THE LANCET

Supplementary appendix 2c (Part 3 of 5)

This appendix formed part of the original submission and has been peer reviewed. We post it as supplied by the authors.

Supplement to: GBD 2019 Diseases and Injuries Collaborators. Global burden of 369 diseases and injuries in 204 countries and territories, 1990–2019: a systematic analysis for the Global Burden of Disease Study 2019. *Lancet* 2020; **396:** 1204–22.

Appendix 2C: supplementary results appendix to “Global burden of 369 diseases and injuries in 204 countries and territories, 1990–2019: a systematic analysis for the Global Burden of Disease Study 2019”

This supplement provides additional figures and more detailed results for “Global burden of 369 diseases and injuries in 204 countries and territories, 1990–2019: a systematic analysis for the Global Burden of Disease Study 2019."

List of supplementary results appendix figures and tables:

Appendix 2A

Figure S1: Leading GBD Level 3 causes of age-standardised YLDs rates by location for a) females and b) males, 2019. 1

Figure S2: Leading GBD Level 3 causes of age-standardised prevalence rates by location for a) females and b) males, 2019. 3

Figure S3: Trends of age-standardised YLD rates per 100,000 for the top eight Level 3 causes of non-fatal burden in 2019 by SDI quintile for both sexes, from 1990 to 2019. 5

Figure S4: Death counts due to fatal discontinuities by type, 1980–2019. 6

Figure S5: Leading level 3 causes of all-age DALY counts by location for females in 1990 (A) males in 1990 (B) females in 2019 (C) males in 2019 (D) 10

Figure S6: Leading 20 GBD cause hierarchy Level 3 causes of YLLs by SDI grouping and sex for 1990, 2010, and 2019, with percentage change in number of YLLs, and all-age and age-standardised rates. 14

Figure S7: Global distribution of total YLDs by 23 GBD age groups for Level 2 causes of non-fatal burden in 1990 and 2019 for a) females and b) males. 24

Figure S8: Global leading 30 level 3 causes of DALYs for 1990, 2010, and 2019, with percentage change in number of DALYs, and age-standardised rates, by sex and SDI quintile 26

Table S1: All-age DALYs counts and age standardised DALY rates per 100,000 individuals for all causes and level 1 cause groups by location for 1990, 2010, 2019 , both sexes combined. 36

Appendix 2B

Table S2a: Global DALYS by cause and age group for males with 95% uncertainty intervals, by location for 2019. 4734

Appendix 2C

Table S2b: Global DALYS by cause and age group for females with 95% uncertainty intervals, by location for 2019. 6708

Appendix 2D

Table S2c: Global DALYS by cause and age group for both sexes combined with 95% uncertainty intervals, by location for 2019. 8680

Appendix 2E

Table S3: Global deaths and YLL numbers, age-standardised rates per 100,000, and percentage change between 2010 and 2019 for males for all GBD causes and Levels 1 through 4 of the cause hierarchy 10630

Table S4: Global deaths by cause and age group for females (1990, 2010, 2019) 10635

Table S5: Global deaths by cause and age group for males (1990, 2010, 2019) 10642

Table S6: Global deaths by cause and age group for both sexes combined (1990, 2010, 2019) 10648

Table S7: Global YLLs by cause and age group for females. 10654

Table S8: Global YLLs by cause and age group for males. 10656

Table S9: Global YLLs by cause and age group for both sexes combined 10658

Table S10: Deaths due to fatal discontinuities by country, all ages, for both sexes combined 10660

Table S11: Diarrhoeal diseases and lower respiratory infection aetiologies deaths, mortality rates, and annual percentage change from 1990 to 2019. 10676

Table S12: Deaths by location, cause, and age group for males. 10677

Table S13: Deaths by location, cause, and age group for females. 13007

Table S14: Deaths by location, cause, and age group for both sexes combined. 15354

Table S15: Distribution of percentage change in age-standardised deaths for Level 1 causes by location from 1990-2010 and 2010-2019, both sexes. 17543

Table S16: Global deaths and YLL numbers, age-standardised rates per 100,000, and percentage change between 2010 and 2019 for females for all GBD causes and Levels 1 through 4 of the cause hierarchy. 17561

Table S17: Global prevalence, incidence and YLDs for 2019, percentage change of YLDs counts, and percentage change of YLD rates between 2010 and 2019 by cause and by age 17566

Table S18: Prevalence, incidence, and YLDs for 2019, percentage change of YLD counts, and percentage change of age-standardised YLD rates between 2010 and 2019 by cause and GBD location. 17707

Cause	Row 1 Number	Row 2 Number	Row 3 Number	1 to 4	5 to 9	10 to 14	15 to 19	20 to 24	25 to 29	30 to 34	35 to 39	40 to 44	45 to 49	50 to 54	55 to 59	60 to 64	65 to 69	70 to 74	75 to 79	80 to 84	85 to 89	90 to 94	95 to 99	100 to 104	Total
All causes	61,000,000	62,000,000	63,000,000	24,000,000	24,000,000	24,000,000	24,000,000	24,000,000	24,000,000	24,000,000	24,000,000	24,000,000	24,000,000	24,000,000	24,000,000	24,000,000	24,000,000	24,000,000	24,000,000	24,000,000	24,000,000	24,000,000	24,000,000	24,000,000
Communicable, maternal, neonatal, and nutritional diseases	17,000,000	17,000,000	17,000,000	6,000,000	6,000,000	6,000,000	6,000,000	6,000,000	6,000,000	6,000,000	6,000,000	6,000,000	6,000,000	6,000,000	6,000,000	6,000,000	6,000,000	6,000,000	6,000,000	6,000,000	6,000,000	6,000,000	6,000,000	6,000,000
HIV/AIDS and sexually transmitted infections	1,000,000	1,000,000	1,000,000	500,000	500,000	1,000,000	1,000,000	1,000,000	1,000,000	1,000,000	1,000,000	1,000,000	1,000,000	1,000,000	1,000,000	1,000,000	1,000,000	1,000,000	1,000,000	1,000,000	1,000,000	1,000,000	1,000,000	1,000,000
Tuberculosis	1,000,000	1,000,000	1,000,000	1,000,000	1,000,000	1,000,000	1,000,000	1,000,000	1,000,000	1,000,000	1,000,000	1,000,000	1,000,000	1,000,000	1,000,000	1,000,000	1,000,000	1,000,000	1,000,000	1,000,000	1,000,000	1,000,000	1,000,000	1,000,000
HIV/AIDS - drug-susceptible Tuberculosis	478	477.9	478.098	537,000	730,000	491,000	411,000	443,000	511,000	606,000	697,000	827,000	1,000,000	1,000,000	1,000,000	1,000,000	1,000,000	1,000,000	1,000,000	1,000,000	1,000,000	1,000,000	1,000,000	1,000,000
HIV/AIDS - Multidrug-resistant Tuberculosis (MDR-TB)	51,710.43	51,710.43	51,710.43	21,000,000	21,000,000	21,000,000	21,000,000	21,000,000	21,000,000	21,000,000	21,000,000	21,000,000	21,000,000	21,000,000	21,000,000	21,000,000	21,000,000	21,000,000	21,000,000	21,000,000	21,000,000	21,000,000	21,000,000	21,000,000
HIV/AIDS - extensively drug-resistant Tuberculosis (XDR-TB)	51,710.43	51,710.43	51,710.43	21,000,000	21,000,000	21,000,000	21,000,000	21,000,000	21,000,000	21,000,000	21,000,000	21,000,000	21,000,000	21,000,000	21,000,000	21,000,000	21,000,000	21,000,000	21,000,000	21,000,000	21,000,000	21,000,000	21,000,000	21,000,000
HIV/AIDS resulting in other diseases	78.7	78.7	78.7	1,000,000	1,000,000	1,000,000	1,000,000	1,000,000	1,000,000	1,000,000	1,000,000	1,000,000	1,000,000	1,000,000	1,000,000	1,000,000	1,000,000	1,000,000	1,000,000	1,000,000	1,000,000	1,000,000	1,000,000	1,000,000
Sexually transmitted infections excluding HIV	1,000,000	1,000,000	1,000,000	1,000,000	1,000,000	1,000,000	1,000,000	1,000,000	1,000,000	1,000,000	1,000,000	1,000,000	1,000,000	1,000,000	1,000,000	1,000,000	1,000,000	1,000,000	1,000,000	1,000,000	1,000,000	1,000,000	1,000,000	1,000,000
Syphilis	1,000,000	1,000,000	1,000,000	1,000,000	1,000,000	1,000,000	1,000,000	1,000,000	1,000,000	1,000,000	1,000,000	1,000,000	1,000,000	1,000,000	1,000,000	1,000,000	1,000,000	1,000,000	1,000,000	1,000,000	1,000,000	1,000,000	1,000,000	1,000,000
Urinary tract infection	474.15	474.15	474.15	474.15	474.15	474.15	474.15	474.15	474.15	474.15	474.15	474.15	474.15	474.15	474.15	474.15	474.15	474.15	474.15	474.15	474.15	474.15	474.15	474.15
Gonorrhoea	474.15	474.15	474.15	474.15	474.15	474.15	474.15	474.15	474.15	474.15	474.15	474.15	474.15	474.15	474.15	474.15	474.15	474.15	474.15	474.15	474.15	474.15	474.15	474.15
Trichomoniasis	474.15	474.15	474.15	474.15	474.15	474.15	474.15	474.15	474.15	474.15	474.15	474.15	474.15	474.15	474.15	474.15	474.15	474.15	474.15	474.15	474.15	474.15	474.15	474.15
Chlamydia	474.15	474.15	474.15	474.15	474.15	474.15	474.15	474.15	474.15	474.15	474.15	474.15	474.15	474.15	474.15	474.15	474.15	474.15	474.15	474.15	474.15	474.15	474.15	474.15
Genital herpes	474.15	474.15	474.15	474.15	474.15	474.15	474.15	474.15	474.15	474.15	474.15	474.15	474.15	474.15	474.15	474.15	474.15	474.15	474.15	474.15	474.15	474.15	474.15	474.15
Sexually transmitted infections	474.15	474.15	474.15	474.15	474.15	474.15	474.15	474.15	474.15	474.15	474.15	474.15	474.15	474.15	474.15	474.15	474.15	474.15	474.15	474.15	474.15	474.15	474.15	474.15
Respiratory infections and tuberculosis	2,000,000	2,000,000	2,000,000	2,000,000	2,000,000	2,000,000	2,000,000	2,000,000	2,000,000	2,000,000	2,000,000	2,000,000	2,000,000	2,000,000	2,000,000	2,000,000	2,000,000	2,000,000	2,000,000	2,000,000	2,000,000	2,000,000	2,000,000	2,000,000
Lower respiratory infections	2,000,000	2,000,000	2,000,000	2,000,000	2,000,000	2,000,000	2,000,000	2,000,000	2,000,000	2,000,000	2,000,000	2,000,000	2,000,000	2,000,000	2,000,000	2,000,000	2,000,000	2,000,000	2,000,000	2,000,000	2,000,000	2,000,000	2,000,000	2,000,000
Tuberculosis	474.15	474.15	474.15	474.15	474.15	474.15	474.15	474.15	474.15	474.15	474.15	474.15	474.15	474.15	474.15	474.15	474.15	474.15	474.15	474.15	474.15	474.15	474.15	474.15
Upper respiratory infections	1,000,000	1,000,000	1,000,000	1,000,000	1,000,000	1,000,000	1,000,000	1,000,000	1,000,000	1,000,000	1,000,000	1,000,000	1,000,000	1,000,000	1,000,000	1,000,000	1,000,000	1,000,000	1,000,000	1,000,000	1,000,000	1,000,000	1,000,000	1,000,000
Otitis media	56,000,000	57,000,000	57,000,000	18,000,000	18,000,000	18,000,000	18,000,000	18,000,000	18,000,000	18,000,000	18,000,000	18,000,000	18,000,000	18,000,000	18,000,000	18,000,000	18,000,000	18,000,000	18,000,000	18,000,000	18,000,000	18,000,000	18,000,000	18,000,000
Maternal disorders	1,000,000	1,000,000	1,000,000	1,000,000	1,000,000	1,000,000	1,000,000	1,000,000	1,000,000	1,000,000	1,000,000	1,000,000	1,000,000	1,000,000	1,000,000	1,000,000	1,000,000	1,000,000	1,000,000	1,000,000	1,000,000	1,000,000	1,000,000	1,000,000
Neglected tropical diseases and malaria	11,000,000	11,000,000	11,000,000	5,000,000	5,000,000	5,000,000	5,000,000	5,000,000	5,000,000	5,000,000	5,000,000	5,000,000	5,000,000	5,000,000	5,000,000	5,000,000	5,000,000	5,000,000	5,000,000	5,000,000	5,000,000	5,000,000	5,000,000	5,000,000
Malaria	10,000,000	10,000,000	10,000,000	5,000,000	5,000,000	5,000,000	5,000,000	5,000,000	5,000,000	5,000,000	5,000,000	5,000,000	5,000,000	5,000,000	5,000,000	5,000,000	5,000,000	5,000,000	5,000,000	5,000,000	5,000,000	5,000,000	5,000,000	5,000,000
Dengue	1,000,000	1,000,000	1,000,000	1,000,000	1,000,000	1,000,000	1,000,000	1,000,000	1,000,000	1,000,000	1,000,000	1,000,000	1,000,000	1,000,000	1,000,000	1,000,000	1,000,000	1,000,000	1,000,000	1,000,000	1,000,000	1,000,000	1,000,000	1,000,000
Leishmaniasis	474.15	474.15	474.15	474.15	474.15	474.15	474.15	474.15	474.15	474.15	474.15	474.15	474.15	474.15	474.15	474.15	474.15	474.15	474.15	474.15	474.15	474.15	474.15	474.15
Visceral leishmaniasis	474.15	474.15	474.15	474.15	474.15	474.15	474.15	474.15	474.15	474.15	474.15	474.15	474.15	474.15	474.15	474.15	474.15	474.15	474.15	474.15	474.15	474.15	474.15	474.15
Cutaneous and mucocutaneous leishmaniasis	474.15	474.15	474.15	474.15	474.15	474.15	474.15	474.15	474.15	474.15	474.15	474.15	474.15	474.15	474.15	474.15	474.15	474.15	474.15	474.15	474.15	474.15	474.15	474.15
African trypanosomiasis	474.15	474.15	474.15	474.15	474.15	474.15	474.15	474.15	474.15	474.15	474.15	474.15	474.15	474.15	474.15	474.15	474.15	474.15	474.15	474.15	474.15	474.15	474.15	474.15
Schistosomiasis	474.15	474.15	474.15	474.15	474.15	474.15	474.15	474.15	474.15	474.15	474.15	474.15	474.15	474.15	474.15	474.15	474.15	474.15	474.15	474.15	474.15	474.15	474.15	474.15
Trachoma	474.15	474.15	474.15	474.15	474.15	474.15	474.15	474.15	474.15	474.15	474.15	474.15	474.15	474.15	474.15	474.15	474.15	474.15	474.15	474.15	474.15	474.15	474.15	474.15
Ascariasis	474.15	474.15	474.15	474.15	474.15	474.15	474.15	474.15	474.15	474.15	474.15	474.15	474.15	474.15	474.15	474.15	474.15	474.15	474.15	474.15	474.15	474.15	474.15	474.15
Lymphatic filariasis	474.15	474.15	474.15	474.15	474.15	474.15	474.15	474.15	474.15	474.15	474.15	474.15	474.15	474.15	474.15	474.15	474.15	474.15	474.15	474.15	474.15	474.15	474.15	474.15
Onchocerciasis	474.15	474.15	474.15	474.15	474.15	474.15	474.15	474.15	474.15	474.15	474.15	474.15	474.15	474.15	474.15	474.15	474.15	474.15	474.15	474.15	474.15	474.15	474.15	474.15
Trachoma	474.15	474.15	474.15	474.15	474.15	474.15	474.15	474.15	474.15	474.15	474.15	474.15	474.15	474.15	474.15	474.15	474.15	474.15	474.15	474.15	474.15	474.15	474.15	474.15
Dengue	1,000,000	1,000,000	1,000,000	1,000,000	1,000,000	1,000,000	1,000,000	1,000,000	1,000,000	1,000,000	1,000,000	1,000,000	1,000,000	1,000,000	1,000,000	1,000,000	1,000,000	1,000,000	1,000,000	1,000,000	1,000,000	1,000,000	1,000,000	1,000,000
Yellow fever	474.15	474.15	474.15	474.15	474.15	474.15	474.15	474.15	474.15	474.15	474.15	474.15	474.15	474.15	474.15	474.15	474.15	474.15	474.15	474.15	474.15	474.15	474.15	474.15
Rabies	474.15	474.15	474.15	474.15	474.15	474.15	474.15	474.15	474.15	474.15	474.15	474.15	474.15	474.15	474.15	474.15	474.15	474.15	474.15	474.15	474.15	474.15	474.15	474.15
Intestinal nematode infections	474.15	474.15	474.15	474.15	474.15	474.15	474.15	474.15	474.15	474.15	474.15	474.15	474.15	474.15	474.15	474.15	474.15	474.15	474.15	474.15	474.15	474.15	474.15	474.15
Ascariasis	474.15	474.15	474.15	474.15	474.15	474.15	474.15	474.15	474.15	474.15	474.15	474.15	474.15	474.15	474.15	474.15	474.15	474.15	474.15	474.15	474.15	474.15	474.15	474.15
Trichuriasis	474.15	474.15	474.15	474.15	474.15	474.15	474.15	474.15	474.15	474.15	474.15	474.15	474.15	474.15	474.15	474.15	474.15	474.15	474.15	474.15	474.15	474.15	474.15	474.15
Hookworm disease	474.15	474.15	474.15	474.15	474.15	474.15	474.15	474.15	474.15	474.15	474.15	474.15	474.15	474.15	474.15	474.15	474.15	474.15	474.15	474.15	474.15	474.15	474.15	474.15
Food-borne trematodiases	474.15	474.15	474.15	474.15	474.15	474.15	474.15	474.15	474.15	474.15	474.15	474.15	474.15	474.15	474.15	474.15	474.15	474.15	474.15	474.15	474.15	474.15	474.15	474.15
Leprosy	474.15	474.15	474.15	474.15	474.15	474.15	474.15	474.15	474.15	474.15	474.15	474.15	474.15	474.15	474.15	474.15	474.15	474.15	474.15	474.15	474.15	474.15	474.15	474.15
Rubella	474.15	474.15	474.15	474.15	474.15	474.15	474.15	474.15	474.15	474.15	474.15	474.15	474.15	474.15	474.15	474.15	474.15	474.15	474.15	474.15	474.15	474.15	474.15	474.15
Zika virus	474.15	474.15	474.15	474.15	474.15	474.15	474.15	474.15	474.15	474.15	474.15	474.15	474.15	474.15	474.15	474.15	474.15	474.15	474.15	474.15	474.15	474.15	474.15	474.15
Guinea worm disease	474.15	474.15	474.15	474.15	474.15	474.15	474.15	474.15	474.15	474.15	474.15	474.15	474.15	474.15	474.15	474.15	474.15	474.15	474.15	474.15	474.15	474.15	474.15	474.15
Other neglected tropical diseases	474.15	474.15	474.15	474.15	474.15	474.15	474.15	474.15	474.15	474.15	474.15	474.15	474.15	474.15	474.15	474.15	474.15	474.15	474.15	474.15	474.15	474.15	474.15	474.15
Other infectious diseases	474.15	474.15	474.15	474.15	474.15	474.15	474.15	474.15	474.15	474.15	474.15	474.15	474.15	474.15	474.15	474.15	474.15	474.15	474.15	474.15	474.15	474.15	474.15	474.15
Meningitis	474.15	474.15	474.15	474.15	474.15	474.15	474.15	474.15	474.15	474.15	474.15	474.15	474.15	474.15	474.15	474.15	474.15	474.15	474.15	474.15	474.15	474.15	474.15	474.15
Encephalitis	474.15	474.15	474.15	474.15	474.15	474.15	474.15	474.15	474.15	474.15	474.15	474.15	474.15	474.15	474.15	474.15	474.15	474.15	474.15	474.15	474.15	474.15	474.15	474.15
Hepatitis	474.15	474.15	474.15	474.15	474.15	474.15	474.15	474.15	474.15	474.15	474.15	474.15	474.15	474.15	474.15	474.15	474.15	474.15	474.15	474.15	474.15	474.15	474.15	474.15
Tetanus	474.15	474.15	474.15	474.15	474.15	474.15	474.15	474.15	474.15	474.15	474.15	474.15	474.15	474.15	474.15	474.15	474.15	474.15	474.15	474.15	474.15	474.15	474.15	474.15
Measles	474.15	474.15	474.15	474.15	474.15	474.15	474.15	474.15	474.15	474.15	474.15	474.15	474.15	474.15	474.15	474.15	474.15	474.15	474.15	474.15	474.15	474.15	474.15	474.15
Varicella and herpes zoster	474.15	474.15	474.15	474.15	474.15	474.15	474.15	474.15	474.15	474.15	474.15	474.15	474.15	474.15	474.15	474.15	474.15	474.15	474.15	474.15	474.15	474.15	474.15	474.15
Acute hepatitis	474.15	474.15	474.15	474.15	474.15	474.15	474.15	474.15	474.15	474.15	474.15	474.15	474.15	474.15	474.15	474.15	474.15	474.15	474.15	474.15	474.15	474.15	474.15	474.15
Acute hepatitis A	474.15	474.15	474.15	474.15	474.15	474.15	474.15	474.15	474.15	474.15	474.15	474.15	474.15	474.15	474.15	474.15	474.15	474.15	474.15	474.15	474.15	474.15	474.15	474.15
Acute hepatitis B	474.15	474.15	474.15	474.15	474.15	474.15	474.15	474.15	474.15	474.15	474.15	474.15	474.15	474.15	474.15	474.15	474.15	474.15	474.15	474.15	474.15	474.15	474.15	474.15
Acute hepatitis C	474.15	474.15	474.15	474.15	474.15	474.15	474.15	474.15	474.15	474.15	474.15	474.15	474.15	474.15	474.15	474.15	474.15	474.15	474.15	474.15	474.15	474.15	474.15	474.15
Acute hepatitis E	474.15	474.15	474.15	474.15	474.15	474.15	474.15	474.15	474.15	474.15	474.15	474.15	474.15	474.15	474.15	474.15	474.15	474.15	474.15	474.15	474.15	474.15	474.15	474.15
Other unspecified infectious diseases	474.15	474.15	474.15	474.15	474.15	474.15	474.15	474.15	474.15	474.15	474.15	474.15	474.15	474.15	474.15	474.15	474.15	474.15	474.15	474.15	474.15	474.15	474.15	474.15
Maternal and neonatal disorders	474.15	474.15	474.15	474.15	474.15	474.15	474.15	474.15	474.15	474.15	474.15	474.15	474.15	474.15	474.15	474.15	474.15	474.15	474.15	474.15	474.15	474.15	474.15	474.15
Maternal disorders	474.15	474.15	474.15	474.15	474.15	474.15	474.15	474.15	474.15	474.15	474.15	474.15	474.15	474.15	474.15	474.15	474.15	474.15	474.15	474.15	474.15	474.15	474.15	474.15
Maternal hemorrhage	474.15	474.15	474.15	474.15	474.15	474.15	474.15	474.15	474.15	474.15	474.15	474.15	474.15	474.15	474.15	474.15	474.15	474.15	474.15	474.15	474.15	474.15	474.15	474.15
Maternal sepsis and other maternal infections	474.15	474.15	474.15	474.15	474.15	474.15	474.15	474.15	474.15	474.15	474.15	474.15	474.15	474.15	474.15	474.15	474.15	474.15	474.15	474.15	474.15	474.15	474.15	474.15
Maternal hypertensive disorders	474.15	474.15	474.15	474.15	474.15	474.15	474.15	474.15	474.15	474.15	474.15	474.15	474.15	474.15	474.15	474.15	474.15	474.15	474.15	474.15	474.15	474.15	474.15	474.15
Maternal obstructed labor and uterine rupture	474.15	474.15	474.15	474.15	474.15	474.15	474.15	474.15	474.15	474.15	474.15	474.15	474.15	474.15	474.15	474.15	474.15	474.15	474.15	474.15	474.15	474.15	474.15	474.15
Maternal abortion and miscarriage	474.15	474.15	474.15	474.15	474.15	474.15	474.15	474.15	474.15	474.15	474.15	474.15	474.15	474.15	474.15	474.15	474.15	474.15	474.15	474.15	474.15	474.15	474.15	474.15
Ectopic pregnancy	474.15	474.15	474.15	474.15	474.15	474.15	474.15	474.15	474.15	474.15	474.15	474.15	474.15	474.15	474.15	474.15	474.15	474.15	474.15	474.15	474.15	474.15	474.15	474.15
Indirect maternal deaths	474.15	474.15	474.15	474.15	474.15	474.15	474.15	474.15	474.15	474.15	474.15	474.15	474.15	474.15	474.15	474.15	474.15	474.15	474.15	474.15	474.15	474.15	474.15	474.15
Late maternal deaths	474.15	474.15	474.15	474.15	474.15	474.15	474.15	474.15	474.15	474.15	474.15	474.15	474.15	474.15	474.15	474.15	474.15	474.15	474.15	474.15	474.15	474.15	474.15	474.15
Maternal deaths aggravated by HIV/AIDS	474.15	474.15	474.15	474.15	474.15	474.15	474.15	474.15	474.15	474.15	474.15	474.15	474.15	474.15	474.15	474.15	474.15	474.15	474.15	474.15	474.15	474.15	474.15	474.15
Neonatal disorders	57,000,000	10,000,000	3,000,000	1,000,000	570,000	800,000	1,000,000	1,000,000	1,000,000	1,000,000	1,000,000	1,000,000	1,000,000	1,000,000	1,000,000	1,000,000	1,000,000	1,000,000	1,000,000	1,000,000	1,000,000	1,000,000	1,000,000	1,000,000
Preterm birth	28,000,000	28,000,000	28,000,000	11,000,000	11,000,000	11,000,000	11,000,000	11,000,000	11,000,000	11,000,000	11,000,000	11,000,000	11,000,000	11,000,000	11,000,000	11,000,000	11,000,000	11,000,000	11,000,000	11,000,000	11,000,000	11,000,000	11,000,000	11,000,000
Neonatal preterm birth	28,000,000	28,000,000	28,000,000	11,000,000	11,000,000	11,000,000	11,000,000	11,000,000	11,000,000	11,000,000	11,000,000	11,000,000	11,000,000	11,000,000	11,000,000	11,000,000	11,000,000	11,000,000	11,000,000	11,000,000	11,000,000	11,000,000	11,000,000	11,000,000
Neonatal encephalopathy due to birth asphyxia	474.15	474.15	474.15	474.15	474.15	474.15	474.15	474.15	474.15	474.15	474.15	474.15	474.15	474.15	474.15	474.15	474.15	474.15	474.15	474.15	474.15	474.15	474.15	474.15
Neonatal sepsis and other neonatal infections	474.15	474.15	474.15	474.15	474.15	474.15	474.15	474.15	474.15	474.15	474.15	474.15	474.15	474.15	474.15	474.15	474.15	474.15	474.15	474.15	474.15	474.15	474.15	474.15
Hemolytic disease of the fetus and newborn	474.15	474.15	474.15	474.15	474.15	474.15	474.15	474.15	474.15	474.15	474.15	474.15	474.15	474.15	474.15	474.15	474.15	474.15	474.15	474.15	474.15	474.15	474.15	474.15
Other neonatal disorders	474.15	474.15	474.15	474.15	474.15	474.15	474.15	474.15	474.15	474.15	474.15	474.15	474.15	474.15	474.15	474.15	474.15	474.15	474.15	474.15	474.15	474.15	474.15	474.15
Nutritional deficiencies	474.15	474.15	474.15	474.15	474.15	474.15	474.15	474.15	474.15	474.15	474.15	474.15	474.15	474.15	474.15	474.15	474.15	474.15	474.15	474.15	474.15	474.15	474.15	474.15
Protein-energy malnutrition	474.15	474.15	474.15	474.15	474.15	474.15	474.15	474.15	474.15	474.15	474.15	474.15	474.15	474.15	474.15	474.15	474.15	474.15	474.15	474.15	474.15	474.15	474.15	474.15
Iodine deficiency	474.15	474.15	474.15	474.15	474.15	474.15	474.15	474.15	474.15	474.15	474.15	474.15	474.15	474.15	474.15	474.15	474.15	474.15	474.15	474.15	474.15	474.15	474.15	474.15
Vitamin A deficiency	474.15	474.15	474.15	474.15	474.15	474.15	474.15	474.15	474.15	474.15	474.15	474.15	474.15	474.15	474.15	474.15	474.15	474.15	474.15	474.15	474.15	474.15	474.15	474.15
Dietary iron deficiency	474.15	474.15	474.15	474.15	474.15	474.15	474.15	474.15	474.15	474.15	474.15	474.15	474.15	474.15	474.15	474.15	474.15	474.15	474.15	474.15	474.15	474.15	474.15	474.15
Other nutritional deficiencies	474.15	474.15	474.15	474.15	474.15	474.15	474.15	474.15	474.15	474.15	474.15	474.15	474.15	474.15	474.15	474.15	474.15	474.15	474.15	474.15	474.15	474.15	474.15	474.15
Musculoskeletal disorders	474.15	474.15	474.15	474.15	474.15	474.15	474.15	474.15	474.15	474.15	474.15	474.15	474.15	474.15	474.15	474.15	474.15	474.15	474.15	474.15	474.15	474.15	474.15	474.15
Neoplasms	474.15	474.15	474.15	474.15	474.15	474.15	474.15	474.15	474.15	474.15	474.15	474.15	474.15	474.15	474.15	474.15	474.15	474.15	474.15	474.15	474.15	474.15	474.15	474.15
Oral and nasopharynx cancer	474.15	474.15	474.15	474.15	474.15	474.15	474.15	474.15	474.15	474.15	474.15	474.15	474.15	474.15	474.15	474.15	474.15	474.15	474.15	474.15	474.15	474.15	474.15	474.15
Oesophagus cancer	474.15	474.15	474.15	474.15	474.15	474.15	474.15	474.15	474.15	474.15	474.15	474.15	474.15	474.15	474.15	474.15	474.15	474.15	474.15	474.15	474.15	474.15	474.15	474.15
Other pharynx cancer	474.15	474.15	474.15	474.15	474.15	474.15	474.15	474.15	474.15	474.15	474.15	474.15	474.15	474.15	474.15	474.15	474.15	474.15	474.15	474.15	474.15	474.15	474.15	474.15
Esophagus cancer	474.15	474.15	474.15	474.15	474.15	474.15	474.15	474.15	474.15	474.15	474.15	474.15	474.15	474.15	474.15	474.15	474.15	474.15	474.15	474.15	474.15	474.15	474.15	474.15
Stomach cancer	474.15	474.15	474.15	474.15	474.15	474.15	474.15	474.15	474.15	474.15	474.15	474.15	474.15	474.15	474.15	474.15	474.15	474.15	474.15	474.15	474.15	474.15	474.15	474.15
Liver cancer due to hepatitis B	474.15	474.15	474.15	474.15	474.15	474.15	474.15	474.15	474.15	474.15	474.15	474.15	474.15	474.15	474.15	474.15	474.15	474.15	474.15	474.15	474.15	474.15	474.15	474.15
Liver cancer due to hepatitis C	474.15	474.15	474.15	474.15	474.15	474.15	474.15	474.15	474.15	474.15	474.15	474.15	474.15	474.15	474.15	474.15	474.15



SR Table 2b: Lao People's Democratic Republic DALYS by cause and age group for females with 95% uncertainty intervals, 2019

Cause	Early Neonatal	Late Neonatal	Post Neonatal	1 to 4	5 to 9	10 to 14	15 to 19	20 to 24	25 to 29	30 to 34	35 to 39	40 to 44	45 to 49	50 to 54	55 to 59	60 to 64	65 to 69	70 to 74	75 to 79	80 to 84	85 to 89	90 to 94	95 plus	Total
All causes	110,000 (90,400 to 131,000)	23,400 (16,700 to 31,100)	111,000 (78,500 to 147,000)	45,000 (28,600 to 66,800)	28,800 (22,800 to 36,000)	30,100 (23,900 to 37,600)	42,600 (33,700 to 52,500)	50,500 (40,300 to 61,200)	55,200 (43,600 to 67,600)	57,100 (44,700 to 69,800)	55,200 (43,700 to 67,500)	55,800 (44,600 to 68,000)	57,600 (47,000 to 70,600)	61,300 (50,300 to 74,000)	61,200 (50,500 to 74,400)	58,400 (48,200 to 69,300)	52,900 (45,200 to 61,000)	41,800 (36,600 to 46,800)	37,000 (33,300 to 40,500)	26,300 (24,100 to 28,200)	13,400 (12,200 to 14,300)	4,990 (4,550 to 5,370)	1,490 (1,380 to 1,590)	1,080,000
Communicable, maternal, neonatal, and nutritional diseases	95,400 (76,900 to 116,000)	19,200 (13,400 to 25,600)	85,100 (57,300 to 117,000)	29,700 (17,400 to 46,400)	11,900 (8,760 to 15,900)	7,910 (5,960 to 10,700)	9,690 (7,340 to 12,500)	12,600 (9,530 to 15,700)	13,100 (9,330 to 17,200)	12,100 (8,410 to 17,000)	10,600 (7,580 to 15,300)	8,590 (6,290 to 12,000)	7,500 (5,530 to 10,400)	6,620 (4,690 to 9,110)	5,850 (4,210 to 8,050)	5,710 (4,140 to 7,840)	5,400 (3,940 to 7,250)	4,660 (3,410 to 6,210)	4,500 (3,330 to 5,860)	3,490 (2,560 to 4,640)	1,990 (1,470 to 2,610)	780 (566 to 1,040)	251 (183 to 337)	363,000
HIV/AIDS and sexually transmitted infections	793 (226 to 1,900)	208 (57 to 504)	577 (89·1 to 2,590)	1,230 (13·6 to 9,700)	181 (14·1 to 981)	140 (14·4 to 945)	247 (41 to 1,520)	336 (81·1 to 1,580)	608 (119 to 3,650)	788 (135 to 5,020)	678 (125 to 4,440)	458 (90·7 to 2,790)	311 (67·2 to 2,050)	200 (41·1 to 1,430)	120 (26·2 to 901)	92·1 (19·2 to 597)	74·1 (15·6 to 628)	36·2 (8·3 to 251)	18 (5·2 to 87·6)	4·9 (2·3 to 13·6)	2·2 (1 to 5·3)	0·6 (0·3 to 1·5)	0·2 (0·1 to 0·4)	7,100
HIV/AIDS	0 (0 to 0·1)	0·1 (0 to 0·5)	316 (1·9 to 2,380)	1,220 (7·9 to 9,690)	174 (9·7 to 977)	134 (9·2 to 941)	224 (20·8 to 1,500)	277 (30·2 to 1,540)	523 (46·9 to 3,610)	698 (54·3 to 4,950)	591 (51 to 4,310)	383 (28·1 to 2,730)	252 (20·3 to 2,000)	165 (12·7 to 1,400)	93·2 (7 to 865)	75·6 (6·5 to 583)	62·5 (5·9 to 618)	29·4 (2·7 to 241)	12·2 (1·1 to 79·5)	1·9 (0·5 to 11)	0·8 (0·2 to 4·3)	0·2 (0·1 to 1·1)	0·1 (0 to 0·2)	5,230
HIV/AIDS - Drug-susceptible Tuberculosis	0 (0 to 0)	0 (0 to 0·1)	97·7 (1·7 to 630)	391 (7 to 2,470)	59·5 (8·4 to 248)	44·3 (8·2 to 191)	83·2 (16·7 to 394)	112 (18·5 to 422)	185 (30·3 to 839)	239 (41·5 to 1,210)	200 (34·7 to 1,010)	133 (20·9 to 675)	87·8 (14·3 to 450)	56·9 (9 to 295)	29·6 (5·3 to 159)	23 (5·2 to 123)	18·6 (5·1 to 98·1)	8·8 (2·3 to 46·9)	4 (0·9 to 17·9)	0·9 (0·5 to 2·5)	0·4 (0·2 to 0·9)	0·1 (0·1 to 0·2)	0 (0 to 0·1)	1,770
HIV/AIDS - Multidrug-resistant Tuberculosis without exten	0 (0 to 0)	0 (0 to 0)	1·4 (0 to 12·5)	5·6 (0 to 49·2)	0·7 (0 to 4·8)	0·5 (0 to 3·8)	1 (0 to 6·7)	1·3 (0 to 7·8)	2·1 (0·1 to 15·1)	2·8 (0·1 to 20·4)	2·4 (0·1 to 15·3)	1·6 (0 to 10·7)	1 (0 to 7·2)	0·7 (0 to 4·7)	0·3 (0 to 2·5)	0·2 (0 to 1·8)	0·2 (0 to 1·4)	0·1 (0 to 0·7)	0 (0 to 0·3)	0 (0 to 0)	0 (0 to 0)	0 (0 to 0)	0 (0 to 0)	22·1
HIV/AIDS - Extensively drug-resistant Tuberculosis	0 (0 to 0)	0 (0 to 0)	0·3 (0 to 2·5)	1·1 (0 to 9·8)	0·1 (0 to 1)	0·1 (0 to 0·7)	0·2 (0 to 1·2)	0·2 (0 to 1·4)	0·4 (0 to 2·7)	0·5 (0 to 3·6)	0·4 (0 to 3·1)	0·3 (0 to 2·1)	0·2 (0 to 1·4)	0·1 (0 to 0·9)	0·1 (0 to 0·5)	0 (0 to 0·3)	0 (0 to 0·2)	0 (0 to 0·1)	0 (0 to 0)	0 (0 to 0)	0 (0 to 0)	0 (0 to 0)	0 (0 to 0)	3·9
HIV/AIDS resulting in other diseases	0 (0 to 0·1)	0·1 (0 to 0·5)	216 (0·1 to 1,800)	823 (0·2 to 7,430)	114 (0 to 783)	88·9 (0·1 to 762)	140 (2·4 to 1,070)	164 (4·3 to 1,180)	336 (4·9 to 2,550)	456 (5·3 to 3,890)	388 (3·8 to 3,430)	248 (2·2 to 2,040)	163 (1·2 to 1,570)	107 (0·6 to 1,080)	63·2 (0·1 to 707)	52·3 (0·1 to 490)	43·7 (0 to 527)	20·5 (0 to 193)	8·2 (0 to 63·1)	1·1 (0 to 9·3)	0·4 (0 to 3·5)	0·1 (0 to 0·9)	0 (0 to 0·2)	3,440
Sexually transmitted infections excluding HIV	793 (226 to 1,900)	208 (56·9 to 504)	261 (67·6 to 635)	8·8 (1·8 to 22·5)	6·5 (1·7 to 15·4)	6·2 (3·4 to 12·3)	23·3 (12 to 43·6)	59 (30·4 to 107)	85·4 (42·9 to 152)	90 (46 to 166)	86·5 (44·3 to 158)	75·4 (38·5 to 143)	59·3 (29·6 to 112)	35 (16·2 to 69·9)	26·4 (12·6 to 50·8)	16·5 (7·2 to 33·4)	11·6 (5·5 to 22·3)	6·7 (3·2 to 12·7)	5·9 (2·6 to 11·3)	3 (1·4 to 5·5)	1·4 (0·7 to 2·7)	0·4 (0·2 to 0·8)	0·1 (0·1 to 0·2)	1,870
Syphilis	793 (226 to 1,900)	208 (56·9 to 504)	261 (67·6 to 635)	8·8 (1·8 to 22·5)	6·5 (1·7 to 15·4)	2·1 (1 to 5·6)	1·7 (0·6 to 4·3)	1·2 (0·5 to 2·6)	3·1 (1 to 7)	3·1 (1·1 to 6·9)	2·5 (0·9 to 5·8)	0·9 (0·3 to 1·9)	1·3 (0·5 to 2·9)	0·6 (0·2 to 1·4)	0·3 (0·1 to 0·6)	0·3 (0·1 to 0·7)	0·3 (0·1 to 0·7)	0·3 (0·1 to 0·7)	0·3 (0·1 to 0·7)	0·3 (0·1 to 0·7)	0·2 (0·1 to 0·4)	0·1 (0 to 0·2)	0 (0 to 0·1)	1,300
Chlamydial infection	0 (0 to 0)	0 (0 to 0)	0 (0 to 0)	0 (0 to 0)	0 (0 to 0)	0·5 (0·3 to 1·1)	1·8 (1 to 3)	5·7 (3·1 to 9·9)	6·4 (3·7 to 10·8)	5·7 (3·3 to 9·3)	6·9 (3·8 to 11·7)	6·6 (3·7 to 11·7)	4·6 (2·2 to 8·8)	1·3 (0·6 to 2·4)	1·2 (0·5 to 2·7)	0·6 (0·2 to 1·8)	0·4 (0·1 to 0·9)	0·3 (0·1 to 0·8)	0·5 (0·1 to 1·1)	0·3 (0·1 to 0·7)	0·1 (0 to 0·3)	0 (0 to 0·1)	0 (0 to 0)	43
Gonococcal infection	0 (0 to 0)	0 (0 to 0)	0 (0 to 0)	0 (0 to 0)	0 (0 to 0)	0·6 (0·3 to 1·6)	2·4 (1 to 5·8)	5·4 (2·1 to 11·6)	6·7 (2·4 to 14·9)	5·9 (2·2 to 12·2)	7·3 (2·8 to 16·1)	7·9 (3·1 to 17·6)	6 (2·2 to 13·5)	2·6 (0·8 to 5·8)	2·7 (0·8 to 7)	1·6 (0·4 to 4·6)	1·9 (0·5 to 4·8)	1·1 (0·4 to 2·7)	1·6 (0·5 to 4)	0·7 (0·2 to 1·5)	0·4 (0·1 to 0·9)	0·1 (0 to 0·2)	0 (0 to 0·1)	54·9
Trichomoniasis	0 (0 to 0)	0 (0 to 0)	0 (0 to 0)	0 (0 to 0)	0 (0 to 0)	0·5 (0 to 1·5)	6·7 (2·1 to 16·5)	24·3 (8·2 to 55·9)	36·6 (12·4 to 84·6)	36·3 (11·5 to 87·6)	30·3 (9·4 to 71·1)	25·2 (8·4 to 62·1)	21·1 (6·6 to 50·2)	15·8 (4·8 to 37·3)	10·5 (3·6 to 24·9)	6·2 (2·2 to 14·9)	3·9 (1·4 to 9·2)	2 (0·7 to 4·6)	1·2 (0·4 to 2·7)	0·6 (0·2 to 1·2)	0·2 (0·1 to 0·4)	0 (0 to 0·1)	0 (0 to 0)	222
Genital herpes	0 (0 to 0)	0 (0 to 0)	0 (0 to 0)	0 (0 to 0)	0 (0 to 0)	1·4 (0·4 to 3·3)	6 (1·6 to 15·8)	12·1 (3·6 to 29·3)	17·4 (5·5 to 42·1)	19·9 (6·6 to 50·2)	18·3 (5·5 to 46·6)	15·8 (4·8 to 39·9)	13·6 (4·2 to 34·2)	11·4 (3·5 to 28·3)	9 (2·7 to 22·2)	6·3 (1·9 to 15·9)	4·2 (1·3 to 10·6)	2·4 (0·7 to 6)	1·6 (0·5 to 4)	0·9 (0·3 to 2·2)	0·4 (0·1 to 0·9)	0·1 (0 to 0·3)	0 (0 to 0·1)	141
Other sexually transmitted infections	0 (0 to 0)	0 (0 to 0)	0 (0 to 0)	0 (0 to 0)	0 (0 to 0)	1·1 (0·6 to 2·2)	4·7 (2·5 to 9·2)	10·3 (6 to 17)	15·2 (7·4 to 26·3)	19·1 (9·9 to 31·2)	21·1 (11·6 to 35·1)	19·1 (10·1 to 32·7)	12·6 (5·9 to 24·8)	3·3 (1·7 to 5·8)	2·8 (1·2 to 6)	1·4 (0·3 to 4)	0·9 (0·2 to 2·1)	0·6 (0·2 to 1·4)	0·6 (0·2 to 1·6)	0·3 (0·1 to 0·6)	0·2 (0·1 to 0·4)	0 (0 to 0·1)	0 (0 to 0)	113
Respiratory infections and tuberculosis	5,490 (2,750 to 10,200)	3,540 (1,790 to 5,930)	43,500 (25,300 to 66,400)	7,640 (3,730 to 13,200)	2,890 (2,010 to 4,000)	1,910 (1,390 to 2,560)	2,330 (1,550 to 3,270)	3,630 (2,470 to 5,160)	4,190 (2,710 to 5,990)	3,560 (2,260 to 5,150)	3,890 (2,420 to 5,700)	3,360 (2,100 to 5,050)	3,570 (2,310 to 5,370)	3,530 (2,290 to 5,100)	3,460 (2,290 to 5,140)	3,500 (2,330 to 5,030)	3,420 (2,310 to 4,800)	3,070 (2,170 to 4,380)	2,990 (2,090 to 4,070)	2,330 (1,650 to 3,160)	1,320 (927 to 1,790)	502 (347 to 694)	158 (107 to 224)	114,000
Tuberculosis	0 (0 to 0)	0 (0 to 0)	2,770 (1,170 to 5,300)	723 (275 to 1,360)	722 (417 to 1,180)	609 (343 to 975)	1,090 (564 to 1,810)	2,300 (1,330 to 3,670)	2,850 (1,580 to 4,440)	2,260 (1,260 to 3,620)	2,620 (1,360 to 4,280)	2,200 (1,180 to 3,570)	2,420 (1,280 to 4,130)	2,240 (1,250 to 3,520)	2,030 (1,030 to 3,440)	1,900 (1,090 to 3,080)	1,730 (937 to 2,710)	1,310 (746 to 2,050)	998 (572 to 1,540)	602 (337 to 922)	237 (136 to 367)	59·6 (33·6 to 93·5)	16·7 (9·4 to 25·6)	31,700
Latent tuberculosis infection	0 (0 to 0)	0 (0 to 0)	0 (0 to 0)	0 (0 to 0)	0 (0 to 0)	0 (0 to 0)	0 (0 to 0)	0 (0 to 0)	0 (0 to 0)	0 (0 to 0)	0 (0 to 0)	0 (0 to 0)	0 (0 to 0)	0 (0 to 0)	0 (0 to 0)	0 (0 to 0)	0 (0 to 0)	0 (0 to 0)	0 (0 to 0)	0 (0 to 0)	0 (0 to 0)	0 (0 to 0)	0 (0 to 0)	0
Drug-susceptible tuberculosis	0 (0 to 0)	0 (0 to 0)	2,730 (1,150 to 5,230)	714 (275 to 1,340)	714 (406 to 1,170)	602 (338 to 965)	1,070 (553 to 1,780)	2,270 (1,320 to 3,610)	2,820 (1,570 to 4,380)	2,240 (1,240 to 3,590)	2,590 (1,350 to 4,220)	2,170 (1,170 to 3,550)	2,390 (1,260 to 4,100)	2,210 (1,220 to 3,490)	2,000 (1,010 to 3,390)	1,880 (1,060 to 3,040)	1,710 (928 to 2,680)	1,290 (740 to 2,010)	986 (568 to 1,530)	594 (331 to 919)	234 (134 to 361)	58·9 (33·2 to 91·6)	16·5 (9·2 to 25·2)	31,300
Multidrug-resistant tuberculosis without extensive drug res	0 (0 to 0)	0 (0 to 0)	29·4 (2·4 to 131)	7·1 (0·6 to 32·1)	6·5 (0·6 to 27·4)	5·7 (0·6 to 23·1)	11 (1 to 45·8)	21·8 (2 to 98·4)	26·9 (2·5 to 114)	21·7 (1·8 to 93·8)	25 (2·3 to 107)	21·2 (1·9 to 86·5)	23·7 (2·1 to 98·6)	22·7 (2·1 to 92·1)	21 (1·8 to 90·4)	19·3 (1·7 to 84·1)	17·3 (1·6 to 73·2)	13·3 (1·2 to 53·6)	9·9 (0·9 to 39·1)	6·2 (0·6 to 25·7)	2·4 (0·2 to 9·7)	0·6 (0·1 to 2·5)	0·2 (0 to 0·7)	313
Extensively drug-resistant tuberculosis	0 (0 to 0)	0 (0 to 0)	5·6 (0·5 to 23·8)	1·3 (0·1 to 5·6)	1·2 (0·1 to 4·9)	1·1 (0·1 to 4·4)	2·1 (0·2 to 8·6)	4 (0·3 to 16·9)	4·9 (0·4 to 20·9)	4 (0·3 to 18·2)	4·7 (0·4 to 19·2)	4 (0·3 to 17·4)	4·4 (0·4 to 18·8)	4·3 (0·4 to 19)	4 (0·3 to 17·9)	3·6 (0·3 to 16·6)	3·2 (0·3 to 13·8)	2·5 (0·2 to 10·4)	1·8 (0·2 to 8·1)	1·1 (0·1 to 5·1)	0·4 (0 to 2)	0·1 (0 to 0·5)	0 (0 to 0·1)	58·5
Lower respiratory infections	5,490 (2,740 to 10,200)	3,530 (1,790 to 5,920)	40,600 (23,400 to 62,200)	6,360 (2,780 to 11,700)	1,590 (939 to 2,460)	887 (575 to 1,310)	847 (526 to 1,260)	962 (555 to 1,440)	1,000 (573 to 1,590)	1,010 (549 to 1,610)	1,030 (596 to 1,700)	972 (541 to 1,570)	1,000 (620 to 1,560)	1,170 (703 to 1,770)	1,330 (815 to 2,020)	1,530 (916 to 2,410)	1,640 (1,030 to 2,600)	1,740 (1,070 to 2,720)	1,970 (1,190 to 2,970)	1,710 (1,100 to 2,520)	1,070 (696 to 1,530)	441 (292 to 629)	141 (92·3 to 205)	78,000
Upper respiratory infections	0·9 (0·5 to 1·5)	5·1 (2·8 to 8·9)	121 (64·2 to 216)	399 (228 to 661)	380 (206 to 643)	307 (158 to 535)	297 (150 to 530)	283 (152 to 481)	260 (144 to 448)	228 (122 to 383)	186 (95·9 to 316)	144 (77·6 to 255)	113 (59·7 to 195)	92·8 (51 to 159)	72·8 (39·5 to 119)	55·1 (29·8 to 91·6)	36 (18·8 to 61·5)	21·8 (11·7 to 36·2)	14·6 (7·8 to 24·2)	8 (4·4 to 13·4)	3·3 (1·8 to 5·5)	1·1 (0·7 to 1·9)	0·3 (0·2 to 0·6)	3,030
Otitis media	0·9 (0·1 to 3·9)	0·3 (0·1 to 0·5)	16 (8·6 to 30·2)	162 (88·8 to 274)	194 (103 to 334)	106 (53·1 to 190)	96 (47·2 to 168)	90·3 (37·1 to 180)	74·7 (33·6 to 139)	58 (24·1 to 113)	47·9 (21·8 to 88·2)	42·5 (18 to 81·1)	38·7 (18·5 to 70·7)	34·2 (15·5 to 62·3)	26·3 (13·2 to 47·1)	17·1 (7·8 to 34·5)	10 (4·8 to 19·2)	5·1 (2·2 to 10)	3·6 (1·7 to 6·8)	2·2 (0·9 to 4)	1 (0·5 to 1·8)	0·4 (0·2 to 0·7)	0·1 (0 to 0·2)	1,030
Enteric infections	211 (56·2 to 697)	727 (193 to 2,130)	11,800 (2,740 to 32,900)	6,520 (2,580 to 14,900)	1,950 (1,150 to 3,370)	1,500 (889 to 2,470)	1,270 (674 to 2,200)	873 (470 to 1,550)	706 (391 to 1,220)	650 (353 to 1,180)	538 (294 to 988)	491 (263 to 894)	535 (268 to 1,070)	635 (300 to 1,300)	707 (315 to 1,490)	859 (362 to 1,820)	894 (396 to 1,880)	826 (357 to 1,750)	887 (376 to 1,840)	723 (308 to 1,460)	422 (172 to 900)	174 (71·5 to 360)	54·8 (22·1 to 119)	34,000
Diarrheal diseases	211 (56·2 to 697)	723 (191 to 2,120)	11,700 (2,640 to 32,800)	5,580 (1,950 to 13,400)	888 (435 to 1,750)	504 (249 to 958)	372 (192 to 710)	407 (197 to 842)	409 (206 to 823)	461 (223 to 927)	436 (211 to 894)	423 (202 to 828)	483 (217 to 1,010)	591 (254 to 1,260)	671 (285 to 1,450)	832 (339 to 1,800)	876 (380 to 1,860)	815 (349 to 1,740)	880 (371 to 1,840)	719 (305 to 1,460)	420 (171 to 898)	174 (71·3 to 360)	54·7 (21·9 to 118)	28,700
Typhoid and paratyphoid	0 (0 to 0)	0 (0 to 0)	9·3 (3 to 22·8)	797 (219 to 1,890)	953 (363 to 2,090)	937 (373 to 1,810)	851 (315 to 1,730)	438 (163 to 973)	277 (104 to 610)	174 (59·6 to 395)	91·8 (34 to 192)	57·9 (22·3 to 127)	43·7 (16·6 to 96·1)	35·8 (14 to 76·9)	27·5 (9·6 to 65·9)	18·2 (6·4 to 40·9)	10·8 (4·3 to 22·4)	5·5 (2·2 to 11·4)	3·2 (1·2 to 6·3)	1·5 (0·5 to 3)	0·5 (0·2 to 1)	0·1 (0·1 to 0·3)	0 (0 to 0·1)	4,730
Typhoid fever	0 (0 to 0)	0 (0 to 0)	8·9 (2·9 to 22·2)	761 (209 to 1,770)	912 (350 to 1,990)	898 (358 to 1,750)	817 (303 to 1,660)	421 (155 to 929)	267 (98·8 to 585)	168 (57·5 to 382)	88·7 (32·1 to 184)	56·1 (21·5 to 124)	42·4 (16·1 to 93·9)	34·8 (13·8 to 75·3)	26·7 (9·4 to 64·2)	17·7 (6·2 to 39·7)	10·6 (4·2 to 21·6)	5·4 (2·2 to 11·2)	3·1 (1·2 to 6)	1·5 (0·5 to 3)	0·5 (0·2 to 1)	0·1 (0·1 to 0·3)	0 (0 to 0·1)	4,540
Paratyphoid fever	0 (0 to 0)	0 (0 to 0)	0·4 (0·1 to 1·2)	35·3 (6·5 to 114)	41·9 (11 to 113)	39·4 (10·6 to 97)	34 (8·2 to 86·3)	16·5 (4·3 to 46·1)	9·9 (2·5 to 26·9)	6 (1·3 to 17·6)	3 (0·7 to 8)	1·8 (0·5 to 4·8)	1·3 (0·3 to 3·5)	1 (0·2 to 2·7)	0·8 (0·2 to 2·1)	0·5 (0·1 to 1·4)	0·3 (0·1 to 0·9)	0·1 (0 to 0·4)	0·1 (0 to 0·2)	0 (0 to 0·1)	0 (0 to 0)	0 (0 to 0)	0 (0 to 0)	192
Invasive Non-typhoidal Salmonella (iNTS)	0 (0 to 0)	3·7 (1·8 to 6·9)	57·3 (27·7 to 109)	131 (50·1 to 275)	100 (44·4 to 190)	56·5 (24 to 107)	43·2 (16·2 to 87)	26·8 (9·4 to 56·2)	18·7 (6 to 39)	14 (4·2 to 31·4)	10·1 (3·5 to 21)	8·7 (3 to 17·9)	7·7 (2·5 to 15·7)	8·1 (2·9 to 17·1)	8·6 (3 to 17·9)	8·6 (3·4 to 17)	7·4 (2·9 to 14·2)	5·1 (2·2 to 9·3)	3·6 (1·6 to 7)	1·9 (0·8 to 3·7)	0·7 (0·2 to 1·3)	0·2 (0 to 0·4)	0 (0 to 0·1)	522
Other intestinal infectious diseases	0 (0 to 0)	0 (0 to 0)	25 (0·2 to 92·8)	11·2 (1·1 to 39·3)	6 (0·2 to 23·1)	3·5 (0·1 to 13)	1·8 (0·1 to 6·8)	1·6 (0·1 to 5·9)	0·7 (0 to 2·7)	1·7 (0·1 to 5·6)	0·8 (0·1 to 3)	0·8 (0·1 to 3·1)	0·5 (0 to 1·7)	0·5 (0 to 1·7)	0·3 (0 to 1·2)	0·3 (0 to 1·1)	0·4 (0 to 1·4)	0·2 (0 to 0·8)	0·2 (0 to 0·6)	0·1 (0 to 0·5)	0·1 (0 to 0·5)	0 (0 to 0·1)	0 (0 to 0·1)	55·9
Neglected tropical diseases and malaria	4·1 (1·3 to 9·9)	17·3 (9·8 to 29·4)	276 (122 to 606)	636 (363 to 1,090)	1,010 (597 to 1,570)	844 (515 to 1,330)	1,210 (704 to 1,820)	1,290 (828 to 1,920)	920 (602 to 1,360)	987 (630 to 1,470)	746 (466 to 1,110)	576 (356 to 877)	370 (250 to 548)	522 (311 to 788)	294 (199 to 426)	357 (202 to 568)	288 (160 to 463)	193 (111 to 302)	141 (81 to 214)	81·6 (47·5 to 124)	35·9 (21·2 to 54·7)	11·7 (6·8 to 18·8)	2·5 (1·5 to 4)	10,800
Malaria	0 (0 to 0·2)	4·8 (1·4 to 12·9)	73·4 (18·6 to 194)	85·8 (24·9 to 215)	45·6 (16·1 to 112)	25·9 (13 to 55·9)	170 (60·5 to 391)	123 (46·1 to 276)	77·7 (33·1 to 169)	72·2 (29·3 to 159)	66·2 (26·3 to 148)	40·4 (17·7 to 83·8)	36·2 (16·4 to 78·9)	34 (12·2 to 83·8)	31·6 (10·7 to 79·4)	16·4 (6·2 to 39·1)	10 (3·8 to 23·3)	8·4 (2·8 to 20·5)	3·5 (1·3 to 8·2)	1·4 (0·5 to 3)	0·3 (0·1 to 0·7)	0·1 (0 to 0·2)	0 (0 to 0·1)	927
Chagas disease	0 (0 to 0)	0 (0 to 0)	0 (0 to 0)	0 (0 to 0)	0 (0 to 0)	0 (0 to 0)	0 (0 to 0)	0 (0 to 0)	0 (0 to 0)	0 (0 to 0)	0 (0 to 0)	0 (0 to 0)	0 (0 to 0)	0 (0 to 0)	0 (0 to 0)	0 (0 to 0)	0 (0 to 0)	0 (0 to 0)	0 (0 to 0)	0 (0 to 0)	0 (0 to 0)	0 (0 to 0)	0 (0 to 0)	0
Leishmaniasis	0 (0 to 0)	0 (0 to 0)	0 (0 to 0)	0 (0 to 0)	0 (0 to 0)	0 (0 to 0)	0 (0 to 0)	0 (0 to 0)	0 (0 to 0)	0 (0 to 0)	0 (0 to 0)	0 (0 to 0)	0 (0 to 0)	0 (0 to 0)	0 (0 to 0)	0 (0 to 0)	0 (0 to 0)	0 (0 to 0)	0 (0 to 0)	0 (0 to 0)	0 (0 to 0)	0 (0 to 0)	0 (0 to 0)	0
Visceral leishmaniasis	0 (0 to 0)	0 (0 to 0)	0 (0 to 0)	0 (0 to 0)	0 (0 to 0)	0 (0 to 0)	0 (0 to 0)	0 (0 to 0)	0 (0 to 0)	0 (0 to 0)	0 (0 to 0)	0 (0 to 0)	0 (0 to 0)	0 (0 to 0)	0 (0 to 0)	0 (0 to 0)	0 (0 to 0)	0 (0 to 0)	0 (0 to 0)	0 (0 to 0)	0 (0 to 0)	0 (0 to 0)	0 (0 to 0)	0
Cutaneous and mucocutaneous leishmaniasis	0 (0 to 0)	0 (0 to 0)	0 (0 to 0)	0 (0 to 0)	0 (0 to 0)	0 (0 to 0)	0 (0 to 0)	0 (0 to 0)	0 (0 to 0)	0 (0 to 0)	0 (0 to 0)	0 (0 to 0)	0 (0 to 0)	0 (0 to 0)	0 (0 to 0)	0 (0 to 0)	0 (0 to 0)	0 (0 to 0)	0 (0 to 0)	0 (0 to 0)	0 (0 to 0)	0 (0 to 0)	0 (0 to 0)	0
African trypanosomiasis	0 (0 to 0)	0 (0 to 0)	0 (0 to 0)	0 (0 to 0)	0 (0 to 0)	0 (0 to 0)	0 (0 to 0)	0 (0 to 0)	0 (0 to 0)	0 (0 to 0)	0 (0 to 0)	0 (0 to 0)	0 (0 to 0)	0 (0 to 0)	0 (0 to 0)	0 (0 to 0)	0 (0 to 0)	0 (0 to 0)	0 (0 to 0)	0 (0 to 0)	0 (0 to 0)	0 (0 to 0)	0 (0 to 0)	0
Schistosomiasis	0 (0 to 0)	0 (0 to 0)	0 (0 to 0)	0·4 (0 to 2·7)	2·3 (0 to 13·4)	3·8 (0 to 21·1)	4·7 (0·2 to 24·2)	6·6 (0·2 to 35·6)	9·1 (0·3 to 45·6)	11·4 (0·3 to 58·4)	14 (0·3 to 71·4)	16·5 (0·3 to 87·5)	17·3 (0·2 to 82·5)	20·2 (0·2 to 94·4)	20·5 (0·1 to 86·9)	18 (0·1 to 79·4)	12·7 (0 to 54·6)	10·4 (0 to 44·3)	8·1 (0 to 36·6)	4·2 (0 to 19·7)	1·8 (0 to 10)	0·4 (0 to 2·4)	0·1 (0 to 0·3)	182
Cysticercosis	0 (0 to 0)	0 (0 to 0)	0 (0 to 0)	0·1 (0 to 0·5)	1·2 (0 to 4·5)	2·2 (0·3 to 5·8)	7·2 (2·1 to 16·1)	19 (0 to 54·8)	31·2 (4·5 to 77·6)	35·4 (5·8 to 88)	34·8 (7·8 to 83·3)	35·3 (7·3 to 80·3)	38·3 (10·9 to 87·2)	44 (13·6 to 100)	52·8 (17·9 to 107)	57·4 (20·7 to 116)	56·7 (20·3 to 109)	42·3 (17·4 to 80·6)	34·9 (14·6 to 67·5)	22·2 (8·7 to 41·8)	9·9 (3·9 to 19·3)	3·6 (1·4 to 7·5)	1·1 (0·4 to 2·4)	530
Cystic echinococcosis	0 (0 to 0)	0 (0 to 0)	0 (0 to 0)	0·7 (0 to 3)	1·8 (0 to 7·5)	1·1 (0 to 3·9)	0·6 (0 to 2)	0·7 (0 to 2·4)	1 (0 to 3·5)	1·1 (0 to 3·7)	1 (0 to 3·9)	0·9 (0 to 3·7)	0·9 (0 to 3·1)	0·9 (0 to 3·2)	0·8 (0 to 2·9)	0·7 (0 to 2·7)	0·5 (0 to 1·9)	0·4 (0 to 1·2)	0·2 (0 to 0·9)	0·2 (0 to 0·5)	0·1 (0 to 0·3)	0 (0 to 0·1)	0 (0 to 0)	13·6
Lymphatic filariasis	0 (0 to 0)	0 (0 to 0)	0 (0 to 0)	0 (0 to 0)	68·6 (40·1 to 106)	66·8 (39·1 to 108)	67·1 (37·8 to 106)	66·6 (38·3 to 103)	63·2 (35·6 to 100)	56·7 (32·3 to 87·2)	47·2 (27·6 to 73·6)	38·3 (21·6 to 61·2)	32·8 (19·6 to 50·5)	28 (16·6 to 43·2)	22·8 (13·5 to 35·6)	16·6 (9·8 to 25·7)	12·1 (7·2 to 18·4)	7·2 (4·3 to 11·2)	5·2 (3·1 to 8·1)	3 (1·7 to 4·5)	1·3 (0·8 to 2)	0·5 (0·3 to 0·7)	0·1 (0·1 to 0·2)	604
Onchocerciasis	0 (0 to 0)	0 (0 to 0)	0 (0 to 0)	0 (0 to 0)	0 (0 to 0)	0 (0 to 0)	0 (0 to 0)	0 (0 to 0)	0 (0 to 0)	0 (0 to 0)	0 (0 to 0)	0 (0 to 0)	0 (0 to 0)	0 (0 to 0)	0 (0 to 0)	0 (0 to 0)	0 (0 to 0)	0 (0 to 0)	0 (0 to 0)	0 (0 to 0)	0 (0 to 0)	0 (0 to 0)	0 (0 to 0)	0
Trachoma	0 (0 to 0)	0 (0 to 0)	0 (0 to 0)	0 (0 to 0)	0 (0 to 0)	0 (0 to 0)	0 (0 to 0)	0 (0 to 0·1)	0·1 (0 to 0·1)	0·1 (0·1 to 0·2)	0·4 (0·2 to 0·8)	1·1 (0·4 to 2·1)	2 (0·9 to 3·9)	2·8 (1·2 to 6)	3·1 (0·5 to 7·7)	3·3 (0·5 to 7·8)	4·2 (1 to 9·8)	4·6 (1·6 to 10·2)	5·1 (1·8 to 11·2)	4·5 (1·8 to 9·1)	3·1 (1·2 to 6·2)	1 (0·4 to 2·1)	0·3 (0·1 to 0·7)	35·7
Dengue	0 (0 to 0)	2·3 (0·1 to 10·5)	103 (9·7 to 419)	123 (19·6 to 458)	168 (39 to 490)	110 (34·6 to 243)	80·1 (26·7 to 189)	80·5 (26·8 to 205)	74·4 (23·3 to 186)	55·8 (16·5 to 144)	40·7 (12·2 to 97·8)	33 (9·2 to 80·3)	26·1 (8·2 to 62)	22·2 (6·8 to 57·7)	17·9 (5·2 to 48·2)	12·9 (4 to 31·1)	10 (3·1 to 23·6)	6 (1·9 to 13·7)	5·1 (1·7 to 13·5)	3·1 (1 to 7·4)	1·7 (0·6 to 4·4)	0·7 (0·2 to 1·4)	0·3 (0·1 to 0·7)	977
Yellow fever	0 (0 to 0)	0 (0 to 0)	0 (0 to 0)	0 (0 to 0)	0 (0 to 0)	0 (0 to 0)	0 (0 to 0)	0 (0 to 0)	0 (0 to 0)	0 (0 to 0)	0 (0 to 0)	0 (0 to 0)	0 (0 to 0)	0 (0 to 0)	0 (0 to 0)	0 (0 to 0)	0 (0 to 0)	0 (0 to 0)	0 (0 to 0)	0 (0 to 0)	0 (0 to 0)	0 (0 to 0)	0 (0 to 0)	0
Rabies	0 (0 to 0)	0 (0 to 0)	8·6 (0·1 to 34·5)	12·5 (0·1 to 55·5)	92·4 (1·1 to 351)	67·2 (1·1 to 271)	18·2 (0·3 to 68·9)	11·3 (0·2 to 39·2)	18·3 (0·2 to 70·7)	22·2 (0·4 to 82)	27 (0·5 to 99)	26·6 (0·6 to 90·7)	24·3 (0·5 to 88·6)	21·4 (0·4 to 73·4)	15 (0·4 to 44·9)	9·8 (0·2 to 33·7)	6 (0·2 to 17·8)	3·6 (0·1 to 11·8)	2 (0·1 to 5·8)	1·4 (0·1 to 4·4)	0·5 (0 to 1·5)	0·1 (0 to 0·3)	0 (0 to 0·1)	389
Intestinal nematode infections	0 (0 to 0)	0 (0 to 0)	22 (6·1 to 63·8)	248 (138 to 416)	420 (226 to 698)	345 (184 to 606)	777 (358 to 1,330)	789 (454 to 1,260)	569 (326 to 918)	488 (282 to 792)	441 (231 to 728)	104 (53·8 to 183)	96·1 (52·4 to 162)	83·9 (45·7 to 142)	68·2 (36·9 to 115)	49·4 (27·6 to 80)	34·3 (18·2 to 57·8)	21·4 (11·7 to 35·5)	16·3 (9·2 to 26·6)	8·8 (4·9 to 14·7)	3·5 (1·9 to 5·7)	1 (0·5 to 1·6)	0·2 (0·1 to 0·3)	4,590
Ascariasis	0 (0 to 0)	0 (0 to 0)	13·2 (0·6 to 55·3)	48·3 (15·4 to 115)	39·9 (8·3 to 109)	13·9 (3·8 to 34·5)	26·4 (11·8 to 53)	22·7 (9·8 to 44)	21·2 (9 to 41·1)	18·4 (7·9 to 36)	15·4 (6·6 to 31·1)	11·9 (5·2 to 22·6)	9·1 (3·8 to 17·6)	7·3 (3·1 to 14·1)	5·9 (2·4 to 11·6)	4·7 (1·8 to 9·8)	2·8 (1·1 to 5·3)	1·9 (0·7 to 4·2)	1·4 (0·5 to 2·9)	0·7 (0·2 to 1·7)	0·3 (0·1 to 0·7)	0·1 (0 to 0·3)	0 (0 to 0·1)	266
Trichuriasis	0 (0 to 0)	0 (0 to 0)	1·8 (0·8 to 3·6)	44·6 (21 to 83·6)	44·8 (21·1 to 82·3)	32·6 (14·7 to 61·4)	93·3 (43·4 to 171)	87·9 (41·7 to 165)	64·7 (30·2 to 120)	43·7 (20·5 to 80·9)	29 (13·2 to 52·5)	19·4 (9 to 35·6)	14·2 (6·2 to 26·2)	10·6 (4·7 to 19·2)	7·8 (3·5 to 14·6)	4·9 (2·2 to 9)	2·9 (1·3 to 5·6)	1·5 (0·6 to 2·8)	1 (0·4 to 2)	0·5 (0·2 to 0·9)	0·2 (0·1 to 0·3)	0 (0 to 0·1)	0 (0 to 0)	505
Hookworm disease	0 (0 to 0)	0 (0 to 0)	6·9 (3·7 to 12·2)	155 (80·7 to 275)	336 (173 to 581)	299 (155 to 537)	657 (264 to 1,160)	679 (379 to 1,090)	483 (269 to 784)	426 (243 to 709)	396 (205 to 651)	72·2 (34·7 to 134)	72·9 (39·3 to 125)	66 (34·5 to 115)	54·5 (28·5 to 92·7)	39·8 (20·9 to 67·3)	28·6 (14·9 to 49·2)	18 (9·6 to 30·5)	13·8 (7·5 to 23·5)	7·5 (4·1 to 12·8)	3 (1·6 to 5·1)	0·8 (0·5 to 1·4)	0·2 (0·1 to 0·3)	3,820
Food-borne trematodiases	0 (0 to 0)	0 (0 to 0)	0 (0 to 0)	2·9 (0·6 to 6·9)	7·2 (1·7 to 17·1)	67·4 (10·5 to 191)	28·7 (4·6 to 75)	152 (27·9 to 375)	36·1 (4·8 to 92·5)	203 (50·4 to 436)	32·7 (4·9 to 81·1)	219 (60·9 to 444)	31·8 (6·3 to 77·1)	218 (58·3 to 446)	28·5 (5·3 to 67·7)	158 (33·5 to 337)	130 (27 to 277)	81·8 (17 to 176)	54·1 (11 to 113)	28·6 (5·8 to 60·9)	11·6 (2·4 to 25)	3·6 (0·8 to 8·2)	0 (0 to 0)	1,500
Leprosy	0 (0 to 0)	0 (0 to 0)	0 (0 to 0)	0 (0 to 0)	0 (0 to 0)	0 (0 to 0)	0·4 (0·3 to 0·7)	0·7 (0·4 to 1·1)	1 (0·6 to 1·6)	1·2 (0·7 to 2)	1·4 (0·8 to 2·1)	1·4 (0 to 3·6)	1·5 (0 to 3·6)	1·5 (0 to 3·6)	1·4 (0 to 3·2)	1·2 (0·2 to 2·7)	1 (0·2 to 2·1)	0·6 (0·1 to 1·4)	0·5 (0·1 to 1·1)	0·3 (0·1 to 0·6)	0·2 (0 to 0·3)	0·1 (0 to 0·1)	0 (0 to 0)	14·4
Ebola	0 (0 to 0)	0 (0 to 0)	0 (0 to 0)	0 (0 to 0)	0 (0 to 0)	0 (0 to 0)	0 (0 to 0)	0 (0 to 0)	0 (0 to 0)	0 (0 to 0)	0 (0 to 0)	0 (0 to 0)	0 (0 to 0)	0 (0 to 0)	0 (0 to 0)	0 (0 to 0)	0 (0 to 0)	0 (0 to 0)	0 (0 to 0)	0 (0 to 0)	0 (0 to 0)	0 (0 to 0)	0 (0 to 0)	0
Zika virus	0 (0 to 0)	0 (0 to 0)	0 (0 to 0)	0 (0 to 0)	0 (0 to 0)	0 (0 to 0)	0 (0 to 0)	0 (0 to 0)	0 (0 to 0)	0 (0 to 0)	0 (0 to 0)	0 (0 to 0)	0 (0 to 0)	0 (0 to 0)	0 (0 to 0)	0 (0 to 0)	0 (0 to 0)	0 (0 to 0)	0 (0 to 0)	0 (0 to 0)	0 (0 to 0)	0 (0 to 0)	0 (0 to 0)	0
Guinea worm disease	0 (0 to 0)	0 (0 to 0)	0 (0 to 0)	0 (0 to 0)	0 (0 to 0)	0 (0 to 0)	0 (0 to 0)	0 (0 to 0)	0 (0 to 0)	0 (0 to 0)	0 (0 to 0)	0 (0 to 0)	0 (0 to 0)	0 (0 to 0)	0 (0 to 0)	0 (0 to 0)	0 (0 to 0)	0 (0 to 0)	0 (0 to 0)	0 (0 to 0)	0 (0 to 0)	0 (0 to 0)	0 (0 to 0)	0
Other neglected tropical diseases	4 (1·3 to 9·8)	10·2 (6·1 to 16·2)	68·6 (36·3 to 115)	163 (74·7 to 299)	201 (70·8 to 393)	154 (55 to 301)	54·6 (28·4 to 95·2)	39·1 (19 to 68·1)	38·7 (18·1 to 66·3)	39·9 (18·7 to 70·3)	39·7 (19·5 to 66·6)	59·7 (33·2 to 96·2)	63·2 (35·3 to 104)	45·7 (19·2 to 80·9)	31·7 (12 to 60·5)	13·1 (5·3 to 23·7)	10·6 (4·5 to 19·3)	6·6 (2·7 to 12·2)	5·9 (2·6 to 10·4)	3·9 (1·9 to 6·8)	2 (1·1 to 3·5)	0·7 (0·4 to 1·1)	0·3 (0·1 to 0·5)	1,060
Other infectious diseases	390 (136 to 960)	560 (200 to 1,350)	12,000 (4,470 to 25,600)	9,820 (3,820 to 19,300)	2,580 (1,430 to 4,220)	991 (660 to 1,490)	674 (468 to 918)	592 (408 to 811)	530 (353 to 753)	470 (309 to 652)	417 (283 to 602)	405 (275 to 578)	337 (228 to 491)	302 (204 to 458)	247 (169 to 359)	196 (124 to 305)	150 (90·4 to 240)	112 (69·2 to 170)	92·5 (57·2 to 143)	47·5 (30 to 73)	28·6 (16·2 to 48·4)	10·4 (4·9 to 20·1)	4·5 (1·9 to 9·6)	31,000
Meningitis	67·5 (25·7 to 141)	165 (55·8 to 373)	2,480 (999 to 5,530)	621 (237 to 1,300)	447 (238 to 739)	275 (162 to 421)	229 (127 to 367)	218 (118 to 364)	169 (94·4 to 281)	143 (78·2 to 245)	127 (67·2 to 220)	99 (54·7 to 166)	66·9 (38·2 to 112)	46·2 (27·1 to 72·1)	43·4 (23·7 to 73·2)	35 (18 to 59·7)	20·2 (10·7 to 34·9)	19·9 (10·3 to 35·3)	14·5 (7·5 to 25)	7·3 (4 to 12·8)	4 (2·1 to 6·7)	0·8 (0·5 to 1·3)	0·3 (0·2 to 0·5)	5,300
Encephalitis	13 (4·2 to 30·6)	13·3 (4 to 35·2)	426 (142 to 1,170)	454 (127 to 1,130)	235 (92·2 to 532)	150 (69·4 to 305)	119 (58·3 to 216)	92·2 (49·6 to 167)	88·5 (42·7 to 164)	89·8 (42·8 to 169)	61·3 (28·8 to 118)	53·2 (24·4 to 106)	46·8 (21·7 to 88·3)	46·8 (20·9 to 96·3)	31·8 (14·3 to 65)	25·9 (11 to 54·8)	15·1 (6·5 to 32·6)	16·7 (7·1 to 38)	8·1 (3·5 to 17·7)	4·3 (1·8 to 9·5)	3·1 (1·3 to 7·2)	0·9 (0·3 to 1·9)	0·4 (0·2 to 1)	1,990
Diphtheria	0 (0 to 0)	0 (0 to 0)	26·7 (0·8 to 98·6)	15·2 (0·5 to 58·7)	12·8 (0·5 to 43·6)	4·8 (0·2 to 19)	1·9 (0·1 to 7·4)	1·1 (0 to 4·2)	1 (0 to 3·5)	1·1 (0 to 4)	1·1 (0 to 4·1)	1·3 (0 to 4·9)	2 (0·1 to 7·4)	1·6 (0·1 to 5·8)	0·8 (0 to 3)	0 (0 to 0)	0 (0 to 0)	0 (0 to 0)	0 (0 to 0)	0 (0 to 0)	0 (0 to 0)	0 (0 to 0)	0 (0 to 0)	71·5
Tetanus	233 (36·5 to 742)	313 (44·6 to 1,060)	136 (16·7 to 481)	53·5 (4·4 to 297)	45·5 (9·1 to 130)	26·1 (6·1 to 72·2)	25 (6·4 to 72·7)	22·8 (5·4 to 61)	41·3 (8·2 to 117)	39·2 (8·3 to 109)	27·9 (5·2 to 81·5)	39·8 (7·3 to 121)	38·9 (8·2 to 114)	45·5 (11·2 to 127)	42·5 (9·5 to 114)	45·2 (10·4 to 133)	44·9 (7·7 to 129)	28·6 (6·3 to 77·3)	26·1 (4·8 to 75·1)	6·8 (1·2 to 19·2)	4·3 (0·9 to 10·8)	1·1 (0·2 to 2·8)	0·3 (0·1 to 1)	1,290
Measles	0 (0 to 0)	0 (0 to 0)	1,930 (563 to 4,740)	3,380 (980 to 7,980)	784 (253 to 1,770)	200 (62·6 to 482)	73·9 (23·5 to 185)	39·1 (11·7 to 98·9)	20·8 (6·1 to 51·9)	12·2 (3·7 to 30·1)	6·2 (1·9 to 15)	3·4 (1·1 to 8·4)	1·9 (0·6 to 4·6)	1·2 (0·4 to 3)	0·8 (0·2 to 2)	0 (0 to 0)	0 (0 to 0)	0 (0 to 0)	0 (0 to 0)	0 (0 to 0)	0 (0 to 0)	0 (0 to 0)	0 (0 to 0)	6,450
Varicella and herpes zoster	7·2 (0·5 to 21·5)	19·6 (1·7 to 63·5)	130 (9·2 to 444)	144 (14·2 to 499)	78·5 (9·2 to 231)	25·8 (4·9 to 69·3)	15·8 (4·1 to 39·3)	15·9 (5·1 to 37·2)	17·8 (5·3 to 39·4)	21·9 (6·6 to 53·3)	17·6 (5·4 to 43)	12·4 (4·6 to 25·8)	12·6 (5·1 to 25·1)	13·6 (5·9 to 27·4)	13·6 (5·6 to 26)	12·9 (5·6 to 26·3)	14·5 (5 to 32·3)	9·8 (3·2 to 23·2)	11·8 (3·1 to 29·3)	11·8 (2·5 to 33)	10 (1·5 to 29·3)	5·2 (0·7 to 14·5)	2·6 (0·3 to 7·8)	625
Acute hepatitis	0 (0 to 0·1)	0·1 (0 to 0·2)	44·8 (11·7 to 115)	31·8 (11·9 to 73·3)	57·6 (27·9 to 106)	46·6 (26·1 to 76·3)	61·8 (33·9 to 106)	79·3 (41·1 to 149)	71·3 (37·5 to 132)	59·6 (29·4 to 104)	71·5 (34·1 to 131)	74·4 (34·1 to 145)	55·1 (23·7 to 116)	62·1 (23·2 to 132)	48·8 (17·2 to 104)	40·7 (14·5 to 86·9)	28·3 (10·4 to 60·1)	18·3 (6·5 to 37·8)	18 (6·2 to 43·2)	8·3 (2·9 to 18·3)	2·2 (0·9 to 4·7)	0·6 (0·3 to 1·2)	0·1 (0·1 to 0·3)	881
Acute hepatitis A	0 (0 to 0)	0 (0 to 0)	14·9 (2 to 45·8)	18·2 (5·2 to 45·7)	38·3 (17·2 to 69·9)	29·6 (15 to 50·1)	42 (20·7 to 73·9)	34·4 (16 to 64·5)	29·7 (13·1 to 58·1)	20·2 (8·2 to 39·9)	19·2 (5·9 to 46·6)	32·2 (8·3 to 76·5)	14·2 (3 to 38·9)	18·7 (3 to 51·5)	23·8 (4·4 to 62·8)	4·7 (0·3 to 17·9)	6·5 (0·3 to 21·5)	3·9 (0·3 to 12·9)	10·3 (2 to 25·5)	4·3 (0·9 to 10·7)	0·7 (0·1 to 1·8)	0·2 (0 to 0·5)	0 (0 to 0·1)	366
Acute hepatitis B	0 (0 to 0)	0 (0 to 0)	21·9 (3·8 to 67·4)	8·8 (2 to 24·9)	11·9 (2·6 to 35·9)	11·7 (3·9 to 27·6)	15·8 (4·5 to 39·7)	30·9 (11·4 to 74·3)	34·1 (12·6 to 76)	30·4 (12 to 60·4)	40·9 (15·8 to 84·3)	34·5 (11·4 to 78·1)	31 (10·5 to 69·7)	34·6 (10·6 to 81·5)	19·9 (4·8 to 54·9)	29·9 (9·8 to 66·9)	18·1 (5·5 to 41·6)	12·1 (3·7 to 27·8)	5·7 (1·1 to 16·3)	3·1 (0·7 to 8·7)	1·2 (0·4 to 2·9)	0·4 (0·1 to 0·9)	0·1 (0 to 0·2)	397
Acute hepatitis C	0 (0 to 0·1)	0·1 (0 to 0·2)	5·2 (1·2 to 16·2)	3·7 (0·6 to 9)	5·4 (1·2 to 16)	2·8 (0·7 to 7·9)	1·7 (0·4 to 5·8)	10·2 (2·2 to 30·3)	4·3 (1 to 12·6)	6·4 (1·1 to 19·3)	8·7 (1·8 to 24·3)	5·6 (1·1 to 17·4)	8·4 (1·6 to 24·4)	8·2 (1·4 to 24·6)	4·4 (0·7 to 14)	5·3 (0·9 to 16·2)	3 (0·6 to 8·6)	2 (0·3 to 5·5)	1·6 (0·2 to 5·6)	0·6 (0·1 to 1·8)	0·2 (0 to 0·6)	0 (0 to 0·1)	0 (0 to 0)	87·7
Acute hepatitis E	0 (0 to 0)	0 (0 to 0)	2·8 (0·4 to 10)	1·1 (0·3 to 3·7)	2·1 (0·9 to 4·2)	2·5 (1·2 to 5)	2·4 (1·1 to 4·9)	3·8 (1·5 to 9·2)	3·2 (1·2 to 7·7)	2·6 (1 to 6·2)	2·7 (0·9 to 7·6)	2·1 (0·7 to 6·2)	1·5 (0·5 to 4·3)	0·7 (0·2 to 1·9)	0·7 (0·2 to 1·9)	0·9 (0·2 to 2·7)	0·7 (0·2 to 2·1)	0·3 (0·1 to 0·8)	0·4 (0·1 to 1·7)	0·2 (0·1 to 0·7)	0·1 (0 to 0·3)	0 (0 to 0·1)	0 (0 to 0)	30·7
Other unspecified infectious diseases	68·5 (15·6 to 176)	47·9 (16 to 106)	208 (68·3 to 498)	172 (77·6 to 339)	172 (74·7 to 303)	131 (58·6 to 229)	101 (57·6 to 160)	86·5 (49 to 143)	96·5 (50·1 to 171)	87·7 (47·1 to 150)	93·8 (47·6 to 172)	113 (60·9 to 202)	107 (62·5 to 180)	79·6 (39·6 to 144)	60·3 (29·6 to 112)	35·8 (16·1 to 72·1)	27·4 (12·7 to 55·2)	18·6 (8·6 to 35·8)	14 (6·5 to 27·7)	8·9 (4 to 17·3)	4·9 (2·2 to 9·5)	1·8 (0·7 to 3·6)	0·6 (0·3 to 1·3)	1,740
Maternal and neonatal disorders	88,500 (70,000 to 108,000)	14,000 (9,370 to 19,400)	13,900 (5,330 to 26,200)	1,200 (874 to 1,660)	780 (551 to 1,070)	754 (530 to 1,020)	2,600 (1,750 to 3,730)	4,840 (3,210 to 6,800)	5,070 (3,290 to 7,240)	4,480 (2,750 to 6,550)	3,250 (2,080 to 4,860)	1,780 (1,100 to 2,820)	774 (473 to 1,270)	219 (154 to 296)	142 (101 to 194)	85·5 (59·9 to 117)	43·1 (29·6 to 60·9)	17 (12·4 to 23·3)	6·7 (4·7 to 9·4)	1·3 (0·8 to 1·9)	0·3 (0·2 to 0·5)	0·1 (0 to 0·1)	0 (0 to 0)	142,000
Maternal disorders	0 (0 to 0)	0 (0 to 0)	0 (0 to 0)	0 (0 to 0)	0 (0 to 0)	36·9 (11 to 94·2)	1,930 (1,120 to 3,030)	4,200 (2,580 to 6,140)	4,480 (2,730 to 6,650)	3,960 (2,270 to 6,020)	2,850 (1,670 to 4,450)	1,460 (780 to 2,470)	516 (222 to 979)	21 (7·4 to 47·4)	0 (0 to 0)	0 (0 to 0)	0 (0 to 0)	0 (0 to 0)	0 (0 to 0)	0 (0 to 0)	0 (0 to 0)	0 (0 to 0)	0 (0 to 0)	19,400
Maternal hemorrhage	0 (0 to 0)	0 (0 to 0)	0 (0 to 0)	0 (0 to 0)	0 (0 to 0)	9·3 (2·5 to 26)	486 (250 to 820)	1,140 (613 to 1,810)	1,270 (685 to 2,110)	1,250 (656 to 2,040)	1,020 (532 to 1,750)	540 (264 to 1,010)	167 (66·4 to 346)	6 (2 to 13·5)	0 (0 to 0)	0 (0 to 0)	0 (0 to 0)	0 (0 to 0)	0 (0 to 0)	0 (0 to 0)	0 (0 to 0)	0 (0 to 0)	0 (0 to 0)	5,880
Maternal sepsis and other maternal infections	0 (0 to 0)	0 (0 to 0)	0 (0 to 0)	0 (0 to 0)	0 (0 to 0)	1·4 (0·5 to 3·4)	86·6 (46·1 to 149)	181 (101 to 295)	179 (97 to 300)	125 (62·4 to 220)	75·2 (38·5 to 133)	35 (16·4 to 67·6)	12·6 (5·2 to 26·4)	0·7 (0·3 to 1·4)	0 (0 to 0)	0 (0 to 0)	0 (0 to 0)	0 (0 to 0)	0 (0 to 0)	0 (0 to 0)	0 (0 to 0)	0 (0 to 0)	0 (0 to 0)	696
Maternal hypertensive disorders	0 (0 to 0)	0 (0 to 0)	0 (0 to 0)	0 (0 to 0)	0 (0 to 0)	2·2 (0·8 to 5·1)	99·8 (58·9 to 163)	191 (117 to 288)	219 (131 to 326)	170 (97·8 to 252)	118 (72·1 to 179)	74·8 (41 to 125)	43·7 (19·3 to 87·6)	3·3 (1·1 to 7·7)	0 (0 to 0)	0 (0 to 0)	0 (0 to 0)	0 (0 to 0)	0 (0 to 0)	0 (0 to 0)	0 (0 to 0)	0 (0 to 0)	0 (0 to 0)	921
Maternal obstructed labor and uterine rupture	0 (0 to 0)	0 (0 to 0)	0 (0 to 0)	0 (0 to 0)	0 (0 to 0)	3·4 (0·8 to 9·5)	164 (68 to 329)	313 (130 to 594)	399 (169 to 790)	303 (129 to 588)	251 (106 to 512)	165 (67·7 to 327)	43·1 (15·3 to 102)	1·5 (0·4 to 3·7)	0 (0 to 0)	0 (0 to 0)	0 (0 to 0)	0 (0 to 0)	0 (0 to 0)	0 (0 to 0)	0 (0 to 0)	0 (0 to 0)	0 (0 to 0)	1,640



SR Table 2b: United States of America DALYS by cause and age group for females with 95% uncertainty intervals, 2019

Cause	Early Neonatal	Late Neonatal	Post Neonatal	1 to 4	5 to 9	10 to 14	15 to 19	20 to 24	25 to 29	30 to 34	35 to 39	40 to 44
All causes	440,000 (412 000 to 471 000)	113,000 (106 000 to 121 000)	295,000 (279 000 to 311 000)	328,000 (270 000 to 397 000)	392,000 (302 000 to 504 000)	725,000 (545 000 to 945 000)	1,370,000 (1 060 000 to 1 750 000)	1,820,000 (1 410 000 to 2 270 000)	2,200,000 (1 730 000 to 2 730 000)	2,290,000 (1 820 000 to 2 810 000)	2,460,000 (1 980 000 to 2 990 000)	2,580,000 (2 110 000 to 3 100 000)
Communicable, maternal, neonatal, and nutritional diseases	333,000 (304 000 to 362 000)	64,700 (58 000 to 70 200)	67,200 (60 100 to 74 600)	70,000 (55 600 to 88 000)	69,800 (50 600 to 98 500)	63,400 (47 900 to 84 500)	77,400 (58 400 to 106 000)	80,800 (64 000 to 103 000)	98,500 (79 800 to 122 000)	106,000 (85 900 to 131 000)	117,000 (93 100 to 150 000)	118,000 (93 800 to 155 000)
HIV/AIDS and sexually transmitted infections	37·5 (32·7 to 43)	23·3 (19·3 to 28·3)	611 (590 to 633)	493 (474 to 513)	286 (274 to 298)	494 (447 to 563)	1,540 (1 200 to 2 060)	5,420 (4 210 to 7 340)	11,400 (8 660 to 15 400)	17,300 (13 600 to 23 000)	21,800 (17 300 to 28 300)	21,400 (17 300 to 27 200)
HIV/AIDS	0 (0 to 0·1)	0·1 (0·1 to 0·2)	599 (577 to 622)	492 (473 to 512)	284 (272 to 296)	325 (311 to 339)	907 (781 to 1 080)	3,490 (3 020 to 4 120)	7,430 (6 160 to 9 280)	12,300 (10 200 to 14 900)	16,500 (14 000 to 20 100)	16,500 (14 100 to 20 000)
HIV/AIDS - Drug-susceptible Tuberculosis	0 (0 to 0)	0 (0 to 0)	11·8 (7·4 to 18·1)	9·4 (5·9 to 14·5)	5·2 (3·3 to 8)	6 (3·8 to 9·2)	13 (8·5 to 19·6)	50·1 (32·5 to 75·1)	106 (69·4 to 158)	179 (117 to 268)	244 (158 to 367)	246 (160 to 370)
HIV/AIDS - Multidrug-resistant Tuberculosis without	0 (0 to 0)	0 (0 to 0)	0·4 (0·1 to 1·2)	0·3 (0·1 to 1)	0·2 (0 to 0·5)	0·2 (0·1 to 0·6)	0·5 (0·1 to 1·3)	1·8 (0·4 to 4·8)	3·7 (0·9 to 9·9)	6·2 (1·5 to 16·8)	8·3 (2 to 22·8)	8·3 (2·1 to 22·6)
HIV/AIDS - Extensively drug-resistant Tuberculosis	0 (0 to 0)	0 (0 to 0)	0·1 (0 to 0·3)	0·1 (0 to 0·2)	0·1 (0 to 0·1)	0·1 (0 to 0·2)	0·1 (0 to 0·3)	0·5 (0·1 to 1·2)	1 (0·2 to 2·6)	1·6 (0·4 to 4·3)	2·2 (0·5 to 5·8)	2·2 (0·5 to 5·8)
HIV/AIDS resulting in other diseases	0 (0 to 0·1)	0·1 (0·1 to 0·2)	587 (563 to 609)	482 (462 to 503)	278 (265 to 291)	319 (304 to 333)	894 (767 to 1 060)	3,440 (2 960 to 4 080)	7,320 (6 050 to 9 170)	12,100 (10 000 to 14 700)	16,200 (13 700 to 19 900)	16,200 (13 800 to 19 600)
Sexually transmitted infections excluding HIV	37·4 (32·6 to 43)	23·2 (19·1 to 28·1)	12·4 (10·2 to 14·9)	1·3 (1·1 to 1·5)	2·1 (1·8 to 2·5)	169 (127 to 232)	629 (368 to 1 120)	1,930 (1 030 to 3 520)	3,960 (2 020 to 7 290)	5,030 (2 660 to 9 350)	5,380 (2 800 to 10 100)	4,910 (2 480 to 9 500)
Syphilis	37·4 (32·6 to 43)	23·2 (19·1 to 28·1)	12·4 (10·2 to 14·9)	1·3 (1·1 to 1·5)	2·1 (1·8 to 2·5)	43·2 (40·9 to 45·2)	4·4 (1·5 to 10·6)	56·4 (48·9 to 69·5)	24·6 (14·7 to 42·9)	35·6 (23·4 to 54·8)	45·5 (30·5 to 65·7)	48 (32·7 to 67·6)
Chlamydial infection	0 (0 to 0)	0 (0 to 0)	0 (0 to 0)	0 (0 to 0)	0 (0 to 0)	22·4 (17·6 to 29·6)	60·9 (38·4 to 93·6)	146 (90·6 to 227)	263 (171 to 396)	268 (155 to 453)	329 (197 to 548)	304 (168 to 545)
Gonococcal infection	0 (0 to 0)	0 (0 to 0)	0 (0 to 0)	0 (0 to 0)	0 (0 to 0)	19·1 (17·4 to 21·5)	48·2 (39·8 to 61·1)	81 (59 to 114)	152 (104 to 224)	266 (202 to 377)	259 (190 to 375)	227 (157 to 344)
Trichomoniasis	0 (0 to 0)	0 (0 to 0)	0 (0 to 0)	0 (0 to 0)	0 (0 to 0)	9·1 (2·4 to 23·7)	165 (49·6 to 388)	835 (281 to 1 970)	1,850 (623 to 4 330)	2,150 (706 to 5 130)	2,070 (658 to 4 810)	1,830 (598 to 4 350)
Genital herpes	0 (0 to 0)	0 (0 to 0)	0 (0 to 0)	0 (0 to 0)	0 (0 to 0)	36·8 (12·2 to 85·9)	166 (53·9 to 384)	345 (116 to 846)	563 (192 to 1 390)	705 (233 to 1 740)	788 (262 to 1 950)	768 (241 to 1 950)

Cause	45 to 49	50 to 54	55 to 59	60 to 64	65 to 69	70 to 74	75 to 79	80 to 84	85 to 89	90 to 94	95 plus	Total
All causes	3,020,000 (2 510 000 to 3 580 000)	3,560,000 (3 040 000 to 4 170 000)	4,460,000 (3 840 000 to 5 140 000)	4,970,000 (4 340 000 to 5 690 000)	4,990,000 (4 400 000 to 5 630 000)	4,900,000 (4 380 000 to 5 460 000)	4,120,000 (3 710 000 to 4 560 000)	3,450,000 (3 150 000 to 3 770 000)	2,730,000 (2 510 000 to 2 960 000)	1,910,000 (1 780 000 to 2 040 000)	1,030,000 (970 000 to 1 090 000)	54,200,000
Communicable, maternal, neonatal, and nutritional diseases	115,000 (92 500 to 148 000)	114,000 (94 900 to 142 000)	125,000 (106 000 to 149 000)	128,000 (112 000 to 149 000)	123,000 (110 000 to 140 000)	121,000 (109 000 to 135 000)	112,000 (102 000 to 124 000)	104,000 (90 500 to 114 000)	93,900 (76 900 to 105 000)	74,800 (58 600 to 84 000)	47,700 (34 300 to 55 200)	2,430,000
HIV/AIDS and sexually transmitted infections	20,600 (16 700 to 25 700)	17,500 (14 200 to 22 000)	14,300 (11 300 to 18 400)	9,910 (7 540 to 13 200)	6,810 (5 190 to 8 980)	2,870 (1 920 to 4 240)	1,590 (1 080 to 2 360)	752 (521 to 1 160)	476 (332 to 725)	254 (181 to 372)	109 (81·2 to 153)	156,000
HIV/AIDS	17,100 (14 500 to 20 900)	14,900 (12 400 to 18 100)	12,000 (9 640 to 15 100)	8,100 (6 270 to 10 500)	5,250 (4 090 to 6 820)	1,610 (1 040 to 2 420)	687 (415 to 1 050)	148 (97·9 to 216)	80·2 (46·1 to 127)	41·7 (23·1 to 67·4)	21·8 (13·8 to 33·3)	119,000
HIV/AIDS - Drug-susceptible Tuberculosis	250 (162 to 375)	206 (134 to 308)	153 (100 to 228)	97·5 (64·8 to 144)	64·9 (43 to 96·1)	13·2 (9·2 to 19)	5·2 (3·7 to 7·4)	1·4 (0·9 to 2)	0·6 (0·4 to 0·8)	0·3 (0·2 to 0·4)	0·2 (0·1 to 0·3)	1,660
HIV/AIDS - Multidrug-resistant Tuberculosis without	8·4 (2·1 to 22·8)	6·9 (1·7 to 18·8)	5·1 (1·3 to 13·8)	3·2 (0·8 to 8·7)	2·2 (0·6 to 5·9)	0·4 (0·1 to 1·1)	0·2 (0 to 0·4)	0 (0 to 0·1)	0 (0 to 0)	0 (0 to 0)	0 (0 to 0)	56·3
HIV/AIDS - Extensively drug-resistant Tuberculosis	2·2 (0·5 to 5·9)	1·8 (0·4 to 4·8)	1·3 (0·3 to 3·5)	0·8 (0·2 to 2·2)	0·6 (0·1 to 1·5)	0·1 (0 to 0·3)	0 (0 to 0·1)	0 (0 to 0)	0 (0 to 0)	0 (0 to 0)	0 (0 to 0)	14·6
HIV/AIDS resulting in other diseases	16,800 (14 200 to 20 600)	14,700 (12 200 to 17 900)	11,800 (9 460 to 14 900)	7,990 (6 160 to 10 400)	5,180 (4 040 to 6 760)	1,600 (1 020 to 2 410)	682 (409 to 1 050)	146 (96·2 to 215)	79·6 (45·6 to 127)	41·4 (22·9 to 67·1)	21·6 (13·6 to 33·1)	117,000
Sexually transmitted infections excluding HIV	3,530 (1 720 to 7 060)	2,570 (1 160 to 5 310)	2,300 (1 090 to 4 550)	1,820 (887 to 3 600)	1,560 (829 to 2 950)	1,260 (718 to 2 270)	898 (561 to 1 550)	604 (395 to 994)	395 (271 to 633)	212 (148 to 322)	87·4 (63·2 to 127)	37,300
Syphilis	56·6 (38·1 to 79·2)	64·6 (43·8 to 92·5)	88·8 (58·8 to 125)	118 (76·2 to 173)	144 (92 to 211)	147 (94·8 to 208)	120 (76 to 171)	86·3 (55·4 to 122)	61·5 (39·7 to 86)	37·2 (24·1 to 52·2)	16·8 (10·7 to 23·9)	1,270
Chlamydial infection	138 (87·2 to 229)	61 (47·1 to 81·7)	55·1 (46·9 to 65·3)	42·1 (38·7 to 45·8)	27·3 (24·8 to 30)	42·2 (38·3 to 46·7)	41·5 (37·2 to 45·9)	42·3 (35·8 to 47·2)	31·4 (25·4 to 35·6)	18·1 (13·7 to 21)	8·4 (5·9 to 9·9)	1,900
Gonococcal infection	152 (127 to 200)	104 (95·2 to 114)	111 (103 to 120)	138 (127 to 150)	166 (151 to 182)	152 (138 to 169)	156 (139 to 172)	115 (97·9 to 129)	85 (68·8 to 96·5)	49·4 (37·4 to 57·3)	27 (19·1 to 32)	2,310
Trichomoniasis	1,660 (516 to 3 860)	1,270 (392 to 2 990)	996 (326 to 2 370)	699 (245 to 1 640)	538 (198 to 1 240)	383 (142 to 866)	236 (92·1 to 529)	134 (50·7 to 298)	72 (28·7 to 166)	29·7 (11·2 to 67·2)	6·9 (2·2 to 17)	14,900
Genital herpes	817 (260 to 2 080)	820 (254 to 2 030)	859 (262 to 2 120)	773 (235 to 1 920)	627 (186 to 1 540)	466 (139 to 1 130)	305 (92·1 to 746)	190 (56·5 to 467)	118 (35·3 to 291)	61·8 (18·1 to 151)	24 (7·3 to 59·1)	8,430



Cause	Early Neonatal	Post Neonatal	1 to 4	5 to 9	10 to 14	15 to 19	20 to 24	25 to 29	30 to 34	35 to 39	40 to 44	45 to 49	50 to 54	55 to 59	60 to 64	65 to 69	70 to 74	75 to 79	80 to 84	85 to 89	90 to 94	95 plus	Total
All causes	2,199,000 to 2,500,000	429,000 to 1,000,000	4,470,000 to 5,070,000	2,120,000 to 2,400,000	1,910,000 to 2,170,000	2,210,000 to 2,510,000	2,770,000 to 3,150,000	3,230,000 to 3,670,000	3,750,000 to 4,250,000	4,270,000 to 4,840,000	4,930,000 to 5,590,000	5,720,000 to 6,490,000	6,640,000 to 7,540,000	7,770,000 to 8,770,000	9,170,000 to 10,300,000	10,600,000 to 11,900,000	11,700,000 to 13,100,000	12,600,000 to 14,100,000	13,200,000 to 14,700,000	13,600,000 to 15,100,000	13,800,000 to 15,300,000	79,500,000
Communicable, maternal, neonatal, and nutritional diseases	1,990,000 to 2,230,000	400,000 to 743,000	3,770,000 to 4,180,000	1,750,000 to 1,950,000	1,450,000 to 1,610,000	1,540,000 to 1,700,000	1,670,000 to 1,850,000	1,730,000 to 1,920,000	1,760,000 to 1,960,000	1,760,000 to 1,960,000	1,760,000 to 1,960,000	1,770,000 to 1,970,000	1,770,000 to 1,970,000	1,770,000 to 1,970,000	1,770,000 to 1,970,000	1,770,000 to 1,970,000	1,770,000 to 1,970,000	1,770,000 to 1,970,000	1,770,000 to 1,970,000	1,770,000 to 1,970,000	1,770,000 to 1,970,000	1,420,000
HIV/AIDS and sexually transmitted infections	49,600	19,200	26,700	4,680 to 5,180	11,700	11,900	24,400	50,600	82,600	122,000	165,000	215,000	261,000	294,000	309,000	309,000	297,000	277,000	247,000	208,000	166,000	3,880,000
HIV/AIDS	49,600	19,200	26,700	4,680 to 5,180	11,700	11,900	24,400	50,600	82,600	122,000	165,000	215,000	261,000	294,000	309,000	309,000	297,000	277,000	247,000	208,000	166,000	3,880,000
HIV/AIDS - Drug-susceptible Tuberculosis	4,140 to 5,140	2,420 to 3,110	1,180 to 1,460	1,020 to 1,270	1,120 to 1,390	1,210 to 1,500	1,310 to 1,630	1,410 to 1,750	1,510 to 1,870	1,610 to 1,990	1,710 to 2,110	1,810 to 2,230	1,900 to 2,340	1,980 to 2,440	2,040 to 2,510	2,080 to 2,560	2,090 to 2,570	2,080 to 2,560	2,050 to 2,530	1,990 to 2,450	1,900 to 2,340	72,200
HIV/AIDS - Multidrug-resistant Tuberculosis without extensive drug resistance	0 to 0	0 to 0	0 to 0	0 to 0	0 to 0	0 to 0	0 to 0	0 to 0	0 to 0	0 to 0	0 to 0	0 to 0	0 to 0	0 to 0	0 to 0	0 to 0	0 to 0	0 to 0	0 to 0	0 to 0	0 to 0	0 to 0	0
HIV/AIDS - Extensively drug-resistant Tuberculosis	0 to 0	0 to 0	0 to 0	0 to 0	0 to 0	0 to 0	0 to 0	0 to 0	0 to 0	0 to 0	0 to 0	0 to 0	0 to 0	0 to 0	0 to 0	0 to 0	0 to 0	0 to 0	0 to 0	0 to 0	0 to 0	0 to 0	0
HIV/AIDS resistant to other treatments	0 to 0	0 to 0	0 to 0	0 to 0	0 to 0	0 to 0	0 to 0	0 to 0	0 to 0	0 to 0	0 to 0	0 to 0	0 to 0	0 to 0	0 to 0	0 to 0	0 to 0	0 to 0	0 to 0	0 to 0	0 to 0	0 to 0	0
HIV/AIDS resulting in other diseases	45,400 to 49,600	16,800 to 19,200	25,500 to 26,700	3,660 to 4,680	10,600 to 11,700	10,700 to 11,900	23,100 to 24,400	49,200 to 50,600	81,100 to 82,600	120,000 to 122,000	163,000 to 165,000	213,000 to 215,000	259,000 to 261,000	292,000 to 294,000	307,000 to 309,000	307,000 to 309,000	295,000 to 297,000	275,000 to 277,000	245,000 to 247,000	206,000 to 208,000	164,000 to 166,000	3,880,000
Sexually transmitted infections excluding HIV	14,200	6,180 to 6,790	1,180 to 1,540	562	1,080	1,190	1,290	1,390	1,490	1,590	1,690	1,790	1,880	1,960	2,020	2,060	2,070	2,060	2,030	1,980	1,900	176,000
Syphilis	13,900 to 14,200	6,180 to 6,790	1,180 to 1,540	562	1,080	1,190	1,290	1,390	1,490	1,590	1,690	1,790	1,880	1,960	2,020	2,060	2,070	2,060	2,030	1,980	1,900	85,200
Chlamydial infection	0 to 0	0 to 0	0 to 0	0 to 0	0 to 0	0 to 0	0 to 0	0 to 0	0 to 0	0 to 0	0 to 0	0 to 0	0 to 0	0 to 0	0 to 0	0 to 0	0 to 0	0 to 0	0 to 0	0 to 0	0 to 0	0 to 0	0
Gonococcal infection	0 to 0	0 to 0	0 to 0	0 to 0	0 to 0	0 to 0	0 to 0	0 to 0	0 to 0	0 to 0	0 to 0	0 to 0	0 to 0	0 to 0	0 to 0	0 to 0	0 to 0	0 to 0	0 to 0	0 to 0	0 to 0	0 to 0	0
Trichomoniasis	0 to 0	0 to 0	0 to 0	0 to 0	0 to 0	0 to 0	0 to 0	0 to 0	0 to 0	0 to 0	0 to 0	0 to 0	0 to 0	0 to 0	0 to 0	0 to 0	0 to 0	0 to 0	0 to 0	0 to 0	0 to 0	0 to 0	0
Genital herpes	0 to 0	0 to 0	0 to 0	0 to 0	0 to 0	0 to 0	0 to 0	0 to 0	0 to 0	0 to 0	0 to 0	0 to 0	0 to 0	0 to 0	0 to 0	0 to 0	0 to 0	0 to 0	0 to 0	0 to 0	0 to 0	0 to 0	0
Other sexually transmitted infections	0 to 0	0 to 0	0 to 0	0 to 0	0 to 0	0 to 0	0 to 0	0 to 0	0 to 0	0 to 0	0 to 0	0 to 0	0 to 0	0 to 0	0 to 0	0 to 0	0 to 0	0 to 0	0 to 0	0 to 0	0 to 0	0 to 0	0
Respiratory infections and tuberculosis	1,450,000 to 1,650,000	352,000 to 649,000	2,440,000 to 2,720,000	1,060,000 to 1,190,000	1,000,000 to 1,120,000	1,060,000 to 1,190,000	1,120,000 to 1,260,000	1,170,000 to 1,320,000	1,210,000 to 1,360,000	1,240,000 to 1,400,000	1,270,000 to 1,430,000	1,290,000 to 1,450,000	1,300,000 to 1,460,000	1,300,000 to 1,460,000	1,300,000 to 1,460,000	1,300,000 to 1,460,000	1,300,000 to 1,460,000	1,300,000 to 1,460,000	1,300,000 to 1,460,000	1,300,000 to 1,460,000	1,300,000 to 1,460,000	2,480,000
Tuberculosis	41,400 to 47,000	8,470 to 15,600	8,160 to 9,100	2,160 to 2,460	4,180 to 4,720	4,420 to 5,000	4,660 to 5,270	4,870 to 5,500	5,040 to 5,700	5,170 to 5,850	5,280 to 5,970	5,370 to 6,070	5,410 to 6,120	5,410 to 6,120	5,410 to 6,120	5,410 to 6,120	5,410 to 6,120	5,410 to 6,120	5,410 to 6,120	5,410 to 6,120	5,410 to 6,120	259,000
Latent tuberculosis infection	0 to 0	0 to 0	0 to 0	0 to 0	0 to 0	0 to 0	0 to 0	0 to 0	0 to 0	0 to 0	0 to 0	0 to 0	0 to 0	0 to 0	0 to 0	0 to 0	0 to 0	0 to 0	0 to 0	0 to 0	0 to 0	0 to 0	0
Drug-susceptible tuberculosis	41,400 to 47,000	8,470 to 15,600	8,160 to 9,100	2,160 to 2,460	4,180 to 4,720	4,420 to 5,000	4,660 to 5,270	4,870 to 5,500	5,040 to 5,700	5,170 to 5,850	5,280 to 5,970	5,370 to 6,070	5,410 to 6,120	5,410 to 6,120	5,410 to 6,120	5,410 to 6,120	5,410 to 6,120	5,410 to 6,120	5,410 to 6,120	5,410 to 6,120	5,410 to 6,120	259,000
Multidrug-resistant tuberculosis without extensive drug resistance	0 to 0	0 to 0	0 to 0	0 to 0	0 to 0	0 to 0	0 to 0	0 to 0	0 to 0	0 to 0	0 to 0	0 to 0	0 to 0	0 to 0	0 to 0	0 to 0	0 to 0	0 to 0	0 to 0	0 to 0	0 to 0	0 to 0	0
Extensively drug-resistant tuberculosis	0 to 0	0 to 0	0 to 0	0 to 0	0 to 0	0 to 0	0 to 0	0 to 0	0 to 0	0 to 0	0 to 0	0 to 0	0 to 0	0 to 0	0 to 0	0 to 0	0 to 0	0 to 0	0 to 0	0 to 0	0 to 0	0 to 0	0
Diarrheal diseases	1,410,000 to 1,610,000	343,000 to 633,000	2,380,000 to 2,650,000	1,030,000 to 1,160,000	973,000 to 1,090,000	1,030,000 to 1,160,000	1,090,000 to 1,230,000	1,140,000 to 1,280,000	1,180,000 to 1,320,000	1,210,000 to 1,360,000	1,230,000 to 1,380,000	1,250,000 to 1,410,000	1,260,000 to 1,420,000	1,260,000 to 1,420,000	1,260,000 to 1,420,000	1,260,000 to 1,420,000	1,260,000 to 1,420,000	1,260,000 to 1,420,000	1,260,000 to 1,420,000	1,260,000 to 1,420,000	1,260,000 to 1,420,000	2,420,000
Typhoid and paratyphoid	0 to 0	0 to 0	0 to 0	0 to 0	0 to 0	0 to 0	0 to 0	0 to 0	0 to 0	0 to 0	0 to 0	0 to 0	0 to 0	0 to 0	0 to 0	0 to 0	0 to 0	0 to 0	0 to 0	0 to 0	0 to 0	0 to 0	0
Typhoid fever	0 to 0	0 to 0	0 to 0	0 to 0	0 to 0	0 to 0	0 to 0	0 to 0	0 to 0	0 to 0	0 to 0	0 to 0	0 to 0	0 to 0	0 to 0	0 to 0	0 to 0	0 to 0	0 to 0	0 to 0	0 to 0	0 to 0	0
Paratyphoid fever	0 to 0	0 to 0	0 to 0	0 to 0	0 to 0	0 to 0	0 to 0	0 to 0	0 to 0	0 to 0	0 to 0	0 to 0	0 to 0	0 to 0	0 to 0	0 to 0	0 to 0	0 to 0	0 to 0	0 to 0	0 to 0	0 to 0	0
Invasive Non-typhoidal Salmonella (iNTS)	0 to 0	0 to 0	0 to 0	0 to 0	0 to 0	0 to 0	0 to 0	0 to 0	0 to 0	0 to 0	0 to 0	0 to 0	0 to 0	0 to 0	0 to 0	0 to 0	0 to 0	0 to 0	0 to 0	0 to 0	0 to 0	0 to 0	0
Other intestinal infectious diseases	0 to 0	0 to 1,490	0 to 1,270	0 to 1,190	0 to 1,190	0 to 1,190	0 to 1,190	0 to 1,190	0 to 1,190	0 to 1,190	0 to 1,190	0 to 1,190	0 to 1,190	0 to 1,190	0 to 1,190	0 to 1,190	0 to 1,190	0 to 1,190	0 to 1,190	0 to 1,190	0 to 1,190	0 to 1,190	1,910
Neglected tropical diseases and malaria	8,640 to 9,980	1,990 to 3,780	28,700 to 31,900	12,900 to 14,500	12,200 to 13,700	13,000 to 14,600	13,900 to 15,600	14,500 to 16,300	14,900 to 16,800	15,200 to 17,100	15,400 to 17,300	15,500 to 17,400	15,500 to 17,400	15,500 to 17,400	15,500 to 17,400	15,500 to 17,400	15,500 to 17,400	15,500 to 17,400	15,500 to 17,400	15,500 to 17,400	15,500 to 17,400	15,500
Malaria	0 to 0	0 to 0	3,550 to 4,150	1,460 to 1,720	1,270 to 1,500	1,370 to 1,620	1,480 to 1,750	1,570 to 1,850	1,640 to 1,940	1,690 to 2,000	1,730 to 2,040	1,750 to 2,070	1,760 to 2,080	1,760 to 2,080	1,760 to 2,080	1,760 to 2,080	1,760 to 2,080	1,760 to 2,080	1,760 to 2,080	1,760 to 2,080	1,760 to 2,080	47,400
Chagas disease	0 to 0	0 to 0	0 to 0	0 to 0	0 to 0	0 to 0	0 to 0	0 to 0	0 to 0	0 to 0	0 to 0	0 to 0	0 to 0	0 to 0	0 to 0	0 to 0	0 to 0	0 to 0	0 to 0	0 to 0	0 to 0	0 to 0	0
Leishmaniasis	0 to 0	0 to 0	0 to 0	0 to 0	0 to 0	0 to 0	0 to 0	0 to 0	0 to 0	0 to 0	0 to 0	0 to 0	0 to 0	0 to 0	0 to 0	0 to 0	0 to 0	0 to 0	0 to 0	0 to 0	0 to 0	0 to 0	0
Visceral leishmaniasis	0 to 0	0 to 0	0 to 0	0 to 0	0 to 0	0 to 0	0 to 0	0 to 0	0 to 0	0 to 0	0 to 0	0 to 0	0 to 0	0 to 0	0 to 0	0 to 0	0 to 0	0 to 0	0 to 0	0 to 0	0 to 0	0 to 0	0
Cutaneous and mucocutaneous leishmaniasis	0 to 0	0 to 0	0 to 0	0 to 0	0 to 0	0 to 0	0 to 0	0 to 0	0 to 0	0 to 0	0 to 0	0 to 0	0 to 0	0 to 0	0 to 0	0 to 0	0 to 0	0 to 0	0 to 0	0 to 0	0 to 0	0 to 0	0
African trypanosomiasis	0 to 0	0 to 0	0 to 0	0 to 0	0 to 0	0 to 0	0 to 0	0 to 0	0 to 0	0 to 0	0 to 0	0 to 0	0 to 0	0 to 0	0 to 0	0 to 0	0 to 0	0 to 0	0 to 0	0 to 0	0 to 0	0 to 0	0
Schistosomiasis	0 to 0	0 to 0	0 to 0	0 to 0	0 to 0	0 to 0	0 to 0	0 to 0	0 to 0	0 to 0	0 to 0	0 to 0	0 to 0	0 to 0	0 to 0	0 to 0	0 to 0	0 to 0	0 to 0	0 to 0	0 to 0	0 to 0	0
Cysticercosis	0 to 0	0 to 0	0 to 0	0 to 0	0 to 0	0 to 0	0 to 0	0 to 0	0 to 0	0 to 0	0 to 0	0 to 0	0 to 0	0 to 0	0 to 0	0 to 0	0 to 0	0 to 0	0 to 0	0 to 0	0 to 0	0 to 0	0
Cystic echinococcosis	0 to 0	0 to 0	0 to 0	0 to 0	0 to 0	0 to 0	0 to 0	0 to 0	0 to 0	0 to 0	0 to 0	0 to 0	0 to 0	0 to 0	0 to 0	0 to 0	0 to 0	0 to 0	0 to 0	0 to 0	0 to 0	0 to 0	0
Lymphatic filariasis	0 to 0	0 to 0	0 to 0	0 to 0	0 to 0	0 to 0	0 to 0	0 to 0	0 to 0	0 to 0	0 to 0	0 to 0	0 to 0	0 to 0	0 to 0	0 to 0	0 to 0	0 to 0	0 to 0	0 to 0	0 to 0	0 to 0	0
Onchocerciasis	0 to 0	0 to 0	0 to 0	0 to 0	0 to 0	0 to 0	0 to 0	0 to 0	0 to 0	0 to 0	0 to 0	0 to 0	0 to 0	0 to 0	0 to 0	0 to 0	0 to 0	0 to 0	0 to 0	0 to 0	0 to 0	0 to 0	0
Trachoma	0 to 0	0 to 0	0 to 0	0 to 0	0 to 0	0 to 0	0 to 0	0 to 0	0 to 0	0 to 0	0 to 0	0 to 0	0 to 0	0 to 0	0 to 0	0 to 0	0 to 0	0 to 0	0 to 0	0 to 0	0 to 0	0 to 0	0
Dengue	0 to 0	0 to 0	0 to 0	0 to 0	0 to 0	0 to 0	0 to 0	0 to 0	0 to 0	0 to 0	0 to 0	0 to 0	0 to 0	0 to 0	0 to 0	0 to 0	0 to 0	0 to 0	0 to 0	0 to 0	0 to 0	0 to 0	0
Yellow fever	0 to 0	0 to 0	0 to 0	0 to 0	0 to 0	0 to 0	0 to 0	0 to 0	0 to 0	0 to 0	0 to 0	0 to 0	0 to 0	0 to 0	0 to 0	0 to 0	0 to 0	0 to 0	0 to 0	0 to 0	0 to 0	0 to 0	0
Rabies	0 to 0	0 to 0	0 to 0	0 to 0	0 to 0	0 to 0	0 to 0	0 to 0	0 to 0	0 to 0	0 to 0	0 to 0	0 to 0	0 to 0	0 to 0	0 to 0	0 to 0	0 to 0	0 to 0	0 to 0	0 to 0	0 to 0	0
Intestinal nematode infections	0 to 0	0 to 0	0 to 0	0 to 0	0 to 0	0 to 0	0 to 0	0 to 0	0 to 0	0 to 0	0 to 0	0 to 0	0 to 0	0 to 0	0 to 0	0 to 0	0 to 0	0 to 0	0 to 0	0 to 0	0 to 0	0 to 0	0
Ascariasis	0 to 0	0 to 0	0 to 0	0 to 0	0 to 0	0 to 0	0 to 0	0 to 0	0 to 0	0 to 0	0 to 0	0 to 0	0 to 0	0 to 0	0 to 0	0 to 0	0 to 0	0 to 0	0 to 0	0 to 0	0 to 0	0 to 0	0
Trichuriasis	0 to 0	0 to 0	0 to 0	0 to 0	0 to 0	0 to 0	0 to 0	0 to 0	0 to 0	0 to 0	0 to 0	0 to 0	0 to 0	0 to 0	0 to 0	0 to 0	0 to 0	0 to 0	0 to 0	0 to 0	0 to 0	0 to 0	0
Hookworm disease	0 to 0	0 to 0	0 to 0	0 to 0	0 to 0	0 to 0	0 to 0	0 to 0	0 to 0	0 to 0	0 to 0	0 to 0	0 to 0	0 to 0	0 to 0	0 to 0	0 to 0	0 to 0	0 to 0	0 to 0	0 to 0	0 to 0	0
Foodborne trematodiases	0 to 0	0 to 0	0 to 0	0 to 0	0 to 0	0 to 0	0 to 0	0 to 0	0 to 0	0 to 0	0 to 0	0 to 0	0 to 0	0 to 0	0 to 0	0 to 0	0 to 0	0 to 0	0 to 0	0 to 0	0 to 0	0 to 0	0
Leprosy	0 to 0	0 to 0	0 to 0	0 to 0	0 to 0	0 to 0	0 to 0	0 to 0	0 to 0	0 to 0	0 to 0	0 to 0	0 to 0	0 to 0	0 to 0	0 to 0	0 to 0	0 to 0	0 to 0	0 to 0	0 to 0	0 to 0	0
Ebola	0 to 0	0 to 0	0 to 0	0 to 0	0 to 0	0 to 0	0 to 0	0 to 0	0 to 0	0 to 0	0 to 0	0 to 0	0 to 0	0 to 0	0 to 0	0 to 0	0 to 0	0 to 0	0 to 0	0 to 0	0 to 0	0 to 0	0
Zika virus	0 to 0	0 to 0	0 to 0	0 to 0	0 to 0	0 to 0	0 to 0	0 to 0	0 to 0	0 to 0	0 to 0	0 to 0	0 to 0	0 to 0	0 to 0	0 to 0	0 to 0	0 to 0	0 to 0	0 to 0	0 to 0	0 to 0	0
Guinea worm disease	0 to 0	0 to 0	0 to 0	0 to 0	0 to 0	0 to 0	0 to 0	0 to 0	0 to 0	0 to 0	0 to 0	0 to 0	0 to 0	0 to 0	0 to 0	0 to 0	0 to 0	0 to 0	0 to 0	0 to 0	0 to 0	0 to 0	0
Other neglected tropical diseases	8,640 to 9,980	1,990 to 3,780	25,200 to 28,400	11,400 to 13,000	10,700 to 12,200	11,500 to 13,100	12,400 to 14,100	13,000 to 14,800	13,400 to 15,300	13,700 to 15,600	13,900 to 15,800	14,000 to 15,900	14,000 to 15,900	14,000 to 15,900	14,000 to 15,900	14,000 to 15,900	14,000 to 15,900	14,000 to 15,900	14,000 to 15,900	14,000 to 15,900	14,000 to 15,900	61,700
Malnutrition	8,650 to 9,990	1,990 to 3,780	28,700 to 31,900	12,900 to 14,500	12,200 to 13,700	13,000 to 14,600	13,900 to 15,600	14,500 to 16,300	14,900 to 16,800	15,200 to 17,100	15,400 to 17,300	15,500 to 17,400	15,500 to 17,400	15,500 to 17,400	15,500 to 17,400	15,500 to 17,400	15,500 to 17,400	15,500 to 17,400	15,500 to 17,400	15,500 to 17,400	15,500 to 17,400	15,500
Maternal disorders	8,650 to 9,990	1,990 to 3,780	28,700 to 31,900	12,900 to 14,500	12,200 to 13,700	13,000 to 14,600	13,900 to 15,600	14,500 to 16,300	14,900 to 16,800	15,200 to 17,100	15,400 to 17,300	15,500 to 17,400	15,500 to 17,400	15,500 to 17,400	15,500 to 17,400	15,500 to 17,400	15,500 to 17,400	15,500 to 17,400	15,500 to 17,400	15,500 to 17,400	15,500 to 17,400	15,500
Maternal hemorrhage	0 to 0	0 to 0	0 to 0	0 to 0	0 to 0	0 to 0	0 to 0	0 to 0	0 to 0	0 to 0	0 to 0	0 to 0	0 to 0	0 to 0	0 to 0	0 to 0	0 to 0	0 to 0	0 to 0	0 to 0	0 to 0	0 to 0	0
Maternal adjourned obstructed maternal obstructions	0 to 0	0 to 0	0 to 0	0 to 0	0 to 0	0 to 0	0 to 0	0 to 0	0 to 0	0 to 0	0 to 0	0 to 0	0 to 0	0 to 0	0 to 0	0 to 0	0 to 0	0 to 0	0 to 0	0 to 0	0 to 0	0 to 0	0
Maternal hypertensive disorders	0 to 0	0 to 0	0 to 0	0 to 0	0 to 0	0 to 0	0 to 0	0 to 0	0 to 0	0 to 0	0 to 0	0 to 0	0 to 0	0 to 0	0 to 0	0 to 0	0 to 0	0 to 0	0 to 0	0 to 0	0 to 0	0 to 0	0
Maternal abdominal abdominal uterine rupture	0 to 0	0 to 0	0 to 0	0 to 0	0 to 0	0 to 0	0 to 0	0 to 0	0 to 0	0 to 0	0 to 0	0 to 0	0 to 0	0 to 0	0 to 0	0 to 0	0 to 0	0 to 0	0 to 0	0 to 0	0 to 0	0 to 0	0
Maternal abortion and miscarriage	0 to 0	0 to 0	0 to 0	0 to 0	0 to 0	0 to 0	0 to 0	0 to 0	0 to 0	0 to 0	0 to 0	0 to 0	0 to 0	0 to 0	0 to 0	0 to 0	0 to 0	0 to 0	0 to 0	0 to 0	0 to 0	0 to 0	0
Ectopic pregnancy	0 to 0	0 to 0	0 to 0	0 to 0	0 to 0	0 to 0	0 to 0	0 to 0	0 to 0	0 to 0	0 to 0	0 to 0	0 to 0	0 to 0	0 to 0	0 to 0	0 to 0	0 to 0	0 to 0	0 to 0	0 to 0	0 to 0	0
Indirect maternal deaths	-	-	-	-	-	-	-	-	-	-	-	-	-	-	-	-	-	-	-	-	-	-	-
Late maternal deaths	-	-	-	-	-	-	-	-	-	-	-	-	-	-	-	-	-	-	-	-	-	-	-
Maternal deaths aggravated by HIV/AIDS	0 to 0	0 to 0	0 to 0	0 to 0	0 to 0	0 to 0	0 to 0	0 to 0	0 to 0	0 to 0	0 to 0	0 to 0	0 to 0	0 to 0	0 to 0	0 to 0	0 to 0	0 to 0	0 to 0	0 to 0	0 to 0	0 to 0	0
Neonatal disorders	1,990,000 to 2,230,000	400,000 to 743,000	1,340,000 to 1,460,000	1,750,000 to 1,950,000	1,450,000 to 1,610,000	1,540,000 to 1,700,000	1,670,000 to 1,850,000	1,730,000 to 1,920,000	1,760,000 to 1,960,000	1,760,000 to 1,960,000	1,760,000 to 1,960,000	1,770,000 to 1,970,000	1,770,000 to 1,970,000	1,770,000 to 1,970,000	1,770,000 to 1,970,000	1,770,000 to 1,970,000	1,770,000 to 1,970,000	1,770,000 to 1,970,000	1,770,000 to 1,970,000	1,770,000 to 1,970,000	1,770,000 to 1,970,000	1,420,000
Neonatal preterm birth	473,000 to 548,000	148,000 to 284,000	1,340,000 to 1,460,000	477,000 to 530,000	369,000 to 410,000	369,000 to 410,000	369,000 to 410,000	369,000 to 410,000	369,000 to 410,000	369,000 to 410,000	369,000 to 410,000	369,000 to 410,000	369,000 to 410,000	369,000 to 410,000	369,000 to 410,000	369,000 to 410,000	369,000 to 410,000	369,000 to 410,000	369,000 to 410,000	369,000 to 410,000	369,000 to 410,000	1,550,000
Neonatal encephalopathy due to birth asphyxia and trauma	1,520,000 to 1,690,000	251,000 to 459,000	68,000 to 75,000	13,000 to 15,000	8,000 to 9,000	8,000 to 9,000	8,000 to 9,000	8,000 to 9,000	8,000 to 9,000	8,000 to 9,000	8,000 to 9,000	8,000 to 9,000	8,000 to 9,000	8,000 to 9,000	8,000 to 9,000	8,000 to 9,000	8,000 to 9,000	8,000 to 9,000	8,000 to 9,000	8,000 to 9,000	8,000 to 9,000	731,000
Neonatal sepsis and other neonatal infections	1,520,000 to 1,690,000	251,000 to 459,000	68,000 to 75,000	13,000 to 15,000	8,000 to 9,000	8,000 to 9,000	8,000 to 9,000	8,000 to 9,000	8,000 to 9,000	8,000 to 9,000	8,000 to 9,000	8,000 to 9,000	8,000 to 9,000	8,000 to 9,000	8,000 to 9,000	8,000 to 9,000	8,000 to 9,000	8,000 to 9,000	8,000 to 9,000	8,000 to 9,000	8,000 to 9,000	731,000
Neonatal hemolytic disease due to maternal antibodies	14,000	2,610	2,610	4,060	2,610	2,610	2,610	2,610	2,610	2,610	2,610	2,610	2,610	2,610	2,610	2,610	2,610	2,610	2,610	2,610	2,610	63,100
Neonatal disorders with no sub-classification	0 to 0	0 to 0	0 to 0	0 to 0	0 to 0	0 to 0	0 to 0	0 to 0	0 to 0	0 to 0	0 to 0	0 to 0	0 to 0	0 to 0	0 to 0	0 to 0	0 to 0	0 to 0	0 to 0	0 to 0	0 to 0	0 to 0	0
Nutritional deficiencies	554,000 to 1,020,000	1,220 to 1,480	1,180 to 1,540	562	1,080	1,190	1,290	1,390	1,490	1,590	1,690	1,790	1,880	1,960	2,020	2,060	2,070	2,060	2,030	1,980	1,900	176,000
Protein-energy malnutrition	554,000	642	68,000	12,100	7,410	7,410	7,410	7,410	7,410	7,410	7,410	7,410	7,410	7,410	7,410	7,410	7,410	7,410	7,410	7,410	7,410	176,000
Iodine deficiency	0 to 0	0 to 0	0 to 0	0 to 0	0 to 0	0 to 0	0 to 0	0 to 0	0 to 0	0 to 0	0 to 0	0 to 0	0 to 0	0 to 0	0 to 0	0 to 0	0 to 0	0 to 0	0 to 0	0 to 0	0 to 0	0 to 0	0
Vitamin A deficiency	0 to 0	0 to 0	0 to 0	0 to 0	0 to



GBD Table 2b: Caribbean DALYS by cause and age group for females with 95% uncertainty intervals, 2019

Cause	Early Neonatal	Late Neonatal	Post Neonatal	1 to 4	5 to 9	10 to 14	15 to 19	20 to 24	25 to 29	30 to 34	35 to 39	40 to 44	45 to 49	50 to 54	55 to 59	60 to 64	65 to 69	70 to 74	75 to 79	80 to 84	85 to 89	90 to 94	95 plus	Total
All causes	641,000 (534,000 to 763,000)	182,000 (152,000 to 209,000)	348,000 (312,000 to 413,000)	348,000 (312,000 to 406,000)	176,000 (147,000 to 208,000)	182,000 (147,000 to 223,000)	292,000 (250,000 to 357,000)	313,000 (261,000 to 373,000)	361,000 (300,000 to 429,000)	408,000 (339,000 to 477,000)	413,000 (343,000 to 489,000)	426,000 (354,000 to 501,000)	462,000 (386,000 to 542,000)	508,000 (423,000 to 593,000)	526,000 (439,000 to 616,000)	515,000 (429,000 to 606,000)	489,000 (409,000 to 577,000)	469,000 (393,000 to 557,000)	469,000 (393,000 to 557,000)	396,000 (332,000 to 472,000)	313,000 (262,000 to 375,000)	112,000 (93,000 to 134,000)	66,600 (55,400 to 80,000)	7,959,000
Communicable, maternal, neonatal, and nutritional diseases	287,000 (239,000 to 343,000)	139,000 (116,000 to 166,000)	233,000 (194,000 to 279,000)	156,000 (130,000 to 187,000)	56,000 (47,000 to 67,000)	41,000 (33,000 to 50,000)	63,000 (52,000 to 76,000)	75,000 (61,000 to 91,000)	89,000 (73,000 to 108,000)	110,000 (91,000 to 133,000)	91,000 (75,000 to 111,000)	79,000 (65,000 to 96,000)	83,000 (69,000 to 101,000)	87,000 (72,000 to 106,000)	89,000 (73,000 to 108,000)	84,000 (69,000 to 102,000)	82,000 (67,000 to 100,000)	78,000 (64,000 to 95,000)	78,000 (64,000 to 95,000)	68,000 (56,000 to 83,000)	50,000 (41,000 to 61,000)	19,000 (15,000 to 23,000)	9,800 (8,000 to 12,000)	1,769,000
HIV/AIDS and sexually transmitted infections	17,600 (14,900 to 20,200)	2,200 (1,900 to 2,600)	19,600 (16,600 to 22,600)	16,700 (13,900 to 19,400)	3,220 (2,700 to 3,800)	6,230 (5,200 to 7,400)	15,400 (12,900 to 18,200)	19,200 (16,000 to 22,800)	23,200 (19,300 to 27,500)	25,200 (20,900 to 30,000)	22,600 (18,800 to 26,900)	22,000 (18,300 to 26,000)	20,200 (16,800 to 24,000)	19,000 (15,800 to 22,600)	17,200 (14,300 to 20,400)	14,000 (11,600 to 16,700)	11,000 (9,200 to 13,100)	8,600 (7,100 to 10,200)	6,760 (5,600 to 8,000)	4,980 (4,100 to 5,900)	1,980 (1,600 to 2,300)	620 (510 to 740)	277,000
HIV/AIDS	2,140 (1,810 to 2,460)	1,110 (940 to 1,270)	7,760 (6,580 to 8,900)	10,700 (9,000 to 12,300)	2,170 (1,830 to 2,500)	4,940 (4,180 to 5,700)	13,900 (11,800 to 16,000)	18,000 (15,200 to 20,800)	22,000 (18,600 to 25,400)	24,000 (20,300 to 27,700)	21,500 (18,200 to 24,800)	21,000 (17,800 to 24,200)	19,400 (16,400 to 22,300)	18,300 (15,500 to 21,100)	16,600 (14,000 to 19,100)	13,600 (11,500 to 15,700)	10,700 (9,000 to 12,300)	8,400 (7,000 to 9,700)	6,600 (5,500 to 7,600)	4,900 (4,000 to 5,600)	1,960 (1,600 to 2,200)	620 (510 to 710)	252,000
HIV/AIDS - Drug-susceptible Tuberculosis	0 (0 to 0)	0 (0 to 0)	292 (149 to 561)	951 (484 to 1,800)	252 (129 to 481)	297 (151 to 570)	559 (284 to 1,060)	993 (506 to 1,900)	1,660 (1,000 to 3,000)	2,060 (1,300 to 3,700)	2,740 (1,700 to 4,900)	2,960 (1,800 to 5,300)	2,520 (1,500 to 4,500)	1,900 (1,100 to 3,400)	1,300 (767 to 2,300)	954 (564 to 1,700)	704 (414 to 1,200)	556 (327 to 950)	454 (267 to 775)	99.0 (58.7 to 169)	29.2 (17.3 to 49.9)	2.4 (1.4 to 4.1)	0.3 (0.2 to 0.4)	19,000
HIV/AIDS - Multidrug-resistant Tuberculosis without extensive drug resistance	0 (0 to 0)	0 (0 to 0)	6.3 (3.4 to 12.1)	4.7 (2.4 to 9.1)	0.4 (0.2 to 0.8)	0.5 (0.2 to 0.9)	1.2 (0.6 to 2.2)	20.7 (10.6 to 38.7)	28.6 (14.8 to 53.2)	32.3 (16.8 to 60.2)	30.6 (15.9 to 57.1)	30 (15.6 to 56)	25 (13 to 46.7)	17.7 (9.2 to 33)	14.2 (7.4 to 26.5)	9.3 (4.8 to 17.3)	6.7 (3.5 to 12.5)	4.7 (2.4 to 8.8)	3.1 (1.6 to 5.8)	1.1 (0.6 to 2.1)	0.3 (0.2 to 0.6)	0 (0 to 0)	0 (0 to 0)	318
HIV/AIDS - Extensively drug-resistant Tuberculosis	0 (0 to 0)	0 (0 to 0)	0.1 (0 to 0.1)	0.2 (0 to 0.4)	0.1 (0 to 0.2)	0.1 (0 to 0.2)	0.2 (0 to 0.4)	4.3 (1.9 to 8.6)	6.1 (2.7 to 12.1)	6.9 (3.1 to 13.7)	6.5 (2.9 to 13.1)	6.4 (2.8 to 12.8)	5.3 (2.4 to 10.6)	3.8 (1.7 to 7.5)	3 (1.3 to 6)	2 (0.9 to 3.9)	1.4 (0.6 to 2.8)	1 (0.4 to 2)	0.7 (0.3 to 1.3)	0.2 (0.1 to 0.5)	0.1 (0 to 0.1)	0 (0 to 0)	0 (0 to 0)	39.5
HIV/AIDS resulting in other diseases	15,400 (13,300 to 17,400)	1,100 (940 to 1,200)	11,900 (10,100 to 13,700)	5,000 (4,200 to 5,800)	1,040 (870 to 1,200)	1,290 (1,100 to 1,500)	1,500 (1,200 to 1,700)	1,200 (1,000 to 1,400)	1,500 (1,200 to 1,700)	1,200 (1,000 to 1,400)	1,100 (900 to 1,300)	1,000 (800 to 1,200)	900 (700 to 1,000)	800 (600 to 900)	700 (500 to 800)	600 (400 to 700)	400 (300 to 500)	300 (200 to 400)	200 (100 to 300)	100 (100 to 200)	100 (0 to 100)	0 (0 to 0)	0 (0 to 0)	23,000
Sexually transmitted infections, excluding HIV	15,400 (13,600 to 17,200)	1,100 (940 to 1,200)	1,840 (1,500 to 2,200)	5,770 (4,700 to 6,900)	1,040 (870 to 1,200)	1,290 (1,100 to 1,500)	1,500 (1,200 to 1,700)	1,200 (1,000 to 1,400)	1,500 (1,200 to 1,700)	1,200 (1,000 to 1,400)	1,100 (900 to 1,300)	1,000 (800 to 1,200)	900 (700 to 1,000)	800 (600 to 900)	700 (500 to 800)	600 (400 to 700)	400 (300 to 500)	300 (200 to 400)	200 (100 to 300)	100 (100 to 200)	100 (0 to 100)	0 (0 to 0)	0 (0 to 0)	23,000
Syphilis	22,000 (13,000 to 33,000)	8,640 (3,000 to 13,000)	8,700 (3,000 to 13,000)	2,170 (1,170 to 3,170)	290 (0 to 1,160)	290 (0 to 1,160)	290 (0 to 1,160)	290 (0 to 1,160)	290 (0 to 1,160)	290 (0 to 1,160)	290 (0 to 1,160)	290 (0 to 1,160)	290 (0 to 1,160)	290 (0 to 1,160)	290 (0 to 1,160)	290 (0 to 1,160)	290 (0 to 1,160)	290 (0 to 1,160)	290 (0 to 1,160)	290 (0 to 1,160)	290 (0 to 1,160)	290 (0 to 1,160)	290 (0 to 1,160)	37,260
Chlamydial infection	0 (0 to 0)	0 (0 to 0)	0 (0 to 0)	0 (0 to 0)	0 (0 to 0)	0 (0 to 0)	6.4 (4.7 to 8.3)	34.6 (25.4 to 44.8)	164 (120 to 213)	183 (134 to 237)	110 (81 to 143)	107 (78 to 139)	148 (108 to 192)	110 (81 to 143)	77.4 (56.8 to 100)	50.6 (37.1 to 65.6)	32.6 (23.9 to 42.3)	21.1 (15.5 to 27.4)	12.6 (9.2 to 16.3)	5.1 (3.7 to 6.6)	2.1 (1.5 to 2.7)	0.6 (0.4 to 0.8)	0.1 (0 to 0.2)	856
Gonococcal infection	0 (0 to 0)	0 (0 to 0)	0 (0 to 0)	0 (0 to 0)	0 (0 to 0)	0 (0 to 0)	19.3 (14.2 to 25.1)	104 (77 to 134)	494 (364 to 641)	551 (406 to 715)	331 (244 to 430)	322 (237 to 418)	445 (328 to 578)	331 (244 to 430)	233 (171 to 302)	152 (112 to 197)	98.1 (72.1 to 127)	63.4 (46.6 to 82.3)	37.9 (27.8 to 49.2)	15.3 (11.2 to 19.9)	6.3 (4.6 to 8.2)	1.8 (1.3 to 2.4)	0.3 (0.2 to 0.4)	2,580
Trichomoniasis	0 (0 to 0)	0 (0 to 0)	0 (0 to 0)	0 (0 to 0)	0 (0 to 0)	0 (0 to 0)	6.4 (4.7 to 8.3)	34.6 (25.4 to 44.8)	164 (120 to 213)	183 (134 to 237)	110 (81 to 143)	107 (78 to 139)	148 (108 to 192)	110 (81 to 143)	77.4 (56.8 to 100)	50.6 (37.1 to 65.6)	32.6 (23.9 to 42.3)	21.1 (15.5 to 27.4)	12.6 (9.2 to 16.3)	5.1 (3.7 to 6.6)	2.1 (1.5 to 2.7)	0.6 (0.4 to 0.8)	0.1 (0 to 0.2)	856
Genital herpes	0 (0 to 0)	0 (0 to 0)	0 (0 to 0)	0 (0 to 0)	0 (0 to 0)	0 (0 to 0)	0.1 (0 to 0.1)	0.5 (0.4 to 0.7)	2.3 (1.7 to 3.1)	2.5 (1.9 to 3.3)	1.5 (1.1 to 2)	1.5 (1.1 to 2)	2.1 (1.5 to 2.7)	1.5 (1.1 to 2)	1.1 (0.8 to 1.4)	0.7 (0.5 to 0.9)	0.5 (0.3 to 0.6)	0.3 (0.2 to 0.4)	0.2 (0.1 to 0.2)	0.1 (0 to 0.1)	0 (0 to 0)	0 (0 to 0)	0 (0 to 0)	11
Other sexually transmitted infections	0 (0 to 0)	0 (0 to 0)	0 (0 to 0)	0 (0 to 0)	0 (0 to 0)	0 (0 to 0)	0.1 (0 to 0.1)	0.5 (0.4 to 0.7)	2.3 (1.7 to 3.1)	2.5 (1.9 to 3.3)	1.5 (1.1 to 2)	1.5 (1.1 to 2)	2.1 (1.5 to 2.7)	1.5 (1.1 to 2)	1.1 (0.8 to 1.4)	0.7 (0.5 to 0.9)	0.5 (0.3 to 0.6)	0.3 (0.2 to 0.4)	0.2 (0.1 to 0.2)	0.1 (0 to 0.1)	0 (0 to 0)	0 (0 to 0)	0 (0 to 0)	11
Respiratory infections and tuberculosis	22,400 (17,600 to 27,200)	22,700 (18,000 to 28,000)	66,400 (56,600 to 76,200)	46,100 (39,200 to 53,000)	12,600 (10,700 to 14,500)	7,510 (6,370 to 8,650)	7,220 (6,020 to 8,530)	11,500 (9,700 to 13,500)	12,600 (10,700 to 14,700)	12,600 (10,600 to 14,700)	11,400 (9,600 to 13,400)	11,400 (9,600 to 13,400)	9,600 (8,000 to 11,200)	10,200 (8,500 to 12,000)	10,600 (8,800 to 12,400)	11,700 (9,800 to 13,700)	12,100 (10,200 to 14,200)	13,700 (11,500 to 16,000)	14,600 (12,300 to 17,100)	14,600 (12,300 to 17,100)	11,400 (9,600 to 13,300)	7,260 (6,120 to 8,500)	4,770 (4,020 to 5,600)	360,000
Tuberculosis	0 (0 to 0)	2,660 (2,220 to 3,100)	9,670 (8,220 to 11,100)	1,110 (940 to 1,300)	1,520 (1,290 to 1,750)	2,070 (1,760 to 2,380)	4,900 (4,160 to 5,630)	6,520 (5,540 to 7,500)	9,640 (8,190 to 11,100)	4,720 (4,010 to 5,430)	3,630 (3,080 to 4,170)	2,760 (2,350 to 3,180)	2,620 (2,220 to 3,010)	2,110 (1,790 to 2,430)	1,900 (1,610 to 2,190)	1,270 (1,080 to 1,460)	1,010 (860 to 1,160)	840 (710 to 970)	640 (540 to 740)	440 (370 to 510)	300 (250 to 350)	120 (100 to 140)	52,000
Latent tuberculosis infection	0 (0 to 0)	0 (0 to 0)	0 (0 to 0)	0 (0 to 0)	0 (0 to 0)	0 (0 to 0)	0 (0 to 0)	0 (0 to 0)	0 (0 to 0)	0 (0 to 0)	0 (0 to 0)	0 (0 to 0)	0 (0 to 0)	0 (0 to 0)	0 (0 to 0)	0 (0 to 0)	0 (0 to 0)	0 (0 to 0)	0 (0 to 0)	0 (0 to 0)	0 (0 to 0)	0 (0 to 0)	0 (0 to 0)	0
Drug-susceptible tuberculosis	0 (0 to 0)	2,660 (2,220 to 3,100)	9,670 (8,220 to 11,100)	1,110 (940 to 1,300)	1,520 (1,290 to 1,750)	2,070 (1,760 to 2,380)	4,900 (4,160 to 5,630)	6,520 (5,540 to 7,500)	9,640 (8,190 to 11,100)	4,720 (4,010 to 5,430)	3,630 (3,080 to 4,170)	2,760 (2,350 to 3,180)	2,620 (2,220 to 3,010)	2,110 (1,790 to 2,430)	1,900 (1,610 to 2,190)	1,270 (1,080 to 1,460)	1,010 (860 to 1,160)	840 (710 to 970)	640 (540 to 740)	440 (370 to 510)	300 (250 to 350)	120 (100 to 140)	52,000
Multidrug-resistant tuberculosis without extensive drug resistance	0 (0 to 0)	0 (0 to 0)	0 (0 to 0)	0 (0 to 0)	0 (0 to 0)	0 (0 to 0)	0 (0 to 0)	0 (0 to 0)	0 (0 to 0)	0 (0 to 0)	0 (0 to 0)	0 (0 to 0)	0 (0 to 0)	0 (0 to 0)	0 (0 to 0)	0 (0 to 0)	0 (0 to 0)	0 (0 to 0)	0 (0 to 0)	0 (0 to 0)	0 (0 to 0)	0 (0 to 0)	0 (0 to 0)	0
Extensively drug-resistant tuberculosis	0 (0 to 0)	0 (0 to 0)	0 (0 to 0)	0 (0 to 0)	0 (0 to 0)	0 (0 to 0)	0 (0 to 0)	0 (0 to 0)	0 (0 to 0)	0 (0 to 0)	0 (0 to 0)	0 (0 to 0)	0 (0 to 0)	0 (0 to 0)	0 (0 to 0)	0 (0 to 0)	0 (0 to 0)	0 (0 to 0)	0 (0 to 0)	0 (0 to 0)	0 (0 to 0)	0 (0 to 0)	0 (0 to 0)	0
Lower respiratory infections	22,400 (17,600 to 27,200)	20,000 (15,900 to 24,000)	57,000 (48,500 to 65,500)	45,000 (38,200 to 52,000)	11,000 (9,420 to 12,700)	5,440 (4,610 to 6,270)	2,320 (1,930 to 2,750)	4,980 (4,190 to 5,870)	2,960 (2,460 to 3,510)	7,900 (6,570 to 9,370)	7,780 (6,470 to 9,220)	8,620 (7,170 to 10,200)	6,980 (5,800 to 8,270)	8,090 (6,720 to 9,590)	8,700 (7,230 to 10,300)	10,400 (8,660 to 12,300)	11,000 (9,120 to 13,000)	12,900 (10,700 to 15,300)	13,900 (11,500 to 16,500)	14,600 (12,100 to 17,300)	11,400 (9,600 to 13,300)	7,260 (6,120 to 8,500)	4,150 (3,500 to 4,900)	261,000
Upper respiratory infections	0 (0 to 0)	0 (0 to 0)	0 (0 to 0)	0 (0 to 0)	0 (0 to 0)	0 (0 to 0)	0 (0 to 0)	0 (0 to 0)	0 (0 to 0)	0 (0 to 0)	0 (0 to 0)	0 (0 to 0)	0 (0 to 0)	0 (0 to 0)	0 (0 to 0)	0 (0 to 0)	0 (0 to 0)	0 (0 to 0)	0 (0 to 0)	0 (0 to 0)	0 (0 to 0)	0 (0 to 0)	0 (0 to 0)	0
Otitis media	0 (0 to 0)	0 (0 to 0)	0 (0 to 0)	0 (0 to 0)	0 (0 to 0)	0 (0 to 0)	0 (0 to 0)	0 (0 to 0)	0 (0 to 0)	0 (0 to 0)	0 (0 to 0)	0 (0 to 0)	0 (0 to 0)	0 (0 to 0)	0 (0 to 0)	0 (0 to 0)	0 (0 to 0)	0 (0 to 0)	0 (0 to 0)	0 (0 to 0)	0 (0 to 0)	0 (0 to 0)	0 (0 to 0)	0
Enteric infections	4,630 (1,180 to 12,100)	19,600 (4,990 to 50,000)	78,600 (21,000 to 200,000)	99,400 (19,000 to 211,000)	9,640 (1,830 to 20,500)	3,990 (1,020 to 8,490)	2,010 (1,020 to 3,260)	2,160 (1,090 to 3,510)	2,010 (1,020 to 3,260)	2,160 (1,090 to 3,510)	2,160 (1,090 to 3,510)	3,630 (1,840 to 5,890)	2,960 (1,500 to 4,810)	2,960 (1,500 to 4,810)	2,070 (1,050 to 3,360)	2,960 (1,500 to 4,810)	3,630 (1,840 to 5,890)	4,560 (2,310 to 7,400)	4,560 (2,310 to 7,400)	3,260 (1,650 to 5,290)	1,920 (970 to 3,120)	690 (350 to 1,120)	396 (200 to 643)	414,000
Diarrheal diseases	4,630 (1,180 to 12,100)	19,200 (4,990 to 50,000)	77,900 (20,900 to 200,000)	99,100 (18,900 to 211,000)	9,270 (1,760 to 19,700)	3,770 (960 to 8,020)	2,250 (1,140 to 3,650)	2,120 (1,070 to 3,440)	2,160 (1,090 to 3,510)	2,160 (1,090 to 3,510)	2,160 (1,090 to 3,510)	3,610 (1,830 to 5,860)	2,960 (1,500 to 4,810)	2,960 (1,500 to 4,810)	2,960 (1,500 to 4,810)	2,960 (1,500 to 4,810)	3,610 (1,830 to 5,860)	4,560 (2,310 to 7,400)	4,560 (2,310 to 7,400)	3,260 (1,650 to 5,290)	1,920 (970 to 3,120)	690 (350 to 1,120)	396 (200 to 643)	413,000
Typhoid and paratyphoid	0 (0 to 0)	0 (0 to 0)	0 (0 to 0)	0 (0 to 0)	0 (0 to 0)	0 (0 to 0)	0 (0 to 0)	0 (0 to 0)	0 (0 to 0)	0 (0 to 0)	0 (0 to 0)	0 (0 to 0)	0 (0 to 0)	0 (0 to 0)	0 (0 to 0)	0 (0 to 0)	0 (0 to 0)	0 (0 to 0)	0 (0 to 0)	0 (0 to 0)	0 (0 to 0)	0 (0 to 0)	0 (0 to 0)	0
Invasive Non-typhoidal Salmonella (iNTS)	0 (0 to 0)	0 (0 to 0)	0 (0 to 0)	0 (0 to 0)	0 (0 to 0)	0 (0 to 0)	0 (0 to 0)	0 (0 to 0)	0 (0 to 0)	0 (0 to 0)	0 (0 to 0)	0 (0 to 0)	0 (0 to 0)	0 (0 to 0)	0 (0 to 0)	0 (0 to 0)	0 (0 to 0)	0 (0 to 0)	0 (0 to 0)	0 (0 to 0)	0 (0 to 0)	0 (0 to 0)	0 (0 to 0)	0
Other intestinal infectious diseases	0 (0 to 0)	76.3 (1 to 200)	142 (2 to 350)	42.1 (0.6 to 100)	10 (0.1 to 24)	9.1 (0.1 to 22)	4.5 (0.1 to 11)	10.8 (0.1 to 26)	9.4 (0.1 to 23)	3.6 (0.1 to 8.7)	3.6 (0.1 to 8.7)	3.6 (0.1 to 8.7)	3.4 (0.1 to 8.2)	3.4 (0.1 to 8.2)	3.4 (0.1 to 8.2)	3.4 (0.1 to 8.2)	3.4 (0.1 to 8.2)	3.4 (0.1 to 8.2)	3.4 (0.1 to 8.2)	3.4 (0.1 to 8.2)	3.4 (0.1 to 8.2)	3.4 (0.1 to 8.2)	3.4 (0.1 to 8.2)	353
Neglected tropical diseases and malaria	17,000 (7,730 to 39,400)	1,140 (519 to 2,640)	1,140 (519 to 2,640)	1,140 (519 to 2,640)	1,020 (464 to 2,360)	1,020 (464 to 2,360)	1,020 (464 to 2,360)	1,020 (464 to 2,360)	1,020 (464 to 2,360)	1,020 (464 to 2,360)	1,020 (464 to 2,360)	1,020 (464 to 2,360)	1,020 (464 to 2,360)	1,020 (464 to 2,360)	1,020 (464 to 2,360)	1,020 (464 to 2,360)	1,020 (464 to 2,360)	1,020 (464 to 2,360)	1,020 (464 to 2,360)	1,020 (464 to 2,360)	1,020 (464 to 2,360)	1,020 (464 to 2,360)	1,020 (464 to 2,360)	52,600
Malaria	0 (0 to 0)	228 (22 to 623)	877 (0 to 2,190)	2,170 (219 to 4,390)	2,170 (0 to 4,340)	2,170 (0 to 4,340)	2,170 (0 to 4,340)	2,170 (0 to 4,340)	2,170 (0 to 4,340)	2,170 (0 to 4,340)	2,170 (0 to 4,340)	2,170 (0 to 4,340)	2,170 (0 to 4,340)	2,170 (0 to 4,340)	2,170 (0 to 4,340)	2,170 (0 to 4,340)	2,170 (0 to 4,340)	2,170 (0 to 4,340)	2,170 (0 to 4,340)	2,170 (0 to 4,340)	2,170 (0 to 4,340)	2,170 (0 to 4,340)	2,170 (0 to 4,340)	15,000
Chagas disease	0 (0 to 0)	0 (0 to 0)	0 (0 to 0)	0 (0 to 0)	0 (0 to 0)	0 (0 to 0)	0 (0 to 0)	0 (0 to 0)	0 (0 to 0)	0 (0 to 0)	0 (0 to 0)	0 (0 to 0)	0 (0 to 0)	0 (0 to 0)	0 (0 to 0)	0 (0 to 0)	0 (0 to 0)	0 (0 to 0)	0 (0 to 0)	0 (0 to 0)	0 (0 to 0)	0 (0 to 0)	0 (0 to 0)	0 (0 to 0)	154
Leishmaniasis	0 (0 to 0)	0 (0 to 0)	0 (0 to 0)	0 (0 to 0)	0 (0 to 0)	0 (0 to 0)	0 (0 to 0)	0 (0 to 0)	0 (0 to 0)	0 (0 to 0)	0 (0 to 0)	0 (0 to 0)	0 (0 to 0)	0 (0 to 0)	0 (0 to 0)	0 (0 to 0)	0 (0 to 0)	0 (0 to 0)	0 (0 to 0)	0 (0 to 0)	0 (0 to 0)	0 (0 to 0)	0 (0 to 0)	0 (0 to 0)	13
Visceral leishmaniasis	0 (0 to 0)	0 (0 to 0)	0 (0 to 0)	0 (0 to 0)	0 (0 to 0)	0 (0 to 0)	0 (0 to 0)	0 (0 to 0)	0 (0 to 0)	0 (0 to 0)	0 (0 to 0)	0 (0 to 0)	0 (0 to 0)	0 (0 to 0)	0 (0 to 0)	0 (0 to 0)	0 (0 to 0)	0 (0 to 0)	0 (0 to 0)	0 (0 to 0)	0 (0 to 0)	0 (0 to 0)	0 (0 to 0)	0 (0 to 0)	0
Cutaneous and mucocutaneous leishmaniasis	0 (0 to 0)	0 (0 to 0)	0 (0 to 0)	0 (0 to 0)	0 (0 to 0)	0 (0 to 0)	0 (0 to 0)	0 (0 to 0)	0 (0 to 0)	0 (0 to 0)	0 (0 to 0)	0 (0 to 0)	0 (0 to 0)	0 (0 to 0)	0 (0 to 0)	0 (0 to 0)	0 (0 to 0)	0 (0 to 0)	0 (0 to 0)	0 (0 to 0)	0 (0 to 0)	0 (0 to 0)	0 (0 to 0)	0 (0 to 0)	11
African trypanosomiasis	0 (0 to 0)	0 (0 to 0)	0 (0 to 0)	0 (0 to 0)	0 (0 to 0)	0 (0 to 0)	0 (0 to 0)	0 (0 to 0)	0 (0 to 0)	0 (0 to 0)	0 (0 to 0)	0 (0 to 0)	0 (0 to 0)	0 (0 to 0)	0 (0 to 0)	0 (0 to 0)	0 (0 to 0)	0 (0 to 0)	0 (0 to 0)	0 (0 to 0)	0 (0 to 0)	0 (0 to 0)	0 (0 to 0)	0 (0 to 0)	0
Schistosomiasis	0 (0 to 0)	0 (0 to 0)	0 (0 to 0)	0 (0 to 0)	0 (0 to 0)	0 (0 to 0)	0 (0 to 0)	0 (0 to 0)	0 (0 to 0)	0 (0 to 0)	0 (0 to 0)	0 (0 to 0)	0 (0 to 0)	0 (0 to 0)	0 (0 to 0)	0 (0 to 0)	0 (0 to 0)	0 (0 to 0)	0 (0 to 0)	0 (0 to 0)	0 (0 to 0)	0 (0 to 0)	0 (0 to 0)	0 (0 to 0)	0
Cysticercosis	0 (0 to 0)	0 (0 to 0)	13.8 (4 to 29.7)	23.5 (7 to 50)	0 (0 to 0)	0 (0 to 0)	0 (0 to 0)	0 (0 to 0)	0 (0 to 0)	0 (0 to 0)	0 (0 to 0)	0 (0 to 0)	0 (0 to 0)	0 (0 to 0)	0 (0 to 0)	0 (0 to 0)	0 (0 to 0)	0 (0 to 0)	0 (0 to 0)	0 (0 to 0)	0 (0 to 0)	0 (0 to 0)	0 (0 to 0)	0 (0 to 0)	51
Cystic echinococcosis	0 (0 to 0)	0 (0 to 0)	0 (0 to 0)	0 (0 to 0)	0 (0 to 0)	0 (0 to 0)	0 (0 to 0)	0 (0 to 0)	0 (0 to 0)	0 (0 to 0)	0 (0 to 0)	0 (0 to 0)	0 (0 to 0)	0 (0 to 0)	0 (0 to 0)	0 (0 to 0)	0 (0 to 0)	0 (0 to 0)	0 (0 to 0)	0 (0 to 0)	0 (0 to 0)	0 (0 to 0)	0 (0 to 0)	0 (0 to 0)	0
Lymphatic filariasis	0 (0 to 0)	0 (0 to 0)	0 (0 to 0)	0 (0 to 0)	0 (0 to 0)	0 (0 to 0)	0 (0 to 0)	0 (0 to 0)	0 (0 to 0)	0 (0 to 0)	0 (0 to 0)	0 (0 to 0)	0 (0 to 0)	0 (0 to 0)	0 (0 to 0)	0 (0 to 0)	0 (0 to 0)	0 (0 to 0)	0 (0 to 0)	0 (0 to 0)	0 (0 to 0)	0 (0 to 0)	0 (0 to 0)	0 (0 to 0)	0
Onchocerciasis	0 (0 to 0)	0 (0 to 0)	0 (0 to 0)	0 (0 to 0)	0 (0 to 0)	0 (0 to 0)	0 (0 to 0)	0 (0 to 0)	0 (0 to 0)	0 (0 to 0)	0 (0 to 0)	0 (0 to 0)	0 (0 to 0)	0 (0 to 0)	0 (0 to 0)	0 (0 to 0)	0 (0 to 0)	0 (0 to 0)	0 (0 to 0)	0 (0 to 0)	0 (0 to 0)	0 (0 to 0)	0 (0 to 0)	0 (0 to 0)	0
Trachoma	0 (0 to 0)	0 (0 to 0)	0 (0 to 0)	0 (0 to 0)	0 (0 to 0)	0 (0 to 0)	0 (0 to 0)	0 (0 to 0)	0 (0 to 0)	0 (0 to 0)	0 (0 to 0)	0 (0 to 0)	0 (0 to 0)	0 (0 to 0)	0 (0 to 0)	0 (0 to 0)	0 (0 to 0)	0 (0 to 0)	0 (0 to 0)	0 (0 to 0)	0 (0 to 0)	0 (0 to 0)	0 (0 to 0)	0 (0 to 0)	0
Dengue	1.8 (0.3 to 7.4)	0.9 (0.1 to 3.6)	3.6 (0.5 to 14.7)	4.5 (0.6 to 18.4)	1.2 (0.2 to 4.9)	0.5 (0.1 to 2.1)	0.3 (0 to 1.2)	0.4 (0.1 to 1.7)	0.4 (0.1 to 1.7)	0.4 (0.1 to 1.7)	0.4 (0.1 to 1.7)	0.4 (0.1 to 1.7)	0.4 (0.1 to 1.7)	0.4 (0.1 to 1.7)	0.4 (0.1 to 1.7)	0.4 (0.1 to 1.7)	0.4 (0.1 to 1.7)	0.4 (0.1 to 1.7)	0.4 (0.1 to 1.7)	0.4 (0.1 to 1.7)	0.4 (0.1 to 1.7)	0.4 (0.1 to 1.7)	0.4 (0.1 to 1.7)	3,630
Yellow fever	0 (0 to 0)	0 (0 to 0)	0.2 (0 to 0.9)	0.3 (0.1 to 1.3)	0.1 (0 to 0.4)	0.1 (0 to 0.3)	0 (0 to 0.2)	0.1 (0 to 0.3)	0.1 (0 to 0.3)	0.1 (0 to 0.3)	0.1 (0 to 0.3)	0.1 (0 to 0.3)	0.1 (0 to 0.3)	0.1 (0 to 0.3)	0.1 (0 to 0.3)	0.1 (0 to 0.3)	0.1 (0 to 0.3)	0.1 (0 to 0.3)	0.1 (0 to 0.3)	0.1 (0 to 0.3)	0.1 (0 to 0.3)	0.1 (0 to 0.3)	0.1 (0 to 0.3)	2.7
Rabies	0 (0 to 0)	0 (0 to 0)	1.4 (0.2 to 6.1)	1.4 (0.2 to 6.1)	0.4 (0 to 1.6)	0.2 (0 to 0.8)	0.1 (0 to 0.4)	0.2 (0 to 0.8)	0.2 (0 to 0.8)	0.2 (0 to 0.8)	0.2 (0 to 0.8)	0.2 (0 to 0.8)	0.2 (0 to 0.8)	0.2 (0 to 0.8)	0.2 (0 to 0.8)	0.2 (0 to 0.8)	0.2 (0 to 0.8)	0.2 (0 to 0.8)	0.2 (0 to 0.8)	0.2 (0 to 0.8)	0.2 (0 to 0.8)	0.2 (0 to 0.8)	0.2 (0 to 0.8)	90.5
Zika virus	0 (0 to 0)	0 (0 to 0)	0 (0 to 0)	0 (0 to 0)	0 (0 to 0)	0 (0 to 0)	0 (0 to 0)	0 (0 to 0)	0 (0 to 0)	0 (0 to 0)	0 (0 to 0)	0 (0 to 0)	0 (0 to 0)	0 (0 to 0)	0 (0 to 0)	0 (0 to 0)	0 (0 to 0)	0 (0 to 0)	0 (0 to 0)	0 (0 to 0)	0 (0 to 0)	0 (0 to 0)	0 (0 to 0)	0 (0 to 0)	31.7
Guinea worm disease	0 (0 to 0)	0 (0 to 0)	0 (0 to 0)	0 (0 to 0)	0 (0 to 0)	0 (0 to 0)	0 (0 to 0)	0 (0 to 0)	0 (0 to 0)	0 (0 to 0)	0 (0 to 0)	0 (0 to 0)	0 (0 to 0)	0 (0 to 0)	0 (0 to 0)	0 (0 to 0)	0 (0 to 0)	0 (0 to 0)	0 (0 to 0)	0 (0 to 0)	0 (0 to 0)	0 (0 to 0)	0 (0 to 0)	0 (0 to 0)	0
Other neglected tropical diseases	17,000 (7,730 to 39,400)	1,140 (519 to 2,640)	1,140 (519 to 2,640)	1,140 (519 to 2,640)	1,020 (464 to 2,360)	1,020 (464 to 2,360)	1,020 (464 to 2,360)	1,020 (464 to 2,360)	1,020 (464 to 2,360)	1,020 (464 to 2,360)	1,020 (464 to 2,360)	1,020 (464



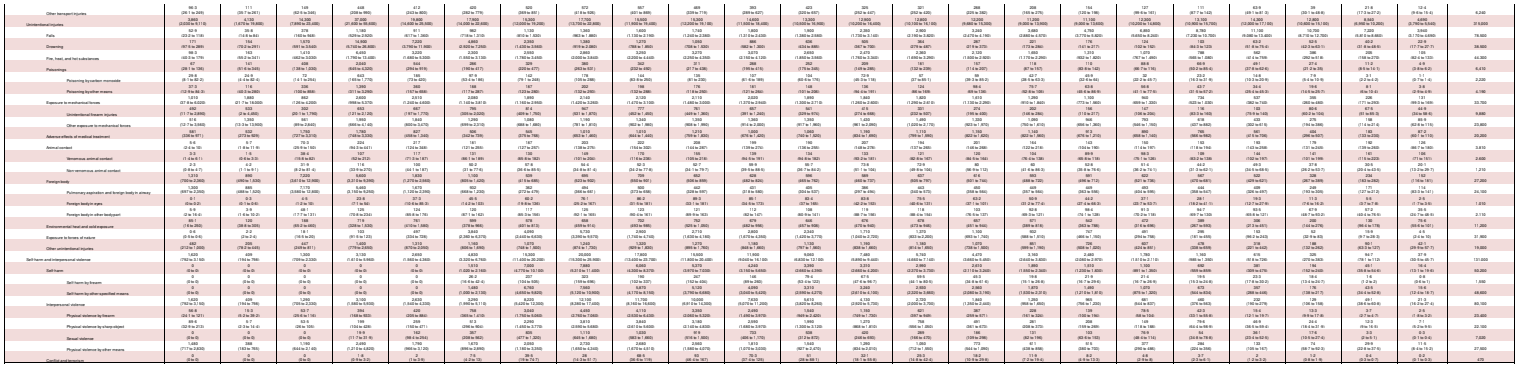

SR Table 2b: Antioxus and Berbuda DALYS by cause and age group for females with 95% uncertainty intervals, 2019

Cause	Early Neonatal	Late Neonatal	Post Neonatal	1 to 4	5 to 9	10 to 14	15 to 19	20 to 24	25 to 29	30 to 34	35 to 39	40 to 44	45 to 49	50 to 54	55 to 59	60 to 64	65 to 69	70 to 74	75 to 79	80 plus	Total
All causes	1M (1M to 1.7M)	1M (444K to 1.7M)	1M (41K to 1.9M)	1M (1M to 1.9M)	1M (1M to 1.9M)	1M (1M to 1.9M)	1M (1M to 1.9M)	1M (1M to 1.9M)	1M (1M to 1.9M)	1M (1M to 1.9M)	1M (1M to 1.9M)	1M (1M to 1.9M)	1M (1M to 1.9M)	1M (1M to 1.9M)	1M (1M to 1.9M)	1M (1M to 1.9M)	1M (1M to 1.9M)	1M (1M to 1.9M)	1M (1M to 1.9M)	11,900
Communicable, maternal, neonatal, and nutritional diseases	1M (1M to 1.7M)	1M (1M to 1.7M)	1M (1M to 1.7M)	1M (1M to 1.7M)	1M (1M to 1.7M)	1M (1M to 1.7M)	1M (1M to 1.7M)	1M (1M to 1.7M)	1M (1M to 1.7M)	1M (1M to 1.7M)	1M (1M to 1.7M)	1M (1M to 1.7M)	1M (1M to 1.7M)	1M (1M to 1.7M)	1M (1M to 1.7M)	1M (1M to 1.7M)	1M (1M to 1.7M)	1M (1M to 1.7M)	1M (1M to 1.7M)	1,110
HIV/AIDS and sexually transmitted infections	0 (0 to 0)	0 (0 to 0)	1.3 (1.2 to 1.4)	1.6 (1.5 to 1.8)	1.1 (1 to 1.1)	0.9 (0.9 to 1)	2.7 (2.5 to 3)	8.4 (7.4 to 9.4)	15.2 (13.5 to 17.4)	17.1 (15.2 to 19.4)	17.6 (16 to 20.1)	18.2 (16.4 to 20.3)	15 (13.6 to 16.8)	10 (9 to 11.4)	6.8 (6.1 to 7.8)	4.2 (3.8 to 4.8)	2.9 (2.6 to 3.4)	0.5 (0.4 to 0.7)	0.2 (0.2 to 0.3)	0 (0 to 0)	125
HIV/AIDS	0 (0 to 0)	0 (0 to 0)	1.3 (1.2 to 1.4)	1.6 (1.5 to 1.8)	1.1 (1 to 1.1)	0.9 (0.9 to 1)	2.4 (2.3 to 2.6)	7.6 (6.8 to 8.5)	13.8 (12.4 to 15.4)	15.3 (13.9 to 17.1)	15.9 (14.5 to 17.3)	16.1 (14.5 to 17.4)	13.2 (12.2 to 14.2)	8.8 (8.2 to 9.4)	5.6 (5.3 to 6.4)	3.7 (3.3 to 4.1)	2.6 (2.3 to 3.1)	0.7 (0.6 to 0.8)	0.4 (0.3 to 0.5)	0 (0 to 0)	112
HIV/AIDS - Drug-susceptible Tuberculosis	0 (0 to 0)	0 (0 to 0)	0 (0 to 0)	0 (0 to 0)	0 (0 to 0)	0 (0 to 0)	0.1 (0.1 to 0.1)	0.1 (0.1 to 0.2)	0.2 (0.2 to 0.3)	0.3 (0.2 to 0.4)	0.2 (0.2 to 0.4)	0.2 (0.2 to 0.3)	0.2 (0.1 to 0.2)	0.1 (0.1 to 0.2)	0.1 (0.1 to 0.1)	0.1 (0.1 to 0.1)	0.1 (0.1 to 0.1)	0.1 (0.1 to 0.1)	0 (0 to 0)	0 (0 to 0)	1.9
HIV/AIDS - Multidrug-resistant Tuberculosis without extensive dr...	0 (0 to 0)	0 (0 to 0)	0 (0 to 0)	0 (0 to 0)	0 (0 to 0)	0 (0 to 0)	0 (0 to 0)	0 (0 to 0)	0 (0 to 0)	0 (0 to 0)	0 (0 to 0)	0 (0 to 0)	0 (0 to 0)	0 (0 to 0)	0 (0 to 0)	0 (0 to 0)	0 (0 to 0)	0 (0 to 0)	0 (0 to 0)	0 (0 to 0)	0
HIV/AIDS - Extensively drug-resistant Tuberculosis	0 (0 to 0)	0 (0 to 0)	0 (0 to 0)	0 (0 to 0)	0 (0 to 0)	0 (0 to 0)	0 (0 to 0)	0 (0 to 0)	0 (0 to 0)	0 (0 to 0)	0 (0 to 0)	0 (0 to 0)	0 (0 to 0)	0 (0 to 0)	0 (0 to 0)	0 (0 to 0)	0 (0 to 0)	0 (0 to 0)	0 (0 to 0)	0 (0 to 0)	0
HIV/AIDS resulting in other diseases	0 (0 to 0)	0 (0 to 0)	0 (0 to 0)	0 (0 to 0)	0 (0 to 0)	0 (0 to 0)	0.1 (0.1 to 0.1)	0.2 (0.2 to 0.3)	0.4 (0.3 to 0.5)	0.5 (0.4 to 0.6)	0.5 (0.4 to 0.6)	0.5 (0.4 to 0.7)	0.4 (0.3 to 0.5)	0.3 (0.2 to 0.4)	0.2 (0.2 to 0.3)	0.1 (0.1 to 0.2)	0.1 (0.1 to 0.1)	0.1 (0.1 to 0.1)	0 (0 to 0)	0 (0 to 0)	2.3
Sexually transmitted infections excluding HIV	0 (0 to 0)	0 (0 to 0)	0 (0 to 0)	0 (0 to 0)	0 (0 to 0)	0 (0 to 0)	0.1 (0.1 to 0.1)	0.2 (0.2 to 0.3)	0.3 (0.2 to 0.4)	0.3 (0.2 to 0.4)	0.3 (0.2 to 0.4)	0.3 (0.2 to 0.4)	0.2 (0.1 to 0.3)	0.2 (0.1 to 0.3)	0.1 (0.1 to 0.2)	0.1 (0.1 to 0.2)	0.1 (0.1 to 0.2)	0.1 (0.1 to 0.1)	0 (0 to 0)	0 (0 to 0)	1.4
Syphilis	0 (0 to 0)	0 (0 to 0)	0 (0 to 0)	0 (0 to 0)	0 (0 to 0)	0 (0 to 0)	0 (0 to 0)	0 (0 to 0)	0 (0 to 0)	0 (0 to 0)	0 (0 to 0)	0 (0 to 0)	0 (0 to 0)	0 (0 to 0)	0 (0 to 0)	0 (0 to 0)	0 (0 to 0)	0 (0 to 0)	0 (0 to 0)	0 (0 to 0)	0 (0 to 0)	0.3
Chlamydial infection	0 (0 to 0)	0 (0 to 0)	0 (0 to 0)	0 (0 to 0)	0 (0 to 0)	0 (0 to 0)	0 (0 to 0)	0 (0 to 0)	0 (0 to 0)	0 (0 to 0)	0 (0 to 0)	0 (0 to 0)	0 (0 to 0)	0 (0 to 0)	0 (0 to 0)	0 (0 to 0)	0 (0 to 0)	0 (0 to 0)	0 (0 to 0)	0 (0 to 0)	0 (0 to 0)	1.1
Gonococcal infection	0 (0 to 0)	0 (0 to 0)	0 (0 to 0)	0 (0 to 0)	0 (0 to 0)	0 (0 to 0)	0 (0 to 0)	0 (0 to 0)	0 (0 to 0)	0 (0 to 0)	0 (0 to 0)	0 (0 to 0)	0 (0 to 0)	0 (0 to 0)	0 (0 to 0)	0 (0 to 0)	0 (0 to 0)	0 (0 to 0)	0 (0 to 0)	0 (0 to 0)	0 (0 to 0)	0.9
Trichomoniasis	0 (0 to 0)	0 (0 to 0)	0 (0 to 0)	0 (0 to 0)	0 (0 to 0)	0 (0 to 0)	0 (0 to 0)	0 (0 to 0)	0 (0 to 0)	0 (0 to 0)	0 (0 to 0)	0 (0 to 0)	0 (0 to 0)	0 (0 to 0)	0 (0 to 0)	0 (0 to 0)	0 (0 to 0)	0 (0 to 0)	0 (0 to 0)	0 (0 to 0)	0 (0 to 0)	4.8
Genital herpes	0 (0 to 0)	0 (0 to 0)	0 (0 to 0)	0 (0 to 0)	0 (0 to 0)	0 (0 to 0)	0 (0 to 0)	0 (0 to 0)	0 (0 to 0)	0 (0 to 0)	0 (0 to 0)	0 (0 to 0)	0 (0 to 0)	0 (0 to 0)	0 (0 to 0)	0 (0 to 0)	0 (0 to 0)	0 (0 to 0)	0 (0 to 0)	0 (0 to 0)	0 (0 to 0)	3.7
Other sexually transmitted infections	0 (0 to 0)	0 (0 to 0)	0 (0 to 0)	0 (0 to 0)	0 (0 to 0)	0 (0 to 0)	0 (0 to 0)	0 (0 to 0)	0 (0 to 0)	0 (0 to 0)	0 (0 to 0)	0 (0 to 0)	0 (0 to 0)	0 (0 to 0)	0 (0 to 0)	0 (0 to 0)	0 (0 to 0)	0 (0 to 0)	0 (0 to 0)	0 (0 to 0)	0 (0 to 0)	2.7
Respiratory infections and tuberculosis	3.9K (2.1K to 5.8K)	4.7 (2.4 to 7.4)	19.3 (12.7 to 27.9)	5.7 (4.1 to 30.7)	3.2 (2.9 to 3.2)	2.3 (1.4 to 3.2)	2.3 (1.4 to 3.2)	2.3 (1.5 to 3.2)	2.3 (1.5 to 3.2)	2.3 (1.5 to 3.2)	2.3 (1.5 to 3.2)	2.3 (1.5 to 3.2)	2.3 (1.5 to 3.2)	2.3 (1.5 to 3.2)	2.3 (1.5 to 3.2)	2.3 (1.5 to 3.2)	2.3 (1.5 to 3.2)	2.3 (1.5 to 3.2)	2.3 (1.5 to 3.2)	2.3 (1.5 to 3.2)	331
Tuberculosis	0 (0 to 0)	0 (0 to 0)	0.1 (0 to 0.1)	0.3 (0 to 0.5)	0.4 (0 to 0.6)	0.2 (0 to 0.3)	0.2 (0 to 0.3)	0.8 (0.5 to 1.4)	1.5 (0.8 to 2.4)	1.8 (0.7 to 3.4)	2.1 (0.8 to 3.8)	2.1 (0.9 to 3.6)	1.9 (0.8 to 3.2)	0.7 (0.4 to 1.2)	0.4 (0.2 to 0.7)	0.3 (0.2 to 0.5)	0.3 (0.2 to 0.4)	0.2 (0.1 to 0.3)	0.1 (0.1 to 0.2)	0 (0 to 0)	10.8
Latent tuberculosis infection	0 (0 to 0)	0 (0 to 0)	0 (0 to 0)	0 (0 to 0)	0 (0 to 0)	0 (0 to 0)	0 (0 to 0)	0 (0 to 0)	0 (0 to 0)	0 (0 to 0)	0 (0 to 0)	0 (0 to 0)	0 (0 to 0)	0 (0 to 0)	0 (0 to 0)	0 (0 to 0)	0 (0 to 0)	0 (0 to 0)	0 (0 to 0)	0 (0 to 0)	0 (0 to 0)	0
Drug-susceptible tuberculosis	0 (0 to 0)	0 (0 to 0)	0 (0 to 0)	0 (0 to 0)	0 (0 to 0)	0 (0 to 0)	0 (0 to 0)	0.8 (0.4 to 1.4)	1.4 (0.8 to 2.4)	1.4 (0.7 to 2.4)	1.4 (0.7 to 2.4)	1.4 (0.7 to 2.4)	1.4 (0.7 to 2.4)	0.7 (0.4 to 1.2)	0.4 (0.2 to 0.7)	0.3 (0.2 to 0.5)	0.3 (0.2 to 0.4)	0.2 (0.1 to 0.3)	0.1 (0.1 to 0.2)	0 (0 to 0)	10.7
Multidrug-resistant tuberculosis without extensive drug-resistance	0 (0 to 0)	0 (0 to 0)	0 (0 to 0)	0 (0 to 0)	0 (0 to 0)	0 (0 to 0)	0 (0 to 0)	0 (0 to 0)	0 (0 to 0)	0 (0 to 0)	0 (0 to 0)	0 (0 to 0)	0 (0 to 0)	0 (0 to 0)	0 (0 to 0)	0 (0 to 0)	0 (0 to 0)	0 (0 to 0)	0 (0 to 0)	0 (0 to 0)	0 (0 to 0)	0.1
Extensively drug-resistant tuberculosis	0 (0 to 0)	0 (0 to 0)	0 (0 to 0)	0 (0 to 0)	0 (0 to 0)	0 (0 to 0)	0 (0 to 0)	0 (0 to 0)	0 (0 to 0)	0 (0 to 0)	0 (0 to 0)	0 (0 to 0)	0 (0 to 0)	0 (0 to 0)	0 (0 to 0)	0 (0 to 0)	0 (0 to 0)	0 (0 to 0)	0 (0 to 0)	0 (0 to 0)	0 (0 to 0)	0
Lower respiratory infections	3.8 (2.1 to 5.8)	4.6 (2.4 to 7.3)	18.6 (12.2 to 26.8)	5.2 (3.7 to 27.1)	2.3 (1.4 to 3.2)	1.9 (1.3 to 2.4)	2.3 (1.7 to 3.4)	2.5 (1.8 to 4.2)	3.5 (2.6 to 4.9)	4.4 (2.9 to 6.2)	5.7 (3.9 to 7.8)	6.3 (4.3 to 8.5)	5.7 (3.7 to 11.3)	3.3 (2.1 to 4.6)	2.3 (1.4 to 16.3)	1.7 (1.1 to 2.2)	1.3 (0.8 to 1.8)	0.8 (0.5 to 1.1)	0.6 (0.3 to 0.8)	28.1 (22 to 34.6)	145 (10.4 to 19.2)	279 (4.2 to 6.5)
Upper respiratory infections	0 (0 to 0)	0 (0 to 0)	0.4 (0 to 1)	0.5 (0.4 to 1.4)	0.6 (0.5 to 0.8)	0.2 (0.2 to 0.4)	0.2 (0.1 to 0.2)	0.2 (0.1 to 0.4)	0.2 (0.1 to 0.4)	0.2 (0.1 to 0.4)	0.2 (0.1 to 0.4)	0.2 (0.1 to 0.4)	0.2 (0.1 to 0.4)	0.2 (0.1 to 0.4)	0.2 (0.1 to 0.4)	0.2 (0.1 to 0.4)	0.2 (0.1 to 0.4)	0.2 (0.1 to 0.4)	0.2 (0.1 to 0.4)	0.2 (0.1 to 0.4)	34.5
Otitis media	0 (0 to 0)	1 (0 to 0.2)	0.9 (0.5 to 1.8)	1.2 (0.4 to 2.1)	0.4 (0.4 to 0.5)	0.3 (0.4 to 1.4)	0.3 (0.4 to 1.4)	0.3 (0.3 to 1.1)	0.3 (0.2 to 1.1)	0.3 (0.2 to 1.1)	0.3 (0.2 to 1.1)	0.3 (0.2 to 1.1)	0.3 (0.2 to 1.1)	0.3 (0.2 to 1.1)	0.3 (0.2 to 1.1)	0.3 (0.2 to 1.1)	0.3 (0.2 to 1.1)	0.3 (0.2 to 1.1)	0.3 (0.2 to 1.1)	0.3 (0.2 to 1.1)	9.4
Enteric infections	0.3 (0.2 to 0.5)	0.4 (0.4 to 2)	2.5 (1.5 to 10.7)	0.2 (0.2 to 12.6)	0.2 (0.2 to 0.2)	0.2 (0.2 to 0.2)	0.2 (0.2 to 0.2)	0.2 (0.2 to 0.2)	0.2 (0.2 to 0.2)	0.2 (0.2 to 0.2)	0.2 (0.2 to 0.2)	0.2 (0.2 to 0.2)	0.2 (0.2 to 0.2)	0.2 (0.2 to 0.2)	0.2 (0.2 to 0.2)	0.2 (0.2 to 0.2)	0.2 (0.2 to 0.2)	0.2 (0.2 to 0.2)	0.2 (0.2 to 0.2)	0.2 (0.2 to 0.2)	96.6
Diarrheal diseases	0.3 (0.2 to 0.5)	1 (0.4 to 2)	2.4 (1.5 to 10.7)	0.2 (0.2 to 12.6)	0.2 (0.2 to 0.2)	0.2 (0.2 to 0.2)	0.2 (0.2 to 0.2)	0.2 (0.2 to 0.2)	0.2 (0.2 to 0.2)	0.2 (0.2 to 0.2)	0.2 (0.2 to 0.2)	0.2 (0.2 to 0.2)	0.2 (0.2 to 0.2)	0.2 (0.2 to 0.2)	0.2 (0.2 to 0.2)	0.2 (0.2 to 0.2)	0.2 (0.2 to 0.2)	0.2 (0.2 to 0.2)	0.2 (0.2 to 0.2)	0.2 (0.2 to 0.2)	96.4
Typhoid and paraphoid	0 (0 to 0)	0 (0 to 0)	0.4 (0 to 0.5)	0.2 (0 to 0.2)	0.2 (0 to 0.2)	0.2 (0 to 0.2)	0.2 (0 to 0.2)	0.2 (0 to 0.2)	0.2 (0 to 0.2)	0.2 (0 to 0.2)	0.2 (0 to 0.2)	0.2 (0 to 0.2)	0.2 (0 to 0.2)	0.2 (0 to 0.2)	0.2 (0 to 0.2)	0.2 (0 to 0.2)	0.2 (0 to 0.2)	0.2 (0 to 0.2)	0.2 (0 to 0.2)	0.2 (0 to 0.2)	1.2
Typhoid fever	0 (0 to 0)	0 (0 to 0)	0.4 (0 to 0.5)	0.2 (0 to 0.2)	0.2 (0 to 0.2)	0.2 (0 to 0.2)	0.2 (0 to 0.2)	0.2 (0 to 0.2)	0.2 (0 to 0.2)	0.2 (0 to 0.2)	0.2 (0 to 0.2)	0.2 (0 to 0.2)	0.2 (0 to 0.2)	0.2 (0 to 0.2)	0.2 (0 to 0.2)	0.2 (0 to 0.2)	0.2 (0 to 0.2)	0.2 (0 to 0.2)	0.2 (0 to 0.2)	0.2 (0 to 0.2)	1.2
Paratyphoid fever	0 (0 to 0)	0 (0 to 0)	0 (0 to 0)	0 (0 to 0)	0 (0 to 0)	0 (0 to 0)	0 (0 to 0)	0 (0 to 0)	0 (0 to 0)	0 (0 to 0)	0 (0 to 0)	0 (0 to 0)	0 (0 to 0)	0 (0 to 0)	0 (0 to 0)	0 (0 to 0)	0 (0 to 0)	0 (0 to 0)	0 (0 to 0)	0 (0 to 0)	0
Invasive Non-typhoidal Salmonella (iNTS)	0 (0 to 0)	0 (0 to 0)	0 (0 to 0)	0 (0 to 0)	0 (0 to 0)	0 (0 to 0)	0 (0 to 0)	0 (0 to 0)	0 (0 to 0)	0 (0 to 0)	0 (0 to 0)	0 (0 to 0)	0 (0 to 0)	0 (0 to 0)	0 (0 to 0)	0 (0 to 0)	0 (0 to 0)	0 (0 to 0)	0 (0 to 0)	0 (0 to 0)	0.1
Other intestinal infectious diseases	0 (0 to 0)	0 (0 to 0)	0 (0 to 0)	0 (0 to 0)	0 (0 to 0)	0 (0 to 0)	0 (0 to 0)	0 (0 to 0)	0 (0 to 0)	0 (0 to 0)	0 (0 to 0)	0 (0 to 0)	0 (0 to 0)	0 (0 to 0)	0 (0 to 0)	0 (0 to 0)	0 (0 to 0)	0 (0 to 0)	0 (0 to 0)	0 (0 to 0)	0.2
Neglected tropical diseases and malaria	0 (0 to 0)	0.4 (0 to 0.7)	2.7 (0.4 to 3.1)	1.7 (1.1 to 6.6)	2.6 (1.1 to 6.6)	1.3 (1.1 to 1.7)	3.5 (2.1 to 12.7)	6 (2.1 to 13)	5.9 (2 to 12.2)	5.2 (2 to 12.2)	3.4 (1.3 to 7.3)	3.3 (1.4 to 7.3)	3.3 (1.3 to 6.4)	2.6 (1.2 to 4.3)	2.3 (1.3 to 4.4)	1.4 (0.4 to 2.9)	0.9 (0.4 to 2.1)	0.7 (0.2 to 1.7)	0.5 (0.2 to 1.1)	0.3 (0.1 to 0.7)	48.2
Malaria	0 (0 to 0)	0 (0 to 0)	0 (0 to 0)	0 (0 to 0)	0 (0 to 0)	0 (0 to 0)	0 (0 to 0)	0 (0 to 0)	0 (0 to 0)	0 (0 to 0)	0 (0 to 0)	0 (0 to 0)	0 (0 to 0)	0 (0 to 0)	0 (0 to 0)	0 (0 to 0)	0 (0 to 0)	0 (0 to 0)	0 (0 to 0)	0 (0 to 0)	0
Chagas disease	0 (0 to 0)	0 (0 to 0)	0 (0 to 0)	0 (0 to 0)	0 (0 to 0)	0 (0 to 0)	0 (0 to 0)	0 (0 to 0)	0 (0 to 0)	0 (0 to 0)	0 (0 to 0)	0 (0 to 0)	0 (0 to 0)	0 (0 to 0)	0 (0 to 0)	0 (0 to 0)	0 (0 to 0)	0 (0 to 0)	0 (0 to 0)	0 (0 to 0)	0
Leishmaniasis	0 (0 to 0)	0 (0 to 0)	0 (0 to 0)	0 (0 to 0)	0 (0 to 0)	0 (0 to 0)	0 (0 to 0)	0 (0 to 0)	0 (0 to 0)	0 (0 to 0)	0 (0 to 0)	0 (0 to 0)	0 (0 to 0)	0 (0 to 0)	0 (0 to 0)	0 (0 to 0)	0 (0 to 0)	0 (0 to 0)	0 (0 to 0)	0 (0 to 0)	0
Visceral leishmaniasis	0 (0 to 0)	0 (0 to 0)	0 (0 to 0)	0 (0 to 0)	0 (0 to 0)	0 (0 to 0)	0 (0 to 0)	0 (0 to 0)	0 (0 to 0)	0 (0 to 0)	0 (0 to 0)	0 (0 to 0)	0 (0 to 0)	0 (0 to 0)	0 (0 to 0)	0 (0 to 0)	0 (0 to 0)	0 (0 to 0)	0 (0 to 0)	0 (0 to 0)	0
Cutaneous and mucocutaneous leishmaniasis	0 (0 to 0)	0 (0 to 0)	0 (0 to 0)	0 (0 to 0)	0 (0 to 0)	0 (0 to 0)	0 (0 to 0)	0 (0 to 0)	0 (0 to 0)	0 (0 to 0)	0 (0 to 0)	0 (0 to 0)	0 (0 to 0)	0 (0 to 0)	0 (0 to 0)	0 (0 to 0)	0 (0 to 0)	0 (0 to 0)	0 (0 to 0)	0 (0 to 0)	0
African trypanosomiasis	0 (0 to 0)	0 (0 to 0)	0 (0 to 0)	0 (0 to 0)	0 (0 to 0)	0 (0 to 0)	0 (0 to 0)	0 (0 to 0)	0 (0 to 0)	0 (0 to 0)	0 (0 to 0)	0 (0 to 0)	0 (0 to 0)	0 (0 to 0)	0 (0 to 0)	0 (0 to 0)	0 (0 to 0)	0 (0 to 0)	0 (0 to 0)	0 (0 to 0)	0
Schistosomiasis	0 (0 to 0)	0 (0 to 0)	0.1 (0 to 0.2)	0.2 (0 to 2.7)	1.6 (0.7 to 2.5)	0.2 (0 to 0.7)	0.2 (0 to 0.7)	4.8 (1.1 to 10.5)	5 (1.2 to 11.5)	4.7 (1.3 to 10.5)	2 (0.4 to 4.4)	2 (0.4 to 4.4)	1.8 (0.4 to 4.3)	1.4 (0.3 to 3.2)	0.7 (0.2 to 2.3)	0.5 (0.2 to 1.8)	0.5 (0.1 to 1.1)	0.2 (0.1 to 0.5)	0.1 (0 to 0.2)	0 (0 to 0)	21.4
Cysticercosis	0 (0 to 0)	0 (0 to 0)	0 (0 to 0)	0 (0 to 0)	0 (0 to 0)	0 (0 to 0)	0 (0 to 0)	0 (0 to 0)	0 (0 to 0)	0 (0 to 0)	0 (0 to 0)	0 (0 to 0)	0 (0 to 0)	0 (0 to 0)	0 (0 to 0)	0 (0 to 0)	0 (0 to 0)	0 (0 to 0)	0 (0 to 0)	0 (0 to 0)	0.5
Cystic echinococcosis	0 (0 to 0)	0 (0 to 0)	0 (0 to 0)	0 (0 to 0)	0 (0 to 0)	0 (0 to 0)	0 (0 to 0)	0 (0 to 0)	0 (0 to 0)	0 (0 to 0)	0 (0 to 0)	0 (0 to 0)	0 (0 to 0)	0 (0 to 0)	0 (0 to 0)	0 (0 to 0)	0 (0 to 0)	0 (0 to 0)	0 (0 to 0)	0 (0 to 0)	0
Lymphatic filariasis	0 (0 to 0)	0 (0 to 0)	0 (0 to 0)	0 (0 to 0)	0 (0 to 0)	0 (0 to 0)	0 (0 to 0)	0 (0 to 0)	0 (0 to 0)	0 (0 to 0)	0 (0 to 0)	0 (0 to 0)	0 (0 to 0)	0 (0 to 0)	0 (0 to 0)	0 (0 to 0)	0 (0 to 0)	0 (0 to 0)	0 (0 to 0)	0 (0 to 0)	0
Onchocerciasis	0 (0 to 0)	0 (0 to 0)	0 (0 to 0)	0 (0 to 0)	0 (0 to 0)	0 (0 to 0)	0 (0 to 0)	0 (0 to 0)	0 (0 to 0)	0 (0 to 0)	0 (0 to 0)	0 (0 to 0)	0 (0 to 0)	0 (0 to 0)	0 (0 to 0)	0 (0 to 0)	0 (0 to 0)	0 (0 to 0)	0 (0 to 0)	0 (0 to 0)	0
Trachoma	0 (0 to 0)	0 (0 to 0)	0 (0 to 0)	0 (0 to 0)	0 (0 to 0)	0 (0 to 0)	0 (0 to 0)	0 (0 to 0)	0 (0 to 0)	0 (0 to 0)	0 (0 to 0)	0 (0 to 0)	0 (0 to 0)	0 (0 to 0)	0 (0 to 0)	0 (0 to 0)	0 (0 to 0)	0 (0 to 0)	0 (0 to 0)	0 (0 to 0)	0
Dengue	0 (0 to 0)	0 (0 to 0)	0 (0 to 0.1)	0 (0 to 0.4)	0.1 (0 to 0.4)	0 (0 to 0.4)	0 (0 to 0.4)	0 (0 to 0.4)	0 (0 to 0.4)	0 (0 to 0.4)	0 (0 to 0.4)	0 (0 to 0.4)	0 (0 to 0.4)	0 (0 to 0.4)	0 (0 to 0.4)	0 (0 to 0.4)	0 (0 to 0.4)	0 (0 to 0.4)	0 (0 to 0.4)	0 (0 to 0.4)	3.2
Yellow fever	0 (0 to 0)	0 (0 to 0)	0 (0 to 0)	0 (0 to 0)	0 (0 to 0)	0 (0 to 0)	0 (0 to 0)	0 (0 to 0)	0 (0 to 0)	0 (0 to 0)	0 (0 to 0)	0 (0 to 0)	0 (0 to 0)	0 (0 to 0)	0 (0 to 0)	0 (0 to 0)	0 (0 to 0)	0 (0 to 0)	0 (0 to 0)	0 (0 to 0)	0
Rabies	0 (0 to 0)	0 (0 to 0)	0 (0 to 0)	0 (0 to 0)	0 (0 to 0)	0 (0 to 0)	0 (0 to 0)	0 (0 to 0)	0 (0 to 0)	0 (0 to 0)	0 (0 to 0)	0 (0 to 0)	0 (0 to 0)	0 (0 to 0)	0 (0 to 0)	0 (0 to 0)	0 (0 to 0)	0 (0 to 0)	0 (0 to 0)	0 (0 to 0)	0.1
Intestinal nematode infections	0 (0 to 0)	0 (0 to 0)	0 (0 to 0)	0 (0 to 0.1)	0 (0 to 0.1)	0 (0 to 0.1)	0 (0 to 0.1)	0 (0.2 to 0.2)	0 (0.2 to 0.2)	0 (0.1 to 0.2)	0 (0.1 to 0.2)	0 (0.1 to 0.2)	0 (0.2 to 0.2)	0 (0.1 to 0.1)	0 (0.1 to 0.1)	0 (0.1 to 0.1)	0 (0.1 to 0.1)	0 (0.1 to 0.1)	0 (0.1 to 0.1)	0 (0.1 to 0.1)	2.4
Ascariasis	0 (0 to 0)	0 (0 to 0)	0 (0 to 0)	0 (0 to 0.1)	0 (0 to 0.1)	0 (0 to 0.1)	0 (0 to 0.1)	0 (0 to 0.1)	0 (0 to 0.1)	0 (0 to 0.1)	0 (0 to 0.1)	0 (0 to 0.1)	0 (0 to 0.1)	0 (0 to 0.1)	0 (0 to 0.1)	0 (0 to 0.1)	0 (0 to 0.1)	0 (0 to 0.1)	0 (0 to 0.1)	0 (0 to 0.1)	0.1
Trichuriasis	0 (0 to 0)	0 (0 to 0)	0 (0

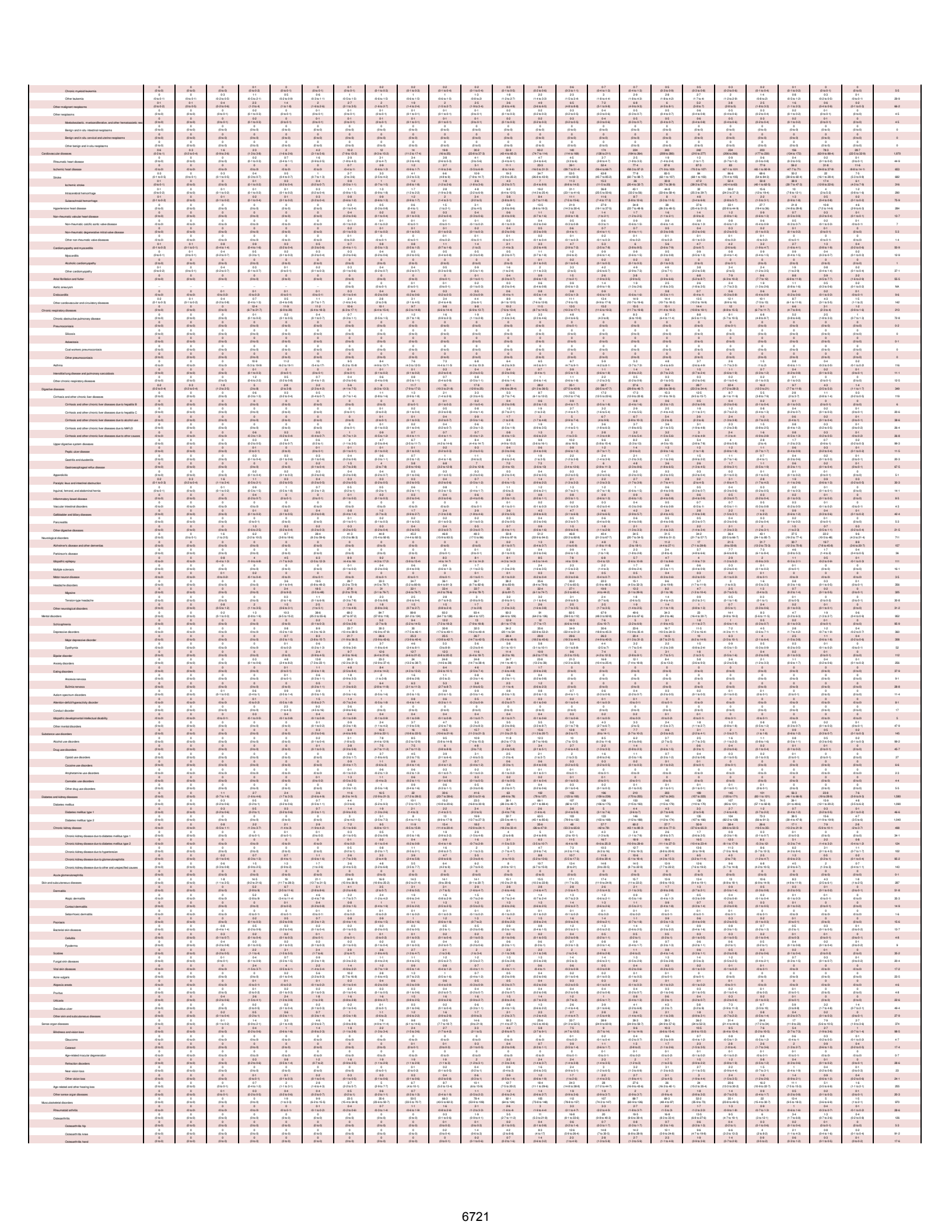

Osteoarthritis other	0 (0 to 0)	0 (0 to 0)	0 (0 to 0)	0 (0 to 0)	0 (0 to 0)	0 (0 to 0)	0 (0 to 0)	0 (0 to 0)	0 (0 to 0)	0 (0 to 0)	0 (0 to 0)	0 (0 to 0)	0 (0 to 1)	0 (0 to 0)	0-4 (0 to 9-9)	0-6 (0 to 16-6)	0-6 (0 to 1-6)	1-3 (0 to 2-8)	1-7 (0 to 3-6)	1-6 (0 to 3-7)	1-6 (0 to 3-4)	1-4 (0 to 2-9)	1-1 (0 to 2-2)	0-8 (0 to 1-6)	0-5 (0 to 2 to 1)	0-2 (0 to 1-0-4)	0-1 (0 to 0-1)	11-9
Low back pain	0 (0 to 0)	0 (0 to 0)	0 (0 to 0)	0 (0 to 0)	1-6 (0-7 to 3-1)	8-6 (3 to 16)	16-7 (6-7 to 39-9)	25-4 (12 to 54-2)	26 (15-1 to 39-4)	3 (0-7 to 7)	37 (22 to 59-5)	37 (24 to 55-8)	40 (27 to 59-4)	45-1 (28 to 73-9)	47 (28 to 73-9)	47 (28 to 69-4)	43-3 (27 to 64-4)	35-4 (22 to 52-8)	27-4 (17-1 to 42-2)	25 (12 to 33-7)	27-4 (16 to 39-3)	21 (9 to 33-2)	9-9 (4-1 to 18-9)	2 (0 to 7-7)	1-8 (1-1 to 2-7)	0-2 (0-1 to 0-4)	436
Neck pain	0 (0 to 0)	0 (0 to 0)	0 (0 to 0)	0-1 (0 to 0-3)	0-5 (0-2 to 1-1)	1-3 (0-5 to 2-4)	2-1 (1-1 to 3-7)	3-4 (1-5 to 6-7)	5-4 (2-6 to 10-7)	7-6 (3-6 to 13-6)	9-7 (4-6 to 17)	10-9 (5-4 to 19-4)	9-8 (4-6 to 18-4)	8-4 (4 to 15-4)	8-4 (4 to 15-4)	8-3 (4-2 to 15-1)	7-7 (3-9 to 13-4)	6-3 (3 to 11-3)	4-7 (2-4 to 8-4)	3-6 (1-7 to 6-5)	2-2 (1-1 to 4-1)	1-2 (0 to 2-6)	0-6 (0 to 1-3)	0-1 (0 to 0-3)	0-2 (0 to 1-0-4)	0-1 (0 to 0-1)	78-4
Gout	0 (0 to 0)	0 (0 to 0)	0 (0 to 0)	0 (0 to 0)	0 (0 to 0)	0 (0 to 0)	0 (0 to 0)	0 (0 to 0)	0 (0 to 0)	0 (0 to 0)	0 (0 to 0)	0 (0 to 0)	0 (0 to 0)	0 (0 to 0)	0 (0 to 0)	0 (0 to 0)	0 (0 to 0)	0 (0 to 0)	0 (0 to 0)	0 (0 to 0)	0 (0 to 0)	0 (0 to 0)	0 (0 to 0)	0 (0 to 0)	0 (0 to 0)	0 (0 to 0)	0 (0 to 0)	2-9
Other musculoskeletal disorders	0 (0 to 0)	0 (0 to 0)	0 (0 to 0)	0-1 (0-1 to 0-3)	0-1 (0-3 to 1-4)	0-1 (0-3 to 1-4)	11-2 (7-5 to 15-8)	19-9 (12-9 to 29-5)	27 (17-6 to 40-4)	29-6 (19-4 to 41-9)	30-7 (21 to 47-4)	35-1 (22-4 to 53-3)	35-2 (22-9 to 51-7)	31-6 (20-6 to 46-4)	30-2 (19-3 to 45-3)	24-6 (15-3 to 39-7)	17-9 (11-3 to 26-5)	12-4 (7-2 to 19-1)	7 (4-3 to 10-4)	3-1 (1-6 to 4-5)	1-2 (0-6 to 1-9)	0-7 (0-1 to 1-1)	0-3 (0-2 to 0-6)	0-2 (0-1 to 0-7)	0-3 (0-2 to 0-6)	288
Other non-communicable diseases	25-9 (16-5 to 39-8)	15-9 (10-5 to 22-5)	44-1 (29-4 to 59-3)	37 (22-3 to 55-1)	15-9 (12-2 to 20-5)	19-9 (12-6 to 28-1)	34-9 (20-8 to 47-9)	52-5 (36-9 to 75-1)	69-9 (48-3 to 99-1)	82-6 (57-6 to 117)	92 (60-1 to 137)	99 (64-6 to 139)	97-3 (66-5 to 135)	89-2 (64-4 to 128)	77-7 (56-1 to 103)	62-3 (46-8 to 83-9)	51-4 (38-2 to 68)	41-4 (31-4 to 54)	30-7 (24-2 to 38-9)	20-8 (16-4 to 26-2)	14-2 (11-3 to 17-7)	9-4 (7-5 to 11-8)	2-2 (1-7 to 2-8)	1,080
Congenital birth defects	25-2 (16-3 to 38-6)	14-6 (9-3 to 20-8)	31-6 (21-6 to 44-7)	21-2 (11-4 to 35-5)	6-4 (4-6 to 8-5)	9-1 (4-7 to 16)	6-2 (4-7 to 8-2)	4-8 (2-6 to 8-2)	4-2 (2-2 to 5-5)	3-8 (2-6 to 4-9)	2-9 (2-1 to 3-5)	3-6 (2-6 to 4-9)	3-6 (2-6 to 4-9)	3-8 (2-6 to 4-9)	3-7 (2-6 to 4-8)	3-1 (2-2 to 4-1)	1-6 (1-2 to 2-1)	1-2 (0-9 to 1-6)	0-4 (0-3 to 0-6)	0-2 (0-1 to 0-3)	0-1 (0-1 to 0-2)	0-1 (0 to 0-1)	0-1 (0 to 0-1)	146
Neural tube defects	1-9 (1 to 3-3)	0-7 (0 to 1-3)	2 (0-9 to 4-2)	1-2 (0-5 to 2-7)	0-2 (0 to 0-6)	0-3 (0-2 to 0-8)	0-3 (0-2 to 0-4)	0-1 (0 to 0-2)	0-1 (0-1 to 0-2)	0-1 (0-1 to 0-2)	0-1 (0 to 0-2)	0-1 (0 to 0-2)	0-1 (0 to 0-2)	0-1 (0 to 0-1)	0-1 (0 to 0-1)	0-1 (0 to 0-1)	0-1 (0 to 0-1)	0 (0 to 0)	0 (0 to 0)	0 (0 to 0)	0 (0 to 0)	0 (0 to 0)	0 (0 to 0)	0 (0 to 0)	7-4
Congenital heart anomalies	10-3 (5-8 to 17-2)	7-5 (4-4 to 11-4)	16-4 (10-7 to 24-2)	10-9 (4-7 to 19-9)	2-1 (1-4 to 3-1)	1-8 (1-2 to 2-5)	2 (1-3 to 2-8)	1-3 (0-9 to 1-9)	1-3 (0-9 to 1-9)	0-9 (0-6 to 1-2)	0-9 (0-6 to 1-2)	1-1 (0-7 to 1-6)	1-1 (0-8 to 1-5)	1-1 (0-7 to 1-5)	0-9 (0-7 to 1-1)	0-8 (0-5 to 1-2)	0-4 (0-3 to 0-6)	0-3 (0-2 to 0-4)	0-2 (0-1 to 0-3)	0 (0 to 0)	0 (0 to 0)	0 (0 to 0)	0 (0 to 0)	60-2
Orofacial clefts	0 (0 to 0)	0 (0 to 0)	0-1 (0 to 0-1)	0-1 (0 to 0-1)	0-1 (0 to 0-2)	0-1 (0 to 0-2)	0-2 (0 to 0-2)	0-2 (0 to 0-2)	0-2 (0 to 0-2)	0-1 (0 to 0-2)	0-1 (0 to 0-2)	0-1 (0 to 0-2)	0-1 (0 to 0-2)	0-1 (0 to 0-2)	0-1 (0 to 0-2)	0-1 (0 to 0-1)	0-1 (0 to 0-1)	0 (0 to 0)	0 (0 to 0)	0 (0 to 0)	0 (0 to 0)	0 (0 to 0)	0 (0 to 0)	0 (0 to 0)	1-1
Down syndrome	0-2 (0 to 0-4)	0-1 (0 to 0-2)	0-7 (0-3 to 1-2)	0-6 (0 to 1-4)	0-2 (0 to 0-5)	0-2 (0 to 0-5)	0-2 (0-2 to 0-4)	0-2 (0-2 to 0-4)	0-2 (0-1 to 0-3)	0-2 (0 to 0-3)	0-2 (0-2 to 0-4)	0-3 (0 to 0-4)	0-4 (0 to 0-9)	0-5 (0 to 0-9)	0-5 (0 to 0-9)	0-2 (0 to 0-3)	0-1 (0 to 0-3)	0-1 (0 to 0-1)	0 (0 to 0)	0 (0 to 0)	0 (0 to 0)	0 (0 to 0)	0 (0 to 0)	0 (0 to 0)	5-4
Turner syndrome	0 (0 to 0)	0 (0 to 0)	0 (0 to 0)	0 (0 to 0)	0 (0 to 0)	0 (0 to 0)	0 (0 to 0)	0 (0 to 0)	0 (0 to 0)	0 (0 to 0)	0 (0 to 0)	0 (0 to 0)	0 (0 to 0)	0 (0 to 0)	0 (0 to 0)	0 (0 to 0)	0 (0 to 0)	0 (0 to 0)	0 (0 to 0)	0 (0 to 0)	0 (0 to 0)	0 (0 to 0)	0 (0 to 0)	0 (0 to 0)	0-1
Klinefelter syndrome	0 (0 to 0)	0 (0 to 0)	0 (0 to 0)	0 (0 to 0)	0 (0 to 0)	0 (0 to 0)	0 (0 to 0)	0 (0 to 0)	0 (0 to 0)	0 (0 to 0)	0 (0 to 0)	0 (0 to 0)	0 (0 to 0)	0 (0 to 0)	0 (0 to 0)	0 (0 to 0)	0 (0 to 0)	0 (0 to 0)	0 (0 to 0)	0 (0 to 0)	0 (0 to 0)	0 (0 to 0)	0 (0 to 0)	0 (0 to 0)	0
Other chromosomal abnormalities	2-8 (1-4 to 5-2)	2 (1 to 3-5)	4-5 (2-4 to 7-5)	1-3 (0-6 to 2-5)	0-4 (0-3 to 0-7)	0-4 (0-3 to 0-6)	0-5 (0-3 to 0-8)	0-4 (0-2 to 0-6)	0-4 (0-2 to 0-5)	0-3 (0-2 to 0-4)	0-3 (0-2 to 0-4)	0-3 (0-1 to 0-2)	0-3 (0-1 to 0-2)	0-1 (0-1 to 0-2)	0-1 (0-1 to 0-1)	0-1 (0-1 to 0-2)	0-1 (0 to 0-1)	0 (0 to 0)	0 (0 to 0)	0 (0 to 0)	0 (0 to 0)	0 (0 to 0)	0 (0 to 0)	0 (0 to 0)	13-4
Congenital musculoskeletal and limb anomalies	0-2 (0 to 0-5)	0-1 (0 to 0-2)	0-8 (0-3 to 2-4)	0-5 (0 to 1-7)	1-2 (0-7 to 1-9)	1-2 (0-7 to 1-9)	1-5 (0-9 to 2-4)	1-4 (0-8 to 2-1)	1-4 (0-8 to 2-1)	1-3 (0-8 to 2-1)	1-4 (0-8 to 2-1)	1-4 (0-8 to 2-1)	1-4 (0-8 to 2-2)	1-3 (0-7 to 1-9)	1-2 (0-7 to 1-6)	0-9 (0-6 to 1-4)	0-5 (0-3 to 0-8)	0-3 (0-2 to 0-4)	0-2 (0-1 to 0-3)	0-1 (0-1 to 0-1)	0-1 (0 to 0-1)	0-1 (0 to 0-1)	0-1 (0 to 0-1)	20-7
Urogenital congenital anomalies	0-2 (0-1 to 0-3)	0-1 (0-1 to 0-2)	0-2 (0-1 to 0-3)	0-1 (0-1 to 0-2)	0-1 (0-1 to 0-1)	0-1 (0-1 to 0-1)	0-1 (0-1 to 0-1)	0-1 (0-1 to 0-1)	0-1 (0-1 to 0-1)	0-1 (0-1 to 0-1)	0 (0 to 0-1)	0 (0 to 0-1)	0 (0 to 0-1)	0 (0 to 0)	0 (0 to 0)	0 (0 to 0)	0 (0 to 0)	0 (0 to 0)	0 (0 to 0)	0 (0 to 0)	0 (0 to 0)	0 (0 to 0)	0 (0 to 0)	0 (0 to 0)	1-4
Digestive congenital anomalies	2-4 (1-7 to 3-9)	1-3 (0-8 to 2-7)	3-1 (1-9 to 4-5)	2 (0-9 to 4-1)	0-7 (0-5 to 0-9)	0-7 (0-5 to 0-9)	0-8 (0-6 to 1-1)	0-7 (0-5 to 0-9)	0-7 (0-5 to 0-9)	0-6 (0-4 to 0-8)	0-6 (0-4 to 0-8)	0-6 (0-4 to 0-8)	0-6 (0-4 to 0-8)	0-6 (0-4 to 0-8)	0-6 (0-4 to 0-8)	0-5 (0-3 to 0-8)	0-4 (0-3 to 0-6)	0-3 (0-2 to 0-4)	0-2 (0-1 to 0-3)	0-1 (0 to 0-1)	0-1 (0 to 0-1)	0-1 (0 to 0-1)	0-1 (0 to 0-1)	7-5
Other congenital birth defects	4-9 (1-9 to 9-9)	2-4 (0-9 to 5-2)	5-1 (2-9 to 8-2)	3-1 (1-4 to 5-9)	1-2 (0-6 to 1-8)	1-2 (0-6 to 1-8)	0-9 (0-6 to 1-4)	0-7 (0-5 to 1-1)	0-7 (0-5 to 1-1)	0-7 (0-5 to 1-1)	0-7 (0-4 to 1-1)	0-7 (0-5 to 1-1)	0-7 (0-4 to 1-1)	0-6 (0-4 to 0-9)	0-6 (0-4 to 0-9)	0-5 (0-3 to 0-8)	0-3 (0-2 to 0-5)	0-3 (0-2 to 0-4)	0-2 (0-1 to 0-3)	0-1 (0-1 to 0-1)	0-1 (0 to 0-1)	0-1 (0 to 0-1)	0-1 (0 to 0-1)	29
Urinary diseases and male infertility	0 (0 to 0)	0 (0 to 0)	0 (0 to 0-4)	0 (0 to 0-3)	0-3 (0-2 to 0-5)	0-3 (0 to 0-7)	0-4 (0 to 0-6)	0-3 (0-1 to 0-5)	0-3 (0-1 to 0-6)	0-3 (0-1 to 0-6)	0-3 (0-1 to 0-5)	0-3 (0-1 to 0-5)	0-3 (0-1 to 0-5)	0-3 (0-1 to 0-5)	0-3 (0-1 to 0-5)	0-2 (0-1 to 0-4)	0-2 (0 to 0-3)	0-1 (0 to 0-2)	0-1 (0 to 0-2)	0-1 (0 to 0-1)	0-1 (0 to 0-1)	0-1 (0 to 0-1)	0-1 (0 to 0-1)	51-3
Urolithiasis	0 (0 to 0)	0 (0 to 0)	0 (0 to 0)	0 (0 to 0)	0 (0 to 0)	0 (0 to 0)	0 (0 to 0)	0 (0 to 0-1)	0 (0 to 0-1)	0 (0 to 0-1)	0 (0 to 0-2)	0 (0 to 0-2)	0 (0 to 0-2)	0-1 (0 to 0-2)	0-1 (0 to 0-2)	0-1 (0 to 0-2)	0-1 (0 to 0-2)	0-1 (0 to 0-2)	0-1 (0 to 0-2)	0-1 (0 to 0-2)	0-1 (0 to 0-1)	0-1 (0 to 0-1)	0-1 (0 to 0-1)	0-1 (0 to 0-1)	3-6
Benign prostatic hyperplasia	0 (0 to 0)	0 (0 to 0)	0 (0 to 0)	0 (0 to 0)	0 (0 to 0)	0 (0 to 0)	0 (0 to 0)	0 (0 to 0)	0 (0 to 0)	0 (0 to 0)	0 (0 to 0)	0 (0 to 0)	0 (0 to 0)	0 (0 to 0)	0 (0 to 0)	0 (0 to 0)	0 (0 to 0)	0 (0 to 0)	0 (0 to 0)	0 (0 to 0)	0 (0 to 0)	0 (0 to 0)	0 (0 to 0)	0 (0 to 0)	0
Male infertility	–	–	–	–	–	–	–	–	–	–	–	–	–	–	–	–	–	–	–	–	–	–	–	–	NA
Other urinary diseases	0 (0 to 0)	0 (0 to 0)	0-1 (0 to 0-2)	0 (0 to 0-1)	0-1 (0 to 0-2)	0-1 (0 to 0-2)	0-1 (0 to 0-1)	0-1 (0 to 0-2)	0-1 (0 to 0-2)	0-2 (0 to 0-3)	0-2 (0 to 0-3)	0-2 (0 to 0-2)	0-2 (0 to 0-2)	0-2 (0 to 0-3)	0-1 (0 to 0-2)	0-1 (0 to 0-2)	0-1 (0 to 0-1)	0 (0 to 0-1)	0 (0 to 0-1)	0 (0 to 0)	0 (0 to 0)	0 (0 to 0)	0 (0 to 0)	0 (0 to 0)	1-6
Gynecological diseases	0 (0 to 0)	0 (0 to 0)	0 (0 to 0)	0 (0 to 0)	4-4 (2-1 to 7-5)	28-2 (17-8 to 44-3)	28-2 (17-8 to 44-3)	41-9 (27-2 to 61-5)	41-9 (27-2 to 61-5)	52-4 (33-5 to 74-4)	52-4 (34-5 to 68-2)	52-4 (34-5 to 68-2)	56-3 (34-9 to 82)	47-2 (30-7 to 67-4)	37-7 (19-4 to 66-2)	29-1 (14-1 to 55-5)	22-3 (9-5 to 45-4)	7 (4-2 to 10-2)	4-6 (2-9 to 6-6)	2-8 (1-8 to 4-1)	1-6 (1 to 2-4)	0-9 (0-6 to 1-4)	0-4 (0-2 to 0-6)	374
Uterine fibroids	0 (0 to 0)	0 (0 to 0)	0 (0 to 0)	0 (0 to 0)	0-1 (0 to 0-2)	0-2 (0 to 0-4)	0-2 (0 to 0-4)	1-3 (0-5 to 2-6)	2-6 (1-3 to 5-6)	4-7 (2-3 to 9-2)	5-5 (2-8 to 10-1)	5-5 (2-7 to 9-3)	5-6 (2-8 to 9-5)	3-6 (1-6 to 6-4)	2-3 (1-2 to 4-1)	1-2 (0-6 to 2-2)	0-7 (0 to 1-3)	0-3 (0 to 0-6)	0-2 (0 to 0-3)	0-1 (0 to 0-2)	0-1 (0 to 0-1)	0-1 (0 to 0-1)	0 (0 to 0)	28-7
Polycystic ovarian syndrome	0 (0 to 0)	0 (0 to 0)	0 (0 to 0)	0 (0 to 0)	0-1 (0 to 0-4)	0-1 (0 to 0-4)	0-3 (0 to 1-6)	1 (0 to 4-2)	1 (0 to 4-2)	0-9 (0 to 3-9)	0-9 (0 to 3-9)	0-9 (0 to 3-7)	0-9 (0 to 3-7)	0-6 (0 to 2-4)	0-6 (0 to 2-4)	0-5 (0 to 2-0)	0-3 (0 to 0-8)	0-3 (0 to 0-5)	0-3 (0 to 0-4)	0-2 (0 to 0-4)	0-1 (0 to 0-3)	0-1 (0 to 0-3)	0-1 (0 to 0-3)	0-1 (0 to 0-3)	6-4
Female infertility	0 (0 to 0)	0 (0 to 0)	0 (0 to 0)	0 (0 to 0)	0 (0 to 0)	0 (0 to 0)	0 (0 to 0)	0 (0 to 0-1)	1 (0 to 2-7)	1-5 (0 to 4-3)	1-8 (0 to 5-5)	1-8 (0 to 5-5)	1-8 (0 to 5-5)	1-7 (0 to 5-2)	1-6 (0 to 5-2)	1-3 (0 to 4-3)	0-9 (0 to 3-1)	0-6 (0 to 2-1)	0-5 (0 to 1-6)	0-3 (0 to 1-1)	0-2 (0 to 0-7)	0-2 (0 to 0-6)	0-1 (0 to 0-3)	0-1 (0 to 0-3)	8
Endometriosis	0 (0 to 0)	0 (0 to 0)	0 (0 to 0)	0 (0 to 0)	0 (0 to 0)	0-1 (0 to 0-2)	0-1 (0 to 0-1)	0-2 (0 to 0-6)	0-2 (0 to 0-6)	0-3 (0 to 0-7)	0-3 (0 to 0-8)	0-3 (0 to 0-8)	0-4 (0 to 0-9)	0-3 (0 to 0-8)	0-3 (0 to 0-8)	0-2 (0 to 0-6)	0-2 (0 to 0-5)	0-1 (0 to 0-4)	0-1 (0 to 0-3)	0-1 (0 to 0-2)	0-1 (0 to 0-2)	0-1 (0 to 0-2)	0-1 (0 to 0-2)	0-1 (0 to 0-2)	26-4
Genital prolapse	0 (0 to 0)	0 (0 to 0)	0 (0 to 0)	0 (0 to 0)	0 (0 to 0)	0 (0 to 0)	0 (0 to 0)	0 (0 to 0-1)	0 (0 to 0-1)	0 (0 to 0-1)	0 (0 to 0-1)	0 (0 to 0-1)	0 (0 to 0-1)	0 (0 to 0-1)	0 (0 to 0-1)	0 (0 to 0-1)	0 (0 to 0-1)	0 (0 to 0-1)	0 (0 to 0-1)	0 (0 to 0-1)	0 (0 to 0-1)	0 (0 to 0-1)	0 (0 to 0-1)	0 (0 to 0-1)	5-8
Premenstrual syndrome	0 (0 to 0)	0 (0 to 0)	0 (0 to 0)	0 (0 to 0)	0-1 (0 to 0-1)	0-6 (0 to 1-6)	0-4 (0 to 1-1)	0-4 (0 to 1-1)	0-4 (0 to 1-1)	0-4 (0 to 1-1)	0-4 (0 to 1-1)	0-4 (0 to 1-1)	0-4 (0 to 1-1)	0-4 (0 to 1-1)	0-4 (0 to 1-1)	0-3 (0 to 1-1)	0-3 (0 to 1-1)	0-2 (0 to 1-1)	0-2 (0 to 1-1)	0-2 (0 to 1-1)	0-2 (0 to 1-1)	0-2 (0 to 1-1)	0-2 (0 to 1-1)	0-2 (0 to 1-1)	99-3
Other gynecological diseases	0 (0 to 0)	0 (0 to 0)	0 (0 to 0)	0 (0 to 0)	0-2 (0 to 0-6)	0-2 (0 to 1-1)	0-5 (0 to 1-1)	0-5 (0 to 1-1)	0-5 (0 to 1-1)	0-5 (0 to 1-1)	0-5 (0 to 1-1)	0-5 (0 to 1-1)	0-5 (0 to 1-1)	0-5 (0 to 1-1)	0-5 (0 to 1-1)	0-4 (0 to 1-1)	0-3 (0 to 1-1)	0-3 (0 to 1-1)	0-2 (0 to 1-1)	0-2 (0 to 1-1)	0-2 (0 to 1-1)	0-2 (0 to 1-1)	0-2 (0 to 1-1)	0-2 (0 to 1-1)	0-3
Hemoglobinopathies and hemolytic anemias	0-1 (0-1 to 0-2)	0-1 (0-1 to 0-2)	1 (0-7 to 1-5)	4-3 (2-4 to 7-4)	2-8 (2-3 to 3-4)	6-5 (4-4 to 9-1)	7-6 (5 to 10-7)	7-3 (5-1 to 10-1)	7-3 (5-1 to 10-1)	5-3 (3-6 to 7-5)	5-1 (3-3 to 7-4)	5-1 (3-3 to 7-4)	5-2 (3-4 to 7-2)	5-4 (3-5 to 7-8)	4-6 (2-9 to 6-5)	3-7 (2-3 to 5-2)	2-4 (1-5 to 3-4)	1-9 (1-1 to 2-7)	1-4 (1 to 2-1)	0-9 (0-7 to 1-4)	1 (0-7 to 1-4)	0-5 (0-3 to 0-6)	0-1 (0-1 to 0-2)	76-9
Thalassemias	0 (0 to 0)	0 (0 to 0)	0 (0 to 0)	0 (0 to 0)	0 (0 to 0)	0 (0 to 0)	0 (0 to 0)	0 (0 to 0)	0 (0 to 0)	0 (0 to 0)	0 (0 to 0)	0 (0 to 0)	0 (0 to 0)	0 (0 to 0)	0 (0 to 0)	0 (0 to 0)	0 (0 to 0)	0 (0 to 0)	0 (0 to 0)	0 (0 to 0)	0 (0 to 0)	0 (0 to 0)	0 (0 to 0)	0 (0 to 0)	0-1
Thalassemias trait	0 (0 to 0)	0 (0 to 0)	0-1 (0 to 0-2)	0-1 (0 to 0-2)	0-1 (0 to 0-2)	0-3 (0 to 0-5)	0-3 (0 to 0-4)	0-3 (0 to 0-4)	0-3 (0 to 0-4)	0-3 (0 to 0-5)	0-2 (0 to 0-4)	0-2 (0 to 0-4)	0-1 (0 to 0-2)	0-1 (0 to 0-2)	0-1 (0 to 0-2)	0-1 (0 to 0-1)	0-1 (0 to 0-2)	0-1 (0 to 0-1)	0-1 (0 to 0-1)	0-1 (0 to 0-1)	0-1 (0 to 0-1)	0-1 (0 to 0-1)	0-1 (0 to 0-1)	0-1 (0 to 0-1)	2-5
Sickle cell disorders	0-1 (0 to 0-2)	0-1 (0 to 0-1)	0-7 (0 to 1-2)	3 (1 to 5-6)	2-2 (1 to 3-2)	2-5 (1 to 3-7)	4-6 (2 to 6-5)	3-4 (2 to 5)	2-7 (1 to 4-1)	2-1 (1 to 3-2)	2-5 (1 to 4-1)	2-4 (1 to 3-6)	2-7 (1 to 4-1)	2-6 (1 to 4-1)	1-5 (0 to 2-5)	0-5 (0 to 1-1)	0-3 (0 to 0-7)	0-2 (0 to 0-5)	0-1 (0 to 0-3)	0-1 (0 to 0-2)	0-1 (0 to 0-1)	0-1 (0 to 0-1)	0-1 (0 to 0-1)	33-6
Sickle cell trait	0 (0 to 0)	0 (0 to 0)	0-2 (0 to 0-3)	0-7 (0 to 1-2)	0-9 (0 to 1-4)	0-6 (0 to 1-2)	3-1 (1 to 5-2)	3-5 (1 to 5-8)	4-5 (2 to 7-3)	3 (1 to 5-1)	2 (1 to 3-5)	3 (1 to 5-2)	3-8 (2 to 5-9)	3-2 (1 to 5-1)	2-6 (1 to 4-1)	2-1 (1 to 3-2)	1-5 (0 to 2-3)	1-2 (0 to 1-8)	0-9 (0 to 1-4)	0-7 (0 to 1-1)	0-5 (0 to 0-8)	0-3 (0 to 0-5)	0-2 (0 to 0-4)	0-2 (0 to 0-3)	15-9
G6PD deficiency	0 (0 to 0)	0 (0 to 0)	0 (0 to 0)	0 (0 to 0)	0 (0 to 0)	0-7 (0 to 1-3)	0-7 (0 to 1-3)	0-2 (0 to 0-4)	0-2 (0 to 0-4)	0-2 (0 to 0-4)	0-3 (0 to 0-7)	0-3 (0 to 0-7)	0-3 (0 to 0-6)	0-2 (0 to 0-5)	0-3 (0 to 0-6)	0-3 (0 to 0-5)	0-3 (0 to 0-5)	0-2 (0 to 0-4)	0-2 (0 to 0-3)	0-1 (0 to 0-2)	0-1 (0 to 0-2)	0-1 (0 to 0-2)	0-1 (0 to 0-2)	0-1 (0 to 0-2)	3-7
G6PD trait	0 (0 to 0)	0 (0 to 0)	0 (0 to 0)	0 (0 to 0)	0 (0 to 0)	0-1 (0 to 0-1)	0-1 (0 to 0-1)	0-1 (0 to 0-1)	0-1 (0 to 0-1)	0-1 (0 to 0-1)	0-1 (0 to 0-1)	0-1 (0 to 0-1)	0-1 (0 to 0-2)	0-1 (0 to 0-2)	0-1 (0 to 0-2)	0-1 (0 to 0-1)	0-1 (0 to 0-1)	0-1 (0 to 0-1)	0-1 (0 to 0-1)	0-1 (0 to 0-1)	0-1 (0 to 0-1)	0-1 (0 to 0-1)	0-1 (0 to 0-1)	0-1 (0 to 0-1)	0-2
Other hemoglobinopathies and hemolytic anemias	0 (0 to 0)	0 (0 to 0)	0-5 (0 to 0-9)	0-5 (0 to 1-1)	0-3 (0 to 0-6)	0-6 (0 to 1-5)	0-5 (0 to 1-1)	0-6 (0 to 1-2)	0-7 (0 to 1-3)	1-2 (0 to 2-2)	1-3 (0 to 2-4)	1-2 (0 to 2-4)	1-2 (0 to 2-4)	1-6 (0 to 3-1)	2-2 (0 to 4-2)	1-9 (1 to 3-6)	1-6 (1 to 3-3)	1-2 (0 to 2-6)	0-9 (0 to 1-8)	0-6 (0 to 1-2)	0-4 (0 to 0-9)	0-3 (0 to 0-6)	0-1 (0 to 0-2)	20-8
Endocrine, metabolic, blood, and immune disorders	0-6 (0-3 to 1)	1 (0-5 to 1-6)	1-9 (0-9 to 3-3)	0-6 (0 to 1-5)	2-1 (0-9 to 4-4)	2-4 (0-9 to 5-2)	5-8 (4 to 8)	7-2 (5-2 to 10-4)	9-9 (6-9 to 14-5)	13-5 (9-4 to 19-9)	17-4 (11-7 to 25)	21-6 (14-6 to 30-8)	20-5 (13-3 to 30-1)	27-6 (19-2 to 39-2)	29-1 (18-5 to 42)	19-4 (13-5 to 28-2)	16-1 (11-5 to 22-2)	12-1 (8-5 to 16-9)	7-9 (5-7 to 11)	5-7 (4 to 7-7)	4-6 (3-2 to 6-1)	2-6 (1-9 to 3-7)	251
Oral disorders	0 (0 to 0)	0 (0 to 0)	1-3 (0-7 to 2-2)	0-7 (0 to 2-2)	1-5 (0 to 3-4)	1-7 (0-7 to 3-5)	5-4 (2-4 to 10)	7-9 (3-4 to 15)	10-3 (5 to 19-4)	12 (5-7 to 22-4)	13-9 (6-7 to 25-2)	16-2 (8-5 to 28-3)	18-7 (10-5 to 32-7)	19-9 (11 to 33-4)	19 (11-2 to 29-8)	16 (9-8 to 25-9)	13-8 (8-5 to 20-9)	9-7 (6-1 to 14-5)	6-2 (3 to 9-1)	3-5 (1 to 5-1)	1-4 (0 to 2-2)	0-4 (0 to 0-6)	0-2 (0 to 0-3)	183
Caries of deciduous teeth	0 (0 to 0)	0 (0 to 0)	0 (0 to 0)	0 (0 to 0)	0 (0 to 0)	0 (0 to 0)	0 (0 to 0)	0 (0 to 0)	0 (0 to 0)	0 (0 to 0)	0 (0 to 0)	0 (0 to 0)	0 (0 to 0)	0 (0 to 0)	0 (0 to 0)	0 (0 to 0)	0 (0 to 0)	0 (0 to 0)	0 (0 to 0)	0 (0 to 0)	0 (0 to 0)	0 (0 to 0)	0 (0 to 0)	0 (0 to 0)	0-8
Caries of permanent teeth	0 (0 to 0)	0 (0 to 0)	0 (0 to 0)	0 (0 to 0)	0-5 (0 to 0-9)	0-5 (0 to 0-9)	0-6 (0 to 0-9)	0-6 (0 to 2-1)	1-5 (0 to 3-6)	1-5 (0 to 3-5)	1-5 (0 to 3-5)	1-5 (0 to 3-2)	1-5 (0 to 3-3)	1-5 (0 to 3-3)	1-5 (0 to 3-3)	1-4 (0 to 3-2)	1-2 (0 to 2-7)	0-9 (0 to 2-1)	0-7 (0 to 1-6)	0-5 (0 to 1-1)	0-3 (0 to 0-7)	0-1 (0 to 0-5)	0-1 (0 to 0-3)	0-1 (0 to 0-3)	12-3
Periodontal diseases	0 (0 to 0)	0 (0 to 0)	0 (0 to 0)	0 (0 to 0)	0-6 (0 to 1-1)	0-6 (0 to 1-1)	0-5 (0 to 1-1)	0-5 (0 to 1-1)	0-5 (0 to 1-1)	0-5 (0 to 1-1)	0-5 (0 to 1-1)	0-5 (0 to 1-1)	0-5 (0 to 1-1)	0-5 (0 to 1-1)	0-5 (0 to 1-1)	0-4 (0 to 1-1)	0-3 (0 to 1-1)	0-3 (0 to 1-1)	0-2 (0 to 1-1)	0-2 (0 to 1-1)	0-2 (0 to 1-1)	0-2 (0 to 1-1)	0-2 (0 to 1-1)	0-2 (0 to 1-1)	62-5
Other oral disorders	0 (0 to 0)	0 (0 to 0)	0-6 (0 to 1-4)	0-6 (0 to 1-4)	0-6 (0 to 1-4)	0-6 (0 to 1-4)	1-4 (0 to 2-6)	2-4 (1 to 3-4)	3-4 (1 to 5-4)	3-5 (1 to 5-3)	3-5 (1 to 5-3)	3-5 (1 to 5-1)	3-4 (1 to 5-1)	3-4 (1 to 5-3)	3-4 (1 to 5-3)	3-2 (1 to 4-8)	2-5 (1 to 3-9)	2-1 (1 to 3-1)	1-7 (1 to 2-7)	1-3 (0 to 2-1)	0-9 (0 to 1-4)	0-6 (0 to 1-1)	0-4 (0 to 0-6)	0-3 (0 to 0-5)	27-7
Sudden infant death syndrome	–	0-8 (0 to 1-5)	–	–	–	–	–	–	–	–	–	–	–	–	–	–	–

SR Table 2b: Bahamas DALYS by cause and age group for females with 95% uncertainty intervals, 2019

Cause	Early Neonatal	Late Neonatal	Post Neonatal	1 to 4	5 to 9	10 to 14	15 to 19	20 to 24	25 to 29	30 to 34	35 to 39	40 to 44
All causes	678 (544 to 837)	353 (217 to 567)	569 (462 to 697)	689 (566 to 845)	874 (708 to 1,080)	1,310 (1,050 to 1,660)	1,940 (1,570 to 2,390)	2,420 (1,980 to 2,930)	2,970 (2,450 to 3,590)	3,380 (2,810 to 4,030)	3,860 (3,210 to 4,590)	4,160 (3,480 to 5,000)
Communicable, maternal, neonatal, and nutritional diseases	571 (452 to 709)	264 (162 to 430)	253 (196 to 316)	210 (161 to 280)	223 (154 to 324)	212 (155 to 292)	272 (205 to 371)	370 (303 to 461)	595 (521 to 686)	693 (616 to 789)	711 (626 to 816)	654 (571 to 769)
HIV/AIDS and sexually transmitted infections	0·1 (0·1 to 0·2)	0·1 (0 to 0·1)	18·8 (17·4 to 20·1)	15·2 (14·2 to 16·4)	17·1 (15·9 to 18·3)	17·7 (16·4 to 19·1)	39·4 (35·7 to 44·4)	130 (119 to 145)	339 (313 to 371)	439 (406 to 480)	447 (414 to 481)	401 (372 to 437)
HIV/AIDS	0 (0 to 0)	0 (0 to 0)	18·7 (17·4 to 20·1)	15·2 (14·2 to 16·4)	17·1 (15·9 to 18·3)	17·4 (16 to 18·6)	37·6 (34·2 to 42·3)	126 (115 to 139)	332 (308 to 362)	430 (398 to 470)	437 (406 to 469)	391 (364 to 426)
HIV/AIDS - Drug-susceptible Tuberculosis	0 (0 to 0)	0 (0 to 0)	0·6 (0·3 to 0·8)	0·5 (0·3 to 0·7)	0·5 (0·3 to 0·8)	0·6 (0·4 to 0·9)	1·2 (0·8 to 1·7)	3·9 (2·5 to 5·7)	10·1 (6·6 to 15)	12·9 (8·2 to 19·1)	13·4 (8·5 to 19·9)	11·9 (7·5 to 17·9)
HIV/AIDS - Multidrug-resistant Tuberculosis without extensive dru	0 (0 to 0)	0 (0 to 0)	0 (0 to 0·1)	0 (0 to 0·1)	0 (0 to 0·1)	0 (0 to 0·1)	0 (0 to 0·2)	0·2 (0 to 0·6)	0·4 (0 to 1·6)	0·5 (0·1 to 2)	0·5 (0·1 to 2·1)	0·5 (0·1 to 1·8)
HIV/AIDS - Extensively drug-resistant Tuberculosis	0 (0 to 0)	0 (0 to 0)	0 (0 to 0)	0 (0 to 0)	0 (0 to 0)	0 (0 to 0)	0 (0 to 0)	0 (0 to 0·1)	0·1 (0 to 0·3)	0·1 (0 to 0·3)	0·1 (0 to 0·3)	0·1 (0 to 0·3)
HIV/AIDS resulting in other diseases	0 (0 to 0)	0 (0 to 0)	18·1 (16·7 to 19·5)	14·7 (13·6 to 15·9)	16·5 (15·3 to 17·8)	16·8 (15·5 to 18·1)	36·4 (33 to 41·1)	122 (111 to 135)	321 (297 to 351)	416 (384 to 455)	423 (392 to 456)	379 (350 to 415)
Sexually transmitted infections excluding HIV	0·1 (0·1 to 0·2)	0·1 (0 to 0·1)	0 (0 to 0·1)	0 (0 to 0)	0 (0 to 0)	0·4 (0·2 to 0·6)	1·8 (1·1 to 2·9)	4·4 (2·5 to 7·7)	7 (3·9 to 12·2)	8·8 (4·9 to 15·3)	9·7 (5·7 to 16·3)	9·9 (5·6 to 17·7)
Syphilis	0·1 (0·1 to 0·2)	0·1 (0 to 0·1)	0 (0 to 0·1)	0 (0 to 0)	0 (0 to 0)	0·1 (0·1 to 0·2)	0·2 (0·1 to 0·3)	0·2 (0·1 to 0·3)	0·3 (0·2 to 0·5)	0·5 (0·3 to 0·7)	0·4 (0·2 to 0·5)	0·2 (0·1 to 0·2)
Chlamydial infection	0 (0 to 0)	0 (0 to 0)	0 (0 to 0)	0 (0 to 0)	0 (0 to 0)	0 (0 to 0·1)	0·2 (0·1 to 0·3)	0·5 (0·4 to 0·8)	0·6 (0·3 to 1·1)	0·7 (0·4 to 1·2)	1 (0·6 to 1·5)	1·1 (0·7 to 1·8)
Gonococcal infection	0 (0 to 0)	0 (0 to 0)	0 (0 to 0)	0 (0 to 0)	0 (0 to 0)	0 (0 to 0)	0·3 (0·2 to 0·4)	0·5 (0·3 to 0·8)	0·6 (0·4 to 0·9)	0·9 (0·6 to 1·3)	1 (0·7 to 1·5)	1·2 (0·8 to 1·7)
Trichomoniasis	0 (0 to 0)	0 (0 to 0)	0 (0 to 0)	0 (0 to 0)	0 (0 to 0)	0 (0 to 0·1)	0·3 (0·1 to 0·7)	1·4 (0·5 to 3·2)	2·6 (0·9 to 5·8)	2·9 (0·9 to 6·9)	2·8 (0·9 to 6·5)	2·7 (0·9 to 6·7)
Genital herpes	0 (0 to 0)	0 (0 to 0)	0 (0 to 0)	0 (0 to 0)	0 (0 to 0)	0·1 (0 to 0·2)	0·4 (0·1 to 1·1)	0·9 (0·3 to 2·1)	1·4 (0·5 to 3·4)	1·7 (0·5 to 4·2)	1·8 (0·6 to 4·5)	1·8 (0·6 to 4·6)
Other sexually transmitted infections	0 (0 to 0)	0 (0 to 0)	0 (0 to 0)	0 (0 to 0)	0 (0 to 0)	0·1 (0 to 0·1)	0·5 (0·3 to 0·7)	0·9 (0·5 to 1·4)	1·4 (0·8 to 2·3)	2·2 (1·4 to 3·4)	2·7 (1·7 to 4·1)	2·9 (1·8 to 4·6)
Respiratory infections and tuberculosis	16·1 (11·1 to 22·9)	24·8 (13·8 to 40·2)	85·4 (57·4 to 120)	48·1 (34·4 to 66·4)	34·9 (25 to 48·9)	31·8 (21·9 to 44·6)	35·8 (25·5 to 50·4)	45·6 (33·4 to 62·3)	52·2 (37·6 to 69·4)	56·1 (40·5 to 76)	59·9 (43 to 82·4)	56·6 (39·9 to 78·4)
Tuberculosis	0 (0 to 0)	0 (0 to 0)	0·7 (0·4 to 1)	1·2 (0·7 to 2)	1·7 (0·7 to 3)	1·5 (0·8 to 2·6)	3 (2·1 to 4·2)	7·8 (5 to 11·4)	10·7 (6·8 to 15·8)	10·8 (6·6 to 15·9)	9·7 (6 to 14·7)	8 (5 to 12)
Latent tuberculosis infection	0 (0 to 0)	0 (0 to 0)	0 (0 to 0)	0 (0 to 0)	0 (0 to 0)	0 (0 to 0)	0 (0 to 0)	0 (0 to 0)	0 (0 to 0)	0 (0 to 0)	0 (0 to 0)	0 (0 to 0)
Drug-susceptible tuberculosis	0 (0 to 0)	0 (0 to 0)	0·6 (0·4 to 1)	1·2 (0·7 to 2)	1·6 (0·7 to 2·9)	1·5 (0·8 to 2·5)	2·9 (2 to 4·1)	7·5 (4·9 to 11)	10·4 (6·5 to 15·4)	10·4 (6·4 to 15·6)	9·4 (5·8 to 14·2)	7·8 (4·8 to 11·6)
Multidrug-resistant tuberculosis without extensive drug resistanc	0 (0 to 0)	0 (0 to 0)	0 (0 to 0·1)	0 (0 to 0·1)	0 (0 to 0·1)	0 (0 to 0·2)	0·1 (0 to 0·4)	0·2 (0 to 0·8)	0·3 (0 to 1·1)	0·3 (0 to 1·1)	0·3 (0 to 1)	0·2 (0 to 0·8)
Extensively drug-resistant tuberculosis	0 (0 to 0)	0 (0 to 0)	0 (0 to 0)	0 (0 to 0)	0 (0 to 0)	0 (0 to 0)	0 (0 to 0·1)	0 (0 to 0·1)	0 (0 to 0·2)	0 (0 to 0·2)	0 (0 to 0·2)	0 (0 to 0·1)
Lower respiratory infections	16·1 (11·1 to 22·8)	24·6 (13·7 to 40·1)	80·8 (52·7 to 116)	31 (19·5 to 45·8)	13·1 (9·1 to 18·2)	11·1 (7·5 to 15·9)	15·4 (10·2 to 23·2)	22 (14 to 32·6)	26·1 (16·1 to 39·5)	31·5 (19·9 to 47)	36·1 (22·4 to 55·4)	35·5 (21·7 to 53·2)
Upper respiratory infections	0 (0 to 0)	0·1 (0·1 to 0·2)	3·5 (2·2 to 5·5)	11·7 (6·9 to 19·2)	14·4 (8 to 23·8)	14·8 (7·8 to 25·1)	13·8 (7·3 to 24·3)	12·9 (6·7 to 21·9)	12·9 (7·2 to 21·2)	11·8 (6·3 to 19·7)	12 (6·3 to 20)	10·8 (5·9 to 19·4)
Otitis media	0 (0 to 0)	0 (0 to 0)	0·5 (0·2 to 0·9)	4·2 (2·2 to 7·4)	5·8 (3·1 to 9·7)	4·4 (2·2 to 7·8)	3·6 (1·8 to 6·3)	2·9 (1·3 to 5·6)	2·5 (1·1 to 4·8)	2·1 (0·9 to 4·3)	2·1 (1 to 4·1)	2·3 (1 to 4·3)
Enteric infections	0·7 (0·5 to 1·1)	2·9 (1·6 to 5·1)	23·9 (15·1 to 37·1)	24·1 (15·9 to 35·9)	22·2 (13·3 to 35·4)	21·8 (12·4 to 35·2)	13·8 (8·6 to 20·8)	11·2 (6·8 to 17·2)	13·2 (8·6 to 19·4)	14·2 (9·6 to 20·1)	16 (10·9 to 22·3)	17·2 (11·7 to 23·8)
Diarrheal diseases	0·7 (0·5 to 1·1)	2·9 (1·6 to 5)	23·8 (15 to 37)	23·8 (15·6 to 35·7)	21·9 (13 to 35·1)	21·3 (12 to 34·8)	13·6 (8·4 to 20·6)	11 (6·7 to 17)	13 (8·4 to 19·2)	14·1 (9·5 to 20)	15·9 (10·9 to 22·3)	17 (11·5 to 23·6)
Typhoid and paratyphoid	0 (0 to 0)	0 (0 to 0)	0 (0 to 0)	0 (0 to 0)	0 (0 to 0)	0 (0 to 0)	0 (0 to 0)	0 (0 to 0)	0 (0 to 0)	0 (0 to 0)	0 (0 to 0)	0 (0 to 0)
Typhoid fever	0 (0 to 0)	0 (0 to 0)	0 (0 to 0)	0 (0 to 0)	0 (0 to 0)	0 (0 to 0)	0 (0 to 0)	0 (0 to 0)	0 (0 to 0)	0 (0 to 0)	0 (0 to 0)	0 (0 to 0)
Paratyphoid fever	0 (0 to 0)	0 (0 to 0)	0 (0 to 0)	0 (0 to 0)	0 (0 to 0)	0 (0 to 0)	0 (0 to 0)	0 (0 to 0)	0 (0 to 0)	0 (0 to 0)	0 (0 to 0)	0 (0 to 0)
Invasive Non-typhoidal Salmonella (iNTS)	0 (0 to 0)	0 (0 to 0)	0 (0 to 0·1)	0·3 (0·1 to 0·7)	0·3 (0·1 to 0·6)	0·4 (0·1 to 0·9)	0·1 (0 to 0·2)	0·1 (0 to 0·2)	0·2 (0·1 to 0·6)	0·1 (0 to 0·2)	0 (0 to 0)	0·2 (0·1 to 0·5)
Other intestinal infectious diseases	0 (0 to 0)	0 (0 to 0)	0·1 (0 to 0·3)	0·1 (0 to 0·3)	0·1 (0 to 0·2)	0·1 (0 to 0·2)	0 (0 to 0·1)	0 (0 to 0·1)	0 (0 to 0·1)	0·1 (0 to 0·2)	0 (0 to 0·1)	0 (0 to 0·1)
Neglected tropical diseases and malaria	0 (0 to 0)	0·2 (0·1 to 0·3)	2·1 (1 to 3·8)	5·5 (2·5 to 10·4)	8·6 (3·5 to 16·4)	6·9 (3 to 13·3)	7·3 (3·5 to 12·8)	8·3 (4 to 14·5)	9·5 (4·9 to 16·1)	9·5 (4·4 to 16·5)	11·4 (6·1 to 19·1)	12·3 (6·7 to 21·1)
Malaria	0 (0 to 0)	0 (0 to 0)	0 (0 to 0)	0 (0 to 0)	0 (0 to 0)	0 (0 to 0)	0 (0 to 0)	0 (0 to 0)	0 (0 to 0)	0 (0 to 0)	0 (0 to 0)	0 (0 to 0)
Chagas disease	0 (0 to 0)	0 (0 to 0)	0 (0 to 0)	0 (0 to 0)	0 (0 to 0)	0 (0 to 0)	0 (0 to 0)	0 (0 to 0)	0 (0 to 0)	0 (0 to 0)	0 (0 to 0)	0 (0 to 0)
Leishmaniasis	0 (0 to 0)	0 (0 to 0)	0 (0 to 0)	0 (0 to 0)	0 (0 to 0)	0 (0 to 0)	0 (0 to 0)	0 (0 to 0)	0 (0 to 0)	0 (0 to 0)	0 (0 to 0)	0 (0 to 0)
Visceral leishmaniasis	0 (0 to 0)	0 (0 to 0)	0 (0 to 0)	0 (0 to 0)	0 (0 to 0)	0 (0 to 0)	0 (0 to 0)	0 (0 to 0)	0 (0 to 0)	0 (0 to 0)	0 (0 to 0)	0 (0 to 0)
Cutaneous and mucocutaneous leishmaniasis	0 (0 to 0)	0 (0 to 0)	0 (0 to 0)	0 (0 to 0)	0 (0 to 0)	0 (0 to 0)	0 (0 to 0)	0 (0 to 0)	0 (0 to 0)	0 (0 to 0)	0 (0 to 0)	0 (0 to 0)
African trypanosomiasis	0 (0 to 0)	0 (0 to 0)	0 (0 to 0)	0 (0 to 0)	0 (0 to 0)	0 (0 to 0)	0 (0 to 0)	0 (0 to 0)	0 (0 to 0)	0 (0 to 0)	0 (0 to 0)	0 (0 to 0)
Schistosomiasis	0 (0 to 0)	0 (0 to 0)	0 (0 to 0)	0 (0 to 0)	0 (0 to 0)	0 (0 to 0)	0 (0 to 0)	0 (0 to 0)	0 (0 to 0)	0 (0 to 0)	0 (0 to 0)	0 (0 to 0)
Cysticercosis	0 (0 to 0)	0 (0 to 0)	0 (0 to 0)	0 (0 to 0)	0 (0 to 0)	0·1 (0 to 0·3)	0·6 (0 to 2)	2·1 (0·4 to 5·5)	3·8 (1·1 to 8·5)	4·5 (1·3 to 10·2)	5·2 (1·5 to 12·1)	6·2 (1·9 to 14·1)
Cystic echinococcosis	0 (0 to 0)	0 (0 to 0)	0 (0 to 0)	0 (0 to 0)	0 (0 to 0)	0 (0 to 0)	0 (0 to 0)	0 (0 to 0)	0 (0 to 0)	0 (0 to 0)	0 (0 to 0)	0 (0 to 0)
Lymphatic filariasis	0 (0 to 0)	0 (0 to 0)	0 (0 to 0)	0 (0 to 0)	0 (0 to 0)	0 (0 to 0)	0 (0 to 0)	0 (0 to 0)	0 (0 to 0)	0 (0 to 0)	0 (0 to 0)	0 (0 to 0)
Onchocerciasis	0 (0 to 0)	0 (0 to 0)	0 (0 to 0)	0 (0 to 0)	0 (0 to 0)	0 (0 to 0)	0 (0 to 0)	0 (0 to 0)	0 (0 to 0)	0 (0 to 0)	0 (0 to 0)	0 (0 to 0)
Trachoma	0 (0 to 0)	0 (0 to 0)	0 (0 to 0)	0 (0 to 0)	0 (0 to 0)	0 (0 to 0)	0 (0 to 0)	0 (0 to 0)	0 (0 to 0)	0 (0 to 0)	0 (0 to 0)	0 (0 to 0)
Dengue	0 (0 to 0)	0 (0 to 0·1)	0·8 (0·2 to 2·1)	0·9 (0·3 to 2·1)	1·9 (0·5 to 3·9)	1·6 (0·4 to 3·4)	1·6 (0·5 to 3·4)	1·4 (0·4 to 3·1)	1·6 (0·5 to 3·4)	1·3 (0·4 to 3)	1·4 (0·4 to 3)	1·4 (0·4 to 2·8)
Yellow fever	0 (0 to 0)	0 (0 to 0)	0 (0 to 0)	0 (0 to 0)	0 (0 to 0)	0 (0 to 0)	0 (0 to 0)	0 (0 to 0)	0 (0 to 0)	0 (0 to 0)	0 (0 to 0)	0 (0 to 0)
Rabies	0 (0 to 0)	0 (0 to 0)	0 (0 to 0)	0 (0 to 0)	0 (0 to 0)	0 (0 to 0)	0 (0 to 0)	0 (0 to 0)	0 (0 to 0)	0 (0 to 0)	0 (0 to 0)	0 (0 to 0)
Intestinal nematode infections	0 (0 to 0)	0 (0 to 0)	0 (0 to 0)	0·1 (0 to 0·3)	0·3 (0·1 to 0·6)	0·2 (0 to 0·5)	1·9 (0·7 to 3·9)	2·4 (0·7 to 4·8)	1·7 (0·6 to 3·4)	1·3 (0·4 to 2·8)	1·6 (0·7 to 3)	1 (0·4 to 2)
Ascariasis	0 (0 to 0)	0 (0 to 0)	0 (0 to 0)	0 (0 to 0·2)	0 (0 to 0·2)	0 (0 to 0·1)	0 (0 to 0)	0 (0 to 0)	0 (0 to 0)	0 (0 to 0)	0 (0 to 0)	0 (0 to 0)
Trichuriasis	0 (0 to 0)	0 (0 to 0)	0 (0 to 0)	0 (0 to 0)	0 (0 to 0)	0 (0 to 0)	0 (0 to 0)	0 (0 to 0)	0 (0 to 0)	0 (0 to 0)	0 (0 to 0)	0 (0 to 0)
Hookworm disease	0 (0 to 0)	0 (0 to 0)	0 (0 to 0)	0·1 (0 to 0·2)	0·2 (0 to 0·6)	0·2 (0 to 0·5)	1·9 (0·7 to 3·8)	2·4 (0·7 to 4·8)	1·7 (0·6 to 3·4)	1·3 (0·4 to 2·8)	1·6 (0·7 to 3)	1 (0·4 to 2)
Food-borne trematodiases	0 (0 to 0)	0 (0 to 0)	0 (0 to 0)	0 (0 to 0)	0 (0 to 0)	0 (0 to 0)	0 (0 to 0)	0 (0 to 0)	0 (0 to 0)	0 (0 to 0)	0 (0 to 0)	0 (0 to 0)
Leprosy	0 (0 to 0)	0 (0 to 0)	0 (0 to 0)	0 (0 to 0)	0 (0 to 0)	0 (0 to 0)	0 (0 to 0)	0 (0 to 0)	0 (0 to 0)	0 (0 to 0)	0 (0 to 0)	0 (0 to 0)
Ebola	0 (0 to 0)	0 (0 to 0)	0 (0 to 0)	0 (0 to 0)	0 (0 to 0)	0 (0 to 0)	0 (0 to 0)	0 (0 to 0)	0 (0 to 0)	0 (0 to 0)	0 (0 to 0)	0 (0 to 0)
Zika virus	0 (0 to 0)	0 (0 to 0)	0 (0 to 0·1)	0 (0 to 0·2)	0·1 (0 to 0·3)	0·1 (0 to 0·3)	0·1 (0 to 0·4)	0·1 (0 to 0·4)	0·1 (0 to 0·4)	0·1 (0 to 0·4)	0·1 (0 to 0·3)	0 (0 to 0·3)
Guinea worm disease	0 (0 to 0)	0 (0 to 0)	0 (0 to 0)	0 (0 to 0)	0 (0 to 0)	0 (0 to 0)	0 (0 to 0)	0 (0 to 0)	0 (0 to 0)	0 (0 to 0)	0 (0 to 0)	0 (0 to 0)
Other neglected tropical diseases	0 (0 to 0)	0·1 (0·1 to 0·3)	1·3 (0·5 to 2·4)	4·4 (1·7 to 9)	6·4 (1·9 to 13·7)	5 (1·4 to 11·1)	3 (1·1 to 6·4)	2·3 (0·6 to 5·2)	2·3 (0·7 to 4·7)	2·3 (0·6 to 5·1)	3 (1·1 to 6·1)	3·7 (1·4 to 7·2)
Other infectious diseases	1·3 (0·9 to 1·8)	3·4 (1·8 to 5·9)	16·3 (11·4 to 23·1)	15·2 (9·9 to 22·5)	13·6 (9·5 to 19)	13·2 (9·3 to 18·3)	14 (10·2 to 18·4)	12·9 (9·3 to 17·8)	12·1 (8·8 to 16·3)	12·5 (8·8 to 16·9)	13·8 (9·8 to 18·5)	14·2 (10·2 to 19·4)
Meningitis	0·7 (0·4 to 1)	2·3 (1·1 to 4·2)	6·1 (3·7 to 9·6)	3·4 (2·1 to 5·1)	2·6 (1·9 to 3·5)	2·3 (1·7 to 3·1)	2·6 (1·8 to 3·7)	2·5 (1·7 to 3·8)	2·2 (1·5 to 3·3)	2·7 (1·9 to 4)	2·7 (1·8 to 3·9)	2·3 (1·6 to 3·3)
Encephalitis	0·4 (0·2 to 0·6)	0·5 (0·3 to 1)	6·8 (3·8 to 11·7)	6·5 (3·4 to 12·3)	4·6 (2·8 to 7·3)	4·8 (2·9 to 7·6)	4·9 (3 to 7·5)	4·4 (2·8 to 6·8)	3·6 (2·2 to 5·9)	3·3 (2 to 5·2)	3·1 (2 to 4·6)	3 (1·9 to 4·5)
Diphtheria	0 (0 to 0)	0 (0 to 0)	0 (0 to 0)	0 (0 to 0)	0 (0 to 0)	0 (0 to 0)	0 (0 to 0)	0 (0 to 0)	0 (0 to 0)	0 (0 to 0)	0 (0 to 0)	0 (0 to 0)
Tetanus	0 (0 to 0)	0 (0 to 0)	0 (0 to 0·1)	0 (0 to 0)	0 (0 to 0·1)	0 (0 to 0)	0 (0 to 0)	0 (0 to 0·1)	0 (0 to 0·1)	0 (0 to 0·1)	0·1 (0 to 0·3)	0·1 (0 to 0·2)
Measles	0 (0 to 0)	0 (0 to 0)	0 (0 to 0)	0 (0 to 0)	0 (0 to 0)	0 (0 to 0)	0 (0 to 0)	0 (0 to 0)	0 (0 to 0)	0 (0 to 0)	0 (0 to 0)	0 (0 to 0)
Varicella and herpes zoster	0 (0 to 0)	0 (0 to 0)	0·1 (0 to 0·2)	0·1 (0·1 to 0·2)	0·1 (0·1 to 0·2)	0·2 (0 to 0·4)	0·2 (0·1 to 0·5)	0·3 (0·1 to 0·6)	0·3 (0·1 to 0·7)	0·3 (0·1 to 0·7)	0·4 (0·1 to 0·7)	0·4 (0·2 to 0·8)
Acute hepatitis	0 (0 to 0)	0 (0 to 0)	0·1 (0·1 to 0·3)	0·3 (0·1 to 0·5)	1·1 (0·6 to 1·7)	1·5 (0·9 to 2·3)	1·6 (1 to 2·4)	1·6 (1·1 to 2·3)	1·6 (1·1 to 2·4)	1·3 (0·9 to 1·9)	1·2 (0·8 to 1·6)	1·2 (0·8 to 1·7)
Acute hepatitis A	0 (0 to 0)	0 (0 to 0)	0 (0 to 0·1)	0·2 (0·1 to 0·4)	0·9 (0·4 to 1·5)	1·3 (0·7 to 2)	1·3 (0·8 to 2)	1·1 (0·6 to 1·7)	0·9 (0·5 to 1·5)	0·8 (0·5 to 1·4)	0·5 (0·3 to 0·9)	0·6 (0·3 to 1)
Acute hepatitis B	0 (0 to 0)	0 (0 to 0)	0·1 (0 to 0·2)	0 (0 to 0·1)	0·1 (0 to 0·2)	0·1 (0 to 0·2)	0·1 (0 to 0·4)	0·4 (0·2 to 0·8)	0·6 (0·3 to 1)	0·4 (0·2 to 0·7)	0·5 (0·3 to 0·8)	0·6 (0·3 to 0·9)
Acute hepatitis C	0 (0 to 0)	0 (0 to 0)	0 (0 to 0)	0 (0 to 0)	0 (0 to 0)	0 (0 to 0)	0 (0 to 0)	0 (0 to 0)	0 (0 to 0)	0 (0 to 0)	0 (0 to 0)	0 (0 to 0·1)
Acute hepatitis E	0 (0 to 0)	0 (0 to 0)	0 (0 to 0)	0 (0 to 0)	0·1 (0 to 0·1)	0·1 (0 to 0·3)	0·1 (0 to 0·3)	0·1 (0 to 0·3)	0·1 (0 to 0·2)	0·1 (0 to 0·1)	0·1 (0 to 0·1)	0·1 (0 to 0·1)
Other unspecified infectious diseases	0·3 (0·2 to 0·5)	0·5 (0·3 to 0·9)	2·5 (1·6 to 3·8)	4·1 (2·1 to 7·1)	5 (2 to 9·8)	4·3 (1·9 to 8·3)	4·7 (2·5 to 8·2)	4·1 (2 to 7·2)	4·2 (2·3 to 6·9)	4·7 (2·5 to 7·9)	6·4 (3·5 to 10·1)	7·1 (4·1 to 11·7)
Maternal and neonatal disorders	553 (437 to 684)	231 (142 to 379)	79·6 (53·9 to 112)	48·8 (36·3 to 63·3)	48·4 (34·8 to 64)	58·1 (42·6 to 76·5)	80·7 (63·9 to 98)	97·2 (78·2 to 119)	103 (82·4 to 128)	97·9 (78 to 124)	82·5 (66·3 to 103)	56·8 (44·2 to 70·6)
Maternal disorders	0 (0 to 0)	0 (0 to 0)	0 (0 to 0)	0 (0 to 0)	0 (0 to 0)	0·8 (0·6 to 1·1)	27·1 (20·4 to 34·8)	45·3 (32·8 to 60·1)	51·4 (36·2 to 69·7)	50·7 (36·7 to 70·3)	38·2 (27·7 to 50·8)	15·5 (11·5 to 20·7)
Maternal hemorrhage	0 (0 to 0)	0 (0 to 0)	0 (0 to 0)	0 (0 to 0)	0 (0 to 0)	0 (0 to 0)	1·8 (1·1 to 2·9)	3·4 (1·9 to 5·7)	4·7 (2·8 to 7·3)	4·2 (2·3 to 6·5)	3·3 (2 to 5·2)	1·3 (0·7 to 2)
Maternal sepsis and other maternal infections	0 (0 to 0)	0 (0 to 0)	0 (0 to 0)	0 (0 to 0)	0 (0 to 0)	0 (0 to 0)	1·1 (0·6 to 1·8)	2·1 (1·2 to 3·2)	2·3 (1·3 to 3·8)	2 (1·1 to 3·3)	1·4 (0·8 to 2·4)	0·5 (0·3 to 0·9)
Maternal hypertensive disorders	0 (0 to 0)	0 (0 to 0)	0 (0 to 0)	0 (0 to 0)	0 (0 to 0)	0·2 (0·1 to 0·2)	4·8 (3·3 to 6·8)	6 (4 to 8·5)	6·8 (4·5 to 9·9)	6 (4 to 8·7)	4·2 (2·8 to 6·1)	1·6 (1 to 2·3)
Maternal obstructed labor and uterine rupture	0 (0 to 0)	0 (0 to 0)	0 (0 to 0)	0 (0 to 0)	0 (0 to 0)	0 (0 to 0)	0·6 (0·3 to 1)	1 (0·5 to 1·7)	1·2 (0·6 to 2·2)	1·2 (0·7 to 2·2)	1·1 (0·6 to 2)	0·4 (0·2 to 0·8)
Maternal abortion and miscarriage	0 (0 to 0)	0 (0 to 0)	0 (0 to 0)	0 (0 to 0)	0 (0 to 0)	0·1 (0 to 0·1)	1·9 (1 to 3·4)	3·2 (1·7 to 5·7)	3·3 (1·7 to 5·8)	3·1 (1·6 to 5·5)	2·4 (1·2 to 4·5)	1·2 (0·6 to 2·1)
Ectopic pregnancy	0 (0 to 0)	0 (0 to 0)	0 (0 to 0)	0 (0 to 0)	0 (0 to 0)	0 (0 to 0)	1·8 (1 to 2·9)	4·6 (2·6 to 7·2)	5·6 (3·2 to 9·1)	5·9 (3·5 to 9·3)	4 (2·4 to 6·4)	1·3 (0·8 to 2·1)
Indirect maternal deaths	--	--	--	--	--	0·1 (0·1 to 0·2)	4 (2·4 to 6·3)	6·7 (3·8 to 10·6)	6·6 (3·8 to 10·9)	5·9 (3·4 to 9·7)	3·7 (2·1 to 6·1)	1·2 (0·7 to 1·9)
Late maternal deaths	--	--	--	--	--	0·1 (0 to 0·1)	2·2 (1·3 to 3·3)	3·5 (2 to 5·4)	3·6 (2 to 5·7)	3·5 (2 to 5·6)	2·6 (1·5 to 4·3)	1 (0·6 to 1·7)
Maternal deaths aggravated by HIV/AIDS	--	--	--	--	--	0 (0 to 0)	0·1 (0 to 0·1)	0·3 (0·1 to 0·5)	0·4 (0·2 to 0·8)	0·5 (0·3 to 1)	0·4 (0·2 to 0·6)	0·2 (0·1 to 0·2)
Neonatal disorders	553 (437 to 684)	231 (142 to 379)	79·6 (53·9 to 112)	48·8 (36·3 to 63·3)	48·4 (34·8 to 64)	57·3 (41·7 to 75·8)	53·5 (38·5 to 70·1)	51·9 (37·2 to 68·1)	51·3 (37·7 to 67·4)	47·2 (34·3 to 62·4)	44·4 (31·3 to 58·5)	41·3 (29·8 to 54·3)
Neonatal preterm birth	189 (136 to 254)	60·6 (33 to 107)	24 (15 to 36·6)	15·5 (10·7 to 21·1)	22·2 (15·4 to 30·1)	26 (18·1 to 35·2)	24·2 (16·8 to 33·3)	22·9 (15·6 to 31·2)	22·8 (16 to 31·4)	20·5 (13·9 to 27·9)	19·1 (12·8 to 25·9)	17·3 (11·9 to 23·8)
Neonatal encephalopathy due to birth asphyxia and trauma	141 (91 to 211)	27·1 (12·6 to 50·2)	11·2 (6 to 18·7)	5 (3·2 to 7·5)	4·8 (2·3 to 8)	5·7 (2·8 to 9·3)	5·4 (2·7 to 9·1)	5·3 (2·7 to 8·6)	5·1 (2·6 to 8·5)	4·9 (2·4 to 8·2)	4·6 (2·2 to 7·5)	4·4 (2·1 to 7·4)
Neonatal sepsis and other neonatal infections	99·6 (65·5 to 141)	87·8 (51 to 144)	26·5 (16·1 to 40·8)	12·7 (7·8 to 19)	19 (11·1 to 28·8)	22·7 (13·7 to 35)	21·2 (12·4 to 32·2)	21 (12·1 to 31·9)	20·7 (12·1 to 31·6)	19·2 (11·4 to 29·4)	18·2 (10·6 to 27·5)	17·3 (10·2 to 26)
Hemolytic disease and other neonatal jaundice	0·4 (0·2 to 0·5)	0·3 (0·2 to 0·5)	0·4 (0·2 to 0·5)	1·6 (1·1 to 2·4)	2·4 (1·8 to 3·1)	2·9 (2·1 to 3·7)	2·7 (2 to 3·5)	2·7 (2 to 3·5)	2·7 (2 to 3·5)	2·6 (1·9 to 3·3)	2·5 (1·8 to 3·2)	2·4 (1·7 to 3·1)
Other neonatal disorders	123 (79 to 176)	54·9 (31·8 to 92·2)	17·5 (10·4 to 25·9)	14 (10·6 to 18)	0 (0 to 0)	0 (0 to 0)	0 (0 to 0)	0 (0 to 0)	0 (0 to 0)	0 (0 to 0)	0 (0 to 0)	0 (0 to 0)
Nutritional deficiencies	0·1 (0 to 0·1)	1·5 (0·8 to 2·7)	26·7 (17·2 to 40·6)	52·9 (23·7 to 102)	78·2 (32 to 158)	62·5 (25·3 to 130)	81·1 (34·2 to 157)	64·7 (24·1 to 129)	66·5 (28·8 to 117)	63·7 (23·7 to 128)	81 (36·5 to 149)	96 (43·9 to 175)
Protein-energy malnutrition	0·1 (0 to 0·1)	0·2 (0·1 to 0·3)	13·7 (9 to 19·7)	6·9 (4·1 to 11·2)	8·8 (5·3 to 13·8)	8 (4·7 to 13)	8·1 (4·8 to 12·7)	8·8 (5·5 to 13·4)	9 (5·5 to 13·6)	8·5 (5·3 to 13)	9·3 (5·9 to 13·9)	9·1 (5·8 to 13·5)
Iodine deficiency	0 (0 to 0)	0 (0 to 0)	0 (0 to 0)	0 (0 to 0)	0·2 (0·1 to 0·3)	0·4 (0·2 to 0·8)	0·6 (0·2 to 1·1)	0·7 (0·3 to 1·2)	0·7 (0·3 to 1·3)	0·7 (0·3 to 1·3)	0·7 (0·4 to 1·3)	0·7 (0·4 to 1·2)
Vitamin A deficiency	0 (0 to 0)	0 (0 to 0·1)	0·2 (0·1 to 0·4)	1·3 (0·6 to 2·2)	1·8 (0·8 to 3·3)	1·5 (0·6 to 2·8)	0·7 (0·2 to 1·5)	0·6 (0·1 to 1·2)	0·5 (0·2 to 0·9)	0·4 (0·2 to 0·7)	0·3 (0·2 to 0·6)	0·3 (0·1 to 0·5)
Dietary iron deficiency	0 (0 to 0)	1·3 (0·6 to 2·5)	12 (4·7 to 23·4)	44·2 (16·1 to 93·1)	65·7 (20·3 to 142)	50·6 (14·8 to 116)	67·9 (21·9 to 144)	50·7 (12 to 116)	51·3 (15 to 101)	50·6 (11·2 to 114)	67·1 (24·6 to 136)	82·4 (30·8 to 157)
Other nutritional deficiencies	0 (0 to 0)	0 (0 to 0)	0·8 (0·4 to 1·4)	0·6 (0·2 to 1·2)	1·8 (0·9 to 3)	2 (1·1 to 3·2)	3·8 (2·2 to 6)	3·9 (2·2 to 6·2)	5 (2·8 to 8·1)	3·5 (2 to 5·3)	3·6 (2·1 to 5·4)	3·4 (2·1 to 5·3)
Non-communicable diseases	97·2 (64·7 to 152)	80·8 (46·3 to 135)	254 (190 to 326)	302 (226 to 391)	437 (334 to 564)	823 (610 to 1,100)	1,260 (963 to 1,640)	1,600 (1,240 to 2,030)	1,950 (1,520 to 2,460)	2,300 (1,830 to 2,830)	2,780 (2,240 to 3,390)	3,190 (2,580 to 3,910)
Neoplasms	0·9 (0·6 to 1·2)	1·3 (0·7 to 2·2)	6·4 (4·4 to 8·9)	26·6 (18 to 38·6)	37·5 (29·3 to 47·8)	46·1 (36·3 to 57·9)	72·2 (57·7 to 89·2)	102 (77·7 to 130)	161 (115 to 224)	306 (222 to 416)	504 (373 to 666)	640 (481 to 845)
Lip and oral cavity cancer	0 (0 to 0)	0 (0 to 0)	0 (0 to 0)	0 (0 to 0)	0·1 (0·1 to 0·2)	0·2 (0·1 to 0·4)	0·6 (0·4 to 0·7)	0·6 (0·4 to 0·9)	1·3 (0·8 to 2)	1·8 (1·1 to 2·6)	2·5 (1·4 to 3·8)	3·5 (2·4 to 5·2)
Nasopharynx cancer	0 (0 to 0)	0 (0 to 0)	0 (0 to 0)	0 (0 to 0)	0·2 (0·1 to 0·2)	0·1 (0·1 to 0·2)	0·5 (0·4 to 0·7)	0·7 (0·5 to 0·9)	0·8 (0·5 to 1·2)	0·9 (0·6 to 1·3)	1 (0·6 to 1·4)	1·3 (0·9 to 1·9)
Other pharynx cancer	0 (0 to 0)	0 (0 to 0)	0 (0 to 0)	0 (0 to 0)	0 (0 to 0)	0 (0 to 0)	0 (0 to 0)	0·3 (0·2 to 0·5)	0·4 (0·3 to 0·6)	0·6 (0·4 to 0·8)	0·8 (0·5 to 1·2)	1·7 (1·1 to 2·6)
Esophageal cancer	0 (0 to 0)	0 (0 to 0)	0 (0 to 0)	0 (0 to 0)	0 (0 to 0)	0 (0 to 0)	0 (0 to 0)	0·3 (0·2 to 0·4)	0·4 (0·3 to 0·6)	0·8 (0·5 to 1·2)	1·6 (1 to 2·5)	3·2 (2·1 to 4·8)
Stomach cancer	0 (0 to 0)	0 (0 to 0)	0 (0 to 0)	0 (0 to 0)	0 (0 to 0)	0 (0 to 0)	1 (0·8 to 1·2)	2·5 (1·8 to 3·3)	6 (3·6 to 9·1)	10·8 (7·3 to 15·4)	16·5 (10·6 to 23·9)	21·3 (15·1 to 29·2)
Colon and rectum cancer	0 (0 to 0)	0 (0 to 0)	0 (0 to 0)	0 (0 to 0)	0·3 (0·2 to 0·5)	0·5 (0·3 to 0·7)	2·5 (1·8 to 3·3)	4·3 (2·9 to 6·1)	8·2 (5 to 13·4)	17·2 (10·9 to 26)	27·8 (18·2 to 40·1)	37·4 (25·6 to 52·2)
Liver cancer	0 (0 to 0)	0 (0 to 0·1)	0·1 (0·1 to 0·2)	0·4 (0·3 to 0·6)	0·5 (0·4 to 0·7)	0·8 (0·6 to 1·1)	0·5 (0·4 to 0·8)	1·2 (0·7 to 1·8)	1·5 (0·9 to 2·4)	2·3 (1·4 to 3·7)	4·1 (2·5 to 6·2)	6·5 (4·1 to 9·7)
Liver cancer due to hepatitis B	0 (0 to 0)	0 (0 to 0)	0 (0 to 0)	0 (0 to 0)	0 (0 to 0)	0·1 (0·1 to 0·2)	0·1 (0·1 to 0·2)	0·5 (0·2 to 0·8)	0·7 (0·3 to 1·2)	1·1 (0·6 to 1·9)	1·8 (1 to 3·2)	2·7 (1·4 to 4·4)
Liver cancer due to hepatitis C	0 (0 to 0)	0 (0 to 0)	0 (0 to 0)	0 (0 to 0)	0 (0 to 0)	0 (0 to 0)	0 (0 to 0)	0 (0 to 0·1)	0·1 (0 to 0·2)	0·2 (0·1 to 0·3)	0·4 (0·2 to 0·9)	0·9 (0·4 to 1·7)
Liver cancer due to alcohol use	0 (0 to 0)	0 (0 to 0)	0 (0 to 0)	0 (0 to 0)	0 (0 to 0)	0 (0 to 0)	0 (0 to 0)	0·1 (0 to 0·1)	0·1 (0 to 0·3)	0·3 (0·1 to 0·5)	0·7 (0·3 to 1·3)	1·2 (0·6 to 2·4)
Liver cancer due to NASH	0 (0 to 0)	0 (0 to 0)	0 (0 to 0)	0 (0 to 0)	0 (0 to 0)	0 (0 to 0)	0·2 (0·1 to 0·3)	0·3 (0·1 to 0·5)	0·2 (0·1 to 0·4)	0·3 (0·1 to 0·6)	0·5 (0·2 to 0·9)	0·7 (0·3 to 1·4)
Liver cancer due to other causes	0 (0 to 0)	0 (0 to 0·1)	0·1 (0·1 to 0·2)	0·4 (0·3 to 0·6)	0·5 (0·4 to 0·7)	0·7 (0·5 to 0·9)	0·2 (0·1 to 0·4)	0·4 (0·2 to 0·6)	0·4 (0·2 to 0·7)	0·5 (0·2 to 0·8)	0·7 (0·3 to 1·3)	0·9 (0·4 to 1·6)
Gallbladder and biliary tract cancer	0 (0 to 0)	0 (0 to 0)	0 (0 to 0)	0 (0 to 0)	0 (0 to 0)	0 (0 to 0)	0 (0 to 0)	0·2 (0·1 to 0·3)	0·4 (0·2 to 0·6)	0·7 (0·5 to 1·3)	2·1 (1·3 to 3·5)	3·9 (2·4 to 6·6)
Pancreatic cancer	0 (0 to 0)	0 (0 to 0)	0 (0 to 0)	0 (0 to 0)	0 (0 to 0)	0 (0 to 0)	0·3 (0·2 to 0·4)	0·5 (0·3 to 0·6)	1·3 (0·8 to 1·9)	2·1 (1·3 to 3·1)	4·5 (2·7 to 6·8)	8·1 (5·5 to 11·4)
Larynx cancer	0 (0 to 0)	0 (0 to 0)	0 (0 to 0)	0 (0 to 0)	0 (0 to 0)	0 (0 to 0)	0 (0 to 0)	0·1 (0·1 to 0·2)	0·2 (0·1 to 0·3)	0·3 (0·2 to 0·4)	0·5 (0·3 to 0·8)	0·8 (0·5 to 1·2)
Tracheal, bronchus, and lung cancer	0 (0 to 0)	0 (0 to 0)	0 (0 to 0)	0 (0 to 0)	0 (0 to 0)	0·2 (0·1 to 0·4)	1·4 (1 to 1·9)	1·5 (1 to 2·2)	2·5 (1·4 to 3·8)	6·3 (3·8 to 9·4)	13·5 (8·6 to 20)	23·4 (16·1 to 32·8)
Malignant skin melanoma	0 (0 to 0)	0 (0 to 0)	0·1 (0 to 0·3)	0·4 (0·1 to 1·1)	0·1 (0·1 to 0·2)	0·2 (0·1 to 0·3)	0·5 (0·3 to 0·7)	1·3 (0·7 to 2)	1·5 (0·8 to 2·4)	2 (1·2 to 3·2)	4·6 (2·6 to 7·4)	3·4 (2 to 5·2)
Non-melanoma skin cancer	0 (0 to 0)	0 (0 to 0)	0 (0 to 0)	0 (0 to 0)	0 (0 to 0)	0 (0 to 0)	0 (0 to 0)	0·2 (0·2 to 0·4)	0·4 (0·2 to 0·6)	0·4 (0·3 to 0·7)	0·6 (0·3 to 0·9)	1 (0·6 to 1·6)
Non-melanoma skin cancer (squamous-cell carcinoma)	0 (0 to 0)	0 (0 to 0)	0 (0 to 0)	0 (0 to 0)	0 (0 to 0)	0 (0 to 0)	0 (0 to 0)	0·2 (0·2 to 0·4)	0·4 (0·2 to 0·6)	0·4 (0·3 to 0·7)	0·6 (0·3 to 0·9)	1 (0·6 to 1·6)
Non-melanoma skin cancer (basal-cell carcinoma)	0 (0 to 0)	0 (0 to 0)	0 (0 to 0)	0 (0 to 0)	0 (0 to 0)	0 (0 to 0)	0 (0 to 0)	0 (0 to 0)	0 (0 to 0)	0 (0 to 0)	0 (0 to 0)	0 (0 to 0)
Breast cancer	0 (0 to 0)	0 (0 to 0)	0 (0 to 0)	0 (0 to 0)	0 (0 to 0)	0 (0 to 0)	3·2 (2·5 to 4·2)	7·2 (4·9 to 10·1)	31·1 (20·6 to 46·8)	112 (75·5 to 159)	202 (142 to 273)	270 (188 to 374)
Cervical cancer	0 (0 to 0)	0 (0 to 0)	0 (0 to 0)	0 (0 to 0)	0 (0 to 0)	0 (0 to 0)	2 (1·4 to 2·9)	8·2 (5·2 to 12·7)	24·6 (15 to 38·7)	52·2 (33·1 to 79·4)	89·7 (60·2 to 129)	92·4 (62·8 to 135)
Uterine cancer	0 (0 to 0)	0 (0 to 0)	0 (0 to 0)	0 (0 to 0)	0 (0 to 0)	0 (0 to 0)	0 (0 to 0)	1·8 (1·3 to 2·4)	4·4 (2·8 to 6·5)	9·2 (6 to 13·3)	15·7 (9·9 to 23·4)	20·4 (13·4 to 30·2)
Ovarian cancer	0 (0 to 0)	0 (0 to 0)	0 (0 to 0)	0 (0 to 0)	1·4 (0·6 to 2·4)	2·5 (1·3 to 4·2)	7·1 (3·8 to 10·7)	10·3 (5·8 to 16·2)	10·7 (6·1 to 16·4)	17·5 (9·7 to 27·4)	29 (16·9 to 43·4)	44·1 (27·5 to 62·2)
Prostate cancer	0 (0 to 0)	0 (0 to 0)	0 (0 to 0)	0 (0 to 0)	0 (0 to 0)	0 (0 to 0)	0 (0 to 0)	0 (0 to 0)	0 (0 to 0)	0 (0 to 0)	0 (0 to 0)	0 (0 to 0)
Testicular cancer	--	--	--	--	--	--	--	--	--	--	--	--
Kidney cancer	0 (0 to 0)	0 (0 to 0·1)	0·3 (0·2 to 0·5)	1·4 (0·8 to 2·4)	1·7 (1·1 to 2·5)	1·2 (0·8 to 1·8)	1·6 (1·1 to 2·3)	2·4 (1·6 to 3·5)	2·6 (1·6 to 3·8)	3·4 (2·1 to 5·1)	5 (3 to 7·3)	7·4 (4·8 to 10·6)
Bladder cancer	0 (0 to 0)	0 (0 to 0)	0 (0 to 0)	0 (0 to 0)	0 (0 to 0)	0 (0 to 0)	0·1 (0·1 to 0·2)	0·1 (0·1 to 0·2)	0·2 (0·1 to 0·3)	0·7 (0·5 to 1·1)	1 (0·6 to 1·4)	1·6 (1 to 2·4)
Brain and central nervous system cancer	0·2 (0·1 to 0·4)	0·3 (0·1 to 0·7)	1·4 (0·5 to 2·5)	5 (1·7 to 9)	9·1 (3·9 to 14·8)	8·8 (3·7 to 14·4)	6·9 (2·8 to 11·9)	7·9 (3 to 13·9)	9·1 (3·1 to 16·8)	9·6 (3·3 to 16·8)	12·9 (4·5 to 22·1)	13·2 (4·9 to 21·6)
Thyroid cancer	0 (0 to 0)	0 (0 to 0)	0 (0 to 0)	0 (0 to 0)	0·1 (0·1 to 0·2)	0·1 (0·1 to 0·2)	0·4 (0·3 to 0·6)	0·6 (0·4 to 0·8)	0·9 (0·6 to 1·3)	1·2 (0·8 to 1·8)	2·2 (1·4 to 3·3)	2·8 (1·8 to 4·1)
Mesothelioma	0 (0 to 0)	0 (0 to 0)	0 (0 to 0)	0 (0 to 0)	0 (0 to 0)	0 (0 to 0)	0 (0 to 0)	0·5 (0·3 to 0·8)	0·3 (0·2 to 0·5)	0·4 (0·2 to 0·6)	0·9 (0·5 to 1·5)	1 (0·6 to 1·5)
Hodgkin lymphoma	0 (0 to 0)	0 (0 to 0)	0 (0 to 0)	0·1 (0·1 to 0·1)	0·1 (0·1 to 0·2)	0·4 (0·2 to 0·5)	2·7 (1·6 to 4·2)	4·5 (2·7 to 7·1)	3·7 (2 to 6·1)	3·1 (1·6 to 5·2)	2·6 (1·5 to 4·2)	2·5 (1·5 to 3·8)
Non-Hodgkin lymphoma	0 (0 to 0)	0 (0 to 0)	0 (0 to 0)	2·3 (1·4 to 3·5)	3·3 (2·2 to 4·7)	4·6 (3·2 to 6·3)	8·2 (5·7 to 11·3)	12·7 (8·6 to 18·6)	14·5 (9·2 to 21·6)	16·1 (10·6 to 23·9)	17·9 (11·8 to 25·7)	15·6 (10·5 to 22·4)
Multiple myeloma	0 (0 to 0)	0 (0 to 0)	0 (0 to 0)	0 (0 to 0)	0 (0 to 0)	0 (0 to 0)	0 (0 to 0)	0·4 (0·3 to 0·6)	0·8 (0·5 to 1·2)	1·9 (1·2 to 2·7)	5 (2·9 to 8)	10 (6·3 to 14·5)
Leukemia	0·2 (0·1 to 0·3)	0·3 (0·2 to 0·5)	1·9 (1·1 to 2·8)	7·1 (4·4 to 11·3)	11·7 (7·9 to 16·3)	13·1 (8·6 to 19)	16·1 (11·4 to 22·1)	16·1 (11·1 to 22·9)	17·2 (11·1 to 25·6)	15·6 (10·3 to 22)	18·7 (12·1 to 27·4)	17·4 (11·9 to 25·1)
Acute lymphoid leukemia	0·1 (0 to 0·1)	0 (0 to 0·1)	0·5 (0·3 to 0·9)	2·9 (1·5 to 5)	5·1 (2·9 to 8·1)	4·3 (2·4 to 7)	4·5 (2·5 to 7·1)	2·3 (1·2 to 3·6)	1·5 (0·8 to 2·6)	1·2 (0·7 to 2)	0·9 (0·5 to 1·6)	1 (0·6 to 1·6)
Chronic lymphoid leukemia	0 (0 to 0)	0 (0 to 0)	0 (0 to 0)	0 (0 to 0)	0 (0 to 0)	0 (0 to 0)	0 (0 to 0)	0·6 (0·4 to 1)	0·4 (0·2 to 0·6)	0·4 (0·2 to 0·7)	1·2 (0·7 to 1·8)	1·4 (0·8 to 2·1)
Acute myeloid leukemia	0·1 (0 to 0·1)	0·2 (0·1 to 0·4)	0·7 (0·4 to 1·2)	3·4 (1·8 to 5·7)	5·2 (3·1 to 8·3)	7·3 (4·5 to 11·6)	9·4 (6·1 to 13·6)	8·7 (5·6 to 13)	10·1 (6·2 to 15·4)	8 (4·9 to 11·9)	10·2 (6·1 to 15·4)	8·4 (5·4 to 12·5)

Cause	45 to 49	50 to 54	55 to 59	60 to 64	65 to 69	70 to 74	75 to 79	80 to 84	85 to 89	90 to 94	95 plus	Total
All causes	4,620 (3,840 to 5,540)	4,890 (4,100 to 5,890)	4,790 (4,020 to 5,690)	4,470 (3,810 to 5,270)	3,680 (3,160 to 4,280)	2,890 (2,490 to 3,340)	2,600 (2,270 to 3,000)	2,050 (1,820 to 2,330)	1,160 (1,020 to 1,310)	587 (527 to 656)	311 (287 to 338)	55,300
Communicable, maternal, neonatal, and nutritional diseases	545 (471 to 645)	413 (342 to 502)	315 (256 to 395)	228 (184 to 280)	165 (133 to 203)	119 (93·8 to 150)	119 (92·4 to 153)	108 (84·9 to 135)	71·8 (56·5 to 89·5)	42·1 (31·5 to 52·6)	22·8 (15·6 to 29·7)	7,180
HIV/AIDS and sexually transmitted infections	313 (289 to 338)	185 (171 to 199)	108 (99·4 to 118)	54·6 (49·9 to 59·4)	33·2 (30·5 to 36·1)	8·2 (7·2 to 9·5)	4·8 (4·1 to 5·5)	2·6 (2·3 to 2·9)	1·2 (1·1 to 1·4)	0·3 (0·3 to 0·4)	0·2 (0·1 to 0·2)	2,570
HIV/AIDS	305 (282 to 329)	180 (166 to 193)	105 (96·6 to 113)	52·5 (48·3 to 56·9)	31·8 (29·3 to 34·3)	7·3 (6·5 to 8·2)	4·2 (3·7 to 4·6)	2·2 (2 to 2·5)	1·1 (1 to 1·2)	0·3 (0·2 to 0·3)	0·1 (0·1 to 0·2)	2,510
HIV/AIDS - Drug-susceptible Tuberculosis	9·3 (5·8 to 13·7)	5·5 (3·6 to 8·2)	3·2 (2·1 to 4·7)	1·6 (1·1 to 2·4)	1 (0·6 to 1·4)	0·2 (0·2 to 0·3)	0·1 (0·1 to 0·2)	0·1 (0 to 0·1)	0 (0 to 0)	0 (0 to 0)	0 (0 to 0)	76·6
HIV/AIDS - Multidrug-resistant Tuberculosis without extensive dru	0·4 (0 to 1·4)	0·2 (0 to 0·9)	0·1 (0 to 0·5)	0·1 (0 to 0·3)	0 (0 to 0·2)	0 (0 to 0)	0 (0 to 0)	0 (0 to 0)	0 (0 to 0)	0 (0 to 0)	0 (0 to 0)	2·9
HIV/AIDS - Extensively drug-resistant Tuberculosis	0·1 (0 to 0·2)	0 (0 to 0·1)	0 (0 to 0·1)	0 (0 to 0)	0 (0 to 0)	0 (0 to 0)	0 (0 to 0)	0 (0 to 0)	0 (0 to 0)	0 (0 to 0)	0 (0 to 0)	0·5
HIV/AIDS resulting in other diseases	295 (271 to 319)	174 (160 to 187)	101 (93·2 to 110)	50·7 (46·5 to 55·1)	30·8 (28·3 to 33·4)	7·1 (6·3 to 7·9)	4·1 (3·6 to 4·5)	2·2 (1·9 to 2·4)	1·1 (0·9 to 1·2)	0·3 (0·2 to 0·3)	0·1 (0·1 to 0·1)	2,430
Sexually transmitted infections excluding HIV	8·2 (4·5 to 14·8)	5 (2·6 to 9·4)	3·4 (1·7 to 6·6)	2·1 (1 to 4·3)	1·4 (0·6 to 2·8)	0·9 (0·4 to 1·7)	0·6 (0·3 to 1·1)	0·3 (0·2 to 0·6)	0·2 (0·1 to 0·3)	0·1 (0 to 0·1)	0 (0 to 0)	64·2
Syphilis	0·2 (0·1 to 0·3)	0·1 (0·1 to 0·2)	0 (0 to 0·1)	0 (0 to 0·1)	0 (0 to 0·1)	0 (0 to 0)	0 (0 to 0)	0 (0 to 0)	0 (0 to 0)	0 (0 to 0)	0 (0 to 0)	2·6
Chlamydial infection	0·8 (0·5 to 1·3)	0·2 (0·2 to 0·3)	0·1 (0·1 to 0·2)	0·1 (0 to 0·1)	0 (0 to 0)	0 (0 to 0)	0 (0 to 0)	0 (0 to 0)	0 (0 to 0)	0 (0 to 0)	0 (0 to 0)	5·5
Gonococcal infection	1 (0·6 to 1·4)	0·5 (0·3 to 0·8)	0·2 (0·2 to 0·4)	0·2 (0·1 to 0·3)	0·2 (0·1 to 0·3)	0·1 (0·1 to 0·1)	0·1 (0 to 0·1)	0 (0 to 0·1)	0 (0 to 0)	0 (0 to 0)	0 (0 to 0)	6·7
Trichomoniasis	2·5 (0·8 to 5·7)	1·9 (0·6 to 4·5)	1·3 (0·4 to 3·1)	0·8 (0·3 to 1·8)	0·4 (0·2 to 1)	0·3 (0·1 to 0·6)	0·2 (0·1 to 0·3)	0·1 (0 to 0·2)	0 (0 to 0·1)	0 (0 to 0)	0 (0 to 0)	20·1
Genital herpes	1·8 (0·6 to 4·4)	1·6 (0·5 to 4)	1·3 (0·4 to 3·2)	1 (0·3 to 2·4)	0·6 (0·2 to 1·6)	0·4 (0·1 to 1)	0·3 (0·1 to 0·7)	0·2 (0 to 0·4)	0·1 (0 to 0·2)	0 (0 to 0·1)	0 (0 to 0)	15·4
Other sexually transmitted infections	2 (1·1 to 3·4)	0·6 (0·3 to 1)	0·4 (0·2 to 0·5)	0·1 (0·1 to 0·2)	0·1 (0 to 0·1)	0 (0 to 0·1)	0 (0 to 0)	0 (0 to 0)	0 (0 to 0)	0 (0 to 0)	0 (0 to 0)	13·9
Respiratory infections and tuberculosis	61·9 (45 to 85·5)	67·8 (48·7 to 92·4)	69·5 (48·1 to 95·7)	76·5 (53·9 to 104)	70·6 (48·8 to 99·4)	65·5 (47·1 to 88·4)	76·7 (54·5 to 105)	79 (57·5 to 105)	55·4 (41·7 to 71·9)	34 (24·1 to 43·9)	18·7 (12·2 to 25)	1,220
Tuberculosis	6·6 (4·1 to 9·8)	6·5 (4 to 9·9)	5·4 (3·4 to 8·2)	4·8 (2·9 to 7·1)	3·1 (2 to 4·7)	2·5 (1·6 to 3·6)	2·1 (1·4 to 3·1)	1·5 (1 to 2·2)	0·8 (0·5 to 1·2)	0·3 (0·2 to 0·4)	0·1 (0·1 to 0·2)	88·8
Latent tuberculosis infection	0 (0 to 0)	0 (0 to 0)	0 (0 to 0)	0 (0 to 0)	0 (0 to 0)	0 (0 to 0)	0 (0 to 0)	0 (0 to 0)	0 (0 to 0)	0 (0 to 0)	0 (0 to 0)	0
Drug-susceptible tuberculosis	6·4 (4 to 9·7)	6·3 (3·9 to 9·7)	5·2 (3·3 to 7·9)	4·6 (2·7 to 6·9)	3 (1·8 to 4·5)	2·4 (1·5 to 3·5)	2·1 (1·3 to 3)	1·5 (0·9 to 2·1)	0·8 (0·5 to 1·2)	0·3 (0·2 to 0·4)	0·1 (0·1 to 0·2)	85·9
Multidrug-resistant tuberculosis without extensive drug resistanc	0·2 (0 to 0·8)	0·2 (0 to 0·7)	0·2 (0 to 0·7)	0·1 (0 to 0·6)	0·1 (0 to 0·4)	0·1 (0 to 0·3)	0·1 (0 to 0·3)	0 (0 to 0·2)	0 (0 to 0·1)	0 (0 to 0)	0 (0 to 0)	2·5
Extensively drug-resistant tuberculosis	0 (0 to 0·1)	0 (0 to 0·1)	0 (0 to 0·1)	0 (0 to 0·1)	0 (0 to 0·1)	0 (0 to 0·1)	0 (0 to 0)	0 (0 to 0)	0 (0 to 0)	0 (0 to 0)	0 (0 to 0)	0·4
Lower respiratory infections	42·8 (27·4 to 63·3)	50·5 (33 to 73·4)	55·1 (34·9 to 80·5)	65·1 (43·8 to 92)	63·2 (41·6 to 90·9)	60·2 (42·1 to 83)	72·7 (50·3 to 101)	76·4 (55 to 102)	54·1 (40·4 to 70·8)	33·5 (23·6 to 43·2)	18·5 (12 to 24·6)	935
Upper respiratory infections	10·1 (5·5 to 17·2)	8·4 (4·6 to 14·6)	7·1 (3·8 to 11·6)	5·3 (2·8 to 9·1)	3·7 (2 to 6·1)	2·4 (1·4 to 4·1)	1·6 (0·9 to 2·6)	1 (0·5 to 1·6)	0·4 (0·2 to 0·7)	0·2 (0·1 to 0·3)	0·1 (0·1 to 0·2)	159
Otitis media	2·4 (1·1 to 4·4)	2·3 (1 to 4·2)	1·8 (0·9 to 3·4)	1·3 (0·6 to 2·5)	0·7 (0·3 to 1·3)	0·4 (0·1 to 0·8)	0·3 (0·1 to 0·5)	0·2 (0·1 to 0·3)	0·1 (0 to 0·2)	0 (0 to 0·1)	0 (0 to 0)	39·8
Enteric infections	18·7 (13 to 25·9)	18·8 (12·8 to 26·8)	18·1 (12·5 to 25·7)	18 (12·8 to 24·8)	17·2 (12·3 to 23·2)	15·5 (11·1 to 20·9)	14·4 (10·4 to 19·5)	10·7 (7·7 to 14·5)	5·7 (4·2 to 7·5)	2·8 (2 to 3·8)	1·4 (1 to 1·8)	323
Diarrheal diseases	18·6 (12·9 to 25·8)	18·8 (12·7 to 26·7)	17·9 (12·3 to 25·6)	17·9 (12·8 to 24·7)	17·1 (12·1 to 23)	15·5 (11 to 20·9)	14·3 (10·3 to 19·4)	10·7 (7·6 to 14·4)	5·7 (4·2 to 7·5)	2·8 (2 to 3·8)	1·4 (1 to 1·8)	320
Typhoid and paratyphoid	0 (0 to 0)	0 (0 to 0)	0 (0 to 0)	0 (0 to 0)	0 (0 to 0)	0 (0 to 0)	0 (0 to 0)	0 (0 to 0)	0 (0 to 0)	0 (0 to 0)	0 (0 to 0)	0
Typhoid fever	0 (0 to 0)	0 (0 to 0)	0 (0 to 0)	0 (0 to 0)	0 (0 to 0)	0 (0 to 0)	0 (0 to 0)	0 (0 to 0)	0 (0 to 0)	0 (0 to 0)	0 (0 to 0)	0
Paratyphoid fever	0 (0 to 0)	0 (0 to 0)	0 (0 to 0)	0 (0 to 0)	0 (0 to 0)	0 (0 to 0)	0 (0 to 0)	0 (0 to 0)	0 (0 to 0)	0 (0 to 0)	0 (0 to 0)	0
Invasive Non-typhoidal Salmonella (iNTS)	0 (0 to 0)	0·1 (0 to 0·2)	0·1 (0 to 0·3)	0·1 (0 to 0·1)	0·1 (0 to 0·3)	0 (0 to 0·1)	0 (0 to 0·1)	0 (0 to 0·1)	0 (0 to 0)	0 (0 to 0·1)	0 (0 to 0)	2·3
Other intestinal infectious diseases	0 (0 to 0·1)	0 (0 to 0·1)	0 (0 to 0)	0 (0 to 0)	0 (0 to 0·1)	0 (0 to 0)	0 (0 to 0)	0 (0 to 0)	0 (0 to 0)	0 (0 to 0)	0 (0 to 0)	0·7
Neglected tropical diseases and malaria	11·7 (5·8 to 21)	12·8 (6·2 to 22·4)	13·1 (6·5 to 23·7)	11·5 (5·2 to 21·7)	9·3 (4 to 17·2)	7·5 (3·2 to 13·8)	6·1 (2·5 to 11·4)	4 (1·7 to 7·4)	2 (0·9 to 3·8)	0·9 (0·4 to 1·8)	0·5 (0·2 to 0·9)	161
Malaria	0 (0 to 0)	0 (0 to 0)	0 (0 to 0)	0 (0 to 0)	0 (0 to 0)	0 (0 to 0)	0 (0 to 0)	0 (0 to 0)	0 (0 to 0)	0 (0 to 0)	0 (0 to 0)	0
Chagas disease	0 (0 to 0)	0 (0 to 0)	0 (0 to 0)	0 (0 to 0)	0 (0 to 0)	0 (0 to 0)	0 (0 to 0)	0 (0 to 0)	0 (0 to 0)	0 (0 to 0)	0 (0 to 0)	0
Leishmaniasis	0 (0 to 0)	0 (0 to 0)	0 (0 to 0)	0 (0 to 0)	0 (0 to 0)	0 (0 to 0)	0 (0 to 0)	0 (0 to 0)	0 (0 to 0)	0 (0 to 0)	0 (0 to 0)	0
Visceral leishmaniasis	0 (0 to 0)	0 (0 to 0)	0 (0 to 0)	0 (0 to 0)	0 (0 to 0)	0 (0 to 0)	0 (0 to 0)	0 (0 to 0)	0 (0 to 0)	0 (0 to 0)	0 (0 to 0)	0
Cutaneous and mucocutaneous leishmaniasis	0 (0 to 0)	0 (0 to 0)	0 (0 to 0)	0 (0 to 0)	0 (0 to 0)	0 (0 to 0)	0 (0 to 0)	0 (0 to 0)	0 (0 to 0)	0 (0 to 0)	0 (0 to 0)	0
African trypanosomiasis	0 (0 to 0)	0 (0 to 0)	0 (0 to 0)	0 (0 to 0)	0 (0 to 0)	0 (0 to 0)	0 (0 to 0)	0 (0 to 0)	0 (0 to 0)	0 (0 to 0)	0 (0 to 0)	0
Schistosomiasis	0 (0 to 0)	0 (0 to 0)	0 (0 to 0)	0 (0 to 0)	0 (0 to 0)	0 (0 to 0)	0 (0 to 0)	0 (0 to 0)	0 (0 to 0)	0 (0 to 0)	0 (0 to 0)	0
Cysticercosis	7·3 (2·5 to 16·3)	8·2 (2·8 to 17·2)	9·4 (3·6 to 19)	9·7 (3·5 to 19·8)	8·4 (3·1 to 16·2)	6·9 (2·7 to 13·3)	5·6 (2·1 to 10·9)	3·7 (1·4 to 7)	1·8 (0·7 to 3·5)	0·8 (0·3 to 1·7)	0·4 (0·1 to 0·8)	84·8
Cystic echinococcosis	0 (0 to 0)	0 (0 to 0)	0 (0 to 0)	0 (0 to 0)	0 (0 to 0)	0 (0 to 0)	0 (0 to 0)	0 (0 to 0)	0 (0 to 0)	0 (0 to 0)	0 (0 to 0)	0
Lymphatic filariasis	0 (0 to 0)	0 (0 to 0)	0 (0 to 0)	0 (0 to 0)	0 (0 to 0)	0 (0 to 0)	0 (0 to 0)	0 (0 to 0)	0 (0 to 0)	0 (0 to 0)	0 (0 to 0)	0
Onchocerciasis	0 (0 to 0)	0 (0 to 0)	0 (0 to 0)	0 (0 to 0)	0 (0 to 0)	0 (0 to 0)	0 (0 to 0)	0 (0 to 0)	0 (0 to 0)	0 (0 to 0)	0 (0 to 0)	0
Trachoma	0 (0 to 0)	0 (0 to 0)	0 (0 to 0)	0 (0 to 0)	0 (0 to 0)	0 (0 to 0)	0 (0 to 0)	0 (0 to 0)	0 (0 to 0)	0 (0 to 0)	0 (0 to 0)	0
Dengue	1·1 (0·3 to 2·4)	1·2 (0·3 to 2·8)	0·9 (0·2 to 2)	0·8 (0·2 to 1·8)	0·5 (0·1 to 1·1)	0·3 (0·1 to 0·8)	0·3 (0·1 to 0·6)	0·2 (0 to 0·4)	0·1 (0 to 0·2)	0·1 (0 to 0·1)	0·1 (0 to 0·1)	19·7
Yellow fever	0 (0 to 0)	0 (0 to 0)	0 (0 to 0)	0 (0 to 0)	0 (0 to 0)	0 (0 to 0)	0 (0 to 0)	0 (0 to 0)	0 (0 to 0)	0 (0 to 0)	0 (0 to 0)	0
Rabies	0 (0 to 0)	0 (0 to 0)	0 (0 to 0)	0 (0 to 0)	0 (0 to 0)	0 (0 to 0)	0 (0 to 0)	0 (0 to 0)	0 (0 to 0)	0 (0 to 0)	0 (0 to 0)	0·1
Intestinal nematode infections	0·1 (0 to 0·1)	0·1 (0 to 0·3)	0·1 (0 to 0·2)	0·1 (0 to 0·2)	0 (0 to 0·1)	0 (0 to 0·1)	0 (0 to 0·1)	0 (0 to 0)	0 (0 to 0)	0 (0 to 0)	0 (0 to 0)	11·1
Ascariasis	0 (0 to 0)	0 (0 to 0)	0 (0 to 0)	0 (0 to 0)	0 (0 to 0)	0 (0 to 0)	0 (0 to 0)	0 (0 to 0)	0 (0 to 0)	0 (0 to 0)	0 (0 to 0)	0·2
Trichuriasis	0 (0 to 0)	0 (0 to 0)	0 (0 to 0)	0 (0 to 0)	0 (0 to 0)	0 (0 to 0)	0 (0 to 0)	0 (0 to 0)	0 (0 to 0)	0 (0 to 0)	0 (0 to 0)	0
Hookworm disease	0·1 (0 to 0·1)	0·1 (0 to 0·3)	0·1 (0 to 0·2)	0·1 (0 to 0·1)	0 (0 to 0·1)	0 (0 to 0·1)	0 (0 to 0)	0 (0 to 0)	0 (0 to 0)	0 (0 to 0)	0 (0 to 0)	10·9
Food-borne trematodiases	0 (0 to 0)	0 (0 to 0)	0 (0 to 0)	0 (0 to 0)	0 (0 to 0)	0 (0 to 0)	0 (0 to 0)	0 (0 to 0)	0 (0 to 0)	0 (0 to 0)	0 (0 to 0)	0
Leprosy	0 (0 to 0)	0 (0 to 0)	0 (0 to 0)	0 (0 to 0)	0 (0 to 0)	0 (0 to 0)	0 (0 to 0)	0 (0 to 0)	0 (0 to 0)	0 (0 to 0)	0 (0 to 0)	0·2
Ebola	0 (0 to 0)	0 (0 to 0)	0 (0 to 0)	0 (0 to 0)	0 (0 to 0)	0 (0 to 0)	0 (0 to 0)	0 (0 to 0)	0 (0 to 0)	0 (0 to 0)	0 (0 to 0)	0
Zika virus	0 (0 to 0·2)	0 (0 to 0·2)	0 (0 to 0·1)	0 (0 to 0·1)	0 (0 to 0)	0 (0 to 0)	0 (0 to 0)	0 (0 to 0)	0 (0 to 0)	0 (0 to 0)	0 (0 to 0)	0·7
Guinea worm disease	0 (0 to 0)	0 (0 to 0)	0 (0 to 0)	0 (0 to 0)	0 (0 to 0)	0 (0 to 0)	0 (0 to 0)	0 (0 to 0)	0 (0 to 0)	0 (0 to 0)	0 (0 to 0)	0
Other neglected tropical diseases	3·2 (1·2 to 6·1)	3·1 (1·1 to 6·1)	2·6 (0·9 to 5·2)	0·8 (0·3 to 1·8)	0·3 (0·1 to 0·7)	0·2 (0·1 to 0·5)	0·2 (0·1 to 0·4)	0·1 (0 to 0·3)	0·1 (0 to 0·2)	0 (0 to 0·1)	0 (0 to 0)	44·5
Other infectious diseases	13·9 (10·2 to 18·7)	13·6 (9·9 to 18·5)	12·4 (8·8 to 16·5)	9·1 (6·9 to 11·7)	6·5 (4·9 to 8·4)	4·5 (3·3 to 5·7)	3·3 (2·4 to 4·1)	2·4 (1·7 to 3·2)	1·5 (1·1 to 2·1)	0·6 (0·4 to 0·8)	0·3 (0·2 to 0·4)	210
Meningitis	2·6 (1·8 to 3·7)	2·7 (1·8 to 3·8)	2·3 (1·5 to 3·3)	1·9 (1·3 to 2·6)	1·5 (1 to 2·2)	0·9 (0·6 to 1·2)	0·8 (0·5 to 1·2)	0·6 (0·4 to 0·8)	0·3 (0·2 to 0·4)	0·1 (0·1 to 0·1)	0 (0 to 0)	46·1
Encephalitis	2·9 (1·9 to 4·5)	2·1 (1·4 to 3·2)	2 (1·3 to 3)	1·7 (1·1 to 2·6)	1·1 (0·7 to 1·6)	0·7 (0·4 to 1·1)	0·4 (0·3 to 0·6)	0·3 (0·2 to 0·4)	0·1 (0·1 to 0·2)	0 (0 to 0·1)	0 (0 to 0)	57·4
Diphtheria	0 (0 to 0)	0 (0 to 0)	0 (0 to 0)	0 (0 to 0)	0 (0 to 0)	0 (0 to 0)	0 (0 to 0)	0 (0 to 0)	0 (0 to 0)	0 (0 to 0)	0 (0 to 0)	0
Tetanus	0·1 (0 to 0·2)	0·2 (0·1 to 0·4)	0·1 (0 to 0·3)	0·1 (0 to 0·3)	0·1 (0 to 0·2)	0·1 (0 to 0·2)	0·1 (0 to 0·2)	0 (0 to 0·1)	0 (0 to 0·1)	0 (0 to 0)	0 (0 to 0)	1·2
Measles	0 (0 to 0)	0 (0 to 0)	0 (0 to 0)	0 (0 to 0)	0 (0 to 0)	0 (0 to 0)	0 (0 to 0)	0 (0 to 0)	0 (0 to 0)	0 (0 to 0)	0 (0 to 0)	0
Varicella and herpes zoster	0·4 (0·2 to 0·9)	0·5 (0·2 to 0·9)	0·5 (0·2 to 1)	0·5 (0·2 to 1)	0·4 (0·2 to 0·7)	0·3 (0·1 to 0·5)	0·2 (0·1 to 0·4)	0·2 (0·1 to 0·3)	0·1 (0 to 0·1)	0 (0 to 0·1)	0 (0 to 0)	5·7
Acute hepatitis	0·9 (0·7 to 1·3)	0·8 (0·5 to 1·1)	0·6 (0·4 to 0·9)	0·4 (0·3 to 0·6)	0·3 (0·2 to 0·3)	0·2 (0·1 to 0·3)	0·1 (0·1 to 0·2)	0·1 (0 to 0·1)	0 (0 to 0·1)	0 (0 to 0)	0 (0 to 0)	14·9
Acute hepatitis A	0·4 (0·2 to 0·7)	0·3 (0·1 to 0·6)	0·3 (0·1 to 0·5)	0·1 (0·1 to 0·3)	0·1 (0 to 0·1)	0 (0 to 0·1)	0 (0 to 0·1)	0 (0 to 0)	0 (0 to 0)	0 (0 to 0)	0 (0 to 0)	9
Acute hepatitis B	0·5 (0·3 to 0·7)	0·4 (0·2 to 0·6)	0·3 (0·1 to 0·5)	0·3 (0·1 to 0·4)	0·1 (0·1 to 0·2)	0·1 (0·1 to 0·2)	0·1 (0 to 0·1)	0 (0 to 0·1)	0 (0 to 0)	0 (0 to 0)	0 (0 to 0)	4·7
Acute hepatitis C	0 (0 to 0)	0 (0 to 0·1)	0 (0 to 0·1)	0 (0 to 0)	0 (0 to 0)	0 (0 to 0)	0 (0 to 0)	0 (0 to 0)	0 (0 to 0)	0 (0 to 0)	0 (0 to 0)	0·3
Acute hepatitis E	0·1 (0 to 0·1)	0 (0 to 0·1)	0 (0 to 0·1)	0 (0 to 0)	0 (0 to 0)	0 (0 to 0)	0 (0 to 0)	0 (0 to 0)	0 (0 to 0)	0 (0 to 0)	0 (0 to 0)	0·9
Other unspecified infectious diseases	7 (4·1 to 11)	7·3 (4·5 to 11·3)	6·7 (4 to 10·3)	4·4 (2·6 to 6·5)	3·1 (1·9 to 4·7)	2·3 (1·3 to 3·3)	1·6 (0·9 to 2·3)	1·3 (0·7 to 2)	1 (0·5 to 1·5)	0·4 (0·2 to 0·6)	0·2 (0·1 to 0·3)	83·2
Maternal and neonatal disorders	41·5 (31·1 to 53·8)	31·6 (22·8 to 41·6)	23·8 (17 to 31·2)	16 (11·5 to 21·4)	8·5 (6·1 to 11·3)	4 (2·7 to 5·5)	1·7 (1·2 to 2·5)	0·5 (0·3 to 0·7)	0·1 (0·1 to 0·1)	0 (0 to 0)	0 (0 to 0)	1,660
Maternal disorders	3·8 (2·8 to 5·2)	0·5 (0·4 to 0·6)	0 (0 to 0)	0 (0 to 0)	0 (0 to 0)	0 (0 to 0)	0 (0 to 0)	0 (0 to 0)	0 (0 to 0)	0 (0 to 0)	0 (0 to 0)	233
Maternal hemorrhage	0·1 (0·1 to 0·2)	0 (0 to 0)	0 (0 to 0)	0 (0 to 0)	0 (0 to 0)	0 (0 to 0)	0 (0 to 0)	0 (0 to 0)	0 (0 to 0)	0 (0 to 0)	0 (0 to 0)	18·8
Maternal sepsis and other maternal infections	0·1 (0·1 to 0·2)	0 (0 to 0)	0 (0 to 0)	0 (0 to 0)	0 (0 to 0)	0 (0 to 0)	0 (0 to 0)	0 (0 to 0)	0 (0 to 0)	0 (0 to 0)	0 (0 to 0)	9·7
Maternal hypertensive disorders	0·3 (0·2 to 0·5)	0 (0 to 0)	0 (0 to 0)	0 (0 to 0)	0 (0 to 0)	0 (0 to 0)	0 (0 to 0)	0 (0 to 0)	0 (0 to 0)	0 (0 to 0)	0 (0 to 0)	29·8
Maternal obstructed labor and uterine rupture	0·1 (0 to 0·2)	0 (0 to 0)	0 (0 to 0)	0 (0 to 0)	0 (0 to 0)	0 (0 to 0)	0 (0 to 0)	0 (0 to 0)	0 (0 to 0)	0 (0 to 0)	0 (0 to 0)	5·7
Maternal abortion and miscarriage	0·4 (0·2 to 0·8)	0 (0 to 0)	0 (0 to 0)	0 (0 to 0)	0 (0 to 0)	0 (0 to 0)	0 (0 to 0)	0 (0 to 0)	0 (0 to 0)	0 (0 to 0)	0 (0 to 0)	15·7
Ectopic pregnancy	0·4 (0·2 to 0·7)	0 (0 to 0)	0 (0 to 0)	0 (0 to 0)	0 (0 to 0)	0 (0 to 0)	0 (0 to 0)	0 (0 to 0)	0 (0 to 0)	0 (0 to 0)	0 (0 to 0)	23·7
Indirect maternal deaths	0·2 (0·1 to 0·3)	0 (0 to 0)	--	--	--	--	--	--	--	--	--	NA
Late maternal deaths	0·3 (0·2 to 0·4)	0 (0 to 0)	--	--	--	--	--	--	--	--	--	NA
Maternal deaths aggravated by HIV/AIDS	0 (0 to 0·1)	0 (0 to 0)	--	--	--	--	--	--	--	--	--	NA
Neonatal disorders	37·6 (27·1 to 49·5)	31·1 (22·3 to 41·2)	23·8 (17 to 31·2)	16 (11·5 to 21·4)	8·5 (6·1 to 11·3)	4 (2·7 to 5·5)	1·7 (1·2 to 2·5)	0·5 (0·3 to 0·7)	0·1 (0·1 to 0·1)	0 (0 to 0)	0 (0 to 0)	1,430
Neonatal preterm birth	15·3 (10·5 to 21·1)	12·4 (8·6 to 17)	8·9 (6·1 to 12·3)	5·6 (3·9 to 7·5)	2·8 (2·1 to 3·5)	1·2 (0·9 to 1·5)	0·5 (0·3 to 0·7)	0·1 (0·1 to 0·2)	0 (0 to 0·1)	0 (0 to 0)	0 (0 to 0)	511
Neonatal encephalopathy due to birth asphyxia and trauma	4 (1·8 to 6·8)	3·3 (1·5 to 5·5)	2·6 (1·2 to 4·7)	1·9 (1·1 to 3·1)	0·9 (0·6 to 1·4)	0·3 (0·2 to 0·5)	0·1 (0 to 0·1)	0 (0 to 0)	0 (0 to 0)	0 (0 to 0)	0 (0 to 0)	238
Neonatal sepsis and other neonatal infections	16·1 (9·7 to 24·7)	13·6 (7·8 to 20·7)	10·7 (6·3 to 16·2)	7·4 (4·5 to 11·5)	4·2 (2·3 to 6·5)	2·2 (1·1 to 3·5)	1 (0·5 to 1·8)	0·3 (0·2 to 0·5)	0 (0 to 0·1)	0 (0 to 0)	0 (0 to 0)	441
Hemolytic disease and other neonatal jaundice	2·2 (1·6 to 2·9)	1·9 (1·4 to 2·5)	1·5 (1·1 to 2)	1·1 (0·8 to 1·4)	0·6 (0·4 to 0·8)	0·3 (0·2 to 0·4)	0·1 (0·1 to 0·2)	0 (0 to 0·1)	0 (0 to 0)	0 (0 to 0)	0 (0 to 0)	31·3
Other neonatal disorders	0 (0 to 0)	0 (0 to 0)	0 (0 to 0)	0 (0 to 0)	0 (0 to 0)	0 (0 to 0)	0 (0 to 0)	0 (0 to 0)	0 (0 to 0)	0 (0 to 0)	0 (0 to 0)	209
Nutritional deficiencies	84·1 (37·8 to 153)	83·9 (37·9 to 148)	69·7 (31·8 to 126)	42·3 (19·6 to 78·1)	19·4 (10·4 to 33·8)	14·1 (8 to 26·1)	11·9 (7·2 to 19·3)	8·9 (5·5 to 14·3)	5·9 (3·6 to 9·5)	3·4 (2·2 to 5·1)	1·7 (1·2 to 2·5)	1,020
Protein-energy malnutrition	9·1 (5·9 to 13·5)	8·8 (5·7 to 12·7)	8·4 (5·7 to 12·2)	7·5 (5·3 to 10·4)	5·7 (3·9 to 7·7)	5 (3·5 to 6·7)	4·8 (3·5 to 6·5)	4 (2·8 to 5·4)	2·8 (1·9 to 3·9)	1·8 (1·2 to 2·5)	1·2 (0·8 to 1·8)	150
Iodine deficiency	0·7 (0·4 to 1·1)	0·6 (0·3 to 1)	0·5 (0·3 to 0·8)	0·4 (0·2 to 0·6)	0·2 (0·1 to 0·4)	0·1 (0·1 to 0·2)	0·1 (0·1 to 0·2)	0·1 (0 to 0·1)	0 (0 to 0)	0 (0 to 0)	0 (0 to 0)	7·5
Vitamin A deficiency	0·2 (0·1 to 0·5)	0·2 (0·1 to 0·4)	0·2 (0·1 to 0·3)	0·1 (0·1 to 0·2)	0·1 (0 to 0·2)	0·1 (0 to 0·1)	0 (0 to 0·1)	0 (0 to 0·1)	0 (0 to 0)	0 (0 to 0)	0 (0 to 0)	8·6
Dietary iron deficiency	70·5 (25·3 to 136)	70·4 (25·9 to 134)	57·3 (20·4 to 112)	31·8 (10·1 to 67·6)	11·2 (3 to 25·1)	7·4 (1·9 to 19·3)	5·6 (1·5 to 13·1)	3·9 (1 to 9)	2·4 (0·6 to 5·8)	1·2 (0·4 to 2·7)	0·3 (0·1 to 0·8)	806
Other nutritional deficiencies	3·5 (2·3 to 5·2)	3·9 (2·5 to 5·8)	3·2 (2 to 4·6)	2·5 (1·6 to 3·7)	2·2 (1·4 to 3·1)	1·5 (0·9 to 2·2)	1·2 (0·7 to 1·9)	0·9 (0·5 to 1·5)	0·6 (0·3 to 1·1)	0·3 (0·2 to 0·6)	0·1 (0 to 0·2)	48·5
Non-communicable diseases	3,780 (3,090 to 4,600)	4,220 (3,480 to 5,100)	4,260 (3,560 to 5,090)	4,070 (3,450 to 4,810)	3,390 (2,890 to 3,960)	2,670 (2,300 to 3,100)	2,400 (2,080 to 2,770)	1,870 (1,650 to 2,130)	1,040 (913 to 1,180)	520 (466 to 583)	276 (253 to 301)	43,600
Neoplasms	869 (670 to 1,120)	1,000 (788 to 1,270)	1,000 (791 to 1,270)	926 (755 to 1,130)	707 (586 to 863)	505 (418 to 613)	381 (314 to 456)	245 (203 to 289)	107 (85·7 to 129)	41·9 (32·1 to 49·8)	15·3 (10·4 to 19)	7,700
Lip and oral cavity cancer	5·3 (3·6 to 7·5)	7·5 (5·2 to 10·7)	8·3 (5·8 to 11·5)	8·7 (6·2 to 12·1)	7·8 (5·6 to 10·5)	6·1 (4·5 to 8·2)	5·3 (3·8 to 7·2)	3·6 (2·7 to 4·9)	1·6 (1·1 to 2·2)	0·7 (0·5 to 0·9)	0·3 (0·2 to 0·4)	66
Nasopharynx cancer	2 (1·4 to 3)	2·2 (1·5 to 3·1)	2·1 (1·5 to 2·9)	1·9 (1·3 to 2·7)	1·4 (0·9 to 1·9)	1 (0·7 to 1·5)	0·6 (0·4 to 0·8)	0·4 (0·3 to 0·6)	0·3 (0·2 to 0·5)	0·1 (0·1 to 0·2)	0 (0 to 0·1)	17·7
Other pharynx cancer	2·8 (1·9 to 4)	3·4 (2·4 to 4·9)	3·9 (2·7 to 5·5)	4·1 (3 to 5·5)	2·7 (1·8 to 3·9)	2·2 (1·5 to 3·2)	1·6 (1 to 2·3)	1 (0·7 to 1·5)	0·5 (0·4 to 0·7)	0·3 (0·2 to 0·3)	0·1 (0·1 to 0·1)	26·4
Esophageal cancer	5·8 (3·8 to 8·4)	9·3 (6·7 to 12·7)	9·8 (6·7 to 13·8)	11·2 (8 to 15·2)	8·7 (6·3 to 11·9)	6·7 (4·6 to 9·2)	5·7 (3·9 to 8·1)	3·8 (2·7 to 5·3)	1·7 (1·2 to 2·2)	0·7 (0·5 to 0·8)	0·2 (0·1 to 0·3)	69·8
Stomach cancer	30 (20·3 to 43)	38 (28 to 51·2)	39·9 (29 to 53·1)	44·7 (33·2 to 58·7)	40·1 (29·7 to 53·6)	30·8 (22·9 to 41)	28·6 (21·2 to 38)	19·7 (14·6 to 26·1)	9·2 (6·9 to 12)	3·7 (2·8 to 4·7)	1·3 (0·9 to 1·7)	344
Colon and rectum cancer	57·5 (39·4 to 79·1)	84·3 (60·7 to 113)	94 (68·3 to 129)	96 (68 to 132)	84·1 (60·7 to 115)	71·9 (52·3 to 96·3)	62·9 (46·4 to 84·2)	44·2 (33·7 to 56·3)	20 (14·5 to 26·5)	8·5 (6·2 to 11)	3·1 (2 to 4)	725
Liver cancer	9·5 (6·4 to 13·5)	13·8 (9·7 to 19·4)	16·4 (11·3 to 23·4)	15·9 (10·7 to 22·2)	13·7 (9·8 to 18·8)	10·8 (7·4 to 15·4)	8·7 (6 to 12·5)	5·8 (4·1 to 8·3)	1·7 (1·2 to 2·5)	0·6 (0·4 to 0·8)	0·1 (0·1 to 0·1)	115
Liver cancer due to hepatitis B	3·4 (1·8 to 5·7)	4·2 (2·3 to 7·3)	4·5 (2·3 to 7·6)	3·7 (1·8 to 6·6)	2·5 (1·2 to 4·4)	1·6 (0·7 to 3·2)	1·1 (0·6 to 2·1)	0·6 (0·3 to 1·2)	0·2 (0·1 to 0·3)	0·1 (0 to 0·1)	0 (0 to 0)	29
Liver cancer due to hepatitis C	1·8 (0·8 to 3·1)	3·2 (1·7 to 5·6)	4·5 (2·2 to 7·9)	4·8 (2·3 to 8·3)	4·4 (2·4 to 7·1)	3·7 (2·1 to 6)	3·4 (1·8 to 5·5)	2·6 (1·5 to 4·1)	0·9 (0·5 to 1·3)	0·3 (0·2 to 0·5)	0·1 (0 to 0·1)	31·2
Liver cancer due to alcohol use	2 (0·9 to 3·7)	3·1 (1·5 to 5·6)	3·8 (1·8 to 6·9)	4 (2 to 6·7)	3·8 (2·1 to 6·1)	3 (1·6 to 5)	2·1 (1·1 to 3·5)	1·1 (0·6 to 1·8)	0·3 (0·2 to 0·5)	0·1 (0 to 0·2)	0 (0 to 0)	25·7
Liver cancer due to NASH	1·1 (0·6 to 2)	1·7 (0·9 to 2·9)	2 (1 to 3·8)	2 (1·1 to 3·6)	1·9 (0·9 to 3·4)	1·6 (0·9 to 2·8)	1·5 (0·8 to 2·6)	1·1 (0·6 to 1·8)	0·3 (0·2 to 0·5)	0·1 (0 to 0·2)	0 (0 to 0)	15·5
Liver cancer due to other causes	1·2 (0·6 to 2·2)	1·6 (0·8 to 2·9)	1·6 (0·8 to 2·9)	1·4 (0·7 to 2·5)	1·1 (0·5 to 1·9)	0·8 (0·4 to 1·4)	0·6 (0·3 to 1·1)	0·4 (0·2 to 0·8)	0·1 (0·1 to 0·2)	0 (0 to 0·1)	0 (0 to 0)	13·7
Gallbladder and biliary tract cancer	6·8 (4·4 to 11·4)	10·7 (6·7 to 17·5)	12·9 (8·3 to 21·4)	13·3 (9·2 to 22·5)	11 (7·7 to 18·1)	8·3 (5·8 to 14·4)	6·5 (4·6 to 10·8)	4 (2·8 to 6·5)	1·4 (1 to 2·4)	0·5 (0·4 to 0·9)	0·2 (0·1 to 0·3)	82·9
Pancreatic cancer	13·7 (9·6 to 18·8)	20·3 (14·5 to 27·6)	25 (18·1 to 33·5)	29 (20·9 to 38·8)	25·3 (18·2 to 34·3)	20·2 (14·2 to 27·4)	15·3 (10·7 to 21·1)	10·2 (7·2 to 13·8)	4·4 (3·3 to 5·8)	1·6 (1·2 to 2)	0·5 (0·3 to 0·7)	182
Larynx cancer	1·6 (1·1 to 2·3)	2·5 (1·7 to 3·5)	3 (2 to 4·1)	3·5 (2·5 to 4·7)	2·6 (1·7 to 3·8)	1·7 (1·2 to 2·4)	1·2 (0·9 to 1·7)	0·7 (0·5 to 1)	0·3 (0·2 to 0·5)	0·1 (0·1 to 0·2)	0 (0 to 0·1)	19·2
Tracheal, bronchus, and lung cancer	39·2 (27·1 to 53·9)	55·9 (39·7 to 77·5)	67 (46·2 to 95·3)	73·7 (51 to 103)	58·3 (41·1 to 83·8)	39·5 (27·2 to 54·1)	27·6 (19·8 to 38)	15·9 (11·1 to 22)	6·6 (4·6 to 9·1)	2·3 (1·6 to 2·9)	0·8 (0·5 to 1·1)	436
Malignant skin melanoma	4·3 (2·6 to 6·3)	4·5 (2·9 to 6·5)	4 (2·5 to 5·8)	3·9 (2·5 to 5·7)	3·1 (2·1 to 4·6)	2·3 (1·5 to 3·5)	1·5 (1 to 2·2)	1·2 (0·8 to 1·8)	0·7 (0·5 to 1·1)	0·3 (0·2 to 0·5)	0·2 (0·1 to 0·2)	40·1
Non-melanoma skin cancer	0·8 (0·5 to 1·3)	1·4 (0·9 to 2)	1·2 (0·8 to 1·9)	1·1 (0·7 to 1·6)	1 (0·7 to 1·5)	0·9 (0·6 to 1·2)	1·1 (0·8 to 1·5)	1 (0·7 to 1·3)	0·7 (0·5 to 0·9)	0·5 (0·3 to 0·7)	0·3 (0·2 to 0·4)	12·6
Non-melanoma skin cancer (squamous-cell carcinoma)	0·8 (0·5 to 1·3)	1·4 (0·9 to 2)	1·2 (0·8 to 1·8)	1·1 (0·7 to 1·6)	1 (0·7 to 1·5)	0·9 (0·6 to 1·2)	1·1 (0·7 to 1·5)	1 (0·7 to 1·3)	0·7 (0·5 to 0·9)	0·5 (0·3 to 0·7)	0·3 (0·2 to 0·4)	12·6
Non-melanoma skin cancer (basal-cell carcinoma)	0 (0 to 0)	0 (0 to 0)	0 (0 to 0)	0 (0 to 0)	0 (0 to 0)	0 (0 to 0)	0 (0 to 0)	0 (0 to 0)	0 (0 to 0)	0 (0 to 0)	0 (0 to 0)	0
Breast cancer	362 (257 to 486)	374 (268 to 505)	346 (244 to 478)	283 (214 to 374)	189 (140 to 248)	126 (93·1 to 168)	90·2 (66 to 119)	58 (42·9 to 75·2)	27·4 (20·6 to 35·4)	10·6 (7·9 to 13·4)	4·4 (2·9 to 5·8)	2,500
Cervical cancer	116 (80·7 to 168)	119 (82 to 167)	103 (73·8 to 141)	75·3 (54·5 to 102)	53·2 (37·6 to 72·5)	33·6 (24·8 to 45)	22·4 (17 to 29)	13·6 (9·6 to 18·7)	5 (3·5 to 6·6)	1·9 (1·3 to 2·7)	0·7 (0·4 to 1·1)	813
Uterine cancer	31·2 (20·8 to 44·8)	38·1 (25·9 to 54·2)	42·2 (30·3 to 58·6)	50 (35·9 to 67·9)	40·4 (29·4 to 54)	26·9 (19·9 to 35·7)	16·8 (12·2 to 22·3)	10 (7·1 to 13·5)	3·6 (2·6 to 4·7)	1·4 (1 to 1·8)	0·5 (0·3 to 0·7)	313
Ovarian cancer	60·7 (38·4 to 86)	69·6 (46·3 to 98·4)	71·4 (47·9 to 101)	61·2 (39·7 to 85·5)	45·5 (30·1 to 63·2)	28·2 (19·1 to 38·7)	18·4 (12·3 to 25·2)	10·8 (7·2 to 14·6)	4·4 (3 to 5·7)	1·6 (1·1 to 2·1)	0·4 (0·2 to 0·5)	495
Prostate cancer	0 (0 to 0)	0 (0 to 0)	0 (0 to 0)	0 (0 to 0)	0 (0 to 0)	0 (0 to 0)	0 (0 to 0)	0 (0 to 0)	0 (0 to 0)	0 (0 to 0)	0 (0 to 0)	0
Testicular cancer	--	--	--	--	--	--	--	--	--	--	--	NA
Kidney cancer	10·6 (7·3 to 15·1)	12·2 (8·3 to 16·9)	13·3 (9·2 to 19·1)	12·4 (8·7 to 16·5)	9·1 (6·7 to 12)	6·1 (4·5 to 8)	4 (2·9 to 5·2)	2·5 (1·8 to 3·2)	0·8 (0·6 to 1·1)	0·3 (0·2 to 0·4)	0·1 (0·1 to 0·2)	98·4
Bladder cancer	2·4 (1·6 to 3·6)	4·8 (3·4 to 6·8)	5·8 (4·2 to 7·9)	6 (4·5 to 7·9)	6·2 (4·7 to 8·1)	5·2 (3·8 to 6·9)	5·2 (3·8 to 6·9)	4 (2·9 to 5·4)	1·9 (1·4 to 2·6)	0·9 (0·6 to 1·2)	0·3 (0·2 to 0·4)	46·6
Brain and central nervous system cancer	14·2 (5·9 to 22·1)	16·2 (6·7 to 25·1)	15·9 (6·9 to 25)	12·9 (5·4 to 20·1)	9·6 (4·1 to 14·7)	5·6 (2·2 to 8·4)	3·9 (1·6 to 6·1)	1·8 (0·7 to 2·9)	0·8 (0·3 to 1·2)	0·2 (0·1 to 0·4)	0·1 (0 to 0·1)	166
Thyroid cancer	3·6 (2·4 to 5·2)	5·4 (3·4 to 8)	5·6 (3·9 to 8·2)	5·1 (3·8 to 6·7)	4·5 (3·3 to 6·5)	3·5 (2·6 to 4·6)	2·5 (1·8 to 3·2)	1·6 (1·1 to 2·2)	0·6 (0·4 to 0·8)	0·2 (0·1 to 0·3)	0·1 (0 to 0·1)	41
Mesothelioma	1·1 (0·7 to 1·6)	1·4 (0·9 to 2·1)	1·4 (0·9 to 2)	0·5 (0·3 to 0·7)	0·3 (0·2 to 0·5)	0·4 (0·2 to 0·6)	0·2 (0·1 to 0·2)	0·1 (0·1 to 0·2)	0 (0 to 0·1)	0 (0 to 0)	0 (0 to 0)	8·4
Hodgkin lymphoma	2 (1·2 to 3)	1·8 (1·1 to 2·6)	1·8 (1·1 to 2·8)	1·5 (1 to 2·4)	1·3 (0·9 to 2)	0·8 (0·6 to 1·3)	0·8 (0·5 to 1·2)	0·5 (0·3 to 0·7)	0·2 (0·1 to 0·3)	0 (0 to 0·1)	0 (0 to 0)	30·3
Non-Hodgkin lymphoma	20·2 (14·6 to 27·8)	22·7 (16·2 to 30·7)	22·9 (16·5 to 30·4)	22·7 (16·2 to 30·2)	18·5 (13·5 to 24·9)	13 (9·4 to 17·7)	9·6 (7 to 13)	5·4 (4 to 7·4)	1·8 (1·4 to 2·5)	0·6 (0·5 to 0·8)	0·2 (0·1 to 0·3)	233
Multiple myeloma	17·1 (10·8 to 26·2)	28·1 (19·3 to 39·6)	37·8 (26·4 to 52·1)	40·5 (29·1 to 57·3)	31·9 (23·6 to 42·7)	25·4 (18·4 to 35)	18·5 (13·5 to 24·8)	10 (7 to 13·9)	3·7 (2·6 to 5·2)	1·1 (0·8 to 1·6)	0·3 (0·2 to 0·4)	233
Leukemia	18·9 (13·4 to 26·3)	18·4 (13·5 to 24·2)	18·3 (13 to 24·8)	16·8 (12·8 to 21·8)	12·6 (9·7 to 16·3)	9·5 (7·1 to 12·7)	7·2 (5·4 to 9·3)	4·8 (3·5 to 6·5)	2 (1·5 to 2·6)	0·8 (0·6 to 1)	0·3 (0·2 to 0·4)	245
Acute lymphoid leukemia	0·9 (0·6 to 1·5)	1 (0·6 to 1·6)	0·8 (0·5 to 1·2)	0·6 (0·3 to 0·9)	0·4 (0·2 to 0·6)	0·2 (0·1 to 0·4)	0·2 (0·1 to 0·4)	0·1 (0·1 to 0·2)	0 (0 to 0)	0 (0 to 0)	0 (0 to 0)	28·6
Chronic lymphoid leukemia	0·8 (0·5 to 1·4)	3 (1·9 to 4·4)	4 (2·5 to 5·9)	4·9 (3·4 to 7·1)	4·6 (3·2 to 6·5)	3·3 (2·3 to 4·7)	2·8 (1·9 to 3·9)	1·8 (1·2 to 2·6)	0·8 (0·5 to 1·1)	0·3 (0·2 to 0·4)	0·1 (0·1 to 0·1)	30·5
Acute myeloid leukemia	10·6 (7·1 to 15)	8·5 (5·9 to 11·6)	7·7 (5·1 to 11)	6·3 (4·4 to 9)	3·7 (2·5 to 5·2)	2·7 (1·8 to 3·9)	1·6 (1 to 2·3)	1 (0·6 to 1·5)	0·3 (0·2 to 0·5)	0·1 (0·1 to 0·1)	0 (0 to 0·1)	114

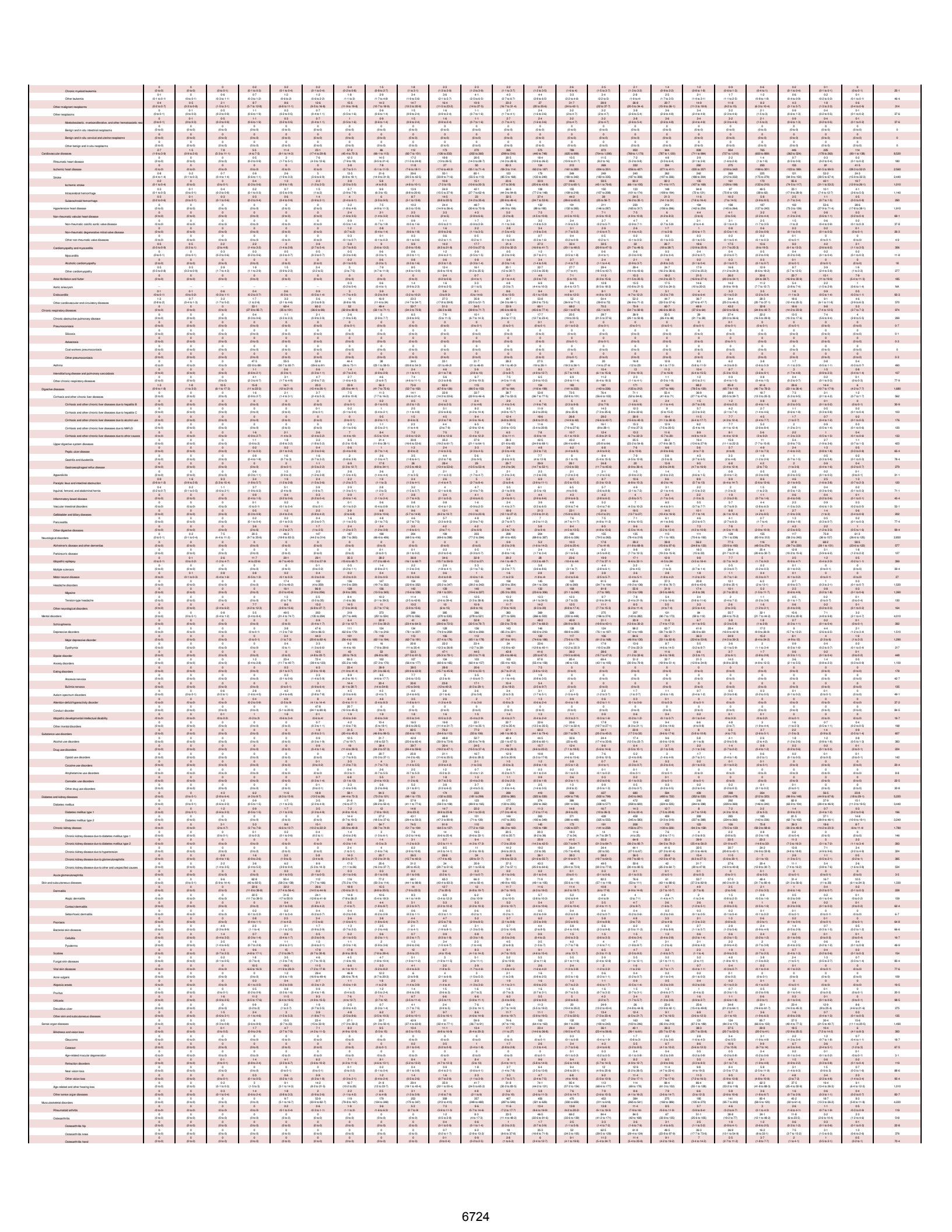

Osteoarthritis other	0 (0 to 0)	0 (0 to 0)	0 (0 to 0)	0 (0 to 0)	0 (0 to 0)	0 (0 to 0)	0 (0 to 0)	0 (0 to 0)	0 (0 to 0)	0·1 (0 to 0·2)	0·5 (0·1 to 1·3)	1·7 (0·6 to 3·8)	3·5 (1·5 to 8·1)	5·5 (2·4 to 11·8)	7·2 (3·2 to 16·1)	7·7 (3·6 to 16·5)	6·5 (3·1 to 13·6)	5·3 (2·6 to 11·1)	4·4 (2·2 to 9·1)	3·1 (1·5 to 6·3)	1·7 (0·8 to 3·4)	0·9 (0·4 to 1·7)	0·4 (0·2 to 0·9)	48·4
Low back pain	0 (0 to 0)	0 (0 to 0)	0 (0 to 0)	0 (0 to 0)	7·9 (3·5 to 14·7)	45 (26·1 to 72·9)	76·9 (44·4 to 123)	94·6 (55·7 to 146)	116 (68·3 to 183)	131 (74·1 to 200)	153 (90·5 to 239)	171 (103 to 260)	185 (112 to 295)	188 (115 to 293)	177 (111 to 267)	149 (94·9 to 227)	106 (67·4 to 166)	77·4 (48 to 114)	59·3 (36·8 to 88·9)	38·2 (24 to 56)	17·7 (10·9 to 25·9)	7 (4·4 to 10·4)	3 (1·8 to 4·5)	1,800
Neck pain	0 (0 to 0)	0 (0 to 0)	0 (0 to 0)	0 (0 to 0)	0·4 (0·1 to 1)	2·7 (1·1 to 5·6)	5·9 (2·4 to 11·4)	9·3 (4 to 18·4)	15·2 (6·9 to 29·7)	23·1 (10·6 to 43·6)	31·8 (16 to 56·9)	39·5 (19·9 to 69·8)	44·5 (21·8 to 79·1)	39·2 (20·1 to 73·5)	34·5 (16·2 to 60·6)	27·3 (13·5 to 46·9)	18·3 (9·6 to 31·3)	12·6 (6·5 to 21·9)	8·8 (4·2 to 16·3)	4·8 (2·3 to 8·9)	2·2 (1·2 to 3·9)	1 (0·5 to 1·6)	0·5 (0·3 to 0·9)	321
Gout	0 (0 to 0)	0 (0 to 0)	0 (0 to 0)	0 (0 to 0)	0 (0 to 0)	0 (0 to 0)	0 (0 to 0)	0·1 (0·1 to 0·3)	0·4 (0·2 to 0·6)	0·6 (0·1 to 1·4)	0·8 (0·2 to 1·8)	1·1 (0·4 to 2·4)	1·3 (0·5 to 2·6)	1·5 (0·5 to 3)	1·5 (0·6 to 2·9)	1·4 (0·5 to 2·5)	1·1 (0·4 to 1·9)	0·8 (0·3 to 1·4)	0·7 (0·3 to 1·2)	0·4 (0·2 to 0·9)	0·3 (0·1 to 0·5)	0·1 (0·1 to 0·2)	0·1 (0 to 0·1)	12·2
Other musculoskeletal disorders	0 (0 to 0)	0 (0 to 0)	0 (0 to 0)	0 (0 to 0)	1·2 (0·7 to 1·9)	5·7 (3·2 to 9·4)	33·9 (21·4 to 49·7)	71·9 (49·7 to 102)	116 (78·7 to 163)	145 (98 to 204)	153 (105 to 214)	161 (107 to 229)	165 (113 to 230)	158 (107 to 226)	142 (93·8 to 203)	111 (70·3 to 167)	73·8 (46·7 to 107)	47·6 (28·7 to 74·1)	28·9 (16·9 to 44·1)	14·8 (7·8 to 24·4)	10·5 (6·4 to 15·3)	4·2 (2·1 to 6·6)	1·9 (0·9 to 3·6)	1,450
Other non-communicable diseases	92·2 (60·3 to 148)	75·8 (42·9 to 127)	206 (148 to 270)	100 (72·2 to 136)	85·9 (66·4 to 110)	113 (84·3 to 147)	187 (141 to 252)	281 (205 to 390)	369 (270 to 506)	412 (296 to 556)	455 (335 to 605)	461 (335 to 625)	442 (321 to 586)	390 (288 to 516)	335 (244 to 445)	279 (208 to 377)	208 (156 to 274)	152 (115 to 199)	122 (93 to 159)	84·6 (64·8 to 109)	48·1 (37·3 to 62·2)	22·8 (17·6 to 29·2)	10·9 (7·7 to 14·8)	4,930
Congenital birth defects	88·2 (56·7 to 144)	63·4 (35·1 to 110)	117 (77·7 to 166)	48·4 (32·6 to 74·7)	32 (23·6 to 41·9)	32·5 (23·8 to 42·9)	31·7 (23·2 to 41·1)	25·9 (19·6 to 34·5)	24·4 (17·6 to 33·5)	19·7 (14·3 to 26·8)	19·7 (14·3 to 27)	16·7 (12·3 to 22·1)	15·5 (11·5 to 20·8)	14 (10·4 to 18·3)	10·8 (8 to 14·4)	6·5 (4·6 to 8·6)	3·9 (2·9 to 5·3)	1·4 (0·8 to 2)	0·8 (0·5 to 1·2)	0·4 (0·2 to 0·6)	0·2 (0·1 to 0·3)	0·1 (0 to 0·1)	0 (0 to 0)	573
Neural tube defects	1·8 (0·8 to 3·3)	1·1 (0·4 to 2·2)	3·1 (1·2 to 6·4)	2·1 (1 to 4·2)	0·5 (0·4 to 0·7)	0·7 (0·5 to 1)	0·6 (0·4 to 0·8)	0·5 (0·3 to 0·7)	0·5 (0·3 to 0·6)	0·4 (0·3 to 0·5)	0·3 (0·2 to 0·4)	0·3 (0·2 to 0·4)	0·2 (0·2 to 0·3)	0·2 (0·1 to 0·2)	0·1 (0·1 to 0·2)	0·1 (0·1 to 0·1)	0·1 (0 to 0·1)	0 (0 to 0)	0 (0 to 0)	0 (0 to 0)	0 (0 to 0)	0 (0 to 0)	0 (0 to 0)	12·5
Congenital heart anomalies	31·4 (16 to 62·3)	28·7 (14·7 to 49·5)	51·7 (30·3 to 82·5)	18·1 (10 to 33·8)	8·4 (5·4 to 13)	7·6 (4·8 to 12)	8·1 (5 to 12·3)	6·4 (4·1 to 9·5)	7 (4·1 to 11·2)	4·5 (2·5 to 7)	5·3 (3 to 8·3)	4 (2·5 to 6)	3·2 (2 to 5)	2·6 (1·6 to 3·8)	1·6 (1 to 2·6)	0·9 (0·6 to 1·4)	0·6 (0·4 to 0·9)	0·1 (0 to 0·2)	0·1 (0 to 0·1)	0 (0 to 0·1)	0 (0 to 0)	0 (0 to 0)	0 (0 to 0)	190
Orofacial clefts	0 (0 to 0)	0 (0 to 0)	0·1 (0 to 0·3)	0·3 (0·1 to 0·7)	0·3 (0·1 to 0·7)	0·4 (0·1 to 0·8)	0·4 (0·1 to 0·8)	0·4 (0·1 to 0·8)	0·4 (0·1 to 0·8)	0·3 (0·1 to 0·7)	0·3 (0·1 to 0·7)	0·3 (0·1 to 0·7)	0·3 (0·1 to 0·7)	0·3 (0·1 to 0·6)	0·2 (0·1 to 0·5)	0·2 (0 to 0·4)	0·1 (0 to 0·3)	0·1 (0 to 0·2)	0·1 (0 to 0·1)	0 (0 to 0·1)	0 (0 to 0)	0 (0 to 0)	0 (0 to 0)	4·7
Down syndrome	1·5 (0·8 to 2·8)	1·4 (0·6 to 2·6)	5·7 (2·8 to 9·7)	4·1 (2 to 7·2)	1·8 (1·1 to 2·8)	1·9 (1·1 to 3)	2·2 (1·4 to 3·5)	2·5 (1·5 to 3·8)	2·2 (1·3 to 3·6)	2·2 (1·3 to 3·7)	3 (1·7 to 4·9)	2·6 (1·6 to 4)	3·2 (2 to 5)	3·6 (2·1 to 5·4)	2·8 (1·6 to 4·4)	1·1 (0·7 to 1·8)	0·4 (0·2 to 0·6)	0 (0 to 0)	0 (0 to 0)	0 (0 to 0)	0 (0 to 0)	0 (0 to 0)	0 (0 to 0)	42·1
Turner syndrome	0 (0 to 0)	0 (0 to 0)	0 (0 to 0)	0 (0 to 0·1)	0 (0 to 0·1)	0 (0 to 0·1)	0·1 (0 to 0·1)	0·1 (0 to 0·1)	0·1 (0 to 0·1)	0 (0 to 0·1)	0 (0 to 0·1)	0 (0 to 0)	0 (0 to 0)	0 (0 to 0)	0 (0 to 0)	0 (0 to 0)	0 (0 to 0)	0 (0 to 0)	0 (0 to 0)	0 (0 to 0)	0 (0 to 0)	0 (0 to 0)	0 (0 to 0)	0·5
Klinefelter syndrome	0 (0 to 0)	0 (0 to 0)	0 (0 to 0)	0 (0 to 0)	0 (0 to 0)	0 (0 to 0)	0 (0 to 0)	0 (0 to 0)	0 (0 to 0)	0 (0 to 0)	0 (0 to 0)	0 (0 to 0)	0 (0 to 0)	0 (0 to 0)	0 (0 to 0)	0 (0 to 0)	0 (0 to 0)	0 (0 to 0)	0 (0 to 0)	0 (0 to 0)	0 (0 to 0)	0 (0 to 0)	0 (0 to 0)	0
Other chromosomal abnormalities	15·9 (7·9 to 31·9)	13·2 (6·5 to 25)	24·2 (13·6 to 40·3)	4·5 (2·5 to 8·1)	2·8 (1·8 to 4·5)	3 (1·7 to 4·8)	3·5 (1·9 to 5·7)	3 (1·7 to 4·8)	2·4 (1·2 to 4)	1·8 (0·9 to 3·1)	0·8 (0·5 to 1·2)	0·7 (0·4 to 1·1)	0·3 (0·2 to 0·4)	0·4 (0·2 to 0·7)	0·1 (0·1 to 0·2)	0 (0 to 0·1)	0·1 (0 to 0·1)	0 (0 to 0)	0 (0 to 0)	0 (0 to 0)	0 (0 to 0)	0 (0 to 0)	0 (0 to 0)	76·5
Congenital musculoskeletal and limb anomalies	5·8 (2·7 to 10·2)	3 (1·4 to 5·7)	7·7 (4·3 to 12·7)	8·2 (4·9 to 13)	10·5 (6·2 to 15·8)	11·9 (7 to 18·4)	10·5 (6·5 to 15·6)	7·6 (4·9 to 11·5)	7 (4·3 to 10·7)	6 (3·5 to 9·4)	6 (3·5 to 9·1)	6 (3·6 to 8·8)	5·7 (3·4 to 8·4)	5 (3 to 7·9)	4·3 (2·6 to 6·8)	3·2 (1·9 to 4·8)	2 (1·2 to 3)	1 (0·5 to 1·6)	0·5 (0·3 to 0·9)	0·2 (0·1 to 0·4)	0·1 (0·1 to 0·2)	0 (0 to 0·1)	0 (0 to 0)	112
Urogenital congenital anomalies	1 (0·4 to 2·2)	0·6 (0·3 to 1·2)	0·5 (0·3 to 1)	0·7 (0·4 to 1·1)	0·6 (0·4 to 1)	0·6 (0·3 to 0·9)	0·4 (0·3 to 0·6)	0·3 (0·2 to 0·5)	0·3 (0·2 to 0·4)	0·2 (0·1 to 0·3)	0·2 (0·1 to 0·3)	0·1 (0·1 to 0·2)	0·1 (0·1 to 0·2)	0·1 (0·1 to 0·1)	0·1 (0 to 0·1)	0 (0 to 0)	0 (0 to 0)	0 (0 to 0)	0 (0 to 0)	0 (0 to 0)	0 (0 to 0)	0 (0 to 0)	0 (0 to 0)	5·9
Digestive congenital anomalies	5·2 (2·3 to 13·2)	4 (1·8 to 8·3)	4·3 (2·2 to 8·9)	1·3 (0·7 to 2·6)	0·5 (0·2 to 0·8)	0·3 (0·2 to 0·5)	0·2 (0·2 to 0·3)	0·2 (0·1 to 0·2)	0·1 (0·1 to 0·2)	0·1 (0·1 to 0·2)	0·1 (0·1 to 0·2)	0·1 (0·1 to 0·1)	0·1 (0·1 to 0·1)	0·1 (0 to 0·1)	0·1 (0 to 0·1)	0 (0 to 0·1)	0 (0 to 0)	0 (0 to 0)	0 (0 to 0)	0 (0 to 0)	0 (0 to 0)	0 (0 to 0)	0 (0 to 0)	16·8
Other congenital birth defects	25·6 (13·8 to 43·7)	11·4 (5·4 to 21·3)	19·5 (11·1 to 32·9)	9 (5·1 to 15·8)	6·4 (4·1 to 10)	6·2 (3·9 to 9·6)	5·8 (3·7 to 8·7)	5 (3·1 to 8)	4·4 (2·7 to 7)	4·1 (2·4 to 6·4)	3·6 (2·1 to 5·6)	2·6 (1·6 to 4)	2·3 (1·4 to 3·5)	1·8 (1·1 to 2·9)	1·5 (0·9 to 2·4)	0·8 (0·5 to 1·5)	0·7 (0·4 to 1·2)	0·2 (0 to 0·5)	0·1 (0 to 0·4)	0·1 (0 to 0·2)	0 (0 to 0·1)	0 (0 to 0·1)	0 (0 to 0)	111
Urinary diseases and male infertility	0·2 (0·1 to 0·3)	0·6 (0·3 to 1·1)	2·8 (1·7 to 4·3)	2·2 (1·4 to 3·2)	2·1 (1·5 to 3·1)	3·6 (2·6 to 5)	6·4 (4·6 to 8·7)	9·1 (6·4 to 12·7)	12·2 (8·3 to 17·3)	16·7 (11 to 25)	20·7 (13·6 to 29·8)	22·3 (15 to 31·3)	23·3 (15·7 to 32·3)	26·9 (18·3 to 37·8)	27·3 (17·6 to 39·3)	25·2 (17·8 to 34·9)	22·5 (15·4 to 31·9)	19·6 (13·5 to 27·1)	20·6 (13·8 to 29·5)	19·2 (12·6 to 27·4)	11·8 (7·6 to 16·8)	6 (3·8 to 8·7)	2·9 (1·7 to 4·3)	304
Urolithiasis	0 (0 to 0)	0 (0 to 0)	0 (0 to 0)	0 (0 to 0)	0 (0 to 0)	0·1 (0 to 0·1)	0·1 (0 to 0·2)	0·2 (0·1 to 0·4)	0·4 (0·2 to 0·6)	1 (0·5 to 1·6)	1·4 (0·8 to 2·4)	1·1 (0·6 to 1·8)	1·7 (0·9 to 2·8)	1·4 (0·7 to 2·3)	1·5 (0·7 to 2·5)	1·1 (0·6 to 1·7)	0·8 (0·4 to 1·2)	0·4 (0·2 to 0·6)	0·2 (0·1 to 0·4)	0·1 (0·1 to 0·2)	0·1 (0 to 0·1)	0 (0 to 0)	0 (0 to 0)	11·5
Benign prostatic hyperplasia	0 (0 to 0)	0 (0 to 0)	0 (0 to 0)	0 (0 to 0)	0 (0 to 0)	0 (0 to 0)	0 (0 to 0)	0 (0 to 0)	0 (0 to 0)	0 (0 to 0)	0 (0 to 0)	0 (0 to 0)	0 (0 to 0)	0 (0 to 0)	0 (0 to 0)	0 (0 to 0)	0 (0 to 0)	0 (0 to 0)	0 (0 to 0)	0 (0 to 0)	0 (0 to 0)	0 (0 to 0)	0 (0 to 0)	0
Male infertility	--	--	--	--	--	--	--	--	--	--	--	--	--	--	--	--	--	--	--	--	--	--	--	NA
Other urinary diseases	0·1 (0 to 0·1)	0·4 (0·2 to 0·7)	0·3 (0·1 to 0·7)	0·5 (0·3 to 0·8)	0·4 (0·3 to 0·7)	1·1 (0·6 to 1·6)	0·9 (0·5 to 1·4)	1·5 (0·8 to 2·5)	0·9 (0·5 to 1·4)	1·3 (0·8 to 2·3)	1·1 (0·7 to 1·8)	1·5 (0·9 to 2·7)	1·4 (0·9 to 2·1)	1·7 (1 to 2·8)	1·4 (0·8 to 2·3)	1·3 (0·8 to 2·3)	0·7 (0·4 to 1·2)	0·4 (0·2 to 0·7)	0·4 (0·2 to 0·7)	0·3 (0·1 to 0·6)	0·1 (0·1 to 0·3)	0·1 (0 to 0·1)	0 (0 to 0)	17·9
Gynecological diseases	0 (0 to 0)	0 (0 to 0)	0 (0 to 0)	0 (0 to 0)	0 (0 to 0)	22·5 (11·3 to 39·6)	57·1 (32·2 to 96·3)	126 (78·5 to 192)	190 (125 to 279)	218 (144 to 313)	235 (158 to 336)	235 (155 to 344)	195 (128 to 277)	128 (77·3 to 190)	72·7 (44·7 to 105)	43·9 (25·9 to 67·1)	27 (16·4 to 39·9)	16·9 (10·9 to 24·7)	11 (6·9 to 16·5)	6·3 (3·8 to 9·6)	3·1 (1·9 to 4·6)	1·4 (0·9 to 2·2)	0·7 (0·4 to 1·1)	1,590
Uterine fibroids	0 (0 to 0)	0 (0 to 0)	0 (0 to 0)	0 (0 to 0)	0 (0 to 0)	0·4 (0·1 to 0·8)	0·9 (0·4 to 1·9)	2·2 (0·9 to 4·6)	5·7 (2·4 to 12·2)	11·7 (5·3 to 24·2)	20·4 (10 to 38·7)	23·1 (11·6 to 43·8)	21·2 (10·8 to 38·6)	14·1 (6·8 to 26·2)	8·9 (4·3 to 16·9)	4·8 (2·2 to 9·3)	2·4 (1·1 to 4·5)	1·2 (0·5 to 2·3)	0·6 (0·3 to 1·2)	0·3 (0·1 to 0·5)	0·1 (0 to 0·2)	0 (0 to 0·1)	0 (0 to 0)	118
Polycystic ovarian syndrome	0 (0 to 0)	0 (0 to 0)	0 (0 to 0)	0 (0 to 0)	0 (0 to 0)	1 (0·4 to 2·1)	4·2 (1·7 to 8·6)	5 (2 to 10·3)	4·8 (2 to 10·1)	4·4 (1·8 to 9·1)	4·2 (1·7 to 8·5)	4 (1·6 to 8·2)	3·3 (1·4 to 6·7)	0·8 (0·3 to 1·7)	0 (0 to 0)	0 (0 to 0)	0 (0 to 0)	0 (0 to 0)	0 (0 to 0)	0 (0 to 0)	0 (0 to 0)	0 (0 to 0)	0 (0 to 0)	31·6
Female infertility	0 (0 to 0)	0 (0 to 0)	0 (0 to 0)	0 (0 to 0)	0 (0 to 0)	0 (0 to 0)	0 (0 to 0)	4·2 (0·8 to 11·6)	6·4 (1·5 to 17·3)	7·7 (1·6 to 22·8)	8·2 (1·1 to 25)	7·3 (0·9 to 20·8)	0·1 (0 to 1·1)	0 (0 to 0)	0 (0 to 0)	0 (0 to 0)	0 (0 to 0)	0 (0 to 0)	0 (0 to 0)	0 (0 to 0)	0 (0 to 0)	0 (0 to 0)	0 (0 to 0)	33·9
Endometriosis	0 (0 to 0)	0 (0 to 0)	0 (0 to 0)	0 (0 to 0)	0 (0 to 0)	0 (0 to 0)	4·3 (1·7 to 9·3)	17·3 (8 to 31·6)	20·7 (10·2 to 37·4)	16 (8 to 28·5)	13·9 (7 to 24·9)	13·4 (6·9 to 22·9)	11·8 (6·3 to 19·6)	5·4 (2·7 to 9·1)	0 (0 to 0)	0 (0 to 0)	0 (0 to 0)	0 (0 to 0)	0 (0 to 0)	0 (0 to 0)	0 (0 to 0)	0 (0 to 0)	0 (0 to 0)	103
Genital prolapse	0 (0 to 0)	0 (0 to 0)	0 (0 to 0)	0 (0 to 0)	0 (0 to 0)	0 (0 to 0)	0 (0 to 0)	0·1 (0 to 0·3)	0·4 (0·1 to 0·9)	0·8 (0·3 to 1·7)	1·5 (0·6 to 3·1)	2·3 (0·9 to 5)	3·1 (1·4 to 6·4)	3·4 (1·5 to 6·8)	3·3 (1·4 to 6·5)	2·7 (1·2 to 5·5)	1·9 (0·9 to 3·8)	1·3 (0·6 to 2·6)	1 (0·4 to 1·9)	0·6 (0·3 to 1·1)	0·3 (0·1 to 0·6)	0·2 (0·1 to 0·3)	0·1 (0 to 0·2)	23
Premenstrual syndrome	0 (0 to 0)	0 (0 to 0)	0 (0 to 0)	0 (0 to 0)	0 (0 to 0)	20·2 (9·5 to 37·3)	45·3 (23 to 81·4)	58·7 (28·7 to 104)	59·8 (34·8 to 97·6)	57·7 (30·2 to 93·4)	62·1 (34·4 to 98·3)	61·5 (33·9 to 99)	42·8 (24·4 to 72·8)	14 (7·1 to 25·4)	0 (0 to 0)	0 (0 to 0)	0 (0 to 0)	0 (0 to 0)	0 (0 to 0)	0 (0 to 0)	0 (0 to 0)	0 (0 to 0)	0 (0 to 0)	422
Other gynecological diseases	0 (0 to 0)	0 (0 to 0)	0 (0 to 0)	0 (0 to 0)	0 (0 to 0)	0·9 (0·3 to 2·2)	2·5 (1·2 to 4·2)	38·4 (21·5 to 62)	92·1 (51·6 to 144)	119 (71·2 to 185)	125 (74·4 to 194)	124 (70·5 to 195)	113 (64·5 to 175)	89·8 (44·6 to 144)	60·5 (36·2 to 92)	36·4 (19·6 to 57·8)	22·8 (13·1 to 35·3)	14·4 (8·9 to 21·8)	9·5 (5·8 to 14·5)	5·4 (3·1 to 8·4)	2·7 (1·6 to 4·1)	1·2 (0·7 to 2)	0·6 (0·3 to 1)	857
Hemoglobinopathies and hemolytic anemias	0·3 (0·2 to 0·5)	0·6 (0·4 to 1)	4 (2·7 to 5·7)	11·6 (7·1 to 17·3)	19·7 (12·6 to 29·2)	19·5 (12·5 to 27·7)	34·3 (23 to 48·2)	45·4 (27·3 to 69·4)	39·3 (21·9 to 66·1)	35 (20·4 to 56·1)	30·4 (19·4 to 44·1)	25·8 (16·9 to 36·8)	23 (15 to 33·5)	21·9 (14·4 to 31·9)	16·9 (11·2 to 24·1)	13·8 (8·6 to 20·5)	7·6 (4·7 to 11·1)	5·2 (3·3 to 7·9)	4·2 (2·7 to 6)	2·8 (1·9 to 4·1)	2·2 (1·4 to 3·2)	1·1 (0·7 to 1·5)	0·4 (0·2 to 0·5)	365
Thalassemias	0 (0 to 0)	0 (0 to 0)	0 (0 to 0)	0 (0 to 0·1)	0 (0 to 0·1)	0 (0 to 0)	0 (0 to 0)	0 (0 to 0)	0 (0 to 0)	0 (0 to 0)	0 (0 to 0)	0 (0 to 0)	0 (0 to 0)	0 (0 to 0)	0 (0 to 0)	0 (0 to 0)	0 (0 to 0)	0 (0 to 0)	0 (0 to 0)	0 (0 to 0)	0 (0 to 0)	0 (0 to 0)	0 (0 to 0)	0·1
Thalassemias trait	0 (0 to 0)	0 (0 to 0)	0·1 (0 to 0·1)	0·3 (0·1 to 0·6)	0·5 (0·1 to 1·2)	0·4 (0·1 to 0·9)	1·4 (0·7 to 2·5)	1·6 (0·6 to 3)	1·8 (0·8 to 3·2)	1·6 (0·6 to 2·9)	1·5 (0·7 to 2·5)	1·4 (0·6 to 2·5)	0·3 (0·1 to 0·6)	0·4 (0·1 to 0·9)	0·4 (0·1 to 0·7)	0·2 (0·1 to 0·5)	0·1 (0 to 0·3)	0·1 (0 to 0·2)	0·1 (0 to 0·2)	0·1 (0 to 0·1)	0 (0 to 0·1)	0 (0 to 0)	0 (0 to 0)	12·2
Sickle cell disorders	0·3 (0·2 to 0·5)	0·3 (0·2 to 0·7)	2·6 (1·7 to 4·1)	6 (3·3 to 9·9)	10·8 (7·4 to 15·5)	12·7 (8·2 to 18·9)	23 (15·1 to 34·5)	21·9 (13·9 to 34·6)	21·2 (12·1 to 33·9)	15·8 (9·2 to 25·8)	17·1 (9·8 to 28·5)	12·1 (7·3 to 18·9)	11·3 (6·7 to 17·8)	9 (5·4 to 14·7)	4·4 (2·5 to 7·2)	1·4 (0·7 to 2·4)	0·3 (0·1 to 0·5)	0 (0 to 0·1)	0 (0 to 0)	0 (0 to 0)	0 (0 to 0)	0 (0 to 0)	0 (0 to 0)	170
Sickle cell trait	0 (0 to 0)	0·2 (0·1 to 0·4)	0·8 (0·4 to 1·4)	3·6 (1·6 to 6·7)	5·8 (2 to 11·3)	4·4 (1·5 to 8·8)	3·3 (1·5 to 6·2)	18·3 (4 to 38·6)	12·1 (1·8 to 36·4)	13·4 (2·9 to 30·3)	1·8 (0·7 to 3·5)	4·3 (2 to 7·2)	4·8 (2·1 to 8·6)	4·8 (2·2 to 8·4)	4·1 (1·8 to 7)	2·6 (1·1 to 4·7)	1·3 (0·4 to 2·6)	1 (0·4 to 1·9)	0·8 (0·3 to 1·5)	0·6 (0·3 to 1·1)	0·4 (0·2 to 0·7)	0·2 (0·1 to 0·3)	0 (0 to 0·1)	88·7
G6PD deficiency	0 (0 to 0)	0 (0 to 0)	0 (0 to 0)	0 (0 to 0·1)	0·1 (0 to 0·1)	0·1 (0 to 0·1)	2·2 (0·9 to 4·3)	0·5 (0·2 to 1)	0·8 (0·3 to 1·6)	0·8 (0·3 to 1·5)	4·3 (2·1 to 7·1)	1·8 (0·9 to 3·1)	1 (0·4 to 1·9)	1·1 (0·4 to 2·1)	0·9 (0·4 to 1·8)	0·7 (0·3 to 1·2)	0·4 (0·2 to 0·7)	0·1 (0·1 to 0·2)	0·1 (0 to 0·1)	0 (0 to 0)	0 (0 to 0)	0 (0 to 0)	0 (0 to 0)	14·7
G6PD trait	0 (0 to 0)	0 (0 to 0)	0 (0 to 0)	0 (0 to 0)	0 (0 to 0)	0 (0 to 0)	0·3 (0·1 to 0·7)	0 (0 to 0)	0 (0 to 0)	0 (0 to 0)	0·3 (0·1 to 0·7)	0·4 (0·1 to 0·7)	0·1 (0 to 0·1)	0 (0 to 0)	0 (0 to 0)	0 (0 to 0)	0 (0 to 0)	0 (0 to 0)	0 (0 to 0)	0 (0 to 0)	0 (0 to 0)	0 (0 to 0)	0 (0 to 0)	1·1
Other hemoglobinopathies and hemolytic anemias	0 (0 to 0)	0 (0 to 0·1)	0·4 (0·2 to 0·8)	1·6 (0·6 to 3·3)	2·4 (0·7 to 5·1)	1·9 (0·5 to 4·2)	4 (1·3 to 8·4)	3·1 (0·9 to 6·8)	3·5 (1·4 to 6·5)	3·4 (1·2 to 6·8)	5·3 (2·4 to 9·4)	5·9 (2·9 to 10·3)	5·5 (2·7 to 9·5)	6·7 (3·6 to 10·8)	7·2 (4·5 to 10·9)	8·8 (5·4 to 13·8)	5·5 (3·5 to 8·3)	4 (2·6 to 5·8)	3·2 (2·1 to 4·7)	2·2 (1·5 to 3·1)	1·8 (1·2 to 2·6)	0·9 (0·6 to 1·3)	0·3 (0·2 to 0·4)	77·8
Endocrine, metabolic, blood, and immune disorders	3·5 (2·1 to 6·3)	6·8 (3·3 to 12·8)	59·4 (36·5 to 93·6)	32·5 (20·8 to 53·2)	24·1 (17 to 33·9)	25 (17·4 to 37·2)	43 (30·1 to 60·7)	50·5 (34·4 to 72·2)	67·7 (45·1 to 101)	79·9 (53·7 to 118)	99·1 (68·1 to 136)	104 (73·1 to 148)	119 (83·7 to 166)	125 (88·3 to 172)	127 (85·3 to 182)	111 (74·5 to 163)	82·7 (57·4 to 122)	59·6 (41·7 to 85·3)	48 (33·2 to 68·7)	32·3 (22·5 to 46·1)	19·3 (13 to 28·3)	9·1 (6·1 to 13·8)	4·6 (2·6 to 7·9)	1,330
Oral disorders	0 (0 to 0)	0 (0 to 0)	0 (0 to 0)	5·6 (3·2 to 9·1)	8 (4·3 to 13·6)	10·2 (5·4 to 17·6)	14·6 (7·8 to 25·5)	23·8 (12·5 to 43·6)	35·4 (17·5 to 66·3)	43·1 (20·8 to 80·9)	50·1 (23·4 to 94·9)	57·2 (27·7 to 103)	65·8 (35 to 117)	74 (41·1 to 129)	80·5 (47 to 130)	78·8 (47·8 to 124)	63·8 (38·7 to 98·6)	49·6 (30·7 to 76·3)	37·9 (23·5 to 56·7)	23·6 (14·9 to 34·9)	11·6 (7·2 to 17·1)	5·2 (3·2 to 7·7)	2·4 (1·5 to 3·6)	741
Caries of deciduous teeth	0 (0 to 0)	0 (0 to 0)	0 (0 to 0)	1·7 (0·7 to 3·6)	2 (0·8 to 4·1)	0·1 (0 to 0·3)	0 (0 to 0)	0 (0 to 0)	0 (0 to 0)	0 (0 to 0)	0 (0 to 0)	0 (0 to 0)	0 (0 to 0)	0 (0 to 0)	0 (0 to 0)	0 (0 to 0)	0 (0 to 0)	0 (0 to 0)	0 (0 to 0)	0 (0 to 0)	0 (0 to 0)	0 (0 to 0)	0 (0 to 0)	3·8
Caries of permanent teeth	0 (0 to 0)	0 (0 to 0)	0 (0 to 0)	0 (0 to 0)	1·8 (0·6 to 4·1)	4·7 (1·9 to 10·4)	4·8 (1·8 to 10·8)	5·6 (2·3 to 11·7)	5·6 (2·2 to 11·7)	5 (2 to 10·7)	4·8 (1·9 to 9·7)	4·5 (1·8 to 9·3)	4·2 (1·7 to 9·2)	3·7 (1·4 to 7·8)	3 (1·1 to 6·5)	2·1 (0·7 to 4·7)	1·2 (0·5 to 2·6)	0·8 (0·3 to 1·6)	0·5 (0·2 to 1·1)	0·3 (0·1 to 0·7)	0·1 (0·1 to 0·3)	0·1 (0 to 0·1)	0 (0 to 0·1)	52·9
Periodontal diseases	0 (0 to 0)	0 (0 to 0)	0 (0 to 0)	0 (0 to 0)	0 (0 to 0)	0 (0 to 0)	2 (0·6 to 5·4)	7·7 (2·3 to 19·8)	17·1 (5·4 to 39·8)	24·6 (8·4 to 56·1)	30·4 (11 to 69·5)	34·5 (12·7 to 74·5)	35·9 (14 to 74·1)	32·7 (12·8 to 67·9)	26·7 (10·7 to 56·3)	18·9 (7·5 to 37·9)	11·4 (4·5 to 22·7)	7·2 (2·8 to 14·5)	4·8 (1·9 to 9·6)	2·9 (1·1 to 5·7)	1·4 (0·5 to 2·8)	0·6 (0·2 to 1·3)	0·3 (0·1 to 0·6)	259
Other oral disorders	0 (0 to 0)	0 (0 to 0)	0 (0 to 0)	3·9 (2·3 to 6·1)	4·2 (2·4 to 6·6)	5·5 (3·1 to 8·6)	7·8 (4·6 to 12·3)	9·6 (5·7 to 14·8)	10·6 (6·4 to 15·8)	10·5 (6·3 to 15·9)	10·4 (6·2 to 16)	10·6 (6·3 to 16)	10·6 (6·5 to 16·2)	9·7 (5·9 to 14·7)	8·3 (5 to 12·4)	6·4 (3·9 to 9·6)	4·3 (2·6 to 6·5)	2·7 (1·6 to 4·1)	1·6 (1 to 2·3)	0·8 (0·5 to 1·2)	0·3 (0·2 to 0·4)	0·1 (0·1 to 0·2)	0·1 (0 to 0·1)	118
Sudden infant death syndrome	--	4·5 (2·2 to 8·3)	23·3 (12·1 to 41)	--	--	--	--	--	--	--	--	--	--	--	--	--	--	--	--	--	--	--	--	NA
Injuries	9·1 (6·7 to 12·2)	8·3 (5·5 to 12·4)	62·9 (48 to 81·4)	177 (153 to 207)	214 (195 to 235)	272 (246 to 303)	404 (357 to 458)	454 (382 to 545)	428 (352 to 534)	395 (320 to 478)	364 (302 to 437)	320 (270 to 378)	293 (250 to 344)	258 (221 to 301)	216 (184 to 255)	178 (151 to 208)	132 (112 to 154)	103 (88·1 to 119)	90·4 (77·4 to 105)	72·9 (62·1 to 85)	44·4 (37·4 to 52·6)	24·4 (20 to 28·8)	12·6 (9·9 to 15)	4,530
Transport injuries	0·5 (0·4 to 0·7)	0·4 (0·3 to 0·7)	4·8 (3·5 to 6·5)	24·5 (19·4 to 32·1)	41·2 (32·7 to 51·3)	58 (47·2 to 71·5)	136 (106 to 171)	137 (105 to 183)	121 (91·3 to 163)	102 (78 to 132)	99 (76·6 to 127)	87·7 (69·6 to 110)	83 (67·5 to 102)	71·3 (58·9 to 85·9)	57·4 (46·9 to 69·6)	44·5 (37 to 53·5)	32·2 (26·5 to 38·5)	21·4 (17·4 to 25·8)	16 (13·2 to 19)	9·3 (7·6 to 11·3)	4·2 (3·4 to 5·1)	1·9 (1·5 to 2·3)	0·9 (0·7 to 1·1)	1,150
Road injuries	0·2 (0·2 to 0·4)	0·2 (0·1 to 0·4)	2·6 (1·6 to 4)	10·5 (6·6 to 16·6)	23·9 (16·3 to 33)	32·9 (23·7 to 45·3)	94·2 (67 to 128)	95·2 (66·2 to 135)	83·9 (58·1 to 120)	68·2 (48 to 94·3)	68·4 (48·4 to 92·4)	56·1 (41·6 to 74·6)	56·7 (43·4 to 72·8)	47 (35·8 to 59)	39·7 (30·6 to 50·3)	32·6 (25·8 to 40·3)	25 (20 to 31·2)	16·1 (12·6 to 20)	11·5 (9·1 to 14·1)	7·2 (5·7 to 9)	3·3 (2·6 to 4·1)	1·5 (1·2 to 1·9)	0·7 (0·6 to 0·9)	778
Pedestrian road injuries	0·1 (0 to 0·1)	0·1 (0 to 0·1)	0·5 (0·3 to 0·7)	3·7 (2·2 to 6·1)	7·6 (5 to 10·8)	8·4 (5·7 to 12·3)	10·9 (7·8 to 15·1)	11·2 (7·8 to 16·1)	10·7 (7·5 to 15·6)	11·6 (8·1 to 16·2)	12·4 (8·7 to 17·1)	10·2 (7·3 to 13·6)	11·2 (8·5 to 14·7)	10·7 (8 to 13·8)	9·2 (6·9 to 12)	8·6 (6·7 to 11·1)	7·7 (6 to 9·7)	5·2 (4 to 6·7)	4·1 (3·2 to 5·2)	2·8 (2·1 to 3·6)	1·2 (1 to 1·6)	0·5 (0·4 to 0·7)	0·3 (0·2 to 0·3)	149
Cyclist road injuries	0 (0 to 0)	0 (0 to 0)	0 (0 to 0)	0·3 (0·2 to 0·5)	1 (0·6 to 1·5)	2·5 (1·6 to 3·8)	4·2 (2·5 to 6·4)	4·3 (2·9 to 6·1)	4·7 (3·2 to 6·4)	4·5 (3·1 to 6·1)	5·1 (3·6 to 6·8)	5 (3·6 to 6·8)	5·3 (3·7 to 7·1)	5 (3·6 to 6·8)	4·3 (3·1 to 5·9)	3·4 (2·5 to 4·7)	2·4 (1·7 to 3·2)	1·7 (1·2 to 2·2)	1·2 (0·8 to 1·6)	0·7 (0·5 to 1)	0·4 (0·3 to 0·5)	0·2 (0·1 to 0·2)	0·1 (0·1 to 0·1)	56·3
Motorcyclist road injuries	0 (0 to 0)	0 (0 to 0·1)	0·1 (0·1 to 0·2)	0·3 (0·2 to 0·5)	1 (0·7 to 1·3)	1·7 (1·2 to 2·3)	8·3 (5·9 to 11·4)	9·8 (7·1 to 13·8)	9 (6·5 to 12·5)	6·6 (4·8 to 8·8)	6·9 (5·1 to 9·2)	5·2 (3·8 to 6·9)	5·3 (4·1 to 6·9)	4·2 (3·2 to 5·5)	3·9 (2·8 to 5·2)	3 (2·2 to 4)	2·3 (1·7 to 3·1)	1·6 (1·1 to 2·2)	1·3 (0·9 to 1·7)	0·9 (0·6 to 1·2)	0·5 (0·3 to 0·6)	0·2 (0·2 to 0·3)	0·1 (0·1 to 0·2)	72·3
Motor vehicle road injuries	0·1 (0·1 to 0·2)	0·1 (0 to 0·2)	1·9 (1·2 to 3)	5·9 (3·6 to 9·6)	13·8 (9·3 to 19·3)	19·7 (13·7 to 27·7)	69·8 (49 to 95·8)	68·5 (46·8 to 98·8)	57·5 (38·1 to 84·6)	43·7 (29·9 to 62·3)	42·2 (28·6 to 59)	34·2 (24·1 to 47)	33·5 (24·8 to 44·1)	25·7 (19·2 to 33·6)	21·1 (15·8 to 27·4)	16·5 (12·9 to 21)	11·8 (9·2 to 14·9)	7·2 (5·6 to 9·1)	4·6 (3·6 to 5·8)	2·6 (2 to 3·3)	1·1 (0·9 to 1·4)	0·5 (0·4 to 0·6)	0·2 (0·2 to 0·3)	482
Other road injuries	0 (0 to 0)	0 (0 to 0)	0·1 (0 to 0·1)	0·2 (0·1 to 0·5)	0·6 (0·3 to 1·1)	0·5 (0·3 to 0·9)	1·1 (0·6 to 1·8)	1·4 (0·8 to 2·2)	2 (1·1 to 3·3)	1·9 (1·1 to 3·2)	1·7 (1·1 to 2·6)	1·5 (1 to 2·1)	1·4 (1 to 2)	1·4 (1 to 1·9)	1·2 (0·9 to 1·6)	1 (0·7 to 1·4)	0·7 (0·5 to 1)	0·4 (0·3 to 0·5)	0·3 (0·2 to 0·4)	0·2 (0·1 to 0·2)	0·1 (0·1 to 0·1)	0 (0 to 0·1)	0 (0 to 0)	17·7
Other transport injuries	0·3 (0·2 to 0·3)	0·2 (0·1 to 0·4)	2·2 (1·8 to 2·9)	14 (12·1 to 16·3)	17·3 (15·2 to 20)	25·1 (21·8 to 29·2)	41·7 (35·8 to 49·6)	42 (35 to 52·9)	37·5 (31·1 to 46·7)	33·3 (27·3 to 41·6)	30·7 (25·6 to 38)	31·7 (26·3 to 38·8)	26·3 (22·6 to 31·4)	24·3 (21 to 28·9)	17·8 (15·2 to 21·4)	11·9 (10·4 to 14·1)	7·2 (6·3 to 8·4)	5·2 (4·6 to 6·1)	4·5 (3·8 to 5·3)	2·1 (1·8 to 2·4)	0·9 (0·8 to 1·1)	0·4 (0·3 to 0·5)	0·2 (0·1 to 0·2)	377
Unintentional injuries	5·8 (4·2 to 7·7)	7·1 (4·8 to 10·4)	52·9 (40·1 to 69·3)	144 (124 to 169)	162 (147 to 180)	193 (174 to 216)	172 (151 to 195)	170 (146 to 197)	171 (145 to 204)	168 (144 to 199)	167 (142 to 199)	161 (138 to 189)	157 (132 to 187)	150 (127 to 177)	136 (114 to 162)	117 (99 to 139)	88·5 (75 to 105)	75 (64·2 to 87)	69·6 (59·3 to 81·5)	61·4 (51·9 to 71·5)	39·1 (32·9 to 46·7)	22·1 (18·1 to 26·1)	11·5 (9·1 to 13·8)	2,500
Falls	0·1 (0 to 0·1)	0·1 (0 to 0·1)	0·8 (0·6 to 1·2)	2·1 (1·4 to 3)	3·9 (2·7 to 5·4)	6·2 (4·2 to 8·8)	7·5 (5·2 to 10·7)	9·2 (6·4 to 13)	11 (7·6 to 15·6)	12·1 (8·4 to 17)	13·8 (9·7 to 19·1)	15·3 (10·8 to 21·3)	17·8 (13 to 24·2)	20·3 (15 to 27·2)	21·4 (16 to 28·2)	22·9 (17·4 to 29)	21·4 (16·7 to 26·9)	23·5 (18·6 to 29·2)	27·8 (22·3 to 34·4)	31·7 (25·4 to 39·4)	23·1 (18·3 to 28·5)	13·5 (10·7 to 16·5)	6·8 (5·2 to 8·4)	312
Drowning	0·4 (0·3 to 0·6)	0·4 (0·2 to 0·7)	4·3 (2·6 to 6·4)	22·2 (14·1 to 32)	24·9 (17·7 to 33·2)	30·5 (21·5 to 41·2)	28·7 (20·8 to 38·7)	17·4 (12·1 to 25·4)	16·3 (10·7 to 24·2)	14·7 (9·8 to 21)	13·8 (9·4 to 19·7)	9·8 (6·8 to 13·8)	8·9 (5·9 to 12·9)	6·5 (4·7 to 8·9)	4·9 (3·6 to 6·5)	3·5 (2·7 to 4·6)	2·6 (1·9 to 3·4)	1·4 (1·1 to 1·8)	1·3 (0·9 to 1·8)	0·7 (0·5 to 0·9)	0·5 (0·4 to 0·6)	0·4 (0·3 to 0·5)	0·2 (0·2 to 0·3)	214
Fire, heat, and hot substances	0·2 (0·2 to 0·3)	0·4 (0·2 to 0·7)	3·9 (2·5 to 5·7)	10·7 (6·9 to 15·7)	12·1 (9·6 to 15)	14 (10·5 to 18)	21·2 (16·3 to 27·4)	25·8 (19·2 to 34·5)	30·3 (22·2 to 40·2)	31·2 (23 to 42·1)	33·1 (25 to 44·1)	29·3 (21·7 to 38·8)	27 (19·7 to 36·7)	25·8 (18·8 to 34·1)	22·4 (16·6 to 29·8)	17·9 (13·2 to 23·9)	12·1 (9·1 to 16·4)	9 (6·8 to 11·9)	6·9 (5·2 to 9·1)	4·9 (3·8 to 6·3)	3 (2·3 to 3·8)	1·6 (1·3 to 2)	0·9 (0·6 to 1·1)	344
Poisonings	0 (0 to 0)	0·1 (0·1 to 0·2)	0·3 (0·2 to 0·5)	1·1 (0·7 to 1·7)	1 (0·7 to 1·5)	1·2 (0·7 to 1·9)	1·6 (1·1 to 2·3)	1·8 (1·2 to 2·6)	1·7 (1·1 to 2·5)	1·7 (1·1 to 2·5)	1·7 (1·2 to 2·4)	1·5 (1·1 to 2·2)	1·4 (0·9 to 2)	1·2 (0·8 to 1·8)	1 (0·7 to 1·5)	0·8 (0·5 to 1·1)	0·6 (0·4 to 0·9)	0·4 (0·3 to 0·6)	0·3 (0·2 to 0·5)	0·2 (0·2 to 0·3)	0·1 (0·1 to 0·2)	0 (0 to 0·1)	0 (0 to 0)	20·1
Poisoning by carbon monoxide	0 (0 to 0)	0 (0 to 0)	0 (0 to 0)	0·1 (0·1 to 0·2)	0·3 (0·2 to 0·5)	0·3 (0·2 to 0·6)	0·4 (0·2 to 0·6)	0·5 (0·3 to 0·7)	0·4 (0·3 to 0·7)	0·4 (0·3 to 0·7)	0·4 (0·2 to 0·6)	0·4 (0·2 to 0·6)	0·3 (0·2 to 0·5)	0·3 (0·2 to 0·5)	0·3 (0·2 to 0·4)	0·2 (0·1 to 0·3)	0·2 (0·1 to 0·3)	0·1 (0·1 to 0·2)	0·1 (0 to 0·1)	0 (0 to 0·1)	0 (0 to 0)	0 (0 to 0)	0 (0 to 0)	4·9
Poisoning by other means	0 (0 to 0)	0·1 (0·1 to 0·2)	0·3 (0·2 to 0·5)	1 (0·6 to 1·5)	0·7 (0·5 to 1·1)	0·9 (0·5 to 1·4)	1·2 (0·8 to 1·8)	1·3 (0·9 to 1·9)	1·3 (0·8 to 1·9)	1·3 (0·8 to 1·9)	1·3 (0·9 to 1·9)	1·1 (0·8 to 1·6)	1·1 (0·7 to 1·5)	0·9 (0·6 to 1·3)	0·8 (0·5 to 1·1)	0·6 (0·4 to 0·9)	0·4 (0·3 to 0·6)	0·3 (0·2 to 0·4)	0·3 (0·2 to 0·4)	0·2 (0·1 to 0·2)	0·1 (0·1 to 0·1)	0 (0 to 0·1)	0 (0 to 0)	15·2
Exposure to mechanical forces	0·1 (0 to 0·1)	0·1 (0·1 to 0·2)	0·7 (0·5 to 1)	3·6 (2·4 to 5·1)	6·4 (4·7 to 8·7)	8·8 (6·3 to 12·1)	10·8 (8·1 to 14·4)	12·9 (9·5 to 17·6)	13·2 (9·5 to 17·7)	13·2 (9·6 to 17·9)	14 (10·2 to 19·2)	14 (10·1 to 19)	13·7 (9·7 to 18·9)	13·1 (9·5 to 18·2)	11·5 (8·1 to 16·2)	9·5 (6·5 to 13·3)	6·8 (4·7 to 9·5)	5 (3·6 to 7·1)	4 (2·8 to 5·5)	2·8 (2 to 3·8)	1·7 (1·2 to 2·2)	1 (0·8 to 1·3)	0·6 (0·5 to 0·8)	168
Unintentional firearm injuries	0 (0 to 0)	0 (0 to 0)	0·1 (0 to 0·1)	0·3 (0·2 to 0·5)	0·5 (0·3 to 0·8)	1 (0·7 to 1·4)	1·8 (1·2 to 2·6)	2·4 (1·7 to 3·4)	2 (1·4 to 2·6)	2·2 (1·6 to 3)	2·1 (1·6 to 2·9)	2 (1·4 to 2·6)	1·9 (1·4 to 2·5)	1·7 (1·2 to 2·2)	1·5 (1·1 to 2)	1·2 (0·9 to 1·6)	0·8 (0·6 to 1·1)	0·6 (0·5 to 0·8)	0·5 (0·3 to 0·7)	0·4 (0·3 to 0·5)	0·2 (0·2 to 0·3)	0·1 (0·1 to 0·2)	0·1 (0·1 to 0·1)	23·3
Other exposure to mechanical forces	0·1 (0 to 0·1)	0·1 (0·1 to 0·2)	0·7 (0·4 to 0·9)	3·3 (2·2 to 4·7)	5·9 (4·3 to 8·1)	7·8 (5·5 to 11)	9 (6·5 to 12·2)	10·6 (7·7 to 14·7)	11·2 (7·9 to 15·5)	11 (7·8 to 15·2)	11·9 (8·5 to 16·4)	12 (8·6 to 16·7)	11·8 (8·3 to 16·5)	11·5 (8·1 to 16·1)	10 (7 to 14·3)	8·3 (5·7 to 11·7)	5·9 (4·1 to 8·4)	4·4 (3·1 to 6·2)	3·5 (2·5 to 4·9)	2·5 (1·8 to 3·4)	1·4 (1 to 2)	0·9 (0·6 to 1·2)	0·5 (0·4 to 0·7)	144
Adverse effects of medical treatment	0·9 (0·6 to 1·4)	0·9 (0·5 to 1·6)	3·8 (2·2 to 6·4)	2·7 (1·6 to 4·3)	2 (1·3 to 3)	2·2 (1·4 to 3·3)	3·8 (2·1 to 6)	7·4 (4·2 to 11·4)	7·2 (4 to 12·1)	8·8 (4·7 to 13·6)	8·3 (4·6 to 12·8)	9·4 (5·6 to 14·8)	11·4 (6·9 to 17·2)	10·8 (6·8 to 16·5)	10·7 (6·7 to 16·3)	10·4 (6·9 to 15·3)	7·7 (5·1 to 10·6)	6·6 (4·4 to 9·2)	6·3 (4·3 to 8·9)	4·7 (3·2 to 6·4)	2·8 (1·9 to 4·1)	1·3 (0·9 to 2)	0·7 (0·4 to 1·4)	131
Animal contact	0 (0 to 0)	0 (0 to 0)	0·2 (0·1 to 0·3)	0·5 (0·3 to 0·8)	0·7 (0·5 to 1·1)	1 (0·6 to 1·4)	1·1 (0·7 to 1·5)	1·2 (0·8 to 1·6)	1·4 (0·9 to 1·9)	1·3 (0·9 to 1·8)	1·4 (0·9 to 1·9)	1·3 (0·9 to 1·8)	1·4 (0·9 to 1·9)	1·2 (0·8 to 1·7)	1·3 (0·9 to 1·8)	1 (0·7 to 1·4)	0·8 (0·5 to 1)	0·7 (0·5 to 1)	0·7 (0·5 to 1)	0·9 (0·6 to 1·3)	0·7 (0·4 to 1)	0·6 (0·4 to 0·9)	0·4 (0·2 to 0·6)	19·6
Venomous animal contact	0 (0 to 0)	0 (0 to 0)	0 (0 to 0·1)	0·2 (0·1 to 0·3)	0·3 (0·2 to 0·6)	0·6 (0·4 to 1)	0·6 (0·4 to 1)	0·7 (0·4 to 1·1)	0·8 (0·5 to 1·2)	0·8 (0·5 to 1·2)	0·8 (0·5 to 1·1)	0·8 (0·5 to 1·1)	0·7 (0·4 to 1·1)	0·7 (0·4 to 1)	0·6 (0·4 to 0·9)	0·5 (0·4 to 0·8)	0·4 (0·3 to 0·6)	0·3 (0·2 to 0·5)	0·3 (0·2 to 0·5)	0·3 (0·2 to 0·5)	0·3 (0·2 to 0·4)	0·3 (0·2 to 0·4)	0·2 (0·1 to 0·3)	10·3
Non-venomous animal contact	0 (0 to 0)	0 (0 to 0)	0·1 (0·1 to 0·2)	0·3 (0·2 to 0·6)	0·4 (0·2 to 0·6)	0·4 (0·2 to 0·5)	0·4 (0·3 to 0·6)	0·4 (0·3 to 0·7)	0·5 (0·3 to 0·8)	0·5 (0·3 to 0·7)	0·6 (0·4 to 0·9)	0·5 (0·3 to 0·8)	0·6 (0·4 to 0·9)	0·6 (0·4 to 0·8)	0·7 (0·4 to 0·9)	0·5 (0·4 to 0·7)	0·4 (0·3 to 0·5)	0·4 (0·3 to 0·6)	0·4 (0·3 to 0·6)	0·6 (0·4 to 0·9)	0·4 (0·2 to 0·6)	0·4 (0·2 to 0·6)	0·2 (0·1 to 0·4)	9·3
Foreign body	3·4 (2·3 to 4·9)	3 (1·5 to 5·1)	21·7 (13·2 to 33·3)	10·6 (7 to 15·3)	6·8 (5·5 to 8·5)	6·3 (4·7 to 8·2)	4·5 (3·5 to 5·8)	6·1 (4·5 to 8·2)	6·5 (4·8 to 8·8)	6·3 (4·6 to 8·6)	6·9 (5·2 to 9·4)	6·5 (4·9 to 8·6)	6·8 (5·2 to 9)	7·2 (5·3 to 9·4)	6·7 (5·1 to 8·8)	6·5 (4·8 to 8·6)	6·1 (4·7 to 7·8)	5·5 (4·3 to 7)	5·7 (4·4 to 7·5)	5·1 (3·9 to 6·7)	2·2 (1·7 to 2·8)	1·4 (1 to 1·8)	0·8 (0·6 to 1·1)	143
Pulmonary aspiration and foreign body in airway	3·4 (2·3 to 4·9)	3 (1·5 to 5·1)	21·6 (13·1 to 33·1)	10·1 (6·5 to 14·8)	6 (4·7 to 7·6)	5·3 (3·8 to 7)	3·4 (2·6 to 4·3)	4·7 (3·5 to 6·6)	5 (3·5 to 7)	4·8 (3·3 to 7)	5·4 (3·9 to 7·6)	5 (3·5 to 6·9)	5·3 (3·8 to 7·1)	5·7 (4·2 to 7·9)	5·5 (4 to 7·5)	5·5 (3·9 to 7·6)	5·3 (4 to 6·9)	5 (3·7 to 6·4)	5·2 (3·9 to 6·9)	4·7 (3·5 to 6·2)	2 (1·5 to 2·6)	1·3 (0·9 to 1·7)	0·8 (0·5 to 1)	124
Foreign body in eyes	0 (0 to 0)	0 (0 to 0)	0 (0 to 0·1)	0·1 (0 to 0·3)	0·3 (0·1 to 0·6)	0·4 (0·1 to 0·9)	0·5 (0·2 to 1·1)	0·6 (0·2 to 1·4)	0·7 (0·3 to 1·5)	0·7 (0·3 to 1·5)	0·7 (0·3 to 1·5)	0·8 (0·3 to 1·6)	0·8 (0·4 to 1·4)	0·7 (0·4 to 1·1)	0·5 (0·3 to 0·9)	0·4 (0·3 to 0·6)	0·3 (0·2 to 0·5)	0·2 (0·1 to 0·3)	0·2 (0·1 to 0·2)	0·1 (0·1 to 0·2)	0·1 (0 to 0·1)	0 (0 to 0)	0 (0 to 0)	8·1
Foreign body in other body part	0 (0 to 0)	0 (0 to 0)	0·1 (0 to 0·1)	0·4 (0·3 to 0·6)	0·6 (0·4 to 0·8)	0·7 (0·5 to 1)	0·7 (0·5 to 1)	0·8 (0·5 to 1·1)	0·8 (0·5 to 1·1)	0·8 (0·5 to 1·1)	0·8 (0·5 to 1)	0·8 (0·5 to 1·1)	0·8 (0·6 to 1·1)	0·8 (0·6 to 1)	0·7 (0·5 to 0·9)	0·6 (0·4 to 0·8)	0·5 (0·4 to 0·6)	0·4 (0·3 to 0·5)	0·4 (0·2 to 0·5)	0·3 (0·2 to 0·4)	0·2 (0·1 to 0·2)	0·1 (0·1 to 0·2)	0·1 (0 to 0·1)	11
Environmental heat and cold exposure	0 (0 to 0)	0 (0 to 0·1)	0·2 (0·1 to 0·2)	0·9 (0·6 to 1·3)	1·9 (1·3 to 2·9)	2·9 (1·8 to 4·2)	3·4 (2·3 to 4·9)	3·9 (2·6 to 5·7)	4·3 (2·9 to 6·3)	4·5 (3·1 to 6·5)	4·7 (3·2 to 6·7)	4·9 (3·4 to 6·9)	5·1 (3·5 to 7·2)	5 (3·5 to 7)	4·7 (3·3 to 6·6)	4·1 (2·8 to 5·7)	3·1 (2·2 to 4·3)	2·4 (1·7 to 3·3)	2 (1·4 to 2·7)	1·5 (1 to 2)	0·9 (0·6 to 1·2)	0·5 (0·4 to 0·7)	0·3 (0·2 to 0·4)	61·5
Exposure to forces of nature	0·5 (0·5 to 0·6)	2 (1·8 to 2·2)	16·2 (14·7 to 17·8)	86·5 (78·6 to 95·2)	97 (88·2 to 107)	114 (103 to 125)	82·1 (74·6 to 90·5)	75·6 (68·7 to 83·3)	70·1 (63·7 to 77·2)	65·2 (59·2 to 71·9)	59·3 (53·9 to 65·3)	59·8 (54·4 to 65·9)	53·8 (48·8 to 59·2)	50·1 (45·5 to 55·2)	43·1 (39·2 to 47·5)	34 (30·9 to 37·6)	22·7 (20·6 to 25·1)	17 (15·5 to 18·8)	11·8 (10·7 to 13)	7·1 (6·5 to 7·9)	3·3 (3 to 3·7)	1·2 (1·1 to 1·4)	0·4 (0·3 to 0·4)	972
Other unintentional injuries	0·1 (0·1 to 0·2)	0·1 (0·1 to 0·2)	0·8 (0·6 to 1·2)	2·9 (2 to 4·2)	5·1 (3·7 to 7·1)	6·7 (4·7 to 9·4)	7·6 (5·4 to 10·6)	8·8 (6·2 to 12·2)	9·5 (6·7 to 13)	9·3 (6·5 to 12·9)	9·7 (6·8 to 13·3)	9·5 (6·6 to 13·2)	9·5 (6·5 to 13·2)	8·9 (6·1 to 12·4)	7·8 (5·4 to 11·2)	6·5 (4·4 to 9·1)	4·6 (3·2 to 6·4)	3·4 (2·4 to 4·7)	2·7 (1·9 to 3·7)	1·7 (1·2 to 2·3)	0·9 (0·6 to 1·2)	0·4 (0·3 to 0·6)	0·2 (0·1 to 0·3)	117
Self-harm and interpersonal violence	2·8 (1·6 to 4·5)	0·7 (0·4 to 1·4)	5·1 (3·1 to 8·3)	8·8 (5·5 to 14·7)	11 (8·3 to 14·6)	21·1 (15·6 to 28·5)	95·2 (71·3 to 125)	147 (106 to 200)	136 (94·8 to 190)	125 (85·8 to 173)	98·4 (71 to 138)	70·9 (50·9 to 96·7)	53·6 (38·7 to 71·6)	36 (26·8 to 48·5)	23·3 (17·9 to 30·3)	16·1 (12·6 to 20·3)	10·9 (8·7 to 13·9)	6·6 (5·2 to 8·2)	4·8 (3·9 to 5·9)	2·3 (1·8 to 2·8)	1·1 (0·9 to 1·3)	0·4 (0·3 to 0·5)	0·2 (0·1 to 0·2)	877
Self-harm	0 (0 to 0)	0 (0 to 0)	0 (0 to 0)	0 (0 to 0)	0 (0 to 0)	1·2 (0·8 to 1·9)	10·3 (6·9 to 14·5)	14·9 (10·2 to 22·1)	15·2 (9·7 to 22·8)	15·5 (10·1 to 22·7)	13·1 (8·7 to 18·6)	9·4 (6·5 to 13)	7·8 (5·5 to 10·9)	5·9 (4·3 to 8·1)	4·2 (3 to 5·8)	3·1 (2·3 to 4·2)	2 (1·6 to 2·7)	1·2 (0·9 to 1·5)	0·7 (0·6 to 0·9)	0·4 (0·3 to 0·5)	0·2 (0·1 to 0·2)	0·1 (0·1 to 0·1)	0 (0 to 0)	105
Self-harm by firearm	0 (0 to 0)	0 (0 to 0)	0 (0 to 0)	0 (0 to 0)	0 (0 to 0)	0·1 (0 to 0·1)	0·2 (0·1 to 0·2)	0·2 (0·2 to 0·4)	0·2 (0·1 to 0·3)	0·3 (0·2 to 0·4)	0·2 (0·2 to 0·3)	0·2 (0·1 to 0·2)	0·2 (0·1 to 0·2)	0·2 (0·1 to 0·2)	0·1 (0·1 to 0·2)	0·1 (0·1 to 0·1)	0·1 (0·1 to 0·1)	0·1 (0 to 0·1)	0 (0 to 0)	0 (0 to 0)	0 (0 to 0)	0 (0 to 0)	0 (0 to 0)	2·1
Self-harm by other specified means	0 (0 to 0)	0 (0 to 0)	0 (0 to 0)	0 (0 to 0)	0 (0 to 0)	1·1 (0·7 to 1·8)	10·1 (6·8 to 14·3)	14·6 (10 to 21·7)	15 (9·6 to 22·5)	15·2 (9·9 to 22·3)	12·9 (8·5 to 18·3)	9·2 (6·3 to 12·7)	7·7 (5·4 to 10·7)	5·8 (4·2 to 7·9)	4·1 (2·9 to 5·6)	3 (2·2 to 4)	2 (1·5 to 2·6)	1·1 (0·8 to 1·5)	0·7 (0·5 to 0·9)	0·4 (0·3 to 0·5)	0·2 (0·1 to 0·2)	0·1 (0 to 0·1)	0 (0 to 0)	103
Interpersonal violence	2·8 (1·6 to 4·5)	0·7 (0·4 to 1·4)	5·1 (3·1 to 8·2)	8·7 (5·3 to 14·5)	10·9 (8·2 to 14·5)	19·8 (14·5 to 26·9)	84·8 (61·7 to 114)	132 (92·6 to 181)	120 (81·6 to 172)	110 (72·7 to 154)	85·2 (59·9 to 122)	61·5 (42·7 to 86)	45·7 (32·5 to 62·6)	30·1 (21·7 to 41·5)	19·1 (13·8 to 25·3)	12·9 (9·9 to 16·8)	8·9 (6·8 to 11·6)	5·4 (4·2 to 6·9)	3·9 (3 to 4·8)	1·9 (1·5 to 2·3)	0·9 (0·7 to 1·1)	0·3 (0·3 to 0·4)	0·2 (0·1 to 0·2)	770
Physical violence by firearm	0·1 (0·1 to 0·3)	0 (0 to 0·1)	0·4 (0·2 to 0·7)	1·7 (0·9 to 3·2)	2·7 (1·7 to 4·1)	6·5 (4·2 to 9·7)	42·2 (28 to 60·5)	62·9 (40·4 to 91·8)	53·7 (33·9 to 80·9)	47·8 (30 to 68·7)	35·1 (22·7 to 52·9)	21·1 (13·5 to 31·7)	17·6 (11·4 to 26·1)	9·9 (6·4 to 15)	6 (3·9 to 8·6)	3·2 (2·1 to 4·6)	1·6 (1·1 to 2·3)	0·8 (0·6 to 1·2)	0·4 (0·3 to 0·6)	0·1 (0·1 to 0·2)	0·1 (0·1 to 0·1)	0 (0 to 0)	0 (0 to 0)	314
Physical violence by sharp object	0·2 (0·1 to 0·3)	0 (0 to 0)	0·3 (0·2 to 0·4)	0·7 (0·4 to 1)	1·1 (0·8 to 1·5)	2·8 (2 to 4)	20·7 (14·2 to 29)	38·5 (25·8 to 54·7)	36·9 (24·1 to 55)	32·9 (20·6 to 48)	27·3 (17·9 to 39·9)	20 (13 to 28·9)	11·4 (7·4 to 16·2)	6·8 (4·7 to 9·4)	4 (2·9 to 5·6)	2·4 (1·8 to 3·1)	1·6 (1·2 to 2·1)	1 (0·8 to 1·2)	0·6 (0·5 to 0·7)	0·3 (0·3 to 0·4)	0·2 (0·1 to 0·2)	0·1 (0·1 to 0·1)	0 (0 to 0·1)	210
Sexual violence	0 (0 to 0)	0 (0 to 0)	0 (0 to 0)	0·1 (0 to 0·1)	0·8 (0·5 to 1·3)	2·3 (1·3 to 3·6)	5·2 (2·8 to 8·4)	7·2 (4·2 to 11)	6·7 (3·8 to 10·9)	6 (3·3 to 10)	5·3 (3 to 8·5)	4·4 (2·5 to 7·2)	3·5 (2·1 to 5·8)	2·4 (1·3 to 4)	1·5 (0·9 to 2·4)	1·1 (0·7 to 1·6)	0·7 (0·4 to 1·1)	0·5 (0·3 to 0·7)	0·3 (0·2 to 0·5)	0·2 (0·1 to 0·3)	0·1 (0·1 to 0·2)	0 (0 to 0)	0 (0 to 0)	48·3
Physical violence by other means	2·5 (1·4 to 4·1)	0·7 (0·3 to 1·3)	4·4 (2·6 to 7·2)	6·2 (3·6 to 10·5)	6·2 (4·3 to 8·5)	8·2 (5·7 to 11·5)	16·8 (11·8 to 23·2)	23·3 (16·2 to 32·9)	22·9 (15·5 to 33·8)	23 (14·9 to 32·9)	17·4 (12 to 24·9)	16 (10·9 to 22·6)	13·2 (9 to 18·1)	11 (7·8 to 15·2)	7·6 (5·5 to 10·3)	6·3 (4·8 to 8·4)	4·9 (3·7 to 6·5)	3·1 (2·4 to 4·1)	2·5 (1·9 to 3·2)	1·1 (0·9 to 1·5)	0·5 (0·4 to 0·7)	0·2 (0·2 to 0·3)	0·1 (0·1 to 0·1)	198
Conflict and terrorism	0 (0 to 0)	0 (0 to 0)	0 (0 to 0)	0 (0 to 0)	0 (0 to 0)	0 (0 to 0)	0 (0 to 0)	0 (0 to 0)	0 (0 to 0·1)	0 (0 to 0·1)	0 (0 to 0·1)	0 (0 to 0)	0 (0 to 0)	0 (0 to 0)	0 (0 to 0)	0 (0 to 0)	0 (0 to 0)	0 (0 to 0)	0·2 (0·1 to 0·3)	0 (0 to 0)	0 (0 to 0)	0 (0 to 0)	0 (0 to 0)	0·4

SR Table 2b: Barbados DALYS by cause and age group for females with 95% uncertainty intervals, 2019

Cause	Early Neonatal	Late Neonatal	Post Neonatal	1 to 4	5 to 9	10 to 14	15 to 19	20 to 24	25 to 29	30 to 34	35 to 39	40 to 44	45 to 49	50 to 54	55 to 59	60 to 64	65 to 69	70 to 74	75 to 79	80 to 84	85 to 89	90 to 94	95 plus	Total
All causes	730 (511 to 1,020)	292 (205 to 408)	328 (242 to 440)	323 (253 to 407)	532 (407 to 694)	670 (520 to 855)	1,060 (846 to 1,320)	1,240 (1,000 to 1,520)	1,440 (1,150 to 1,790)	1,610 (1,300 to 1,970)	2,080 (1,690 to 2,530)	2,320 (1,920 to 2,810)	2,910 (2,410 to 3,480)	3,600 (3,000 to 4,270)	4,310 (3,570 to 5,060)	5,180 (4,390 to 6,020)	4,800 (4,120 to 5,520)	4,900 (4,260 to 5,580)	4,220 (3,700 to 4,760)	3,500 (3,120 to 3,880)	2,710 (2,450 to 2,960)	1,360 (1,260 to 1,470)	404 (381 to 426)	50,500
Communicable, maternal, neonatal, and nutritional diseases	592 (409 to 829)	217 (151 to 304)	150 (107 to 206)	116 (88·9 to 153)	203 (138 to 292)	138 (99·5 to 190)	140 (110 to 181)	175 (145 to 215)	193 (158 to 238)	200 (167 to 245)	226 (187 to 280)	203 (167 to 251)	198 (162 to 245)	190 (152 to 237)	193 (157 to 245)	213 (168 to 264)	199 (158 to 249)	220 (172 to 284)	235 (180 to 298)	223 (175 to 279)	221 (172 to 276)	129 (98·1 to 161)	42·1 (31·6 to 53·3)	4,620
HIV/AIDS and sexually transmitted infections	0·8 (0·5 to 1·2)	0·3 (0·1 to 0·6)	3·6 (3·3 to 3·9)	2·2 (2·1 to 2·4)	2·6 (2·4 to 2·8)	5·5 (5·1 to 5·9)	8·3 (7·4 to 9·2)	44·3 (40·4 to 49)	58·1 (52·4 to 64·8)	68·7 (62·6 to 76·3)	73·7 (67·2 to 81·5)	63·5 (57·8 to 70·9)	56·1 (50·5 to 63·4)	36·2 (32·1 to 41·7)	26·6 (23·2 to 31)	18·2 (15·9 to 21·3)	11·2 (9·6 to 13·5)	5 (4 to 6·6)	3 (2·4 to 3·9)	1·9 (1·5 to 2·5)	1·3 (1·1 to 1·6)	0·4 (0·3 to 0·6)	0·1 (0·1 to 0·1)	492
HIV/AIDS	0 (0 to 0)	0 (0 to 0)	3·4 (3·2 to 3·7)	2·2 (2·1 to 2·4)	2·6 (2·4 to 2·8)	5·3 (4·9 to 5·7)	7 (6·4 to 7·7)	41·6 (38·2 to 45·7)	53·7 (49·3 to 58·7)	63·1 (58·1 to 68·7)	66·8 (61·6 to 72)	56·4 (52·1 to 60·8)	49·5 (45·7 to 53·6)	31·7 (29 to 34·9)	23 (20·9 to 25·3)	15·5 (14 to 17·1)	9·2 (8·3 to 10·4)	3·5 (3 to 4·2)	2 (1·8 to 2·4)	1·3 (1·1 to 1·6)	0·9 (0·8 to 1·1)	0·2 (0·2 to 0·3)	0·1 (0·1 to 0·1)	439
HIV/AIDS - Drug-susceptible Tuberculosis	0 (0 to 0)	0 (0 to 0)	0·1 (0 to 0·1)	0 (0 to 0·1)	0·1 (0 to 0·1)	0·1 (0 to 0·1)	0·1 (0·1 to 0·2)	0·7 (0·5 to 1)	0·9 (0·6 to 1·3)	1·1 (0·7 to 1·6)	1·2 (0·8 to 1·8)	1 (0·7 to 1·5)	0·9 (0·6 to 1·3)	0·6 (0·4 to 0·9)	0·5 (0·3 to 0·7)	0·3 (0·2 to 0·5)	0·2 (0·1 to 0·3)	0·1 (0·1 to 0·1)	0 (0 to 0·1)	0 (0 to 0)	0 (0 to 0)	0 (0 to 0)	0 (0 to 0)	7·9
HIV/AIDS - Multidrug-resistant Tuberculosis without extensive dru	0 (0 to 0)	0 (0 to 0)	0 (0 to 0)	0 (0 to 0)	0 (0 to 0)	0 (0 to 0)	0 (0 to 0)	0 (0 to 0)	0 (0 to 0)	0 (0 to 0)	0 (0 to 0)	0 (0 to 0)	0 (0 to 0)	0 (0 to 0)	0 (0 to 0)	0 (0 to 0)	0 (0 to 0)	0 (0 to 0)	0 (0 to 0)	0 (0 to 0)	0 (0 to 0)	0 (0 to 0)	0 (0 to 0)	0·1
HIV/AIDS - Extensively drug-resistant Tuberculosis	0 (0 to 0)	0 (0 to 0)	0 (0 to 0)	0 (0 to 0)	0 (0 to 0)	0 (0 to 0)	0 (0 to 0)	0 (0 to 0)	0 (0 to 0)	0 (0 to 0)	0 (0 to 0)	0 (0 to 0)	0 (0 to 0)	0 (0 to 0)	0 (0 to 0)	0 (0 to 0)	0 (0 to 0)	0 (0 to 0)	0 (0 to 0)	0 (0 to 0)	0 (0 to 0)	0 (0 to 0)	0 (0 to 0)	0
HIV/AIDS resulting in other diseases	0 (0 to 0)	0 (0 to 0)	3·4 (3·1 to 3·6)	2·2 (2 to 2·4)	2·6 (2·4 to 2·8)	5·2 (4·8 to 5·7)	6·9 (6·3 to 7·5)	40·9 (37·4 to 44·9)	52·8 (48·4 to 57·9)	62 (57 to 67·7)	65·6 (60·5 to 70·9)	55·4 (51·1 to 59·8)	48·6 (44·7 to 52·7)	31·1 (28·4 to 34·3)	22·5 (20·4 to 24·8)	15·1 (13·7 to 16·8)	9 (8·1 to 10·2)	3·4 (2·9 to 4·2)	2 (1·7 to 2·4)	1·3 (1·1 to 1·5)	0·9 (0·8 to 1·1)	0·2 (0·2 to 0·3)	0·1 (0·1 to 0·1)	431
Sexually transmitted infections excluding HIV	0·8 (0·5 to 1·2)	0·3 (0·1 to 0·6)	0·2 (0·1 to 0·3)	0 (0 to 0)	0 (0 to 0)	0·2 (0·1 to 0·4)	1·2 (0·8 to 1·9)	2·7 (1·6 to 4·6)	4·3 (2·3 to 8)	5·6 (3·1 to 9·8)	6·8 (3·9 to 12·3)	7·1 (4·2 to 12·4)	6·6 (3·7 to 11·6)	4·5 (2·4 to 8·5)	3·5 (1·8 to 6·9)	2·7 (1·4 to 5·3)	2 (1 to 3·9)	1·5 (0·8 to 2·8)	1 (0·5 to 1·8)	0·6 (0·4 to 1·1)	0·4 (0·2 to 0·7)	0·2 (0·1 to 0·3)	0 (0 to 0·1)	52·4
Syphilis	0·8 (0·5 to 1·2)	0·3 (0·1 to 0·6)	0·2 (0·1 to 0·3)	0 (0 to 0)	0 (0 to 0)	0·1 (0 to 0·1)	0·1 (0·1 to 0·2)	0·1 (0 to 0·1)	0·1 (0·1 to 0·2)	0·2 (0·1 to 0·3)	0·2 (0·1 to 0·3)	0·1 (0·1 to 0·1)	0·2 (0·1 to 0·3)	0·1 (0·1 to 0·2)	0 (0 to 0·1)	0·1 (0 to 0·1)	0·1 (0 to 0·1)	0·1 (0 to 0·1)	0 (0 to 0·1)	0·1 (0 to 0·1)	0 (0 to 0·1)	0 (0 to 0·1)	0 (0 to 0)	2·9
Chlamydial infection	0 (0 to 0)	0 (0 to 0)	0 (0 to 0)	0 (0 to 0)	0 (0 to 0)	0 (0 to 0)	0·1 (0·1 to 0·2)	0·3 (0·2 to 0·5)	0·4 (0·2 to 0·7)	0·5 (0·2 to 0·8)	0·7 (0·4 to 1·2)	0·8 (0·5 to 1·3)	0·6 (0·4 to 1·1)	0·2 (0·2 to 0·3)	0·2 (0·1 to 0·2)	0·1 (0·1 to 0·2)	0·1 (0 to 0·1)	0·1 (0 to 0·1)	0·1 (0 to 0·1)	0 (0 to 0·1)	0 (0 to 0·1)	0 (0 to 0)	0 (0 to 0)	4·2
Gonococcal infection	0 (0 to 0)	0 (0 to 0)	0 (0 to 0)	0 (0 to 0)	0 (0 to 0)	0 (0 to 0)	0·2 (0·1 to 0·3)	0·3 (0·2 to 0·5)	0·3 (0·2 to 0·5)	0·5 (0·3 to 0·7)	0·7 (0·4 to 0·9)	0·8 (0·6 to 1·2)	0·8 (0·5 to 1·2)	0·5 (0·3 to 0·7)	0·3 (0·2 to 0·5)	0·3 (0·2 to 0·4)	0·3 (0·2 to 0·5)	0·2 (0·1 to 0·3)	0·2 (0·1 to 0·3)	0·1 (0·1 to 0·2)	0·1 (0·1 to 0·1)	0 (0 to 0·1)	0 (0 to 0)	5·6
Trichomoniasis	0 (0 to 0)	0 (0 to 0)	0 (0 to 0)	0 (0 to 0)	0 (0 to 0)	0 (0 to 0)	0·2 (0·1 to 0·5)	0·8 (0·3 to 2)	1·7 (0·6 to 4)	1·9 (0·6 to 4·6)	2 (0·7 to 5)	1·9 (0·6 to 4·6)	2 (0·6 to 4·6)	1·7 (0·6 to 4)	1·3 (0·4 to 3·2)	0·9 (0·3 to 2·1)	0·6 (0·2 to 1·4)	0·4 (0·1 to 0·9)	0·2 (0·1 to 0·5)	0·1 (0 to 0·3)	0·1 (0 to 0·1)	0 (0 to 0)	0 (0 to 0)	16
Genital herpes	0 (0 to 0)	0 (0 to 0)	0 (0 to 0)	0 (0 to 0)	0 (0 to 0)	0·1 (0 to 0·1)	0·3 (0·1 to 0·7)	0·5 (0·2 to 1·3)	0·9 (0·3 to 2·2)	1·1 (0·4 to 2·7)	1·3 (0·4 to 3·2)	1·3 (0·4 to 3·2)	1·4 (0·5 to 3·6)	1·4 (0·4 to 3·5)	1·3 (0·4 to 3·3)	1·2 (0·4 to 2·8)	0·8 (0·2 to 2·1)	0·6 (0·2 to 1·6)	0·4 (0·1 to 1·1)	0·3 (0·1 to 0·6)	0·1 (0 to 0·3)	0·1 (0 to 0·1)	0 (0 to 0)	13·2
Other sexually transmitted infections	0 (0 to 0)	0 (0 to 0)	0 (0 to 0)	0 (0 to 0)	0 (0 to 0)	0 (0 to 0·1)	0·3 (0·2 to 0·5)	0·6 (0·4 to 0·9)	0·9 (0·5 to 1·5)	1·4 (0·8 to 2·1)	1·9 (1·2 to 2·9)	2·1 (1·3 to 3·4)	1·6 (0·9 to 2·7)	0·6 (0·3 to 0·9)	0·4 (0·3 to 0·6)	0·2 (0·1 to 0·4)	0·1 (0·1 to 0·2)	0·1 (0·1 to 0·2)	0·1 (0 to 0·1)	0 (0 to 0·1)	0 (0 to 0·1)	0 (0 to 0)	0 (0 to 0)	10·5
Respiratory infections and tuberculosis	16·4 (9·9 to 25·6)	18 (10·8 to 28·3)	48·3 (30·1 to 72·6)	24 (16·9 to 32·3)	20·9 (14·9 to 29·4)	17·5 (12·3 to 24·8)	19·9 (13·9 to 27·7)	21·6 (15·5 to 29·4)	22·4 (16·2 to 30·3)	23 (16·9 to 31·1)	28·7 (20·8 to 38·5)	29 (21·3 to 39·5)	36·4 (26·6 to 49·1)	45·7 (31·6 to 63·5)	56·9 (40·6 to 80·7)	90·8 (61 to 126)	97·6 (65·5 to 136)	131 (89·4 to 185)	167 (116 to 226)	171 (126 to 224)	184 (138 to 236)	112 (83·2 to 142)	36·8 (26·8 to 47·4)	1,420

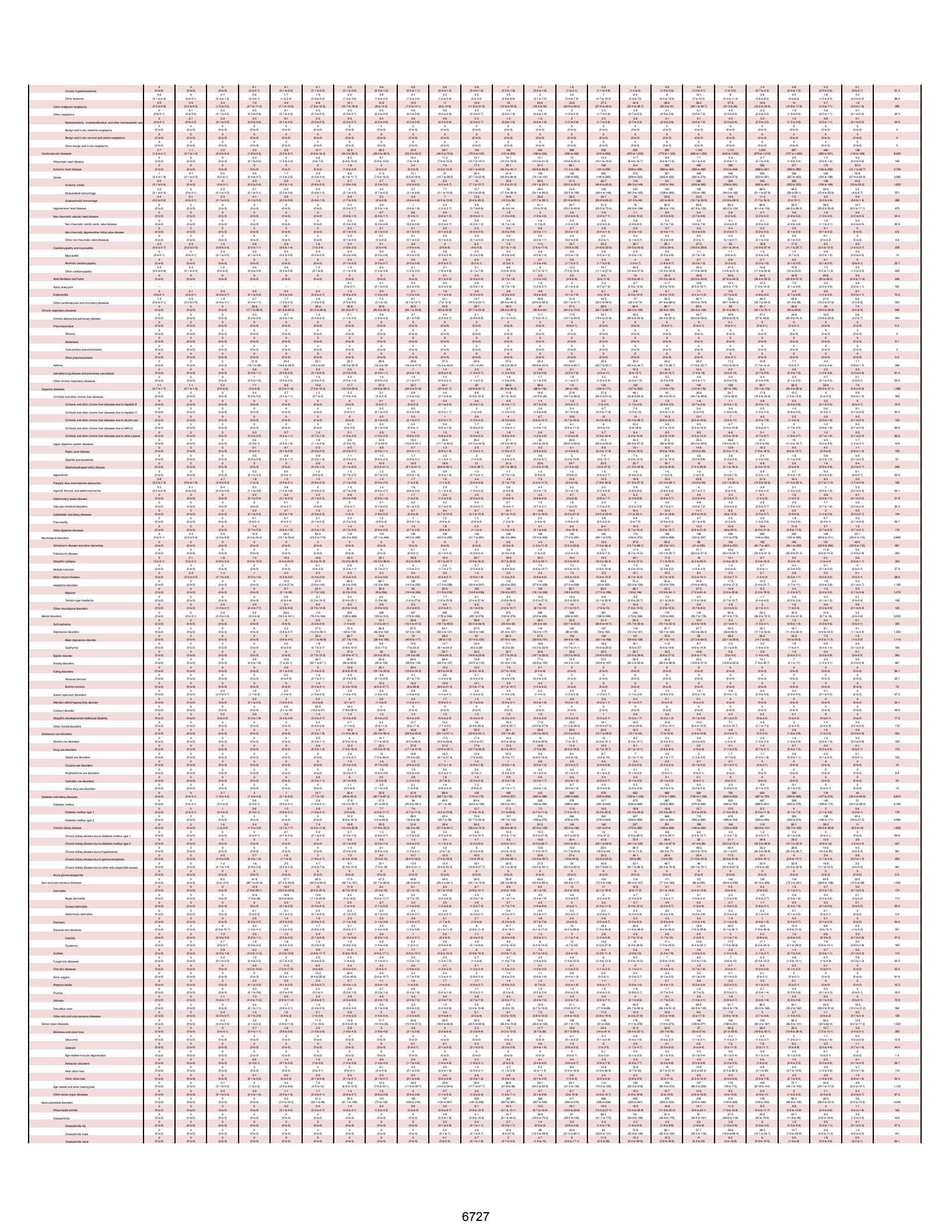

Osteoarthritis other	0 (0 to 0)	0 (0 to 0)	0 (0 to 0)	0 (0 to 0)	0 (0 to 0)	0 (0 to 0)	0 (0 to 0)	0 (0 to 0)	0 (0 to 0)	0 (0 to 0)	0 (0 to 0)	0 (0 to 1)	0.4 (0 to 0.9)	1-2 (0.4 to 2.6)	2-5 (1.1 to 4.5)	4-9 (2.2 to 10.4)	7-14 (3.4 to 16.1)	9-1 (4.2 to 19.9)	8-8 (4.1 to 18.3)	8-3 (4.1 to 17.1)	6-5 (3.2 to 13.4)	5 (2.5 to 10.2)	3-3 (1.7 to 6.7)	1-5 (0.8 to 3.1)	0.4 (0.2 to 0.8)		59-8
Low back pain	4-8 (2.1 to 8.8)	4-6 (2.1 to 8.6)	3-5 (1.5 to 7.2)	3-9 (1.5 to 7.8)	4-6 (2.1 to 8.6)	25-5 (10.2 to 41.4)	49-2 (28.1 to 78.1)	38-4 (22.1 to 59.4)	77-1 (44.8 to 120)	89-3 (49.1 to 136)	113 (67.5 to 173)	124 (73.3 to 192)	137 (89.8 to 232)	192 (122.5 to 360)	161 (111.9 to 276)	167 (120.3 to 299)	151 (110.9 to 290)	146 (98.4 to 318)	132 (77.7 to 192)	122 (72.0 to 131)	99-1 (59.4 to 96.1)	84-9 (51.4 to 91)	67-3 (39.4 to 72.1)	54-9 (32.7 to 59.1)	12-7 (7.9 to 18.7)	2-9 (1.8 to 4.4)	1,660
Neck pain	0 (0 to 0)	0 (0 to 0)	0 (0 to 0)	0 (0 to 0)	0.2 (0 to 1.4)	1-5 (0.4 to 3.1)	3-7 (1.5 to 4.9)	5-7 (2.4 to 11.2)	9-9 (4.3 to 19.8)	10-4 (7.0 to 28.2)	13-1 (7.9 to 40.2)	14-5 (9.1 to 42.6)	16-3 (11.6 to 46.2)	22-1 (14.4 to 52.2)	28-4 (19.4 to 62.2)	22-5 (17.9 to 64.4)	24-5 (17.7 to 64.9)	22-1 (16.8 to 62.9)	32-3 (19.4 to 55.9)	24-8 (12.8 to 42.3)	19-9 (10.3 to 34)	19-2 (9.3 to 32.9)	12-9 (6.3 to 22.9)	8-7 (3.9 to 14.3)	1-2 (0.6 to 2.1)	0.4 (0.2 to 0.7)	297
Gout	0 (0 to 0)	0 (0 to 0)	0 (0 to 0)	0 (0 to 0)	0 (0 to 0)	0 (0 to 0)	0 (0 to 0)	0 (0 to 0)	0 (0 to 0)	0 (0 to 0)	0 (0 to 0)	0 (0 to 1.3)	0 (0 to 1.3)	0 (0 to 1.4)	0 (0 to 1.4)	0 (0 to 1.3)	0 (0 to 1.3)	0 (0 to 1.3)	0 (0 to 1.3)	0 (0 to 1.3)	0 (0 to 1.3)	0 (0 to 1.3)	0 (0 to 1.3)	0 (0 to 1.3)	0 (0 to 1.3)	0 (0 to 0.5)	13
Other musculoskeletal disorders	0 (0 to 0)	0 (0 to 0)	0 (0 to 0)	0 (0 to 0)	0 (0 to 1.5)	2-6 (0 to 9.3)	22-6 (10.2 to 33.4)	43-2 (30 to 60.4)	69-4 (49.4 to 97.6)	86-9 (58.4 to 123)	105 (71.7 to 149)	111 (74.5 to 159)	128 (89.3 to 183)	137 (91.1 to 196)	140 (94.4 to 203)	133 (85 to 196)	140 (87.1 to 207)	105 (67.1 to 147)	79-8 (47.4 to 121)	44-4 (27.9 to 67.2)	25-6 (14.4 to 41.5)	24-7 (12.9 to 32.4)	10-2 (4.2 to 15.5)	2-8 (1.5 to 4.9)	1,270
Other non-communicable diseases	136 (79.8 to 194)	67-9 (44.9 to 102)	129 (87.7 to 185)	91-2 (57.4 to 98.9)	58-8 (36.7 to 70.7)	60-9 (40.1 to 79.9)	101 (53.1 to 134)	140 (101 to 197)	198 (140 to 281)	239 (166 to 319)	284 (204 to 382)	297 (202 to 401)	310 (221 to 417)	295 (205 to 410)	308 (205 to 419)	312 (223 to 416)	268 (202 to 368)	245 (167 to 337)	192 (149 to 263)	159 (96.1 to 198)	49-5 (29.6 to 61.9)	13-7 (10.3 to 17.5)	4,650
Congenital birth defects	122 (71 to 190)	62 (39.4 to 95.1)	94-3 (60.4 to 139)	30-7 (20.4 to 45.1)	22-7 (12.2 to 35.2)	19-8 (10.6 to 28.4)	21-3 (10.4 to 27.7)	16 (10.7 to 21.7)	14-1 (10.6 to 19.8)	11-6 (8.6 to 15.4)	13-5 (9.9 to 17.5)	11-9 (9.1 to 17.7)	12-4 (9.1 to 15.9)	12-7 (9.5 to 16.9)	11-9 (8.7 to 15.9)	8-7 (5.1 to 9.6)	9-1 (5.6 to 9.1)	7-3 (4.5 to 12.5)	6-5 (3.2 to 13.4)	5 (2.5 to 10.2)	3-3 (1.7 to 6.7)	1-5 (0.8 to 3.1)	0.4 (0.2 to 0.8)		488
Neural tube defects	0.4 (0.2 to 0.5)	1-7 (0.9 to 2.3)	3-1 (1.5 to 4.6)	1-4 (0.6 to 2.9)	0.5 (0.3 to 0.7)	0-7 (0.4 to 1.1)	0.4 (0.2 to 0.7)	0.4 (0.2 to 0.4)	0.4 (0.2 to 0.5)	0.3 (0.2 to 0.5)	0.3 (0.2 to 0.4)	0.3 (0.2 to 0.6)	0.2 (0.1 to 0.5)	0.2 (0.1 to 0.5)	0.2 (0.1 to 0.5)	0.2 (0.1 to 0.5)	0.1 (0.1 to 0.5)	0.1 (0.1 to 0.5)	0.1 (0.1 to 0.5)	0.1 (0.1 to 0.5)	0.1 (0.1 to 0.5)	0.1 (0.1 to 0.5)	0.1 (0.1 to 0.5)	0 (0 to 0)		16-1
Congenital heart anomalies	50-6 (28.5 to 80.4)	30-8 (18.2 to 48.9)	59-3 (39.7 to 94.4)	19-4 (7.6 to 24.6)	8-8 (3.9 to 12.7)	9-3 (3.1 to 9.6)	7-5 (4.7 to 10.9)	5-2 (2.2 to 7.6)	4-6 (2.1 to 6.9)	3 (1.6 to 4.5)	4-1 (2.4 to 6.2)	3-4 (2.2 to 5.1)	2-9 (1.6 to 4.2)	2-6 (1.6 to 4.2)	2-3 (1.4 to 3.5)	1-6 (1 to 2.3)	1-2 (0.8 to 1.8)	0.9 (0.6 to 1.2)	0.7 (0.5 to 1)	0.5 (0.3 to 0.8)	0.5 (0.3 to 0.8)	0.4 (0.2 to 0.6)	0.3 (0.2 to 0.5)	0.1 (0 to 0.2)		199
Orofacial clefts	0.1 (0 to 1)	0.1 (0 to 0.3)	0-1 (0 to 0.4)	0.2 (0 to 0.6)	0.2 (0 to 0.6)	0.2 (0 to 0.6)	0.2 (0 to 0.5)	0.2 (0 to 0.5)	0.2 (0 to 0.5)	0.2 (0 to 0.5)	0.2 (0 to 0.5)	0.2 (0 to 0.5)	0.2 (0 to 0.5)	0.2 (0 to 0.5)	0.2 (0 to 0.5)	0.2 (0 to 0.5)	0.2 (0 to 0.5)	0.1 (0 to 0.5)	0.1 (0 to 0.5)	0.1 (0 to 0.5)	0.1 (0 to 0.5)	0.1 (0 to 0.5)	0.1 (0 to 0.5)	0 (0 to 0)		3-7
Down syndrome	2-4 (1.2 to 4.1)	1-3 (0.7 to 2.4)	4-9 (2.2 to 8.8)	2-8 (1.4 to 4.9)	1-4 (0.8 to 2.5)	1-3 (0.7 to 2.2)	1-6 (1 to 2.7)	1-6 (1 to 2.6)	1-4 (0.8 to 2.3)	1-5 (0.9 to 2.5)	2-2 (1.1 to 3.3)	2-1 (1.2 to 3.2)	2-7 (1.7 to 4.1)	2-5 (1.5 to 3.9)	3-5 (2.1 to 5.5)	1-8 (1.1 to 2.9)	0-7 (0.4 to 1.1)	0.6 (0.3 to 1)	0.5 (0.3 to 0.8)	0.3 (0.2 to 0.5)	0.3 (0.2 to 0.5)	0.3 (0.2 to 0.5)	0.2 (0.1 to 0.4)	0 (0 to 0)		36-9
Turner syndrome	0 (0 to 0)	0 (0 to 0)	0 (0 to 0)	0 (0 to 0)	0 (0 to 0)	0 (0 to 0)	0 (0 to 0)	0 (0 to 0.1)	0 (0 to 0.1)	0 (0 to 0)	0 (0 to 0)	0 (0 to 0)	0 (0 to 0)	0 (0 to 0)	0 (0 to 0)	0 (0 to 0)	0 (0 to 0)	0 (0 to 0)	0 (0 to 0)	0 (0 to 0)	0 (0 to 0)	0 (0 to 0)	0 (0 to 0)	0 (0 to 0)	0 (0 to 0)		0-3
Klinefelter syndrome	0 (0 to 0)	0 (0 to 0)	0 (0 to 0)	0 (0 to 0)	0 (0 to 0)	0 (0 to 0)	0 (0 to 0)	0 (0 to 0)	0 (0 to 0)	0 (0 to 0)	0 (0 to 0)	0 (0 to 0)	0 (0 to 0)	0 (0 to 0)	0 (0 to 0)	0 (0 to 0)	0 (0 to 0)	0 (0 to 0)	0 (0 to 0)	0 (0 to 0)	0 (0 to 0)	0 (0 to 0)	0 (0 to 0)	0 (0 to 0)	0 (0 to 0)		0
Other chromosomal abnormalities	13 (6.5 to 22.2)	7-2 (3.7 to 12.2)	12-3 (6.5 to 21.5)	2-1 (1.2 to 3.5)	1-2 (0.6 to 2)	1-3 (0.8 to 2.2)	1-7 (0.7 to 2.2)	1-4 (0.7 to 2.1)	0-8 (0.4 to 1.4)	0-8 (0.5 to 1.2)	0.9 (0.4 to 1.6)	0.4 (0.3 to 0.9)	0.4 (0.3 to 0.8)	0.2 (0.2 to 0.5)	0.3 (0.2 to 0.5)	0-1 (0.1 to 0.5)	0.1 (0.1 to 0.5)	0.1 (0.1 to 0.5)	0.1 (0.1 to 0.5)	0.1 (0.1 to 0.5)	0.1 (0.1 to 0.5)	0.1 (0.1 to 0.5)	0.1 (0.1 to 0.5)	0 (0 to 0)		44
Congenital musculoskeletal and limb anomalies	3-9 (1.9 to 7.2)	1-3 (0.8 to 2.3)	2-4 (2 to 3.2)	0-7 (0.4 to 1.7)	2-1 (1.3 to 3.1)	2-7 (2.4 to 3.6)	3-1 (2.2 to 4.2)	2-5 (1.8 to 3.2)	2-2 (1.6 to 3.1)	2-2 (1.6 to 3.1)	3-8 (2.5 to 5.1)	2-1 (1.4 to 3.1)	2-4 (1.6 to 4.1)	4-3 (2.5 to 6.1)	2-5 (1.6 to 4.1)	3-7 (2.2 to 5.7)	2-7 (1.4 to 4.1)	1-7 (0.9 to 2.7)	0-9 (0.5 to 1.4)	0.5 (0.3 to 0.8)	0-7 (0.4 to 1.2)	0-1 (0 to 0.3)	0-2 (0.1 to 0.4)	0 (0 to 0)		73-2
Urogenital congenital anomalies	11-7 (5.4 to 19.4)	5-1 (2.4 to 9.4)	3-2 (1.5 to 5.6)	1-1 (0.7 to 1.6)	1-3 (0.7 to 2.2)	0-6 (0.3 to 1.1)	0-6 (0.3 to 1)	0-7 (0.3 to 1.2)	0-3 (0.2 to 0.6)	0-4 (0.2 to 0.7)	0-1 (0.1 to 0.2)	0.5 (0.3 to 0.9)	0.2 (0.1 to 0.5)	0.2 (0.1 to 0.5)	0.1 (0.1 to 0.3)	0.2 (0.1 to 0.5)	0.2 (0.1 to 0.5)	0.1 (0.1 to 0.3)	0.1 (0.1 to 0.3)	0.1 (0.1 to 0.3)	0.1 (0.1 to 0.3)	0.1 (0.1 to 0.3)	0.1 (0.1 to 0.3)	0 (0 to 0)		27-8
Digestive congenital anomalies	10-1 (5.4 to 16.9)	5-9 (4.4 to 9.4)	4-6 (3 to 6.5)	1-1 (0.7 to 1.5)	0.6 (0.4 to 0.9)	0-5 (0.3 to 0.8)	0-5 (0.3 to 0.8)	0-5 (0.3 to 0.8)	0-5 (0.3 to 0.8)	0-5 (0.3 to 0.8)	0-5 (0.3 to 0.8)	0-5 (0.3 to 0.8)	0-5 (0.3 to 0.8)	0-5 (0.3 to 0.8)	0-5 (0.3 to 0.8)	0-5 (0.3 to 0.8)	0-5 (0.3 to 0.8)	0-5 (0.3 to 0.8)	0-5 (0.3 to 0.8)	0-5 (0.3 to 0.8)	0-5 (0.3 to 0.8)	0-5 (0.3 to 0.8)	0-5 (0.3 to 0.8)	0-5 (0.3 to 0.8)		40-6
Other congenital birth defects	19-2 (9.4 to 29.6)	9-3 (4.4 to 13.9)	7-2 (3.6 to 9.9)	2-2 (1.3 to 3.4)	1-4 (1.1 to 1.9)	1-6 (1.2 to 2.4)	1-6 (1.2 to 2.4)	1-5 (1.1 to 2.1)	1-6 (1.1 to 2.1)	1-6 (1.1 to 2.2)	1-6 (1.1 to 2.2)	1-6 (1.1 to 2.2)	1-6 (1.1 to 2.2)	1-6 (1.1 to 2.2)	1-6 (1.1 to 2.2)	1-6 (1.1 to 2.2)	1-6 (1.1 to 2.2)	1-6 (1.1 to 2.2)	1-6 (1.1 to 2.2)	1-6 (1.1 to 2.2)	1-6 (1.1 to 2.2)	1-6 (1.1 to 2.2)	1-6 (1.1 to 2.2)	1-6 (1.1 to 2.2)		57-5
Infectious diseases	0-3 (0 to 0.5)	0-6 (0 to 2.3)	1-4 (0.4 to 3.6)	0-5 (0 to 1.4)	0-5 (0 to 1.6)	0-6 (0 to 1.6)	0-6 (0 to 1.6)	0-6 (0 to 1.6)	0-6 (0 to 1.6)	0-6 (0 to 1.6)	0-6 (0 to 1.6)	0-6 (0 to 1.6)	0-6 (0 to 1.6)	0-6 (0 to 1.6)	0-6 (0 to 1.6)	0-6 (0 to 1.6)	0-6 (0 to 1.6)	0-6 (0 to 1.6)	0-6 (0 to 1.6)	0-6 (0 to 1.6)	0-6 (0 to 1.6)	0-6 (0 to 1.6)	0-6 (0 to 1.6)	0-6 (0 to 1.6)		0-3
Urinary diseases and male infertility	0-3 (0.1 to 0.4)	0-6 (0 to 1)	2-3 (0.9 to 3.1)	1-4 (1.2 to 2.2)	1-6 (1.8 to 3.4)	2-5 (1.6 to 3.4)	4-9 (3.5 to 6.2)	5-8 (4.6 to 8.4)	8-3 (6.6 to 9.9)	9-5 (6.9 to 12.9)	10-4 (8.1 to 14)	10-4 (7.9 to 14.1)	11-1 (8.1 to 14.2)	10-7 (8.1 to 13.9)	10-2 (7.8 to 13.2)	9-7 (7.1 to 12.4)	9-7 (7.1 to 12.4)	9-7 (7.1 to 12.4)	9-7 (7.1 to 12.4)	9-7 (7.1 to 12.4)	9-7 (7.1 to 12.4)	9-7 (7.1 to 12.4)	9-7 (7.1 to 12.4)	9-7 (7.1 to 12.4)		439
Urolithiasis	0 (0 to 0)	0 (0 to 0)	0 (0 to 0)	0 (0 to 0)	0 (0 to 0.1)	0 (0 to 0.1)	0 (0 to 0.2)	0 (0 to 0.2)	0 (0 to 0.2)	0 (0 to 0.2)	0 (0 to 0.2)	0 (0 to 0.2)	0 (0 to 0.2)	0 (0 to 0.2)	0 (0 to 0.2)	0 (0 to 0.2)	0 (0 to 0.2)	0 (0 to 0.2)	0 (0 to 0.2)	0 (0 to 0.2)	0 (0 to 0.2)	0 (0 to 0.2)	0 (0 to 0.2)	0 (0 to 0.2)	0 (0 to 0.2)		11-7
Benign prostatic hyperplasia	0 (0 to 0)	0 (0 to 0)	0 (0 to 0)	0 (0 to 0)	0 (0 to 0)	0 (0 to 0)	0 (0 to 0)	0 (0 to 0)	0 (0 to 0)	0 (0 to 0)	0 (0 to 0)	0 (0 to 0)	0 (0 to 0)	0 (0 to 0)	0 (0 to 0)	0 (0 to 0)	0 (0 to 0)	0 (0 to 0)	0 (0 to 0)	0 (0 to 0)	0 (0 to 0)	0 (0 to 0)	0 (0 to 0)	0 (0 to 0)	0 (0 to 0)		0
Male infertility	–	–	–	–	–	–	–	–	–	–	–	–	–	–	–	–	–	–	–	–	–	–	–	–	–		NA
Other urinary diseases	0 (0 to 0.1)	0.2 (0.1 to 0.3)	0.1 (0 to 0.1)	0.3 (0.2 to 0.5)	0.2 (0.1 to 0.4)	0.4 (0.2 to 0.6)	0.3 (0.2 to 0.5)	0.3 (0.2 to 0.5)	0.5 (0.2 to 0.8)	0.5 (0.3 to 0.8)	0.5 (0.3 to 0.8)	0.5 (0.3 to 0.8)	0.7 (0.4 to 1.1)	0.6 (0.4 to 0.9)	0.6 (0.4 to 0.9)	0.6 (0.4 to 1)	0.4 (0.3 to 0.7)	0.3 (0.2 to 0.5)	0.2 (0.1 to 0.4)	0.1 (0.1 to 0.3)	0.2 (0.1 to 0.4)	0.2 (0.1 to 0.3)	0.1 (0.1 to 0.2)	0 (0 to 0.1)		7-4
Gynecological diseases	0 (0 to 0)	0 (0 to 0)	0 (0 to 0)	0 (0 to 0)	124 (65.6 to 222)	35-2 (19.8 to 59.8)	79-3 (45.6 to 114)	140 (76.7 to 178)	147 (90.9 to 203)	167 (111 to 240)	166 (108 to 241)	192 (99.2 to 218)	192 (95.5 to 206)	171 (82.4 to 167)	151 (45.0 to 106)	116 (29.6 to 79.5)	92 (26.3 to 63.2)	83 (21.9 to 52.9)	76 (19.6 to 39.5)	63 (16.3 to 34.2)	52 (13.3 to 28.4)	42 (10.3 to 24.2)	32 (8.2 to 18.9)	21 (5.4 to 12.4)	4-7 (1.4 to 11)	1,200
Uterine fibroids	0 (0 to 0)	0 (0 to 0)	0 (0 to 0)	0 (0 to 0)	0 (0 to 0.5)	0 (0 to 0.2)	0 (0 to 0.2)	1-4 (0.6 to 2.6)	2-7 (1.5 to 3.7)	7-7 (3.5 to 16.1)	14-5 (7 to 38)	16-5 (9.2 to 29.9)	19-8 (9.8 to 30.4)	20-4 (9.2 to 22.7)	22 (9.2 to 22.7)	5-4 (4.5 to 17.1)	3-3 (1.9 to 10.9)	1-9 (1 to 6.3)	0-5 (0.3 to 2.7)	0-5 (0.3 to 2.7)	0-5 (0.3 to 2.7)	0-5 (0.3 to 2.7)	0-5 (0.3 to 2.7)	0-5 (0.3 to 2.7)	0-5 (0.3 to 2.7)		95-9
Polycystic ovarian syndrome	0 (0 to 0)	0 (0 to 0)	0 (0 to 0)	0 (0 to 0)	0 (0 to 0.1)	0 (0 to 0.1)	0 (0 to 0.3)	0 (0 to 0.3)	0 (0 to 0.3)	0 (0 to 0.3)	1-3 (0.3 to 2.8)	2-3 (0.3 to 2.8)	2-5 (0.3 to 2.8)	2-5 (0.3 to 2.8)	2-5 (0.3 to 2.8)	2-5 (0.3 to 2.8)	2-5 (0.3 to 2.8)	2-5 (0.3 to 2.8)	2-5 (0.3 to 2.8)	2-5 (0.3 to 2.8)	2-5 (0.3 to 2.8)	2-5 (0.3 to 2.8)	2-5 (0.3 to 2.8)	2-5 (0.3 to 2.8)		21
Female infertility	0 (0 to 0)	0 (0 to 0)	0 (0 to 0)	0 (0 to 0)	0 (0 to 0)	0 (0 to 0)	0 (0 to 0)	2-5 (0 to 7)	4-2 (1 to 11.2)	5 (1.1 to 14.7)	6-9 (1.6 to 17.3)	10-3 (2.3 to 27.6)	12-4 (3.2 to 32.4)	13-4 (3.2 to 32.4)	13-4 (3.2 to 32.4)	13-4 (3.2 to 32.4)	13-4 (3.2 to 32.4)	13-4 (3.2 to 32.4)	13-4 (3.2 to 32.4)	13-4 (3.2 to 32.4)	13-4 (3.2 to 32.4)	13-4 (3.2 to 32.4)	13-4 (3.2 to 32.4)	13-4 (3.2 to 32.4)	13-4 (3.2 to 32.4)		22-9
Endometriosis	0 (0 to 0)	0 (0 to 0)	0 (0 to 0)	0 (0 to 0)	0 (0 to 0)	0 (0 to 0)	2-7 (1.1 to 5.4)	10-3 (3.3 to 19.6)	19-5 (6.4 to 35.2)	19-5 (5.3 to 37.9)	19-5 (5.4 to 39.2)	19-5 (5.3 to 37.9)	19-5 (5.4 to 37.9)	19-5 (5.4 to 37.9)	19-5 (5.4 to 37.9)	19-5 (5.4 to 37.9)	19-5 (5.4 to 37.9)	19-5 (5.4 to 37.9)	19-5 (5.4 to 37.9)	19-5 (5.4 to 37.9)	19-5 (5.4 to 37.9)	19-5 (5.4 to 37.9)	19-5 (5.4 to 37.9)	19-5 (5.4 to 37.9)	19-5 (5.4 to 37.9)		73-6
Genital prolapse	0 (0 to 0)	0 (0 to 0)	0 (0 to 0)	0 (0 to 0)	0 (0 to 0)	0 (0 to 0)	0 (0 to 0)	0 (0 to 0)	0 (0 to 0)	0 (0 to 0)	0 (0 to 0)	0 (0 to 0)	0 (0 to 0)	0 (0 to 0)	0 (0 to 0)	0 (0 to 0)	0 (0 to 0)	0 (0 to 0)	0 (0 to 0)	0 (0 to 0)	0 (0 to 0)	0 (0 to 0)	0 (0 to 0)	0 (0 to 0)	0 (0 to 0)		22
Premenstrual syndrome	0 (0 to 0)	0 (0 to 0)	0 (0 to 0)	0 (0 to 0)	11-4 (5.1 to 20.4)	28-6 (15.1 to 46.3)	26-6 (12.1 to 37.7)	39-2 (19.7 to 53.6)	39-3 (19.7 to 53.6)	45-6 (24.2 to 72.5)	44-4 (25.1 to 70.2)	35-3 (20.1 to 58.4)	24-2 (13.7 to 39.7)	12-3 (7.1 to 19.6)	5-5 (3.1 to 8.6)	2-1 (1.2 to 3.3)	0-9 (0.5 to 1.4)	0-5 (0.3 to 0.8)	0-3 (0.2 to 0.5)	0-3 (0.2 to 0.5)	0-3 (0.2 to 0.5)	0-3 (0.2 to 0.5)	0-3 (0.2 to 0.5)	0-3 (0.2 to 0.5)	0-3 (0.2 to 0.5)		260
Other gynecological diseases	0 (0 to 0)	0 (0 to 0)	0 (0 to 0)	0 (0 to 0)	0-6 (0 to 1.1)	1-1 (0.5 to 1.9)	19-6 (11.4 to 22.2)	59-1 (31.1 to 90.9)	79-1 (44.4 to 118)	87-1 (51.6 to 137)	95-8 (56.4 to 157)	95-5 (61.3 to 158)	87-8 (57.1 to 138)	77-7 (49.2 to 126)	60-4 (37.6 to 91.2)	40-0 (22.7 to 58.1)	30-2 (17.4 to 46.5)	22-4 (12.5 to 33.5)	13-7 (8.3 to 21.2)	9-6 (4.8 to 15.4)	5-1 (2.1 to 7.8)	2-2 (1.2 to 3.5)	0-9 (0.5 to 1.4)	0-1 (0 to 0.2)		678
Hemoglobinopathies and hemolytic anemias	0-3 (0.2 to 0.5)	0-3 (0.2 to 0.5)	1-7 (1.1 to 2.7)	4-2 (2.2 to 7.3)	13 (8.9 to 18.4)	9-5 (6.1 to 14.3)	16-2 (9.5 to 26.1)	13-6 (8.3 to 23.4)	11-5 (6.7 to 20.2)	10 (6.4 to 15.3)	9-7 (6.4 to 14.7)	10-1 (6.4 to 15.2)	9-7 (6.1 to 14.7)	10-6 (6.7 to 16.1)	9-9 (6.2 to 15.4)	7-4 (4.7 to 11.6)	7-4 (4.4 to 10.4)	5-5 (3.4 to 8.1)	4-3 (2.6 to 6.8)	4-3 (2.6 to 6.8)	4-3 (2.6 to 6.8)	4-3 (2.6 to 6.8)	4-3 (2.6 to 6.8)	4-3 (2.6 to 6.8)	0-5 (0.3 to 0.8)	174
Thalassemias	0 (0 to 0)	0 (0 to 0)	0 (0 to 0)	0 (0 to 0)	0 (0 to 0)	0 (0 to 0)	0 (0 to 0)	0 (0 to 0)	0 (0 to 0)	0 (0 to 0)	0 (0 to 0)	0 (0 to 0)	0 (0 to 0)	0 (0 to 0)	0 (0 to 0)	0 (0 to 0)	0 (0 to 0)	0 (0 to 0)	0 (0 to 0)	0 (0 to 0)	0 (0 to 0)	0 (0 to 0)	0 (0 to 0)	0 (0 to 0)	0 (0 to 0)		0-1
Thalassemias trait	0 (0 to 0)	0 (0 to 0)	0-1 (0 to 0.3)	0-4 (0.2 to 0.7)	0-2 (0.1 to 0.4)	0-7 (0.2 to 1.2)	0-7 (0.2 to 1.2)	0-8 (0.3 to 1.4)	0-7 (0.3 to 1.4)	0-7 (0.3 to 1.4)	0-6 (0.3 to 1.4)	0-6 (0.3 to 1.4)	0-6 (0.3 to 1.4)	0-6 (0.3 to 1.4)	0-6 (0.3 to 1.4)	0-6 (0.3 to 1.4)	0-6 (0.3 to 1.4)	0-6 (0.3 to 1.4)	0-6 (0.3 to 1.4)	0-6 (0.3 to 1.4)	0-6 (0.3 to 1.4)	0-6 (0.3 to 1.4)	0-6 (0.3 to 1.4)	0-6 (0.3 to 1.4)		5-9
Sickle cell disorders	0-3 (0.2 to 0.5)	0-2 (0.1 to 0.4)	1-3 (0.4 to 2.2)	2-3 (1.3 to 3.9)	5-6 (2.7 to 9.7)	10-6 (6.4 to 15.4)	9-4 (5.2 to 13.3)	6-6 (4.1 to 10.2)	6-6 (4.2 to 9.7)	4-8 (2.9 to 7.7)	4-3 (3.4 to 10.4)	5 (3.6 to 7.8)	3-2 (2.3 to 4.6)	0-1 (1.7 to 5)	0-1 (1.7 to 5)	0 (1.7 to 5)	1-2 (1.7 to 5)	0-3 (1.8 to 5)	0-3 (1.8 to 5)	0-3 (1.8 to 5)	0-3 (1.8 to 5)	0-3 (1.8 to 5)	0-3 (1.8 to 5)	0-3 (1.8 to 5)	0-3 (1.8 to 5)		72-9
Sickle cell trait	0 (0 to 0)	0-1 (0 to 0.6)	0-3 (0 to 2.2)	1-2 (0.3 to 2.8)	2-5 (0.7 to 5.3)	0-7 (0.2 to 1.4)	3-4 (0.9 to 7.2)	3-7 (0.9 to 11.4)	4-3 (0.9 to 11.4)	4-3 (1.1 to 11.4)	1-1 (0.3 to 2.2)	1-6 (0.5 to 3.5)	1-6 (0.4 to 3.4)	1-7 (0.5 to 3.5)	1-8 (0.5 to 3.5)	1-7 (0.4 to 3.4)	1-8 (0.4 to 3.4)	1-7 (0.3 to 3.2)	1-1 (0.3 to 2.2)	0-9 (0.3 to 1.8)	0-7 (0.2 to 1.4)	0-5 (0.2 to 1)	0-2 (0.1 to 0.4)	0-1 (0.1 to 0.3)	0-1 (0.1 to 0.3)		32-4
G6PD deficiency	0 (0 to 0)	0 (0 to 0)	0 (0 to 0)	0-1 (0 to 0.1)	0-2 (0 to 0.3)	0-3 (0 to 0.5)	0-3 (0 to 0.5)	0-4 (0.2 to 0.6)	0-4 (0.2 to 0.6)	0-3 (0.2 to 0.6)	0-3 (0.2 to 0.6)	0-3 (0.2 to 0.6)	0-3 (0.2 to 0.6)	0-3 (0.2 to 0.6)	0-3 (0.2 to 0.6)	0-3 (0.2 to 0.6)	0-3 (0.2 to 0.6)	0-3 (0.2 to 0.6)	0-3 (0.2 to 0.6)	0-3 (0.2 to 0.6)	0-3 (0.2 to 0.6)	0-3 (0.2 to 0.6)	0-3 (0.2 to 0.6)	0-3 (0.2 to 0.6)	0-3 (0.2 to 0.6)		8-2
G6PD trait	0 (0 to 0)	0 (0 to 0)	0 (0 to 0)	0 (0 to 0)	0 (0 to 0)	0 (0 to 0)	0 (0 to 0)	0 (0 to 0)	0 (0 to 0)	0 (0 to 0)	0 (0 to 0)	0 (0 to 0)	0 (0 to 0)	0 (0 to 0)	0 (0 to 0)	0 (0 to 0)	0 (0 to 0)	0 (0 to 0)	0 (0 to 0)	0 (0 to 0)	0 (0 to 0)	0 (0 to 0)	0 (0 to 0)	0 (0 to 0)	0 (0 to 0)	0 (0 to 0)		0-5
Other hemoglobinopathies and hemolytic anemias	0 (0 to 0)	0-1 (0 to 0.3)	0-5 (0.1 to 1.2)	2-4 (1.1 to 5.2)	1-3 (0.4 to 3.4)	1-1 (0.3 to 2.6)	1-1 (0.3 to 2.6)	1-2 (0.3 to 3.1)	1-2 (0.4 to 2.6)	1-2 (0.4 to 2.7)	2-2 (1 to 4.3)	2-1 (0.9 to 4.1)	2 (1 to 3.8)	2 (1 to 3.8)	1-9 (0.9 to 3.6)	1-7 (0.8 to 3.3)	1-6 (0.7 to 3.1)	1-4 (0.6 to 2.7)	1-2 (0.5 to 2.3)	1-1 (0.5 to 2.1)	1-1 (0.5 to 2.1)	1-1 (0.5 to 2.1)	1-1 (0.5 to 2.1)	1-1 (0.5 to 2.1)	1-1 (0.5 to 2.1)		54-5
Endocrine, metabolic, blood, and immune disorders	2-2 (1.3 to 3.9)	2-3 (1.6 to 5.7)	3-9 (2 to 10.2)	11-2 (7.3 to 19.1)	13-6 (9.5 to 19.6)	10-6 (7.3 to 15.3)	10-6 (7.5 to 15.2)	16-8 (11.5 to 24.3)	21-9 (14.8 to 31.6)	27-8 (19.5 to 40.4)	47-3 (31.6 to 69.2)	41-4 (29.4 to 58.4)	47-3 (31.6 to 66.2)	42-2 (30.7 to 60.2)	77-8 (56.7 to 113)	95-9 (69.6 to 143)	104 (68.6 to 154)	82 (52.7 to 115)	61-6 (42.6 to 86.2)	41-5 (28.4 to 58.9)	32-1 (22.1 to 45.7)	14-5 (9.7 to 20.4)	4-2 (2.8 to 6)	960	
Oral disorders	0 (0 to 0)	2-7 (1.4 to 4.2)	4-9 (2.6 to 8.1)	5-8 (3.1 to 10.7)	9-2 (5 to 14.4)	14-4 (7.6 to 25.6)	22-7 (11.7 to 43.3)	28-3 (13.7 to 52.5)	40-4 (19.9 to 74.2)	46-3 (22.6 to 84)	52-9 (26.5 to 93.8)	46-3 (23.6 to 84)	52-9 (26.5 to 93.8)	77-7 (39.7 to 133)	84-5 (43.6 to 143)	97 (50.2 to 153)	90 (47.7 to 139)	81-4 (42.6 to 124)	59-2 (34.4 to 85.9)	40 (25.4 to 58.9)	20-4 (14.4 to 28.4)	9-7 (6.5 to 13.3)	2-4 (1.5 to 3.4)	771	
Caries of deciduous teeth	0 (0 to 0)	0 (0 to 0)	0 (0 to 0)	0 (0 to 0.2)	0 (0 to 0.5)	0 (0 to 0.5)	0 (0 to 0.5)	0 (0 to 0.

SR Table 2b: Belize DALYS by cause and age group for females with 95% uncertainty intervals, 2019

Cause	Early Neonatal	Late Neonatal	Post Neonatal	1 to 4	5 to 9	10 to 14	15 to 19	20 to 24	25 to 29	30 to 34	35 to 39	40 to 44	45 to 49	50 to 54	55 to 59	60 to 64	65 to 69	70 to 74	75 to 79	80 to 84	85 to 89	90 to 94	95 plus	Total
All causes	2,160 (1,740 to 2,620)	1,760 (548 to 974)	270 (156 to 1,340)	1,020 (960 to 1,450)	1,040 (960 to 1,340)	1,040 (1,040 to 2,080)	1,040 (2,150 to 3,330)	1,040 (2,350 to 2,470)	1,040 (2,350 to 2,470)	1,040 (2,350 to 2,470)	1,040 (2,460 to 3,500)	1,040 (2,470 to 3,770)	1,040 (2,750 to 3,770)	1,040 (2,760 to 2,760)	1,040 (2,760 to 2,760)	1,040 (2,630 to 3,580)	1,040 (2,760 to 2,760)	1,040 (2,760 to 2,760)	1,040 (2,630 to 3,580)	1,040 (2,760 to 2,760)	1,040 (2,760 to 2,760)	1,040 (2,760 to 2,760)	45,800
Communicable, maternal, neonatal, and nutritional diseases	2,160 (1,520 to 2,200)	1,760 (423 to 760)	270 (454 to 960)	1,020 (581 to 910)	1,040 (570 to 550)	1,040 (520 to 656)	1,040 (520 to 1,040)	1,040 (450 to 634)	1,040 (520 to 1,040)	1,040 (520 to 1,040)	1,040 (520 to 1,040)	1,040 (488 to 1,040)	1,040 (2730 to 1,040)	1,040 (2730 to 1,040)	1,040 (2730 to 1,040)	1,040 (2730 to 1,040)	1,040 (1,040 to 1,040)	1,040 (1,040 to 1,040)	1,040 (1,040 to 1,040)	1,040 (1,040 to 1,040)	1,040 (1,040 to 1,040)	1,040 (1,040 to 1,040)	9,010
HIV/AIDS and sexually transmitted infections	0.6 (0.4 to 0.9)	0.2 (0.1 to 0.4)	24.9 (23.1 to 26.9)	26.3 (24.4 to 28.4)	21.1 (19.9 to 24)	14.3 (13.9 to 15.5)	47.7 (45.9 to 52.5)	148 (134 to 165)	270 (240 to 299)	286 (260 to 312)	287 (256 to 312)	287 (261 to 312)	156 (131 to 184)	142 (120 to 164)	68.2 (57.4 to 79)	41 (37.4 to 45)	21.2 (19.1 to 23.9)	11.3 (10.2 to 12.6)	3.5 (3 to 4.2)	1.6 (1.4 to 2)	1 (0.8 to 1.2)	0.2 (0.1 to 0.3)	1,610
HIV/AIDS	0.6 (0.4 to 0.9)	0.2 (0.1 to 0.4)	24.8 (23.1 to 26.9)	26.3 (24.4 to 28.4)	21.1 (19.9 to 24)	13.9 (13.6 to 15.5)	45.6 (41.9 to 49.9)	143 (130 to 158)	262 (238 to 291)	277 (254 to 304)	279 (256 to 302)	278 (257 to 302)	151 (123 to 174)	138 (107 to 161)	66.1 (52.3 to 76.4)	39.9 (32.7 to 44)	20.5 (18.3 to 22.2)	10.9 (9.6 to 11.7)	3.5 (2.9 to 3.5)	1.4 (1.2 to 1.6)	0.9 (0.7 to 0.9)	0.2 (0.1 to 0.3)	1,560
HIV/AIDS - Drug-susceptible Tuberculosis	0 (0 to 0)	1.8 (1.1 to 2.7)	1.9 (1.2 to 2.9)	1.5 (1 to 2.3)	1.1 (0.7 to 1.6)	2.4 (2.2 to 3)	2.5 (1.7 to 3.5)	10.7 (7.1 to 15.7)	19.2 (12.4 to 28.6)	20.3 (12.1 to 30.7)	20.2 (12.7 to 29.7)	13.9 (7.9 to 21)	9.1 (5.6 to 13)	4.8 (2 to 7.2)	2.9 (1.6 to 4.3)	1.5 (1 to 2.2)	0.8 (0.4 to 1.2)	0.2 (0.2 to 0.3)	0.1 (0.1 to 0.2)	0.1 (0.1 to 0.1)	0 (0 to 0)	0 (0 to 0)	115
HIV/AIDS - Multidrug-resistant Tuberculosis without extensive dr...	0 (0 to 0)	0 (0 to 0)	0 (0 to 0)	0 (0 to 0)	0 (0 to 0)	0 (0 to 0)	0 (0 to 0)	0 (0 to 0)	0 (0 to 0)	0 (0 to 0)	0 (0 to 0)	0 (0 to 0)	0 (0 to 0)	0 (0 to 0)	0 (0 to 0)	0 (0 to 0)	0 (0 to 0)	0 (0 to 0)	0 (0 to 0)	0 (0 to 0)	0 (0 to 0)	0 (0 to 0)	0 (0 to 0)	1-4
HIV/AIDS - Extensively drug-resistant Tuberculosis	0 (0 to 0)	0 (0 to 0)	0 (0 to 0)	0 (0 to 0)	0 (0 to 0)	0 (0 to 0)	0 (0 to 0)	0 (0 to 0)	0 (0 to 0)	0 (0 to 0)	0 (0 to 0)	0 (0 to 0)	0 (0 to 0)	0 (0 to 0)	0 (0 to 0)	0 (0 to 0)	0 (0 to 0)	0 (0 to 0)	0 (0 to 0)	0 (0 to 0)	0 (0 to 0)	0 (0 to 0)	0 (0 to 0)	0-2
HIV/AIDS resulting in other diseases	0 (0 to 0)	0.2 (0 to 0.3)	23 (21 to 25)	24.4 (22.3 to 26.4)	19.5 (17.2 to 22.5)	12.6 (11.4 to 14.2)	42.1 (39.1 to 46.3)	132 (118 to 148)	243 (219 to 271)	256 (232 to 284)	258 (232 to 283)	174 (158 to 190)	139 (115 to 157)	126 (103 to 145)	60.3 (54.9 to 66.4)	36 (32.6 to 39.5)	18.5 (16.4 to 20.7)	9.7 (8.7 to 10.9)	2.8 (2.4 to 3.2)	1.3 (1.1 to 1.5)	0.7 (0.6 to 0.8)	0.1 (0.1 to 0.1)	1,440
Sexually transmitted infections excluding HIV	0 (0 to 0.1)	0 (0 to 0.1)	0 (0 to 0.2)	0 (0 to 0.1)	0 (0 to 0.1)	0.4 (0.3 to 0.6)	2.2 (1.3 to 3.8)	5 (2.8 to 8.9)	9 (5 to 13.7)	9 (4.6 to 14.2)	8 (4.3 to 14)	7 (3.5 to 12)	5.5 (2.5 to 10)	2.1 (1 to 3.9)	1 (0.5 to 2)	0.5 (0.2 to 1.4)	0.2 (0.1 to 0.6)	0.1 (0 to 0.3)	0.1 (0 to 0.2)	0 (0 to 0.1)	0 (0 to 0.1)	0 (0 to 0.1)	52.4
Syphilis	0.6 (0.4 to 0.9)	0.2 (0.1 to 0.4)	0.1 (0 to 0.2)	0 (0 to 0)	0.1 (0.1 to 0.1)	0.1 (0.1 to 0.2)	0.2 (0.1 to 0.2)	0.1 (0.1 to 0.2)	0.2 (0.1 to 0.2)	0.2 (0.1 to 0.2)	0.2 (0.1 to 0.2)	0.2 (0.1 to 0.2)	0.1 (0 to 0.1)	0.1 (0 to 0.1)	0.1 (0 to 0.1)	0.1 (0 to 0.1)	0 (0 to 0)	0 (0 to 0)	0 (0 to 0)	0 (0 to 0)	0 (0 to 0)	0 (0 to 0)	0 (0 to 0)	2-3
Chlamydial infection	0 (0 to 0)	0 (0 to 0)	0 (0 to 0)	0 (0 to 0)	0 (0 to 0)	0 (0 to 0.1)	0.2 (0 to 0.4)	0.6 (0.4 to 0.8)	0.7 (0.4 to 1.3)	0.8 (0.4 to 1.4)	0.9 (0.4 to 1.5)	0.9 (0.4 to 1.5)	0.6 (0.3 to 0.9)	0.3 (0.2 to 0.6)	0.2 (0.1 to 0.4)	0.1 (0 to 0.1)	0.1 (0 to 0.1)	0 (0 to 0.1)	0 (0 to 0)	0 (0 to 0)	0 (0 to 0)	0 (0 to 0)	0 (0 to 0)	4-8
Gonococcal infection	0 (0 to 0)	0 (0 to 0)	0 (0 to 0)	0 (0 to 0)	0 (0 to 0)	0 (0 to 0)	0.2 (0.2 to 0.3)	0.3 (0.2 to 0.4)	0.4 (0.2 to 0.6)	0.5 (0.2 to 0.8)	0.7 (0.3 to 1.1)	0.5 (0.2 to 0.9)	0.4 (0.2 to 0.7)	0.2 (0.1 to 0.4)	0.1 (0 to 0.2)	0.1 (0 to 0.1)	0 (0 to 0.1)	0 (0 to 0.1)	0 (0 to 0)	0 (0 to 0)	0 (0 to 0)	0 (0 to 0)	0 (0 to 0)	4
Trichomoniasis	0 (0 to 0)	0 (0 to 0)	0 (0 to 0)	0 (0 to 0)	0 (0 to 0)	0 (0 to 0.1)	0.1 (0 to 0.1)	1.8 (0.4 to 4.2)	3 (1 to 7.3)	3.1 (1 to 7.3)	2.9 (0.9 to 6.9)	2.4 (0.8 to 5.7)	1.9 (0.6 to 4.5)	0.7 (0.2 to 1.7)	0.3 (0.1 to 0.8)	0.2 (0 to 0.5)	0.1 (0 to 0.3)	0 (0 to 0.2)	0 (0 to 0.1)	0 (0 to 0.1)	0 (0 to 0)	0 (0 to 0)	0 (0 to 0)	18-19
Genital herpes	0 (0 to 0)	0 (0 to 0)	0 (0 to 0)	0 (0 to 0)	0 (0 to 0)	0 (0 to 0)	0.1 (0 to 0.1)	0.4 (0.2 to 0.7)	1.1 (0.4 to 2.1)	1.4 (0.5 to 2.6)	1.8 (0.6 to 3.4)	1.6 (0.5 to 3.1)	1.4 (0.4 to 3.2)	0.5 (0.2 to 1.2)	0.2 (0.1 to 0.6)	0.1 (0 to 0.3)	0.1 (0 to 0.2)	0 (0 to 0.1)	0 (0 to 0.1)	0 (0 to 0.1)	0 (0 to 0)	0 (0 to 0)	0 (0 to 0)	13-5
Other sexually transmitted infections	0 (0 to 0)	0 (0 to 0)	0 (0 to 0)	0 (0 to 0)	0 (0 to 0)	0 (0 to 0)	0 (0 to 0.1)	0.1 (0 to 0.2)	0.1 (0 to 0.2)	0.1 (0 to 0.2)	0.1 (0 to 0.2)	0.1 (0 to 0.2)	0.1 (0 to 0.2)	0.1 (0 to 0.2)	0 (0 to 0.1)	0 (0 to 0.1)	0 (0 to 0.1)	0 (0 to 0.1)	0 (0 to 0.1)	0 (0 to 0.1)	0 (0 to 0.1)	0 (0 to 0.1)	0 (0 to 0.1)	12-2
Respiratory infections and tuberculosis	73.7 (49.3 to 102)	76.3 (52.1 to 110)	256 (127 to 329)	166.5 (96.4 to 160)	134.5 (93.5 to 90.5)	96.5 (96.6 to 73.2)	78.5 (51.7 to 91)	76 (60.4 to 100)	78.5 (59.9 to 116)	76 (59.5 to 110)	67.2 (51.1 to 87.5)	62.2 (46.4 to 80.4)	39.5 (35.1 to 52.5)	36.5 (34.3 to 56.9)	24.5 (23.3 to 51)	24.5 (22.9 to 45.1)	22.5 (21.6 to 39.1)	22.5 (21.6 to 38.4)	22.5 (21.6 to 38.4)	22.5 (21.6 to 38.4)	22.5 (21.6 to 38.4)	22.5 (21.6 to 38.4)	1,750
Tuberculosis	2.9 (1.7 to 4.6)	2.9 (1.7 to 4.6)	2.9 (1.7 to 4.6)	4.4 (2.3 to 6.4)	2.9 (2.9 to 5.4)	2.9 (1.6 to 4.6)	2.9 (1.7 to 4.6)	2.9 (1.7 to 4.6)	2.9 (1.7 to 4.6)	2.9 (1.7 to 4.6)	2.9 (1.7 to 4.6)	2.9 (1.7 to 4.6)	2.9 (1.7 to 4.6)	2.9 (1.7 to 4.6)	2.9 (1.7 to 4.6)	2.9 (1.7 to 4.6)	2.9 (1.7 to 4.6)	2.9 (1.7 to 4.6)	2.9 (1.7 to 4.6)	2.9 (1.7 to 4.6)	2.9 (1.7 to 4.6)	2.9 (1.7 to 4.6)	183
Latent tuberculosis infection	0 (0 to 0)	0 (0 to 0)	0 (0 to 0)	0 (0 to 0)	0 (0 to 0)	0 (0 to 0)	0 (0 to 0)	0 (0 to 0)	0 (0 to 0)	0 (0 to 0)	0 (0 to 0)	0 (0 to 0)	0 (0 to 0)	0 (0 to 0)	0 (0 to 0)	0 (0 to 0)	0 (0 to 0)	0 (0 to 0)	0 (0 to 0)	0 (0 to 0)	0 (0 to 0)	0 (0 to 0)	0 (0 to 0)	0
Active tuberculosis	2.9 (1.7 to 4.6)	2.9 (1.7 to 4.6)	2.9 (1.7 to 4.6)	4.4 (2.3 to 6.4)	2.9 (2.9 to 5.4)	2.9 (1.6 to 4.6)	19.7 (12.6 to 29.9)	24.5 (19.6 to 36.5)	24.5 (19.6 to 36.5)	24.5 (19.6 to 36.5)	15.7 (10.6 to 22.4)	13 (9.9 to 19.4)	10.2 (6.3 to 16.9)	11.5 (7.6 to 16.7)	6.8 (4.2 to 10)	4.6 (2.7 to 6.7)	3.5 (2.6 to 5.4)	2.4 (1.8 to 3.7)	1.8 (1.3 to 2.6)	1.2 (0.9 to 1.8)	0.5 (0.3 to 0.7)	0.2 (0.1 to 0.2)	181
Multidrug-resistant tuberculosis without extensive drug-resistance	0 (0 to 0)	0 (0 to 0)	0 (0 to 0)	0 (0 to 0)	0 (0 to 0)	0 (0 to 0)	0 (0 to 0)	0 (0 to 0)	0 (0 to 0)	0 (0 to 0)	0 (0 to 0)	0 (0 to 0)	0 (0 to 0)	0 (0 to 0)	0 (0 to 0)	0 (0 to 0)	0 (0 to 0)	0 (0 to 0)	0 (0 to 0)	0 (0 to 0)	0 (0 to 0)	0 (0 to 0)	0 (0 to 0)	1-7
Extensively drug-resistant tuberculosis	0 (0 to 0)	0 (0 to 0)	0 (0 to 0)	0 (0 to 0)	0 (0 to 0)	0 (0 to 0)	0 (0 to 0)	0 (0 to 0)	0 (0 to 0)	0 (0 to 0)	0 (0 to 0)	0 (0 to 0)	0 (0 to 0)	0 (0 to 0)	0 (0 to 0)	0 (0 to 0)	0 (0 to 0)	0 (0 to 0)	0 (0 to 0)	0 (0 to 0)	0 (0 to 0)	0 (0 to 0)	0 (0 to 0)	0-3
Lower respiratory infections	72.7 (49.3 to 102)	76 (49.9 to 109)	196 (109 to 317)	98 (68.6 to 133)	72.8 (23.9 to 46.4)	32.7 (15.4 to 39.7)	32.7 (22.4 to 46)	36.3 (24.6 to 51.3)	45.7 (31.4 to 63.2)	49.6 (34 to 68.7)	37.8 (25.7 to 52.1)	36.3 (24.4 to 52.4)	49.7 (34.8 to 69)	49.7 (35.9 to 74.7)	36.3 (26.1 to 54.1)	36.3 (26.1 to 54.1)	36.3 (26.1 to 54.1)	36.3 (26.1 to 54.1)	36.3 (26.1 to 54.1)	36.3 (26.1 to 54.1)	36.3 (26.1 to 54.1)	36.3 (26.1 to 54.1)	1,230
Upper respiratory infections	0 (0 to 0)	0.2 (0.1 to 0.4)	4.4 (2.5 to 7.3)	19.2 (10.2 to 29.9)	20.6 (11.4 to 34.4)	19.6 (10.1 to 34.6)	16.5 (10.3 to 24.1)	14.1 (8.8 to 20.7)	14.1 (8.8 to 20.7)	14.1 (8.8 to 20.7)	14.1 (8.8 to 20.7)	9 (4.7 to 15.6)	7.3 (3.9 to 13.8)	4.3 (2.3 to 7.1)	3.1 (1.6 to 5.1)	1.3 (0.7 to 2.2)	0.8 (0.4 to 1.3)	0.5 (0.3 to 0.8)	0.3 (0.2 to 0.5)	0.2 (0.1 to 0.3)	0.1 (0 to 0.1)	0.1 (0 to 0.1)	171
Otitis media	0 (0 to 0)	0 (0 to 0)	0 (0 to 0.1)	7.4 (4.3 to 13.4)	7.4 (3.9 to 12.9)	3.4 (2.3 to 11.5)	2.4 (0.8 to 10.9)	2.4 (0.8 to 10.9)	2.4 (0.8 to 10.9)	2.4 (0.8 to 10.9)	2.4 (0.8 to 10.9)	2.4 (0.8 to 10.9)	2.4 (0.8 to 10.9)	2.4 (0.8 to 10.9)	2.4 (0.8 to 10.9)	2.4 (0.8 to 10.9)	2.4 (0.8 to 10.9)	2.4 (0.8 to 10.9)	2.4 (0.8 to 10.9)	2.4 (0.8 to 10.9)	2.4 (0.8 to 10.9)	2.4 (0.8 to 10.9)	59
Enteric infections	6.9 (4.5 to 10.2)	17.3 (9.9 to 27.9)	104 (58 to 179)	60.5 (40.4 to 85.4)	32.8 (23.4 to 53.1)	20.7 (21.5 to 59.7)	24.5 (16.1 to 35.3)	17.6 (11.7 to 26.3)	19.1 (13.3 to 26.9)	19 (13.3 to 26.5)	18.3 (13.1 to 25)	17.4 (12.3 to 25.7)	18.3 (13.1 to 24.6)	17 (12.5 to 22.6)	11.5 (7.9 to 16.7)	10.5 (6.2 to 13)	10.5 (6.2 to 13)	10.5 (6.2 to 13)	10.5 (6.2 to 13)	10.5 (6.2 to 13)	10.5 (6.2 to 13)	10.5 (6.2 to 13)	533
Diarrheal diseases	6.9 (4.5 to 10.2)	17.3 (9.9 to 27.9)	104 (58 to 179)	60.5 (40.4 to 85.4)	32.8 (23.4 to 53.1)	20.7 (21.5 to 59.7)	24.5 (16.1 to 35.3)	17.6 (11.7 to 26.3)	19.1 (13.3 to 26.9)	19 (13.3 to 26.5)	18.3 (13.1 to 25)	17.4 (12.3 to 25.7)	18.3 (13.1 to 24.6)	17 (12.5 to 22.6)	11.5 (7.9 to 16.7)	10.5 (6.2 to 13)	10.5 (6.2 to 13)	10.5 (6.2 to 13)	10.5 (6.2 to 13)	10.5 (6.2 to 13)	10.5 (6.2 to 13)	10.5 (6.2 to 13)	521
Typhoid and paratyphoid	0 (0 to 0)	0 (0 to 0)	0 (0 to 0)	0 (0 to 0)	0 (0 to 0)	0 (0 to 0)	0 (0 to 0)	0 (0 to 0)	0 (0 to 0)	0 (0 to 0)	0 (0 to 0)	0 (0 to 0)	0 (0 to 0)	0 (0 to 0)	0 (0 to 0)	0 (0 to 0)	0 (0 to 0)	0 (0 to 0)	0 (0 to 0)	0 (0 to 0)	0 (0 to 0)	0 (0 to 0)	0 (0 to 0)	0-3
Typhoid fever	0 (0 to 0)	0 (0 to 0)	0 (0 to 0)	0 (0 to 0)	0 (0 to 0)	0 (0 to 0)	0 (0 to 0)	0 (0 to 0)	0 (0 to 0)	0 (0 to 0)	0 (0 to 0)	0 (0 to 0)	0 (0 to 0)	0 (0 to 0)	0 (0 to 0)	0 (0 to 0)	0 (0 to 0)	0 (0 to 0)	0 (0 to 0)	0 (0 to 0)	0 (0 to 0)	0 (0 to 0)	0 (0 to 0)	0-3
Paratyphoid fever	0 (0 to 0)	0 (0 to 0)	0 (0 to 0)	0 (0 to 0)	0 (0 to 0)	0 (0 to 0)	0 (0 to 0)	0 (0 to 0)	0 (0 to 0)	0 (0 to 0)	0 (0 to 0)	0 (0 to 0)	0 (0 to 0)	0 (0 to 0)	0 (0 to 0)	0 (0 to 0)	0 (0 to 0)	0 (0 to 0)	0 (0 to 0)	0 (0 to 0)	0 (0 to 0)	0 (0 to 0)	0 (0 to 0)	0-3
Invasive Non-typhoidal Salmonella (iNTS)	0 (0 to 0)	0 (0 to 0)	0.2 (0 to 0.5)	0.2 (0.1 to 0.7)	0.2 (0.1 to 0.5)	0.1 (0 to 0.2)	0.1 (0 to 0.2)	0.1 (0 to 0.2)	0.1 (0 to 0.2)	0.1 (0 to 0.2)	0.1 (0 to 0.2)	0.1 (0 to 0.2)	0.1 (0 to 0.2)	0.1 (0 to 0.1)	0.1 (0 to 0.1)	0.1 (0 to 0.1)	0.1 (0 to 0.1)	0.1 (0 to 0.1)	0.1 (0 to 0.1)	0.1 (0 to 0.1)	0.1 (0 to 0.1)	0.1 (0 to 0.1)	1-4
Other intestinal infectious diseases	0 (0 to 0)	0 (0 to 0)	0 (0 to 0)	0 (0 to 0)	0 (0 to 0)	0 (0 to 0)	0 (0 to 0)	0 (0 to 0)	0 (0 to 0)	0 (0 to 0)	0 (0 to 0)	0 (0 to 0)	0 (0 to 0)	0 (0 to 0)	0 (0 to 0)	0 (0 to 0)	0 (0 to 0)	0 (0 to 0)	0 (0 to 0)	0 (0 to 0)	0 (0 to 0)	0 (0 to 0)	0 (0 to 0)	1-1
Neglected tropical diseases and malaria	0.1 (0 to 0.1)	0.4 (0.2 to 0.6)	4.2 (2.4 to 6.7)	12.9 (8.2 to 18.2)	18.7 (7.4 to 21.1)	16.1 (9.1 to 31.1)	18.9 (9.1 to 30.1)	19.3 (9.9 to 34.5)	19 (9.4 to 34.5)	18.4 (9.6 to 32.4)	17.3 (8.4 to 30.4)	16.5 (8.5 to 29.1)	14.1 (7.2 to 22.3)	13.1 (6.8 to 21.4)	11.6 (5.3 to 19.4)	9.1 (4.7 to 15.1)	7.1 (2.7 to 11.9)	5.4 (2.6 to 9.1)	3.9 (1.9 to 6.5)	2.9 (1.4 to 4.8)	2.1 (1 to 3.4)	1 (0.5 to 1.6)	232
Malaria	0 (0 to 0)	0 (0 to 0)	0 (0 to 0)	0.1 (0 to 0.4)	0.2 (0 to 0.6)	0.2 (0 to 0.6)	0.2 (0 to 0.6)	0.1 (0 to 0.4)	0.1 (0 to 0.4)	0.1 (0 to 0.4)	0.1 (0 to 0.4)	0.1 (0 to 0.4)	0.1 (0 to 0.4)	0.1 (0 to 0.4)	0 (0 to 0.1)	0 (0 to 0.1)	0 (0 to 0.1)	0 (0 to 0.1)	0 (0 to 0.1)	0 (0 to 0.1)	0 (0 to 0.1)	0 (0 to 0.1)	0 (0 to 0.1)	1-2
Chagas disease	0 (0 to 0)	0 (0 to 0)	0 (0 to 0)	0 (0 to 0)	0 (0 to 0)	0 (0 to 0)	0 (0 to 0)	0 (0 to 0)	0 (0 to 0)	0 (0 to 0)	0 (0 to 0)	0 (0 to 0)	0 (0 to 0)	0 (0 to 0)	0 (0 to 0)	0 (0 to 0)	0 (0 to 0)	0 (0 to 0)	0 (0 to 0)	0 (0 to 0)	0 (0 to 0)	0 (0 to 0)	0 (0 to 0)	0
Leishmaniasis	0 (0 to 0)	0 (0 to 0)	0 (0 to 0)	0 (0 to 0)	0 (0 to 0)	0 (0 to 0)	0 (0 to 0)	0 (0 to 0)	0 (0 to 0)	0 (0 to 0)	0 (0 to 0)	0 (0 to 0)	0 (0 to 0)	0 (0 to 0)	0 (0 to 0)	0 (0 to 0)	0 (0 to 0)	0 (0 to 0)	0 (0 to 0)	0 (0 to 0)	0 (0 to 0)	0 (0 to 0)	0 (0 to 0)	0
Visceral leishmaniasis	0 (0 to 0)	0 (0 to 0)	0 (0 to 0)	0 (0 to 0)	0 (0 to 0)	0 (0 to 0)	0 (0 to 0)	0 (0 to 0)	0 (0 to 0)	0 (0 to 0)	0 (0 to 0)	0 (0 to 0)	0 (0 to 0)	0 (0 to 0)	0 (0 to 0)	0 (0 to 0)	0 (0 to 0)	0 (0 to 0)	0 (0 to 0)	0 (0 to 0)	0 (0 to 0)	0 (0 to 0)	0 (0 to 0)	0
Cutaneous and mucocutaneous leishmaniasis	0 (0 to 0)	0 (0 to 0)	0 (0 to 0)	0 (0 to 0)	0 (0 to 0)	0 (0 to 0)	0 (0 to 0)	0 (0 to 0)	0 (0 to 0)	0 (0 to 0)	0 (0 to 0)	0 (0 to 0)	0 (0 to 0)	0 (0 to 0)	0 (0 to 0)	0 (0 to 0)	0 (0 to 0)	0 (0 to 0)	0 (0 to 0)	0 (0 to 0)	0 (0 to 0)	0 (0 to 0)	0 (0 to 0)	0
African trypanosomiasis	0 (0 to 0)	0 (0 to 0)	0 (0 to 0)	0 (0 to 0)	0 (0 to 0)	0 (0 to 0)	0 (0 to 0)	0 (0 to 0)	0 (0 to 0)	0 (0 to 0)	0 (0 to 0)	0 (0 to 0)	0 (0 to 0)	0 (0 to 0)	0 (0 to 0)	0 (0 to 0)	0 (0 to 0)	0 (0 to 0)	0 (0 to 0)	0 (0 to 0)	0 (0 to 0)	0 (0 to 0)	0 (0 to 0)	0
Schistosomiasis	0 (0 to 0)	0 (0 to 0)	0 (0 to 0)	0 (0 to 0)	0 (0 to 0)	0 (0 to 0)	0 (0 to 0)	0 (0 to 0)	0 (0 to 0)	0 (0 to 0)	0 (0 to 0)	0 (0 to 0)	0 (0 to 0)	0 (0 to 0)	0 (0 to 0)	0 (0 to 0)	0 (0 to 0)	0 (0 to 0)	0 (0 to 0)	0 (0 to 0)	0 (0 to 0)	0 (0 to 0)	0 (0 to 0)	0
Cysticercosis	0 (0 to 0)	0 (0 to 0)	0 (0 to 0)	0 (0 to 0.1)	0 (0 to 0.1)	0 (0 to 0.2)	0.1 (0 to 0.2)	0.1 (0 to 0.2)	0.1 (0 to 0.2)	0.1 (0 to 0.2)	0.1 (0 to 0.2)	0.1 (0 to 0.2)	0.1 (0 to 0.2)	0.1 (0 to 0.2)	0.1 (0 to 0.2)	0.1 (0 to 0.2)	0.1 (0 to 0.2)	0.1 (0 to 0.2)	0.1 (0 to 0.2)	0.1 (0 to 0.2)	0.1 (0 to 0.2)	0.1 (0 to 0.2)	0.1 (0 to 0.2)	89-8
Cystic echinococcosis	0 (0 to 0)	0 (0 to 0)	0 (0 to 0)	0 (0 to 0)	0 (0 to 0)	0 (0 to 0)	0 (0 to 0)	0 (0 to 0)	0 (0 to 0)	0 (0 to 0)	0 (0 to 0)	0 (0 to 0)	0 (0 to 0)	0 (0 to 0)	0 (0 to 0)	0 (0 to 0)	0 (0 to 0)	0 (0 to 0)	0 (0 to 0)	0 (0 to 0)	0 (0 to 0)	0 (0 to 0)	0 (0 to 0)	0
Lymphatic filariasis	0 (0 to 0)	0 (0 to 0)	0 (0 to 0)	0 (0 to 0)	0 (0 to 0)	0 (0 to 0)	0 (0 to 0)	0 (0 to 0)	0 (0 to 0)	0 (0 to 0)	0 (0 to 0)	0 (0 to 0)	0 (0 to 0)	0 (0 to 0)	0 (0 to 0)	0 (0 to 0)	0 (0 to 0)	0 (0 to 0)	0 (0 to 0)	0 (0 to 0)	0 (0 to 0)	0 (0 to 0)	0 (0 to 0)	0
Onchocerciasis	0 (0 to 0)	0 (0 to 0)	0 (0 to 0)	0 (0 to 0)	0 (0 to 0)	0 (0 to 0)	0 (0 to 0)	0 (0 to 0)	0 (0 to 0)	0 (0 to 0)	0 (0 to 0)	0 (0 to 0)	0 (0 to 0)	0 (0 to 0)	0 (0 to 0)	0 (0 to 0)	0 (0 to 0)	0 (0 to 0)	0 (0 to 0)	0 (0 to 0)	0 (0 to 0)	0 (0 to 0)	0 (0 to 0)	0
Trachoma	0 (0 to 0)	0 (0 to 0)	0 (0 to 0)	0 (0 to 0)	0 (0 to 0)	0 (0 to 0)	0 (0 to 0)	0 (0 to 0)	0 (0 to 0)	0 (0 to 0)	0 (0 to 0)	0 (0 to 0)	0 (0 to 0)	0 (0 to 0)	0 (0 to 0)	0 (0 to 0)	0 (0 to 0)	0 (0 to 0)	0 (0 to 0)	0 (0 to 0)	0 (0 to 0)	0 (0 to 0)	0 (0 to 0)	0
Dengue	0 (0 to 0)	0 (0 to 0.1)	1.2 (0 to 2.2)	2.3 (0.9 to 4.6)	4.6 (1.7 to 10.6)	6.2 (1.7 to 16.9)	5.8 (1.6 to 19.4)	5.4 (1.5 to 19.7)	5.4 (1.5 to 19.1)	5.4 (1.5 to 19.4)	4.4 (1.2 to 16.8)	3.7 (0.8 to 12.5)	3.2 (0.6 to 10.1)	2.5 (0.5 to 8.6)	1.6 (0.3 to 5.4)	1.1 (0.3 to 3.4)	0.7 (0.2 to 1.8)	0.5 (0.1 to 1.4)	0.4 (0.1 to 1.1)	0.3 (0.1 to 0.7)	0.2 (0.1 to 0.4)	0.1 (0.1 to 0.1)	51-8
Yellow fever	0 (0 to 0)	0 (0 to 0)	0 (0 to 0)	0 (0 to 0)	0 (0 to 0)	0 (0 to 0)	0 (0 to 0)	0 (0 to 0)	0 (0 to 0)	0 (0 to 0)	0 (0 to 0)	0 (0 to 0)	0 (0 to 0)	0 (0 to 0)	0 (0 to 0)	0 (0 to 0)	0 (0 to 0)	0 (0 to 0)	0 (0 to 0)	0 (0 to 0)	0 (0 to 0)	0 (0 to 0)	0 (0 to 0)	0
Rabies	0 (0 to 0)	0 (0 to 0)	0 (0 to 0.1)	0 (0 to 0.1)	0 (0 to 0.1)	0 (0 to 0.2)	0 (0 to 0.1)	0 (0 to 0.1)	0 (0 to 0.1)	0 (0 to 0.1)	0 (0 to 0.1)	0 (0 to 0.1)	0 (0 to 0.1)	0 (0 to 0.1)	0 (0 to 0.1)	0 (0 to 0.2)	0 (0 to 0.1)	0 (0 to 0.1)	0 (0 to 0.1)	0 (0 to 0.1)	0 (0 to 0.1)	0 (0 to 0.1)	0 (0 to 0.1)	0-9
Intestinal nematode infections	0 (0 to 0)	0 (0 to 0.1)	0.4 (0 to 2.3)	0.7 (0.2 to 1.4)	0.4 (0.2 to 1.2)	0.4 (0.2 to 1.3)	0.4 (0.2 to 1.3)	0.4 (0.1 to 1.4)	0.4 (0.1 to 1.3)	0.4 (0.1 to 1.3)	0.4 (0.1 to 1.3)	0.4 (0.1 to 1.3)	0.3 (0.1 to 1.2)	0.3 (0.1 to 1.2)	0.3 (0.1 to 1.1)	0.3 (0.1 to 1.1)	0.3 (0.1 to 1.1)	0.3 (0.1 to 1.1)	0.3 (0.1 to 1.1)	0.3 (0.1 to 1.1)	0.3 (0.1 to 1.1)	0.3 (0.1 to 1.1)	22-6
Ascariasis	0 (0 to 0)	0 (0 to 0)	0 (0 to 0.4)	0 (0 to 1.7)	0 (0 to 0.5)	0 (0 to 0.2)	0 (0 to 0.3)	0 (0 to 0.9)	0 (0 to 1.1)	0 (0 to 1.1)	0 (0 to 1.1)	0 (0 to 1.1)	0 (0 to 1.1)	0 (0 to 1.1)	0 (0 to 1.1)	0 (0 to 0.9)	0 (0 to 0.3)	0 (0 to 0.2)	0 (0 to 0.2)	0 (0 to 0.1)	0 (0 to 0.1)	0 (0 to 0.1)



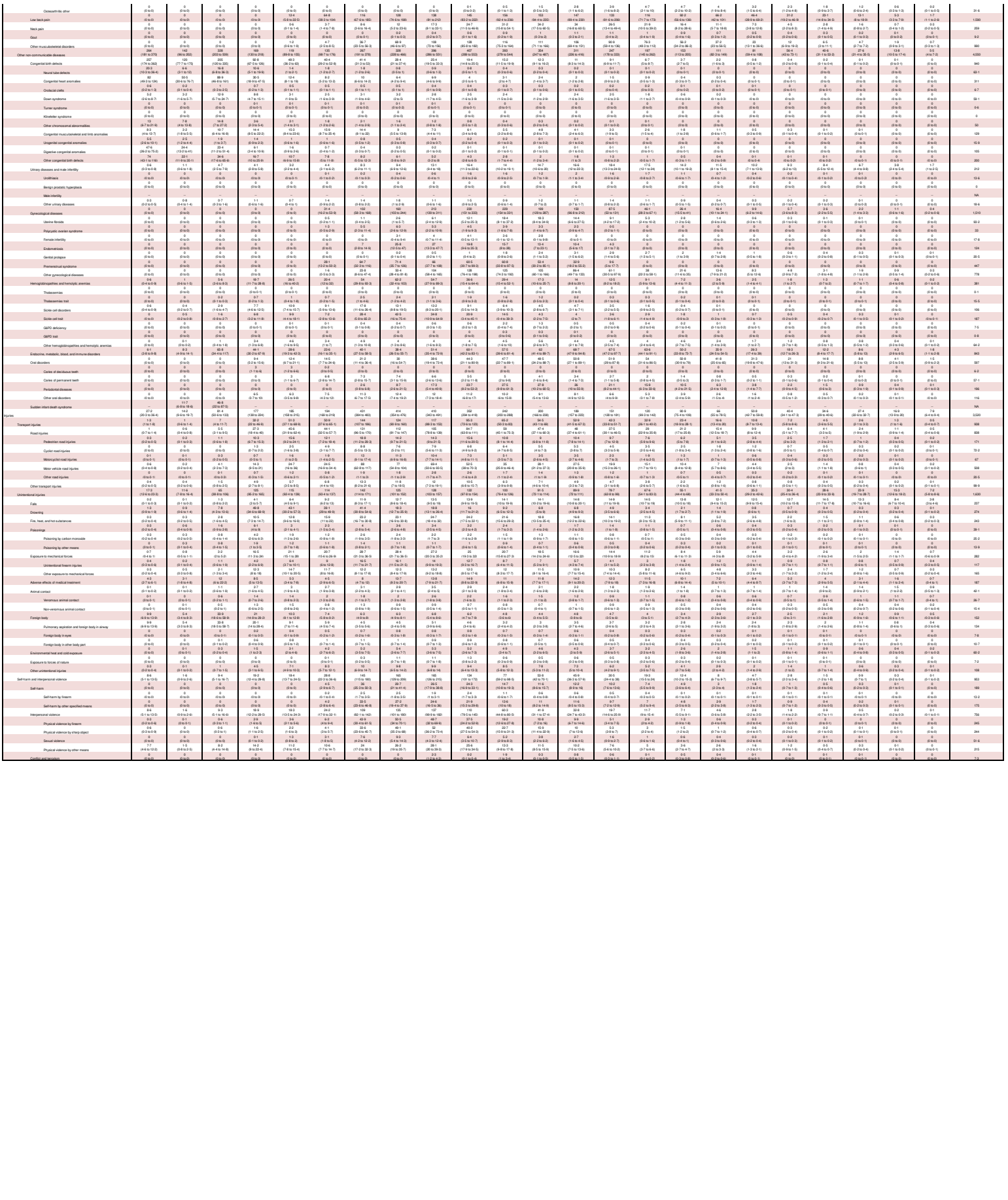

SR Table 2b: Cuba DALYS by cause and age group for females with 95% uncertainty intervals, 2019

Cause	Early Neonatal	Late Neonatal	Post Neonatal	1 to 4	5 to 9	10 to 14	15 to 19	20 to 24	25 to 29	30 to 34	35 to 39	40 to 44	45 to 49	50 to 54	55 to 59	60 to 64	65 to 69	70 to 74	75 to 79	80 to 84	85 to 89	90 to 94	95 plus	Total
All causes	5,790 (4,650 to 7,020)	3,060 (2,500 to 3,680)	7,470 (6,340 to 8,760)	11,100 (8,830 to 14,100)	14,100 (10,600 to 18,700)	18,700 (14,200 to 24,200)	31,000 (24,100 to 39,800)	38,000 (29,400 to 47,900)	47,500 (36,700 to 59,500)	56,700 (44,400 to 70,300)	55,000 (43,900 to 68,000)	69,200 (56,000 to 85,300)	112,000 (91,800 to 137,000)	144,000 (118,000 to 173,000)	160,000 (134,000 to 190,000)	140,000 (118,000 to 164,000)	150,000 (127,000 to 174,000)	151,000 (129,000 to 175,000)	145,000 (125,000 to 166,000)	119,000 (104,000 to 135,000)	82,700 (72,100 to 93,900)	49,400 (43,700 to 55,200)	25,900 (23,800 to 28,200)	1,640,000
Communicable, maternal, neonatal, and nutritional diseases	4,390 (2,660 to 5,490)	1,980 (1,330 to 2,480)	3,180 (2,390 to 3,900)	3,470 (2,570 to 4,860)	3,490 (2,260 to 5,420)	2,520 (1,790 to 3,620)	3,560 (2,510 to 5,190)	3,800 (2,740 to 5,360)	4,500 (3,390 to 6,300)	5,070 (3,830 to 6,950)	4,570 (3,460 to 6,370)	4,930 (3,530 to 7,140)	6,660 (4,850 to 9,210)	7,470 (5,450 to 10,100)	7,430 (5,550 to 10,000)	6,020 (4,660 to 7,640)	6,540 (5,100 to 8,230)	7,680 (5,950 to 9,740)	8,820 (6,940 to 11,400)	8,120 (6,550 to 10,000)	6,460 (5,050 to 7,930)	4,380 (3,390 to 5,340)	2,740 (2,020 to 3,450)	118,000
HIV/AIDS and sexually transmitted infections	0·2 (0·1 to 0·4)	0·1 (0 to 0·2)	27·7 (25·7 to 30·1)	20·8 (17·8 to 27·5)	27·4 (23·7 to 33·5)	27·9 (24·3 to 35·1)	85·4 (66·9 to 112)	227 (178 to 303)	559 (457 to 713)	751 (607 to 955)	679 (544 to 865)	648 (507 to 859)	771 (601 to 1,010)	437 (321 to 618)	351 (255 to 498)	202 (138 to 294)	161 (110 to 237)	71·3 (41·3 to 121)	41·2 (24·3 to 73·5)	21·1 (11·5 to 40·1)	10·7 (5·9 to 20)	4·5 (2·4 to 8·3)	1·6 (0·9 to 3·2)	5,130
HIV/AIDS	0 (0 to 0)	0 (0 to 0·1)	27·7 (25·6 to 30·1)	20·8 (17·8 to 27·5)	27·4 (23·7 to 33·5)	22·2 (19·4 to 28·8)	34·3 (31·2 to 38·4)	109 (98·4 to 124)	363 (322 to 429)	483 (423 to 581)	413 (360 to 511)	336 (293 to 411)	404 (354 to 489)	218 (185 to 271)	195 (158 to 269)	118 (87·7 to 180)	95·4 (69·8 to 151)	20·2 (9·9 to 42·1)	6·4 (3·6 to 10·8)	1·7 (1·4 to 2·1)	0·8 (0·6 to 1)	0·2 (0·1 to 0·3)	0·1 (0 to 0·1)	2,900
HIV/AIDS - Drug-susceptible Tuberculosis	0 (0 to 0)	0 (0 to 0)	0·4 (0·2 to 0·6)	0·3 (0·2 to 0·4)	0·4 (0·2 to 0·5)	0·3 (0·2 to 0·4)	0·5 (0·3 to 0·7)	1·6 (1·1 to 2·3)	5·2 (3·5 to 7·6)	7 (4·8 to 10·1)	6·1 (4·2 to 8·7)	5 (3·5 to 7·2)	6 (4·1 to 8·5)	3·3 (2·4 to 4·7)	3·1 (2·2 to 4·2)	2 (1·5 to 2·6)	1·6 (1·2 to 2·2)	0·4 (0·3 to 0·5)	0·1 (0·1 to 0·2)	0 (0 to 0)	0 (0 to 0)	0 (0 to 0)	0 (0 to 0)	43·4
HIV/AIDS - Multidrug-resistant Tuberculosis without exten	0 (0 to 0)	0 (0 to 0)	0 (0 to 0·1)	0 (0 to 0·1)	0 (0 to 0·1)	0 (0 to 0·1)	0 (0 to 0·1)	0·1 (0 to 0·3)	0·3 (0 to 0·9)	0·4 (0·1 to 1·2)	0·3 (0·1 to 1)	0·3 (0 to 0·8)	0·3 (0·1 to 1)	0·2 (0 to 0·6)	0·1 (0 to 0·5)	0·1 (0 to 0·3)	0·1 (0 to 0·2)	0 (0 to 0)	0 (0 to 0)	0 (0 to 0)	0 (0 to 0)	0 (0 to 0)	0 (0 to 0)	2·3
HIV/AIDS - Extensively drug-resistant Tuberculosis	0 (0 to 0)	0 (0 to 0)	0 (0 to 0)	0 (0 to 0)	0 (0 to 0)	0 (0 to 0)	0 (0 to 0)	0 (0 to 0)	0 (0 to 0)	0·1 (0 to 0·2)	0 (0 to 0·2)	0 (0 to 0·1)	0 (0 to 0·2)	0 (0 to 0·1)	0 (0 to 0·1)	0 (0 to 0)	0 (0 to 0)	0 (0 to 0)	0 (0 to 0)	0 (0 to 0)	0 (0 to 0)	0 (0 to 0)	0 (0 to 0)	0·3
HIV/AIDS resulting in other diseases	0 (0 to 0)	0 (0 to 0·1)	27·3 (25·2 to 29·7)	20·5 (17·5 to 27·3)	27 (23·3 to 33·1)	21·9 (19·1 to 28·5)	33·8 (30·7 to 37·9)	107 (96·6 to 122)	357 (316 to 424)	476 (416 to 576)	407 (352 to 504)	330 (287 to 406)	398 (348 to 483)	215 (182 to 267)	192 (155 to 266)	116 (85·8 to 177)	93·7 (68 to 149)	19·8 (9·5 to 41·7)	6·3 (3·5 to 10·6)	1·6 (1·4 to 2·1)	0·8 (0·6 to 1)	0·2 (0·1 to 0·3)	0·1 (0 to 0·1)	2,850
Sexually transmitted infections excluding HIV	0·2 (0·1 to 0·3)	0·1 (0 to 0·1)	0 (0 to 0)	0 (0 to 0)	0 (0 to 0)	5·6 (3·8 to 8·7)	51·1 (33·2 to 77·1)	118 (73·6 to 189)	197 (113 to 328)	268 (156 to 436)	265 (164 to 434)	312 (197 to 515)	367 (227 to 605)	219 (117 to 402)	156 (83·6 to 285)	83·6 (42·7 to 160)	65·1 (32·5 to 130)	51·1 (25·9 to 99·9)	34·8 (18·8 to 67·1)	19·5 (9·9 to 38·3)	10·5 (5·2 to 19·3)	4·3 (2·2 to 8·1)	1·6 (0·8 to 3·1)	2,230
Syphilis	0·2 (0·1 to 0·3)	0·1 (0 to 0·1)	0 (0 to 0)	0 (0 to 0)	0 (0 to 0)	1·4 (1·1 to 1·6)	6·3 (3·9 to 9·5)	3·9 (2·5 to 6)	11·2 (6·5 to 18·3)	17·3 (11 to 27·2)	12·1 (7·7 to 17·6)	5·5 (3·5 to 8)	13·8 (8·8 to 20·4)	6·9 (4·3 to 10·6)	2·1 (1·5 to 2·8)	1·8 (1·2 to 2·6)	1·8 (1·2 to 2·6)	2·1 (1·4 to 3·1)	1·3 (0·9 to 1·8)	1·2 (0·8 to 1·8)	0·7 (0·5 to 0·9)	0·5 (0·3 to 0·7)	0·2 (0·1 to 0·3)	90·5
Chlamydial infection	0 (0 to 0)	0 (0 to 0)	0 (0 to 0)	0 (0 to 0)	0 (0 to 0)	0·6 (0·4 to 0·9)	5·4 (3·6 to 7·9)	17·3 (12·1 to 24·2)	21 (12·3 to 34·4)	23·7 (13·2 to 39·5)	30·5 (19·4 to 46·2)	39·7 (25·6 to 59·2)	40·8 (25·8 to 62·7)	12·8 (8·4 to 19)	8·5 (5·9 to 11·8)	3·6 (2·1 to 5·6)	1·7 (1 to 2·7)	2 (1·2 to 3·2)	1·4 (0·9 to 2·1)	0·9 (0·6 to 1·4)	0·4 (0·2 to 0·6)	0·2 (0·1 to 0·3)	0·1 (0·1 to 0·1)	210
Gonococcal infection	0 (0 to 0)	0 (0 to 0)	0 (0 to 0)	0 (0 to 0)	0 (0 to 0)	0·5 (0·4 to 0·6)	9 (5·7 to 13·5)	19 (12·7 to 27·6)	25·5 (15·7 to 40·2)	33·1 (21·9 to 49·3)	35·6 (23·8 to 50·2)	52 (33·9 to 75·7)	63·8 (40·4 to 93·3)	27·1 (16·3 to 42·7)	18·1 (11·8 to 26·9)	9·2 (5·3 to 14·3)	9·2 (5·3 to 14·6)	6·8 (4·1 to 10·8)	5 (3·2 to 7·6)	2 (1·3 to 3·1)	1·1 (0·6 to 1·6)	0·4 (0·3 to 0·7)	0·2 (0·1 to 0·2)	317
Trichomoniasis	0 (0 to 0)	0 (0 to 0)	0 (0 to 0)	0 (0 to 0)	0 (0 to 0)	0·3 (0 to 1)	6·2 (1·8 to 15·6)	29·2 (9·6 to 69·6)	61 (20·4 to 140)	75·9 (24·4 to 182)	62·7 (20·5 to 149)	65·9 (24·2 to 162)	85·9 (27·6 to 199)	76·8 (23·9 to 183)	52·6 (17 to 131)	26·4 (8·8 to 63·8)	19·8 (7 to 46·7)	14·2 (5 to 31·6)	9 (3·4 to 20·2)	4·7 (1·8 to 10·2)	2 (0·8 to 4·4)	0·6 (0·2 to 1·6)	0·1 (0 to 0·3)	593
Genital herpes	0 (0 to 0)	0 (0 to 0)	0 (0 to 0)	0 (0 to 0)	0 (0 to 0)	1·7 (0·5 to 4·2)	8·8 (2·5 to 22·3)	19·3 (6·3 to 48·7)	32·9 (10·7 to 79)	44·1 (14·5 to 108)	40·4 (12·8 to 99)	45·2 (14 to 112)	62·2 (18·4 to 155)	63·7 (19·7 to 154)	53·7 (16·6 to 130)	34·8 (10·4 to 84·5)	28·6 (8·6 to 69·7)	22·6 (7 to 56·8)	16·1 (4·8 to 39·6)	9·8 (3 to 24·2)	5·3 (1·6 to 12·7)	2·4 (0·7 to 5·9)	0·9 (0·3 to 2·3)	493
Other sexually transmitted infections	0 (0 to 0)	0 (0 to 0)	0 (0 to 0)	0 (0 to 0)	0 (0 to 0)	1·1 (0·8 to 1·6)	15·3 (10·4 to 22)	29·2 (19·1 to 41·3)	45·1 (28·2 to 69·3)	73·5 (46·8 to 109)	84·1 (56 to 126)	104 (67·9 to 155)	101 (61·5 to 156)	31·6 (17·5 to 51·5)	21·2 (13 to 33)	7·9 (4·6 to 12·4)	4·1 (2·3 to 6·4)	3·5 (2·1 to 5·6)	2 (1·2 to 3)	0·8 (0·5 to 1·3)	0·5 (0·3 to 0·8)	0·2 (0·1 to 0·3)	0·1 (0 to 0·1)	525
Respiratory infections and tuberculosis	229 (135 to 324)	258 (161 to 352)	1,000 (677 to 1,350)	844 (625 to 1,120)	612 (401 to 910)	472 (301 to 723)	535 (346 to 806)	594 (401 to 848)	673 (472 to 929)	741 (512 to 1,050)	724 (512 to 968)	924 (667 to 1,250)	1,700 (1,230 to 2,280)	2,240 (1,680 to 2,930)	2,930 (2,170 to 3,990)	3,210 (2,370 to 4,200)	4,080 (2,960 to 5,440)	5,440 (4,050 to 7,200)	6,780 (5,110 to 8,960)	6,680 (5,100 to 8,530)	5,570 (4,250 to 6,950)	3,930 (2,990 to 4,840)	2,550 (1,850 to 3,220)	52,700





SR Table 2b: Dominica DALYS by cause and age group for females with 95% uncertainty intervals, 2019

Cause	Early Neonatal	Late Neonatal	Post Neonatal	1 to 4	5 to 9	10 to 14	15 to 19	20 to 24	25 to 29	30 to 34	35 to 39	40 to 44	45 to 49	50 to 54	55 to 59	60 to 64	65 to 69	70 to 74	75 to 79	80 to 84	85 to 89	90 to 94	95 plus	Total
All causes	667 (277 to 1,328)	667 (92 to 1,777)	667 (167 to 934)	1,333 (146 to 2,236)	1,333 (112 to 2,717)	2,000 (210 to 3,252)	2,000 (282 to 4,336)	2,000 (320 to 4,497)	2,000 (349 to 4,722)	2,000 (406 to 4,697)	2,000 (446 to 4,668)	2,000 (468 to 5,091)	2,000 (548 to 5,760)	2,000 (572 to 6,659)	2,000 (689 to 8,662)	2,000 (775 to 11,000)	2,000 (723 to 9,994)	2,000 (998 to 13,000)	2,000 (779 to 16,000)	2,000 (774 to 20,000)	2,000 (576 to 19,000)	2,000 (344 to 20,000)	2,000 (694 to 19,000)	11,000
Communicable, maternal, neonatal, and nutritional diseases	667 (239 to 423)	667 (79 to 1,761)	667 (91 to 1,169)	1,333 (49 to 2,585)	1,333 (27 to 3,011)	1,333 (20 to 3,288)	1,333 (41 to 3,169)	1,333 (49 to 3,172)	1,333 (51 to 3,717)	1,333 (52 to 3,763)	1,333 (62 to 3,911)	1,333 (84 to 4,060)	1,333 (85 to 4,513)	1,333 (85 to 5,354)	1,333 (98 to 6,954)	1,333 (128 to 9,161)	1,333 (84 to 7,924)	1,333 (86 to 10,000)	1,333 (55 to 12,000)	1,333 (36 to 15,000)	1,333 (54 to 16,000)	1,333 (54 to 16,000)	1,333 (5.7 to 16,000)	1,410
HIV/AIDS and sexually transmitted infections	14.5 (4.2 to 32.9)	4.2 (1.2 to 10)	8.7 (4 to 17.6)	1.3 (1.1 to 1.7)	0.6 (0.7 to 1)	1 (0.9 to 1.1)	2.1 (1.9 to 2.4)	9.4 (8.3 to 10.4)	14.5 (12.9 to 16.4)	16.3 (12.4 to 18.4)	12.9 (9.2 to 16.2)	8.5 (7.7 to 9.8)	6.7 (5.9 to 7.8)	3.9 (3.4 to 4.7)	2.5 (2.1 to 3.1)	2 (1.7 to 2.6)	1.4 (1.1 to 1.7)	0.8 (0.6 to 1.1)	0.3 (0.2 to 0.4)	0.2 (0.1 to 0.2)	0.1 (0 to 0.1)	0 (0 to 0)	107
HIV/AIDS	0 (0 to 0)	0 (0 to 0)	2.1 (2 to 2.2)	0.1 (0 to 0.1)	0.1 (0 to 0.1)	0.6 (0.5 to 0.7)	0.9 (0.9 to 1)	1.6 (1.7 to 2.1)	8.7 (7.9 to 9.8)	13.5 (12.1 to 15.7)	12.9 (11.7 to 14.9)	7.4 (7 to 9)	5.6 (5.3 to 6.1)	3.2 (2.9 to 3.6)	2 (1.8 to 2.1)	1.6 (1.4 to 1.9)	1.1 (1 to 1.3)	0.6 (0.5 to 0.8)	0.2 (0.2 to 0.3)	0.2 (0.2 to 0.2)	0.1 (0 to 0.1)	0 (0 to 0)	71.6
HIV/AIDS - Drug-susceptible Tuberculosis	0 (0 to 0)	0 (0 to 0)	0.3 (0.2 to 0.4)	0.1 (0.1 to 0.2)	0.1 (0.1 to 0.2)	0.1 (0.1 to 0.2)	0.3 (0.2 to 0.4)	1.2 (0.8 to 1.7)	5.8 (3.8 to 7.2)	11.6 (7.5 to 14.2)	9.9 (6.4 to 12.3)	6.1 (3.7 to 7.6)	4.6 (2.8 to 5.6)	2.6 (1.6 to 3.2)	1.6 (1 to 2)	1.3 (0.8 to 1.6)	0.9 (0.5 to 1.1)	0.5 (0.3 to 0.6)	0.2 (0.1 to 0.2)	0.2 (0.1 to 0.2)	0.1 (0 to 0.1)	0 (0 to 0)	9.2
HIV/AIDS - Multidrug-resistant Tuberculosis without extensive dr...	0 (0 to 0)	0 (0 to 0)	0 (0 to 0)	0 (0 to 0)	0 (0 to 0)	0 (0 to 0)	0 (0 to 0)	0 (0 to 0)	0 (0 to 0)	0 (0 to 0)	0 (0 to 0)	0 (0 to 0)	0 (0 to 0)	0 (0 to 0)	0 (0 to 0)	0 (0 to 0)	0 (0 to 0)	0 (0 to 0)	0 (0 to 0)	0 (0 to 0)	0 (0 to 0)	0 (0 to 0)	0 (0 to 0)	0.1
HIV/AIDS - Extensively drug-resistant Tuberculosis	0 (0 to 0)	0 (0 to 0)	0 (0 to 0)	0 (0 to 0)	0 (0 to 0)	0 (0 to 0)	0 (0 to 0)	0 (0 to 0)	0 (0 to 0)	0 (0 to 0)	0 (0 to 0)	0 (0 to 0)	0 (0 to 0)	0 (0 to 0)	0 (0 to 0)	0 (0 to 0)	0 (0 to 0)	0 (0 to 0)	0 (0 to 0)	0 (0 to 0)	0 (0 to 0)	0 (0 to 0)	0 (0 to 0)	0
HIV/AIDS resulting in other diseases	0 (0 to 0)	1.8 (1 to 2.6)	0.9 (0.6 to 1.1)	0.6 (0.5 to 0.7)	0.4 (0.7 to 0.9)	1.6 (1.4 to 1.9)	7.5 (6.4 to 8.7)	11.9 (10.3 to 14)	11.2 (9.7 to 13.2)	7.2 (6.3 to 8.2)	6.3 (5.5 to 7.1)	4.8 (4.2 to 5.3)	2.8 (2.5 to 3.2)	1.7 (1.5 to 1.9)	1.4 (1.2 to 1.7)	0.9 (0.8 to 1)	0.6 (0.5 to 0.7)	0.3 (0.3 to 0.4)	0.2 (0.2 to 0.3)	0.1 (0.1 to 0.1)	0 (0 to 0)	0 (0 to 0)	62.4
Sexually transmitted infections excluding HIV	14.5 (4.9 to 32.9)	4.2 (1.2 to 10)	6.5 (1.9 to 15.5)	0.3 (0.1 to 0.7)	0.1 (0 to 0.1)	0.3 (0.1 to 0.5)	0.6 (0.1 to 1.8)	1 (0.3 to 2.1)	1 (0.3 to 2.1)	1.3 (0.7 to 2.3)	1.2 (0.4 to 2.2)	1.1 (0.4 to 2.2)	1 (0.5 to 2)	0.7 (0.2 to 1.5)	0.5 (0.2 to 1.1)	0.3 (0.1 to 0.7)	0.3 (0.1 to 0.6)	0.2 (0.1 to 0.3)	0.1 (0.1 to 0.2)	0.1 (0 to 0.1)	0 (0 to 0)	0 (0 to 0)	34.7
Syphilis	14.5 (4.9 to 32.9)	4.2 (1.2 to 10)	6.5 (1.9 to 15.5)	0.3 (0.1 to 0.7)	0.1 (0.4 to 0.7)	0.3 (0 to 0.3)	0.6 (0 to 1.8)	1 (0.3 to 2.1)	1 (0.3 to 2.1)	1.3 (0.7 to 2.3)	1.2 (0.4 to 2.2)	1.1 (0.4 to 2.2)	1 (0.5 to 2)	0.7 (0.2 to 1.5)	0.5 (0.2 to 1.1)	0.3 (0.1 to 0.7)	0.3 (0.1 to 0.6)	0.2 (0.1 to 0.3)	0.1 (0.1 to 0.2)	0.1 (0 to 0.1)	0 (0 to 0)	0 (0 to 0)	25.9
Chlamydial infection	0 (0 to 0)	0 (0 to 0)	0 (0 to 0)	0 (0 to 0)	0 (0 to 0)	0 (0 to 0)	0 (0 to 0)	0 (0 to 0)	0 (0 to 0)	0 (0 to 0)	0 (0 to 0)	0 (0 to 0)	0 (0 to 0)	0 (0 to 0)	0 (0 to 0)	0 (0 to 0)	0 (0 to 0)	0 (0 to 0)	0 (0 to 0)	0 (0 to 0)	0 (0 to 0)	0 (0 to 0)	0 (0 to 0)	0
Gonococcal infection	0 (0 to 0)	0 (0 to 0)	0 (0 to 0)	0 (0 to 0)	0 (0 to 0)	0 (0 to 0)	0 (0 to 0)	0 (0 to 0)	0 (0 to 0)	0 (0 to 0)	0 (0 to 0)	0 (0 to 0)	0 (0 to 0)	0 (0 to 0)	0 (0 to 0)	0 (0 to 0)	0 (0 to 0)	0 (0 to 0)	0 (0 to 0)	0 (0 to 0)	0 (0 to 0)	0 (0 to 0)	0 (0 to 0)	0
Trichomoniasis	0 (0 to 0)	0 (0 to 0)	0 (0 to 0)	0 (0 to 0)	0 (0 to 0)	0 (0 to 0)	0 (0 to 0)	0 (0 to 0)	0 (0 to 0)	0 (0 to 0)	0 (0 to 0)	0 (0 to 0)	0 (0 to 0)	0 (0 to 0)	0 (0 to 0)	0 (0 to 0)	0 (0 to 0)	0 (0 to 0)	0 (0 to 0)	0 (0 to 0)	0 (0 to 0)	0 (0 to 0)	0 (0 to 0)	0
Genital herpes	0 (0 to 0)	0 (0 to 0)	0 (0 to 0)	0 (0 to 0)	0 (0 to 0)	0 (0 to 0)	0 (0 to 0)	0 (0 to 0)	0 (0 to 0)	0 (0 to 0)	0 (0 to 0)	0 (0 to 0)	0 (0 to 0)	0 (0 to 0)	0 (0 to 0)	0 (0 to 0)	0 (0 to 0)	0 (0 to 0)	0 (0 to 0)	0 (0 to 0)	0 (0 to 0)	0 (0 to 0)	0 (0 to 0)	0
Other sexually transmitted infections	0 (0 to 0)	0 (0 to 0)	0 (0 to 0)	0 (0 to 0)	0 (0 to 0)	0 (0 to 0)	0 (0 to 0)	0 (0 to 0)	0 (0 to 0)	0 (0 to 0)	0 (0 to 0)	0 (0 to 0)	0 (0 to 0)	0 (0 to 0)	0 (0 to 0)	0 (0 to 0)	0 (0 to 0)	0 (0 to 0)	0 (0 to 0)	0 (0 to 0)	0 (0 to 0)	0 (0 to 0)	0 (0 to 0)	0
Respiratory infections and tuberculosis	7.7 (3.4 to 14.2)	7.4 (3.4 to 13.7)	20.5 (10 to 35.7)	17.4 (11.4 to 24.1)	9.8 (4.7 to 19.4)	8.3 (4.9 to 11.4)	7.6 (5.5 to 10.4)	7.4 (5.7 to 9.2)	7.6 (5.8 to 9.2)	8.2 (6.2 to 10.2)	8.2 (6.2 to 10.2)	8.2 (5.7 to 10.5)	8.2 (5.2 to 10.7)	8.2 (5.2 to 10.7)	8.2 (5.2 to 10.7)	8.2 (5.2 to 10.7)	8.2 (5.2 to 10.7)	8.2 (5.2 to 10.7)	8.2 (5.2 to 10.7)	8.2 (5.2 to 10.7)	8.2 (5.2 to 10.7)	8.2 (5.2 to 10.7)	257
Tuberculosis	0 (0 to 0)	0.5 (0 to 0.9)	0.5 (0.4 to 1.2)	0.7 (0.2 to 0.8)	0.9 (0.5 to 1.4)	1.2 (0.7 to 2)	2.7 (1.6 to 4.2)	3.2 (1.8 to 4.6)	3.2 (1.8 to 4.6)	3.2 (1.8 to 4.6)	3.2 (1.8 to 4.6)	3.2 (1.8 to 4.6)	3.2 (1.8 to 4.6)	3.2 (1.8 to 4.6)	3.2 (1.8 to 4.6)	3.2 (1.8 to 4.6)	3.2 (1.8 to 4.6)	3.2 (1.8 to 4.6)	3.2 (1.8 to 4.6)	3.2 (1.8 to 4.6)	3.2 (1.8 to 4.6)	3.2 (1.8 to 4.6)	27.7
Latent tuberculosis infection	0 (0 to 0)	0 (0 to 0)	0 (0 to 0)	0 (0 to 0)	0 (0 to 0)	0 (0 to 0)	0 (0 to 0)	0 (0 to 0)	0 (0 to 0)	0 (0 to 0)	0 (0 to 0)	0 (0 to 0)	0 (0 to 0)	0 (0 to 0)	0 (0 to 0)	0 (0 to 0)	0 (0 to 0)	0 (0 to 0)	0 (0 to 0)	0 (0 to 0)	0 (0 to 0)	0 (0 to 0)	0 (0 to 0)	0
Drug-susceptible tuberculosis	0 (0 to 0)	0.5 (0 to 0.9)	0.5 (0.4 to 1.2)	0.7 (0.2 to 0.8)	0.9 (0.5 to 1.4)	1.2 (0.7 to 2)	2.7 (1.6 to 4.1)	3.2 (1.8 to 4.6)	3.2 (1.8 to 4.6)	3.2 (1.8 to 4.6)	3.2 (1.8 to 4.6)	3.2 (1.8 to 4.6)	3.2 (1.8 to 4.6)	3.2 (1.8 to 4.6)	3.2 (1.8 to 4.6)	3.2 (1.8 to 4.6)	3.2 (1.8 to 4.6)	3.2 (1.8 to 4.6)	3.2 (1.8 to 4.6)	3.2 (1.8 to 4.6)	3.2 (1.8 to 4.6)	3.2 (1.8 to 4.6)	27.3
Multidrug-resistant tuberculosis without extensive drug-resistance	0 (0 to 0)	0 (0 to 0)	0 (0 to 0)	0 (0 to 0)	0 (0 to 0)	0 (0 to 0)	0 (0 to 0)	0 (0 to 0)	0 (0 to 0)	0 (0 to 0)	0 (0 to 0)	0 (0 to 0)	0 (0 to 0)	0 (0 to 0)	0 (0 to 0)	0 (0 to 0)	0 (0 to 0)	0 (0 to 0)	0 (0 to 0)	0 (0 to 0)	0 (0 to 0)	0 (0 to 0)	0 (0 to 0)	0.3
Extensively drug-resistant tuberculosis	0 (0 to 0)	0 (0 to 0)	0 (0 to 0)	0 (0 to 0)	0 (0 to 0)	0 (0 to 0)	0 (0 to 0)	0 (0 to 0)	0 (0 to 0)	0 (0 to 0)	0 (0 to 0)	0 (0 to 0)	0 (0 to 0)	0 (0 to 0)	0 (0 to 0)	0 (0 to 0)	0 (0 to 0)	0 (0 to 0)	0 (0 to 0)	0 (0 to 0)	0 (0 to 0)	0 (0 to 0)	0 (0 to 0)	0.1
Lower respiratory infections	7.7 (3.4 to 14.2)	7.4 (3.4 to 13.7)	20.5 (10 to 34)	12.2 (7.7 to 21.3)	2.3 (1.6 to 3.4)	4 (2.5 to 6)	3.6 (1.9 to 4.6)	3.6 (2.3 to 5.8)	3.6 (2.3 to 5.4)	4.3 (2.5 to 6.7)	3.7 (2.2 to 5.6)	3.7 (2.3 to 5.4)	4.3 (2.5 to 6.8)	4.3 (2.5 to 7.8)	4.3 (2.5 to 7.8)	4.3 (2.5 to 7.8)	4.3 (2.5 to 7.8)	4.3 (2.5 to 7.8)	4.3 (2.5 to 7.8)	4.3 (2.5 to 7.8)	4.3 (2.5 to 7.8)	4.3 (2.5 to 7.8)	252
Upper respiratory infections	0 (0 to 0)	1 (0 to 2)	1 (0.4 to 4.1)	2.6 (1.5 to 4.4)	2.6 (1.4 to 4.2)	2.6 (1.4 to 4.4)	2.6 (1.4 to 4.6)	2.1 (1.2 to 3.7)	2 (1.2 to 3.4)	2 (1.1 to 3.2)	1.8 (0.9 to 2.9)	1.8 (0.9 to 2.9)	1.4 (0.8 to 2.4)	1.4 (0.8 to 2.4)	1.4 (0.8 to 2.4)	1.4 (0.8 to 2.4)	1.4 (0.8 to 2.4)	1.4 (0.8 to 2.4)	1.4 (0.8 to 2.4)	1.4 (0.8 to 2.4)	1.4 (0.8 to 2.4)	1.4 (0.8 to 2.4)	28.4
Otitis media	0 (0 to 0)	0 (0 to 0)	0 (0 to 0)	0.4 (0.4 to 1.5)	0.4 (0 to 1.5)	0.4 (0.4 to 1.4)	0.4 (0.3 to 1.3)	0.3 (0.2 to 1)	0.3 (0.2 to 1)	0.3 (0.2 to 0.9)	0.3 (0.2 to 0.8)	0.4 (0.2 to 0.9)	0.5 (0.2 to 0.9)	0.4 (0.2 to 0.9)	0.4 (0.2 to 0.9)	0.4 (0.2 to 0.9)	0.4 (0.2 to 0.9)	0.4 (0.2 to 0.9)	0.4 (0.2 to 0.9)	0.4 (0.2 to 0.9)	0.4 (0.2 to 0.9)	0.4 (0.2 to 0.9)	8.4
Enteric infections	0.5 (0.2 to 0.9)	1.2 (0.5 to 2.5)	2.3 (1.1 to 5.2)	4.2 (1.9 to 11)	4.2 (2.5 to 6.5)	2.8 (1.6 to 4.2)	2.7 (1.5 to 3.9)	2.3 (1.3 to 3.6)	2.3 (1.3 to 3.6)	2.3 (1.4 to 3.6)	2.5 (1.4 to 3.7)	2.5 (1.7 to 3.7)	2.4 (1.7 to 3.5)	2.4 (1.7 to 3.5)	2.4 (1.7 to 3.5)	2.4 (1.7 to 3.5)	2.4 (1.7 to 3.5)	2.4 (1.7 to 3.5)	2.4 (1.7 to 3.5)	2.4 (1.7 to 3.5)	2.4 (1.7 to 3.5)	2.4 (1.7 to 3.5)	28.4
Diarrheal diseases	0.5 (0.2 to 0.9)	1.2 (0.5 to 2.5)	2.3 (1.1 to 5.2)	4.2 (1.9 to 10.9)	4.2 (2.5 to 6.4)	2.8 (1.6 to 4.2)	2.7 (1.5 to 3.9)	2.3 (1.3 to 3.6)	2.3 (1.3 to 3.6)	2.3 (1.4 to 3.6)	2.5 (1.4 to 3.7)	2.5 (1.7 to 3.7)	2.4 (1.7 to 3.5)	2.4 (1.7 to 3.5)	2.4 (1.7 to 3.5)	2.4 (1.7 to 3.5)	2.4 (1.7 to 3.5)	2.4 (1.7 to 3.5)	2.4 (1.7 to 3.5)	2.4 (1.7 to 3.5)	2.4 (1.7 to 3.5)	2.4 (1.7 to 3.5)	80.7
Typhoid and paratyphoid	0 (0 to 0)	0 (0 to 0)	0 (0 to 0)	0 (0 to 0)	0 (0 to 0)	0 (0 to 0)	0 (0 to 0)	0 (0 to 0)	0 (0 to 0)	0 (0 to 0)	0 (0 to 0)	0 (0 to 0)	0 (0 to 0)	0 (0 to 0)	0 (0 to 0)	0 (0 to 0)	0 (0 to 0)	0 (0 to 0)	0 (0 to 0)	0 (0 to 0)	0 (0 to 0)	0 (0 to 0)	0 (0 to 0)	0.3
Typhoid fever	0 (0 to 0)	0 (0 to 0)	0 (0 to 0)	0 (0 to 0)	0 (0 to 0)	0 (0 to 0)	0 (0 to 0)	0 (0 to 0)	0 (0 to 0)	0 (0 to 0)	0 (0 to 0)	0 (0 to 0)	0 (0 to 0)	0 (0 to 0)	0 (0 to 0)	0 (0 to 0)	0 (0 to 0)	0 (0 to 0)	0 (0 to 0)	0 (0 to 0)	0 (0 to 0)	0 (0 to 0)	0 (0 to 0)	0.2
Paratyphoid fever	0 (0 to 0)	0 (0 to 0)	0 (0 to 0)	0 (0 to 0)	0 (0 to 0)	0 (0 to 0)	0 (0 to 0)	0 (0 to 0)	0 (0 to 0)	0 (0 to 0)	0 (0 to 0)	0 (0 to 0)	0 (0 to 0)	0 (0 to 0)	0 (0 to 0)	0 (0 to 0)	0 (0 to 0)	0 (0 to 0)	0 (0 to 0)	0 (0 to 0)	0 (0 to 0)	0 (0 to 0)	0 (0 to 0)	0
Invasive Non-typhoidal Salmonella (iNTS)	0 (0 to 0)	0 (0 to 0)	0 (0 to 0)	0 (0 to 0)	0 (0 to 0)	0 (0 to 0)	0 (0 to 0)	0 (0 to 0)	0 (0 to 0)	0 (0 to 0)	0 (0 to 0)	0 (0 to 0)	0 (0 to 0)	0 (0 to 0)	0 (0 to 0)	0 (0 to 0)	0 (0 to 0)	0 (0 to 0)	0 (0 to 0)	0 (0 to 0)	0 (0 to 0)	0 (0 to 0)	0 (0 to 0)	0.4
Other intestinal infectious diseases	0 (0 to 0)	0 (0 to 0)	0 (0 to 0)	0 (0 to 0)	0 (0 to 0)	0 (0 to 0)	0 (0 to 0)	0 (0 to 0)	0 (0 to 0)	0 (0 to 0)	0 (0 to 0)	0 (0 to 0)	0 (0 to 0)	0 (0 to 0)	0 (0 to 0)	0 (0 to 0)	0 (0 to 0)	0 (0 to 0)	0 (0 to 0)	0 (0 to 0)	0 (0 to 0)	0 (0 to 0)	0 (0 to 0)	0.2
Neglected tropical diseases and malaria	0 (0 to 0.1)	1.3 (0.5 to 2.9)	1.9 (0.9 to 2.4)	1.7 (0.8 to 2.2)	1.9 (1.1 to 2.2)	2 (1.1 to 2.1)	2.2 (1.2 to 2.4)	2.4 (1.4 to 2.9)	2.5 (1.4 to 4.2)	2.5 (1.4 to 4.2)	2.4 (1.4 to 4.2)	2.7 (1.5 to 4.6)	2.8 (1.4 to 4.7)	2.7 (1.4 to 4.6)	2.7 (1.4 to 4.6)	2.7 (1.4 to 4.6)	2.7 (1.3 to 4.5)	2.4 (1.2 to 4.2)	2.3 (1.1 to 4)	1.9 (0.9 to 3.4)	1.2 (0.4 to 2.3)	0.3 (0 to 0.9)	42.5
Malaria	0 (0 to 0)	0 (0 to 0)	0 (0 to 0)	0 (0 to 0)	0 (0 to 0)	0 (0 to 0)	0 (0 to 0)	0 (0 to 0)	0 (0 to 0)	0 (0 to 0)	0 (0 to 0)	0 (0 to 0)	0 (0 to 0)	0 (0 to 0)	0 (0 to 0)	0 (0 to 0)	0 (0 to 0)	0 (0 to 0)	0 (0 to 0)	0 (0 to 0)	0 (0 to 0)	0 (0 to 0)	0 (0 to 0)	0
Chagas disease	0 (0 to 0)	0 (0 to 0)	0 (0 to 0)	0 (0 to 0)	0 (0 to 0)	0 (0 to 0)	0 (0 to 0)	0 (0 to 0)	0 (0 to 0)	0 (0 to 0)	0 (0 to 0)	0 (0 to 0)	0 (0 to 0)	0 (0 to 0)	0 (0 to 0)	0 (0 to 0)	0 (0 to 0)	0 (0 to 0)	0 (0 to 0)	0 (0 to 0)	0 (0 to 0)	0 (0 to 0)	0 (0 to 0)	0
Leishmaniasis	0 (0 to 0)	0 (0 to 0)	0 (0 to 0)	0 (0 to 0)	0 (0 to 0)	0 (0 to 0)	0 (0 to 0)	0 (0 to 0)	0 (0 to 0)	0 (0 to 0)	0 (0 to 0)	0 (0 to 0)	0 (0 to 0)	0 (0 to 0)	0 (0 to 0)	0 (0 to 0)	0 (0 to 0)	0 (0 to 0)	0 (0 to 0)	0 (0 to 0)	0 (0 to 0)	0 (0 to 0)	0 (0 to 0)	0
Visceral leishmaniasis	0 (0 to 0)	0 (0 to 0)	0 (0 to 0)	0 (0 to 0)	0 (0 to 0)	0 (0 to 0)	0 (0 to 0)	0 (0 to 0)	0 (0 to 0)	0 (0 to 0)	0 (0 to 0)	0 (0 to 0)	0 (0 to 0)	0 (0 to 0)	0 (0 to 0)	0 (0 to 0)	0 (0 to 0)	0 (0 to 0)	0 (0 to 0)	0 (0 to 0)	0 (0 to 0)	0 (0 to 0)	0 (0 to 0)	0
Cutaneous and mucocutaneous leishmaniasis	0 (0 to 0)	0 (0 to 0)	0 (0 to 0)	0 (0 to 0)	0 (0 to 0)	0 (0 to 0)	0 (0 to 0)	0 (0 to 0)	0 (0 to 0)	0 (0 to 0)	0 (0 to 0)	0 (0 to 0)	0 (0 to 0)	0 (0 to 0)	0 (0 to 0)	0 (0 to 0)	0 (0 to 0)	0 (0 to 0)	0 (0 to 0)	0 (0 to 0)	0 (0 to 0)	0 (0 to 0)	0 (0 to 0)	0
African trypanosomiasis	0 (0 to 0)	0 (0 to 0)	0 (0 to 0)	0 (0 to 0)	0 (0 to 0)	0 (0 to 0)	0 (0 to 0)	0 (0 to 0)	0 (0 to 0)	0 (0 to 0)	0 (0 to 0)	0 (0 to 0)	0 (0 to 0)	0 (0 to 0)	0 (0 to 0)	0 (0 to 0)	0 (0 to 0)	0 (0 to 0)	0 (0 to 0)	0 (0 to 0)	0 (0 to 0)	0 (0 to 0)	0 (0 to 0)	0
Schistosomiasis	0 (0 to 0)	0 (0 to 0)	0 (0 to 0)	0 (0 to 0)	0 (0 to 0)	0 (0 to 0)	0 (0 to 0)	0 (0 to 0)	0 (0 to 0)	0 (0 to 0)	0 (0 to 0)	0 (0 to 0)	0 (0 to 0)	0 (0 to 0)	0 (0 to 0)	0 (0 to 0)	0 (0 to 0)	0 (0 to 0)	0 (0 to 0)	0 (0 to 0)	0 (0 to 0)	0 (0 to 0)	0 (0 to 0)	0
Cysticercosis	0 (0 to 0)	0 (0 to 0)	0 (0 to 0)	0 (0 to 0)	0 (0 to 0)	0 (0 to 0)	0.2 (0 to 0.6)	0.4 (0.1 to 1.5)	0.5 (0.3 to 2.2)	0.5 (0.2 to 2.2)	0.4 (0.1 to 2.2)	0.4 (0.1 to 2.2)	0.5 (0.2 to 2.2)	0.5 (0.2 to 2.2)	0.5 (0.2 to 2.2)	0.5 (0.2 to 2.2)	0.5 (0.2 to 2.2)	0.5 (0.2 to 2.2)	0.5 (0.2 to 2.2)	0.5 (0.2 to 2.2)	0.5 (0.2 to 2.2)	0.5 (0.2 to 2.2)	22.3
Cystic echinococcosis	0 (0 to 0)	0 (0 to 0)	0 (0 to 0)	0 (0 to 0)	0 (0 to 0)	0 (0 to 0)	0 (0 to 0)	0 (0 to 0)	0 (0 to 0)	0 (0 to 0)	0 (0 to 0)	0 (0 to 0)	0 (0 to 0)	0 (0 to 0)	0 (0 to 0)	0 (0 to 0)	0 (0 to 0)	0 (0 to 0)	0 (0 to 0)	0 (0 to 0)	0 (0 to 0)	0 (0 to 0)	0 (0 to 0)	0
Lymphatic filariasis	0 (0 to 0)	0 (0 to 0)	0 (0 to 0)	0 (0 to 0)	0 (0 to 0)	0 (0 to 0)	0 (0 to 0)	0 (0 to 0)	0 (0 to 0)	0 (0 to 0)	0 (0 to 0)	0 (0 to 0)	0 (0 to 0)	0 (0 to 0)	0 (0 to 0)	0 (0 to 0)	0 (0 to 0)	0 (0 to 0)	0 (0 to 0)	0 (0 to 0)	0 (0 to 0)	0 (0 to 0)	0 (0 to 0)	0
Onchocerciasis	0 (0 to 0)	0 (0 to 0)	0 (0 to 0)	0 (0 to 0)	0 (0 to 0)	0 (0 to 0)	0 (0 to 0)	0 (0 to 0)	0 (0 to 0)	0 (0 to 0)	0 (0 to 0)	0 (0 to 0)	0 (0 to 0)	0 (0 to 0)	0 (0 to 0)	0 (0 to 0)	0 (0 to 0)	0 (0 to 0)	0 (0 to 0)	0 (0 to 0)	0 (0 to 0)	0 (0 to 0)	0 (0 to 0)	0
Trachoma	0 (0 to 0)	0 (0 to 0)	0 (0 to 0)	0 (0 to 0)	0 (0 to 0)	0 (0 to 0)	0 (0 to 0)	0 (0 to 0)	0 (0 to 0)	0 (0 to 0)	0 (0 to 0)	0 (0 to 0)	0 (0 to 0)	0 (0 to 0)	0 (0 to 0)	0 (0 to 0)	0 (0 to 0)	0 (0 to 0)	0 (0 to 0)	0 (0 to 0)	0 (0 to 0)	0 (0 to 0)	0 (0 to 0)	0
Dengue	0 (0 to 0)	0 (0 to 0.1)	0.7 (0.1 to 2.2)	0.7 (0.1 to 1.8)	0.7 (0.2 to 1.4)	0.7 (0.2 to 2.1)	0.5 (0.2 to 1.1)	0.4 (0.1 to 0.8)	0.5 (0.1 to 1.1)	0.3 (0.1 to 0.8)	0.3 (0.1 to 0.7)	0.3 (0.1 to 0.6)	0.3 (0.1 to 0.6)	0.3 (0.1 to 0.6)	0.3 (0.1 to 0.6)	0.2 (0.1 to 0.5)	0.2 (0.1 to 0.4)	0.2 (0.1 to 0.3)	0.2 (0.1 to 0.3)	0.1 (0 to 0.2)	0.1 (0 to 0.1)	0 (0 to 0)	6.8
Yellow fever	0 (0 to 0)	0 (0 to 0)	0 (0 to 0)	0 (0 to 0)	0 (0 to 0)	0 (0 to 0)	0 (0 to 0)	0 (0 to 0)	0 (0 to 0)	0 (0 to 0)	0 (0 to 0)	0 (0 to 0)	0 (0 to 0)	0 (0 to 0)	0 (0 to 0)	0 (0 to 0)	0 (0 to 0)	0 (0 to 0)	0 (0 to 0)	0 (0 to 0)	0 (0 to 0)	0 (0 to 0)	0 (0 to 0)	0
Rabies	0 (0 to 0)	0 (0 to 0)	0 (0 to 0)	0 (0 to 0)	0 (0 to 0)	0 (0 to 0)	0 (0 to 0)	0 (0 to 0)	0 (0 to 0)	0 (0 to 0)	0 (0 to 0)	0 (0 to 0)	0 (0 to 0)	0 (0 to 0)	0 (0 to 0)	0 (0 to 0)	0 (0 to 0)	0 (0 to 0)	0 (0 to 0)	0 (0 to 0)	0 (0 to 0)	0 (0 to 0)	0 (0 to 0)	0.1
Intestinal nematode infections	0 (0 to 0)	0 (0 to 0)	0 (0 to 0)	0 (0 to 0)	0 (0 to 0)	0 (0 to 0)	0 (0 to 0)	0.4 (0.2 to 1)	0.4 (0.2 to 1)	0.3 (0.1 to 0.7)	0.3 (0.1 to 0.6)	0.3 (0.2 to 0.6)	0.3 (0.1 to 0.6)	0.2 (0.1 to 0.5)	0.2 (0.1 to 0.5)	0.2 (0.1 to 0.5)	0.2 (0.1 to 0.5)	0.2 (0.1 to 0.5)	0.2 (0.1 to 0.5)	0.2 (0.1 to 0.5)	0.2 (0.1 to 0.5)	0.2 (0.1 to 0.5)	2.5
Ascariasis	0 (0 to 0)	0 (0 to 0)	0 (0 to 0)	0 (0 to 0)	0 (0 to 0)	0 (0 to 0)	0 (0 to 0)	0 (0 to 0)	0 (0 to 0)	0 (0 to 0)	0 (0 to 0)	0 (0 to 0)	0 (0 to 0)	0 (0 to 0)	0 (0 to 0)	0 (0 to 0)	0 (0 to 0)	0 (0 to 0)	0 (0 to 0)	0 (0 to 0)	0 (0 to 0)	0 (0 to 0)	0 (0 to 0)	0.1
Trichuriasis	0 (0 to 0)	0 (0 to 0)	0 (0 to 0)	0 (0 to 0)	0 (0 to 0)	0 (0 to 0)	0 (0 to 0)	0 (0 to 0)	0 (0 to 0)	0 (0 to 0)	0 (0 to 0)	0 (0 to 0)	0 (0 to 0)	0 (0 to 0)	0 (0 to 0)	0 (0 to 0)	0 (0 to 0)	0 (0 to 0)	0 (0 to 0)	0 (0 to 0)	0 (0 to 0)	0 (0 to 0)	0 (0 to 0)	0
Hookworm disease	0 (0 to 0)	0 (0 to 0)	0 (0 to 0)	0 (0 to 0)	0 (0 to 0)	0 (0 to 0)	0 (0 to 0)	0 (0



Osteoarthritis other	0 (0 to 0)	0 (0 to 0)	0 (0 to 0)	0 (0 to 0)	0 (0 to 0)	0 (0 to 0)	0 (0 to 0)	0 (0 to 0)	0 (0 to 0)	0 (0 to 0)	0·1 (0 to 0·2)
Low back pain	0 (0 to 0)	0 (0 to 0)	0 (0 to 0)	0 (0 to 0)	1·4 (0·6 to 2·5)	7·7 (4·5 to 12·2)	14·2 (8·2 to 22·6)	15·8 (9·1 to 24·8)	18·9 (11·1 to 29·5)	22·6 (12·6 to 34·8)	23·7 (14·2 to 36·4)
Neck pain	0 (0 to 0)	0 (0 to 0)	0 (0 to 0)	0 (0 to 0)	0·1 (0 to 0·2)	0·4 (0·2 to 0·9)	1·1 (0·4 to 2)	1·5 (0·6 to 3·1)	2·4 (1 to 4·8)	3·9 (1·9 to 7·5)	4·8 (2·5 to 8·6)
Gout	0 (0 to 0)	0 (0 to 0)	0 (0 to 0)	0 (0 to 0)	0 (0 to 0)	0 (0 to 0)	0 (0 to 0)	0 (0 to 0)	0·1 (0 to 0·1)	0·1 (0 to 0·2)	0·1 (0 to 0·3)
Other musculoskeletal disorders	0 (0 to 0)	0 (0 to 0)	0 (0 to 0)	0 (0 to 0)	0·1 (0·1 to 0·2)	1 (0·5 to 1·5)	4·4 (2·8 to 6·7)	9·2 (6·3 to 12·9)	14·8 (9·8 to 21·5)	19·8 (13·2 to 28·6)	18·3 (12 to 26·3)
Other non-communicable diseases	49·3 (29 to 79·5)	26·2 (15·8 to 40·5)	76·4 (47·7 to 111)	34·1 (24 to 47·4)	16·6 (12·8 to 20·8)	31·1 (23·7 to 39·8)	38·3 (28·5 to 50·3)	49·6 (36·6 to 67·4)	59·5 (43·7 to 81·5)	66·4 (48 to 90·6)	61·3 (44·5 to 83·9)
Congenital birth defects	48·2 (28 to 77·9)	24·2 (14·5 to 38·1)	57·1 (33 to 87·2)	21·1 (13·3 to 31·9)	7·4 (5·4 to 9·9)	11·2 (7·5 to 15·6)	8 (5·4 to 12·2)	6 (4 to 8·7)	4·8 (3·2 to 7)	3·9 (2·7 to 5·7)	3·1 (2·2 to 4·2)
Neural tube defects	4·5 (1·4 to 10·7)	1·5 (0·4 to 4·1)	3 (0·7 to 8·2)	2·2 (0·5 to 6·7)	0·2 (0·1 to 0·4)	0·6 (0·3 to 1·3)	0·4 (0·2 to 0·9)	0·1 (0·1 to 0·2)	0·2 (0·1 to 0·3)	0·2 (0·1 to 0·3)	0·1 (0·1 to 0·2)
Congenital heart anomalies	16 (7·9 to 29·8)	10·3 (5·5 to 17·9)	25·8 (12·6 to 45·2)	8·4 (4·2 to 15)	2·1 (1·2 to 3·3)	3·4 (1·8 to 5·9)	2·4 (1·2 to 4·2)	1·7 (0·9 to 3)	1·4 (0·8 to 2·5)	0·9 (0·5 to 1·6)	0·8 (0·5 to 1·3)
Orofacial clefts	0 (0 to 0)	0 (0 to 0)	0 (0 to 0·1)	0·1 (0 to 0·1)	0·1 (0 to 0·1)	0·1 (0 to 0·1)	0·1 (0 to 0·1)	0·1 (0 to 0·1)	0·1 (0 to 0·1)	0·1 (0 to 0·1)	0 (0 to 0·1)
Down syndrome	0·7 (0·3 to 1·6)	0·5 (0·2 to 1)	2·7 (1 to 5·8)	1·7 (0·7 to 3·5)	0·4 (0·2 to 0·8)	0·7 (0·3 to 1·3)	0·5 (0·3 to 0·9)	0·6 (0·3 to 1·1)	0·5 (0·2 to 0·9)	0·5 (0·3 to 0·9)	0·5 (0·2 to 0·8)
Turner syndrome	0 (0 to 0)	0 (0 to 0)	0 (0 to 0)	0 (0 to 0)	0 (0 to 0)	0 (0 to 0)	0 (0 to 0)	0 (0 to 0)	0 (0 to 0)	0 (0 to 0)	0 (0 to 0)
Klinefelter syndrome	0 (0 to 0)	0 (0 to 0)	0 (0 to 0)	0 (0 to 0)	0 (0 to 0)	0 (0 to 0)	0 (0 to 0)	0 (0 to 0)	0 (0 to 0)	0 (0 to 0)	0 (0 to 0)
Other chromosomal abnormalities	5·6 (2·2 to 11·3)	3·6 (1·6 to 6·8)	8·3 (3·4 to 16·6)	1·3 (0·6 to 2·5)	0·5 (0·3 to 0·9)	0·9 (0·4 to 1·8)	0·7 (0·3 to 1·6)	0·6 (0·3 to 1·1)	0·4 (0·2 to 0·7)	0·3 (0·2 to 0·6)	0·1 (0·1 to 0·2)
Congenital musculoskeletal and limb anomalies	2·6 (1·1 to 5·2)	1·1 (0·5 to 2·2)	3 (1·5 to 5·7)	2·1 (1·3 to 3·1)	2·2 (1·3 to 3·4)	2·4 (1·4 to 3·7)	2·1 (1·3 to 3·2)	1·4 (0·9 to 2·1)	1·2 (0·8 to 1·8)	1 (0·6 to 1·6)	0·9 (0·5 to 1·4)
Urogenital congenital anomalies	0·3 (0·1 to 0·5)	0·1 (0·1 to 0·2)	0·1 (0·1 to 0·3)	0·1 (0·1 to 0·2)	0·1 (0·1 to 0·1)	0·1 (0·1 to 0·2)	0·1 (0 to 0·1)	0·1 (0 to 0·1)	0 (0 to 0·1)	0 (0 to 0·1)	0 (0 to 0)
Digestive congenital anomalies	4·8 (2·1 to 9·4)	2·6 (1·2 to 4·7)	3·9 (1·6 to 8)	0·9 (0·4 to 1·6)	0·2 (0·1 to 0·3)	0·2 (0·1 to 0·3)	0·1 (0 to 0·1)	0 (0 to 0·1)	0 (0 to 0)	0 (0 to 0)	0 (0 to 0)
Other congenital birth defects	13·6 (6·7 to 23·7)	4·5 (2·2 to 8)	10·2 (4·3 to 20·6)	4·2 (1·9 to 7·7)	1·6 (0·9 to 2·6)	2·8 (1·6 to 4·7)	1·7 (0·8 to 2·9)	1·4 (0·7 to 2·5)	1 (0·5 to 1·7)	0·9 (0·5 to 1·6)	0·6 (0·3 to 1)
Urinary diseases and male infertility	0 (0 to 0)	0 (0 to 0·1)	0·3 (0·1 to 0·5)	0·3 (0·2 to 0·4)	0·3 (0·2 to 0·4)	0·5 (0·3 to 0·7)	0·5 (0·3 to 0·8)	0·6 (0·4 to 0·9)	0·7 (0·5 to 1)	0·9 (0·6 to 1·3)	0·9 (0·6 to 1·2)
Urolithiasis	0 (0 to 0)	0 (0 to 0)	0 (0 to 0)	0 (0 to 0)	0 (0 to 0)	0 (0 to 0)	0 (0 to 0)	0 (0 to 0·1)	0 (0 to 0·1)	0·1 (0·1 to 0·2)	0·1 (0·1 to 0·2)
Benign prostatic hyperplasia	0 (0 to 0)	0 (0 to 0)	0 (0 to 0)	0 (0 to 0)	0 (0 to 0)	0 (0 to 0)	0 (0 to 0)	0 (0 to 0)	0 (0 to 0)	0 (0 to 0)	0 (0 to 0)
Male infertility	--	--	--	--	--	--	--	--	--	--	--
Other urinary diseases	0 (0 to 0)	0 (0 to 0·1)	0 (0 to 0·1)	0·1 (0·1 to 0·2)	0·1 (0 to 0·1)	0·1 (0·1 to 0·2)	0·1 (0·1 to 0·2)	0·1 (0·1 to 0·2)	0·1 (0 to 0·1)	0·1 (0·1 to 0·2)	0·1 (0·1 to 0·2)
Gynecological diseases	0 (0 to 0)	0 (0 to 0)	0 (0 to 0)	0 (0 to 0)	0 (0 to 0)	3·8 (1·9 to 6·7)	10·4 (6 to 17·6)	21 (13·3 to 32·5)	30·3 (19·7 to 44·2)	36·9 (24·3 to 53·3)	35·3 (23·7 to 51·3)
Uterine fibroids	0 (0 to 0)	0 (0 to 0)	0 (0 to 0)	0 (0 to 0)	0 (0 to 0)	0·1 (0 to 0·1)	0·2 (0·1 to 0·3)	0·4 (0·1 to 0·8)	0·9 (0·4 to 1·9)	2 (0·9 to 4·1)	2·9 (1·4 to 5·8)
Polycystic ovarian syndrome	0 (0 to 0)	0 (0 to 0)	0 (0 to 0)	0 (0 to 0)	0 (0 to 0)	0·1 (0·1 to 0·3)	0·7 (0·3 to 1·4)	0·7 (0·3 to 1·5)	0·7 (0·3 to 1·4)	0·7 (0·3 to 1·4)	0·6 (0·2 to 1·1)
Female infertility	0 (0 to 0)	0 (0 to 0)	0 (0 to 0)	0 (0 to 0)	0 (0 to 0)	0 (0 to 0)	0 (0 to 0)	0·7 (0·1 to 1·9)	1 (0·3 to 2·7)	1·3 (0·3 to 3·7)	1·2 (0·2 to 3·6)
Endometriosis	0 (0 to 0)	0 (0 to 0)	0 (0 to 0)	0 (0 to 0)	0 (0 to 0)	0 (0 to 0)	0·8 (0·3 to 1·6)	3 (1·4 to 5·5)	3·4 (1·7 to 6·1)	2·9 (1·4 to 5·1)	2·2 (1·1 to 4)
Genital prolapse	0 (0 to 0)	0 (0 to 0)	0 (0 to 0)	0 (0 to 0)	0 (0 to 0)	0 (0 to 0)	0·1 (0 to 0·2)	0·1 (0 to 0·3)	0·1 (0·1 to 0·3)	0·2 (0·1 to 0·4)	0·3 (0·1 to 0·6)
Premenstrual syndrome	0 (0 to 0)	0 (0 to 0)	0 (0 to 0)	0 (0 to 0)	0 (0 to 0)	3·4 (1·6 to 6·3)	8·2 (4·1 to 14·9)	9·5 (4·8 to 16·7)	9·5 (5·5 to 15·6)	9·8 (5·1 to 15·8)	9·5 (5·3 to 15·1)
Other gynecological diseases	0 (0 to 0)	0 (0 to 0)	0 (0 to 0)	0 (0 to 0)	0 (0 to 0)	0·2 (0 to 0·4)	0·6 (0·3 to 1)	6·6 (3·9 to 10·3)	14·6 (8·5 to 22·9)	20·2 (12·2 to 31·3)	18·6 (11·1 to 29·5)
Hemoglobinopathies and hemolytic anemias	0·3 (0·2 to 0·5)	0·2 (0·1 to 0·4)	2·1 (1 to 3·9)	4·8 (2·6 to 8)	4·6 (2·8 to 6·9)	9·3 (5·6 to 14·3)	11 (7·1 to 16·3)	12·2 (7·4 to 18·1)	11·3 (6·7 to 17·2)	8·5 (4·7 to 13·4)	5·6 (3·7 to 8·1)
Thalassemias	0 (0 to 0)	0 (0 to 0)	0 (0 to 0)	0 (0 to 0·1)	0 (0 to 0)	0 (0 to 0)	0 (0 to 0)	0 (0 to 0)	0 (0 to 0)	0 (0 to 0)	0 (0 to 0)
Thalassemias trait	0 (0 to 0)	0 (0 to 0)	0 (0 to 0)	0 (0 to 0·1)	0·1 (0 to 0·1)	0·1 (0 to 0·1)	0·3 (0·1 to 0·5)	0·3 (0·2 to 0·5)	0·3 (0·2 to 0·5)	0·3 (0·1 to 0·5)	0·2 (0·1 to 0·4)
Sickle cell disorders	0·3 (0·1 to 0·5)	0·2 (0·1 to 0·4)	1·8 (0·8 to 3·6)	4 (2 to 7)	3·6 (2·1 to 5·8)	8·2 (4·6 to 13)	8·9 (5·4 to 13·8)	7·7 (4·6 to 11·8)	5·9 (3·1 to 10·1)	4·3 (2·4 to 7·1)	3·2 (1·8 to 4·9)
Sickle cell trait	0 (0 to 0)	0 (0 to 0·1)	0·2 (0·1 to 0·3)	0·5 (0·2 to 0·8)	0·6 (0·2 to 1·2)	0·6 (0·2 to 1·3)	0·2 (0·1 to 0·5)	3·4 (0·6 to 7)	4·1 (1·1 to 7·6)	2·8 (0·4 to 6·6)	0·2 (0 to 0·4)
G6PD deficiency	0 (0 to 0)	0 (0 to 0)	0 (0 to 0)	0 (0 to 0·1)	0 (0 to 0·1)	0·1 (0 to 0·1)	0·7 (0·3 to 1·2)	0·2 (0·1 to 0·4)	0·3 (0·1 to 0·7)	0·3 (0·1 to 0·7)	0·9 (0·5 to 1·4)
G6PD trait	0 (0 to 0)	0 (0 to 0)	0 (0 to 0)	0 (0 to 0)	0 (0 to 0)	0 (0 to 0)	0·1 (0 to 0·1)	0 (0 to 0)	0 (0 to 0)	0 (0 to 0)	0·1 (0 to 0·1)
Other hemoglobinopathies and hemolytic anemias	0 (0 to 0)	0 (0 to 0)	0·1 (0 to 0·2)	0·2 (0·1 to 0·5)	0·3 (0·1 to 0·6)	0·4 (0·1 to 0·8)	0·7 (0·3 to 1·4)	0·6 (0·3 to 1·1)	0·8 (0·4 to 1·3)	0·8 (0·4 to 1·3)	1·1 (0·6 to 1·7)
Endocrine, metabolic, blood, and immune disorders	0·8 (0·4 to 1·6)	1·1 (0·5 to 2·1)	12·9 (5·9 to 23·5)	6·8 (3·6 to 11·6)	3 (1·9 to 4·4)	4·5 (3 to 6·7)	5·7 (3·7 to 8·3)	6 (3·9 to 9)	7 (4·5 to 10·7)	9 (5·7 to 13·2)	9·1 (6·1 to 13)
Oral disorders	0 (0 to 0)	0 (0 to 0)	0 (0 to 0)	1·1 (0·6 to 1·8)	1·4 (0·8 to 2·5)	1·7 (0·9 to 3)	2·6 (1·4 to 4·5)	3·8 (2 to 7)	5·4 (2·8 to 10·2)	7·1 (3·4 to 13·3)	7·4 (3·6 to 14·1)
Caries of deciduous teeth	0 (0 to 0)	0 (0 to 0)	0 (0 to 0)	0·3 (0·1 to 0·7)	0·4 (0·1 to 0·8)	0 (0 to 0·1)	0 (0 to 0)	0 (0 to 0)	0 (0 to 0)	0 (0 to 0)	0 (0 to 0)
Caries of permanent teeth	0 (0 to 0)	0 (0 to 0)	0 (0 to 0)	0 (0 to 0)	0·3 (0·1 to 0·8)	0·8 (0·3 to 1·7)	0·9 (0·3 to 1·9)	0·9 (0·4 to 2)	0·9 (0·4 to 1·9)	0·9 (0·4 to 1·8)	0·8 (0·3 to 1·6)
Periodontal diseases	0 (0 to 0)	0 (0 to 0)	0 (0 to 0)	0 (0 to 0)	0 (0 to 0)	0 (0 to 0)	0·3 (0·1 to 0·9)	1·1 (0·3 to 2·8)	2·5 (0·8 to 6)	3·8 (1·3 to 8·8)	4·3 (1·5 to 9·8)
Other oral disorders	0 (0 to 0)	0 (0 to 0)	0 (0 to 0)	0·7 (0·4 to 1·2)	0·7 (0·4 to 1·2)	0·9 (0·5 to 1·4)	1·4 (0·8 to 2·1)	1·6 (0·9 to 2·5)	1·7 (1 to 2·6)	1·8 (1·1 to 2·7)	1·6 (0·9 to 2·5)
Sudden infant death syndrome	--	0·6 (0·2 to 1·2)	4·1 (1·3 to 9)	--	--	--	--	--	--	--	--
Injuries	2·2 (1·3 to 3·6)	1·4 (0·8 to 2·5)	11 (6·8 to 17·3)	24 (16·4 to 33·7)	16·4 (13·3 to 20·1)	36·6 (28·8 to 45·8)	50·6 (38·7 to 64·1)	55·5 (42·4 to 72·5)	44·5 (33·5 to 58·6)	42·2 (32·6 to 54·3)	32·3 (25·5 to 40·7)
Transport injuries	0·2 (0·1 to 0·4)	0·1 (0·1 to 0·3)	1·5 (0·7 to 2·8)	5·4 (2·9 to 9·1)	5·3 (3·5 to 7·8)	14·2 (9·7 to 20)	20·8 (13·2 to 31·7)	20·6 (13·3 to 29·9)	14·5 (9·7 to 21·5)	12·6 (8·6 to 18·3)	9·7 (6·7 to 13·4)
Road injuries	0·2 (0·1 to 0·3)	0·1 (0 to 0·2)	1·2 (0·6 to 2·5)	4·9 (2·6 to 8·2)	4·9 (3·2 to 7·2)	13 (8·8 to 18·4)	19·6 (12·2 to 30·1)	19·2 (12·4 to 28·1)	13·4 (9·1 to 20·1)	11·6 (8 to 17·1)	9·1 (6·3 to 12·5)
Pedestrian road injuries	0·1 (0 to 0·2)	0 (0 to 0·1)	0·4 (0·2 to 0·9)	2·6 (1·2 to 4·8)	2·3 (1·3 to 3·7)	5·4 (3·2 to 8·4)	3·8 (1·9 to 7)	3·5 (1·9 to 5·8)	2·4 (1·4 to 4·1)	2·7 (1·6 to 4·4)	2·3 (1·4 to 3·7)
Cyclist road injuries	0 (0 to 0)	0 (0 to 0)	0 (0 to 0)	0·2 (0·1 to 0·4)	0·3 (0·1 to 0·4)	1·1 (0·6 to 1·9)	1·3 (0·8 to 2·2)	1·2 (0·7 to 1·9)	1·1 (0·7 to 1·6)	1·1 (0·8 to 1·4)	1 (0·7 to 1·4)
Motorcyclist road injuries	0 (0 to 0)	0 (0 to 0)	0·1 (0 to 0·3)	0·2 (0·1 to 0·4)	0·3 (0·1 to 0·5)	0·8 (0·4 to 1·5)	3 (1·4 to 5·5)	3·2 (1·7 to 5·7)	2·2 (1·2 to 3·7)	1·5 (0·9 to 2·5)	1·2 (0·8 to 1·9)
Motor vehicle road injuries	0·1 (0 to 0·1)	0 (0 to 0·1)	0·7 (0·3 to 1·4)	1·8 (0·8 to 3·3)	2 (1·1 to 3·3)	5·5 (3·2 to 8·7)	11·2 (6·5 to 17·7)	11 (6·7 to 17·2)	7·5 (4·6 to 11·7)	6 (3·8 to 9·1)	4·3 (2·7 to 6·4)
Other road injuries	0 (0 to 0)	0 (0 to 0)	0 (0 to 0·1)	0·1 (0 to 0·2)	0·1 (0 to 0·2)	0·2 (0·1 to 0·3)	0·2 (0·1 to 0·4)	0·3 (0·1 to 0·4)	0·3 (0·2 to 0·5)	0·3 (0·2 to 0·4)	0·2 (0·1 to 0·3)
Other transport injuries	0 (0 to 0·1)	0 (0 to 0·1)	0·2 (0·1 to 0·5)	0·6 (0·2 to 1·1)	0·4 (0·2 to 0·8)	1·2 (0·7 to 2·1)	1·2 (0·6 to 2·4)	1·3 (0·7 to 2·3)	1 (0·5 to 1·8)	1 (0·5 to 1·8)	0·7 (0·4 to 1·2)
Unintentional injuries	1·3 (0·8 to 2·2)	1·1 (0·7 to 2·1)	8·4 (5 to 13·7)	16·5 (10·9 to 23·7)	9·7 (7·6 to 12·2)	17·5 (13·5 to 22·6)	15·3 (11·8 to 19·4)	15·4 (11·9 to 19·5)	14·6 (11·2 to 18·7)	15·8 (12·3 to 20·3)	13·8 (10·8 to 17·6)
Falls	0 (0 to 0)	0 (0 to 0)	0·1 (0·1 to 0·2)	0·4 (0·2 to 0·5)	0·6 (0·4 to 0·9)	1·1 (0·7 to 1·5)	1·4 (0·9 to 1·9)	1·5 (1 to 2·2)	1·8 (1·2 to 2·5)	2 (1·4 to 2·9)	2 (1·4 to 2·9)
Drowning	0·1 (0 to 0·2)	0·1 (0 to 0·1)	0·9 (0·4 to 1·8)	4·5 (2·1 to 8·4)	2·4 (1·3 to 4·2)	6 (3·5 to 9·7)	2·9 (1·6 to 4·7)	1·5 (0·9 to 2·5)	1·1 (0·6 to 1·8)	1 (0·6 to 1·6)	0·7 (0·4 to 1·1)
Fire, heat, and hot substances	0·1 (0 to 0·2)	0·1 (0·1 to 0·2)	1·5 (0·6 to 2·7)	4·4 (2·1 to 7·5)	2·5 (1·6 to 3·7)	3·7 (2·6 to 5·3)	4·3 (3 to 6)	4·7 (3·2 to 6·5)	4·7 (3·4 to 6·5)	5·1 (3·6 to 6·9)	4·5 (3·3 to 6)
Poisonings	0·1 (0 to 0·3)	0·2 (0·1 to 0·6)	0·9 (0·3 to 2·3)	2·6 (1·1 to 5·8)	0·7 (0·4 to 1·3)	0·9 (0·4 to 1·6)	1 (0·5 to 1·9)	1·1 (0·6 to 2)	0·8 (0·4 to 1·6)	0·8 (0·5 to 1·4)	0·7 (0·4 to 1·2)
Poisoning by carbon monoxide	0 (0 to 0·1)	0 (0 to 0·1)	0·1 (0 to 0·2)	0·4 (0·1 to 1·1)	0·1 (0 to 0·2)	0·1 (0·1 to 0·3)	0·3 (0·1 to 0·6)	0·4 (0·2 to 0·7)	0·2 (0·1 to 0·5)	0·3 (0·1 to 0·5)	0·2 (0·1 to 0·4)
Poisoning by other means	0·1 (0 to 0·2)	0·2 (0·1 to 0·5)	0·9 (0·3 to 2·2)	2·2 (0·9 to 4·8)	0·6 (0·3 to 1·1)	0·7 (0·3 to 1·4)	0·7 (0·4 to 1·4)	0·7 (0·4 to 1·3)	0·6 (0·3 to 1·1)	0·6 (0·3 to 1)	0·5 (0·3 to 0·9)
Exposure to mechanical forces	0·1 (0 to 0·3)	0·1 (0 to 0·7)	0·4 (0·1 to 1·5)	1·1 (0·5 to 2·4)	1·2 (0·8 to 1·8)	2·1 (1·4 to 3·3)	2·1 (1·4 to 3)	2·3 (1·5 to 3·2)	2·1 (1·4 to 3)	2·2 (1·5 to 3·1)	2 (1·4 to 2·8)
Unintentional firearm injuries	0 (0 to 0·1)	0 (0 to 0·1)	0 (0 to 0·2)	0·1 (0 to 0·2)	0·1 (0·1 to 0·2)	0·3 (0·2 to 0·6)	0·5 (0·2 to 0·9)	0·6 (0·3 to 1)	0·4 (0·2 to 0·7)	0·4 (0·3 to 0·7)	0·4 (0·2 to 0·5)
Other exposure to mechanical forces	0·1 (0 to 0·3)	0·1 (0 to 0·7)	0·3 (0·1 to 1·4)	1·1 (0·5 to 2·3)	1·1 (0·7 to 1·6)	1·8 (1·1 to 2·8)	1·6 (1·1 to 2·4)	1·7 (1·1 to 2·5)	1·7 (1·1 to 2·4)	1·8 (1·2 to 2·5)	1·6 (1·1 to 2·4)
Adverse effects of medical treatment	0·3 (0·2 to 0·6)	0·3 (0·1 to 0·5)	1·2 (0·6 to 2·3)	0·8 (0·5 to 1·3)	0·4 (0·2 to 0·6)	0·7 (0·4 to 1·2)	0·8 (0·4 to 1·3)	1·4 (0·8 to 2·2)	1·1 (0·7 to 1·8)	1·5 (0·8 to 2·6)	1 (0·6 to 1·7)
Animal contact	0 (0 to 0)	0 (0 to 0)	0·1 (0 to 0·1)	0·1 (0·1 to 0·2)	0·2 (0·1 to 0·2)	0·2 (0·1 to 0·3)	0·2 (0·1 to 0·3)	0·2 (0·2 to 0·3)	0·2 (0·2 to 0·3)	0·2 (0·2 to 0·4)	0·2 (0·1 to 0·3)
Venomous animal contact	0 (0 to 0)	0 (0 to 0)	0 (0 to 0·1)	0·1 (0 to 0·1)	0·1 (0 to 0·1)	0·2 (0·1 to 0·2)	0·1 (0·1 to 0·2)	0·2 (0·1 to 0·2)	0·2 (0·1 to 0·3)	0·2 (0·1 to 0·3)	0·1 (0·1 to 0·2)
Non-venomous animal contact	0 (0 to 0)	0 (0 to 0)	0 (0 to 0·1)	0·1 (0 to 0·2)	0·1 (0 to 0·1)	0·1 (0 to 0·1)	0·1 (0 to 0·1)	0·1 (0 to 0·1)	0·1 (0 to 0·1)	0·1 (0 to 0·1)	0·1 (0 to 0·1)
Foreign body	0·6 (0·2 to 1·1)	0·3 (0·1 to 0·5)	3·1 (1·3 to 6·2)	1·6 (0·9 to 2·7)	0·5 (0·4 to 0·8)	0·9 (0·6 to 1·3)	0·5 (0·3 to 0·7)	0·5 (0·4 to 0·7)	0·5 (0·3 to 0·7)	0·5 (0·4 to 0·7)	0·4 (0·3 to 0·6)
Pulmonary aspiration and foreign body in airway	0·6 (0·2 to 1·1)	0·3 (0·1 to 0·5)	3 (1·2 to 6·2)	1·4 (0·8 to 2·5)	0·4 (0·3 to 0·6)	0·7 (0·4 to 1·1)	0·2 (0·2 to 0·4)	0·3 (0·2 to 0·4)	0·3 (0·2 to 0·4)	0·2 (0·2 to 0·4)	0·2 (0·2 to 0·3)
Foreign body in eyes	0 (0 to 0)	0 (0 to 0)	0 (0 to 0)	0 (0 to 0·1)	0 (0 to 0·1)	0·1 (0 to 0·1)	0·1 (0 to 0·2)	0·1 (0 to 0·2)	0·1 (0 to 0·2)	0·1 (0 to 0·3)	0·1 (0 to 0·2)
Foreign body in other body part	0 (0 to 0)	0 (0 to 0)	0 (0 to 0·1)	0·1 (0·1 to 0·1)	0·1 (0·1 to 0·2)	0·1 (0·1 to 0·2)	0·1 (0·1 to 0·2)	0·1 (0·1 to 0·2)	0·1 (0·1 to 0·2)	0·1 (0·1 to 0·2)	0·1 (0·1 to 0·2)
Environmental heat and cold exposure	0 (0 to 0)	0 (0 to 0)	0·1 (0 to 0·1)	0·2 (0·1 to 0·3)	0·4 (0·2 to 0·6)	0·5 (0·4 to 0·8)	0·6 (0·4 to 0·9)	0·7 (0·4 to 0·9)	0·7 (0·5 to 1)	0·8 (0·6 to 1·2)	0·7 (0·5 to 1·1)
Exposure to forces of nature	0 (0 to 0)	0 (0 to 0)	0 (0 to 0)	0·1 (0·1 to 0·2)	0 (0 to 0·1)	0·1 (0·1 to 0·2)	0·2 (0·1 to 0·3)	0·2 (0·1 to 0·3)	0·2 (0·1 to 0·3)	0·2 (0·1 to 0·3)	0·2 (0·1 to 0·3)
Other unintentional injuries	0 (0 to 0·1)	0 (0 to 0)	0·2 (0·1 to 0·3)	0·6 (0·4 to 1)	0·8 (0·5 to 1·2)	1·3 (0·8 to 1·9)	1·2 (0·8 to 1·8)	1·3 (0·8 to 1·8)	1·3 (0·9 to 1·9)	1·4 (0·9 to 2)	1·2 (0·8 to 1·8)
Self-harm and interpersonal violence	0·7 (0·3 to 1·6)	0·1 (0 to 0·3)	1·1 (0·5 to 2·3)	2·1 (0·9 to 4·2)	1·4 (0·9 to 2·1)	4·9 (3·2 to 7·5)	14·5 (9·2 to 22)	19·6 (12·3 to 30·4)	15·4 (9·7 to 22·9)	13·9 (8·7 to 21·4)	8·7 (5·8 to 12·8)
Self-harm	0 (0 to 0)	0 (0 to 0)	0 (0 to 0)	0 (0 to 0)	0 (0 to 0)	0·8 (0·4 to 1·3)	3·2 (1·8 to 5·5)	3·9 (2·1 to 6·5)	3 (1·8 to 5)	3 (1·8 to 4·6)	2 (1·2 to 3)
Self-harm by firearm	0 (0 to 0)	0 (0 to 0)	0 (0 to 0)	0 (0 to 0)	0 (0 to 0)	0 (0 to 0)	0·1 (0 to 0·2)	0·1 (0 to 0·2)	0·1 (0 to 0·1)	0·1 (0 to 0·2)	0 (0 to 0·1)
Self-harm by other specified means	0 (0 to 0)	0 (0 to 0)	0 (0 to 0)	0 (0 to 0)	0 (0 to 0)	0·7 (0·4 to 1·2)	3·1 (1·8 to 5·4)	3·8 (2·1 to 6·4)	3 (1·7 to 4·9)	2·9 (1·8 to 4·5)	1·9 (1·2 to 3)
Interpersonal violence	0·7 (0·3 to 1·6)	0·1 (0 to 0·3)	1·1 (0·5 to 2·3)	2·1 (0·9 to 4·2)	1·4 (0·8 to 2·1)	4·2 (2·5 to 6·7)	11·2 (6·3 to 18·4)	15·6 (8·9 to 26·4)	12·3 (7·3 to 19·4)	10·9 (6·3 to 17·9)	6·5 (4 to 10·2)
Physical violence by firearm	0 (0 to 0)	0 (0 to 0)	0 (0 to 0·1)	0·2 (0·1 to 0·5)	0·2 (0·1 to 0·3)	0·8 (0·3 to 1·8)	3·3 (1·4 to 6·5)	4·3 (1·9 to 8·3)	3 (1·3 to 5·8)	2·5 (1·1 to 4·6)	1·4 (0·6 to 2·7)
Physical violence by sharp object	0 (0 to 0·1)	0 (0 to 0)	0·1 (0 to 0·1)	0·2 (0·1 to 0·4)	0·2 (0·1 to 0·3)	0·8 (0·4 to 1·6)	4 (1·8 to 7·5)	6·4 (3·1 to 12)	5·2 (2·6 to 9·2)	4·4 (2·2 to 8·2)	2·6 (1·3 to 4·6)
Sexual violence	0 (0 to 0)	0 (0 to 0)	0 (0 to 0)	0 (0 to 0)	0·2 (0·1 to 0·2)	0·4 (0·2 to 0·6)	0·9 (0·5 to 1·5)	1·2 (0·7 to 1·8)	1·1 (0·6 to 1·7)	1 (0·6 to 1·7)	0·8 (0·4 to 1·3)
Physical violence by other means	0·7 (0·2 to 1·5)	0·1 (0 to 0·3)	1 (0·4 to 2·1)	1·7 (0·7 to 3·4)	0·9 (0·5 to 1·4)	2·2 (1·2 to 3·8)	3 (1·4 to 5·5)	3·7 (1·8 to 7·1)	3 (1·5 to 5·5)	3 (1·5 to 5·3)	1·7 (0·9 to 2·8)
Conflict and terrorism	0 (0 to 0)	0 (0 to 0)	0 (0 to 0)	0 (0 to 0)	0 (0 to 0)	0 (0 to 0)	0 (0 to 0)	0 (0 to 0)	0 (0 to 0)	0 (0 to 0·1)	0·2 (0·1 to 0·4)

Osteoarthritis other	0·2 (0·1 to 0·5)	0·5 (0·2 to 1·1)	0·9 (0·4 to 2)	1·2 (0·5 to 2·5)	1·3 (0·6 to 2·9)	1·3 (0·6 to 2·8)	1·2 (0·6 to 2·5)	1·1 (0·6 to 2·4)	1 (0·5 to 2)	0·6 (0·3 to 1·3)	0·3 (0·1 to 0·6)	0·1 (0 to 0·2)	9·9
Low back pain	22·9 (13·9 to 35·2)	28·1 (16·8 to 45·2)	33 (20·2 to 50·5)	30·9 (18·8 to 46·3)	26·9 (16·9 to 39·9)	22·8 (14·4 to 34·7)	18·3 (11·3 to 27·1)	15·9 (9·9 to 23·5)	13 (8·2 to 19·4)	7 (4·3 to 10·1)	2·4 (1·5 to 3·5)	0·7 (0·4 to 1·1)	326
Neck pain	5·2 (2·6 to 9·2)	6·6 (3·2 to 11·8)	6·7 (3·5 to 12·6)	5·9 (2·8 to 10·7)	4·8 (2·4 to 8·4)	3·9 (2 to 6·5)	2·9 (1·6 to 5·1)	2·3 (1·1 to 4·3)	1·6 (0·8 to 2·9)	0·9 (0·4 to 1·5)	0·3 (0·2 to 0·5)	0·1 (0·1 to 0·2)	55·3
Gout	0·1 (0 to 0·3)	0·2 (0·1 to 0·4)	0·2 (0·1 to 0·5)	0·2 (0·1 to 0·5)	0·2 (0·1 to 0·5)	0·2 (0·1 to 0·4)	0·2 (0·1 to 0·3)	0·2 (0·1 to 0·3)	0·1 (0·1 to 0·3)	0·1 (0 to 0·2)	0 (0 to 0·1)	0 (0 to 0)	2·2
Other musculoskeletal disorders	17·2 (11·3 to 25·3)	20·6 (13·7 to 30)	22·5 (14·3 to 34·1)	20·5 (12·5 to 30·2)	17·2 (10·1 to 27)	13·8 (8·6 to 20·9)	10 (5·7 to 16·1)	7·1 (4·2 to 10·6)	4·7 (2·6 to 7·8)	3·5 (2·2 to 5)	1·3 (0·8 to 2)	0·4 (0·2 to 0·6)	206
Other non-communicable diseases	55·9 (40·3 to 75·6)	60·6 (43·6 to 81·9)	56·9 (40·1 to 76·8)	48·5 (34·8 to 66·4)	43·7 (31·9 to 59·7)	38 (27·7 to 51·4)	30·7 (22·6 to 40·9)	27·5 (20·4 to 36·1)	22·2 (16·9 to 28·5)	14·7 (11·4 to 18·9)	6·4 (4·9 to 8·2)	2·1 (1·5 to 2·9)	916
Congenital birth defects	2·5 (1·8 to 3·5)	2·7 (1·9 to 3·7)	2·3 (1·6 to 3·2)	1·9 (1·4 to 2·6)	1·3 (0·9 to 1·7)	1 (0·7 to 1·3)	0·3 (0·2 to 0·5)	0·2 (0·1 to 0·3)	0·1 (0·1 to 0·2)	0·1 (0 to 0·1)	0 (0 to 0)	0 (0 to 0)	207
Neural tube defects	0·1 (0 to 0·1)	0 (0 to 0·1)	0 (0 to 0·1)	0 (0 to 0·1)	0 (0 to 0)	0 (0 to 0·1)	0 (0 to 0)	0 (0 to 0)	0 (0 to 0)	0 (0 to 0)	0 (0 to 0)	0 (0 to 0)	13·4
Congenital heart anomalies	0·6 (0·4 to 1)	0·6 (0·3 to 1)	0·4 (0·2 to 0·7)	0·3 (0·2 to 0·5)	0·2 (0·1 to 0·3)	0·2 (0·1 to 0·3)	0 (0 to 0)	0 (0 to 0)	0 (0 to 0)	0 (0 to 0)	0 (0 to 0)	0 (0 to 0)	75·8
Orofacial clefts	0 (0 to 0·1)	0 (0 to 0·1)	0 (0 to 0·1)	0 (0 to 0·1)	0 (0 to 0·1)	0 (0 to 0·1)	0 (0 to 0)	0 (0 to 0)	0 (0 to 0)	0 (0 to 0)	0 (0 to 0)	0 (0 to 0)	0·9
Down syndrome	0·4 (0·2 to 0·7)	0·6 (0·3 to 1·1)	0·5 (0·3 to 0·9)	0·5 (0·2 to 0·8)	0·3 (0·1 to 0·5)	0·1 (0 to 0·2)	0 (0 to 0)	0 (0 to 0)	0 (0 to 0)	0 (0 to 0)	0 (0 to 0)	0 (0 to 0)	11·6
Turner syndrome	0 (0 to 0)	0 (0 to 0)	0 (0 to 0)	0 (0 to 0)	0 (0 to 0)	0 (0 to 0)	0 (0 to 0)	0 (0 to 0)	0 (0 to 0)	0 (0 to 0)	0 (0 to 0)	0 (0 to 0)	0·1
Klinefelter syndrome	0 (0 to 0)	0 (0 to 0)	0 (0 to 0)	0 (0 to 0)	0 (0 to 0)	0 (0 to 0)	0 (0 to 0)	0 (0 to 0)	0 (0 to 0)	0 (0 to 0)	0 (0 to 0)	0 (0 to 0)	0
Other chromosomal abnormalities	0·1 (0·1 to 0·2)	0 (0 to 0·1)	0·1 (0 to 0·1)	0 (0 to 0)	0 (0 to 0)	0 (0 to 0)	0 (0 to 0)	0 (0 to 0)	0 (0 to 0)	0 (0 to 0)	0 (0 to 0)	0 (0 to 0)	22·5
Congenital musculoskeletal and limb anomalies	0·8 (0·5 to 1·2)	0·9 (0·5 to 1·2)	0·8 (0·5 to 1·3)	0·7 (0·4 to 1·1)	0·6 (0·3 to 0·9)	0·4 (0·3 to 0·7)	0·2 (0·1 to 0·4)	0·1 (0·1 to 0·2)	0·1 (0 to 0·1)	0 (0 to 0·1)	0 (0 to 0)	0 (0 to 0)	24·6
Urogenital congenital anomalies	0 (0 to 0)	0 (0 to 0)	0 (0 to 0)	0 (0 to 0)	0 (0 to 0)	0 (0 to 0)	0 (0 to 0)	0 (0 to 0)	0 (0 to 0)	0 (0 to 0)	0 (0 to 0)	0 (0 to 0)	1·2
Digestive congenital anomalies	0 (0 to 0)	0 (0 to 0)	0 (0 to 0)	0 (0 to 0)	0 (0 to 0)	0 (0 to 0)	0 (0 to 0)	0 (0 to 0)	0 (0 to 0)	0 (0 to 0)	0 (0 to 0)	0 (0 to 0)	12·8
Other congenital birth defects	0·4 (0·3 to 0·7)	0·5 (0·2 to 0·8)	0·3 (0·2 to 0·6)	0·3 (0·2 to 0·5)	0·2 (0·1 to 0·3)	0·2 (0·1 to 0·3)	0 (0 to 0·1)	0 (0 to 0·1)	0 (0 to 0·1)	0 (0 to 0)	0 (0 to 0)	0 (0 to 0)	44·5
Urinary diseases and male infertility	0·9 (0·6 to 1·3)	1·1 (0·7 to 1·7)	1·1 (0·7 to 1·6)	1·1 (0·7 to 1·6)	1·2 (0·7 to 2)	1·2 (0·7 to 1·9)	1·2 (0·7 to 1·9)	1·5 (0·9 to 2·4)	1·7 (1 to 2·8)	1·2 (0·7 to 2·1)	0·6 (0·4 to 1)	0·2 (0·1 to 0·4)	17·9
Urolithiasis	0·1 (0·1 to 0·2)	0·2 (0·1 to 0·3)	0·1 (0 to 0·3)	0·1 (0·1 to 0·3)	0·1 (0·1 to 0·2)	0·1 (0·1 to 0·2)	0·1 (0 to 0·1)	0 (0 to 0·1)	0 (0 to 0·1)	0 (0 to 0)	0 (0 to 0)	0 (0 to 0)	1·3
Benign prostatic hyperplasia	0 (0 to 0)	0 (0 to 0)	0 (0 to 0)	0 (0 to 0)	0 (0 to 0)	0 (0 to 0)	0 (0 to 0)	0 (0 to 0)	0 (0 to 0)	0 (0 to 0)	0 (0 to 0)	0 (0 to 0)	0
Male infertility	--	--	--	--	--	--	--	--	--	--	--	--	NA
Other urinary diseases	0·1 (0·1 to 0·2)	0·1 (0·1 to 0·2)	0·1 (0·1 to 0·2)	0·1 (0·1 to 0·2)	0·1 (0·1 to 0·2)	0·1 (0 to 0·1)	0 (0 to 0·1)	0 (0 to 0·1)	0 (0 to 0·1)	0 (0 to 0)	0 (0 to 0)	0 (0 to 0)	1·7
Gynecological diseases	30·6 (19·9 to 43·9)	28·8 (18·8 to 41)	21·8 (13 to 32·8)	12·3 (7·5 to 18·1)	7·8 (4·5 to 12)	5·7 (3·5 to 8·5)	4 (2·5 to 5·7)	2·9 (1·9 to 4·3)	2·1 (1·3 to 3·1)	1·2 (0·8 to 1·8)	0·5 (0·3 to 0·7)	0·2 (0·1 to 0·3)	256
Uterine fibroids	2·9 (1·4 to 5·2)	3·1 (1·5 to 5·5)	2·3 (1·1 to 4·2)	1·5 (0·7 to 2·7)	0·8 (0·4 to 1·6)	0·5 (0·2 to 0·9)	0·3 (0·1 to 0·5)	0·2 (0·1 to 0·3)	0·1 (0 to 0·2)	0 (0 to 0·1)	0 (0 to 0)	0 (0 to 0)	18
Polycystic ovarian syndrome	0·5 (0·2 to 0·9)	0·4 (0·2 to 0·9)	0·1 (0 to 0·3)	0 (0 to 0)	0 (0 to 0)	0 (0 to 0)	0 (0 to 0)	0 (0 to 0)	0 (0 to 0)	0 (0 to 0)	0 (0 to 0)	0 (0 to 0)	4·5
Female infertility	1 (0·1 to 2·7)	0 (0 to 0·2)	0 (0 to 0)	0 (0 to 0)	0 (0 to 0)	0 (0 to 0)	0 (0 to 0)	0 (0 to 0)	0 (0 to 0)	0 (0 to 0)	0 (0 to 0)	0 (0 to 0)	5·2
Endometriosis	1·9 (0·9 to 3·2)	1·8 (1 to 3)	1 (0·5 to 1·8)	0 (0 to 0)	0 (0 to 0)	0 (0 to 0)	0 (0 to 0)	0 (0 to 0)	0 (0 to 0)	0 (0 to 0)	0 (0 to 0)	0 (0 to 0)	17
Genital prolapse	0·4 (0·2 to 0·8)	0·6 (0·3 to 1·1)	0·7 (0·3 to 1·3)	0·6 (0·3 to 1·2)	0·5 (0·3 to 1)	0·5 (0·2 to 0·9)	0·4 (0·2 to 0·7)	0·3 (0·1 to 0·6)	0·2 (0·1 to 0·4)	0·1 (0·1 to 0·3)	0·1 (0 to 0·1)	0 (0 to 0)	5·3
Premenstrual syndrome	8·1 (4·6 to 13·4)	6·4 (3·7 to 10·7)	2·4 (1·2 to 4·4)	0 (0 to 0)	0 (0 to 0)	0 (0 to 0)	0 (0 to 0)	0 (0 to 0)	0 (0 to 0)	0 (0 to 0)	0 (0 to 0)	0 (0 to 0)	66·8
Other gynecological diseases	15·9 (8·9 to 25·1)	16·5 (9·4 to 25·2)	15·2 (7·6 to 24·3)	10·2 (5·9 to 15·6)	6·4 (3·4 to 10·4)	4·7 (2·7 to 7·3)	3·3 (2 to 4·9)	2·5 (1·5 to 3·8)	1·8 (1 to 2·8)	1 (0·6 to 1·6)	0·4 (0·2 to 0·7)	0·1 (0·1 to 0·2)	139
Hemoglobinopathies and hemolytic anemias	4·7 (3 to 6·9)	5·1 (3·3 to 7·5)	4·2 (2·7 to 6)	3·4 (2·3 to 4·9)	3·6 (2·4 to 5·3)	2·6 (1·6 to 4)	2·1 (1·4 to 3)	2·1 (1·3 to 3·1)	1·7 (1·1 to 2·4)	1·7 (1·1 to 2·4)	0·8 (0·5 to 1·1)	0·2 (0·1 to 0·3)	102
Thalassemias	0 (0 to 0)	0 (0 to 0)	0 (0 to 0)	0 (0 to 0)	0 (0 to 0)	0 (0 to 0)	0 (0 to 0)	0 (0 to 0)	0 (0 to 0)	0 (0 to 0)	0 (0 to 0)	0 (0 to 0)	0·1
Thalassemias trait	0·2 (0·1 to 0·3)	0·1 (0 to 0·1)	0·1 (0 to 0·1)	0·1 (0 to 0·1)	0 (0 to 0·1)	0 (0 to 0·1)	0 (0 to 0·1)	0 (0 to 0)	0 (0 to 0)	0 (0 to 0)	0 (0 to 0)	0 (0 to 0)	2·1
Sickle cell disorders	2·4 (1·3 to 4)	2·8 (1·6 to 4·7)	1·7 (1 to 2·8)	0·9 (0·5 to 1·5)	0·4 (0·2 to 0·7)	0·1 (0 to 0·2)	0 (0 to 0)	0 (0 to 0)	0 (0 to 0)	0 (0 to 0)	0 (0 to 0)	0 (0 to 0)	56·3
Sickle cell trait	0·5 (0·3 to 0·9)	0·6 (0·3 to 1·1)	0·7 (0·3 to 1·2)	0·6 (0·3 to 1·1)	0·5 (0·2 to 0·8)	0·3 (0·1 to 0·6)	0·2 (0·1 to 0·5)	0·2 (0·1 to 0·4)	0·2 (0·1 to 0·4)	0·1 (0·1 to 0·2)	0 (0 to 0·1)	0 (0 to 0)	16·6
G6PD deficiency	0·4 (0·2 to 0·7)	0·4 (0·1 to 0·7)	0·3 (0·1 to 0·6)	0·2 (0·1 to 0·5)	0·2 (0·1 to 0·5)	0·2 (0·1 to 0·3)	0·1 (0 to 0·1)	0 (0 to 0·1)	0 (0 to 0)	0 (0 to 0)	0 (0 to 0)	0 (0 to 0)	4·3
G6PD trait	0·1 (0 to 0·1)	0 (0 to 0)	0 (0 to 0)	0 (0 to 0)	0 (0 to 0)	0 (0 to 0)	0 (0 to 0)	0 (0 to 0)	0 (0 to 0)	0 (0 to 0)	0 (0 to 0)	0 (0 to 0)	0·2
Other hemoglobinopathies and hemolytic anemias	1·1 (0·6 to 1·7)	1·2 (0·7 to 1·9)	1·4 (0·8 to 2·2)	1·6 (1 to 2·5)	2·5 (1·6 to 3·7)	2·1 (1·3 to 3·1)	1·7 (1·1 to 2·5)	1·8 (1·1 to 2·7)	1·4 (0·9 to 2·1)	1·5 (1 to 2·2)	0·7 (0·5 to 1)	0·2 (0·1 to 0·3)	22·2
Endocrine, metabolic, blood, and immune disorders	9·9 (6·6 to 14·2)	13·1 (8·4 to 18·9)	14·5 (9·2 to 21·4)	15·4 (10·1 to 22·6)	15 (9·8 to 22·6)	13·3 (8·9 to 19·9)	11 (7·4 to 15·7)	10·3 (7·1 to 14·7)	8·3 (5·8 to 11·4)	5·8 (3·8 to 8·8)	2·6 (1·7 to 4)	0·9 (0·5 to 1·5)	186
Oral disorders	7·4 (3·6 to 13·5)	9·8 (5·2 to 17·2)	13 (7·3 to 22·3)	14·4 (8·4 to 23·4)	14·8 (8·9 to 23·4)	14·2 (8·7 to 22)	12·2 (7·7 to 18·8)	10·5 (6·6 to 15·7)	8·3 (5·3 to 12·1)	4·7 (3 to 7)	1·8 (1·1 to 2·7)	0·6 (0·4 to 0·9)	142
Caries of deciduous teeth	0 (0 to 0)	0 (0 to 0)	0 (0 to 0)	0 (0 to 0)	0 (0 to 0)	0 (0 to 0)	0 (0 to 0)	0 (0 to 0)	0 (0 to 0)	0 (0 to 0)	0 (0 to 0)	0 (0 to 0)	0·7
Caries of permanent teeth	0·6 (0·2 to 1·3)	0·6 (0·3 to 1·4)	0·7 (0·3 to 1·4)	0·5 (0·2 to 1·2)	0·4 (0·1 to 0·9)	0·3 (0·1 to 0·6)	0·2 (0·1 to 0·4)	0·2 (0·1 to 0·3)	0·1 (0 to 0·2)	0·1 (0 to 0·1)	0 (0 to 0)	0 (0 to 0)	9·2
Periodontal diseases	4·3 (1·5 to 9·3)	5·1 (2 to 10·7)	5·4 (2·1 to 11·3)	4·4 (1·7 to 9)	3·2 (1·3 to 6·4)	2·2 (0·9 to 4·5)	1·5 (0·6 to 3)	1·2 (0·5 to 2·4)	0·9 (0·3 to 1·8)	0·5 (0·2 to 1·1)	0·2 (0·1 to 0·4)	0·1 (0 to 0·1)	41
Other oral disorders	1·4 (0·8 to 2·1)	1·6 (0·9 to 2·4)	1·7 (1 to 2·5)	1·4 (0·8 to 2·2)	1·1 (0·7 to 1·7)	0·9 (0·5 to 1·4)	0·6 (0·4 to 1)	0·4 (0·3 to 0·6)	0·3 (0·2 to 0·4)	0·1 (0·1 to 0·2)	0 (0 to 0·1)	0 (0 to 0)	19·9
Sudden infant death syndrome	--	--	--	--	--	--	--	--	--	--	--	--	NA
Injuries	27·4 (21·8 to 34)	30·5 (24·2 to 37·7)	26·5 (21·3 to 33)	24·2 (19·3 to 29·9)	23·1 (18·8 to 28·4)	20·5 (16·4 to 25)	17·1 (14·1 to 20·6)	17·2 (14·2 to 20·6)	16·3 (13·5 to 19·5)	11·7 (9·5 to 14)	6·1 (4·9 to 7·4)	2·4 (1·9 to 3)	540
Transport injuries	8·4 (6 to 11·5)	9·4 (6·9 to 12·6)	7·4 (5·7 to 9·5)	6·7 (5·1 to 8·6)	6·4 (4·8 to 8·6)	5·7 (4·2 to 7·4)	4·2 (3·1 to 5·4)	3·7 (2·8 to 4·9)	2·8 (2·1 to 3·5)	1·5 (1·2 to 1·9)	0·6 (0·5 to 0·8)	0·2 (0·2 to 0·3)	162
Road injuries	7·6 (5·5 to 10·5)	8·8 (6·4 to 11·8)	6·9 (5·3 to 8·8)	6·2 (4·7 to 8)	6 (4·5 to 7·9)	5·4 (4 to 7·1)	3·9 (3 to 5·1)	3·4 (2·5 to 4·5)	2·6 (2 to 3·3)	1·4 (1·1 to 1·8)	0·6 (0·4 to 0·7)	0·2 (0·2 to 0·3)	150
Pedestrian road injuries	1·9 (1·2 to 3)	2·5 (1·6 to 3·7)	2 (1·4 to 2·9)	1·9 (1·3 to 2·7)	2·2 (1·5 to 3·3)	2·2 (1·5 to 3·2)	1·7 (1·2 to 2·4)	1·7 (1·1 to 2·4)	1·3 (0·9 to 1·8)	0·7 (0·5 to 1)	0·3 (0·2 to 0·4)	0·1 (0·1 to 0·1)	44·2
Cyclist road injuries	0·9 (0·6 to 1·2)	1 (0·7 to 1·4)	1 (0·7 to 1·4)	0·9 (0·6 to 1·2)	0·7 (0·5 to 1)	0·6 (0·4 to 0·8)	0·4 (0·3 to 0·6)	0·4 (0·3 to 0·5)	0·3 (0·2 to 0·4)	0·2 (0·1 to 0·2)	0·1 (0 to 0·1)	0 (0 to 0)	13·7
Motorcyclist road injuries	0·9 (0·6 to 1·3)	1 (0·7 to 1·5)	0·7 (0·5 to 1)	0·6 (0·5 to 0·9)	0·5 (0·4 to 0·7)	0·5 (0·3 to 0·6)	0·3 (0·2 to 0·4)	0·3 (0·2 to 0·4)	0·3 (0·2 to 0·3)	0·1 (0·1 to 0·2)	0·1 (0 to 0·1)	0 (0 to 0)	17·9
Motor vehicle road injuries	3·7 (2·5 to 5·5)	4·1 (2·7 to 5·9)	2·9 (2·1 to 3·9)	2·5 (1·8 to 3·5)	2·3 (1·6 to 3·4)	2 (1·3 to 2·7)	1·4 (1 to 1·9)	1 (0·7 to 1·5)	0·7 (0·5 to 0·9)	0·4 (0·3 to 0·5)	0·2 (0·1 to 0·2)	0·1 (0 to 0·1)	71·2
Other road injuries	0·2 (0·1 to 0·3)	0·2 (0·2 to 0·3)	0·2 (0·2 to 0·3)	0·2 (0·1 to 0·3)	0·2 (0·1 to 0·3)	0·2 (0·1 to 0·2)	0·1 (0·1 to 0·1)	0·1 (0·1 to 0·1)	0·1 (0 to 0·1)	0 (0 to 0)	0 (0 to 0)	0 (0 to 0)	3·2
Other transport injuries	0·8 (0·4 to 1·3)	0·6 (0·4 to 1)	0·6 (0·4 to 0·9)	0·5 (0·3 to 0·8)	0·4 (0·3 to 0·7)	0·3 (0·2 to 0·4)	0·2 (0·2 to 0·4)	0·3 (0·2 to 0·5)	0·2 (0·1 to 0·3)	0·1 (0·1 to 0·2)	0·1 (0 to 0·1)	0 (0 to 0)	11·8
Unintentional injuries	12·6 (9·8 to 16·1)	15 (11·5 to 19·2)	15·4 (11·7 to 19·9)	14·7 (11·4 to 19·1)	14·3 (11·3 to 18·1)	12·9 (10·1 to 16·3)	11·7 (9·4 to 14·2)	12·4 (10·1 to 14·9)	12·9 (10·5 to 15·7)	9·8 (7·9 to 11·9)	5·3 (4·3 to 6·5)	2·2 (1·7 to 2·7)	269
Falls	2 (1·4 to 2·8)	2·6 (1·9 to 3·6)	3·3 (2·4 to 4·6)	3·5 (2·5 to 4·8)	3·5 (2·6 to 4·6)	3·4 (2·6 to 4·5)	3·4 (2·6 to 4·3)	4 (3 to 5·1)	5 (3·8 to 6·7)	4·3 (3·2 to 5·5)	2·3 (1·7 to 3)	0·9 (0·7 to 1·3)	49·3
Drowning	0·5 (0·3 to 0·8)	0·6 (0·4 to 0·9)	0·4 (0·2 to 0·5)	0·3 (0·2 to 0·5)	0·3 (0·2 to 0·5)	0·3 (0·2 to 0·4)	0·2 (0·1 to 0·3)	0·2 (0·1 to 0·3)	0·1 (0·1 to 0·2)	0·1 (0·1 to 0·2)	0·1 (0·1 to 0·1)	0 (0 to 0·1)	24·3
Fire, heat, and hot substances	3·8 (2·9 to 5·2)	4·2 (3·1 to 5·7)	4·2 (3 to 5·8)	3·8 (2·8 to 5·2)	3·3 (2·4 to 4·5)	2·7 (1·9 to 3·7)	2·2 (1·6 to 3·1)	2 (1·4 to 2·8)	1·8 (1·2 to 2·6)	1·4 (0·9 to 2·1)	0·7 (0·5 to 1·1)	0·3 (0·2 to 0·4)	66·2
Poisonings	0·6 (0·3 to 1·1)	0·6 (0·3 to 1)	0·4 (0·3 to 0·7)	0·4 (0·2 to 0·7)	0·4 (0·2 to 0·6)	0·4 (0·2 to 0·7)	0·3 (0·2 to 0·6)	0·3 (0·2 to 0·6)	0·3 (0·2 to 0·6)	0·2 (0·1 to 0·3)	0·1 (0 to 0·1)	0 (0 to 0)	14
Poisoning by carbon monoxide	0·2 (0·1 to 0·4)	0·2 (0·1 to 0·4)	0·1 (0·1 to 0·2)	0·1 (0·1 to 0·3)	0·1 (0·1 to 0·2)	0·2 (0·1 to 0·3)	0·1 (0·1 to 0·2)	0·1 (0 to 0·2)	0·1 (0 to 0·2)	0 (0 to 0·1)	0 (0 to 0)	0 (0 to 0)	3·4
Poisoning by other means	0·4 (0·2 to 0·7)	0·4 (0·2 to 0·7)	0·3 (0·2 to 0·6)	0·3 (0·2 to 0·4)	0·2 (0·1 to 0·4)	0·2 (0·1 to 0·4)	0·2 (0·1 to 0·4)	0·2 (0·1 to 0·4)	0·3 (0·1 to 0·5)	0·2 (0·1 to 0·3)	0·1 (0 to 0·1)	0 (0 to 0)	10·6
Exposure to mechanical forces	1·8 (1·3 to 2·6)	2·1 (1·4 to 2·9)	2·2 (1·6 to 3·1)	2 (1·4 to 2·8)	1·7 (1·2 to 2·4)	1·4 (1 to 2)	1·2 (0·8 to 1·6)	1·1 (0·8 to 1·4)	0·9 (0·7 to 1·3)	0·6 (0·5 to 0·9)	0·4 (0·3 to 0·5)	0·2 (0·1 to 0·2)	31·3
Unintentional firearm injuries	0·3 (0·2 to 0·4)	0·3 (0·2 to 0·4)	0·3 (0·2 to 0·4)	0·3 (0·2 to 0·4)	0·2 (0·2 to 0·3)	0·2 (0·1 to 0·2)	0·2 (0·1 to 0·2)	0·1 (0·1 to 0·2)	0·1 (0·1 to 0·2)	0·1 (0·1 to 0·1)	0·1 (0 to 0·1)	0 (0 to 0·1)	5
Other exposure to mechanical forces	1·5 (1·1 to 2·2)	1·7 (1·2 to 2·5)	1·9 (1·3 to 2·7)	1·7 (1·2 to 2·4)	1·5 (1·1 to 2·1)	1·3 (0·9 to 1·7)	1 (0·7 to 1·4)	0·9 (0·6 to 1·3)	0·8 (0·6 to 1·1)	0·5 (0·4 to 0·7)	0·3 (0·2 to 0·4)	0·1 (0·1 to 0·2)	26·3
Adverse effects of medical treatment	1·1 (0·7 to 1·8)	1·7 (1 to 2·8)	1·3 (0·8 to 2·1)	1·4 (0·9 to 2·3)	1·8 (1·1 to 2·8)	1·7 (1·1 to 2·5)	1·7 (1·1 to 2·5)	2 (1·3 to 3·1)	1·9 (1·2 to 2·9)	1·4 (0·9 to 2)	0·7 (0·4 to 0·9)	0·2 (0·1 to 0·3)	26·6
Animal contact	0·2 (0·1 to 0·3)	0·2 (0·2 to 0·3)	0·2 (0·2 to 0·3)	0·2 (0·2 to 0·3)	0·2 (0·2 to 0·3)	0·2 (0·1 to 0·3)	0·2 (0·1 to 0·3)	0·2 (0·1 to 0·3)	0·3 (0·1 to 0·6)	0·3 (0·1 to 0·5)	0·3 (0·1 to 0·5)	0·1 (0 to 0·2)	4·5
Venomous animal contact	0·1 (0·1 to 0·2)	0·1 (0·1 to 0·2)	0·1 (0·1 to 0·2)	0·1 (0·1 to 0·2)	0·1 (0·1 to 0·2)	0·1 (0·1 to 0·2)	0·1 (0·1 to 0·2)	0·1 (0·1 to 0·2)	0·2 (0·1 to 0·3)	0·2 (0·1 to 0·3)	0·2 (0 to 0·3)	0·1 (0 to 0·2)	2·8
Non-venomous animal contact	0·1 (0 to 0·1)	0·1 (0·1 to 0·2)	0·1 (0·1 to 0·1)	0·1 (0·1 to 0·1)	0·1 (0·1 to 0·1)	0·1 (0 to 0·1)	0·1 (0 to 0·1)	0·1 (0 to 0·2)	0·2 (0·1 to 0·3)	0·1 (0 to 0·2)	0·1 (0 to 0·2)	0·1 (0 to 0·1)	1·8
Foreign body	0·4 (0·3 to 0·6)	0·5 (0·4 to 0·7)	0·5 (0·4 to 0·6)	0·5 (0·4 to 0·6)	0·5 (0·4 to 0·7)	0·5 (0·4 to 0·7)	0·5 (0·4 to 0·7)	0·6 (0·4 to 0·9)	0·7 (0·5 to 1)	0·4 (0·2 to 0·6)	0·2 (0·1 to 0·3)	0·1 (0·1 to 0·1)	14·8
Pulmonary aspiration and foreign body in airway	0·2 (0·1 to 0·3)	0·3 (0·2 to 0·4)	0·2 (0·2 to 0·3)	0·2 (0·2 to 0·3)	0·3 (0·2 to 0·5)	0·4 (0·2 to 0·5)	0·4 (0·3 to 0·6)	0·5 (0·3 to 0·8)	0·5 (0·3 to 0·8)	0·3 (0·2 to 0·5)	0·2 (0·1 to 0·3)	0·1 (0 to 0·1)	11·3
Foreign body in eyes	0·1 (0 to 0·2)	0·1 (0·1 to 0·2)	0·1 (0·1 to 0·2)	0·1 (0·1 to 0·1)	0·1 (0 to 0·1)	0·1 (0 to 0·1)	0·1 (0 to 0·1)	0 (0 to 0·1)	0 (0 to 0·1)	0 (0 to 0)	0 (0 to 0)	0 (0 to 0)	1·4
Foreign body in other body part	0·1 (0·1 to 0·1)	0·1 (0·1 to 0·2)	0·1 (0·1 to 0·2)	0·1 (0·1 to 0·2)	0·1 (0·1 to 0·1)	0·1 (0·1 to 0·1)	0·1 (0·1 to 0·1)	0·1 (0·1 to 0·1)	0·1 (0·1 to 0·1)	0·1 (0 to 0·1)	0 (0 to 0·1)	0 (0 to 0)	2·1
Environmental heat and cold exposure	0·7 (0·5 to 1)	0·8 (0·6 to 1·1)	0·9 (0·6 to 1·2)	0·9 (0·6 to 1·2)	0·8 (0·6 to 1·1)	0·7 (0·5 to 1)	0·6 (0·4 to 0·8)	0·6 (0·4 to 0·8)	0·5 (0·4 to 0·7)	0·4 (0·3 to 0·5)	0·2 (0·1 to 0·4)	0·1 (0·1 to 0·2)	12
Exposure to forces of nature	0·2 (0·1 to 0·4)	0·3 (0·2 to 0·5)	0·4 (0·3 to 0·7)	0·5 (0·3 to 0·8)	0·5 (0·3 to 0·9)	0·6 (0·4 to 0·9)	0·6 (0·4 to 0·9)	0·6 (0·4 to 1)	0·6 (0·4 to 0·9)	0·5 (0·3 to 0·7)	0·3 (0·2 to 0·4)	0·1 (0·1 to 0·2)	6·6
Other unintentional injuries	1·1 (0·7 to 1·6)	1·3 (0·9 to 1·9)	1·4 (0·9 to 2)	1·3 (0·9 to 1·9)	1·1 (0·8 to 1·6)	1 (0·7 to 1·4)	0·8 (0·5 to 1·1)	0·7 (0·5 to 1)	0·5 (0·4 to 0·8)	0·3 (0·2 to 0·4)	0·1 (0·1 to 0·2)	0 (0 to 0·1)	19·1
Self-harm and interpersonal violence	6·5 (4·4 to 9·4)	6 (4·2 to 8·4)	3·7 (2·8 to 5)	2·7 (2·1 to 3·6)	2·3 (1·8 to 3)	1·9 (1·5 to 2·6)	1·3 (1 to 1·7)	1·1 (0·8 to 1·4)	0·7 (0·5 to 0·8)	0·4 (0·3 to 0·5)	0·1 (0·1 to 0·2)	0 (0 to 0·1)	109
Self-harm	1·5 (0·9 to 2·3)	1·6 (1 to 2·4)	1 (0·7 to 1·5)	0·8 (0·6 to 1·2)	0·8 (0·5 to 1·1)	0·7 (0·4 to 1)	0·4 (0·3 to 0·6)	0·3 (0·2 to 0·5)	0·2 (0·1 to 0·3)	0·1 (0·1 to 0·2)	0 (0 to 0·1)	0 (0 to 0)	23·5
Self-harm by firearm	0 (0 to 0)	0 (0 to 0·1)	0 (0 to 0)	0 (0 to 0)	0 (0 to 0)	0 (0 to 0)	0 (0 to 0)	0 (0 to 0)	0 (0 to 0)	0 (0 to 0)	0 (0 to 0)	0 (0 to 0)	0·6
Self-harm by other specified means	1·5 (0·9 to 2·3)	1·6 (1 to 2·3)	1 (0·7 to 1·4)	0·8 (0·5 to 1·2)	0·8 (0·5 to 1·1)	0·6 (0·4 to 1)	0·4 (0·3 to 0·6)	0·3 (0·2 to 0·5)	0·2 (0·1 to 0·3)	0·1 (0·1 to 0·2)	0 (0 to 0)	0 (0 to 0)	22·9
Interpersonal violence	4·8 (2·9 to 7·5)	4·2 (2·8 to 6·3)	2·5 (1·7 to 3·8)	1·8 (1·3 to 2·6)	1·4 (1·1 to 2)	1·2 (0·9 to 1·8)	0·9 (0·6 to 1·2)	0·7 (0·5 to 1)	0·4 (0·3 to 0·6)	0·3 (0·2 to 0·3)	0·1 (0·1 to 0·1)	0 (0 to 0)	84·5
Physical violence by firearm	0·8 (0·4 to 1·6)	0·8 (0·4 to 1·6)	0·4 (0·2 to 0·7)	0·3 (0·1 to 0·5)	0·2 (0·1 to 0·3)	0·1 (0·1 to 0·2)	0·1 (0 to 0·1)	0 (0 to 0·1)	0 (0 to 0)	0 (0 to 0)	0 (0 to 0)	0 (0 to 0)	18·5
Physical violence by sharp object	1·9 (1 to 3·4)	1·4 (0·7 to 2·3)	0·7 (0·4 to 1·1)	0·5 (0·3 to 0·7)	0·3 (0·2 to 0·5)	0·3 (0·2 to 0·4)	0·2 (0·1 to 0·3)	0·1 (0·1 to 0·2)	0·1 (0·1 to 0·1)	0·1 (0 to 0·1)	0 (0 to 0)	0 (0 to 0)	29·4
Sexual violence	0·6 (0·3 to 0·9)	0·5 (0·3 to 0·9)	0·4 (0·2 to 0·7)	0·3 (0·1 to 0·4)	0·2 (0·1 to 0·3)	0·2 (0·1 to 0·2)	0·1 (0·1 to 0·2)	0·1 (0·1 to 0·1)	0·1 (0 to 0·1)	0 (0 to 0·1)	0 (0 to 0)	0 (0 to 0)	8
Physical violence by other means	1·5 (0·8 to 2·5)	1·5 (0·9 to 2·4)	1 (0·7 to 1·7)	0·8 (0·5 to 1·2)	0·8 (0·5 to 1·1)	0·7 (0·5 to 1·1)	0·5 (0·3 to 0·7)	0·5 (0·3 to 0·7)	0·3 (0·2 to 0·4)	0·2 (0·1 to 0·2)	0·1 (0 to 0·1)	0 (0 to 0)	28·6
Conflict and terrorism	0·2 (0·1 to 0·4)	0·2 (0·1 to 0·3)	0·2 (0·1 to 0·3)	0·1 (0·1 to 0·2)	0·1 (0 to 0·1)	0 (0 to 0·1)	0 (0 to 0)	0 (0 to 0)	0 (0 to 0)	0 (0 to 0)	0 (0 to 0)	0 (0 to 0)	1·1

SR Table 2b: Dominican Republic DALYS by cause and age group for females with 95% uncertainty intervals, 2019

Cause	Early Neonatal	Late Neonatal	Post Neonatal	1 to 4	5 to 9	10 to 14	15 to 19	20 to 24	25 to 29	30 to 34	35 to 39	40 to 44	45 to 49	50 to 54	55 to 59	60 to 64	65 to 69	70 to 74	75 to 79	80 to 84	85 to 89	90 to 94	95 plus	Total
All causes	111,660 (90,300 to 135,000)	30,300 (22,300 to 40,900)	10,000 (29,200 to 38,900)	27,500 (20,400 to 35,600)	20,100 (15,000 to 27,300)	21,900 (16,400 to 29,000)	24,900 (18,600 to 32,900)	29,100 (21,800 to 38,400)	31,700 (23,700 to 41,700)	31,500 (23,400 to 41,500)	33,100 (24,500 to 43,700)	40,200 (29,800 to 53,200)	46,300 (34,200 to 61,400)	53,900 (39,600 to 71,500)	64,700 (47,500 to 85,800)	77,500 (56,800 to 103,000)	91,300 (66,800 to 121,000)	107,000 (77,800 to 142,000)	122,000 (88,000 to 162,000)	135,000 (96,000 to 180,000)	144,000 (101,000 to 192,000)	146,000 (102,000 to 195,000)	1,430,000 (1,430,000 to 1,430,000)
Communicable, maternal, neonatal, and nutritional diseases	99,100 (79,700 to 124,000)	24,900 (17,600 to 35,300)	21,800 (21,100 to 26,600)	17,900 (12,900 to 23,700)	6,680 (4,310 to 10,100)	7,960 (5,020 to 12,000)	8,750 (5,540 to 13,300)	10,200 (7,020 to 15,000)	10,300 (7,000 to 15,700)	10,100 (6,900 to 15,500)	13,600 (9,270 to 20,100)	11,600 (8,060 to 16,500)	9,410 (6,660 to 12,900)	8,010 (5,610 to 11,400)	6,190 (4,130 to 9,150)	4,980 (3,200 to 7,610)	3,770 (2,600 to 5,750)	3,020 (2,060 to 4,570)	2,500 (1,670 to 3,810)	2,060 (1,370 to 3,140)	1,220 (809 to 1,880)	920 (580 to 1,460)	317,000
HIV/AIDS and sexually transmitted infections	4,740 (3,180 to 6,140)	1,260 (841 to 1,810)	1,960 (1,700 to 2,540)	720 (510 to 1,000)	230 (160 to 330)	190 (130 to 262)	620 (430 to 850)	1,670 (1,160 to 2,310)	2,970 (2,060 to 4,090)	3,660 (2,540 to 5,040)	4,120 (2,860 to 5,670)	3,940 (2,730 to 5,420)	3,340 (2,320 to 4,600)	2,500 (1,730 to 3,440)	1,720 (1,190 to 2,370)	1,060 (730 to 1,460)	784 (541 to 1,080)	619 (427 to 852)	526 (363 to 724)	394 (272 to 542)	211 (146 to 291)	91 (63 to 125)	34,300 (34,300 to 34,300)
HIV/AIDS	0 (0 to 0)	0 (0 to 0)	0 (0 to 0)	0 (0 to 0)	0 (0 to 0)	0 (0 to 0)	0 (0 to 0)	0 (0 to 0)	0 (0 to 0)	0 (0 to 0)	0 (0 to 0)	0 (0 to 0)	0 (0 to 0)	0 (0 to 0)	0 (0 to 0)	0 (0 to 0)	0 (0 to 0)	0 (0 to 0)	0 (0 to 0)	0 (0 to 0)	0 (0 to 0)	0 (0 to 0)	0 (0 to 0)	0 (0 to 0)
HIV/AIDS - Drug-susceptible Tuberculosis	0 (0 to 0)	0 (0 to 0)	0 (0 to 0)	0 (0 to 0)	0 (0 to 0)	0 (0 to 0)	0 (0 to 0)	0 (0 to 0)	0 (0 to 0)	0 (0 to 0)	0 (0 to 0)	0 (0 to 0)	0 (0 to 0)	0 (0 to 0)	0 (0 to 0)	0 (0 to 0)	0 (0 to 0)	0 (0 to 0)	0 (0 to 0)	0 (0 to 0)	0 (0 to 0)	0 (0 to 0)	0 (0 to 0)	0 (0 to 0)
HIV/AIDS - Multidrug-resistant Tuberculosis without extensi	0 (0 to 0)	0 (0 to 0)	0 (0 to 0)	0 (0 to 0)	0 (0 to 0)	0 (0 to 0)	0 (0 to 0)	0 (0 to 0)	0 (0 to 0)	0 (0 to 0)	0 (0 to 0)	0 (0 to 0)	0 (0 to 0)	0 (0 to 0)	0 (0 to 0)	0 (0 to 0)	0 (0 to 0)	0 (0 to 0)	0 (0 to 0)	0 (0 to 0)	0 (0 to 0)	0 (0 to 0)	0 (0 to 0)	0 (0 to 0)
HIV/AIDS - Extensively drug-resistant Tuberculosis	0 (0 to 0)	0 (0 to 0)	0 (0 to 0)	0 (0 to 0)	0 (0 to 0)	0 (0 to 0)	0 (0 to 0)	0 (0 to 0)	0 (0 to 0)	0 (0 to 0)	0 (0 to 0)	0 (0 to 0)	0 (0 to 0)	0 (0 to 0)	0 (0 to 0)	0 (0 to 0)	0 (0 to 0)	0 (0 to 0)	0 (0 to 0)	0 (0 to 0)	0 (0 to 0)	0 (0 to 0)	0 (0 to 0)	0 (0 to 0)
HIV/AIDS resulting in other diseases	0 (0 to 0)	0 (0 to 0)	207 (109 to 389)	288 (170 to 509)	149 (84 to 276)	111 (64 to 196)	464 (266 to 812)	1,230 (699 to 2,060)	2,360 (1,360 to 3,850)	3,200 (1,850 to 5,060)	3,950 (2,180 to 6,560)	3,760 (2,180 to 6,170)	2,760 (1,580 to 4,560)	1,970 (1,140 to 3,190)	1,290 (747 to 2,070)	811 (470 to 1,280)	558 (324 to 872)	389 (227 to 602)	302 (176 to 462)	218 (127 to 332)	140 (81 to 213)	67 (39 to 102)	21,300 (21,300 to 21,300)
Sexually transmitted infections excluding HIV	4,740 (3,180 to 6,140)	1,260 (841 to 1,810)	1,960 (1,700 to 2,540)	424 (301 to 590)	79 (54 to 113)	79 (54 to 113)	156 (107 to 224)	439 (302 to 630)	610 (420 to 875)	460 (317 to 660)	170 (117 to 244)	189 (130 to 271)	584 (402 to 838)	530 (365 to 760)	430 (296 to 617)	249 (171 to 357)	226 (156 to 324)	230 (158 to 330)	224 (154 to 321)	176 (121 to 252)	71 (49 to 102)	24 (16 to 34)	8,630 (8,630 to 8,630)
Syphilis	4,180 (3,080 to 5,140)	1,260 (841 to 1,810)	1,960 (1,700 to 2,540)	407 (287 to 573)	73 (50 to 103)	73 (50 to 103)	151 (104 to 214)	427 (295 to 612)	597 (412 to 827)	460 (317 to 660)	170 (117 to 244)	189 (130 to 271)	584 (402 to 838)	530 (365 to 760)	430 (296 to 617)	249 (171 to 357)	226 (156 to 324)	230 (158 to 330)	224 (154 to 321)	176 (121 to 252)	71 (49 to 102)	24 (16 to 34)	7,180 (7,180 to 7,180)
Chlamydial infection	0 (0 to 0)	0 (0 to 0)	0 (0 to 0)	0 (0 to 0)	0 (0 to 0)	0 (0 to 0)	0 (0 to 0)	0 (0 to 0)	0 (0 to 0)	0 (0 to 0)	0 (0 to 0)	0 (0 to 0)	0 (0 to 0)	0 (0 to 0)	0 (0 to 0)	0 (0 to 0)	0 (0 to 0)	0 (0 to 0)	0 (0 to 0)	0 (0 to 0)	0 (0 to 0)	0 (0 to 0)	0 (0 to 0)	0 (0 to 0)
Gonococcal infection	0 (0 to 0)	0 (0 to 0)	0 (0 to 0)	0 (0 to 0)	0 (0 to 0)	0 (0 to 0)	0 (0 to 0)	0 (0 to 0)	0 (0 to 0)	0 (0 to 0)	0 (0 to 0)	0 (0 to 0)	0 (0 to 0)	0 (0 to 0)	0 (0 to 0)	0 (0 to 0)	0 (0 to 0)	0 (0 to 0)	0 (0 to 0)	0 (0 to 0)	0 (0 to 0)	0 (0 to 0)	0 (0 to 0)	0 (0 to 0)
Trichomoniasis	0 (0 to 0)	0 (0 to 0)	0 (0 to 0)	0 (0 to 0)	0 (0 to 0)	0 (0 to 0)	0 (0 to 0)	0 (0 to 0)	0 (0 to 0)	0 (0 to 0)	0 (0 to 0)	0 (0 to 0)	0 (0 to 0)	0 (0 to 0)	0 (0 to 0)	0 (0 to 0)	0 (0 to 0)	0 (0 to 0)	0 (0 to 0)	0 (0 to 0)	0 (0 to 0)	0 (0 to 0)	0 (0 to 0)	0 (0 to 0)
Genital herpes	0 (0 to 0)	0 (0 to 0)	0 (0 to 0)	0 (0 to 0)	0 (0 to 0)	0 (0 to 0)	0 (0 to 0)	0 (0 to 0)	0 (0 to 0)	0 (0 to 0)	0 (0 to 0)	0 (0 to 0)	0 (0 to 0)	0 (0 to 0)	0 (0 to 0)	0 (0 to 0)	0 (0 to 0)	0 (0 to 0)	0 (0 to 0)	0 (0 to 0)	0 (0 to 0)	0 (0 to 0)	0 (0 to 0)	0 (0 to 0)
Other sexually transmitted infections	0 (0 to 0)	0 (0 to 0)	0 (0 to 0)	0 (0 to 0)	0 (0 to 0)	0 (0 to 0)	0 (0 to 0)	0 (0 to 0)	0 (0 to 0)	0 (0 to 0)	0 (0 to 0)	0 (0 to 0)	0 (0 to 0)	0 (0 to 0)	0 (0 to 0)	0 (0 to 0)	0 (0 to 0)	0 (0 to 0)	0 (0 to 0)	0 (0 to 0)	0 (0 to 0)	0 (0 to 0)	0 (0 to 0)	0 (0 to 0)
Respiratory infections and tuberculosis	1,430 (1,140 to 1,740)	1,260 (841 to 1,810)	2,660 (2,010 to 3,530)	1,620 (1,130 to 2,210)	1,140 (797 to 1,610)	1,040 (722 to 1,440)	1,020 (708 to 1,440)	1,060 (734 to 1,500)	1,060 (734 to 1,500)	1,040 (722 to 1,460)	1,040 (722 to 1,460)	1,040 (722 to 1,460)	1,040 (722 to 1,460)	1,040 (722 to 1,460)	1,040 (722 to 1,460)	1,040 (722 to 1,460)	1,040 (722 to 1,460)	1,040 (722 to 1,460)	1,040 (722 to 1,460)	1,040 (722 to 1,460)	1,040 (722 to 1,460)	1,040 (722 to 1,460)	44,100 (44,100 to 44,100)
Tuberculosis	0 (0 to 0)	0 (0 to 0)	0 (0 to 0)	0 (0 to 0)	0 (0 to 0)	0 (0 to 0)	0 (0 to 0)	0 (0 to 0)	0 (0 to 0)	0 (0 to 0)	0 (0 to 0)	0 (0 to 0)	0 (0 to 0)	0 (0 to 0)	0 (0 to 0)	0 (0 to 0)	0 (0 to 0)	0 (0 to 0)	0 (0 to 0)	0 (0 to 0)	0 (0 to 0)	0 (0 to 0)	0 (0 to 0)	0 (0 to 0)
Latent tuberculosis infection	0 (0 to 0)	0 (0 to 0)	0 (0 to 0)	0 (0 to 0)	0 (0 to 0)	0 (0 to 0)	0 (0 to 0)	0 (0 to 0)	0 (0 to 0)	0 (0 to 0)	0 (0 to 0)	0 (0 to 0)	0 (0 to 0)	0 (0 to 0)	0 (0 to 0)	0 (0 to 0)	0 (0 to 0)	0 (0 to 0)	0 (0 to 0)	0 (0 to 0)	0 (0 to 0)	0 (0 to 0)	0 (0 to 0)	0 (0 to 0)
Drug-susceptible tuberculosis	0 (0 to 0)	0 (0 to 0)	0 (0 to 0)	0 (0 to 0)	0 (0 to 0)	0 (0 to 0)	0 (0 to 0)	0 (0 to 0)	0 (0 to 0)	0 (0 to 0)	0 (0 to 0)	0 (0 to 0)	0 (0 to 0)	0 (0 to 0)	0 (0 to 0)	0 (0 to 0)	0 (0 to 0)	0 (0 to 0)	0 (0 to 0)	0 (0 to 0)	0 (0 to 0)	0 (0 to 0)	0 (0 to 0)	0 (0 to 0)
Drug-resistant tuberculosis	0 (0 to 0)	0 (0 to 0)	0 (0 to 0)	0 (0 to 0)	0 (0 to 0)	0 (0 to 0)	0 (0 to 0)	0 (0 to 0)	0 (0 to 0)	0 (0 to 0)	0 (0 to 0)	0 (0 to 0)	0 (0 to 0)	0 (0 to 0)	0 (0 to 0)	0 (0 to 0)	0 (0 to 0)	0 (0 to 0)	0 (0 to 0)	0 (0 to 0)	0 (0 to 0)	0 (0 to 0)	0 (0 to 0)	0 (0 to 0)
Multidrug-resistant tuberculosis without extensive drug-re	0 (0 to 0)	0 (0 to 0)	0 (0 to 0)	0 (0 to 0)	0 (0 to 0)	0 (0 to 0)	0 (0 to 0)	0 (0 to 0)	0 (0 to 0)	0 (0 to 0)	0 (0 to 0)	0 (0 to 0)	0 (0 to 0)	0 (0 to 0)	0 (0 to 0)	0 (0 to 0)	0 (0 to 0)	0 (0 to 0)	0 (0 to 0)	0 (0 to 0)	0 (0 to 0)	0 (0 to 0)	0 (0 to 0)	0 (0 to 0)
Extensively drug-resistant tuberculosis	0 (0 to 0)	0 (0 to 0)	0 (0 to 0)	0 (0 to 0)	0 (0 to 0)	0 (0 to 0)	0 (0 to 0)	0 (0 to 0)	0 (0 to 0)	0 (0 to 0)	0 (0 to 0)	0 (0 to 0)	0 (0 to 0)	0 (0 to 0)	0 (0 to 0)	0 (0 to 0)	0 (0 to 0)	0 (0 to 0)	0 (0 to 0)	0 (0 to 0)	0 (0 to 0)	0 (0 to 0)	0 (0 to 0)	0 (0 to 0)
Lower respiratory infections	1,430 (1,140 to 1,740)	1,260 (841 to 1,810)	2,660 (2,010 to 3,530)	1,620 (1,130 to 2,210)	1,140 (797 to 1,610)	1,040 (722 to 1,440)	1,020 (708 to 1,440)	1,060 (734 to 1,500)	1,060 (734 to 1,500)	1,040 (722 to 1,460)	1,040 (722 to 1,460)	1,040 (722 to 1,460)	1,040 (722 to 1,460)	1,040 (722 to 1,460)	1,040 (722 to 1,460)	1,040 (722 to 1,460)	1,040 (722 to 1,460)	1,040 (722 to 1,460)	1,040 (722 to 1,460)	1,040 (722 to 1,460)	1,040 (722 to 1,460)	1,040 (722 to 1,460)	26,800 (26,800 to 26,800)
Upper respiratory infections	0 (0 to 0)	0 (0 to 0)	0 (0 to 0)	0 (0 to 0)	0 (0 to 0)	0 (0 to 0)	0 (0 to 0)	0 (0 to 0)	0 (0 to 0)	0 (0 to 0)	0 (0 to 0)	0 (0 to 0)	0 (0 to 0)	0 (0 to 0)	0 (0 to 0)	0 (0 to 0)	0 (0 to 0)	0 (0 to 0)	0 (0 to 0)	0 (0 to 0)	0 (0 to 0)	0 (0 to 0)	0 (0 to 0)	0 (0 to 0)
Otitis media	0 (0 to 0)	0 (0 to 0)	0 (0 to 0)	0 (0 to 0)	0 (0 to 0)	0 (0 to 0)	0 (0 to 0)	0 (0 to 0)	0 (0 to 0)	0 (0 to 0)	0 (0 to 0)	0 (0 to 0)	0 (0 to 0)	0 (0 to 0)	0 (0 to 0)	0 (0 to 0)	0 (0 to 0)	0 (0 to 0)	0 (0 to 0)	0 (0 to 0)	0 (0 to 0)	0 (0 to 0)	0 (0 to 0)	0 (0 to 0)
Enteric infections	390 (192 to 668)	618 (192 to 2,180)	2,060 (1,630 to 2,600)	1,420 (1,000 to 1,900)	1,000 (709 to 1,360)	1,000 (709 to 1,360)	1,000 (709 to 1,360)	1,000 (709 to 1,360)	1,000 (709 to 1,360)	1,000 (709 to 1,360)	1,000 (709 to 1,360)	1,000 (709 to 1,360)	1,000 (709 to 1,360)	1,000 (709 to 1,360)	1,000 (709 to 1,360)	1,000 (709 to 1,360)	1,000 (709 to 1,360)	1,000 (709 to 1,360)	1,000 (709 to 1,360)	1,000 (709 to 1,360)	1,000 (709 to 1,360)	1,000 (709 to 1,360)	23,700 (23,700 to 23,700)
Diarrheal diseases	390 (192 to 668)	618 (192 to 2,180)	2,060 (1,630 to 2,600)	1,420 (1,000 to 1,900)	1,000 (709 to 1,360)	1,000 (709 to 1,360)	1,000 (709 to 1,360)	1,000 (709 to 1,360)	1,000 (709 to 1,360)	1,000 (709 to 1,360)	1,000 (709 to 1,360)	1,000 (709 to 1,360)	1,000 (709 to 1,360)	1,000 (709 to 1,360)	1,000 (709 to 1,360)	1,000 (709 to 1,360)	1,000 (709 to 1,360)	1,000 (709 to 1,360)	1,000 (709 to 1,360)	1,000 (709 to 1,360)	1,000 (709 to 1,360)	1,000 (709 to 1,360)	23,700 (23,700 to 23,700)
Typhoid and paratyphoid	0 (0 to 0)	0 (0 to 0)	409 (41 to 937)	10.4 (0.9 to 30.4)	9.9 (2.2 to 20.5)	9.9 (2.2 to 20.5)	9.9 (2.2 to 20.5)	9.9 (2.2 to 20.5)	9.9 (2.2 to 20.5)	9.9 (2.2 to 20.5)	9.9 (2.2 to 20.5)	9.9 (2.2 to 20.5)	9.9 (2.2 to 20.5)	9.9 (2.2 to 20.5)	9.9 (2.2 to 20.5)	9.9 (2.2 to 20.5)	9.9 (2.2 to 20.5)	9.9 (2.2 to 20.5)	9.9 (2.2 to 20.5)	9.9 (2.2 to 20.5)	9.9 (2.2 to 20.5)	9.9 (2.2 to 20.5)	991 (991 to 991)
Typhoid fever	0 (0 to 0)	0 (0 to 0)	212 (21 to 486)	5.4 (0.5 to 15.7)	5.1 (1.1 to 10.6)	5.1 (1.1 to 10.6)	5.1 (1.1 to 10.6)	5.1 (1.1 to 10.6)	5.1 (1.1 to 10.6)	5.1 (1.1 to 10.6)	5.1 (1.1 to 10.6)	5.1 (1.1 to 10.6)	5.1 (1.1 to 10.6)	5.1 (1.1 to 10.6)	5.1 (1.1 to 10.6)	5.1 (1.1 to 10.6)	5.1 (1.1 to 10.6)	5.1 (1.1 to 10.6)	5.1 (1.1 to 10.6)	5.1 (1.1 to 10.6)	5.1 (1.1 to 10.6)	5.1 (1.1 to 10.6)	512 (512 to 512)
Paratyphoid fever	0 (0 to 0)	0 (0 to 0)	197 (20 to 451)	5.0 (0.4 to 14.6)	4.8 (1.0 to 9.9)	4.8 (1.0 to 9.9)	4.8 (1.0 to 9.9)	4.8 (1.0 to 9.9)	4.8 (1.0 to 9.9)	4.8 (1.0 to 9.9)	4.8 (1.0 to 9.9)	4.8 (1.0 to 9.9)	4.8 (1.0 to 9.9)	4.8 (1.0 to 9.9)	4.8 (1.0 to 9.9)	4.8 (1.0 to 9.9)	4.8 (1.0 to 9.9)	4.8 (1.0 to 9.9)	4.8 (1.0 to 9.9)	4.8 (1.0 to 9.9)	4.8 (1.0 to 9.9)	4.8 (1.0 to 9.9)	479 (479 to 479)
Invasive Non-typhoidal Salmonella (iNTS)	0 (0 to 0)	0 (0 to 0)	1,240 (213 to 3,060)	112 (9.5 to 286.0)	23 (4.9 to 46.0)	23 (4.9 to 46.0)	23 (4.9 to 46.0)	23 (4.9 to 46.0)	23 (4.9 to 46.0)	23 (4.9 to 46.0)	23 (4.9 to 46.0)	23 (4.9 to 46.0)	23 (4.9 to 46.0)	23 (4.9 to 46.0)	23 (4.9 to 46.0)	23 (4.9 to 46.0)	23 (4.9 to 46.0)	23 (4.9 to 46.0)	23 (4.9 to 46.0)	23 (4.9 to 46.0)	23 (4.9 to 46.0)	23 (4.9 to 46.0)	745 (745 to 745)
Other intestinal infectious diseases	0 (0 to 0)	0 (0 to 0)	0 (0 to 0)	0 (0 to 0)	0 (0 to 0)	0 (0 to 0)	0 (0 to 0)	0 (0 to 0)	0 (0 to 0)	0 (0 to 0)	0 (0 to 0)	0 (0 to 0)	0 (0 to 0)	0 (0 to 0)	0 (0 to 0)	0 (0 to 0)	0 (0 to 0)	0 (0 to 0)	0 (0 to 0)	0 (0 to 0)	0 (0 to 0)	0 (0 to 0)	0 (0 to 0)	0 (0 to 0)
Neglected tropical diseases and malaria	0 (0 to 0)	0 (0 to 0)	0 (0 to 0)	0 (0 to 0)	0 (0 to 0)	0 (0 to 0)	0 (0 to 0)	0 (0 to 0)	0 (0 to 0)	0 (0 to 0)	0 (0 to 0)	0 (0 to 0)	0 (0 to 0)	0 (0 to 0)	0 (0 to 0)	0 (0 to 0)	0 (0 to 0)	0 (0 to 0)	0 (0 to 0)	0 (0 to 0)	0 (0 to 0)	0 (0 to 0)	0 (0 to 0)	0 (0 to 0)
Malaria	0 (0 to 0)	0 (0 to 0)	0 (0 to 0)	0 (0 to 0)	0 (0 to 0)	0 (0 to 0)	0 (0 to 0)	0 (0 to 0)	0 (0 to 0)	0 (0 to 0)	0 (0 to 0)	0 (0 to 0)	0 (0 to 0)	0 (0 to 0)	0 (0 to 0)	0 (0 to 0)	0 (0 to 0)	0 (0 to 0)	0 (0 to 0)	0 (0 to 0)	0 (0 to 0)	0 (0 to 0)	0 (0 to 0)	0 (0 to 0)
Chagas disease	0 (0 to 0)	0 (0 to 0)	0 (0 to 0)	0 (0 to 0)	0 (0 to 0)	0 (0 to 0)	0 (0 to 0)	0 (0 to 0)	0 (0 to 0)	0 (0 to 0)	0 (0 to 0)	0 (0 to 0)	0 (0 to 0)	0 (0 to 0)	0 (0 to 0)	0 (0 to 0)	0 (0 to 0)	0 (0 to 0)	0 (0 to 0)	0 (0 to 0)	0 (0 to 0)	0 (0 to 0)	0 (0 to 0)	0 (0 to 0)
Leishmaniasis	0 (0 to 0)	0 (0 to 0)	0 (0 to 0)	0 (0 to 0)	0 (0 to 0)	0 (0 to 0)	0 (0 to 0)	0 (0 to 0)	0 (0 to 0)	0 (0 to 0)	0 (0 to 0)	0 (0 to 0)	0 (0 to 0)	0 (0 to 0)	0 (0 to 0)	0 (0 to 0)	0 (0 to 0)	0 (0 to 0)	0 (0 to 0)	0 (0 to 0)	0 (0 to 0)	0 (0 to 0)	0 (0 to 0)	0 (0 to 0)
Visceral leishmaniasis	0 (0 to 0)	0 (0 to 0)	0 (0 to 0)	0 (0 to 0)	0 (0 to 0)	0 (0 to 0)	0 (0 to 0)	0 (0 to 0)	0 (0 to 0)	0 (0 to 0)	0 (0 to 0)	0 (0 to 0)	0 (0 to 0)	0 (0 to 0)	0 (0 to 0)	0 (0 to 0)	0 (0 to 0)	0 (0 to 0)	0 (0 to 0)	0 (0 to 0)	0 (0 to 0)	0 (0 to 0)	0 (0 to 0)	0 (0 to 0)
Cutaneous and mucocutaneous leishmaniasis	0 (0 to 0)	0 (0 to 0)	0 (0 to 0)	0 (0 to 0)	0 (0 to 0)	0 (0 to 0)	0 (0 to 0)	0 (0 to 0)	0 (0 to 0)	0 (0 to 0)	0 (0 to 0)	0 (0 to 0)	0 (0 to 0)	0 (0 to 0)	0 (0 to 0)	0 (0 to 0)	0 (0 to 0)	0 (0 to 0)	0 (0 to 0)	0 (0 to 0)	0 (0 to 0)	0 (0 to 0)	0 (0 to 0)	0 (0 to 0)
African trypanosomiasis	0 (0 to 0)	0 (0 to 0)	0 (0 to 0)	0 (0 to 0)	0 (0 to 0)	0 (0 to 0)	0 (0 to 0)	0 (0 to 0)	0 (0 to 0)	0 (0 to 0)	0 (0 to 0)	0 (0 to 0)	0 (0 to 0)	0 (0 to 0)	0 (0 to 0)	0 (0 to 0)	0 (0 to 0)	0 (0 to 0)	0 (0 to 0)	0 (0 to 0)	0 (0 to 0)	0 (0 to 0)	0 (0 to 0)	0 (0 to 0)
Schistosomiasis	0 (0 to 0)	0 (0 to 0)	0 (0 to 0)	0 (0 to 0)	0 (0 to 0)	0 (0 to 0)	0 (0 to 0)	0 (0 to 0)	0 (0 to 0)	0 (0 to 0)	0 (0 to 0)	0 (0 to 0)	0 (0 to 0)	0 (0 to 0)	0 (0 to 0)	0 (0 to 0)	0 (0 to 0)	0 (0 to 0)	0 (0 to 0)	0 (0 to 0)	0 (0 to 0)	0 (0 to 0)	0 (0 to 0)	0 (0 to 0)
Cysticercosis	0 (0 to 0)	0 (0 to 0)	0 (0 to 0)	0 (0 to 0)	0 (0 to 0)	0 (0 to 0)	0 (0 to 0)	0 (0 to 0)	0 (0 to 0)	0 (0 to 0)	0 (0 to 0)	0 (0 to 0)	0 (0 to 0)	0 (0 to 0)	0 (0 to 0)	0 (0 to 0)	0 (0 to 0)	0 (0 to 0)	0 (0 to 0)	0 (0 to 0)	0 (0 to 0)	0 (0 to 0)	0 (0 to 0)	0 (0 to 0)
Cystic echinococcosis	0 (0 to 0)	0 (0 to 0)	0 (0 to 0)	0 (0 to 0)	0 (0 to 0)	0 (0 to 0)	0 (0 to 0)	0 (0 to 0)	0 (0 to 0)	0 (0 to 0)	0 (0 to 0)	0 (0 to 0)	0 (0 to 0)	0 (0 to 0)	0 (0 to 0)	0 (0 to 0)	0 (0 to 0)	0 (0 to 0)	0 (0 to 0)	0 (0 to 0)	0 (0 to 0)	0 (0 to 0)	0 (0 to 0)	0 (0 to 0)
Lymphatic filariasis	0 (0 to 0)	0 (0 to 0)	0 (0 to 0)	0 (0 to 0)	0 (0 to 0)	0 (0 to 0)	0 (0 to 0)	0 (0 to 0)	0 (0 to 0)	0 (0 to 0)	0 (0 to 0)	0 (0 to 0)	0 (0 to 0)	0 (0 to 0)	0 (0 to 0)	0 (0 to 0)	0 (0 to 0)	0 (0 to 0)	0 (0 to 0)	0 (0 to 0)	0 (0 to 0)	0 (0 to 0)	0 (0 to 0)	0 (0 to 0)
Onchocerciasis	0 (0 to 0)	0 (0 to 0)	0 (0 to 0)	0 (0 to 0)	0 (0 to 0)	0 (0 to 0)	0 (0 to 0)	0 (0 to 0)	0 (0 to 0)	0 (0 to 0)	0 (0 to 0)	0 (0 to 0)	0 (0 to 0)	0 (0 to 0)	0 (0 to 0)	0 (0 to 0)	0 (0 to 0)	0 (0 to 0)	0 (0 to 0)	0 (0 to 0)	0 (0 to 0)	0 (0 to 0)	0 (0 to 0)	0 (0 to 0)
Trachoma	0 (0 to 0)	0 (0 to 0)	0 (0 to 0)	0 (0 to 0)	0 (0 to 0)	0 (0 to 0)	0 (0 to 0)	0 (0 to 0)	0 (0 to 0)	0 (0 to 0)	0 (0 to 0)	0 (0 to 0)	0 (0 to 0)	0 (0 to 0)	0 (0 to 0)	0 (0 to 0)	0 (0 to 0)	0 (0 to 0)	0 (0 to 0)	0 (0 to 0)	0 (0 to 0)	0 (0 to 0)	0 (0 to 0)	0 (0 to 0)
Dengue	0 (0 to 0)	0 (0 to 0)	122 (12 to 299)	119 (14 to 279)	17.4 (2.8 to 39.0)	17.4 (2.8 to 39.0)	17.4 (2.8 to 39.0)	17.4 (2.8 to 39.0)	17.4 (2.8 to 39.0)	17.4 (2.8 to 39.0)	17.4 (2.8 to 39.0)	17.4 (2.8 to 39.0)	17.4 (2.8 to 39.0)	17.4 (2.8 to 39.0)	17.4 (2.8 to 39.0)	17.4 (2.8 to 39.0)	17.4 (2.8 to 39.0)	17.4 (2.8 to 39.0)	17.4 (2.8 to 39.0)	17.4 (2.8 to 39.0)	17.4 (2.8 to 39.0)	17.4 (2.8 to 39.0)	523 (523 to 523)
Yellow fever	0 (0 to 0)	0 (0 to 0)	0 (0 to 0)	0 (0 to 0)	0 (0 to 0)	0 (0 to 0)	0 (0 to 0)	0 (0 to 0)	0 (0 to 0)	0 (0 to 0)	0 (0 to 0)	0 (0 to 0)	0 (0 to 0)	0 (0 to 0)	0 (0 to 0)	0 (0 to 0)	0 (0 to 0)	0 (0 to 0)	0 (0 to 0)	0 (0 to 0)	0 (0 to 0)	0 (0 to 0)	0 (0 to 0)	0 (0 to 0)
Rabies	0 (0 to 0)	0 (0 to 0)	2.9 (0.2 to 7.1)	3.6 (0.3 to 8.6)	0.1 (0.0 to 0.3)	2.2 (0.2 to 5.4)	0.4 (0.0 to 1.0)	0.1 (0.0 to 0.3)	0.1 (0.0 to 0.3)	0.1 (0.0 to 0.3)	0.2 (0.0 to 0.5)	0.1 (0.0 to 0.3)	0.1 (0.0 to 0.3)	0.4 (0.0 to 1.0)	0.4 (0.0 to 1.0)	0.1 (0.0 to 0.3)	0.4 (0.0 to 1.0)	0.2 (0.0 to 0.5)	0.2 (0.0 to 0.5)	0.2 (0.0 to 0.5)	0.2 (0.0 to 0.5)	0.2 (0.0 to 0.5)	59.9 (59.9 to 59.9)
Intestinal nematode infections	0 (0 to 0)	0 (0 to 0)	2.6 (0.2 to 6.2)	0.8 (0.0 to 2.2)	11.1 (1.0 to 27.1)	6.6 (0.6 to 16.1)	68.4 (7.0 to 157.0)	17.4 (1.7 to 40.0)	10.1 (1.0 to 23.1)	10.0 (1.0 to 23.0)	9.9 (1.0 to 22.7)	9.9 (1.0 to 22.7)	9.9 (1.0 to 22.7)	1.9 (0.2 to 4.4)	2.3 (0.2 to 5.3)	2.3 (0.2 to 5.3)	2.3 (0.2 to 5.3)	1.1 (0.1 to 2.6)	0.9 (0.1 to 2.1)	0.6 (0.1 to 1.4)	0.3 (0.0 to 0.7)	0.2 (0.0 to 0.4)	286 (286 to 286)
Ascariasis	0 (0 to 0)	0 (0 to 0)	0.4 (0.0 to 1.0)	0.2 (0.0 to 0.6)	0.4 (0.0 to 1.0)	0.4 (0.0 to 1.0)	0.4 (0.0 to 1.0)	0.4 (0.0 to 1.0)	0.4 (0.0 to 1.0)	0.4 (0.0 to 1.0)	0.4 (0.0 to 1.0)	0.4 (0.0 to 1.0)	0.4 (0.0 to 1.0)	0.4 (0.0 to 1.0)	0.4 (0.0 to 1.0)	0.4 (0.0 to 1.0)	0.4 (0.0 to 1.0)	0.4 (0.0 to 1.0)	0.4 (0.0 to 1.0)	0.4 (0.0 to 1.0)	0.4 (0.0 to 1.0)	0.4 (0.0 to 1.0)	20.6 (20.6 to 20.6)
Trichuriasis	0 (0 to 0)	0 (0 to 0)	0.2 (0.0 to 0.6)	0.2 (0.0 to 0.6)	0.4 (0.0 to 1.0)	0.4 (0.0 to 1.0)	0.4 (0.0 to 1.0)	0.4 (0.0 to 1.0)	0.4 (0.0 to 1.0)	0.4 (0.0 to 1.0)	0.4 (0.0 to 1.0)	0.4 (0.0 to 1.0)	0.4 (0.0 to 1.0)	0.4 (0.0 to 1.0)	0.4 (0.0 to 1.0)	0.4 (0.0 to

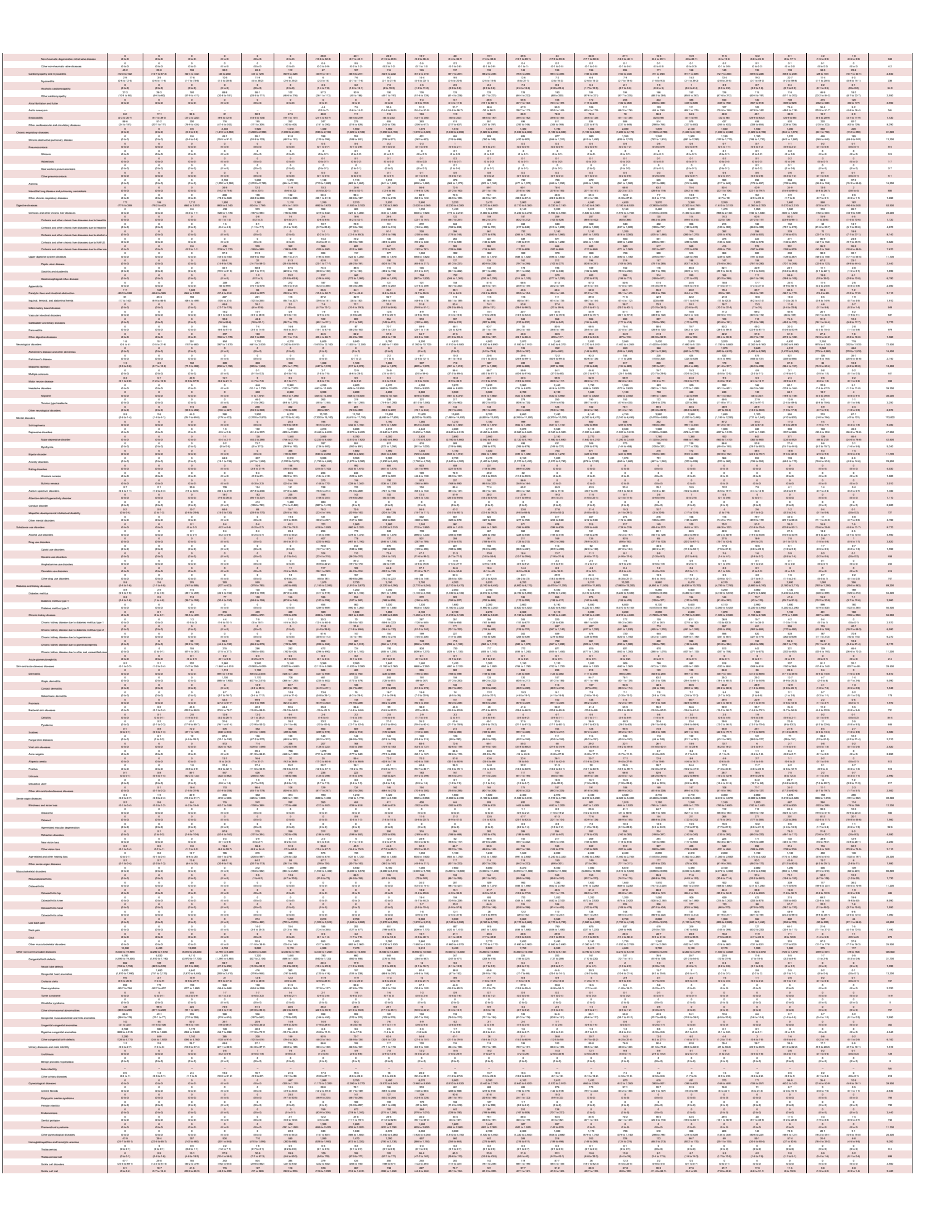



SR Table 2b: Malaysia DALYS by cause and age group for females with 95% uncertainty intervals, 2019

Cause	Early Neonatal	Late Neonatal	Post Neonatal	1 to 4	5 to 9	10 to 14	15 to 19	20 to 24	25 to 29	30 to 34	35 to 39	40 to 44	45 to 49	50 to 54	55 to 59	60 to 64	65 to 69	70 to 74	75 to 79	80 to 84	85 to 89	90 to 94	95 plus	Total
All causes	53,900 (44,100 to 64,600)	19,400 (16,000 to 23,100)	40,300 (33,800 to 47,300)	42,700 (30,900 to 58,000)	58,200 (45,600 to 72,900)	83,600 (64,400 to 106,000)	128,000 (99,500 to 165,000)	153,000 (119,000 to 192,000)	174,000 (136,000 to 220,000)	190,000 (149,000 to 236,000)	191,000 (152,000 to 238,000)	192,000 (155,000 to 237,000)	205,000 (167,000 to 249,000)	233,000 (191,000 to 278,000)	266,000 (220,000 to 316,000)	288,000 (242,000 to 340,000)	300,000 (256,000 to 349,000)	270,000 (231,000 to 311,000)	197,000 (171,000 to 227,000)	150,000 (131,000 to 170,000)	72,900 (63,900 to 82,500)	33,000 (29,700 to 36,600)	4,170 (3,840 to 4,530)	3,350,000
Communicable, maternal, neonatal, and nutritional diseases	36,300 (27,700 to 45,300)	12,400 (9,560 to 15,300)	20,100 (15,400 to 25,500)	22,700 (15,900 to 31,700)	20,100 (14,800 to 27,300)	16,300 (11,900 to 21,700)	21,300 (15,100 to 29,400)	22,000 (16,700 to 29,100)	24,500 (18,900 to 32,200)	25,000 (19,700 to 31,900)	23,900 (18,500 to 31,400)	21,900 (16,900 to 28,500)	20,400 (15,600 to 26,400)	21,000 (15,500 to 27,100)	24,000 (16,400 to 31,800)	27,900 (17,900 to 37,000)	32,600 (19,900 to 43,700)	34,000 (20,900 to 45,700)	28,000 (17,700 to 37,800)	22,500 (14,400 to 29,700)	12,000 (8,020 to 15,700)	5,890 (3,970 to 7,680)	752 (500 to 1,010)	495,000
HIV/AIDS and sexually transmitted infections	417 (134 to 941)	119 (34·7 to 266)	415 (298 to 592)	346 (275 to 432)	334 (266 to 415)	395 (284 to 542)	466 (370 to 578)	1,020 (810 to 1,290)	1,910 (1,520 to 2,370)	2,400 (1,940 to 2,980)	2,250 (1,830 to 2,800)	2,400 (1,930 to 3,010)	2,000 (1,610 to 2,480)	1,730 (1,390 to 2,120)	1,330 (1,070 to 1,650)	1,220 (960 to 1,520)	541 (433 to 669)	94·3 (65·2 to 140)	46·6 (26·6 to 81·3)	13·4 (6·5 to 25·3)	4·3 (2 to 9·1)	1·4 (0·6 to 2·9)	0·1 (0·1 to 0·3)	19,500
HIV/AIDS	0·2 (0·1 to 0·3)	0·7 (0·4 to 1·1)	290 (229 to 363)	342 (271 to 430)	332 (264 to 414)	372 (265 to 516)	395 (313 to 497)	824 (649 to 1,020)	1,600 (1,270 to 2,010)	2,060 (1,650 to 2,540)	1,910 (1,530 to 2,380)	2,090 (1,650 to 2,640)	1,750 (1,400 to 2,170)	1,570 (1,250 to 1,950)	1,200 (965 to 1,500)	1,130 (885 to 1,400)	467 (370 to 579)	45·5 (30 to 65·6)	9·9 (5·8 to 15·2)	0·5 (0·3 to 0·8)	0·2 (0·1 to 0·3)	0·1 (0·1 to 0·1)	0 (0 to 0)	16,400
HIV/AIDS - Drug-susceptible Tuberculosis	0 (0 to 0)	0 (0 to 0·1)	51·2 (33·1 to 76·2)	60·7 (40·8 to 88·7)	53·3 (36·5 to 77·4)	56 (38·8 to 80·5)	69·1 (46·5 to 101)	149 (102 to 217)	290 (201 to 416)	369 (250 to 536)	337 (227 to 492)	365 (245 to 540)	305 (205 to 452)	272 (181 to 404)	208 (140 to 308)	196 (132 to 291)	82·8 (56·9 to 120)	8·6 (6·2 to 11·3)	2 (1·4 to 2·7)	0·1 (0·1 to 0·1)	0 (0 to 0·1)	0 (0 to 0)	0 (0 to 0)	2,880
HIV/AIDS - Multidrug-resistant Tuberculosis without exte	0 (0 to 0)	0 (0 to 0)	1·1 (0·2 to 3·6)	1·3 (0·2 to 4)	1·1 (0·2 to 3·4)	1·1 (0·2 to 3·5)	1·4 (0·3 to 4·6)	3 (0·6 to 9·6)	5·8 (1·1 to 18·2)	7·5 (1·4 to 23·5)	6·9 (1·3 to 21·9)	7·7 (1·4 to 24·5)	6·5 (1·2 to 20·6)	5·8 (1·1 to 18·6)	4·4 (0·8 to 14)	4·2 (0·8 to 13·2)	1·7 (0·3 to 5·3)	0·1 (0 to 0·3)	0 (0 to 0·1)	0 (0 to 0)	0 (0 to 0)	0 (0 to 0)	0 (0 to 0)	59·8
HIV/AIDS - Extensively drug-resistant Tuberculosis	0 (0 to 0)	0 (0 to 0)	0·2 (0 to 0·7)	0·2 (0 to 0·8)	0·2 (0 to 0·6)	0·2 (0 to 0·7)	0·3 (0 to 0·9)	0·6 (0·1 to 1·8)	1·1 (0·2 to 3·4)	1·4 (0·2 to 4·4)	1·3 (0·2 to 4·1)	1·4 (0·2 to 4·7)	1·2 (0·2 to 3·9)	1·1 (0·2 to 3·6)	0·8 (0·1 to 2·7)	0·8 (0·1 to 2·5)	0·3 (0·1 to 1)	0 (0 to 0)	0 (0 to 0)	0 (0 to 0)	0 (0 to 0)	0 (0 to 0)	0 (0 to 0)	11·1
HIV/AIDS resulting in other diseases	0·2 (0·1 to 0·3)	0·7 (0·3 to 1·1)	237 (174 to 312)	280 (201 to 367)	277 (205 to 356)	315 (205 to 462)	324 (234 to 432)	671 (491 to 876)	1,310 (948 to 1,710)	1,680 (1,270 to 2,200)	1,560 (1,160 to 2,060)	1,720 (1,250 to 2,280)	1,440 (1,060 to 1,870)	1,290 (949 to 1,690)	988 (735 to 1,290)	927 (677 to 1,210)	382 (279 to 494)	36·8 (22 to 55·5)	7·9 (4·1 to 13)	0·4 (0·2 to 0·7)	0·2 (0·1 to 0·3)	0·1 (0 to 0·1)	0 (0 to 0)	13,400
Sexually transmitted infections excluding HIV	417 (133 to 940)	118 (34·5 to 265)	125 (34·7 to 292)	3·9 (0·9 to 11)	2·8 (0·8 to 6·3)	22·6 (12·7 to 44)	70·8 (35·9 to 135)	196 (95·5 to 381)	305 (148 to 594)	346 (160 to 662)	340 (170 to 633)	306 (153 to 609)	255 (123 to 480)	165 (74·9 to 339)	129 (55·7 to 260)	93·2 (39·9 to 191)	73·6 (35·1 to 141)	48·8 (24·6 to 89·1)	36·7 (17·1 to 71·8)	12·9 (6 to 24·6)	4·1 (1·8 to 8·8)	1·3 (0·5 to 2·8)	0·1 (0·1 to 0·3)	3,070
Syphilis	417 (133 to 940)	118 (34·5 to 265)	125 (34·7 to 292)	3·9 (0·9 to 11)	2·8 (0·8 to 6·3)	8 (4 to 19·3)	3 (1·9 to 6·2)	1·9 (0·9 to 4)	5·2 (2·1 to 11·4)	6 (2·4 to 13·7)	6·4 (2·5 to 13·6)	2·2 (0·9 to 4·7)	4·6 (1·8 to 9·8)	2·3 (0·9 to 4·7)	0·8 (0·3 to 1·7)	1 (0·4 to 2·5)	1·6 (0·6 to 3·8)	2·1 (0·8 to 4·4)	2 (0·7 to 4·8)	0·8 (0·3 to 1·7)	0·2 (0·1 to 0·5)	0·1 (0 to 0·3)	0 (0 to 0)	715
Chlamydial infection	0 (0 to 0)	0 (0 to 0)	0 (0 to 0)	0 (0 to 0)	0 (0 to 0)	1·9 (1·1 to 3·8)	4·5 (2·7 to 7·3)	14·1 (8·5 to 22·2)	19 (11·2 to 30·8)	20·2 (11·5 to 34·1)	24·3 (13·8 to 39·7)	23·3 (12·9 to 39·5)	18·2 (9·3 to 32·4)	5 (2·6 to 8·7)	4 (1·9 to 8)	2·5 (0·8 to 6·5)	2 (0·7 to 5)	2·4 (0·9 to 5·3)	3·1 (1·1 to 7·3)	0·7 (0·2 to 1·5)	0·1 (0 to 0·4)	0 (0 to 0·1)	0 (0 to 0)	145
Gonococcal infection	0 (0 to 0)	0 (0 to 0)	0 (0 to 0)	0 (0 to 0)	0 (0 to 0)	2·4 (1·3 to 5·6)	4·7 (3 to 8·8)	9·6 (4·8 to 20·2)	13 (6·4 to 25·3)	13·2 (6·7 to 26)	19·6 (9·2 to 38·8)	21·6 (9·4 to 45·7)	22·1 (9·3 to 46·2)	9·4 (3·5 to 19·8)	8·6 (3 to 20·1)	6·4 (1·9 to 16·5)	10·8 (3·6 to 26·9)	8·3 (3·1 to 18·1)	11 (3·9 to 26·2)	1·6 (0·6 to 3·5)	0·3 (0·1 to 1·1)	0·1 (0 to 0·4)	0 (0 to 0)	163
Trichomoniasis	0 (0 to 0)	0 (0 to 0)	0 (0 to 0)	0 (0 to 0)	0 (0 to 0)	1·8 (0 to 5·7)	25 (7·2 to 61·3)	95 (31·5 to 231)	148 (47·7 to 335)	153 (49·5 to 358)	131 (42·7 to 319)	114 (37·7 to 286)	95·8 (30·7 to 224)	77·1 (25·2 to 180)	56·3 (18 to 139)	38 (12·9 to 87·7)	25·5 (8·7 to 60·7)	14·2 (5·1 to 32)	6·9 (2·5 to 15·6)	3·5 (1·2 to 7·5)	1·1 (0·4 to 2·6)	0·3 (0·1 to 0·6)	0 (0 to 0)	987
Genital herpes	0 (0 to 0)	0 (0 to 0)	0 (0 to 0)	0 (0 to 0)	0 (0 to 0)	4·7 (1·3 to 11·6)	22·6 (5·5 to 55·1)	49·5 (15·6 to 126)	73·5 (21·1 to 174)	88·9 (28 to 218)	83·7 (25 to 205)	73·6 (24 to 185)	64·2 (20·1 to 156)	57·7 (17·5 to 143)	49·9 (15 to 123)	39·6 (11·7 to 101)	29 (8·8 to 71·4)	17·6 (5·3 to 44·1)	9·5 (2·9 to 23·9)	5·6 (1·7 to 13·7)	2·2 (0·7 to 5·8)	0·8 (0·2 to 1·9)	0·1 (0 to 0·2)	673
Other sexually transmitted infections	0 (0 to 0)	0 (0 to 0)	0 (0 to 0)	0 (0 to 0)	0 (0 to 0)	3·8 (2·2 to 7·5)	11·1 (7 to 18·4)	26 (16·2 to 39·5)	46·3 (20·9 to 87·9)	64·7 (31·9 to 116)	75·1 (39·4 to 126)	71·1 (37·5 to 120)	50·3 (22·7 to 89·8)	13·2 (7·2 to 21·8)	9·9 (5·2 to 18·6)	5·5 (1·6 to 14·2)	4·8 (1·6 to 11·9)	4·3 (1·6 to 9·3)	4·2 (1·5 to 10·2)	0·7 (0·2 to 1·4)	0·2 (0 to 0·5)	0 (0 to 0·2)	0 (0 to 0)	391
Respiratory infections and tuberculosis	1,040 (562 to 1,750)	899 (484 to 1,500)	4,970 (2,940 to 7,540)	2,690 (1,700 to 4,000)	3,700 (2,700 to 5,040)	3,200 (2,360 to 4,290)	4,100 (3,070 to 5,410)	5,780 (4,290 to 7,540)	6,100 (4,570 to 8,030)	6,460 (4,610 to 8,700)	6,710 (4,910 to 9,280)	6,650 (4,600 to 9,200)	8,290 (5,460 to 11,700)	10,800 (6,380 to 15,300)	15,100 (7,950 to 21,800)	20,100 (10,500 to 29,000)	25,800 (13,400 to 36,200)	28,600 (15,200 to 40,300)	24,100 (13,600 to 33,600)	19,500 (11,500 to 26,700)	10,400 (6,350 to 14,100)	5,160 (3,250 to 6,980)	646 (412 to 901)	221,000



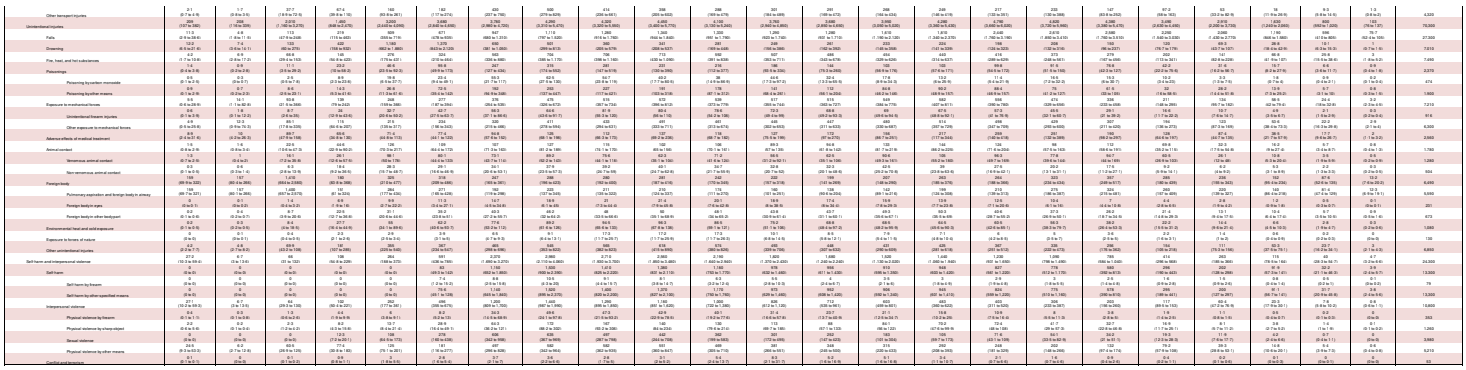

SR Table 2b: Grenada DALYS by cause and age group for females with 95% uncertainty intervals, 2019

Cause	Early Neonatal	Late Neonatal	Post Neonatal	1 to 4	5 to 9	10 to 14	15 to 19	20 to 24	25 to 29	30 to 34	35 to 39	40 to 44	45 to 49	50 to 54	55 to 59	60 to 64	65 to 69	70 to 74	75 to 79	80 to 84	85 to 89	90 to 94	95 plus	Total
All causes	368 (263 to 503)	108 (64·7 to 166)	208 (155 to 279)	235 (181 to 297)	221 (174 to 282)	280 (217 to 359)	460 (369 to 564)	598 (481 to 731)	656 (525 to 803)	662 (547 to 794)	667 (557 to 788)	749 (626 to 888)	966 (816 to 1,130)	1,240 (1,070 to 1,430)	1,280 (1,120 to 1,460)	1,220 (1,090 to 1,370)	1,170 (1,060 to 1,300)	1,200 (1,100 to 1,310)	1,090 (1,000 to 1,190)	694 (643 to 744)	418 (391 to 448)	245 (231 to 260)	104 (98·6 to 109)	14,900
Communicable, maternal, neonatal, and nutritional diseases	322 (231 to 443)	84·1 (50·2 to 131)	111 (79·3 to 150)	91·4 (67·4 to 119)	68·9 (47·4 to 101)	49·3 (36·2 to 68·9)	63 (47·2 to 84·4)	78·6 (62·7 to 100)	83·2 (66·3 to 107)	77·1 (63·2 to 94·9)	67·8 (54·5 to 85·3)	65·2 (50·3 to 85·4)	64·7 (50·7 to 85)	69·8 (53·4 to 91)	65·7 (50·5 to 85·2)	59·3 (47·1 to 73·1)	56·8 (44·9 to 72·2)	65·6 (50·1 to 84·5)	75·1 (57·7 to 95·6)	56·9 (44·5 to 71·2)	42·2 (33·3 to 51·3)	26·4 (19·8 to 32·4)	14 (10 to 17·5)	1,760
HIV/AIDS and sexually transmitted infections	0 (0 to 0)	0 (0 to 0)	0·7 (0·6 to 0·7)	0·8 (0·8 to 0·9)	0·8 (0·7 to 0·8)	0·7 (0·6 to 0·7)	2 (1·8 to 2·3)	8·3 (7·3 to 9·7)	14·6 (12·9 to 17·2)	14·8 (13·1 to 17·1)	13·6 (12·1 to 15·4)	12·2 (10·9 to 14·4)	9·5 (8·3 to 11·3)	7 (6·1 to 8·3)	4·1 (3·6 to 5)	2·3 (2 to 2·9)	1·6 (1·4 to 2)	0·8 (0·6 to 1·1)	0·5 (0·4 to 0·7)	0·2 (0·2 to 0·3)	0·1 (0·1 to 0·1)	0 (0 to 0·1)	0 (0 to 0)	94·8
HIV/AIDS	0 (0 to 0)	0 (0 to 0)	0·7 (0·6 to 0·7)	0·8 (0·8 to 0·9)	0·8 (0·7 to 0·8)	0·6 (0·6 to 0·7)	1·6 (1·4 to 1·7)	7·2 (6·5 to 8·2)	12·9 (11·7 to 14·7)	13 (11·7 to 14·5)	11·8 (10·8 to 12·9)	10·4 (9·6 to 11·4)	7·8 (7·2 to 8·5)	5·8 (5·3 to 6·2)	3·3 (3 to 3·6)	1·9 (1·7 to 2·1)	1·3 (1·1 to 1·5)	0·5 (0·4 to 0·6)	0·3 (0·2 to 0·4)	0·1 (0·1 to 0·1)	0·1 (0·1 to 0·1)	0 (0 to 0)	0 (0 to 0)	80·9
HIV/AIDS - Drug-susceptible Tuberculosis	0 (0 to 0)	0 (0 to 0)	0 (0 to 0)	0 (0 to 0)	0 (0 to 0)	0 (0 to 0)	0 (0 to 0·1)	0·2 (0·1 to 0·2)	0·3 (0·2 to 0·4)	0·3 (0·2 to 0·4)	0·3 (0·2 to 0·4)	0·3 (0·2 to 0·4)	0·2 (0·1 to 0·3)	0·1 (0·1 to 0·2)	0·1 (0·1 to 0·1)	0·1 (0 to 0·1)	0 (0 to 0·1)	0 (0 to 0)	0 (0 to 0)	0 (0 to 0)	0 (0 to 0)	0 (0 to 0)	0 (0 to 0)	2
HIV/AIDS - Multidrug-resistant Tuberculosis without extensive dru	0 (0 to 0)	0 (0 to 0)	0 (0 to 0)	0 (0 to 0)	0 (0 to 0)	0 (0 to 0)	0 (0 to 0)	0 (0 to 0)	0 (0 to 0)	0 (0 to 0)	0 (0 to 0)	0 (0 to 0)	0 (0 to 0)	0 (0 to 0)	0 (0 to 0)	0 (0 to 0)	0 (0 to 0)	0 (0 to 0)	0 (0 to 0)	0 (0 to 0)	0 (0 to 0)	0 (0 to 0)	0 (0 to 0)	0
HIV/AIDS - Extensively drug-resistant Tuberculosis	0 (0 to 0)	0 (0 to 0)	0 (0 to 0)	0 (0 to 0)	0 (0 to 0)	0 (0 to 0)	0 (0 to 0)	0 (0 to 0)	0 (0 to 0)	0 (0 to 0)	0 (0 to 0)	0 (0 to 0)	0 (0 to 0)	0 (0 to 0)	0 (0 to 0)	0 (0 to 0)	0 (0 to 0)	0 (0 to 0)	0 (0 to 0)	0 (0 to 0)	0 (0 to 0)	0 (0 to 0)	0 (0 to 0)	0
HIV/AIDS resulting in other diseases	0 (0 to 0)	0 (0 to 0)	0·7 (0·6 to 0·7)	0·8 (0·8 to 0·9)	0·8 (0·7 to 0·8)	0·6 (0·5 to 0·6)	1·5 (1·4 to 1·7)	7·1 (6·3 to 8)	12·6 (11·4 to 14·4)	12·7 (11·4 to 14·2)	11·5 (10·5 to 12·6)	10·1 (9·3 to 11·2)	7·6 (7 to 8·3)	5·6 (5·2 to 6·1)	3·2 (3 to 3·5)	1·8 (1·6 to 2)	1·2 (1·1 to 1·4)	0·5 (0·4 to 0·6)	0·3 (0·2 to 0·3)	0·1 (0·1 to 0·1)	0·1 (0·1 to 0·1)	0 (0 to 0)	0 (0 to 0)	78·9
Sexually transmitted infections excluding HIV	0 (0 to 0)	0 (0 to 0)	0 (0 to 0)	0 (0 to 0)	0 (0 to 0)	0·1 (0·1 to 0·1)	0·4 (0·3 to 0·7)	1·1 (0·6 to 2)	1·8 (0·9 to 3·2)	1·8 (0·9 to 3·4)	1·7 (0·9 to 3·2)	1·8 (0·9 to 3·6)	1·7 (0·8 to 3·3)	1·2 (0·5 to 2·4)	0·8 (0·4 to 1·6)	0·5 (0·2 to 1)	0·3 (0·2 to 0·7)	0·3 (0·1 to 0·5)	0·2 (0·1 to 0·4)	0·1 (0 to 0·2)	0 (0 to 0·1)	0 (0 to 0)	0 (0 to 0)	13·9
Syphilis	0 (0 to 0)	0 (0 to 0)	0 (0 to 0)	0 (0 to 0)	0 (0 to 0)	0 (0 to 0)	0 (0 to 0·1)	0 (0 to 0·1)	0·1 (0 to 0·1)	0·1 (0 to 0·1)	0 (0 to 0·1)	0 (0 to 0)	0 (0 to 0·1)	0 (0 to 0)	0 (0 to 0)	0 (0 to 0)	0 (0 to 0)	0 (0 to 0)	0 (0 to 0)	0 (0 to 0)	0 (0 to 0)	0 (0 to 0)	0 (0 to 0)	0·4
Chlamydial infection	0 (0 to 0)	0 (0 to 0)	0 (0 to 0)	0 (0 to 0)	0 (0 to 0)	0 (0 to 0)	0 (0 to 0·1)	0·1 (0·1 to 0·2)	0·2 (0·1 to 0·3)	0·2 (0·1 to 0·3)	0·2 (0·1 to 0·3)	0·2 (0·1 to 0·3)	0·1 (0·1 to 0·3)	0 (0 to 0·1)	0 (0 to 0)	0 (0 to 0)	0 (0 to 0)	0 (0 to 0)	0 (0 to 0)	0 (0 to 0)	0 (0 to 0)	0 (0 to 0)	0 (0 to 0)	1·1
Gonococcal infection	0 (0 to 0)	0 (0 to 0)	0 (0 to 0)	0 (0 to 0)	0 (0 to 0)	0 (0 to 0)	0·1 (0 to 0·1)	0·1 (0·1 to 0·1)	0·1 (0·1 to 0·1)	0·1 (0·1 to 0·1)	0·1 (0·1 to 0·1)	0·1 (0·1 to 0·2)	0·1 (0·1 to 0·1)	0·1 (0 to 0·1)	0 (0 to 0)	0 (0 to 0)	0 (0 to 0)	0 (0 to 0)	0 (0 to 0)	0 (0 to 0)	0 (0 to 0)	0 (0 to 0)	0 (0 to 0)	0·8
Trichomoniasis	0 (0 to 0)	0 (0 to 0)	0 (0 to 0)	0 (0 to 0)	0 (0 to 0)	0 (0 to 0)	0·1 (0 to 0·2)	0·4 (0·1 to 1)	0·7 (0·2 to 1·6)	0·7 (0·2 to 1·6)	0·6 (0·2 to 1·4)	0·6 (0·2 to 1·5)	0·6 (0·2 to 1·5)	0·5 (0·2 to 1·2)	0·3 (0·1 to 0·8)	0·2 (0·1 to 0·4)	0·1 (0 to 0·3)	0·1 (0 to 0·2)	0·1 (0 to 0·1)	0 (0 to 0)	0 (0 to 0)	0 (0 to 0)	0 (0 to 0)	5
Genital herpes	0 (0 to 0)	0 (0 to 0)	0 (0 to 0)	0 (0 to 0)	0 (0 to 0)	0 (0 to 0·1)	0·1 (0 to 0·3)	0·3 (0·1 to 0·6)	0·4 (0·1 to 0·9)	0·4 (0·1 to 1)	0·4 (0·1 to 0·9)	0·4 (0·1 to 1)	0·4 (0·1 to 1·1)	0·4 (0·1 to 1·1)	0·3 (0·1 to 0·8)	0·2 (0·1 to 0·6)	0·2 (0 to 0·4)	0·1 (0 to 0·3)	0·1 (0 to 0·2)	0 (0 to 0·1)	0 (0 to 0·1)	0 (0 to 0)	0 (0 to 0)	3·8
Other sexually transmitted infections	0 (0 to 0)	0 (0 to 0)	0 (0 to 0)	0 (0 to 0)	0 (0 to 0)	0 (0 to 0)	0·1 (0·1 to 0·2)	0·2 (0·1 to 0·4)	0·3 (0·2 to 0·6)	0·4 (0·2 to 0·7)	0·5 (0·3 to 0·8)	0·5 (0·3 to 0·9)	0·4 (0·2 to 0·8)	0·1 (0·1 to 0·2)	0·1 (0 to 0·1)	0 (0 to 0)	0 (0 to 0)	0 (0 to 0)	0 (0 to 0)	0 (0 to 0)	0 (0 to 0)	0 (0 to 0)	0 (0 to 0)	2·8
Respiratory infections and tuberculosis	12·9 (8·3 to 19·4)	11·2 (6 to 18·3)	49·7 (31·6 to 72·6)	29·3 (19·9 to 41·1)	12·4 (9·2 to 16·5)	9·6 (7 to 13·1)	11·7 (8·4 to 15·9)	15·3 (11·2 to 20·6)	15·4 (11·6 to 20·3)	15·6 (11·5 to 20·6)	14·6 (10·7 to 19·5)	14·4 (10·4 to 19·4)	18·4 (13·4 to 24·6)	24·7 (17·8 to 33·5)	28·1 (20·5 to 38·7)	32·1 (24·2 to 40·9)	36·9 (26·7 to 50·6)	47·7 (33·2 to 65·2)	59·7 (43·7 to 78·1)	47·8 (36·1 to 61·6)	36·7 (28·5 to 45·5)	23·2 (16·7 to 28·8)	12·6 (8·7 to 16)	580
Tuberculosis	0 (0 to 0)	0 (0 to 0)	0·1 (0 to 0·1)	0·3 (0·1 to 0·6)	0·5 (0·1 to 0·9)	0·2 (0·1 to 0·5)	0·3 (0·2 to 0·4)	1·2 (0·7 to 2·1)	1·8 (1 to 3·1)	1·4 (0·8 to 2·3)	0·9 (0·5 to 1·5)	0·8 (0·4 to 1·4)	0·8 (0·4 to 1·3)	0·8 (0·4 to 1·3)	0·6 (0·4 to 1)	0·4 (0·3 to 0·6)	0·3 (0·2 to 0·4)	0·3 (0·2 to 0·5)	0·3 (0·2 to 0·4)	0·2 (0·1 to 0·2)	0·1 (0·1 to 0·1)	0 (0 to 0·1)	0 (0 to 0)	11·5
Latent tuberculosis infection	0 (0 to 0)	0 (0 to 0)	0 (0 to 0)	0 (0 to 0)	0 (0 to 0)	0 (0 to 0)	0 (0 to 0)	0 (0 to 0)	0 (0 to 0)	0 (0 to 0)	0 (0 to 0)	0 (0 to 0)	0 (0 to 0)	0 (0 to 0)	0 (0 to 0)	0 (0 to 0)	0 (0 to 0)	0 (0 to 0)	0 (0 to 0)	0 (0 to 0)	0 (0 to 0)	0 (0 to 0)	0 (0 to 0)	0
Drug-susceptible tuberculosis	0 (0 to 0)	0 (0 to 0)	0·1 (0 to 0·1)	0·3 (0·1 to 0·6)	0·5 (0·1 to 0·9)	0·2 (0·1 to 0·5)	0·3 (0·2 to 0·4)	1·2 (0·7 to 2·1)	1·8 (1 to 3·1)	1·4 (0·8 to 2·3)	0·9 (0·5 to 1·5)	0·8 (0·4 to 1·4)	0·7 (0·4 to 1·2)	0·8 (0·4 to 1·3)	0·6 (0·4 to 1)	0·4 (0·3 to 0·6)	0·3 (0·2 to 0·4)	0·3 (0·2 to 0·4)	0·3 (0·2 to 0·4)	0·2 (0·1 to 0·2)	0·1 (0·1 to 0·1)	0 (0 to 0·1)	0 (0 to 0)	11·3
Multidrug-resistant tuberculosis without extensive drug resistanc	0 (0 to 0)	0 (0 to 0)	0 (0 to 0)	0 (0 to 0)	0 (0 to 0)	0 (0 to 0)	0 (0 to 0)	0 (0 to 0·1)	0 (0 to 0·1)	0 (0 to 0·1)	0 (0 to 0·1)	0 (0 to 0)	0 (0 to 0)	0 (0 to 0)	0 (0 to 0)	0 (0 to 0)	0 (0 to 0)	0 (0 to 0)	0 (0 to 0)	0 (0 to 0)	0 (0 to 0)	0 (0 to 0)	0 (0 to 0)	0·1
Extensively drug-resistant tuberculosis	0 (0 to 0)	0 (0 to 0)	0 (0 to 0)	0 (0 to 0)	0 (0 to 0)	0 (0 to 0)	0 (0 to 0)	0 (0 to 0)	0 (0 to 0)	0 (0 to 0)	0 (0 to 0)	0 (0 to 0)	0 (0 to 0)	0 (0 to 0)	0 (0 to 0)	0 (0 to 0)	0 (0 to 0)	0 (0 to 0)	0 (0 to 0)	0 (0 to 0)	0 (0 to 0)	0 (0 to 0)	0 (0 to 0)	0
Lower respiratory infections	12·9 (8·2 to 19·4)	11·1 (6 to 18·3)	48·7 (30·5 to 71·3)	24·3 (15·4 to 36·3)	6·6 (4·6 to 9·1)	4·7 (3·3 to 6·6)	6·8 (4·5 to 9·4)	9·2 (6·2 to 13·2)	9·3 (6·4 to 13)	10·8 (7·5 to 15·2)	10·9 (7·4 to 15·2)	10·7 (7·2 to 15·3)	14·6 (9·9 to 20·4)	20·9 (14·3 to 29·8)	25·2 (17·9 to 35·8)	30·1 (22·3 to 38·9)	35·4 (25·3 to 49·1)	46·5 (32·2 to 64·3)	58·8 (42·9 to 77·3)	47·3 (35·6 to 61·1)	36·5 (28·2 to 45·3)	23·1 (16·6 to 28·7)	12·5 (8·7 to 16)	517
Upper respiratory infections	0 (0 to 0)	0 (0 to 0·1)	0·8 (0·5 to 1·3)	3·4 (1·9 to 5·5)	3·7 (2 to 6·2)	3·4 (1·8 to 6)	3·5 (1·8 to 6·2)	3·7 (2 to 6·5)	3·4 (1·9 to 5·6)	2·7 (1·4 to 4·5)	2·2 (1·1 to 3·9)	2·2 (1·2 to 4)	2·3 (1·2 to 4)	2·2 (1·2 to 3·7)	1·7 (0·9 to 2·9)	1·2 (0·6 to 2)	0·9 (0·5 to 1·5)	0·7 (0·4 to 1·2)	0·5 (0·3 to 0·8)	0·2 (0·1 to 0·4)	0·1 (0·1 to 0·2)	0·1 (0 to 0·1)	0 (0 to 0)	39·2
Otitis media	0 (0 to 0)	0 (0 to 0)	0·2 (0·1 to 0·3)	1·4 (0·7 to 2·4)	1·7 (0·9 to 2·9)	1·2 (0·6 to 2·1)	1·1 (0·6 to 2)	1·1 (0·4 to 2)	0·9 (0·4 to 1·7)	0·6 (0·3 to 1·2)	0·5 (0·2 to 1)	0·6 (0·3 to 1·1)	0·7 (0·3 to 1·3)	0·8 (0·3 to 1·4)	0·6 (0·3 to 1)	0·4 (0·2 to 0·7)	0·2 (0·1 to 0·4)	0·1 (0·1 to 0·3)	0·1 (0 to 0·2)	0·1 (0 to 0·1)	0 (0 to 0·1)	0 (0 to 0)	0 (0 to 0)	12·2
Enteric infections	0·4 (0·2 to 0·7)	0·9 (0·5 to 1·5)	10 (6·2 to 15·6)	9·9 (6·8 to 14·5)	7·9 (4·7 to 12·7)	7·1 (4·2 to 11·4)	5·1 (3·1 to 7·6)	4·6 (2·8 to 6·9)	4·9 (3·2 to 7)	4·6 (3 to 6·4)	4·3 (2·9 to 6)	4·8 (3·3 to 6·6)	5·8 (3·9 to 8·1)	6·4 (4·4 to 9)	5·9 (4·1 to 8·1)	5·4 (3·9 to 7·3)	5·8 (4·2 to 7·8)	6·4 (4·6 to 8·3)	6·2 (4·5 to 8·1)	3·8 (2·8 to 5·1)	2·2 (1·6 to 2·8)	1·2 (0·9 to 1·5)	0·5 (0·4 to 0·6)	114
Diarrheal diseases	0·4 (0·2 to 0·7)	0·9 (0·5 to 1·5)	9·9 (6·2 to 15·5)	9·9 (6·7 to 14·4)	7·9 (4·7 to 12·7)	7·1 (4·2 to 11·4)	5·1 (3·1 to 7·6)	4·5 (2·7 to 6·8)	4·9 (3·2 to 7)	4·5 (3 to 6·4)	4·3 (2·9 to 5·9)	4·7 (3·2 to 6·6)	5·7 (3·9 to 8·1)	6·4 (4·4 to 9)	5·8 (4·1 to 8·1)	5·4 (3·9 to 7·3)	5·8 (4·1 to 7·8)	6·4 (4·6 to 8·3)	6·2 (4·5 to 8·1)	3·8 (2·8 to 5·1)	2·2 (1·6 to 2·8)	1·2 (0·9 to 1·5)	0·5 (0·4 to 0·6)	113
Typhoid and paratyphoid	0 (0 to 0)	0 (0 to 0)	0 (0 to 0)	0 (0 to 0)	0 (0 to 0)	0 (0 to 0)	0 (0 to 0)	0 (0 to 0)	0 (0 to 0)	0 (0 to 0)	0 (0 to 0)	0 (0 to 0)	0 (0 to 0)	0 (0 to 0)	0 (0 to 0)	0 (0 to 0)	0 (0 to 0)	0 (0 to 0)	0 (0 to 0)	0 (0 to 0)	0 (0 to 0)	0 (0 to 0)	0 (0 to 0)	0
Typhoid fever	0 (0 to 0)	0 (0 to 0)	0 (0 to 0)	0 (0 to 0)	0 (0 to 0)	0 (0 to 0)	0 (0 to 0)	0 (0 to 0)	0 (0 to 0)	0 (0 to 0)	0 (0 to 0)	0 (0 to 0)	0 (0 to 0)	0 (0 to 0)	0 (0 to 0)	0 (0 to 0)	0 (0 to 0)	0 (0 to 0)	0 (0 to 0)	0 (0 to 0)	0 (0 to 0)	0 (0 to 0)	0 (0 to 0)	0
Paratyphoid fever	0 (0 to 0)	0 (0 to 0)	0 (0 to 0)	0 (0 to 0)	0 (0 to 0)	0 (0 to 0)	0 (0 to 0)	0 (0 to 0)	0 (0 to 0)	0 (0 to 0)	0 (0 to 0)	0 (0 to 0)	0 (0 to 0)	0 (0 to 0)	0 (0 to 0)	0 (0 to 0)	0 (0 to 0)	0 (0 to 0)	0 (0 to 0)	0 (0 to 0)	0 (0 to 0)	0 (0 to 0)	0 (0 to 0)	0
Invasive Non-typhoidal Salmonella (iNTS)	0 (0 to 0)	0 (0 to 0)	0 (0 to 0)	0 (0 to 0·1)	0 (0 to 0)	0 (0 to 0)	0 (0 to 0)	0 (0 to 0)	0 (0 to 0)	0 (0 to 0)	0 (0 to 0)	0 (0 to 0)	0 (0 to 0)	0 (0 to 0)	0 (0 to 0)	0 (0 to 0)	0 (0 to 0)	0 (0 to 0)	0 (0 to 0)	0 (0 to 0)	0 (0 to 0)	0 (0 to 0)	0 (0 to 0)	0·1
Other intestinal infectious diseases	0 (0 to 0)	0 (0 to 0)	0 (0 to 0·1)	0·1 (0 to 0·2)	0 (0 to 0·1)	0 (0 to 0·1)	0 (0 to 0)	0 (0 to 0)	0 (0 to 0)	0 (0 to 0)	0 (0 to 0)	0 (0 to 0)	0 (0 to 0)	0 (0 to 0)	0 (0 to 0)	0 (0 to 0)	0 (0 to 0)	0 (0 to 0)	0 (0 to 0)	0 (0 to 0)	0 (0 to 0)	0 (0 to 0)	0 (0 to 0)	0·3
Neglected tropical diseases and malaria	0·1 (0 to 0·2)	0·2 (0·1 to 0·3)	1·3 (0·7 to 2·4)	3·5 (1·9 to 6·3)	3·8 (2 to 6·3)	2·2 (1·2 to 3·9)	2·5 (1·4 to 4·4)	3·6 (1·9 to 5·9)	3·7 (2 to 6·4)	3·5 (1·9 to 5·7)	3 (1·6 to 5)	3·2 (1·8 to 5·5)	3·4 (1·8 to 5·9)	3·9 (2 to 6·8)	4 (2·1 to 6·5)	3·4 (1·8 to 5·8)	3·1 (1·6 to 5·4)	3·1 (1·6 to 5·4)	2·7 (1·3 to 4·7)	1·5 (0·8 to 2·6)	0·8 (0·4 to 1·4)	0·4 (0·2 to 0·8)	0·2 (0·1 to 0·4)	57·1
Malaria	0 (0 to 0)	0 (0 to 0)	0 (0 to 0)	0 (0 to 0)	0 (0 to 0)	0 (0 to 0)	0 (0 to 0)	0 (0 to 0)	0 (0 to 0)	0 (0 to 0)	0 (0 to 0)	0 (0 to 0)	0 (0 to 0)	0 (0 to 0)	0 (0 to 0)	0 (0 to 0)	0 (0 to 0)	0 (0 to 0)	0 (0 to 0)	0 (0 to 0)	0 (0 to 0)	0 (0 to 0)	0 (0 to 0)	0
Chagas disease	0 (0 to 0)	0 (0 to 0)	0 (0 to 0)	0 (0 to 0)	0 (0 to 0)	0 (0 to 0)	0 (0 to 0)	0 (0 to 0)	0 (0 to 0)	0 (0 to 0)	0 (0 to 0)	0 (0 to 0)	0 (0 to 0)	0 (0 to 0)	0 (0 to 0)	0 (0 to 0)	0 (0 to 0)	0 (0 to 0)	0 (0 to 0)	0 (0 to 0)	0 (0 to 0)	0 (0 to 0)	0 (0 to 0)	0·1
Leishmaniasis	0 (0 to 0)	0 (0 to 0)	0 (0 to 0)	0 (0 to 0)	0 (0 to 0)	0 (0 to 0)	0 (0 to 0)	0 (0 to 0)	0 (0 to 0)	0 (0 to 0)	0 (0 to 0)	0 (0 to 0)	0 (0 to 0)	0 (0 to 0)	0 (0 to 0)	0 (0 to 0)	0 (0 to 0)	0 (0 to 0)	0 (0 to 0)	0 (0 to 0)	0 (0 to 0)	0 (0 to 0)	0 (0 to 0)	0
Visceral leishmaniasis	0 (0 to 0)	0 (0 to 0)	0 (0 to 0)	0 (0 to 0)	0 (0 to 0)	0 (0 to 0)	0 (0 to 0)	0 (0 to 0)	0 (0 to 0)	0 (0 to 0)	0 (0 to 0)	0 (0 to 0)	0 (0 to 0)	0 (0 to 0)	0 (0 to 0)	0 (0 to 0)	0 (0 to 0)	0 (0 to 0)	0 (0 to 0)	0 (0 to 0)	0 (0 to 0)	0 (0 to 0)	0 (0 to 0)	0
Cutaneous and mucocutaneous leishmaniasis	0 (0 to 0)	0 (0 to 0)	0 (0 to 0)	0 (0 to 0)	0 (0 to 0)	0 (0 to 0)	0 (0 to 0)	0 (0 to 0)	0 (0 to 0)	0 (0 to 0)	0 (0 to 0)	0 (0 to 0)	0 (0 to 0)	0 (0 to 0)	0 (0 to 0)	0 (0 to 0)	0 (0 to 0)	0 (0 to 0)	0 (0 to 0)	0 (0 to 0)	0 (0 to 0)	0 (0 to 0)	0 (0 to 0)	0
African trypanosomiasis	0 (0 to 0)	0 (0 to 0)	0 (0 to 0)	0 (0 to 0)	0 (0 to 0)	0 (0 to 0)	0 (0 to 0)	0 (0 to 0)	0 (0 to 0)	0 (0 to 0)	0 (0 to 0)	0 (0 to 0)	0 (0 to 0)	0 (0 to 0)	0 (0 to 0)	0 (0 to 0)	0 (0 to 0)	0 (0 to 0)	0 (0 to 0)	0 (0 to 0)	0 (0 to 0)	0 (0 to 0)	0 (0 to 0)	0
Schistosomiasis	0 (0 to 0)	0 (0 to 0)	0 (0 to 0)	0 (0 to 0)	0 (0 to 0)	0 (0 to 0)	0 (0 to 0)	0 (0 to 0)	0 (0 to 0)	0 (0 to 0)	0 (0 to 0)	0 (0 to 0)	0 (0 to 0)	0 (0 to 0)	0 (0 to 0)	0 (0 to 0)	0 (0 to 0)	0 (0 to 0)	0 (0 to 0)	0 (0 to 0)	0 (0 to 0)	0 (0 to 0)	0 (0 to 0)	0
Cysticercosis	0 (0 to 0)	0 (0 to 0)	0 (0 to 0)	0 (0 to 0)	0 (0 to 0)	0 (0 to 0·1)	0·2 (0 to 0·7)	0·9 (0·2 to 2·3)	1·5 (0·4 to 3·4)	1·5 (0·5 to 3·3)	1·4 (0·5 to 3·2)	1·6 (0·5 to 3·6)	2·1 (0·8 to 4·4)	2·6 (0·9 to 5·1)	2·8 (1·1 to 5·3)	2·7 (1·1 to 5·1)	2·6 (1·1 to 4·9)	2·6 (1·2 to 4·9)	2·3 (0·9 to 4·2)	1·3 (0·5 to 2·4)	0·7 (0·3 to 1·2)	0·3 (0·1 to 0·6)	0·1 (0 to 0·2)	27·5
Cystic echinococcosis	0 (0 to 0)	0 (0 to 0)	0 (0 to 0)	0 (0 to 0)	0 (0 to 0)	0 (0 to 0)	0 (0 to 0)	0 (0 to 0)	0 (0 to 0)	0 (0 to 0)	0 (0 to 0)	0 (0 to 0)	0 (0 to 0)	0 (0 to 0)	0 (0 to 0)	0 (0 to 0)	0 (0 to 0)	0 (0 to 0)	0 (0 to 0)	0 (0 to 0)	0 (0 to 0)	0 (0 to 0)	0 (0 to 0)	0
Lymphatic filariasis	0 (0 to 0)	0 (0 to 0)	0 (0 to 0)	0 (0 to 0)	0 (0 to 0)	0 (0 to 0)	0 (0 to 0)	0 (0 to 0)	0 (0 to 0)	0 (0 to 0)	0 (0 to 0)	0 (0 to 0)	0 (0 to 0)	0 (0 to 0)	0 (0 to 0)	0 (0 to 0)	0 (0 to 0)	0 (0 to 0)	0 (0 to 0)	0 (0 to 0)	0 (0 to 0)	0 (0 to 0)	0 (0 to 0)	0
Onchocerciasis	0 (0 to 0)	0 (0 to 0)	0 (0 to 0)	0 (0 to 0)	0 (0 to 0)	0 (0 to 0)	0 (0 to 0)	0 (0 to 0)	0 (0 to 0)	0 (0 to 0)	0 (0 to 0)	0 (0 to 0)	0 (0 to 0)	0 (0 to 0)	0 (0 to 0)	0 (0 to 0)	0 (0 to 0)	0 (0 to 0)	0 (0 to 0)	0 (0 to 0)	0 (0 to 0)	0 (0 to 0)	0 (0 to 0)	0
Trachoma	0 (0 to 0)	0 (0 to 0)	0 (0 to 0)	0 (0 to 0)	0 (0 to 0)	0 (0 to 0)	0 (0 to 0)	0 (0 to 0)	0 (0 to 0)	0 (0 to 0)	0 (0 to 0)	0 (0 to 0)	0 (0 to 0)	0 (0 to 0)	0 (0 to 0)	0 (0 to 0)	0 (0 to 0)	0 (0 to 0)	0 (0 to 0)	0 (0 to 0)	0 (0 to 0)	0 (0 to 0)	0 (0 to 0)	0
Dengue	0 (0 to 0)	0 (0 to 0)	0·1 (0 to 0·2)	0·3 (0·1 to 0·7)	0·6 (0·2 to 1·6)	0·6 (0·1 to 1·2)	0·6 (0·2 to 1·5)	0·8 (0·2 to 2·1)	0·8 (0·2 to 2·3)	0·6 (0·2 to 1·5)	0·4 (0·1 to 0·8)	0·3 (0·1 to 0·8)	0·3 (0·1 to 0·8)	0·4 (0·1 to 0·8)	0·3 (0·1 to 0·6)	0·2 (0 to 0·4)	0·2 (0 to 0·3)	0·1 (0 to 0·3)	0·1 (0 to 0·2)	0·1 (0 to 0·1)	0 (0 to 0·1)	0 (0 to 0·1)	0 (0 to 0·1)	6·8
Yellow fever	0 (0 to 0)	0 (0 to 0)	0 (0 to 0)	0 (0 to 0)	0 (0 to 0)	0 (0 to 0)	0 (0 to 0)	0 (0 to 0)	0 (0 to 0)	0 (0 to 0)	0 (0 to 0)	0 (0 to 0)	0 (0 to 0)	0 (0 to 0)	0 (0 to 0)	0 (0 to 0)	0 (0 to 0)	0 (0 to 0)	0 (0 to 0)	0 (0 to 0)	0 (0 to 0)	0 (0 to 0)	0 (0 to 0)	0
Rabies	0 (0 to 0)	0 (0 to 0)	0 (0 to 0)	0 (0 to 0)	0 (0 to 0)	0 (0 to 0)	0 (0 to 0)	0 (0 to 0)	0 (0 to 0)	0 (0 to 0)	0 (0 to 0)	0 (0 to 0)	0 (0 to 0)	0 (0 to 0)	0 (0 to 0)	0 (0 to 0)	0 (0 to 0)	0 (0 to 0)	0 (0 to 0)	0 (0 to 0)	0 (0 to 0)	0 (0 to 0)	0 (0 to 0)	0·1
Intestinal nematode infections	0 (0 to 0)	0 (0 to 0)	0 (0 to 0)	0·1 (0 to 0·3)	0·3 (0·1 to 0·5)	0·2 (0·1 to 0·4)	0·8 (0·3 to 1·5)	1 (0·4 to 1·8)	0·6 (0·3 to 1·2)	0·4 (0·2 to 0·8)	0·4 (0·2 to 0·8)	0·4 (0·2 to 0·7)	0·1 (0 to 0·2)	0·1 (0 to 0·2)	0·1 (0 to 0·1)	0·1 (0 to 0·1)	0 (0 to 0·1)	0 (0 to 0·1)	0 (0 to 0·1)	0 (0 to 0)	0 (0 to 0)	0 (0 to 0)	0 (0 to 0)	4·6
Ascariasis	0 (0 to 0)	0 (0 to 0)	0 (0 to 0)	0·1 (0 to 0·2)	0·1 (0 to 0·2)	0 (0 to 0·1)	0 (0 to 0·1)	0 (0 to 0·1)	0 (0 to 0·1)	0 (0 to 0·1)	0 (0 to 0)	0 (0 to 0)	0 (0 to 0)	0 (0 to 0)	0 (0 to 0)	0 (0 to 0)	0 (0 to 0)	0 (0 to 0)	0 (0 to 0)	0 (0 to 0)	0 (0 to 0)	0 (0 to 0)	0 (0 to 0)	0·4
Trichuriasis	0 (0 to 0)	0 (0 to 0)	0 (0 to 0)	0 (0 to 0)	0 (0 to 0)	0 (0 to 0)	0 (0 to 0)	0 (0 to 0)	0 (0 to 0)	0 (0 to 0)	0 (0 to 0)	0 (0 to 0)	0 (0 to 0)	0 (0 to 0)	0 (0 to 0)	0 (0 to 0)	0 (0 to 0)	0 (0 to 0)	0 (0 to 0)	0 (0 to 0)	0 (0 to 0)	0 (0 to 0)	0 (0 to 0)	0
Hookworm disease	0 (0 to 0)	0 (0 to 0)	0 (0 to 0)	0·1 (0 to 0·2)	0·2 (0·1 to 0·3)	0·2 (0·1 to 0·3)	0·7 (0·3 to 1·4)	0·9 (0·4 to 1·8)	0·6 (0·2 to 1·2)	0·4 (0·2 to 0·8)	0·4 (0·1 to 0·8)	0·4 (0·1 to 0·7)	0·1 (0 to 0·1)	0·1 (0 to 0·1)	0·1 (0 to 0·1)	0 (0 to 0·1)	0 (0 to 0·1)	0 (0 to 0)	0 (0 to 0)	0 (0 to 0)	0 (0 to 0)	0 (0 to 0)	0 (0 to 0)	4·2
Food-borne trematodiases	0 (0 to 0)	0 (0 to 0)	0 (0 to 0)	0 (0 to 0)	0 (0 to 0)	0 (0 to 0)	0 (0 to 0)	0 (0 to 0)	0 (0 to 0)	0 (0 to 0)	0 (0 to 0)	0 (0 to 0)	0 (0 to 0)	0 (0 to 0)	0 (0 to 0)	0 (0 to 0)	0 (0 to 0)	0 (0 to 0)	0 (0 to 0)	0 (0 to 0)	0 (0 to 0)	0 (0 to 0)	0 (0 to 0)	0
Leprosy	0 (0 to 0)	0 (0 to 0)	0 (0 to 0)	0 (0 to 0)	0 (0 to 0)	0 (0 to 0)	0 (0 to 0)	0 (0 to 0)	0 (0 to 0)	0 (0 to 0)	0 (0 to 0)	0 (0 to 0)	0 (0 to 0)	0 (0 to 0·1)	0 (0 to 0·1)	0 (0 to 0·1)	0 (0 to 0)	0 (0 to 0)	0 (0 to 0)	0 (0 to 0)	0 (0 to 0)	0 (0 to 0)	0 (0 to 0)	0·2
Ebola	0 (0 to 0)	0 (0 to 0)	0 (0 to 0)	0 (0 to 0)	0 (0 to 0)	0 (0 to 0)	0 (0 to 0)	0 (0 to 0)	0 (0 to 0)	0 (0 to 0)	0 (0 to 0)	0 (0 to 0)	0 (0 to 0)	0 (0 to 0)	0 (0 to 0)	0 (0 to 0)	0 (0 to 0)	0 (0 to 0)	0 (0 to 0)	0 (0 to 0)	0 (0 to 0)	0 (0 to 0)	0 (0 to 0)	0
Zika virus	0 (0 to 0)	0 (0 to 0)	0·2 (0 to 0·5)	0·1 (0 to 0·3)	0·1 (0 to 0·4)	0·1 (0 to 0·3)	0·1 (0 to 0·5)	0·1 (0 to 0·5)	0·1 (0 to 0·4)	0·1 (0 to 0·4)	0·1 (0 to 0·4)	0·1 (0 to 0·3)	0 (0 to 0·2)	0 (0 to 0·2)	0 (0 to 0·1)	0 (0 to 0·1)	0 (0 to 0·1)	0 (0 to 0)	0 (0 to 0)	0 (0 to 0)	0 (0 to 0)	0 (0 to 0)	0 (0 to 0)	1
Guinea worm disease	0 (0 to 0)	0 (0 to 0)	0 (0 to 0)	0 (0 to 0)	0 (0 to 0)	0 (0 to 0)	0 (0 to 0)	0 (0 to 0)	0 (0 to 0)	0 (0 to 0)	0 (0 to 0)	0 (0 to 0)	0 (0 to 0)	0 (0 to 0)	0 (0 to 0)	0 (0 to 0)	0 (0 to 0)	0 (0 to 0)	0 (0 to 0)	0 (0 to 0)	0 (0 to 0)	0 (0 to 0)	0 (0 to 0)	0
Other neglected tropical diseases	0·1 (0 to 0·2)	0·2 (0·1 to 0·3)	1 (0·5 to 2·1)	3 (1·4 to 5·5)	2·8 (1·2 to 5·2)	1·3 (0·5 to 2·8)	0·8 (0·4 to 1·6)	0·8 (0·3 to 1·6)	0·7 (0·3 to 1·4)	0·9 (0·4 to 1·6)	0·7 (0·2 to 1·3)	0·8 (0·3 to 1·4)	0·8 (0·4 to 1·5)	0·8 (0·3 to 1·5)	0·8 (0·4 to 1·4)	0·4 (0·2 to 0·7)	0·3 (0·1 to 0·6)	0·3 (0·1 to 0·6)	0·3 (0·1 to 0·7)	0·1 (0·1 to 0·3)	0·1 (0 to 0·2)	0·1 (0 to 0·2)	0·1 (0 to 0·2)	17
Other infectious diseases	0·4 (0·3 to 0·7)	1 (0·6 to 1·7)	5·9 (3·8 to 9·5)	5·8 (3·6 to 9·2)	3·9 (2·6 to 5·7)	2·9 (2 to 4·1)	3·5 (2·6 to 4·5)	3·1 (2·3 to 4·4)	2·7 (2 to 3·7)	2·6 (2 to 3·5)	2·4 (1·7 to 3·2)	2·4 (1·8 to 3·4)	2·5 (1·9 to 3·5)	3 (2·2 to 3·9)	2·8 (2·1 to 3·6)	2·1 (1·7 to 2·6)	1·7 (1·4 to 2·1)	1·6 (1·2 to 1·9)	1·2 (0·9 to 1·5)	0·7 (0·5 to 0·9)	0·5 (0·4 to 0·6)	0·2 (0·2 to 0·3)	0·1 (0·1 to 0·2)	53
Meningitis	0·3 (0·2 to 0·4)	0·7 (0·3 to 1·2)	2 (1·2 to 3·3)	1·4 (0·8 to 2·1)	0·7 (0·5 to 0·9)	0·5 (0·4 to 0·7)	0·8 (0·6 to 1)	0·6 (0·4 to 0·9)	0·5 (0·4 to 0·6)	0·6 (0·4 to 0·7)	0·4 (0·3 to 0·6)	0·4 (0·3 to 0·5)	0·5 (0·4 to 0·6)	0·6 (0·4 to 0·8)	0·5 (0·4 to 0·7)	0·5 (0·4 to 0·6)	0·4 (0·3 to 0·6)	0·3 (0·2 to 0·5)	0·3 (0·2 to 0·4)	0·2 (0·1 to 0·2)	0·1 (0·1 to 0·1)	0 (0 to 0)	0 (0 to 0)	12·1
Encephalitis	0·1 (0 to 0·2)	0·1 (0·1 to 0·3)	2 (0·8 to 5·1)	2 (0·9 to 4·9)	1 (0·5 to 2)	0·9 (0·5 to 1·7)	1·1 (0·7 to 1·8)	1 (0·6 to 1·7)	0·7 (0·5 to 1·2)	0·6 (0·4 to 1)	0·5 (0·3 to 0·9)	0·5 (0·3 to 0·9)	0·5 (0·3 to 0·9)	0·5 (0·3 to 0·8)	0·5 (0·3 to 0·8)	0·4 (0·2 to 0·6)	0·3 (0·2 to 0·5)	0·2 (0·1 to 0·4)	0·1 (0·1 to 0·2)	0·1 (0 to 0·1)	0 (0 to 0·1)	0 (0 to 0)	0 (0 to 0)	13·4
Diphtheria	0 (0 to 0)	0 (0 to 0)	0 (0 to 0)	0 (0 to 0)	0 (0 to 0)	0 (0 to 0)	0 (0 to 0)	0 (0 to 0)	0 (0 to 0)	0 (0 to 0)	0 (0 to 0)	0 (0 to 0)	0 (0 to 0)	0 (0 to 0)	0 (0 to 0)	0 (0 to 0)	0 (0 to 0)	0 (0 to 0)	0 (0 to 0)	0 (0 to 0)	0 (0 to 0)	0 (0 to 0)	0 (0 to 0)	0
Tetanus	0 (0 to 0)	0 (0 to 0)	0 (0 to 0·1)	0 (0 to 0)	0 (0 to 0)	0 (0 to 0)	0 (0 to 0)	0 (0 to 0)	0 (0 to 0)	0 (0 to 0·1)	0·1 (0 to 0·2)	0 (0 to 0·1)	0·1 (0 to 0·1)	0·1 (0·1 to 0·3)	0·1 (0·1 to 0·3)	0·1 (0·1 to 0·3)	0·1 (0 to 0·3)	0·1 (0 to 0·3)	0·1 (0 to 0·3)	0·1 (0 to 0·1)	0 (0 to 0)	0 (0 to 0)	0 (0 to 0)	1·2
Measles	0 (0 to 0)	0 (0 to 0)	0 (0 to 0)	0 (0 to 0)	0 (0 to 0)	0 (0 to 0)	0 (0 to 0)	0 (0 to 0)	0 (0 to 0)	0 (0 to 0)	0 (0 to 0)	0 (0 to 0)	0 (0 to 0)	0 (0 to 0)	0 (0 to 0)	0 (0 to 0)	0 (0 to 0)	0 (0 to 0)	0 (0 to 0)	0 (0 to 0)	0 (0 to 0)	0 (0 to 0)	0 (0 to 0)	0
Varicella and herpes zoster	0 (0 to 0)	0·1 (0 to 0·1)	0·5 (0·2 to 0·9)	0·2 (0·1 to 0·5)	0·2 (0·1 to 0·6)	0·2 (0·1 to 0·3)	0·2 (0·1 to 0·3)	0·2 (0·1 to 0·4)	0·2 (0·1 to 0·5)	0·1 (0·1 to 0·4)	0·1 (0 to 0·3)	0·1 (0·1 to 0·4)	0·1 (0·1 to 0·3)	0·3 (0·1 to 0·4)	0·2 (0·1 to 0·3)	0·2 (0·1 to 0·3)	0·1 (0·1 to 0·2)	0·1 (0·1 to 0·3)	0·1 (0·1 to 0·3)	0·1 (0 to 0·2)	0·1 (0 to 0·2)	0 (0 to 0·1)	0 (0 to 0·1)	3·4
Acute hepatitis	0 (0 to 0)	0 (0 to 0)	0·1 (0 to 0·1)	0·1 (0·1 to 0·2)	0·3 (0·1 to 0·5)	0·3 (0·2 to 0·5)	0·4 (0·2 to 0·6)	0·4 (0·2 to 0·6)	0·3 (0·2 to 0·5)	0·2 (0·2 to 0·4)	0·2 (0·1 to 0·3)	0·2 (0·1 to 0·3)	0·2 (0·1 to 0·2)	0·1 (0·1 to 0·2)	0·1 (0·1 to 0·2)	0·1 (0·1 to 0·1)	0·1 (0 to 0·1)	0 (0 to 0·1)	0 (0 to 0)	0 (0 to 0)	0 (0 to 0)	0 (0 to 0)	0 (0 to 0)	3·1
Acute hepatitis A	0 (0 to 0)	0 (0 to 0)	0 (0 to 0)	0·1 (0 to 0·1)	0·2 (0·1 to 0·4)	0·3 (0·1 to 0·5)	0·3 (0·1 to 0·4)	0·2 (0·1 to 0·4)	0·2 (0·1 to 0·3)	0·1 (0·1 to 0·2)	0·1 (0 to 0·2)	0·1 (0 to 0·1)	0·1 (0 to 0·1)	0·1 (0 to 0·1)	0 (0 to 0·1)	0 (0 to 0)	0 (0 to 0)	0 (0 to 0)	0 (0 to 0)	0 (0 to 0)	0 (0 to 0)	0 (0 to 0)	0 (0 to 0)	1·8
Acute hepatitis B	0 (0 to 0)	0 (0 to 0)	0 (0 to 0·1)	0 (0 to 0·1)	0 (0 to 0)	0 (0 to 0)	0·1 (0 to 0·1)	0·1 (0·1 to 0·1)	0·1 (0·1 to 0·1)	0·1 (0 to 0·1)	0·1 (0·1 to 0·1)	0·1 (0·1 to 0·1)	0·1 (0 to 0·1)	0·1 (0 to 0·1)	0·1 (0 to 0·1)	0·1 (0 to 0·1)	0 (0 to 0)	0 (0 to 0)	0 (0 to 0)	0 (0 to 0)	0 (0 to 0)	0 (0 to 0)	0 (0 to 0)	1
Acute hepatitis C	0 (0 to 0)	0 (0 to 0)	0 (0 to 0)	0 (0 to 0)	0 (0 to 0)	0 (0 to 0)	0 (0 to 0)	0 (0 to 0)	0 (0 to 0)	0 (0 to 0)	0 (0 to 0)	0 (0 to 0)	0 (0 to 0)	0 (0 to 0)	0 (0 to 0)	0 (0 to 0)	0 (0 to 0)	0 (0 to 0)	0 (0 to 0)	0 (0 to 0)	0 (0 to 0)	0 (0 to 0)	0 (0 to 0)	0·1
Acute hepatitis E	0 (0 to 0)	0 (0 to 0)	0 (0 to 0)	0 (0 to 0)	0 (0 to 0)	0 (0 to 0·1)	0 (0 to 0·1)	0 (0 to 0·1)	0 (0 to 0·1)	0 (0 to 0)	0 (0 to 0)	0 (0 to 0)	0 (0 to 0)	0 (0 to 0)	0 (0 to 0)	0 (0 to 0)	0 (0 to 0)	0 (0 to 0)	0 (0 to 0)	0 (0 to 0)	0 (0 to 0)	0 (0 to 0)	0 (0 to 0)	0·2
Other unspecified infectious diseases	0·1 (0 to 0·1)	0·2 (0·1 to 0·3)	0·9 (0·5 to 1·5)	1·7 (0·9 to 2·8)	1·7 (0·7 to 3·3)	0·9 (0·4 to 1·8)	1 (0·5 to 1·7)	1 (0·5 to 1·7)	1 (0·6 to 1·7)	1 (0·6 to 1·5)	1 (0·6 to 1·6)	1·2 (0·7 to 1·9)	1·2 (0·7 to 1·9)	1·4 (0·8 to 2·1)	1·4 (0·9 to 2)	0·9 (0·6 to 1·2)	0·7 (0·5 to 1)	0·7 (0·4 to 1)	0·5 (0·3 to 0·6)	0·3 (0·2 to 0·4)	0·3 (0·2 to 0·4)	0·1 (0·1 to 0·2)	0 (0 to 0·1)	19
Maternal and neonatal disorders	308 (221 to 425)	70·2 (41·7 to 109)	32·4 (21 to 48)	17·1 (12·9 to 22)	13·8 (10 to 18·1)	14·7 (11 to 19·5)	23·8 (19·2 to 29)	28·4 (22·8 to 34·3)	26·9 (21·7 to 32·7)	23·4 (19·4 to 28·2)	17·1 (14 to 20·8)	12·7 (10 to 15·7)	10·8 (8 to 13·9)	9·4 (6·8 to 12·3)	6·8 (4·8 to 9·1)	4·1 (2·9 to 5·4)	2·4 (1·7 to 3·2)	1·3 (0·9 to 1·7)	0·5 (0·3 to 0·8)	0·1 (0·1 to 0·2)	0 (0 to 0)	0 (0 to 0)	0 (0 to 0)	624
Maternal disorders	0 (0 to 0)	0 (0 to 0)	0 (0 to 0)	0 (0 to 0)	0 (0 to 0)	0·2 (0·2 to 0·3)	8·9 (7 to 11·1)	12·4 (9·7 to 15·7)	11·8 (9 to 15·2)	11·3 (8·8 to 13·9)	7·3 (5·9 to 9·1)	3 (2·4 to 3·8)	0·7 (0·6 to 1)	0·1 (0·1 to 0·1)	0 (0 to 0)	0 (0 to 0)	0 (0 to 0)	0 (0 to 0)	0 (0 to 0)	0 (0 to 0)	0 (0 to 0)	0 (0 to 0)	0 (0 to 0)	55·8
Maternal hemorrhage	0 (0 to 0)	0 (0 to 0)	0 (0 to 0)	0 (0 to 0)	0 (0 to 0)	0 (0 to 0)	0·9 (0·6 to 1·4)	1·6 (1 to 2·5)	1·8 (1·1 to 2·8)	1·8 (1·2 to 2·6)	1·2 (0·8 to 1·8)	0·5 (0·3 to 0·8)	0·1 (0 to 0·1)	0 (0 to 0)	0 (0 to 0)	0 (0 to 0)	0 (0 to 0)	0 (0 to 0)	0 (0 to 0)	0 (0 to 0)	0 (0 to 0)	0 (0 to 0)	0 (0 to 0)	8
Maternal sepsis and other maternal infections	0 (0 to 0)	0 (0 to 0)	0 (0 to 0)	0 (0 to 0)	0 (0 to 0)	0 (0 to 0)	0·2 (0·1 to 0·4)	0·4 (0·2 to 0·7)	0·3 (0·2 to 0·6)	0·3 (0·1 to 0·4)	0·1 (0·1 to 0·2)	0·1 (0 to 0·1)	0 (0 to 0)	0 (0 to 0)	0 (0 to 0)	0 (0 to 0)	0 (0 to 0)	0 (0 to 0)	0 (0 to 0)	0 (0 to 0)	0 (0 to 0)	0 (0 to 0)	0 (0 to 0)	1·4
Maternal hypertensive disorders	0 (0 to 0)	0 (0 to 0)	0 (0 to 0)	0 (0 to 0)	0 (0 to 0)	0·1 (0·1 to 0·1)	4·1 (3·1 to 5·3)	4·7 (3·4 to 6·3)	4·3 (3·1 to 6)	3·7 (2·7 to 5)	2·2 (1·6 to 3)	0·8 (0·6 to 1·1)	0·2 (0·1 to 0·3)	0 (0 to 0)	0 (0 to 0)	0 (0 to 0)	0 (0 to 0)	0 (0 to 0)	0 (0 to 0)	0 (0 to 0)	0 (0 to 0)	0 (0 to 0)	0 (0 to 0)	20·2
Maternal obstructed labor and uterine rupture	0 (0 to 0)	0 (0 to 0)	0 (0 to 0)	0 (0 to 0)	0 (0 to 0)	0 (0 to 0)	0·2 (0·1 to 0·3)	0·3 (0·2 to 0·4)	0·3 (0·2 to 0·4)	0·3 (0·2 to 0·5)	0·2 (0·1 to 0·4)	0·1 (0·1 to 0·2)	0 (0 to 0)	0 (0 to 0)	0 (0 to 0)	0 (0 to 0)	0 (0 to 0)	0 (0 to 0)	0 (0 to 0)	0 (0 to 0)	0 (0 to 0)	0 (0 to 0)	0 (0 to 0)	1·3
Maternal abortion and miscarriage	0 (0 to 0)	0 (0 to 0)	0 (0 to 0)	0 (0 to 0)	0 (0 to 0)	0 (0 to 0)	0·4 (0·2 to 0·7)	0·7 (0·3 to 1·1)	0·5 (0·3 to 0·9)	0·5 (0·3 to 0·9)	0·4 (0·2 to 0·6)	0·2 (0·1 to 0·3)	0·1 (0 to 0·2)	0 (0 to 0)	0 (0 to 0)	0 (0 to 0)	0 (0 to 0)	0 (0 to 0)	0 (0 to 0)	0 (0 to 0)	0 (0 to 0)	0 (0 to 0)	0 (0 to 0)	2·8
Ectopic pregnancy	0 (0 to 0)	0 (0 to 0)	0 (0 to 0)	0 (0 to 0)	0 (0 to 0)	0 (0 to 0)	0·3 (0·2 to 0·4)	0·5 (0·3 to 0·8)	0·5 (0·3 to 0·8)	0·5 (0·3 to 0·7)	0·3 (0·2 to 0·4)	0·1 (0·1 to 0·1)	0 (0 to 0·1)	0 (0 to 0)	0 (0 to 0)	0 (0 to 0)	0 (0 to 0)	0 (0 to 0)	0 (0 to 0)	0 (0 to 0)	0 (0 to 0)	0 (0 to 0)	0 (0 to 0)	2·2
Indirect maternal deaths	--	--	--	--	--	0 (0 to 0)	0·4 (0·2 to 0·6)	0·6 (0·3 to 0·9)	0·5 (0·3 to 0·8)	0·5 (0·3 to 0·8)	0·3 (0·2 to 0·4)	0·1 (0·1 to 0·1)	0 (0 to 0)	0 (0 to 0)	--	--	--	--	--	--	--	--	--	NA
Late maternal deaths	--	--	--	--	--	0 (0 to 0)	0·6 (0·4 to 1)	0·8 (0·5 to 1·3)	0·7 (0·4 to 1·2)	0·7 (0·4 to 1·1)	0·4 (0·3 to 0·7)	0·2 (0·1 to 0·3)	0 (0 to 0·1)	0 (0 to 0)	--	--	--	--	--	--	--	--	--	NA
Maternal deaths aggravated by HIV/AIDS	--	--	--	--	--	0 (0 to 0)	0 (0 to 0)	0 (0 to 0)	0 (0 to 0)	0 (0 to 0)	0 (0 to 0)	0 (0 to 0)	0 (0 to 0)	0 (0 to 0)	--	--	--	--	--	--	--	--	--	NA
Neonatal disorders	308 (221 to 425)	70·2 (41·7 to 109)	32·4 (21 to 48)	17·1 (12·9 to 22)	13·8 (10 to 18·1)	14·4 (10·8 to 19·3)	14·9 (10·8 to 19·5)	16 (11·8 to 20·8)	15·1 (11·2 to 19·9)	12·2 (8·7 to 15·9)	9·8 (7·1 to 12·9)	9·6 (7 to 12·5)	10 (7·3 to 13·1)	9·3 (6·7 to 12·2)	6·8 (4·8 to 9·1)	4·1 (2·9 to 5·4)	2·4 (1·7 to 3·2)	1·3 (0·9 to 1·7)	0·5 (0·3 to 0·8)	0·1 (0·1 to 0·2)	0 (0 to 0)	0 (0 to 0)	0 (0 to 0)	568
Neonatal preterm birth	150 (106 to 207)	23·5 (12·8 to 38·8)	13·5 (8·5 to 19·7)	5·2 (3·7 to 6·8)	6 (4·1 to 8·1)	6·2 (4·3 to 8·7)	6·3 (4·3 to 8·7)	6·7 (4·7 to 9·2)	6·3 (4·4 to 8·6)	5 (3·4 to 6·9)	4 (2·8 to 5·6)	3·9 (2·7 to 5·3)	4 (2·8 to 5·5)	3·6 (2·5 to 5)	2·4 (1·7 to 3·4)	1·4 (0·9 to 1·9)	0·7 (0·6 to 0·9)	0·4 (0·3 to 0·5)	0·1 (0·1 to 0·2)	0 (0 to 0)	0 (0 to 0)	0 (0 to 0)	0 (0 to 0)	249
Neonatal encephalopathy due to birth asphyxia and trauma	87·6 (60·3 to 125)	12·7 (6·2 to 21·8)	6·2 (3·3 to 10·8)	2·5 (1·5 to 3·6)	1·6 (0·8 to 2·8)	1·7 (0·9 to 2·8)	1·8 (0·9 to 3)	2 (0·9 to 3·2)	1·8 (0·9 to 3)	1·5 (0·7 to 2·5)	1·2 (0·5 to 2)	1·2 (0·6 to 2)	1·2 (0·6 to 2)	1·2 (0·6 to 1·9)	0·9 (0·4 to 1·5)	0·6 (0·3 to 0·9)	0·3 (0·2 to 0·5)	0·1 (0·1 to 0·2)	0 (0 to 0)	0 (0 to 0)	0 (0 to 0)	0 (0 to 0)	0 (0 to 0)	126
Neonatal sepsis and other neonatal infections	34·2 (21·6 to 52·7)	23·2 (12·8 to 39·2)	7·5 (4·8 to 11·5)	4·2 (2·6 to 6·3)	5·5 (3·4 to 8·3)	5·8 (3·6 to 8·9)	6 (3·7 to 9)	6·5 (3·9 to 9·6)	6·2 (3·7 to 9·2)	5 (2·9 to 7·5)	4 (2·5 to 6·1)	4 (2·5 to 5·9)	4·3 (2·6 to 6·3)	4 (2·5 to 6·2)	3 (1·9 to 4·5)	1·9 (1·1 to 2·9)	1·1 (0·7 to 1·8)	0·7 (0·4 to 1·1)	0·3 (0·1 to 0·5)	0·1 (0 to 0·1)	0 (0 to 0)	0 (0 to 0)	0 (0 to 0)	128
Hemolytic disease and other neonatal jaundice	2·3 (1·3 to 3·8)	0·6 (0·3 to 1)	0·4 (0·2 to 0·8)	0·6 (0·4 to 0·9)	0·7 (0·3 to 1·1)	0·7 (0·4 to 1·1)	0·8 (0·6 to 1)	0·8 (0·6 to 1·1)	0·8 (0·6 to 1)	0·6 (0·5 to 0·8)	0·5 (0·4 to 0·7)	0·5 (0·4 to 0·7)	0·6 (0·4 to 0·7)	0·5 (0·4 to 0·7)	0·4 (0·3 to 0·5)	0·3 (0·2 to 0·3)	0·2 (0·1 to 0·2)	0·1 (0·1 to 0·1)	0 (0 to 0·1)	0 (0 to 0)	0 (0 to 0)	0 (0 to 0)	0 (0 to 0)	11·4
Other neonatal disorders	34·7 (20·9 to 55·5)	10·2 (5·2 to 17·3)	4·8 (3·2 to 7)	4·6 (3·4 to 6)	0 (0 to 0)	0 (0 to 0)	0 (0 to 0)	0 (0 to 0)	0 (0 to 0)	0 (0 to 0)	0 (0 to 0)	0 (0 to 0)	0 (0 to 0)	0 (0 to 0)	0 (0 to 0)	0 (0 to 0)	0 (0 to 0)	0 (0 to 0)	0 (0 to 0)	0 (0 to 0)	0 (0 to 0)	0 (0 to 0)	0 (0 to 0)	54·4
Nutritional deficiencies	0 (0 to 0)	0·6 (0·3 to 1·1)	10·8 (6·9 to 15·9)	24·9 (12·4 to 42·6)	26·3 (11 to 50·1)	12·2 (4·2 to 26)	14·3 (5·6 to 29·6)	15·3 (6·1 to 30·5)	14·9 (6·1 to 30·3)	12·7 (5 to 24·2)	12·9 (4·5 to 25·1)	15·5 (6·3 to 30)	14·3 (6 to 28·8)	15·5 (6·5 to 29·4)	14·1 (6·2 to 26·6)	9·9 (4·3 to 18·1)	5·3 (2·6 to 10·2)	4·9 (2·6 to 9·1)	4·4 (2·5 to 7·7)	2·8 (1·7 to 4·5)	2 (1·2 to 3·1)	1·3 (0·9 to 1·9)	0·6 (0·4 to 0·8)	235
Protein-energy malnutrition	0 (0 to 0)	0·1 (0 to 0·1)	5·4 (3·4 to 8·1)	3·5 (2·1 to 5·5)	1·2 (0·8 to 1·8)	0·8 (0·5 to 1·2)	1 (0·6 to 1·5)	1·2 (0·8 to 1·7)	1·1 (0·7 to 1·7)	1 (0·7 to 1·4)	1 (0·7 to 1·4)	1 (0·7 to 1·4)	1·2 (0·8 to 1·7)	1·4 (1 to 2)	1·4 (1 to 2)	1·4 (1 to 1·8)	1·3 (0·9 to 1·8)	1·6 (1·1 to 2·1)	1·7 (1·2 to 2·3)	1·2 (0·9 to 1·7)	1 (0·7 to 1·4)	0·8 (0·5 to 1·1)	0·5 (0·3 to 0·6)	30·8
Iodine deficiency	0 (0 to 0)	0 (0 to 0)	0 (0 to 0)	0 (0 to 0)	0·1 (0 to 0·1)	0·2 (0·1 to 0·3)	0·3 (0·1 to 0·4)	0·3 (0·2 to 0·6)	0·3 (0·1 to 0·7)	0·3 (0·1 to 0·6)	0·2 (0·1 to 0·4)	0·2 (0·1 to 0·5)	0·2 (0·1 to 0·5)	0·2 (0·1 to 0·5)	0·2 (0·1 to 0·4)	0·1 (0·1 to 0·2)	0·1 (0 to 0·1)	0·1 (0 to 0·1)	0 (0 to 0·1)	0 (0 to 0)	0 (0 to 0)	0 (0 to 0)	0 (0 to 0)	2·9
Vitamin A deficiency	0 (0 to 0)	0 (0 to 0·1)	0·1 (0·1 to 0·3)	0·7 (0·3 to 1·2)	0·8 (0·3 to 1·5)	0·5 (0·2 to 0·9)	0·2 (0·1 to 0·4)	0·2 (0·1 to 0·3)	0·1 (0·1 to 0·2)	0·1 (0 to 0·2)	0·1 (0 to 0·1)	0·1 (0 to 0·1)	0·1 (0 to 0·1)	0·1 (0 to 0·1)	0 (0 to 0·1)	0 (0 to 0·1)	0 (0 to 0)	0 (0 to 0)	0 (0 to 0)	0 (0 to 0)	0 (0 to 0)	0 (0 to 0)	0 (0 to 0)	3
Dietary iron deficiency	0 (0 to 0)	0·6 (0·2 to 1)	5 (2 to 9·1)	20·5 (8·3 to 37·8)	24·1 (8·9 to 47·5)	10·6 (2·9 to 24·4)	12·4 (3·6 to 27·8)	13·2 (4·2 to 28·3)	12·8 (4·1 to 28·4)	11 (3·4 to 22·5)	11·3 (2·9 to 23·2)	13·9 (4·8 to 28)	12·3 (4·1 to 26·5)	13·2 (4·2 to 26·9)	12 (4·3 to 24·2)	8 (2·5 to 16)	3·5 (0·9 to 8·4)	2·8 (0·6 to 6·8)	2·2 (0·5 to 5·4)	1·3 (0·3 to 2·9)	0·8 (0·2 to 1·7)	0·4 (0·1 to 0·9)	0·1 (0 to 0·2)	192
Other nutritional deficiencies	0 (0 to 0)	0 (0 to 0)	0·3 (0·1 to 0·5)	0·2 (0·1 to 0·5)	0·2 (0·1 to 0·3)	0·2 (0·1 to 0·3)	0·5 (0·2 to 0·8)	0·4 (0·2 to 0·7)	0·5 (0·3 to 0·8)	0·3 (0·2 to 0·5)	0·3 (0·2 to 0·5)	0·3 (0·2 to 0·5)	0·5 (0·3 to 0·7)	0·6 (0·4 to 0·9)	0·5 (0·3 to 0·7)	0·4 (0·3 to 0·6)	0·4 (0·3 to 0·7)	0·4 (0·2 to 0·7)	0·4 (0·2 to 0·6)	0·2 (0·1 to 0·4)	0·2 (0·1 to 0·4)	0·1 (0·1 to 0·2)	0 (0 to 0·1)	6·9
Non-communicable diseases	42·7 (28·5 to 63)	22·3 (13 to 35·4)	84 (59·6 to 118)	114 (86·3 to 148)	126 (97·7 to 161)	201 (150 to 265)	342 (262 to 437)	455 (353 to 572)	516 (400 to 644)	535 (433 to 649)	555 (459 to 665)	645 (537 to 765)	860 (724 to 1,010)	1,130 (974 to 1,300)	1,180 (1,040 to 1,340)	1,130 (1,010 to 1,270)	1,090 (986 to 1,200)	1,110 (1,010 to 1,210)	993 (911 to 1,080)	620 (574 to 668)	365 (339 to 392)	211 (197 to 226)	86·3 (80·6 to 92·9)	12,400
Neoplasms	0·4 (0·3 to 0·6)	0·4 (0·2 to 0·7)	2·6 (1·7 to 3·9)	13·6 (9·1 to 20·1)	12·8 (10·1 to 15·7)	13·1 (10·9 to 15·6)	22·9 (19 to 26·9)	29·4 (23·4 to 35·7)	39·9 (31·4 to 51·1)	69·5 (56·8 to 85·2)	99·8 (83 to 119)	126 (103 to 153)	181 (152 to 215)	265 (222 to 311)	285 (242 to 330)	264 (226 to 300)	234 (205 to 264)	218 (193 to 244)	163 (145 to 184)	83·8 (72·3 to 94·6)	41·7 (34·8 to 47·7)	18·2 (14·7 to 21·2)	5·7 (4·2 to 6·8)	2,190
Lip and oral cavity cancer	0 (0 to 0)	0 (0 to 0)	0 (0 to 0)	0 (0 to 0)	0 (0 to 0)	0 (0 to 0·1)	0·1 (0·1 to 0·1)	0·1 (0·1 to 0·1)	0·2 (0·1 to 0·3)	0·2 (0·1 to 0·4)	0·3 (0·2 to 0·4)	0·4 (0·3 to 0·6)	0·7 (0·5 to 1)	1·2 (0·8 to 1·6)	1·4 (1 to 2)	1·5 (1·1 to 2·1)	1·5 (1·1 to 2·1)	1·6 (1·1 to 2·2)	1·3 (0·9 to 1·8)	0·7 (0·5 to 1)	0·4 (0·3 to 0·5)	0·2 (0·1 to 0·3)	0·1 (0 to 0·1)	11·9
Nasopharynx cancer	0 (0 to 0)	0 (0 to 0)	0 (0 to 0)	0 (0 to 0)	0 (0 to 0·1)	0 (0 to 0)	0·2 (0·1 to 0·3)	0·2 (0·1 to 0·3)	0·2 (0·1 to 0·3)	0·2 (0·1 to 0·3)	0·2 (0·1 to 0·3)	0·3 (0·2 to 0·4)	0·4 (0·3 to 0·6)	0·6 (0·4 to 0·9)	0·7 (0·5 to 1)	0·6 (0·4 to 0·9)	0·5 (0·3 to 0·7)	0·4 (0·3 to 0·6)	0·2 (0·2 to 0·4)	0·1 (0·1 to 0·2)	0·1 (0·1 to 0·2)	0 (0 to 0·1)	0 (0 to 0)	5·1
Other pharynx cancer	0 (0 to 0)	0 (0 to 0)	0 (0 to 0)	0 (0 to 0)	0 (0 to 0)	0 (0 to 0)	0 (0 to 0)	0·1 (0·1 to 0·2)	0·1 (0·1 to 0·2)	0·1 (0·1 to 0·2)	0·2 (0·1 to 0·3)	0·3 (0·2 to 0·5)	0·6 (0·4 to 0·9)	0·9 (0·6 to 1·4)	1·1 (0·8 to 1·6)	1·2 (0·8 to 1·7)	0·9 (0·6 to 1·3)	1 (0·7 to 1·4)	0·7 (0·5 to 1)	0·4 (0·2 to 0·5)	0·2 (0·1 to 0·3)	0·1 (0·1 to 0·2)	0 (0 to 0·1)	8
Esophageal cancer	0 (0 to 0)	0 (0 to 0)	0 (0 to 0)	0 (0 to 0)	0 (0 to 0)	0 (0 to 0)	0 (0 to 0)	0·1 (0 to 0·1)	0·1 (0·1 to 0·1)	0·2 (0·1 to 0·3)	0·3 (0·2 to 0·5)	0·6 (0·4 to 0·9)	1·2 (0·8 to 1·7)	2·5 (1·7 to 3·5)	2·8 (2 to 3·9)	3·3 (2·3 to 4·4)	3 (2·1 to 4·1)	3 (2·1 to 4·2)	2·5 (1·7 to 3·5)	1·3 (0·9 to 1·9)	0·7 (0·5 to 0·9)	0·3 (0·2 to 0·4)	0·1 (0·1 to 0·1)	22
Stomach cancer	0 (0 to 0)	0 (0 to 0)	0 (0 to 0)	0 (0 to 0)	0 (0 to 0)	0 (0 to 0)	0·3 (0·2 to 0·4)	0·6 (0·4 to 0·9)	1·3 (0·9 to 1·9)	2·4 (1·6 to 3·4)	3·2 (2·2 to 4·6)	4·2 (3 to 5·8)	6·7 (4·7 to 9·2)	10·6 (7·6 to 14·2)	12·1 (8·8 to 15·8)	13·7 (10·3 to 17·7)	14·1 (10·7 to 18·1)	14 (10·7 to 18·1)	12·8 (10·2 to 16·2)	7·2 (5·4 to 9·5)	3·8 (2·8 to 4·9)	1·7 (1·2 to 2·4)	0·5 (0·3 to 0·8)	109
Colon and rectum cancer	0 (0 to 0)	0 (0 to 0)	0 (0 to 0)	0 (0 to 0)	0·1 (0·1 to 0·1)	0·1 (0·1 to 0·2)	0·6 (0·4 to 0·9)	1 (0·6 to 1·5)	1·6 (1·1 to 2·3)	3·4 (2·2 to 4·9)	4·8 (3·3 to 6·6)	6·7 (4·6 to 9·2)	11·2 (7·8 to 15·3)	20 (14 to 27·8)	24·5 (17·5 to 33·5)	27 (19·8 to 36·5)	27·5 (20·3 to 36·7)	27·5 (20·7 to 35·1)	24·7 (18·8 to 31·5)	14·4 (10·7 to 19)	8·2 (5·8 to 11)	3·6 (2·6 to 4·9)	1·1 (0·7 to 1·5)	208
Liver cancer	0 (0 to 0)	0 (0 to 0)	0·1 (0 to 0·1)	0·2 (0·1 to 0·3)	0·1 (0·1 to 0·2)	0·2 (0·2 to 0·3)	0·1 (0·1 to 0·2)	0·3 (0·2 to 0·4)	0·3 (0·2 to 0·5)	0·5 (0·3 to 0·8)	0·7 (0·4 to 1·2)	1·1 (0·7 to 1·7)	1·8 (1·1 to 2·7)	3·2 (2 to 4·8)	4·2 (2·7 to 6·3)	4 (2·7 to 5·9)	4·1 (2·7 to 6)	4·2 (2·8 to 5·9)	3·3 (2·3 to 4·8)	1·7 (1·2 to 2·4)	0·6 (0·4 to 0·8)	0·2 (0·2 to 0·3)	0·1 (0 to 0·1)	31·2
Liver cancer due to hepatitis B	0 (0 to 0)	0 (0 to 0)	0 (0 to 0)	0 (0 to 0)	0 (0 to 0)	0 (0 to 0·1)	0 (0 to 0·1)	0·1 (0·1 to 0·2)	0·2 (0·1 to 0·3)	0·2 (0·1 to 0·4)	0·3 (0·2 to 0·6)	0·4 (0·2 to 0·8)	0·6 (0·3 to 1)	0·9 (0·4 to 1·6)	1·1 (0·6 to 2)	0·9 (0·4 to 1·7)	0·7 (0·3 to 1·4)	0·6 (0·3 to 1·1)	0·4 (0·2 to 0·7)	0·2 (0·1 to 0·3)	0·1 (0 to 0·1)	0 (0 to 0)	0 (0 to 0)	6·9
Liver cancer due to hepatitis C	0 (0 to 0)	0 (0 to 0)	0 (0 to 0)	0 (0 to 0)	0 (0 to 0)	0 (0 to 0)	0 (0 to 0)	0 (0 to 0)	0 (0 to 0)	0 (0 to 0·1)	0·1 (0 to 0·2)	0·2 (0·1 to 0·3)	0·3 (0·1 to 0·6)	0·7 (0·3 to 1·3)	1·1 (0·5 to 2·1)	1·2 (0·6 to 2·1)	1·3 (0·7 to 2·1)	1·4 (0·8 to 2·3)	1·2 (0·7 to 2)	0·8 (0·4 to 1·1)	0·3 (0·2 to 0·4)	0·1 (0·1 to 0·2)	0 (0 to 0·1)	8·8
Liver cancer due to alcohol use	0 (0 to 0)	0 (0 to 0)	0 (0 to 0)	0 (0 to 0)	0 (0 to 0)	0 (0 to 0)	0 (0 to 0)	0 (0 to 0)	0 (0 to 0·1)	0·1 (0 to 0·1)	0·1 (0·1 to 0·3)	0·3 (0·1 to 0·5)	0·4 (0·2 to 0·8)	0·8 (0·4 to 1·5)	1·1 (0·6 to 2)	1·2 (0·6 to 1·9)	1·3 (0·7 to 2·2)	1·3 (0·7 to 2·1)	0·9 (0·5 to 1·5)	0·4 (0·2 to 0·7)	0·1 (0·1 to 0·2)	0 (0 to 0·1)	0 (0 to 0)	8·2
Liver cancer due to NASH	0 (0 to 0)	0 (0 to 0)	0 (0 to 0)	0 (0 to 0)	0 (0 to 0)	0 (0 to 0)	0 (0 to 0·1)	0·1 (0 to 0·1)	0 (0 to 0·1)	0·1 (0 to 0·1)	0·1 (0 to 0·1)	0·1 (0·1 to 0·2)	0·2 (0·1 to 0·3)	0·3 (0·2 to 0·6)	0·4 (0·2 to 0·8)	0·5 (0·2 to 0·8)	0·5 (0·2 to 0·9)	0·5 (0·3 to 0·9)	0·5 (0·3 to 0·9)	0·3 (0·1 to 0·5)	0·1 (0·1 to 0·2)	0 (0 to 0·1)	0 (0 to 0)	3·8
Liver cancer due to other causes	0 (0 to 0)	0 (0 to 0)	0·1 (0 to 0·1)	0·2 (0·1 to 0·3)	0·1 (0·1 to 0·2)	0·2 (0·1 to 0·2)	0·1 (0 to 0·1)	0·1 (0 to 0·2)	0·1 (0 to 0·1)	0·1 (0 to 0·2)	0·1 (0·1 to 0·2)	0·2 (0·1 to 0·3)	0·2 (0·1 to 0·4)	0·3 (0·2 to 0·6)	0·4 (0·2 to 0·7)	0·3 (0·2 to 0·6)	0·3 (0·2 to 0·6)	0·3 (0·1 to 0·6)	0·2 (0·1 to 0·5)	0·1 (0·1 to 0·2)	0 (0 to 0·1)	0 (0 to 0)	0 (0 to 0)	3·6
Gallbladder and biliary tract cancer	0 (0 to 0)	0 (0 to 0)	0 (0 to 0)	0 (0 to 0)	0 (0 to 0)	0 (0 to 0)	0 (0 to 0)	0 (0 to 0·1)	0·1 (0 to 0·1)	0·1 (0·1 to 0·2)	0·4 (0·2 to 0·6)	0·7 (0·4 to 1·1)	1·3 (0·8 to 2·1)	2·5 (1·7 to 4)	3·3 (2·2 to 5·2)	3·5 (2·4 to 5·6)	3·4 (2·3 to 5·2)	3·3 (2·2 to 5·3)	2·6 (1·8 to 4·1)	1·3 (0·8 to 2)	0·5 (0·3 to 0·8)	0·2 (0·1 to 0·3)	0·1 (0 to 0·1)	23·2
Pancreatic cancer	0 (0 to 0)	0 (0 to 0)	0 (0 to 0)	0 (0 to 0)	0 (0 to 0)	0 (0 to 0)	0·2 (0·1 to 0·2)	0·2 (0·1 to 0·3)	0·5 (0·3 to 0·7)	0·7 (0·5 to 1·1)	1·4 (1 to 1·9)	2·6 (1·9 to 3·5)	5 (3·4 to 6·9)	9·1 (6·3 to 12·7)	12·1 (8·5 to 16·1)	14·4 (10·4 to 19·3)	14·6 (10·6 to 19·5)	15·1 (10·8 to 20·2)	11·6 (8·5 to 15·3)	6·1 (4·2 to 8·5)	2·9 (2·1 to 4)	1·2 (0·8 to 1·7)	0·3 (0·2 to 0·5)	97·9
Larynx cancer	0 (0 to 0)	0 (0 to 0)	0 (0 to 0)	0 (0 to 0)	0 (0 to 0)	0 (0 to 0)	0 (0 to 0)	0 (0 to 0)	0 (0 to 0)	0 (0 to 0·1)	0·1 (0 to 0·1)	0·1 (0·1 to 0·2)	0·3 (0·2 to 0·4)	0·5 (0·3 to 0·7)	0·6 (0·4 to 0·9)	0·7 (0·5 to 1·1)	0·6 (0·4 to 0·9)	0·5 (0·4 to 0·8)	0·4 (0·3 to 0·6)	0·2 (0·1 to 0·3)	0·1 (0·1 to 0·1)	0 (0 to 0·1)	0 (0 to 0)	4·2
Tracheal, bronchus, and lung cancer	0 (0 to 0)	0 (0 to 0)	0 (0 to 0)	0 (0 to 0)	0 (0 to 0)	0 (0 to 0·1)	0·3 (0·2 to 0·6)	0·4 (0·2 to 0·6)	0·5 (0·3 to 0·8)	1·3 (0·8 to 1·9)	2·5 (1·7 to 3·5)	4·2 (2·8 to 5·9)	7·9 (5·5 to 11)	14·4 (10·1 to 19·2)	18·1 (12·7 to 24·8)	19·7 (14·4 to 26)	17·7 (13·1 to 23·8)	15·7 (11·7 to 20·4)	10·8 (7·9 to 14·4)	5 (3·6 to 6·8)	2·3 (1·6 to 3·2)	0·9 (0·6 to 1·3)	0·3 (0·2 to 0·4)	122
Malignant skin melanoma	0 (0 to 0)	0 (0 to 0)	0 (0 to 0·1)	0·1 (0 to 0·3)	0 (0 to 0)	0 (0 to 0)	0·1 (0·1 to 0·2)	0·2 (0·1 to 0·4)	0·2 (0·1 to 0·4)	0·3 (0·2 to 0·5)	0·6 (0·4 to 1)	0·4 (0·2 to 0·8)	0·6 (0·4 to 1·1)	0·7 (0·5 to 1·3)	0·7 (0·4 to 1·3)	0·7 (0·4 to 1·2)	0·7 (0·4 to 1·1)	0·6 (0·4 to 1·1)	0·4 (0·3 to 0·8)	0·3 (0·2 to 0·5)	0·2 (0·1 to 0·3)	0·1 (0·1 to 0·2)	0 (0 to 0·1)	7·1
Non-melanoma skin cancer	0 (0 to 0)	0 (0 to 0)	0 (0 to 0)	0 (0 to 0)	0 (0 to 0)	0 (0 to 0)	0 (0 to 0)	0 (0 to 0)	0 (0 to 0·1)	0 (0 to 0·1)	0 (0 to 0·1)	0·1 (0 to 0·1)	0·1 (0 to 0·1)	0·1 (0·1 to 0·2)	0·1 (0·1 to 0·2)	0·1 (0·1 to 0·2)	0·1 (0·1 to 0·2)	0·2 (0·1 to 0·2)	0·2 (0·1 to 0·2)	0·1 (0·1 to 0·2)	0·1 (0·1 to 0·1)	0·1 (0·1 to 0·1)	0 (0 to 0·1)	1·5
Non-melanoma skin cancer (squamous-cell carcinoma)	0 (0 to 0)	0 (0 to 0)	0 (0 to 0)	0 (0 to 0)	0 (0 to 0)	0 (0 to 0)	0 (0 to 0)	0 (0 to 0)	0 (0 to 0·1)	0 (0 to 0·1)	0 (0 to 0·1)	0·1 (0 to 0·1)	0·1 (0 to 0·1)	0·1 (0·1 to 0·2)	0·1 (0·1 to 0·2)	0·1 (0·1 to 0·2)	0·1 (0·1 to 0·2)	0·2 (0·1 to 0·2)	0·2 (0·1 to 0·2)	0·1 (0·1 to 0·2)	0·1 (0·1 to 0·1)	0·1 (0·1 to 0·1)	0 (0 to 0·1)	1·5
Non-melanoma skin cancer (basal-cell carcinoma)	0 (0 to 0)	0 (0 to 0)	0 (0 to 0)	0 (0 to 0)	0 (0 to 0)	0 (0 to 0)	0 (0 to 0)	0 (0 to 0)	0 (0 to 0)	0 (0 to 0)	0 (0 to 0)	0 (0 to 0)	0 (0 to 0)	0 (0 to 0)	0 (0 to 0)	0 (0 to 0)	0 (0 to 0)	0 (0 to 0)	0 (0 to 0)	0 (0 to 0)	0 (0 to 0)	0 (0 to 0)	0 (0 to 0)	0
Breast cancer	0 (0 to 0)	0 (0 to 0)	0 (0 to 0)	0 (0 to 0)	0 (0 to 0)	0 (0 to 0)	0·6 (0·4 to 1)	1·3 (0·9 to 1·9)	5 (3·3 to 7)	17·3 (12·1 to 23·9)	29·4 (21·5 to 39·5)	39·7 (28·4 to 53)	55·7 (42·1 to 72·2)	79·1 (59·9 to 102)	76·7 (57·9 to 98·9)	57·8 (43·6 to 73·6)	44 (33·5 to 57·6)	39·4 (30·1 to 50·7)	27·9 (21 to 35·6)	14·3 (10·5 to 18·9)	7·8 (5·8 to 10)	3·4 (2·5 to 4·5)	1·2 (0·8 to 1·8)	501
Cervical cancer	0 (0 to 0)	0 (0 to 0)	0 (0 to 0)	0 (0 to 0)	0 (0 to 0)	0 (0 to 0)	0·8 (0·4 to 1·3)	3 (1·8 to 4·9)	8 (4·9 to 12·8)	17 (10·8 to 25·1)	25·6 (16·8 to 36·3)	28·7 (19·5 to 39·6)	35·4 (25 to 48·6)	43·1 (30·1 to 58·6)	40·4 (29·3 to 53·5)	31·1 (22·1 to 41·9)	24·3 (17·3 to 32·1)	20·2 (14·5 to 26·9)	13·4 (9·6 to 17·7)	6·3 (4·4 to 8·7)	2·7 (1·9 to 3·6)	1·2 (0·8 to 1·6)	0·4 (0·3 to 0·5)	302
Uterine cancer	0 (0 to 0)	0 (0 to 0)	0 (0 to 0)	0 (0 to 0)	0 (0 to 0)	0 (0 to 0)	0 (0 to 0)	0·9 (0·5 to 1·3)	1·8 (1 to 3)	3·7 (2·3 to 5·9)	5·4 (3·4 to 7·9)	7·2 (4·7 to 10·3)	12·4 (8·4 to 17·2)	18·1 (12·7 to 25·7)	22 (15·2 to 31·4)	25·3 (17·5 to 35·9)	23 (16·1 to 32·9)	21·3 (15 to 29·5)	13·6 (9·3 to 18·8)	6·5 (4·4 to 9)	2·6 (1·8 to 3·6)	1·1 (0·8 to 1·6)	0·3 (0·2 to 0·5)	165
Ovarian cancer	0 (0 to 0)	0 (0 to 0)	0 (0 to 0)	0 (0 to 0)	0·3 (0·1 to 0·5)	0·5 (0·3 to 0·7)	1·6 (0·9 to 2·6)	2·5 (1·4 to 3·9)	2·4 (1·4 to 3·6)	3·8 (2·1 to 5·5)	5·3 (3·1 to 7·5)	8·1 (5·1 to 11·5)	12·2 (7·8 to 16·6)	18·1 (11·2 to 25·3)	19 (11·6 to 27·3)	15·7 (9·3 to 21·3)	13·5 (7·9 to 18·7)	11·1 (6·6 to 15)	6·8 (4·3 to 9·4)	3·2 (2 to 4·6)	1·5 (0·9 to 2·1)	0·6 (0·4 to 0·9)	0·1 (0·1 to 0·2)	126
Prostate cancer	0 (0 to 0)	0 (0 to 0)	0 (0 to 0)	0 (0 to 0)	0 (0 to 0)	0 (0 to 0)	0 (0 to 0)	0 (0 to 0)	0 (0 to 0)	0 (0 to 0)	0 (0 to 0)	0 (0 to 0)	0 (0 to 0)	0 (0 to 0)	0 (0 to 0)	0 (0 to 0)	0 (0 to 0)	0 (0 to 0)	0 (0 to 0)	0 (0 to 0)	0 (0 to 0)	0 (0 to 0)	0 (0 to 0)	0
Testicular cancer	--	--	--	--	--	--	--	--	--	--	--	--	--	--	--	--	--	--	--	--	--	--	--	NA
Kidney cancer	0 (0 to 0)	0 (0 to 0)	0·1 (0 to 0·1)	0·5 (0·3 to 0·8)	0·4 (0·3 to 0·6)	0·2 (0·2 to 0·3)	0·3 (0·2 to 0·4)	0·5 (0·3 to 0·6)	0·5 (0·3 to 0·6)	0·6 (0·4 to 0·8)	0·7 (0·5 to 1)	1·1 (0·7 to 1·5)	1·6 (1·1 to 2·2)	2·3 (1·7 to 3·2)	2·8 (2 to 3·9)	2·6 (1·9 to 3·5)	2·2 (1·7 to 2·9)	1·9 (1·4 to 2·5)	1·2 (0·9 to 1·6)	0·6 (0·5 to 0·8)	0·2 (0·2 to 0·3)	0·1 (0·1 to 0·1)	0 (0 to 0)	20·5
Bladder cancer	0 (0 to 0)	0 (0 to 0)	0 (0 to 0)	0 (0 to 0)	0 (0 to 0)	0 (0 to 0)	0 (0 to 0·1)	0·1 (0 to 0·1)	0·1 (0 to 0·1)	0·2 (0·2 to 0·4)	0·3 (0·2 to 0·5)	0·5 (0·3 to 0·7)	0·8 (0·5 to 1·1)	1·8 (1·3 to 2·5)	2·5 (1·7 to 3·5)	2·6 (1·8 to 3·5)	3·1 (2·2 to 4·2)	3·4 (2·5 to 4·6)	3·4 (2·4 to 4·6)	2 (1·4 to 2·8)	1·1 (0·8 to 1·6)	0·6 (0·4 to 0·8)	0·2 (0·1 to 0·3)	22·6
Brain and central nervous system cancer	0·1 (0 to 0·1)	0·1 (0 to 0·2)	0·4 (0·1 to 0·8)	1·9 (0·7 to 3·5)	2·4 (1 to 3·9)	1·9 (0·8 to 3·1)	1·6 (0·7 to 2·6)	1·7 (0·7 to 3)	1·7 (0·6 to 3·1)	1·8 (0·7 to 3·1)	2·1 (0·8 to 3·5)	2·1 (0·8 to 3·4)	2·5 (1·1 to 4·3)	3·6 (1·5 to 6)	3·8 (1·5 to 6)	3·1 (1·2 to 5·2)	2·7 (1·1 to 4·4)	2·1 (0·8 to 3·5)	1·4 (0·6 to 2·5)	0·5 (0·2 to 1)	0·2 (0·1 to 0·4)	0·1 (0 to 0·1)	0 (0 to 0)	38
Thyroid cancer	0 (0 to 0)	0 (0 to 0)	0 (0 to 0)	0 (0 to 0)	0 (0 to 0·1)	0 (0 to 0)	0·2 (0·1 to 0·3)	0·1 (0·1 to 0·3)	0·2 (0·1 to 0·3)	0·3 (0·1 to 0·5)	0·4 (0·2 to 0·7)	0·6 (0·3 to 0·9)	0·8 (0·5 to 1·2)	1·5 (1 to 2·3)	1·7 (1·2 to 2·5)	1·7 (1·1 to 2·4)	1·7 (1·2 to 2·4)	1·8 (1·2 to 2·4)	1·2 (0·8 to 1·8)	0·6 (0·4 to 1)	0·3 (0·2 to 0·4)	0·1 (0·1 to 0·2)	0 (0 to 0)	13·3
Mesothelioma	0 (0 to 0)	0 (0 to 0)	0 (0 to 0)	0 (0 to 0)	0 (0 to 0)	0 (0 to 0)	0 (0 to 0)	0·2 (0·1 to 0·5)	0·1 (0·1 to 0·3)	0·2 (0·1 to 0·3)	0·4 (0·2 to 0·6)	0·4 (0·3 to 0·7)	0·5 (0·3 to 0·9)	0·7 (0·5 to 1·3)	0·8 (0·5 to 1·3)	0·3 (0·2 to 0·4)	0·2 (0·2 to 0·4)	0·3 (0·2 to 0·6)	0·1 (0·1 to 0·2)	0·1 (0·1 to 0·2)	0 (0 to 0)	0 (0 to 0)	0 (0 to 0)	4·4
Hodgkin lymphoma	0 (0 to 0)	0 (0 to 0)	0 (0 to 0)	0 (0 to 0)	0 (0 to 0)	0 (0 to 0·1)	0·3 (0·2 to 0·5)	0·5 (0·3 to 0·9)	0·4 (0·2 to 0·7)	0·3 (0·2 to 0·5)	0·2 (0·1 to 0·4)	0·2 (0·1 to 0·4)	0·2 (0·1 to 0·3)	0·2 (0·1 to 0·3)	0·2 (0·1 to 0·4)	0·2 (0·1 to 0·3)	0·2 (0·1 to 0·3)	0·2 (0·1 to 0·2)	0·1 (0·1 to 0·2)	0·1 (0 to 0·1)	0 (0 to 0)	0 (0 to 0)	0 (0 to 0)	3·5
Non-Hodgkin lymphoma	0 (0 to 0)	0 (0 to 0)	0 (0 to 0)	2 (1·2 to 3)	1·9 (1·3 to 2·7)	2·3 (1·7 to 3)	4·5 (3·2 to 6·1)	5·9 (4 to 8·1)	5·7 (3·9 to 8)	6 (4·3 to 8·4)	6 (4·5 to 8·1)	5·3 (3·8 to 7·5)	7·7 (5·7 to 10·2)	10·6 (7·9 to 13·9)	11·7 (8·8 to 15·1)	11·7 (8·8 to 15·2)	11·1 (8·6 to 14·2)	10·1 (7·7 to 12·8)	7·4 (5·6 to 9·5)	3·3 (2·5 to 4·3)	1·3 (1 to 1·6)	0·5 (0·4 to 0·6)	0·1 (0·1 to 0·2)	115
Multiple myeloma	0 (0 to 0)	0 (0 to 0)	0 (0 to 0)	0 (0 to 0)	0 (0 to 0)	0 (0 to 0)	0 (0 to 0)	0·1 (0 to 0·1)	0·1 (0 to 0·1)	0·1 (0·1 to 0·2)	0·2 (0·1 to 0·4)	0·5 (0·3 to 0·8)	1 (0·6 to 1·4)	1·8 (1·2 to 2·6)	3·7 (2·5 to 5·3)	5·3 (3·7 to 7·6)	5·6 (3·8 to 7·8)	5·3 (3·6 to 7·6)	5·3 (3·7 to 7·4)	3·7 (2·7 to 5·1)	1·5 (1 to 2·3)	0·7 (0·4 to 1·1)	0·2 (0·1 to 0·3)	35
Leukemia	0·1 (0·1 to 0·2)	0·1 (0·1 to 0·2)	0·9 (0·5 to 1·4)	4·1 (2·5 to 6·5)	4·5 (3·1 to 6·3)	4·2 (3 to 6)	6·1 (4·4 to 8·1)	5 (3·6 to 6·9)	4·5 (3·1 to 6·4)	4 (3 to 5·2)	4·3 (3 to 6)	3·9 (2·9 to 5·3)	4·8 (3·5 to 6·5)	6 (4·6 to 7·7)	6·6 (5 to 8·7)	6·3 (5 to 7·8)	5·5 (4·3 to 6·8)	5·5 (4·2 to 6·9)	4·1 (3·1 to 5·3)	2·1 (1·6 to 2·8)	1 (0·7 to 1·3)	0·4 (0·3 to 0·5)	0·1 (0·1 to 0·2)	84·4
Acute lymphoid leukemia	0 (0 to 0·1)	0 (0 to 0·1)	0·2 (0·1 to 0·3)	1·5 (0·7 to 2·7)	2 (1·1 to 3·2)	1·6 (0·9 to 2·5)	2·1 (1·2 to 3·2)	0·9 (0·5 to 1·5)	0·5 (0·3 to 0·9)	0·4 (0·2 to 0·6)	0·3 (0·1 to 0·5)	0·3 (0·1 to 0·5)	0·3 (0·1 to 0·5)	0·4 (0·2 to 0·6)	0·3 (0·2 to 0·5)	0·3 (0·1 to 0·4)	0·2 (0·1 to 0·3)	0·1 (0·1 to 0·2)	0·1 (0·1 to 0·2)	0·1 (0 to 0·1)	0 (0 to 0)	0 (0 to 0)	0 (0 to 0)	11·5
Chronic lymphoid leukemia	0 (0 to 0)	0 (0 to 0)	0 (0 to 0)	0 (0 to 0)	0 (0 to 0)	0 (0 to 0)	0 (0 to 0)	0·2 (0·1 to 0·3)	0·1 (0·1 to 0·2)	0·1 (0·1 to 0·2)	0·2 (0·1 to 0·4)	0·3 (0·1 to 0·5)	0·2 (0·1 to 0·3)	0·8 (0·5 to 1·3)	1·1 (0·6 to 1·8)	1·3 (0·8 to 2)	1·2 (0·7 to 1·9)	1 (0·6 to 1·6)	0·8 (0·5 to 1·3)	0·3 (0·2 to 0·6)	0·1 (0·1 to 0·2)	0·1 (0 to 0·1)	0 (0 to 0)	8
Acute myeloid leukemia	0 (0 to 0·1)	0·1 (0 to 0·1)	0·1 (0·1 to 0·3)	1·2 (0·6 to 2·2)	1 (0·5 to 1·9)	1·2 (0·7 to 2)	1·8 (1 to 3·1)	1·5 (0·9 to 2·4)	1·5 (0·9 to 2·4)	1·2 (0·7 to 1·8)	1·3 (0·7 to 2)	1·1 (0·6 to 1·6)	1·5 (0·9 to 2·2)	1·5 (0·9 to 2·3)	1·4 (0·8 to 2·2)	1·2 (0·7 to 1·9)	0·8 (0·4 to 1·2)	0·6 (0·3 to 1·1)	0·4 (0·2 to 0·7)	0·2 (0·1 to 0·3)	0·1 (0 to 0·1)	0 (0 to 0)	0 (0 to 0)	19·6

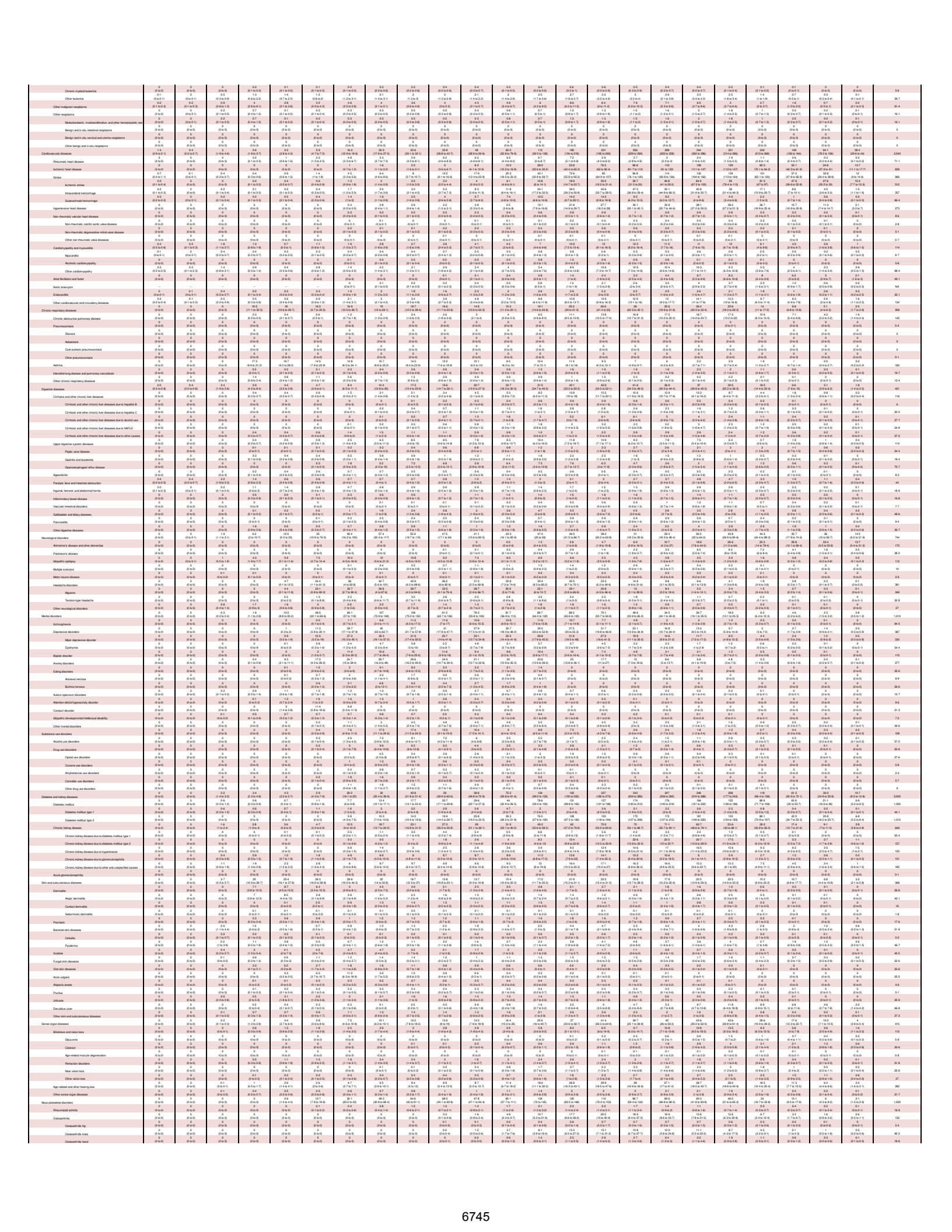

Osteoarthritis other	0 (0 to 0)	0 (0 to 0)	0 (0 to 0)	0 (0 to 0)	0 (0 to 0)	0 (0 to 0)	0 (0 to 0)	0 (0 to 0)	0 (0 to 0)	0 (0 to 0)	0·1 (0 to 0·2)	0·3 (0·1 to 0·8)
Low back pain	0 (0 to 0)	0 (0 to 0)	0 (0 to 0)	0 (0 to 0)	2·2 (1 to 4)	10·9 (6·3 to 17·8)	20·7 (12·3 to 32·8)	28·1 (16·5 to 46·4)	33 (19·3 to 52·3)	31·9 (18 to 48·7)	31·8 (19·2 to 48·9)	37·4 (22·6 to 57·4)
Neck pain	0 (0 to 0)	0 (0 to 0)	0 (0 to 0)	0 (0 to 0)	0·1 (0 to 0·3)	0·6 (0·2 to 1·4)	1·6 (0·6 to 3)	2·7 (1·1 to 5·5)	4·2 (1·8 to 8·3)	5·5 (2·6 to 10·5)	6·5 (3·2 to 11·6)	8·5 (4·2 to 15·2)
Gout	0 (0 to 0)	0 (0 to 0)	0 (0 to 0)	0 (0 to 0)	0 (0 to 0)	0 (0 to 0)	0 (0 to 0)	0 (0 to 0·1)	0·1 (0 to 0·2)	0·1 (0 to 0·3)	0·2 (0 to 0·4)	0·2 (0·1 to 0·5)
Other musculoskeletal disorders	0 (0 to 0)	0 (0 to 0)	0 (0 to 0)	0 (0 to 0)	0·3 (0·2 to 0·5)	1 (0·6 to 1·8)	7·5 (4·9 to 11·3)	16·6 (11·3 to 23·7)	26·1 (17·2 to 37·3)	29·3 (19·9 to 41)	26·4 (18 to 37·2)	29·4 (19·7 to 42·7)
Other non-communicable diseases	40·3 (26·5 to 60)	21 (12·1 to 33·6)	66·7 (45·1 to 96·3)	39 (27·9 to 53·5)	24·7 (19·6 to 31)	26·9 (20·4 to 34·3)	48·6 (37·3 to 63·6)	75·9 (55·2 to 106)	95·9 (69·2 to 132)	94·1 (67·2 to 129)	89·1 (65·4 to 121)	91·8 (65·8 to 126)
Congenital birth defects	39 (25·6 to 58·3)	18·9 (10·6 to 31)	45·3 (29 to 70·1)	20·8 (13·9 to 30·8)	9·5 (7·3 to 12·2)	8·3 (6·3 to 11)	8·8 (6·7 to 11·4)	7·3 (5·6 to 9·5)	6·1 (4·5 to 7·9)	4·6 (3·4 to 6)	4 (3 to 5·1)	3·5 (2·5 to 4·5)
Neural tube defects	3·7 (1·8 to 6·7)	1·4 (0·6 to 2·8)	6·7 (2·8 to 13·2)	3·9 (1·6 to 8·1)	0·3 (0·2 to 0·4)	0·4 (0·3 to 0·6)	0·4 (0·3 to 0·6)	0·2 (0·1 to 0·3)	0·2 (0·2 to 0·3)	0·2 (0·1 to 0·3)	0·1 (0·1 to 0·2)	0·1 (0·1 to 0·1)
Congenital heart anomalies	20 (12·2 to 31·8)	11·8 (6·5 to 20·5)	25·9 (15 to 45)	9·6 (5·3 to 17·4)	3·8 (2·7 to 5·3)	2·8 (1·9 to 4·1)	3·6 (2·5 to 4·8)	2·9 (2 to 4)	2·5 (1·7 to 3·6)	1·6 (1·1 to 2·3)	1·7 (1·2 to 2·3)	1·3 (0·9 to 1·9)
Orofacial clefts	0 (0 to 0)	0 (0 to 0)	0 (0 to 0·1)	0·1 (0 to 0·2)	0·1 (0 to 0·2)	0·1 (0 to 0·2)	0·1 (0 to 0·2)	0·1 (0 to 0·2)	0·1 (0 to 0·2)	0·1 (0 to 0·2)	0·1 (0 to 0·1)	0·1 (0 to 0·2)
Down syndrome	0·4 (0·2 to 0·8)	0·1 (0 to 0·2)	0·5 (0·3 to 1)	0·4 (0·2 to 0·8)	0·2 (0·1 to 0·3)	0·2 (0·1 to 0·3)	0·2 (0·1 to 0·3)	0·3 (0·2 to 0·4)	0·2 (0·2 to 0·3)	0·2 (0·1 to 0·3)	0·2 (0·1 to 0·3)	0·1 (0·1 to 0·2)
Turner syndrome	0 (0 to 0)	0 (0 to 0)	0 (0 to 0)	0 (0 to 0)	0 (0 to 0)	0 (0 to 0)	0 (0 to 0)	0 (0 to 0)	0 (0 to 0)	0 (0 to 0)	0 (0 to 0)	0 (0 to 0)
Klinefelter syndrome	0 (0 to 0)	0 (0 to 0)	0 (0 to 0)	0 (0 to 0)	0 (0 to 0)	0 (0 to 0)	0 (0 to 0)	0 (0 to 0)	0 (0 to 0)	0 (0 to 0)	0 (0 to 0)	0 (0 to 0)
Other chromosomal abnormalities	4 (2·1 to 7)	2·2 (1 to 4·3)	4·8 (2·4 to 9·7)	1·1 (0·6 to 1·9)	0·6 (0·4 to 0·8)	0·5 (0·3 to 0·8)	0·6 (0·4 to 1)	0·5 (0·3 to 0·8)	0·4 (0·2 to 0·6)	0·3 (0·2 to 0·4)	0·1 (0·1 to 0·2)	0·1 (0·1 to 0·2)
Congenital musculoskeletal and limb anomalies	0·7 (0·3 to 1·3)	0·3 (0·1 to 0·4)	1·4 (0·8 to 2·1)	2·5 (1·4 to 3·8)	2·7 (1·6 to 4·2)	2·8 (1·6 to 4·5)	2·6 (1·5 to 4)	2 (1·2 to 3·2)	1·8 (1·1 to 2·7)	1·4 (0·8 to 2·2)	1·2 (0·7 to 1·9)	1·2 (0·7 to 1·9)
Urogenital congenital anomalies	0·7 (0·3 to 1·3)	0·3 (0·1 to 0·6)	0·3 (0·2 to 0·6)	0·3 (0·2 to 0·4)	0·2 (0·1 to 0·3)	0·2 (0·1 to 0·3)	0·1 (0·1 to 0·2)	0·1 (0·1 to 0·2)	0·1 (0·1 to 0·1)	0·1 (0 to 0·1)	0 (0 to 0·1)	0 (0 to 0·1)
Digestive congenital anomalies	2·7 (1·4 to 4·8)	1·1 (0·5 to 2·2)	1·7 (0·8 to 3·3)	0·6 (0·3 to 1)	0·2 (0·1 to 0·3)	0·1 (0·1 to 0·2)	0·1 (0·1 to 0·1)	0·1 (0 to 0·1)	0 (0 to 0·1)	0 (0 to 0·1)	0 (0 to 0)	0 (0 to 0)
Other congenital birth defects	6·9 (3·7 to 11·5)	1·8 (0·8 to 3·4)	4 (2·1 to 7·4)	2·3 (1·2 to 4)	1·4 (0·9 to 2·2)	1·2 (0·7 to 1·8)	1·1 (0·7 to 1·7)	1 (0·7 to 1·6)	0·8 (0·5 to 1·3)	0·7 (0·4 to 1·1)	0·5 (0·3 to 0·9)	0·4 (0·2 to 0·8)
Urinary diseases and male infertility	0·1 (0 to 0·1)	0·1 (0·1 to 0·2)	0·7 (0·4 to 1·2)	0·7 (0·5 to 1)	0·5 (0·4 to 0·7)	0·7 (0·5 to 1)	1·2 (0·9 to 1·6)	1·8 (1·3 to 2·4)	2·1 (1·5 to 2·9)	2·6 (1·8 to 3·6)	2·8 (2·1 to 3·8)	3 (2·2 to 4·1)
Urolithiasis	0 (0 to 0)	0 (0 to 0)	0 (0 to 0)	0 (0 to 0)	0 (0 to 0)	0 (0 to 0)	0 (0 to 0)	0·1 (0·1 to 0·1)	0·1 (0·1 to 0·2)	0·3 (0·2 to 0·4)	0·3 (0·2 to 0·6)	0·3 (0·2 to 0·4)
Benign prostatic hyperplasia	0 (0 to 0)	0 (0 to 0)	0 (0 to 0)	0 (0 to 0)	0 (0 to 0)	0 (0 to 0)	0 (0 to 0)	0 (0 to 0)	0 (0 to 0)	0 (0 to 0)	0 (0 to 0)	0 (0 to 0)
Male infertility	--	--	--	--	--	--	--	--	--	--	--	--
Other urinary diseases	0 (0 to 0)	0·1 (0 to 0·1)	0·1 (0 to 0·2)	0·2 (0·1 to 0·3)	0·1 (0·1 to 0·2)	0·2 (0·1 to 0·3)	0·2 (0·1 to 0·3)	0·2 (0·1 to 0·4)	0·2 (0·1 to 0·2)	0·2 (0·1 to 0·3)	0·2 (0·1 to 0·2)	0·2 (0·1 to 0·3)
Gynecological diseases	0 (0 to 0)	0 (0 to 0)	0 (0 to 0)	0 (0 to 0)	0 (0 to 0)	5·5 (2·7 to 9·5)	15·5 (8·8 to 25·3)	37·7 (24·1 to 58·3)	53·5 (34·6 to 78·9)	52·9 (35·3 to 75·9)	50 (34 to 71·9)	51·5 (33·9 to 74·9)
Uterine fibroids	0 (0 to 0)	0 (0 to 0)	0 (0 to 0)	0 (0 to 0)	0 (0 to 0)	0·1 (0 to 0·2)	0·2 (0·1 to 0·5)	0·6 (0·3 to 1·3)	1·5 (0·6 to 3·1)	2·7 (1·2 to 5·4)	3·7 (1·6 to 7·5)	4·7 (2·2 to 8·9)
Polycystic ovarian syndrome	0 (0 to 0)	0 (0 to 0)	0 (0 to 0)	0 (0 to 0)	0 (0 to 0)	0·2 (0·1 to 0·4)	0·9 (0·4 to 1·8)	1·1 (0·5 to 2·4)	1·1 (0·4 to 2·1)	0·8 (0·3 to 1·7)	0·7 (0·3 to 1·4)	0·7 (0·3 to 1·3)
Female infertility	0 (0 to 0)	0 (0 to 0)	0 (0 to 0)	0 (0 to 0)	0 (0 to 0)	0 (0 to 0)	0 (0 to 0)	1·3 (0·3 to 3·5)	1·8 (0·4 to 4·8)	1·8 (0·4 to 5·3)	1·6 (0·2 to 4·7)	1·6 (0·2 to 4·4)
Endometriosis	0 (0 to 0)	0 (0 to 0)	0 (0 to 0)	0 (0 to 0)	0 (0 to 0)	0 (0 to 0)	1·3 (0·5 to 2·6)	5·7 (2·7 to 10·4)	6·4 (3·1 to 11·4)	4·3 (2·2 to 7·7)	3·2 (1·6 to 5·7)	3·3 (1·7 to 5·9)
Genital prolapse	0 (0 to 0)	0 (0 to 0)	0 (0 to 0)	0 (0 to 0)	0 (0 to 0)	0 (0 to 0)	0 (0 to 0)	0 (0 to 0·1)	0·1 (0 to 0·3)	0·2 (0·1 to 0·5)	0·4 (0·2 to 0·8)	0·6 (0·3 to 1·3)
Premenstrual syndrome	0 (0 to 0)	0 (0 to 0)	0 (0 to 0)	0 (0 to 0)	0 (0 to 0)	5 (2·3 to 8·9)	12·1 (6 to 21·9)	17·2 (8·8 to 30·5)	16·7 (9·4 to 27·7)	13·7 (7·2 to 22·4)	12·7 (7·2 to 20·7)	13·3 (7·5 to 21·1)
Other gynecological diseases	0 (0 to 0)	0 (0 to 0)	0 (0 to 0)	0 (0 to 0)	0 (0 to 0)	0·2 (0·1 to 0·5)	1 (0·6 to 1·7)	11·8 (7·1 to 18·7)	25·9 (14·8 to 40·7)	29·4 (17·8 to 44·1)	27·6 (17·1 to 42·7)	27·4 (15·6 to 43·5)
Hemoglobinopathies and hemolytic anemias	0·2 (0·1 to 0·3)	0·2 (0·1 to 0·4)	1·8 (1·2 to 2·6)	5·6 (3·6 to 8·3)	6·9 (4·7 to 9·6)	5·4 (3·6 to 7·8)	11·6 (7·9 to 16·1)	12·9 (7·6 to 20·9)	12·9 (7 to 21·1)	10·2 (5·5 to 16·4)	7·8 (4·8 to 11·8)	5·6 (3·6 to 7·9)
Thalassemias	0 (0 to 0)	0 (0 to 0)	0 (0 to 0)	0 (0 to 0·1)	0 (0 to 0)	0 (0 to 0)	0 (0 to 0)	0 (0 to 0)	0 (0 to 0)	0 (0 to 0)	0 (0 to 0)	0 (0 to 0)
Thalassemias trait	0 (0 to 0)	0 (0 to 0)	0 (0 to 0·1)	0·1 (0 to 0·2)	0·2 (0·1 to 0·3)	0·1 (0 to 0·2)	0·4 (0·2 to 0·6)	0·5 (0·2 to 0·8)	0·5 (0·2 to 0·8)	0·4 (0·2 to 0·6)	0·3 (0·1 to 0·6)	0·3 (0·1 to 0·5)
Sickle cell disorders	0·2 (0·1 to 0·3)	0·1 (0·1 to 0·3)	1·3 (0·7 to 2·1)	3·3 (1·8 to 5·7)	4·2 (2·7 to 6)	4 (2·6 to 6)	9·3 (6 to 13·6)	7·4 (4·9 to 11)	6 (3·9 to 8·9)	4·3 (2·7 to 6·7)	4 (2·4 to 6·3)	2·8 (1·8 to 4·4)
Sickle cell trait	0 (0 to 0)	0·1 (0 to 0·1)	0·3 (0·2 to 0·5)	1·3 (0·6 to 2·2)	1·6 (0·7 to 2·9)	0·8 (0·2 to 1·7)	0·4 (0·1 to 0·7)	3·9 (0·6 to 10·2)	5·2 (0·8 to 11·9)	4·4 (0·7 to 9·8)	2·2 (0·4 to 5·4)	0·6 (0·3 to 1·1)
G6PD deficiency	0 (0 to 0)	0 (0 to 0)	0 (0 to 0)	0 (0 to 0·1)	0 (0 to 0·1)	0 (0 to 0·1)	0·8 (0·3 to 1·6)	0·2 (0·1 to 0·4)	0·3 (0·1 to 0·6)	0·3 (0·1 to 0·5)	0·3 (0·1 to 0·6)	0·6 (0·3 to 1)
G6PD trait	0 (0 to 0)	0 (0 to 0)	0 (0 to 0)	0 (0 to 0)	0 (0 to 0)	0 (0 to 0)	0·1 (0 to 0·2)	0 (0 to 0)	0 (0 to 0)	0 (0 to 0)	0 (0 to 0)	0·1 (0 to 0·1)
Other hemoglobinopathies and hemolytic anemias	0 (0 to 0)	0 (0 to 0)	0·2 (0·1 to 0·3)	0·8 (0·3 to 1·4)	0·9 (0·3 to 1·8)	0·4 (0·1 to 0·9)	0·8 (0·3 to 1·7)	0·8 (0·3 to 1·7)	1 (0·4 to 1·9)	0·8 (0·4 to 1·5)	1 (0·4 to 1·6)	1·2 (0·6 to 2·1)
Endocrine, metabolic, blood, and immune disorders	1 (0·6 to 1·7)	1·2 (0·6 to 2·2)	15·6 (9·1 to 26·4)	10·2 (6·6 to 16·5)	5·6 (3·9 to 8·1)	4·5 (3·3 to 6·5)	7·6 (5·2 to 10·7)	9·4 (6·6 to 13·1)	11·6 (7·8 to 16·3)	13·5 (9·5 to 18·5)	14·4 (10·4 to 19·8)	16·1 (11·1 to 23·4)
Oral disorders	0 (0 to 0)	0 (0 to 0)	0 (0 to 0)	1·8 (1 to 2·9)	2·2 (1·2 to 3·8)	2·5 (1·3 to 4·2)	3·9 (2·1 to 6·6)	6·8 (3·5 to 12·6)	9·6 (4·8 to 18·5)	10·2 (4·9 to 18·8)	10·1 (4·8 to 19·2)	12·2 (5·9 to 22·1)
Caries of deciduous teeth	0 (0 to 0)	0 (0 to 0)	0 (0 to 0)	0·6 (0·2 to 1·1)	0·5 (0·2 to 1·2)	0 (0 to 0·1)	0 (0 to 0)	0 (0 to 0)	0 (0 to 0)	0 (0 to 0)	0 (0 to 0)	0 (0 to 0)
Caries of permanent teeth	0 (0 to 0)	0 (0 to 0)	0 (0 to 0)	0 (0 to 0)	0·5 (0·2 to 1·2)	1·1 (0·5 to 2·5)	1·3 (0·5 to 2·8)	1·6 (0·7 to 3·4)	1·6 (0·6 to 3·3)	1·2 (0·5 to 2·5)	1 (0·4 to 2)	1 (0·4 to 1·9)
Periodontal diseases	0 (0 to 0)	0 (0 to 0)	0 (0 to 0)	0 (0 to 0)	0 (0 to 0)	0 (0 to 0)	0·5 (0·1 to 1·3)	2·1 (0·6 to 5·4)	4·5 (1·4 to 10·6)	5·6 (1·9 to 12·7)	6 (2·1 to 13·4)	7·2 (2·7 to 15·4)
Other oral disorders	0 (0 to 0)	0 (0 to 0)	0 (0 to 0)	1·2 (0·7 to 1·9)	1·1 (0·7 to 1·8)	1·3 (0·7 to 2)	2 (1·2 to 3·1)	2·8 (1·6 to 4·3)	2·9 (1·8 to 4·5)	2·5 (1·5 to 3·8)	2·1 (1·3 to 3·3)	2·2 (1·4 to 3·4)
Sudden infant death syndrome	--	0·5 (0·2 to 0·8)	3·3 (1·6 to 6·1)	--	--	--	--	--	--	--	--	--
Injuries	2·7 (1·8 to 3·9)	1·4 (0·8 to 2·2)	13·3 (8·6 to 20)	29·3 (20·3 to 42·1)	26·2 (22·1 to 31·1)	29·5 (24·9 to 34·5)	55·2 (47·5 to 63·5)	64·1 (53·6 to 75·5)	56·3 (46·3 to 67·6)	49·6 (41·4 to 59)	43·9 (37·2 to 52·4)	38·9 (32·4 to 46·8)
Transport injuries	0·1 (0·1 to 0·1)	0·1 (0 to 0·1)	0·7 (0·4 to 1·1)	3·3 (2 to 5)	4·8 (3·4 to 6·5)	5·8 (4·3 to 7·5)	16·1 (11·6 to 21·2)	16 (11·6 to 21·7)	12·6 (9·5 to 16·5)	10·2 (7·8 to 13)	9·1 (7 to 11·6)	8·1 (6·4 to 10·3)
Road injuries	0·1 (0 to 0·1)	0 (0 to 0·1)	0·5 (0·3 to 0·8)	2·6 (1·5 to 4·1)	4 (2·8 to 5·6)	4·8 (3·5 to 6·5)	14·2 (10·1 to 18·8)	14 (10 to 19·1)	11 (8·1 to 14·5)	8·8 (6·7 to 11·3)	7·9 (6·1 to 10·2)	6·8 (5·3 to 8·7)
Pedestrian road injuries	0 (0 to 0)	0 (0 to 0)	0·1 (0 to 0·1)	0·7 (0·4 to 1·1)	1 (0·6 to 1·4)	0·9 (0·6 to 1·2)	1·3 (0·9 to 1·6)	1·2 (0·9 to 1·6)	1·1 (0·8 to 1·4)	1·1 (0·8 to 1·5)	1·1 (0·8 to 1·4)	1 (0·8 to 1·3)
Cyclist road injuries	0 (0 to 0)	0 (0 to 0)	0 (0 to 0)	0·2 (0·1 to 0·4)	0·4 (0·2 to 0·6)	0·8 (0·5 to 1·2)	1·3 (0·8 to 2·1)	1·4 (0·9 to 2·1)	1·3 (0·9 to 1·9)	1·1 (0·8 to 1·6)	1·1 (0·8 to 1·5)	1 (0·7 to 1·4)
Motorcyclist road injuries	0 (0 to 0)	0 (0 to 0)	0 (0 to 0·1)	0·1 (0·1 to 0·2)	0·3 (0·2 to 0·4)	0·4 (0·3 to 0·5)	1·9 (1·4 to 2·6)	2 (1·4 to 2·8)	1·6 (1·1 to 2·1)	1·1 (0·8 to 1·5)	1 (0·8 to 1·4)	0·8 (0·6 to 1)
Motor vehicle road injuries	0 (0 to 0·1)	0 (0 to 0)	0·4 (0·2 to 0·6)	1·5 (0·9 to 2·4)	2·3 (1·5 to 3·2)	2·6 (1·9 to 3·7)	9·4 (6·5 to 12·7)	9 (6·2 to 12·5)	6·7 (4·7 to 9·1)	5·1 (3·7 to 6·8)	4·4 (3·3 to 5·8)	3·6 (2·7 to 4·8)
Other road injuries	0 (0 to 0)	0 (0 to 0)	0 (0 to 0)	0·1 (0 to 0·2)	0·2 (0·1 to 0·3)	0·1 (0·1 to 0·2)	0·3 (0·2 to 0·5)	0·3 (0·2 to 0·5)	0·4 (0·2 to 0·6)	0·3 (0·2 to 0·5)	0·3 (0·2 to 0·4)	0·3 (0·2 to 0·4)
Other transport injuries	0 (0 to 0·1)	0 (0 to 0·1)	0·2 (0·1 to 0·3)	0·7 (0·4 to 1·1)	0·7 (0·5 to 1·1)	1 (0·6 to 1·4)	1·9 (1·1 to 3·1)	2 (1·2 to 3·2)	1·6 (1 to 2·4)	1·4 (0·9 to 2·1)	1·1 (0·7 to 1·7)	1·3 (0·9 to 1·9)
Unintentional injuries	2·1 (1·3 to 3)	1·2 (0·7 to 2)	11·7 (7·4 to 17·9)	24 (16·2 to 35·5)	19·7 (15·6 to 23·7)	20·4 (16·4 to 24·9)	24·6 (20·3 to 29·9)	27·5 (21·7 to 34)	26·6 (21 to 33·9)	24·7 (19·3 to 30·8)	22·1 (17·5 to 28)	22·1 (17·2 to 28·3)
Falls	0 (0 to 0)	0 (0 to 0)	0·2 (0·2 to 0·3)	0·7 (0·5 to 1·1)	1·1 (0·7 to 1·5)	1·5 (1·1 to 2·2)	2·1 (1·4 to 3)	2·7 (1·9 to 3·8)	3 (2·1 to 4·3)	2·9 (2 to 4·1)	2·8 (2 to 3·9)	3·3 (2·4 to 4·7)
Drowning	0·1 (0·1 to 0·2)	0·1 (0 to 0·1)	1·3 (0·8 to 2)	8·7 (5·5 to 13·3)	6·5 (4·7 to 8·5)	6·5 (4·9 to 8·4)	5·8 (4·1 to 7·9)	3·5 (2·4 to 4·7)	2·8 (2 to 3·9)	2·4 (1·8 to 3·2)	2 (1·5 to 2·7)	1·5 (1·1 to 1·9)
Fire, heat, and hot substances	0·1 (0 to 0·1)	0·1 (0 to 0·1)	1 (0·6 to 1·5)	3·5 (2·3 to 5·4)	3 (2·4 to 3·8)	3·2 (2·4 to 4·2)	4·8 (3·5 to 6·2)	6 (4·5 to 7·8)	6·4 (4·8 to 8·4)	6 (4·5 to 7·9)	5·5 (4·2 to 7·2)	5·2 (3·9 to 7)
Poisonings	0 (0 to 0·1)	0·1 (0 to 0·1)	0·3 (0·2 to 0·4)	1 (0·6 to 1·5)	0·5 (0·3 to 0·6)	0·4 (0·3 to 0·6)	0·7 (0·5 to 0·9)	0·7 (0·5 to 1)	0·6 (0·4 to 0·9)	0·6 (0·4 to 0·8)	0·5 (0·4 to 0·7)	0·5 (0·3 to 0·6)
Poisoning by carbon monoxide	0 (0 to 0)	0 (0 to 0)	0 (0 to 0·1)	0·2 (0·1 to 0·4)	0·1 (0·1 to 0·2)	0·1 (0·1 to 0·2)	0·2 (0·2 to 0·3)	0·3 (0·2 to 0·4)	0·2 (0·1 to 0·3)	0·2 (0·1 to 0·3)	0·2 (0·1 to 0·2)	0·2 (0·1 to 0·2)
Poisoning by other means	0 (0 to 0)	0·1 (0 to 0·1)	0·2 (0·1 to 0·4)	0·8 (0·5 to 1·2)	0·3 (0·2 to 0·5)	0·3 (0·2 to 0·4)	0·4 (0·3 to 0·6)	0·4 (0·3 to 0·6)	0·4 (0·3 to 0·6)	0·4 (0·2 to 0·5)	0·3 (0·2 to 0·5)	0·3 (0·2 to 0·4)
Exposure to mechanical forces	0·1 (0·1 to 0·1)	0·1 (0·1 to 0·2)	0·6 (0·4 to 1)	3·2 (2·2 to 4·8)	3·8 (2·9 to 4·8)	4 (3·1 to 5·2)	5·5 (4·2 to 7·2)	6·8 (5·1 to 8·6)	6 (4·5 to 7·8)	5·4 (4·1 to 7)	4·9 (3·7 to 6·4)	4·8 (3·7 to 6·4)
Unintentional firearm injuries	0 (0 to 0)	0 (0 to 0)	0 (0 to 0)	0·1 (0·1 to 0·2)	0·2 (0·1 to 0·3)	0·4 (0·3 to 0·7)	1·1 (0·7 to 1·8)	1·4 (1 to 2·1)	0·9 (0·6 to 1·3)	1 (0·7 to 1·3)	0·8 (0·6 to 1)	0·6 (0·5 to 0·8)
Other exposure to mechanical forces	0·1 (0·1 to 0·1)	0·1 (0·1 to 0·2)	0·6 (0·4 to 0·9)	3·1 (2·1 to 4·6)	3·6 (2·7 to 4·5)	3·6 (2·8 to 4·7)	4·4 (3·2 to 5·9)	5·3 (4 to 7)	5·1 (3·8 to 6·7)	4·4 (3·3 to 5·9)	4·1 (3·1 to 5·5)	4·2 (3·1 to 5·6)
Adverse effects of medical treatment	0·4 (0·2 to 0·6)	0·3 (0·1 to 0·5)	1·4 (0·7 to 2·7)	1·2 (0·7 to 1·8)	0·6 (0·4 to 0·8)	0·5 (0·4 to 0·8)	1·1 (0·6 to 1·6)	2 (1·3 to 2·9)	1·8 (1·1 to 2·7)	2·1 (1·4 to 3·1)	1·7 (1·1 to 2·5)	1·9 (1·2 to 2·7)
Animal contact	0 (0 to 0)	0 (0 to 0)	0·1 (0 to 0·1)	0·2 (0·1 to 0·3)	0·2 (0·1 to 0·3)	0·3 (0·2 to 0·4)	0·3 (0·2 to 0·4)	0·4 (0·2 to 0·5)	0·4 (0·3 to 0·5)	0·3 (0·2 to 0·4)	0·3 (0·2 to 0·4)	0·3 (0·2 to 0·4)
Venomous animal contact	0 (0 to 0)	0 (0 to 0)	0 (0 to 0)	0·1 (0 to 0·1)	0·1 (0·1 to 0·2)	0·2 (0·1 to 0·3)	0·2 (0·1 to 0·3)	0·3 (0·2 to 0·4)	0·3 (0·2 to 0·4)	0·2 (0·1 to 0·3)	0·2 (0·1 to 0·3)	0·2 (0·1 to 0·3)
Non-venomous animal contact	0 (0 to 0)	0 (0 to 0)	0 (0 to 0·1)	0·1 (0·1 to 0·2)	0·1 (0·1 to 0·2)	0·1 (0 to 0·1)	0·1 (0·1 to 0·1)	0·1 (0·1 to 0·2)	0·1 (0·1 to 0·2)	0·1 (0·1 to 0·1)	0·1 (0·1 to 0·2)	0·1 (0·1 to 0·1)
Foreign body	1·2 (0·8 to 1·9)	0·6 (0·3 to 1)	6·3 (3·7 to 10·1)	3·9 (2·5 to 6)	1·7 (1·3 to 2·1)	1·3 (1 to 1·6)	1 (0·8 to 1·2)	1·3 (1 to 1·7)	1·2 (1 to 1·6)	1·1 (0·9 to 1·4)	1·1 (0·8 to 1·4)	1 (0·8 to 1·3)
Pulmonary aspiration and foreign body in airway	1·2 (0·8 to 1·9)	0·6 (0·3 to 1)	6·3 (3·7 to 10·1)	3·8 (2·4 to 5·8)	1·5 (1·1 to 1·8)	1·1 (0·8 to 1·3)	0·7 (0·5 to 0·8)	0·9 (0·7 to 1·2)	0·8 (0·6 to 1·1)	0·8 (0·6 to 1)	0·8 (0·6 to 1)	0·7 (0·5 to 0·9)
Foreign body in eyes	0 (0 to 0)	0 (0 to 0)	0 (0 to 0)	0 (0 to 0·1)	0·1 (0 to 0·2)	0·1 (0 to 0·2)	0·1 (0 to 0·3)	0·2 (0·1 to 0·4)	0·2 (0·1 to 0·4)	0·2 (0·1 to 0·4)	0·2 (0·1 to 0·3)	0·2 (0·1 to 0·3)
Foreign body in other body part	0 (0 to 0)	0 (0 to 0)	0 (0 to 0)	0·1 (0·1 to 0·2)	0·1 (0·1 to 0·2)	0·2 (0·1 to 0·2)	0·2 (0·1 to 0·3)	0·2 (0·2 to 0·3)	0·2 (0·1 to 0·3)	0·2 (0·1 to 0·2)	0·2 (0·1 to 0·2)	0·2 (0·1 to 0·2)
Environmental heat and cold exposure	0 (0 to 0)	0 (0 to 0)	0·1 (0·1 to 0·1)	0·4 (0·2 to 0·5)	0·7 (0·4 to 1)	0·8 (0·6 to 1·2)	1·1 (0·7 to 1·5)	1·4 (0·9 to 2)	1·5 (1 to 2·2)	1·4 (0·9 to 2)	1·2 (0·8 to 1·7)	1·3 (0·9 to 1·9)
Exposure to forces of nature	0 (0 to 0)	0 (0 to 0)	0 (0 to 0)	0 (0 to 0)	0 (0 to 0)	0 (0 to 0)	0·1 (0·1 to 0·2)	0·1 (0·1 to 0·2)	0·3 (0·2 to 0·4)	0·1 (0·1 to 0·2)	0·1 (0 to 0·1)	0·1 (0·1 to 0·2)
Other unintentional injuries	0·1 (0 to 0·1)	0 (0 to 0·1)	0·3 (0·2 to 0·5)	1·2 (0·8 to 1·7)	1·6 (1·2 to 2·3)	1·8 (1·3 to 2·5)	2·3 (1·6 to 3·2)	2·6 (1·9 to 3·7)	2·6 (1·8 to 3·7)	2·3 (1·6 to 3·4)	2·1 (1·5 to 2·9)	2·1 (1·5 to 3)
Self-harm and interpersonal violence	0·6 (0·3 to 0·9)	0·1 (0 to 0·2)	0·9 (0·5 to 1·5)	2 (1·2 to 3·4)	1·8 (1·4 to 2·3)	3·3 (2·6 to 4·1)	14·5 (11·6 to 18·1)	20·6 (16·2 to 26·6)	17·1 (12·7 to 22·3)	14·8 (11·5 to 18·7)	12·8 (10·1 to 16·2)	8·8 (7 to 11)
Self-harm	0 (0 to 0)	0 (0 to 0)	0 (0 to 0)	0 (0 to 0)	0 (0 to 0)	0·7 (0·4 to 1)	4·6 (3·2 to 6·4)	5·1 (3·6 to 7·1)	4 (2·7 to 5·7)	3·9 (2·7 to 5·3)	3·1 (2·2 to 4·2)	2·4 (1·8 to 3·3)
Self-harm by firearm	0 (0 to 0)	0 (0 to 0)	0 (0 to 0)	0 (0 to 0)	0 (0 to 0)	0 (0 to 0)	0 (0 to 0·1)	0·1 (0 to 0·1)	0 (0 to 0·1)	0·1 (0 to 0·1)	0 (0 to 0·1)	0 (0 to 0)
Self-harm by other specified means	0 (0 to 0)	0 (0 to 0)	0 (0 to 0)	0 (0 to 0)	0 (0 to 0)	0·7 (0·4 to 1)	4·5 (3·2 to 6·4)	5 (3·5 to 7)	3·9 (2·6 to 5·6)	3·8 (2·7 to 5·2)	3·1 (2·2 to 4·1)	2·4 (1·7 to 3·2)
Interpersonal violence	0·6 (0·3 to 0·9)	0·1 (0 to 0·2)	0·9 (0·5 to 1·5)	2 (1·2 to 3·3)	1·8 (1·3 to 2·3)	2·6 (2 to 3·4)	9·9 (7·4 to 13)	15·5 (11·6 to 20·7)	13·1 (9·4 to 17·5)	10·9 (8·2 to 14·3)	7·6 (5·7 to 10)	5·5 (4·2 to 7·2)
Physical violence by firearm	0 (0 to 0)	0 (0 to 0)	0 (0 to 0)	0·1 (0 to 0·1)	0·1 (0·1 to 0·2)	0·2 (0·1 to 0·3)	2 (1·3 to 3)	3 (1·9 to 4·6)	2·2 (1·3 to 3·3)	1·7 (1·1 to 2·5)	1·1 (0·8 to 1·7)	0·6 (0·4 to 0·9)
Physical violence by sharp object	0 (0 to 0)	0 (0 to 0)	0 (0 to 0)	0·1 (0 to 0·1)	0·1 (0·1 to 0·1)	0·2 (0·1 to 0·2)	1·4 (1 to 2·1)	2·7 (1·9 to 3·7)	2·3 (1·6 to 3·2)	1·8 (1·3 to 2·4)	1·3 (1 to 1·8)	0·8 (0·6 to 1·1)
Sexual violence	0 (0 to 0)	0 (0 to 0)	0 (0 to 0)	0 (0 to 0)	0·2 (0·1 to 0·4)	0·5 (0·3 to 0·9)	1·4 (0·8 to 2·2)	2·1 (1·2 to 3·2)	1·9 (1·1 to 3)	1·4 (0·8 to 2·4)	1·1 (0·6 to 1·7)	0·9 (0·5 to 1·5)
Physical violence by other means	0·5 (0·3 to 0·9)	0·1 (0 to 0·2)	0·9 (0·5 to 1·4)	1·8 (1·1 to 3·1)	1·3 (1 to 1·8)	1·7 (1·2 to 2·2)	5 (3·5 to 6·8)	7·7 (5·4 to 10·8)	6·7 (4·8 to 9·3)	6 (4·3 to 7·9)	4 (2·9 to 5·4)	3·1 (2·3 to 4·2)
Conflict and terrorism	0 (0 to 0)	0 (0 to 0)	0 (0 to 0)	0 (0 to 0)	0 (0 to 0)	0 (0 to 0)	0 (0 to 0)	0 (0 to 0)	0 (0 to 0)	0 (0 to 0)	2·1 (0·9 to 4·1)	0·9 (0·4 to 1·6)

Osteoarthritis other	0·8 (0·3 to 1·8)	1·4 (0·6 to 3)	1·7 (0·8 to 3·8)	1·7 (0·8 to 3·6)	1·6 (0·8 to 3·3)	1·6 (0·8 to 3·2)	1·4 (0·7 to 3)	0·9 (0·4 to 1·7)	0·5 (0·2 to 1)	0·3 (0·1 to 0·5)	0·1 (0·1 to 0·2)	12·4
Low back pain	46 (27·7 to 71·4)	51·4 (31·4 to 81)	45·8 (28·6 to 68)	35·5 (22·4 to 52·8)	28·2 (18·3 to 42·5)	25·1 (15·4 to 37·5)	20·4 (12·6 to 30·2)	11·2 (7·1 to 16·8)	5·3 (3·3 to 7·8)	2·3 (1·4 to 3·5)	0·8 (0·5 to 1·2)	468
Neck pain	10·8 (5·3 to 19·6)	10·5 (5·2 to 19·7)	8·8 (4·2 to 15·6)	6·4 (3·1 to 11·2)	4·8 (2·5 to 8·4)	4 (2·2 to 6·9)	3 (1·4 to 5·7)	1·4 (0·7 to 2·4)	0·6 (0·3 to 1·1)	0·3 (0·2 to 0·5)	0·1 (0·1 to 0·2)	80·5
Gout	0·3 (0·1 to 0·6)	0·4 (0·1 to 0·7)	0·4 (0·1 to 0·7)	0·3 (0·1 to 0·6)	0·3 (0·1 to 0·5)	0·2 (0·1 to 0·4)	0·2 (0·1 to 0·4)	0·1 (0 to 0·2)	0·1 (0 to 0·1)	0 (0 to 0·1)	0 (0 to 0)	3
Other musculoskeletal disorders	34·5 (23·5 to 50)	37·6 (24·7 to 55·3)	32·8 (21·9 to 47·7)	24 (14·8 to 36·4)	18 (11·7 to 26·1)	14·3 (8·6 to 21·8)	9·4 (5·7 to 14·3)	4·1 (2·2 to 6·7)	3·3 (2 to 4·7)	1·5 (0·8 to 2·2)	0·5 (0·3 to 0·9)	317
Other non-communicable diseases	97·9 (70·1 to 131)	96·3 (69·8 to 128)	80·3 (59·7 to 105)	63·1 (47·4 to 82·9)	53 (40 to 69·4)	48 (36·2 to 63·1)	39·7 (30·2 to 51)	22 (17·2 to 28·1)	13·2 (10·3 to 16·7)	7·1 (5·5 to 8·8)	2·7 (2 to 3·5)	1,240
Congenital birth defects	3·5 (2·7 to 4·6)	3·7 (2·8 to 4·8)	3 (2·2 to 3·9)	1·7 (1·2 to 2·2)	1·1 (0·9 to 1·5)	0·4 (0·3 to 0·7)	0·3 (0·2 to 0·4)	0·1 (0·1 to 0·2)	0·1 (0 to 0·1)	0 (0 to 0)	0 (0 to 0)	190
Neural tube defects	0·1 (0·1 to 0·1)	0·1 (0 to 0·1)	0·1 (0 to 0·1)	0 (0 to 0)	0 (0 to 0)	0 (0 to 0)	0 (0 to 0)	0 (0 to 0)	0 (0 to 0)	0 (0 to 0)	0 (0 to 0)	17·9
Congenital heart anomalies	1·3 (0·9 to 1·9)	1·4 (1 to 1·9)	1 (0·7 to 1·4)	0·5 (0·3 to 0·7)	0·4 (0·3 to 0·5)	0 (0 to 0·1)	0 (0 to 0)	0 (0 to 0)	0 (0 to 0)	0 (0 to 0)	0 (0 to 0)	92·2
Orofacial clefts	0·1 (0 to 0·2)	0·1 (0 to 0·2)	0·1 (0 to 0·1)	0 (0 to 0·1)	0 (0 to 0·1)	0 (0 to 0·1)	0 (0 to 0)	0 (0 to 0)	0 (0 to 0)	0 (0 to 0)	0 (0 to 0)	1·2
Down syndrome	0·2 (0·1 to 0·3)	0·2 (0·1 to 0·4)	0·2 (0·1 to 0·4)	0·1 (0 to 0·1)	0 (0 to 0)	0 (0 to 0)	0 (0 to 0)	0 (0 to 0)	0 (0 to 0)	0 (0 to 0)	0 (0 to 0)	3·9
Turner syndrome	0 (0 to 0)	0 (0 to 0)	0 (0 to 0)	0 (0 to 0)	0 (0 to 0)	0 (0 to 0)	0 (0 to 0)	0 (0 to 0)	0 (0 to 0)	0 (0 to 0)	0 (0 to 0)	0·1
Klinefelter syndrome	0 (0 to 0)	0 (0 to 0)	0 (0 to 0)	0 (0 to 0)	0 (0 to 0)	0 (0 to 0)	0 (0 to 0)	0 (0 to 0)	0 (0 to 0)	0 (0 to 0)	0 (0 to 0)	0
Other chromosomal abnormalities	0·1 (0 to 0·1)	0·1 (0 to 0·1)	0 (0 to 0)	0 (0 to 0)	0 (0 to 0)	0 (0 to 0)	0 (0 to 0)	0 (0 to 0)	0 (0 to 0)	0 (0 to 0)	0 (0 to 0)	15·3
Congenital musculoskeletal and limb anomalies	1·3 (0·8 to 2·1)	1·3 (0·8 to 2·1)	1·1 (0·7 to 1·7)	0·8 (0·4 to 1·2)	0·5 (0·3 to 0·8)	0·3 (0·2 to 0·5)	0·2 (0·1 to 0·3)	0·1 (0 to 0·1)	0 (0 to 0)	0 (0 to 0)	0 (0 to 0)	26·1
Urogenital congenital anomalies	0 (0 to 0·1)	0 (0 to 0)	0 (0 to 0)	0 (0 to 0)	0 (0 to 0)	0 (0 to 0)	0 (0 to 0)	0 (0 to 0)	0 (0 to 0)	0 (0 to 0)	0 (0 to 0)	2·5
Digestive congenital anomalies	0 (0 to 0)	0 (0 to 0)	0 (0 to 0)	0 (0 to 0)	0 (0 to 0)	0 (0 to 0)	0 (0 to 0)	0 (0 to 0)	0 (0 to 0)	0 (0 to 0)	0 (0 to 0)	6·8
Other congenital birth defects	0·5 (0·3 to 0·8)	0·5 (0·3 to 0·8)	0·4 (0·2 to 0·7)	0·2 (0·1 to 0·4)	0·2 (0·1 to 0·3)	0·1 (0 to 0·2)	0·1 (0 to 0·2)	0 (0 to 0·1)	0 (0 to 0)	0 (0 to 0)	0 (0 to 0)	23·9
Urinary diseases and male infertility	3·6 (2·6 to 4·8)	5 (3·6 to 6·7)	5·4 (3·7 to 7·3)	4·9 (3·6 to 6·7)	5 (3·5 to 6·8)	5·6 (4 to 7·6)	5·7 (4 to 8·1)	4·3 (2·9 to 6)	2·9 (1·9 to 4·2)	1·7 (1·1 to 2·4)	0·7 (0·4 to 1)	61·1
Urolithiasis	0·5 (0·3 to 0·8)	0·5 (0·2 to 0·8)	0·6 (0·3 to 0·9)	0·4 (0·2 to 0·7)	0·4 (0·2 to 0·6)	0·2 (0·1 to 0·4)	0·1 (0·1 to 0·3)	0·1 (0 to 0·1)	0 (0 to 0·1)	0 (0 to 0)	0 (0 to 0)	3·9
Benign prostatic hyperplasia	0 (0 to 0)	0 (0 to 0)	0 (0 to 0)	0 (0 to 0)	0 (0 to 0)	0 (0 to 0)	0 (0 to 0)	0 (0 to 0)	0 (0 to 0)	0 (0 to 0)	0 (0 to 0)	0
Male infertility	--	--	--	--	--	--	--	--	--	--	--	NA
Other urinary diseases	0·2 (0·2 to 0·4)	0·3 (0·2 to 0·5)	0·3 (0·2 to 0·4)	0·2 (0·1 to 0·4)	0·1 (0·1 to 0·2)	0·1 (0·1 to 0·2)	0·1 (0·1 to 0·2)	0·1 (0 to 0·1)	0 (0 to 0·1)	0 (0 to 0)	0 (0 to 0)	3·3
Gynecological diseases	48·3 (32·3 to 68·3)	35·1 (21·3 to 52·6)	18·8 (11·7 to 27·4)	10·5 (6·1 to 15·9)	7·4 (4·6 to 10·8)	5·6 (3·6 to 8·1)	3·9 (2·5 to 5·8)	1·9 (1·1 to 2·8)	1 (0·6 to 1·4)	0·5 (0·3 to 0·7)	0·2 (0·1 to 0·3)	400
Uterine fibroids	4·5 (2·1 to 8·4)	3·5 (1·6 to 6·7)	2·1 (1 to 4)	1·1 (0·5 to 2·1)	0·6 (0·2 to 1·1)	0·3 (0·1 to 0·7)	0·2 (0·1 to 0·4)	0·1 (0 to 0·1)	0 (0 to 0·1)	0 (0 to 0)	0 (0 to 0)	25·8
Polycystic ovarian syndrome	0·6 (0·3 to 1·3)	0·2 (0·1 to 0·4)	0 (0 to 0)	0 (0 to 0)	0 (0 to 0)	0 (0 to 0)	0 (0 to 0)	0 (0 to 0)	0 (0 to 0)	0 (0 to 0)	0 (0 to 0)	6·2
Female infertility	0 (0 to 0·2)	0 (0 to 0)	0 (0 to 0)	0 (0 to 0)	0 (0 to 0)	0 (0 to 0)	0 (0 to 0)	0 (0 to 0)	0 (0 to 0)	0 (0 to 0)	0 (0 to 0)	8·2
Endometriosis	3·2 (1·8 to 5·2)	1·7 (0·9 to 2·9)	0 (0 to 0)	0 (0 to 0)	0 (0 to 0)	0 (0 to 0)	0 (0 to 0)	0 (0 to 0)	0 (0 to 0)	0 (0 to 0)	0 (0 to 0)	29
Genital prolapse	1 (0·5 to 1·9)	1·2 (0·5 to 2·2)	1·1 (0·6 to 2·1)	0·8 (0·4 to 1·5)	0·7 (0·4 to 1·3)	0·6 (0·3 to 1)	0·5 (0·2 to 0·8)	0·2 (0·1 to 0·4)	0·1 (0·1 to 0·2)	0·1 (0 to 0·1)	0 (0 to 0)	7·7
Premenstrual syndrome	10·6 (5·9 to 17·6)	3·9 (2 to 6·9)	0 (0 to 0)	0 (0 to 0)	0 (0 to 0)	0 (0 to 0)	0 (0 to 0)	0 (0 to 0)	0 (0 to 0)	0 (0 to 0)	0 (0 to 0)	105
Other gynecological diseases	28·4 (16·4 to 43·4)	24·7 (12·2 to 39·1)	15·6 (9·4 to 23·5)	8·7 (4·7 to 13·6)	6·1 (3·5 to 9·4)	4·7 (2·9 to 6·9)	3·3 (2 to 5)	1·6 (0·9 to 2·4)	0·8 (0·5 to 1·2)	0·4 (0·2 to 0·7)	0·1 (0·1 to 0·3)	218
Hemoglobinopathies and hemolytic anemias	5·4 (3·6 to 7·8)	6·1 (4 to 8·6)	4·9 (3·4 to 7)	4·2 (2·8 to 6·2)	2·9 (1·8 to 4·1)	2·5 (1·7 to 3·6)	2 (1·4 to 3)	1·1 (0·7 to 1·6)	1 (0·7 to 1·3)	0·5 (0·4 to 0·7)	0·2 (0·1 to 0·2)	112
Thalassemias	0 (0 to 0)	0 (0 to 0)	0 (0 to 0)	0 (0 to 0)	0 (0 to 0)	0 (0 to 0)	0 (0 to 0)	0 (0 to 0)	0 (0 to 0)	0 (0 to 0)	0 (0 to 0)	0·1
Thalassemias trait	0·1 (0 to 0·2)	0·1 (0 to 0·2)	0·1 (0 to 0·2)	0·1 (0 to 0·1)	0 (0 to 0·1)	0 (0 to 0·1)	0 (0 to 0·1)	0 (0 to 0)	0 (0 to 0)	0 (0 to 0)	0 (0 to 0)	3·1
Sickle cell disorders	2·9 (1·8 to 4·6)	2·8 (1·7 to 4·3)	1·4 (0·7 to 2·2)	0·4 (0·2 to 0·7)	0·1 (0 to 0·1)	0 (0 to 0)	0 (0 to 0)	0 (0 to 0)	0 (0 to 0)	0 (0 to 0)	0 (0 to 0)	54·5
Sickle cell trait	0·9 (0·3 to 1·7)	1 (0·4 to 1·8)	0·9 (0·4 to 1·5)	0·6 (0·3 to 1·1)	0·4 (0·1 to 0·7)	0·3 (0·1 to 0·6)	0·3 (0·1 to 0·5)	0·2 (0·1 to 0·3)	0·1 (0 to 0·2)	0 (0 to 0·1)	0 (0 to 0)	25·5
G6PD deficiency	0·3 (0·1 to 0·6)	0·4 (0·2 to 0·8)	0·4 (0·2 to 0·7)	0·3 (0·1 to 0·5)	0·2 (0·1 to 0·3)	0·1 (0 to 0·1)	0 (0 to 0·1)	0 (0 to 0)	0 (0 to 0)	0 (0 to 0)	0 (0 to 0)	4·2
G6PD trait	0 (0 to 0)	0 (0 to 0)	0 (0 to 0)	0 (0 to 0)	0 (0 to 0)	0 (0 to 0)	0 (0 to 0)	0 (0 to 0)	0 (0 to 0)	0 (0 to 0)	0 (0 to 0)	0·2
Other hemoglobinopathies and hemolytic anemias	1·2 (0·7 to 2·1)	1·8 (1·1 to 2·9)	2·3 (1·4 to 3·3)	2·9 (1·9 to 4·2)	2·2 (1·4 to 3·2)	2·1 (1·4 to 2·9)	1·7 (1·2 to 2·4)	0·9 (0·6 to 1·3)	0·8 (0·6 to 1·2)	0·5 (0·3 to 0·6)	0·1 (0·1 to 0·2)	24·3
Endocrine, metabolic, blood, and immune disorders	20·9 (14·1 to 29·3)	26 (18·3 to 38)	26·9 (18·9 to 39)	22·4 (15·9 to 32·3)	19 (13·1 to 27·7)	17·2 (12·1 to 23·9)	14·3 (9·8 to 19·9)	7·5 (5·3 to 11)	4·8 (3·3 to 6·9)	2·6 (1·8 to 3·7)	1 (0·7 to 1·6)	273
Oral disorders	16·2 (8·5 to 28·9)	20·4 (11·4 to 35·4)	21·3 (12·3 to 34·5)	19·3 (11·6 to 30·6)	17·6 (10·9 to 27·2)	16·6 (10·3 to 25)	13·5 (8·6 to 20·1)	7·1 (4·5 to 10·4)	3·6 (2·2 to 5·2)	1·8 (1·1 to 2·6)	0·6 (0·4 to 0·9)	197
Caries of deciduous teeth	0 (0 to 0)	0 (0 to 0)	0 (0 to 0)	0 (0 to 0)	0 (0 to 0)	0 (0 to 0)	0 (0 to 0)	0 (0 to 0)	0 (0 to 0)	0 (0 to 0)	0 (0 to 0)	1·1
Caries of permanent teeth	1 (0·4 to 2·2)	1 (0·4 to 2·1)	0·8 (0·3 to 1·8)	0·5 (0·2 to 1·2)	0·3 (0·1 to 0·7)	0·3 (0·1 to 0·6)	0·2 (0·1 to 0·4)	0·1 (0 to 0·2)	0 (0 to 0·1)	0 (0 to 0)	0 (0 to 0)	13·7
Periodontal diseases	8·5 (3·2 to 17·9)	8·6 (3·4 to 18·1)	6·5 (2·6 to 13·4)	4·2 (1·7 to 8·6)	2·8 (1·1 to 5·9)	2·1 (0·8 to 4·3)	1·5 (0·6 to 3·1)	0·8 (0·3 to 1·6)	0·4 (0·1 to 0·8)	0·2 (0·1 to 0·4)	0·1 (0 to 0·1)	61·8
Other oral disorders	2·6 (1·5 to 3·9)	2·6 (1·6 to 4)	2·1 (1·3 to 3·2)	1·5 (0·9 to 2·2)	1·1 (0·7 to 1·7)	0·9 (0·5 to 1·3)	0·5 (0·3 to 0·8)	0·2 (0·1 to 0·3)	0·1 (0·1 to 0·1)	0 (0 to 0·1)	0 (0 to 0)	30
Sudden infant death syndrome	--	--	--	--	--	--	--	--	--	--	--	NA
Injuries	41·4 (33·9 to 50·5)	43·3 (35·5 to 52·4)	37·7 (31 to 45·3)	30·5 (25 to 36·9)	26·3 (21·9 to 31·6)	26 (22·1 to 31)	24·3 (20·5 to 28·6)	16·7 (14·3 to 19·6)	11·6 (9·7 to 13·6)	7·5 (6·3 to 8·8)	3·4 (2·8 to 3·9)	679
Transport injuries	8·5 (6·8 to 10·6)	8·7 (6·8 to 10·7)	7·5 (6 to 9·2)	5·8 (4·7 to 7·1)	4·9 (4 to 6)	3·9 (3·1 to 4·8)	3 (2·5 to 3·6)	1·5 (1·2 to 1·8)	0·7 (0·6 to 0·9)	0·4 (0·3 to 0·5)	0·2 (0·1 to 0·2)	132
Road injuries	7·5 (6 to 9·4)	7·5 (5·8 to 9·4)	6·4 (5·1 to 7·9)	5·1 (4·1 to 6·3)	4·4 (3·6 to 5·5)	3·5 (2·8 to 4·3)	2·6 (2·1 to 3·1)	1·3 (1·1 to 1·6)	0·6 (0·5 to 0·8)	0·3 (0·3 to 0·4)	0·1 (0·1 to 0·2)	114
Pedestrian road injuries	1·3 (1 to 1·6)	1·4 (1·1 to 1·8)	1·3 (1 to 1·6)	1·2 (0·9 to 1·5)	1·2 (1 to 1·4)	1 (0·8 to 1·3)	0·8 (0·6 to 1)	0·4 (0·3 to 0·5)	0·2 (0·2 to 0·3)	0·1 (0·1 to 0·1)	0 (0 to 0)	18·5
Cyclist road injuries	1·2 (0·9 to 1·6)	1·3 (0·9 to 1·7)	1 (0·7 to 1·4)	0·7 (0·5 to 1)	0·6 (0·4 to 0·8)	0·5 (0·3 to 0·6)	0·3 (0·2 to 0·5)	0·2 (0·1 to 0·2)	0·1 (0·1 to 0·1)	0·1 (0 to 0·1)	0 (0 to 0)	14·6
Motorcyclist road injuries	0·9 (0·7 to 1·2)	0·8 (0·6 to 1·1)	0·7 (0·6 to 1)	0·5 (0·4 to 0·7)	0·5 (0·4 to 0·6)	0·4 (0·3 to 0·5)	0·3 (0·2 to 0·4)	0·2 (0·1 to 0·2)	0·1 (0·1 to 0·1)	0·1 (0 to 0·1)	0 (0 to 0)	13·9
Motor vehicle road injuries	3·8 (2·9 to 4·9)	3·6 (2·8 to 4·6)	3·1 (2·4 to 3·9)	2·4 (1·9 to 3·1)	2 (1·6 to 2·5)	1·6 (1·2 to 2)	1 (0·8 to 1·2)	0·5 (0·4 to 0·6)	0·2 (0·2 to 0·3)	0·1 (0·1 to 0·1)	0 (0 to 0·1)	63·5
Other road injuries	0·3 (0·2 to 0·4)	0·3 (0·2 to 0·4)	0·3 (0·2 to 0·4)	0·2 (0·2 to 0·3)	0·2 (0·1 to 0·3)	0·1 (0·1 to 0·1)	0·1 (0·1 to 0·1)	0 (0 to 0·1)	0 (0 to 0)	0 (0 to 0)	0 (0 to 0)	3·8
Other transport injuries	1 (0·7 to 1·4)	1·1 (0·8 to 1·6)	1·1 (0·7 to 1·5)	0·7 (0·5 to 0·9)	0·4 (0·3 to 0·6)	0·4 (0·3 to 0·5)	0·4 (0·3 to 0·6)	0·2 (0·1 to 0·2)	0·1 (0·1 to 0·1)	0·1 (0 to 0·1)	0 (0 to 0)	17·5
Unintentional injuries	25·1 (19·5 to 32·3)	27·8 (22 to 34·8)	25·1 (19·6 to 31·3)	20·9 (16·7 to 26·3)	18·4 (14·8 to 22·6)	19·7 (16·4 to 23·8)	19·6 (16·5 to 23·3)	14·4 (12·2 to 17)	10·4 (8·7 to 12·3)	6·9 (5·8 to 8·1)	3·1 (2·6 to 3·7)	418
Falls	4·3 (3·1 to 5·9)	5·5 (3·9 to 7·4)	5·4 (4 to 7·2)	5·2 (3·9 to 6·9)	5·3 (4·1 to 6·7)	7·1 (5·7 to 8·7)	8·3 (6·7 to 10·3)	7·5 (6 to 9·4)	6 (4·8 to 7·3)	3·9 (3·1 to 4·8)	1·7 (1·3 to 2·1)	80·8
Drowning	1·5 (1·1 to 2)	1·3 (1 to 1·7)	1·1 (0·8 to 1·4)	0·8 (0·6 to 1)	0·7 (0·5 to 0·9)	0·5 (0·4 to 0·6)	0·4 (0·3 to 0·5)	0·2 (0·1 to 0·2)	0·1 (0·1 to 0·2)	0·1 (0·1 to 0·2)	0·1 (0 to 0·1)	47·9
Fire, heat, and hot substances	5·6 (4·1 to 7·5)	6 (4·4 to 8·1)	5·1 (3·8 to 6·8)	3·8 (2·8 to 5·1)	2·8 (2·1 to 3·8)	2·6 (1·9 to 3·3)	2 (1·5 to 2·6)	1·1 (0·9 to 1·5)	0·8 (0·6 to 1)	0·5 (0·4 to 0·6)	0·2 (0·2 to 0·3)	75·3
Poisonings	0·4 (0·3 to 0·6)	0·4 (0·3 to 0·6)	0·4 (0·3 to 0·5)	0·3 (0·2 to 0·4)	0·3 (0·2 to 0·3)	0·2 (0·2 to 0·3)	0·2 (0·1 to 0·2)	0·1 (0·1 to 0·2)	0·1 (0 to 0·1)	0 (0 to 0)	0 (0 to 0)	8·2
Poisoning by carbon monoxide	0·2 (0·1 to 0·2)	0·1 (0·1 to 0·2)	0·2 (0·1 to 0·2)	0·1 (0·1 to 0·2)	0·1 (0·1 to 0·2)	0·1 (0·1 to 0·1)	0·1 (0 to 0·1)	0 (0 to 0·1)	0 (0 to 0)	0 (0 to 0)	0 (0 to 0)	2·7
Poisoning by other means	0·3 (0·2 to 0·4)	0·3 (0·2 to 0·4)	0·2 (0·2 to 0·3)	0·2 (0·1 to 0·2)	0·1 (0·1 to 0·2)	0·1 (0·1 to 0·2)	0·1 (0·1 to 0·2)	0·1 (0·1 to 0·1)	0 (0 to 0·1)	0 (0 to 0)	0 (0 to 0)	5·5
Exposure to mechanical forces	5·2 (3·8 to 7)	5·6 (4·2 to 7·5)	4·6 (3·3 to 6·2)	3·4 (2·5 to 4·7)	2·7 (2 to 3·7)	2·6 (1·9 to 3·4)	2·3 (1·7 to 3)	1·4 (1·1 to 1·8)	0·9 (0·7 to 1·2)	0·7 (0·5 to 0·9)	0·4 (0·3 to 0·5)	75
Unintentional firearm injuries	0·6 (0·5 to 0·8)	0·6 (0·4 to 0·7)	0·5 (0·4 to 0·6)	0·3 (0·2 to 0·4)	0·3 (0·2 to 0·3)	0·2 (0·2 to 0·3)	0·2 (0·2 to 0·3)	0·2 (0·1 to 0·2)	0·1 (0·1 to 0·1)	0·1 (0·1 to 0·1)	0·1 (0 to 0·1)	9·8
Other exposure to mechanical forces	4·5 (3·3 to 6·2)	5 (3·7 to 6·9)	4·1 (3 to 5·6)	3·1 (2·2 to 4·3)	2·5 (1·8 to 3·4)	2·3 (1·8 to 3·1)	2 (1·6 to 2·7)	1·2 (0·9 to 1·6)	0·8 (0·6 to 1)	0·6 (0·5 to 0·7)	0·3 (0·2 to 0·4)	65·2
Adverse effects of medical treatment	2·4 (1·6 to 3·5)	2·7 (1·9 to 4)	2·9 (2 to 4·1)	2·8 (1·8 to 3·9)	2·4 (1·7 to 3·4)	2·7 (1·8 to 3·7)	2·5 (1·8 to 3·4)	1·5 (1·1 to 2)	1 (0·7 to 1·4)	0·6 (0·4 to 0·8)	0·2 (0·2 to 0·4)	36·7
Animal contact	0·4 (0·2 to 0·5)	0·4 (0·3 to 0·5)	0·4 (0·3 to 0·5)	0·3 (0·2 to 0·4)	0·2 (0·2 to 0·3)	0·3 (0·2 to 0·3)	0·3 (0·2 to 0·4)	0·3 (0·2 to 0·4)	0·2 (0·1 to 0·3)	0·2 (0·2 to 0·3)	0·1 (0·1 to 0·2)	5·7
Venomous animal contact	0·2 (0·1 to 0·3)	0·2 (0·1 to 0·3)	0·2 (0·1 to 0·3)	0·2 (0·1 to 0·2)	0·1 (0·1 to 0·2)	0·1 (0·1 to 0·2)	0·1 (0·1 to 0·2)	0·1 (0·1 to 0·2)	0·1 (0·1 to 0·2)	0·1 (0·1 to 0·2)	0·1 (0 to 0·1)	3·4
Non-venomous animal contact	0·1 (0·1 to 0·2)	0·1 (0·1 to 0·2)	0·2 (0·1 to 0·2)	0·1 (0·1 to 0·2)	0·1 (0·1 to 0·1)	0·1 (0·1 to 0·2)	0·1 (0·1 to 0·2)	0·1 (0·1 to 0·2)	0·1 (0·1 to 0·2)	0·1 (0·1 to 0·2)	0·1 (0 to 0·1)	2·3
Foreign body	1·2 (1 to 1·5)	1·5 (1·2 to 1·8)	1·4 (1·1 to 1·8)	1·4 (1·1 to 1·7)	1·4 (1·1 to 1·8)	1·7 (1·3 to 2·1)	1·7 (1·4 to 2·1)	1·2 (1 to 1·6)	0·6 (0·5 to 0·8)	0·4 (0·3 to 0·6)	0·2 (0·2 to 0·3)	34·7
Pulmonary aspiration and foreign body in airway	0·8 (0·6 to 1·1)	1·1 (0·8 to 1·4)	1·1 (0·8 to 1·4)	1·1 (0·9 to 1·4)	1·3 (1 to 1·6)	1·5 (1·2 to 1·9)	1·6 (1·2 to 2)	1·1 (0·9 to 1·5)	0·6 (0·4 to 0·7)	0·4 (0·3 to 0·5)	0·2 (0·2 to 0·3)	29·9
Foreign body in eyes	0·2 (0·1 to 0·3)	0·2 (0·1 to 0·3)	0·1 (0·1 to 0·2)	0·1 (0·1 to 0·2)	0·1 (0 to 0·1)	0·1 (0 to 0·1)	0·1 (0 to 0·1)	0 (0 to 0)	0 (0 to 0)	0 (0 to 0)	0 (0 to 0)	2·1
Foreign body in other body part	0·2 (0·1 to 0·3)	0·2 (0·1 to 0·3)	0·2 (0·1 to 0·2)	0·1 (0·1 to 0·2)	0·1 (0·1 to 0·1)	0·1 (0·1 to 0·1)	0·1 (0·1 to 0·1)	0·1 (0 to 0·1)	0 (0 to 0)	0 (0 to 0)	0 (0 to 0)	2·7
Environmental heat and cold exposure	1·6 (1·1 to 2·2)	1·7 (1·2 to 2·4)	1·5 (1·1 to 2·1)	1·2 (0·9 to 1·7)	1·1 (0·7 to 1·4)	1 (0·7 to 1·3)	0·9 (0·6 to 1·1)	0·5 (0·4 to 0·7)	0·3 (0·3 to 0·4)	0·3 (0·2 to 0·4)	0·1 (0·1 to 0·2)	20
Exposure to forces of nature	0·1 (0·1 to 0·2)	0·1 (0·1 to 0·2)	0·1 (0 to 0·1)	0·1 (0 to 0·1)	0·1 (0 to 0·1)	0 (0 to 0·1)	0 (0 to 0·1)	0 (0 to 0)	0 (0 to 0)	0 (0 to 0)	0 (0 to 0)	1·3
Other unintentional injuries	2·4 (1·7 to 3·4)	2·6 (1·8 to 3·6)	2·2 (1·5 to 3·1)	1·7 (1·2 to 2·4)	1·3 (0·9 to 1·9)	1·2 (0·8 to 1·7)	1 (0·7 to 1·4)	0·5 (0·4 to 0·7)	0·3 (0·2 to 0·4)	0·1 (0·1 to 0·2)	0·1 (0 to 0·1)	32·4
Self-harm and interpersonal violence	7·8 (6·2 to 9·7)	6·9 (5·6 to 8·4)	5·2 (4·2 to 6·4)	3·8 (3·1 to 4·7)	3 (2·5 to 3·7)	2·3 (1·9 to 2·9)	1·6 (1·3 to 2)	0·8 (0·6 to 1)	0·4 (0·3 to 0·6)	0·2 (0·1 to 0·3)	0·1 (0·1 to 0·1)	129
Self-harm	2·4 (1·8 to 3·3)	2·6 (1·9 to 3·4)	2·1 (1·6 to 2·8)	1·6 (1·2 to 2·2)	1·3 (1 to 1·7)	0·9 (0·7 to 1·2)	0·6 (0·4 to 0·7)	0·2 (0·2 to 0·3)	0·1 (0·1 to 0·1)	0 (0 to 0)	0 (0 to 0)	35·7
Self-harm by firearm	0 (0 to 0)	0 (0 to 0·1)	0 (0 to 0)	0 (0 to 0)	0 (0 to 0)	0 (0 to 0)	0 (0 to 0)	0 (0 to 0)	0 (0 to 0)	0 (0 to 0)	0 (0 to 0)	0·5
Self-harm by other specified means	2·4 (1·8 to 3·2)	2·5 (1·9 to 3·3)	2·1 (1·5 to 2·8)	1·6 (1·2 to 2·2)	1·3 (0·9 to 1·6)	0·9 (0·7 to 1·2)	0·6 (0·4 to 0·7)	0·2 (0·2 to 0·3)	0·1 (0·1 to 0·1)	0 (0 to 0)	0 (0 to 0)	35·2
Interpersonal violence	4·5 (3·5 to 6)	3·5 (2·8 to 4·5)	2·4 (1·9 to 3)	1·6 (1·3 to 2)	1·3 (1 to 1·6)	1 (0·8 to 1·2)	0·7 (0·6 to 0·9)	0·3 (0·2 to 0·4)	0·2 (0·1 to 0·2)	0·1 (0·1 to 0·1)	0 (0 to 0)	86
Physical violence by firearm	0·5 (0·3 to 0·7)	0·3 (0·2 to 0·4)	0·2 (0·1 to 0·3)	0·1 (0·1 to 0·1)	0·1 (0 to 0·1)	0 (0 to 0·1)	0 (0 to 0)	0 (0 to 0)	0 (0 to 0)	0 (0 to 0)	0 (0 to 0)	12·3
Physical violence by sharp object	0·5 (0·4 to 0·7)	0·4 (0·3 to 0·5)	0·3 (0·2 to 0·3)	0·2 (0·1 to 0·2)	0·1 (0·1 to 0·2)	0·1 (0·1 to 0·1)	0·1 (0·1 to 0·1)	0 (0 to 0·1)	0 (0 to 0)	0 (0 to 0)	0 (0 to 0)	12·4
Sexual violence	0·8 (0·5 to 1·4)	0·6 (0·4 to 1·1)	0·4 (0·2 to 0·6)	0·3 (0·2 to 0·4)	0·2 (0·1 to 0·3)	0·2 (0·1 to 0·2)	0·1 (0·1 to 0·2)	0·1 (0 to 0·1)	0 (0 to 0)	0 (0 to 0)	0 (0 to 0)	12·3
Physical violence by other means	2·6 (1·9 to 3·6)	2·2 (1·7 to 2·9)	1·6 (1·2 to 2)	1·1 (0·8 to 1·4)	0·9 (0·7 to 1·2)	0·7 (0·5 to 0·9)	0·5 (0·4 to 0·7)	0·2 (0·1 to 0·2)	0·1 (0·1 to 0·1)	0 (0 to 0·1)	0 (0 to 0)	48·9
Conflict and terrorism	0·8 (0·3 to 1·4)	0·7 (0·4 to 1·4)	0·6 (0·3 to 1·2)	0·5 (0·2 to 1)	0·5 (0·2 to 0·9)	0·4 (0·2 to 0·8)	0·3 (0·2 to 0·7)	0·3 (0·1 to 0·5)	0·2 (0·1 to 0·3)	0·1 (0 to 0·1)	0 (0 to 0·1)	7·2

SR Table 2b: Guyana DALYS by cause and age group for females with 95% uncertainty intervals, 2019

Cause	Early Neonatal	Late Neonatal	Post Neonatal	1 to 4	5 to 9	10 to 14	15 to 19	20 to 24	25 to 29	30 to 34	35 to 39	40 to 44	45 to 49	50 to 54	55 to 59	60 to 64	65 to 69	70 to 74	75 to 79	80 to 84	85 to 89	90 to 94	95 plus	Total
All causes	6,258 (5,258 to 7,372)	1,464 (994 to 2,041)	2,040 (1,492 to 2,670)	2,369 (2,060 to 2,722)	2,048 (1,774 to 2,373)	1,918 (1,667 to 2,207)	2,067 (1,797 to 2,400)	2,172 (1,877 to 2,502)	2,224 (1,926 to 2,560)	2,332 (2,022 to 2,702)	2,504 (2,172 to 2,879)	2,729 (2,368 to 3,125)	3,048 (2,655 to 3,507)	3,460 (3,017 to 3,982)	3,911 (3,410 to 4,503)	4,249 (3,703 to 4,893)	4,606 (4,010 to 5,303)	4,923 (4,285 to 5,666)	4,964 (4,320 to 5,720)	4,623 (4,023 to 5,330)	3,973 (3,458 to 4,589)	2,272 (1,778 to 2,879)	116,502
Communicable, maternal, neonatal, and nutritional diseases	6,258 (4,838 to 6,992)	1,464 (908 to 1,909)	2,040 (1,470 to 2,700)	1,270 (998 to 1,600)	917 (693 to 1,228)	725 (529 to 999)	663 (492 to 882)	1,892 (1,606 to 2,196)	1,740 (1,465 to 2,035)	1,649 (1,332 to 2,022)	1,546 (1,203 to 1,790)	1,345 (1,105 to 1,600)	1,060 (883 to 1,290)	911 (732 to 1,100)	608 (497 to 1,000)	670 (520 to 834)	549 (420 to 683)	451 (312 to 611)	334 (212 to 473)	272 (203 to 352)	178 (127 to 235)	106 (81 to 140)	39,491 (29,1 to 49,2)	39,200
HIV/AIDS and sexually transmitted infections	0.2 (2.1 to 10.3)	0.5 (0.2 to 1)	77 (71 to 83.1)	71.7 (66.7 to 77.2)	7 (4.9 to 10.2)	62.3 (57.3 to 67.9)	97 (90.4 to 104)	442 (430 to 456)	709 (682 to 734)	898 (866 to 930)	757 (722 to 787)	597 (571 to 627)	369 (339 to 403)	233 (212 to 264)	137 (121 to 157)	86.6 (74 to 100)	20 (16 to 24)	8.6 (6.1 to 11.6)	3.9 (2.6 to 5.8)	1.8 (1.3 to 2.4)	0.8 (0.4 to 0.9)	0.1 (0.1 to 0.2)	4,940
HIV/AIDS	0 (0 to 0)	0 (0 to 0)	71.9 (70.6 to 81.1)	71.6 (69.6 to 77.2)	6.8 (4.7 to 9.9)	62 (57.1 to 67.5)	96 (89.4 to 103)	434 (422 to 448)	698 (672 to 723)	885 (853 to 917)	746 (711 to 776)	588 (562 to 618)	364 (334 to 397)	233 (212 to 264)	135 (119 to 155)	86.3 (73.8 to 100)	19.9 (16.6 to 23.8)	8.6 (6.1 to 11.6)	3.9 (2.6 to 5.8)	1.8 (1.3 to 2.4)	0.8 (0.4 to 0.9)	0.1 (0.1 to 0.2)	4,890
HIV/AIDS - Drug-susceptible Tuberculosis	0 (0 to 0)	0 (0 to 0)	0.4 (0.2 to 13.4)	0.4 (0.2 to 13.4)	0.2 (0 to 1)	0.3 (0 to 1.1)	1 (0.4 to 2.7)	8 (3.2 to 17.2)	11 (4.7 to 22.1)	13 (5.7 to 25.1)	11 (4.7 to 21.5)	9 (3.7 to 17.5)	5 (2.1 to 10.2)	0 (0 to 0)	1 (0.4 to 2.1)	0.3 (0.1 to 0.7)	0.1 (0 to 0.2)	0 (0 to 0)	0 (0 to 0)	0 (0 to 0)	0 (0 to 0)	0 (0 to 0)	0 (0 to 0)	525
HIV/AIDS - Multidrug-resistant Tuberculosis without extensive drug resistance	0 (0 to 0)	0 (0 to 0)	0.2 (0 to 0.5)	0.2 (0 to 0.5)	0.1 (0 to 0.3)	0.1 (0 to 0.3)	0.2 (0 to 0.5)	1.1 (0.5 to 2.4)	1.6 (0.7 to 3.3)	1.8 (0.8 to 3.7)	1.4 (0.7 to 2.9)	1.1 (0.5 to 2.4)	0.7 (0.3 to 1.5)	0.2 (0.1 to 0.4)	0.1 (0 to 0.3)	0 (0 to 0.1)	0 (0 to 0.1)	0 (0 to 0.1)	0 (0 to 0.1)	0 (0 to 0.1)	0 (0 to 0.1)	0 (0 to 0.1)	0 (0 to 0.1)	9.3
HIV/AIDS - Extensively drug-resistant Tuberculosis	0 (0 to 0)	0 (0 to 0)	0 (0 to 0.2)	0 (0 to 0.1)	0 (0 to 0.1)	0 (0 to 0.1)	0 (0 to 0.2)	0.2 (0 to 0.5)	0.3 (0 to 0.7)	0.3 (0 to 0.8)	0.2 (0 to 0.6)	0.2 (0 to 0.5)	0.1 (0 to 0.4)	0 (0 to 0.1)	0 (0 to 0.1)	0 (0 to 0.1)	0 (0 to 0.1)	0 (0 to 0.1)	0 (0 to 0.1)	0 (0 to 0.1)	0 (0 to 0.1)	0 (0 to 0.1)	0 (0 to 0.1)	1.5
HIV/AIDS resulting in other diseases	0 (0 to 0)	0 (0 to 0)	44.3 (42.9 to 72.6)	42.6 (41.4 to 69.6)	4.6 (3.1 to 6.7)	39.1 (35.5 to 43.1)	76.1 (70.1 to 82.6)	371 (357 to 387)	622 (594 to 650)	772 (740 to 803)	660 (634 to 687)	497 (472 to 518)	307 (279 to 342)	199 (174 to 229)	115 (97.5 to 135)	74.9 (62.9 to 89.3)	18.5 (15.3 to 22.3)	8.6 (6.1 to 11.6)	3.9 (2.6 to 5.8)	1.8 (1.3 to 2.4)	0.8 (0.4 to 0.9)	0.1 (0.1 to 0.2)	3,890
Sexually transmitted infections excluding HIV	0.2 (2.1 to 10.3)	0.5 (0.2 to 1)	5.1 (4.9 to 7.4)	1.1 (0.9 to 1.5)	0.1 (0 to 0.2)	0.3 (0.2 to 0.5)	0.9 (0.6 to 1.5)	70.1 (67.5 to 73.1)	77.4 (72.7 to 82.1)	112.2 (104.9 to 119.4)	110.7 (102.8 to 118.2)	91.1 (84.5 to 97.6)	56.4 (51.1 to 62.3)	34 (30.1 to 38.2)	21.5 (18.4 to 24.9)	11.7 (9.4 to 14.4)	1.5 (1.2 to 1.9)	0.1 (0 to 0.2)	0 (0 to 0.1)	0 (0 to 0.1)	0 (0 to 0.1)	0 (0 to 0.1)	0 (0 to 0.1)	170
Syphilis	0 (0 to 0)	0 (0 to 0)	0.1 (0.1 to 0.2)	0.1 (0 to 0.2)	0 (0 to 0)	0.1 (0 to 0.2)	0.2 (0.1 to 0.4)	0.9 (0.5 to 1.6)	1.3 (0.6 to 2.5)	1.5 (0.6 to 3.2)	1.3 (0.6 to 2.1)	1.1 (0.5 to 2.1)	0.8 (0.3 to 1.6)	0.5 (0.2 to 1.1)	0.3 (0.1 to 0.6)	0.2 (0.1 to 0.4)	0.1 (0 to 0.2)	0 (0 to 0.1)	0 (0 to 0.1)	0 (0 to 0.1)	0 (0 to 0.1)	0 (0 to 0.1)	0 (0 to 0.1)	19.7
Chlamydial infection	0 (0 to 0)	0 (0 to 0)	0 (0 to 0)	0 (0 to 0)	0 (0 to 0)	0 (0 to 0.1)	0 (0 to 0.1)	0.1 (0 to 0.4)	0.2 (0 to 0.6)	0.3 (0 to 1.1)	0.3 (0 to 1.2)	0.3 (0 to 1.1)	0.2 (0 to 0.9)	0.1 (0 to 0.6)	0.1 (0 to 0.4)	0 (0 to 0.3)	0 (0 to 0.2)	0 (0 to 0.2)	0 (0 to 0.1)	0 (0 to 0.1)	0 (0 to 0.1)	0 (0 to 0.1)	0 (0 to 0.1)	3
Gonococcal infection	0 (0 to 0)	0 (0 to 0)	0 (0 to 0)	0 (0 to 0)	0 (0 to 0)	0 (0 to 0.1)	0 (0 to 0.2)	0.2 (0 to 0.5)	0.3 (0 to 0.8)	0.4 (0 to 1.1)	0.4 (0 to 1.2)	0.3 (0 to 1.1)	0.2 (0 to 0.9)	0.1 (0 to 0.6)	0.1 (0 to 0.4)	0 (0 to 0.3)	0 (0 to 0.2)	0 (0 to 0.2)	0 (0 to 0.1)	0 (0 to 0.1)	0 (0 to 0.1)	0 (0 to 0.1)	0 (0 to 0.1)	30
Trichomoniasis	0 (0 to 0)	0 (0 to 0)	0 (0 to 0)	0 (0 to 0)	0 (0 to 0)	0 (0 to 0.1)	0.1 (0 to 0.2)	0.7 (0.2 to 1.7)	0.9 (0.2 to 1.9)	1.1 (0.2 to 2.7)	1.1 (0.2 to 2.6)	0.9 (0.2 to 2.1)	0.7 (0.2 to 1.4)	0.4 (0.1 to 1)	0.2 (0 to 0.6)	0.1 (0 to 0.4)	0 (0 to 0.2)	0 (0 to 0.1)	0 (0 to 0.1)	0 (0 to 0.1)	0 (0 to 0.1)	0 (0 to 0.1)	0 (0 to 0.1)	26
Genital herpes	0 (0 to 0)	0 (0 to 0)	0 (0 to 0)	0 (0 to 0)	0 (0 to 0)	0 (0 to 0.1)	0.2 (0 to 0.4)	2.2 (0.7 to 4.9)	4.7 (1.5 to 10.2)	5.9 (1.7 to 13.4)	5.1 (1.5 to 11.7)	3.1 (0.9 to 7.6)	2.1 (0.6 to 5.1)	1.2 (0.3 to 3.1)	0.6 (0.2 to 1.6)	0.3 (0.1 to 0.8)	0.1 (0 to 0.3)	0 (0 to 0.1)	0 (0 to 0.1)	0 (0 to 0.1)	0 (0 to 0.1)	0 (0 to 0.1)	0 (0 to 0.1)	37
Other sexually transmitted infections	0 (0 to 0)	0 (0 to 0)	0 (0 to 0)	0 (0 to 0)	0 (0 to 0)	0 (0 to 0.1)	0.2 (0 to 0.4)	2.2 (1.2 to 3.6)	4.4 (2.4 to 7.4)	5.7 (3 to 9.7)	4.8 (2.6 to 8.2)	3.3 (1.7 to 5.9)	2.3 (1.1 to 4.2)	1.3 (0.6 to 2.5)	0.7 (0.3 to 1.4)	0.3 (0.1 to 0.7)	0.1 (0 to 0.3)	0 (0 to 0.1)	0 (0 to 0.1)	0 (0 to 0.1)	0 (0 to 0.1)	0 (0 to 0.1)	0 (0 to 0.1)	42.2
Respiratory infections and tuberculosis	1,799 (99.1 to 287)	479 (29.6 to 80.4)	582 (368.9 to 904)	114 (69.1 to 197)	247 (159.9 to 362)	279 (183.4 to 397)	193 (127.1 to 276)	208 (138.9 to 289)	209 (137.1 to 306)	202 (132.6 to 293)	192 (132.6 to 272)	260 (183.2 to 353)	233 (132.6 to 339)	240 (142.2 to 350)	229 (141.3 to 351)	272 (156.2 to 393)	229 (172.2 to 324)	217 (164.3 to 284)	204 (163.3 to 264)	213 (161.3 to 284)	144 (97.4 to 198)	84.7 (64.7 to 126)	6,496
Tuberculosis	0 (0 to 0)	0 (0 to 0)	1.7 (1.1 to 2.5)	1.3 (0.9 to 2.1)	0.8 (0.5 to 1.3)	0.9 (0.6 to 1.5)	0.7 (0.4 to 1.2)	0.8 (0.5 to 1.4)	0.8 (0.5 to 1.4)	0.8 (0.5 to 1.4)	0.8 (0.5 to 1.4)	1 (0.6 to 1.7)	0.9 (0.5 to 1.6)	0.9 (0.5 to 1.6)	0.9 (0.5 to 1.6)	1 (0.6 to 1.8)	0.9 (0.5 to 1.6)	0.8 (0.5 to 1.5)	0.8 (0.5 to 1.4)	0.8 (0.5 to 1.4)	0.5 (0.3 to 0.9)	0.3 (0.2 to 0.5)	17.2 (11.1 to 25.2)
Latent tuberculosis infection	0 (0 to 0)	0 (0 to 0)	0 (0 to 0)	0 (0 to 0)	0 (0 to 0)	0 (0 to 0)	0 (0 to 0)	0 (0 to 0)	0 (0 to 0)	0 (0 to 0)	0 (0 to 0)	0 (0 to 0)	0 (0 to 0)	0 (0 to 0)	0 (0 to 0)	0 (0 to 0)	0 (0 to 0)	0 (0 to 0)	0 (0 to 0)	0 (0 to 0)	0 (0 to 0)	0 (0 to 0)	0 (0 to 0)	0
Drug-susceptible tuberculosis	0 (0 to 0)	0 (0 to 0)	1.7 (1.1 to 2.5)	1.3 (0.9 to 2.1)	0.8 (0.5 to 1.3)	0.9 (0.6 to 1.5)	0.7 (0.4 to 1.2)	0.8 (0.5 to 1.4)	0.8 (0.5 to 1.4)	0.8 (0.5 to 1.4)	0.8 (0.5 to 1.4)	1 (0.6 to 1.7)	0.9 (0.5 to 1.6)	0.9 (0.5 to 1.6)	0.9 (0.5 to 1.6)	1 (0.6 to 1.8)	0.9 (0.5 to 1.6)	0.8 (0.5 to 1.5)	0.8 (0.5 to 1.4)	0.8 (0.5 to 1.4)	0.5 (0.3 to 0.9)	0.3 (0.2 to 0.5)	17.2 (11.1 to 25.2)
Multidrug-resistant tuberculosis without extensive drug resistance	0 (0 to 0)	0 (0 to 0)	0 (0 to 0)	0 (0 to 0)	0 (0 to 0)	0 (0 to 0)	0 (0 to 0)	0 (0 to 0)	0 (0 to 0)	0 (0 to 0)	0 (0 to 0)	0 (0 to 0)	0 (0 to 0)	0 (0 to 0)	0 (0 to 0)	0 (0 to 0)	0 (0 to 0)	0 (0 to 0)	0 (0 to 0)	0 (0 to 0)	0 (0 to 0)	0 (0 to 0)	0 (0 to 0)	0
Extensively drug-resistant tuberculosis	0 (0 to 0)	0 (0 to 0)	0 (0 to 0)	0 (0 to 0)	0 (0 to 0)	0 (0 to 0)	0 (0 to 0)	0 (0 to 0)	0 (0 to 0)	0 (0 to 0)	0 (0 to 0)	0 (0 to 0)	0 (0 to 0)	0 (0 to 0)	0 (0 to 0)	0 (0 to 0)	0 (0 to 0)	0 (0 to 0)	0 (0 to 0)	0 (0 to 0)	0 (0 to 0)	0 (0 to 0)	0 (0 to 0)	0
Lower respiratory infections	175 (99.1 to 287)	49.7 (29.6 to 79.8)	568 (368.9 to 885)	211 (139.1 to 318)	84.5 (54.9 to 130)	60.7 (39.4 to 93.2)	106 (69.2 to 167)	183.7 (120.2 to 280.2)	183 (120.2 to 280.2)	183 (120.2 to 280.2)	183 (120.2 to 280.2)	183 (120.2 to 280.2)	183 (120.2 to 280.2)	183 (120.2 to 280.2)	183 (120.2 to 280.2)	183 (120.2 to 280.2)	183 (120.2 to 280.2)	183 (120.2 to 280.2)	183 (120.2 to 280.2)	183 (120.2 to 280.2)	183 (120.2 to 280.2)	183 (120.2 to 280.2)	3,350
Upper respiratory infections	0.1 (0.1 to 0.1)	0.4 (0.2 to 0.7)	10.1 (6.4 to 16.4)	39.9 (26.9 to 61.6)	39 (25.4 to 60.2)	30.9 (19.9 to 47.6)	27.1 (17.7 to 42)	27.9 (18.1 to 43.7)	20.5 (13.2 to 32.2)	19.2 (12.4 to 30.1)	17.6 (11.4 to 27.3)	16.2 (10.4 to 25.2)	12.3 (7.9 to 19.1)	9.4 (6.1 to 14.7)	6.3 (4.1 to 9.8)	4.1 (2.6 to 6.4)	2.1 (1.3 to 3.3)	1.2 (0.7 to 1.9)	0.5 (0.3 to 0.8)	0.2 (0.1 to 0.3)	0.1 (0 to 0.2)	323
Otitis media	0 (0 to 0)	0 (0 to 0)	1.7 (0.9 to 3.1)	14.3 (7.5 to 25.1)	17.1 (9.4 to 28.9)	11.6 (6.4 to 19.4)	11.5 (6.4 to 18.9)	11 (6.1 to 18.1)	9.2 (5.1 to 15.2)	8.5 (4.7 to 14)	8.2 (4.6 to 13.4)	7.5 (4.2 to 12.3)	5.4 (2.7 to 9.7)	4.1 (2.1 to 7.4)	2.8 (1.4 to 5.1)	1.8 (0.9 to 3.2)	0.9 (0.4 to 1.7)	0.5 (0.2 to 0.9)	0.2 (0.1 to 0.4)	0.1 (0 to 0.2)	0 (0 to 0.1)	0 (0 to 0.1)	112
Enteric infections	34 (11.9 to 69.4)	29.5 (10.3 to 64.9)	11 (3.8 to 24.1)	50.3 (17.5 to 110)	27.5 (9.6 to 60.4)	10.4 (3.6 to 22.8)	6.7 (2.3 to 14.7)	5.6 (1.9 to 12.3)	4.9 (1.7 to 10.8)	4.1 (1.4 to 9)	3.4 (1.2 to 7.5)	2.8 (1 to 6.2)	2.2 (0.8 to 4.8)	1.7 (0.6 to 3.8)	1.2 (0.4 to 2.6)	0.8 (0.3 to 1.8)	0.5 (0.2 to 1.1)	0.3 (0.1 to 0.6)	0.2 (0 to 0.4)	0.1 (0 to 0.2)	0 (0 to 0.1)	0 (0 to 0.1)	1,760
Diarrheal diseases	34 (11.9 to 69.4)	29.5 (10.3 to 64.9)	11 (3.8 to 24.1)	50.3 (17.5 to 110)	27.5 (9.6 to 60.4)	10.4 (3.6 to 22.8)	6.7 (2.3 to 14.7)	5.6 (1.9 to 12.3)	4.9 (1.7 to 10.8)	4.1 (1.4 to 9)	3.4 (1.2 to 7.5)	2.8 (1 to 6.2)	2.2 (0.8 to 4.8)	1.7 (0.6 to 3.8)	1.2 (0.4 to 2.6)	0.8 (0.3 to 1.8)	0.5 (0.2 to 1.1)	0.3 (0.1 to 0.6)	0.2 (0 to 0.4)	0.1 (0 to 0.2)	0 (0 to 0.1)	0 (0 to 0.1)	1,760
Typhoid and paratyphoid	0 (0 to 0)	0 (0 to 0)	0 (0 to 0)	0 (0 to 0)	0 (0 to 0)	0 (0 to 0)	0 (0 to 0)	0 (0 to 0)	0 (0 to 0)	0 (0 to 0)	0 (0 to 0)	0 (0 to 0)	0 (0 to 0)	0 (0 to 0)	0 (0 to 0)	0 (0 to 0)	0 (0 to 0)	0 (0 to 0)	0 (0 to 0)	0 (0 to 0)	0 (0 to 0)	0 (0 to 0)	0 (0 to 0)	0
Typhoid fever	0 (0 to 0)	0 (0 to 0)	0 (0 to 0)	0 (0 to 0)	0 (0 to 0)	0 (0 to 0)	0 (0 to 0)	0 (0 to 0)	0 (0 to 0)	0 (0 to 0)	0 (0 to 0)	0 (0 to 0)	0 (0 to 0)	0 (0 to 0)	0 (0 to 0)	0 (0 to 0)	0 (0 to 0)	0 (0 to 0)	0 (0 to 0)	0 (0 to 0)	0 (0 to 0)	0 (0 to 0)	0 (0 to 0)	0
Paratyphoid fever	0 (0 to 0)	0 (0 to 0)	0 (0 to 0)	0 (0 to 0)	0 (0 to 0)	0 (0 to 0)	0 (0 to 0)	0 (0 to 0)	0 (0 to 0)	0 (0 to 0)	0 (0 to 0)	0 (0 to 0)	0 (0 to 0)	0 (0 to 0)	0 (0 to 0)	0 (0 to 0)	0 (0 to 0)	0 (0 to 0)	0 (0 to 0)	0 (0 to 0)	0 (0 to 0)	0 (0 to 0)	0 (0 to 0)	0
Invasive Non-typhoidal Salmonella (iNTS)	0 (0 to 0)	0 (0 to 0)	0.1 (0 to 0.2)	0.4 (0.2 to 0.8)	0.4 (0.1 to 1.1)	0.3 (0.2 to 0.7)	0.3 (0.2 to 0.6)	0.3 (0.1 to 0.6)	0.3 (0.1 to 0.6)	0.2 (0 to 0.5)	0.2 (0 to 0.5)	0.1 (0 to 0.4)	0.1 (0 to 0.3)	0.1 (0 to 0.2)	0 (0 to 0.1)	0 (0 to 0.1)	0 (0 to 0.1)	0 (0 to 0.1)	0 (0 to 0.1)	0 (0 to 0.1)	0 (0 to 0.1)	0 (0 to 0.1)	0 (0 to 0.1)	2.8
Other intestinal infectious diseases	0 (0 to 0)	0 (0 to 0)	0.4 (0 to 2.4)	0.3 (0 to 1.7)	0.4 (0 to 1.5)	0.3 (0 to 1.7)	0.3 (0 to 1.6)	0.3 (0 to 0.7)	0.1 (0 to 0.3)	0.1 (0 to 0.4)	0.1 (0 to 0.3)	0.1 (0 to 0.4)	0.1 (0 to 0.3)	0.1 (0 to 0.2)	0 (0 to 0.2)	0 (0 to 0.1)	0 (0 to 0.1)	0 (0 to 0.1)	0 (0 to 0.1)	0 (0 to 0.1)	0 (0 to 0.1)	0 (0 to 0.1)	0 (0 to 0.1)	3
Neglected tropical diseases and malaria	1.4 (0 to 2.9)	0.6 (0 to 1.9)	104 (49.9 to 192)	104 (49.9 to 202)	64 (30 to 119)	47 (22.7 to 87.7)	36 (17.6 to 66.1)	119 (57.6 to 219)	96 (46.4 to 176)	77 (37.2 to 142)	59 (28.6 to 109)	50 (24.1 to 92.6)	37 (17.9 to 68.5)	30 (14.5 to 55.6)	20 (9.7 to 37.1)	14 (6.8 to 26.1)	9 (4.3 to 16.7)	5 (2.4 to 9.2)	3 (1.4 to 5.5)	1 (0.7 to 2.1)	0 (0.3 to 0.8)	0 (0.1 to 0.3)	1,435
Malaria	0 (0 to 0)	0 (0 to 0)	104 (49.9 to 192)	104 (49.9 to 202)	64 (30 to 119)	47 (22.7 to 87.7)	36 (17.6 to 66.1)	119 (57.6 to 219)	96 (46.4 to 176)	77 (37.2 to 142)	59 (28.6 to 109)	50 (24.1 to 92.6)	37 (17.9 to 68.5)	30 (14.5 to 55.6)	20 (9.7 to 37.1)	14 (6.8 to 26.1)	9 (4.3 to 16.7)	5 (2.4 to 9.2)	3 (1.4 to 5.5)	1 (0.7 to 2.1)	0 (0.3 to 0.8)	0 (0.1 to 0.3)	889
Chagas disease	0 (0 to 0)	0 (0 to 0)	0 (0 to 0)	0 (0 to 0)	0 (0 to 0)	0 (0 to 0)	0 (0 to 0)	0 (0 to 0)	0 (0 to 0)	0 (0 to 0)	0 (0 to 0)	0 (0 to 0)	0 (0 to 0)	0 (0 to 0)	0 (0 to 0)	0 (0 to 0)	0 (0 to 0)	0 (0 to 0)	0 (0 to 0)	0 (0 to 0)	0 (0 to 0)	0 (0 to 0)	0 (0 to 0)	0
Leishmaniasis	0 (0 to 0)	0 (0 to 0)	0.3 (0.1 to 0.6)	0.2 (0 to 0.4)	0.1 (0 to 0.3)	0.1 (0 to 0.4)	0.1 (0 to 0.3)	0.1 (0 to 0.3)	0.1 (0 to 0.3)	0.1 (0 to 0.3)	0.1 (0 to 0.3)	0.1 (0 to 0.3)	0.1 (0 to 0.3)	0.1 (0 to 0.3)	0.1 (0 to 0.3)	0.1 (0 to 0.3)	0.1 (0 to 0.3)	0.1 (0 to 0.3)	0.1 (0 to 0.3)	0.1 (0 to 0.3)	0.1 (0 to 0.3)	0.1 (0 to 0.3)	0.1 (0 to 0.3)	1.4
Visceral leishmaniasis	0 (0 to 0)	0 (0 to 0)	0 (0 to 0)	0 (0 to 0)	0 (0 to 0)	0 (0 to 0)	0 (0 to 0)	0 (0 to 0)	0 (0 to 0)	0 (0 to 0)	0 (0 to 0)	0 (0 to 0)	0 (0 to 0)	0 (0 to 0)	0 (0 to 0)	0 (0 to 0)	0 (0 to 0)	0 (0 to 0)	0 (0 to 0)	0 (0 to 0)	0 (0 to 0)	0 (0 to 0)	0 (0 to 0)	0
Cutaneous and mucocutaneous leishmaniasis	0 (0 to 0)	0 (0 to 0)	0.3 (0.1 to 0.6)	0.2 (0 to 0.4)	0.1 (0 to 0.3)	0.1 (0 to 0.4)	0.1 (0 to 0.3)	0.1 (0 to 0.3)	0.1 (0 to 0.3)	0.1 (0 to 0.3)	0.1 (0 to 0.3)	0.1 (0 to 0.3)	0.1 (0 to 0.3)	0.1 (0 to 0.3)	0.1 (0 to 0.3)	0.1 (0 to 0.3)	0.1 (0 to 0.3)	0.1 (0 to 0.3)	0.1 (0 to 0.3)	0.1 (0 to 0.3)	0.1 (0 to 0.3)	0.1 (0 to 0.3)	0.1 (0 to 0.3)	1.4
African trypanosomiasis	0 (0 to 0)	0 (0 to 0)	0 (0 to 0)	0 (0 to 0)	0 (0 to 0)	0 (0 to 0)	0 (0 to 0)	0 (0 to 0)	0 (0 to 0)	0 (0 to 0)	0 (0 to 0)	0 (0 to 0)	0 (0 to 0)	0 (0 to 0)	0 (0 to 0)	0 (0 to 0)	0 (0 to 0)	0 (0 to 0)	0 (0 to 0)	0 (0 to 0)	0 (0 to 0)	0 (0 to 0)	0 (0 to 0)	0
Schistosomiasis	0 (0 to 0)	0 (0 to 0)	0 (0 to 0)	0 (0 to 0)	0 (0 to 0)	0 (0 to 0)	0 (0 to 0)	0 (0 to 0)	0 (0 to 0)	0 (0 to 0)	0 (0 to 0)	0 (0 to 0)	0 (0 to 0)	0 (0 to 0)	0 (0 to 0)	0 (0 to 0)	0 (0 to 0)	0 (0 to 0)	0 (0 to 0)	0 (0 to 0)	0 (0 to 0)	0 (0 to 0)	0 (0 to 0)	0
Cysticercosis	0 (0 to 0)	0 (0 to 0)	0 (0 to 0)	0.3 (0 to 0.7)	0.2 (0 to 0.5)	0.2 (0 to 0.6)	0.2 (0 to 0.6)	0.6 (0.2 to 1.4)	0.5 (0.2 to 1.2)	0.5 (0.2 to 1.2)	0.4 (0.2 to 1)	0.3 (0.1 to 0.8)	0.3 (0.1 to 0.7)	0.2 (0.1 to 0.5)	0.1 (0 to 0.3)	0.1 (0 to 0.2)	0 (0 to 0.1)	0 (0 to 0.1)	0 (0 to 0.1)	0 (0 to 0.1)	0 (0 to 0.1)	0 (0 to 0.1)	0 (0 to 0.1)	3.3
Cystic echinococcosis	0 (0 to 0)	0 (0 to 0)	0 (0 to 0)	0 (0 to 0)	0 (0 to 0)	0 (0 to 0)	0 (0 to 0)	0 (0 to 0)	0 (0 to 0)	0 (0 to 0)	0 (0 to 0)	0 (0 to 0)	0 (0 to 0)	0 (0 to 0)	0 (0 to 0)	0 (0 to 0)	0 (0 to 0)	0 (0 to 0)	0 (0 to 0)	0 (0 to 0)	0 (0 to 0)	0 (0 to 0)	0 (0 to 0)	0
Lymphatic filariasis	0 (0 to 0)	0 (0 to 0)	0 (0 to 0)	0 (0 to 0)	0 (0 to 0)	0 (0 to 0)	0 (0 to 0)	0 (0 to 0)	0 (0 to 0)	0 (0 to 0)	0 (0 to 0)	0 (0 to 0)	0 (0 to 0)	0 (0 to 0)	0 (0 to 0)	0 (0 to 0)	0 (0 to 0)	0 (0 to 0)	0 (0 to 0)	0 (0 to 0)	0 (0 to 0)	0 (0 to 0)	0 (0 to 0)	0
Onchocerciasis	0 (0 to 0)	0 (0 to 0)	0 (0 to 0)	0 (0 to 0)	0 (0 to 0)	0 (0 to 0)	0 (0 to 0)	0 (0 to 0)	0 (0 to 0)	0 (0 to 0)	0 (0 to 0)	0 (0 to 0)	0 (0 to 0)	0 (0 to 0)	0 (0 to 0)	0 (0 to 0)	0 (0 to 0)	0 (0 to 0)	0 (0 to 0)	0 (0 to 0)	0 (0 to 0)	0 (0 to 0)	0 (0 to 0)	0
Trachoma	0 (0 to 0)	0 (0 to 0)	0 (0 to 0)	0 (0 to 0)	0 (0 to 0)	0 (0 to 0)	0 (0 to 0)	0 (0 to 0)	0 (0 to 0)	0 (0 to 0)	0 (0 to 0)	0 (0 to 0)	0 (0 to 0)	0 (0 to 0)	0 (0 to 0)	0 (0 to 0)	0 (0 to 0)	0 (0 to 0)	0 (0 to 0)	0 (0 to 0)	0 (0 to 0)	0 (0 to 0)	0 (0 to 0)	0
Dengue	0 (0 to 0)	0 (0 to 0)	11 (1.6 to 38)	27 (3.9 to 93.1)	17.2 (2.5 to 57.8)	9 (1.3 to 29.3)	9.5 (2.4 to 26.2)	9 (2.6 to 23.2)	8.1 (2.1 to 21.1)	6.1 (1.6 to 15.6)	4.5 (1.2 to 11.9)	3.3 (0.9 to 8.9)	2.3 (0.6 to 6.4)	1.5 (0.4 to 4.2)	1 (0.3 to 2.7)	0.6 (0.2 to 1.7)	0.3 (0.1 to 0.8)	0.2 (0 to 0.5)	0.1 (0 to 0.3)	0 (0 to 0.1)	0 (0 to 0.1)	0 (0 to 0.1)	118
Yellow fever	0 (0 to 0)	0 (0 to 0)	0 (0 to 0)	0 (0 to 0)	0 (0 to 0)	0 (0 to 0)	0 (0 to 0)	0 (0 to 0)	0 (0 to 0)	0 (0 to 0)	0 (0 to 0)	0 (0 to 0)	0 (0 to 0)	0 (0 to 0)	0 (0 to 0)	0 (0 to 0)	0 (0 to 0)	0 (0 to 0)	0 (0 to 0)	0 (0 to 0)	0 (0 to 0)	0 (0 to 0)	0 (0 to 0)	1
Rabies	0 (0 to 0)	0 (0 to 0)	0 (0 to 0)	0 (0 to 0)	0 (0 to 0)	0 (0 to 0)	0 (0 to 0)	0 (0 to 0)	0 (0 to 0)	0 (0 to 0)	0 (0 to 0)	0 (0 to 0)	0 (0 to 0)	0 (0 to 0)	0 (0 to 0)	0 (0 to 0)	0 (0 to 0)	0 (0 to 0)	0 (0 to 0)	0 (0 to 0)	0 (0 to 0)	0 (0 to 0)	0 (0 to 0)	0.1
Intestinal nematode infections	0 (0 to 0)	0 (0 to 0)	0 (0 to 0.8)	0.7 (0.4 to 1.5)	0.5 (0.3 to 1.1)	0.4 (0.2 to 0.9)	0.3 (0.2 to 0.8)	0.3 (0.2 to 0.7)	0.3 (0.2 to 0.6)	0.2 (0.1 to 0.5)	0.2 (0.1 to 0.4)	0.1 (0.1 to 0.3)	0.1 (0.1 to 0.3)	0.1 (0 to 0.2)	0 (0 to 0.1)	0 (0 to 0.1)	0 (0 to 0.1)	0 (0 to 0.1)	0 (0 to 0.1)	0 (0 to 0.1)	0 (0 to 0.1)	0 (0 to 0.1)	0 (0 to 0.1)	42.2
Ascariasis	0 (0 to 0)	0 (0 to 0)	0 (0 to 0.2)	0.1 (0 to 0.4)	0.1 (0 to 0.3)	0.1 (0 to 0.3)	0 (0 to 0.2)	0.1 (0 to 0.2)	0 (0 to 0.2)	0 (0 to 0.1)	0 (0 to 0.1

Other neoplasms	0·1 (0 to 0·1)	0·1 (0 to 0·2)	0·8 (0·3 to 1·6)	2 (1·1 to 3·4)	0·6 (0·3 to 0·9)	0·8 (0·4 to 1·4)	1 (0·6 to 1·5)	1·1 (0·7 to 1·6)	1·6 (0·9 to 2·5)	1·3 (0·8 to 2·1)	0·9 (0·5 to 1·3)	2·2 (1·4 to 3·4)	1·9 (1·2 to 2·8)	2·4 (1·5 to 3·5)	2·6 (1·7 to 3·8)	3 (2·1 to 4·3)	2·9 (2 to 4)	2·4 (1·7 to 3·4)	1·9 (1·3 to 2·6)	1·1 (0·8 to 1·6)	0·5 (0·3 to 0·7)	0·2 (0·1 to 0·3)	0 (0 to 0·1)	31·1
Myelodysplastic, myeloproliferative, and other hematopoietic n	0·1 (0 to 0·1)	0·1 (0 to 0·2)	0·8 (0·3 to 1·6)	2 (1·1 to 3·4)	0·6 (0·3 to 0·9)	0·8 (0·4 to 1·4)	1 (0·6 to 1·5)	1·1 (0·7 to 1·6)	1·6 (0·9 to 2·5)	1·3 (0·8 to 2·1)	0·9 (0·5 to 1·3)	2·2 (1·4 to 3·4)	1·9 (1·2 to 2·8)	2·4 (1·5 to 3·5)	2·6 (1·7 to 3·8)	3 (2·1 to 4·3)	2·9 (2 to 4)	2·4 (1·7 to 3·4)	1·9 (1·3 to 2·6)	1·1 (0·8 to 1·6)	0·5 (0·3 to 0·7)	0·2 (0·1 to 0·3)	0 (0 to 0·1)	31·1
Benign and in situ intestinal neoplasms	0 (0 to 0)	0 (0 to 0)	0 (0 to 0)	0 (0 to 0)	0 (0 to 0)	0 (0 to 0)	0 (0 to 0)	0 (0 to 0)	0 (0 to 0)	0 (0 to 0)	0 (0 to 0)	0 (0 to 0)	0 (0 to 0)	0 (0 to 0)	0 (0 to 0)	0 (0 to 0)	0 (0 to 0)	0 (0 to 0)	0 (0 to 0)	0 (0 to 0)	0 (0 to 0)	0 (0 to 0)	0 (0 to 0)	0
Benign and in situ cervical and uterine neoplasms	0 (0 to 0)	0 (0 to 0)	0 (0 to 0)	0 (0 to 0)	0 (0 to 0)	0 (0 to 0)	0 (0 to 0)	0 (0 to 0)	0 (0 to 0)	0 (0 to 0)	0 (0 to 0)	0 (0 to 0)	0 (0 to 0)	0 (0 to 0)	0 (0 to 0)	0 (0 to 0)	0 (0 to 0)	0 (0 to 0)	0 (0 to 0)	0 (0 to 0)	0 (0 to 0)	0 (0 to 0)	0 (0 to 0)	0
Other benign and in situ neoplasms	0 (0 to 0)	0 (0 to 0)	0 (0 to 0)	0 (0 to 0)	0 (0 to 0)	0 (0 to 0)	0 (0 to 0)	0 (0 to 0)	0 (0 to 0)	0 (0 to 0)	0 (0 to 0)	0 (0 to 0)	0 (0 to 0)	0 (0 to 0)	0 (0 to 0)	0 (0 to 0)	0 (0 to 0)	0 (0 to 0)	0 (0 to 0)	0 (0 to 0)	0 (0 to 0)	0 (0 to 0)	0 (0 to 0)	0
Cardiovascular diseases	38·8 (20·2 to 66·1)	3·4 (1·8 to 5·8)	63 (35·6 to 106)	42·5 (28 to 61·1)	62·7 (50·2 to 76·5)	93·7 (71·5 to 118)	211 (153 to 276)	388 (266 to 541)	468 (321 to 684)	504 (340 to 722)	674 (469 to 935)	1,150 (829 to 1,550)	1,740 (1,290 to 2,290)	2,460 (1,820 to 3,190)	2,970 (2,280 to 3,850)	3,430 (2,690 to 4,320)	3,430 (2,770 to 4,210)	2,770 (2,280 to 3,340)	2,310 (1,900 to 2,740)	1,670 (1,390 to 1,970)	898 (738 to 1,060)	538 (441 to 613)	145 (117 to 164)	26,100
Rheumatic heart disease	0 (0 to 0)	0 (0 to 0)	0 (0 to 0)	2·4 (1·4 to 3·7)	11·7 (7·8 to 17·2)	24·5 (15·9 to 36·3)	40·5 (26·5 to 60·1)	55·9 (36·8 to 81·2)	62·2 (41·8 to 88·5)	51·8 (34·4 to 74·4)	52·5 (36 to 72)	59·3 (41·6 to 80·6)	49 (35·3 to 65·1)	42·3 (28·9 to 59·6)	34 (24·1 to 47·3)	21·1 (15·3 to 28·4)	14·6 (10·5 to 19·5)	8·2 (6·2 to 10·7)	5·4 (4 to 7·1)	3·1 (2·3 to 4·2)	1·5 (1·1 to 2)	0·9 (0·6 to 1·2)	0·3 (0·2 to 0·4)	541
Ischemic heart disease	0 (0 to 0)	0 (0 to 0)	0 (0 to 0)	0 (0 to 0)	0 (0 to 0)	0 (0 to 0)	21·2 (12·9 to 31·6)	48·5 (28·4 to 77·7)	65·9 (39·7 to 105)	95 (55·5 to 149)	157 (97·6 to 228)	329 (217 to 476)	551 (384 to 749)	875 (623 to 1,180)	1,120 (805 to 1,480)	1,360 (1,020 to 1,740)	1,430 (1,100 to 1,820)	1,100 (870 to 1,370)	910 (727 to 1,130)	663 (527 to 803)	369 (289 to 453)	238 (185 to 288)	66·6 (51·9 to 80·4)	9,400
Stroke	20·4 (9·2 to 38·1)	0·5 (0·2 to 1·1)	10·8 (4·6 to 20·8)	8·2 (4·8 to 12·8)	17·2 (12·3 to 22·9)	27·1 (18·7 to 37·5)	68·8 (48·3 to 92·7)	126 (81·7 to 182)	161 (105 to 238)	179 (116 to 263)	223 (144 to 337)	397 (261 to 579)	655 (441 to 941)	951 (657 to 1,320)	1,150 (817 to 1,590)	1,290 (939 to 1,710)	1,280 (978 to 1,660)	1,110 (843 to 1,430)	929 (701 to 1,160)	648 (498 to 819)	306 (228 to 386)	156 (114 to 198)	38·5 (28·7 to 48·5)	9,760
Ischemic stroke	6·5 (2·8 to 12·6)	0·1 (0 to 0·1)	0·5 (0·3 to 1)	2 (1·3 to 2·8)	4·9 (3 to 7·4)	6·4 (4·1 to 9·6)	15·4 (11 to 21·2)	29·1 (19·6 to 41·4)	30·6 (20·5 to 42·8)	35·9 (24·7 to 50·9)	42·7 (29·2 to 60·5)	75·1 (52·8 to 104)	113 (80·2 to 155)	166 (118 to 229)	227 (168 to 309)	392 (282 to 519)	428 (327 to 545)	639 (483 to 820)	563 (426 to 707)	497 (381 to 627)	239 (177 to 302)	121 (88·2 to 155)	30·3 (22·4 to 38·5)	3,670
Intracerebral hemorrhage	8 (3·1 to 16·3)	0·2 (0·1 to 0·5)	6·8 (2·8 to 13·6)	2·9 (1·3 to 5·2)	6·8 (4·5 to 9·6)	11·3 (7·1 to 16·6)	36 (23·8 to 50·8)	69·1 (43·4 to 102)	90·2 (56·9 to 136)	97·8 (61·1 to 149)	123 (76·3 to 193)	233 (148 to 348)	438 (294 to 633)	668 (453 to 936)	803 (562 to 1,110)	825 (589 to 1,110)	793 (594 to 1,040)	445 (332 to 587)	346 (262 to 440)	141 (105 to 180)	62 (44·6 to 79·6)	32·5 (23·4 to 42·4)	7·6 (5·5 to 9·8)	5,250
Subarachnoid hemorrhage	5·8 (2·3 to 11·8)	0·2 (0·1 to 0·6)	3·4 (1·4 to 7·1)	3·3 (1·5 to 5·9)	5·5 (3·4 to 7·9)	9·4 (5·6 to 14·9)	17·4 (10·4 to 26·2)	28 (15·2 to 43·9)	40·4 (22·5 to 65·3)	45 (25·7 to 74·8)	57·3 (31·8 to 96·5)	88·9 (51·1 to 142)	104 (60·1 to 165)	117 (72·6 to 177)	117 (72·2 to 179)	75·5 (46·4 to 115)	63·2 (41·3 to 92·9)	31·2 (19·5 to 45·7)	20·9 (13·2 to 31·9)	10·3 (6·5 to 15·9)	4·4 (2·8 to 6·7)	2·3 (1·4 to 3·4)	0·5 (0·3 to 0·8)	851
Hypertensive heart disease	0 (0 to 0)	0 (0 to 0)	0 (0 to 0)	0 (0 to 0)	0 (0 to 0)	0 (0 to 0)	9·7 (5·3 to 15·3)	28 (15·6 to 43·8)	35·7 (19·2 to 59·6)	58·5 (33 to 93·5)	98·7 (58·2 to 158)	174 (103 to 276)	269 (169 to 393)	359 (230 to 545)	406 (264 to 599)	473 (309 to 670)	453 (313 to 634)	345 (239 to 507)	294 (207 to 421)	228 (160 to 326)	136 (96·3 to 195)	86·8 (58·9 to 124)	24·2 (16·2 to 34·2)	3,480
Non-rheumatic valvular heart disease	0 (0 to 0)	0 (0 to 0)	0 (0 to 0)	0 (0 to 0)	0 (0 to 0)	0 (0 to 0)	8·7 (5·2 to 13·7)	9·4 (4·9 to 16·2)	9·2 (5·1 to 16·3)	8·9 (4·7 to 15·3)	9·8 (5·8 to 15·8)	13·4 (7·8 to 20·7)	16·8 (10·5 to 25·5)	16·6 (10·3 to 25·2)	17·8 (11·6 to 26·3)	18·9 (12·7 to 27·4)	15·1 (10·1 to 21·5)	10 (6·5 to 14·4)	7·6 (5·2 to 10·4)	5·1 (3·5 to 7·3)	2·9 (1·9 to 4·1)	1·6 (1 to 2·3)	0·3 (0·2 to 0·5)	172
Non-rheumatic calcific aortic valve disease	0 (0 to 0)	0 (0 to 0)	0 (0 to 0)	0 (0 to 0)	0 (0 to 0)	0 (0 to 0)	2·5 (1·1 to 4·9)	4·4 (2·1 to 8·4)	3 (1·3 to 5·7)	2·3 (1 to 4·5)	3 (1·5 to 5·6)	4·6 (2·4 to 8·1)	6·1 (3·3 to 11)	7 (3·6 to 12·4)	8·2 (4·7 to 13·8)	10·8 (6·6 to 16·6)	9·2 (5·7 to 13·7)	6·3 (3·9 to 9·7)	5·3 (3·5 to 7·5)	3·5 (2·3 to 5·3)	2·2 (1·4 to 3·3)	1·1 (0·7 to 1·7)	0·2 (0·1 to 0·4)	79·9
Non-rheumatic degenerative mitral valve disease	0 (0 to 0)	0 (0 to 0)	0 (0 to 0)	0 (0 to 0)	0 (0 to 0)	0 (0 to 0)	3·9 (2 to 6·7)	3·7 (1·6 to 7·2)	4·2 (2 to 7·6)	3·9 (1·8 to 7·3)	4·7 (2·5 to 8·1)	6·9 (3·7 to 11·4)	7·4 (3·9 to 12·3)	7·4 (4 to 12·5)	7·2 (3·8 to 11·8)	6·7 (3·8 to 11)	4·5 (2·6 to 7·7)	2·4 (1·2 to 4)	1·6 (0·9 to 2·7)	1 (0·5 to 1·8)	0·4 (0·2 to 0·8)	0·3 (0·2 to 0·6)	0·1 (0 to 0·1)	66·5
Other non-rheumatic valve diseases	0 (0 to 0)	0 (0 to 0)	0 (0 to 0)	0 (0 to 0)	0 (0 to 0)	0 (0 to 0)	2·3 (1·1 to 4·4)	1·3 (0·5 to 2·9)	2 (0·7 to 4·2)	2·7 (1·1 to 5·4)	2·1 (0·9 to 3·9)	1·8 (0·7 to 3·8)	3·2 (1·3 to 6·7)	2·2 (1 to 4·2)	2·3 (0·9 to 4·9)	1·3 (0·6 to 2·6)	1·3 (0·5 to 2·7)	1·3 (0·6 to 2·5)	0·7 (0·3 to 1·4)	0·6 (0·2 to 1·2)	0·2 (0·1 to 0·5)	0·2 (0·1 to 0·4)	0 (0 to 0·1)	25·6
Cardiomyopathy and myocarditis	6·5 (3·1 to 12·3)	1·3 (0·6 to 2·7)	27·9 (14 to 51·2)	19·2 (11·4 to 28·7)	14·1 (9·4 to 19·7)	20·1 (13·1 to 28·7)	21·1 (12·7 to 32·3)	40·1 (23·2 to 65·9)	40·6 (23·1 to 68·9)	40·2 (23 to 67)	43·9 (26·6 to 67·9)	57·6 (35·5 to 88)	63·1 (39·8 to 98·3)	76·4 (47·5 to 115)	79·3 (49·3 to 118)	79·8 (52·4 to 119)	64 (41·1 to 95·3)	43·5 (27·7 to 64·1)	34·9 (23 to 51·4)	24 (16·1 to 34·3)	16 (10·2 to 23·1)	8·6 (5·7 to 12·1)	2·3 (1·3 to 3·6)	825
Myocarditis	1·6 (0·8 to 2·9)	0·5 (0·2 to 1·1)	10·9 (5·4 to 19·6)	9·1 (5·2 to 14·1)	8·9 (6·2 to 11·8)	8·6 (5·6 to 12·3)	7·3 (4 to 11·6)	11·4 (6·3 to 18·8)	10·7 (5·9 to 18·4)	13·2 (7·3 to 22)	9·6 (5·7 to 15·1)	7·2 (4·3 to 11·1)	12·6 (7·5 to 19·8)	10·8 (5·2 to 20·3)	7·8 (4·4 to 12·9)	7·1 (3·9 to 11·4)	3·3 (1·8 to 5·6)	5·1 (2·6 to 9·5)	4·3 (2·1 to 7·7)	4·2 (2·1 to 7·5)	3·4 (1·6 to 6)	2·2 (1·3 to 3·3)	0·7 (0·4 to 1·1)	160
Alcoholic cardiomyopathy	0 (0 to 0)	0 (0 to 0)	0 (0 to 0)	0 (0 to 0)	0 (0 to 0)	0 (0 to 0)	1·1 (0·5 to 2)	3·3 (1·3 to 6·4)	4·3 (1·4 to 9)	2·3 (0·8 to 4·8)	2·8 (1·1 to 5·7)	3·3 (1·2 to 6·5)	10·2 (4·5 to 18·2)	13 (4·4 to 25·1)	9·4 (4·2 to 16·7)	8·4 (3·1 to 17·8)	8·6 (1·6 to 24·3)	1·1 (0·2 to 3·3)	1·3 (0·2 to 4·3)	0·9 (0·1 to 3·1)	0·2 (0 to 0·6)	0·1 (0 to 0·1)	0 (0 to 0)	70·2
Other cardiomyopathy	4·9 (2 to 9·8)	0·9 (0·3 to 2·1)	17 (6·9 to 31·9)	10·1 (4·6 to 17·4)	5·2 (2·5 to 9·1)	11·5 (6·3 to 18·7)	12·7 (6·7 to 21·1)	25·4 (13·2 to 45·9)	25·5 (12·5 to 46·9)	24·8 (12 to 45·9)	31·5 (17·6 to 52)	47·1 (26·9 to 73·8)	40·2 (21·5 to 69·4)	52·6 (30·6 to 81·6)	62·2 (36·8 to 98·7)	64·3 (38·2 to 99·7)	52·1 (28·3 to 82·7)	37·3 (23·6 to 56)	29·4 (19·1 to 43·8)	18·9 (12·7 to 27·1)	12·4 (7·6 to 18·4)	6·3 (3·7 to 9·7)	1·6 (0·7 to 2·8)	594
Atrial fibrillation and flutter	0 (0 to 0)	0 (0 to 0)	0 (0 to 0)	0 (0 to 0)	0 (0 to 0)	0 (0 to 0)	0 (0 to 0)	0 (0 to 0)	0 (0 to 0)	0·8 (0·4 to 1·3)	1·2 (0·7 to 1·8)	6 (3·8 to 8·8)	8·7 (5·9 to 12·6)	12·5 (8·8 to 17·9)	20·8 (14·8 to 28·8)	28·3 (21·3 to 37·1)	34·2 (25·9 to 45·3)	36·5 (28 to 48·8)	37·9 (29 to 49·5)	39·8 (30·9 to 52·3)	28·9 (21·8 to 39·5)	23·4 (17·5 to 32·2)	6·4 (4·5 to 9·1)	285
Aortic aneurysm	--	--	--	--	--	--	0·8 (0·5 to 1·4)	2·3 (1·2 to 3·8)	4·9 (2·5 to 8·5)	3·7 (2 to 6·1)	6·8 (4·2 to 10·5)	10·5 (6·7 to 15·2)	13·2 (8·6 to 19·3)	18·3 (11·5 to 26·5)	25·7 (17·3 to 37·3)	31 (21·8 to 43·8)	36 (25·5 to 49·3)	28 (20·1 to 37·8)	22 (16·1 to 28·8)	14·8 (10·9 to 19·2)	7·2 (5·1 to 9·6)	3·6 (2·6 to 4·8)	0·9 (0·5 to 1·4)	NA
Endocarditis	0·8 (0·4 to 1·4)	0·3 (0·1 to 0·9)	6 (2·5 to 12)	3·6 (1·7 to 6·9)	5 (2·7 to 8·6)	5·3 (3 to 8·8)	12·6 (6·6 to 22)	30·6 (15·9 to 53·8)	28·9 (15 to 53·4)	18·2 (9 to 31·7)	25·8 (14·1 to 43)	26·8 (14·6 to 44·9)	26·5 (14·6 to 43·8)	22·3 (12·3 to 37)	23·9 (13·5 to 38·2)	22·8 (13·2 to 35·5)	15·3 (9·2 to 24·3)	10·9 (7 to 16·8)	7·7 (4·6 to 12·3)	7 (4·2 to 11·5)	3·5 (2 to 6·2)	2 (1·2 to 3·4)	0·6 (0·3 to 1)	306
Other cardiovascular and circulatory diseases	11·1 (4·6 to 21·9)	1·2 (0·5 to 2·3)	18·3 (7·8 to 35·1)	9 (4·5 to 15·3)	14·7 (9·3 to 20·7)	16·7 (10·9 to 24·2)	27·4 (18·3 to 39·1)	47·3 (30·8 to 68·4)	59·4 (37·3 to 91·3)	47·8 (30 to 72·4)	55·4 (34·6 to 83·5)	79·3 (53·1 to 110)	82·8 (55·4 to 119)	80·7 (54·2 to 111)	92·9 (63·9 to 129)	90·1 (62·8 to 122)	80·4 (53·7 to 114)	62·1 (45·5 to 82·7)	49·7 (35·7 to 64·9)	35 (25·1 to 45·9)	22·9 (16·2 to 29·6)	14 (9·8 to 17·7)	3·7 (2·5 to 5)	1,000
Chronic respiratory diseases	0 (0 to 0)	0 (0 to 0)	0 (0 to 0·1)	169 (102 to 271)	152 (94·9 to 240)	136 (86·4 to 209)	138 (91·1 to 208)	160 (107 to 222)	146 (101 to 203)	119 (87·4 to 160)	120 (89 to 159)	128 (95·6 to 168)	133 (99·9 to 179)	149 (110 to 198)	169 (124 to 226)	168 (122 to 226)	136 (99·8 to 182)	103 (78·5 to 137)	80·8 (57·8 to 109)	54·3 (38·9 to 71·9)	32 (22·8 to 43·5)	17·8 (12·7 to 23·9)	5·1 (3·6 to 6·9)	2,320
Chronic obstructive pulmonary disease	0 (0 to 0)	0 (0 to 0)	0 (0 to 0·1)	3 (1·8 to 5·2)	3 (1·2 to 6·1)	5 (2 to 8·4)	10·1 (5·7 to 16·9)	17·1 (10·6 to 24·5)	19·6 (12·9 to 28·4)	19·1 (12·5 to 26·6)	23·7 (16·1 to 32·2)	32·3 (22·6 to 44·4)	42·4 (29·4 to 58·7)	62 (44 to 84·8)	82·9 (58·6 to 116)	102 (71·4 to 143)	84·4 (59·1 to 117)	67·7 (48·8 to 91·1)	55·8 (39·1 to 77·5)	40 (29·1 to 54)	24·8 (17·6 to 33·6)	13·9 (9·9 to 18·4)	4·2 (2·9 to 5·7)	713
Pneumoconiosis	0 (0 to 0)	0 (0 to 0)	0 (0 to 0)	0 (0 to 0)	0 (0 to 0)	0 (0 to 0)	0 (0 to 0·1)	0 (0 to 0)	0 (0 to 0)	0 (0 to 0)	0 (0 to 0·1)	0 (0 to 0·1)	0 (0 to 0·1)	0·1 (0 to 0·1)	0 (0 to 0·1)	0 (0 to 0·1)	0 (0 to 0·1)	0·1 (0 to 0·1)	0·1 (0 to 0·1)	0 (0 to 0·1)	0 (0 to 0)	0 (0 to 0)	0 (0 to 0)	0·6
Silicosis	0 (0 to 0)	0 (0 to 0)	0 (0 to 0)	0 (0 to 0)	0 (0 to 0)	0 (0 to 0)	0 (0 to 0)	0 (0 to 0)	0 (0 to 0)	0 (0 to 0)	0 (0 to 0)	0 (0 to 0)	0 (0 to 0)	0 (0 to 0)	0 (0 to 0)	0 (0 to 0)	0 (0 to 0)	0 (0 to 0)	0 (0 to 0)	0 (0 to 0)	0 (0 to 0)	0 (0 to 0)	0 (0 to 0)	0·1
Asbestosis	0 (0 to 0)	0 (0 to 0)	0 (0 to 0)	0 (0 to 0)	0 (0 to 0)	0 (0 to 0)	0 (0 to 0)	0 (0 to 0)	0 (0 to 0)	0 (0 to 0)	0 (0 to 0)	0 (0 to 0)	0 (0 to 0)	0 (0 to 0·1)	0 (0 to 0)	0 (0 to 0·1)	0 (0 to 0)	0 (0 to 0)	0 (0 to 0)	0 (0 to 0)	0 (0 to 0)	0 (0 to 0)	0 (0 to 0)	0·3
Coal workers pneumoconiosis	0 (0 to 0)	0 (0 to 0)	0 (0 to 0)	0 (0 to 0)	0 (0 to 0)	0 (0 to 0)	0 (0 to 0)	0 (0 to 0)	0 (0 to 0)	0 (0 to 0)	0 (0 to 0)	0 (0 to 0)	0 (0 to 0)	0 (0 to 0)	0 (0 to 0)	0 (0 to 0)	0 (0 to 0)	0 (0 to 0)	0 (0 to 0)	0 (0 to 0)	0 (0 to 0)	0 (0 to 0)	0 (0 to 0)	0
Other pneumoconiosis	0 (0 to 0)	0 (0 to 0)	0 (0 to 0)	0 (0 to 0)	0 (0 to 0)	0 (0 to 0)	0 (0 to 0)	0 (0 to 0)	0 (0 to 0)	0 (0 to 0)	0 (0 to 0)	0 (0 to 0)	0 (0 to 0)	0 (0 to 0)	0 (0 to 0)	0 (0 to 0)	0 (0 to 0)	0 (0 to 0)	0 (0 to 0)	0 (0 to 0)	0 (0 to 0)	0 (0 to 0)	0 (0 to 0)	0·2
Asthma	0 (0 to 0)	0 (0 to 0)	0 (0 to 0)	150 (87 to 249)	139 (83·5 to 229)	121 (72·6 to 194)	122 (75·4 to 190)	131 (82·9 to 193)	110 (72·1 to 159)	86·5 (59 to 122)	82·5 (57 to 113)	80·8 (56·8 to 110)	75·9 (54·4 to 103)	72 (49·9 to 99·6)	64·5 (44·5 to 89·2)	51·8 (34·4 to 73·3)	40·1 (26·4 to 56·8)	25·3 (17·5 to 35·5)	17 (11·2 to 25)	9·2 (6 to 13·7)	4·5 (2·8 to 6·7)	2·5 (1·5 to 3·8)	0·7 (0·4 to 1·1)	1,390
Interstitial lung disease and pulmonary sarcoidosis	0 (0 to 0)	0 (0 to 0)	0 (0 to 0)	5·3 (2·4 to 10·2)	2·2 (1·1 to 3·6)	1·6 (0·8 to 2·8)	2·2 (0·9 to 4·3)	3·5 (1·6 to 6·7)	5·8 (2·6 to 10·3)	6·8 (3·3 to 12·2)	8 (4 to 13·8)	7 (4 to 13·2)	9·6 (5·2 to 15·6)	10·3 (5·5 to 17·7)	12·7 (6·5 to 21·4)	13·2 (7 to 22·1)	11·3 (6·1 to 18·8)	9·8 (5·6 to 15·8)	7·6 (4·1 to 12·9)	4·7 (2·7 to 8·1)	2·4 (1·3 to 4·2)	1·4 (0·8 to 2·4)	0·3 (0·1 to 0·5)	127
Other chronic respiratory diseases	0 (0 to 0)	0 (0 to 0)	0 (0 to 0)	11 (5·2 to 22·6)	7·4 (3·9 to 11·8)	8·9 (4·7 to 13·8)	4 (2·4 to 5·9)	8·3 (5·2 to 12·2)	11·2 (6·7 to 17·6)	6·3 (4 to 9·5)	6·3 (4 to 9·5)	7 (4·2 to 11·3)	5·3 (3·3 to 8·5)	4·6 (2·7 to 7·5)	8·3 (4·4 to 14·2)	1·4 (0·7 to 2·4)	0·6 (0·4 to 1·1)	0·6 (0·3 to 1·1)	0·4 (0·2 to 0·7)	0·3 (0·2 to 0·6)	0·2 (0·1 to 0·3)	0·1 (0 to 0·2)	0 (0 to 0·1)	92·2
Digestive diseases	13·9 (8·4 to 21·1)	3·5 (1·9 to 6·1)	63·6 (40·4 to 96·6)	91·7 (62·7 to 132)	70·9 (56·6 to 89·2)	73·8 (58·1 to 91·2)	109 (85·8 to 139)	209 (153 to 282)	230 (166 to 311)	234 (165 to 318)	281 (207 to 371)	351 (258 to 470)	402 (299 to 525)	474 (360 to 616)	508 (387 to 666)	477 (360 to 604)	337 (261 to 430)	244 (187 to 311)	161 (124 to 205)	109 (81·5 to 144)	53 (39·9 to 66·8)	29·5 (22·6 to 35·6)	7 (5·5 to 8·3)	4,530
Cirrhosis and other chronic liver diseases	0 (0 to 0)	0 (0 to 0)	0 (0 to 0·1)	12·4 (6·8 to 20·8)	12·7 (8·6 to 17·1)	17·7 (11·8 to 24·5)	28·9 (18·7 to 39·8)	56·2 (36 to 83·4)	60·5 (35 to 94·8)	72·1 (43·4 to 110)	104 (65·7 to 155)	146 (95·2 to 209)	183 (126 to 260)	242 (170 to 333)	266 (188 to 359)	240 (169 to 322)	154 (115 to 205)	101 (71·6 to 137)	55·9 (38·7 to 76·8)	34·8 (23·3 to 49·4)	14·1 (9·9 to 19)	7·1 (5·1 to 9)	1·6 (1·2 to 2·1)	1,810
Cirrhosis and other chronic liver diseases due to hepatitis B	0 (0 to 0)	0 (0 to 0)	0 (0 to 0)	0 (0 to 0)	0 (0 to 0)	0·1 (0 to 0·1)	0·2 (0 to 0·4)	1·1 (0·4 to 2·5)	2·3 (0·7 to 5·3)	4·1 (1·7 to 7·8)	7·4 (3·1 to 15·1)	11 (5·1 to 19·9)	13·5 (6·2 to 25·4)	16·4 (7·6 to 31·9)	15·3 (6·7 to 28·4)	11·9 (5·2 to 23·2)	6·7 (3·2 to 12·4)	4·2 (1·8 to 7·8)	2·4 (1·1 to 4·3)	1·5 (0·6 to 2·7)	0·6 (0·3 to 1)	0·3 (0·1 to 0·5)	0·1 (0 to 0·1)	98·8
Cirrhosis and other chronic liver diseases due to hepatitis C	0 (0 to 0)	0 (0 to 0)	0 (0 to 0)	0 (0 to 0·1)	0·1 (0·1 to 0·2)	0·3 (0·1 to 0·6)	0·8 (0·3 to 1·6)	5·1 (2·1 to 10·4)	10·5 (4·3 to 20·7)	16·1 (8 to 28·5)	25·2 (12·3 to 46·4)	35·1 (17·9 to 60·5)	40·7 (21·7 to 69·7)	49·7 (24·8 to 84·3)	49·9 (25·7 to 88·3)	41·7 (19·4 to 76·2)	25·3 (13·9 to 42)	15·8 (8·4 to 26·8)	8·3 (4·3 to 14·8)	5·1 (2·5 to 9·2)	2·2 (1·1 to 3·6)	1·1 (0·6 to 1·9)	0·3 (0·1 to 0·5)	334
Cirrhosis and other chronic liver diseases due to alcohol use	0 (0 to 0)	0 (0 to 0)	0 (0 to 0)	0 (0 to 0)	0 (0 to 0)	0 (0 to 0)	0·1 (0 to 0·2)	2·6 (1 to 5·6)	6·4 (2·4 to 13·3)	14·1 (6·7 to 24·8)	28·9 (13·2 to 50·8)	46·9 (24·5 to 76·8)	63·2 (33·7 to 101)	88·5 (49·3 to 138)	102 (56·4 to 161)	90·9 (53·3 to 144)	53·9 (30·2 to 82·1)	31·6 (17·2 to 49·7)	14·9 (8·4 to 24·7)	8·2 (4·4 to 14·6)	3·2 (1·8 to 5·2)	1·6 (0·8 to 2·6)	0·3 (0·2 to 0·6)	557
Cirrhosis and other chronic liver diseases due to NAFLD	0 (0 to 0)	0 (0 to 0)	0 (0 to 0)	0 (0 to 0)	0 (0 to 0)	0 (0 to 0)	1 (0·4 to 2·2)	5·2 (2·1 to 10·2)	9·7 (3·8 to 19·3)	13·6 (6 to 25·1)	19·7 (9 to 37·1)	29 (13·7 to 51·8)	38·7 (17·8 to 69·6)	52·2 (24·1 to 93·6)	55·4 (26·9 to 95·8)	51·2 (23·6 to 92·6)	35·5 (20·9 to 57·6)	24·9 (13·7 to 40)	14·6 (7·6 to 24·4)	9·4 (4·9 to 15·9)	3·9 (2·3 to 6)	2 (1·1 to 3)	0·4 (0·2 to 0·7)	366
Cirrhosis and other chronic liver diseases due to other causes	0 (0 to 0)	0 (0 to 0)	0 (0 to 0·1)	12·3 (6·8 to 20·7)	12·5 (8·6 to 16·9)	17·3 (11·5 to 24·1)	26·8 (17·4 to 36·9)	42·2 (26·3 to 63·7)	31·6 (15·9 to 52·3)	24·2 (11·9 to 44)	22·5 (9·6 to 42·7)	23·9 (10·8 to 44·3)	26·7 (13·2 to 49·4)	35·4 (16·9 to 63·2)	43·3 (22 to 76·4)	44·8 (22·9 to 75·7)	32·6 (16·4 to 57·2)	24·8 (12·6 to 43·3)	15·8 (8·4 to 25·3)	10·5 (5·6 to 17·3)	4·3 (2·5 to 6·5)	2·1 (1·3 to 3·2)	0·5 (0·2 to 0·8)	454
Upper digestive system diseases	0 (0 to 0)	0 (0 to 0)	0 (0 to 0)	6·8 (4 to 10·3)	7·3 (4·3 to 11·8)	10·8 (7 to 16)	26·3 (16·4 to 42·2)	64·1 (38·6 to 110)	77·5 (44·6 to 127)	74·5 (43·9 to 123)	78·1 (46·6 to 124)	81·8 (52·3 to 125)	89·2 (59·2 to 131)	92·9 (64 to 134)	97·7 (69·1 to 136)	92·4 (64·5 to 130)	71·3 (52·4 to 97·3)	53·2 (39 to 71·9)	38 (26·8 to 52·6)	26·3 (18·3 to 37)	12·9 (9·6 to 16·9)	7·5 (5·5 to 9·6)	1·8 (1·3 to 2·3)	1,010
Peptic ulcer disease	0 (0 to 0)	0 (0 to 0)	0 (0 to 0)	2·6 (1·4 to 4·4)	1·8 (1·3 to 2·5)	3·6 (2·5 to 5·2)	3·8 (2·6 to 5·4)	8·6 (5·2 to 13·4)	9·1 (5·4 to 14·2)	12·3 (7·7 to 18·9)	15·7 (9·1 to 25·5)	19·6 (13·3 to 27·6)	25·7 (17·6 to 37)	30·4 (21·4 to 41·3)	37·4 (26·2 to 51·8)	42·2 (26·1 to 62·1)	32·6 (23·7 to 44·7)	28·4 (19·5 to 40)	21·8 (13·6 to 32·2)	16·6 (10·5 to 24·6)	8·1 (5·7 to 11)	5·2 (3·6 to 6·9)	1·3 (0·9 to 1·7)	327
Gastritis and duodenitis	0 (0 to 0)	0 (0 to 0)	0 (0 to 0)	4·1 (2·1 to 7)	5·4 (2·5 to 9·9)	4·8 (2·1 to 9)	6·3 (2·8 to 12·4)	9·7 (5·5 to 16)	11·2 (6 to 17·7)	11·2 (6 to 18·5)	13·2 (7·2 to 21·2)	12 (6·4 to 20·1)	17·4 (10·2 to 29·1)	20 (12·4 to 32)	21·9 (13·4 to 35·1)	18·8 (11·9 to 28·3)	15·2 (9·8 to 22·3)	10·6 (6·7 to 15·3)	6·8 (4·3 to 10·1)	3·9 (2·5 to 5·9)	2·1 (1·4 to 3·2)	1·2 (0·7 to 2)	0·3 (0·2 to 0·4)	196
Gastroesophageal reflux disease	0 (0 to 0)	0 (0 to 0)	0 (0 to 0)	0 (0 to 0)	0·1 (0 to 0·2)	2·4 (1 to 4·5)	16·1 (7·8 to 30·1)	45·8 (23·1 to 87·7)	57·2 (27·9 to 104)	50·9 (23·6 to 97·9)	49·2 (23·2 to 90·7)	50·2 (24·1 to 91·2)	46·1 (22·9 to 80·3)	42·5 (20·7 to 75·6)	38·3 (18·1 to 71·3)	31·5 (15·3 to 57)	23·6 (11·9 to 43·1)	14·1 (7·1 to 25)	9·5 (4·8 to 17)	5·7 (2·9 to 10·3)	2·7 (1·4 to 4·8)	1·1 (0·6 to 1·9)	0·2 (0·1 to 0·4)	487
Appendicitis	0 (0 to 0)	0 (0 to 0)	0 (0 to 0)	7·2 (3·4 to 12·3)	10·7 (7 to 15·5)	12·9 (8·2 to 19)	13·1 (7·9 to 20)	15·7 (8·4 to 25)	10·4 (5·6 to 16·9)	8·3 (4·6 to 14)	11·9 (6·6 to 19·3)	9·6 (5·5 to 15·2)	10·1 (5·4 to 16·4)	8·5 (4·7 to 14·4)	9·9 (5·5 to 16·1)	7 (3·9 to 11·4)	6·2 (3·5 to 10·2)	4·5 (2·7 to 7·3)	2·5 (1·5 to 4)	1·6 (1 to 2·5)	1 (0·6 to 1·6)	0·6 (0·4 to 0·9)	0·1 (0·1 to 0·2)	152
Paralytic ileus and intestinal obstruction	7 (4·1 to 10·9)	3·1 (1·7 to 5·2)	54·1 (34·4 to 82·2)	19·2 (10·1 to 31·4)	8·7 (5·5 to 12·6)	7·9 (4·8 to 12·5)	6·1 (3·4 to 10·1)	6·6 (3·7 to 11·5)	8 (4 to 13·6)	7 (3·6 to 12·1)	12·2 (6·5 to 20·3)	13·9 (7·8 to 22·8)	16 (8·8 to 26·3)	19·7 (11·2 to 30·8)	18·9 (11·1 to 29·4)	22·6 (13·8 to 33·7)	19·6 (12·5 to 30·3)	18·7 (11·7 to 28·7)	15·9 (9·4 to 25·5)	13 (7·6 to 21·5)	7·2 (4·2 to 11·6)	4·3 (2·6 to 6·8)	1·1 (0·7 to 1·6)	311
Inguinal, femoral, and abdominal hernia	6·9 (3·9 to 11·4)	0·5 (0·1 to 1·2)	9·5 (5·1 to 16·1)	15 (8·8 to 24·2)	15·5 (8·4 to 26·8)	10·3 (5 to 17·8)	8·8 (4·3 to 14·9)	9·3 (5 to 15·1)	8·7 (4·5 to 14·9)	8·9 (5·1 to 14·4)	9·7 (5·7 to 15·4)	12·5 (7·7 to 18·6)	13·2 (8·3 to 20·1)	14·3 (9·2 to 21)	13·9 (9·3 to 19·6)	13·2 (8·7 to 18·5)	8·5 (5·8 to 12·1)	6·4 (4·2 to 9·1)	4·7 (3·2 to 6·8)	3·3 (2·1 to 4·8)	1·8 (1·1 to 2·6)	1·1 (0·7 to 1·5)	0·2 (0·2 to 0·4)	196
Inflammatory bowel disease	0 (0 to 0)	0 (0 to 0)	0 (0 to 0)	5·6 (3 to 9·5)	2 (1·2 to 3)	1 (0·6 to 1·6)	2·7 (1·7 to 4·4)	6·1 (3·5 to 9·3)	8·7 (4·8 to 14·2)	8 (4·8 to 13)	8·5 (5·1 to 13)	12·9 (7·8 to 19·3)	10 (6·1 to 15·5)	8·5 (5·4 to 12·9)	9·3 (5·7 to 14·1)	8·9 (5·7 to 12·9)	4·8 (3·1 to 7)	4·6 (2·8 to 6·8)	3·2 (2·1 to 4·8)	1·6 (1 to 2·4)	0·9 (0·6 to 1·3)	0·7 (0·4 to 1)	0·1 (0·1 to 0·1)	108
Vascular intestinal disorders	0 (0 to 0)	0 (0 to 0)	0 (0 to 0)	0·3 (0·1 to 0·5)	0·6 (0·3 to 1)	0·1 (0 to 0·1)	0·2 (0·1 to 0·4)	1·1 (0·6 to 2)	1·4 (0·7 to 2·4)	1 (0·5 to 1·8)	1·9 (1·1 to 3·1)	3·1 (1·7 to 5·2)	4·8 (2·7 to 7·5)	5·2 (3·1 to 7·9)	6·1 (3·8 to 8·9)	8·2 (5·2 to 12)	7·1 (4·7 to 10·5)	6·2 (4 to 9)	4·8 (3 to 7)	3·3 (2 to 5·1)	1·8 (1·1 to 2·6)	0·8 (0·6 to 1·2)	0·2 (0·1 to 0·3)	58·2
Gallbladder and biliary diseases	0 (0 to 0)	0 (0 to 0)	0 (0 to 0)	2·1 (1·2 to 3·3)	3·7 (1·5 to 7)	5·3 (2·3 to 9·8)	10·8 (6 to 17·9)	21·7 (13·5 to 33·7)	27·2 (17·1 to 40·6)	29·8 (19·1 to 43·9)	34·4 (22·3 to 50)	42·3 (28·7 to 59·4)	44·9 (30·8 to 62·8)	47·1 (31·7 to 64·3)	47·3 (32·7 to 63·8)	43·5 (29·6 to 59·6)	32 (22·6 to 43·3)	21·7 (15 to 29·8)	15·4 (10·7 to 21·4)	9·9 (6·8 to 14·3)	4·4 (3·1 to 6·2)	2·5 (1·7 to 3·6)	0·6 (0·4 to 0·9)	447
Pancreatitis	0 (0 to 0)	0 (0 to 0)	0 (0 to 0)	1·5 (0·8 to 2·4)	0·9 (0·5 to 1·5)	1·5 (0·8 to 2·5)	4·9 (3·1 to 7·3)	18·6 (10·7 to 29·5)	15·4 (8·3 to 25·9)	13·6 (7·5 to 23·2)	10·8 (6·1 to 17·5)	16 (9·3 to 25·2)	16·8 (9·9 to 26·9)	16·9 (10 to 26·8)	18 (11·2 to 27·4)	17·1 (10·5 to 26·2)	13·1 (8·6 to 19·4)	10·3 (6·3 to 15)	6·8 (4·4 to 10)	4·1 (2·5 to 6·2)	1·9 (1·2 to 2·8)	0·9 (0·6 to 1·3)	0·2 (0·2 to 0·3)	189
Other digestive diseases	0 (0 to 0)	0 (0 to 0)	0 (0 to 0)	21·8 (11·2 to 38·9)	8·8 (4·9 to 13·1)	6·3 (3·3 to 9·9)	7·6 (3·6 to 13·1)	9·5 (4·4 to 16·6)	12 (5·4 to 22·1)	10·5 (4·8 to 18·5)	9·9 (4·8 to 17·5)	12·7 (6·3 to 21·5)	14·2 (7·3 to 24·6)	19 (9·8 to 32·2)	21 (10·8 to 34·2)	23·7 (12·2 to 40·5)	19·9 (10·8 to 33·1)	16·9 (8·8 to 28·2)	13·7 (7·4 to 21·9)	11·2 (5·7 to 18·2)	7 (3·7 to 10·9)	4·1 (2·2 to 6·4)	1·1 (0·6 to 1·7)	251
Neurological disorders	0·1 (0 to 0·2)	0·4 (0·2 to 0·8)	34·2 (21·3 to 52·3)	84·9 (47·3 to 134)	136 (64·6 to 231)	331 (108 to 683)	452 (153 to 943)	540 (196 to 1,070)	479 (181 to 957)	377 (143 to 733)	360 (140 to 690)	366 (145 to 689)	330 (149 to 622)	283 (137 to 495)	249 (133 to 417)	217 (128 to 345)	194 (124 to 313)	169 (109 to 285)	176 (109 to 320)	204 (114 to 414)	153 (76·9 to 315)	104 (47·8 to 224)	32·4 (13·6 to 73)	5,270
Alzheimer's disease and other dementias	0 (0 to 0)	0 (0 to 0)	0 (0 to 0)	0 (0 to 0)	0 (0 to 0)	0 (0 to 0)	0 (0 to 0)	0 (0 to 0)	0 (0 to 0)	0 (0 to 0)	0 (0 to 0)	1·8 (0·4 to 5·5)	8·7 (2·6 to 23·5)	15·6 (5·3 to 40·2)	26·6 (9·9 to 64·1)	42·5 (17·8 to 100)	63·7 (25·6 to 152)	79·6 (33·9 to 183)	103 (44·3 to 239)	152 (64·7 to 362)	128 (51·7 to 292)	92·9 (36·2 to 214)	30·3 (11·5 to 71·2)	745
Parkinson's disease	0 (0 to 0)	0 (0 to 0)	0 (0 to 0)	0 (0 to 0)	0 (0 to 0)	0 (0 to 0)	0 (0 to 0)	0·2 (0·2 to 0·3)	0·3 (0·2 to 0·4)	0·5 (0·3 to 0·8)	0·8 (0·6 to 1·2)	2·2 (1·6 to 3·1)	4·3 (3·1 to 5·9)	7·8 (5·7 to 10·3)	11·8 (8·6 to 15·4)	18·9 (14·3 to 24·3)	25·7 (20·3 to 31·8)	32·9 (26·3 to 40·3)	39·6 (31·9 to 48·1)	33 (26·8 to 39·9)	16·8 (13·4 to 20·6)	7·6 (6·1 to 9)	1·4 (1·2 to 1·8)	204
Idiopathic epilepsy	0·1 (0 to 0·2)	0·3 (0·1 to 0·7)	12·4 (7 to 20·1)	46·5 (22·6 to 81·1)	63·1 (29·4 to 111)	77·2 (34·2 to 141)	101 (50·2 to 176)	131 (71·5 to 214)	111 (60·5 to 183)	82·9 (44·8 to 133)	73·7 (42·5 to 118)	67·4 (36·7 to 109)	59·6 (33·8 to 93·2)	47·6 (25 to 78·7)	39·8 (20·2 to 68·3)	32·7 (15·4 to 56·1)	25·1 (11·6 to 44·1)	16·6 (7·4 to 29·3)	11·7 (5 to 20·4)	7·3 (3·1 to 13·2)	3·6 (1·4 to 6·3)	1·6 (0·7 to 2·9)	0·4 (0·2 to 0·6)	1,010
Multiple sclerosis	0 (0 to 0)	0 (0 to 0)	0 (0 to 0)	0 (0 to 0)	0 (0 to 0)	0·1 (0 to 0·1)	0·4 (0·2 to 0·7)	1·5 (0·9 to 2·3)	2·1 (1·3 to 3·5)	2·2 (1·4 to 3·4)	3·8 (2·4 to 5·9)	4 (2·6 to 6·4)	4 (2·6 to 6·3)	3·4 (2·3 to 5·4)	3 (2 to 4·6)	2·2 (1·5 to 3·4)	1·1 (0·7 to 1·6)	0·6 (0·4 to 1)	0·3 (0·2 to 0·4)	0·2 (0·1 to 0·2)	0·1 (0 to 0·1)	0 (0 to 0)	0 (0 to 0)	29·1
Motor neuron disease	0 (0 to 0)	0·1 (0·1 to 0·2)	3·5 (1·6 to 6·9)	3·6 (1·8 to 6·5)	0·7 (0·4 to 1·1)	1·1 (0·6 to 1·8)	0·4 (0·3 to 0·6)	1·1 (0·7 to 1·5)	0·9 (0·6 to 1·4)	1 (0·6 to 1·5)	1·6 (0·9 to 2·5)	2·9 (1·9 to 4·4)	4·7 (3 to 7·1)	6·2 (4·1 to 8·9)	6·8 (4·6 to 9·6)	6·3 (4 to 9·2)	4·8 (3·4 to 6·9)	2·7 (1·8 to 3·8)	1·4 (0·9 to 2·1)	0·5 (0·3 to 0·7)	0·1 (0·1 to 0·2)	0 (0 to 0·1)	0 (0 to 0)	50·6
Headache disorders	0 (0 to 0)	0 (0 to 0)	0 (0 to 0)	0 (0 to 0)	44·9 (0·7 to 119)	215 (9·2 to 558)	316 (32·5 to 800)	375 (52 to 891)	339 (49·8 to 786)	269 (48·5 to 593)	259 (47·3 to 577)	264 (55·5 to 589)	223 (51·6 to 500)	180 (46·8 to 380)	141 (38·6 to 299)	99·1 (27·7 to 207)	63·5 (20·2 to 132)	30·6 (10 to 63·9)	16·6 (5·4 to 34·3)	8·6 (2·7 to 17·8)	3·6 (1·3 to 7·3)	1·3 (0·4 to 2·6)	0·2 (0 to 0·4)	2,850
Migraine	0 (0 to 0)	0 (0 to 0)	0 (0 to 0)	0 (0 to 0)	41·6 (0·5 to 115)	204 (6·4 to 546)	296 (23·2 to 787)	349 (32·8 to 859)	314 (35·5 to 753)	248 (31·4 to 575)	238 (33·9 to 552)	242 (40·7 to 558)	202 (37·3 to 473)	162 (32·2 to 358)	126 (26·5 to 281)	86·9 (20·8 to 192)	54·2 (14·3 to 120)	25·6 (7·4 to 55·9)	13·8 (3·7 to 30·2)	7·1 (2 to 15·7)	3 (0·8 to 6·5)	1 (0·3 to 2·2)	0·1 (0 to 0·3)	2,610
Tension-type headache	0 (0 to 0)	0 (0 to 0)	0 (0 to 0)	0 (0 to 0)	3·2 (0·1 to 20·9)	11·5 (0·7 to 75·9)	19·5 (3·6 to 85·3)	26·1 (5·8 to 67·1)	25 (5·6 to 95·7)	20·5 (4·9 to 71·1)	21·2 (5·8 to 67·1)	22·2 (6·6 to 64·5)	20·5 (6·6 to 52·2)	18·6 (5·6 to 51·2)	14·9 (4·5 to 37·9)	12·2 (3·8 to 33·2)	9·2 (2·6 to 28·5)	5 (1·3 to 16·8)	2·8 (0·7 to 10·1)	1·4 (0·3 to 5)	0·6 (0·1 to 2·2)	0·2 (0 to 0·8)	0 (0 to 0·2)	235
Other neurological disorders	0 (0 to 0)	0 (0 to 0)	0 (0 to 0)	18·2 (10·4 to 29·3)	34·9 (19·9 to 56·2)	26·9 (13·8 to 43·4)	37·1 (18·4 to 63·3)	34·8 (17·5 to 60·3)	31 (17·1 to 49·6)	26·9 (16·3 to 41·4)	21·4 (13·3 to 32·4)	21·2 (12·6 to 32·1)	23·4 (14·6 to 33·8)	25·7 (16·2 to 37·4)	22·3 (14·8 to 31·3)	20·8 (14·3 to 28·6)	15·4 (11 to 21)	10·7 (7·7 to 14·9)	5·7 (4·2 to 7·6)	3·8 (2·7 to 5·1)	2 (1·5 to 2·8)	0·8 (0·5 to 1·1)	0·3 (0·2 to 0·5)	383
Mental disorders	0·1 (0 to 0·1)	0·2 (0·1 to 0·3)	3·2 (1·8 to 5·1)	21·2 (12·6 to 31·3)	132 (85 to 197)	468 (305 to 680)	906 (620 to 1,290)	1,250 (852 to 1,780)	1,090 (738 to 1,490)	830 (568 to 1,150)	788 (554 to 1,080)	777 (542 to 1,060)	680 (480 to 923)	591 (417 to 798)	508 (356 to 698)	389 (270 to 525)	273 (192 to 362)	155 (111 to 207)	98·6 (67·6 to 135)	57·2 (39·4 to 79·1)	26·5 (18·3 to 36·2)	11 (7·3 to 15·3)	2·3 (1·4 to 3·3)	9,060
Schizophrenia	0 (0 to 0)	0 (0 to 0)	0 (0 to 0)	0 (0 to 0)	0 (0 to 0)	1·8 (0·7 to 3·5)	14·6 (4·9 to 27·9)	55·3 (27·8 to 92·7)	83·7 (46·3 to 126)	81·5 (49·8 to 121)	83·1 (50·8 to 122)	81·4 (52·2 to 118)	68·9 (43·8 to 96·5)	56·5 (36·8 to 78·3)	44·3 (28·7 to 61·5)	29·9 (19·2 to 42)	18·1 (11·4 to 25·6)	8·6 (5·1 to 12·5)	4·5 (2·6 to 6·8)	2 (1·1 to 3·2)	0·7 (0·3 to 1·1)	0·2 (0·1 to 0·3)	0 (0 to 0·1)	635
Depressive disorders	0 (0 to 0)	0 (0 to 0)	0 (0 to 0)	0·1 (0 to 0·2)	10·5 (3·7 to 23)	139 (70·5 to 249)	438 (268 to 687)	674 (401 to 1,060)	539 (328 to 821)	396 (232 to 624)	382 (237 to 557)	386 (230 to 585)	346 (222 to 508)	313 (208 to 450)	280 (177 to 412)	222 (142 to 331)	161 (108 to 228)	94·4 (63 to 134)	61·7 (38·8 to 92)	37·1 (23·1 to 56·3)	18 (11·4 to 26·1)	7·7 (4·8 to 11·5)	1·7 (0·9 to 2·6)	4,510
Major depressive disorder	0 (0 to 0)	0 (0 to 0)	0 (0 to 0)	0·1 (0 to 0·2)	9·5 (2·7 to 22·2)	132 (65·4 to 235)	416 (249 to 667)	633 (364 to 1,010)	494 (295 to 773)	356 (200 to 574)	343 (206 to 512)	345 (200 to 534)	310 (195 to 458)	281 (181 to 409)	252 (155 to 372)	201 (124 to 301)	146 (96·7 to 209)	86·3 (57·4 to 125)	56·8 (35·1 to 86·4)	34·4 (20·9 to 53·4)	16·7 (10·4 to 24·7)	7·2 (4·3 to 10·8)	1·5 (0·8 to 2·5)	4,120
Dysthymia	0 (0 to 0)	0 (0 to 0)	0 (0 to 0)	0 (0 to 0)	1 (0 to 2·6)	7 (2·7 to 13·6)	21·4 (10·4 to 38·3)	41·1 (20·7 to 71·8)	45·7 (23·5 to 79·1)	39·7 (21·4 to 63·9)	39·3 (21·9 to 65·7)	40·6 (21·7 to 69·9)	36·2 (19·9 to 61·9)	31·9 (18·2 to 53)	27·6 (16·1 to 45·4)	21·2 (11·8 to 35·4)	14·8 (7·9 to 24·4)	8·1 (4·4 to 13)	4·9 (2·8 to 8·3)	2·7 (1·5 to 4·5)	1·2 (0·7 to 2)	0·5 (0·3 to 0·9)	0·1 (0·1 to 0·2)	385
Bipolar disorder	0 (0 to 0)	0 (0 to 0)	0 (0 to 0)	0 (0 to 0)	0 (0 to 0)	25·7 (10·1 to 46·4)	96·3 (45·1 to 168)	131 (64·6 to 224)	112 (56·6 to 196)	81·2 (42·6 to 131)	73·3 (39·5 to 119)	71·9 (39·2 to 120)	62·6 (33·5 to 105)	52·7 (28·7 to 89·2)	42·4 (23·6 to 69·7)	29·5 (16·1 to 47)	18·7 (10·2 to 30·7)	9·2 (4·8 to 15·3)	4·8 (2·5 to 8)	2·2 (1·1 to 3·6)	0·8 (0·4 to 1·4)	0·3 (0·1 to 0·5)	0 (0 to 0·1)	814
Anxiety disorders	0 (0 to 0)	0 (0 to 0)	0 (0 to 0)	4·2 (1 to 8·7)	60·1 (30·2 to 107)	154 (83·1 to 259)	218 (130 to 334)	265 (152 to 427)	239 (134 to 392)	188 (109 to 297)	177 (107 to 281)	174 (102 to 282)	151 (90 to 244)	129 (77·4 to 201)	108 (65·8 to 162)	80·6 (47·9 to 121)	56·2 (33·4 to 88·2)	31·8 (18·9 to 50·2)	19·9 (11·8 to 31·3)	11·1 (6·7 to 17·7)	4·8 (2·8 to 7·6)	1·8 (1 to 2·8)	0·3 (0·2 to 0·5)	2,070
Eating disorders	0 (0 to 0)	0 (0 to 0)	0 (0 to 0)	0 (0 to 0)	0·6 (0·2 to 1·3)	9·6 (4·3 to 17·3)	37·1 (19·1 to 65·1)	65·9 (33·2 to 109)	53 (29 to 86·9)	32 (17·5 to 51·8)	21·8 (12·3 to 36·3)	13·3 (6·8 to 22·4)	6·6 (3·3 to 11·7)	0 (0 to 0)	0 (0 to 0)	0 (0 to 0)	0 (0 to 0)	0 (0 to 0)	0 (0 to 0)	0 (0 to 0)	0 (0 to 0)	0 (0 to 0)	0 (0 to 0)	240
Anorexia nervosa	0 (0 to 0)	0 (0 to 0)	0 (0 to 0)	0 (0 to 0)	0·6 (0·2 to 1·2)	5·2 (1·9 to 9·6)	14·9 (6·7 to 26·8)	16·8 (7·5 to 29)	11·2 (5·2 to 19·6)	5·6 (2·3 to 10·2)	3·8 (1·5 to 7·5)	2·8 (1·1 to 5·5)	1·9 (0·6 to 3·7)	0 (0 to 0)	0 (0 to 0)	0 (0 to 0)	0 (0 to 0)	0 (0 to 0)	0 (0 to 0)	0 (0 to 0)	0 (0 to 0)	0 (0 to 0)	0 (0 to 0)	62·7
Bulimia nervosa	0 (0 to 0)	0 (0 to 0)	0 (0 to 0)	0 (0 to 0)	0·1 (0 to 0·1)	4·4 (1·1 to 10)	22·2 (9·3 to 44·3)	49·1 (21·5 to 89·2)	41·8 (20·4 to 72·3)	26·4 (13·1 to 44·9)	18·1 (9·2 to 32·4)	10·5 (4·9 to 19·2)	4·7 (1·9 to 9·1)	0 (0 to 0)	0 (0 to 0)	0 (0 to 0)	0 (0 to 0)	0 (0 to 0)	0 (0 to 0)	0 (0 to 0)	0 (0 to 0)	0 (0 to 0)	0 (0 to 0)	177
Autism spectrum disorders	0 (0 to 0·1)	0·1 (0·1 to 0·2)	2·1 (1·2 to 3·4)	9·2 (5·1 to 14·8)	10·8 (6 to 17)	10·2 (5·8 to 16)	10·3 (5·9 to 17·1)	11 (6 to 17·7)	9·2 (5·2 to 14·7)	6·8 (3·9 to 11·2)	6 (3·3 to 9·6)	5·6 (3·3 to 8·8)	4·8 (2·5 to 7·5)	4 (2·3 to 6·5)	3·4 (2 to 5·7)	2·6 (1·4 to 4·2)	1·9 (1 to 3)	1·1 (0·6 to 1·7)	0·7 (0·4 to 1·1)	0·4 (0·2 to 0·6)	0·2 (0·1 to 0·3)	0·1 (0 to 0·1)	0 (0 to 0)	101
Attention-deficit/hyperactivity disorder	0 (0 to 0)	0 (0 to 0)	0 (0 to 0)	1·2 (0·5 to 2·4)	12·7 (6·5 to 22·9)	17 (8·8 to 30·8)	14·5 (7·6 to 26·4)	11·7 (6·2 to 21·5)	7·6 (4 to 13·4)	4·6 (2·2 to 8·3)	3·5 (1·7 to 6·3)	2·8 (1·3 to 5)	2 (0·9 to 3·7)	1·4 (0·6 to 2·7)	0·9 (0·4 to 1·7)	0·5 (0·2 to 0·9)	0·2 (0 to 0·4)	0·1 (0 to 0·1)	0 (0 to 0)	0 (0 to 0)	0 (0 to 0)	0 (0 to 0)	0 (0 to 0)	80·7
Conduct disorder	0 (0 to 0)	0 (0 to 0)	0 (0 to 0)	0 (0 to 0)	28·4 (13·1 to 52·9)	101 (50·6 to 176)	59·8 (29·7 to 105)	0 (0 to 0)	0 (0 to 0)	0 (0 to 0)	0 (0 to 0)	0 (0 to 0)	0 (0 to 0)	0 (0 to 0)	0 (0 to 0)	0 (0 to 0)	0 (0 to 0)	0 (0 to 0)	0 (0 to 0)	0 (0 to 0)	0 (0 to 0)	0 (0 to 0)	0 (0 to 0)	190
Idiopathic developmental intellectual disability	0 (0 to 0)	0·1 (0 to 0·1)	1·1 (0·2 to 2·3)	6·6 (2 to 12·4)	9 (3·5 to 16·6)	8·3 (3 to 15·2)	8·2 (2·9 to 15·6)	8·7 (3 to 16·3)	7 (2·3 to 12·9)	5 (1·8 to 9·3)	4·4 (1·5 to 8·2)	4 (1·3 to 7·3)	3·3 (1·1 to 6·1)	2·7 (0·9 to 5·3)	2·2 (0·7 to 4·2)	1·6 (0·5 to 3·1)	1·1 (0·3 to 2·1)	0·7 (0·2 to 1·2)	0·4 (0·1 to 0·7)	0·2 (0 to 0·4)	0·1 (0 to 0·2)	0 (0 to 0·1)	0 (0 to 0)	74·7
Other mental disorders	0 (0 to 0)	0 (0 to 0)	0 (0 to 0)	0 (0 to 0)	0 (0 to 0)	1·4 (0·7 to 2·4)	9·8 (3·7 to 18·6)	26·9 (12·4 to 48)	36·1 (19·5 to 59)	35·5 (20·4 to 56·6)	37·3 (22·3 to 58·2)	38·2 (22·8 to 60·7)	34·6 (20·7 to 53·7)	30·9 (18·6 to 47·2)	27·3 (16·8 to 42·6)	21·7 (13·5 to 32·9)	16·1 (9·7 to 24·5)	9·7 (6 to 14·2)	6·6 (4·2 to 9·7)	4·1 (2·6 to 6)	2 (1·3 to 3)	0·9 (0·6 to 1·4)	0·2 (0·1 to 0·3)	339
Substance use disorders	0 (0 to 0)	0 (0 to 0)	0 (0 to 0)	0 (0 to 0)	0 (0 to 0·1)	3·3 (1·6 to 5·9)	65·5 (41·4 to 94·4)	167 (110 to 246)	162 (109 to 226)	125 (84·8 to 174)	119 (85·5 to 160)	111 (80·3 to 151)	91·2 (66·1 to 124)	65·6 (46·4 to 89·7)	52·1 (37·4 to 70·2)	36·2 (25·8 to 48·8)	21·3 (15·1 to 28·8)	11·1 (7·9 to 15·5)	7·1 (5 to 9·5)	4·7 (3·2 to 6·5)	2·6 (1·8 to 3·8)	1·6 (1·1 to 2·3)	0·5 (0·3 to 0·8)	1,050
Alcohol use disorders	0 (0 to 0)	0 (0 to 0)	0 (0 to 0)	0 (0 to 0)	0 (0 to 0·1)	2·2 (0·8 to 4·4)	32·4 (18·4 to 50·9)	93·8 (54·7 to 158)	97·2 (60·5 to 147)	85 (53·1 to 129)	88·7 (61·7 to 124)	86·8 (60·3 to 121)	72·8 (51 to 103)	51·8 (35·2 to 72·9)	41 (28·2 to 56·5)	28·8 (20 to 40·4)	16·5 (11·3 to 23·2)	8·6 (5·8 to 12·2)	5·5 (3·8 to 7·8)	3·8 (2·5 to 5·5)	2·2 (1·5 to 3·3)	1·4 (0·9 to 2·1)	0·5 (0·3 to 0·7)	719
Drug use disorders	0 (0 to 0)	0 (0 to 0)	0 (0 to 0)	0 (0 to 0)	0 (0 to 0)	1·2 (0·5 to 2·4)	33·1 (18·7 to 54·2)	73·6 (45·7 to 110)	64·4 (39·7 to 95)	39·6 (24·8 to 58·9)	30·8 (19·9 to 44·4)	23·9 (15 to 35·1)	18·4 (11·5 to 27·8)	13·8 (8·2 to 22)	11 (6·4 to 16·8)	7·4 (4·1 to 11·8)	4·8 (2·7 to 7·6)	2·5 (1·3 to 3·9)	1·6 (0·9 to 2·5)	0·9 (0·5 to 1·4)	0·4 (0·2 to 0·6)	0·2 (0·1 to 0·3)	0·1 (0 to 0·1)	328
Opioid use disorders	0 (0 to 0)	0 (0 to 0)	0 (0 to 0)	0 (0 to 0)	0 (0 to 0)	0 (0 to 0)	7 (2 to 14·8)	32·6 (15·6 to 57·1)	35·2 (18·4 to 58·8)	24·1 (12·8 to 39·4)	18·4 (9·6 to 30·4)	14·5 (7·1 to 24·1)	11·2 (5·1 to 20)	9·7 (4·5 to 17·4)	7·9 (3·8 to 13·6)	5·5 (2·5 to 9·8)	3·5 (1·6 to 6·2)	1·8 (0·6 to 3·1)	1·1 (0·4 to 1·9)	0·6 (0·2 to 1·1)	0·3 (0·1 to 0·5)	0·1 (0 to 0·2)	0 (0 to 0·1)	173
Cocaine use disorders	0 (0 to 0)	0 (0 to 0)	0 (0 to 0)	0 (0 to 0)	0 (0 to 0)	0·2 (0·1 to 0·4)	8·4 (3·2 to 15·9)	12·1 (5·9 to 21·2)	8·7 (4·4 to 15·6)	5·3 (2·4 to 9)	4·7 (2·3 to 8·1)	3·5 (1·7 to 6·2)	2·7 (1·7 to 4)	1·5 (0·9 to 2·2)	1·3 (0·8 to 2)	0·8 (0·5 to 1·2)	0·5 (0·3 to 0·8)	0·2 (0·1 to 0·4)	0·2 (0·1 to 0·2)	0·1 (0 to 0·1)	0 (0 to 0·1)	0 (0 to 0)	0 (0 to 0)	50·4
Amphetamine use disorders	0 (0 to 0)	0 (0 to 0)	0 (0 to 0)	0 (0 to 0)	0 (0 to 0)	0 (0 to 0)	1·4 (0·6 to 2·4)	6·6 (1·6 to 13·6)	5·4 (1·5 to 11·5)	2·3 (0·4 to 5·5)	1·4 (0·8 to 2·3)	0·8 (0·5 to 1·3)	0·5 (0·3 to 0·8)	0·3 (0·2 to 0·5)	0·2 (0·1 to 0·4)	0·1 (0·1 to 0·2)	0·1 (0 to 0·1)	0 (0 to 0·1)	0 (0 to 0)	0 (0 to 0·1)	0 (0 to 0)	0 (0 to 0)	0 (0 to 0)	19·1
Cannabis use disorders	0 (0 to 0)	0 (0 to 0)	0 (0 to 0)	0 (0 to 0)	0 (0 to 0)	0·8 (0·2 to 2)	9·3 (3 to 20·4)	9·5 (3·9 to 18·4)	5·1 (1·8 to 10·3)	2·5 (0·8 to 5)	1·7 (0·5 to 3·6)	1·4 (0·4 to 2·9)	1 (0·2 to 2·3)	0·7 (0·3 to 1·2)	0·4 (0·2 to 0·7)	0·2 (0·1 to 0·4)	0·1 (0 to 0·2)	0 (0 to 0·1)	0 (0 to 0)	0 (0 to 0)	0 (0 to 0)	0 (0 to 0)	0 (0 to 0)	32·9
Other drug use disorders	0 (0 to 0)	0 (0 to 0)	0 (0 to 0)	0 (0 to 0)	0 (0 to 0)	0·1 (0·1 to 0·3)	6·9 (3·2 to 12·6)	12·8 (6·7 to 21·2)	9·9 (5·4 to 16·1)	5·5 (2·9 to 9·2)	4·5 (2·6 to 7)	3·7 (2 to 5·8)	3 (1·9 to 4·4)	1·6 (1 to 2·6)	1·2 (0·7 to 1·8)	0·8 (0·5 to 1·1)	0·6 (0·4 to 0·8)	0·4 (0·3 to 0·6)	0·3 (0·2 to 0·5)	0·2 (0·1 to 0·3)	0·1 (0 to 0·1)	0 (0 to 0·1)	0 (0 to 0)	51·7
Diabetes and kidney diseases	0 (0 to 0·1)	0·1 (0 to 0·2)	28·3 (17·9 to 42·4)	36·8 (24·8 to 54·5)	55·1 (41·3 to 72·3)	69·8 (49·8 to 93)	198 (152 to 249)	375 (286 to 485)	436 (319 to 580)	451 (332 to 594)	606 (452 to 803)	879 (673 to 1,120)	1,310 (1,000 to 1,690)	1,870 (1,450 to 2,390)	2,360 (1,810 to 2,980)	2,400 (1,900 to 3,000)	2,040 (1,650 to 2,460)	1,360 (1,110 to 1,670)	937 (766 to 1,150)	562 (450 to 686)	257 (204 to 316)	123 (97·8 to 152)	29·3 (22·4 to 36)	16,400
Diabetes mellitus	0 (0 to 0·1)	0·1 (0 to 0·2)	9·9 (4·9 to 17·6)	8·1 (4·4 to 13·8)	12 (7·3 to 17·9)	18·7 (11·4 to 27·2)	88 (63·3 to 117)	183 (137 to 242)	217 (153 to 301)	234 (167 to 316)	346 (251 to 460)	549 (409 to 715)	908 (670 to 1,200)	1,360 (1,030 to 1,760)	1,740 (1,340 to 2,200)	1,830 (1,420 to 2,350)	1,590 (1,260 to 1,940)	1,070 (849 to 1,330)	724 (579 to 916)	428 (330 to 535)	193 (148 to 243)	89·2 (67·6 to 115)	20·5 (15·2 to 26·2)	11,600
Diabetes mellitus type 1	0 (0 to 0·1)	0·1 (0 to 0·2)	9·9 (4·9 to 17·6)	8·1 (4·4 to 13·8)	12 (7·3 to 17·9)	18·7 (11·4 to 27·2)	26·6 (15·2 to 45·9)	55 (33·2 to 88·9)	56·8 (31·5 to 95·4)	40·4 (22·6 to 70·7)	61·5 (33·2 to 103)	85·3 (49 to 146)	27·5 (16 to 53·6)	38·2 (21·8 to 78·6)	47·2 (27·9 to 85·7)	40·2 (23·1 to 78·5)	35·5 (22·1 to 63·8)	19·9 (12·2 to 35·6)	14·6 (8·6 to 25·8)	5·6 (3·3 to 10·3)	2·6 (1·5 to 4·7)	1·4 (0·7 to 2·4)	0·4 (0·2 to 0·7)	608
Diabetes mellitus type 2	0 (0 to 0)	0 (0 to 0)	0 (0 to 0)	0 (0 to 0)	0 (0 to 0)	0 (0 to 0)	61·4 (41·4 to 85·2)	128 (87·9 to 172)	160 (109 to 227)	193 (135 to 263)	285 (206 to 379)	464 (339 to 606)	880 (651 to 1,160)	1,320 (999 to 1,720)	1,700 (1,300 to 2,150)	1,790 (1,390 to 2,290)	1,550 (1,230 to 1,900)	1,050 (834 to 1,310)	710 (568 to 899)	422 (326 to 528)	191 (146 to 241)	87·8 (66·5 to 113)	20·1 (15 to 25·7)	11,000
Chronic kidney disease	0 (0 to 0)	0 (0 to 0)	18·3 (11·3 to 28·5)	28·6 (18·6 to 45·1)	42·1 (30 to 58·3)	50·6 (34·1 to 72·2)	109 (79·8 to 144)	192 (135 to 270)	218 (145 to 314)	217 (147 to 309)	259 (171 to 370)	329 (225 to 466)	401 (276 to 584)	510 (344 to 714)	615 (423 to 866)	573 (401 to 817)	451 (320 to 615)	291 (210 to 394)	213 (153 to 284)	134 (96·8 to 176)	63·5 (47·2 to 83·5)	34 (25·4 to 43·5)	8·8 (6·2 to 11·6)	4,760
Chronic kidney disease due to diabetes mellitus type 1	0 (0 to 0)	0 (0 to 0)	0·2 (0·1 to 0·3)	0·5 (0·2 to 0·9)	0·9 (0·4 to 1·8)	1·5 (0·6 to 3)	4·8 (2 to 9·8)	13 (4·8 to 27·2)	26·5 (11 to 52·8)	37·4 (17·2 to 66·4)	50·6 (24·3 to 88·9)	61·6 (31·1 to 109)	62·7 (27·1 to 115)	59·8 (22·6 to 116)	49·8 (16·2 to 116)	34·4 (10·7 to 80·8)	20·7 (7·5 to 47)	10 (3·7 to 21·7)	4·8 (1·8 to 10·7)	1·5 (0·6 to 3·5)	0·3 (0·1 to 0·6)	0 (0 to 0·1)	0 (0 to 0)	441
Chronic kidney disease due to diabetes mellitus type 2	0 (0 to 0)	0 (0 to 0)	0 (0 to 0)	0 (0 to 0)	0 (0 to 0)	0 (0 to 0)	2·1 (0·7 to 5·1)	5·7 (2·2 to 12·1)	10·2 (4 to 22·1)	14·6 (6·1 to 29·7)	23·5 (10·2 to 46·3)	42 (19·9 to 76·3)	73 (37·4 to 126)	126 (67·5 to 206)	182 (100 to 282)	184 (99·8 to 279)	147 (90·5 to 220)	94·9 (59·3 to 139)	68·8 (43·5 to 100)	42·3 (26·8 to 62·6)	19·2 (12·2 to 27·6)	9·9 (6·3 to 14·3)	2·5 (1·3 to 3·7)	1,050
Chronic kidney disease due to hypertension	0 (0 to 0)	0 (0 to 0)	0 (0 to 0)	0 (0 to 0)	0 (0 to 0)	0 (0 to 0)	6·7 (3 to 13)	12·7 (5·6 to 25·1)	17 (8·2 to 30·8)	18·6 (10·2 to 30·4)	24·5 (13·7 to 39)	35·4 (21·1 to 53·7)	50·6 (30·8 to 79)	75·7 (43·4 to 120)	109 (64·2 to 171)	120 (71·7 to 184)	107 (65·7 to 161)	75·9 (48·4 to 113)	61·7 (39·5 to 91·4)	42·7 (27·9 to 62·3)	22·1 (15 to 30·7)	13 (8·9 to 18·1)	3·5 (2·3 to 5·2)	795
Chronic kidney disease due to glomerulonephritis	0 (0 to 0)	0 (0 to 0)	5 (2·4 to 9·3)	8·7 (4·5 to 15·4)	14·8 (8·2 to 22·9)	20·2 (11·7 to 31·9)	42·4 (25·5 to 64·4)	74·4 (42·7 to 120)	77·7 (45·2 to 126)	69·3 (38·5 to 107)	79·3 (45·4 to 128)	94·5 (48·6 to 156)	101 (56·1 to 164)	115 (59·8 to 204)	126 (60·4 to 233)	101 (48 to 187)	66·2 (31·8 to 117)	36·4 (17·7 to 63·2)	23·5 (10·5 to 42·4)	12·6 (5·4 to 23·9)	4·6 (2·1 to 8·4)	2·1 (0·9 to 4)	0·5 (0·2 to 1·1)	1,080
Chronic kidney disease due to other and unspecified causes	0 (0 to 0)	0 (0 to 0)	13·2 (7·9 to 20·8)	19·4 (11·9 to 31)	26·4 (17·5 to 38·3)	28·9 (16·8 to 44·5)	53·4 (34·3 to 76·6)	86·2 (53·8 to 128)	86·9 (52·5 to 129)	76·8 (48·2 to 117)	81·3 (46·1 to 129)	95·8 (55·5 to 154)	114 (65·2 to 183)	134 (77·2 to 217)	149 (84·5 to 248)	134 (76·6 to 220)	110 (64·6 to 178)	73·8 (45·9 to 114)	53·7 (33 to 81·5)	34·7 (21·6 to 53)	17·2 (11·2 to 25·4)	8·9 (6 to 12·7)	2·2 (1·3 to 3·4)	1,400
Acute glomerulonephritis	0 (0 to 0)	0 (0 to 0)	0 (0 to 0)	0 (0 to 0)	1 (0·4 to 1·9)	0·5 (0·2 to 1)	0·5 (0·2 to 0·8)	0·7 (0·3 to 1·3)	0·6 (0·3 to 1·2)	0·6 (0·3 to 1·1)	0·4 (0·2 to 0·7)	0·3 (0·2 to 0·6)	0·2 (0·1 to 0·4)	0·1 (0 to 0·2)	0·3 (0·2 to 0·6)	0·2 (0·1 to 0·4)	0·1 (0·1 to 0·2)	0·2 (0·1 to 0·2)	0·1 (0 to 0·1)	0·1 (0 to 0·1)	0 (0 to 0)	0 (0 to 0)	0 (0 to 0)	5·9
Skin and subcutaneous diseases	0 (0 to 0)	0·1 (0·1 to 0·2)	19·1 (12·2 to 28)	196 (122 to 290)	235 (144 to 352)	226 (142 to 338)	249 (159 to 373)	185 (117 to 274)	138 (89·4 to 203)	103 (67 to 151)	96·9 (63·3 to 144)	99·6 (66·2 to 146)	91·2 (61·3 to 135)	91·3 (60·8 to 135)	91·1 (62 to 133)	81·3 (55·7 to 116)	68 (46 to 102)	48·6 (32·9 to 72·5)	39·7 (26·7 to 58·8)	28·1 (18·7 to 42·8)	16·1 (10·9 to 26)	8·7 (6 to 14)	2·4 (1·5 to 3·8)	2,110
Dermatitis	0 (0 to 0)	0 (0 to 0)	0 (0 to 0)	72·4 (39·1 to 127)	82·6 (44·3 to 140)	55·9 (30·8 to 94·1)	43·8 (24·2 to 72·3)	39·7 (22·1 to 64·6)	30·9 (17·8 to 49·5)	22·8 (12·5 to 36·8)	20·4 (11·2 to 32·9)	19·7 (11 to 32·1)	17·8 (9·7 to 30·3)	17·1 (9·3 to 27·9)	16·6 (9·4 to 27·6)	14·1 (7·8 to 22·5)	11·4 (6·4 to 18·6)	7·2 (4·1 to 11·4)	4·9 (2·9 to 7·8)	2·9 (1·7 to 4·6)	1·3 (0·8 to 2·1)	0·5 (0·3 to 0·8)	0·1 (0·1 to 0·2)	482
Atopic dermatitis	0 (0 to 0)	0 (0 to 0)	0 (0 to 0)	71·9 (38·8 to 126)	81 (43·1 to 138)	50·7 (26·6 to 88·5)	34·6 (17·8 to 60·3)	27·2 (14·1 to 47·2)	18·4 (9·1 to 32·1)	12·2 (6 to 22·2)	10·5 (5·4 to 18·5)	9·9 (5 to 17·2)	8·8 (4·4 to 16·1)	7·9 (4·1 to 13·4)	7·5 (3·9 to 13·7)	6·2 (3·3 to 10·9)	4·7 (2·4 to 8·2)	2·9 (1·5 to 5·2)	2 (1 to 3·6)	1·3 (0·7 to 2·2)	0·6 (0·3 to 1·1)	0·3 (0·1 to 0·4)	0·1 (0 to 0·1)	359
Contact dermatitis	0 (0 to 0)	0 (0 to 0)	0 (0 to 0)	0 (0 to 0)	1 (0·3 to 2·1)	4·4 (1·6 to 8·4)	8·2 (3·3 to 15·9)	11·2 (4·7 to 22·3)	11·3 (5·2 to 21)	9·5 (4 to 18·4)	8·9 (3·8 to 18)	8·8 (4 to 17·7)	8·2 (3·7 to 16·5)	8·5 (3·6 to 16·6)	8·5 (3·7 to 16·6)	7·4 (3·2 to 13·8)	6·1 (2·7 to 12·1)	3·9 (1·8 to 7·3)	2·5 (1·2 to 4·8)	1·4 (0·6 to 2·6)	0·6 (0·3 to 1·1)	0·2 (0·1 to 0·4)	0 (0 to 0·1)	111
Seborrhoeic dermatitis	0 (0 to 0)	0 (0 to 0)	0 (0 to 0)	0·6 (0·2 to 1·1)	0·6 (0·2 to 1·2)	0·8 (0·4 to 1·5)	1 (0·4 to 1·8)	1·2 (0·6 to 2·2)	1·2 (0·6 to 2·2)	1·1 (0·5 to 1·9)	1 (0·4 to 1·7)	0·9 (0·4 to 1·7)	0·8 (0·3 to 1·3)	0·7 (0·3 to 1·3)	0·6 (0·3 to 1·1)	0·6 (0·3 to 1)	0·6 (0·3 to 1)	0·4 (0·2 to 0·7)	0·3 (0·2 to 0·5)	0·2 (0·1 to 0·3)	0·1 (0 to 0·2)	0 (0 to 0·1)	0 (0 to 0)	12·6
Psoriasis	0 (0 to 0)	0 (0 to 0)	0 (0 to 0)	2·5 (1·6 to 3·9)	6·2 (2·6 to 11)	7·7 (3·5 to 12·9)	9 (4·1 to 15·1)	10·6 (5·2 to 17·9)	10·2 (5 to 16·6)	8·8 (4·7 to 13·6)	9·3 (5·1 to 14·6)	10 (5·5 to 15·8)	10 (6 to 15·8)	9·8 (5·8 to 14·7)	9·5 (5·8 to 14·2)	8 (4·8 to 12·2)	6 (3·5 to 9·1)	3·4 (2 to 5)	1·9 (1·1 to 3)	0·9 (0·5 to 1·5)	0·3 (0·2 to 0·5)	0·1 (0 to 0·2)	0 (0 to 0)	124
Bacterial skin diseases	0 (0 to 0)	0 (0 to 0)	0 (0 to 0)	6·1 (2·4 to 11·2)	5·2 (2·8 to 8·7)	5 (2·9 to 7·8)	3·2 (1·8 to 5)	2·4 (1·3 to 4)	3 (1·6 to 4·9)	3·8 (2 to 6·2)	3·8 (2 to 6·7)	4·2 (2 to 7·5)	6·1 (3 to 10·2)	5·5 (2·7 to 8·9)	7·7 (3·5 to 12·6)	8·4 (3·8 to 13·4)	9·2 (4·3 to 15·4)	7·7 (3·5 to 12·8)	5·3 (2·2 to 9·6)	5 (2·2 to 9·4)	4 (1·4 to 7·9)	2·5 (1 to 5·5)	1·5 (0·5 to 2·9)	0·5 (0·1 to 1)	100
Cellulitis	0 (0 to 0)	0 (0 to 0)	0 (0 to 0)	0·9 (0·2 to 2·2)	1·2 (0·4 to 2·3)	1·7 (0·7 to 3)	0·6 (0·4 to 1)	0·3 (0·2 to 0·5)	0·4 (0·2 to 0·8)	0·7 (0·3 to 1·5)	0·6 (0·2 to 0·9)	0·6 (0·3 to 1·2)	0·7 (0·3 to 1·4)	0·6 (0·4 to 1·1)	1·1 (0·5 to 2·2)	1·1 (0·5 to 2·5)	0·9 (0·5 to 2·3)	0·9 (0·4 to 2·5)	0·6 (0·2 to 1·3)	0·5 (0·2 to 1·3)	0·3 (0·1 to 1)	0·2 (0·1 to 0·6)	0·1 (0 to 0·3)	0 (0 to 0·1)	14·5
Pyoderma	0 (0 to 0)	0 (0 to 0)	0 (0 to 0)	5·2 (2·1 to 9·7)	4 (1·9 to 7)	3·3 (1·8 to 5·5)	2·5 (1·2 to 4·1)	2·1 (1 to 3·6)	2·7 (1·4 to 4·4)	3 (1·5 to 5·1)	3·4 (1·7 to 6)	3·6 (1·7 to 6·5)	5·4 (2·5 to 9·3)	4·9 (2·2 to 8·3)	6·6 (2·8 to 10·9)	7·2 (3·1 to 11·8)	8 (3·4 to 13·5)	6·6 (2·6 to 10·8)	4·8 (1·8 to 8·6)	4·5 (1·8 to 8·5)	3·6 (1·2 to 7·2)	2·3 (0·9 to 5)	1·4 (0·5 to 2·7)	0·5 (0·1 to 0·9)	85·5
Scabies	0 (0 to 0)	0·1 (0 to 0·1)	4·5 (2·4 to 7·9)	31·3 (15·4 to 54·4)	39·2 (18·4 to 68·4)	38·5 (18·6 to 67·1)	41·6 (21·5 to 71·8)	42 (20·7 to 72·7)	26·8 (13·4 to 46·9)	15·8 (7·7 to 28·1)	14·3 (7 to 24·6)	15·2 (7·8 to 26·6)	14·2 (7·3 to 24·1)	12·2 (6·3 to 20·8)	10·2 (5·1 to 18·1)	7·6 (4 to 13·4)	5·6 (2·8 to 9·8)	3·5 (1·7 to 6)	2·6 (1·3 to 4·6)	1·8 (0·9 to 3·3)	1 (0·5 to 1·7)	0·5 (0·2 to 0·8)	0·1 (0 to 0·2)	329
Fungal skin diseases	0 (0 to 0)	0 (0 to 0)	0 (0 to 0)	0·8 (0·3 to 1·7)	5·9 (2·2 to 13·1)	9·1 (3·4 to 19·7)	9·8 (3·6 to 21·8)	10·5 (3·8 to 24)	12·3 (4·8 to 26·9)	11·2 (4·3 to 24·3)	9·1 (3·5 to 20·4)	8·8 (3·4 to 19·4)	8·8 (3·5 to 18·8)	8·2 (3·3 to 17·9)	8·3 (3 to 18)	9·2 (3·6 to 20·1)	8·7 (3·3 to 19·5)	8·9 (3·5 to 18·9)	7·8 (3 to 16·7)	6·6 (2·5 to 13·9)	5·3 (2 to 11·2)	3·2 (1·3 to 6·8)	1·6 (0·7 to 3·3)	0·4 (0·2 to 0·8)	154
Viral skin diseases	0 (0 to 0)	0 (0 to 0)	0 (0 to 0)	33·6 (21·2 to 50·1)	49·5 (30·9 to 75·5)	24·2 (15·2 to 37·3)	15·3 (9·6 to 24)	13·7 (8·3 to 21·4)	8·9 (5·3 to 13·7)	5·7 (3·2 to 8·9)	4·9 (2·9 to 8·1)	4·8 (2·8 to 7·6)	4 (2·4 to 6·4)	3·6 (2·1 to 5·7)	3·1 (1·8 to 5)	2·3 (1·4 to 4·1)	2 (1·1 to 3·1)	1·1 (0·6 to 1·7)	0·6 (0·3 to 1)	0·3 (0·2 to 0·5)	0·1 (0·1 to 0·2)	0·1 (0 to 0·1)	0 (0 to 0)	178
Acne vulgaris	0 (0 to 0)	0 (0 to 0)	0 (0 to 0)	0 (0 to 0)	2·7 (1·5 to 4·5)	55·9 (31 to 91·5)	93·3 (51·8 to 155)	26·2 (14·2 to 43)	11·2 (5·5 to 18·6)	6·2 (3·1 to 10·6)	4·4 (2·1 to 7·8)	3·1 (1·4 to 5·5)	2 (1·1 to 3·3)	1·3 (0·7 to 2·1)	0·8 (0·4 to 1·4)	0·6 (0·3 to 0·9)	0·4 (0·2 to 0·6)	0·2 (0·1 to 0·3)	0·1 (0·1 to 0·2)	0·1 (0 to 0·1)	0 (0 to 0)	0 (0 to 0)	0 (0 to 0)	208
Alopecia areata	0 (0 to 0)	0 (0 to 0)	0 (0 to 0)	0·9 (0·4 to 1·6)	1·1 (0·5 to 2)	1·4 (0·6 to 2·6)	2·6 (1·4 to 4·3)	4·5 (2·5 to 7·6)	5·5 (3·1 to 8·8)	4·5 (2·6 to 7·2)	3·9 (2·3 to 6·1)	3·2 (1·8 to 5·2)	2·5 (1·3 to 4)	2 (1 to 3·3)	1·6 (0·9 to 2·6)	1·4 (0·7 to 2·2)	0·9 (0·5 to 1·5)	0·5 (0·3 to 0·9)	0·3 (0·1 to 0·5)	0·1 (0·1 to 0·2)	0·1 (0 to 0·1)	0 (0 to 0)	0 (0 to 0)	36·9
Pruritus	0 (0 to 0)	0 (0 to 0)	0 (0 to 0)	0·1 (0 to 0·2)	1·4 (0·6 to 2·8)	1·8 (0·8 to 3·7)	1·8 (0·7 to 3·7)	2·1 (0·9 to 4·3)	2·9 (1·2 to 5·7)	2·9 (1·2 to 5·8)	2·5 (1 to 5·1)	2·5 (1·1 to 4·9)	2·5 (1·1 to 4·7)	2·3 (1 to 4·5)	2·3 (0·9 to 4·7)	2·3 (1 to 4·7)	2·3 (1 to 4·5)	2·1 (0·9 to 4·1)	1·4 (0·6 to 2·7)	1 (0·4 to 1·9)	0·6 (0·2 to 1·2)	0·3 (0·1 to 0·6)	0·1 (0 to 0·2)	0 (0 to 0)	35·1
Urticaria	0 (0 to 0)	0 (0 to 0·1)	5·3 (3·2 to 8·4)	35·5 (20·6 to 56·1)	29·6 (16·7 to 49·4)	19·7 (10·5 to 32·6)	17·5 (9·1 to 30·6)	18·3 (9·6 to 30·1)	14·8 (8 to 24·5)	11·8 (6·2 to 19·6)	11·2 (6·1 to 18·7)	10·4 (5·9 to 16·6)	8·6 (4·5 to 14·6)	7·5 (4·1 to 12·6)	6·7 (3·5 to 11·2)	5·3 (2·7 to 9)	4 (2·1 to 6·7)	2·4 (1·2 to 3·9)	1·5 (0·8 to 2·5)	0·8 (0·5 to 1·3)	0·3 (0·2 to 0·6)	0·1 (0·1 to 0·2)	0 (0 to 0)	211
Decubitus ulcer	0 (0 to 0)	0 (0 to 0)	0 (0 to 0)	0·2 (0·1 to 0·6)	0·7 (0·3 to 1·1)	0·5 (0·2 to 0·9)	0·5 (0·2 to 1)	0·1 (0·1 to 0·2)	0·8 (0·3 to 1·8)	0·2 (0·1 to 0·5)	1 (0·4 to 2·4)	1 (0·4 to 1·9)	1·7 (0·7 to 3·1)	3·2 (1·4 to 5·9)	4·8 (2·2 to 8·5)	4·8 (2·6 to 8·5)	5·3 (2·8 to 9)	6·3 (3·3 to 10·9)	7·8 (4·6 to 13·4)	6·7 (4 to 12·4)	5·1 (3 to 10)	3·4 (2 to 6·2)	1·1 (0·6 to 2)	55·3
Other skin and subcutaneous diseases	0 (0 to 0)	0 (0 to 0)	0 (0 to 0)	2·2 (0·9 to 4·1)	7 (3·3 to 13·7)	7·1 (3·6 to 12·9)	7·7 (3·6 to 14·6)	10 (5 to 18·7)	11·9 (6 to 21)	11·1 (5·5 to 20·5)	11·7 (6·3 to 20·7)	12 (6·2 to 21·1)	14·6 (8 to 24·9)	14·4 (7·6 to 25)	16·6 (8·8 to 28)	17·9 (9·7 to 31·1)	16·8 (9·2 to 28·6)	13·8 (7·1 to 24·5)	9·6 (5·1 to 16·8)	7·3 (4 to 12·6)	4·5 (2·5 to 7·9)	1·9 (1 to 3·3)	0·9 (0·5 to 1·5)	0·2 (0·1 to 0·3)	199
Sense organ diseases	0 (0 to 0)	0·1 (0 to 0·1)	1·8 (1·1 to 2·9)	20·5 (12·8 to 30·6)	42·5 (26·6 to 63·2)	52·6 (33·5 to 78·5)	66·9 (42·6 to 97·9)	90·5 (55·9 to 133)	98·2 (63·3 to 148)	94·8 (59·6 to 142)	106 (65·6 to 159)	131 (83·3 to 196)	167 (105 to 264)	211 (136 to 334)	257 (167 to 397)	272 (175 to 410)	266 (176 to 397)	209 (141 to 303)	184 (126 to 258)	141 (99 to 192)	81·8 (57·5 to 109)	40 (28·6 to 53·3)	9·4 (6·8 to 12·3)	2,540
Blindness and vision loss	0 (0 to 0)	0 (0 to 0)	0·3 (0·1 to 0·6)	5·5 (3·1 to 9)	12·7 (7·3 to 20·5)	15·9 (9·3 to 26)	20·1 (12 to 31·4)	25·9 (15 to 39·4)	24·4 (14·9 to 36·1)	21·4 (13·3 to 32·8)	24·8 (15·7 to 37·3)	32·5 (20·7 to 49·4)	39·2 (23·7 to 62)	48·7 (30·8 to 78·1)	61·6 (38·8 to 97·1)	69·6 (45·3 to 106)	75 (49 to 109)	64·1 (43 to 91·3)	59·2 (40·4 to 83·1)	47·1 (32·3 to 65·2)	28·4 (20 to 38·1)	14·8 (10·4 to 20·1)	3·9 (2·7 to 5·5)	695
Glaucoma	0 (0 to 0)	0 (0 to 0)	0 (0 to 0)	0 (0 to 0)	0 (0 to 0)	0 (0 to 0)	0 (0 to 0)	0 (0 to 0)	0 (0 to 0)	0 (0 to 0)	0 (0 to 0)	0 (0 to 0)	0·1 (0 to 0·2)	0·6 (0·1 to 1·4)	1·8 (0·7 to 3·5)	3·2 (1·6 to 5·4)	4·6 (2·5 to 7·6)	5 (2·9 to 8·1)	5·9 (3·5 to 9·7)	5·4 (3·2 to 8·4)	3·6 (2·2 to 5·7)	1·8 (1 to 2·8)	0·5 (0·2 to 0·8)	32·6
Cataract	0 (0 to 0)	0 (0 to 0)	0 (0 to 0)	0 (0 to 0)	0 (0 to 0)	0 (0 to 0)	0 (0 to 0)	0·1 (0·1 to 0·2)	0·6 (0·3 to 1·2)	1·1 (0·3 to 2·4)	2·1 (0·8 to 3·8)	3·5 (1·6 to 6)	4·8 (2·3 to 8·2)	5·9 (3·2 to 9·6)	7·8 (4·4 to 12·1)	9·9 (6 to 15·3)	13·5 (8·4 to 20·2)	15·1 (9·6 to 22·2)	17·8 (11·5 to 25·6)	16·2 (10·7 to 22·8)	10·6 (7·1 to 14·8)	5·4 (3·5 to 7·6)	1·4 (0·9 to 2)	116
Age-related macular degeneration	0 (0 to 0)	0 (0 to 0)	0 (0 to 0)	0 (0 to 0)	0 (0 to 0)	0 (0 to 0)	0 (0 to 0)	0 (0 to 0)	0 (0 to 0)	0 (0 to 0)	0 (0 to 0)	0 (0 to 0)	0 (0 to 0·1)	0·2 (0·1 to 0·4)	0·5 (0·1 to 1·1)	0·7 (0·3 to 1·4)	0·8 (0·3 to 1·5)	0·7 (0·3 to 1·3)	0·7 (0·4 to 1·2)	0·6 (0·3 to 0·9)	0·3 (0·2 to 0·5)	0·1 (0·1 to 0·2)	0 (0 to 0·1)	4·8
Refraction disorders	0 (0 to 0)	0 (0 to 0)	0·2 (0·1 to 0·4)	4·5 (2·4 to 7·6)	10·7 (5·9 to 17·7)	13·4 (7·6 to 22·3)	16·9 (9·9 to 27·2)	21·4 (12·1 to 33·7)	19·1 (11·1 to 29·4)	14·7 (8·7 to 23·2)	14·7 (8·8 to 22·7)	15·5 (9·2 to 24·7)	15·2 (9·1 to 23·7)	14·6 (9 to 22·3)	14·7 (9 to 22·9)	13·2 (8·1 to 20·5)	11·4 (7 to 17·7)	8·5 (5·2 to 12·8)	7·1 (4·3 to 10·7)	4·6 (2·7 to 6·9)	2·1 (1·3 to 3·1)	0·7 (0·5 to 1·1)	0·1 (0·1 to 0·2)	223
Near vision loss	0 (0 to 0)	0 (0 to 0)	0 (0 to 0)	0 (0 to 0·1)	0·1 (0 to 0·2)	0·1 (0 to 0·3)	0·2 (0 to 0·4)	0·5 (0·1 to 1·2)	0·9 (0·3 to 2·1)	1·8 (0·6 to 4)	3·4 (1·3 to 7·6)	6·9 (2·7 to 14·4)	10·9 (4·2 to 23·6)	15·9 (6·3 to 33·6)	21 (8·2 to 45·2)	22·8 (9·3 to 48·9)	21·8 (8·9 to 44·5)	16 (6·8 to 31·9)	12·7 (5·4 to 25·9)	8·8 (3·8 to 17·7)	4·6 (2 to 8·9)	2·1 (0·9 to 4·1)	0·5 (0·2 to 1)	151
Other vision loss	0 (0 to 0)	0 (0 to 0)	0·1 (0 to 0·2)	1 (0·5 to 1·8)	1·9 (0·7 to 3·9)	2·4 (0·8 to 5)	3 (1·1 to 5·8)	3·9 (1·6 to 7·2)	3·8 (1·6 to 7)	3·7 (1·7 to 6·8)	4·6 (2·3 to 8·1)	6·6 (3·6 to 11·1)	8·2 (4·5 to 13·3)	11·5 (6·8 to 17·6)	15·7 (9·3 to 23·7)	19·8 (12·5 to 29)	22·8 (14·5 to 33·1)	18·7 (11·9 to 27·1)	14·9 (9·4 to 22·3)	11·6 (7·3 to 17·2)	7·3 (4·6 to 10·9)	4·7 (3·1 to 7)	1·5 (0·9 to 2·2)	168
Age-related and other hearing loss	0 (0 to 0)	0 (0 to 0)	0·7 (0·3 to 1·2)	10·7 (5·4 to 18·4)	25·4 (13·9 to 40·5)	32·6 (18·9 to 51·4)	41·7 (24·4 to 63·4)	58·4 (33·1 to 89·4)	67·1 (41·6 to 103)	66·3 (40·4 to 101)	72·7 (43·2 to 115)	89·8 (53·5 to 143)	119 (73·1 to 193)	151 (93·3 to 241)	184 (116 to 287)	189 (116 to 292)	178 (112 to 274)	136 (86·2 to 201)	117 (77 to 170)	89·4 (60·8 to 124)	51·3 (35·1 to 69·4)	24·4 (17 to 33·2)	5·3 (3·8 to 7·1)	1,710
Other sense organ diseases	0 (0 to 0)	0 (0 to 0·1)	0·9 (0·4 to 1·5)	4·2 (2·1 to 7·4)	4·5 (2·1 to 7·7)	4·1 (1·9 to 7·8)	5 (2·1 to 9·5)	6·1 (2·5 to 11·4)	6·6 (2·8 to 12·5)	7·1 (2·9 to 13·8)	8 (3·6 to 14·6)	8·5 (3·9 to 16·3)	8·8 (3·8 to 16·8)	11·3 (5·1 to 21·5)	11·9 (5·7 to 23)	13·2 (6·2 to 24·9)	13·2 (6·2 to 24·6)	9·6 (4·4 to 18·3)	7·7 (3·7 to 14·1)	4·8 (2·5 to 8·8)	2 (1 to 3·6)	0·8 (0·4 to 1·4)	0·2 (0·1 to 0·4)	139
Musculoskeletal disorders	0 (0 to 0)	0 (0 to 0)	0 (0 to 0)	0 (0 to 0)	24 (12·9 to 41·9)	109 (65·9 to 168)	244 (158 to 358)	404 (268 to 577)	494 (332 to 684)	487 (321 to 667)	541 (381 to 753)	626 (436 to 863)	645 (457 to 901)	653 (450 to 921)	645 (443 to 895)	558 (382 to 784)	435 (301 to 612)	267 (183 to 378)	178 (119 to 253)	106 (72·1 to 151)	49·1 (33·8 to 69·6)	19 (13·2 to 27)	4 (2·8 to 5·6)	6,490
Rheumatoid arthritis	0 (0 to 0)	0 (0 to 0)	0 (0 to 0)	0 (0 to 0)	0·5 (0·3 to 0·9)	1·1 (0·6 to 1·8)	3·5 (2 to 5·7)	7·5 (3·8 to 12·4)	9·2 (4·5 to 15·3)	9·6 (5 to 15·9)	11·3 (6·4 to 17·5)	13·3 (7·9 to 19·8)	13·6 (8·6 to 20·1)	13·4 (8·6 to 19·3)	13·6 (8·9 to 19·5)	11·1 (7·2 to 15·7)	8·7 (5·6 to 12·3)	5 (3·3 to 7)	3·5 (2·4 to 4·8)	2·1 (1·4 to 3)	1·8 (1·1 to 2·6)	0·9 (0·5 to 1·3)	0·2 (0·1 to 0·3)	130
Osteoarthritis	0 (0 to 0)	0 (0 to 0)	0 (0 to 0)	0 (0 to 0)	0 (0 to 0)	0 (0 to 0)	0 (0 to 0)	0 (0 to 0)	0 (0 to 0)	2·2 (0·9 to 5)	13·7 (6·5 to 28·2)	38·2 (18·5 to 77·2)	68·3 (34·1 to 140)	99·7 (48·2 to 203)	125 (60·6 to 250)	127 (62·4 to 252)	110 (54·9 to 218)	72·9 (36·6 to 145)	51·6 (25·8 to 102)	32 (16·2 to 64·2)	15·1 (7·8 to 30·2)	6·2 (3·2 to 12·2)	1·3 (0·7 to 2·5)	762
Osteoarthritis hip	0 (0 to 0)	0 (0 to 0)	0 (0 to 0)	0 (0 to 0)	0 (0 to 0)	0 (0 to 0)	0 (0 to 0)	0 (0 to 0)	0 (0 to 0)	0·6 (0·1 to 1·5)	1 (0·3 to 2·1)	1·5 (0·5 to 3·6)	2·4 (0·9 to 5·5)	3·5 (1·3 to 7·7)	4·5 (1·9 to 10·2)	5 (2·3 to 10·6)	4·7 (2·1 to 9·9)	3·3 (1·5 to 6·8)	2·4 (1·1 to 5)	1·5 (0·7 to 3·1)	0·7 (0·3 to 1·5)	0·3 (0·1 to 0·6)	0·1 (0 to 0·1)	31·5
Osteoarthritis knee	0 (0 to 0)	0 (0 to 0)	0 (0 to 0)	0 (0 to 0)	0 (0 to 0)	0 (0 to 0)	0 (0 to 0)	0 (0 to 0)	0 (0 to 0)	1·2 (0·4 to 3)	10·3 (4·7 to 22·3)	29·2 (13·4 to 60·9)	51·6 (24·6 to 107)	74·7 (36·1 to 152)	91·9 (44·5 to 191)	92·4 (44·5 to 184)	79·1 (38·6 to 160)	51·8 (25·4 to 105)	35·7 (17·5 to 71·6)	21·4 (10·5 to 44)	9·6 (4·8 to 19·5)	3·7 (1·8 to 7·3)	0·7 (0·3 to 1·4)	553
Osteoarthritis hand	0 (0 to 0)	0 (0 to 0)	0 (0 to 0)	0 (0 to 0)	0 (0 to 0)	0 (0 to 0)	0 (0 to 0)	0 (0 to 0)	0 (0 to 0)	0·2 (0 to 0·7)	1·6 (0·4 to 4·1)	4·8 (1·8 to 10·8)	9·1 (3·7 to 20·2)	13·7 (6·2 to 29·3)	17·5 (8·3 to 38·2)	17·8 (8·4 to 36·9)	15·5 (7·4 to 32·4)	10·4 (5 to 21·2)	7·6 (3·8 to 15·7)	5 (2·5 to 10·4)	2·6 (1·3 to 5·4)	1·2 (0·6 to 2·5)	0·3 (0·1 to 0·6)	107
Osteoarthritis other	0 (0 to 0)	0 (0 to 0)	0 (0 to 0)	0 (0 to 0)	0 (0 to 0)	0 (0 to 0)	0 (0 to 0)	0 (0 to 0)	0 (0 to 0)	0·1 (0 to 0·3)	0·9 (0·3 to 2)	2·7 (0·9 to 6·2)	5·2 (2·1 to 11·7)	7·8 (3·4 to 17·5)	10·5 (4·6 to 22·3)	11·3 (5·3 to 24·1)	10·5 (5 to 21·7)	7·5 (3·7 to 15·5)	5·9 (2·9 to 11·8)	4·1 (2·1 to 8·2)	2·2 (1·1 to 4·3)	1 (0·5 to 2)	0·2 (0·1 to 0·5)	69·8
Low back pain	0 (0 to 0)	0 (0 to 0)	0 (0 to 0)	0 (0 to 0)	20·7 (9·6 to 38·5)	96·7 (56·1 to 155)	180 (106 to 290)	247 (142 to 389)	259 (150 to 400)	237 (135 to 358)	264 (159 to 401)	294 (178 to 447)	290 (179 to 455)	287 (178 to 443)	275 (173 to 418)	236 (148 to 352)	184 (116 to 280)	116 (71·6 to 175)	82·8 (50·9 to 126)	53·7 (33·2 to 79·8)	23·8 (14·6 to 35·1)	8·7 (5·5 to 13)	1·7 (1·1 to 2·6)	3,160
Neck pain	0 (0 to 0)	0 (0 to 0)	0 (0 to 0)	0 (0 to 0)	1 (0·2 to 2·4)	5·6 (2·2 to 11·3)	13·6 (5·3 to 26)	23·7 (10·1 to 47·9)	33·4 (14·8 to 64)	41·3 (20·1 to 78·3)	53·9 (27 to 92·9)	66·8 (33·4 to 119)	68·3 (34 to 121)	58·7 (30·3 to 108)	53·1 (25·5 to 97·1)	42·6 (21·5 to 74·5)	31·1 (16·4 to 51·4)	18·6 (9·8 to 31·7)	12 (5·9 to 22·6)	6·6 (3·2 to 11·7)	2·9 (1·5 to 5·1)	1·2 (0·6 to 2)	0·3 (0·1 to 0·5)	535
Gout	0 (0 to 0)	0 (0 to 0)	0 (0 to 0)	0 (0 to 0)	0 (0 to 0)	0 (0 to 0)	0 (0 to 0·1)	0·3 (0·1 to 0·6)	0·7 (0·4 to 1·3)	1 (0·5 to 1·8)	1·3 (0·3 to 2·9)	1·8 (0·5 to 3·5)	1·9 (0·7 to 4)	2·1 (0·7 to 4·1)	2·2 (0·8 to 4·1)	2 (0·8 to 3·8)	1·7 (0·8 to 3·1)	1·1 (0·5 to 2)	0·9 (0·4 to 1·5)	0·6 (0·2 to 1·1)	0·3 (0·1 to 0·6)	0·2 (0·1 to 0·3)	0 (0 to 0·1)	18·3
Other musculoskeletal disorders	0 (0 to 0)	0 (0 to 0)	0 (0 to 0)	0 (0 to 0)	1·7 (0·9 to 2·7)	5·7 (3·1 to 10·2)	46·1 (27·3 to 71·5)	126 (83·4 to 177)	192 (126 to 277)	195 (131 to 280)	197 (130 to 279)	211 (134 to 317)	203 (135 to 297)	192 (123 to 283)	177 (113 to 261)	140 (85·4 to 212)	99·5 (60·9 to 151)	53·9 (29 to 89·1)	27·7 (14·5 to 44·7)	10·8 (2·3 to 21·2)	5·1 (2·1 to 9·3)	1·8 (0·8 to 3·5)	0·4 (0·2 to 0·8)	1,890
Other non-communicable diseases	689 (434 to 1,060)	127 (65·1 to 275)	804 (526 to 1,210)	413 (289 to 594)	297 (236 to 370)	293 (224 to 387)	479 (353 to 652)	756 (559 to 1,020)	857 (614 to 1,170)	748 (539 to 1,020)	760 (555 to 1,020)	784 (568 to 1,060)	684 (504 to 905)	594 (436 to 778)	531 (391 to 699)	440 (326 to 576)	353 (264 to 461)	225 (167 to 295)	156 (118 to 201)	96·9 (73·8 to 123)	51·6 (39·7 to 66·1)	25·8 (19·9 to 32·9)	6·4 (4·9 to 8·2)	10,200

Congenital birth defects	669 (414 to 1,030)	115 (56·2 to 261)	584 (356 to 902)	236 (154 to 364)	122 (90 to 159)	94 (70·2 to 125)	82 (60·4 to 109)	77·1 (55·9 to 105)	62·4 (44·3 to 87·9)	38·2 (27·4 to 51·6)	35·6 (25·7 to 47·9)	31·6 (23·1 to 42·1)	26·6 (19·5 to 35·7)	23·6 (17·2 to 31·2)	19·1 (13·8 to 25)	10·7 (7·8 to 14·5)	6·8 (5 to 9·1)	1·8 (1 to 2·9)	1 (0·6 to 1·6)	0·5 (0·3 to 0·8)	0·2 (0·1 to 0·3)	0·1 (0 to 0·1)	0 (0 to 0)	2,240
Neural tube defects	57·7 (28·4 to 104)	5·6 (1·7 to 14)	28·6 (10·9 to 68·1)	14·9 (6·5 to 30·4)	3·6 (2·3 to 5·7)	5 (3·1 to 8·2)	4·1 (2·6 to 6·5)	2·1 (1·4 to 3)	2·5 (1·5 to 4)	1·8 (1 to 2·9)	1·2 (0·7 to 1·9)	1 (0·7 to 1·6)	0·4 (0·3 to 0·6)	0·3 (0·2 to 0·5)	0·4 (0·3 to 0·7)	0·2 (0·1 to 0·3)	0·2 (0·1 to 0·3)	0 (0 to 0)	0 (0 to 0)	0 (0 to 0)	0 (0 to 0)	0 (0 to 0)	0 (0 to 0)	130
Congenital heart anomalies	280 (160 to 456)	61·7 (21·8 to 169)	350 (201 to 559)	111 (61 to 194)	46·5 (29·6 to 69·1)	30·5 (19·6 to 45·4)	28 (18·2 to 41·3)	30 (18·1 to 47·1)	26·6 (15·8 to 41·9)	12·9 (7·6 to 19·8)	13·7 (8·4 to 20·6)	11·9 (7·6 to 18·4)	9·2 (6 to 13·7)	8·4 (5·2 to 12·7)	5·6 (3·5 to 8·3)	2·6 (1·7 to 3·8)	1·6 (1 to 2·4)	0·1 (0 to 0·3)	0·1 (0 to 0·2)	0 (0 to 0·1)	0 (0 to 0)	0 (0 to 0)	0 (0 to 0)	1,030
Orofacial clefts	1·8 (0·6 to 4·4)	0·1 (0·1 to 0·3)	1·6 (0·6 to 3·9)	1·4 (0·5 to 2·5)	0·9 (0·3 to 2)	0·8 (0·2 to 1·9)	0·9 (0·2 to 1·8)	0·9 (0·2 to 2)	0·8 (0·2 to 1·6)	0·6 (0·1 to 1·4)	0·6 (0·1 to 1·3)	0·6 (0·1 to 1·1)	0·5 (0·1 to 1)	0·4 (0·1 to 0·9)	0·4 (0·1 to 0·8)	0·3 (0·1 to 0·6)	0·2 (0 to 0·5)	0·1 (0 to 0·3)	0·1 (0 to 0·2)	0·1 (0 to 0·1)	0 (0 to 0·1)	0 (0 to 0)	0 (0 to 0)	13·2
Down syndrome	2·5 (1·2 to 4·8)	0·7 (0·2 to 1·7)	7·4 (3·4 to 13·9)	6·3 (3·2 to 11·8)	2·8 (1·7 to 4·3)	2·2 (1·5 to 3·3)	2·3 (1·5 to 3·3)	2·9 (1·9 to 4·5)	2·2 (1·3 to 3·5)	1·6 (1 to 2·6)	1·8 (1 to 3)	1·7 (0·9 to 2·8)	1·9 (1·1 to 3·1)	2·3 (1·2 to 4)	2·1 (1 to 3·8)	0·7 (0·4 to 1·3)	0·2 (0·1 to 0·3)	0 (0 to 0)	0 (0 to 0)	0 (0 to 0)	0 (0 to 0)	0 (0 to 0)	0 (0 to 0)	41·6
Turner syndrome	0 (0 to 0)	0 (0 to 0)	0 (0 to 0·1)	0·1 (0·1 to 0·3)	0·1 (0·1 to 0·3)	0·1 (0 to 0·2)	0·2 (0·1 to 0·3)	0·2 (0·1 to 0·3)	0·1 (0·1 to 0·2)	0·1 (0 to 0·2)	0·1 (0 to 0·1)	0 (0 to 0·1)	0 (0 to 0·1)	0 (0 to 0)	0 (0 to 0)	0 (0 to 0)	0 (0 to 0)	0 (0 to 0)	0 (0 to 0)	0 (0 to 0)	0 (0 to 0)	0 (0 to 0)	0 (0 to 0)	1·2
Klinefelter syndrome	0 (0 to 0)	0 (0 to 0)	0 (0 to 0)	0 (0 to 0)	0 (0 to 0)	0 (0 to 0)	0 (0 to 0)	0 (0 to 0)	0 (0 to 0)	0 (0 to 0)	0 (0 to 0)	0 (0 to 0)	0 (0 to 0)	0 (0 to 0)	0 (0 to 0)	0 (0 to 0)	0 (0 to 0)	0 (0 to 0)	0 (0 to 0)	0 (0 to 0)	0 (0 to 0)	0 (0 to 0)	0 (0 to 0)	0
Other chromosomal abnormalities	5·1 (2 to 9·7)	2·9 (0·6 to 6·2)	8·8 (4·7 to 14·8)	4·5 (3 to 6·5)	2·5 (1·6 to 3·8)	1·9 (1·2 to 2·8)	2 (1·3 to 2·8)	1·9 (1·3 to 2·7)	1·3 (0·9 to 1·9)	0·8 (0·5 to 1·1)	0·5 (0·3 to 0·7)	0·4 (0·2 to 0·5)	0·2 (0·1 to 0·3)	0·1 (0·1 to 0·2)	0·1 (0 to 0·1)	0 (0 to 0·1)	0 (0 to 0)	0 (0 to 0)	0 (0 to 0)	0 (0 to 0)	0 (0 to 0)	0 (0 to 0)	0 (0 to 0)	33·1
Congenital musculoskeletal and limb anomalies	13·7 (6·8 to 25)	3 (1·6 to 5·6)	23·4 (14·2 to 35·9)	34·7 (20·6 to 54)	32·3 (19·4 to 50·5)	29·7 (17·3 to 46·2)	26 (15·5 to 39·7)	18·4 (11·2 to 27·7)	14 (8·3 to 22·5)	10·2 (5·9 to 16·5)	9·5 (5·6 to 14·9)	9·3 (5·5 to 14·9)	8·2 (4·8 to 12·9)	7·1 (4·2 to 11·3)	6·2 (3·7 to 9·7)	4·5 (2·6 to 7·2)	2·8 (1·6 to 4·4)	1·1 (0·6 to 1·9)	0·6 (0·3 to 1)	0·3 (0·1 to 0·4)	0·1 (0 to 0·1)	0 (0 to 0)	0 (0 to 0)	255
Urogenital congenital anomalies	23·5 (10·9 to 45·9)	4·9 (1·3 to 16·2)	8·5 (4 to 17·4)	4 (2·4 to 6·3)	2·6 (1·6 to 4·1)	3·1 (1·7 to 5)	2 (1·1 to 3·4)	1·6 (0·9 to 2·8)	1·6 (0·8 to 3·1)	0·6 (0·4 to 1)	0·6 (0·3 to 1)	0·3 (0·2 to 0·4)	0·7 (0·4 to 1·3)	0·2 (0·1 to 0·4)	0·1 (0·1 to 0·2)	0·1 (0·1 to 0·2)	0·2 (0·1 to 0·3)	0 (0 to 0)	0 (0 to 0)	0 (0 to 0)	0 (0 to 0)	0 (0 to 0)	0 (0 to 0)	54·6
Digestive congenital anomalies	109 (56·6 to 188)	18·4 (5·7 to 58·8)	62·4 (29·7 to 127)	15·2 (7·4 to 29·8)	3·6 (2 to 6·3)	1·6 (1 to 2·8)	0·8 (0·5 to 1·4)	0·9 (0·5 to 1·5)	0·4 (0·2 to 0·5)	0·3 (0·2 to 0·5)	0·3 (0·2 to 0·4)	0·3 (0·2 to 0·5)	0·4 (0·2 to 0·6)	0·2 (0·1 to 0·3)	0·4 (0·2 to 0·6)	0·3 (0·2 to 0·5)	0·1 (0·1 to 0·1)	0 (0 to 0)	0 (0 to 0)	0 (0 to 0)	0 (0 to 0)	0 (0 to 0)	0 (0 to 0)	215
Other congenital birth defects	174 (97·1 to 298)	17·7 (6·1 to 44·9)	93·2 (47·7 to 168)	43·2 (23·2 to 76·8)	26·8 (16·5 to 40·6)	19 (11·7 to 29·6)	15·7 (9·9 to 24·6)	18·2 (10·8 to 30·2)	13 (7·5 to 21)	9·3 (5·6 to 14·6)	7·5 (4·5 to 12·1)	6·1 (3·6 to 9·6)	5·1 (3 to 8·1)	4·4 (2·6 to 7·1)	3·8 (2·4 to 6·1)	1·9 (1·1 to 3·3)	1·5 (0·9 to 2·6)	0·4 (0·1 to 1)	0·2 (0·1 to 0·7)	0·2 (0 to 0·4)	0·1 (0 to 0·2)	0 (0 to 0·1)	0 (0 to 0)	462
Urinary diseases and male infertility	1 (0·5 to 1·7)	0·6 (0·3 to 1·1)	8·6 (5 to 13·9)	6·9 (4·3 to 10·9)	5·6 (3·7 to 8·2)	7·5 (5·1 to 10·5)	11·9 (8·1 to 16·7)	20·1 (13·3 to 29)	23·4 (15·4 to 33·3)	23·8 (15·3 to 35·5)	27·1 (17·7 to 40·8)	31·8 (21·5 to 47·2)	31·3 (20·5 to 46·7)	35·7 (22·2 to 55·9)	38·4 (24·7 to 57·8)	33·6 (22·1 to 49·3)	30·7 (19·9 to 45·7)	23·9 (14·9 to 36·3)	19·6 (12·9 to 27·9)	15·9 (10·3 to 23·5)	9·5 (6 to 13·9)	5·9 (3·5 to 8·9)	1·7 (1 to 2·6)	414
Urolithiasis	0 (0 to 0)	0 (0 to 0)	0 (0 to 0)	0·1 (0 to 0·1)	0·1 (0·1 to 0·2)	0·3 (0·2 to 0·5)	0·3 (0·1 to 0·4)	1 (0·6 to 1·6)	1·4 (0·8 to 2·2)	2·8 (1·4 to 4·9)	3·7 (2 to 6·8)	3·1 (1·8 to 5)	4·8 (2·4 to 8·4)	3·8 (2 to 6·5)	4·7 (2·4 to 8·4)	3·3 (1·7 to 6·2)	2·6 (1·4 to 4·6)	1·1 (0·6 to 2)	0·6 (0·3 to 1·1)	0·3 (0·2 to 0·5)	0·2 (0·1 to 0·3)	0·1 (0 to 0·1)	0 (0 to 0)	34·1
Benign prostatic hyperplasia	0 (0 to 0)	0 (0 to 0)	0 (0 to 0)	0 (0 to 0)	0 (0 to 0)	0 (0 to 0)	0 (0 to 0)	0 (0 to 0)	0 (0 to 0)	0 (0 to 0)	0 (0 to 0)	0 (0 to 0)	0 (0 to 0)	0 (0 to 0)	0 (0 to 0)	0 (0 to 0)	0 (0 to 0)	0 (0 to 0)	0 (0 to 0)	0 (0 to 0)	0 (0 to 0)	0 (0 to 0)	0 (0 to 0)	0
Male infertility	--	--	--	--	--	--	--	--	--	--	--	--	--	--	--	--	--	--	--	--	--	--	--	NA
Other urinary diseases	0·5 (0·3 to 1)	0·4 (0·2 to 0·8)	1·4 (0·6 to 2·9)	1·8 (1 to 2·9)	1·2 (0·7 to 1·8)	2·6 (1·6 to 3·9)	2 (1·2 to 3·1)	3·9 (2·1 to 6·9)	1·9 (1·1 to 2·9)	2·2 (1·3 to 3·5)	1·7 (1·1 to 2·6)	2·5 (1·5 to 4)	2·1 (1·2 to 3·3)	2·6 (1·4 to 4·7)	2·3 (1·3 to 4·2)	2·2 (1·2 to 3·9)	1·2 (0·6 to 2·1)	0·7 (0·3 to 1·3)	0·5 (0·2 to 1)	0·3 (0·2 to 0·6)	0·1 (0·1 to 0·3)	0·1 (0 to 0·2)	0 (0 to 0)	34·1
Gynecological diseases	0 (0 to 0)	0 (0 to 0)	0 (0 to 0)	0 (0 to 0)	0 (0 to 0)	49·7 (24·5 to 87·2)	168 (99·8 to 273)	325 (205 to 497)	426 (273 to 629)	402 (263 to 580)	411 (281 to 587)	408 (272 to 591)	307 (203 to 431)	196 (118 to 292)	114 (71·5 to 164)	69·9 (41·7 to 106)	47·2 (29·3 to 69·6)	25·8 (16·4 to 37·3)	15·5 (9·8 to 22·6)	8·7 (5·4 to 13·2)	4·2 (2·6 to 6·1)	1·8 (1·1 to 2·8)	0·4 (0·2 to 0·6)	2,980
Uterine fibroids	0 (0 to 0)	0 (0 to 0)	0 (0 to 0)	0 (0 to 0)	0 (0 to 0)	0·8 (0·3 to 1·8)	2·4 (1·1 to 4·7)	6·2 (2·8 to 12·7)	13·3 (6 to 27)	22·3 (10·7 to 43·7)	37·6 (19·1 to 70·4)	43·4 (23·6 to 77·5)	36·7 (19·9 to 63·1)	23 (11·8 to 40·7)	14·8 (7·6 to 26·2)	7·8 (3·7 to 14·7)	4·2 (2 to 7·9)	1·8 (0·9 to 3·5)	0·9 (0·5 to 1·7)	0·4 (0·2 to 0·8)	0·1 (0·1 to 0·3)	0·1 (0 to 0·1)	0 (0 to 0)	216
Polycystic ovarian syndrome	0 (0 to 0)	0 (0 to 0)	0 (0 to 0)	0 (0 to 0)	0 (0 to 0)	1·6 (0·6 to 3·5)	8 (3·2 to 16·7)	10·4 (4·3 to 21·7)	8·6 (3·4 to 17·5)	6·3 (2·7 to 12·9)	5·7 (2·4 to 11·8)	5·4 (2·3 to 11·1)	4·2 (1·8 to 8·4)	1 (0·4 to 2·1)	0 (0 to 0)	0 (0 to 0)	0 (0 to 0)	0 (0 to 0)	0 (0 to 0)	0 (0 to 0)	0 (0 to 0)	0 (0 to 0)	0 (0 to 0)	51·3
Female infertility	0 (0 to 0)	0 (0 to 0)	0 (0 to 0)	0 (0 to 0)	0 (0 to 0)	0 (0 to 0)	0 (0 to 0)	15 (3·6 to 39·5)	19·8 (5·1 to 54)	19·5 (4·5 to 57·4)	18·8 (3·1 to 55·7)	16·7 (2·8 to 45)	0·3 (0 to 2·6)	0 (0 to 0)	0 (0 to 0)	0 (0 to 0)	0 (0 to 0)	0 (0 to 0)	0 (0 to 0)	0 (0 to 0)	0 (0 to 0)	0 (0 to 0)	0 (0 to 0)	90·1
Endometriosis	0 (0 to 0)	0 (0 to 0)	0 (0 to 0)	0 (0 to 0)	0 (0 to 0)	0 (0 to 0)	11·1 (4·5 to 22)	51·3 (24·3 to 93·5)	52·6 (25 to 95·4)	33·4 (16·2 to 60·1)	27·3 (14·1 to 47·7)	26·7 (13·2 to 46·4)	21 (11 to 34·9)	9·5 (4·7 to 16·1)	0 (0 to 0)	0 (0 to 0)	0 (0 to 0)	0 (0 to 0)	0 (0 to 0)	0 (0 to 0)	0 (0 to 0)	0 (0 to 0)	0 (0 to 0)	233
Genital prolapse	0 (0 to 0)	0 (0 to 0)	0 (0 to 0)	0 (0 to 0)	0 (0 to 0)	0 (0 to 0)	0 (0 to 0·1)	0·4 (0·1 to 0·9)	1 (0·3 to 2·1)	1·6 (0·7 to 3·4)	3 (1·3 to 5·9)	4·5 (1·9 to 9·5)	5·6 (2·6 to 11·7)	6·1 (2·7 to 12·1)	6·4 (3 to 12·2)	5·2 (2·5 to 9·9)	4·2 (2·1 to 7·7)	2·5 (1·3 to 4·6)	1·7 (0·8 to 3)	1 (0·5 to 1·9)	0·5 (0·3 to 1)	0·2 (0·1 to 0·4)	0·1 (0 to 0·1)	44·1
Premenstrual syndrome	0 (0 to 0)	0 (0 to 0)	0 (0 to 0)	0 (0 to 0)	0 (0 to 0)	44·3 (20·3 to 79·9)	104 (53 to 183)	144 (70·3 to 256)	129 (74·8 to 209)	103 (54·7 to 169)	108 (61·4 to 171)	106 (59·6 to 167)	67 (36·8 to 111)	21·7 (10·8 to 38·9)	0 (0 to 0)	0 (0 to 0)	0 (0 to 0)	0 (0 to 0)	0 (0 to 0)	0 (0 to 0)	0 (0 to 0)	0 (0 to 0)	0 (0 to 0)	827
Other gynecological diseases	0 (0 to 0)	0 (0 to 0)	0 (0 to 0)	0 (0 to 0)	0 (0 to 0)	2·9 (1·1 to 6)	42 (19·5 to 71·3)	97·8 (56·9 to 153)	201 (115 to 315)	216 (127 to 327)	211 (127 to 329)	205 (118 to 331)	172 (99·1 to 267)	135 (67 to 219)	93·2 (53·9 to 140)	56·9 (31 to 91)	38·7 (22·7 to 59·8)	21·4 (13 to 32)	12·9 (7·4 to 19·7)	7·3 (4·2 to 11·6)	3·5 (2·1 to 5·4)	1·5 (0·9 to 2·4)	0·3 (0·2 to 0·6)	1,520
Hemoglobinopathies and hemolytic anemias	2·8 (1·7 to 4·6)	1·7 (0·9 to 2·8)	19·4 (12·7 to 28·3)	50·5 (31·1 to 75·9)	79·8 (55·3 to 110)	65·8 (42·2 to 95·2)	107 (66·7 to 166)	171 (109 to 241)	146 (89·9 to 221)	89 (50·5 to 141)	65·5 (43·9 to 94·9)	60·6 (42·1 to 86·9)	52·4 (36·9 to 73·8)	50·2 (34·7 to 71·5)	41·6 (29·3 to 57·7)	38·1 (24·8 to 54·1)	26·6 (17·7 to 37·6)	15·1 (10·1 to 21)	8·4 (5·7 to 12·1)	4·7 (3 to 6·6)	3·4 (2·3 to 4·8)	1·8 (1·2 to 2·5)	0·3 (0·2 to 0·4)	1,100
Thalassemias	0 (0 to 0)	0 (0 to 0)	0 (0 to 0·1)	0·3 (0·1 to 0·6)	0·1 (0·1 to 0·3)	0 (0 to 0·1)	0 (0 to 0·1)	0 (0 to 0·1)	0 (0 to 0)	0 (0 to 0)	0 (0 to 0)	0 (0 to 0)	0 (0 to 0)	0 (0 to 0)	0 (0 to 0)	0 (0 to 0)	0 (0 to 0)	0 (0 to 0)	0 (0 to 0)	0 (0 to 0)	0 (0 to 0)	0 (0 to 0)	0 (0 to 0)	0·6
Thalassemias trait	0 (0 to 0)	0 (0 to 0·1)	0·3 (0·1 to 0·6)	1·1 (0·4 to 2·2)	1·8 (0·8 to 3·3)	1·3 (0·4 to 2·6)	4·5 (2·2 to 7·7)	4·8 (2·5 to 7·8)	4·3 (2·3 to 7·1)	3·6 (1·9 to 5·9)	3·4 (1·8 to 5·5)	2·9 (1·5 to 4·9)	0·6 (0·2 to 1·1)	1 (0·4 to 1·7)	0·9 (0·4 to 1·6)	0·6 (0·3 to 1·1)	0·5 (0·2 to 0·8)	0·3 (0·1 to 0·5)	0·2 (0·1 to 0·3)	0·1 (0 to 0·2)	0·1 (0 to 0·1)	0 (0 to 0)	0 (0 to 0)	32·3
Sickle cell disorders	2·8 (1·6 to 4·6)	0·6 (0·3 to 1·1)	13·6 (8·2 to 22·2)	32·3 (17·3 to 57·1)	50·2 (33·7 to 73)	44·3 (26·3 to 67·4)	65·5 (40·1 to 100)	76·7 (43·6 to 124)	64 (36·6 to 107)	35·4 (19·4 to 58·7)	33·4 (18·3 to 56·2)	26·2 (15·3 to 42·8)	22·9 (13·8 to 37·3)	17 (9·1 to 29·2)	7·8 (4 to 13·3)	2 (0·9 to 3·8)	0·3 (0·1 to 0·7)	0 (0 to 0·1)	0 (0 to 0)	0 (0 to 0)	0 (0 to 0)	0 (0 to 0)	0 (0 to 0)	495
Sickle cell trait	0 (0 to 0·1)	0·8 (0·3 to 1·5)	3·4 (1·8 to 5·6)	11·1 (5·6 to 18·8)	18 (9 to 29·7)	12·9 (5·6 to 24·3)	26·6 (5·6 to 64)	79·4 (37·1 to 131)	65·3 (27·2 to 117)	39 (10·4 to 75·5)	2·5 (0·5 to 5·4)	9 (4·9 to 14·3)	9·6 (5·3 to 14·9)	9·5 (5·5 to 14·6)	8·7 (4·9 to 13·5)	6·2 (3·5 to 10)	4·6 (2·5 to 7·3)	2·6 (1·5 to 4·1)	1·5 (0·7 to 2·5)	0·9 (0·4 to 1·6)	0·5 (0·3 to 0·8)	0·2 (0·1 to 0·3)	0 (0 to 0·1)	312
G6PD deficiency	0 (0 to 0)	0 (0 to 0)	0 (0 to 0)	0·2 (0·1 to 0·5)	0·4 (0·1 to 0·7)	0·3 (0·1 to 0·7)	1 (0·4 to 1·9)	1·9 (0·7 to 3·9)	2·9 (1·1 to 6·2)	2·4 (0·9 to 5·2)	11 (6·6 to 16·9)	4·7 (2·6 to 7·8)	3 (1·2 to 5·8)	3·1 (1·1 to 6·1)	2·6 (1·1 to 5)	1·8 (0·8 to 3·2)	0·9 (0·4 to 1·7)	0·3 (0·1 to 0·5)	0·1 (0·1 to 0·2)	0 (0 to 0·1)	0 (0 to 0)	0 (0 to 0)	0 (0 to 0)	36·7
G6PD trait	0 (0 to 0)	0 (0 to 0)	0 (0 to 0)	0 (0 to 0)	0 (0 to 0)	0 (0 to 0)	0 (0 to 0)	0 (0 to 0)	0 (0 to 0)	0 (0 to 0)	0·8 (0·3 to 1·4)	0·8 (0·4 to 1·4)	0·2 (0·1 to 0·5)	0 (0 to 0)	0 (0 to 0)	0 (0 to 0)	0 (0 to 0)	0 (0 to 0)	0 (0 to 0)	0 (0 to 0)	0 (0 to 0)	0 (0 to 0)	0 (0 to 0)	1·9
Other hemoglobinopathies and hemolytic anemias	0 (0 to 0)	0·2 (0·1 to 0·4)	1·9 (0·9 to 3·4)	5·5 (2·6 to 9·8)	9·3 (3·8 to 17·2)	6·9 (2·5 to 14·6)	9·2 (4·1 to 16·2)	8·1 (3·7 to 15)	9·2 (4·7 to 15·8)	8·6 (4·6 to 14·4)	14·4 (8·6 to 22·2)	17·1 (10 to 26·1)	16·1 (10 to 24·1)	19·6 (12·5 to 29·6)	21·6 (14·5 to 31·7)	27·4 (17·4 to 40)	20·3 (13·1 to 29·5)	11·9 (8 to 16·8)	6·6 (4·5 to 9·6)	3·6 (2·4 to 5·2)	2·8 (1·9 to 4·1)	1·5 (1 to 2·2)	0·3 (0·2 to 0·4)	222
Endocrine, metabolic, blood, and immune disorders	16·1 (8·1 to 28·3)	7·7 (3·2 to 20·9)	167 (94·7 to 295)	102 (63·3 to 175)	68·6 (48·4 to 96·2)	53·8 (38·1 to 76·5)	77·6 (55 to 109)	104 (72·8 to 146)	125 (83 to 181)	121 (80·7 to 174)	137 (94·4 to 193)	157 (107 to 220)	165 (111 to 230)	173 (118 to 249)	186 (131 to 258)	155 (107 to 217)	124 (89·4 to 183)	79·2 (54·3 to 111)	54·9 (38·5 to 75·8)	31·9 (21·9 to 44·2)	17·8 (12·7 to 25·6)	9·3 (6·6 to 13·3)	2·5 (1·6 to 3·9)	2,140
Oral disorders	0 (0 to 0)	0 (0 to 0)	0 (0 to 0)	17·9 (10·3 to 30·1)	21 (11·4 to 35·3)	22·1 (11·5 to 38·6)	33·6 (18·4 to 57·9)	59·3 (31·1 to 110)	74·7 (38·1 to 143)	74·3 (36·4 to 142)	82·8 (40·3 to 154)	94·9 (47 to 175)	101 (54 to 179)	115 (65 to 195)	131 (77·9 to 207)	132 (81·4 to 206)	118 (72·8 to 181)	79·7 (50·1 to 120)	56·7 (36 to 84)	35·1 (22·7 to 51·2)	16·6 (10·5 to 24·2)	7 (4·4 to 10·2)	1·5 (0·9 to 2·2)	1,270
Caries of deciduous teeth	0 (0 to 0)	0 (0 to 0)	0 (0 to 0)	5·6 (2·2 to 11·8)	5·1 (2·1 to 10·7)	0·3 (0 to 0·8)	0 (0 to 0)	0 (0 to 0)	0 (0 to 0)	0 (0 to 0)	0 (0 to 0)	0 (0 to 0)	0 (0 to 0)	0 (0 to 0)	0 (0 to 0)	0 (0 to 0)	0 (0 to 0)	0 (0 to 0)	0 (0 to 0)	0 (0 to 0)	0 (0 to 0)	0 (0 to 0)	0 (0 to 0)	11
Caries of permanent teeth	0 (0 to 0)	0 (0 to 0)	0 (0 to 0)	0 (0 to 0)	5·1 (1·8 to 11·2)	10·3 (4·1 to 22·5)	11·5 (4·3 to 24·6)	14·8 (6·2 to 30·5)	12·8 (5·1 to 24·6)	9·3 (3·7 to 19·5)	8·7 (3·5 to 18·1)	8 (3·3 to 16·9)	6·8 (2·8 to 14·4)	6 (2·4 to 12·6)	4·9 (1·9 to 11)	3·5 (1·3 to 7·9)	2·3 (0·9 to 4·9)	1·3 (0·5 to 2·6)	0·8 (0·3 to 1·6)	0·5 (0·2 to 1)	0·2 (0·1 to 0·5)	0·1 (0 to 0·2)	0 (0 to 0)	107
Periodontal diseases	0 (0 to 0)	0 (0 to 0)	0 (0 to 0)	0 (0 to 0)	0 (0 to 0)	0 (0 to 0)	4·1 (1·1 to 10·8)	17 (5·2 to 42·8)	33·2 (10·2 to 80·2)	39·6 (13·2 to 89·3)	47·4 (16·7 to 107)	54·2 (20 to 117)	51·7 (19·5 to 112)	46·3 (18·2 to 99·1)	38·2 (15·4 to 81·7)	26·9 (10·7 to 56)	17·4 (6·8 to 36·9)	9·4 (3·6 to 19·4)	5·9 (2·3 to 12)	3·5 (1·3 to 7)	1·6 (0·6 to 3·5)	0·7 (0·2 to 1·4)	0·1 (0·1 to 0·3)	397
Other oral disorders	0 (0 to 0)	0 (0 to 0)	0 (0 to 0)	12·3 (7·2 to 19·4)	10·8 (6·3 to 16·9)	11·6 (6·8 to 18·1)	18 (10·8 to 28·1)	24·5 (14·7 to 37·9)	23·3 (13·8 to 35·2)	18·8 (11·5 to 28·5)	17·8 (10·9 to 27·2)	17·8 (10·7 to 27)	16·3 (9·8 to 24·8)	14·7 (8·9 to 22·3)	12·8 (7·7 to 19·5)	10·1 (6·1 to 15·2)	7·4 (4·5 to 11·1)	4 (2·4 to 6·2)	2·2 (1·3 to 3·3)	1·1 (0·6 to 1·6)	0·4 (0·2 to 0·6)	0·1 (0·1 to 0·2)	0 (0 to 0)	224
Sudden infant death syndrome	--	1·6 (0·9 to 2·8)	24·4 (13·1 to 42·6)	--	--	--	--	--	--	--	--	--	--	--	--	--	--	--	--	--	--	--	--	NA
Injuries	74·4 (48·1 to 111)	11·4 (6·9 to 18)	251 (151 to 401)	405 (285 to 557)	437 (366 to 512)	496 (403 to 602)	1,070 (852 to 1,310)	1,530 (1,150 to 2,020)	1,220 (888 to 1,660)	865 (625 to 1,160)	743 (558 to 987)	666 (514 to 857)	561 (441 to 712)	479 (376 to 599)	417 (334 to 517)	343 (277 to 414)	273 (226 to 327)	196 (162 to 236)	161 (134 to 190)	130 (107 to 155)	81·9 (67·2 to 98·2)	53·9 (44·6 to 63)	17·3 (14·3 to 20·3)	10,500
Transport injuries	2·5 (1·5 to 3·9)	0·5 (0·3 to 0·9)	14·2 (8·4 to 22·6)	55 (32·4 to 85·6)	101 (68·3 to 142)	106 (72·1 to 148)	207 (138 to 292)	290 (191 to 422)	223 (140 to 336)	136 (89·1 to 202)	129 (86·9 to 186)	122 (86·6 to 168)	102 (73·5 to 137)	85·9 (63·8 to 115)	74·5 (55·6 to 102)	56·9 (42·9 to 73·4)	43·5 (33·7 to 56·2)	24·2 (19·1 to 31·1)	15·6 (12·3 to 19·8)	8·7 (6·9 to 10·8)	3·9 (3 to 4·8)	1·9 (1·5 to 2·3)	0·5 (0·4 to 0·6)	1,800
Road injuries	1·7 (1 to 2·7)	0·3 (0·1 to 0·6)	10·7 (6·2 to 17·5)	45·3 (26·5 to 72·2)	87·6 (58·8 to 124)	89·7 (58·7 to 128)	184 (121 to 263)	256 (166 to 375)	195 (122 to 296)	118 (76·8 to 175)	114 (75·8 to 167)	103 (73·9 to 144)	90·2 (65·1 to 123)	74·6 (55·3 to 99·9)	64 (47·2 to 88·1)	50·3 (37·9 to 65·2)	39·8 (30·7 to 51·5)	21·9 (17·2 to 28·2)	13·6 (10·6 to 17)	7·8 (6·1 to 9·6)	3·5 (2·7 to 4·3)	1·6 (1·3 to 2)	0·4 (0·3 to 0·5)	1,570
Pedestrian road injuries	0·7 (0·4 to 1·2)	0·1 (0·1 to 0·2)	2·8 (1·6 to 4·6)	19·5 (10·8 to 32·7)	35·1 (22·4 to 50·7)	30·6 (19·1 to 44·6)	31·9 (20·6 to 46·1)	44·2 (28·5 to 66)	33·7 (20·8 to 51·8)	25·5 (15·5 to 38·8)	25·8 (16·3 to 39·1)	24·3 (16·3 to 34·9)	23·5 (16·3 to 33·3)	22·3 (15·5 to 31·2)	20 (14 to 28·5)	17·8 (12·7 to 24·2)	15·9 (11·5 to 21·3)	9·2 (6·8 to 12·7)	6·1 (4·6 to 8·1)	3·6 (2·7 to 4·7)	1·5 (1·2 to 1·9)	0·7 (0·5 to 0·9)	0·2 (0·1 to 0·2)	395
Cyclist road injuries	0 (0 to 0)	0 (0 to 0)	0 (0 to 0)	2·6 (1·1 to 5·2)	5·3 (2·8 to 9·5)	10·1 (5·6 to 18·1)	15·5 (9 to 25·8)	18·2 (11·2 to 29·4)	16·2 (9·8 to 25·7)	11·2 (7·5 to 16·2)	11·7 (7·7 to 17·1)	11·1 (7·6 to 15·7)	10·1 (7·4 to 13·8)	9·3 (6·7 to 12·6)	7·4 (5·4 to 10)	5·5 (4 to 7·4)	4 (2·9 to 5·3)	2·3 (1·6 to 3)	1·5 (1·1 to 2)	0·9 (0·6 to 1·2)	0·5 (0·3 to 0·6)	0·2 (0·1 to 0·3)	0 (0 to 0·1)	144
Motorcyclist road injuries	0·1 (0 to 0·1)	0 (0 to 0·1)	0·5 (0·3 to 0·8)	1 (0·6 to 1·6)	2·8 (1·9 to 3·8)	3·8 (2·7 to 5·2)	16·7 (11 to 23·6)	26·4 (17·6 to 38·6)	19·5 (12·9 to 27·8)	10·2 (7·1 to 14·3)	10·1 (7·3 to 14)	8·2 (6·1 to 10·7)	7·5 (5·7 to 9·8)	5·6 (4·2 to 7·4)	5·2 (3·8 to 6·9)	3·9 (2·9 to 5·2)	3·2 (2·4 to 4·2)	1·8 (1·3 to 2·5)	1·3 (0·9 to 1·8)	0·9 (0·6 to 1·2)	0·4 (0·3 to 0·6)	0·2 (0·1 to 0·3)	0·1 (0 to 0·1)	129
Motor vehicle road injuries	0·8 (0·5 to 1·3)	0·1 (0·1 to 0·3)	7·2 (4 to 12·1)	21·1 (11·8 to 35·7)	42·2 (27·7 to 62·9)	43·7 (28·1 to 63·6)	117 (75·6 to 168)	163 (103 to 245)	121 (73·2 to 187)	68 (41·6 to 103)	63·2 (40·2 to 96·4)	56·7 (38·2 to 82·7)	46·7 (32·7 to 66·5)	35·2 (24·8 to 49·4)	29·4 (20·8 to 41·6)	21·5 (15·8 to 28·5)	15·5 (11·7 to 20·5)	8·1 (6·2 to 10·7)	4·3 (3·3 to 5·6)	2·2 (1·7 to 2·8)	0·9 (0·7 to 1·2)	0·5 (0·4 to 0·6)	0·1 (0·1 to 0·1)	868
Other road injuries	0·1 (0 to 0·1)	0 (0 to 0)	0·2 (0·1 to 0·5)	1·1 (0·4 to 2·5)	2·2 (0·8 to 4·9)	1·4 (0·7 to 2·7)	2·6 (1·4 to 4·4)	4·2 (2·4 to 7·3)	5·3 (2·8 to 9·7)	3·4 (1·9 to 6)	3 (1·8 to 4·8)	2·7 (1·8 to 4·1)	2·3 (1·6 to 3·3)	2·2 (1·4 to 3·2)	2 (1·3 to 3)	1·6 (1 to 2·5)	1·1 (0·8 to 1·6)	0·5 (0·4 to 0·7)	0·4 (0·3 to 0·6)	0·2 (0·2 to 0·3)	0·1 (0·1 to 0·1)	0 (0 to 0·1)	0 (0 to 0)	36·7
Other transport injuries	0·8 (0·4 to 1·2)	0·2 (0·1 to 0·4)	3·5 (1·9 to 6)	9·7 (5·3 to 16·5)	13 (7·7 to 20·5)	16 (9·7 to 25)	22·8 (13 to 37·7)	34 (19·6 to 56·3)	27·6 (15·1 to 46·3)	18·1 (10·5 to 29·5)	15 (8·8 to 24·2)	18·8 (11·6 to 28·1)	11·4 (7·2 to 17·5)	11·3 (7·3 to 16·5)	10·5 (6·8 to 15·8)	6·6 (4·5 to 9·3)	3·6 (2·6 to 5·1)	2·2 (1·6 to 3·2)	2·1 (1·4 to 3)	0·9 (0·7 to 1·2)	0·5 (0·3 to 0·6)	0·3 (0·2 to 0·3)	0·1 (0·1 to 0·1)	229
Unintentional injuries	46·6 (28·4 to 72·8)	9·5 (5·4 to 15·2)	207 (114 to 347)	296 (198 to 422)	283 (227 to 349)	260 (205 to 325)	263 (204 to 335)	347 (264 to 453)	320 (245 to 411)	245 (185 to 318)	236 (183 to 300)	234 (181 to 293)	219 (170 to 274)	207 (164 to 263)	202 (162 to 252)	186 (149 to 229)	160 (130 to 195)	137 (110 to 167)	126 (103 to 152)	112 (91·3 to 136)	74·5 (60·8 to 90)	50·9 (42 to 59·9)	16·6 (13·7 to 19·4)	4,240
Falls	1·1 (0·7 to 1·6)	0·2 (0·1 to 0·3)	8·3 (5·4 to 12·1)	18·1 (12·1 to 25·9)	18·9 (14·6 to 23·7)	20·2 (15·4 to 26·7)	23·3 (17·3 to 31·2)	31·9 (23·3 to 42·8)	32·3 (23·5 to 43·2)	27·5 (20·3 to 36·5)	29·7 (22·2 to 39·4)	32·3 (23·9 to 42·9)	35·6 (27 to 46·2)	41·7 (32 to 53·2)	47·3 (37·1 to 59·3)	57·6 (44·7 to 71·5)	61·5 (49·2 to 75·6)	66·3 (50·8 to 84·3)	69·9 (55·3 to 86·4)	69·8 (55·7 to 86·4)	48·5 (38·7 to 59·9)	30·7 (24·8 to 36·8)	9·8 (8 to 11·5)	783
Drowning	2·2 (1·4 to 3·2)	0·4 (0·2 to 0·6)	14·2 (8·1 to 23·1)	78·3 (46·5 to 120)	75·3 (54·1 to 99·4)	71·8 (51·4 to 97·1)	50·7 (33·3 to 73·5)	39·3 (25·9 to 57·5)	31·8 (19 to 48·3)	20·6 (12·8 to 31·5)	17·4 (11·1 to 26·1)	14·2 (9·1 to 20·7)	12·2 (8·4 to 17)	8·7 (6 to 12·5)	7·1 (5 to 10·2)	5·1 (3·4 to 7·4)	3·6 (2·6 to 5)	1·7 (1·2 to 2·4)	1·4 (1 to 1·8)	0·7 (0·5 to 0·9)	0·4 (0·3 to 0·6)	0·4 (0·3 to 0·5)	0·1 (0·1 to 0·2)	458
Fire, heat, and hot substances	1·5 (1 to 2·1)	0·5 (0·3 to 0·8)	16·6 (10·1 to 25·6)	48·3 (31·9 to 70·4)	46·6 (35·8 to 58·1)	43·1 (32·6 to 55·5)	59·4 (45·4 to 75)	82·7 (61·8 to 108)	82·1 (61·3 to 108)	63·8 (48·4 to 82·4)	62·1 (47·2 to 79·1)	58 (44·5 to 73·7)	48·9 (37·7 to 62·2)	44·5 (34·5 to 58·5)	38·8 (30·1 to 49·9)	29·7 (22·9 to 38·7)	20·3 (15·6 to 26·7)	13·2 (10 to 17)	8·9 (6·9 to 11·5)	5·8 (4·5 to 7·5)	3·5 (2·8 to 4·4)	2·1 (1·7 to 2·5)	0·6 (0·5 to 0·7)	781
Poisonings	0·5 (0·3 to 0·7)	0·2 (0·1 to 0·4)	2·8 (1·6 to 4·5)	8·9 (5·3 to 13·5)	5·1 (3·6 to 6·8)	3·8 (2·6 to 5·4)	5·4 (3·9 to 7·5)	7·2 (5·1 to 9·7)	5·9 (4 to 8·1)	4·5 (3·1 to 6·2)	4·2 (3 to 5·6)	3·9 (2·8 to 5·4)	3·1 (2·2 to 4·2)	2·7 (2 to 3·5)	2·4 (1·8 to 3·2)	1·8 (1·3 to 2·3)	1·5 (1·1 to 2)	1 (0·7 to 1·3)	0·7 (0·5 to 0·9)	0·4 (0·3 to 0·6)	0·2 (0·2 to 0·3)	0·1 (0·1 to 0·1)	0 (0 to 0)	66·1
Poisoning by carbon monoxide	0·3 (0·2 to 0·4)	0 (0 to 0·1)	0·4 (0·2 to 0·9)	2·6 (1·3 to 4·7)	1·4 (0·9 to 2·2)	1·1 (0·7 to 1·8)	2·1 (1·4 to 3·1)	3·2 (2·2 to 4·7)	2·4 (1·5 to 3·6)	1·9 (1·2 to 2·8)	1·5 (1 to 2·1)	1·8 (1·1 to 2·6)	1·3 (0·8 to 1·8)	0·9 (0·7 to 1·3)	1·1 (0·8 to 1·5)	0·8 (0·6 to 1·1)	0·8 (0·6 to 1)	0·4 (0·3 to 0·6)	0·3 (0·2 to 0·4)	0·2 (0·1 to 0·2)	0·1 (0 to 0·1)	0 (0 to 0)	0 (0 to 0)	24·8
Poisoning by other means	0·2 (0·1 to 0·3)	0·2 (0·1 to 0·3)	2·3 (1·3 to 3·8)	6·2 (3·5 to 9·9)	3·6 (2·5 to 5)	2·6 (1·8 to 3·9)	3·3 (2·3 to 4·8)	4 (2·7 to 5·7)	3·5 (2·3 to 5)	2·5 (1·7 to 3·6)	2·7 (1·8 to 3·7)	2·2 (1·4 to 3·1)	1·9 (1·2 to 2·6)	1·7 (1·2 to 2·4)	1·3 (0·9 to 1·9)	1 (0·6 to 1·4)	0·7 (0·5 to 1)	0·5 (0·4 to 0·8)	0·4 (0·2 to 0·5)	0·3 (0·2 to 0·4)	0·1 (0·1 to 0·2)	0·1 (0 to 0·1)	0 (0 to 0)	41·3
Exposure to mechanical forces	1 (0·6 to 1·5)	0·4 (0·2 to 0·7)	5·6 (3·7 to 8·3)	25·6 (17·4 to 37·1)	35·1 (26·8 to 44·5)	34 (25·9 to 44·1)	38·9 (28·3 to 53·7)	55·8 (40·5 to 75·8)	46·6 (33·6 to 63·9)	35 (25·6 to 46·6)	34 (25·3 to 45·2)	33·9 (24·9 to 43·9)	28·9 (21·7 to 38·6)	26·8 (19·9 to 36·2)	23 (17·1 to 30·7)	18·4 (13·3 to 24·9)	13·8 (10 to 18·9)	9·1 (6·6 to 12·3)	6·7 (5 to 8·8)	4·7 (3·5 to 6·2)	2·7 (2 to 3·5)	1·8 (1·4 to 2·3)	0·6 (0·5 to 0·7)	482
Unintentional firearm injuries	0·2 (0·1 to 0·3)	0 (0 to 0)	0·5 (0·3 to 0·8)	1·7 (1 to 2·8)	3·1 (2 to 4·7)	6·3 (3·9 to 9·5)	11·8 (7 to 18·8)	19·6 (11·5 to 31·3)	12·2 (7·2 to 20·4)	9·8 (6·1 to 15·1)	8·4 (5·5 to 12·9)	7·1 (4·8 to 10·3)	5·2 (3·7 to 7·2)	3·8 (2·7 to 5)	3·3 (2·5 to 4·3)	2·3 (1·7 to 3·1)	1·6 (1·2 to 2·1)	1·2 (0·9 to 1·6)	0·9 (0·6 to 1·1)	0·7 (0·6 to 1)	0·5 (0·4 to 0·7)	0·4 (0·3 to 0·6)	0·2 (0·1 to 0·2)	101
Other exposure to mechanical forces	0·8 (0·5 to 1·3)	0·4 (0·2 to 0·6)	5·1 (3·4 to 7·6)	23·9 (16·2 to 34·9)	32 (24·4 to 40·9)	27·7 (20·8 to 36·6)	27·1 (19·6 to 37·9)	36·2 (25·7 to 50·5)	34·3 (24·5 to 47·5)	25·2 (18·3 to 34·9)	25·7 (18·2 to 35·5)	26·8 (19·1 to 36·1)	23·7 (17·4 to 32·1)	23 (16·9 to 31·5)	19·7 (14·5 to 26·7)	16 (11·5 to 22)	12·2 (8·7 to 16·7)	7·9 (5·7 to 10·9)	5·8 (4·3 to 7·8)	3·9 (2·9 to 5·2)	2·2 (1·6 to 2·9)	1·4 (1·1 to 1·8)	0·4 (0·3 to 0·6)	382
Adverse effects of medical treatment	6·5 (3·5 to 10·6)	2·8 (1·4 to 5·8)	21·1 (9·9 to 39)	15·2 (7·5 to 28)	9·8 (6·3 to 14·7)	7·8 (4·9 to 11·1)	11·3 (6·7 to 17·2)	26·5 (14·6 to 44·3)	23·6 (12·8 to 39·9)	23 (12·9 to 36·3)	19·8 (11·6 to 31)	23·3 (14·1 to 34·9)	25·5 (15·8 to 38·9)	23·4 (14 to 37·2)	24·6 (15 to 36·8)	22·8 (14·2 to 36)	18·1 (11·5 to 27·9)	13·6 (9 to 20·2)	10·8 (7·2 to 15·8)	7·3 (4·9 to 10·9)	4·5 (2·8 to 7·2)	2·4 (1·6 to 3·8)	0·7 (0·4 to 1·1)	344
Animal contact	0·7 (0·4 to 1·1)	0·2 (0·1 to 0·3)	7·4 (4 to 12·5)	13·3 (7·5 to 23)	16·3 (10·6 to 24·1)	11·6 (7·4 to 18·3)	11·3 (7·5 to 15·7)	15·4 (9·6 to 24·5)	17·4 (10·5 to 27·5)	11·6 (7·3 to 18·4)	11·5 (7·8 to 17·3)	11 (7·2 to 16·4)	11·2 (7·4 to 17·4)	8·8 (5·8 to 12·8)	12·2 (7·5 to 19·8)	9·3 (6·4 to 13·4)	7 (5 to 9·6)	7·3 (4·7 to 11·5)	7·3 (5·1 to 10·5)	8·9 (5·2 to 14·4)	7·1 (4 to 11·5)	8 (5·4 to 11·3)	3 (2 to 4·4)	218
Venomous animal contact	0·6 (0·3 to 0·9)	0·1 (0·1 to 0·2)	6 (3·2 to 10·2)	9·7 (5·1 to 16·8)	11·4 (7 to 17·8)	10·1 (6·3 to 16)	8·1 (5·3 to 11·6)	12·6 (7·8 to 20·5)	15·6 (9·3 to 25·2)	10·3 (6·3 to 16·5)	9·5 (6·3 to 14·3)	9·4 (6 to 14·2)	7·9 (5·2 to 12·5)	5·7 (3·7 to 8·5)	9·3 (5·5 to 15·4)	7·7 (5·1 to 11·3)	5·7 (3·9 to 8)	6·1 (3·9 to 9·8)	6·3 (4·3 to 9·2)	7·8 (4·3 to 12·9)	6·4 (3·5 to 10·5)	7·3 (4·9 to 10·5)	2·7 (1·8 to 4·1)	176
Non-venomous animal contact	0·1 (0·1 to 0·2)	0·1 (0 to 0·2)	1·4 (0·6 to 3)	3·6 (1·4 to 7·5)	4·9 (2·5 to 8·3)	1·5 (0·8 to 2·7)	3·2 (1·8 to 5·4)	2·8 (1·4 to 5)	1·8 (1 to 3)	1·3 (0·8 to 2·3)	2 (1·1 to 3·5)	1·6 (0·9 to 2·5)	3·3 (1·8 to 5·7)	3·1 (1·9 to 4·9)	2·9 (1·5 to 5·4)	1·7 (1·1 to 2·7)	1·3 (0·8 to 2)	1·1 (0·7 to 1·9)	0·9 (0·6 to 1·5)	1·1 (0·6 to 2·1)	0·7 (0·4 to 1·3)	0·6 (0·3 to 1)	0·2 (0·1 to 0·4)	41·3
Foreign body	29·9 (16·4 to 47·8)	4·1 (2 to 7·4)	119 (55·6 to 225)	56·8 (34·7 to 86·2)	31·1 (23·9 to 39)	22·2 (16·5 to 29·2)	13·5 (9·9 to 17·7)	21·2 (15 to 28·9)	19·2 (13·3 to 26·7)	13·7 (9·5 to 18·9)	13·6 (9·9 to 18·4)	14·1 (9·9 to 19·2)	13·7 (10 to 18·7)	14·1 (10·2 to 19·8)	14·1 (10·6 to 19)	13·6 (10·1 to 17·4)	12·7 (9·4 to 16·9)	10·4 (7·5 to 14)	9·1 (6·5 to 12·8)	7 (5·2 to 9·6)	3·1 (2·2 to 4·2)	2·3 (1·7 to 3)	0·8 (0·5 to 1·1)	460
Pulmonary aspiration and foreign body in airway	29·7 (16·3 to 47·5)	4·1 (1·9 to 7·4)	118 (54·4 to 223)	53·6 (32·2 to 82·7)	27·6 (20·7 to 35·4)	18·7 (13·2 to 25·7)	10 (7 to 14)	16·9 (11·4 to 24·2)	15·3 (9·8 to 22·5)	10·5 (6·7 to 15·8)	10·2 (6·9 to 14·8)	10·5 (6·8 to 15·1)	9·9 (6·8 to 14·3)	10·9 (7·2 to 15·9)	11·5 (8·3 to 16·4)	11·2 (8·1 to 14·7)	10·3 (7·3 to 14·1)	8·8 (6·2 to 12·3)	7·6 (5·3 to 11)	5·7 (4 to 7·9)	2·4 (1·6 to 3·3)	1·8 (1·2 to 2·4)	0·6 (0·4 to 0·8)	406
Foreign body in eyes	0 (0 to 0)	0 (0 to 0)	0·1 (0 to 0·2)	0·4 (0·1 to 1)	0·7 (0·2 to 1·5)	0·8 (0·2 to 1·8)	1·1 (0·4 to 2·6)	1·6 (0·5 to 3·5)	1·6 (0·6 to 3·3)	1·3 (0·5 to 2·7)	1·3 (0·5 to 2·7)	1·4 (0·6 to 2·7)	1·2 (0·6 to 2·2)	1 (0·5 to 1·8)	0·8 (0·5 to 1·4)	0·7 (0·4 to 1·1)	0·5 (0·3 to 0·8)	0·3 (0·2 to 0·5)	0·2 (0·2 to 0·3)	0·1 (0·1 to 0·2)	0·1 (0 to 0·1)	0 (0 to 0)	0 (0 to 0)	15·3
Foreign body in other body part	0·2 (0·1 to 0·4)	0 (0 to 0·1)	1·3 (0·6 to 2·9)	2·8 (1·5 to 4·9)	2·8 (1·9 to 4·2)	2·6 (1·8 to 3·8)	2·3 (1·6 to 3·2)	2·7 (1·9 to 3·8)	2·4 (1·7 to 3·2)	1·9 (1·3 to 2·5)	2·1 (1·5 to 2·9)	2·3 (1·6 to 3)	2·6 (1·8 to 3·6)	2·2 (1·6 to 3·1)	1·8 (1·3 to 2·4)	1·7 (1·3 to 2·4)	1·8 (1·2 to 2·6)	1·2 (0·9 to 1·8)	1·3 (0·8 to 2·1)	1·2 (0·7 to 1·9)	0·6 (0·4 to 1)	0·6 (0·4 to 0·9)	0·2 (0·1 to 0·3)	38·8
Environmental heat and cold exposure	0·3 (0·1 to 0·5)	0·2 (0·1 to 0·4)	2·1 (1·3 to 3·4)	6·4 (4·5 to 9)	10·9 (7·3 to 15·5)	11·4 (8 to 15·8)	13·5 (9·2 to 18·7)	17 (11·5 to 24)	16·2 (11·2 to 22·6)	13·8 (9·7 to 18·9)	13·2 (9·2 to 18·1)	13·7 (9·6 to 18·8)	13·1 (9·4 to 17·8)	12·6 (9·1 to 16·8)	12 (8·7 to 16·2)	10·5 (7·5 to 14·1)	8·9 (6·4 to 11·9)	6·2 (4·5 to 8·3)	5·1 (3·7 to 6·8)	4·1 (2·8 to 5·8)	2·6 (1·8 to 3·8)	2·2 (1·4 to 3·3)	0·8 (0·5 to 1·2)	197
Exposure to forces of nature	0 (0 to 0)	0 (0 to 0)	0 (0 to 0)	0 (0 to 0)	0 (0 to 0)	0 (0 to 0·1)	0·4 (0·2 to 0·6)	0·4 (0·3 to 0·7)	0·6 (0·4 to 1·1)	0·2 (0·1 to 0·3)	0·2 (0·1 to 0·3)	0·2 (0·1 to 0·4)	0·2 (0·1 to 0·4)	0·2 (0·1 to 0·3)	0·2 (0·1 to 0·2)	0·1 (0·1 to 0·2)	0·1 (0·1 to 0·1)	0·1 (0 to 0·1)	0 (0 to 0·1)	0 (0 to 0)	0 (0 to 0)	0 (0 to 0)	0 (0 to 0)	3
Other unintentional injuries	3 (2 to 4·4)	0·4 (0·3 to 0·6)	9·3 (6·5 to 13)	25·4 (18·1 to 34·1)	33·3 (25·4 to 42·7)	34·1 (25·6 to 44·3)	34·8 (26 to 46)	49·7 (35·4 to 69·2)	44·6 (31·3 to 61·5)	31·9 (22·7 to 43·2)	30 (22·3 to 39·9)	29·6 (22·2 to 38·7)	26·7 (19·9 to 34·6)	23·4 (17·4 to 31·6)	20·4 (15·2 to 27·2)	16·6 (12·3 to 22·2)	12·5 (9·3 to 16·8)	7·8 (5·7 to 10·5)	6 (4·5 to 7·8)	3·5 (2·6 to 4·7)	1·7 (1·2 to 2·3)	0·8 (0·6 to 1)	0·2 (0·1 to 0·2)	446
Self-harm and interpersonal violence	25·3 (14·4 to 41·3)	1·4 (0·7 to 2·9)	29·6 (16·5 to 49·4)	53·8 (31·9 to 87·5)	54 (39·6 to 73·8)	130 (94 to 180)	599 (438 to 786)	897 (626 to 1,250)	677 (453 to 981)	483 (313 to 689)	378 (254 to 539)	310 (216 to 435)	240 (167 to 339)	186 (125 to 264)	140 (98·6 to 198)	101 (73·4 to 137)	69·3 (51·9 to 92)	34·9 (27 to 45·5)	19·3 (15·1 to 24·4)	8·7 (7 to 10·7)	3·6 (2·8 to 4·4)	1·1 (0·9 to 1·4)	0·2 (0·2 to 0·3)	4,440
Self-harm	0 (0 to 0)	0 (0 to 0)	0 (0 to 0)	0 (0 to 0)	0 (0 to 0)	58·8 (34·6 to 93·2)	377 (254 to 538)	464 (286 to 720)	309 (188 to 494)	216 (129 to 347)	187 (112 to 290)	165 (102 to 255)	141 (89·2 to 214)	126 (78·5 to 191)	99 (64·6 to 148)	74·3 (51·7 to 107)	50·5 (35·6 to 70·7)	25·2 (18·2 to 34·9)	13·3 (9·6 to 17·4)	6·1 (4·6 to 7·9)	2·4 (1·8 to 3)	0·7 (0·5 to 0·8)	0·1 (0·1 to 0·2)	2,320
Self-harm by firearm	0 (0 to 0)	0 (0 to 0)	0 (0 to 0)	0 (0 to 0)	0 (0 to 0)	0·2 (0·1 to 0·4)	1 (0·6 to 1·4)	1·6 (1 to 2·5)	1 (0·6 to 1·6)	1·1 (0·7 to 1·7)	0·7 (0·5 to 1·1)	0·6 (0·4 to 0·8)	0·5 (0·4 to 0·7)	0·5 (0·4 to 0·7)	0·4 (0·3 to 0·6)	0·3 (0·2 to 0·3)	0·2 (0·2 to 0·3)	0·2 (0·1 to 0·2)	0·1 (0·1 to 0·1)	0·1 (0·1 to 0·1)	0 (0 to 0·1)	0 (0 to 0)	0 (0 to 0)	8·6
Self-harm by other specified means	0 (0 to 0)	0 (0 to 0)	0 (0 to 0)	0 (0 to 0)	0 (0 to 0)	58·6 (34·5 to 92·9)	376 (253 to 536)	462 (285 to 717)	308 (187 to 492)	215 (128 to 346)	186 (111 to 289)	164 (102 to 254)	141 (88·7 to 213)	126 (78·1 to 190)	98·6 (64·3 to 147)	74·1 (51·5 to 107)	50·3 (35·3 to 70·4)	25·1 (18·1 to 34·7)	13·2 (9·5 to 17·3)	6 (4·5 to 7·8)	2·3 (1·8 to 3)	0·6 (0·5 to 0·8)	0·1 (0·1 to 0·2)	2,310
Interpersonal violence	25·3 (14·4 to 41·3)	1·4 (0·7 to 2·9)	29·6 (16·4 to 49·2)	53·3 (31·5 to 86·8)	53·7 (39·3 to 73·5)	68·8 (48·3 to 95·5)	219 (149 to 307)	430 (283 to 602)	366 (232 to 553)	266 (171 to 389)	190 (123 to 284)	144 (97·6 to 209)	97·8 (67 to 140)	59·2 (40·2 to 84·9)	40 (28·6 to 56·3)	25·6 (18·9 to 34·5)	18·4 (13·8 to 24·1)	9·6 (7·3 to 12·4)	5·9 (4·5 to 7·6)	2·5 (1·9 to 3·1)	1·1 (0·9 to 1·4)	0·4 (0·3 to 0·6)	0·1 (0·1 to 0·1)	2,110
Physical violence by firearm	0·4 (0·2 to 0·7)	0 (0 to 0·1)	0·8 (0·4 to 1·3)	4 (2·3 to 6·6)	5·5 (3·9 to 7·6)	10·9 (7·5 to 15·9)	59·5 (39·1 to 84·1)	109 (68·2 to 158)	85·3 (52·6 to 131)	58·5 (36·5 to 87)	41·3 (25·9 to 63·9)	24·5 (15·6 to 36·5)	19·4 (12·4 to 29·4)	9·4 (5·9 to 14·2)	6 (4 to 8·9)	2·8 (1·9 to 3·9)	1·3 (0·9 to 1·8)	0·6 (0·4 to 0·8)	0·2 (0·2 to 0·3)	0·1 (0·1 to 0·1)	0 (0 to 0·1)	0 (0 to 0)	0 (0 to 0)	439
Physical violence by sharp object	1·1 (0·6 to 1·8)	0 (0 to 0)	1·1 (0·7 to 1·8)	3·2 (2 to 5·2)	4·9 (3·6 to 6·6)	10·1 (7 to 14·3)	67·4 (45 to 94·7)	160 (101 to 230)	134 (82·8 to 207)	96·2 (60·5 to 142)	72·5 (45·4 to 110)	52·2 (33·7 to 77·5)	27·4 (18·2 to 40·3)	13·9 (9·2 to 20·3)	8·5 (6·1 to 12·1)	4·3 (3·2 to 5·8)	2·8 (2·1 to 3·7)	1·4 (1·1 to 1·9)	0·7 (0·6 to 0·9)	0·4 (0·3 to 0·5)	0·2 (0·1 to 0·2)	0·1 (0·1 to 0·1)	0 (0 to 0)	663
Sexual violence	0 (0 to 0)	0 (0 to 0)	0 (0 to 0)	0·3 (0·2 to 0·4)	2·2 (1·3 to 3·4)	4·8 (2·8 to 7·6)	12·1 (6·6 to 19·5)	18·5 (10·8 to 28·4)	14·9 (8·4 to 24)	10·8 (5·9 to 18)	9·1 (5·1 to 14·5)	7·5 (4·3 to 12·2)	5·4 (3·2 to 9·1)	3·6 (2 to 6)	2·4 (1·4 to 3·8)	1·7 (1·1 to 2·6)	1·2 (0·8 to 1·8)	0·7 (0·5 to 1·1)	0·5 (0·3 to 0·7)	0·3 (0·2 to 0·4)	0·1 (0·1 to 0·2)	0 (0 to 0)	0 (0 to 0)	96·1
Physical violence by other means	23·8 (13·5 to 39)	1·3 (0·6 to 2·8)	27·7 (15·3 to 46·1)	45·8 (26·5 to 75·4)	41 (29·5 to 56·6)	42·9 (29·1 to 61)	79·6 (53·6 to 113)	142 (91·5 to 205)	132 (81·4 to 201)	100 (62·3 to 148)	66·6 (42·9 to 100)	59·8 (40·3 to 88·6)	45·6 (30·8 to 65·4)	32·3 (21·7 to 46·9)	23·1 (16·2 to 32·9)	16·8 (12·1 to 23·4)	12·9 (9·4 to 17·5)	6·8 (5·1 to 9)	4·5 (3·3 to 5·9)	1·7 (1·3 to 2·2)	0·8 (0·6 to 1)	0·3 (0·2 to 0·4)	0·1 (0 to 0·1)	907
Conflict and terrorism	0 (0 to 0)	0 (0 to 0)	0 (0 to 0)	0 (0 to 0)	0 (0 to 0)	2·3 (1·3 to 4·3)	2·5 (1·4 to 4·6)	2·8 (1·5 to 5·4)	2 (1·1 to 3·6)	1·2 (0·7 to 2·2)	2 (1·2 to 3·5)	1·4 (0·8 to 2·3)	0·6 (0·4 to 1·1)	1·1 (0·7 to 1·8)	0·8 (0·5 to 1·4)	0·8 (0·5 to 1·2)	0·4 (0·3 to 0·6)	0·1 (0·1 to 0·2)	0·2 (0·1 to 0·2)	0·2 (0·1 to 0·2)	0·1 (0·1 to 0·1)	0 (0 to 0)	0 (0 to 0)	18·6

SR Table 2b: Haiti DALYS by cause and age group for females with 95% uncertainty intervals, 2019

Cause	Early Neonatal	Late Neonatal	Post Neonatal	1 to 4	5 to 9	10 to 14	15 to 19	20 to 24	25 to 29	30 to 34	35 to 39	40 to 44	45 to 49	50 to 54	55 to 59	60 to 64	65 to 69	70 to 74	75 to 79	80 to 84	85 to 89	90 to 94	95 plus	Total
All causes	271,000 (215,000 to 334,000)	130,000 (103,000 to 160,000)	232,000 (167,000 to 317,000)	270,000 (231,000 to 314,000)	105,000 (84,300 to 122,000)	91,000 (75,600 to 109,000)	114,000 (95,400 to 135,000)	135,000 (113,000 to 157,000)	155,000 (129,000 to 184,000)	174,000 (144,000 to 207,000)	180,000 (147,000 to 217,000)	170,000 (138,000 to 207,000)	149,000 (118,000 to 186,000)	141,000 (113,000 to 176,000)	137,000 (108,000 to 175,000)	132,000 (108,000 to 164,000)	115,000 (96,700 to 143,000)	87,200 (74,800 to 105,000)	64,300 (55,200 to 77,700)	42,600 (37,000 to 49,100)	18,400 (15,500 to 22,500)	6,090 (5,290 to 7,170)	1,500 (1,360 to 1,630)	2,920,000
Communicable, maternal, neonatal, and nutritional diseases	218,000 (164,000 to 273,000)	96,700 (71,800 to 123,000)	172,000 (117,000 to 241,000)	155,000 (118,000 to 201,000)	38,200 (30,000 to 48,100)	24,300 (18,800 to 31,500)	31,700 (24,100 to 41,200)	41,000 (32,400 to 51,200)	52,400 (39,900 to 68,200)	60,000 (45,800 to 77,200)	58,200 (43,700 to 75,300)	48,900 (37,900 to 62,300)	33,700 (26,000 to 42,200)	22,600 (17,900 to 27,900)	16,500 (12,700 to 20,900)	12,400 (9,270 to 16,000)	9,380 (6,880 to 12,800)	7,010 (4,810 to 9,970)	5,520 (3,670 to 8,060)	3,940 (2,650 to 5,720)	1,970 (1,220 to 2,870)	694 (442 to 1,010)	187 (115 to 277)	1,110,000
HIV/AIDS and sexually transmitted infections	17,800 (6,140 to 37,700)	5,010 (1,630 to 10,700)	7,780 (4,230 to 13,800)	8,170 (5,680 to 11,700)	4,180 (2,600 to 6,160)	4,070 (2,720 to 5,610)	7,690 (3,960 to 12,800)	9,220 (5,350 to 15,400)	16,800 (9,020 to 29,400)	24,200 (14,500 to 38,700)	26,700 (17,000 to 40,500)	23,200 (15,900 to 31,700)	18,200 (12,700 to 24,700)	11,800 (8,380 to 15,500)	6,530 (4,500 to 8,850)	3,270 (2,240 to 4,550)	1,600 (1,050 to 2,270)	672 (431 to 983)	298 (186 to 447)	60·8 (36 to 93·5)	22·8 (13·4 to 34·4)	5·8 (3·4 to 8·7)	1·1 (0·7 to 1·6)	197,000
HIV/AIDS	0·3 (0·2 to 0·5)	1·1 (0·6 to 1·8)	2,930 (2,100 to 4,110)	7,920 (5,420 to 11,300)	4,050 (2,470 to 6,000)	4,030 (2,690 to 5,590)	7,540 (3,840 to 12,700)	8,950 (5,160 to 15,300)	16,500 (8,670 to 29,000)	23,800 (13,900 to 38,200)	26,300 (16,600 to 40,000)	22,800 (15,500 to 31,300)	18,000 (12,400 to 24,400)	11,700 (8,270 to 15,400)	6,450 (4,440 to 8,720)	3,220 (2,200 to 4,470)	1,560 (1,020 to 2,220)	649 (407 to 969)	284 (173 to 435)	54·1 (30·6 to 84·9)	19·8 (10·9 to 30·8)	4·8 (2·8 to 7·6)	0·9 (0·5 to 1·4)	167,000
HIV/AIDS - Drug-susceptible Tuberculosis	0 (0 to 0)	0·1 (0 to 0·1)	159 (95·8 to 253)	729 (441 to 1,160)	347 (214 to 543)	330 (203 to 516)	502 (310 to 782)	572 (359 to 879)	1,020 (645 to 1,580)	1,520 (960 to 2,340)	1,810 (1,130 to 2,810)	1,710 (1,060 to 2,650)	1,360 (837 to 2,110)	911 (557 to 1,420)	518 (322 to 810)	252 (157 to 392)	121 (75 to 187)	50·2 (31·7 to 76·2)	20·4 (12·4 to 31·6)	3·7 (2·5 to 5·5)	1·1 (0·8 to 1·6)	0·3 (0·2 to 0·4)	0·1 (0 to 0·1)	11,900
HIV/AIDS - Multidrug-resistant Tuberculosis without exte	0 (0 to 0)	0 (0 to 0)	1·8 (0·1 to 7·3)	8·3 (0·6 to 33·4)	3·8 (0·3 to 15·5)	3·6 (0·3 to 14·7)	5·5 (0·4 to 22·4)	6·1 (0·5 to 24·8)	10·8 (0·8 to 43·6)	15·9 (1·2 to 64)	18·6 (1·4 to 75)	17·6 (1·4 to 71)	14·1 (1·1 to 56·8)	9·6 (0·7 to 38·7)	5·5 (0·4 to 22·2)	2·7 (0·2 to 10·9)	1·3 (0·1 to 5·2)	0·5 (0 to 2·2)	0·2 (0 to 0·9)	0 (0 to 0·2)	0 (0 to 0)	0 (0 to 0)	0 (0 to 0)	126
HIV/AIDS - Extensively drug-resistant Tuberculosis	0 (0 to 0)	0 (0 to 0)	0·3 (0 to 1·2)	1·4 (0·1 to 5·5)	0·6 (0 to 2·5)	0·6 (0 to 2·4)	0·9 (0·1 to 3·7)	1 (0·1 to 4)	1·8 (0·1 to 7)	2·6 (0·2 to 10·3)	3 (0·2 to 12·2)	2·9 (0·2 to 11·6)	2·3 (0·2 to 9·3)	1·6 (0·1 to 6·3)	0·9 (0·1 to 3·6)	0·4 (0 to 1·8)	0·2 (0 to 0·8)	0·1 (0 to 0·3)	0 (0 to 0·1)	0 (0 to 0)	0 (0 to 0)	0 (0 to 0)	0 (0 to 0)	20·7
HIV/AIDS resulting in other diseases	0·3 (0·2 to 0·5)	1 (0·6 to 1·7)	2,770 (1,950 to 3,950)	7,180 (4,600 to 10,500)	3,690 (2,150 to 5,600)	3,700 (2,360 to 5,240)	7,040 (3,290 to 12,100)	8,370 (4,560 to 14,500)	15,400 (7,710 to 28,100)	22,200 (12,400 to 36,800)	24,400 (14,600 to 38,400)	21,000 (13,700 to 29,700)	16,600 (11,100 to 23,100)	10,700 (7,230 to 14,500)	5,930 (3,850 to 8,220)	2,960 (1,930 to 4,230)	1,430 (901 to 2,090)	598 (352 to 924)	264 (150 to 416)	50·4 (26·9 to 81·3)	18·6 (9·8 to 30)	4·6 (2·5 to 7·4)	0·9 (0·5 to 1·4)	154,000
Sexually transmitted infections excluding HIV	17,800 (6,140 to 37,700)	5,010 (1,630 to 10,700)	4,850 (1,580 to 10,800)	250 (85·3 to 542)	136 (45·4 to 279)	37·9 (14·4 to 91·9)	143 (64·2 to 289)	266 (131 to 499)	351 (188 to 627)	468 (250 to 822)	449 (236 to 831)	404 (215 to 771)	270 (126 to 547)	133 (64·1 to 274)	81·8 (37·8 to 172)	55·7 (22·9 to 128)	41 (18·2 to 87·7)	23·2 (10·7 to 49·8)	13·9 (6·2 to 30·1)	6·8 (3·1 to 14·1)	3·1 (1·3 to 7·2)	0·9 (0·4 to 2·2)	0·1 (0·1 to 0·4)	30,800
Syphilis	17,800 (6,140 to 37,700)	5,010 (1,630 to 10,700)	4,850 (1,580 to 10,800)	250 (85·3 to 542)	136 (45·4 to 279)	17·7 (5·1 to 47·7)	25·4 (9·2 to 56·4)	17·2 (7·1 to 34)	30·8 (12·5 to 69·8)	48·4 (18·5 to 112)	29·4 (10·7 to 65·3)	11·3 (4·8 to 25·1)	14·5 (5·1 to 36·7)	7·9 (3 to 19·2)	2 (0·9 to 4·7)	2·2 (0·8 to 5·7)	2·2 (0·8 to 5·6)	1·8 (0·7 to 4·6)	1 (0·4 to 2·4)	0·9 (0·4 to 2·3)	0·4 (0·2 to 1·2)	0·2 (0·1 to 0·6)	0 (0 to 0·1)	28,300
Chlamydial infection	0 (0 to 0)	0 (0 to 0)	0 (0 to 0)	0 (0 to 0)	0 (0 to 0)	3·9 (1·6 to 8·9)	15·4 (7·6 to 30·2)	44 (20·1 to 87·2)	39·5 (19·3 to 73·3)	41·4 (22·7 to 70·2)	53·2 (28·1 to 95·4)	53·8 (27·2 to 105)	33·6 (14·6 to 75·9)	11·4 (4·4 to 26·4)	6·8 (2·3 to 19·7)	4·6 (0·9 to 14·3)	2·4 (0·6 to 7)	1·8 (0·6 to 5·3)	1·2 (0·3 to 3·5)	0·8 (0·2 to 2·1)	0·3 (0·1 to 1)	0·1 (0 to 0·3)	0 (0 to 0·1)	314
Gonococcal infection	0 (0 to 0)	0 (0 to 0)	0 (0 to 0)	0 (0 to 0)	0 (0 to 0)	5·1 (1·6 to 13·2)	30·5 (10·4 to 72·1)	56·2 (20·3 to 127)	59·1 (23·1 to 138)	83·4 (34 to 194)	78·1 (29 to 172)	90·5 (35 to 215)	61·9 (18·3 to 163)	29·8 (9 to 75·6)	16·8 (4·5 to 53·1)	11·9 (2·4 to 36·8)	12·8 (3·4 to 37·5)	6·3 (1·9 to 18)	4·4 (1·2 to 12·5)	1·7 (0·5 to 4·7)	0·9 (0·2 to 2·6)	0·2 (0·1 to 0·7)	0 (0 to 0·1)	550
Trichomoniasis	0 (0 to 0)	0 (0 to 0)	0 (0 to 0)	0 (0 to 0)	0 (0 to 0)	0·8 (0 to 2·4)	12 (3·4 to 29·2)	51·4 (18 to 117)	98·3 (33·6 to 225)	112 (37·2 to 262)	96·3 (30·9 to 228)	73·3 (23·8 to 178)	52·2 (16·5 to 125)	35·1 (11 to 83·8)	22·3 (7·4 to 52·7)	13·1 (4·4 to 32·4)	8·4 (3 to 19·7)	4·4 (1·6 to 10·3)	2·3 (0·8 to 5)	1 (0·4 to 2·3)	0·3 (0·1 to 0·7)	0·1 (0 to 0·1)	0 (0 to 0)	583
Genital herpes	0 (0 to 0)	0 (0 to 0)	0 (0 to 0)	0 (0 to 0)	0 (0 to 0)	3 (0·9 to 7·1)	12·4 (3·2 to 28·7)	24·5 (7·5 to 57·5)	38·5 (12·6 to 89·6)	48 (15·3 to 117)	47 (15·1 to 116)	38·8 (12·2 to 97·4)	29·5 (9 to 72·7)	22·9 (6·9 to 56·8)	18·1 (5·6 to 44·1)	13·6 (4·1 to 32·8)	9·6 (2·8 to 24·2)	5·5 (1·7 to 13·6)	3·2 (1 to 8·2)	1·7 (0·5 to 4·2)	0·6 (0·2 to 1·6)	0·2 (0·1 to 0·4)	0 (0 to 0·1)	317
Other sexually transmitted infections	0 (0 to 0)	0 (0 to 0)	0 (0 to 0)	0 (0 to 0)	0 (0 to 0)	7·3 (3 to 17·1)	46·9 (19·5 to 101)	73·2 (35·4 to 149)	84·6 (44·5 to 148)	135 (73·9 to 241)	145 (76·7 to 255)	136 (73·8 to 253)	78·5 (35·7 to 165)	26·3 (10·6 to 59·6)	15·8 (5·2 to 43·5)	10·2 (2·1 to 31·8)	5·7 (1·5 to 16·6)	3·2 (1 to 9·2)	1·7 (0·5 to 4·8)	0·7 (0·2 to 1·9)	0·4 (0·1 to 1·3)	0·1 (0 to 0·3)	0 (0 to 0)	771
Respiratory infections and tuberculosis	19,300 (9,510 to 33,900)	20,800 (10,700 to 35,000)	47,600 (23,900 to 79,600)	41,400 (23,900 to 64,400)	8,840 (5,790 to 12,700)	4,790 (3,370 to 6,630)	4,280 (2,980 to 5,780)	6,420 (4,450 to 8,870)	7,770 (5,230 to 11,000)	7,670 (5,130 to 11,000)	6,860 (4,380 to 10,700)	5,950 (3,570 to 9,500)	4,760 (2,870 to 7,630)	4,610 (2,830 to 7,240)	4,540 (2,690 to 7,460)	4,740 (2,830 to 7,090)	4,330 (2,610 to 6,750)	3,890 (2,220 to 6,060)	3,410 (1,930 to 5,560)	2,650 (1,590 to 4,370)	1,390 (816 to 2,180)	496 (296 to 775)	130 (77·9 to 203)	217,000



Other transport injuries	86·8 (20·3 to 232)	99·9 (27·9 to 246)	115 (31·1 to 297)	337 (109 to 851)	263 (112 to 658)	233 (115 to 567)	242 (110 to 564)	248 (126 to 582)	230 (113 to 526)	189 (99·1 to 397)	155 (78·6 to 379)	153 (79 to 364)	85·9 (48·9 to 189)	72·9 (40·5 to 163)	60·9 (34·2 to 144)	42·6 (25·5 to 90)	26·4 (16·9 to 49·1)	17·1 (10·9 to 35·1)	13·8 (8·6 to 29·4)	6·5 (4·4 to 11·1)	2·8 (2 to 4·3)	1 (0·7 to 1·7)	0·3 (0·2 to 0·6)	2,680
Unintentional injuries	3,040 (1,410 to 8,340)	3,530 (1,250 to 18,800)	10,100 (4,730 to 18,600)	31,000 (15,800 to 48,500)	14,300 (9,470 to 19,700)	12,200 (8,910 to 16,100)	9,580 (7,030 to 12,600)	10,900 (7,810 to 15,100)	8,310 (6,050 to 11,000)	7,940 (5,990 to 10,300)	7,480 (5,630 to 9,750)	6,150 (4,600 to 8,100)	4,680 (3,520 to 6,220)	3,840 (2,890 to 5,060)	3,290 (2,500 to 4,390)	2,870 (2,250 to 3,660)	2,360 (1,830 to 3,020)	1,820 (1,410 to 2,320)	1,390 (1,050 to 1,850)	1,020 (776 to 1,350)	508 (367 to 683)	194 (142 to 272)	54·8 (38·6 to 80·4)	147,000
Falls	32·1 (7·8 to 92·6)	23·8 (5·2 to 69·2)	223 (34·9 to 777)	804 (179 to 2,510)	414 (215 to 795)	356 (238 to 526)	345 (240 to 474)	389 (259 to 541)	451 (310 to 630)	486 (344 to 656)	492 (352 to 661)	437 (316 to 583)	395 (283 to 528)	393 (281 to 532)	387 (282 to 517)	432 (309 to 591)	428 (303 to 579)	469 (310 to 660)	451 (299 to 659)	452 (307 to 654)	260 (168 to 378)	100 (66·2 to 151)	29·5 (18·7 to 49·6)	8,250
Drowning	132 (62 to 244)	127 (45·2 to 256)	1,300 (379 to 3,180)	13,500 (4,460 to 25,000)	6,090 (2,760 to 10,600)	3,700 (1,790 to 5,920)	1,640 (777 to 2,730)	897 (442 to 1,530)	816 (401 to 1,320)	667 (353 to 1,120)	549 (285 to 938)	373 (198 to 612)	251 (130 to 435)	160 (86·6 to 262)	119 (62·8 to 196)	87·9 (47·6 to 143)	63·9 (36·5 to 102)	32·7 (18 to 54·4)	23 (12·5 to 37·5)	9·8 (5·2 to 16·1)	4·9 (2·6 to 7·9)	2·2 (1·1 to 4)	0·5 (0·3 to 0·9)	30,600
Fire, heat, and hot substances	70·4 (17·2 to 146)	125 (19·7 to 295)	1,010 (103 to 2,600)	5,330 (677 to 12,300)	2,250 (797 to 4,340)	1,380 (784 to 2,140)	1,360 (806 to 2,050)	1,440 (853 to 2,170)	1,640 (939 to 2,540)	1,540 (945 to 2,310)	1,410 (852 to 2,090)	1,070 (685 to 1,580)	756 (493 to 1,110)	605 (383 to 863)	494 (317 to 734)	377 (226 to 557)	263 (154 to 401)	180 (97·7 to 286)	118 (63 to 192)	72·9 (37·7 to 117)	36·3 (18·7 to 59·5)	12·7 (6·5 to 20)	3·4 (2 to 5·2)	21,500
Poisonings	40·7 (12·5 to 104)	101 (20·8 to 296)	280 (44·9 to 855)	1,720 (349 to 3,970)	367 (135 to 718)	140 (72·8 to 256)	160 (77·8 to 279)	172 (86·3 to 294)	156 (76·6 to 276)	139 (73·6 to 243)	126 (65·5 to 231)	97·8 (47·6 to 169)	60·9 (32·9 to 112)	42·7 (24·2 to 72·4)	36·2 (19·6 to 63·1)	25·7 (14·1 to 44)	23·8 (13·9 to 39·6)	15·5 (8·4 to 28)	10·5 (5·6 to 18·4)	6·6 (3·5 to 11·4)	2·4 (1·3 to 4·2)	0·6 (0·3 to 1)	0·1 (0·1 to 0·2)	3,730
Poisoning by carbon monoxide	22·2 (3·5 to 70·7)	20·8 (1·9 to 76·5)	60·6 (7·4 to 234)	580 (124 to 1,660)	139 (36 to 370)	59·1 (21·4 to 145)	88·8 (33·6 to 196)	105 (45·3 to 207)	85·3 (34·7 to 184)	78·4 (32·4 to 167)	61·1 (22·5 to 146)	55·7 (20·5 to 123)	30·6 (10·8 to 72·9)	19·4 (7·4 to 44·7)	20·4 (8·4 to 44·9)	14·3 (6 to 29·8)	15·2 (7·1 to 29)	9·1 (3·6 to 20)	5·8 (2 to 13)	3·1 (1 to 7·2)	1 (0·3 to 2·7)	0·2 (0·1 to 0·5)	0 (0 to 0·1)	1,480
Poisoning by other means	18·4 (1·8 to 58·7)	80 (12·8 to 234)	220 (15·4 to 716)	1,140 (83·3 to 2,990)	227 (40·3 to 499)	80·7 (31·8 to 174)	71·6 (27·3 to 147)	67·4 (25·3 to 137)	70·6 (26·4 to 140)	60·4 (24·4 to 118)	64·7 (25·2 to 131)	42·1 (18·3 to 81·5)	30·3 (13 to 62·6)	23·3 (11·2 to 43·9)	15·9 (7·2 to 31·8)	11·4 (5·5 to 20·8)	8·6 (4 to 16·3)	6·4 (2·7 to 12·5)	4·8 (1·8 to 9·5)	3·5 (1·3 to 7·4)	1·4 (0·5 to 2·8)	0·4 (0·2 to 0·6)	0·1 (0 to 0·2)	2,250
Exposure to mechanical forces	954 (23 to 5,810)	1,790 (5·2 to 17,400)	720 (43·8 to 3,750)	2,070 (584 to 4,720)	1,780 (629 to 3,750)	1,300 (480 to 2,890)	975 (434 to 1,930)	1,000 (473 to 1,990)	926 (470 to 1,780)	882 (460 to 1,580)	830 (427 to 1,520)	687 (360 to 1,250)	489 (266 to 830)	407 (228 to 694)	310 (185 to 507)	244 (151 to 393)	185 (116 to 287)	131 (76·7 to 214)	95·6 (53 to 161)	62·1 (34·2 to 104)	30·9 (17·2 to 53·1)	14·3 (7·1 to 26·9)	5 (2·2 to 10·4)	15,900
Unintentional firearm injuries	465 (5 to 2,770)	506 (0·3 to 4,300)	260 (4·7 to 1,560)	552 (46·4 to 1,970)	529 (83·8 to 1,600)	603 (131 to 1,770)	548 (174 to 1,410)	578 (188 to 1,480)	446 (143 to 1,140)	427 (145 to 1,020)	360 (129 to 926)	274 (97·2 to 698)	163 (65·7 to 410)	103 (44·8 to 253)	80·2 (37·1 to 189)	51 (26 to 107)	33·4 (18·5 to 67·7)	31·5 (14·1 to 74·8)	22·4 (10·3 to 49·7)	18·2 (7·5 to 46·3)	10·2 (4·3 to 24·6)	5·4 (2·1 to 13·3)	1·9 (0·7 to 5)	6,070
Other exposure to mechanical forces	489 (3·9 to 3,440)	1,280 (2·5 to 13,500)	460 (27·2 to 2,570)	1,520 (331 to 3,660)	1,250 (306 to 2,860)	695 (237 to 1,670)	427 (218 to 841)	427 (237 to 863)	480 (268 to 911)	455 (273 to 804)	470 (272 to 849)	413 (235 to 720)	325 (188 to 537)	304 (168 to 527)	230 (137 to 364)	193 (117 to 309)	152 (92·2 to 234)	99·6 (58·1 to 162)	73·2 (40 to 123)	43·9 (25·1 to 72·8)	20·7 (11·8 to 34·8)	8·9 (4·6 to 16·7)	3 (1·3 to 6·8)	9,820
Adverse effects of medical treatment	429 (219 to 807)	421 (186 to 785)	1,280 (355 to 2,810)	1,450 (463 to 2,940)	610 (279 to 1,110)	332 (181 to 550)	327 (188 to 526)	571 (300 to 992)	573 (298 to 935)	685 (324 to 1,240)	558 (302 to 940)	560 (303 to 994)	550 (283 to 1,040)	466 (231 to 873)	473 (236 to 912)	447 (228 to 785)	347 (190 to 590)	271 (152 to 481)	209 (112 to 393)	129 (70·7 to 246)	59·1 (30·4 to 110)	17·9 (9·7 to 34·1)	3·8 (2·1 to 7·1)	10,800
Animal contact	4·1 (1·1 to 8·4)	4·5 (0·9 to 10·5)	49·1 (7·8 to 126)	156 (37·9 to 367)	123 (49·3 to 240)	82 (47·9 to 125)	74·1 (46·2 to 106)	75·3 (44·7 to 108)	84·3 (49·7 to 126)	79 (49·6 to 116)	74·7 (47·9 to 110)	62·4 (40·2 to 89·4)	52 (34·6 to 76·7)	42·1 (28·2 to 59·5)	41·9 (26·7 to 62·2)	33·2 (21·9 to 46)	26·1 (17·1 to 37·3)	21·9 (13·2 to 35·1)	17·7 (9·8 to 31)	15·6 (7·4 to 28·5)	8·6 (4 to 17·9)	5·1 (2 to 11·2)	1·7 (0·6 to 4·4)	1,130
Venomous animal contact	2·3 (0·5 to 5)	1·1 (0·2 to 2·7)	24·2 (4·2 to 66·1)	68 (18·8 to 166)	57·3 (25·3 to 110)	58 (32·4 to 89·6)	48·6 (30·2 to 71·3)	53·4 (32·6 to 77)	64·5 (37·7 to 99·7)	58·9 (35·8 to 89·2)	50·7 (31·7 to 75·8)	43·5 (27·7 to 62·1)	31·1 (20·2 to 45·8)	24·4 (15·8 to 34·9)	24·1 (15·5 to 36·1)	20·5 (13·4 to 29·5)	16·1 (10·2 to 23·4)	13·3 (7·8 to 22)	11 (5·9 to 19·5)	9·8 (4·3 to 20·3)	5·9 (2·5 to 13·1)	3·7 (1·3 to 8·5)	1·2 (0·4 to 3·4)	692
Non-venomous animal contact	1·8 (0·3 to 4·2)	3·5 (0·5 to 8·2)	25 (1·9 to 72·8)	87·8 (11·3 to 237)	65·7 (15·4 to 150)	24 (11·8 to 42·2)	25·5 (12·6 to 41·3)	21·8 (11·3 to 36·8)	19·8 (10·7 to 32·5)	20·2 (11·8 to 31·6)	24 (12·7 to 39·2)	18·9 (11·1 to 30·1)	20·9 (12 to 35)	17·7 (10·3 to 30·3)	17·8 (9·9 to 30·3)	12·6 (7·7 to 19·6)	10 (6·2 to 16)	8·6 (4·7 to 14·7)	6·7 (3·6 to 12·4)	5·8 (2·6 to 12·7)	2·7 (1·2 to 6)	1·4 (0·6 to 3)	0·5 (0·2 to 1·1)	443
Foreign body	862 (348 to 1,830)	644 (293 to 1,180)	4,750 (1,770 to 10,400)	4,420 (2,330 to 8,020)	1,100 (617 to 1,760)	509 (311 to 789)	218 (148 to 314)	252 (171 to 370)	250 (174 to 351)	224 (153 to 327)	203 (137 to 304)	171 (115 to 252)	132 (88·2 to 200)	114 (74·7 to 173)	101 (66·5 to 150)	92·2 (62·3 to 135)	84 (56·2 to 125)	69·7 (45·8 to 102)	56·8 (34·8 to 87·4)	40·8 (25·7 to 62·5)	14·8 (9 to 23)	6 (3·7 to 9·8)	1·7 (1·1 to 2·6)	14,300
Pulmonary aspiration and foreign body in airway	857 (347 to 1,830)	641 (292 to 1,170)	4,720 (1,750 to 10,400)	4,340 (2,260 to 7,930)	1,030 (557 to 1,680)	445 (251 to 709)	157 (96·4 to 241)	188 (116 to 296)	184 (116 to 281)	158 (95·1 to 249)	145 (87·3 to 229)	123 (71·4 to 201)	93·2 (53·2 to 158)	83·3 (47·4 to 139)	77·3 (45 to 125)	71·8 (44·3 to 111)	66·5 (40·8 to 105)	58 (35·1 to 89·3)	47·6 (27 to 77·3)	34·4 (20·3 to 55·4)	12 (6·5 to 19·9)	4·9 (2·7 to 8·4)	1·4 (0·8 to 2·3)	13,500
Foreign body in eyes	0 (0 to 0·1)	0·1 (0 to 0·2)	1·8 (0·5 to 4)	9·2 (2·7 to 20·8)	13·6 (3·8 to 31·1)	16·1 (4·9 to 36·4)	19·4 (6·4 to 44)	22·8 (7·5 to 50·3)	25·7 (9·6 to 53·6)	26·6 (9·8 to 54·6)	24·6 (9·8 to 49·9)	20·7 (9·1 to 41·2)	15·7 (7·7 to 29·4)	11·8 (6·5 to 20·5)	9 (5·4 to 14·6)	7·3 (4·4 to 11·2)	5·7 (3·6 to 8·8)	3·6 (2·3 to 5·3)	2·5 (1·6 to 3·6)	1·4 (0·9 to 2·1)	0·6 (0·4 to 0·9)	0·2 (0·1 to 0·3)	0 (0 to 0·1)	239
Foreign body in other body part	4·4 (0·7 to 14·2)	2·9 (0·7 to 9)	34·3 (6·6 to 114)	69·4 (26 to 166)	55·6 (32·3 to 90·6)	48 (32·7 to 65·8)	42·2 (29·9 to 57·5)	41 (29·2 to 55·9)	39·8 (28·7 to 53·8)	38·8 (27·5 to 51·8)	33·8 (24·3 to 45·7)	27·4 (20 to 35·9)	23·1 (15·8 to 33·4)	18·4 (13·2 to 25·1)	14·5 (10·4 to 19·4)	13·1 (9·2 to 18·4)	11·8 (7·8 to 17·9)	8 (5·3 to 12·7)	6·7 (4·1 to 11·6)	5 (2·8 to 9·6)	2·2 (1·3 to 4·1)	0·9 (0·5 to 2)	0·3 (0·1 to 0·5)	542
Environmental heat and cold exposure	81·3 (14·7 to 240)	113 (34·9 to 292)	164 (45·4 to 424)	597 (236 to 1,390)	557 (252 to 1,310)	361 (203 to 688)	280 (189 to 404)	310 (207 to 454)	320 (224 to 466)	352 (236 to 526)	298 (207 to 423)	257 (176 to 394)	235 (150 to 419)	216 (132 to 403)	209 (122 to 416)	184 (108 to 342)	181 (98·6 to 383)	141 (73·6 to 306)	113 (57 to 262)	84·4 (42·3 to 191)	42·9 (20·9 to 97·1)	22·4 (9·7 to 57)	6·7 (2·9 to 16·4)	5,130
Exposure to forces of nature	0 (0 to 0)	0 (0 to 0)	0 (0 to 0)	3·2 (1·9 to 5·3)	369 (219 to 586)	3,570 (2,150 to 5,960)	3,840 (2,260 to 6,280)	5,430 (3,190 to 9,120)	2,690 (1,590 to 4,440)	2,520 (1,490 to 3,910)	2,610 (1,530 to 4,060)	2,160 (1,290 to 3,530)	1,560 (920 to 2,480)	1,240 (734 to 2,020)	989 (600 to 1,590)	836 (518 to 1,380)	672 (410 to 1,050)	433 (254 to 672)	255 (153 to 394)	129 (77·3 to 206)	39 (24·1 to 60·9)	10 (6·3 to 15·4)	1·9 (1·2 to 3)	29,300
Other unintentional injuries	430 (174 to 933)	182 (60 to 411)	303 (122 to 640)	966 (402 to 2,160)	670 (340 to 1,360)	486 (268 to 906)	360 (218 to 619)	381 (247 to 602)	403 (256 to 659)	366 (246 to 547)	334 (213 to 544)	272 (176 to 415)	205 (139 to 321)	161 (108 to 236)	133 (91·4 to 192)	110 (75·7 to 158)	83·8 (57·8 to 120)	53·8 (37·1 to 75·6)	37·5 (26·6 to 53·1)	20·8 (14·7 to 28·3)	8·6 (6·1 to 11·8)	2·6 (1·9 to 3·6)	0·6 (0·5 to 0·9)	5,970
Self-harm and interpersonal violence	1,090 (392 to 2,470)	307 (113 to 682)	625 (221 to 1,430)	2,040 (723 to 4,730)	1,550 (569 to 3,210)	2,660 (1,300 to 4,400)	8,020 (4,600 to 12,500)	9,470 (5,560 to 13,900)	7,780 (4,470 to 12,400)	6,700 (3,690 to 11,000)	5,070 (2,600 to 8,490)	3,500 (1,730 to 6,170)	2,290 (1,130 to 4,060)	1,480 (778 to 2,480)	1,010 (548 to 1,670)	686 (385 to 1,100)	473 (266 to 779)	252 (147 to 389)	134 (76·9 to 215)	54·9 (35·7 to 82·6)	19·3 (12·9 to 29·1)	4·1 (2·9 to 5·7)	0·8 (0·6 to 1·1)	55,200
Self-harm	0 (0 to 0)	0 (0 to 0)	0 (0 to 0)	0 (0 to 0)	0 (0 to 0)	901 (469 to 1,560)	4,170 (2,220 to 6,960)	4,620 (2,360 to 7,680)	3,250 (1,900 to 5,130)	2,790 (1,660 to 4,250)	2,090 (1,190 to 3,380)	1,400 (828 to 2,190)	980 (557 to 1,660)	707 (414 to 1,160)	515 (314 to 826)	359 (218 to 556)	243 (146 to 392)	124 (78·5 to 187)	59·4 (36·8 to 90·5)	25·1 (15·2 to 37·4)	8·2 (5 to 12·8)	1·5 (1 to 2·2)	0·3 (0·2 to 0·4)	22,200
Self-harm by firearm	0 (0 to 0)	0 (0 to 0)	0 (0 to 0)	0 (0 to 0)	0 (0 to 0)	8 (2·9 to 19·6)	138 (33·8 to 387)	183 (48·2 to 518)	88·2 (30·5 to 223)	116 (42 to 248)	66·5 (24·9 to 154)	30·9 (12·8 to 63·5)	21·6 (8·9 to 45·5)	16·5 (7·4 to 32·7)	12 (5·5 to 25·3)	4·5 (2·6 to 8·1)	4·9 (2·5 to 9·7)	3·4 (1·7 to 6·5)	2·1 (1·1 to 3·9)	1·8 (0·9 to 3·4)	0·9 (0·4 to 1·8)	0·1 (0 to 0·1)	0 (0 to 0)	699
Self-harm by other specified means	0 (0 to 0)	0 (0 to 0)	0 (0 to 0)	0 (0 to 0)	0 (0 to 0)	893 (466 to 1,550)	4,030 (2,160 to 6,830)	4,440 (2,280 to 7,380)	3,160 (1,850 to 5,030)	2,670 (1,580 to 4,090)	2,020 (1,130 to 3,240)	1,370 (808 to 2,160)	958 (544 to 1,630)	690 (407 to 1,130)	503 (307 to 810)	354 (214 to 550)	238 (143 to 383)	120 (75·9 to 182)	57·3 (35·6 to 87·2)	23·3 (14 to 35)	7·3 (4·4 to 11·3)	1·5 (1 to 2·1)	0·3 (0·2 to 0·4)	21,500
Interpersonal violence	1,090 (392 to 2,470)	307 (113 to 682)	624 (219 to 1,430)	2,020 (708 to 4,720)	1,530 (555 to 3,190)	1,750 (608 to 3,480)	3,810 (1,360 to 7,500)	4,820 (1,870 to 9,000)	4,460 (1,740 to 8,590)	3,830 (1,390 to 7,610)	2,920 (962 to 5,880)	2,060 (629 to 4,360)	1,290 (401 to 2,750)	757 (240 to 1,610)	486 (156 to 1,010)	320 (114 to 650)	226 (80·5 to 465)	126 (47·5 to 239)	73 (28·6 to 137)	29·1 (14·3 to 51·4)	10·9 (5·8 to 18·7)	2·5 (1·5 to 3·8)	0·5 (0·3 to 0·7)	32,500
Physical violence by firearm	26·9 (6·5 to 77·6)	10·8 (2 to 33·4)	25·1 (6·2 to 75·2)	245 (57·2 to 788)	232 (50·9 to 680)	388 (67·6 to 984)	1,380 (293 to 3,160)	1,680 (415 to 3,800)	1,430 (341 to 3,370)	1,130 (234 to 2,820)	823 (150 to 1,950)	468 (79·4 to 1,190)	324 (52·3 to 811)	154 (23·7 to 405)	93·3 (14·9 to 236)	46·9 (8 to 115)	23·7 (4·3 to 64·1)	10·6 (2·1 to 26·5)	4 (0·9 to 10·8)	1·1 (0·3 to 2·6)	0·6 (0·2 to 1·5)	0·1 (0 to 0·2)	0 (0 to 0·1)	8,500
Physical violence by sharp object	57·9 (13·3 to 162)	4 (1 to 12)	24·5 (5·4 to 66·1)	114 (28·3 to 333)	138 (44·4 to 333)	249 (62·5 to 598)	957 (251 to 2,310)	1,360 (407 to 3,090)	1,300 (378 to 2,860)	1,090 (294 to 2,520)	918 (207 to 2,200)	668 (144 to 1,660)	338 (71·6 to 827)	176 (39·3 to 429)	105 (25·9 to 260)	56·5 (17·2 to 130)	38 (11·7 to 89·4)	21·1 (6·6 to 47·2)	9·1 (3·7 to 19·1)	4·5 (2 to 9·7)	1·6 (0·9 to 2·8)	0·5 (0·3 to 0·7)	0·1 (0·1 to 0·2)	7,630
Sexual violence	0 (0 to 0)	0 (0 to 0)	0 (0 to 0)	10·4 (6·1 to 16·6)	83 (50·1 to 130)	184 (107 to 291)	402 (227 to 645)	506 (294 to 773)	464 (255 to 750)	411 (226 to 676)	322 (172 to 519)	210 (120 to 347)	132 (75·3 to 215)	78·8 (44·4 to 129)	49 (28·7 to 79·6)	36·5 (22 to 55·3)	26·8 (16·4 to 40·6)	16·2 (9·9 to 24·3)	10·1 (6·5 to 15·2)	5·8 (3·7 to 8·6)	2·1 (1·2 to 3·3)	0·3 (0·2 to 0·4)	0 (0 to 0)	2,950
Physical violence by other means	1,000 (350 to 2,260)	293 (108 to 653)	574 (200 to 1,300)	1,650 (572 to 3,780)	1,080 (337 to 2,350)	924 (255 to 2,110)	1,070 (308 to 2,380)	1,280 (412 to 2,790)	1,260 (399 to 2,830)	1,190 (361 to 2,480)	857 (234 to 2,020)	712 (183 to 1,610)	497 (133 to 1,190)	348 (93·4 to 782)	239 (65·5 to 552)	180 (50·7 to 410)	137 (38·4 to 307)	77·8 (22·9 to 161)	49·7 (14·3 to 99·7)	17·7 (6·8 to 36·5)	6·5 (2·9 to 12·7)	1·7 (0·9 to 2·8)	0·3 (0·2 to 0·5)	13,500
Conflict and terrorism	0 (0 to 0)	0 (0 to 0)	0 (0 to 0)	1·7 (0·9 to 3)	1·8 (0·9 to 3·6)	4·7 (2·7 to 8·2)	35·4 (16·8 to 67·6)	23·4 (11·7 to 43·8)	58·8 (31 to 103)	78·9 (39 to 143)	50·1 (25·5 to 91·6)	34·5 (18·1 to 62)	18·4 (9·6 to 32)	10·8 (6 to 19)	7·4 (4 to 12·8)	5·2 (2·8 to 9·1)	3·2 (1·8 to 5·5)	1·8 (1 to 3·1)	1·1 (0·6 to 1·9)	0·6 (0·3 to 1)	0·2 (0·1 to 0·4)	0·1 (0 to 0·1)	0 (0 to 0)	338

SR Table 2b: Jamaica DALYS by cause and age group for females with 95% uncertainty intervals, 2019

Cause	Early Neonatal	Late Neonatal	Post Neonatal	1 to 4	5 to 9	10 to 14	15 to 19	20 to 24	25 to 29	30 to 34	35 to 39	40 to 44
All causes	13,700 (9,890 to 18,500)	4,350 (3,160 to 5,860)	3,110 (2,080 to 4,590)	5,000 (3,940 to 6,230)	5,520 (4,260 to 7,040)	7,750 (6,000 to 9,990)	12,000 (9,290 to 15,400)	16,800 (13,400 to 20,900)	20,500 (16,600 to 25,300)	21,900 (17,800 to 27,000)	22,200 (18,100 to 27,200)	22,800 (18,700 to 27,300)
Communicable, maternal, neonatal, and nutritional diseases	12,100 (8,700 to 16,300)	3,510 (2,540 to 4,740)	1,650 (1,100 to 2,470)	2,120 (1,590 to 2,760)	1,670 (1,170 to 2,410)	1,440 (1,080 to 1,920)	1,920 (1,400 to 2,620)	2,650 (2,100 to 3,380)	3,360 (2,770 to 4,100)	3,570 (3,010 to 4,310)	3,640 (3,100 to 4,330)	2,600 (2,130 to 3,220)
HIV/AIDS and sexually transmitted infections	0·4 (0·2 to 0·6)	0·3 (0·1 to 0·5)	125 (116 to 135)	143 (132 to 154)	97·5 (90·7 to 105)	112 (104 to 120)	194 (175 to 216)	558 (505 to 628)	1,180 (1,080 to 1,310)	1,560 (1,440 to 1,710)	1,910 (1,760 to 2,070)	1,100 (1,020 to 1,190)
HIV/AIDS	0 (0 to 0)	0 (0 to 0)	125 (116 to 135)	143 (132 to 154)	97·5 (90·7 to 105)	110 (102 to 117)	181 (164 to 200)	526 (479 to 586)	1,130 (1,030 to 1,240)	1,500 (1,380 to 1,620)	1,840 (1,710 to 1,990)	1,030 (962 to 1,110)
HIV/AIDS - Drug-susceptible Tuberculosis	0 (0 to 0)	0 (0 to 0)	1·6 (1 to 2·5)	1·9 (1·2 to 2·9)	1·3 (0·8 to 2)	1·4 (0·9 to 2·2)	2·6 (1·8 to 3·7)	7·8 (5·4 to 11·3)	16·9 (11·4 to 24·6)	21·8 (14·6 to 32)	25·8 (17·1 to 38·2)	15·4 (10·3 to 22·3)
HIV/AIDS - Multidrug-resistant Tuberculosis without extensive drug resistance	0 (0 to 0)	0 (0 to 0)	0·1 (0 to 0·3)	0·1 (0 to 0·3)	0·1 (0 to 0·2)	0·1 (0 to 0·2)	0·1 (0 to 0·4)	0·3 (0 to 1·1)	0·6 (0·1 to 2·2)	0·8 (0·1 to 2·9)	0·9 (0·1 to 3·4)	0·5 (0·1 to 2)
HIV/AIDS - Extensively drug-resistant Tuberculosis	0 (0 to 0)	0 (0 to 0)	0 (0 to 0)	0 (0 to 0)	0 (0 to 0)	0 (0 to 0)	0 (0 to 0·1)	0 (0 to 0·2)	0·1 (0 to 0·4)	0·1 (0 to 0·5)	0·1 (0 to 0·5)	0·1 (0 to 0·3)
HIV/AIDS resulting in other diseases	0 (0 to 0)	0 (0 to 0)	123 (114 to 133)	141 (131 to 152)	96·1 (89·3 to 104)	108 (101 to 116)	178 (161 to 197)	517 (472 to 578)	1,110 (1,010 to 1,220)	1,470 (1,360 to 1,600)	1,810 (1,680 to 1,970)	1,020 (947 to 1,090)
Sexually transmitted infections excluding HIV	0·4 (0·2 to 0·6)	0·2 (0·1 to 0·5)	0·1 (0 to 0·2)	0 (0 to 0)	0 (0 to 0)	2·5 (1·6 to 4)	13·1 (7·6 to 23·2)	32·3 (16·6 to 59·5)	53·4 (26·2 to 101)	67·1 (36·1 to 123)	68·2 (37·5 to 121)	66·9 (38·8 to 118)
Syphilis	0·4 (0·2 to 0·6)	0·2 (0·1 to 0·5)	0·1 (0 to 0·2)	0 (0 to 0)	0 (0 to 0)	0·6 (0·4 to 1)	1·1 (0·6 to 1·7)	0·9 (0·4 to 1·9)	1·1 (0·5 to 2)	2·5 (1·5 to 3·9)	2 (1·3 to 3·1)	1·1 (0·7 to 1·7)
Chlamydial infection	0 (0 to 0)	0 (0 to 0)	0 (0 to 0)	0 (0 to 0)	0 (0 to 0)	0·2 (0·2 to 0·4)	1·3 (0·8 to 2)	3·1 (2 to 4·6)	4·3 (1·9 to 8·2)	5·5 (2·6 to 9·7)	6·7 (3·9 to 11)	7·4 (4·6 to 11·7)
Gonococcal infection	0 (0 to 0)	0 (0 to 0)	0 (0 to 0)	0 (0 to 0)	0 (0 to 0)	0·2 (0·1 to 0·3)	1·4 (0·9 to 2)	1·8 (1·2 to 2·7)	2·2 (1·4 to 3·2)	4·9 (3·1 to 7·1)	5·9 (3·8 to 8·8)	8·6 (5·6 to 13·5)
Trichomoniasis	0 (0 to 0)	0 (0 to 0)	0 (0 to 0)	0 (0 to 0)	0 (0 to 0)	0·1 (0 to 0·4)	2·3 (0·7 to 5·5)	11·6 (3·9 to 27·8)	21·6 (6·8 to 49·8)	22·6 (7 to 53·4)	19·8 (6·4 to 47·4)	16·7 (5·5 to 40·6)
Genital herpes	0 (0 to 0)	0 (0 to 0)	0 (0 to 0)	0 (0 to 0)	0 (0 to 0)	0·9 (0·3 to 2·2)	4·1 (1·2 to 10)	9·5 (3·1 to 23·3)	14·5 (4·8 to 35·8)	16 (5·3 to 38·6)	15·3 (4·8 to 37·9)	13·4 (4·2 to 32·5)
Other sexually transmitted infections	0 (0 to 0)	0 (0 to 0)	0 (0 to 0)	0 (0 to 0)	0 (0 to 0)	0·4 (0·3 to 0·6)	3 (2 to 4·3)	5·5 (2·8 to 9·6)	9·8 (5 to 16·9)	15·6 (9·5 to 24·4)	18·3 (11·6 to 28·5)	19·8 (12·4 to 31)
Respiratory infections and tuberculosis	204 (127 to 311)	195 (123 to 297)	261 (140 to 446)	289 (199 to 392)	254 (178 to 358)	207 (139 to 304)	209 (142 to 310)	276 (188 to 381)	312 (222 to 429)	281 (195 to 385)	228 (159 to 321)	208 (144 to 287)
Tuberculosis	0 (0 to 0)	0 (0 to 0)	0·4 (0·3 to 0·7)	2·3 (1·5 to 3·5)	4 (0·1 to 10·3)	1·9 (1·1 to 3·1)	3·5 (2·4 to 4·9)	20·5 (10·3 to 34·4)	26·5 (13·9 to 44·8)	19·1 (8·8 to 34·5)	13·5 (6 to 24·1)	11·3 (5·5 to 19·4)
Latent tuberculosis infection	0 (0 to 0)	0 (0 to 0)	0 (0 to 0)	0 (0 to 0)	0 (0 to 0)	0 (0 to 0)	0 (0 to 0)	0 (0 to 0)	0 (0 to 0)	0 (0 to 0)	0 (0 to 0)	0 (0 to 0)
Drug-susceptible tuberculosis	0 (0 to 0)	0 (0 to 0)	0·4 (0·2 to 0·7)	2·3 (1·5 to 3·4)	4 (0·1 to 10·2)	1·9 (1 to 3·1)	3·4 (2·3 to 4·8)	20 (9·6 to 34·2)	25·9 (13·1 to 44·3)	18·7 (8·4 to 34·2)	13·2 (5·9 to 23·8)	11 (5·2 to 19·1)
Multidrug-resistant tuberculosis without extensive drug resistance	0 (0 to 0)	0 (0 to 0)	0 (0 to 0)	0 (0 to 0·2)	0·1 (0 to 0·2)	0 (0 to 0·1)	0·1 (0 to 0·4)	0·5 (0·1 to 1·8)	0·5 (0·1 to 1·9)	0·4 (0·1 to 1·3)	0·3 (0 to 1)	0·3 (0 to 1)
Extensively drug-resistant tuberculosis	0 (0 to 0)	0 (0 to 0)	0 (0 to 0)	0 (0 to 0)	0 (0 to 0)	0 (0 to 0)	0 (0 to 0·1)	0·1 (0 to 0·2)	0·1 (0 to 0·2)	0 (0 to 0·2)	0 (0 to 0·1)	0 (0 to 0·1)
Lower respiratory infections	204 (127 to 311)	194 (121 to 296)	236 (113 to 423)	160 (96·5 to 243)	93·7 (65·4 to 132)	67·1 (44·7 to 95·6)	66·2 (45 to 94·9)	112 (66·5 to 164)	154 (94·4 to 241)	152 (91·5 to 229)	116 (73·9 to 179)	112 (68·8 to 171)
Upper respiratory infections	0·2 (0·1 to 0·3)	1·1 (0·6 to 1·8)	20·4 (11·3 to 34·1)	89·9 (50·5 to 149)	105 (56·3 to 179)	101 (52·1 to 179)	103 (53·6 to 183)	109 (57 to 184)	102 (54·6 to 171)	87·3 (46·2 to 150)	77·3 (38·4 to 131)	64·5 (33·5 to 115)
Otitis media	0 (0 to 0·1)	0·1 (0 to 0·2)	4·1 (2 to 7·7)	36·9 (19·8 to 65·1)	50·6 (27·6 to 85·9)	37·1 (19·9 to 66·2)	36 (18·9 to 61·5)	35·5 (15 to 70·5)	29·7 (13·3 to 57·9)	23 (8·9 to 45·7)	21·1 (9·5 to 41·3)	20·1 (8·9 to 38·2)
Enteric infections	28·9 (16·2 to 47·6)	40·4 (22·1 to 67·3)	193 (118 to 302)	209 (136 to 301)	154 (92·6 to 248)	140 (82·7 to 225)	94·5 (58·8 to 145)	87·1 (56·1 to 128)	105 (70·5 to 148)	106 (72·2 to 149)	110 (75·8 to 153)	99·4 (68·3 to 139)
Diarrheal diseases	28·9 (16·2 to 47·6)	40·4 (22·1 to 67·3)	193 (118 to 300)	208 (135 to 300)	153 (91·8 to 246)	139 (82 to 225)	94·2 (58·7 to 144)	86·8 (55·7 to 128)	104 (70·4 to 148)	106 (72 to 149)	110 (75·4 to 153)	99·2 (68 to 139)
Typhoid and paratyphoid	0 (0 to 0)	0 (0 to 0)	0 (0 to 0)	0 (0 to 0)	0 (0 to 0)	0 (0 to 0)	0 (0 to 0)	0 (0 to 0)	0 (0 to 0)	0 (0 to 0)	0 (0 to 0)	0 (0 to 0)
Typhoid fever	0 (0 to 0)	0 (0 to 0)	0 (0 to 0)	0 (0 to 0)	0 (0 to 0)	0 (0 to 0)	0 (0 to 0)	0 (0 to 0)	0 (0 to 0)	0 (0 to 0)	0 (0 to 0)	0 (0 to 0)
Paratyphoid fever	0 (0 to 0)	0 (0 to 0)	0 (0 to 0)	0 (0 to 0)	0 (0 to 0)	0 (0 to 0)	0 (0 to 0)	0 (0 to 0)	0 (0 to 0)	0 (0 to 0)	0 (0 to 0)	0 (0 to 0)
Invasive Non-typhoidal Salmonella (iNTS)	0 (0 to 0)	0 (0 to 0)	0 (0 to 0)	0·2 (0 to 0·6)	0·2 (0 to 0·4)	0·2 (0 to 0·4)	0 (0 to 0·1)	0 (0 to 0·1)	0 (0 to 0·1)	0 (0 to 0)	0 (0 to 0)	0 (0 to 0)
Other intestinal infectious diseases	0 (0 to 0)	0 (0 to 0)	0·5 (0·1 to 1·9)	0·9 (0·2 to 2·7)	0·5 (0·1 to 1·6)	0·5 (0·1 to 1·4)	0·2 (0 to 0·7)	0·3 (0 to 0·9)	0·2 (0 to 0·5)	0·4 (0·1 to 1·2)	0·2 (0 to 0·6)	0·2 (0 to 0·7)
Neglected tropical diseases and malaria	0·4 (0·1 to 0·8)	1·7 (0·8 to 3)	15·5 (8·1 to 26·1)	74·3 (37·9 to 127)	105 (52·1 to 187)	78 (39·2 to 135)	91·4 (47·4 to 156)	141 (73·2 to 234)	130 (70 to 214)	105 (54·5 to 175)	102 (54·4 to 168)	82·7 (43·8 to 137)
Malaria	0 (0 to 0)	0 (0 to 0)	0 (0 to 0)	0 (0 to 0)	0 (0 to 0)	0 (0 to 0)	0 (0 to 0)	0 (0 to 0)	0 (0 to 0)	0 (0 to 0)	0 (0 to 0)	0 (0 to 0)
Chagas disease	0 (0 to 0)	0 (0 to 0)	0 (0 to 0)	0 (0 to 0)	0 (0 to 0)	0 (0 to 0)	0 (0 to 0)	0 (0 to 0)	0 (0 to 0)	0 (0 to 0)	0 (0 to 0)	0 (0 to 0)
Leishmaniasis	0 (0 to 0)	0 (0 to 0)	0 (0 to 0)	0 (0 to 0)	0 (0 to 0)	0 (0 to 0)	0 (0 to 0)	0 (0 to 0)	0 (0 to 0)	0 (0 to 0)	0 (0 to 0)	0 (0 to 0)
Visceral leishmaniasis	0 (0 to 0)	0 (0 to 0)	0 (0 to 0)	0 (0 to 0)	0 (0 to 0)	0 (0 to 0)	0 (0 to 0)	0 (0 to 0)	0 (0 to 0)	0 (0 to 0)	0 (0 to 0)	0 (0 to 0)
Cutaneous and mucocutaneous leishmaniasis	0 (0 to 0)	0 (0 to 0)	0 (0 to 0)	0 (0 to 0)	0 (0 to 0)	0 (0 to 0)	0 (0 to 0)	0 (0 to 0)	0 (0 to 0)	0 (0 to 0)	0 (0 to 0)	0 (0 to 0)
African trypanosomiasis	0 (0 to 0)	0 (0 to 0)	0 (0 to 0)	0 (0 to 0)	0 (0 to 0)	0 (0 to 0)	0 (0 to 0)	0 (0 to 0)	0 (0 to 0)	0 (0 to 0)	0 (0 to 0)	0 (0 to 0)
Schistosomiasis	0 (0 to 0)	0 (0 to 0)	0 (0 to 0)	0 (0 to 0)	0 (0 to 0)	0 (0 to 0)	0 (0 to 0)	0 (0 to 0)	0 (0 to 0)	0 (0 to 0)	0 (0 to 0)	0 (0 to 0)
Cysticercosis	0 (0 to 0)	0 (0 to 0)	0 (0 to 0)	0 (0 to 0)	0 (0 to 0·1)	0·8 (0·2 to 2·3)	6·2 (0 to 17·6)	22·4 (4·5 to 60·1)	36·2 (8·8 to 84·2)	36·2 (10·9 to 83·4)	35·9 (11·2 to 82·1)	35·8 (11·7 to 81)
Cystic echinococcosis	0 (0 to 0)	0 (0 to 0)	0 (0 to 0)	0 (0 to 0)	0 (0 to 0)	0 (0 to 0)	0 (0 to 0)	0 (0 to 0)	0 (0 to 0)	0 (0 to 0)	0 (0 to 0)	0 (0 to 0)
Lymphatic filariasis	0 (0 to 0)	0 (0 to 0)	0 (0 to 0)	0 (0 to 0)	0 (0 to 0)	0 (0 to 0)	0 (0 to 0)	0 (0 to 0)	0 (0 to 0)	0 (0 to 0)	0 (0 to 0)	0 (0 to 0)
Onchocerciasis	0 (0 to 0)	0 (0 to 0)	0 (0 to 0)	0 (0 to 0)	0 (0 to 0)	0 (0 to 0)	0 (0 to 0)	0 (0 to 0)	0 (0 to 0)	0 (0 to 0)	0 (0 to 0)	0 (0 to 0)
Trachoma	0 (0 to 0)	0 (0 to 0)	0 (0 to 0)	0 (0 to 0)	0 (0 to 0)	0 (0 to 0)	0 (0 to 0)	0 (0 to 0)	0 (0 to 0)	0 (0 to 0)	0 (0 to 0)	0 (0 to 0)
Dengue	0 (0 to 0)	0·2 (0 to 1·1)	2·8 (0·6 to 6·8)	8·6 (2 to 18·7)	11·4 (1·6 to 29·5)	10·3 (0·4 to 29·1)	11·3 (1·2 to 30·4)	14·5 (3 to 32·5)	13·1 (2·9 to 30·4)	8·9 (0·6 to 22·7)	7·6 (0·4 to 18·8)	6·1 (0·2 to 15·6)
Yellow fever	0 (0 to 0)	0 (0 to 0)	0 (0 to 0)	0 (0 to 0)	0 (0 to 0)	0 (0 to 0)	0 (0 to 0)	0 (0 to 0)	0 (0 to 0)	0 (0 to 0)	0 (0 to 0)	0 (0 to 0)
Rabies	0 (0 to 0)	0 (0 to 0)	0 (0 to 0)	0 (0 to 0)	0 (0 to 0·1)	0 (0 to 0·1)	0 (0 to 0)	0 (0 to 0)	0 (0 to 0)	0 (0 to 0)	0 (0 to 0)	0 (0 to 0)
Intestinal nematode infections	0 (0 to 0)	0 (0 to 0)	0·5 (0·2 to 1)	14·2 (7·1 to 25)	51·7 (25·6 to 92·4)	44·5 (21·7 to 79·8)	53·5 (27·1 to 93·9)	84·5 (41·1 to 153)	60·9 (29·3 to 106)	41·5 (19·4 to 76·2)	36·7 (18·5 to 62·3)	18·3 (9·2 to 31·4)



Benign prostatic hyperplasia	0 (0 to 0)	0 (0 to 0)	0 (0 to 0)	0 (0 to 0)	0 (0 to 0)	0 (0 to 0)	0 (0 to 0)	0 (0 to 0)	0 (0 to 0)	0 (0 to 0)	0 (0 to 0)	0 (0 to 0)	0 (0 to 0)	0 (0 to 0)	0 (0 to 0)	0 (0 to 0)	0 (0 to 0)	0 (0 to 0)	0 (0 to 0)	0 (0 to 0)	0 (0 to 0)	0 (0 to 0)	0 (0 to 0)	0
Male infertility	--	--	--	--	--	--	--	--	--	--	--	--	--	--	--	--	--	--	--	--	--	--	--	NA
Other urinary diseases	0 (0 to 0·1)	0·6 (0·2 to 1·3)	0·3 (0·2 to 0·6)	3·6 (2·2 to 5·6)	3·2 (2 to 5)	4·1 (2·6 to 6·4)	4·1 (2·4 to 6·5)	3·4 (2·1 to 5)	4·7 (2·9 to 7·2)	6·1 (3·8 to 9·4)	5 (3·1 to 7·7)	5 (3 to 7·9)	5·4 (3·4 to 8·1)	3 (1·8 to 4·8)	3·5 (2·1 to 5·3)	2·9 (1·8 to 4·7)	1·2 (0·7 to 1·8)	0·8 (0·5 to 1·2)	0·5 (0·3 to 0·8)	1 (0·3 to 2)	1·6 (0·2 to 4·1)	0·8 (0·1 to 1·8)	0·1 (0 to 0·2)	61·2
Gynecological diseases	0 (0 to 0)	0 (0 to 0)	0 (0 to 0)	0 (0 to 0)	0 (0 to 0)	159 (80·1 to 283)	447 (248 to 756)	1,100 (692 to 1,700)	1,600 (1,050 to 2,350)	1,720 (1,140 to 2,470)	1,660 (1,120 to 2,390)	1,480 (977 to 2,120)	1,180 (785 to 1,680)	765 (472 to 1,130)	448 (274 to 645)	280 (164 to 432)	192 (116 to 283)	131 (81·8 to 189)	81·7 (50·6 to 120)	58·2 (35·7 to 88·8)	40·8 (26 to 59·7)	23·7 (14·9 to 35·6)	13·7 (7·7 to 22·9)	11,400
Uterine fibroids	0 (0 to 0)	0 (0 to 0)	0 (0 to 0)	0 (0 to 0)	0 (0 to 0)	2·5 (0·8 to 5·5)	7·6 (3·6 to 15)	24·2 (12·6 to 46·3)	55·9 (27·4 to 108)	101 (49·5 to 193)	152 (77·3 to 285)	167 (90·8 to 288)	145 (78·2 to 251)	97·1 (52·1 to 167)	62·6 (33·1 to 108)	31·5 (15·1 to 61·3)	16·9 (7·9 to 32·7)	9·8 (4·8 to 18·7)	4·8 (2·3 to 9·5)	2·9 (1·4 to 5·4)	1·4 (0·7 to 2·5)	0·7 (0·4 to 1·4)	0·3 (0·2 to 0·5)	883
Polycystic ovarian syndrome	0 (0 to 0)	0 (0 to 0)	0 (0 to 0)	0 (0 to 0)	0 (0 to 0)	5·6 (2 to 12·4)	27·9 (11·8 to 58)	35·9 (14·6 to 73)	33·8 (14·2 to 69·6)	28·7 (11·8 to 59·5)	24·8 (10·2 to 51·9)	20·7 (8·4 to 42·8)	17·1 (6·9 to 35·1)	4·1 (1·6 to 8·8)	0 (0 to 0)	0 (0 to 0)	0 (0 to 0)	0 (0 to 0)	0 (0 to 0)	0 (0 to 0)	0 (0 to 0)	0 (0 to 0)	0 (0 to 0)	199
Female infertility	0 (0 to 0)	0 (0 to 0)	0 (0 to 0)	0 (0 to 0)	0 (0 to 0)	0 (0 to 0)	0 (0 to 0)	44·2 (10·3 to 117)	63·1 (16·1 to 165)	68·8 (17 to 189)	65·4 (10 to 187)	54·7 (8·5 to 157)	1·3 (0·1 to 10·8)	0 (0 to 0)	0 (0 to 0)	0 (0 to 0)	0 (0 to 0)	0 (0 to 0)	0 (0 to 0)	0 (0 to 0)	0 (0 to 0)	0 (0 to 0)	0 (0 to 0)	298
Endometriosis	0 (0 to 0)	0 (0 to 0)	0 (0 to 0)	0 (0 to 0)	0 (0 to 0)	0·1 (0 to 0·1)	37·9 (15 to 80·2)	168 (78·6 to 327)	195 (93·9 to 351)	144 (68·1 to 262)	112 (55·5 to 201)	95·7 (48 to 167)	80·6 (42·3 to 136)	36·8 (19·1 to 63·6)	0 (0 to 0)	0 (0 to 0)	0 (0 to 0)	0 (0 to 0)	0 (0 to 0)	0 (0 to 0)	0 (0 to 0)	0 (0 to 0)	0 (0 to 0)	871
Genital prolapse	0 (0 to 0)	0 (0 to 0)	0 (0 to 0)	0 (0 to 0)	0 (0 to 0)	0 (0 to 0)	0·3 (0·1 to 0·5)	1·7 (0·8 to 3·5)	3·6 (1·4 to 7·5)	6·4 (2·6 to 13)	11·7 (5·5 to 23·2)	16·5 (7·2 to 34)	22·2 (10·8 to 43·3)	25·6 (12·7 to 46·6)	28·6 (14·9 to 49·8)	20·5 (10·5 to 38)	18·6 (10 to 32·1)	14·1 (8·1 to 24·2)	8·7 (4·5 to 16·1)	7·4 (4 to 12·6)	5 (2·7 to 9)	3 (1·5 to 5·5)	2·1 (1·2 to 3·7)	196
Premenstrual syndrome	0 (0 to 0)	0 (0 to 0)	0 (0 to 0)	0 (0 to 0)	0 (0 to 0)	146 (69·8 to 268)	357 (175 to 633)	501 (253 to 894)	502 (288 to 818)	452 (240 to 747)	444 (257 to 699)	384 (214 to 624)	258 (146 to 436)	84·4 (42·1 to 153)	0 (0 to 0)	0 (0 to 0)	0 (0 to 0)	0 (0 to 0)	0 (0 to 0)	0 (0 to 0)	0 (0 to 0)	0 (0 to 0)	0 (0 to 0)	3,130
Other gynecological diseases	0 (0 to 0)	0 (0 to 0)	0 (0 to 0)	0 (0 to 0)	0 (0 to 0)	4·9 (1·1 to 12)	16·8 (6·6 to 33·9)	325 (180 to 534)	750 (417 to 1,190)	919 (542 to 1,400)	849 (504 to 1,340)	737 (404 to 1,170)	659 (374 to 1,040)	517 (247 to 826)	357 (205 to 546)	228 (122 to 366)	156 (90 to 241)	107 (62 to 161)	68·2 (39·3 to 103)	47·9 (28·2 to 77)	34·4 (20·5 to 51·7)	20 (11·7 to 31·7)	11·3 (5·6 to 20·4)	5,810
Hemoglobinopathies and hemolytic anemias	8·8 (5·4 to 13·7)	7·6 (4·8 to 11·3)	35·9 (21·9 to 55·1)	117 (73·5 to 173)	153 (97·7 to 230)	135 (85·3 to 202)	244 (160 to 347)	358 (217 to 570)	345 (200 to 598)	311 (195 to 479)	213 (130 to 321)	169 (107 to 244)	162 (105 to 232)	167 (112 to 239)	139 (92·6 to 191)	105 (67·8 to 155)	59·8 (37·8 to 88·4)	45·1 (28·9 to 66·1)	29·7 (19·2 to 46·2)	25·3 (16·4 to 37·3)	22·2 (14·5 to 33)	13·4 (8·7 to 19·5)	5·8 (3·7 to 8·6)	2,870
Thalassemias	0 (0 to 0)	0 (0 to 0)	0 (0 to 0)	0·3 (0·1 to 0·7)	0·2 (0·1 to 0·4)	0·1 (0 to 0·2)	0·1 (0 to 0·2)	0·1 (0 to 0·2)	0·1 (0 to 0·2)	0 (0 to 0·1)	0 (0 to 0·1)	0 (0 to 0)	0 (0 to 0·1)	0 (0 to 0·1)	0 (0 to 0·1)	0 (0 to 0)	0 (0 to 0)	0 (0 to 0)	0 (0 to 0)	0 (0 to 0)	0 (0 to 0)	0 (0 to 0)	0 (0 to 0)	1·1
Thalassemias trait	0 (0 to 0)	0·1 (0 to 0·2)	0·9 (0·4 to 1·7)	4·1 (1·7 to 7·4)	4·7 (1·4 to 10·9)	2·7 (0·4 to 6·8)	12 (5·7 to 22·2)	16 (7·1 to 27·9)	16·4 (7·6 to 28·5)	13·5 (5·6 to 25·1)	11·9 (5·8 to 20·9)	9·9 (4·8 to 16·8)	1·8 (0·5 to 3·7)	3·2 (1·2 to 6·1)	2·8 (1·1 to 5·5)	2 (0·6 to 3·9)	1 (0·2 to 2·3)	0·8 (0·2 to 1·8)	0·7 (0·2 to 1·5)	0·6 (0·2 to 1·3)	0·5 (0·2 to 1)	0·3 (0·1 to 0·5)	0·1 (0 to 0·2)	106
Sickle cell disorders	8·7 (5·2 to 13·6)	4·8 (2·6 to 8·2)	22·3 (11·8 to 39·3)	55·2 (31·6 to 92)	88·4 (60·6 to 122)	98·4 (62·1 to 146)	158 (99·4 to 233)	202 (122 to 310)	182 (106 to 291)	153 (86·6 to 247)	112 (59·4 to 190)	77·7 (45·6 to 125)	89 (53·9 to 143)	84·7 (48·3 to 136)	51·6 (30·3 to 82·1)	17·1 (8·8 to 30·5)	3·3 (1·4 to 6·5)	0·5 (0·2 to 1)	0·1 (0 to 0·1)	0 (0 to 0)	0 (0 to 0)	0 (0 to 0)	0 (0 to 0)	1,410
Sickle cell trait	0·1 (0 to 0·2)	2·2 (0·9 to 4)	8·3 (4·1 to 14·1)	37·7 (18·5 to 64·1)	42·7 (14·8 to 87·5)	24·5 (6·1 to 56·5)	21·4 (9 to 38·8)	103 (22·7 to 269)	99·8 (17 to 305)	101 (25·3 to 210)	14·3 (6·1 to 25·5)	26·8 (13·3 to 46·2)	29·3 (12·4 to 51·4)	29 (13·5 to 48·3)	25·6 (12·2 to 43·7)	17·3 (7 to 31·1)	9·2 (3 to 18·6)	7·6 (2·8 to 14·9)	6·2 (2·3 to 11·8)	5·6 (2·2 to 10·7)	4·8 (2·1 to 8·8)	2·5 (1·1 to 4·4)	0·9 (0·4 to 1·7)	619
G6PD deficiency	0 (0 to 0)	0 (0 to 0·1)	0 (0 to 0·1)	0·8 (0·4 to 1·4)	1·3 (0·5 to 2·4)	1·2 (0·5 to 2·3)	22·3 (9·1 to 42·2)	10·6 (4·5 to 19·8)	16·6 (6·9 to 34·1)	16·5 (6·4 to 33·4)	36·6 (17·1 to 63·9)	16·6 (8·6 to 28)	10·5 (4·3 to 20·2)	12·7 (4·8 to 25·7)	13·9 (5·8 to 25)	11·2 (5·2 to 20)	6·4 (2·8 to 11·5)	2·8 (1·3 to 4·9)	1·1 (0·5 to 2)	0·5 (0·2 to 0·9)	0·2 (0·1 to 0·4)	0·1 (0 to 0·1)	0 (0 to 0)	182
G6PD trait	0 (0 to 0)	0 (0 to 0)	0 (0 to 0)	0 (0 to 0)	0 (0 to 0)	0 (0 to 0)	3·5 (1·4 to 6·7)	0·1 (0 to 0·2)	0·1 (0 to 0·2)	0·1 (0 to 0·2)	3·4 (1·4 to 6·3)	3·2 (1·3 to 5·8)	0·8 (0·1 to 2)	0 (0 to 0)	0 (0 to 0)	0 (0 to 0)	0 (0 to 0)	0 (0 to 0)	0 (0 to 0)	0 (0 to 0)	0 (0 to 0)	0 (0 to 0)	0 (0 to 0)	11·2
Other hemoglobinopathies and hemolytic anemias	0 (0 to 0)	0·5 (0·2 to 0·9)	4·3 (1·6 to 8)	18·4 (7·2 to 35)	15·4 (4 to 36·2)	8·6 (1·9 to 21·3)	27·2 (8·5 to 58·4)	26·4 (8·5 to 54·6)	30·5 (12·3 to 59·7)	27·9 (9·9 to 56·9)	35·3 (15·2 to 63·4)	34·6 (16·3 to 61·6)	30·9 (14·1 to 55·8)	37·3 (20·2 to 58·6)	44·6 (27·2 to 66·8)	57·8 (35·2 to 89·1)	39·8 (25·3 to 60·2)	33·3 (21·9 to 48·3)	21·6 (14·3 to 32·6)	18·6 (12·4 to 27·7)	16·6 (10·7 to 24·7)	10·6 (6·9 to 15·3)	4·8 (3·1 to 6·9)	545
Endocrine, metabolic, blood, and immune disorders	18·1 (10·7 to 28·6)	25·3 (14·6 to 39·7)	84·1 (42 to 180)	118 (78·4 to 194)	92·4 (59·4 to 142)	92·3 (61·4 to 135)	135 (83·7 to 207)	173 (115 to 249)	239 (159 to 346)	288 (191 to 420)	320 (209 to 459)	380 (250 to 540)	443 (286 to 622)	463 (304 to 696)	491 (324 to 730)	440 (288 to 679)	360 (243 to 562)	281 (187 to 426)	240 (159 to 345)	171 (118 to 245)	133 (89·7 to 187)	70 (46·5 to 97·3)	46 (27·9 to 68)	5,100
Oral disorders	0 (0 to 0)	0 (0 to 0)	0 (0 to 0)	46·9 (26 to 77·3)	63·5 (33·1 to 109)	73·3 (38·7 to 124)	113 (61·1 to 190)	196 (101 to 354)	280 (142 to 537)	323 (161 to 608)	344 (167 to 655)	348 (170 to 633)	397 (211 to 690)	451 (254 to 764)	516 (300 to 816)	545 (338 to 843)	481 (298 to 739)	411 (257 to 626)	308 (194 to 458)	233 (147 to 346)	161 (100 to 234)	88·5 (54·8 to 128)	51·7 (32·6 to 75·4)	5,430
Caries of deciduous teeth	0 (0 to 0)	0 (0 to 0)	0 (0 to 0)	14·8 (5·6 to 30·1)	15·4 (6·1 to 33·4)	0·9 (0·1 to 2·5)	0 (0 to 0)	0 (0 to 0)	0 (0 to 0)	0 (0 to 0)	0 (0 to 0)	0 (0 to 0)	0 (0 to 0)	0 (0 to 0)	0 (0 to 0)	0 (0 to 0)	0 (0 to 0)	0 (0 to 0)	0 (0 to 0)	0 (0 to 0)	0 (0 to 0)	0 (0 to 0)	0 (0 to 0)	31·1
Caries of permanent teeth	0 (0 to 0)	0 (0 to 0)	0 (0 to 0)	0 (0 to 0)	15·6 (5·5 to 34·7)	34·2 (13·6 to 73·7)	38·5 (15·2 to 83)	48·6 (20·3 to 100)	47·8 (18·3 to 94·5)	40·1 (16·2 to 83·3)	35·7 (14·5 to 72·6)	29·1 (12·1 to 58·6)	26·3 (11 to 55·5)	23·5 (9·5 to 50·3)	19·4 (7·2 to 43·3)	14·6 (5·2 to 32·3)	9·4 (3·6 to 20)	6·6 (2·6 to 14)	4·5 (1·8 to 8·9)	3·3 (1·3 to 7)	2·1 (0·8 to 4·3)	1 (0·4 to 2·3)	0·5 (0·2 to 1·2)	401
Periodontal diseases	0 (0 to 0)	0 (0 to 0)	0 (0 to 0)	0 (0 to 0)	0 (0 to 0)	0 (0 to 0)	13·7 (4 to 35·3)	56·7 (17·2 to 143)	125 (40·1 to 292)	173 (59·5 to 387)	198 (71·2 to 441)	199 (72·6 to 433)	202 (76·9 to 428)	182 (71·4 to 377)	150 (58·9 to 307)	111 (43·6 to 228)	71·4 (27·8 to 147)	48·8 (19·1 to 98·8)	32·5 (13 to 66·3)	23·6 (9 to 48·1)	16·2 (6·2 to 33·4)	8·9 (3·2 to 18·7)	5 (1·8 to 10·6)	1,620
Other oral disorders	0 (0 to 0)	0 (0 to 0)	0 (0 to 0)	32·1 (18·5 to 51·3)	32·5 (18·3 to 50·2)	38·1 (21·4 to 60·1)	60·5 (35·4 to 94·5)	81·1 (48·7 to 127)	86·9 (52·8 to 131)	81·4 (49·2 to 123)	73·3 (44·7 to 113)	64·8 (38·6 to 98·5)	62·8 (37·5 to 94·4)	57 (34·5 to 85·3)	49·6 (30·3 to 74·1)	41 (25·2 to 62·5)	29·8 (18·3 to 45·3)	20·6 (12·6 to 31·3)	11·8 (7·3 to 17·8)	7·1 (4·2 to 10·8)	3·9 (2·4 to 5·8)	1·9 (1·2 to 2·8)	1·1 (0·7 to 1·8)	837
Sudden infant death syndrome	--	10·4 (5·8 to 17·9)	27·9 (11·8 to 53·7)	--	--	--	--	--	--	--	--	--	--	--	--	--	--	--	--	--	--	--	--	NA
Injuries	96·4 (65 to 138)	33·4 (22·2 to 48·1)	94·4 (57·7 to 150)	305 (228 to 400)	497 (409 to 589)	627 (518 to 754)	1,100 (883 to 1,320)	1,640 (1,290 to 2,050)	1,850 (1,420 to 2,390)	1,660 (1,280 to 2,140)	1,340 (1,030 to 1,700)	1,200 (954 to 1,490)	1,190 (941 to 1,470)	981 (779 to 1,230)	865 (686 to 1,070)	786 (627 to 965)	594 (479 to 722)	506 (410 to 619)	424 (342 to 516)	395 (317 to 477)	357 (287 to 431)	242 (197 to 288)	181 (145 to 216)	17,000
Transport injuries	7·1 (4·7 to 10·4)	2·5 (1·7 to 3·7)	9·5 (5·1 to 16·1)	54·3 (34·8 to 83·9)	133 (93·8 to 181)	148 (107 to 200)	282 (202 to 380)	330 (233 to 470)	387 (272 to 561)	280 (197 to 396)	207 (152 to 279)	194 (148 to 256)	237 (173 to 309)	188 (143 to 238)	173 (134 to 217)	172 (134 to 213)	129 (102 to 160)	94·4 (74 to 117)	76·7 (60 to 95·3)	61·1 (48·2 to 76·4)	50·4 (38·6 to 64·4)	31·9 (24·7 to 39·4)	25 (18·9 to 31)	3,270
Road injuries	6·6 (4·3 to 9·7)	1·5 (0·9 to 2·3)	8·1 (4·1 to 14·2)	49·8 (30·9 to 77·5)	124 (85·6 to 170)	137 (98·3 to 186)	262 (185 to 355)	305 (215 to 432)	360 (252 to 528)	259 (182 to 367)	193 (140 to 260)	179 (136 to 236)	222 (163 to 290)	176 (135 to 224)	162 (123 to 203)	160 (125 to 200)	121 (95·2 to 150)	88·3 (69·3 to 109)	70·9 (55·2 to 88·1)	56·3 (44·3 to 70·4)	46·1 (35·4 to 59)	28·3 (21·9 to 35·3)	22·2 (16·7 to 27·8)	3,040
Pedestrian road injuries	4·1 (2·7 to 6)	0·7 (0·5 to 1·1)	2 (0·9 to 3·7)	15·6 (9·1 to 25·6)	35·4 (23·8 to 50·2)	46·8 (30·3 to 67·5)	34·4 (22·2 to 50·4)	50·5 (36·1 to 69)	53·2 (35·7 to 78·8)	54·6 (38·4 to 78·3)	46·6 (33·5 to 63·5)	43·5 (32·4 to 58·3)	59·2 (42·7 to 79·3)	50·8 (37·7 to 66·6)	49·3 (37·2 to 63·9)	59·9 (46 to 76·7)	45·3 (34·5 to 57·1)	32 (24·9 to 40·7)	30·2 (22·5 to 39·3)	24·7 (18·7 to 31·8)	21·8 (16·2 to 28·7)	12·7 (9·6 to 16·3)	10·7 (7·9 to 13·5)	784
Cyclist road injuries	0 (0 to 0)	0 (0 to 0)	0 (0 to 0)	2·8 (1·7 to 4·6)	7 (4·4 to 10·4)	11·2 (7·7 to 15·9)	16·6 (11·4 to 22·9)	23·1 (16·3 to 31·7)	31·1 (22·4 to 44)	27·2 (19·9 to 36·3)	26·4 (18·7 to 35·8)	26·1 (18·9 to 35·5)	32·9 (23·6 to 43·8)	27·3 (20·2 to 36·1)	24·9 (18·1 to 33·2)	22·9 (16·8 to 29·9)	18 (13·4 to 23·9)	14·1 (10·3 to 18·4)	8·8 (6·2 to 11·7)	7 (5 to 9·2)	5·3 (3·8 to 7)	3·2 (2·3 to 4·2)	2 (1·4 to 2·6)	338
Motorcyclist road injuries	0 (0 to 0)	0·1 (0 to 0·1)	0·4 (0·2 to 1)	2 (1·2 to 3·2)	4·9 (2·8 to 8·2)	8·6 (6 to 11·9)	23·2 (13·6 to 36·9)	27·8 (19·9 to 38·2)	31·8 (20·2 to 49·1)	26·3 (16·6 to 40·5)	16·1 (11 to 22·9)	14·2 (10·1 to 20)	17 (13 to 21·8)	11·5 (8·3 to 15·4)	11·1 (7·9 to 14·7)	9·3 (6·8 to 12·3)	7·8 (5·8 to 10·2)	6 (4·3 to 8)	4·8 (3·5 to 6·3)	4·4 (3·2 to 5·8)	3·3 (2·4 to 4·5)	2·2 (1·6 to 3)	1·8 (1·3 to 2·4)	235
Motor vehicle road injuries	2·4 (1·6 to 3·6)	0·6 (0·4 to 1)	5·5 (2·9 to 9·4)	27·6 (17·1 to 43·8)	75 (50·9 to 104)	67·7 (44 to 95·9)	183 (124 to 259)	197 (133 to 288)	235 (154 to 363)	144 (92 to 213)	97·2 (67·4 to 138)	88·7 (64·2 to 125)	105 (73·5 to 142)	80·4 (59·3 to 105)	70·5 (52·5 to 91)	63·9 (49·2 to 80·9)	46·7 (36·2 to 58·7)	33·7 (26·1 to 42·4)	25 (18·6 to 32·6)	18·8 (14·6 to 23·7)	14·6 (10·9 to 18·9)	9·6 (7·2 to 12·4)	7·5 (5·4 to 9·6)	1,600
Other road injuries	0 (0 to 0)	0 (0 to 0)	0·2 (0·1 to 0·4)	1·8 (0·9 to 3)	1·8 (1·1 to 2·9)	2·3 (1·5 to 3·3)	4·7 (3 to 7·3)	7 (4·5 to 11·1)	8·7 (5·5 to 14)	7·2 (4·9 to 10·6)	6·5 (4·6 to 9·1)	6·5 (4·5 to 9·2)	7·9 (5·6 to 10·8)	6·4 (4·7 to 8·8)	5·8 (4·2 to 8)	4·5 (3·1 to 6·1)	3·5 (2·5 to 4·8)	2·6 (1·8 to 3·5)	2·1 (1·5 to 2·8)	1·5 (1·1 to 2·1)	1 (0·7 to 1·4)	0·6 (0·4 to 0·8)	0·3 (0·2 to 0·4)	83
Other transport injuries	0·5 (0·3 to 0·8)	1·1 (0·6 to 1·6)	1·4 (0·7 to 2·4)	4·5 (2·9 to 6·9)	9·1 (5·7 to 13·6)	11 (7·4 to 15·7)	20·4 (12·4 to 33·6)	24·1 (15·1 to 37·9)	26·7 (16·7 to 41·7)	20·8 (13·7 to 31·5)	14·3 (9·7 to 21·2)	14·7 (10 to 21·1)	15·1 (10·5 to 22·9)	12·1 (8·4 to 16·7)	11·8 (8·3 to 16·3)	11·4 (8·2 to 15·8)	7·9 (5·6 to 10·8)	6·1 (4·5 to 8·1)	5·8 (4 to 8·1)	4·7 (3·4 to 6·6)	4·3 (3 to 6·1)	3·7 (2·6 to 5·1)	2·8 (1·9 to 3·8)	234
Unintentional injuries	76·1 (49·1 to 109)	26·4 (16·6 to 39·4)	73·3 (44·4 to 118)	187 (134 to 244)	278 (214 to 355)	328 (250 to 426)	404 (299 to 534)	568 (432 to 732)	631 (483 to 830)	624 (480 to 806)	599 (452 to 793)	556 (416 to 728)	577 (437 to 747)	541 (402 to 715)	506 (380 to 658)	485 (371 to 627)	382 (293 to 485)	350 (276 to 440)	311 (246 to 389)	312 (248 to 383)	293 (233 to 356)	203 (164 to 243)	151 (120 to 181)	8,460
Falls	2·2 (1·5 to 3·1)	2 (1·2 to 3·1)	4·3 (2·6 to 6·8)	25·1 (16·9 to 34·5)	45·1 (33·3 to 61·5)	58 (41·7 to 79·7)	72 (51·3 to 101)	98·2 (70·3 to 136)	117 (84·2 to 159)	114 (84·6 to 153)	111 (79·5 to 151)	106 (74·7 to 146)	121 (88·6 to 162)	126 (92·2 to 170)	137 (101 to 182)	150 (114 to 193)	136 (105 to 173)	139 (108 to 173)	140 (111 to 175)	167 (134 to 204)	177 (142 to 216)	134 (106 to 162)	104 (82·8 to 125)	2,280
Drowning	0·2 (0·1 to 0·2)	0·1 (0·1 to 0·2)	1·4 (0·7 to 2·5)	13·3 (8 to 20·2)	13·2 (9·2 to 19)	13·8 (10·1 to 18·7)	13·8 (10·3 to 18·3)	12·7 (9·2 to 17·4)	13 (9·4 to 18)	14·3 (10·5 to 19·4)	11·6 (8·5 to 15·7)	10·1 (7·4 to 13·7)	8·9 (6·7 to 11·6)	6 (4·6 to 7·8)	6·1 (4·7 to 7·8)	4·6 (3·6 to 5·8)	3·6 (2·8 to 4·6)	3·4 (2·6 to 4·3)	2·4 (1·8 to 3·2)	1·5 (1·1 to 1·8)	1 (0·8 to 1·3)	0·7 (0·5 to 0·8)	0·4 (0·3 to 0·5)	156
Fire, heat, and hot substances	0·5 (0·3 to 0·7)	1 (0·7 to 1·5)	6·9 (3·8 to 11·8)	29·8 (19·7 to 42·1)	49·9 (36·1 to 66·4)	64 (43 to 92·9)	86·4 (58·3 to 127)	111 (75·7 to 158)	129 (88·6 to 183)	126 (85·9 to 182)	127 (87·6 to 182)	108 (75·3 to 155)	113 (80·1 to 159)	102 (70·2 to 145)	93·4 (65·3 to 132)	76·9 (53 to 111)	55·1 (38·5 to 78·3)	45·8 (32·7 to 64)	32·2 (22·9 to 45·1)	27·4 (20·4 to 36·4)	21·7 (16·5 to 28·6)	12·4 (9·4 to 16·2)	8·7 (6·6 to 11·1)	1,430
Poisonings	0·5 (0·3 to 0·7)	0·3 (0·2 to 0·5)	0·8 (0·4 to 1·4)	6·2 (3·8 to 9·8)	9·4 (6·2 to 14·5)	9·6 (5·6 to 15·3)	13·8 (9·1 to 20·2)	17·6 (11·7 to 24·7)	16 (11 to 22·8)	14·1 (9·6 to 20·5)	12·6 (8·3 to 18·3)	10·6 (7·3 to 14·8)	9 (5·9 to 13)	7·4 (4·9 to 10·9)	6·2 (3·9 to 9·1)	5·3 (3·5 to 7·9)	5·4 (3·8 to 7·5)	3·7 (2·5 to 5·1)	2·5 (1·7 to 3·6)	1·9 (1·3 to 2·6)	1·4 (0·9 to 1·9)	0·7 (0·5 to 1)	0·5 (0·3 to 0·6)	155
Poisoning by carbon monoxide	0·1 (0·1 to 0·2)	0·1 (0·1 to 0·1)	0·4 (0·2 to 0·7)	2 (1·1 to 3·2)	2·8 (1·7 to 4·4)	2·6 (1·4 to 4·3)	4 (2·6 to 6·2)	5·6 (3·5 to 8·2)	4·5 (2·9 to 6·6)	4·4 (2·8 to 6·6)	3 (1·9 to 4·7)	2·6 (1·6 to 3·9)	2·4 (1·5 to 3·6)	2 (1·2 to 3·1)	1·7 (1·1 to 2·7)	1·4 (0·8 to 2·2)	1·4 (0·9 to 2·1)	0·9 (0·6 to 1·4)	0·5 (0·3 to 0·8)	0·5 (0·3 to 0·8)	0·3 (0·2 to 0·5)	0·2 (0·1 to 0·3)	0·1 (0·1 to 0·2)	43·6
Poisoning by other means	0·4 (0·2 to 0·5)	0·2 (0·1 to 0·3)	0·4 (0·2 to 0·7)	4·3 (2·6 to 6·7)	6·6 (4·2 to 10·5)	7 (3·9 to 11·7)	9·7 (6·2 to 14·7)	12 (7·7 to 17·1)	11·4 (7·5 to 16·9)	9·7 (6·2 to 14·2)	9·5 (6·2 to 14·2)	8 (5·3 to 11·5)	6·6 (4·2 to 9·6)	5·4 (3·4 to 8·1)	4·5 (2·8 to 6·8)	4 (2·6 to 5·9)	4 (2·7 to 5·7)	2·8 (1·9 to 3·9)	2 (1·4 to 2·9)	1·4 (0·9 to 2)	1 (0·7 to 1·4)	0·5 (0·4 to 0·8)	0·4 (0·2 to 0·5)	112
Exposure to mechanical forces	1 (0·6 to 1·5)	1·5 (1 to 2·2)	3·9 (2·6 to 5·8)	22·1 (14·5 to 31·2)	44·8 (30·8 to 62·7)	57·6 (40·3 to 82·5)	87·3 (62·7 to 119)	144 (105 to 188)	156 (112 to 209)	161 (118 to 213)	159 (116 to 213)	140 (105 to 184)	130 (95·9 to 174)	114 (84·5 to 154)	92·4 (65·9 to 128)	83·6 (60·7 to 116)	61·3 (43·8 to 84·2)	47·6 (33·1 to 66·3)	34 (23·8 to 47·3)	26·1 (18·1 to 36·6)	19·3 (13·5 to 27)	11·9 (8·4 to 16·4)	7·9 (5·6 to 10·8)	1,610
Unintentional firearm injuries	0·2 (0·1 to 0·3)	0·2 (0·1 to 0·3)	0·7 (0·4 to 1·1)	5 (2·7 to 7·7)	10·8 (6 to 15·9)	15·3 (10·9 to 20·8)	34·5 (25·1 to 45·7)	72·6 (48·8 to 102)	69·1 (44·6 to 100)	79·4 (52·6 to 117)	78·5 (52·8 to 114)	63·2 (44·5 to 88·3)	52·5 (36·4 to 73·8)	35·7 (26·1 to 47·5)	22·7 (16·9 to 29·5)	21·4 (16·2 to 27·1)	13·7 (10·4 to 17·6)	11·2 (8·4 to 14·3)	6·6 (4·8 to 8·7)	4·8 (3·5 to 6·6)	3·6 (2·6 to 4·9)	2·3 (1·6 to 3·2)	1·7 (1·2 to 2·3)	606
Other exposure to mechanical forces	0·8 (0·5 to 1·3)	1·4 (0·9 to 2)	3·3 (2·1 to 4·9)	17 (10·7 to 25·7)	34 (21·6 to 50·5)	42·3 (26·9 to 65·5)	52·8 (33·7 to 81·1)	71 (47·5 to 105)	86·6 (59·9 to 126)	81·3 (55 to 118)	80 (53·8 to 118)	76·8 (53·7 to 110)	77·8 (52·7 to 111)	78·8 (54·8 to 112)	69·7 (47·6 to 100)	62·2 (42·2 to 90)	47·6 (32·7 to 67·8)	36·5 (24·7 to 52)	27·4 (18·7 to 39)	21·3 (14·3 to 30)	15·7 (10·7 to 22·3)	9·6 (6·7 to 13·3)	6·2 (4·4 to 8·6)	1,000
Adverse effects of medical treatment	14·4 (3·4 to 25·1)	7 (2·7 to 11·8)	26 (12 to 52·9)	25·3 (14·1 to 42·8)	24·9 (7·8 to 41)	21·7 (6·6 to 35·5)	17·8 (7·9 to 29·3)	37·2 (16·6 to 61·9)	37·2 (18·5 to 61·3)	37·5 (19·9 to 59·9)	35·6 (15·8 to 58·5)	49·4 (18·2 to 83)	65·9 (22 to 109)	68·9 (21·1 to 115)	60·9 (21·5 to 99·1)	62·9 (23·6 to 99·7)	41 (18·8 to 63·1)	42·2 (18·5 to 63·8)	43·4 (17·6 to 64·6)	43 (15·3 to 64·1)	37·6 (14·7 to 56·6)	20·5 (9·7 to 30·4)	13·9 (7·1 to 20·6)	834
Animal contact	0 (0 to 0)	0 (0 to 0·1)	0·5 (0·3 to 0·8)	3·5 (2·5 to 4·9)	5·3 (3·3 to 8·5)	7·9 (5·1 to 12·1)	9·2 (5·9 to 13·4)	11 (7·1 to 15·8)	11·3 (7·3 to 16·2)	10·3 (6·8 to 14·7)	9·5 (6·2 to 13·8)	8·8 (5·9 to 12·5)	9·3 (6·1 to 13·2)	8·5 (5·8 to 12)	8·3 (5·8 to 11·8)	7·1 (4·9 to 10·2)	5·6 (3·9 to 8·1)	5·6 (4·1 to 7·4)	4·4 (3·1 to 5·9)	2·9 (2 to 4)	2·3 (1·6 to 3·1)	1·5 (1·1 to 2)	1·1 (0·8 to 1·4)	134
Venomous animal contact	0 (0 to 0)	0 (0 to 0)	0·3 (0·2 to 0·4)	1·9 (1·2 to 2·9)	3·7 (2·1 to 6·3)	5·8 (3·4 to 9·2)	6·8 (4·2 to 10·3)	8·2 (5 to 12·4)	8·4 (5·1 to 12·7)	7·6 (4·8 to 11·3)	7 (4·3 to 10·5)	6·3 (3·9 to 9·1)	6 (3·7 to 8·9)	5·7 (3·7 to 8·3)	5·2 (3·4 to 7·6)	4·5 (2·9 to 6·7)	3·5 (2·2 to 5·1)	2·8 (1·8 to 4)	2·2 (1·5 to 3)	1·8 (1·2 to 2·4)	1·4 (1 to 1·9)	0·9 (0·7 to 1·2)	0·6 (0·5 to 0·9)	90·4
Non-venomous animal contact	0 (0 to 0)	0 (0 to 0)	0·2 (0·1 to 0·4)	1·6 (1·1 to 2·2)	1·6 (1 to 2·7)	2·2 (1·3 to 3·5)	2·4 (1·6 to 3·7)	2·8 (1·8 to 4·3)	2·9 (1·9 to 4·5)	2·7 (1·8 to 4·2)	2·5 (1·6 to 4·1)	2·5 (1·6 to 3·9)	3·2 (2·2 to 4·7)	2·8 (1·8 to 4·1)	3·1 (2·1 to 4·5)	2·6 (1·7 to 3·8)	2·2 (1·4 to 3·1)	2·8 (2 to 3·8)	2·2 (1·5 to 3·1)	1·1 (0·8 to 1·7)	0·9 (0·6 to 1·3)	0·6 (0·4 to 0·8)	0·4 (0·3 to 0·6)	43·4
Foreign body	50·6 (32·8 to 73·2)	12·2 (7·5 to 19·3)	22 (11·3 to 39·1)	24·8 (16·5 to 35·7)	23·1 (17·4 to 29·7)	22·4 (16·9 to 29)	17·8 (12·8 to 24·6)	24·7 (17·7 to 33·8)	28·6 (21·2 to 38·2)	28·3 (20·8 to 37·2)	24 (17·5 to 32·1)	21 (15·1 to 28)	20·2 (15·2 to 26·4)	18·2 (13·5 to 23·7)	16·8 (12·9 to 21·4)	15·3 (11·8 to 19·3)	12·5 (9·9 to 15·6)	11·4 (9·1 to 14·2)	9·9 (7·7 to 12·7)	8·8 (6·9 to 10·8)	5·8 (4·7 to 7·1)	3·9 (3·1 to 4·7)	3·2 (2·5 to 3·9)	426
Pulmonary aspiration and foreign body in airway	50·2 (32·4 to 72·8)	12·1 (7·5 to 19·2)	20·9 (10·2 to 38·4)	18·9 (11·6 to 28·5)	15·2 (11·4 to 20·2)	13·6 (10·3 to 17·9)	7·8 (6 to 10)	11·8 (8·7 to 15·6)	15·1 (11·3 to 20·6)	15·6 (11·3 to 21·3)	12·6 (9·3 to 17·2)	10·5 (7·8 to 14)	10·3 (7·9 to 13·4)	9·3 (6·8 to 12·7)	9·1 (6·7 to 12·3)	8·6 (6·3 to 11·4)	7·3 (5·5 to 9·4)	7·2 (5·5 to 9·5)	6·6 (4·7 to 9)	5·9 (4·4 to 7·8)	3·6 (2·8 to 4·7)	2·6 (1·8 to 3·3)	2·2 (1·6 to 2·8)	277
Foreign body in eyes	0 (0 to 0)	0 (0 to 0)	0·2 (0·1 to 0·5)	1·1 (0·3 to 2·5)	2 (0·6 to 4·5)	2·7 (0·8 to 6·1)	3·8 (1·2 to 8·6)	5·2 (1·7 to 11·7)	5·8 (2·1 to 12·4)	5·6 (2 to 11·4)	5·3 (2·1 to 10·7)	4·8 (2·1 to 9·7)	4·6 (2·2 to 8·6)	3·8 (2 to 6·9)	3·2 (1·8 to 5·2)	2·7 (1·6 to 4·2)	2·1 (1·3 to 3·1)	1·6 (1·1 to 2·4)	1·2 (0·8 to 1·8)	1 (0·6 to 1·4)	0·7 (0·5 to 1)	0·4 (0·3 to 0·6)	0·2 (0·2 to 0·3)	58
Foreign body in other body part	0·4 (0·1 to 0·7)	0·1 (0 to 0·1)	0·8 (0·5 to 1·4)	4·8 (3·1 to 7)	5·9 (4 to 8·3)	6·1 (4·2 to 8·6)	6·2 (4·2 to 8·8)	7·7 (5·2 to 10·7)	7·7 (5·4 to 10·5)	7·2 (5·2 to 9·8)	6·2 (4·4 to 8·7)	5·6 (4·1 to 7·9)	5·4 (3·8 to 7·4)	5 (3·5 to 6·9)	4·5 (3·2 to 6·1)	4 (2·9 to 5·5)	3·1 (2·2 to 4·2)	2·5 (1·8 to 3·4)	2·1 (1·6 to 2·9)	1·9 (1·4 to 2·5)	1·4 (1 to 1·9)	0·9 (0·7 to 1·3)	0·7 (0·5 to 1)	90·3
Environmental heat and cold exposure	0 (0 to 0)	0·1 (0 to 0·1)	1·2 (0·8 to 1·7)	8·1 (5·2 to 12·1)	15·8 (10·4 to 23·4)	21·3 (13·8 to 31·2)	27·4 (18·1 to 39·4)	34·5 (23 to 48·7)	37·6 (25·6 to 54·2)	36·7 (25 to 52·7)	34·7 (23·5 to 50)	32 (21·9 to 44·9)	32·4 (22·2 to 45·8)	31·4 (21·9 to 43·7)	30·1 (20·9 to 41·8)	27·7 (18·9 to 38·7)	22·6 (15·6 to 30·7)	19·2 (13·4 to 26·3)	15·2 (10·6 to 20·6)	13·3 (9·4 to 18·1)	10·6 (7·4 to 14·2)	6·8 (4·8 to 9·2)	4·7 (3·3 to 6·5)	463
Exposure to forces of nature	0 (0 to 0)	0 (0 to 0)	0 (0 to 0)	0 (0 to 0)	0 (0 to 0)	0·2 (0·1 to 0·3)	0·5 (0·3 to 0·8)	0·8 (0·5 to 1·3)	0·9 (0·6 to 1·5)	1·2 (0·8 to 1·8)	1·7 (1·1 to 2·5)	1·9 (1·3 to 2·9)	1·6 (1 to 2·4)	1 (0·7 to 1·5)	0·9 (0·6 to 1·4)	0·9 (0·6 to 1·4)	0·6 (0·4 to 0·9)	0·5 (0·3 to 0·7)	0·3 (0·2 to 0·5)	0·2 (0·2 to 0·4)	0·2 (0·1 to 0·2)	0·1 (0·1 to 0·1)	0·1 (0 to 0·1)	13·7
Other unintentional injuries	6·7 (3·8 to 10·6)	2·1 (1·3 to 3·4)	6·3 (4 to 9·2)	28·5 (18·3 to 41·1)	46·7 (31 to 67·2)	51·6 (35 to 75·6)	58·1 (38 to 88·7)	76 (51·7 to 113)	84·9 (58·9 to 122)	82 (57·4 to 118)	72·9 (49·9 to 103)	68·6 (47·8 to 98·7)	65·5 (45 to 92·8)	56·6 (37·3 to 82·8)	53·4 (34·7 to 76·5)	50·6 (34·4 to 71·7)	39·1 (27·3 to 55·1)	32·1 (22·4 to 44·2)	26·4 (19 to 35·9)	20·5 (14·6 to 27·8)	16 (11·6 to 21·6)	10·2 (7·5 to 13·8)	6·7 (4·9 to 8·8)	961
Self-harm and interpersonal violence	13·3 (7·2 to 21·9)	4·5 (2·5 to 7·3)	11·7 (5·8 to 21·1)	64·2 (39·5 to 105)	85·5 (61·9 to 112)	151 (115 to 199)	414 (316 to 542)	745 (540 to 1,020)	836 (562 to 1,170)	755 (517 to 1,090)	530 (366 to 746)	453 (325 to 619)	372 (264 to 506)	252 (184 to 333)	186 (138 to 245)	129 (99·6 to 167)	81·8 (64·6 to 102)	61 (48·4 to 76)	36·9 (29·8 to 45·1)	21·6 (17·8 to 26·4)	13·9 (11·3 to 16·9)	7 (5·5 to 8·6)	5·4 (4·2 to 6·6)	5,230
Self-harm	0 (0 to 0)	0 (0 to 0)	0 (0 to 0)	0 (0 to 0)	0 (0 to 0)	25·7 (16·3 to 39·1)	83·1 (55·8 to 119)	138 (91·8 to 199)	155 (97·9 to 233)	129 (85·1 to 189)	91·5 (60·3 to 134)	82·2 (55·8 to 117)	67·2 (45·8 to 95·3)	50·7 (35·6 to 70·6)	35·5 (25·7 to 47·9)	26·5 (19·2 to 35·3)	18·7 (13·7 to 25·8)	15·8 (11·3 to 21·9)	10·1 (7·4 to 13·5)	6·8 (5·1 to 8·8)	4·4 (3·2 to 5·8)	1·8 (1·4 to 2·3)	1·8 (1·2 to 2·4)	943
Self-harm by firearm	0 (0 to 0)	0 (0 to 0)	0 (0 to 0)	0 (0 to 0)	0 (0 to 0)	0·9 (0·5 to 1·6)	6·1 (4 to 9)	19·9 (13·1 to 29·5)	14·6 (8·9 to 22·4)	23·2 (15·1 to 34·4)	16·7 (9·1 to 28·2)	13 (7·8 to 21·1)	9·6 (6·5 to 13·7)	8·4 (5·7 to 11·9)	5·6 (4 to 7·6)	1·7 (1·2 to 2·2)	1·5 (1·1 to 2)	1·6 (1·1 to 2·1)	1·3 (1 to 1·8)	1·2 (0·9 to 1·6)	0·9 (0·6 to 1·2)	0·2 (0·1 to 0·2)	0·3 (0·2 to 0·3)	127
Self-harm by other specified means	0 (0 to 0)	0 (0 to 0)	0 (0 to 0)	0 (0 to 0)	0 (0 to 0)	24·8 (15·7 to 37·7)	77 (51·6 to 111)	118 (78·3 to 170)	140 (88·5 to 211)	106 (70·1 to 155)	74·8 (49·5 to 109)	69·2 (47·5 to 98·2)	57·7 (39·1 to 81·6)	42·4 (29·9 to 59)	29·9 (21·6 to 40·2)	24·8 (17·9 to 33·2)	17·2 (12·6 to 23·7)	14·2 (10·1 to 19·8)	8·8 (6·4 to 11·8)	5·6 (4·2 to 7·2)	3·5 (2·6 to 4·6)	1·6 (1·2 to 2)	1·6 (1·1 to 2)	817
Interpersonal violence	13·3 (7·2 to 21·9)	4·5 (2·5 to 7·3)	11·5 (5·7 to 20·8)	62·5 (38·4 to 103)	84·7 (61·1 to 111)	125 (92·6 to 166)	330 (241 to 446)	606 (421 to 842)	679 (440 to 962)	621 (413 to 908)	435 (291 to 633)	367 (254 to 523)	303 (205 to 426)	199 (142 to 273)	149 (106 to 205)	102 (75·9 to 134)	62·5 (47·6 to 80)	44·8 (34·1 to 58·1)	26·6 (20·9 to 33·1)	14·6 (11·6 to 18·5)	9·4 (7·5 to 11·8)	5·1 (3·9 to 6·5)	3·6 (2·7 to 4·5)	4,260
Physical violence by firearm	1·6 (0·9 to 2·7)	0·2 (0·1 to 0·3)	1·4 (0·7 to 2·5)	19·6 (11·8 to 32·5)	30·7 (21·2 to 41·6)	42·7 (29·7 to 59·7)	139 (95·6 to 194)	274 (181 to 396)	277 (173 to 406)	290 (184 to 438)	251 (154 to 382)	185 (120 to 275)	166 (106 to 242)	83 (55·2 to 120)	47·1 (31 to 67)	30·5 (20·9 to 43)	15·9 (11·1 to 21·5)	5·6 (4 to 7·5)	2·1 (1·6 to 2·7)	0·7 (0·5 to 0·9)	0·8 (0·6 to 1·1)	0·2 (0·1 to 0·2)	0·1 (0·1 to 0·1)	1,860
Physical violence by sharp object	1·3 (0·7 to 2·1)	0·1 (0 to 0·1)	1·2 (0·6 to 2)	14·3 (8·9 to 23·4)	20·8 (14·5 to 27·8)	31·7 (22·2 to 44)	104 (72·8 to 147)	187 (125 to 269)	252 (156 to 370)	187 (119 to 283)	98·1 (62·3 to 146)	105 (70·6 to 153)	67·9 (45·7 to 97·3)	44·9 (31·9 to 62·2)	52·8 (35·8 to 74·4)	29·2 (21·2 to 39·5)	16·1 (11·9 to 21)	16·3 (11·9 to 21·8)	9 (6·8 to 11·5)	4·8 (3·6 to 6·4)	1·9 (1·4 to 2·6)	1·8 (1·4 to 2·3)	2·1 (1·6 to 2·8)	1,250
Sexual violence	0 (0 to 0)	0 (0 to 0)	0 (0 to 0)	0·7 (0·4 to 1·1)	6·5 (3·8 to 10·2)	15·8 (9 to 24·9)	40·4 (22·1 to 65·1)	60·9 (35·4 to 93·4)	55·5 (31·4 to 89·6)	46·4 (25·5 to 77·4)	37·4 (20·8 to 59·5)	27 (15·4 to 44)	20·7 (12·2 to 34·7)	13·8 (7·9 to 23·2)	9·1 (5·2 to 14·6)	6·8 (4·2 to 10·4)	4·9 (3 to 7·4)	3·7 (2·3 to 5·5)	2·6 (1·6 to 3·8)	2 (1·3 to 2·9)	1·2 (0·7 to 2)	0·3 (0·2 to 0·4)	0 (0 to 0·1)	356
Physical violence by other means	10·4 (5·7 to 17·1)	4·2 (2·3 to 6·9)	8·9 (4·3 to 16·3)	28 (17 to 46·6)	26·7 (19 to 35·8)	34·8 (25·2 to 47·7)	47·1 (34 to 64·6)	84·2 (58·7 to 118)	94·5 (61·7 to 134)	97 (64·6 to 140)	48 (33·7 to 66·1)	50 (35·4 to 69)	48·5 (34·3 to 66·5)	57·2 (41·4 to 78·2)	40·1 (28·7 to 54·2)	35·3 (26·7 to 46·3)	25·6 (19·5 to 32·7)	19·3 (14·4 to 25·1)	12·9 (10 to 16·3)	7·2 (5·4 to 9·4)	5·4 (4·1 to 6·9)	2·8 (2·1 to 3·7)	1·3 (0·9 to 1·8)	789
Conflict and terrorism	0 (0 to 0)	0 (0 to 0)	0 (0 to 0)	0 (0 to 0)	0 (0 to 0)	0 (0 to 0)	0 (0 to 0)	0·3 (0·1 to 0·6)	1·7 (0·9 to 3·2)	4·7 (2·6 to 9·1)	3 (1·7 to 5·7)	3·3 (1·8 to 5·9)	2·2 (1·2 to 3·9)	1·6 (0·9 to 2·8)	1·1 (0·7 to 1·9)	0·8 (0·5 to 1·4)	0·5 (0·3 to 0·8)	0·3 (0·2 to 0·5)	0·2 (0·1 to 0·3)	0·2 (0·1 to 0·2)	0·1 (0·1 to 0·1)	0·1 (0 to 0·1)	0 (0 to 0)	20·1

SII Table 2b: Saint Lucia DALYS by cause and age group for females with 25% uncertainty intervals. 2019

Cause	Early Neonatal	Late Neonatal	Post Neonatal	1 to 4	5 to 9	10 to 14	15 to 19	20 to 24	25 to 29	30 to 34	35 to 39	40 to 44	45 to 49	50 to 54	55 to 59	60 to 64	65 to 69	70 to 74	75 to 79	80 plus	Total
All causes	666 (422 to 830)	666 (140 to 2,282)	1,161 (169 to 187)	1,161 (554 to 602)	1,161 (362 to 415)	1,161 (347 to 398)	1,161 (344 to 385)	1,161 (359 to 1,100)	1,161 (629 to 1,394)	1,161 (600 to 1,370)	1,161 (1,100 to 1,450)	1,161 (1,340 to 1,940)	1,161 (1,600 to 2,330)	1,161 (1,780 to 2,490)	1,161 (1,740 to 2,450)	1,161 (1,660 to 2,290)	1,161 (1,320 to 2,000)	1,161 (1,400 to 1,990)	1,161 (1,270 to 1,830)	1,161 (1,150 to 1,440)	24,600
Communicable, maternal, neonatal, and nutritional diseases	666 (391 to 726)	666 (111 to 221)	1,161 (53 to 66.2)	1,161 (66 to 103)	1,161 (66 to 77.3)	1,161 (69.2 to 139)	1,161 (78.1 to 144)	1,161 (84 to 163)	1,161 (108 to 174)	1,161 (109 to 178)	1,161 (149 to 191)	1,161 (177 to 269)	1,161 (165 to 186)	1,161 (155 to 172)	1,161 (153 to 169)	1,161 (135 to 152)	1,161 (84.6 to 116)	1,161 (75 to 116)	1,161 (54 to 88.4)	1,161 (55.2 to 86.4)	2,733
HIV/AIDS and sexually transmitted infections	0.9 (0.6 to 1.5)	0.3 (0.1 to 0.6)	1.1 (1.1 to 1.2)	1.2 (1.1 to 1.2)	1.3 (1.2 to 1.4)	1.1 (1.1 to 1.2)	2.9 (2.4 to 3.5)	12.6 (10.4 to 15.1)	19.5 (16.9 to 23.1)	24.5 (21.4 to 28.4)	22.5 (19.4 to 26.4)	28.1 (25.1 to 32.3)	21.6 (19.2 to 25.4)	14.1 (12.5 to 16.4)	8.2 (7.2 to 9.8)	4.9 (4.4 to 6.2)	2.9 (2.5 to 3.7)	1.4 (1.1 to 2)	0.8 (0.6 to 1.1)	0.5 (0.4 to 0.7)	172 (0 to 0)
HIV/AIDS	0 (0 to 0)	0 (0 to 0)	1 (0.9 to 1.1)	1.1 (1.1 to 1.2)	1.3 (1.2 to 1.4)	0.9 (0.9 to 1)	2.1 (1.9 to 2.2)	10.4 (9.4 to 11.9)	16.2 (14.5 to 18.7)	20.3 (18.5 to 23)	17.1 (16.1 to 19.4)	22.8 (21.1 to 24.9)	17.1 (15.7 to 18.5)	11.3 (10.5 to 12.2)	6.4 (5.8 to 7.1)	4.1 (3.7 to 4.6)	2.2 (1.9 to 2.5)	0.9 (0.7 to 1)	0.4 (0.3 to 0.5)	0.2 (0.2 to 0.3)	127 (0 to 0)
HIV/AIDS - Drug-susceptible Tuberculosis	0 (0 to 0)	0 (0 to 0)	0.1 (0.1 to 0.1)	0.1 (0.1 to 0.2)	0.1 (0.1 to 0.2)	0.1 (0.1 to 0.1)	0.2 (0.2 to 0.3)	1.1 (0.9 to 1.4)	1.6 (1.3 to 2.2)	2.2 (1.8 to 3.2)	1.6 (1.5 to 2.3)	2.2 (1.9 to 3.3)	1.6 (1.4 to 2.2)	1.1 (0.7 to 1.5)	0.6 (0.4 to 0.9)	0.3 (0.2 to 0.5)	0.2 (0.1 to 0.3)	0.1 (0 to 0.1)	0.1 (0 to 0.1)	0 (0 to 0)	13.5 (0 to 0)
HIV/AIDS - Multidrug-resistant Tuberculosis without extensive dr...	0 (0 to 0)	0 (0 to 0)	0 (0 to 0)	0 (0 to 0)	0 (0 to 0)	0 (0 to 0)	0 (0 to 0)	0 (0 to 0.1)	0 (0 to 0.1)	0 (0 to 0.1)	0 (0 to 0.1)	0 (0 to 0.1)	0 (0 to 0.1)	0 (0 to 0.1)	0 (0 to 0.1)	0 (0 to 0.1)	0 (0 to 0.1)	0 (0 to 0.1)	0 (0 to 0.1)	0 (0 to 0.1)	0.2 (0 to 0)
HIV/AIDS - Extensively drug-resistant Tuberculosis	0 (0 to 0)	0 (0 to 0)	0 (0 to 0)	0 (0 to 0)	0 (0 to 0)	0 (0 to 0)	0 (0 to 0)	0 (0 to 0)	0 (0 to 0)	0 (0 to 0)	0 (0 to 0)	0 (0 to 0)	0 (0 to 0)	0 (0 to 0)	0 (0 to 0)	0 (0 to 0)	0 (0 to 0)	0 (0 to 0)	0 (0 to 0)	0 (0 to 0)	0 (0 to 0)	0 (0 to 0)
HIV/AIDS resulting in other diseases	0.9 (0.6 to 1.5)	0.3 (0.1 to 0.6)	1 (0.9 to 1.1)	1.2 (1.1 to 1.3)	1.3 (1.2 to 1.4)	0.9 (0.8 to 0.9)	2.7 (2.4 to 3.2)	9.5 (8.3 to 10.8)	14.6 (12.7 to 17.2)	18.1 (16.1 to 20.7)	15.9 (14.1 to 17.8)	20.6 (18.6 to 22.4)	15.5 (13.7 to 16.8)	10.3 (9.3 to 11.3)	5.8 (5.2 to 6.5)	3.8 (3.3 to 4.3)	2 (1.7 to 2.3)	0.8 (0.6 to 1)	0.4 (0.3 to 0.5)	0.2 (0.2 to 0.3)	123 (0 to 0)
Sexually transmitted infections excluding HIV	0 (0 to 0.1)	0 (0 to 0.2)	0 (0 to 0.2)	0 (0 to 0.2)	0.2 (0 to 0.2)	0.9 (0.6 to 1.4)	2.1 (1.5 to 3.4)	3.3 (2.4 to 4.6)	4.2 (3 to 7.4)	4.6 (3.2 to 7.9)	5.3 (3.2 to 9.1)	4.7 (2.8 to 7.6)	3.7 (2.5 to 6.4)	2.7 (1.5 to 4.9)	1.9 (0.9 to 3.5)	1.1 (0.4 to 2.1)	0.8 (0.3 to 1.5)	0.4 (0.2 to 0.7)	0.3 (0.1 to 0.5)	0.2 (0.1 to 0.3)	34.7 (0 to 0)
Syphilis	0 (0 to 0.1)	0 (0 to 0.2)	0 (0 to 0.2)	0 (0 to 0.2)	0 (0 to 0.1)	0 (0 to 0.1)	0 (0.1 to 0.2)	0.2 (0.1 to 0.3)	0.3 (0.2 to 0.4)	0.3 (0.2 to 0.4)	0.2 (0.1 to 0.3)	0.2 (0.1 to 0.3)	0.2 (0.1 to 0.3)	0.1 (0.1 to 0.2)	0.1 (0 to 0.2)	0.1 (0 to 0.2)	0 (0 to 0.1)	0 (0 to 0.1)	0 (0 to 0.1)	0 (0 to 0.1)	2.9 (0 to 0)
Chlamydial infection	0 (0 to 0)	0 (0 to 0)	0 (0 to 0)	0 (0 to 0)	0 (0 to 0)	0 (0 to 0)	0 (0 to 0.1)	0 (0 to 0.1)	0 (0 to 0.2)	0 (0 to 0.2)	0 (0 to 0.2)	0 (0 to 0.3)	0 (0 to 0.4)	0 (0 to 0.5)	0 (0 to 0.6)	0 (0 to 0.6)	0 (0 to 0.5)	0 (0 to 0.4)	0 (0 to 0.3)	0 (0 to 0.2)	0 (0 to 0)	3.1 (0 to 0)
Gonococcal infection	0 (0 to 0)	0 (0 to 0)	0 (0 to 0)	0 (0 to 0)	0 (0 to 0)	0 (0 to 0)	0 (0 to 0.2)	0 (0.2 to 0.4)	0 (0.2 to 0.4)	0 (0.2 to 0.5)	0 (0.2 to 0.7)	0 (0.3 to 0.9)	0 (0.4 to 0.9)	0 (0.3 to 0.8)	0 (0.2 to 0.7)	0 (0.2 to 0.6)	0 (0.1 to 0.5)	0 (0.1 to 0.4)	0 (0.1 to 0.3)	0 (0 to 0.2)	4.6 (0 to 0)
Trichomoniasis	0 (0 to 0)	0 (0 to 0)	0 (0 to 0)	0 (0 to 0)	0 (0 to 0)	0 (0 to 0)	0 (0 to 0.2)	0 (0.2 to 1.5)	0 (0.4 to 2.7)	0 (0.4 to 2.7)	0 (0.3 to 2.7)	0 (0.3 to 2.7)	0 (0.3 to 2.7)	0 (0.2 to 2.4)	0 (0.1 to 2.1)	0 (0.1 to 1.6)	0 (0 to 1.1)	0 (0 to 0.8)	0 (0 to 0.5)	0 (0 to 0.3)	9.3 (0 to 0)
Genital herpes	0 (0 to 0)	0 (0 to 0)	0 (0 to 0)	0 (0 to 0)	0 (0 to 0.1)	0 (0 to 0.2)	0 (0 to 0.4)	0 (0 to 1.1)	0 (0.2 to 1.4)	0 (0.2 to 1.7)	0 (0.2 to 2.1)	0 (0.2 to 2.8)	0 (0.2 to 2.8)	0 (0.2 to 2.8)	0 (0.2 to 2.8)	0 (0.2 to 2.6)	0 (0.1 to 2.1)	0 (0.1 to 1.6)	0 (0.1 to 1.1)	0 (0 to 0.8)	7.2 (0 to 0)
Other sexually transmitted infections	0 (0 to 0)	0 (0 to 0)	0 (0 to 0)	0 (0 to 0)	0 (0 to 0.1)	0 (0 to 0.2)	0 (0 to 0.3)	0 (0 to 0.7)	0 (0 to 1.1)	0 (0.1 to 1.6)	0 (0 to 2.1)	0 (0 to 3.2)	0 (0 to 3.2)	0 (0 to 2.8)	0 (0 to 2.4)	0 (0 to 2.1)	0 (0 to 1.6)	0 (0 to 1.2)	0 (0 to 0.9)	0 (0 to 0.6)	7.7 (0 to 0)
Respiratory infections and tuberculosis	124.4 (74.4 to 194.4)	124.4 (7.7 to 19.5)	124.4 (11.4 to 27.2)	28.3 (26.1 to 38.9)	19.4 (16.9 to 20.7)	20.1 (18.5 to 21.5)	17.2 (16.1 to 17.2)	16.2 (15.2 to 17.2)	16.2 (14.2 to 20.4)	16.2 (14.1 to 25.1)	16.2 (14.2 to 27.1)	20.4 (15.4 to 29.6)	27.1 (17.4 to 31.2)	29.2 (20.5 to 32.5)	29.2 (20.7 to 38.8)	29.2 (22.2 to 41.2)	29.2 (21.4 to 42.5)	36.3 (27.5 to 51.3)	46.5 (32.4 to 61.2)	55.3 (38.9 to 83.6)	577 (0 to 0)
Tuberculosis	0 (0 to 0)	0 (0 to 0)	0.2 (0.1 to 0.3)	0.6 (0.5 to 1.2)	0.7 (0.5 to 1.2)	0.7 (0.5 to 0.9)	1.1 (0.9 to 1.4)	1.1 (1 to 1.4)	1.2 (1 to 1.4)	1.2 (1 to 1.4)	1.2 (1 to 1.4)	1.2 (1 to 1.4)	1.2 (1 to 1.4)	1.2 (1 to 1.4)	1.2 (1 to 1.4)	1.2 (1 to 1.4)	1.2 (1 to 1.4)	1.2 (1 to 1.4)	1.2 (1 to 1.4)	0.9 (0.8 to 1.1)	41.1 (0 to 0)
Latent tuberculosis infection	0 (0 to 0)	0 (0 to 0)	0 (0 to 0)	0 (0 to 0)	0 (0 to 0)	0 (0 to 0)	0 (0 to 0)	0 (0 to 0)	0 (0 to 0)	0 (0 to 0)	0 (0 to 0)	0 (0 to 0)	0 (0 to 0)	0 (0 to 0)	0 (0 to 0)	0 (0 to 0)	0 (0 to 0)	0 (0 to 0)	0 (0 to 0)	0 (0 to 0)	0 (0 to 0)	0 (0 to 0)
Drug-susceptible tuberculosis	0 (0 to 0)	0 (0 to 0)	0.2 (0.1 to 0.3)	0.6 (0.5 to 1.2)	0.7 (0.5 to 1.2)	0.7 (0.5 to 0.9)	1.1 (0.9 to 1.4)	1.1 (1 to 1.4)	1.2 (1 to 1.4)	1.2 (1 to 1.4)	1.2 (1 to 1.4)	1.2 (1 to 1.4)	1.2 (1 to 1.4)	1.2 (1 to 1.4)	1.2 (1 to 1.4)	1.2 (1 to 1.4)	1.2 (1 to 1.4)	1.2 (1 to 1.4)	1.2 (1 to 1.4)	0.9 (0.8 to 1.1)	40.7 (0 to 0)
Multidrug-resistant tuberculosis without extensive drug-resistance	0 (0 to 0)	0 (0 to 0)	0 (0 to 0)	0 (0 to 0)	0 (0 to 0)	0 (0 to 0)	0 (0 to 0.1)	0 (0 to 0.1)	0 (0 to 0.1)	0 (0 to 0.1)	0 (0 to 0.1)	0 (0 to 0.2)	0 (0 to 0.1)	0 (0 to 0.1)	0 (0 to 0.1)	0 (0 to 0.1)	0 (0 to 0.1)	0 (0 to 0.1)	0 (0 to 0.1)	0 (0 to 0.1)	0.4 (0 to 0)
Extensively drug-resistant tuberculosis	0 (0 to 0)	0 (0 to 0)	0 (0 to 0)	0 (0 to 0)	0 (0 to 0)	0 (0 to 0)	0 (0 to 0)	0 (0 to 0)	0 (0 to 0)	0 (0 to 0)	0 (0 to 0)	0 (0 to 0)	0 (0 to 0)	0 (0 to 0)	0 (0 to 0)	0 (0 to 0)	0 (0 to 0)	0 (0 to 0)	0 (0 to 0)	0 (0 to 0)	0.1 (0 to 0)
Lower respiratory infections	124 (74 to 194.4)	124 (7.4 to 19.4)	124 (10 to 25.9)	27.7 (13.5 to 31.1)	18.7 (14.5 to 19.4)	19.4 (17 to 20.2)	16 (14.9 to 16.8)	15 (14 to 16)	5.9 (4.5 to 11.7)	7.6 (5.3 to 11.2)	8.9 (6.9 to 12.7)	13.2 (9.6 to 20.3)	20.9 (14.1 to 25.1)	23.1 (16.5 to 26.5)	23.1 (16.7 to 32.5)	23.1 (17.6 to 34.7)	23.1 (17.4 to 36.1)	29.9 (21.9 to 46)	40.7 (27.1 to 55.7)	49.1 (32.5 to 78.3)	469 (0 to 0)
Upper respiratory infections	0 (0 to 0)	0 (0 to 0.1)	1 (0.4 to 1.4)	4.5 (2.5 to 7.5)	0.7 (0.5 to 0.9)	0.7 (0.5 to 0.9)	5.7 (2.9 to 9.2)	13.9 (7.5 to 20.8)	5.4 (3.9 to 9.3)	5.4 (3.4 to 8.3)	5.4 (3.2 to 8.6)	5.4 (3.2 to 8.6)	4.7 (2.9 to 8.1)	4.5 (2.4 to 7.6)	3.1 (1.7 to 5.2)	2.4 (1.2 to 4)	1.7 (0.7 to 2.2)	1.3 (0.5 to 2.1)	0.6 (0.3 to 1)	0.4 (0.2 to 0.5)	66.5 (0 to 0)
Otitis media	0 (0 to 0)	0 (0 to 0)	0.2 (0.1 to 0.4)	1.6 (0.9 to 2.2)	1.8 (1.4 to 4.2)	1.8 (1.5 to 2)	1.8 (1.5 to 2)	1.7 (1.3 to 2.2)	1.7 (0.7 to 3.3)	1.7 (0.6 to 3.2)	1.7 (0.6 to 3.4)	1.7 (0.6 to 3.4)	1.7 (0.7 to 3.6)	1.4 (0.6 to 3.2)	1.1 (0.5 to 2)	0.7 (0.3 to 1.4)	0.4 (0.2 to 0.8)	0.3 (0.1 to 0.6)	0.2 (0.1 to 0.4)	0.2 (0.1 to 0.3)	26.7 (0 to 0)
Enteric infections	1.3 (0.7 to 2.1)	3.1 (1.7 to 5.2)	12.6 (9.1 to 18.4)	11.5 (11.4 to 23.6)	7.1 (7.3 to 19.1)	11.6 (11.7 to 23.6)	11.5 (9.8 to 19.4)	8.3 (5.2 to 12.7)	7.2 (4.5 to 10.7)	8.6 (5.3 to 13)	9.1 (5.8 to 13.6)	10.1 (6.9 to 14)	11 (7.4 to 15)	12.7 (8.7 to 17.7)	13.6 (9.2 to 18.4)	13.6 (9.2 to 19.1)	13.3 (9.1 to 19.4)	13.3 (9.2 to 19.6)	13.3 (9.1 to 19.2)	13.3 (9.1 to 19.3)	224 (0 to 0)
Diarrheal diseases	1.3 (0.7 to 2.1)	3.1 (1.7 to 5.2)	12.6 (9.1 to 18.4)	11.5 (11.5 to 23.6)	7.1 (7.3 to 19.1)	11.6 (11.7 to 23.6)	11.5 (9.7 to 19.3)	8.3 (5.2 to 12.6)	7.2 (4.5 to 10.6)	8.6 (5.3 to 13)	9.1 (5.8 to 13.6)	10.1 (6.9 to 14)	11 (7.4 to 15)	12.7 (8.7 to 17.6)	13.6 (9.2 to 18.4)	13.6 (9.2 to 19.1)	13.3 (9.1 to 19.4)	13.3 (9.2 to 19.6)	13.3 (9.1 to 19.2)	13.3 (9.1 to 19.3)	223 (0 to 0)
Typhoid and paratyphoid	0 (0 to 0)	0 (0 to 0)	0 (0 to 0)	0 (0 to 0)	0 (0 to 0)	0 (0 to 0)	0 (0 to 0)	0 (0 to 0)	0 (0 to 0)	0 (0 to 0)	0 (0 to 0)	0 (0 to 0)	0 (0 to 0)	0 (0 to 0)	0 (0 to 0)	0 (0 to 0)	0 (0 to 0)	0 (0 to 0)	0 (0 to 0)	0 (0 to 0)	0.1 (0 to 0)
Typhoid fever	0 (0 to 0)	0 (0 to 0)	0 (0 to 0)	0 (0 to 0)	0 (0 to 0)	0 (0 to 0)	0 (0 to 0)	0 (0 to 0)	0 (0 to 0)	0 (0 to 0)	0 (0 to 0)	0 (0 to 0)	0 (0 to 0)	0 (0 to 0)	0 (0 to 0)	0 (0 to 0)	0 (0 to 0)	0 (0 to 0)	0 (0 to 0)	0 (0 to 0)	0 (0 to 0)
Paratyphoid fever	0 (0 to 0)	0 (0 to 0)	0 (0 to 0)	0 (0 to 0)	0 (0 to 0)	0 (0 to 0)	0 (0 to 0)	0 (0 to 0)	0 (0 to 0)	0 (0 to 0)	0 (0 to 0)	0 (0 to 0)	0 (0 to 0)	0 (0 to 0)	0 (0 to 0)	0 (0 to 0)	0 (0 to 0)	0 (0 to 0)	0 (0 to 0)	0 (0 to 0)	0 (0 to 0)
Invasive Non-typhoidal Salmonella (iNTS)	0 (0 to 0)	0 (0 to 0)	0 (0 to 0)	0 (0 to 0)	0 (0 to 0)	0 (0 to 0)	0 (0 to 0)	0 (0 to 0)	0 (0 to 0)	0 (0 to 0)	0 (0 to 0)	0 (0 to 0)	0 (0 to 0)	0 (0 to 0)	0 (0 to 0)	0 (0 to 0)	0 (0 to 0)	0 (0 to 0)	0 (0 to 0)	0 (0 to 0)	0.2 (0 to 0)
Other intestinal infectious diseases	0 (0 to 0)	0 (0 to 0)	0.1 (0 to 0.2)	0.6 (0 to 0.9)	0.4 (0 to 0.9)	0.4 (0 to 0.9)	0.4 (0 to 0.9)	0.4 (0 to 0.9)	0.4 (0 to 0.9)	0.4 (0 to 0.9)	0.4 (0 to 0.9)	0.4 (0 to 0.9)	0.4 (0 to 0.9)	0.4 (0 to 0.9)	0.4 (0 to 0.9)	0.4 (0 to 0.9)	0.4 (0 to 0.9)	0.4 (0 to 0.9)	0.4 (0 to 0.9)	0.4 (0 to 0.9)	0.4 (0 to 0)
Neglected tropical diseases and malaria	0.2 (0.1 to 0.3)	0.2 (0.1 to 0.4)	1.6 (0.4 to 3.1)	2.9 (2.5 to 3.2)	0.9 (0.8 to 1.2)	0.8 (0.3 to 2.4)	4.4 (2.8 to 7.8)	4.9 (2.8 to 9.6)	6 (3.5 to 9.4)	8 (4 to 10.9)	7 (4.1 to 9.7)	8.1 (4.7 to 12.8)	8.7 (5.4 to 14.5)	8.9 (5.3 to 14.1)	9.6 (5.5 to 15.1)	9.2 (5.5 to 14.2)	8.1 (4.2 to 14)	7 (3.4 to 12.1)	6.6 (3.4 to 11.2)	5.5 (2.7 to 9.7)	124 (0 to 0)
Malaria	0 (0 to 0)	0 (0 to 0)	0 (0 to 0)	0 (0 to 0)	0 (0 to 0)	0 (0 to 0)	0 (0 to 0)	0 (0 to 0)	0 (0 to 0)	0 (0 to 0)	0 (0 to 0)	0 (0 to 0)	0 (0 to 0)	0 (0 to 0)	0 (0 to 0)	0 (0 to 0)	0 (0 to 0)	0 (0 to 0)	0 (0 to 0)	0 (0 to 0)	0 (0 to 0)
Chagas disease	0 (0 to 0)	0 (0 to 0)	0 (0 to 0)	0 (0 to 0)	0 (0 to 0)	0 (0 to 0)	0 (0 to 0)	0 (0 to 0)	0 (0 to 0)	0 (0 to 0)	0 (0 to 0)	0 (0 to 0)	0 (0 to 0)	0 (0 to 0)	0 (0 to 0)	0 (0 to 0)	0 (0 to 0)	0 (0 to 0)	0 (0 to 0)	0 (0 to 0)	0 (0 to 0)
Leishmaniasis	0 (0 to 0)	0 (0 to 0)	0 (0 to 0)	0 (0 to 0)	0 (0 to 0)	0 (0 to 0)	0 (0 to 0)	0 (0 to 0)	0 (0 to 0)	0 (0 to 0)	0 (0 to 0)	0 (0 to 0)	0 (0 to 0)	0 (0 to 0)	0 (0 to 0)	0 (0 to 0)	0 (0 to 0)	0 (0 to 0)	0 (0 to 0)	0 (0 to 0)	0 (0 to 0)
Visceral leishmaniasis	0 (0 to 0)	0 (0 to 0)	0 (0 to 0)	0 (0 to 0)	0 (0 to 0)	0 (0 to 0)	0 (0 to 0)	0 (0 to 0)	0 (0 to 0)	0 (0 to 0)	0 (0 to 0)	0 (0 to 0)	0 (0 to 0)	0 (0 to 0)	0 (0 to 0)	0 (0 to 0)	0 (0 to 0)	0 (0 to 0)	0 (0 to 0)	0 (0 to 0)	0 (0 to 0)
Cutaneous and mucocutaneous leishmaniasis	0 (0 to 0)	0 (0 to 0)	0 (0 to 0)	0 (0 to 0)	0 (0 to 0)	0 (0 to 0)	0 (0 to 0)	0 (0 to 0)	0 (0 to 0)	0 (0 to 0)	0 (0 to 0)	0 (0 to 0)	0 (0 to 0)	0 (0 to 0)	0 (0 to 0)	0 (0 to 0)	0 (0 to 0)	0 (0 to 0)	0 (0 to 0)	0 (0 to 0)	0 (0 to 0)
African trypanosomiasis	0 (0 to 0)	0 (0 to 0)	0 (0 to 0)	0 (0 to 0)	0 (0 to 0)	0 (0 to 0)	0 (0 to 0)	0 (0 to 0)	0 (0 to 0)	0 (0 to 0)	0 (0 to 0)	0 (0 to 0)	0 (0 to 0)	0 (0 to 0)	0 (0 to 0)	0 (0 to 0)	0 (0 to 0)	0 (0 to 0)	0 (0 to 0)	0 (0 to 0)	0 (0 to 0)
Schistosomiasis	0 (0 to 0)	0 (0 to 0)	0 (0 to 0)	0 (0 to 0)	0 (0 to 0)	0 (0 to 0)	0 (0 to 0)	0 (0 to 0.1)	0 (0 to 0.1)	0 (0 to 0.1)	0 (0 to 0.1)	0 (0 to 0.1)	0 (0 to 0.1)	0 (0 to 0.1)	0 (0 to 0.1)	0 (0 to 0.1)	0 (0 to 0.1)	0 (0 to 0.1)	0 (0 to 0.1)	0 (0 to 0.1)	0.5 (0 to 0)
Cysticercosis	0 (0 to 0)	0 (0 to 0)	0 (0 to 0)	0 (0 to 0)	0 (0 to 0)	0 (0 to 0)	0 (0 to 0.2)	0 (0 to 0.7)	0 (0.1 to 0.8)	0 (0 to 0.8)	0 (0 to 1.1)	0 (0 to 1.5)	0 (0 to 1.5)	0 (0 to 1.4)	0 (0 to 1.2)	0 (0 to 1.1)	0 (0 to 1)	0 (0 to 0.9)	0 (0 to 0.8)	0 (0 to 0.6)	61.8 (0 to 0)
Cystic echinococcosis	0 (0 to 0)	0 (0 to 0)	0 (0 to 0)	0 (0 to 0)	0 (0 to 0)	0 (0 to 0)	0 (0 to 0)	0 (0 to 0)	0 (0 to 0)	0 (0 to 0)	0 (0 to 0)	0 (0 to 0)	0 (0 to 0)	0 (0 to 0)	0 (0 to 0)	0 (0 to 0)	0 (0 to 0)	0 (0 to 0)	0 (0 to 0)	0 (0 to 0)	0 (0 to 0)
Lymphatic filariasis	0 (0 to 0)	0 (0 to 0)	0 (0 to 0)	0 (0 to 0)	0 (0 to 0)	0 (0 to 0)	0 (0 to 0)	0 (0 to 0)	0 (0 to 0)	0 (0 to 0)	0 (0 to 0)	0 (0 to 0)	0 (0 to 0)	0 (0 to 0)	0 (0 to 0)	0 (0 to 0)	0 (0 to 0)	0 (0 to 0)	0 (0 to 0)	0 (0 to 0)	0 (0 to 0)
Onchocerciasis	0 (0 to 0)	0 (0 to 0)	0 (0 to 0)	0 (0 to 0)	0 (0 to 0)	0 (0 to 0)	0 (0 to 0)	0 (0 to 0)	0 (0 to 0)	0 (0 to 0)	0 (0 to 0)	0 (0 to 0)	0 (0 to 0)	0 (0 to 0)	0 (0 to 0)	0 (0 to 0)	0 (0 to 0)	0 (0 to 0)	0 (0 to 0)	0 (0 to 0)	0 (0 to 0)
Trachoma	0 (0 to 0)	0 (0 to 0)	0 (0 to 0)	0 (0 to 0)	0 (0 to 0)	0 (0 to 0)	0 (0 to 0)	0 (0 to 0)	0 (0 to 0)	0 (0 to 0)	0 (0 to 0)	0 (0 to 0)	0 (0 to 0)	0 (0 to 0)	0 (0 to 0)	0 (0 to 0)	0 (0 to 0)	0 (0 to 0)	0 (0 to 0)	0 (0 to 0)	0 (0 to 0)
Dengue	0 (0 to 0)	0 (0 to 0)	0.1 (0 to 0.2)	0.8 (0.2 to 2.1)	2 (0.4 to 5)	2.8 (0.8 to 6.7)	1.5 (0.5 to 3)	1.4 (0.5 to 2.7)	1.5 (0.5 to 2.7)	1.2 (0.4 to 2.3)	1.4 (0.4 to 2.9)	1.4 (0.5 to 2.9)	1.4 (0.4 to 3)	1.2 (0.4 to 2.4)	1.1 (0.4 to 2.4)	0.9 (0.3 to 2.2)	0.8 (0.3 to 2.1)	0.5 (0.2 to 1.3)	0.3 (0.2 to 0.9)	0.3 (0.1 to 0.7)	22.5 (0 to 0)
Yellow fever	0 (0 to 0)	0 (0 to 0)	0 (0 to 0)	0 (0 to 0)	0 (0 to 0)	0 (0 to 0)	0 (0 to 0)	0 (0 to 0)	0 (0 to 0)	0 (0 to 0)	0 (0 to 0)	0 (0 to 0)	0 (0 to 0)	0 (0 to 0)	0 (0 to 0)	0 (0 to 0)	0 (0 to 0)	0 (0 to 0)	0 (0 to 0)	0 (0 to 0)	0 (0 to 0)
Rabies	0 (0 to 0)	0 (0 to 0)	0 (0 to 0)	0 (0 to 0)	0 (0 to 0)	0 (0 to 0.1)	0 (0 to 0.1)	0 (0 to 0)	0 (0 to 0)	0 (0 to 0)	0 (0 to 0)	0 (0 to 0)	0 (0 to 0)	0 (0 to 0)	0 (0 to 0)	0 (0 to 0)	0 (0 to 0)	0 (0 to 0)	0 (0 to 0)	0 (0 to 0)	0 (0 to





SR Table 2b: Saint Vincent and the Grenadines DALYS by cause and age group for females with 95% uncertainty intervals, 2019

Cause	Early Neonatal	Late Neonatal	Post Neonatal	1 to 4	5 to 9	10 to 14	15 to 19	20 to 24	25 to 29	30 to 34	35 to 39	40 to 44	45 to 49	50 to 54	55 to 59	60 to 64	65 to 69	70 to 74	75 to 79	80 to 84	85 to 89	90 to 94	95 plus	Total
All causes	556 (339 to 838)	1,041 (744 to 1,404)	1,267 (1,150 to 1,392)	1,174 (1,070 to 1,283)	1,082 (982 to 1,197)	1,004 (906 to 1,113)	1,107 (1,007 to 1,220)	1,162 (1,059 to 1,270)	1,217 (1,107 to 1,327)	1,276 (1,161 to 1,391)	1,341 (1,220 to 1,463)	1,401 (1,274 to 1,528)	1,460 (1,327 to 1,592)	1,517 (1,379 to 1,654)	1,577 (1,433 to 1,720)	1,637 (1,487 to 1,785)	1,697 (1,541 to 1,850)	1,757 (1,595 to 1,916)	1,817 (1,649 to 1,981)	1,877 (1,703 to 2,047)	1,937 (1,757 to 2,113)	1,997 (1,811 to 2,179)	17,100
Communicable, maternal, neonatal, and nutritional diseases	222 (151 to 344)	1,041 (744 to 1,404)	1,267 (1,150 to 1,392)	1,174 (1,070 to 1,283)	1,082 (982 to 1,197)	1,004 (906 to 1,113)	1,107 (1,007 to 1,220)	1,162 (1,059 to 1,270)	1,217 (1,107 to 1,327)	1,276 (1,161 to 1,391)	1,341 (1,220 to 1,463)	1,401 (1,274 to 1,528)	1,460 (1,327 to 1,592)	1,517 (1,379 to 1,654)	1,577 (1,433 to 1,720)	1,637 (1,487 to 1,785)	1,697 (1,541 to 1,850)	1,757 (1,595 to 1,916)	1,817 (1,649 to 1,981)	1,877 (1,703 to 2,047)	1,937 (1,757 to 2,113)	1,997 (1,811 to 2,179)	2,150
HIV/AIDS and sexually transmitted infections	0 (0 to 0)	0 (0 to 0)	4-8 (4-5 to 5-2)	2-6 (2-4 to 3-1)	2-6 (2-5 to 3-1)	2-6 (2-5 to 3-1)	6-8 (5-1 to 9-3)	24-3 (22-2 to 26-4)	51-6 (47-2 to 56-7)	65-8 (60-4 to 71-2)	64-1 (59-4 to 68-7)	40-8 (37-0 to 44-9)	28-5 (25-6 to 31-7)	22-1 (20-3 to 24-2)	11-6 (10-5 to 12-7)	4-7 (4-2 to 5-2)	1-5 (1-3 to 1-8)	0-9 (0-8 to 1-1)	0-6 (0-5 to 0-7)	0-3 (0-2 to 0-4)	0-1 (0-1 to 0-1)	0-0 (0-0 to 0-0)	359
HIV/AIDS	0 (0 to 0)	0 (0 to 0)	4-8 (4-4 to 5-1)	2-6 (2-4 to 3-1)	2-6 (2-5 to 3-1)	2-6 (2-5 to 3-1)	6-8 (5-1 to 9-3)	23-2 (21-2 to 25-5)	49-9 (45-8 to 54-9)	63-7 (58-5 to 68-9)	63-7 (57-3 to 69-6)	39-3 (35-4 to 41-9)	28-0 (25-6 to 29-6)	20-9 (19-2 to 22-7)	10-7 (9-8 to 11-6)	7-0 (6-3 to 8-5)	4-3 (3-9 to 4-7)	1-3 (1-1 to 1-4)	0-7 (0-7 to 0-9)	0-5 (0-4 to 0-5)	0-2 (0-2 to 0-3)	0-0 (0-0 to 0-0)	343
HIV/AIDS - Drug-susceptible Tuberculosis	0 (0 to 0)	0-2 (0-1 to 0-4)	0-1 (0-1 to 0-2)	0-1 (0-1 to 0-2)	0-1 (0-1 to 0-2)	0-2 (0-2 to 0-4)	0-4 (0-3 to 0-6)	1-3 (0-9 to 1-8)	2-4 (1-8 to 3-4)	3 (2-2 to 4-5)	3 (2-2 to 4-3)	2 (1-3 to 3-2)	1-9 (1-2 to 2-8)	1-1 (0-7 to 1-7)	0-5 (0-3 to 0-8)	0-4 (0-3 to 0-6)	0-2 (0-1 to 0-3)	0-1 (0-1 to 0-2)	0-1 (0-0 to 0-1)	0-0 (0-0 to 0-1)	0-0 (0-0 to 0-0)	0-0 (0-0 to 0-0)	17-1
HIV/AIDS - Multidrug-resistant Tuberculosis without extensive dr...	0 (0 to 0)	0 (0 to 0)	0 (0 to 0)	0 (0 to 0)	0 (0 to 0)	0 (0 to 0)	0 (0 to 0)	0 (0 to 0)	0 (0 to 0)	0 (0 to 0)	0 (0 to 0)	0 (0 to 0)	0 (0 to 0)	0 (0 to 0)	0 (0 to 0)	0 (0 to 0)	0 (0 to 0)	0 (0 to 0)	0 (0 to 0)	0 (0 to 0)	0 (0 to 0)	0 (0 to 0)	0 (0 to 0)	0-2
HIV/AIDS - Extensively drug-resistant Tuberculosis	0 (0 to 0)	0 (0 to 0)	0 (0 to 0)	0 (0 to 0)	0 (0 to 0)	0 (0 to 0)	0 (0 to 0)	0 (0 to 0)	0 (0 to 0)	0 (0 to 0)	0 (0 to 0)	0 (0 to 0)	0 (0 to 0)	0 (0 to 0)	0 (0 to 0)	0 (0 to 0)	0 (0 to 0)	0 (0 to 0)	0 (0 to 0)	0 (0 to 0)	0 (0 to 0)	0 (0 to 0)	0 (0 to 0)	0
HIV/AIDS resulting in other diseases	0 (0 to 0)	4-5 (4-3 to 4-9)	2-7 (2-5 to 2-9)	2-6 (2-4 to 2-8)	4-7 (4-3 to 5-1)	7-0 (7-0 to 8-4)	20-6 (19-9 to 24-2)	47-5 (43-3 to 52-4)	60-6 (55-5 to 65-7)	59-6 (53-9 to 65-7)	59-2 (52-3 to 66-1)	36-2 (32-3 to 40-1)	24-7 (21-8 to 27-6)	19-7 (17-3 to 21-4)	10-1 (8-9 to 11)	7-5 (6-5 to 8-1)	4 (3-5 to 4-5)	1-2 (1-0 to 1-4)	0-7 (0-6 to 0-8)	0-4 (0-4 to 0-5)	0-2 (0-2 to 0-3)	0-0 (0-0 to 0-0)	326
Sexually transmitted infections excluding HIV	0 (0 to 0)	0 (0 to 0)	0 (0 to 0)	0 (0 to 0)	0 (0 to 0)	0-1 (0-1 to 0-1)	0-4 (0-3 to 0-7)	1-7 (0-9 to 2-8)	2-1 (1-1 to 3-3)	2-4 (1-3 to 3-9)	2-5 (1-4 to 4-7)	1-9 (1-1 to 3-3)	1-2 (0-6 to 2-4)	0-9 (0-4 to 1-8)	0-4 (0-2 to 0-8)	0-3 (0-1 to 0-6)	0-2 (0-1 to 0-4)	0-1 (0-0 to 0-2)	0-1 (0-1 to 0-2)	0-0 (0-0 to 0-1)	0-0 (0-0 to 0-0)	0-0 (0-0 to 0-0)	16-1
Syphilis	0 (0 to 0)	0 (0 to 0)	0 (0 to 0)	0 (0 to 0)	0 (0 to 0)	0 (0 to 0)	0 (0 to 0)	0 (0 to 0)	0 (0 to 0)	0 (0 to 0)	0 (0 to 0)	0 (0 to 0)	0 (0 to 0)	0 (0 to 0)	0 (0 to 0)	0 (0 to 0)	0 (0 to 0)	0 (0 to 0)	0 (0 to 0)	0 (0 to 0)	0 (0 to 0)	0 (0 to 0)	0 (0 to 0)	0-5
Chlamydial infection	0 (0 to 0)	0 (0 to 0)	0 (0 to 0)	0 (0 to 0)	0 (0 to 0)	0 (0 to 0)	0-1 (0 to 0)	0-1 (0 to 0)	0-2 (0 to 0)	0-2 (0 to 0)	0-2 (0 to 0)	0-2 (0 to 0)	0-2 (0 to 0)	0-3 (0 to 0)	0-2 (0 to 0)	0 (0 to 0)	0 (0 to 0)	0 (0 to 0)	0 (0 to 0)	0 (0 to 0)	0 (0 to 0)	0 (0 to 0)	0 (0 to 0)	1-3
Gonococcal infection	0 (0 to 0)	0 (0 to 0)	0 (0 to 0)	0 (0 to 0)	0 (0 to 0)	0 (0 to 0)	0-1 (0 to 0)	0-1 (0 to 0)	0-1 (0 to 0)	0-2 (0 to 0)	0-2 (0 to 0)	0-2 (0 to 0)	0-2 (0 to 0)	0-2 (0 to 0)	0-1 (0 to 0)	0-1 (0 to 0)	0 (0 to 0)	0 (0 to 0)	0 (0 to 0)	0 (0 to 0)	0 (0 to 0)	0 (0 to 0)	0 (0 to 0)	1-3
Trichomoniasis	0 (0 to 0)	0 (0 to 0)	0 (0 to 0)	0 (0 to 0)	0 (0 to 0)	0 (0 to 0)	0-2 (0 to 0)	0-4 (0 to 0)	0-7 (0 to 0)	0-8 (0 to 1)	0-8 (0 to 1)	0-5 (0 to 1)	0-5 (0 to 1)	0-5 (0 to 1)	0-3 (0 to 0)	0-2 (0 to 0)	0-1 (0 to 0)	0-1 (0 to 0)	0-1 (0 to 0)	0-1 (0 to 0)	0-0 (0 to 0)	0-0 (0 to 0)	0-0 (0 to 0)	5-4
Genital herpes	0 (0 to 0)	0 (0 to 0)	0 (0 to 0)	0 (0 to 0)	0 (0 to 0)	0 (0 to 0)	0-2 (0 to 0)	0-2 (0 to 0)	0-4 (0 to 0)	0-4 (0 to 0)	0-5 (0 to 1)	0-5 (0 to 1)	0-5 (0 to 1)	0-4 (0 to 1)	0-4 (0 to 1)	0-3 (0 to 0)	0-2 (0 to 0)	0-2 (0 to 0)	0-1 (0 to 0)	0-1 (0 to 0)	0-0 (0 to 0)	0-0 (0 to 0)	0-0 (0 to 0)	4-2
Other sexually transmitted infections	0 (0 to 0)	0 (0 to 0)	0 (0 to 0)	0 (0 to 0)	0 (0 to 0)	0 (0 to 0)	0-2 (0 to 0)	0-3 (0 to 0)	0-4 (0 to 0)	0-5 (0 to 0)	0-5 (0 to 0)	0-4 (0 to 1)	0-3 (0 to 0)	0-3 (0 to 0)	0-2 (0 to 0)	0-2 (0 to 0)	0-1 (0 to 0)	0-1 (0 to 0)	0-0 (0 to 0)	0-0 (0 to 0)	0-0 (0 to 0)	0-0 (0 to 0)	0-0 (0 to 0)	3-4
Respiratory infections and tuberculosis	6-9 (4-2 to 11-3)	7-6 (7-2 to 18-5)	28-5 (24-2 to 38-2)	17-5 (12-6 to 24-7)	10-6 (7-6 to 15-4)	11-5 (8-4 to 15-8)	8-6 (6-9 to 13-5)	9-3 (6-9 to 13-1)	10-2 (7-6 to 14-1)	10-9 (8-2 to 14-7)	11-5 (8-7 to 15-7)	12-1 (9-2 to 16-7)	12-7 (9-6 to 17-4)	13-3 (10-1 to 17-9)	13-9 (10-5 to 18-4)	14-5 (11-1 to 19-0)	15-1 (11-6 to 19-6)	15-7 (12-0 to 20-2)	16-3 (12-5 to 20-8)	16-9 (12-9 to 21-3)	17-5 (13-2 to 21-9)	18-1 (13-6 to 22-5)	430
Tuberculosis	0 (0 to 0)	0-2 (0-1 to 0-3)	0-4 (0-2 to 0-7)	0-6 (0-2 to 0-1)	0-6 (0-3 to 0-9)	0-6 (0-4 to 0-7)	0-6 (0-4 to 0-7)	2-3 (1-1 to 2-6)	2-3 (1-5 to 3-3)	2-1 (1-3 to 3-1)	2-1 (1-3 to 3-1)	1-7 (1-1 to 2-6)	1-4 (1-1 to 2-2)	1-4 (0-9 to 2)	0-7 (0-7 to 1-4)	0-6 (0-4 to 0-9)	0-5 (0-4 to 0-8)	0-5 (0-4 to 0-8)	0-4 (0-4 to 0-7)	0-4 (0-3 to 0-6)	0-2 (0-2 to 0-4)	0-1 (0-1 to 0-1)	19-7
Latent tuberculosis infection	0 (0 to 0)	0 (0 to 0)	0 (0 to 0)	0 (0 to 0)	0 (0 to 0)	0 (0 to 0)	0 (0 to 0)	0 (0 to 0)	0 (0 to 0)	0 (0 to 0)	0 (0 to 0)	0 (0 to 0)	0 (0 to 0)	0 (0 to 0)	0 (0 to 0)	0 (0 to 0)	0 (0 to 0)	0 (0 to 0)	0 (0 to 0)	0 (0 to 0)	0 (0 to 0)	0 (0 to 0)	0 (0 to 0)	0
Drug-susceptible tuberculosis	0 (0 to 0)	0 (0 to 0)	0-2 (0-1 to 0-3)	0-4 (0-2 to 0-7)	0-6 (0-3 to 0-9)	0-6 (0-4 to 0-7)	0-6 (0-4 to 0-7)	1-7 (1-1 to 2-6)	2-3 (1-5 to 3-3)	2-1 (1-3 to 3-1)	2-1 (1-3 to 3-1)	1-7 (1-1 to 2-5)	1-4 (0-9 to 2)	1-1 (0-7 to 1-6)	0-7 (0-7 to 1-4)	0-6 (0-4 to 0-9)	0-5 (0-4 to 0-8)	0-5 (0-4 to 0-8)	0-4 (0-4 to 0-7)	0-4 (0-3 to 0-6)	0-2 (0-2 to 0-4)	0-1 (0-1 to 0-1)	19-5
Multidrug-resistant tuberculosis without extensive drug-resistance	0 (0 to 0)	0 (0 to 0)	0 (0 to 0)	0 (0 to 0)	0 (0 to 0)	0 (0 to 0)	0 (0 to 0)	0 (0 to 0)	0 (0 to 0)	0 (0 to 0)	0 (0 to 0)	0 (0 to 0)	0 (0 to 0)	0 (0 to 0)	0 (0 to 0)	0 (0 to 0)	0 (0 to 0)	0 (0 to 0)	0 (0 to 0)	0 (0 to 0)	0 (0 to 0)	0 (0 to 0)	0 (0 to 0)	0-2
Extensively drug-resistant tuberculosis	0 (0 to 0)	0 (0 to 0)	0 (0 to 0)	0 (0 to 0)	0 (0 to 0)	0 (0 to 0)	0 (0 to 0)	0 (0 to 0)	0 (0 to 0)	0 (0 to 0)	0 (0 to 0)	0 (0 to 0)	0 (0 to 0)	0 (0 to 0)	0 (0 to 0)	0 (0 to 0)	0 (0 to 0)	0 (0 to 0)	0 (0 to 0)	0 (0 to 0)	0 (0 to 0)	0 (0 to 0)	0 (0 to 0)	0
Lower respiratory infections	6-9 (4-2 to 11-2)	7-5 (7-2 to 18-4)	28-1 (23-8 to 38-2)	17-1 (12-5 to 24-7)	10-1 (7-5 to 14-8)	10-9 (7-8 to 15-1)	8-0 (6-3 to 12-9)	8-6 (6-2 to 12-4)	9-5 (6-8 to 13-2)	9-9 (7-1 to 13-9)	10-4 (7-5 to 14-7)	10-9 (7-8 to 15-3)	11-4 (8-1 to 16-1)	11-8 (8-4 to 16-8)	12-2 (8-7 to 17-4)	12-7 (9-0 to 18-1)	13-2 (9-4 to 18-8)	13-6 (9-7 to 19-3)	14-1 (9-9 to 19-8)	14-5 (10-1 to 20-3)	14-9 (10-4 to 20-8)	15-3 (10-6 to 21-3)	351
Upper respiratory infections	0 (0 to 0)	0-1 (0-0 to 0-1)	1-4 (1-0 to 2-2)	4-1 (3-4 to 5-4)	4-1 (3-2 to 5-7)	2-5 (2-1 to 3-7)	1-2 (0-8 to 1-7)	0-8 (0-5 to 1-2)	0-5 (0-3 to 0-8)	0-3 (0-2 to 0-5)	0-2 (0-1 to 0-4)	0-2 (0-1 to 0-3)	0-1 (0-1 to 0-2)	0-1 (0-1 to 0-2)	0-1 (0-1 to 0-2)	0-1 (0-1 to 0-2)	0-1 (0-1 to 0-2)	0-1 (0-1 to 0-2)	0-1 (0-1 to 0-2)	0-1 (0-1 to 0-2)	0-1 (0-1 to 0-2)	0-0 (0-0 to 0-1)	45-5
Otitis media	0 (0 to 0)	0 (0 to 0)	0-2 (0-1 to 0-3)	1-5 (1-1 to 2-4)	1-2 (0-7 to 2-2)	0-9 (0-6 to 2-1)	0-3 (0-2 to 0-6)	0-2 (0-1 to 0-4)	0-1 (0-0 to 0-3)	0-1 (0-0 to 0-2)	0-1 (0-0 to 0-2)	0-1 (0-0 to 0-2)	0-1 (0-0 to 0-2)	0-1 (0-0 to 0-2)	0-1 (0-0 to 0-2)	0-1 (0-0 to 0-2)	0-1 (0-0 to 0-2)	0-1 (0-0 to 0-2)	0-1 (0-0 to 0-2)	0-1 (0-0 to 0-2)	0-1 (0-0 to 0-2)	0-0 (0-0 to 0-1)	13-9
Enteric infections	1 (0-0 to 1-9)	0-1 (0-0 to 4-2)	1-4 (1-0 to 42-5)	4-1 (3-2 to 19-6)	7-9 (4-9 to 12-3)	7-9 (4-9 to 12-3)	7-2 (4-4 to 11-2)	7-2 (4-4 to 11-2)	7-2 (4-4 to 11-2)	7-2 (4-4 to 11-2)	7-2 (4-4 to 11-2)	7-2 (4-4 to 11-2)	7-2 (4-4 to 11-2)	7-2 (4-4 to 11-2)	7-2 (4-4 to 11-2)	7-2 (4-4 to 11-2)	7-2 (4-4 to 11-2)	7-2 (4-4 to 11-2)	7-2 (4-4 to 11-2)	7-2 (4-4 to 11-2)	7-2 (4-4 to 11-2)	7-2 (4-4 to 11-2)	159
Diarrheal diseases	1 (0-0 to 1-9)	0-2 (0-2 to 4-2)	1-4 (1-0 to 42-5)	4-1 (3-2 to 19-6)	7-9 (4-9 to 12-3)	7-9 (4-9 to 12-3)	7-2 (4-4 to 11-2)	7-2 (4-4 to 11-2)	7-2 (4-4 to 11-2)	7-2 (4-4 to 11-2)	7-2 (4-4 to 11-2)	7-2 (4-4 to 11-2)	7-2 (4-4 to 11-2)	7-2 (4-4 to 11-2)	7-2 (4-4 to 11-2)	7-2 (4-4 to 11-2)	7-2 (4-4 to 11-2)	7-2 (4-4 to 11-2)	7-2 (4-4 to 11-2)	7-2 (4-4 to 11-2)	7-2 (4-4 to 11-2)	7-2 (4-4 to 11-2)	158
Typhoid and paratyphoid	0 (0 to 0)	0 (0 to 0)	0 (0 to 0)	0 (0 to 0)	0 (0 to 0)	0 (0 to 0)	0 (0 to 0)	0 (0 to 0)	0 (0 to 0)	0 (0 to 0)	0 (0 to 0)	0 (0 to 0)	0 (0 to 0)	0 (0 to 0)	0 (0 to 0)	0 (0 to 0)	0 (0 to 0)	0 (0 to 0)	0 (0 to 0)	0 (0 to 0)	0 (0 to 0)	0 (0 to 0)	0 (0 to 0)	0-1
Typhoid fever	0 (0 to 0)	0 (0 to 0)	0 (0 to 0)	0 (0 to 0)	0 (0 to 0)	0 (0 to 0)	0 (0 to 0)	0 (0 to 0)	0 (0 to 0)	0 (0 to 0)	0 (0 to 0)	0 (0 to 0)	0 (0 to 0)	0 (0 to 0)	0 (0 to 0)	0 (0 to 0)	0 (0 to 0)	0 (0 to 0)	0 (0 to 0)	0 (0 to 0)	0 (0 to 0)	0 (0 to 0)	0 (0 to 0)	0
Paratyphoid fever	0 (0 to 0)	0 (0 to 0)	0 (0 to 0)	0 (0 to 0)	0 (0 to 0)	0 (0 to 0)	0 (0 to 0)	0 (0 to 0)	0 (0 to 0)	0 (0 to 0)	0 (0 to 0)	0 (0 to 0)	0 (0 to 0)	0 (0 to 0)	0 (0 to 0)	0 (0 to 0)	0 (0 to 0)	0 (0 to 0)	0 (0 to 0)	0 (0 to 0)	0 (0 to 0)	0 (0 to 0)	0 (0 to 0)	0-1
Invasive Non-typhoidal Salmonella (iNTS)	0 (0 to 0)	0 (0 to 0)	0 (0 to 0)	0 (0 to 0)	0 (0 to 0)	0 (0 to 0)	0 (0 to 0)	0 (0 to 0)	0 (0 to 0)	0 (0 to 0)	0 (0 to 0)	0 (0 to 0)	0 (0 to 0)	0 (0 to 0)	0 (0 to 0)	0 (0 to 0)	0 (0 to 0)	0 (0 to 0)	0 (0 to 0)	0 (0 to 0)	0 (0 to 0)	0 (0 to 0)	0 (0 to 0)	0-4
Other intestinal infectious diseases	0 (0 to 0)	0 (0 to 0)	0 (0 to 0)	0 (0 to 0)	0 (0 to 0)	0 (0 to 0)	0 (0 to 0)	0 (0 to 0)	0 (0 to 0)	0 (0 to 0)	0 (0 to 0)	0 (0 to 0)	0 (0 to 0)	0 (0 to 0)	0 (0 to 0)	0 (0 to 0)	0 (0 to 0)	0 (0 to 0)	0 (0 to 0)	0 (0 to 0)	0 (0 to 0)	0 (0 to 0)	0 (0 to 0)	0-3
Neglected tropical diseases and malaria	0-1 (0-0 to 0-2)	0-2 (0-1 to 0-3)	1-2 (0-7 to 2)	3 (1-6 to 5-3)	2-7 (1-8 to 3-7)	3-3 (1-7 to 5-7)	2-5 (1-4 to 3-5)	2-6 (1-5 to 3-6)	3-2 (2-0 to 4-7)	4 (2-2 to 6-7)	4-6 (2-5 to 7-5)	4-8 (2-7 to 7-8)	4-5 (2-4 to 7-5)	4-8 (2-7 to 7-8)	4-5 (2-4 to 7-5)	4-9 (2-7 to 8-2)	4-5 (2-4 to 7-6)	3-8 (1-9 to 6-7)	3-3 (1-7 to 5-5)	2-8 (1-4 to 4-7)	2-2 (1-1 to 3-8)	1-1 (0-6 to 2-1)	67-7
Malaria	0 (0 to 0)	0 (0 to 0)	0 (0 to 0)	0 (0 to 0)	0 (0 to 0)	0 (0 to 0)	0 (0 to 0)	0 (0 to 0)	0 (0 to 0)	0 (0 to 0)	0 (0 to 0)	0 (0 to 0)	0 (0 to 0)	0 (0 to 0)	0 (0 to 0)	0 (0 to 0)	0 (0 to 0)	0 (0 to 0)	0 (0 to 0)	0 (0 to 0)	0 (0 to 0)	0 (0 to 0)	0 (0 to 0)	0
Chagas disease	0 (0 to 0)	0 (0 to 0)	0 (0 to 0)	0 (0 to 0)	0 (0 to 0)	0 (0 to 0)	0 (0 to 0)	0 (0 to 0)	0 (0 to 0)	0 (0 to 0)	0 (0 to 0)	0 (0 to 0)	0 (0 to 0)	0 (0 to 0)	0 (0 to 0)	0 (0 to 0)	0 (0 to 0)	0 (0 to 0)	0 (0 to 0)	0 (0 to 0)	0 (0 to 0)	0 (0 to 0)	0 (0 to 0)	0
Leishmaniasis	0 (0 to 0)	0 (0 to 0)	0 (0 to 0)	0 (0 to 0)	0 (0 to 0)	0 (0 to 0)	0 (0 to 0)	0 (0 to 0)	0 (0 to 0)	0 (0 to 0)	0 (0 to 0)	0 (0 to 0)	0 (0 to 0)	0 (0 to 0)	0 (0 to 0)	0 (0 to 0)	0 (0 to 0)	0 (0 to 0)	0 (0 to 0)	0 (0 to 0)	0 (0 to 0)	0 (0 to 0)	0 (0 to 0)	0
Visceral leishmaniasis	0 (0 to 0)	0 (0 to 0)	0 (0 to 0)	0 (0 to 0)	0 (0 to 0)	0 (0 to 0)	0 (0 to 0)	0 (0 to 0)	0 (0 to 0)	0 (0 to 0)	0 (0 to 0)	0 (0 to 0)	0 (0 to 0)	0 (0 to 0)	0 (0 to 0)	0 (0 to 0)	0 (0 to 0)	0 (0 to 0)	0 (0 to 0)	0 (0 to 0)	0 (0 to 0)	0 (0 to 0)	0 (0 to 0)	0
Cutaneous and mucocutaneous leishmaniasis	0 (0 to 0)	0 (0 to 0)	0 (0 to 0)	0 (0 to 0)	0 (0 to 0)	0 (0 to 0)	0 (0 to 0)	0 (0 to 0)	0 (0 to 0)	0 (0 to 0)	0 (0 to 0)	0 (0 to 0)	0 (0 to 0)	0 (0 to 0)	0 (0 to 0)	0 (0 to 0)	0 (0 to 0)	0 (0 to 0)	0 (0 to 0)	0 (0 to 0)	0 (0 to 0)	0 (0 to 0)	0 (0 to 0)	0
African trypanosomiasis	0 (0 to 0)	0 (0 to 0)	0 (0 to 0)	0 (0 to 0)	0 (0 to 0)	0 (0 to 0)	0 (0 to 0)	0 (0 to 0)	0 (0 to 0)	0 (0 to 0)	0 (0 to 0)	0 (0 to 0)	0 (0 to 0)	0 (0 to 0)	0 (0 to 0)	0 (0 to 0)	0 (0 to 0)	0 (0 to 0)	0 (0 to 0)	0 (0 to 0)	0 (0 to 0)	0 (0 to 0)	0 (0 to 0)	0
Schistosomiasis	0 (0 to 0)	0 (0 to 0)	0 (0 to 0)	0 (0 to 0)	0 (0 to 0)	0 (0 to 0)	0 (0 to 0)	0 (0 to 0)	0 (0 to 0)	0 (0 to 0)	0 (0 to 0)	0 (0 to 0)	0 (0 to 0)	0 (0 to 0)	0 (0 to 0)	0 (0 to 0)	0 (0 to 0)	0 (0 to 0)	0 (0 to 0)	0 (0 to 0)	0 (0 to 0)	0 (0 to 0)	0 (0 to 0)	0
Cysticercosis	0 (0 to 0)	0 (0 to 0)	0 (0 to 0)	0 (0 to 0)	0 (0 to 0)	0 (0 to 0)	0 (0 to 0)	0-2 (0 to 0)	0-3 (0 to 0)	1-2 (0 to 0)	1-8 (0 to 0)	2-2 (0 to 0)	2-3 (0 to 0)	2-3 (0 to 0)	2-3 (0 to 0)	2-3 (0 to 0)	2-2 (0 to 0)	2-2 (0 to 0)	2-1 (0 to 0)	2-0 (0 to 0)	1-8 (0 to 0)	1-5 (0 to 0)	0-9 (0 to 0)	34-1
Cystic echinococcosis	0 (0 to 0)	0 (0 to 0)	0 (0 to 0)	0 (0 to 0)	0 (0 to 0)	0 (0 to 0)	0 (0 to 0)	0 (0 to 0)	0 (0 to 0)	0 (0 to 0)	0 (0 to 0)	0 (0 to 0)	0 (0 to 0)	0 (0 to 0)	0 (0 to 0)	0 (0 to 0)	0 (0 to 0)	0 (0 to 0)	0 (0 to 0)	0 (0 to 0)	0 (0 to 0)	0 (0 to 0)	0 (0 to 0)	0
Lymphatic filariasis	0 (0 to 0)	0 (0 to 0)	0 (0 to 0)	0 (0 to 0)	0 (0 to 0)	0 (0 to 0)	0 (0 to 0)	0 (0 to 0)	0 (0 to 0)	0 (0 to 0)	0 (0 to 0)	0 (0 to 0)	0 (0 to 0)	0 (0 to 0)	0 (0 to 0)	0 (0 to 0)	0 (0 to 0)	0 (0 to 0)	0 (0 to 0)	0 (0 to 0)	0 (0 to 0)	0 (0 to 0)	0 (0 to 0)	0
Onchocerciasis	0 (0 to 0)	0 (0 to 0)	0 (0 to 0)	0 (0 to 0)	0 (0 to 0)	0 (0 to 0)	0 (0 to 0)	0 (0 to 0)	0 (0 to 0)	0 (0 to 0)	0 (0 to 0)	0 (0 to 0)	0 (0 to 0)	0 (0 to 0)	0 (0 to 0)	0 (0 to 0)	0 (0 to 0)	0 (0 to 0)	0 (0 to 0)	0 (0 to 0)	0 (0 to 0)	0 (0 to 0)	0 (0 to 0)	0
Trachoma	0 (0 to 0)	0 (0 to 0)	0 (0 to 0)	0 (0 to 0)	0 (0 to 0)	0 (0 to 0)	0 (0 to 0)	0 (0 to 0)	0 (0 to 0)	0 (0 to 0)	0 (0 to 0)	0 (0 to 0)	0 (0 to 0)	0 (0 to 0)	0 (0 to 0)	0 (0 to 0)	0 (0 to 0)	0 (0 to 0)	0 (0 to 0)	0 (0 to 0)	0 (0 to 0)	0 (0 to 0)	0 (0 to 0)	0
Dengue	0 (0 to 0)	0 (0 to 0)	0-2 (0-1 to 0-6)	0-5 (0-1 to 1-2)	0-6 (0-2 to 1-2)	0-4 (0-2 to 1-2)	0-3 (0-1 to 1-1)	0-3 (0-2 to 1-1)	0-3 (0-1 to 0-9)	0-4 (0-1 to 0-9)	0-4 (0-1 to 0-9)	0-4 (0-1 to 0-9)	0-3 (0-1 to 0-8)	0-3 (0-1 to 0-7)	0-3 (0-1 to 0-6)	0-3 (0-1 to 0-6)	0-2 (0-0 to 0-4)	0-1 (0-0 to 0-3)	0-1 (0-0 to 0-2)	0-0 (0-0 to 0-2)	0-0 (0-0 to 0-1)	0-0 (0-0 to 0-1)	4-3
Yellow fever	0 (0 to 0)	0 (0 to 0)	0 (0 to 0)	0 (0 to 0)	0 (0 to 0)	0 (0 to 0)	0 (0 to 0)	0 (0 to 0)	0 (0 to 0)	0 (0 to 0)	0 (0 to 0)	0 (0 to 0)	0 (0 to 0)	0 (0 to 0)	0 (0 to 0)	0 (0 to 0)	0 (0 to 0)	0 (0 to 0)	0 (0 to 0)	0 (0 to 0)	0 (0 to 0)	0 (0 to 0)	0 (0 to 0)	0
Rabies	0 (0 to 0)	0 (0 to 0)	0 (0 to 0)	0 (0 to 0)	0 (0 to 0)	0 (0 to 0)	0 (0 to 0)	0 (0 to 0)	0 (0 to 0)	0 (0 to 0)	0 (0 to 0)	0 (0 to 0)	0 (0 to 0)	0 (0 to 0)	0 (0 to 0)	0 (0 to 0)	0 (0 to 0)	0 (0 to 0)	0 (0 to 0)	0 (0 to 0)	0 (0 to 0)	0 (0 to 0)	0 (0 to 0)	0-2
Intestinal nematode infections	0 (0 to 0)	0 (0 to 0)	0-2 (0-1 to 0-3)	0-3 (0-2 to 0-4)	0-4 (0-1 to 0-5)	1-0 (0-4 to 2-1)	0-7 (0-3 to 1-4)	0-7 (0-3 to 1-2)	0-7 (0-4 to 1-2)	0-7 (0-3 to 1-2)	0-6 (0-3 to 1-1)	0-6 (0-3 to 1-1)	0-5 (0-2 to 0-7)	0-4 (0-2 to 0-6)	0-3 (0-1 to 0-5)	0-3 (0-1 to 0-4)	0-2 (0-1 to 0-3)	0-2 (0-1 to 0-3)	0-1 (0-1 to 0-2)	0-1 (0-1 to 0-2)	0-1 (0-0 to 0-1)	0-0 (0-0 to 0-1)	6-8
Ascariasis	0 (0 to 0)	0 (0 to 0)	0 (0 to 0)	0 (0 to 0)	0 (0 to 0)	0 (0 to 0)	0 (0 to 0)	0 (0 to 0)	0 (0 to 0)	0 (0 to 0)	0 (0 to 0)	0 (0 to 0)	0 (0 to 0)	0 (0 to 0)	0 (0 to 0)	0 (0 to 0)	0 (0 to 0)	0 (0 to 0)	0 (0 to 0)	0 (0 to 0)	0 (0 to 0)	0 (0 to 0)	0 (0 to 0)	0-5
Trichuriasis	0 (0 to 0)	0 (0 to 0)	0 (0 to 0)	0 (0 to 0)	0 (0 to 0)	0 (0 to 0)	0 (0 to 0)	0 (0 to 0)	0 (0 to 0)	0 (0 to 0)	0 (0 to 0)	0 (0 to 0)	0 (0 to 0)	0 (0 to 0)	0 (0 to 0)

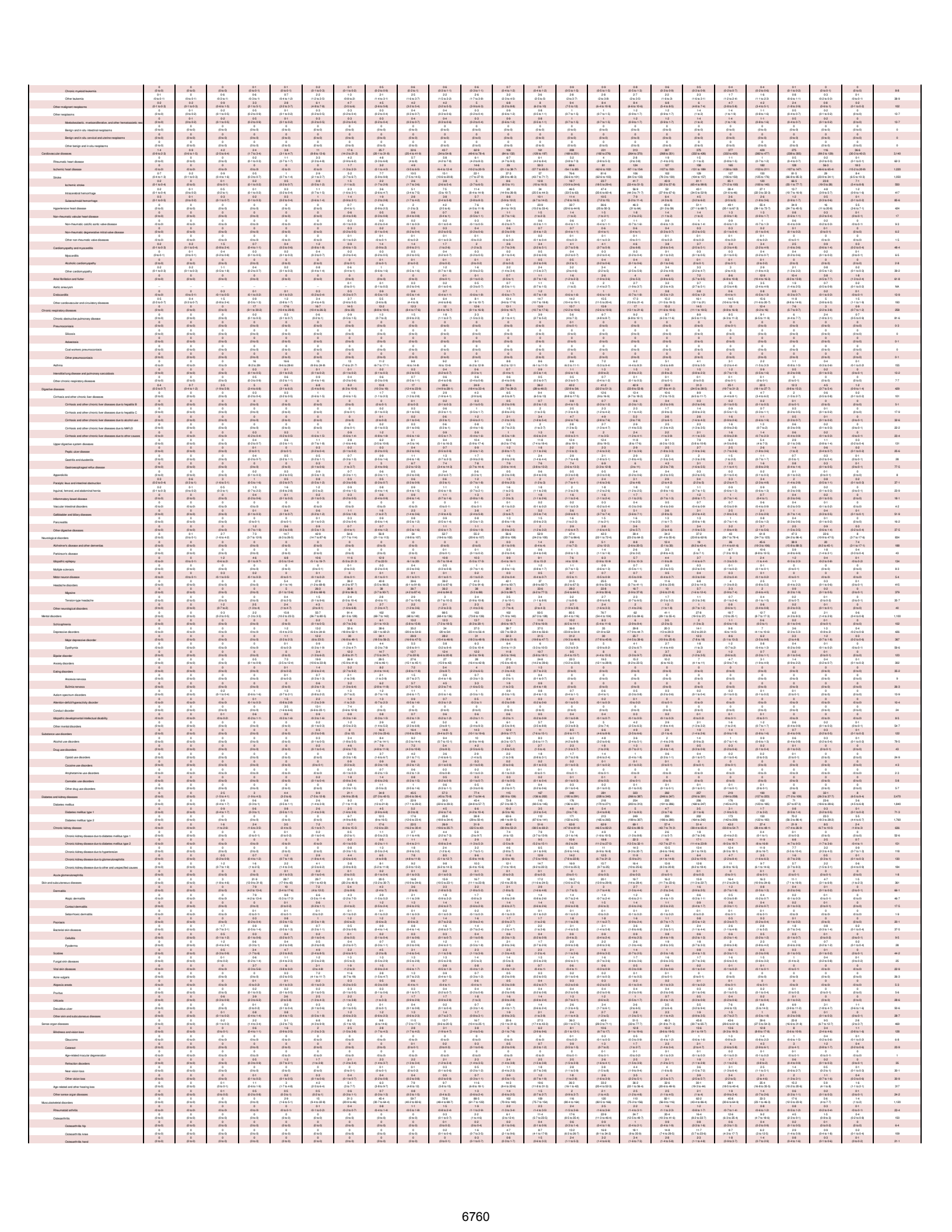

6760

Osteoarthritis other	0 (0 to 0)	0 (0 to 0)	0 (0 to 0)	0 (0 to 0)	0 (0 to 0)	0 (0 to 0)	0 (0 to 0)	0 (0 to 0)	0 (0 to 0)	0 (0 to 0)	0 (0 to 0)	0 (0 to 0)	0 (0 to 0)	0 (0 to 0)	0 (0 to 0)	0 (0 to 0)	0 (0 to 0)	0 (0 to 0)	0 (0 to 0)	0 (0 to 0)	0 (0 to 0)	0 (0 to 0)	0 (0 to 0)	0 (0 to 0)	0 (0 to 0)	0 (0 to 0)	14-2
Low back pain	0 (0 to 0)	0 (0 to 0)	0 (0 to 0)	0 (0 to 0)	2-5 (1-2 to 4-7)	10-16 (7-4 to 20-1)	29-41 (22-3 to 36-1)	39-6 (15-5 to 62-2)	30-5 (17-7 to 48)	34-5 (19-9 to 53-4)	40-1 (25-2 to 58-4)	46-4 (27-4 to 70-4)	47-7 (28-4 to 75-2)	47-7 (30-1 to 77-9)	49-9 (31-3 to 78)	46-1 (29-3 to 77)	41-7 (26-1 to 67-7)	39-4 (22-5 to 64-1)	40-1 (23-2 to 66-2)	39-3 (22-3 to 64-2)	38-8 (22-4 to 62-3)	38-3 (22-4 to 62-3)	37-7 (22-3)	37-7 (22-3)	37-7 (22-3)	37-7 (22-3)	514
Neck pain	0 (0 to 0)	0 (0 to 0)	0 (0 to 0)	0 (0 to 0)	0-1 (0-3 to 1-5)	0-7 (0-7 to 3-2)	1-7 (1-1 to 5)	2-5 (1-9 to 7-4)	2-9 (2-4 to 11-3)	3-5 (2-6 to 11-1)	4-2 (2-9 to 12-1)	4-6 (2-9 to 13-2)	5-1 (3-2 to 14-2)	5-2 (3-2 to 14-2)	5-2 (3-2 to 14-2)	5-2 (3-2 to 14-2)	5-2 (3-2 to 14-2)	5-2 (3-2 to 14-2)	5-2 (3-2 to 14-2)	5-2 (3-2 to 14-2)	5-2 (3-2 to 14-2)	5-2 (3-2 to 14-2)	5-2 (3-2 to 14-2)	5-2 (3-2 to 14-2)	5-2 (3-2 to 14-2)	89-5
Gout	0 (0 to 0)	0 (0 to 0)	0 (0 to 0)	0 (0 to 0)	0 (0 to 0)	0 (0 to 0)	0 (0 to 0)	0 (0 to 0)	0 (0 to 0)	0 (0 to 0)	0 (0 to 0)	0 (0 to 0)	0 (0 to 0)	0 (0 to 0)	0 (0 to 0)	0 (0 to 0)	0 (0 to 0)	0 (0 to 0)	0 (0 to 0)	0 (0 to 0)	0 (0 to 0)	0 (0 to 0)	0 (0 to 0)	0 (0 to 0)	0 (0 to 0)	0 (0 to 0)	3-4
Other musculoskeletal disorders	0 (0 to 0)	0 (0 to 0)	0 (0 to 0)	0 (0 to 0)	0-2 (0-1 to 0-4)	1-6 (0-9 to 2-7)	0-9 (0-5 to 2-1)	15-4 (10-1 to 21-7)	19-1 (14-4 to 24-5)	20-4 (20-1 to 42-4)	22-5 (22-3 to 48-7)	26-4 (22-4 to 52-2)	27-2 (22-4 to 52-2)	27-1 (21-7 to 54-7)	25-9 (23-4 to 53-2)	24-3 (22-4 to 50-4)	23-4 (19-2 to 46-3)	29-5 (19-2 to 46-3)	29-2 (13-7 to 56-4)	14-3 (8-4 to 32-2)	9-1 (5-5 to 13-5)	5-9 (3-2 to 9-1)	4-2 (2-7 to 6-1)	1-6 (0-9 to 2-1)	0-4 (0-2 to 1-6)	240
Other non-communicable diseases	42-8 (24-8 to 71-5)	36-3 (23-5 to 54-3)	35-9 (22-5 to 53-1)	37-4 (24-5 to 55)	28-8 (19-3 to 41-1)	41-5 (24-5 to 61-9)	37-4 (20-1 to 59-3)	68 (38 to 111)	87-5 (72-5 to 131)	97-5 (72-5 to 142)	104 (72-5 to 142)	115 (84-2 to 155)	121 (87-4 to 162)	111 (81-5 to 157)	100 (72-5 to 135)	89-2 (66-1 to 118)	80 (59-2 to 106)	61-3 (44-2 to 81-2)	59-2 (27-9 to 93-6)	40-2 (21-3 to 61-1)	28-1 (15-4 to 39)	7-5 (4-9 to 9-3)	2-2 (1-6 to 2-8)	1,440
Congenital birth defects	41-4 (22-1 to 64-9)	33-5 (20-5 to 46-5)	33-3 (21-7 to 47-3)	19-7 (12-1 to 32-3)	10-2 (7-6 to 13-6)	12-5 (9-3 to 16-4)	8-8 (6-7 to 11-5)	7-4 (5-4 to 9-4)	6-4 (4-8 to 8-4)	5 (3-6 to 6-5)	4-9 (3-6 to 6-3)	4-7 (3-6 to 6-3)	4-2 (3-2 to 5-5)	3-8 (2-9 to 4-9)	3 (2-2 to 4)	2-3 (1-6 to 2-9)	2 (1-5 to 2-6)	0-5 (0-3 to 0-7)	0-3 (0-2 to 0-4)	0-2 (0-1 to 0-3)	0-1 (0-1 to 0-1)	0 (0 to 0)	0 (0 to 0)	0 (0 to 0)	0 (0 to 0)	222
Neural tube defects	7-5 (3-6 to 14-4)	4-4 (2-1 to 8-4)	7-3 (3 to 15)	3-8 (1-6 to 7-3)	1-4 (0-9 to 2-3)	0-9 (0-5 to 1-2)	0-3 (0-2 to 0-4)	0-5 (0-3 to 0-7)	0-4 (0-3 to 0-7)	0-3 (0-2 to 0-5)	0-3 (0-2 to 0-4)	0-4 (0-3 to 0-6)	0-3 (0-2 to 0-4)	0-1 (0-1 to 0-1)	0-1 (0-1 to 0-1)	0-1 (0-1 to 0-1)	0-1 (0-1 to 0-1)	0-1 (0-0 to 0-1)	0-1 (0-0 to 0-1)	0-1 (0-0 to 0-1)	0-1 (0-0 to 0-1)	0 (0 to 0)	0 (0 to 0)	0 (0 to 0)	0 (0 to 0)	28-1
Congenital heart anomalies	12-9 (6-3 to 24-5)	14-2 (8-4 to 22-2)	25-2 (14-6 to 41-2)	14-6 (9-6 to 24)	2-8 (1-7 to 4-5)	3-5 (1-9 to 5-3)	2-4 (1-5 to 3-4)	2-2 (1-5 to 3-2)	2-1 (1-3 to 3-2)	2-1 (1-3 to 3-2)	1-2 (0-7 to 1-9)	1-5 (1 to 2-1)	1-4 (1 to 2)	1-3 (0-9 to 1-9)	1-2 (0-8 to 1-7)	0-7 (0-5 to 1-1)	0-4 (0-3 to 0-6)	0-2 (0-1 to 0-3)	0-1 (0-0 to 0-2)	0 (0 to 0)	0 (0 to 0)	0 (0 to 0)	0 (0 to 0)	0 (0 to 0)	0 (0 to 0)	80-2
Orofacial clefts	0-2 (0-1 to 0-4)	0-1 (0 to 0-3)	0-4 (0-1 to 1-1)	0-2 (0-1 to 0-5)	0-1 (0 to 0-2)	0-1 (0 to 0-2)	0-1 (0 to 0-2)	0-2 (0 to 0-3)	0-1 (0 to 0-2)	0-1 (0 to 0-2)	0-1 (0 to 0-2)	0-1 (0 to 0-2)	0-1 (0 to 0-2)	0-1 (0 to 0-2)	0-1 (0 to 0-2)	0-1 (0 to 0-2)	0-1 (0 to 0-2)	0-1 (0 to 0-1)	0 (0 to 0)	0 (0 to 0)	0 (0 to 0)	0 (0 to 0)	0 (0 to 0)	0 (0 to 0)	0 (0 to 0)	0 (0 to 0)	2
Down syndrome	0-2 (0-1 to 0-4)	0-1 (0 to 0-2)	0-3 (0 to 0-6)	0-2 (0 to 0-4)	0-2 (0-1 to 0-3)	0-2 (0 to 0-3)	0-2 (0 to 0-3)	0-2 (0-1 to 0-3)	0-2 (0-1 to 0-3)	0-2 (0-1 to 0-3)	0-1 (0-1 to 0-2)	0-1 (0-1 to 0-2)	0-1 (0-1 to 0-2)	0-1 (0-1 to 0-2)	0-1 (0-1 to 0-2)	0-1 (0-1 to 0-2)	0-1 (0-1 to 0-2)	0-1 (0-0 to 0-1)	0 (0 to 0)	0 (0 to 0)	0 (0 to 0)	0 (0 to 0)	0 (0 to 0)	0 (0 to 0)	0 (0 to 0)	0-4	2-5
Turner syndrome	0 (0 to 0)	0 (0 to 0)	0 (0 to 0)	0 (0 to 0)	0 (0 to 0)	0 (0 to 0)	0 (0 to 0)	0 (0 to 0)	0 (0 to 0)	0 (0 to 0)	0 (0 to 0)	0 (0 to 0)	0 (0 to 0)	0 (0 to 0)	0 (0 to 0)	0 (0 to 0)	0 (0 to 0)	0 (0 to 0)	0 (0 to 0)	0 (0 to 0)	0 (0 to 0)	0 (0 to 0)	0 (0 to 0)	0 (0 to 0)	0 (0 to 0)	0 (0 to 0)	0-1
Klinefelter syndrome	0 (0 to 0)	0 (0 to 0)	0 (0 to 0)	0 (0 to 0)	0 (0 to 0)	0 (0 to 0)	0 (0 to 0)	0 (0 to 0)	0 (0 to 0)	0 (0 to 0)	0 (0 to 0)	0 (0 to 0)	0 (0 to 0)	0 (0 to 0)	0 (0 to 0)	0 (0 to 0)	0 (0 to 0)	0 (0 to 0)	0 (0 to 0)	0 (0 to 0)	0 (0 to 0)	0 (0 to 0)	0 (0 to 0)	0 (0 to 0)	0 (0 to 0)	0 (0 to 0)	0
Other chromosomal abnormalities	0-6 (0-3 to 1-2)	0-5 (0-3 to 1)	1-1 (0-6 to 1-8)	0-5 (0-3 to 0-7)	0-3 (0-2 to 0-4)	0-3 (0-2 to 0-5)	0-2 (0-2 to 0-3)	0-2 (0-2 to 0-3)	0-2 (0-1 to 0-3)	0-1 (0-1 to 0-2)	0-1 (0-1 to 0-1)	0-1 (0-1 to 0-1)	0-1 (0-1 to 0-1)	0-1 (0-0 to 0-1)	0 (0 to 0)	0 (0 to 0)	0 (0 to 0)	0 (0 to 0)	0 (0 to 0)	0 (0 to 0)	0 (0 to 0)	0 (0 to 0)	0 (0 to 0)	0 (0 to 0)	0 (0 to 0)	0 (0 to 0)	4-3
Congenital musculoskeletal and limb anomalies	1-9 (0-9 to 3-4)	1-2 (0-4 to 2-2)	3 (1-7 to 4-8)	1-1 (0 to 4-6)	0-6 (0-3 to 1-2)	0-6 (0-3 to 1-2)	0-5 (0-2 to 1-1)	2-1 (1-3 to 3-2)	1-8 (0-9 to 3-1)	1-5 (0-9 to 2-4)	1-3 (0-8 to 2-1)	1-6 (0-9 to 2-4)	1-4 (0-9 to 2-4)	1-3 (0-8 to 2-1)	1-1 (0-7 to 1-8)	0-9 (0-6 to 1-5)	0-7 (0-5 to 1-2)	0-6 (0-4 to 0-9)	0-3 (0-2 to 0-5)	0-2 (0-1 to 0-3)	0-1 (0-0 to 0-1)	0 (0 to 0)	0 (0 to 0)	0 (0 to 0)	0 (0 to 0)	33-6
Urogenital congenital anomalies	0-7 (0-3 to 1-8)	0-5 (0-2 to 1-1)	0-4 (0-2 to 0-9)	0-3 (0-2 to 0-6)	0-2 (0-2 to 0-4)	0-3 (0-2 to 0-6)	0-2 (0-1 to 0-5)	0-1 (0-1 to 0-2)	0-1 (0-1 to 0-2)	0-1 (0-0 to 0-1)	0-1 (0-0 to 0-1)	0-1 (0-0 to 0-1)	0-1 (0-0 to 0-1)	0-1 (0-0 to 0-1)	0-1 (0-0 to 0-1)	0-1 (0-0 to 0-1)	0-1 (0-0 to 0-1)	0-1 (0-0 to 0-1)	0-1 (0-0 to 0-1)	0-1 (0-0 to 0-1)	0-1 (0-0 to 0-1)	0 (0 to 0)	0 (0 to 0)	0 (0 to 0)	0 (0 to 0)	3-1
Digestive congenital anomalies	5-5 (2-4 to 11-3)	2-7 (1-2 to 6)	2-5 (0-9 to 6)	0-9 (0-5 to 2-2)	0-5 (0-3 to 1-2)	0-5 (0-3 to 1-1)	0-3 (0-2 to 0-7)	0-3 (0-1 to 0-6)	0-3 (0-1 to 0-6)	0-3 (0-1 to 0-5)	0-3 (0-1 to 0-5)	0-3 (0-1 to 0-5)	0-3 (0-1 to 0-5)	0-3 (0-1 to 0-5)	0-3 (0-1 to 0-5)	0-3 (0-1 to 0-5)	0-3 (0-1 to 0-5)	0-3 (0-1 to 0-5)	0-3 (0-1 to 0-5)	0-3 (0-1 to 0-5)	0-3 (0-1 to 0-5)	0-3 (0-1 to 0-5)	0-3 (0-1 to 0-5)	0-3 (0-1 to 0-5)	0-3 (0-1 to 0-5)	18-2
Other congenital birth defects	16-1 (6-9 to 31-3)	6-8 (3-4 to 19-7)	10-4 (5-5 to 17-5)	5-6 (2-6 to 9)	2-4 (1-5 to 3-6)	1-5 (0-9 to 2-4)	1-2 (0-8 to 2-1)	1-2 (0-9 to 2-2)	1-1 (0-8 to 1-9)	1-1 (0-8 to 1-7)	1-1 (0-8 to 1-7)	1-1 (0-8 to 1-7)	1-1 (0-8 to 1-7)	1-1 (0-8 to 1-7)	1-1 (0-8 to 1-7)	1-1 (0-8 to 1-7)	1-1 (0-8 to 1-7)	1-1 (0-8 to 1-7)	1-1 (0-8 to 1-7)	1-1 (0-8 to 1-7)	1-1 (0-8 to 1-7)	1-1 (0-8 to 1-7)	1-1 (0-8 to 1-7)	1-1 (0-8 to 1-7)	1-1 (0-8 to 1-7)	49-9
Urinary diseases and male infertility	0-1 (0-0 to 0-1)	0-3 (0-1 to 0-4)	1-1 (0-4 to 1-9)	0-6 (0-5 to 1-1)	0-6 (0-4 to 0-9)	1-3 (1 to 1-8)	1-5 (1-1 to 2)	2-3 (1-6 to 3-2)	2-3 (1-6 to 3-2)	2-3 (1-6 to 3-2)	2-5 (2-2 to 3-5)	2-5 (2-2 to 3-5)	2-5 (2-2 to 3-5)	2-5 (2-2 to 3-5)	2-5 (2-2 to 3-5)	2-5 (2-2 to 3-5)	2-5 (2-2 to 3-5)	2-5 (2-2 to 3-5)	2-5 (2-2 to 3-5)	2-5 (2-2 to 3-5)	2-5 (2-2 to 3-5)	2-5 (2-2 to 3-5)	2-5 (2-2 to 3-5)	2-5 (2-2 to 3-5)	2-5 (2-2 to 3-5)	86-3
Urolithiasis	0 (0 to 0)	0 (0 to 0)	0 (0 to 0)	0 (0 to 0)	0 (0 to 0)	0 (0 to 0)	0 (0 to 0)	0 (0 to 0)	0 (0 to 0)	0 (0 to 0)	0 (0 to 0)	0 (0 to 0)	0 (0 to 0)	0 (0 to 0)	0 (0 to 0)	0 (0 to 0)	0 (0 to 0)	0 (0 to 0)	0 (0 to 0)	0 (0 to 0)	0 (0 to 0)	0 (0 to 0)	0 (0 to 0)	0 (0 to 0)	0 (0 to 0)	0 (0 to 0)	1-6
Benign prostatic hyperplasia	0 (0 to 0)	0 (0 to 0)	0 (0 to 0)	0 (0 to 0)	0 (0 to 0)	0 (0 to 0)	0 (0 to 0)	0 (0 to 0)	0 (0 to 0)	0 (0 to 0)	0 (0 to 0)	0 (0 to 0)	0 (0 to 0)	0 (0 to 0)	0 (0 to 0)	0 (0 to 0)	0 (0 to 0)	0 (0 to 0)	0 (0 to 0)	0 (0 to 0)	0 (0 to 0)	0 (0 to 0)	0 (0 to 0)	0 (0 to 0)	0 (0 to 0)	0 (0 to 0)	0
Male infertility	–	–	–	–	–	–	–	–	–	–	–	–	–	–	–	–	–	–	–	–	–	–	–	–	–	NA
Other urinary diseases	0 (0 to 0)	0 (0 to 0)	0 (0 to 0)	0-2 (0 to 0-3)	0-1 (0 to 0-2)	0-2 (0 to 0-3)	0-2 (0 to 0-3)	0-1 (0 to 0-2)	0-1 (0 to 0-2)	0-2 (0 to 0-3)	0-2 (0 to 0-3)	0-2 (0 to 0-3)	0-2 (0 to 0-3)	0-2 (0 to 0-3)	0-2 (0 to 0-3)	0-2 (0 to 0-3)	0-2 (0 to 0-3)	0-1 (0 to 0-3)	0-1 (0 to 0-2)	0-1 (0 to 0-2)	0-1 (0 to 0-2)	0-1 (0 to 0-2)	0-1 (0 to 0-2)	0-1 (0 to 0-2)	0-1 (0 to 0-2)	0-1 (0 to 0-2)	2-4
Gynecological diseases	0 (0 to 0)	0 (0 to 0)	0 (0 to 0)	0 (0 to 0)	0 (0 to 0)	6-3 (3-1 to 11)	26-7 (17-9 to 39-3)	36-7 (22-6 to 54-7)	49-2 (32-5 to 72-1)	57 (37-3 to 82-1)	62-4 (42-4 to 91-1)	62-7 (41-3 to 90)	59-7 (41-3 to 90)	52-5 (32-4 to 75-3)	49-6 (32-4 to 75-3)	44-2 (24-6 to 71-6)	37-5 (20-4 to 66-4)	31-5 (12-5 to 59-2)	24-5 (7-6 to 50-2)	18-4 (4-2 to 44-9)	12 (2-3 to 33-5)	7 (0-8 to 19-8)	4-3 (0-3 to 9-2)	2-4 (0-1 to 5-2)	1-2 (0-1 to 2-6)	433
Uterine fibroids	0 (0 to 0)	0 (0 to 0)	0 (0 to 0)	0 (0 to 0)	0 (0 to 0)	0 (0 to 0)	0 (0 to 0)	1-4 (0 to 3)	3 (1-4 to 6)	3 (1-4 to 6)	3 (1-4 to 6)	3 (1-4 to 6)	3 (1-4 to 6)	3 (1-4 to 6)	3 (1-4 to 6)	2-6 (1-7 to 4-8)	2-4 (1-5 to 4-4)	1-4 (0 to 3-7)	0-7 (0 to 3-1)	0-4 (0 to 2-7)	0-2 (0 to 1-4)	0 (0 to 0-1)	0 (0 to 0)	0 (0 to 0)	0 (0 to 0)	0 (0 to 0)	30-5
Polycystic ovarian syndrome	0 (0 to 0)	0 (0 to 0)	0 (0 to 0)	0 (0 to 0)	0 (0 to 0)	0 (0 to 0)	0 (0 to 0)	1-2 (0 to 3-1)	1-2 (0 to 3-4)	1-2 (0 to 3-4)	1-2 (0 to 3-4)	1-2 (0 to 3-4)	1-2 (0 to 3-4)	1-2 (0 to 3-4)	0-7 (0 to 3-4)	0-7 (0 to 3-4)	0-7 (0 to 3-4)	0-6 (0 to 3-4)	0-6 (0 to 3-4)	0-6 (0 to 3-4)	0-6 (0 to 3-4)	0-6 (0 to 3-4)	0-6 (0 to 3-4)	0-6 (0 to 3-4)	0-6 (0 to 3-4)	0-6 (0 to 3-4)	7-1
Female infertility	0 (0 to 0)	0 (0 to 0)	0 (0 to 0)	0 (0 to 0)	0 (0 to 0)	0 (0 to 0)	0 (0 to 0)	0 (0 to 0)	0 (0 to 0)	0 (0 to 0)	0 (0 to 0)	0 (0 to 0)	0 (0 to 0)	0 (0 to 0)	0 (0 to 0)	0 (0 to 0)	0 (0 to 0)	0 (0 to 0)	0 (0 to 0)	0 (0 to 0)	0 (0 to 0)	0 (0 to 0)	0 (0 to 0)	0 (0 to 0)	0 (0 to 0)	0 (0 to 0)	8-9
Endometriosis	0 (0 to 0)	0 (0 to 0)	0 (0 to 0)	0 (0 to 0)	0 (0 to 0)	1 (0 to 2)	1-5 (0-5 to 2-7)	2-5 (0-5 to 5-9)	2-9 (0-5 to 6-1)	2-9 (0-5 to 6-1)	2-9 (0-5 to 6-1)	2-9 (0-5 to 6-1)	2-9 (0-5 to 6-1)	2-9 (0-5 to 6-1)	2-9 (0-5 to 6-1)	2-9 (0-5 to 6-1)	2-9 (0-5 to 6-1)	2-9 (0-5 to 6-1)	2-9 (0-5 to 6-1)	2-9 (0-5 to 6-1)	2-9 (0-5 to 6-1)	2-9 (0-5 to 6-1)	2-9 (0-5 to 6-1)	2-9 (0-5 to 6-1)	2-9 (0-5 to 6-1)	39-2
Genital prolapse	0 (0 to 0)	0 (0 to 0)	0 (0 to 0)	0 (0 to 0)	0 (0 to 0)	0 (0 to 0)	0 (0 to 0)	0 (0 to 0)	0 (0 to 0)	0 (0 to 0)	0 (0 to 0)	0 (0 to 0)	0 (0 to 0)	0 (0 to 0)	0 (0 to 0)	0 (0 to 0)	0 (0 to 0)	0 (0 to 0)	0 (0 to 0)	0 (0 to 0)	0 (0 to 0)	0 (0 to 0)	0 (0 to 0)	0 (0 to 0)	0 (0 to 0)	0 (0 to 0)	7-7
Premenstrual syndrome	0 (0 to 0)	0 (0 to 0)	0 (0 to 0)	0 (0 to 0)	0 (0 to 0)	0-7 (0-7 to 0-9)	12 (6-5 to 22-2)	19-4 (9-2 to 29)	15 (8-5 to 25-3)	17 (7-3 to 29-4)	16 (9-3 to 28-8)	16 (9-4 to 29-4)	16 (9-3 to 29-4)	16 (8-1 to 29-7)	15 (8-1 to 29-7)	14 (7-3 to 28-4)	13 (6-2 to 26-3)	11 (4-2 to 24-1)	9 (2-1 to 21-1)	7 (1-1 to 18-1)	5 (0-6 to 14-1)	3 (0-3 to 9-1)	2 (0-2 to 5-7)	1 (0-1 to 3-1)	0 (0 to 1-1)	0 (0 to 0-5)	114
Other gynecological diseases	0 (0 to 0)	0 (0 to 0)	0 (0 to 0)	0 (0 to 0)	0-3 (0-1 to 0-7)	5 (2 to 9-6)	11-2 (6-3 to 18)	23-8 (13-7 to 37-4)	31-2 (18-8 to 47-4)	39-2 (20-1 to 52-7)	33-5 (20-1 to 52-7)	32-6 (18-5 to 52)	29-5 (16-2 to 44-2)	23-4 (11-6 to 37-4)	19-7 (9-4 to 33-3)	16-7 (7-3 to 31-1)	10-8 (3-7 to 24-1)	7 (1-9 to 19)	4-7 (0-8 to 7)	3-1 (0-4 to 7-4)	2-1 (0-3 to 5-2)	1 (0-2 to 3-1)	0-6 (0-1 to 1-6)	0-4 (0-2 to 1-1)	0-1 (0-1 to 0-2)	235
Hemoglobinopathies and hemolytic anemias	0-2 (0-1 to 0-4)	0-3 (0-2 to 0-5)	2-2 (1-4 to 3-3)	1-4 (2-2 to 8-3)	7-3 (4-9 to 10-3)	10-6 (7-1 to 15-1)	13-2 (8-3 to 21-5)	17-2 (10-4 to 26)	16-3 (10-3 to 24-6)	16-3 (10-3 to 24-6)	14-7 (9-2 to 22-9)	13-7 (8-4 to 21-3)	12-6 (7-8 to 19-8)	9-3 (5-2 to 13-9)	8-1 (5-3 to 11-3)	6-7 (3-6 to 9)	5-2 (2-5 to 7-9)	3-6 (1-5 to 5-8)	2-5 (0-9 to 4-3)	1-7 (0-5 to 3-2)	1-1 (0-4 to 2-3)	0-7 (0-3 to 1-4)	0-5 (0-2 to 1-1)	0-1 (0-1 to 0-2)	0-1 (0-1 to 0-2)	141
Thalassemias	0 (0 to 0)	0 (0 to 0)	0 (0 to 0)	0 (0 to 0)	0 (0 to 0)	0 (0 to 0)	0 (0 to 0)	0 (0 to 0)	0 (0 to 0)	0 (0 to 0)	0 (0 to 0)	0 (0 to 0)	0 (0 to 0)	0 (0 to 0)	0 (0 to 0)	0 (0 to 0)	0 (0 to 0)	0 (0 to 0)	0 (0 to 0)	0 (0 to 0)	0 (0 to 0)	0 (0 to 0)	0 (0 to 0)	0 (0 to 0)	0 (0 to 0)	0 (0 to 0)	0-1
Thalassemias trait	0 (0 to 0)	0 (0 to 0)	0-1 (0 to 0-3)	0-2 (0 to 0-6)	0-1 (0 to 0-2)	0-2 (0 to 0-5)	0-5 (0 to 0-9)	0-5 (0 to 0-9)	0-5 (0 to 0-9)	0-5 (0 to 0-9)	0-5 (0 to 0-9)	0-4 (0 to 0-8)	0-4 (0 to 0-7)	0-1 (0 to 0-2)	0-1 (0 to 0-2)	0-1 (0 to 0-2)	0-1 (0 to 0-2)	0-1 (0 to 0-2)	0-1 (0 to 0-2)	0-1 (0 to 0-2)	0-1 (0 to 0-2)	0-1 (0 to 0-2)	0-1 (0 to 0-2)	0-1 (0 to 0-2)	0-1 (0 to 0-2)	0-1 (0 to 0-2)	3-9
Sickle cell disorders	0-2 (0-1 to 0-4)	0-2 (0-1 to 0-4)	1-7 (1 to 3)	3-1 (1-7 to 5-2)	4-3 (2 to 6-2)	8-5 (3-3 to 12-6)	8 (3-3 to 12-2)	7-4 (3 to 11-4)	7-4 (4-7 to 11-3)	7 (3 to 10-7)	6-7 (3 to 10-4)	5-1 (2-1 to 8)	5-1 (2-1 to 8)	4-5 (2-1 to 6-8)	4-3 (2-1 to 6-4)	3-7 (1-6 to 5-6)	2-9 (1-1 to 4-3)	1-4 (0-6 to 2-3)	0-5 (0-2 to 0-9)	0-1 (0 to 0-2)	0 (0 to 0)	0 (0 to 0)	0 (0 to 0)	0 (0 to 0)	0 (0 to 0)	65-9
Sickle cell trait	0 (0 to 0)	0-1 (0 to 0-1)	0-3 (0-1 to 0-5)	1-3 (0-4 to 2-3)	1-8 (0-7 to 3-3)	1-2 (0-5 to 2-2)	3-9 (1-5 to 7-3)	7 (2-7 to 13-7)	11-6 (4-5 to 19-5)	12-7 (5-7 to 19-5)	12-7 (5-7 to 19-5)	10-3 (4-5 to 16)	9-1 (4-2 to 13-7)	7-7 (3-4 to 11-6)	6-7 (3-1 to 9-8)	5-3 (2-3 to 7-9)	3-9 (1-6 to 5-8)	2-6 (0-9 to 4-2)	1-4 (0-4 to 2-8)	0-6 (0-2 to 1-3)	0-3 (0-1 to 0-5)	0-2 (0-1 to 0-3)	0-1 (0-1 to 0-2)	0-1 (0-1 to 0-2)	0-1 (0-1 to 0-2)	35
G6PD deficiency	0 (0 to 0)	0 (0 to 0)	0 (0 to 0)	0 (0 to 0)	0-1 (0 to 0-1)	0-2 (0 to 0-2)	0-2 (0-1 to 0-5)	0-3 (0-1 to 0-7)	0-3 (0-1 to 0-7)	0-3 (0-1 to 0-7)	0-3 (0-1 to 0-6)	0-3 (0-1 to 0-5)	0-3 (0-1 to 0-5)	0-3 (0-1 to 0-5)	0-3 (0-1 to 0-5)	0-3 (0-1 to 0-5)	0-3 (0-1 to 0-5)	0-3 (0-1 to 0-5)	0-3 (0-1 to 0-5)	0-3 (0-1 to 0-5)	0-3 (0-1 to 0-5)	0-3 (0-1 to 0-5)	0-3 (0-1 to 0-5)	0-3 (0-1 to 0-5)	0-3 (0-1 to 0-5)	5-4
G6PD trait	0 (0 to 0)	0 (0 to 0)	0 (0 to 0)	0 (0 to 0)	0 (0 to 0)	0 (0 to 0)	0 (0 to 0)	0 (0 to 0)	0 (0 to 0)	0 (0 to 0)	0 (0 to 0)	0 (0 to 0)	0 (0 to 0)	0 (0 to 0)	0 (0 to 0)	0 (0 to 0)	0 (0 to 0)	0 (0 to 0)	0 (0 to 0)	0 (0 to 0)	0 (0 to 0)	0 (0 to 0)	0 (0 to 0)	0 (0 to 0)	0 (0 to 0)	0 (0 to 0)	0-2
Other hemoglobinopathies and hemolytic anemias	0 (0 to 0)	0-2 (0-1 to 0-4)	0-7 (0-2 to 1-4)	0-9 (0-3 to 1-9)	0-7 (0-2 to 1-4)	0-7 (0-3 to 2)	1 (0-4 to 2-3)	1-1 (0-5 to 2-1)	1-1 (0-5 to 2-1)	1-2 (0-5 to 2-3)	1-8 (0-9 to 3-1)	2-1 (1-2 to 3-4)	2 (1-1 to 3-2)	2-6 (1-4 to 3-9)	2-6 (1-4 to 3-9)	3-7 (1-9 to 5-6)	3-7 (1-9 to 5-6)	2 (1-1 to 3)	1-6 (0-9 to 2-3)	1-4 (0-8 to 1-9)	1-3 (0-8 to 1-8)	0-5 (0-3 to 0-7)	0-1 (0-1 to 0-1)	0-1 (0-1 to 0-1)	0-1 (0-1 to 0-1)	30-9
Endocrine, metabolic, blood, and immune disorders	1-1 (0-6 to 2-1)	2-5 (1-6 to 4-2)	10-8 (7-3 to 20-9)	9-8 (5-9 to 17)	7-6 (4-5 to 11)	9-6 (5-5 to 15-2)	10-4 (7-7 to 14-8)	13-6 (9-5 to 19)	15 (11-1 to 22-4)	16 (11-1 to 22-4)	15-7 (10-9 to 22-6)	14-9 (10-2 to 21-8)	13-7 (9-3 to 20-3)	12-1 (8-2 to 18-2)	11-2 (7-6 to 16-8)	10-2 (6-7 to 15-4)	9-2 (5-8 to 14-2)	7-7 (4-5 to 12-1)	6-2 (3-3 to 10-1)	4-7 (2-2 to 7-6)	3-4 (1-5 to 5-4)	2-3 (1-1 to 3-5)	1-6 (0-8 to 2-4)	1-1 (0-5 to 1-7)	0-8 (0-4 to 1-2)	325
Oral disorders	0 (0 to 0)	0 (0 to 0)	2 (1-1 to 3-7)	2-7 (1-4 to 4-7)	3-1 (1-6 to 5-2)	4-4 (2-4 to 7-6)	6-7 (3-6 to 12-4)	9-1 (4-9 to 17-2)	11-2 (5-5 to 20-7)	13-6 (6-4 to 25-3)	15-4 (7-4 to 28)	17-1 (8-2 to 31-3)	20-1 (11-2 to 34-6)	23-7 (10-7 to 47-4)	25-2 (10-7 to 53-3)	24-4 (10-7 to 52-9)	23-1 (10-7 to 50-1)	20-3 (10-7 to 45-3)	16-7 (10-7 to 33)	12-1 (7-6 to 24-1)	9-9 (6-2 to 14-4)	6-8 (3-7 to 9-7)	3-6 (1-7 to 5-2)	1-4 (0-7 to 2-2)	0-4 (0-2 to 0-6)	224
Caries of deciduous teeth	0 (0 to 0)	0 (0 to 0)	0 (0 to 0)	0 (0 to 1-3)	0 (0 to 1-4)	0 (0 to 0-1)	0 (0 to 0)	0 (0 to 0)	0 (0 to 0)	0 (0 to 0)	0 (0 to 0)	0 (0 to 0)	0 (0 to 0)	0 (0 to 0)	0 (0 to 0)	0 (0 to 0)	0 (0 to 0)	0 (0 to 0)	0 (0 to 0)	0 (0 to 0)	0 (0 to 0)	0 (0 to 0)	0 (0 to 0)	0 (0 to 0)	0 (0 to 0)	0 (0 to 0)	1-4
Caries of permanent teeth	0 (0 to 0)	0 (0 to 0)	0 (0 to 0)	0 (0 to 0)	1-6 (0 to 1-6)	1-6 (0-4 to 2-3)	1-6 (0-7 to 2-5)	1-7 (0-7 to 2-7)	1-7 (0-7 to 2-7)	1-7 (0-7 to 3-3)	1-6 (0-7 to 3-2)	1-6 (0-7 to 3-4)	1-5 (0-6 to 3-1)	1-4 (0-6 to 2-9)	1-4 (0-6 to 2-8)	1-3 (0-5 to 2-7)

SR Table 2b: Suriname DALYS by cause and age group for females with 95% uncertainty intervals, 2019

Cause	Early Neonatal	Late Neonatal	Post Neonatal	1 to 4	5 to 9	10 to 14	15 to 19	20 to 24	25 to 29	30 to 34	35 to 39	40 to 44	45 to 49	50 to 54	55 to 59	60 to 64	65 to 69	70 to 74	75 to 79	80 to 84	85 to 89	90 to 94	95 plus	Total
All causes	4,340 (3,120 to 5,930)	1,500 (1,080 to 2,040)	2,580 (1,930 to 3,430)	1,600 (1,290 to 1,950)	1,690 (1,350 to 2,120)	2,230 (1,780 to 2,760)	3,400 (2,830 to 4,140)	3,670 (3,050 to 4,450)	4,240 (3,520 to 5,060)	4,780 (3,960 to 5,710)	5,070 (4,260 to 6,000)	5,060 (4,240 to 5,990)	5,870 (4,950 to 6,910)	6,880 (5,860 to 8,040)	7,510 (6,440 to 8,690)	6,900 (5,980 to 7,930)	5,780 (5,050 to 6,560)	5,410 (4,790 to 6,090)	4,850 (4,310 to 5,420)	3,710 (3,330 to 4,110)	2,130 (1,910 to 2,360)	1,000 (910 to 1,100)	472 (437 to 507)	90,700
Communicable, maternal, neonatal, and nutritional diseases	3,730 (2,640 to 5,100)	1,180 (831 to 1,610)	1,470 (1,040 to 2,010)	684 (521 to 886)	551 (385 to 778)	442 (328 to 610)	552 (429 to 727)	662 (549 to 828)	803 (679 to 954)	958 (826 to 1,120)	816 (688 to 974)	696 (581 to 858)	595 (490 to 747)	540 (426 to 685)	477 (374 to 614)	368 (291 to 472)	285 (224 to 357)	277 (216 to 356)	278 (212 to 365)	234 (176 to 303)	154 (115 to 203)	79·1 (57 to 104)	39·6 (27·8 to 54·3)	15,900
HIV/AIDS and sexually transmitted infections	140 (39·2 to 319)	40·3 (11·3 to 93)	117 (76·5 to 189)	34·9 (31·7 to 38·9)	29·4 (27 to 32)	21·5 (20 to 23·3)	63 (57·5 to 69·2)	187 (170 to 207)	302 (277 to 333)	448 (414 to 489)	345 (318 to 376)	276 (255 to 301)	202 (185 to 221)	127 (117 to 139)	81·6 (74·8 to 89·4)	44·1 (40·2 to 48·9)	26·6 (24·2 to 29·4)	9·9 (8·6 to 11·7)	5·3 (4·5 to 6·3)	2·9 (2·5 to 3·5)	1·5 (1·3 to 1·8)	0·3 (0·3 to 0·4)	0·1 (0·1 to 0·2)	2,510
HIV/AIDS	0 (0 to 0)	0 (0 to 0)	61·6 (57·3 to 66·2)	32·6 (30·2 to 35·4)	28·3 (26·2 to 30·4)	20·9 (19·3 to 22·5)	60·1 (55·1 to 65·8)	181 (165 to 200)	292 (269 to 321)	436 (404 to 474)	332 (305 to 361)	263 (244 to 284)	192 (177 to 205)	120 (111 to 129)	76·7 (70·6 to 82·6)	41·1 (37·8 to 44·4)	24·6 (22·7 to 26·6)	8·5 (7·7 to 9·4)	4·3 (3·9 to 4·8)	2·3 (2·1 to 2·6)	1·2 (1·1 to 1·4)	0·2 (0·2 to 0·3)	0·1 (0·1 to 0·1)	2,180
HIV/AIDS - Drug-susceptible Tuberculosis	0 (0 to 0)	0 (0 to 0)	3·6 (2·3 to 5·6)	1·8 (1·2 to 2·8)	1·6 (1 to 2·5)	1·3 (0·8 to 2)	3·7 (2·5 to 5·6)	10·8 (7·3 to 16)	17·1 (11·2 to 25·6)	26·3 (16·9 to 39·9)	20·4 (13 to 30·8)	15·8 (10·1 to 23·8)	11·5 (7·3 to 17·8)	7·3 (4·7 to 11·1)	4·8 (3·2 to 7)	2·5 (1·7 to 3·8)	1·5 (1 to 2·2)	0·5 (0·4 to 0·8)	0·3 (0·2 to 0·4)	0·2 (0·1 to 0·2)	0·1 (0·1 to 0·1)	0 (0 to 0)	0 (0 to 0)	131
HIV/AIDS - Multidrug-resistant Tuberculosis without extensive drug resistance	0 (0 to 0)	0 (0 to 0)	0 (0 to 0·2)	0 (0 to 0·1)	0 (0 to 0·1)	0 (0 to 0·1)	0 (0 to 0·1)	0·1 (0 to 0·4)	0·2 (0 to 0·6)	0·3 (0 to 1)	0·2 (0 to 0·8)	0·2 (0 to 0·6)	0·1 (0 to 0·4)	0·1 (0 to 0·3)	0 (0 to 0·2)	0 (0 to 0·1)	0 (0 to 0·1)	0 (0 to 0)	0 (0 to 0)	0 (0 to 0)	0 (0 to 0)	0 (0 to 0)	0 (0 to 0)	1·3
HIV/AIDS - Extensively drug-resistant Tuberculosis	0 (0 to 0)	0 (0 to 0)	0 (0 to 0)	0 (0 to 0)	0 (0 to 0)	0 (0 to 0)	0 (0 to 0)	0 (0 to 0·1)	0 (0 to 0·1)	0 (0 to 0·2)	0 (0 to 0·1)	0 (0 to 0·1)	0 (0 to 0·1)	0 (0 to 0)	0 (0 to 0)	0 (0 to 0)	0 (0 to 0)	0 (0 to 0)	0 (0 to 0)	0 (0 to 0)	0 (0 to 0)	0 (0 to 0)	0 (0 to 0)	0·2
HIV/AIDS resulting in other diseases	0 (0 to 0)	0 (0 to 0)	57·9 (53 to 62·7)	30·8 (28·2 to 33·7)	26·6 (24·3 to 28·9)	19·6 (18 to 21·4)	56·3 (51 to 61·7)	170 (154 to 190)	275 (250 to 306)	409 (375 to 448)	312 (284 to 343)	247 (227 to 270)	180 (165 to 195)	113 (103 to 122)	71·9 (65·4 to 78)	38·5 (35·2 to 42)	23 (21·1 to 25·2)	8 (7·1 to 8·8)	4 (3·6 to 4·5)	2·2 (1·9 to 2·4)	1·1 (1 to 1·3)	0·2 (0·2 to 0·3)	0·1 (0·1 to 0·1)	2,050
Sexually transmitted infections excluding HIV	140 (39·2 to 319)	40·3 (11·3 to 92·9)	55·8 (15·4 to 126)	2·3 (0·6 to 5·7)	1·1 (0·3 to 2·7)	0·6 (0·3 to 1·2)	3 (1·6 to 5·1)	6·1 (3·3 to 10·8)	9·7 (5·1 to 16·9)	12·6 (6·7 to 22·3)	13·1 (7·1 to 23)	12·5 (6·7 to 22·6)	10·5 (5·6 to 18·8)	7 (3·4 to 13·7)	4·9 (2·3 to 9·7)	3 (1·4 to 6·2)	2 (0·9 to 4)	1·4 (0·7 to 2·8)	1 (0·5 to 1·9)	0·6 (0·3 to 1·1)	0·3 (0·1 to 0·5)	0·1 (0·1 to 0·2)	0 (0 to 0·1)	328
Syphilis	140 (39·2 to 319)	40·3 (11·3 to 92·9)	55·8 (15·4 to 126)	2·3 (0·6 to 5·7)	1·1 (0·3 to 2·7)	0·2 (0·1 to 0·5)	0·3 (0·1 to 0·7)	0·1 (0·1 to 0·2)	0·3 (0·1 to 0·7)	0·5 (0·2 to 1·1)	0·4 (0·2 to 0·8)	0·1 (0·1 to 0·3)	0·1 (0·1 to 0·4)	0·1 (0·1 to 0·3)	0·1 (0 to 0·1)	0·1 (0 to 0·1)	0·1 (0 to 0·1)	0·1 (0 to 0·1)	0 (0 to 0·1)	0 (0 to 0·1)	0 (0 to 0)	0 (0 to 0)	0 (0 to 0)	242
Chlamydial infection	0 (0 to 0)	0 (0 to 0)	0 (0 to 0)	0 (0 to 0)	0 (0 to 0)	0·1 (0 to 0·1)	0·3 (0·2 to 0·5)	0·7 (0·4 to 1·2)	0·9 (0·4 to 1·6)	1·1 (0·6 to 1·9)	1·4 (0·7 to 2·2)	1·4 (0·8 to 2·4)	1 (0·5 to 1·7)	0·3 (0·2 to 0·5)	0·2 (0·1 to 0·4)	0·1 (0·1 to 0·1)	0·1 (0 to 0·1)	0 (0 to 0·1)	0 (0 to 0·1)	0 (0 to 0)	0 (0 to 0)	0 (0 to 0)	0 (0 to 0)	7·6
Gonococcal infection	0 (0 to 0)	0 (0 to 0)	0 (0 to 0)	0 (0 to 0)	0 (0 to 0)	0·1 (0 to 0·2)	0·5 (0·2 to 1)	0·7 (0·3 to 1·3)	0·9 (0·4 to 1·7)	1·1 (0·6 to 2·1)	1·2 (0·6 to 2·3)	1·3 (0·6 to 2·5)	1·1 (0·5 to 2·1)	0·6 (0·2 to 1·2)	0·4 (0·1 to 0·8)	0·2 (0·1 to 0·6)	0·2 (0·1 to 0·5)	0·2 (0·1 to 0·4)	0·1 (0 to 0·3)	0·1 (0 to 0·1)	0 (0 to 0·1)	0 (0 to 0)	0 (0 to 0)	8·5
Trichomoniasis	0 (0 to 0)	0 (0 to 0)	0 (0 to 0)	0 (0 to 0)	0 (0 to 0)	0 (0 to 0·1)	0·4 (0·1 to 1·1)	2 (0·6 to 4·7)	3·6 (1·2 to 8·3)	4·3 (1·3 to 10)	3·9 (1·3 to 9·1)	3·5 (1·2 to 8·6)	3·4 (1·1 to 8·1)	2·8 (0·9 to 6·5)	1·9 (0·6 to 4·5)	1·1 (0·4 to 2·5)	0·7 (0·2 to 1·6)	0·4 (0·2 to 1)	0·3 (0·1 to 0·6)	0·1 (0 to 0·3)	0·1 (0 to 0·1)	0 (0 to 0)	0 (0 to 0)	28·5
Genital herpes	0 (0 to 0)	0 (0 to 0)	0 (0 to 0)	0 (0 to 0)	0 (0 to 0)	0·1 (0 to 0·4)	0·6 (0·2 to 1·5)	1·3 (0·4 to 3·2)	1·9 (0·6 to 4·7)	2·4 (0·8 to 6)	2·5 (0·8 to 6·1)	2·4 (0·8 to 5·9)	2·4 (0·8 to 5·8)	2·2 (0·7 to 5·5)	1·9 (0·6 to 4·6)	1·4 (0·4 to 3·4)	0·9 (0·3 to 2·3)	0·7 (0·2 to 1·7)	0·4 (0·1 to 1·1)	0·3 (0·1 to 0·7)	0·1 (0 to 0·3)	0·1 (0 to 0·1)	0 (0 to 0)	21·6
Other sexually transmitted infections	0 (0 to 0)	0 (0 to 0)	0 (0 to 0)	0 (0 to 0)	0 (0 to 0)	0·1 (0·1 to 0·2)	0·8 (0·4 to 1·6)	1·3 (0·7 to 2·2)	2 (1·1 to 3·4)	3·1 (1·8 to 5)	3·8 (2·2 to 6)	3·8 (2·1 to 6)	2·5 (1·3 to 4·5)	0·8 (0·4 to 1·5)	0·5 (0·2 to 0·9)	0·2 (0·1 to 0·5)	0·1 (0 to 0·2)	0·1 (0 to 0·2)	0 (0 to 0·1)	0 (0 to 0·1)	0 (0 to 0)	0 (0 to 0)	0 (0 to 0)	19·3
Respiratory infections and tuberculosis	80·6 (42·6 to 140)	82 (40·2 to 147)	339 (185 to 556)	107 (69·2 to 155)	68·7 (48·6 to 95·9)	58·9 (41·7 to 82·3)	60·1 (43·3 to 81·8)	61 (46·1 to 80·9)	73 (53·4 to 95·6)	76·9 (56·1 to 103)	77·1 (56 to 105)	67·5 (49·7 to 90·6)	75·1 (56·1 to 102)	86 (62·4 to 117)	104 (74·1 to 145)	109 (74·3 to 154)	106 (73·5 to 153)	129 (86 to 185)	153 (99·4 to 219)	139 (92·6 to 194)	94·8 (63·4 to 133)	51·6 (33·4 to 72·3)	26·5 (16·2 to 39·4)	2,230
Tuberculosis	0 (0 to 0)	0 (0 to 0)	2·8 (1·4 to 4·8)	2·6 (1·4 to 4·3)	3 (1·4 to 5·2)	3·3 (1·8 to 5·2)	5·8 (3·4 to 9·2)	10·9 (6·6 to 16·5)	16·2 (10·1 to 24)	16·1 (10·1 to 23·9)	13·2 (7·9 to 20·3)	10 (6·3 to 15·1)	8·2 (5 to 12·8)	8·6 (5·1 to 13·4)	8·5 (5·3 to 12·8)	6·9 (4·3 to 10·6)	4·5 (2·9 to 6·8)	4·3 (2·8 to 6·7)	3·7 (2·2 to 5·5)	2·6 (1·6 to 4)	1·4 (0·9 to 2·2)	0·5 (0·3 to 0·7)	0·2 (0·1 to 0·3)	133
Latent tuberculosis infection	0 (0 to 0)	0 (0 to 0)	0 (0 to 0)	0 (0 to 0)	0 (0 to 0)	0 (0 to 0)	0 (0 to 0)	0 (0 to 0)	0 (0 to 0)	0 (0 to 0)	0 (0 to 0)	0 (0 to 0)	0 (0 to 0)	0 (0 to 0)	0 (0 to 0)	0 (0 to 0)	0 (0 to 0)	0 (0 to 0)	0 (0 to 0)	0 (0 to 0)	0 (0 to 0)	0 (0 to 0)	0 (0 to 0)	0
Drug-susceptible tuberculosis	0 (0 to 0)	0 (0 to 0)	2·8 (1·4 to 4·8)	2·6 (1·4 to 4·2)	2·9 (1·3 to 5·2)	3·3 (1·8 to 5·1)	5·7 (3·3 to 9·1)	10·8 (6·6 to 16·5)	16 (10 to 23·8)	16 (10 to 23·9)	13·1 (7·8 to 20)	9·9 (6·2 to 15·1)	8·1 (4·9 to 12·6)	8·5 (5 to 13·1)	8·4 (5·3 to 12·7)	6·8 (4·3 to 10·4)	4·5 (2·8 to 6·7)	4·3 (2·7 to 6·6)	3·7 (2·2 to 5·4)	2·5 (1·6 to 4)	1·4 (0·9 to 2·1)	0·5 (0·3 to 0·7)	0·2 (0·1 to 0·3)	132
Multidrug-resistant tuberculosis without extensive drug resistance	0 (0 to 0)	0 (0 to 0)	0 (0 to 0·1)	0 (0 to 0·1)	0 (0 to 0·1)	0 (0 to 0·1)	0 (0 to 0·2)	0·1 (0 to 0·3)	0·1 (0 to 0·4)	0·1 (0 to 0·4)	0·1 (0 to 0·4)	0·1 (0 to 0·3)	0·1 (0 to 0·3)	0·1 (0 to 0·3)	0·1 (0 to 0·3)	0·1 (0 to 0·2)	0 (0 to 0·2)	0 (0 to 0·1)	0 (0 to 0·1)	0 (0 to 0)	0 (0 to 0)	0 (0 to 0)	0 (0 to 0)	1
Extensively drug-resistant tuberculosis	0 (0 to 0)	0 (0 to 0)	0 (0 to 0)	0 (0 to 0)	0 (0 to 0)	0 (0 to 0)	0 (0 to 0)	0 (0 to 0)	0 (0 to 0·1)	0 (0 to 0·1)	0 (0 to 0·1)	0 (0 to 0)	0 (0 to 0)	0 (0 to 0)	0 (0 to 0)	0 (0 to 0)	0 (0 to 0)	0 (0 to 0)	0 (0 to 0)	0 (0 to 0)	0 (0 to 0)	0 (0 to 0)	0 (0 to 0)	0·2
Lower respiratory infections	80·6 (42·5 to 140)	81·7 (39·7 to 146)	330 (173 to 546)	73·1 (39 to 122)	28·4 (18·9 to 40·3)	26·6 (17·8 to 38·5)	28·6 (18·9 to 43)	26·5 (17·1 to 39·1)	35·9 (23·2 to 53·2)	40·8 (24·5 to 62·5)	45·3 (28 to 66·8)	40·6 (25·9 to 59·9)	50·3 (32·6 to 74·1)	61·5 (40 to 90·8)	82·6 (55·1 to 120)	93 (59·3 to 136)	94·7 (62·7 to 142)	121 (77·3 to 176)	147 (94 to 212)	134 (87·5 to 190)	92·5 (61·3 to 131)	50·7 (32·6 to 71·4)	26·2 (15·9 to 38·9)	1,790
Upper respiratory infections	0 (0 to 0·1)	0·3 (0·2 to 0·5)	5·3 (3 to 8·6)	22·3 (12·4 to 36·9)	25·5 (13·5 to 44)	21·6 (11·5 to 37·6)	19·5 (9·8 to 34·1)	18·3 (9·8 to 30·8)	16·7 (9·2 to 27·7)	16·4 (8·7 to 27·9)	15·1 (7·5 to 25)	13·3 (6·8 to 23·4)	12·7 (6·8 to 22·3)	11·9 (6·4 to 20·1)	9·7 (5 to 16·3)	7·2 (3·8 to 11·9)	5·1 (2·5 to 8·8)	3·6 (1·9 to 6·2)	2·4 (1·2 to 4)	1·4 (0·7 to 2·5)	0·7 (0·4 to 1·2)	0·3 (0·2 to 0·5)	0·1 (0·1 to 0·2)	230
Otitis media	0 (0 to 0)	0 (0 to 0)	1 (0·5 to 1·9)	9 (4·8 to 16)	11·8 (6·4 to 20)	7·4 (3·8 to 12·9)	6·2 (3·1 to 10·8)	5·2 (2·3 to 10·2)	4·2 (2 to 8)	3·7 (1·6 to 7·1)	3·5 (1·6 to 6·6)	3·6 (1·5 to 6·9)	3·9 (1·9 to 7·2)	4 (1·8 to 7·5)	3·2 (1·6 to 5·7)	2·1 (0·9 to 4·2)	1·2 (0·6 to 2·4)	0·7 (0·3 to 1·5)	0·5 (0·2 to 1)	0·4 (0·2 to 0·7)	0·2 (0·1 to 0·4)	0·1 (0 to 0·2)	0 (0 to 0·1)	72·2
Enteric infections	22·1 (9·4 to 43·6)	50·9 (18·4 to 109)	311 (121 to 614)	113 (62·4 to 200)	53·6 (33·4 to 82·2)	47·2 (29·3 to 72·7)	28·4 (17·9 to 42·6)	23·8 (14·4 to 37·6)	29 (17·5 to 47·2)	32·2 (19·7 to 51·4)	37·3 (23·5 to 61·3)	36·8 (23·5 to 58·7)	45 (28·5 to 72·2)	51·2 (31·5 to 83·4)	54·7 (32·4 to 93·9)	56·2 (33·7 to 93·1)	56·2 (35·3 to 93·7)	60·7 (37·9 to 103)	59·5 (36·8 to 100)	49·4 (29·5 to 84)	29·4 (17·4 to 52·7)	13·6 (7·6 to 24·5)	6·4 (3·5 to 12·5)	1,270
Diarrheal diseases	22·1 (9·4 to 43·6)	50·9 (18·4 to 109)	311 (121 to 613)	112 (61·9 to 199)	52·8 (32·7 to 81·7)	46·5 (28·6 to 71·6)	27·8 (17·4 to 42·1)	23·5 (14 to 37·1)	28·7 (17·1 to 46·9)	31·9 (19·5 to 51·1)	37 (23·3 to 61·1)	36·6 (23·2 to 58·4)	44·8 (28·2 to 72)	50·9 (31·3 to 83·1)	54·4 (32 to 93·7)	56 (33·6 to 92·8)	56 (35·1 to 93·5)	60·5 (37·8 to 103)	59·4 (36·7 to 100)	49·3 (29·4 to 83·9)	29·3 (17·4 to 52·6)	13·6 (7·5 to 24·5)	6·4 (3·5 to 12·5)	1,260
Typhoid and paratyphoid	0 (0 to 0)	0 (0 to 0)	0·1 (0 to 0·1)	0·4 (0·1 to 1·1)	0·2 (0·1 to 0·6)	0·2 (0·1 to 0·5)	0·2 (0·1 to 0·5)	0·1 (0 to 0·4)	0·1 (0 to 0·4)	0·1 (0 to 0·3)	0·1 (0 to 0·2)	0·1 (0 to 0·2)	0·1 (0 to 0·2)	0·1 (0 to 0·2)	0·1 (0 to 0·2)	0·1 (0 to 0·2)	0·1 (0 to 0·1)	0 (0 to 0·1)	0 (0 to 0·1)	0 (0 to 0·1)	0 (0 to 0)	0 (0 to 0)	0 (0 to 0)	2·2
Typhoid fever	0 (0 to 0)	0 (0 to 0)	0 (0 to 0·1)	0·4 (0·1 to 1)	0·2 (0 to 0·5)	0·2 (0·1 to 0·5)	0·2 (0 to 0·4)	0·1 (0 to 0·3)	0·1 (0 to 0·3)	0·1 (0 to 0·2)	0·1 (0 to 0·2)	0·1 (0 to 0·2)	0·1 (0 to 0·2)	0·1 (0 to 0·2)	0·1 (0 to 0·2)	0·1 (0 to 0·1)	0 (0 to 0·1)	0 (0 to 0·1)	0 (0 to 0)	0 (0 to 0)	0 (0 to 0)	0 (0 to 0)	0 (0 to 0)	1·9
Paratyphoid fever	0 (0 to 0)	0 (0 to 0)	0 (0 to 0)	0·1 (0 to 0·1)	0 (0 to 0·1)	0 (0 to 0·1)	0 (0 to 0·1)	0 (0 to 0·1)	0 (0 to 0·1)	0 (0 to 0)	0 (0 to 0)	0 (0 to 0)	0 (0 to 0)	0 (0 to 0)	0 (0 to 0)	0 (0 to 0)	0 (0 to 0)	0 (0 to 0)	0 (0 to 0)	0 (0 to 0)	0 (0 to 0)	0 (0 to 0)	0 (0 to 0)	0·3
Invasive Non-typhoidal Salmonella (iNTS)	0 (0 to 0)	0 (0 to 0)	0·1 (0 to 0·4)	0·4 (0·1 to 0·9)	0·4 (0·1 to 1)	0·4 (0·1 to 0·9)	0·3 (0 to 0·7)	0·2 (0 to 0·6)	0·1 (0 to 0·4)	0·1 (0 to 0·3)	0·1 (0 to 0·3)	0·1 (0 to 0·3)	0·1 (0 to 0·3)	0·1 (0 to 0·3)	0·1 (0 to 0·4)	0·1 (0 to 0·3)	0·1 (0 to 0·3)	0·1 (0 to 0·2)	0·1 (0 to 0·2)	0 (0 to 0·1)	0 (0 to 0)	0 (0 to 0)	0 (0 to 0)	3
Other intestinal infectious diseases	0 (0 to 0)	0 (0 to 0)	0·4 (0 to 1·8)	0·3 (0 to 0·9)	0·2 (0 to 0·6)	0·2 (0 to 0·7)	0·1 (0 to 0·4)	0·1 (0 to 0·2)	0 (0 to 0·1)	0·1 (0 to 0·3)	0·1 (0 to 0·2)	0·1 (0 to 0·2)	0 (0 to 0·1)	0 (0 to 0)	0 (0 to 0)	0 (0 to 0)	0 (0 to 0)	0 (0 to 0·1)	0 (0 to 0·1)	0 (0 to 0·1)	0 (0 to 0·1)	0 (0 to 0)	0 (0 to 0)	1·8
Neglected tropical diseases and malaria	0·8 (0·2 to 2)	2·8 (0·8 to 7·9)	48·2 (10·4 to 137)	42·9 (19·9 to 87·3)	66·3 (33·1 to 127)	54·3 (28·3 to 94·1)	74·5 (35·4 to 139)	73·6 (37·6 to 134)	77·7 (39·8 to 129)	76·8 (40·7 to 125)	63 (35·6 to 103)	48·7 (28·1 to 78·8)	45·9 (27·2 to 72·4)	52·5 (30·9 to 81·2)	46·3 (28·6 to 78·4)	44·3 (22·7 to 64·4)	28·2 (17·6 to 49·3)	24·2 (15·2 to 43·1)	14·2 (11·8 to 34·2)	8·4 (7·8 to 23·4)	8·4 (4·9 to 13·3)	3·4 (2 to 5·4)	1·5 (0·8 to 2·4)	925
Malaria	0 (0 to 0)	0·2 (0 to 1·2)	0·8 (0 to 5·6)	1·3 (0·1 to 7)	1·3 (0·2 to 3·5)	1·1 (0·4 to 4·1)	3·5 (0·4 to 18·3)	2·1 (0·4 to 10·9)	2·1 (0·4 to 12)	1·9 (0·4 to 10·2)	1·8 (0·4 to 9·6)	1·2 (0·3 to 4·2)	0·9 (0·3 to 5)	0·9 (0·3 to 4·2)	1 (0·2 to 4·9)	0·6 (0·2 to 3)	0·4 (0·1 to 2·3)	0·3 (0·1 to 1·5)	0·1 (0 to 1)	0·1 (0 to 0·3)	0 (0 to 0·1)	0 (0 to 0)	0 (0 to 0)	21·5
Chagas disease	0 (0 to 0)	0 (0 to 0)	0 (0 to 0)	0 (0 to 0)	0 (0 to 0)	0 (0 to 0)	0 (0 to 0)	0 (0 to 0)	0 (0 to 0)	0 (0 to 0)	0 (0 to 0)	0 (0 to 0·1)	0 (0 to 0·1)	0 (0 to 0·2)	0 (0 to 0·2)	0·1 (0 to 0·2)	0·1 (0 to 0·2)	0·1 (0·1 to 0·3)	0·1 (0·1 to 0·3)	0·1 (0·1 to 0·3)	0·8 (0·3 to 2·6)	0·2 (0·1 to 0·8)	0·1 (0 to 0·2)	1·8
Leishmaniasis	0 (0 to 0)	0 (0 to 0)	0·3 (0·1 to 0·7)	2·1 (0·8 to 5·1)	1·8 (0·6 to 4·8)	0·8 (0·2 to 1·9)	0·5 (0·1 to 1·3)	0·4 (0·1 to 1)	0·5 (0·1 to 1·1)	0·5 (0·1 to 1)	0·4 (0·1 to 0·9)	0·4 (0·1 to 0·9)	0·5 (0·1 to 1)	0·5 (0·2 to 1)	0·5 (0·2 to 1)	0·5 (0·2 to 0·9)	0·6 (0·3 to 1)	0·5 (0·3 to 0·8)	0·3 (0·2 to 0·6)	0·2 (0·1 to 0·3)	0·1 (0 to 0·2)	0 (0 to 0·1)	0 (0 to 0)	11·5
Visceral leishmaniasis	0 (0 to 0)	0 (0 to 0)	0·1 (0 to 0·5)	0·7 (0 to 3·6)	0·5 (0 to 3·4)	0·2 (0 to 1·3)	0·1 (0 to 0·8)	0·1 (0 to 0·6)	0·2 (0 to 0·7)	0·1 (0 to 0·6)	0·1 (0 to 0·5)	0·1 (0 to 0·4)	0·1 (0 to 0·3)	0·1 (0 to 0·2)	0·1 (0 to 0·2)	0 (0 to 0·1)	0 (0 to 0·1)	0 (0 to 0·1)	0 (0 to 0)	0 (0 to 0)	0 (0 to 0)	0 (0 to 0)	0 (0 to 0)	2·6
Cutaneous and mucocutaneous leishmaniasis	0 (0 to 0)	0 (0 to 0)	0·2 (0·1 to 0·3)	1·4 (0·7 to 2·3)	1·3 (0·6 to 2·4)	0·6 (0·2 to 1·3)	0·4 (0·1 to 0·9)	0·3 (0·1 to 0·8)	0·3 (0·1 to 0·7)	0·3 (0·1 to 0·7)	0·3 (0·1 to 0·7)	0·3 (0·1 to 0·7)	0·4 (0·1 to 0·8)	0·5 (0·1 to 1)	0·5 (0·2 to 0·9)	0·5 (0·2 to 0·9)	0·5 (0·3 to 0·9)	0·5 (0·2 to 0·8)	0·3 (0·2 to 0·6)	0·2 (0·1 to 0·3)	0·1 (0 to 0·2)	0 (0 to 0·1)	0 (0 to 0)	9
African trypanosomiasis	0 (0 to 0)	0 (0 to 0)	0 (0 to 0)	0 (0 to 0)	0 (0 to 0)	0 (0 to 0)	0 (0 to 0)	0 (0 to 0)	0 (0 to 0)	0 (0 to 0)	0 (0 to 0)	0 (0 to 0)	0 (0 to 0)	0 (0 to 0)	0 (0 to 0)	0 (0 to 0)	0 (0 to 0)	0 (0 to 0)	0 (0 to 0)	0 (0 to 0)	0 (0 to 0)	0 (0 to 0)	0 (0 to 0)	0
Schistosomiasis	0 (0 to 0)	0 (0 to 0)	0 (0 to 0)	1·3 (0·3 to 3·5)	12·2 (3·6 to 31·5)	21·2 (6·3 to 52)	43·4 (14·8 to 97·2)	49·3 (19·4 to 103)	47·6 (18·4 to 89·1)	47 (19·4 to 87·6)	31·4 (12 to 63·2)	16·2 (5 to 36·2)	17·1 (6·4 to 36·7)	17 (6·2 to 36·4)	14·7 (4·7 to 38·9)	10·7 (3·3 to 27·9)	6·9 (2·1 to 17·6)	5·7 (1·6 to 17·8)	4·1 (0·9 to 13·7)	2·5 (0·6 to 7)	1·2 (0·4 to 3·6)	0·5 (0·1 to 1·2)	0·2 (0 to 0·4)	350
Cysticercosis	0 (0 to 0)	0 (0 to 0)	0 (0 to 0)	0 (0 to 0)	0 (0 to 0)	0·2 (0·1 to 0·5)	1·5 (0 to 3·9)	4·9 (1·2 to 11·2)	8·4 (2·5 to 18·6)	10·7 (3·4 to 23·9)	11·4 (3·9 to 24)	12·3 (3·9 to 27·5)	14·4 (5 to 31·4)	17·3 (6·3 to 35·2)	18·9 (7·7 to 36·5)	18·5 (7·6 to 35·1)	17·3 (7 to 32·2)	15·4 (6·8 to 28·2)	12·5 (5·3 to 23·4)	8·7 (3·5 to 16·1)	4·6 (1·9 to 8·6)	2 (0·8 to 3·8)	0·8 (0·3 to 1·5)	180
Cystic echinococcosis	0 (0 to 0)	0 (0 to 0)	0 (0 to 0)	0 (0 to 0)	0 (0 to 0)	0 (0 to 0)	0 (0 to 0)	0 (0 to 0)	0 (0 to 0)	0 (0 to 0)	0 (0 to 0)	0 (0 to 0)	0 (0 to 0)	0 (0 to 0)	0 (0 to 0)	0 (0 to 0)	0 (0 to 0)	0 (0 to 0)	0 (0 to 0)	0 (0 to 0)	0 (0 to 0)	0 (0 to 0)	0 (0 to 0)	0·2
Lymphatic filariasis	0 (0 to 0)	0 (0 to 0)	0 (0 to 0)	0 (0 to 0)	0 (0 to 0)	0 (0 to 0)	0 (0 to 0)	0 (0 to 0)	0 (0 to 0)	0 (0 to 0)	0 (0 to 0)	0 (0 to 0)	0 (0 to 0)	0 (0 to 0)	0 (0 to 0)	0 (0 to 0)	0 (0 to 0)	0 (0 to 0)	0 (0 to 0)	0 (0 to 0)	0 (0 to 0)	0 (0 to 0)	0 (0 to 0)	0
Onchocerciasis	0 (0 to 0)	0 (0 to 0)	0 (0 to 0)	0 (0 to 0)	0 (0 to 0)	0 (0 to 0)	0 (0 to 0)	0 (0 to 0)	0 (0 to 0)	0 (0 to 0)	0 (0 to 0)	0 (0 to 0)	0 (0 to 0)	0 (0 to 0)	0 (0 to 0)	0 (0 to 0)	0 (0 to 0)	0 (0 to 0)	0 (0 to 0)	0 (0 to 0)	0 (0 to 0)	0 (0 to 0)	0 (0 to 0)	0
Trachoma	0 (0 to 0)	0 (0 to 0)	0 (0 to 0)	0 (0 to 0)	0 (0 to 0)	0 (0 to 0)	0 (0 to 0)	0 (0 to 0)	0 (0 to 0)	0 (0 to 0)	0 (0 to 0)	0 (0 to 0)	0 (0 to 0)	0 (0 to 0)	0 (0 to 0)	0 (0 to 0)	0 (0 to 0)	0 (0 to 0)	0 (0 to 0)	0 (0 to 0)	0 (0 to 0)	0 (0 to 0)	0 (0 to 0)	0
Dengue	0 (0 to 0)	1·5 (0·1 to 6·5)	38·9 (3·5 to 127)	21·1 (2·7 to 65·4)	30·2 (4·6 to 82·3)	17·8 (3·8 to 45·1)	14·6 (3·3 to 36·5)	9 (2·4 to 23·2)	13·2 (2·7 to 38·4)	9·4 (2·2 to 27·8)	10·3 (2·1 to 29·5)	9·8 (2·3 to 25·3)	6·9 (1·6 to 16·7)	9·3 (2·1 to 25·2)	7·3 (1·8 to 19)	7·6 (1·4 to 21·5)	4 (0·8 to 11·4)	2·9 (0·6 to 7·2)	2·4 (0·4 to 6·3)	1·8 (0·3 to 4·6)	1·1 (0·2 to 2·7)	0·3 (0·1 to 0·8)	0·2 (0 to 0·5)	220
Yellow fever	0 (0 to 0)	0 (0 to 0)	0 (0 to 0·3)	0 (0 to 0·1)	0·2 (0 to 0·6)	0·2 (0 to 0·6)	0·1 (0 to 0·5)	0·1 (0 to 0·4)	0·1 (0 to 0·4)	0·1 (0 to 0·3)	0·1 (0 to 0·3)	0·1 (0 to 0·2)	0 (0 to 0·2)	0 (0 to 0·2)	0 (0 to 0·1)	0 (0 to 0·1)	0 (0 to 0)	0 (0 to 0)	0 (0 to 0)	0 (0 to 0)	0 (0 to 0)	0 (0 to 0)	0 (0 to 0)	1·1
Rabies	0 (0 to 0)	0 (0 to 0)	0·2 (0 to 0·7)	0·1 (0 to 0·4)	0·4 (0·1 to 1·5)	0·3 (0 to 1·2)	0 (0 to 0·1)	0 (0 to 0)	0 (0 to 0)	0 (0 to 0)	0 (0 to 0)	0 (0 to 0)	0 (0 to 0)	0·1 (0 to 0·4)	0 (0 to 0)	0·1 (0 to 0·4)	0·1 (0 to 0·3)	0 (0 to 0)	0 (0 to 0)	0 (0 to 0)	0 (0 to 0·1)	0 (0 to 0)	0 (0 to 0)	1·6
Intestinal nematode infections	0 (0 to 0)	0 (0 to 0)	0·2 (0 to 0·7)	0·7 (0·2 to 2)	1·5 (0·6 to 2·9)	1·1 (0·5 to 2·1)	6·5 (2·2 to 13·1)	4 (1·6 to 7·6)	2·4 (0·9 to 4·8)	2·2 (0·9 to 4·1)	2·8 (1 to 5·6)	1·9 (0·8 to 3·4)	0·3 (0·1 to 0·6)	0·4 (0·1 to 0·8)	0·4 (0·1 to 0·7)	0·3 (0·1 to 0·6)	0·2 (0·1 to 0·3)	0·1 (0 to 0·3)	0·1 (0 to 0·2)	0·1 (0 to 0·1)	0 (0 to 0·1)	0 (0 to 0)	0 (0 to 0)	25·2
Ascariasis	0 (0 to 0)	0 (0 to 0)	0·1 (0 to 0·7)	0·3 (0 to 1·4)	0·3 (0 to 1·4)	0·1 (0 to 0·6)	0·1 (0 to 0·3)	0 (0 to 0·1)	0 (0 to 0·1)	0 (0 to 0·2)	0 (0 to 0·1)	0 (0 to 0·1)	0 (0 to 0·1)	0 (0 to 0·1)	0 (0 to 0·1)	0·1 (0 to 0·2)	0 (0 to 0·1)	0 (0 to 0·1)	0 (0 to 0·1)	0 (0 to 0·1)	0 (0 to 0)	0 (0 to 0)	0 (0 to 0)	1·4
Trichuriasis	0 (0 to 0)	0 (0 to 0)	0 (0 to 0)	0 (0 to 0)	0 (0 to 0)	0 (0 to 0)	0 (0 to 0)	0 (0 to 0)	0 (0 to 0)	0 (0 to 0)	0 (0 to 0)	0 (0 to 0)	0 (0 to 0)	0 (0 to 0)	0 (0 to 0)	0 (0 to 0)	0 (0 to 0)	0 (0 to 0)	0 (0 to 0)	0 (0 to 0)	0 (0 to 0)	0 (0 to 0)	0 (0 to 0)	0
Hookworm disease	0 (0 to 0)	0 (0 to 0)	0 (0 to 0)	0·4 (0·2 to 0·9)	1·2 (0·5 to 2·2)	1 (0·4 to 1·8)	6·4 (2·1 to 13)	4 (1·6 to 7·5)	2·4 (0·9 to 4·8)	2·2 (0·9 to 4·1)	2·8 (1 to 5·6)	1·8 (0·8 to 3·3)	0·3 (0·1 to 0·6)	0·4 (0·1 to 0·7)	0·3 (0·1 to 0·6)	0·2 (0·1 to 0·5)	0·1 (0 to 0·3)	0·1 (0 to 0·2)	0·1 (0 to 0·1)	0·1 (0 to 0·1)	0 (0 to 0)	0 (0 to 0)	0 (0 to 0)	23·8
Food-borne trematodiases	0 (0 to 0)	0 (0 to 0)	0 (0 to 0)	0 (0 to 0)	0 (0 to 0)	0 (0 to 0)	0 (0 to 0)	0 (0 to 0)	0 (0 to 0)	0 (0 to 0)	0 (0 to 0)	0 (0 to 0)	0 (0 to 0)	0 (0 to 0)	0 (0 to 0)	0 (0 to 0)	0 (0 to 0)	0 (0 to 0)	0 (0 to 0)	0 (0 to 0)	0 (0 to 0)	0 (0 to 0)	0 (0 to 0)	0
Leprosy	0 (0 to 0)	0 (0 to 0)	0 (0 to 0)	0 (0 to 0)	0 (0 to 0)	0 (0 to 0)	0 (0 to 0)	0 (0 to 0·1)	0·1 (0 to 0·1)	0·1 (0 to 0·1)	0·1 (0·1 to 0·1)	0·1 (0 to 0·2)	0·1 (0 to 0·3)	0·2 (0 to 0·4)	0·2 (0 to 0·4)	0·1 (0 to 0·3)	0·1 (0 to 0·3)	0·1 (0 to 0·2)	0·1 (0 to 0·2)	0·1 (0 to 0·1)	0 (0 to 0·1)	0 (0 to 0)	0 (0 to 0)	1·4
Ebola	0 (0 to 0)	0 (0 to 0)	0 (0 to 0)	0 (0 to 0)	0 (0 to 0)	0 (0 to 0)	0 (0 to 0)	0 (0 to 0)	0 (0 to 0)	0 (0 to 0)	0 (0 to 0)	0 (0 to 0)	0 (0 to 0)	0 (0 to 0)	0 (0 to 0)	0 (0 to 0)	0 (0 to 0)	0 (0 to 0)	0 (0 to 0)	0 (0 to 0)	0 (0 to 0)	0 (0 to 0)	0 (0 to 0)	0
Zika virus	0 (0 to 0)	0 (0 to 0·1)	0·3 (0·1 to 0·9)	0 (0 to 0·2)	0·1 (0 to 0·3)	0·1 (0 to 0·3)	0·1 (0 to 0·4)	0·1 (0 to 0·4)	0·1 (0 to 0·5)	0·1 (0 to 0·4)	0·1 (0 to 0·4)	0·1 (0 to 0·3)	0 (0 to 0·2)	0 (0 to 0·2)	0 (0 to 0·1)	0 (0 to 0·1)	0 (0 to 0·1)	0 (0 to 0)	0 (0 to 0)	0 (0 to 0)	0 (0 to 0)	0 (0 to 0)	0 (0 to 0)	1·1
Guinea worm disease	0 (0 to 0)	0 (0 to 0)	0 (0 to 0)	0 (0 to 0)	0 (0 to 0)	0 (0 to 0)	0 (0 to 0)	0 (0 to 0)	0 (0 to 0)	0 (0 to 0)	0 (0 to 0)	0 (0 to 0)	0 (0 to 0)	0 (0 to 0)	0 (0 to 0)	0 (0 to 0)	0 (0 to 0)	0 (0 to 0)	0 (0 to 0)	0 (0 to 0)	0 (0 to 0)	0 (0 to 0)	0 (0 to 0)	0
Other neglected tropical diseases	0·8 (0·2 to 2)	1·1 (0·5 to 2·4)	7·5 (3·3 to 16)	16·2 (7·4 to 28·8)	18·6 (8·3 to 36·5)	11·6 (4·5 to 22·4)	4·3 (1·8 to 8·3)	3·6 (1·6 to 7·1)	3·2 (1·4 to 5·7)	4·6 (2·1 to 8·4)	4·7 (1·8 to 9)	6·6 (3·1 to 11·6)	6·4 (3 to 11·5)	6·5 (3 to 11·4)	5·8 (2·7 to 10·2)	2·2 (1 to 4·1)	1·3 (0·6 to 2·5)	1·2 (0·5 to 2·5)	1·2 (0·5 to 2·4)	0·7 (0·3 to 1·5)	0·4 (0·2 to 0·9)	0·3 (0·1 to 0·6)	0·2 (0·1 to 0·6)	109
Other infectious diseases	12·7 (6·6 to 22·1)	23·3 (11·7 to 42·9)	141 (73·1 to 245)	98·9 (53·4 to 187)	45 (30·2 to 63)	35·6 (25·4 to 48·9)	29·1 (21 to 40·1)	23·2 (17·2 to 31·3)	23·9 (17·4 to 32·7)	24·6 (17·8 to 33·9)	26·2 (18·1 to 37·4)	25·7 (18·8 to 34·9)	26·4 (18·9 to 36·4)	28·1 (20·4 to 38·4)	29 (20·8 to 39·8)	20·9 (15·2 to 30·5)	16·2 (11·2 to 24·4)	13·7 (9·3 to 20·8)	10·2 (6·8 to 15·2)	8 (5·1 to 13)	6·2 (3·5 to 10·8)	2·5 (1·2 to 4·6)	1·3 (0·6 to 2·6)	672
Meningitis	7·4 (2·9 to 14·4)	16·7 (6·4 to 34·1)	50·4 (22·6 to 94)	16·1 (7·4 to 29·8)	9·1 (6 to 13·5)	8·1 (5·5 to 11·8)	7·1 (4·7 to 10·5)	4·9 (3·3 to 7·1)	4·6 (3 to 6·8)	5·4 (3·5 to 8·2)	5·2 (3·3 to 8·2)	4·1 (2·8 to 6·2)	4·7 (3·1 to 7)	5·1 (3·5 to 7·4)	5·3 (3·4 to 8·1)	4·1 (2·5 to 6·8)	3·2 (1·9 to 5·2)	2·4 (1·4 to 3·8)	2·1 (1·2 to 3·7)	1·4 (0·8 to 2·2)	0·7 (0·4 to 1·1)	0·2 (0·1 to 0·3)	0·1 (0 to 0·1)	169
Encephalitis	2·3 (0·9 to 5·4)	2·6 (0·9 to 6·3)	33·4 (13·3 to 71·5)	23·8 (8·5 to 47)	13·7 (6·5 to 26·4)	12·8 (6·5 to 24)	10·1 (5 to 18·8)	7·6 (4·2 to 13·2)	7·5 (4 to 13·8)	6·2 (3·4 to 10·9)	5·2 (2·7 to 9·4)	4·8 (2·5 to 8·2)	4·8 (2·5 to 8·1)	3·8 (2·1 to 6·2)	3·9 (2·1 to 6·3)	3·2 (1·6 to 5·7)	2·1 (1·1 to 3·8)	1·6 (0·9 to 2·8)	0·9 (0·5 to 1·6)	0·6 (0·3 to 1)	0·3 (0·1 to 0·5)	0·1 (0 to 0·2)	0 (0 to 0·1)	151
Diphtheria	0 (0 to 0)	0 (0 to 0)	0·1 (0 to 0·2)	0·1 (0 to 0·2)	0 (0 to 0·2)	0 (0 to 0·1)	0 (0 to 0·1)	0 (0 to 0)	0 (0 to 0)	0 (0 to 0)	0 (0 to 0)	0 (0 to 0)	0 (0 to 0·1)	0 (0 to 0)	0 (0 to 0)	0 (0 to 0)	0 (0 to 0)	0 (0 to 0)	0 (0 to 0)	0 (0 to 0)	0 (0 to 0)	0 (0 to 0)	0 (0 to 0)	0·3
Tetanus	0·2 (0·1 to 0·6)	0·4 (0·1 to 1·1)	0·6 (0·2 to 1·4)	0·3 (0·2 to 0·6)	0·3 (0·1 to 0·7)	0·2 (0·2 to 0·4)	0·2 (0·1 to 0·4)	0·2 (0·1 to 0·5)	0·2 (0·1 to 0·5)	0·3 (0·1 to 0·6)	0·5 (0·1 to 1·3)	0·3 (0·1 to 0·8)	0·4 (0·1 to 0·9)	0·9 (0·3 to 2·2)	0·9 (0·3 to 2·2)	0·8 (0·3 to 1·8)	0·6 (0·2 to 1·6)	0·6 (0·2 to 1·5)	0·6 (0·2 to 1·3)	0·3 (0·1 to 0·7)	0·2 (0·1 to 0·4)	0·1 (0 to 0·1)	0 (0 to 0)	9·1
Measles	0 (0 to 0)	0 (0 to 0)	0 (0 to 0)	0 (0 to 0)	0 (0 to 0)	0 (0 to 0)	0 (0 to 0)	0 (0 to 0)	0 (0 to 0)	0 (0 to 0)	0 (0 to 0)	0 (0 to 0)	0 (0 to 0)	0 (0 to 0)	0 (0 to 0)	0 (0 to 0)	0 (0 to 0)	0 (0 to 0)	0 (0 to 0)	0 (0 to 0)	0 (0 to 0)	0 (0 to 0)	0 (0 to 0)	0
Varicella and herpes zoster	0·2 (0 to 0·5)	0·4 (0 to 1·4)	3·7 (0·4 to 10·8)	5 (0·6 to 16·1)	2·1 (0·3 to 6)	0·9 (0·2 to 2·3)	0·6 (0·2 to 1·4)	0·6 (0·2 to 1·3)	0·7 (0·2 to 1·4)	0·8 (0·3 to 1·7)	0·8 (0·3 to 1·7)	0·7 (0·2 to 1·4)	0·8 (0·3 to 1·6)	1 (0·4 to 1·8)	1·1 (0·5 to 2)	1 (0·4 to 1·9)	1·1 (0·4 to 2·5)	1 (0·4 to 2·1)	1·1 (0·3 to 2·8)	1·2 (0·3 to 3·3)	1·2 (0·2 to 3·6)	0·8 (0·1 to 2·5)	0·6 (0·1 to 1·8)	27·3
Acute hepatitis	0 (0 to 0)	0 (0 to 0)	0·7 (0·3 to 1·4)	0·7 (0·3 to 1·2)	2·2 (1·2 to 3·3)	2·5 (1·4 to 3·8)	2·6 (1·6 to 4)	2·3 (1·4 to 3·7)	2·4 (1·4 to 3·9)	1·9 (1·1 to 3·1)	1·6 (1 to 2·5)	1·6 (0·9 to 2·5)	1·2 (0·7 to 2)	1 (0·6 to 1·8)	1 (0·5 to 1·9)	0·7 (0·3 to 1·2)	0·4 (0·2 to 0·7)	0·3 (0·2 to 0·6)	0·2 (0·1 to 0·5)	0·1 (0·1 to 0·2)	0·1 (0 to 0·2)	0 (0 to 0·1)	0 (0 to 0)	23·7
Acute hepatitis A	0 (0 to 0)	0 (0 to 0)	0·1 (0 to 0·2)	0·5 (0·2 to 0·9)	1·6 (0·8 to 2·7)	1·9 (1 to 3·2)	1·8 (1 to 2·8)	1·3 (0·6 to 2·1)	1 (0·5 to 1·6)	0·9 (0·5 to 1·5)	0·6 (0·3 to 1·1)	0·5 (0·2 to 0·9)	0·4 (0·1 to 0·7)	0·3 (0·1 to 0·5)	0·2 (0·1 to 0·5)	0·1 (0 to 0·2)	0 (0 to 0·1)	0 (0 to 0·1)	0 (0 to 0·1)	0 (0 to 0)	0 (0 to 0)	0 (0 to 0)	0 (0 to 0)	11·2
Acute hepatitis B	0 (0 to 0)	0 (0 to 0)	0·5 (0·2 to 1·2)	0·2 (0 to 0·4)	0·3 (0·1 to 0·7)	0·3 (0·1 to 0·7)	0·5 (0·2 to 1·1)	0·8 (0·4 to 1·8)	1·3 (0·6 to 2·4)	0·8 (0·4 to 1·6)	0·9 (0·4 to 1·5)	0·8 (0·4 to 1·5)	0·6 (0·3 to 1·2)	0·6 (0·3 to 1·1)	0·6 (0·3 to 1·2)	0·4 (0·2 to 0·9)	0·3 (0·1 to 0·6)	0·2 (0·1 to 0·4)	0·1 (0·1 to 0·3)	0·1 (0 to 0·2)	0 (0 to 0·1)	0 (0 to 0)	0 (0 to 0)	9·5
Acute hepatitis C	0 (0 to 0)	0 (0 to 0)	0 (0 to 0·1)	0·1 (0 to 0·1)	0·1 (0 to 0·1)	0 (0 to 0·1)	0·1 (0 to 0·3)	0·1 (0 to 0·1)	0 (0 to 0·1)	0·1 (0 to 0·1)	0·1 (0 to 0·1)	0·1 (0 to 0·2)	0·1 (0 to 0·1)	0·1 (0 to 0·2)	0·1 (0 to 0·3)	0·1 (0 to 0·2)	0·1 (0 to 0·2)	0·1 (0 to 0·1)	0 (0 to 0·1)	0 (0 to 0)	0 (0 to 0)	0 (0 to 0)	0 (0 to 0)	1·2
Acute hepatitis E	0 (0 to 0)	0 (0 to 0)	0 (0 to 0·1)	0·1 (0 to 0·3)	0·2 (0 to 0·5)	0·2 (0 to 0·5)	0·2 (0 to 0·5)	0·1 (0 to 0·4)	0·1 (0 to 0·3)	0·1 (0 to 0·2)	0·1 (0 to 0·2)	0·1 (0 to 0·2)	0·1 (0 to 0·4)	0·1 (0 to 0·2)	0·1 (0 to 0·1)	0 (0 to 0·1)	0 (0 to 0·1)	0 (0 to 0·1)	0 (0 to 0)	0 (0 to 0)	0 (0 to 0)	0 (0 to 0)	0 (0 to 0)	1·9
Other unspecified infectious diseases	2·5 (0·9 to 6·8)	3·1 (1·3 to 6·9)	14·3 (5·6 to 35·9)	13·3 (6·8 to 24·1)	13·2 (6·2 to 24·4)	10·3 (5·2 to 18·7)	8·2 (4·5 to 13·5)	7·3 (4·5 to 11·6)	8·3 (4·9 to 13·5)	9·9 (5·9 to 16·6)	12·7 (6·8 to 22·5)	14·1 (8 to 22)	14·4 (8·7 to 23·4)	16·3 (10·5 to 25·5)	16·7 (10·1 to 26·5)	11·1 (6·5 to 19·6)	8·7 (4·6 to 16·4)	7·8 (4·2 to 14·1)	5·3 (2·7 to 9·8)	4·3 (2·1 to 9·2)	3·7 (1·8 to 7·7)	1·3 (0·6 to 2·8)	0·6 (0·2 to 1·3)	208
Maternal and neonatal disorders	3,480 (2,460 to 4,750)	975 (679 to 1,340)	397 (216 to 644)	125 (93·9 to 162)	112 (80·8 to 147)	112 (81·1 to 146)	213 (155 to 288)	223 (165 to 286)	233 (170 to 316)	226 (166 to 312)	172 (128 to 235)	102 (77·8 to 132)	71·4 (52·4 to 93)	56 (40 to 74·3)	41·9 (28·9 to 56)	26·5 (18·4 to 36·4)	15·2 (10·8 to 21·1)	7·7 (5·3 to 11)	3·2 (2·1 to 4·7)	0·9 (0·6 to 1·4)	0·2 (0·1 to 0·3)	0 (0 to 0·1)	0 (0 to 0)	6,590
Maternal disorders	0 (0 to 0)	0 (0 to 0)	0 (0 to 0)	0 (0 to 0)	0 (0 to 0)	5·5 (2·2 to 12·7)	117 (68·1 to 184)	132 (84·5 to 193)	149 (90·8 to 228)	143 (86·7 to 222)	98·9 (59·9 to 157)	38·1 (23·2 to 61·1)	10·8 (4·7 to 21·5)	1·4 (0·6 to 3)	0 (0 to 0)	0 (0 to 0)	0 (0 to 0)	0 (0 to 0)	0 (0 to 0)	0 (0 to 0)	0 (0 to 0)	0 (0 to 0)	0 (0 to 0)	695
Maternal hemorrhage	0 (0 to 0)	0 (0 to 0)	0 (0 to 0)	0 (0 to 0)	0 (0 to 0)	0·4 (0·2 to 0·9)	15·9 (8·8 to 26·1)	22·2 (13·1 to 35·4)	28·6 (16·5 to 44·7)	29·8 (16·7 to 50·2)	22·3 (12·3 to 38·6)	8·2 (4·3 to 14·8)	1·4 (0·6 to 2·9)	0·1 (0 to 0·2)	0 (0 to 0)	0 (0 to 0)	0 (0 to 0)	0 (0 to 0)	0 (0 to 0)	0 (0 to 0)	0 (0 to 0)	0 (0 to 0)	0 (0 to 0)	129
Maternal sepsis and other maternal infections	0 (0 to 0)	0 (0 to 0)	0 (0 to 0)	0 (0 to 0)	0 (0 to 0)	0·2 (0·1 to 0·4)	4·5 (2·4 to 7·8)	6·1 (3·4 to 9·7)	6·7 (3·6 to 11·5)	6 (3·2 to 10·9)	4 (2 to 7)	1·4 (0·7 to 2·5)	0·3 (0·1 to 0·7)	0 (0 to 0·1)	0 (0 to 0)	0 (0 to 0)	0 (0 to 0)	0 (0 to 0)	0 (0 to 0)	0 (0 to 0)	0 (0 to 0)	0 (0 to 0)	0 (0 to 0)	29·3
Maternal hypertensive disorders	0 (0 to 0)	0 (0 to 0)	0 (0 to 0)	0 (0 to 0)	0 (0 to 0)	1·7 (0·6 to 4)	31·1 (17 to 52·1)	26·2 (15·8 to 39)	29·4 (16·5 to 47·9)	25·1 (14·8 to 41)	15·8 (9·5 to 25·4)	5·8 (3·4 to 9·4)	1·6 (0·7 to 3)	0·2 (0·1 to 0·5)	0 (0 to 0)	0 (0 to 0)	0 (0 to 0)	0 (0 to 0)	0 (0 to 0)	0 (0 to 0)	0 (0 to 0)	0 (0 to 0)	0 (0 to 0)	137
Maternal obstructed labor and uterine rupture	0 (0 to 0)	0 (0 to 0)	0 (0 to 0)	0 (0 to 0)	0 (0 to 0)	0·1 (0·1 to 0·3)	2·7 (1·3 to 5·3)	3·2 (1·6 to 5·9)	3·9 (1·8 to 7·6)	4·2 (1·9 to 8·1)	3·5 (1·6 to 7)	1·3 (0·6 to 2·7)	0·5 (0·2 to 1)	0·1 (0 to 0·1)	0 (0 to 0)	0 (0 to 0)	0 (0 to 0)	0 (0 to 0)	0 (0 to 0)	0 (0 to 0)	0 (0 to 0)	0 (0 to 0)	0 (0 to 0)	19·5
Maternal abortion and miscarriage	0 (0 to 0)	0 (0 to 0)	0 (0 to 0)	0 (0 to 0)	0 (0 to 0)	0·2 (0·1 to 0·5)	3·9 (1·9 to 7·8)	4·5 (2·3 to 8·2)	4·5 (2·2 to 8·2)	4·1 (1·9 to 8)	3 (1·4 to 6·1)	1·5 (0·6 to 3·1)	0·7 (0·2 to 1·7)	0·1 (0 to 0·2)	0 (0 to 0)	0 (0 to 0)	0 (0 to 0)	0 (0 to 0)	0 (0 to 0)	0 (0 to 0)	0 (0 to 0)	0 (0 to 0)	0 (0 to 0)	22·5
Ectopic pregnancy	0 (0 to 0)	0 (0 to 0)	0 (0 to 0)	0 (0 to 0)	0 (0 to 0)	0·1 (0 to 0·3)	5·8 (2·9 to 10·6)	10·1 (5·3 to 17)	12·5 (6·5 to 21·2)	13 (6·7 to 22·9)	8·4 (4·3 to 15·3)	2·8 (1·4 to 5·2)	1·1 (0·4 to 2·2)	0·1 (0 to 0·1)	0 (0 to 0)	0 (0 to 0)	0 (0 to 0)	0 (0 to 0)	0 (0 to 0)	0 (0 to 0)	0 (0 to 0)	0 (0 to 0)	0 (0 to 0)	54·1
Indirect maternal deaths	--	--	--	--	--	1·3 (0·4 to 3·1)	24·5 (12·2 to 42·7)	27·2 (14·8 to 45·2)	27·1 (13·9 to 46·2)	23·6 (12·1 to 40·4)	14 (7·1 to 24·7)	4·6 (2·2 to 8·5)	1 (0·4 to 2·1)	0·1 (0 to 0·3)	--	--	--	--	--	--	--	--	--	NA
Late maternal deaths	--	--	--	--	--	0·3 (0·1 to 0·6)	6·3 (2·9 to 11·8)	7 (3·4 to 13)	7·2 (3·3 to 13·3)	6·7 (3·3 to 12·6)	4·7 (2·2 to 8·9)	1·8 (0·9 to 3·2)	0·5 (0·2 to 1)	0·1 (0 to 0·1)	--	--	--	--	--	--	--	--	--	NA
Maternal deaths aggravated by HIV/AIDS	--	--	--	--	--	0 (0 to 0)	0·2 (0·1 to 0·3)	0·5 (0·2 to 1)	0·8 (0·3 to 1·7)	1 (0·4 to 1·9)	0·7 (0·3 to 1·3)	0·2 (0·1 to 0·4)	0·1 (0 to 0·1)	0 (0 to 0)	--	--	--	--	--	--	--	--	--	NA
Neonatal disorders	3,480 (2,460 to 4,750)	975 (679 to 1,340)	397 (216 to 644)	125 (93·9 to 162)	112 (80·8 to 147)	107 (76·5 to 141)	96·1 (69·1 to 126)	91·1 (64·8 to 121)	84·3 (61·5 to 112)	82·7 (59·7 to 110)	73 (52·4 to 97)	63·7 (45·7 to 85·2)	60·6 (43·7 to 81·1)	54·6 (38·6 to 73·1)	41·9 (28·9 to 56)	26·5 (18·4 to 36·4)	15·2 (10·8 to 21·1)	7·7 (5·3 to 11)	3·2 (2·1 to 4·7)	0·9 (0·6 to 1·4)	0·2 (0·1 to 0·3)	0 (0 to 0·1)	0 (0 to 0)	5,900
Neonatal preterm birth	1,820 (1,180 to 2,670)	334 (172 to 555)	172 (86 to 297)	39·9 (28·2 to 54·8)	49·4 (34·2 to 67·6)	46·8 (33 to 63·8)	41·6 (29·1 to 55·8)	39 (27·5 to 53·9)	35·8 (25·4 to 48·5)	34·6 (24·4 to 47·1)	30·3 (21·2 to 41·8)	25·9 (17·9 to 34·8)	24·1 (17·1 to 33·1)	20·9 (14·7 to 29·2)	15·2 (10·3 to 20·7)	8·9 (6 to 12·6)	4·8 (3·6 to 6·3)	2·2 (1·6 to 2·9)	0·9 (0·6 to 1·2)	0·2 (0·1 to 0·4)	0·1 (0 to 0·2)	0 (0 to 0)	0 (0 to 0)	2,750
Neonatal encephalopathy due to birth asphyxia and trauma	890 (511 to 1,400)	135 (62·2 to 235)	66·6 (26·7 to 129)	15 (8·6 to 24·4)	11·1 (5·4 to 19·2)	10·5 (4·8 to 18·4)	9·6 (4·7 to 16·8)	9·2 (4·3 to 15·8)	8·5 (4 to 14·4)	8·4 (4·4 to 14·5)	7·5 (3·6 to 13·1)	6·7 (3·1 to 11·8)	6·4 (3·1 to 11·1)	5·9 (2·6 to 10·1)	4·7 (2·1 to 8·6)	3·2 (1·4 to 5·5)	1·7 (1 to 2·7)	0·6 (0·3 to 1)	0·2 (0·1 to 0·3)	0 (0 to 0·1)	0 (0 to 0)	0 (0 to 0)	0 (0 to 0)	1,200
Neonatal sepsis and other neonatal infections	492 (199 to 934)	398 (215 to 632)	114 (44·6 to 227)	34·4 (20·8 to 51)	47·3 (28·4 to 71·8)	45·8 (26·6 to 71·1)	41·4 (24·8 to 63·7)	39·5 (22·7 to 59·6)	36·9 (21·7 to 56·5)	36·5 (21·6 to 55·2)	32·2 (18·7 to 49·8)	28·4 (16·7 to 43·8)	27·5 (16·5 to 42·6)	25·4 (14·7 to 39·5)	20·1 (11·7 to 30·8)	13·2 (7·4 to 20·6)	7·9 (4·5 to 12·9)	4·4 (2·4 to 7·4)	2 (1 to 3·3)	0·6 (0·4 to 1)	0·1 (0 to 0·2)	0 (0 to 0)	0 (0 to 0)	1,450
Hemolytic disease and other neonatal jaundice	22·5 (10·4 to 41·1)	7·2 (3·5 to 14·1)	3·7 (1·3 to 9·4)	3·2 (1·9 to 5·2)	3·9 (2·9 to 5)	3·8 (2·8 to 4·9)	3·5 (2·6 to 4·6)	3·4 (2·5 to 4·4)	3·2 (2·4 to 4·2)	3·2 (2·4 to 4·2)	2·9 (2·2 to 3·8)	2·6 (1·9 to 3·3)	2·5 (1·9 to 3·3)	2·4 (1·7 to 3·1)	1·9 (1·4 to 2·4)	1·2 (0·9 to 1·6)	0·8 (0·6 to 1)	0·4 (0·3 to 0·6)	0·2 (0·1 to 0·3)	0·1 (0 to 0·1)	0 (0 to 0)	0 (0 to 0)	0 (0 to 0)	72·6
Other neonatal disorders	251 (128 to 449)	100 (45·8 to 179)	40·8 (18·4 to 78)	32·9 (24·6 to 42·8)	0 (0 to 0)	0 (0 to 0)	0 (0 to 0)	0 (0 to 0)	0 (0 to 0)	0 (0 to 0)	0 (0 to 0)	0 (0 to 0)	0 (0 to 0)	0 (0 to 0)	0 (0 to 0)	0 (0 to 0)	0 (0 to 0)	0 (0 to 0)	0 (0 to 0)	0 (0 to 0)	0 (0 to 0)	0 (0 to 0)	0 (0 to 0)	425
Nutritional deficiencies	0·2 (0·1 to 0·3)	3·9 (2·1 to 6·6)	114 (61·3 to 204)	161 (82·4 to 271)	176 (72 to 349)	112 (41·7 to 226)	84·4 (33·6 to 168)	70·7 (29·8 to 145)	64·1 (26·1 to 119)	73·9 (32·7 to 139)	95·3 (38·1 to 186)	140 (63·3 to 258)	129 (58·8 to 234)	139 (61·7 to 239)	117 (54·6 to 206)	70·3 (31·3 to 129)	33·9 (16 to 61·5)	29·1 (14·6 to 50·6)	25·2 (13·9 to 44·6)	19·5 (11·2 to 32)	14 (8·3 to 22·9)	7·6 (4·6 to 11·5)	3·7 (2·2 to 5·6)	1,680
Protein-energy malnutrition	0·2 (0·1 to 0·2)	0·5 (0·3 to 0·7)	78·6 (31·9 to 157)	39·4 (21·6 to 68·6)	10·3 (5·4 to 17·3)	7·6 (3·9 to 14·1)	7·2 (4·1 to 12·1)	6·1 (3·8 to 9·5)	6·7 (3·8 to 11·2)	6·4 (3·9 to 9·9)	7·9 (5 to 12)	6·5 (4·1 to 9·7)	7·3 (4·5 to 11·2)	7·9 (5·1 to 12·1)	9·6 (6·3 to 14·6)	9·1 (6 to 13·6)	8·1 (4·8 to 12·8)	9·3 (5·2 to 15·1)	10·4 (6 to 17·4)	8·9 (5·2 to 14·6)	6·9 (3·9 to 11)	4·3 (2·4 to 7·2)	2·8 (1·6 to 4·5)	262
Iodine deficiency	0 (0 to 0)	0 (0 to 0)	0 (0 to 0)	0·1 (0 to 0·1)	0·5 (0·2 to 0·9)	1·1 (0·5 to 2)	1·4 (0·6 to 2·5)	1·6 (0·7 to 2·7)	1·5 (0·5 to 3·2)	1·6 (0·5 to 3·4)	1·5 (0·5 to 3·1)	1·4 (0·5 to 2·8)	1·4 (0·4 to 2·7)	1·3 (0·4 to 2·6)	1 (0·3 to 2·1)	0·8 (0·4 to 1·3)	0·5 (0·3 to 0·8)	0·4 (0·2 to 0·6)	0·2 (0·1 to 0·4)	0·1 (0·1 to 0·2)	0·1 (0 to 0·1)	0 (0 to 0·1)	0 (0 to 0)	16·5
Vitamin A deficiency	0 (0 to 0)	0·2 (0·1 to 0·5)	0·9 (0·4 to 1·8)	5 (2·5 to 9·3)	6·5 (3·1 to 11·7)	4·3 (2 to 7·7)	1·5 (0·6 to 2·8)	1·2 (0·4 to 2·4)	1 (0·3 to 2·1)	0·9 (0·4 to 1·5)	0·7 (0·3 to 1·2)	0·6 (0·3 to 1)	0·5 (0·3 to 0·9)	0·5 (0·2 to 0·8)	0·4 (0·2 to 0·6)	0·2 (0·1 to 0·4)	0·2 (0·1 to 0·3)	0·1 (0·1 to 0·2)	0·1 (0 to 0·2)	0·1 (0 to 0·1)	0 (0 to 0)	0 (0 to 0)	0 (0 to 0)	24·8
Dietary iron deficiency	0 (0 to 0·1)	3·2 (1·5 to 5·7)	32 (13·3 to 58·7)	115 (43·7 to 219)	158 (57·4 to 327)	98·7 (30·4 to 207)	72·1 (21·8 to 154)	60·4 (20·2 to 134)	53·2 (16·4 to 107)	63·6 (22·8 to 129)	83·6 (27·8 to 175)	130 (53·3 to 246)	117 (47·4 to 223)	127 (51·2 to 227)	104 (41·9 to 192)	58·4 (20·9 to 117)	23·4 (6·6 to 52·6)	17·7 (5 to 39·1)	13 (3·6 to 30·6)	9·4 (2·9 to 20·7)	6·2 (1·9 to 13·9)	2·9 (1 to 5·7)	0·7 (0·2 to 1·5)	1,350
Other nutritional deficiencies	0 (0 to 0)	0 (0 to 0)	2·7 (0·9 to 6·9)	1·4 (0·7 to 3)	0·7 (0·3 to 1·3)	0·7 (0·3 to 1·3)	2·2 (1·1 to 4·2)	1·4 (0·7 to 2·3)	1·6 (0·8 to 2·9)	1·6 (0·8 to 2·5)	1·6 (0·9 to 2·5)	1·3 (0·8 to 2·3)	2·2 (1·2 to 3·6)	2 (1·3 to 3·7)	2 (1·2 to 3·3)	1·8 (1·1 to 2·9)	1·8 (1 to 3·1)	1·6 (0·8 to 2·9)	1·4 (0·7 to 2·9)	1·1 (0·5 to 2·1)	0·8 (0·4 to 1·5)	0·4 (0·2 to 0·8)	0·2 (0·1 to 0·3)	31
Non-communicable diseases	554 (318 to 878)	293 (184 to 453)	896 (597 to 1,310)	717 (564 to 922)	907 (711 to 1,140)	1,430 (1,110 to 1,870)	2,110 (1,650 to 2,710)	2,410 (1,880 to 3,050)	2,820 (2,220 to 3,520)	3,270 (2,590 to 4,010)	3,740 (3,070 to 4,530)	3,960 (3,260 to 4,750)	4,890 (4,080 to 5,800)	5,970 (5,060 to 6,990)	6,690 (5,720 to 7,760)	6,260 (5,420 to 7,200)	5,290 (4,630 to 6,020)	4,950 (4,350 to 5,560)	4,410 (3,920 to 4,930)	3,340 (3,000 to 3,690)	1,890 (1,690 to 2,100)	876 (790 to 966)	408 (374 to 443)	68,100
Neoplasms	6·6 (2·7 to 15·3)	6·5 (2·5 to 13·7)	29·9 (16·5 to 49·6)	79·8 (50·3 to 123)	106 (76 to 138)	117 (85·3 to 151)	129 (95·9 to 165)	135 (99·5 to 175)	238 (178 to 312)	362 (274 to 472)	574 (431 to 727)	667 (524 to 837)	872 (697 to 1,070)	1,100 (879 to 1,350)	1,270 (1,030 to 1,560)	1,100 (905 to 1,340)	872 (724 to 1,060)	759 (624 to 911)	565 (464 to 680)	349 (278 to 426)	163 (125 to 203)	59·2 (44·1 to 74·6)	20·3 (14·5 to 26)	9,580
Lip and oral cavity cancer	0 (0 to 0)	0 (0 to 0)	0 (0 to 0)	0 (0 to 0)	0·2 (0·2 to 0·3)	0·4 (0·2 to 0·7)	0·7 (0·3 to 1·1)	0·6 (0·3 to 1)	1·5 (0·8 to 2·5)	1·6 (0·8 to 2·6)	2 (1·1 to 3·1)	2·9 (1·8 to 4·3)	4·5 (2·9 to 6·8)	6·7 (4·2 to 9·9)	8·5 (5·2 to 12·8)	8·7 (5·7 to 13)	7·8 (5·1 to 11·6)	7·5 (4·9 to 11·6)	6·2 (4 to 9·3)	4·1 (2·5 to 6·2)	1·9 (1·2 to 2·9)	0·8 (0·5 to 1·2)	0·3 (0·2 to 0·5)	66·8
Nasopharynx cancer	0 (0 to 0)	0 (0 to 0)	0 (0 to 0)	0 (0 to 0)	1 (0·4 to 2)	0·6 (0·3 to 1·1)	2·4 (1·3 to 4)	2 (0·9 to 3·6)	2·8 (1·5 to 4·5)	2·6 (1·4 to 4·4)	2·8 (1·6 to 4·8)	3·5 (2 to 5·7)	5·5 (3·4 to 8·5)	6·3 (3·8 to 9·8)	7·5 (4·5 to 11·5)	6·4 (3·7 to 10·3)	4·5 (2·6 to 7·1)	4 (2·3 to 6·3)	2·4 (1·4 to 3·9)	1·6 (0·9 to 2·7)	1·3 (0·7 to 2·3)	0·5 (0·2 to 0·9)	0·1 (0·1 to 0·2)	57·6
Other pharynx cancer	0 (0 to 0)	0 (0 to 0)	0 (0 to 0)	0 (0 to 0)	0 (0 to 0)	0 (0 to 0)	0 (0 to 0)	0·3 (0·1 to 0·5)	0·4 (0·2 to 0·7)	0·5 (0·2 to 0·8)	0·6 (0·3 to 1·1)	1·2 (0·6 to 2)	2 (1·2 to 3·3)	2·6 (1·5 to 4·2)	3·6 (2·2 to 5·2)	3·5 (2·2 to 5·2)	2·3 (1·4 to 3·6)	2·4 (1·5 to 3·5)	1·7 (1 to 2·6)	1 (0·6 to 1·7)	0·5 (0·3 to 0·8)	0·2 (0·1 to 0·4)	0 (0 to 0·1)	22·8
Esophageal cancer	0 (0 to 0)	0 (0 to 0)	0 (0 to 0)	0 (0 to 0)	0 (0 to 0)	0 (0 to 0)	0 (0 to 0)	0·2 (0·1 to 0·3)	0·3 (0·2 to 0·5)	0·6 (0·3 to 0·9)	1·2 (0·7 to 1·8)	2·1 (1·1 to 3·5)	3·7 (2·4 to 5·6)	6·4 (4 to 9·4)	8·2 (5·1 to 11·8)	8·8 (5·6 to 13·4)	7 (4·5 to 10·8)	6·5 (4·2 to 9·2)	5·5 (3·4 to 8·3)	3·5 (2·1 to 5·4)	1·6 (1 to 2·4)	0·6 (0·3 to 1)	0·2 (0·1 to 0·3)	56·3
Stomach cancer	0 (0 to 0)	0 (0 to 0)	0 (0 to 0)	0 (0 to 0)	0 (0 to 0)	0 (0 to 0)	1·6 (0·9 to 2·5)	2·5 (1·6 to 3·6)	6·6 (4·1 to 10·1)	11 (6·7 to 17)	16·7 (9·9 to 25·9)	20·1 (12·9 to 29·3)	28·8 (19 to 40)	38·8 (25·9 to 55·3)	49·3 (33·5 to 68·5)	51·3 (35 to 70·8)	42·2 (29·7 to 58·1)	39·3 (28 to 53·8)	36·6 (25·1 to 51·1)	25·7 (17·6 to 36·7)	12·9 (8·6 to 18·4)	4·7 (3 to 7)	1·6 (1 to 2·3)	390
Colon and rectum cancer	0 (0 to 0)	0 (0 to 0)	0 (0 to 0)	0 (0 to 0)	0·8 (0·4 to 1·2)	1·1 (0·6 to 1·8)	4·2 (2·3 to 6·9)	5·3 (3·1 to 8·5)	10·9 (6·8 to 17·4)	20·2 (12 to 31·9)	30·6 (18·5 to 46·5)	41·3 (26·1 to 59)	64·7 (42·1 to 94·3)	98·3 (65·3 to 140)	130 (86·9 to 185)	123 (86·2 to 174)	114 (79·2 to 164)	113 (81 to 154)	97·8 (68·1 to 136)	67·1 (45 to 93·8)	34·2 (22·4 to 50·4)	13·4 (8·7 to 19·9)	4·3 (2·6 to 6·6)	973
Liver cancer	0·1 (0 to 0·3)	0·2 (0 to 0·6)	0·5 (0·2 to 1)	0·7 (0·4 to 1·1)	1 (0·6 to 1·4)	1·5 (0·9 to 2·4)	0·8 (0·3 to 1·6)	1·4 (0·7 to 2·4)	2 (1 to 3·6)	2·7 (1·3 to 4·8)	4·4 (2·1 to 8)	6·4 (3·4 to 11·5)	9·7 (5·4 to 16·5)	14·8 (8·3 to 25·1)	20·5 (11·5 to 34·1)	18·9 (10·4 to 31·7)	17·3 (10·1 to 28·3)	16·1 (9 to 26)	12·9 (7·5 to 20·9)	8·3 (4·9 to 13)	3·1 (1·8 to 4·9)	1·2 (0·7 to 1·9)	0·3 (0·2 to 0·5)	145
Liver cancer due to hepatitis B	0 (0 to 0)	0 (0 to 0)	0 (0 to 0)	0 (0 to 0)	0 (0 to 0)	0·2 (0·1 to 0·5)	0·2 (0·1 to 0·5)	0·5 (0·2 to 1)	0·9 (0·4 to 1·8)	1·3 (0·6 to 2·4)	2 (0·9 to 4)	2·6 (1·2 to 5)	3·4 (1·5 to 7)	4·5 (2·1 to 8·6)	5·6 (2·5 to 11·3)	4·3 (1·9 to 8·6)	3·2 (1·4 to 6·2)	2·4 (1 to 4·7)	1·6 (0·7 to 3·2)	0·9 (0·4 to 1·8)	0·3 (0·1 to 0·6)	0·1 (0 to 0·2)	0 (0 to 0·1)	34
Liver cancer due to hepatitis C	0 (0 to 0)	0 (0 to 0)	0 (0 to 0)	0 (0 to 0)	0 (0 to 0)	0 (0 to 0)	0 (0 to 0)	0 (0 to 0·1)	0·1 (0 to 0·2)	0·2 (0·1 to 0·4)	0·4 (0·2 to 1)	0·9 (0·4 to 1·8)	1·8 (0·7 to 3·4)	3·4 (1·4 to 6·5)	5·6 (2·3 to 10·7)	5·7 (2·4 to 11)	5·5 (2·8 to 9·9)	5·6 (2·8 to 9·8)	5 (2·5 to 8·6)	3·7 (1·9 to 6·3)	1·6 (0·8 to 2·6)	0·7 (0·4 to 1·1)	0·2 (0·1 to 0·3)	40·4
Liver cancer due to alcohol use	0 (0 to 0)	0 (0 to 0)	0 (0 to 0)	0 (0 to 0)	0 (0 to 0)	0 (0 to 0)	0 (0 to 0)	0·1 (0 to 0·2)	0·2 (0·1 to 0·4)	0·3 (0·1 to 0·7)	0·7 (0·3 to 1·7)	1·3 (0·5 to 2·7)	2·1 (0·8 to 4·4)	3·5 (1·4 to 6·7)	4·9 (2·2 to 9·4)	4·9 (2·1 to 8·9)	5 (2·5 to 9·2)	4·6 (2·2 to 8·4)	3·2 (1·4 to 5·8)	1·7 (0·8 to 3·1)	0·5 (0·2 to 1)	0·2 (0·1 to 0·3)	0 (0 to 0·1)	33·2
Liver cancer due to NASH	0 (0 to 0)	0 (0 to 0)	0 (0 to 0)	0 (0 to 0)	0 (0 to 0)	0 (0 to 0)	0·2 (0·1 to 0·5)	0·3 (0·1 to 0·6)	0·3 (0·1 to 0·6)	0·3 (0·1 to 0·8)	0·5 (0·2 to 1·1)	0·7 (0·3 to 1·5)	1·1 (0·5 to 2·3)	1·8 (0·8 to 3·4)	2·4 (1 to 5·2)	2·3 (1·1 to 4·4)	2·2 (1 to 4·1)	2·3 (1·1 to 4·4)	2·1 (1 to 4)	1·5 (0·7 to 2·7)	0·5 (0·2 to 1)	0·2 (0·1 to 0·4)	0·1 (0 to 0·1)	18·9
Liver cancer due to other causes	0·1 (0 to 0·3)	0·2 (0 to 0·6)	0·5 (0·2 to 1)	0·7 (0·4 to 1·1)	1 (0·6 to 1·4)	1·3 (0·8 to 1·9)	0·3 (0·1 to 0·7)	0·4 (0·2 to 0·9)	0·5 (0·2 to 1)	0·5 (0·2 to 1)	0·7 (0·3 to 1·5)	0·9 (0·4 to 1·8)	1·1 (0·5 to 2·4)	1·7 (0·7 to 3·4)	2 (0·8 to 4)	1·7 (0·7 to 3·6)	1·4 (0·6 to 2·6)	1·2 (0·5 to 2·4)	1 (0·4 to 1·9)	0·6 (0·3 to 1·1)	0·2 (0·1 to 0·4)	0·1 (0 to 0·2)	0 (0 to 0)	18·1
Gallbladder and biliary tract cancer	0 (0 to 0)	0 (0 to 0)	0 (0 to 0)	0 (0 to 0)	0 (0 to 0)	0 (0 to 0)	0 (0 to 0)	0·2 (0·1 to 0·3)	0·4 (0·2 to 0·7)	0·8 (0·4 to 1·4)	2 (1·1 to 3·8)	3·5 (2 to 6)	6·2 (3·6 to 10·8)	10·4 (6·3 to 18·2)	15·1 (9·2 to 25·9)	14·5 (8·8 to 25)	11·9 (7·2 to 21·2)	10·9 (6·5 to 19·2)	8·8 (5·3 to 15·7)	5·1 (3·1 to 9·2)	2 (1·2 to 3·6)	0·7 (0·4 to 1·3)	0·2 (0·1 to 0·4)	92·5
Pancreatic cancer	0 (0 to 0)	0 (0 to 0)	0 (0 to 0)	0 (0 to 0)	0 (0 to 0)	0 (0 to 0)	1 (0·5 to 1·6)	1 (0·5 to 1·8)	3·2 (1·8 to 5·3)	4·4 (2·6 to 7)	9·1 (5·5 to 13·7)	15·6 (10·4 to 22·2)	27·5 (18·2 to 40)	43·2 (29 to 64)	62·7 (40·4 to 93·4)	69 (46·5 to 98·3)	60·1 (41·1 to 83·5)	56·6 (38·7 to 77·7)	42·5 (29·5 to 60·7)	27 (17·6 to 38·9)	12·6 (8 to 18·9)	4·2 (2·5 to 6·4)	1·3 (0·8 to 2)	441
Larynx cancer	0 (0 to 0)	0 (0 to 0)	0 (0 to 0)	0 (0 to 0)	0 (0 to 0)	0 (0 to 0)	0 (0 to 0)	0·2 (0·1 to 0·2)	0·2 (0·1 to 0·4)	0·3 (0·1 to 0·5)	0·5 (0·2 to 0·9)	0·6 (0·3 to 1·1)	1·3 (0·7 to 2·2)	2·1 (1·2 to 3·5)	3·1 (1·8 to 4·8)	3·4 (2·1 to 5·5)	2·5 (1·5 to 3·9)	2 (1·2 to 3·2)	1·5 (0·9 to 2·4)	0·8 (0·5 to 1·2)	0·4 (0·2 to 0·6)	0·1 (0·1 to 0·2)	0 (0 to 0·1)	19·1
Tracheal, bronchus, and lung cancer	0 (0 to 0)	0 (0 to 0)	0 (0 to 0)	0 (0 to 0)	0 (0 to 0)	0·6 (0·3 to 1·2)	3 (1·5 to 5·4)	2·5 (1·2 to 4·5)	5 (2·6 to 8·4)	10·6 (6·4 to 16·7)	21·7 (12·7 to 34·5)	34·9 (22·4 to 51·2)	59·9 (38·2 to 88)	96 (62·5 to 140)	125 (81·8 to 185)	127 (85·2 to 184)	104 (71·9 to 144)	91 (64·1 to 125)	62·6 (41 to 88)	35·1 (21·9 to 51·6)	15·2 (9·4 to 22·6)	4·7 (2·8 to 7·1)	1·6 (1 to 2·5)	801
Malignant skin melanoma	0 (0 to 0)	0 (0 to 0)	0 (0 to 0·1)	0·2 (0·1 to 0·3)	0·2 (0·2 to 0·4)	0·2 (0·2 to 0·4)	0·5 (0·2 to 0·9)	1 (0·5 to 1·7)	1·3 (0·7 to 2·1)	1·5 (0·9 to 2·6)	3·4 (1·9 to 5·6)	2·4 (1·4 to 3·7)	3 (1·8 to 4·9)	3·5 (2·1 to 5·6)	3·5 (2·1 to 5·7)	3·3 (2 to 5·2)	2·7 (1·6 to 4·2)	2·5 (1·5 to 3·7)	1·6 (1 to 2·5)	1·2 (0·8 to 1·9)	0·8 (0·5 to 1·3)	0·3 (0·2 to 0·6)	0·2 (0·1 to 0·3)	33·5
Non-melanoma skin cancer	0 (0 to 0)	0 (0 to 0)	0 (0 to 0)	0 (0 to 0)	0 (0 to 0)	0 (0 to 0)	0 (0 to 0)	0·4 (0·2 to 0·7)	0·8 (0·4 to 1·4)	0·8 (0·3 to 1·4)	0·9 (0·4 to 1·8)	1·4 (0·8 to 2·5)	1·2 (0·6 to 2·1)	2·1 (1·1 to 3·6)	2·2 (1·2 to 3·7)	1·9 (1 to 3·3)	1·8 (1 to 3·1)	1·8 (1 to 3)	2·2 (1·1 to 3·9)	1·9 (1 to 3·2)	1·4 (0·7 to 2·4)	0·9 (0·5 to 1·8)	0·5 (0·3 to 0·9)	22·1
Non-melanoma skin cancer (squamous-cell carcinoma)	0 (0 to 0)	0 (0 to 0)	0 (0 to 0)	0 (0 to 0)	0 (0 to 0)	0 (0 to 0)	0 (0 to 0)	0·4 (0·2 to 0·7)	0·8 (0·4 to 1·4)	0·8 (0·3 to 1·4)	0·9 (0·4 to 1·8)	1·4 (0·8 to 2·5)	1·2 (0·6 to 2·1)	2·1 (1·1 to 3·6)	2·2 (1·2 to 3·7)	1·9 (1 to 3·3)	1·8 (1 to 3·1)	1·8 (1 to 3)	2·2 (1·1 to 3·9)	1·9 (1 to 3·2)	1·4 (0·7 to 2·4)	0·9 (0·5 to 1·8)	0·5 (0·3 to 0·9)	22·1
Non-melanoma skin cancer (basal-cell carcinoma)	0 (0 to 0)	0 (0 to 0)	0 (0 to 0)	0 (0 to 0)	0 (0 to 0)	0 (0 to 0)	0 (0 to 0)	0 (0 to 0)	0 (0 to 0)	0 (0 to 0)	0 (0 to 0)	0 (0 to 0)	0 (0 to 0)	0 (0 to 0)	0 (0 to 0)	0 (0 to 0)	0 (0 to 0)	0 (0 to 0)	0 (0 to 0)	0 (0 to 0)	0 (0 to 0)	0 (0 to 0)	0 (0 to 0)	0
Breast cancer	0 (0 to 0)	0 (0 to 0)	0 (0 to 0)	0 (0 to 0)	0 (0 to 0)	0 (0 to 0)	3·4 (1·6 to 6·2)	5·1 (3·1 to 7·6)	24·7 (15·2 to 37·8)	76·4 (47·8 to 115)	134 (86·6 to 202)	163 (115 to 229)	212 (147 to 293)	266 (187 to 364)	281 (196 to 384)	212 (150 to 283)	157 (113 to 210)	119 (87·7 to 157)	83·1 (59·8 to 113)	52·7 (36·1 to 73·6)	26·3 (17·7 to 37·4)	9·6 (6 to 13·7)	3·8 (2·1 to 6·1)	1,830
Cervical cancer	0 (0 to 0)	0 (0 to 0)	0 (0 to 0)	0 (0 to 0)	0 (0 to 0)	0 (0 to 0)	6·2 (2·8 to 11·8)	16·7 (9·2 to 28·8)	55·1 (29·1 to 91)	108 (63·9 to 172)	194 (121 to 288)	198 (129 to 288)	225 (152 to 314)	231 (151 to 336)	229 (151 to 332)	168 (111 to 249)	112 (74·2 to 162)	97·6 (67·5 to 141)	64·8 (42·8 to 93·7)	34·9 (22·2 to 53·8)	14 (9 to 20·4)	4·9 (2·9 to 7·4)	1·8 (1·1 to 2·7)	1,760
Uterine cancer	0 (0 to 0)	0 (0 to 0)	0 (0 to 0)	0 (0 to 0)	0 (0 to 0)	0 (0 to 0)	0 (0 to 0)	1·2 (0·6 to 2·3)	3·2 (1·4 to 6·1)	6·1 (2·9 to 11·6)	9·9 (5·3 to 16·8)	12·3 (7 to 20·7)	19·2 (11·5 to 30·5)	25·2 (15·7 to 38·9)	32·7 (19·9 to 52·1)	36·7 (22·9 to 57·7)	27·8 (17·1 to 43·1)	23·2 (14·7 to 35)	15·2 (9·6 to 22·7)	8·6 (5·3 to 13)	3·2 (2 to 4·8)	1·2 (0·7 to 1·8)	0·4 (0·2 to 0·6)	226
Ovarian cancer	0 (0 to 0)	0 (0 to 0)	0 (0 to 0)	0 (0 to 0)	2·2 (0·8 to 4·2)	3·4 (1·2 to 6)	8·8 (2·9 to 16·7)	11·1 (4·6 to 20)	14·5 (6·2 to 24·8)	19·4 (8·6 to 32·2)	30·1 (14·4 to 49·9)	44·3 (22·7 to 70·3)	61·7 (33·8 to 94·6)	77·1 (42·4 to 119)	86·9 (45·7 to 134)	70·5 (36·2 to 108)	57·2 (28·7 to 87·4)	42·6 (21·4 to 65·8)	27 (13·6 to 43·7)	15·1 (7·7 to 25·5)	6·6 (3·5 to 10·7)	2·3 (1·3 to 3·7)	0·5 (0·3 to 0·9)	581
Prostate cancer	0 (0 to 0)	0 (0 to 0)	0 (0 to 0)	0 (0 to 0)	0 (0 to 0)	0 (0 to 0)	0 (0 to 0)	0 (0 to 0)	0 (0 to 0)	0 (0 to 0)	0 (0 to 0)	0 (0 to 0)	0 (0 to 0)	0 (0 to 0)	0 (0 to 0)	0 (0 to 0)	0 (0 to 0)	0 (0 to 0)	0 (0 to 0)	0 (0 to 0)	0 (0 to 0)	0 (0 to 0)	0 (0 to 0)	0
Testicular cancer	--	--	--	--	--	--	--	--	--	--	--	--	--	--	--	--	--	--	--	--	--	--	--	NA
Kidney cancer	0·2 (0 to 0·5)	0·1 (0 to 0·3)	1·1 (0·5 to 2·1)	3·5 (1·4 to 7·9)	3·5 (1·8 to 6·1)	2·3 (1·1 to 4·2)	2·2 (1 to 4·7)	2·6 (1·2 to 5)	3·3 (1·8 to 5·6)	3·5 (1·8 to 6)	4·9 (2·4 to 8·8)	6·8 (4 to 10·6)	10 (5·8 to 16·5)	12·4 (7·6 to 19)	15·6 (9·5 to 24·3)	13·8 (8·2 to 21·7)	10·4 (6·5 to 15·8)	8·5 (5·3 to 13·3)	5·4 (3·2 to 8·5)	3·2 (1·9 to 5·3)	1·1 (0·6 to 1·9)	0·4 (0·2 to 0·7)	0·1 (0·1 to 0·2)	115
Bladder cancer	0 (0 to 0)	0 (0 to 0)	0 (0 to 0)	0 (0 to 0)	0 (0 to 0)	0 (0 to 0)	0·2 (0·1 to 0·4)	0·2 (0·1 to 0·3)	0·3 (0·1 to 0·4)	0·9 (0·5 to 1·4)	1·2 (0·7 to 2·1)	1·8 (1·1 to 2·7)	2·7 (1·7 to 4)	5·7 (3·7 to 8·3)	8·4 (5·3 to 12·3)	8·1 (5·3 to 11·6)	8·3 (5·5 to 12)	8·6 (5·7 to 12·3)	8·8 (5·9 to 12·7)	6·2 (4·1 to 9·1)	3·2 (2 to 4·8)	1·4 (0·8 to 2)	0·5 (0·3 to 0·7)	66·6
Brain and central nervous system cancer	2·7 (0·5 to 10·3)	2·5 (0·5 to 7·3)	9·6 (2·4 to 21·7)	25·5 (8·1 to 54·6)	38 (13·8 to 67·2)	32 (11·3 to 55·2)	17·6 (5·5 to 31·9)	17·2 (5·3 to 29·1)	22·7 (7·5 to 39·1)	19·5 (6·5 to 33·6)	24·2 (8·7 to 41·9)	25 (9·2 to 42·2)	28·1 (11 to 46·3)	33·6 (13·8 to 54)	37·2 (14·8 to 60·8)	29·5 (11·7 to 49·3)	22·8 (8·7 to 37·5)	16 (6·1 to 27·3)	10·7 (3·9 to 18·9)	4·8 (1·9 to 9·1)	2·2 (0·9 to 4·2)	0·6 (0·3 to 1·2)	0·2 (0·1 to 0·4)	422
Thyroid cancer	0 (0 to 0)	0 (0 to 0)	0 (0 to 0)	0 (0 to 0)	0·3 (0·2 to 0·7)	0·3 (0·2 to 0·6)	1 (0·4 to 1·8)	0·9 (0·3 to 2)	1·6 (0·6 to 3·8)	1·8 (0·8 to 3·5)	3·2 (1·7 to 5·7)	3·8 (2 to 6·5)	5·1 (2·9 to 8·4)	8 (4·8 to 12·8)	9·8 (6·1 to 14·8)	8·7 (5·5 to 13·3)	7·6 (4·8 to 11·6)	7·2 (4·4 to 11)	5·2 (3·2 to 8)	3·2 (2 to 4·9)	1·2 (0·7 to 1·8)	0·4 (0·2 to 0·7)	0·1 (0·1 to 0·2)	69·5
Mesothelioma	0 (0 to 0)	0 (0 to 0)	0 (0 to 0)	0 (0 to 0)	0 (0 to 0)	0 (0 to 0)	0 (0 to 0)	1·1 (0·3 to 3·3)	0·9 (0·2 to 2·6)	0·9 (0·3 to 2·6)	2 (0·5 to 5·5)	1·9 (0·7 to 4·1)	2·1 (0·8 to 4·6)	3·1 (1·1 to 7·4)	3·3 (1·2 to 7·1)	1 (0·4 to 2·2)	0·8 (0·3 to 1·8)	1 (0·4 to 2·2)	0·4 (0·1 to 1)	0·4 (0·1 to 0·9)	0·1 (0 to 0·3)	0 (0 to 0·2)	0 (0 to 0·1)	19
Hodgkin lymphoma	0 (0 to 0)	0 (0 to 0)	0 (0 to 0)	0·2 (0·1 to 0·5)	0·3 (0·2 to 0·6)	0·8 (0·3 to 1·8)	4 (2 to 7·6)	5·7 (3 to 10·6)	5·7 (3 to 9·7)	4 (2·1 to 7)	3·2 (1·6 to 5·5)	3 (1·7 to 5)	2·4 (1·4 to 4)	2·3 (1·4 to 3·6)	2·6 (1·6 to 3·9)	2·1 (1·3 to 3·4)	1·8 (1·1 to 2·7)	1·4 (0·9 to 2·2)	1·2 (0·8 to 1·9)	0·8 (0·4 to 1·2)	0·3 (0·2 to 0·5)	0·1 (0 to 0·1)	0 (0 to 0)	41·7
Non-Hodgkin lymphoma	0 (0 to 0)	0 (0 to 0)	0 (0 to 0)	6·4 (3 to 12·3)	8·1 (4·7 to 12·5)	12·1 (6·8 to 19·4)	14·9 (8·1 to 24·7)	16·1 (9·2 to 26·2)	20·7 (12·8 to 32·8)	19·5 (11·7 to 30)	20·8 (12·8 to 32·2)	17·5 (11·1 to 27·3)	23·2 (15 to 34·5)	27·5 (17·7 to 40·3)	33·6 (21·7 to 49·4)	31·5 (20·7 to 45·9)	25·1 (17·1 to 35·4)	21·4 (14·6 to 30·8)	15·6 (10·3 to 23·8)	8·5 (5·3 to 13)	3·1 (1·9 to 4·7)	1 (0·6 to 1·6)	0·3 (0·2 to 0·5)	327
Multiple myeloma	0 (0 to 0)	0 (0 to 0)	0 (0 to 0)	0 (0 to 0)	0 (0 to 0)	0 (0 to 0)	0 (0 to 0)	0·2 (0·1 to 0·3)	0·4 (0·2 to 0·7)	0·8 (0·4 to 1·5)	1·9 (1 to 3·6)	3·3 (2 to 5·4)	5·8 (3·6 to 9)	10·5 (6·8 to 15·9)	16·4 (10·6 to 24·5)	16·6 (11·2 to 24·1)	13·6 (9·4 to 19·3)	12·6 (8·4 to 18·3)	9·1 (6·1 to 13·5)	4·8 (3·1 to 7·5)	1·9 (1·1 to 3)	0·5 (0·3 to 0·9)	0·1 (0·1 to 0·2)	98·4
Leukemia	1·4 (0·2 to 4·5)	1·3 (0·3 to 3·8)	8·4 (4 to 16·9)	20·1 (9·6 to 36·6)	29·2 (17·2 to 46·4)	33·4 (20·5 to 51·7)	30·3 (17·1 to 48·6)	20·6 (12·4 to 31·8)	25·2 (14·9 to 39·8)	20·2 (12·1 to 30·4)	23·3 (14 to 37)	20·4 (13 to 30)	22·9 (14·6 to 33·8)	23·9 (15·6 to 35·3)	28 (17·8 to 41·2)	24·6 (15·8 to 36·7)	18 (11·4 to 26·6)	16·7 (10·5 to 24·8)	12·7 (7·8 to 18·8)	8·1 (4·9 to 12·4)	3·6 (2 to 5·7)	1·3 (0·7 to 2)	0·4 (0·2 to 0·7)	394
Acute lymphoid leukemia	0·2 (0 to 0·6)	0·3 (0 to 0·9)	1·7 (0·5 to 4·2)	9·1 (3·8 to 17·7)	13·9 (6·5 to 24·2)	12·9 (6·3 to 22·2)	9·2 (4 to 17·5)	3·2 (1·5 to 6·1)	2·5 (1 to 5)	1·6 (0·7 to 3·1)	1·3 (0·5 to 2·5)	1·3 (0·6 to 2·4)	1·1 (0·5 to 2·1)	1·5 (0·7 to 3)	1·2 (0·6 to 2·3)	1 (0·5 to 1·9)	0·6 (0·3 to 1·2)	0·4 (0·2 to 0·8)	0·4 (0·2 to 0·8)	0·2 (0·1 to 0·5)	0·1 (0 to 0·1)	0 (0 to 0·1)	0 (0 to 0)	63·7
Chronic lymphoid leukemia	0 (0 to 0)	0 (0 to 0)	0 (0 to 0)	0 (0 to 0)	0 (0 to 0)	0 (0 to 0)	0 (0 to 0)	0·2 (0·1 to 0·4)	0·2 (0·1 to 0·4)	0·2 (0·1 to 0·3)	0·5 (0·2 to 1·1)	0·5 (0·2 to 1·1)	0·3 (0·1 to 0·7)	1·4 (0·6 to 2·6)	2·3 (1 to 4·5)	2·7 (1·2 to 5·1)	2·3 (1 to 4·7)	2 (0·8 to 3·9)	1·7 (0·7 to 3·3)	1 (0·4 to 2)	0·4 (0·2 to 0·8)	0·2 (0·1 to 0·3)	0 (0 to 0·1)	15·9
Acute myeloid leukemia	0·2 (0 to 0·6)	0·6 (0·1 to 2)	1·1 (0·3 to 2·9)	4·9 (1·8 to 10·2)	6·6 (2·8 to 12·4)	8·5 (3·8 to 16·7)	8 (3·1 to 15·8)	5·1 (2·3 to 9·4)	7·2 (3·2 to 12·8)	4·5 (1·8 to 8·3)	5·4 (2·2 to 10·6)	4 (1·9 to 6·9)	5·3 (2·6 to 9·4)	5 (2·5 to 8·8)	5·3 (2·4 to 10·2)	4·4 (2 to 7·9)	2·6 (1·2 to 5)	2·2 (0·9 to 4·3)	1·2 (0·5 to 2·3)	0·7 (0·3 to 1·3)	0·2 (0·1 to 0·4)	0·1 (0 to 0·1)	0 (0 to 0·1)	83·3

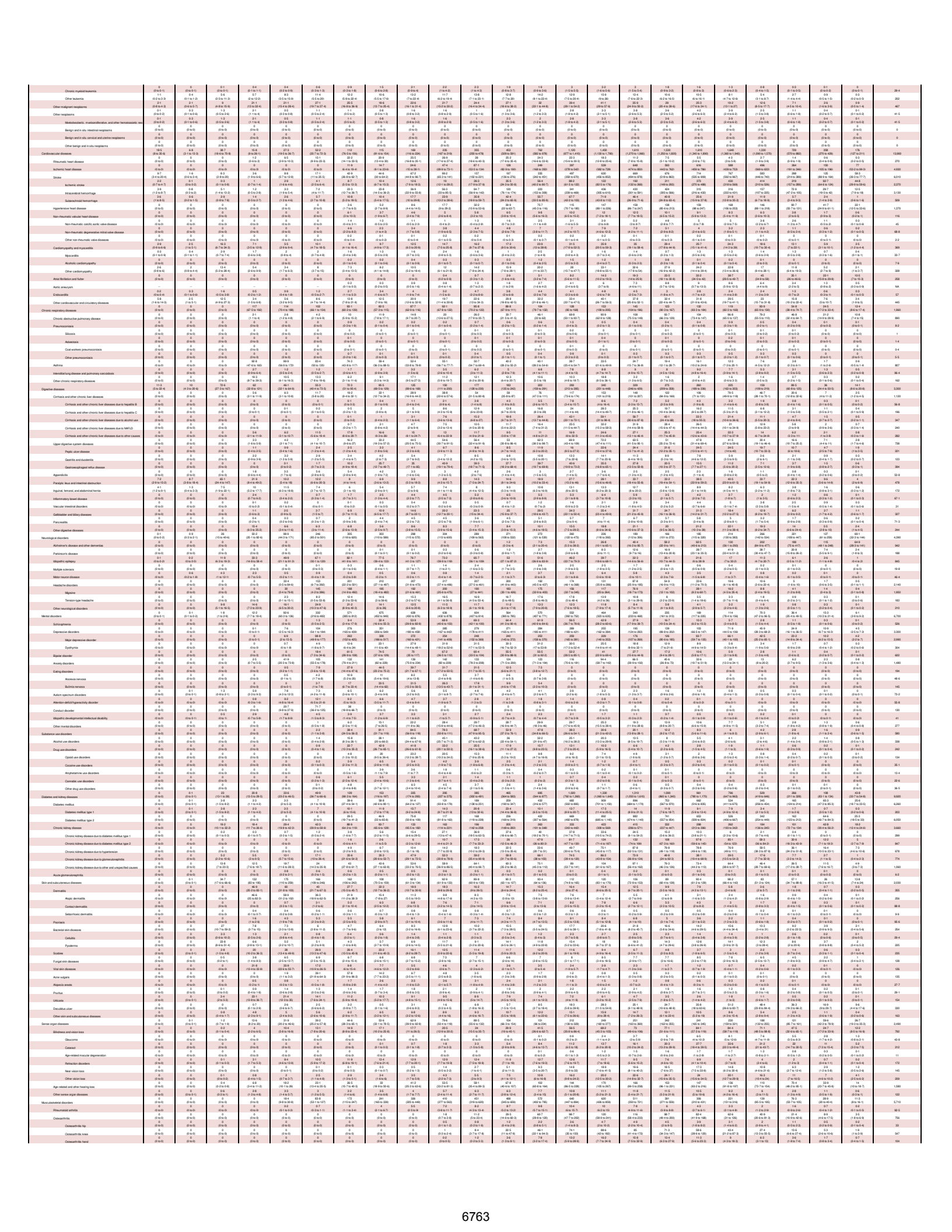



SR Table 2b: Trinidad and Tobago DALYS by cause and age group for females with 95% uncertainty intervals, 2019

Cause	Early Neonatal	Late Neonatal	Post Neonatal	1 to 4	5 to 9	10 to 14	15 to 19	20 to 24	25 to 29	30 to 34	35 to 39	40 to 44	45 to 49	50 to 54	55 to 59	60 to 64	65 to 69	70 to 74	75 to 79	80 to 84	85 to 89	90 to 94	95 plus	Total
All causes	2,466 (2,208 to 2,466)	1,361 (1,240 to 1,540)	1,102 (1,022 to 1,720)	2,868 (2,660 to 3,320)	2,424 (2,320 to 2,424)	2,455 (2,424 to 2,455)	3,674 (3,674 to 4,109)	4,766 (4,766 to 7,482)	5,260 (5,260 to 8,940)	6,470 (6,470 to 12,000)	9,370 (9,370 to 14,600)	13,360 (13,360 to 20,500)	18,520 (18,520 to 28,100)	25,900 (25,900 to 38,200)	34,200 (34,200 to 50,000)	43,900 (43,900 to 63,400)	56,000 (56,000 to 80,000)	70,000 (70,000 to 100,000)	84,000 (84,000 to 120,000)	98,000 (98,000 to 140,000)	112,000 (112,000 to 160,000)	126,000 (126,000 to 180,000)	204,000 (204,000 to 292,000)
Communicable, maternal, neonatal, and nutritional diseases	2,339 (2,238 to 2,340)	1,364 (998 to 1,373)	932 (582 to 1,190)	775 (575 to 1,262)	733 (499 to 1,575)	640 (390 to 650)	657 (372 to 659)	628 (463 to 1,232)	1,249 (1,126 to 1,600)	1,729 (1,458 to 2,260)	2,363 (1,989 to 2,700)	3,320 (2,885 to 3,680)	4,528 (3,918 to 5,260)	6,310 (5,460 to 7,190)	8,577 (7,570 to 9,780)	11,600 (10,300 to 13,200)	15,000 (13,400 to 17,000)	19,000 (17,000 to 21,500)	23,000 (20,600 to 26,000)	27,000 (24,200 to 30,500)	31,000 (27,800 to 35,000)	35,000 (31,400 to 39,500)	21,600
HIV/AIDS and sexually transmitted infections	0 (0 to 0)	0 (0 to 0)	92.9 (49.9 to 93.7)	91.9 (57.2 to 96.3)	48 (44.5 to 51.4)	20.3 (20.3 to 22.9)	76.1 (71.3 to 85.9)	276 (232 to 309)	701 (641 to 777)	881 (812 to 966)	779 (716 to 847)	570 (520 to 620)	391 (341 to 438)	293 (232 to 366)	193 (149 to 257)	115 (72 to 132)	68.5 (43 to 79.4)	18 (14.9 to 21)	8.1 (6.1 to 11)	1.4 (1 to 2.6)	0.9 (0.9 to 2.2)	0.6 (0.4 to 0.9)	4,630
HIV/AIDS	0 (0 to 0)	0 (0 to 0)	92.9 (49.9 to 93.7)	91.9 (57.2 to 96.3)	48 (44.5 to 51.4)	20.3 (20.3 to 22.9)	76.1 (71.3 to 85.9)	276 (232 to 309)	701 (641 to 777)	881 (812 to 966)	779 (716 to 847)	570 (520 to 620)	391 (341 to 438)	293 (232 to 366)	193 (149 to 257)	115 (72 to 132)	68.5 (43 to 79.4)	18 (14.9 to 21)	8.1 (6.1 to 11)	1.4 (1 to 2.6)	0.9 (0.9 to 2.2)	0.6 (0.4 to 0.9)	4,630
HIV/AIDS - Drug-susceptible Tuberculosis	0 (0 to 0)	2.4 (1.6 to 2.5)	2.6 (1.6 to 2.8)	2.2 (1.6 to 2.4)	1.4 (0.9 to 2.1)	2.5 (2.3 to 3.2)	2.6 (2.3 to 3.6)	4.1 (3.4 to 6.6)	3.2 (2.6 to 5.2)	2.5 (2.1 to 4.2)	2.1 (1.8 to 3.5)	1.6 (1.4 to 2.6)	1.1 (0.9 to 1.8)	0.8 (0.7 to 1.3)	0.6 (0.5 to 0.9)	0.4 (0.3 to 0.6)	0.3 (0.2 to 0.4)	0.2 (0.2 to 0.3)	0.1 (0.1 to 0.2)	0.1 (0.1 to 0.1)	0.1 (0.1 to 0.1)	0.1 (0.1 to 0.1)	203
HIV/AIDS - Multidrug-resistant Tuberculosis without extensive drug resistance	0 (0 to 0)	0 (0 to 0)	0 (0 to 0)	0 (0 to 0)	0 (0 to 0)	0 (0 to 0)	0 (0 to 0.2)	0 (0 to 0.7)	0 (0 to 0.7)	0 (0 to 0.1)	0 (0 to 0.1)	0 (0 to 0.1)	0 (0 to 0.1)	0 (0 to 0.1)	0 (0 to 0.1)	0 (0 to 0.1)	0 (0 to 0.1)	0 (0 to 0.1)	0 (0 to 0.1)	0 (0 to 0.1)	0 (0 to 0.1)	0 (0 to 0.1)	0 (0 to 0.1)	2.5
HIV/AIDS - Extensively drug-resistant Tuberculosis	0 (0 to 0)	0 (0 to 0)	0 (0 to 0)	0 (0 to 0)	0 (0 to 0)	0 (0 to 0)	0 (0 to 0.2)	0 (0 to 0.1)	0 (0 to 0.1)	0 (0 to 0.1)	0 (0 to 0.1)	0 (0 to 0.1)	0 (0 to 0.1)	0 (0 to 0.1)	0 (0 to 0.1)	0 (0 to 0.1)	0 (0 to 0.1)	0 (0 to 0.1)	0 (0 to 0.1)	0 (0 to 0.1)	0 (0 to 0.1)	0 (0 to 0.1)	0 (0 to 0.1)	0.4
HIV/AIDS resulting in other diseases	0 (0 to 0)	0 (0 to 0)	0.5 (0.4 to 0.5)	88 (54.1 to 93.3)	49.7 (42.1 to 69.5)	69.1 (25.6 to 82.5)	77 (67.2 to 77.4)	232 (232 to 238)	449 (394 to 717)	615 (744 to 886)	712 (664 to 774)	579 (478 to 660)	332 (327 to 351)	236 (203 to 264)	163 (149 to 178)	107 (97 to 112)	57.7 (39.2 to 63.3)	22.7 (19.2 to 24.9)	9.5 (7.9 to 10.7)	3.5 (2.9 to 4.1)	1.1 (0.9 to 1.3)	0.5 (0.4 to 0.6)	4,110
Sexually transmitted infections excluding HIV	0 (0 to 0)	0 (0 to 0)	0 (0 to 0)	0 (0 to 0)	0 (0 to 0)	0 (0 to 0)	0 (0 to 0)	10.7 (0.2 to 11.3)	19.3 (12.3 to 21.2)	28.9 (14.7 to 30.6)	29.6 (14.9 to 31.4)	23.6 (11.9 to 25.1)	22.7 (11.4 to 24.1)	15.5 (7.8 to 16.5)	13.3 (6.7 to 14.1)	9.7 (4.9 to 10.3)	7.1 (3.6 to 7.5)	5.1 (2.6 to 5.4)	3.5 (1.8 to 3.7)	2.3 (1.2 to 2.4)	1.4 (0.7 to 1.5)	0.9 (0.5 to 1)	205
Syphilis	0 (0 to 0)	0 (0 to 0)	0 (0 to 0)	0 (0 to 0)	0 (0 to 0)	0 (0 to 0)	0 (0 to 0)	0.2 (0.2 to 0.3)	0.4 (0.1 to 0.5)	0.6 (0.2 to 0.9)	0.6 (0.2 to 0.9)	0.4 (0.1 to 0.6)	0.4 (0.2 to 0.6)	0.3 (0.1 to 0.5)	0.3 (0.2 to 0.5)	0.2 (0.1 to 0.3)	0.2 (0.1 to 0.3)	0.2 (0.1 to 0.3)	0.2 (0.1 to 0.3)	0.1 (0.1 to 0.2)	0.1 (0.1 to 0.2)	0.1 (0.1 to 0.1)	4.5
Chlamydial infection	0 (0 to 0)	0 (0 to 0)	0 (0 to 0)	0 (0 to 0)	0 (0 to 0)	0 (0 to 0.1)	0 (0 to 0.4)	0 (0 to 0.6)	0 (0 to 1.2)	0 (0 to 1.3)	0 (0 to 1.4)	0 (0 to 1.1)	0 (0 to 1.1)	0 (0 to 1.1)	0 (0 to 1.1)	0 (0 to 0.7)	0 (0 to 0.5)	0 (0 to 0.4)	0 (0 to 0.3)	0 (0 to 0.2)	0 (0 to 0.2)	0 (0 to 0.1)	0 (0 to 0.1)	16
Gonococcal infection	0 (0 to 0)	0 (0 to 0)	0 (0 to 0)	0 (0 to 0)	0 (0 to 0)	0 (0 to 0.1)	0 (0 to 0.4)	0 (0 to 0.6)	0 (0 to 1.4)	0 (0 to 1.3)	0 (0 to 1.2)	0 (0 to 1.2)	0 (0 to 1.3)	0 (0 to 1.2)	0 (0 to 1.2)	0 (0 to 1.1)	0 (0 to 0.8)	0 (0 to 0.6)	0 (0 to 0.5)	0 (0 to 0.4)	0 (0 to 0.3)	0 (0 to 0.2)	0 (0 to 0.2)	19.2
Trichomoniasis	0 (0 to 0)	0 (0 to 0)	0 (0 to 0)	0 (0 to 0)	0 (0 to 0)	0.8 (0 to 0.9)	2.9 (2.9 to 3.1)	3.8 (1.3 to 6.2)	5.1 (2.6 to 6.9)	6.1 (3.1 to 8.1)	6.8 (3.5 to 8.9)	6.8 (3.5 to 8.9)	6.5 (3.3 to 8.5)	5.8 (3 to 7.6)	4.9 (2.5 to 6.4)	3.9 (2 to 5.1)	2.9 (1.5 to 3.7)	2.1 (1.1 to 2.7)	1.4 (0.7 to 1.8)	0.9 (0.5 to 1.2)	0.6 (0.3 to 0.8)	0.3 (0.2 to 0.4)	72
Genital herpes	0 (0 to 0)	0 (0 to 0)	0 (0 to 0)	0 (0 to 0)	0 (0 to 0)	0 (0 to 0.1)	0 (0 to 0.2)	0 (0 to 0.4)	0 (0 to 0.9)	0 (0 to 1.1)	0 (0 to 1.2)	0 (0 to 1.2)	0 (0 to 1.3)	0 (0 to 1.3)	0 (0 to 1.2)	0 (0 to 1.2)	0 (0 to 1.1)	0 (0 to 0.9)	0 (0 to 0.8)	0 (0 to 0.6)	0 (0 to 0.5)	0 (0 to 0.4)	0 (0 to 0.3)	59.4
Other sexually transmitted infections	0 (0 to 0)	0 (0 to 0)	0 (0 to 0)	0 (0 to 0)	0 (0 to 0)	0 (0 to 0.1)	0 (0 to 0.1)	0.2 (0 to 0.1)	0.4 (0 to 0.3)	0.6 (0 to 0.4)	0.6 (0 to 0.4)	0.5 (0 to 0.3)	0.4 (0 to 0.3)	0.3 (0 to 0.2)	0.3 (0 to 0.2)	0.2 (0 to 0.1)	0.1 (0 to 0.1)	0.1 (0 to 0.1)	0.1 (0 to 0.1)	0 (0 to 0.1)	0 (0 to 0.1)	0 (0 to 0.1)	0 (0 to 0.1)	40.9
Respiratory infections and tuberculosis	69.1 (60.1 to 169)	49.1 (41 to 120)	112 (108 to 360)	112 (108 to 360)	94.4 (94.4 to 102)	94.4 (87.1 to 101)	94.4 (89.9 to 132)	94.4 (89.9 to 132)	94.4 (77.6 to 156)	94.4 (77.6 to 156)	94.4 (103 to 208)	94.4 (103 to 208)	94.4 (98.1 to 192)	94.4 (99.5 to 189)	94.4 (96.7 to 189)	94.4 (111 to 223)	94.4 (119 to 240)	94.4 (132 to 266)	94.4 (137 to 274)	94.4 (141 to 286)	94.4 (139 to 287)	94.4 (138 to 284)	3,290
Tuberculosis	0 (0 to 0)	0 (0 to 0)	0 (0 to 0)	0 (0 to 0)	0 (0 to 0)	0 (0 to 0)	0 (0 to 0)	0 (0 to 0)	0 (0 to 0)	0 (0 to 0)	0 (0 to 0)	0 (0 to 0)	0 (0 to 0)	0 (0 to 0)	0 (0 to 0)	0 (0 to 0)	0 (0 to 0)	0 (0 to 0)	0 (0 to 0)	0 (0 to 0)	0 (0 to 0)	0 (0 to 0)	0 (0 to 0)	137
Latent tuberculosis infection	0 (0 to 0)	0 (0 to 0)	0 (0 to 0)	0 (0 to 0)	0 (0 to 0)	0 (0 to 0)	0 (0 to 0)	0 (0 to 0)	0 (0 to 0)	0 (0 to 0)	0 (0 to 0)	0 (0 to 0)	0 (0 to 0)	0 (0 to 0)	0 (0 to 0)	0 (0 to 0)	0 (0 to 0)	0 (0 to 0)	0 (0 to 0)	0 (0 to 0)	0 (0 to 0)	0 (0 to 0)	0 (0 to 0)	0
Drug-susceptible tuberculosis	0 (0 to 0)	0 (0 to 0)	0 (0 to 0)	0 (0 to 0)	0 (0 to 0)	0 (0 to 0)	0 (0 to 0)	0 (0 to 0)	0 (0 to 0)	0 (0 to 0)	0 (0 to 0)	0 (0 to 0)	0 (0 to 0)	0 (0 to 0)	0 (0 to 0)	0 (0 to 0)	0 (0 to 0)	0 (0 to 0)	0 (0 to 0)	0 (0 to 0)	0 (0 to 0)	0 (0 to 0)	0 (0 to 0)	0
Multidrug-resistant tuberculosis without extensive drug resistance	0 (0 to 0)	0 (0 to 0)	0 (0 to 0)	0 (0 to 0)	0 (0 to 0)	0 (0 to 0)	0 (0 to 0)	0 (0 to 0)	0 (0 to 0)	0 (0 to 0)	0 (0 to 0)	0 (0 to 0)	0 (0 to 0)	0 (0 to 0)	0 (0 to 0)	0 (0 to 0)	0 (0 to 0)	0 (0 to 0)	0 (0 to 0)	0 (0 to 0)	0 (0 to 0)	0 (0 to 0)	0 (0 to 0)	1.2
Extensively drug-resistant tuberculosis	0 (0 to 0)	0 (0 to 0)	0 (0 to 0)	0 (0 to 0)	0 (0 to 0)	0 (0 to 0)	0 (0 to 0)	0 (0 to 0)	0 (0 to 0)	0 (0 to 0)	0 (0 to 0)	0 (0 to 0)	0 (0 to 0)	0 (0 to 0)	0 (0 to 0)	0 (0 to 0)	0 (0 to 0)	0 (0 to 0)	0 (0 to 0)	0 (0 to 0)	0 (0 to 0)	0 (0 to 0)	0 (0 to 0)	0.2
Lower respiratory infections	69.4 (60 to 169)	51.7 (50.5 to 123)	224 (219 to 348)	96.2 (96.2 to 161)	61 (29.9 to 67.9)	39.7 (23.9 to 41.9)	35.3 (23.7 to 39.3)	43.7 (29.7 to 52.9)	59.3 (32.3 to 82.8)	69.6 (52 to 108)	92.7 (64.6 to 150)	92.7 (64.6 to 150)	94.7 (64.6 to 157)	91.9 (64.6 to 156)	112 (69.3 to 172)	137 (84.5 to 202)	154 (93.5 to 226)	167 (101 to 245)	174 (105 to 255)	189 (114 to 276)	193 (120 to 279)	176 (120 to 258)	121 (82.7 to 176)	2,490
Upper respiratory infections	0 (0 to 0.1)	0 (0 to 0.1)	0.8 (0.4 to 1.7)	40.9 (22.2 to 46.4)	47.6 (21.4 to 72)	42.2 (23.7 to 62.7)	37.9 (21.1 to 62.4)	39.4 (21.1 to 66.4)	38.6 (21.1 to 66.4)	43.9 (23.4 to 73.7)	43.1 (21.1 to 72.5)	34.5 (19.5 to 61.2)	29.7 (14.7 to 52)	24.6 (14.7 to 42.7)	21.2 (14.7 to 40.9)	18.5 (11.9 to 39.4)	17.8 (9.2 to 35.2)	12.1 (6.4 to 25.1)	7.3 (3.8 to 15.1)	4.2 (2.2 to 8.7)	2.2 (1.2 to 4.7)	1.1 (0.6 to 2.4)	524
Otitis media	0 (0 to 0)	0 (0 to 0)	1.6 (1.5 to 1.6)	29.5 (19.9 to 33)	12.7 (6.5 to 22.6)	10.5 (6.5 to 22.6)	8.2 (3.6 to 18)	7.5 (2.9 to 15.4)	6.4 (2.9 to 13.2)	7.5 (3.7 to 15.4)	7.5 (3.4 to 14.4)	7.5 (3.4 to 14.4)	7.4 (3.4 to 13.7)	7.8 (3.4 to 13.7)	7.3 (3.4 to 13.7)	6.5 (2.9 to 11.7)	5.1 (2.9 to 11)	3.6 (1.6 to 8.1)	2.5 (1.6 to 5.4)	1.6 (0.8 to 3.5)	0.9 (0.5 to 1.8)	0.5 (0.3 to 1.1)	139
Enteric infections	1.4 (1.3 to 4)	2.1 (1.9 to 3.7)	1.5 (1.5 to 4)	73.3 (69.9 to 102)	61.5 (61.5 to 61.5)	32.4 (32.4 to 32.4)	20.9 (19.1 to 23.6)	16.1 (14.1 to 19.6)	13.2 (12.1 to 16.1)	11.6 (10.7 to 14.1)	10.7 (9.7 to 13.1)	9.9 (9.1 to 12.1)	9.4 (8.6 to 11.5)	9.1 (8.4 to 11.1)	9.1 (8.4 to 11.1)	9.1 (8.4 to 11.1)	9.1 (8.4 to 11.1)	9.1 (8.4 to 11.1)	9.1 (8.4 to 11.1)	9.1 (8.4 to 11.1)	9.1 (8.4 to 11.1)	9.1 (8.4 to 11.1)	1,210
Diarrheal diseases	2.1 (1.9 to 4)	2.1 (1.9 to 3.7)	1.5 (1.5 to 4)	73.3 (69.9 to 102)	61.5 (60.7 to 61.5)	32.4 (32.4 to 32.4)	20.9 (19.1 to 23.6)	16.1 (14.1 to 19.6)	13.2 (12.1 to 16.1)	11.6 (10.7 to 14.1)	10.7 (9.7 to 13.1)	9.9 (9.1 to 12.1)	9.4 (8.6 to 11.5)	9.1 (8.4 to 11.1)	9.1 (8.4 to 11.1)	9.1 (8.4 to 11.1)	9.1 (8.4 to 11.1)	9.1 (8.4 to 11.1)	9.1 (8.4 to 11.1)	9.1 (8.4 to 11.1)	9.1 (8.4 to 11.1)	9.1 (8.4 to 11.1)	1,210
Typhoid and paratyphoid	0 (0 to 0)	0 (0 to 0)	0 (0 to 0)	0 (0 to 0)	0 (0 to 0)	0 (0 to 0)	0 (0 to 0)	0 (0 to 0)	0 (0 to 0)	0 (0 to 0)	0 (0 to 0)	0 (0 to 0)	0 (0 to 0)	0 (0 to 0)	0 (0 to 0)	0 (0 to 0)	0 (0 to 0)	0 (0 to 0)	0 (0 to 0)	0 (0 to 0)	0 (0 to 0)	0 (0 to 0)	0 (0 to 0)	0.1
Typhoid fever	0 (0 to 0)	0 (0 to 0)	0 (0 to 0)	0 (0 to 0)	0 (0 to 0)	0 (0 to 0)	0 (0 to 0)	0 (0 to 0)	0 (0 to 0)	0 (0 to 0)	0 (0 to 0)	0 (0 to 0)	0 (0 to 0)	0 (0 to 0)	0 (0 to 0)	0 (0 to 0)	0 (0 to 0)	0 (0 to 0)	0 (0 to 0)	0 (0 to 0)	0 (0 to 0)	0 (0 to 0)	0 (0 to 0)	0
Paratyphoid fever	0 (0 to 0)	0 (0 to 0)	0 (0 to 0)	0 (0 to 0)	0 (0 to 0)	0 (0 to 0)	0 (0 to 0)	0 (0 to 0)	0 (0 to 0)	0 (0 to 0)	0 (0 to 0)	0 (0 to 0)	0 (0 to 0)	0 (0 to 0)	0 (0 to 0)	0 (0 to 0)	0 (0 to 0)	0 (0 to 0)	0 (0 to 0)	0 (0 to 0)	0 (0 to 0)	0 (0 to 0)	0 (0 to 0)	0.1
Invasive Non-typhoidal Salmonella (iNTS)	0 (0 to 0)	0 (0 to 0)	0 (0 to 0)	0 (0 to 0)	0 (0 to 0)	0 (0 to 0)	0 (0 to 0)	0 (0 to 0)	0 (0 to 0)	0 (0 to 0)	0 (0 to 0)	0 (0 to 0)	0 (0 to 0)	0 (0 to 0)	0 (0 to 0)	0 (0 to 0)	0 (0 to 0)	0 (0 to 0)	0 (0 to 0)	0 (0 to 0)	0 (0 to 0)	0 (0 to 0)	0 (0 to 0)	0.1
Other intestinal infectious diseases	0 (0 to 0)	0 (0 to 0)	0 (0 to 1.2)	0 (0 to 1.4)	0.2 (0 to 0.4)	0.2 (0 to 0.3)	0 (0 to 0.3)	0 (0 to 0.2)	0 (0 to 0.5)	0 (0 to 0.3)	0 (0 to 0.5)	0 (0 to 0.5)	0 (0 to 0.5)	0 (0 to 0.5)	0 (0 to 0.5)	0 (0 to 0.2)	0 (0 to 0.2)	0 (0 to 0.1)	0 (0 to 0.1)	0 (0 to 0.1)	0 (0 to 0.1)	0 (0 to 0.1)	0 (0 to 0.1)	2.4
Neglected tropical diseases and malaria	2.3 (2 to 5.1)	3.3 (2.9 to 9.6)	3.3 (3 to 17.2)	29.8 (9.1 to 29.4)	29.8 (18.3 to 73.9)	29.8 (11.5 to 69.4)	29.8 (14.6 to 69.4)	29.8 (14.6 to 69.8)	29.7 (21.5 to 68.7)	29.7 (26.9 to 61.1)	29.7 (29.3 to 59.1)	29.7 (27.5 to 57.2)	29.7 (22.4 to 56)	29.7 (28.3 to 53.5)	29.7 (32.4 to 51.6)	29.7 (37.3 to 51.6)	29.7 (42.1 to 51.6)	29.7 (46.9 to 51.6)	29.7 (49.6 to 51.6)	29.7 (49.6 to 51.6)	29.7 (49.6 to 51.6)	29.7 (49.6 to 51.6)	794
Malaria	0 (0 to 0)	0 (0 to 0)	0 (0 to 0)	0 (0 to 0)	0 (0 to 0)	0 (0 to 0)	0 (0 to 0)	0 (0 to 0)	0 (0 to 0)	0 (0 to 0)	0 (0 to 0)	0 (0 to 0)	0 (0 to 0)	0 (0 to 0)	0 (0 to 0)	0 (0 to 0)	0 (0 to 0)	0 (0 to 0)	0 (0 to 0)	0 (0 to 0)	0 (0 to 0)	0 (0 to 0)	0 (0 to 0)	0
Chagas disease	0 (0 to 0)	0 (0 to 0)	0 (0 to 0)	0 (0 to 0)	0 (0 to 0)	0 (0 to 0)	0 (0 to 0)	0 (0 to 0)	0 (0 to 0)	0 (0 to 0)	0 (0 to 0)	0 (0 to 0)	0 (0 to 0)	0 (0 to 0)	0 (0 to 0)	0 (0 to 0)	0 (0 to 0)	0 (0 to 0)	0 (0 to 0)	0 (0 to 0)	0 (0 to 0)	0 (0 to 0)	0 (0 to 0)	0.1
Leishmaniasis	0 (0 to 0)	0 (0 to 0)	0 (0 to 0)	0 (0 to 0)	0 (0 to 0)	0 (0 to 0)	0 (0 to 0)	0 (0 to 0)	0 (0 to 0)	0 (0 to 0)	0 (0 to 0)	0 (0 to 0)	0 (0 to 0)	0 (0 to 0)	0 (0 to 0)	0 (0 to 0)	0 (0 to 0)	0 (0 to 0)	0 (0 to 0)	0 (0 to 0)	0 (0 to 0)	0 (0 to 0)	0 (0 to 0)	0
Visceral leishmaniasis	0 (0 to 0)	0 (0 to 0)	0 (0 to 0)	0 (0 to 0)	0 (0 to 0)	0 (0 to 0)	0 (0 to 0)	0 (0 to 0)	0 (0 to 0)	0 (0 to 0)	0 (0 to 0)	0 (0 to 0)	0 (0 to 0)	0 (0 to 0)	0 (0 to 0)	0 (0 to 0)	0 (0 to 0)	0 (0 to 0)	0 (0 to 0)	0 (0 to 0)	0 (0 to 0)	0 (0 to 0)	0 (0 to 0)	0
Cutaneous and mucocutaneous leishmaniasis	0 (0 to 0)	0 (0 to 0)	0 (0 to 0)	0 (0 to 0)	0 (0 to 0)	0 (0 to 0)	0 (0 to 0)	0 (0 to 0)	0 (0 to 0)	0 (0 to 0)	0 (0 to 0)	0 (0 to 0)	0 (0 to 0)	0 (0 to 0)	0 (0 to 0)	0 (0 to 0)	0 (0 to 0)	0 (0 to 0)	0 (0 to 0)	0 (0 to 0)	0 (0 to 0)	0 (0 to 0)	0 (0 to 0)	0
African trypanosomiasis	0 (0 to 0)	0 (0 to 0)	0 (0 to 0)	0 (0 to 0)	0 (0 to 0)	0 (0 to 0)	0 (0 to 0)	0 (0 to 0)	0 (0 to 0)	0 (0 to 0)	0 (0 to 0)	0 (0 to 0)	0 (0 to 0)	0 (0 to 0)	0 (0 to 0)	0 (0 to 0)	0 (0 to 0)	0 (0 to 0)	0 (0 to 0)	0 (0 to 0)	0 (0 to 0)	0 (0 to 0)	0 (0 to 0)	0
Schistosomiasis	0 (0 to 0)	0 (0 to 0)	0 (0 to 0)	0 (0 to 0)	0 (0 to 0)	0 (0 to 0)	0 (0 to 0)	0 (0 to 0)	0 (0 to 0)	0 (0 to 0)	0 (0 to 0)	0 (0 to 0)	0 (0 to 0)	0 (0 to 0)	0 (0 to 0)	0 (0 to 0)	0 (0 to 0)	0 (0 to 0)	0 (0 to 0)	0 (0 to 0)	0 (0 to 0)	0 (0 to 0)	0 (0 to 0)	0
Cysticercosis	0 (0 to 0)	0 (0 to 0)	0 (0 to 0)	0.3 (0 to 0.4)	2.7 (0.5 to 6.9)	6.7 (1.2 to 17.5)	14 (3.5 to 32.8)	21.4 (5.7 to 52.2)	29.1 (7.6 to 69.2)	24.9 (7.6 to 58.1)	27 (8.7 to 58.8)	23.5 (11.5 to 51.7)	19.5 (9.4 to 42.9)	14.7 (7.1 to 32.7)	10.7 (5.1 to 23.9)	7.5 (3.5 to 16.7)	5.2 (2.4 to 11.6)	3.5 (1.6 to 7.8)	2.3 (1.1 to 5.1)	1.5 (0.7 to 3.4)	1 (0.5 to 2.2)	0.6 (0.3 to 1.4)	424
Cystic echinococcosis	0 (0 to 0)	0 (0 to 0)	0 (0 to 0)	0 (0 to 0)	0 (0 to 0)	0 (0 to 0)	0 (0 to 0)	0 (0 to 0)	0 (0 to 0)	0 (0 to 0)	0 (0 to 0)	0 (0 to 0)	0 (0 to 0)	0 (0 to 0)	0 (0 to 0)	0 (0 to 0)	0 (0 to 0)	0 (0 to 0)	0 (0 to 0)	0 (0 to 0)	0 (0 to 0)	0 (0 to 0)	0 (0 to 0)	0.1
Lymphatic filariasis	0 (0 to 0)	0 (0 to 0)	0 (0 to 0)	0 (0 to 0)	0 (0 to 0)	0 (0 to 0)	0 (0 to 0)	0 (0 to 0)	0 (0 to 0)	0 (0 to 0)	0 (0 to 0)	0 (0 to 0)	0 (0 to 0)	0 (0 to 0)	0 (0 to 0)	0 (0 to 0)	0 (0 to 0)	0 (0 to 0)	0 (0 to 0)	0 (0 to 0)	0 (0 to 0)	0 (0 to 0)	0 (0 to 0)	0
Onchocerciasis	0 (0 to 0)	0 (0 to 0)	0 (0 to 0)	0 (0 to 0)	0 (0 to 0)	0 (0 to 0)	0 (0 to 0)	0 (0 to 0)	0 (0 to 0)	0 (0 to 0)	0 (0 to 0)	0 (0 to 0)	0 (0 to 0)	0 (0 to 0)	0 (0 to 0)	0 (0 to 0)	0 (0 to 0)	0 (0 to 0)	0 (0 to 0)	0 (0 to 0)	0 (0 to 0)	0 (0 to 0)	0 (0 to 0)	0
Trachoma	0 (0 to 0)	0 (0 to 0)	0 (0 to 0)	0 (0 to 0)	0 (0 to 0)	0 (0 to 0)	0 (0 to 0)	0 (0 to 0)	0 (0 to 0)	0 (0 to 0)	0 (0 to 0)	0 (0 to 0)	0 (0 to 0)	0 (0 to 0)	0 (0 to 0)	0 (0 to 0)	0 (0 to 0)	0 (0 to 0)	0 (0 to 0)	0 (0 to 0)	0 (0 to 0)	0 (0 to 0)	0 (0 to 0)	0
Dengue	1.6 (0.3 to 9.1)	3.6 (1.5 to 9.6)	2.7 (0.5 to 9.2)	14.3 (3.7 to 31.7)	8.3 (3.4 to 17.2)	10.6 (3.3 to 22.5)	7 (2.5 to 16.4)	13.3 (4.1 to 27.7)	11.1 (3.4 to 23.6)	13.8 (3.9 to 28.6)	9.8 (2.3 to 21.7)	6.6 (1.5 to 15.3)	4.6 (0.9 to 10.2)	3.2 (0.6 to 7.1)	2.1 (0.5 to 4.9)	1.4 (0.3 to 3.2)	0.9 (0.2 to 2.1)	0.6 (0.1 to 1.4)	0.4 (0.1 to 0.9)	0.2 (0.1 to 0.6)	0.1 (0.1 to 0.4)	0.1 (0.1 to 0.2)	162
Yellow fever	0 (0 to 0)	0 (0 to 0)	0 (0 to 0)	0 (0 to 0.1)	0 (0 to 0.1)	0 (0 to 0.2)	0 (0 to 0.2)	0 (0 to 0.1)	0 (0 to 0.2)	0 (0 to 0.2)	0 (0 to 0.2)	0 (0 to 0.1)	0 (0 to 0.1)	0 (0 to 0.1)	0 (0 to 0.1)	0 (0 to 0.1)	0 (0 to 0.1)	0 (0 to 0.1)	0 (0 to 0.1)	0 (0 to 0.1)	0 (0 to 0.1)	0 (0 to 0.1)	0 (0 to 0.1)	0.4
Rabies	0 (0 to 0)	0 (0 to 0)	0 (0 to 0)	0 (0 to 0)	0 (0 to 0)	0 (0 to 0)	0 (0 to 0)	0 (0 to 0)	0 (0 to 0)	0 (0 to 0)	0 (0 to 0)	0 (0 to 0)	0 (0 to 0)	0 (0 to 0)	0 (0 to 0)	0 (0 to 0)	0 (0 to 0)	0 (0 to 0)	0 (0 to 0)	0 (0 to 0)	0 (0 to 0)	0 (0 to 0)	0 (0 to 0)	0
Intestinal nematode infections	0 (0 to 0)	0 (0 to 0)	0.1 (0 to 0.3)	1.5 (0.2 to 1.6)	1.5 (0.4 to 2.2)	2.4 (0.9 to 7.4)	3.3 (0.9 to 14.4)	4.1 (1.1 to 19.1)	4.9 (1.4 to 21.4)	5.3 (1.5 to 22.7)	5.5 (1.5 to 23.6)	5.5 (1.5 to 23.6)	5.5 (1.5 to 23.6)	5.5 (1.5 to 23.6)	5.5 (1.5 to 23.6)	5.5 (1.5 to 23.6)	5.5 (1.5 to 23.6)	5.5 (1.5 to 23.6)	5.5 (1.5 to 23.6)	5.5 (1.5 to 23.6)	5.5 (1.5 to 23.6)	5.5 (1.5 to 23.6)	41.3
Ascariasis	0 (0 to 0)	0 (0 to 0)	0 (0 to 0)	0 (0 to 0)	0 (0 to 0)	0 (0 to 0)	0 (0 to 0)	0 (0 to 0)	0 (0 to 0)	0 (0 to 0)	0 (0 to 0)	0 (0 to 0)	0 (0 to 0)	0 (0 to 0)	0 (0 to 0)	0 (0 to 0)	0 (0 to 0)	0 (0 to 0)	0 (0 to 0)	0 (0 to 0)	0 (0 to 0)	0 (0 to 0)	0 (0 to 0)	1.1
Trichuriasis	0 (0 to 0)	0 (0 to 0)	0 (0 to 0)	0 (0 to 0)	0 (0 to 0)	0 (0 to 0)	0 (0 to 0)	0 (0 to 0)	0 (0 to 0)	0 (0 to 0)	0 (0 to 0)	0 (0 to 0)	0 (0 to 0)	0 (0 to 0)	0 (0 to 0)	0 (0 to 0)	0 (0 to 0)	0 (0 to 0)	0 (0 to 0)	0 (0 to 0)	0 (0 to 0)	0 (0 to 0)	0 (0 to 0)	0.1
Hookworm disease	0 (0 to 0)	0 (0 to 0)	0.4 (0 to 0.7)	1.2 (0.4



Congenital birth defects	760 (482 to 1,150)	443 (296 to 637)	727 (450 to 1,090)	327 (213 to 461)	149 (112 to 194)	113 (83·7 to 148)	93·3 (69·9 to 125)	77·4 (54·4 to 108)	87·7 (57·8 to 130)	82·9 (57·6 to 118)	83·7 (57·6 to 118)	63·7 (45·3 to 87·4)
Neural tube defects	32·4 (14·6 to 61·3)	13·1 (5·9 to 24·9)	12·6 (5 to 29·4)	7·2 (3·5 to 13·3)	2 (1·4 to 2·7)	2·5 (1·7 to 3·6)	1·6 (1·1 to 2·2)	1·6 (1·1 to 2·2)	1·6 (1·1 to 2·3)	1·6 (1·1 to 2·3)	1·4 (1 to 2)	1 (0·7 to 1·4)
Congenital heart anomalies	311 (161 to 568)	257 (154 to 401)	445 (277 to 687)	175 (105 to 285)	60·5 (39·6 to 94·4)	35·8 (21·8 to 59·5)	30·8 (19·7 to 48·4)	37·6 (23·1 to 58·5)	42·7 (23·4 to 74·3)	23·9 (13 to 42·1)	36·4 (21·2 to 58·2)	20·5 (12·1 to 32·6)
Orofacial clefts	0 (0 to 0·1)	0 (0 to 0·1)	0·5 (0·1 to 1)	1·2 (0·4 to 2·4)	1·1 (0·3 to 2·6)	1·1 (0·3 to 2·3)	1 (0·2 to 2·3)	1 (0·2 to 2·1)	1·1 (0·2 to 2·5)	1·3 (0·3 to 2·7)	1·3 (0·3 to 2·8)	1 (0·2 to 2·1)
Down syndrome	8·9 (3·8 to 17·3)	2·9 (1·5 to 5)	51·8 (24·9 to 95·7)	43·3 (22·3 to 77·6)	14 (8 to 23·3)	20·7 (11 to 34·5)	16·5 (8·8 to 27)	4·3 (2·6 to 6·9)	9·1 (4·7 to 16·2)	23·8 (12·1 to 40·2)	14·1 (7·5 to 24)	17·1 (9·1 to 27·6)
Turner syndrome	0 (0 to 0)	0 (0 to 0)	0 (0 to 0·1)	0·1 (0 to 0·2)	0·1 (0·1 to 0·3)	0·1 (0 to 0·3)	0·2 (0·1 to 0·3)	0·2 (0·1 to 0·3)	0·2 (0·1 to 0·3)	0·2 (0·1 to 0·3)	0·2 (0·1 to 0·3)	0·1 (0 to 0·2)
Klinefelter syndrome	0 (0 to 0)	0 (0 to 0)	0 (0 to 0)	0 (0 to 0)	0 (0 to 0)	0 (0 to 0)	0 (0 to 0)	0 (0 to 0)	0 (0 to 0)	0 (0 to 0)	0 (0 to 0)	0 (0 to 0)
Other chromosomal abnormalities	50·7 (9·2 to 104)	23·1 (5·6 to 43·6)	37·3 (11·8 to 66)	8·2 (4·9 to 12·4)	8·5 (3·1 to 14·4)	5·2 (2·4 to 8·5)	2·6 (1·8 to 3·8)	2·4 (1·7 to 3·5)	2·2 (1·5 to 3·1)	2·1 (1·4 to 2·9)	1·6 (1·1 to 2·2)	1·1 (0·7 to 1·5)
Congenital musculoskeletal and limb anomalies	15·9 (6·5 to 30·8)	2·1 (1·3 to 3·5)	19·1 (11·2 to 29·4)	28·4 (16·3 to 45·1)	35·8 (21·7 to 54·9)	32·7 (18·8 to 50·5)	27·1 (15·9 to 42·5)	20·6 (12·6 to 32·7)	20·8 (12·4 to 31·9)	22·6 (12·7 to 35·6)	22·2 (12·7 to 34·9)	18·2 (10·2 to 29·2)
Urogenital congenital anomalies	3·5 (1·4 to 6·8)	3·9 (0·8 to 7·9)	1·9 (1·1 to 3·1)	3·2 (2 to 4·8)	2·3 (1·5 to 3·6)	1·6 (1 to 2·5)	1·3 (0·8 to 2)	1·2 (0·8 to 1·9)	1·1 (0·7 to 1·6)	1·1 (0·7 to 1·7)	0·9 (0·6 to 1·4)	0·6 (0·4 to 0·9)
Digestive congenital anomalies	112 (35·9 to 210)	73·9 (20·8 to 131)	63·2 (18·6 to 118)	12·8 (6·8 to 21·4)	3 (1·6 to 5·2)	1·5 (0·9 to 2·4)	2·3 (0·6 to 4·4)	2·1 (0·5 to 4·1)	0·6 (0·4 to 0·9)	0·7 (0·4 to 1·1)	0·6 (0·4 to 0·9)	0·4 (0·3 to 0·7)
Other congenital birth defects	225 (44 to 479)	66·8 (14·3 to 141)	95·3 (21·5 to 196)	46·8 (13·6 to 95·4)	21 (9·7 to 36·5)	12 (6·2 to 19·7)	9·7 (4·8 to 16·5)	6·5 (3·6 to 11·3)	8·3 (4·1 to 14·7)	5·8 (3 to 11·3)	5·1 (2·4 to 10·6)	3·7 (1·7 to 8·2)
Urinary diseases and male infertility	0·1 (0·1 to 0·2)	0·1 (0·1 to 0·9)	2·6 (1·5 to 4·2)	8 (5·2 to 11·8)	6·9 (4·7 to 9·8)	8 (5·5 to 11·7)	11·3 (7·8 to 15·5)	13·7 (9·1 to 19·5)	21·9 (14·2 to 33)	41·4 (25·7 to 62·2)	52·9 (32·4 to 77·5)	51 (31·3 to 74·4)
Urolithiasis	0 (0 to 0)	0 (0 to 0)	0 (0 to 0)	0·1 (0 to 0·1)	0·1 (0 to 0·2)	0·2 (0·1 to 0·3)	0·2 (0·1 to 0·4)	0·4 (0·2 to 0·8)	0·8 (0·4 to 1·5)	4·5 (2·2 to 8)	7·2 (3·5 to 14·5)	8·7 (4·6 to 16·6)
Benign prostatic hyperplasia	0 (0 to 0)	0 (0 to 0)	0 (0 to 0)	0 (0 to 0)	0 (0 to 0)	0 (0 to 0)	0 (0 to 0)	0 (0 to 0)	0 (0 to 0)	0 (0 to 0)	0 (0 to 0)	0 (0 to 0)
Male infertility	--	--	--	--	--	--	--	--	--	--	--	--
Other urinary diseases	0 (0 to 0·1)	0 (0 to 0·3)	0·4 (0·1 to 0·8)	3·4 (1·9 to 5·1)	1·5 (0·8 to 2·4)	2·2 (1·4 to 3·3)	1·9 (1·1 to 2·9)	1·8 (1 to 3·1)	1·7 (1 to 2·6)	3 (1·8 to 4·6)	2·9 (1·7 to 4·3)	2·3 (1·4 to 3·5)
Gynecological diseases	0 (0 to 0)	0 (0 to 0)	0 (0 to 0)	0 (0 to 0)	0 (0 to 0)	65·8 (32·9 to 113)	164 (92·3 to 280)	358 (224 to 556)	596 (385 to 876)	849 (554 to 1,230)	926 (625 to 1,320)	778 (511 to 1,130)
Uterine fibroids	0 (0 to 0)	0 (0 to 0)	0 (0 to 0)	0 (0 to 0)	0 (0 to 0)	1 (0·3 to 2·4)	2·5 (1 to 5·2)	8·2 (4·3 to 14·8)	19·6 (8·8 to 38·8)	50 (25·1 to 101)	89·2 (47·3 to 169)	85·7 (46·1 to 148)
Polycystic ovarian syndrome	0 (0 to 0)	0 (0 to 0)	0 (0 to 0)	0 (0 to 0)	0 (0 to 0)	2·7 (1 to 5·8)	11·7 (4·9 to 24·2)	13·5 (5·3 to 27·6)	14·5 (6 to 29·9)	16·2 (6·7 to 33·7)	15·6 (6·3 to 31·6)	12·5 (5 to 26·1)
Female infertility	0 (0 to 0)	0 (0 to 0)	0 (0 to 0)	0 (0 to 0)	0 (0 to 0)	0 (0 to 0)	0 (0 to 0)	14·1 (3·1 to 39·4)	23·6 (5·9 to 63·8)	34·1 (7·5 to 97·3)	35·8 (5·8 to 106)	27 (4 to 76·2)
Endometriosis	0 (0 to 0)	0 (0 to 0)	0 (0 to 0)	0 (0 to 0)	0 (0 to 0)	0 (0 to 0)	13·6 (5·5 to 28·2)	54·3 (25·4 to 102)	72·1 (35·4 to 134)	70 (35·2 to 126)	61·4 (32·1 to 107)	49·7 (25·2 to 86·3)
Genital prolapse	0 (0 to 0)	0 (0 to 0)	0 (0 to 0)	0 (0 to 0)	0 (0 to 0)	0 (0 to 0)	0 (0 to 0·1)	0·4 (0·1 to 1)	1·2 (0·4 to 2·7)	3 (1·2 to 6·5)	5·7 (2·5 to 12·2)	7·5 (3 to 15·9)
Premenstrual syndrome	0 (0 to 0)	0 (0 to 0)	0 (0 to 0)	0 (0 to 0)	0 (0 to 0)	59·5 (27·7 to 107)	130 (67·1 to 237)	161 (79·9 to 284)	185 (106 to 303)	222 (115 to 360)	245 (143 to 391)	204 (116 to 328)
Other gynecological diseases	0 (0 to 0)	0 (0 to 0)	0 (0 to 0)	0 (0 to 0)	0 (0 to 0)	2·6 (0·7 to 6·4)	5·7 (2·1 to 11·4)	107 (61·2 to 174)	280 (155 to 445)	454 (269 to 707)	473 (277 to 756)	392 (213 to 634)
Hemoglobinopathies and hemolytic anemias	0·3 (0·2 to 0·5)	1·4 (0·8 to 2·2)	12·6 (8 to 18·4)	42·5 (25·5 to 66·8)	56·6 (34·3 to 87·3)	47·8 (29·2 to 71)	65·4 (42 to 96·9)	98 (48·1 to 175)	120 (55·2 to 216)	96·7 (47·4 to 189)	80·1 (47·1 to 121)	66·9 (40·2 to 101)
Thalassemias	0 (0 to 0)	0 (0 to 0)	0 (0 to 0)	0·1 (0 to 0·3)	0·1 (0 to 0·1)	0 (0 to 0·1)	0 (0 to 0)	0 (0 to 0)	0 (0 to 0)	0 (0 to 0)	0 (0 to 0)	0 (0 to 0)
Thalassemias trait	0 (0 to 0)	0 (0 to 0·1)	0·3 (0·1 to 0·5)	1·2 (0·4 to 2·6)	1·9 (0·6 to 3·9)	1·2 (0·3 to 2·6)	4·2 (2 to 7·7)	4·9 (2·3 to 8·2)	5·4 (2·6 to 9·2)	6·4 (2·9 to 11·6)	5·9 (2·7 to 10·2)	4·2 (1·6 to 7·9)
Sickle cell disorders	0·3 (0·2 to 0·5)	0·4 (0·2 to 0·7)	7·5 (4·5 to 11·8)	20·5 (11·4 to 34·6)	24·8 (16·6 to 36·7)	27·8 (17·6 to 41·8)	33·2 (20·4 to 51·1)	39·3 (23·1 to 62)	42·8 (23·3 to 72·3)	31·5 (17 to 56·5)	29·4 (15·6 to 50·8)	22·6 (12·9 to 36·2)
Sickle cell trait	0 (0 to 0·1)	0·8 (0·3 to 1·4)	3·1 (1·5 to 5·3)	13·9 (6·3 to 25·5)	20·8 (8·1 to 39·5)	12·8 (4·2 to 25·1)	7·9 (3·4 to 14·5)	43·9 (6·3 to 106)	59·9 (6·8 to 140)	43·4 (8·3 to 123)	8·5 (3·4 to 16·1)	14·8 (6·9 to 26·2)
G6PD deficiency	0 (0 to 0)	0 (0 to 0·1)	0 (0 to 0)	0·1 (0·1 to 0·3)	0·2 (0·1 to 0·3)	0·2 (0·1 to 0·3)	7·6 (2·9 to 15·4)	1·2 (0·5 to 2·3)	2·1 (0·9 to 4·4)	2·2 (0·8 to 4·7)	14·9 (6·5 to 25·9)	5·2 (2·6 to 8·7)
G6PD trait	0 (0 to 0)	0 (0 to 0)	0 (0 to 0)	0 (0 to 0)	0 (0 to 0)	0 (0 to 0)	1 (0·4 to 2)	0 (0 to 0)	0 (0 to 0)	0 (0 to 0·1)	1·4 (0·5 to 2·5)	1·2 (0·5 to 2·2)
Other hemoglobinopathies and hemolytic anemias	0 (0 to 0)	0·2 (0·1 to 0·3)	1·7 (0·7 to 3·2)	6·6 (2·4 to 13·9)	8·9 (2·8 to 19·2)	5·8 (1·5 to 13·1)	11·4 (3·9 to 24·5)	8·8 (2·9 to 17·1)	10·1 (4·3 to 19·5)	13·2 (4·5 to 25·3)	20 (8·1 to 37·4)	19 (8·5 to 35·5)
Endocrine, metabolic, blood, and immune disorders	9·9 (5·6 to 22·3)	14·1 (7·4 to 34·2)	120 (66·5 to 258)	108 (67 to 180)	62·2 (40·9 to 104)	55 (37·4 to 83)	86·6 (59·5 to 124)	102 (67·7 to 145)	139 (85·8 to 214)	221 (146 to 328)	283 (192 to 407)	273 (184 to 395)
Oral disorders	0 (0 to 0)	0 (0 to 0)	0 (0 to 0)	18·7 (11 to 30)	26·8 (14·4 to 46·1)	29·8 (15·5 to 52·7)	41·8 (22·8 to 71·1)	66·3 (34·7 to 122)	111 (55·3 to 211)	168 (79·8 to 316)	197 (93·5 to 370)	188 (91·4 to 341)
Caries of deciduous teeth	0 (0 to 0)	0 (0 to 0)	0 (0 to 0)	4·2 (1·6 to 9·2)	5·4 (2·2 to 11·6)	0·3 (0 to 1)	0 (0 to 0)	0 (0 to 0)	0 (0 to 0)	0 (0 to 0)	0 (0 to 0)	0 (0 to 0)
Caries of permanent teeth	0 (0 to 0)	0 (0 to 0)	0 (0 to 0)	0 (0 to 0)	6·7 (2·3 to 15)	13·6 (5·5 to 30·2)	13·7 (5·4 to 29·7)	15·5 (6·5 to 32·3)	17·5 (6·8 to 35·7)	19·3 (7·8 to 40·6)	19 (7·9 to 37·5)	14·8 (6·2 to 29·5)
Periodontal diseases	0 (0 to 0)	0 (0 to 0)	0 (0 to 0)	0 (0 to 0)	0 (0 to 0)	0 (0 to 0)	5·9 (1·7 to 15·6)	21·7 (6·4 to 55·1)	53·5 (17 to 129)	95·3 (33·2 to 224)	119 (42 to 268)	113 (41·2 to 243)
Other oral disorders	0 (0 to 0)	0 (0 to 0)	0 (0 to 0)	14·5 (8·4 to 23)	14·7 (8·3 to 22·9)	15·9 (9 to 25·3)	22·2 (13 to 34·7)	26·4 (15·8 to 40·8)	33 (19·9 to 49·2)	40·9 (24·9 to 62·7)	40·8 (24·3 to 62·4)	34·4 (20·5 to 51·6)
Sudden infant death syndrome	--	4·9 (2·7 to 8·3)	27·4 (12·5 to 52·3)	--	--	--	--	--	--	--	--	--
Injuries	32 (21·3 to 46·3)	31·6 (21 to 46·4)	192 (123 to 276)	350 (255 to 465)	319 (270 to 372)	377 (310 to 463)	719 (586 to 871)	868 (644 to 1,140)	912 (640 to 1,260)	1,010 (728 to 1,360)	947 (717 to 1,250)	769 (584 to 998)
Transport injuries	3·5 (2·4 to 5·2)	3·8 (2·4 to 5·6)	24·7 (14·8 to 39·7)	82·7 (51·4 to 125)	105 (74·2 to 143)	91·4 (65·2 to 127)	168 (115 to 241)	197 (126 to 279)	214 (137 to 320)	203 (136 to 295)	206 (142 to 285)	180 (129 to 240)
Road injuries	3·4 (2·3 to 5)	3·4 (2·2 to 5·1)	24 (14·2 to 38·4)	79·6 (49·1 to 121)	102 (71·9 to 139)	88·1 (62·6 to 123)	163 (111 to 235)	191 (122 to 271)	207 (133 to 309)	197 (131 to 285)	199 (137 to 276)	173 (124 to 231)
Pedestrian road injuries	0·1 (0·1 to 0·2)	0·5 (0·3 to 0·8)	1·1 (0·6 to 2)	11·1 (6·2 to 18)	39·8 (27·5 to 55·5)	23·6 (15·7 to 35·6)	16 (10·5 to 24·6)	14·1 (9·5 to 20·6)	17·1 (11·2 to 25)	27·4 (17·8 to 41)	33 (21·9 to 49·7)	27·8 (19·3 to 39·5)
Cyclist road injuries	0 (0 to 0)	0 (0 to 0)	0 (0 to 0)	1·4 (0·8 to 2·3)	3·1 (1·9 to 4·5)	4 (2·7 to 5·7)	5·3 (3·6 to 7·5)	6·7 (4·7 to 9·1)	9·3 (6·5 to 12·6)	12·7 (8·9 to 17·3)	15·1 (10·8 to 20·4)	14·6 (10·3 to 19·6)
Motorcyclist road injuries	0 (0 to 0)	0·1 (0·1 to 0·2)	0·4 (0·2 to 0·6)	1·1 (0·7 to 1·6)	2·2 (1·6 to 2·8)	2·6 (1·9 to 3·6)	5·7 (4·2 to 7·7)	7·6 (5·5 to 10·1)	10·6 (7·7 to 14·1)	10·7 (7·5 to 14·7)	12·3 (8·9 to 16·5)	11·4 (8·3 to 15·4)
Motor vehicle road injuries	3·3 (2·2 to 4·8)	2·8 (1·8 to 4·1)	22·4 (13·4 to 36)	65·2 (40·5 to 101)	55·8 (38 to 77·9)	56·9 (39·4 to 81·1)	135 (90 to 198)	161 (98·6 to 235)	168 (101 to 260)	143 (91·3 to 218)	135 (88·1 to 195)	116 (77·1 to 162)
Other road injuries	0 (0 to 0)	0 (0 to 0)	0·1 (0·1 to 0·2)	0·8 (0·4 to 1·4)	1 (0·6 to 1·5)	1 (0·7 to 1·4)	1·2 (0·9 to 1·6)	1·6 (1·2 to 2·2)	2·2 (1·6 to 2·9)	2·8 (1·9 to 3·8)	3·4 (2·5 to 4·5)	3·4 (2·5 to 4·5)
Other transport injuries	0·2 (0·1 to 0·3)	0·4 (0·2 to 0·6)	0·7 (0·4 to 1·3)	3 (1·7 to 5·2)	3 (2 to 4·5)	3·3 (2·1 to 4·7)	4·7 (2·9 to 7·2)	5·9 (3·7 to 9·5)	6·6 (4·2 to 10·7)	6·3 (4·3 to 9·1)	6·8 (4·6 to 10·2)	7·5 (4·8 to 11·4)
Unintentional injuries	16·7 (11 to 24·1)	24·2 (15·4 to 36·4)	148 (91·8 to 222)	214 (148 to 303)	168 (132 to 209)	165 (129 to 211)	168 (128 to 217)	190 (143 to 247)	233 (172 to 308)	301 (224 to 393)	315 (236 to 410)	270 (202 to 351)
Falls	0·8 (0·5 to 1·1)	0·9 (0·5 to 1·4)	8·9 (5·6 to 13·4)	17·1 (12 to 24·2)	16·6 (12·4 to 22)	19·1 (13·5 to 26·7)	22·2 (15·4 to 31·1)	26·3 (18·3 to 37)	35·4 (25·3 to 49·1)	47·5 (33·8 to 65·3)	54·8 (39·5 to 74·1)	51·2 (36·9 to 70·3)
Drowning	0·7 (0·4 to 1)	1·4 (0·9 to 2·1)	6·2 (3·5 to 9·6)	31·8 (20·5 to 46·8)	21·3 (14·7 to 29·1)	29·6 (20·5 to 40·4)	26·5 (17·7 to 37·9)	21·3 (13·4 to 33·3)	19 (11·1 to 29·9)	19·7 (12·2 to 30·2)	21·1 (13·2 to 31·8)	14·9 (9·8 to 21·6)
Fire, heat, and hot substances	0·9 (0·6 to 1·2)	1·4 (0·9 to 2·1)	17·4 (10·5 to 26·1)	64·5 (41·5 to 96·7)	48·9 (37·9 to 61·2)	35·8 (26·7 to 48·1)	43·1 (31·5 to 57)	45·7 (33·2 to 61·8)	60·4 (43·2 to 80·5)	75·5 (53·9 to 102)	80·5 (58·4 to 110)	66·6 (48·7 to 89·1)
Poisonings	0·1 (0·1 to 0·2)	0·2 (0·1 to 0·3)	1 (0·6 to 1·5)	5·4 (3·4 to 8)	3·7 (2·3 to 5·5)	3·6 (2·2 to 5·6)	4·4 (2·9 to 6·2)	4·2 (2·6 to 6·2)	4·8 (3·1 to 7·1)	5·6 (3·5 to 8·1)	5·9 (3·9 to 8·4)	4·8 (3·2 to 7)
Poisoning by carbon monoxide	0 (0 to 0·1)	0·1 (0 to 0·1)	0·5 (0·3 to 0·8)	1·3 (0·7 to 2·2)	1·4 (1 to 2·1)	1·2 (0·7 to 1·8)	1·5 (1 to 2·2)	1·5 (1 to 2·2)	1·7 (1 to 2·5)	1·7 (1 to 2·5)	2 (1·4 to 3)	1·7 (1·1 to 2·4)
Poisoning by other means	0·1 (0·1 to 0·1)	0·2 (0·1 to 0·2)	0·5 (0·3 to 0·8)	4·1 (2·5 to 6·2)	2·2 (1·3 to 3·6)	2·4 (1·3 to 4)	2·8 (1·8 to 4·2)	2·7 (1·6 to 4·2)	3·1 (1·9 to 4·9)	3·9 (2·4 to 5·8)	3·9 (2·4 to 5·7)	3·1 (1·9 to 4·7)
Exposure to mechanical forces	0·4 (0·2 to 0·5)	1 (0·6 to 1·5)	2·8 (1·9 to 4)	18·8 (13 to 26·1)	23 (16·9 to 31·1)	25·7 (18·9 to 35·1)	21·5 (14·7 to 31·8)	24·2 (16·6 to 34·8)	30·9 (21·6 to 44)	45·3 (32·4 to 63·4)	46·1 (32·8 to 64·8)	37·7 (26·3 to 53·9)
Unintentional firearm injuries	0 (0 to 0)	0 (0 to 0)	0·3 (0·2 to 0·5)	2·8 (1·6 to 4·8)	2 (1·4 to 3)	5·7 (3·8 to 8·5)	4·4 (3·1 to 6)	4·1 (2·8 to 5·7)	5 (3·5 to 6·8)	8·5 (5·9 to 11·3)	8·7 (6·2 to 11·5)	5·7 (3·9 to 7·6)
Other exposure to mechanical forces	0·3 (0·2 to 0·5)	1 (0·6 to 1·5)	2·5 (1·6 to 3·7)	16 (10·9 to 22·6)	21 (15·4 to 28·3)	20 (14·1 to 28·7)	17·1 (10·9 to 26·3)	20 (13·2 to 29·9)	25·9 (17·6 to 37·4)	36·8 (25·7 to 52·9)	37·4 (25·8 to 54·4)	32·1 (22 to 46·8)
Adverse effects of medical treatment	3·6 (2·2 to 5·8)	4·4 (2·5 to 7)	24·4 (12·2 to 43·9)	13·4 (8 to 21·9)	6·2 (3·8 to 9·4)	6·2 (4 to 9·3)	9·6 (5·5 to 15·6)	22·2 (11·1 to 37·4)	24·2 (11·7 to 42)	34·8 (18·4 to 58)	30·9 (16·6 to 51·4)	31·1 (17·6 to 50·6)
Animal contact	0 (0 to 0)	0 (0 to 0)	0·2 (0·1 to 0·3)	1·2 (0·9 to 1·8)	1·9 (1·2 to 2·8)	2·5 (1·6 to 3·7)	2·8 (1·9 to 4)	3 (2 to 4·3)	4·3 (2·8 to 6)	4 (2·6 to 5·7)	4·4 (3 to 6·2)	4·8 (3·3 to 6·6)
Venomous animal contact	0 (0 to 0)	0 (0 to 0)	0·1 (0·1 to 0·2)	0·6 (0·4 to 1)	1·3 (0·7 to 2)	1·8 (1·1 to 2·7)	2 (1·2 to 3)	2·1 (1·4 to 3·2)	3·3 (2·1 to 4·7)	2·9 (1·8 to 4·4)	3·1 (2 to 4·5)	3·6 (2·5 to 5·1)
Non-venomous animal contact	0 (0 to 0)	0 (0 to 0)	0·1 (0·1 to 0·2)	0·6 (0·4 to 0·8)	0·6 (0·4 to 0·9)	0·7 (0·4 to 1·1)	0·8 (0·5 to 1·2)	0·8 (0·5 to 1·2)	1 (0·6 to 1·5)	1·1 (0·7 to 1·6)	1·3 (0·9 to 2)	1·1 (0·7 to 1·7)
Foreign body	9·6 (6 to 14·5)	14·4 (8·7 to 23)	83·8 (47·4 to 131)	46·9 (30·9 to 68·3)	22·3 (17·2 to 27·6)	16·3 (12·2 to 20·9)	8·8 (6·4 to 11·6)	11·6 (8·3 to 16)	15 (10·2 to 20·8)	18·2 (12·2 to 25·1)	18·1 (12·7 to 24·3)	12·9 (9·3 to 16·9)
Pulmonary aspiration and foreign body in airway	9·6 (6 to 14·5)	14·3 (8·6 to 22·9)	83·4 (47·2 to 131)	44·9 (28·9 to 66)	19·3 (14·4 to 24·4)	13·1 (9·4 to 17·4)	5·3 (3·9 to 7·2)	7·7 (5·2 to 11·2)	10·3 (6·4 to 15·5)	12·5 (7·9 to 19·2)	12·2 (7·9 to 17·5)	7·7 (5·3 to 10·7)
Foreign body in eyes	0 (0 to 0)	0 (0 to 0)	0·1 (0 to 0·2)	0·5 (0·2 to 1·1)	0·9 (0·3 to 2)	1·1 (0·3 to 2·5)	1·4 (0·4 to 3·1)	1·7 (0·6 to 3·8)	2·2 (0·8 to 4·7)	2·8 (1 to 5·8)	2·9 (1·1 to 6)	2·6 (1·1 to 5·2)
Foreign body in other body part	0 (0 to 0)	0 (0 to 0)	0·2 (0·1 to 0·4)	1·5 (1 to 2·2)	2 (1·4 to 2·9)	2·1 (1·4 to 3)	2 (1·4 to 2·8)	2·2 (1·6 to 3)	2·5 (1·7 to 3·4)	2·9 (2 to 4)	2·9 (2·1 to 4)	2·6 (1·8 to 3·5)
Environmental heat and cold exposure	0 (0 to 0)	0 (0 to 0)	0·6 (0·4 to 0·8)	4 (2·6 to 6·1)	8·1 (5·2 to 12·2)	10·1 (6·5 to 14·4)	11·6 (7·7 to 16·7)	13·1 (8·5 to 18·9)	16·4 (11·2 to 23·6)	21·3 (14·5 to 30·4)	22·5 (15·4 to 32)	19·8 (13·4 to 28·1)
Exposure to forces of nature	0 (0 to 0)	0 (0 to 0)	0 (0 to 0)	0 (0 to 0)	0 (0 to 0)	0·1 (0 to 0·1)	0·1 (0·1 to 0·2)	0·2 (0·1 to 0·3)	0·2 (0·1 to 0·3)	0·2 (0·1 to 0·3)	0·2 (0·1 to 0·3)	0·2 (0·1 to 0·3)
Other unintentional injuries	0·7 (0·4 to 1·1)	0·4 (0·3 to 0·7)	2·8 (1·9 to 4)	10·9 (7·6 to 15·2)	16·3 (11·3 to 23·7)	16·6 (11·6 to 24·6)	17·5 (11·6 to 26·1)	18·3 (12·1 to 27·5)	22·7 (15·3 to 33·6)	28·9 (18·9 to 42·6)	30·9 (20·8 to 44·8)	26·2 (17·5 to 37·8)
Self-harm and interpersonal violence	11·8 (6·4 to 20)	3·6 (1·9 to 5·9)	19·2 (10·9 to 32·2)	52·9 (31·4 to 87·7)	46·3 (34 to 61·1)	120 (89·2 to 159)	383 (291 to 490)	481 (325 to 677)	465 (293 to 694)	503 (334 to 751)	426 (286 to 624)	319 (219 to 455)
Self-harm	0 (0 to 0)	0 (0 to 0)	0 (0 to 0)	0 (0 to 0)	0 (0 to 0)	54·1 (33·8 to 81·9)	196 (133 to 267)	200 (125 to 299)	154 (87·3 to 246)	170 (102 to 265)	140 (88·9 to 207)	107 (69·2 to 161)
Self-harm by firearm	0 (0 to 0)	0 (0 to 0)	0 (0 to 0)	0 (0 to 0)	0 (0 to 0)	0·4 (0·2 to 0·8)	0·4 (0·2 to 0·6)	0·4 (0·3 to 0·7)	0·5 (0·3 to 0·8)	0·8 (0·6 to 1·1)	0·8 (0·6 to 1·1)	0·6 (0·4 to 0·8)
Self-harm by other specified means	0 (0 to 0)	0 (0 to 0)	0 (0 to 0)	0 (0 to 0)	0 (0 to 0)	53·7 (33·5 to 81·3)	196 (132 to 267)	200 (124 to 298)	154 (86·8 to 245)	169 (101 to 264)	139 (88·3 to 206)	106 (68·8 to 160)
Interpersonal violence	11·8 (6·4 to 20)	3·6 (1·9 to 5·9)	19·1 (10·8 to 32·1)	52·2 (31 to 87)	45·9 (33·6 to 60·7)	65·4 (48·5 to 89·2)	187 (133 to 253)	280 (186 to 403)	311 (195 to 484)	333 (211 to 519)	286 (184 to 433)	211 (138 to 305)
Physical violence by firearm	0·8 (0·4 to 1·4)	0·1 (0·1 to 0·2)	0·2 (0·1 to 0·3)	3·5 (2·1 to 5·9)	6·1 (4·3 to 8·5)	11·7 (8·1 to 16·5)	76·1 (51·1 to 107)	120 (75·8 to 179)	147 (86·7 to 236)	131 (77·5 to 212)	102 (62·8 to 162)	58·7 (36·9 to 87·7)
Physical violence by sharp object	0·5 (0·3 to 0·9)	0 (0 to 0·1)	0·4 (0·2 to 0·6)	3 (1·8 to 4·8)	5·5 (4 to 7·2)	12·6 (8·8 to 17·7)	54·8 (36·9 to 76·2)	77·5 (49·1 to 115)	70·1 (41·6 to 112)	87·4 (52 to 138)	101 (62·1 to 162)	84 (52·8 to 127)
Sexual violence	0 (0 to 0)	0 (0 to 0)	0 (0 to 0)	0·3 (0·2 to 0·5)	3 (1·7 to 4·6)	6·6 (3·8 to 10·4)	14·8 (8·1 to 23·9)	20 (11·6 to 30·6)	21 (11·9 to 33·9)	23·3 (12·8 to 38·8)	20·9 (11·6 to 33·2)	14·4 (8·2 to 23·5)
Physical violence by other means	10·5 (5·7 to 17·8)	3·4 (1·9 to 5·6)	18·5 (10·5 to 31·2)	45·3 (26·5 to 76·2)	31·3 (22·3 to 42·4)	34·6 (24·3 to 48·7)	41 (29·1 to 56·9)	62·4 (39·8 to 91·3)	72·9 (44·5 to 114)	91·8 (57·3 to 145)	61·9 (40·3 to 95·2)	53·8 (35·3 to 79·7)
Conflict and terrorism	0 (0 to 0)	0 (0 to 0)	0 (0 to 0)	0 (0 to 0)	0 (0 to 0)	0 (0 to 0)	0 (0 to 0)	0 (0 to 0)	0·2 (0·1 to 0·5)	0·2 (0·1 to 0·3)	0·2 (0·1 to 0·4)	0·1 (0·1 to 0·2)

Congenital birth defects	56 (39·5 to 78·3)	56·2 (40·3 to 77·2)	51·5 (36·7 to 69·8)	34·5 (24·4 to 46·3)	23·4 (17 to 31·3)	7·3 (4·3 to 11·1)	4 (2·4 to 5·9)	2·1 (1·2 to 3·3)	1 (0·6 to 1·6)	0·4 (0·2 to 0·7)	0·2 (0·1 to 0·3)	3,240
Neural tube defects	0·8 (0·5 to 1)	0·6 (0·4 to 0·8)	0·6 (0·4 to 0·8)	0·4 (0·3 to 0·6)	0·3 (0·2 to 0·4)	0·1 (0·1 to 0·2)	0·1 (0 to 0·1)	0 (0 to 0)	0 (0 to 0)	0 (0 to 0)	0 (0 to 0)	81·6
Congenital heart anomalies	19·4 (10·9 to 31·5)	15·1 (8·3 to 25)	14 (7·9 to 22·6)	10·4 (5·5 to 16·8)	9·4 (6·2 to 13·5)	0·5 (0·1 to 1·1)	0·3 (0·1 to 0·7)	0·2 (0 to 0·4)	0·1 (0 to 0·2)	0 (0 to 0·1)	0 (0 to 0·1)	1,550
Orofacial clefts	0·9 (0·2 to 2)	0·9 (0·2 to 2)	0·9 (0·2 to 1·9)	0·8 (0·2 to 1·7)	0·6 (0·1 to 1·3)	0·5 (0·1 to 1)	0·3 (0·1 to 0·7)	0·2 (0 to 0·4)	0·1 (0 to 0·2)	0 (0 to 0·1)	0 (0 to 0)	15·8
Down syndrome	14·1 (7·9 to 23·6)	18·9 (11·1 to 30·2)	14·6 (8·1 to 23·7)	6·3 (3·4 to 10·5)	0·2 (0·1 to 0·2)	0 (0 to 0)	0 (0 to 0)	0 (0 to 0)	0 (0 to 0)	0 (0 to 0)	0 (0 to 0)	281
Turner syndrome	0·1 (0 to 0·1)	0 (0 to 0·1)	0 (0 to 0·1)	0 (0 to 0)	0 (0 to 0)	0 (0 to 0)	0 (0 to 0)	0 (0 to 0)	0 (0 to 0)	0 (0 to 0)	0 (0 to 0)	1·6
Klinefelter syndrome	0 (0 to 0)	0 (0 to 0)	0 (0 to 0)	0 (0 to 0)	0 (0 to 0)	0 (0 to 0)	0 (0 to 0)	0 (0 to 0)	0 (0 to 0)	0 (0 to 0)	0 (0 to 0)	0
Other chromosomal abnormalities	0·6 (0·4 to 0·9)	0·4 (0·3 to 0·6)	0·3 (0·2 to 0·4)	0·2 (0·1 to 0·2)	0·1 (0·1 to 0·2)	0 (0 to 0)	0 (0 to 0)	0 (0 to 0)	0 (0 to 0)	0 (0 to 0)	0 (0 to 0)	147
Congenital musculoskeletal and limb anomalies	16·1 (9·3 to 25·4)	16·2 (9·2 to 25·9)	16·9 (9·5 to 26·8)	13·6 (7·8 to 20·9)	9·4 (5·5 to 14·8)	5·3 (2·7 to 8·4)	2·6 (1·4 to 4·3)	1·2 (0·6 to 2·1)	0·5 (0·3 to 0·9)	0·2 (0·1 to 0·3)	0·1 (0 to 0·1)	347
Urogenital congenital anomalies	0·5 (0·3 to 0·8)	0·3 (0·2 to 0·5)	0·3 (0·2 to 0·4)	0·2 (0·1 to 0·3)	0·1 (0·1 to 0·2)	0 (0 to 0)	0 (0 to 0)	0 (0 to 0)	0 (0 to 0)	0 (0 to 0)	0 (0 to 0)	24
Digestive congenital anomalies	0·3 (0·2 to 0·5)	0·3 (0·2 to 0·4)	0·9 (0·2 to 1·7)	0·2 (0·1 to 0·5)	0·2 (0·1 to 0·3)	0 (0 to 0·1)	0 (0 to 0)	0 (0 to 0)	0 (0 to 0)	0 (0 to 0)	0 (0 to 0)	275
Other congenital birth defects	3·3 (1·5 to 7)	3·5 (1·8 to 7·1)	3·1 (1·3 to 7)	2·4 (1 to 5·6)	3·2 (1·6 to 6)	1 (0·2 to 2·8)	0·6 (0·2 to 1·9)	0·4 (0·1 to 1·2)	0·2 (0·1 to 0·7)	0·1 (0 to 0·3)	0 (0 to 0·1)	524
Urinary diseases and male infertility	42·2 (28·2 to 61·6)	71·1 (41 to 105)	81·1 (51 to 122)	75·1 (49·3 to 109)	62·6 (40·2 to 93·9)	51·5 (33·6 to 74·1)	35·4 (23·2 to 54·2)	33·3 (20·9 to 49·1)	22·2 (13·5 to 34·2)	11·6 (7·1 to 17·6)	6·8 (4 to 10·4)	711
Urolithiasis	13·5 (7·3 to 22·4)	12·8 (6 to 24·9)	14·9 (7 to 28·2)	7 (3·5 to 13·4)	7·3 (3·9 to 12·9)	4·6 (2·5 to 8)	4·7 (2·5 to 8·4)	2·9 (1·4 to 5·2)	1·4 (0·5 to 2·7)	0·1 (0·1 to 0·2)	0·5 (0·2 to 0·9)	91·9
Benign prostatic hyperplasia	0 (0 to 0)	0 (0 to 0)	0 (0 to 0)	0 (0 to 0)	0 (0 to 0)	0 (0 to 0)	0 (0 to 0)	0 (0 to 0)	0 (0 to 0)	0 (0 to 0)	0 (0 to 0)	0
Male infertility	--	--	--	--	--	--	--	--	--	--	--	NA
Other urinary diseases	2·5 (1·4 to 3·9)	2·6 (1·5 to 4·1)	3·2 (1·7 to 5·4)	3 (1·5 to 5·4)	1·9 (0·9 to 3·4)	1 (0·5 to 1·7)	0·3 (0·2 to 0·5)	0·4 (0·2 to 0·8)	0·1 (0·1 to 0·2)	0·1 (0 to 0·2)	0 (0 to 0)	36·4
Gynecological diseases	590 (392 to 836)	424 (259 to 642)	292 (180 to 424)	191 (111 to 292)	141 (86·7 to 210)	92·1 (58·3 to 134)	56 (36·3 to 82)	31·8 (19·5 to 47·7)	17·2 (10·6 to 25·6)	8·4 (5·2 to 12·7)	3·7 (2 to 6·3)	5,590
Uterine fibroids	69·8 (37·7 to 124)	49 (24·7 to 92)	40·4 (21·1 to 72·5)	20·8 (9·2 to 39·6)	12 (5·2 to 24·3)	8·8 (5 to 15·1)	5·4 (3 to 8·9)	1·3 (0·5 to 2·5)	0·5 (0·2 to 1)	0·2 (0·1 to 0·3)	0·1 (0 to 0·1)	464
Polycystic ovarian syndrome	9·7 (3·9 to 19·5)	2·7 (1 to 5·5)	0 (0 to 0)	0 (0 to 0)	0 (0 to 0)	0 (0 to 0)	0 (0 to 0)	0 (0 to 0)	0 (0 to 0)	0 (0 to 0)	0 (0 to 0)	99
Female infertility	0·5 (0 to 3·6)	0 (0 to 0)	0 (0 to 0)	0 (0 to 0)	0 (0 to 0)	0 (0 to 0)	0 (0 to 0)	0 (0 to 0)	0 (0 to 0)	0 (0 to 0)	0 (0 to 0)	135
Endometriosis	39·7 (21·6 to 64)	20 (9·9 to 33·8)	0 (0 to 0)	0 (0 to 0)	0 (0 to 0)	0 (0 to 0)	0 (0 to 0)	0 (0 to 0)	0 (0 to 0)	0 (0 to 0)	0 (0 to 0)	381
Genital prolapse	9·3 (4 to 18·9)	11·9 (5·2 to 23)	13·7 (6·3 to 26·2)	12·8 (6·1 to 23·9)	12·8 (7·1 to 22·7)	7·6 (3·7 to 14·1)	5·4 (2·8 to 9·8)	3·6 (1·9 to 6·5)	1·9 (0·9 to 3·6)	1 (0·5 to 1·9)	0·5 (0·2 to 0·9)	98·5
Premenstrual syndrome	130 (73·4 to 213)	46·5 (23·4 to 82·1)	0 (0 to 0)	0 (0 to 0)	0 (0 to 0)	0 (0 to 0)	0 (0 to 0)	0 (0 to 0)	0 (0 to 0)	0 (0 to 0)	0 (0 to 0)	1,380
Other gynecological diseases	332 (186 to 516)	294 (140 to 470)	238 (140 to 358)	157 (86 to 251)	117 (66·9 to 181)	75·6 (44·8 to 115)	45·2 (27 to 70·5)	27 (15·6 to 42·2)	14·8 (8·8 to 22·6)	7·2 (4·1 to 11·2)	3·2 (1·6 to 5·6)	3,020
Hemoglobinopathies and hemolytic anemias	57·3 (36·3 to 82·4)	58·4 (37·5 to 86·9)	57·6 (36·8 to 85·3)	53·6 (32·4 to 80·9)	32·9 (19·2 to 53·3)	24·2 (15·5 to 38·1)	17 (10·3 to 27)	13·7 (8·3 to 20·6)	12·9 (8·5 to 18·6)	6·5 (4·4 to 9·3)	3·2 (2 to 4·4)	1,030
Thalassemias	0 (0 to 0)	0 (0 to 0)	0 (0 to 0)	0 (0 to 0)	0 (0 to 0)	0 (0 to 0)	0 (0 to 0)	0 (0 to 0)	0 (0 to 0)	0 (0 to 0)	0 (0 to 0)	0·3
Thalassemias trait	1·1 (0·3 to 2·2)	1·4 (0·5 to 2·8)	1·5 (0·6 to 2·9)	1·1 (0·3 to 2·1)	0·6 (0·2 to 1·4)	0·5 (0·1 to 1·1)	0·4 (0·1 to 0·8)	0·3 (0·1 to 0·6)	0·2 (0·1 to 0·4)	0·1 (0 to 0·2)	0 (0 to 0·1)	42·7
Sickle cell disorders	23·2 (13·5 to 37·7)	18 (10 to 29·5)	10·1 (5·4 to 17·1)	3·1 (1·5 to 5·8)	0·5 (0·2 to 1)	0 (0 to 0·1)	0 (0 to 0)	0 (0 to 0)	0 (0 to 0)	0 (0 to 0)	0 (0 to 0)	335
Sickle cell trait	14·4 (6·1 to 24·8)	15·6 (7·3 to 26·3)	16·5 (8 to 28·8)	11·4 (4·6 to 20·5)	6·9 (2·4 to 14·2)	5·3 (1·9 to 10·9)	4 (1·4 to 7·9)	3 (1·1 to 5·7)	2 (0·9 to 3·6)	0·9 (0·4 to 1·5)	0·3 (0·1 to 0·5)	310
G6PD deficiency	2·5 (1 to 5·2)	2·9 (1·1 to 5·7)	3·2 (1·4 to 5·8)	2·7 (1·1 to 5)	1·5 (0·6 to 2·7)	0·6 (0·3 to 1·1)	0·3 (0·1 to 0·5)	0·1 (0·1 to 0·2)	0·1 (0 to 0·1)	0 (0 to 0)	0 (0 to 0)	47·6
G6PD trait	0·1 (0 to 0·2)	0 (0 to 0)	0 (0 to 0)	0 (0 to 0)	0 (0 to 0)	0 (0 to 0)	0 (0 to 0)	0 (0 to 0)	0 (0 to 0)	0 (0 to 0)	0 (0 to 0)	3·8
Other hemoglobinopathies and hemolytic anemias	16 (7·5 to 27·1)	20·5 (11 to 33·9)	26·3 (15·7 to 41·3)	35·3 (20·7 to 55·6)	23·4 (13·9 to 37)	17·7 (11·6 to 26·9)	12·4 (7·8 to 19)	10·4 (6·6 to 15·2)	10·6 (6·9 to 15·6)	5·5 (3·7 to 8)	2·9 (1·8 to 4·1)	287
Endocrine, metabolic, blood, and immune disorders	290 (189 to 413)	337 (225 to 501)	431 (282 to 627)	412 (280 to 613)	361 (241 to 559)	282 (190 to 410)	199 (137 to 287)	137 (93 to 197)	81·4 (54·4 to 120)	41·5 (28·1 to 62·2)	19 (12 to 31·2)	4,060
Oral disorders	200 (105 to 357)	248 (137 to 435)	327 (190 to 528)	349 (212 to 550)	338 (208 to 523)	272 (170 to 411)	190 (120 to 284)	122 (77·9 to 180)	66·4 (41·4 to 97·5)	30·5 (18·9 to 44·6)	13·9 (8·6 to 20·4)	3,000
Caries of deciduous teeth	0 (0 to 0)	0 (0 to 0)	0 (0 to 0)	0 (0 to 0)	0 (0 to 0)	0 (0 to 0)	0 (0 to 0)	0 (0 to 0)	0 (0 to 0)	0 (0 to 0)	0 (0 to 0)	10
Caries of permanent teeth	12·5 (5·1 to 26)	12·4 (5 to 25)	12·1 (4·6 to 27·4)	9·2 (3·2 to 20·1)	6·6 (2·4 to 13·9)	4·4 (1·7 to 9·2)	2·7 (1·1 to 5·4)	1·6 (0·6 to 3·5)	0·8 (0·3 to 1·8)	0·3 (0·1 to 0·8)	0·1 (0 to 0·3)	183
Periodontal diseases	108 (41·5 to 229)	109 (43·2 to 223)	107 (42·1 to 219)	81·6 (32·7 to 166)	58·7 (22·8 to 122)	38·2 (15 to 77·5)	23·7 (9·4 to 46·8)	14·5 (5·6 to 28·8)	7·8 (3 to 16·5)	3·5 (1·3 to 7·5)	1·5 (0·6 to 3·3)	962
Other oral disorders	31·8 (19·1 to 48·5)	32·3 (19·3 to 49·3)	33·3 (20·1 to 50·5)	28 (16·8 to 42·3)	22·5 (14 to 34·1)	14·7 (8·7 to 22·1)	7·8 (4·8 to 11·9)	4 (2·4 to 6·1)	1·7 (1·1 to 2·5)	0·7 (0·4 to 1·1)	0·3 (0·2 to 0·5)	420
Sudden infant death syndrome	--	--	--	--	--	--	--	--	--	--	--	NA
Injuries	651 (506 to 824)	587 (463 to 732)	613 (483 to 769)	546 (437 to 671)	481 (385 to 586)	374 (299 to 458)	295 (240 to 357)	229 (187 to 276)	163 (133 to 196)	87·9 (70·6 to 105)	52·4 (42 to 62)	10,600
Transport injuries	163 (122 to 219)	148 (112 to 195)	144 (110 to 187)	125 (98·1 to 156)	111 (89·7 to 141)	78·3 (60·8 to 98·7)	63·1 (50·1 to 77·9)	44·5 (34·1 to 55·6)	27·1 (20·8 to 34·2)	13 (10·1 to 16·3)	8 (6·1 to 10)	2,400
Road injuries	157 (117 to 211)	143 (108 to 188)	138 (106 to 179)	118 (93·1 to 148)	107 (85·4 to 135)	74·9 (58·3 to 94·6)	60 (47·9 to 74·3)	42·2 (32·4 to 52·6)	25·3 (19·3 to 32)	11·8 (9·2 to 14·8)	7·1 (5·4 to 8·8)	2,310
Pedestrian road injuries	30·7 (22·2 to 43·1)	30·3 (22·1 to 41·7)	29·9 (22·3 to 40·7)	24·4 (18·8 to 31·4)	27·7 (21·5 to 37·4)	22·1 (16·4 to 29·5)	22·4 (16·8 to 29·3)	14·3 (10·6 to 18·8)	8·9 (6·5 to 11·9)	3·3 (2·5 to 4·2)	2 (1·4 to 2·6)	427
Cyclist road injuries	14·7 (10·5 to 19·8)	16·9 (12·2 to 22·5)	16·4 (11·6 to 22·2)	14·7 (10·6 to 19·7)	12·7 (9·1 to 16·8)	9·1 (6·6 to 12·1)	6 (4·3 to 8)	4 (2·8 to 5·3)	2·5 (1·8 to 3·2)	1·3 (0·9 to 1·7)	0·6 (0·4 to 0·8)	171
Motorcyclist road injuries	11·2 (8·2 to 15)	11·7 (8·5 to 15·7)	13·1 (9·4 to 17·6)	11·6 (8·2 to 15·7)	10·4 (7·5 to 14)	8·2 (5·8 to 10·9)	6 (4·3 to 8)	4·3 (3·1 to 5·8)	2·6 (1·9 to 3·6)	1·5 (1·1 to 2)	1 (0·7 to 1·3)	146
Motor vehicle road injuries	97 (68 to 137)	80·6 (57·8 to 109)	75·2 (54·9 to 101)	64·4 (49·6 to 82·7)	53·3 (41·6 to 69·2)	33·5 (25·8 to 43·7)	24·1 (18·7 to 30·4)	18·7 (14·2 to 23·9)	10·7 (7·9 to 14)	5·5 (4·1 to 7)	3·4 (2·4 to 4·5)	1,530
Other road injuries	3·4 (2·4 to 4·4)	3·5 (2·5 to 4·7)	3·6 (2·6 to 4·9)	3·1 (2·2 to 4·3)	2·7 (1·9 to 3·7)	2 (1·4 to 2·7)	1·5 (1·1 to 2)	0·9 (0·7 to 1·2)	0·6 (0·4 to 0·7)	0·3 (0·2 to 0·3)	0·1 (0·1 to 0·2)	39·1
Other transport injuries	5·9 (4·1 to 8·4)	5·6 (3·9 to 7·8)	6 (4·2 to 8·6)	6·5 (4·6 to 9)	4·7 (3·3 to 6·5)	3·5 (2·5 to 4·7)	3·1 (2·2 to 4·6)	2·3 (1·6 to 3·2)	1·7 (1·2 to 2·5)	1·2 (0·8 to 1·7)	0·9 (0·6 to 1·4)	89·9
Unintentional injuries	256 (193 to 330)	267 (202 to 348)	319 (241 to 412)	306 (237 to 397)	278 (217 to 352)	239 (187 to 298)	194 (154 to 240)	165 (132 to 202)	125 (100 to 152)	70·5 (56·6 to 84·9)	42·9 (33·9 to 51)	4,480
Falls	52·9 (38·3 to 71·8)	64·7 (47·5 to 86·6)	83·8 (63 to 112)	85·6 (64·9 to 112)	81 (61·1 to 104)	83 (64·6 to 104)	72·8 (57·2 to 90·5)	78 (62·4 to 95·3)	67·4 (53·2 to 82·5)	39·4 (31·3 to 48·3)	24·1 (19·1 to 28·9)	1,030
Drowning	12·4 (8·4 to 18·3)	7·8 (5·3 to 11·2)	8·3 (5·9 to 11·6)	8·4 (6·1 to 11·5)	6·5 (4·6 to 9·1)	3·6 (2·6 to 4·9)	2·1 (1·5 to 2·8)	0·8 (0·6 to 1·1)	0·5 (0·4 to 0·6)	0·2 (0·2 to 0·2)	0·1 (0·1 to 0·1)	264
Fire, heat, and hot substances	58·5 (42 to 79·4)	57·2 (40·4 to 80)	66·9 (48·6 to 90·5)	58·6 (42·2 to 79·5)	48 (35 to 65·2)	38 (28·4 to 50·9)	27·4 (20·5 to 36·3)	18·4 (14·1 to 24)	13 (9·8 to 16·7)	6·8 (5·2 to 8·4)	3·4 (2·6 to 4·2)	937
Poisonings	4·1 (2·8 to 5·9)	3·5 (2·2 to 5)	3·9 (2·5 to 5·8)	3·3 (2·1 to 4·8)	2·7 (1·8 to 3·9)	2 (1·4 to 2·9)	1·6 (1·1 to 2·2)	0·9 (0·6 to 1·2)	0·5 (0·3 to 0·6)	0·2 (0·1 to 0·3)	0·1 (0·1 to 0·1)	66·4
Poisoning by carbon monoxide	1 (0·6 to 1·5)	0·9 (0·6 to 1·4)	1·1 (0·7 to 1·8)	1 (0·6 to 1·4)	0·9 (0·6 to 1·3)	0·6 (0·4 to 0·8)	0·3 (0·2 to 0·5)	0·2 (0·1 to 0·3)	0·1 (0·1 to 0·2)	0·1 (0 to 0·1)	0 (0 to 0)	20·7
Poisoning by other means	3·1 (2·1 to 4·5)	2·6 (1·6 to 3·8)	2·7 (1·7 to 4·2)	2·3 (1·4 to 3·6)	1·8 (1·1 to 2·8)	1·5 (1 to 2·1)	1·2 (0·8 to 1·8)	0·7 (0·5 to 1)	0·4 (0·2 to 0·5)	0·2 (0·1 to 0·2)	0·1 (0 to 0·1)	45·6
Exposure to mechanical forces	37·7 (26·6 to 52·7)	40·7 (29 to 56·8)	43·4 (30·4 to 61·1)	38·9 (26·9 to 55)	33·9 (23·7 to 47·1)	25·6 (17·9 to 36)	18·4 (13 to 25·3)	12·3 (8·7 to 17·1)	7·7 (5·6 to 10·5)	5 (3·7 to 6·5)	3·1 (2·3 to 4·1)	544
Unintentional firearm injuries	5·3 (3·7 to 7·1)	5·7 (4 to 7·6)	6·3 (4·5 to 8·4)	5·5 (4 to 7·4)	4·6 (3·2 to 6·1)	3·5 (2·5 to 4·7)	2·5 (1·8 to 3·4)	1·8 (1·2 to 2·4)	1·1 (0·8 to 1·5)	0·7 (0·5 to 0·9)	0·4 (0·3 to 0·6)	84·6
Other exposure to mechanical forces	32·4 (22·7 to 45·8)	35 (24·4 to 49·5)	37·1 (25·7 to 53·2)	33·3 (22·4 to 48·1)	29·3 (20·2 to 41·4)	22·1 (15·4 to 31·5)	15·9 (11·2 to 21·9)	10·5 (7·4 to 14·7)	6·6 (4·7 to 9)	4·3 (3·2 to 5·6)	2·6 (1·9 to 3·5)	459
Adverse effects of medical treatment	30·6 (18·9 to 48·5)	32·2 (19·7 to 49·4)	44·2 (25·5 to 71·3)	49 (28·8 to 76)	48·8 (27·7 to 75·1)	37·6 (23·4 to 55·2)	34·3 (21·3 to 49·3)	29·4 (16·6 to 43·6)	20·5 (11·8 to 30·4)	10·1 (6·3 to 14·8)	6·8 (3·7 to 10·3)	555
Animal contact	4·4 (3 to 6)	3·6 (2·4 to 5)	4·1 (2·8 to 5·7)	3·7 (2·6 to 5)	3·2 (2·2 to 4·4)	2·7 (1·9 to 3·7)	2·8 (2 to 3·8)	1·4 (1 to 1·9)	1 (0·7 to 1·3)	1 (0·7 to 1·4)	0·6 (0·4 to 0·8)	57·4
Venomous animal contact	2·4 (1·5 to 3·5)	2·4 (1·5 to 3·5)	2·6 (1·6 to 3·8)	2·3 (1·5 to 3·3)	2 (1·3 to 2·8)	1·5 (1 to 2·1)	1·1 (0·8 to 1·5)	0·8 (0·6 to 1·1)	0·6 (0·4 to 0·8)	0·4 (0·2 to 0·5)	0·2 (0·1 to 0·3)	37
Non-venomous animal contact	2 (1·4 to 3)	1·2 (0·8 to 1·7)	1·5 (1 to 2·1)	1·4 (1 to 1·9)	1·2 (0·8 to 1·8)	1·2 (0·9 to 1·7)	1·7 (1·2 to 2·5)	0·6 (0·4 to 0·8)	0·4 (0·3 to 0·6)	0·6 (0·4 to 0·9)	0·3 (0·2 to 0·5)	20·4
Foreign body	11·7 (8·6 to 15·4)	10·8 (8·1 to 14·1)	12·4 (9·3 to 15·9)	11·2 (8·6 to 14·4)	12·4 (9·6 to 15·9)	14 (10·7 to 18·2)	11·5 (8·4 to 15·1)	8 (6·1 to 10·3)	4·4 (3·4 to 5·6)	2·9 (2·2 to 3·6)	2·1 (1·6 to 2·7)	379
Pulmonary aspiration and foreign body in airway	7·1 (4·9 to 9·8)	6·1 (4·2 to 8·8)	7·5 (5·3 to 10·7)	6·9 (5 to 9·9)	8·6 (6·1 to 11·7)	10·4 (7·4 to 14·3)	9·2 (6·3 to 12·6)	6·6 (4·7 to 8·7)	3·6 (2·6 to 4·7)	2·4 (1·7 to 3·1)	1·9 (1·3 to 2·4)	311
Foreign body in eyes	2·3 (1·1 to 4·3)	2·2 (1·1 to 3·9)	2·1 (1·2 to 3·6)	1·9 (1·1 to 2·9)	1·6 (0·9 to 2·4)	1·2 (0·7 to 1·8)	0·8 (0·5 to 1·2)	0·5 (0·3 to 0·8)	0·3 (0·2 to 0·4)	0·1 (0·1 to 0·2)	0·1 (0 to 0·1)	29·4
Foreign body in other body part	2·4 (1·7 to 3·2)	2·5 (1·8 to 3·3)	2·7 (1·9 to 3·7)	2·5 (1·8 to 3·3)	2·3 (1·6 to 3)	2·4 (1·7 to 3·4)	1·5 (1·1 to 2·1)	0·9 (0·7 to 1·2)	0·6 (0·4 to 0·8)	0·3 (0·2 to 0·4)	0·2 (0·1 to 0·3)	39·2
Environmental heat and cold exposure	19 (13·1 to 26·4)	20·4 (14·1 to 28·2)	23 (16·1 to 32)	21·6 (15 to 30)	19·2 (13·3 to 26·3)	15·3 (10·8 to 20·8)	11·2 (7·8 to 15·3)	8·2 (5·8 to 11·1)	5·2 (3·6 to 6·9)	2·7 (1·9 to 3·7)	1·5 (1 to 2)	275
Exposure to forces of nature	0·1 (0·1 to 0·2)	0·1 (0·1 to 0·2)	0·2 (0·1 to 0·2)	0·1 (0·1 to 0·2)	0·1 (0·1 to 0·2)	0·1 (0·1 to 0·1)	0·1 (0 to 0·1)	0 (0 to 0·1)	0 (0 to 0)	0 (0 to 0)	0 (0 to 0)	2·1
Other unintentional injuries	24·6 (16·1 to 36)	25·6 (16·6 to 37·8)	28·8 (18·9 to 41·5)	26·1 (17·3 to 37·9)	22·1 (14·7 to 31·8)	16·9 (11·3 to 24·2)	11·9 (8·1 to 16·9)	7·9 (5·3 to 11·3)	4·6 (3·2 to 6·5)	2·2 (1·5 to 3·1)	1·1 (0·8 to 1·6)	364
Self-harm and interpersonal violence	232 (159 to 327)	172 (123 to 235)	150 (110 to 202)	114 (86·8 to 151)	91·2 (69·1 to 120)	56·7 (43·4 to 72·7)	38 (29·6 to 48)	19·1 (15·3 to 24·1)	11·2 (8·9 to 13·9)	4·3 (3·4 to 5·3)	1·6 (1·2 to 1·9)	3,720
Self-harm	80·8 (53·2 to 119)	58·6 (39 to 86·3)	58·7 (39·6 to 85·8)	43·9 (30 to 62·9)	32·5 (22·6 to 46·3)	19·7 (13·9 to 27·1)	13·8 (9·9 to 18·9)	6·6 (4·9 to 8·8)	3·6 (2·6 to 4·7)	1·3 (1 to 1·8)	0·4 (0·3 to 0·5)	1,340
Self-harm by firearm	0·5 (0·4 to 0·7)	0·5 (0·4 to 0·7)	0·6 (0·4 to 0·8)	0·5 (0·4 to 0·7)	0·4 (0·3 to 0·6)	0·3 (0·2 to 0·4)	0·2 (0·2 to 0·3)	0·2 (0·1 to 0·2)	0·1 (0·1 to 0·1)	0 (0 to 0)	0 (0 to 0)	7·5
Self-harm by other specified means	80·2 (52·7 to 118)	58·1 (38·6 to 85·7)	58·1 (39·1 to 85·1)	43·4 (29·5 to 62·3)	32 (22·2 to 45·8)	19·4 (13·6 to 26·8)	13·6 (9·7 to 18·6)	6·4 (4·8 to 8·6)	3·5 (2·5 to 4·6)	1·3 (1 to 1·7)	0·4 (0·3 to 0·5)	1,330
Interpersonal violence	150 (101 to 221)	112 (77·1 to 164)	91 (65·3 to 126)	70 (51·2 to 96)	58 (43·2 to 77·9)	36·9 (28 to 48·9)	24 (18·7 to 31·1)	12·5 (9·5 to 16·1)	7·6 (5·9 to 9·6)	2·9 (2·2 to 3·8)	1·2 (0·9 to 1·5)	2,370
Physical violence by firearm	59 (36·9 to 90·4)	37·2 (23·8 to 57·2)	21·9 (14·4 to 32·5)	15·8 (10·5 to 23·3)	7 (5 to 9·7)	4·2 (3 to 5·8)	0·8 (0·6 to 1)	0·3 (0·2 to 0·4)	0·2 (0·1 to 0·2)	0·1 (0 to 0·1)	0·1 (0 to 0·1)	804
Physical violence by sharp object	40·4 (26·2 to 62)	32·8 (21·9 to 48·8)	27·8 (18·8 to 39·5)	15·4 (11·1 to 21·3)	13 (9·6 to 17·7)	7·1 (5·3 to 9·3)	2·4 (1·8 to 3)	2·9 (2·1 to 3·8)	1·6 (1·2 to 2·1)	0·5 (0·3 to 0·7)	0·3 (0·2 to 0·4)	641
Sexual violence	10·5 (6·2 to 17·6)	7·9 (4·5 to 13·2)	6·1 (3·5 to 9·8)	4·7 (2·9 to 7·1)	3·7 (2·3 to 5·6)	2·6 (1·6 to 3·9)	1·7 (1·1 to 2·5)	1·1 (0·7 to 1·6)	0·5 (0·3 to 0·9)	0·1 (0·1 to 0·2)	0 (0 to 0)	163
Physical violence by other means	40·5 (27·4 to 60·1)	34·5 (24 to 50·2)	35·2 (25·3 to 49·1)	34 (24·5 to 47·1)	34·2 (25 to 46·8)	23 (17·1 to 31·2)	19·1 (14·3 to 25·6)	8·2 (6·1 to 11)	5·3 (4 to 6·8)	2·3 (1·6 to 2·9)	0·8 (0·6 to 1)	765
Conflict and terrorism	0·2 (0·1 to 0·3)	0·9 (0·5 to 1·5)	0·2 (0·1 to 0·3)	0·5 (0·3 to 0·9)	0·6 (0·4 to 1·1)	0·1 (0 to 0·1)	0·2 (0·1 to 0·3)	0 (0 to 0)	0 (0 to 0)	0 (0 to 0·1)	0 (0 to 0)	3·4

Sub Table 2a: Andaman Latin America DALYS by cause and age group for females with 95% uncertainty intervals, 2019

Cause	Early Neonatal	Late Neonatal	Post Neonatal	1 to 4	5 to 9	10 to 14	15 to 19	20 to 24	25 to 29	30 to 34	35 to 39	40 to 44	45 to 49	50 to 54	55 to 59	60 to 64	65 to 69	70 to 74	75 to 79	80 to 84	85 to 89	90 to 94	95 plus	Total
All causes	395,000 (354,000 to 448,000)	131,000 (118,000 to 147,000)	296,000 (239,000 to 369,000)	296,000 (239,000 to 368,000)	146,000 (118,000 to 179,000)	213,000 (177,000 to 263,000)	295,000 (237,000 to 367,000)	348,000 (282,000 to 423,000)	397,000 (317,000 to 479,000)	396,000 (316,000 to 484,000)	416,000 (331,000 to 512,000)	437,000 (351,000 to 539,000)	442,000 (354,000 to 547,000)	441,000 (353,000 to 542,000)	462,000 (369,000 to 567,000)	468,000 (374,000 to 567,000)	445,000 (356,000 to 519,000)	413,000 (334,000 to 479,000)	360,000 (294,000 to 420,000)	288,000 (234,000 to 333,000)	212,000 (170,000 to 245,000)	168,000 (135,000 to 193,000)	40,000 (30,000 to 48,000)	7,469,000
Communicable, maternal, neonatal, and nutritional diseases	284,000 (247,000 to 329,000)	99,000 (87,000 to 114,000)	192,000 (149,000 to 245,000)	174,000 (135,000 to 222,000)	66,000 (49,000 to 86,000)	39,000 (27,000 to 54,000)	45,000 (32,000 to 62,000)	56,000 (41,000 to 74,000)	61,000 (45,000 to 80,000)	69,000 (51,000 to 90,000)	66,000 (49,000 to 86,000)	63,000 (47,000 to 82,000)	63,000 (47,000 to 82,000)	59,000 (44,000 to 77,000)	59,000 (44,000 to 77,000)	54,000 (40,000 to 70,000)	49,000 (36,000 to 64,000)	37,000 (27,000 to 48,000)	27,000 (20,000 to 35,000)	20,000 (15,000 to 26,000)	15,000 (11,000 to 19,000)	9,000 (7,000 to 12,000)	1,675,000 (1,367,000 to 2,060,000)
HIV/AIDS and sexually transmitted infections	12,700 (9,660 to 27,000)	4,072 (3,099 to 8,668)	6,972 (5,119 to 14,900)	3,272 (2,403 to 7,009)	606 (434 to 1,729)	1,714 (1,160 to 3,759)	4,057 (2,629 to 8,429)	6,272 (4,019 to 13,061)	10,200 (6,606 to 21,283)	8,834 (5,722 to 18,503)	8,834 (5,722 to 18,503)	8,834 (5,722 to 18,503)	4,353 (2,819 to 9,080)	2,393 (1,550 to 4,992)	1,272 (824 to 2,653)	1,272 (824 to 2,653)	1,272 (824 to 2,653)	1,272 (824 to 2,653)	1,272 (824 to 2,653)	1,272 (824 to 2,653)	1,272 (824 to 2,653)	1,272 (824 to 2,653)	1,272 (824 to 2,653)	164,000 (106,000 to 342,000)
HIV/AIDS	12,700 (9,660 to 27,000)	4,072 (3,099 to 8,668)	6,972 (5,119 to 14,900)	3,272 (2,403 to 7,009)	606 (434 to 1,729)	1,714 (1,160 to 3,759)	4,057 (2,629 to 8,429)	6,272 (4,019 to 13,061)	10,200 (6,606 to 21,283)	8,834 (5,722 to 18,503)	8,834 (5,722 to 18,503)	8,834 (5,722 to 18,503)	4,353 (2,819 to 9,080)	2,393 (1,550 to 4,992)	1,272 (824 to 2,653)	1,272 (824 to 2,653)	1,272 (824 to 2,653)	1,272 (824 to 2,653)	1,272 (824 to 2,653)	1,272 (824 to 2,653)	1,272 (824 to 2,653)	1,272 (824 to 2,653)	1,272 (824 to 2,653)	164,000 (106,000 to 342,000)
HIV/AIDS - Drug-susceptible Tuberculosis	0 (0 to 0)	0 (0 to 0)	261 (174 to 564)	1,148 (764 to 2,480)	0 (0 to 0)	0 (0 to 0)	0 (0 to 0)	0 (0 to 0)	0 (0 to 0)	0 (0 to 0)	0 (0 to 0)	0 (0 to 0)	0 (0 to 0)	0 (0 to 0)	0 (0 to 0)	0 (0 to 0)	0 (0 to 0)	0 (0 to 0)	0 (0 to 0)	0 (0 to 0)	0 (0 to 0)	0 (0 to 0)	0 (0 to 0)	0 (0 to 0)	4,296
HIV/AIDS - Multidrug resistant Tuberculosis without extensive drug resistance	0 (0 to 0)	0 (0 to 0)	261 (174 to 564)	1,148 (764 to 2,480)	0 (0 to 0)	0 (0 to 0)	0 (0 to 0)	0 (0 to 0)	0 (0 to 0)	0 (0 to 0)	0 (0 to 0)	0 (0 to 0)	0 (0 to 0)	0 (0 to 0)	0 (0 to 0)	0 (0 to 0)	0 (0 to 0)	0 (0 to 0)	0 (0 to 0)	0 (0 to 0)	0 (0 to 0)	0 (0 to 0)	0 (0 to 0)	0 (0 to 0)	4,296
HIV/AIDS - Extensively drug-resistant Tuberculosis	0 (0 to 0)	0 (0 to 0)	0 (0 to 0)	0 (0 to 0)	0 (0 to 0)	0 (0 to 0)	0 (0 to 0)	0 (0 to 0)	0 (0 to 0)	0 (0 to 0)	0 (0 to 0)	0 (0 to 0)	0 (0 to 0)	0 (0 to 0)	0 (0 to 0)	0 (0 to 0)	0 (0 to 0)	0 (0 to 0)	0 (0 to 0)	0 (0 to 0)	0 (0 to 0)	0 (0 to 0)	0 (0 to 0)	0 (0 to 0)	0
HIV/AIDS resulting in other diseases	12,700 (9,660 to 27,000)	4,072 (3,099 to 8,668)	6,450 (4,734 to 13,781)	874 (642 to 1,868)	606 (434 to 1,729)	1,714 (1,160 to 3,759)	4,057 (2,629 to 8,429)	6,272 (4,019 to 13,061)	10,200 (6,606 to 21,283)	8,834 (5,722 to 18,503)	8,834 (5,722 to 18,503)	8,834 (5,722 to 18,503)	4,353 (2,819 to 9,080)	2,393 (1,550 to 4,992)	1,272 (824 to 2,653)	1,272 (824 to 2,653)	1,272 (824 to 2,653)	1,272 (824 to 2,653)	1,272 (824 to 2,653)	1,272 (824 to 2,653)	1,272 (824 to 2,653)	1,272 (824 to 2,653)	1,272 (824 to 2,653)	47,800
Sexually transmitted infections excluding HIV	12,000 (7,000 to 21,000)	4,000 (2,000 to 6,000)	6,000 (3,000 to 11,000)	2,000 (1,000 to 4,000)	0 (0 to 0)	0 (0 to 0)	0 (0 to 0)	0 (0 to 0)	0 (0 to 0)	0 (0 to 0)	0 (0 to 0)	0 (0 to 0)	0 (0 to 0)	0 (0 to 0)	0 (0 to 0)	0 (0 to 0)	0 (0 to 0)	0 (0 to 0)	0 (0 to 0)	0 (0 to 0)	0 (0 to 0)	0 (0 to 0)	0 (0 to 0)	0 (0 to 0)	24,000
Syphilis	2,000 (1,000 to 3,000)	1,000 (0 to 1,000)	1,000 (0 to 2,000)	0 (0 to 0)	0 (0 to 0)	0 (0 to 0)	0 (0 to 0)	0 (0 to 0)	0 (0 to 0)	0 (0 to 0)	0 (0 to 0)	0 (0 to 0)	0 (0 to 0)	0 (0 to 0)	0 (0 to 0)	0 (0 to 0)	0 (0 to 0)	0 (0 to 0)	0 (0 to 0)	0 (0 to 0)	0 (0 to 0)	0 (0 to 0)	0 (0 to 0)	0 (0 to 0)	4,000
Chlamydial infection	0 (0 to 0)	0 (0 to 0)	0 (0 to 0)	0 (0 to 0)	0 (0 to 0)	0 (0 to 0)	0 (0 to 0)	0 (0 to 0)	0 (0 to 0)	0 (0 to 0)	0 (0 to 0)	0 (0 to 0)	0 (0 to 0)	0 (0 to 0)	0 (0 to 0)	0 (0 to 0)	0 (0 to 0)	0 (0 to 0)	0 (0 to 0)	0 (0 to 0)	0 (0 to 0)	0 (0 to 0)	0 (0 to 0)	0 (0 to 0)	0
Gonococcal infection	0 (0 to 0)	0 (0 to 0)	0 (0 to 0)	0 (0 to 0)	0 (0 to 0)	0 (0 to 0)	0 (0 to 0)	0 (0 to 0)	0 (0 to 0)	0 (0 to 0)	0 (0 to 0)	0 (0 to 0)	0 (0 to 0)	0 (0 to 0)	0 (0 to 0)	0 (0 to 0)	0 (0 to 0)	0 (0 to 0)	0 (0 to 0)	0 (0 to 0)	0 (0 to 0)	0 (0 to 0)	0 (0 to 0)	0 (0 to 0)	0
Trichomoniasis	0 (0 to 0)	0 (0 to 0)	0 (0 to 0)	0 (0 to 0)	0 (0 to 0)	0 (0 to 0)	0 (0 to 0)	0 (0 to 0)	0 (0 to 0)	0 (0 to 0)	0 (0 to 0)	0 (0 to 0)	0 (0 to 0)	0 (0 to 0)	0 (0 to 0)	0 (0 to 0)	0 (0 to 0)	0 (0 to 0)	0 (0 to 0)	0 (0 to 0)	0 (0 to 0)	0 (0 to 0)	0 (0 to 0)	0 (0 to 0)	0
Genital herpes	0 (0 to 0)	0 (0 to 0)	0 (0 to 0)	0 (0 to 0)	0 (0 to 0)	0 (0 to 0)	0 (0 to 0)	0 (0 to 0)	0 (0 to 0)	0 (0 to 0)	0 (0 to 0)	0 (0 to 0)	0 (0 to 0)	0 (0 to 0)	0 (0 to 0)	0 (0 to 0)	0 (0 to 0)	0 (0 to 0)	0 (0 to 0)	0 (0 to 0)	0 (0 to 0)	0 (0 to 0)	0 (0 to 0)	0 (0 to 0)	0
Other sexually transmitted infections	10,000 (6,000 to 18,000)	3,000 (2,000 to 5,000)	5,000 (2,000 to 9,000)	2,000 (1,000 to 3,000)	0 (0 to 0)	0 (0 to 0)	0 (0 to 0)	0 (0 to 0)	0 (0 to 0)	0 (0 to 0)	0 (0 to 0)	0 (0 to 0)	0 (0 to 0)	0 (0 to 0)	0 (0 to 0)	0 (0 to 0)	0 (0 to 0)	0 (0 to 0)	0 (0 to 0)	0 (0 to 0)	0 (0 to 0)	0 (0 to 0)	0 (0 to 0)	0 (0 to 0)	20,000
Respiratory infections and tuberculosis	11,100 (9,440 to 14,600)	10,000 (8,520 to 13,200)	76,000 (62,000 to 102,000)	15,600 (12,500 to 19,900)	11,000 (8,600 to 14,000)	11,000 (8,620 to 14,100)	11,000 (8,620 to 14,100)	14,100 (11,000 to 18,000)	13,700 (10,700 to 17,500)	12,000 (9,400 to 15,300)	12,000 (9,400 to 15,300)	12,000 (9,400 to 15,300)	14,000 (11,000 to 18,000)	14,600 (11,400 to 18,600)	15,000 (11,700 to 19,200)	21,700 (16,900 to 27,700)	25,100 (19,600 to 32,000)	26,000 (20,300 to 33,200)	25,700 (20,100 to 32,800)	24,000 (18,800 to 30,600)	17,000 (13,300 to 21,700)	6,200 (4,900 to 7,900)	460,000
Tuberculosis	0 (0 to 0)	2,120 (1,760 to 2,600)	2,620 (2,180 to 3,210)	1,920 (1,600 to 2,360)	1,680 (1,400 to 2,060)	3,070 (2,560 to 3,770)	5,420 (4,520 to 6,650)	6,240 (5,200 to 7,660)	4,660 (3,880 to 5,720)	4,620 (3,850 to 5,670)	4,660 (3,880 to 5,720)	4,620 (3,850 to 5,670)	4,210 (3,510 to 5,170)	4,120 (3,430 to 5,060)	3,810 (3,170 to 4,680)	3,560 (2,960 to 4,370)	3,520 (2,930 to 4,320)	3,230 (2,690 to 3,960)	2,670 (2,220 to 3,280)	1,560 (1,300 to 1,920)	841 (700 to 1,030)	191 (159 to 235)	61,400 (51,100 to 75,400)
Latent tuberculosis infection	0 (0 to 0)	0 (0 to 0)	0 (0 to 0)	0 (0 to 0)	0 (0 to 0)	0 (0 to 0)	0 (0 to 0)	0 (0 to 0)	0 (0 to 0)	0 (0 to 0)	0 (0 to 0)	0 (0 to 0)	0 (0 to 0)	0 (0 to 0)	0 (0 to 0)	0 (0 to 0)	0 (0 to 0)	0 (0 to 0)	0 (0 to 0)	0 (0 to 0)	0 (0 to 0)	0 (0 to 0)	0 (0 to 0)	0
Drug-susceptible tuberculosis	0 (0 to 0)	2,120 (1,760 to 2,600)	2,620 (2,180 to 3,210)	1,920 (1,600 to 2,360)	1,680 (1,400 to 2,060)	3,070 (2,560 to 3,770)	5,420 (4,520 to 6,650)	6,240 (5,200 to 7,660)	4,660 (3,880 to 5,720)	4,620 (3,850 to 5,670)	4,660 (3,880 to 5,720)	4,620 (3,850 to 5,670)	4,210 (3,510 to 5,170)	4,120 (3,430 to 5,060)	3,810 (3,170 to 4,680)	3,560 (2,960 to 4,370)	3,520 (2,930 to 4,320)	3,230 (2,690 to 3,960)	2,670 (2,220 to 3,280)	1,560 (1,300 to 1,920)	841 (700 to 1,030)	191 (159 to 235)	61,400 (51,100 to 75,400)
Multidrug resistant tuberculosis without extensive drug resistance	0 (0 to 0)	0 (0 to 0)	0 (0 to 0)	0 (0 to 0)	0 (0 to 0)	0 (0 to 0)	0 (0 to 0)	0 (0 to 0)	0 (0 to 0)	0 (0 to 0)	0 (0 to 0)	0 (0 to 0)	0 (0 to 0)	0 (0 to 0)	0 (0 to 0)	0 (0 to 0)	0 (0 to 0)	0 (0 to 0)	0 (0 to 0)	0 (0 to 0)	0 (0 to 0)	0 (0 to 0)	0 (0 to 0)	0
Extensively drug-resistant tuberculosis	0 (0 to 0)	0 (0 to 0)	0 (0 to 0)	0 (0 to 0)	0 (0 to 0)	0 (0 to 0)	0 (0 to 0)	0 (0 to 0)	0 (0 to 0)	0 (0 to 0)	0 (0 to 0)	0 (0 to 0)	0 (0 to 0)	0 (0 to 0)	0 (0 to 0)	0 (0 to 0)	0 (0 to 0)	0 (0 to 0)	0 (0 to 0)	0 (0 to 0)	0 (0 to 0)	0 (0 to 0)	0 (0 to 0)	0
Tuberculosis resulting in other diseases	0 (0 to 0)	0 (0 to 0)	0 (0 to 0)	0 (0 to 0)	0 (0 to 0)	0 (0 to 0)	0 (0 to 0)	0 (0 to 0)	0 (0 to 0)	0 (0 to 0)	0 (0 to 0)	0 (0 to 0)	0 (0 to 0)	0 (0 to 0)	0 (0 to 0)	0 (0 to 0)	0 (0 to 0)	0 (0 to 0)	0 (0 to 0)	0 (0 to 0)	0 (0 to 0)	0 (0 to 0)	0 (0 to 0)	0
Diarrheal diseases	9,000 (7,000 to 11,000)	7,000 (5,000 to 9,000)	7,000 (5,000 to 9,000)	5,000 (4,000 to 6,000)	3,000 (2,000 to 4,000)	2,000 (1,000 to 3,000)	2,000 (1,000 to 3,000)	3,000 (2,000 to 4,000)	3,000 (2,000 to 4,000)	3,000 (2,000 to 4,000)	3,000 (2,000 to 4,000)	3,000 (2,000 to 4,000)	2,000 (1,000 to 3,000)	2,000 (1,000 to 3,000)	2,000 (1,000 to 3,000)	2,000 (1,000 to 3,000)	3,000 (2,000 to 4,000)	3,000 (2,000 to 4,000)	3,000 (2,000 to 4,000)	2,000 (1,000 to 3,000)	2,000 (1,000 to 3,000)	1,000 (1,000 to 1,000)	107,000
Typhoid and paratyphoid	0 (0 to 0)	0 (0 to 0)	0 (0 to 0)	0 (0 to 0)	0 (0 to 0)	0 (0 to 0)	0 (0 to 0)	0 (0 to 0)	0 (0 to 0)	0 (0 to 0)	0 (0 to 0)	0 (0 to 0)	0 (0 to 0)	0 (0 to 0)	0 (0 to 0)	0 (0 to 0)	0 (0 to 0)	0 (0 to 0)	0 (0 to 0)	0 (0 to 0)	0 (0 to 0)	0 (0 to 0)	0 (0 to 0)	0
Typhoid fever	0 (0 to 0)	0 (0 to 0)	0 (0 to 0)	0 (0 to 0)	0 (0 to 0)	0 (0 to 0)	0 (0 to 0)	0 (0 to 0)	0 (0 to 0)	0 (0 to 0)	0 (0 to 0)	0 (0 to 0)	0 (0 to 0)	0 (0 to 0)	0 (0 to 0)	0 (0 to 0)	0 (0 to 0)	0 (0 to 0)	0 (0 to 0)	0 (0 to 0)	0 (0 to 0)	0 (0 to 0)	0 (0 to 0)	0
Paratyphoid fever	0 (0 to 0)	0 (0 to 0)	0 (0 to 0)	0 (0 to 0)	0 (0 to 0)	0 (0 to 0)	0 (0 to 0)	0 (0 to 0)	0 (0 to 0)	0 (0 to 0)	0 (0 to 0)	0 (0 to 0)	0 (0 to 0)	0 (0 to 0)	0 (0 to 0)	0 (0 to 0)	0 (0 to 0)	0 (0 to 0)	0 (0 to 0)	0 (0 to 0)	0 (0 to 0)	0 (0 to 0)	0 (0 to 0)	0
Invasive Non-typhoidal Salmonella (iNTS)	9,000 (7,000 to 11,000)	7,000 (5,000 to 9,000)	7,000 (5,000 to 9,000)	5,000 (4,000 to 6,000)	3,000 (2,000 to 4,000)	2,000 (1,000 to 3,000)	2,000 (1,000 to 3,000)	3,000 (2,000 to 4,000)	3,000 (2,000 to 4,000)	3,000 (2,000 to 4,000)	3,000 (2,000 to 4,000)	3,000 (2,000 to 4,000)	2,000 (1,000 to 3,000)	2,000 (1,000 to 3,000)	2,000 (1,000 to 3,000)	2,000 (1,000 to 3,000)	3,000 (2,000 to 4,000)	3,000 (2,000 to 4,000)	3,000 (2,000 to 4,000)	2,000 (1,000 to 3,000)	2,000 (1,000 to 3,000)	1,000 (1,000 to 1,000)	104,000
Other infectious diseases	6,000 (4,000 to 8,000)	2,000 (1,000 to 3,000)	11,000 (7,000 to 16,000)	7,000 (4,000 to 10,000)	4,000 (2,000 to 6,000)	3,000 (2,000 to 4,000)	3,000 (2,000 to 4,000)	4,000 (2,000 to 5,000)	4,000 (2,000 to 5,000)	4,000 (2,000 to 5,000)	4,000 (2,000 to 5,000)	4,000 (2,000 to 5,000)	3,000 (2,000 to 4,000)	3,000 (2,000 to 4,000)	3,000 (2,000 to 4,000)	3,000 (2,000 to 4,000)	3,000 (2,000 to 4,000)	3,000 (2,000 to 4,000)	3,000 (2,000 to 4,000)	2,000 (1,000 to 3,000)	2,000 (1,000 to 3,000)	1,000 (1,000 to 1,000)	96,000
Malaria	0 (0 to 0)	0 (0 to 0)	527 (1 to 2,222)	10,400 (14 to 43,900)	0 (0 to 0)	0 (0 to 0)	0 (0 to 0)	0 (0 to 0)	0 (0 to 0)	0 (0 to 0)	0 (0 to 0)	0 (0 to 0)	0 (0 to 0)	0 (0 to 0)	0 (0 to 0)	0 (0 to 0)	0 (0 to 0)	0 (0 to 0)	0 (0 to 0)	0 (0 to 0)	0 (0 to 0)	0 (0 to 0)	0 (0 to 0)	11,000
Chagas disease	0 (0 to 0)	0 (0 to 0)	0 (0 to 0)	0 (0 to 0)	0 (0 to 0)	0 (0 to 0)	0 (0 to 0)	0 (0 to 0)	0 (0 to 0)	0 (0 to 0)	0 (0 to 0)	0 (0 to 0)	0 (0 to 0)	0 (0 to 0)	0 (0 to 0)	0 (0 to 0)	0 (0 to 0)	0 (0 to 0)	0 (0 to 0)	0 (0 to 0)	0 (0 to 0)	0 (0 to 0)	0 (0 to 0)	0
Leishmaniasis	0 (0 to 0)	0 (0 to 0)	0 (0 to 0)	0 (0 to 0)	0 (0 to 0)	0 (0 to 0)	0 (0 to 0)	0 (0 to 0)	0 (0 to 0)	0 (0 to 0)	0 (0 to 0)	0 (0 to 0)	0 (0 to 0)	0 (0 to 0)	0 (0 to 0)	0 (0 to 0)	0 (0 to 0)	0 (0 to 0)	0 (0 to 0)	0 (0 to 0)	0 (0 to 0)	0 (0 to 0)	0 (0 to 0)	0
Visceral leishmaniasis	0 (0 to 0)	0 (0 to 0)	0 (0 to 0)	0 (0 to 0)	0 (0 to 0)	0 (0 to 0)	0 (0 to 0)	0 (0 to 0)	0 (0 to 0)	0 (0 to 0)	0 (0 to 0)	0 (0 to 0)	0 (0 to 0)	0 (0 to 0)	0 (0 to 0)	0 (0 to 0)	0 (0 to 0)	0 (0 to 0)	0 (0 to 0)	0 (0 to 0)	0 (0 to 0)	0 (0 to 0)	0 (0 to 0)	0
Cutaneous and mucocutaneous leishmaniasis	0 (0 to 0)	0 (0 to 0)	0 (0 to 0)	0 (0 to 0)	0 (0 to 0)	0 (0 to 0)	0 (0 to 0)	0 (0 to 0)	0 (0 to 0)	0 (0 to 0)	0 (0 to 0)	0 (0 to 0)	0 (0 to 0)	0 (0 to 0)	0 (0 to 0)	0 (0 to 0)	0 (0 to 0)	0 (0 to 0)	0 (0 to 0)	0 (0 to 0)	0 (0 to 0)	0 (0 to 0)	0 (0 to 0)	0
African trypanosomiasis	0 (0 to 0)	0 (0 to 0)	0 (0 to 0)	0 (0 to 0)	0 (0 to 0)	0 (0 to 0)	0 (0 to 0)	0 (0 to 0)	0 (0 to 0)	0 (0 to 0)	0 (0 to 0)	0 (0 to 0)	0 (0 to 0)	0 (0 to 0)	0 (0 to 0)	0 (0 to 0)	0 (0 to 0)	0 (0 to 0)	0 (0 to 0)	0 (0 to 0)	0 (0 to 0)	0 (0 to 0)	0 (0 to 0)	0
Schistosomiasis	0 (0 to 0)	0 (0 to 0)	0 (0 to 0)	0 (0 to 0)	0 (0 to 0)	0 (0 to 0)	0 (0 to 0)	0 (0 to 0)	0 (0 to 0)	0 (0 to 0)	0 (0 to 0)	0 (0 to 0)	0 (0 to 0)	0 (0 to 0)	0 (0 to 0)	0 (0 to 0)	0 (0 to 0)	0 (0 to 0)	0 (0 to 0)	0 (0 to 0)	0 (0 to 0)	0 (0 to 0)	0 (0 to 0)	0
Cysticercosis	0 (0 to 0)	0 (0 to 0)	0 (0 to 0)	0 (0 to 0)	0 (0 to 0)	0 (0 to 0)	0 (0 to 0)	0 (0 to 0)	0 (0 to 0)	0 (0 to 0)	0 (0 to 0)	0 (0 to 0)	0 (0 to 0)	0 (0 to 0)	0 (0 to 0)	0 (0 to 0)	0 (0 to 0)	0 (0 to 0)	0 (0 to 0)	0 (0 to 0)	0 (0 to 0)	0 (0 to 0)	0 (0 to 0)	0
Cystic echinococcosis	0 (0 to 0)	0 (0 to 0)	3.5 (2.3 to 7.5)	3.7 (2.4 to 7.9)	2.4 (1.6 to 5.1)	1.4 (0.9 to 3.0)	1.4 (0.9 to 3.0)	2.1 (1.4 to 4.5)	2.1 (1.4 to 4.5)	2.4 (1.6 to 5.1)	2.5 (1.6 to 5.3)	2.4 (1.6 to 5.1)	2.5 (1.6 to 5.3)	2.5 (1.6 to 5.3)	2.2 (1.5 to 4.7)	1.9 (1.3 to 4.0)	1.7 (1.1 to 3.6)	1.3 (0.9 to 2.8)	0.9 (0.6 to 2.0)	0.6 (0.4 to 1.3)	0.4 (0.3 to 0.9)	0.2 (0.1 to 0.4)	38.2
Lymphatic filariasis	0 (0 to 0)	0 (0 to 0)	0 (0 to 0)	0 (0 to 0)	0 (0 to 0)	0 (0 to 0)	0 (0 to 0)	0 (0 to 0)	0 (0 to 0)	0 (0 to 0)	0 (0 to 0)	0 (0 to 0)	0 (0 to 0)	0 (0 to 0)	0 (0 to 0)	0 (0 to 0)	0 (0 to 0)	0 (0 to 0)	0 (0 to 0)	0 (0 to 0)	0 (0 to 0)	0 (0 to 0)	0 (0 to 0)	0
Onchocerciasis	0 (0 to 0)	0 (0 to 0)	0 (0 to 0)	0 (0 to 0)	0 (0 to 0)	0 (0 to 0)	0 (0 to 0)	0 (0 to 0)	0 (0 to 0)	0 (0 to 0)	0 (0 to 0)	0 (0 to 0)	0 (0 to 0)	0 (0 to 0)	0 (0 to 0)	0 (0 to 0)	0 (0 to 0)	0 (0 to 0)	0 (0 to 0)	0 (0 to 0)	0 (0 to 0)	0 (0 to 0)	0 (0 to 0)	0
Trachoma	0 (0 to 0)	0 (0 to 0)	0 (0 to 0)	0 (0 to 0)	0 (0 to 0)	0 (0 to 0)	0 (0 to 0)	0 (0 to 0)	0 (0 to 0)	0 (0 to 0)	0 (0 to 0)	0 (0 to 0)	0 (0 to 0)	0 (0 to 0)	0 (0 to 0)	0 (0 to 0)	0 (0 to 0)	0 (0 to 0)	0 (0 to 0)	0 (0 to 0)	0 (0 to 0)	0 (0 to 0)	0 (0 to 0)	0
Dengue	0 (0 to 1.9)	0 (0 to 1.9)	153 (74 to 264)	293 (143 to 503)	199 (97 to 341)	209 (102 to 359)	209 (102 to 359)	292 (142 to 501)	276 (134 to 474)	276 (134 to 474)	276 (134 to 474)	276 (134 to 474)	276 (134 to 474)	276 (134 to 474)	276 (134 to 474)	276 (134 to 474)	276 (134 to 474)	276 (134 to 474)	276 (134 to 474)	276 (134 to 474)	276 (134 to 474)	276 (134 to 474)	276 (134 to 474)	2,400
Yellow fever	0 (0 to 1.9)	0 (0 to 1.9)	8.2 (4.1 to 13.6)	75.7 (39.6 to 129.6)	133 (68.7 to 223.4)	122 (62.9 to 205.7)	122 (62.9 to 205.7)	159 (81.9 to 268.1)	96.3 (49.6 to 162.4)	76.6 (39.4 to 129.1)	61.4 (31.6 to 103.4)	49.1 (25.3 to 82.8)	39.4 (20.3 to 66.4)	31.5 (16.2 to 53.1)	25 (12.9 to 42.1)	20 (10.3 to 33.7)	16 (8.2 to 26.9)	12.7 (6.5 to 21.4)	10.1 (5.2 to 17.1)	8.1 (4.2 to 13.6)	6.4 (3.3 to 10.8)	5.1 (2.6 to 8.6)	1,200
Rubies	0 (0 to 0)	0 (0 to 0)	0 (0 to 0)	0 (0 to 0)	0 (0 to 0)	0 (0 to 0)	0 (0 to 0)	0 (0 to 0)	0 (0 to 0)	0 (0 to 0)	0 (0 to 0)	0 (0 to 0)	0 (0 to 0)	0 (0 to 0)	0 (0 to 0)	0 (0 to 0)	0 (0 to 0)	0 (0 to 0)	0 (0 to 0)	0 (0 to 0)	0 (0 to 0)	0 (0 to 0)	0 (0 to 0)	0
Intestinal nematode infections	0 (0 to 0)	0 (0 to 0)	27 (7 to 69)	1,000 (267 to 2,570)	122 (32 to 315)	139 (37 to 358)	139 (37 to 358)	96.3 (25.7 to 248)	76.6 (20.4 to 197)	61.4 (16.4 to 158)	49.1 (13.1 to 126)	39.4 (10.5 to 101)	31.5 (8.4 to 81.1)	25 (6.7 to 64.5)	20 (5.3 to 51.6)	16 (4.2 to 41.3)	12.7 (3.4 to 32.7)	10.1 (2.7 to 26)	8.1 (2.2 to 20.8)	6.4 (1.7 to 16.5)	5.1 (1.4 to 13.1)	2.6 (0.7 to 6.7)	4,200
Ascariasis	0 (0 to 0)	0 (0 to 0)	6.7 (1.7 to 17.9)	819 (219 to 2,110)	100 (26.2 to 258)	114 (29.9 to 293)	114 (29.9 to 293)	78.8 (20.7 to 203)	62.7 (16.7 to 161)	50.2 (13.4 to 129)	40.2 (10.7 to 103)	32.2 (8.6 to 82.8)	25.8 (6.9 to 66.4)	20.5 (5.5 to 52.8)	16.4 (4.4 to 42.2)	13.1 (3.5 to 33.7)	10.4 (2.8 to 26.8)	8.3 (2.2 to 21.3)	6.6 (1.8 to 17)	5.3 (1.4 to 13.6)	4.2 (1.1 to 10.8)	2.1 (0.6 to 5.4)	3,400
Trichuriasis	0 (0 to 0)	0 (0 to 0)	0.2 (0 to 0.6)	23.4 (6.2 to 60.3)	2.9 (0.7 to 7.4)	3.3 (0.9 to 8.4)	3.3 (0.9 to 8.4)	2.3 (0.6 to 5.8)	1.8 (0.5 to 4.6)	1.4 (0.4 to 3.7)	1.2 (0.3 to 3)	0.9 (0.2 to 2.4)	0.7 (0.2 to 1.9)	0.6 (0.2 to 1.5)	0.5 (0.1 to 1.2)	0.4 (0.1 to 0.9)	0.3 (0.1 to 0.8)	0.2 (0.1 to 0.6)	0.2 (0 to 0.5)	0.1 (0 to 0.4)	0.1 (0 to 0.3)	0.1 (0 to 0.2)	97
Hookworm disease	0 (0 to 0)	0 (0 to 0)	1.2 (0.3 to 3.2)	146 (39 to 376)	18 (4.6 to 46.1)	20.3 (5.3 to 52.2)	20.3 (5.3 to 52.2)	14 (3.7 to 36.1)	11.2 (2.9 to 28.7)	8.9 (2.4 to 23)	7.2 (1.9 to 18.4)	5.7 (1.5 to 14.8)	4.6 (1.2 to 11.8)	3.7 (1 to 9.4)	2.9 (0.8 to 7.5)	2.3 (0.6 to 6)	1.9 (0.5 to 4.8)	1.5 (0.4 to 3.8)	1.2 (0.3 to 3)	0.9 (0.2 to 2.4)	0.7 (0.2 to 1.9)	0.4 (0.1 to 1)	600
Food-borne trematodiases	0 (0 to 0)	0 (0 to 0)	0 (0 to 0)	0 (0 to 0)	0 (0 to 0)	0 (0 to 0)	0 (0 to 0)	0 (0 to 0)	0 (0 to 0)	0 (0 to 0)	0 (0 to 0)	0 (0 to 0)	0 (0 to 0)	0 (0 to 0)	0 (0 to 0)	0 (0 to 0)	0 (0 to 0)	0 (0 to 0)	0 (0 to 0)	0 (0 to 0)	0 (0 to 0)	0 (0 to 0)	0 (0 to 0)	0
Leprosy	0 (0 to 0)	0 (0 to 0)	0 (0 to 0)	0 (0 to 0)	0 (0 to 0)	0 (0 to 0)	0 (0 to 0)	0 (0 to 0)	0 (0 to 0)	0 (0 to 0)	0 (0 to 0)	0 (0 to 0)	0 (0 to 0)	0 (0 to 0)	0 (0 to 0)	0 (0 to 0)	0 (0 to 0)	0 (0 to 0)	0 (0 to 0)	0 (0 to 0)	0 (0 to 0)	0 (0 to 0)	0 (0 to 0)	0
Ebola	0.1 (0 to 0.4)	0.1 (0 to 0.4)	0.3 (0.1 to 0.8)	0.3 (0.1 to 0.8)	0.2 (0.1 to 0.5)	0.2 (0.1 to 0.5)	0.2 (0.1 to 0.5)	0.2 (0.1 to 0.6)	0.2 (0.1 to 0.6)	0.2 (0.1 to 0.6)	0.2 (0.1 to 0.6)	0.2 (0.1 to 0.6)	0.2 (0.1 to 0.6)	0.2 (0.1 to 0.6)	0.2 (0.1 to 0.6)	0.2 (0.1 to 0.6)	0.



6769

Other transport injuries	116 (6.0 to 24.3)	122 (6.6 to 25)	126 (7.6 to 24.6)	414 (23.1 to 68)	428 (27.7 to 63)	392 (26.5 to 57)	392 (27.5 to 58)	426 (31.5 to 66)	751 (61.6 to 1,262)	466 (41.1 to 1,212)	477 (39.6 to 642)	479 (42.1 to 627)	479 (42.5 to 713)	479 (43.5 to 699)	479 (42.7 to 679)	479 (43.5 to 699)	398 (29.5 to 699)	398 (27.3 to 597)	264 (19.6 to 556)	272 (19.5 to 556)	172 (12.9 to 314)	172 (12.9 to 314)	64 (7.1 to 123)	64 (7.1 to 123)	64-6 (7.1 to 91.1)	21-6 (1.9 to 27.3)	21-6 (1.9 to 31.6)	7,500
Unintentional injuries	3,240 (2,220 to 3,810)	3,700 (2,820 to 4,110)	32,400 (26,000 to 40,300)	39,400 (31,200 to 51,600)	19,600 (15,100 to 31,300)	13,600 (10,900 to 19,000)	13,600 (11,000 to 17,200)	13,600 (11,000 to 16,600)	13,600 (11,000 to 16,600)	13,600 (11,000 to 16,600)	13,600 (11,000 to 17,600)	13,600 (11,000 to 16,300)	13,600 (11,000 to 17,600)	13,600 (11,000 to 17,600)	13,600 (10,600 to 19,600)	13,600 (10,900 to 19,600)	11,900 (9,300 to 15,600)	11,900 (9,900 to 15,600)	9,900 (8,500 to 12,200)	8,900 (7,200 to 13,600)	7,900 (6,300 to 11,400)	7,900 (6,300 to 11,400)	6,500 (5,200 to 7,900)	6,500 (5,200 to 7,900)	6,500 (5,700 to 8,500)	2,700 (1,500 to 2,700)	827 (670 to 1,000)	278,000
Falls	176 (62.8 to 364)	182 (68.9 to 147)	775 (410 to 1,300)	2,670 (1,210 to 3,000)	2,220 (1,670 to 2,900)	2,290 (1,820 to 3,130)	2,760 (2,030 to 3,810)	3,260 (2,300 to 4,330)	3,600 (2,630 to 4,700)	3,590 (2,620 to 4,810)	3,790 (2,730 to 5,040)	3,870 (2,800 to 5,110)	3,770 (2,810 to 4,960)	3,770 (2,800 to 4,970)	3,860 (2,870 to 5,080)	3,770 (2,800 to 4,960)	4,040 (3,130 to 5,130)	4,000 (3,120 to 5,000)	4,000 (3,190 to 4,960)	3,710 (2,920 to 4,960)	3,710 (2,920 to 4,960)	3,660 (2,870 to 4,970)	1,690 (1,290 to 1,930)	644 (529 to 886)	644 (529 to 886)	60,500
Drowning	109 (109 to 274)	109 (76.8 to 254)	109 (109 to 274)	109 (109 to 274)	109 (109 to 274)	109 (109 to 274)	109 (109 to 274)	109 (109 to 274)	109 (109 to 274)	109 (109 to 274)	109 (109 to 274)	109 (109 to 274)	109 (109 to 274)	109 (109 to 274)	109 (109 to 274)	109 (109 to 274)	109 (109 to 274)	109 (109 to 274)	109 (109 to 274)	109 (107 to 274)	109 (107 to 274)	109 (107 to 274)	109 (107 to 274)	109 (107 to 274)	109 (107 to 274)	109 (107 to 274)	109 (107 to 274)	109 (107 to 274)	24,000
Fire, heat, and hot substances	113 (58.3 to 240)	79.2 (44.6 to 169)	1,020 (619 to 2,020)	3,230 (1,660 to 7,410)	2,220 (1,340 to 3,610)	1,670 (1,190 to 2,430)	1,800 (1,330 to 2,630)	2,220 (1,620 to 3,240)	2,720 (1,920 to 3,960)	2,720 (1,920 to 3,970)	2,270 (1,600 to 3,120)	2,240 (1,600 to 2,930)	1,920 (1,600 to 2,630)	1,720 (1,200 to 2,380)	1,480 (1,090 to 2,060)	1,260 (916 to 1,710)	870 (712 to 1,200)	861 (663 to 1,870)	861 (687 to 796)	639 (325 to 930)	437 (227 to 650)	324 (135 to 787)	143 (135 to 197)	52.5 (39.9 to 83.9)	52.5 (39.9 to 83.9)	30,500
Poisonings	1,140 (754 to 1,960)	1,140 (1,140 to 1,960)	1,140 (1,140 to 1,960)	1,140 (1,140 to 1,960)	1,140 (1,140 to 1,960)	1,140 (1,140 to 1,960)	1,140 (1,140 to 1,960)	1,140 (1,140 to 1,960)	1,140 (1,140 to 1,960)	1,140 (1,140 to 1,960)	1,140 (1,140 to 1,960)	1,140 (1,140 to 1,960)	1,140 (1,140 to 1,960)	1,140 (1,140 to 1,960)	1,140 (1,140 to 1,960)	1,140 (1,140 to 1,960)	1,140 (1,140 to 1,960)	1,140 (1,140 to 1,960)	1,140 (1,140 to 1,960)	1,140 (1,140 to 1,960)	1,140 (1,140 to 1,960)	1,140 (1,140 to 1,960)	1,140 (1,140 to 1,960)	1,140 (1,140 to 1,960)	1,140 (1,140 to 1,960)	1,140 (1,140 to 1,960)	1,140 (1,140 to 1,960)	9,370
Poisoning by other medications	68 (0.6 to 27.6)	68 (0.6 to 3)	68 (6.1 to 68.1)	68 (21.6 to 149)	68 (22.9 to 134)	68 (23.4 to 141)	68 (24.4 to 145)	68 (24.4 to 145)	68 (24.4 to 145)	68 (24.4 to 145)	68 (24.4 to 145)	68 (24.4 to 145)	68 (24.4 to 145)	68 (24.4 to 145)	68 (24.4 to 145)	68 (24.4 to 145)	68 (24.4 to 145)	68 (24.4 to 145)	68 (24.4 to 145)	68 (24.4 to 145)	68 (24.4 to 145)	68 (24.4 to 145)	68 (24.4 to 145)	68 (24.4 to 145)	68 (24.4 to 145)	68 (24.4 to 145)	68 (24.4 to 145)	68 (24.4 to 145)	1,070
Poisoning by other means	160 (72.2 to 369)	169 (67.8 to 259)	314 (134 to 616)	1,010 (529 to 1,750)	664 (389 to 953)	609 (364 to 1,200)	803 (542 to 1,180)	609 (427 to 930)	914 (528 to 1,790)	652 (379 to 979)	951 (567 to 1,427)	917 (529 to 1,400)	917 (571 to 1,400)	922 (571 to 1,400)	1,040 (1,040 to 1,040)	1,040 (1,040 to 1,040)	1,040 (1,040 to 1,040)	1,040 (1,040 to 1,040)	1,040 (1,040 to 1,040)	1,040 (1,040 to 1,040)	1,040 (1,040 to 1,040)	1,040 (1,040 to 1,040)	1,040 (1,040 to 1,040)	1,040 (1,040 to 1,040)	1,040 (1,040 to 1,040)	1,040 (1,040 to 1,040)	1,040 (1,040 to 1,040)	1,040 (1,040 to 1,040)	7,290
Exposure to mechanical forces	27 (27.1 to 107)	27 (14.1 to 69)	27 (14.1 to 69)	27 (14.1 to 69)	27 (14.1 to 69)	27 (14.1 to 69)	27 (14.1 to 69)	27 (14.1 to 69)	27 (14.1 to 69)	27 (14.1 to 69)	27 (14.1 to 69)	27 (14.1 to 69)	27 (14.1 to 69)	27 (14.1 to 69)	27 (14.1 to 69)	27 (14.1 to 69)	27 (14.1 to 69)	27 (14.1 to 69)	27 (14.1 to 69)	27 (14.1 to 69)	27 (14.1 to 69)	27 (14.1 to 69)	27 (14.1 to 69)	27 (14.1 to 69)	27 (14.1 to 69)	27 (14.1 to 69)	27 (14.1 to 69)	27 (14.1 to 69)	22,900
Unintentional firearm injuries	79.8 (7.4 to 269)	82 (8.6 to 166)	87.6 (1.6 to 439)	87.6 (96.2 to 662)	87.6 (21.8 to 377)	87.6 (19.9 to 369)	87.6 (20.8 to 396)	87.6 (21.6 to 406)	87.6 (21.6 to 406)	87.6 (21.6 to 406)	87.6 (21.6 to 406)	87.6 (21.6 to 406)	87.6 (21.6 to 406)	87.6 (21.6 to 406)	87.6 (21.6 to 406)	87.6 (21.6 to 406)	87.6 (21.6 to 406)	87.6 (21.6 to 406)	87.6 (21.6 to 406)	87.6 (21.6 to 406)	87.6 (21.6 to 406)	87.6 (21.6 to 406)	87.6 (21.6 to 406)	87.6 (21.6 to 406)	87.6 (21.6 to 406)	87.6 (21.6 to 406)	87.6 (21.6 to 406)	5,150
Other exposure to mechanical forces	1,110 (814 to 1,540)	1,110 (1,110 to 1,540)	1,110 (852 to 1,540)	1,110 (922 to 1,570)	1,110 (1,110 to 1,540)	1,110 (1,110 to 1,540)	1,110 (1,110 to 1,540)	1,110 (851 to 1,410)	1,110 (1,110 to 1,540)	1,110 (851 to 1,700)	1,110 (852 to 1,700)	1,110 (852 to 1,700)	1,110 (851 to 1,700)	1,110 (851 to 1,700)	1,110 (851 to 1,700)	1,110 (851 to 1,700)	1,110 (851 to 1,700)	1,110 (851 to 1,700)	1,110 (851 to 1,700)	1,110 (851 to 1,700)	1,110 (851 to 1,700)	1,110 (851 to 1,700)	1,110 (851 to 1,700)	1,110 (851 to 1,700)	1,110 (851 to 1,700)	1,110 (851 to 1,700)	1,110 (851 to 1,700)	17,700
Adverse effects of medical treatment	998 (328 to 979)	998 (124 to 313)	998 (998 to 1,200)	998 (561 to 1,420)	998 (297 to 969)	998 (224 to 421)	998 (297 to 932)	998 (228 to 656)	998 (224 to 714)	998 (228 to 619)	998 (277 to 941)	998 (223 to 632)	998 (224 to 714)	998 (228 to 632)	998 (228 to 656)	998 (278 to 941)	998 (274 to 932)	998 (274 to 932)	998 (274 to 979)	998 (264 to 644)	998 (197 to 567)	998 (197 to 567)	42.2 (14.4 to 243)	42.2 (14.4 to 243)	42.2 (14.4 to 243)	42.2 (14.4 to 243)	42.2 (14.4 to 243)	42.2 (29.2 to 69.2)	9,090
Animal contact	22.4 (4.9 to 62.9)	24.7 (7 to 21.7)	179 (62.8 to 330)	364 (189 to 668)	420 (229 to 611)	363 (224 to 561)	31 (22.2 to 416)	320 (229 to 431)	31.6 (22.2 to 427)	326 (27.7 to 412)	31.1 (21.8 to 419)	278 (199 to 378)	269 (23.2 to 366)	320 (229 to 429)	260 (190 to 370)	257 (187 to 314)	190 (137 to 258)	145 (105 to 196)	96 (68.7 to 127)	60 (42.6 to 80.1)	37.2 (26.7 to 49.3)	16.6 (11.7 to 21.4)	6.1 (3.6 to 7)	6.1 (3.6 to 7)	6,920
Venomous animal contact	3.4 (3.4 to 25.5)	3.4 (4 to 19.1)	3.4 (3.6 to 23.2)	3.4 (12.2 to 47.5)	3.4 (18.7 to 57.2)	3.4 (18.7 to 56)	3.4 (18.9 to 57.1)	3.4 (18.9 to 226)	3.4 (17.9 to 54.1)	3.4 (17.9 to 52)	3.4 (18.7 to 52)	3.4 (18.9 to 57.1)	3.4 (18.9 to 267)	3.4 (18.9 to 226)	3.4 (18.9 to 226)	3.4 (18.9 to 226)	3.4 (18.9 to 226)	3.4 (18.9 to 226)	3.4 (18.9 to 226)	3.4 (18.9 to 226)	3.4 (18.9 to 226)	3.4 (18.9 to 226)	3.4 (18.9 to 226)	3.4 (18.9 to 226)	3.4 (18.9 to 226)	3.4 (18.9 to 226)	3.4 (18.9 to 226)	3,490
Non-venomous animal contact	6.7 (1.7 to 19.6)	2.1 (0.9 to 8.7)	72.6 (23.2 to 149)	138 (60.6 to 275)	99.1 (53.4 to 167)	85.9 (49.7 to 131)	87.9 (23 to 139)	66.3 (44.1 to 103)	67.1 (43.1 to 101)	67.2 (43.7 to 103)	76.7 (49.9 to 109)	67.1 (44.6 to 104)	65.7 (43.9 to 97.7)	65 (42.5 to 92.7)	66.2 (46.6 to 127)	62.5 (32.4 to 73.1)	42.1 (29.6 to 66)	46.1 (26.4 to 69.2)	25.1 (22.7 to 68.9)	23.5 (13.6 to 33.1)	13.9 (9.4 to 19.9)	6.3 (3.9 to 8.2)	1.8 (1.3 to 2.4)	1.8 (1.3 to 2.4)	1,270
Foreign body	1,110 (1,110 to 1,910)	1,110 (1,110 to 1,910)	1,110 (1,110 to 1,910)	1,110 (1,110 to 1,910)	1,110 (1,110 to 1,910)	1,110 (1,110 to 1,910)	1,110 (1,110 to 1,910)	1,110 (1,110 to 1,910)	1,110 (1,110 to 1,910)	1,110 (1,110 to 1,910)	1,110 (1,110 to 1,910)	1,110 (1,110 to 1,910)	1,110 (1,110 to 1,910)	1,110 (1,110 to 1,910)	1,110 (1,110 to 1,910)	1,110 (1,110 to 1,910)	1,110 (1,110 to 1,910)	1,110 (1,110 to 1,910)	1,110 (1,110 to 1,910)	1,110 (1,110 to 1,910)	1,110 (1,110 to 1,910)	1,110 (1,110 to 1,910)	1,110 (1,110 to 1,910)	1,110 (1,110 to 1,910)	1,110 (1,110 to 1,910)	1,110 (1,110 to 1,910)	1,110 (1,110 to 1,910)	10,300
Foreign body in eye	29,600 (19,700 to 51,600)	29,600 (19,600 to 42,100)	29,600 (25,600 to 42,100)	29,600 (6,600 to 76,400)	6,710 (5,420 to 9,200)	6,710 (5,700 to 9,110)	7,900 (1,570 to 11,200)	7,900 (1,420 to 11,200)	7,900 (1,160 to 11,200)	7,900 (1,610 to 11,200)	8,470 (1,610 to 11,900)	7,900 (967 to 11,900)	7,900 (1,020 to 12,600)	7,900 (967 to 11,700)	7,900 (729 to 11,400)	7,900 (767 to 11,400)	7,900 (1,070 to 11,400)	7,900 (963 to 11,400)	7,900 (922 to 11,200)	7,900 (922 to 11,200)	7,900 (922 to 11,200)	7,900 (922 to 11,200)	7,900 (922 to 11,200)	7,900 (922 to 11,200)	7,900 (922 to 11,200)	7,900 (922 to 11,200)	7,900 (922 to 11,200)	7,900 (922 to 11,200)	48,500 (29.9 to 69.6)	69,200
Foreign body in ear	6.1 (0 to 24.3)	6.4 (0.7 to 7)	7.3 (1.4 to 19.3)	37.6 (11.9 to 86)	66.8 (18.7 to 131)	66.1 (32.3 to 156)	66.4 (27.9 to 150)	106 (39 to 237)	119 (48.1 to 263)	117 (42.9 to 263)	117 (48.1 to 259)	111 (47.9 to 259)	99.8 (47.3 to 194)	79.3 (41.7 to 194)	62.1 (36.9 to 150)	50.6 (32.5 to 116)	41.6 (26.7 to 92.4)	32.6 (20.5 to 68.7)	24.1 (16.9 to 44.5)	16.3 (13.6 to 23.9)	9.6 (8.6 to 14.1)	6.1 (3.9 to 8.9)	1.4 (1 to 2)	1.4 (1 to 2)	1,240
Foreign body in other body part	4.4 (4.4 to 36.4)	4.4 (4.4 to 28.4)	4.4 (46.9 to 334)	4.4 (229 to 803)	4.4 (236 to 533)	4.4 (224 to 487)	4.4 (257 to 498)	4.4 (224 to 491)	4.4 (257 to 498)	4.4 (224 to 498)	4.4 (224 to 427)	4.4 (224 to 416)	4.4 (257 to 427)	4.4 (224 to 498)	4.4 (224 to 498)	4.4 (199 to 374)	4.4 (123 to 229)	4.4 (102 to 160)	4.4 (87.1 to 151)	4.4 (79 to 124)	4.4 (48.6 to 63.6)	4.4 (4.4 to 23.1)	4.4 (1.9 to 6.3)	4.4 (1.9 to 6.3)	4.4 (1.9 to 6.3)	4.4 (1.9 to 6.3)	4.4 (1.9 to 6.3)	4.4 (1.9 to 6.3)	4,830
Environmental heat and cold exposure	1.2.6 (2.4 to 38.9)	1.1.6 (6 to 39.6)	1.1.2 (47.8 to 239)	232 (144 to 367)	225 (27.9 to 468)	224 (29.9 to 500)	452 (30.7 to 835)	502 (270 to 736)	502 (268 to 799)	502 (47.9 to 826)	502 (47.3 to 830)	502 (47.4 to 851)	502 (261 to 752)	502 (269 to 750)	502 (262 to 698)	6.1 (21 to 698)	452 (270 to 827)	452 (21.7 to 692)	452 (144 to 556)	1.56 (17.7 to 233)	1.56 (79.8 to 144)	1.56 (23.9 to 63.3)	47.3 (12.3 to 23.3)	12.6 (12.3 to 23.3)	12.6 (12.3 to 23.3)	7,710
Exposure to forces of nature	1.2 (1.4 to 5.3)	1.2 (1.1 to 1.2)	1.2 (0.9 to 10.1)	1.2 (23.9 to 61.5)	1.2 (34.6 to 109)	1.2 (22.1 to 109)	1.2 (22.1 to 109)	1.2 (22.1 to 109)	1.2 (22.1 to 109)	1.2 (22.1 to 109)	1.2 (22.1 to 109)	1.2 (22.1 to 109)	1.2 (22.1 to 109)	1.2 (22.1 to 109)	1.2 (22.1 to 109)	1.2 (22.1 to 109)	1.2 (22.1 to 109)	1.2 (22.1 to 109)	1.2 (22.1 to 109)	1.2 (22.1 to 109)	1.2 (22.1 to 109)	1.2 (22.1 to 109)	1.2 (22.1 to 109)	1.2 (22.1 to 109)	1.2 (22.1 to 109)	1.2 (22.1 to 109)	1.2 (22.1 to 109)	1.2 (22.1 to 109)	4,700
Other unintentional injuries	1.56 (56.7 to 344)	556 (56.7 to 181)	556 (249 to 676)	1,050 (563 to 2,060)	1,050 (1,020 to 2,670)	1,050 (1,050 to 2,720)	1,050 (1,050 to 2,670)	2,110 (1,050 to 2,670)	2,050 (1,470 to 2,930)	2,050 (1,050 to 2,720)	2,050 (1,050 to 2,930)	2,050 (1,050 to 2,720)	2,050 (1,050 to 2,930)	2,050 (1,050 to 2,930)	1,570 (1,050 to 2,220)	1,570 (1,050 to 2,220)	1,050 (1,050 to 1,960)	1,040 (1,040 to 1,960)	1,010 (960 to 1,960)	962 (960 to 1,210)	760 (557 to 949)	760 (557 to 949)	278 (264 to 636)	278 (264 to 636)	192 (205 to 264)	192 (205 to 264)	192 (197 to 179)	192 (197 to 179)	28,800
Self-harm and interpersonal violence	376 (228 to 640)	107 (97.9 to 179)	699 (420 to 1,490)	2,640 (1,660 to 3,690)	1,660 (1,270 to 2,630)	6,200 (4,660 to 7,710)	17,700 (13,600 to 21,400)	14,200 (10,600 to 20,300)	10,600 (9,600 to 16,600)	16,200 (9,210 to 12,700)	9,850 (7,030 to 11,200)	7,290 (5,620 to 9,160)	6,320 (5,620 to 7,200)	3,860 (3,090 to 4,760)	2,720 (2,220 to 3,370)	2,220 (1,820 to 2,420)	1,480 (1,220 to 1,800)	1,070 (999 to 1,260)	792 (662 to 939)	376 (2.2 to 651)	217 (77.9 to 259)	66.6 (54.9 to 89.4)	26.4 (21.1 to 32.2)	26.4 (21.1 to 32.2)	103,000
Self-harm	69.35 (69.35	69.35 (69.35	69.35 (69.35	69.35 (69.35	69.35 (69.35	8,620 (8,620 to 10,700)	10,700 (10,700 to 13,400)	8,620 (8,620 to 10,700)	8,620 (8,620 to 10,700)	8,620 (8,620 to 10,700)	8,620 (8,620 to 10,700)	8,620 (8,620 to 10,700)	8,620 (8,620 to 10,700)	8,620 (8,620 to 10,700)	8,620 (8,620 to 10,700)	8,620 (8,620 to 10,700)	8,620 (8,620 to 10,700)	8,620 (8,620 to 10,700)	8,620 (8,620 to 10,700)	8,620 (8,620 to 10,700)	8,620 (8,620 to 10,700)	8,620 (8,620 to 10,700)	8,620 (8,620 to 10,700)	8,620 (8,620 to 10,700)	8,620 (8,620 to 10,700)	8,620 (8,620 to 10,700)	8,620 (8,620 to 10,700)	8,620 (8,620 to 10,700)	69,000
Interpersonal violence	0 (0 to 0)	0 (0 to 0)	0 (0 to 0)	0 (0 to 0)	0 (0 to 0)	46.4 (4.6 to 177)	0 (10.6 to 332)	0 (60.3 to 256)	0 (72.9 to 293)	0 (69.9 to 147)	0 (69.9 to 119)	0 (68 to 196)	0 (36.6 to 69.6)	0 (28.5 to 67.6)	0 (32.7 to 77.2)	0 (16.4 to 46)	0 (7.6 to 13.2)	0 (6.6 to 17.4)	0 (7.6 to 14.3)	0 (2.9 to 4.9)	0 (2.2 to 4.1)	0 (2.9 to 1.6)	0 (2.9 to 1.6)	0 (2.9 to 1.6)	0 (2.9 to 1.6)	999
Self-harm by other specified means	0 (0 to 0)	0 (0 to 0)	0 (0 to 0)	0 (0 to 0)	0 (0 to 0)	0 (0.6 to 14.1)	0 (0.6 to 14.1)	0 (0.6 to 14.1)	0 (0.6 to 14.1)	0 (0.6 to 14.1)	0 (0.6 to 14.1)	0 (0.6 to 14.1)	0 (0.6 to 14.1)	0 (0.6 to 14.1)	0 (0.6 to 14.1)	0 (0.6 to 14.1)	0 (0.6 to 14.1)	0 (0.6 to 14.1)	0 (0.6 to 14.1)	0 (0.6 to 14.1)	0 (0.6 to 14.1)	0 (0.6 to 14.1)	0 (0.6 to 14.1)	0 (0.6 to 14.1)	0 (0.6 to 14.1)	0 (0.6 to 14.1)	0 (0.6 to 14.1)	47,000
Interpersonal violence	224 (224 to 440)	147 (97.9 to 179)	699 (420 to 1,490)	2,610 (1,650 to 3,640)	1,650 (1,240 to 2,630)	6,200 (4,660 to 7,710)	9,640 (2,660 to 12,100)	7,040 (5,410 to 9,870)	6,560 (3,670 to 8,470)	6,560 (3,660 to 9,760)	6,560 (3,230 to 9,710)	3,990 (2,700 to 5,630)	2,960 (2,610 to 3,420)	1,760 (1,210 to 2,240)	1,200 (909 to 1,360)	861 (706 to 1,100)	463 (323 to 640)	462 (409 to 639)	282 (267 to 456)	282 (147 to 332)	141 (80.2 to 193)	141 (29.9 to 41.5)	38.2 (7.4to 13.4)	38.2 (7.4to 13.4)	10.4 (6.6 to 13.4)	10.4 (6.6 to 13.4)	10.4 (6.6 to 13.4)	10.4 (6.6 to 13.4)	48,400
Physical violence by firearm	24.7 (1.6 to 87.2)	7.9 (3.3 to 16.9)	78.5 (37 to 158)	262 (112 to 500)	222 (109 to 500)	347 (196 to 523)	1,060 (679 to 1,810)	1,640 (960 to 2,210)	1,490 (1,040 to 2,060)	1,170 (742 to 1,770)	989 (661 to 1,260)	923 (622 to 912)	462 (298 to 656)	350 (205 to 539)	137 (99 thru 202)	69.7 (56.4 to 139)	68.7 (40 to 92.1)	39.9 (23.3 to 59.3)	11 (7.6 to 19.9)	8.8 (2.6 to 7.9)	2.2 (1.9 to 2.2)	0.6 (0.3 to 0.8)	9.810
Physical violence by sharp object	0 (0 to 8.7)	0 (0 to 0)	0 (0 to 8.7)	0 (0 to 8.7)	0 (0 to 8.7)	0 (0 to 8.7)	0 (0 to 8.7)	0 (0 to 8.7)	0 (0 to 8.7)	0 (0 to 8.7)	0 (0 to 8.7)	0 (0 to 8.7)	0 (0 to 8.7)	0 (0 to 8.7)	0 (0 to 8.7)	0 (0 to 8.7)	0 (0 to 8.7)	0 (0 to 8.7)	0 (0 to 8.7)	0 (0 to 8.7)	0 (0 to 8.7)	0 (0 to 8.7)	0 (0 to 8.7)	0 (0 to 8.7)	0 (0 to 8.7)	0 (0 to 8.7)	0 (0 to 8.7)	0 (0 to 8.7)	9,090
Sexual violence	0 (0 to 0)	0 (0 to 0)	0 (0 to 0)	47 (10.9 to 92.8)	252 (124 to 314)	41.3 (209 to 642)	602 (466 to 1,290)	1,150 (772 to 1,760)	1,270 (729 to 2,060)	1,150 (995 to 1,870)	1,050 (629 to 1,860)	909 (570 to 1,460)	894 (420 to 1,190)	862 (210 to 839)	696 (196 to 1,120)	1.2 (96 thru 215)	81.2 (99 thru 186)	69.5 (51 thru 178)	69.5 (36.3 to 89.2)	69.5 (23.3 to 81.4)	11 (1.8 to 4.4)	2.9 (1.9 to 3.1)	2.9 (1.9 to 3.1)	2.9 (1.9 to 3.1)	2.9 (1.9 to 3.1)	2.9 (1.9 to 3.1)	2.9 (1.9 to 3.1)	2.9 (1.9 to 3.1)	8,880
Physical violence by other means	194 (162 to 410)	194 (61.9 to 144)	194 (99 to 200)	194 (79.6 to 418)	194 (77.1 to 418)	194 (72.6 to 418)	194 (77.1 to 418)	194 (77.1 to 418)	194 (77.1 to 418)	194 (77.1 to 418)	194 (77.1 to 418)	194 (77.1 to 418)	194 (77.1 to 418)	194 (77.1 to 418)	194 (77.1 to 418)	194 (77.1 to 418)	194 (77.1 to 418)	194 (77.1 to 418)	194 (77.1 to 418)	194 (77.1 to 418)	194 (77.1 to 418)	194 (77.1 to 418)	194 (77.1 to 418)	194 (77.1 to 418)	194 (77.1 to 418)	194 (77.1 to 418)	194 (77.1 to 418)	194 (77.1 to 418)	35,000
Conflict and terrorism	0 (0 to 0)	0 (0 to 0)	0 (0 to 0)	0 (0.7 to 1.1)	0 (0.4 to 16.4)	0 (0.7 to 35.3)	0 (1.4 to 27.2)	0 (10.2 to 54.9)	0 (1.6 to 49)	0 (48.7 to 60)	0 (16.2 to 51.6)	0 (16.2 to 51.6)	0 (16.2 to 51.6)	0 (16.2 to 51.6)	0 (16.2 to 51.6)	0 (16.2 to 51.6)	0 (16.2 to 51.6)	0 (16.2 to 51.6)	0 (16.2 to 51.6)	0 (16.2 to 51.6)	0 (16.2 to 51.6)	0 (16.2 to 51.6)	0 (16.2 to 51.6)	0 (16.2 to 51.6)	0 (16.2 to 51.6)	0 (16.2 to 51.6)	0 (16.2 to 51.6)	5,200

SR Table 2b: Bolivia (Plurinational State of) DALYS by cause and age group for females with 95% uncertainty intervals, 2019

Cause	Early Neonatal	Late Neonatal	Post Neonatal	1 to 4	5 to 9	10 to 14	15 to 19	20 to 24	25 to 29	30 to 34	35 to 39	40 to 44	45 to 49	50 to 54	55 to 59	60 to 64	65 to 69	70 to 74	75 to 79	80 to 84	85 to 89	90 to 94	95 plus	Total
All causes	140,000 (114,000 to 171,000)	54,500 (44,500 to 66,600)	119,000 (97,900 to 145,000)	110,000 (70,700 to 149,000)	47,500 (38,700 to 58,300)	43,600 (34,800 to 54,100)	59,900 (47,700 to 74,200)	72,800 (58,200 to 89,500)	81,900 (63,000 to 102,000)	82,500 (63,600 to 103,000)	85,700 (67,600 to 107,000)	91,400 (72,000 to 114,000)	91,800 (73,300 to 113,000)	95,400 (76,700 to 116,000)	102,000 (83,700 to 125,000)	109,000 (90,800 to 130,000)	112,000 (95,200 to 130,000)	107,000 (93,800 to 120,000)	89,700 (81,600 to 98,300)	62,000 (57,500 to 66,200)	34,400 (31,500 to 37,900)	12,200 (10,500 to 14,100)	3,180 (2,700 to 3,750)	1,810,000
Communicable, maternal, neonatal, and nutritional diseases	109,000 (84,400 to 137,000)	44,100 (34,800 to 55,100)	77,800 (58,200 to 100,000)	57,800 (36,500 to 98,200)	15,500 (11,600 to 21,100)	8,490 (6,610 to 11,100)	10,400 (7,920 to 13,300)	14,400 (10,900 to 19,100)	16,700 (11,400 to 27,500)	16,600 (10,800 to 29,800)	15,800 (10,900 to 25,600)	15,100 (10,600 to 22,600)	11,100 (7,920 to 16,400)	9,090 (6,530 to 12,900)	9,180 (6,660 to 12,600)	9,590 (6,960 to 12,900)	10,500 (7,810 to 13,900)	11,500 (8,560 to 15,100)	10,600 (7,890 to 13,800)	7,970 (5,800 to 10,500)	5,530 (3,930 to 7,550)	2,090 (1,410 to 2,900)	539 (334 to 798)	490,000
HIV/AIDS and sexually transmitted infections	4,410 (1,580 to 9,180)	1,640 (517 to 3,770)	3,310 (790 to 12,400)	4,930 (96·7 to 42,600)	455 (34 to 2,520)	253 (23·2 to 1,150)	496 (96 to 2,320)	1,150 (254 to 4,620)	2,300 (342 to 12,100)	2,530 (354 to 15,100)	2,050 (307 to 11,300)	1,630 (278 to 9,410)	1,020 (186 to 5,960)	592 (121 to 3,530)	356 (67·1 to 2,010)	341 (46·4 to 2,220)	303 (35·8 to 1,970)	157 (24·8 to 1,090)	50·3 (14·9 to 227)	16·6 (7·1 to 37·1)	7·7 (3·3 to 17·4)	2 (0·9 to 4·7)	0·8 (0·3 to 1·7)	28,000
HIV/AIDS	0·1 (0 to 0·6)	0·3 (0 to 2·2)	1,180 (2·6 to 10,300)	4,810 (10·4 to 42,100)	404 (3·1 to 2,430)	229 (7 to 1,100)	429 (40·3 to 2,260)	1,000 (125 to 4,490)	2,070 (148 to 12,000)	2,270 (127 to 14,900)	1,800 (106 to 11,000)	1,390 (89·8 to 9,190)	865 (67·4 to 5,810)	497 (43·4 to 3,450)	286 (16·1 to 1,910)	288 (12·4 to 2,140)	262 (8·1 to 1,930)	124 (3·6 to 1,050)	26·5 (1·3 to 205)	3·2 (0·2 to 20·3)	1·4 (0·1 to 9·3)	0·4 (0 to 2·7)	0·1 (0 to 0·6)	17,900
HIV/AIDS - Drug-susceptible Tuberculosis	0 (0 to 0)	0 (0 to 0)	42·7 (1·1 to 140)	172 (4·7 to 563)	14·4 (1·4 to 35·4)	11·8 (1·5 to 23·1)	26·8 (8·2 to 44·2)	63·2 (31·1 to 99·3)	122 (35·8 to 209)	130 (30·4 to 243)	107 (25·3 to 204)	85·9 (21·5 to 162)	56·1 (15 to 104)	35·7 (12 to 64)	17·3 (4·3 to 37·1)	16·4 (3·8 to 39·7)	14·3 (2·8 to 39·1)	6·4 (1·2 to 17·6)	1·7 (0·4 to 3·9)	0·2 (0·1 to 0·4)	0·1 (0 to 0·2)	0 (0 to 0)	0 (0 to 0)	924
HIV/AIDS - Multidrug-resistant Tuberculosis without exten	0 (0 to 0)	0 (0 to 0)	5·5 (0·1 to 29)	22·2 (0·3 to 116)	1·8 (0 to 8·3)	1·5 (0·1 to 5·7)	3·4 (0·4 to 11·6)	7·8 (1·1 to 26·3)	15·3 (1·6 to 53·9)	16·4 (1·5 to 61·2)	13·5 (1·2 to 48·6)	10·9 (1·1 to 38·5)	7 (0·8 to 24·8)	4·5 (0·5 to 15·1)	2·1 (0·2 to 7·9)	2 (0·1 to 8)	1·7 (0·1 to 7·2)	0·8 (0 to 3·2)	0·2 (0 to 0·8)	0 (0 to 0·1)	0 (0 to 0)	0 (0 to 0)	0 (0 to 0)	117
HIV/AIDS - Extensively drug-resistant Tuberculosis	0 (0 to 0)	0 (0 to 0)	0·9 (0 to 4·6)	3·6 (0 to 18·5)	0·3 (0 to 1·3)	0·2 (0 to 0·9)	0·5 (0·1 to 1·9)	1·3 (0·2 to 4·1)	2·5 (0·3 to 8·5)	2·6 (0·2 to 9·3)	2·2 (0·2 to 7·8)	1·8 (0·2 to 5·7)	1·1 (0·1 to 4)	0·7 (0·1 to 2·5)	0·3 (0 to 1·3)	0·3 (0 to 1·3)	0·3 (0 to 1·2)	0·1 (0 to 0·5)	0 (0 to 0·1)	0 (0 to 0)	0 (0 to 0)	0 (0 to 0)	0 (0 to 0)	18·9
HIV/AIDS resulting in other diseases	0·1 (0 to 0·6)	0·3 (0 to 2·1)	1,130 (1·3 to 10,200)	4,610 (5·4 to 41,700)	388 (1 to 2,400)	216 (4·1 to 1,080)	398 (24·9 to 2,210)	928 (77·3 to 4,430)	1,930 (90·6 to 11,800)	2,120 (74·6 to 14,600)	1,680 (61·1 to 10,800)	1,290 (57·9 to 9,110)	800 (42·8 to 5,710)	456 (26·5 to 3,390)	266 (9·9 to 1,880)	270 (6·4 to 2,100)	246 (3·8 to 1,900)	117 (1·6 to 1,040)	24·6 (0·7 to 201)	3 (0·1 to 20)	1·4 (0·1 to 9·2)	0·4 (0 to 2·7)	0·1 (0 to 0·6)	16,900
Sexually transmitted infections excluding HIV	4,410 (1,580 to 9,180)	1,640 (517 to 3,770)	2,130 (691 to 4,540)	122 (33·8 to 265)	50·8 (16·7 to 107)	23·3 (11 to 52·6)	67·5 (35·8 to 121)	147 (79·4 to 245)	230 (122 to 404)	265 (145 to 461)	251 (133 to 460)	239 (127 to 434)	156 (83·1 to 293)	95·2 (48·4 to 175)	70·3 (35·1 to 134)	52·4 (23·2 to 104)	40·8 (19 to 81·8)	32·9 (15·5 to 64)	23·8 (10·7 to 45·6)	13·4 (6·1 to 25·9)	6·3 (2·9 to 12·7)	1·6 (0·7 to 3·2)	0·7 (0·3 to 1·6)	10,100
Syphilis	4,410 (1,580 to 9,180)	1,640 (517 to 3,770)	2,130 (691 to 4,540)	122 (33·8 to 265)	50·8 (16·7 to 107)	8·8 (2·4 to 24·7)	7 (2·5 to 15·2)	4·9 (1·9 to 10)	8·1 (3·4 to 16·7)	9·5 (3·5 to 21·3)	5·6 (2·5 to 11·5)	2·9 (1·2 to 5·8)	4·3 (1·7 to 9·3)	3 (1·2 to 6·9)	1·1 (0·4 to 2·3)	1·4 (0·5 to 3·6)	1·5 (0·5 to 3·4)	2·1 (0·7 to 4·6)	1·5 (0·5 to 3·5)	1·8 (0·6 to 4·1)	0·8 (0·3 to 2)	0·3 (0·1 to 0·7)	0·2 (0·1 to 0·5)	8,420





SR Table 2b: Maldives DALYS by cause and age group for females with 95% uncertainty intervals, 2019

Cause	Early Neonatal	Late Neonatal	Post Neonatal	1 to 4	5 to 9	10 to 14	15 to 19	20 to 24	25 to 29	30 to 34	35 to 39	40 to 44	45 to 49	50 to 54	55 to 59	60 to 64	65 to 69	70 to 74	75 to 79	80 to 84	85 to 89	90 to 94	95 plus	Total
All causes	2,920 (2,670 to 3,200)	1,610 (1,170 to 1,970)	3,760 (1,990 to 5,460)	1,610 (1,060 to 2,180)	1,140 (720 to 1,540)	1,210 (794 to 1,640)	1,610 (1,060 to 2,180)	2,170 (1,440 to 2,960)	2,960 (1,700 to 3,960)	3,770 (2,110 to 5,020)	4,770 (2,630 to 6,430)	5,770 (3,180 to 7,830)	6,770 (3,860 to 9,010)	7,770 (4,750 to 10,270)	8,770 (5,760 to 12,060)	9,770 (6,760 to 12,960)	10,770 (7,810 to 13,980)	11,770 (8,810 to 15,080)	12,770 (9,660 to 16,180)	13,770 (10,420 to 17,280)	14,770 (11,060 to 18,380)	15,770 (11,660 to 19,480)	16,770 (12,260 to 20,580)	17,770 (12,860 to 21,680)	18,770 (13,460 to 22,780)	19,770 (14,060 to 23,880)	20,770 (14,660 to 24,980)	21,770 (15,260 to 26,080)	22,770 (15,860 to 27,180)	23,770 (16,460 to 28,280)	24,770 (17,060 to 29,380)	25,770 (17,660 to 30,480)	26,770 (18,260 to 31,580)	27,770 (18,860 to 32,680)	28,770 (19,460 to 33,780)	29,770 (20,060 to 34,880)	30,770 (20,660 to 35,980)	31,770 (21,260 to 37,080)	32,770 (21,860 to 38,180)	33,770 (22,460 to 39,280)	34,770 (23,060 to 40,380)	35,770 (23,660 to 41,480)	36,770 (24,260 to 42,580)	37,770 (24,860 to 43,680)	38,770 (25,460 to 44,780)	39,770 (26,060 to 45,880)	40,770 (26,660 to 46,980)	41,770 (27,260 to 48,080)	42,770 (27,860 to 49,180)	43,770 (28,460 to 50,280)	44,770 (29,060 to 51,380)	45,770 (29,660 to 52,480)	46,770 (30,260 to 53,580)	47,770 (30,860 to 54,680)	48,770 (31,460 to 55,780)	49,770 (32,060 to 56,880)	50,770 (32,660 to 57,980)	51,770 (33,260 to 59,080)	52,770 (33,860 to 60,180)	53,770 (34,460 to 61,280)	54,770 (35,060 to 62,380)	55,770 (35,660 to 63,480)	56,770 (36,260 to 64,580)	57,770 (36,860 to 65,680)	58,770 (37,460 to 66,780)	59,770 (38,060 to 67,880)	60,770 (38,660 to 68,980)	61,770 (39,260 to 70,080)	62,770 (39,860 to 71,180)	63,770 (40,460 to 72,280)	64,770 (41,060 to 73,380)	65,770 (41,660 to 74,480)	66,770 (42,260 to 75,580)	67,770 (42,860 to 76,680)	68,770 (43,460 to 77,780)	69,770 (44,060 to 78,880)	70,770 (44,660 to 79,980)	71,770 (45,260 to 81,080)	72,770 (45,860 to 82,180)	73,770 (46,460 to 83,280)	74,770 (47,060 to 84,380)	75,770 (47,660 to 85,480)	76,770 (48,260 to 86,580)	77,770 (48,860 to 87,680)	78,770 (49,460 to 88,780)	79,770 (50,060 to 89,880)	80,770 (50,660 to 90,980)	81,770 (51,260 to 92,080)	82,770 (51,860 to 93,180)	83,770 (52,460 to 94,280)	84,770 (53,060 to 95,380)	85,770 (53,660 to 96,480)	86,770 (54,260 to 97,580)	87,770 (54,860 to 98,680)	88,770 (55,460 to 99,780)	89,770 (56,060 to 100,880)	90,770 (56,660 to 101,980)	91,770 (57,260 to 103,080)	92,770 (57,860 to 104,180)	93,770 (58,460 to 105,280)	94,770 (59,060 to 106,380)	95,770 (59,660 to 107,480)	96,770 (60,260 to 108,580)	97,770 (60,860 to 109,680)	98,770 (61,460 to 110,780)	99,770 (62,060 to 111,880)	100,770 (62,660 to 112,980)	101,770 (63,260 to 114,080)	102,770 (63,860 to 115,180)	103,770 (64,460 to 116,280)	104,770 (65,060 to 117,380)	105,770 (65,660 to 118,480)	106,770 (66,260 to 119,580)	107,770 (66,860 to 120,680)	108,770 (67,460 to 121,780)	109,770 (68,060 to 122,880)	110,770 (68,660 to 123,980)	111,770 (69,260 to 125,080)	112,770 (69,860 to 126,180)	113,770 (70,460 to 127,280)	114,770 (71,060 to 128,380)	115,770 (71,660 to 129,480)	116,770 (72,260 to 130,580)	117,770 (72,860 to 131,680)	118,770 (73,460 to 132,780)	119,770 (74,060 to 133,880)	120,770 (74,660 to 134,980)	121,770 (75,260 to 136,080)	122,770 (75,860 to 137,180)	123,770 (76,460 to 138,280)	124,770 (77,060 to 139,380)	125,770 (77,660 to 140,480)	126,770 (78,260 to 141,580)	127,770 (78,860 to 142,680)	128,770 (79,460 to 143,780)	129,770 (80,060 to 144,880)	130,770 (80,660 to 145,980)	131,770 (81,260 to 147,080)	132,770 (81,860 to 148,180)	133,770 (82,460 to 149,280)	134,770 (83,060 to 150,380)	135,770 (83,660 to 151,480)	136,770 (84,260 to 152,580)	137,770 (84,860 to 153,680)	138,770 (85,460 to 154,780)	139,770 (86,060 to 155,880)	140,770 (86,660 to 156,980)	141,770 (87,260 to 158,080)	142,770 (87,860 to 159,180)	143,770 (88,460 to 160,280)	144,770 (89,060 to 161,380)	145,770 (89,660 to 162,480)	146,770 (90,260 to 163,580)	147,770 (90,860 to 164,680)	148,770 (91,460 to 165,780)	149,770 (92,060 to 166,880)	150,770 (92,660 to 167,980)	151,770 (93,260 to 169,080)	152,770 (93,860 to 170,180)	153,770 (94,460 to 171,280)	154,770 (95,060 to 172,380)	155,770 (95,660 to 173,480)	156,770 (96,260 to 174,580)	157,770 (96,860 to 175,680)	158,770 (97,460 to 176,780)	159,770 (98,060 to 177,880)	160,770 (98,660 to 178,980)	161,770 (99,260 to 180,080)	162,770 (99,860 to 181,180)	163,770 (100,460 to 182,280)	164,770 (101,060 to 183,380)	165,770 (101,660 to 184,480)	166,770 (102,260 to 185,580)	167,770 (102,860 to 186,680)	168,770 (103,460 to 187,780)	169,770 (104,060 to 188,880)	170,770 (104,660 to 189,980)	171,770 (105,260 to 191,080)	172,770 (105,860 to 192,180)	173,770 (106,460 to 193,280)	174,770 (107,060 to 194,380)	175,770 (107,660 to 195,480)	176,770 (108,260 to 196,580)	177,770 (108,860 to 197,680)	178,770 (109,460 to 198,780)	179,770 (110,060 to 199,880)	180,770 (110,660 to 200,980)	181,770 (111,260 to 202,080)	182,770 (111,860 to 203,180)	183,770 (112,460 to 204,280)	184,770 (113,060 to 205,380)	185,770 (113,660 to 206,480)	186,770 (114,260 to 207,580)	187,770 (114,860 to 208,680)	188,770 (115,460 to 209,780)	189,770 (116,060 to 210,880)	190,770 (116,660 to 211,980)	191,770 (117,260 to 213,080)	192,770 (117,860 to 214,180)	193,770 (118,460 to 215,280)	194,770 (119,060 to 216,380)	195,770 (119,660 to 217,480)	196,770 (120,260 to 218,580)	197,770 (120,860 to 219,680)	198,770 (121,460 to 220,780)	199,770 (122,060 to 221,880)	200,770 (122,660 to 222,980)	201,770 (123,260 to 224,080)	202,770 (123,860 to 225,180)	203,770 (124,460 to 226,280)	204,770 (125,060 to 227,380)	205,770 (125,660 to 228,480)	206,770 (126,260 to 229,580)	207,770 (126,860 to 230,680)	208,770 (127,460 to 231,780)	209,770 (128,060 to 232,880)	210,770 (128,660 to 233,980)	211,770 (129,260 to 235,080)	212,770 (129,860 to 236,180)	213,770 (130,460 to 237,280)	214,770 (131,060 to 238,380)	215,770 (131,660 to 239,480)	216,770 (132,260 to 240,580)	217,770 (132,860 to 241,680)	218,770 (133,460 to 242,780)	219,770 (134,060 to 243,880)	220,770 (134,660 to 244,980)	221,770 (135,260 to 246,080)	222,770 (135,860 to 247,180)	223,770 (136,460 to 248,280)	224,770 (137,060 to 249,380)	225,770 (137,660 to 250,480)	226,770 (138,260 to 251,580)	227,770 (138,860 to 252,680)	228,770 (139,460 to 253,780)	229,770 (140,060 to 254,880)	230,770 (140,660 to 255,980)	231,770 (141,260 to 257,080)	232,770 (141,860 to 258,180)	233,770 (142,460 to 259,280)	234,770 (143,060 to 260,380)	235,770 (143,660 to 261,480)	236,770 (144,260 to 262,580)	237,770 (144,860 to 263,680)	238,770 (145,460 to 264,780)	239,770 (146,060 to 265,880)	240,770 (146,660 to 266,980)	241,770 (147,260 to 268,080)	242,770 (147,860 to 269,180)	243,770 (148,460 to 270,280)	244,770 (149,060 to 271,380)	245,770 (149,660 to 272,480)	246,770 (150,260 to 273,580)	247,770 (150,860 to 274,680)	248,770 (151,460 to 275,780)	249,770 (152,060 to 276,880)	250,770 (152,660 to 277,980)	251,770 (153,260 to 279,080)	252,770 (153,860 to 280,180)	253,770 (154,460 to 281,280)	254,770 (155,060 to 282,380)	255,770 (155,660 to 283,480)	256,770 (156,260 to 284,580)	257,770 (156,860 to 285,680)	258,770 (157,460 to 286,780)	259,770 (158,060 to 287,880)	260,770 (158,660 to 288,980)	261,770 (159,260 to 290,080)	262,770 (159,860 to 291,180)	263,770 (160,460 to 292,280)	264,770 (161,060 to 293,380)	265,770 (161,660 to 294,480)	266,770 (162,260 to 295,580)	267,770 (162,860 to 296,680)	268,770 (163,460 to 297,780)	269,770 (164,060 to 298,880)	270,770 (164,660 to 299,980)	271,770 (165,260 to 301,080)	272,770 (165,860 to 302,180)	273,770 (166,460 to 303,280)	274,770 (167,060 to 304,380)	275,770 (167,660 to 305,480)	276,770 (168,260 to 306,580)	277,770 (168,860 to 307,680)	278,770 (169,460 to 308,780)	279,770 (170,060 to 309,880)	280,770 (170,660 to 310,980)	281,770 (171,260 to 312,080)	282,770 (171,860 to 313,180)	283,770 (172,460 to 314,280)	284,770 (173,060 to 315,380)	285,770 (173,660 to 316,480)	286,770 (174,260 to 317,580)	287,770 (174,860 to 318,680)	288,770 (175,460 to 319,780)	289,770 (176,060 to 320,880)	290,770 (176,660 to 321,980)	291,770 (177,260 to 323,080)	292,770 (177,860 to 324,180)	293,770 (178,460 to 325,280)	294,770 (179,060 to 326,380)	295,770 (179,660 to 327,480)	296,770 (180,260 to 328,580)	297,770 (180,860 to 329,680)	298,770 (181,460 to 330,780)	299,770 (182,060 to 331,880)	300,770 (182,660 to 332,980)	301,770 (183,260 to 334,080)	302,770 (183,860 to 335,180)	303,770 (184,460 to 336,280)	304,770 (185,060 to 337,380)	305,770 (185,660 to 338,480)	306,770 (186,260 to 339,580)	307,770 (186,860 to 340,680)	308,770 (187,460 to 341,780)	309,770 (188,060 to 342,880)	310,770 (188,660 to 343,980)	311,770 (189,260 to 345,080)	312,770 (189,860 to 346,180)	313,770 (190,460 to 347,280)	314,770 (191,060 to 348,380)	315,770 (191,660 to 349,480)	316,770 (192,260 to 350,580)	317,770 (192,860 to 351,680)	318,770 (193,460 to 352,780)	319,770 (194,060 to 353,880)	320,770 (194,660 to 354,980)	321,770 (195,260 to 356,080)	322,770 (195,860 to 357,180)	323,770 (196,460 to 358,280)	324,770 (197,060 to 359,380)	325,770 (197,660 to 360,480)	326,770 (198,260 to 361,580)	327,770 (198,860 to 362,680)	328,770 (199,460 to 363,780)	329,770 (200,060 to 364,880)	330,770 (200,660 to 365,980)	331,770 (201,260 to 367,080)	332,770 (201,860 to 368,180)	333,770 (202,460 to 369,280)	334,770 (203,060 to 370,380)	335,770 (203,660 to 371,480)	336,770 (204,260 to 372,580)	337,770 (204,860 to 373,680)	338,770 (205,460 to 374,780)	339,770 (206,060 to 375,880)	340,770 (206,660 to 376,980)	341,770 (207,260 to 378,080)	342,770 (207,860 to 379,180)	343,770 (208,460 to 380,280)	344,770 (209,060 to 381,380)	345,770 (209,660 to 382,480)	346,770 (210,260 to 383,580)	347,770 (210,860 to 384,680)	348,770 (211,460 to 385,780)	349,770 (212,060 to 386,880)	350,770 (212,660 to 387,980)	351,770 (213,260 to 389,080)	352,770 (213,860 to 390,180)	353,770 (214,460 to 391,280)	354,770 (215,060 to 392,380)	355,770 (215,660 to 393,480)	356,770 (216,260 to 394,580)	357,770 (216,860 to 395,680)	358,770 (217,460 to 396,780)	359,770 (218,060 to 397,880)	360,770 (218,660 to 398,980)	361,770 (219,260 to 400,080)	362,770 (219,860 to 401,180)	363,770 (220,460 to 402,280)	364,770 (221,060 to 403,380)	365,770 (221,660 to 404,480)	366,770 (222,260 to 405,580)	367,770 (222,860 to 406,680)	368,770 (223,460 to 407,780)	369,770 (224,060 to 408,880)	370,770 (224,660 to 409,980)	371,770 (225,260 to 411,080)	372,770 (225,860 to 412,180)	373,770 (226,460 to 413,280)	374,770 (227,060 to 414,380)	375,770 (227,660 to 415,480)	376,770 (228,260 to 416,580)	377,770 (228,860 to 417,680)	378,770 (229,460 to 418,780)	379,770 (230,060 to 419,880)	380,770 (230,660 to 420,980)	381,770 (231,260 to 422,080)	382,770 (231,860 to 423,180)	383,770 (232,460 to 424,280)	384,770 (233,060 to 425,380)	385,770 (233,660 to 426,480)	386,770 (234,260 to 427,580)	387,770 (234,860 to 428,680)	388,770 (235,460 to 429,780)	389,770 (236,060 to 430,880)	390,770 (236,660 to 431,980)	391,770 (237,260 to 433,080)	392,770 (237,860 to 434,180)	393,770 (238,460 to 435,280)	394,770 (239,060 to 436,380)	395,770 (239,660 to 437,480)	396,770 (240,260 to 438,580)	397,770 (240,860 to 439,680)	398,770 (241,460 to 440,780)	399,770 (242,060 to 441,880)	400,770 (242,660 to 442,980)	401,770 (243,260 to 444,080)	402,770 (243,860 to 445,180)	403,770 (244,460 to 446,280)	404,770 (245,060 to 447,380)	405,770 (245,660 to 448,480)	406,770 (246,260 to 449,580)	407,770 (246,860 to 450,680)	408,770 (247,460 to 451,780)	409,770 (248,060 to 452,880)	410,770 (248,660 to 453,980)	411,770 (249,260 to 455,080)	412,770 (249,860 to 456,180)	413,770 (250,460 to 457,280)	414,770 (251,060 to 458,380)	415,770 (251,660 to 459,480)	416,770 (252,260 to 460,580)	417,770 (252,860 to 461,680)	418,770 (253,460 to 462,780)	419,770 (254,060 to 463,880)	420,770 (254,660 to 464,980)	421,770 (255,260 to 466,080)	422,770 (255,860 to 467,180)	423,770 (256,460 to 468,280)	424,770 (257,060 to 469,380)	425,770 (257,660 to 470,480)	426,770 (258,260 to 471,580)	427,770 (258,860 to 472,680)	428,770 (259,460 to 473,780)	429,770 (260,060 to 474,880)	430,770 (260,660 to 475,980)	431,770 (261,260 to 477,080)	432,770 (261,860 to 478,180)	433,770 (262,460 to 479,280)	434,770 (263,060 to 480,380)	435,770 (263,660 to 481,480)	436,770 (264,260 to 482,580)	437,770 (264,860 to 483,680)	438,770 (265,460 to 484,780)	439,770 (266,060 to 485,880)	440,770 (266,660 to 486,980)	441,770 (267,260 to 488,080)	442,770 (267,860 to 489,180)	443,770 (268,460 to 490,280)	444,770 (269,060 to 491,380)	445,770 (269,660 to 492,480)	446,770 (270,260 to 493,580)	447,770 (270,860 to 494,680)	448,770 (271,460 to 495,780)	449,770 (272,060 to 496,880)	450,770 (272,660 to 497,980)	451,770 (273,260 to 499,080)	452,770 (273,860 to 500,180)	453,770 (274,460 to 501,280)	454,770 (275,060 to 502,380)	455,770 (275,660 to 503,480)	456,770 (276,260 to 504,580)	457,770 (276,860 to 505,680)	458,770 (277,460 to 506,780)	459,770 (278,060 to 507,880)	460,770 (278,660 to 508,980)	461,770 (279,260 to 510,080)	462,770 (279,860 to 511,180)	463,770 (280,460 to 512,280)	464,770 (281,060 to 513,380)	465,770 (281,660 to 514,480)	466,770 (282,260 to 515,580)	467,770 (282,860 to 516,680)	468,770 (283,460 to 517,780)	469,770 (284,060 to 518,880)	470,770 (284,660 to 519,980)	471,770 (285,260 to 521,080)	472,770 (285,860 to 522,180)	473,770 (286,460 to 523,280)	474,770 (287,060 to 524,380)	475,770 (287,660 to 525,480)	476,770 (288,260 to 526,580)	477,770 (288,860 to 527,680)	478,770 (289,460 to 528,780)	479,770 (290,060 to 529,880)	480,770 (290,660 to 530,980)	481,770 (291,260 to 532,080)	482,770 (291,860 to 533,180)	483,770 (292,460 to 534,280)	484,770 (293,060 to 535,380)	485,770 (293,660 to 536,480)	486,770 (294,260 to 537,580)	487,770 (294,860 to 538,680)	488,770 (295,460 to 539,780)	489,770 (296,060 to 540,880)	490,770 (296,660 to 541,980)	491,770 (297,260 to 543,080)	492,770 (297,860 to 544,180)	493,770 (298,460 to 545,280)	494,770 (299,060 to 546,380)	495,770 (299,660 to 547,480)	496,770 (300,260 to 548,580)	497,770 (300,860 to 549,680)	498,770 (301,460 to 550,780)	499,770 (302,060 to 551,880)	500,770 (302,660 to 552,980)	501,770 (303,260 to 554,080)	502,770 (303,860 to 555,180)	503,770 (304,460 to 556,280)	504,770 (305,060 to 557,380)	505,770 (305,660 to 558,480)	506,770 (306,260 to 559,580)	507,770 (306,860 to 560,680)	508,770 (307,460 to 561,780)	509,770 (308,060 to 562,880)	510,770 (308,660 to 563,980)	511,770 (309,260 to 565,080)	512,770 (309,860 to 566,180)	513,770 (310,460 to 567,280)	514,770 (311,060 to 568,380)	515,770 (311,660 to 569,480)	516,770 (312,260 to 570,580)	517,770 (312,860 to 571,680)	518,770 (313,460 to 572,780)	519,770 (314,060 to 573,880)	520,770 (314,660 to 574,980)	521,770 (315,260 to 576,080)	522,770 (315,860 to 577,180)	523,770 (316,460 to 578,280)	524,770 (317,060 to 579,380)	525,770 (317,660 to 580,480)	526,770 (318,260 to 581,580)	527,770 (318,860 to 582,680)	528,770 (319,460 to 583,780)	529,770 (320,060 to 584,880)	530,770 (320,660 to 585,980)	531,770 (321,260 to 587,080)	532,770 (321,860 to 588,180)	533,770 (322,460 to 589,280)	534,770 (323,060 to 590,380)	535,770 (323,660 to 591,480)	536,770 (324,260 to 592,580)	537,770 (324,860 to 593,680)	538,770 (325,460 to 594,780)	539,770 (326,060 to 595,880)	540,770 (326,660 to 596,980)	541,770 (327,260 to 598,080)	542,770 (327,860 to 599,180)	543,770 (328,460 to 600,280)	544,770 (329,060 to 601,380)	545,770 (329,660 to 602,480)	546,770 (330,260 to 603,580)	547,770 (330,860 to 604,680)	548,770 (331,460 to 605,780)	549,770 (332,060 to 606,880)	550,770 (332,660 to 607,980)	551,770 (333,260 to 609,080)	552,770 (333,860 to 610,180)	553,770 (334,460 to 611,280)	554,770 (335,060 to 612,380)	555,770 (335,660 to 613,480)	556,770 (336,260 to 614,580)	557,770 (336,860 to 615,680)	558,770 (337,460 to 616,780)	559,770 (338,060 to 617,880)	560,770 (338,660 to 618,980)	561,770 (339,260 to 620,080)	562,770 (339,860 to 621,180)	563,770 (340,460 to 622,280)	564,770 (341,060 to 623,380)	565,770 (341,660 to 624,480)	566,770 (342,260 to 625,580)	567,770 (342,860 to 626,680)	568,770 (343,460 to 627,780)	569,770 (344,060 to 628,880)	570,770 (344,660 to 629,980)	571,770 (345,260 to 631,080)	572,770 (345,860 to 632,180)	573,770 (346,460 to 633,280)	574,770 (347,060 to 634,380)	575,770 (347,660 to 635,480)	576,770 (348,260 to 636,580)	577,770 (348,860 to 637,680)	578,770 (349,460 to 638,780)	579,770 (350,060 to 639,880)	580,770 (350,660 to 640,980)	581,770 (351,260 to 642,080)	582,770 (351,860 to 643,180)	583,770 (352,460 to 644,280)	584,770 (353,060 to 645,380)	585,770 (353,660 to 646,480)	586,770 (354,260 to 647,580)	587,770 (354,860 to 648,680)	588,770 (355,460 to 649,780)	589,770 (356,060 to 650,880)	590,770 (356,660 to 651,980)	591,770 (357,260 to 653,080)	592,770 (357,860 to 654,180)	593,770 (358,460 to 655,280)	594,770 (359,060 to 656,380)	595,770 (359,660 to 657,480)	596,770 (360,260 to 658,580)	597,770 (360,860 to 659,680)	598,770 (361,460 to 660,780)	599,770 (362,060 to 661,880)	600,770 (362,660 to 662,980)	601,770 (363,260 to 664,080)	602,770 (363,860 to 665,180)	603,770 (364,460 to 666,280)	604,770 (365,060 to 667,380)	605,770 (365,660 to 668,480)	606,770 (366,260 to 669,580)	607,770 (366,860 to 670,680)	608,770 (367,460 to 671,780)	609,770 (368,060 to 672,880)	610,770 (368,660 to 673,980)	611,770 (369,260 to 675,080)	612,770 (369,860 to 676,180)	613,770 (370,460 to 677,280)	614,770 (371,060 to 678,380)	615,770 (371,660 to 679,480)	616,770 (372,260 to 680,580)	617,770 (372,860 to 681,680)	618,770 (373,460 to 682,780)	619,770 (374,060 to 683,880)	620,770 (374,660 to 684,980)	621,770 (375,260 to 686,080)	622,770 (375,860 to 687,180)	623,770 (376,460 to 688,280)	624,770 (377,060 to 689,380)	625,770 (377,660 to 690,480)	626,770 (378,260 to 691,580)	627,770 (378,860 to 692,680)	628,770 (379,460 to 693,780)	629,770 (380,060 to 694,880)	630,770 (380,660 to 695,980)	631,770 (381,260 to 697,080)	632,770 (381,860 to 698,180)	633,770 (382,460 to 699,280)	634,770 (383,060 to 700,380)	635,770 (383,660 to 701,480)	636,770 (384,260 to 702,580)	637,770 (384,860 to 703,680)	638,770 (385,460 to 704,780)	639,770 (386,060 to 705,880)	640,770 (386,660 to 706,980)	641,770 (387,260 to 708,080)	642,770 (387,860 to 709,180)	643,770 (388,460 to 710,280)	644,770 (389,060 to 711,380)	645,770 (389,660 to 712,480)	646,770 (390,260 to 713,580)	647,770 (390,860 to 714,680)	648,770 (391,460 to 715,780)	649,770 (392,060 to 716,880)	650,770 (392,660 to 717,980)	651,770 (393,260 to 719,080)	652,770 (393,860 to 720,180)	653,770 (394,460 to 721,280)	654,770 (395,060 to 722,380)	655,770 (395,660 to 723,480)	656,770 (396,260 to 724,580)	657,770 (396,860 to 725,680)	658,770 (397,460 to 726,780)	659,770 (398,060 to 727,880)	660,770 (398,660 to 728,980)	661,770 (399,260 to 730,080)	662,770 (399,860 to 731,180)	663,770 (400,460 to 732,280)	664,770 (401,060 to 733,380)	665,770 (401,660 to 734,480)	666,770 (402,260 to 735,580)	667,770 (402,860 to 736,680)	668,770 (403,460 to 737,780)	669,770 (404,060 to 738,880)	670,770 (404,660 to 739,980)	671,770 (405,260 to 741,080)	672,770 (405,860 to 742,180)	673,770 (406,460 to 743,280)	674,770 (407,060 to 744,380)	675,770 (407,660 to 745,480)	676,770 (408,260 to 746,580)	677,770 (408,860 to 747,680)	678,770 (409,460 to 748,780)	679,770 (410,060 to 749,880)	680,770 (410,660 to 750,980)	681,770 (411,260 to 752,080)	682,770 (411,860 to 753,180)	683,770 (412,460 to 754,280)	684,770 (413,060 to 755,380)	685,770 (413,660 to 756,480)	686,770 (414,260 to 757,580)	687,770 (414,860 to 758,680)	688,770 (415,460 to 759,780)	689,770 (416,060 to 760,880)	690,770 (416,660 to 761,980)	691,770 (417,260 to 763,080)	692,770 (417,860 to 764,180)	693,770 (418,460 to 765,280)	694,770 (419,060 to 766,380)	695,770 (419,660 to 767,480)	696,770 (420,260 to 768,580)	697,770 (420,860 to 769,680)	698,770 (421,460 to 770,780)	699,770 (422,060 to 771,880)	700,770 (422,660 to 772,980)	701,770 (423,260 to 774,080)	702,770 (423,860 to 775,180)	703,770 (424,460 to 776,280)	704,770 (425,060 to 777,380)	705,770 (425,660 to 778,480)	706,770 (426,260 to 779,580)	707,770 (426,860 to 780,680)	708,770 (427,460 to 781,780)	709,770 (428,060 to 782,880)	710,770 (428,660 to 783,980)	711,770 (429,260 to 785,080)	712,770 (429,860 to 786,180)	713,770 (430,460 to 787,280)	714,770 (431,060 to 788,380)	715,770 (431,660 to 789,480)	716,770 (432,260 to 790,580)	717,770 (432,860 to 791,680)	718,770 (433,460 to 792,780)	719,770 (434,060 to 793,880)	720,770 (434,660 to 794,980)	721,770 (435,260 to 796,080)	722,770 (435,860 to 797,180)	723,770 (436,460 to 798,280)	724,770 (437,060 to 799,380)	725,770 (437,660 to 800,480)	726,770 (438,260 to 801,580)	727,770 (438,860 to 802,680)	728,770 (439,460 to 803,780)	729,770 (440,060 to 804,880)	730,770 (440,660 to 805,980)	731,770 (441,260 to 807,080)	732,770 (441,860 to 808,180)	733,770 (442,460 to 809,280)	734,770 (443,060 to 810,380)	735,770 (443,660 to 811,480)	736,770 (444,260 to 812,580)	737,770 (444,860 to 813,680)	738,770 (445,460 to 814,780)	739,770 (446,060 to 815,880)	740,770 (446,660 to 816,980)	741,770 (447,260 to 818,080)	742,770 (447,860 to 819,180)	743,770 (448,460 to 820,280)	744,770 (449,060 to 821,380)	745,770 (449,660 to 822,480)	746,770 (450,260 to 823,580)	747,770 (450,860 to 824,680)	748,770 (451,460 to 825,780)	749,770 (452,060 to 826,880)	750,770 (452,660 to 827,980)	751,770 (453,260 to 829,080)	752,770 (453,860 to 830,180)	753,770 (454,460 to 831,280)	754,770 (455,060 to 832,380)	755,770 (455,660 to 833,480)	756,770 (456,260 to 834,580)	757,770 (456,860 to 835,680)	758,770 (457,460 to 836,780)	759,770 (458,060 to 837,880)	760,770 (458,660 to 838,980)	761,770 (459,260 to 840,080)	762,770 (459,860 to 841,180)	763,770 (460,460 to 842,280)	764,770 (461,060 to 843,380)	765,770 (461,660 to 844,480)	766,770 (462,260 to 845,580)	767,770 (462,860 to 846,680)	768,770 (463,460 to 847,780)	769,770 (464,060 to 848,880)	770,770 (464,660 to 849,980)	771,770 (465,260 to 851,080)	772,770 (465,860 to 852,180)	773,770 (466,460 to 853,280)	774,770 (467,060 to 854,380)	775,770 (467,660 to 855,480)	776,770 (468,260 to 856,580)	777,770 (468,860 to 857,680)	778,770 (469,460 to 858,780)	779,770 (470,060 to 859,880)	780,770 (470,660 to 860,980)	781,770 (471,260 to 862,080)	782,770 (471,860 to 863,180)	783,770 (472,460 to 864,280)	784,770 (473,060 to 865,380)	785,770 (473,660 to 866,480)	786,770 (474,260 to 867,580)	787,770 (474,860 to 868,680)	788,770 (475,460 to 869,780)	789,770 (476,060 to 870,880)	790,770 (476,660 to 871,980)	791,770 (477,260 to 873,080)	792,770 (477,860 to 874,180)	793,770 (478,460 to 875,280)	794,770 (479,060 to 876,380)	795,770 (479,660 to 877,480)	796,770 (480,260 to 878,580)	797,770 (480,860 to 879,680)	798,770 (481,460 to 880,780)	799,770 (482,060 to 881,880)	800,770 (482,660 to 882,980)	801,770 (483,260 to 884,080)	802,770 (483,860 to 885,180)	803,770 (484,460 to 886,280)	804,770 (485,060 to 887,380)	805,770 (485,660 to 888,480)	806,770 (486,260 to 889,580)	807,770 (486,860 to 890,680)	808,770 (487,460 to 891,780)	809,770 (488,060 to 892,880)	810,770 (488,660 to 893,980)	811,770 (489,260 to 895,080)	812,770 (489,860 to 896,180)	813,770 (490,460 to 897,280)	814,770 (491,060 to 898,380)	815,770 (491,660 to 899,480)	816,770 (492,260 to 900,580)	817,770 (492,860 to 901,680)	818,770 (493,460 to 902,780)	819,770 (494,060 to 903,880)	820,770 (494,660 to 904,980)	821,770 (495,260 to 906,080)	822,770 (495,860 to 907,180)	823,770 (496,460 to 908,280)	824,770 (497,060 to 909,380)	825,770 (497,660 to 910,480)	826,770 (498,260 to 911,580)	827,770 (498,860 to 912,680)	828,770 (499,460 to 913,780)	829,770 (500,060 to 914,880)	830,770 (500,660 to 915,980)	831,770 (501,260 to 917,080)	832,770 (501,860 to 918,180)	833,770 (502,460 to 919,280)	834,770 (503,060 to 920,380)	835,770 (503,660 to 921,480)	836,770 (504,260 to 922,580)	837,770 (504,860 to 923,680)	838,770 (505,460 to 924,780)	839,770 (506,060 to 925,880)	840,770 (506,660 to 926,980)	841,770 (507,260 to 928,080)	842,770 (507,860 to 929,180)	843,770 (508,460 to 930,280)	844,770 (509,060 to 931,380)	845,770 (509,660 to 932,480)	846,770 (510,260 to 933,580)	847,770 (510,860 to 934,680)	848,770 (511,460 to 935,780)	849,770 (512,060 to 936,880)	850,770 (512,660 to 937,980)	851,770 (513,260 to 939,080)	852,770 (513,860 to 940,180)	853,770 (514,460 to 941,280)	854,770 (515,060 to 942,380)	855,770 (515,660 to 943,480)	856,770 (516,260 to 944,580)	857,770 (516,860 to 945,680)	858,770 (517,460 to 946,780)	859,770 (518,060 to 947,880)	860,770 (518,660 to 948,980)	861,770 (519,260 to 950,080)	862,770 (519,860 to 951,180)	863,770 (520,460 to 952,280)	864,770 (521,060 to 953,380)	865,770 (521,660 to 954,480)	866,770 (522,260 to 955,580)	867,770 (522,860 to 956,680)	868,770 (523,460 to 957,780)	869,770 (524,060 to 958,880)	870,770 (524,660 to 959,980)	871,770 (525,260 to 961,080)	872,770 (525,860 to 962,180)	873,770 (526,460 to 963,280)	874,770 (527,060 to 964,380)	875,770 (527,660 to 965,480)	876,770 (528,260 to 966,580)	877,770 (528,860 to 967,680)	878,770 (529,460 to 968,780)	879,770 (530,060 to 969,880)	880,770 (530,660 to 970,980)	881,770 (531,260 to 972,080)	882,770 (531,860 to 973,180)	883,770 (532,460 to 974,280)	884,770 (533,060 to 975,380)	885,770 (533,660 to 976,480)	886,770 (534,260 to 977,580)	887,770 (534,860 to 978,680)	888,770 (535,460 to 979,780)	889,770 (536,060 to 980,880)	890,770 (536,660 to 981,980)	891,770 (537,260 to 983,080)	892,770 (537,860 to 984,180)	893,770 (538,460 to 985,280)	894,770 (539,060 to 986,380)	895,770 (539,660 to 987,480)	896,770 (540,260 to 988,580)	897,770 (540,860 to 989,680)	898,770 (541,460 to 990,780)	899,770 (542,060 to 991,880)	900,770 (542,660 to 992,980)	901,770 (543,260 to 994,080)	902,770 (543,860 to 995,180)	903,770 (544,460 to 996,280)	904,770 (545,060 to 997,380)	905,770 (545,660 to 998,480)	906,770 (546,260 to 999,580)	907,770 (546,860 to 1,000,680)	908,770 (547,460 to 1,001,780)	909,770 (548,060 to 1,002,880)	910,770 (548,660 to 1,003,980)	911,770 (549,260 to 1,005,080)	912,770 (549,860 to 1,006,180)	913,770 (550,460 to 1,007,280)	914,770 (551,060 to 1,008,380)	915,770 (551,660 to 1,009,480)	916,770 (552,260

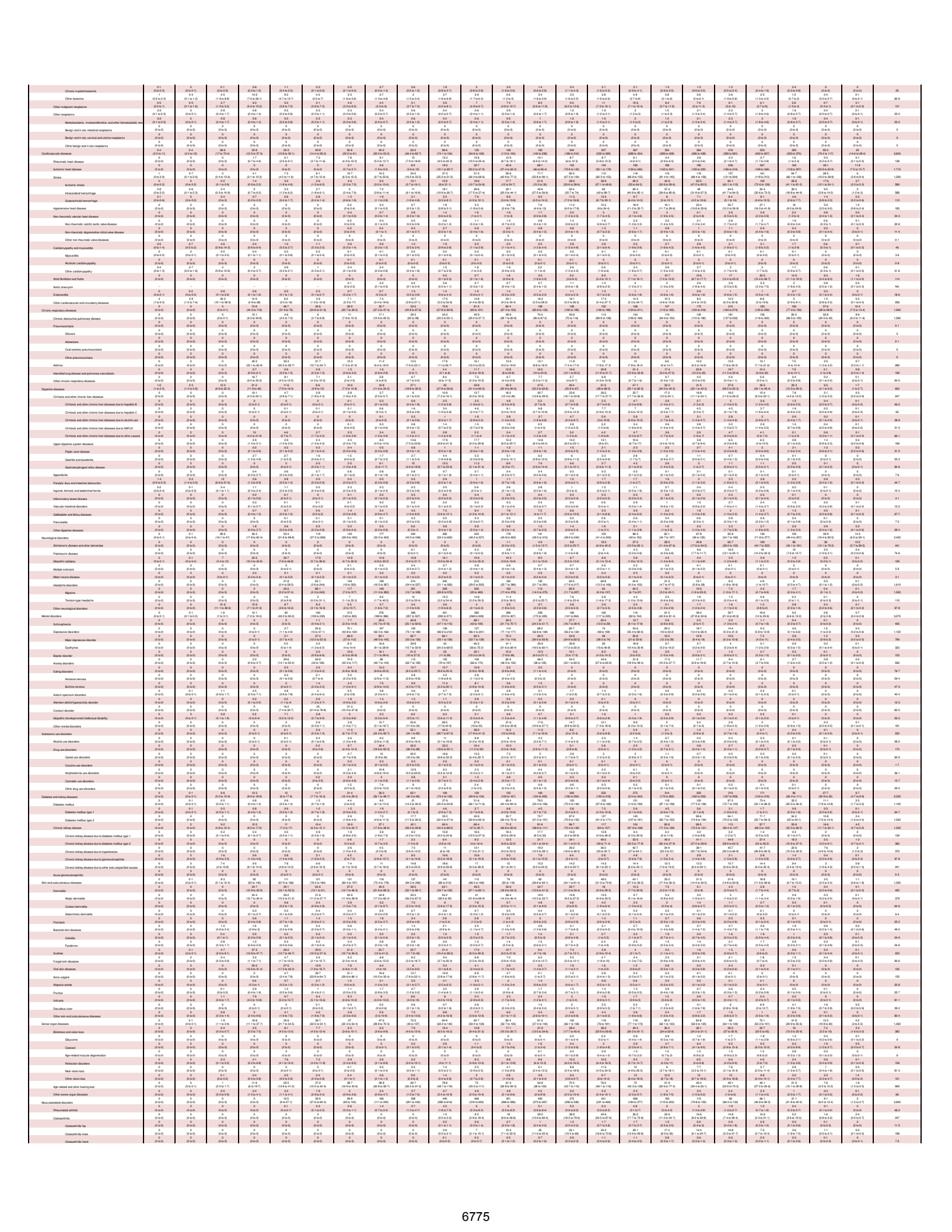

Osteoarthritis other	0 (0 to 0)	0 (0 to 0)	0 (0 to 0)	0 (0 to 0)	0 (0 to 0)	0 (0 to 0)	0 (0 to 0)	0 (0 to 0)	0 (0 to 0)	0·1 (0 to 0·2)	0·6 (0·2 to 1·5)	1·5 (0·5 to 3·6)	2·6 (1 to 5·7)	3·6 (1·6 to 7·7)	4·6 (2 to 10·1)	4·6 (2·1 to 10)	3·2 (1·5 to 7)	2·6 (1·3 to 5·4)	2·6 (1·2 to 5·2)	2 (1 to 3·9)	1 (0·5 to 2·1)	0·4 (0·2 to 0·7)	0·1 (0 to 0·2)	29·5
Low back pain	0 (0 to 0)	0 (0 to 0)	0 (0 to 0)	0 (0 to 0)	14·2 (7·1 to 24·9)	49 (28·3 to 78·2)	63·9 (37·6 to 103)	87·4 (50·9 to 137)	143 (84·5 to 224)	189 (105 to 288)	197 (118 to 304)	172 (105 to 267)	155 (93·1 to 240)	146 (88·2 to 229)	131 (80·5 to 200)	105 (65·9 to 159)	64·4 (41·2 to 97·7)	47 (29·5 to 70·4)	42·4 (26·2 to 63·7)	32·9 (20·6 to 47·9)	16·8 (10·7 to 23·9)	5·2 (3·3 to 7·5)	1·2 (0·8 to 1·7)	1,660
Neck pain	0 (0 to 0)	0 (0 to 0)	0 (0 to 0)	0 (0 to 0)	1·2 (0·3 to 2·7)	5·8 (2·5 to 11)	12·6 (5·7 to 23·4)	25 (11·2 to 49·1)	50·8 (23·9 to 100)	87·6 (42·7 to 161)	105 (55·3 to 180)	102 (54 to 179)	102 (50·9 to 178)	86·3 (43 to 159)	70·4 (34·2 to 128)	50·5 (25·4 to 89·7)	28·5 (14·7 to 47·8)	19·9 (10·7 to 33)	15·6 (8 to 27·5)	8·6 (4·2 to 15·6)	3·3 (1·6 to 5·7)	0·8 (0·4 to 1·3)	0·1 (0·1 to 0·2)	776
Gout	0 (0 to 0)	0 (0 to 0)	0 (0 to 0)	0 (0 to 0)	0 (0 to 0)	0 (0 to 0)	0 (0 to 0)	0·1 (0·1 to 0·2)	0·5 (0·2 to 0·8)	0·9 (0·1 to 2·1)	1·2 (0·3 to 2·6)	1·3 (0·5 to 2·6)	1·5 (0·6 to 2·7)	1·6 (0·6 to 3·1)	1·8 (0·8 to 3·2)	1·6 (0·7 to 3)	1·2 (0·5 to 2·1)	1 (0·4 to 1·8)	0·9 (0·5 to 1·5)	0·7 (0·3 to 1·2)	0·3 (0·2 to 0·6)	0·1 (0·1 to 0·2)	0 (0 to 0)	14·7
Other musculoskeletal disorders	0 (0 to 0)	0 (0 to 0)	0 (0 to 0)	0 (0 to 0)	1·1 (0·5 to 1·7)	4·5 (2·1 to 8)	22·6 (13·7 to 34·9)	52·4 (34·2 to 79·1)	111 (70·3 to 166)	157 (99 to 241)	149 (95·4 to 219)	122 (75·6 to 186)	107 (69·6 to 161)	97·1 (59·8 to 149)	89 (55·8 to 134)	69·7 (42·6 to 107)	40·1 (25·6 to 59·2)	27 (16·4 to 41·6)	20·4 (13·1 to 30·4)	12·1 (7·1 to 18·5)	5·1 (3·1 to 7·5)	1·3 (0·8 to 2)	0·2 (0·1 to 0·4)	1,090
Other non-communicable diseases	489 (289 to 769)	153 (100 to 229)	525 (351 to 767)	247 (178 to 347)	125 (82·7 to 179)	102 (69·6 to 144)	138 (95·4 to 201)	229 (156 to 335)	358 (245 to 516)	440 (301 to 639)	415 (293 to 592)	318 (225 to 447)	234 (166 to 321)	179 (126 to 243)	143 (103 to 197)	112 (81·9 to 150)	71 (52·5 to 94·2)	55·3 (40·8 to 71·9)	53·7 (40·4 to 69·3)	41·3 (30·8 to 53·7)	22·9 (17·3 to 29·1)	7·5 (5·5 to 9·8)	2 (1·4 to 2·7)	4,460
Congenital birth defects	480 (280 to 758)	133 (82·7 to 205)	391 (240 to 608)	144 (92 to 218)	46·2 (31·4 to 63·8)	28·9 (20 to 40)	19·8 (13·5 to 28)	18·6 (12·8 to 25·7)	20·5 (13·9 to 30·1)	19·8 (13·2 to 29·8)	17·4 (12 to 25·2)	12·6 (8·5 to 18·4)	9 (5·9 to 13·4)	7 (4·5 to 10·7)	5·9 (3·7 to 8·9)	4·2 (2·7 to 6·2)	2·2 (1·4 to 3·4)	1·1 (0·6 to 1·9)	0·9 (0·5 to 1·5)	0·6 (0·3 to 1)	0·3 (0·1 to 0·5)	0·1 (0 to 0·1)	0 (0 to 0)	1,360
Neural tube defects	10·8 (2·8 to 26·4)	3 (0·7 to 8·3)	14·2 (3·2 to 38·8)	10·2 (2 to 32·8)	0·6 (0·4 to 0·8)	0·5 (0·3 to 0·6)	0·4 (0·3 to 0·6)	0·5 (0·3 to 0·6)	0·5 (0·3 to 0·6)	0·5 (0·3 to 0·6)	0·3 (0·2 to 0·5)	0·2 (0·2 to 0·3)	0·2 (0·1 to 0·2)	0·1 (0·1 to 0·2)	0·1 (0·1 to 0·1)	0·1 (0 to 0·1)	0 (0 to 0)	0 (0 to 0)	0 (0 to 0)	0 (0 to 0)	0 (0 to 0)	0 (0 to 0)	0 (0 to 0)	42·1
Congenital heart anomalies	172 (84·4 to 304)	59·6 (31·6 to 99·7)	178 (93·8 to 297)	64·3 (34 to 110)	17·8 (9·8 to 29·1)	9·6 (5·5 to 15·2)	5·8 (3·1 to 9·6)	4·9 (2·7 to 8)	4·7 (2·7 to 7·6)	3·7 (2·1 to 5·8)	4·2 (2·6 to 6·4)	3·2 (2 to 5·1)	1·6 (1 to 2·4)	1 (0·6 to 1·6)	1 (0·6 to 1·6)	0·8 (0·5 to 1·1)	0·4 (0·3 to 0·7)	0·1 (0 to 0·2)	0·1 (0 to 0·1)	0 (0 to 0·1)	0 (0 to 0)	0 (0 to 0)	0 (0 to 0)	533
Orofacial clefts	1·4 (0·4 to 4·6)	0·5 (0·1 to 1·5)	1·3 (0·3 to 4·5)	0·7 (0·3 to 1·2)	0·3 (0·2 to 0·5)	0·3 (0·2 to 0·4)	0·2 (0·1 to 0·4)	0·3 (0·2 to 0·4)	0·3 (0·2 to 0·5)	0·4 (0·2 to 0·6)	0·3 (0·2 to 0·5)	0·2 (0·1 to 0·4)	0·2 (0·1 to 0·3)	0·1 (0·1 to 0·2)	0·1 (0·1 to 0·2)	0·1 (0·1 to 0·1)	0·1 (0 to 0·1)	0 (0 to 0·1)	0 (0 to 0)	0 (0 to 0)	0 (0 to 0)	0 (0 to 0)	0 (0 to 0)	6·9
Down syndrome	10·8 (3·9 to 22·8)	3·2 (1·2 to 6·5)	19·6 (7·1 to 44)	8·2 (3·1 to 18·5)	1·8 (0·7 to 4·3)	1·8 (0·8 to 3·4)	1 (0·5 to 1·9)	1 (0·5 to 1·7)	1·4 (0·7 to 2·5)	1·1 (0·6 to 2)	0·7 (0·4 to 1·3)	0·5 (0·2 to 0·8)	0·4 (0·2 to 0·7)	0·2 (0·1 to 0·4)	0·1 (0 to 0·2)	0 (0 to 0·1)	0 (0 to 0)	0 (0 to 0)	0 (0 to 0)	0 (0 to 0)	0 (0 to 0)	0 (0 to 0)	0 (0 to 0)	51·9
Turner syndrome	0 (0 to 0)	0 (0 to 0)	0 (0 to 0)	0 (0 to 0·1)	0 (0 to 0·1)	0 (0 to 0·1)	0 (0 to 0·1)	0 (0 to 0·1)	0 (0 to 0·1)	0 (0 to 0·1)	0 (0 to 0·1)	0 (0 to 0)	0 (0 to 0)	0 (0 to 0)	0 (0 to 0)	0 (0 to 0)	0 (0 to 0)	0 (0 to 0)	0 (0 to 0)	0 (0 to 0)	0 (0 to 0)	0 (0 to 0)	0 (0 to 0)	0·4
Klinefelter syndrome	0 (0 to 0)	0 (0 to 0)	0 (0 to 0)	0 (0 to 0)	0 (0 to 0)	0 (0 to 0)	0 (0 to 0)	0 (0 to 0)	0 (0 to 0)	0 (0 to 0)	0 (0 to 0)	0 (0 to 0)	0 (0 to 0)	0 (0 to 0)	0 (0 to 0)	0 (0 to 0)	0 (0 to 0)	0 (0 to 0)	0 (0 to 0)	0 (0 to 0)	0 (0 to 0)	0 (0 to 0)	0 (0 to 0)	0
Other chromosomal abnormalities	114 (8·2 to 248)	34 (3·8 to 68·6)	61·6 (7·4 to 142)	6·8 (2·1 to 13·5)	1·6 (0·7 to 3·2)	0·7 (0·4 to 1·2)	0·6 (0·4 to 1)	0·5 (0·3 to 0·7)	0·5 (0·3 to 0·7)	0·4 (0·2 to 0·6)	0·3 (0·2 to 0·4)	0·2 (0·1 to 0·2)	0·1 (0·1 to 0·1)	0 (0 to 0·1)	0 (0 to 0)	0 (0 to 0)	0 (0 to 0)	0 (0 to 0)	0 (0 to 0)	0 (0 to 0)	0 (0 to 0)	0 (0 to 0)	0 (0 to 0)	221
Congenital musculoskeletal and limb anomalies	4·8 (2 to 10·5)	1·2 (0·6 to 2·4)	8·8 (4·9 to 14·6)	10·3 (5·7 to 16·5)	6·3 (3·4 to 10·3)	5·1 (2·7 to 8·3)	4·1 (2·2 to 6·8)	3·9 (2·1 to 6·2)	4·4 (2·3 to 7·3)	4·7 (2·5 to 7·6)	4·2 (2·2 to 6·6)	3 (1·5 to 4·9)	2·4 (1·2 to 4)	2 (1·1 to 3·2)	1·6 (0·8 to 2·6)	1·1 (0·6 to 1·9)	0·6 (0·3 to 0·9)	0·3 (0·2 to 0·5)	0·2 (0·1 to 0·3)	0·1 (0·1 to 0·2)	0 (0 to 0·1)	0 (0 to 0)	0 (0 to 0)	69·2
Urogenital congenital anomalies	11·4 (3·4 to 24·9)	0·9 (0·4 to 2)	2·2 (0·8 to 5·3)	1·7 (0·9 to 3)	1·1 (0·6 to 1·9)	0·6 (0·3 to 0·9)	0·4 (0·3 to 0·6)	0·4 (0·3 to 0·6)	0·4 (0·3 to 0·6)	0·4 (0·3 to 0·6)	0·3 (0·2 to 0·4)	0·2 (0·1 to 0·3)	0·1 (0·1 to 0·2)	0·1 (0·1 to 0·1)	0·1 (0 to 0·1)	0 (0 to 0·1)	0 (0 to 0)	0 (0 to 0)	0 (0 to 0)	0 (0 to 0)	0 (0 to 0)	0 (0 to 0)	0 (0 to 0)	20·3
Digestive congenital anomalies	41 (18·2 to 86·1)	11 (4·9 to 20·4)	48·3 (20·1 to 93·3)	14·4 (6·3 to 27·6)	2·3 (1·1 to 4·2)	1·1 (0·5 to 2·3)	0·2 (0·1 to 0·5)	0·1 (0·1 to 0·2)	0·1 (0 to 0·1)	0·1 (0·1 to 0·2)	0 (0 to 0·1)	0 (0 to 0)	0 (0 to 0)	0·1 (0 to 0·1)	0 (0 to 0)	0 (0 to 0)	0 (0 to 0)	0 (0 to 0)	0 (0 to 0)	0 (0 to 0)	0 (0 to 0)	0 (0 to 0)	0 (0 to 0)	119
Other congenital birth defects	115 (44·7 to 255)	19·9 (7·1 to 47)	57·4 (18·7 to 134)	27·7 (12 to 54·3)	14·4 (7·5 to 24·4)	9·2 (4·6 to 16)	6·9 (3·4 to 12·2)	7 (3·5 to 12·5)	8·1 (3·7 to 15·2)	8·5 (3·8 to 15·8)	7 (3·3 to 13·3)	5·1 (2·2 to 9·7)	4·1 (1·9 to 7·6)	3·3 (1·4 to 6·6)	2·8 (1·1 to 5·3)	2 (0·9 to 3·8)	1·1 (0·5 to 2·2)	0·7 (0·3 to 1·4)	0·6 (0·2 to 1·1)	0·4 (0·2 to 0·8)	0·2 (0·1 to 0·4)	0·1 (0 to 0·1)	0 (0 to 0)	301
Urinary diseases and male infertility	0 (0 to 0)	0·1 (0 to 0·1)	0·8 (0·3 to 1·4)	1 (0·6 to 1·8)	0·6 (0·3 to 1·1)	0·6 (0·3 to 0·9)	0·6 (0·4 to 1)	1·1 (0·6 to 1·6)	1·8 (1·2 to 2·7)	3 (2 to 4·4)	3·2 (2·1 to 4·5)	2·9 (1·9 to 4·3)	3·2 (2 to 4·7)	4·2 (2·7 to 6·4)	4·8 (3 to 7)	5·3 (3·1 to 9·1)	4·3 (2·4 to 6·9)	4·4 (2·4 to 7·1)	6·1 (3·1 to 10·2)	5·9 (2·8 to 10·2)	4 (1·7 to 6·8)	1·6 (0·6 to 2·9)	0·4 (0·1 to 0·7)	59·9
Urolithiasis	0 (0 to 0)	0 (0 to 0)	0 (0 to 0)	0 (0 to 0)	0 (0 to 0)	0 (0 to 0·1)	0 (0 to 0·1)	0·1 (0 to 0·2)	0·2 (0·1 to 0·4)	0·4 (0·2 to 0·7)	0·4 (0·2 to 0·8)	0·4 (0·2 to 0·7)	0·4 (0·2 to 0·8)	0·4 (0·2 to 0·8)	0·4 (0·2 to 0·7)	0·3 (0·1 to 0·5)	0·2 (0·1 to 0·3)	0·1 (0·1 to 0·2)	0·1 (0 to 0·1)	0·1 (0 to 0·1)	0 (0 to 0·1)	0 (0 to 0)	0 (0 to 0)	3·7
Benign prostatic hyperplasia	0 (0 to 0)	0 (0 to 0)	0 (0 to 0)	0 (0 to 0)	0 (0 to 0)	0 (0 to 0)	0 (0 to 0)	0 (0 to 0)	0 (0 to 0)	0 (0 to 0)	0 (0 to 0)	0 (0 to 0)	0 (0 to 0)	0 (0 to 0)	0 (0 to 0)	0 (0 to 0)	0 (0 to 0)	0 (0 to 0)	0 (0 to 0)	0 (0 to 0)	0 (0 to 0)	0 (0 to 0)	0 (0 to 0)	0
Male infertility	--	--	--	--	--	--	--	--	--	--	--	--	--	--	--	--	--	--	--	--	--	--	--	NA
Other urinary diseases	0 (0 to 0)	0 (0 to 0·1)	0·1 (0 to 0·3)	0·2 (0·1 to 0·3)	0·1 (0·1 to 0·2)	0·1 (0·1 to 0·2)	0·1 (0·1 to 0·2)	0·1 (0·1 to 0·2)	0·2 (0·1 to 0·4)	0·5 (0·3 to 0·8)	0·4 (0·2 to 0·6)	0·3 (0·2 to 0·5)	0·5 (0·3 to 0·8)	0·3 (0·2 to 0·5)	0·4 (0·2 to 0·7)	0·7 (0·2 to 1·5)	0·3 (0·1 to 0·8)	0·4 (0·1 to 1)	0·6 (0·1 to 1·6)	0·6 (0·1 to 1·6)	0·5 (0·1 to 1·4)	0·2 (0 to 0·6)	0·1 (0 to 0·2)	6·7
Gynecological diseases	0 (0 to 0)	0 (0 to 0)	0 (0 to 0)	0 (0 to 0)	0 (0 to 0)	23·8 (12·2 to 40·3)	57·4 (33·8 to 94·4)	114 (70·5 to 179)	193 (126 to 283)	238 (156 to 350)	213 (144 to 315)	159 (105 to 236)	100 (66·5 to 145)	51·2 (31·5 to 76·6)	23·8 (14·2 to 35·6)	15·6 (9·2 to 24·9)	8·1 (4·9 to 12)	5 (3·1 to 7·3)	4·1 (2·5 to 6·2)	3·1 (1·9 to 4·9)	1·8 (1·1 to 2·9)	0·5 (0·3 to 0·8)	0·1 (0·1 to 0·2)	1,210
Uterine fibroids	0 (0 to 0)	0 (0 to 0)	0 (0 to 0)	0 (0 to 0)	0 (0 to 0)	0·2 (0·1 to 0·5)	0·8 (0·3 to 1·8)	1·7 (0·7 to 3·5)	6·3 (2·5 to 12·1)	7·5 (3·3 to 15)	9·3 (4 to 18·6)	7·8 (3·6 to 14·7)	5·4 (2·4 to 10·4)	3·7 (1·7 to 7·1)	2·1 (0·9 to 4·1)	1·2 (0·6 to 2·4)	0·5 (0·2 to 0·9)	0·2 (0·1 to 0·4)	0·1 (0 to 0·2)	0·1 (0 to 0·1)	0 (0 to 0·1)	0 (0 to 0)	0 (0 to 0)	46·9
Polycystic ovarian syndrome	0 (0 to 0)	0 (0 to 0)	0 (0 to 0)	0 (0 to 0)	0 (0 to 0)	1·7 (0·7 to 3·6)	6·4 (2·6 to 13·2)	9·7 (4 to 20)	11·4 (4·7 to 23·2)	11·9 (4·8 to 24·6)	9·9 (4 to 20)	7·1 (2·9 to 14·6)	5·3 (2·2 to 10·9)	1 (0·4 to 2)	0 (0 to 0)	0 (0 to 0)	0 (0 to 0)	0 (0 to 0)	0 (0 to 0)	0 (0 to 0)	0 (0 to 0)	0 (0 to 0)	0 (0 to 0)	64·4
Female infertility	0 (0 to 0)	0 (0 to 0)	0 (0 to 0)	0 (0 to 0)	0 (0 to 0)	0 (0 to 0)	0 (0 to 0)	3·6 (0·3 to 11)	10·3 (2·2 to 29·1)	15·5 (3·5 to 46·2)	14·8 (2·5 to 42·1)	11·5 (2·4 to 32·3)	0·5 (0 to 2·7)	0 (0 to 0)	0 (0 to 0)	0 (0 to 0)	0 (0 to 0)	0 (0 to 0)	0 (0 to 0)	0 (0 to 0)	0 (0 to 0)	0 (0 to 0)	0 (0 to 0)	56·3
Endometriosis	0 (0 to 0)	0 (0 to 0)	0 (0 to 0)	0 (0 to 0)	0 (0 to 0)	0 (0 to 0)	3·2 (1·3 to 6·5)	20 (9·6 to 35·8)	32·3 (16·9 to 54·4)	32·1 (15·6 to 57·6)	26·8 (14·1 to 46·9)	18·3 (9·4 to 30·8)	12·2 (6·6 to 19·6)	4·8 (2·5 to 7·9)	0 (0 to 0)	0 (0 to 0)	0 (0 to 0)	0 (0 to 0)	0 (0 to 0)	0 (0 to 0)	0 (0 to 0)	0 (0 to 0)	0 (0 to 0)	150
Genital prolapse	0 (0 to 0)	0 (0 to 0)	0 (0 to 0)	0 (0 to 0)	0 (0 to 0)	0·1 (0 to 0·3)	0·7 (0·2 to 1·8)	0·6 (0·2 to 1·6)	0·5 (0·1 to 1·7)	1 (0·3 to 2·7)	1·1 (0·4 to 2·8)	1·4 (0·6 to 3)	1·6 (0·7 to 3·1)	1·9 (0·9 to 3·6)	1·4 (0·6 to 2·7)	1·3 (0·6 to 2·6)	0·7 (0·3 to 1·4)	0·5 (0·2 to 0·9)	0·4 (0·2 to 0·8)	0·3 (0·1 to 0·6)	0·1 (0·1 to 0·3)	0 (0 to 0·1)	0 (0 to 0)	13·6
Premenstrual syndrome	0 (0 to 0)	0 (0 to 0)	0 (0 to 0)	0 (0 to 0)	0 (0 to 0)	20·9 (9·8 to 36·8)	43·5 (22·1 to 77·9)	59·6 (29·6 to 106)	72·6 (41·5 to 119)	81 (42·2 to 131)	78·3 (43·7 to 125)	60·3 (33·8 to 97·9)	36·7 (20·5 to 61·4)	11·2 (5·6 to 20)	0 (0 to 0)	0 (0 to 0)	0 (0 to 0)	0 (0 to 0)	0 (0 to 0)	0 (0 to 0)	0 (0 to 0)	0 (0 to 0)	0 (0 to 0)	464
Other gynecological diseases	0 (0 to 0)	0 (0 to 0)	0 (0 to 0)	0 (0 to 0)	0 (0 to 0)	0·8 (0·2 to 2)	2·8 (1·2 to 5·3)	18·3 (10 to 29·1)	59·9 (31·6 to 101)	89·1 (49·9 to 144)	72·5 (40·5 to 116)	53 (28·5 to 84·8)	38·8 (21·7 to 62)	28·6 (14 to 47)	20·3 (11·5 to 31·4)	13·1 (7·1 to 21·4)	6·9 (4 to 10·6)	4·3 (2·5 to 6·6)	3·6 (2·2 to 5·6)	2·8 (1·7 to 4·5)	1·6 (0·9 to 2·8)	0·4 (0·3 to 0·7)	0·1 (0·1 to 0·2)	417
Hemoglobinopathies and hemolytic anemias	0·6 (0·3 to 1)	2 (1·2 to 3)	17·5 (10·4 to 26·9)	55·4 (29·3 to 91·9)	51·1 (21·5 to 93·9)	26·6 (10·6 to 51·1)	31·4 (14·6 to 54·9)	53·9 (29 to 92·1)	74 (36·2 to 132)	77·5 (41·5 to 129)	66 (35·3 to 127)	34·3 (18·5 to 57)	24·1 (12·4 to 40·6)	18·9 (8·9 to 32·9)	12·7 (6·3 to 22·4)	9·7 (5 to 16·9)	6·5 (3·5 to 11·4)	5·9 (3·6 to 9·4)	5·6 (3·2 to 8·8)	4·9 (3·1 to 7·4)	2·7 (1·7 to 3·9)	0·8 (0·5 to 1·2)	0·2 (0·1 to 0·3)	583
Thalassemias	0·5 (0·3 to 0·9)	0·4 (0·2 to 0·7)	4·1 (2·2 to 7·2)	7 (4·2 to 11·4)	4·4 (2·6 to 6·6)	3·2 (2 to 5)	2·8 (1·7 to 4·4)	2·4 (1·5 to 3·7)	2·8 (1·7 to 4·4)	3·1 (1·9 to 5)	2·9 (1·8 to 4·4)	2·8 (1·6 to 4·4)	2·8 (1·6 to 4·7)	2·7 (1·6 to 4·3)	2·3 (1·3 to 3·7)	1·1 (0·5 to 2)	0·2 (0·1 to 0·4)	0 (0 to 0·1)	0 (0 to 0)	0 (0 to 0)	0 (0 to 0)	0 (0 to 0)	0 (0 to 0)	45·6
Thalassemias trait	0·1 (0 to 0·2)	1·4 (0·8 to 2·2)	12·1 (6·5 to 20·1)	44·6 (22·3 to 76·5)	43·6 (16·5 to 82·8)	21·8 (7·2 to 44·7)	23 (10 to 41·3)	47·9 (25·1 to 83·1)	67·1 (32 to 122)	69·2 (36 to 116)	58·1 (30·4 to 117)	24·2 (12·1 to 41·7)	18·4 (8·6 to 32)	14 (5·4 to 26·5)	8·2 (2·9 to 17)	5·2 (1·5 to 10·9)	3·6 (1·2 to 7·3)	2·9 (1·1 to 5·5)	2·7 (0·9 to 5)	2 (0·7 to 3·7)	1·2 (0·5 to 2)	0·4 (0·1 to 0·6)	0·1 (0 to 0·1)	472
Sickle cell disorders	0 (0 to 0)	0 (0 to 0)	0 (0 to 0)	0 (0 to 0)	0 (0 to 0)	0 (0 to 0)	0 (0 to 0)	0 (0 to 0)	0 (0 to 0)	0 (0 to 0)	0 (0 to 0)	0 (0 to 0)	0 (0 to 0)	0 (0 to 0)	0 (0 to 0)	0 (0 to 0)	0 (0 to 0)	0 (0 to 0)	0 (0 to 0)	0 (0 to 0)	0 (0 to 0)	0 (0 to 0)	0 (0 to 0)	0
Sickle cell trait	0 (0 to 0)	0 (0 to 0·1)	0·1 (0 to 0·2)	0·4 (0·1 to 0·7)	0·4 (0·1 to 0·8)	0·2 (0 to 0·4)	0·9 (0·3 to 1·8)	0·4 (0·1 to 0·9)	0·7 (0·1 to 1·5)	0·6 (0·1 to 1·4)	0·3 (0 to 0·7)	1·1 (0·5 to 2)	0·1 (0 to 0·1)	0·1 (0 to 0·3)	0·1 (0 to 0·2)	0 (0 to 0·1)	0 (0 to 0·1)	0 (0 to 0·1)	0 (0 to 0)	0 (0 to 0)	0 (0 to 0)	0 (0 to 0)	0 (0 to 0)	5·3
G6PD deficiency	0 (0 to 0)	0 (0 to 0)	0 (0 to 0)	0 (0 to 0·1)	0 (0 to 0·1)	0·1 (0 to 0·1)	1·4 (0·5 to 2·7)	0·2 (0·1 to 0·4)	0·3 (0·1 to 0·6)	0·3 (0·1 to 0·7)	0·3 (0·1 to 0·6)	2 (0·9 to 3·4)	0·3 (0·1 to 0·6)	0·3 (0·1 to 0·5)	0·4 (0·2 to 0·8)	0·5 (0·2 to 0·9)	0·3 (0·1 to 0·5)	0·2 (0·1 to 0·4)	0·1 (0·1 to 0·3)	0·1 (0 to 0·1)	0 (0 to 0)	0 (0 to 0)	0 (0 to 0)	6·9
G6PD trait	0 (0 to 0)	0 (0 to 0)	0 (0 to 0)	0 (0 to 0)	0 (0 to 0)	0 (0 to 0)	0·4 (0·1 to 0·7)	0 (0 to 0)	0 (0 to 0)	0 (0 to 0)	0 (0 to 0·1)	0·4 (0·2 to 0·7)	0·1 (0 to 0·2)	0 (0 to 0)	0 (0 to 0)	0 (0 to 0)	0 (0 to 0)	0 (0 to 0)	0 (0 to 0)	0 (0 to 0)	0 (0 to 0)	0 (0 to 0)	0 (0 to 0)	0·9
Other hemoglobinopathies and hemolytic anemias	0 (0 to 0)	0·2 (0·1 to 0·3)	1·2 (0·5 to 2·1)	3·4 (1·2 to 6·7)	2·6 (0·6 to 5·8)	1·4 (0·3 to 3·2)	3 (1 to 6·6)	3·1 (0·7 to 6·6)	3·2 (0·7 to 6·9)	4·3 (1·2 to 8·9)	4·5 (1·5 to 9)	3·9 (1·5 to 7·7)	2·5 (0·9 to 4·9)	1·9 (0·7 to 3·8)	1·7 (0·9 to 2·9)	2·8 (1·6 to 4·7)	2·4 (1·4 to 3·8)	2·7 (1·8 to 4)	2·7 (1·7 to 4·1)	2·8 (1·8 to 4·3)	1·5 (1 to 2·3)	0·5 (0·3 to 0·7)	0·1 (0·1 to 0·2)	52·3
Endocrine, metabolic, blood, and immune disorders	7·6 (3·3 to 14·8)	6·1 (3 to 11·5)	68·6 (32·6 to 129)	36·6 (20·2 to 65·3)	16·1 (9·9 to 25)	11·9 (7·7 to 17·5)	17·1 (10·9 to 25·3)	23·6 (14·7 to 35·1)	40·2 (25·9 to 60·1)	65·8 (42·8 to 103)	79·3 (50·9 to 119)	75·5 (47·9 to 112)	64·4 (40·1 to 94·3)	61·6 (39·7 to 92·9)	57·5 (37·4 to 87·4)	41 (26·7 to 60·3)	24·9 (16·6 to 35·8)	18·4 (12·5 to 26·7)	17·7 (11·4 to 26·7)	12·8 (7·7 to 20·5)	7·3 (4·3 to 11·6)	2·2 (1·3 to 3·6)	0·7 (0·4 to 1·2)	757
Oral disorders	0 (0 to 0)	0 (0 to 0)	0 (0 to 0)	10 (5·6 to 16·5)	10·6 (5·7 to 17·8)	10·2 (5·4 to 17·7)	11·8 (6·5 to 19·8)	18·2 (10·4 to 29·5)	27·9 (15·4 to 44·6)	35·8 (20·7 to 58·5)	36·2 (20·3 to 62·1)	32·8 (18·4 to 56·6)	33·1 (18·8 to 56·2)	35·8 (20·3 to 59·8)	38·6 (22·8 to 62·4)	35·9 (21·3 to 57·3)	25 (15·1 to 39·7)	20·5 (12·7 to 31·8)	19·4 (12·1 to 29·5)	13·9 (8·7 to 20·5)	6·9 (4·2 to 10·2)	2·2 (1·4 to 3·2)	0·5 (0·3 to 0·8)	425
Caries of deciduous teeth	0 (0 to 0)	0 (0 to 0)	0 (0 to 0)	3 (1·1 to 6·2)	2·7 (1·1 to 6)	0·1 (0 to 0·3)	0 (0 to 0)	0 (0 to 0)	0 (0 to 0)	0 (0 to 0)	0 (0 to 0)	0 (0 to 0)	0 (0 to 0)	0 (0 to 0)	0 (0 to 0)	0 (0 to 0)	0 (0 to 0)	0 (0 to 0)	0 (0 to 0)	0 (0 to 0)	0 (0 to 0)	0 (0 to 0)	0 (0 to 0)	5·8
Caries of permanent teeth	0 (0 to 0)	0 (0 to 0)	0 (0 to 0)	0 (0 to 0)	2·2 (0·8 to 4·9)	4·8 (1·8 to 10·3)	4·5 (1·8 to 9·4)	5·4 (2·3 to 10·7)	6·3 (2·5 to 12·7)	6·3 (2·6 to 12·9)	5·4 (2·2 to 10·9)	3·8 (1·6 to 7·8)	2·8 (1·1 to 5·8)	2·2 (0·9 to 4·8)	1·9 (0·7 to 4·3)	1·4 (0·5 to 3·2)	0·8 (0·3 to 1·7)	0·6 (0·2 to 1·2)	0·4 (0·2 to 0·9)	0·3 (0·1 to 0·6)	0·1 (0 to 0·2)	0 (0 to 0·1)	0 (0 to 0)	49·3
Periodontal diseases	0 (0 to 0)	0 (0 to 0)	0 (0 to 0)	0 (0 to 0)	0 (0 to 0)	0 (0 to 0)	0·3 (0·1 to 0·7)	1 (0·3 to 2·6)	2·9 (0·8 to 7·5)	5·8 (1·8 to 15·7)	8·1 (2·6 to 21·9)	9·3 (2·9 to 24)	10·5 (3·4 to 25·3)	11·3 (4 to 26·2)	10·9 (4 to 24·5)	8·5 (3·2 to 17·7)	4·8 (1·8 to 10·1)	3·2 (1·3 to 6·6)	2·6 (1·1 to 5·4)	1·7 (0·7 to 3·5)	0·8 (0·3 to 1·7)	0·2 (0·1 to 0·5)	0·1 (0 to 0·1)	82·1
Other oral disorders	0 (0 to 0)	0 (0 to 0)	0 (0 to 0)	7 (4·1 to 11)	5·7 (3·2 to 9)	5·2 (3 to 8·3)	7·1 (4·2 to 10·8)	9·7 (5·8 to 15·2)	13·2 (7·9 to 20·2)	15 (9 to 22·6)	13·1 (7·8 to 20)	10 (6 to 15·4)	8·2 (4·8 to 12·7)	6·9 (4·2 to 10·5)	5·7 (3·3 to 8·6)	4·1 (2·5 to 6·2)	2·3 (1·4 to 3·4)	1·4 (0·9 to 2·2)	1 (0·6 to 1·4)	0·5 (0·3 to 0·8)	0·2 (0·1 to 0·3)	0·1 (0 to 0·1)	0 (0 to 0)	116
Sudden infant death syndrome	--	11·4 (5·3 to 25·2)	46·7 (21·3 to 96·1)	--	--	--	--	--	--	--	--	--	--	--	--	--	--	--	--	--	--	--	--	NA
Injuries	17·2 (9·6 to 28·6)	13·7 (7·9 to 23·6)	145 (79·7 to 239)	180 (122 to 259)	106 (82 to 130)	74·3 (60 to 90·4)	86·6 (71·1 to 103)	103 (85 to 125)	123 (99·4 to 150)	143 (116 to 176)	131 (106 to 161)	110 (87·9 to 134)	97·3 (78·7 to 119)	86·8 (70·5 to 106)	82·1 (66 to 99·9)	72·5 (58·2 to 89·1)	49·6 (40·1 to 60·5)	44·4 (36·4 to 53·9)	49·7 (40 to 60·2)	45·6 (35·9 to 55·7)	29 (22·6 to 36·8)	10·2 (7·9 to 12·9)	2·7 (2 to 3·5)	1,800
Transport injuries	0·5 (0·2 to 1·2)	0·5 (0·2 to 1)	5·9 (2·9 to 11)	16 (8·4 to 27·1)	15·4 (9·2 to 23·5)	11 (7·6 to 15·9)	19·1 (12·7 to 27·7)	21·8 (15·1 to 30·2)	23·7 (16·9 to 32·2)	27·7 (20 to 36·3)	26·3 (19·5 to 34)	22·3 (16·6 to 29·7)	20·2 (15·1 to 25·6)	18·2 (13·8 to 23·2)	16·7 (12·5 to 21·6)	13·4 (10·1 to 17·3)	8·5 (6·3 to 10·9)	6·9 (5·2 to 8·9)	6·5 (4·8 to 8·3)	4·8 (3·7 to 6·2)	2·5 (1·9 to 3·2)	0·7 (0·6 to 0·9)	0·2 (0·1 to 0·2)	289
Road injuries	0·5 (0·2 to 1·2)	0·5 (0·2 to 1)	5·6 (2·6 to 10·6)	14·9 (7·5 to 25·6)	14·2 (8·2 to 21·6)	9·9 (6·7 to 14·6)	17·8 (11·6 to 26·4)	20·3 (13·9 to 28·4)	22 (15·6 to 30·1)	25·7 (18·4 to 34·2)	24·5 (18·2 to 31·8)	20·9 (15·6 to 28)	19·1 (14·2 to 24·3)	17·1 (13·1 to 22)	15·8 (11·8 to 20·5)	12·7 (9·6 to 16·4)	8·1 (6 to 10·4)	6·6 (5 to 8·6)	6·1 (4·5 to 8)	4·5 (3·5 to 5·8)	2·3 (1·8 to 3)	0·7 (0·5 to 0·9)	0·2 (0·1 to 0·2)	270
Pedestrian road injuries	0·3 (0·1 to 0·6)	0·2 (0·1 to 0·4)	2·5 (1 to 5·2)	7 (3·2 to 13)	6·8 (3·4 to 11·9)	4·1 (2·4 to 6·6)	5 (2·5 to 8·7)	5·7 (3·2 to 9·3)	5·8 (3·3 to 8·9)	7·1 (4·5 to 10·5)	7·1 (4·6 to 10·6)	5·3 (3·4 to 8·2)	5·4 (3·4 to 7·8)	5·2 (3·4 to 7·5)	4·7 (3·2 to 6·8)	4·7 (3·2 to 6·7)	3 (2 to 4·2)	2·6 (1·8 to 3·7)	2·8 (1·9 to 4)	2·2 (1·6 to 2·9)	1·1 (0·8 to 1·5)	0·3 (0·2 to 0·4)	0·1 (0 to 0·1)	88·7
Cyclist road injuries	0 (0 to 0)	0 (0 to 0)	0 (0 to 0)	1·1 (0·4 to 2·5)	1·1 (0·5 to 2·1)	0·9 (0·6 to 1·5)	1·3 (0·7 to 2·1)	1·5 (1 to 2·3)	1·9 (1·2 to 2·8)	2·7 (1·9 to 3·9)	2·5 (1·8 to 3·5)	2·3 (1·5 to 3·3)	2 (1·4 to 2·9)	2 (1·4 to 2·7)	1·8 (1·3 to 2·5)	1·5 (1·1 to 2·1)	1 (0·7 to 1·4)	0·7 (0·5 to 1)	0·5 (0·4 to 0·7)	0·4 (0·3 to 0·5)	0·2 (0·2 to 0·3)	0·1 (0·1 to 0·1)	0 (0 to 0)	25·7
Motorcyclist road injuries	0·1 (0 to 0·3)	0 (0 to 0·1)	1·1 (0·4 to 2·8)	2·2 (0·9 to 4·8)	2·1 (1 to 4·5)	2·2 (1·2 to 3·8)	5·1 (2·7 to 9·6)	5·9 (3·6 to 10·7)	6·5 (4·2 to 10·7)	7·7 (5·3 to 11·6)	7·5 (5·1 to 10·8)	6·6 (4·5 to 9·8)	6·2 (4·3 to 8·7)	5·5 (3·9 to 7·6)	5·3 (3·6 to 7·3)	3·7 (2·7 to 5)	2·4 (1·7 to 3·2)	1·8 (1·3 to 2·4)	1·5 (1·1 to 2)	1·1 (0·8 to 1·4)	0·6 (0·4 to 0·8)	0·2 (0·1 to 0·2)	0 (0 to 0·1)	75·3
Motor vehicle road injuries	0·1 (0 to 0·3)	0·2 (0·1 to 0·5)	1·8 (0·7 to 3·9)	4·4 (1·9 to 8·7)	3·9 (1·8 to 6·9)	2·6 (1·5 to 4·1)	6·2 (3·4 to 10·1)	6·8 (3·7 to 10·9)	7·4 (4·3 to 11·6)	7·9 (4·8 to 12·2)	7 (4·4 to 10·3)	6·4 (4·1 to 9·6)	5·2 (3·5 to 7·3)	4·2 (2·8 to 6)	3·7 (2·5 to 5·5)	2·7 (1·9 to 3·8)	1·7 (1·2 to 2·4)	1·4 (1 to 2)	1·2 (0·8 to 1·6)	0·8 (0·6 to 1·1)	0·4 (0·3 to 0·6)	0·1 (0·1 to 0·2)	0 (0 to 0)	76·2
Other road injuries	0 (0 to 0)	0 (0 to 0)	0·1 (0 to 0·3)	0·2 (0·1 to 0·5)	0·2 (0·1 to 0·4)	0·1 (0·1 to 0·2)	0·3 (0·1 to 0·6)	0·4 (0·2 to 0·6)	0·3 (0·2 to 0·6)	0·5 (0·3 to 0·8)	0·4 (0·3 to 0·7)	0·4 (0·2 to 0·6)	0·3 (0·2 to 0·5)	0·3 (0·2 to 0·4)	0·2 (0·2 to 0·4)	0·1 (0·1 to 0·2)	0·1 (0·1 to 0·1)	0·1 (0 to 0·1)	0·1 (0·1 to 0·1)	0·1 (0 to 0·1)	0 (0 to 0)	0 (0 to 0)	0 (0 to 0)	4·2
Other transport injuries	0 (0 to 0)	0 (0 to 0)	0·3 (0·2 to 0·5)	1·1 (0·7 to 1·7)	1·2 (0·8 to 1·8)	1·1 (0·7 to 1·5)	1·3 (0·8 to 1·9)	1·5 (1 to 2·1)	1·7 (1·2 to 2·4)	2 (1·3 to 2·9)	1·7 (1·2 to 2·4)	1·4 (1 to 1·9)	1·2 (0·8 to 1·6)	1 (0·7 to 1·4)	0·9 (0·6 to 1·2)	0·7 (0·5 to 0·9)	0·4 (0·3 to 0·6)	0·3 (0·2 to 0·4)	0·3 (0·2 to 0·5)	0·3 (0·2 to 0·4)	0·2 (0·1 to 0·2)	0·1 (0 to 0·1)	0 (0 to 0)	18·7
Unintentional injuries	16 (8·6 to 27·2)	13 (7·3 to 22·8)	137 (73·9 to 231)	160 (106 to 234)	86·4 (64·4 to 109)	56·1 (44·4 to 69·6)	48·9 (38·7 to 60·7)	59 (47·2 to 73·3)	74·3 (59 to 94·5)	87 (68·7 to 111)	79·1 (62·4 to 99·7)	67·6 (52·9 to 84·2)	61·5 (48·2 to 78)	57 (44·8 to 71·4)	56·7 (44·9 to 71·2)	53 (42·4 to 65·3)	37·6 (30·1 to 46·9)	34·9 (28·5 to 42·9)	41·3 (33·2 to 50·9)	39·6 (30·7 to 48·9)	25·9 (19·9 to 33·4)	9·4 (7·2 to 12)	2·5 (1·8 to 3·2)	1,300
Falls	1 (0·3 to 2·4)	0·4 (0·2 to 0·8)	7·7 (3·3 to 16·1)	18·1 (8·7 to 34·7)	12·4 (8·1 to 18·1)	10·1 (7·2 to 14·3)	11·4 (8·1 to 15·9)	13·5 (9·6 to 18·5)	19·4 (13·7 to 26·5)	23·4 (16·6 to 32·1)	24·1 (17·4 to 32·7)	21 (15 to 28·2)	19·3 (13·8 to 25·7)	21 (15·5 to 27·6)	21·7 (16·4 to 28·1)	23·4 (17·8 to 30)	17·8 (13·4 to 23·2)	18·2 (14 to 23·4)	22·8 (17·4 to 29·8)	24·1 (17·9 to 31·6)	16·1 (11·9 to 21·6)	6·1 (4·5 to 7·9)	1·6 (1·1 to 2·2)	355
Drowning	0·9 (0·4 to 1·5)	0·4 (0·2 to 0·8)	8·2 (3·2 to 17·5)	62·3 (31 to 113)	31·4 (16·2 to 50·5)	17·7 (10·3 to 27·3)	7·2 (4·2 to 11·3)	6·5 (3·8 to 10·4)	6·2 (3·8 to 9·5)	7·4 (4·6 to 11·5)	6·6 (4·1 to 10·2)	5·7 (3·7 to 8·6)	5·7 (3·5 to 8·9)	4·5 (2·9 to 6·7)	4·1 (2·6 to 6·2)	3·1 (1·9 to 4·8)	2·4 (1·5 to 3·5)	1·8 (1·2 to 2·7)	2 (1·3 to 3·1)	1·5 (0·9 to 2·4)	0·8 (0·5 to 1·3)	0·2 (0·1 to 0·3)	0 (0 to 0)	187
Fire, heat, and hot substances	0·2 (0·1 to 0·4)	0·2 (0·1 to 0·4)	2·8 (1·3 to 5·6)	9·4 (4·6 to 18·1)	5·2 (3·2 to 8·2)	4·3 (2·8 to 6·3)	7 (4·5 to 11·4)	9·8 (5·7 to 16·3)	11·5 (7·2 to 18·4)	13·3 (8·6 to 20·6)	10·4 (7·1 to 15·2)	7·7 (5 to 11·5)	6·3 (4·4 to 9·1)	5·1 (3·6 to 7·2)	4·3 (3 to 6)	3·4 (2·5 to 4·8)	2·2 (1·6 to 3·1)	1·7 (1·2 to 2·4)	1·8 (1·2 to 2·6)	1·5 (1 to 2·2)	0·9 (0·6 to 1·3)	0·2 (0·2 to 0·4)	0·1 (0 to 0·1)	110
Poisonings	0·1 (0 to 0·2)	0 (0 to 0·1)	0·2 (0·1 to 0·5)	0·9 (0·4 to 2)	0·5 (0·2 to 0·9)	0·5 (0·3 to 0·9)	0·7 (0·4 to 1·1)	0·7 (0·5 to 1·1)	0·9 (0·5 to 1·3)	0·9 (0·6 to 1·4)	0·8 (0·5 to 1·3)	0·7 (0·4 to 1)	0·5 (0·3 to 0·8)	0·4 (0·2 to 0·6)	0·3 (0·2 to 0·5)	0·2 (0·1 to 0·4)	0·2 (0·1 to 0·2)	0·1 (0·1 to 0·2)	0·1 (0·1 to 0·2)	0·1 (0·1 to 0·1)	0 (0 to 0·1)	0 (0 to 0)	0 (0 to 0)	8·9
Poisoning by carbon monoxide	0 (0 to 0·1)	0 (0 to 0)	0·1 (0 to 0·2)	0·3 (0·1 to 0·7)	0·2 (0·1 to 0·3)	0·2 (0·1 to 0·3)	0·2 (0·1 to 0·4)	0·2 (0·1 to 0·4)	0·3 (0·2 to 0·4)	0·3 (0·2 to 0·5)	0·2 (0·1 to 0·4)	0·2 (0·1 to 0·4)	0·2 (0·1 to 0·3)	0·1 (0·1 to 0·2)	0·1 (0·1 to 0·2)	0·1 (0 to 0·1)	0·1 (0 to 0·1)	0 (0 to 0·1)	0 (0 to 0·1)	0 (0 to 0·1)	0 (0 to 0)	0 (0 to 0)	0 (0 to 0)	2·9
Poisoning by other means	0 (0 to 0·1)	0 (0 to 0)	0·2 (0 to 0·4)	0·6 (0·2 to 1·3)	0·3 (0·1 to 0·6)	0·4 (0·2 to 0·6)	0·4 (0·2 to 0·7)	0·5 (0·3 to 0·8)	0·6 (0·4 to 0·9)	0·6 (0·4 to 1)	0·6 (0·3 to 1)	0·4 (0·2 to 0·7)	0·3 (0·2 to 0·6)	0·3 (0·2 to 0·4)	0·2 (0·1 to 0·4)	0·2 (0·1 to 0·3)	0·1 (0·1 to 0·2)	0·1 (0 to 0·1)	0·1 (0 to 0·1)	0·1 (0 to 0·1)	0 (0 to 0·1)	0 (0 to 0)	0 (0 to 0)	6·1
Exposure to mechanical forces	0·6 (0 to 3·6)	1·5 (0 to 8·9)	7·5 (0·7 to 35)	13·1 (5·4 to 29·7)	9·4 (5·7 to 15)	5·8 (3·8 to 8·7)	6·6 (4·4 to 9·7)	8·8 (5·9 to 13·2)	10·2 (7 to 14·6)	12·9 (8·9 to 18·9)	11·6 (7·8 to 16·1)	9·6 (6·8 to 13·8)	8·8 (6·3 to 12·2)	8·1 (5·7 to 11·2)	7·8 (5·5 to 10·6)	6·5 (4·6 to 8·8)	3·9 (2·8 to 5·4)	3·1 (2·1 to 4·1)	3 (2·2 to 4)	2·4 (1·7 to 3·2)	1·2 (0·9 to 1·6)	0·4 (0·3 to 0·5)	0·1 (0·1 to 0·2)	143
Unintentional firearm injuries	0 (0 to 0·2)	0·2 (0 to 0·9)	0·4 (0 to 2·4)	0·8 (0·3 to 2·1)	0·6 (0·3 to 1·1)	0·7 (0·4 to 1·3)	0·8 (0·4 to 1·4)	1 (0·6 to 1·7)	1·4 (0·8 to 2·4)	1·6 (1 to 2·6)	1·4 (1 to 2·2)	1·1 (0·8 to 1·7)	1 (0·7 to 1·4)	0·8 (0·6 to 1·1)	0·7 (0·5 to 1)	0·6 (0·4 to 0·7)	0·3 (0·2 to 0·4)	0·2 (0·2 to 0·3)	0·2 (0·1 to 0·2)	0·1 (0·1 to 0·2)	0·1 (0 to 0·1)	0 (0 to 0)	0 (0 to 0)	14
Other exposure to mechanical forces	0·6 (0 to 3·4)	1·3 (0 to 8·4)	7·1 (0·6 to 34·3)	12·3 (5·1 to 28·4)	8·8 (5·2 to 14·2)	5·2 (3·4 to 7·9)	5·8 (3·9 to 8·5)	7·8 (5·2 to 11·9)	8·8 (5·8 to 12·7)	11·3 (7·7 to 16·7)	10·1 (6·7 to 14·3)	8·4 (5·8 to 12·3)	7·8 (5·5 to 10·9)	7·2 (5·1 to 10·1)	7·1 (4·9 to 9·8)	5·9 (4·2 to 8·1)	3·6 (2·5 to 4·9)	2·8 (2 to 3·9)	2·8 (2 to 3·8)	2·2 (1·6 to 3·1)	1·1 (0·8 to 1·6)	0·4 (0·3 to 0·5)	0·1 (0·1 to 0·2)	129
Adverse effects of medical treatment	3·3 (1·5 to 5·9)	2·1 (1·1 to 3·6)	14·6 (6·6 to 27)	10·7 (5·8 to 17·9)	4·5 (2·4 to 7·4)	3·4 (2 to 5·5)	3·2 (1·8 to 5)	4·6 (2·6 to 7·8)	4·8 (2·8 to 7·8)	7·7 (4·2 to 13·1)	6·5 (3·9 to 10)	6·4 (3·9 to 10·1)	7·1 (4·1 to 11·5)	5·8 (3·4 to 9·2)	6·5 (3·8 to 10·3)	6·4 (3·9 to 9·8)	4·4 (2·8 to 6·5)	3·7 (2·3 to 5·4)	3·9 (2·5 to 5·8)	3·1 (1·9 to 4·7)	1·7 (1 to 2·6)	0·5 (0·3 to 0·8)	0·1 (0·1 to 0·2)	115
Animal contact	0·1 (0 to 0·1)	0·1 (0 to 0·1)	0·9 (0·4 to 1·8)	2·7 (1·3 to 5·5)	2·1 (1·1 to 3·8)	1·2 (0·7 to 1·9)	1 (0·6 to 1·5)	1·1 (0·7 to 1·6)	1·4 (0·9 to 2)	1·6 (1 to 2·4)	1·6 (1 to 2·3)	1·2 (0·8 to 1·8)	1·1 (0·7 to 1·6)	1·2 (0·8 to 1·9)	1·1 (0·7 to 1·6)	0·8 (0·5 to 1·3)	0·5 (0·3 to 0·7)	0·4 (0·3 to 0·7)	0·4 (0·2 to 0·6)	0·2 (0·1 to 0·4)	0·1 (0·1 to 0·2)	0 (0 to 0·1)	0 (0 to 0)	20·8
Venomous animal contact	0 (0 to 0·1)	0 (0 to 0·1)	0·6 (0·2 to 1·2)	2 (0·9 to 4·2)	1·5 (0·7 to 2·9)	0·8 (0·5 to 1·4)	0·6 (0·4 to 1)	0·7 (0·4 to 1)	0·8 (0·4 to 1·2)	0·8 (0·4 to 1·3)	0·8 (0·4 to 1·4)	0·6 (0·3 to 1)	0·5 (0·3 to 0·8)	0·5 (0·3 to 0·9)	0·5 (0·3 to 0·9)	0·4 (0·2 to 0·7)	0·2 (0·1 to 0·4)	0·2 (0·1 to 0·4)	0·2 (0·1 to 0·4)	0·1 (0·1 to 0·2)	0 (0 to 0·1)	0 (0 to 0)	0 (0 to 0)	12
Non-venomous animal contact	0 (0 to 0)	0 (0 to 0·1)	0·3 (0·1 to 0·8)	0·7 (0·3 to 1·4)	0·6 (0·3 to 1·1)	0·4 (0·2 to 0·7)	0·4 (0·2 to 0·6)	0·5 (0·3 to 0·7)	0·6 (0·4 to 0·9)	0·8 (0·5 to 1·2)	0·8 (0·5 to 1·2)	0·6 (0·4 to 0·9)	0·6 (0·3 to 0·9)	0·7 (0·4 to 1)	0·6 (0·3 to 0·9)	0·4 (0·2 to 0·6)	0·2 (0·1 to 0·4)	0·2 (0·1 to 0·4)	0·2 (0·1 to 0·3)	0·1 (0·1 to 0·2)	0·1 (0·1 to 0·2)	0 (0 to 0)	0 (0 to 0)	8·7
Foreign body	9·3 (3·7 to 18·2)	8 (4 to 14·2)	92 (38·9 to 173)	34·2 (18·1 to 58·7)	12·5 (7·4 to 19·8)	6·9 (4·3 to 10·3)	4·2 (2·7 to 6·4)	4·4 (2·9 to 6·4)	5·1 (3·5 to 7·3)	6·2 (4·1 to 9·3)	5·2 (3·6 to 7·4)	5·4 (3·6 to 7·8)	4·3 (3 to 6)	4·1 (2·8 to 5·8)	4·7 (3·2 to 6·7)	4·3 (3·1 to 6)	3·3 (2·3 to 4·5)	3·7 (2·4 to 5·2)	5·3 (3·2 to 8)	5·3 (3·3 to 7·9)	4·2 (2·5 to 6·5)	1·7 (1 to 2·6)	0·5 (0·3 to 0·8)	235
Pulmonary aspiration and foreign body in airway	9·3 (3·7 to 18·2)	8 (4 to 14·2)	91·6 (38·8 to 172)	33·4 (17·6 to 57·6)	11·9 (6·8 to 19·2)	6·3 (3·8 to 9·6)	3·6 (2·2 to 5·8)	3·7 (2·3 to 5·5)	4·1 (2·6 to 6·2)	5·1 (3 to 8·1)	4·1 (2·7 to 6·1)	4·5 (2·7 to 6·8)	3·5 (2·2 to 5·2)	3·3 (2·1 to 5)	4 (2·5 to 5·9)	3·8 (2·6 to 5·4)	2·9 (2 to 4·2)	3·4 (2·2 to 4·9)	5 (2·9 to 7·6)	5·1 (3·1 to 7·7)	4 (2·4 to 6·3)	1·6 (0·9 to 2·5)	0·5 (0·3 to 0·8)	223
Foreign body in eyes	0 (0 to 0)	0 (0 to 0)	0 (0 to 0)	0·1 (0 to 0·3)	0·1 (0 to 0·3)	0·1 (0 to 0·3)	0·2 (0 to 0·4)	0·2 (0·1 to 0·5)	0·3 (0·1 to 0·6)	0·3 (0·1 to 0·7)	0·3 (0·1 to 0·7)	0·3 (0·1 to 0·6)	0·2 (0·1 to 0·5)	0·2 (0·1 to 0·4)	0·2 (0·1 to 0·3)	0·1 (0·1 to 0·2)	0·1 (0 to 0·1)	0·1 (0 to 0·1)	0 (0 to 0·1)	0 (0 to 0)	0 (0 to 0)	0 (0 to 0)	0 (0 to 0)	3
Foreign body in other body part	0 (0 to 0)	0 (0 to 0)	0·4 (0·1 to 1)	0·7 (0·3 to 1·4)	0·4 (0·3 to 0·6)	0·4 (0·3 to 0·6)	0·4 (0·3 to 0·6)	0·5 (0·3 to 0·7)	0·7 (0·5 to 0·9)	0·8 (0·5 to 1·1)	0·8 (0·5 to 1·1)	0·6 (0·4 to 0·9)	0·6 (0·4 to 0·8)	0·5 (0·4 to 0·8)	0·5 (0·4 to 0·7)	0·4 (0·3 to 0·6)	0·3 (0·2 to 0·4)	0·2 (0·2 to 0·3)	0·2 (0·2 to 0·3)	0·2 (0·1 to 0·3)	0·1 (0·1 to 0·2)	0 (0 to 0·1)	0 (0 to 0)	9
Environmental heat and cold exposure	0 (0 to 0)	0 (0 to 0)	0·2 (0·1 to 0·5)	0·4 (0·2 to 0·7)	0·4 (0·3 to 0·6)	0·4 (0·3 to 0·6)	0·5 (0·3 to 0·7)	0·6 (0·4 to 0·8)	0·8 (0·6 to 1·1)	0·9 (0·7 to 1·4)	0·9 (0·6 to 1·2)	0·7 (0·5 to 1·1)	0·6 (0·4 to 0·9)	0·6 (0·4 to 1)	0·5 (0·3 to 0·7)	0·4 (0·3 to 0·7)	0·3 (0·2 to 0·4)	0·2 (0·1 to 0·3)	0·2 (0·1 to 0·3)	0·2 (0·1 to 0·2)	0·1 (0·1 to 0·1)	0 (0 to 0)	0 (0 to 0)	9·1
Exposure to forces of nature	0 (0 to 0)	0 (0 to 0)	0 (0 to 0)	0 (0 to 0)	0 (0 to 0)	0 (0 to 0)	2 (1·1 to 3·3)	2·5 (1·4 to 4·2)	6·2 (3·6 to 10·5)	2·8 (1·5 to 4·8)	2·3 (1·2 to 3·7)	2·1 (1·1 to 3·5)	1·7 (0·9 to 3)	1·3 (0·7 to 2·1)	1·2 (0·6 to 2)	1 (0·6 to 1·6)	0·7 (0·4 to 1·1)	0·5 (0·3 to 0·8)	0·5 (0·3 to 0·8)	0·3 (0·2 to 0·5)	0·1 (0·1 to 0·2)	0 (0 to 0·1)	0 (0 to 0)	25·2
Other unintentional injuries	0·5 (0·2 to 1)	0·2 (0·1 to 0·4)	3·2 (1·6 to 6)	8·5 (4·6 to 15·5)	8·1 (4·8 to 13·2)	5·6 (3·6 to 8·6)	5·2 (3·4 to 7·9)	6·4 (4·2 to 9·6)	7·9 (5·3 to 11·2)	9·9 (6·6 to 14·7)	9·2 (6·1 to 13·1)	7 (4·7 to 10·1)	6·1 (4·1 to 8·7)	5·1 (3·4 to 7·3)	4·5 (3 to 6·5)	3·3 (2·2 to 4·8)	2 (1·4 to 2·9)	1·5 (1·1 to 2·1)	1·3 (0·9 to 1·8)	1 (0·7 to 1·3)	0·5 (0·4 to 0·7)	0·2 (0·1 to 0·2)	0 (0 to 0·1)	97·3
Self-harm and interpersonal violence	0·7 (0·3 to 1·6)	0·2 (0·1 to 0·3)	1·7 (0·7 to 3·4)	3·9 (1·8 to 7·6)	4 (2·8 to 5·7)	7·2 (5·3 to 9·5)	18·6 (13·4 to 24·7)	22·6 (16·6 to 30·2)	24·7 (18·3 to 32·9)	28·8 (21·6 to 37·4)	25·6 (19·4 to 33·5)	19·8 (14·9 to 25·2)	15·6 (11·8 to 20)	11·6 (9 to 14·7)	8·7 (6·9 to 11·2)	6·1 (4·8 to 7·7)	3·5 (2·7 to 4·4)	2·5 (2 to 3·1)	1·9 (1·5 to 2·4)	1·2 (0·9 to 1·5)	0·6 (0·4 to 0·8)	0·1 (0·1 to 0·2)	0 (0 to 0)	210
Self-harm	0 (0 to 0)	0 (0 to 0)	0 (0 to 0)	0 (0 to 0)	0 (0 to 0)	1·2 (0·7 to 2)	7·2 (4 to 11·6)	9 (5·3 to 14·4)	10·1 (6·3 to 15·9)	12·6 (8·1 to 18·5)	11·5 (7·3 to 17·5)	8·9 (5·9 to 13)	7 (4·5 to 10·4)	5·1 (3·4 to 7·3)	3·9 (2·7 to 5·7)	2·7 (1·8 to 3·8)	1·6 (1·1 to 2·3)	1·1 (0·8 to 1·6)	0·7 (0·5 to 1)	0·6 (0·4 to 0·8)	0·3 (0·2 to 0·5)	0·1 (0 to 0·1)	0 (0 to 0)	83·5
Self-harm by firearm	0 (0 to 0)	0 (0 to 0)	0 (0 to 0)	0 (0 to 0)	0 (0 to 0)	0·1 (0 to 0·2)	0·1 (0·1 to 0·3)	0·2 (0·1 to 0·4)	0·2 (0·1 to 0·4)	0·2 (0·1 to 0·5)	0·2 (0·1 to 0·4)	0·2 (0·1 to 0·4)	0·1 (0·1 to 0·3)	0·1 (0 to 0·2)	0·1 (0 to 0·2)	0·1 (0 to 0·1)	0 (0 to 0·1)	0 (0 to 0)	0 (0 to 0)	0 (0 to 0)	0 (0 to 0)	0 (0 to 0)	0 (0 to 0)	1·7
Self-harm by other specified means	0 (0 to 0)	0 (0 to 0)	0 (0 to 0)	0 (0 to 0)	0 (0 to 0)	1·1 (0·6 to 1·8)	7 (3·9 to 11·4)	8·8 (5·1 to 14)	9·9 (6·2 to 15·5)	12·4 (7·9 to 18·1)	11·3 (7·2 to 17·2)	8·7 (5·8 to 12·7)	6·9 (4·4 to 10·2)	5 (3·4 to 7·2)	3·8 (2·6 to 5·6)	2·6 (1·8 to 3·8)	1·6 (1·1 to 2·2)	1·1 (0·8 to 1·5)	0·7 (0·5 to 1)	0·5 (0·3 to 0·8)	0·3 (0·2 to 0·5)	0·1 (0 to 0·1)	0 (0 to 0)	81·8
Interpersonal violence	0·7 (0·3 to 1·6)	0·2 (0·1 to 0·3)	1·6 (0·7 to 3·4)	3·8 (1·7 to 7·5)	4 (2·7 to 5·5)	5·8 (4·1 to 8)	11·3 (7·4 to 16·2)	13·4 (9·1 to 19)	14·5 (10·1 to 19·7)	16 (11·4 to 21·8)	14 (10·1 to 19·2)	10·8 (7·8 to 15)	8·5 (6·2 to 11·4)	6·5 (4·8 to 8·6)	4·8 (3·6 to 6·2)	3·4 (2·6 to 4·4)	1·9 (1·5 to 2·5)	1·4 (1·1 to 1·8)	1·2 (0·9 to 1·5)	0·7 (0·5 to 0·8)	0·3 (0·2 to 0·4)	0·1 (0·1 to 0·1)	0 (0 to 0)	125
Physical violence by firearm	0 (0 to 0·1)	0 (0 to 0)	0·1 (0 to 0·2)	0·4 (0·1 to 0·9)	0·2 (0·1 to 0·5)	0·3 (0·1 to 0·5)	1 (0·4 to 2·1)	1·3 (0·6 to 2·6)	1·4 (0·6 to 2·7)	1·6 (0·7 to 2·9)	1·4 (0·6 to 2·7)	1·1 (0·5 to 2)	0·7 (0·4 to 1·4)	0·5 (0·3 to 1)	0·4 (0·2 to 0·6)	0·2 (0·1 to 0·3)	0·1 (0·1 to 0·2)	0·1 (0 to 0·1)	0 (0 to 0·1)	0 (0 to 0)	0 (0 to 0)	0 (0 to 0)	0 (0 to 0)	10·8
Physical violence by sharp object	0·1 (0 to 0·2)	0 (0 to 0)	0 (0 to 0·1)	0·2 (0·1 to 0·3)	0·2 (0·1 to 0·3)	0·3 (0·2 to 0·4)	0·4 (0·2 to 0·7)	0·9 (0·5 to 1·5)	1·1 (0·7 to 1·9)	1·3 (0·8 to 2)	1·3 (0·8 to 1·9)	1·1 (0·7 to 1·5)	0·8 (0·6 to 1·2)	0·7 (0·5 to 1)	0·6 (0·4 to 0·8)	0·5 (0·3 to 0·7)	0·2 (0·2 to 0·3)	0·2 (0·1 to 0·3)	0·2 (0·1 to 0·2)	0·1 (0·1 to 0·1)	0 (0 to 0·1)	0 (0 to 0)	0 (0 to 0)	10·1
Sexual violence	0 (0 to 0)	0 (0 to 0)	0 (0 to 0)	0·2 (0·1 to 0·3)	1·6 (0·9 to 2·5)	3·4 (2 to 5·4)	6·4 (3·6 to 10·1)	7·2 (4·2 to 11)	7 (4·1 to 11·3)	7·1 (4 to 11·4)	5·9 (3·2 to 9·5)	4·3 (2·5 to 7·2)	3·4 (2 to 5·6)	2·2 (1·2 to 3·7)	1·2 (0·7 to 2)	0·7 (0·4 to 1·1)	0·4 (0·2 to 0·6)	0·3 (0·2 to 0·4)	0·2 (0·1 to 0·3)	0·1 (0·1 to 0·2)	0·1 (0 to 0·1)	0 (0 to 0)	0 (0 to 0)	51·7
Physical violence by other means	0·6 (0·2 to 1·4)	0·2 (0·1 to 0·3)	1·5 (0·6 to 3·1)	3·1 (1·3 to 6·4)	2 (1·1 to 3·2)	1·9 (1·2 to 3)	3·6 (2·1 to 6·1)	4·1 (2·4 to 6·7)	5 (3·1 to 7·5)	6 (3·8 to 9·1)	5·5 (3·7 to 8)	4·3 (2·9 to 6·2)	3·6 (2·5 to 5)	3 (2·1 to 4·2)	2·6 (1·9 to 3·5)	2 (1·5 to 2·8)	1·2 (0·9 to 1·6)	0·9 (0·7 to 1·2)	0·8 (0·6 to 1·1)	0·4 (0·3 to 0·5)	0·2 (0·1 to 0·2)	0 (0 to 0·1)	0 (0 to 0)	52·4
Conflict and terrorism	0 (0 to 0)	0 (0 to 0)	0 (0 to 0)	0 (0 to 0)	0 (0 to 0)	0 (0 to 0)	0 (0 to 0)	0 (0 to 0)	0 (0 to 0)	0 (0 to 0)	0 (0 to 0)	0 (0 to 0)	0 (0 to 0)	0 (0 to 0)	0 (0 to 0)	0 (0 to 0)	0 (0 to 0)	0 (0 to 0)	0 (0 to 0)	0 (0 to 0)	0 (0 to 0)	0 (0 to 0)	0 (0 to 0)	0·1

SR Table 2b: Ecuador DALYS by cause and age group for females with 95% uncertainty intervals, 2019

Cause	Early Neonatal	Late Neonatal	Post Neonatal	1 to 4	5 to 9	10 to 14	15 to 19	20 to 24	25 to 29	30 to 34	35 to 39	40 to 44	45 to 49	50 to 54	55 to 59	60 to 64	65 to 69	70 to 74	75 to 79	80 to 84	85 to 89	90 to 94	95 plus	Total
All causes	15,000 (47,400 to 132,000)	34,000 (23,900 to 46,100)	61,900 (43,900 to 84,400)	91,700 (64,900 to 127,000)	66,900 (47,200 to 91,600)	66,700 (46,900 to 92,100)	76,500 (53,600 to 103,000)	107,000 (74,900 to 144,000)	110,000 (77,700 to 149,000)	107,000 (74,900 to 144,000)	117,000 (82,400 to 159,000)	119,000 (84,700 to 159,000)	126,000 (90,700 to 171,000)	134,000 (96,400 to 180,000)	132,000 (94,600 to 179,000)	129,000 (92,400 to 174,000)	125,000 (89,400 to 169,000)	113,000 (80,400 to 153,000)	96,700 (68,400 to 131,000)	81,400 (57,600 to 110,000)	62,000 (43,900 to 84,100)	32,700 (23,200 to 44,200)	1,900,000 (1,900,000 to 1,900,000)
Communicable, maternal, neonatal, and nutritional diseases	39,700 (24,900 to 58,700)	24,500 (14,400 to 36,900)	29,700 (18,700 to 43,900)	25,200 (15,900 to 37,200)	11,900 (6,770 to 18,400)	9,100 (5,290 to 13,900)	11,100 (6,640 to 16,900)	15,800 (11,100 to 21,000)	14,800 (10,200 to 19,900)	14,800 (10,200 to 19,900)	13,900 (9,720 to 18,900)	12,900 (9,100 to 17,700)	11,100 (7,980 to 15,000)	8,660 (6,060 to 11,700)	6,020 (4,060 to 8,080)	4,730 (3,050 to 6,550)	4,260 (2,670 to 6,000)	4,000 (2,450 to 5,750)	4,040 (2,350 to 5,910)	4,020 (2,300 to 5,970)	3,970 (2,170 to 5,780)	1,900 (1,000 to 2,900)	309,000 (232 to 1,190)
HIV/AIDS and sexually transmitted infections	3,970 (1,900 to 6,980)	1,140 (521 to 2,060)	4,000 (1,900 to 7,000)	914 (417 to 1,650)	210 (96 to 385)	213 (97 to 385)	494 (226 to 892)	1,660 (760 to 2,990)	2,960 (1,350 to 5,350)	4,130 (1,880 to 7,450)	2,900 (1,320 to 5,230)	2,270 (1,040 to 4,100)	1,620 (740 to 2,920)	1,020 (466 to 1,840)	652 (298 to 1,180)	394 (180 to 712)	192 (88 to 347)	102 (47 to 184)	25.7 (11.8 to 46.3)	3.2 (1.5 to 5.8)	0.6 (0.3 to 1.1)	0.1 (0 to 0.2)	29,700 (9 to 1,190)
HIV/AIDS	0 (0 to 0)	0 (0 to 0)	0 (0 to 0)	0 (0 to 0)	0 (0 to 0)	0 (0 to 0)	0 (0 to 0)	0 (0 to 0)	0 (0 to 0)	0 (0 to 0)	0 (0 to 0)	0 (0 to 0)	0 (0 to 0)	0 (0 to 0)	0 (0 to 0)	0 (0 to 0)	0 (0 to 0)	0 (0 to 0)	0 (0 to 0)	0 (0 to 0)	0 (0 to 0)	0 (0 to 0)	0 (0 to 0)	17,800
HIV/AIDS - Drug-susceptible Tuberculosis	0 (0 to 0)	0 (0 to 0)	0 (0 to 0)	0 (0 to 0)	0 (0 to 0)	0 (0 to 0)	0 (0 to 0)	0 (0 to 0)	0 (0 to 0)	0 (0 to 0)	0 (0 to 0)	0 (0 to 0)	0 (0 to 0)	0 (0 to 0)	0 (0 to 0)	0 (0 to 0)	0 (0 to 0)	0 (0 to 0)	0 (0 to 0)	0 (0 to 0)	0 (0 to 0)	0 (0 to 0)	0 (0 to 0)	0
HIV/AIDS - Multidrug-resistant Tuberculosis without extensi	0 (0 to 0)	0 (0 to 0)	0 (0 to 0)	0 (0 to 0)	0 (0 to 0)	0 (0 to 0)	0 (0 to 0)	0 (0 to 0)	0 (0 to 0)	0 (0 to 0)	0 (0 to 0)	0 (0 to 0)	0 (0 to 0)	0 (0 to 0)	0 (0 to 0)	0 (0 to 0)	0 (0 to 0)	0 (0 to 0)	0 (0 to 0)	0 (0 to 0)	0 (0 to 0)	0 (0 to 0)	0 (0 to 0)	0
HIV/AIDS - Extensively drug-resistant Tuberculosis	0 (0 to 0)	0 (0 to 0)	0 (0 to 0)	0 (0 to 0)	0 (0 to 0)	0 (0 to 0)	0 (0 to 0)	0 (0 to 0)	0 (0 to 0)	0 (0 to 0)	0 (0 to 0)	0 (0 to 0)	0 (0 to 0)	0 (0 to 0)	0 (0 to 0)	0 (0 to 0)	0 (0 to 0)	0 (0 to 0)	0 (0 to 0)	0 (0 to 0)	0 (0 to 0)	0 (0 to 0)	0 (0 to 0)	0
HIV/AIDS resulting in other diseases	0 (0 to 0)	0 (0 to 0)	0 (0 to 0)	0 (0 to 0)	0 (0 to 0)	0 (0 to 0)	0 (0 to 0)	0 (0 to 0)	0 (0 to 0)	0 (0 to 0)	0 (0 to 0)	0 (0 to 0)	0 (0 to 0)	0 (0 to 0)	0 (0 to 0)	0 (0 to 0)	0 (0 to 0)	0 (0 to 0)	0 (0 to 0)	0 (0 to 0)	0 (0 to 0)	0 (0 to 0)	0 (0 to 0)	0
Sexually transmitted infections excluding HIV	3,970 (1,900 to 6,980)	1,140 (521 to 2,060)	1,450 (647 to 2,600)	914 (417 to 1,650)	210 (96 to 385)	213 (97 to 385)	494 (226 to 892)	1,660 (760 to 2,990)	2,960 (1,350 to 5,350)	4,130 (1,880 to 7,450)	2,900 (1,320 to 5,230)	2,270 (1,040 to 4,100)	1,620 (740 to 2,920)	1,020 (466 to 1,840)	652 (298 to 1,180)	394 (180 to 712)	192 (88 to 347)	102 (47 to 184)	25.7 (11.8 to 46.3)	3.2 (1.5 to 5.8)	0.6 (0.3 to 1.1)	0.1 (0 to 0.2)	8,890
Syphilis	2,140 (1,060 to 3,780)	1,140 (520 to 2,060)	1,450 (420 to 2,600)	914 (206 to 1,650)	210 (59 to 385)	213 (49 to 385)	494 (141 to 892)	1,660 (731 to 2,990)	2,960 (2 to 5,350)	4,130 (2 to 7,450)	2,900 (1 to 5,230)	2,270 (2 to 4,100)	1,620 (2 to 2,920)	1,020 (1 to 1,840)	652 (1 to 1,180)	394 (1 to 712)	192 (1 to 347)	102 (1 to 184)	25.7 (0 to 46.3)	3.2 (0 to 5.8)	0.6 (0 to 1.1)	0.1 (0 to 0.2)	8,630
Chlamydial infection	0 (0 to 0)	0 (0 to 0)	0 (0 to 0)	0 (0 to 0)	0 (0 to 0)	0 (0 to 0)	0 (0 to 0)	0 (0 to 0)	0 (0 to 0)	0 (0 to 0)	0 (0 to 0)	0 (0 to 0)	0 (0 to 0)	0 (0 to 0)	0 (0 to 0)	0 (0 to 0)	0 (0 to 0)	0 (0 to 0)	0 (0 to 0)	0 (0 to 0)	0 (0 to 0)	0 (0 to 0)	0 (0 to 0)	200
Gonococcal infection	0 (0 to 0)	0 (0 to 0)	0 (0 to 0)	0 (0 to 0)	0 (0 to 0)	0 (0 to 0)	0 (0 to 0)	0 (0 to 0)	0 (0 to 0)	0 (0 to 0)	0 (0 to 0)	0 (0 to 0)	0 (0 to 0)	0 (0 to 0)	0 (0 to 0)	0 (0 to 0)	0 (0 to 0)	0 (0 to 0)	0 (0 to 0)	0 (0 to 0)	0 (0 to 0)	0 (0 to 0)	0 (0 to 0)	0
Trichomoniasis	0 (0 to 0)	0 (0 to 0)	0 (0 to 0)	0 (0 to 0)	0 (0 to 0)	0 (0 to 0)	0 (0 to 0)	0 (0 to 0)	0 (0 to 0)	0 (0 to 0)	0 (0 to 0)	0 (0 to 0)	0 (0 to 0)	0 (0 to 0)	0 (0 to 0)	0 (0 to 0)	0 (0 to 0)	0 (0 to 0)	0 (0 to 0)	0 (0 to 0)	0 (0 to 0)	0 (0 to 0)	0 (0 to 0)	0
Genital herpes	0 (0 to 0)	0 (0 to 0)	0 (0 to 0)	0 (0 to 0)	0 (0 to 0)	0 (0 to 0)	0 (0 to 0)	0 (0 to 0)	0 (0 to 0)	0 (0 to 0)	0 (0 to 0)	0 (0 to 0)	0 (0 to 0)	0 (0 to 0)	0 (0 to 0)	0 (0 to 0)	0 (0 to 0)	0 (0 to 0)	0 (0 to 0)	0 (0 to 0)	0 (0 to 0)	0 (0 to 0)	0 (0 to 0)	0
Other sexually transmitted infections	0 (0 to 0)	0 (0 to 0)	0 (0 to 0)	0 (0 to 0)	0 (0 to 0)	0 (0 to 0)	0 (0 to 0)	0 (0 to 0)	0 (0 to 0)	0 (0 to 0)	0 (0 to 0)	0 (0 to 0)	0 (0 to 0)	0 (0 to 0)	0 (0 to 0)	0 (0 to 0)	0 (0 to 0)	0 (0 to 0)	0 (0 to 0)	0 (0 to 0)	0 (0 to 0)	0 (0 to 0)	0 (0 to 0)	0
Respiratory infections and tuberculosis	1,010 (600 to 1,620)	2,920 (1,420 to 4,900)	5,460 (2,900 to 8,900)	3,410 (1,810 to 5,560)	2,200 (1,160 to 3,580)	1,660 (870 to 2,710)	1,210 (630 to 1,970)	1,740 (900 to 2,810)	1,940 (1,000 to 3,130)	2,140 (1,110 to 3,450)	2,340 (1,210 to 3,770)	2,540 (1,320 to 4,090)	2,710 (1,410 to 4,370)	2,880 (1,500 to 4,650)	2,830 (1,470 to 4,570)	2,760 (1,430 to 4,450)	2,680 (1,390 to 4,330)	2,420 (1,250 to 3,900)	2,060 (1,060 to 3,320)	1,720 (890 to 2,770)	1,330 (690 to 2,140)	1,040 (540 to 1,670)	85,100
Tuberculosis	1,010 (600 to 1,620)	2,920 (899 to 278)	5,460 (139 to 348)	3,410 (220 to 336)	2,200 (160 to 431)	1,660 (233 to 666)	1,210 (249 to 1,240)	1,740 (979 to 1,760)	1,940 (429 to 1,010)	2,140 (386 to 656)	2,340 (463 to 982)	2,540 (387 to 840)	2,710 (392 to 861)	2,880 (379 to 862)	2,830 (329 to 799)	2,760 (334 to 691)	2,680 (322 to 591)	2,420 (287 to 514)	2,060 (193 to 329)	1,720 (102 to 308)	1,330 (418 to 649)	1,040 (71 to 134)	8,970
Latent tuberculosis infection	0 (0 to 0)	0 (0 to 0)	0 (0 to 0)	0 (0 to 0)	0 (0 to 0)	0 (0 to 0)	0 (0 to 0)	0 (0 to 0)	0 (0 to 0)	0 (0 to 0)	0 (0 to 0)	0 (0 to 0)	0 (0 to 0)	0 (0 to 0)	0 (0 to 0)	0 (0 to 0)	0 (0 to 0)	0 (0 to 0)	0 (0 to 0)	0 (0 to 0)	0 (0 to 0)	0 (0 to 0)	0 (0 to 0)	0
Active tuberculosis	1,010 (600 to 1,620)	2,920 (899 to 278)	5,460 (139 to 348)	3,410 (220 to 336)	2,200 (160 to 431)	1,660 (233 to 666)	1,210 (249 to 1,240)	1,740 (979 to 1,760)	1,940 (429 to 1,010)	2,140 (386 to 656)	2,340 (463 to 982)	2,540 (387 to 840)	2,710 (392 to 861)	2,880 (379 to 862)	2,830 (329 to 799)	2,760 (334 to 691)	2,680 (322 to 591)	2,420 (287 to 514)	2,060 (193 to 329)	1,720 (102 to 308)	1,330 (418 to 649)	1,040 (71 to 134)	8,970
Drug-susceptible tuberculosis	1,010 (600 to 1,620)	2,920 (899 to 278)	5,460 (139 to 348)	3,410 (220 to 336)	2,200 (160 to 431)	1,660 (233 to 666)	1,210 (249 to 1,240)	1,740 (979 to 1,760)	1,940 (429 to 1,010)	2,140 (386 to 656)	2,340 (463 to 982)	2,540 (387 to 840)	2,710 (392 to 861)	2,880 (379 to 862)	2,830 (329 to 799)	2,760 (334 to 691)	2,680 (322 to 591)	2,420 (287 to 514)	2,060 (193 to 329)	1,720 (102 to 308)	1,330 (418 to 649)	1,040 (71 to 134)	8,210
Multidrug-resistant tuberculosis without extensive drug-res	0 (0 to 0)	19.3 (5.4 to 58.6)	21.2 (6.2 to 66.1)	17.5 (4.7 to 54.1)	29.6 (8.6 to 91.1)	16.6 (4.5 to 51.3)	11.4 (2.7 to 35.4)	28.2 (12.4 to 49.4)	59.7 (29.4 to 97.1)	51.6 (24.1 to 82.9)	42.3 (19.3 to 67.3)	40.3 (19.1 to 62.3)	39.7 (19.2 to 60.4)	34.7 (16.4 to 52.6)	29.4 (13.6 to 44.5)	24.7 (11.2 to 37.7)	20.9 (9.4 to 31.6)	17.1 (7.6 to 25.7)	12.9 (5.6 to 19.4)	8.7 (3.8 to 13.1)	4.9 (2.1 to 7.4)	1.9 (0.8 to 2.9)	402
Extensively drug-resistant tuberculosis	0 (0 to 0)	0 (0 to 0)	0 (0 to 0)	0 (0 to 0)	0 (0 to 0)	0 (0 to 0)	0 (0 to 0)	0 (0 to 0)	0 (0 to 0)	0 (0 to 0)	0 (0 to 0)	0 (0 to 0)	0 (0 to 0)	0 (0 to 0)	0 (0 to 0)	0 (0 to 0)	0 (0 to 0)	0 (0 to 0)	0 (0 to 0)	0 (0 to 0)	0 (0 to 0)	0 (0 to 0)	0 (0 to 0)	130
Lower respiratory infections	1,920 (799 to 3,220)	13,600 (7,400 to 22,600)	7,190 (3,940 to 11,900)	1,940 (1,060 to 3,210)	1,020 (561 to 1,690)	1,340 (734 to 2,220)	1,300 (711 to 2,160)	1,240 (677 to 2,060)	1,170 (639 to 1,940)	1,260 (690 to 2,090)	1,420 (776 to 2,360)	1,470 (804 to 2,440)	1,600 (875 to 2,660)	1,780 (973 to 2,960)	2,060 (1,130 to 3,420)	2,320 (1,270 to 3,850)	2,540 (1,390 to 4,210)	2,610 (1,430 to 4,330)	2,510 (1,370 to 4,170)	2,280 (1,250 to 3,790)	1,940 (1,060 to 3,220)	1,530 (840 to 2,540)	69,000
Upper respiratory infections	0 (0 to 3.3)	27.4 (12.9 to 52.7)	531 (167 to 1,420)	1,530 (484 to 3,900)	1,020 (322 to 2,600)	1,340 (424 to 3,420)	1,300 (411 to 3,320)	1,240 (392 to 3,170)	1,170 (370 to 3,010)	1,260 (398 to 3,240)	1,420 (448 to 3,650)	1,470 (464 to 3,780)	1,600 (506 to 4,120)	1,780 (562 to 4,580)	2,060 (652 to 5,310)	2,320 (732 to 5,970)	2,540 (803 to 6,540)	2,610 (826 to 6,720)	2,510 (791 to 6,500)	2,280 (722 to 5,880)	1,940 (613 to 5,020)	1,530 (484 to 3,960)	7,820
Otitis media	0 (0 to 0)	0 (0 to 1.9)	158 (18.4 to 731)	1,530 (176 to 6,970)	1,020 (118 to 4,650)	1,340 (155 to 6,090)	1,300 (151 to 5,940)	1,240 (144 to 5,660)	1,170 (136 to 5,330)	1,260 (146 to 5,740)	1,420 (165 to 6,490)	1,470 (171 to 6,710)	1,600 (186 to 7,300)	1,780 (207 to 8,130)	2,060 (240 to 9,420)	2,320 (270 to 10,600)	2,540 (296 to 11,600)	2,610 (304 to 11,900)	2,510 (292 to 11,500)	2,280 (266 to 10,400)	1,940 (226 to 8,880)	1,530 (178 to 7,000)	69,000
Enteric infections	551 (167 to 1,720)	339 (119 to 866)	1,040 (187 to 3,630)	1,040 (186 to 3,630)	1,040 (187 to 3,630)	1,040 (187 to 3,630)	1,040 (187 to 3,630)	1,040 (187 to 3,630)	1,040 (187 to 3,630)	1,040 (187 to 3,630)	1,040 (187 to 3,630)	1,040 (187 to 3,630)	1,040 (187 to 3,630)	1,040 (187 to 3,630)	1,040 (187 to 3,630)	1,040 (187 to 3,630)	1,040 (187 to 3,630)	1,040 (187 to 3,630)	1,040 (187 to 3,630)	1,040 (187 to 3,630)	1,040 (187 to 3,630)	1,040 (187 to 3,630)	23,700
Shigellosis	0 (0 to 0)	0 (0 to 0)	0 (0 to 0)	0 (0 to 0)	0 (0 to 0)	0 (0 to 0)	0 (0 to 0)	0 (0 to 0)	0 (0 to 0)	0 (0 to 0)	0 (0 to 0)	0 (0 to 0)	0 (0 to 0)	0 (0 to 0)	0 (0 to 0)	0 (0 to 0)	0 (0 to 0)	0 (0 to 0)	0 (0 to 0)	0 (0 to 0)	0 (0 to 0)	0 (0 to 0)	0 (0 to 0)	0
Cholera	0 (0 to 0)	0 (0 to 0)	0 (0 to 0)	0 (0 to 0)	0 (0 to 0)	0 (0 to 0)	0 (0 to 0)	0 (0 to 0)	0 (0 to 0)	0 (0 to 0)	0 (0 to 0)	0 (0 to 0)	0 (0 to 0)	0 (0 to 0)	0 (0 to 0)	0 (0 to 0)	0 (0 to 0)	0 (0 to 0)	0 (0 to 0)	0 (0 to 0)	0 (0 to 0)	0 (0 to 0)	0 (0 to 0)	0
Other salmonella infections	551 (167 to 1,720)	339 (119 to 866)	1,040 (187 to 3,630)	1,040 (186 to 3,630)	1,040 (187 to 3,630)	1,040 (187 to 3,630)	1,040 (187 to 3,630)	1,040 (187 to 3,630)	1,040 (187 to 3,630)	1,040 (187 to 3,630)	1,040 (187 to 3,630)	1,040 (187 to 3,630)	1,040 (187 to 3,630)	1,040 (187 to 3,630)	1,040 (187 to 3,630)	1,040 (187 to 3,630)	1,040 (187 to 3,630)	1,040 (187 to 3,630)	1,040 (187 to 3,630)	1,040 (187 to 3,630)	1,040 (187 to 3,630)	1,040 (187 to 3,630)	23,700
Malaria	0 (0 to 0)	0 (0 to 0)	0 (0 to 0)	0 (0 to 0)	0 (0 to 0)	0 (0 to 0)	0 (0 to 0)	0 (0 to 0)	0 (0 to 0)	0 (0 to 0)	0 (0 to 0)	0 (0 to 0)	0 (0 to 0)	0 (0 to 0)	0 (0 to 0)	0 (0 to 0)	0 (0 to 0)	0 (0 to 0)	0 (0 to 0)	0 (0 to 0)	0 (0 to 0)	0 (0 to 0)	0 (0 to 0)	0
Chagas disease	0 (0 to 0)	0 (0 to 0)	0 (0 to 0)	0 (0 to 0)	0 (0 to 0)	0 (0 to 0)	0 (0 to 0)	0 (0 to 0)	0 (0 to 0)	0 (0 to 0)	0 (0 to 0)	0 (0 to 0)	0 (0 to 0)	0 (0 to 0)	0 (0 to 0)	0 (0 to 0)	0 (0 to 0)	0 (0 to 0)	0 (0 to 0)	0 (0 to 0)	0 (0 to 0)	0 (0 to 0)	0 (0 to 0)	0
Leishmaniasis	0 (0 to 0)	0 (0 to 0)	0 (0 to 0)	0 (0 to 0)	0 (0 to 0)	0 (0 to 0)	0 (0 to 0)	0 (0 to 0)	0 (0 to 0)	0 (0 to 0)	0 (0 to 0)	0 (0 to 0)	0 (0 to 0)	0 (0 to 0)	0 (0 to 0)	0 (0 to 0)	0 (0 to 0)	0 (0 to 0)	0 (0 to 0)	0 (0 to 0)	0 (0 to 0)	0 (0 to 0)	0 (0 to 0)	0
Visceral leishmaniasis	0 (0 to 0)	0 (0 to 0)	0 (0 to 0)	0 (0 to 0)	0 (0 to 0)	0 (0 to 0)	0 (0 to 0)	0 (0 to 0)	0 (0 to 0)	0 (0 to 0)	0 (0 to 0)	0 (0 to 0)	0 (0 to 0)	0 (0 to 0)	0 (0 to 0)	0 (0 to 0)	0 (0 to 0)	0 (0 to 0)	0 (0 to 0)	0 (0 to 0)	0 (0 to 0)	0 (0 to 0)	0 (0 to 0)	0
Cutaneous and mucocutaneous leishmaniasis	0 (0 to 0)	0 (0 to 1.1)	2.5 (0 to 17.2)	6.2 (0 to 24.6)	8.1 (1.4 to 32.6)	2.6 (0 to 7.6)	2.7 (0 to 8.1)	2.6 (0 to 8.7)	2.4 (0 to 7.7)	2.5 (0 to 8.2)	2.5 (0 to 7.9)	2.5 (0 to 8.1)	2.5 (0 to 8.1)	2.6 (0 to 8.6)	2.7 (0 to 8.9)	2.6 (0 to 8.6)	2.6 (0 to 8.5)	2.6 (0 to 8.3)	2.7 (0 to 8.7)	2.6 (0 to 8.1)	2.6 (0 to 8.3)	2.6 (0 to 8.1)	50.9
African trypanosomiasis	0 (0 to 0)	0 (0 to 0)	0 (0 to 0)	0 (0 to 0)	0 (0 to 0)	0 (0 to 0)	0 (0 to 0)	0 (0 to 0)	0 (0 to 0)	0 (0 to 0)	0 (0 to 0)	0 (0 to 0)	0 (0 to 0)	0 (0 to 0)	0 (0 to 0)	0 (0 to 0)	0 (0 to 0)	0 (0 to 0)	0 (0 to 0)	0 (0 to 0)	0 (0 to 0)	0 (0 to 0)	0 (0 to 0)	0
Schistosomiasis	0 (0 to 0)	0 (0 to 0)	0 (0 to 0)	0 (0 to 0)	0 (0 to 0)	0 (0 to 0)	0 (0 to 0)	0 (0 to 0)	0 (0 to 0)	0 (0 to 0)	0 (0 to 0)	0 (0 to 0)	0 (0 to 0)	0 (0 to 0)	0 (0 to 0)	0 (0 to 0)	0 (0 to 0)	0 (0 to 0)	0 (0 to 0)	0 (0 to 0)	0 (0 to 0)	0 (0 to 0)	0 (0 to 0)	0
Cysticercosis	0 (0 to 0)	0 (0 to 0)	1.3 (0 to 9.2)	9.6 (1.5 to 33.3)	19.4 (2.9 to 64.9)	76.8 (11.6 to 191)	222 (33.7 to 554)	288 (43.7 to 718)	277 (39.1 to 679)	297 (42.1 to 727)	295 (42.1 to 724)	310 (43.1 to 748)	340 (47.1 to 818)	382 (52.7 to 913)	450 (62.2 to 1,080)	478 (65.9 to 1,140)	427 (58.8 to 1,020)	367 (50.4 to 875)	232 (31.9 to 554)	105 (14.5 to 251)	61.1 (8.5 to 147)	7.7 (1.1 to 18.4)	4,600
Cystic echinococcosis	0 (0 to 0)	0 (0 to 0)	0.2 (0 to 1.7)	0.2 (0 to 1.8)	0.2 (0 to 1.8)	0.2 (0 to 1.8)	0.2 (0 to 1.8)	0.2 (0 to 1.8)	0.2 (0 to 1.8)	0.2 (0 to 1.8)	0.2 (0 to 1.8)	0.2 (0 to 1.8)	0.1 (0 to 1.8)	0.1 (0 to 1.8)	0.1 (0 to 1.8)	0.1 (0 to 1.8)	0.1 (0 to 1.8)	0.1 (0 to 1.8)	0.1 (0 to 1.8)	0.1 (0 to 1.8)	0.1 (0 to 1.8)	0.1 (0 to 1.8)	2.3
Lymphatic filariasis	0 (0 to 0)	0 (0 to 0)	0 (0 to 0)	0 (0 to 0)	0 (0 to 0)	0 (0 to 0)	0 (0 to 0)	0 (0 to 0)	0 (0 to 0)	0 (0 to 0)	0 (0 to 0)	0 (0 to 0)	0 (0 to 0)	0 (0 to 0)	0 (0 to 0)	0 (0 to 0)	0 (0 to 0)	0 (0 to 0)	0 (0 to 0)	0 (0 to 0)	0 (0 to 0)	0 (0 to 0)	0 (0 to 0)	0
Onchocerciasis	0 (0 to 0)	0 (0 to 0)	0 (0 to 0)	0 (0 to 0)	0 (0 to 0)	0 (0 to 0)	0 (0 to 0)	0 (0 to 0)	0 (0 to 0)	0 (0 to 0)	0 (0 to 0)	0 (0 to 0)	0 (0 to 0)	0 (0 to 0)	0 (0 to 0)	0 (0 to 0)	0 (0 to 0)	0 (0 to 0)	0 (0 to 0)	0 (0 to 0)	0 (0 to 0)	0 (0 to 0)	0 (0 to 0)	0
Trachoma	0 (0 to 0)	0 (0 to 0)	0 (0 to 0)	0 (0 to 0)	0 (0 to 0)	0 (0 to 0)	0 (0 to 0)	0 (0 to 0)	0 (0 to 0)	0 (0 to 0)	0 (0 to 0)	0 (0 to 0)	0 (0 to 0)	0 (0 to 0)	0 (0 to 0)	0 (0 to 0)	0 (0 to 0)	0 (0 to 0)	0 (0 to 0)	0 (0 to 0)	0 (0 to 0)	0 (0 to 0)	0 (0 to 0)	0
Dengue	0 (0 to 0)	0.2 (0 to 1.7)	1.5 (0 to 7.9)	1.5 (0 to 7.9)	1.5 (0 to 7.9

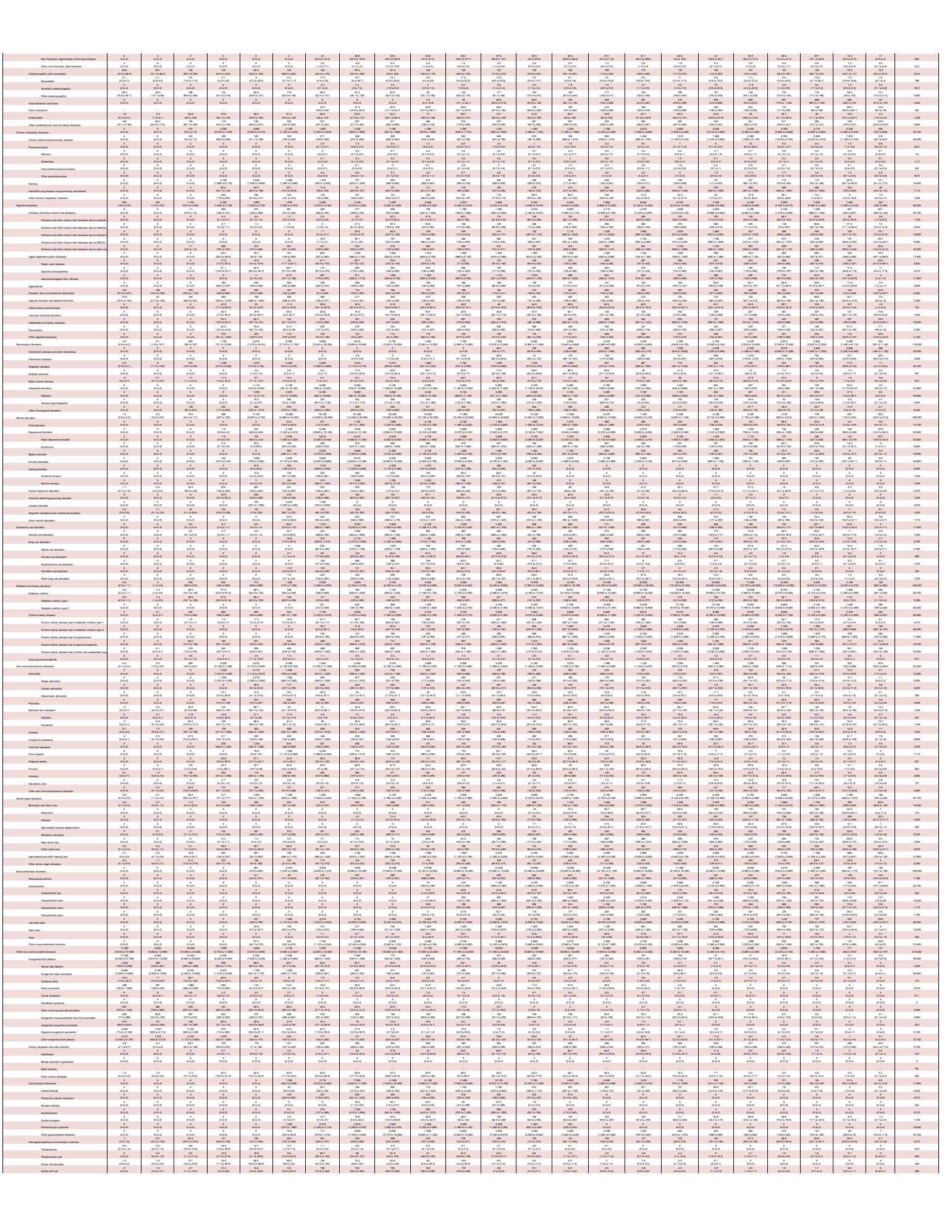



SR Table 2b: Peru DALYS by cause and age group for females with 95% uncertainty intervals, 2019

Cause	Early Neonatal	Late Neonatal	Post Neonatal	1 to 4	5 to 9	10 to 14	15 to 19	20 to 24	25 to 29	30 to 34	35 to 39	40 to 44	45 to 49	50 to 54	55 to 59	60 to 64	65 to 69	70 to 74	75 to 79	80 to 84	85 to 89	90 to 94	95 plus	Total
All causes	151,000 (109,000 to 206,000)	42,000 (30,600 to 56,900)	125,000 (91,500 to 168,000)	109,000 (79,200 to 140,000)	96,100 (77,900 to 118,000)	104,000 (82,000 to 130,000)	139,000 (112,000 to 171,000)	169,000 (135,000 to 211,000)	195,000 (155,000 to 245,000)	201,000 (159,000 to 252,000)	215,000 (172,000 to 267,000)	228,000 (182,000 to 282,000)	230,000 (185,000 to 281,000)	231,000 (186,000 to 284,000)	227,000 (183,000 to 278,000)	220,000 (178,000 to 267,000)	211,000 (173,000 to 254,000)	193,000 (160,000 to 230,000)	172,000 (143,000 to 204,000)	144,000 (121,000 to 169,000)	117,000 (98,400 to 138,000)	63,100 (54,200 to 72,700)	30,900 (27,800 to 34,200)	3,610,000
Communicable, maternal, neonatal, and nutritional diseases	119,000 (83,800 to 161,000)	31,400 (22,000 to 43,000)	69,000 (47,300 to 96,200)	50,700 (35,600 to 67,800)	31,200 (23,800 to 41,100)	20,600 (16,500 to 25,200)	23,900 (19,500 to 28,800)	28,500 (22,900 to 34,300)	29,500 (23,600 to 36,700)	27,900 (22,500 to 34,300)	27,800 (22,300 to 34,600)	27,000 (21,500 to 33,300)	23,700 (18,900 to 29,300)	18,900 (14,600 to 24,200)	17,700 (13,700 to 22,500)	18,200 (14,000 to 23,300)	18,400 (14,200 to 24,000)	19,700 (14,800 to 26,000)	20,400 (15,100 to 27,100)	19,300 (14,200 to 25,300)	19,100 (13,500 to 25,100)	11,500 (7,900 to 15,200)	6,090 (4,350 to 7,850)	680,000
HIV/AIDS and sexually transmitted infections	4,410 (1,310 to 10,300)	1,240 (369 to 2,860)	2,120 (983 to 4,200)	1,100 (867 to 1,390)	496 (394 to 606)	359 (290 to 438)	729 (585 to 904)	1,950 (1,550 to 2,430)	3,190 (2,550 to 4,100)	3,730 (2,950 to 4,680)	3,760 (2,990 to 4,720)	2,890 (2,270 to 3,680)	2,140 (1,700 to 2,720)	1,120 (869 to 1,470)	871 (691 to 1,120)	598 (459 to 781)	380 (282 to 518)	159 (107 to 236)	104 (69·8 to 158)	70·7 (45·9 to 107)	56·1 (38·6 to 82·9)	24 (16·9 to 33·8)	11·5 (7·9 to 16·9)	31,500
HIV/AIDS	0·4 (0·2 to 0·8)	1·5 (1 to 2·2)	579 (448 to 730)	1,020 (803 to 1,290)	461 (370 to 564)	313 (252 to 388)	574 (449 to 721)	1,590 (1,240 to 1,970)	2,570 (2,020 to 3,250)	2,990 (2,320 to 3,780)	3,040 (2,380 to 3,800)	2,210 (1,740 to 2,780)	1,700 (1,350 to 2,130)	835 (661 to 1,050)	674 (537 to 847)	467 (370 to 587)	279 (207 to 353)	83·7 (57·2 to 121)	48·4 (34·3 to 66·8)	31·3 (20·4 to 44·2)	28·7 (20·1 to 38·4)	13·3 (9·6 to 17·6)	5·2 (3·8 to 7)	19,500
HIV/AIDS - Drug-susceptible Tuberculosis	0 (0 to 0)	0·1 (0 to 0·1)	75·5 (45·6 to 116)	126 (77·3 to 191)	53·7 (34 to 81)	32·6 (20·8 to 49·2)	68·4 (42·3 to 104)	190 (119 to 288)	303 (192 to 457)	353 (223 to 532)	356 (224 to 538)	255 (161 to 386)	199 (124 to 302)	95·8 (60·7 to 145)	77·5 (49·1 to 117)	52·4 (33·7 to 78·5)	30·4 (20·1 to 44·7)	8·2 (5·8 to 11·4)	4·9 (3·4 to 7)	3 (2·1 to 4·2)	2·9 (2 to 4·2)	1·4 (1 to 2)	0·6 (0·4 to 0·9)	2,290
HIV/AIDS - Multidrug-resistant Tuberculosis without exte	0 (0 to 0)	0 (0 to 0)	16·3 (5·5 to 35·4)	26·6 (9·1 to 57·6)	11 (3·8 to 23·8)	6·7 (2·3 to 14·3)	14·5 (5 to 31·2)	39·7 (13·8 to 85·6)	62·2 (21·6 to 134)	72·2 (25·1 to 156)	73·2 (25·4 to 158)	52·7 (18·3 to 114)	41·4 (14·3 to 89·5)	19·7 (6·9 to 42·4)	16 (5·6 to 34·4)	10·6 (3·7 to 22·6)	5·9 (2·1 to 12·6)	1·4 (0·5 to 2·9)	0·9 (0·3 to 1·8)	0·5 (0·2 to 1·1)	0·5 (0·2 to 1·1)	0·3 (0·1 to 0·6)	0·1 (0 to 0·2)	472
HIV/AIDS - Extensively drug-resistant Tuberculosis	0 (0 to 0)	0 (0 to 0)	2·7 (0·9 to 6·4)	4·4 (1·4 to 10·4)	1·8 (0·6 to 4·2)	1·1 (0·4 to 2·5)	2·4 (0·8 to 5·6)	6·5 (2·1 to 15·3)	10·1 (3·3 to 23·9)	11·7 (3·9 to 27·8)	11·9 (3·9 to 28·3)	8·6 (2·8 to 20·3)	6·8 (2·2 to 16)	3·2 (1·1 to 7·6)	2·6 (0·9 to 6·2)	1·7 (0·6 to 4)	0·9 (0·3 to 2·2)	0·2 (0·1 to 0·5)	0·1 (0 to 0·3)	0·1 (0 to 0·2)	0·1 (0 to 0·2)	0 (0 to 0·1)	0 (0 to 0)	76·9
HIV/AIDS resulting in other diseases	0·4 (0·2 to 0·8)	1·4 (0·9 to 2·1)	485 (351 to 646)	867 (632 to 1,140)	395 (295 to 499)	273 (210 to 345)	489 (354 to 644)	1,350 (987 to 1,740)	2,190 (1,620 to 2,880)	2,550 (1,870 to 3,370)	2,600 (1,940 to 3,400)	1,900 (1,390 to 2,450)	1,450 (1,060 to 1,900)	716 (533 to 936)	578 (431 to 752)	403 (300 to 525)	242 (170 to 318)	73·9 (47·5 to 111)	42·5 (28·1 to 60·8)	27·7 (16·6 to 40·4)	25·2 (16·5 to 34·9)	11·6 (7·8 to 15·9)	4·5 (3 to 6·2)	16,700
Sexually transmitted infections excluding HIV	4,410 (1,310 to 10,300)	1,240 (367 to 2,860)	1,540 (449 to 3,660)	73·1 (18·2 to 180)	35·3 (10·5 to 78·5)	45·8 (22·9 to 87)	155 (86·8 to 269)	361 (198 to 622)	626 (339 to 1,070)	743 (389 to 1,290)	715 (376 to 1,290)	677 (358 to 1,280)	442 (228 to 796)	285 (134 to 561)	197 (88·9 to 403)	131 (54·6 to 271)	101 (46·1 to 205)	75 (34·7 to 150)	55·9 (26·7 to 104)	39·4 (19·3 to 73·2)	27·4 (13·5 to 52·2)	10·7 (5·2 to 20·2)	6·3 (2·9 to 11·1)	12,000
Syphilis	4,410 (1,310 to 10,300)	1,240 (367 to 2,860)	1,540 (449 to 3,660)	73·1 (18·2 to 180)	35·3 (10·5 to 78·5)	14·8 (5·3 to 37·3)	12·9 (4·8 to 30·3)	7·9 (3·1 to 16·6)	15·9 (6·3 to 33·2)	17·7 (7·3 to 37·6)	9·7 (4·2 to 19·4)	4·5 (1·8 to 8·8)	7 (3 to 14·3)	4·3 (1·7 to 8·7)	1·5 (0·8 to 2·8)	1·8 (0·8 to 3·8)	2·2 (1 to 4·6)	2·9 (1·2 to 6·5)	2·3 (0·9 to 4·8)	3·8 (1·5 to 8·6)	3·1 (1·2 to 6·4)	2 (0·8 to 4·3)	1·6 (0·7 to 3·3)	7,420
Chlamydial infection	0 (0 to 0)	0 (0 to 0)	0 (0 to 0)	0 (0 to 0)	0 (0 to 0)	5·2 (2·7 to 9·2)	17·6 (10 to 29·9)	[illegible]	[illegible]	[illegible]	[illegible]	[illegible]	[illegible]	[illegible]	[illegible]	[illegible]	[illegible]	[illegible]	[illegible]	[illegible]	[illegible]	[illegible]	[illegible]	453
Gonococcal infection	0 (0 to 0)	0 (0 to 0)	0 (0 to 0)	0 (0 to 0)	0 (0 to 0)	4·6 (1·9 to 10·8)	18·5 (7·7 to 42·2)	[illegible]	[illegible]	[illegible]	[illegible]	[illegible]	[illegible]	[illegible]	[illegible]	[illegible]	[illegible]	[illegible]	[illegible]	[illegible]	[illegible]	[illegible]	[illegible]	364
Trichomoniasis	0 (0 to 0)	0 (0 to 0)	0 (0 to 0)	0 (0 to 0)	0 (0 to 0)	1·2 (0 to 4)	18·1 (5·3 to 44·3)	[illegible]	[illegible]	[illegible]	[illegible]	[illegible]	[illegible]	[illegible]	[illegible]	[illegible]	[illegible]	[illegible]	[illegible]	[illegible]	[illegible]	[illegible]	[illegible]	1,180
Genital herpes	0 (0 to 0)	0 (0 to 0)	0 (0 to 0)	0 (0 to 0)	0 (0 to 0)	10·8 (3·1 to 26·7)	45·7 (13·6 to 112)	[illegible]	[illegible]	[illegible]	[illegible]	[illegible]	[illegible]	[illegible]	[illegible]	[illegible]	[illegible]	[illegible]	[illegible]	[illegible]	[illegible]	[illegible]	[illegible]	1,420
Other sexually transmitted infections	0 (0 to 0)	0 (0 to 0)	0 (0 to 0)	0 (0 to 0)	0 (0 to 0)	9·2 (4·7 to 16·7)	41·7 (22·6 to 77)	[illegible]	[illegible]	[illegible]	[illegible]	[illegible]	[illegible]	[illegible]	[illegible]	[illegible]	[illegible]	[illegible]	[illegible]	[illegible]	[illegible]	[illegible]	[illegible]	1,160
Respiratory infections and tuberculosis	5,200 (2,650 to 8,960)	3,760 (1,820 to 6,470)	28,100 (15,800 to 43,700)	12,600 (6,880 to 20,500)	7,930 (5,930 to 10,300)	5,990 (4,450 to 7,890)	5,840 (4,290 to 7,700)	[illegible]	[illegible]	[illegible]	[illegible]	[illegible]	[illegible]	[illegible]	[illegible]	[illegible]	[illegible]	[illegible]	[illegible]	[illegible]	[illegible]	[illegible]	[illegible]	226,000
Tuberculosis	[illegible]	[illegible]	[illegible]	[illegible]	[illegible]	[illegible]	[illegible]	[illegible]	[illegible]	[illegible]	[illegible]	[illegible]	[illegible]	[illegible]	[illegible]	[illegible]	[illegible]	[illegible]	[illegible]	[illegible]	[illegible]	[illegible]	[illegible]	27,700
Latent tuberculosis infection	[illegible]	[illegible]	[illegible]	[illegible]	[illegible]	[illegible]	[illegible]	[illegible]	[illegible]	[illegible]	[illegible]	[illegible]	[illegible]	[illegible]	[illegible]	[illegible]	[illegible]	[illegible]	[illegible]	[illegible]	[illegible]	[illegible]	[illegible]	0
Drug-susceptible tuberculosis	[illegible]	[illegible]	[illegible]	[illegible]	[illegible]	[illegible]	[illegible]	[illegible]	[illegible]	[illegible]	[illegible]	[illegible]	[illegible]	[illegible]	[illegible]	[illegible]	[illegible]	[illegible]	[illegible]	[illegible]	[illegible]	[illegible]	[illegible]	23,400
Multidrug-resistant tuberculosis without extensive drug r	[illegible]	[illegible]	[illegible]	[illegible]	[illegible]	[illegible]	[illegible]	[illegible]	[illegible]	[illegible]	[illegible]	[illegible]	[illegible]	[illegible]	[illegible]	[illegible]	[illegible]	[illegible]	[illegible]	[illegible]	[illegible]	[illegible]	[illegible]	3,730
Extensively drug-resistant tuberculosis	[illegible]	[illegible]	[illegible]	[illegible]	[illegible]	[illegible]	[illegible]	[illegible]	[illegible]	[illegible]	[illegible]	[illegible]	[illegible]	[illegible]	[illegible]	[illegible]	[illegible]	[illegible]	[illegible]	[illegible]	[illegible]	[illegible]	[illegible]	593
Lower respiratory infections	[illegible]	[illegible]	[illegible]	[illegible]	[illegible]	[illegible]	[illegible]	[illegible]	[illegible]	[illegible]	[illegible]	[illegible]	[illegible]	[illegible]	[illegible]	[illegible]	[illegible]	[illegible]	[illegible]	[illegible]	[illegible]	[illegible]	[illegible]	179,000
Upper respiratory infections	[illegible]	[illegible]	[illegible]	[illegible]	[illegible]	[illegible]	[illegible]	[illegible]	[illegible]	[illegible]	[illegible]	[illegible]	[illegible]	[illegible]	[illegible]	[illegible]	[illegible]	[illegible]	[illegible]	[illegible]	[illegible]	[illegible]	[illegible]	15,800
Otitis media	[illegible]	[illegible]	[illegible]	[illegible]	[illegible]	[illegible]	[illegible]	[illegible]	[illegible]	[illegible]	[illegible]	[illegible]	[illegible]	[illegible]	[illegible]	[illegible]	[illegible]	[illegible]	[illegible]	[illegible]	[illegible]	[illegible]	[illegible]	4,190
Enteric infections	[illegible]	[illegible]	[illegible]	[illegible]	[illegible]	[illegible]	[illegible]	[illegible]	[illegible]	[illegible]	[illegible]	[illegible]	[illegible]	[illegible]	[illegible]	[illegible]	[illegible]	[illegible]	[illegible]	[illegible]	[illegible]	[illegible]	[illegible]	54,700
Diarrheal diseases	[illegible]	[illegible]	[illegible]	[illegible]	[illegible]	[illegible]	[illegible]	[illegible]	[illegible]	[illegible]	[illegible]	[illegible]	[illegible]	[illegible]	[illegible]	[illegible]	[illegible]	[illegible]	[illegible]	[illegible]	[illegible]	[illegible]	[illegible]	54,100
Typhoid and paratyphoid	[illegible]	[illegible]	[illegible]	[illegible]	[illegible]	[illegible]	[illegible]	[illegible]	[illegible]	[illegible]	[illegible]	[illegible]	[illegible]	[illegible]	[illegible]	[illegible]	[illegible]	[illegible]	[illegible]	[illegible]	[illegible]	[illegible]	[illegible]	58·4
Typhoid fever	[illegible]	[illegible]	[illegible]	[illegible]	[illegible]	[illegible]	[illegible]	[illegible]	[illegible]	[illegible]	[illegible]	[illegible]	[illegible]	[illegible]	[illegible]	[illegible]	[illegible]	[illegible]	[illegible]	[illegible]	[illegible]	[illegible]	[illegible]	57·4
Paratyphoid fever	[illegible]	[illegible]	[illegible]	[illegible]	[illegible]	[illegible]	[illegible]	[illegible]	[illegible]	[illegible]	[illegible]	[illegible]	[illegible]	[illegible]	[illegible]	[illegible]	[illegible]	[illegible]	[illegible]	[illegible]	[illegible]	[illegible]	[illegible]	0·9
Invasive Non-typhoidal Salmonella (iNTS)	[illegible]	[illegible]	[illegible]	[illegible]	[illegible]	[illegible]	[illegible]	[illegible]	[illegible]	[illegible]	[illegible]	[illegible]	[illegible]	[illegible]	[illegible]	[illegible]	[illegible]	[illegible]	[illegible]	[illegible]	[illegible]	[illegible]	[illegible]	528
Other intestinal infectious diseases	[illegible]	[illegible]	[illegible]	[illegible]	[illegible]	[illegible]	[illegible]	[illegible]	[illegible]	[illegible]	[illegible]	[illegible]	[illegible]	[illegible]	[illegible]	[illegible]	[illegible]	[illegible]	[illegible]	[illegible]	[illegible]	[illegible]	[illegible]	78·4
Neglected tropical diseases and malaria	[illegible]	[illegible]	[illegible]	[illegible]	[illegible]	[illegible]	[illegible]	[illegible]	[illegible]	[illegible]	[illegible]	[illegible]	[illegible]	[illegible]	[illegible]	[illegible]	[illegible]	[illegible]	[illegible]	[illegible]	[illegible]	[illegible]	[illegible]	24,500
Malaria	[illegible]	[illegible]	[illegible]	[illegible]	[illegible]	[illegible]	[illegible]	[illegible]	[illegible]	[illegible]	[illegible]	[illegible]	[illegible]	[illegible]	[illegible]	[illegible]	[illegible]	[illegible]	[illegible]	[illegible]	[illegible]	[illegible]	[illegible]	1,110
Chagas disease	[illegible]	[illegible]	[illegible]	[illegible]	[illegible]	[illegible]	[illegible]	[illegible]	[illegible]	[illegible]	[illegible]	[illegible]	[illegible]	[illegible]	[illegible]	[illegible]	[illegible]	[illegible]	[illegible]	[illegible]	[illegible]	[illegible]	[illegible]	1,250
Leishmaniasis	[illegible]	[illegible]	[illegible]	[illegible]	[illegible]	[illegible]	[illegible]	[illegible]	[illegible]	[illegible]	[illegible]	[illegible]	[illegible]	[illegible]	[illegible]	[illegible]	[illegible]	[illegible]	[illegible]	[illegible]	[illegible]	[illegible]	[illegible]	293
Visceral leishmaniasis	[illegible]	[illegible]	[illegible]	[illegible]	[illegible]	[illegible]	[illegible]	[illegible]	[illegible]	[illegible]	[illegible]	[illegible]	[illegible]	[illegible]	[illegible]	[illegible]	[illegible]	[illegible]	[illegible]	[illegible]	[illegible]	[illegible]	[illegible]	0
Cutaneous and mucocutaneous leishmaniasis	[illegible]	[illegible]	[illegible]	[illegible]	[illegible]	[illegible]	[illegible]	[illegible]	[illegible]	[illegible]	[illegible]	[illegible]	[illegible]	[illegible]	[illegible]	[illegible]	[illegible]	[illegible]	[illegible]	[illegible]	[illegible]	[illegible]	[illegible]	293
African trypanosomiasis	[illegible]	[illegible]	[illegible]	[illegible]	[illegible]	[illegible]	[illegible]	[illegible]	[illegible]	[illegible]	[illegible]	[illegible]	[illegible]	[illegible]	[illegible]	[illegible]	[illegible]	[illegible]	[illegible]	[illegible]	[illegible]	[illegible]	[illegible]	0
Schistosomiasis	[illegible]	[illegible]	[illegible]	[illegible]	[illegible]	[illegible]	[illegible]	[illegible]	[illegible]	[illegible]	[illegible]	[illegible]	[illegible]	[illegible]	[illegible]	[illegible]	[illegible]	[illegible]	[illegible]	[illegible]	[illegible]	[illegible]	[illegible]	0
Cysticercosis	[illegible]	[illegible]	[illegible]	[illegible]	[illegible]	[illegible]	[illegible]	[illegible]	[illegible]	[illegible]	[illegible]	[illegible]	[illegible]	[illegible]	[illegible]	[illegible]	[illegible]	[illegible]	[illegible]	[illegible]	[illegible]	[illegible]	[illegible]	7,680
Cystic echinococcosis	[illegible]	[illegible]	[illegible]	[illegible]	[illegible]	[illegible]	[illegible]	[illegible]	[illegible]	[illegible]	[illegible]	[illegible]	[illegible]	[illegible]	[illegible]	[illegible]	[illegible]	[illegible]	[illegible]	[illegible]	[illegible]	[illegible]	[illegible]	26·3
Lymphatic filariasis	[illegible]	[illegible]	[illegible]	[illegible]	[illegible]	[illegible]	[illegible]	[illegible]	[illegible]	[illegible]	[illegible]	[illegible]	[illegible]	[illegible]	[illegible]	[illegible]	[illegible]	[illegible]	[illegible]	[illegible]	[illegible]	[illegible]	[illegible]	0
Onchocerciasis	[illegible]	[illegible]	[illegible]	[illegible]	[illegible]	[illegible]	[illegible]	[illegible]	[illegible]	[illegible]	[illegible]	[illegible]	[illegible]	[illegible]	[illegible]	[illegible]	[illegible]	[illegible]	[illegible]	[illegible]	[illegible]	[illegible]	[illegible]	0
Trachoma	[illegible]	[illegible]	[illegible]	[illegible]	[illegible]	[illegible]	[illegible]	[illegible]	[illegible]	[illegible]	[illegible]	[illegible]	[illegible]	[illegible]	[illegible]	[illegible]	[illegible]	[illegible]	[illegible]	[illegible]	[illegible]	[illegible]	[illegible]	5·3
Dengue	[illegible]	[illegible]	[illegible]	[illegible]	[illegible]	[illegible]	[illegible]	[illegible]	[illegible]	[illegible]	[illegible]	[illegible]	[illegible]	[illegible]	[illegible]	[illegible]	[illegible]	[illegible]	[illegible]	[illegible]	[illegible]	[illegible]	[illegible]	996
Yellow fever	[illegible]	[illegible]	[illegible]	[illegible]	[illegible]	[illegible]	[illegible]	[illegible]	[illegible]	[illegible]	[illegible]	[illegible]	[illegible]	[illegible]	[illegible]	[illegible]	[illegible]	[illegible]	[illegible]	[illegible]	[illegible]	[illegible]	[illegible]	868
Rabies	[illegible]	[illegible]	[illegible]	[illegible]	[illegible]	[illegible]	[illegible]	[illegible]	[illegible]	[illegible]	[illegible]	[illegible]	[illegible]	[illegible]	[illegible]	[illegible]	[illegible]	[illegible]	[illegible]	[illegible]	[illegible]	[illegible]	[illegible]	23·5
Intestinal nematode infections	[illegible]	[illegible]	[illegible]	[illegible]	[illegible]	[illegible]	[illegible]	[illegible]	[illegible]	[illegible]	[illegible]	[illegible]	[illegible]	[illegible]	[illegible]	[illegible]	[illegible]	[illegible]	[illegible]	[illegible]	[illegible]	[illegible]	[illegible]	1,640
Ascariasis	[illegible]	[illegible]	[illegible]	[illegible]	[illegible]	[illegible]	[illegible]	[illegible]	[illegible]	[illegible]	[illegible]	[illegible]	[illegible]	[illegible]	[illegible]	[illegible]	[illegible]	[illegible]	[illegible]	[illegible]	[illegible]	[illegible]	[illegible]	343
Trichuriasis	[illegible]	[illegible]	[illegible]	[illegible]	[illegible]	[illegible]	[illegible]	[illegible]	[illegible]	[illegible]	[illegible]	[illegible]	[illegible]	[illegible]	[illegible]	[illegible]	[illegible]	[illegible]	[illegible]	[illegible]	[illegible]	[illegible]	[illegible]	488
Hookworm disease	[illegible]	[illegible]	[illegible]	[illegible]	[illegible]	[illegible]	[illegible]	[illegible]	[illegible]	[illegible]	[illegible]	[illegible]	[illegible]	[illegible]	[illegible]	[illegible]	[illegible]	[illegible]	[illegible]	[illegible]	[illegible]	[illegible]	[illegible]	810
Food-borne trematodiases	[illegible]	[illegible]	[illegible]	[illegible]	[illegible]	[illegible]	[illegible]	[illegible]	[illegible]	[illegible]	[illegible]	[illegible]	[illegible]	[illegible]	[illegible]	[illegible]	[illegible]	[illegible]	[illegible]	[illegible]	[illegible]	[illegible]	[illegible]	8,050
Leprosy	[illegible]	[illegible]	[illegible]	[illegible]	[illegible]	[illegible]	[illegible]	[illegible]	[illegible]	[illegible]	[illegible]	[illegible]	[illegible]	[illegible]	[illegible]	[illegible]	[illegible]	[illegible]	[illegible]	[illegible]	[illegible]	[illegible]	[illegible]	3·6
Ebola	[illegible]	[illegible]	[illegible]	[illegible]	[illegible]	[illegible]	[illegible]	[illegible]	[illegible]	[illegible]	[illegible]	[illegible]	[illegible]	[illegible]	[illegible]	[illegible]	[illegible]	[illegible]	[illegible]	[illegible]	[illegible]	[illegible]	[illegible]	0
Zika virus	[illegible]	[illegible]	[illegible]	[illegible]	[illegible]	[illegible]	[illegible]	[illegible]	[illegible]	[illegible]	[illegible]	[illegible]	[illegible]	[illegible]	[illegible]	[illegible]	[illegible]	[illegible]	[illegible]	[illegible]	[illegible]	[illegible]	[illegible]	10·4
Guinea worm disease	[illegible]	[illegible]	[illegible]	[illegible]	[illegible]	[illegible]	[illegible]	[illegible]	[illegible]	[illegible]	[illegible]	[illegible]	[illegible]	[illegible]	[illegible]	[illegible]	[illegible]	[illegible]	[illegible]	[illegible]	[illegible]	[illegible]	[illegible]	0
Other neglected tropical diseases	[illegible]	[illegible]	[illegible]	[illegible]	[illegible]	[illegible]	[illegible]	[illegible]	[illegible]	[illegible]	[illegible]	[illegible]	[illegible]	[illegible]	[illegible]	[illegible]	[illegible]	[illegible]	[illegible]	[illegible]	[illegible]	[illegible]	[illegible]	2,530
Other infectious diseases	[illegible]	[illegible]	[illegible]	[illegible]	[illegible]	[illegible]	[illegible]	[illegible]	[illegible]	[illegible]	[illegible]	[illegible]	[illegible]	[illegible]	[illegible]	[illegible]	[illegible]	[illegible]	[illegible]	[illegible]	[illegible]	[illegible]	[illegible]	33,700
Meningitis	[illegible]	[illegible]	[illegible]	[illegible]	[illegible]	[illegible]	[illegible]	[illegible]	[illegible]	[illegible]	[illegible]	[illegible]	[illegible]	[illegible]	[illegible]	[illegible]	[illegible]	[illegible]	[illegible]	[illegible]	[illegible]	[illegible]	[illegible]	3,310
Encephalitis	[illegible]	[illegible]	[illegible]	[illegible]	[illegible]	[illegible]	[illegible]	[illegible]	[illegible]	[illegible]	[illegible]	[illegible]	[illegible]	[illegible]	[illegible]	[illegible]	[illegible]	[illegible]	[illegible]	[illegible]	[illegible]	[illegible]	[illegible]	8,940
Diphtheria	[illegible]	[illegible]	[illegible]	[illegible]	[illegible]	[illegible]	[illegible]	[illegible]	[illegible]	[illegible]	[illegible]	[illegible]	[illegible]	[illegible]	[illegible]	[illegible]	[illegible]	[illegible]	[illegible]	[illegible]	[illegible]	[illegible]	[illegible]	43·8
Tetanus	[illegible]	[illegible]	[illegible]	[illegible]	[illegible]	[illegible]	[illegible]	[illegible]	[illegible]	[illegible]	[illegible]	[illegible]	[illegible]	[illegible]	[illegible]	[illegible]	[illegible]	[illegible]	[illegible]	[illegible]	[illegible]	[illegible]	[illegible]	172
Measles	[illegible]	[illegible]	[illegible]	[illegible]	[illegible]	[illegible]	[illegible]	[illegible]	[illegible]	[illegible]	[illegible]	[illegible]	[illegible]	[illegible]	[illegible]	[illegible]	[illegible]	[illegible]	[illegible]	[illegible]	[illegible]	[illegible]	[illegible]	0·2
Varicella and herpes zoster	[illegible]	[illegible]	[illegible]	[illegible]	[illegible]	[illegible]	[illegible]	[illegible]	[illegible]	[illegible]	[illegible]	[illegible]	[illegible]	[illegible]	[illegible]	[illegible]	[illegible]	[illegible]	[illegible]	[illegible]	[illegible]	[illegible]	[illegible]	977
Acute hepatitis	[illegible]	[illegible]	[illegible]	[illegible]	[illegible]	[illegible]	[illegible]	[illegible]	[illegible]	[illegible]	[illegible]	[illegible]	[illegible]	[illegible]	[illegible]	[illegible]	[illegible]	[illegible]	[illegible]	[illegible]	[illegible]	[illegible]	[illegible]	1,120
Acute hepatitis A	[illegible]	[illegible]	[illegible]	[illegible]	[illegible]	[illegible]	[illegible]	[illegible]	[illegible]	[illegible]	[illegible]	[illegible]	[illegible]	[illegible]	[illegible]	[illegible]	[illegible]	[illegible]	[illegible]	[illegible]	[illegible]	[illegible]	[illegible]	769
Acute hepatitis B	[illegible]	[illegible]	[illegible]	[illegible]	[illegible]	[illegible]	[illegible]	[illegible]	[illegible]	[illegible]	[illegible]	[illegible]	[illegible]	[illegible]	[illegible]	[illegible]	[illegible]	[illegible]	[illegible]	[illegible]	[illegible]	[illegible]	[illegible]	213
Acute hepatitis C	[illegible]	[illegible]	[illegible]	[illegible]	[illegible]	[illegible]	[illegible]	[illegible]	[illegible]	[illegible]	[illegible]	[illegible]	[illegible]	[illegible]	[illegible]	[illegible]	[illegible]	[illegible]	[illegible]	[illegible]	[illegible]	[illegible]	[illegible]	73·3
Acute hepatitis E	[illegible]	[illegible]	[illegible]	[illegible]	[illegible]	[illegible]	[illegible]	[illegible]	[illegible]	[illegible]	[illegible]	[illegible]	[illegible]	[illegible]	[illegible]	[illegible]	[illegible]	[illegible]	[illegible]	[illegible]	[illegible]	[illegible]	[illegible]	64·8
Other unspecified infectious diseases	[illegible]	[illegible]	[illegible]	[illegible]	[illegible]	[illegible]	[illegible]	[illegible]	[illegible]	[illegible]	[illegible]	[illegible]	[illegible]	[illegible]	[illegible]	[illegible]	[illegible]	[illegible]	[illegible]	[illegible]	[illegible]	[illegible]	[illegible]	4,190
Maternal and neonatal disorders	[illegible]	[illegible]	[illegible]	[illegible]	[illegible]	[illegible]	[illegible]	[illegible]	[illegible]	[illegible]	[illegible]	[illegible]	[illegible]	[illegible]	[illegible]	[illegible]	[illegible]	[illegible]	[illegible]	[illegible]	[illegible]	[illegible]	[illegible]	251,000
Maternal disorders	[illegible]	[illegible]	[illegible]	[illegible]	[illegible]	[illegible]	[illegible]	[illegible]	[illegible]	[illegible]	[illegible]	[illegible]	[illegible]	[illegible]	[illegible]	[illegible]	[illegible]	[illegible]	[illegible]	[illegible]	[illegible]	[illegible]	[illegible]	32,300
Maternal hemorrhage	[illegible]	[illegible]	[illegible]	[illegible]	[illegible]	[illegible]	[illegible]	[illegible]	[illegible]	[illegible]	[illegible]	[illegible]	[illegible]	[illegible]	[illegible]	[illegible]	[illegible]	[illegible]	[illegible]	[illegible]	[illegible]	[illegible]	[illegible]	7,240
Maternal sepsis and other maternal infections	[illegible]	[illegible]	[illegible]	[illegible]	[illegible]	[illegible]	[illegible]	[illegible]	[illegible]	[illegible]	[illegible]	[illegible]	[illegible]	[illegible]	[illegible]	[illegible]	[illegible]	[illegible]	[illegible]	[illegible]	[illegible]	[illegible]	[illegible]	1,700
Maternal hypertensive disorders	[illegible]	[illegible]	[illegible]	[illegible]	[illegible]	[illegible]	[illegible]	[illegible]	[illegible]	[illegible]	[illegible]	[illegible]	[illegible]	[illegible]	[illegible]	[illegible]	[illegible]	[illegible]	[illegible]	[illegible]	[illegible]	[illegible]	[illegible]	7,010
Maternal obstructed labor and uterine rupture	[illegible]	[illegible]	[illegible]	[illegible]	[illegible]	[illegible]	[illegible]	[illegible]	[illegible]	[illegible]	[illegible]	[illegible]	[illegible]	[illegible]	[illegible]	[illegible]	[illegible]	[illegible]	[illegible]	[illegible]	[illegible]	[illegible]	[illegible]	776
Maternal abortion and miscarriage	[illegible]	[illegible]	[illegible]	[illegible]	[illegible]	[illegible]	[illegible]	[illegible]	[illegible]	[illegible]	[illegible]	[illegible]	[illegible]	[illegible]	[illegible]	[illegible]	[illegible]	[illegible]	[illegible]	[illegible]	[illegible]	[illegible]	[illegible]	1,870
Ectopic pregnancy	[illegible]	[illegible]	[illegible]	[illegible]	[illegible]	[illegible]	[illegible]	[illegible]	[illegible]	[illegible]	[illegible]	[illegible]	[illegible]	[illegible]	[illegible]	[illegible]	[illegible]	[illegible]	[illegible]	[illegible]	[illegible]	[illegible]	[illegible]	682
Indirect maternal deaths	[illegible]	[illegible]	[illegible]	[illegible]	[illegible]	[illegible]	[illegible]	[illegible]	[illegible]	[illegible]	[illegible]	[illegible]	[illegible]	[illegible]	[illegible]	[illegible]	[illegible]	[illegible]	[illegible]	[illegible]	[illegible]	[illegible]	[illegible]	NA
Late maternal deaths	[illegible]	[illegible]	[illegible]	[illegible]	[illegible]	[illegible]	[illegible]	[illegible]	[illegible]	[illegible]	[illegible]	[illegible]	[illegible]	[illegible]	[illegible]	[illegible]	[illegible]	[illegible]	[illegible]	[illegible]	[illegible]	[illegible]	[illegible]	NA
Maternal deaths aggravated by HIV/AIDS	[illegible]	[illegible]	[illegible]	[illegible]	[illegible]	[illegible]	[illegible]	[illegible]	[illegible]	[illegible]	[illegible]	[illegible]	[illegible]	[illegible]	[illegible]	[illegible]	[illegible]	[illegible]	[illegible]	[illegible]	[illegible]	[illegible]	[illegible]	NA
Neonatal disorders	[illegible]	[illegible]	[illegible]	[illegible]	[illegible]	[illegible]	[illegible]	[illegible]	[illegible]	[illegible]	[illegible]	[illegible]	[illegible]	[illegible]	[illegible]	[illegible]	[illegible]	[illegible]	[illegible]	[illegible]	[illegible]	[illegible]	[illegible]	218,000
Neonatal preterm birth	[illegible]	[illegible]	[illegible]	[illegible]	[illegible]	[illegible]	[illegible]	[illegible]	[illegible]	[illegible]	[illegible]	[illegible]	[illegible]	[illegible]	[illegible]	[illegible]	[illegible]	[illegible]	[illegible]	[illegible]	[illegible]	[illegible]	[illegible]	66,100
Neonatal encephalopathy due to birth asphyxia and trau	[illegible]	[illegible]	[illegible]	[illegible]	[illegible]	[illegible]	[illegible]	[illegible]	[illegible]	[illegible]	[illegible]	[illegible]	[illegible]	[illegible]	[illegible]	[illegible]	[illegible]	[illegible]	[illegible]	[illegible]	[illegible]	[illegible]	[illegible]	52,500
Neonatal sepsis and other neonatal infections	[illegible]	[illegible]	[illegible]	[illegible]	[illegible]	[illegible]	[illegible]	[illegible]	[illegible]	[illegible]	[illegible]	[illegible]	[illegible]	[illegible]	[illegible]	[illegible]	[illegible]	[illegible]	[illegible]	[illegible]	[illegible]	[illegible]	[illegible]	88,800
Hemolytic disease and other neonatal jaundice	[illegible]	[illegible]	[illegible]	[illegible]	[illegible]	[illegible]	[illegible]	[illegible]	[illegible]	[illegible]	[illegible]	[illegible]	[illegible]	[illegible]	[illegible]	[illegible]	[illegible]	[illegible]	[illegible]	[illegible]	[illegible]	[illegible]	[illegible]	3,090
Other neonatal disorders	[illegible]	[illegible]	[illegible]	[illegible]	[illegible]	[illegible]	[illegible]	[illegible]	[illegible]	[illegible]	[illegible]	[illegible]	[illegible]	[illegible]	[illegible]	[illegible]	[illegible]	[illegible]	[illegible]	[illegible]	[illegible]	[illegible]	[illegible]	7,870
Nutritional deficiencies	[illegible]	[illegible]	[illegible]	[illegible]	[illegible]	[illegible]	[illegible]	[illegible]	[illegible]	[illegible]	[illegible]	[illegible]	[illegible]	[illegible]	[illegible]	[illegible]	[illegible]	[illegible]	[illegible]	[illegible]	[illegible]	[illegible]	[illegible]	58,300
Protein-energy malnutrition	[illegible]	[illegible]	[illegible]	[illegible]	[illegible]	[illegible]	[illegible]	[illegible]	[illegible]	[illegible]	[illegible]	[illegible]	[illegible]	[illegible]	[illegible]	[illegible]	[illegible]	[illegible]	[illegible]	[illegible]	[illegible]	[illegible]	[illegible]	16,800
Iodine deficiency	[illegible]	[illegible]	[illegible]	[illegible]	[illegible]	[illegible]	[illegible]	[illegible]	[illegible]	[illegible]	[illegible]	[illegible]	[illegible]	[illegible]	[illegible]	[illegible]	[illegible]	[illegible]	[illegible]	[illegible]	[illegible]	[illegible]	[illegible]	151
Vitamin A deficiency	[illegible]	[illegible]	[illegible]	[illegible]	[illegible]	[illegible]	[illegible]	[illegible]	[illegible]	[illegible]	[illegible]	[illegible]	[illegible]	[illegible]	[illegible]	[illegible]	[illegible]	[illegible]	[illegible]	[illegible]	[illegible]	[illegible]	[illegible]	1,420
Dietary iron deficiency	[illegible]	[illegible]	[illegible]	[illegible]	[illegible]	[illegible]	[illegible]	[illegible]	[illegible]	[illegible]	[illegible]	[illegible]	[illegible]	[illegible]	[illegible]	[illegible]	[illegible]	[illegible]	[illegible]	[illegible]	[illegible]	[illegible]	[illegible]	37,600
Other nutritional deficiencies	[illegible]	[illegible]	[illegible]	[illegible]	[illegible]	[illegible]	[illegible]	[illegible]	[illegible]	[illegible]	[illegible]	[illegible]	[illegible]	[illegible]	[illegible]	[illegible]	[illegible]	[illegible]	[illegible]	[illegible]	[illegible]	[illegible]	[illegible]	2,340
Non-communicable diseases	[illegible]	[illegible]	[illegible]	[illegible]	[illegible]	[illegible]	[illegible]	[illegible]	[illegible]	[illegible]	[illegible]	[illegible]	[illegible]	[illegible]	[illegible]	[illegible]	[illegible]	[illegible]	[illegible]	[illegible]	[illegible]	[illegible]	[illegible]	2,680,000
Neoplasms	[illegible]	[illegible]	[illegible]	[illegible]	[illegible]	[illegible]	[illegible]	[illegible]	[illegible]	[illegible]	[illegible]	[illegible]	[illegible]	[illegible]	[illegible]	[illegible]	[illegible]	[illegible]	[illegible]	[illegible]	[illegible]	[illegible]	[illegible]	446,000
Lip and oral cavity cancer	[illegible]	[illegible]	[illegible]	[illegible]	[illegible]	[illegible]	[illegible]	[illegible]	[illegible]	[illegible]	[illegible]	[illegible]	[illegible]	[illegible]	[illegible]	[illegible]	[illegible]	[illegible]	[illegible]	[illegible]	[illegible]	[illegible]	[illegible]	2,970
Nasopharynx cancer	[illegible]	[illegible]	[illegible]	[illegible]	[illegible]	[illegible]	[illegible]	[illegible]	[illegible]	[illegible]	[illegible]	[illegible]	[illegible]	[illegible]	[illegible]	[illegible]	[illegible]	[illegible]	[illegible]	[illegible]	[illegible]	[illegible]	[illegible]	441
Other pharynx cancer	[illegible]	[illegible]	[illegible]	[illegible]	[illegible]	[illegible]	[illegible]	[illegible]	[illegible]	[illegible]	[illegible]	[illegible]	[illegible]	[illegible]	[illegible]	[illegible]	[illegible]	[illegible]	[illegible]	[illegible]	[illegible]	[illegible]	[illegible]	684
Esophageal cancer	[illegible]	[illegible]	[illegible]	[illegible]	[illegible]	[illegible]	[illegible]	[illegible]	[illegible]	[illegible]	[illegible]	[illegible]	[illegible]	[illegible]	[illegible]	[illegible]	[illegible]	[illegible]	[illegible]	[illegible]	[illegible]	[illegible]	[illegible]	2,730
Stomach cancer	[illegible]	[illegible]	[illegible]	[illegible]	[illegible]	[illegible]	[illegible]	[illegible]	[illegible]	[illegible]	[illegible]	[illegible]	[illegible]	[illegible]	[illegible]	[illegible]	[illegible]	[illegible]	[illegible]	[illegible]	[illegible]	[illegible]	[illegible]	58,000
Colon and rectum cancer	[illegible]	[illegible]	[illegible]	[illegible]	[illegible]	[illegible]	[illegible]	[illegible]	[illegible]	[illegible]	[illegible]	[illegible]	[illegible]	[illegible]	[illegible]	[illegible]	[illegible]	[illegible]	[illegible]	[illegible]	[illegible]	[illegible]	[illegible]	33,600
Liver cancer	[illegible]	[illegible]	[illegible]	[illegible]	[illegible]	[illegible]	[illegible]	[illegible]	[illegible]	[illegible]	[illegible]	[illegible]	[illegible]	[illegible]	[illegible]	[illegible]	[illegible]	[illegible]	[illegible]	[illegible]	[illegible]	[illegible]	[illegible]	9,840
Liver cancer due to hepatitis B	[illegible]	[illegible]	[illegible]	[illegible]	[illegible]	[illegible]	[illegible]	[illegible]	[illegible]	[illegible]	[illegible]	[illegible]	[illegible]	[illegible]	[illegible]	[illegible]	[illegible]	[illegible]	[illegible]	[illegible]	[illegible]	[illegible]	[illegible]	3,760
Liver cancer due to hepatitis C	[illegible]	[illegible]	[illegible]	[illegible]	[illegible]	[illegible]	[illegible]	[illegible]	[illegible]	[illegible]	[illegible]	[illegible]	[illegible]	[illegible]	[illegible]	[illegible]	[illegible]	[illegible]	[illegible]	[illegible]	[illegible]	[illegible]	[illegible]	873
Liver cancer due to alcohol use	[illegible]	[illegible]	[illegible]	[illegible]	[illegible]	[illegible]	[illegible]	[illegible]	[illegible]	[illegible]	[illegible]	[illegible]	[illegible]	[illegible]	[illegible]	[illegible]	[illegible]	[illegible]	[illegible]	[illegible]	[illegible]	[illegible]	[illegible]	2,610
Liver cancer due to NASH	[illegible]	[illegible]	[illegible]	[illegible]	[illegible]	[illegible]	[illegible]	[illegible]	[illegible]	[illegible]	[illegible]	[illegible]	[illegible]	[illegible]	[illegible]	[illegible]	[illegible]	[illegible]	[illegible]	[illegible]	[illegible]	[illegible]	[illegible]	1,250
Liver cancer due to other causes	[illegible]	[illegible]	[illegible]	[illegible]	[illegible]	[illegible]	[illegible]	[illegible]	[illegible]	[illegible]	[illegible]	[illegible]	[illegible]	[illegible]	[illegible]	[illegible]	[illegible]	[illegible]	[illegible]	[illegible]	[illegible]	[illegible]	[illegible]	1,350
Gallbladder and biliary tract cancer	[illegible]	[illegible]	[illegible]	[illegible]	[illegible]	[illegible]	[illegible]	[illegible]	[illegible]	[illegible]	[illegible]	[illegible]	[illegible]	[illegible]	[illegible]	[illegible]	[illegible]	[illegible]	[illegible]	[illegible]	[illegible]	[illegible]	[illegible]	17,700
Pancreatic cancer	[illegible]	[illegible]	[illegible]	[illegible]	[illegible]	[illegible]	[illegible]	[illegible]	[illegible]	[illegible]	[illegible]	[illegible]	[illegible]	[illegible]	[illegible]	[illegible]	[illegible]	[illegible]	[illegible]	[illegible]	[illegible]	[illegible]	[illegible]	20,000
Larynx cancer	[illegible]	[illegible]	[illegible]	[illegible]	[illegible]	[illegible]	[illegible]	[illegible]	[illegible]	[illegible]	[illegible]	[illegible]	[illegible]	[illegible]	[illegible]	[illegible]	[illegible]	[illegible]	[illegible]	[illegible]	[illegible]	[illegible]	[illegible]	864
Tracheal, bronchus, and lung cancer	[illegible]	[illegible]	[illegible]	[illegible]	[illegible]	[illegible]	[illegible]	[illegible]	[illegible]	[illegible]	[illegible]	[illegible]	[illegible]	[illegible]	[illegible]	[illegible]	[illegible]	[illegible]	[illegible]	[illegible]	[illegible]	[illegible]	[illegible]	36,200
Malignant skin melanoma	[illegible]	[illegible]	[illegible]	[illegible]	[illegible]	[illegible]	[illegible]	[illegible]	[illegible]	[illegible]	[illegible]	[illegible]	[illegible]	[illegible]	[illegible]	[illegible]	[illegible]	[illegible]	[illegible]	[illegible]	[illegible]	[illegible]	[illegible]	2,260
Non-melanoma skin cancer	[illegible]	[illegible]	[illegible]	[illegible]	[illegible]	[illegible]	[illegible]	[illegible]	[illegible]	[illegible]	[illegible]	[illegible]	[illegible]	[illegible]	[illegible]	[illegible]	[illegible]	[illegible]	[illegible]	[illegible]	[illegible]	[illegible]	[illegible]	2,190
Non-melanoma skin cancer (squamous-cell carcinoma	[illegible]	[illegible]	[illegible]	[illegible]	[illegible]	[illegible]	[illegible]	[illegible]	[illegible]	[illegible]	[illegible]	[illegible]	[illegible]	[illegible]	[illegible]	[illegible]	[illegible]	[illegible]	[illegible]	[illegible]	[illegible]	[illegible]	[illegible]	2,190
Non-melanoma skin cancer (basal-cell carcinoma)	[illegible]	[illegible]	[illegible]	[illegible]	[illegible]	[illegible]	[illegible]	[illegible]	[illegible]	[illegible]	[illegible]	[illegible]	[illegible]	[illegible]	[illegible]	[illegible]	[illegible]	[illegible]	[illegible]	[illegible]	[illegible]	[illegible]	[illegible]	1·4
Breast cancer	[illegible]	[illegible]	[illegible]	[illegible]	[illegible]	[illegible]	[illegible]	[illegible]	[illegible]	[illegible]	[illegible]	[illegible]	[illegible]	[illegible]	[illegible]	[illegible]	[illegible]	[illegible]	[illegible]	[illegible]	[illegible]	[illegible]	[illegible]	54,900
Cervical cancer	[illegible]	[illegible]	[illegible]	[illegible]	[illegible]	[illegible]	[illegible]	[illegible]	[illegible]	[illegible]	[illegible]	[illegible]	[illegible]	[illegible]	[illegible]	[illegible]	[illegible]	[illegible]	[illegible]	[illegible]	[illegible]	[illegible]	[illegible]	63,400
Uterine cancer	[illegible]	[illegible]	[illegible]	[illegible]	[illegible]	[illegible]	[illegible]	[illegible]	[illegible]	[illegible]	[illegible]	[illegible]	[illegible]	[illegible]	[illegible]	[illegible]	[illegible]	[illegible]	[illegible]	[illegible]	[illegible]	[illegible]	[illegible]	11,800
Ovarian cancer	[illegible]	[illegible]	[illegible]	[illegible]	[illegible]	[illegible]	[illegible]	[illegible]	[illegible]	[illegible]	[illegible]	[illegible]	[illegible]	[illegible]	[illegible]	[illegible]	[illegible]	[illegible]	[illegible]	[illegible]	[illegible]	[illegible]	[illegible]	23,000
Prostate cancer	[illegible]	[illegible]	[illegible]	[illegible]	[illegible]	[illegible]	[illegible]	[illegible]	[illegible]	[illegible]	[illegible]	[illegible]	[illegible]	[illegible]	[illegible]	[illegible]	[illegible]	[illegible]	[illegible]	[illegible]	[illegible]	[illegible]	[illegible]	0
Testicular cancer	[illegible]	[illegible]	[illegible]	[illegible]	[illegible]	[illegible]	[illegible]	[illegible]	[illegible]	[illegible]	[illegible]	[illegible]	[illegible]	[illegible]	[illegible]	[illegible]	[illegible]	[illegible]	[illegible]	[illegible]	[illegible]	[illegible]	[illegible]	NA
Kidney cancer	[illegible]	[illegible]	[illegible]	[illegible]	[illegible]	[illegible]	[illegible]	[illegible]	[illegible]	[illegible]	[illegible]	[illegible]	[illegible]	[illegible]	[illegible]	[illegible]	[illegible]	[illegible]	[illegible]	[illegible]	[illegible]	[illegible]	[illegible]	6,810
Bladder cancer	[illegible]	[illegible]	[illegible]	[illegible]	[illegible]	[illegible]	[illegible]	[illegible]	[illegible]	[illegible]	[illegible]	[illegible]	[illegible]	[illegible]	[illegible]	[illegible]	[illegible]	[illegible]	[illegible]	[illegible]	[illegible]	[illegible]	[illegible]	2,910
Brain and central nervous system cancer	[illegible]	[illegible]	[illegible]	[illegible]	[illegible]	[illegible]	[illegible]	[illegible]	[illegible]	[illegible]	[illegible]	[illegible]	[illegible]	[illegible]	[illegible]	[illegible]	[illegible]	[illegible]	[illegible]	[illegible]	[illegible]	[illegible]	[illegible]	19,300
Thyroid cancer	[illegible]	[illegible]	[illegible]	[illegible]	[illegible]	[illegible]	[illegible]	[illegible]	[illegible]	[illegible]	[illegible]	[illegible]	[illegible]	[illegible]	[illegible]	[illegible]	[illegible]	[illegible]	[illegible]	[illegible]	[illegible]	[illegible]	[illegible]	4,370
Mesothelioma	[illegible]	[illegible]	[illegible]	[illegible]	[illegible]	[illegible]	[illegible]	[illegible]	[illegible]	[illegible]	[illegible]	[illegible]	[illegible]	[illegible]	[illegible]	[illegible]	[illegible]	[illegible]	[illegible]	[illegible]	[illegible]	[illegible]	[illegible]	694
Hodgkin lymphoma	[illegible]	[illegible]	[illegible]	[illegible]	[illegible]	[illegible]	[illegible]	[illegible]	[illegible]	[illegible]	[illegible]	[illegible]	[illegible]	[illegible]	[illegible]	[illegible]	[illegible]	[illegible]	[illegible]	[illegible]	[illegible]	[illegible]	[illegible]	983
Non-Hodgkin lymphoma	[illegible]	[illegible]	[illegible]	[illegible]	[illegible]	[illegible]	[illegible]	[illegible]	[illegible]	[illegible]	[illegible]	[illegible]	[illegible]	[illegible]	[illegible]	[illegible]	[illegible]	[illegible]	[illegible]	[illegible]	[illegible]	[illegible]	[illegible]	17,600
Multiple myeloma	[illegible]	[illegible]	[illegible]	[illegible]	[illegible]	[illegible]	[illegible]	[illegible]	[illegible]	[illegible]	[illegible]	[illegible]	[illegible]	[illegible]	[illegible]	[illegible]	[illegible]	[illegible]	[illegible]	[illegible]	[illegible]	[illegible]	[illegible]	3,940
Leukemia	[illegible]	[illegible]	[illegible]	[illegible]	[illegible]	[illegible]	[illegible]	[illegible]	[illegible]	[illegible]	[illegible]	[illegible]	[illegible]	[illegible]	[illegible]	[illegible]	[illegible]	[illegible]	[illegible]	[illegible]	[illegible]	[illegible]	[illegible]	27,400
Acute lymphoid leukemia	[illegible]	[illegible]	[illegible]	[illegible]	[illegible]	[illegible]	[illegible]	[illegible]	[illegible]	[illegible]	[illegible]	[illegible]	[illegible]	[illegible]	[illegible]	[illegible]	[illegible]	[illegible]	[illegible]	[illegible]	[illegible]	[illegible]	[illegible]	8,970
Chronic lymphoid leukemia	[illegible]	[illegible]	[illegible]	[illegible]	[illegible]	[illegible]	[illegible]	[illegible]	[illegible]	[illegible]	[illegible]	[illegible]	[illegible]	[illegible]	[illegible]	[illegible]	[illegible]	[illegible]	[illegible]	[illegible]	[illegible]	[illegible]	[illegible]	751
Acute myeloid leukemia	[illegible]	[illegible]	[illegible]	[illegible]	[illegible]	[illegible]	[illegible]	[illegible]	[illegible]	[illegible]	[illegible]	[illegible]	[illegible]	[illegible]	[illegible]	[illegible]	[illegible]	[illegible]	[illegible]	[illegible]	[illegible]	[illegible]	[illegible]	6,620
Chronic myeloid leukemia	[illegible]	[illegible]	[illegible]	[illegible]	[illegible]	[illegible]	[illegible]	[illegible]	[illegible]	[illegible]	[illegible]	[illegible]	[illegible]	[illegible]	[illegible]	[illegible]	[illegible]	[illegible]	[illegible]	[illegible]	[illegible]	[illegible]	[illegible]	930
Other leukemia	[illegible]	[illegible]	[illegible]	[illegible]	[illegible]	[illegible]	[illegible]	[illegible]	[illegible]	[illegible]	[illegible]	[illegible]	[illegible]	[illegible]	[illegible]	[illegible]	[illegible]	[illegible]	[illegible]	[illegible]	[illegible]	[illegible]	[illegible]	10,200
Other malignant neoplasms	[illegible]	[illegible]	[illegible]	[illegible]	[illegible]	[illegible]	[illegible]	[illegible]	[illegible]	[illegible]	[illegible]	[illegible]	[illegible]	[illegible]	[illegible]	[illegible]	[illegible]	[illegible]	[illegible]	[illegible]	[illegible]	[illegible]	[illegible]	20,700
Other neoplasms	[illegible]	[illegible]	[illegible]	[illegible]	[illegible]	[illegible]	[illegible]	[illegible]	[illegible]	[illegible]	[illegible]	[illegible]	[illegible]	[illegible]	[illegible]	[illegible]	[illegible]	[illegible]	[illegible]	[illegible]	[illegible]	[illegible]	[illegible]	738
Myelodysplastic, myeloproliferative, and other hematopo	[illegible]	[illegible]	[illegible]	[illegible]	[illegible]	[illegible]	[illegible]	[illegible]	[illegible]	[illegible]	[illegible]	[illegible]	[illegible]	[illegible]	[illegible]	[illegible]	[illegible]	[illegible]	[illegible]	[illegible]	[illegible]	[illegible]	[illegible]	738
Benign and in situ intestinal neoplasms	[illegible]	[illegible]	[illegible]	[illegible]	[illegible]	[illegible]	[illegible]	[illegible]	[illegible]	[illegible]	[illegible]	[illegible]	[illegible]	[illegible]	[illegible]	[illegible]	[illegible]	[illegible]	[illegible]	[illegible]	[illegible]	[illegible]	[illegible]	0
Benign and in situ cervical and uterine neoplasms	[illegible]	[illegible]	[illegible]	[illegible]	[illegible]	[illegible]	[illegible]	[illegible]	[illegible]	[illegible]	[illegible]	[illegible]	[illegible]	[illegible]	[illegible]	[illegible]	[illegible]	[illegible]	[illegible]	[illegible]	[illegible]	[illegible]	[illegible]	0
Other benign and in situ neoplasms	[illegible]	[illegible]	[illegible]	[illegible]	[illegible]	[illegible]	[illegible]	[illegible]	[illegible]	[illegible]	[illegible]	[illegible]	[illegible]	[illegible]	[illegible]	[illegible]	[illegible]	[illegible]	[illegible]	[illegible]	[illegible]	[illegible]	[illegible]	0
Cardiovascular diseases	[illegible]	[illegible]	[illegible]	[illegible]	[illegible]	[illegible]	[illegible]	[illegible]	[illegible]	[illegible]	[illegible]	[illegible]	[illegible]	[illegible]	[illegible]	[illegible]	[illegible]	[illegible]	[illegible]	[illegible]	[illegible]	[illegible]	[illegible]	263,000
Rheumatic heart disease	[illegible]	[illegible]	[illegible]	[illegible]	[illegible]	[illegible]	[illegible]	[illegible]	[illegible]	[illegible]	[illegible]	[illegible]	[illegible]	[illegible]	[illegible]	[illegible]	[illegible]	[illegible]	[illegible]	[illegible]	[illegible]	[illegible]	[illegible]	10,800
Ischemic heart disease	[illegible]	[illegible]	[illegible]	[illegible]	[illegible]	[illegible]	[illegible]	[illegible]	[illegible]	[illegible]	[illegible]	[illegible]	[illegible]	[illegible]	[illegible]	[illegible]	[illegible]	[illegible]	[illegible]	[illegible]	[illegible]	[illegible]	[illegible]	109,000
Stroke	[illegible]	[illegible]	[illegible]	[illegible]	[illegible]	[illegible]	[illegible]	[illegible]	[illegible]	[illegible]	[illegible]	[illegible]	[illegible]	[illegible]	[illegible]	[illegible]	[illegible]	[illegible]	[illegible]	[illegible]	[illegible]	[illegible]	[illegible]	98,300
Ischemic stroke	[illegible]	[illegible]	[illegible]	[illegible]	[illegible]	[illegible]	[illegible]	[illegible]	[illegible]	[illegible]	[illegible]	[illegible]	[illegible]	[illegible]	[illegible]	[illegible]	[illegible]	[illegible]	[illegible]	[illegible]	[illegible]	[illegible]	[illegible]	39,800
Intracerebral hemorrhage	[illegible]	[illegible]	[illegible]	[illegible]	[illegible]	[illegible]	[illegible]	[illegible]	[illegible]	[illegible]	[illegible]	[illegible]	[illegible]	[illegible]	[illegible]	[illegible]	[illegible]	[illegible]	[illegible]	[illegible]	[illegible]	[illegible]	[illegible]	37,600
Subarachnoid hemorrhage	[illegible]	[illegible]	[illegible]	[illegible]	[illegible]	[illegible]	[illegible]	[illegible]	[illegible]	[illegible]	[illegible]	[illegible]	[illegible]	[illegible]	[illegible]	[illegible]	[illegible]	[illegible]	[illegible]	[illegible]	[illegible]	[illegible]	[illegible]	20,900
Hypertensive heart disease	[illegible]	[illegible]	[illegible]	[illegible]	[illegible]	[illegible]	[illegible]	[illegible]	[illegible]	[illegible]	[illegible]	[illegible]	[illegible]	[illegible]	[illegible]	[illegible]	[illegible]	[illegible]	[illegible]	[illegible]	[illegible]	[illegible]	[illegible]	11,600
Non-rheumatic valvular heart disease	[illegible]	[illegible]	[illegible]	[illegible]	[illegible]	[illegible]	[illegible]	[illegible]	[illegible]	[illegible]	[illegible]	[illegible]	[illegible]	[illegible]	[illegible]	[illegible]	[illegible]	[illegible]	[illegible]	[illegible]	[illegible]	[illegible]	[illegible]	1,240
Non-rheumatic calcific aortic valve disease	[illegible]	[illegible]	[illegible]	[illegible]	[illegible]	[illegible]	[illegible]	[illegible]	[illegible]	[illegible]	[illegible]	[illegible]	[illegible]	[illegible]	[illegible]	[illegible]	[illegible]	[illegible]	[illegible]	[illegible]	[illegible]	[illegible]	[illegible]	854
Non-rheumatic degenerative mitral valve disease	[illegible]	[illegible]	[illegible]	[illegible]	[illegible]	[illegible]	[illegible]	[illegible]	[illegible]	[illegible]	[illegible]	[illegible]	[illegible]	[illegible]	[illegible]	[illegible]	[illegible]	[illegible]	[illegible]	[illegible]	[illegible]	[illegible]	[illegible]	360
Other non-rheumatic valve diseases	[illegible]	[illegible]	[illegible]	[illegible]	[illegible]	[illegible]	[illegible]	[illegible]	[illegible]	[illegible]	[illegible]	[illegible]	[illegible]	[illegible]	[illegible]	[illegible]	[illegible]	[illegible]	[illegible]	[illegible]	[illegible]	[illegible]	[illegible]	24·3
Cardiomyopathy and myocarditis	[illegible]	[illegible]	[illegible]	[illegible]	[illegible]	[illegible]	[illegible]	[illegible]	[illegible]	[illegible]	[illegible]	[illegible]	[illegible]	[illegible]	[illegible]	[illegible]	[illegible]	[illegible]	[illegible]	[illegible]	[illegible]	[illegible]	[illegible]	4,360
Myocarditis	[illegible]	[illegible]	[illegible]	[illegible]	[illegible]	[illegible]	[illegible]	[illegible]	[illegible]	[illegible]	[illegible]	[illegible]	[illegible]	[illegible]	[illegible]	[illegible]	[illegible]	[illegible]	[illegible]	[illegible]	[illegible]	[illegible]	[illegible]	427
Alcoholic cardiomyopathy	[illegible]	[illegible]	[illegible]	[illegible]	[illegible]	[illegible]	[illegible]	[illegible]	[illegible]	[illegible]	[illegible]	[illegible]	[illegible]	[illegible]	[illegible]	[illegible]	[illegible]	[illegible]	[illegible]	[illegible]	[illegible]	[illegible]	[illegible]	106
Other cardiomyopathy	[illegible]	[illegible]	[illegible]	[illegible]	[illegible]	[illegible]	[illegible]	[illegible]	[illegible]	[illegible]	[illegible]	[illegible]	[illegible]	[illegible]	[illegible]	[illegible]	[illegible]	[illegible]	[illegible]	[illegible]	[illegible]	[illegible]	[illegible]	3,830
Atrial fibrillation and flutter	[illegible]	[illegible]	[illegible]	[illegible]	[illegible]	[illegible]	[illegible]	[illegible]	[illegible]	[illegible]	[illegible]	[illegible]	[illegible]	[illegible]	[illegible]	[illegible]	[illegible]	[illegible]	[illegible]	[illegible]	[illegible]	[illegible]	[illegible]	8,800
Aortic aneurysm	[illegible]	[illegible]	[illegible]	[illegible]	[illegible]	[illegible]	[illegible]	[illegible]	[illegible]	[illegible]	[illegible]	[illegible]	[illegible]	[illegible]	[illegible]	[illegible]	[illegible]	[illegible]	[illegible]	[illegible]	[illegible]	[illegible]	[illegible]	NA
Endocarditis	[illegible]	[illegible]	[illegible]	[illegible]	[illegible]	[illegible]	[illegible]	[illegible]	[illegible]	[illegible]	[illegible]	[illegible]	[illegible]	[illegible]	[illegible]	[illegible]	[illegible]	[illegible]	[illegible]	[illegible]	[illegible]	[illegible]	[illegible]	2,290



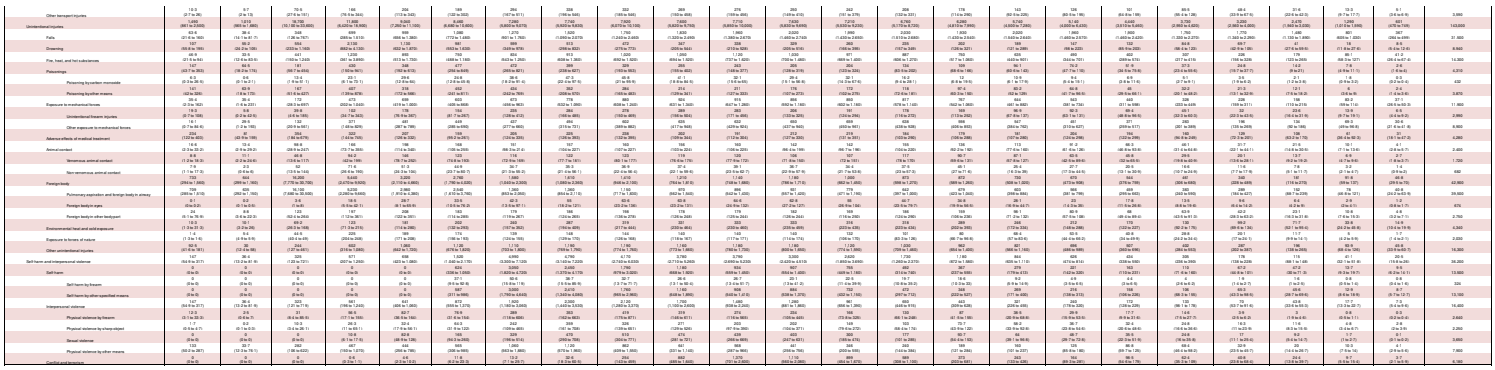

SR Table 2b: Central Latin America DALYS by cause and age group for females with 95% uncertainty intervals, 2019

Cause	Early Neonatal	Late Neonatal	Post Neonatal	1 to 4	5 to 9	10 to 14	15 to 19	20 to 24	25 to 29	30 to 34	35 to 39	40 to 44	45 to 49	50 to 54	55 to 59	60 to 64	65 to 69	70 to 74	75 to 79	80 to 84	85 to 89	90 to 94	95 plus	Total
All causes	854,000 (695 000 to 1 040 000)	352,000 (286 000 to 428 000)	864,000 (641 000 to 1 150 000)	746,000 (622 000 to 885 000)	578,000 (468 000 to 703 000)	775,000 (611 000 to 980 000)	1,170,000 (945 000 to 1 450 000)	1,430,000 (1 150 000 to 1 750 000)	1,570,000 (1 270 000 to 1 930 000)	1,630,000 (1 310 000 to 2 010 000)	1,770,000 (1 450 000 to 2 170 000)	1,900,000 (1 570 000 to 2 300 000)	2,020,000 (1 690 000 to 2 420 000)	2,170,000 (1 830 000 to 2 560 000)	2,260,000 (1 920 000 to 2 650 000)	2,270,000 (1 960 000 to 2 640 000)	2,060,000 (1 800 000 to 2 370 000)	1,850,000 (1 630 000 to 2 110 000)	1,570,000 (1 400 000 to 1 770 000)	1,290,000 (1 160 000 to 1 440 000)	872,000 (783 000 to 968 000)	445,000 (407 000 to 487 000)	182,000 (169 000 to 195 000)	30,600,000
Communicable, maternal, neonatal, and nutritional diseases	643,000 (505 000 to 797 000)	248,000 (197 000 to 307 000)	460,000 (333 000 to 613 000)	304,000 (250 000 to 362 000)	159,000 (128 000 to 198 000)	117,000 (95 300 to 144 000)	138,000 (116 000 to 163 000)	168,000 (143 000 to 196 000)	178,000 (151 000 to 210 000)	171,000 (146 000 to 200 000)	166,000 (142 000 to 196 000)	150,000 (127 000 to 179 000)	128,000 (110 000 to 149 000)	113,000 (96 300 to 132 000)	107,000 (91 100 to 124 000)	98,900 (85 800 to 114 000)	88,300 (77 600 to 101 000)	81,900 (71 800 to 93 500)	75,400 (65 700 to 86 300)	68,500 (58 600 to 78 400)	54,100 (44 500 to 62 700)	29,800 (24 400 to 34 200)	13,700 (10 400 to 15 800)	3,760,000
HIV/AIDS and sexually transmitted infections	1,420 (711 to 2 610)	534 (286 to 903)	5,300 (4 860 to 5 840)	3,880 (3 530 to 4 330)	2,180 (2 050 to 2 320)	2,280 (2 150 to 2 440)	5,040 (4 460 to 5 860)	15,300 (13 500 to 18 200)	27,000 (23 700 to 32 600)	31,200 (27 300 to 37 400)	29,000 (25 000 to 34 700)	24,700 (21 200 to 30 300)	20,300 (17 700 to 24 800)	12,300 (10 600 to 15 300)	8,210 (7 030 to 10 100)	6,010 (5 170 to 7 310)	3,910 (3 370 to 4 760)	1,260 (915 to 1 850)	705 (501 to 1 080)	397 (275 to 624)	231 (169 to 341)	81·2 (58·4 to 122)	30·2 (23·3 to 43)	201,000
HIV/AIDS	0·3 (0·1 to 0·5)	0·9 (0·5 to 1·6)	4,730 (4 430 to 5 040)	3,850 (3 500 to 4 300)	2,170 (2 040 to 2 320)	2,020 (1 920 to 2 130)	3,790 (3 520 to 4 110)	12,200 (11 300 to 13 300)	21,700 (20 100 to 23 700)	25,200 (23 300 to 27 500)	22,700 (21 100 to 24 600)	18,700 (17 400 to 20 200)	15,400 (14 300 to 16 500)	9,300 (8 700 to 9 910)	6,160 (5 790 to 6 590)	4,610 (4 300 to 4 970)	2,840 (2 640 to 3 070)	493 (421 to 575)	208 (181 to 239)	75·3 (65 to 86)	39·8 (34 to 45·9)	18·5 (15·7 to 21·6)	13·5 (11·9 to 15·4)	156,000
HIV/AIDS - Drug-susceptible Tuberculosis	0 (0 to 0)	0·1 (0 to 0·1)	506 (317 to 777)	481 (289 to 735)	221 (144 to 335)	194 (125 to 293)	394 (263 to 574)	1,270 (865 to 1 830)	2,120 (1 420 to 3 100)	2,380 (1 580 to 3 470)	2,130 (1 400 to 3 120)	1,700 (1 120 to 2 480)	1,360 (890 to 1 990)	851 (561 to 1 240)	553 (366 to 809)	417 (282 to 607)	253 (173 to 366)	42·8 (31·8 to 57·3)	17·8 (13 to 24·4)	5·9 (4·1 to 8·3)	3 (2·1 to 4·2)	1·3 (0·9 to 1·8)	1·1 (0·7 to 1·6)	14,900
HIV/AIDS - Multidrug-resistant Tuberculosis without	0 (0 to 0)	0 (0 to 0)	38 (11·4 to 96·8)	35·9 (10·6 to 91·5)	16·2 (5 to 40·4)	14·4 (4·2 to 34·6)	27·9 (9 to 65·1)	90·7 (31·1 to 211)	152 (51·8 to 350)	170 (56·8 to 386)	154 (50·2 to 357)	124 (40·4 to 286)	102 (33·2 to 238)	61·6 (20·1 to 144)	41 (13·2 to 96·5)	30·9 (9·8 to 72·9)	18·4 (5·8 to 43·2)	2·6 (1 to 5·5)	1·1 (0·4 to 2·4)	0·4 (0·1 to 0·9)	0·2 (0·1 to 0·4)	0·1 (0 to 0·2)	0·1 (0 to 0·2)	1,080
HIV/AIDS - Extensively drug-resistant Tuberculosis	0 (0 to 0)	0 (0 to 0)	6·3 (1·8 to 15·7)	5·9 (1·7 to 15·2)	2·6 (0·8 to 6·3)	2·4 (0·7 to 6)	4·5 (1·4 to 10·6)	14·7 (4·9 to 34·6)	24·6 (8·2 to 57·8)	27·6 (8·9 to 66·4)	25 (8·1 to 62·6)	20·2 (6·5 to 49·8)	16·6 (5·3 to 40·7)	10 (3·1 to 24·8)	6·6 (2·1 to 16·4)	4·9 (1·5 to 12·2)	2·9 (0·9 to 7·2)	0·4 (0·1 to 0·9)	0·2 (0·1 to 0·4)	0·1 (0 to 0·1)	0 (0 to 0·1)	0 (0 to 0)	0 (0 to 0)	175
HIV/AIDS resulting in other diseases	0·2 (0·1 to 0·5)	0·8 (0·5 to 1·5)	4,180 (3 780 to 4 550)	3,330 (2 980 to 3 730)	1,930 (1 760 to 2 090)	1,810 (1 670 to 1 940)	3,360 (3 040 to 3 700)	10,800 (9 730 to 11 900)	19,400 (17 500 to 21 500)	22,700 (20 400 to 25 200)	20,400 (18 600 to 22 400)	16,900 (15 300 to 18 400)	13,900 (12 700 to 15 000)	8,370 (7 680 to 9 030)	5,560 (5 090 to 5 980)	4,160 (3 800 to 4 530)	2,570 (2 340 to 2 810)	447 (378 to 527)	189 (162 to 218)	68·9 (58·9 to 79·5)	36·6 (31 to 42·7)	17·1 (14·2 to 20·2)	12·3 (10·6 to 14·2)	140,000
Sexually transmitted infections excluding HIV	1,410 (711 to 2 610)	533 (285 to 902)	563 (292 to 1 040)	29·5 (15·7 to 52·2)	9·2 (4·1 to 17·8)	254 (194 to 360)	1,250 (855 to 2 020)	3,180 (1 730 to 5 910)	5,370 (2 800 to 10 100)	6,010 (3 030 to 11 600)	6,220 (3 230 to 11 500)	6,000 (3 170 to 11 400)	4,980 (2 720 to 9 290)	3,030 (1 520 to 5 980)	2,050 (1 030 to 3 900)	1,390 (737 to 2 640)	1,070 (619 to 1 920)	764 (449 to 1 360)	497 (301 to 868)	321 (205 to 546)	191 (131 to 297)	62·6 (41 to 102)	16·7 (10·4 to 29·1)	45,200
Syphilis	1,410 (711 to 2 610)	533 (285 to 902)	563 (292 to 1 040)	29·5 (15·7 to 52·2)	9·2 (4·1 to 17·8)	79·2 (67 to 93·6)	115 (94·1 to 141)	65·5 (47·3 to 102)	177 (137 to 229)	187 (150 to 230)	141 (116 to 173)	71·3 (57·5 to 88·5)	129 (107 to 155)	88·5 (70·9 to 110)	51 (36·5 to 71·7)	56·6 (42·7 to 76·7)	58·4 (45 to 75·6)	56·1 (44·3 to 70·4)	36·6 (28·1 to 46·6)	39·6 (32·2 to 48·5)	26·4 (21·1 to 32·1)	12·1 (9·5 to 14·6)	3·5 (2·7 to 4·3)	3,940
Chlamydial infection	0 (0 to 0)	0 (0 to 0)	0 (0 to 0)	0 (0 to 0)	0 (0 to 0)	26·7 (19·9 to 36·5)	120 (85·9 to 170)	305 (231 to 411)	359 (249 to 528)	349 (216 to 564)	466 (302 to 713)	509 (336 to 792)	382 (262 to 608)	124 (94·3 to 168)	78·2 (62·9 to 97·2)	52·5 (43·2 to 63·5)	35·1 (28·8 to 42·1)	36·5 (30·8 to 43·4)	26·5 (22·1 to 31·4)	24·4 (20 to 29·1)	15·8 (12·6 to 18·9)	4 (3·1 to 4·9)	1·2 (0·9 to 1·4)	2,910
Gonococcal infection	0 (0 to 0)	0 (0 to 0)	0 (0 to 0)	0 (0 to 0)	0 (0 to 0)	25 (21·3 to 29·5)	161 (135 to 194)	264 (217 to 320)	372 (294 to 459)	343 (274 to 418)	383 (313 to 466)	476 (392 to 578)	476 (389 to 590)	223 (182 to 274)	148 (121 to 181)	134 (110 to 163)	188 (154 to 226)	125 (105 to 148)	94·5 (78·8 to 112)	54·6 (44·7 to 65·2)	41·1 (32·8 to 49·1)	10·3 (7·8 to 12·5)	2·1 (1·6 to 2·5)	3,520
Trichomoniasis	0 (0 to 0)	0 (0 to 0)	0 (0 to 0)	0 (0 to 0)	0 (0 to 0)	12·9 (3·6 to 34)	271 (83·9 to 649)	1,450 (506 to 3 420)	2,860 (971 to 6 650)	3,120 (1 050 to 7 270)	2,880 (934 to 6 620)	2,550 (871 to 5 960)	2,080 (663 to 4 650)	1,440 (459 to 3 360)	880 (290 to 2 060)	497 (174 to 1 170)	325 (117 to 755)	214 (81·1 to 489)	128 (50 to 286)	70·3 (27·5 to 156)	30·1 (11·9 to 67·7)	8·8 (3·2 to 18·9)	1·5 (0·5 to 3·6)	18,800
[illegible]	[illegible]	[illegible]	[illegible]	[illegible]	[illegible]	[illegible]	[illegible]	[illegible]	[illegible]	[illegible]	[illegible]	[illegible]	[illegible]	[illegible]	[illegible]	[illegible]	[illegible]	[illegible]	[illegible]	[illegible]	[illegible]	[illegible]	[illegible]	[illegible]



SR Table 2b: Colombia DALYS by cause and age group for females with 95% uncertainty intervals, 2019

Cause	Early Neonatal	Late Neonatal	Post Neonatal	1 to 4	5 to 9	10 to 14	15 to 19	20 to 24	25 to 29	30 to 34	35 to 39	40 to 44
All causes	138,000 (94,700 to 195,000)	48,900 (33,900 to 68,700)	145,000 (102,000 to 203,000)	116,000 (95,300 to 142,000)	90,400 (74,200 to 109,000)	127,000 (99,700 to 163,000)	194,000 (154,000 to 243,000)	242,000 (193,000 to 302,000)	274,000 (216,000 to 343,000)	277,000 (220,000 to 343,000)	305,000 (244,000 to 381,000)	303,000 (244,000 to 375,000)
Communicable, maternal, neonatal, and nutritional diseases	103,000 (69,900 to 149,000)	33,400 (22,200 to 47,800)	77,600 (52,200 to 111,000)	45,000 (36,200 to 55,200)	22,900 (18,500 to 28,600)	18,000 (14,500 to 22,200)	22,600 (18,400 to 27,100)	28,000 (22,700 to 34,000)	29,700 (24,500 to 36,100)	29,400 (24,000 to 35,900)	28,300 (23,000 to 35,100)	23,200 (18,800 to 28,700)
HIV/AIDS and sexually transmitted infections	241 (138 to 397)	110 (47·3 to 219)	942 (765 to 1,160)	659 (542 to 794)	342 (275 to 412)	301 (250 to 359)	846 (691 to 1,040)	3,270 (2,680 to 4,030)	6,350 (5,250 to 7,740)	6,930 (5,590 to 8,440)	6,110 (4,970 to 7,470)	5,210 (4,280 to 6,480)
HIV/AIDS	0 (0 to 0)	0 (0 to 0)	792 (653 to 953)	652 (535 to 787)	341 (274 to 412)	255 (209 to 307)	614 (512 to 732)	2,620 (2,160 to 3,150)	5,280 (4,360 to 6,380)	5,830 (4,780 to 6,980)	4,970 (4,120 to 5,990)	4,160 (3,440 to 5,000)
HIV/AIDS - Drug-susceptible Tuberculosis	0 (0 to 0)	0 (0 to 0)	44·7 (26·5 to 68·9)	37·2 (22·1 to 57·3)	19 (11·3 to 29·3)	14·3 (8·6 to 22·1)	35·9 (22·7 to 54)	163 (103 to 245)	327 (205 to 494)	368 (231 to 557)	324 (203 to 490)	265 (165 to 402)
HIV/AIDS - Multidrug-resistant Tuberculosis without exte	0 (0 to 0)	0 (0 to 0)	5·2 (0·8 to 15·9)	4·3 (0·7 to 13·2)	2·2 (0·4 to 6·7)	1·6 (0·3 to 5)	4 (0·6 to 11·9)	17·7 (2·9 to 53)	35·4 (5·8 to 106)	39·9 (6·5 to 120)	35·1 (5·7 to 106)	29 (4·7 to 87·5)
HIV/AIDS - Extensively drug-resistant Tuberculosis	0 (0 to 0)	0 (0 to 0)	0·9 (0·1 to 2·6)	0·7 (0·1 to 2·2)	0·4 (0·1 to 1·1)	0·3 (0 to 0·8)	0·6 (0·1 to 2)	2·9 (0·4 to 8·8)	5·7 (0·9 to 17·7)	6·5 (1 to 20)	5·7 (0·9 to 17·6)	4·7 (0·7 to 14·6)
HIV/AIDS resulting in other diseases	0 (0 to 0)	0 (0 to 0)	742 (600 to 903)	610 (490 to 745)	319 (252 to 389)	239 (192 to 291)	573 (467 to 694)	2,440 (1,980 to 2,950)	4,910 (4,010 to 6,010)	5,410 (4,280 to 6,550)	4,610 (3,780 to 5,630)	3,860 (3,120 to 4,670)
Sexually transmitted infections excluding HIV	241 (138 to 397)	110 (47·2 to 219)	150 (63·7 to 299)	6·6 (2·9 to 12·7)	1·1 (0·5 to 1·9)	46·3 (30 to 73·6)	232 (137 to 393)	641 (337 to 1,220)	1,070 (538 to 2,060)	1,100 (534 to 2,140)	1,140 (558 to 2,150)	1,050 (533 to 2,090)
Syphilis	241 (138 to 397)	110 (47·2 to 219)	150 (63·7 to 299)	6·6 (2·9 to 12·7)	1·1 (0·5 to 1·9)	13·3 (8·2 to 21·8)	17·7 (10·4 to 28·1)	11·7 (6·7 to 20·3)	33 (18·8 to 54·3)	32·4 (19·7 to 50·5)	22·1 (14·9 to 32)	11·7 (8·4 to 16·3)
Chlamydial infection	0 (0 to 0)	0 (0 to 0)	0 (0 to 0)	0 (0 to 0)	0 (0 to 0)	4·3 (2·8 to 6·3)	19 (12·4 to 28·6)	52·4 (35·4 to 74·9)	64 (41·6 to 97·5)	58·9 (35·8 to 95·9)	76·8 (42·2 to 132)	80·6 (50·2 to 129)
Gonococcal infection	0 (0 to 0)	0 (0 to 0)	0 (0 to 0)	0 (0 to 0)	0 (0 to 0)	4·1 (2·6 to 6·5)	24 (15·3 to 36·5)	45 (29·1 to 67·7)	70 (41·6 to 113)	60·7 (39·2 to 90·3)	60·8 (40·6 to 87·3)	70·5 (46·6 to 105)
Trichomoniasis	0 (0 to 0)	0 (0 to 0)	0 (0 to 0)	0 (0 to 0)	0 (0 to 0)	2·6 (0·3 to 7·6)	57 (17·8 to 142)	301 (104 to 732)	561 (181 to 1,320)	553 (179 to 1,290)	518 (164 to 1,180)	442 (150 to 1,050)
Genital herpes	0 (0 to 0)	0 (0 to 0)	0 (0 to 0)	0 (0 to 0)	0 (0 to 0)	14·3 (4·3 to 33·6)	66·9 (18·6 to 164)	142 (42·2 to 353)	207 (68·7 to 507)	232 (71 to 558)	249 (76·3 to 608)	226 (72 to 557)
Other sexually transmitted infections	0 (0 to 0)	0 (0 to 0)	0 (0 to 0)	0 (0 to 0)	0 (0 to 0)	7·7 (5·2 to 11·3)	47·4 (32·6 to 67·4)	89·4 (51·6 to 143)	133 (76·2 to 216)	168 (99·8 to 270)	211 (127 to 330)	218 (129 to 356)
Respiratory infections and tuberculosis	3,160 (1,930 to 4,950)	2,830 (1,730 to 4,350)	26,800 (16,600 to 41,800)	12,900 (9,340 to 16,500)	5,430 (3,920 to 7,560)	4,690 (3,330 to 6,700)	4,660 (3,250 to 6,570)	5,360 (3,890 to 7,370)	5,590 (4,100 to 7,430)	5,030 (3,730 to 6,690)	5,150 (3,730 to 7,100)	4,950 (3,650 to 6,680)
Tuberculosis	0 (0 to 0)	0 (0 to 0)	347 (207 to 563)	419 (272 to 636)	225 (132 to 361)	205 (145 to 293)	377 (252 to 554)	877 (563 to 1,340)	1,050 (664 to 1,550)	878 (554 to 1,290)	842 (540 to 1,270)	734 (460 to 1,130)
Latent tuberculosis infection	0 (0 to 0)	0 (0 to 0)	0 (0 to 0)	0 (0 to 0)	0 (0 to 0)	0 (0 to 0)	0 (0 to 0)	0 (0 to 0)	0 (0 to 0)	0 (0 to 0)	0 (0 to 0)	0 (0 to 0)
Drug-susceptible tuberculosis	0 (0 to 0)	0 (0 to 0)	313 (173 to 536)	380 (232 to 583)	206 (109 to 341)	188 (128 to 271)	342 (216 to 519)	806 (493 to 1,240)	966 (571 to 1,460)	806 (498 to 1,230)	771 (479 to 1,190)	671 (400 to 1,050)
Multidrug-resistant tuberculosis without extensive drug r	0 (0 to 0)	0 (0 to 0)	29·1 (4·3 to 91·3)	33·4 (5·3 to 107)	16·1 (2·5 to 46·4)	15·1 (2·4 to 46·2)	30·2 (5 to 95)	61·9 (9·9 to 188)	73·4 (11·7 to 225)	62·3 (10·4 to 192)	62 (10 to 189)	54·8 (8·6 to 171)
Extensively drug-resistant tuberculosis	0 (0 to 0)	0 (0 to 0)	4·8 (0·7 to 15·4)	5·3 (0·8 to 16·2)	2·4 (0·3 to 7·1)	2·3 (0·3 to 7)	4·9 (0·8 to 15·3)	9·2 (1·4 to 29·2)	11 (1·6 to 35)	9·4 (1·4 to 29·9)	9·6 (1·4 to 30·9)	8·5 (1·3 to 26·6)
Lower respiratory infections	3,150 (1,920 to 4,940)	2,790 (1,680 to 4,310)	25,700 (15,600 to 40,500)	9,410 (6,150 to 13,000)	2,020 (1,460 to 2,740)	1,750 (1,210 to 2,430)	1,580 (1,050 to 2,230)	1,860 (1,220 to 2,750)	2,120 (1,370 to 3,200)	2,060 (1,370 to 2,970)	2,260 (1,460 to 3,280)	2,490 (1,590 to 3,610)
Upper respiratory infections	7·3 (4·2 to 11·9)	41·6 (25 to 66·3)	640 (384 to 968)	2,280 (1,310 to 3,660)	2,340 (1,270 to 3,990)	2,130 (1,130 to 3,730)	2,120 (1,080 to 3,680)	2,140 (1,170 to 3,720)	2,020 (1,100 to 3,300)	1,780 (929 to 3,020)	1,740 (895 to 2,870)	1,430 (762 to 2,530)
Otitis media	0·9 (0·2 to 3·1)	2·3 (1·1 to 4·2)	103 (52·8 to 181)	748 (400 to 1,320)	848 (472 to 1,420)	612 (315 to 1,090)	594 (295 to 1,020)	475 (202 to 939)	401 (180 to 765)	315 (130 to 620)	316 (148 to 591)	302 (137 to 570)
Enteric infections	227 (133 to 381)	444 (271 to 680)	7,740 (4,530 to 12,500)	6,890 (4,820 to 9,470)	3,970 (2,520 to 6,240)	2,240 (1,350 to 3,490)	1,180 (727 to 1,720)	743 (459 to 1,180)	985 (647 to 1,470)	1,140 (764 to 1,630)	1,350 (916 to 1,910)	1,400 (960 to 1,970)
Diarrheal diseases	227 (133 to 381)	441 (269 to 678)	7,690 (4,480 to 12,500)	6,840 (4,790 to 9,440)	3,940 (2,500 to 6,220)	2,210 (1,330 to 3,470)	1,170 (716 to 1,720)	734 (450 to 1,170)	979 (644 to 1,460)	1,130 (758 to 1,620)	1,340 (911 to 1,900)	1,390 (954 to 1,960)
Typhoid and paratyphoid	0 (0 to 0)	0 (0 to 0)	6·9 (1·4 to 21·4)	7 (1·6 to 22·6)	1·2 (0·2 to 6·3)	2·5 (0·2 to 14·2)	1·7 (0·2 to 10·7)	1·6 (0·2 to 9·1)	2·2 (0·4 to 11·3)	3·2 (0·7 to 10·3)	4·7 (1·1 to 13·3)	5·3 (0·9 to 20·5)
Typhoid fever	0 (0 to 0)	0 (0 to 0)	6·9 (1·4 to 21·3)	7 (1·5 to 22·4)	1·2 (0·2 to 6·2)	2·4 (0·2 to 14·2)	1·7 (0·2 to 10·6)	1·6 (0·2 to 9·1)	2·1 (0·4 to 11·2)	3·2 (0·7 to 10·3)	4·7 (1·1 to 13·3)	5·3 (0·9 to 20·5)
Paratyphoid fever	0 (0 to 0)	0 (0 to 0)	0 (0 to 0·1)	0 (0 to 0·1)	0 (0 to 0)	0 (0 to 0)	0 (0 to 0)	0 (0 to 0)	0 (0 to 0)	0 (0 to 0)	0 (0 to 0)	0 (0 to 0)
Invasive Non-typhoidal Salmonella (iNTS)	0 (0 to 0)	2 (0·7 to 5)	21·6 (5·9 to 64·5)	14·5 (4·3 to 55·1)	18 (3·9 to 93)	20 (4·7 to 102)	2·8 (1·1 to 6)	3·5 (1·3 to 7·7)	2·6 (0·8 to 6)	1·9 (0·5 to 4·6)	2·5 (0·8 to 5·3)	0·2 (0 to 1·4)
Other intestinal infectious diseases	0 (0 to 0)	0 (0 to 0)	22·6 (0·8 to 81·5)	28·7 (4·9 to 80·3)	12·2 (3·1 to 33·3)	8·8 (1·7 to 25·7)	4·3 (0·6 to 13·7)	3·6 (0·3 to 12)	1·8 (0·3 to 5·8)	4·2 (1 to 11·1)	2·4 (0·6 to 6·8)	2·5 (0·7 to 6·7)
Neglected tropical diseases and malaria	68·4 (25·1 to 122)	81·1 (43·5 to 138)	2,110 (1,250 to 3,670)	4,380 (3,330 to 6,040)	3,600 (2,740 to 4,850)	1,950 (1,450 to 2,700)	1,590 (1,100 to 2,240)	1,850 (1,210 to 2,690)	1,850 (1,230 to 2,710)	1,630 (1,080 to 2,410)	1,690 (1,090 to 2,500)	1,400 (946 to 2,140)
Malaria	0·1 (0 to 0·2)	13 (2·2 to 35·8)	343 (47 to 1,010)	321 (65·2 to 826)	130 (27·7 to 328)	127 (24·1 to 332)	195 (55·6 to 458)	201 (66·5 to 456)	159 (59·6 to 338)	140 (52 to 299)	139 (54·4 to 280)	86·9 (34·4 to 172)
Chagas disease	0 (0 to 0)	0 (0 to 0)	3·7 (0·8 to 8·2)	2·6 (0·6 to 6·5)	7·1 (1·2 to 17·3)	7·2 (3·4 to 12·2)	12·4 (7·2 to 19)	21·4 (11·8 to 35·4)	35·1 (16·5 to 60·4)	63·7 (25·5 to 120)	83·3 (21 to 164)	105 (29·1 to 203)
Leishmaniasis	0 (0 to 0)	0 (0 to 0)	11·3 (0 to 38·7)	72·7 (0·2 to 286)	45·2 (0·1 to 209)	23·8 (0 to 91·4)	18·8 (0 to 73·1)	16·4 (0·9 to 54·1)	18 (0·9 to 57·5)	16·5 (0·9 to 52·3)	15·7 (0·9 to 49·3)	14 (0 to 49·5)
Visceral leishmaniasis	0 (0 to 0)	0 (0 to 0)	5·3 (0 to 30·9)	34·2 (0 to 243)	18·5 (0 to 193)	7·6 (0 to 72·1)	5·5 (0 to 44·6)	4·9 (0 to 36)	6·2 (0 to 40·9)	5·5 (0 to 34·1)	4·9 (0 to 28·6)	3·7 (0 to 19·9)
Cutaneous and mucocutaneous leishmaniasis	0 (0 to 0)	0 (0 to 0)	5·9 (0 to 22·6)	38·5 (0 to 148)	26·7 (0 to 105)	16·2 (0 to 67·1)	13·3 (0 to 57·7)	11·5 (0·3 to 42·7)	11·9 (0·3 to 43·5)	11 (0·3 to 39·8)	10·8 (0·3 to 39)	10·3 (0 to 44·2)
African trypanosomiasis	0 (0 to 0)	0 (0 to 0)	0 (0 to 0)	0 (0 to 0)	0 (0 to 0)	0 (0 to 0)	0 (0 to 0)	0 (0 to 0)	0 (0 to 0)	0 (0 to 0)	0 (0 to 0)	0 (0 to 0)
Schistosomiasis	0 (0 to 0)	0 (0 to 0)	0 (0 to 0)	0 (0 to 0)	0 (0 to 0)	0 (0 to 0)	0 (0 to 0)	0 (0 to 0)	0 (0 to 0)	0 (0 to 0)	0 (0 to 0)	0 (0 to 0)

Cause	45 to 49	50 to 54	55 to 59	60 to 64	65 to 69	70 to 74	75 to 79	80 to 84	85 to 89	90 to 94	95 plus	Total
All causes	326,000 (261,000 to 398,000)	374,000 (301,000 to 456,000)	399,000 (325,000 to 483,000)	399,000 (328,000 to 481,000)	362,000 (302,000 to 431,000)	329,000 (277,000 to 388,000)	296,000 (249,000 to 346,000)	268,000 (227,000 to 310,000)	197,000 (167,000 to 227,000)	108,000 (93,800 to 123,000)	51,300 (46,200 to 56,300)	5,370,000
Communicable, maternal, neonatal, and nutritional diseases	21,400 (17,600 to 26,000)	19,000 (15,200 to 24,200)	18,500 (14,700 to 22,800)	16,600 (13,600 to 20,400)	14,000 (11,400 to 17,200)	12,800 (10,100 to 15,900)	11,900 (9,450 to 15,100)	11,000 (8,500 to 13,800)	8,710 (6,560 to 11,200)	4,900 (3,520 to 6,310)	2,590 (1,700 to 3,340)	603,000
HIV/AIDS and sexually transmitted infections	4,840 (3,970 to 5,930)	2,410 (1,900 to 3,160)	1,810 (1,430 to 2,320)	1,340 (1,080 to 1,690)	770 (613 to 1,010)	238 (159 to 380)	129 (79·7 to 222)	92·4 (58·6 to 154)	52·7 (33·7 to 90·7)	25·5 (17·6 to 39·6)	7·7 (5·2 to 12·3)	43,000
HIV/AIDS	3,970 (3,310 to 4,800)	1,800 (1,480 to 2,120)	1,370 (1,130 to 1,620)	1,050 (893 to 1,270)	563 (465 to 677)	94·2 (74·6 to 119)	35·1 (27 to 45·1)	20·3 (15·9 to 25·5)	10·3 (7·6 to 13·2)	8·8 (7 to 10·8)	3 (2·5 to 3·8)	34,400
HIV/AIDS - Drug-susceptible Tuberculosis	253 (158 to 384)	114 (72·2 to 171)	86 (55 to 129)	66·6 (43 to 99·4)	35·3 (23 to 52·3)	6 (4·1 to 8·5)	2·2 (1·5 to 3·1)	1·3 (0·9 to 1·8)	0·7 (0·5 to 0·9)	0·6 (0·4 to 0·8)	0·2 (0·1 to 0·3)	2,160
HIV/AIDS - Multidrug-resistant Tuberculosis without exte	27·9 (4·5 to 84)	12·3 (2 to 37)	9·3 (1·5 to 27·8)	7·1 (1·2 to 21·5)	3·8 (0·6 to 11·4)	0·6 (0·1 to 1·8)	0·2 (0 to 0·6)	0·1 (0 to 0·4)	0·1 (0 to 0·2)	0·1 (0 to 0·2)	0 (0 to 0·1)	236
HIV/AIDS - Extensively drug-resistant Tuberculosis	4·5 (0·7 to 14)	2 (0·3 to 6·2)	1·5 (0·2 to 4·6)	1·1 (0·2 to 3·5)	0·6 (0·1 to 1·8)	0·1 (0 to 0·3)	0 (0 to 0·1)	0 (0 to 0·1)	0 (0 to 0)	0 (0 to 0)	0 (0 to 0)	38·2
HIV/AIDS resulting in other diseases	3,690 (3,010 to 4,500)	1,670 (1,350 to 2,010)	1,270 (1,030 to 1,530)	978 (813 to 1,190)	523 (424 to 635)	87·5 (67·8 to 111)	32·6 (24·6 to 42·5)	18·9 (14·5 to 24·1)	9·5 (6·8 to 12·4)	8·2 (6·4 to 10·2)	2·8 (2·2 to 3·5)	32,000
Sexually transmitted infections excluding HIV	862 (439 to 1,700)	616 (285 to 1,260)	444 (206 to 890)	287 (131 to 591)	207 (95·3 to 418)	144 (69·1 to 288)	93·9 (46·9 to 186)	72·1 (40 to 132)	42·4 (24 to 79·7)	16·7 (9·1 to 30·2)	4·7 (2·3 to 9·3)	8,580
Syphilis	19·3 (13·5 to 27)	15·4 (10·9 to 21·2)	11·1 (7·5 to 16·2)	10·8 (7·4 to 15·5)	9·8 (6·6 to 13·8)	8·6 (5·8 to 11·7)	5·9 (4 to 8·1)	7·3 (5·2 to 10)	4·8 (3·4 to 6·6)	2·5 (1·7 to 3·5)	0·7 (0·5 to 1)	746
Chlamydial infection	52·1 (33·1 to 84)	18·6 (12·1 to 28·1)	11·9 (8·3 to 16·7)	5·4 (3·1 to 8·6)	3·1 (1·8 to 5)	3·3 (1·9 to 5·3)	2·1 (1·3 to 3·4)	3·6 (2·1 to 5·8)	2·2 (1·3 to 3·6)	0·7 (0·4 to 1·1)	0·2 (0·1 to 0·2)	459
Gonococcal infection	62·2 (38·9 to 95·9)	28·4 (16·9 to 45·4)	19·1 (11·8 to 28·8)	13·7 (7·8 to 21·9)	16·7 (9·5 to 26·6)	11·4 (6·3 to 18·1)	7·5 (4·6 to 12·1)	8·1 (4·8 to 13·1)	5·8 (3·4 to 9·2)	1·8 (1 to 2·8)	0·3 (0·2 to 0·4)	510
Trichomoniasis	379 (118 to 897)	295 (95·8 to 688)	188 (62·4 to 457)	104 (36·8 to 248)	69·3 (25·2 to 163)	45 (16·5 to 103)	28 (10·9 to 63·1)	17 (6·4 to 37·5)	8·1 (3 to 18·2)	2·6 (0·9 to 5·7)	0·5 (0·1 to 1·2)	3,570
Genital herpes	214 (68·5 to 534)	208 (63·4 to 504)	181 (55 to 439)	141 (43·3 to 344)	101 (30·4 to 247)	70 (21·7 to 175)	47·4 (14·9 to 116)	32·7 (10·4 to 79·5)	18·5 (5·8 to 45·5)	8·2 (2·6 to 19·9)	2·9 (0·9 to 7)	2,160
Other sexually transmitted infections	136 (78·8 to 227)	50·6 (23 to 90·7)	33·2 (22·8 to 47·1)	11·9 (6·7 to 19)	7·4 (4·2 to 11·8)	5·8 (3·3 to 9·3)	2·9 (1·8 to 4·7)	3·3 (2 to 5·4)	2·9 (1·7 to 4·7)	0·8 (0·4 to 1·2)	0·1 (0·1 to 0·2)	1,130
Respiratory infections and tuberculosis	5,040 (3,730 to 6,800)	5,710 (4,180 to 7,720)	6,310 (4,550 to 8,440)	6,340 (4,820 to 8,560)	6,300 (4,730 to 8,360)	6,600 (4,930 to 8,740)	6,810 (5,040 to 9,160)	6,730 (4,810 to 8,970)	5,610 (3,960 to 7,450)	3,290 (2,240 to 4,400)	1,820 (1,120 to 2,430)	147,000
Tuberculosis	661 (430 to 982)	698 (437 to 1,070)	662 (423 to 986)	647 (418 to 976)	721 (480 to 1,070)	725 (487 to 1,020)	609 (425 to 861)	430 (294 to 610)	254 (161 to 373)	87·8 (54·5 to 130)	31·8 (20·2 to 46·6)	11,500
Latent tuberculosis infection	0 (0 to 0)	0 (0 to 0)	0 (0 to 0)	0 (0 to 0)	0 (0 to 0)	0 (0 to 0)	0 (0 to 0)	0 (0 to 0)	0 (0 to 0)	0 (0 to 0)	0 (0 to 0)	0
Drug-susceptible tuberculosis	601 (370 to 916)	635 (387 to 991)	601 (368 to 907)	588 (367 to 885)	654 (414 to 1,010)	658 (423 to 939)	554 (367 to 801)	391 (247 to 567)	230 (143 to 340)	79·8 (46·8 to 121)	28·8 (18·1 to 42·5)	10,500
Multidrug-resistant tuberculosis without extensive drug r	51·2 (7·9 to 162)	54·3 (8·5 to 171)	52·4 (8·5 to 167)	51·3 (7·9 to 162)	58·2 (9·1 to 173)	57·5 (9·2 to 184)	48·1 (7·5 to 144)	34·2 (5·5 to 110)	20·5 (3 to 66·5)	6·9 (1·1 to 21·3)	2·5 (0·4 to 8·4)	875
Extensively drug-resistant tuberculosis	8·1 (1·2 to 26)	8·6 (1·2 to 27·6)	8·3 (1·2 to 28·3)	8·2 (1·2 to 26·8)	9·3 (1·3 to 29·2)	9·1 (1·4 to 29·2)	7·5 (1·1 to 23·3)	5·4 (0·8 to 16·7)	3·2 (0·5 to 10·2)	1·1 (0·2 to 3·3)	0·4 (0·1 to 1·3)	137
Lower respiratory infections	2,830 (1,880 to 4,060)	3,500 (2,280 to 5,140)	4,340 (2,840 to 6,220)	4,690 (3,270 to 6,680)	4,880 (3,380 to 6,650)	5,410 (3,770 to 7,390)	5,880 (4,180 to 8,260)	6,070 (4,250 to 8,330)	5,220 (3,670 to 6,990)	3,130 (2,110 to 4,240)	1,760 (1,060 to 2,370)	105,000
Upper respiratory infections	1,240 (664 to 2,160)	1,190 (631 to 2,020)	1,040 (569 to 1,750)	809 (420 to 1,350)	590 (303 to 1,010)	403 (212 to 677)	275 (146 to 461)	193 (103 to 326)	110 (63·1 to 187)	53·2 (29·2 to 85·8)	20 (10·2 to 34·9)	24,600
Otitis media	313 (152 to 542)	326 (151 to 606)	268 (128 to 476)	192 (85·9 to 388)	114 (54·6 to 217)	68·2 (29·5 to 136)	48·6 (22·7 to 91·8)	38·9 (17·6 to 75·3)	26·3 (12·5 to 45·2)	13·4 (6 to 23·9)	5·3 (2·4 to 9·9)	6,130
Enteric infections	1,580 (1,070 to 2,230)	1,840 (1,270 to 2,610)	1,960 (1,380 to 2,710)	1,890 (1,360 to 2,550)	1,750 (1,260 to 2,290)	1,740 (1,260 to 2,290)	1,550 (1,140 to 2,040)	1,430 (1,040 to 1,930)	1,080 (799 to 1,460)	647 (459 to 873)	321 (224 to 438)	44,100
Diarrheal diseases	1,570 (1,060 to 2,230)	1,830 (1,270 to 2,600)	1,950 (1,360 to 2,710)	1,890 (1,360 to 2,550)	1,740 (1,250 to 2,290)	1,730 (1,260 to 2,280)	1,550 (1,130 to 2,030)	1,430 (1,030 to 1,920)	1,080 (796 to 1,460)	644 (451 to 872)	320 (222 to 435)	43,800
Typhoid and paratyphoid	3·1 (0·8 to 9·8)	4·7 (1·2 to 17·1)	5 (1·6 to 13·4)	3·8 (1·2 to 11·8)	2·8 (0·7 to 9·7)	2·7 (0·7 to 8·4)	2·3 (0·7 to 7·6)	2·3 (0·8 to 7·6)	1·8 (0·5 to 7·3)	1·6 (0·4 to 6·8)	0·7 (0·2 to 3·5)	67
Typhoid fever	3·1 (0·8 to 9·8)	4·3 (0·8 to 17·1)	3·7 (1 to 13·3)	3·2 (0·9 to 11·4)	2·8 (0·7 to 9·7)	2·7 (0·7 to 8·4)	2·3 (0·7 to 7·6)	2·3 (0·8 to 7·5)	1·8 (0·5 to 7·3)	1·6 (0·4 to 6·8)	0·6 (0·1 to 3·3)	64·6
Paratyphoid fever	0 (0 to 0)	0·4 (0 to 1)	1·3 (0 to 4)	0·5 (0 to 1·7)	0 (0 to 0)	0 (0 to 0)	0 (0 to 0)	0 (0 to 0)	0 (0 to 0)	0 (0 to 0)	0·1 (0 to 0·3)	2·5
Invasive Non-typhoidal Salmonella (iNTS)	1·8 (0·7 to 4·1)	3·1 (0·9 to 7·1)	5·4 (1·9 to 11·1)	1·4 (0·5 to 3·6)	2·6 (0·9 to 5·4)	3·5 (1·1 to 8·3)	4·6 (1·6 to 11·9)	2·5 (0·9 to 6·2)	0·3 (0·1 to 1·7)	0·6 (0·2 to 1·8)	0·6 (0·2 to 1·4)	116
Other intestinal infectious diseases	1·6 (0·5 to 3·9)	1·7 (0·5 to 4·4)	1·3 (0·3 to 3·3)	1·1 (0·2 to 3·4)	1·5 (0·3 to 4·6)	1 (0·1 to 2·9)	0·7 (0·1 to 2·3)	0·8 (0·1 to 2·4)	1·1 (0·1 to 3·7)	0·5 (0·1 to 1·8)	0·4 (0 to 1·2)	103
Neglected tropical diseases and malaria	1,360 (888 to 2,000)	1,540 (973 to 2,360)	1,630 (1,000 to 2,560)	1,550 (928 to 2,420)	1,380 (834 to 2,170)	1,120 (690 to 1,760)	911 (532 to 1,460)	735 (414 to 1,220)	482 (267 to 853)	235 (125 to 416)	105 (54·4 to 185)	33,200
Malaria	51 (14·8 to 120)	58·4 (16·9 to 141)	51·3 (14·3 to 122)	43·3 (11·5 to 103)	31·4 (8·8 to 76·4)	26·7 (7·1 to 63·7)	9·1 (3·7 to 17·9)	5·5 (2·6 to 9·7)	2·5 (0·9 to 5)	1 (0·3 to 2·2)	0·3 (0·1 to 0·6)	2,140
Chagas disease	153 (43·1 to 290)	199 (59·1 to 384)	240 (68 to 491)	260 (76·2 to 468)	222 (71·6 to 394)	166 (61·1 to 286)	130 (54 to 213)	97·9 (47·5 to 177)	84·5 (37·6 to 266)	39·1 (14·5 to 128)	13·7 (4·1 to 42·8)	1,950
Leishmaniasis	15·5 (0 to 54·9)	17·1 (0 to 62·6)	16 (0 to 61·1)	18·1 (0 to 69·6)	20·5 (0·1 to 76·8)	17 (0·1 to 60·3)	12·1 (0 to 45·6)	8 (0 to 29·3)	4 (0 to 15·6)	1·6 (0 to 6·1)	0·5 (0 to 1·8)	383
Visceral leishmaniasis	2·8 (0 to 13·5)	2·4 (0 to 11)	2·1 (0 to 9·1)	1·7 (0 to 6·8)	1·2 (0 to 4·7)	0·8 (0 to 3)	0·5 (0 to 1·8)	0·2 (0 to 1)	0·1 (0 to 0·5)	0 (0 to 0·2)	0 (0 to 0·1)	108
Cutaneous and mucocutaneous leishmaniasis	12·7 (0 to 54·2)	14·7 (0 to 61·6)	13·9 (0 to 58·5)	16·4 (0 to 69·4)	19·3 (0 to 76·8)	16·2 (0 to 60·3)	11·6 (0 to 44·7)	7·8 (0 to 29·2)	3·9 (0 to 15·5)	1·5 (0 to 6)	0·4 (0 to 1·8)	275
African trypanosomiasis	0 (0 to 0)	0 (0 to 0)	0 (0 to 0)	0 (0 to 0)	0 (0 to 0)	0 (0 to 0)	0 (0 to 0)	0 (0 to 0)	0 (0 to 0)	0 (0 to 0)	0 (0 to 0)	0
Schistosomiasis	0 (0 to 0)	0 (0 to 0)	0 (0 to 0)	0 (0 to 0)	0 (0 to 0)	0 (0 to 0)	0 (0 to 0)	0 (0 to 0)	0 (0 to 0)	0 (0 to 0)	0 (0 to 0)	0



Other transport injuries	4-5 (7.4 to 7.6)	4-7 (7.3 to 7.8)	44-8 (33.4 to 57.3)	1-40 (61.1 to 61.2)	176 (127 to 240)	206 (136 to 293)	217 (7.4 to 457)	403 (309 to 605)	368 (257 to 565)	319 (211 to 469)	289 (199 to 445)	249 (171 to 367)	213 (154 to 305)	207 (150 to 286)	178 (124 to 255)	163 (120 to 217)	119 (91 to 156)	96-9 (70.7 to 130)	70-9 (50.2 to 91)	52-7 (39.9 to 67.9)	39-9 (27.3 to 48.1)	19-2 (12.9 to 25.1)	9-3 (6.9 to 13.2)	3,700
Unintentional injuries	502 (330 to 820)	472 (295 to 749)	6,880 (5,950 to 10,900)	11,000 (8,140 to 15,800)	2,760 (2,210 to 4,060)	3,230 (2,410 to 5,060)	4,130 (3,130 to 6,700)	6,450 (5,160 to 11,200)	6,220 (5,230 to 11,200)	7,050 (5,810 to 13,600)	6,650 (5,300 to 11,500)	6,650 (5,570 to 12,700)	6,450 (5,300 to 11,500)	6,630 (5,540 to 11,500)	6,630 (5,540 to 11,500)	6,610 (5,700 to 10,900)	7,010 (5,930 to 11,700)	6,350 (5,180 to 10,900)	4,150 (3,700 to 7,700)	3,300 (2,930 to 5,600)	2,900 (2,600 to 5,300)	2,030 (1,900 to 2,490)	889 (797 to 1,110)	169,000
Falls	26-6 (17.9 to 42.7)	19-7 (11.7 to 32)	324 (238 to 462)	1,066 (777 to 1,620)	1,330 (1,000 to 2,070)	2,090 (1,620 to 2,960)	2,290 (1,650 to 3,200)	3,070 (1,760 to 5,630)	2,750 (1,670 to 5,630)	3,620 (1,810 to 9,630)	3,650 (2,010 to 8,210)	3,630 (1,990 to 9,630)	3,630 (2,120 to 9,220)	3,650 (2,630 to 9,210)	3,650 (2,610 to 9,170)	3,650 (2,630 to 9,600)	3,630 (2,600 to 9,600)	3,270 (2,600 to 8,130)	3,200 (2,310 to 5,960)	3,200 (2,320 to 5,960)	3,200 (2,320 to 5,960)	1,430 (1,970 to 3,120)	412 (312 to 757)	60,000
Drowning	24-7 (14.7 to 68.4)	24-5 (13.7 to 63.4)	49-7 (24.6 to 101)	63-2 (5.09 to 210)	74-2 (1.26 to 240)	74-2 (1.26 to 240)	74-2 (1.26 to 240)	74-2 (1.26 to 240)	74-2 (1.26 to 240)	74-2 (1.26 to 240)	74-2 (1.26 to 240)	74-2 (1.26 to 240)	74-2 (1.26 to 240)	74-2 (1.26 to 240)	74-2 (1.26 to 240)	74-2 (1.26 to 240)	74-2 (1.26 to 240)	74-2 (1.26 to 240)	74-2 (1.26 to 240)	74-2 (1.26 to 240)	74-2 (1.26 to 240)	74-2 (1.26 to 240)	74-2 (1.26 to 240)	15,400
Fire, heat, and hot substances	8-3 (5.3 to 12.3)	11-2 (7.4 to 19.4)	293 (130 to 620)	1,020 (718 to 1,350)	1,230 (827 to 1,670)	1,290 (829 to 1,960)	1,450 (922 to 2,200)	1,640 (974 to 2,360)	1,660 (1,020 to 2,540)	1,450 (958 to 2,260)	1,410 (952 to 2,260)	1,330 (938 to 2,060)	1,220 (829 to 1,960)	1,270 (885 to 2,020)	1,250 (871 to 1,910)	1,660 (987 to 1,600)	767 (509 to 1,190)	650 (399 to 950)	430 (268 to 649)	320 (200 to 499)	272 (165 to 391)	138 (73.6 to 193)	48.5 (33.4 to 62.4)	20,130
Poisonings	31-4 (21.1 to 46)	30-4 (20.9 to 47.1)	396 (249 to 626)	1,180 (1,040 to 1,350)	1,180 (1,040 to 1,350)	1,180 (1,040 to 1,350)	1,180 (1,040 to 1,350)	1,180 (1,040 to 1,350)	1,180 (1,040 to 1,350)	1,180 (1,040 to 1,350)	1,180 (1,040 to 1,350)	1,180 (1,040 to 1,350)	1,180 (1,040 to 1,350)	1,180 (1,040 to 1,350)	1,180 (1,040 to 1,350)	1,180 (1,040 to 1,350)	1,180 (1,040 to 1,350)	1,180 (1,040 to 1,350)	1,180 (1,040 to 1,350)	1,180 (1,040 to 1,350)	1,180 (1,040 to 1,350)	1,180 (1,040 to 1,350)	1,180 (1,040 to 1,350)	4,060
Poisoning by other medications and drugs	21-8 (9.9 to 1.6)	21-6 (9.9 to 0.1)	91 (27.1 to 98.3)	97-2 (23.4 to 64.4)	97-2 (23.4 to 64.4)	97-2 (23.4 to 64.4)	97-2 (23.4 to 64.4)	97-2 (23.4 to 64.4)	97-2 (23.4 to 64.4)	97-2 (23.4 to 64.4)	97-2 (23.4 to 64.4)	97-2 (23.4 to 64.4)	97-2 (23.4 to 64.4)	97-2 (23.4 to 64.4)	97-2 (23.4 to 64.4)	97-2 (23.4 to 64.4)	97-2 (23.4 to 64.4)	97-2 (23.4 to 64.4)	97-2 (23.4 to 64.4)	97-2 (23.4 to 64.4)	97-2 (23.4 to 64.4)	97-2 (23.4 to 64.4)	97-2 (23.4 to 64.4)	419
Poisoning by other means	4-3 (2.8 to 6.6)	6 (3 to 7.9)	49-8 (29 to 75.9)	197 (122 to 288)	214 (133 to 328)	306 (190 to 502)	313 (202 to 507)	317 (197 to 579)	269 (162 to 527)	258 (159 to 506)	247 (142 to 506)	257 (123 to 524)	257 (119 to 512)	199 (113 to 512)	195 (113 to 394)	173 (107 to 370)	139 (82.7 to 272)	103 (63.7 to 192)	77-4 (43.7 to 139)	60-1 (32.7 to 90.6)	42-9 (24.9 to 66.6)	21-6 (12.7 to 36.3)	9-9 (5.7 to 18)	3,440
Exposure to mechanical forces	14-5 (9.7 to 19.9)	11-4 (7.5 to 15.4)	114 (68.7 to 203)	311 (223 to 455)	320 (227 to 469)	320 (227 to 469)	320 (227 to 469)	320 (227 to 469)	320 (227 to 469)	320 (227 to 469)	320 (227 to 469)	320 (227 to 469)	320 (227 to 469)	320 (227 to 469)	320 (227 to 469)	320 (227 to 469)	320 (227 to 469)	320 (227 to 469)	320 (227 to 469)	320 (227 to 469)	320 (227 to 469)	320 (227 to 469)	320 (227 to 469)	320 (227 to 469)	16,500
Other exposure to mechanical forces	9-7 (6.6 to 13.1)	7-4 (5.1 to 10.4)	69-7 (46.1 to 99)	211 (153 to 287)	211 (153 to 287)	211 (153 to 287)	211 (153 to 287)	211 (153 to 287)	211 (153 to 287)	211 (153 to 287)	211 (153 to 287)	211 (153 to 287)	211 (153 to 287)	211 (153 to 287)	211 (153 to 287)	211 (153 to 287)	211 (153 to 287)	211 (153 to 287)	211 (153 to 287)	211 (153 to 287)	211 (153 to 287)	211 (153 to 287)	211 (153 to 287)	211 (153 to 287)	10,600
Adverse effects of medical treatment	22 (20 to 26)	23-5 (19.7 to 56.3)	226 (120 to 386)	279 (199 to 463)	142 (97 to 216)	119 (77.8 to 179)	143 (91 to 217)	170 (109 to 262)	230 (139 to 354)	249 (150 to 372)	268 (160 to 393)	268 (167 to 399)	270 (168 to 401)	268 (168 to 401)	267 (167 to 401)	278 (169 to 424)	267 (169 to 408)	232 (150 to 358)	197 (115 to 308)	210 (126 to 328)	197 (116 to 308)	113 (64 to 174)	72-5 (38.6 to 111)	39-3 (20.9 to 59.8)	4,990
Animal contact	4-3 (2.7 to 7.9)	8-9 (5.5 to 19.1)	77-2 (40.1 to 132)	279 (7.79 to 454)	338 (228 to 497)	305 (192 to 484)	263 (170 to 429)	313 (213 to 453)	266 (169 to 423)	273 (182 to 384)	265 (169 to 403)	275 (181 to 374)	269 (179 to 374)	265 (177 to 374)	263 (177 to 374)	268 (180 to 340)	269 (180 to 340)	193 (119 to 297)	111 (67 to 183)	97-6 (53 to 161)	66-4 (40.9 to 114)	29-3 (16 to 52.3)	9-9 (7 to 13.8)	4,990
Venomous animal contact	9-9 (5.9 to 4)	9 (5.7 to 21.2)	65-8 (27.1 to 120)	237 (7.23 to 371)	284 (189 to 423)	284 (189 to 423)	284 (189 to 423)	284 (189 to 423)	284 (189 to 423)	284 (189 to 423)	284 (189 to 423)	284 (189 to 423)	284 (189 to 423)	284 (189 to 423)	284 (189 to 423)	284 (189 to 423)	284 (189 to 423)	284 (189 to 423)	284 (189 to 423)	284 (189 to 423)	284 (189 to 423)	284 (189 to 423)	284 (189 to 423)	284 (189 to 423)	3,490
Non-venomous animal contact	2-5 (1.1 to 4.7)	3-1 (1.3 to 6.7)	21-7 (13.4 to 47.7)	72-7 (43.7 to 115)	63-9 (38.4 to 136)	73-8 (41.7 to 17.7)	67 (23.3 to 89.4)	66-2 (29.7 to 96.2)	56-2 (26.2 to 93.4)	52-5 (23.3 to 87)	56-2 (24.1 to 89.4)	52-1 (22.2 to 84.4)	58-4 (26.7 to 92.3)	75-4 (34.4 to 137)	77-3 (35.8 to 139)	66-8 (27.4 to 114)	66-1 (27.6 to 97.4)	52-6 (29.1 to 93.2)	49-7 (27.6 to 89.3)	32-5 (21.9 to 48.9)	21-5 (14.6 to 33.2)	11-1 (7.6 to 16.7)	4-3 (2.8 to 6.2)	1,130
Foreign body	19-6 (13.1 to 29.6)	20-5 (13.6 to 30.8)	21-5 (1.43 to 34.5)	1,470 (1,020 to 2,200)	1,470 (1,020 to 2,200)	1,470 (1,020 to 2,200)	1,470 (1,020 to 2,200)	1,470 (1,020 to 2,200)	1,470 (1,020 to 2,200)	1,470 (1,020 to 2,200)	1,470 (1,020 to 2,200)	1,470 (1,020 to 2,200)	1,470 (1,020 to 2,200)	1,470 (1,020 to 2,200)	1,470 (1,020 to 2,200)	1,470 (1,020 to 2,200)	1,470 (1,020 to 2,200)	1,470 (1,020 to 2,200)	1,470 (1,020 to 2,200)	1,470 (1,020 to 2,200)	1,470 (1,020 to 2,200)	1,470 (1,020 to 2,200)	1,470 (1,020 to 2,200)	15,000
Foreign body in eyes	2-4 (0.4 to 5.2)	2-3 (0.3 to 5.6)	4-4 (1.2 to 9.4)	15-7 (6.7 to 31.2)	15-7 (6.7 to 31.2)	15-7 (6.7 to 31.2)	15-7 (6.7 to 31.2)	15-7 (6.7 to 31.2)	15-7 (6.7 to 31.2)	15-7 (6.7 to 31.2)	15-7 (6.7 to 31.2)	15-7 (6.7 to 31.2)	15-7 (6.7 to 31.2)	15-7 (6.7 to 31.2)	15-7 (6.7 to 31.2)	15-7 (6.7 to 31.2)	15-7 (6.7 to 31.2)	15-7 (6.7 to 31.2)	15-7 (6.7 to 31.2)	15-7 (6.7 to 31.2)	15-7 (6.7 to 31.2)	15-7 (6.7 to 31.2)	15-7 (6.7 to 31.2)	997
Foreign body in other body part	2-4 (1.3 to 0.6)	2-7 (1.4 to 7.2)	9-7 (6.1 to 19.7)	79-7 (48.7 to 117)	79-7 (48.7 to 117)	79-7 (48.7 to 117)	79-7 (48.7 to 117)	79-7 (48.7 to 117)	79-7 (48.7 to 117)	79-7 (48.7 to 117)	79-7 (48.7 to 117)	79-7 (48.7 to 117)	79-7 (48.7 to 117)	79-7 (48.7 to 117)	79-7 (48.7 to 117)	79-7 (48.7 to 117)	79-7 (48.7 to 117)	79-7 (48.7 to 117)	79-7 (48.7 to 117)	79-7 (48.7 to 117)	79-7 (48.7 to 117)	79-7 (48.7 to 117)	79-7 (48.7 to 117)	1,350
Environmental heat and cold exposure	3-2 (2.1 to 0.5)	2-6 (2.3 to 0.7)	4-6 (3.9 to 11.9)	61-2 (39.3 to 71.5)	60-6 (39.9 to 1.9)	53 (39.3 to 1.9)	53 (39.3 to 1.9)	53 (39.3 to 1.9)	53 (39.3 to 1.9)	53 (39.3 to 1.9)	53 (39.3 to 1.9)	53 (39.3 to 1.9)	53 (39.3 to 1.9)	53 (39.3 to 1.9)	53 (39.3 to 1.9)	53 (39.3 to 1.9)	53 (39.3 to 1.9)	53 (39.3 to 1.9)	53 (39.3 to 1.9)	53 (39.3 to 1.9)	53 (39.3 to 1.9)	53 (39.3 to 1.9)	53 (39.3 to 1.9)	2,240
Exposure to forces of nature	2-2 (1.2 to 0.3)	2-3 (1.3 to 0.4)	4-6 (2.5 to 9.2)	20-7 (13.1 to 31.1)	20-7 (13.1 to 31.1)	20-7 (13.1 to 31.1)	20-7 (13.1 to 31.1)	20-7 (13.1 to 31.1)	20-7 (13.1 to 31.1)	20-7 (13.1 to 31.1)	20-7 (13.1 to 31.1)	20-7 (13.1 to 31.1)	20-7 (13.1 to 31.1)	20-7 (13.1 to 31.1)	20-7 (13.1 to 31.1)	20-7 (13.1 to 31.1)	20-7 (13.1 to 31.1)	20-7 (13.1 to 31.1)	20-7 (13.1 to 31.1)	20-7 (13.1 to 31.1)	20-7 (13.1 to 31.1)	20-7 (13.1 to 31.1)	20-7 (13.1 to 31.1)	3,000
Other unintentional injuries	202 (124 to 27.5)	113 (77.9 to 77.8)	1,420 (923 to 2,050)	677 (519 to 867)	686 (493 to 948)	648 (466 to 909)	660 (473 to 1,000)	772 (533 to 1,140)	760 (524 to 1,230)	751 (494 to 1,200)	760 (497 to 1,260)	699 (447 to 963)	697 (429 to 920)	699 (429 to 921)	673 (419 to 879)	697 (434 to 979)	699 (434 to 770)	599 (369 to 926)	599 (319 to 901)	599 (319 to 901)	599 (177 to 901)	199 (107 to 281)	199 (56.7 to 186)	10,000
Self-harm and interpersonal violence	652 (552 to 919)	764 (618 to 1,150)	982 (1,150 to 1,700)	2,060 (1,640 to 3,650)	1,410 (1,210 to 2,410)	5,720 (5,380 to 7,420)	17,200 (15,600 to 21,600)	19,500 (17,500 to 24,400)	17,900 (15,700 to 23,600)	13,500 (10,900 to 21,100)	10,600 (8,600 to 14,900)	7,650 (6,120 to 10,500)	6,200 (4,620 to 8,220)	4,690 (3,530 to 6,120)	3,250 (2,510 to 4,220)	2,270 (1,660 to 3,100)	1,620 (1,320 to 2,120)	1,270 (920 to 1,660)	726 (562 to 921)	430 (302 to 539)	342 (197 to 299)	111 (58.2 to 139)	64.4 (42.4 to 89.9)	119,000
Self-harm	6-6 (4.4 to 9)	6-5 (4.4 to 9)	6-5 (4.4 to 9)	6-5 (4.4 to 9)	45-8 (45.8 to 45.8)	45-8 (45.8 to 45.8)	45-8 (45.8 to 45.8)	45-8 (45.8 to 45.8)	45-8 (45.8 to 45.8)	45-8 (45.8 to 45.8)	45-8 (45.8 to 45.8)	45-8 (45.8 to 45.8)	45-8 (45.8 to 45.8)	45-8 (45.8 to 45.8)	45-8 (45.8 to 45.8)	45-8 (45.8 to 45.8)	45-8 (45.8 to 45.8)	45-8 (45.8 to 45.8)	45-8 (45.8 to 45.8)	45-8 (45.8 to 45.8)	45-8 (45.8 to 45.8)	45-8 (45.8 to 45.8)	45-8 (45.8 to 45.8)	28,000
Self-harm by firearm	0 (0 to 0)	0 (0 to 0)	0 (0 to 0)	0 (0 to 0)	0 (0 to 0)	0 (0 to 0)	0 (0 to 0)	0 (0 to 0)	0 (0 to 0)	0 (0 to 0)	0 (0 to 0)	0 (0 to 0)	0 (0 to 0)	0 (0 to 0)	0 (0 to 0)	0 (0 to 0)	0 (0 to 0)	0 (0 to 0)	0 (0 to 0)	0 (0 to 0)	0 (0 to 0)	0 (0 to 0)	0 (0 to 0)	0 (0 to 0)	1,690
Self-harm by other specified means	0 (0 to 0)	0 (0 to 0)	0 (0 to 0)	0 (0 to 0)	0 (0 to 0)	0 (1,670 to 2,200)	0 (4,410 to 6,600)	0 (5,000 to 6,600)	0 (5,000 to 6,600)	0 (5,000 to 6,600)	0 (5,000 to 6,600)	0 (5,000 to 6,600)	0 (5,000 to 6,600)	0 (5,000 to 6,600)	0 (5,000 to 6,600)	0 (5,000 to 6,600)	0 (5,000 to 6,600)	0 (5,000 to 6,600)	0 (5,000 to 6,600)	0 (5,000 to 6,600)	0 (5,000 to 6,600)	0 (5,000 to 6,600)	0 (5,000 to 6,600)	26,000
Interpersonal violence	1,040 (552 to 919)	764 (618 to 1,150)	982 (1,150 to 1,700)	2,610 (1,370 to 3,790)	1,410 (1,210 to 2,400)	5,490 (5,370 to 7,420)	16,700 (15,600 to 19,700)	13,500 (9,200 to 19,600)	12,600 (9,200 to 19,600)	9,400 (6,400 to 15,200)	7,700 (5,300 to 11,200)	5,300 (3,700 to 8,210)	4,140 (2,870 to 6,020)	3,010 (2,100 to 4,310)	2,130 (1,600 to 3,110)	1,610 (1,130 to 2,220)	1,060 (800 to 1,810)	797 (548 to 1,210)	556 (391 to 713)	378 (257 to 543)	256 (151 to 199)	138 (72.6 to 192)	72.4 (47.7 to 96.2)	78,000
Physical violence by firearm	91.3 (54 to 187)	11.6 (5.3 to 25.4)	170 (81.1 to 333)	488 (283 to 802)	678 (328 to 1,160)	1,590 (990 to 2,640)	6,870 (4,690 to 9,610)	7,650 (5,230 to 11,000)	7,090 (4,780 to 11,000)	6,270 (3,530 to 9,300)	4,210 (2,600 to 6,300)	2,670 (1,650 to 4,630)	2,230 (1,370 to 3,470)	1,650 (1,010 to 2,520)	958 (61 to 1,650)	668 (370 to 980)	325 (222 to 526)	193 (126 to 246)	100 (66 to 156)	61.2 (29.2 to 99.4)	20.7 (10.7 to 34.5)	8.6 (4.1 to 13.9)	42-400
Physical violence by sharp object	41-7 (24.8 to 67.6)	8-3 (5.1 to 17.3)	93.2 (49.5 to 183)	166 (112 to 271)	163 (107 to 271)	452 (316 to 1,000)	1,710 (1,000 to 2,000)	2,640 (1,700 to 3,600)	2,620 (1,700 to 3,600)	2,120 (1,300 to 3,600)	1,640 (1,000 to 2,600)	1,070 (700 to 1,600)	841 (540 to 1,220)	644 (410 to 877)	444 (284 to 598)	344 (220 to 489)	194 (124 to 281)	143 (92.1 to 203)	74.7 (48 to 107)	54.7 (34.9 to 77.7)	29.6 (18.9 to 39.6)	20.3 (12.9 to 27.5)	6.5 (4.1 to 8.8)	16,600
Sexual violence	29-5 (19 to 40.1)	29-5 (19 to 40.1)	29-5 (19 to 40.1)	29-5 (19 to 40.1)	29-5 (19 to 40.1)	29-5 (19 to 40.1)	29-5 (19 to 40.1)	29-5 (19 to 40.1)	29-5 (19 to 40.1)	29-5 (19 to 40.1)	29-5 (19 to 40.1)	29-5 (19 to 40.1)	29-5 (19 to 40.1)	29-5 (19 to 40.1)	29-5 (19 to 40.1)	29-5 (19 to 40.1)	29-5 (19 to 40.1)	29-5 (19 to 40.1)	29-5 (19 to 40.1)	29-5 (19 to 40.1)	29-5 (19 to 40.1)	29-5 (19 to 40.1)	29-5 (19 to 40.1)	6,000
Physical violence by other means	84 (78 to 113)	84-5 (29 to 7.9)	845 (249 to 1,200)	1,220 (777 to 1,820)	1,220 (777 to 1,820)	1,220 (777 to 1,820)	1,220 (777 to 1,820)	1,220 (777 to 1,820)	1,220 (777 to 1,820)	1,220 (777 to 1,820)	1,220 (777 to 1,820)	1,220 (777 to 1,820)	1,220 (777 to 1,820)	1,220 (777 to 1,820)	1,220 (777 to 1,820)	1,220 (777 to 1,820)	1,220 (777 to 1,820)	1,220 (777 to 1,820)	1,220 (777 to 1,820)	1,220 (777 to 1,820)	1,220 (777 to 1,820)	1,220 (777 to 1,820)	1,220 (777 to 1,820)	15,200
Conflict and terrorism	0 (0 to 0)	0 (0 to 0)	0 (0 to 0)	0 (0 to 0)	42-8 (14.9 to 73.1)	78 (54.7 to 1.3)	251 (21.2 to 760)	251 (69.8 to 1,060)	251 (69.8 to 1,060)	251 (69.8 to 1,060)	96 (69.8 to 1,060)	1,110 (429 to 2,040)	1,110 (429 to 2,040)	1,110 (429 to 2,040)	1,110 (429 to 2,040)	860 (429 to 2,040)	860 (429 to 2,040)	860 (429 to 2,040)	860 (429 to 2,040)	860 (429 to 2,040)	860 (429 to 2,040)	860 (429 to 2,040)	860 (429 to 2,040)	860 (429 to 2,040)	7,000

SR Table 2b: Costa Rica DALYS by cause and age group for females with 95% uncertainty intervals, 2019

Cause	Early Neonatal	Late Neonatal	Post Neonatal	1 to 4	5 to 9	10 to 14	15 to 19	20 to 24	25 to 29	30 to 34	35 to 39	40 to 44	45 to 49	50 to 54	55 to 59	60 to 64	65 to 69	70 to 74	75 to 79	80 to 84	85 to 89	90 to 94	95 plus	Total
All causes	10,600 (7,710 to 14,300)	2,570 (1,890 to 3,440)	5,490 (4,230 to 7,090)	6,550 (5,270 to 8,150)	7,750 (5,920 to 9,970)	11,300 (8,510 to 14,700)	16,200 (12,400 to 21,000)	22,900 (17,900 to 28,900)	27,400 (21,400 to 34,700)	30,500 (24,000 to 38,400)	32,200 (25,700 to 40,300)	31,200 (25,100 to 38,900)	31,700 (25,400 to 38,800)	36,400 (29,200 to 44,500)	40,100 (32,400 to 48,700)	41,200 (34,100 to 49,400)	36,800 (30,800 to 43,700)	32,400 (27,100 to 38,200)	27,700 (23,300 to 32,500)	23,600 (20,100 to 27,300)	18,200 (15,500 to 21,000)	10,600 (9,230 to 12,000)	6,300 (5,700 to 6,920)	510,000
Communicable, maternal, neonatal, and nutritional diseases	7,190 (5,010 to 9,780)	1,470 (1,010 to 2,020)	2,110 (1,480 to 3,060)	1,960 (1,480 to 2,580)	1,780 (1,240 to 2,590)	1,310 (998 to 1,750)	1,350 (1,030 to 1,810)	1,860 (1,420 to 2,550)	2,230 (1,730 to 2,930)	2,180 (1,650 to 2,950)	2,090 (1,580 to 2,870)	1,790 (1,360 to 2,390)	1,390 (1,070 to 1,800)	1,490 (1,160 to 1,910)	1,470 (1,140 to 1,920)	1,390 (1,120 to 1,710)	1,180 (929 to 1,490)	1,040 (811 to 1,310)	955 (739 to 1,210)	841 (652 to 1,040)	744 (552 to 946)	455 (326 to 591)	311 (211 to 398)	38,600
HIV/AIDS and sexually transmitted infections	7 (4 to 11·3)	2·7 (1·2 to 5·1)	59·1 (48·4 to 71·5)	50·3 (41 to 61·5)	39·4 (32·3 to 47·3)	88·2 (73·1 to 107)	107 (86·3 to 131)	211 (164 to 275)	399 (314 to 514)	326 (250 to 452)	256 (190 to 368)	306 (240 to 406)	207 (159 to 291)	227 (180 to 293)	164 (129 to 214)	128 (103 to 164)	88·3 (71·4 to 113)	24·7 (16·6 to 38·8)	13·8 (9 to 22)	6·4 (3·7 to 11·5)	3·4 (1·9 to 6·2)	2·2 (1·5 to 3·4)	0·5 (0·3 to 1)	2,720
HIV/AIDS	0 (0 to 0)	0 (0 to 0)	57·9 (47·3 to 70·3)	50·3 (41 to 61·5)	39·4 (32·3 to 47·3)	84·7 (69·7 to 104)	91·2 (74·2 to 109)	157 (128 to 190)	299 (246 to 366)	212 (175 to 257)	143 (119 to 174)	207 (168 to 248)	127 (105 to 153)	169 (140 to 201)	120 (98·4 to 145)	101 (83·2 to 122)	67·7 (55·9 to 81·3)	9·2 (6·7 to 12·1)	4·5 (3·2 to 6·2)	1 (0·6 to 1·4)	0·3 (0·1 to 0·6)	0·8 (0·6 to 1)	0 (0 to 0·1)	1,940
HIV/AIDS - Drug-susceptible Tuberculosis	0 (0 to 0)	0 (0 to 0)	2·6 (1·6 to 4·1)	2·3 (1·4 to 3·6)	1·8 (1·1 to 2·8)	3·8 (2·3 to 5·9)	4·1 (2·7 to 6·2)	7·2 (4·7 to 11)	13·9 (9 to 21·4)	9·8 (6·3 to 15)	6·6 (4·3 to 10·1)	9·5 (6 to 14·6)	5·9 (3·8 to 9)	7·7 (5 to 11·9)	5·4 (3·5 to 8·3)	4·7 (3 to 7·1)	3·1 (2·1 to 4·8)	0·5 (0·3 to 0·6)	0·2 (0·2 to 0·3)	0 (0 to 0·1)	0 (0 to 0)	0 (0 to 0·1)	0 (0 to 0)	89·3
HIV/AIDS - Multidrug-resistant Tuberculosis without extensive drug resistance	0 (0 to 0)	0 (0 to 0)	0·1 (0 to 0·5)	0·1 (0 to 0·5)	0·1 (0 to 0·4)	0·2 (0 to 0·8)	0·2 (0 to 0·8)	0·4 (0 to 1·4)	0·7 (0·1 to 2·7)	0·5 (0·1 to 1·9)	0·3 (0 to 1·3)	0·5 (0·1 to 1·8)	0·3 (0 to 1·1)	0·4 (0 to 1·5)	0·3 (0 to 1)	0·2 (0 to 0·9)	0·2 (0 to 0·6)	0 (0 to 0·1)	0 (0 to 0)	0 (0 to 0)	0 (0 to 0)	0 (0 to 0)	0 (0 to 0)	4·7
HIV/AIDS - Extensively drug-resistant Tuberculosis	0 (0 to 0)	0 (0 to 0)	0 (0 to 0·1)	0 (0 to 0·1)	0 (0 to 0·1)	0 (0 to 0·1)	0 (0 to 0·1)	0·1 (0 to 0·2)	0·1 (0 to 0·4)	0·1 (0 to 0·3)	0·1 (0 to 0·2)	0·1 (0 to 0·3)	0·1 (0 to 0·2)	0·1 (0 to 0·2)	0 (0 to 0·1)	0 (0 to 0·1)	0 (0 to 0·1)	0 (0 to 0)	0 (0 to 0)	0 (0 to 0)	0 (0 to 0)	0 (0 to 0)	0 (0 to 0)	0·8
HIV/AIDS resulting in other diseases	0 (0 to 0)	0 (0 to 0)	55·1 (44·2 to 67·6)	47·9 (38·6 to 59·1)	37·5 (30·4 to 45·3)	80·7 (65·3 to 99·7)	86·9 (69·3 to 105)	149 (121 to 181)	284 (232 to 352)	202 (165 to 247)	136 (111 to 167)	197 (159 to 238)	121 (97·8 to 147)	161 (132 to 193)	115 (92·4 to 140)	96·1 (78·3 to 117)	64·4 (52·7 to 77·6)	8·8 (6·3 to 11·6)	4·3 (3 to 6)	0·9 (0·6 to 1·4)	0·3 (0·1 to 0·5)	0·8 (0·6 to 1)	0 (0 to 0·1)	1,850
Sexually transmitted infections excluding HIV	7 (4 to 11·3)	2·7 (1·2 to 5·1)	1·2 (0·5 to 2·5)	0 (0 to 0)	0 (0 to 0)	3·4 (2·3 to 5·6)	15·9 (8·1 to 31·2)	54·7 (26·2 to 108)	100 (45·2 to 192)	114 (51·6 to 232)	112 (53·3 to 215)	98·9 (48·7 to 198)	79·8 (39·3 to 158)	57·6 (27·1 to 118)	43·5 (20·5 to 87·3)	27·4 (12·6 to 56)	20·6 (10·4 to 40·1)	15·5 (8·4 to 29·2)	9·3 (5·1 to 17·6)	5·4 (2·8 to 10·2)	3·1 (1·7 to 5·8)	1·4 (0·8 to 2·5)	0·5 (0·2 to 0·9)	774
Syphilis	7 (4 to 11·3)	2·7 (1·2 to 5·1)	1·2 (0·5 to 2·5)	0 (0 to 0)	0 (0 to 0)	0·8 (0·6 to 0·9)	0·5 (0·3 to 0·8)	0·6 (0·3 to 1·2)	2 (1·2 to 3·2)	1·8 (1·1 to 2·7)	1·7 (1·1 to 2·5)	0·9 (0·6 to 1·2)	1·6 (1·1 to 2·2)	1·4 (1 to 1·9)	1·1 (0·7 to 1·5)	1 (0·7 to 1·4)	1 (0·7 to 1·4)	1·1 (0·7 to 1·4)	0·6 (0·4 to 0·9)	0·5 (0·4 to 0·7)	0·3 (0·2 to 0·4)	0·2 (0·1 to 0·3)	0·1 (0 to 0·1)	27·9
Chlamydial infection	0 (0 to 0)	0 (0 to 0)	0 (0 to 0)	0 (0 to 0)	0 (0 to 0)	0·3 (0·2 to 0·5)	1·2 (0·7 to 2)	3·7 (2·3 to 5·7)	5·5 (3·3 to 8·5)	5·9 (3·4 to 10)	7·4 (4·5 to 11·9)	7·1 (4·2 to 11·9)	5 (3 to 8·7)	1·8 (1·2 to 2·7)	1·3 (0·9 to 1·8)	0·5 (0·3 to 0·9)	0·4 (0·2 to 0·6)	0·6 (0·4 to 1)	0·4 (0·2 to 0·6)	0·2 (0·1 to 0·4)	0·1 (0 to 0·2)	0·1 (0 to 0·1)	0 (0 to 0)	41·6
Gonococcal infection	0 (0 to 0)	0 (0 to 0)	0 (0 to 0)	0 (0 to 0)	0 (0 to 0)	0·3 (0·2 to 0·3)	0·9 (0·6 to 1·3)	2·2 (1·4 to 3·2)	4·4 (2·8 to 6·8)	3·7 (2·5 to 5·3)	4·8 (3·4 to 7·1)	4·5 (3 to 6·6)	5 (3·2 to 7·9)	2·8 (1·7 to 4·3)	2·2 (1·4 to 3·5)	1·4 (0·8 to 2·3)	2·1 (1·2 to 3·4)	2·2 (1·2 to 3·4)	1·3 (0·8 to 2·1)	0·5 (0·3 to 0·8)	0·3 (0·2 to 0·5)	0·1 (0 to 0·2)	0 (0 to 0)	38·7
Trichomoniasis	0 (0 to 0)	0 (0 to 0)	0 (0 to 0)	0 (0 to 0)	0 (0 to 0)	0·2 (0 to 0·7)	5·3 (1·6 to 12·9)	29·6 (9·9 to 69)	58 (19·5 to 131)	63·3 (20·3 to 146)	54·5 (17·4 to 125)	45·5 (15·5 to 109)	36 (11·4 to 85·8)	28·2 (8·9 to 67·3)	18·6 (6·2 to 45·5)	10·4 (3·5 to 24·5)	6·9 (2·4 to 15·6)	4·3 (1·6 to 9·9)	2·5 (1 to 5·7)	1·4 (0·6 to 3·2)	0·7 (0·3 to 1·5)	0·2 (0·1 to 0·5)	0·1 (0 to 0·1)	366
Genital herpes	0 (0 to 0)	0 (0 to 0)	0 (0 to 0)	0 (0 to 0)	0 (0 to 0)	1·2 (0·4 to 2·9)	5·4 (1·6 to 14)	12·3 (3·9 to 31·2)	19 (6·3 to 46·8)	23·8 (7·6 to 58·9)	23·8 (7·3 to 56·8)	21·5 (6·9 to 52·9)	19 (6 to 47·5)	18·6 (5·7 to 46)	16·7 (5·3 to 41·2)	13 (3·9 to 32·4)	9·2 (2·8 to 23·3)	6·2 (1·9 to 15·7)	4 (1·2 to 9·7)	2·5 (0·8 to 6·3)	1·4 (0·5 to 3·6)	0·7 (0·2 to 1·6)	0·3 (0·1 to 0·7)	199
Other sexually transmitted infections	0 (0 to 0)	0 (0 to 0)	0 (0 to 0)	0 (0 to 0)	0 (0 to 0)	0·6 (0·4 to 0·9)	2·6 (1·6 to 3·9)	6·3 (3·2 to 11)	11·4 (5·9 to 19·5)	15·5 (8·4 to 26·6)	19·9 (11·3 to 32·2)	19·4 (10·6 to 34)	13·2 (7·3 to 23)	4·8 (2·2 to 9·1)	3·5 (2·4 to 5)	1·2 (0·7 to 2)	0·9 (0·5 to 1·5)	1·1 (0·6 to 1·8)	0·5 (0·3 to 0·8)	0·2 (0·1 to 0·3)	0·2 (0·1 to 0·3)	0·1 (0 to 0·1)	0 (0 to 0)	101
Respiratory infections and tuberculosis	108 (67·2 to 164)	102 (62·2 to 158)	647 (397 to 1,020)	469 (334 to 639)	346 (223 to 521)	269 (167 to 417)	260 (166 to 404)	318 (214 to 455)	360 (251 to 505)	329 (229 to 466)	361 (255 to 495)	329 (234 to 451)	332 (240 to 461)	396 (286 to 538)	436 (316 to 585)	501 (362 to 680)	440 (322 to 582)	460 (344 to 609)	467 (338 to 613)	455 (326 to 590)	454 (311 to 592)	297 (199 to 397)	223 (143 to 298)	8,360
Tuberculosis	0 (0 to 0)	0 (0 to 0)	4·3 (2·6 to 6·9)	5·7 (4·1 to 7·7)	5·9 (3·8 to 8·8)	5·1 (3·3 to 7·6)	6·7 (4·5 to 9·8)	25·5 (12·9 to 43·2)	43·7 (24·6 to 69·7)	40 (21·9 to 64·9)	43·2 (25·3 to 68·2)	34·9 (19·8 to 55·4)	31 (17·9 to 49·6)	44 (26·9 to 68·4)	49 (29·1 to 77·1)	51 (30·1 to 81·3)	40·2 (24·2 to 63·6)	41·4 (26·5 to 62·7)	31·9 (20·7 to 45·4)	21·4 (13·4 to 31·7)	13·3 (8·3 to 20·1)	6·2 (3·7 to 9·1)	2·2 (1·4 to 3·1)	547
Latent tuberculosis infection	0 (0 to 0)	0 (0 to 0)	0 (0 to 0)	0 (0 to 0)	0 (0 to 0)	0 (0 to 0)	0 (0 to 0)	0 (0 to 0)	0 (0 to 0)	0 (0 to 0)	0 (0 to 0)	0 (0 to 0)	0 (0 to 0)	0 (0 to 0)	0 (0 to 0)	0 (0 to 0)	0 (0 to 0)	0 (0 to 0)	0 (0 to 0)	0 (0 to 0)	0 (0 to 0)	0 (0 to 0)	0 (0 to 0)	0
Drug-susceptible tuberculosis	0 (0 to 0)	0 (0 to 0)	4·1 (2·4 to 6·6)	5·5 (3·9 to 7·3)	5·7 (3·7 to 8·7)	5 (3·2 to 7·4)	6·4 (4·3 to 9·4)	24·5 (12·1 to 42·3)	42 (23·1 to 68·3)	38·4 (20·9 to 63)	41·4 (24·2 to 65·5)	33·4 (18·9 to 53·5)	29·6 (17·2 to 47·5)	42 (25 to 65·1)	46·7 (27·7 to 73·4)	48·6 (28·8 to 78·1)	38·3 (22·9 to 60·3)	39·5 (25·7 to 59)	30·4 (19·5 to 43·2)	20·4 (12·4 to 30·2)	12·7 (7·8 to 19·4)	5·8 (3·5 to 8·6)	2·1 (1·3 to 3)	522
Multidrug-resistant tuberculosis without extensive drug resistance	0 (0 to 0)	0 (0 to 0)	0·2 (0 to 0·7)	0·2 (0 to 0·7)	0·2 (0 to 0·6)	0·2 (0 to 0·5)	0·3 (0 to 1)	0·9 (0·1 to 3·3)	1·5 (0·2 to 5·7)	1·4 (0·2 to 5)	1·6 (0·2 to 5·6)	1·3 (0·2 to 4·9)	1·2 (0·1 to 4·7)	1·7 (0·2 to 6·5)	2 (0·2 to 7·5)	2·1 (0·2 to 7·7)	1·7 (0·2 to 7)	1·7 (0·2 to 5·8)	1·3 (0·1 to 4·8)	0·9 (0·1 to 3·4)	0·6 (0·1 to 2·1)	0·3 (0 to 1)	0·1 (0 to 0·3)	21
Extensively drug-resistant tuberculosis	0 (0 to 0)	0 (0 to 0)	0 (0 to 0·1)	0 (0 to 0·1)	0 (0 to 0·1)	0 (0 to 0·1)	0 (0 to 0·1)	0·1 (0 to 0·5)	0·2 (0 to 0·8)	0·2 (0 to 0·7)	0·2 (0 to 0·9)	0·2 (0 to 0·8)	0·2 (0 to 0·7)	0·3 (0 to 1)	0·3 (0 to 1·2)	0·3 (0 to 1·3)	0·3 (0 to 1·1)	0·3 (0 to 0·9)	0·2 (0 to 0·8)	0·1 (0 to 0·5)	0·1 (0 to 0·3)	0 (0 to 0·2)	0 (0 to 0·1)	3·3
Lower respiratory infections	108 (66·9 to 164)	99·7 (60·6 to 156)	600 (355 to 966)	240 (161 to 338)	66·3 (47·6 to 89·4)	41·6 (28·4 to 58·4)	46·6 (31·8 to 66·7)	85·6 (55·4 to 128)	114 (70·6 to 170)	97·1 (61·5 to 140)	144 (92·8 to 215)	149 (96 to 221)	179 (118 to 264)	234 (149 to 341)	282 (185 to 415)	370 (254 to 535)	345 (240 to 473)	382 (271 to 520)	412 (287 to 552)	418 (295 to 552)	431 (293 to 569)	287 (190 to 385)	218 (138 to 293)	5,350
Upper respiratory infections	0·3 (0·2 to 0·5)	1·9 (1·1 to 3·1)	34·5 (19·4 to 56·7)	157 (88·2 to 259)	189 (104 to 319)	164 (85·9 to 285)	153 (77·7 to 276)	163 (86·1 to 281)	163 (90·7 to 265)	157 (84·7 to 272)	141 (71·4 to 238)	115 (61·1 to 206)	92·8 (48 to 161)	88·2 (46·8 to 149)	79·7 (43·2 to 133)	61·3 (31·6 to 102)	44·3 (21·4 to 76·9)	30·1 (16·3 to 50·3)	19·2 (9·9 to 33·3)	12 (6·4 to 20·3)	7·1 (4 to 11·9)	3·5 (1·9 to 5·8)	1·7 (0·9 to 3·1)	1,880
Otitis media	0 (0 to 0)	0·2 (0·1 to 0·3)	7·6 (3·7 to 14·4)	66·6 (34·3 to 117)	84·7 (45·6 to 142)	58·3 (29·9 to 103)	53 (27·3 to 93·2)	44·6 (18·6 to 86·5)	39·7 (18·6 to 74·7)	34·4 (14·2 to 66·3)	32·1 (14·6 to 60)	30·2 (13·6 to 57)	28·8 (13·5 to 53·5)	30·1 (13·1 to 56)	25·7 (12·6 to 47·6)	18·2 (7·8 to 35·7)	10·6 (5 to 20)	6 (2·5 to 11·9)	4·1 (2 to 7·8)	3·1 (1·3 to 5·9)	2 (0·9 to 3·7)	1·1 (0·5 to 2)	0·6 (0·2 to 1)	582
Enteric infections	4·6 (2·8 to 6·9)	18·1 (11·9 to 27·4)	276 (168 to 442)	460 (317 to 644)	374 (229 to 589)	188 (111 to 300)	88·4 (53·1 to 138)	74·5 (47·6 to 110)	95·9 (61·6 to 139)	120 (81·2 to 168)	148 (102 to 202)	151 (104 to 214)	146 (101 to 209)	175 (127 to 238)	214 (149 to 289)	217 (156 to 288)	249 (183 to 326)	241 (174 to 323)	238 (174 to 313)	207 (146 to 287)	163 (113 to 226)	95·4 (64·1 to 132)	56·6 (38·5 to 79·6)	4,000
Diarrheal diseases	4·6 (2·8 to 6·9)	18·1 (11·9 to 27·4)	275 (167 to 442)	458 (316 to 642)	373 (228 to 588)	187 (111 to 299)	88·1 (52·6 to 137)	74·2 (47·7 to 109)	95·7 (61·5 to 139)	120 (80·4 to 167)	148 (102 to 202)	151 (104 to 214)	146 (101 to 209)	175 (127 to 237)	214 (149 to 289)	217 (156 to 288)	249 (183 to 326)	241 (174 to 323)	238 (174 to 313)	207 (146 to 287)	163 (113 to 226)	95·3 (63·9 to 132)	56·6 (38·5 to 79·5)	3,990
Typhoid and paratyphoid	0 (0 to 0)	0 (0 to 0)	0 (0 to 0)	0 (0 to 0)	0 (0 to 0)	0 (0 to 0)	0 (0 to 0)	0 (0 to 0)	0 (0 to 0)	0 (0 to 0)	0 (0 to 0)	0 (0 to 0)	0 (0 to 0)	0 (0 to 0)	0 (0 to 0)	0 (0 to 0)	0 (0 to 0)	0 (0 to 0)	0 (0 to 0)	0 (0 to 0)	0 (0 to 0·1)	0 (0 to 0·1)	0 (0 to 0)	0·2
Typhoid fever	0 (0 to 0)	0 (0 to 0)	0 (0 to 0)	0 (0 to 0)	0 (0 to 0)	0 (0 to 0)	0 (0 to 0)	0 (0 to 0)	0 (0 to 0)	0 (0 to 0)	0 (0 to 0)	0 (0 to 0)	0 (0 to 0)	0 (0 to 0)	0 (0 to 0)	0 (0 to 0)	0 (0 to 0)	0 (0 to 0)	0 (0 to 0)	0 (0 to 0)	0 (0 to 0)	0 (0 to 0·1)	0 (0 to 0)	0
Paratyphoid fever	0 (0 to 0)	0 (0 to 0)	0 (0 to 0)	0 (0 to 0)	0 (0 to 0)	0 (0 to 0)	0 (0 to 0)	0 (0 to 0)	0 (0 to 0)	0 (0 to 0)	0 (0 to 0)	0 (0 to 0)	0 (0 to 0)	0 (0 to 0)	0 (0 to 0)	0 (0 to 0)	0 (0 to 0)	0 (0 to 0)	0 (0 to 0)	0 (0 to 0)	0 (0 to 0·1)	0 (0 to 0·1)	0 (0 to 0)	0·1
Invasive Non-typhoidal Salmonella (iNTS)	0 (0 to 0)	0 (0 to 0)	0·1 (0 to 0·2)	0·1 (0 to 0·2)	0·1 (0 to 0·4)	0·2 (0·1 to 0·5)	0 (0 to 0·1)	0·1 (0 to 0·1)	0 (0 to 0·1)	0 (0 to 0)	0 (0 to 0)	0 (0 to 0)	0 (0 to 0)	0 (0 to 0)	0 (0 to 0·1)	0 (0 to 0)	0 (0 to 0)	0 (0 to 0)	0 (0 to 0·1)	0 (0 to 0)	0 (0 to 0)	0 (0 to 0)	0 (0 to 0)	0·6
Other intestinal infectious diseases	0 (0 to 0)	0 (0 to 0)	0·8 (0·3 to 3·1)	1·4 (0·4 to 3·4)	0·8 (0·3 to 1·9)	0·6 (0·1 to 1·8)	0·2 (0 to 0·8)	0·3 (0 to 0·9)	0·1 (0 to 0·5)	0·4 (0·1 to 1·1)	0·2 (0·1 to 0·7)	0·2 (0·1 to 0·6)	0·1 (0 to 0·4)	0·1 (0 to 0·4)	0·1 (0 to 0·3)	0·1 (0 to 0·3)	0·1 (0 to 0·5)	0·1 (0 to 0·3)	0·1 (0 to 0·2)	0·1 (0 to 0·2)	0·1 (0 to 0·4)	0·1 (0 to 0·2)	0 (0 to 0·1)	6·1
Neglected tropical diseases and malaria	2·9 (1·4 to 5·8)	1·5 (0·7 to 2·8)	19·4 (10·6 to 32·4)	64·3 (34·4 to 109)	98·1 (51·2 to 180)	67·8 (37·5 to 114)	107 (55·6 to 187)	167 (87 to 296)	182 (90·4 to 333)	180 (90·3 to 321)	160 (83·5 to 281)	136 (68 to 252)	129 (62·1 to 242)	151 (70 to 281)	172 (83·2 to 326)	170 (78·9 to 317)	154 (71·3 to 283)	130 (64·3 to 233)	101 (47·3 to 182)	76·6 (35·3 to 139)	49·7 (24·5 to 89)	25·4 (12·4 to 46·7)	13·3 (6·2 to 24·9)	2,360
Malaria	0 (0 to 0)	0 (0 to 0)	0 (0 to 0)	0 (0 to 0)	0 (0 to 0)	0 (0 to 0)	0 (0 to 0)	0 (0 to 0)	0 (0 to 0)	0 (0 to 0)	0 (0 to 0)	0 (0 to 0)	0 (0 to 0)	0 (0 to 0)	0 (0 to 0)	0 (0 to 0)	0 (0 to 0)	0 (0 to 0)	0 (0 to 0)	0 (0 to 0)	0 (0 to 0)	0 (0 to 0)	0 (0 to 0)	0
Chagas disease	0 (0 to 0)	0 (0 to 0)	0 (0 to 0)	0 (0 to 0)	0·1 (0 to 0·2)	0·6 (0·4 to 1)	1·5 (0·9 to 2·4)	2·7 (1·6 to 4·3)	3·6 (0·4 to 8·7)	5·5 (1·5 to 12·1)	6·2 (2·4 to 11·8)	6·7 (2·8 to 12·1)	7·1 (3 to 12·2)	8·6 (4·4 to 14·4)	9·7 (5·2 to 16·1)	9·4 (4·5 to 16·6)	8·6 (4·4 to 14)	7·7 (3·9 to 12·9)	6·5 (3·5 to 10·8)	5·5 (3 to 8·6)	4·7 (2·7 to 7·8)	2·8 (1·3 to 5)	1·5 (0·5 to 3·3)	99
Leishmaniasis	0 (0 to 0)	0 (0 to 0)	1·3 (0·3 to 3)	9·3 (2 to 20·8)	6·9 (1·5 to 16·6)	3·9 (0·5 to 9·7)	2·9 (0 to 7·5)	2·8 (0 to 7·2)	3 (0 to 7·8)	3·1 (0 to 8·1)	2·7 (0 to 6·8)	2·5 (0·2 to 6·9)	3·1 (0·4 to 7·4)	3·5 (0·5 to 8·5)	3·4 (0·5 to 8·2)	3·9 (0·8 to 9·1)	4·5 (1·1 to 9·9)	3·7 (0·9 to 8·3)	2·5 (0·6 to 5·7)	1·5 (0·3 to 3·5)	0·8 (0·2 to 1·8)	0·3 (0·1 to 0·7)	0·1 (0 to 0·3)	65·8
Visceral leishmaniasis	0 (0 to 0)	0 (0 to 0)	0·1 (0 to 0·8)	0·9 (0 to 6·8)	0·5 (0 to 5·4)	0·2 (0 to 2·2)	0·2 (0 to 1·3)	0·2 (0 to 1·2)	0·2 (0 to 1·4)	0·2 (0 to 1·3)	0·2 (0 to 1·1)	0·1 (0 to 0·7)	0·1 (0 to 0·5)	0·1 (0 to 0·4)	0·1 (0 to 0·3)	0·1 (0 to 0·2)	0 (0 to 0·2)	0 (0 to 0·1)	0 (0 to 0·1)	0 (0 to 0)	0 (0 to 0)	0 (0 to 0)	0 (0 to 0)	3·3
Cutaneous and mucocutaneous leishmaniasis	0 (0 to 0)	0 (0 to 0)	1·2 (0·2 to 2·8)	8·3 (1·8 to 18·9)	6·4 (1·3 to 15·5)	3·7 (0·5 to 9·3)	2·7 (0 to 7·3)	2·6 (0 to 7)	2·8 (0 to 7·6)	2·8 (0 to 7·9)	2·5 (0 to 6·5)	2·5 (0 to 6·8)	3 (0·4 to 7·3)	3·4 (0·4 to 8·4)	3·3 (0·5 to 8·1)	3·8 (0·8 to 9)	4·5 (1 to 9·9)	3·7 (0·9 to 8·3)	2·5 (0·6 to 5·7)	1·5 (0·3 to 3·5)	0·8 (0·2 to 1·8)	0·3 (0·1 to 0·7)	0·1 (0 to 0·3)	62·5
African trypanosomiasis	0 (0 to 0)	0 (0 to 0)	0 (0 to 0)	0 (0 to 0)	0 (0 to 0)	0 (0 to 0)	0 (0 to 0)	0 (0 to 0)	0 (0 to 0)	0 (0 to 0)	0 (0 to 0)	0 (0 to 0)	0 (0 to 0)	0 (0 to 0)	0 (0 to 0)	0 (0 to 0)	0 (0 to 0)	0 (0 to 0)	0 (0 to 0)	0 (0 to 0)	0 (0 to 0)	0 (0 to 0)	0 (0 to 0)	0
Schistosomiasis	0 (0 to 0)	0 (0 to 0)	0 (0 to 0)	0 (0 to 0)	0 (0 to 0)	0 (0 to 0)	0 (0 to 0)	0 (0 to 0)	0 (0 to 0)	0 (0 to 0)	0 (0 to 0)	0 (0 to 0)	0 (0 to 0)	0 (0 to 0)	0 (0 to 0)	0 (0 to 0)	0 (0 to 0)	0 (0 to 0)	0 (0 to 0)	0 (0 to 0)	0 (0 to 0)	0 (0 to 0)	0 (0 to 0)	0
Cysticercosis	0 (0 to 0)	0 (0 to 0)	0 (0 to 0)	0·1 (0 to 0·2)	0·4 (0 to 1·4)	3·1 (0·7 to 8)	18·9 (3·1 to 49·2)	58·9 (14·4 to 150)	86 (23·9 to 211)	89 (26·2 to 202)	86·7 (27·8 to 198)	84·5 (25·4 to 189)	89 (30 to 198)	109 (35 to 237)	126 (48·1 to 281)	137 (49·9 to 280)	128 (49·2 to 253)	106 (44·1 to 209)	83·5 (31·3 to 168)	63·1 (23·5 to 125)	39·8 (15·7 to 78·3)	19·8 (7·5 to 40·5)	9·8 (3·5 to 20·5)	1,350
Cystic echinococcosis	0 (0 to 0)	0 (0 to 0)	0 (0 to 0)	0 (0 to 0)	0 (0 to 0)	0 (0 to 0)	0 (0 to 0)	0 (0 to 0·1)	0 (0 to 0·1)	0 (0 to 0·1)	0 (0 to 0·1)	0 (0 to 0·1)	0 (0 to 0·1)	0·1 (0 to 0·1)	0·1 (0 to 0·1)	0·1 (0 to 0·2)	0 (0 to 0·1)	0 (0 to 0·1)	0 (0 to 0·1)	0 (0 to 0)	0 (0 to 0)	0 (0 to 0)	0 (0 to 0)	0·6
Lymphatic filariasis	0 (0 to 0)	0 (0 to 0)	0 (0 to 0)	0 (0 to 0)	0 (0 to 0)	0 (0 to 0)	0 (0 to 0)	0 (0 to 0)	0 (0 to 0)	0 (0 to 0)	0 (0 to 0)	0 (0 to 0)	0 (0 to 0)	0 (0 to 0)	0 (0 to 0)	0 (0 to 0)	0 (0 to 0)	0 (0 to 0)	0 (0 to 0)	0 (0 to 0)	0 (0 to 0)	0 (0 to 0)	0 (0 to 0)	0
Onchocerciasis	0 (0 to 0)	0 (0 to 0)	0 (0 to 0)	0 (0 to 0)	0 (0 to 0)	0 (0 to 0)	0 (0 to 0)	0 (0 to 0)	0 (0 to 0)	0 (0 to 0)	0 (0 to 0)	0 (0 to 0)	0 (0 to 0)	0 (0 to 0)	0 (0 to 0)	0 (0 to 0)	0 (0 to 0)	0 (0 to 0)	0 (0 to 0)	0 (0 to 0)	0 (0 to 0)	0 (0 to 0)	0 (0 to 0)	0
Trachoma	0 (0 to 0)	0 (0 to 0)	0 (0 to 0)	0 (0 to 0)	0 (0 to 0)	0 (0 to 0)	0 (0 to 0)	0 (0 to 0)	0 (0 to 0)	0 (0 to 0)	0 (0 to 0)	0 (0 to 0)	0 (0 to 0)	0 (0 to 0)	0 (0 to 0)	0 (0 to 0)	0 (0 to 0)	0 (0 to 0)	0 (0 to 0)	0 (0 to 0)	0 (0 to 0)	0 (0 to 0)	0 (0 to 0)	0
Dengue	0 (0 to 0)	0·1 (0 to 0·3)	4·3 (1·3 to 9·4)	7·5 (0·4 to 19·2)	17 (2·2 to 40·2)	19 (3·2 to 44·3)	18·1 (4·2 to 46)	21·8 (4·1 to 57·5)	21·7 (4·5 to 58)	20·4 (4·4 to 49·3)	17·4 (3·9 to 44·4)	14·3 (3·5 to 36·6)	12·5 (3 to 32·3)	12·3 (2·6 to 30·8)	11 (2·3 to 26·5)	8·4 (2 to 22·6)	6·5 (1·2 to 15·3)	5·5 (2·3 to 13·1)	3·3 (1·1 to 8·7)	3·3 (1·1 to 7·3)	2·4 (0·8 to 4·9)	1·6 (0·5 to 3·4)	1·4 (0·3 to 3·1)	233
Yellow fever	0 (0 to 0)	0 (0 to 0)	0 (0 to 0)	0 (0 to 0)	0 (0 to 0)	0 (0 to 0)	0 (0 to 0)	0 (0 to 0)	0 (0 to 0)	0 (0 to 0)	0 (0 to 0)	0 (0 to 0)	0 (0 to 0)	0 (0 to 0)	0 (0 to 0)	0 (0 to 0)	0 (0 to 0)	0 (0 to 0)	0 (0 to 0)	0 (0 to 0)	0 (0 to 0)	0 (0 to 0)	0 (0 to 0)	0
Rabies	0 (0 to 0)	0 (0 to 0)	0 (0 to 0)	0 (0 to 0)	0 (0 to 0)	0 (0 to 0·1)	0 (0 to 0)	0 (0 to 0)	0 (0 to 0)	0 (0 to 0)	0 (0 to 0)	0 (0 to 0)	0 (0 to 0)	0 (0 to 0)	0 (0 to 0)	0 (0 to 0)	0 (0 to 0)	0 (0 to 0)	0 (0 to 0)	0 (0 to 0)	0 (0 to 0)	0 (0 to 0)	0 (0 to 0)	0·1
Intestinal nematode infections	0 (0 to 0)	0 (0 to 0)	0·9 (0·3 to 2·6)	17·2 (8·3 to 30·9)	38 (18·8 to 68·2)	27·8 (13·9 to 49·2)	59·9 (24·1 to 124)	71·2 (29·7 to 151)	56·4 (22 to 112)	49 (20·7 to 99·6)	30·1 (14·7 to 56·6)	14·1 (7·2 to 24·8)	10·4 (5·2 to 19)	10 (4·9 to 17·8)	9·3 (4·6 to 17·1)	7·5 (3·8 to 13·3)	5·1 (2·5 to 9·2)	3·8 (1·9 to 6·7)	2·8 (1·4 to 5)	1·8 (0·9 to 3·1)	1 (0·5 to 1·7)	0·4 (0·2 to 0·7)	0·2 (0·1 to 0·3)	417
Ascariasis	0 (0 to 0)	0 (0 to 0)	0·7 (0·1 to 2·3)	11·2 (4·7 to 21·4)	20·3 (8·7 to 37·3)	11·7 (5·3 to 23)	8·5 (3·5 to 16·7)	8·4 (3·6 to 16·6)	8·3 (3·5 to 16·4)	7·9 (3·2 to 15)	7·3 (3·1 to 14)	5·9 (2·6 to 11·7)	4·6 (1·8 to 8·8)	4·3 (1·7 to 8·4)	3·9 (1·6 to 7·4)	3·1 (1·4 to 5·9)	2·1 (0·8 to 4·1)	1·5 (0·6 to 3)	1 (0·4 to 2·1)	0·7 (0·2 to 1·4)	0·4 (0·1 to 0·7)	0·2 (0 to 0·4)	0·1 (0 to 0·2)	112
Trichuriasis	0 (0 to 0)	0 (0 to 0)	0 (0 to 0)	0·7 (0·1 to 1·7)	2·2 (0·7 to 4·8)	2·4 (0·7 to 5)	3·7 (1·4 to 7·7)	4 (1·4 to 8)	3·2 (1·2 to 6·8)	2·4 (0·7 to 5·2)	1·7 (0·5 to 3·6)	1·2 (0·3 to 2·8)	0·9 (0·2 to 2·1)	0·8 (0·2 to 1·9)	0·7 (0·1 to 1·6)	0·5 (0·1 to 1·2)	0·3 (0·1 to 0·6)	0·2 (0·1 to 0·4)	0·1 (0 to 0·2)	0·1 (0 to 0·1)	0 (0 to 0·1)	0 (0 to 0)	0 (0 to 0)	25·1
Hookworm disease	0 (0 to 0)	0 (0 to 0)	0·2 (0·1 to 0·4)	5·3 (2·3 to 10·4)	15·4 (6·8 to 30)	13·8 (6 to 26)	47·6 (16 to 107)	58·9 (19·6 to 133)	45 (14 to 97)	38·7 (13·1 to 84·5)	21 (8·4 to 42·6)	7 (3·1 to 12·8)	4·9 (1·9 to 9·8)	4·9 (2·2 to 9·4)	4·8 (2 to 9·4)	3·8 (1·5 to 7·2)	2·8 (1·2 to 5·3)	2·1 (0·9 to 4)	1·6 (0·7 to 3)	1·1 (0·4 to 2)	0·6 (0·3 to 1·1)	0·2 (0·1 to 0·4)	0·1 (0 to 0·1)	280
Food-borne trematodiases	0 (0 to 0)	0 (0 to 0)	0 (0 to 0)	0 (0 to 0)	0 (0 to 0)	0 (0 to 0)	0 (0 to 0)	0 (0 to 0)	0 (0 to 0)	0 (0 to 0)	0 (0 to 0)	0 (0 to 0)	0 (0 to 0)	0 (0 to 0)	0 (0 to 0)	0 (0 to 0)	0 (0 to 0)	0 (0 to 0)	0 (0 to 0)	0 (0 to 0)	0 (0 to 0)	0 (0 to 0)	0 (0 to 0)	0
Leprosy	0 (0 to 0)	0 (0 to 0)	0 (0 to 0)	0 (0 to 0)	0 (0 to 0)	0 (0 to 0)	0 (0 to 0)	0 (0 to 0)	0 (0 to 0·1)	0 (0 to 0)	0·1 (0 to 0·1)	0·1 (0 to 0·1)	0·1 (0 to 0·1)	0·1 (0 to 0·2)	0·1 (0 to 0·2)	0·1 (0 to 0·2)	0·1 (0 to 0·1)	0·1 (0 to 0·1)	0·1 (0 to 0·1)	0 (0 to 0)	0 (0 to 0)	0 (0 to 0)	0 (0 to 0)	1
Ebola	0 (0 to 0)	0 (0 to 0)	0 (0 to 0)	0 (0 to 0)	0 (0 to 0)	0 (0 to 0)	0 (0 to 0)	0 (0 to 0)	0 (0 to 0)	0 (0 to 0)	0 (0 to 0)	0 (0 to 0)	0 (0 to 0)	0 (0 to 0)	0 (0 to 0)	0 (0 to 0)	0 (0 to 0)	0 (0 to 0)	0 (0 to 0)	0 (0 to 0)	0 (0 to 0)	0 (0 to 0)	0 (0 to 0)	0
Zika virus	0 (0 to 0·1)	0·1 (0 to 0·3)	1·5 (0·3 to 4·9)	0·1 (0 to 0·3)	0·1 (0 to 0·3)	0·1 (0 to 0·4)	0·1 (0 to 0·4)	0·1 (0 to 0·4)	0·1 (0 to 0·5)	0·1 (0 to 0·5)	0·1 (0 to 0·5)	0·1 (0 to 0·4)	0·1 (0 to 0·3)	0·1 (0 to 0·2)	0 (0 to 0·2)	0 (0 to 0·1)	0 (0 to 0·1)	0 (0 to 0)	0 (0 to 0)	0 (0 to 0)	0 (0 to 0)	0 (0 to 0)	0 (0 to 0)	2·9
Guinea worm disease	0 (0 to 0)	0 (0 to 0)	0 (0 to 0)	0 (0 to 0)	0 (0 to 0)	0 (0 to 0)	0 (0 to 0)	0 (0 to 0)	0 (0 to 0)	0 (0 to 0)	0 (0 to 0)	0 (0 to 0)	0 (0 to 0)	0 (0 to 0)	0 (0 to 0)	0 (0 to 0)	0 (0 to 0)	0 (0 to 0)	0 (0 to 0)	0 (0 to 0)	0 (0 to 0)	0 (0 to 0)	0 (0 to 0)	0
Other neglected tropical diseases	2·9 (1·4 to 5·7)	1·3 (0·5 to 2·6)	11·2 (4·7 to 22·3)	30·2 (10·1 to 65·8)	35·6 (8·7 to 91·5)	13·2 (2·5 to 35·6)	4·5 (0·3 to 14)	9·9 (1·6 to 28·4)	11·3 (1·2 to 33·4)	12·6 (1·8 to 35·6)	16·9 (4·6 to 38)	14 (3·9 to 32·3)	7·1 (1·5 to 18·5)	6·7 (1·3 to 17·8)	6·4 (1·4 to 16·7)	2·2 (0·4 to 5·9)	1·5 (0·2 to 4·3)	1·5 (0·3 to 3·8)	1·4 (0·3 to 3·2)	1·3 (0·4 to 2·8)	1 (0·4 to 2·4)	0·5 (0·2 to 1)	0·2 (0·1 to 0·4)	194
Other infectious diseases	30 (19·2 to 45·1)	42·6 (25·9 to 65·7)	206 (121 to 369)	184 (122 to 280)	142 (100 to 196)	134 (101 to 174)	112 (84·4 to 146)	134 (97·7 to 184)	132 (94·7 to 181)	131 (96 to 174)	123 (88·5 to 166)	100 (73·7 to 134)	93·4 (69·3 to 122)	91·3 (67·8 to 121)	86·9 (64·1 to 113)	87·5 (66·3 to 114)	71·1 (54·8 to 90·7)	46·1 (35·3 to 58·4)	36·1 (27·5 to 45·5)	23·6 (17·8 to 30·3)	16·8 (12 to 22·1)	6·4 (4·6 to 8·4)	3·3 (2·2 to 4·9)	2,030
Meningitis	14·2 (8·5 to 22·6)	23 (13·7 to 36·7)	84·2 (46·7 to 135)	49·9 (33·5 to 71·2)	27 (20 to 35·7)	32·8 (22·6 to 45·5)	27·7 (19·6 to 38·7)	42·5 (27 to 64·4)	40·9 (26·1 to 60·7)	42·2 (28·8 to 58·7)	43·7 (29·7 to 63·9)	27·6 (18·9 to 39·4)	33·9 (22·9 to 48·9)	31·8 (21·3 to 45·6)	28·3 (19·2 to 41)	35·2 (24·3 to 50·2)	28·8 (19·8 to 40·6)	17·5 (12·1 to 24·7)	15·8 (10·4 to 22·3)	9·9 (6·3 to 14·2)	6·4 (4 to 9·6)	1·4 (0·9 to 2)	0·4 (0·3 to 0·6)	665
Encephalitis	3 (1·2 to 7·7)	4·7 (1·6 to 14·6)	48·2 (17·1 to 144)	76·2 (39·4 to 147)	61·7 (38·5 to 97·3)	58·7 (35·1 to 88·2)	47·3 (29·9 to 71·2)	47·9 (28·1 to 75·3)	43·7 (24·8 to 71·5)	34·3 (18·7 to 57·5)	31·8 (18·7 to 52·3)	25·7 (13·8 to 43·6)	23·3 (12·5 to 40·1)	22·1 (12·4 to 37)	21·6 (12·8 to 35·5)	22·1 (15·6 to 31·4)	17·3 (11·9 to 24·4)	9·2 (5·9 to 14·7)	6·2 (4 to 9·8)	3·9 (2·4 to 6·2)	1·8 (1·1 to 3·2)	0·8 (0·5 to 1·4)	0·6 (0·3 to 1·5)	612
Diphtheria	0 (0 to 0)	0 (0 to 0)	0 (0 to 0)	0 (0 to 0)	0 (0 to 0)	0 (0 to 0·1)	0 (0 to 0·1)	0 (0 to 0)	0 (0 to 0)	0 (0 to 0)	0 (0 to 0)	0 (0 to 0)	0 (0 to 0)	0 (0 to 0)	0 (0 to 0)	0 (0 to 0)	0 (0 to 0)	0 (0 to 0)	0 (0 to 0)	0 (0 to 0)	0 (0 to 0)	0 (0 to 0)	0 (0 to 0)	0·1
Tetanus	0 (0 to 0)	0 (0 to 0)	0 (0 to 0)	0 (0 to 0)	0 (0 to 0)	0 (0 to 0)	0 (0 to 0)	0 (0 to 0)	0 (0 to 0)	0 (0 to 0)	0 (0 to 0)	0 (0 to 0)	0 (0 to 0)	0 (0 to 0)	0 (0 to 0)	0 (0 to 0)	0 (0 to 0)	0 (0 to 0)	0 (0 to 0)	0 (0 to 0)	0 (0 to 0)	0 (0 to 0)	0 (0 to 0)	0·1
Measles	0 (0 to 0)	0 (0 to 0)	0 (0 to 0)	0 (0 to 0·1)	0 (0 to 0)	0 (0 to 0·1)	0 (0 to 0·1)	0 (0 to 0)	0 (0 to 0·1)	0 (0 to 0)	0 (0 to 0)	0 (0 to 0)	0 (0 to 0)	0 (0 to 0)	0 (0 to 0)	0 (0 to 0)	0 (0 to 0)	0 (0 to 0)	0 (0 to 0)	0 (0 to 0)	0 (0 to 0)	0 (0 to 0)	0 (0 to 0)	0·2
Varicella and herpes zoster	0 (0 to 0·3)	0·1 (0 to 1·1)	2·9 (1·3 to 9)	4·4 (2·1 to 13·8)	3·7 (2 to 7·3)	1·9 (0·2 to 4·5)	4·8 (2·1 to 8·1)	4·3 (1·6 to 8·3)	5·1 (2 to 10·1)	6 (2·8 to 11)	5·6 (2·3 to 10·4)	5 (2 to 9·6)	5·1 (2 to 9·4)	6·4 (2·9 to 11)	6·2 (2·3 to 11·7)	6·4 (2·7 to 12)	5·3 (2·4 to 9·9)	4 (1·8 to 7·2)	3·5 (1·9 to 5·9)	2·8 (1·4 to 4·7)	1·8 (0·9 to 3·1)	1 (0·5 to 1·6)	0·5 (0·3 to 0·9)	86·9
Acute hepatitis	0 (0 to 0)	0 (0 to 0)	0·6 (0·5 to 1·5)	5·9 (3·1 to 10)	14·6 (8·1 to 23·6)	16·2 (9·5 to 24·6)	13·3 (7·7 to 21·4)	15·3 (9·6 to 23)	14·7 (9·4 to 21·9)	12·5 (7·9 to 18·7)	10·2 (6·7 to 14·5)	7·1 (4·2 to 10·8)	7 (4·7 to 10·2)	7·9 (5·4 to 11·4)	6·2 (4·2 to 8·9)	5 (3·5 to 7·1)	3·8 (2·7 to 5·3)	2·5 (1·6 to 3·7)	1·4 (1 to 1·9)	1·1 (0·8 to 1·6)	0·6 (0·4 to 0·9)	0·3 (0·2 to 0·4)	0·1 (0 to 0·1)	147
Acute hepatitis A	0 (0 to 0)	0 (0 to 0)	0·1 (0 to 0·3)	3·1 (1·3 to 7·6)	10·5 (6·1 to 21·5)	14·4 (7·8 to 22·6)	10·1 (5·7 to 18·6)	10·1 (5·2 to 17·7)	9·3 (4 to 14·3)	6·5 (2·9 to 11·5)	4·8 (2·1 to 8·3)	2·6 (1·1 to 6·1)	2·3 (0·7 to 4·5)	1·6 (0·5 to 3·8)	0·9 (0·2 to 2·5)	0·7 (0·3 to 1·2)	0·4 (0·2 to 1)	0·1 (0 to 0·5)	0·1 (0 to 0·3)	0 (0 to 0·2)	0 (0 to 0·5)	0 (0 to 0·2)	0 (0 to 0)	81·7
Acute hepatitis B	0 (0 to 0)	0 (0 to 0)	0·5 (0·2 to 1)	1·1 (0·3 to 2·5)	0·9 (0·3 to 1·7)	0·9 (0·3 to 2)	0·8 (0·3 to 1·6)	3·3 (1·7 to 5·2)	4·4 (2·5 to 6·8)	3·7 (2·1 to 6·1)	3·3 (1·8 to 5·5)	2·5 (1·4 to 4·5)	2·4 (1·3 to 4·1)	2·8 (1·4 to 4·9)	2·8 (1·5 to 4·7)	2·2 (1·2 to 3·9)	1·4 (0·7 to 2·5)	1·1 (0·5 to 1·9)	0·5 (0·3 to 1)	0·6 (0·3 to 1)	0·2 (0·1 to 0·3)	0·1 (0 to 0·2)	0 (0 to 0)	35·5
Acute hepatitis C	0 (0 to 0)	0 (0 to 0)	0·2 (0·1 to 0·4)	0·9 (0·4 to 1·8)	0·6 (0·3 to 1·2)	0·5 (0·2 to 1·2)	0·9 (0·4 to 1·7)	1 (0·4 to 2·5)	1·2 (0·5 to 2·7)	1·6 (0·7 to 3)	1·5 (0·6 to 2·7)	0·9 (0·4 to 1·5)	1·8 (0·8 to 3)	2·8 (1 to 4·9)	1·8 (0·7 to 3·4)	1·8 (0·5 to 3·3)	1·6 (0·5 to 2·8)	0·9 (0·3 to 1·9)	0·6 (0·2 to 1)	0·3 (0·1 to 0·6)	0·1 (0 to 0·3)	0 (0 to 0·1)	0 (0 to 0·1)	21·1
Acute hepatitis E	0 (0 to 0)	0 (0 to 0)	0·1 (0 to 0·2)	0·2 (0·1 to 0·5)	0·5 (0·3 to 0·9)	0·6 (0·3 to 1)	0·6 (0·3 to 1)	0·9 (0·4 to 1·6)	0·8 (0·4 to 1·4)	0·8 (0·4 to 1·4)	0·6 (0·3 to 1·1)	0·5 (0·3 to 0·8)	0·5 (0·2 to 0·9)	0·4 (0·2 to 0·8)	0·4 (0·2 to 0·7)	0·4 (0·2 to 0·7)	0·3 (0·2 to 0·6)	0·3 (0·1 to 0·5)	0·2 (0·1 to 0·3)	0·1 (0·1 to 0·2)	0·1 (0 to 0·2)	0 (0 to 0·1)	0 (0 to 0·1)	8·3
Other unspecified infectious diseases	12·8 (6·3 to 21·8)	14·7 (7·5 to 24·9)	60·3 (35·3 to 105)	41·3 (21·5 to 70·6)	34 (13·9 to 70·2)	24·5 (14·6 to 40·7)	18·7 (11·2 to 30·4)	24·2 (13·1 to 44)	27·8 (15 to 51·4)	35·5 (19·9 to 61·3)	32·1 (17·7 to 57·2)	34·6 (18·5 to 56·4)	24·2 (13·9 to 38·4)	23 (14 to 36)	24·5 (14·8 to 39)	18·8 (10·7 to 28·7)	15·8 (9·1 to 23·7)	12·9 (7·4 to 19·2)	9·3 (5·8 to 13)	5·9 (3·7 to 8·6)	6·1 (3·4 to 9·4)	2·9 (1·7 to 4·2)	1·7 (1·1 to 2·6)	506
Maternal and neonatal disorders	7,030 (4,890 to 9,570)	1,290 (879 to 1,780)	739 (473 to 1,130)	423 (302 to 570)	365 (258 to 491)	380 (276 to 501)	517 (397 to 654)	674 (536 to 842)	733 (577 to 913)	745 (593 to 933)	593 (468 to 733)	402 (310 to 512)	274 (202 to 363)	248 (179 to 329)	212 (153 to 289)	153 (110 to 203)	95·4 (69·2 to 125)	52·4 (38·1 to 69·7)	23·2 (16·5 to 31·7)	7·9 (5·8 to 10·7)	2·2 (1·5 to 3·1)	0·5 (0·3 to 0·8)	0·2 (0·1 to 0·3)	15,000
Maternal disorders	0 (0 to 0)	0 (0 to 0)	0 (0 to 0)	0 (0 to 0)	0 (0 to 0)	11·9 (9·3 to 14·9)	152 (117 to 195)	275 (203 to 369)	322 (233 to 438)	346 (253 to 472)	235 (173 to 308)	99·1 (73·5 to 132)	15·9 (11·1 to 22)	1·4 (1 to 2)	0 (0 to 0)	0 (0 to 0)	0 (0 to 0)	0 (0 to 0)	0 (0 to 0)	0 (0 to 0)	0 (0 to 0)	0 (0 to 0)	0 (0 to 0)	1,460
Maternal hemorrhage	0 (0 to 0)	0 (0 to 0)	0 (0 to 0)	0 (0 to 0)	0 (0 to 0)	0·6 (0·4 to 0·9)	24·9 (12·7 to 43·1)	39·6 (21·9 to 66)	51·2 (29·7 to 82·1)	65·8 (40·2 to 100)	37·9 (23·5 to 57·8)	16·6 (10·5 to 26)	0·7 (0·4 to 1·2)	0 (0 to 0)	0 (0 to 0)	0 (0 to 0)	0 (0 to 0)	0 (0 to 0)	0 (0 to 0)	0 (0 to 0)	0 (0 to 0)	0 (0 to 0)	0 (0 to 0)	237
Maternal sepsis and other maternal infections	0 (0 to 0)	0 (0 to 0)	0 (0 to 0)	0 (0 to 0)	0 (0 to 0)	0·4 (0·2 to 0·6)	11·1 (5 to 20·1)	19·1 (9·8 to 31·9)	18·1 (9·8 to 29·6)	16·5 (9·4 to 26·1)	10·9 (6·1 to 17·9)	4·3 (2·4 to 7·1)	1·2 (0·7 to 1·9)	0·2 (0 to 0·4)	0 (0 to 0)	0 (0 to 0)	0 (0 to 0)	0 (0 to 0)	0 (0 to 0)	0 (0 to 0)	0 (0 to 0)	0 (0 to 0)	0 (0 to 0)	81·8
Maternal hypertensive disorders	0 (0 to 0)	0 (0 to 0)	0 (0 to 0)	0 (0 to 0)	0 (0 to 0)	2·2 (1·5 to 3)	24·8 (17 to 34·6)	34·9 (23·4 to 49·5)	47·1 (31·9 to 67·3)	43·6 (29·4 to 62·9)	28·7 (19·3 to 41·3)	10·5 (7·1 to 15·1)	1 (0·6 to 1·5)	0 (0 to 0)	0 (0 to 0)	0 (0 to 0)	0 (0 to 0)	0 (0 to 0)	0 (0 to 0)	0 (0 to 0)	0 (0 to 0)	0 (0 to 0)	0 (0 to 0)	193
Maternal obstructed labor and uterine rupture	0 (0 to 0)	0 (0 to 0)	0 (0 to 0)	0 (0 to 0)	0 (0 to 0)	0·1 (0·1 to 0·3)	4 (2 to 6·6)	4·8 (2·5 to 8·2)	5 (2·8 to 8·2)	4·8 (2·7 to 8·2)	3·6 (2 to 5·9)	1·6 (1 to 2·6)	0·4 (0·2 to 0·6)	0 (0 to 0)	0 (0 to 0)	0 (0 to 0)	0 (0 to 0)	0 (0 to 0)	0 (0 to 0)	0 (0 to 0)	0 (0 to 0)	0 (0 to 0)	0 (0 to 0)	24·3
Maternal abortion and miscarriage	0 (0 to 0)	0 (0 to 0)	0 (0 to 0)	0 (0 to 0)	0 (0 to 0)	1·4 (0·8 to 2·2)	14·6 (7·3 to 23·8)	19·6 (9·8 to 33·3)	17·7 (8·7 to 30·9)	17·4 (8·7 to 30·9)	16·6 (8·2 to 29·5)	10·7 (5·8 to 18·9)	4·2 (2·1 to 7·2)	0·6 (0·4 to 0·9)	0 (0 to 0)	0 (0 to 0)	0 (0 to 0)	0 (0 to 0)	0 (0 to 0)	0 (0 to 0)	0 (0 to 0)	0 (0 to 0)	0 (0 to 0)	103
Ectopic pregnancy	0 (0 to 0)	0 (0 to 0)	0 (0 to 0)	0 (0 to 0)	0 (0 to 0)	0·2 (0 to 0·4)	1·1 (0·7 to 1·6)	2·1 (1·3 to 3·2)	2·6 (1·6 to 3·9)	2·7 (1·8 to 4)	1·7 (1·1 to 2·4)	0·7 (0·4 to 1)	0·1 (0 to 0·2)	0 (0 to 0)	0 (0 to 0)	0 (0 to 0)	0 (0 to 0)	0 (0 to 0)	0 (0 to 0)	0 (0 to 0)	0 (0 to 0)	0 (0 to 0)	0 (0 to 0)	11·2
Indirect maternal deaths	–	–	–	–	–	1 (0·6 to 1·6)	20·9 (12·6 to 31·2)	62·6 (36·7 to 96·7)	75·2 (45 to 119)	83·1 (50·8 to 127)	49·9 (30·2 to 78)	17·7 (10·4 to 27·7)	0·7 (0·4 to 1·3)	0 (0 to 0)	–	–	–	–	–	–	–	–	–	NA
Late maternal deaths	–	–	–	–	–	0·7 (0·4 to 1·1)	7·7 (4·6 to 12·1)	17·1 (9·6 to 27·2)	20·2 (11·4 to 33·6)	21·4 (11·8 to 36·2)	14·4 (7·9 to 23·4)	6·5 (3·8 to 10·6)	1·2 (0·7 to 1·8)	0·1 (0·1 to 0·2)	–	–	–	–	–	–	–	–	–	NA
Maternal deaths aggravated by HIV/AIDS	–	–	–	–	–	0 (0 to 0)	0·1 (0 to 0·1)	0·1 (0 to 0·2)	0·1 (0 to 0·3)	0·1 (0 to 0·2)	0·1 (0 to 0·1)	0·1 (0 to 0·1)	0 (0 to 0)	0 (0 to 0)	–	–	–	–	–	–	–	–	–	NA
Neonatal disorders	7,030 (4,890 to 9,570)	1,290 (879 to 1,780)	739 (473 to 1,130)	423 (302 to 570)	365 (258 to 491)	368 (263 to 488)	365 (259 to 497)	399 (284 to 533)	411 (294 to 550)	400 (293 to 540)	359 (260 to 484)	303 (221 to 408)	258 (186 to 346)	246 (177 to 328)	212 (153 to 289)	153 (110 to 203)	95·4 (69·2 to 125)	52·4 (38·1 to 69·7)	23·2 (16·5 to 31·7)	7·9 (5·8 to 10·7)	2·2 (1·5 to 3·1)	0·5 (0·3 to 0·8)	0·2 (0·1 to 0·3)	13,500
Neonatal preterm birth	4,240 (2,970 to 5,800)	566 (368 to 808)	371 (230 to 585)	179 (124 to 246)	222 (147 to 308)	224 (154 to 311)	219 (149 to 303)	239 (160 to 332)	245 (162 to 339)	239 (165 to 331)	213 (145 to 299)	179 (124 to 252)	152 (103 to 212)	141 (99·3 to 195)	121 (81·7 to 166)	83 (57·9 to 113)	51·1 (36·3 to 69·1)	27·3 (21·1 to 35·1)	11·2 (8·5 to 14·6)	3 (2·1 to 4·1)	0·9 (0·5 to 1·5)	0·4 (0·2 to 0·6)	0·2 (0·1 to 0·3)	7,730
Neonatal encephalopathy due to birth asphyxia and trauma	1,410 (944 to 2,000)	198 (121 to 298)	131 (76·8 to 207)	44·4 (29·8 to 64·3)	31·4 (21·6 to 45·7)	31·8 (21·6 to 46·5)	32·2 (21·9 to 46·9)	35·6 (24·2 to 50·5)	36·7 (24·6 to 53·1)	36·4 (24·6 to 52·4)	32·9 (22·1 to 47)	28·1 (18·6 to 40·5)	24·3 (16·4 to 35·2)	23·4 (15·7 to 34·4)	21 (14·1 to 31·1)	15·8 (10·5 to 23·5)	8·9 (5·6 to 13·1)	3·7 (2·1 to 5·9)	1·1 (0·6 to 1·9)	0·3 (0·1 to 0·5)	0 (0 to 0·1)	0 (0 to 0)	0 (0 to 0)	2,150
Neonatal sepsis and other neonatal infections	270 (159 to 425)	186 (113 to 288)	72·2 (47 to 108)	77·2 (41·3 to 129)	99·4 (51·6 to 163)	101 (50·4 to 164)	101 (52·5 to 166)	111 (61·1 to 184)	115 (63 to 187)	111 (60·1 to 180)	101 (51 to 162)	84·9 (47·8 to 133)	73·3 (38·8 to 120)	71·1 (39·6 to 115)	62·7 (33·8 to 105)	47·1 (24·5 to 76·5)	31·5 (16·7 to 51·2)	19·2 (9·7 to 31·4)	9·8 (5·2 to 16·7)	4·2 (2·7 to 6·5)	1·1 (0·6 to 1·9)	0·2 (0·1 to 0·3)	0 (0 to 0)	1,750
Hemolytic disease and other neonatal jaundice	19·5 (11·1 to 32·5)	8·4 (4·3 to 15·1)	3·9 (2·6 to 6·2)	11 (8·3 to 13·8)	11·9 (8·6 to 15·5)	12·1 (8·7 to 15·7)	12·2 (8·8 to 15·9)	13·5 (9·7 to 17·6)	13·9 (10·1 to 18·1)	13·8 (10 to 17·9)	12·5 (9 to 16·2)	10·7 (7·8 to 13·8)	9·2 (6·7 to 12)	8·9 (6·4 to 11·7)	7·9 (5·7 to 10·3)	5·9 (4·3 to 7·7)	3·9 (2·8 to 5)	2·3 (1·6 to 2·9)	1·1 (0·8 to 1·4)	0·4 (0·3 to 0·6)	0·1 (0·1 to 0·1)	0 (0 to 0)	0 (0 to 0)	183
Other neonatal disorders	1,090 (656 to 1,660)	332 (206 to 498)	162 (97·9 to 261)	112 (79·9 to 152)	0 (0 to 0)	0 (0 to 0)	0 (0 to 0)	0 (0 to 0)	0 (0 to 0)	0 (0 to 0)	0 (0 to 0)	0 (0 to 0)	0 (0 to 0)	0 (0 to 0)	0 (0 to 0)	0 (0 to 0)	0 (0 to 0)	0 (0 to 0)	0 (0 to 0)	0 (0 to 0)	0 (0 to 0)	0 (0 to 0)	0 (0 to 0)	1,690
Nutritional deficiencies	0·4 (0·2 to 0·7)	11·9 (4·6 to 25·7)	160 (90·3 to 266)	312 (113 to 644)	420 (135 to 988)	187 (68·3 to 427)	160 (58 to 371)	282 (91·4 to 682)	325 (104 to 800)	349 (105 to 845)	447 (170 to 961)	365 (125 to 765)	207 (82 to 459)	199 (73·8 to 428)	189 (73·1 to 417)	130 (56·8 to 258)	86·6 (39·1 to 192)	81·9 (38 to 173)	76·8 (36·6 to 148)	65 (30·8 to 126)	54·4 (27·1 to 103)	27·8 (15·3 to 47·2)	14·2 (8·5 to 22·3)	4,150
Protein-energy malnutrition	0·4 (0·2 to 0·7)	1·3 (0·7 to 2·3)	71·1 (46·5 to 107)	25·4 (15·7 to 38·4)	32·9 (16·5 to 57·5)	27·2 (12·6 to 51·3)	27·9 (13·4 to 49·8)	34·7 (18·3 to 59·3)	33·7 (16·7 to 58·1)	35·5 (18 to 60·8)	36·6 (20·2 to 59·3)	29·1 (16·2 to 48·5)	29·3 (17·2 to 46·2)	25·2 (13·5 to 41·8)	28·7 (17 to 44)	27·3 (17·8 to 40·9)	19·9 (12·8 to 29·5)	18·8 (12·6 to 27·3)	20·6 (13·9 to 28)	18·7 (12·9 to 26·3)	15·5 (9·9 to 23·1)	9·6 (6 to 13·8)	8·6 (5·2 to 12·5)	578
Iodine deficiency	0 (0 to 0)	0 (0 to 0)	0 (0 to 0)	0·7 (0·2 to 1·5)	4·4 (1·8 to 9·2)	10·6 (4·4 to 21·6)	14·2 (6·1 to 28)	16·5 (7·2 to 32·3)	17 (7 to 33·7)	16·4 (7 to 32·6)	14·4 (6·2 to 29·1)	11·8 (5·3 to 23·6)	9·9 (4·3 to 19·4)	9·3 (4 to 17·9)	8 (3·6 to 15·4)	6 (2·6 to 11·8)	4·1 (1·8 to 8·3)	2·6 (1·1 to 5·3)	1·6 (0·7 to 3)	0·9 (0·4 to 1·9)	0·5 (0·2 to 1)	0·2 (0·1 to 0·4)	0·1 (0 to 0·2)	149
Vitamin A deficiency	0 (0 to 0)	0·5 (0·1 to 1·2)	3·2 (1·5 to 6·2)	15·9 (7·1 to 29)	18·6 (7·4 to 35)	10·8 (3·4 to 21·7)	6·6 (3 to 11·8)	6·1 (2·6 to 11·2)	5·8 (2·7 to 10·8)	5·1 (2·4 to 8·9)	4 (1·9 to 7·4)	3·1 (1·4 to 5·6)	2·5 (1·2 to 4·6)	2·4 (1·1 to 4·8)	2·2 (1·1 to 3·8)	1·7 (0·8 to 3·1)	1·3 (0·6 to 2·3)	0·9 (0·4 to 1·7)	0·6 (0·3 to 1·1)	0·4 (0·2 to 0·7)	0·2 (0·1 to 0·4)	0·1 (0 to 0·2)	0 (0 to 0·1)	92·1
Dietary iron deficiency	0 (0 to 0)	10·1 (3·1 to 23·3)	84·4 (26·3 to 183)	269 (74·7 to 591)	355 (84·2 to 903)	130 (23 to 359)	97·5 (9·5 to 298)	207 (25·5 to 603)	246 (28·7 to 708)	277 (40·3 to 765)	379 (111 to 894)	310 (79·9 to 704)	157 (38·7 to 404)	149 (30·3 to 377)	140 (34·3 to 363)	86·9 (20·4 to 212)	55 (11·8 to 154)	55·6 (13·9 to 145)	51 (13·3 to 121)	43·2 (11 to 103)	36·6 (10·8 to 83)	16·7 (4·9 to 35·3)	4·9 (1·2 to 11·4)	3,160
Other nutritional deficiencies	0 (0 to 0)	0 (0 to 0)	1·2 (0·7 to 1·8)	1·6 (0·8 to 2·7)	8·7 (4·7 to 14·4)	8·7 (4·6 to 15·6)	13·8 (6·9 to 24·1)	17·8 (9·2 to 30·6)	22·9 (11·7 to 38·6)	15·1 (7·7 to 25·9)	13·2 (6·6 to 22·3)	11·9 (6 to 19·1)	8·4 (4·4 to 13·7)	13·1 (7·5 to 21)	10·1 (5·3 to 16·9)	7·9 (4·5 to 13)	6·3 (3·6 to 10·2)	3·9 (2·1 to 6·5)	2·9 (1·7 to 5)	1·7 (1 to 3·1)	1·6 (0·9 to 3·6)	1·2 (0·6 to 2·6)	0·7 (0·3 to 1·6)	172
Non-communicable diseases	3,320 (1,950 to 4,930)	1,080 (663 to 1,570)	3,180 (2,100 to 4,380)	3,810 (2,940 to 4,820)	4,950 (3,600 to 6,400)	8,650 (6,240 to 11,600)	12,700 (9,290 to 17,000)	18,000 (13,400 to 23,300)	22,300 (16,800 to 28,400)	25,600 (19,600 to 32,600)	27,600 (21,900 to 35,000)	27,400 (21,800 to 34,200)	28,500 (22,800 to 35,100)	33,100 (26,600 to 40,500)	36,900 (29,800 to 45,000)	38,200 (31,500 to 46,000)	34,200 (28,600 to 40,900)	30,100 (25,200 to 35,600)	25,600 (21,500 to 30,100)	21,700 (18,400 to 25,100)	16,400 (14,000 to 19,100)	9,480 (8,220 to 10,800)	5,580 (5,060 to 6,160)	439,000
Neoplasms	18·6 (11·8 to 26·9)	7 (4·7 to 10·2)	85·6 (54·6 to 129)	341 (243 to 462)	432 (340 to 517)	628 (492 to 792)	684 (526 to 862)	1,070 (792 to 1,440)	1,570 (1,130 to 2,150)	2,360 (1,740 to 3,180)	3,500 (2,600 to 4,690)	4,030 (3,030 to 5,300)	4,940 (3,730 to 6,500)	6,340 (4,780 to 8,230)	7,580 (5,770 to 9,840)	8,360 (6,440 to 10,700)	7,630 (6,020 to 9,550)	6,380 (5,120 to 7,920)	4,940 (3,890 to 6,120)	3,410 (2,630 to 4,250)	2,210 (1,600 to 2,780)	985 (686 to 1,230)	439 (293 to 553)	67,900
Lip and oral cavity cancer	0 (0 to 0)	0 (0 to 0)	0 (0 to 0)	0 (0 to 0)	1·4 (1·2 to 1·7)	1·9 (1·2 to 3·2)	3·1 (2 to 4·7)	6·4 (3·8 to 10·2)	11·5 (6·9 to 18·8)	13·1 (7·8 to 20·4)	14·9 (9·3 to 22·8)	27·6 (17·8 to 42·2)	32·3 (20·8 to 48·1)	34·2 (22·4 to 50·4)	46 (30·2 to 68)	52·8 (34·8 to 78·6)	51·1 (34·3 to 73·5)	45·5 (30·6 to 65·6)	40 (26·2 to 59)	33·7 (21·6 to 49·3)	20·2 (12·6 to 28·3)	11·4 (7·1 to 15·9)	4·5 (2·8 to 6·7)	452
Nasopharynx cancer	0 (0 to 0)	0 (0 to 0)	0 (0 to 0)	0 (0 to 0)	4·7 (2·1 to 8·8)	6·6 (3·5 to 11·2)	9·1 (5·5 to 15·1)	10·4 (5·7 to 17·5)	10·7 (6·3 to 17·3)	13·2 (7·7 to 21·7)	10·1 (5·9 to 16·6)	10 (6 to 16)	15·6 (9·8 to 23·5)	11·4 (7·2 to 17·8)	12·8 (7·9 to 19·4)	17·8 (10·2 to 28·7)	9·4 (5·7 to 14·4)	9·7 (5·9 to 15·2)	3·4 (2 to 5·2)	2·3 (1·3 to 3·7)	2·8 (1·6 to 4·7)	1·2 (0·6 to 2·1)	0·4 (0·2 to 0·7)	162
Other pharynx cancer	0 (0 to 0)	0 (0 to 0)	0 (0 to 0)	0 (0 to 0)	0 (0 to 0)	0 (0 to 0)	0 (0 to 0)	3·8 (1·7 to 6·8)	1·7 (1·1 to 2·9)	5·8 (3·4 to 9·7)	2·3 (1·2 to 3·9)	3·9 (2·3 to 6·5)	7·1 (4·2 to 11·1)	11·1 (6·6 to 17·4)	15·9 (10 to 24·3)	17·7 (10·7 to 27)	15·4 (9·6 to 23·4)	11·1 (7·1 to 16·1)	7·3 (4·6 to 11)	6·8 (4 to 10·7)	3·7 (2·2 to 5·6)	1·8 (1 to 2·8)	0·9 (0·5 to 1·4)	116
Esophageal cancer	0 (0 to 0)	0 (0 to 0)	0 (0 to 0)	0 (0 to 0)	0 (0 to 0)	0 (0 to 0)	0 (0 to 0)	1·4 (1·1 to 1·8)	2·2 (1·3 to 3·5)	5·5 (3·1 to 9·1)	9·8 (6 to 15)	9·7 (5·9 to 15·7)	19·8 (12·6 to 29·6)	36·8 (24·1 to 53·1)	49·5 (32·4 to 75·1)	51·1 (33·2 to 74·9)	60·8 (40·1 to 88·8)	62·8 (42·3 to 89·8)	51·7 (33·3 to 75·6)	43·4 (28·5 to 64·3)	28·4 (18·5 to 41·4)	10·4 (6·4 to 15·2)	3·9 (2·2 to 6·1)	447
Stomach cancer	0 (0 to 0)	0 (0 to 0)	0 (0 to 0)	0 (0 to 0)	0 (0 to 0)	0 (0 to 0)	16·6 (10·3 to 24·9)	48·3 (31·6 to 69·6)	131 (82·1 to 195)	252 (162 to 381)	427 (281 to 636)	428 (287 to 599)	498 (351 to 696)	650 (448 to 897)	777 (533 to 1,080)	920 (669 to 1,270)	906 (672 to 1,220)	807 (598 to 1,080)	748 (556 to 969)	506 (362 to 673)	393 (274 to 522)	183 (120 to 251)	63·5 (37·4 to 88·7)	7,760
Colon and rectum cancer	0 (0 to 0)	0 (0 to 0)	0 (0 to 0)	0 (0 to 0)	3 (2 to 4·1)	7·2 (4·6 to 10·6)	19 (12·6 to 27·7)	70 (43·1 to 109)	131 (81 to 198)	228 (142 to 343)	296 (197 to 437)	346 (230 to 503)	522 (357 to 747)	667 (443 to 940)	891 (622 to 1,290)	1,110 (777 to 1,550)	1,010 (733 to 1,360)	844 (625 to 1,110)	758 (561 to 996)	596 (433 to 801)	398 (265 to 547)	201 (131 to 281)	90·8 (57·2 to 128)	8,190
Liver cancer	0·3 (0·1 to 0·6)	0·1 (0·1 to 0·2)	1·9 (1·1 to 3·1)	8·7 (5·6 to 12·8)	9·2 (5·7 to 13·7)	6·9 (4·5 to 9·9)	5·8 (2·8 to 10·7)	18·1 (10·3 to 30·1)	30·3 (17·1 to 50·2)	45 (24·5 to 73·6)	56·4 (30·8 to 92·4)	80 (47·1 to 131)	126 (76·8 to 201)	170 (105 to 257)	233 (141 to 357)	355 (224 to 519)	361 (236 to 516)	343 (233 to 482)	233 (154 to 332)	149 (101 to 212)	86·7 (55·5 to 125)	26·1 (16·4 to 36·4)	10·1 (5·7 to 14·9)	2,360
Liver cancer due to hepatitis B	0 (0 to 0)	0 (0 to 0)	0 (0 to 0)	0 (0 to 0)	0 (0 to 0)	0·6 (0·3 to 1·2)	1·3 (0·5 to 2·6)	5·6 (2·7 to 10·2)	11·6 (5·3 to 22·5)	17·3 (7·8 to 32·1)	19·5 (8·9 to 36·5)	23·9 (10·9 to 45·1)	30·6 (14·2 to 57·7)	33·5 (15·1 to 63·8)	39·3 (17·8 to 76·1)	49·8 (21·2 to 97·5)	39·7 (18·1 to 76·3)	30·4 (12·8 to 60·7)	17 (7·6 to 32·6)	9·1 (3·8 to 17)	5 (2·2 to 9·2)	1·4 (0·6 to 2·7)	0·5 (0·2 to 1·2)	336
Liver cancer due to hepatitis C	0 (0 to 0)	0 (0 to 0)	0 (0 to 0)	0 (0 to 0)	0 (0 to 0)	0·1 (0 to 0·2)	1 (0 to 0·3)	1·4 (0·4 to 2·2)	2·8 (1·2 to 5·1)	6·5 (2·7 to 13·3)	11·5 (4·4 to 23·6)	21·7 (10·1 to 39·3)	37·8 (18·9 to 75·7)	67·4 (33·7 to 114)	106 (52·2 to 173)	185 (90·5 to 277)	177 (102 to 274)	161 (107 to 270)	113 (75·6 to 203)	80·1 (54·1 to 138)	58·8 (34·1 to 83)	17·2 (10·4 to 25·1)	6·8 (3·5 to 10·5)	1,080
Liver cancer due to alcohol use	0 (0 to 0)	0 (0 to 0)	0 (0 to 0)	0 (0 to 0)	0 (0 to 0)	0 (0 to 0)	0·1 (0 to 0·3)	1·1 (0·4 to 2·4)	3·1 (1·1 to 7)	6·3 (2·7 to 12·7)	10·2 (4 to 21·1)	16·1 (7·3 to 30·9)	26·8 (10·8 to 50·8)	36·1 (15·4 to 64·3)	48·8 (20·1 to 95·8)	77·7 (33·8 to 145)	86 (43·9 to 155)	78·3 (39·2 to 141)	44·2 (21·8 to 79·4)	23·1 (11 to 40·8)	11·4 (5·9 to 20·1)	2·9 (1·4 to 5·3)	0·9 (0·4 to 2)	473
Liver cancer due to NASH	0 (0 to 0)	0 (0 to 0)	0 (0 to 0)	0 (0 to 0)	0 (0 to 0)	0 (0 to 0)	1·8 (0·8 to 3·7)	4·3 (2 to 8·1)	6·1 (2·1 to 10·4)	6·1 (2·7 to 11·8)	6·5 (2·8 to 12·4)	8·6 (3·8 to 16·2)	13·4 (5·8 to 27·9)	17·5 (8·4 to 32·5)	23·4 (10·3 to 42·9)	36·2 (16·8 to 69·2)	38 (19·2 to 71·8)	39·2 (20·1 to 71·1)	30·2 (15·2 to 53·3)	20·3 (9·6 to 36·8)	11·6 (6 to 20·2)	3·5 (1·6 to 6)	1·3 (0·5 to 2·8)	267
Liver cancer due to other causes	0·3 (0·1 to 0·6)	0·1 (0·1 to 0·2)	1·9 (1·1 to 3·1)	8·7 (5·6 to 12·8)	9·2 (5·7 to 13·7)	6·2 (4·1 to 8·8)	2·5 (1·1 to 4·8)	6·1 (2·9 to 11·2)	7·6 (3·5 to 14·4)	8·7 (3·8 to 16·2)	8·7 (3·7 to 16·9)	10·2 (4·8 to 20·1)	13·6 (6·4 to 26·4)	15·2 (7·2 to 30)	17·6 (7·7 to 34)	23 (10·3 to 44·2)	20·4 (9·7 to 37·5)	17·8 (8·1 to 32·7)	11·8 (5·5 to 21·9)	7·2 (3·2 to 12·8)	3·9 (1·9 to 6·6)	1·1 (0·5 to 2·1)	0·4 (0·2 to 0·9)	202
Gallbladder and biliary tract cancer	0 (0 to 0)	0 (0 to 0)	0 (0 to 0)	0 (0 to 0)	0 (0 to 0)	0 (0 to 0)	0 (0 to 0)	2·4 (1·4 to 4·3)	5·4 (3·1 to 9·2)	12 (6·7 to 20·3)	22·9 (11·9 to 41·9)	42·5 (24·4 to 69·3)	75·6 (45 to 130)	110 (64·5 to 192)	162 (95·9 to 289)	196 (118 to 343)	199 (128 to 335)	164 (104 to 269)	128 (80·1 to 210)	88·6 (56·5 to 138)	50·8 (31·2 to 82·8)	20·7 (11·8 to 33·6)	9·1 (4·9 to 15·9)	1,290
Pancreatic cancer	0 (0 to 0)	0 (0 to 0)	0 (0 to 0)	0 (0 to 0)	0 (0 to 0)	0 (0 to 0)	2·1 (1·3 to 3·1)	7·7 (4·2 to 12·7)	17 (9·7 to 28·1)	27·3 (16·6 to 43·2)	68·1 (44·2 to 100)	99·1 (65·7 to 141)	166 (112 to 242)	318 (210 to 460)	479 (321 to 693)	610 (418 to 869)	544 (383 to 752)	530 (378 to 728)	437 (313 to 590)	267 (181 to 373)	169 (107 to 237)	65·1 (41·8 to 92·4)	30·2 (18·3 to 42·3)	3,840
Larynx cancer	0 (0 to 0)	0 (0 to 0)	0 (0 to 0)	0 (0 to 0)	0 (0 to 0)	0 (0 to 0)	0 (0 to 0)	1·7 (1·3 to 2·2)	1·8 (1·3 to 2·4)	1·6 (1·1 to 2·4)	2·3 (1·2 to 4·5)	3·6 (2 to 6·5)	7·1 (4·3 to 11·5)	10·9 (6·5 to 17·9)	17·1 (11 to 25·7)	18·1 (11 to 28·4)	21·3 (12·9 to 32·6)	15·7 (9·8 to 24·1)	11·4 (7·3 to 17·3)	9·2 (5·8 to 13·4)	6·1 (3·7 to 9·2)	2·2 (1·1 to 3·7)	1·2 (0·6 to 2·1)	131
Tracheal, bronchus, and lung cancer	0 (0 to 0)	0 (0 to 0)	0 (0 to 0)	0 (0 to 0)	0 (0 to 0)	2·6 (1·4 to 4·4)	6·1 (3·5 to 10)	18·1 (9·4 to 31·4)	33·9 (19·7 to 55·8)	62·5 (38·1 to 96·1)	89·3 (54·8 to 139)	135 (87 to 199)	218 (147 to 315)	298 (198 to 432)	425 (288 to 610)	541 (367 to 761)	539 (381 to 726)	514 (375 to 682)	392 (275 to 529)	225 (155 to 317)	145 (93·9 to 208)	52·6 (32·5 to 78·5)	21·7 (12·5 to 33·1)	3,720
Malignant skin melanoma	0 (0 to 0·1)	0 (0 to 0·1)	0·9 (0·2 to 3·8)	4·1 (1·1 to 15·1)	1·6 (1·2 to 2·1)	2·2 (1·3 to 3·7)	5·4 (2·8 to 9·2)	10·2 (5·2 to 17·9)	20 (10·5 to 32·6)	29·8 (16·4 to 48·6)	56·8 (28·5 to 94·6)	45·3 (24·6 to 74·1)	48·2 (26 to 76·2)	45 (25·2 to 74·7)	69·3 (38·1 to 109)	59·4 (34·5 to 91·5)	52 (30·5 to 82)	38·7 (22·8 to 61·6)	33·7 (20·7 to 51·8)	25·2 (15 to 39·1)	19·6 (11·2 to 29)	11·1 (5·3 to 17·5)	7·1 (3·2 to 11·3)	586
Non-melanoma skin cancer	0 (0 to 0)	0 (0 to 0)	0 (0 to 0)	0 (0 to 0)	0 (0 to 0)	0 (0 to 0)	0 (0 to 0)	3·9 (2·5 to 5·9)	6·7 (3·9 to 10·7)	7·9 (4·9 to 12)	5·8 (3·4 to 9·2)	6·6 (4·1 to 10·4)	10·3 (6·4 to 16·3)	9·6 (6·3 to 14·7)	13·7 (8·6 to 21·5)	20·1 (13·1 to 29·4)	20·1 (13 to 29·6)	22 (14·8 to 32·2)	29·5 (20·2 to 41·2)	44·3 (28·9 to 61)	48·6 (30·1 to 66·5)	37·8 (21·7 to 51·5)	32 (15·4 to 46·5)	319
Non-melanoma skin cancer (squamous-cell carcinoma)	0 (0 to 0)	0 (0 to 0)	0 (0 to 0)	0 (0 to 0)	0 (0 to 0)	0 (0 to 0)	0 (0 to 0)	3·9 (2·5 to 5·9)	6·6 (3·9 to 10·7)	7·9 (4·9 to 11·9)	5·8 (3·4 to 9·2)	6·6 (4·1 to 10·4)	10·3 (6·4 to 16·2)	9·5 (6·2 to 14·7)	13·6 (8·5 to 21·5)	20·1 (13·1 to 29·3)	20 (13 to 29·5)	22 (14·8 to 32·1)	29·4 (20·2 to 41·1)	44·3 (28·8 to 61)	48·5 (30·1 to 66·5)	37·8 (21·7 to 51·5)	32 (15·4 to 46·5)	318
Non-melanoma skin cancer (basal-cell carcinoma)	0 (0 to 0)	0 (0 to 0)	0 (0 to 0)	0 (0 to 0)	0 (0 to 0)	0 (0 to 0)	0 (0 to 0)	0 (0 to 0)	0 (0 to 0)	0 (0 to 0)	0 (0 to 0)	0 (0 to 0)	0 (0 to 0)	0 (0 to 0)	0 (0 to 0·1)	0·1 (0 to 0·1)	0·1 (0 to 0·1)	0·1 (0 to 0·1)	0 (0 to 0·1)	0 (0 to 0)	0 (0 to 0)	0 (0 to 0)	0 (0 to 0)	0·5
Breast cancer	0 (0 to 0)	0 (0 to 0)	0 (0 to 0)	0 (0 to 0)	0 (0 to 0)	0 (0 to 0)	9 (5·1 to 14·3)	29·5 (19·5 to 44·2)	116 (72·3 to 170)	383 (252 to 570)	741 (497 to 1,060)	1,020 (696 to 1,430)	1,220 (880 to 1,710)	1,520 (1,080 to 2,110)	1,660 (1,170 to 2,270)	1,560 (1,130 to 2,090)	1,330 (973 to 1,770)	923 (702 to 1,230)	618 (452 to 818)	451 (314 to 601)	281 (192 to 382)	125 (80·6 to 173)	57 (33·9 to 85·7)	12,000
Cervical cancer	0 (0 to 0)	0 (0 to 0)	0 (0 to 0)	0 (0 to 0)	0 (0 to 0)	0 (0 to 0)	6·4 (3·6 to 11·2)	40·4 (21·4 to 69·2)	184 (103 to 310)	417 (246 to 666)	715 (446 to 1,080)	744 (489 to 1,050)	707 (461 to 1,040)	755 (509 to 1,120)	668 (446 to 988)	570 (385 to 861)	456 (312 to 664)	335 (233 to 473)	228 (158 to 320)	161 (109 to 226)	101 (67 to 144)	40·9 (24·9 to 59·1)	20·5 (12·3 to 30·1)	6,150
Uterine cancer	0 (0 to 0)	0 (0 to 0)	0 (0 to 0)	0 (0 to 0)	0 (0 to 0)	0 (0 to 0)	0 (0 to 0)	3·7 (2·3 to 5·9)	12·2 (6·5 to 21·2)	18·7 (10·4 to 31·6)	36·1 (21·1 to 57·4)	38·5 (24·3 to 56·3)	92·9 (57·5 to 139)	164 (103 to 250)	242 (149 to 359)	327 (211 to 488)	268 (178 to 391)	207 (140 to 298)	117 (79·6 to 168)	71·3 (45·3 to 105)	44·6 (28·5 to 62·4)	19 (11·9 to 26·6)	8·2 (5 to 12)	1,670
Ovarian cancer	0 (0 to 0)	0 (0 to 0)	0 (0 to 0)	0 (0 to 0)	5·5 (2·7 to 9·1)	13·7 (8·3 to 21·5)	27·1 (15·6 to 42·5)	55·4 (33·1 to 87·9)	56·1 (33·4 to 88·5)	94·7 (58 to 145)	139 (88·9 to 204)	179 (110 to 269)	286 (188 to 428)	375 (234 to 551)	389 (258 to 568)	407 (268 to 580)	343 (227 to 474)	268 (172 to 380)	160 (103 to 226)	97·2 (57·8 to 142)	55·1 (31·9 to 81·8)	23 (11·7 to 35·5)	9·4 (4·5 to 14·8)	2,980
Prostate cancer	0 (0 to 0)	0 (0 to 0)	0 (0 to 0)	0 (0 to 0)	0 (0 to 0)	0 (0 to 0)	0 (0 to 0)	0 (0 to 0)	0 (0 to 0)	0 (0 to 0)	0 (0 to 0)	0 (0 to 0)	0 (0 to 0)	0 (0 to 0)	0 (0 to 0)	0 (0 to 0)	0 (0 to 0)	0 (0 to 0)	0 (0 to 0)	0 (0 to 0)	0 (0 to 0)	0 (0 to 0)	0 (0 to 0)	0
Testicular cancer	–	–	–	–	–	–	–	–	–	–	–	–	–	–	–	–	–	–	–	–	–	–	–	NA
Kidney cancer	0·3 (0·2 to 0·5)	0·1 (0·1 to 0·2)	2·1 (1·1 to 3·6)	10·5 (6·6 to 17·3)	17·8 (10·6 to 30·4)	14·2 (7·9 to 22·7)	13·8 (6·2 to 25·3)	19·4 (10·4 to 32)	12 (6·6 to 20·4)	22 (12·4 to 36·3)	29·7 (16·8 to 48)	36·6 (21·2 to 58·7)	47·7 (27·6 to 73·4)	78·5 (47·2 to 121)	118 (70·3 to 183)	127 (77 to 198)	122 (77 to 185)	90·1 (58·6 to 134)	60·3 (38·1 to 93·2)	46·3 (29·9 to 70·6)	21·3 (11·9 to 35·3)	8 (4·6 to 12·3)	4·5 (2·5 to 6·7)	903
Bladder cancer	0 (0 to 0)	0 (0 to 0)	0 (0 to 0)	0 (0 to 0)	0 (0 to 0)	0 (0 to 0)	1·4 (1·1 to 1·7)	1·5 (1·1 to 2)	1·6 (1·1 to 2·4)	5·2 (3·2 to 8·5)	6·1 (3·6 to 9·9)	17·3 (10·8 to 26)	19·8 (12·9 to 29·5)	25·9 (16·8 to 37·9)	56·4 (35·8 to 84·1)	54·4 (37 to 78·4)	67 (45 to 96·3)	74 (51·2 to 106)	63·9 (43·5 to 88·1)	60·8 (40 to 86·4)	39·8 (25·4 to 58)	18·5 (11·7 to 26·6)	9·4 (5·6 to 13·2)	523
Brain and central nervous system cancer	6 (1·3 to 11·3)	1·6 (0·4 to 3)	20·1 (4 to 38·5)	79·4 (16 to 149)	98·7 (35·6 to 170)	95·7 (41·7 to 145)	75·1 (23·3 to 108)	83·9 (35 to 141)	111 (42·2 to 167)	123 (48·2 to 195)	123 (58·3 to 198)	124 (55·7 to 218)	161 (59 to 206)	151 (73·5 to 252)	151 (81·3 to 303)	172 (79·4 to 280)	151 (62·9 to 247)	120 (43·3 to 160)	71·7 (30·7 to 123)	32·3 (14·6 to 59·3)	15·8 (7·6 to 29·7)	6·8 (2·7 to 12·2)	3·9 (1·3 to 7·7)	1,920
Thyroid cancer	0 (0 to 0)	0 (0 to 0)	0 (0 to 0)	0 (0 to 0)	1·9 (1·4 to 3·1)	2·1 (1·4 to 3·5)	3·3 (1·7 to 5·8)	10·7 (4·3 to 21·6)	11·7 (4·7 to 23·2)	21 (9·3 to 41·5)	29·3 (15·3 to 50·5)	23·9 (13·3 to 40·4)	36·6 (20·7 to 57·3)	68·8 (40·3 to 108)	55·3 (33·9 to 85·4)	78·4 (50·7 to 116)	68 (43·5 to 102)	62·6 (42 to 91·4)	47·3 (31·3 to 71·2)	37·2 (23·2 to 54·8)	17 (10·3 to 26·4)	6·8 (3·9 to 10·4)	1·8 (1 to 3·1)	584
Mesothelioma	0 (0 to 0)	0 (0 to 0)	0 (0 to 0)	0 (0 to 0)	0 (0 to 0)	0 (0 to 0)	0 (0 to 0)	0·5 (0·2 to 1·2)	5·9 (2 to 10·9)	1·9 (1·1 to 3·2)	2·4 (1·3 to 4·2)	3·3 (2 to 5·4)	3·4 (2 to 6·2)	4·2 (2·6 to 6·8)	4·5 (2·7 to 8·2)	5 (3 to 7·7)	4·2 (2·6 to 6·1)	3·9 (2·4 to 5·8)	2·2 (1·5 to 3·3)	2·5 (1·1 to 3·7)	1·7 (0·6 to 2·8)	0·3 (0·2 to 0·5)	0·1 (0 to 0·1)	45·8
Hodgkin lymphoma	0 (0 to 0)	0 (0 to 0)	0 (0 to 0)	2·1 (1 to 5)	5 (1·5 to 11·6)	12·9 (6·2 to 25·2)	35·7 (18·4 to 62·9)	52·2 (26·8 to 88·5)	67·4 (31·7 to 119)	48·7 (23·3 to 87·2)	47·1 (22·7 to 85·7)	35·4 (18·8 to 59·4)	24·3 (14·5 to 38·9)	27·2 (16·1 to 42·4)	30·7 (19·1 to 48·4)	31·3 (19·7 to 47·7)	25·3 (16 to 37·8)	24·7 (15·1 to 37·1)	19·4 (11·3 to 30·4)	10·8 (5·7 to 17·9)	7·1 (3·3 to 12·6)	3·4 (1·1 to 7·3)	1 (0·3 to 2·4)	512
Non-Hodgkin lymphoma	0 (0 to 0)	0 (0 to 0)	0 (0 to 0)	13·4 (8·6 to 19·2)	14·7 (10·1 to 20·1)	19·5 (12·1 to 30)	58·6 (37·9 to 88·3)	125 (77·9 to 188)	129 (83·2 to 193)	121 (78·1 to 182)	125 (83·3 to 186)	121 (80·9 to 179)	132 (87·7 to 192)	199 (129 to 293)	247 (162 to 363)	273 (183 to 391)	312 (217 to 438)	281 (193 to 389)	204 (141 to 284)	114 (76·4 to 162)	57·9 (38·2 to 82)	23·1 (14·3 to 34·1)	9·4 (5·6 to 13·7)	2,580
Multiple myeloma	0 (0 to 0)	0 (0 to 0)	0 (0 to 0)	0 (0 to 0)	0 (0 to 0)	0 (0 to 0)	0 (0 to 0)	1 (0·5 to 2·4)	1·7 (0·8 to 4·1)	3·5 (1·5 to 10·4)	17·7 (9·8 to 28·8)	24·9 (15·1 to 38·7)	44·2 (28·1 to 67·8)	98·8 (61·4 to 152)	158 (99·4 to 232)	209 (126 to 309)	167 (105 to 238)	161 (95·6 to 236)	109 (60·3 to 157)	57·1 (32·7 to 86·6)	27·9 (15·7 to 45)	9·7 (5·5 to 15·9)	2·1 (1·1 to 3·4)	1,090
Leukemia	4·6 (2·9 to 6·7)	2 (1·3 to 2·9)	30·6 (17·1 to 51·9)	122 (79·4 to 178)	177 (120 to 252)	297 (202 to 412)	239 (162 to 341)	277 (179 to 412)	279 (173 to 432)	245 (156 to 366)	246 (158 to 358)	221 (144 to 325)	232 (146 to 339)	238 (161 to 340)	270 (174 to 392)	256 (165 to 372)	245 (161 to 351)	197 (129 to 297)	164 (108 to 240)	102 (64·3 to 156)	68 (41·1 to 104)	28·3 (16·4 to 43·3)	12·4 (7·2 to 18·7)	3,960
Acute lymphoid leukemia	1·4 (0·8 to 2·4)	0·5 (0·3 to 0·8)	14·6 (7·9 to 25·4)	76·3 (46·5 to 118)	124 (77·2 to 181)	207 (130 to 305)	147 (89·5 to 220)	135 (74·4 to 220)	117 (62·6 to 194)	99·4 (53·8 to 168)	78·7 (38·7 to 133)	73·4 (37·1 to 124)	72·6 (35·5 to 124)	56·4 (30·6 to 95·8)	75·3 (37·9 to 129)	71·7 (34·4 to 123)	52·6 (25 to 95·6)	31·8 (15·2 to 59·9)	21·2 (9·2 to 38)	10·2 (4·5 to 19)	5·8 (2·6 to 11)	0·7 (0·3 to 1·6)	0·1 (0 to 0·7)	1,470
Chronic lymphoid leukemia	0 (0 to 0)	0 (0 to 0)	0 (0 to 0)	0 (0 to 0)	0 (0 to 0)	0 (0 to 0)	0 (0 to 0)	3·7 (1·9 to 6·4)	3·1 (1·6 to 5·4)	1·7 (1 to 2·8)	1·4 (0·8 to 2·2)	1·8 (0·8 to 3·4)	8·8 (4·3 to 16·9)	7·4 (3·6 to 13·2)	9·2 (4·1 to 17·5)	20 (9·2 to 37·3)	22·9 (10·8 to 42·9)	20·4 (9·4 to 38·1)	21·5 (11·1 to 38·5)	25·2 (13·2 to 42)	17·7 (8·5 to 31·3)	8·1 (3·8 to 14·3)	3·2 (1·4 to 6)	176
Acute myeloid leukemia	1 (0·6 to 2)	0·7 (0·3 to 1·7)	8·4 (3·9 to 18·4)	40 (21·1 to 70·8)	45·5 (21·2 to 81·2)	67·5 (30 to 126)	72·2 (34·7 to 129)	108 (57·7 to 180)	101 (52·9 to 173)	110 (60·4 to 180)	105 (55·7 to 172)	90·2 (50·5 to 146)	87·8 (49·1 to 138)	108 (67·8 to 166)	124 (69·7 to 204)	94·5 (52·2 to 155)	95·9 (55 to 152)	73·6 (40·7 to 120)	60 (32 to 99·5)	23·9 (12·1 to 39)	14·3 (6·8 to 24·9)	5·6 (2 to 9·9)	3·7 (0·9 to 8·7)	1,440
Chronic myeloid leukemia	0·3 (0·1 to 0·7)	0·1 (0 to 0·1)	0·4 (0·2 to 0·6)	1·2 (0·6 to 2·2)	2·1 (1 to 4)	2 (1 to 3·6)	3·5 (1·5 to 6·9)	5·4 (2·3 to 11)	18·7 (7·9 to 36·9)	14·1 (5·8 to 29·2)	16·1 (7·3 to 31·4)	19·9 (9·2 to 38·1)	24·1 (11·4 to 42·7)	32 (16·2 to 57·7)	21·4 (9·4 to 40·9)	23·5 (11·9 to 42·3)	30·8 (14·9 to 57·5)	29·8 (15·1 to 54·3)	22·3 (10·6 to 41·1)	15·1 (7·4 to 27·2)	7·2 (3·4 to 13·3)	3·9 (1·8 to 6·9)	1 (0·4 to 1·8)	295
Other leukemia	1·9 (1 to 2·9)	0·7 (0·4 to 1·2)	7·2 (3·3 to 13·5)	4·8 (2·3 to 8·7)	5·5 (2·3 to 11·1)	20·5 (10 to 36·2)	17·1 (8·3 to 31)	24·6 (11 to 47·7)	38·9 (18·7 to 70·9)	20·4 (9·3 to 39·2)	44·7 (20·7 to 81·7)	36·2 (19·2 to 62·9)	38·6 (19·3 to 67·1)	34 (17·6 to 57·6)	40·5 (20 to 72·3)	46·8 (23·3 to 78·6)	43·2 (22·7 to 72·9)	41·9 (22·5 to 72)	39·2 (20·7 to 64·3)	28 (14·6 to 48·5)	23·1 (12·1 to 40·1)	10 (5 to 17·2)	4·5 (2·1 to 7·6)	572
Other malignant neoplasms	6·3 (3·9 to 9·8)	2·7 (1·6 to 5·9)	23·1 (13·3 to 56·2)	98·7 (66·2 to 148)	83·1 (61·2 to 107)	144 (100 to 197)	155 (97·8 to 215)	160 (106 to 231)	179 (118 to 260)	145 (103 to 203)	172 (117 to 249)	182 (122 to 256)	194 (128 to 280)	222 (157 to 317)	274 (189 to 386)	272 (189 to 393)	235 (163 to 325)	193 (133 to 263)	154 (105 to 217)	118 (81·5 to 164)	76·5 (49·9 to 111)	39·6 (24·1 to 56·6)	19·3 (11 to 29·4)	3,150
Other neoplasms	0·9 (0·4 to 1·8)	0·4 (0·1 to 1)	6·9 (2·8 to 14·7)	2·3 (1·4 to 8)	2·9 (1·4 to 5·4)	5 (2·7 to 8·5)	5·1 (2·8 to 8·6)	10·6 (6·7 to 15·5)	11·4 (6·8 to 18·4)	15·5 (9·3 to 23·9)	13·6 (8·3 to 20·6)	16·5 (10·8 to 23·8)	28·8 (19·5 to 41)	33·6 (22·1 to 50·2)	45·6 (30 to 65·4)	47·7 (32·7 to 65·8)	48·6 (33·5 to 66·6)	54·5 (37·2 to 74·5)	48 (33·5 to 65·4)	48·1 (30·7 to 67·4)	23 (14·3 to 31·8)	9·1 (5·2 to 13·3)	4·5 (2·6 to 6·9)	483
Myelodysplastic, myeloproliferative, and other hematopoietic neoplasms	0·9 (0·4 to 1·8)	0·4 (0·1 to 1)	6·9 (2·8 to 14·7)	2·3 (1·4 to 8)	2·9 (1·4 to 5·4)	5 (2·7 to 8·5)	5·1 (2·8 to 8·6)	10·6 (6·7 to 15·5)	11·4 (6·8 to 18·4)	15·5 (9·3 to 23·9)	13·6 (8·3 to 20·6)	16·5 (10·8 to 23·8)	28·8 (19·5 to 41)	33·6 (22·1 to 50·2)	45·6 (30 to 65·4)	47·7 (32·7 to 65·8)	48·6 (33·5 to 66·6)	54·5 (37·2 to 74·5)	48 (33·5 to 65·4)	48·1 (30·7 to 67·4)	23 (14·3 to 31·8)	9·1 (5·2 to 13·3)	4·5 (2·6 to 6·9)	483
Benign and in situ intestinal neoplasms	0 (0 to 0)	0 (0 to 0)	0 (0 to 0)	0 (0 to 0)	0 (0 to 0)	0 (0 to 0)	0 (0 to 0)	0 (0 to 0)	0 (0 to 0)	0 (0 to 0)	0 (0 to 0)	0 (0 to 0)	0 (0 to 0)	0 (0 to 0)	0 (0 to 0)	0 (0 to 0)	0 (0 to 0)	0 (0 to 0)	0 (0 to 0)	0 (0 to 0)	0 (0 to 0)	0 (0 to 0)	0 (0 to 0)	0
Benign and in situ cervical and uterine neoplasms	0 (0 to 0)	0 (0 to 0)	0 (0 to 0)	0 (0 to 0)	0 (0 to 0)	0 (0 to 0)	0 (0 to 0)	0 (0 to 0)	0 (0 to 0)	0 (0 to 0)	0 (0 to 0)	0 (0 to 0)	0 (0 to 0)	0 (0 to 0)	0 (0 to 0)	0 (0 to 0)	0 (0 to 0)	0 (0 to 0)	0 (0 to 0)	0 (0 to 0)	0 (0 to 0)	0 (0 to 0)	0 (0 to 0)	0
Other benign and in situ neoplasms	0 (0 to 0)	0 (0 to 0)	0 (0 to 0)	0 (0 to 0)	0 (0 to 0)	0 (0 to 0)	0 (0 to 0)	0 (0 to 0)	0 (0 to 0)	0 (0 to 0)	0 (0 to 0)	0 (0 to 0)	0 (0 to 0)	0 (0 to 0)	0 (0 to 0)	0 (0 to 0)	0 (0 to 0)	0 (0 to 0)	0 (0 to 0)	0 (0 to 0)	0 (0 to 0)	0 (0 to 0)	0 (0 to 0)	0
Cardiovascular diseases	33·3 (20·8 to 50·3)	18·1 (11·2 to 28)	75 (44 to 126)	62·7 (45·2 to 83·8)	105 (77·6 to 137)	206 (152 to 276)	386 (290 to 495)	698 (536 to 887)	892 (673 to 1,160)	1,040 (795 to 1,330)	1,500 (1,150 to 1,920)	1,720 (1,330 to 2,240)	2,150 (1,630 to 2,780)	2,950 (2,270 to 3,790)	4,040 (3,130 to 5,180)	5,140 (4,000 to 6,490)	5,400 (4,340 to 6,710)	5,890 (4,790 to 7,210)	5,740 (4,690 to 6,990)	5,770 (4,510 to 7,060)	4,800 (3,600 to 5,950)	3,000 (2,120 to 3,710)	1,910 (1,270 to 2,340)	53,500
Rheumatic heart disease	0 (0 to 0)	0 (0 to 0)	0 (0 to 0)	7·1 (3·5 to 12·9)	36·8 (19·4 to 62·9)	82·8 (48·1 to 134)	119 (68 to 196)	179 (116 to 265)	217 (143 to 307)	224 (152 to 318)	228 (157 to 315)	203 (143 to 278)	181 (125 to 247)	179 (126 to 245)	170 (118 to 228)	120 (86·9 to 161)	89·5 (64·8 to 119)	61·3 (44·6 to 82·3)	40·8 (30·1 to 53·9)	24 (17·4 to 31·7)	16·5 (11·3 to 22·4)	7 (4·9 to 9·4)	3·3 (2·1 to 4·4)	2,190





SR Table 2b: El Salvador DALYS by cause and age group for females with 95% uncertainty intervals, 2019

Cause	Early Neonatal	Late Neonatal	Post Neonatal	1 to 4	5 to 9	10 to 14	15 to 19	20 to 24	25 to 29	30 to 34	35 to 39
All causes	17,000 (12,000 to 23,700)	5,190 (3,710 to 7,190)	21,100 (14,400 to 29,900)	11,000 (7,320 to 14,500)	15,400 (12,000 to 19,600)	19,900 (15,500 to 25,500)	30,500 (24,100 to 38,300)	39,500 (31,500 to 49,100)	41,000 (32,400 to 51,300)	39,000 (30,800 to 48,400)	42,400 (33,800 to 52,700)
Communicable, maternal, neonatal, and nutritional diseases	11,700 (7,660 to 16,900)	3,460 (2,300 to 5,020)	12,700 (7,980 to 18,800)	4,570 (2,920 to 6,320)	4,520 (3,120 to 6,530)	2,620 (1,950 to 3,610)	2,690 (2,070 to 3,400)	3,670 (2,880 to 4,590)	4,010 (3,220 to 4,910)	3,650 (2,980 to 4,530)	3,650 (2,940 to 4,470)
HIV/AIDS and sexually transmitted infections	195 (54·4 to 464)	54·2 (15·1 to 128)	282 (209 to 397)	104 (85 to 125)	71·2 (52·1 to 88)	49·4 (37 to 65·3)	114 (92·1 to 143)	507 (412 to 623)	1,060 (867 to 1,280)	1,070 (876 to 1,310)	1,060 (878 to 1,270)
HIV/AIDS	0 (0 to 0·1)	0·2 (0 to 0·4)	205 (170 to 249)	101 (82·1 to 124)	69·4 (50·3 to 86·1)	44·1 (31·5 to 59·1)	89·2 (73·4 to 107)	420 (347 to 501)	922 (760 to 1,120)	939 (773 to 1,130)	926 (758 to 1,110)
HIV/AIDS - Drug-susceptible Tuberculosis	0 (0 to 0)	0 (0 to 0)	7·8 (5 to 12)	3·7 (2·4 to 5·5)	2·3 (1·5 to 3·3)	1·4 (1 to 2)	2·8 (1·9 to 4·1)	13·8 (9·2 to 20·5)	30·8 (20·4 to 45·8)	33·6 (22·3 to 49·8)	32·8 (21·7 to 48·8)
HIV/AIDS - Multidrug-resistant Tuberculosis without extensive	0 (0 to 0)	0 (0 to 0)	0·4 (0 to 1·7)	0·2 (0 to 0·8)	0·1 (0 to 0·4)	0·1 (0 to 0·3)	0·1 (0 to 0·6)	0·7 (0·1 to 2·8)	1·5 (0·2 to 6·2)	1·6 (0·2 to 6·7)	1·6 (0·2 to 6·5)
HIV/AIDS - Extensively drug-resistant Tuberculosis	0 (0 to 0)	0 (0 to 0)	0·1 (0 to 0·3)	0 (0 to 0·1)	0 (0 to 0·1)	0 (0 to 0)	0 (0 to 0·1)	0·1 (0 to 0·4)	0·2 (0 to 1)	0·3 (0 to 1·1)	0·3 (0 to 1)
HIV/AIDS resulting in other diseases	0 (0 to 0·1)	0·2 (0 to 0·4)	197 (162 to 241)	97 (78 to 119)	67·1 (48 to 83·5)	42·6 (29·9 to 57·5)	86·3 (70·4 to 103)	405 (333 to 487)	890 (726 to 1,080)	904 (742 to 1,100)	892 (727 to 1,070)
Sexually transmitted infections excluding HIV	195 (54·4 to 464)	54 (14·9 to 128)	76·8 (18·8 to 188)	2·9 (0·4 to 7·8)	1·7 (0·5 to 4·1)	5·3 (3·5 to 8·3)	25·2 (12·6 to 49)	87·1 (40·7 to 170)	136 (60·7 to 274)	132 (59·1 to 263)	131 (60 to 257)
Syphilis	195 (54·4 to 464)	54 (14·9 to 128)	76·8 (18·8 to 188)	2·9 (0·4 to 7·8)	1·7 (0·5 to 4·1)	1·1 (0·9 to 1·4)	0·5 (0·4 to 0·8)	0·6 (0·3 to 1·2)	1·4 (0·7 to 2·4)	1·5 (0·8 to 2·6)	1·3 (0·8 to 1·9)
Chlamydial infection	0 (0 to 0)	0 (0 to 0)	0 (0 to 0)	0 (0 to 0)	0 (0 to 0)	0·5 (0·3 to 0·8)	2 (1·1 to 3·3)	5·8 (3·7 to 9·4)	7·1 (4·3 to 11·7)	7 (3·9 to 12)	8·3 (3·8 to 15·1)
Gonococcal infection	0 (0 to 0)	0 (0 to 0)	0 (0 to 0)	0 (0 to 0)	0 (0 to 0)	0·4 (0·3 to 0·5)	1·1 (0·7 to 1·7)	3·1 (2 to 5)	3·8 (2·3 to 6)	3·8 (2·3 to 5·8)	4·1 (2·6 to 6·1)
Trichomoniasis	0 (0 to 0)	0 (0 to 0)	0 (0 to 0)	0 (0 to 0)	0 (0 to 0)	0·4 (0 to 1·1)	8·6 (2·6 to 21·1)	47·2 (16·2 to 107)	81·1 (26·8 to 185)	73 (23·7 to 173)	64·9 (21·2 to 151)
Genital herpes	0 (0 to 0)	0 (0 to 0)	0 (0 to 0)	0 (0 to 0)	0 (0 to 0)	1·9 (0·6 to 4·6)	9·1 (2·6 to 23·5)	20·2 (6·5 to 48)	27·3 (8·7 to 66)	28 (9·1 to 67·4)	28·8 (9·5 to 70·5)
Other sexually transmitted infections	0 (0 to 0)	0 (0 to 0)	0 (0 to 0)	0 (0 to 0)	0 (0 to 0)	0·9 (0·6 to 1·4)	3·9 (2·3 to 6)	10·2 (5 to 18·3)	15·1 (7·5 to 27·2)	18·7 (10·1 to 31·6)	23·2 (12·1 to 39·3)
Respiratory infections and tuberculosis	308 (162 to 515)	287 (151 to 471)	3,730 (1,990 to 6,150)	919 (472 to 1,440)	856 (599 to 1,160)	675 (480 to 923)	655 (448 to 916)	833 (563 to 1,160)	835 (568 to 1,180)	703 (487 to 986)	756 (507 to 1,070)
Tuberculosis	0 (0 to 0)	0 (0 to 0)	20·2 (10·7 to 35·2)	12·4 (5·5 to 20·4)	20 (13 to 30·3)	19·1 (13·2 to 26·9)	24·9 (16 to 37·9)	72·2 (40·7 to 117)	77·4 (44·3 to 124)	67·7 (38·7 to 107)	64·8 (36·7 to 101)
Latent tuberculosis infection	0 (0 to 0)	0 (0 to 0)	0 (0 to 0)	0 (0 to 0)	0 (0 to 0)	0 (0 to 0)	0 (0 to 0)	0 (0 to 0)	0 (0 to 0)	0 (0 to 0)	0 (0 to 0)
Drug-susceptible tuberculosis	0 (0 to 0)	0 (0 to 0)	19·3 (10·2 to 34)	11·9 (5·3 to 19·8)	19·3 (12·8 to 28·6)	18·4 (12·3 to 26·2)	23·9 (15·2 to 36·3)	69·7 (38·4 to 115)	74·8 (42·3 to 119)	65·3 (36·7 to 103)	62·4 (35·1 to 98·2)
Multidrug-resistant tuberculosis without extensive drug resistar	0 (0 to 0)	0 (0 to 0)	0·8 (0·1 to 3·1)	0·4 (0 to 1·6)	0·6 (0·1 to 2·6)	0·6 (0·1 to 2·3)	0·9 (0·1 to 3·5)	2·2 (0·2 to 8·7)	2·2 (0·3 to 8·4)	2·1 (0·2 to 7·8)	2·1 (0·2 to 7·9)
Extensively drug-resistant tuberculosis	0 (0 to 0)	0 (0 to 0)	0·1 (0 to 0·5)	0·1 (0 to 0·2)	0·1 (0 to 0·4)	0·1 (0 to 0·3)	0·1 (0 to 0·6)	0·3 (0 to 1·2)	0·3 (0 to 1·2)	0·3 (0 to 1·1)	0·3 (0 to 1·2)
Lower respiratory infections	307 (161 to 514)	284 (148 to 468)	3,640 (1,900 to 6,040)	528 (150 to 1,000)	390 (257 to 553)	315 (199 to 459)	290 (172 to 435)	420 (240 to 664)	469 (266 to 750)	409 (236 to 659)	479 (267 to 773)
Upper respiratory infections	0·6 (0·3 to 1)	3·3 (1·8 to 5·4)	63·1 (34·9 to 106)	263 (146 to 427)	299 (163 to 504)	243 (126 to 418)	243 (122 to 427)	255 (135 to 450)	223 (123 to 376)	180 (94·6 to 303)	168 (85·1 to 297)
Otitis media	0 (0 to 0·1)	0·3 (0·1 to 0·6)	13 (6·4 to 23·5)	115 (60·1 to 208)	147 (81·5 to 243)	97·6 (51 to 166)	96·5 (49·3 to 170)	85·7 (35·9 to 179)	66·3 (30·2 to 127)	46·6 (18·9 to 89·8)	44·6 (20·5 to 85·1)
Enteric infections	30·5 (15·5 to 56)	85·9 (45·7 to 153)	2,120 (1,000 to 4,020)	1,070 (678 to 1,550)	798 (498 to 1,210)	502 (307 to 763)	270 (170 to 408)	214 (121 to 360)	235 (142 to 365)	245 (155 to 382)	282 (179 to 431)
Diarrheal diseases	30·5 (15·5 to 56)	85·8 (45·6 to 153)	2,120 (999 to 4,000)	1,060 (672 to 1,540)	788 (491 to 1,200)	495 (299 to 754)	265 (166 to 405)	210 (117 to 356)	232 (141 to 362)	243 (153 to 380)	280 (178 to 428)
Typhoid and paratyphoid	0 (0 to 0)	0 (0 to 0)	0·5 (0·1 to 1·1)	1·1 (0·2 to 3·1)	0·8 (0·2 to 2·2)	0·8 (0·2 to 2·1)	0·5 (0·1 to 1·3)	0·5 (0·1 to 1·2)	0·4 (0·1 to 0·9)	0·3 (0·1 to 0·9)	0·3 (0·1 to 0·8)
Typhoid fever	0 (0 to 0)	0 (0 to 0)	0·5 (0·1 to 1·1)	1·1 (0·2 to 3·1)	0·8 (0·2 to 2·2)	0·8 (0·2 to 2·1)	0·5 (0·1 to 1·3)	0·5 (0·1 to 1·1)	0·4 (0·1 to 0·9)	0·3 (0·1 to 0·9)	0·3 (0·1 to 0·8)
Paratyphoid fever	0 (0 to 0)	0 (0 to 0)	0 (0 to 0)	0 (0 to 0)	0 (0 to 0)	0 (0 to 0)	0 (0 to 0)	0 (0 to 0)	0 (0 to 0)	0 (0 to 0)	0 (0 to 0)
Invasive Non-typhoidal Salmonella (iNTS)	0 (0 to 0)	0·2 (0·1 to 0·4)	3 (1·2 to 5·8)	7·1 (1·2 to 17·6)	7 (1·9 to 15·5)	4·8 (1 to 10·9)	3·1 (0·6 to 8·6)	2·6 (0·3 to 8·4)	1·9 (0·3 to 5·7)	1·5 (0·2 to 4·4)	1·4 (0·1 to 3·7)
Other intestinal infectious diseases	0 (0 to 0)	0 (0 to 0)	3·4 (0·2 to 13·7)	2·5 (1·1 to 5·9)	1·9 (0·5 to 5·2)	1·6 (0·3 to 4·9)	0·8 (0·1 to 2·5)	0·6 (0·1 to 2·2)	0·3 (0·1 to 0·9)	0·7 (0·2 to 1·9)	0·4 (0·1 to 1·1)
Neglected tropical diseases and malaria	7·5 (3·5 to 14·2)	4·4 (2·4 to 7·3)	78·8 (51·5 to 122)	197 (129 to 309)	318 (182 to 512)	147 (82·1 to 260)	260 (140 to 434)	345 (191 to 595)	302 (161 to 507)	248 (135 to 439)	216 (118 to 389)
Malaria	0 (0 to 0)	0 (0 to 0)	0·1 (0 to 0·2)	0·3 (0·1 to 0·7)	0·8 (0·3 to 2)	0·3 (0·2 to 0·6)	0·7 (0·4 to 1·5)	2 (1·3 to 2·9)	0·7 (0·4 to 1·2)	0·8 (0·5 to 1·3)	0·9 (0·6 to 1·4)
Chagas disease	0 (0 to 0)	0 (0 to 0)	0·8 (0·1 to 2)	0·2 (0 to 0·7)	0·4 (0·2 to 1·2)	1·7 (1·1 to 2·6)	3·6 (2·1 to 5·9)	5·9 (0·7 to 13·8)	7·9 (2·4 to 16·2)	11 (5·2 to 19·6)	14·3 (6·9 to 24)
Leishmaniasis	0 (0 to 0)	0 (0 to 0)	0·4 (0 to 2·2)	2 (0·1 to 15·3)	1·5 (0 to 13·8)	0·6 (0 to 5·2)	0·5 (0 to 3·5)	0·5 (0 to 3)	0·5 (0 to 3·1)	0·4 (0 to 2·4)	0·4 (0 to 2)
Visceral leishmaniasis	0 (0 to 0)	0 (0 to 0)	0·4 (0 to 2·2)	1·8 (0 to 15·2)	1·4 (0 to 13·7)	0·5 (0 to 5·2)	0·4 (0 to 3·5)	0·4 (0 to 2·9)	0·4 (0 to 3)	0·4 (0 to 2·4)	0·3 (0 to 2)
Cutaneous and mucocutaneous leishmaniasis	0 (0 to 0)	0 (0 to 0)	0 (0 to 0·1)	0·2 (0 to 0·4)	0·1 (0 to 0·3)	0·1 (0 to 0·3)	0·1 (0 to 0·2)	0·1 (0 to 0·2)	0·1 (0 to 0·2)	0·1 (0 to 0·2)	0 (0 to 0·1)
African trypanosomiasis	0 (0 to 0)	0 (0 to 0)	0 (0 to 0)	0 (0 to 0)	0 (0 to 0)	0 (0 to 0)	0 (0 to 0)	0 (0 to 0)	0 (0 to 0)	0 (0 to 0)	0 (0 to 0)
Schistosomiasis	0 (0 to 0)	0 (0 to 0)	0 (0 to 0)	0 (0 to 0)	0 (0 to 0)	0 (0 to 0)	0 (0 to 0)	0 (0 to 0)	0 (0 to 0)	0 (0 to 0)	0 (0 to 0)
Cysticercosis	0 (0 to 0)	0 (0 to 0)	0 (0 to 0)	0·1 (0 to 0·4)	1·3 (0 to 4·4)	6·5 (1·4 to 15·4)	38·4 (7·5 to 95·6)	113 (32·2 to 255)	146 (44·7 to 332)	125 (39·9 to 289)	127 (42·6 to 289)
Cystic echinococcosis	0 (0 to 0)	0 (0 to 0)	0 (0 to 0)	0·1 (0 to 0·2)	0·2 (0 to 0·8)	0·2 (0 to 0·7)	0·2 (0 to 0·5)	0·2 (0 to 0·6)	0·2 (0 to 0·7)	0·2 (0 to 0·7)	0·3 (0 to 0·9)
Lymphatic filariasis	0 (0 to 0)	0 (0 to 0)	0 (0 to 0)	0 (0 to 0)	0 (0 to 0)	0 (0 to 0)	0 (0 to 0)	0 (0 to 0)	0 (0 to 0)	0 (0 to 0)	0 (0 to 0)
Onchocerciasis	0 (0 to 0)	0 (0 to 0)	0 (0 to 0)	0 (0 to 0)	0 (0 to 0)	0 (0 to 0)	0 (0 to 0)	0 (0 to 0)	0 (0 to 0)	0 (0 to 0)	0 (0 to 0)
Trachoma	0 (0 to 0)	0 (0 to 0)	0 (0 to 0)	0 (0 to 0)	0 (0 to 0)	0 (0 to 0)	0 (0 to 0)	0 (0 to 0)	0 (0 to 0)	0 (0 to 0)	0 (0 to 0)
Dengue	0 (0 to 0)	0 (0 to 0·1)	32 (20·1 to 57·7)	102 (68·5 to 193)	107 (66·9 to 196)	66·3 (32·2 to 145)	57·7 (21·4 to 150)	54·5 (17·8 to 144)	41·6 (14·9 to 99·6)	29·9 (10·4 to 70·9)	26·5 (9 to 57·9)
Yellow fever	0 (0 to 0)	0 (0 to 0)	0 (0 to 0)	0 (0 to 0)	0 (0 to 0)	0 (0 to 0)	0 (0 to 0)	0 (0 to 0)	0 (0 to 0)	0 (0 to 0)	0 (0 to 0)
Rabies	0 (0 to 0)	0 (0 to 0)	0 (0 to 0·1)	0 (0 to 0·1)	0 (0 to 0·3)	0 (0 to 0·2)	0 (0 to 0·1)	0 (0 to 0·1)	0 (0 to 0)	0 (0 to 0·1)	0 (0 to 0·1)
Intestinal nematode infections	0 (0 to 0)	0 (0 to 0)	3·6 (0·8 to 12·5)	36·9 (18·8 to 64·6)	74·4 (34 to 135)	37·1 (15·6 to 71·6)	154 (66·5 to 305)	163 (73 to 324)	99·8 (41·4 to 200)	74·7 (30·7 to 153)	37 (18·7 to 64·4)
Ascariasis	0 (0 to 0)	0 (0 to 0)	2·1 (0 to 11)	4 (0·6 to 14·9)	4·8 (0 to 21·9)	1·9 (0 to 8·6)	2·4 (0·5 to 5·8)	2·1 (0·7 to 4·9)	1·8 (0·6 to 4·3)	1·6 (0·5 to 3·3)	1·5 (0·4 to 3·4)
Trichuriasis	0 (0 to 0)	0 (0 to 0)	0·1 (0 to 0·1)	2 (0·6 to 4·7)	0·1 (0 to 0·1)	0·1 (0 to 0·1)	10·1 (4 to 20·1)	10·7 (4·4 to 21)	7·3 (2·8 to 15·2)	4·5 (1·6 to 9·2)	3·4 (1·2 to 7·2)
Hookworm disease	0 (0 to 0)	0 (0 to 0)	1·4 (0·6 to 2·8)	30·8 (14·7 to 57)	69·5 (30·6 to 128)	35·1 (14·7 to 67·3)	141 (58·7 to 287)	150 (64·2 to 302)	90·6 (33·8 to 187)	68·6 (26·5 to 145)	32·1 (15·6 to 56·7)
Food-borne trematodiases	0 (0 to 0)	0 (0 to 0)	0 (0 to 0)	0 (0 to 0)	0 (0 to 0)	0 (0 to 0)	0 (0 to 0)	0 (0 to 0)	0 (0 to 0)	0 (0 to 0)	0 (0 to 0)
Leprosy	0 (0 to 0)	0 (0 to 0)	0 (0 to 0)	0 (0 to 0)	0 (0 to 0)	0 (0 to 0)	0 (0 to 0)	0·1 (0 to 0·1)	0·1 (0 to 0·1)	0·1 (0 to 0·1)	0·1 (0·1 to 0·2)
Ebola	0 (0 to 0)	0 (0 to 0)	0 (0 to 0)	0 (0 to 0)	0 (0 to 0)	0 (0 to 0)	0 (0 to 0)	0 (0 to 0)	0 (0 to 0)	0 (0 to 0)	0 (0 to 0)
Zika virus	0 (0 to 0)	0 (0 to 0)	0 (0 to 0·2)	0·2 (0 to 0·6)	0·3 (0 to 0·8)	0·3 (0 to 0·9)	0·3 (0·1 to 1)	0·4 (0·1 to 1·1)	0·4 (0·1 to 1·2)	0·3 (0·1 to 1)	0·3 (0 to 1)
Guinea worm disease	0 (0 to 0)	0 (0 to 0)	0 (0 to 0)	0 (0 to 0)	0 (0 to 0)	0 (0 to 0)	0 (0 to 0)	0 (0 to 0)	0 (0 to 0)	0 (0 to 0)	0 (0 to 0)
Other neglected tropical diseases	7·5 (3·5 to 14·2)	4·3 (2·3 to 7·2)	41·9 (22·9 to 71·6)	55·8 (24 to 103)	132 (46 to 260)	33·8 (7·4 to 88·1)	4·2 (0·4 to 13·4)	5·5 (0·5 to 16·1)	4·6 (0·4 to 15·1)	5·4 (0·6 to 17)	10·2 (2·1 to 25·2)
Other infectious diseases	20·7 (11·1 to 36·6)	33·4 (18·4 to 58·7)	1,210 (369 to 3,050)	929 (214 to 2,380)	372 (230 to 586)	202 (144 to 271)	148 (104 to 194)	155 (111 to 214)	136 (96·2 to 188)	125 (89·5 to 170)	123 (87 to 168)
Meningitis	10·2 (5·4 to 17·5)	15·3 (8·2 to 25·6)	159 (77·4 to 283)	29·3 (8·8 to 60·7)	59·1 (37·2 to 88·5)	56·1 (35·9 to 82·5)	49·2 (30·8 to 76·1)	49·2 (28·6 to 81·5)	45 (27 to 69)	40·1 (25·2 to 63·9)	44·8 (25·9 to 72)
Encephalitis	2·4 (0·7 to 6·8)	5 (1·6 to 14)	67·4 (24·8 to 160)	51·4 (13·1 to 172)	61·5 (36·8 to 111)	55·5 (29·7 to 88·7)	42·3 (21·3 to 69·3)	43·2 (21·2 to 73·9)	36·6 (17·6 to 61·6)	30 (15·2 to 50·8)	28·3 (14·1 to 46)
Diphtheria	0 (0 to 0)	0 (0 to 0)	0·9 (0 to 3·1)	0·4 (0 to 1·6)	0·6 (0 to 2·1)	0·4 (0 to 1·5)	0·2 (0 to 0·7)	0·1 (0 to 0·4)	0·1 (0 to 0·3)	0·1 (0 to 0·3)	0·1 (0 to 0·4)
Tetanus	0 (0 to 0)	0 (0 to 0·1)	0·6 (0·4 to 0·9)	3·5 (0·7 to 5·9)	2·3 (1·7 to 2·8)	2 (1·5 to 2·6)	1·8 (1·3 to 2·3)	1·9 (1·3 to 2·7)	1·6 (1·1 to 2·3)	1·3 (0·9 to 1·9)	1·1 (0·8 to 1·6)
Measles	0 (0 to 0)	0 (0 to 0)	0 (0 to 0)	0 (0 to 0)	0 (0 to 0)	0 (0 to 0)	0 (0 to 0)	0 (0 to 0)	0 (0 to 0)	0 (0 to 0)	0 (0 to 0)
Varicella and herpes zoster	0·9 (0·1 to 2·9)	2·9 (0·3 to 8·5)	22·9 (3·3 to 73·6)	28·2 (3 to 91·4)	14·7 (2·7 to 40·4)	6·4 (1·4 to 15)	5·5 (1·6 to 11·7)	7 (2·1 to 14·2)	7·5 (2·4 to 15·3)	7·2 (2·3 to 14·4)	7 (2·6 to 13·2)
Acute hepatitis	0 (0 to 0)	0 (0 to 0·1)	8·3 (3 to 19·1)	9·4 (4·4 to 16·5)	23·1 (12·4 to 38·3)	23·1 (13·5 to 36)	19·7 (11·1 to 31·5)	20·1 (11·6 to 31·6)	16·8 (10·2 to 26·5)	14 (8·6 to 21)	13·3 (8·5 to 20·3)
Acute hepatitis A	0 (0 to 0)	0 (0 to 0)	1·4 (0·3 to 4·2)	6·5 (2·5 to 12·9)	20·3 (9·9 to 35·8)	19·8 (10·8 to 32·3)	16·6 (8·5 to 28·1)	14·7 (7·4 to 25·8)	11·4 (5·6 to 20)	8·2 (3·6 to 14·4)	6·2 (2·7 to 11·2)
Acute hepatitis B	0 (0 to 0)	0 (0 to 0)	5·9 (1·7 to 14)	1·4 (0·2 to 4·2)	1 (0·4 to 2)	1·6 (0·5 to 3·8)	1·5 (0·5 to 3·1)	3·3 (1·5 to 6·7)	3·8 (1·8 to 6·8)	4·1 (1·9 to 7·3)	5·2 (2·8 to 8·3)
Acute hepatitis C	0 (0 to 0)	0 (0 to 0·1)	0·4 (0·2 to 0·8)	1·2 (0·5 to 2·6)	1 (0·5 to 1·9)	0·6 (0·3 to 1·2)	0·7 (0·3 to 1·4)	0·9 (0·4 to 1·9)	0·7 (0·3 to 1·4)	0·8 (0·3 to 1·7)	0·8 (0·4 to 1·7)
Acute hepatitis E	0 (0 to 0)	0 (0 to 0)	0·6 (0·1 to 2·4)	0·3 (0·1 to 0·7)	0·8 (0·4 to 1·5)	1 (0·5 to 1·9)	1 (0·5 to 1·8)	1·2 (0·6 to 2·2)	0·9 (0·5 to 1·8)	0·9 (0·4 to 1·8)	1 (0·5 to 2)
Other unspecified infectious diseases	7·2 (2·3 to 19·3)	10·2 (4·2 to 25·3)	64·7 (30·3 to 138)	53·2 (24·9 to 98·6)	105 (48·5 to 192)	40 (19·5 to 79·7)	22·3 (13·8 to 35·1)	27·4 (16·1 to 44)	24·9 (16·2 to 38·8)	30·1 (18 to 47·6)	27·1 (15·6 to 44)
Maternal and neonatal disorders	11,100 (7,340 to 16,100)	2,950 (1,930 to 4,290)	4,310 (2,480 to 6,730)	681 (496 to 895)	580 (415 to 775)	564 (409 to 755)	1,020 (761 to 1,320)	1,310 (939 to 1,780)	1,170 (825 to 1,590)	977 (711 to 1,360)	810 (594 to 1,120)
Maternal disorders	0 (0 to 0)	0 (0 to 0)	0 (0 to 0)	0 (0 to 0)	0 (0 to 0)	23·2 (7·6 to 55·5)	460 (286 to 704)	718 (427 to 1,170)	632 (349 to 1,030)	550 (325 to 932)	423 (245 to 712)
Maternal hemorrhage	0 (0 to 0)	0 (0 to 0)	0 (0 to 0)	0 (0 to 0)	0 (0 to 0)	2·6 (0·9 to 6·3)	79·9 (42·5 to 131)	119 (64·9 to 200)	120 (61·1 to 202)	112 (60·1 to 199)	86·6 (46·1 to 151)
Maternal sepsis and other maternal infections	0 (0 to 0)	0 (0 to 0)	0 (0 to 0)	0 (0 to 0)	0 (0 to 0)	1·4 (0·5 to 3·3)	41·8 (22·8 to 68)	66 (35·5 to 112)	53·7 (25·3 to 96·9)	40·6 (20·3 to 75·6)	30·4 (15 to 54·8)
Maternal hypertensive disorders	0 (0 to 0)	0 (0 to 0)	0 (0 to 0)	0 (0 to 0)	0 (0 to 0)	6 (1·9 to 14·6)	105 (58·5 to 175)	132 (73·9 to 229)	118 (60·4 to 209)	95·6 (53·9 to 168)	67·8 (38 to 116)
Maternal obstructed labor and uterine rupture	0 (0 to 0)	0 (0 to 0)	0 (0 to 0)	0 (0 to 0)	0 (0 to 0)	0·6 (0·3 to 1·3)	14·6 (8·3 to 23·2)	20·1 (10·2 to 36·4)	18·8 (9·6 to 33·5)	16·4 (8·5 to 30)	14·3 (6·9 to 25·9)
Maternal abortion and miscarriage	0 (0 to 0)	0 (0 to 0)	0 (0 to 0)	0 (0 to 0)	0 (0 to 0)	2·7 (0·8 to 7·1)	39·1 (17·3 to 73·8)	62·1 (26·2 to 122)	49·5 (20·1 to 105)	45·7 (19 to 99·9)	40·3 (16·5 to 82·9)
Ectopic pregnancy	0 (0 to 0)	0 (0 to 0)	0 (0 to 0)	0 (0 to 0)	0 (0 to 0)	0·6 (0·2 to 1·4)	11·7 (5·9 to 21·4)	24·7 (12·2 to 45·3)	23·8 (11·7 to 44·4)	20·2 (10·6 to 37·1)	13·9 (7·2 to 24·6)
Indirect maternal deaths	--	--	--	--	--	4 (1 to 10·3)	70·9 (35·2 to 132)	132 (61·9 to 242)	108 (50·3 to 203)	91·7 (41·8 to 174)	63·1 (30·2 to 116)
Late maternal deaths	--	--	--	--	--	0·8 (0·2 to 2·1)	16·8 (8·1 to 31)	30·3 (14 to 55·1)	25·2 (10·7 to 47·8)	21·6 (9·4 to 43)	16·3 (7·7 to 31·6)
Maternal deaths aggravated by HIV/AIDS	--	--	--	--	--	0 (0 to 0)	0·1 (0·1 to 0·3)	0·6 (0·2 to 1·2)	1 (0·3 to 2·2)	1·2 (0·4 to 2·6)	1 (0·4 to 1·9)
Neonatal disorders	11,100 (7,340 to 16,100)	2,950 (1,930 to 4,290)	4,310 (2,480 to 6,730)	681 (496 to 895)	580 (415 to 775)	541 (385 to 732)	558 (410 to 755)	595 (431 to 801)	534 (389 to 708)	426 (317 to 552)	387 (286 to 519)
Neonatal preterm birth	7,050 (4,580 to 10,300)	1,360 (832 to 2,070)	2,200 (1,220 to 3,720)	319 (215 to 434)	382 (260 to 526)	355 (245 to 504)	363 (256 to 513)	384 (265 to 533)	344 (240 to 477)	272 (188 to 367)	246 (174 to 345)
Neonatal encephalopathy due to birth asphyxia and trauma	2,180 (1,300 to 3,630)	336 (177 to 578)	436 (211 to 788)	54·2 (34·5 to 84·4)	45 (29·8 to 65)	42·2 (27·9 to 61)	44·9 (29·6 to 64·5)	48·4 (31·9 to 69·5)	43·6 (28·6 to 62·8)	35·4 (23·1 to 51·1)	32·6 (21·3 to 47·4)
Neonatal sepsis and other neonatal infections	1,330 (718 to 2,270)	955 (532 to 1,550)	866 (385 to 1,620)	78·4 (40·1 to 135)	97·3 (47 to 170)	91·4 (43·4 to 164)	97 (46·1 to 170)	103 (50·7 to 178)	93 (47·3 to 162)	75·3 (37·6 to 128)	68·2 (32·7 to 117)
Hemolytic disease and other neonatal jaundice	10·3 (5·5 to 17·8)	4·6 (2 to 9·9)	11·8 (5·8 to 20·2)	46·2 (24·9 to 76·6)	55·6 (31·2 to 93)	51·9 (27·7 to 85)	53·5 (30·3 to 88·5)	59·4 (44·3 to 75·9)	53·7 (40·1 to 68·5)	43·7 (32·6 to 55·7)	40·3 (30 to 51·4)
Other neonatal disorders	557 (255 to 997)	292 (143 to 522)	799 (370 to 1,440)	183 (134 to 240)	0 (0 to 0)	0 (0 to 0)	0 (0 to 0)	0 (0 to 0)	0 (0 to 0)	0 (0 to 0)	0 (0 to 0)
Nutritional deficiencies	1·5 (0·8 to 2·5)	44·1 (22·6 to 76·1)	945 (594 to 1,410)	670 (332 to 1,160)	1,530 (624 to 2,850)	483 (196 to 1,050)	229 (123 to 425)	303 (165 to 565)	277 (155 to 501)	282 (154 to 548)	403 (204 to 758)
Protein-energy malnutrition	1·2 (0·7 to 2)	3·8 (2·2 to 6·1)	615 (333 to 1,020)	122 (27·2 to 245)	109 (63 to 175)	73·9 (44·1 to 114)	70 (37·7 to 116)	101 (64·3 to 152)	102 (64·3 to 152)	108 (71 to 157)	124 (80·6 to 184)
Iodine deficiency	0 (0 to 0)	0 (0 to 0)	0 (0 to 0)	2·8 (1·1 to 5·3)	18·8 (8·9 to 32)	37·6 (14·7 to 72·5)	48·4 (19·9 to 87·4)	54·4 (23·1 to 99·3)	48·1 (20·6 to 89·8)	39 (17·1 to 74·3)	35·1 (15·8 to 62·3)
Vitamin A deficiency	0·2 (0 to 0·6)	3·5 (1·2 to 7·3)	14·7 (6·6 to 27·3)	47 (21·7 to 86·6)	71·8 (31 to 145)	27·3 (10·3 to 55·4)	12·9 (3·7 to 27·2)	11·7 (5·3 to 21·7)	9·9 (4·7 to 18)	7·2 (3·2 to 12·6)	6 (3 to 10·6)
Dietary iron deficiency	0·1 (0 to 0·5)	36·7 (17·1 to 65·3)	313 (147 to 548)	496 (194 to 940)	1,320 (479 to 2,610)	337 (78·8 to 887)	85·2 (10·8 to 263)	119 (16 to 344)	94·5 (10·4 to 301)	113 (13·1 to 357)	223 (54·3 to 557)
Other nutritional deficiencies	0 (0 to 0)	0 (0 to 0)	2 (1·2 to 3·1)	3·1 (0·6 to 7·3)	5·7 (2·6 to 10)	6·7 (3·1 to 11·5)	12·4 (5·8 to 21·6)	17·1 (8·6 to 30)	22·9 (11·4 to 38)	14·3 (7·5 to 24·1)	14·9 (7·5 to 24·8)
Non-communicable diseases	5,220 (2,730 to 8,200)	1,710 (967 to 2,570)	7,840 (4,650 to 12,100)	5,570 (3,630 to 7,910)	8,570 (6,480 to 11,100)	13,700 (10,100 to 18,700)	21,500 (16,100 to 28,400)	29,000 (21,900 to 37,100)	31,100 (23,600 to 39,800)	30,100 (23,100 to 38,100)	32,700 (25,400 to 41,600)
Neoplasms	29·6 (16·7 to 48·4)	17 (9·5 to 27·7)	193 (112 to 310)	363 (82·1 to 703)	769 (578 to 998)	983 (735 to 1,310)	1,050 (767 to 1,400)	1,430 (1,010 to 1,990)	1,840 (1,230 to 2,660)	2,680 (1,820 to 3,900)	4,060 (2,760 to 5,620)
Lip and oral cavity cancer	0 (0 to 0)	0 (0 to 0)	0 (0 to 0)	0 (0 to 0)	2·3 (1·8 to 2·9)	2·5 (1·7 to 4·5)	3·7 (2·3 to 5·8)	7·7 (4·5 to 12·8)	12·8 (7·2 to 20·8)	16·2 (9·6 to 25·9)	22·2 (13·2 to 36·4)
Nasopharynx cancer	0 (0 to 0)	0 (0 to 0)	0 (0 to 0)	0 (0 to 0)	2·2 (1·8 to 2·7)	2 (1·6 to 2·5)	1·7 (1·3 to 2·3)	2·3 (1·5 to 3·6)	2·6 (1·4 to 4·4)	3·5 (2·1 to 5·4)	5·2 (3·1 to 8·2)
Other pharynx cancer	0 (0 to 0)	0 (0 to 0)	0 (0 to 0)	0 (0 to 0)	0 (0 to 0)	0 (0 to 0)	0 (0 to 0)	2·1 (1·4 to 3·7)	1·8 (1·1 to 2·7)	3·3 (1·9 to 5·3)	4·2 (2·5 to 6·7)
Esophageal cancer	0 (0 to 0)	0 (0 to 0)	0 (0 to 0)	0 (0 to 0)	0 (0 to 0)	0 (0 to 0)	0 (0 to 0)	6·8 (3 to 10·9)	4·7 (2·6 to 7·7)	6·7 (3·7 to 10·9)	12·4 (7·3 to 19·5)
Stomach cancer	0 (0 to 0)	0 (0 to 0)	0 (0 to 0)	0 (0 to 0)	0 (0 to 0)	0 (0 to 0)	35·6 (25·1 to 48·8)	77·7 (50·1 to 117)	128 (73·9 to 204)	228 (140 to 345)	371 (233 to 567)
Colon and rectum cancer	0 (0 to 0)	0 (0 to 0)	0 (0 to 0)	0 (0 to 0)	5 (2·4 to 9·5)	9 (5 to 15·3)	23·5 (14·5 to 37·7)	67·5 (39·4 to 111)	112 (57·7 to 196)	152 (87·2 to 251)	204 (115 to 321)
Liver cancer	0·7 (0·3 to 1·3)	0·5 (0·2 to 1)	3·6 (2 to 6·2)	5·1 (1·1 to 11·4)	9·4 (5·9 to 13·8)	10·8 (6·8 to 15·8)	6·1 (3·5 to 10·1)	10 (5·6 to 17·3)	16·5 (9·4 to 28·1)	16·5 (8·9 to 28·3)	23·7 (12·9 to 38·9)
Liver cancer due to hepatitis B	0 (0 to 0)	0 (0 to 0)	0 (0 to 0)	0 (0 to 0)	0 (0 to 0)	0·5 (0·3 to 1)	1·4 (0·7 to 2·5)	3·1 (1·5 to 5·6)	6·4 (2·8 to 12·1)	6·5 (3·1 to 12·7)	8·5 (3·9 to 15·7)
Liver cancer due to hepatitis C	0 (0 to 0)	0 (0 to 0)	0 (0 to 0)	0 (0 to 0)	0 (0 to 0)	0·1 (0 to 0·1)	0·1 (0 to 0·3)	0·6 (0·2 to 1·2)	1·6 (0·5 to 3·4)	2·4 (1 to 5)	4·9 (2 to 10)
Liver cancer due to alcohol use	0 (0 to 0)	0 (0 to 0)	0 (0 to 0)	0 (0 to 0)	0 (0 to 0)	0 (0 to 0)	0·1 (0 to 0·2)	0·5 (0·2 to 1·1)	1·4 (0·5 to 3)	2 (0·8 to 3·9)	3·7 (1·5 to 7·4)
Liver cancer due to NASH	0 (0 to 0)	0 (0 to 0)	0 (0 to 0)	0 (0 to 0)	0 (0 to 0)	0 (0 to 0)	1·9 (0·9 to 3·4)	2·4 (1·1 to 4·4)	2·8 (1·2 to 5·8)	2·3 (1 to 4·4)	2·8 (1·2 to 5·5)
Liver cancer due to other causes	0·7 (0·3 to 1·3)	0·5 (0·2 to 1)	3·6 (2 to 6·2)	5·1 (1·1 to 11·4)	9·4 (5·9 to 13·8)	10·2 (6·4 to 15·1)	2·7 (1·4 to 4·6)	3·5 (1·8 to 6·4)	4·2 (2 to 8)	3·3 (1·4 to 6·3)	3·8 (1·8 to 7·2)
Gallbladder and biliary tract cancer	0 (0 to 0)	0 (0 to 0)	0 (0 to 0)	0 (0 to 0)	0 (0 to 0)	0 (0 to 0)	0 (0 to 0)	5·5 (3·3 to 8·3)	9·7 (5·8 to 15·3)	18·2 (10·5 to 30·2)	38·2 (23 to 59·4)
Pancreatic cancer	0 (0 to 0)	0 (0 to 0)	0 (0 to 0)	0 (0 to 0)	0 (0 to 0)	0 (0 to 0)	4·2 (2·9 to 6·3)	14·4 (9·1 to 23·6)	21·9 (12·6 to 36·9)	41·4 (24 to 66·2)	69·8 (40·4 to 116)
Larynx cancer	0 (0 to 0)	0 (0 to 0)	0 (0 to 0)	0 (0 to 0)	0 (0 to 0)	0 (0 to 0)	0 (0 to 0)	3·9 (1·8 to 8·1)	7·5 (4·2 to 12·6)	3·7 (2·2 to 6·1)	6·4 (3·8 to 9·7)
Tracheal, bronchus, and lung cancer	0 (0 to 0)	0 (0 to 0)	0 (0 to 0)	0 (0 to 0)	0 (0 to 0)	7·8 (3·2 to 16·6)	23·1 (14·8 to 36·8)	46·5 (27·9 to 76·7)	71·3 (39·9 to 118)	120 (70·2 to 191)	154 (91·8 to 241)
Malignant skin melanoma	0 (0 to 0)	0 (0 to 0)	0·5 (0·3 to 0·7)	1·6 (0·4 to 2·9)	2·3 (1·8 to 3·1)	2·1 (1·6 to 2·6)	2·4 (1·5 to 3·6)	4·5 (2·4 to 7·5)	5·3 (2·8 to 9·2)	8·2 (4·5 to 13·6)	10·5 (6 to 17·5)
Non-melanoma skin cancer	0 (0 to 0)	0 (0 to 0)	0 (0 to 0)	0 (0 to 0)	0 (0 to 0)	0 (0 to 0)	0 (0 to 0)	2·8 (1·7 to 4·7)	5 (2·7 to 8·5)	6·4 (3·6 to 10·8)	12 (6·4 to 20·6)
Non-melanoma skin cancer (squamous-cell carcinoma)	0 (0 to 0)	0 (0 to 0)	0 (0 to 0)	0 (0 to 0)	0 (0 to 0)	0 (0 to 0)	0 (0 to 0)	2·8 (1·7 to 4·7)	5 (2·7 to 8·5)	6·4 (3·6 to 10·8)	12 (6·3 to 20·6)
Non-melanoma skin cancer (basal-cell carcinoma)	0 (0 to 0)	0 (0 to 0)	0 (0 to 0)	0 (0 to 0)	0 (0 to 0)	0 (0 to 0)	0 (0 to 0)	0 (0 to 0)	0 (0 to 0)	0 (0 to 0)	0 (0 to 0)
Breast cancer	0 (0 to 0)	0 (0 to 0)	0 (0 to 0)	0 (0 to 0)	0 (0 to 0)	0 (0 to 0)	21·8 (14·8 to 31)	44·7 (27·9 to 68·3)	139 (80·8 to 223)	403 (247 to 625)	722 (455 to 1,050)
Cervical cancer	0 (0 to 0)	0 (0 to 0)	0 (0 to 0)	0 (0 to 0)	0 (0 to 0)	0 (0 to 0)	29 (18 to 42·8)	110 (60·3 to 178)	302 (171 to 506)	772 (442 to 1,270)	1,310 (807 to 1,970)
Uterine cancer	0 (0 to 0)	0 (0 to 0)	0 (0 to 0)	0 (0 to 0)	0 (0 to 0)	0 (0 to 0)	0 (0 to 0)	9 (5·8 to 13·5)	18·9 (11·1 to 29·8)	18·5 (10·7 to 31·2)	29·6 (15·8 to 54·5)
Ovarian cancer	0 (0 to 0)	0 (0 to 0)	0 (0 to 0)	0 (0 to 0)	13·9 (5·1 to 26·1)	34·9 (17·4 to 59·8)	66·6 (33·9 to 113)	89 (48·9 to 150)	107 (55·8 to 179)	141 (72 to 240)	208 (109 to 336)
Prostate cancer	0 (0 to 0)	0 (0 to 0)	0 (0 to 0)	0 (0 to 0)	0 (0 to 0)	0 (0 to 0)	0 (0 to 0)	0 (0 to 0)	0 (0 to 0)	0 (0 to 0)	0 (0 to 0)
Testicular cancer	--	--	--	--	--	--	--	--	--	--	--
Kidney cancer	1 (0·5 to 1·6)	0·5 (0·3 to 1)	13·1 (5·5 to 25·3)	16·9 (2·8 to 39)	19·3 (11·5 to 31·9)	11 (6·8 to 16·7)	9·4 (5·5 to 14)	15·5 (9·3 to 24·6)	17·9 (10·2 to 30·6)	23·9 (13·4 to 39·3)	41·9 (23·9 to 68·4)
Bladder cancer	0 (0 to 0)	0 (0 to 0)	0 (0 to 0)	0 (0 to 0)	0 (0 to 0)	0 (0 to 0)	1·8 (1·4 to 2·3)	2·5 (1·6 to 3·8)	3·8 (2·3 to 6·2)	6·3 (3·4 to 11·2)	8·6 (5 to 13·7)
Brain and central nervous system cancer	11·8 (3·7 to 23·1)	6·8 (1·7 to 13·8)	43·5 (18·4 to 84·3)	97·3 (16·5 to 238)	210 (113 to 335)	189 (106 to 303)	126 (69·8 to 214)	162 (82·5 to 272)	160 (82·3 to 272)	159 (82·7 to 270)	227 (102 to 369)
Thyroid cancer	0 (0 to 0)	0 (0 to 0)	0 (0 to 0)	0 (0 to 0)	2·4 (1·9 to 3)	2·3 (1·7 to 3·4)	3·2 (1·8 to 5·9)	4·2 (2·4 to 9·8)	7·6 (3·9 to 15·6)	12 (7 to 20·9)	19·8 (11 to 33·3)
Mesothelioma	0 (0 to 0)	0 (0 to 0)	0 (0 to 0)	0 (0 to 0)	0 (0 to 0)	0 (0 to 0)	0 (0 to 0)	0·6 (0·3 to 1·1)	1·4 (0·7 to 2·6)	1·2 (0·7 to 2·1)	2·4 (1·2 to 4·2)
Hodgkin lymphoma	0 (0 to 0)	0 (0 to 0)	0 (0 to 0)	2·6 (0·4 to 7)	6·4 (2 to 15·2)	10·8 (5·3 to 21)	27·9 (14·2 to 49·8)	38·4 (18·3 to 72·8)	39·1 (17·8 to 74)	24·1 (9·9 to 47)	22·1 (11·2 to 41)
Non-Hodgkin lymphoma	0 (0 to 0)	0 (0 to 0)	0 (0 to 0)	21 (4·3 to 51)	45·6 (27·6 to 74·2)	50·5 (31·4 to 79·6)	60·5 (37·2 to 94·2)	88 (52·6 to 139)	92·5 (54·1 to 149)	82·1 (47·1 to 129)	93·5 (57·6 to 142)
Multiple myeloma	0 (0 to 0)	0 (0 to 0)	0 (0 to 0)	0 (0 to 0)	0 (0 to 0)	0 (0 to 0)	0 (0 to 0)	3·7 (1·5 to 6·8)	3·9 (1·5 to 7)	4·4 (2·6 to 6·8)	10·4 (5·8 to 17·6)
Leukemia	9·4 (5 to 16·3)	4·7 (2·6 to 7·8)	84·7 (41·4 to 156)	118 (20 to 348)	332 (203 to 527)	478 (319 to 702)	430 (281 to 628)	442 (280 to 657)	375 (223 to 584)	277 (172 to 432)	283 (169 to 438)
Acute lymphoid leukemia	3·1 (0·5 to 6·3)	1·1 (0·3 to 2·3)	23·9 (7·9 to 53·9)	52·6 (6·5 to 192)	156 (79·4 to 272)	216 (115 to 354)	130 (61·2 to 224)	102 (42·7 to 185)	62·3 (26·2 to 113)	43·6 (19·5 to 78·8)	38·5 (15·6 to 68·3)
Chronic lymphoid leukemia	0 (0 to 0)	0 (0 to 0)	0 (0 to 0)	0 (0 to 0)	0 (0 to 0)	0 (0 to 0)	0 (0 to 0)	2·2 (1·2 to 3·6)	1·9 (1 to 3·1)	1·6 (0·9 to 2·7)	1·4 (0·7 to 2·4)
Acute myeloid leukemia	0·4 (0·1 to 0·8)	0·7 (0·2 to 1·5)	5·5 (1·9 to 12·2)	23·8 (3·2 to 71·8)	36·8 (15·9 to 72·2)	53·2 (24·4 to 99·3)	67·5 (27·3 to 121)	55·4 (23·4 to 101)	64·7 (22·1 to 115)	39·7 (16·7 to 72·2)	41·7 (16·4 to 78·9)
Chronic myeloid leukemia	0·1 (0 to 0·2)	0·1 (0 to 0·3)	0·7 (0·3 to 1·4)	1·4 (0·2 to 4·2)	2·4 (1·1 to 4·5)	2·5 (1·4 to 4·5)	2 (1·2 to 3·6)	2·6 (1·3 to 5·8)	4·3 (1·7 to 9·3)	8 (3·1 to 17·5)	4·4 (1·7 to 9·3)
Other leukemia	5·9 (2·7 to 10·6)	2·8 (1·3 to 5·3)	54·7 (24 to 105)	39·8 (4·2 to 131)	136 (62·8 to 251)	206 (112 to 336)	230 (138 to 361)	280 (170 to 450)	242 (138 to 401)	184 (108 to 290)	197 (114 to 309)
Other malignant neoplasms	6·6 (3·7 to 11)	4·5 (2·4 to 7·4)	44·9 (25 to 79·7)	95·6 (20·7 to 213)	110 (79 to 162)	166 (117 to 234)	167 (117 to 227)	159 (112 to 225)	165 (110 to 243)	120 (76·9 to 179)	143 (94·9 to 202)
Other neoplasms	0·1 (0 to 0·3)	0·1 (0 to 0·2)	2·3 (0·7 to 5·6)	5·8 (1·7 to 14·3)	7·6 (4·1 to 12·3)	6·2 (2·9 to 11·4)	6·1 (3 to 10·6)	8·8 (5·5 to 14·2)	7·3 (4 to 12·3)	11·1 (5·9 to 18·7)	6·5 (3·6 to 10·3)
Myelodysplastic, myeloproliferative, and other hematopoietic n	0·1 (0 to 0·3)	0·1 (0 to 0·2)	2·3 (0·7 to 5·6)	5·8 (1·7 to 14·3)	7·6 (4·1 to 12·3)	6·2 (2·9 to 11·4)	6·1 (3 to 10·6)	8·8 (5·5 to 14·2)	7·3 (4 to 12·3)	11·1 (5·9 to 18·7)	6·5 (3·6 to 10·3)
Benign and in situ intestinal neoplasms	0 (0 to 0)	0 (0 to 0)	0 (0 to 0)	0 (0 to 0)	0 (0 to 0)	0 (0 to 0)	0 (0 to 0)	0 (0 to 0)	0 (0 to 0)	0 (0 to 0)	0 (0 to 0)
Benign and in situ cervical and uterine neoplasms	0 (0 to 0)	0 (0 to 0)	0 (0 to 0)	0 (0 to 0)	0 (0 to 0)	0 (0 to 0)	0 (0 to 0)	0 (0 to 0)	0 (0 to 0)	0 (0 to 0)	0 (0 to 0)
Other benign and in situ neoplasms	0 (0 to 0)	0 (0 to 0)	0 (0 to 0)	0 (0 to 0)	0 (0 to 0)	0 (0 to 0)	0 (0 to 0)	0 (0 to 0)	0 (0 to 0)	0 (0 to 0)	0 (0 to 0)
Cardiovascular diseases	20·8 (11·1 to 36·9)	11·5 (6·5 to 19·3)	147 (76·2 to 248)	68·5 (31·1 to 121)	217 (159 to 291)	435 (313 to 581)	866 (637 to 1,140)	1,170 (837 to 1,560)	1,300 (929 to 1,810)	1,450 (1,030 to 2,000)	1,820 (1,240 to 2,580)
Rheumatic heart disease	0 (0 to 0)	0 (0 to 0)	0 (0 to 0)	9·4 (3·6 to 18·5)	52·3 (26 to 93·1)	112 (59·8 to 197)	173 (96·6 to 301)	227 (134 to 361)	228 (140 to 351)	194 (117 to 295)	182 (112 to 274)

Cause	40 to 44	45 to 49	50 to 54	55 to 59	60 to 64	65 to 69	70 to 74	75 to 79	80 to 84	85 to 89	90 to 94	95 plus	Total
All causes	48,400 (39,000 to 59,500)	51,000 (41,000 to 62,200)	53,600 (43,100 to 65,100)	54,600 (44,200 to 66,400)	53,600 (43,700 to 65,100)	51,700 (42,700 to 62,000)	48,500 (40,300 to 57,700)	45,400 (38,000 to 53,600)	37,200 (31,600 to 43,300)	27,600 (23,400 to 32,200)	14,400 (12,400 to 16,500)	9,570 (8,600 to 10,500)	778,000
Communicable, maternal, neonatal, and nutritional diseases	3,420 (2,730 to 4,230)	3,030 (2,420 to 3,750)	2,730 (2,110 to 3,460)	2,780 (2,110 to 3,620)	2,780 (2,070 to 3,690)	2,830 (2,080 to 3,700)	2,950 (2,130 to 3,900)	3,020 (2,170 to 4,060)	2,790 (2,020 to 3,770)	2,360 (1,710 to 3,080)	1,280 (867 to 1,680)	948 (625 to 1,270)	88,100
HIV/AIDS and sexually transmitted infections	868 (720 to 1,060)	661 (537 to 808)	400 (319 to 497)	306 (245 to 380)	202 (152 to 264)	147 (109 to 197)	54·8 (33·9 to 86·8)	29·7 (19·1 to 46·6)	13·9 (8·8 to 22·4)	9·9 (6·7 to 14·7)	3·7 (2·3 to 5·9)	2·6 (1·9 to 3·7)	7,260
HIV/AIDS	737 (614 to 882)	565 (461 to 679)	336 (274 to 405)	261 (209 to 319)	174 (132 to 230)	125 (91·9 to 167)	39·2 (22 to 63·9)	18·6 (11·1 to 29·5)	7 (4·1 to 11·7)	5·7 (3·7 to 8·7)	2·2 (1·3 to 3·6)	1·9 (1·4 to 2·8)	5,990
HIV/AIDS - Drug-susceptible Tuberculosis	27 (17·9 to 40·1)	21·2 (14 to 31·5)	12·9 (8·6 to 19)	10·1 (6·8 to 14·8)	6·6 (4·5 to 9·4)	4·7 (3·3 to 6·6)	1·4 (1 to 1·8)	0·7 (0·5 to 0·9)	0·3 (0·2 to 0·3)	0·2 (0·2 to 0·3)	0·1 (0·1 to 0·1)	0·1 (0·1 to 0·1)	214
HIV/AIDS - Multidrug-resistant Tuberculosis without extensive	1·3 (0·1 to 5·4)	1 (0·1 to 4·3)	0·6 (0·1 to 2·6)	0·5 (0·1 to 2)	0·3 (0 to 1·2)	0·2 (0 to 0·8)	0 (0 to 0·2)	0 (0 to 0·1)	0 (0 to 0)	0 (0 to 0)	0 (0 to 0)	0 (0 to 0)	10·3
HIV/AIDS - Extensively drug-resistant Tuberculosis	0·2 (0 to 0·9)	0·2 (0 to 0·7)	0·1 (0 to 0·4)	0·1 (0 to 0·3)	0 (0 to 0·2)	0 (0 to 0·1)	0 (0 to 0)	0 (0 to 0)	0 (0 to 0)	0 (0 to 0)	0 (0 to 0)	0 (0 to 0)	1·7
HIV/AIDS resulting in other diseases	708 (585 to 849)	542 (441 to 655)	323 (260 to 392)	250 (198 to 310)	167 (125 to 223)	120 (87·3 to 162)	37·8 (20·7 to 62·4)	17·9 (10·4 to 28·7)	6·8 (3·9 to 11·5)	5·5 (3·5 to 8·5)	2·1 (1·2 to 3·5)	1·8 (1·3 to 2·7)	5,760
Sexually transmitted infections excluding HIV	131 (62·5 to 268)	96·1 (43·2 to 196)	63·4 (26·2 to 131)	44·8 (20·1 to 92·1)	27·8 (11·4 to 61·5)	21·6 (9·5 to 44·7)	15·6 (7 to 32·2)	11 (5·1 to 22·9)	6·9 (3·4 to 13·8)	4·2 (2·3 to 8·1)	1·5 (0·7 to 3·1)	0·7 (0·3 to 1·5)	1,270
Syphilis	0·9 (0·6 to 1·2)	1·3 (0·9 to 1·8)	1·1 (0·7 to 1·6)	1 (0·6 to 1·4)	0·9 (0·6 to 1·3)	0·9 (0·6 to 1·3)	0·8 (0·5 to 1·1)	0·6 (0·4 to 0·9)	0·6 (0·4 to 0·7)	0·4 (0·3 to 0·6)	0·2 (0·1 to 0·2)	0·1 (0·1 to 0·1)	346
Chlamydial infection	9·3 (5·2 to 16·6)	4·6 (2·6 to 8·2)	1·5 (0·9 to 2·5)	1·1 (0·7 to 1·5)	0·2 (0·1 to 0·4)	0·2 (0·1 to 0·4)	0·2 (0·1 to 0·4)	0·2 (0·1 to 0·3)	0·2 (0·1 to 0·3)	0·2 (0·1 to 0·3)	0 (0 to 0)	0 (0 to 0)	48·5
Gonococcal infection	4·5 (2·8 to 7)	3·1 (1·9 to 5·2)	1·1 (0·7 to 1·9)	1·4 (0·8 to 2·3)	0·6 (0·3 to 1)	1·1 (0·6 to 1·9)	0·7 (0·4 to 1·2)	0·7 (0·4 to 1·2)	0·4 (0·2 to 0·7)	0·4 (0·2 to 0·7)	0·1 (0 to 0·1)	0 (0 to 0)	30·4
Trichomoniasis	61·3 (20·6 to 148)	48·3 (15·5 to 117)	33·1 (10·6 to 78·1)	20·1 (7 to 47·2)	11·4 (3·8 to 26·1)	8·1 (2·8 to 18·5)	5·5 (2 to 12·9)	3·6 (1·4 to 8)	2 (0·7 to 4·4)	1 (0·4 to 2·1)	0·3 (0·1 to 0·7)	0·1 (0 to 0·2)	470
Genital herpes	29·3 (9·2 to 74)	25·8 (8·4 to 64·6)	22·2 (6·8 to 53·3)	18·2 (5·8 to 44·4)	14·2 (4·5 to 35)	10·9 (3·3 to 26·6)	8 (2·5 to 20·1)	5·7 (1·7 to 14·2)	3·5 (1·1 to 8·6)	2·1 (0·6 to 5)	0·9 (0·3 to 2·3)	0·5 (0·1 to 1·2)	257
Other sexually transmitted infections	26 (14·1 to 45)	13 (6·4 to 25·2)	4·4 (1·5 to 9·1)	3·1 (2 to 4·6)	0·5 (0·3 to 0·9)	0·5 (0·3 to 0·8)	0·4 (0·2 to 0·6)	0·3 (0·1 to 0·5)	0·2 (0·1 to 0·3)	0·2 (0·1 to 0·3)	0 (0 to 0)	0 (0 to 0)	121
Respiratory infections and tuberculosis	816 (542 to 1,180)	925 (636 to 1,340)	1,030 (680 to 1,520)	1,240 (796 to 1,900)	1,410 (893 to 2,070)	1,570 (1,000 to 2,320)	1,820 (1,140 to 2,650)	1,960 (1,240 to 2,920)	1,910 (1,270 to 2,780)	1,670 (1,100 to 2,270)	919 (574 to 1,260)	688 (427 to 953)	26,500
Tuberculosis	69·8 (41·5 to 111)	61 (36·8 to 95·5)	72·9 (43·5 to 116)	70·2 (42 to 111)	68·1 (41·5 to 104)	65·1 (41·3 to 100)	63·3 (41·4 to 91·7)	58·4 (37·8 to 84·7)	39·2 (25·3 to 57·7)	23·4 (14·8 to 35·8)	8·3 (5·2 to 12·6)	4·1 (2·5 to 5·8)	982
Latent tuberculosis infection	0 (0 to 0)	0 (0 to 0)	0 (0 to 0)	0 (0 to 0)	0 (0 to 0)	0 (0 to 0)	0 (0 to 0)	0 (0 to 0)	0 (0 to 0)	0 (0 to 0)	0 (0 to 0)	0 (0 to 0)	0
Drug-susceptible tuberculosis	66·9 (39·8 to 108)	58·4 (35·4 to 91·8)	69·8 (40·6 to 111)	67·1 (40 to 106)	65·1 (40 to 100)	62·2 (38·8 to 95·2)	60·6 (38·9 to 88·4)	55·9 (36·4 to 82·1)	37·5 (24·2 to 55·6)	22·3 (13·9 to 34·3)	7·9 (4·8 to 12·2)	3·9 (2·3 to 5·6)	942
Multidrug-resistant tuberculosis without extensive drug resistar	2·5 (0·3 to 9·8)	2·2 (0·2 to 9)	2·7 (0·3 to 10·5)	2·6 (0·3 to 10·4)	2·6 (0·3 to 9·6)	2·5 (0·3 to 9·7)	2·4 (0·3 to 8·8)	2·2 (0·2 to 8·3)	1·5 (0·2 to 5·6)	0·9 (0·1 to 3·3)	0·3 (0 to 1·2)	0·2 (0 to 0·5)	34·5
Extensively drug-resistant tuberculosis	0·4 (0 to 1·5)	0·3 (0 to 1·4)	0·4 (0 to 1·7)	0·4 (0 to 1·6)	0·4 (0 to 1·7)	0·4 (0 to 1·7)	0·4 (0 to 1·5)	0·3 (0 to 1·4)	0·2 (0 to 0·9)	0·1 (0 to 0·5)	0 (0 to 0·2)	0 (0 to 0·1)	5·3
Lower respiratory infections	545 (313 to 885)	696 (427 to 1,070)	812 (496 to 1,290)	1,050 (625 to 1,690)	1,250 (752 to 1,890)	1,440 (875 to 2,170)	1,700 (1,040 to 2,550)	1,870 (1,160 to 2,820)	1,850 (1,210 to 2,710)	1,630 (1,080 to 2,240)	904 (565 to 1,250)	680 (420 to 944)	22,000
Upper respiratory infections	153 (80·5 to 274)	123 (65·6 to 215)	103 (54·4 to 179)	85·1 (44·3 to 148)	67·1 (35·2 to 112)	51·8 (27·2 to 89·6)	38·1 (19·8 to 65·3)	27·1 (14·5 to 47)	17·2 (9·1 to 28·8)	10·1 (5·8 to 16·9)	5 (2·8 to 8·3)	3·1 (1·8 to 5·1)	2,620
Otitis media	48 (21·5 to 88·1)	44·8 (21·5 to 79·1)	40·8 (18·1 to 74·3)	32 (14·8 to 57·8)	23 (10·4 to 43)	14·5 (6·7 to 27·7)	9·2 (3·9 to 18·2)	7 (3·1 to 12·9)	5·1 (2·2 to 9·5)	3·3 (1·4 to 6·1)	1·7 (0·7 to 3·2)	1 (0·5 to 1·9)	944
Enteric infections	335 (218 to 506)	355 (227 to 553)	374 (233 to 586)	392 (242 to 640)	404 (247 to 641)	427 (257 to 713)	437 (263 to 732)	432 (251 to 740)	364 (210 to 654)	265 (147 to 496)	140 (74·9 to 254)	102 (52·3 to 205)	9,880
Diarrheal diseases	333 (216 to 504)	353 (226 to 552)	372 (231 to 583)	390 (240 to 638)	402 (245 to 639)	425 (255 to 710)	436 (263 to 731)	431 (251 to 739)	363 (209 to 652)	264 (146 to 495)	140 (74·5 to 254)	102 (52·2 to 205)	9,820
Typhoid and paratyphoid	0·3 (0·1 to 0·8)	0·3 (0·1 to 0·8)	0·4 (0·1 to 0·8)	0·4 (0·1 to 0·8)	0·3 (0·1 to 0·7)	0·3 (0·1 to 0·6)	0·2 (0·1 to 0·5)	0·3 (0·1 to 0·5)	0·2 (0·1 to 0·5)	0·2 (0·1 to 0·4)	0·1 (0 to 0·2)	0·1 (0 to 0·1)	8·1
Typhoid fever	0·3 (0·1 to 0·8)	0·3 (0·1 to 0·8)	0·4 (0·1 to 0·8)	0·4 (0·1 to 0·8)	0·3 (0·1 to 0·7)	0·3 (0·1 to 0·6)	0·2 (0·1 to 0·5)	0·3 (0·1 to 0·5)	0·2 (0·1 to 0·5)	0·2 (0·1 to 0·4)	0·1 (0 to 0·2)	0·1 (0 to 0·1)	8·1
Paratyphoid fever	0 (0 to 0)	0 (0 to 0)	0 (0 to 0)	0 (0 to 0)	0 (0 to 0)	0 (0 to 0)	0 (0 to 0)	0 (0 to 0)	0 (0 to 0)	0 (0 to 0)	0 (0 to 0)	0 (0 to 0)	0
Invasive Non-typhoidal Salmonella (iNTS)	1·4 (0·1 to 3·5)	1·4 (0·1 to 3·4)	1·4 (0·2 to 3·5)	1·4 (0·2 to 3·5)	1·3 (0·2 to 3·6)	1·2 (0·2 to 3·3)	1 (0·2 to 2·6)	0·6 (0·1 to 1·7)	0·4 (0 to 1·1)	0·2 (0 to 0·6)	0·1 (0 to 0·3)	0 (0 to 0·2)	43
Other intestinal infectious diseases	0·5 (0·1 to 1·4)	0·3 (0·1 to 0·8)	0·3 (0·1 to 0·8)	0·2 (0 to 0·6)	0·2 (0 to 0·6)	0·3 (0 to 0·8)	0·2 (0 to 0·5)	0·1 (0 to 0·4)	0·1 (0 to 0·4)	0·2 (0 to 0·6)	0·1 (0 to 0·3)	0·1 (0 to 0·2)	14·7
Neglected tropical diseases and malaria	224 (116 to 405)	219 (120 to 384)	216 (113 to 366)	216 (116 to 370)	213 (114 to 356)	204 (107 to 334)	182 (99 to 301)	155 (86·8 to 253)	112 (61·2 to 189)	81·1 (46 to 133)	38·1 (21 to 64·1)	22·9 (12·7 to 36·8)	4,010
Malaria	0·6 (0·4 to 1)	0·6 (0·4 to 0·9)	0·3 (0·2 to 0·4)	0·3 (0·2 to 0·4)	0·3 (0·2 to 0·4)	0·3 (0·2 to 0·4)	0·2 (0·1 to 0·2)	0·3 (0·2 to 0·4)	0·1 (0·1 to 0·1)	0·1 (0 to 0·1)	0 (0 to 0)	0 (0 to 0·1)	9·6
Chagas disease	17·1 (8·5 to 29·2)	21·7 (11·6 to 38·8)	24·8 (12·7 to 48)	25·8 (13·6 to 47·2)	26·4 (14·1 to 50·9)	26 (13·7 to 50·9)	24·2 (13·3 to 45·5)	23·2 (12·7 to 40)	16·6 (9·3 to 34·6)	20·4 (10·4 to 47·3)	9·5 (4·4 to 26·7)	4·6 (1·7 to 11·1)	286
Leishmaniasis	0·3 (0 to 1·6)	0·3 (0 to 1)	0·2 (0 to 0·8)	0·2 (0 to 0·6)	0·1 (0 to 0·5)	0·1 (0 to 0·3)	0·1 (0 to 0·2)	0 (0 to 0·1)	0 (0 to 0·1)	0 (0 to 0)	0 (0 to 0)	0 (0 to 0)	8·1
Visceral leishmaniasis	0·3 (0 to 1·5)	0·2 (0 to 1)	0·2 (0 to 0·7)	0·1 (0 to 0·5)	0·1 (0 to 0·4)	0·1 (0 to 0·3)	0·1 (0 to 0·2)	0 (0 to 0·1)	0 (0 to 0·1)	0 (0 to 0)	0 (0 to 0)	0 (0 to 0)	7·1
Cutaneous and mucocutaneous leishmaniasis	0 (0 to 0·2)	0·1 (0 to 0·2)	0·1 (0 to 0·2)	0·1 (0 to 0·2)	0 (0 to 0·1)	0 (0 to 0·1)	0 (0 to 0·1)	0 (0 to 0)	0 (0 to 0)	0 (0 to 0)	0 (0 to 0)	0 (0 to 0)	1·1
African trypanosomiasis	0 (0 to 0)	0 (0 to 0)	0 (0 to 0)	0 (0 to 0)	0 (0 to 0)	0 (0 to 0)	0 (0 to 0)	0 (0 to 0)	0 (0 to 0)	0 (0 to 0)	0 (0 to 0)	0 (0 to 0)	0
Schistosomiasis	0 (0 to 0)	0 (0 to 0)	0 (0 to 0)	0 (0 to 0)	0 (0 to 0)	0 (0 to 0)	0 (0 to 0)	0 (0 to 0)	0 (0 to 0)	0 (0 to 0)	0 (0 to 0)	0 (0 to 0)	0
Cysticercosis	140 (43·5 to 314)	141 (48·3 to 297)	144 (49·8 to 294)	150 (54·5 to 293)	153 (60·2 to 291)	150 (59·9 to 276)	134 (57·9 to 246)	112 (48·4 to 210)	81·2 (32·8 to 152)	51·2 (21·1 to 93·1)	23·9 (9·9 to 45·4)	14·1 (5·5 to 26·9)	1,850
Cystic echinococcosis	0·3 (0 to 1)	0·3 (0·1 to 1)	0·4 (0·1 to 1·1)	0·4 (0·1 to 1)	0·3 (0·1 to 1)	0·3 (0·1 to 0·8)	0·2 (0 to 0·6)	0·2 (0 to 0·5)	0·1 (0 to 0·3)	0·1 (0 to 0·3)	0 (0 to 0·1)	0 (0 to 0·1)	4·2
Lymphatic filariasis	0 (0 to 0)	0 (0 to 0)	0 (0 to 0)	0 (0 to 0)	0 (0 to 0)	0 (0 to 0)	0 (0 to 0)	0 (0 to 0)	0 (0 to 0)	0 (0 to 0)	0 (0 to 0)	0 (0 to 0)	0
Onchocerciasis	0 (0 to 0)	0 (0 to 0)	0 (0 to 0)	0 (0 to 0)	0 (0 to 0)	0 (0 to 0)	0 (0 to 0)	0 (0 to 0)	0 (0 to 0)	0 (0 to 0)	0 (0 to 0)	0 (0 to 0)	0
Trachoma	0 (0 to 0)	0 (0 to 0)	0 (0 to 0)	0 (0 to 0)	0 (0 to 0)	0 (0 to 0)	0 (0 to 0)	0 (0 to 0)	0 (0 to 0)	0 (0 to 0)	0 (0 to 0)	0 (0 to 0)	0
Dengue	25·1 (7·9 to 60·9)	20·5 (6·4 to 52·2)	17·8 (6·1 to 38·7)	14·3 (4·1 to 33·3)	12·1 (3·8 to 26·4)	10·4 (3·4 to 24·8)	8·2 (2·4 to 17·8)	6·6 (2 to 13·9)	4·9 (1·7 to 10·3)	3·3 (1·2 to 6·7)	2·1 (0·5 to 4·7)	2·4 (0·4 to 5·7)	645
Yellow fever	0 (0 to 0)	0 (0 to 0)	0 (0 to 0)	0 (0 to 0)	0 (0 to 0)	0 (0 to 0)	0 (0 to 0)	0 (0 to 0)	0 (0 to 0)	0 (0 to 0)	0 (0 to 0)	0 (0 to 0)	0
Rabies	0 (0 to 0·1)	0 (0 to 0·4)	0 (0 to 0·2)	0 (0 to 0·3)	0 (0 to 0·2)	0 (0 to 0·3)	0·1 (0 to 0·3)	0 (0 to 0)	0 (0 to 0·1)	0 (0 to 0·1)	0 (0 to 0)	0 (0 to 0)	0·4
Intestinal nematode infections	27·1 (13·8 to 48)	24·2 (11·9 to 43·5)	20·7 (9·8 to 37·1)	18 (9 to 33)	15·6 (8 to 28·2)	12 (5·8 to 21·1)	10 (5·2 to 17·6)	8·4 (4·3 to 14·3)	5·4 (2·7 to 9·3)	3 (1·6 to 5·3)	1·2 (0·6 to 2)	0·5 (0·2 to 0·9)	826
Ascariasis	1·4 (0·4 to 3·1)	1·2 (0·3 to 2·8)	1 (0·3 to 2·6)	0·9 (0·2 to 2·4)	1·1 (0·2 to 3·6)	0·6 (0·1 to 1·7)	0·6 (0·1 to 2·2)	0·5 (0·1 to 1·9)	0·4 (0 to 1·4)	0·2 (0 to 0·8)	0·1 (0 to 0·5)	0·1 (0 to 0·4)	30·4
Trichuriasis	2·7 (0·8 to 5·7)	2 (0·5 to 4·5)	1·6 (0·4 to 3·4)	1·2 (0·3 to 2·5)	0·8 (0·2 to 1·9)	0·5 (0·1 to 1·3)	0·4 (0·1 to 0·9)	0·3 (0 to 0·6)	0·1 (0 to 0·4)	0·1 (0 to 0·1)	0 (0 to 0)	0 (0 to 0)	48
Hookworm disease	23·1 (11·3 to 40·8)	21 (10 to 38·7)	18·1 (8·2 to 34·1)	16 (7·5 to 29·2)	13·7 (6·6 to 24·8)	10·8 (5 to 19·3)	9 (4·5 to 16·1)	7·6 (3·8 to 13·1)	4·9 (2·5 to 8·5)	2·8 (1·4 to 5)	1 (0·5 to 1·8)	0·4 (0·2 to 0·7)	748
Food-borne trematodiases	0 (0 to 0)	0 (0 to 0)	0 (0 to 0)	0 (0 to 0)	0 (0 to 0)	0 (0 to 0)	0 (0 to 0)	0 (0 to 0)	0 (0 to 0)	0 (0 to 0)	0 (0 to 0)	0 (0 to 0)	0
Leprosy	0·1 (0·1 to 0·2)	0·1 (0·1 to 0·2)	0·1 (0·1 to 0·2)	0·1 (0·1 to 0·2)	0·1 (0·1 to 0·2)	0·1 (0·1 to 0·2)	0·1 (0·1 to 0·2)	0·1 (0·1 to 0·1)	0·1 (0 to 0·1)	0 (0 to 0·1)	0 (0 to 0)	0 (0 to 0)	1·5
Ebola	0 (0 to 0)	0 (0 to 0)	0 (0 to 0)	0 (0 to 0)	0 (0 to 0)	0 (0 to 0)	0 (0 to 0)	0 (0 to 0)	0 (0 to 0)	0 (0 to 0)	0 (0 to 0)	0 (0 to 0)	0
Zika virus	0·3 (0·1 to 0·8)	0·2 (0 to 0·7)	0·2 (0 to 0·6)	0·1 (0 to 0·4)	0·1 (0 to 0·3)	0·1 (0 to 0·2)	0 (0 to 0·1)	0 (0 to 0·1)	0 (0 to 0)	0 (0 to 0)	0 (0 to 0)	0 (0 to 0)	3·7
Guinea worm disease	0 (0 to 0)	0 (0 to 0)	0 (0 to 0)	0 (0 to 0)	0 (0 to 0)	0 (0 to 0)	0 (0 to 0)	0 (0 to 0)	0 (0 to 0)	0 (0 to 0)	0 (0 to 0)	0 (0 to 0)	0
Other neglected tropical diseases	13·4 (3·5 to 30·6)	9·8 (2·6 to 22·2)	7·3 (1·6 to 18·8)	6·6 (1·6 to 16·2)	4·3 (1·2 to 10·5)	3·8 (1 to 9·1)	4·5 (1·5 to 9·8)	3·8 (1·3 to 7·8)	3·7 (1·5 to 7·1)	2·8 (1·2 to 5·3)	1·2 (0·5 to 2·3)	1·2 (0·3 to 2·7)	368
Other infectious diseases	130 (94·1 to 175)	127 (90·7 to 173)	111 (79·8 to 149)	101 (74·4 to 133)	88·3 (65·7 to 115)	77·1 (56·2 to 105)	73 (54 to 96·9)	58·3 (42·8 to 79·2)	44·2 (30·5 to 62·6)	38·8 (25·2 to 60·7)	16·4 (9·8 to 26·7)	12·4 (6·3 to 24·4)	4,330
Meningitis	46 (28·2 to 69·9)	53 (32·4 to 81·2)	42·3 (25 to 67·1)	35·1 (21·8 to 54·8)	34·6 (21·6 to 52·8)	31·2 (19·1 to 47·8)	30·6 (18·9 to 46·8)	23·7 (14·7 to 36·9)	14·9 (8·8 to 23·4)	13 (7·7 to 21·7)	3·5 (2 to 5·3)	1·6 (1 to 2·4)	886
Encephalitis	27·5 (14·6 to 46·9)	28·9 (15·5 to 45·3)	24·2 (13·3 to 37·9)	23·2 (15·6 to 33·9)	18·6 (12·9 to 26·3)	14·2 (9·6 to 21·2)	11·1 (7·4 to 16·3)	7·5 (4·9 to 11·2)	5·3 (3·3 to 8·4)	3·3 (2 to 5·5)	1·1 (0·7 to 1·5)	0·8 (0·5 to 1·3)	589
Diphtheria	0·1 (0 to 0·5)	0·2 (0 to 0·8)	0·2 (0 to 0·6)	0·1 (0 to 0·4)	0 (0 to 0)	0 (0 to 0)	0 (0 to 0)	0 (0 to 0)	0 (0 to 0)	0 (0 to 0)	0 (0 to 0)	0 (0 to 0)	3·5
Tetanus	1·1 (0·7 to 1·5)	0·9 (0·6 to 1·2)	0·8 (0·5 to 1·6)	0·6 (0·4 to 1·8)	0·5 (0·3 to 1·7)	0·6 (0·2 to 2·1)	0·9 (0·2 to 2·8)	1·6 (0·4 to 4·6)	0·7 (0·2 to 2·3)	0·7 (0·2 to 2·3)	0·2 (0 to 0·5)	0 (0 to 0·1)	24·8
Measles	0 (0 to 0)	0 (0 to 0)	0 (0 to 0)	0 (0 to 0)	0 (0 to 0)	0 (0 to 0)	0 (0 to 0)	0 (0 to 0)	0 (0 to 0)	0 (0 to 0)	0 (0 to 0)	0 (0 to 0)	0
Varicella and herpes zoster	6·7 (2·4 to 12·9)	7 (2·4 to 13·3)	7·8 (3·5 to 14·3)	7·9 (3·3 to 14·2)	8 (3·5 to 14·4)	8·7 (3·6 to 16)	7·7 (3·5 to 14·3)	8 (3·3 to 16·1)	8·9 (2·8 to 21·9)	8·9 (2 to 24·9)	5·8 (1·3 to 15·1)	5·5 (0·9 to 15·8)	201
Acute hepatitis	12·9 (8·2 to 18·8)	10·8 (6·9 to 16·1)	10·7 (6·8 to 16·2)	11·4 (7 to 18·4)	8·8 (5·3 to 13·7)	5·7 (3·6 to 8·8)	4·6 (2·5 to 7·8)	2·3 (1·4 to 3·6)	1·8 (1·1 to 2·7)	0·9 (0·5 to 1·3)	0·3 (0·2 to 0·5)	0·2 (0·1 to 0·3)	218
Acute hepatitis A	4·9 (2 to 8·9)	3·5 (1·3 to 6·5)	3 (1 to 6·3)	2·7 (0·6 to 6·8)	1·4 (0·4 to 3·4)	1·1 (0·4 to 2·4)	1·1 (0·2 to 3·1)	0·4 (0·1 to 1·2)	0·3 (0·1 to 0·7)	0·2 (0 to 0·5)	0 (0 to 0·1)	0 (0 to 0)	124
Acute hepatitis B	5·8 (3·3 to 9·6)	4·8 (2·5 to 7·7)	5·5 (2·9 to 9)	6·5 (3·1 to 11·6)	5·5 (2·8 to 9·5)	3·1 (1·6 to 5·2)	2·4 (1 to 4·7)	1·2 (0·6 to 2)	0·9 (0·4 to 1·5)	0·4 (0·2 to 0·6)	0·1 (0·1 to 0·2)	0·1 (0 to 0·1)	64
Acute hepatitis C	1·1 (0·5 to 2·5)	1·5 (0·7 to 3·1)	1·4 (0·6 to 3·1)	1·2 (0·5 to 2·8)	1·1 (0·4 to 2·5)	1 (0·4 to 2)	0·6 (0·2 to 1·3)	0·5 (0·2 to 0·9)	0·4 (0·1 to 0·8)	0·2 (0·1 to 0·3)	0 (0 to 0·1)	0 (0 to 0)	16·2
Acute hepatitis E	1·1 (0·5 to 2·2)	1 (0·4 to 2)	0·8 (0·3 to 1·7)	1 (0·4 to 2·3)	0·8 (0·3 to 1·6)	0·6 (0·2 to 1·2)	0·5 (0·2 to 1)	0·3 (0·2 to 0·5)	0·2 (0·1 to 0·5)	0·2 (0·1 to 0·3)	0·1 (0 to 0·2)	0·1 (0 to 0·1)	14·3
Other unspecified infectious diseases	33·9 (19·9 to 54·8)	25·5 (14·9 to 40·9)	23·3 (13·9 to 37·1)	21·4 (12·9 to 33·7)	17·9 (11·7 to 26·9)	16·7 (10·9 to 24·8)	18·1 (11·7 to 26·7)	15·2 (9·7 to 22·3)	12·6 (7 to 19·9)	12 (6·2 to 19·7)	5·6 (2·7 to 9)	4·2 (1·9 to 7·2)	618
Maternal and neonatal disorders	567 (422 to 736)	348 (260 to 451)	250 (185 to 331)	187 (136 to 247)	131 (94·5 to 172)	86·7 (66·4 to 109)	47·7 (36·4 to 60·4)	22·8 (16·9 to 29·4)	6·7 (4·6 to 9·3)	2·2 (1·2 to 3·4)	0·7 (0·3 to 1·3)	0·4 (0·1 to 0·6)	27,100
Maternal disorders	202 (115 to 350)	42·5 (19·1 to 80·9)	3 (1·2 to 6)	0 (0 to 0)	0 (0 to 0)	0 (0 to 0)	0 (0 to 0)	0 (0 to 0)	0 (0 to 0)	0 (0 to 0)	0 (0 to 0)	0 (0 to 0)	3,050
Maternal hemorrhage	39·7 (20·6 to 74·6)	6 (2·5 to 12·7)	0·5 (0·1 to 1)	0 (0 to 0)	0 (0 to 0)	0 (0 to 0)	0 (0 to 0)	0 (0 to 0)	0 (0 to 0)	0 (0 to 0)	0 (0 to 0)	0 (0 to 0)	566
Maternal sepsis and other maternal infections	14·7 (6·8 to 27·1)	2·7 (1·2 to 5·7)	0·3 (0·1 to 0·7)	0 (0 to 0)	0 (0 to 0)	0 (0 to 0)	0 (0 to 0)	0 (0 to 0)	0 (0 to 0)	0 (0 to 0)	0 (0 to 0)	0 (0 to 0)	252
Maternal hypertensive disorders	29·5 (15·6 to 51·1)	4·6 (2 to 9·1)	0·2 (0·1 to 0·5)	0 (0 to 0)	0 (0 to 0)	0 (0 to 0)	0 (0 to 0)	0 (0 to 0)	0 (0 to 0)	0 (0 to 0)	0 (0 to 0)	0 (0 to 0)	559
Maternal obstructed labor and uterine rupture	7·4 (3·7 to 14)	1·4 (0·5 to 3·2)	0·1 (0 to 0·2)	0 (0 to 0)	0 (0 to 0)	0 (0 to 0)	0 (0 to 0)	0 (0 to 0)	0 (0 to 0)	0 (0 to 0)	0 (0 to 0)	0 (0 to 0)	93·6
Maternal abortion and miscarriage	26·1 (10·5 to 54·3)	9·3 (3·3 to 19·7)	0·7 (0·2 to 1·7)	0 (0 to 0)	0 (0 to 0)	0 (0 to 0)	0 (0 to 0)	0 (0 to 0)	0 (0 to 0)	0 (0 to 0)	0 (0 to 0)	0 (0 to 0)	275
Ectopic pregnancy	5·5 (2·8 to 10·3)	0·8 (0·3 to 1·8)	0 (0 to 0)	0 (0 to 0)	0 (0 to 0)	0 (0 to 0)	0 (0 to 0)	0 (0 to 0)	0 (0 to 0)	0 (0 to 0)	0 (0 to 0)	0 (0 to 0)	101
Indirect maternal deaths	24·2 (10·9 to 46·1)	3·4 (1·3 to 7·3)	0·1 (0 to 0·3)	--	--	--	--	--	--	--	--	--	NA
Late maternal deaths	8 (3·7 to 15·5)	2 (0·8 to 4·1)	0·1 (0 to 0·3)	--	--	--	--	--	--	--	--	--	NA
Maternal deaths aggravated by HIV/AIDS	0·4 (0·2 to 0·8)	0·1 (0 to 0·2)	0 (0 to 0)	--	--	--	--	--	--	--	--	--	NA
Neonatal disorders	364 (271 to 473)	305 (226 to 405)	247 (182 to 327)	187 (136 to 247)	131 (94·5 to 172)	86·7 (66·4 to 109)	47·7 (36·4 to 60·4)	22·8 (16·9 to 29·4)	6·7 (4·6 to 9·3)	2·2 (1·2 to 3·4)	0·7 (0·3 to 1·3)	0·4 (0·1 to 0·6)	24,100
Neonatal preterm birth	229 (161 to 310)	191 (133 to 268)	152 (107 to 208)	112 (76·1 to 155)	75·1 (51·9 to 101)	48·5 (36·5 to 62·4)	25·5 (19 to 32·8)	11·7 (8·4 to 15·9)	3·3 (1·8 to 5·2)	1·4 (0·6 to 2·5)	0·6 (0·2 to 1·2)	0·3 (0·1 to 0·6)	14,100
Neonatal encephalopathy due to birth asphyxia and trauma	31·1 (20·4 to 45)	26·1 (17·1 to 38·4)	21·5 (14·1 to 31·1)	17·1 (11·2 to 24·7)	12·5 (7·8 to 18·1)	6·9 (4·3 to 10·1)	2·7 (1·6 to 4·2)	0·8 (0·4 to 1·3)	0·1 (0 to 0·3)	0 (0 to 0)	0 (0 to 0)	0 (0 to 0)	3,420
Neonatal sepsis and other neonatal infections	65·8 (32·3 to 108)	55·1 (27·5 to 93·1)	46 (22·4 to 76·4)	36·7 (18·1 to 63·5)	28 (15·4 to 47)	20·5 (13·1 to 31·3)	13 (8·3 to 19·3)	7 (4·5 to 10·6)	2·2 (1·3 to 3·6)	0·5 (0·2 to 1)	0·1 (0 to 0·2)	0 (0 to 0)	4,130
Hemolytic disease and other neonatal jaundice	38·6 (28·8 to 49·2)	32·9 (24·4 to 42·1)	27·5 (20·3 to 35·2)	21·6 (16·1 to 27·8)	15·8 (11·8 to 20·3)	10·8 (8·1 to 13·8)	6·5 (4·7 to 8·5)	3·3 (2·4 to 4·3)	1·1 (0·8 to 1·5)	0·2 (0·2 to 0·3)	0 (0 to 0)	0 (0 to 0)	589
Other neonatal disorders	0 (0 to 0)	0 (0 to 0)	0 (0 to 0)	0 (0 to 0)	0 (0 to 0)	0 (0 to 0)	0 (0 to 0)	0 (0 to 0)	0 (0 to 0)	0 (0 to 0)	0 (0 to 0)	0 (0 to 0)	1,830
Nutritional deficiencies	478 (249 to 871)	392 (218 to 706)	347 (204 to 597)	336 (203 to 561)	339 (202 to 560)	319 (187 to 538)	339 (213 to 530)	357 (228 to 542)	334 (210 to 478)	296 (189 to 421)	161 (102 to 230)	119 (75·3 to 172)	8,980
Protein-energy malnutrition	133 (90·4 to 190)	143 (91·7 to 216)	151 (98 to 224)	170 (108 to 258)	164 (111 to 234)	164 (105 to 243)	180 (120 to 261)	211 (134 to 306)	219 (134 to 329)	204 (125 to 309)	120 (71·6 to 181)	104 (62·3 to 158)	3,390
Iodine deficiency	33·1 (13·7 to 58·5)	27·8 (12·1 to 49)	23·3 (10·5 to 42)	18·1 (7·8 to 33·8)	13·7 (5·9 to 25·5)	10 (4·2 to 18·6)	7·1 (3 to 12·9)	4·7 (1·7 to 9)	3·6 (1·8 to 5·6)	2·2 (1·2 to 3·4)	0·9 (0·5 to 1·4)	0·4 (0·2 to 0·7)	429
Vitamin A deficiency	5·2 (2·6 to 9·3)	4·3 (2 to 7·6)	3·6 (1·8 to 6·5)	2·9 (1·5 to 5)	2·3 (1·1 to 4·1)	1·8 (0·9 to 3·3)	1·6 (0·7 to 2·6)	1·3 (0·6 to 2·2)	0·9 (0·4 to 1·5)	0·5 (0·2 to 0·8)	0·2 (0·1 to 0·3)	0·1 (0 to 0·1)	237
Dietary iron deficiency	291 (83·9 to 676)	204 (57·2 to 497)	151 (33·4 to 383)	130 (29·3 to 344)	147 (34·5 to 362)	132 (32·7 to 329)	143 (40·2 to 330)	134 (41·7 to 280)	107 (34·9 to 229)	86·9 (32·3 to 177)	38·2 (13·8 to 75·4)	13·1 (4·1 to 30·4)	4,720
Other nutritional deficiencies	16·1 (8·6 to 25·8)	12·9 (7·2 to 20·8)	17·2 (9·3 to 27·9)	14·7 (8·3 to 23·4)	11·5 (6·5 to 17·6)	11·2 (6·4 to 17·3)	8·2 (4·7 to 12·9)	6·7 (4·1 to 10)	4·3 (2·6 to 6·3)	2·8 (1·7 to 4)	1·4 (0·9 to 2)	1 (0·6 to 1·6)	207
Non-communicable diseases	38,800 (30,500 to 48,500)	42,500 (33,700 to 52,400)	46,400 (37,100 to 56,800)	48,300 (38,800 to 59,000)	48,000 (39,100 to 58,100)	46,500 (38,300 to 55,700)	43,500 (36,100 to 51,800)	40,500 (33,800 to 47,900)	32,900 (27,900 to 38,300)	24,100 (20,400 to 28,200)	12,500 (10,800 to 14,500)	8,240 (7,340 to 9,170)	619,000
Neoplasms	5,910 (4,110 to 8,260)	7,730 (5,570 to 10,500)	8,950 (6,460 to 12,200)	9,300 (6,730 to 12,500)	8,790 (6,530 to 11,500)	8,200 (6,310 to 10,600)	7,160 (5,450 to 9,010)	5,990 (4,570 to 7,630)	3,860 (2,880 to 4,840)	2,340 (1,670 to 2,960)	875 (593 to 1,140)	420 (276 to 537)	82,900
Lip and oral cavity cancer	27·7 (16·8 to 41·7)	49·8 (30·6 to 75)	67·5 (41·5 to 103)	75·7 (48·7 to 112)	76·6 (47·5 to 115)	72·4 (46·4 to 105)	65·2 (43·8 to 93·7)	71·6 (46·4 to 103)	46·4 (30·8 to 66)	27·9 (17·8 to 40·6)	13·5 (8·4 to 19·6)	6·8 (4 to 10)	669
Nasopharynx cancer	6·8 (4·2 to 10·3)	10·6 (6·6 to 16·6)	12·5 (7·7 to 19·1)	12·7 (8·2 to 18·4)	10·9 (7 to 16·2)	9·1 (5·4 to 13·7)	8·3 (5·1 to 12·6)	4·6 (3 to 6·8)	2·9 (1·8 to 4·3)	2·5 (1·5 to 3·5)	1·1 (0·7 to 1·6)	0·6 (0·3 to 0·8)	102
Other pharynx cancer	7·1 (4 to 11·4)	11·2 (6·7 to 17·5)	14·8 (9·4 to 22·7)	15·5 (9·7 to 24·8)	15·7 (10·2 to 22·9)	16·5 (10·3 to 26)	14·1 (8·9 to 21·4)	10·6 (6·7 to 16·2)	6·3 (4·1 to 9·6)	3·5 (2·2 to 5)	1·6 (1 to 2·3)	0·8 (0·5 to 1·1)	129
Esophageal cancer	22·2 (12·7 to 35·6)	43·2 (26·5 to 66)	63·3 (41·3 to 91·5)	80·4 (51·7 to 119)	76·4 (51·5 to 111)	91 (62·2 to 128)	85·3 (57·9 to 120)	85 (57·2 to 121)	53·2 (34·2 to 76·5)	34·8 (23 to 49·5)	16·7 (9·9 to 22·8)	8·7 (4·9 to 12·3)	691
Stomach cancer	540 (350 to 794)	726 (478 to 1,080)	906 (616 to 1,310)	1,050 (712 to 1,480)	1,140 (811 to 1,550)	1,130 (770 to 1,540)	1,170 (821 to 1,610)	1,060 (744 to 1,430)	718 (494 to 960)	463 (319 to 622)	168 (111 to 227)	75·5 (46·6 to 100)	9,980
Colon and rectum cancer	319 (203 to 481)	437 (280 to 643)	594 (392 to 862)	665 (442 to 953)	695 (461 to 990)	737 (491 to 1,040)	678 (462 to 954)	688 (478 to 964)	490 (333 to 690)	324 (214 to 441)	125 (79·9 to 173)	64·9 (39·1 to 90·7)	6,390
Liver cancer	36·3 (20·6 to 60·9)	58·9 (36·3 to 89·5)	98·7 (60·9 to 154)	126 (74·2 to 202)	136 (86·3 to 210)	141 (92·8 to 201)	129 (79·1 to 198)	110 (69·1 to 164)	76·6 (49·3 to 115)	41·2 (25·8 to 61·3)	14·1 (8·5 to 20·8)	4·6 (2·8 to 6·7)	1,070
Liver cancer due to hepatitis B	11·2 (5·2 to 20·6)	14·7 (7·1 to 25·7)	20·1 (9·5 to 37·6)	21·8 (9·8 to 42·7)	19·7 (8·4 to 39·6)	16·2 (6·6 to 31)	11·8 (4·8 to 24)	8·3 (3·5 to 15·9)	4·9 (1·8 to 10·1)	2·4 (1 to 4·6)	0·8 (0·3 to 1·5)	0·2 (0·1 to 0·6)	158
Liver cancer due to hepatitis C	10 (4·6 to 19·1)	20·5 (9·6 to 36·2)	41 (21·8 to 69·3)	58·7 (29·4 to 106)	67·2 (35·2 to 117)	72·8 (43·8 to 113)	69·7 (39·1 to 118)	63·4 (36·2 to 100)	47·2 (29·9 to 73·6)	26·8 (16 to 42·1)	9·5 (5·5 to 14·4)	3·2 (1·8 to 4·8)	500
Liver cancer due to alcohol use	6·3 (2·7 to 12·8)	10·7 (4·4 to 20·8)	17·9 (7·7 to 33·4)	22·4 (9·7 to 43·6)	25·5 (11·1 to 48·8)	28·9 (14·2 to 50·4)	25·3 (11·7 to 47·8)	18 (8·3 to 32·4)	10·3 (5 to 18·4)	4·6 (2·4 to 8·3)	1·4 (0·6 to 2·5)	0·4 (0·1 to 0·7)	179
Liver cancer due to NASH	3·9 (1·6 to 7·9)	6·3 (2·9 to 12·4)	10·2 (4·8 to 18·7)	12·7 (5·4 to 24·8)	13·8 (6·2 to 27·5)	14·9 (7·2 to 28·4)	14·6 (7·1 to 26·5)	14·1 (6·6 to 26)	10·3 (4·6 to 19·7)	5·4 (2·6 to 9·8)	1·8 (0·9 to 3·6)	0·6 (0·2 to 1·2)	121
Liver cancer due to other causes	4·9 (2·3 to 9)	6·8 (3·1 to 12·2)	9·4 (4·2 to 18)	10·1 (4·4 to 19·9)	9·4 (4·2 to 18)	8·5 (4 to 15·8)	7·2 (3 to 13·6)	5·9 (2·7 to 11)	3·9 (1·7 to 7·7)	2 (0·9 to 3·7)	0·6 (0·3 to 1·2)	0·2 (0·1 to 0·4)	116
Gallbladder and biliary tract cancer	71·9 (42·2 to 113)	152 (92·1 to 239)	239 (141 to 376)	316 (200 to 472)	350 (239 to 509)	349 (237 to 509)	310 (205 to 455)	266 (178 to 389)	167 (110 to 239)	98·6 (62·4 to 145)	32·6 (19·1 to 48·1)	17·9 (10·5 to 26·6)	2,440
Pancreatic cancer	117 (73·7 to 178)	218 (148 to 321)	348 (230 to 514)	419 (272 to 596)	554 (369 to 795)	577 (382 to 831)	494 (335 to 701)	427 (289 to 597)	281 (185 to 403)	148 (93·5 to 212)	55·5 (35·3 to 79·5)	22·9 (13·5 to 33·2)	3,810
Larynx cancer	12·9 (7·9 to 20·4)	21·1 (13·2 to 31·8)	28·4 (16·8 to 43·9)	27·2 (17·5 to 40·1)	24·7 (16·3 to 36)	24·8 (15·6 to 38·3)	22·6 (15 to 33·1)	14·4 (9·4 to 21·7)	11·7 (7·5 to 16·9)	8·4 (5·2 to 12·4)	4·6 (2·8 to 6·7)	1·7 (1·1 to 2·3)	224
Tracheal, bronchus, and lung cancer	304 (190 to 452)	516 (328 to 750)	647 (409 to 942)	773 (485 to 1,170)	916 (588 to 1,360)	924 (604 to 1,300)	899 (591 to 1,270)	715 (473 to 1,020)	419 (268 to 607)	226 (144 to 329)	73·3 (44 to 108)	34·7 (19·8 to 50·7)	6,870
Malignant skin melanoma	15·1 (8·1 to 24·9)	15·2 (8·8 to 24·5)	15·7 (9·7 to 25·2)	18 (10·7 to 28·4)	13·7 (7·8 to 22·7)	12·6 (7·6 to 22·2)	10·4 (6·4 to 18)	10·2 (6·3 to 18·2)	7·6 (4·7 to 12·3)	5·8 (3·6 to 8·8)	2·9 (1·5 to 4·4)	1·9 (1 to 3·1)	166
Non-melanoma skin cancer	18 (9·6 to 29·8)	29·3 (15·4 to 49·5)	28·8 (15·5 to 44·9)	29·5 (15·9 to 47·9)	28·9 (16·4 to 46·4)	29·3 (16·5 to 44·7)	31·6 (18·6 to 48·5)	45·3 (27·3 to 65·6)	36·2 (21·7 to 54·2)	33·7 (20·2 to 48·3)	16·4 (9·8 to 24·5)	6·3 (3·7 to 9·8)	360
Non-melanoma skin cancer (squamous-cell carcinoma)	18 (9·6 to 29·8)	29·3 (15·4 to 49·5)	28·7 (15·5 to 44·9)	29·4 (15·8 to 47·8)	28·9 (16·4 to 46·4)	29·3 (16·4 to 44·6)	31·5 (18·6 to 48·5)	45·2 (27·2 to 65·5)	36·2 (21·7 to 54·1)	33·7 (20·1 to 48·3)	16·4 (9·8 to 24·4)	6·3 (3·6 to 9·8)	359
Non-melanoma skin cancer (basal-cell carcinoma)	0 (0 to 0·1)	0 (0 to 0·1)	0 (0 to 0·1)	0 (0 to 0·1)	0·1 (0 to 0·1)	0·1 (0 to 0·1)	0·1 (0 to 0·1)	0·1 (0 to 0·1)	0 (0 to 0·1)	0 (0 to 0·1)	0 (0 to 0)	0 (0 to 0)	0·5
Breast cancer	1,140 (724 to 1,730)	1,550 (1,010 to 2,330)	1,640 (1,080 to 2,440)	1,510 (1,010 to 2,190)	1,150 (754 to 1,620)	921 (636 to 1,270)	665 (457 to 919)	502 (351 to 703)	308 (207 to 439)	184 (125 to 250)	74·7 (47·7 to 104)	37·5 (22·8 to 53·2)	11,000
Cervical cancer	1,880 (1,180 to 2,740)	2,070 (1,330 to 3,050)	2,140 (1,400 to 3,130)	1,970 (1,290 to 2,820)	1,450 (938 to 2,130)	1,150 (779 to 1,660)	913 (624 to 1,270)	680 (460 to 958)	426 (271 to 614)	251 (161 to 359)	84·6 (48·8 to 128)	38·9 (21·5 to 60·3)	15,600
Uterine cancer	53·5 (30·2 to 92·8)	151 (89 to 236)	217 (137 to 343)	224 (136 to 368)	327 (210 to 497)	287 (188 to 446)	224 (146 to 340)	151 (99·3 to 232)	86·3 (55·5 to 137)	44·5 (29·3 to 70·8)	17 (10·3 to 26·7)	8·9 (5 to 13·6)	1,870
Ovarian cancer	310 (180 to 485)	474 (271 to 717)	495 (309 to 735)	518 (312 to 773)	428 (269 to 650)	395 (245 to 571)	290 (187 to 417)	193 (126 to 277)	100 (64·3 to 142)	51·9 (32·9 to 73·9)	18·8 (11·4 to 27·2)	8·6 (4·7 to 12·7)	3,940
Prostate cancer	0 (0 to 0)	0 (0 to 0)	0 (0 to 0)	0 (0 to 0)	0 (0 to 0)	0 (0 to 0)	0 (0 to 0)	0 (0 to 0)	0 (0 to 0)	0 (0 to 0)	0 (0 to 0)	0 (0 to 0)	0
Testicular cancer	--	--	--	--	--	--	--	--	--	--	--	--	NA
Kidney cancer	62·9 (37·8 to 95·4)	88·4 (51·9 to 138)	114 (72·2 to 173)	114 (71·2 to 169)	113 (73·8 to 167)	116 (77 to 162)	93·5 (63·4 to 134)	74·9 (49·8 to 108)	46·7 (30·2 to 66·7)	30·7 (18·8 to 45·7)	12·6 (7·5 to 19·2)	5·3 (3 to 8·2)	1,040
Bladder cancer	14·9 (8·7 to 23·2)	26·7 (16 to 40·9)	37·4 (24·1 to 56·5)	50·5 (33·5 to 73·6)	59·8 (40·5 to 85·3)	62·9 (43·1 to 86·9)	64·5 (44·3 to 91·5)	76·2 (52·4 to 109)	56·9 (38·6 to 80·6)	44·5 (28·8 to 62)	18·3 (11·9 to 25·5)	9·3 (6 to 13·3)	545
Brain and central nervous system cancer	233 (120 to 367)	267 (131 to 425)	296 (149 to 463)	278 (148 to 415)	244 (130 to 360)	210 (115 to 308)	172 (85·6 to 261)	125 (62·4 to 199)	81·1 (30·9 to 133)	40·9 (16·4 to 68·3)	11·8 (4·9 to 18·4)	7·1 (2·7 to 11)	3,360
Thyroid cancer	31·8 (19·1 to 51)	45·9 (27·4 to 71·1)	68·6 (40·3 to 108)	79 (48·7 to 126)	81·9 (55·8 to 119)	79·1 (50·3 to 117)	65·3 (44·2 to 98·3)	50·1 (32·5 to 73·8)	32·4 (21·4 to 48·2)	15·8 (9·8 to 24·6)	6·3 (3·8 to 9·4)	3·5 (2·1 to 5·1)	611
Mesothelioma	4·5 (2·1 to 7·6)	4·8 (2·2 to 7·7)	4·6 (2·3 to 7·2)	5·5 (2·9 to 9·1)	4·4 (2·4 to 7·1)	2·5 (1·5 to 3·8)	2·9 (1·7 to 4·5)	2·1 (1·2 to 3·2)	1·2 (0·7 to 1·8)	0·8 (0·4 to 1·2)	0·2 (0·1 to 0·4)	0·1 (0 to 0·1)	39·2
Hodgkin lymphoma	27·3 (14·1 to 48·9)	24·9 (13·9 to 42·6)	29·8 (17·8 to 46·3)	32·1 (19·1 to 50·4)	30·5 (18·1 to 48)	28·8 (17·8 to 44·1)	30·2 (18·8 to 45·2)	25·5 (15·4 to 37·8)	14·8 (8·5 to 24)	8·7 (4·8 to 14)	3·6 (1·4 to 6·2)	1·4 (0·5 to 2·7)	429
Non-Hodgkin lymphoma	121 (73·5 to 186)	142 (92·7 to 211)	164 (107 to 241)	195 (128 to 284)	188 (126 to 271)	183 (126 to 261)	178 (120 to 252)	151 (103 to 216)	94·7 (62·9 to 137)	53·2 (34·3 to 76·8)	20·9 (13·5 to 29·8)	11·6 (6·5 to 16·6)	2,040
Multiple myeloma	17·8 (10·9 to 26·8)	34·4 (20·6 to 54·7)	57·6 (36·4 to 86·3)	77·4 (50·1 to 114)	86·4 (55 to 128)	84·1 (56·5 to 120)	67·3 (46·3 to 93·2)	47·9 (31·9 to 68·1)	22·5 (14·8 to 32·4)	10·5 (6·6 to 16)	4·1 (2·5 to 5·8)	1·7 (0·8 to 2·7)	534
Leukemia	317 (202 to 487)	329 (209 to 492)	342 (224 to 488)	345 (224 to 511)	306 (208 to 435)	294 (202 to 410)	232 (155 to 325)	185 (127 to 263)	115 (76·4 to 166)	76·9 (49·2 to 110)	28 (17·9 to 39·1)	11·8 (6·9 to 17)	5,420
Acute lymphoid leukemia	46·6 (20·4 to 84·3)	49·3 (20·2 to 87)	43·3 (15·6 to 75)	36·4 (16·7 to 62)	42·2 (14·2 to 75·2)	23·1 (9·9 to 42)	17·5 (6·4 to 29·6)	9·3 (4·1 to 16·5)	3 (1·3 to 5·8)	5·3 (1·4 to 11)	2 (0·4 to 3·7)	1·4 (0·1 to 2·9)	1,110
Chronic lymphoid leukemia	1·6 (0·9 to 2·8)	2·5 (1·2 to 4·5)	10·5 (5·4 to 17·8)	8·4 (4·2 to 14)	10 (5·3 to 16)	14·9 (7·7 to 25·3)	11·8 (6 to 19·7)	14·6 (6·9 to 24·6)	9·5 (4·5 to 16·4)	5·2 (2·3 to 9·5)	0·9 (0·4 to 1·6)	0·1 (0 to 0·1)	97·1
Acute myeloid leukemia	45·2 (18·5 to 80·4)	46·5 (17·1 to 77·1)	46·9 (15·9 to 79·8)	47·3 (17·5 to 80·6)	47·7 (14·3 to 77·2)	38·4 (12·6 to 64·4)	27·7 (10·8 to 45·8)	18·3 (6·8 to 31·1)	13·7 (3·6 to 24·4)	5 (1·8 to 9·2)	0·5 (0·2 to 0·9)	0·1 (0·1 to 0·3)	727
Chronic myeloid leukemia	11·8 (4·8 to 24·6)	13·4 (5·7 to 27·3)	12·7 (5·7 to 23·7)	11·5 (5·3 to 22·8)	6·1 (2·6 to 11·7)	18·6 (8·3 to 35·9)	21·3 (9·9 to 39·1)	11·3 (4·8 to 21·8)	4·8 (1·8 to 9·5)	2·6 (1 to 5)	0·2 (0·1 to 0·5)	0 (0 to 0·1)	143
Other leukemia	212 (130 to 333)	218 (136 to 335)	228 (145 to 340)	242 (153 to 357)	200 (131 to 293)	199 (129 to 284)	153 (98·3 to 221)	132 (88·8 to 193)	84·5 (53·2 to 124)	58·8 (37·2 to 84·4)	24·4 (15·7 to 34·8)	10·2 (5·7 to 14·9)	3,340
Other malignant neoplasms	190 (126 to 277)	213 (143 to 298)	259 (176 to 369)	273 (190 to 389)	269 (194 to 365)	251 (182 to 335)	221 (160 to 298)	201 (143 to 264)	142 (101 to 189)	97·8 (66·9 to 132)	46·5 (31 to 63·9)	25·4 (15·2 to 35·1)	3,370
Other neoplasms	9·9 (5·4 to 15·1)	14·6 (9·2 to 21·8)	15 (9·2 to 22·2)	19·8 (12·6 to 28·2)	23·4 (15·8 to 33·2)	23·2 (16·4 to 31·9)	24·1 (16·8 to 33·5)	23·4 (16 to 32·3)	14·8 (10 to 20·3)	7·2 (5 to 10·4)	2·7 (1·8 to 4)	1·5 (0·9 to 2·2)	241
Myelodysplastic, myeloproliferative, and other hematopoietic n	9·9 (5·4 to 15·1)	14·6 (9·2 to 21·8)	15 (9·2 to 22·2)	19·8 (12·6 to 28·2)	23·4 (15·8 to 33·2)	23·2 (16·4 to 31·9)	24·1 (16·8 to 33·5)	23·4 (16 to 32·3)	14·8 (10 to 20·3)	7·2 (5 to 10·4)	2·7 (1·8 to 4)	1·5 (0·9 to 2·2)	241
Benign and in situ intestinal neoplasms	0 (0 to 0)	0 (0 to 0)	0 (0 to 0)	0 (0 to 0)	0 (0 to 0)	0 (0 to 0)	0 (0 to 0)	0 (0 to 0)	0 (0 to 0)	0 (0 to 0)	0 (0 to 0)	0 (0 to 0)	0
Benign and in situ cervical and uterine neoplasms	0 (0 to 0)	0 (0 to 0)	0 (0 to 0)	0 (0 to 0)	0 (0 to 0)	0 (0 to 0)	0 (0 to 0)	0 (0 to 0)	0 (0 to 0)	0 (0 to 0)	0 (0 to 0)	0 (0 to 0)	0
Other benign and in situ neoplasms	0 (0 to 0)	0 (0 to 0)	0 (0 to 0)	0 (0 to 0)	0 (0 to 0)	0 (0 to 0)	0 (0 to 0)	0 (0 to 0)	0 (0 to 0)	0 (0 to 0)	0 (0 to 0)	0 (0 to 0)	0
Cardiovascular diseases	2,980 (2,140 to 4,070)	3,830 (2,740 to 5,370)	5,220 (3,600 to 7,200)	6,210 (4,210 to 8,390)	7,460 (5,530 to 9,840)	8,320 (6,220 to 10,600)	9,560 (7,290 to 12,300)	10,400 (7,970 to 13,200)	9,920 (7,680 to 12,300)	7,940 (5,760 to 10,000)	4,430 (3,140 to 5,530)	3,000 (1,990 to 3,720)	86,800
Rheumatic heart disease	173 (111 to 263)	141 (94·1 to 205)	120 (79·3 to 169)	103 (70·6 to 147)	76·2 (53·1 to 106)	62·6 (43·2 to 87·7)	51·2 (35·1 to 72·7)	44·6 (30·5 to 63·9)	26·6 (18 to 37·5)	17·5 (11·6 to 24·9)	7·9 (5·1 to 11·2)	4·8 (2·8 to 6·9)	2,010

Ischemic heart disease	0 (0 to 0)	0 (0 to 0)	0 (0 to 0)	0 (0 to 0)	0 (0 to 0)	0 (0 to 0)	199 (172 to 261)	336 (191 to 504)	454 (229 to 647)	534 (229 to 802)	699 (410 to 1,046)	1,268 (849 to 1,930)	1,268 (1,020 to 2,004)	1,970 (1,668 to 3,239)	2,956 (1,668 to 4,239)	3,668 (2,268 to 5,070)	4,630 (3,268 to 6,359)	5,210 (3,780 to 6,756)	5,960 (4,409 to 7,830)	6,366 (4,668 to 8,295)	6,100 (4,409 to 7,960)	5,926 (3,410 to 8,460)	5,400 (1,960 to 9,390)	2,810 (1,268 to 5,320)	2,268 (1,268 to 3,320)	90,100
Stroke	0 (1.1 to 1.6)	0 (1.4 to 2.1)	0 (29.5 to 130)	0 (11.6 to 42.6)	0 (40.9 to 131)	0 (11 to 329)	0 (33 to 601)	0 (97 to 773)	0 (268 to 914)	0 (341 to 1,170)	0 (499 to 1,320)	0 (713 to 2,040)	0 (891 to 2,530)	0 (1,020 to 3,460)	0 (1,020 to 3,460)	0 (1,020 to 3,460)	0 (1,020 to 3,460)	0 (1,020 to 3,470)	0 (1,010 to 3,460)	0 (1,020 to 3,460)	0 (1,020 to 3,460)	0 (1,020 to 3,460)	0 (1,020 to 3,460)	0 (1,020 to 3,460)	0 (1,020 to 3,460)	33,600
Ischemic stroke	0.1 (0.0 to 0.2)	0.2 (0.1 to 0.6)	0.1 (17.9 to 8.8)	10 (8.5 to 14.6)	29.5 (19.6 to 35.8)	38.9 (21.6 to 50.7)	69.2 (43.6 to 102)	91.7 (60.6 to 134)	102 (68.6 to 142)	108 (69.1 to 152)	126 (82.1 to 180)	165 (122 to 228)	206 (158 to 305)	284 (232 to 396)	399 (242 to 569)	606 (329 to 840)	660 (329 to 940)	1,210 (689 to 1,700)	1,660 (1,030 to 2,360)	1,960 (1,210 to 2,250)	1,960 (899 to 3,140)	670 (363 to 928)	399 (256 to 554)	9,630
Intracerebral hemorrhage	2.9 (0.6 to 4.6)	1.9 (12.4 to 10.8)	34.6 (21 to 71.3)	4.8 (1.1 to 10.4)	29.4 (19.1 to 42.4)	90.6 (51.3 to 151)	145 (90.3 to 214)	183 (110 to 283)	176 (107 to 276)	212 (132 to 321)	297 (181 to 437)	409 (260 to 611)	623 (391 to 930)	840 (524 to 1,260)	1,260 (524 to 1,920)	1,620 (524 to 2,460)	1,920 (524 to 2,460)	1,770 (524 to 2,460)	1,650 (524 to 2,460)	1,650 (524 to 2,460)	1,650 (524 to 2,460)	739 (524 to 2,460)	496 (524 to 2,460)	236 (524 to 2,460)	137 (524 to 2,460)	69,100
Subarachnoid hemorrhage	2.2 (0.6 to 5.6)	1.7 (9.6 to 3.9)	20.7 (9.5 to 66.5)	8.2 (1.9 to 20.7)	44 (21.1 to 67.4)	74.8 (46.6 to 116)	110 (70.1 to 170)	128 (79.8 to 209)	151 (93.3 to 241)	202 (122 to 320)	297 (189 to 470)	395 (247 to 626)	472 (293 to 741)	667 (392 to 1,060)	924 (392 to 1,530)	991 (392 to 1,530)	1,530 (392 to 1,530)	1,530 (392 to 1,530)	1,530 (392 to 1,530)	1,530 (392 to 1,530)	1,530 (392 to 1,530)	1,530 (392 to 1,530)	1,530 (392 to 1,530)	1,530 (392 to 1,530)	1,530 (392 to 1,530)	23,700
Hypertensive heart disease	0 (0 to 0)	0 (0 to 0)	0 (0 to 0)	0 (0 to 0)	0 (0 to 0)	13 (0 to 0)	21 (0 to 0)	27.3 (0 to 0)	39.7 (0 to 0)	56.9 (0 to 0)	97.7 (0 to 0)	146 (0 to 0)	214 (0 to 0)	352 (0 to 0)	564 (0 to 0)	864 (0 to 0)	1,260 (0 to 0)	1,660 (0 to 0)	2,060 (0 to 0)	2,260 (0 to 0)	2,260 (0 to 0)	1,960 (0 to 0)	1,460 (0 to 0)	1,060 (0 to 0)	660 (0 to 0)	221 (0 to 0)	142 (0 to 0)	21,500
Non-rheumatic valvular heart disease	0 (0 to 0)	0 (0 to 0)	0 (0 to 0)	0 (0 to 0)	0 (0 to 0)	0 (0 to 0)



GBD Table 2b: Guatemala DALYS by cause and age arcoss for females with 95% uncertainty intervals, 2019

Cause	Early Neonatal	Late Neonatal	Post Neonatal	1 to 4	5 to 9	10 to 14	15 to 19	20 to 24	25 to 29	30 to 34	35 to 39	40 to 44	45 to 49	50 to 54	55 to 59	60 to 64	65 to 69	70 to 74	75 to 79	80 to 84	85 to 89	90 to 94	95 plus	Total
All causes	76,430 (69,784 to 100,308)	61,156 (57,226 to 66,468)	141,998 (130,000 to 167,000)	713,000 (627,000 to 806,000)	466,100 (392,000 to 556,000)	276,800 (223,000 to 351,000)	266,000 (199,000 to 373,000)	286,000 (199,000 to 417,000)	302,000 (199,000 to 477,000)	307,000 (199,000 to 482,000)	317,000 (199,000 to 482,000)	339,000 (199,000 to 482,000)	359,000 (199,000 to 482,000)	359,000 (199,000 to 482,000)	359,000 (199,000 to 482,000)	359,000 (197,000 to 482,000)	359,000 (197,000 to 482,000)	357,000 (197,000 to 482,000)	357,000 (197,000 to 482,000)	346,000 (197,000 to 482,000)	331,000 (197,000 to 482,000)	314,000 (197,000 to 482,000)	46,000 (33,000 to 64,000)	16,600 (10,000 to 24,000)	3,140 (2,000 to 4,000)	2,013,000
Communicable, maternal, neonatal, and nutritional diseases	62,900 (57,000 to 83,000)	48,600 (44,000 to 53,000)	122,000 (110,000 to 135,000)	660,000 (594,000 to 732,000)	412,000 (368,000 to 464,000)	243,000 (213,000 to 282,000)	213,000 (178,000 to 264,000)	222,000 (177,000 to 284,000)	222,000 (177,000 to 284,000)	222,000 (177,000 to 284,000)	222,000 (177,000 to 284,000)	222,000 (177,000 to 284,000)	222,000 (177,000 to 284,000)	222,000 (177,000 to 284,000)	222,000 (177,000 to 284,000)	222,000 (177,000 to 284,000)	222,000 (177,000 to 284,000)	222,000 (177,000 to 284,000)	222,000 (177,000 to 284,000)	222,000 (177,000 to 284,000)	222,000 (177,000 to 284,000)	222,000 (177,000 to 284,000)	46,000 (33,000 to 64,000)	16,600 (10,000 to 24,000)	3,140 (2,000 to 4,000)	4,000 (2,000 to 7,000)	553,000
HIV/AIDS and sexually transmitted infections	0.4 (0.2 to 0.6)	2.8 (1.6 to 4.1)	562 (152 to 1,160)	878 (173 to 1,870)	322 (57 to 695)	232 (39 to 499)	434 (77 to 922)	1,020 (177 to 2,220)	2,020 (338 to 4,410)	2,230 (338 to 4,710)	1,960 (338 to 4,210)	1,260 (199 to 2,720)	743 (120 to 1,610)	574 (90 to 1,250)	527 (84 to 1,150)	556 (89 to 1,200)	579 (92 to 1,250)	577 (93 to 1,250)	556 (90 to 1,200)	511 (83 to 1,110)	454 (74 to 983)	387 (63 to 838)	313 (51 to 677)	11.9 (9.3 to 17.0)	0.2 (0.1 to 0.3)	0.1 (0.1 to 0.1)	15,800
HIV/AIDS	0.4 (0.2 to 0.6)	2.8 (1.6 to 4.1)	562 (152 to 1,160)	878 (173 to 1,870)	322 (57 to 695)	232 (39 to 499)	434 (77 to 922)	1,020 (177 to 2,220)	2,020 (338 to 4,410)	2,230 (338 to 4,710)	1,960 (338 to 4,210)	1,260 (199 to 2,720)	743 (120 to 1,610)	574 (90 to 1,250)	527 (84 to 1,150)	556 (89 to 1,200)	579 (92 to 1,250)	577 (93 to 1,250)	556 (90 to 1,200)	511 (83 to 1,110)	454 (74 to 983)	387 (63 to 838)	313 (51 to 677)	11.9 (9.3 to 17.0)	0.2 (0.1 to 0.3)	0.1 (0.1 to 0.1)	12,600
HIV/AIDS - Drug-susceptible Tuberculosis	0 (0 to 0)	0 (0 to 0)	0 (0 to 0)	0 (0 to 0)	0 (0 to 0)	0 (0 to 0)	0 (0 to 0)	0 (0 to 0)	0 (0 to 0)	0 (0 to 0)	0 (0 to 0)	0 (0 to 0)	0 (0 to 0)	0 (0 to 0)	0 (0 to 0)	0 (0 to 0)	0 (0 to 0)	0 (0 to 0)	0 (0 to 0)	0 (0 to 0)	0 (0 to 0)	0 (0 to 0)	0 (0 to 0)	0 (0 to 0)	0 (0 to 0)	0 (0 to 0)	0 (0 to 0)	2,020
HIV/AIDS - Multidrug resistant Tuberculosis without extensive drug resistance	0 (0 to 0)	0 (0 to 0)	0 (0 to 0)	0 (0 to 0)	0 (0 to 0)	0 (0 to 0)	0 (0 to 0)	0 (0 to 0)	0 (0 to 0)	0 (0 to 0)	0 (0 to 0)	0 (0 to 0)	0 (0 to 0)	0 (0 to 0)	0 (0 to 0)	0 (0 to 0)	0 (0 to 0)	0 (0 to 0)	0 (0 to 0)	0 (0 to 0)	0 (0 to 0)	0 (0 to 0)	0 (0 to 0)	0 (0 to 0)	0 (0 to 0)	0 (0 to 0)	0 (0 to 0)	161
HIV/AIDS - Extensively drug-resistant Tuberculosis	0 (0 to 0)	0 (0 to 0)	0 (0 to 0)	0 (0 to 0)	0 (0 to 0)	0 (0 to 0)	0 (0 to 0)	0 (0 to 0)	0 (0 to 0)	0 (0 to 0)	0 (0 to 0)	0 (0 to 0)	0 (0 to 0)	0 (0 to 0)	0 (0 to 0)	0 (0 to 0)	0 (0 to 0)	0 (0 to 0)	0 (0 to 0)	0 (0 to 0)	0 (0 to 0)	0 (0 to 0)	0 (0 to 0)	0 (0 to 0)	0 (0 to 0)	0 (0 to 0)	0 (0 to 0)	29.3
HIV/AIDS resulting in other diseases	0 (0 to 0)	0 (0 to 0)	0 (0 to 0)	0 (0 to 0)	0 (0 to 0)	0 (0 to 0)	0 (0 to 0)	0 (0 to 0)	0 (0 to 0)	0 (0 to 0)	0 (0 to 0)	0 (0 to 0)	0 (0 to 0)	0 (0 to 0)	0 (0 to 0)	0 (0 to 0)	0 (0 to 0)	0 (0 to 0)	0 (0 to 0)	0 (0 to 0)	0 (0 to 0)	0 (0 to 0)	0 (0 to 0)	0 (0 to 0)	0 (0 to 0)	0 (0 to 0)	0 (0 to 0)	0
Sexually transmitted infections excluding HIV	0.1 (0.1 to 0.2)	0.8 (0.4 to 1.2)	156 (42 to 322)	224 (44 to 477)	82 (15 to 177)	59 (10 to 127)	111 (20 to 235)	260 (45 to 566)	515 (86 to 1,120)	569 (86 to 1,200)	500 (86 to 1,070)	321 (51 to 692)	189 (31 to 411)	146 (23 to 319)	134 (21 to 293)	142 (23 to 306)	148 (24 to 319)	147 (24 to 319)	142 (23 to 306)	130 (21 to 283)	116 (19 to 251)	98.7 (16 to 214)	80.0 (12 to 173)	3.0 (2.4 to 4.3)	0.1 (0.1 to 0.2)	0.0 (0.0 to 0.0)	4,030
Syphilis	0.0 (0.1 to 0.2)	0.4 (0.2 to 0.6)	0.2 (0.0 to 0.4)	0.1 (0.0 to 0.2)	0.0 (0.0 to 0.1)	0.0 (0.0 to 0.1)	0.0 (0.0 to 0.1)	0.0 (0.0 to 0.1)	0.0 (0.0 to 0.1)	0.0 (0.0 to 0.1)	0.0 (0.0 to 0.1)	0.0 (0.0 to 0.1)	0.0 (0.0 to 0.1)	0.0 (0.0 to 0.1)	0.0 (0.0 to 0.1)	0.0 (0.0 to 0.1)	0.0 (0.0 to 0.1)	0.0 (0.0 to 0.1)	0.0 (0.0 to 0.1)	0.0 (0.0 to 0.1)	0.0 (0.0 to 0.1)	0.0 (0.0 to 0.1)	0.0 (0.0 to 0.1)	0.0 (0.0 to 0.0)	0.0 (0.0 to 0.0)	0.0 (0.0 to 0.0)	126
Chlamydial infection	0 (0 to 0)	0 (0 to 0)	0 (0 to 0)	0 (0 to 0)	0 (0 to 0)	0 (0 to 1)	0 (0 to 2)	0 (0 to 2)	0 (0 to 3)	0 (0 to 3)	0 (0 to 3)	0 (0 to 3)	0 (0 to 3)	0 (0 to 3)	0 (0 to 3)	0 (0 to 3)	0 (0 to 3)	0 (0 to 3)	0 (0 to 3)	0 (0 to 3)	0 (0 to 3)	0 (0 to 3)	0 (0 to 3)	0 (0 to 3)	0 (0 to 0)	0 (0 to 0)	0 (0 to 0)	0
Gonococcal infection	0 (0 to 0)	0 (0 to 0)	0 (0 to 0)	0 (0 to 0)	0 (0 to 0)	0 (0 to 0)	0 (0 to 0)	0 (0 to 0)	0 (0 to 0)	0 (0 to 0)	0 (0 to 0)	0 (0 to 0)	0 (0 to 0)	0 (0 to 0)	0 (0 to 0)	0 (0 to 0)	0 (0 to 0)	0 (0 to 0)	0 (0 to 0)	0 (0 to 0)	0 (0 to 0)	0 (0 to 0)	0 (0 to 0)	0 (0 to 0)	0 (0 to 0)	0 (0 to 0)	0 (0 to 0)	0
Trichomoniasis	0 (0 to 0)	0 (0 to 0)	0 (0 to 0)	0 (0 to 0)	0 (0 to 1)	0 (0 to 1)	0 (0 to 2)	0 (0 to 2)	0 (0 to 3)	0 (0 to 3)	0 (0 to 3)	0 (0 to 3)	0 (0 to 3)	0 (0 to 3)	0 (0 to 3)	0 (0 to 3)	0 (0 to 3)	0 (0 to 3)	0 (0 to 3)	0 (0 to 3)	0 (0 to 3)	0 (0 to 3)	0 (0 to 3)	0 (0 to 3)	0 (0 to 0)	0 (0 to 0)	0 (0 to 0)	0
Genital herpes	0 (0 to 0)	0 (0 to 0)	0 (0 to 0)	0 (0 to 0)	0 (0 to 0)	0 (0 to 0)	0 (0 to 0)	0 (0 to 0)	0 (0 to 0)	0 (0 to 0)	0 (0 to 0)	0 (0 to 0)	0 (0 to 0)	0 (0 to 0)	0 (0 to 0)	0 (0 to 0)	0 (0 to 0)	0 (0 to 0)	0 (0 to 0)	0 (0 to 0)	0 (0 to 0)	0 (0 to 0)	0 (0 to 0)	0 (0 to 0)	0 (0 to 0)	0 (0 to 0)	0 (0 to 0)	0
Other sexually transmitted infections	0 (0 to 0)	0.4 (0.2 to 0.6)	156 (42 to 322)	224 (44 to 477)	82 (15 to 177)	59 (10 to 127)	111 (20 to 235)	260 (45 to 566)	515 (86 to 1,120)	569 (86 to 1,200)	500 (86 to 1,070)	321 (51 to 692)	189 (31 to 411)	146 (23 to 319)	134 (21 to 293)	142 (23 to 306)	148 (24 to 319)	147 (24 to 319)	142 (23 to 306)	130 (21 to 283)	116 (19 to 251)	98.7 (16 to 214)	80.0 (12 to 173)	3.0 (2.4 to 4.3)	0.1 (0.1 to 0.2)	0.0 (0.0 to 0.0)	4,030
HIV/AIDS resulting in other diseases	0 (0 to 0)	0 (0 to 0)	0 (0 to 0)	0 (0 to 0)	0 (0 to 0)	0 (0 to 0)	0 (0 to 0)	0 (0 to 0)	0 (0 to 0)	0 (0 to 0)	0 (0 to 0)	0 (0 to 0)	0 (0 to 0)	0 (0 to 0)	0 (0 to 0)	0 (0 to 0)	0 (0 to 0)	0 (0 to 0)	0 (0 to 0)	0 (0 to 0)	0 (0 to 0)	0 (0 to 0)	0 (0 to 0)	0 (0 to 0)	0 (0 to 0)	0 (0 to 0)	0 (0 to 0)	0
Sexually transmitted infections resulting in PID	0 (0 to 0)	0 (0 to 0)	0 (0 to 0)	0 (0 to 0)	0 (0 to 0)	0 (0 to 0)	0 (0 to 0)	0 (0 to 0)	0 (0 to 0)	0 (0 to 0)	0 (0 to 0)	0 (0 to 0)	0 (0 to 0)	0 (0 to 0)	0 (0 to 0)	0 (0 to 0)	0 (0 to 0)	0 (0 to 0)	0 (0 to 0)	0 (0 to 0)	0 (0 to 0)	0 (0 to 0)	0 (0 to 0)	0 (0 to 0)	0 (0 to 0)	0 (0 to 0)	0 (0 to 0)	0
Syphilis	0.0 (0.1 to 0.2)	0.4 (0.2 to 0.6)	0.2 (0.0 to 0.4)	0.1 (0.0 to 0.2)	0.0 (0.0 to 0.1)	0.0 (0.0 to 0.1)	0.0 (0.0 to 0.1)	0.0 (0.0 to 0.1)	0.0 (0.0 to 0.1)	0.0 (0.0 to 0.1)	0.0 (0.0 to 0.1)	0.0 (0.0 to 0.1)	0.0 (0.0 to 0.1)	0.0 (0.0 to 0.1)	0.0 (0.0 to 0.1)	0.0 (0.0 to 0.1)	0.0 (0.0 to 0.1)	0.0 (0.0 to 0.1)	0.0 (0.0 to 0.1)	0.0 (0.0 to 0.1)	0.0 (0.0 to 0.1)	0.0 (0.0 to 0.1)	0.0 (0.0 to 0.1)	0.0 (0.0 to 0.0)	0.0 (0.0 to 0.0)	0.0 (0.0 to 0.0)	126
Chlamydial infection	0 (0 to 0)	0 (0 to 0)	0 (0 to 0)	0 (0 to 0)	0 (0 to 0)	0 (0 to 1)	0 (0 to 2)	0 (0 to 2)	0 (0 to 3)	0 (0 to 3)	0 (0 to 3)	0 (0 to 3)	0 (0 to 3)	0 (0 to 3)	0 (0 to 3)	0 (0 to 3)	0 (0 to 3)	0 (0 to 3)	0 (0 to 3)	0 (0 to 3)	0 (0 to 3)	0 (0 to 3)	0 (0 to 3)	0 (0 to 3)	0 (0 to 0)	0 (0 to 0)	0 (0 to 0)	0
Gonococcal infection	0 (0 to 0)	0 (0 to 0)	0 (0 to 0)	0 (0 to 0)	0 (0 to 0)	0 (0 to 0)	0 (0 to 0)	0 (0 to 0)	0 (0 to 0)	0 (0 to 0)	0 (0 to 0)	0 (0 to 0)	0 (0 to 0)	0 (0 to 0)	0 (0 to 0)	0 (0 to 0)	0 (0 to 0)	0 (0 to 0)	0 (0 to 0)	0 (0 to 0)	0 (0 to 0)	0 (0 to 0)	0 (0 to 0)	0 (0 to 0)	0 (0 to 0)	0 (0 to 0)	0 (0 to 0)	0
Trichomoniasis	0 (0 to 0)	0 (0 to 0)	0 (0 to 0)	0 (0 to 0)	0 (0 to 1)	0 (0 to 1)	0 (0 to 2)	0 (0 to 2)	0 (0 to 3)	0 (0 to 3)	0 (0 to 3)	0 (0 to 3)	0 (0 to 3)	0 (0 to 3)	0 (0 to 3)	0 (0 to 3)	0 (0 to 3)	0 (0 to 3)	0 (0 to 3)	0 (0 to 3)	0 (0 to 3)	0 (0 to 3)	0 (0 to 3)	0 (0 to 3)	0 (0 to 0)	0 (0 to 0)	0 (0 to 0)	0
Genital herpes	0 (0 to 0)	0 (0 to 0)	0 (0 to 0)	0 (0 to 0)	0 (0 to 0)	0 (0 to 0)	0 (0 to 0)	0 (0 to 0)	0 (0 to 0)	0 (0 to 0)	0 (0 to 0)	0 (0 to 0)	0 (0 to 0)	0 (0 to 0)	0 (0 to 0)	0 (0 to 0)	0 (0 to 0)	0 (0 to 0)	0 (0 to 0)	0 (0 to 0)	0 (0 to 0)	0 (0 to 0)	0 (0 to 0)	0 (0 to 0)	0 (0 to 0)	0 (0 to 0)	0 (0 to 0)	0
Other sexually transmitted infections	0 (0 to 0)	0 (0 to 0)	0 (0 to 0)	0 (0 to 0)	0 (0 to 0)	0 (0 to 0)	0 (0 to 0)	0 (0 to 0)	0 (0 to 0)	0 (0 to 0)	0 (0 to 0)	0 (0 to 0)	0 (0 to 0)	0 (0 to 0)	0 (0 to 0)	0 (0 to 0)	0 (0 to 0)	0 (0 to 0)	0 (0 to 0)	0 (0 to 0)	0 (0 to 0)	0 (0 to 0)	0 (0 to 0)	0 (0 to 0)	0 (0 to 0)	0 (0 to 0)	0 (0 to 0)	0
Respiratory infections and tuberculosis	3,020 (2,520 to 5,060)	9,940 (9,000 to 11,000)	56,200 (50,000 to 63,000)	254,000 (227,000 to 284,000)	7,210 (6,000 to 8,720)	5,190 (4,000 to 6,810)	5,250 (3,000 to 8,000)	5,660 (3,000 to 9,000)	4,460 (2,000 to 8,000)	4,430 (2,000 to 8,000)	4,440 (2,000 to 8,000)	4,270 (2,000 to 8,000)	4,620 (2,000 to 8,000)	5,660 (3,000 to 9,000)	6,760 (3,000 to 11,000)	8,190 (3,000 to 14,000)	8,220 (3,000 to 14,000)	8,972 (3,000 to 15,000)	7,470 (2,000 to 14,000)	6,650 (2,000 to 13,000)	2,090 (1,000 to 4,000)	419 (200 to 800)	191,000
Tuberculosis	0 (0 to 0)	0 (0 to 0)	327 (272 to 387)	3,690 (3,000 to 4,500)	1,160 (900 to 1,500)	1,230 (900 to 1,700)	1,450 (1,000 to 2,000)	1,710 (1,000 to 2,000)	1,820 (1,000 to 2,000)	1,880 (1,000 to 2,000)	1,960 (1,000 to 2,000)	1,940 (1,000 to 2,000)	2,170 (1,000 to 3,000)	2,720 (1,000 to 4,000)	3,140 (1,000 to 5,000)	3,810 (1,000 to 6,000)	3,820 (1,000 to 6,000)	4,172 (1,000 to 7,000)	3,470 (1,000 to 6,000)	3,090 (1,000 to 5,000)	972 (300 to 2,000)	195 (60 to 400)	88,900
Latent tuberculosis infection	0 (0 to 0)	0 (0 to 0)	0 (0 to 0)	0 (0 to 0)	0 (0 to 0)	0 (0 to 0)	0 (0 to 0)	0 (0 to 0)	0 (0 to 0)	0 (0 to 0)	0 (0 to 0)	0 (0 to 0)	0 (0 to 0)	0 (0 to 0)	0 (0 to 0)	0 (0 to 0)	0 (0 to 0)	0 (0 to 0)	0 (0 to 0)	0 (0 to 0)	0 (0 to 0)	0 (0 to 0)	0 (0 to 0)	0
Active tuberculosis	0 (0 to 0)	0 (0 to 0)	327 (272 to 387)	3,690 (3,000 to 4,500)	1,160 (900 to 1,500)	1,230 (900 to 1,700)	1,450 (1,000 to 2,000)	1,710 (1,000 to 2,000)	1,820 (1,000 to 2,000)	1,880 (1,000 to 2,000)	1,960 (1,000 to 2,000)	1,940 (1,000 to 2,000)	2,170 (1,000 to 3,000)	2,720 (1,000 to 4,000)	3,140 (1,000 to 5,000)	3,810 (1,000 to 6,000)	3,820 (1,000 to 6,000)	4,172 (1,000 to 7,000)	3,470 (1,000 to 6,000)	3,090 (1,000 to 5,000)	972 (300 to 2,000)	195 (60 to 400)	88,900
Enteric infections	1,760 (1,700 to 2,000)	1,660 (1,600 to 1,800)	2,320 (2,200 to 2,500)	5,490 (5,000 to 6,000)	2,920 (2,600 to 3,300)	2,540 (2,200 to 2,900)	2,230 (1,900 to 2,600)	1,970 (1,600 to 2,400)	1,960 (1,600 to 2,400)	1,960 (1,600 to 2,400)	2,000 (1,600 to 2,400)	2,170 (1,600 to 2,800)	2,160 (1,600 to 2,800)	2,610 (1,600 to 3,400)	2,610 (1,600 to 3,400)	2,530 (1,600 to 3,400)	2,530 (1,600 to 3,400)	2,200 (1,600 to 3,000)	1,760 (1,000 to 2,600)	1,090 (700 to 1,600)	392 (200 to 700)	67.9 (30 to 140)	60,100
Diarrheal diseases	702 (664 to 821)	468 (429 to 509)	18,700 (15,000 to 23,000)	23,100 (18,000 to 29,000)	6,490 (4,000 to 9,000)	2,270 (1,000 to 4,000)	2,700 (1,000 to 5,000)	3,040 (1,000 to 6,000)	1,930 (1,000 to 4,000)	2,020 (1,000 to 4,000)	2,130 (1,000 to 4,000)	2,140 (1,000 to 4,000)	1,990 (1,000 to 4,000)	1,990 (1,000 to 4,000)	1,990 (1,000 to 4,000)	2,200 (1,000 to 4,000)	2,210 (1,000 to 4,000)	1,810 (1,000 to 3,000)	1,290 (1,000 to 2,000)	1,050 (700 to 1,600)	392 (200 to 700)	67.9 (30 to 140)	81,400
Typhoid and paratyphoid	0 (0 to 0)	0 (0 to 0)	0.2 (0 to 1)	0.2 (0 to 1)	0.2 (0 to 1)	0.2 (0 to 1)	0.1 (0 to 1)	0.1 (0 to 1)	0.1 (0 to 1)	0.1 (0 to 1)	0.1 (0 to 1)	0.1 (0 to 1)	0.1 (0 to 1)	0.1 (0 to 1)	0.1 (0 to 1)	0.1 (0 to 1)	0.1 (0 to 1)	0.1 (0 to 1)	0.1 (0 to 1)	0.1 (0 to 1)	0.1 (0 to 1)	0.1 (0 to 1)	0.1 (0 to 1)	0.0 (0 to 0)	0.0 (0 to 0)	0.0 (0 to 0)	0.0 (0 to 0)	676
Typhoid fever	0 (0 to 0)	0 (0 to 0)	0.2 (0 to 1)	0.2 (0 to 1)	0.2 (0 to 1)	0.2 (0 to 1)	0.1 (0 to 1)	0.1 (0 to 1)	0.1 (0 to 1)	0.1 (0 to 1)	0.1 (0 to 1)	0.1 (0 to 1)	0.1 (0 to 1)	0.1 (0 to 1)	0.1 (0 to 1)	0.1 (0 to 1)	0.1 (0 to 1)	0.1 (0 to 1)	0.1 (0 to 1)	0.1 (0 to 1)	0.1 (0 to 1)	0.1 (0 to 1)	0.1 (0 to 1)	0.0 (0 to 0)	0.0 (0 to 0)	0.0 (0 to 0)	0.0 (0 to 0)	676
Paratyphoid fever	0 (0 to 0)	0 (0 to 0)	0 (0 to 0)	0 (0 to 0)	0 (0 to 0)	0 (0 to 0)	0 (0 to 0)	0 (0 to 0)	0 (0 to 0)	0 (0 to 0)	0 (0 to 0)	0 (0 to 0)	0 (0 to 0)	0 (0 to 0)	0 (0 to 0)	0 (0 to 0)	0 (0 to 0)	0 (0 to 0)	0 (0 to 0)	0 (0 to 0)	0 (0 to 0)	0 (0 to 0)	0 (0 to 0)	0 (0 to 0)	0 (0 to 0)	0 (0 to 0)	0 (0 to 0)	0
Invasive Non-typhoidal Salmonella (iNTS)	0 (0 to 0)	0 (0 to 0)	0 (0 to 1)	0 (0 to 1)	0 (0 to 0)	0 (0 to 0)	0 (0 to 0)	0 (0 to 0)	0 (0 to 0)	0 (0 to 0)	0 (0 to 0)	0 (0 to 0)	0 (0 to 0)	0 (0 to 0)	0 (0 to 0)	0 (0 to 0)	0 (0 to 0)	0 (0 to 0)	0 (0 to 0)	0 (0 to 0)	0 (0 to 0)	0 (0 to 0)	0 (0 to 0)	0 (0 to 0)	0 (0 to 0)	0 (0 to 0)	0 (0 to 0)	19.2
Other intestinal infectious diseases	0 (0 to 0)	28.2 (14.1 to 56.4)	56.9 (28.4 to 114.0)	10.6 (5.3 to 21.2)	4.8 (2.4 to 9.6)	2.2 (1.1 to 4.4)	1.4 (0.7 to 2.8)	0.9 (0.4 to 1.7)	0.7 (0.3 to 1.4)	0.6 (0.3 to 1.2)	0.6 (0.3 to 1.2)	0.6 (0.3 to 1.2)	0.6 (0.3 to 1.2)	0.6 (0.3 to 1.2)	0.6 (0.3 to 1.2)	0.6 (0.3 to 1.2)	0.6 (0.3 to 1.2)	0.6 (0.3 to 1.2)	0.6 (0.3 to 1.2)	0.6 (0.3 to 1.2)	0.6 (0.3 to 1.2)	0.6 (0.3 to 1.2)	0.2 (0.1 to 0.4)	0.0 (0.0 to 0.1)	0.0 (0.0 to 0.0)	0.0 (0.0 to 0.0)	191
Neglected tropical diseases and malaria	26.4 (16.4 to 53.1)	41.3 (22.0 to 81.4)	1,200 (697 to 2,110)	1,480 (1,000 to 2,000)	936 (600 to 1,400)	1,060 (700 to 1,600)	1,760 (1,100 to 2,600)	1,920 (1,200 to 2,800)	1,760 (1,100 to 2,600)	1,660 (1,000 to 2,400)	1,560 (1,000 to 2,400)	1,560 (1,000 to 2,400)	1,560 (1,000 to 2,400)	1,560 (1,000 to 2,400)	1,560 (1,000 to 2,400)	1,560 (1,000 to 2,400)	1,560 (1,000 to 2,400)	1,560 (1,000 to 2,400)	1,560 (1,000 to 2,400)	1,560 (1,000 to 2,400)	1,560 (1,000 to 2,400)	1,560 (1,000 to 2,400)	1,560 (1,000 to 2,400)	1,560 (1,000 to 2,400)	1,560 (1,000 to 2,400)	1,560 (1,000 to 2,400)	17,900
Malaria	0 (0 to 0.2)	0 (0 to 0)	0.1 (0 to 0.3)	0.1 (0 to 0.3)	0.1 (0 to 0.3



Other transport injuries	3-6 (2 to 7)	4-7 (2.5 to 8)	61-8 (53.9 to 70.1)	61-8 (53.9 to 70.1)	106 (89 to 125)	127 (96 to 166)	149 (123 to 213)	251 (192 to 366)	262 (192 to 402)	262 (192 to 402)	217 (154 to 322)	164 (127 to 269)	160 (120 to 267)	160 (120 to 267)	160 (120 to 277)	139 (79 to 170)	139 (79 to 170)	80-6 (63.1 to 109)	78-3 (54.9 to 113)	78-3 (54.9 to 113)	69 (48.4 to 99.8)	60-7 (36.3 to 79.8)	58 (27.6 to 81.4)	29-2 (20.9 to 39.6)	29-2 (20.9 to 39.6)	4 (1.7 to 7.4)	1 (0.1 to 10.8)	4 (2 to 9.2)	0-9 (0 to 1)	2,213
Unintentional injuries	494 (333 to 655)	496 (295 to 804)	2,629 (2,099.6 to 3,662)	2,649 (2,099.6 to 3,662)	5,958 (4,788 to 7,268)	7,969 (6,242 to 9,913)	8,563 (7,249.6 to 10,006)	8,765 (6,273.6 to 11,163)	8,765 (6,456.6 to 11,163)	7,329 (5,456.6 to 9,722)	6,469 (5,016.6 to 8,104)	6,129 (4,856.6 to 7,656)	6,129 (4,856.6 to 7,656)	5,109 (3,975.6 to 6,533)	4,279 (3,339.6 to 5,533)	3,729 (2,933.6 to 4,659)	3,729 (2,933.6 to 4,659)	3,229 (2,499.6 to 4,193)	3,179 (2,431.5 to 3,959)	3,769 (2,239.5 to 5,333)	2,513 (1,975.5 to 3,313)	1,969 (1,555.5 to 2,383)	1,969 (1,555.5 to 2,383)	1,769 (1,555.5 to 2,383)	492 (377 to 650)	79 (60.1 to 97.9)	58,900
Falls	1-1 (1.2 to 14.3)	11-4 (7.5 to 17)	116 (77.1 to 169)	439 (322 to 630)	936 (622 to 1,330)	936 (626 to 1,456)	1,366 (1,011.6 to 1,928)	1,366 (1,022.6 to 1,928)	1,420 (1,022.6 to 1,913)	1,420 (1,022.6 to 1,913)	1,420 (1,011.6 to 1,928)	1,269 (943 to 1,720)	1,269 (939 to 1,683)	1,269 (943 to 1,720)	1,150 (843 to 1,533)	1,020 (764 to 1,362)	1,020 (764 to 1,362)	1,070 (822 to 1,353)	1,060 (809 to 1,362)	1,060 (809 to 1,362)	1,270 (966 to 1,812)	1,260 (963 to 1,802)	1,019 (638 to 1,509)	1,060 (832 to 1,362)	829 (597 to 1,213)	321 (237 to 417)	64-9 (42.3 to 97)	21,100
Drowning	0-3 (0 to 0.8)	0-3 (0 to 1.1)	0-1 (0 to 1.1)	0-1 (0 to 1.1)	0-5 (0 to 1.1)	0-5 (0 to 1.1)	996 (0 to 1,525)	992 (0 to 1,525)	224 (27.1 to 1,525)	224 (27.1 to 1,525)	242 (154.1 to 1,525)	198 (134.1 to 1,525)	198 (134.1 to 1,525)	198 (134.1 to 1,525)	136 (99.1 to 1,525)	113 (76.1 to 1,525)	113 (76.1 to 1,525)	89 (61.1 to 1,525)	79-9 (56.1 to 1,525)	79-9 (56.1 to 1,525)	19 (42.1 to 1,525)	19 (39.4 to 1,525)	19-2 (14.1 to 1,525)	19-2 (14.1 to 1,525)	2-6 (1.1 to 1,525)	0-4 (0 to 1,525)	0-4 (0 to 0.7)	3,486
Fire, heat, and hot substances	14-2 (9.7 to 21.6)	13-2 (9.6 to 19.4)	241 (152 to 356)	912 (634 to 1,383)	1,288 (763 to 1,479)	1,288 (947 to 1,828)	1,355 (1,089 to 2,013)	1,355 (871 to 1,885)	1,279 (819 to 1,750)	1,279 (769 to 1,679)	1,269 (712 to 1,840)	958 (677 to 1,680)	921 (677 to 1,680)	921 (687 to 1,680)	921 (683 to 1,680)	821 (592 to 1,680)	821 (592 to 1,680)	826 (622 to 1,680)	827 (623 to 1,680)	827 (623 to 1,680)	382 (273 to 497)	292 (207 to 370)	232 (151 to 299)	127 (101 to 163)	122 (92 to 160)	62-7 (38.6 to 79.4)	22-6 (17.9 to 28.3)	3-3 (3 to 3.9)	13,400
Poisonings	21 (11.7 to 31)	14-6 (9.2 to 21)	164 (94 to 271)	164 (94 to 271)	164 (114 to 271)	164 (114 to 271)	164 (114 to 271)	164 (97 to 271)	164 (97 to 271)	164 (97 to 271)	164 (94 to 271)	164 (97 to 271)	164 (97 to 271)	164 (97 to 271)	164 (97 to 271)	164 (97 to 271)	164 (97 to 271)	164 (97 to 271)	164 (97 to 271)	164 (97 to 271)	164 (97 to 271)	164 (97 to 271)	164 (97 to 271)	164 (97 to 271)	164 (97 to 271)	164 (97 to 271)	164 (97 to 271)	164 (97 to 271)	5,500
Poisoning by other medications and drugs	8-3 (5 to 11)	8-3 (5.2 to 12)	54-3 (32.2 to 79.7)	57-7 (34.2 to 81.5)	57-7 (34.2 to 81.5)	57-7 (34.2 to 81.5)	236-0 (139.1 to 341.2)	236-0 (139.1 to 341.2)	87-6 (39.1 to 167)	87-6 (39.1 to 167)	86-8 (39.1 to 167)	78-3 (39.1 to 167)	27-1 (17.1 to 42.7)	27-1 (17.1 to 42.7)	27-1 (15.4 to 41.2)	14-9 (9.7 to 23.5)	78-3 (51.3 to 121)	78-3 (51.3 to 121)	9 (6.3 to 13.5)	9 (6.3 to 13.5)	7-7 (4.9 to 11.5)	6-7 (4.3 to 10)	6-7 (4.3 to 10)	4-6 (2.9 to 6.9)	4-6 (2.9 to 6.9)	2 (1.2 to 3.3)	1-2 (0.6 to 1.9)	0-3 (0.2 to 0.5)	327
Poisoning by other means	12-8 (11.7 to 29.2)	14-6 (9.2 to 21.4)	166 (82.7 to 162)	276 (170 to 535)	253 (170 to 543)	410 (223 to 833)	1,060 (799 to 1,260)	732 (563 to 1,010)	489 (348 to 672)	412 (289 to 562)	325 (228 to 461)	252 (189 to 355)	252 (189 to 355)	1,155 (189 to 355)	288 (148 to 355)	133 (97.6 to 177)	137 (79 to 163)	162 (92.2 to 172)	72-2 (62.4 to 97.2)	67-5 (48.6 to 79.2)	67-5 (27.6 to 69.3)	27 (19 to 37)	27-5 (19 to 37)	27-5 (19 to 39.8)	8-9 (6.1 to 12.6)	8-9 (6.1 to 12.6)	0-7 (0.5 to 0.9)	9,210
Exposure to mechanical forces	19-9 (14.1 to 28.6)	17-5 (11.7 to 25.7)	197 (122 to 309)	620 (417 to 1,000)	464 (317 to 1,000)	1,060 (622 to 1,000)	1,060 (1,033 to 1,000)	1,670 (1,000 to 2,000)	1,670 (1,000 to 2,000)	1,643 (1,000 to 2,000)	1,429 (1,000 to 2,000)	1,060 (1,000 to 1,000)	1,155 (829 to 1,000)	1,155 (827 to 1,000)	885 (827 to 1,000)	703 (606 to 1,000)	692 (606 to 1,000)	692 (606 to 1,000)	687 (594 to 1,000)	687 (594 to 1,000)	376 (324 to 1,000)	310 (268 to 1,000)	310 (268 to 1,000)	310 (268 to 1,000)	77 (127 to 1,000)	75-9 (62.1 to 1,000)	26-6 (22.2 to 1,000)	4-4 (3.6 to 6)	16,400
Unintentional firearm injuries	3-4 (1.8 to 6.2)	2-8 (1.8 to 6)	49-1 (27.9 to 113)	242 (159 to 377)	417 (248 to 550)	417 (269 to 688)	417 (783 to 1,270)	417 (629 to 1,210)	417 (699 to 1,140)	417 (699 to 1,140)	417 (699 to 967)	417 (699 to 1,210)	417 (375 to 670)	417 (297 to 630)	417 (258 to 562)	276 (148 to 548)	276 (159 to 548)	144 (109 to 187)	144 (92.2 to 138)	144 (92.2 to 138)	73-8 (57.6 to 92.8)	59-6 (37 to 88)	59-6 (37 to 88)	48-2 (28 to 63.9)	17-7 (13.2 to 25.1)	7-2 (5.5 to 9.3)	1-9 (1 to 1.7)	6,660
Other exposure to mechanical forces	16-4 (11 to 19)	14-6 (9.1 to 21.5)	166 (92 to 317)	1,010 (297 to 1,160)	1,160 (427 to 1,603)	1,160 (427 to 1,603)	1,160 (427 to 1,603)	1,160 (812 to 1,603)	1,160 (834 to 1,603)	1,160 (814 to 1,603)	1,160 (814 to 1,603)	1,160 (814 to 1,603)	1,160 (814 to 1,603)	1,160 (814 to 1,603)	1,160 (814 to 1,603)	1,160 (814 to 1,603)	1,160 (814 to 1,603)	1,160 (814 to 1,603)	1,160 (814 to 1,603)	1,160 (814 to 1,603)	1,160 (814 to 1,603)	1,160 (814 to 1,603)	1,160 (814 to 1,603)	1,160 (814 to 1,603)	1,160 (814 to 1,603)	1,160 (814 to 1,603)	1,160 (814 to 1,603)	6,660
Adverse effects of medical treatment	66-7 (39.9 to 121)	66-1 (39.9 to 109)	227 (147 to 357)	227 (160 to 420)	196 (116 to 343)	196 (96.1 to 379)	229 (136 to 393)	227 (139 to 403)	229 (139 to 403)	229 (139 to 403)	213 (117 to 403)	229 (139 to 403)	207 (117 to 413)	207 (117 to 413)	179 (109 to 333)	165 (109 to 329)	165 (109 to 329)	167 (114 to 329)	165 (114 to 281)	165 (114 to 281)	146 (97.7 to 297)	141 (86.1 to 268)	114 (66.9 to 208)	108 (63.7 to 202)	69-2 (43.6 to 129)	27-6 (19.6 to 38.3)	4-9 (3.6 to 6.9)	3,810
Animal contact	2-1 (1.2 to 3.6)	4-8 (2.9 to 8.3)	47-8 (26.7 to 81.3)	133 (66.3 to 202)	195 (126 to 269)	195 (129 to 273)	143 (92.1 to 269)	147 (96.9 to 213)	123 (78.7 to 181)	118 (74.2 to 163)	107 (72.2 to 163)	98-1 (68.9 to 156)	81-2 (57.2 to 112)	81-2 (57.2 to 112)	85 (60.9 to 112)	72-6 (52.2 to 97.9)	72-6 (52.2 to 97.9)	60-3 (47.7 to 86.1)	53-1 (38.7 to 75.1)	53-1 (38.7 to 75.1)	40-8 (29.4 to 52)	29-6 (21.2 to 37.9)	11-4 (8.1 to 14.4)	9-3 (6.5 to 12.2)	3-3 (2.5 to 4.2)	0-5 (0.3 to 0.8)	1,770
Venomous animal contact	0-4 (0 to 0.8)	0-2 (0 to 0.7)	19-1 (9.3 to 31.1)	47-8 (16.4 to 77)	47-8 (16.4 to 77)	146 (49.1 to 233)	111 (49.1 to 233)	116 (74.2 to 233)	116 (74.2 to 233)	89-6 (56.2 to 233)	89-1 (56.2 to 233)	62-7 (43.2 to 233)	77-5 (52.2 to 233)	62-8 (44.2 to 233)	48-8 (48.8 to 233)	48-8 (48.8 to 233)	47-1 (48.2 to 233)	32-9 (27.2 to 233)	29-7 (20.8 to 233)	29-7 (20.8 to 233)	19-1 (15.2 to 233)	19-1 (15.2 to 233)	19-1 (15.2 to 233)	19-1 (15.2 to 233)	3-2 (1.6 to 233)	0-2 (0 to 233)	0-2 (0 to 0.6)	1,310
Non-venomous animal contact	1-7 (0.9 to 2.9)	1-9 (0.7 to 3.3)	28-7 (13.4 to 52.7)	46 (23.9 to 76)	55-8 (32.3 to 97.4)	69-1 (28.6 to 77.3)	57-1 (19.4 to 92.9)	32-9 (19.4 to 92.9)	27-4 (16.4 to 42.3)	24-2 (14.7 to 38.9)	24-2 (16.2 to 38.1)	22-7 (13 to 32.6)	17-8 (11.1 to 27.4)	16-4 (10.2 to 24.5)	12-9 (10.9 to 24.2)	12-9 (8.7 to 20.1)	12-7 (9.1 to 20.5)	8-1 (6.1 to 12.5)	7-9 (5.6 to 12)	7-9 (5.6 to 11.4)	2-5 (2.4 to 6)	2-5 (2.6 to 5.1)	1-2 (0.1 to 2.3)	0-7 (0.1 to 2.3)	433
Foreign body	19-1 (14.1 to 24.6)	18-6 (11.8 to 28.1)	210 (127 to 329)	210 (127 to 329)	210 (127 to 329)	210 (127 to 329)	210 (127 to 329)	210 (127 to 329)	210 (127 to 329)	210 (127 to 329)	210 (127 to 329)	210 (127 to 329)	210 (127 to 329)	210 (127 to 329)	210 (127 to 329)	210 (127 to 329)	210 (127 to 329)	210 (127 to 329)	210 (127 to 329)	210 (127 to 329)	210 (127 to 329)	210 (127 to 329)	210 (127 to 329)	210 (127 to 329)	210 (127 to 329)	210 (127 to 329)	210 (127 to 329)	210 (127 to 329)	14,000
Pulmonary aspiration and foreign body in airway	266 (164 to 386)	277 (167 to 422)	3,050 (1,900 to 4,640)	4,210 (2,470 to 6,270)	4,210 (2,530 to 6,270)	4,210 (2,530 to 6,270)	1,109 (631 to 1,568)	777 (494 to 1,218)	642 (433 to 889)	642 (377 to 780)	642 (343 to 780)	494 (343 to 709)	473 (332 to 660)	473 (332 to 660)	345 (237 to 475)	274 (190 to 374)	274 (190 to 374)	265 (211 to 321)	264 (184 to 370)	264 (184 to 370)	255 (184 to 326)	161 (141 to 205)	77 (59.7 to 119)	64-6 (49 to 126)	49-6 (49 to 126)	15-6 (9.9 to 28)	2-3 (2.4 to 3.7)	12,800
Foreign body in eyes	0-4 (0 to 0.7)	0-1 (0 to 0.3)	2-3 (0 to 6.7)	12 (5.5 to 27.1)	12 (5.1 to 32.1)	22-2 (6.7 to 61.6)	29-2 (9 to 69.3)	28-1 (11.9 to 61.2)	28-1 (14 to 60.6)	28-1 (12.8 to 54)	24-1 (12.8 to 47.1)	22-6 (12.8 to 47.1)	20-6 (12.8 to 38.3)	22 (10.4 to 41.1)	16-7 (10.4 to 41.1)	16-3 (8.6 to 28.7)	12-7 (7.4 to 20.6)	12-3 (8.3 to 19.1)	8-6 (6.7 to 9.9)	8-6 (6.2 to 12.7)	6-5 (4.7 to 9.9)	4-9 (3.2 to 7.2)	4-3 (2.4 to 6.2)	1-7 (1.1 to 2.6)	0-5 (0.3 to 0.7)	0-1 (0 to 0.1)	342
Foreign body in other bodypart	2-4 (1.4 to 3.2)	1-4 (0.7 to 3)	13 (7.7 to 21.7)	13 (7.7 to 21.7)	13 (7.7 to 21.7)	121 (76.5 to 188)	136 (76.5 to 188)	136 (87.7 to 188)	121 (83.3 to 188)	121 (82.1 to 188)	82-1 (49.1 to 188)	82-1 (49.1 to 188)	82-1 (49.1 to 188)	82-1 (49.1 to 188)	82-1 (49.1 to 188)	82-1 (49.1 to 188)	82-1 (49.1 to 188)	82-1 (49.1 to 188)	82-1 (49.1 to 188)	82-1 (49.1 to 188)	82-1 (49.1 to 188)	82-1 (49.1 to 188)	82-1 (49.1 to 188)	82-1 (49.1 to 188)	82-1 (49.1 to 188)	82-1 (49.1 to 188)	82-1 (49.1 to 188)	1,330
Environmental heat and cold exposure	22-7 (11.2 to 33.6)	12-2 (6 to 18.6)	79-9 (50.3 to 135)	132 (50.3 to 178)	132 (59.9 to 197)	132 (71.9 to 216)	166 (114 to 257)	166 (120 to 300)	166 (111 to 300)	154 (101 to 300)	139 (101 to 300)	139 (99.9 to 193)	139 (87.3 to 193)	139 (88.7 to 193)	111 (69.9 to 193)	88-7 (69.9 to 133)	88-7 (69.9 to 133)	88-8 (69.9 to 111)	88-7 (69.9 to 111)	88-7 (69.9 to 111)	64-7 (50.6 to 88.8)	29-4 (22.5 to 39.3)	27-1 (19.9 to 39.7)	14-9 (10.9 to 18.4)	8-9 (6.9 to 11.6)	1-3 (0.9 to 1.9)	1,500
Exposure to forces of nature	0-4 (0 to 0)	0-4 (0 to 1)	0-4 (0 to 1)	0-4 (0.2 to 1.1)	0-4 (0.1 to 1.1)	0-4 (0.1 to 1.1)	0-4 (0.1 to 1.1)	0-4 (0.1 to 1.1)	0-4 (0.1 to 1.1)	0-4 (0.1 to 1.1)	0-4 (0.1 to 1.1)	0-4 (0.1 to 1.1)	0-4 (0.1 to 1.1)	0-4 (0.1 to 1.1)	0-4 (0.1 to 1.1)	0-4 (0.1 to 1.1)	0-4 (0.1 to 1.1)	0-4 (0.1 to 1.1)	0-4 (0.1 to 1.1)	0-4 (0.1 to 1.1)	0-4 (0.1 to 1.1)	0-4 (0.1 to 1.1)	0-4 (0.1 to 1.1)	0-4 (0.1 to 1.1)	0-4 (0.1 to 1.1)	0-4 (0.1 to 1.1)	0-4 (0.1 to 1.1)	0-4 (0.1 to 1.1)	264
Other unintentional injuries	32-1 (18.7 to 51.6)	24-1 (14.1 to 39.8)	223 (139 to 351)	858 (437 to 998)	781 (568 to 1,013)	781 (597 to 1,242)	943 (597 to 1,455)	1,229 (679 to 1,455)	1,229 (679 to 1,455)	1,116 (742 to 1,455)	929 (643 to 1,255)	887 (643 to 1,175)	749 (558 to 998)	644 (488 to 858)	644 (488 to 858)	489 (372 to 592)	363 (269 to 488)	298 (229 to 395)	298 (229 to 395)	249 (187 to 332)	171 (131 to 227)	136 (100 to 179)	129 (94.4 to 182)	69-1 (49.6 to 92.7)	29-7 (19.9 to 39.4)	4-9 (3.5 to 6.5)	11,300
Self-harm and interpersonal violence	170 (98 to 256)	87-6 (58.5 to 119)	661 (392 to 1,060)	1,220 (773 to 1,660)	1,288 (848 to 1,668)	3,710 (2,800 to 4,920)	4,709 (11,700 to 16,208)	11,508 (9,000 to 16,208)	9,213 (6,600 to 12,208)	7,660 (5,000 to 10,208)	7,660 (5,000 to 10,208)	6,260 (4,448 to 8,679)	4,893 (3,922 to 6,630)	4,893 (3,922 to 6,630)	2,843 (2,000 to 3,630)	1,710 (1,228 to 2,630)	1,539 (1,228 to 2,630)	1,539 (960 to 1,992)	762 (687 to 1,992)	442 (336 to 699)	291 (222 to 362)	207 (160 to 272)	161 (125 to 177)	86-4 (65.2 to 112)	4-9 (3.9 to 7.1)	0-9 (0.6 to 1.1)	76,400
Self-harm	0 (0 to 0)	0 (0 to 0)	0 (0 to 0)	0 (0 to 0)	0 (0 to 0)	0 (0 to 0)	716 (489 to 1,000)	4,890 (3,490 to 6,000)	3,640 (1,810 to 6,000)	1,660 (1,110 to 3,000)	1,660 (1,110 to 3,000)	1,660 (1,110 to 3,000)	673 (472 to 1,000)	597 (429 to 1,000)	597 (429 to 1,000)	390 (306 to 1,000)	390 (306 to 1,000)	194 (139 to 306)	193 (139 to 306)	193 (139 to 306)	193 (140 to 306)	193 (140 to 306)	193 (140 to 306)	193 (140 to 306)	193 (140 to 306)	193 (140 to 306)	193 (140 to 306)	193 (140 to 306)	193 (140 to 306)	13,700
Self-harm by firearm	0 (0 to 0)	0 (0 to 0)	0 (0 to 0)	0 (0 to 0)	0 (0 to 0)	0 (0 to 0)	7-5 (4.9 to 11.4)	6-1 (4.5 to 10.6)	6-1 (4.5 to 10.6)	46 (39.3 to 79.1)	46 (39.4 to 67.4)	38-5 (29.4 to 56.7)	22-8 (21.9 to 42.3)	22-8 (16 to 39.7)	22-8 (16 to 39.7)	17-1 (11.8 to 33.7)	17-1 (7.7 to 19.3)	13-1 (9.1 to 17.1)	8-3 (6.1 to 11.8)	8-3 (6.9 to 9.1)	7-2 (5.1 to 9.2)	6-2 (4.1 to 7.9)	5-6 (3.8 to 7.1)	4-5 (2.6 to 5.6)	2-2 (1.2 to 3.2)	0-5 (0.2 to 0.9)	0-2 (0 to 0.7)	349
Self-harm by other specified means	0 (0 to 0)	0 (0 to 0)	0 (0 to 0)	0 (0 to 0)	0 (0 to 0)	0 (0 to 0)	709 (485 to 1,000)	4,880 (3,470 to 6,000)	3,640 (1,800 to 6,000)	1,660 (1,100 to 3,000)	1,660 (1,100 to 3,000)	1,660 (1,100 to 3,000)	673 (468 to 1,000)	597 (425 to 1,000)	597 (425 to 1,000)	390 (303 to 1,000)	390 (303 to 1,000)	194 (138 to 303)	193 (138 to 303)	193 (138 to 303)	193 (139 to 303)	193 (139 to 303)	193 (139 to 303)	193 (139 to 303)	193 (139 to 303)	193 (139 to 303)	193 (139 to 303)	193 (139 to 303)	193 (139 to 303)	13,200
Interpersonal violence	170 (98 to 256)	87-6 (58.5 to 119)	661 (392 to 1,060)	1,210 (763 to 1,660)	1,148 (679 to 1,668)	2,960 (2,210 to 3,960)	3,820 (1,400 to 10,208)	6,820 (5,400 to 11,208)	5,840 (4,400 to 11,208)	5,840 (4,400 to 11,208)	5,840 (4,400 to 11,208)	4,600 (3,400 to 6,630)	4,220 (3,400 to 6,630)	4,220 (3,400 to 6,630)	2,450 (1,600 to 3,630)	1,320 (1,000 to 2,630)	1,150 (1,000 to 2,630)	1,070 (1,000 to 2,000)	567 (469 to 1,992)	249 (187 to 630)	118 (86 to 214)	71 (49 to 130)	32-6 (23.1 to 46.5)	25-2 (17.1 to 32.1)	2-6 (2.2 to 4.9)	0-5 (0.1 to 0.9)	63,100
Physical violence by firearm	47-1 (27.2 to 71.6)	24-7 (13.5 to 41.9)	269 (140 to 464)	980 (539 to 1,507)	679 (479 to 942)	1,910 (1,060 to 2,960)	2,760 (1,000 to 8,000)	6,120 (4,310 to 8,579)	5,220 (3,500 to 7,539)	4,210 (2,940 to 6,000)	3,900 (2,420 to 5,000)	2,920 (1,810 to 3,579)	2,920 (1,810 to 3,579)	2,920 (1,810 to 3,579)	1,650 (1,010 to 2,139)	1,060 (709 to 1,460)	889 (580 to 786)	382 (249 to 486)	194 (137 to 286)	79-6 (56.5 to 107)	47-5 (33.5 to 69.9)	19-7 (12.9 to 29.5)	8-9 (5.9 to 8.8)	7 (4.7 to 9.3)	0-7 (0.4 to 1)	39,100
Physical violence by sharp object	66 (38.1 to 88.1)	34 (18.2 to 51.4)	451-3 (256 to 671)	1,112 (770 to 1,776)	1,112 (770 to 1,776)	374 (2.1 to 1,776)	1,181 (649 to 1,776)	1,181 (998 to 1,776)	1,181 (998 to 1,776)	1,181 (998 to 1,776)	1,181 (998 to 1,776)	1,181 (998 to 1,776)	1,181 (998 to 1,776)	1,181 (998 to 1,776)	1,181 (998 to 1,776)	1,181 (998 to 1,776)	1,181 (998 to 1,776)	1,181 (998 to 1,776)	1,181 (998 to 1,776)	1,181 (998 to 1,776)	1,181 (998 to 1,776)	1,181 (998 to 1,776)	1,181 (998 to 1,776)	1,181 (998 to 1,776)	1,181 (998 to 1,776)	1,181 (998 to 1,776)	1,181 (998 to 1,776)	9,620
Sexual violence	0 (0 to 0)	0 (0 to 0)	0 (0 to 0)	0 (0.1 to 1.5)	0 (0.2 to 2.1)	0 (0.2 to 2.1)	0 (0.2 to 2.1)	0 (0.2 to 2.1)	0 (0.2 to 2.1)	0 (0.2 to 2.1)	0 (0.2 to 2.1)	0 (0.2 to 2.1)	0 (0.2 to 2.1)	0 (0.2 to 2.1)	0 (0.2 to 2.1)	0 (0.2 to 2.1)	0 (0.2 to 2.1)	0 (0.2 to 2.1)	0 (0.2 to 2.1)	0 (0.2 to 2.1)	0 (0.2 to 2.1)	0 (0.2 to 2.1)	0 (0.2 to 2.1)	0 (0.2 to 2.1)	0 (0.2 to 2.1)	0 (0.2 to 2.1)	0 (0.2 to 2.1)	0 (0.2 to 2.1)	1,820
Physical violence by other means	89 (58.7 to 149)	52 (31.1 to 89)	364 (192 to 600)	1,210 (716 to 1,810)	1,210 (716 to 1,810)	1,210 (716 to 1,810)	1,210 (1,000 to 1,810)	1,210 (1,070 to 1,810)	1,210 (1,070 to 1,810)	1,210 (1,070 to 1,810)	1,210 (1,070 to 1,810)	1,210 (1,070 to 1,810)	1,210 (1,070 to 1,810)	1,210 (1,070 to 1,810)	1,210 (1,070 to 1,810)	1,210 (1,070 to 1,810)	1,210 (1,070 to 1,810)	1,210 (1,070 to 1,810)	1,210 (1,070 to 1,810)	1,210 (1,070 to 1,810)	1,210 (1,070 to 1,810)	1,210 (1,070 to 1,810)	1,210 (1,070 to 1,810)	1,210 (1,070 to 1,810)	1,210 (1,070 to 1,810)	1,210 (1,070 to 1,810)	1,210 (1,070 to 1,810)	1,210 (1,070 to 1,810)	10,000
Conflict and terrorism	0 (0 to 0)	0 (0 to 0)	0 (0 to 0)	0 (0 to 0)	0 (0 to 0)	0 (0 to 0)	0 (0.1 to 1.1)	0 (0.1 to 1.1)	0 (0.1 to 1.1)	0 (0.1 to 1.1)	0 (0.1 to 1.1)	0 (0.1 to 1.1)	0 (0.1 to 1.1)	0 (0.1 to 1.1)	0 (0.1 to 1.1)	0 (0.1 to 1.1)	0 (0.1 to 1.1)	0 (0.1 to 1.1)	0 (0.1 to 1.1)	0 (0.1 to 1.1)	0 (0.1 to 1.1)	0 (0.1 to 1.1)	0 (0.1 to 1.1)	0 (0.1 to 1.1)	0 (0.1 to 1.1)	0 (0.1 to 1.1)	0 (0.1 to 1.1)	0 (0.1 to 1.1)	8,070

SR Table 2b: Honduras DALYS by cause and age group for females with 95% uncertainty intervals, 2019

Cause	Early Neonatal	Late Neonatal	Post Neonatal	1 to 4	5 to 9	10 to 14	15 to 19	20 to 24	25 to 29	30 to 34	35 to 39
All causes	62,800 (50,200 to 77,100)	22,500 (18,100 to 27,600)	38,600 (31,500 to 46,600)	47,600 (40,100 to 56,000)	34,700 (27,800 to 42,900)	40,500 (31,800 to 52,100)	60,200 (47,600 to 75,000)	71,000 (54,800 to 90,400)	73,800 (56,200 to 94,900)	72,200 (54,700 to 91,900)	74,900 (57,600 to 94,400)
Communicable, maternal, neonatal, and nutritional diseases	46,800 (34,400 to 60,700)	14,600 (10,200 to 19,900)	22,000 (13,200 to 31,400)	21,200 (15,600 to 28,000)	12,000 (8,880 to 16,200)	6,990 (5,310 to 9,650)	7,690 (5,920 to 9,870)	9,400 (6,830 to 12,500)	9,370 (6,740 to 12,700)	8,710 (6,140 to 12,100)	8,260 (5,770 to 11,200)
HIV/AIDS and sexually transmitted infections	512 (149 to 1,190)	157 (44·4 to 369)	184 (53·3 to 427)	218 (35·2 to 578)	20·8 (11·1 to 36·4)	21·7 (14·8 to 33·7)	133 (84·2 to 206)	504 (359 to 712)	612 (397 to 910)	541 (357 to 797)	477 (307 to 726)
HIV/AIDS	0 (0 to 0)	0 (0 to 0·1)	50·7 (7·2 to 138)	211 (29·7 to 574)	17·8 (8·9 to 32·6)	9·2 (5·7 to 14·1)	78 (44·1 to 138)	353 (248 to 489)	383 (229 to 565)	316 (211 to 442)	264 (153 to 367)
HIV/AIDS - Drug-susceptible Tuberculosis	0 (0 to 0)	0 (0 to 0)	19·6 (2·9 to 52·3)	81·5 (12·1 to 217)	6·9 (3·2 to 13·1)	3·1 (1·9 to 4·7)	28·6 (16 to 47·1)	135 (89·7 to 192)	145 (83·5 to 213)	118 (73·2 to 164)	97·9 (54·1 to 137)
HIV/AIDS - Multidrug-resistant Tuberculosis without extensive	0 (0 to 0)	0 (0 to 0)	1·3 (0·1 to 6·6)	5·6 (0·3 to 27·3)	0·5 (0·1 to 1·6)	0·2 (0 to 0·6)	1·9 (0·2 to 7)	9 (1·2 to 30·5)	9·5 (1·3 to 33·7)	7·7 (1·1 to 25·6)	6·3 (0·8 to 21·5)
HIV/AIDS - Extensively drug-resistant Tuberculosis	0 (0 to 0)	0 (0 to 0)	0·2 (0 to 1·1)	0·9 (0 to 4·6)	0·1 (0 to 0·3)	0 (0 to 0·1)	0·3 (0 to 1·1)	1·5 (0·2 to 4·6)	1·6 (0·2 to 5·1)	1·2 (0·2 to 4·1)	1 (0·1 to 3·6)
HIV/AIDS resulting in other diseases	0 (0 to 0)	0 (0 to 0·1)	29·5 (4·1 to 90·5)	123 (17·1 to 377)	10·4 (5·2 to 18·3)	5·8 (3·5 to 9·5)	47·1 (26 to 97·4)	207 (146 to 301)	227 (137 to 351)	189 (127 to 278)	158 (95·7 to 221)
Sexually transmitted infections excluding HIV	512 (149 to 1,190)	157 (44·4 to 369)	133 (28·4 to 377)	7 (1·7 to 18·6)	3 (0·7 to 7·5)	12·5 (6·9 to 24·3)	55 (27·4 to 110)	151 (68·5 to 295)	229 (100 to 447)	224 (97·5 to 457)	214 (104 to 415)
Syphilis	512 (149 to 1,190)	157 (44·4 to 369)	133 (28·4 to 377)	7 (1·7 to 18·6)	3 (0·7 to 7·5)	2·8 (1·4 to 7·6)	1·7 (0·6 to 5·3)	0·9 (0·3 to 2·8)	2·4 (0·8 to 8·2)	2 (0·7 to 8·6)	2·7 (1·1 to 7)
Chlamydial infection	0 (0 to 0)	0 (0 to 0)	0 (0 to 0)	0 (0 to 0)	0 (0 to 0)	1·1 (0·6 to 2)	4·3 (2·3 to 7·1)	9·9 (5·9 to 16·9)	11·9 (6·7 to 20·7)	11·8 (6·5 to 20·7)	14·3 (7 to 25·8)
Gonococcal infection	0 (0 to 0)	0 (0 to 0)	0 (0 to 0)	0 (0 to 0)	0 (0 to 0)	1 (0·5 to 2·4)	3·3 (1·5 to 8·1)	5·4 (2·6 to 14·3)	7 (3·4 to 19·8)	6 (3 to 17·3)	9·1 (4·3 to 21·1)
Trichomoniasis	0 (0 to 0)	0 (0 to 0)	0 (0 to 0)	0 (0 to 0)	0 (0 to 0)	0·7 (0 to 2·2)	15·7 (4·5 to 39·3)	76·8 (26·2 to 182)	130 (43·9 to 299)	119 (38·5 to 292)	97·6 (32 to 233)
Genital herpes	0 (0 to 0)	0 (0 to 0)	0 (0 to 0)	0 (0 to 0)	0 (0 to 0)	4·8 (1·5 to 12)	20·9 (6·4 to 52·6)	40·4 (13·4 to 97·7)	52·4 (17·9 to 126)	54 (17·3 to 132)	50·1 (16 to 124)
Other sexually transmitted infections	0 (0 to 0)	0 (0 to 0)	0 (0 to 0)	0 (0 to 0)	0 (0 to 0)	2·1 (1·2 to 3·7)	9·1 (5 to 15·9)	17·5 (7·2 to 32·6)	25·4 (12·8 to 44·8)	31·2 (15·9 to 53·4)	39·8 (21·8 to 66·1)
Respiratory infections and tuberculosis	1,920 (910 to 3,420)	1,810 (839 to 3,230)	3,340 (1,260 to 7,220)	2,750 (1,480 to 4,490)	1,140 (704 to 1,790)	929 (599 to 1,410)	1,090 (699 to 1,630)	1,340 (876 to 1,950)	1,350 (868 to 2,010)	1,220 (767 to 1,910)	1,250 (755 to 1,970)
Tuberculosis	0 (0 to 0)	0 (0 to 0)	74·7 (25·9 to 165)	144 (60·7 to 275)	68·9 (29·6 to 122)	90·3 (46·8 to 153)	281 (153 to 541)	574 (316 to 1,010)	662 (336 to 1,140)	653 (336 to 1,200)	692 (358 to 1,290)
Latent tuberculosis infection	0 (0 to 0)	0 (0 to 0)	0 (0 to 0)	0 (0 to 0)	0 (0 to 0)	0 (0 to 0)	0 (0 to 0)	0 (0 to 0)	0 (0 to 0)	0 (0 to 0)	0 (0 to 0)
Drug-susceptible tuberculosis	0 (0 to 0)	0 (0 to 0)	70·1 (24 to 155)	136 (56·2 to 262)	65·6 (27·6 to 119)	85·4 (43·4 to 145)	264 (139 to 495)	543 (296 to 960)	626 (317 to 1,100)	615 (315 to 1,150)	652 (332 to 1,210)
Multidrug-resistant tuberculosis without extensive drug resistar	0 (0 to 0)	0 (0 to 0)	3·9 (0·4 to 16·8)	7·1 (0·7 to 25·9)	2·9 (0·4 to 10·8)	4·2 (0·5 to 14·7)	14·6 (1·8 to 51)	27·2 (3·1 to 97·6)	31·3 (3·4 to 110)	32·5 (3·5 to 117)	34·7 (4·1 to 118)
Extensively drug-resistant tuberculosis	0 (0 to 0)	0 (0 to 0)	0·6 (0·1 to 2·6)	1·1 (0·1 to 4)	0·4 (0·1 to 1·7)	0·7 (0·1 to 2·3)	2·4 (0·3 to 8·5)	4·2 (0·5 to 15·8)	4·9 (0·5 to 18·2)	5·2 (0·5 to 20·5)	5·6 (0·6 to 20·3)
Lower respiratory infections	1,910 (907 to 3,410)	1,790 (817 to 3,200)	3,040 (1,010 to 6,890)	1,800 (648 to 3,480)	194 (87·2 to 612)	138 (72·8 to 411)	158 (75·6 to 493)	177 (69·3 to 608)	199 (80·7 to 667)	187 (73·3 to 598)	226 (93·5 to 735)
Upper respiratory infections	5·2 (1·1 to 17·7)	18·5 (6·2 to 57·7)	194 (100 to 387)	579 (327 to 949)	581 (315 to 981)	492 (260 to 850)	452 (232 to 804)	425 (228 to 736)	364 (198 to 590)	296 (158 to 502)	256 (129 to 425)
Otitis media	0·1 (0 to 0·1)	0·6 (0·3 to 1·2)	27·1 (13·3 to 50·1)	231 (121 to 407)	292 (162 to 495)	208 (111 to 363)	195 (102 to 327)	160 (67·2 to 312)	121 (54·5 to 232)	87·3 (37·1 to 166)	76·3 (36·7 to 142)
Enteric infections	507 (189 to 1,180)	1,310 (399 to 3,180)	10,100 (3,880 to 19,700)	6,740 (3,360 to 12,000)	2,130 (1,220 to 3,530)	1,110 (669 to 1,850)	644 (346 to 1,220)	619 (257 to 1,440)	652 (306 to 1,500)	683 (325 to 1,540)	807 (393 to 1,750)
Diarrheal diseases	507 (189 to 1,180)	1,310 (399 to 3,180)	10,100 (3,880 to 19,700)	6,700 (3,330 to 12,000)	2,110 (1,210 to 3,500)	1,100 (658 to 1,830)	635 (341 to 1,200)	612 (251 to 1,430)	647 (302 to 1,490)	678 (319 to 1,540)	803 (389 to 1,740)
Typhoid and paratyphoid	0 (0 to 0)	0 (0 to 0)	0·7 (0·1 to 2·2)	2·2 (0·5 to 6)	1·4 (0·3 to 4·2)	1·1 (0·3 to 2·8)	0·7 (0·2 to 1·9)	0·6 (0·1 to 1·7)	0·5 (0·1 to 1·5)	0·4 (0·1 to 1·2)	0·5 (0·1 to 1·2)
Typhoid fever	0 (0 to 0)	0 (0 to 0)	0·7 (0·1 to 2·2)	2·2 (0·5 to 6)	1·4 (0·3 to 4·2)	1·1 (0·3 to 2·8)	0·7 (0·2 to 1·9)	0·6 (0·1 to 1·7)	0·5 (0·1 to 1·4)	0·4 (0·1 to 1·2)	0·5 (0·1 to 1·2)
Paratyphoid fever	0 (0 to 0)	0 (0 to 0)	0 (0 to 0)	0 (0 to 0)	0 (0 to 0)	0 (0 to 0)	0 (0 to 0)	0 (0 to 0)	0 (0 to 0)	0 (0 to 0)	0 (0 to 0)
Invasive Non-typhoidal Salmonella (iNTS)	0 (0 to 0)	0·6 (0·2 to 1·2)	5·8 (1·6 to 14·3)	18·2 (4·7 to 42·4)	15·6 (3·4 to 37·3)	8·5 (1·8 to 19)	5·7 (1 to 14·7)	4·2 (0·5 to 13·7)	3·3 (0·5 to 10)	2·5 (0·4 to 7·7)	2·7 (0·3 to 7·7)
Other intestinal infectious diseases	0 (0 to 0)	0 (0 to 0)	5·7 (0·4 to 25·9)	11·4 (1·9 to 38·5)	3·9 (1 to 13·1)	3·3 (0·6 to 10·2)	2 (0·2 to 7·2)	1·6 (0·1 to 6)	0·8 (0·1 to 3)	1·9 (0·3 to 6·6)	1·1 (0·2 to 4)
Neglected tropical diseases and malaria	81·1 (18·5 to 233)	76·1 (16·7 to 207)	1,260 (635 to 2,760)	3,430 (2,450 to 5,540)	2,670 (2,050 to 3,680)	1,340 (920 to 2,020)	1,430 (923 to 2,170)	1,430 (887 to 2,170)	1,340 (807 to 2,260)	1,080 (654 to 1,800)	1,010 (591 to 1,730)
Malaria	0 (0 to 0)	0·2 (0 to 0·6)	3·3 (0·5 to 9·4)	9·9 (0·7 to 23)	14·8 (0·6 to 36)	4·7 (0·7 to 12·7)	12·5 (1·2 to 28·5)	9·6 (1·1 to 22·2)	8·3 (1 to 18·9)	7·5 (0·9 to 17·5)	7·4 (1·1 to 16·2)
Chagas disease	0 (0 to 0)	0 (0 to 0)	0·2 (0 to 0·7)	0·2 (0 to 0·5)	0·8 (0·5 to 1·3)	4 (2·4 to 6·3)	9·3 (1·2 to 21·8)	14·9 (3·8 to 31·3)	17·8 (5·6 to 34)	22·4 (9·8 to 40)	24·1 (11·6 to 41·4)
Leishmaniasis	0 (0 to 0)	0 (0 to 0)	4·5 (1·1 to 11·4)	28 (7·9 to 79·6)	16·7 (3·2 to 50·1)	8·9 (1·3 to 26·3)	7 (0·7 to 20·2)	5·6 (0 to 16)	5·4 (0 to 15·1)	4·9 (0 to 13·8)	4 (0 to 10·9)
Visceral leishmaniasis	0 (0 to 0)	0 (0 to 0)	1·1 (0 to 8)	7·2 (0 to 58)	3·7 (0 to 34·8)	2 (0 to 19·2)	1·6 (0 to 13·1)	1·3 (0 to 10)	1·5 (0 to 10·4)	1·4 (0 to 9·2)	1·2 (0 to 7·1)
Cutaneous and mucocutaneous leishmaniasis	0 (0 to 0)	0 (0 to 0)	3·4 (1 to 6·7)	20·8 (6·8 to 41·7)	13 (2·7 to 29·1)	6·8 (1 to 16·3)	5·4 (0 to 13·7)	4·3 (0 to 11·6)	4 (0 to 10·4)	3·5 (0 to 9·2)	2·8 (0 to 7·9)
African trypanosomiasis	0 (0 to 0)	0 (0 to 0)	0 (0 to 0)	0 (0 to 0)	0 (0 to 0)	0 (0 to 0)	0 (0 to 0)	0 (0 to 0)	0 (0 to 0)	0 (0 to 0)	0 (0 to 0)
Schistosomiasis	0 (0 to 0)	0 (0 to 0)	0 (0 to 0)	0 (0 to 0)	0 (0 to 0)	0 (0 to 0)	0 (0 to 0)	0 (0 to 0)	0 (0 to 0)	0 (0 to 0)	0 (0 to 0)
Cysticercosis	0 (0 to 0)	0 (0 to 0)	0 (0 to 0)	0·9 (0 to 4·1)	3·1 (0·1 to 11·6)	27 (0 to 77·9)	230 (73·7 to 489)	470 (176 to 962)	469 (183 to 904)	395 (155 to 790)	360 (150 to 717)
Cystic echinococcosis	0 (0 to 0)	0 (0 to 0)	0 (0 to 0)	0·2 (0 to 0·8)	0·1 (0 to 0·6)	0·2 (0 to 0·8)	0·2 (0 to 0·8)	0·2 (0 to 0·8)	0·3 (0 to 1·2)	0·4 (0 to 1·4)	0·4 (0 to 1·5)
Lymphatic filariasis	0 (0 to 0)	0 (0 to 0)	0 (0 to 0)	0 (0 to 0)	0 (0 to 0)	0 (0 to 0)	0 (0 to 0)	0 (0 to 0)	0 (0 to 0)	0 (0 to 0)	0 (0 to 0)
Onchocerciasis	0 (0 to 0)	0 (0 to 0)	0 (0 to 0)	0 (0 to 0)	0 (0 to 0)	0 (0 to 0)	0 (0 to 0)	0 (0 to 0)	0 (0 to 0)	0 (0 to 0)	0 (0 to 0)
Trachoma	0 (0 to 0)	0 (0 to 0)	0 (0 to 0)	0 (0 to 0)	0 (0 to 0)	0 (0 to 0)	0 (0 to 0)	0 (0 to 0)	0 (0 to 0)	0 (0 to 0)	0 (0 to 0)
Dengue	0 (0 to 0)	10 (0·1 to 43)	825 (463 to 1,920)	2,350 (1,880 to 3,340)	1,780 (1,400 to 2,630)	849 (553 to 1,490)	553 (276 to 1,120)	406 (191 to 923)	443 (168 to 1,200)	330 (127 to 886)	346 (109 to 977)
Yellow fever	0 (0 to 0)	0 (0 to 0)	0 (0 to 0)	0 (0 to 0)	0 (0 to 0)	0 (0 to 0)	0 (0 to 0)	0 (0 to 0)	0 (0 to 0)	0 (0 to 0)	0 (0 to 0)
Rabies	0 (0 to 0)	0 (0 to 0)	0·2 (0 to 1)	2·4 (0 to 11·1)	6·5 (0·1 to 26·9)	6·5 (0 to 27·8)	2·3 (0 to 8·3)	1·9 (0 to 7·2)	0·8 (0 to 3·2)	1·2 (0 to 4·8)	1·5 (0 to 5·3)
Intestinal nematode infections	0 (0 to 0)	0 (0 to 0)	11·7 (4·2 to 32·4)	219 (112 to 389)	362 (201 to 608)	283 (154 to 484)	588 (323 to 993)	501 (259 to 880)	371 (198 to 654)	289 (158 to 495)	242 (129 to 410)
Ascariasis	0 (0 to 0)	0 (0 to 0)	8·8 (2·3 to 29)	152 (67·1 to 286)	189 (94·4 to 344)	133 (64·1 to 239)	170 (84·3 to 323)	145 (71·2 to 264)	123 (61·8 to 227)	99·3 (48·1 to 182)	86·9 (44·2 to 161)
Trichuriasis	0 (0 to 0)	0 (0 to 0)	1·1 (0·3 to 2·2)	29·2 (13·3 to 55·9)	69·3 (32·5 to 132)	75·9 (35·8 to 141)	155 (76·4 to 284)	144 (69 to 258)	97·2 (48·4 to 171)	61·3 (29·1 to 111)	42·2 (20·5 to 78·2)
Hookworm disease	0 (0 to 0)	0 (0 to 0)	1·8 (0·5 to 3·9)	38 (17·3 to 69·6)	104 (48·9 to 188)	73·9 (33·5 to 138)	264 (114 to 508)	213 (80·5 to 416)	151 (61·7 to 302)	128 (52·4 to 255)	113 (49·7 to 219)
Food-borne trematodiases	0 (0 to 0)	0 (0 to 0)	0 (0 to 0)	0 (0 to 0)	0 (0 to 0)	0 (0 to 0)	0 (0 to 0)	0 (0 to 0)	0 (0 to 0)	0 (0 to 0)	0 (0 to 0)
Leprosy	0 (0 to 0)	0 (0 to 0)	0 (0 to 0)	0 (0 to 0)	0 (0 to 0)	0 (0 to 0)	0·2 (0·1 to 0·3)	0·3 (0·2 to 0·5)	0·4 (0·2 to 0·6)	0·4 (0·2 to 0·7)	0·5 (0·3 to 0·8)
Ebola	0 (0 to 0)	0 (0 to 0)	0 (0 to 0)	0 (0 to 0)	0 (0 to 0)	0 (0 to 0)	0 (0 to 0)	0 (0 to 0)	0 (0 to 0)	0 (0 to 0)	0 (0 to 0)
Zika virus	0 (0 to 0)	0 (0 to 0·1)	0·7 (0·2 to 2·2)	0·1 (0 to 0·4)	0·2 (0 to 0·5)	0·2 (0 to 0·5)	0·2 (0 to 0·7)	0·2 (0 to 0·7)	0·2 (0 to 0·7)	0·2 (0 to 0·7)	0·2 (0 to 0·7)
Guinea worm disease	0 (0 to 0)	0 (0 to 0)	0 (0 to 0)	0 (0 to 0)	0 (0 to 0)	0 (0 to 0)	0 (0 to 0)	0 (0 to 0)	0 (0 to 0)	0 (0 to 0)	0 (0 to 0)
Other neglected tropical diseases	81·1 (18·4 to 233)	65·8 (13·1 to 195)	410 (102 to 1,370)	820 (217 to 2,730)	491 (203 to 1,060)	156 (53·9 to 346)	28·7 (9·8 to 61·2)	23·6 (7·9 to 49·5)	26·5 (9 to 58·5)	29·1 (10·5 to 60·6)	28·8 (10·7 to 56·7)
Other infectious diseases	461 (196 to 874)	593 (309 to 1,050)	3,370 (1,190 to 7,910)	3,760 (1,390 to 8,650)	1,130 (686 to 1,760)	651 (453 to 904)	516 (349 to 766)	523 (327 to 833)	477 (278 to 764)	417 (241 to 669)	450 (257 to 756)
Meningitis	127 (50 to 292)	179 (65·6 to 395)	334 (103 to 767)	272 (95·3 to 591)	97·7 (52·4 to 180)	112 (71·1 to 169)	128 (69·2 to 213)	122 (61·7 to 221)	116 (55·4 to 212)	76·6 (37 to 140)	124 (59·2 to 234)
Encephalitis	106 (17·4 to 284)	157 (36·8 to 461)	649 (188 to 1,620)	625 (190 to 1,460)	365 (137 to 751)	211 (108 to 392)	172 (89·3 to 343)	172 (82·3 to 337)	151 (67·4 to 323)	131 (54·2 to 294)	138 (54·4 to 296)
Diphtheria	0 (0 to 0)	0 (0 to 0)	1·1 (0 to 4·8)	3 (0·1 to 11)	1·1 (0 to 4·2)	0·8 (0 to 2·7)	0·4 (0 to 1·5)	0·2 (0 to 0·7)	0·2 (0 to 0·7)	0·2 (0 to 1)	0·3 (0 to 1)
Tetanus	20·5 (3·4 to 85·2)	34·2 (4 to 160)	8·5 (1·3 to 38·8)	29·5 (4·1 to 124)	10·9 (2·4 to 36·9)	5·6 (2·3 to 17)	3·5 (1·8 to 10·3)	4·9 (1·6 to 15)	8 (1·6 to 28·3)	8·7 (1·4 to 28·8)	9·5 (1·4 to 32·6)
Measles	0 (0 to 0)	0 (0 to 0)	0 (0 to 0)	0 (0 to 0)	0 (0 to 0)	0 (0 to 0)	0 (0 to 0)	0 (0 to 0)	0 (0 to 0)	0 (0 to 0)	0 (0 to 0)
Varicella and herpes zoster	4·6 (0·4 to 13·6)	14·8 (1·4 to 46·1)	68·8 (7·3 to 246)	115 (11·1 to 384)	40·8 (6·1 to 117)	19·6 (3·7 to 49·9)	15 (4·1 to 36·4)	15 (4·7 to 31·5)	15·3 (5·2 to 31·5)	17·2 (5·8 to 38·1)	14·2 (4·8 to 31)
Acute hepatitis	0 (0 to 0)	0 (0 to 0·1)	43·4 (12·9 to 100)	78·8 (28 to 192)	62·3 (34·1 to 101)	62·5 (36·5 to 98·4)	51·9 (30·8 to 82·4)	56·6 (31·5 to 95·5)	48·6 (26·1 to 85·1)	40·6 (21·9 to 71·4)	38·8 (19·9 to 66·5)
Acute hepatitis A	0 (0 to 0)	0 (0 to 0)	19·2 (2·6 to 55·6)	54·1 (16·9 to 134)	50·7 (26·7 to 82·2)	53·8 (30·6 to 85·2)	41·7 (23·5 to 66·8)	40·8 (20·9 to 71·9)	31·5 (15·1 to 57·2)	22·8 (10·8 to 41·8)	22·4 (9·6 to 41·5)
Acute hepatitis B	0 (0 to 0)	0 (0 to 0)	19·7 (3·9 to 56·4)	9·9 (1·1 to 38·8)	4·3 (0·8 to 15·5)	3·7 (0·6 to 13·8)	3·7 (0·8 to 11·7)	9·2 (3·5 to 21·3)	11·1 (3·7 to 26·2)	11 (4·1 to 23·9)	10·6 (3·9 to 23·3)
Acute hepatitis C	0 (0 to 0)	0 (0 to 0·1)	1·8 (0·4 to 5·2)	13·3 (2·6 to 49·5)	5·3 (1·6 to 16·1)	2·9 (1 to 7·8)	4·6 (1·2 to 12·6)	4·7 (1·5 to 13·9)	4·3 (1·3 to 12)	5·2 (1·2 to 16)	4·3 (1·2 to 13·4)
Acute hepatitis E	0 (0 to 0)	0 (0 to 0)	2·8 (0·4 to 9·9)	1·4 (0·3 to 4·7)	2 (0·9 to 3·9)	2 (1 to 3·9)	1·9 (0·9 to 3·5)	1·9 (0·9 to 3·7)	1·7 (0·8 to 3·6)	1·6 (0·7 to 3·8)	1·4 (0·6 to 3·4)
Other unspecified infectious diseases	203 (70·3 to 563)	208 (72·6 to 461)	486 (110 to 1,350)	466 (170 to 1,140)	349 (172 to 573)	192 (105 to 334)	128 (66·2 to 247)	139 (67·3 to 263)	129 (59·7 to 263)	137 (60·8 to 263)	121 (56·6 to 252)
Maternal and neonatal disorders	43,300 (31,500 to 56,800)	10,500 (6,750 to 15,200)	2,490 (1,100 to 5,250)	1,950 (1,410 to 2,660)	1,470 (1,040 to 1,990)	1,520 (1,090 to 2,030)	3,240 (2,330 to 4,520)	4,300 (2,790 to 6,450)	4,200 (2,570 to 6,570)	3,950 (2,370 to 6,300)	3,470 (2,040 to 5,330)
Maternal disorders	0 (0 to 0)	0 (0 to 0)	0 (0 to 0)	0 (0 to 0)	0 (0 to 0)	94 (29·3 to 229)	1,880 (1,090 to 3,060)	3,050 (1,570 to 5,160)	3,130 (1,590 to 5,500)	3,080 (1,530 to 5,380)	2,750 (1,410 to 4,610)
Maternal hemorrhage	0 (0 to 0)	0 (0 to 0)	0 (0 to 0)	0 (0 to 0)	0 (0 to 0)	19·9 (6·2 to 50·8)	463 (256 to 781)	820 (408 to 1,460)	938 (450 to 1,770)	1,050 (507 to 1,920)	1,030 (480 to 1,840)
Maternal sepsis and other maternal infections	0 (0 to 0)	0 (0 to 0)	0 (0 to 0)	0 (0 to 0)	0 (0 to 0)	7·5 (2·5 to 18·6)	168 (84·3 to 290)	255 (129 to 460)	228 (108 to 434)	192 (82·5 to 363)	155 (69·8 to 296)
Maternal hypertensive disorders	0 (0 to 0)	0 (0 to 0)	0 (0 to 0)	0 (0 to 0)	0 (0 to 0)	29·1 (8·6 to 72·1)	512 (266 to 886)	719 (344 to 1,230)	742 (348 to 1,390)	664 (300 to 1,240)	543 (259 to 955)
Maternal obstructed labor and uterine rupture	0 (0 to 0)	0 (0 to 0)	0 (0 to 0)	0 (0 to 0)	0 (0 to 0)	2·2 (0·8 to 5·1)	46·8 (25·5 to 83·2)	73·6 (33·2 to 139)	75·8 (33·1 to 160)	78·8 (32·6 to 153)	75·6 (32·3 to 163)
Maternal abortion and miscarriage	0 (0 to 0)	0 (0 to 0)	0 (0 to 0)	0 (0 to 0)	0 (0 to 0)	3·5 (1·3 to 9)	69·7 (36·3 to 121)	104 (48·1 to 197)	90·4 (36·6 to 188)	89·6 (35·2 to 194)	88·2 (33·9 to 187)
Ectopic pregnancy	0 (0 to 0)	0 (0 to 0)	0 (0 to 0)	0 (0 to 0)	0 (0 to 0)	0·5 (0·2 to 1·2)	13·5 (6·9 to 24·3)	23·1 (10·6 to 41)	19·8 (9·3 to 38·1)	23 (10·3 to 44·4)	27·1 (12·7 to 51·1)
Indirect maternal deaths	--	--	--	--	--	20·1 (5·5 to 53·5)	377 (185 to 719)	672 (297 to 1,290)	655 (285 to 1,270)	605 (258 to 1,180)	489 (211 to 912)
Late maternal deaths	--	--	--	--	--	2·1 (0·6 to 5·8)	46·6 (21 to 89·2)	84·6 (35·9 to 156)	83·9 (33·4 to 169)	79·2 (30·9 to 163)	67·9 (29·4 to 130)
Maternal deaths aggravated by HIV/AIDS	--	--	--	--	--	0 (0 to 0)	0·2 (0·1 to 0·4)	1·5 (0·5 to 3·1)	2·1 (0·7 to 4·4)	2·3 (0·8 to 4·8)	2·4 (0·9 to 5)
Neonatal disorders	43,300 (31,500 to 56,800)	10,500 (6,750 to 15,200)	2,490 (1,100 to 5,250)	1,950 (1,410 to 2,660)	1,470 (1,040 to 1,990)	1,420 (1,010 to 1,920)	1,350 (965 to 1,840)	1,240 (881 to 1,680)	1,070 (768 to 1,460)	866 (625 to 1,170)	716 (511 to 999)
Neonatal preterm birth	23,600 (14,600 to 33,900)	3,600 (1,690 to 6,130)	833 (349 to 1,830)	727 (504 to 1,010)	770 (538 to 1,080)	744 (510 to 1,030)	697 (472 to 965)	630 (418 to 885)	538 (373 to 742)	428 (298 to 593)	350 (240 to 486)
Neonatal encephalopathy due to birth asphyxia and trauma	7,070 (3,380 to 12,100)	842 (359 to 1,620)	187 (49·2 to 643)	159 (87·6 to 298)	94·6 (60 to 145)	91·7 (57·7 to 140)	90·6 (57·1 to 139)	86 (54·3 to 131)	74·6 (46·7 to 114)	61·5 (38·5 to 93·7)	51·7 (32·6 to 78·8)
Neonatal sepsis and other neonatal infections	6,300 (2,320 to 12,800)	4,200 (2,060 to 7,440)	944 (339 to 2,200)	418 (232 to 669)	488 (263 to 809)	476 (261 to 817)	459 (239 to 781)	426 (235 to 707)	368 (197 to 630)	303 (160 to 508)	251 (134 to 429)
Hemolytic disease and other neonatal jaundice	274 (128 to 522)	86·2 (42·4 to 170)	28·5 (13·1 to 48·3)	103 (49·5 to 178)	114 (57·4 to 189)	110 (61·6 to 179)	108 (60·1 to 176)	103 (56 to 177)	89·6 (50·7 to 144)	73·4 (41·2 to 118)	63·9 (47 to 82·3)
Other neonatal disorders	6,080 (2,530 to 11,500)	1,820 (707 to 3,660)	495 (188 to 1,340)	547 (381 to 758)	0 (0 to 0)	0 (0 to 0)	0 (0 to 0)	0 (0 to 0)	0 (0 to 0)	0 (0 to 0)	0 (0 to 0)
Nutritional deficiencies	1·7 (0·8 to 3)	83·9 (34 to 159)	1,260 (638 to 2,170)	2,340 (1,290 to 3,920)	3,410 (1,450 to 6,470)	1,420 (533 to 3,130)	641 (308 to 1,150)	692 (347 to 1,250)	746 (374 to 1,350)	815 (399 to 1,470)	794 (410 to 1,400)
Protein-energy malnutrition	1·5 (0·7 to 2·5)	5 (2·6 to 8·3)	537 (173 to 1,280)	588 (151 to 1,330)	140 (57 to 267)	105 (48·9 to 204)	126 (64·7 to 230)	172 (84·2 to 327)	168 (79·1 to 335)	170 (82·8 to 327)	198 (101 to 372)
Iodine deficiency	0 (0 to 0)	0 (0 to 0)	0·1 (0 to 0·1)	7 (3·3 to 12·5)	44·8 (13·5 to 92·6)	93·7 (39·2 to 171)	114 (51·5 to 212)	114 (52·7 to 204)	99·2 (44·5 to 170)	80·7 (37·6 to 142)	66·7 (31 to 115)
Vitamin A deficiency	0·2 (0 to 0·7)	5·2 (1·3 to 12·3)	33·1 (13·5 to 66·6)	97·5 (43·3 to 184)	120 (54·9 to 237)	59·2 (22·5 to 128)	19·6 (9 to 35·2)	16·1 (7·1 to 30·5)	13·1 (5·8 to 24)	9·8 (4·5 to 17·6)	7·5 (3·6 to 13·3)
Dietary iron deficiency	0·1 (0 to 0·7)	73·7 (27·4 to 144)	675 (269 to 1,260)	1,630 (772 to 3,030)	3,100 (1,190 to 6,100)	1,150 (319 to 2,820)	354 (89·3 to 821)	352 (79·3 to 865)	413 (100 to 960)	518 (139 to 1,130)	487 (161 to 1,060)
Other nutritional deficiencies	0 (0 to 0)	0 (0 to 0)	15·2 (4·4 to 44·9)	22·9 (4·6 to 63·1)	10·1 (4·1 to 19·2)	14·6 (6·5 to 30·4)	27·3 (12·2 to 51·9)	38·5 (19·2 to 67·9)	52·9 (26·2 to 95·2)	36·4 (17·9 to 65·6)	35·2 (18·7 to 60·9)
Non-communicable diseases	14,800 (7,030 to 25,000)	7,500 (3,870 to 11,500)	14,800 (7,880 to 25,100)	21,600 (15,800 to 29,200)	17,900 (13,800 to 23,300)	27,200 (20,100 to 36,300)	40,100 (30,200 to 52,500)	47,300 (35,700 to 61,100)	51,300 (38,600 to 66,100)	52,000 (39,500 to 66,300)	56,000 (43,400 to 71,200)
Neoplasms	879 (179 to 2,180)	448 (86·5 to 1,060)	1,280 (472 to 2,660)	2,800 (1,500 to 4,640)	1,620 (1,080 to 2,530)	1,560 (1,110 to 2,210)	1,800 (1,140 to 2,640)	2,050 (1,140 to 3,230)	2,890 (1,500 to 4,760)	4,050 (2,300 to 6,360)	6,200 (3,680 to 9,470)
Lip and oral cavity cancer	0 (0 to 0)	0 (0 to 0)	0 (0 to 0)	0 (0 to 0)	3·8 (1·8 to 6·8)	6·8 (3·6 to 13·8)	12·9 (6·1 to 24·9)	17·4 (7·9 to 33)	34·7 (14·1 to 67·6)	40·5 (18·2 to 75·4)	86·6 (42·7 to 150)
Nasopharynx cancer	0 (0 to 0)	0 (0 to 0)	0 (0 to 0)	0 (0 to 0)	3·9 (2·1 to 5·9)	2·9 (2·2 to 3·6)	2·7 (1·8 to 4)	3·6 (1·6 to 7·4)	5·2 (2·1 to 10·1)	5·1 (2·1 to 10·2)	7·5 (3·3 to 13·9)
Other pharynx cancer	0 (0 to 0)	0 (0 to 0)	0 (0 to 0)	0 (0 to 0)	0 (0 to 0)	0 (0 to 0)	0 (0 to 0)	4·7 (1·9 to 9·8)	7·9 (3·1 to 16·8)	11·5 (4·7 to 22·7)	21·7 (9·1 to 41)
Esophageal cancer	0 (0 to 0)	0 (0 to 0)	0 (0 to 0)	0 (0 to 0)	0 (0 to 0)	0 (0 to 0)	0 (0 to 0)	2·5 (1·4 to 4·2)	3·6 (1·6 to 6·6)	5·1 (2·2 to 10·3)	9·6 (4·5 to 18)
Stomach cancer	0 (0 to 0)	0 (0 to 0)	0 (0 to 0)	0 (0 to 0)	0 (0 to 0)	0 (0 to 0)	39·2 (18·6 to 67·4)	97·3 (42·1 to 176)	203 (77·4 to 384)	364 (149 to 683)	596 (259 to 1,090)
Colon and rectum cancer	0 (0 to 0)	0 (0 to 0)	0 (0 to 0)	0 (0 to 0)	7·9 (4·2 to 14·6)	17·2 (7·7 to 32·4)	56·2 (26·2 to 115)	84·2 (33·3 to 176)	94·7 (38·5 to 187)	160 (69·8 to 325)	240 (112 to 429)
Liver cancer	5 (1·1 to 15·5)	4·4 (0·6 to 18·4)	14·7 (5 to 37·1)	39·8 (17·5 to 86·3)	34·4 (14·9 to 77·7)	31·7 (15·4 to 65)	46 (14 to 104)	66·9 (20·5 to 157)	93·1 (32·5 to 211)	123 (38·3 to 297)	215 (77·2 to 465)
Liver cancer due to hepatitis B	0 (0 to 0)	0 (0 to 0)	0 (0 to 0)	0 (0 to 0)	0 (0 to 0)	5·3 (1·2 to 14·8)	10·4 (2·9 to 25·7)	21·4 (6·4 to 52·3)	37·2 (10·3 to 89·7)	49·5 (15·4 to 122)	79 (26·5 to 188)
Liver cancer due to hepatitis C	0 (0 to 0)	0 (0 to 0)	0 (0 to 0)	0 (0 to 0)	0 (0 to 0)	0·6 (0·1 to 1·8)	1·1 (0·2 to 3·5)	4 (0·9 to 10·4)	9·2 (2·2 to 25·3)	19·2 (4·7 to 48·9)	47·6 (12·8 to 116)
Liver cancer due to alcohol use	0 (0 to 0)	0 (0 to 0)	0 (0 to 0)	0 (0 to 0)	0 (0 to 0)	0 (0 to 0)	0·6 (0·1 to 2)	2·9 (0·7 to 7·9)	6·7 (1·5 to 18·4)	12·4 (3·3 to 32·8)	28·1 (6·8 to 75·7)
Liver cancer due to NASH	0 (0 to 0)	0 (0 to 0)	0 (0 to 0)	0 (0 to 0)	0 (0 to 0)	0 (0 to 0)	12·5 (3·4 to 31·2)	14·1 (3·9 to 34·1)	14·4 (4·1 to 35·8)	15·4 (3·9 to 39·5)	23·2 (6·8 to 57·8)
Liver cancer due to other causes	5 (1·1 to 15·5)	4·4 (0·6 to 18·4)	14·7 (5 to 37·1)	39·8 (17·5 to 86·3)	34·4 (14·9 to 77·7)	25·9 (13·4 to 49·3)	21·3 (5·9 to 52·2)	24·5 (7 to 59·1)	25·6 (7·9 to 62·8)	26·6 (7·9 to 67·3)	37·5 (11·2 to 94·8)
Gallbladder and biliary tract cancer	0 (0 to 0)	0 (0 to 0)	0 (0 to 0)	0 (0 to 0)	0 (0 to 0)	0 (0 to 0)	0 (0 to 0)	4·1 (1·7 to 8·6)	8·8 (3·6 to 17·4)	23·3 (10 to 46·5)	41·2 (18·4 to 77·2)
Pancreatic cancer	0 (0 to 0)	0 (0 to 0)	0 (0 to 0)	0 (0 to 0)	0 (0 to 0)	0 (0 to 0)	4·8 (3 to 8)	7·6 (3·1 to 15·4)	16·8 (7 to 34·6)	59·5 (27·6 to 112)	78·7 (39·3 to 132)
Larynx cancer	0 (0 to 0)	0 (0 to 0)	0 (0 to 0)	0 (0 to 0)	0 (0 to 0)	0 (0 to 0)	0 (0 to 0)	6·9 (3·4 to 13·7)	11·7 (5·8 to 22·3)	11·3 (4·6 to 22·9)	18 (6·9 to 39·2)
Tracheal, bronchus, and lung cancer	0 (0 to 0)	0 (0 to 0)	0 (0 to 0)	0 (0 to 0)	0 (0 to 0)	11·5 (4·2 to 23·7)	41·5 (16·3 to 81·1)	69·2 (25·4 to 143)	121 (47·9 to 240)	386 (173 to 704)	544 (263 to 903)
Malignant skin melanoma	0 (0 to 0·1)	0·1 (0 to 0·1)	0·7 (0·3 to 1·5)	3·1 (1·4 to 5·6)	4 (2·1 to 6)	2·9 (2·2 to 3·7)	3·6 (2 to 6·4)	6·2 (2·6 to 11·9)	8·5 (3·7 to 15·5)	11·7 (5·3 to 21·2)	18·8 (9·1 to 34·2)
Non-melanoma skin cancer	0 (0 to 0)	0 (0 to 0)	0 (0 to 0)	0 (0 to 0)	0 (0 to 0)	0 (0 to 0)	0 (0 to 0)	4·3 (1·8 to 9·3)	8·8 (3·4 to 18·2)	16·9 (6·2 to 34·5)	41·9 (15·5 to 87·7)
Non-melanoma skin cancer (squamous-cell carcinoma)	0 (0 to 0)	0 (0 to 0)	0 (0 to 0)	0 (0 to 0)	0 (0 to 0)	0 (0 to 0)	0 (0 to 0)	4·3 (1·8 to 9·3)	8·8 (3·4 to 18·2)	16·8 (6·2 to 34·5)	41·9 (15·4 to 87·7)
Non-melanoma skin cancer (basal-cell carcinoma)	0 (0 to 0)	0 (0 to 0)	0 (0 to 0)	0 (0 to 0)	0 (0 to 0)	0 (0 to 0)	0 (0 to 0)	0 (0 to 0)	0 (0 to 0)	0 (0 to 0)	0 (0 to 0·1)
Breast cancer	0 (0 to 0)	0 (0 to 0)	0 (0 to 0)	0 (0 to 0)	0 (0 to 0)	0 (0 to 0)	6 (2·7 to 11·6)	19·8 (9·8 to 35)	103 (52·2 to 189)	395 (201 to 698)	900 (497 to 1,490)
Cervical cancer	0 (0 to 0)	0 (0 to 0)	0 (0 to 0)	0 (0 to 0)	0 (0 to 0)	0 (0 to 0)	45·4 (16·3 to 97·7)	133 (52·6 to 280)	362 (140 to 716)	841 (328 to 1,610)	1,380 (631 to 2,540)
Uterine cancer	0 (0 to 0)	0 (0 to 0)	0 (0 to 0)	0 (0 to 0)	0 (0 to 0)	0 (0 to 0)	0 (0 to 0)	22·3 (8·8 to 46·5)	55·5 (19·7 to 121)	87·4 (31·3 to 186)	157 (63 to 302)
Ovarian cancer	0 (0 to 0)	0 (0 to 0)	0 (0 to 0)	0 (0 to 0)	9·5 (1·9 to 34·9)	28 (5·4 to 91·4)	56·9 (12 to 178)	76·8 (17·1 to 232)	119 (33·9 to 297)	172 (54·4 to 418)	242 (77·5 to 582)
Prostate cancer	0 (0 to 0)	0 (0 to 0)	0 (0 to 0)	0 (0 to 0)	0 (0 to 0)	0 (0 to 0)	0 (0 to 0)	0 (0 to 0)	0 (0 to 0)	0 (0 to 0)	0 (0 to 0)
Testicular cancer	--	--	--	--	--	--	--	--	--	--	--
Kidney cancer	34·8 (6·9 to 110)	15·3 (2·8 to 46·3)	68·3 (18·5 to 191)	103 (26·7 to 283)	45·6 (14·8 to 101)	14 (6·4 to 26·9)	8·6 (3 to 19·3)	10·8 (3·9 to 23·7)	16·2 (6·6 to 33·3)	20·8 (8·3 to 42·3)	39·1 (16·9 to 76·7)
Bladder cancer	0 (0 to 0)	0 (0 to 0)	0 (0 to 0)	0 (0 to 0)	0 (0 to 0)	0 (0 to 0)	2·8 (1·8 to 4·9)	2·6 (1·5 to 4·3)	4·7 (1·9 to 9)	7·4 (3·1 to 14·1)	14 (6·1 to 27·4)
Brain and central nervous system cancer	197 (10·8 to 776)	80·6 (6·3 to 329)	244 (32 to 846)	548 (98·2 to 1,530)	378 (81 to 834)	264 (62·9 to 584)	197 (63·9 to 388)	202 (64·9 to 406)	239 (82·6 to 454)	232 (87·8 to 447)	269 (121 to 495)
Thyroid cancer	0 (0 to 0)	0 (0 to 0)	0 (0 to 0)	0 (0 to 0)	25·7 (4·9 to 72·8)	8·4 (3·2 to 17·8)	18·8 (5·9 to 40·7)	30·2 (7·6 to 78·4)	57·2 (13·1 to 153)	71·6 (16·2 to 172)	128 (29 to 281)
Mesothelioma	0 (0 to 0)	0 (0 to 0)	0 (0 to 0)	0 (0 to 0)	0 (0 to 0)	0 (0 to 0)	0 (0 to 0)	4·7 (0·8 to 16·5)	11·6 (1·4 to 42·6)	8·2 (1·4 to 28)	14·1 (2·7 to 47·7)
Hodgkin lymphoma	0 (0 to 0)	0 (0 to 0)	0 (0 to 0)	3·1 (1·4 to 5·5)	4 (2·1 to 6·3)	3·2 (2·2 to 5·5)	7·3 (2·8 to 13·5)	15·7 (6·5 to 32·7)	24·5 (6·2 to 57·1)	15·3 (3·8 to 37·6)	19·1 (3·9 to 47)
Non-Hodgkin lymphoma	0 (0 to 0)	0 (0 to 0)	0 (0 to 0)	100 (23·4 to 299)	39·5 (11·3 to 103)	44·7 (18·7 to 91·3)	73 (32·8 to 135)	102 (40·3 to 209)	148 (63·9 to 298)	110 (51·3 to 211)	143 (67·3 to 280)
Multiple myeloma	0 (0 to 0)	0 (0 to 0)	0 (0 to 0)	0 (0 to 0)	0 (0 to 0)	0 (0 to 0)	0 (0 to 0)	3·7 (1·6 to 8·7)	5·4 (2 to 12·6)	10·9 (3·6 to 27·9)	26·9 (10·6 to 61·6)
Leukemia	357 (25·8 to 1,380)	153 (17·6 to 525)	380 (104 to 1,100)	907 (281 to 2,190)	572 (208 to 1,390)	621 (346 to 1,160)	642 (315 to 1,200)	586 (271 to 1,130)	589 (250 to 1,140)	465 (210 to 887)	519 (250 to 946)
Acute lymphoid leukemia	108 (5·9 to 488)	37·3 (3·4 to 147)	202 (50·3 to 579)	569 (159 to 1,440)	403 (145 to 992)	362 (169 to 706)	298 (116 to 653)	205 (73 to 481)	177 (55 to 436)	121 (37·3 to 308)	128 (38·7 to 303)
Chronic lymphoid leukemia	0 (0 to 0)	0 (0 to 0)	0 (0 to 0)	0 (0 to 0)	0 (0 to 0)	0 (0 to 0)	0 (0 to 0)	3·9 (1·6 to 8·3)	4·5 (1·5 to 9·7)	5·1 (1·7 to 11·6)	7·6 (2·7 to 16·4)
Acute myeloid leukemia	47·1 (2·2 to 217)	50·5 (3·3 to 211)	77 (15·7 to 256)	206 (52·8 to 588)	93·3 (20·9 to 281)	147 (52·3 to 313)	170 (58·8 to 358)	159 (57·7 to 344)	169 (58·4 to 375)	136 (48·9 to 287)	141 (48·7 to 295)
Chronic myeloid leukemia	9·1 (0·2 to 53·1)	5·5 (0·2 to 38·2)	3·4 (0·7 to 10·1)	12 (2·3 to 36·2)	5·2 (1 to 16·2)	7·8 (2·8 to 17·7)	13·3 (3·3 to 33)	25·1 (6·7 to 61·9)	39·7 (11·7 to 94·4)	49·3 (12·7 to 123)	55·8 (17·4 to 125)
Other leukemia	192 (13·8 to 781)	59·4 (7·2 to 199)	97·9 (13·3 to 337)	119 (23·7 to 355)	69·9 (12·1 to 223)	104 (34·2 to 255)	160 (52·1 to 380)	193 (66 to 435)	199 (67·2 to 467)	154 (50·7 to 344)	186 (67·6 to 392)
Other malignant neoplasms	283 (74·7 to 627)	194 (27·3 to 652)	557 (163 to 1,460)	1,060 (447 to 2,240)	470 (270 to 817)	483 (298 to 709)	516 (313 to 800)	444 (229 to 752)	517 (258 to 890)	367 (193 to 608)	418 (221 to 694)
Other neoplasms	2·2 (1 to 4·4)	0·9 (0·3 to 1·8)	17·5 (6·4 to 39·2)	36·6 (15·9 to 75·9)	19·8 (10·7 to 34·7)	19·7 (8·1 to 44·1)	17·2 (7·5 to 34·7)	17·2 (7·6 to 37)	18·9 (6·6 to 48·8)	24·3 (9·3 to 57·9)	18·8 (7·7 to 41·4)
Myelodysplastic, myeloproliferative, and other hematopoietic n	2·2 (1 to 4·4)	0·9 (0·3 to 1·8)	17·5 (6·4 to 39·2)	36·6 (15·9 to 75·9)	19·8 (10·7 to 34·7)	19·7 (8·1 to 44·1)	17·2 (7·5 to 34·7)	17·2 (7·6 to 37)	18·9 (6·6 to 48·8)	24·3 (9·3 to 57·9)	18·8 (7·7 to 41·4)
Benign and in situ intestinal neoplasms	0 (0 to 0)	0 (0 to 0)	0 (0 to 0)	0 (0 to 0)	0 (0 to 0)	0 (0 to 0)	0 (0 to 0)	0 (0 to 0)	0 (0 to 0)	0 (0 to 0)	0 (0 to 0)
Benign and in situ cervical and uterine neoplasms	0 (0 to 0)	0 (0 to 0)	0 (0 to 0)	0 (0 to 0)	0 (0 to 0)	0 (0 to 0)	0 (0 to 0)	0 (0 to 0)	0 (0 to 0)	0 (0 to 0)	0 (0 to 0)
Other benign and in situ neoplasms	0 (0 to 0)	0 (0 to 0)	0 (0 to 0)	0 (0 to 0)	0 (0 to 0)	0 (0 to 0)	0 (0 to 0)	0 (0 to 0)	0 (0 to 0)	0 (0 to 0)	0 (0 to 0)
Cardiovascular diseases	162 (61·8 to 345)	107 (46·1 to 207)	349 (111 to 762)	453 (197 to 900)	422 (264 to 619)	789 (533 to 1,110)	1,840 (1,180 to 2,600)	2,400 (1,420 to 3,900)	2,970 (1,580 to 4,680)	3,670 (1,930 to 5,950)	4,960 (2,660 to 7,700)
Rheumatic heart disease	0 (0 to 0)	0 (0 to 0)	0 (0 to 0)	16·7 (5·9 to 33·2)	94·3 (45·8 to 171)	200 (96·3 to 355)	307 (155 to 534)	362 (204 to 588)	348 (204 to 548)	304 (182 to 461)	264 (167 to 389)

Cause	40 to 44	45 to 49	50 to 54	55 to 59	60 to 64	65 to 69	70 to 74	75 to 79	80 to 84	85 to 89	90 to 94	95 plus	Total
All causes	80,100 (62,600 to 100,000)	81,000 (64,100 to 100,000)	80,600 (65,600 to 98,400)	83,800 (70,400 to 100,000)	82,100 (71,000 to 96,100)	77,400 (68,500 to 88,800)	71,900 (65,200 to 81,200)	57,900 (53,700 to 64,300)	39,800 (37,300 to 43,200)	19,800 (18,700 to 21,400)	6,700 (6,320 to 7,120)	1,500 (1,410 to 1,600)	1,280,000
Communicable, maternal, neonatal, and nutritional diseases	7,270 (5,210 to 9,750)	5,550 (4,060 to 7,430)	4,400 (3,170 to 6,140)	4,260 (3,090 to 6,110)	4,000 (2,850 to 5,710)	3,750 (2,590 to 5,390)	3,560 (2,480 to 5,330)	3,030 (2,100 to 4,600)	2,180 (1,480 to 3,270)	1,220 (810 to 1,780)	418 (273 to 610)	110 (68·6 to 166)	207,000
HIV/AIDS and sexually transmitted infections	431 (298 to 642)	296 (206 to 432)	188 (133 to 275)	117 (72·9 to 190)	102 (60·2 to 171)	81·5 (50·1 to 127)	48·9 (29·6 to 77·4)	23·9 (13·5 to 39·7)	8·1 (4·1 to 14·7)	5 (2·5 to 9·4)	1·6 (0·6 to 3·3)	0·4 (0·1 to 0·8)	4,680
HIV/AIDS	235 (162 to 310)	142 (106 to 187)	103 (78·4 to 132)	57·2 (32·1 to 103)	67 (34·1 to 118)	42·9 (23·3 to 69)	20·7 (11·4 to 33·9)	6·1 (3·5 to 9·6)	0·5 (0·2 to 1·1)	0·2 (0·1 to 0·4)	0·1 (0 to 0·2)	0 (0 to 0·1)	2,360
HIV/AIDS - Drug-susceptible Tuberculosis	87·2 (57·5 to 117)	53·6 (37·1 to 73·2)	38·4 (27·1 to 51·2)	18·8 (11 to 35·7)	21·1 (10·3 to 40·3)	12·7 (7·1 to 20·1)	6·2 (4·2 to 8·8)	1·9 (1·1 to 3·1)	0·2 (0·1 to 0·4)	0·1 (0 to 0·1)	0 (0 to 0)	0 (0 to 0)	876
HIV/AIDS - Multidrug-resistant Tuberculosis without extensive	5·6 (0·7 to 18·5)	3·4 (0·4 to 10·8)	2·5 (0·3 to 8·1)	1·1 (0·1 to 4)	1·2 (0·2 to 4·3)	0·7 (0·1 to 2·2)	0·3 (0 to 1·1)	0·1 (0 to 0·4)	0 (0 to 0)	0 (0 to 0)	0 (0 to 0)	0 (0 to 0)	56·9
HIV/AIDS - Extensively drug-resistant Tuberculosis	0·9 (0·1 to 3·1)	0·6 (0·1 to 1·7)	0·4 (0·1 to 1·2)	0·2 (0 to 0·6)	0·2 (0 to 0·7)	0·1 (0 to 0·3)	0 (0 to 0·1)	0 (0 to 0·1)	0 (0 to 0)	0 (0 to 0)	0 (0 to 0)	0 (0 to 0)	9·2
HIV/AIDS resulting in other diseases	141 (95·6 to 186)	84·9 (62·1 to 112)	61·3 (45·9 to 80·6)	37·2 (18·3 to 67·8)	44·5 (19·7 to 80·9)	29·4 (13·1 to 53·9)	14·1 (5·9 to 25·8)	4 (1·9 to 6·9)	0·3 (0·2 to 0·7)	0·1 (0·1 to 0·3)	0 (0 to 0·1)	0 (0 to 0)	1,410
Sexually transmitted infections excluding HIV	196 (97·7 to 395)	153 (78·6 to 285)	85·6 (40·7 to 168)	59·6 (28·5 to 115)	35·4 (15·6 to 70·7)	38·6 (18 to 75·1)	28·2 (13·8 to 51·4)	17·8 (8·6 to 33·6)	7·6 (3·6 to 13·8)	4·8 (2·3 to 9·1)	1·5 (0·6 to 3·2)	0·4 (0·1 to 0·8)	2,330
Syphilis	1·7 (0·9 to 3·4)	4 (1·8 to 8·1)	2·6 (1·3 to 5)	1·5 (0·9 to 2·4)	1·3 (0·8 to 2·1)	2·2 (1·1 to 4·4)	2·2 (1·1 to 4·4)	1·3 (0·7 to 2·6)	0·9 (0·4 to 1·7)	0·7 (0·3 to 1·6)	0·4 (0·1 to 0·9)	0·1 (0 to 0·2)	843
Chlamydial infection	15·2 (7·5 to 26·8)	11·5 (5·9 to 20·7)	3·6 (1·8 to 7·2)	2·7 (1·2 to 6)	1 (0·2 to 2·6)	1·8 (0·5 to 4·6)	1·9 (0·6 to 4·5)	1·3 (0·4 to 3·4)	0·6 (0·2 to 1·3)	0·5 (0·2 to 1·2)	0·2 (0 to 0·4)	0·1 (0 to 0·1)	93·8
Gonococcal infection	12·1 (5·3 to 27·9)	15·5 (5·8 to 34·8)	7·1 (2·1 to 17·9)	5·8 (1·7 to 15·2)	2·6 (0·5 to 6·8)	9·8 (2·7 to 24·5)	6·5 (2 to 15·4)	4·7 (1·3 to 12)	1·3 (0·4 to 3)	1·3 (0·4 to 3·1)	0·4 (0·1 to 1)	0·1 (0 to 0·2)	98·9
Trichomoniasis	80·5 (26·6 to 196)	57·8 (18·2 to 134)	35·8 (11·4 to 83·6)	21·3 (7 to 50·5)	11·7 (4 to 26·5)	8 (2·9 to 18·2)	5·4 (2 to 11·7)	3·1 (1·1 to 6·8)	1·4 (0·5 to 3·2)	0·5 (0·2 to 1·1)	0·1 (0 to 0·2)	0 (0 to 0)	666
Genital herpes	43·9 (14·1 to 108)	35·1 (11 to 88·5)	27·2 (8·4 to 67·8)	21·7 (6·5 to 53·5)	16·6 (5·2 to 40·1)	12·4 (3·8 to 31·1)	8·8 (2·7 to 21·5)	5·5 (1·7 to 13·7)	2·9 (0·9 to 7·1)	1·1 (0·3 to 2·8)	0·3 (0·1 to 0·8)	0·1 (0 to 0·1)	398
Other sexually transmitted infections	42·4 (23·1 to 70·5)	29·4 (15 to 52·5)	9·2 (3·7 to 17·3)	6·6 (2·5 to 14·1)	2·2 (0·5 to 5·9)	4·3 (1·2 to 10·8)	3·4 (1 to 7·9)	1·8 (0·5 to 4·6)	0·5 (0·1 to 1·2)	0·7 (0·2 to 1·6)	0·2 (0 to 0·4)	0 (0 to 0·1)	226
Respiratory infections and tuberculosis	1,340 (819 to 2,180)	1,280 (790 to 2,150)	1,290 (778 to 2,150)	1,270 (781 to 2,200)	1,230 (764 to 2,070)	1,170 (742 to 2,000)	1,130 (721 to 2,010)	1,040 (659 to 1,740)	772 (499 to 1,200)	505 (311 to 785)	196 (117 to 294)	53·3 (31·3 to 80·2)	29,400
Tuberculosis	795 (409 to 1,550)	787 (428 to 1,530)	823 (448 to 1,520)	789 (430 to 1,470)	732 (397 to 1,320)	671 (378 to 1,300)	541 (306 to 1,040)	375 (214 to 725)	174 (97·9 to 334)	80·3 (45·6 to 155)	22·3 (12 to 43·2)	6 (3·1 to 11·9)	9,040
Latent tuberculosis infection	0 (0 to 0)	0 (0 to 0)	0 (0 to 0)	0 (0 to 0)	0 (0 to 0)	0 (0 to 0)	0 (0 to 0)	0 (0 to 0)	0 (0 to 0)	0 (0 to 0)	0 (0 to 0)	0 (0 to 0)	0
Drug-susceptible tuberculosis	747 (397 to 1,470)	739 (396 to 1,380)	773 (420 to 1,440)	740 (397 to 1,400)	687 (366 to 1,270)	631 (346 to 1,170)	508 (283 to 981)	353 (196 to 682)	163 (92·5 to 311)	75·3 (42 to 144)	21 (11·1 to 41·4)	5·7 (2·9 to 11·3)	8,500
Multidrug-resistant tuberculosis without extensive drug resistar	41·3 (4·6 to 149)	41·2 (4·4 to 153)	42·9 (4·8 to 143)	41·6 (4·6 to 152)	38·3 (4·3 to 136)	35·1 (3·9 to 121)	28·8 (3·1 to 105)	19·5 (2·1 to 68·3)	9·2 (1 to 32·4)	4·2 (0·5 to 14·4)	1·2 (0·1 to 3·7)	0·3 (0 to 1·2)	462
Extensively drug-resistant tuberculosis	6·8 (0·7 to 25·1)	6·8 (0·7 to 25·8)	7·1 (0·7 to 24·8)	6·9 (0·8 to 25)	6·3 (0·7 to 23·7)	5·8 (0·6 to 20·1)	4·8 (0·5 to 16·4)	3·2 (0·3 to 11·3)	1·5 (0·2 to 5·2)	0·7 (0·1 to 2·3)	0·2 (0 to 0·7)	0·1 (0 to 0·2)	75·2
Lower respiratory infections	266 (113 to 823)	282 (137 to 915)	301 (139 to 926)	346 (175 to 1,030)	391 (197 to 1,160)	428 (220 to 1,210)	536 (281 to 1,380)	630 (332 to 1,330)	578 (312 to 1,030)	416 (226 to 693)	171 (95·4 to 270)	46·6 (24·3 to 72·9)	14,200
Upper respiratory infections	206 (111 to 356)	152 (82·9 to 261)	118 (65·5 to 202)	95·4 (51·6 to 158)	75·5 (41·8 to 126)	56 (28·6 to 96)	42·3 (23·2 to 68·7)	27 (14·7 to 46·2)	15·3 (7·9 to 26·2)	6·9 (3·7 to 12·7)	2·4 (1·1 to 4·9)	0·5 (0·2 to 1)	4,460
Otitis media	71·2 (31·5 to 135)	60·9 (29 to 112)	49·7 (22·6 to 93·2)	38·7 (18·7 to 71·3)	27·6 (12·5 to 53·4)	16·7 (8 to 31·5)	10·2 (4·4 to 19·9)	6·8 (3·3 to 12·4)	4 (1·8 to 7·7)	1·8 (0·8 to 3·2)	0·6 (0·2 to 1·1)	0·1 (0·1 to 0·2)	1,690
Enteric infections	925 (440 to 2,100)	986 (440 to 2,190)	981 (444 to 2,310)	1,120 (493 to 2,530)	1,140 (491 to 2,610)	1,180 (523 to 2,780)	1,220 (513 to 3,020)	1,100 (450 to 2,660)	833 (332 to 1,900)	411 (169 to 967)	127 (48·4 to 300)	36 (13·3 to 84·1)	35,400
Diarrheal diseases	921 (433 to 2,100)	982 (437 to 2,180)	977 (441 to 2,310)	1,120 (490 to 2,530)	1,130 (488 to 2,610)	1,170 (521 to 2,780)	1,220 (511 to 3,020)	1,090 (448 to 2,660)	832 (331 to 1,900)	411 (169 to 967)	127 (48·4 to 300)	36 (13·3 to 84·1)	35,300
Typhoid and paratyphoid	0·4 (0·1 to 1·1)	0·5 (0·2 to 1·3)	0·5 (0·2 to 1·2)	0·6 (0·2 to 1·2)	0·5 (0·2 to 1·1)	0·4 (0·2 to 0·9)	0·3 (0·1 to 0·7)	0·3 (0·2 to 0·7)	0·3 (0·1 to 0·6)	0·1 (0·1 to 0·3)	0 (0 to 0·1)	0 (0 to 0)	12·4
Typhoid fever	0·4 (0·1 to 1·1)	0·5 (0·2 to 1·3)	0·5 (0·2 to 1·2)	0·6 (0·2 to 1·2)	0·5 (0·2 to 1·1)	0·4 (0·2 to 0·9)	0·3 (0·1 to 0·7)	0·3 (0·2 to 0·7)	0·3 (0·1 to 0·6)	0·1 (0·1 to 0·3)	0 (0 to 0·1)	0 (0 to 0)	12·3
Paratyphoid fever	0 (0 to 0)	0 (0 to 0)	0 (0 to 0)	0 (0 to 0)	0 (0 to 0)	0 (0 to 0)	0 (0 to 0)	0 (0 to 0)	0 (0 to 0)	0 (0 to 0)	0 (0 to 0)	0 (0 to 0)	0
Invasive Non-typhoidal Salmonella (iNTS)	2·7 (0·2 to 6·8)	2·8 (0·3 to 7·1)	2·6 (0·5 to 6·9)	2·9 (0·4 to 7·3)	2·6 (0·3 to 6·8)	2·4 (0·5 to 6·1)	1·8 (0·3 to 4·8)	1 (0·2 to 2·9)	0·5 (0 to 1·6)	0·2 (0 to 0·5)	0·1 (0 to 0·2)	0 (0 to 0)	86·6
Other intestinal infectious diseases	1·3 (0·2 to 4·5)	0·8 (0·1 to 2·5)	0·7 (0·1 to 2·4)	0·5 (0·1 to 1·7)	0·4 (0 to 1·6)	0·6 (0·1 to 2·1)	0·4 (0 to 1·4)	0·2 (0 to 0·9)	0·2 (0 to 0·7)	0·2 (0 to 0·6)	0 (0 to 0·2)	0 (0 to 0·1)	37·1
Neglected tropical diseases and malaria	867 (499 to 1,430)	695 (398 to 1,140)	520 (306 to 806)	502 (298 to 779)	475 (278 to 746)	447 (261 to 741)	369 (226 to 558)	258 (158 to 398)	168 (99 to 261)	90·2 (46·8 to 142)	31·6 (14·8 to 53·9)	7·1 (3·2 to 11·9)	19,600
Malaria	6 (0·8 to 13·1)	2·6 (0·6 to 6·6)	1·9 (0·5 to 5·7)	1·5 (0·4 to 4·1)	0·9 (0·2 to 2)	0·9 (0·2 to 2·4)	0·8 (0·2 to 2·3)	0·3 (0 to 0·7)	0·2 (0 to 0·5)	0·1 (0 to 0·2)	0 (0 to 0)	0 (0 to 0)	93·3
Chagas disease	25·3 (13·2 to 44)	29 (15·8 to 48·1)	34·7 (16·9 to 61·9)	38·5 (17·4 to 76·4)	41·5 (17·8 to 82·8)	38 (15·3 to 70·6)	36·4 (14·3 to 72·2)	28·5 (11·7 to 54·4)	19·1 (7·5 to 35·8)	22·3 (5·1 to 54·9)	11·2 (1·8 to 29·5)	2·5 (0·3 to 6·5)	421
Leishmaniasis	3·8 (0·1 to 9·5)	3·6 (0·6 to 8·4)	3·2 (0·6 to 7·3)	2·8 (0·5 to 5·8)	3·1 (0·8 to 6·2)	3·6 (1·2 to 6·9)	3·1 (1·1 to 5·8)	2 (0·7 to 3·8)	1 (0·4 to 2)	0·4 (0·1 to 0·7)	0·1 (0 to 0·2)	0 (0 to 0)	112
Visceral leishmaniasis	0·9 (0 to 5·3)	0·6 (0 to 3)	0·4 (0 to 2·1)	0·3 (0 to 1·5)	0·3 (0 to 1·1)	0·2 (0 to 0·8)	0·1 (0 to 0·5)	0·1 (0 to 0·3)	0 (0 to 0·1)	0 (0 to 0·1)	0 (0 to 0)	0 (0 to 0)	24
Cutaneous and mucocutaneous leishmaniasis	2·9 (0 to 7·1)	3 (0·5 to 7·3)	2·8 (0·5 to 6·6)	2·4 (0·4 to 5·4)	2·8 (0·6 to 5·8)	3·4 (1·1 to 6·8)	3 (1·1 to 5·7)	1·9 (0·6 to 3·7)	1 (0·4 to 2)	0·3 (0·1 to 0·7)	0·1 (0 to 0·2)	0 (0 to 0)	87·8
African trypanosomiasis	0 (0 to 0)	0 (0 to 0)	0 (0 to 0)	0 (0 to 0)	0 (0 to 0)	0 (0 to 0)	0 (0 to 0)	0 (0 to 0)	0 (0 to 0)	0 (0 to 0)	0 (0 to 0)	0 (0 to 0)	0
Schistosomiasis	0 (0 to 0)	0 (0 to 0)	0 (0 to 0)	0 (0 to 0)	0 (0 to 0)	0 (0 to 0)	0 (0 to 0)	0 (0 to 0)	0 (0 to 0)	0 (0 to 0)	0 (0 to 0)	0 (0 to 0)	0
Cysticercosis	349 (134 to 677)	314 (133 to 607)	286 (110 to 549)	281 (116 to 522)	271 (122 to 490)	262 (121 to 463)	228 (112 to 402)	172 (81·3 to 308)	108 (52·5 to 186)	45·6 (21·6 to 80·5)	13·5 (6·3 to 25)	2·6 (1·2 to 4·7)	4,290
Cystic echinococcosis	0·4 (0 to 1·5)	0·3 (0 to 1·1)	0·3 (0 to 1·1)	0·3 (0 to 0·9)	0·2 (0 to 0·9)	0·2 (0 to 0·6)	0·1 (0 to 0·4)	0·1 (0 to 0·3)	0 (0 to 0·1)	0 (0 to 0·1)	0 (0 to 0)	0 (0 to 0)	3·8
Lymphatic filariasis	0 (0 to 0)	0 (0 to 0)	0 (0 to 0)	0 (0 to 0)	0 (0 to 0)	0 (0 to 0)	0 (0 to 0)	0 (0 to 0)	0 (0 to 0)	0 (0 to 0)	0 (0 to 0)	0 (0 to 0)	0
Onchocerciasis	0 (0 to 0)	0 (0 to 0)	0 (0 to 0)	0 (0 to 0)	0 (0 to 0)	0 (0 to 0)	0 (0 to 0)	0 (0 to 0)	0 (0 to 0)	0 (0 to 0)	0 (0 to 0)	0 (0 to 0)	0
Trachoma	0 (0 to 0)	0 (0 to 0)	0 (0 to 0)	0 (0 to 0)	0 (0 to 0)	0 (0 to 0)	0 (0 to 0)	0 (0 to 0)	0 (0 to 0)	0 (0 to 0)	0 (0 to 0)	0 (0 to 0)	0
Dengue	309 (89·8 to 814)	213 (66·5 to 538)	102 (50·5 to 206)	99·6 (40·4 to 228)	102 (32·1 to 270)	101 (24·1 to 324)	68·4 (15·8 to 178)	34·2 (11·4 to 78·6)	25·7 (6·4 to 66·3)	14·1 (3·4 to 37·3)	4·3 (1·1 to 9·8)	1·2 (0·4 to 2·7)	8,960
Yellow fever	0 (0 to 0)	0 (0 to 0)	0 (0 to 0)	0 (0 to 0)	0 (0 to 0)	0 (0 to 0)	0 (0 to 0)	0 (0 to 0)	0 (0 to 0)	0 (0 to 0)	0 (0 to 0)	0 (0 to 0)	0
Rabies	1·6 (0 to 5·5)	5·8 (0·1 to 21·5)	5·8 (0 to 21·4)	2·8 (0 to 9·1)	1·6 (0 to 5·9)	1·1 (0 to 3·7)	1·2 (0 to 3·9)	0·1 (0 to 0·2)	0·1 (0 to 0·5)	0 (0 to 0·1)	0 (0 to 0)	0 (0 to 0)	43·6
Intestinal nematode infections	122 (64·9 to 212)	83·2 (46·4 to 146)	61·8 (33·3 to 106)	49·9 (27·4 to 86)	38·4 (21 to 64·6)	26·5 (14·5 to 44·9)	20 (11 to 34·2)	13·9 (7·7 to 23·2)	7·2 (4 to 12·1)	2·6 (1·4 to 4·4)	0·7 (0·4 to 1·4)	0·1 (0 to 0·3)	3,290
Ascariasis	69·7 (34·8 to 130)	49·4 (25·1 to 89·9)	36·4 (17·9 to 67)	29·6 (14·9 to 52·1)	23·5 (11·6 to 42·8)	15·9 (7·8 to 28·7)	12·1 (6·1 to 21·2)	8·4 (4·1 to 14·7)	4·2 (2·1 to 7·7)	1·5 (0·7 to 2·8)	0·5 (0·2 to 1·1)	0·1 (0 to 0·3)	1,360
Trichuriasis	29·3 (14·1 to 52·8)	20·1 (9·3 to 38·9)	14 (6·6 to 25·1)	10·4 (5 to 18·7)	7·1 (3·2 to 13)	4·5 (2 to 8·5)	3 (1·3 to 5·8)	1·8 (0·9 to 3·4)	0·9 (0·4 to 1·6)	0·3 (0·1 to 0·5)	0·1 (0 to 0·1)	0 (0 to 0)	766
Hookworm disease	23·3 (11·1 to 40·6)	13·7 (6·2 to 25·6)	11·4 (4·9 to 21·4)	9·9 (4·3 to 18·7)	7·8 (3·6 to 14·5)	6 (2·7 to 11·4)	5 (2·4 to 9·2)	3·6 (1·8 to 6·6)	2·1 (1 to 3·8)	0·8 (0·4 to 1·4)	0·2 (0·1 to 0·3)	0 (0 to 0)	1,170
Food-borne trematodiases	0 (0 to 0)	0 (0 to 0)	0 (0 to 0)	0 (0 to 0)	0 (0 to 0)	0 (0 to 0)	0 (0 to 0)	0 (0 to 0)	0 (0 to 0)	0 (0 to 0)	0 (0 to 0)	0 (0 to 0)	0
Leprosy	0·5 (0·3 to 0·8)	0·5 (0·3 to 0·8)	0·5 (0·3 to 0·7)	0·5 (0·3 to 0·7)	0·4 (0·2 to 0·6)	0·4 (0·2 to 0·5)	0·3 (0·2 to 0·4)	0·2 (0·1 to 0·3)	0·1 (0·1 to 0·2)	0·1 (0 to 0·1)	0 (0 to 0)	0 (0 to 0)	5·2
Ebola	0 (0 to 0)	0 (0 to 0)	0 (0 to 0)	0 (0 to 0)	0 (0 to 0)	0 (0 to 0)	0 (0 to 0)	0 (0 to 0)	0 (0 to 0)	0 (0 to 0)	0 (0 to 0)	0 (0 to 0)	0
Zika virus	0·2 (0 to 0·5)	0·1 (0 to 0·4)	0·1 (0 to 0·3)	0·1 (0 to 0·2)	0 (0 to 0·1)	0 (0 to 0·1)	0 (0 to 0)	0 (0 to 0)	0 (0 to 0)	0 (0 to 0)	0 (0 to 0)	0 (0 to 0)	2·9
Guinea worm disease	0 (0 to 0)	0 (0 to 0)	0 (0 to 0)	0 (0 to 0)	0 (0 to 0)	0 (0 to 0)	0 (0 to 0)	0 (0 to 0)	0 (0 to 0)	0 (0 to 0)	0 (0 to 0)	0 (0 to 0)	0
Other neglected tropical diseases	48·6 (21·9 to 87·6)	42·7 (18·8 to 78)	23·6 (8·3 to 50·5)	24·9 (9·3 to 51·5)	15·5 (4·9 to 38·7)	14·4 (5·4 to 32·2)	11·1 (4·5 to 26)	6·8 (2·9 to 13)	6·7 (2·9 to 13·4)	5·2 (1·8 to 12·3)	1·8 (0·5 to 5·1)	0·6 (0·1 to 1·9)	2,360
Other infectious diseases	497 (304 to 780)	469 (291 to 719)	334 (220 to 491)	311 (205 to 449)	269 (172 to 405)	253 (164 to 386)	246 (153 to 388)	183 (110 to 306)	140 (73·7 to 258)	86·6 (42·9 to 166)	25 (10·6 to 56)	6·9 (2·6 to 15·1)	15,200
Meningitis	136 (65·5 to 240)	150 (76·1 to 262)	105 (53 to 182)	90·7 (44 to 159)	72·3 (34·7 to 134)	78 (35·7 to 142)	74·5 (33·4 to 138)	52·5 (23·4 to 94·6)	38·1 (16·3 to 68·5)	22·4 (9·7 to 41·8)	5·2 (2·3 to 9·3)	0·9 (0·4 to 1·6)	2,510
Encephalitis	139 (51·2 to 321)	156 (54·7 to 355)	84·9 (35·4 to 182)	78·8 (35·8 to 169)	72·8 (30 to 157)	56·8 (24·8 to 124)	39·7 (17·3 to 81·7)	24·2 (11·1 to 51·7)	15 (6·7 to 29·6)	6·3 (2·5 to 13·8)	1·3 (0·6 to 2·6)	0·2 (0·1 to 0·4)	3,550
Diphtheria	0·4 (0 to 1·4)	0·6 (0 to 2·4)	0·4 (0 to 1·6)	0·3 (0 to 0·9)	0 (0 to 0)	0 (0 to 0)	0 (0 to 0)	0 (0 to 0)	0 (0 to 0)	0 (0 to 0)	0 (0 to 0)	0 (0 to 0)	9·1
Tetanus	7·9 (1·5 to 26·5)	5·7 (1·2 to 17·3)	5·3 (1·1 to 16·2)	2·2 (0·6 to 7·7)	1·6 (0·4 to 6·3)	2·1 (0·4 to 8·4)	4·1 (1 to 12·9)	8·1 (1·6 to 29·6)	5·2 (0·6 to 18·3)	3·8 (0·3 to 15)	0·8 (0 to 3·1)	0·3 (0 to 1·1)	191
Measles	0 (0 to 0)	0 (0 to 0)	0 (0 to 0)	0 (0 to 0)	0 (0 to 0)	0 (0 to 0)	0 (0 to 0)	0 (0 to 0)	0 (0 to 0)	0 (0 to 0)	0 (0 to 0)	0 (0 to 0)	0
Varicella and herpes zoster	11·4 (4 to 23·7)	10·6 (3·9 to 21·2)	10·7 (4·5 to 19·8)	11·1 (4·4 to 21·5)	11·2 (4·5 to 21·8)	12·9 (4·6 to 28·2)	11·2 (4·3 to 24·1)	11·7 (3·6 to 28)	11·4 (2·6 to 30·5)	8·2 (1·4 to 23·1)	3·9 (0·6 to 11·5)	1·2 (0·1 to 3·9)	456
Acute hepatitis	40·7 (20·2 to 74)	39·6 (19·3 to 77·4)	40·6 (18·6 to 78·8)	38·9 (16·9 to 79·9)	34 (14·1 to 70)	27·2 (10·7 to 56·8)	22·4 (9·1 to 52·2)	12·3 (4·7 to 27·7)	6·9 (2·6 to 15·6)	2·7 (1·1 to 5·9)	0·5 (0·2 to 1·2)	0·1 (0 to 0·3)	749
Acute hepatitis A	20·4 (7·9 to 43·9)	18·2 (5·9 to 39·5)	19 (5·3 to 41)	16·9 (4·3 to 41)	12·7 (2·6 to 32)	12·8 (2·6 to 29·6)	10·7 (2·1 to 30·2)	6·4 (1·3 to 17·3)	4 (0·8 to 10·4)	1·8 (0·5 to 4·5)	0·3 (0·1 to 0·8)	0 (0 to 0·2)	460
Acute hepatitis B	12·4 (4·3 to 26·2)	10·9 (3·5 to 26·2)	11·4 (3·8 to 27·8)	12·7 (3·5 to 33)	13 (3·7 to 33·6)	7·9 (2·2 to 20·7)	6·9 (1·8 to 17·8)	3·1 (0·7 to 9·6)	1·7 (0·3 to 5)	0·5 (0·1 to 1·3)	0·1 (0 to 0·4)	0 (0 to 0·1)	164
Acute hepatitis C	6·3 (1·6 to 18·9)	9 (2·1 to 25·1)	9·1 (2·2 to 26·5)	8 (1·8 to 21)	7 (1·6 to 20·2)	5·7 (1·4 to 16·3)	4·2 (0·9 to 12·1)	2·3 (0·5 to 7·1)	1 (0·2 to 3·1)	0·3 (0·1 to 1)	0 (0 to 0·1)	0 (0 to 0)	99·4
Acute hepatitis E	1·6 (0·6 to 4·3)	1·5 (0·5 to 3·9)	1·1 (0·3 to 3·2)	1·2 (0·3 to 3·4)	1·3 (0·3 to 3·5)	0·8 (0·3 to 2·2)	0·7 (0·2 to 1·9)	0·4 (0·1 to 1·4)	0·2 (0·1 to 0·6)	0·1 (0 to 0·3)	0 (0 to 0·1)	0 (0 to 0)	25·6
Other unspecified infectious diseases	159 (77·2 to 287)	104 (54·8 to 181)	84·6 (37·6 to 157)	87 (39·6 to 161)	77·2 (35·8 to 146)	76 (33·1 to 152)	93·7 (39·6 to 211)	74·4 (30·7 to 177)	62·9 (21·1 to 170)	43·3 (13·1 to 117)	13·3 (3·4 to 41)	4·1 (1 to 11·5)	3,440
Maternal and neonatal disorders	2,040 (1,300 to 3,160)	738 (507 to 1,060)	328 (236 to 452)	219 (158 to 294)	145 (104 to 198)	83·4 (59·7 to 116)	42·6 (28·8 to 60·7)	17·8 (12·6 to 24·6)	4·3 (2·7 to 6·6)	0·9 (0·4 to 1·5)	0·2 (0·1 to 0·4)	0 (0 to 0·1)	84,100
Maternal disorders	1,460 (713 to 2,560)	309 (138 to 593)	21 (7·1 to 50·3)	0 (0 to 0)	0 (0 to 0)	0 (0 to 0)	0 (0 to 0)	0 (0 to 0)	0 (0 to 0)	0 (0 to 0)	0 (0 to 0)	0 (0 to 0)	15,800
Maternal hemorrhage	536 (251 to 992)	102 (41·1 to 208)	6·1 (1·9 to 14·5)	0 (0 to 0)	0 (0 to 0)	0 (0 to 0)	0 (0 to 0)	0 (0 to 0)	0 (0 to 0)	0 (0 to 0)	0 (0 to 0)	0 (0 to 0)	4,970
Maternal sepsis and other maternal infections	79·4 (34·6 to 163)	15·6 (6 to 33·6)	1 (0·4 to 2·3)	0 (0 to 0)	0 (0 to 0)	0 (0 to 0)	0 (0 to 0)	0 (0 to 0)	0 (0 to 0)	0 (0 to 0)	0 (0 to 0)	0 (0 to 0)	1,100
Maternal hypertensive disorders	304 (135 to 536)	71·7 (29·7 to 143)	6·7 (2·1 to 16·4)	0 (0 to 0)	0 (0 to 0)	0 (0 to 0)	0 (0 to 0)	0 (0 to 0)	0 (0 to 0)	0 (0 to 0)	0 (0 to 0)	0 (0 to 0)	3,590
Maternal obstructed labor and uterine rupture	42·7 (16·5 to 88·9)	9·2 (3·3 to 22·3)	0·5 (0·2 to 1·4)	0 (0 to 0)	0 (0 to 0)	0 (0 to 0)	0 (0 to 0)	0 (0 to 0)	0 (0 to 0)	0 (0 to 0)	0 (0 to 0)	0 (0 to 0)	405
Maternal abortion and miscarriage	52·6 (19·8 to 115)	13·8 (4·8 to 31·1)	1 (0·2 to 2·6)	0 (0 to 0)	0 (0 to 0)	0 (0 to 0)	0 (0 to 0)	0 (0 to 0)	0 (0 to 0)	0 (0 to 0)	0 (0 to 0)	0 (0 to 0)	512
Ectopic pregnancy	18·1 (7·8 to 34·6)	4·9 (1·9 to 10·1)	0·1 (0 to 0·3)	0 (0 to 0)	0 (0 to 0)	0 (0 to 0)	0 (0 to 0)	0 (0 to 0)	0 (0 to 0)	0 (0 to 0)	0 (0 to 0)	0 (0 to 0)	130
Indirect maternal deaths	239 (107 to 464)	46·9 (17·8 to 104)	2·5 (0·7 to 6·2)	--	--	--	--	--	--	--	--	--	NA
Late maternal deaths	37·7 (16·3 to 69·2)	8·9 (3·7 to 18·1)	0·6 (0·2 to 1·6)	--	--	--	--	--	--	--	--	--	NA
Maternal deaths aggravated by HIV/AIDS	1·3 (0·5 to 2·6)	0·2 (0·1 to 0·5)	0 (0 to 0)	--	--	--	--	--	--	--	--	--	NA
Neonatal disorders	579 (416 to 777)	428 (310 to 587)	307 (220 to 422)	219 (158 to 294)	145 (104 to 198)	83·4 (59·7 to 116)	42·6 (28·8 to 60·7)	17·8 (12·6 to 24·6)	4·3 (2·7 to 6·6)	0·9 (0·4 to 1·5)	0·2 (0·1 to 0·4)	0 (0 to 0·1)	68,300
Neonatal preterm birth	279 (187 to 386)	200 (139 to 279)	139 (92·9 to 201)	95·2 (66·3 to 132)	61 (45·5 to 78·7)	32·6 (24·1 to 42)	15·9 (11·3 to 22·1)	6·5 (4 to 9·6)	1·5 (0·6 to 2·9)	0·5 (0·1 to 1·1)	0·1 (0 to 0·3)	0 (0 to 0·1)	33,700
Neonatal encephalopathy due to birth asphyxia and trauma	42·6 (26·8 to 65·1)	32·1 (20·4 to 49·3)	23·3 (14·4 to 35·8)	17·8 (10·9 to 27·3)	12·2 (7·2 to 19·2)	5·8 (3·4 to 9·4)	1·8 (1 to 3·1)	0·4 (0·2 to 0·7)	0 (0 to 0·1)	0 (0 to 0)	0 (0 to 0)	0 (0 to 0)	8,950
Neonatal sepsis and other neonatal infections	204 (108 to 340)	155 (81·2 to 261)	114 (60·2 to 192)	82·9 (44·3 to 135)	56·1 (26·4 to 96)	34·9 (17·4 to 62·1)	19·2 (8·8 to 34·8)	8·7 (4·9 to 14·5)	2·1 (1·1 to 3·7)	0·3 (0·1 to 0·5)	0 (0 to 0·1)	0 (0 to 0)	15,300
Hemolytic disease and other neonatal jaundice	53·2 (39 to 68·5)	41 (30·3 to 52·5)	30·5 (22·3 to 39·2)	23 (16·9 to 29·8)	15·9 (11·7 to 20·6)	10·1 (7·4 to 13·2)	5·6 (4·1 to 7·4)	2·3 (1·7 to 3·1)	0·6 (0·4 to 0·8)	0·1 (0·1 to 0·1)	0 (0 to 0)	0 (0 to 0)	1,340
Other neonatal disorders	0 (0 to 0)	0 (0 to 0)	0 (0 to 0)	0 (0 to 0)	0 (0 to 0)	0 (0 to 0)	0 (0 to 0)	0 (0 to 0)	0 (0 to 0)	0 (0 to 0)	0 (0 to 0)	0 (0 to 0)	8,950
Nutritional deficiencies	1,170 (641 to 1,910)	1,090 (629 to 1,780)	762 (385 to 1,330)	715 (390 to 1,200)	644 (355 to 1,080)	534 (279 to 901)	507 (262 to 850)	417 (220 to 696)	259 (143 to 426)	118 (65·9 to 184)	36·3 (20·4 to 56·3)	6·5 (3·5 to 10·4)	18,500
Protein-energy malnutrition	216 (117 to 409)	284 (137 to 561)	257 (120 to 483)	301 (146 to 554)	310 (155 to 590)	261 (121 to 500)	248 (107 to 489)	208 (94·8 to 418)	122 (59·6 to 241)	50·6 (22·6 to 98·2)	17·3 (8·1 to 32·3)	3·7 (1·8 to 7·2)	4,490
Iodine deficiency	54·5 (24·7 to 98·7)	41·5 (18·1 to 75)	31·1 (14·5 to 54·8)	23·8 (10·7 to 42·9)	17·3 (7·9 to 30·1)	12·4 (5·2 to 22·5)	8·4 (3·7 to 15·3)	5·4 (2·3 to 9·8)	3·2 (1·4 to 5·5)	1·2 (0·5 to 2·1)	0·4 (0·2 to 0·5)	0·1 (0 to 0·1)	819
Vitamin A deficiency	5·8 (2·8 to 10·4)	4·5 (2 to 8·1)	3·4 (1·6 to 6·2)	2·7 (1·3 to 5)	2 (1 to 3·8)	1·6 (0·7 to 3)	1·3 (0·6 to 2·4)	1 (0·5 to 1·7)	0·5 (0·3 to 0·9)	0·2 (0·1 to 0·4)	0 (0 to 0·1)	0 (0 to 0)	404
Dietary iron deficiency	855 (354 to 1,560)	718 (319 to 1,350)	404 (122 to 908)	340 (101 to 743)	266 (80·6 to 592)	214 (62·1 to 484)	215 (73·5 to 458)	176 (62·7 to 362)	120 (47·2 to 235)	60·9 (25·8 to 107)	16·9 (7·2 to 30·9)	2·3 (0·8 to 4·6)	12,100
Other nutritional deficiencies	43·1 (23 to 76·5)	39·8 (19·1 to 79·6)	66·7 (30 to 135)	48·4 (23·8 to 94·6)	48·3 (22·5 to 97·9)	44·5 (19·9 to 93·8)	33·5 (14·1 to 69·5)	26·6 (10·1 to 55·5)	12·2 (5·6 to 26·5)	5·5 (2·3 to 11·6)	1·7 (0·7 to 3·9)	0·3 (0·1 to 0·7)	624
Non-communicable diseases	63,300 (49,600 to 79,000)	67,400 (53,200 to 83,700)	70,200 (56,700 to 85,700)	74,800 (63,000 to 89,800)	74,500 (64,400 to 87,700)	70,800 (62,500 to 81,600)	66,000 (59,300 to 74,700)	53,300 (49,100 to 59,100)	36,700 (34,200 to 40,000)	18,200 (17,000 to 19,700)	6,150 (5,770 to 6,570)	1,360 (1,270 to 1,460)	953,000
Neoplasms	9,350 (5,970 to 13,700)	12,000 (8,140 to 16,700)	13,500 (9,790 to 18,000)	14,400 (11,200 to 18,600)	14,000 (10,900 to 18,200)	12,800 (10,100 to 16,000)	10,600 (8,580 to 13,100)	7,170 (5,790 to 8,800)	3,810 (2,910 to 4,810)	1,630 (1,200 to 2,090)	469 (315 to 621)	78·3 (48·8 to 106)	125,000
Lip and oral cavity cancer	118 (60·9 to 208)	109 (55 to 191)	109 (54·9 to 195)	107 (53·1 to 198)	108 (55·9 to 195)	141 (74·9 to 254)	112 (59·6 to 205)	94·2 (50·4 to 171)	43·1 (22·8 to 71·7)	22·2 (13·4 to 33·8)	7·6 (4·5 to 11·7)	1·2 (0·6 to 1·8)	1,170
Nasopharynx cancer	10·8 (4·8 to 20·1)	16·4 (8·3 to 27·7)	17·6 (9·2 to 30·4)	17·9 (9·3 to 30·9)	12·6 (6·3 to 22)	10·9 (5·8 to 18·2)	9·8 (5·2 to 15·7)	4·2 (2·1 to 7·1)	1·9 (1 to 3·3)	0·9 (0·4 to 1·6)	0·3 (0·1 to 0·6)	0·1 (0 to 0·1)	134
Other pharynx cancer	33·1 (15 to 64·5)	37·2 (18·3 to 64·4)	41·1 (21 to 71·1)	39·1 (21·3 to 63·1)	37 (20·5 to 61·7)	45·5 (26·3 to 75)	34·9 (20·1 to 54·3)	22·7 (12·6 to 37·5)	16·4 (8·6 to 28·2)	3·3 (1·8 to 5·3)	1 (0·5 to 1·8)	0·1 (0·1 to 0·2)	357
Esophageal cancer	17·1 (8·1 to 31·7)	34·6 (19·4 to 59·9)	47·1 (26·1 to 75·9)	65 (37·4 to 105)	67·3 (39·4 to 108)	67·8 (41·4 to 106)	68·4 (42·4 to 107)	52·2 (31·5 to 80·9)	26·4 (15 to 41·8)	10·4 (6·2 to 15·8)	3 (1·6 to 5)	0·5 (0·2 to 0·8)	481
Stomach cancer	842 (396 to 1,470)	1,020 (554 to 1,730)	1,190 (669 to 2,020)	1,330 (787 to 2,190)	1,340 (829 to 2,120)	1,300 (829 to 2,010)	1,200 (771 to 1,860)	918 (611 to 1,350)	495 (321 to 757)	215 (137 to 311)	50·3 (31·2 to 81·1)	7·2 (3·8 to 11·2)	11,200
Colon and rectum cancer	387 (195 to 698)	541 (305 to 907)	630 (343 to 1,100)	717 (381 to 1,230)	775 (425 to 1,380)	691 (395 to 1,220)	618 (362 to 1,040)	520 (315 to 846)	310 (190 to 497)	146 (87·2 to 226)	45·6 (26 to 74·2)	8 (4·3 to 13·4)	6,050
Liver cancer	340 (121 to 736)	582 (193 to 1,250)	797 (264 to 1,670)	1,040 (329 to 2,210)	1,160 (394 to 2,330)	1,200 (353 to 2,430)	1,090 (331 to 2,160)	771 (227 to 1,510)	429 (120 to 840)	141 (36·8 to 281)	32·7 (9·7 to 65·3)	2·1 (0·5 to 4·8)	8,250
Liver cancer due to hepatitis B	108 (36·2 to 254)	151 (48·1 to 361)	169 (48·5 to 395)	189 (50 to 465)	177 (44·6 to 429)	144 (31·9 to 357)	105 (23·1 to 272)	60·2 (13·2 to 150)	28 (5·5 to 69·6)	8·5 (1·6 to 20·4)	1·8 (0·4 to 4·9)	0·1 (0 to 0·3)	1,340
Liver cancer due to hepatitis C	99·4 (31·8 to 232)	213 (65·6 to 478)	346 (107 to 793)	501 (145 to 1,090)	599 (184 to 1,300)	650 (192 to 1,370)	623 (176 to 1,280)	471 (125 to 986)	277 (75·5 to 557)	95·5 (23·8 to 194)	22·9 (6·7 to 45·8)	1·5 (0·3 to 3·5)	3,980
Liver cancer due to alcohol use	49·9 (13·7 to 120)	89·6 (22·9 to 221)	123 (32·2 to 301)	157 (37·5 to 378)	183 (47·9 to 425)	209 (50·2 to 499)	180 (45 to 422)	105 (24·9 to 238)	47·3 (9·7 to 108)	13·1 (2·6 to 30)	2·6 (0·6 to 6·1)	0·1 (0 to 0·4)	1,210
Liver cancer due to NASH	34·1 (10 to 81·3)	58 (16 to 143)	77·4 (21·5 to 190)	98·5 (25·2 to 234)	111 (29·8 to 267)	118 (29·2 to 281)	114 (30·3 to 255)	91·2 (22·5 to 206)	52·9 (11·3 to 123)	16·9 (3·4 to 39·6)	3·9 (0·9 to 9)	0·2 (0 to 0·7)	856
Liver cancer due to other causes	49·1 (15 to 114)	70·9 (21·4 to 166)	81·2 (22·8 to 204)	89·5 (21 to 223)	85·9 (21·6 to 206)	78·1 (19·1 to 183)	64·6 (16·2 to 150)	44·1 (10·6 to 106)	23·1 (4·7 to 56)	7·1 (1·5 to 17·3)	1·6 (0·4 to 3·9)	0·1 (0 to 0·3)	855
Gallbladder and biliary tract cancer	72·1 (35·6 to 140)	153 (81·9 to 276)	213 (120 to 360)	281 (163 to 475)	273 (160 to 463)	278 (174 to 455)	233 (141 to 384)	171 (106 to 269)	95·2 (56·5 to 155)	36·5 (21·8 to 57·9)	9·5 (5 to 15·6)	2·2 (1 to 3·6)	1,900
Pancreatic cancer	133 (70·6 to 216)	252 (130 to 432)	358 (182 to 609)	412 (198 to 732)	608 (303 to 1,020)	632 (312 to 1,080)	542 (272 to 914)	365 (188 to 602)	192 (96·4 to 317)	85·9 (48·8 to 132)	26·8 (14·8 to 40·9)	4·4 (2·4 to 7·2)	3,780
Larynx cancer	31·1 (13·7 to 56·4)	49·1 (24·5 to 87·8)	80·2 (39·1 to 144)	66·8 (36·9 to 110)	55·8 (30·4 to 96·6)	52·8 (29·7 to 85·7)	50·6 (28·5 to 84·7)	45·4 (26·2 to 74·1)	24·6 (14·4 to 40·5)	20·4 (11·9 to 32·5)	6·7 (3·1 to 11·6)	0·8 (0·3 to 1·4)	532
Tracheal, bronchus, and lung cancer	1,130 (588 to 1,940)	1,920 (991 to 3,330)	2,450 (1,200 to 4,280)	2,810 (1,360 to 5,110)	3,260 (1,650 to 5,500)	3,000 (1,520 to 4,980)	2,410 (1,250 to 4,090)	1,450 (722 to 2,470)	734 (369 to 1,250)	295 (162 to 458)	80 (42·5 to 124)	13·9 (6·5 to 23·7)	20,700
Malignant skin melanoma	25·9 (12·9 to 47·8)	25·5 (14 to 43·7)	24·1 (13·7 to 40·7)	27 (15·8 to 44·6)	20·6 (12·2 to 34·5)	20·4 (11·7 to 34)	16 (9·3 to 26·4)	13·5 (7·8 to 23·5)	8·2 (4·7 to 14·5)	4 (2·2 to 6·9)	1·4 (0·6 to 2·5)	0·2 (0·1 to 0·4)	246
Non-melanoma skin cancer	42·1 (17·8 to 83·3)	48·7 (20·6 to 94)	41 (17·9 to 79·4)	45·5 (21·6 to 86·1)	39·5 (17·9 to 76·3)	40·9 (19·8 to 74·7)	36·1 (18 to 65·7)	41·5 (19·9 to 78·6)	24·8 (12·2 to 44·3)	12·4 (6 to 22·6)	5·2 (2·4 to 9·8)	0·9 (0·3 to 1·7)	450
Non-melanoma skin cancer (squamous-cell carcinoma)	42·1 (17·7 to 83·3)	48·7 (20·5 to 94)	40·9 (17·8 to 79·3)	45·5 (21·5 to 86)	39·4 (17·9 to 76·2)	40·8 (19·8 to 74·5)	36 (18 to 65·6)	41·5 (19·8 to 78·5)	24·8 (12·2 to 44·3)	12·4 (6 to 22·6)	5·2 (2·4 to 9·8)	0·9 (0·3 to 1·7)	450
Non-melanoma skin cancer (basal-cell carcinoma)	0 (0 to 0·1)	0 (0 to 0·1)	0 (0 to 0·1)	0 (0 to 0·1)	0·1 (0 to 0·1)	0·1 (0 to 0·1)	0·1 (0 to 0·1)	0 (0 to 0·1)	0 (0 to 0·1)	0 (0 to 0)	0 (0 to 0)	0 (0 to 0)	0·5
Breast cancer	1,590 (899 to 2,530)	2,080 (1,240 to 3,300)	2,140 (1,330 to 3,400)	2,010 (1,240 to 3,110)	1,470 (931 to 2,280)	1,160 (709 to 1,830)	826 (531 to 1,240)	532 (355 to 766)	288 (184 to 415)	126 (77·4 to 197)	41·4 (23·2 to 66)	8·1 (3·2 to 15·4)	13,700
Cervical cancer	1,940 (925 to 3,550)	1,860 (960 to 3,200)	1,740 (947 to 2,910)	1,570 (886 to 2,550)	1,130 (640 to 1,820)	873 (488 to 1,370)	651 (379 to 1,010)	367 (213 to 570)	186 (109 to 288)	64·9 (37·2 to 104)	18·5 (9·9 to 30·2)	4·1 (1·9 to 6·5)	13,200
Uterine cancer	234 (100 to 434)	415 (198 to 732)	462 (221 to 814)	457 (215 to 900)	596 (299 to 1,100)	492 (237 to 963)	348 (171 to 729)	219 (113 to 392)	113 (55·9 to 203)	44·3 (23·7 to 71·7)	12·4 (7 to 19·8)	3·4 (1·3 to 6·1)	3,720
Ovarian cancer	369 (138 to 823)	549 (215 to 1,330)	598 (260 to 1,350)	559 (235 to 1,320)	450 (195 to 1,130)	379 (163 to 922)	288 (124 to 705)	179 (76·9 to 418)	89·3 (35·8 to 189)	40·7 (15·4 to 81)	13·6 (4·2 to 27·6)	2·6 (0·6 to 5·6)	4,220
Prostate cancer	0 (0 to 0)	0 (0 to 0)	0 (0 to 0)	0 (0 to 0)	0 (0 to 0)	0 (0 to 0)	0 (0 to 0)	0 (0 to 0)	0 (0 to 0)	0 (0 to 0)	0 (0 to 0)	0 (0 to 0)	0
Testicular cancer	--	--	--	--	--	--	--	--	--	--	--	--	NA
Kidney cancer	60·6 (27·7 to 113)	106 (53·3 to 195)	133 (67·3 to 234)	147 (78·5 to 264)	163 (88·2 to 299)	212 (115 to 356)	165 (91·2 to 293)	109 (60 to 196)	48·3 (25·6 to 83·7)	18 (8·7 to 32·4)	6·3 (3·3 to 10·7)	0·8 (0·4 to 1·6)	1,540
Bladder cancer	23·2 (11·6 to 42·1)	37·2 (19·8 to 62·9)	48·5 (28·2 to 78)	71·5 (39·9 to 115)	77 (45·7 to 124)	88·3 (52·8 to 139)	92·1 (56·8 to 140)	82·8 (50·1 to 130)	50·5 (30·3 to 79·4)	26·2 (14·7 to 41·3)	8·5 (4·8 to 13·7)	1·3 (0·7 to 2·1)	639
Brain and central nervous system cancer	274 (128 to 486)	259 (138 to 454)	286 (161 to 467)	275 (164 to 446)	229 (133 to 372)	162 (91 to 291)	128 (72·6 to 220)	75 (39·1 to 135)	41·6 (20·2 to 74·4)	32·1 (10·1 to 66·8)	9·7 (1·9 to 20·7)	0·7 (0·3 to 1·4)	4,620
Thyroid cancer	226 (41·5 to 490)	320 (56·7 to 596)	453 (77·2 to 881)	509 (86·7 to 902)	515 (92·3 to 897)	484 (93·1 to 853)	406 (82·7 to 700)	257 (54·9 to 437)	132 (29·5 to 233)	45·2 (10·1 to 78·8)	11·9 (2·2 to 21·6)	2 (0·3 to 3·7)	3,700
Mesothelioma	23·2 (5·8 to 67·6)	24·9 (6·9 to 69·1)	26·5 (6·9 to 78·5)	33·9 (9·4 to 94·3)	27·3 (8·2 to 71·4)	18·7 (5·2 to 50·3)	19·1 (6 to 53·1)	11·3 (3·3 to 30·4)	6·4 (1·8 to 17·3)	2 (0·4 to 6·9)	0·6 (0·1 to 1·9)	0 (0 to 0·2)	232
Hodgkin lymphoma	22·8 (4·9 to 52·8)	17·1 (4·9 to 36·6)	15 (4·9 to 30·9)	14·4 (5·3 to 28)	12·6 (5·3 to 24·3)	11·3 (5·1 to 20)	10·9 (4·7 to 19·3)	10·9 (3·6 to 20·2)	3·7 (1·8 to 7·2)	1·4 (0·7 to 2·7)	0·4 (0·1 to 0·9)	0 (0 to 0·1)	213
Non-Hodgkin lymphoma	211 (106 to 387)	259 (137 to 450)	272 (154 to 490)	251 (142 to 435)	236 (139 to 409)	227 (136 to 376)	166 (101 to 277)	97·6 (59·3 to 161)	53·5 (30 to 95·3)	20·4 (11·1 to 34)	7 (3·5 to 13·1)	1·1 (0·6 to 2·2)	2,560
Multiple myeloma	51·4 (22·2 to 105)	94·8 (47·6 to 171)	145 (74·5 to 253)	192 (109 to 320)	200 (122 to 327)	189 (121 to 290)	153 (98·7 to 228)	96·8 (61·5 to 148)	41 (22·3 to 67·2)	12·9 (6 to 23·5)	3 (1·3 to 5·5)	0·2 (0·1 to 0·4)	1,230
Leukemia	577 (296 to 991)	609 (334 to 972)	634 (341 to 1,010)	658 (372 to 1,040)	570 (320 to 963)	450 (262 to 709)	409 (242 to 656)	308 (178 to 483)	143 (81·7 to 234)	82·5 (43·2 to 138)	22·4 (10·1 to 37·5)	2·4 (1·1 to 4)	10,300
Acute lymphoid leukemia	141 (47 to 312)	172 (63·3 to 377)	150 (53·8 to 313)	159 (59·1 to 321)	132 (53·8 to 257)	86·4 (34·8 to 176)	70·4 (26·9 to 153)	41·7 (15·6 to 91·4)	17·2 (6·4 to 36·9)	10·9 (3·6 to 23·1)	3 (0·8 to 6·5)	0·2 (0·1 to 0·5)	3,600
Chronic lymphoid leukemia	9·1 (3·1 to 20·6)	14·3 (5·8 to 29·3)	25·8 (10·1 to 52·9)	27·1 (11·1 to 55)	33·7 (13·9 to 69·7)	34·2 (14·4 to 72)	36·2 (13·6 to 74·9)	34·8 (14·9 to 69·5)	20·2 (7·8 to 41·1)	11·3 (4·1 to 23·7)	2·4 (0·8 to 5·1)	0·2 (0·1 to 0·5)	270
Acute myeloid leukemia	150 (60·2 to 304)	139 (58·5 to 272)	146 (58·6 to 288)	153 (63·6 to 296)	125 (50·8 to 254)	95·1 (39 to 181)	92·2 (37·1 to 190)	56·1 (20·9 to 114)	22·4 (8·7 to 45·2)	11·3 (3·8 to 23·7)	2·2 (0·5 to 4·8)	0·3 (0·1 to 1)	2,390
Chronic myeloid leukemia	81·8 (27·2 to 192)	85·2 (31·4 to 176)	83·5 (30·8 to 171)	79·4 (28·4 to 171)	64·1 (21·6 to 147)	59·9 (24·6 to 126)	50·1 (18·6 to 103)	39·8 (15·2 to 82·3)	19·8 (7·9 to 39)	10·8 (3·4 to 22·5)	3·3 (1 to 7·9)	0·2 (0·1 to 0·5)	804
Other leukemia	195 (71·5 to 400)	199 (69·5 to 385)	228 (94·2 to 439)	239 (97·3 to 448)	215 (85·6 to 409)	174 (73·2 to 336)	160 (66·9 to 281)	135 (60·7 to 240)	63·5 (28·3 to 117)	38·4 (17·3 to 68·8)	11·5 (5·1 to 20·7)	1·4 (0·6 to 2·5)	3,200
Other malignant neoplasms	533 (292 to 899)	519 (302 to 846)	555 (314 to 939)	598 (350 to 1,010)	534 (315 to 915)	477 (293 to 805)	411 (254 to 689)	303 (186 to 506)	176 (110 to 272)	108 (65·9 to 168)	40·1 (20·8 to 60·2)	9·7 (4·1 to 16)	9,570
Other neoplasms	30·6 (13 to 62)	48·3 (24·2 to 93·8)	48·4 (26·5 to 87·4)	58 (32·4 to 98·6)	68·1 (41·2 to 107)	67·5 (41·3 to 107)	70·7 (40·3 to 122)	58 (31·8 to 98·5)	38·1 (19·8 to 63·9)	13·1 (6·7 to 23·2)	3·2 (1·4 to 6·3)	0·4 (0·2 to 0·7)	697
Myelodysplastic, myeloproliferative, and other hematopoietic n	30·6 (13 to 62)	48·3 (24·2 to 93·8)	48·4 (26·5 to 87·4)	58 (32·4 to 98·6)	68·1 (41·2 to 107)	67·5 (41·3 to 107)	70·7 (40·3 to 122)	58 (31·8 to 98·5)	38·1 (19·8 to 63·9)	13·1 (6·7 to 23·2)	3·2 (1·4 to 6·3)	0·4 (0·2 to 0·7)	697
Benign and in situ intestinal neoplasms	0 (0 to 0)	0 (0 to 0)	0 (0 to 0)	0 (0 to 0)	0 (0 to 0)	0 (0 to 0)	0 (0 to 0)	0 (0 to 0)	0 (0 to 0)	0 (0 to 0)	0 (0 to 0)	0 (0 to 0)	0
Benign and in situ cervical and uterine neoplasms	0 (0 to 0)	0 (0 to 0)	0 (0 to 0)	0 (0 to 0)	0 (0 to 0)	0 (0 to 0)	0 (0 to 0)	0 (0 to 0)	0 (0 to 0)	0 (0 to 0)	0 (0 to 0)	0 (0 to 0)	0
Other benign and in situ neoplasms	0 (0 to 0)	0 (0 to 0)	0 (0 to 0)	0 (0 to 0)	0 (0 to 0)	0 (0 to 0)	0 (0 to 0)	0 (0 to 0)	0 (0 to 0)	0 (0 to 0)	0 (0 to 0)	0 (0 to 0)	0
Cardiovascular diseases	7,710 (4,240 to 11,800)	9,810 (6,140 to 14,200)	12,000 (7,920 to 17,100)	14,700 (9,900 to 20,400)	16,600 (11,800 to 22,200)	18,000 (13,600 to 23,200)	19,900 (15,500 to 25,100)	18,200 (14,400 to 22,600)	13,800 (10,800 to 17,100)	7,030 (5,290 to 8,800)	2,620 (1,910 to 3,530)	545 (361 to 686)	159,000
Rheumatic heart disease	228 (149 to 337)	182 (117 to 260)	197 (115 to 302)	176 (97·8 to 286)	113 (62·4 to 185)	119 (64·7 to 197)	88·6 (46·8 to 143)	62·9 (31·3 to 102)	31 (15·3 to 50·5)	16·6 (8·3 to 28)	4·3 (2·2 to 7·3)	0·8 (0·3 to 1·3)	3,120

Ischemic heart disease	0 (0 to 0)	0 (0 to 0)	[illegible]	[illegible]	[illegible]	[illegible]	[illegible]	[illegible]	[illegible]	[illegible]	[illegible]	[illegible]	[illegible]	[illegible]	[illegible]	[illegible]	[illegible]	[illegible]	[illegible]	[illegible]	[illegible]	[illegible]	[illegible]	[illegible]	[illegible]	[illegible]	64,700
Stroke	127 (43·4 to 276)	83·4 (32·7 to 171)	[illegible]	[illegible]	[illegible]	[illegible]	[illegible]	[illegible]	[illegible]	[illegible]	[illegible]	[illegible]	[illegible]	[illegible]	[illegible]	[illegible]	[illegible]	[illegible]	[illegible]	[illegible]	[illegible]	[illegible]	[illegible]	[illegible]	[illegible]	[illegible]	68,100
Ischemic stroke	20·4 (5·1 to 54·3)	17·7 (5 to 44)	[illegible]	[illegible]	[illegible]	[illegible]	[illegible]	[illegible]	[illegible]	[illegible]	[illegible]	[illegible]	[illegible]	[illegible]	[illegible]	[illegible]	[illegible]	[illegible]	[illegible]	[illegible]	[illegible]	[illegible]	[illegible]	[illegible]	[illegible]	[illegible]	23,500
Intracerebral hemorrhage	26·6 (6 to 75·5)	21·5 (5·9 to 53·4)	[illegible]	[illegible]	[illegible]	[illegible]	[illegible]	[illegible]	[illegible]	[illegible]	[illegible]	[illegible]	[illegible]	[illegible]	[illegible]	[illegible]	[illegible]	[illegible]	[illegible]	[illegible]	[illegible]	[illegible]	[illegible]	[illegible]	[illegible]	[illegible]	30,900
Subarachnoid hemorrhage	80·1 (26·8 to 178)	44·1 (16·6 to 94·6)	[illegible]	[illegible]	[illegible]	[illegible]	[illegible]	[illegible]	[illegible]	[illegible]	[illegible]	[illegible]	[illegible]	[illegible]	[illegible]	[illegible]	[illegible]	[illegible]	[illegible]	[illegible]	[illegible]	[illegible]	[illegible]	[illegible]	[illegible]	[illegible]	13,700
Hypertensive heart disease	0 (0 to 0)	0 (0 to 0)	[illegible]	[illegible]	[illegible]	[illegible]	[illegible]	[illegible]	[illegible]	[illegible]	[illegible]	[illegible]	[illegible]	[illegible]	[illegible]	[illegible]	[illegible]	[illegible]	[illegible]	[illegible]	[illegible]	[illegible]	[illegible]	[illegible]	[illegible]	[illegible]	9,810
Non-rheumatic valvular heart disease	0 (0 to 0)	0 (0 to 0)	[illegible]	[illegible]	[illegible]	[illegible]	[illegible]	[illegible]	[illegible]	[illegible]	[illegible]	[illegible]	[illegible]	[illegible]	[illegible]	[illegible]	[illegible]	[illegible]	[illegible]	[illegible]	[illegible]	[illegible]	[illegible]	[illegible]	[illegible]	[illegible]	650
Non-rheumatic calcific aortic valve disease	0 (0 to 0)	0 (0 to 0)	[illegible]	[illegible]	[illegible]	[illegible]	[illegible]	[illegible]	[illegible]	[illegible]	[illegible]	[illegible]	[illegible]	[illegible]	[illegible]	[illegible]	[illegible]	[illegible]	[illegible]	[illegible]	[illegible]	[illegible]	[illegible]	[illegible]	[illegible]	[illegible]	405
Non-rheumatic degenerative mitral valve disease	0 (0 to 0)	0 (0 to 0)	[illegible]	[illegible]	[illegible]	[illegible]	[illegible]	[illegible]	[illegible]	[illegible]	[illegible]	[illegible]	[illegible]	[illegible]	[illegible]	[illegible]	[illegible]	[illegible]	[illegible]	[illegible]	[illegible]	[illegible]	[illegible]	[illegible]	[illegible]	[illegible]	232
Other non-rheumatic valve diseases	0 (0 to 0)	0 (0 to 0)	[illegible]	[illegible]	[illegible]	[illegible]	[illegible]	[illegible]	[illegible]	[illegible]	[illegible]	[illegible]	[illegible]	[illegible]	[illegible]	[illegible]	[illegible]	[illegible]	[illegible]	[illegible]	[illegible]	[illegible]	[illegible]	[illegible]	[illegible]	[illegible]	12·4
Cardiomyopathy and myocarditis	14·3 (3 to 40·7)	10·2 (3·1 to 26·5)	[illegible]	[illegible]	[illegible]	[illegible]	[illegible]	[illegible]	[illegible]	[illegible]	[illegible]	[illegible]	[illegible]	[illegible]	[illegible]	[illegible]	[illegible]	[illegible]	[illegible]	[illegible]	[illegible]	[illegible]	[illegible]	[illegible]	[illegible]	[illegible]	3,880
Myocarditis	0·6 (0·1 to 2·2)	0·9 (0·2 to 2·8)	[illegible]	[illegible]	[illegible]	[illegible]	[illegible]	[illegible]	[illegible]	[illegible]	[illegible]	[illegible]	[illegible]	[illegible]	[illegible]	[illegible]	[illegible]	[illegible]	[illegible]	[illegible]	[illegible]	[illegible]	[illegible]	[illegible]	[illegible]	[illegible]	267
Alcoholic cardiomyopathy	0 (0 to 0)	0 (0 to 0)	[illegible]	[illegible]	[illegible]	[illegible]	[illegible]	[illegible]	[illegible]	[illegible]	[illegible]	[illegible]	[illegible]	[illegible]	[illegible]	[illegible]	[illegible]	[illegible]	[illegible]	[illegible]	[illegible]	[illegible]	[illegible]	[illegible]	[illegible]	[illegible]	189
Other cardiomyopathy	13·7 (2·8 to 38)	9·3 (2·8 to 23·7)	[illegible]	[illegible]	[illegible]	[illegible]	[illegible]	[illegible]	[illegible]	[illegible]	[illegible]	[illegible]	[illegible]	[illegible]	[illegible]	[illegible]	[illegible]	[illegible]	[illegible]	[illegible]	[illegible]	[illegible]	[illegible]	[illegible]	[illegible]	[illegible]	3,420
Atrial fibrillation and flutter	0 (0 to 0)	0 (0 to 0)	[illegible]	[illegible]	[illegible]	[illegible]	[illegible]	[illegible]	[illegible]	[illegible]	[illegible]	[illegible]	[illegible]	[illegible]	[illegible]	[illegible]	[illegible]	[illegible]	[illegible]	[illegible]	[illegible]	[illegible]	[illegible]	[illegible]	[illegible]	[illegible]	2,440
Aortic aneurysm	--	--	[illegible]	[illegible]	[illegible]	[illegible]	[illegible]	[illegible]	[illegible]	[illegible]	[illegible]	[illegible]	[illegible]	[illegible]	[illegible]	[illegible]	[illegible]	[illegible]	[illegible]	[illegible]	[illegible]	[illegible]	[illegible]	[illegible]	[illegible]	[illegible]	NA
Endocarditis	0·3 (0·1 to 0·8)	0·3 (0·1 to 0·9)	[illegible]	[illegible]	[illegible]	[illegible]	[illegible]	[illegible]	[illegible]	[illegible]	[illegible]	[illegible]	[illegible]	[illegible]	[illegible]	[illegible]	[illegible]	[illegible]	[illegible]	[illegible]	[illegible]	[illegible]	[illegible]	[illegible]	[illegible]	[illegible]	462
Other cardiovascular and circulatory diseases	19·8 (5·7 to 52·6)	13·2 (4·8 to 29·4)	[illegible]	[illegible]	[illegible]	[illegible]	[illegible]	[illegible]	[illegible]	[illegible]	[illegible]	[illegible]	[illegible]	[illegible]	[illegible]	[illegible]	[illegible]	[illegible]	[illegible]	[illegible]	[illegible]	[illegible]	[illegible]	[illegible]	[illegible]	[illegible]	5,340
Chronic respiratory diseases	0 (0 to 0)	0 (0 to 0)	[illegible]	[illegible]	[illegible]	[illegible]	[illegible]	[illegible]	[illegible]	[illegible]	[illegible]	[illegible]	[illegible]	[illegible]	[illegible]	[illegible]	[illegible]	[illegible]	[illegible]	[illegible]	[illegible]	[illegible]	[illegible]	[illegible]	[illegible]	[illegible]	51,400
Chronic obstructive pulmonary disease	0 (0 to 0)	0 (0 to 0)	[illegible]	[illegible]	[illegible]	[illegible]	[illegible]	[illegible]	[illegible]	[illegible]	[illegible]	[illegible]	[illegible]	[illegible]	[illegible]	[illegible]	[illegible]	[illegible]	[illegible]	[illegible]	[illegible]	[illegible]	[illegible]	[illegible]	[illegible]	[illegible]	30,100
Pneumoconiosis	0 (0 to 0)	0 (0 to 0)	[illegible]	[illegible]	[illegible]	[illegible]	[illegible]	[illegible]	[illegible]	[illegible]	[illegible]	[illegible]	[illegible]	[illegible]	[illegible]	[illegible]	[illegible]	[illegible]	[illegible]	[illegible]	[illegible]	[illegible]	[illegible]	[illegible]	[illegible]	[illegible]	77·1
Silicosis	0 (0 to 0)	0 (0 to 0)	[illegible]	[illegible]	[illegible]	[illegible]	[illegible]	[illegible]	[illegible]	[illegible]	[illegible]	[illegible]	[illegible]	[illegible]	[illegible]	[illegible]	[illegible]	[illegible]	[illegible]	[illegible]	[illegible]	[illegible]	[illegible]	[illegible]	[illegible]	[illegible]	10·4
Asbestosis	0 (0 to 0)	0 (0 to 0)	[illegible]	[illegible]	[illegible]	[illegible]	[illegible]	[illegible]	[illegible]	[illegible]	[illegible]	[illegible]	[illegible]	[illegible]	[illegible]	[illegible]	[illegible]	[illegible]	[illegible]	[illegible]	[illegible]	[illegible]	[illegible]	[illegible]	[illegible]	[illegible]	8·8
Coal workers pneumoconiosis	0 (0 to 0)	0 (0 to 0)	[illegible]	[illegible]	[illegible]	[illegible]	[illegible]	[illegible]	[illegible]	[illegible]	[illegible]	[illegible]	[illegible]	[illegible]	[illegible]	[illegible]	[illegible]	[illegible]	[illegible]	[illegible]	[illegible]	[illegible]	[illegible]	[illegible]	[illegible]	[illegible]	10·5
Other pneumoconiosis	0 (0 to 0)	0 (0 to 0)	[illegible]	[illegible]	[illegible]	[illegible]	[illegible]	[illegible]	[illegible]	[illegible]	[illegible]	[illegible]	[illegible]	[illegible]	[illegible]	[illegible]	[illegible]	[illegible]	[illegible]	[illegible]	[illegible]	[illegible]	[illegible]	[illegible]	[illegible]	[illegible]	47·5
Asthma	0 (0 to 0)	0 (0 to 0)	[illegible]	[illegible]	[illegible]	[illegible]	[illegible]	[illegible]	[illegible]	[illegible]	[illegible]	[illegible]	[illegible]	[illegible]	[illegible]	[illegible]	[illegible]	[illegible]	[illegible]	[illegible]	[illegible]	[illegible]	[illegible]	[illegible]	[illegible]	[illegible]	15,500
Interstitial lung disease and pulmonary sarcoidosis	0 (0 to 0)	0 (0 to 0)	[illegible]	[illegible]	[illegible]	[illegible]	[illegible]	[illegible]	[illegible]	[illegible]	[illegible]	[illegible]	[illegible]	[illegible]	[illegible]	[illegible]	[illegible]	[illegible]	[illegible]	[illegible]	[illegible]	[illegible]	[illegible]	[illegible]	[illegible]	[illegible]	3,050
Other chronic respiratory diseases	0 (0 to 0)	0 (0 to 0)	[illegible]	[illegible]	[illegible]	[illegible]	[illegible]	[illegible]	[illegible]	[illegible]	[illegible]	[illegible]	[illegible]	[illegible]	[illegible]	[illegible]	[illegible]	[illegible]	[illegible]	[illegible]	[illegible]	[illegible]	[illegible]	[illegible]	[illegible]	[illegible]	2,670
Digestive diseases	765 (310 to 1,570)	563 (242 to 1,190)	[illegible]	[illegible]	[illegible]	[illegible]	[illegible]	[illegible]	[illegible]	[illegible]	[illegible]	[illegible]	[illegible]	[illegible]	[illegible]	[illegible]	[illegible]	[illegible]	[illegible]	[illegible]	[illegible]	[illegible]	[illegible]	[illegible]	[illegible]	[illegible]	103,000
Cirrhosis and other chronic liver diseases	0 (0 to 0)	0 (0 to 0)	[illegible]	[illegible]	[illegible]	[illegible]	[illegible]	[illegible]	[illegible]	[illegible]	[illegible]	[illegible]	[illegible]	[illegible]	[illegible]	[illegible]	[illegible]	[illegible]	[illegible]	[illegible]	[illegible]	[illegible]	[illegible]	[illegible]	[illegible]	[illegible]	40,800
Cirrhosis and other chronic liver diseases due to hepatitis B	0 (0 to 0)	0 (0 to 0)	[illegible]	[illegible]	[illegible]	[illegible]	[illegible]	[illegible]	[illegible]	[illegible]	[illegible]	[illegible]	[illegible]	[illegible]	[illegible]	[illegible]	[illegible]	[illegible]	[illegible]	[illegible]	[illegible]	[illegible]	[illegible]	[illegible]	[illegible]	[illegible]	1,010
Cirrhosis and other chronic liver diseases due to hepatitis C	0 (0 to 0)	0 (0 to 0)	[illegible]	[illegible]	[illegible]	[illegible]	[illegible]	[illegible]	[illegible]	[illegible]	[illegible]	[illegible]	[illegible]	[illegible]	[illegible]	[illegible]	[illegible]	[illegible]	[illegible]	[illegible]	[illegible]	[illegible]	[illegible]	[illegible]	[illegible]	[illegible]	9,660
Cirrhosis and other chronic liver diseases due to alcohol use	0 (0 to 0)	0 (0 to 0)	[illegible]	[illegible]	[illegible]	[illegible]	[illegible]	[illegible]	[illegible]	[illegible]	[illegible]	[illegible]	[illegible]	[illegible]	[illegible]	[illegible]	[illegible]	[illegible]	[illegible]	[illegible]	[illegible]	[illegible]	[illegible]	[illegible]	[illegible]	[illegible]	11,700
Cirrhosis and other chronic liver diseases due to NAFLD	0 (0 to 0)	0 (0 to 0)	[illegible]	[illegible]	[illegible]	[illegible]	[illegible]	[illegible]	[illegible]	[illegible]	[illegible]	[illegible]	[illegible]	[illegible]	[illegible]	[illegible]	[illegible]	[illegible]	[illegible]	[illegible]	[illegible]	[illegible]	[illegible]	[illegible]	[illegible]	[illegible]	9,740
Cirrhosis and other chronic liver diseases due to other causes	0 (0 to 0)	0 (0 to 0)	[illegible]	[illegible]	[illegible]	[illegible]	[illegible]	[illegible]	[illegible]	[illegible]	[illegible]	[illegible]	[illegible]	[illegible]	[illegible]	[illegible]	[illegible]	[illegible]	[illegible]	[illegible]	[illegible]	[illegible]	[illegible]	[illegible]	[illegible]	[illegible]	8,710
Upper digestive system diseases	0 (0 to 0)	0 (0 to 0)	[illegible]	[illegible]	[illegible]	[illegible]	[illegible]	[illegible]	[illegible]	[illegible]	[illegible]	[illegible]	[illegible]	[illegible]	[illegible]	[illegible]	[illegible]	[illegible]	[illegible]	[illegible]	[illegible]	[illegible]	[illegible]	[illegible]	[illegible]	[illegible]	18,000
Peptic ulcer disease	0 (0 to 0)	0 (0 to 0)	[illegible]	[illegible]	[illegible]	[illegible]	[illegible]	[illegible]	[illegible]	[illegible]	[illegible]	[illegible]	[illegible]	[illegible]	[illegible]	[illegible]	[illegible]	[illegible]	[illegible]	[illegible]	[illegible]	[illegible]	[illegible]	[illegible]	[illegible]	[illegible]	9,550
Gastritis and duodenitis	0 (0 to 0)	0 (0 to 0)	[illegible]	[illegible]	[illegible]	[illegible]	[illegible]	[illegible]	[illegible]	[illegible]	[illegible]	[illegible]	[illegible]	[illegible]	[illegible]	[illegible]	[illegible]	[illegible]	[illegible]	[illegible]	[illegible]	[illegible]	[illegible]	[illegible]	[illegible]	[illegible]	2,820
Gastroesophageal reflux disease	0 (0 to 0)	0 (0 to 0)	[illegible]	[illegible]	[illegible]	[illegible]	[illegible]	[illegible]	[illegible]	[illegible]	[illegible]	[illegible]	[illegible]	[illegible]	[illegible]	[illegible]	[illegible]	[illegible]	[illegible]	[illegible]	[illegible]	[illegible]	[illegible]	[illegible]	[illegible]	[illegible]	5,600
Appendicitis	0 (0 to 0)	0 (0 to 0)	[illegible]	[illegible]	[illegible]	[illegible]	[illegible]	[illegible]	[illegible]	[illegible]	[illegible]	[illegible]	[illegible]	[illegible]	[illegible]	[illegible]	[illegible]	[illegible]	[illegible]	[illegible]	[illegible]	[illegible]	[illegible]	[illegible]	[illegible]	[illegible]	3,510
Paralytic ileus and intestinal obstruction	680 (233 to 1,520)	535 (220 to 1,180)	[illegible]	[illegible]	[illegible]	[illegible]	[illegible]	[illegible]	[illegible]	[illegible]	[illegible]	[illegible]	[illegible]	[illegible]	[illegible]	[illegible]	[illegible]	[illegible]	[illegible]	[illegible]	[illegible]	[illegible]	[illegible]	[illegible]	[illegible]	[illegible]	7,420
Inguinal, femoral, and abdominal hernia	84·6 (8 to 379)	27·7 (2·5 to 149)	[illegible]	[illegible]	[illegible]	[illegible]	[illegible]	[illegible]	[illegible]	[illegible]	[illegible]	[illegible]	[illegible]	[illegible]	[illegible]	[illegible]	[illegible]	[illegible]	[illegible]	[illegible]	[illegible]	[illegible]	[illegible]	[illegible]	[illegible]	[illegible]	3,630
Inflammatory bowel disease	0 (0 to 0)	0 (0 to 0)	[illegible]	[illegible]	[illegible]	[illegible]	[illegible]	[illegible]	[illegible]	[illegible]	[illegible]	[illegible]	[illegible]	[illegible]	[illegible]	[illegible]	[illegible]	[illegible]	[illegible]	[illegible]	[illegible]	[illegible]	[illegible]	[illegible]	[illegible]	[illegible]	970
Vascular intestinal disorders	0 (0 to 0)	0 (0 to 0)	[illegible]	[illegible]	[illegible]	[illegible]	[illegible]	[illegible]	[illegible]	[illegible]	[illegible]	[illegible]	[illegible]	[illegible]	[illegible]	[illegible]	[illegible]	[illegible]	[illegible]	[illegible]	[illegible]	[illegible]	[illegible]	[illegible]	[illegible]	[illegible]	2,580
Gallbladder and biliary diseases	0 (0 to 0)	0 (0 to 0)	[illegible]	[illegible]	[illegible]	[illegible]	[illegible]	[illegible]	[illegible]	[illegible]	[illegible]	[illegible]	[illegible]	[illegible]	[illegible]	[illegible]	[illegible]	[illegible]	[illegible]	[illegible]	[illegible]	[illegible]	[illegible]	[illegible]	[illegible]	[illegible]	15,000
Pancreatitis	0 (0 to 0)	0 (0 to 0)	[illegible]	[illegible]	[illegible]	[illegible]	[illegible]	[illegible]	[illegible]	[illegible]	[illegible]	[illegible]	[illegible]	[illegible]	[illegible]	[illegible]	[illegible]	[illegible]	[illegible]	[illegible]	[illegible]	[illegible]	[illegible]	[illegible]	[illegible]	[illegible]	4,180
Other digestive diseases	0 (0 to 0)	0 (0 to 0)	[illegible]	[illegible]	[illegible]	[illegible]	[illegible]	[illegible]	[illegible]	[illegible]	[illegible]	[illegible]	[illegible]	[illegible]	[illegible]	[illegible]	[illegible]	[illegible]	[illegible]	[illegible]	[illegible]	[illegible]	[illegible]	[illegible]	[illegible]	[illegible]	6,360
Neurological disorders	5·3 (2·1 to 10·4)	10·3 (3·5 to 20·6)	[illegible]	[illegible]	[illegible]	[illegible]	[illegible]	[illegible]	[illegible]	[illegible]	[illegible]	[illegible]	[illegible]	[illegible]	[illegible]	[illegible]	[illegible]	[illegible]	[illegible]	[illegible]	[illegible]	[illegible]	[illegible]	[illegible]	[illegible]	[illegible]	72,000
Alzheimer's disease and other dementias	0 (0 to 0)	0 (0 to 0)	[illegible]	[illegible]	[illegible]	[illegible]	[illegible]	[illegible]	[illegible]	[illegible]	[illegible]	[illegible]	[illegible]	[illegible]	[illegible]	[illegible]	[illegible]	[illegible]	[illegible]	[illegible]	[illegible]	[illegible]	[illegible]	[illegible]	[illegible]	[illegible]	11,700
Parkinson's disease	0 (0 to 0)	0 (0 to 0)	[illegible]	[illegible]	[illegible]	[illegible]	[illegible]	[illegible]	[illegible]	[illegible]	[illegible]	[illegible]	[illegible]	[illegible]	[illegible]	[illegible]	[illegible]	[illegible]	[illegible]	[illegible]	[illegible]	[illegible]	[illegible]	[illegible]	[illegible]	[illegible]	2,350
Idiopathic epilepsy	2·3 (0·4 to 5·5)	6·8 (1·1 to 15·8)	[illegible]	[illegible]	[illegible]	[illegible]	[illegible]	[illegible]	[illegible]	[illegible]	[illegible]	[illegible]	[illegible]	[illegible]	[illegible]	[illegible]	[illegible]	[illegible]	[illegible]	[illegible]	[illegible]	[illegible]	[illegible]	[illegible]	[illegible]	[illegible]	16,500
Multiple sclerosis	0 (0 to 0)	0 (0 to 0)	[illegible]	[illegible]	[illegible]	[illegible]	[illegible]	[illegible]	[illegible]	[illegible]	[illegible]	[illegible]	[illegible]	[illegible]	[illegible]	[illegible]	[illegible]	[illegible]	[illegible]	[illegible]	[illegible]	[illegible]	[illegible]	[illegible]	[illegible]	[illegible]	353
Motor neuron disease	3 (0·9 to 7·6)	3·5 (0·7 to 9·3)	[illegible]	[illegible]	[illegible]	[illegible]	[illegible]	[illegible]	[illegible]	[illegible]	[illegible]	[illegible]	[illegible]	[illegible]	[illegible]	[illegible]	[illegible]	[illegible]	[illegible]	[illegible]	[illegible]	[illegible]	[illegible]	[illegible]	[illegible]	[illegible]	496
Headache disorders	0 (0 to 0)	0 (0 to 0)	[illegible]	[illegible]	[illegible]	[illegible]	[illegible]	[illegible]	[illegible]	[illegible]	[illegible]	[illegible]	[illegible]	[illegible]	[illegible]	[illegible]	[illegible]	[illegible]	[illegible]	[illegible]	[illegible]	[illegible]	[illegible]	[illegible]	[illegible]	[illegible]	36,900
Migraine	0 (0 to 0)	0 (0 to 0)	[illegible]	[illegible]	[illegible]	[illegible]	[illegible]	[illegible]	[illegible]	[illegible]	[illegible]	[illegible]	[illegible]	[illegible]	[illegible]	[illegible]	[illegible]	[illegible]	[illegible]	[illegible]	[illegible]	[illegible]	[illegible]	[illegible]	[illegible]	[illegible]	34,100
Tension-type headache	0 (0 to 0)	0 (0 to 0)	[illegible]	[illegible]	[illegible]	[illegible]	[illegible]	[illegible]	[illegible]	[illegible]	[illegible]	[illegible]	[illegible]	[illegible]	[illegible]	[illegible]	[illegible]	[illegible]	[illegible]	[illegible]	[illegible]	[illegible]	[illegible]	[illegible]	[illegible]	[illegible]	2,810
Other neurological disorders	0 (0 to 0)	0 (0 to 0)	[illegible]	[illegible]	[illegible]	[illegible]	[illegible]	[illegible]	[illegible]	[illegible]	[illegible]	[illegible]	[illegible]	[illegible]	[illegible]	[illegible]	[illegible]	[illegible]	[illegible]	[illegible]	[illegible]	[illegible]	[illegible]	[illegible]	[illegible]	[illegible]	3,740
Mental disorders	1·1 (0·6 to 1·8)	3·4 (1·9 to 5·3)	[illegible]	[illegible]	[illegible]	[illegible]	[illegible]	[illegible]	[illegible]	[illegible]	[illegible]	[illegible]	[illegible]	[illegible]	[illegible]	[illegible]	[illegible]	[illegible]	[illegible]	[illegible]	[illegible]	[illegible]	[illegible]	[illegible]	[illegible]	[illegible]	85,000
Schizophrenia	0 (0 to 0)	0 (0 to 0)	[illegible]	[illegible]	[illegible]	[illegible]	[illegible]	[illegible]	[illegible]	[illegible]	[illegible]	[illegible]	[illegible]	[illegible]	[illegible]	[illegible]	[illegible]	[illegible]	[illegible]	[illegible]	[illegible]	[illegible]	[illegible]	[illegible]	[illegible]	[illegible]	7,430
Depressive disorders	0 (0 to 0)	0 (0 to 0)	[illegible]	[illegible]	[illegible]	[illegible]	[illegible]	[illegible]	[illegible]	[illegible]	[illegible]	[illegible]	[illegible]	[illegible]	[illegible]	[illegible]	[illegible]	[illegible]	[illegible]	[illegible]	[illegible]	[illegible]	[illegible]	[illegible]	[illegible]	[illegible]	31,200
Major depressive disorder	0 (0 to 0)	0 (0 to 0)	[illegible]	[illegible]	[illegible]	[illegible]	[illegible]	[illegible]	[illegible]	[illegible]	[illegible]	[illegible]	[illegible]	[illegible]	[illegible]	[illegible]	[illegible]	[illegible]	[illegible]	[illegible]	[illegible]	[illegible]	[illegible]	[illegible]	[illegible]	[illegible]	27,000
Dysthymia	0 (0 to 0)	0 (0 to 0)	[illegible]	[illegible]	[illegible]	[illegible]	[illegible]	[illegible]	[illegible]	[illegible]	[illegible]	[illegible]	[illegible]	[illegible]	[illegible]	[illegible]	[illegible]	[illegible]	[illegible]	[illegible]	[illegible]	[illegible]	[illegible]	[illegible]	[illegible]	[illegible]	4,190
Bipolar disorder	0 (0 to 0)	0 (0 to 0)	[illegible]	[illegible]	[illegible]	[illegible]	[illegible]	[illegible]	[illegible]	[illegible]	[illegible]	[illegible]	[illegible]	[illegible]	[illegible]	[illegible]	[illegible]	[illegible]	[illegible]	[illegible]	[illegible]	[illegible]	[illegible]	[illegible]	[illegible]	[illegible]	9,360
Anxiety disorders	0 (0 to 0)	0 (0 to 0)	[illegible]	[illegible]	[illegible]	[illegible]	[illegible]	[illegible]	[illegible]	[illegible]	[illegible]	[illegible]	[illegible]	[illegible]	[illegible]	[illegible]	[illegible]	[illegible]	[illegible]	[illegible]	[illegible]	[illegible]	[illegible]	[illegible]	[illegible]	[illegible]	24,100
Eating disorders	0 (0 to 0)	0 (0 to 0)	[illegible]	[illegible]	[illegible]	[illegible]	[illegible]	[illegible]	[illegible]	[illegible]	[illegible]	[illegible]	[illegible]	[illegible]	[illegible]	[illegible]	[illegible]	[illegible]	[illegible]	[illegible]	[illegible]	[illegible]	[illegible]	[illegible]	[illegible]	[illegible]	2,860
Anorexia nervosa	0 (0 to 0)	0 (0 to 0)	[illegible]	[illegible]	[illegible]	[illegible]	[illegible]	[illegible]	[illegible]	[illegible]	[illegible]	[illegible]	[illegible]	[illegible]	[illegible]	[illegible]	[illegible]	[illegible]	[illegible]	[illegible]	[illegible]	[illegible]	[illegible]	[illegible]	[illegible]	[illegible]	746
Bulimia nervosa	0 (0 to 0)	0 (0 to 0)	[illegible]	[illegible]	[illegible]	[illegible]	[illegible]	[illegible]	[illegible]	[illegible]	[illegible]	[illegible]	[illegible]	[illegible]	[illegible]	[illegible]	[illegible]	[illegible]	[illegible]	[illegible]	[illegible]	[illegible]	[illegible]	[illegible]	[illegible]	[illegible]	2,110
Autism spectrum disorders	0·8 (0·4 to 1·2)	2·2 (1·3 to 3·5)	[illegible]	[illegible]	[illegible]	[illegible]	[illegible]	[illegible]	[illegible]	[illegible]	[illegible]	[illegible]	[illegible]	[illegible]	[illegible]	[illegible]	[illegible]	[illegible]	[illegible]	[illegible]	[illegible]	[illegible]	[illegible]	[illegible]	[illegible]	[illegible]	1,390
Attention-deficit/hyperactivity disorder	0 (0 to 0)	0 (0 to 0)	[illegible]	[illegible]	[illegible]	[illegible]	[illegible]	[illegible]	[illegible]	[illegible]	[illegible]	[illegible]	[illegible]	[illegible]	[illegible]	[illegible]	[illegible]	[illegible]	[illegible]	[illegible]	[illegible]	[illegible]	[illegible]	[illegible]	[illegible]	[illegible]	690
Conduct disorder	0 (0 to 0)	0 (0 to 0)	[illegible]	[illegible]	[illegible]	[illegible]	[illegible]	[illegible]	[illegible]	[illegible]	[illegible]	[illegible]	[illegible]	[illegible]	[illegible]	[illegible]	[illegible]	[illegible]	[illegible]	[illegible]	[illegible]	[illegible]	[illegible]	[illegible]	[illegible]	[illegible]	2,910
Idiopathic developmental intellectual disability	0·4 (0 to 0·8)	1·1 (0·1 to 2·6)	[illegible]	[illegible]	[illegible]	[illegible]	[illegible]	[illegible]	[illegible]	[illegible]	[illegible]	[illegible]	[illegible]	[illegible]	[illegible]	[illegible]	[illegible]	[illegible]	[illegible]	[illegible]	[illegible]	[illegible]	[illegible]	[illegible]	[illegible]	[illegible]	1,210
Other mental disorders	0 (0 to 0)	0 (0 to 0)	[illegible]	[illegible]	[illegible]	[illegible]	[illegible]	[illegible]	[illegible]	[illegible]	[illegible]	[illegible]	[illegible]	[illegible]	[illegible]	[illegible]	[illegible]	[illegible]	[illegible]	[illegible]	[illegible]	[illegible]	[illegible]	[illegible]	[illegible]	[illegible]	3,900
Substance use disorders	0 (0 to 0)	0 (0 to 0)	[illegible]	[illegible]	[illegible]	[illegible]	[illegible]	[illegible]	[illegible]	[illegible]	[illegible]	[illegible]	[illegible]	[illegible]	[illegible]	[illegible]	[illegible]	[illegible]	[illegible]	[illegible]	[illegible]	[illegible]	[illegible]	[illegible]	[illegible]	[illegible]	8,350
Alcohol use disorders	0 (0 to 0)	0 (0 to 0)	[illegible]	[illegible]	[illegible]	[illegible]	[illegible]	[illegible]	[illegible]	[illegible]	[illegible]	[illegible]	[illegible]	[illegible]	[illegible]	[illegible]	[illegible]	[illegible]	[illegible]	[illegible]	[illegible]	[illegible]	[illegible]	[illegible]	[illegible]	[illegible]	4,820
Drug use disorders	0 (0 to 0)	0 (0 to 0)	[illegible]	[illegible]	[illegible]	[illegible]	[illegible]	[illegible]	[illegible]	[illegible]	[illegible]	[illegible]	[illegible]	[illegible]	[illegible]	[illegible]	[illegible]	[illegible]	[illegible]	[illegible]	[illegible]	[illegible]	[illegible]	[illegible]	[illegible]	[illegible]	3,530
Opioid use disorders	0 (0 to 0)	0 (0 to 0)	[illegible]	[illegible]	[illegible]	[illegible]	[illegible]	[illegible]	[illegible]	[illegible]	[illegible]	[illegible]	[illegible]	[illegible]	[illegible]	[illegible]	[illegible]	[illegible]	[illegible]	[illegible]	[illegible]	[illegible]	[illegible]	[illegible]	[illegible]	[illegible]	1,910
Cocaine use disorders	0 (0 to 0)	0 (0 to 0)	[illegible]	[illegible]	[illegible]	[illegible]	[illegible]	[illegible]	[illegible]	[illegible]	[illegible]	[illegible]	[illegible]	[illegible]	[illegible]	[illegible]	[illegible]	[illegible]	[illegible]	[illegible]	[illegible]	[illegible]	[illegible]	[illegible]	[illegible]	[illegible]	507
Amphetamine use disorders	0 (0 to 0)	0 (0 to 0)	[illegible]	[illegible]	[illegible]	[illegible]	[illegible]	[illegible]	[illegible]	[illegible]	[illegible]	[illegible]	[illegible]	[illegible]	[illegible]	[illegible]	[illegible]	[illegible]	[illegible]	[illegible]	[illegible]	[illegible]	[illegible]	[illegible]	[illegible]	[illegible]	337
Cannabis use disorders	0 (0 to 0)	0 (0 to 0)	[illegible]	[illegible]	[illegible]	[illegible]	[illegible]	[illegible]	[illegible]	[illegible]	[illegible]	[illegible]	[illegible]	[illegible]	[illegible]	[illegible]	[illegible]	[illegible]	[illegible]	[illegible]	[illegible]	[illegible]	[illegible]	[illegible]	[illegible]	[illegible]	231
Other drug use disorders	0 (0 to 0)	0 (0 to 0)	[illegible]	[illegible]	[illegible]	[illegible]	[illegible]	[illegible]	[illegible]	[illegible]	[illegible]	[illegible]	[illegible]	[illegible]	[illegible]	[illegible]	[illegible]	[illegible]	[illegible]	[illegible]	[illegible]	[illegible]	[illegible]	[illegible]	[illegible]	[illegible]	551
Diabetes and kidney diseases	1 (0·3 to 2·6)	3·9 (1·2 to 9·6)	[illegible]	[illegible]	[illegible]	[illegible]	[illegible]	[illegible]	[illegible]	[illegible]	[illegible]	[illegible]	[illegible]	[illegible]	[illegible]	[illegible]	[illegible]	[illegible]	[illegible]	[illegible]	[illegible]	[illegible]	[illegible]	[illegible]	[illegible]	[illegible]	91,800
Diabetes mellitus	1 (0·3 to 2·6)	3·8 (1·2 to 9·5)	[illegible]	[illegible]	[illegible]	[illegible]	[illegible]	[illegible]	[illegible]	[illegible]	[illegible]	[illegible]	[illegible]	[illegible]	[illegible]	[illegible]	[illegible]	[illegible]	[illegible]	[illegible]	[illegible]	[illegible]	[illegible]	[illegible]	[illegible]	[illegible]	40,800
Diabetes mellitus type 1	1 (0·3 to 2·6)	3·8 (1·2 to 9·5)	[illegible]	[illegible]	[illegible]	[illegible]	[illegible]	[illegible]	[illegible]	[illegible]	[illegible]	[illegible]	[illegible]	[illegible]	[illegible]	[illegible]	[illegible]	[illegible]	[illegible]	[illegible]	[illegible]	[illegible]	[illegible]	[illegible]	[illegible]	[illegible]	1,730
Diabetes mellitus type 2	0 (0 to 0)	0 (0 to 0)	[illegible]	[illegible]	[illegible]	[illegible]	[illegible]	[illegible]	[illegible]	[illegible]	[illegible]	[illegible]	[illegible]	[illegible]	[illegible]	[illegible]	[illegible]	[illegible]	[illegible]	[illegible]	[illegible]	[illegible]	[illegible]	[illegible]	[illegible]	[illegible]	39,000
Chronic kidney disease	0 (0 to 0)	0 (0 to 0·1)	[illegible]	[illegible]	[illegible]	[illegible]	[illegible]	[illegible]	[illegible]	[illegible]	[illegible]	[illegible]	[illegible]	[illegible]	[illegible]	[illegible]	[illegible]	[illegible]	[illegible]	[illegible]	[illegible]	[illegible]	[illegible]	[illegible]	[illegible]	[illegible]	51,000
Chronic kidney disease due to diabetes mellitus type 1	0 (0 to 0)	0 (0 to 0)	[illegible]	[illegible]	[illegible]	[illegible]	[illegible]	[illegible]	[illegible]	[illegible]	[illegible]	[illegible]	[illegible]	[illegible]	[illegible]	[illegible]	[illegible]	[illegible]	[illegible]	[illegible]	[illegible]	[illegible]	[illegible]	[illegible]	[illegible]	[illegible]	4,410
Chronic kidney disease due to diabetes mellitus type 2	0 (0 to 0)	0 (0 to 0)	[illegible]	[illegible]	[illegible]	[illegible]	[illegible]	[illegible]	[illegible]	[illegible]	[illegible]	[illegible]	[illegible]	[illegible]	[illegible]	[illegible]	[illegible]	[illegible]	[illegible]	[illegible]	[illegible]	[illegible]	[illegible]	[illegible]	[illegible]	[illegible]	12,700
Chronic kidney disease due to hypertension	0 (0 to 0)	0 (0 to 0)	[illegible]	[illegible]	[illegible]	[illegible]	[illegible]	[illegible]	[illegible]	[illegible]	[illegible]	[illegible]	[illegible]	[illegible]	[illegible]	[illegible]	[illegible]	[illegible]	[illegible]	[illegible]	[illegible]	[illegible]	[illegible]	[illegible]	[illegible]	[illegible]	9,430
Chronic kidney disease due to glomerulonephritis	0 (0 to 0)	0 (0 to 0)	[illegible]	[illegible]	[illegible]	[illegible]	[illegible]	[illegible]	[illegible]	[illegible]	[illegible]	[illegible]	[illegible]	[illegible]	[illegible]	[illegible]	[illegible]	[illegible]	[illegible]	[illegible]	[illegible]	[illegible]	[illegible]	[illegible]	[illegible]	[illegible]	10,900
Chronic kidney disease due to other and unspecified causes	0 (0 to 0)	0 (0 to 0·1)	[illegible]	[illegible]	[illegible]	[illegible]	[illegible]	[illegible]	[illegible]	[illegible]	[illegible]	[illegible]	[illegible]	[illegible]	[illegible]	[illegible]	[illegible]	[illegible]	[illegible]	[illegible]	[illegible]	[illegible]	[illegible]	[illegible]	[illegible]	[illegible]	13,600
Acute glomerulonephritis	0 (0 to 0)	0 (0 to 0)	[illegible]	[illegible]	[illegible]	[illegible]	[illegible]	[illegible]	[illegible]	[illegible]	[illegible]	[illegible]	[illegible]	[illegible]	[illegible]	[illegible]	[illegible]	[illegible]	[illegible]	[illegible]	[illegible]	[illegible]	[illegible]	[illegible]	[illegible]	[illegible]	56
Skin and subcutaneous diseases	0·2 (0·1 to 0·2)	1·9 (1·1 to 3·1)	[illegible]	[illegible]	[illegible]	[illegible]	[illegible]	[illegible]	[illegible]	[illegible]	[illegible]	[illegible]	[illegible]	[illegible]	[illegible]	[illegible]	[illegible]	[illegible]	[illegible]	[illegible]	[illegible]	[illegible]	[illegible]	[illegible]	[illegible]	[illegible]	23,900
Dermatitis	0 (0 to 0)	0 (0 to 0)	[illegible]	[illegible]	[illegible]	[illegible]	[illegible]	[illegible]	[illegible]	[illegible]	[illegible]	[illegible]	[illegible]	[illegible]	[illegible]	[illegible]	[illegible]	[illegible]	[illegible]	[illegible]	[illegible]	[illegible]	[illegible]	[illegible]	[illegible]	[illegible]	5,320
Atopic dermatitis	0 (0 to 0)	0 (0 to 0)	[illegible]	[illegible]	[illegible]	[illegible]	[illegible]	[illegible]	[illegible]	[illegible]	[illegible]	[illegible]	[illegible]	[illegible]	[illegible]	[illegible]	[illegible]	[illegible]	[illegible]	[illegible]	[illegible]	[illegible]	[illegible]	[illegible]	[illegible]	[illegible]	3,860
Contact dermatitis	0 (0 to 0)	0 (0 to 0)	[illegible]	[illegible]	[illegible]	[illegible]	[illegible]	[illegible]	[illegible]	[illegible]	[illegible]	[illegible]	[illegible]	[illegible]	[illegible]	[illegible]	[illegible]	[illegible]	[illegible]	[illegible]	[illegible]	[illegible]	[illegible]	[illegible]	[illegible]	[illegible]	1,300
Seborrhoeic dermatitis	0 (0 to 0)	0 (0 to 0)	[illegible]	[illegible]	[illegible]	[illegible]	[illegible]	[illegible]	[illegible]	[illegible]	[illegible]	[illegible]	[illegible]	[illegible]	[illegible]	[illegible]	[illegible]	[illegible]	[illegible]	[illegible]	[illegible]	[illegible]	[illegible]	[illegible]	[illegible]	[illegible]	157
Psoriasis	0 (0 to 0)	0 (0 to 0)	[illegible]	[illegible]	[illegible]	[illegible]	[illegible]	[illegible]	[illegible]	[illegible]	[illegible]	[illegible]	[illegible]	[illegible]	[illegible]	[illegible]	[illegible]	[illegible]	[illegible]	[illegible]	[illegible]	[illegible]	[illegible]	[illegible]	[illegible]	[illegible]	623
Bacterial skin diseases	0 (0 to 0)	0·2 (0·1 to 0·4)	[illegible]	[illegible]	[illegible]	[illegible]	[illegible]	[illegible]	[illegible]	[illegible]	[illegible]	[illegible]	[illegible]	[illegible]	[illegible]	[illegible]	[illegible]	[illegible]	[illegible]	[illegible]	[illegible]	[illegible]	[illegible]	[illegible]	[illegible]	[illegible]	1,380
Cellulitis	0 (0 to 0)	0·1 (0 to 0·1)	[illegible]	[illegible]	[illegible]	[illegible]	[illegible]	[illegible]	[illegible]	[illegible]	[illegible]	[illegible]	[illegible]	[illegible]	[illegible]	[illegible]	[illegible]	[illegible]	[illegible]	[illegible]	[illegible]	[illegible]	[illegible]	[illegible]	[illegible]	[illegible]	389
Pyoderma	0 (0 to 0)	0·2 (0·1 to 0·4)	[illegible]	[illegible]	[illegible]	[illegible]	[illegible]	[illegible]	[illegible]	[illegible]	[illegible]	[illegible]	[illegible]	[illegible]	[illegible]	[illegible]	[illegible]	[illegible]	[illegible]	[illegible]	[illegible]	[illegible]	[illegible]	[illegible]	[illegible]	[illegible]	993
Scabies	0·1 (0 to 0·1)	0·7 (0·3 to 1·2)	[illegible]	[illegible]	[illegible]	[illegible]	[illegible]	[illegible]	[illegible]	[illegible]	[illegible]	[illegible]	[illegible]	[illegible]	[illegible]	[illegible]	[illegible]	[illegible]	[illegible]	[illegible]	[illegible]	[illegible]	[illegible]	[illegible]	[illegible]	[illegible]	3,800
Fungal skin diseases	0 (0 to 0)	0·1 (0 to 0·2)	[illegible]	[illegible]	[illegible]	[illegible]	[illegible]	[illegible]	[illegible]	[illegible]	[illegible]	[illegible]	[illegible]	[illegible]	[illegible]	[illegible]	[illegible]	[illegible]	[illegible]	[illegible]	[illegible]	[illegible]	[illegible]	[illegible]	[illegible]	[illegible]	1,140
Viral skin diseases	0 (0 to 0)	0 (0 to 0)	[illegible]	[illegible]	[illegible]	[illegible]	[illegible]	[illegible]	[illegible]	[illegible]	[illegible]	[illegible]	[illegible]	[illegible]	[illegible]	[illegible]	[illegible]	[illegible]	[illegible]	[illegible]	[illegible]	[illegible]	[illegible]	[illegible]	[illegible]	[illegible]	2,370
Acne vulgaris	0 (0 to 0)	0 (0 to 0)	[illegible]	[illegible]	[illegible]	[illegible]	[illegible]	[illegible]	[illegible]	[illegible]	[illegible]	[illegible]	[illegible]	[illegible]	[illegible]	[illegible]	[illegible]	[illegible]	[illegible]	[illegible]	[illegible]	[illegible]	[illegible]	[illegible]	[illegible]	[illegible]	2,760
Alopecia areata	0 (0 to 0)	0 (0 to 0)	[illegible]	[illegible]	[illegible]	[illegible]	[illegible]	[illegible]	[illegible]	[illegible]	[illegible]	[illegible]	[illegible]	[illegible]	[illegible]	[illegible]	[illegible]	[illegible]	[illegible]	[illegible]	[illegible]	[illegible]	[illegible]	[illegible]	[illegible]	[illegible]	463
Pruritus	0 (0 to 0)	0 (0 to 0)	[illegible]	[illegible]	[illegible]	[illegible]	[illegible]	[illegible]	[illegible]	[illegible]	[illegible]	[illegible]	[illegible]	[illegible]	[illegible]	[illegible]	[illegible]	[illegible]	[illegible]	[illegible]	[illegible]	[illegible]	[illegible]	[illegible]	[illegible]	[illegible]	428
Urticaria	0·1 (0 to 0·1)	0·8 (0·4 to 1·4)	[illegible]	[illegible]	[illegible]	[illegible]	[illegible]	[illegible]	[illegible]	[illegible]	[illegible]	[illegible]	[illegible]	[illegible]	[illegible]	[illegible]	[illegible]	[illegible]	[illegible]	[illegible]	[illegible]	[illegible]	[illegible]	[illegible]	[illegible]	[illegible]	2,900
Decubitus ulcer	0 (0 to 0)	0 (0 to 0)	[illegible]	[illegible]	[illegible]	[illegible]	[illegible]	[illegible]	[illegible]	[illegible]	[illegible]	[illegible]	[illegible]	[illegible]	[illegible]	[illegible]	[illegible]	[illegible]	[illegible]	[illegible]	[illegible]	[illegible]	[illegible]	[illegible]	[illegible]	[illegible]	597
Other skin and subcutaneous diseases	0 (0 to 0)	0·1 (0·1 to 0·3)	[illegible]	[illegible]	[illegible]	[illegible]	[illegible]	[illegible]	[illegible]	[illegible]	[illegible]	[illegible]	[illegible]	[illegible]	[illegible]	[illegible]	[illegible]	[illegible]	[illegible]	[illegible]	[illegible]	[illegible]	[illegible]	[illegible]	[illegible]	[illegible]	2,130
Sense organ diseases	0·5 (0·2 to 0·8)	1·7 (0·9 to 2·7)	[illegible]	[illegible]	[illegible]	[illegible]	[illegible]	[illegible]	[illegible]	[illegible]	[illegible]	[illegible]	[illegible]	[illegible]	[illegible]	[illegible]	[illegible]	[illegible]	[illegible]	[illegible]	[illegible]	[illegible]	[illegible]	[illegible]	[illegible]	[illegible]	30,600
Blindness and vision loss	0·2 (0·1 to 0·5)	0·8 (0·3 to 1·5)	[illegible]	[illegible]	[illegible]	[illegible]	[illegible]	[illegible]	[illegible]	[illegible]	[illegible]	[illegible]	[illegible]	[illegible]	[illegible]	[illegible]	[illegible]	[illegible]	[illegible]	[illegible]	[illegible]	[illegible]	[illegible]	[illegible]	[illegible]	[illegible]	10,800
Glaucoma	0 (0 to 0)	0 (0 to 0)	[illegible]	[illegible]	[illegible]	[illegible]	[illegible]	[illegible]	[illegible]	[illegible]	[illegible]	[illegible]	[illegible]	[illegible]	[illegible]	[illegible]	[illegible]	[illegible]	[illegible]	[illegible]	[illegible]	[illegible]	[illegible]	[illegible]	[illegible]	[illegible]	308
Cataract	0 (0 to 0)	0 (0 to 0)	[illegible]	[illegible]	[illegible]	[illegible]	[illegible]	[illegible]	[illegible]	[illegible]	[illegible]	[illegible]	[illegible]	[illegible]	[illegible]	[illegible]	[illegible]	[illegible]	[illegible]	[illegible]	[illegible]	[illegible]	[illegible]	[illegible]	[illegible]	[illegible]	1,210
Age-related macular degeneration	0 (0 to 0)	0 (0 to 0)	[illegible]	[illegible]	[illegible]	[illegible]	[illegible]	[illegible]	[illegible]	[illegible]	[illegible]	[illegible]	[illegible]	[illegible]	[illegible]	[illegible]	[illegible]	[illegible]	[illegible]	[illegible]	[illegible]	[illegible]	[illegible]	[illegible]	[illegible]	[illegible]	96·9
Refraction disorders	0 (0 to 0)	0·1 (0 to 0·3)	[illegible]	[illegible]	[illegible]	[illegible]	[illegible]	[illegible]	[illegible]	[illegible]	[illegible]	[illegible]	[illegible]	[illegible]	[illegible]	[illegible]	[illegible]	[illegible]	[illegible]	[illegible]	[illegible]	[illegible]	[illegible]	[illegible]	[illegible]	[illegible]	4,380
Near vision loss	0 (0 to 0)	0 (0 to 0)	[illegible]	[illegible]	[illegible]	[illegible]	[illegible]	[illegible]	[illegible]	[illegible]	[illegible]	[illegible]	[illegible]	[illegible]	[illegible]	[illegible]	[illegible]	[illegible]	[illegible]	[illegible]	[illegible]	[illegible]	[illegible]	[illegible]	[illegible]	[illegible]	2,020
Other vision loss	0·2 (0·1 to 0·5)	0·6 (0·3 to 1·2)	[illegible]	[illegible]	[illegible]	[illegible]	[illegible]	[illegible]	[illegible]	[illegible]	[illegible]	[illegible]	[illegible]	[illegible]	[illegible]	[illegible]	[illegible]	[illegible]	[illegible]	[illegible]	[illegible]	[illegible]	[illegible]	[illegible]	[illegible]	[illegible]	2,770
Age-related and other hearing loss	0·1 (0 to 0·1)	0·2 (0·1 to 0·4)	[illegible]	[illegible]	[illegible]	[illegible]	[illegible]	[illegible]	[illegible]	[illegible]	[illegible]	[illegible]	[illegible]	[illegible]	[illegible]	[illegible]	[illegible]	[illegible]	[illegible]	[illegible]	[illegible]	[illegible]	[illegible]	[illegible]	[illegible]	[illegible]	18,300
Other sense organ diseases	0·2 (0·1 to 0·4)	0·7 (0·3 to 1·3)	[illegible]	[illegible]	[illegible]	[illegible]	[illegible]	[illegible]	[illegible]	[illegible]	[illegible]	[illegible]	[illegible]	[illegible]	[illegible]	[illegible]	[illegible]	[illegible]	[illegible]	[illegible]	[illegible]	[illegible]	[illegible]	[illegible]	[illegible]	[illegible]	1,540
Musculoskeletal disorders	0 (0 to 0)	0 (0 to 0)	[illegible]	[illegible]	[illegible]	[illegible]	[illegible]	[illegible]	[illegible]	[illegible]	[illegible]	[illegible]	[illegible]	[illegible]	[illegible]	[illegible]	[illegible]	[illegible]	[illegible]	[illegible]	[illegible]	[illegible]	[illegible]	[illegible]	[illegible]	[illegible]	95,200
Rheumatoid arthritis	0 (0 to 0)	0 (0 to 0)	[illegible]	[illegible]	[illegible]	[illegible]	[illegible]	[illegible]	[illegible]	[illegible]	[illegible]	[illegible]	[illegible]	[illegible]	[illegible]	[illegible]	[illegible]	[illegible]	[illegible]	[illegible]	[illegible]	[illegible]	[illegible]	[illegible]	[illegible]	[illegible]	4,890
Osteoarthritis	0 (0 to 0)	0 (0 to 0)	[illegible]	[illegible]	[illegible]	[illegible]	[illegible]	[illegible]	[illegible]	[illegible]	[illegible]	[illegible]	[illegible]	[illegible]	[illegible]	[illegible]	[illegible]	[illegible]	[illegible]	[illegible]	[illegible]	[illegible]	[illegible]	[illegible]	[illegible]	[illegible]	7,200
Osteoarthritis hip	0 (0 to 0)	0 (0 to 0)	[illegible]	[illegible]	[illegible]	[illegible]	[illegible]	[illegible]	[illegible]	[illegible]	[illegible]	[illegible]	[illegible]	[illegible]	[illegible]	[illegible]	[illegible]	[illegible]	[illegible]	[illegible]	[illegible]	[illegible]	[illegible]	[illegible]	[illegible]	[illegible]	258
Osteoarthritis knee	0 (0 to 0)	0 (0 to 0)	[illegible]	[illegible]	[illegible]	[illegible]	[illegible]	[illegible]	[illegible]	[illegible]	[illegible]	[illegible]	[illegible]	[illegible]	[illegible]	[illegible]	[illegible]	[illegible]	[illegible]	[illegible]	[illegible]	[illegible]	[illegible]	[illegible]	[illegible]	[illegible]	5,190
Osteoarthritis hand	0 (0 to 0)	0 (0 to 0)	[illegible]	[illegible]	[illegible]	[illegible]	[illegible]	[illegible]	[illegible]	[illegible]	[illegible]	[illegible]	[illegible]	[illegible]	[illegible]	[illegible]	[illegible]	[illegible]	[illegible]	[illegible]	[illegible]	[illegible]	[illegible]	[illegible]	[illegible]	[illegible]	1,080
Osteoarthritis other	0 (0 to 0)	0 (0 to 0)	[illegible]	[illegible]	[illegible]	[illegible]	[illegible]	[illegible]	[illegible]	[illegible]	[illegible]	[illegible]	[illegible]	[illegible]	[illegible]	[illegible]	[illegible]	[illegible]	[illegible]	[illegible]	[illegible]	[illegible]	[illegible]	[illegible]	[illegible]	[illegible]	667
Low back pain	0 (0 to 0)	0 (0 to 0)	[illegible]	[illegible]	[illegible]	[illegible]	[illegible]	[illegible]	[illegible]	[illegible]	[illegible]	[illegible]	[illegible]	[illegible]	[illegible]	[illegible]	[illegible]	[illegible]	[illegible]	[illegible]	[illegible]	[illegible]	[illegible]	[illegible]	[illegible]	[illegible]	43,200
Neck pain	0 (0 to 0)	0 (0 to 0)	[illegible]	[illegible]	[illegible]	[illegible]	[illegible]	[illegible]	[illegible]	[illegible]	[illegible]	[illegible]	[illegible]	[illegible]	[illegible]	[illegible]	[illegible]	[illegible]	[illegible]	[illegible]	[illegible]	[illegible]	[illegible]	[illegible]	[illegible]	[illegible]	5,930
Gout	0 (0 to 0)	0 (0 to 0)	[illegible]	[illegible]	[illegible]	[illegible]	[illegible]	[illegible]	[illegible]	[illegible]	[illegible]	[illegible]	[illegible]	[illegible]	[illegible]	[illegible]	[illegible]	[illegible]	[illegible]	[illegible]	[illegible]	[illegible]	[illegible]	[illegible]	[illegible]	[illegible]	144
Other musculoskeletal disorders	0 (0 to 0)	0 (0 to 0)	[illegible]	[illegible]	[illegible]	[illegible]	[illegible]	[illegible]	[illegible]	[illegible]	[illegible]	[illegible]	[illegible]	[illegible]	[illegible]	[illegible]	[illegible]	[illegible]	[illegible]	[illegible]	[illegible]	[illegible]	[illegible]	[illegible]	[illegible]	[illegible]	33,800
Other non-communicable diseases	13,000 (5,760 to 22,700)	6,360 (3,030 to 10,000)	[illegible]	[illegible]	[illegible]	[illegible]	[illegible]	[illegible]	[illegible]	[illegible]	[illegible]	[illegible]	[illegible]	[illegible]	[illegible]	[illegible]	[illegible]	[illegible]	[illegible]	[illegible]	[illegible]	[illegible]	[illegible]	[illegible]	[illegible]	[illegible]	108,000
Congenital birth defects	12,500 (5,560 to 22,200)	5,670 (2,660 to 9,100)	[illegible]	[illegible]	[illegible]	[illegible]	[illegible]	[illegible]	[illegible]	[illegible]	[illegible]	[illegible]	[illegible]	[illegible]	[illegible]	[illegible]	[illegible]	[illegible]	[illegible]	[illegible]	[illegible]	[illegible]	[illegible]	[illegible]	[illegible]	[illegible]	38,600
Neural tube defects	2,050 (555 to 5,180)	493 (106 to 1,250)	[illegible]	[illegible]	[illegible]	[illegible]	[illegible]	[illegible]	[illegible]	[illegible]	[illegible]	[illegible]	[illegible]	[illegible]	[illegible]	[illegible]	[illegible]	[illegible]	[illegible]	[illegible]	[illegible]	[illegible]	[illegible]	[illegible]	[illegible]	[illegible]	3,700
Congenital heart anomalies	4,400 (1,810 to 8,710)	2,830 (1,210 to 5,010)	[illegible]	[illegible]	[illegible]	[illegible]	[illegible]	[illegible]	[illegible]	[illegible]	[illegible]	[illegible]	[illegible]	[illegible]	[illegible]	[illegible]	[illegible]	[illegible]	[illegible]	[illegible]	[illegible]	[illegible]	[illegible]	[illegible]	[illegible]	[illegible]	15,200
Orofacial clefts	56·1 (15·9 to 136)	27·4 (7·7 to 70·5)	[illegible]	[illegible]	[illegible]	[illegible]	[illegible]	[illegible]	[illegible]	[illegible]	[illegible]	[illegible]	[illegible]	[illegible]	[illegible]	[illegible]	[illegible]	[illegible]	[illegible]	[illegible]	[illegible]	[illegible]	[illegible]	[illegible]	[illegible]	[illegible]	234
Down syndrome	145 (47·7 to 336)	121 (35·8 to 275)	[illegible]	[illegible]	[illegible]	[illegible]	[illegible]	[illegible]	[illegible]	[illegible]	[illegible]	[illegible]	[illegible]	[illegible]	[illegible]	[illegible]	[illegible]	[illegible]	[illegible]	[illegible]	[illegible]	[illegible]	[illegible]	[illegible]	[illegible]	[illegible]	1,160
Turner syndrome	0 (0 to 0·1)	0 (0 to 0·1)	[illegible]	[illegible]	[illegible]	[illegible]	[illegible]	[illegible]	[illegible]	[illegible]	[illegible]	[illegible]	[illegible]	[illegible]	[illegible]	[illegible]	[illegible]	[illegible]	[illegible]	[illegible]	[illegible]	[illegible]	[illegible]	[illegible]	[illegible]	[illegible]	21·6
Klinefelter syndrome	0 (0 to 0)	0 (0 to 0)	[illegible]	[illegible]	[illegible]	[illegible]	[illegible]	[illegible]	[illegible]	[illegible]	[illegible]	[illegible]	[illegible]	[illegible]	[illegible]	[illegible]	[illegible]	[illegible]	[illegible]	[illegible]	[illegible]	[illegible]	[illegible]	[illegible]	[illegible]	[illegible]	0
Other chromosomal abnormalities	335 (104 to 731)	156 (61·1 to 322)	[illegible]	[illegible]	[illegible]	[illegible]	[illegible]	[illegible]	[illegible]	[illegible]	[illegible]	[illegible]	[illegible]	[illegible]	[illegible]	[illegible]	[illegible]	[illegible]	[illegible]	[illegible]	[illegible]	[illegible]	[illegible]	[illegible]	[illegible]	[illegible]	1,020
Congenital musculoskeletal and limb anomalies	236 (66·2 to 550)	105 (48·7 to 192)	[illegible]	[illegible]	[illegible]	[illegible]	[illegible]	[illegible]	[illegible]	[illegible]	[illegible]	[illegible]	[illegible]	[illegible]	[illegible]	[illegible]	[illegible]	[illegible]	[illegible]	[illegible]	[illegible]	[illegible]	[illegible]	[illegible]	[illegible]	[illegible]	5,610
Urogenital congenital anomalies	418 (128 to 991)	169 (55·7 to 395)	[illegible]	[illegible]	[illegible]	[illegible]	[illegible]	[illegible]	[illegible]	[illegible]	[illegible]	[illegible]	[illegible]	[illegible]	[illegible]	[illegible]	[illegible]	[illegible]	[illegible]	[illegible]	[illegible]	[illegible]	[illegible]	[illegible]	[illegible]	[illegible]	905
Digestive congenital anomalies	1,480 (469 to 3,310)	812 (267 to 1,640)	[illegible]	[illegible]	[illegible]	[illegible]	[illegible]	[illegible]	[illegible]	[illegible]	[illegible]	[illegible]	[illegible]	[illegible]	[illegible]	[illegible]	[illegible]	[illegible]	[illegible]	[illegible]	[illegible]	[illegible]	[illegible]	[illegible]	[illegible]	[illegible]	3,190
Other congenital birth defects	3,350 (1,350 to 6,410)	957 (397 to 1,780)	[illegible]	[illegible]	[illegible]	[illegible]	[illegible]	[illegible]	[illegible]	[illegible]	[illegible]	[illegible]	[illegible]	[illegible]	[illegible]	[illegible]	[illegible]	[illegible]	[illegible]	[illegible]	[illegible]	[illegible]	[illegible]	[illegible]	[illegible]	[illegible]	7,590
Urinary diseases and male infertility	2 (0·8 to 4·5)	3·5 (1·5 to 7)	[illegible]	[illegible]	[illegible]	[illegible]	[illegible]	[illegible]	[illegible]	[illegible]	[illegible]	[illegible]	[illegible]	[illegible]	[illegible]	[illegible]	[illegible]	[illegible]	[illegible]	[illegible]	[illegible]	[illegible]	[illegible]	[illegible]	[illegible]	[illegible]	2,220
Urolithiasis	0 (0 to 0)	0 (0 to 0)	[illegible]	[illegible]	[illegible]	[illegible]	[illegible]	[illegible]	[illegible]	[illegible]	[illegible]	[illegible]	[illegible]	[illegible]	[illegible]	[illegible]	[illegible]	[illegible]	[illegible]	[illegible]	[illegible]	[illegible]	[illegible]	[illegible]	[illegible]	[illegible]	181



SR Table 2b: Mexico DALYS by cause and age group for females with 95% uncertainty intervals, 2019

Cause	Early Neonatal	Late Neonatal	Post Neonatal	1 to 4	5 to 9	10 to 14	15 to 19	20 to 24	25 to 29	30 to 34	35 to 39	40 to 44	45 to 49	50 to 54	55 to 59	60 to 64	65 to 69	70 to 74	75 to 79	80 to 84	85 to 89	90 to 94	95 plus	Total
All causes	399,000 (306,000 to 518,000)	161,000 (124,000 to 208,000)	402,000 (283,000 to 557,000)	337,000 (285,000 to 394,000)	276,000 (223,000 to 337,000)	375,000 (296,000 to 474,000)	552,000 (440,000 to 691,000)	686,000 (543,000 to 850,000)	762,000 (601,000 to 950,000)	811,000 (643,000 to 1,000,000)	889,000 (716,000 to 1,090,000)	1,000,000 (807,000 to 1,220,000)	1,110,000 (898,000 to 1,330,000)	1,180,000 (971,000 to 1,400,000)	1,210,000 (1,000,000 to 1,430,000)	1,220,000 (1,020,000 to 1,430,000)	1,070,000 (911,000 to 1,250,000)	975,000 (837,000 to 1,130,000)	826,000 (716,000 to 948,000)	650,000 (572,000 to 735,000)	444,000 (393,000 to 501,000)	217,000 (196,000 to 240,000)	72,000 (66,600 to 77,700)	15,600,000
Communicable, maternal, neonatal, and nutritional diseases	295,000 (219,000 to 388,000)	110,000 (83,400 to 143,000)	183,000 (124,000 to 257,000)	110,000 (92,200 to 130,000)	68,800 (54,300 to 87,900)	51,100 (40,900 to 63,000)	54,900 (45,600 to 65,400)	68,200 (56,800 to 81,700)	74,500 (61,900 to 88,400)	73,000 (60,900 to 86,800)	74,600 (61,500 to 89,800)	72,700 (59,700 to 87,800)	64,600 (53,900 to 77,300)	56,300 (47,300 to 66,400)	51,400 (43,300 to 60,700)	47,300 (40,200 to 55,300)	40,800 (34,900 to 47,400)	37,800 (32,400 to 43,800)	35,600 (30,600 to 41,100)	30,500 (26,100 to 35,400)	25,900 (21,500 to 30,200)	15,000 (12,200 to 17,300)	6,360 (5,140 to 7,260)	1,650,000
HIV/AIDS and sexually transmitted infections	38·5 (27·8 to 52)	22·8 (16·7 to 30·4)	1,840 (1,750 to 1,940)	1,430 (1,360 to 1,510)	894 (851 to 940)	1,190 (1,130 to 1,250)	2,080 (1,860 to 2,390)	5,830 (5,070 to 7,040)	9,720 (8,330 to 12,000)	12,000 (10,300 to 14,800)	12,000 (10,100 to 14,700)	10,800 (9,140 to 13,700)	9,120 (7,790 to 11,400)	5,480 (4,640 to 7,000)	3,820 (3,270 to 4,790)	3,030 (2,640 to 3,670)	2,020 (1,760 to 2,420)	609 (442 to 892)	361 (264 to 536)	198 (143 to 301)	114 (84·6 to 161)	31·5 (22·8 to 45·5)	8·4 (6·6 to 11·7)	82,500
HIV/AIDS	0·1 (0 to 0·1)	0·3 (0·2 to 0·5)	1,820 (1,730 to 1,910)	1,420 (1,360 to 1,500)	893 (850 to 939)	1,060 (1,010 to 1,110)	1,520 (1,420 to 1,650)	4,400 (4,100 to 4,780)	7,170 (6,700 to 7,820)	8,890 (8,370 to 9,600)	8,690 (8,180 to 9,300)	7,490 (7,090 to 7,960)	6,240 (5,940 to 6,600)	3,850 (3,660 to 4,080)	2,770 (2,620 to 2,910)	2,280 (2,150 to 2,440)	1,440 (1,340 to 1,550)	188 (158 to 224)	80·3 (71·4 to 88·9)	23·5 (21·4 to 25·4)	9·5 (8·4 to 10·4)	2·6 (2·3 to 3)	2 (1·9 to 2·1)	60,200
HIV/AIDS - Drug-susceptible Tuberculosis	0 (0 to 0)	0 (0 to 0)	178 (109 to 272)	147 (90·5 to 225)	86·9 (54·9 to 133)	98·2 (61·6 to 150)	141 (91·5 to 210)	428 (275 to 639)	703 (453 to 1,050)	863 (553 to 1,300)	862 (550 to 1,300)	722 (460 to 1,090)	594 (379 to 899)	364 (233 to 548)	253 (161 to 379)	213 (137 to 316)	130 (84·5 to 190)	15·5 (11 to 21·7)	6·8 (4·6 to 9·9)	2 (1·3 to 3)	0·8 (0·5 to 1·1)	0·2 (0·1 to 0·3)	0·2 (0·1 to 0·3)	5,810
HIV/AIDS - Multidrug-resistant Tuberculosis without exten	0 (0 to 0)	0 (0 to 0)	14·2 (2·3 to 44·7)	11·7 (1·9 to 36·9)	6·8 (1·1 to 21·8)	7·7 (1·3 to 23·5)	10·8 (1·8 to 32·3)	32·5 (5·4 to 100)	53·4 (9 to 165)	65·6 (10·8 to 208)	65·9 (10·9 to 210)	55·5 (9·3 to 174)	45·9 (7·5 to 145)	28·1 (4·5 to 85·9)	19·5 (3·2 to 59)	16·1 (2·6 to 50·6)	9·7 (1·6 to 29)	1 (0·2 to 3·1)	0·5 (0·1 to 1·5)	0·2 (0 to 0·5)	0·1 (0 to 0·2)	0 (0 to 0)	0 (0 to 0)	445
HIV/AIDS - Extensively drug-resistant Tuberculosis	0 (0 to 0)	0 (0 to 0)	2·3 (0·4 to 7·6)	1·9 (0·3 to 6·1)	1·1 (0·2 to 3·5)	1·3 (0·2 to 3·9)	1·7 (0·3 to 5·4)	5·2 (0·8 to 16·8)	8·6 (1·4 to 28·1)	10·6 (1·7 to 34)	10·7 (1·6 to 36)	9 (1·4 to 28·8)	7·4 (1·2 to 23·3)	4·5 (0·7 to 14·4)	3·1 (0·5 to 9·9)	2·6 (0·4 to 7·9)	1·6 (0·2 to 4·8)	0·1 (0 to 0·5)	0·1 (0 to 0·2)	0 (0 to 0·1)	0 (0 to 0)	0 (0 to 0)	0 (0 to 0)	72
HIV/AIDS resulting in other diseases	0·1 (0 to 0·1)	0·3 (0·2 to 0·5)	1,620 (1,490 to 1,750)	1,260 (1,160 to 1,360)	798 (732 to 853)	950 (879 to 1,010)	1,370 (1,250 to 1,500)	3,940 (3,570 to 4,370)	6,400 (5,840 to 7,080)	7,950 (7,260 to 8,720)	7,750 (7,030 to 8,450)	6,700 (6,130 to 7,240)	5,590 (5,160 to 6,030)	3,460 (3,190 to 3,710)	2,490 (2,290 to 2,670)	2,050 (1,870 to 2,230)	1,300 (1,190 to 1,410)	171 (142 to 205)	72·9 (63·6 to 80·9)	21·3 (19 to 23·2)	8·6 (7·6 to 9·5)	2·4 (2 to 2·7)	1·8 (1·7 to 2)	53,900
Sexually transmitted infections excluding HIV	38·4 (27·8 to 52)	22·5 (16·3 to 30·1)	27·5 (17·2 to 39·8)	4·2 (3·1 to 5·6)	1·2 (1 to 1·5)	129 (104 to 171)	555 (394 to 844)	1,430 (823 to 2,600)	2,560 (1,370 to 4,800)	3,070 (1,580 to 5,880)	3,260 (1,730 to 5,950)	3,300 (1,790 to 6,110)	2,880 (1,650 to 5,130)	1,630 (867 to 3,130)	1,060 (556 to 1,980)	750 (427 to 1,330)	574 (353 to 951)	421 (268 to 702)	280 (189 to 450)	175 (120 to 274)	105 (75·7 to 151)	28·9 (20·4 to 43)	6·4 (4·6 to 9·7)	22,300
Syphilis	38·4 (27·8 to 52)	22·5 (16·3 to 30·1)	27·5 (17·2 to 39·8)	4·2 (3·1 to 5·6)	1·2 (1 to 1·5)	46·5 (39·3 to 54·6)	55·1 (46·2 to 65·1)	29·6 (22 to 41·6)	89·8 (68 to 117)	104 (80·5 to 132)	79·9 (62·9 to 102)	39·6 (31·1 to 49·9)	81·4 (64·8 to 102)	50·9 (40·3 to 63·6)	24 (17·5 to 33)	30·4 (23 to 40·6)	32·4 (25·3 to 41·2)	33·1 (26·4 to 41·5)	21·7 (16·9 to 27·2)	24·3 (19·6 to 29·4)	16 (12·8 to 19·2)	6·4 (5 to 7·6)	1·6 (1·3 to 2)	860
Chlamydial infection	0 (0 to 0)	0 (0 to 0)	0 (0 to 0)	0 (0 to 0)	0 (0 to 0)	14·9 (11·5 to 20·1)	61·1 (44 to 86·4)	159 (117 to 219)	189 (130 to 283)	191 (118 to 309)	263 (174 to 397)	302 (201 to 472)	251 (174 to 382)	80·5 (62 to 107)	50·2 (39·9 to 62·4)	39·5 (31·6 to 49·2)	25 (20·1 to 30·8)	26 (21·1 to 31·8)	19·7 (16·1 to 23·7)	17·2 (14·1 to 20·9)	10·8 (8·6 to 13)	2·4 (1·8 to 2·8)	0·7 (0·5 to 0·8)	1,700
Gonococcal infection	0 (0 to 0)	0 (0 to 0)	0 (0 to 0)	0 (0 to 0)	0 (0 to 0)	14·4 (12·2 to 17·1)	79·4 (67·5 to 93·3)	137 (109 to 172)	196 (152 to 252)	193 (150 to 245)	225 (175 to 284)	309 (242 to 388)	332 (261 to 425)	156 (122 to 201)	102 (80·3 to 132)	101 (81·1 to 126)	134 (107 to 165)	88·8 (72·1 to 108)	70·5 (57·5 to 84·8)	38·5 (31·5 to 46·8)	27·9 (22·4 to 33·8)	6 (4·6 to 7·1)	1·2 (0·9 to 1·4)	2,210
Trichomoniasis	0 (0 to 0)	0 (0 to 0)	0 (0 to 0)	0 (0 to 0)	0 (0 to 0)	5·3 (1·4 to 14·1)	110 (33·5 to 266)	629 (211 to 1,520)	1,360 (461 to 3,130)	1,620 (544 to 3,810)	1,520 (504 to 3,470)	1,380 (473 to 3,260)	1,150 (371 to 2,620)	774 (244 to 1,800)	461 (150 to 1,090)	263 (90·8 to 636)	166 (59·1 to 394)	113 (42·1 to 251)	66·6 (25·7 to 147)	34·7 (13·5 to 77·9)	14·4 (5·6 to 32·6)	3·7 (1·4 to 8·4)	0·5 (0·2 to 1·2)	9,680
Genital herpes	0 (0 to 0)	0 (0 to 0)	0 (0 to 0)	0 (0 to 0)	0 (0 to 0)	20·4 (6·5 to 51·1)	92·3 (30 to 224)	203 (66·4 to 490)	325 (110 to 808)	420 (141 to 1,030)	460 (151 to 1,140)	462 (149 to 1,150)	435 (138 to 1,110)	368 (114 to 912)	295 (91·2 to 726)	229 (68·8 to 557)	157 (47·4 to 388)	115 (34·5 to 284)	74·4 (22·8 to 183)	44·1 (13·2 to 109)	22 (6·4 to 53·7)	7·8 (2·3 to 19·1)	1·9 (0·6 to 4·6)	3,730
Other sexually transmitted infections	0 (0 to 0)	0 (0 to 0)	0 (0 to 0)	0 (0 to 0)	0 (0 to 0)	27·6 (21·6 to 35·8)	158 (126 to 201)	274 (204 to 371)	395 (274 to 573)	541 (368 to 789)	711 (479 to 1,030)	802 (530 to 1,170)	624 (414 to 979)	202 (146 to 273)	125 (97·3 to 160)	87·4 (70 to 109)	59·2 (47·4 to 72·8)	45·7 (37·1 to 55·7)	27·4 (22·3 to 32·9)	15·9 (13 to 19·3)	14 (11·3 to 17)	2·6 (2 to 3·1)	0·5 (0·4 to 0·6)	4,110
Respiratory infections and tuberculosis	10,300 (7,450 to 13,700)	10,400 (7,750 to 13,500)	65,600 (43,000 to 93,200)	31,800 (25,200 to 39,000)	14,300 (10,400 to 19,800)	11,700 (8,370 to 16,600)	11,900 (8,770 to 16,700)	14,200 (10,900 to 18,700)	14,600 (11,400 to 18,500)	13,700 (10,700 to 17,600)	14,600 (11,400 to 18,300)	16,000 (12,800 to 20,300)	16,900 (13,400 to 20,600)	17,700 (14,300 to 21,800)	18,100 (14,800 to 22,000)	18,000 (14,800 to 21,600)	16,800 (14,000 to 19,900)	16,800 (14,100 to 20,000)	16,800 (14,000 to 19,700)	15,000 (12,600 to 17,900)	13,400 (10,800 to 15,900)	7,920 (6,260 to 9,210)	3,190 (2,580 to 3,670)	390,000
Tuberculosis	0 (0 to 0)	0 (0 to 0)	362 (232 to 540)	634 (510 to 792)	453 (355 to 590)	512 (420 to 629)	1,140 (921 to 1,400)	2,720 (2,100 to 3,500)	3,190 (2,380 to 4,170)	2,610 (1,960 to 3,390)	2,590 (2,000 to 3,350)	2,590 (1,970 to 3,370)	2,670 (2,020 to 3,480)	2,840 (2,170 to 3,710)	2,550 (1,970 to 3,360)	2,330 (1,800 to 3,040)	1,940 (1,540 to 2,490)	1,680 (1,350 to 2,110)	1,210 (962 to 1,500)	718 (572 to 878)	354 (274 to 438)	112 (87·3 to 139)	27·5 (21·1 to 33·4)	33,200



Exposure to forces of nature	0 (0 to 0)	0 (0 to 0)	0 (0 to 0)	0.3 (0 to 0.3)	10.1 (5.9 to 16.1)	11 (11.9 to 26.9)	23.7 (14.7 to 37.9)	34.7 (22.3 to 52.3)	38.1 (24.3 to 57.1)	67.6 (37.7 to 99.1)	100 (60.1 to 162)	113 (72.9 to 169)	152 (98.3 to 241)	69.9 (45.9 to 104)	90 (56.3 to 134.5)	51.7 (32.3 to 79.5)	29.5 (20.7 to 46)	29 (19.4 to 42.4)	29.3 (13.8 to 54.7)	12.4 (6.3 to 19.3)	6.6 (4.3 to 9.4)	2.5 (1.7 to 3.5)	0.4 (0.3 to 0.6)	844
Other unintentional injuries	421.1 (354.9 to 501.6)	254.5 (211.9 to 306.7)	200 (167 to 241)	165 (139 to 1.96)	1,070 (899 to 1,283)	1,270 (1,053 to 1,550)	2,170 (1,710 to 1,730)	1,720 (1,330 to 1,930)	1,430 (1,120 to 1,850)	1,360 (1,050 to 1,750)	1,360 (1,030 to 1,760)	1,330 (1,030 to 1,720)	1,440 (1,120 to 1,790)	1,130 (839 to 1,440)	1,410 (1,070 to 1,810)	880 (668 to 1,150)	720 (563 to 918)	575 (443 to 737)	450 (356 to 577)	267 (209 to 346)	266 (209 to 337)	108 (1.01 to 175)	34.6 (26.3 to 44.8)	19,600
Self-harm and interpersonal violence	1,870 (1,540 to 2,300)	532 (440 to 655)	3,840 (3,170 to 4,660)	9,950 (7,720 to 13,000)	8,490 (7,320 to 10,000)	8,430 (7,180 to 9,900)	44,900 (38,100 to 53,000)	95,400 (80,700 to 113,000)	44,500 (34,000 to 58,200)	35,600 (26,900 to 46,400)	33,500 (25,200 to 43,600)	26,500 (20,100 to 34,600)	20,500 (15,700 to 26,500)	13,700 (10,600 to 17,600)	8,780 (6,770 to 11,500)	6,780 (5,220 to 8,900)	4,390 (3,360 to 5,720)	2,900 (2,220 to 3,780)	1,910 (1,460 to 2,500)	480 (368 to 627)	172 (132 to 224)	69.1 (53.1 to 90.2)	340,600
Self-harm	1,870 (0 to 0)	532 (0 to 0)	3,840 (0 to 0)	9,950 (0 to 0)	8,490 (0 to 0)	8,430 (5,699 to 13.6)	44,900 (14,400 to 15,800)	95,400 (10,600 to 18,800)	44,500 (7,700 to 12,400)	35,600 (5,700 to 9,140)	33,500 (4,700 to 7,740)	26,500 (3,700 to 6,060)	20,500 (2,900 to 4,690)	13,700 (1,950 to 3,200)	8,780 (1,950 to 3,159)	6,780 (1,740 to 2,700)	4,390 (967 to 1,360)	2,900 (652 to 968)	1,910 (288 to 549)	480 (220 to 264)	172 (137 to 172)	69.1 (28.1 to 66.3)	340,600 (10.3 to 14.7)	74,800
Self-harm by firearm	0 (0 to 0)	0 (0 to 0)	0 (0 to 0)	0 (0 to 0)	0 (0 to 0)	0 (123 to 180)	0 (600 to 850)	0 (837 to 750)	0 (13 to 17)	0 (22 to 29)	0 (30 to 41)	0 (19 to 26)	0 (12 to 20)	0 (12 to 20)	0 (1 to 10)	0 (7.7 to 12.1)	0 (6.2 to 9.5)	0 (3.6 to 5.4)	0 (2.2 to 3.1)	0 (0.7 to 1.4)	0 (0.6 to 0.9)	0 (0.4 to 0.6)	0 (0.1 to 0.2)	3,200
Self-harm by other specified means	0 (0 to 0)	0 (0 to 0)	0 (0 to 0)	0 (0 to 0)	0 (0 to 0)	8,810 (6,960 to 9,840)	19,100 (13,900 to 19,900)	32,600 (9,900 to 10,100)	9,040 (7,000 to 12,100)	6,960 (5,220 to 9,790)	6,940 (4,610 to 7,400)	4,920 (3,500 to 5,730)	3,490 (2,700 to 4,530)	2,050 (1,540 to 2,810)	1,460 (1,010 to 2,040)	1,060 (800 to 1,380)	670 (500 to 857)	457 (341 to 618)	292 (196 to 393)	134 (113 to 158)	74.5 (61.1 to 89.5)	29.5 (20.3 to 39.3)	11.5 (9.2 to 13.2)	71,300
Interpersonal violence	1,870 (1,540 to 2,300)	532 (440 to 655)	3,840 (3,170 to 4,660)	9,970 (7,720 to 13,000)	8,330 (7,200 to 9,980)	8,330 (7,180 to 9,720)	25,100 (24,500 to 26,000)	62,800 (62,000 to 63,600)	35,400 (27,300 to 43,600)	29,100 (20,900 to 38,200)	26,500 (20,000 to 33,500)	21,700 (16,600 to 28,000)	17,000 (12,900 to 22,000)	11,600 (9,010 to 15,000)	7,320 (5,700 to 9,450)	5,650 (4,270 to 7,490)	3,490 (2,600 to 4,770)	2,440 (1,810 to 3,270)	1,670 (1,220 to 2,280)	327 (254 to 396)	159 (124 to 197)	39 (1.1 to 57.9)	10.4 (8.1 to 13.3)	265,800
Physical violence by firearm	261 (169 to 377)	83.6 (48.2 to 83.9)	81.7 (529 to 1,170)	2,670 (2,120 to 3,310)	2,090 (2,070 to 2,410)	2,200 (2,720 to 4,850)	13,800 (11,800 to 15,700)	17,500 (14,300 to 22,500)	10,800 (13,500 to 21,600)	14,600 (11,600 to 17,700)	12,700 (9,660 to 15,900)	10,500 (8,500 to 13,200)	8,440 (6,300 to 10,190)	5,650 (4,480 to 7,200)	3,370 (2,600 to 4,190)	1,900 (1,570 to 2,350)	1,120 (842 to 1,500)	744 (578 to 930)	538 (377 to 693)	98.5 (77.3 to 126)	43.3 (27.3 to 53.3)	11.7 (9.9 to 14)	3.5 (4.9 to 6.5)	118,600
Physical violence by sharp object	1,610 (1,440 to 1,790)	448 (394 to 502)	3,760 (3,470 to 4,060)	7,300 (7,110 to 7,500)	6,240 (6,130 to 6,350)	6,130 (6,060 to 6,200)	11,300 (11,300 to 11,300)	45,300 (44,700 to 45,900)	24,600 (24,600 to 24,600)	14,500 (14,500 to 14,500)	13,800 (13,800 to 13,800)	11,200 (11,200 to 11,200)	8,560 (8,560 to 8,560)	5,940 (5,940 to 5,940)	3,950 (3,950 to 3,950)	3,760 (3,760 to 3,760)	2,370 (2,370 to 2,370)	1,700 (1,700 to 1,700)	1,140 (1,140 to 1,140)	229 (229 to 229)	116 (116 to 116)	27.5 (26.1 to 28.9)	7.4 (7.1 to 7.7)	45,200
Sexual violence	0 (0 to 0)	0 (0 to 0)	0 (0 to 0)	39.2 (32.9 to 54)	316 (189 to 600)	690 (379 to 1,100)	1,420 (796 to 2,330)	2,110 (1,330 to 3,210)	2,270 (1,260 to 3,800)	2,260 (1,270 to 3,470)	2,150 (1,190 to 3,340)	1,950 (1,050 to 3,000)	1,490 (822 to 2,330)	821 (453 to 1,280)	456 (260 to 728)	328 (187 to 470)	217 (130 to 333)	163 (103 to 248)	139 (73.6 to 193)	66.9 (42.7 to 95.4)	27.6 (16.1 to 42.8)	4.8 (2.7 to 7.5)	0.2 (0.1 to 0.4)	19,700
Physical violence by other means	1,440 (1,020 to 1,940)	446 (311 to 602)	2,750 (1,770 to 3,850)	6,270 (5,010 to 7,690)	4,280 (3,470 to 5,400)	3,850 (3,100 to 4,760)	8,640 (7,000 to 11,000)	16,500 (13,700 to 20,000)	9,560 (7,900 to 12,100)	7,460 (5,810 to 9,380)	6,410 (5,110 to 8,060)	5,040 (3,900 to 6,550)	4,490 (3,700 to 5,600)	3,040 (2,500 to 3,800)	2,060 (1,720 to 2,520)	1,540 (1,180 to 1,940)	1,410 (1,120 to 1,800)	1,160 (892 to 1,550)	857 (657 to 1,070)	458 (339 to 620)	226 (164 to 306)	68.3 (51.1 to 87.5)	25.1 (20.1 to 31.5)	85,700
Conflict and terrorism	0 (0 to 0)	0 (0 to 0)	0 (0 to 0)	0 (0.1 to 0.2)	0 (0.6 to 0.9)	0 (5.7 to 23.5)	0 (5.7 to 31.4)	0 (9 to 31.6)	0 (10.9 to 47.8)	0 (11 to 39)	0 (10 to 43.5)	0 (8.9 to 31.8)	0 (7.7 to 26.1)	0 (6.2 to 19.6)	0 (5 to 14.9)	0 (3.7 to 12.3)	0 (2.6 to 7.4)	0 (2 to 5.9)	0 (1.5 to 5.9)	0 (0.8 to 2.2)	0 (0.5 to 1.3)	0 (0.2 to 0.7)	0 (0.1 to 0.2)	152

SR Table 2b: Nicaragua DALYS by cause and age group for females with 95% uncertainty intervals, 2019

Cause	Early Neonatal	Late Neonatal	Post Neonatal	1 to 4	5 to 9	10 to 14	15 to 19	20 to 24	25 to 29	30 to 34	35 to 39	40 to 44	45 to 49	50 to 54	55 to 59	60 to 64	65 to 69	70 to 74	75 to 79	80 to 84	85 to 89	90 to 94	95 plus	Total
All causes	22,200 (17,800 to 27,100)	10,800 (8,650 to 13,100)	20,800 (13,700 to 28,800)	25,100 (18,900 to 33,600)	16,500 (13,200 to 20,200)	21,400 (16,300 to 27,800)	29,400 (22,500 to 38,100)	34,100 (26,400 to 42,800)	36,500 (28,000 to 46,100)	37,700 (29,700 to 47,300)	40,300 (31,600 to 49,700)	40,900 (32,800 to 50,400)	41,800 (33,700 to 50,800)	43,200 (35,200 to 52,500)	44,100 (36,300 to 53,600)	43,500 (36,100 to 52,400)	40,400 (34,500 to 47,100)	37,700 (33,200 to 42,600)	33,200 (30,200 to 36,500)	26,200 (24,100 to 28,900)	15,400 (14,000 to 16,800)	5,760 (5,260 to 6,140)	1,790 (1,600 to 1,920)	669,000
Communicable, maternal, neonatal, and nutritional diseases	16,100 (12,300 to 20,400)	8,150 (6,370 to 10,200)	12,100 (7,510 to 17,400)	10,600 (7,440 to 14,900)	3,890 (3,070 to 5,050)	2,860 (2,200 to 3,850)	3,040 (2,390 to 3,830)	3,700 (3,020 to 4,540)	3,740 (3,060 to 4,630)	3,460 (2,820 to 4,290)	3,150 (2,540 to 3,870)	2,630 (2,120 to 3,290)	2,030 (1,640 to 2,530)	1,760 (1,390 to 2,220)	1,660 (1,320 to 2,100)	1,520 (1,200 to 1,940)	1,400 (1,110 to 1,750)	1,310 (1,030 to 1,660)	1,250 (999 to 1,570)	970 (745 to 1,300)	630 (465 to 848)	246 (160 to 335)	81·4 (47·9 to 115)	86,300
HIV/AIDS and sexually transmitted infections	211 (64·1 to 465)	65·3 (19·8 to 142)	188 (122 to 303)	80·6 (65·3 to 96·3)	55·7 (46·3 to 66·8)	41·3 (34·2 to 49·3)	171 (141 to 208)	606 (495 to 738)	962 (788 to 1,210)	874 (709 to 1,090)	677 (546 to 848)	547 (433 to 697)	315 (247 to 413)	157 (117 to 224)	109 (80·2 to 155)	83·1 (60 to 117)	69·5 (49·8 to 94·7)	24·5 (14·3 to 39)	12·8 (8·2 to 20·2)	4·7 (2·5 to 8·6)	2·8 (1·7 to 4·7)	0·5 (0·3 to 1)	0·2 (0·1 to 0·3)	5,260
HIV/AIDS	0 (0 to 0·1)	0·1 (0·1 to 0·2)	105 (86 to 127)	75·8 (61·7 to 90·1)	53·7 (44·3 to 64·4)	35 (28·4 to 41·9)	143 (118 to 171)	521 (426 to 625)	823 (683 to 1,000)	729 (592 to 905)	540 (440 to 667)	423 (350 to 518)	228 (183 to 278)	101 (78·5 to 127)	73·3 (56·4 to 95·1)	59·6 (41·5 to 81·1)	50·6 (35·1 to 70·7)	14·3 (7·1 to 24·7)	6·3 (3·9 to 9·4)	0·5 (0·1 to 1·1)	0·6 (0·4 to 0·9)	0·1 (0 to 0·2)	0 (0 to 0)	3,980
HIV/AIDS - Drug-susceptible Tuberculosis	0 (0 to 0)	0 (0 to 0)	4 (2·5 to 6·2)	2·7 (1·8 to 4·2)	2·1 (1·4 to 3·2)	1·1 (0·7 to 1·6)	4·6 (3 to 6·9)	16·1 (10·4 to 24)	26·3 (17 to 39·3)	21·9 (14·2 to 32·6)	17·1 (11 to 25·6)	14·4 (9·2 to 21·7)	8 (5·2 to 12)	3·5 (2·3 to 5·2)	2·6 (1·7 to 3·8)	2·1 (1·4 to 3)	1·9 (1·3 to 2·6)	0·4 (0·3 to 0·6)	0·2 (0·2 to 0·3)	0 (0 to 0)	0 (0 to 0)	0 (0 to 0)	0 (0 to 0)	129
HIV/AIDS - Multidrug-resistant Tuberculosis without extensive	0 (0 to 0)	0 (0 to 0)	0·2 (0 to 0·7)	0·1 (0 to 0·4)	0·1 (0 to 0·3)	0·1 (0 to 0·2)	0·2 (0 to 0·7)	0·8 (0·1 to 2·5)	1·2 (0·2 to 4·1)	1 (0·1 to 3·4)	0·8 (0·1 to 2·7)	0·7 (0·1 to 2·3)	0·4 (0·1 to 1·3)	0·2 (0 to 0·6)	0·1 (0 to 0·4)	0·1 (0 to 0·3)	0·1 (0 to 0·3)	0 (0 to 0·1)	0 (0 to 0)	0 (0 to 0)	0 (0 to 0)	0 (0 to 0)	0 (0 to 0)	6·1
HIV/AIDS - Extensively drug-resistant Tuberculosis	0 (0 to 0)	0 (0 to 0)	0 (0 to 0·1)	0 (0 to 0·1)	0 (0 to 0·1)	0 (0 to 0)	0 (0 to 0·1)	0·1 (0 to 0·4)	0·2 (0 to 0·7)	0·2 (0 to 0·6)	0·1 (0 to 0·5)	0·1 (0 to 0·4)	0·1 (0 to 0·2)	0 (0 to 0·1)	0 (0 to 0·1)	0 (0 to 0)	0 (0 to 0)	0 (0 to 0)	0 (0 to 0)	0 (0 to 0)	0 (0 to 0)	0 (0 to 0)	0 (0 to 0)	1
HIV/AIDS resulting in other diseases	0 (0 to 0·1)	0·1 (0·1 to 0·2)	101 (81·2 to 122)	72·9 (58·9 to 87·5)	51·5 (42·1 to 62)	33·9 (27·3 to 40·7)	138 (113 to 166)	504 (411 to 609)	796 (657 to 972)	705 (568 to 881)	522 (423 to 649)	408 (333 to 503)	219 (175 to 269)	97·2 (75·1 to 124)	70·6 (53·2 to 93)	57·4 (39·5 to 79·2)	48·6 (33 to 69)	13·8 (6·6 to 24·2)	6·1 (3·7 to 9·2)	0·5 (0·1 to 1·1)	0·6 (0·4 to 0·8)	0·1 (0 to 0·2)	0 (0 to 0)	3,850
Sexually transmitted infections excluding HIV	211 (64 to 465)	65·2 (19·7 to 142)	83·1 (22·7 to 197)	4·8 (1·4 to 10·8)	2 (0·6 to 4·5)	6·3 (4·1 to 10·9)	27·5 (13·8 to 53)	85·6 (39·4 to 175)	139 (60·7 to 267)	146 (65·3 to 287)	137 (62·2 to 269)	124 (57·5 to 254)	87·7 (39·9 to 177)	56·4 (24·9 to 116)	35·9 (14·6 to 76)	23·5 (10·3 to 49·7)	19 (9·3 to 36·9)	10·2 (4·4 to 22·1)	6·5 (2·9 to 13·9)	4·2 (2·1 to 8·1)	2·2 (1·1 to 4)	0·5 (0·2 to 0·9)	0·2 (0·1 to 0·3)	1,280
Syphilis	211 (64 to 465)	65·2 (19·7 to 142)	83·1 (22·7 to 197)	4·8 (1·4 to 10·8)	2 (0·6 to 4·5)	1·3 (1·1 to 1·6)	0·6 (0·4 to 1)	0·6 (0·3 to 1·1)	1·4 (0·7 to 2·7)	1·1 (0·6 to 2)	1 (0·6 to 1·6)	0·8 (0·5 to 1·2)	1·3 (0·8 to 2)	1·1 (0·7 to 1·7)	0·7 (0·5 to 1·1)	0·8 (0·5 to 1·1)	0·9 (0·5 to 1·4)	0·5 (0·3 to 0·7)	0·4 (0·2 to 0·5)	0·4 (0·2 to 0·6)	0·3 (0·1 to 0·4)	0 (0 to 0·1)	0 (0 to 0·1)	379
Chlamydial infection	0 (0 to 0)	0 (0 to 0)	0 (0 to 0)	0 (0 to 0)	0 (0 to 0)	0·6 (0·4 to 0·9)	2·2 (1·2 to 3·5)	[illegible]	[illegible]	[illegible]	[illegible]	[illegible]	[illegible]	[illegible]	[illegible]	[illegible]	[illegible]	[illegible]	[illegible]	[illegible]	[illegible]	[illegible]	0 (0 to 0)	50·1
Gonococcal infection	0 (0 to 0)	0 (0 to 0)	0 (0 to 0)	0 (0 to 0)	0 (0 to 0)	0·5 (0·4 to 0·7)	1·4 (0·9 to 2·5)	[illegible]	[illegible]	[illegible]	[illegible]	[illegible]	[illegible]	[illegible]	[illegible]	[illegible]	[illegible]	[illegible]	[illegible]	[illegible]	[illegible]	[illegible]	0 (0 to 0·1)	31·6
Trichomoniasis	0 (0 to 0)	0 (0 to 0)	0 (0 to 0)	0 (0 to 0)	0 (0 to 0)	0·5 (0 to 1·4)	9·2 (2·9 to 22·4)	[illegible]	[illegible]	[illegible]	[illegible]	[illegible]	[illegible]	[illegible]	[illegible]	[illegible]	[illegible]	[illegible]	[illegible]	[illegible]	[illegible]	[illegible]	0 (0 to 0)	455
Genital herpes	0 (0 to 0)	0 (0 to 0)	0 (0 to 0)	0 (0 to 0)	0 (0 to 0)	2·3 (0·7 to 5·8)	9·5 (2·8 to 23·6)	[illegible]	[illegible]	[illegible]	[illegible]	[illegible]	[illegible]	[illegible]	[illegible]	[illegible]	[illegible]	[illegible]	[illegible]	[illegible]	[illegible]	[illegible]	0·1 (0 to 0·2)	236
Other sexually transmitted infections	0 (0 to 0)	[illegible]	[illegible]	[illegible]	[illegible]	[illegible]	[illegible]	[illegible]	[illegible]	[illegible]	[illegible]	[illegible]	[illegible]	[illegible]	[illegible]	[illegible]	[illegible]	[illegible]	[illegible]	[illegible]	[illegible]	[illegible]	0 (0 to 0)	125
Respiratory infections and tuberculosis	[illegible]	[illegible]	[illegible]	[illegible]	[illegible]	[illegible]	[illegible]	[illegible]	[illegible]	[illegible]	[illegible]	[illegible]	[illegible]	[illegible]	[illegible]	[illegible]	[illegible]	[illegible]	[illegible]	[illegible]	[illegible]	[illegible]	55·9 (29·3 to 85·6)	24,200
Tuberculosis	0 (0 to 0)	[illegible]	[illegible]	[illegible]	[illegible]	[illegible]	[illegible]	[illegible]	[illegible]	[illegible]	[illegible]	[illegible]	[illegible]	[illegible]	[illegible]	[illegible]	[illegible]	[illegible]	[illegible]	[illegible]	[illegible]	[illegible]	1·1 (0·6 to 1·7)	2,080
Latent tuberculosis infection	0 (0 to 0)	[illegible]	[illegible]	[illegible]	[illegible]	[illegible]	[illegible]	[illegible]	[illegible]	[illegible]	[illegible]	[illegible]	[illegible]	[illegible]	[illegible]	[illegible]	[illegible]	[illegible]	[illegible]	[illegible]	[illegible]	[illegible]	0 (0 to 0)	0
Drug-susceptible tuberculosis	0 (0 to 0)	[illegible]	[illegible]	[illegible]	[illegible]	[illegible]	[illegible]	[illegible]	[illegible]	[illegible]	[illegible]	[illegible]	[illegible]	[illegible]	[illegible]	[illegible]	[illegible]	[illegible]	[illegible]	[illegible]	[illegible]	[illegible]	1 (0·6 to 1·6)	2,000
Multidrug-resistant tuberculosis without extensive drug resistar	0 (0 to 0)	[illegible]	[illegible]	[illegible]	[illegible]	[illegible]	[illegible]	[illegible]	[illegible]	[illegible]	[illegible]	[illegible]	[illegible]	[illegible]	[illegible]	[illegible]	[illegible]	[illegible]	[illegible]	[illegible]	[illegible]	[illegible]	0 (0 to 0·1)	74
Extensively drug-resistant tuberculosis	0 (0 to 0)	[illegible]	[illegible]	[illegible]	[illegible]	[illegible]	[illegible]	[illegible]	[illegible]	[illegible]	[illegible]	[illegible]	[illegible]	[illegible]	[illegible]	[illegible]	[illegible]	[illegible]	[illegible]	[illegible]	[illegible]	[illegible]	0 (0 to 0)	11·7
Lower respiratory infections	[illegible]	[illegible]	[illegible]	[illegible]	[illegible]	[illegible]	[illegible]	[illegible]	[illegible]	[illegible]	[illegible]	[illegible]	[illegible]	[illegible]	[illegible]	[illegible]	[illegible]	[illegible]	[illegible]	[illegible]	[illegible]	[illegible]	54·3 (28 to 83·9)	18,700
Upper respiratory infections	[illegible]	[illegible]	[illegible]	[illegible]	[illegible]	[illegible]	[illegible]	[illegible]	[illegible]	[illegible]	[illegible]	[illegible]	[illegible]	[illegible]	[illegible]	[illegible]	[illegible]	[illegible]	[illegible]	[illegible]	[illegible]	[illegible]	0·3 (0·2 to 0·6)	2,340
Otitis media	[illegible]	[illegible]	[illegible]	[illegible]	[illegible]	[illegible]	[illegible]	[illegible]	[illegible]	[illegible]	[illegible]	[illegible]	[illegible]	[illegible]	[illegible]	[illegible]	[illegible]	[illegible]	[illegible]	[illegible]	[illegible]	[illegible]	0·2 (0·1 to 0·3)	1,070
Enteric infections	[illegible]	[illegible]	[illegible]	[illegible]	[illegible]	[illegible]	[illegible]	[illegible]	[illegible]	[illegible]	[illegible]	[illegible]	[illegible]	[illegible]	[illegible]	[illegible]	[illegible]	[illegible]	[illegible]	[illegible]	[illegible]	[illegible]	12·2 (6 to 24·4)	8,970
Diarrheal diseases	[illegible]	[illegible]	[illegible]	[illegible]	[illegible]	[illegible]	[illegible]	[illegible]	[illegible]	[illegible]	[illegible]	[illegible]	[illegible]	[illegible]	[illegible]	[illegible]	[illegible]	[illegible]	[illegible]	[illegible]	[illegible]	[illegible]	12·2 (5·9 to 24·4)	8,880
Typhoid and paratyphoid	0 (0 to 0)	[illegible]	[illegible]	[illegible]	[illegible]	[illegible]	[illegible]	[illegible]	[illegible]	[illegible]	[illegible]	[illegible]	[illegible]	[illegible]	[illegible]	[illegible]	[illegible]	[illegible]	[illegible]	[illegible]	[illegible]	[illegible]	0 (0 to 0)	11·6
Typhoid fever	0 (0 to 0)	[illegible]	[illegible]	[illegible]	[illegible]	[illegible]	[illegible]	[illegible]	[illegible]	[illegible]	[illegible]	[illegible]	[illegible]	[illegible]	[illegible]	[illegible]	[illegible]	[illegible]	[illegible]	[illegible]	[illegible]	[illegible]	0 (0 to 0)	11·5
Paratyphoid fever	0 (0 to 0)	[illegible]	[illegible]	[illegible]	[illegible]	[illegible]	[illegible]	[illegible]	[illegible]	[illegible]	[illegible]	[illegible]	[illegible]	[illegible]	[illegible]	[illegible]	[illegible]	[illegible]	[illegible]	[illegible]	[illegible]	[illegible]	0 (0 to 0)	0
Invasive Non-typhoidal Salmonella (iNTS)	0 (0 to 0)	[illegible]	[illegible]	[illegible]	[illegible]	[illegible]	[illegible]	[illegible]	[illegible]	[illegible]	[illegible]	[illegible]	[illegible]	[illegible]	[illegible]	[illegible]	[illegible]	[illegible]	[illegible]	[illegible]	[illegible]	[illegible]	0 (0 to 0)	61·4
Other intestinal infectious diseases	0 (0 to 0)	[illegible]	[illegible]	[illegible]	[illegible]	[illegible]	[illegible]	[illegible]	[illegible]	[illegible]	[illegible]	[illegible]	[illegible]	[illegible]	[illegible]	[illegible]	[illegible]	[illegible]	[illegible]	[illegible]	[illegible]	[illegible]	0 (0 to 0)	20·6
Neglected tropical diseases and malaria	[illegible]	[illegible]	[illegible]	[illegible]	[illegible]	[illegible]	[illegible]	[illegible]	[illegible]	[illegible]	[illegible]	[illegible]	[illegible]	[illegible]	[illegible]	[illegible]	[illegible]	[illegible]	[illegible]	[illegible]	[illegible]	[illegible]	3·8 (2·2 to 5·9)	4,110
Malaria	0 (0 to 0)	[illegible]	[illegible]	[illegible]	[illegible]	[illegible]	[illegible]	[illegible]	[illegible]	[illegible]	[illegible]	[illegible]	[illegible]	[illegible]	[illegible]	[illegible]	[illegible]	[illegible]	[illegible]	[illegible]	[illegible]	[illegible]	0 (0 to 0)	178
Chagas disease	0 (0 to 0)	[illegible]	[illegible]	[illegible]	[illegible]	[illegible]	[illegible]	[illegible]	[illegible]	[illegible]	[illegible]	[illegible]	[illegible]	[illegible]	[illegible]	[illegible]	[illegible]	[illegible]	[illegible]	[illegible]	[illegible]	[illegible]	1·2 (0·5 to 2·6)	177
Leishmaniasis	0 (0 to 0)	[illegible]	[illegible]	[illegible]	[illegible]	[illegible]	[illegible]	[illegible]	[illegible]	[illegible]	[illegible]	[illegible]	[illegible]	[illegible]	[illegible]	[illegible]	[illegible]	[illegible]	[illegible]	[illegible]	[illegible]	[illegible]	0 (0 to 0·1)	93·4
Visceral leishmaniasis	0 (0 to 0)	[illegible]	[illegible]	[illegible]	[illegible]	[illegible]	[illegible]	[illegible]	[illegible]	[illegible]	[illegible]	[illegible]	[illegible]	[illegible]	[illegible]	[illegible]	[illegible]	[illegible]	[illegible]	[illegible]	[illegible]	[illegible]	0 (0 to 0)	8·5
Cutaneous and mucocutaneous leishmaniasis	0 (0 to 0)	[illegible]	[illegible]	[illegible]	[illegible]	[illegible]	[illegible]	[illegible]	[illegible]	[illegible]	[illegible]	[illegible]	[illegible]	[illegible]	[illegible]	[illegible]	[illegible]	[illegible]	[illegible]	[illegible]	[illegible]	[illegible]	0 (0 to 0·1)	85
African trypanosomiasis	0 (0 to 0)	[illegible]	[illegible]	[illegible]	[illegible]	[illegible]	[illegible]	[illegible]	[illegible]	[illegible]	[illegible]	[illegible]	[illegible]	[illegible]	[illegible]	[illegible]	[illegible]	[illegible]	[illegible]	[illegible]	[illegible]	[illegible]	0 (0 to 0)	0
Schistosomiasis	0 (0 to 0)	[illegible]	[illegible]	[illegible]	[illegible]	[illegible]	[illegible]	[illegible]	[illegible]	[illegible]	[illegible]	[illegible]	[illegible]	[illegible]	[illegible]	[illegible]	[illegible]	[illegible]	[illegible]	[illegible]	[illegible]	[illegible]	0 (0 to 0)	0
Cysticercosis	0 (0 to 0)	[illegible]	[illegible]	[illegible]	[illegible]	[illegible]	[illegible]	[illegible]	[illegible]	[illegible]	[illegible]	[illegible]	[illegible]	[illegible]	[illegible]	[illegible]	[illegible]	[illegible]	[illegible]	[illegible]	[illegible]	[illegible]	2 (0·8 to 3·7)	1,570
Cystic echinococcosis	0 (0 to 0)	[illegible]	[illegible]	[illegible]	[illegible]	[illegible]	[illegible]	[illegible]	[illegible]	[illegible]	[illegible]	[illegible]	[illegible]	[illegible]	[illegible]	[illegible]	[illegible]	[illegible]	[illegible]	[illegible]	[illegible]	[illegible]	0 (0 to 0)	1·3
Lymphatic filariasis	0 (0 to 0)	[illegible]	[illegible]	[illegible]	[illegible]	[illegible]	[illegible]	[illegible]	[illegible]	[illegible]	[illegible]	[illegible]	[illegible]	[illegible]	[illegible]	[illegible]	[illegible]	[illegible]	[illegible]	[illegible]	[illegible]	[illegible]	0 (0 to 0)	0
Onchocerciasis	0 (0 to 0)	[illegible]	[illegible]	[illegible]	[illegible]	[illegible]	[illegible]	[illegible]	[illegible]	[illegible]	[illegible]	[illegible]	[illegible]	[illegible]	[illegible]	[illegible]	[illegible]	[illegible]	[illegible]	[illegible]	[illegible]	[illegible]	0 (0 to 0)	0
Trachoma	0 (0 to 0)	[illegible]	[illegible]	[illegible]	[illegible]	[illegible]	[illegible]	[illegible]	[illegible]	[illegible]	[illegible]	[illegible]	[illegible]	[illegible]	[illegible]	[illegible]	[illegible]	[illegible]	[illegible]	[illegible]	[illegible]	[illegible]	0 (0 to 0)	0
Dengue	0 (0 to 0)	[illegible]	[illegible]	[illegible]	[illegible]	[illegible]	[illegible]	[illegible]	[illegible]	[illegible]	[illegible]	[illegible]	[illegible]	[illegible]	[illegible]	[illegible]	[illegible]	[illegible]	[illegible]	[illegible]	[illegible]	[illegible]	0·4 (0·2 to 0·8)	1,130
Yellow fever	0 (0 to 0)	[illegible]	[illegible]	[illegible]	[illegible]	[illegible]	[illegible]	[illegible]	[illegible]	[illegible]	[illegible]	[illegible]	[illegible]	[illegible]	[illegible]	[illegible]	[illegible]	[illegible]	[illegible]	[illegible]	[illegible]	[illegible]	0 (0 to 0)	0
Rabies	0 (0 to 0)	[illegible]	[illegible]	[illegible]	[illegible]	[illegible]	[illegible]	[illegible]	[illegible]	[illegible]	[illegible]	[illegible]	[illegible]	[illegible]	[illegible]	[illegible]	[illegible]	[illegible]	[illegible]	[illegible]	[illegible]	[illegible]	0 (0 to 0)	0·1
Intestinal nematode infections	0 (0 to 0)	[illegible]	[illegible]	[illegible]	[illegible]	[illegible]	[illegible]	[illegible]	[illegible]	[illegible]	[illegible]	[illegible]	[illegible]	[illegible]	[illegible]	[illegible]	[illegible]	[illegible]	[illegible]	[illegible]	[illegible]	[illegible]	0·1 (0 to 0·3)	727
Ascariasis	0 (0 to 0)	[illegible]	[illegible]	[illegible]	[illegible]	[illegible]	[illegible]	[illegible]	[illegible]	[illegible]	[illegible]	[illegible]	[illegible]	[illegible]	[illegible]	[illegible]	[illegible]	[illegible]	[illegible]	[illegible]	[illegible]	[illegible]	0·1 (0 to 0·2)	108
Trichuriasis	0 (0 to 0)	[illegible]	[illegible]	[illegible]	[illegible]	[illegible]	[illegible]	[illegible]	[illegible]	[illegible]	[illegible]	[illegible]	[illegible]	[illegible]	[illegible]	[illegible]	[illegible]	[illegible]	[illegible]	[illegible]	[illegible]	[illegible]	0 (0 to 0)	76·4
Hookworm disease	0 (0 to 0)	[illegible]	[illegible]	[illegible]	[illegible]	[illegible]	[illegible]	[illegible]	[illegible]	[illegible]	[illegible]	[illegible]	[illegible]	[illegible]	[illegible]	[illegible]	[illegible]	[illegible]	[illegible]	[illegible]	[illegible]	[illegible]	0 (0 to 0·1)	543
Food-borne trematodiases	0 (0 to 0)	[illegible]	[illegible]	[illegible]	[illegible]	[illegible]	[illegible]	[illegible]	[illegible]	[illegible]	[illegible]	[illegible]	[illegible]	[illegible]	[illegible]	[illegible]	[illegible]	[illegible]	[illegible]	[illegible]	[illegible]	[illegible]	0 (0 to 0)	0
Leprosy	0 (0 to 0)	[illegible]	[illegible]	[illegible]	[illegible]	[illegible]	[illegible]	[illegible]	[illegible]	[illegible]	[illegible]	[illegible]	[illegible]	[illegible]	[illegible]	[illegible]	[illegible]	[illegible]	[illegible]	[illegible]	[illegible]	[illegible]	0 (0 to 0)	1·8
Ebola	0 (0 to 0)	[illegible]	[illegible]	[illegible]	[illegible]	[illegible]	[illegible]	[illegible]	[illegible]	[illegible]	[illegible]	[illegible]	[illegible]	[illegible]	[illegible]	[illegible]	[illegible]	[illegible]	[illegible]	[illegible]	[illegible]	[illegible]	0 (0 to 0)	0
Zika virus	0 (0 to 0)	[illegible]	[illegible]	[illegible]	[illegible]	[illegible]	[illegible]	[illegible]	[illegible]	[illegible]	[illegible]	[illegible]	[illegible]	[illegible]	[illegible]	[illegible]	[illegible]	[illegible]	[illegible]	[illegible]	[illegible]	[illegible]	0 (0 to 0)	2·3
Guinea worm disease	0 (0 to 0)	[illegible]	[illegible]	[illegible]	[illegible]	[illegible]	[illegible]	[illegible]	[illegible]	[illegible]	[illegible]	[illegible]	[illegible]	[illegible]	[illegible]	[illegible]	[illegible]	[illegible]	[illegible]	[illegible]	[illegible]	[illegible]	0 (0 to 0)	0
Other neglected tropical diseases	[illegible]	[illegible]	[illegible]	[illegible]	[illegible]	[illegible]	[illegible]	[illegible]	[illegible]	[illegible]	[illegible]	[illegible]	[illegible]	[illegible]	[illegible]	[illegible]	[illegible]	[illegible]	[illegible]	[illegible]	[illegible]	[illegible]	0·1 (0 to 0·2)	225
Other infectious diseases	[illegible]	[illegible]	[illegible]	[illegible]	[illegible]	[illegible]	[illegible]	[illegible]	[illegible]	[illegible]	[illegible]	[illegible]	[illegible]	[illegible]	[illegible]	[illegible]	[illegible]	[illegible]	[illegible]	[illegible]	[illegible]	[illegible]	1·4 (0·7 to 2·8)	3,570
Meningitis	[illegible]	[illegible]	[illegible]	[illegible]	[illegible]	[illegible]	[illegible]	[illegible]	[illegible]	[illegible]	[illegible]	[illegible]	[illegible]	[illegible]	[illegible]	[illegible]	[illegible]	[illegible]	[illegible]	[illegible]	[illegible]	[illegible]	0·1 (0 to 0·1)	1,030
Encephalitis	[illegible]	[illegible]	[illegible]	[illegible]	[illegible]	[illegible]	[illegible]	[illegible]	[illegible]	[illegible]	[illegible]	[illegible]	[illegible]	[illegible]	[illegible]	[illegible]	[illegible]	[illegible]	[illegible]	[illegible]	[illegible]	[illegible]	0·2 (0·1 to 0·4)	1,480
Diphtheria	0 (0 to 0)	[illegible]	[illegible]	[illegible]	[illegible]	[illegible]	[illegible]	[illegible]	[illegible]	[illegible]	[illegible]	[illegible]	[illegible]	[illegible]	[illegible]	[illegible]	[illegible]	[illegible]	[illegible]	[illegible]	[illegible]	[illegible]	0 (0 to 0)	3
Tetanus	0 (0 to 0)	[illegible]	[illegible]	[illegible]	[illegible]	[illegible]	[illegible]	[illegible]	[illegible]	[illegible]	[illegible]	[illegible]	[illegible]	[illegible]	[illegible]	[illegible]	[illegible]	[illegible]	[illegible]	[illegible]	[illegible]	[illegible]	0 (0 to 0)	24·7
Measles	0 (0 to 0)	[illegible]	[illegible]	[illegible]	[illegible]	[illegible]	[illegible]	[illegible]	[illegible]	[illegible]	[illegible]	[illegible]	[illegible]	[illegible]	[illegible]	[illegible]	[illegible]	[illegible]	[illegible]	[illegible]	[illegible]	[illegible]	0 (0 to 0)	0
Varicella and herpes zoster	[illegible]	[illegible]	[illegible]	[illegible]	[illegible]	[illegible]	[illegible]	[illegible]	[illegible]	[illegible]	[illegible]	[illegible]	[illegible]	[illegible]	[illegible]	[illegible]	[illegible]	[illegible]	[illegible]	[illegible]	[illegible]	[illegible]	0·7 (0·1 to 2·1)	194
Acute hepatitis	0 (0 to 0)	[illegible]	[illegible]	[illegible]	[illegible]	[illegible]	[illegible]	[illegible]	[illegible]	[illegible]	[illegible]	[illegible]	[illegible]	[illegible]	[illegible]	[illegible]	[illegible]	[illegible]	[illegible]	[illegible]	[illegible]	[illegible]	0·1 (0 to 0·1)	244
Acute hepatitis A	0 (0 to 0)	[illegible]	[illegible]	[illegible]	[illegible]	[illegible]	[illegible]	[illegible]	[illegible]	[illegible]	[illegible]	[illegible]	[illegible]	[illegible]	[illegible]	[illegible]	[illegible]	[illegible]	[illegible]	[illegible]	[illegible]	[illegible]	0 (0 to 0)	152
Acute hepatitis B	0 (0 to 0)	[illegible]	[illegible]	[illegible]	[illegible]	[illegible]	[illegible]	[illegible]	[illegible]	[illegible]	[illegible]	[illegible]	[illegible]	[illegible]	[illegible]	[illegible]	[illegible]	[illegible]	[illegible]	[illegible]	[illegible]	[illegible]	0·1 (0 to 0·1)	55·3
Acute hepatitis C	0 (0 to 0)	[illegible]	[illegible]	[illegible]	[illegible]	[illegible]	[illegible]	[illegible]	[illegible]	[illegible]	[illegible]	[illegible]	[illegible]	[illegible]	[illegible]	[illegible]	[illegible]	[illegible]	[illegible]	[illegible]	[illegible]	[illegible]	0 (0 to 0)	23·7
Acute hepatitis E	0 (0 to 0)	[illegible]	[illegible]	[illegible]	[illegible]	[illegible]	[illegible]	[illegible]	[illegible]	[illegible]	[illegible]	[illegible]	[illegible]	[illegible]	[illegible]	[illegible]	[illegible]	[illegible]	[illegible]	[illegible]	[illegible]	[illegible]	0 (0 to 0)	13·1
Other unspecified infectious diseases	[illegible]	[illegible]	[illegible]	[illegible]	[illegible]	[illegible]	[illegible]	[illegible]	[illegible]	[illegible]	[illegible]	[illegible]	[illegible]	[illegible]	[illegible]	[illegible]	[illegible]	[illegible]	[illegible]	[illegible]	[illegible]	[illegible]	0·3 (0·1 to 0·6)	416
Maternal and neonatal disorders	[illegible]	[illegible]	[illegible]	[illegible]	[illegible]	[illegible]	[illegible]	[illegible]	[illegible]	[illegible]	[illegible]	[illegible]	[illegible]	[illegible]	[illegible]	[illegible]	[illegible]	[illegible]	[illegible]	[illegible]	[illegible]	[illegible]	0 (0 to 0·1)	32,600
Maternal disorders	0 (0 to 0)	[illegible]	[illegible]	[illegible]	[illegible]	[illegible]	[illegible]	[illegible]	[illegible]	[illegible]	[illegible]	[illegible]	[illegible]	[illegible]	[illegible]	[illegible]	[illegible]	[illegible]	[illegible]	[illegible]	[illegible]	[illegible]	0 (0 to 0)	3,650
Maternal hemorrhage	0 (0 to 0)	[illegible]	[illegible]	[illegible]	[illegible]	[illegible]	[illegible]	[illegible]	[illegible]	[illegible]	[illegible]	[illegible]	[illegible]	[illegible]	[illegible]	[illegible]	[illegible]	[illegible]	[illegible]	[illegible]	[illegible]	[illegible]	0 (0 to 0)	1,270
Maternal sepsis and other maternal infections	0 (0 to 0)	[illegible]	[illegible]	[illegible]	[illegible]	[illegible]	[illegible]	[illegible]	[illegible]	[illegible]	[illegible]	[illegible]	[illegible]	[illegible]	[illegible]	[illegible]	[illegible]	[illegible]	[illegible]	[illegible]	[illegible]	[illegible]	0 (0 to 0)	217
Maternal hypertensive disorders	0 (0 to 0)	[illegible]	[illegible]	[illegible]	[illegible]	[illegible]	[illegible]	[illegible]	[illegible]	[illegible]	[illegible]	[illegible]	[illegible]	[illegible]	[illegible]	[illegible]	[illegible]	[illegible]	[illegible]	[illegible]	[illegible]	[illegible]	0 (0 to 0)	694
Maternal obstructed labor and uterine rupture	0 (0 to 0)	[illegible]	[illegible]	[illegible]	[illegible]	[illegible]	[illegible]	[illegible]	[illegible]	[illegible]	[illegible]	[illegible]	[illegible]	[illegible]	[illegible]	[illegible]	[illegible]	[illegible]	[illegible]	[illegible]	[illegible]	[illegible]	0 (0 to 0)	131
Maternal abortion and miscarriage	0 (0 to 0)	[illegible]	[illegible]	[illegible]	[illegible]	[illegible]	[illegible]	[illegible]	[illegible]	[illegible]	[illegible]	[illegible]	[illegible]	[illegible]	[illegible]	[illegible]	[illegible]	[illegible]	[illegible]	[illegible]	[illegible]	[illegible]	0 (0 to 0)	136
Ectopic pregnancy	0 (0 to 0)	[illegible]	[illegible]	[illegible]	[illegible]	[illegible]	[illegible]	[illegible]	[illegible]	[illegible]	[illegible]	[illegible]	[illegible]	[illegible]	[illegible]	[illegible]	[illegible]	[illegible]	[illegible]	[illegible]	[illegible]	[illegible]	0 (0 to 0)	16·3
Indirect maternal deaths	--	[illegible]	[illegible]	[illegible]	[illegible]	[illegible]	[illegible]	[illegible]	[illegible]	[illegible]	[illegible]	[illegible]	[illegible]	[illegible]	[illegible]	[illegible]	[illegible]	[illegible]	[illegible]	[illegible]	[illegible]	[illegible]	--	NA
Late maternal deaths	--	[illegible]	[illegible]	[illegible]	[illegible]	[illegible]	[illegible]	[illegible]	[illegible]	[illegible]	[illegible]	[illegible]	[illegible]	[illegible]	[illegible]	[illegible]	[illegible]	[illegible]	[illegible]	[illegible]	[illegible]	[illegible]	--	NA
Maternal deaths aggravated by HIV/AIDS	--	[illegible]	[illegible]	[illegible]	[illegible]	[illegible]	[illegible]	[illegible]	[illegible]	[illegible]	[illegible]	[illegible]	[illegible]	[illegible]	[illegible]	[illegible]	[illegible]	[illegible]	[illegible]	[illegible]	[illegible]	[illegible]	--	NA
Neonatal disorders	[illegible]	[illegible]	[illegible]	[illegible]	[illegible]	[illegible]	[illegible]	[illegible]	[illegible]	[illegible]	[illegible]	[illegible]	[illegible]	[illegible]	[illegible]	[illegible]	[illegible]	[illegible]	[illegible]	[illegible]	[illegible]	[illegible]	0 (0 to 0·1)	29,000
Neonatal preterm birth	[illegible]	[illegible]	[illegible]	[illegible]	[illegible]	[illegible]	[illegible]	[illegible]	[illegible]	[illegible]	[illegible]	[illegible]	[illegible]	[illegible]	[illegible]	[illegible]	[illegible]	[illegible]	[illegible]	[illegible]	[illegible]	[illegible]	0 (0 to 0·1)	13,500
Neonatal encephalopathy due to birth asphyxia and trauma	[illegible]	[illegible]	[illegible]	[illegible]	[illegible]	[illegible]	[illegible]	[illegible]	[illegible]	[illegible]	[illegible]	[illegible]	[illegible]	[illegible]	[illegible]	[illegible]	[illegible]	[illegible]	[illegible]	[illegible]	[illegible]	[illegible]	0 (0 to 0)	5,380
Neonatal sepsis and other neonatal infections	[illegible]	[illegible]	[illegible]	[illegible]	[illegible]	[illegible]	[illegible]	[illegible]	[illegible]	[illegible]	[illegible]	[illegible]	[illegible]	[illegible]	[illegible]	[illegible]	[illegible]	[illegible]	[illegible]	[illegible]	[illegible]	[illegible]	0 (0 to 0)	7,920
Hemolytic disease and other neonatal jaundice	[illegible]	[illegible]	[illegible]	[illegible]	[illegible]	[illegible]	[illegible]	[illegible]	[illegible]	[illegible]	[illegible]	[illegible]	[illegible]	[illegible]	[illegible]	[illegible]	[illegible]	[illegible]	[illegible]	[illegible]	[illegible]	[illegible]	0 (0 to 0)	571
Other neonatal disorders	[illegible]	[illegible]	[illegible]	[illegible]	[illegible]	[illegible]	[illegible]	[illegible]	[illegible]	[illegible]	[illegible]	[illegible]	[illegible]	[illegible]	[illegible]	[illegible]	[illegible]	[illegible]	[illegible]	[illegible]	[illegible]	[illegible]	0 (0 to 0)	1,570
Nutritional deficiencies	[illegible]	[illegible]	[illegible]	[illegible]	[illegible]	[illegible]	[illegible]	[illegible]	[illegible]	[illegible]	[illegible]	[illegible]	[illegible]	[illegible]	[illegible]	[illegible]	[illegible]	[illegible]	[illegible]	[illegible]	[illegible]	[illegible]	7·8 (4·3 to 12)	7,540
Protein-energy malnutrition	[illegible]	[illegible]	[illegible]	[illegible]	[illegible]	[illegible]	[illegible]	[illegible]	[illegible]	[illegible]	[illegible]	[illegible]	[illegible]	[illegible]	[illegible]	[illegible]	[illegible]	[illegible]	[illegible]	[illegible]	[illegible]	[illegible]	5·5 (2·7 to 9·2)	3,780
Iodine deficiency	0 (0 to 0)	[illegible]	[illegible]	[illegible]	[illegible]	[illegible]	[illegible]	[illegible]	[illegible]	[illegible]	[illegible]	[illegible]	[illegible]	[illegible]	[illegible]	[illegible]	[illegible]	[illegible]	[illegible]	[illegible]	[illegible]	[illegible]	0·1 (0 to 0·1)	530
Vitamin A deficiency	0 (0 to 0)	[illegible]	[illegible]	[illegible]	[illegible]	[illegible]	[illegible]	[illegible]	[illegible]	[illegible]	[illegible]	[illegible]	[illegible]	[illegible]	[illegible]	[illegible]	[illegible]	[illegible]	[illegible]	[illegible]	[illegible]	[illegible]	0 (0 to 0)	146
Dietary iron deficiency	0 (0 to 0)	[illegible]	[illegible]	[illegible]	[illegible]	[illegible]	[illegible]	[illegible]	[illegible]	[illegible]	[illegible]	[illegible]	[illegible]	[illegible]	[illegible]	[illegible]	[illegible]	[illegible]	[illegible]	[illegible]	[illegible]	[illegible]	2 (0·6 to 4·2)	2,950
Other nutritional deficiencies	0 (0 to 0)	[illegible]	[illegible]	[illegible]	[illegible]	[illegible]	[illegible]	[illegible]	[illegible]	[illegible]	[illegible]	[illegible]	[illegible]	[illegible]	[illegible]	[illegible]	[illegible]	[illegible]	[illegible]	[illegible]	[illegible]	[illegible]	0·2 (0·1 to 0·4)	141
Non-communicable diseases	[illegible]	[illegible]	[illegible]	[illegible]	[illegible]	[illegible]	[illegible]	[illegible]	[illegible]	[illegible]	[illegible]	[illegible]	[illegible]	[illegible]	[illegible]	[illegible]	[illegible]	[illegible]	[illegible]	[illegible]	[illegible]	[illegible]	1,650 (1,470 to 1,780)	536,000
Neoplasms	[illegible]	[illegible]	[illegible]	[illegible]	[illegible]	[illegible]	[illegible]	[illegible]	[illegible]	[illegible]	[illegible]	[illegible]	[illegible]	[illegible]	[illegible]	[illegible]	[illegible]	[illegible]	[illegible]	[illegible]	[illegible]	[illegible]	57·6 (33·1 to 77·6)	62,200
Lip and oral cavity cancer	0 (0 to 0)	[illegible]	[illegible]	[illegible]	[illegible]	[illegible]	[illegible]	[illegible]	[illegible]	[illegible]	[illegible]	[illegible]	[illegible]	[illegible]	[illegible]	[illegible]	[illegible]	[illegible]	[illegible]	[illegible]	[illegible]	[illegible]	0·7 (0·4 to 1·1)	348
Nasopharynx cancer	0 (0 to 0)	[illegible]	[illegible]	[illegible]	[illegible]	[illegible]	[illegible]	[illegible]	[illegible]	[illegible]	[illegible]	[illegible]	[illegible]	[illegible]	[illegible]	[illegible]	[illegible]	[illegible]	[illegible]	[illegible]	[illegible]	[illegible]	0·1 (0 to 0·1)	115
Other pharynx cancer	0 (0 to 0)	[illegible]	[illegible]	[illegible]	[illegible]	[illegible]	[illegible]	[illegible]	[illegible]	[illegible]	[illegible]	[illegible]	[illegible]	[illegible]	[illegible]	[illegible]	[illegible]	[illegible]	[illegible]	[illegible]	[illegible]	[illegible]	0·1 (0 to 0·1)	85·9
Esophageal cancer	0 (0 to 0)	[illegible]	[illegible]	[illegible]	[illegible]	[illegible]	[illegible]	[illegible]	[illegible]	[illegible]	[illegible]	[illegible]	[illegible]	[illegible]	[illegible]	[illegible]	[illegible]	[illegible]	[illegible]	[illegible]	[illegible]	[illegible]	0·7 (0·3 to 1·1)	260
Stomach cancer	0 (0 to 0)	[illegible]	[illegible]	[illegible]	[illegible]	[illegible]	[illegible]	[illegible]	[illegible]	[illegible]	[illegible]	[illegible]	[illegible]	[illegible]	[illegible]	[illegible]	[illegible]	[illegible]	[illegible]	[illegible]	[illegible]	[illegible]	8 (4·1 to 12·5)	5,450
Colon and rectum cancer	0 (0 to 0)	[illegible]	[illegible]	[illegible]	[illegible]	[illegible]	[illegible]	[illegible]	[illegible]	[illegible]	[illegible]	[illegible]	[illegible]	[illegible]	[illegible]	[illegible]	[illegible]	[illegible]	[illegible]	[illegible]	[illegible]	[illegible]	11·2 (5·8 to 17·9)	4,940
Liver cancer	[illegible]	[illegible]	[illegible]	[illegible]	[illegible]	[illegible]	[illegible]	[illegible]	[illegible]	[illegible]	[illegible]	[illegible]	[illegible]	[illegible]	[illegible]	[illegible]	[illegible]	[illegible]	[illegible]	[illegible]	[illegible]	[illegible]	0·9 (0·4 to 1·5)	1,840
Liver cancer due to hepatitis B	0 (0 to 0)	[illegible]	[illegible]	[illegible]	[illegible]	[illegible]	[illegible]	[illegible]	[illegible]	[illegible]	[illegible]	[illegible]	[illegible]	[illegible]	[illegible]	[illegible]	[illegible]	[illegible]	[illegible]	[illegible]	[illegible]	[illegible]	0 (0 to 0·1)	266
Liver cancer due to hepatitis C	0 (0 to 0)	[illegible]	[illegible]	[illegible]	[illegible]	[illegible]	[illegible]	[illegible]	[illegible]	[illegible]	[illegible]	[illegible]	[illegible]	[illegible]	[illegible]	[illegible]	[illegible]	[illegible]	[illegible]	[illegible]	[illegible]	[illegible]	0·6 (0·3 to 1·1)	855
Liver cancer due to alcohol use	0 (0 to 0)	[illegible]	[illegible]	[illegible]	[illegible]	[illegible]	[illegible]	[illegible]	[illegible]	[illegible]	[illegible]	[illegible]	[illegible]	[illegible]	[illegible]	[illegible]	[illegible]	[illegible]	[illegible]	[illegible]	[illegible]	[illegible]	0·1 (0 to 0·2)	330
Liver cancer due to NASH	0 (0 to 0)	[illegible]	[illegible]	[illegible]	[illegible]	[illegible]	[illegible]	[illegible]	[illegible]	[illegible]	[illegible]	[illegible]	[illegible]	[illegible]	[illegible]	[illegible]	[illegible]	[illegible]	[illegible]	[illegible]	[illegible]	[illegible]	0·1 (0 to 0·2)	186
Liver cancer due to other causes	[illegible]	[illegible]	[illegible]	[illegible]	[illegible]	[illegible]	[illegible]	[illegible]	[illegible]	[illegible]	[illegible]	[illegible]	[illegible]	[illegible]	[illegible]	[illegible]	[illegible]	[illegible]	[illegible]	[illegible]	[illegible]	[illegible]	0 (0 to 0·1)	199
Gallbladder and biliary tract cancer	0 (0 to 0)	[illegible]	[illegible]	[illegible]	[illegible]	[illegible]	[illegible]	[illegible]	[illegible]	[illegible]	[illegible]	[illegible]	[illegible]	[illegible]	[illegible]	[illegible]	[illegible]	[illegible]	[illegible]	[illegible]	[illegible]	[illegible]	2·8 (1·4 to 5)	1,950
Pancreatic cancer	0 (0 to 0)	[illegible]	[illegible]	[illegible]	[illegible]	[illegible]	[illegible]	[illegible]	[illegible]	[illegible]	[illegible]	[illegible]	[illegible]	[illegible]	[illegible]	[illegible]	[illegible]	[illegible]	[illegible]	[illegible]	[illegible]	[illegible]	3·5 (1·7 to 5·5)	2,670
Larynx cancer	0 (0 to 0)	[illegible]	[illegible]	[illegible]	[illegible]	[illegible]	[illegible]	[illegible]	[illegible]	[illegible]	[illegible]	[illegible]	[illegible]	[illegible]	[illegible]	[illegible]	[illegible]	[illegible]	[illegible]	[illegible]	[illegible]	[illegible]	0·1 (0 to 0·2)	141
Tracheal, bronchus, and lung cancer	0 (0 to 0)	[illegible]	[illegible]	[illegible]	[illegible]	[illegible]	[illegible]	[illegible]	[illegible]	[illegible]	[illegible]	[illegible]	[illegible]	[illegible]	[illegible]	[illegible]	[illegible]	[illegible]	[illegible]	[illegible]	[illegible]	[illegible]	2·9 (1·5 to 4·9)	3,300
Malignant skin melanoma	0 (0 to 0)	[illegible]	[illegible]	[illegible]	[illegible]	[illegible]	[illegible]	[illegible]	[illegible]	[illegible]	[illegible]	[illegible]	[illegible]	[illegible]	[illegible]	[illegible]	[illegible]	[illegible]	[illegible]	[illegible]	[illegible]	[illegible]	0·5 (0·2 to 0·8)	212
Non-melanoma skin cancer	0 (0 to 0)	[illegible]	[illegible]	[illegible]	[illegible]	[illegible]	[illegible]	[illegible]	[illegible]	[illegible]	[illegible]	[illegible]	[illegible]	[illegible]	[illegible]	[illegible]	[illegible]	[illegible]	[illegible]	[illegible]	[illegible]	[illegible]	2 (0·9 to 3·4)	333
Non-melanoma skin cancer (squamous-cell carcinoma)	0 (0 to 0)	[illegible]	[illegible]	[illegible]	[illegible]	[illegible]	[illegible]	[illegible]	[illegible]	[illegible]	[illegible]	[illegible]	[illegible]	[illegible]	[illegible]	[illegible]	[illegible]	[illegible]	[illegible]	[illegible]	[illegible]	[illegible]	2 (0·9 to 3·4)	333
Non-melanoma skin cancer (basal-cell carcinoma)	0 (0 to 0)	[illegible]	[illegible]	[illegible]	[illegible]	[illegible]	[illegible]	[illegible]	[illegible]	[illegible]	[illegible]	[illegible]	[illegible]	[illegible]	[illegible]	[illegible]	[illegible]	[illegible]	[illegible]	[illegible]	[illegible]	[illegible]	0 (0 to 0)	0·4
Breast cancer	0 (0 to 0)	[illegible]	[illegible]	[illegible]	[illegible]	[illegible]	[illegible]	[illegible]	[illegible]	[illegible]	[illegible]	[illegible]	[illegible]	[illegible]	[illegible]	[illegible]	[illegible]	[illegible]	[illegible]	[illegible]	[illegible]	[illegible]	5·6 (2·8 to 8·8)	9,080
Cervical cancer	0 (0 to 0)	[illegible]	[illegible]	[illegible]	[illegible]	[illegible]	[illegible]	[illegible]	[illegible]	[illegible]	[illegible]	[illegible]	[illegible]	[illegible]	[illegible]	[illegible]	[illegible]	[illegible]	[illegible]	[illegible]	[illegible]	[illegible]	7·6 (4 to 11·8)	12,900
Uterine cancer	0 (0 to 0)	[illegible]	[illegible]	[illegible]	[illegible]	[illegible]	[illegible]	[illegible]	[illegible]	[illegible]	[illegible]	[illegible]	[illegible]	[illegible]	[illegible]	[illegible]	[illegible]	[illegible]	[illegible]	[illegible]	[illegible]	[illegible]	0·8 (0·4 to 1·4)	997
Ovarian cancer	0 (0 to 0)	[illegible]	[illegible]	[illegible]	[illegible]	[illegible]	[illegible]	[illegible]	[illegible]	[illegible]	[illegible]	[illegible]	[illegible]	[illegible]	[illegible]	[illegible]	[illegible]	[illegible]	[illegible]	[illegible]	[illegible]	[illegible]	1 (0·5 to 1·7)	2,800
Prostate cancer	0 (0 to 0)	[illegible]	[illegible]	[illegible]	[illegible]	[illegible]	[illegible]	[illegible]	[illegible]	[illegible]	[illegible]	[illegible]	[illegible]	[illegible]	[illegible]	[illegible]	[illegible]	[illegible]	[illegible]	[illegible]	[illegible]	[illegible]	0 (0 to 0)	0
Testicular cancer	--	[illegible]	[illegible]	[illegible]	[illegible]	[illegible]	[illegible]	[illegible]	[illegible]	[illegible]	[illegible]	[illegible]	[illegible]	[illegible]	[illegible]	[illegible]	[illegible]	[illegible]	[illegible]	[illegible]	[illegible]	[illegible]	--	NA
Kidney cancer	[illegible]	[illegible]	[illegible]	[illegible]	[illegible]	[illegible]	[illegible]	[illegible]	[illegible]	[illegible]	[illegible]	[illegible]	[illegible]	[illegible]	[illegible]	[illegible]	[illegible]	[illegible]	[illegible]	[illegible]	[illegible]	[illegible]	0·4 (0·2 to 0·6)	776
Bladder cancer	0 (0 to 0)	[illegible]	[illegible]	[illegible]	[illegible]	[illegible]	[illegible]	[illegible]	[illegible]	[illegible]	[illegible]	[illegible]	[illegible]	[illegible]	[illegible]	[illegible]	[illegible]	[illegible]	[illegible]	[illegible]	[illegible]	[illegible]	1·1 (0·6 to 1·7)	361
Brain and central nervous system cancer	[illegible]	[illegible]	[illegible]	[illegible]	[illegible]	[illegible]	[illegible]	[illegible]	[illegible]	[illegible]	[illegible]	[illegible]	[illegible]	[illegible]	[illegible]	[illegible]	[illegible]	[illegible]	[illegible]	[illegible]	[illegible]	[illegible]	1 (0·3 to 2·1)	2,300
Thyroid cancer	0 (0 to 0)	[illegible]	[illegible]	[illegible]	[illegible]	[illegible]	[illegible]	[illegible]	[illegible]	[illegible]	[illegible]	[illegible]	[illegible]	[illegible]	[illegible]	[illegible]	[illegible]	[illegible]	[illegible]	[illegible]	[illegible]	[illegible]	0·8 (0·4 to 1·3)	519
Mesothelioma	0 (0 to 0)	[illegible]	[illegible]	[illegible]	[illegible]	[illegible]	[illegible]	[illegible]	[illegible]	[illegible]	[illegible]	[illegible]	[illegible]	[illegible]	[illegible]	[illegible]	[illegible]	[illegible]	[illegible]	[illegible]	[illegible]	[illegible]	0 (0 to 0)	48·3
Hodgkin lymphoma	0 (0 to 0)	[illegible]	[illegible]	[illegible]	[illegible]	[illegible]	[illegible]	[illegible]	[illegible]	[illegible]	[illegible]	[illegible]	[illegible]	[illegible]	[illegible]	[illegible]	[illegible]	[illegible]	[illegible]	[illegible]	[illegible]	[illegible]	0·1 (0 to 0·2)	202
Non-Hodgkin lymphoma	0 (0 to 0)	[illegible]	[illegible]	[illegible]	[illegible]	[illegible]	[illegible]	[illegible]	[illegible]	[illegible]	[illegible]	[illegible]	[illegible]	[illegible]	[illegible]	[illegible]	[illegible]	[illegible]	[illegible]	[illegible]	[illegible]	[illegible]	0·6 (0·3 to 1)	1,460
Multiple myeloma	0 (0 to 0)	[illegible]	[illegible]	[illegible]	[illegible]	[illegible]	[illegible]	[illegible]	[illegible]	[illegible]	[illegible]	[illegible]	[illegible]	[illegible]	[illegible]	[illegible]	[illegible]	[illegible]	[illegible]	[illegible]	[illegible]	[illegible]	0·2 (0·1 to 0·3)	378
Leukemia	[illegible]	[illegible]	[illegible]	[illegible]	[illegible]	[illegible]	[illegible]	[illegible]	[illegible]	[illegible]	[illegible]	[illegible]	[illegible]	[illegible]	[illegible]	[illegible]	[illegible]	[illegible]	[illegible]	[illegible]	[illegible]	[illegible]	1·3 (0·6 to 2)	4,890
Acute lymphoid leukemia	[illegible]	[illegible]	[illegible]	[illegible]	[illegible]	[illegible]	[illegible]	[illegible]	[illegible]	[illegible]	[illegible]	[illegible]	[illegible]	[illegible]	[illegible]	[illegible]	[illegible]	[illegible]	[illegible]	[illegible]	[illegible]	[illegible]	0 (0 to 0·2)	2,520
Chronic lymphoid leukemia	0 (0 to 0)	[illegible]	[illegible]	[illegible]	[illegible]	[illegible]	[illegible]	[illegible]	[illegible]	[illegible]	[illegible]	[illegible]	[illegible]	[illegible]	[illegible]	[illegible]	[illegible]	[illegible]	[illegible]	[illegible]	[illegible]	[illegible]	0·2 (0·1 to 0·4)	131
Acute myeloid leukemia	[illegible]	[illegible]	[illegible]	[illegible]	[illegible]	[illegible]	[illegible]	[illegible]	[illegible]	[illegible]	[illegible]	[illegible]	[illegible]	[illegible]	[illegible]	[illegible]	[illegible]	[illegible]	[illegible]	[illegible]	[illegible]	[illegible]	0·1 (0 to 0·1)	956
Chronic myeloid leukemia	[illegible]	[illegible]	[illegible]	[illegible]	[illegible]	[illegible]	[illegible]	[illegible]	[illegible]	[illegible]	[illegible]	[illegible]	[illegible]	[illegible]	[illegible]	[illegible]	[illegible]	[illegible]	[illegible]	[illegible]	[illegible]	[illegible]	0 (0 to 0)	300
Other leukemia	[illegible]	[illegible]	[illegible]	[illegible]	[illegible]	[illegible]	[illegible]	[illegible]	[illegible]	[illegible]	[illegible]	[illegible]	[illegible]	[illegible]	[illegible]	[illegible]	[illegible]	[illegible]	[illegible]	[illegible]	[illegible]	[illegible]	0·9 (0·5 to 1·5)	987
Other malignant neoplasms	[illegible]	[illegible]	[illegible]	[illegible]	[illegible]	[illegible]	[illegible]	[illegible]	[illegible]	[illegible]	[illegible]	[illegible]	[illegible]	[illegible]	[illegible]	[illegible]	[illegible]	[illegible]	[illegible]	[illegible]	[illegible]	[illegible]	3·3 (1·8 to 5·1)	3,560
Other neoplasms	[illegible]	[illegible]	[illegible]	[illegible]	[illegible]	[illegible]	[illegible]	[illegible]	[illegible]	[illegible]	[illegible]	[illegible]	[illegible]	[illegible]	[illegible]	[illegible]	[illegible]	[illegible]	[illegible]	[illegible]	[illegible]	[illegible]	0·4 (0·2 to 0·5)	322
Myelodysplastic, myeloproliferative, and other hematopoietic n	[illegible]	[illegible]	[illegible]	[illegible]	[illegible]	[illegible]	[illegible]	[illegible]	[illegible]	[illegible]	[illegible]	[illegible]	[illegible]	[illegible]	[illegible]	[illegible]	[illegible]	[illegible]	[illegible]	[illegible]	[illegible]	[illegible]	0·4 (0·2 to 0·5)	322
Benign and in situ intestinal neoplasms	0 (0 to 0)	[illegible]	[illegible]	[illegible]	[illegible]	[illegible]	[illegible]	[illegible]	[illegible]	[illegible]	[illegible]	[illegible]	[illegible]	[illegible]	[illegible]	[illegible]	[illegible]	[illegible]	[illegible]	[illegible]	[illegible]	[illegible]	0 (0 to 0)	0
Benign and in situ cervical and uterine neoplasms	0 (0 to 0)	[illegible]	[illegible]	[illegible]	[illegible]	[illegible]	[illegible]	[illegible]	[illegible]	[illegible]	[illegible]	[illegible]	[illegible]	[illegible]	[illegible]	[illegible]	[illegible]	[illegible]	[illegible]	[illegible]	[illegible]	[illegible]	0 (0 to 0)	0
Other benign and in situ neoplasms	0 (0 to 0)	[illegible]	[illegible]	[illegible]	[illegible]	[illegible]	[illegible]	[illegible]	[illegible]	[illegible]	[illegible]	[illegible]	[illegible]	[illegible]	[illegible]	[illegible]	[illegible]	[illegible]	[illegible]	[illegible]	[illegible]	[illegible]	0 (0 to 0)	0
Cardiovascular diseases	[illegible]	[illegible]	[illegible]	[illegible]	[illegible]	[illegible]	[illegible]	[illegible]	[illegible]	[illegible]	[illegible]	[illegible]	[illegible]	[illegible]	[illegible]	[illegible]	[illegible]	[illegible]	[illegible]	[illegible]	[illegible]	[illegible]	662 (395 to 858)	73,900
Rheumatic heart disease	0 (0 to 0)	[illegible]	[illegible]	[illegible]	[illegible]	[illegible]	[illegible]	[illegible]	[illegible]	[illegible]	[illegible]	[illegible]	[illegible]	[illegible]	[illegible]	[illegible]	[illegible]	[illegible]	[illegible]	[illegible]	[illegible]	[illegible]	0·9 (0·5 to 1·3)	2,200



6804



SR Table 2b: Myanmar DALYS by cause and age group for females with 95% uncertainty intervals, 2019

Cause	Early Neonatal	Late Neonatal	Post Neonatal	1 to 4	5 to 9	10 to 14	15 to 19	20 to 24	25 to 29	30 to 34	35 to 39	40 to 44
All causes	671,000 (546,000 to 809,000)	168,000 (111,000 to 236,000)	554,000 (372,000 to 775,000)	335,000 (219,000 to 493,000)	189,000 (151,000 to 238,000)	205,000 (162,000 to 256,000)	294,000 (231,000 to 369,000)	336,000 (261,000 to 417,000)	369,000 (287,000 to 453,000)	411,000 (325,000 to 502,000)	454,000 (366,000 to 551,000)	499,000 (402,000 to 604,000)
Communicable, maternal, neonatal, and nutritional diseases	568,000 (444,000 to 703,000)	128,000 (82,200 to 181,000)	358,000 (234,000 to 518,000)	172,000 (112,000 to 266,000)	75,000 (56,300 to 100,000)	52,200 (38,500 to 70,900)	76,100 (57,200 to 97,600)	83,900 (63,400 to 108,000)	88,800 (66,400 to 114,000)	91,500 (69,300 to 116,000)	93,100 (70,800 to 118,000)	84,200 (65,600 to 105,000)
HIV/AIDS and sexually transmitted infections	12,300 (4,100 to 27,000)	3,640 (1,080 to 8,590)	8,010 (3,590 to 14,300)	967 (368 to 1,860)	3,410 (816 to 7,230)	3,720 (623 to 7,240)	6,810 (3,240 to 11,200)	9,010 (5,140 to 15,500)	17,300 (7,730 to 31,200)	24,900 (12,800 to 39,600)	27,000 (15,000 to 42,000)	23,300 (13,700 to 34,200)
HIV/AIDS	0·3 (0 to 0·6)	1·2 (0·4 to 2·2)	3,660 (968 to 7,160)	796 (244 to 1,650)	3,310 (730 to 7,140)	3,680 (578 to 7,200)	6,640 (3,070 to 11,100)	8,610 (4,690 to 15,200)	16,700 (7,140 to 30,400)	24,200 (11,900 to 38,900)	26,300 (14,100 to 41,200)	22,600 (13,200 to 33,300)
HIV/AIDS - Drug-susceptible Tuberculosis	0 (0 to 0)	0·2 (0·1 to 0·3)	1,310 (362 to 2,340)	273 (80·2 to 504)	1,040 (243 to 1,950)	1,210 (183 to 2,210)	2,370 (1,060 to 3,930)	3,010 (1,600 to 4,920)	5,770 (2,500 to 10,100)	8,590 (4,030 to 13,800)	9,340 (4,810 to 14,600)	8,190 (4,630 to 12,300)
HIV/AIDS - Multidrug-resistant Tuberculosis without exte	0 (0 to 0)	0 (0 to 0)	215 (40·7 to 533)	43·2 (7·8 to 112)	161 (25 to 423)	188 (17·2 to 508)	380 (96·5 to 963)	476 (130 to 1,180)	888 (217 to 2,330)	1,300 (337 to 3,090)	1,380 (379 to 3,320)	1,200 (331 to 2,950)
HIV/AIDS - Extensively drug-resistant Tuberculosis	0 (0 to 0)	0 (0 to 0)	41·2 (7 to 106)	8·2 (1·4 to 22·2)	30·4 (4·2 to 83·6)	35·4 (2·8 to 103)	72·2 (16·7 to 182)	89·6 (23 to 233)	167 (37·7 to 449)	245 (55·3 to 627)	260 (63·2 to 626)	226 (56 to 524)
HIV/AIDS resulting in other diseases	0·3 (0 to 0·6)	0·9 (0·2 to 1·9)	2,090 (538 to 4,620)	472 (143 to 1,150)	2,080 (429 to 5,400)	2,240 (350 to 5,210)	3,820 (1,740 to 6,980)	5,030 (2,690 to 10,100)	9,920 (4,220 to 21,300)	14,100 (7,190 to 25,200)	15,300 (8,440 to 26,100)	13,000 (7,630 to 20,000)
Sexually transmitted infections excluding HIV	12,300 (4,100 to 27,000)	3,640 (1,070 to 8,590)	4,350 (1,290 to 10,100)	171 (48 to 423)	95·5 (29·8 to 215)	45·7 (27·6 to 90·5)	168 (84·9 to 318)	406 (203 to 766)	574 (279 to 1,060)	650 (309 to 1,220)	702 (370 to 1,290)	678 (352 to 1,260)
Syphilis	12,300 (4,100 to 27,000)	3,640 (1,070 to 8,590)	4,350 (1,290 to 10,100)	171 (48 to 423)	95·5 (29·8 to 215)	16·2 (9·3 to 40·9)	15 (5·9 to 32·5)	13·4 (5·3 to 27·7)	23·5 (9 to 50·6)	24·1 (8·8 to 49·4)	21 (8·4 to 44·1)	8·6 (3·5 to 16·9)
Chlamydial infection	0 (0 to 0)	0 (0 to 0)	0 (0 to 0)	0 (0 to 0)	0 (0 to 0)	3·9 (2·4 to 8·1)	12·2 (6·9 to 21)	37·8 (20·1 to 63·8)	41·7 (24·5 to 67·6)	41·1 (23 to 70·8)	54·5 (32·4 to 88·8)	56·6 (32·3 to 91·9)
Gonococcal infection	0 (0 to 0)	0 (0 to 0)	0 (0 to 0)	0 (0 to 0)	0 (0 to 0)	4·7 (2·8 to 11·8)	16·8 (7·2 to 39·3)	35·1 (13·7 to 77·1)	40·6 (15·9 to 91·7)	39·4 (16·4 to 83)	52·4 (20·2 to 108)	60 (25·2 to 121)
Trichomoniasis	0 (0 to 0)	0 (0 to 0)	0 (0 to 0)	0 (0 to 0)	0 (0 to 0)	3·5 (0·4 to 10·7)	47·7 (14·2 to 117)	167 (56·8 to 397)	249 (80·1 to 570)	263 (83·1 to 624)	253 (80·3 to 601)	236 (76·9 to 572)
Genital herpes	0 (0 to 0)	0 (0 to 0)	0 (0 to 0)	0 (0 to 0)	0 (0 to 0)	9·5 (2·5 to 23·7)	43·4 (11·2 to 107)	84·9 (25·9 to 214)	120 (38·5 to 297)	147 (44·3 to 348)	154 (48·6 to 383)	148 (45·7 to 374)
Other sexually transmitted infections	0 (0 to 0)	0 (0 to 0)	0 (0 to 0)	0 (0 to 0)	0 (0 to 0)	7·8 (4·9 to 15·7)	33·1 (17·8 to 60·7)	67·9 (39·7 to 112)	98·9 (50·5 to 175)	136 (68·3 to 239)	168 (93·7 to 277)	168 (91·8 to 282)
Respiratory infections and tuberculosis	40,000 (21,000 to 67,700)	31,700 (16,500 to 53,000)	188,000 (109,000 to 300,000)	35,300 (19,500 to 61,600)	11,000 (7,850 to 15,400)	8,550 (6,040 to 11,800)	12,000 (7,980 to 17,300)	17,900 (11,800 to 25,400)	19,600 (13,000 to 28,900)	17,300 (11,500 to 25,900)	20,300 (13,100 to 30,400)	18,700 (12,700 to 27,400)
Tuberculosis	0 (0 to 0)	0 (0 to 0·1)	12,700 (5,770 to 24,000)	5,840 (2,530 to 11,200)	3,930 (2,380 to 6,360)	3,510 (2,080 to 5,550)	5,740 (3,040 to 10,000)	11,400 (6,760 to 17,600)	13,100 (7,660 to 21,300)	10,400 (6,080 to 17,400)	13,200 (7,380 to 21,900)	11,700 (6,800 to 19,300)
Latent tuberculosis infection	0 (0 to 0)	0 (0 to 0)	0 (0 to 0)	0 (0 to 0)	0 (0 to 0)	0 (0 to 0)	0 (0 to 0)	0 (0 to 0)	0 (0 to 0)	0 (0 to 0)	0 (0 to 0)	0 (0 to 0)
Drug-susceptible tuberculosis	0 (0 to 0)	0 (0 to 0·1)	10,900 (4,690 to 21,100)	5,070 (2,150 to 10,200)	3,490 (2,040 to 5,720)	3,090 (1,820 to 4,980)	4,990 (2,660 to 8,820)	10,100 (5,650 to 15,700)	11,500 (6,710 to 18,900)	9,190 (5,320 to 15,600)	11,600 (6,500 to 19,700)	10,300 (5,800 to 17,000)
Multidrug-resistant tuberculosis without extensive drug r	0 (0 to 0)	0 (0 to 0)	1,460 (332 to 3,930)	644 (141 to 1,660)	379 (113 to 934)	355 (96·2 to 891)	635 (155 to 1,730)	1,140 (299 to 2,930)	1,300 (327 to 3,290)	1,040 (263 to 2,680)	1,340 (321 to 3,450)	1,190 (292 to 3,090)
Extensively drug-resistant tuberculosis	0 (0 to 0)	0 (0 to 0)	281 (62·8 to 800)	121 (25·5 to 312)	65·4 (17·2 to 167)	63·3 (15·5 to 167)	119 (28 to 334)	202 (50·6 to 540)	234 (53·3 to 656)	190 (43·5 to 507)	249 (56 to 643)	221 (50·3 to 590)
Lower respiratory infections	40,000 (21,000 to 67,700)	31,700 (16,500 to 53,000)	174,000 (100,000 to 278,000)	25,900 (12,300 to 49,400)	3,180 (1,810 to 5,960)	2,140 (1,300 to 3,710)	3,450 (2,000 to 5,320)	3,840 (2,090 to 5,990)	4,220 (2,370 to 6,640)	4,770 (2,700 to 7,740)	5,140 (3,110 to 7,830)	5,190 (3,160 to 8,040)
Upper respiratory infections	5·1 (2·8 to 8·5)	30·9 (17·1 to 51·9)	694 (386 to 1,210)	2,500 (1,440 to 4,090)	2,540 (1,360 to 4,380)	2,140 (1,090 to 3,780)	2,090 (1,070 to 3,730)	1,960 (1,040 to 3,280)	1,770 (965 to 2,910)	1,660 (900 to 2,730)	1,540 (784 to 2,570)	1,340 (691 to 2,330)
Otitis media	1·6 (0·3 to 6·1)	1·9 (0·9 to 3·4)	102 (54·9 to 180)	1,070 (591 to 1,770)	1,350 (716 to 2,280)	767 (384 to 1,380)	698 (350 to 1,220)	651 (264 to 1,310)	536 (249 to 1,000)	442 (173 to 864)	416 (189 to 789)	411 (188 to 754)
Enteric infections	1,670 (721 to 3,390)	4,590 (1,660 to 10,200)	41,900 (17,200 to 86,100)	25,800 (13,700 to 47,100)	13,000 (7,510 to 23,100)	11,900 (6,630 to 20,000)	10,000 (4,950 to 18,600)	6,070 (3,160 to 11,100)	4,390 (2,530 to 7,590)	3,930 (2,290 to 6,450)	3,460 (2,140 to 5,610)	3,260 (2,020 to 5,400)
Diarrheal diseases	1,670 (721 to 3,390)	4,560 (1,640 to 10,200)	41,200 (16,600 to 85,300)	16,500 (8,660 to 31,200)	4,280 (2,270 to 8,220)	2,690 (1,440 to 4,730)	2,010 (1,130 to 3,670)	2,060 (1,060 to 3,880)	2,040 (1,130 to 3,730)	2,380 (1,330 to 4,220)	2,520 (1,440 to 4,450)	2,620 (1,500 to 4,680)
Typhoid and paratyphoid	0 (0 to 0)	0 (0 to 0)	73·5 (22·4 to 179)	7,750 (2,280 to 19,100)	7,820 (2,920 to 17,600)	8,590 (3,460 to 16,900)	7,560 (2,700 to 16,000)	3,750 (1,310 to 8,680)	2,190 (898 to 5,060)	1,420 (530 to 3,170)	843 (318 to 1,790)	564 (220 to 1,210)
Typhoid fever	0 (0 to 0)	0 (0 to 0)	70·2 (21·8 to 171)	7,410 (2,150 to 18,100)	7,480 (2,750 to 16,900)	8,230 (3,340 to 16,000)	7,260 (2,590 to 15,400)	3,610 (1,270 to 8,360)	2,110 (854 to 4,890)	1,380 (508 to 3,100)	815 (302 to 1,720)	546 (214 to 1,170)
Paratyphoid fever	0 (0 to 0)	0 (0 to 0)	3·3 (0·6 to 9·8)	343 (70·4 to 1,020)	343 (87·9 to 927)	363 (96·7 to 883)	302 (75 to 791)	142 (34·2 to 394)	78·6 (19·3 to 214)	48·9 (11·2 to 146)	27·7 (7·2 to 73·4)	17·7 (4·7 to 46·6)
Invasive Non-typhoidal Salmonella (iNTS)	0 (0 to 0)	32 (15·8 to 58·1)	482 (234 to 868)	1,350 (549 to 2,710)	889 (386 to 1,730)	561 (243 to 1,120)	414 (154 to 888)	244 (84·2 to 551)	152 (50·1 to 330)	113 (34·2 to 252)	87·7 (31·3 to 185)	77·8 (30 to 157)
Other intestinal infectious diseases	0 (0 to 0)	0 (0 to 0)	146 (2·2 to 378)	106 (7·5 to 315)	36·4 (1·8 to 110)	23·4 (1 to 75·4)	12·6 (0·6 to 44·4)	9·9 (0·6 to 33·7)	4·4 (0·4 to 15·5)	10·7 (1·1 to 31·2)	5·7 (0·6 to 19·6)	6·3 (0·7 to 20·8)
Neglected tropical diseases and malaria	27·9 (9·4 to 68·7)	786 (126 to 2,480)	8,720 (1,870 to 24,900)	10,600 (4,630 to 24,300)	8,650 (4,080 to 18,200)	5,170 (2,450 to 11,100)	6,130 (3,310 to 12,400)	5,470 (3,160 to 9,410)	4,140 (2,570 to 6,670)	3,910 (2,410 to 6,370)	3,770 (2,320 to 5,930)	3,360 (2,140 to 5,050)
Malaria	0·1 (0 to 1)	175 (0 to 1,070)	1,830 (0·2 to 12,000)	2,090 (6·1 to 12,500)	752 (21·8 to 4,130)	440 (42·1 to 2,080)	1,360 (54 to 7,700)	824 (52·5 to 4,470)	516 (48·9 to 2,590)	476 (45·3 to 2,320)	469 (41 to 2,220)	337 (37·1 to 1,540)
Chagas disease	0 (0 to 0)	0 (0 to 0)	0 (0 to 0)	0 (0 to 0)	0 (0 to 0)	0 (0 to 0)	0 (0 to 0)	0 (0 to 0)	0 (0 to 0)	0 (0 to 0)	0 (0 to 0)	0 (0 to 0)
Leishmaniasis	0 (0 to 0)	0 (0 to 0)	0 (0 to 0)	0 (0 to 0)	0 (0 to 0)	0 (0 to 0)	0 (0 to 0)	0 (0 to 0)	0 (0 to 0)	0 (0 to 0)	0 (0 to 0)	0 (0 to 0)
Visceral leishmaniasis	0 (0 to 0)	0 (0 to 0)	0 (0 to 0)	0 (0 to 0)	0 (0 to 0)	0 (0 to 0)	0 (0 to 0)	0 (0 to 0)	0 (0 to 0)	0 (0 to 0)	0 (0 to 0)	0 (0 to 0)
Cutaneous and mucocutaneous leishmaniasis	0 (0 to 0)	0 (0 to 0)	0 (0 to 0)	0 (0 to 0)	0 (0 to 0)	0 (0 to 0)	0 (0 to 0)	0 (0 to 0)	0 (0 to 0)	0 (0 to 0)	0 (0 to 0)	0 (0 to 0)
African trypanosomiasis	0 (0 to 0)	0 (0 to 0)	0 (0 to 0)	0 (0 to 0)	0 (0 to 0)	0 (0 to 0)	0 (0 to 0)	0 (0 to 0)	0 (0 to 0)	0 (0 to 0)	0 (0 to 0)	0 (0 to 0)
Schistosomiasis	0 (0 to 0)	0 (0 to 0)	0 (0 to 0)	0 (0 to 0)	0 (0 to 0)	0 (0 to 0)	0 (0 to 0)	0 (0 to 0)	0 (0 to 0)	0 (0 to 0)	0 (0 to 0)	0 (0 to 0)
Cysticercosis	0 (0 to 0)	0 (0 to 0)	0 (0 to 0)	0·5 (0 to 2·1)	3·5 (0·1 to 12·7)	9·5 (1·7 to 22·2)	36·7 (10·5 to 86·2)	94·6 (0 to 299)	152 (0 to 424)	176 (17·5 to 476)	195 (33·3 to 468)	223 (37·5 to 554)
Cystic echinococcosis	0 (0 to 0)	0 (0 to 0)	0 (0 to 0)	7·6 (0 to 31·2)	10·9 (0·1 to 42)	7 (0·2 to 25)	4·6 (0·2 to 14·6)	4·6 (0·3 to 14·4)	5·9 (0·2 to 19·5)	6·7 (0·2 to 20·7)	7·1 (0·1 to 25)	7 (0·1 to 24·4)
Lymphatic filariasis	0 (0 to 0)	0 (0 to 0)	0 (0 to 0)	0 (0 to 0)	481 (283 to 766)	494 (296 to 779)	501 (284 to 777)	488 (285 to 746)	469 (273 to 729)	455 (263 to 710)	431 (243 to 680)	393 (226 to 618)

Cause	45 to 49	50 to 54	55 to 59	60 to 64	65 to 69	70 to 74	75 to 79	80 to 84	85 to 89	90 to 94	95 plus	Total
All causes	540,000 (446,000 to 644,000)	584,000 (483,000 to 696,000)	602,000 (510,000 to 719,000)	621,000 (528,000 to 729,000)	592,000 (520,000 to 675,000)	520,000 (469,000 to 575,000)	421,000 (393,000 to 453,000)	328,000 (309,000 to 349,000)	196,000 (183,000 to 208,000)	79,700 (74,000 to 85,200)	21,100 (19,300 to 22,400)	8,990,000
Communicable, maternal, neonatal, and nutritional diseases	74,800 (59,500 to 94,900)	61,000 (46,500 to 79,900)	50,500 (38,800 to 67,400)	49,700 (37,100 to 64,200)	47,200 (36,300 to 60,900)	43,500 (34,300 to 54,800)	36,100 (28,400 to 44,800)	27,300 (21,300 to 34,700)	17,100 (13,000 to 21,900)	7,290 (5,530 to 9,480)	2,210 (1,650 to 2,860)	2,290,000
HIV/AIDS and sexually transmitted infections	16,600 (9,200 to 26,900)	10,200 (5,820 to 16,400)	4,220 (1,900 to 7,990)	2,160 (1,020 to 4,150)	1,120 (557 to 2,110)	536 (271 to 997)	262 (140 to 467)	60·7 (34·4 to 99·4)	31·3 (18·1 to 51·6)	10·2 (6 to 16·1)	2·5 (1·5 to 4·2)	176,000
HIV/AIDS	16,100 (8,740 to 26,200)	9,830 (5,530 to 16,100)	3,940 (1,670 to 7,730)	1,980 (859 to 3,930)	988 (444 to 2,010)	451 (202 to 912)	198 (92·6 to 402)	24·8 (11·3 to 49·5)	11·6 (5·4 to 22·1)	3·9 (1·9 to 7)	0·8 (0·4 to 1·5)	150,000
HIV/AIDS - Drug-susceptible Tuberculosis	5,760 (3,060 to 9,350)	3,520 (1,910 to 5,780)	1,340 (551 to 2,480)	662 (266 to 1,220)	324 (133 to 602)	146 (57·3 to 277)	63·2 (25·2 to 118)	7·8 (4·2 to 13·3)	3·6 (2·1 to 5·7)	1·2 (0·7 to 1·8)	0·3 (0·2 to 0·4)	52,900
HIV/AIDS - Multidrug-resistant Tuberculosis without exte	863 (232 to 2,130)	534 (136 to 1,290)	201 (42·1 to 539)	99·1 (21·3 to 273)	48 (10·7 to 131)	21·4 (4·6 to 59·3)	9 (2 to 24·1)	0·9 (0·2 to 2·4)	0·4 (0·1 to 1)	0·1 (0 to 0·3)	0 (0 to 0·1)	8,010
HIV/AIDS - Extensively drug-resistant Tuberculosis	162 (38·8 to 401)	100 (22·8 to 249)	37·1 (6·9 to 103)	18 (3·5 to 53)	8·6 (1·6 to 25·1)	3·8 (0·7 to 11)	1·6 (0·3 to 4·5)	0·1 (0 to 0·4)	0·1 (0 to 0·2)	0 (0 to 0)	0 (0 to 0)	1,510
HIV/AIDS resulting in other diseases	9,270 (5,010 to 16,700)	5,670 (3,160 to 9,820)	2,360 (989 to 5,250)	1,200 (492 to 2,640)	607 (271 to 1,330)	280 (118 to 642)	124 (54·2 to 281)	15·9 (5·4 to 36·6)	7·5 (2·5 to 16·4)	2·6 (0·8 to 5·4)	0·5 (0·2 to 1·1)	87,500
Sexually transmitted infections excluding HIV	564 (265 to 1,090)	354 (159 to 708)	279 (127 to 558)	187 (81·5 to 384)	135 (63·1 to 260)	85 (41·2 to 163)	63·7 (30·5 to 120)	36 (17·3 to 67)	19·7 (9·3 to 38·9)	6·3 (3·3 to 11·5)	1·7 (0·8 to 3·4)	25,500
Syphilis	11·9 (4·6 to 23·8)	6·6 (2·6 to 13·8)	3·1 (1·2 to 7·1)	3 (1·1 to 6·8)	3·3 (1·3 to 7·3)	3·4 (1·4 to 7·4)	3·2 (1·1 to 7·4)	3·8 (1·3 to 8·7)	2·4 (0·8 to 5·6)	1·2 (0·5 to 2·7)	0·4 (0·2 to 0·9)	20,800
Chlamydial infection	41·4 (20·4 to 74)	11·7 (6 to 21·6)	10·7 (4·5 to 24·4)	5·9 (1·4 to 15·7)	3·7 (1·2 to 8·9)	3·7 (1·3 to 8·6)	4·7 (1·4 to 11·2)	3·5 (1·1 to 8·1)	1·9 (0·6 to 4·7)	0·6 (0·2 to 1·3)	0·2 (0·1 to 0·5)	336
Gonococcal infection	48 (17·3 to 104)	22 (7·2 to 51·2)	24·3 (7·3 to 63·1)	15·1 (3·5 to 40·3)	19·8 (6·3 to 47·8)	12·8 (4·3 to 29·3)	16·6 (5·2 to 40)	7·7 (2·5 to 18)	5 (1·5 to 12·3)	1·4 (0·5 to 3·2)	0·4 (0·2 to 0·9)	422
Trichomoniasis	209 (67·3 to 485)	163 (50·8 to 387)	115 (36·1 to 277)	74·1 (24·9 to 176)	47·4 (16 to 113)	26·5 (9·3 to 60·9)	14 (5·3 to 31·5)	6·9 (2·7 to 15·2)	2·7 (1 to 6)	0·7 (0·2 to 1·6)	0·1 (0 to 0·2)	1,880
Genital herpes	136 (43·8 to 343)	119 (36·1 to 304)	99·7 (29·6 to 255)	75·7 (22·9 to 187)	52·3 (16·2 to 133)	32 (10 to 79)	18·8 (5·8 to 48)	10·9 (3·3 to 27·9)	5·2 (1·6 to 13·1)	1·8 (0·5 to 4·6)	0·4 (0·1 to 1)	1,260
Other sexually transmitted infections	117 (53·2 to 210)	30·8 (16·8 to 53·9)	26·2 (12·2 to 54·9)	13 (3 to 34·8)	8·8 (2·8 to 21·1)	6·6 (2·2 to 15·1)	6·4 (2 to 15·5)	3·2 (1 to 7·4)	2·5 (0·8 to 6·2)	0·6 (0·2 to 1·4)	0·2 (0·1 to 0·4)	894
Respiratory infections and tuberculosis	21,600 (14,900 to 30,700)	23,000 (15,400 to 32,600)	23,700 (16,500 to 34,100)	26,800 (18,900 to 37,100)	27,300 (18,900 to 37,300)	26,800 (19,500 to 35,900)	22,600 (16,600 to 29,000)	17,100 (12,900 to 21,900)	10,600 (8,110 to 13,800)	4,550 (3,300 to 5,970)	1,390 (961 to 1,850)	625,000
Tuberculosis	13,800 (7,800 to 21,700)	13,500 (7,210 to 22,400)	13,100 (7,150 to 22,000)	13,600 (7,830 to 22,300)	13,400 (7,870 to 21,500)	11,500 (7,060 to 17,700)	7,900 (4,730 to 11,900)	5,310 (3,090 to 8,410)	2,390 (1,420 to 3,570)	670 (412 to 1,020)	172 (105 to 262)	187,000
Latent tuberculosis infection	0 (0 to 0)	0 (0 to 0)	0 (0 to 0)	0 (0 to 0)	0 (0 to 0)	0 (0 to 0)	0 (0 to 0)	0 (0 to 0)	0 (0 to 0)	0 (0 to 0)	0 (0 to 0)	0
Drug-susceptible tuberculosis	12,100 (6,820 to 19,000)	11,800 (6,180 to 20,200)	11,300 (6,010 to 19,600)	11,800 (6,650 to 19,300)	11,600 (6,850 to 19,300)	9,970 (5,840 to 15,800)	6,880 (3,920 to 10,600)	4,620 (2,620 to 7,370)	2,080 (1,240 to 3,200)	584 (340 to 895)	150 (89·4 to 233)	163,000
Multidrug-resistant tuberculosis without extensive drug r	1,450 (365 to 3,670)	1,470 (356 to 3,740)	1,470 (355 to 3,810)	1,500 (348 to 3,890)	1,470 (404 to 3,690)	1,250 (330 to 2,940)	860 (228 to 2,100)	582 (156 to 1,450)	262 (72·5 to 614)	72·4 (19·1 to 179)	18·8 (4·9 to 46·9)	19,900
Extensively drug-resistant tuberculosis	271 (62·4 to 700)	277 (63·3 to 727)	280 (63·6 to 714)	282 (61·8 to 773)	276 (70·6 to 692)	234 (56·6 to 575)	161 (41·2 to 399)	109 (27·1 to 284)	49 (12·9 to 124)	13·5 (3·5 to 34·9)	3·5 (0·9 to 8·7)	3,700
Lower respiratory infections	6,260 (3,940 to 9,140)	8,160 (4,580 to 12,000)	9,560 (5,440 to 13,800)	12,300 (6,610 to 17,400)	13,400 (7,460 to 18,700)	15,000 (8,570 to 21,200)	14,500 (8,980 to 19,400)	11,600 (8,250 to 15,500)	8,130 (5,800 to 10,900)	3,860 (2,660 to 5,280)	1,210 (752 to 1,650)	408,000
Upper respiratory infections	1,130 (589 to 1,940)	964 (524 to 1,620)	799 (429 to 1,330)	642 (354 to 1,080)	437 (224 to 757)	282 (154 to 476)	165 (89·7 to 273)	98·7 (53·2 to 163)	47·9 (27·3 to 79·6)	18 (10 to 29·5)	4·8 (2·7 to 8·1)	22,800
Otitis media	401 (188 to 744)	376 (171 to 700)	302 (148 to 543)	213 (97·3 to 437)	126 (61·2 to 244)	70·1 (30·4 to 135)	43·5 (20·2 to 81·3)	28·3 (12·4 to 52·5)	15·1 (6·8 to 27·4)	6 (2·7 to 11·4)	1·5 (0·7 to 3)	8,030
Enteric infections	3,540 (2,120 to 6,030)	4,090 (2,350 to 7,470)	4,490 (2,350 to 8,450)	5,880 (2,980 to 11,200)	6,610 (3,560 to 12,200)	6,700 (3,580 to 12,700)	6,420 (3,330 to 11,500)	5,580 (2,800 to 10,400)	3,660 (1,740 to 7,170)	1,640 (736 to 3,320)	464 (196 to 980)	179,000
Diarrheal diseases	3,020 (1,650 to 5,390)	3,630 (1,920 to 6,950)	4,100 (2,040 to 8,050)	5,560 (2,700 to 10,800)	6,380 (3,330 to 12,000)	6,550 (3,410 to 12,600)	6,330 (3,240 to 11,400)	5,530 (2,750 to 10,400)	3,640 (1,730 to 7,140)	1,630 (726 to 3,310)	463 (193 to 979)	131,000
Typhoid and paratyphoid	442 (164 to 938)	372 (148 to 791)	291 (104 to 669)	212 (76·8 to 487)	132 (54·5 to 285)	74 (30·5 to 156)	39·4 (14·8 to 77·6)	20·2 (6·6 to 42)	8·4 (3·6 to 16·1)	2·5 (1 to 5·3)	0·5 (0·2 to 1·3)	42,200
Typhoid fever	428 (159 to 912)	361 (142 to 761)	283 (102 to 647)	206 (73·7 to 468)	128 (52·8 to 274)	72·1 (29·2 to 152)	38·4 (14·1 to 75·2)	19·7 (6·4 to 41·2)	8·2 (3·5 to 15·7)	2·4 (1 to 5·1)	0·5 (0·2 to 1·3)	40,500
Paratyphoid fever	13·2 (3·1 to 36·6)	10·7 (2·5 to 29·4)	8·1 (1·9 to 22·4)	5·8 (1·4 to 16·1)	3·5 (0·9 to 10·1)	1·9 (0·5 to 5·5)	1 (0·2 to 2·8)	0·5 (0·1 to 1·4)	0·2 (0·1 to 0·5)	0·1 (0 to 0·2)	0 (0 to 0)	1,710
Invasive Non-typhoidal Salmonella (iNTS)	73·4 (26·7 to 149)	81·9 (31·1 to 168)	92 (37·3 to 173)	103 (45·7 to 201)	96 (41·5 to 185)	75·1 (33·1 to 137)	49·6 (22·2 to 95·9)	29·7 (12·1 to 59·2)	12·2 (4·7 to 23·9)	3·5 (0·9 to 7·8)	0·8 (0 to 2·3)	5,020
Other intestinal infectious diseases	3·9 (0·4 to 12)	3·8 (0·4 to 12·9)	2·8 (0·2 to 8·8)	2·5 (0·2 to 8·9)	3·8 (0·4 to 12)	2·5 (0·3 to 7·5)	1·6 (0·2 to 5)	1·5 (0·1 to 4·5)	1·7 (0·2 to 5·5)	0·6 (0·1 to 1·9)	0·2 (0 to 0·7)	386
Neglected tropical diseases and malaria	2,760 (1,770 to 4,370)	2,600 (1,600 to 4,120)	2,200 (1,370 to 3,590)	1,750 (1,110 to 2,830)	1,520 (982 to 2,350)	1,170 (744 to 1,800)	803 (506 to 1,240)	538 (338 to 837)	290 (184 to 453)	116 (69·8 to 179)	35·5 (20·5 to 57·4)	74,500
Malaria	291 (32·5 to 1,380)	319 (27·4 to 1,560)	292 (21·3 to 1,470)	178 (14·6 to 892)	110 (8·4 to 515)	77·9 (3·6 to 382)	24·3 (1·1 to 110)	7·7 (0·2 to 33·1)	1·5 (0 to 9·6)	0·5 (0 to 3·2)	0·1 (0 to 0·8)	10,600
Chagas disease	0 (0 to 0)	0 (0 to 0)	0 (0 to 0)	0 (0 to 0)	0 (0 to 0)	0 (0 to 0)	0 (0 to 0)	0 (0 to 0)	0 (0 to 0)	0 (0 to 0)	0 (0 to 0)	0
Leishmaniasis	0 (0 to 0)	0 (0 to 0)	0 (0 to 0)	0 (0 to 0)	0 (0 to 0)	0 (0 to 0)	0 (0 to 0)	0 (0 to 0)	0 (0 to 0)	0 (0 to 0)	0 (0 to 0)	0
Visceral leishmaniasis	0 (0 to 0)	0 (0 to 0)	0 (0 to 0)	0 (0 to 0)	0 (0 to 0)	0 (0 to 0)	0 (0 to 0)	0 (0 to 0)	0 (0 to 0)	0 (0 to 0)	0 (0 to 0)	0
Cutaneous and mucocutaneous leishmaniasis	0 (0 to 0)	0 (0 to 0)	0 (0 to 0)	0 (0 to 0)	0 (0 to 0)	0 (0 to 0)	0 (0 to 0)	0 (0 to 0)	0 (0 to 0)	0 (0 to 0)	0 (0 to 0)	0
African trypanosomiasis	0 (0 to 0)	0 (0 to 0)	0 (0 to 0)	0 (0 to 0)	0 (0 to 0)	0 (0 to 0)	0 (0 to 0)	0 (0 to 0)	0 (0 to 0)	0 (0 to 0)	0 (0 to 0)	0
Schistosomiasis	0 (0 to 0)	0 (0 to 0)	0 (0 to 0)	0 (0 to 0)	0 (0 to 0)	0 (0 to 0)	0 (0 to 0)	0 (0 to 0)	0 (0 to 0)	0 (0 to 0)	0 (0 to 0)	0
Cysticercosis	267 (62·3 to 642)	337 (83·8 to 858)	431 (131 to 951)	504 (163 to 1,150)	498 (173 to 1,040)	384 (135 to 820)	280 (99·2 to 593)	184 (60·2 to 389)	92 (32·6 to 207)	36·3 (13·6 to 78·4)	10·1 (3·2 to 23·4)	3,910
Cystic echinococcosis	7·2 (0·1 to 22·3)	7·2 (0·1 to 24)	7·2 (0·1 to 21·6)	6·2 (0·1 to 20·6)	5 (0 to 15·9)	3·9 (0 to 11·7)	2·6 (0 to 8·2)	1·7 (0 to 5·2)	1·1 (0 to 3·8)	0·4 (0 to 1·4)	0·1 (0 to 0·3)	104
Lymphatic filariasis	359 (215 to 561)	324 (189 to 508)	282 (168 to 433)	222 (135 to 342)	165 (97·4 to 254)	106 (63·1 to 156)	67·6 (39·9 to 102)	42·2 (26·5 to 63·6)	21·5 (12·9 to 32·2)	8 (4·9 to 11·7)	1·9 (1·2 to 2·8)	5,310



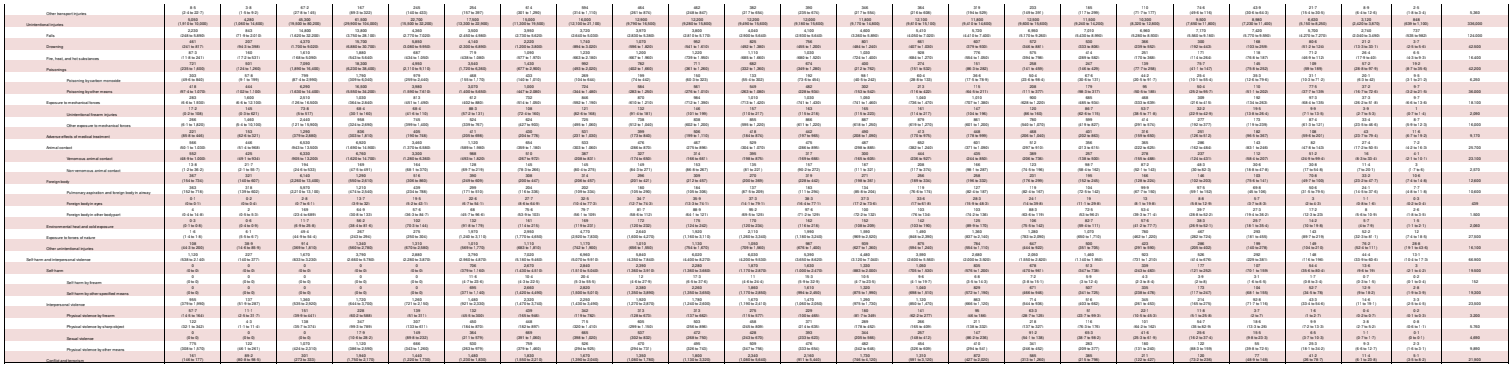

SR Table 2b: Panama DALYS by cause and sex groups for females with 95% uncertainty intervals, 2019

Cause	Semi-Neonatal	Late Neonatal	Post Neonatal	1 to 4	5 to 9	10 to 14	15 to 19	20 to 24	25 to 29	30 to 34	35 to 39	40 to 44	45 to 49	50 to 54	55 to 59	60 to 64	65 to 69	70 to 74	75 to 79	80 to 84	85 to 89	90 to 94	95 plus	Total
All causes	15,400 (9,890 to 21,900)	5,180 (3,360 to 6,960)	16,900 (11,800 to 19,700)	16,900 (12,400 to 17,900)	8,920 (6,810 to 10,300)	13,000 (10,100 to 14,600)	16,900 (13,500 to 18,700)	21,600 (17,100 to 23,600)	23,400 (18,900 to 25,600)	24,200 (19,100 to 26,600)	25,400 (20,300 to 28,000)	26,700 (21,500 to 29,500)	28,000 (22,600 to 30,800)	29,000 (23,400 to 32,000)	30,000 (24,000 to 33,000)	27,600 (22,000 to 30,400)	26,600 (22,000 to 29,400)	25,000 (21,000 to 28,000)	22,000 (18,000 to 25,000)	15,400 (12,000 to 18,000)	6,580 (4,570 to 9,270)	4,660 (3,000 to 6,470)	444,000
Communicable, maternal, neonatal, and nutritional diseases	9,990 (7,110 to 13,300)	3,260 (2,320 to 4,310)	8,000 (5,600 to 11,100)	7,290 (5,500 to 8,850)	2,720 (2,120 to 3,600)	2,120 (1,610 to 2,760)	2,900 (2,260 to 3,700)	3,860 (2,990 to 4,900)	4,310 (3,430 to 5,500)	5,900 (4,600 to 7,550)	7,190 (5,600 to 9,300)	8,990 (7,000 to 11,500)	10,900 (8,500 to 13,900)	12,900 (10,100 to 16,400)	14,900 (11,600 to 18,900)	13,900 (10,800 to 17,700)	13,400 (10,400 to 17,000)	1,270 (1,000 to 1,600)	1,090 (863 to 1,390)	1,020 (803 to 1,290)	911 (689 to 1,170)	717 (523 to 910)	472 (339 to 599)	323 (221 to 417)	68,900
HIV/AIDS and sexually transmitted infections	12.8 (7.6 to 20.3)	9.5 (2.9 to 12.7)	197 (156 to 239)	139 (108 to 169)	98.1 (67.1 to 151.0)	49 (33.0 to 68.4)	210 (177 to 250)	792 (621 to 999)	1,260 (1,120 to 1,420)	1,210 (1,000 to 1,460)	1,200 (930 to 1,500)	784 (600 to 1,000)	783 (600 to 1,000)	680 (490 to 900)	583 (419 to 772)	458 (330 to 597)	316 (227 to 421)	216 (154 to 288)	16 (11.4 to 22.3)	6.6 (4.6 to 11.4)	4.1 (2.5 to 6.2)	0.9 (0.2 to 2.4)	7,800
HIV/AIDS	0 (0 to 0)	0 (0 to 0)	192 (150 to 233)	139 (108 to 169)	98.1 (67.1 to 151.0)	33.6 (23.0 to 47.0)	196 (164 to 233)	755 (592 to 952)	1,210 (1,070 to 1,360)	1,130 (940 to 1,360)	1,140 (890 to 1,430)	698 (530 to 890)	713 (540 to 910)	637 (460 to 850)	531 (380 to 720)	418 (300 to 559)	283 (203 to 379)	17.9 (12.9 to 24.0)	9.1 (7.0 to 11.7)	2 (1.4 to 3.0)	3.6 (2.5 to 5.1)	0.2 (0.1 to 0.5)	7,180
HIV/AIDS - Drug-susceptible Tuberculosis	0 (0 to 0)	0 (0 to 0)	19 (9.1 to 33.1)	11.4 (5.5 to 19.7)	3.1 (1.5 to 5.4)	3.1 (1.5 to 5.4)	19.6 (10.4 to 33.2)	69.7 (39.2 to 111.0)	113 (70.7 to 170.0)	99 (61.7 to 150.0)	89.6 (56.3 to 136.0)	57.6 (37.6 to 82.1)	62.1 (39.7 to 91.1)	49.9 (32.1 to 73.0)	39 (24.7 to 57.1)	30 (18.9 to 44.0)	20 (12.7 to 29.1)	12 (7.5 to 17.5)	0.9 (0.4 to 1.6)	0.2 (0.1 to 0.4)	0.1 (0 to 0.2)	0 (0 to 0.1)	630
HIV/AIDS - Multidrug-resistant Tuberculosis without extensive	0 (0 to 0)	0 (0 to 0)	0.1 (0 to 0.4)	0.1 (0 to 0.4)	0.3 (0 to 1.2)	0.3 (0 to 0.9)	0.5 (0 to 1.1)	2.3 (0.4 to 10.2)	4.5 (0.7 to 20)	3.6 (0.6 to 23.1)	3.5 (0.4 to 15.4)	2.6 (0.4 to 11.4)	3.5 (0.4 to 15.4)	2.6 (0.3 to 11.2)	2.6 (0.3 to 11.2)	2.1 (0.3 to 9.1)	2.1 (0.3 to 9.1)	0.3 (0 to 1.2)	0.3 (0 to 1.2)	0.3 (0 to 1.2)	0.3 (0 to 1.2)	0.3 (0 to 1.2)	37.6
HIV/AIDS - Extensively drug-resistant Tuberculosis	0 (0 to 0)	0 (0 to 0)	0.2 (0 to 0.9)	0.1 (0 to 0.5)	0.1 (0 to 0.5)	0.2 (0 to 0.7)	0.6 (0 to 1.5)	1.1 (0.1 to 4.7)	2.1 (0.1 to 9.3)	1.7 (0.1 to 9.3)	1.6 (0.1 to 9.3)	1.2 (0.1 to 6.5)	1.6 (0.1 to 9.3)	1.2 (0.1 to 6.5)	1.2 (0.1 to 6.5)	0.9 (0 to 5.1)	0.9 (0 to 5.1)	0.1 (0 to 0.6)	0.1 (0 to 0.6)	0.1 (0 to 0.6)	0.1 (0 to 0.6)	0 (0 to 0.1)	6.1
HIV/AIDS resulting in other diseases	0 (0 to 0)	0 (0 to 0)	1,030 (530 to 2,004)	691 (414 to 1,429)	421 (61 to 884.9)	1,600 (249 to 3,994)	5,700 (1,161 to 9,210)	21,400 (10,700 to 32,100)	29,000 (15,600 to 42,300)	32,000 (17,100 to 46,900)	1,200 (722 to 1,760)	623 (373 to 906)	623 (373 to 906)	1,200 (727 to 1,760)	1,200 (727 to 1,760)	1,200 (727 to 1,760)	1,200 (727 to 1,760)	1,200 (732 to 1,770)	1,200 (732 to 1,770)	1,200 (732 to 1,770)	1,200 (732 to 1,770)	1,200 (732 to 1,770)	1,200 (732 to 1,770)	6,920
Sexually transmitted infections excluding HIV	12.8 (7.6 to 20.3)	9.5 (2.9 to 12.7)	5.3 (2.5 to 9.1)	2.6 (1.2 to 4.5)	1.7 (0.8 to 2.7)	1.6 (0.8 to 2.6)	2.6 (1.4 to 4.4)	2.6 (1.4 to 4.4)	2.3 (1.2 to 4.1)	1.2 (0.6 to 1.9)	1.6 (0.8 to 2.7)	1.1 (0.5 to 1.9)	0.9 (0.4 to 1.6)	0.8 (0.4 to 1.5)	0.8 (0.4 to 1.5)	0.7 (0.3 to 1.3)	0.7 (0.3 to 1.3)	0.1 (0 to 0.2)	0.1 (0 to 0.2)	0.1 (0 to 0.2)	0.1 (0 to 0.2)	0.1 (0 to 0.2)	65.4
Chlamydial infection	0 (0 to 0)	0 (0 to 0)	0 (0 to 0)	0 (0 to 0)	0.6 (0 to 2.5)	1.6 (0.2 to 5.2)	3.3 (0.5 to 10.6)	4.9 (0.7 to 15.7)	6.7 (0.9 to 21.6)	6.3 (0.9 to 20.3)	6.7 (0.9 to 21.6)	6.6 (0.9 to 21.2)	6.6 (0.9 to 21.2)	6.4 (0.9 to 20.7)	6.4 (0.9 to 20.7)	5.2 (0.7 to 16.8)	5.1 (0.7 to 16.5)	0.9 (0.1 to 2.9)	0.2 (0 to 0.6)	0.2 (0 to 0.6)	0.2 (0 to 0.6)	0 (0 to 0.1)	34.9
Gonococcal infection	0 (0 to 0)	0 (0 to 0)	0 (0 to 0)	0 (0 to 0)	0.1 (0 to 0.4)	0.3 (0 to 0.9)	0.5 (0 to 1.2)	2 (0.3 to 5.2)	3.2 (0.5 to 8.2)	3.2 (0.5 to 8.2)	3.2 (0.5 to 8.2)	3.2 (0.5 to 8.2)	3.2 (0.5 to 8.2)	3.2 (0.5 to 8.2)	3.2 (0.5 to 8.2)	3.2 (0.5 to 8.2)	3.2 (0.5 to 8.2)	0.5 (0.1 to 1.4)	0.1 (0 to 0.3)	0.1 (0 to 0.3)	0.1 (0 to 0.3)	0 (0 to 0.1)	39.5
Trichomoniasis	0 (0 to 0)	0 (0 to 0)	0 (0 to 0)	0 (0 to 0)	0.3 (0 to 1.3)	0.6 (0 to 2.1)	1.2 (0.2 to 3.8)	2.9 (0.4 to 9.2)	4.9 (0.7 to 15.4)	4.7 (0.7 to 14.8)	4.9 (0.7 to 15.4)	4.8 (0.7 to 15.2)	4.8 (0.7 to 15.2)	4.7 (0.7 to 14.8)	4.7 (0.7 to 14.8)	3.8 (0.5 to 12.2)	3.8 (0.5 to 12.2)	0.7 (0.1 to 2.1)	0.2 (0 to 0.5)	0.2 (0 to 0.5)	0.2 (0 to 0.5)	0 (0 to 0.1)	282
Genital herpes	0 (0 to 0)	0 (0 to 0)	0 (0 to 0)	0 (0 to 0)	0.1 (0 to 0.5)	0.3 (0 to 1.1)	0.6 (0 to 2.1)	1.1 (0.1 to 4.1)	1.5 (0.1 to 5.7)	1.5 (0.1 to 5.7)	1.5 (0.1 to 5.7)	1.5 (0.1 to 5.7)	1.5 (0.1 to 5.7)	1.5 (0.1 to 5.7)	1.5 (0.1 to 5.7)	1.2 (0.1 to 4.6)	1.2 (0.1 to 4.6)	0.2 (0 to 0.7)	0.1 (0 to 0.3)	0.1 (0 to 0.3)	0.1 (0 to 0.3)	0 (0 to 0.1)	197
Other sexually transmitted infections	0 (0 to 0)	0 (0 to 0)	0 (0 to 0)	0 (0 to 0)	0.6 (0 to 1.3)	2.1 (0.4 to 5.7)	3.7 (0.6 to 10.2)	5.1 (0.7 to 16.4)	7.4 (0.7 to 21.1)	7.3 (0.7 to 20.8)	7.4 (0.7 to 21.1)	7.4 (0.7 to 21.1)	7.4 (0.7 to 21.1)	7.4 (0.7 to 21.1)	7.4 (0.7 to 21.1)	7.4 (0.7 to 21.1)	7.4 (0.7 to 21.1)	1.2 (0.1 to 3.5)	0.3 (0 to 0.8)	0.3 (0 to 0.8)	0.3 (0 to 0.8)	0 (0 to 0.1)	87.4
Respiratory infections and tuberculosis	1,270 (776 to 1,978)	1,060 (762 to 1,439)	2,340 (1,730 to 2,720)	2,340 (1,730 to 2,720)	1,060 (655 to 812)	1,060 (770 to 1,307)	1,060 (771 to 1,309)	1,060 (772 to 1,309)	1,060 (772 to 1,309)	1,060 (772 to 1,309)	1,060 (772 to 1,309)	1,060 (772 to 1,309)	1,060 (772 to 1,309)	1,060 (772 to 1,309)	1,060 (772 to 1,309)	1,060 (772 to 1,309)	1,060 (772 to 1,309)	1,060 (772 to 1,309)	1,060 (772 to 1,309)	1,060 (772 to 1,309)	1,060 (772 to 1,309)	1,060 (772 to 1,309)	16,100
Tuberculosis	0 (0 to 0)	0 (0 to 0)	179 (111 to 263)	2,280 (178 to 378)	99.1 (63.9 to 161)	99.3 (64.2 to 162)	196 (126 to 272)	206 (173 to 388)	206 (187 to 272)	206 (184 to 387)	206 (184 to 387)	206 (184 to 317)	206 (184 to 317)	206 (184 to 317)	206 (184 to 317)	206 (184 to 332)	206 (184 to 332)	206 (184 to 332)	206 (184 to 332)	206 (184 to 332)	206 (184 to 332)	206 (184 to 332)	206 (184 to 332)	3,200
Latent tuberculosis infection	0 (0 to 0)	0 (0 to 0)	0 (0 to 0)	0 (0 to 0)	0 (0 to 0)	0 (0 to 0)	0 (0 to 0)	0 (0 to 0)	0 (0 to 0)	0 (0 to 0)	0 (0 to 0)	0 (0 to 0)	0 (0 to 0)	0 (0 to 0)	0 (0 to 0)	0 (0 to 0)	0 (0 to 0)	0 (0 to 0)	0 (0 to 0)	0 (0 to 0)	0 (0 to 0)	0 (0 to 0)	0 (0 to 0)	0
Active tuberculosis	0 (0 to 0)	0 (0 to 0)	179 (111 to 263)	2,280 (178 to 378)	99.1 (63.9 to 161)	99.3 (64.2 to 162)	196 (126 to 272)	206 (173 to 388)	206 (187 to 272)	206 (184 to 387)	206 (184 to 387)	206 (184 to 317)	206 (184 to 317)	206 (184 to 317)	206 (184 to 317)	206 (184 to 332)	206 (184 to 332)	206 (184 to 332)	206 (184 to 332)	206 (184 to 332)	206 (184 to 332)	206 (184 to 332)	206 (184 to 332)	3,200
Drug-susceptible Tuberculosis	0 (0 to 0)	0 (0 to 0)	166 (103 to 246)	2093 (164 to 342)	93.3 (60.1 to 151.0)	93.2 (60.3 to 152)	185 (119 to 256)	194 (163 to 365)	194 (176 to 256)	194 (173 to 365)	194 (173 to 365)	194 (173 to 277)	194 (173 to 277)	194 (173 to 277)	194 (173 to 277)	194 (173 to 312)	194 (173 to 312)	194 (173 to 312)	194 (173 to 312)	194 (173 to 312)	194 (173 to 312)	194 (173 to 312)	194 (173 to 312)	3,010
Multidrug-resistant tuberculosis without extensive drug-resistan	0 (0 to 0)	0 (0 to 0)	8.7 (5.6 to 13.0)	132.7 (12.2 to 19.7)	4.2 (2.7 to 7.1)	4.6 (2.9 to 7.7)	8.6 (5.5 to 14.4)	9.6 (6.1 to 16.1)	11.3 (7.2 to 18.9)	13.3 (8.5 to 22.3)	10.6 (6.8 to 17.8)	11.1 (7.1 to 18.6)	8.7 (5.6 to 14.6)	9.6 (6.1 to 16.1)	8.6 (5.5 to 14.4)	8.6 (5.5 to 14.4)	8.6 (5.5 to 14.4)	8.3 (5.3 to 13.9)	8.3 (5.3 to 13.9)	8.3 (5.3 to 13.9)	8.3 (5.3 to 13.9)	1.3 (0.8 to 2.2)	146
Extensively drug-resistant tuberculosis	0 (0 to 0)	0 (0 to 0)	1.4 (0.1 to 4.1)	2.1 (0.2 to 7.7)	0.6 (0.1 to 1.7)	0.7 (0.1 to 2.1)	1.4 (0.1 to 4.2)	2.1 (0.2 to 7.2)	1.7 (0.2 to 7.2)	1.4 (0.1 to 6.1)	1.4 (0.1 to 6.1)	1.4 (0.1 to 6.1)	1.4 (0.1 to 6.1)	1.4 (0.1 to 6.1)	1.4 (0.1 to 6.1)	1.4 (0.1 to 6.1)	1.4 (0.1 to 6.1)	0.2 (0 to 0.8)	0.1 (0 to 0.4)	0.1 (0 to 0.4)	0.1 (0 to 0.4)	0 (0 to 0.1)	23.2
Lower respiratory infections	279 (179 to 436)	282 (189 to 382)	3,120 (1,900 to 4,260)	1,600 (1,200 to 2,110)	223 (162 to 292)	190 (140 to 246)	173 (127 to 224)	191 (139 to 246)	179 (130 to 230)	189 (137 to 243)	196 (142 to 252)	190 (138 to 244)	175 (127 to 225)	194 (141 to 249)	239 (174 to 307)	264 (192 to 339)	308 (224 to 397)	379 (276 to 488)	391 (284 to 503)	383 (279 to 493)	449 (327 to 577)	439 (320 to 564)	326 (238 to 419)	260 (189 to 334)	10,600
Upper respiratory infections	0.9 (0.5 to 2.0)	2.1 (1.2 to 3.8)	93.4 (53.4 to 146)	219 (125 to 342)	202 (116 to 315)	190 (109 to 296)	143 (82 to 223)	172 (98 to 268)	139 (79 to 217)	136 (77 to 212)	136 (77 to 212)	136 (77 to 212)	63.4 (36 to 99)	62 (35 to 97)	62 (35 to 97)	73 (41 to 114)	73 (41 to 114)	69.7 (39 to 109)	29.6 (16 to 46)	29.6 (16 to 46)	17.2 (9.6 to 27)	13 (7.2 to 20)	8.2 (4.5 to 13)	1,780
Otitis media	0.2 (0 to 0)	0.2 (0.1 to 0.4)	2.1 (0.1 to 15.9)	2.1 (0.1 to 15.9)	46.4 (28.9 to 134)	29.1 (18.2 to 84.2)	47.3 (29.2 to 137)	47.3 (29.2 to 137)	47.3 (29.2 to 137)	47.3 (29.2 to 137)	47.3 (29.2 to 137)	47.3 (29.2 to 137)	47.3 (29.2 to 137)	47.3 (29.2 to 137)	47.3 (29.2 to 137)	47.3 (29.2 to 137)	47.3 (29.2 to 137)	47.3 (29.2 to 137)	47.3 (29.2 to 137)	47.3 (29.2 to 137)	47.3 (29.2 to 137)	47.3 (29.2 to 137)	47.3 (29.2 to 137)	497
Enteric infections	679 (77.6 to 67.1)	1,630 (39.2 to 119)	1,900 (1,300 to 2,300)	1,900 (1,300 to 2,300)	440 (169 to 889)	240 (93 to 485)	226 (86 to 456)	226 (86 to 456)	226 (101 to 271)	226 (101 to 271)	226 (101 to 271)	226 (101 to 271)	226 (101 to 271)	226 (101 to 271)	226 (101 to 271)	226 (101 to 271)	226 (101 to 271)	226 (101 to 271)	226 (101 to 271)	226 (101 to 271)	226 (101 to 271)	226 (101 to 271)	226 (101 to 271)	7,300
Diarrheal diseases	284 (77.6 to 67.1)	677 (39.2 to 119)	1,630 (930 to 2,070)	1,900 (1,300 to 2,300)	440 (169 to 889)	240 (93 to 485)	226 (86 to 456)	226 (86 to 456)	226 (101 to 271)	226 (101 to 271)	226 (101 to 271)	226 (101 to 271)	226 (101 to 271)	226 (101 to 271)	226 (101 to 271)	226 (101 to 271)	226 (101 to 271)	226 (101 to 271)	226 (101 to 271)	226 (101 to 271)	226 (101 to 271)	226 (101 to 271)	226 (101 to 271)	7,300
Typhoid and paratyphoid	0 (0 to 0)	0 (0 to 0)	0 (0 to 0)	0 (0 to 0)	0 (0 to 0)	0 (0 to 0)	0 (0 to 0)	0 (0 to 0)	0 (0 to 0)	0 (0 to 0)	0 (0 to 0)	0 (0 to 0)	0 (0 to 0)	0 (0 to 0)	0 (0 to 0)	0 (0 to 0)	0 (0 to 0)	0 (0 to 0)	0 (0 to 0)	0 (0 to 0)	0 (0 to 0)	0 (0 to 0)	0 (0 to 0)	0
Typhoid fever	0 (0 to 0)	0 (0 to 0)	0 (0 to 0)	0 (0 to 0)	0 (0 to 0)	0 (0 to 0)	0 (0 to 0)	0 (0 to 0)	0 (0 to 0)	0 (0 to 0)	0 (0 to 0)	0 (0 to 0)	0 (0 to 0)	0 (0 to 0)	0 (0 to 0)	0 (0 to 0)	0 (0 to 0)	0 (0 to 0)	0 (0 to 0)	0 (0 to 0)	0 (0 to 0)	0 (0 to 0)	0 (0 to 0)	0
Paratyphoid fever	0 (0 to 0)	0 (0 to 0)	0 (0 to 0)	0 (0 to 0)	0 (0 to 0)	0 (0 to 0)	0 (0 to 0)	0 (0 to 0)	0 (0 to 0)	0 (0 to 0)	0 (0 to 0)	0 (0 to 0)	0 (0 to 0)	0 (0 to 0)	0 (0 to 0)	0 (0 to 0)	0 (0 to 0)	0 (0 to 0)	0 (0 to 0)	0 (0 to 0)	0 (0 to 0)	0 (0 to 0)	0 (0 to 0)	0
Invasive Non-typhoidal Salmonella (iNTS)	0 (0 to 0)	0 (0 to 0)	0 (0 to 0)	0 (0 to 0)	0 (0 to 0)	0 (0 to 0)	0 (0 to 0)	0 (0 to 0)	0 (0 to 0)	0 (0 to 0)	0 (0 to 0)	0 (0 to 0)	0 (0 to 0)	0 (0 to 0)	0 (0 to 0)	0 (0 to 0)	0 (0 to 0)	0 (0 to 0)	0 (0 to 0)	0 (0 to 0)	0 (0 to 0)	0 (0 to 0)	0 (0 to 0)	0
Other intestinal infectious diseases	0 (0 to 0)	2.0 (0.1 to 11.1)	3.6 (0.3 to 17.3)	1.3 (0.1 to 6.2)	0.3 (0 to 1.7)	0.4 (0 to 1.5)	0.3 (0 to 1.5)	0.3 (0 to 1.5)	0.1 (0 to 0.6)	0.2 (0 to 0.9)	0.2 (0 to 0.9)	0.2 (0 to 0.9)	0.2 (0 to 0.9)	0.2 (0 to 0.9)	0.2 (0 to 0.9)	0.2 (0 to 0.9)	0.2 (0 to 0.9)	0.2 (0 to 0.9)	0.2 (0 to 0.9)	0.2 (0 to 0.9)	0.2 (0 to 0.9)	0.2 (0 to 0.9)	0.2 (0 to 0.9)	10.6
Neglected tropical diseases and malaria	0.4 (0 to 0.9)	1.7 (0.3 to 4.2)	91.9 (39.2 to 163)	90.3 (39.1 to 157)	73.7 (29.1 to 135)	185 (73.1 to 339)	226 (89.2 to 414)	196 (77.7 to 357)	177 (70.1 to 324)	196 (77.7 to 357)	177 (70.1 to 324)	196 (77.7 to 357)	132 (52.3 to 241)	121 (47.9 to 221)	121 (47.9 to 221)	109 (43.1 to 199)	109 (43.1 to 199)	119 (47.1 to 217)	121 (48.1 to 221)	73.1 (29.1 to 133)	49.8 (19.8 to 90.7)	23.7 (9.4 to 43.2)	12.9 (5.1 to 23.5)	2,300
Malaria	0 (0 to 0)	0 (0 to 0)	0 (0 to 1)	0.3 (0.1 to 1.1)	2.2 (0.7 to 7.2)	4.3 (1.4 to 14.1)	10.7 (3.5 to 35.1)	10.7 (3.5 to 35.1)	10.7 (3.5 to 35.1)	10.7 (3.5 to 35.1)	10.7 (3.5 to 35.1)	10.7 (3.5 to 35.1)	10.7 (3.5 to 35.1)	10.7 (3.5 to 35.1)	10.7 (3.5 to 35.1)	10.7 (3.5 to 35.1)	10.7 (3.5 to 35.1)	10.7 (3.5 to 35.1)	10.7 (3.5 to 35.1)	10.7 (3.5 to 35.1)	10.7 (3.5 to 35.1)	10.7 (3.5 to 35.1)	10.7 (3.5 to 35.1)	286
Chagas disease	0 (0 to 0)	0 (0 to 0)	0 (0 to 0)	0 (0 to 0)	0.1 (0 to 0.5)	0.5 (0 to 1.2)	1.2 (0.2 to 3.4)	2.5 (0.5 to 7.4)	3.6 (0.7 to 10.6)	3.6 (0.7 to 10.6)	3.6 (0.7 to 10.6)	3.6 (0.7 to 10.6)	3.6 (0.7 to 10.6)	3.6 (0.7 to 10.6)	3.6 (0.7 to 10.6)	3.6 (0.7 to 10.6)	3.6 (0.7 to 10.6)	3.6 (0.7 to 10.6)	3.6 (0.7 to 10.6)	3.6 (0.7 to 10.6)	3.6 (0.7 to 10.6)	3.6 (0.7 to 10.6)	3.6 (0.7 to 10.6)	99.5
Leishmaniasis	0 (0 to 0)	0 (0 to 0)	1.1 (0.3 to 4.2)	0.8 (0.3 to 2.9)	0.8 (0.3 to 2.7)	1.7 (0.6 to 5.1)	2.4 (0.9 to 7.1)	1.7 (0.6 to 5.1)	1.6 (0.6 to 5.1)	1.6 (0.6 to 5.1)	1.6 (0.6 to 5.1)	1.6 (0.6 to 5.1)	1.6 (0.6 to 5.1)	1.6 (0.6 to 5.1)	1.9 (0.7 to 6.2)	2.4 (0.9 to 7.7)	2.4 (0.9 to 7.7)	2.4 (0.9 to 7.7)	2.4 (0.9 to 7.7)	2.4 (0.9 to 7.7)	2.4 (0.9 to 7.7)	2.4 (0.9 to 7.7)	2.4 (0.9 to 7.7)	44.3
Visceral leishmaniasis	0 (0 to 0)	0 (0 to 0)	0 (0 to 0)	0 (0 to 0)	0 (0 to 0)	0 (0 to 0)	0 (0 to 0)	0 (0 to 0)	0 (0 to 0)	0 (0 to 0)	0 (0 to 0)	0 (0 to 0)	0 (0 to 0)	0 (0 to 0)	0 (0 to 0)	0 (0 to 0)	0 (0 to 0)	0 (0 to 0)	0 (0 to 0)	0 (0 to 0)	0 (0 to 0)	0 (0 to 0)	0 (0 to 0)	0
Cutaneous and mucocutaneous leishmaniasis	0 (0 to 0)	0 (0 to 0)	1.1 (0.3 to 4.2)	0.8 (0.3 to 2.9)	0.8 (0.3 to 2.7)	1.7 (0.6 to 5.1)	2.4 (0.9 to 7.1)	1.7 (0.6 to 5.1)	1.6 (0.6 to 5.1)	1.6 (0.6 to 5.1)	1.6 (0.6 to 5.1)	1.6 (0.6 to 5.1)	1.6 (0.6 to 5.1)	1.6 (0.6 to 5.1)	1.9 (0.7 to 6.2)	2.4 (0.9 to 7.7)	2.4 (0.9 to 7.7)	2.4 (0.9 to 7.7)	2.4 (0.9 to 7.7)	2.4 (0.9 to 7.7)	2.4 (0.9 to 7.7)	2.4 (0.9 to 7.7)	2.4 (0.9 to 7.7)	44.3
African trypanosomiasis	0 (0 to 0)	0 (0 to 0)	0 (0 to 0)	0 (0 to 0)	0 (0 to 0)	0 (0 to 0)	0 (0 to 0)	0 (0 to 0)	0 (0 to 0)	0 (0 to 0)	0 (0 to 0)	0 (0 to 0)	0 (0 to 0)	0 (0 to 0)	0 (0 to 0)	0 (0 to 0)	0 (0 to 0)	0 (0 to 0)	0 (0 to 0)	0 (0 to 0)	0 (0 to 0)	0 (0 to 0)	0 (0 to 0)	0
Schistosomiasis	0 (0 to 0)	0 (0 to 0)	0 (0 to 0)	0 (0 to 0)	0 (0 to 0)	0 (0 to 0)	0 (0 to 0)	0 (0 to 0)	0 (0 to 0)	0 (0 to 0)	0 (0 to 0)	0 (0 to 0)	0 (0 to 0)	0 (0 to 0)	0 (0 to 0)	0 (0 to 0)	0 (0 to 0)	0 (0 to 0)	0 (0 to 0)	0 (0 to 0)	0 (0 to 0)	0 (0 to 0)	0 (0 to 0)	0
Cysticercosis	0 (0 to 0)	0 (0 to 0)	0.3 (0 to 1.3)	1.2 (0.3 to 3.6)	2.9 (0.7 to 8.6)	18.4 (3.9 to 57.6)	47.6 (13.9 to 119)	61.6 (19.1 to 137)	61.2 (19.5 to 138)	61.6 (20.1 to 137)	60.8 (21.1 to 133)	61.6 (20.1 to 137)	48.9 (17.1 to 108)	77.3 (24.5 to 168)	77.3 (24.5 to 168)	67.7 (23.9 to 151)	69.4 (26.9 to 151)	69.9 (26.9 to 156)	69.9 (26.9 to 156)	80.6 (34.6 to 166)	61.4 (24.9 to 117)	38.1 (13.9 to 81.1)	19.3 (6.4 to 38.7)	1,060
Cystic echinococcosis	0 (0 to 0)	0 (0 to 0)	0 (0 to 0.1)	0 (0 to 0)	0 (0 to 0)	0 (0 to 0)	0 (0 to 0)	0 (0 to 0)	0 (0 to 0)	0 (0 to 0)	0 (0 to 0)	0 (0 to 0)	0 (0 to 0)	0 (0 to 0)	0 (0 to 0)	0 (0 to 0)	0 (0 to 0)	0 (0 to 0)	0 (0 to 0)	0 (0 to 0)	0 (0 to 0)	0 (0 to 0)	0 (0 to 0)	0 (0 to 0)	0.6
Lymphatic filariasis	0 (0 to 0)	0 (0 to 0)	0 (0 to 0)	0 (0 to 0)	0 (0 to 0)	0 (0 to 0)	0 (0 to 0)	0 (0 to 0)	0 (0 to 0)	0 (0 to 0)	0 (0 to 0)	0 (0 to 0)	0 (0 to 0)	0 (0 to 0)	0 (0 to 0)	0 (0 to 0)	0 (0 to 0)	0 (0 to 0)	0 (0 to 0)	0 (0 to 0)	0 (0 to 0)	0 (0 to 0)	0 (0 to 0)	0
Onchocerciasis	0 (0 to 0)	0 (0 to 0)	0 (0 to 0)	0 (0 to 0)	0 (0 to 0)	0 (0 to 0)	0 (0 to 0)	0 (0 to 0)	0 (0 to 0)	0 (0 to 0)	0 (0 to 0)	0 (0 to 0)	0 (0 to 0)	0 (0 to 0)	0 (0 to 0)	0 (0 to 0)	0 (0 to 0)	0 (0 to 0)	0 (0 to 0)	0 (0 to 0)	0 (0 to 0)	0 (0 to 0)	0 (0 to 0)	0
Trachoma	0 (0 to 0)	0 (0 to 0)	0 (0 to 0)	0 (0 to 0)	0 (0 to 0)	0 (0 to 0)	0 (0 to 0)	0 (0 to 0)	0 (0 to 0)	0 (0 to 0)	0 (0 to 0)	0 (0 to 0)	0 (0 to 0)	0 (0 to 0)	0 (0 to 0)	0 (0 to 0)	0 (0 to 0)	0 (0 to 0)	0 (0 to 0)	0 (0 to 0)	0 (0 to 0)	0 (0 to 0)	0 (0 to 0)	0
Dengue	0 (0 to 0)	7.4 (0 to 19.9)	11.2 (0 to 29.3)	27.7 (0 to 69.4)	29.1 (0 to 69.6)	21.3 (0 to 51.6)	22 (0 to 54.6)	18.6 (0 to 49.6)	16.6 (0 to 47.7)	15.3 (0 to 44.1)	16.6 (0 to 47.7)	17.3 (0 to 49.6)	17.3 (0 to 49.6)	11.7 (0 to 34.6)	9.6 (0 to 27.9)	7 (0 to 19.6)	6.6 (0 to 18.6)	2.7 (0 to 7.6)	2.6 (0 to 7.1)	2.6 (0 to 7.1)	2.6 (0 to 7.1)	1.7 (0 to 3.3)	336
Yellow fever	0 (0 to 0)	0 (0 to 0)	0 (0 to 0)	0 (0 to 0)	0 (0 to 0)	0 (0 to 0)	0 (0 to 0)	0 (0 to 0)	0 (0 to 0)	0 (0 to 0)	0 (0 to 0)	0 (0 to 0)	0 (0 to 0)	0 (0 to 0)	0 (0 to 0)	0 (0 to 0)	0 (0 to 0)	0 (0 to 0)	0 (0 to 0)	0 (0 to 0)	0 (0 to 0)	0 (0 to 0)	0 (0 to 0)	0
Rabies	0 (0 to 0)	0 (0 to 0)	0 (0 to 0)	0 (0 to 0)	0 (0 to 0)	0 (0 to 0)	0 (0 to 0)	0 (0 to 0)	0 (0 to 0)	0 (0 to 0)	0 (0 to 0)	0 (0 to 0)	0 (0 to 0)	0 (0 to 0)	0 (0 to 0)	0 (0 to 0)	0 (0 to 0)	0 (0 to 0)	0 (0 to 0)	0 (0 to 0)	0 (0 to 0)	0 (0 to 0)	0 (0 to 0)	0
Intestinal nematode infections	0 (0 to 0)	1.2 (0.1 to 4.7)	12.1 (2.0 to 31.4)	12.3 (2.0 to 31.9)	8.2 (1.4 to 19.6)	12.7 (2.2 to 30.2)	17.8 (3.2 to 42.1)	17.4 (3.2 to 41.2)	16.7 (3.1 to 39.6)	17.3 (3.2 to 41.1)	17.4 (3.2 to 41.2)	17.4 (3.2 to 41.2)	17.4 (3.2 to 41.2)	17.4 (3.2 to 41.2)	17.4 (3.2 to 41.2)	17.4 (3.2 to 41.2)	17.4 (3.2 to 41.2)	17.4 (3.2 to 41.2)	17.4 (3.2 to 41.2)	17.4 (3.2 to 41.2)	17.4 (3.

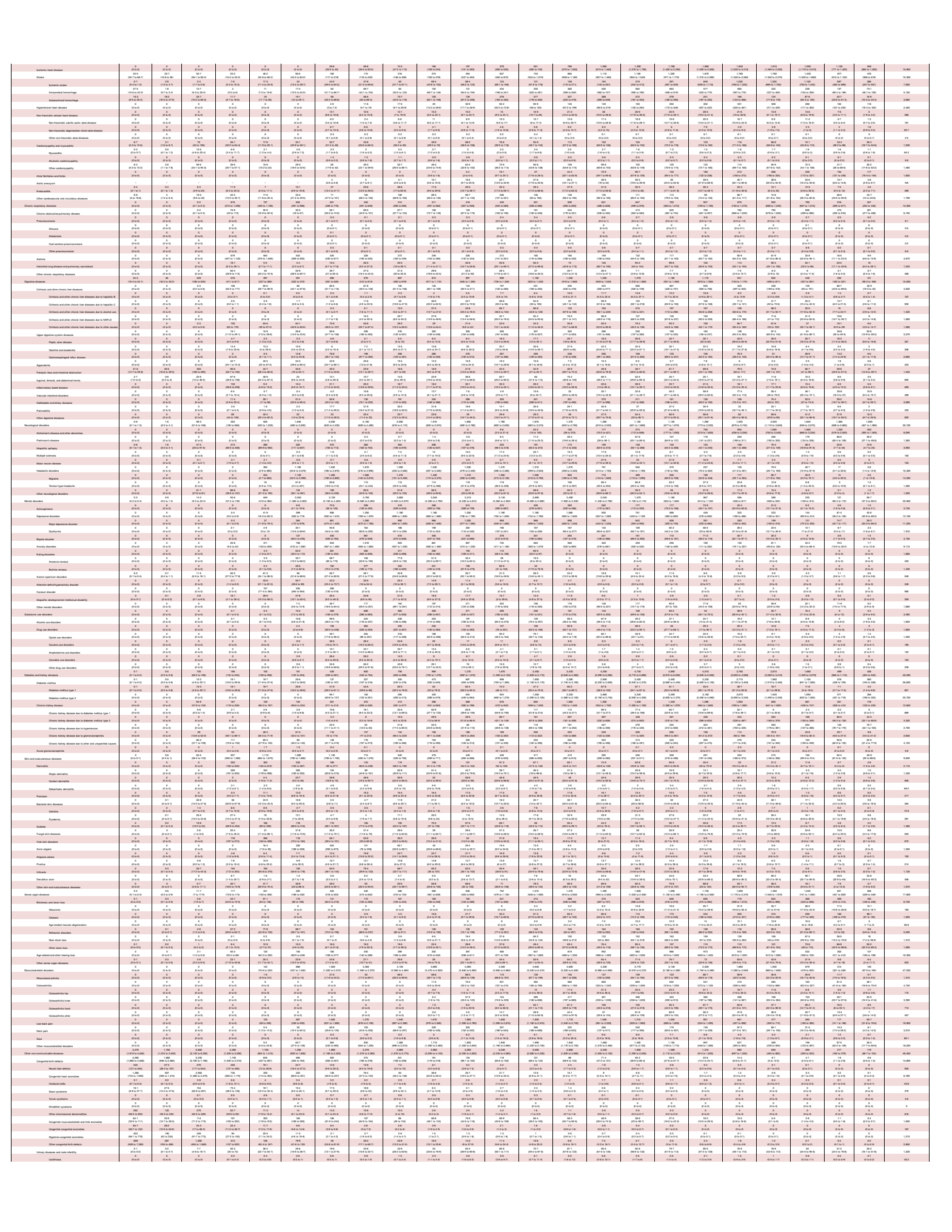

6810



SR Table 2b: Venezuela (Bolivarian Republic of) DALYS by cause and age group for females with 95% uncertainty intervals, 2019

Cause	Early Neonatal	Late Neonatal	Post Neonatal	1 to 4	5 to 9	10 to 14	15 to 19	20 to 24	25 to 29	30 to 34	35 to 39	40 to 44	45 to 49	50 to 54	55 to 59	60 to 64	65 to 69	70 to 74	75 to 79	80 to 84	85 to 89	90 to 94	95 plus	Total
All causes	114,000 (82,700 to 155,000)	44,900 (32,600 to 60,900)	74,300 (56,000 to 97,300)	77,300 (63,400 to 93,700)	61,500 (49,500 to 75,200)	88,200 (69,100 to 111,000)	148,000 (122,000 to 180,000)	169,000 (137,000 to 208,000)	190,000 (151,000 to 235,000)	203,000 (162,000 to 251,000)	216,000 (174,000 to 266,000)	226,000 (182,000 to 277,000)	230,000 (185,000 to 282,000)	252,000 (202,000 to 308,000)	274,000 (221,000 to 334,000)	285,000 (233,000 to 346,000)	275,000 (228,000 to 332,000)	233,000 (195,000 to 278,000)	185,000 (156,000 to 220,000)	148,000 (127,000 to 173,000)	88,600 (75,600 to 104,000)	55,900 (48,800 to 64,100)	31,500 (28,500 to 34,700)	3,670,000
Communicable, maternal, neonatal, and nutritional diseases	91,900 (65,500 to 127,000)	33,400 (23,900 to 45,200)	39,500 (27,800 to 53,100)	33,200 (26,000 to 41,900)	17,200 (13,600 to 22,200)	15,800 (12,100 to 20,300)	23,800 (18,700 to 30,500)	26,700 (20,800 to 34,200)	28,100 (22,100 to 35,500)	27,200 (22,000 to 33,600)	24,300 (19,800 to 29,800)	20,100 (16,200 to 24,800)	16,000 (12,700 to 20,100)	14,700 (11,800 to 18,400)	13,700 (10,600 to 17,300)	12,900 (10,100 to 16,300)	12,000 (9,350 to 15,300)	10,600 (8,070 to 13,500)	8,880 (6,840 to 11,100)	7,590 (5,710 to 10,100)	5,450 (4,050 to 7,220)	3,530 (2,530 to 4,810)	2,270 (1,520 to 2,950)	489,000
HIV/AIDS and sexually transmitted infections	192 (106 to 314)	111 (48·6 to 223)	650 (532 to 801)	332 (272 to 407)	377 (311 to 454)	306 (255 to 368)	683 (568 to 835)	2,020 (1,660 to 2,520)	4,010 (3,290 to 4,820)	6,080 (5,090 to 7,370)	5,340 (4,450 to 6,490)	4,400 (3,610 to 5,390)	3,190 (2,650 to 3,930)	2,170 (1,760 to 2,630)	1,060 (855 to 1,350)	633 (499 to 826)	391 (303 to 528)	162 (113 to 239)	87 (60·6 to 132)	45·6 (30·6 to 72·1)	26·6 (18·6 to 41)	10·9 (7·2 to 17·6)	9 (7·1 to 11·7)	32,300
HIV/AIDS	0 (0 to 0)	0 (0 to 0·1)	570 (466 to 695)	329 (269 to 401)	377 (311 to 454)	281 (232 to 341)	532 (443 to 640)	1,670 (1,370 to 2,030)	3,410 (2,820 to 4,120)	5,410 (4,490 to 6,560)	4,640 (3,860 to 5,620)	3,730 (3,070 to 4,470)	2,690 (2,220 to 3,210)	1,840 (1,530 to 2,200)	828 (689 to 1,010)	480 (399 to 584)	271 (223 to 331)	83·5 (65·4 to 106)	39·1 (30·6 to 48·8)	18·4 (14·3 to 23·6)	11·4 (9·1 to 14·2)	3·2 (2·2 to 4·6)	5·9 (4·8 to 7·2)	27,200
HIV/AIDS - Drug-susceptible Tuberculosis	0 (0 to 0)	0 (0 to 0)	52·3 (31·9 to 82·6)	30·1 (18·4 to 47·6)	33·3 (20·4 to 52·4)	24·7 (15·2 to 38·8)	60 (37·8 to 93·1)	198 (125 to 308)	364 (229 to 565)	530 (332 to 825)	415 (262 to 643)	320 (203 to 495)	229 (145 to 354)	158 (100 to 243)	71·3 (46 to 108)	42·1 (27·4 to 62·6)	23·3 (15·4 to 34·1)	7 (4·9 to 9·8)	3·4 (2·3 to 4·7)	1·6 (1·1 to 2·3)	0·9 (0·7 to 1·3)	0·3 (0·2 to 0·3)	0·6 (0·4 to 0·8)	2,570
HIV/AIDS - Multidrug-resistant Tuberculosis without exte	0 (0 to 0)	0 (0 to 0)	2·7 (0·3 to 9·4)	1·5 (0·2 to 5·4)	1·7 (0·2 to 5·9)	1·2 (0·1 to 4·4)	3 (0·3 to 10·2)	9·7 (1 to 33·3)	17·6 (1·8 to 60·5)	25·5 (2·6 to 88)	19·8 (2·1 to 68·4)	15·3 (1·6 to 52·9)	11·1 (1·2 to 38·1)	7·6 (0·8 to 26·2)	3·4 (0·4 to 11·7)	2 (0·2 to 6·8)	1·1 (0·1 to 3·7)	0·3 (0 to 1·1)	0·1 (0 to 0·5)	0·1 (0 to 0·2)	0 (0 to 0·1)	0 (0 to 0)	0 (0 to 0·1)	124
HIV/AIDS - Extensively drug-resistant Tuberculosis	0 (0 to 0)	0 (0 to 0)	0·4 (0 to 1·6)	0·3 (0 to 0·9)	0·3 (0 to 1)	0·2 (0 to 0·8)	0·5 (0 to 1·8)	1·6 (0·2 to 5·8)	2·9 (0·3 to 10·6)	4·2 (0·4 to 15·4)	3·2 (0·3 to 11·9)	2·5 (0·2 to 9·2)	1·8 (0·2 to 6·6)	1·2 (0·1 to 4·6)	0·5 (0·1 to 2)	0·3 (0 to 1·1)	0·2 (0 to 0·6)	0 (0 to 0·2)	0 (0 to 0·1)	0 (0 to 0)	0 (0 to 0)	0 (0 to 0)	0 (0 to 0)	20·3
HIV/AIDS resulting in other diseases	0 (0 to 0)	0 (0 to 0·1)	514 (409 to 645)	297 (235 to 370)	342 (272 to 419)	255 (206 to 318)	469 (378 to 582)	1,460 (1,150 to 1,830)	3,030 (2,440 to 3,740)	4,850 (3,900 to 6,060)	4,210 (3,380 to 5,210)	3,400 (2,710 to 4,180)	2,450 (1,960 to 3,000)	1,670 (1,350 to 2,030)	753 (605 to 926)	435 (353 to 533)	246 (197 to 305)	76·2 (58·1 to 97·5)	35·6 (26·9 to 45·1)	16·7 (12·7 to 21·9)	10·4 (8 to 13·3)	2·9 (1·9 to 4·3)	5·3 (4·2 to 6·6)	24,500
Sexually transmitted infections excluding HIV	192 (106 to 314)	111 (48·6 to 223)	80·8 (31·9 to 168)	3·6 (1·5 to 7·1)	0 (0 to 0)	24·4 (15·9 to 39·8)	151 (91·3 to 251)	354 (193 to 646)	599 (308 to 1,090)	670 (326 to 1,300)	701 (353 to 1,330)	664 (341 to 1,310)	494 (243 to 958)	326 (144 to 668)	231 (104 to 464)	153 (67·2 to 313)	120 (58·7 to 237)	78 (39·3 to 154)	47·9 (24·9 to 92·7)	27·2 (14·2 to 53·5)	15·2 (8·4 to 28·6)	7·7 (4·3 to 14·2)	3·1 (1·8 to 5·6)	5,050
Syphilis	192 (106 to 314)	111 (48·6 to 223)	80·8 (31·9 to 168)	3·6 (1·5 to 7·1)	0 (0 to 0)	6 (4·4 to 8·9)	16·6 (9·8 to 26·1)	13·4 (6·7 to 27·1)	28·1 (15·6 to 45·8)	23·7 (14·1 to 38·2)	18·6 (12·2 to 28·4)	10·7 (7 to 17·8)	12·4 (8·5 to 17·7)	10 (6·7 to 14·2)	8 (5·2 to 11·8)	7·5 (5 to 10·7)	7·2 (4·8 to 10)	5·8 (3·9 to 8·1)	3·8 (2·6 to 5·3)	2·9 (2 to 3·9)	1·8 (1·3 to 2·5)	1·3 (0·9 to 1·8)	0·6 (0·4 to 0·9)	566
Chlamydial infection	0 (0 to 0)	0 (0 to 0)	0 (0 to 0)	0 (0 to 0)	0 (0 to 0)	2·3 (1·5 to 3·4)	12·9 (8·4 to 18·9)	32·4 (21·7 to 46·5)	38·5 (24·2 to 58·6)	36·2 (21·7 to 60·8)	48·4 (25·8 to 81·4)	50·8 (31 to 82·2)	29·7 (17·4 to 52·3)	9·1 (5·8 to 14·2)	5·2 (3·5 to 7·8)	2 (1·2 to 3·5)	1·6 (0·9 to 2·8)	1·8 (1 to 3·1)	1·4 (0·9 to 2·4)	0·9 (0·5 to 1·4)	0·6 (0·4 to 0·9)	0·3 (0·2 to 0·5)	0·2 (0·1 to 0·3)	274
Gonococcal infection	0 (0 to 0)	0 (0 to 0)	0 (0 to 0)	0 (0 to 0)	0 (0 to 0)	1·9 (1·4 to 2·8)	19·3 (11·7 to 30)	31·8 (19·5 to 49·3)	46·6 (26 to 78·8)	34·9 (21·7 to 53·8)	38·9 (25·7 to 57·1)	41 (25·3 to 60·3)	27·9 (17·2 to 43·6)	11·5 (6·8 to 18·6)	6·6 (4·1 to 10·2)	5·2 (2·9 to 8·8)	8·8 (4·7 to 14·7)	6·2 (3·4 to 10·6)	5·2 (3·1 to 8·4)	2 (1·2 to 3)	1·6 (0·9 to 2·4)	0·8 (0·5 to 1·3)	0·3 (0·2 to 0·5)	291
Trichomoniasis	0 (0 to 0)	0 (0 to 0)	0 (0 to 0)	0 (0 to 0)	0 (0 to 0)	1·7 (0 to 5·1)	32·8 (9·9 to 81·6)	156 (56·5 to 359)	305 (106 to 674)	343 (112 to 800)	321 (105 to 740)	287 (96·9 to 675)	225 (71·5 to 515)	163 (50·2 to 372)	103 (33·1 to 234)	59·1 (19·7 to 134)	41·6 (14·6 to 94·3)	24·9 (9·2 to 55·1)	13·8 (5·1 to 30·9)	7·4 (2·7 to 16·1)	3·3 (1·2 to 7·5)	1·2 (0·4 to 3)	0·3 (0·1 to 0·7)	2,090
Genital herpes	0 (0 to 0)	0 (0 to 0)	0 (0 to 0)	0 (0 to 0)	0 (0 to 0)	8·3 (2·5 to 19·8)	34·5 (10·2 to 85·2)	65·8 (21·1 to 162)	102 (34·3 to 244)	132 (43·5 to 316)	143 (47·1 to 348)	137 (42·3 to 331)	120 (36·9 to 298)	107 (33·1 to 257)	92·7 (28 to 224)	74·9 (22·3 to 182)	56·7 (16·8 to 141)	36·2 (10·7 to 88·9)	21·7 (6·5 to 53·5)	13·2 (4 to 32·8)	7 (2·1 to 17·3)	3·6 (1·1 to 8·8)	1·5 (0·5 to 3·8)	1,160
Other sexually transmitted infections	0 (0 to 0)	0 (0 to 0)	0 (0 to 0)	0 (0 to 0)	0 (0 to 0)	4·2 (2·9 to 6·2)	34·6 (23 to 49·9)	54·7 (31·7 to 84·8)	79 (47 to 125)	101 (58·3 to 164)	132 (80·5 to 211)	138 (79·2 to 229)	79·4 (42·3 to 142)	25·1 (10·4 to 47·2)	15·5 (10·1 to 22·8)	4·5 (2·5 to 7·6)	3·9 (2·1 to 6·5)	3·2 (1·8 to 5·5)	2 (1·2 to 3·3)	0·8 (0·5 to 1·2)	0·8 (0·5 to 1·2)	0·4 (0·2 to 0·6)	0·1 (0·1 to 0·2)	679
Respiratory infections and tuberculosis	3,610 (2,300 to 5,440)	3,360 (2,080 to 5,070)	11,700 (7,530 to 16,700)	8,250 (6,170 to 10,900)	3,490 (2,500 to 4,800)	2,770 (1,940 to 3,820)	3,440 (2,530 to 4,570)	4,170 (3,070 to 5,720)	4,450 (3,220 to 6,040)	3,750 (2,630 to 5,140)	3,810 (2,700 to 5,180)	3,760 (2,670 to 5,170)	3,240 (2,280 to 4,500)	3,630 (2,530 to 5,110)	3,830 (2,720 to 5,280)	4,080 (2,870 to 5,550)	4,460 (3,180 to 6,150)	4,690 (3,300 to 6,320)	4,410 (3,050 to 6,060)	4,220 (2,950 to 5,840)	3,040 (2,180 to 4,130)	2,170 (1,500 to 2,950)	1,530 (992 to 2,040)	95,800

[illegible]



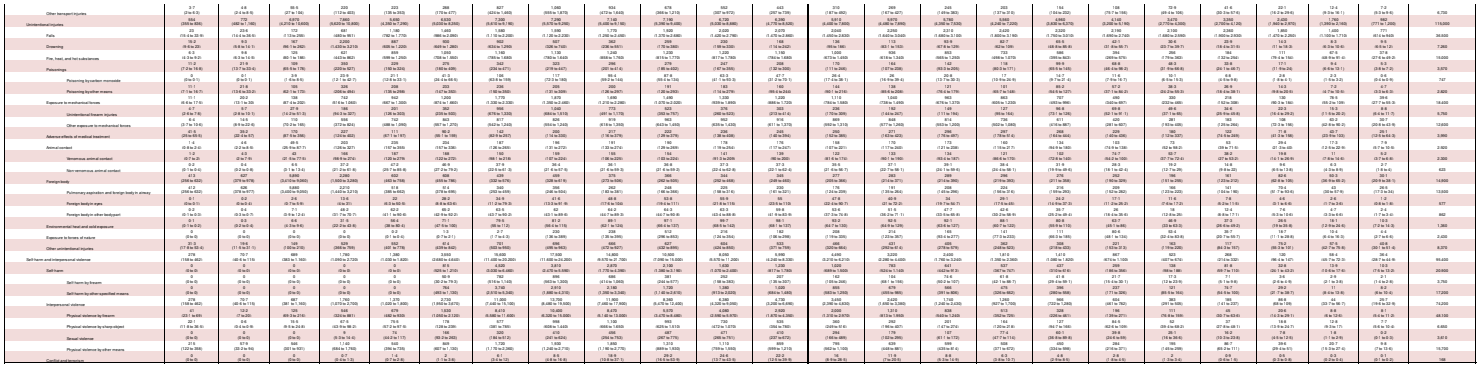

SR Table 2b: Tropical Latin America DALYS by cause and age group for females with 95% uncertainty intervals, 2019

Cause	Early Neonatal	Late Neonatal	Post Neonatal	1 to 4	5 to 9	10 to 14	15 to 19	20 to 24
All causes	1,040,000 (837 000 to 1 270 000)	162,000 (130 000 to 195 000)	967,000 (787 000 to 1 160 000)	521,000 (435 000 to 617 000)	498,000 (396 000 to 618 000)	737,000 (549 000 to 974 000)	1,050,000 (819 000 to 1 360 000)	1,270,000 (995 000 to 1 580 000)
Communicable, maternal, neonatal, and nutritional diseases	829,000 (667 000 to 1 010 000)	118,000 (95 400 to 145 000)	482,000 (394 000 to 583 000)	201,000 (164 000 to 244 000)	138,000 (103 000 to 187 000)	118,000 (87 700 to 163 000)	162,000 (121 000 to 216 000)	174,000 (136 000 to 224 000)
HIV/AIDS and sexually transmitted infections	9,900 (6 440 to 14 500)	2,100 (1 160 to 3 470)	11,400 (9 540 to 14 400)	4,130 (3 830 to 4 490)	3,410 (3 150 to 3 680)	4,010 (3 720 to 4 350)	8,700 (7 870 to 9 690)	17,300 (15 300 to 19 800)
HIV/AIDS	0·7 (0·3 to 1·2)	2·3 (1·1 to 4·2)	7,340 (6 790 to 7 920)	4,000 (3 710 to 4 330)	3,340 (3 070 to 3 620)	3,780 (3 500 to 4 100)	7,670 (6 950 to 8 430)	14,700 (13 300 to 16 200)
HIV/AIDS - Drug-susceptible Tuberculosis	0 (0 to 0)	0·1 (0·1 to 0·1)	998 (615 to 1 510)	486 (304 to 734)	394 (248 to 594)	421 (262 to 637)	841 (540 to 1 260)	1,650 (1 070 to 2 460)
HIV/AIDS - Multidrug-resistant Tuberculosis without	0 (0 to 0)	0 (0 to 0)	78·5 (13·3 to 239)	37·7 (6·2 to 115)	30·3 (5·4 to 90)	32·3 (5 to 97·6)	61·7 (9·9 to 177)	121 (21·7 to 339)
HIV/AIDS - Extensively drug-resistant Tuberculosis	0 (0 to 0)	0 (0 to 0)	13 (1·9 to 39)	6·2 (1 to 18·9)	5 (0·8 to 14·8)	5·3 (0·8 to 15·9)	10 (1·5 to 29·3)	19·5 (3·3 to 57·9)
HIV/AIDS resulting in other diseases	0·7 (0·3 to 1·2)	2·2 (1 to 4·1)	6,250 (5 470 to 6 960)	3,470 (3 100 to 3 850)	2,910 (2 580 to 3 210)	3,320 (2 980 to 3 660)	6,750 (5 920 to 7 520)	12,900 (11 400 to 14 500)
Sexually transmitted infections excluding HIV	9,900 (6 440 to 14 500)	2,100 (1 160 to 3 470)	4,070 (2 320 to 7 000)	133 (65·9 to 252)	73·3 (33·2 to 142)	233 (182 to 308)	1,040 (728 to 1 590)	2,620 (1 590 to 4 490)
Syphilis	9,900 (6 440 to 14 500)	2,100 (1 160 to 3 470)	4,070 (2 320 to 7 000)	133 (65·9 to 252)	73·3 (33·2 to 142)	78·5 (68·2 to 90)	105 (87·7 to 134)	79·9 (53·6 to 135)
Chlamydial infection	0 (0 to 0)	0 (0 to 0)	0 (0 to 0)	0 (0 to 0)	0 (0 to 0)	28·3 (20·5 to 39·1)	132 (90·4 to 192)	352 (254 to 483)
Gonococcal infection	0 (0 to 0)	0 (0 to 0)	0 (0 to 0)	0 (0 to 0)	0 (0 to 0)	24·7 (21·5 to 28·8)	143 (124 to 165)	270 (233 to 316)
Trichomoniasis	0 (0 to 0)	0 (0 to 0)	0 (0 to 0)	0 (0 to 0)	0 (0 to 0)	8·3 (2·2 to 20·9)	158 (48·2 to 391)	842 (290 to 2 010)
Genital herpes	0 (0 to 0)	0 (0 to 0)	0 (0 to 0)	0 (0 to 0)	0 (0 to 0)	40·6 (13 to 100)	182 (59·7 to 446)	445 (156 to 1 080)
Other sexually transmitted infections	0 (0 to 0)	0 (0 to 0)	0 (0 to 0)	0 (0 to 0)	0 (0 to 0)	52·2 (39·2 to 69·8)	317 (242 to 416)	631 (457 to 870)
Respiratory infections and tuberculosis	9,100 (7 190 to 11 400)	5,790 (4 540 to 7 210)	137,000 (110 000 to 169 000)	61,800 (50 200 to 75 400)	29,600 (22 400 to 40 200)	23,700 (17 900 to 32 400)	23,900 (18 500 to 31 900)	28,700 (23 100 to 36 700)
Tuberculosis	0 (0 to 0)	0 (0 to 0·1)	2,800 (2 190 to 3 510)	1,600 (1 250 to 1 990)	995 (735 to 1 390)	1,070 (846 to 1 360)	2,050 (1 730 to 2 460)	4,770 (3 790 to 5 990)
Latent tuberculosis infection	0 (0 to 0)	0 (0 to 0)	0 (0 to 0)	0 (0 to 0)	0 (0 to 0)	0 (0 to 0)	0 (0 to 0)	0 (0 to 0)
Drug-susceptible tuberculosis	0 (0 to 0)	0 (0 to 0·1)	2,610 (1 940 to 3 320)	1,500 (1 130 to 1 890)	943 (686 to 1 330)	1,010 (784 to 1 290)	1,920 (1 570 to 2 330)	4,500 (3 480 to 5 730)

Cause	25 to 29	30 to 34	35 to 39	40 to 44	45 to 49	50 to 54	55 to 59	60 to 64
All causes	1,420,000 (1 130 000 to 1 750 000)	1,640,000 (1 320 000 to 2 010 000)	1,890,000 (1 560 000 to 2 290 000)	1,950,000 (1 630 000 to 2 330 000)	1,980,000 (1 670 000 to 2 320 000)	2,160,000 (1 850 000 to 2 500 000)	2,290,000 (2 000 000 to 2 610 000)	2,280,000 (2 010 000 to 2 580 000)
Communicable, maternal, neonatal, and nutritional diseases	188,000 (151 000 to 238 000)	208,000 (168 000 to 264 000)	239,000 (194 000 to 301 000)	206,000 (167 000 to 262 000)	182,000 (147 000 to 225 000)	168,000 (135 000 to 213 000)	162,000 (135 000 to 199 000)	146,000 (125 000 to 175 000)
HIV/AIDS and sexually transmitted infections	30,900 (27 300 to 35 700)	44,900 (39 900 to 51 000)	59,000 (53 300 to 66 000)	50,600 (45 300 to 57 500)	39,900 (35 900 to 45 800)	26,000 (23 300 to 29 600)	18,800 (16 700 to 21 800)	13,300 (11 600 to 15 400)
HIV/AIDS	26,600 (24 200 to 29 700)	39,100 (35 800 to 43 100)	52,800 (48 300 to 57 700)	44,800 (40 800 to 49 100)	35,300 (32 400 to 38 800)	23,000 (21 100 to 25 200)	16,500 (15 000 to 18 500)	11,600 (10 300 to 13 300)
HIV/AIDS - Drug-susceptible Tuberculosis	3,010 (1 930 to 4 520)	4,380 (2 810 to 6 590)	5,880 (3 740 to 8 860)	4,950 (3 140 to 7 430)	3,760 (2 390 to 5 650)	2,420 (1 560 to 3 600)	1,720 (1 120 to 2 560)	1,160 (774 to 1 720)
HIV/AIDS - Multidrug-resistant Tuberculosis without	219 (39 to 618)	317 (53·6 to 920)	421 (66·7 to 1 230)	353 (55·3 to 1 020)	269 (44·2 to 771)	173 (26·6 to 502)	121 (19·5 to 351)	80·3 (13·5 to 238)
HIV/AIDS - Extensively drug-resistant Tuberculosis	35·6 (6·1 to 107)	51·5 (8·2 to 155)	68·7 (10·4 to 206)	57·6 (8·4 to 172)	43·8 (6·6 to 131)	28 (4 to 83·7)	19·5 (2·8 to 57·1)	12·8 (2 to 38)
HIV/AIDS resulting in other diseases	23,300 (20 500 to 26 300)	34,400 (30 600 to 38 600)	46,500 (41 000 to 51 600)	39,400 (34 900 to 44 100)	31,200 (27 600 to 35 000)	20,400 (18 300 to 22 600)	14,700 (13 000 to 16 800)	10,400 (8 870 to 12 100)
Sexually transmitted infections excluding HIV	4,330 (2 390 to 7 670)	5,820 (3 240 to 10 600)	6,200 (3 420 to 11 300)	5,810 (3 120 to 10 900)	4,570 (2 430 to 8 540)	2,920 (1 440 to 5 810)	2,230 (1 090 to 4 330)	1,630 (860 to 3 110)
Syphilis	148 (115 to 214)	225 (190 to 293)	170 (140 to 223)	89·6 (68·6 to 130)	123 (103 to 155)	83·1 (68·4 to 105)	41·4 (31·6 to 53·9)	48 (39·6 to 57·3)
Chlamydial infection	435 (282 to 682)	525 (315 to 866)	620 (382 to 1 020)	603 (369 to 1 030)	398 (245 to 724)	109 (86·1 to 139)	82·3 (70·1 to 97·5)	68·6 (59·9 to 78·9)
Gonococcal infection	296 (247 to 362)	401 (339 to 493)	419 (351 to 508)	477 (413 to 575)	416 (359 to 497)	208 (183 to 237)	173 (152 to 196)	176 (153 to 202)
Trichomoniasis	1,710 (564 to 3 980)	2,130 (697 to 4 990)	2,110 (689 to 4 880)	1,910 (645 to 4 570)	1,630 (518 to 3 720)	1,340 (418 to 3 120)	941 (308 to 2 210)	565 (190 to 1 340)
Genital herpes	774 (272 to 1 840)	1,080 (365 to 2 650)	1,220 (397 to 3 000)	1,140 (368 to 2 850)	1,000 (319 to 2 450)	911 (282 to 2 260)	785 (238 to 1 890)	623 (189 to 1 520)
Other sexually transmitted infections	970 (631 to 1 460)	1,460 (957 to 2 210)	1,660 (1 050 to 2 540)	1,590 (981 to 2 510)	1,010 (600 to 1 800)	271 (201 to 375)	205 (168 to 253)	152 (132 to 175)
Respiratory infections and tuberculosis	28,800 (23 800 to 36 200)	32,200 (26 900 to 39 600)	37,100 (31 300 to 44 500)	39,000 (33 900 to 45 900)	41,100 (36 200 to 47 100)	48,700 (43 700 to 54 300)	56,100 (50 400 to 62 200)	62,600 (56 200 to 69 100)
Tuberculosis	5,130 (4 110 to 6 400)	5,220 (4 270 to 6 390)	5,840 (4 860 to 6 950)	5,650 (4 710 to 6 710)	5,080 (4 270 to 6 010)	5,330 (4 550 to 6 270)	4,830 (4 190 to 5 670)	3,910 (3 380 to 4 530)
Latent tuberculosis infection	0 (0 to 0)	0 (0 to 0)	0 (0 to 0)	0 (0 to 0)	0 (0 to 0)	0 (0 to 0)	0 (0 to 0)	0 (0 to 0)
Drug-susceptible tuberculosis	4,830 (3 790 to 6 080)	4,910 (3 900 to 6 110)	5,490 (4 420 to 6 630)	5,300 (4 330 to 6 320)	4,760 (3 900 to 5 720)	4,990 (4 110 to 5 970)	4,520 (3 680 to 5 370)	3,660 (3 040 to 4 320)

Cause	65 to 69	70 to 74	75 to 79	80 to 84	85 to 89	90 to 94	95 plus	Total
All causes	2,140,000 (1 920 000 to 2 390 000)	1,920,000 (1 740 000 to 2 120 000)	1,640,000 (1 500 000 to 1 790 000)	1,340,000 (1 240 000 to 1 450 000)	921,000 (855 000 to 989 000)	479,000 (448 000 to 511 000)	207,000 (196 000 to 219 000)	30,500,000
Communicable, maternal, neonatal, and nutritional diseases	132,000 (115 000 to 152 000)	125,000 (110 000 to 142 000)	121,000 (107 000 to 134 000)	114,000 (98 000 to 127 000)	93,300 (77 700 to 105 000)	56,600 (43 800 to 64 700)	27,200 (19 800 to 31 400)	4,390,000
HIV/AIDS and sexually transmitted infections	7,960 (6 910 to 9 510)	2,820 (2 290 to 3 620)	1,340 (1 050 to 1 770)	568 (428 to 830)	282 (210 to 413)	98·8 (70·6 to 149)	29·5 (20·9 to 44·5)	357,000
HIV/AIDS	6,760 (5 960 to 7 740)	1,990 (1 640 to 2 410)	785 (645 to 957)	214 (185 to 247)	79·3 (65 to 96·5)	23·8 (17·8 to 31)	6·8 (4·7 to 9·4)	301,000
HIV/AIDS - Drug-susceptible Tuberculosis	677 (451 to 993)	184 (128 to 260)	73·2 (50·8 to 102)	20·8 (14·1 to 30)	7·7 (5·4 to 10·6)	2·1 (1·6 to 2·8)	0·6 (0·4 to 0·8)	33,000
HIV/AIDS - Multidrug-resistant Tuberculosis without	46·3 (7·5 to 131)	11·6 (1·9 to 33·8)	4·6 (0·7 to 13·3)	1·4 (0·2 to 4·2)	0·5 (0·1 to 1·4)	0·1 (0 to 0·3)	0 (0 to 0·1)	2,380
HIV/AIDS - Extensively drug-resistant Tuberculosis	7·3 (1·1 to 21·8)	1·8 (0·3 to 5·2)	0·7 (0·1 to 2)	0·2 (0 to 0·7)	0·1 (0 to 0·2)	0 (0 to 0)	0 (0 to 0)	387
HIV/AIDS resulting in other diseases	6,030 (5 160 to 7 010)	1,790 (1 440 to 2 200)	706 (570 to 878)	192 (162 to 226)	71·1 (57·2 to 87·5)	21·6 (15·8 to 28·6)	6·2 (4·1 to 8·7)	265,000
Sexually transmitted infections excluding HIV	1,200 (658 to 2 210)	832 (481 to 1 520)	555 (333 to 983)	354 (221 to 601)	203 (136 to 328)	74·9 (48·5 to 121)	22·6 (14·5 to 37·1)	56,900
Syphilis	46·5 (38·9 to 55·1)	45·4 (38·3 to 53·3)	29·9 (25·2 to 35·1)	36·2 (30·2 to 42)	23 (18·7 to 26·9)	12·9 (9·9 to 15·5)	4·4 (3·1 to 5·2)	17,700
Chlamydial infection	37·1 (31·8 to 43·1)	37·7 (32·4 to 43·7)	30·5 (26·2 to 35·1)	27·9 (22·7 to 32·7)	16·7 (13·3 to 19·8)	5·4 (4 to 6·6)	2·1 (1·4 to 2·5)	3,510
Gonococcal infection	198 (170 to 231)	129 (111 to 149)	109 (93·4 to 125)	62·4 (50·9 to 73·2)	43·2 (34·4 to 51·3)	13·7 (10·3 to 16·7)	3·7 (2·5 to 4·5)	3,560
Trichomoniasis	373 (132 to 883)	235 (85·2 to 528)	136 (52·2 to 310)	72·8 (27·1 to 165)	30·6 (12 to 69·8)	9·2 (3·3 to 20·6)	1·7 (0·6 to 4)	14,200
Genital herpes	461 (143 to 1 130)	320 (98·2 to 783)	207 (63 to 506)	129 (38·7 to 316)	67·3 (20·7 to 164)	27·7 (8·4 to 66·6)	9·2 (2·8 to 22·2)	9,420
Other sexually transmitted infections	87·6 (75·1 to 102)	66·2 (56·9 to 76·7)	42·2 (36·3 to 48·6)	25·7 (20·9 to 30·2)	21·7 (17·3 to 25·8)	6 (4·5 to 7·3)	1·6 (1·1 to 2)	8,560
Respiratory infections and tuberculosis	67,900 (60 900 to 75 300)	74,800 (66 700 to 83 400)	81,400 (71 500 to 90 000)	83,800 (69 100 to 93 600)	70,800 (57 300 to 79 600)	44,000 (33 300 to 51 200)	21,300 (15 100 to 24 800)	1,110,000
Tuberculosis	3,440 (2 980 to 3 960)	2,870 (2 480 to 3 310)	2,140 (1 820 to 2 460)	1,410 (1 180 to 1 620)	814 (644 to 959)	305 (228 to 372)	121 (84·6 to 150)	65,400
Latent tuberculosis infection	0 (0 to 0)	0 (0 to 0)	0 (0 to 0)	0 (0 to 0)	0 (0 to 0)	0 (0 to 0)	0 (0 to 0)	0
Drug-susceptible tuberculosis	3,220 (2 640 to 3 780)	2,690 (2 230 to 3 150)	2,000 (1 650 to 2 350)	1,310 (1 060 to 1 540)	759 (586 to 912)	285 (209 to 353)	113 (78 to 142)	61,300



SR Table 2b: Brazil DALYS by cause and age group for females with 95% uncertainty intervals, 2019

Cause	Early Neonatal	Late Neonatal	Post Neonatal	1 to 4	5 to 9	10 to 14	15 to 19	20 to 24	25 to 29	30 to 34	35 to 39	40 to 44	45 to 49	50 to 54	55 to 59	60 to 64	65 to 69	70 to 74	75 to 79	80 to 84	85 to 89	90 to 94	95 plus	Total
All causes	1,030,000 (824 000 to 1 250 000)	155,000 (125 000 to 188 000)	926,000 (756 000 to 1 110 000)	509,000 (426 000 to 602 000)	479,000 (381 000 to 595 000)	709,000 (528 000 to 939 000)	1,020,000 (787 000 to 1 310 000)	1,230,000 (960 000 to 1 530 000)	1,370,000 (1 100 000 to 1 690 000)	1,590,000 (1 280 000 to 1 950 000)	1,850,000 (1 520 000 to 2 230 000)	1,910,000 (1 600 000 to 2 270 000)	1,940,000 (1 630 000 to 2 270 000)	2,110,000 (1 810 000 to 2 440 000)	2,240,000 (1 950 000 to 2 560 000)	2,230,000 (1 970 000 to 2 520 000)	2,100,000 (1 870 000 to 2 340 000)	1,890,000 (1 710 000 to 2 080 000)	1,600,000 (1 460 000 to 1 750 000)	1,310,000 (1 210 000 to 1 420 000)	902,000 (837 000 to 970 000)	469,000 (439 000 to 501 000)	201,000 (190 000 to 212 000)	29,800,000
Communicable, maternal, neonatal, and nutritional diseases	815,000 (656 000 to 994 000)	114,000 (91 700 to 139 000)	458,000 (377 000 to 553 000)	196,000 (160 000 to 238 000)	133,000 (99 100 to 182 000)	114,000 (84 700 to 159 000)	157,000 (117 000 to 210 000)	168,000 (131 000 to 218 000)	182,000 (146 000 to 230 000)	202,000 (163 000 to 257 000)	234,000 (189 000 to 295 000)	202,000 (164 000 to 258 000)	178,000 (145 000 to 222 000)	165,000 (133 000 to 210 000)	159,000 (133 000 to 196 000)	144,000 (123 000 to 172 000)	130,000 (113 000 to 150 000)	123,000 (108 000 to 140 000)	120,000 (105 000 to 132 000)	113,000 (96 400 to 125 000)	91,900 (76 300 to 103 000)	55,700 (43 200 to 63 700)	26,600 (19 300 to 30 600)	4,280,000
HIV/AIDS and sexually transmitted infections	5,420 (4 070 to 7 060)	691 (497 to 924)	8,800 (8 060 to 9 640)	3,950 (3 670 to 4 280)	3,220 (2 970 to 3 480)	3,940 (3 650 to 4 270)	8,520 (7 700 to 9 490)	16,700 (14 800 to 19 100)	29,900 (26 400 to 34 500)	43,900 (39 000 to 49 900)	58,200 (52 400 to 65 200)	50,000 (44 700 to 56 800)	39,300 (35 300 to 45 000)	25,700 (23 100 to 29 300)	18,500 (16 500 to 21 500)	13,100 (11 400 to 15 200)	7,860 (6 830 to 9 380)	2,800 (2 280 to 3 580)	1,330 (1 050 to 1 760)	563 (425 to 819)	277 (207 to 405)	97 (69·4 to 146)	28·9 (20·6 to 43·4)	343,000
HIV/AIDS	0·6 (0·3 to 1·1)	2·1 (0·9 to 3·8)	7,090 (6 560 to 7 660)	3,890 (3 610 to 4 220)	3,200 (2 950 to 3 470)	3,720 (3 440 to 4 040)	7,520 (6 820 to 8 260)	14,200 (12 900 to 15 700)	25,700 (23 300 to 28 800)	38,200 (34 900 to 42 200)	52,100 (47 500 to 56 900)	44,300 (40 400 to 48 500)	34,800 (31 900 to 38 300)	22,800 (21 000 to 25 000)	16,400 (14 800 to 18 200)	11,500 (10 100 to 13 100)	6,680 (5 890 to 7 640)	1,980 (1 640 to 2 390)	783 (644 to 954)	214 (185 to 247)	78 (63·8 to 95)	23·3 (17·4 to 30·5)	6·8 (4·6 to 9·3)	295,000
HIV/AIDS - Drug-susceptible Tuberculosis	0 (0 to 0)	0·1 (0·1 to 0·1)	945 (577 to 1 440)	465 (290 to 705)	368 (228 to 555)	410 (254 to 620)	814 (522 to 1 220)	1,560 (1 010 to 2 320)	2,840 (1 820 to 4 230)	4,200 (2 690 to 6 300)	5,740 (3 660 to 8 630)	4,850 (3 070 to 7 260)	3,660 (2 340 to 5 500)	2,390 (1 530 to 3 540)	1,690 (1 100 to 2 510)	1,130 (744 to 1 670)	663 (442 to 974)	183 (127 to 259)	73 (50·6 to 102)	20·8 (14·1 to 30)	7·4 (5·2 to 10·2)	2 (1·5 to 2·7)	0·6 (0·4 to 0·7)	32,000
HIV/AIDS - Multidrug-resistant Tuberculosis without	0 (0 to 0)	0 (0 to 0)	73·8 (9·4 to 229)	35·9 (4·8 to 110)	28·1 (3·8 to 85·5)	31·4 (4·3 to 94·4)	59·5 (8·4 to 175)	113 (16·1 to 329)	205 (29·5 to 598)	303 (43·2 to 880)	410 (58·2 to 1 210)	345 (50·2 to 1 020)	261 (37·5 to 762)	170 (24·2 to 498)	118 (17·4 to 348)	77·7 (11·8 to 234)	45·3 (6·8 to 130)	11·5 (1·8 to 33·6)	4·6 (0·7 to 13·2)	1·4 (0·2 to 4·2)	0·5 (0·1 to 1·4)	0·1 (0 to 0·3)	0 (0 to 0·1)	2,290
HIV/AIDS - Extensively drug-resistant Tuberculosis	0 (0 to 0)	0 (0 to 0)	12·2 (1·6 to 36·8)	5·9 (0·8 to 18·7)	4·6 (0·6 to 14·3)	5·2 (0·7 to 15·8)	9·7 (1·3 to 28·9)	18·3 (2·5 to 56·5)	33·3 (4·5 to 103)	49·2 (6·6 to 151)	66·9 (9·1 to 204)	56·3 (7·4 to 171)	42·4 (5·7 to 128)	27·5 (3·6 to 83·2)	19 (2·6 to 56·3)	12·4 (1·7 to 37·7)	7·2 (1 to 21·5)	1·7 (0·2 to 5·2)	0·7 (0·1 to 2)	0·2 (0 to 0·7)	0·1 (0 to 0·2)	0 (0 to 0)	0 (0 to 0)	373
HIV/AIDS resulting in other diseases	0·6 (0·3 to 1·1)	2 (0·9 to 3·7)	6,060 (5 320 to 6 750)	3,380 (3 020 to 3 760)	2,800 (2 500 to 3 110)	3,270 (2 930 to 3 600)	6,640 (5 820 to 7 410)	12,500 (11 000 to 14 000)	22,700 (19 800 to 25 500)	33,700 (29 900 to 37 800)	45,900 (40 400 to 51 100)	39,000 (34 500 to 43 700)	30,800 (27 200 to 34 600)	20,300 (18 200 to 22 400)	14,500 (12 900 to 16 600)	10,300 (8 740 to 11 900)	5,960 (5 100 to 6 930)	1,780 (1 440 to 2 190)	705 (569 to 875)	191 (162 to 226)	70 (56·1 to 86·3)	21·2 (15·4 to 28·2)	6·2 (4·1 to 8·7)	261,000
Sexually transmitted infections excluding HIV	5,420 (4 070 to 7 060)	689 (494 to 921)	1,710 (1 230 to 2 270)	56 (39 to 78·1)	15·1 (11·1 to 19·5)	224 (175 to 296)	1,000 (706 to 1 530)	2,530 (1 550 to 4 320)	4,190 (2 310 to 7 400)	5,660 (3 140 to 10 300)	6,050 (3 340 to 11 000)	5,690 (3 060 to 10 600)	4,470 (2 380 to 8 360)	2,860 (1 420 to 5 690)	2,190 (1 070 to 4 240)	1,610 (849 to 3 050)	1,190 (652 to 2 170)	821 (476 to 1 490)	546 (330 to 967)	349 (219 to 593)	199 (134 to 323)	73·7 (47·7 to 118)	22·1 (14·3 to 36·1)	47,500
Syphilis	5,420 (4 070 to 7 060)	689 (494 to 921)	1,710 (1 230 to 2 270)	56 (39 to 78·1)	15·1 (11·1 to 19·5)	75·7 (65·9 to 86·8)	102 (85·9 to 129)	76·1 (51·8 to 126)	143 (112 to 204)	219 (185 to 283)	167 (138 to 217)	87·8 (67·4 to 126)	120 (101 to 151)	81·6 (67·1 to 102)	40·7 (31·2 to 52·9)	47·6 (39·3 to 56·7)	46·1 (38·6 to 54·6)	45·1 (38·1 to 53)	29·6 (25 to 34·7)	36 (30 to 41·8)	22·7 (18·5 to 26·6)	12·7 (9·7 to 15·4)	4·3 (3·1 to 5·2)	9,240
Chlamydial infection	0 (0 to 0)	0 (0 to 0)	0 (0 to 0)	0 (0 to 0)	0 (0 to 0)	27·3 (19·9 to 37·7)	128 (87·5 to 184)	342 (246 to 470)	421 (272 to 658)	509 (306 to 839)	605 (374 to 991)	590 (360 to 1 010)	389 (240 to 707)	107 (84·5 to 136)	81·2 (69·2 to 96·1)	68·5 (59·8 to 78·7)	36·9 (31·7 to 43)	37·6 (32·4 to 43·6)	30·3 (26 to 34·9)	27·8 (22·7 to 32·6)	16·5 (13·1 to 19·6)	5·3 (4 to 6·5)	2·1 (1·4 to 2·5)	3,420
Gonococcal infection	0 (0 to 0)	0 (0 to 0)	0 (0 to 0)	0 (0 to 0)	0 (0 to 0)	23·9 (20·8 to 27·7)	139 (121 to 161)	264 (227 to 309)	287 (239 to 351)	392 (331 to 480)	412 (345 to 499)	471 (408 to 565)	410 (354 to 489)	205 (180 to 234)	171 (150 to 194)	175 (153 to 202)	198 (169 to 230)	128 (110 to 149)	108 (92·8 to 125)	62·1 (50·7 to 73)	42·7 (34·1 to 50·8)	13·6 (10·2 to 16·6)	3·7 (2·5 to 4·4)	3,510
Trichomoniasis	0 (0 to 0)	0 (0 to 0)	0 (0 to 0)	0 (0 to 0)	0 (0 to 0)	7·8 (2·1 to 19·9)	149 (45·2 to 371)	808 (277 to 1 930)	1,660 (547 to 3 860)	2,070 (678 to 4 860)	2,070 (675 to 4 780)	1,870 (631 to 4 490)	1,600 (507 to 3 650)	1,310 (410 to 3 060)	923 (301 to 2 180)	555 (186 to 1 320)	366 (130 to 867)	231 (83·5 to 520)	133 (51·2 to 304)	71·5 (26·6 to 162)	30·1 (11·8 to 68·5)	9 (3·2 to 20·2)	1·6 (0·5 to 3·9)	13,900



SR Table 2b: Paraeus DALYS by cause and sex aroun for females with 95% uncertainty intervals, 2019

Cause	Early Neonatal	Late Neonatal	1 to 4	5 to 9	10 to 14	15 to 19	20 to 24	25 to 29	30 to 34	35 to 39	40 to 44	45 to 49	50 to 54	55 to 59	60 to 64	65 to 69	70 to 74	75 to 79	80 to 84	85 to 89	90 to 94	95 plus	Total
All causes	17,000 (12,000 to 23,000)	9,000 (6,000 to 12,000)	41,000 (31,000 to 55,000)	12,000 (8,700 to 15,000)	16,000 (11,000 to 23,000)	27,000 (20,000 to 36,000)	28,000 (20,000 to 41,000)	28,000 (20,000 to 41,000)	28,000 (20,000 to 41,000)	28,000 (20,000 to 41,000)	28,000 (20,000 to 41,000)	28,000 (20,000 to 41,000)	28,000 (20,000 to 41,000)	28,000 (20,000 to 41,000)	28,000 (20,000 to 41,000)	28,000 (20,000 to 41,000)	28,000 (20,000 to 41,000)	28,000 (20,000 to 41,000)	28,000 (20,000 to 41,000)	28,000 (20,000 to 41,000)	15,000 (9,000 to 23,000)	766,000
Communicable, maternal, neonatal, and nutritional diseases	14,000 (9,000 to 19,000)	6,700 (3,000 to 9,000)	23,000 (15,000 to 31,000)	5,700 (3,000 to 7,100)	4,000 (2,000 to 5,000)	3,700 (2,000 to 4,000)	4,000 (2,000 to 5,000)	5,000 (3,000 to 6,000)	6,000 (3,000 to 7,000)	6,700 (3,000 to 8,000)	6,000 (3,000 to 8,000)	6,000 (3,000 to 8,000)	5,000 (3,000 to 7,000)	3,900 (2,000 to 5,000)	3,000 (2,000 to 4,000)	2,000 (1,000 to 3,000)	1,000 (1,000 to 2,000)	1,000 (1,000 to 2,000)	1,000 (1,000 to 2,000)	1,000 (1,000 to 2,000)	1,000 (1,000 to 2,000)	623 (373 to 1,000)	139,000
HIV/AIDS and sexually transmitted infections	1,400 (1,100 to 1,800)	1,000 (529 to 2,000)	2,600 (1,900 to 3,400)	193 (119 to 303)	190 (136 to 267)	77 (54.2 to 91)	191 (143 to 239)	340 (263 to 430)	530 (413 to 650)	1,000 (773 to 1,300)	1,000 (808 to 1,300)	1,000 (849 to 1,200)	992 (672 to 1,400)	878 (592 to 1,300)	765 (494 to 1,100)	652 (389 to 1,000)	542 (294 to 864)	397 (192 to 662)	268 (92 to 513)	167 (52 to 381)	114 (29 to 316)	17 (3.6 to 46)	14,600
HIV/AIDS	0.1 (0.1 to 0.2)	0.2 (0.1 to 0.3)	246 (161 to 339)	156 (79 to 239)	232 (99.5 to 379)	60.5 (27.6 to 93.7)	154 (71.1 to 240)	499 (244 to 812)	895 (467 to 1,330)	997 (523 to 1,610)	1,000 (577 to 1,640)	752 (379 to 1,220)	496 (257 to 812)	309 (156 to 511)	190 (94 to 317)	117 (55 to 200)	79.2 (36 to 137)	51.6 (23 to 89.7)	29.5 (12.3 to 52.9)	17.7 (6.9 to 34.1)	8.6 (2.9 to 20.1)	1.4 (0.3 to 4.1)	5,000 (2,000 to 9,000)
HIV/AIDS - Drug-susceptible Tuberculosis	0 (0 to 0)	0.1 (0 to 0)	21.0 (12 to 31)	29.2 (14 to 47)	11.0 (5.1 to 19)	2.7 (1.2 to 4.1)	6.1 (2.7 to 9.6)	12.0 (5.3 to 19)	17.0 (7.5 to 27)	20.0 (8.9 to 32)	19.0 (8.1 to 31)	15.0 (6.1 to 25)	9.0 (3.6 to 16)	5.0 (2.1 to 9.2)	3.0 (1.2 to 5.8)	1.6 (0.6 to 3.2)	0.9 (0.3 to 1.8)	0.5 (0.2 to 1.1)	0.3 (0.1 to 0.6)	0.1 (0 to 0.3)	0 (0 to 0.1)	0.1 (0 to 0.2)	1,000
HIV/AIDS - Multidrug-resistant Tuberculosis without extensive	0 (0 to 0)	0 (0 to 0)	1.8 (0.9 to 2.8)	2.7 (1.3 to 4.3)	1.0 (0.5 to 1.7)	0.2 (0.1 to 0.4)	0.5 (0.2 to 0.8)	1.0 (0.4 to 1.7)	1.0 (0.5 to 1.7)	2.0 (0.8 to 3.3)	2.0 (0.8 to 3.3)	1.0 (0.4 to 1.6)	1.0 (0.4 to 1.6)	0.5 (0.2 to 0.9)	0.3 (0.1 to 0.5)	0.2 (0.1 to 0.3)	0.1 (0 to 0.2)	0 (0 to 0.1)	0 (0 to 0.1)	0 (0 to 0.1)	0 (0 to 0)	0 (0 to 0)	16
HIV/AIDS - Extensively drug-resistant Tuberculosis	0 (0 to 0)	0 (0 to 0)	0.1 (0 to 0.2)	0.2 (0 to 0.3)	0.1 (0 to 0.2)	0 (0 to 0.1)	0 (0 to 0.1)	0.1 (0 to 0.1)	0.1 (0 to 0.2)	0.2 (0.1 to 0.3)	0.2 (0.1 to 0.3)	0.1 (0 to 0.2)	0.1 (0 to 0.2)	0.1 (0 to 0.1)	0 (0 to 0.1)	0 (0 to 0.1)	0 (0 to 0.1)	0 (0 to 0.1)	0 (0 to 0.1)	0 (0 to 0.1)	0 (0 to 0)	0 (0 to 0)	1.2
HIV/AIDS resulting in other diseases	0.1 (0 to 0.1)	0.1 (0 to 0.3)	82.7 (73.6 to 92.2)	127 (69.7 to 217)	209 (99.6 to 348)	114 (54.7 to 186)	268 (127 to 434)	337 (161 to 539)	367 (173 to 580)	362 (170 to 572)	342 (161 to 540)	307 (144 to 485)	267 (125 to 421)	207 (96.1 to 327)	147 (67.7 to 232)	97.1 (44.5 to 153)	60.2 (27.5 to 95.6)	33.5 (15.1 to 53.4)	17.5 (7.9 to 28.1)	7.5 (3.3 to 12.1)	2.5 (1.1 to 4.1)	0.3 (0.1 to 0.5)	2,000
Sexually transmitted infections excluding HIV	1,400 (1,100 to 1,800)	1,000 (529 to 2,000)	2,300 (1,700 to 3,000)	37.2 (19.6 to 59.6)	178 (82.6 to 317)	16.5 (7.5 to 28.1)	37.5 (17.1 to 64.1)	141 (64.2 to 240)	535 (243 to 911)	1,000 (455 to 1,700)	1,000 (455 to 1,700)	1,000 (455 to 1,700)	1,000 (455 to 1,700)	1,000 (455 to 1,700)	1,000 (455 to 1,700)	1,000 (455 to 1,700)	1,000 (455 to 1,700)	1,000 (455 to 1,700)	1,000 (455 to 1,700)	1,000 (455 to 1,700)	1,000 (455 to 1,700)	623 (373 to 1,000)	16,000
Syphilis	0 (0 to 0)	0 (0 to 0)	0 (0 to 0)	0 (0 to 0)	0 (0 to 0)	0 (0 to 0)	0 (0 to 0)	0 (0 to 0)	0 (0 to 0)	0 (0 to 0)	0 (0 to 0)	0 (0 to 0)	0 (0 to 0)	0 (0 to 0)	0 (0 to 0)	0 (0 to 0)	0 (0 to 0)	0 (0 to 0)	0 (0 to 0)	0 (0 to 0)	0 (0 to 0)	0 (0 to 0)	0 (0 to 0)	0
Chlamydial infection	0 (0 to 0)	0 (0 to 0)	0 (0 to 0)	0 (0 to 0)	0 (0 to 0)	0 (0 to 0)	0 (0 to 0)	0 (0 to 0)	0 (0 to 0)	0 (0 to 0)	0 (0 to 0)	0 (0 to 0)	0 (0 to 0)	0 (0 to 0)	0 (0 to 0)	0 (0 to 0)	0 (0 to 0)	0 (0 to 0)	0 (0 to 0)	0 (0 to 0)	0 (0 to 0)	0 (0 to 0)	0 (0 to 0)	0
Gonococcal infection	0 (0 to 0)	0 (0 to 0)	0 (0 to 0)	0 (0 to 0)	0 (0 to 0)	0 (0 to 0)	0 (0 to 0)	0 (0 to 0)	0 (0 to 0)	0 (0 to 0)	0 (0 to 0)	0 (0 to 0)	0 (0 to 0)	0 (0 to 0)	0 (0 to 0)	0 (0 to 0)	0 (0 to 0)	0 (0 to 0)	0 (0 to 0)	0 (0 to 0)	0 (0 to 0)	0 (0 to 0)	0 (0 to 0)	0
Trichomoniasis	0 (0 to 0)	0 (0 to 0)	0 (0 to 0)	0 (0 to 0)	0 (0 to 0)	0 (0 to 0)	0 (0 to 0)	0 (0 to 0)	0 (0 to 0)	0 (0 to 0)	0 (0 to 0)	0 (0 to 0)	0 (0 to 0)	0 (0 to 0)	0 (0 to 0)	0 (0 to 0)	0 (0 to 0)	0 (0 to 0)	0 (0 to 0)	0 (0 to 0)	0 (0 to 0)	0 (0 to 0)	0 (0 to 0)	0
Genital herpes	0 (0 to 0)	0 (0 to 0)	0 (0 to 0)	0 (0 to 0)	0 (0 to 0)	0 (0 to 0)	0 (0 to 0)	0 (0 to 0)	0 (0 to 0)	0 (0 to 0)	0 (0 to 0)	0 (0 to 0)	0 (0 to 0)	0 (0 to 0)	0 (0 to 0)	0 (0 to 0)	0 (0 to 0)	0 (0 to 0)	0 (0 to 0)	0 (0 to 0)	0 (0 to 0)	0 (0 to 0)	0 (0 to 0)	0
Other sexually transmitted infections	0 (0 to 0)	0 (0 to 0)	0 (0 to 0)	0 (0 to 0)	0 (0 to 0)	0 (0 to 0)	0 (0 to 0)	0 (0 to 0)	0 (0 to 0)	0 (0 to 0)	0 (0 to 0)	0 (0 to 0)	0 (0 to 0)	0 (0 to 0)	0 (0 to 0)	0 (0 to 0)	0 (0 to 0)	0 (0 to 0)	0 (0 to 0)	0 (0 to 0)	0 (0 to 0)	0 (0 to 0)	0 (0 to 0)	0
Respiratory infections and tuberculosis	98.0 (49.5 to 171)	170 (89.3 to 293)	6,200 (3,800 to 9,900)	894 (531 to 1,200)	1,170 (648 to 1,810)	897 (470 to 1,500)	844 (388 to 1,500)	914 (429 to 1,500)	996 (471 to 1,500)	1,000 (483 to 1,500)	1,000 (492 to 1,500)	1,000 (493 to 1,500)	1,000 (492 to 1,500)	1,000 (483 to 1,500)	1,000 (461 to 1,500)	1,000 (429 to 1,500)	1,000 (376 to 1,370)	1,000 (338 to 1,370)	1,000 (301 to 1,370)	1,000 (268 to 1,370)	1,000 (239 to 1,370)	616 (369 to 1,000)	24,000
Tuberculosis	0 (0 to 0)	0 (0 to 0)	1,200 (701 to 2,000)	1,100 (634 to 1,800)	1,100 (619 to 1,800)	1,100 (607 to 1,800)	1,100 (589 to 1,800)	1,100 (572 to 1,800)	1,100 (553 to 1,800)	1,100 (536 to 1,800)	1,100 (518 to 1,800)	1,100 (502 to 1,800)	1,100 (483 to 1,800)	1,100 (466 to 1,800)	1,100 (447 to 1,800)	1,100 (429 to 1,800)	1,100 (409 to 1,800)	1,100 (389 to 1,800)	1,100 (371 to 1,800)	1,100 (351 to 1,800)	1,100 (331 to 1,800)	616 (369 to 1,000)	23,000
Latent tuberculosis infection	0 (0 to 0)	0 (0 to 0)	0 (0 to 0)	0 (0 to 0)	0 (0 to 0)	0 (0 to 0)	0 (0 to 0)	0 (0 to 0)	0 (0 to 0)	0 (0 to 0)	0 (0 to 0)	0 (0 to 0)	0 (0 to 0)	0 (0 to 0)	0 (0 to 0)	0 (0 to 0)	0 (0 to 0)	0 (0 to 0)	0 (0 to 0)	0 (0 to 0)	0 (0 to 0)	0 (0 to 0)	0 (0 to 0)	0
Drug-susceptible Tuberculosis	98.0 (49.5 to 171)	170 (89.3 to 293)	1,200 (701 to 2,000)	1,100 (634 to 1,800)	1,100 (619 to 1,800)	1,100 (607 to 1,800)	1,100 (589 to 1,800)	1,100 (572 to 1,800)	1,100 (553 to 1,800)	1,100 (536 to 1,800)	1,100 (518 to 1,800)	1,100 (502 to 1,800)	1,100 (483 to 1,800)	1,100 (466 to 1,800)	1,100 (447 to 1,800)	1,100 (429 to 1,800)	1,100 (409 to 1,800)	1,100 (389 to 1,800)	1,100 (371 to 1,800)	1,100 (351 to 1,800)	1,100 (331 to 1,800)	616 (369 to 1,000)	23,000
Multidrug-resistant tuberculosis without extensive drug-resista	0 (0 to 0)	0 (0 to 0)	12.1 (7.1 to 17)	1.2 (0.7 to 1.7)	2.7 (1.6 to 3.8)	2.9 (1.7 to 4.1)	6.6 (3.9 to 9.2)	11.0 (6.5 to 15)	17.0 (10 to 24)	17.0 (10 to 24)	17.0 (10 to 24)	13.0 (7.8 to 18)	10.0 (5.9 to 14)	7.6 (4.5 to 11)	6.3 (3.7 to 8.8)	5.4 (3.2 to 7.6)	4.7 (2.8 to 6.6)	4.1 (2.4 to 5.8)	3.5 (2.1 to 4.9)	2.9 (1.7 to 4.1)	1.9 (1.1 to 2.7)	0.6 (0.3 to 0.9)	170
Extensively drug-resistant tuberculosis	0 (0 to 0)	0 (0 to 0)	0.2 (0.2 to 0.3)	0 (0 to 0)	0 (0 to 0)	0 (0 to 0)	0 (0 to 0)	0 (0 to 0)	0 (0 to 0)	0 (0 to 0)	0 (0 to 0)	0 (0 to 0)	0 (0 to 0)	0 (0 to 0)	0 (0 to 0)	0 (0 to 0)	0 (0 to 0)	0 (0 to 0)	0 (0 to 0)	0 (0 to 0)	0 (0 to 0)	0 (0 to 0)	0 (0 to 0)	0.6
Tuberculosis resulting in other diseases	0 (0 to 0)	0 (0 to 0)	0.1 (0 to 0.1)	0.1 (0 to 0.1)	0.1 (0 to 0.1)	0.1 (0 to 0.1)	0.1 (0 to 0.1)	0.1 (0 to 0.1)	0.1 (0 to 0.1)	0.1 (0 to 0.1)	0.1 (0 to 0.1)	0.1 (0 to 0.1)	0.1 (0 to 0.1)	0.1 (0 to 0.1)	0.1 (0 to 0.1)	0.1 (0 to 0.1)	0.1 (0 to 0.1)	0.1 (0 to 0.1)	0.1 (0 to 0.1)	0.1 (0 to 0.1)	0.1 (0 to 0.1)	0 (0 to 0)	2.0
Lower respiratory infections	98.0 (49.5 to 170)	170 (89.3 to 293)	5,000 (3,000 to 8,000)	894 (531 to 1,200)	1,100 (648 to 1,800)	897 (470 to 1,500)	844 (388 to 1,500)	914 (429 to 1,500)	996 (471 to 1,500)	1,000 (483 to 1,500)	1,000 (492 to 1,500)	1,000 (493 to 1,500)	1,000 (492 to 1,500)	1,000 (483 to 1,500)	1,000 (461 to 1,500)	1,000 (429 to 1,500)	1,000 (376 to 1,370)	1,000 (338 to 1,370)	1,000 (301 to 1,370)	1,000 (268 to 1,370)	1,000 (239 to 1,370)	616 (369 to 1,000)	20,000
Upper respiratory infections	0 (0 to 0)	0 (0 to 0)	0 (0 to 0)	0 (0 to 0)	0 (0 to 0)	0 (0 to 0)	0 (0 to 0)	0 (0 to 0)	0 (0 to 0)	0 (0 to 0)	0 (0 to 0)	0 (0 to 0)	0 (0 to 0)	0 (0 to 0)	0 (0 to 0)	0 (0 to 0)	0 (0 to 0)	0 (0 to 0)	0 (0 to 0)	0 (0 to 0)	0 (0 to 0)	0 (0 to 0)	0 (0 to 0)	0
Otitis media	0 (0 to 0.1)	0 (0 to 0.6)	74.9 (14 to 247)	127 (66 to 223)	84.8 (18.7 to 247)	19.1 (4.6 to 59)	33.6 (9.6 to 105)	57.7 (16.9 to 167)	79.0 (23.7 to 222)	94.0 (29.1 to 256)	94.0 (29.1 to 256)	84.0 (26.1 to 229)	68.0 (21.1 to 185)	49.0 (15.2 to 133)	29.0 (8.9 to 79)	14.0 (4.3 to 38)	6.0 (1.8 to 16)	2.0 (0.6 to 5.4)	0.6 (0.2 to 1.6)	0.2 (0 to 0.5)	0 (0 to 0.1)	0.1 (0 to 0.3)	1,000
Enteric infections	67.0 (17.6 to 181)	2,900 (1,300 to 5,400)	2,900 (1,400 to 5,100)	603 (317 to 1,100)	494 (227 to 929)	289 (133 to 542)	314 (144 to 591)	399 (183 to 750)	533 (245 to 1,000)	1,000 (459 to 1,900)	1,000 (459 to 1,900)	1,000 (459 to 1,900)	1,000 (459 to 1,900)	1,000 (459 to 1,900)	1,000 (459 to 1,900)	1,000 (459 to 1,900)	1,000 (459 to 1,900)	1,000 (459 to 1,900)	1,000 (459 to 1,900)	1,000 (459 to 1,900)	1,000 (459 to 1,900)	616 (369 to 1,000)	23,000
Typhoid and paratyphoid	0 (0 to 0)	0 (0 to 0)	0 (0 to 0)	0 (0 to 0)	0 (0 to 0)	0 (0 to 0)	0 (0 to 0)	0 (0 to 0)	0 (0 to 0)	0 (0 to 0)	0 (0 to 0)	0 (0 to 0)	0 (0 to 0)	0 (0 to 0)	0 (0 to 0)	0 (0 to 0)	0 (0 to 0)	0 (0 to 0)	0 (0 to 0)	0 (0 to 0)	0 (0 to 0)	0 (0 to 0)	0 (0 to 0)	0
Typhoid fever	0 (0 to 0)	0 (0 to 0)	0 (0 to 0)	0 (0 to 0)	0 (0 to 0)	0 (0 to 0)	0 (0 to 0)	0 (0 to 0)	0 (0 to 0)	0 (0 to 0)	0 (0 to 0)	0 (0 to 0)	0 (0 to 0)	0 (0 to 0)	0 (0 to 0)	0 (0 to 0)	0 (0 to 0)	0 (0 to 0)	0 (0 to 0)	0 (0 to 0)	0 (0 to 0)	0 (0 to 0)	0 (0 to 0)	0
Paratyphoid fever	0 (0 to 0)	0 (0 to 0)	0 (0 to 0)	0 (0 to 0)	0 (0 to 0)	0 (0 to 0)	0 (0 to 0)	0 (0 to 0)	0 (0 to 0)	0 (0 to 0)	0 (0 to 0)	0 (0 to 0)	0 (0 to 0)	0 (0 to 0)	0 (0 to 0)	0 (0 to 0)	0 (0 to 0)	0 (0 to 0)	0 (0 to 0)	0 (0 to 0)	0 (0 to 0)	0 (0 to 0)	0 (0 to 0)	0
Invasive Non-typhoidal Salmonella (iNTS)	0 (0 to 1.1)	0 (0 to 0.5)	17.6 (9.6 to 28.9)	17 (9.9 to 26.2)	9.2 (2.9 to 22.2)	2.6 (0.7 to 10.2)	3.6 (0.9 to 11.9)	2.9 (0.8 to 9.8)	2.2 (0.6 to 7.5)	2.0 (0.5 to 6.8)	2 (0.5 to 6.8)	1.7 (0.4 to 5.7)	1.5 (0.4 to 5.1)	1.6 (0.4 to 5.3)	1.6 (0.4 to 5.3)	1.5 (0.4 to 5.2)	1.3 (0.3 to 4.5)	1.1 (0.3 to 3.8)	0.9 (0.2 to 3.2)	0.7 (0.2 to 2.5)	0.3 (0.1 to 1.3)	0.1 (0 to 0.7)	83.9
Other intestinal infectious diseases	0 (0 to 0)	0 (0 to 0)	0.7 (0.2 to 2.1)	1.9 (0.5 to 6.1)	2.1 (0.5 to 6.9)	1.9 (0.5 to 6.2)	1.1 (0.3 to 3.6)	0.9 (0.2 to 2.9)	0.7 (0.2 to 2.1)	0.6 (0.2 to 2.1)	0.6 (0.2 to 2.1)	0.5 (0.1 to 1.8)	0.4 (0.1 to 1.4)	0.3 (0.1 to 1.1)	0.3 (0.1 to 1.1)	0.2 (0.1 to 0.8)	0.2 (0 to 0.6)	0.1 (0 to 0.5)	0.1 (0 to 0.4)	0.1 (0 to 0.3)	0 (0 to 0.2)	0 (0 to 0.1)	19.4
Neglected tropical diseases and malaria	0.6 (0.4 to 0.7)	69.6 (45.1 to 93.5)	199 (129 to 272)	233 (153 to 320)	196 (126 to 269)	330 (213 to 453)	359 (232 to 493)	391 (253 to 537)	392 (254 to 538)	384 (248 to 528)	354 (229 to 486)	309 (200 to 424)	254 (164 to 349)	209 (135 to 287)	172 (111 to 236)	142 (91.6 to 195)	120 (77.3 to 164)	107 (69.1 to 147)	98.1 (63.3 to 135)	92.7 (59.8 to 127)	89.7 (57.9 to 123)	84.2 (54.3 to 116)	3,700 (2,400 to 5,100)
Malaria	0 (0 to 0)	0 (0 to 0)	0 (0 to 0)	0 (0 to 0)	0 (0 to 0)	0 (0 to 0)	0 (0 to 0)	0 (0 to 0)	0 (0 to 0)	0 (0 to 0)	0 (0 to 0)	0 (0 to 0)	0 (0 to 0)	0 (0 to 0)	0 (0 to 0)	0 (0 to 0)	0 (0 to 0)	0 (0 to 0)	0 (0 to 0)	0 (0 to 0)	0 (0 to 0)	0 (0 to 0)	0 (0 to 0)	0
Chagas disease	0 (0 to 0)	0 (0 to 0)	0 (0 to 0)	0 (0 to 0)	0.2 (0 to 0.7)	0.2 (0 to 0.7)	0.3 (0 to 0.9)	0.4 (0 to 1.1)	0.5 (0 to 1.4)	0.7 (0.2 to 1.8)	0.7 (0.2 to 1.8)	0.6 (0.2 to 1.6)	0.5 (0.2 to 1.3)	0.4 (0.1 to 1.1)	0.3 (0.1 to 0.9)	0.3 (0.1 to 0.8)	0.2 (0.1 to 0.6)	0.2 (0 to 0.5)	0.1 (0 to 0.4)	0.1 (0 to 0.3)	0 (0 to 0.2)	0 (0 to 0.1)	5.7
Leishmaniasis	0 (0 to 0)	0 (0 to 0)	0.4 (0 to 0.6)	0.3 (0 to 0.5)	0.3 (0 to 0.5)	0.3 (0 to 0.5)	0.3 (0 to 0.5)	0.3 (0 to 0.5)	0.3 (0 to 0.5)	0.3 (0 to 0.5)	0.3 (0 to 0.5)	0.3 (0 to 0.5)	0.3 (0 to 0.5)	0.3 (0 to 0.5)	0.3 (0 to 0.5)	0.3 (0 to 0.5)	0.3 (0 to 0.5)	0.3 (0 to 0.5)	0.3 (0 to 0.5)	0.3 (0 to 0.5)	0.3 (0 to 0.5)	0.3 (0 to 0.5)	4.6
Visceral leishmaniasis	0 (0 to 0)	0 (0 to 0)	0.2 (0 to 0.3)	0.1 (0 to 0.2)	0.1 (0 to 0.2)	0.1 (0 to 0.2)	0.1 (0 to 0.2)	0.1 (0 to 0.2)	0.1 (0 to 0.2)	0.1 (0 to 0.2)	0.1 (0 to 0.2)	0.1 (0 to 0.2)	0.1 (0 to 0.2)	0.1 (0 to 0.2)	0.1 (0 to 0.2)	0.1 (0 to 0.2)	0.1 (0 to 0.2)	0.1 (0 to 0.2)	0.1 (0 to 0.2)	0.1 (0 to 0.2)	0.1 (0 to 0.2)	0 (0 to 0)	2.3
Cutaneous and mucocutaneous leishmaniasis	0 (0 to 0)	0 (0 to 0)	0.1 (0 to 0.2)	0.2 (0.1 to 0.3)	0.2 (0.1 to 0.3)	0.2 (0.1 to 0.3)	0.2 (0.1 to 0.3)	0.2 (0.1 to 0.3)	0.2 (0.1 to 0.3)	0.2 (0.1 to 0.3)	0.2 (0.1 to 0.3)	0.2 (0.1 to 0.3)	0.2 (0.1 to 0.3)	0.2 (0.1 to 0.3)	0.2 (0.1 to 0.3)	0.2 (0.1 to 0.3)	0.2 (0.1 to 0.3)	0.2 (0.1 to 0.3)	0.2 (0.1 to 0.3)	0.2 (0.1 to 0.3)	0.2 (0.1 to 0.3)	0 (0 to 0)	2.3
African trypanosomiasis	0 (0 to 0)	0 (0 to 0)	0 (0 to 0)	0 (0 to 0)	0 (0 to 0)	0 (0 to 0)	0 (0 to 0)	0 (0 to 0)	0 (0 to 0)	0 (0 to 0)	0 (0 to 0)	0 (0 to 0)	0 (0 to 0)	0 (0 to 0)	0 (0 to 0)	0 (0 to 0)	0 (0 to 0)	0 (0 to 0)	0 (0 to 0)	0 (0 to 0)	0 (0 to 0)	0 (0 to 0)	0 (0 to 0)	0
Schistosomiasis	0 (0 to 0)	0 (0 to 0)	0 (0 to 0)	0 (0 to 0)	0 (0 to 0)	0 (0 to 0)	0 (0 to 0)	0 (0 to 0)	0 (0 to 0)	0 (0 to 0)	0 (0 to 0)	0 (0 to 0)	0 (0 to 0)	0 (0 to 0)	0 (0 to 0)	0 (0 to 0)	0 (0 to 0)	0 (0 to 0)	0 (0 to 0)	0 (0 to 0)	0 (0 to 0)	0 (0 to 0)	0 (0 to 0)	0
Cysticercosis	0 (0 to 0)	0 (0 to 0)	0.1 (0 to 0.1)	0.3 (0 to 0.6)	0.4 (0 to 0.8)	0.4 (0 to 0.8)	0.5 (0 to 0.9)	0.5 (0 to 0.9)	0.5 (0 to 0.9)	0.5 (0 to 0.9)	0.5 (0 to 0.9)	0.5 (0 to 0.9)	0.5 (0 to 0.9)	0.5 (0 to 0.9)	0.5 (0 to 0.9)	0.5 (0 to 0.9)	0.5 (0 to 0.9)	0.5 (0 to 0.9)	0.5 (0 to 0.9)	0.5 (0 to 0.9)	0.5 (0 to 0.9)	0 (0 to 0)	6.2
Cystic echinococcosis	0 (0 to 0)	0 (0 to 0)	0 (0 to 0)	0 (0 to 0)	0 (0 to 0)	0 (0 to 0)	0 (0 to 0)	0 (0 to 0)	0 (0 to 0)	0 (0 to 0)	0 (0 to 0)	0 (0 to 0)	0 (0 to 0)	0 (0 to 0)	0 (0 to 0)	0 (0 to 0)	0 (0 to 0)	0 (0 to 0)	0 (0 to 0)	0 (0 to 0)	0 (0 to 0)	0 (0 to 0)	0 (0 to 0)	0
Lymphatic filariasis	0 (0 to 0)	0 (0 to 0)	0 (0 to 0)	0 (0 to 0)	0 (0 to 0)	0 (0 to 0)	0 (0 to 0)	0 (0 to 0)	0 (0 to 0)	0 (0 to 0)	0 (0 to 0)	0 (0 to 0)	0 (0 to 0)	0 (0 to 0)	0 (0 to 0)	0 (0 to 0)	0 (0 to 0)	0 (0 to 0)	0 (0 to 0)	0 (0 to 0)	0 (0 to 0)	0 (0 to 0)	0 (0 to 0)	0
Onchocerciasis	0 (0 to 0)	0 (0 to 0)	0 (0 to 0)	0 (0 to 0)	0 (0 to 0)	0 (0 to 0)	0 (0 to 0)	0 (0 to 0)	0 (0 to 0)	0 (0 to 0)	0 (0 to 0)	0 (0 to 0)	0 (0 to 0)	0 (0 to 0)	0 (0 to 0)	0 (0 to 0)	0 (0 to 0)	0 (0 to 0)	0 (0 to 0)	0 (0 to 0)	0 (0 to 0)	0 (0 to 0)	0 (0 to 0)	0
Trachoma	0 (0 to 0)	0 (0 to 0)	0 (0 to 0)	0 (0 to 0)	0 (0 to 0)	0 (0 to 0)	0 (0 to 0)	0 (0 to 0)	0 (0 to 0)	0 (0 to 0)	0 (0 to 0)	0 (0 to 0)	0 (0 to 0)	0 (0 to 0)	0 (0 to 0)	0 (0 to 0)	0 (0 to 0)	0 (0 to 0)	0 (0 to 0)	0 (0 to 0)	0 (0 to 0)	0 (0 to 0)	0 (0 to 0)	0
Dengue	0.2 (0 to 0)	1.9 (0 to 0.7)	19.5 (3 to 60.3)	45.4 (12 to 124)	64.4 (19.7 to 167)	56.8 (19.2 to 161)	49.7 (19.3 to 130)	37.6 (15.1 to 93.3)	30.7 (13.6 to 74.2)	26.3 (13.1 to 62.9)	24.7 (13.2 to 58.2)	24.8 (13.2 to 58.2)	25.8 (13.2 to 60.7)	27.5 (13.2 to 64.9)	29.6 (13.2 to 69.4)	31.5 (13.2 to 73.8)	32.7 (13.2 to 76.6)	32.9 (13.2 to 76.9)	31.7 (13.2 to 74.1)	28.7 (13.2 to 67.1)	23.7 (13.2 to 55.2)	8.2 (3.7 to 19.1)	986
Yellow fever	0 (0 to 0)	0 (0 to 0)	0 (0 to 0)	0 (0 to 0)	0 (0 to 0)	0 (0 to 0)	0 (0 to 0)	0 (0 to 0)	0 (0 to 0)	0 (0 to 0)	0 (0 to 0)	0 (0 to 0)	0 (0 to 0)	0 (0 to 0)	0 (0 to 0)	0 (0 to 0)	0 (0 to 0)	0 (0 to 0)	0 (0 to 0)	0 (0 to 0)	0 (0 to 0)	0 (0 to 0)	0 (0 to 0)	0
Rabies	0 (0 to 0)	0 (0 to 0)	0 (0 to 0)	0 (0 to 0)	0 (0 to 0)	0 (0 to 0)	0 (0 to 0)	0 (0 to 0)	0 (0 to 0)	0 (0 to 0)	0 (0 to 0)	0 (0 to 0)	0 (0 to 0)	0 (0 to 0)	0 (0 to 0)	0 (0 to 0)	0 (0 to 0)	0 (0 to 0)	0 (0 to 0)	0 (0 to 0)	0 (0 to 0)	0 (0 to 0)	0 (0 to 0)	0
Intestinal nematode infections	0 (0 to 0)	0 (0 to 0)	1.6 (0.7 to 4.9)	7.9 (2.6 to 14.1)	1.6 (0.5 to 2.8)	0.3 (0.1 to 0.6)	0.5 (0.2 to 0.9)	0.6 (0.2 to 1.1)	0.7 (0.2 to 1.2)	0.8 (0.3 to 1.4)	0.8 (0.3 to 1.4)	0.8 (0.3 to 1.4)	0.8 (0.3 to 1.4)	0.8 (0.3 to 1.4)	0.8 (0.3 to 1.4)	0.8 (0.3 to 1.4)	0.8 (0.3 to 1.4)	0.8 (0.3 to 1.4)	0.8 (0.3 to 1.4)	0.8 (0.3 to 1.4)	0.8 (0.3 to 1.4)	0.1 (0 to 0.3)	30.3
Ascariasis	0 (0 to 0)	0 (0 to 0)	1.4 (0.6 to 4.6)	6.2 (2.1 to 12.1)	0.6 (0.2 to 1.2)	0.1 (0 to 0.2)	0.2 (0.1 to 0.4)	0.2 (0.1 to 0.4)	0.3 (0.1 to 0.5)	0.3 (0.1 to 0.6)	0.3 (0.1 to 0.6)	0.3 (0.1 to 0.6)	0.3 (0.1 to 0.6)	0.3 (0.1 to 0.6)	0.3 (0.1 to 0.6)	0.3 (0.1 to 0.6)	0.3 (0.1 to 0.6)	0.3 (0.1 to 0.6)	0.3 (0.1 to 0.6)	0.3 (0.1 to 0.6)	0.3 (0.1 to 0.6)	0 (0 to 0)	43.7
Trichuriasis	0 (0 to 0)	0 (0 to 0)	0.1 (0 to 0.4)	0.7 (0.2 to 1.4)	0.1 (0 to 0.3)	0 (0 to 0.1)	0 (0 to 0.1)	0 (0 to 0.1)	0 (0 to 0.1)	0 (0 to 0.1)	0 (0 to 0.1)	0 (0 to 0.1)	0 (0 to 0.1)	0 (0 to 0.1)	0 (0 to 0.1)	0 (0 to 0.1)	0 (0 to 0.1)





SR Table 2b: North Africa and Middle East DALYS by cause and age group for females with 95% uncertainty intervals, 2019

Cause	Early Neonatal	Late Neonatal	Post Neonatal	1 to 4	5 to 9	10 to 14	15 to 19	20 to 24	25 to 29	30 to 34	35 to 39	40 to 44	45 to 49	50 to 54	55 to 59	60 to 64	65 to 69	70 to 74	75 to 79	80 to 84	85 to 89	90 to 94	95 plus	Total
All causes	4,010,000 (3,460,000 to 4,640,000)	1,580,000 (1,350,000 to 1,850,000)	4,360,000 (3,760,000 to 5,120,000)	3,100,000 (2,630,000 to 3,670,000)	2,080,000 (1,750,000 to 2,460,000)	2,320,000 (1,850,000 to 2,900,000)	3,000,000 (2,410,000 to 3,780,000)	3,540,000 (2,840,000 to 4,320,000)	4,120,000 (3,320,000 to 5,080,000)	4,610,000 (3,700,000 to 5,690,000)	4,890,000 (3,970,000 to 5,980,000)	4,680,000 (3,860,000 to 5,640,000)	4,680,000 (3,920,000 to 5,540,000)	4,660,000 (3,960,000 to 5,420,000)	4,510,000 (3,900,000 to 5,200,000)	4,460,000 (3,910,000 to 5,060,000)	4,190,000 (3,740,000 to 4,690,000)	3,570,000 (3,230,000 to 3,950,000)	3,000,000 (2,750,000 to 3,270,000)	2,320,000 (2,150,000 to 2,500,000)	1,430,000 (1,340,000 to 1,520,000)	490,000 (460,000 to 523,000)	141,000 (133,000 to 150,000)	75,700,000
Communicable, maternal, neonatal, and nutritional diseases	3,050,000 (2,580,000 to 3,560,000)	1,100,000 (917,000 to 1,300,000)	2,560,000 (2,080,000 to 3,100,000)	1,510,000 (1,240,000 to 1,840,000)	604,000 (479,000 to 761,000)	417,000 (335,000 to 510,000)	468,000 (380,000 to 564,000)	506,000 (420,000 to 607,000)	516,000 (427,000 to 617,000)	505,000 (425,000 to 604,000)	478,000 (398,000 to 573,000)	384,000 (317,000 to 468,000)	314,000 (259,000 to 381,000)	243,000 (197,000 to 297,000)	195,000 (161,000 to 235,000)	171,000 (143,000 to 203,000)	150,000 (126,000 to 175,000)	141,000 (120,000 to 163,000)	120,000 (103,000 to 139,000)	93,400 (79,600 to 108,000)	62,200 (52,200 to 72,800)	21,800 (17,300 to 26,100)	6,740 (5,200 to 8,220)	13,600,000
HIV/AIDS and sexually transmitted infections	61,500 (18,900 to 135,000)	17,500 (5,330 to 38,000)	24,800 (9,770 to 51,000)	17,400 (4,950 to 47,200)	5,330 (3,340 to 8,860)	3,620 (2,330 to 5,890)	9,160 (5,530 to 16,900)	17,900 (11,000 to 31,600)	32,900 (19,700 to 57,600)	43,300 (26,300 to 74,200)	43,300 (27,800 to 72,000)	35,000 (23,400 to 55,400)	24,000 (15,300 to 38,200)	13,800 (8,560 to 22,300)	6,910 (4,330 to 11,300)	4,070 (2,720 to 6,280)	2,340 (1,600 to 3,670)	1,060 (681 to 1,750)	629 (444 to 958)	303 (205 to 457)	138 (93 to 208)	52·1 (30 to 74·4)	10·6 (6·9 to 15·8)	365,000
HIV/AIDS	0·5 (0·2 to 1·4)	1·7 (0·7 to 5)	5,090 (2,160 to 12,400)	16,500 (4,040 to 46,400)	4,750 (2,850 to 8,200)	3,130 (1,870 to 5,300)	7,580 (4,050 to 15,600)	13,900 (7,360 to 26,900)	26,200 (13,500 to 50,200)	34,800 (18,900 to 64,800)	34,200 (19,400 to 60,600)	26,700 (16,100 to 44,900)	19,200 (11,000 to 32,400)	11,300 (6,370 to 19,600)	5,310 (3,030 to 9,370)	2,900 (1,770 to 4,910)	1,600 (998 to 2,790)	563 (298 to 1,060)	228 (129 to 400)	58·8 (38·4 to 92·2)	23·5 (15·1 to 37·3)	6·1 (3·5 to 10·4)	1·6 (0·8 to 3·3)	214,000
HIV/AIDS - Drug-susceptible Tuberculosis	0 (0 to 0)	0·2 (0·1 to 0·3)	541 (345 to 861)	1,030 (488 to 2,100)	336 (223 to 488)	264 (180 to 382)	514 (332 to 782)	760 (527 to 1,080)	1,270 (878 to 1,790)	1,670 (1,150 to 2,340)	1,680 (1,140 to 2,390)	1,450 (961 to 2,090)	1,060 (694 to 1,610)	689 (439 to 1,060)	371 (243 to 559)	281 (200 to 386)	175 (123 to 242)	48·4 (32·3 to 70·4)	26·2 (18·4 to 35·9)	9·7 (7·3 to 12·4)	3·8 (2·9 to 4·8)	0·6 (0·5 to 0·8)	0·2 (0·1 to 0·2)	12,200
HIV/AIDS - Multidrug-resistant Tuberculosis wit	0 (0 to 0)	0 (0 to 0)	32·8 (9·8 to 81·8)	61 (14·5 to 171)	19·7 (6·6 to 44·1)	14·6 (4·7 to 33·2)	27·5 (9·2 to 62·7)	41·9 (14·7 to 95·2)	68·1 (23·6 to 155)	88·9 (29·9 to 212)	90·8 (30·2 to 215)	79·2 (26·4 to 190)	58·3 (18·6 to 140)	37·3 (11·5 to 93·6)	19·6 (6 to 50·9)	14·2 (4·9 to 34·3)	8·9 (3·2 to 20·5)	2·4 (0·7 to 7·2)	1·3 (0·4 to 3·7)	0·4 (0·1 to 1·1)	0·2 (0·1 to 0·4)	0 (0 to 0·1)	0 (0 to 0)	667
HIV/AIDS - Extensively drug-resistant Tuberculo	0 (0 to 0)	0 (0 to 0)	2·4 (0·7 to 6·3)	4·5 (1 to 12·5)	1·4 (0·4 to 3·3)	1·1 (0·3 to 2·5)	2 (0·6 to 4·6)	3 (1 to 6·8)	4·8 (1·6 to 11·6)	6·4 (1·9 to 15·7)	6·5 (2 to 15·8)	5·7 (1·7 to 13·9)	4·2 (1·2 to 10·3)	2·7 (0·8 to 7)	1·4 (0·4 to 3·7)	1 (0·3 to 2·5)	0·6 (0·2 to 1·5)	0·2 (0 to 0·5)	0·1 (0 to 0·3)	0 (0 to 0·1)	0 (0 to 0)	0 (0 to 0)	0 (0 to 0)	48·1
HIV/AIDS resulting in other diseases	0·4 (0·2 to 1·4)	1·5 (0·5 to 4·8)	4,510 (1,700 to 11,600)	15,400 (3,370 to 45,100)	4,400 (2,550 to 7,820)	2,850 (1,620 to 5,000)	7,040 (3,560 to 15,000)	13,100 (6,610 to 25,900)	24,800 (12,200 to 48,900)	33,000 (17,000 to 63,000)	32,400 (17,500 to 58,900)	25,200 (14,400 to 43,500)	18,000 (9,990 to 31,300)	10,600 (5,620 to 18,900)	4,920 (2,640 to 8,970)	2,600 (1,500 to 4,650)	1,420 (811 to 2,560)	512 (250 to 1,010)	201 (102 to 372)	48·6 (28·9 to 82·2)	19·5 (11·6 to 33·6)	5·4 (2·9 to 9·7)	1·4 (0·7 to 3·1)	201,000
Sexually transmitted infections excluding HIV	61,500 (18,900 to 135,000)	17,500 (5,330 to 38,000)	19,700 (5,810 to 44,400)	915 (271 to 2,090)	577 (169 to 1,300)	485 (351 to 696)	1,580 (916 to 2,740)	4,000 (2,140 to 7,180)	6,690 (3,620 to 11,800)	8,560 (4,630 to 14,800)	9,170 (4,990 to 16,200)	8,310 (4,330 to 14,900)	4,880 (2,590 to 8,780)	2,470 (1,290 to 4,630)	1,600 (760 to 3,160)	1,170 (563 to 2,310)	738 (334 to 1,470)	498 (259 to 949)	400 (252 to 662)	244 (147 to 392)	114 (69·4 to 183)	46·1 (24 to 68·1)	8·9 (5·4 to 13·9)	151,000
Syphilis	61,500 (18,900 to 135,000)	17,500 (5,330 to 38,000)	19,700 (5,810 to 44,400)	915 (271 to 2,090)	577 (169 to 1,300)	153 (115 to 243)	65 (48 to 94·1)	46·9 (22·2 to 101)	76·8 (47·5 to 138)	91·5 (62 to 153)	55·4 (34·2 to 98·4)	29·1 (16 to 56·9)	42·7 (28·5 to 67)	40·8 (27·4 to 62·2)	14·1 (8·3 to 26·5)	20·7 (13·1 to 31·4)	13·6 (8·6 to 18·6)	18·2 (11·2 to 25·1)	20·2 (14·2 to 30·4)	27·5 (12·9 to 42·3)	13·4 (6·8 to 19·9)	10·5 (4 to 15·1)	2·1 (1·1 to 3·5)	101,000
Chlamydial infection	0 (0 to 0)	0 (0 to 0)	0 (0 to 0)	0 (0 to 0)	0 (0 to 0)	57·5 (38·4 to 83·8)	200 (117 to 319)	519 (322 to 833)	891 (492 to 1,510)	1,200 (674 to 2,020)	1,390 (752 to 2,340)	1,290 (690 to 2,320)	603 (309 to 1,130)	166 (99·9 to 276)	71 (45·5 to 106)	40 (20·6 to 61·6)	13 (6·6 to 18·8)	19·1 (10·6 to 27·5)	28·7 (19·6 to 43·8)	24·9 (11·3 to 39·1)	11 (5·1 to 16·3)	4·9 (1·8 to 7·1)	1·1 (0·6 to 1·9)	6,540
Gonococcal infection	0 (0 to 0)	0 (0 to 0)	0 (0 to 0)	0 (0 to 0)	0 (0 to 0)	52·9 (39·9 to 77·3)	130 (94 to 186)	219 (156 to 316)	340 (226 to 526)	450 (294 to 711)	442 (278 to 697)	410 (262 to 650)	250 (169 to 398)	142 (102 to 198)	68 (45·4 to 98·4)	102 (52·2 to 157)	69·1 (34·2 to 101)	65·2 (36·3 to 93·9)	103 (69·9 to 156)	55·8 (25·4 to 87·6)	28·4 (13·3 to 42·2)	12·4 (4·5 to 18)	2 (1 to 3·3)	2,940
Trichomoniasis	0 (0 to 0)	0 (0 to 0)	0 (0 to 0)	0 (0 to 0)	0 (0 to 0)	30·5 (8·3 to 79·3)	432 (138 to 1,040)	1,570 (564 to 3,700)	2,300 (781 to 5,390)	2,280 (745 to 5,420)	2,010 (661 to 4,770)	1,600 (547 to 3,900)	1,170 (379 to 2,740)	786 (250 to 1,870)	570 (186 to 1,340)	421 (146 to 983)	269 (94·5 to 622)	150 (55·2 to 341)	79·7 (29·1 to 178)	38·4 (14·7 to 85)	13·5 (5·2 to 30)	2·8 (1 to 6·2)	0·3 (0·1 to 0·8)	13,700
Genital herpes	0 (0 to 0)	0 (0 to 0)	0 (0 to 0)	0 (0 to 0)	0 (0 to 0)	81·6 (25·7 to 193)	347 (117 to 822)	680 (227 to 1,630)	977 (319 to 2,400)	1,220 (408 to 3,060)	1,290 (413 to 3,210)	1,150 (380 to 2,890)	994 (320 to 2,490)	839 (264 to 2,050)	662 (204 to 1,660)	495 (151 to 1,240)	343 (104 to 842)	213 (65·2 to 534)	129 (39·6 to 319)	74·9 (22·8 to 188)	33·8 (10·4 to 82·7)	10·1 (3 to 24·4)	2·5 (0·8 to 6)	9,540

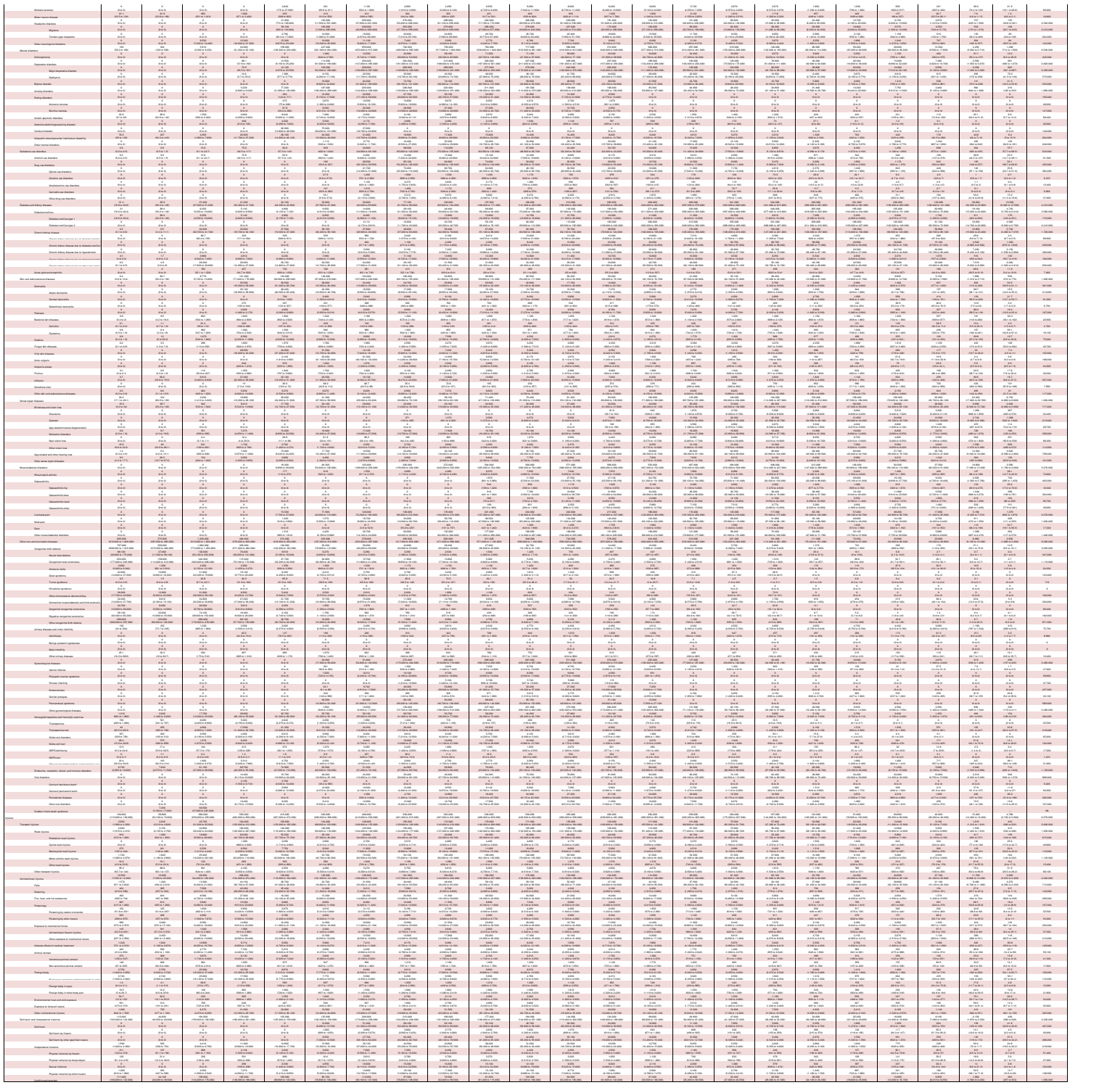

SR Table 2b: Algeria DALYS by cause and age group for females with 95% uncertainty intervals, 2019

Cause	Early Neonatal	Late Neonatal	Post Neonatal	1 to 4	5 to 9	10 to 14	15 to 19	20 to 24	25 to 29	30 to 34	35 to 39	40 to 44	45 to 49	50 to 54	55 to 59	60 to 64	65 to 69	70 to 74	75 to 79	80 to 84	85 to 89	90 to 94	95 plus	Total
All causes	329,000 (257,000 to 410,000)	84,600 (66,100 to 106,000)	199,000 (151,000 to 266,000)	145,000 (122,000 to 175,000)	117,000 (96,800 to 144,000)	132,000 (105,000 to 167,000)	159,000 (126,000 to 202,000)	203,000 (160,000 to 253,000)	271,000 (212,000 to 337,000)	331,000 (263,000 to 407,000)	357,000 (287,000 to 435,000)	335,000 (273,000 to 405,000)	327,000 (269,000 to 394,000)	317,000 (263,000 to 382,000)	294,000 (245,000 to 348,000)	292,000 (248,000 to 341,000)	272,000 (234,000 to 314,000)	221,000 (191,000 to 253,000)	228,000 (199,000 to 259,000)	209,000 (186,000 to 234,000)	170,000 (159,000 to 182,000)	20,000 (18,000 to 21,500)	1,370 (1,290 to 1,460)	5,020,000
Communicable, maternal, neonatal, and nutritional diseases	254,000 (192,000 to 324,000)	55,800 (40,000 to 72,000)	86,200 (56,200 to 122,000)	51,700 (37,900 to 68,900)	28,200 (19,900 to 41,800)	20,200 (14,800 to 28,100)	20,800 (15,300 to 29,300)	22,700 (17,200 to 30,100)	26,000 (19,900 to 34,600)	29,000 (21,500 to 40,200)	27,700 (20,800 to 39,100)	18,900 (14,300 to 26,900)	16,300 (11,600 to 24,300)	13,200 (9,640 to 18,200)	10,500 (7,550 to 14,400)	9,150 (6,830 to 12,200)	8,050 (5,990 to 10,700)	7,270 (5,360 to 9,510)	7,850 (5,690 to 10,500)	7,640 (5,530 to 10,400)	7,310 (5,100 to 10,700)	897 (599 to 1,320)	67·4 (44·7 to 99·2)	730,000
HIV/AIDS and sexually transmitted infections	2,000 (596 to 4,410)	536 (158 to 1,230)	838 (246 to 2,210)	767 (33·8 to 5,930)	157 (12·9 to 1,660)	80 (26·2 to 679)	245 (88·6 to 1,130)	537 (223 to 1,970)	987 (379 to 4,080)	1,440 (493 to 7,810)	1,590 (562 to 9,490)	1,330 (495 to 7,350)	977 (311 to 6,560)	630 (177 to 4,500)	327 (90·3 to 2,230)	195 (61·6 to 1,300)	113 (34·8 to 601)	55·1 (19·1 to 253)	35·4 (15·6 to 76·1)	19·3 (9·2 to 37·1)	10·3 (4·9 to 20·9)	1·2 (0·6 to 2·5)	0·1 (0 to 0·1)	12,900
HIV/AIDS	0 (0 to 0·2)	0·1 (0 to 0·6)	172 (1·9 to 1,390)	735 (7·9 to 5,920)	139 (1·9 to 1,650)	52·3 (2·5 to 654)	160 (21·7 to 1,040)	299 (50 to 1,730)	528 (68·9 to 3,570)	813 (86·9 to 7,240)	905 (93·1 to 8,620)	719 (79·8 to 6,560)	617 (68·8 to 6,180)	444 (45·6 to 4,270)	209 (19·5 to 2,110)	113 (12·1 to 1,210)	58·5 (5·7 to 525)	21·3 (1·7 to 217)	3·9 (0·4 to 37·1)	0·3 (0 to 3)	0·1 (0 to 1)	0 (0 to 0·2)	0 (0 to 0)	5,990
HIV/AIDS - Drug-susceptible Tuberculosis	0 (0 to 0)	0 (0 to 0)	4·5 (0·6 to 8)	19 (2·6 to 34·3)	3·5 (0·8 to 6·6)	1·6 (0·7 to 2·7)	6·2 (3·9 to 9·6)	11·8 (7·5 to 18)	20·4 (12·8 to 31·5)	31·4 (19·3 to 49)	34·8 (21·3 to 53·1)	27·8 (17·1 to 43·2)	23·9 (14·9 to 36·9)	17 (10·6 to 26·6)	8·1 (4·8 to 12·2)	4·5 (2·8 to 6·6)	2·4 (1·6 to 3·5)	0·8 (0·5 to 1·2)	0·2 (0·1 to 0·2)	0 (0 to 0)	0 (0 to 0)	0 (0 to 0)	0 (0 to 0)	218
HIV/AIDS - Multidrug-resistant Tuberculosis without exte	0 (0 to 0)	0 (0 to 0)	0·2 (0 to 1·3)	1·1 (0·1 to 5·4)	0·2 (0 to 0·9)	0·1 (0 to 0·4)	0·3 (0 to 1·4)	0·6 (0 to 2·7)	1·1 (0·1 to 4·8)	1·6 (0·1 to 7·4)	1·8 (0·1 to 8·2)	1·4 (0·1 to 6·5)	1·2 (0·1 to 5·6)	0·9 (0·1 to 4)	0·4 (0 to 1·8)	0·2 (0 to 1)	0·1 (0 to 0·5)	0 (0 to 0·2)	0 (0 to 0)	0 (0 to 0)	0 (0 to 0)	0 (0 to 0)	0 (0 to 0)	11·3
HIV/AIDS - Extensively drug-resistant Tuberculosis	0 (0 to 0)	0 (0 to 0)	0 (0 to 0·1)	0·1 (0 to 0·4)	0 (0 to 0·1)	0 (0 to 0)	0 (0 to 0·1)	0 (0 to 0·2)	0·1 (0 to 0·4)	0·1 (0 to 0·6)	0·1 (0 to 0·6)	0·1 (0 to 0·5)	0·1 (0 to 0·4)	0·1 (0 to 0·3)	0 (0 to 0·1)	0 (0 to 0·1)	0 (0 to 0)	0 (0 to 0)	0 (0 to 0)	0 (0 to 0)	0 (0 to 0)	0 (0 to 0)	0 (0 to 0)	0·8
HIV/AIDS resulting in other diseases	0 (0 to 0·2)	0·1 (0 to 0·6)	168 (1·1 to 1,380)	714 (4·7 to 5,890)	136 (1 to 1,640)	50·6 (1·6 to 652)	154 (15·2 to 1,030)	287 (36·9 to 1,720)	506 (47·4 to 3,550)	780 (57·5 to 7,210)	868 (63·5 to 8,590)	689 (53·1 to 6,530)	592 (48·6 to 6,150)	426 (28·1 to 4,250)	201 (12·6 to 2,100)	108 (7·8 to 1,210)	56 (3·6 to 523)	20·5 (1·1 to 216)	3·7 (0·3 to 36·9)	0·3 (0 to 2·9)	0·1 (0 to 1)	0 (0 to 0·2)	0 (0 to 0)	5,760
Sexually transmitted infections excluding HIV	2,000 (596 to 4,410)	536 (158 to 1,230)	665 (204 to 1,500)	32·7 (9·8 to 74·7)	17·4 (5·3 to 38·7)	27·8 (20·6 to 38·1)	84·1 (49·1 to 145)	237 (122 to 424)	460 (239 to 825)	626 (332 to 1,060)	684 (367 to 1,230)	610 (309 to 1,100)	360 (183 to 669)	185 (88·4 to 350)	117 (51·4 to 238)	81·8 (34·3 to 170)	54 (22·3 to 117)	33·8 (14·9 to 70·2)	31·5 (14·7 to 61·1)	19 (9 to 36·2)	10·2 (4·9 to 20·8)	1·2 (0·6 to 2·5)	0·1 (0 to 0·1)	6,880
Syphilis	2,000 (596 to 4,410)	536 (158 to 1,230)	665 (204 to 1,500)	32·7 (9·8 to 74·7)	17·4 (5·3 to 38·7)	8·7 (7·2 to 10·3)	3·2 (2·6 to 4·2)	1·9 (0·8 to 4·6)	3·8 (2·2 to 7)	4·4 (2·6 to 7·7)	2·8 (1·8 to 4·9)	1·4 (0·8 to 2·8)	2·4 (1·1 to 4·8)	2·2 (1 to 4·3)	0·8 (0·4 to 1·5)	1·1 (0·5 to 2·6)	0·8 (0·4 to 1·5)	0·9 (0·4 to 2)	1·4 (0·5 to 3·4)	1·8 (0·6 to 4·2)	1·3 (0·5 to 3·1)	0·3 (0·1 to 0·7)	0 (0 to 0)	3,290
Chlamydial infection	0 (0 to 0)	0 (0 to 0)	0 (0 to 0)	0 (0 to 0)	0 (0 to 0)	3·4 (2·3 to 4·9)	10·9 (6 to 18)	32 (19·5 to 50·9)	62·7 (26·2 to 118)	88·6 (40·6 to 167)	104 (49·3 to 186)	94·8 (45·3 to 173)	43·7 (16·1 to 89·3)	11·9 (6·3 to 20·1)	4·8 (2·7 to 7·8)	2·1 (0·5 to 6)	0·6 (0·2 to 1·6)	0·9 (0·3 to 2·2)	2 (0·6 to 5)	1·6 (0·5 to 3·9)	1·1 (0·4 to 2·6)	0·1 (0·1 to 0·3)	0 (0 to 0)	465
Gonococcal infection	0 (0 to 0)	0 (0 to 0)	0 (0 to 0)	0 (0 to 0)	0 (0 to 0)	2·8 (2·3 to 3·3)	5·7 (4·5 to 7·4)	11·3 (8·3 to 15·9)	22·1 (14 to 34·7)	30·9 (19·4 to 48·8)	31·6 (18·6 to 52·6)	28·6 (16·5 to 47·5)	16·5 (8·4 to 31·5)	8·1 (3·5 to 17·8)	3·4 (1·6 to 7·6)	5·3 (1·3 to 15·5)	3·4 (1 to 8·6)	3·1 (1 to 7·3)	7·2 (2·3 to 17·9)	3·6 (1·1 to 8·7)	2·9 (1 to 6·9)	0·4 (0·1 to 0·9)	0 (0 to 0)	187
Trichomoniasis	0 (0 to 0)	0 (0 to 0)	0 (0 to 0)	0 (0 to 0)	0 (0 to 0)	1·8 (0 to 5·5)	22·8 (7·2 to 54)	88·9 (31·5 to 208)	152 (49 to 350)	164 (51·1 to 371)	150 (45·2 to 363)	118 (37·7 to 300)	88·9 (27·5 to 215)	61·6 (19·8 to 150)	43 (14·5 to 102)	30·5 (10·3 to 71·5)	20·1 (6·9 to 47·1)	10·9 (3·8 to 25·2)	6·7 (2·4 to 15·2)	3·5 (1·3 to 8)	1 (0·3 to 2·2)	0·1 (0 to 0·1)	0 (0 to 0)	964
Genital herpes	0 (0 to 0)	0 (0 to 0)	0 (0 to 0)	0 (0 to 0)	0 (0 to 0)	5·2 (1·4 to 12·7)	20·5 (6·5 to 51·5)	44·6 (12·6 to 112)	70·3 (21 to 174)	90·3 (28·8 to 223)	95·7 (30·5 to 238)	84·5 (27·8 to 210)	74·9 (23·9 to 191)	64·6 (20·7 to 158)	50·5 (15 to 129)	38·2 (11·8 to 96·9)	27·6 (8·4 to 69·6)	16·4 (4·7 to 41)	11·4 (3·6 to 28)	7 (2 to 17·3)	2·5 (0·8 to 6)	0·2 (0·1 to 0·4)	0 (0 to 0)	704
Other sexually transmitted infections	0 (0 to 0)	0 (0 to 0)	0 (0 to 0)	0 (0 to 0)	0 (0 to 0)	6 (4·3 to 8·3)	20·8 (12·8 to 32·7)	58·7 (27·3 to 109)	149 (72·5 to 263)	247 (130 to 398)	300 (159 to 526)	283 (144 to 483)	133 (59·9 to 261)	37 (13·4 to 75·4)	14·9 (4·1 to 32·3)	4·6 (1·1 to 13·4)	1·5 (0·4 to 3·8)	1·6 (0·5 to 3·8)	2·8 (0·9 to 7)	1·5 (0·5 to 3·6)	1·4 (0·5 to 3·5)	0·2 (0·1 to 0·4)	0 (0 to 0)	1,260
Respiratory infections and tuberculosis	4,110 (2,120 to 7,370)	2,900 (1,440 to 5,440)	19,000 (9,900 to 33,700)	10,000 (6,590 to 14,800)	6,020 (4,210 to 8,400)	4,470 (3,180 to 6,110)	3,470 (2,400 to 4,930)	4,160 (2,890 to 5,770)	4,690 (3,380 to 6,340)	5,400 (3,700 to 7,790)	5,360 (3,770 to 7,460)	4,750 (3,340 to 6,640)	4,560 (3,250 to 6,370)	4,190 (2,980 to 5,810)	3,800 (2,580 to 5,510)	4,420 (2,940 to 6,830)	4,070 (2,640 to 6,160)	4,030 (2,520 to 5,940)	4,940 (3,030 to 7,330)	5,490 (3,520 to 8,070)	6,030 (3,920 to 9,410)	763 (470 to 1,170)	55 (33·8 to 85)	117,000
Tuberculosis	0 (0 to 0)	0 (0 to 0)	188 (96·8 to 344)	192 (122 to 304)	228 (106 to 412)	163 (106 to 246)	165 (98·6 to 271)	481 (267 to 785)	628 (369 to 993)	632 (373 to 987)	628 (374 to 991)	506 (298 to 790)	607 (375 to 1,000)	556 (347 to 862)	450 (274 to 704)	488 (291 to 770)	406 (253 to 630)	398 (254 to 621)	375 (237 to 582)	288 (182 to 458)	282 (171 to 454)	22·8 (13·7 to 37)	1·4 (0·9 to 2·6)	7,680
Latent tuberculosis infection	0 (0 to 0)	0 (0 to 0)	0 (0 to 0)	0 (0 to 0)	0 (0 to 0)	0 (0 to 0)	0 (0 to 0)	0 (0 to 0)	0 (0 to 0)	0 (0 to 0)	0 (0 to 0)	0 (0 to 0)	0 (0 to 0)	0 (0 to 0)	0 (0 to 0)	0 (0 to 0)	0 (0 to 0)	0 (0 to 0)	0 (0 to 0)	0 (0 to 0)	0 (0 to 0)	0 (0 to 0)	0 (0 to 0)	0
Drug-susceptible tuberculosis	0 (0 to 0)	0 (0 to 0)	179 (89·8 to 332)	184 (115 to 292)	220 (98 to 407)	156 (97·9 to 237)	157 (93·8 to 253)	464 (256 to 771)	606 (347 to 969)	608 (349 to 962)	602 (347 to 954)	485 (278 to 753)	582 (351 to 921)	532 (329 to 829)	430 (258 to 682)	466 (279 to 738)	388 (237 to 599)	381 (240 to 597)	359 (223 to 561)	275 (170 to 439)	268 (159 to 435)	21·8 (12·9 to 35·6)	1·4 (0·8 to 2·5)	7,360
Multidrug-resistant tuberculosis without extensive drug r	0 (0 to 0)	0 (0 to 0)	8·4 (0·5 to 37·4)	7·5 (0·6 to 36·7)	7·6 (0·6 to 35·7)	6·1 (0·5 to 27·1)	7·1 (0·5 to 36)	16·1 (1·3 to 79·3)	21·5 (1·8 to 98·8)	23·4 (1·8 to 105)	24·3 (1·8 to 117)	19·7 (1·6 to 100)	24·3 (1·7 to 111)	22·2 (1·8 to 105)	18·3 (1·4 to 87·2)	20·5 (1·5 to 96·5)	16·6 (1·5 to 78·6)	16·2 (1·3 to 77·5)	15·6 (1·2 to 73·9)	11·9 (0·9 to 54·9)	12·6 (0·9 to 58·7)	1 (0·1 to 4·8)	0·1 (0 to 0·3)	301



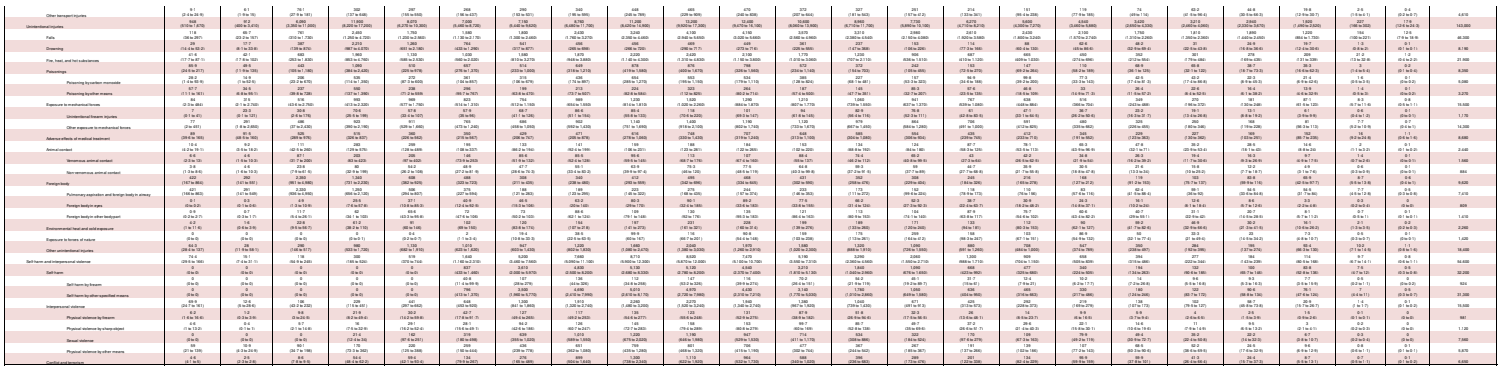

SR Table 2b: Bahrain DALYS by cause and age group for females with 95% uncertainty intervals, 2019

Cause	Early Neonatal (0-6 days)	Late Neonatal (7-27 days)	Post Neonatal (28-364 days)	1 to 4	5 to 9	10 to 14	15 to 19	20 to 24	25 to 29	30 to 34	35 to 39	40 to 44	45 to 49	50 to 54	55 to 59	60 to 64	65 to 69	70 to 74	75 to 79	80 to 84	85 to 89	90 to 94	95 plus	Total
All causes	4231 (3,741 - 4,722)	2,109 (2,004 - 2,220)	1,746 (1,540 - 1,955)	1,104 (1,060 - 1,157)	2,009 (1,960 - 2,057)	2,210 (2,072 - 2,351)	2,230 (2,078 - 2,400)	2,502 (2,319 - 2,714)	2,913 (2,713 - 3,134)	3,406 (3,172 - 3,662)	3,939 (3,666 - 4,230)	4,605 (4,282 - 4,956)	5,505 (5,112 - 5,932)	6,772 (6,277 - 7,302)	8,437 (7,797 - 9,103)	10,293 (9,492 - 11,165)	12,455 (11,462 - 13,512)	14,972 (13,772 - 16,258)	17,902 (16,437 - 19,462)	21,284 (19,511 - 23,208)	25,206 (23,040 - 27,523)	29,748 (27,042 - 32,599)	113,000 (104,000 - 122,000)
Communicable, maternal, neonatal, and nutritional diseases	526 (393 to 704)	373 (295 to 502)	905 (648 to 1,155)	549 (483 to 744)	498 (340 to 727)	396 (284 to 526)	469 (329 to 709)	493 (358 to 679)	547 (393 to 749)	582 (410 to 799)	678 (490 to 930)	810 (596 to 1,107)	1,077 (797 to 1,479)	1,503 (1,103 to 2,053)	2,091 (1,562 to 2,856)	2,893 (2,153 to 3,951)	3,911 (2,900 to 5,342)	5,139 (3,806 to 7,015)	6,636 (4,926 to 9,060)	8,396 (6,236 to 11,460)	10,424 (7,748 to 14,230)	12,913 (9,597 to 17,630)	15,916 (11,827 to 21,732)	7,970
HIV/AIDS and sexually transmitted infections	20 (0 to 59)	9.2 (2.4 to 20.4)	17.3 (8.1 to 32.7)	3.6 (1.9 to 6.9)	3.6 (2.3 to 10.4)	9.9 (3.4 to 9.8)	3.2 (2 to 5)	6.8 (4.1 to 11.1)	21.3 (12.1 to 33.1)	39.1 (24.1 to 60.4)	49.1 (29.8 to 82.4)	33.9 (21.9 to 52.3)	17.6 (12.5 to 25.8)	9.6 (3.9 to 12.1)	7.2 (4.5 to 11.7)	3.2 (1.6 to 6.4)	1.8 (1.1 to 3.1)	0.6 (0.2 to 1.7)	0.2 (0.1 to 0.4)	0.1 (0 to 0.2)	0 (0 to 0.1)	0 (0 to 0)	247
HIV/AIDS	0 (0 to 0)	0 (0 to 0)	0.6 (0.3 to 0.9)	2.6 (1.5 to 5.2)	0.7 (0 to 3)	0.3 (0 to 0.7)	0.4 (0.1 to 1.1)	1.3 (0.5 to 2.2)	11.2 (6.1 to 19.4)	13.6 (7.6 to 22.2)	19.2 (9.2 to 36.6)	13.5 (7.7 to 22.6)	3.7 (2.3 to 6.2)	2.5 (0.6 to 1.4)	2.5 (2.1 to 3)	1.2 (0.5 to 1.5)	0.8 (0.3 to 1.5)	0.5 (0 to 1.1)	0.2 (0 to 0.5)	0 (0 to 0)	0 (0 to 0)	0 (0 to 0)	87.7
HIV/AIDS - Drug-susceptible Tuberculosis	0 (0 to 0)	0 (0 to 0)	0.2 (0.1 to 0.3)	0.1 (0 to 0.2)	0.2 (0 to 0.6)	0.3 (0.2 to 0.4)	0.1 (0 to 0.3)	0.1 (0 to 0.1)	0.7 (0.3 to 1.4)	0.6 (0.3 to 1.1)	1 (0.5 to 1.9)	0.6 (0.3 to 1.2)	0.4 (0.2 to 0.8)	0.1 (0 to 0.2)	0.1 (0 to 0.2)	0.1 (0 to 0.2)	0.1 (0 to 0.1)	0.1 (0 to 0.1)	0 (0 to 0.1)	0 (0 to 0)	0 (0 to 0)	0 (0 to 0)	0 (0 to 0)	5.1
HIV/AIDS - Multidrug-resistant Tuberculosis without extensive drug resistance	0 (0 to 0)	0 (0 to 0)	0 (0 to 0)	0 (0 to 0)	0 (0 to 0)	0 (0 to 0)	0 (0 to 0)	0 (0 to 0)	0 (0 to 0)	0 (0 to 0)	0 (0 to 0)	0 (0 to 0)	0 (0 to 0)	0 (0 to 0)	0 (0 to 0)	0 (0 to 0)	0 (0 to 0)	0 (0 to 0)	0 (0 to 0)	0 (0 to 0)	0 (0 to 0)	0 (0 to 0)	0 (0 to 0)	0.4
HIV/AIDS - Extensively drug-resistant Tuberculosis	0 (0 to 0)	0 (0 to 0)	0 (0 to 0)	0 (0 to 0)	0 (0 to 0)	0 (0 to 0)	0 (0 to 0)	0 (0 to 0)	0 (0 to 0)	0 (0 to 0)	0 (0 to 0)	0 (0 to 0)	0 (0 to 0)	0 (0 to 0)	0 (0 to 0)	0 (0 to 0)	0 (0 to 0)	0 (0 to 0)	0 (0 to 0)	0 (0 to 0)	0 (0 to 0)	0 (0 to 0)	0 (0 to 0)	0
HIV/AIDS resulting in other diseases	0 (0 to 0)	0 (0 to 0)	0.3 (0.2 to 0.5)	2.6 (1.5 to 5.1)	0.4 (0 to 2.9)	0.2 (0 to 0.6)	0.2 (0 to 0.6)	1.2 (0.5 to 2.1)	10.6 (5.7 to 18)	11.9 (6.7 to 19)	15.2 (8.2 to 27.7)	12.7 (7.3 to 21.2)	3.2 (2.1 to 5.1)	2.5 (0.5 to 1.4)	2.2 (1.8 to 2.6)	1.2 (0.4 to 1.4)	0.8 (0.3 to 1.4)	0.5 (0 to 1.1)	0.2 (0 to 0.5)	0 (0 to 0)	0 (0 to 0)	0 (0 to 0)	82.2
Sexually transmitted infections excluding HIV	20 (0 to 59)	9.2 (2.4 to 20.4)	16.7 (7.5 to 32.1)	0.9 (0.4 to 2.1)	2.9 (0.7 to 7.7)	9.6 (3.2 to 9.2)	2.8 (1.9 to 4.1)	5.4 (3.5 to 8.2)	9.9 (6.2 to 15.1)	25.5 (16.2 to 38.5)	29.9 (19.2 to 45.9)	21.2 (14.2 to 31.5)	14.4 (10.3 to 20.6)	7.1 (3.7 to 10.4)	4.7 (2.7 to 7.8)	2 (0.9 to 4.4)	1 (0.4 to 2.2)	0.5 (0.2 to 1.1)	0.2 (0.1 to 0.4)	0.1 (0 to 0.2)	0 (0 to 0.1)	0 (0 to 0)	157
Syphilis	0 (0 to 0)	0 (0 to 0)	0.4 (0.3 to 0.6)	0.2 (0.2 to 1.6)	0.1 (0 to 0.7)	0.2 (0.1 to 0.5)	0.1 (0 to 0.3)	0.1 (0 to 0.3)	0.1 (0 to 0.2)	0.1 (0 to 0.3)	0.1 (0 to 0.3)	0.1 (0 to 0.2)	0.1 (0 to 0.1)	0.1 (0 to 0.1)	0.1 (0 to 0.1)	0 (0 to 0)	0 (0 to 0)	0 (0 to 0)	0 (0 to 0)	0 (0 to 0)	0 (0 to 0)	0 (0 to 0)	0 (0 to 0)	0.6
Chlamydial infection	0 (0 to 0)	0 (0 to 0)	0 (0 to 0)	0 (0 to 0)	0 (0 to 0)	0 (0 to 0)	0 (0 to 0)	0.2 (0 to 0.5)	0.7 (0.4 to 1.2)	1.3 (0.6 to 2.5)	1.4 (0.6 to 3)	0.9 (0.4 to 1.8)	0.7 (0.4 to 1.4)	0.5 (0 to 0.9)	0.3 (0 to 0.6)	0.1 (0 to 0.2)	0.1 (0 to 0.2)	0 (0 to 0)	0 (0 to 0)	0 (0 to 0)	0 (0 to 0)	0 (0 to 0)	0 (0 to 0)	13.5
Gonococcal infection	0 (0 to 0)	0 (0 to 0)	0 (0 to 0)	0 (0 to 0)	0 (0 to 0)	0 (0 to 0)	0 (0 to 0)	0.1 (0 to 0.3)	0.2 (0.2 to 0.3)	0.3 (0.2 to 0.5)	0.3 (0.2 to 0.6)	0.3 (0.2 to 0.5)	0.2 (0.1 to 0.4)	0.1 (0.1 to 0.2)	0.1 (0 to 0.2)	0 (0 to 0.1)	0 (0 to 0.1)	0 (0 to 0.1)	0 (0 to 0.1)	0 (0 to 0)	0 (0 to 0)	0 (0 to 0)	0 (0 to 0)	4.6
Trichomoniasis	0 (0 to 0)	0 (0 to 0)	0 (0 to 0)	0 (0 to 0)	0 (0 to 0)	0 (0 to 0)	0 (0 to 0)	0.2 (0 to 0.5)	0.7 (0.2 to 1.6)	1.3 (0.5 to 2.9)	1.9 (0.7 to 4.3)	1.3 (0.5 to 3.1)	0.9 (0.3 to 2.1)	0.6 (0.2 to 1.4)	0.4 (0.2 to 0.9)	0.2 (0.1 to 0.4)	0.1 (0 to 0.3)	0.1 (0 to 0.2)	0 (0 to 0.1)	0 (0 to 0)	0 (0 to 0)	0 (0 to 0)	0 (0 to 0)	27.6
Genital herpes	0 (0 to 0)	0 (0 to 0)	0 (0 to 0)	0 (0 to 0)	0 (0 to 0)	0 (0 to 0)	0 (0 to 0)	0 (0 to 0.1)	0.2 (0.1 to 0.4)	0.3 (0.2 to 0.6)	0.4 (0.2 to 0.8)	0.3 (0.2 to 0.6)	0.2 (0.1 to 0.4)	0.1 (0.1 to 0.3)	0.1 (0 to 0.2)	0 (0 to 0.1)	0 (0 to 0.1)	0 (0 to 0.1)	0 (0 to 0.1)	0 (0 to 0)	0 (0 to 0)	0 (0 to 0)	0 (0 to 0)	2.9
Other sexually transmitted infections	0 (0 to 0)	0 (0 to 0)	0 (0 to 0)	0.1 (0 to 0.2)	0.1 (0 to 0.2)	0.2 (0.1 to 0.4)	0.1 (0 to 0.3)	0.2 (0.1 to 0.4)	0.3 (0.2 to 0.6)	0.4 (0.2 to 0.7)	0.5 (0.3 to 1)	0.4 (0.2 to 0.7)	0.3 (0.2 to 0.6)	0.2 (0.1 to 0.4)	0.1 (0.1 to 0.3)	0.1 (0 to 0.2)	0 (0 to 0.1)	0 (0 to 0.1)	0 (0 to 0.1)	0 (0 to 0)	0 (0 to 0)	0 (0 to 0)	0 (0 to 0)	3.7
Respiratory infections and tuberculosis	3 (1.6 to 4.9)	3 (1.5 to 4.9)	112 (61.4 to 172)	47 (34.7 to 112)	12 (6.9 to 19.2)	7 (3.9 to 12.2)	6 (3.2 to 10.1)	6 (3.2 to 10.2)	7 (3.8 to 12.1)	8 (4.2 to 13.7)	9 (4.8 to 15.7)	10 (5.2 to 17.2)	11 (5.8 to 18.7)	12 (6.3 to 20.3)	13 (6.9 to 22.1)	14 (7.3 to 23.9)	15 (8.1 to 25.7)	16 (8.5 to 27.5)	17 (8.9 to 29.3)	17 (9.1 to 29.8)	17 (9.1 to 29.8)	16 (8.6 to 28.1)	1,045
Tuberculosis	3 (1.6 to 4.9)	3 (1.5 to 4.9)	112 (61.4 to 172)	47 (34.7 to 112)	12 (6.9 to 19.2)	7 (3.9 to 12.2)	6 (3.2 to 10.1)	6 (3.2 to 10.2)	7 (3.8 to 12.1)	8 (4.2 to 13.7)	9 (4.8 to 15.7)	10 (5.2 to 17.2)	11 (5.8 to 18.7)	12 (6.3 to 20.3)	13 (6.9 to 22.1)	14 (7.3 to 23.9)	15 (8.1 to 25.7)	16 (8.5 to 27.5)	17 (8.9 to 29.3)	17 (9.1 to 29.8)	17 (9.1 to 29.8)	16 (8.6 to 28.1)	1,045
Latent tuberculosis infection	0 (0 to 0)	0 (0 to 0)	0 (0 to 0)	0 (0 to 0)	0 (0 to 0)	0 (0 to 0)	0 (0 to 0)	0 (0 to 0)	0 (0 to 0)	0 (0 to 0)	0 (0 to 0)	0 (0 to 0)	0 (0 to 0)	0 (0 to 0)	0 (0 to 0)	0 (0 to 0)	0 (0 to 0)	0 (0 to 0)	0 (0 to 0)	0 (0 to 0)	0 (0 to 0)	0 (0 to 0)	0 (0 to 0)	0
Drug-susceptible tuberculosis	0 (0 to 0)	0 (0 to 0)	0 (0 to 0)	0 (0 to 0)	0 (0 to 0)	0 (0 to 0)	0 (0 to 0)	0 (0 to 0)	0 (0 to 0)	0 (0 to 0)	0 (0 to 0)	0 (0 to 0)	0 (0 to 0)	0 (0 to 0)	0 (0 to 0)	0 (0 to 0)	0 (0 to 0)	0 (0 to 0)	0 (0 to 0)	0 (0 to 0)	0 (0 to 0)	0 (0 to 0)	0 (0 to 0)	0
Multidrug-resistant tuberculosis without extensive drug resistance	0 (0 to 0)	0 (0 to 0)	0 (0 to 0)	0 (0 to 0)	0 (0 to 0)	0 (0 to 0)	0 (0 to 0)	0 (0 to 0)	0 (0 to 0)	0 (0 to 0)	0 (0 to 0)	0 (0 to 0)	0 (0 to 0)	0 (0 to 0)	0 (0 to 0)	0 (0 to 0)	0 (0 to 0)	0 (0 to 0)	0 (0 to 0)	0 (0 to 0)	0 (0 to 0)	0 (0 to 0)	0 (0 to 0)	0
Extensively drug-resistant tuberculosis	0 (0 to 0)	0 (0 to 0)	0 (0 to 0)	0 (0 to 0)	0 (0 to 0)	0 (0 to 0)	0 (0 to 0)	0 (0 to 0)	0 (0 to 0)	0 (0 to 0)	0 (0 to 0)	0 (0 to 0)	0 (0 to 0)	0 (0 to 0)	0 (0 to 0)	0 (0 to 0)	0 (0 to 0)	0 (0 to 0)	0 (0 to 0)	0 (0 to 0)	0 (0 to 0)	0 (0 to 0)	0 (0 to 0)	0
Lower respiratory infections	2.9 (1.5 to 4.9)	0.2 (0 to 0.2)	44.2 (21.1 to 82.3)	24.7 (20.1 to 42.3)	2.5 (1.4 to 4.1)	2.9 (1.6 to 5.1)	2.7 (1.4 to 4.6)	2.7 (1.4 to 4.6)	2.8 (1.5 to 4.8)	2.9 (1.5 to 4.9)	3.1 (1.6 to 5.3)	3.2 (1.7 to 5.4)	3.3 (1.8 to 5.6)	3.4 (1.8 to 5.8)	3.5 (1.9 to 6)	3.6 (1.9 to 6.2)	3.7 (1.9 to 6.4)	3.8 (2 to 6.5)	3.8 (2 to 6.6)	3.8 (2 to 6.6)	3.8 (2 to 6.6)	3.7 (1.9 to 6.4)	467
Upper respiratory infections	0 (0 to 0.1)	0.1 (0.1 to 0.4)	1.7 (0.8 to 3.1)	32.1 (28.1 to 46.9)	39.2 (27.1 to 59.4)	49.2 (36.9 to 67.1)	34.6 (25.1 to 49.2)	31.1 (19.4 to 53.4)	30.1 (17.4 to 52.1)	31.2 (17.3 to 53.7)	41.3 (17.7 to 77.9)	47.4 (19.9 to 84)	29.1 (18.2 to 52.1)	27.4 (14.3 to 48.1)	21.2 (11.3 to 39.3)	19.4 (9.5 to 35.4)	9.6 (3.9 to 19.3)	4.9 (1.9 to 9.8)	2.5 (0.9 to 5.1)	1.5 (0.7 to 2.5)	0.8 (0.4 to 1.4)	0.3 (0.1 to 0.6)	422
Otitis media	0 (0 to 0)	0 (0 to 0)	1.4 (0.4 to 2.7)	11.4 (7.5 to 22.4)	13.6 (7.3 to 22.4)	8.7 (4.6 to 15.1)	4.6 (2.3 to 7.9)	2.7 (1.3 to 4.7)	1.7 (0.8 to 3.1)	1.1 (0.5 to 2.1)	0.8 (0.3 to 1.6)	0.7 (0.3 to 1.4)	0.6 (0.3 to 1.2)	0.5 (0.2 to 1.1)	0.5 (0.2 to 1)	0.4 (0.2 to 0.9)	0.4 (0.2 to 0.8)	0.3 (0.1 to 0.7)	0.3 (0.1 to 0.6)	0.2 (0.1 to 0.5)	0.2 (0.1 to 0.4)	0.1 (0 to 0.3)	155
Enteric infections	3.5 (2.1 to 5.1)	2.5 (1.7 to 3.4)	29.1 (20.7 to 39.5)	169.1 (132.1 to 211.2)	112 (77.5 to 157.5)	70 (49.7 to 96.1)	58.1 (39.9 to 78.9)	52.6 (36.2 to 72.5)	52.4 (36.4 to 72.3)	52.6 (36.6 to 72.3)	54.1 (37.6 to 74.3)	55.2 (38.3 to 75.9)	56.2 (39.1 to 77.1)	57.1 (39.8 to 78.4)	57.8 (40.2 to 79.2)	58.3 (40.5 to 80.1)	58.6 (40.7 to 80.5)	58.7 (40.8 to 80.7)	58.7 (40.8 to 80.7)	58.6 (40.7 to 80.6)	58.4 (40.6 to 80.3)	58.1 (40.3 to 79.9)	1,030
Salmonella	0.6 (0.4 to 1)	2.4 (1.4 to 3.5)	23.1 (14.7 to 33.1)	157.9 (124.1 to 197.9)	107.5 (74.1 to 150.9)	67 (47.5 to 91.8)	55.7 (38.1 to 75.6)	50.2 (34.5 to 69.2)	50.1 (34.7 to 69.1)	50.2 (34.9 to 69.1)	51.6 (35.8 to 70.8)	52.6 (36.5 to 72.2)	53.5 (37.2 to 73.4)	54.3 (37.8 to 74.5)	54.9 (38.2 to 75.2)	55.3 (38.4 to 75.8)	55.6 (38.6 to 76.2)	55.7 (38.7 to 76.3)	55.7 (38.7 to 76.3)	55.6 (38.6 to 76.2)	55.4 (38.5 to 76.1)	55.1 (38.2 to 75.8)	940
Typhoid and paratyphoid	0 (0 to 0)	0 (0 to 0)	0.7 (0.1 to 2.1)	12.9 (2.3 to 39.7)	12.7 (2.3 to 38.7)	9.1 (1.6 to 28.3)	6.4 (1.1 to 19.2)	4.1 (0.7 to 11.9)	2.6 (0.5 to 8.2)	1.6 (0.3 to 4.9)	1.1 (0.2 to 3.2)	0.8 (0.2 to 2.4)	0.6 (0.2 to 1.8)	0.4 (0.1 to 1.3)	0.3 (0.1 to 1)	0.3 (0.1 to 0.8)	0.2 (0.1 to 0.6)	0.2 (0.1 to 0.5)	0.1 (0 to 0.4)	0.1 (0 to 0.3)	0.1 (0 to 0.2)	0 (0 to 0.1)	69.7
Typhoid fever	0 (0 to 0)	0 (0 to 0)	0.6 (0 to 2)	11.6 (2.1 to 36.1)	11.4 (2.2 to 35.1)	8.4 (1.5 to 26.2)	5.9 (1.1 to 18.4)	3.8 (0.7 to 11.2)	2.4 (0.4 to 7.6)	1.5 (0.3 to 4.6)	1 (0.2 to 3.1)	0.7 (0.2 to 2.2)	0.5 (0.2 to 1.6)	0.4 (0.1 to 1.2)	0.3 (0.1 to 0.9)	0.2 (0.1 to 0.7)	0.2 (0.1 to 0.5)	0.1 (0 to 0.4)	0.1 (0 to 0.3)	0.1 (0 to 0.2)	0 (0 to 0.1)	0 (0 to 0.1)	65.2
Paratyphoid fever	0 (0 to 0)	0 (0 to 0)	0.2 (0 to 0.5)	0.3 (0 to 0.6)	0.3 (0.1 to 0.8)	0.3 (0.1 to 0.7)	0.3 (0.1 to 0.6)	0.3 (0.1 to 0.6)	0.2 (0.1 to 0.5)	0.1 (0 to 0.3)	0.1 (0 to 0.3)	0.1 (0 to 0.3)	0.1 (0 to 0.3)	0.1 (0 to 0.3)	0.1 (0 to 0.3)	0.1 (0 to 0.3)	0.1 (0 to 0.3)	0.1 (0 to 0.3)	0.1 (0 to 0.3)	0.1 (0 to 0.3)	0.1 (0 to 0.3)	0.1 (0 to 0.3)	0.1 (0 to 0.3)	1.6
Invasive Non-typhoidal Salmonella (iNTS)	0 (0 to 0)	0 (0 to 0.1)	1.1 (0.1 to 2.6)	2.6 (1.5 to 6.4)	4.6 (2.5 to 9.7)	1.3 (0.7 to 2.8)	1.9 (0.9 to 3.9)	1.9 (0.9 to 3.9)	1.9 (0.9 to 3.9)	1.9 (0.9 to 3.9)	1.9 (0.9 to 3.9)	1.9 (0.9 to 3.9)	1.9 (0.9 to 3.9)	1.9 (0.9 to 3.9)	1.9 (0.9 to 3.9)	1.9 (0.9 to 3.9)	1.9 (0.9 to 3.9)	1.9 (0.9 to 3.9)	1.9 (0.9 to 3.9)	1.9 (0.9 to 3.9)	1.9 (0.9 to 3.9)	1.9 (0.9 to 3.9)	29.8
Other intestinal infectious diseases	0 (0 to 0)	0 (0 to 0)	0.2 (0 to 0.6)	0.4 (0.1 to 0.9)	0.2 (0 to 0.6)	0.1 (0.1 to 0.4)	0.1 (0 to 0.2)	0.1 (0 to 0.2)	0.1 (0 to 0.2)	0.1 (0 to 0.1)	0.1 (0 to 0.1)	0.1 (0 to 0.2)	0.1 (0 to 0.2)	0.1 (0 to 0.1)	0.1 (0 to 0.1)	0.1 (0 to 0.1)	0.1 (0 to 0.1)	0.1 (0 to 0.1)	0.1 (0 to 0.1)	0.1 (0 to 0.1)	0.1 (0 to 0.1)	0.1 (0 to 0.1)	0.1 (0 to 0.1)	1.7
Neglected tropical diseases and malaria	0 (0 to 0)	0 (0 to 0.1)	0.9 (0.5 to 1.5)	2.9 (2.2 to 3.9)	1.7 (1.2 to 2.4)	1.2 (0.8 to 1.7)	1.1 (0.7 to 1.6)	1.1 (0.7 to 1.6)	1.1 (0.7 to 1.6)	1.1 (0.7 to 1.6)	1.1 (0.7 to 1.6)	1.1 (0.7 to 1.6)	1.1 (0.7 to 1.6)	1.1 (0.7 to 1.6)	1.1 (0.7 to 1.6)	1.1 (0.7 to 1.6)	1.1 (0.7 to 1.6)	1.1 (0.7 to 1.6)	1.1 (0.7 to 1.6)	1.1 (0.7 to 1.6)	1.1 (0.7 to 1.6)	1.1 (0.7 to 1.6)	29.9
Malaria	0 (0 to 0)	0 (0 to 0)	0 (0 to 0)	0 (0 to 0)	0 (0 to 0)	0 (0 to 0)	0 (0 to 0)	0 (0 to 0)	0 (0 to 0)	0 (0 to 0)	0 (0 to 0)	0 (0 to 0)	0 (0 to 0)	0 (0 to 0)	0 (0 to 0)	0 (0 to 0)	0 (0 to 0)	0 (0 to 0)	0 (0 to 0)	0 (0 to 0)	0 (0 to 0)	0 (0 to 0)	0 (0 to 0)	0
Chagas disease	0 (0 to 0)	0 (0 to 0)	0 (0 to 0)	0 (0 to 0)	0 (0 to 0)	0 (0 to 0)	0 (0 to 0)	0 (0 to 0)	0 (0 to 0)	0 (0 to 0)	0 (0 to 0)	0 (0 to 0)	0 (0 to 0)	0 (0 to 0)	0 (0 to 0)	0 (0 to 0)	0 (0 to 0)	0 (0 to 0)	0 (0 to 0)	0 (0 to 0)	0 (0 to 0)	0 (0 to 0)	0 (0 to 0)	0
Leishmaniasis	0 (0 to 0)	0 (0 to 0)	0 (0 to 0)	0 (0 to 0)	0 (0 to 0)	0 (0 to 0)	0 (0 to 0)	0 (0 to 0)	0 (0 to 0)	0 (0 to 0)	0 (0 to 0)	0 (0 to 0)	0 (0 to 0)	0 (0 to 0)	0 (0 to 0)	0 (0 to 0)	0 (0 to 0)	0 (0 to 0)	0 (0 to 0)	0 (0 to 0)	0 (0 to 0)	0 (0 to 0)	0 (0 to 0)	0
Visceral leishmaniasis	0 (0 to 0)	0 (0 to 0)	0 (0 to 0)	0 (0 to 0)	0 (0 to 0)	0 (0 to 0)	0 (0 to 0)	0 (0 to 0)	0 (0 to 0)	0 (0 to 0)	0 (0 to 0)	0 (0 to 0)	0 (0 to 0)	0 (0 to 0)	0 (0 to 0)	0 (0 to 0)	0 (0 to 0)	0 (0 to 0)	0 (0 to 0)	0 (0 to 0)	0 (0 to 0)	0 (0 to 0)	0 (0 to 0)	0
Cutaneous and mucocutaneous leishmaniasis	0 (0 to 0)	0 (0 to 0)	0 (0 to 0)	0 (0 to 0)	0 (0 to 0)	0 (0 to 0)	0 (0 to 0)	0 (0 to 0)	0 (0 to 0)	0 (0 to 0)	0 (0 to 0)	0 (0 to 0)	0 (0 to 0)	0 (0 to 0)	0 (0 to 0)	0 (0 to 0)	0 (0 to 0)	0 (0 to 0)	0 (0 to 0)	0 (0 to 0)	0 (0 to 0)	0 (0 to 0)	0 (0 to 0)	0
African trypanosomiasis	0 (0 to 0)	0 (0 to 0)	0 (0 to 0)	0 (0 to 0)	0 (0 to 0)	0 (0 to 0)	0 (0 to 0)	0 (0 to 0)	0 (0 to 0)	0 (0 to 0)	0 (0 to 0)	0 (0 to 0)	0 (0 to 0)	0 (0 to 0)	0 (0 to 0)	0 (0 to 0)	0 (0 to 0)	0 (0 to 0)	0 (0 to 0)	0 (0 to 0)	0 (0 to 0)	0 (0 to 0)	0 (0 to 0)	0
Schistosomiasis	0 (0 to 0)	0 (0 to 0)	0 (0 to 0)	0 (0 to 0)	0 (0 to 0)	0 (0 to 0)	0 (0 to 0)	0 (0 to 0)	0 (0 to 0)	0 (0 to 0)	0 (0 to 0)	0 (0 to 0)	0 (0 to 0)	0 (0 to 0)	0 (0 to 0)	0 (0 to 0)	0 (0 to 0)	0 (0 to 0)	0 (0 to 0)	0 (0 to 0)	0 (0 to 0)	0 (0 to 0)	0 (0 to 0)	0
Cysticercosis	0 (0 to 0)	0 (0 to 0)	0 (0 to 0)	0 (0 to 0)	0 (0 to 0)	0 (0 to 0)	0 (0 to 0)	0 (0 to 0)	0 (0 to 0)	0 (0 to 0)	0 (0 to 0)	0 (0 to 0)	0 (0 to 0)	0 (0 to 0)	0 (0 to 0)	0 (0 to 0)	0 (0 to 0)	0 (0 to 0)	0 (0 to 0)	0 (0 to 0)	0 (0 to 0)	0 (0 to 0)	0 (0 to 0)	0
Cystic echinococcosis	0 (0 to 0)	0 (0 to 0)	0 (0 to 0)	0 (0 to 0.1)	0 (0 to 0)	0 (0 to 0)	0 (0 to 0)	0.2 (0 to 0.5)	0.2 (0 to 0.5)	0.2 (0 to 0.5)	0.3 (0.1 to 0.6)	0.3 (0.1 to 0.6)	0.3 (0.1 to 0.6)	0.2 (0 to 0.4)	0.2 (0 to 0.4)	0.1 (0 to 0.3)	0.1 (0 to 0.2)	0 (0 to 0.1)	0 (0 to 0.1)	0 (0 to 0)	0 (0 to 0)	0 (0 to 0)	0 (0 to 0)	2.2
Lymphatic filariasis	0 (0 to 0)	0 (0 to 0)	0 (0 to 0)	0 (0 to 0)	0 (0 to 0)	0 (0 to 0)	0 (0 to 0)	0 (0 to 0)	0 (0 to 0)	0 (0 to 0)	0 (0 to 0)	0 (0 to 0)	0 (0 to 0)	0 (0 to 0)	0 (0 to 0)	0 (0 to 0)	0 (0 to 0)	0 (0 to 0)	0 (0 to 0)	0 (0 to 0)	0 (0 to 0)	0 (0 to 0)	0 (0 to 0)	0
Onchocerciasis	0 (0 to 0)	0 (0 to 0)	0 (0 to 0)	0 (0 to 0)	0 (0 to 0)	0 (0 to 0)	0 (0 to 0)	0 (0 to 0)	0 (0 to 0)	0 (0 to 0)	0 (0 to 0)	0 (0 to 0)	0 (0 to 0)	0 (0 to 0)	0 (0 to 0)	0 (0 to 0)	0 (0 to 0)	0 (0 to 0)	0 (0 to 0)	0 (0 to 0)	0 (0 to 0)	0 (0 to 0)	0 (0 to 0)	0
Trachoma	0 (0 to 0)	0 (0 to 0)	0 (0 to 0)	0 (0 to 0)	0 (0 to 0)	0 (0 to 0)	0 (0 to 0)	0 (0 to 0)	0 (0 to 0)	0 (0 to 0)	0 (0 to 0)	0 (0 to 0)	0 (0 to 0)	0 (0 to 0)	0 (0 to 0)	0 (0 to 0)	0 (0 to 0)	0 (0 to 0)	0 (0 to 0)	0 (0 to 0)	0 (0 to 0)	0 (0 to 0)	0 (0 to 0)	0
Dengue	0 (0 to 0)	0 (0 to 0)	0 (0 to 0)	0 (0 to 0)	0 (0 to 0)	0 (0 to 0)	0 (0 to 0)	0 (0 to 0)	0 (0 to 0)	0 (0 to 0)	0 (0 to 0)	0 (0 to 0)	0 (0 to 0)	0 (0 to 0)	0 (0 to 0)	0 (0 to 0)	0 (0 to 0)	0 (0 to 0)	0 (0 to 0)	0 (0 to 0)	0 (0 to 0)	0 (0 to 0)	0 (0 to 0)	0.2
Yellow fever	0 (0 to 0)	0 (0 to 0)	0 (0 to 0)	0 (0 to 0)	0 (0 to 0)	0 (0 to 0)	0 (0 to 0)	0 (0 to 0)	0 (0 to 0)	0 (0 to 0)	0 (0 to 0)	0 (0 to 0)	0 (0 to 0)	0 (0 to 0)	0 (0 to 0)	0 (0 to 0)	0 (0 to 0)	0 (0 to 0)	0 (0 to 0)	0 (0 to 0)	0 (0 to 0)	0 (0 to 0)	0 (0 to 0)	0
Rabies	0 (0 to 0)	0 (0 to 0)	0 (0 to 0)	0 (0 to 0)	0 (0 to 0)	0 (0 to 0)	0 (0 to 0)	0 (0 to 0)	0 (0 to 0)	0 (0 to 0)	0 (0 to 0)	0 (0 to 0)	0 (0 to 0)	0 (0 to 0)	0 (0 to 0)	0 (0 to 0)	0 (0 to 0)	0 (0 to 0)	0 (0 to 0)	0 (0 to 0)	0 (0 to 0)	0 (0 to 0)	0 (0 to 0)	0.1
Intestinal nematode infections	0 (0 to 0)	0 (0 to 0)	0 (0 to 0)	0.4 (0.2 to 0.8)	0.4 (0.1 to 0.9)	0.3 (0.1 to 0.8)	0.3 (0.1 to 0.7)	0.3 (0.1 to 0.7)	0.3 (0.1 to 0.7)	0.3 (0.1 to 0.7)	0.3 (0.1 to 0.7)	0.3 (0.1 to 0.7)	0.3 (0.1 to 0.7)	0.3 (0.1 to 0.7)	0.3 (0.1 to 0.7)	0.3 (0.1 to 0.7)	0.3 (0.1 to 0.7)	0.3 (0.1 to 0.7)	0.3 (0.1 to 0.7)	0.3 (0.1 to 0.7)	0.3 (0.1 to 0.7)	0.3 (0.1 to 0.7)	8.9
Ascariasis	0 (0 to 0)	0 (0 to 0)	0 (0 to 0)	0 (0 to 0)	0 (0 to 0)	0 (0 to 0)	0 (0 to 0)	0 (0 to 0)	0 (0 to 0)	0 (0 to 0)	0 (0 to 0)	0 (0 to 0)	0 (0 to 0)	0 (0 to 0)	0 (0 to 0)	0 (0 to



Congenital birth defects	258 (162 to 374)	129 (87·5 to 180)	668 (441 to 986)	271 (190 to 379)	104 (76·8 to 135)	66·9 (50·3 to 89·1)	52·8 (37·6 to 71·1)	41·4 (30·3 to 54·8)	40 (29·5 to 53·3)	42·1 (30·3 to 56·9)	50·4 (36·7 to 66·5)	38·8 (27·8 to 52·7)	34·9 (24 to 46·9)	22·2 (15 to 30·7)	20·8 (14·6 to 28·3)	11 (7·5 to 15·5)	5·1 (3·5 to 7·2)	1·8 (1·1 to 2·7)	0·9 (0·6 to 1·4)	0·5 (0·3 to 0·7)	0·1 (0·1 to 0·2)	0 (0 to 0)	0 (0 to 0)	1,860
Neural tube defects	42·9 (21·5 to 75·3)	10·6 (5 to 20·1)	41 (14·5 to 89·9)	34·8 (6·9 to 97·9)	5·6 (2·7 to 11·1)	3·1 (2 to 4·9)	2·8 (1·7 to 4·6)	2·5 (1·5 to 4·2)	2·2 (1·3 to 3·7)	2·4 (1·5 to 4)	2·5 (1·6 to 4)	1·8 (1·1 to 3·1)	1·3 (0·8 to 2·2)	0·8 (0·5 to 1·3)	0·7 (0·4 to 1·2)	0·3 (0·2 to 0·6)	0·2 (0·1 to 0·5)	0 (0 to 0·1)	0 (0 to 0)	0 (0 to 0)	0 (0 to 0)	0 (0 to 0)	0 (0 to 0)	156
Congenital heart anomalies	49 (24·8 to 89·9)	50·8 (29·9 to 78·8)	274 (159 to 433)	90·3 (49·1 to 147)	26·7 (14·8 to 44·2)	12·2 (6·9 to 27·2)	10·2 (6·3 to 17·8)	9 (5·4 to 14·1)	8·9 (5·5 to 13·9)	7 (4·2 to 10·6)	8·7 (5·4 to 13·2)	7·7 (4·9 to 11·2)	4·7 (2·7 to 7·6)	3·6 (2 to 5·8)	5·4 (3·2 to 8·1)	1·9 (1·2 to 2·8)	0·9 (0·5 to 1·4)	0·2 (0·1 to 0·4)	0·1 (0 to 0·3)	0·1 (0 to 0·1)	0 (0 to 0)	0 (0 to 0)	0 (0 to 0)	572
Orofacial clefts	1·4 (0·3 to 3·2)	0·6 (0·2 to 1·3)	2·6 (1·1 to 5·6)	2·9 (1·5 to 5·2)	2·1 (0·8 to 3·9)	2 (0·8 to 3·8)	2 (0·8 to 3·6)	1·8 (0·7 to 3·5)	1·9 (0·8 to 3·5)	2·4 (0·9 to 4·6)	2·8 (1·1 to 5·2)	2·2 (0·8 to 4·1)	1·9 (0·7 to 3·5)	1·5 (0·5 to 2·8)	1·2 (0·4 to 2·3)	0·8 (0·3 to 1·5)	0·4 (0·2 to 0·8)	0·2 (0·1 to 0·4)	0·1 (0 to 0·2)	0·1 (0 to 0·1)	0 (0 to 0·1)	0 (0 to 0)	0 (0 to 0)	30·9
Down syndrome	6 (2·6 to 11)	3·9 (1·6 to 7·4)	27·5 (11·6 to 52·9)	9·7 (4·6 to 18·1)	3·6 (2 to 6·4)	3·1 (1·9 to 4·8)	2·8 (1·8 to 4·2)	2·9 (1·8 to 4·5)	3·9 (2·1 to 6·4)	2·4 (1·4 to 3·9)	4·4 (1·9 to 7·4)	2·1 (1·1 to 3·5)	4·3 (1·1 to 7·7)	0·8 (0·4 to 1·5)	1·4 (0·3 to 2·7)	0·1 (0 to 0·2)	0 (0 to 0)	0 (0 to 0)	0 (0 to 0)	0 (0 to 0)	0 (0 to 0)	0 (0 to 0)	0 (0 to 0)	78·9
Turner syndrome	0 (0 to 0)	0 (0 to 0)	0 (0 to 0)	0·1 (0 to 0·1)	0·1 (0 to 0·2)	0·1 (0 to 0·1)	0·1 (0 to 0·2)	0·1 (0·1 to 0·2)	0·1 (0·1 to 0·2)	0·1 (0·1 to 0·2)	0·1 (0·1 to 0·2)	0·1 (0 to 0·2)	0·1 (0 to 0·1)	0 (0 to 0·1)	0 (0 to 0)	0 (0 to 0)	0 (0 to 0)	0 (0 to 0)	0 (0 to 0)	0 (0 to 0)	0 (0 to 0)	0 (0 to 0)	0 (0 to 0)	1·1
Klinefelter syndrome	0 (0 to 0)	0 (0 to 0)	0 (0 to 0)	0 (0 to 0)	0 (0 to 0)	0 (0 to 0)	0 (0 to 0)	0 (0 to 0)	0 (0 to 0)	0 (0 to 0)	0 (0 to 0)	0 (0 to 0)	0 (0 to 0)	0 (0 to 0)	0 (0 to 0)	0 (0 to 0)	0 (0 to 0)	0 (0 to 0)	0 (0 to 0)	0 (0 to 0)	0 (0 to 0)	0 (0 to 0)	0 (0 to 0)	0
Other chromosomal abnormalities	38·6 (14·4 to 63·5)	21 (9·5 to 36·9)	108 (36·6 to 199)	27 (10·5 to 49·1)	16 (6·7 to 29·8)	10·8 (4·2 to 18·6)	4·4 (2·7 to 6·9)	2·9 (1·9 to 4·2)	1·9 (1·3 to 2·8)	1·6 (1 to 2·3)	1·4 (0·9 to 2)	1·1 (0·7 to 1·7)	0·6 (0·4 to 0·9)	0·4 (0·2 to 0·5)	0·2 (0·1 to 0·3)	0·1 (0·1 to 0·2)	0·1 (0 to 0·1)	0 (0 to 0)	0 (0 to 0)	0 (0 to 0)	0 (0 to 0)	0 (0 to 0)	0 (0 to 0)	236
Congenital musculoskeletal and limb anomalies	12·3 (3·4 to 26·6)	5·3 (2·4 to 10·2)	32·2 (15·8 to 61·1)	27·1 (15·3 to 44·5)	24·5 (14·9 to 37·8)	23·5 (13·8 to 35·3)	20·5 (11·3 to 31·3)	15·6 (8·8 to 24·4)	15·8 (9·2 to 24·7)	20·5 (11·3 to 32·2)	24 (13·7 to 38·2)	18·9 (10·6 to 29·8)	15·6 (8·6 to 24·9)	12·6 (7·1 to 19·7)	10 (5·7 to 16·1)	6·5 (3·7 to 10·4)	2·9 (1·6 to 4·5)	1·2 (0·7 to 2)	0·6 (0·3 to 1)	0·3 (0·1 to 0·5)	0·1 (0 to 0·1)	0 (0 to 0)	0 (0 to 0)	290
Urogenital congenital anomalies	4·5 (1·6 to 11)	1 (0·4 to 3)	6·3 (3 to 13·3)	4·4 (2·5 to 7·3)	3·4 (2 to 5·3)	2·3 (1·4 to 3·7)	1·9 (1·2 to 3)	1·5 (1 to 2·3)	1·3 (0·8 to 2·1)	1·4 (0·9 to 2·2)	1·4 (0·9 to 2·1)	1 (0·6 to 1·4)	0·7 (0·4 to 1)	0·4 (0·2 to 0·6)	0·3 (0·2 to 0·4)	0·1 (0·1 to 0·2)	0 (0 to 0·1)	0 (0 to 0)	0 (0 to 0)	0 (0 to 0)	0 (0 to 0)	0 (0 to 0)	0 (0 to 0)	32
Digestive congenital anomalies	9·9 (4·2 to 19·1)	3·9 (1·9 to 7·4)	21·9 (11 to 41·9)	10·3 (5·9 to 17·1)	3·9 (2·2 to 6·2)	1·8 (0·8 to 3·4)	1·2 (0·8 to 1·9)	0·9 (0·6 to 1·4)	0·5 (0·3 to 0·8)	0·5 (0·4 to 0·8)	0·6 (0·4 to 0·8)	0·4 (0·2 to 0·6)	0·3 (0·2 to 0·5)	0·2 (0·1 to 0·3)	0·2 (0·1 to 0·3)	0·1 (0·1 to 0·1)	0 (0 to 0·1)	0 (0 to 0)	0 (0 to 0)	0 (0 to 0)	0 (0 to 0)	0 (0 to 0)	0 (0 to 0)	56·7
Other congenital birth defects	93·2 (36·8 to 149)	32·2 (15·8 to 55·6)	154 (82·3 to 255)	64·2 (33·4 to 109)	18·1 (9·9 to 30·1)	8 (4·2 to 16·1)	6·8 (4 to 12·2)	4·2 (2·5 to 7)	3·4 (1·9 to 6·1)	3·7 (2·1 to 6·7)	4·4 (2·6 to 7·8)	3·5 (2 to 6·2)	5·4 (2·9 to 8·4)	1·9 (1 to 3·6)	1·5 (0·8 to 3)	1 (0·5 to 2)	0·5 (0·3 to 1·1)	0·1 (0 to 0·4)	0·1 (0 to 0·2)	0 (0 to 0·2)	0 (0 to 0·1)	0 (0 to 0)	0 (0 to 0)	407
Urinary diseases and male infertility	0 (0 to 0·1)	0·1 (0 to 0·1)	2·4 (1·2 to 4·1)	3·4 (2·1 to 5·2)	5 (3·2 to 7·2)	5 (3·2 to 7·5)	5·7 (3·7 to 8·9)	6·3 (4·1 to 9·5)	7·3 (4·9 to 10·3)	9·1 (5·9 to 13·6)	15·6 (10·6 to 21·7)	13·3 (9·3 to 18·4)	12 (7·4 to 17·5)	13·1 (8·7 to 18·4)	21 (13·1 to 30·9)	33·1 (18·2 to 50·6)	33·2 (16·7 to 51·8)	40·1 (15·8 to 63·6)	48·2 (16·7 to 77·1)	61·8 (15·3 to 98·8)	34·5 (7·9 to 57·4)	7·4 (1·4 to 12·5)	0·7 (0·1 to 1·1)	379
Urolithiasis	0 (0 to 0)	0 (0 to 0)	0 (0 to 0)	0 (0 to 0·1)	0·2 (0·1 to 0·3)	0·2 (0·1 to 0·4)	0·3 (0·2 to 0·6)	0·4 (0·2 to 0·8)	0·7 (0·3 to 1·2)	1·4 (0·7 to 2·6)	2·4 (1 to 4·6)	2·5 (1·1 to 4·5)	2·5 (0·5 to 5·5)	2·5 (0·6 to 5·2)	2·1 (0·6 to 4·4)	1·3 (0·4 to 2·7)	0·6 (0·2 to 1·3)	0·3 (0·1 to 0·6)	0·2 (0·1 to 0·6)	0·2 (0·1 to 0·8)	0·1 (0 to 0·5)	0 (0 to 0·1)	0 (0 to 0)	18·1
Benign prostatic hyperplasia	0 (0 to 0)	0 (0 to 0)	0 (0 to 0)	0 (0 to 0)	0 (0 to 0)	0 (0 to 0)	0 (0 to 0)	0 (0 to 0)	0 (0 to 0)	0 (0 to 0)	0 (0 to 0)	0 (0 to 0)	0 (0 to 0)	0 (0 to 0)	0 (0 to 0)	0 (0 to 0)	0 (0 to 0)	0 (0 to 0)	0 (0 to 0)	0 (0 to 0)	0 (0 to 0)	0 (0 to 0)	0 (0 to 0)	0
Male infertility	--	--	--	--	--	--	--	--	--	--	--	--	--	--	--	--	--	--	--	--	--	--	--	NA
Other urinary diseases	0 (0 to 0)	0·1 (0 to 0·1)	2 (0·9 to 3·6)	2·1 (1·2 to 3·2)	2·6 (1·5 to 4·2)	2·2 (1·4 to 3·8)	2·4 (1·4 to 4·5)	2·1 (1·2 to 3·8)	3·6 (2·3 to 5·3)	3·7 (2·4 to 5·6)	7·7 (4·8 to 11·5)	6·8 (4·5 to 9·8)	5·6 (3·3 to 9)	6·5 (4·2 to 9·8)	15·5 (9 to 23·8)	27·8 (13·5 to 43·1)	27·7 (11·6 to 44·2)	34·3 (10·8 to 56)	42·2 (11·8 to 69)	54·3 (10·5 to 91·7)	29·9 (4·9 to 52·6)	6·6 (1 to 11·5)	0·6 (0·1 to 1)	286
Gynecological diseases	0 (0 to 0)	0 (0 to 0)	0 (0 to 0)	0 (0 to 0)	0 (0 to 0)	49·9 (25·4 to 84·2)	140 (80·9 to 235)	397 (245 to 607)	816 (523 to 1,190)	1,270 (836 to 1,810)	1,660 (1,100 to 2,370)	1,330 (874 to 1,880)	980 (635 to 1,390)	604 (345 to 892)	326 (194 to 480)	146 (85·6 to 225)	62·2 (36·9 to 95·3)	26·5 (16·3 to 39·6)	12·2 (7·6 to 18)	5·8 (3·2 to 9·4)	2·1 (1·3 to 3·2)	0·4 (0·2 to 0·6)	0 (0 to 0)	7,830
Uterine fibroids	0 (0 to 0)	0 (0 to 0)	0 (0 to 0)	0 (0 to 0)	0 (0 to 0)	0·4 (0·1 to 0·9)	0·8 (0·3 to 1·9)	2 (0·7 to 4·4)	5·7 (2·2 to 12·5)	15·1 (6·4 to 32)	25·7 (11 to 52·4)	22·3 (10 to 43·1)	16·5 (7·2 to 32)	11 (5 to 21·4)	6·3 (2·8 to 12·2)	2·8 (1·2 to 5·3)	0·9 (0·4 to 1·9)	0·3 (0·1 to 0·7)	0·1 (0·1 to 0·3)	0·1 (0 to 0·1)	0 (0 to 0)	0 (0 to 0)	0 (0 to 0)	110
Polycystic ovarian syndrome	0 (0 to 0)	0 (0 to 0)	0 (0 to 0)	0 (0 to 0)	0 (0 to 0)	3·7 (1·4 to 7·9)	16·2 (6·9 to 32·9)	18·3 (7·7 to 37·3)	18·9 (7·9 to 38·5)	23·7 (9·7 to 50)	26·6 (10·9 to 54·1)	20 (8·1 to 41·2)	14·2 (5·8 to 29·4)	2·8 (1·2 to 5·7)	0 (0 to 0)	0 (0 to 0)	0 (0 to 0)	0 (0 to 0)	0 (0 to 0)	0 (0 to 0)	0 (0 to 0)	0 (0 to 0)	0 (0 to 0)	144
Female infertility	0 (0 to 0)	0 (0 to 0)	0 (0 to 0)	0 (0 to 0)	0 (0 to 0)	0 (0 to 0)	0 (0 to 0)	6·8 (0·7 to 20·3)	7·3 (0·6 to 22·9)	11·1 (0·5 to 34)	16·1 (0·4 to 53·3)	17·3 (0·5 to 56·3)	0·3 (0 to 1·3)	0 (0 to 0)	0 (0 to 0)	0 (0 to 0)	0 (0 to 0)	0 (0 to 0)	0 (0 to 0)	0 (0 to 0)	0 (0 to 0)	0 (0 to 0)	0 (0 to 0)	59
Endometriosis	0 (0 to 0)	0 (0 to 0)	0 (0 to 0)	0 (0 to 0)	0 (0 to 0)	0 (0 to 0)	13·9 (5·7 to 26·9)	60·9 (29·6 to 112)	76 (37·5 to 135)	77·4 (38·4 to 141)	79·6 (42·5 to 140)	62 (32·1 to 103)	40·4 (21·6 to 66·4)	16 (8·1 to 27·2)	0 (0 to 0)	0 (0 to 0)	0 (0 to 0)	0 (0 to 0)	0 (0 to 0)	0 (0 to 0)	0 (0 to 0)	0 (0 to 0)	0 (0 to 0)	426
Genital prolapse	0 (0 to 0)	0 (0 to 0)	0 (0 to 0)	0 (0 to 0)	0 (0 to 0)	0·3 (0 to 0·9)	0·1 (0·1 to 0·3)	0·1 (0·1 to 0·3)	0·2 (0 to 0·6)	1·2 (0·5 to 2·7)	6 (2·4 to 13·3)	10 (3·9 to 20·9)	11·6 (5 to 24·1)	10·8 (4·4 to 22·3)	8·8 (3·6 to 17·4)	5·6 (2·4 to 11·4)	2·8 (1·2 to 5·7)	1·4 (0·6 to 2·9)	0·9 (0·4 to 1·7)	0·5 (0·2 to 1)	0·2 (0·1 to 0·4)	0 (0 to 0·1)	0 (0 to 0)	60·8
Premenstrual syndrome	0 (0 to 0)	0 (0 to 0)	0 (0 to 0)	0 (0 to 0)	0 (0 to 0)	42·9 (20·4 to 77·1)	99·9 (48·6 to 183)	121 (57 to 225)	135 (75·5 to 223)	193 (98·9 to 319)	260 (149 to 416)	213 (119 to 349)	135 (75·7 to 223)	38·7 (19·5 to 70·2)	0 (0 to 0)	0 (0 to 0)	0 (0 to 0)	0 (0 to 0)	0 (0 to 0)	0 (0 to 0)	0 (0 to 0)	0 (0 to 0)	0 (0 to 0)	1,240
Other gynecological diseases	0 (0 to 0)	0 (0 to 0)	0 (0 to 0)	0 (0 to 0)	0 (0 to 0)	2·7 (0·6 to 6·3)	9·2 (3·7 to 18)	187 (104 to 304)	573 (335 to 881)	954 (598 to 1,390)	1,250 (779 to 1,870)	983 (603 to 1,450)	762 (461 to 1,110)	525 (272 to 797)	311 (181 to 466)	138 (77·6 to 214)	58·4 (33·5 to 91·1)	24·7 (14·8 to 37·7)	11·2 (6·7 to 16·6)	5·2 (2·8 to 8·8)	1·9 (1·1 to 3)	0·3 (0·2 to 0·5)	0 (0 to 0)	5,790
Hemoglobinopathies and hemolytic anemias	0·3 (0·1 to 0·5)	1·8 (0·9 to 3·1)	17·7 (10·6 to 26·6)	58·6 (31·2 to 96·2)	99·1 (56·3 to 160)	69·7 (41·3 to 111)	182 (123 to 254)	292 (185 to 419)	244 (167 to 345)	362 (225 to 518)	412 (240 to 677)	208 (142 to 291)	168 (113 to 240)	83·6 (49·9 to 134)	62·5 (37·4 to 97·5)	42·1 (27·5 to 62·9)	21·4 (13·4 to 31·3)	10·4 (6·7 to 16·7)	8·1 (5 to 13·3)	5·8 (3·5 to 9·1)	3·5 (2·1 to 5·1)	0·6 (0·4 to 0·9)	0·1 (0 to 0·1)	2,350
Thalassemias	0·1 (0 to 0·2)	0·1 (0 to 0·2)	2·5 (1·2 to 4·8)	5 (2·2 to 9·6)	5·5 (2·8 to 9·7)	1·7 (0·8 to 3·1)	2·8 (1·4 to 5·3)	2·3 (1 to 4·3)	1·6 (0·7 to 3·3)	1·2 (0·5 to 2·4)	0·9 (0·4 to 2)	0·6 (0·3 to 1·2)	0·7 (0·3 to 1·3)	0·4 (0·2 to 0·9)	0·5 (0·2 to 1·1)	0·4 (0·2 to 0·9)	0·1 (0 to 0·3)	0 (0 to 0)	0 (0 to 0)	0 (0 to 0)	0 (0 to 0)	0 (0 to 0)	0 (0 to 0)	26·5
Thalassemias trait	0 (0 to 0)	0·3 (0·1 to 0·6)	4·2 (1·9 to 7·7)	17·5 (6·7 to 34·5)	26·5 (8·9 to 53·9)	16·2 (4·9 to 34·7)	30·1 (12·5 to 55·9)	59·5 (25·4 to 113)	41·7 (13·9 to 85·8)	84·9 (36·3 to 154)	95 (36·6 to 203)	37·7 (17·6 to 65·1)	27·1 (11·3 to 50·1)	17·9 (5·7 to 37·4)	10·9 (2·9 to 25·4)	4·1 (0·8 to 10·5)	1·4 (0·1 to 5)	0·8 (0·1 to 3·5)	0·7 (0·1 to 2·5)	0·7 (0·1 to 2)	0·3 (0 to 0·7)	0 (0 to 0·1)	0 (0 to 0)	478
Sickle cell disorders	0·2 (0·1 to 0·3)	0·2 (0·1 to 0·4)	5·9 (3·4 to 9·4)	15·8 (9·2 to 25·6)	35·6 (24 to 49·3)	31·3 (21·5 to 45·6)	96·7 (65·6 to 132)	128 (84·9 to 184)	142 (92·4 to 212)	145 (94·7 to 212)	137 (87·2 to 206)	111 (73·2 to 160)	103 (68·1 to 152)	42·2 (26·9 to 63)	35·1 (21·9 to 52·2)	24 (14·9 to 37·1)	7·4 (3·8 to 12·9)	1·1 (0·5 to 2)	0·2 (0·1 to 0·4)	0 (0 to 0)	0 (0 to 0)	0 (0 to 0)	0 (0 to 0)	1,060
Sickle cell trait	0 (0 to 0)	1·1 (0·4 to 2)	3·9 (1·7 to 6·9)	16·3 (6·5 to 31)	24·7 (8·6 to 48·6)	15·2 (4·7 to 31·4)	28 (12·1 to 50·4)	81·7 (33·1 to 155)	37·5 (9·1 to 79·6)	112 (45·5 to 213)	160 (63·6 to 307)	32·3 (16 to 55·3)	25·6 (10·9 to 47·6)	16·7 (5·2 to 35·6)	10·2 (2·7 to 23·3)	3·8 (0·8 to 9·5)	1·3 (0·2 to 4·3)	0·7 (0·1 to 3)	0·7 (0·1 to 2·4)	0·7 (0·1 to 1·8)	0·3 (0 to 0·7)	0 (0 to 0·1)	0 (0 to 0)	573
G6PD deficiency	0 (0 to 0)	0 (0 to 0)	0·2 (0·1 to 0·4)	0·7 (0·3 to 1·3)	2·3 (1·1 to 4·2)	2·5 (1·1 to 4·6)	11·9 (5·9 to 19·9)	13·4 (5·8 to 24·9)	12·9 (5·8 to 24·7)	9·6 (4·1 to 18·1)	6·8 (2·5 to 14·7)	8·1 (4·2 to 13·4)	2·3 (1 to 4·5)	1·4 (0·6 to 2·7)	2·5 (1 to 4·9)	5·2 (2 to 9·9)	5·2 (2·5 to 9)	2·4 (1·3 to 3·9)	1·4 (0·7 to 2·4)	0·5 (0·3 to 0·9)	0·2 (0·1 to 0·3)	0 (0 to 0)	0 (0 to 0)	89·5
G6PD trait	0 (0 to 0)	0 (0 to 0)	0 (0 to 0)	0 (0 to 0)	0 (0 to 0)	0 (0 to 0)	1·8 (0·7 to 3·3)	0 (0 to 0)	0 (0 to 0·1)	0 (0 to 0·1)	0·2 (0 to 1·1)	2·4 (1·1 to 4·1)	0·3 (0 to 0·9)	0 (0 to 0)	0 (0 to 0)	0 (0 to 0)	0 (0 to 0)	0 (0 to 0)	0 (0 to 0)	0 (0 to 0)	0 (0 to 0)	0 (0 to 0)	0 (0 to 0)	4·7
Other hemoglobinopathies and hemolytic anemias	0 (0 to 0)	0·1 (0 to 0·2)	1 (0·3 to 2)	3·5 (1 to 8·2)	4·5 (1·1 to 10·7)	2·8 (0·9 to 6·5)	10·6 (4·2 to 21)	6·4 (2·6 to 13·3)	8·1 (3·3 to 16·4)	9·2 (3·8 to 18·2)	11·2 (5 to 21·5)	15·9 (7 to 28·9)	9·2 (3·7 to 18·3)	5 (2 to 11·1)	3·3 (1·7 to 6·7)	4·6 (2·7 to 7·6)	6 (3·5 to 9·4)	5·4 (3·5 to 7·8)	5·1 (3·2 to 7·5)	3·9 (2·7 to 5·5)	2·7 (1·8 to 3·9)	0·5 (0·3 to 0·7)	0·1 (0 to 0·1)	119
Endocrine, metabolic, blood, and immune disorders	1·9 (0·5 to 9)	2·6 (1 to 9·2)	78·4 (44·8 to 129)	106 (68·3 to 156)	142 (91·3 to 207)	119 (73·7 to 187)	112 (70·1 to 170)	95·3 (58·8 to 146)	117 (72·1 to 184)	191 (116 to 318)	289 (175 to 451)	287 (169 to 444)	279 (167 to 420)	276 (168 to 416)	258 (159 to 389)	196 (122 to 296)	107 (61·4 to 161)	71·3 (37·1 to 106)	60·6 (25·1 to 96·2)	45 (15·8 to 75·1)	16·9 (5·9 to 28·4)	2·9 (1·1 to 4·9)	0·2 (0·1 to 0·3)	2,850
Oral disorders	0 (0 to 0)	0 (0 to 0)	0 (0 to 0)	17·3 (9·6 to 29·1)	26·4 (14·1 to 46·7)	28·9 (15·1 to 50·9)	39·1 (21·4 to 65·8)	52·7 (29·3 to 89·8)	78·7 (43·2 to 139)	136 (74·5 to 249)	202 (109 to 361)	198 (108 to 353)	205 (116 to 346)	201 (115 to 332)	189 (110 to 297)	148 (88·6 to 234)	90 (55·9 to 138)	54·2 (33·9 to 83)	36·3 (22·7 to 53·5)	22·6 (14·2 to 32·9)	7·8 (4·9 to 11·4)	1·2 (0·7 to 1·8)	0·1 (0 to 0·1)	1,730
Caries of deciduous teeth	0 (0 to 0)	0 (0 to 0)	0 (0 to 0)	4·9 (1·7 to 10·7)	6·5 (2·7 to 13·7)	0·3 (0 to 0·9)	0 (0 to 0)	0 (0 to 0)	0 (0 to 0)	0 (0 to 0)	0 (0 to 0)	0 (0 to 0)	0 (0 to 0)	0 (0 to 0)	0 (0 to 0)	0 (0 to 0)	0 (0 to 0)	0 (0 to 0)	0 (0 to 0)	0 (0 to 0)	0 (0 to 0)	0 (0 to 0)	0 (0 to 0)	11·7
Caries of permanent teeth	0 (0 to 0)	0 (0 to 0)	0 (0 to 0)	0 (0 to 0)	7·4 (2·7 to 16·2)	14·8 (5·9 to 31·8)	15·5 (6·2 to 34·2)	14·8 (6·2 to 31·1)	14·9 (6 to 30·6)	18·9 (7·5 to 40)	23·6 (9·5 to 48·7)	17·9 (7·5 to 36·9)	14 (5·7 to 28·9)	11·1 (4·4 to 23·5)	8·9 (3·4 to 19·9)	6·2 (2·3 to 13·3)	3·3 (1·3 to 6·7)	1·7 (0·7 to 3·5)	1 (0·4 to 1·9)	0·5 (0·2 to 1·1)	0·2 (0·1 to 0·3)	0 (0 to 0)	0 (0 to 0)	175
Periodontal diseases	0 (0 to 0)	0 (0 to 0)	0 (0 to 0)	0 (0 to 0)	0 (0 to 0)	0 (0 to 0)	2·6 (0·7 to 6·9)	8·3 (2·5 to 21·9)	20·3 (6·1 to 48·6)	44·8 (14·3 to 114)	75·6 (24·9 to 193)	77·7 (26·3 to 186)	77·5 (28·2 to 178)	68·7 (27·4 to 152)	56·4 (22·7 to 117)	36·5 (14·6 to 74·7)	17·8 (6·9 to 36)	8·7 (3·5 to 17·5)	5·1 (2 to 10·2)	3 (1·1 to 6)	1 (0·4 to 2)	0·2 (0·1 to 0·3)	0 (0 to 0)	504
Other oral disorders	0 (0 to 0)	0 (0 to 0)	0 (0 to 0)	12·4 (7·2 to 19·3)	12·6 (7·4 to 19·8)	13·8 (7·9 to 21·6)	21 (12·4 to 32·4)	23·1 (13·9 to 35·3)	27·3 (16·6 to 41·3)	37·8 (22·9 to 57·2)	45 (27·2 to 69·4)	36·2 (22 to 54·9)	31·4 (19·1 to 47·7)	25·6 (15·6 to 38·9)	20·2 (12·2 to 30·2)	13·3 (8·1 to 20·2)	6·8 (4·1 to 10·2)	3·2 (2 to 4·9)	1·6 (1 to 2·4)	0·8 (0·5 to 1·2)	0·2 (0·1 to 0·3)	0 (0 to 0)	0 (0 to 0)	333
Sudden infant death syndrome	--	2·7 (1·2 to 5·4)	61·2 (28·8 to 116)	--	--	--	--	--	--	--	--	--	--	--	--	--	--	--	--	--	--	--	--	NA
Injuries	3·6 (2 to 5·6)	3·9 (2·2 to 6·1)	51·2 (31·8 to 78·2)	191 (141 to 259)	255 (211 to 308)	190 (155 to 228)	369 (296 to 444)	517 (419 to 633)	529 (423 to 650)	644 (521 to 793)	719 (568 to 897)	554 (439 to 699)	451 (355 to 566)	357 (280 to 450)	332 (264 to 417)	235 (183 to 296)	133 (106 to 164)	79·6 (63·4 to 98)	58 (46·6 to 71·3)	45·9 (37·1 to 56·2)	19·5 (15·5 to 23·6)	3·7 (3 to 4·5)	0·3 (0·3 to 0·4)	5,740
Transport injuries	0·1 (0 to 0·2)	0·2 (0·1 to 0·3)	9 (4·5 to 16·9)	92·4 (53·8 to 147)	132 (93·3 to 180)	68·8 (49·5 to 92·1)	158 (102 to 217)	189 (128 to 261)	171 (118 to 237)	175 (126 to 241)	193 (139 to 261)	156 (116 to 213)	128 (94·2 to 167)	100 (75·2 to 131)	108 (80·4 to 143)	69·5 (50·8 to 93)	40·8 (30·4 to 54·6)	20·2 (14·9 to 25·9)	12·3 (9·3 to 16)	8·8 (6·7 to 11·2)	3·4 (2·5 to 4·5)	0·6 (0·5 to 0·8)	0·1 (0 to 0·1)	1,840
Road injuries	0·1 (0 to 0·2)	0·2 (0·1 to 0·3)	8·8 (4·4 to 16·7)	90 (51·2 to 143)	128 (90·7 to 175)	65·5 (46·7 to 88·1)	153 (99·2 to 212)	183 (123 to 251)	163 (113 to 228)	167 (120 to 230)	183 (132 to 249)	149 (110 to 203)	121 (89 to 158)	95·1 (71·3 to 125)	104 (76·7 to 137)	66·9 (48·6 to 89·8)	39·4 (29·2 to 52·9)	19·4 (14·3 to 24·9)	11·8 (8·9 to 15·4)	8·4 (6·4 to 10·7)	3·2 (2·4 to 4·3)	0·6 (0·4 to 0·8)	0·1 (0 to 0·1)	1,760
Pedestrian road injuries	0 (0 to 0·1)	0 (0 to 0·1)	1·8 (0·5 to 4·1)	14·2 (5·5 to 30·2)	19·6 (9 to 36·4)	8·9 (4·8 to 16·1)	16·5 (8·2 to 30)	20·5 (11·6 to 35)	21·6 (12·7 to 34·1)	22·7 (14·6 to 34·2)	28·1 (18·3 to 42·8)	19·8 (13·6 to 28·2)	19·6 (13 to 27·7)	15·2 (10·5 to 21·5)	17·5 (12·1 to 24·9)	13·9 (9·1 to 20·1)	9·5 (6·3 to 14·2)	4·9 (3·3 to 6·9)	3·4 (2·3 to 4·9)	2·5 (1·7 to 3·5)	0·8 (0·6 to 1·2)	0·1 (0·1 to 0·2)	0 (0 to 0)	261
Cyclist road injuries	0 (0 to 0)	0 (0 to 0)	0 (0 to 0)	1·6 (0·7 to 3·5)	4·3 (2·2 to 7·9)	4 (2·5 to 6·4)	4·3 (2·8 to 6·2)	5·4 (3·7 to 7·5)	5·9 (4 to 8·3)	8·5 (5·8 to 11·9)	10·9 (7·6 to 15·4)	9·3 (6·5 to 12·8)	8·9 (6·2 to 12·2)	7·8 (5·4 to 10·7)	7·2 (5 to 9·9)	5·3 (3·7 to 7·2)	3 (2·1 to 4)	2 (1·4 to 2·7)	1·4 (1 to 1·9)	1 (0·7 to 1·4)	0·4 (0·3 to 0·6)	0·1 (0·1 to 0·1)	0 (0 to 0)	91·3
Motorcyclist road injuries	0 (0 to 0)	0 (0 to 0)	0·5 (0·1 to 1·2)	2·4 (0·9 to 6·1)	4·1 (2 to 8·2)	3·2 (1·7 to 6·2)	6·8 (3·5 to 13·6)	9 (5·1 to 15·6)	8·9 (5·5 to 14·7)	9·4 (6 to 14·6)	11·2 (7·3 to 16·5)	8·4 (5·6 to 12·1)	7 (4·9 to 9·7)	5·8 (4 to 7·9)	6 (4·2 to 8·7)	3·9 (2·6 to 5·5)	2·4 (1·6 to 3·3)	1·3 (0·9 to 1·8)	1 (0·7 to 1·4)	0·7 (0·5 to 1·1)	0·3 (0·2 to 0·5)	0·1 (0 to 0·1)	0 (0 to 0)	92·3
Motor vehicle road injuries	0·1 (0 to 0·2)	0·1 (0 to 0·2)	6·5 (3 to 12·4)	71·2 (40 to 115)	99·6 (66·2 to 141)	48·6 (33·5 to 67·9)	125 (78·6 to 179)	146 (95·2 to 211)	125 (83·4 to 182)	124 (83·4 to 179)	131 (90 to 186)	110 (77·4 to 156)	83·3 (58 to 114)	64·6 (45·6 to 90)	71·2 (49·7 to 100)	42·8 (29·7 to 60·5)	23·9 (16·6 to 34·2)	10·8 (7·6 to 14·8)	5·8 (4 to 8)	4 (2·8 to 5·6)	1·6 (1·1 to 2·2)	0·3 (0·2 to 0·4)	0 (0 to 0·1)	1,300
Other road injuries	0 (0 to 0)	0 (0 to 0)	0·1 (0 to 0·1)	0·6 (0·3 to 1·2)	0·6 (0·3 to 1·1)	0·6 (0·4 to 1)	1·1 (0·6 to 1·8)	1·2 (0·8 to 1·8)	1·3 (0·9 to 1·8)	1·8 (1·2 to 2·5)	2·3 (1·6 to 3·1)	1·9 (1·4 to 2·7)	1·9 (1·3 to 2·6)	1·6 (1·1 to 2·2)	1·6 (1·1 to 2·3)	1 (0·7 to 1·4)	0·6 (0·4 to 0·8)	0·4 (0·3 to 0·5)	0·3 (0·2 to 0·4)	0·2 (0·1 to 0·3)	0·1 (0 to 0·1)	0 (0 to 0)	0 (0 to 0)	19·3
Other transport injuries	0 (0 to 0)	0 (0 to 0)	0·2 (0·1 to 0·4)	2·4 (1·2 to 4·6)	3·5 (2 to 5·7)	3·3 (2·2 to 5)	4·3 (2·6 to 7)	6·5 (3·8 to 11·9)	7·5 (4·3 to 12·5)	8·1 (5·3 to 12·8)	9·7 (6·2 to 14·9)	7·5 (5 to 11·3)	7 (4·7 to 10·2)	5 (3·5 to 7)	4·7 (3·2 to 6·7)	2·7 (1·9 to 3·6)	1·4 (1·1 to 1·9)	0·8 (0·6 to 1)	0·5 (0·4 to 0·7)	0·3 (0·2 to 0·5)	0·1 (0·1 to 0·2)	0 (0 to 0)	0 (0 to 0)	75·7
Unintentional injuries	2·7 (1·3 to 4·3)	3 (1·5 to 4·9)	33 (20·6 to 50·4)	80·9 (60·5 to 109)	99·7 (81·4 to 123)	92·8 (70·2 to 122)	127 (95·9 to 166)	160 (122 to 206)	189 (142 to 252)	273 (204 to 372)	333 (244 to 459)	275 (200 to 378)	246 (179 to 336)	210 (153 to 288)	187 (139 to 253)	142 (107 to 188)	80·2 (60·8 to 104)	52·2 (41·2 to 66·6)	41·3 (32·3 to 52·2)	34·4 (26·9 to 42·9)	14·9 (11·6 to 18·1)	2·9 (2·3 to 3·6)	0·2 (0·2 to 0·3)	2,680
Falls	0·1 (0 to 0·3)	0·1 (0 to 0·2)	2·4 (1·3 to 4)	14·3 (8·6 to 22·6)	20·8 (14·8 to 29·2)	27·4 (18·5 to 39·8)	41·8 (28·4 to 59·6)	52·9 (35·9 to 74·7)	69·4 (47·6 to 100)	113 (79 to 161)	147 (100 to 208)	119 (82 to 170)	106 (73·5 to 150)	92·4 (64·8 to 131)	80·8 (57·2 to 114)	62 (44 to 85·1)	36·1 (26·3 to 48·5)	24·2 (18·2 to 31·6)	19·9 (15 to 25·8)	18·8 (14·1 to 24)	8·1 (6·1 to 10·2)	1·7 (1·2 to 2·2)	0·1 (0·1 to 0·2)	1,060
Drowning	0 (0 to 0·1)	0·1 (0 to 0·1)	2·4 (1·2 to 4)	14·5 (8·5 to 23)	12·8 (8 to 19·9)	3·5 (2·3 to 5)	4·8 (3·2 to 6·8)	9 (5·6 to 13·6)	6·7 (4·5 to 10·2)	6·8 (4·7 to 9·5)	9·1 (6·4 to 12·7)	7·1 (5·1 to 9·8)	5·5 (3·8 to 7·7)	2·8 (2·1 to 3·7)	2·6 (1·9 to 3·3)	1·8 (1·3 to 2·5)	0·9 (0·7 to 1·2)	0·7 (0·5 to 0·9)	0·3 (0·2 to 0·4)	0·2 (0·2 to 0·3)	0·1 (0·1 to 0·1)	0 (0 to 0)	0 (0 to 0)	91·8
Fire, heat, and hot substances	0·1 (0 to 0·3)	0·2 (0·1 to 0·4)	3·6 (1·6 to 7·9)	13·3 (5·4 to 32·2)	11·4 (6·7 to 19·9)	8·5 (4·8 to 16·7)	20·1 (12·5 to 33)	24·3 (15·3 to 36·8)	24·4 (15·5 to 39)	31·2 (19·6 to 49·4)	34·5 (22·7 to 52·6)	28·1 (18·4 to 44·1)	24·5 (16·5 to 35·7)	19·6 (13 to 29·2)	19·4 (12·2 to 29·3)	16·8 (11·4 to 25·7)	9·2 (5·7 to 14·5)	6·9 (4·2 to 11·1)	5·5 (3 to 9·7)	4·7 (2·6 to 7·8)	2 (1·1 to 3·1)	0·3 (0·2 to 0·5)	0 (0 to 0)	309
Poisonings	0·3 (0·1 to 0·4)	0 (0 to 0·1)	0·4 (0·2 to 0·7)	1·8 (1·1 to 3·1)	1·8 (1 to 2·7)	2·4 (1·4 to 3·7)	2·8 (1·8 to 4·2)	4 (2·7 to 5·7)	4·5 (3 to 6·2)	4·1 (2·7 to 5·8)	4·4 (2·9 to 6·3)	3·3 (2·1 to 4·8)	2·6 (1·7 to 3·8)	2 (1·2 to 2·9)	1·7 (1·1 to 2·5)	1·4 (1 to 2)	0·7 (0·5 to 1·1)	0·4 (0·3 to 0·6)	0·4 (0·2 to 0·5)	0·2 (0·1 to 0·3)	0·1 (0·1 to 0·1)	0 (0 to 0)	0 (0 to 0)	39·3
Poisoning by carbon monoxide	0·1 (0 to 0·2)	0 (0 to 0)	0·2 (0·1 to 0·4)	0·9 (0·4 to 1·7)	0·8 (0·4 to 1·3)	0·9 (0·5 to 1·6)	1·3 (0·8 to 1·9)	2 (1·2 to 3·1)	2·8 (1·7 to 4·1)	2 (1·3 to 3·1)	2·1 (1·4 to 3)	1·6 (1 to 2·3)	1·1 (0·7 to 1·7)	0·8 (0·5 to 1·3)	0·7 (0·4 to 1·1)	0·7 (0·4 to 1)	0·4 (0·2 to 0·5)	0·2 (0·1 to 0·3)	0·2 (0·1 to 0·3)	0·1 (0 to 0·1)	0 (0 to 0·1)	0 (0 to 0)	0 (0 to 0)	18·9
Poisoning by other means	0·2 (0 to 0·3)	0 (0 to 0)	0·2 (0·1 to 0·4)	0·9 (0·4 to 1·6)	1 (0·5 to 1·6)	1·4 (0·8 to 2·3)	1·6 (0·9 to 2·4)	2 (1·2 to 3)	1·7 (1 to 2·7)	2 (1·2 to 3·1)	2·3 (1·4 to 3·5)	1·7 (1 to 2·7)	1·5 (1 to 2·3)	1·1 (0·7 to 1·7)	1 (0·6 to 1·5)	0·7 (0·5 to 1·1)	0·4 (0·2 to 0·6)	0·2 (0·2 to 0·4)	0·2 (0·1 to 0·3)	0·1 (0·1 to 0·2)	0·1 (0 to 0·1)	0 (0 to 0)	0 (0 to 0)	20·4
Exposure to mechanical forces	0 (0 to 0·1)	0·1 (0 to 0·1)	1·2 (0·7 to 1·9)	5·8 (3·6 to 8·9)	10·6 (7·2 to 15)	13 (8·8 to 19·1)	14·4 (10·1 to 20·6)	17·1 (12 to 24·2)	23·8 (15·6 to 33·6)	33·7 (23·4 to 47·5)	38·1 (25·5 to 56·4)	33·1 (22·3 to 48·9)	31 (21·1 to 45·5)	28·6 (19·7 to 41·2)	24·2 (16·9 to 34·7)	17·7 (12·3 to 25·3)	9·8 (7 to 13·8)	5·7 (4 to 7·8)	3·9 (2·7 to 5·3)	2·6 (1·8 to 3·5)	1·1 (0·7 to 1·5)	0·2 (0·1 to 0·3)	0 (0 to 0)	316
Unintentional firearm injuries	0 (0 to 0)	0 (0 to 0)	0·1 (0·1 to 0·2)	0·8 (0·5 to 1·4)	1 (0·6 to 1·5)	1·1 (0·7 to 1·6)	1·4 (1 to 2)	1·5 (1 to 2·1)	1·7 (1·2 to 2·4)	2·5 (1·8 to 3·4)	3·2 (2·3 to 4·4)	2·8 (2 to 3·8)	2·6 (1·9 to 3·6)	2·7 (1·9 to 3·7)	2 (1·4 to 2·7)	1·4 (1 to 1·8)	0·7 (0·5 to 0·9)	0·4 (0·3 to 0·5)	0·3 (0·2 to 0·4)	0·2 (0·1 to 0·3)	0·1 (0 to 0·1)	0 (0 to 0)	0 (0 to 0)	26·5
Other exposure to mechanical forces	0 (0 to 0·1)	0·1 (0 to 0·1)	1·1 (0·6 to 1·8)	5 (3·1 to 7·9)	9·6 (6·5 to 13·7)	11·9 (7·7 to 17·6)	13 (9 to 18·8)	15·7 (10·9 to 22·5)	22·1 (14·3 to 31·4)	31·2 (21·5 to 44·3)	34·8 (23·2 to 52·1)	30·2 (20·2 to 45·1)	28·3 (19 to 41·7)	25·9 (17·7 to 37·3)	22·2 (15·3 to 32)	16·4 (11·2 to 23·6)	9·1 (6·4 to 12·8)	5·3 (3·7 to 7·2)	3·6 (2·5 to 4·9)	2·4 (1·6 to 3·3)	1 (0·6 to 1·4)	0·2 (0·1 to 0·3)	0 (0 to 0)	289
Adverse effects of medical treatment	1·3 (0·2 to 2·6)	1·7 (0·4 to 3·3)	9·6 (3·8 to 19·7)	8 (4·9 to 12·8)	7·7 (4·8 to 11·6)	5·8 (3·2 to 9·3)	5·4 (3·4 to 8·1)	6 (3·8 to 9)	5·7 (3·3 to 9·3)	6·5 (3·6 to 12)	7·9 (4·5 to 14·5)	7 (3·8 to 12·9)	7·9 (4·5 to 13·8)	8·1 (4·7 to 14·6)	8·9 (4·9 to 14·6)	6·4 (3·2 to 14·1)	4 (2 to 8·9)	3·4 (2 to 5·8)	3·6 (2·3 to 5·4)	2·7 (1·7 to 4)	1·5 (0·7 to 2·2)	0·2 (0·1 to 0·4)	0 (0 to 0)	119
Animal contact	0 (0 to 0)	0 (0 to 0)	0·4 (0·2 to 0·9)	1·6 (0·9 to 3·2)	3·2 (1·9 to 5·1)	3 (1·9 to 4·5)	2·9 (1·9 to 4)	3·1 (2·1 to 4·4)	2·9 (2 to 4·2)	4·1 (2·8 to 6)	6·2 (4·1 to 8·7)	3·8 (2·5 to 5·4)	3·4 (2·2 to 4·8)	3 (2 to 4·3)	2·4 (1·6 to 3·5)	1·9 (1·3 to 2·7)	1·2 (0·8 to 1·7)	0·8 (0·5 to 1·2)	0·6 (0·4 to 0·9)	0·6 (0·3 to 0·9)	0·3 (0·1 to 0·4)	0·1 (0 to 0·1)	0 (0 to 0)	45·4
Venomous animal contact	0 (0 to 0)	0 (0 to 0)	0·3 (0·1 to 0·6)	0·9 (0·5 to 1·9)	2·1 (1·1 to 3·7)	1·8 (1 to 2·9)	1·8 (1·1 to 2·7)	1·9 (1·2 to 2·8)	1·8 (1·1 to 2·7)	2·4 (1·6 to 3·7)	2·9 (1·7 to 4·5)	2 (1·2 to 2·9)	1·7 (1·1 to 2·6)	1·5 (0·9 to 2·2)	1·2 (0·8 to 1·8)	1·1 (0·7 to 1·5)	0·7 (0·4 to 1)	0·5 (0·3 to 0·8)	0·4 (0·2 to 0·6)	0·3 (0·2 to 0·6)	0·2 (0·1 to 0·3)	0 (0 to 0·1)	0 (0 to 0)	25·7
Non-venomous animal contact	0 (0 to 0)	0 (0 to 0)	0·2 (0·1 to 0·3)	0·7 (0·4 to 1·5)	1 (0·5 to 2)	1·1 (0·6 to 1·9)	1·1 (0·7 to 1·7)	1·2 (0·7 to 1·8)	1·2 (0·7 to 1·8)	1·7 (1 to 2·7)	3·3 (2 to 5)	1·8 (1·1 to 2·7)	1·6 (1 to 2·5)	1·5 (0·9 to 2·3)	1·2 (0·7 to 1·9)	0·8 (0·5 to 1·3)	0·5 (0·3 to 0·8)	0·3 (0·2 to 0·5)	0·2 (0·1 to 0·3)	0·2 (0·1 to 0·3)	0·1 (0 to 0·2)	0 (0 to 0)	0 (0 to 0)	19·7
Foreign body	0·7 (0·4 to 1·2)	0·8 (0·4 to 1·3)	10·5 (5·4 to 19)	9·1 (6·1 to 13·1)	7·2 (5·3 to 9·6)	5·6 (4 to 7·6)	5·8 (4·1 to 8·1)	7·5 (5·3 to 10·2)	8·3 (6·1 to 11·4)	11·2 (8·1 to 15·3)	12·8 (8·9 to 17·5)	11 (8 to 15)	9·4 (6·8 to 12·7)	8 (5·8 to 10·4)	7·1 (5·3 to 9·3)	6·1 (4·6 to 7·8)	3·1 (2·4 to 3·9)	1·9 (1·5 to 2·5)	1·3 (1 to 1·7)	0·9 (0·7 to 1·2)	0·4 (0·3 to 0·5)	0·1 (0·1 to 0·1)	0 (0 to 0)	129
Pulmonary aspiration and foreign body in airway	0·7 (0·4 to 1·2)	0·8 (0·4 to 1·3)	10·2 (5·2 to 18·7)	7·5 (4·8 to 11·4)	5·1 (3·5 to 7)	3 (2·1 to 4·3)	2·6 (1·9 to 3·5)	4 (2·7 to 5·6)	4·1 (2·9 to 5·7)	5·1 (3·5 to 7·3)	5 (3·5 to 6·8)	4·3 (3·1 to 5·9)	3·4 (2·5 to 4·6)	2·9 (2 to 4)	2·9 (2·1 to 4·2)	3·1 (2·1 to 4·4)	1·5 (1·1 to 2·1)	1·1 (0·7 to 1·5)	0·7 (0·5 to 1)	0·5 (0·4 to 0·8)	0·3 (0·2 to 0·4)	0·1 (0 to 0·1)	0 (0 to 0)	68·8
Foreign body in eyes	0 (0 to 0)	0 (0 to 0)	0·1 (0 to 0·2)	0·4 (0·1 to 1)	0·8 (0·2 to 1·8)	1 (0·3 to 2·2)	1·3 (0·4 to 3)	1·5 (0·5 to 3·3)	1·8 (0·6 to 3·8)	2·6 (0·9 to 5·3)	3·2 (1·2 to 6·7)	2·7 (1·1 to 5·4)	2·3 (1·1 to 4·2)	1·7 (0·9 to 3)	1·3 (0·7 to 2·1)	0·9 (0·5 to 1·4)	0·5 (0·3 to 0·7)	0·3 (0·2 to 0·4)	0·2 (0·1 to 0·2)	0·1 (0·1 to 0·2)	0 (0 to 0·1)	0 (0 to 0)	0 (0 to 0)	22·5
Foreign body in other body part	0 (0 to 0)	0 (0 to 0)	0·2 (0·1 to 0·3)	1·2 (0·7 to 1·8)	1·4 (0·9 to 2)	1·6 (1·1 to 2·4)	1·9 (1·3 to 2·7)	2·1 (1·5 to 2·9)	2·4 (1·6 to 3·3)	3·6 (2·6 to 4·9)	4·6 (3·3 to 6·3)	4 (2·8 to 5·5)	3·7 (2·6 to 5·1)	3·3 (2·4 to 4·5)	2·9 (2 to 4)	2·1 (1·5 to 2·9)	1·1 (0·8 to 1·5)	0·6 (0·5 to 0·9)	0·4 (0·3 to 0·6)	0·3 (0·2 to 0·4)	0·1 (0·1 to 0·1)	0 (0 to 0)	0 (0 to 0)	37·5
Environmental heat and cold exposure	0 (0 to 0)	0 (0 to 0)	0·2 (0·1 to 0·3)	1 (0·7 to 1·4)	2·4 (1·5 to 3·6)	3·4 (2·2 to 4·9)	4·5 (3 to 6·3)	4·9 (3·3 to 7)	5·8 (3·9 to 8·2)	8·6 (5·8 to 12·7)	10·7 (7·2 to 15·4)	8·9 (6·1 to 12·7)	7·9 (5·3 to 11·3)	6·8 (4·7 to 9·6)	5·7 (4 to 7·9)	4·1 (2·8 to 5·6)	2·3 (1·6 to 3·1)	1·3 (0·9 to 1·7)	0·9 (0·6 to 1·2)	0·5 (0·4 to 0·7)	0·2 (0·1 to 0·3)	0 (0 to 0·1)	0 (0 to 0)	79·9
Exposure to forces of nature	0 (0 to 0)	0 (0 to 0)	0 (0 to 0)	0 (0 to 0)	0 (0 to 0)	0 (0 to 0)	0 (0 to 0)	0 (0 to 0)	0 (0 to 0)	0 (0 to 0)	0 (0 to 0)	0 (0 to 0)	0 (0 to 0)	0 (0 to 0)	0 (0 to 0)	0 (0 to 0)	0 (0 to 0)	0 (0 to 0)	0 (0 to 0)	0 (0 to 0)	0 (0 to 0)	0 (0 to 0)	0 (0 to 0)	0
Other unintentional injuries	0·1 (0·1 to 0·2)	0·1 (0·1 to 0·2)	2·4 (1·5 to 3·6)	11·4 (7·7 to 16·7)	21·6 (15 to 29·9)	20·2 (14 to 29·9)	24·9 (16·3 to 37·6)	31·1 (20·8 to 45·2)	37·9 (25·4 to 54)	53·6 (36·1 to 77·2)	62·8 (41·1 to 91·5)	53·5 (35 to 77·5)	47·8 (31·6 to 68·4)	39 (25·2 to 56·7)	34·2 (22·7 to 48·6)	23·5 (15·7 to 33·6)	12·9 (8·9 to 17·8)	6·8 (4·7 to 9·6)	4·9 (3·5 to 6·8)	3·2 (2·3 to 4·4)	1·2 (0·8 to 1·6)	0·2 (0·2 to 0·3)	0 (0 to 0)	493
Self-harm and interpersonal violence	0·9 (0·3 to 1·9)	0·7 (0·3 to 1·5)	9·1 (3·8 to 17·7)	17·6 (7·9 to 34·8)	23·5 (14·4 to 36)	28 (20·6 to 37·4)	84 (63 to 111)	168 (124 to 222)	169 (122 to 226)	196 (148 to 260)	193 (144 to 246)	123 (96·1 to 158)	77·7 (59·9 to 98·4)	46·9 (36·5 to 58·3)	36·4 (28·2 to 46·4)	24·2 (19 to 30·4)	12·1 (9·5 to 15·2)	7·2 (5·6 to 9·3)	4·4 (3·5 to 5·6)	2·8 (2·1 to 3·5)	1·3 (1 to 1·6)	0·2 (0·2 to 0·3)	0 (0 to 0)	1,230
Self-harm	0 (0 to 0)	0 (0 to 0)	0 (0 to 0)	0 (0 to 0)	0 (0 to 0)	6·4 (3·8 to 10·5)	39·8 (25·6 to 57·6)	108 (73·9 to 154)	103 (67·5 to 148)	119 (82 to 169)	113 (77·9 to 157)	68·2 (47·9 to 94·5)	35·7 (25·1 to 49·9)	19·9 (14·4 to 27)	15·2 (11 to 20·6)	11·4 (8·2 to 15·5)	5·7 (4·2 to 7·7)	3·4 (2·4 to 4·7)	2·3 (1·6 to 3·1)	1·8 (1·3 to 2·5)	1 (0·7 to 1·3)	0·2 (0·1 to 0·2)	0 (0 to 0)	653
Self-harm by firearm	0 (0 to 0)	0 (0 to 0)	0 (0 to 0)	0 (0 to 0)	0 (0 to 0)	0·3 (0·1 to 0·7)	0·4 (0·2 to 0·7)	0·6 (0·3 to 1·2)	0·5 (0·3 to 1)	0·6 (0·4 to 1)	0·7 (0·5 to 1)	0·5 (0·4 to 0·7)	0·5 (0·3 to 0·7)	0·4 (0·3 to 0·6)	0·4 (0·3 to 0·6)	0·3 (0·2 to 0·4)	0·1 (0·1 to 0·2)	0·2 (0·1 to 0·3)	0·1 (0·1 to 0·2)	0·1 (0·1 to 0·2)	0·1 (0 to 0·1)	0 (0 to 0)	0 (0 to 0)	5·9
Self-harm by other specified means	0 (0 to 0)	0 (0 to 0)	0 (0 to 0)	0 (0 to 0)	0 (0 to 0)	6·1 (3·5 to 10)	39·4 (25·4 to 57·1)	107 (73·5 to 153)	102 (67 to 147)	119 (81·7 to 168)	112 (77·4 to 156)	67·7 (47·6 to 93·9)	35·3 (24·7 to 49·4)	19·4 (14 to 26·4)	14·7 (10·6 to 20)	11·1 (7·9 to 15·2)	5·6 (4·1 to 7·5)	3·2 (2·3 to 4·5)	2·1 (1·5 to 2·9)	1·7 (1·2 to 2·3)	0·9 (0·6 to 1·2)	0·2 (0·1 to 0·2)	0 (0 to 0)	648
Interpersonal violence	0·9 (0·3 to 1·9)	0·7 (0·3 to 1·5)	9·1 (3·7 to 17·7)	17·2 (7·5 to 34·3)	22·4 (13·4 to 34·3)	20·5 (13·6 to 29)	43·1 (29·1 to 62·6)	58·8 (38·7 to 86·7)	64·8 (42·7 to 92·7)	73·2 (50·6 to 103)	75·3 (51·5 to 105)	47·8 (33·4 to 66·6)	38·6 (27·5 to 52·9)	25·7 (18·8 to 34·1)	20·3 (14·8 to 28)	11·7 (8·9 to 15·6)	6·2 (4·7 to 8·4)	3·7 (2·7 to 4·9)	2·1 (1·5 to 2·7)	0·8 (0·6 to 1)	0·2 (0·2 to 0·3)	0 (0 to 0)	0 (0 to 0)	543
Physical violence by firearm	0 (0 to 0)	0 (0 to 0)	0·1 (0 to 0·2)	0·4 (0·2 to 0·7)	0·6 (0·3 to 0·9)	0·6 (0·3 to 1)	2·7 (1·1 to 5·9)	1·3 (0·6 to 2·5)	1 (0·6 to 1·8)	1 (0·6 to 1·5)	1·2 (0·7 to 1·9)	0·8 (0·6 to 1·2)	0·7 (0·5 to 1·1)	0·6 (0·4 to 0·9)	0·6 (0·4 to 0·8)	0·3 (0·2 to 0·4)	0·2 (0·1 to 0·2)	0·1 (0·1 to 0·1)	0·1 (0 to 0·1)	0 (0 to 0)	0 (0 to 0)	0 (0 to 0)	0 (0 to 0)	12·2
Physical violence by sharp object	0 (0 to 0·1)	0 (0 to 0)	0·1 (0·1 to 0·3)	0·5 (0·2 to 0·9)	0·7 (0·4 to 1·3)	0·8 (0·5 to 1·2)	3·4 (1·6 to 6·9)	3·3 (1·5 to 6·5)	3·6 (1·8 to 7)	3·7 (2 to 6·8)	4·7 (2·7 to 8·1)	3·1 (2 to 5·1)	3·3 (2 to 5·3)	1·7 (1·3 to 2·5)	1·4 (1 to 1·9)	0·9 (0·6 to 1·2)	0·5 (0·3 to 0·6)	0·3 (0·2 to 0·4)	0·2 (0·1 to 0·2)	0·1 (0·1 to 0·1)	0 (0 to 0)	0 (0 to 0)	0 (0 to 0)	32·4
Sexual violence	0 (0 to 0)	0 (0 to 0)	0 (0 to 0)	0·4 (0·2 to 0·6)	3·3 (2 to 5·2)	7·6 (4·3 to 11·8)	17·9 (10 to 28·5)	24 (14 to 36·8)	27·8 (15·3 to 45·7)	34·2 (18·6 to 57)	34·3 (19·2 to 55·6)	25 (14·4 to 40·8)	18·4 (10·6 to 30·5)	10·7 (6·1 to 17·3)	5·7 (3·3 to 9·3)	3·1 (1·9 to 4·7)	1·6 (1 to 2·4)	0·8 (0·5 to 1·2)	0·5 (0·3 to 0·7)	0·3 (0·2 to 0·4)	0·1 (0 to 0·1)	0 (0 to 0)	0 (0 to 0)	216
Physical violence by other means	0·8 (0·3 to 1·8)	0·7 (0·3 to 1·5)	8·8 (3·6 to 17·3)	16 (6·7 to 32·4)	17·8 (9·4 to 29·1)	11·6 (6·7 to 19)	19·1 (10·6 to 32·2)	30·1 (16·5 to 50·9)	32·4 (18·4 to 52·7)	34·3 (20·8 to 55·1)	35·1 (20·7 to 56·3)	18·9 (12·6 to 28·4)	16·2 (10·7 to 23·5)	12·7 (8·8 to 17·8)	12·6 (8·4 to 19·3)	7·4 (5·1 to 10·5)	4 (2·8 to 5·9)	2·5 (1·7 to 3·7)	1·4 (0·9 to 2)	0·4 (0·3 to 0·5)	0·1 (0·1 to 0·2)	0 (0 to 0)	0 (0 to 0)	283
Conflict and terrorism	0 (0 to 0)	0 (0 to 0)	0 (0 to 0)	0·2 (0·1 to 0·3)	0·7 (0·3 to 1·6)	0·6 (0·3 to 1·2)	0·6 (0·3 to 1·3)	0·7 (0·4 to 1·3)	1·1 (0·6 to 2)	3·3 (1·8 to 6·6)	4·2 (2·2 to 7·6)	6·9 (3·7 to 13·1)	3 (1·7 to 5·3)	1·1 (0·6 to 1·9)	0·8 (0·5 to 1·4)	0·9 (0·5 to 1·5)	0·1 (0·1 to 0·2)	0 (0 to 0·1)	0·1 (0 to 0·1)	0·1 (0·1 to 0·2)	0 (0 to 0·1)	0 (0 to 0)	0 (0 to 0)	24·3

SR Table 2b: Egypt DALYS by cause and age group for females with 95% uncertainty intervals, 2019

Cause	Early Neonatal	Late Neonatal	Post Neonatal	1 to 4	5 to 9	10 to 14	15 to 19	20 to 24	25 to 29	30 to 34	35 to 39	40 to 44	45 to 49	50 to 54	55 to 59	60 to 64	65 to 69	70 to 74	75 to 79	80 to 84	85 to 89	90 to 94	95 plus	Total
All causes	201,000 (143,000 to 275,000)	243,000 (173,000 to 333,000)	639,000 (468,000 to 854,000)	391,000 (321,000 to 463,000)	345,000 (281,000 to 429,000)	395,000 (308,000 to 507,000)	467,000 (367,000 to 596,000)	540,000 (423,000 to 673,000)	612,000 (480,000 to 772,000)	658,000 (520,000 to 821,000)	686,000 (545,000 to 851,000)	644,000 (518,000 to 791,000)	661,000 (534,000 to 801,000)	818,000 (664,000 to 993,000)	926,000 (752,000 to 1,120,000)	995,000 (819,000 to 1,200,000)	954,000 (800,000 to 1,130,000)	721,000 (610,000 to 848,000)	543,000 (463,000 to 629,000)	316,000 (277,000 to 357,000)	132,000 (119,000 to 144,000)	26,300 (23,900 to 28,700)	2,960 (2,840 to 3,050)	11,900,000
Communicable, maternal, neonatal, and nutritional diseases	131,000 (65,800 to 207,000)	171,000 (107,000 to 246,000)	435,000 (288,000 to 601,000)	203,000 (148,000 to 262,000)	102,000 (71,400 to 146,000)	66,700 (50,500 to 89,900)	58,400 (43,100 to 80,700)	55,300 (42,400 to 70,700)	54,100 (41,600 to 68,700)	52,300 (40,700 to 66,100)	49,700 (38,000 to 64,700)	40,500 (30,300 to 54,900)	32,900 (24,300 to 44,700)	34,400 (24,800 to 48,100)	34,200 (24,200 to 49,600)	34,400 (23,500 to 51,900)	29,800 (20,500 to 44,600)	24,400 (16,800 to 35,800)	18,800 (13,000 to 28,400)	10,900 (7,350 to 17,100)	4,740 (3,180 to 7,670)	888 (581 to 1,630)	106 (68·3 to 208)	1,640,000
HIV/AIDS and sexually transmitted infections	2,850 (569 to 7,690)	961 (246 to 2,300)	1,020 (378 to 2,360)	189 (104 to 310)	250 (138 to 454)	206 (121 to 359)	380 (233 to 618)	1,040 (620 to 1,740)	1,440 (820 to 2,470)	1,630 (919 to 2,750)	1,760 (1,040 to 2,970)	1,550 (879 to 2,710)	776 (420 to 1,410)	442 (215 to 846)	331 (168 to 618)	285 (159 to 506)	191 (105 to 328)	71·6 (34·6 to 136)	38·1 (17 to 75·8)	14·5 (6·5 to 29·5)	4·1 (1·9 to 8·1)	0·6 (0·3 to 1·2)	0·1 (0 to 0·1)	15,400
HIV/AIDS	0 (0 to 0)	0 (0 to 0)	234 (121 to 409)	159 (82·9 to 284)	232 (122 to 437)	82·7 (43·6 to 143)	82·6 (50·5 to 128)	277 (160 to 457)	242 (137 to 419)	200 (111 to 334)	272 (151 to 478)	249 (131 to 422)	81·9 (46 to 138)	40·9 (22·2 to 70·8)	46·3 (25·7 to 77·9)	76·1 (41·1 to 131)	58·6 (29·8 to 104)	5·6 (3·2 to 8·9)	0·2 (0·1 to 0·3)	0 (0 to 0)	0 (0 to 0)	0 (0 to 0)	0 (0 to 0)	2,340
HIV/AIDS - Drug-susceptible Tuberculosis	0 (0 to 0)	0 (0 to 0)	24·1 (12·9 to 43)	16·3 (8·8 to 28·9)	24·4 (13·3 to 42·9)	8·6 (4·8 to 15)	10·4 (7 to 15·4)	31·9 (19·8 to 51·8)	27·8 (17·2 to 45·4)	22·5 (13·6 to 36·9)	29·9 (17·8 to 49·6)	27·4 (16·2 to 45·7)	9·4 (5·9 to 15·3)	4·7 (3 to 7·7)	5·3 (3·2 to 8·7)	8·3 (4·8 to 14)	6·4 (3·7 to 10·8)	0·7 (0·4 to 1·1)	0 (0 to 0·1)	0 (0 to 0)	0 (0 to 0)	0 (0 to 0)	0 (0 to 0)	258
HIV/AIDS - Multidrug-resistant Tuberculosis without exte	0 (0 to 0)	0 (0 to 0)	3·1 (0·6 to 9·1)	2·1 (0·4 to 6·1)	3·2 (0·6 to 9·1)	1·1 (0·2 to 3·1)	1·1 (0·2 to 2·9)	3·7 (0·8 to 10·3)	3·2 (0·7 to 9)	2·6 (0·5 to 7·5)	3·6 (0·7 to 10)	3·3 (0·7 to 9·4)	1·1 (0·2 to 3)	0·5 (0·1 to 1·5)	0·6 (0·1 to 1·7)	1 (0·2 to 2·9)	0·8 (0·2 to 2·2)	0·1 (0 to 0·2)	0 (0 to 0)	0 (0 to 0)	0 (0 to 0)	0 (0 to 0)	0 (0 to 0)	31·1
HIV/AIDS - Extensively drug-resistant Tuberculosis	0 (0 to 0)	0 (0 to 0)	0·2 (0 to 0·7)	0·2 (0 to 0·4)	0·2 (0 to 0·7)	0·1 (0 to 0·2)	0·1 (0 to 0·2)	0·3 (0·1 to 0·7)	0·2 (0 to 0·6)	0·2 (0 to 0·5)	0·3 (0·1 to 0·7)	0·2 (0 to 0·7)	0·1 (0 to 0·2)	0 (0 to 0·1)	0 (0 to 0·1)	0·1 (0 to 0·2)	0·1 (0 to 0·2)	0 (0 to 0)	0 (0 to 0)	0 (0 to 0)	0 (0 to 0)	0 (0 to 0)	0 (0 to 0)	2·2
HIV/AIDS resulting in other diseases	0 (0 to 0)	0 (0 to 0)	206 (91·5 to 385)	140 (62·6 to 267)	204 (95·1 to 412)	72·9 (31·4 to 134)	71 (38·5 to 117)	241 (118 to 425)	211 (104 to 382)	174 (86·9 to 308)	238 (112 to 448)	218 (103 to 389)	71·3 (35·1 to 129)	35·6 (17·1 to 65·7)	40·3 (19·5 to 71·7)	66·7 (30·3 to 123)	51·4 (22·6 to 97·1)	4·8 (2·3 to 8·2)	0·2 (0·1 to 0·2)	0 (0 to 0)	0 (0 to 0)	0 (0 to 0)	0 (0 to 0)	2,050
Sexually transmitted infections excluding HIV	2,850 (569 to 7,690)	961 (246 to 2,300)	786 (177 to 2,090)	30·1 (7·4 to 73·6)	18·5 (4·9 to 46·4)	124 (61·7 to 274)	297 (161 to 527)	762 (385 to 1,450)	1,200 (587 to 2,190)	1,430 (727 to 2,550)	1,480 (761 to 2,670)	1,300 (649 to 2,460)	695 (348 to 1,320)	401 (180 to 817)	285 (120 to 579)	209 (87·9 to 412)	132 (57·2 to 264)	66 (29·3 to 130)	37·9 (16·8 to 75·6)	14·4 (6·5 to 29·5)	4·1 (1·9 to 8·1)	0·6 (0·3 to 1·2)	0·1 (0 to 0·1)	13,100
Syphilis	2,850 (569 to 7,690)	961 (246 to 2,300)	786 (177 to 2,090)	30·1 (7·4 to 73·6)	18·5 (4·9 to 46·4)	46·4 (15·8 to 131)	10·2 (5·2 to 21·4)	4·2 (1·4 to 11·7)	6·9 (3·4 to 13·7)	6·7 (3·6 to 14)	4·2 (2·6 to 7·6)	2 (1·1 to 4)	2·1 (1·2 to 3·8)	2·1 (1·2 to 4)	1·2 (0·6 to 2·3)	3 (1 to 8·3)	2·3 (0·7 to 5·8)	1·3 (0·5 to 3)	1 (0·4 to 2·3)	0·6 (0·2 to 1·5)	0·2 (0·1 to 0·4)	0·1 (0 to 0·1)	0 (0 to 0)	4,730

Cause	Early Neonatal	Late Neonatal	Post Neonatal	1 to 4
Chlamydial infection	0 (0 to 0)	0 (0 to 0)	0 (0 to 0)	0 (0 to 0)
Gonococcal infection	0 (0 to 0)	0 (0 to 0)	0 (0 to 0)	0 (0 to 0)
Trichomoniasis	0 (0 to 0)	0 (0 to 0)	0 (0 to 0)	0 (0 to 0)
Genital herpes	0 (0 to 0)	0 (0 to 0)	0 (0 to 0)	0 (0 to 0)
Other sexually transmitted infections	0 (0 to 0)	0 (0 to 0)	0 (0 to 0)	0 (0 to 0)
Respiratory infections and tuberculosis	18,500 (5,740 to 37,900)	52,800 (25,600 to 91,900)	148,000 (74,000 to 248,000)	50,200 (26,900 to 79,100)
Tuberculosis	0 (0 to 0)	0 (0 to 0)	91 (38·5 to 191)	181 (113 to 286)
Latent tuberculosis infection	0 (0 to 0)	0 (0 to 0)	0 (0 to 0)	0 (0 to 0)
Drug-susceptible tuberculosis	0 (0 to 0)	0 (0 to 0)	82 (33·5 to 173)	169 (106 to 269)
Multidrug-resistant tuberculosis without extensive drug r	0 (0 to 0)	0 (0 to 0)	8·4 (1·3 to 26)	11·7 (2·4 to 32·5)

Cause	Total
Chlamydial infection	966
Gonococcal infection	371
Trichomoniasis	2,980
Genital herpes	1,440
Other sexually transmitted infections	2,600
Respiratory infections and tuberculosis	516,000
Tuberculosis	16,700
Latent tuberculosis infection	0
Drug-susceptible tuberculosis	15,400
Multidrug-resistant tuberculosis without extensive drug r	1,270
Extensively drug-resistant tuberculosis	81·6
Lower respiratory infections	455,000
Upper respiratory infections	30,900
Otitis media	13,100
Enteric infections	452,000
Diarrheal diseases	440,000
Typhoid and paratyphoid	8,880
Typhoid fever	8,680
Paratyphoid fever	198
Invasive Non-typhoidal Salmonella (iNTS)	2,620
Other intestinal infectious diseases	293
Neglected tropical diseases and malaria	29,300
Malaria	0
Chagas disease	0
Leishmaniasis	661
Visceral leishmaniasis	178
Cutaneous and mucocutaneous leishmaniasis	483
African trypanosomiasis	0
Schistosomiasis	9,910
Cysticercosis	105
Cystic echinococcosis	1,240
Lymphatic filariasis	0
Onchocerciasis	0
Trachoma	352
Dengue	1,100
Yellow fever	0
Rabies	379
Intestinal nematode infections	1,960
Ascariasis	565
Trichuriasis	16·8
Hookworm disease	1,380
Food-borne trematodiases	5,780
Leprosy	29·2
Ebola	0
Zika virus	0
Guinea worm disease	0
Other neglected tropical diseases	7,790
Other infectious diseases	103,000
Meningitis	21,600
Encephalitis	29,000
Diphtheria	52·3
Tetanus	2,860
Measles	2,760
Varicella and herpes zoster	2,760
Acute hepatitis	13,400
Acute hepatitis A	3,790
Acute hepatitis B	8,280
Acute hepatitis C	1,050
Acute hepatitis E	283
Other unspecified infectious diseases	14,100
Maternal and neonatal disorders	371,000
Maternal disorders	53,200
Maternal hemorrhage	12,600
Maternal sepsis and other maternal infections	2,820
Maternal hypertensive disorders	9,060
Maternal obstructed labor and uterine rupture	3,900
Maternal abortion and miscarriage	929
Ectopic pregnancy	430
Indirect maternal deaths	NA
Late maternal deaths	NA
Maternal deaths aggravated by HIV/AIDS	NA
Neonatal disorders	318,000
Neonatal preterm birth	149,000
Neonatal encephalopathy due to birth asphyxia and trau	49,000
Neonatal sepsis and other neonatal infections	21,600
Hemolytic disease and other neonatal jaundice	8,480
Other neonatal disorders	89,600
Nutritional deficiencies	158,000
Protein-energy malnutrition	24,200
Iodine deficiency	11,400
Vitamin A deficiency	2,150
Dietary iron deficiency	116,000
Other nutritional deficiencies	5,100
Non-communicable diseases	9,530,000
Neoplasms	698,000
Lip and oral cavity cancer	3,980
Nasopharynx cancer	947
Other pharynx cancer	1,260
Esophageal cancer	7,830
Stomach cancer	26,800
Colon and rectum cancer	55,100
Liver cancer	78,400
Liver cancer due to hepatitis B	10,200
Liver cancer due to hepatitis C	43,500
Liver cancer due to alcohol use	3,670
Liver cancer due to NASH	11,100
Liver cancer due to other causes	10,000
Gallbladder and biliary tract cancer	10,000
Pancreatic cancer	25,000
Larynx cancer	3,520
Tracheal, bronchus, and lung cancer	53,500
Malignant skin melanoma	1,420
Non-melanoma skin cancer	395
Non-melanoma skin cancer (squamous-cell carcinoma	395
Non-melanoma skin cancer (basal-cell carcinoma)	0·6
Breast cancer	163,000
Cervical cancer	15,500
Uterine cancer	13,300
Ovarian cancer	24,100
Prostate cancer	0
Testicular cancer	NA
Kidney cancer	8,060
Bladder cancer	24,700
Brain and central nervous system cancer	38,500
Thyroid cancer	5,070
Mesothelioma	660
Hodgkin lymphoma	2,470
Non-Hodgkin lymphoma	20,200
Multiple myeloma	5,160
Leukemia	47,500
Acute lymphoid leukemia	8,740
Chronic lymphoid leukemia	1,510
Acute myeloid leukemia	13,700
Chronic myeloid leukemia	5,870
Other leukemia	17,700
Other malignant neoplasms	60,200
Other neoplasms	1,490
Myelodysplastic, myeloproliferative, and other hematopo	1,490
Benign and in situ intestinal neoplasms	0
Benign and in situ cervical and uterine neoplasms	0
Other benign and in situ neoplasms	0
Cardiovascular diseases	2,950,000
Rheumatic heart disease	41,700
Ischemic heart disease	1,750,000
Stroke	684,000
Ischemic stroke	424,000
Intracerebral hemorrhage	215,000
Subarachnoid hemorrhage	44,200
Hypertensive heart disease	224,000
Non-rheumatic valvular heart disease	19,100
Non-rheumatic calcific aortic valve disease	8,160
Non-rheumatic degenerative mitral valve disease	8,910
Other non-rheumatic valve diseases	2,060
Cardiomyopathy and myocarditis	43,300
Myocarditis	13,600
Alcoholic cardiomyopathy	1,450
Other cardiomyopathy	28,200
Atrial fibrillation and flutter	19,600
Aortic aneurysm	NA
Endocarditis	9,990



6831

Other transport injuries	9.6 (7.2 to 24.1)	17.7 (9.4 to 49.2)	60.2 (39.0 to 254)	21.6 (17.9 to 429)	696 (299 to 1,326)	67.2 (49.4 to 1,529)	968 (554 to 1,710)	993 (539 to 1,850)	1,170 (611 to 3,360)	986 (611 to 1,970)	960 (471 to 1,960)	756 (424 to 1,950)	986 (499 to 1,820)	1,140 (551 to 2,560)	1,070 (455 to 2,960)	649 (319 to 1,490)	497 (178 to 447)	227 (81 to 1,186)	101 (26.9 to 69.7)	13.9 (7.7 to 19.4)	1.9 (1.4 to 2.7)	9.2 (5.3 to 41.9)	12,200
Unintentional injuries	999 (261 to 7,160)	1,620 (660 to 3,990)	7,140 (3,640 to 12,400)	10,200 (7,630 to 22,300)	14,600 (10,300 to 31,000)	15,500 (11,100 to 33,100)	17,900 (11,900 to 39,900)	20,400 (13,600 to 39,900)	21,500 (13,900 to 39,900)	21,200 (13,600 to 39,900)	19,600 (13,600 to 37,300)	17,400 (12,500 to 32,700)	15,100 (11,200 to 33,000)	15,100 (11,200 to 33,000)	13,600 (10,600 to 31,600)	12,900 (9,140 to 31,600)	10,200 (7,630 to 31,600)	6,210 (4,190 to 17,900)	2,890 (2,160 to 5,840)	1,200 (879 to 1,940)	295 (177 to 559)	176 (116 to 431)	261,000
Falls	164 (52.2 to 477)	269 (98.6 to 543)	1,690 (579 to 3,690)	4,170 (1,470 to 9,150)	3,640 (2,390 to 9,630)	3,710 (2,630 to 9,130)	4,470 (3,130 to 9,290)	5,630 (3,630 to 14,700)	6,220 (4,490 to 9,930)	7,160 (5,110 to 19,000)	7,580 (5,630 to 9,720)	6,120 (4,220 to 9,430)	6,260 (3,940 to 7,920)	6,270 (3,940 to 7,270)	6,640 (3,220 to 9,280)	6,810 (3,700 to 9,280)	5,670 (3,160 to 9,280)	3,070 (1,190 to 6,600)	1,660 (1,150 to 2,630)	808 (649 to 1,160)	140 (121 to 203)	116 (19.9 to 231)	63,600
Drowning	4 (0.9 to 39)	7 (3.0 to 58.4)	29 (9.6 to 600)	70 (19.7 to 1,500)	107 (52.7 to 1,500)	102 (52.2 to 2,500)	97 (47.6 to 1,360)	107 (42.6 to 1,360)	107 (32.5 to 1,360)	107 (29.9 to 736)	107 (32.7 to 627)	107 (30.6 to 420)	107 (19.9 to 372)	107 (17.9 to 496)	107 (16.2 to 372)	107 (15.8 to 372)	107 (16.2 to 372)	107 (17.1 to 372)	107 (17.9 to 496)	107 (17.9 to 496)	107 (16.2 to 372)	107 (15.8 to 372)	10,200
Fire, heat, and hot substances	4.6 (0.9 to 176)	137 (23.1 to 313)	1,270 (77.1 to 3,020)	2,750 (583 to 9,860)	2,750 (777 to 9,610)	3,250 (1,01 0 to 10,200)	5,630 (1,600 to 17,600)	6,220 (1,740 to 18,700)	9,890 (1,920 to 19,400)	4,710 (1,980 to 11,100)	3,900 (1,640 to 9,030)	3,420 (1,61 0 to 7,240)	2,420 (1,260 to 5,860)	2,260 (1,220 to 5,860)	1,940 (1,070 to 3,920)	1,650 (1,020 to 3,240)	1,270 (697 to 1,860)	760 (339 to 1,370)	477 (267 to 921)	273 (141 to 674)	106 (52 to 240)	17.6 (7.7 to 47.8)	1.5 (0.7 to 2.7)	51,400
Poisonings	2.1 (0 to 1)	4.2 (1.4 to 8)	61 (16.1 to 209)	208 (58 to 700)	196 (50.7 to 700)	203 (50.7 to 700)	207 (50.7 to 700)	207 (50.7 to 700)	207 (50.7 to 700)	207 (50.7 to 700)	207 (50.7 to 700)	207 (50.7 to 700)	207 (50.7 to 700)	207 (50.7 to 700)	207 (50.7 to 700)	207 (50.7 to 700)	207 (50.7 to 700)	207 (50.7 to 700)	207 (50.7 to 700)	207 (50.7 to 700)	207 (50.7 to 700)	207 (50.7 to 700)	6,400
Poisoning by other medicaments and biological substances	0.1 (0 to 1)	0.2 (0 to 2)	3 (0.4 to 32.5)	10.3 (1.7 to 126)	9.6 (2.1 to 243)	10 (2.1 to 249)	10 (2.1 to 249)	10 (2.1 to 249)	10 (2.1 to 249)	10 (2.1 to 249)	10 (2.1 to 249)	10 (2.1 to 249)	10 (2.1 to 249)	10 (2.1 to 249)	10 (2.1 to 249)	10 (2.1 to 249)	10 (2.1 to 249)	10 (2.1 to 249)	10 (2.1 to 249)	10 (2.1 to 249)	10 (2.1 to 249)	10 (2.1 to 249)	1,600
Poisoning by other substances	0.2 (0.7 to 7.1)	1 (0.4 to 24)	37.4 (8.9 to 119)	201 (42.7 to 532)	277 (71.9 to 889)	500 (229 to 1,740)	904 (382 to 1,780)	943 (342 to 1,960)	409 (162 to 836)	31.6 (19.6 to 69)	21.0 (13.9 to 39)	196 (62.2 to 266)	11.9 (4.6 to 231)	100 (39 to 173)	44.6 (17.3 to 144)	61.2 (42.0 to 127)	88.6 (39.1 to 88.6)	39 (20.6 to 88)	39.5 (1.4 to 93.1)	12.3 (6.4 to 21.9)	4.4 (2.3 to 8)	0.6 (0.3 to 1)	3,730
Exposure to mechanical forces	44 (10.1 to 320)	81 (16.2 to 600)	1,240 (76.2 to 2,990)	1,230 (122 to 1,620)	1,200 (122 to 1,620)	1,200 (122 to 1,620)	1,200 (122 to 1,620)	1,200 (122 to 1,620)	1,200 (122 to 1,620)	1,200 (122 to 1,620)	1,200 (122 to 1,620)	1,200 (122 to 1,620)	1,200 (122 to 1,620)	1,200 (122 to 1,620)	1,200 (122 to 1,620)	1,200 (122 to 1,620)	1,200 (122 to 1,620)	1,200 (122 to 1,620)	1,200 (122 to 1,620)	1,200 (122 to 1,620)	1,200 (122 to 1,620)	1,200 (122 to 1,620)	22,600
Unintentional firearm injuries	2.2 (0.6 to 179)	4.9 (0.6 to 1,840)	109 (9.2 to 1,230)	154 (34.6 to 626)	192 (36.9 to 790)	202 (124 to 890)	2.2 (169 to 837)	2.2 (169 to 837)	2.2 (163 to 836)	2.2 (163 to 836)	2.2 (163 to 836)	2.2 (163 to 836)	2.2 (163 to 836)	2.2 (163 to 836)	2.2 (127 to 377)	147 (114 to 381)	126 (75.9 to 219)	79.4 (52.4 to 149)	39.1 (29.9 to 82.1)	9.4 (7.9 to 54.3)	1.4 (0.4 to 10.7)	0.2 (0.7 to 2.3)	4,000
Other exposure to mechanical forces	41 (7.7 to 94.4)	77 (11.9 to 1,100)	1,130 (53.2 to 1,930)	1,080 (99.7 to 1,200)	1,010 (93.7 to 1,200)	1,000 (93.7 to 1,210)	1,000 (93.7 to 1,200)	1,000 (93.7 to 1,200)	1,000 (1,020 to 2,440)	1,000 (1,120 to 2,440)	1,000 (1,120 to 2,440)	1,000 (1,120 to 2,440)	1,000 (1,120 to 2,440)	1,000 (1,120 to 2,440)	1,000 (1,120 to 2,440)	1,000 (1,120 to 2,440)	1,000 (1,120 to 2,440)	1,000 (1,120 to 2,440)	1,000 (1,120 to 2,440)	1,000 (1,120 to 2,440)	1,000 (1,120 to 2,440)	1,000 (1,120 to 2,440)	19,000
Adverse effects of medical treatment	260 (246.0 to 287)	312 (157 to 579)	1,270 (569 to 2,630)	960 (577 to 1,810)	920 (559 to 1,890)	87 (542 to 1,890)	880 (490 to 1,810)	880 (491 to 1,860)	880 (491 to 1,860)	1,120 (509 to 2,150)	1,120 (519 to 2,160)	1,010 (497 to 1,870)	1,010 (490 to 1,790)	1,010 (519 to 1,910)	1,090 (569 to 2,060)	1,090 (657 to 2,630)	1,090 (678 to 2,630)	1,090 (674 to 2,630)	1,090 (1,070 to 2,630)	1,090 (1,070 to 2,630)	1,090 (1,070 to 2,630)	1,090 (1,070 to 2,630)	19,400
Animal contact	66.2 (9.4 to 229)	169 (9.1 to 503)	667 (79.9 to 3,060)	91.4 (21.6 to 2,210)	691 (270 to 1,860)	263 (228 to 920)	263 (167 to 760)	269 (167 to 819)	269 (162 to 831)	276 (162 to 856)	272 (179 to 397)	227 (149 to 339)	263 (124 to 250)	226 (123 to 330)	199 (106 to 259)	126 (62.0 to 193)	90.1 (55.5 to 140)	57 (27.3 to 91.3)	39.4 (21.9 to 62.4)	16.5 (12.6 to 28)	9.5 (3.8 to 9.2)	0.7 (0.7 to 1.9)	9,660
Venomous animal contact	0.6 (0.2 to 2.5)	1.1 (0.7 to 6.6)	4.5 (0.9 to 23.5)	1.5 (1.0 to 13.5)	1.5 (1.0 to 20.7)	1.5 (1.0 to 20.7)	1.5 (1.0 to 20.7)	1.5 (1.0 to 20.7)	1.5 (1.0 to 20.7)	1.5 (1.0 to 20.7)	1.5 (1.0 to 20.7)	1.5 (1.0 to 20.7)	1.5 (1.0 to 20.7)	1.5 (1.0 to 20.7)	1.5 (1.0 to 20.7)	1.5 (1.0 to 20.7)	1.5 (1.0 to 20.7)	1.5 (1.0 to 20.7)	1.5 (1.0 to 20.7)	1.5 (1.0 to 20.7)	1.5 (1.0 to 20.7)	1.5 (1.0 to 20.7)	4,640
Non-venomous animal contact	2.7 (0.2 to 19.1)	1.9 (0.9 to 53.4)	43 (1.0 to 270)	223 (59.9 to 761)	113 (56.4 to 292)	92.4 (52.7 to 744)	84.5 (54.6 to 765)	109 (61.9 to 775)	112 (66.1 to 785)	113 (67.2 to 787)	113 (69 to 786)	132 (68.4 to 787)	92.2 (53.9 to 148)	90.6 (54.9 to 143)	80.4 (48.5 to 127)	64.6 (39.4 to 98.9)	49.3 (30.9 to 78.9)	33.8 (18.7 to 47.7)	19.7 (11.7 to 28.6)	9.1 (5.6 to 14)	2.1 (1.4 to 7)	0.6 (0.4 to 0.8)	611 (0.4 to 1.5)
Foreign body	0.4 (0.2 to 11)	0.7 (0.2 to 1.8)	1.5 (0.2 to 36.3)	4.1 (0.2 to 147)	3.1 (0.2 to 147)	3.1 (0.2 to 147)	3.1 (0.2 to 147)	3.1 (0.2 to 147)	3.1 (0.2 to 147)	3.1 (0.2 to 147)	3.1 (0.2 to 147)	3.1 (0.2 to 147)	3.1 (0.2 to 147)	3.1 (0.2 to 147)	3.1 (0.2 to 147)	3.1 (0.2 to 147)	3.1 (0.2 to 147)	3.1 (0.2 to 147)	3.1 (0.2 to 147)	3.1 (0.2 to 147)	3.1 (0.2 to 147)	3.1 (0.2 to 147)	1,770
Foreign body in other body part	0.1 (0 to 0.7)	0.2 (0 to 2.1)	1.4 (0.2 to 9)	1.4 (0.2 to 1.42)	1.4 (1.02 to 2.69)	1.4 (1.02 to 2.69)	1.4 (1.02 to 2.69)	1.4 (1.02 to 2.69)	1.4 (1.02 to 2.69)	1.4 (1.02 to 2.69)	1.4 (1.02 to 2.69)	1.4 (1.02 to 2.69)	1.4 (1.02 to 2.69)	1.4 (1.02 to 2.69)	1.4 (1.02 to 2.69)	1.4 (1.02 to 2.69)	1.4 (1.02 to 2.69)	1.4 (1.02 to 2.69)	1.4 (1.02 to 2.69)	1.4 (1.02 to 2.69)	1.4 (1.02 to 2.69)	1.4 (1.02 to 2.69)	3,040
Environmental heat and cold exposure	1.6 (0.8 to 61.3)	1.1 (1.7 to 39.4)	44.4 (20.1 to 256)	132 (79.4 to 338)	204 (161 to 356)	352 (261 to 405)	356 (259 to 832)	427 (263 to 837)	458 (27.7 to 851)	465 (232 to 856)	462 (27.7 to 836)	396 (268 to 548)	352 (232 to 484)	352 (244 to 473)	272 (188 to 379)	212 (154 to 302)	156 (103 to 229)	91.2 (69.6 to 136)	56.2 (38.9 to 89)	26.6 (16.8 to 39.2)	8.6 (6.9 to 16.4)	1.8 (1.1 to 3.7)	6.2 (0.1 to 51.4)	4,500
Exposure to forces of nature	0 (0 to 0)	0 (0 to 0)	0 (0 to 0.2)	0 (0.7 to 9.3)	0 (0.7 to 9.3)	0 (0.4 to 9.3)	0 (0.7 to 7.4)	0 (0.7 to 7.4)	0 (0.7 to 7.4)	0 (0.7 to 7.4)	0 (0.7 to 7.4)	0 (0.4 to 7.4)	0 (0.4 to 7.4)	0 (0.4 to 7.4)	0 (0.4 to 9.4)	0 (0.4 to 9.4)	0 (0.4 to 9.4)	0 (0.4 to 9.4)	0 (0.4 to 9.4)	0 (0.4 to 9.4)	0 (0.4 to 9.4)	0 (0.4 to 9.4)	0 (0.4 to 9.4)	370
Other unintentional injuries	999 (261.0 to 2,950)	1,620 (1,640 to 700)	5,190 (3,630 to 7,490)	9,460 (1,140 to 3,640)	13,900 (1,310 to 5,140)	14,900 (1,420 to 5,240)	17,300 (1,620 to 5,240)	19,900 (1,620 to 5,240)	20,900 (1,670 to 5,270)	20,700 (1,990 to 5,640)	19,100 (1,990 to 5,640)	16,900 (1,990 to 5,740)	14,800 (1,990 to 5,240)	14,800 (1,990 to 5,240)	13,400 (1,990 to 5,240)	12,800 (1,140 to 3,270)	10,200 (998 to 1,760)	6,200 (839 to 1,370)	2,890 (1,060 to 4,760)	1,200 (1,060 to 2,630)	295 (207 to 465)	176 (116 to 431)	31,400
Self-harm and interpersonal violence	31.5 (22.2 to 479)	161 (139 to 291)	636 (61.9 to 960)	3,490 (1,120 to 4,610)	2,640 (2,420 to 3,590)	4,990 (2,420 to 6,290)	10,700 (7,01 0 to 19,600)	15,600 (9,600 to 29,700)	19,000 (9,600 to 19,600)	16,700 (9,970 to 19,600)	9,160 (5,610 to 13,700)	6,760 (3,220 to 9,670)	4,920 (2,220 to 7,210)	4,240 (2,220 to 6,260)	3,260 (1,700 to 5,220)	2,290 (1,700 to 3,220)	1,700 (1,220 to 2,640)	992 (648 to 1,500)	648 (328 to 820)	268 (132 to 284)	79.7 (66.7 to 119)	11.9 (9.5 to 16.4)	2.7 (2.3 to 2.9)	93,900
Self-harm	31.5 (9 to 0)	161 (9 to 0)	636 (9 to 0)	3,490 (9 to 0)	2,640 (9 to 0)	4,990 (9 to 0)	10,700 (9 to 0)	15,600 (9 to 0)	19,000 (9 to 0)	16,700 (9 to 0)	9,160 (9 to 0)	6,760 (9 to 0)	4,920 (9 to 0)	4,240 (9 to 0)	3,260 (9 to 0)	2,290 (9 to 0)	1,700 (9 to 0)	992 (9 to 0)	648 (9 to 0)	268 (9 to 0)	79.7 (9 to 0)	11.9 (9 to 0)	2.7 (9 to 0)	93,900
Self-harm by firearm	0 (9 to 0)	0 (9 to 0)	0 (9 to 0)	0 (9 to 0)	0 (9 to 0)	0 (23.1 to 233)	82.3 (68.3 to 926)	82.3 (68.9 to 973)	82.3 (68.7 to 926)	82.3 (63.6 to 926)	82.3 (67.1 to 370)	82.3 (66.9 to 293)	82.3 (66.9 to 215)	82.3 (66.4 to 278)	82.3 (67.9 to 269)	82.3 (19.9 to 87.1)	82.3 (19.9 to 75.9)	82.3 (29.3 to 111)	82.3 (9.7 to 98.3)	82.3 (6.4 to 264)	82.3 (2.4 to 11.1)	82.3 (0.9 to 1.2)	82.3 (0.4 to 0.4)	1,600
Self-harm by other specified means	0 (9 to 0)	0 (9 to 0)	0 (9 to 0)	0 (9 to 0)	0 (9 to 0)	0 (9.7 to 52.5)	0 (9.9 to 71.1)	0 (9.9 to 74.1)	0 (9.9 to 74.1)	0 (9.9 to 74.1)	0 (9.9 to 74.1)	0 (9.9 to 74.1)	0 (9.9 to 74.1)	0 (9.9 to 74.1)	0 (9.9 to 74.1)	0 (9.9 to 74.1)	0 (9.9 to 74.1)	0 (9.9 to 74.1)	0 (9.9 to 74.1)	0 (9.9 to 74.1)	0 (9.9 to 74.1)	0 (9.9 to 74.1)	0 (9.9 to 74.1)	14,200
Interpersonal violence	31.5 (3.9 to 344)	161 (14.6 to 61)	636 (71.6 to 41)	3,490 (149 to 161)	2,640 (149 to 1,250)	4,990 (147 to 1,770)	10,700 (1,000 to 3,240)	15,600 (2,120 to 4,150)	19,000 (2,070 to 4,230)	16,700 (1,91 0 to 3,710)	9,160 (1,000 to 2,170)	6,760 (1,000 to 2,420)	4,920 (1,020 to 1,910)	4,240 (1,020 to 1,910)	3,260 (812 to 1,450)	2,290 (812 to 1,450)	1,700 (810 to 1,450)	992 (479 to 967)	648 (197 to 395)	268 (90 to 147)	79.7 (90 to 147)	11.9 (1.4 to 3.4)	2.7 (0.1 to 1.4)	79,700
Physical violence by firearm	22.2 (2.7 to 56.4)	13.6 (0.6 to 36.4)	54.4 (3.6 to 123)	84.3 (24.6 to 220)	117 (36 to 264)	142 (66.4 to 264)	21.6 (62.2 to 372)	21.6 (72.7 to 462)	22.6 (66.6 to 511)	22.6 (64.9 to 372)	22.6 (67.3 to 361)	149 (72.9 to 274)	139 (62.3 to 356)	91.1 (66.7 to 174)	81.8 (62.9 to 166)	47.6 (34.9 to 96.9)	34.9 (17.7 to 66)	19.1 (9.9 to 35.1)	10.4 (5.4 to 21.7)	3 (1.6 to 5.3)	1.3 (0.9 to 2.1)	0.1 (0.1 to 0.2)	2,030
Physical violence by sharp object	2 (1 to 120)	6.3 (0 to 9)	9.3 (1.4 to 72)	42.7 (4.7 to 264)	42.7 (10 to 372)	42.7 (10 to 372)	42.7 (10 to 372)	42.7 (10 to 372)	42.7 (10 to 372)	42.7 (10 to 372)	42.7 (10 to 372)	42.7 (10 to 372)	42.7 (10 to 372)	42.7 (10 to 372)	42.7 (10 to 372)	42.7 (10 to 372)	42.7 (10 to 372)	42.7 (10 to 372)	42.7 (10 to 372)	42.7 (10 to 372)	42.7 (10 to 372)	42.7 (10 to 372)	3,440
Sexual violence	0 (0 to 0)	0 (0 to 0)	0 (0 to 0)	46.2 (29.9 to 72.2)	308 (223 to 864)	337 (497 to 1,770)	1,430 (877 to 2,360)	1,640 (1,770 to 3,940)	1,640 (1,940 to 3,940)	1,640 (966 to 2,400)	1,640 (716 to 1,870)	1,640 (871 to 1,870)	671 (460 to 1,130)	662 (272 to 792)	478 (199 to 655)	277 (129 to 345)	192 (75.9 to 199)	113 (29.9 to 92.9)	69.3 (23.3 to 92.2)	29.5 (7.9 to 33.1)	13.8 (2.4 to 9.5)	2.6 (0.3 to 5.5)	0 (0 to 0)	12,100
Physical violence by other means	7.1 (1 to 0.3)	14.4 (2.4 to 39)	54.4 (4.1 to 141)	84.3 (20.3 to 215)	117 (99.7 to 311)	142 (154 to 353)	21.6 (174 to 519)	21.6 (201 to 523)	22.6 (201 to 523)	22.6 (201 to 523)	22.6 (201 to 523)	149 (201 to 523)	139 (201 to 523)	91.1 (201 to 523)	81.8 (201 to 523)	47.6 (201 to 523)	34.9 (201 to 523)	19.1 (201 to 523)	10.4 (201 to 523)	3 (201 to 523)	1.3 (201 to 523)	0.1 (201 to 523)	4,010
Conflict and terrorism	2.9 (0.7 to 343)	1.9 (1.0 to 143)	2.9 (0.7 to 46)	2.9 (0.7 to 3.4)	2.9 (0.7 to 3.4)	2.9 (0.7 to 3.4)	2.9 (0.7 to 3.4)	2.9 (0.7 to 3.4)	2.9 (0.7 to 3.4)	2.9 (0.7 to 3.4)	2.9 (0.7 to 3.4)	2.9 (0.7 to 3.4)	2.9 (0.7 to 3.4)	2.9 (0.7 to 3.4)	2.9 (0.7 to 3.4)	2.9 (0.7 to 3.4)	2.9 (0.7 to 3.4)	2.9 (0.7 to 3.4)	2.9 (0.7 to 3.4)	2.9 (0.7 to 3.4)	2.9 (0.7 to 3.4)	2.9 (0.7 to 3.4)	13,900

SR Table 2b: Iran (Islamic Republic of) DALYS by cause and age group for females with 95% uncertainty intervals, 2019

Cause	Early Neonatal	Late Neonatal	Post Neonatal	1 to 4	5 to 9	10 to 14	15 to 19	20 to 24	25 to 29	30 to 34	35 to 39	40 to 44	45 to 49	50 to 54	55 to 59	60 to 64	65 to 69	70 to 74	75 to 79	80 to 84	85 to 89	90 to 94	95 plus	Total
All causes	247,000 (204,000 to 296,000)	98,900 (82,200 to 118,000)	171,000 (144,000 to 203,000)	165,000 (129,000 to 208,000)	195,000 (161,000 to 234,000)	247,000 (196,000 to 310,000)	303,000 (242,000 to 377,000)	377,000 (298,000 to 466,000)	530,000 (418,000 to 660,000)	740,000 (579,000 to 927,000)	780,000 (614,000 to 977,000)	654,000 (524,000 to 810,000)	606,000 (490,000 to 740,000)	607,000 (504,000 to 725,000)	585,000 (497,000 to 686,000)	635,000 (554,000 to 730,000)	569,000 (506,000 to 639,000)	492,000 (444,000 to 545,000)	438,000 (403,000 to 473,000)	397,000 (369,000 to 426,000)	268,000 (251,000 to 284,000)	103,000 (97,400 to 108,000)	25,900 (24,700 to 27,000)	9,230,000
Communicable, maternal, neonatal, and nutritional diseases	190,000 (153,000 to 231,000)	64,800 (51,800 to 79,300)	68,100 (50,500 to 86,500)	50,500 (38,000 to 65,200)	39,800 (31,000 to 52,800)	33,000 (25,700 to 42,800)	26,400 (21,100 to 33,800)	25,800 (21,000 to 31,700)	31,900 (26,200 to 38,900)	38,900 (31,800 to 48,200)	36,600 (29,800 to 45,700)	28,300 (22,400 to 36,800)	24,800 (19,000 to 34,000)	20,500 (16,300 to 26,100)	17,600 (14,300 to 22,000)	18,000 (15,100 to 21,600)	16,000 (13,400 to 19,000)	15,500 (13,100 to 18,600)	14,600 (12,400 to 17,100)	14,100 (11,900 to 16,500)	10,600 (8,680 to 12,300)	4,200 (3,300 to 4,970)	1,130 (861 to 1,380)	791,000
HIV/AIDS and sexually transmitted infections	1,400 (371 to 3,160)	470 (126 to 1,070)	980 (647 to 1,550)	656 (542 to 798)	494 (418 to 590)	514 (434 to 619)	483 (393 to 600)	821 (642 to 1,080)	1,820 (1,410 to 2,420)	2,720 (2,090 to 3,750)	2,890 (2,140 to 3,980)	2,380 (1,730 to 3,400)	1,480 (1,110 to 2,070)	896 (662 to 1,270)	586 (425 to 865)	626 (462 to 863)	411 (296 to 568)	138 (87·3 to 222)	123 (83·4 to 172)	99·5 (53·2 to 136)	50·6 (24·9 to 68·9)	21·9 (6·2 to 30·9)	3·7 (1·2 to 5·3)	20,100
HIV/AIDS	0·1 (0·1 to 0·1)	0·4 (0·2 to 0·5)	551 (463 to 662)	634 (525 to 773)	483 (406 to 577)	459 (376 to 568)	341 (280 to 413)	469 (394 to 560)	1,040 (870 to 1,220)	1,350 (1,130 to 1,630)	1,360 (1,130 to 1,630)	1,110 (911 to 1,350)	780 (632 to 994)	496 (392 to 640)	316 (250 to 402)	386 (292 to 512)	263 (194 to 362)	36·6 (24·7 to 55·9)	32 (23·7 to 44·4)	23·7 (17·4 to 31·6)	9·3 (6·6 to 12·9)	1·2 (0·5 to 2·4)	0·3 (0·1 to 0·6)	10,100
HIV/AIDS - Drug-susceptible Tuberculosis	0 (0 to 0)	0 (0 to 0)	183 (139 to 230)	213 (165 to 267)	160 (122 to 201)	150 (113 to 192)	113 (88·9 to 141)	157 (124 to 193)	348 (276 to 427)	457 (356 to 567)	452 (350 to 551)	358 (273 to 448)	252 (193 to 314)	160 (123 to 199)	103 (79·6 to 128)	127 (97·1 to 160)	84·4 (63·7 to 109)	10·9 (8·4 to 13·8)	10·4 (8·1 to 12·8)	7·5 (5·7 to 9·2)	2·9 (2·3 to 3·6)	0·4 (0·3 to 0·5)	0·1 (0·1 to 0·1)	3,350
HIV/AIDS - Multidrug-resistant Tuberculosis without exte	0 (0 to 0)	0 (0 to 0)	9·1 (2·2 to 24·9)	10·2 (2·3 to 26·9)	7·7 (1·8 to 20·6)	7·4 (1·7 to 21·3)	5 (1·2 to 13·6)	6·7 (1·6 to 17·9)	14·8 (3·5 to 40·2)	19·3 (4·6 to 52·6)	19·2 (4·6 to 50·4)	15·4 (3·6 to 42)	10·9 (2·6 to 30·5)	6·9 (1·6 to 19·4)	4·2 (1 to 11·4)	5 (1·2 to 13·7)	3·3 (0·8 to 9·6)	0·4 (0·1 to 1)	0·4 (0·1 to 1·1)	0·3 (0·1 to 0·9)	0·1 (0 to 0·3)	0 (0 to 0)	0 (0 to 0)	147
HIV/AIDS - Extensively drug-resistant Tuberculosis	0 (0 to 0)	0 (0 to 0)	0·7 (0·1 to 1·8)	0·8 (0·2 to 2·1)	0·6 (0·1 to 1·6)	0·5 (0·1 to 1·6)	0·4 (0·1 to 1)	0·5 (0·1 to 1·3)	1·1 (0·2 to 2·9)	1·4 (0·3 to 4)	1·4 (0·3 to 3·8)	1·1 (0·2 to 3)	0·8 (0·2 to 2·2)	0·5 (0·1 to 1·4)	0·3 (0·1 to 0·8)	0·3 (0·1 to 1)	0·2 (0 to 0·6)	0 (0 to 0·1)	0 (0 to 0·1)	0 (0 to 0·1)	0 (0 to 0)	0 (0 to 0)	0 (0 to 0)	10·5
HIV/AIDS resulting in other diseases	0·1 (0·1 to 0·1)	0·3 (0·2 to 0·5)	358 (275 to 470)	410 (318 to 546)	315 (248 to 398)	301 (232 to 405)	223 (172 to 291)	305 (235 to 392)	673 (526 to 859)	873 (680 to 1,140)	882 (682 to 1,160)	737 (559 to 975)	517 (382 to 740)	329 (236 to 470)	209 (146 to 292)	254 (168 to 381)	176 (112 to 269)	25·2 (14·3 to 45)	21·2 (13 to 32·5)	15·8 (9·8 to 23·4)	6·2 (3·6 to 9·7)	0·9 (0·2 to 2)	0·2 (0 to 0·5)	6,630
Sexually transmitted infections excluding HIV	1,400 (371 to 3,160)	469 (126 to 1,070)	430 (107 to 984)	22 (5·6 to 53·1)	11·9 (3·2 to 27·7)	55·2 (40·5 to 76·5)	142 (87·2 to 230)	353 (203 to 599)	785 (444 to 1,340)	1,370 (784 to 2,330)	1,530 (834 to 2,630)	1,270 (675 to 2,260)	697 (372 to 1,260)	400 (215 to 736)	270 (133 to 539)	240 (119 to 452)	147 (72·8 to 285)	101 (53·6 to 184)	91 (48·1 to 139)	75·9 (29·1 to 112)	41·3 (14·3 to 60·1)	20·7 (4·7 to 30·1)	3·4 (0·9 to 5)	9,920
Syphilis	1,400 (371 to 3,160)	469 (126 to 1,070)	430 (107 to 984)	22 (5·6 to 53·1)	11·9 (3·2 to 27·7)	19·6 (14·8 to 27·3)	8·4 (5·1 to 12·6)	3·4 (2·2 to 5·2)	10·2 (5·8 to 15·1)	17·2 (7·7 to 25·7)	7·9 (4·7 to 11·1)	2·7 (1·8 to 4·4)	4·6 (2·5 to 6·2)	6·2 (2·5 to 8·2)	1·8 (1 to 2·7)	4·6 (1·5 to 6·6)	3·1 (1 to 4·3)	4·3 (1·2 to 5·8)	5·4 (1·6 to 7·3)	10·7 (1·6 to 15·4)	5·9 (0·9 to 8·6)	5·5 (0·6 to 8·1)	1 (0·2 to 1·5)	2,450
Chlamydial infection	0 (0 to 0)	0 (0 to 0)	0 (0 to 0)	0 (0 to 0)	0 (0 to 0)	6·4 (4·5 to 9·1)	20·2 (11·8 to 32·2)	59·3 (37·2 to 93·4)	127 (72·2 to 217)	219 (121 to 374)	259 (140 to 449)	216 (113 to 390)	90·3 (46·4 to 172)	29·6 (17·6 to 47·6)	13·2 (8·4 to 19·4)	10·6 (2·1 to 16·1)	3·4 (0·6 to 5)	4·7 (1 to 6·5)	7·9 (2 to 10·9)	9·9 (1·3 to 14·4)	4·9 (0·6 to 7·3)	2·6 (0·3 to 3·8)	0·5 (0·1 to 0·8)	1,080
Gonococcal infection	0 (0 to 0)	0 (0 to 0)	0 (0 to 0)	0 (0 to 0)	0 (0 to 0)	6·4 (4·9 to 8·7)	15·8 (11 to 23·1)	26·4 (18·9 to 36·5)	49·5 (33·6 to 73·1)	81 (52·9 to 120)	76·1 (47·9 to 121)	60·4 (37·3 to 97·4)	33 (21·5 to 50·3)	25·6 (9·9 to 34·2)	13·4 (4·2 to 18·8)	27 (5 to 41)	18·3 (3·1 to 26·6)	16 (3·4 to 22)	28·2 (7·2 to 38·7)	22·1 (2·9 to 32·2)	12·7 (1·6 to 18·9)	6·6 (0·7 to 9·8)	0·9 (0·1 to 1·5)	520
Trichomoniasis	0 (0 to 0)	0 (0 to 0)	0 (0 to 0)	0 (0 to 0)	0 (0 to 0)	1·9 (0·5 to 5·5)	19·1 (5·5 to 46·5)	76·1 (25·5 to 183)	156 (51·5 to 368)	216 (67·9 to 530)	196 (61·6 to 461)	147 (47·6 to 349)	113 (35 to 261)	89·9 (27 to 209)	76·3 (25·6 to 182)	71·9 (24·2 to 171)	46·3 (15·6 to 107)	26·2 (9·5 to 57·8)	13·8 (5·2 to 30·6)	7·8 (2·9 to 17·1)	3·2 (1·2 to 7)	0·7 (0·2 to 1·5)	0·1 (0 to 0·2)	1,260
Genital herpes	0 (0 to 0)	0 (0 to 0)	0 (0 to 0)	0 (0 to 0)	0 (0 to 0)	8 (2·8 to 21·2)	34·3 (11·5 to 82·2)	110 (26 to 189)	149 (51 to 361)	248 (78·9 to 605)	272 (88·3 to 673)	221 (73·1 to 563)	187 (60 to 462)	163 (50·9 to 407)	126 (38·4 to 313)	102 (31·5 to 255)	68·2 (20·9 to 170)	42·1 (13·1 to 104)	24·8 (7·5 to 61·5)	16·4 (5 to 40·4)	8·2 (2·5 to 20·3)	2·4 (0·7 to 5·9)	0·5 (0·1 to 1·1)	1,750
Other sexually transmitted infections	0 (0 to 0)	0 (0 to 0)	0 (0 to 0)	0 (0 to 0)	0 (0 to 0)	12·2 (8·6 to 16·8)	43·8 (28·3 to 65·3)	110 (67·6 to 167)	294 (170 to 489)	586 (344 to 930)	722 (404 to 1,180)	625 (335 to 1,070)	268 (142 to 496)	86·4 (48·2 to 145)	38·6 (22·6 to 65·6)	23·3 (4·4 to 35·4)	8·1 (1·4 to 11·7)	8·2 (1·7 to 11·3)	10·9 (2·8 to 15)	9·1 (1·2 to 13·3)	6·3 (0·8 to 9·5)	2·9 (0·3 to 4·2)	0·4 (0·1 to 0·7)	2,860
Respiratory infections and tuberculosis	2,750 (1,990 to 3,540)	3,330 (2,490 to 4,310)	13,600 (9,300 to 18,400)	9,790 (6,860 to 14,100)	9,290 (6,990 to 12,600)	7,420 (5,650 to 10,000)	5,970 (4,540 to 8,100)	6,550 (5,030 to 8,690)	7,820 (6,100 to 10,200)	9,090 (6,940 to 12,200)	8,480 (6,390 to 11,300)	6,540 (5,060 to 8,680)	6,040 (4,850 to 7,710)	6,110 (4,980 to 7,550)	6,280 (5,060 to 7,390)	7,950 (6,520 to 9,070)	7,560 (6,220 to 8,650)	8,150 (7,020 to 9,210)	8,910 (7,210 to 10,200)	9,560 (7,810 to 11,000)	7,620 (5,970 to 8,810)	3,170 (2,400 to 3,760)	865 (626 to 1,070)	163,000
Tuberculosis	0 (0 to 0)	0 (0 to 0)	191 (124 to 269)	201 (133 to 292)	312 (225 to 423)	251 (203 to 316)	289 (238 to 383)	645 (490 to 864)	855 (670 to 1,250)	906 (638 to 1,140)	784 (608 to 1,020)	517 (415 to 671)	635 (521 to 835)	644 (542 to 824)	697 (567 to 869)	831 (706 to 1,080)	[illegible] (645 to 978)	831 (703 to 1,060)	686 (587 to 806)	515 (442 to 704)	349 (276 to 458)	88·2 (68·6 to 117)	20·9 (14·8 to 28)	11,000
Latent tuberculosis infection	0 (0 to 0)	0 (0 to 0)	0 (0 to 0)	0 (0 to 0)	0 (0 to 0)	0 (0 to 0)	0 (0 to 0)	0 (0 to 0)	0 (0 to 0)	0 (0 to 0)	0 (0 to 0)	0 (0 to 0)	0 (0 to 0)	0 (0 to 0)	0 (0 to 0)	0 (0 to 0)	0 (0 to 0)	0 (0 to 0)	0 (0 to 0)	0 (0 to 0)	0 (0 to 0)	0 (0 to 0)	0 (0 to 0)	0
Drug-susceptible tuberculosis	0 (0 to 0)	0 (0 to 0)	183 (116 to 259)	194 (129 to 280)	302 (217 to 415)	242 (195 to 307)	277 (225 to 363)	624 (470 to 845)	879 (649 to 1,230)	829 (612 to 1,110)	758 (584 to 988)	499 (398 to 650)	611 (493 to 805)	619 (507 to 795)	644 (542 to 837)	799 (672 to 1,030)	726 (610 to 947)	798 (663 to 1,020)	669 (556 to 864)	518 (424 to 673)	335 (265 to 438)	84·5 (65·8 to 112)	20·1 (14·3 to 27·1)	10,600
Multidrug-resistant tuberculosis without extensive drug r	0 (0 to 0)	0 (0 to 0)	7·2 (1·6 to 21·2)	6·4 (1·5 to 17·5)	9·2 (2·3 to 24·9)	8·6 (2·1 to 25)	10·7 (2·3 to 30·5)	19·2 (4·7 to 52·5)	25·5 (6·5 to 69·9)	25·2 (6·2 to 68·1)	24·5 (6·2 to 67·3)	16·7 (4·2 to 46·4)	21·7 (5·1 to 59·8)	23 (5·5 to 63·2)	24·4 (5·6 to 69·7)	30·2 (7·1 to 85·6)	27·9 (6·5 to 78·8)	30·8 (7·4 to 84·7)	26·1 (6·3 to 73·3)	20·4 (4·6 to 57·8)	13·5 (3·1 to 38·1)	3·4 (0·8 to 9·6)	0·8 (0·2 to 2·3)	375
Extensively drug-resistant tuberculosis	0 (0 to 0)	0 (0 to 0)	0·5 (0·1 to 1·8)	0·4 (0·1 to 1·2)	0·6 (0·1 to 1·6)	0·6 (0·1 to 1·8)	0·8 (0·2 to 2·3)	1·2 (0·3 to 3·4)	1·6 (0·4 to 4·2)	1·6 (0·4 to 4·4)	1·7 (0·4 to 4·7)	1·1 (0·3 to 3·2)	1·5 (0·3 to 4·1)	1·6 (0·4 to 4·6)	1·8 (0·4 to 5)	2·2 (0·5 to 6·2)	2 (0·4 to 5·5)	2·2 (0·5 to 6·2)	1·9 (0·4 to 5·2)	1·5 (0·3 to 4·1)	1 (0·2 to 2·7)	0·2 (0·1 to 0·7)	0·1 (0 to 0·2)	26·3
Lower respiratory infections	2,740 (1,980 to 3,530)	3,280 (2,440 to 4,270)	12,400 (8,250 to 17,400)	5,020 (2,960 to 7,680)	4,070 (3,240 to 5,050)	3,450 (2,950 to 3,980)	2,620 (2,310 to 3,010)	2,680 (2,300 to 3,230)	3,200 (2,740 to 3,660)	3,780 (3,280 to 4,420)	3,520 (2,870 to 4,010)	2,970 (2,260 to 3,400)	3,020 (2,320 to 3,440)	3,470 (2,480 to 3,960)	4,140 (2,980 to 4,720)	6,000 (4,550 to 6,820)	6,060 (4,780 to 6,970)	6,860 (5,680 to 7,840)	7,930 (6,270 to 9,150)	8,830 (7,080 to 10,200)	7,170 (5,600 to 8,320)	3,050 (2,290 to 3,630)	836 (603 to 1,040)	107,000
Upper respiratory infections	8·9 (3·9 to 16·2)	48·6 (24·6 to 82·1)	774 (439 to 1,230)	3,310 (1,830 to 5,430)	3,530 (1,940 to 6,030)	2,850 (1,530 to 4,790)	2,380 (1,260 to 4,170)	2,490 (1,350 to 4,220)	2,930 (1,640 to 4,870)	3,560 (1,930 to 5,930)	3,310 (1,710 to 5,510)	2,350 (1,280 to 4,070)	1,790 (952 to 3,070)	1,470 (816 to 2,520)	1,080 (597 to 1,800)	836 (448 to 1,380)	583 (309 to 991)	382 (209 to 635)	230 (125 to 385)	151 (82·9 to 255)	78·6 (44·7 to 131)	25·6 (14·2 to 41·7)	6·1 (3·2 to 10·4)	34,200
Otitis media	0·4 (0·2 to 0·8)	3·8 (1·7 to 7·7)	163 (76 to 314)	1,260 (629 to 2,370)	1,380 (734 to 2,370)	874 (488 to 1,500)	675 (378 to 1,110)	740 (341 to 1,450)	785 (367 to 1,480)	889 (378 to 1,700)	864 (420 to 1,630)	706 (331 to 1,310)	604 (305 to 1,090)	528 (248 to 956)	386 (195 to 688)	287 (133 to 564)	157 (79·6 to 292)	82·5 (37·6 to 160)	51·8 (25 to 97·1)	38·7 (17·5 to 71·2)	22·3 (10·4 to 39·7)	7·5 (3·3 to 13·1)	1·7 (0·8 to 3·1)	10,500
Enteric infections	513 (305 to 710)	1,010 (699 to 1,330)	8,370 (5,830 to 11,400)	11,000 (7,520 to 15,600)	10,500 (7,050 to 15,100)	9,550 (6,240 to 14,100)	6,030 (4,150 to 8,350)	4,800 (3,220 to 6,640)	5,420 (3,720 to 7,460)	6,320 (4,380 to 8,820)	5,710 (4,020 to 7,790)	4,080 (2,850 to 5,530)	3,290 (2,320 to 4,510)	2,870 (2,020 to 3,920)	2,390 (1,680 to 3,360)	2,740 (1,960 to 3,770)	3,280 (2,380 to 4,480)	3,290 (2,350 to 4,510)	3,050 (2,160 to 4,300)	2,550 (1,820 to 3,570)	1,640 (1,090 to 2,430)	584 (378 to 916)	150 (90·3 to 263)	99,200
Diarrheal diseases	513 (305 to 710)	1,010 (690 to 1,320)	8,240 (5,710 to 11,200)	9,890 (6,670 to 14,200)	8,860 (5,500 to 13,700)	7,680 (4,610 to 12,100)	4,780 (3,120 to 6,950)	4,060 (2,640 to 5,870)	4,810 (3,170 to 6,790)	5,810 (3,890 to 8,010)	5,380 (3,710 to 7,430)	3,900 (2,700 to 5,330)	3,150 (2,200 to 4,340)	2,750 (1,900 to 3,800)	2,290 (1,570 to 3,270)	2,650 (1,870 to 3,690)	3,220 (2,320 to 4,430)	3,250 (2,320 to 4,460)	3,030 (2,130 to 4,280)	2,530 (1,800 to 3,560)	1,630 (1,090 to 2,430)	582 (375 to 915)	150 (89·8 to 262)	90,200
Typhoid and paratyphoid	0 (0 to 0)	0 (0 to 0)	8·8 (2·6 to 22·6)	716 (203 to 1,670)	1,250 (420 to 2,830)	1,580 (564 to 3,220)	1,080 (354 to 2,320)	618 (202 to 1,400)	485 (180 to 1,030)	373 (136 to 816)	217 (82·5 to 459)	113 (45·7 to 241)	83·7 (30·9 to 181)	66·5 (24·9 to 147)	48·7 (17·6 to 106)	35·4 (12·3 to 76)	19·3 (7·5 to 39·8)	9·7 (3·7 to 20·4)	4·7 (1·7 to 9·4)	2·8 (1 to 6)	1·5 (0·7 to 2·8)	0·5 (0·2 to 1)	0·1 (0 to 0·3)	6,700
Typhoid fever	0 (0 to 0)	0 (0 to 0)	8·8 (2·6 to 22·4)	712 (202 to 1,660)	1,240 (416 to 2,810)	1,570 (562 to 3,200)	1,070 (351 to 2,300)	615 (201 to 1,400)	482 (179 to 1,020)	371 (136 to 811)	216 (82·2 to 458)	112 (45·5 to 240)	83·4 (30·7 to 181)	66·3 (24·8 to 146)	48·5 (17·6 to 105)	35·3 (12·2 to 75·8)	19·2 (7·5 to 39·6)	9·7 (3·7 to 20·3)	4·6 (1·7 to 9·4)	2·8 (1 to 5·9)	1·5 (0·7 to 2·8)	0·5 (0·2 to 1)	0·1 (0 to 0·3)	6,670
Paratyphoid fever	0 (0 to 0)	0 (0 to 0)	0 (0 to 0·1)	4 (0·9 to 11)	6·8 (1·8 to 18·2)	8·3 (2·2 to 19·4)	5·4 (1·3 to 13·3)	2·9 (0·8 to 7·7)	2·1 (0·6 to 5·7)	1·6 (0·4 to 4·1)	0·9 (0·3 to 2·2)	0·4 (0·1 to 1)	0·3 (0·1 to 0·8)	0·2 (0·1 to 0·6)	0·2 (0 to 0·4)	0·1 (0 to 0·3)	0·1 (0 to 0·2)	0 (0 to 0·1)	0 (0 to 0)	0 (0 to 0)	0 (0 to 0)	0 (0 to 0)	0 (0 to 0)	33·4
Invasive Non-typhoidal Salmonella (iNTS)	0 (0 to 0)	7·8 (4·2 to 13)	96·3 (49·5 to 170)	396 (170 to 789)	410 (184 to 804)	270 (112 to 541)	168 (60·1 to 367)	117 (39·9 to 260)	125 (42·2 to 279)	122 (42·4 to 260)	97·9 (36·8 to 198)	66·7 (25·4 to 132)	54·6 (21·1 to 105)	52·5 (20·3 to 103)	51 (19·6 to 98·6)	52 (18·5 to 106)	39·2 (13·2 to 78·2)	25·7 (7·8 to 50·5)	14·5 (4·9 to 29·6)	8·6 (2·6 to 19·1)	4 (1·3 to 8·6)	1·1 (0·2 to 2·7)	0·3 (0 to 1)	2,180
Other intestinal infectious diseases	0 (0 to 0)	0 (0 to 0)	20 (1·9 to 76·7)	31·4 (10·3 to 79·7)	25·9 (7·4 to 72)	21·1 (6 to 55·1)	9·2 (2·8 to 23·8)	7·8 (2·7 to 18·5)	4·7 (1·8 to 10·4)	13·7 (5·8 to 27·9)	6·6 (2·8 to 14·4)	5·4 (2·4 to 11·8)	2·8 (1·1 to 6·1)	2·5 (0·8 to 6·1)	1·7 (0·4 to 4·3)	1·6 (0·4 to 5)	2·5 (0·6 to 7·3)	1·6 (0·4 to 4·6)	1·1 (0·2 to 3·5)	1·3 (0·2 to 3·9)	1·6 (0·2 to 5·6)	0·5 (0·1 to 1·8)	0·2 (0 to 0·6)	163
Neglected tropical diseases and malaria	48 (11·4 to 89·2)	59·9 (32·2 to 95·8)	429 (190 to 740)	779 (339 to 1,460)	810 (413 to 1,460)	564 (283 to 1,070)	446 (276 to 729)	311 (191 to 488)	338 (217 to 507)	473 (297 to 718)	469 (291 to 750)	506 (298 to 833)	471 (276 to 808)	348 (214 to 544)	286 (178 to 442)	229 (149 to 332)	198 (132 to 283)	156 (96·5 to 236)	105 (64·4 to 158)	75·1 (44·3 to 114)	47 (27·9 to 74·8)	14·7 (8·7 to 22·5)	4·7 (2·5 to 7·2)	7,170
Malaria	0 (0 to 0)	0 (0 to 0·1)	1 (0·5 to 1·8)	18·9 (12·3 to 27·6)	40·4 (29·2 to 54·7)	40·9 (30·3 to 54·2)	37·1 (27·2 to 49·2)	38·9 (28·5 to 51·5)	47 (34·4 to 61·9)	58·1 (42·5 to 76·3)	54·7 (40·2 to 72)	40·9 (30 to 53·8)	33 (24·3 to 43·3)	27·5 (20·3 to 36·2)	20·9 (15·3 to 27·5)	16·1 (11·9 to 21·1)	9·7 (7·1 to 12·7)	5 (3·6 to 6·6)	2 (1·4 to 2·7)	0·7 (0·5 to 1)	0·1 (0·1 to 0·2)	0 (0 to 0)	0 (0 to 0)	493
Chagas disease	0 (0 to 0)	0 (0 to 0)	0 (0 to 0)	0 (0 to 0)	0 (0 to 0)	0 (0 to 0)	0 (0 to 0)	0 (0 to 0)	0 (0 to 0)	0 (0 to 0)	0 (0 to 0)	0 (0 to 0)	0 (0 to 0)	0 (0 to 0)	0 (0 to 0)	0 (0 to 0)	0 (0 to 0)	0 (0 to 0)	0 (0 to 0)	0 (0 to 0)	0 (0 to 0)	0 (0 to 0)	0 (0 to 0)	0
Leishmaniasis	0 (0 to 0)	0 (0 to 0)	5·8 (0·1 to 42·5)	39·7 (1·9 to 343)	31·6 (3·6 to 299)	16·9 (2·8 to 130)	11·5 (1·9 to 80·2)	10·3 (1·7 to 66·6)	13·8 (2 to 89·1)	17·5 (2·4 to 105)	16·5 (2·3 to 90·4)	11·3 (1·8 to 54·9)	8·4 (1·6 to 33·2)	7 (1·5 to 24·6)	5·8 (1·3 to 18·5)	5·1 (1·2 to 15)	3·6 (0·9 to 10)	2·2 (0·6 to 5·8)	1·3 (0·3 to 3·2)	0·9 (0·3 to 2·1)	0·6 (0·2 to 1·2)	0·2 (0 to 0·4)	0 (0 to 0·1)	210
Visceral leishmaniasis	0 (0 to 0)	0 (0 to 0)	5·7 (0 to 42·4)	36 (0·1 to 341)	23·2 (0·1 to 292)	9·7 (0 to 122)	6·6 (0 to 75·8)	6·1 (0 to 62·2)	9·3 (0 to 83·7)	12 (0 to 101)	11·1 (0 to 84·9)	7·2 (0 to 50·6)	4·9 (0 to 29·5)	3·6 (0 to 20·8)	2·7 (0 to 15)	2·3 (0 to 12)	1·5 (0 to 7·7)	0·8 (0 to 4·1)	0·4 (0 to 2·1)	0·2 (0 to 1·2)	0·1 (0 to 0·5)	0 (0 to 0·1)	0 (0 to 0)	143
Cutaneous and mucocutaneous leishmaniasis	0 (0 to 0)	0 (0 to 0)	0·1 (0 to 0·2)	3·7 (1·2 to 8)	8·5 (2·9 to 18·1)	7·2 (2·4 to 15·4)	4·9 (1·6 to 10·6)	4·2 (1·4 to 9·2)	4·5 (1·5 to 9·8)	5·5 (1·8 to 12)	5·3 (1·9 to 11·6)	4·1 (1·4 to 9)	3·5 (1·2 to 7·6)	3·4 (1·2 to 7·1)	3·1 (1·1 to 6·7)	2·8 (1 to 6·1)	2·1 (0·7 to 4·5)	1·4 (0·5 to 3)	0·8 (0·3 to 1·8)	0·7 (0·2 to 1·5)	0·5 (0·2 to 1)	0·1 (0 to 0·3)	0 (0 to 0·1)	66·3
African trypanosomiasis	0 (0 to 0)	0 (0 to 0)	0 (0 to 0)	0 (0 to 0)	0 (0 to 0)	0 (0 to 0)	0 (0 to 0)	0 (0 to 0)	0 (0 to 0)	0 (0 to 0)	0 (0 to 0)	0 (0 to 0)	0 (0 to 0)	0 (0 to 0)	0 (0 to 0)	0 (0 to 0)	0 (0 to 0)	0 (0 to 0)	0 (0 to 0)	0 (0 to 0)	0 (0 to 0)	0 (0 to 0)	0 (0 to 0)	0
Schistosomiasis	0 (0 to 0)	0 (0 to 0)	0 (0 to 0)	0·1 (0 to 0)	0·3 (0 to 2·1)	0·7 (0 to 4·5)	1·4 (0·3 to 4·5)	2 (0·6 to 5·7)	3·6 (1·3 to 9·3)	5·3 (2 to 15·2)	5·5 (2·1 to 18·1)	4·5 (1·4 to 14·8)	4·2 (1·1 to 16·5)	4·6 (0·8 to 19·4)	4·3 (0·5 to 21·5)	5·2 (0·4 to 25)	3·5 (0·2 to 15·8)	3 (0·1 to 15·5)	2·6 (0·1 to 13·5)	1·5 (0·1 to 7·9)	0·7 (0 to 4·2)	0·2 (0 to 0·8)	0 (0 to 0·1)	53·2
Cysticercosis	0 (0 to 0)	0 (0 to 0)	0 (0 to 0)	0 (0 to 0)	0 (0 to 0)	0 (0 to 0)	0 (0 to 0)	0 (0 to 0)	0 (0 to 0)	0 (0 to 0)	0 (0 to 0)	0 (0 to 0)	0 (0 to 0)	0 (0 to 0)	0 (0 to 0)	0 (0 to 0)	0 (0 to 0)	0 (0 to 0)	0 (0 to 0)	0 (0 to 0)	0 (0 to 0)	0 (0 to 0)	0 (0 to 0)	0
Cystic echinococcosis	0 (0 to 0)	0 (0 to 0)	0 (0 to 0)	6·2 (0·5 to 21·3)	24·6 (5·8 to 69·8)	50·5 (23·4 to 88·3)	67·4 (31·3 to 119)	75·4 (38·5 to 126)	100 (48·9 to 167)	143 (80·5 to 229)	151 (84·9 to 248)	126 (67·1 to 202)	110 (60·8 to 177)	102 (56·4 to 163)	87·8 (47·7 to 143)	78·3 (37·3 to 143)	52·7 (23·2 to 100)	33·2 (12·9 to 69)	20·2 (6·2 to 50·5)	12·8 (2·7 to 33·3)	7·6 (1·3 to 23·8)	2·5 (0·4 to 7·5)	0·7 (0·1 to 2·2)	1,250
Lymphatic filariasis	0 (0 to 0)	0 (0 to 0)	0 (0 to 0)	0 (0 to 0)	0 (0 to 0)	0 (0 to 0)	0 (0 to 0)	0 (0 to 0)	0 (0 to 0)	0 (0 to 0)	0 (0 to 0)	0 (0 to 0)	0 (0 to 0)	0 (0 to 0)	0 (0 to 0)	0 (0 to 0)	0 (0 to 0)	0 (0 to 0)	0 (0 to 0)	0 (0 to 0)	0 (0 to 0)	0 (0 to 0)	0 (0 to 0)	0
Onchocerciasis	0 (0 to 0)	0 (0 to 0)	0 (0 to 0)	0 (0 to 0)	0 (0 to 0)	0 (0 to 0)	0 (0 to 0)	0 (0 to 0)	0 (0 to 0)	0 (0 to 0)	0 (0 to 0)	0 (0 to 0)	0 (0 to 0)	0 (0 to 0)	0 (0 to 0)	0 (0 to 0)	0 (0 to 0)	0 (0 to 0)	0 (0 to 0)	0 (0 to 0)	0 (0 to 0)	0 (0 to 0)	0 (0 to 0)	0
Trachoma	0 (0 to 0)	0 (0 to 0)	0 (0 to 0)	0 (0 to 0)	0 (0 to 0)	0 (0 to 0)	0·3 (0·1 to 0·6)	0·4 (0·1 to 0·9)	0·7 (0·3 to 1·4)	1·4 (0·7 to 2·5)	2·4 (1·1 to 4·3)	3·3 (1·4 to 6·5)	5 (2·3 to 9·6)	8·4 (3·9 to 16·9)	13·5 (6·3 to 27·3)	24·3 (10·9 to 46·6)	34·5 (15·6 to 68·3)	34·4 (16·2 to 64·1)	26·7 (12·8 to 48·2)	20·6 (10·4 to 36·2)	11·5 (5·6 to 20·2)	3·1 (1·4 to 5·9)	0·5 (0·2 to 1·1)	191
Dengue	0 (0 to 0)	0 (0 to 0)	0 (0 to 0)	0 (0 to 0)	0 (0 to 0)	0 (0 to 0)	0 (0 to 0)	0 (0 to 0)	0 (0 to 0)	0 (0 to 0)	0 (0 to 0)	0 (0 to 0)	0 (0 to 0)	0 (0 to 0)	0 (0 to 0)	0 (0 to 0)	0 (0 to 0)	0 (0 to 0)	0 (0 to 0)	0 (0 to 0)	0 (0 to 0)	0 (0 to 0)	0 (0 to 0)	0
Yellow fever	0 (0 to 0)	0 (0 to 0)	0 (0 to 0)	0 (0 to 0)	0 (0 to 0)	0 (0 to 0)	0 (0 to 0)	0 (0 to 0)	0 (0 to 0)	0 (0 to 0)	0 (0 to 0)	0 (0 to 0)	0 (0 to 0)	0 (0 to 0)	0 (0 to 0)	0 (0 to 0)	0 (0 to 0)	0 (0 to 0)	0 (0 to 0)	0 (0 to 0)	0 (0 to 0)	0 (0 to 0)	0 (0 to 0)	0
Rabies	0 (0 to 0)	0 (0 to 0)	0·2 (0 to 0·4)	2·1 (0·2 to 4·7)	0·5 (0·1 to 1·8)	2·1 (0·4 to 3·8)	1·4 (0·2 to 3)	0·2 (0·1 to 0·4)	1·2 (0·1 to 2)	1·6 (0·2 to 2·7)	0·7 (0·1 to 1·2)	0·8 (0·1 to 1·2)	2·7 (0·2 to 4·2)	2·4 (0·2 to 3·6)	1·7 (0·2 to 2·6)	3·5 (0·4 to 5·3)	0·3 (0·1 to 0·6)	0·4 (0·1 to 0·7)	0·1 (0 to 0·3)	0·1 (0 to 0·3)	0 (0 to 0·1)	0·1 (0 to 0·1)	0 (0 to 0·1)	22·2
Intestinal nematode infections	0 (0 to 0)	0 (0 to 0)	4 (1·7 to 8·1)	34·5 (19·2 to 60·3)	58·5 (34·1 to 97·1)	33·6 (18·2 to 57·3)	93 (39·9 to 182)	33·4 (14·1 to 69·2)	38 (16·3 to 77·3)	39·2 (17·7 to 81·2)	41·9 (15·8 to 93·6)	78·8 (32·7 to 151)	17·4 (9·1 to 31·2)	11·8 (6·5 to 20·4)	9·9 (5·5 to 16·8)	10 (5·9 to 15·8)	6·3 (3·7 to 10·4)	5·5 (3·4 to 8·6)	4·2 (2·5 to 6·4)	2·9 (1·8 to 4·3)	1·4 (0·9 to 2·2)	0·6 (0·3 to 0·8)	0·1 (0 to 0·2)	525
Ascariasis	0 (0 to 0)	0 (0 to 0)	3·6 (1·4 to 7·7)	26 (12·7 to 46·1)	39·3 (21·1 to 65·9)	19·1 (9·7 to 32·1)	13·1 (6·1 to 23·8)	11·7 (5·4 to 22·1)	13·7 (6·2 to 25·9)	16·5 (7·7 to 30·8)	15·6 (7·1 to 28·8)	11·3 (5·3 to 20·9)	8·4 (4 to 15·7)	7 (3·5 to 12·6)	5·8 (3 to 10·2)	6·4 (3·7 to 10·2)	3·6 (2 to 5·8)	3·2 (1·9 to 5)	2·5 (1·5 to 3·8)	1·7 (1 to 2·7)	0·9 (0·5 to 1·3)	0·4 (0·2 to 0·7)	0·1 (0·1 to 0·2)	210
Trichuriasis	0 (0 to 0)	0 (0 to 0)	0 (0 to 0)	0 (0 to 0)	0 (0 to 0)	0 (0 to 0)	0 (0 to 0)	0 (0 to 0)	0 (0 to 0)	0 (0 to 0)	0 (0 to 0)	0 (0 to 0)	0 (0 to 0)	0 (0 to 0)	0 (0 to 0)	0 (0 to 0)	0 (0 to 0)	0 (0 to 0)	0 (0 to 0)	0 (0 to 0)	0 (0 to 0)	0 (0 to 0)	0 (0 to 0)	0
Hookworm disease	0 (0 to 0)	0 (0 to 0)	0·4 (0·2 to 0·7)	8·5 (3·8 to 16·1)	19·2 (8·3 to 37·1)	14·5 (5·9 to 27·9)	79·8 (29·4 to 165)	21·7 (6·9 to 54·8)	24·2 (7·2 to 59·5)	22·8 (6·5 to 60·2)	26·3 (6·2 to 75·5)	67·6 (24·2 to 136)	9 (3·9 to 17·3)	4·8 (2·2 to 8·9)	4·2 (1·8 to 7·9)	3·5 (1·6 to 7)	2·7 (1·2 to 5·2)	2·3 (1·1 to 4·3)	1·7 (0·8 to 3·1)	1·2 (0·5 to 2·1)	0·6 (0·3 to 1·1)	0·1 (0·1 to 0·3)	0 (0 to 0)	315
Food-borne trematodiases	0 (0 to 0)	0 (0 to 0)	0 (0 to 0)	0·6 (0·1 to 1·4)	3·9 (0·9 to 8·2)	8·3 (1·9 to 18·1)	12·2 (2·7 to 27·7)	18·6 (4·2 to 43·1)	28·3 (6·5 to 64·1)	41·2 (9·8 to 88·7)	43·6 (10·2 to 93)	35·7 (8·2 to 75·6)	29·1 (5·9 to 66·1)	27 (5·9 to 64·5)	23·8 (4·1 to 52)	22·9 (5·3 to 48·3)	17·9 (4·1 to 39·1)	13·2 (3·2 to 29·4)	9·1 (2 to 19·8)	7 (1·6 to 14·9)	4·1 (1 to 8·6)	1·4 (0·3 to 3)	0·2 (0 to 0·5)	348
Leprosy	0 (0 to 0)	0 (0 to 0)	0 (0 to 0)	0 (0 to 0)	0 (0 to 0)	0 (0 to 0)	0·1 (0 to 0·2)	0·2 (0 to 0·4)	0·4 (0·2 to 0·7)	0·7 (0·4 to 1·2)	0·9 (0·5 to 1·4)	0·9 (0·5 to 1·4)	0·9 (0·5 to 1·4)	1 (0·6 to 1·5)	0·9 (0·6 to 1·4)	0·9 (0·5 to 1·4)	0·7 (0·4 to 1·1)	0·5 (0·3 to 0·8)	0·4 (0·2 to 0·6)	0·3 (0·2 to 0·4)	0·2 (0·1 to 0·3)	0·1 (0 to 0·1)	0 (0 to 0)	9·2
Ebola	0 (0 to 0)	0 (0 to 0)	0 (0 to 0)	0 (0 to 0)	0 (0 to 0)	0 (0 to 0)	0 (0 to 0)	0 (0 to 0)	0 (0 to 0)	0 (0 to 0)	0 (0 to 0)	0 (0 to 0)	0 (0 to 0)	0 (0 to 0)	0 (0 to 0)	0 (0 to 0)	0 (0 to 0)	0 (0 to 0)	0 (0 to 0)	0 (0 to 0)	0 (0 to 0)	0 (0 to 0)	0 (0 to 0)	0
Zika virus	0 (0 to 0)	0 (0 to 0)	0 (0 to 0)	0 (0 to 0)	0 (0 to 0)	0 (0 to 0)	0 (0 to 0)	0 (0 to 0)	0 (0 to 0)	0 (0 to 0)	0 (0 to 0)	0 (0 to 0)	0 (0 to 0)	0 (0 to 0)	0 (0 to 0)	0 (0 to 0)	0 (0 to 0)	0 (0 to 0)	0 (0 to 0)	0 (0 to 0)	0 (0 to 0)	0 (0 to 0)	0 (0 to 0)	0
Guinea worm disease	0 (0 to 0)	0 (0 to 0)	0 (0 to 0)	0 (0 to 0)	0 (0 to 0)	0 (0 to 0)	0 (0 to 0)	0 (0 to 0)	0 (0 to 0)	0 (0 to 0)	0 (0 to 0)	0 (0 to 0)	0 (0 to 0)	0 (0 to 0)	0 (0 to 0)	0 (0 to 0)	0 (0 to 0)	0 (0 to 0)	0 (0 to 0)	0 (0 to 0)	0 (0 to 0)	0 (0 to 0)	0 (0 to 0)	0
Other neglected tropical diseases	48 (11·4 to 89·2)	59·9 (32·2 to 95·8)	418 (181 to 728)	677 (271 to 1,310)	650 (291 to 1,270)	411 (161 to 908)	221 (115 to 405)	132 (47 to 243)	105 (32·5 to 206)	165 (49·5 to 341)	152 (42·1 to 367)	204 (81·5 to 432)	260 (97·1 to 550)	156 (64·9 to 320)	118 (50·9 to 248)	62·4 (31·3 to 121)	68·4 (36·9 to 125)	58·1 (23·3 to 107)	38·3 (18·8 to 68·4)	28·4 (14·4 to 53·3)	20·8 (11·2 to 36·2)	6·8 (3·9 to 11·8)	3·2 (1·4 to 5)	4,060
Other infectious diseases	646 (346 to 952)	1,030 (684 to 1,420)	6,020 (3,970 to 9,310)	6,810 (3,880 to 11,700)	3,370 (2,730 to 4,170)	2,580 (2,180 to 3,070)	1,770 (1,500 to 2,150)	1,730 (1,530 to 2,090)	2,020 (1,720 to 2,370)	2,530 (2,130 to 3,010)	2,430 (2,030 to 2,880)	2,020 (1,700 to 2,420)	1,810 (1,510 to 2,250)	1,820 (1,570 to 2,130)	1,730 (1,490 to 2,010)	1,750 (1,500 to 2,000)	1,460 (1,270 to 1,670)	1,170 (998 to 1,330)	925 (776 to 1,050)	770 (602 to 915)	538 (424 to 633)	180 (134 to 216)	49·8 (35·9 to 60·7)	45,200
Meningitis	252 (166 to 340)	371 (251 to 511)	1,630 (974 to 2,290)	1,150 (684 to 1,820)	1,000 (805 to 1,280)	936 (795 to 1,120)	622 (511 to 748)	713 (598 to 853)	816 (680 to 975)	971 (790 to 1,180)	946 (779 to 1,140)	780 (648 to 937)	627 (518 to 753)	601 (507 to 711)	568 (448 to 656)	558 (474 to 650)	468 (401 to 536)	356 (303 to 415)	338 (285 to 401)	284 (231 to 335)	202 (164 to 239)	64·8 (49·8 to 78·7)	16·7 (12·4 to 20·7)	14,300
Encephalitis	80·1 (15·4 to 128)	156 (56·2 to 239)	716 (382 to 1,090)	707 (394 to 1,100)	563 (392 to 739)	423 (317 to 518)	270 (211 to 327)	297 (246 to 372)	293 (235 to 402)	407 (306 to 661)	350 (276 to 492)	300 (243 to 365)	200 (152 to 245)	233 (183 to 279)	217 (178 to 263)	191 (137 to 235)	185 (140 to 227)	138 (83 to 178)	88·9 (43·9 to 112)	72·9 (30·2 to 102)	53·5 (25·3 to 73·5)	19·1 (7·4 to 27·4)	5 (2 to 7·4)	5,960
Diphtheria	0 (0 to 0)	0 (0 to 0)	3 (1·5 to 5·5)	4·4 (2 to 8·4)	5·4 (3·1 to 9)	3·1 (1·7 to 5·2)	1 (0·6 to 1·6)	0·5 (0·3 to 0·8)	0·5 (0·3 to 0·8)	0·7 (0·4 to 1·1)	0·7 (0·4 to 1·1)	0·7 (0·4 to 1·1)	1 (0·6 to 1·5)	0·8 (0·5 to 1·3)	0·5 (0·3 to 0·8)	0 (0 to 0)	0 (0 to 0)	0 (0 to 0)	0 (0 to 0)	0 (0 to 0)	0 (0 to 0)	0 (0 to 0)	0 (0 to 0)	22·3
Tetanus	15·1 (7·2 to 29·4)	34 (12·6 to 73·5)	43·9 (22·7 to 84)	46·1 (24 to 72·2)	27·7 (21·1 to 32·5)	25·5 (22·6 to 28·1)	21·5 (19·7 to 23·1)	20·7 (18·7 to 22·3)	[illegible] (21·4 to 25·7)	26·8 (24·2 to 28·7)	22·5 (20·4 to 24)	15·6 (14 to 17·1)	11·7 (10·2 to 13·1)	10·3 (8·2 to 12·4)	9·2 (5·9 to 13·1)	6·8 (4·2 to 8·8)	4·6 (2·6 to 6·3)	4·7 (1·8 to 7·2)	4·2 (2·2 to 7·5)	3 (0·4 to 6·2)	2·5 (0·8 to 4·4)	0·6 (0·3 to 1·1)	0·1 (0 to 0·3)	381
Measles	0 (0 to 0)	0 (0 to 0)	677 (199 to 1,630)	1,910 (559 to 4,390)	339 (108 to 780)	87·4 (27·8 to 196)	28·3 (9 to 64)	16 (5 to 37·4)	10·9 (3·5 to 25·1)	6·9 (2·6 to 19·1)	4·6 (1·5 to 11)	2·8 (0·7 to 5·2)	1·2 (0·4 to 2·8)	0·8 (0·2 to 1·8)	[illegible]	[illegible]	[illegible]	[illegible]	[illegible]	[illegible]	[illegible]	[illegible]	[illegible]	3,090
Varicella and herpes zoster	7·5 (4·7 to 11·3)	26·2 (15·6 to 39·6)	143 (83 to 227)	244 (134 to 397)	109 (73 to 155)	54·7 (36·4 to 79·9)	44·7 (26·8 to 71·1)	57·5 (32·6 to 97)	83·6 (46·5 to 139)	122 (75·4 to 191)	120 (70·8 to 187)	93·2 (50·7 to 153)	90·1 (49 to 155)	98·4 (56·8 to 156)	95·8 (55·2 to 156)	98 (54·8 to 161)	87·5 (52·1 to 138)	64·2 (40·6 to 97·1)	53 (34·4 to 77·2)	53·8 (36·8 to 75·3)	45·5 (31·7 to 61·7)	20·3 (14·3 to 27·9)	7·3 (4·6 to 11·3)	1,820
Acute hepatitis	0 (0 to 0·1)	0·1 (0 to 0·3)	202 (126 to 311)	164 (104 to 243)	342 (226 to 485)	373 (272 to 497)	297 (220 to 390)	289 (216 to 373)	302 (229 to 393)	440 (340 to 570)	362 (278 to 470)	366 (289 to 461)	327 (259 to 407)	407 (317 to 497)	407 (315 to 496)	447 (345 to 544)	301 (234 to 370)	246 (188 to 306)	154 (112 to 194)	119 (86·4 to 152)	60·8 (43·8 to 75·6)	13·7 (9·6 to 17·3)	3·8 (2·4 to 5·2)	5,620
Acute hepatitis A	0 (0 to 0)	0 (0 to 0)	61·2 (19·6 to 116)	84·6 (48·4 to 130)	285 (160 to 401)	285 (184 to 414)	202 (135 to 287)	178 (120 to 251)	179 (120 to 248)	204 (139 to 281)	113 (70·8 to 163)	84·9 (40·8 to 99·4)	62·8 (36·9 to 98·1)	48·3 (26·1 to 92·5)	43·8 (19·9 to 122)	39·6 (18·5 to 81·7)	17·2 (7·6 to 42·8)	21·6 (9·5 to 65·4)	11·8 (2·7 to 21·5)	13·5 (4·9 to 30·2)	9·8 (3·1 to 17·6)	4·1 (1·6 to 7·1)	0·9 (0·3 to 2)	1,910
Acute hepatitis B	0 (0 to 0)	0 (0 to 0)	128 (76·6 to 195)	68·1 (36·1 to 120)	59·9 (38·8 to 89·3)	70·8 (44·3 to 117)	80·8 (55·4 to 111)	96·7 (62·2 to 137)	108 (73 to 150)	213 (143 to 303)	230 (168 to 309)	286 (219 to 366)	250 (192 to 315)	346 (266 to 428)	349 (247 to 444)	396 (299 to 488)	275 (215 to 340)	218 (161 to 276)	137 (99·5 to 174)	101 (71·9 to 132)	47·9 (32·5 to 61)	8·4 (5·5 to 11·7)	2·4 (1·3 to 3·7)	3,470
Acute hepatitis C	0 (0 to 0·1)	0·1 (0 to 0·3)	2·7 (1·2 to 5)	6·1 (2·8 to 12·8)	3 (1·9 to 8·4)	2·6 (1·2 to 5·2)	1·9 (0·9 to 4·1)	2·1 (1 to 4·5)	2·6 (1·4 to 6·5)	4·4 (2·2 to 9·2)	4·6 (2·2 to 10·4)	2·3 (2·1 to 8·9)	4·6 (2·1 to 9)	4·9 (2·5 to 9·6)	4·9 (2·3 to 9·7)	4·9 (2·7 to 9·9)	4·9 (2·8 to 8·8)	3·5 (1·7 to 6·9)	2·6 (1 to 4·9)	2·1 (0·9 to 4·3)	1·5 (0·7 to 2·8)	0·6 (0·3 to 1·2)	0·1 (0 to 0·3)	70·8
Acute hepatitis E	[illegible]	[illegible]	[illegible]	[illegible]	[illegible]	[illegible]	[illegible]	[illegible]	[illegible]	[illegible]	[illegible]	[illegible]	[illegible]	[illegible]	[illegible]	[illegible]	[illegible]	[illegible]	[illegible]	[illegible]	[illegible]	[illegible]	[illegible]	[illegible]
Other unspecified infectious diseases	[illegible]	[illegible]	[illegible]	[illegible]	[illegible]	[illegible]	[illegible]	[illegible]	[illegible]	[illegible]	[illegible]	[illegible]	[illegible]	[illegible]	[illegible]	[illegible]	[illegible]	[illegible]	[illegible]	[illegible]	[illegible]	[illegible]	[illegible]	[illegible]
Maternal and neonatal disorders	[illegible]	[illegible]	[illegible]	[illegible]	[illegible]	[illegible]	[illegible]	[illegible]	[illegible]	[illegible]	[illegible]	[illegible]	[illegible]	[illegible]	[illegible]	[illegible]	[illegible]	[illegible]	[illegible]	[illegible]	[illegible]	[illegible]	[illegible]	[illegible]
Maternal disorders	[illegible]	[illegible]	[illegible]	[illegible]	[illegible]	[illegible]	[illegible]	[illegible]	[illegible]	[illegible]	[illegible]	[illegible]	[illegible]	[illegible]	[illegible]	[illegible]	[illegible]	[illegible]	[illegible]	[illegible]	[illegible]	[illegible]	[illegible]	[illegible]
Maternal hemorrhage	[illegible]	[illegible]	[illegible]	[illegible]	[illegible]	[illegible]	[illegible]	[illegible]	[illegible]	[illegible]	[illegible]	[illegible]	[illegible]	[illegible]	[illegible]	[illegible]	[illegible]	[illegible]	[illegible]	[illegible]	[illegible]	[illegible]	[illegible]	[illegible]
Maternal sepsis and other maternal infections	[illegible]	[illegible]	[illegible]	[illegible]	[illegible]	[illegible]	[illegible]	[illegible]	[illegible]	[illegible]	[illegible]	[illegible]	[illegible]	[illegible]	[illegible]	[illegible]	[illegible]	[illegible]	[illegible]	[illegible]	[illegible]	[illegible]	[illegible]	[illegible]
Maternal hypertensive disorders	[illegible]	[illegible]	[illegible]	[illegible]	[illegible]	[illegible]	[illegible]	[illegible]	[illegible]	[illegible]	[illegible]	[illegible]	[illegible]	[illegible]	[illegible]	[illegible]	[illegible]	[illegible]	[illegible]	[illegible]	[illegible]	[illegible]	[illegible]	[illegible]
Maternal obstructed labor and uterine rupture	[illegible]	[illegible]	[illegible]	[illegible]	[illegible]	[illegible]	[illegible]	[illegible]	[illegible]	[illegible]	[illegible]	[illegible]	[illegible]	[illegible]	[illegible]	[illegible]	[illegible]	[illegible]	[illegible]	[illegible]	[illegible]	[illegible]	[illegible]	[illegible]
Maternal abortion and miscarriage	[illegible]	[illegible]	[illegible]	[illegible]	[illegible]	[illegible]	[illegible]	[illegible]	[illegible]	[illegible]	[illegible]	[illegible]	[illegible]	[illegible]	[illegible]	[illegible]	[illegible]	[illegible]	[illegible]	[illegible]	[illegible]	[illegible]	[illegible]	[illegible]
Ectopic pregnancy	[illegible]	[illegible]	[illegible]	[illegible]	[illegible]	[illegible]	[illegible]	[illegible]	[illegible]	[illegible]	[illegible]	[illegible]	[illegible]	[illegible]	[illegible]	[illegible]	[illegible]	[illegible]	[illegible]	[illegible]	[illegible]	[illegible]	[illegible]	[illegible]
Indirect maternal deaths	[illegible]	[illegible]	[illegible]	[illegible]	[illegible]	[illegible]	[illegible]	[illegible]	[illegible]	[illegible]	[illegible]	[illegible]	[illegible]	[illegible]	[illegible]	[illegible]	[illegible]	[illegible]	[illegible]	[illegible]	[illegible]	[illegible]	[illegible]	[illegible]
Late maternal deaths	[illegible]	[illegible]	[illegible]	[illegible]	[illegible]	[illegible]	[illegible]	[illegible]	[illegible]	[illegible]	[illegible]	[illegible]	[illegible]	[illegible]	[illegible]	[illegible]	[illegible]	[illegible]	[illegible]	[illegible]	[illegible]	[illegible]	[illegible]	[illegible]
Maternal deaths aggravated by HIV/AIDS	[illegible]	[illegible]	[illegible]	[illegible]	[illegible]	[illegible]	[illegible]	[illegible]	[illegible]	[illegible]	[illegible]	[illegible]	[illegible]	[illegible]	[illegible]	[illegible]	[illegible]	[illegible]	[illegible]	[illegible]	[illegible]	[illegible]	[illegible]	[illegible]
Neonatal disorders	[illegible]	[illegible]	[illegible]	[illegible]	[illegible]	[illegible]	[illegible]	[illegible]	[illegible]	[illegible]	[illegible]	[illegible]	[illegible]	[illegible]	[illegible]	[illegible]	[illegible]	[illegible]	[illegible]	[illegible]	[illegible]	[illegible]	[illegible]	[illegible]
Neonatal preterm birth	[illegible]	[illegible]	[illegible]	[illegible]	[illegible]	[illegible]	[illegible]	[illegible]	[illegible]	[illegible]	[illegible]	[illegible]	[illegible]	[illegible]	[illegible]	[illegible]	[illegible]	[illegible]	[illegible]	[illegible]	[illegible]	[illegible]	[illegible]	[illegible]
Neonatal encephalopathy due to birth asphyxia and trau	[illegible]	[illegible]	[illegible]	[illegible]	[illegible]	[illegible]	[illegible]	[illegible]	[illegible]	[illegible]	[illegible]	[illegible]	[illegible]	[illegible]	[illegible]	[illegible]	[illegible]	[illegible]	[illegible]	[illegible]	[illegible]	[illegible]	[illegible]	[illegible]
Neonatal sepsis and other neonatal infections	[illegible]	[illegible]	[illegible]	[illegible]	[illegible]	[illegible]	[illegible]	[illegible]	[illegible]	[illegible]	[illegible]	[illegible]	[illegible]	[illegible]	[illegible]	[illegible]	[illegible]	[illegible]	[illegible]	[illegible]	[illegible]	[illegible]	[illegible]	[illegible]
Hemolytic disease and other neonatal jaundice	[illegible]	[illegible]	[illegible]	[illegible]	[illegible]	[illegible]	[illegible]	[illegible]	[illegible]	[illegible]	[illegible]	[illegible]	[illegible]	[illegible]	[illegible]	[illegible]	[illegible]	[illegible]	[illegible]	[illegible]	[illegible]	[illegible]	[illegible]	[illegible]
Other neonatal disorders	[illegible]	[illegible]	[illegible]	[illegible]	[illegible]	[illegible]	[illegible]	[illegible]	[illegible]	[illegible]	[illegible]	[illegible]	[illegible]	[illegible]	[illegible]	[illegible]	[illegible]	[illegible]	[illegible]	[illegible]	[illegible]	[illegible]	[illegible]	[illegible]
Nutritional deficiencies	[illegible]	[illegible]	[illegible]	[illegible]	[illegible]	[illegible]	[illegible]	[illegible]	[illegible]	[illegible]	[illegible]	[illegible]	[illegible]	[illegible]	[illegible]	[illegible]	[illegible]	[illegible]	[illegible]	[illegible]	[illegible]	[illegible]	[illegible]	[illegible]
Protein-energy malnutrition	[illegible]	[illegible]	[illegible]	[illegible]	[illegible]	[illegible]	[illegible]	[illegible]	[illegible]	[illegible]	[illegible]	[illegible]	[illegible]	[illegible]	[illegible]	[illegible]	[illegible]	[illegible]	[illegible]	[illegible]	[illegible]	[illegible]	[illegible]	[illegible]
Iodine deficiency	[illegible]	[illegible]	[illegible]	[illegible]	[illegible]	[illegible]	[illegible]	[illegible]	[illegible]	[illegible]	[illegible]	[illegible]	[illegible]	[illegible]	[illegible]	[illegible]	[illegible]	[illegible]	[illegible]	[illegible]	[illegible]	[illegible]	[illegible]	[illegible]
Vitamin A deficiency	[illegible]	[illegible]	[illegible]	[illegible]	[illegible]	[illegible]	[illegible]	[illegible]	[illegible]	[illegible]	[illegible]	[illegible]	[illegible]	[illegible]	[illegible]	[illegible]	[illegible]	[illegible]	[illegible]	[illegible]	[illegible]	[illegible]	[illegible]	[illegible]
Dietary iron deficiency	[illegible]	[illegible]	[illegible]	[illegible]	[illegible]	[illegible]	[illegible]	[illegible]	[illegible]	[illegible]	[illegible]	[illegible]	[illegible]	[illegible]	[illegible]	[illegible]	[illegible]	[illegible]	[illegible]	[illegible]	[illegible]	[illegible]	[illegible]	[illegible]
Other nutritional deficiencies	[illegible]	[illegible]	[illegible]	[illegible]	[illegible]	[illegible]	[illegible]	[illegible]	[illegible]	[illegible]	[illegible]	[illegible]	[illegible]	[illegible]	[illegible]	[illegible]	[illegible]	[illegible]	[illegible]	[illegible]	[illegible]	[illegible]	[illegible]	[illegible]
Non-communicable diseases	[illegible]	[illegible]	[illegible]	[illegible]	[illegible]	[illegible]	[illegible]	[illegible]	[illegible]	[illegible]	[illegible]	[illegible]	[illegible]	[illegible]	[illegible]	[illegible]	[illegible]	[illegible]	[illegible]	[illegible]	[illegible]	[illegible]	[illegible]	[illegible]
Neoplasms	[illegible]	[illegible]	[illegible]	[illegible]	[illegible]	[illegible]	[illegible]	[illegible]	[illegible]	[illegible]	[illegible]	[illegible]	[illegible]	[illegible]	[illegible]	[illegible]	[illegible]	[illegible]	[illegible]	[illegible]	[illegible]	[illegible]	[illegible]	[illegible]
Lip and oral cavity cancer	[illegible]	[illegible]	[illegible]	[illegible]	[illegible]	[illegible]	[illegible]	[illegible]	[illegible]	[illegible]	[illegible]	[illegible]	[illegible]	[illegible]	[illegible]	[illegible]	[illegible]	[illegible]	[illegible]	[illegible]	[illegible]	[illegible]	[illegible]	[illegible]
Nasopharynx cancer	[illegible]	[illegible]	[illegible]	[illegible]	[illegible]	[illegible]	[illegible]	[illegible]	[illegible]	[illegible]	[illegible]	[illegible]	[illegible]	[illegible]	[illegible]	[illegible]	[illegible]	[illegible]	[illegible]	[illegible]	[illegible]	[illegible]	[illegible]	[illegible]
Other pharynx cancer	[illegible]	[illegible]	[illegible]	[illegible]	[illegible]	[illegible]	[illegible]	[illegible]	[illegible]	[illegible]	[illegible]	[illegible]	[illegible]	[illegible]	[illegible]	[illegible]	[illegible]	[illegible]	[illegible]	[illegible]	[illegible]	[illegible]	[illegible]	[illegible]
Esophageal cancer	[illegible]	[illegible]	[illegible]	[illegible]	[illegible]	[illegible]	[illegible]	[illegible]	[illegible]	[illegible]	[illegible]	[illegible]	[illegible]	[illegible]	[illegible]	[illegible]	[illegible]	[illegible]	[illegible]	[illegible]	[illegible]	[illegible]	[illegible]	[illegible]
Stomach cancer	[illegible]	[illegible]	[illegible]	[illegible]	[illegible]	[illegible]	[illegible]	[illegible]	[illegible]	[illegible]	[illegible]	[illegible]	[illegible]	[illegible]	[illegible]	[illegible]	[illegible]	[illegible]	[illegible]	[illegible]	[illegible]	[illegible]	[illegible]	[illegible]
Colon and rectum cancer	[illegible]	[illegible]	[illegible]	[illegible]	[illegible]	[illegible]	[illegible]	[illegible]	[illegible]	[illegible]	[illegible]	[illegible]	[illegible]	[illegible]	[illegible]	[illegible]	[illegible]	[illegible]	[illegible]	[illegible]	[illegible]	[illegible]	[illegible]	[illegible]
Liver cancer	[illegible]	[illegible]	[illegible]	[illegible]	[illegible]	[illegible]	[illegible]	[illegible]	[illegible]	[illegible]	[illegible]	[illegible]	[illegible]	[illegible]	[illegible]	[illegible]	[illegible]	[illegible]	[illegible]	[illegible]	[illegible]	[illegible]	[illegible]	[illegible]
Liver cancer due to hepatitis B	[illegible]	[illegible]	[illegible]	[illegible]	[illegible]	[illegible]	[illegible]	[illegible]	[illegible]	[illegible]	[illegible]	[illegible]	[illegible]	[illegible]	[illegible]	[illegible]	[illegible]	[illegible]	[illegible]	[illegible]	[illegible]	[illegible]	[illegible]	[illegible]
Liver cancer due to hepatitis C	[illegible]	[illegible]	[illegible]	[illegible]	[illegible]	[illegible]	[illegible]	[illegible]	[illegible]	[illegible]	[illegible]	[illegible]	[illegible]	[illegible]	[illegible]	[illegible]	[illegible]	[illegible]	[illegible]	[illegible]	[illegible]	[illegible]	[illegible]	[illegible]
Liver cancer due to alcohol use	[illegible]	[illegible]	[illegible]	[illegible]	[illegible]	[illegible]	[illegible]	[illegible]	[illegible]	[illegible]	[illegible]	[illegible]	[illegible]	[illegible]	[illegible]	[illegible]	[illegible]	[illegible]	[illegible]	[illegible]	[illegible]	[illegible]	[illegible]	[illegible]
Liver cancer due to NASH	[illegible]	[illegible]	[illegible]	[illegible]	[illegible]	[illegible]	[illegible]	[illegible]	[illegible]	[illegible]	[illegible]	[illegible]	[illegible]	[illegible]	[illegible]	[illegible]	[illegible]	[illegible]	[illegible]	[illegible]	[illegible]	[illegible]	[illegible]	[illegible]
Liver cancer due to other causes	[illegible]	[illegible]	[illegible]	[illegible]	[illegible]	[illegible]	[illegible]	[illegible]	[illegible]	[illegible]	[illegible]	[illegible]	[illegible]	[illegible]	[illegible]	[illegible]	[illegible]	[illegible]	[illegible]	[illegible]	[illegible]	[illegible]	[illegible]	[illegible]
Gallbladder and biliary tract cancer	[illegible]	[illegible]	[illegible]	[illegible]	[illegible]	[illegible]	[illegible]	[illegible]	[illegible]	[illegible]	[illegible]	[illegible]	[illegible]	[illegible]	[illegible]	[illegible]	[illegible]	[illegible]	[illegible]	[illegible]	[illegible]	[illegible]	[illegible]	[illegible]
Pancreatic cancer	[illegible]	[illegible]	[illegible]	[illegible]	[illegible]	[illegible]	[illegible]	[illegible]	[illegible]	[illegible]	[illegible]	[illegible]	[illegible]	[illegible]	[illegible]	[illegible]	[illegible]	[illegible]	[illegible]	[illegible]	[illegible]	[illegible]	[illegible]	[illegible]
Larynx cancer	[illegible]	[illegible]	[illegible]	[illegible]	[illegible]	[illegible]	[illegible]	[illegible]	[illegible]	[illegible]	[illegible]	[illegible]	[illegible]	[illegible]	[illegible]	[illegible]	[illegible]	[illegible]	[illegible]	[illegible]	[illegible]	[illegible]	[illegible]	[illegible]
Tracheal, bronchus, and lung cancer	[illegible]	[illegible]	[illegible]	[illegible]	[illegible]	[illegible]	[illegible]	[illegible]	[illegible]	[illegible]	[illegible]	[illegible]	[illegible]	[illegible]	[illegible]	[illegible]	[illegible]	[illegible]	[illegible]	[illegible]	[illegible]	[illegible]	[illegible]	[illegible]
Malignant skin melanoma	[illegible]	[illegible]	[illegible]	[illegible]	[illegible]	[illegible]	[illegible]	[illegible]	[illegible]	[illegible]	[illegible]	[illegible]	[illegible]	[illegible]	[illegible]	[illegible]	[illegible]	[illegible]	[illegible]	[illegible]	[illegible]	[illegible]	[illegible]	[illegible]
Non-melanoma skin cancer	[illegible]	[illegible]	[illegible]	[illegible]	[illegible]	[illegible]	[illegible]	[illegible]	[illegible]	[illegible]	[illegible]	[illegible]	[illegible]	[illegible]	[illegible]	[illegible]	[illegible]	[illegible]	[illegible]	[illegible]	[illegible]	[illegible]	[illegible]	[illegible]
Non-melanoma skin cancer (squamous-cell carcinoma	[illegible]	[illegible]	[illegible]	[illegible]	[illegible]	[illegible]	[illegible]	[illegible]	[illegible]	[illegible]	[illegible]	[illegible]	[illegible]	[illegible]	[illegible]	[illegible]	[illegible]	[illegible]	[illegible]	[illegible]	[illegible]	[illegible]	[illegible]	[illegible]
Non-melanoma skin cancer (basal-cell carcinoma)	[illegible]	[illegible]	[illegible]	[illegible]	[illegible]	[illegible]	[illegible]	[illegible]	[illegible]	[illegible]	[illegible]	[illegible]	[illegible]	[illegible]	[illegible]	[illegible]	[illegible]	[illegible]	[illegible]	[illegible]	[illegible]	[illegible]	[illegible]	[illegible]
Breast cancer	[illegible]	[illegible]	[illegible]	[illegible]	[illegible]	[illegible]	[illegible]	[illegible]	[illegible]	[illegible]	[illegible]	[illegible]	[illegible]	[illegible]	[illegible]	[illegible]	[illegible]	[illegible]	[illegible]	[illegible]	[illegible]	[illegible]	[illegible]	[illegible]
Cervical cancer	[illegible]	[illegible]	[illegible]	[illegible]	[illegible]	[illegible]	[illegible]	[illegible]	[illegible]	[illegible]	[illegible]	[illegible]	[illegible]	[illegible]	[illegible]	[illegible]	[illegible]	[illegible]	[illegible]	[illegible]	[illegible]	[illegible]	[illegible]	[illegible]
Uterine cancer	[illegible]	[illegible]	[illegible]	[illegible]	[illegible]	[illegible]	[illegible]	[illegible]	[illegible]	[illegible]	[illegible]	[illegible]	[illegible]	[illegible]	[illegible]	[illegible]	[illegible]	[illegible]	[illegible]	[illegible]	[illegible]	[illegible]	[illegible]	[illegible]
Ovarian cancer	[illegible]	[illegible]	[illegible]	[illegible]	[illegible]	[illegible]	[illegible]	[illegible]	[illegible]	[illegible]	[illegible]	[illegible]	[illegible]	[illegible]	[illegible]	[illegible]	[illegible]	[illegible]	[illegible]	[illegible]	[illegible]	[illegible]	[illegible]	[illegible]
Prostate cancer	[illegible]	[illegible]	[illegible]	[illegible]	[illegible]	[illegible]	[illegible]	[illegible]	[illegible]	[illegible]	[illegible]	[illegible]	[illegible]	[illegible]	[illegible]	[illegible]	[illegible]	[illegible]	[illegible]	[illegible]	[illegible]	[illegible]	[illegible]	[illegible]
Testicular cancer	[illegible]	[illegible]	[illegible]	[illegible]	[illegible]	[illegible]	[illegible]	[illegible]	[illegible]	[illegible]	[illegible]	[illegible]	[illegible]	[illegible]	[illegible]	[illegible]	[illegible]	[illegible]	[illegible]	[illegible]	[illegible]	[illegible]	[illegible]	[illegible]
Kidney cancer	[illegible]	[illegible]	[illegible]	[illegible]	[illegible]	[illegible]	[illegible]	[illegible]	[illegible]	[illegible]	[illegible]	[illegible]	[illegible]	[illegible]	[illegible]	[illegible]	[illegible]	[illegible]	[illegible]	[illegible]	[illegible]	[illegible]	[illegible]	[illegible]
Bladder cancer	[illegible]	[illegible]	[illegible]	[illegible]	[illegible]	[illegible]	[illegible]	[illegible]	[illegible]	[illegible]	[illegible]	[illegible]	[illegible]	[illegible]	[illegible]	[illegible]	[illegible]	[illegible]	[illegible]	[illegible]	[illegible]	[illegible]	[illegible]	[illegible]
Brain and central nervous system cancer	[illegible]	[illegible]	[illegible]	[illegible]	[illegible]	[illegible]	[illegible]	[illegible]	[illegible]	[illegible]	[illegible]	[illegible]	[illegible]	[illegible]	[illegible]	[illegible]	[illegible]	[illegible]	[illegible]	[illegible]	[illegible]	[illegible]	[illegible]	[illegible]
Thyroid cancer	[illegible]	[illegible]	[illegible]	[illegible]	[illegible]	[illegible]	[illegible]	[illegible]	[illegible]	[illegible]	[illegible]	[illegible]	[illegible]	[illegible]	[illegible]	[illegible]	[illegible]	[illegible]	[illegible]	[illegible]	[illegible]	[illegible]	[illegible]	[illegible]
Mesothelioma	[illegible]	[illegible]	[illegible]	[illegible]	[illegible]	[illegible]	[illegible]	[illegible]	[illegible]	[illegible]	[illegible]	[illegible]	[illegible]	[illegible]	[illegible]	[illegible]	[illegible]	[illegible]	[illegible]	[illegible]	[illegible]	[illegible]	[illegible]	[illegible]
Hodgkin lymphoma	[illegible]	[illegible]	[illegible]	[illegible]	[illegible]	[illegible]	[illegible]	[illegible]	[illegible]	[illegible]	[illegible]	[illegible]	[illegible]	[illegible]	[illegible]	[illegible]	[illegible]	[illegible]	[illegible]	[illegible]	[illegible]	[illegible]	[illegible]	[illegible]
Non-Hodgkin lymphoma	[illegible]	[illegible]	[illegible]	[illegible]	[illegible]	[illegible]	[illegible]	[illegible]	[illegible]	[illegible]	[illegible]	[illegible]	[illegible]	[illegible]	[illegible]	[illegible]	[illegible]	[illegible]	[illegible]	[illegible]	[illegible]	[illegible]	[illegible]	[illegible]
Multiple myeloma	[illegible]	[illegible]	[illegible]	[illegible]	[illegible]	[illegible]	[illegible]	[illegible]	[illegible]	[illegible]	[illegible]	[illegible]	[illegible]	[illegible]	[illegible]	[illegible]	[illegible]	[illegible]	[illegible]	[illegible]	[illegible]	[illegible]	[illegible]	[illegible]
Leukemia	[illegible]	[illegible]	[illegible]	[illegible]	[illegible]	[illegible]	[illegible]	[illegible]	[illegible]	[illegible]	[illegible]	[illegible]	[illegible]	[illegible]	[illegible]	[illegible]	[illegible]	[illegible]	[illegible]	[illegible]	[illegible]	[illegible]	[illegible]	[illegible]
Acute lymphoid leukemia	[illegible]	[illegible]	[illegible]	[illegible]	[illegible]	[illegible]	[illegible]	[illegible]	[illegible]	[illegible]	[illegible]	[illegible]	[illegible]	[illegible]	[illegible]	[illegible]	[illegible]	[illegible]	[illegible]	[illegible]	[illegible]	[illegible]	[illegible]	[illegible]
Chronic lymphoid leukemia	[illegible]	[illegible]	[illegible]	[illegible]	[illegible]	[illegible]	[illegible]	[illegible]	[illegible]	[illegible]	[illegible]	[illegible]	[illegible]	[illegible]	[illegible]	[illegible]	[illegible]	[illegible]	[illegible]	[illegible]	[illegible]	[illegible]	[illegible]	[illegible]
Acute myeloid leukemia	[illegible]	[illegible]	[illegible]	[illegible]	[illegible]	[illegible]	[illegible]	[illegible]	[illegible]	[illegible]	[illegible]	[illegible]	[illegible]	[illegible]	[illegible]	[illegible]	[illegible]	[illegible]	[illegible]	[illegible]	[illegible]	[illegible]	[illegible]	[illegible]
Chronic myeloid leukemia	[illegible]	[illegible]	[illegible]	[illegible]	[illegible]	[illegible]	[illegible]	[illegible]	[illegible]	[illegible]	[illegible]	[illegible]	[illegible]	[illegible]	[illegible]	[illegible]	[illegible]	[illegible]	[illegible]	[illegible]	[illegible]	[illegible]	[illegible]	[illegible]
Other leukemia	[illegible]	[illegible]	[illegible]	[illegible]	[illegible]	[illegible]	[illegible]	[illegible]	[illegible]	[illegible]	[illegible]	[illegible]	[illegible]	[illegible]	[illegible]	[illegible]	[illegible]	[illegible]	[illegible]	[illegible]	[illegible]	[illegible]	[illegible]	[illegible]
Other malignant neoplasms	[illegible]	[illegible]	[illegible]	[illegible]	[illegible]	[illegible]	[illegible]	[illegible]	[illegible]	[illegible]	[illegible]	[illegible]	[illegible]	[illegible]	[illegible]	[illegible]	[illegible]	[illegible]	[illegible]	[illegible]	[illegible]	[illegible]	[illegible]	[illegible]
Other neoplasms	[illegible]	[illegible]	[illegible]	[illegible]	[illegible]	[illegible]	[illegible]	[illegible]	[illegible]	[illegible]	[illegible]	[illegible]	[illegible]	[illegible]	[illegible]	[illegible]	[illegible]	[illegible]	[illegible]	[illegible]	[illegible]	[illegible]	[illegible]	[illegible]
Myelodysplastic, myeloproliferative, and other hematopo	[illegible]	[illegible]	[illegible]	[illegible]	[illegible]	[illegible]	[illegible]	[illegible]	[illegible]	[illegible]	[illegible]	[illegible]	[illegible]	[illegible]	[illegible]	[illegible]	[illegible]	[illegible]	[illegible]	[illegible]	[illegible]	[illegible]	[illegible]	[illegible]
Benign and in situ intestinal neoplasms	[illegible]	[illegible]	[illegible]	[illegible]	[illegible]	[illegible]	[illegible]	[illegible]	[illegible]	[illegible]	[illegible]	[illegible]	[illegible]	[illegible]	[illegible]	[illegible]	[illegible]	[illegible]	[illegible]	[illegible]	[illegible]	[illegible]	[illegible]	[illegible]
Benign and in situ cervical and uterine neoplasms	[illegible]	[illegible]	[illegible]	[illegible]	[illegible]	[illegible]	[illegible]	[illegible]	[illegible]	[illegible]	[illegible]	[illegible]	[illegible]	[illegible]	[illegible]	[illegible]	[illegible]	[illegible]	[illegible]	[illegible]	[illegible]	[illegible]	[illegible]	[illegible]
Other benign and in situ neoplasms	[illegible]	[illegible]	[illegible]	[illegible]	[illegible]	[illegible]	[illegible]	[illegible]	[illegible]	[illegible]	[illegible]	[illegible]	[illegible]	[illegible]	[illegible]	[illegible]	[illegible]	[illegible]	[illegible]	[illegible]	[illegible]	[illegible]	[illegible]	[illegible]
Cardiovascular diseases	[illegible]	[illegible]	[illegible]	[illegible]	[illegible]	[illegible]	[illegible]	[illegible]	[illegible]	[illegible]	[illegible]	[illegible]	[illegible]	[illegible]	[illegible]	[illegible]	[illegible]	[illegible]	[illegible]	[illegible]	[illegible]	[illegible]	[illegible]	[illegible]
Rheumatic heart disease	[illegible]	[illegible]	[illegible]	[illegible]	[illegible]	[illegible]	[illegible]	[illegible]	[illegible]	[illegible]	[illegible]	[illegible]	[illegible]	[illegible]	[illegible]	[illegible]	[illegible]	[illegible]	[illegible]	[illegible]	[illegible]	[illegible]	[illegible]	[illegible]
Ischemic heart disease	[illegible]	[illegible]	[illegible]	[illegible]	[illegible]	[illegible]	[illegible]	[illegible]	[illegible]	[illegible]	[illegible]	[illegible]	[illegible]	[illegible]	[illegible]	[illegible]	[illegible]	[illegible]	[illegible]	[illegible]	[illegible]	[illegible]	[illegible]	[illegible]
Stroke	[illegible]	[illegible]	[illegible]	[illegible]	[illegible]	[illegible]	[illegible]	[illegible]	[illegible]	[illegible]	[illegible]	[illegible]	[illegible]	[illegible]	[illegible]	[illegible]	[illegible]	[illegible]	[illegible]	[illegible]	[illegible]	[illegible]	[illegible]	[illegible]
Ischemic stroke	[illegible]	[illegible]	[illegible]	[illegible]	[illegible]	[illegible]	[illegible]	[illegible]	[illegible]	[illegible]	[illegible]	[illegible]	[illegible]	[illegible]	[illegible]	[illegible]	[illegible]	[illegible]	[illegible]	[illegible]	[illegible]	[illegible]	[illegible]	[illegible]
Intracerebral hemorrhage	[illegible]	[illegible]	[illegible]	[illegible]	[illegible]	[illegible]	[illegible]	[illegible]	[illegible]	[illegible]	[illegible]	[illegible]	[illegible]	[illegible]	[illegible]	[illegible]	[illegible]	[illegible]	[illegible]	[illegible]	[illegible]	[illegible]	[illegible]	[illegible]
Subarachnoid hemorrhage	[illegible]	[illegible]	[illegible]	[illegible]	[illegible]	[illegible]	[illegible]	[illegible]	[illegible]	[illegible]	[illegible]	[illegible]	[illegible]	[illegible]	[illegible]	[illegible]	[illegible]	[illegible]	[illegible]	[illegible]	[illegible]	[illegible]	[illegible]	[illegible]
Hypertensive heart disease	[illegible]	[illegible]	[illegible]	[illegible]	[illegible]	[illegible]	[illegible]	[illegible]	[illegible]	[illegible]	[illegible]	[illegible]	[illegible]	[illegible]	[illegible]	[illegible]	[illegible]	[illegible]	[illegible]	[illegible]	[illegible]	[illegible]	[illegible]	[illegible]
Non-rheumatic valvular heart disease	[illegible]	[illegible]	[illegible]	[illegible]	[illegible]	[illegible]	[illegible]	[illegible]	[illegible]	[illegible]	[illegible]	[illegible]	[illegible]	[illegible]	[illegible]	[illegible]	[illegible]	[illegible]	[illegible]	[illegible]	[illegible]	[illegible]	[illegible]	[illegible]
Non-rheumatic calcific aortic valve disease	[illegible]	[illegible]	[illegible]	[illegible]	[illegible]	[illegible]	[illegible]	[illegible]	[illegible]	[illegible]	[illegible]	[illegible]	[illegible]	[illegible]	[illegible]	[illegible]	[illegible]	[illegible]	[illegible]	[illegible]	[illegible]	[illegible]	[illegible]	[illegible]
Non-rheumatic degenerative mitral valve disease	[illegible]	[illegible]	[illegible]	[illegible]	[illegible]	[illegible]	[illegible]	[illegible]	[illegible]	[illegible]	[illegible]	[illegible]	[illegible]	[illegible]	[illegible]	[illegible]	[illegible]	[illegible]	[illegible]	[illegible]	[illegible]	[illegible]	[illegible]	[illegible]
Other non-rheumatic valve diseases	[illegible]	[illegible]	[illegible]	[illegible]	[illegible]	[illegible]	[illegible]	[illegible]	[illegible]	[illegible]	[illegible]	[illegible]	[illegible]	[illegible]	[illegible]	[illegible]	[illegible]	[illegible]	[illegible]	[illegible]	[illegible]	[illegible]	[illegible]	[illegible]
Cardiomyopathy and myocarditis	[illegible]	[illegible]	[illegible]	[illegible]	[illegible]	[illegible]	[illegible]	[illegible]	[illegible]	[illegible]	[illegible]	[illegible]	[illegible]	[illegible]	[illegible]	[illegible]	[illegible]	[illegible]	[illegible]	[illegible]	[illegible]	[illegible]	[illegible]	[illegible]
Myocarditis	[illegible]	[illegible]	[illegible]	[illegible]	[illegible]	[illegible]	[illegible]	[illegible]	[illegible]	[illegible]	[illegible]	[illegible]	[illegible]	[illegible]	[illegible]	[illegible]	[illegible]	[illegible]	[illegible]	[illegible]	[illegible]	[illegible]	[illegible]	[illegible]
Alcoholic cardiomyopathy	[illegible]	[illegible]	[illegible]	[illegible]	[illegible]	[illegible]	[illegible]	[illegible]	[illegible]	[illegible]	[illegible]	[illegible]	[illegible]	[illegible]	[illegible]	[illegible]	[illegible]	[illegible]	[illegible]	[illegible]	[illegible]	[illegible]	[illegible]	[illegible]
Other cardiomyopathy	[illegible]	[illegible]	[illegible]	[illegible]	[illegible]	[illegible]	[illegible]	[illegible]	[illegible]	[illegible]	[illegible]	[illegible]	[illegible]	[illegible]	[illegible]	[illegible]	[illegible]	[illegible]	[illegible]	[illegible]	[illegible]	[illegible]	[illegible]	[illegible]
Atrial fibrillation and flutter	[illegible]	[illegible]	[illegible]	[illegible]	[illegible]	[illegible]	[illegible]	[illegible]	[illegible]	[illegible]	[illegible]	[illegible]	[illegible]	[illegible]	[illegible]	[illegible]	[illegible]	[illegible]	[illegible]	[illegible]	[illegible]	[illegible]	[illegible]	[illegible]
Aortic aneurysm	[illegible]	[illegible]	[illegible]	[illegible]	[illegible]	[illegible]	[illegible]	[illegible]	[illegible]	[illegible]	[illegible]	[illegible]	[illegible]	[illegible]	[illegible]	[illegible]	[illegible]	[illegible]	[illegible]	[illegible]	[illegible]	[illegible]	[illegible]	[illegible]
Endocarditis	[illegible]	[illegible]	[illegible]	[illegible]	[illegible]	[illegible]	[illegible]	[illegible]	[illegible]	[illegible]	[illegible]	[illegible]	[illegible]	[illegible]	[illegible]	[illegible]	[illegible]	[illegible]	[illegible]	[illegible]	[illegible]	[illegible]	[illegible]	[illegible]



Other transport injuries	13 6 (9.1 to 24.6)	12.7 (9.1 to 19)	110 (90.9 to 136)	666 (565 to 811)	772 (653 to 1,015)	716 (587 to 898)	692 (568 to 1,000)	1,005 (819 to 1,305)	1,345 (1,066 to 1,868)	1,335 (1,066 to 1,819)	1,146 (843 to 1,435)	606 (745 to 1,146)	799 (628 to 1,626)	666 (567 to 2,624)	699 (598 to 2,626)	664 (567 to 2,779)	656 (598 to 2,622)	279 (239 to 2,622)	272 (239 to 2,622)	143 (119 to 1,726)	49.3 (39.3 to 77.5)	37.2 (27.2 to 53.3)	13.7 (9.4 to 1.9)	13,800
Unintentional injuries	760 (579 to 1,156)	1,658 (751 to 1,875)	6,960 (6,420 to 7,895)	13,600 (9,060 to 19,900)	13,900 (11,700 to 15,300)	12,900 (11,000 to 15,300)	14,100 (11,900 to 15,400)	16,600 (13,600 to 19,900)	21,100 (17,900 to 25,300)	27,900 (22,000 to 33,200)	29,900 (25,000 to 37,700)	22,100 (16,000 to 33,900)	17,000 (15,000 to 27,900)	16,600 (12,000 to 19,900)	13,600 (10,000 to 17,200)	13,100 (10,000 to 15,400)	10,100 (8,100 to 12,200)	6,600 (5,100 to 10,200)	6,780 (5,070 to 11,400)	6,600 (5,070 to 7,640)	4,980 (3,760 to 5,520)	1,660 (1,510 to 2,230)	491 (386 to 615)	249,000
Falls	124 (68.2 to 200)	96 (53 to 152)	798 (563 to 1,060)	2,460 (1,560 to 3,130)	2,350 (1,810 to 3,220)	2,150 (1,600 to 2,700)	2,430 (1,600 to 3,190)	3,130 (2,350 to 4,130)	4,350 (3,140 to 5,990)	6,260 (4,590 to 8,690)	6,470 (4,660 to 9,090)	5,150 (3,690 to 7,240)	4,630 (3,390 to 6,490)	4,490 (3,240 to 6,140)	4,090 (3,020 to 5,540)	4,200 (3,190 to 5,490)	3,410 (2,740 to 4,570)	3,440 (2,710 to 5,330)	3,060 (2,660 to 5,230)	2,610 (2,070 to 3,960)	1,320 (1,040 to 1,810)	369 (278 to 493)	72,100
Drowning	6.4 (3.8 to 10.4)	5.1 (3.5 to 13.9)	41 (31 to 52.1)	162 (103 to 228)	160 (102 to 228)	151 (97.2 to 220)	164 (107 to 225)	184 (123 to 248)	164 (110 to 224)	164 (110 to 224)	164 (110 to 224)	164 (110 to 224)	271 (182 to 372)	264 (177 to 362)	271 (182 to 372)	264 (177 to 362)	264 (177 to 362)	264 (177 to 362)	264 (177 to 362)	264 (177 to 362)	264 (177 to 362)	264 (177 to 362)	264 (177 to 362)	8,860
Fire, heat, and hot substances	49.5 (27.7 to 80.3)	64.9 (47.1 to 102)	522 (439 to 1,460)	2,060 (1,210 to 5,760)	2,120 (1,490 to 3,270)	1,990 (1,900 to 2,410)	2,290 (2,070 to 2,330)	3,430 (2,760 to 4,870)	4,230 (3,390 to 5,660)	6,010 (3,830 to 8,330)	6,130 (3,990 to 9,390)	5,130 (2,980 to 8,320)	2,210 (1,900 to 3,180)	1,940 (1,470 to 2,630)	1,940 (1,200 to 2,320)	1,790 (1,330 to 2,910)	1,190 (950 to 1,910)	999 (720 to 1,660)	720 (497 to 1,120)	674 (477 to 1,120)	428 (279 to 728)	142 (87.9 to 268)	37.6 (18.7 to 79.1)	43,400
Poisonings	1,190 (1,040 to 1,350)	1,190 (1,040 to 1,350)	1,190 (1,040 to 1,350)	1,190 (1,040 to 1,350)	1,190 (1,040 to 1,350)	1,190 (1,040 to 1,350)	1,190 (1,040 to 1,350)	1,190 (1,040 to 1,350)	1,190 (1,040 to 1,350)	1,190 (1,040 to 1,350)	1,190 (1,040 to 1,350)	1,190 (1,040 to 1,350)	1,190 (1,040 to 1,350)	1,190 (1,040 to 1,350)	1,190 (1,040 to 1,350)	1,190 (1,040 to 1,350)	1,190 (1,040 to 1,350)	1,190 (1,040 to 1,350)	1,190 (1,040 to 1,350)	1,190 (1,040 to 1,350)	1,190 (1,040 to 1,350)	1,190 (1,040 to 1,350)	1,190 (1,040 to 1,350)	11,900
Poisoning by other medical drugs	5.8 (4.4 to 7.9)	7.6 (5.9 to 9.4)	1.46 (96.4 to 9.42)	1,960 (283 to 9.42)	2,060 (287 to 9.72)	2,060 (303 to 7.82)	2,060 (327 to 9.23)	2,060 (309 to 7.22)	2,060 (309 to 7.22)	2,060 (317 to 7.22)	2,060 (317 to 7.22)	2,060 (309 to 7.22)	2,060 (317 to 7.22)	2,060 (309 to 7.22)	2,060 (317 to 7.22)	2,060 (309 to 7.22)	2,060 (309 to 7.22)	2,060 (317 to 7.22)	2,060 (317 to 7.22)	2,060 (317 to 7.22)	2,060 (317 to 7.22)	2,060 (317 to 7.22)	2,060 (317 to 7.22)	6,430
Poisoning by other means	29.7 (18.3 to 39.9)	30.9 (20.2 to 49.3)	199 (84.9 to 259)	392 (179 to 540)	291 (154 to 372)	340 (203 to 464)	290 (201 to 412)	290 (187 to 412)	290 (175 to 567)	362 (256 to 503)	373 (199 to 512)	281 (136 to 398)	199 (116 to 322)	181 (116 to 322)	116 (66.4 to 178)	81.9 (47.7 to 149)	62.5 (37.9 to 121)	68.1 (38.6 to 97.3)	49.4 (31.3 to 73.9)	38.5 (22.1 to 68.7)	25.2 (11.7 to 56.2)	18 (10.3 to 39.1)	8.2 (3.9 to 11)	3,960
Exposure to mechanical forces	1.4 (0.9 to 2.1)	2.1 (1.4 to 3.62)	264 (224 to 3.62)	1,960 (1,560 to 2,980)	2,060 (1,610 to 3,420)	2,430 (1,610 to 3,120)	2,070 (1,610 to 2,570)	2,060 (1,610 to 2,740)	2,060 (1,610 to 3,020)	4,790 (3,020 to 8,020)	3,060 (2,020 to 5,020)	3,140 (2,020 to 4,780)	2,640 (1,610 to 4,780)	2,710 (1,610 to 4,020)	2,290 (1,610 to 3,020)	2,060 (1,610 to 2,730)	1,190 (1,110 to 2,060)	764 (510 to 1,920)	647 (510 to 1,190)	314 (255 to 620)	154 (104 to 337)	29.6 (21.1 to 76)	4,600
Unintentional firearm injuries	4.6 (0.9 to 17.3)	7.2 (0.9 to 34.6)	27.8 (13 to 63.9)	118 (62.6 to 187)	118 (62.6 to 202)	118 (62.6 to 219)	118 (12.5 to 41.9)	118 (12.5 to 41.9)	118 (1.31 to 24.7)	118 (1.31 to 24.7)	118 (1.31 to 24.7)	118 (1.88 to 398)	118 (2.75 to 553)	118 (1.88 to 398)	118 (1.31 to 223)	118 (1.31 to 21.1)	118 (0.7 to 18.8)	118 (0.7 to 18.8)	118 (0.7 to 18.8)	118 (0.7 to 18.8)	118 (0.7 to 18.8)	118 (0.7 to 18.8)	118 (0.7 to 18.8)	2,360
Other exposure to mechanical forces	1.4 (0.7 to 2.9)	2.1 (0.9 to 4.2)	264 (224 to 4.62)	1,960 (1,560 to 2,980)	2,060 (1,610 to 3,420)	2,430 (1,610 to 3,120)	2,070 (1,610 to 2,570)	2,060 (1,610 to 2,740)	2,060 (1,610 to 3,020)	4,790 (3,020 to 8,020)	3,060 (2,020 to 5,020)	3,140 (2,020 to 4,780)	2,640 (1,610 to 4,780)	2,710 (1,610 to 4,020)	2,290 (1,610 to 3,020)	2,060 (1,610 to 2,730)	1,190 (1,110 to 2,060)	764 (510 to 1,920)	647 (510 to 1,190)	314 (255 to 620)	154 (104 to 337)	29.6 (21.1 to 76)	4,600
Adverse effects of medical treatment	11.5 (9.6 to 13.5)	11.6 (9.6 to 13.5)	322 (268 to 377)	699 (569 to 1,060)	648 (560 to 900)	533 (420 to 636)	704 (570 to 849)	704 (563 to 921)	619 (478 to 849)	704 (563 to 921)	704 (563 to 921)	704 (563 to 921)	765 (563 to 1,106)	765 (573 to 921)	765 (573 to 921)	665 (509 to 1,113)	617 (509 to 1,113)	719 (509 to 939)	509 (420 to 679)	493 (350 to 673)	204 (157 to 302)	78 (59.4 to 106)	18 (7.9 to 31.2)	7,500
Animal contact	21.8 (6.4 to 56.9)	22.9 (7.3 to 58.9)	206 (67.9 to 540)	622 (212 to 1,170)	662 (324 to 942)	668 (366 to 938)	341 (226 to 539)	313 (226 to 411 th	377 (273 to 623)	481 (327 to 823)	449 (326 to 229)	335 (226 to 638)	266 (226 to 540)	266 (196 to 589)	196 (136 to 277)	192 (136 to 277)	152 (114 to 267)	113 (86.2 to 154)	89.2 (62.1 to 136)	67.3 (43.4 to 90.2)	32.5 (24.4 to 43.3)	14.4 (11 to 19.9)	5 (2.2 to 2.3)	6,710
Venomous animal contact	5.8 (2.9 to 9.8)	5.8 (3.1 to 7.2)	142 (67.2 to 286)	668 (324 to 1,196)	524 (324 to 764)	394 (324 to 723)	294 (224 to 371)	252 (224 to 309)	247 (224 to 329)	394 (224 to 554)	210 (224 to 371)	167 (224 to 309)	142 (224 to 309)	134 (114 to 167)	134 (114 to 167)	134 (114 to 167)	134 (114 to 167)	134 (114 to 167)	134 (114 to 167)	134 (114 to 167)	134 (114 to 167)	134 (114 to 167)	134 (114 to 167)	3,750
Non-venomous animal contact	1.5 (0.9 to 19.4)	12.2 (0.9 to 20.6)	62 (26.3 to 120)	124 (62.4 to 308)	124 (63 to 220)	118 (37.4 to 198)	84.6 (56.4 to 127)	118 (75 to 154)	118 (84.1 to 154)	118 (119 to 267)	118 (119 to 268)	118 (67.2 to 224)	124 (79.5 to 162)	124 (79.7 to 189)	124 (83.7 to 154)	87.8 (69 to 132)	72.4 (48.6 to 127)	62.4 (39.8 to 78.2)	39.4 (22 to 69.9)	33 (19 to 63.1)	24.4 (9.9 to 35.4)	9.6 (2.9 to 9.6)	1.2 (0.9 to 2)	1,960
Foreign body	0.6 (0.4 to 0.9)	0.6 (0.4 to 0.9)	0.6 (0.4 to 0.9)	0.6 (0.4 to 0.9)	0.6 (0.4 to 0.9)	0.6 (0.4 to 0.9)	0.6 (0.4 to 0.9)	0.6 (0.4 to 0.9)	0.6 (0.4 to 0.9)	0.6 (0.4 to 0.9)	0.6 (0.4 to 0.9)	0.6 (0.4 to 0.9)	0.6 (0.4 to 0.9)	0.6 (0.4 to 0.9)	0.6 (0.4 to 0.9)	0.6 (0.4 to 0.9)	0.6 (0.4 to 0.9)	0.6 (0.4 to 0.9)	0.6 (0.4 to 0.9)	0.6 (0.4 to 0.9)	0.6 (0.4 to 0.9)	0.6 (0.4 to 0.9)	0.6 (0.4 to 0.9)	10
Foreign body in other bodyport	0.6 (0.4 to 0.9)	0.6 (0.4 to 0.9)	0.6 (0.4 to 0.9)	0.6 (0.4 to 0.9)	0.6 (0.4 to 0.9)	0.6 (0.4 to 0.9)	0.6 (0.4 to 0.9)	0.6 (0.4 to 0.9)	0.6 (0.4 to 0.9)	0.6 (0.4 to 0.9)	0.6 (0.4 to 0.9)	0.6 (0.4 to 0.9)	0.6 (0.4 to 0.9)	0.6 (0.4 to 0.9)	0.6 (0.4 to 0.9)	0.6 (0.4 to 0.9)	0.6 (0.4 to 0.9)	0.6 (0.4 to 0.9)	0.6 (0.4 to 0.9)	0.6 (0.4 to 0.9)	0.6 (0.4 to 0.9)	0.6 (0.4 to 0.9)	0.6 (0.4 to 0.9)	3,370
Environmental heat and cold exposure	7.3 (0.9 to 14.9)	7.3 (0.9 to 9)	24.8 (12.2 to 53.9)	74.9 (46.6 to 149)	74.9 (39 to 266)	74.9 (156 to 313)	74.9 (7.86 to 579)	74.9 (230 to 479)	74.9 (227 to 603)	74.9 (227 to 603)	74.9 (228 to 613)	74.9 (344 to 797)	74.9 (228 to 635)	74.9 (288 to 639)	74.9 (228 to 456)	74.9 (211 to 456)	74.9 (151 to 309)	74.9 (12 to 213)	74.9 (75.3 to 127)	74.9 (69.8 to 92.9)	74.9 (50.2 to 57.5)	74.9 (11.7 to 22.3)	74.9 (0.9 to 9)	5,910
Exposure to forces of nature	1.4 (1.4 to 1.4)	1.4 (1.4 to 4.4)	1.4 (1.4 to 4.4)	1.4 (1.4 to 4.4)	1.4 (1.4 to 4.4)	1.4 (1.4 to 4.4)	1.4 (1.4 to 4.4)	1.4 (1.4 to 4.4)	1.4 (1.4 to 4.4)	1.4 (1.4 to 4.4)	1.4 (1.4 to 4.4)	1.4 (1.4 to 4.4)	1.4 (1.4 to 4.4)	1.4 (1.4 to 4.4)	1.4 (1.4 to 4.4)	1.4 (1.4 to 4.4)	1.4 (1.4 to 4.4)	1.4 (1.4 to 4.4)	1.4 (1.4 to 4.4)	1.4 (1.4 to 4.4)	1.4 (1.4 to 4.4)	1.4 (1.4 to 4.4)	1.4 (1.4 to 4.4)	14,000
Other unintentional injuries	53.5 (38.8 to 78.1)	23.4 (9.9 to 59.1)	295 (190 to 342)	1,960 (703 to 3,340)	1,760 (1,200 to 2,240)	1,450 (1,270 to 2,170)	2,170 (1,340 to 2,450)	2,060 (1,610 to 2,890)	2,060 (1,610 to 2,890)	2,060 (1,610 to 2,890)	2,060 (1,610 to 2,890)	2,060 (1,610 to 2,890)	2,060 (1,610 to 2,890)	2,060 (1,610 to 2,890)	2,060 (1,610 to 2,890)	1,970 (1,610 to 2,890)	1,190 (1,110 to 2,060)	764 (510 to 1,920)	634 (510 to 1,190)	290 (255 to 620)	205 (157 to 337)	80.9 (62.7 to 113)	29.9 (18.6 to 48.9)	33,000
Self-harm and interpersonal violence	160 (122 to 214)	91.4 (62.8 to 124)	573 (377 to 934)	1,460 (1,020 to 2,200)	2,210 (1,900 to 2,660)	4,610 (4,020 to 5,250)	14,800 (13,500 to 16,100)	31,000 (16,200 to 39,700)	17,900 (16,500 to 20,900)	91,900 (77,900 to 94,900)	91,900 (16,900 to 27,300)	10,000 (9,790 to 10,900)	8,200 (6,900 to 10,100)	6,870 (4,790 to 7,290)	4,070 (3,330 to 5,130)	3,290 (2,990 to 3,140)	2,330 (1,920 to 2,690)	1,430 (1,180 to 1,730)	861 (659 to 1,050)	660 (489 to 760)	391 (289 to 490)	133 (89.7 to 180)	31.1 (22.9 to 37.9)	190,000
Self-harm	0.6 (0 to 0)	0.6 (0 to 0)	0.6 (0 to 0)	0.6 (0 to 0)	0.6 (0 to 0)	0.6 (0 to 0)	0.6 (0 to 0)	0.6 (0 to 0)	0.6 (0 to 0)	0.6 (0 to 0)	0.6 (0 to 0)	0.6 (0 to 0)	0.6 (0 to 0)	0.6 (0 to 0)	0.6 (0 to 0)	0.6 (0 to 0)	0.6 (0 to 0)	0.6 (0 to 0)	0.6 (0 to 0)	0.6 (0 to 0)	0.6 (0 to 0)	0.6 (0 to 0)	0.6 (0 to 0)	99,500
Self-harm by firearm	0 (0 to 0)	0 (0 to 0)	0 (0 to 0)	0 (0 to 0)	0 (0 to 0)	0 (0 to 0)	228 (148 to 341)	497 (488 to 1,180)	433 (371 to 633)	490 (349 to 622)	477 (226 to 627)	332 (239 to 423)	148 (136 to 180)	114 (89 to 144)	128 (96.9 to 163)	84.2 (73.6 to 125)	48.6 (36.4 to 58.7)	56 (39 to 67.5)	40.8 (27.1 to 56.4)	20.2 (11 to 29.1)	20.2 (19.4 to 28.3)	10.3 (7.3 to 16.9)	2.9 (2 to 3.8)	3,540
Self-harm by other specified means	0.6 (0 to 0)	0.6 (0 to 0)	0.6 (0 to 0)	0.6 (0 to 0)	0.6 (0 to 0)	0.6 (0 to 0)	0.6 (0 to 0)	0.6 (0 to 0)	0.6 (0 to 0)	0.6 (0 to 0)	0.6 (0 to 0)	0.6 (0 to 0)	0.6 (0 to 0)	0.6 (0 to 0)	0.6 (0 to 0)	0.6 (0 to 0)	0.6 (0 to 0)	0.6 (0 to 0)	0.6 (0 to 0)	0.6 (0 to 0)	0.6 (0 to 0)	0.6 (0 to 0)	0.6 (0 to 0)	99,500
Interpersonal violence	159 (93.2 to 267)	89.7 (57.7 to 129)	562 (350 to 882)	1,960 (903 to 7,140)	2,060 (1,560 to 2,360)	2,430 (2,430 to 2,160)	2,070 (2,070 to 2,200)	2,060 (1,710 to 1,290)	2,060 (1,560 to 2,210)	2,060 (1,560 to 2,210)	2,060 (1,560 to 2,210)	2,060 (1,560 to 2,740)	2,060 (2,060 to 2,710)	2,060 (1,560 to 2,210)	2,060 (1,560 to 2,290)	2,060 (1,560 to 1,560)	1,190 (1,110 to 2,060)	764 (510 to 1,920)	647 (510 to 1,190)	314 (255 to 620)	154 (104 to 337)	29.6 (22.9 to 76.7)	4,600 (3.9 to 5.9)	62,700
Physical violence by firearm	21.3 (12.7 to 34.3)	14.3 (8.9 to 22.7)	79.4 (42.2 to 128)	190 (90.1 to 391)	190 (131 to 242)	354 (229 to 498)	723 (427 to 918)	648 (586 to 648)	570 (448 to 732)	493 (393 to 623)	493 (386 to 669)	196 (196 to 242)	139 (139 to 189)	114 (89 to 140)	99.1 (79.8 to 117)	88.5 (68.5 to 99.1)	48.6 (36.5 to 58.7)	26.1 (21.4 to 31.4)	11.7 (9.8 to 14.2)	4.8 (3.9 to 5.9)	2.3 (2 to 2.9)	0.6 (0.4 to 0.7)	0.1 (0.1 to 0.2)	4,160
Physical violence by sharp object	1.5 (0.9 to 2.3)	3.1 (1.7 to 7.2)	29.2 (12.7 to 77.4)	49.7 (20.1 to 161)	1.36 (53.7 to 213)	87.7 (53.7 to 213)	225 (53.7 to 213)	252 (53.7 to 213)	290 (53.7 to 213)	290 (53.7 to 213)	290 (53.7 to 213)	290 (53.7 to 213)	193 (53.7 to 213)	193 (53.7 to 213)	193 (53.7 to 213)	86.1 (53.7 to 213)	73.4 (53.7 to 213)	61.4 (53.7 to 213)	29.1 (21.4 to 31.4)	21.3 (11.7 to 22.9)	11.7 (11.7 to 22.9)	2.4 (1.7 to 2.9)	0.6 (0.4 to 0.7)	2,360
Sexual violence	0 (0 to 0)	0 (0 to 0)	0 (0 to 0)	0 (19.9 to 54.4)	0 (18.6 to 68)	0 (82.1 to 91.6)	0 (68.6 to 7.670)	0 (1.2 to 54.2)	0 (1.200 to 5.230)	0 (1.200 to 5.200)	0 (1.200 to 5.200)	0 (648 to 2.720)	0 (648 to 1.520)	0 (648 to 1.520)	0 (214 to 0.7)	0 (1.66 to 394)	0 (1.66 to 267)	0 (69.5 to 168)	0 (43 to 96)	0 (27.4 to 69.7)	0 (19.3 to 39.8)	0 (1.9 to 6.1)	0 (0.1 to 0.2)	19,900
Physical violence by other means	0.9 (0.4 to 1.6)	0.9 (0.4 to 1.6)	26.8 (9.7 to 77.4)	49.7 (20.1 to 161)	1.36 (53.7 to 213)	87.7 (53.7 to 213)	225 (53.7 to 213)	252 (53.7 to 213)	290 (53.7 to 213)	290 (53.7 to 213)	290 (53.7 to 213)	290 (53.7 to 213)	193 (53.7 to 213)	193 (53.7 to 213)	193 (53.7 to 213)	86.1 (53.7 to 213)	73.4 (53.7 to 213)	61.4 (53.7 to 213)	29.1 (21.4 to 31.4)	21.3 (11.7 to 22.9)	11.7 (11.7 to 22.9)	2.4 (1.7 to 2.9)	0.6 (0.4 to 0.7)	2,360
Conflict and terrorism	1.1 (0.4 to 3.4)	1.1 (0.4 to 3.4)	1.1 (0.4 to 3.4)	1.1 (0.4 to 3.4)	1.1 (0.4 to 3.4)	1.1 (0.4 to 3.4)	1.1 (0.4 to 3.4)	1.1 (0.4 to 3.4)	1.1 (0.4 to 3.4)	1.1 (0.4 to 3.4)	1.1 (0.4 to 3.4)	1.1 (0.4 to 3.4)	1.1 (0.4 to 3.4)	1.1 (0.4 to 3.4)	1.1 (0.4 to 3.4)	1.1 (0.4 to 3.4)	1.1 (0.4 to 3.4)	1.1 (0.4 to 3.4)	1.1 (0.4 to 3.4)	1.1 (0.4 to 3.4)	1.1 (0.4 to 3.4)	1.1 (0.4 to 3.4)	1.1 (0.4 to 3.4)	33,400

SR Table 2b: Philippines DALYS by cause and age group for females with 95% uncertainty intervals, 2019

Cause	Early Neonatal	Late Neonatal	Post Neonatal	1 to 4	5 to 9	10 to 14	15 to 19	20 to 24	25 to 29	30 to 34	35 to 39	40 to 44	45 to 49	50 to 54	55 to 59	60 to 64	65 to 69	70 to 74	75 to 79	80 to 84	85 to 89	90 to 94	95 plus	Total
All causes	887,000 (653,000 to 1,150,000)	212,000 (157,000 to 274,000)	617,000 (474,000 to 795,000)	747,000 (639,000 to 865,000)	490,000 (423,000 to 569,000)	461,000 (378,000 to 557,000)	571,000 (462,000 to 708,000)	685,000 (545,000 to 835,000)	743,000 (590,000 to 909,000)	746,000 (593,000 to 896,000)	790,000 (632,000 to 949,000)	818,000 (656,000 to 980,000)	858,000 (696,000 to 1,040,000)	903,000 (732,000 to 1,090,000)	910,000 (744,000 to 1,100,000)	922,000 (759,000 to 1,100,000)	849,000 (709,000 to 998,000)	721,000 (606,000 to 845,000)	584,000 (495,000 to 681,000)	477,000 (411,000 to 545,000)	268,000 (232,000 to 304,000)	110,000 (98,300 to 121,000)	18,500 (17,000 to 19,800)	14,400,000
Communicable, maternal, neonatal, and nutritional diseases	772,000 (567,000 to 1,010,000)	171,000 (125,000 to 224,000)	451,000 (347,000 to 581,000)	470,000 (394,000 to 550,000)	210,000 (179,000 to 247,000)	120,000 (103,000 to 141,000)	119,000 (100,000 to 144,000)	144,000 (117,000 to 176,000)	142,000 (113,000 to 177,000)	124,000 (99,400 to 151,000)	116,000 (93,800 to 143,000)	97,900 (79,000 to 121,000)	86,600 (69,900 to 106,000)	82,200 (66,400 to 101,000)	77,900 (61,300 to 97,000)	82,000 (64,900 to 100,000)	81,900 (64,700 to 100,000)	81,700 (63,400 to 100,000)	78,700 (58,200 to 96,200)	77,000 (53,600 to 93,400)	51,000 (35,200 to 61,400)	24,000 (16,200 to 28,600)	4,370 (2,970 to 5,160)	3,660,000
HIV/AIDS and sexually transmitted infections	29,400 (8,450 to 69,400)	6,950 (1,920 to 16,000)	16,500 (11,200 to 25,400)	15,400 (14,600 to 16,300)	6,850 (6,530 to 7,250)	5,180 (4,970 to 5,390)	7,430 (6,740 to 8,480)	12,100 (10,900 to 13,800)	13,300 (12,100 to 15,500)	12,900 (11,600 to 15,000)	12,400 (11,200 to 14,400)	9,910 (8,870 to 11,600)	8,150 (7,350 to 9,360)	5,800 (5,250 to 6,640)	4,300 (3,890 to 4,960)	2,760 (2,480 to 3,240)	1,340 (1,170 to 1,610)	206 (124 to 334)	122 (76·5 to 182)	62·8 (38·4 to 96·1)	34·9 (18·5 to 49·1)	11·5 (5·4 to 15·7)	2·3 (0·8 to 3)	171,000
HIV/AIDS	1·8 (0·8 to 3·4)	6·1 (2·8 to 11·7)	8,980 (8,600 to 9,370)	14,900 (14,200 to 15,600)	6,620 (6,360 to 6,890)	5,010 (4,810 to 5,200)	7,100 (6,460 to 8,060)	11,200 (10,200 to 12,700)	12,100 (11,000 to 13,900)	11,500 (10,600 to 13,400)	11,100 (10,100 to 12,700)	8,630 (7,860 to 10,000)	7,190 (6,620 to 8,200)	5,250 (4,820 to 6,000)	3,870 (3,540 to 4,450)	2,460 (2,240 to 2,890)	1,140 (1,010 to 1,390)	65 (23·7 to 168)	15·5 (5·2 to 42·2)	1·7 (1 to 3·4)	0·5 (0·2 to 1·3)	0·1 (0 to 0·4)	0 (0 to 0·1)	117,000
HIV/AIDS - Drug-susceptible Tuberculosis	0 (0 to 0)	0·1 (0 to 0·1)	139 (87·5 to 211)	248 (157 to 373)	104 (65·8 to 158)	78·9 (49·6 to 120)	110 (72·2 to 162)	178 (115 to 266)	195 (125 to 293)	186 (119 to 281)	176 (112 to 266)	137 (87·1 to 207)	113 (72 to 171)	82·3 (52·2 to 124)	58·9 (37·5 to 89)	37·1 (23·7 to 55·8)	16·8 (10·8 to 25·3)	0·5 (0·4 to 0·7)	0·2 (0·1 to 0·2)	0 (0 to 0)	0 (0 to 0)	0 (0 to 0)	0 (0 to 0)	1,860
HIV/AIDS - Multidrug-resistant Tuberculosis without exte	0 (0 to 0)	0 (0 to 0)	9·9 (2·1 to 26)	17·4 (3·6 to 45·8)	7·4 (1·5 to 19·5)	5·6 (1·1 to 14·7)	7·5 (1·6 to 19·2)	12·4 (2·5 to 31·8)	13·6 (2·8 to 35·5)	13·1 (2·6 to 33·8)	12·4 (2·6 to 32·4)	9·7 (2 to 25·2)	8 (1·6 to 21)	5·9 (1·2 to 15·3)	4·2 (0·9 to 10·7)	2·6 (0·5 to 6·8)	1·2 (0·2 to 3·1)	0 (0 to 0·1)	0 (0 to 0)	0 (0 to 0)	0 (0 to 0)	0 (0 to 0)	0 (0 to 0)	131
HIV/AIDS - Extensively drug-resistant Tuberculosis	0 (0 to 0)	0 (0 to 0)	1·9 (0·4 to 5·3)	3·3 (0·7 to 9·1)	1·4 (0·3 to 4)	1·1 (0·2 to 3)	1·4 (0·3 to 3·9)	2·3 (0·5 to 6·4)	2·6 (0·5 to 7·2)	2·5 (0·5 to 6·9)	2·4 (0·5 to 6·5)	1·8 (0·4 to 5·1)	1·5 (0·3 to 4·2)	1·1 (0·2 to 3)	0·8 (0·2 to 2·2)	0·5 (0·1 to 1·4)	0·2 (0 to 0·6)	0 (0 to 0)	0 (0 to 0)	0 (0 to 0)	0 (0 to 0)	0 (0 to 0)	0 (0 to 0)	24·8
HIV/AIDS resulting in other diseases	1·8 (0·8 to 3·3)	6·1 (2·8 to 11·6)	8,830 (8,440 to 9,240)	14,600 (13,900 to 15,300)	6,500 (6,240 to 6,780)	4,920 (4,720 to 5,120)	6,980 (6,330 to 7,930)	11,000 (9,990 to 12,500)	11,900 (10,800 to 13,700)	11,300 (10,400 to 13,200)	10,900 (9,930 to 12,500)	8,480 (7,720 to 9,880)	7,060 (6,490 to 8,060)	5,160 (4,730 to 5,920)	3,810 (3,480 to 4,370)	2,420 (2,200 to 2,850)	1,120 (996 to 1,360)	64·5 (23·1 to 167)	15·3 (5 to 41·9)	1·7 (1 to 3·4)	0·5 (0·2 to 1·3)	0·1 (0 to 0·4)	0 (0 to 0·1)	115,000
Sexually transmitted infections excluding HIV	29,400 (8,450 to 69,400)	6,950 (1,910 to 16,000)	7,530 (2,260 to 16,400)	522 (149 to 1,220)	233 (66·6 to 535)	171 (75·1 to 217)	326 (212 to 507)	857 (522 to 1,410)	1,260 (725 to 2,200)	1,350 (755 to 2,380)	1,380 (774 to 2,410)	1,280 (708 to 2,380)	966 (515 to 1,800)	555 (269 to 1,120)	427 (220 to 824)	295 (147 to 564)	204 (106 to 379)	141 (78·3 to 244)	107 (63·5 to 164)	61·1 (36·4 to 94·3)	34·4 (17·7 to 48·4)	11·3 (5·3 to 15·6)	2·2 (0·8 to 3)	54,100
Syphilis	29,400 (8,450 to 69,400)	6,950 (1,910 to 16,000)	7,530 (2,260 to 16,400)	522 (149 to 1,220)	233 (66·6 to 535)	78·8 (26·1 to 102)	34 (17·1 to 45·7)	32·4 (15·8 to 54·1)	62·5 (28·9 to 95·3)	61·3 (25·8 to 88·8)	41·3 (23·3 to 58·7)	15 (9 to 22·3)	21·3 (11·7 to 29·9)	9·8 (6·4 to 14·1)	4·8 (2·9 to 7·5)	5·4 (2·5 to 7·6)	5·1 (2·7 to 6·8)	6·5 (2·4 to 8·7)	5·6 (2·3 to 7·4)	6·7 (2·8 to 8·9)	4·6 (1·5 to 6)	2·7 (0·9 to 3·5)	0·7 (0·2 to 0·9)	45,000
Chlamydial infection	0 (0 to 0)	0 (0 to 0)	0 (0 to 0)	0 (0 to 0)	0 (0 to 0)	17·3 (8 to 22·4)	33·6 (21·4 to 48·6)	113 (72 to 154)	121 (77·8 to 184)	111 (68·5 to 180)	136 (86·8 to 212)	133 (85·3 to 215)	82·5 (49·5 to 143)	21·6 (14·7 to 30·7)	19 (12·4 to 25)	11·7 (4 to 16·3)	6 (2·8 to 8·1)	7·5 (2·4 to 10·1)	8·4 (3·2 to 11·2)	6·2 (2·5 to 8·2)	3·9 (1·2 to 5·1)	1·3 (0·4 to 1·6)	0·4 (0·1 to 0·5)	834
Gonococcal infection	0 (0 to 0)	0 (0 to 0)	0 (0 to 0)	0 (0 to 0)	0 (0 to 0)	22·7 (7·8 to 29·4)	42·4 (19·6 to 54)	109 (39·4 to 150)	116 (50·5 to 168)	104 (43·4 to 146)	110 (61 to 150)	117 (69 to 161)	90·8 (50 to 128)	33·2 (21·5 to 45·7)	39·8 (19·2 to 55·4)	29·7 (10 to 41·8)	31·9 (14·8 to 43·3)	25·5 (8·3 to 34·5)	30·1 (11·5 to 40·1)	14 (5·5 to 18·5)	10·2 (3·2 to 13·2)	3·2 (1 to 4·2)	0·6 (0·1 to 0·9)	931
Trichomoniasis	0 (0 to 0)	0 (0 to 0)	0 (0 to 0)	0 (0 to 0)	0 (0 to 0)	4·3 (1·2 to 11·2)	63·1 (19 to 153)	265 (89·9 to 641)	468 (151 to 1,070)	475 (152 to 1,140)	435 (141 to 1,020)	392 (132 to 943)	337 (106 to 773)	254 (79·9 to 587)	174 (56·9 to 422)	112 (38·9 to 266)	70·8 (25·9 to 162)	40·6 (15·3 to 92·1)	21·9 (8·4 to 48·8)	11·2 (4·4 to 24·9)	3·6 (1·4 to 8)	0·7 (0·3 to 1·7)	0 (0 to 0·1)	3,130
Genital herpes	0 (0 to 0)	0 (0 to 0)	0 (0 to 0)	0 (0 to 0)	0 (0 to 0)	14·2 (4·5 to 34)	62·8 (21·1 to 153)	130 (43·7 to 317)	200 (67·9 to 487)	232 (76·5 to 576)	242 (76·9 to 594)	226 (71·6 to 555)	204 (64·2 to 514)	176 (54·5 to 434)	141 (42·4 to 353)	110 (32·8 to 270)	75·8 (22·7 to 188)	47·6 (14·3 to 118)	28·8 (8·7 to 72·5)	17·2 (5·1 to 42·7)	7 (2·1 to 17·4)	2 (0·6 to 5)	0·3 (0·1 to 0·6)	1,920
Other sexually transmitted infections	0 (0 to 0)	0 (0 to 0)	0 (0 to 0)	0 (0 to 0)	0 (0 to 0)	33·6 (16·2 to 43·4)	90·4 (58·4 to 122)	208 (137 to 285)	293 (187 to 445)	365 (236 to 552)	416 (268 to 626)	400 (248 to 626)	231 (133 to 426)	59·8 (38·2 to 89·7)	48·5 (33·4 to 63·6)	25·7 (8·7 to 36·1)	14·1 (6·5 to 19·1)	13·1 (4·3 to 17·8)	11·7 (4·5 to 15·6)	5·8 (2·3 to 7·6)	5·1 (1·6 to 6·7)	1·4 (0·4 to 1·8)	0·3 (0·1 to 0·4)	2,220



Other transport injuries	10·3 (7·3 to 14)	11·3 (8·1 to 15·8)	222 (159 to 309)	859 (639 to 1,100)	1,140 (920 to 1,400)	787 (634 to 953)	1,090 (876 to 1,320)	1,140 (879 to 1,450)	983 (754 to 1,270)	832 (639 to 1,070)	725 (572 to 908)	698 (549 to 871)	654 (519 to 812)	626 (487 to 783)	543 (426 to 681)	436 (345 to 542)	355 (285 to 438)	236 (192 to 291)	173 (140 to 210)	110 (89·7 to 131)	48·3 (39·2 to 58·1)	20 (16·2 to 23·5)	4·2 (3·4 to 5·1)	11,700
Unintentional injuries	720 (507 to 973)	699 (495 to 973)	12,900 (9,220 to 17,100)	47,300 (35,400 to 58,800)	38,700 (34,000 to 44,100)	26,100 (21,900 to 30,100)	19,100 (16,000 to 22,600)	20,100 (15,800 to 24,800)	18,500 (14,500 to 23,100)	17,400 (13,800 to 21,500)	16,700 (13,300 to 20,400)	15,700 (12,500 to 19,300)	15,000 (12,000 to 18,400)	14,300 (11,400 to 17,400)	13,400 (10,700 to 16,400)	13,200 (10,700 to 16,000)	11,800 (9,600 to 14,200)	10,200 (8,330 to 12,100)	9,130 (7,290 to 10,900)	8,080 (6,600 to 9,540)	4,980 (3,920 to 5,870)	2,120 (1,650 to 2,490)	385 (292 to 467)	336,000
Falls	140 (87·5 to 282)	80·9 (46·9 to 121)	1,960 (1,250 to 2,760)	5,690 (3,540 to 7,630)	5,330 (3,640 to 6,410)	4,480 (3,390 to 5,630)	4,860 (3,780 to 6,360)	5,210 (3,910 to 6,830)	5,600 (4,240 to 7,370)	5,190 (3,890 to 6,840)	5,570 (4,230 to 7,200)	5,430 (4,130 to 7,020)	5,320 (4,060 to 6,870)	5,810 (4,490 to 7,320)	5,730 (4,490 to 7,160)	6,590 (5,270 to 8,090)	6,350 (5,140 to 7,690)	6,090 (4,880 to 7,280)	5,940 (4,650 to 7,210)	5,750 (4,630 to 6,830)	3,660 (2,820 to 4,370)	1,580 (1,200 to 1,860)	281 (212 to 340)	103,000
Drowning	131 (94·1 to 177)	76·3 (55 to 105)	1,870 (1,330 to 2,480)	26,300 (19,400 to 33,200)	20,200 (17,300 to 23,600)	11,800 (9,570 to 14,100)	4,330 (3,460 to 5,250)	3,530 (2,580 to 4,740)	2,350 (1,630 to 3,240)	1,950 (1,400 to 2,630)	1,590 (1,130 to 2,150)	1,460 (1,040 to 1,950)	1,510 (1,110 to 2,040)	1,190 (872 to 1,570)	1,070 (791 to 1,390)	832 (626 to 1,070)	789 (613 to 993)	543 (434 to 671)	464 (370 to 569)	285 (228 to 340)	134 (109 to 160)	41·5 (34 to 48·4)	6·1 (4·8 to 7·1)	82,400
Fire, heat, and hot substances	40·7 (25·5 to 65·4)	70·6 (39·1 to 113)	933 (462 to 1,630)	3,860 (1,880 to 5,670)	2,520 (1,680 to 3,250)	1,990 (1,560 to 2,620)	2,810 (1,960 to 4,240)	3,340 (2,050 to 5,480)	3,090 (1,910 to 4,990)	2,720 (1,770 to 4,180)	2,320 (1,590 to 3,380)	2,000 (1,430 to 2,800)	1,820 (1,310 to 2,490)	1,530 (1,160 to 2,000)	1,280 (996 to 1,650)	1,080 (833 to 1,390)	860 (634 to 1,100)	608 (405 to 808)	508 (305 to 713)	422 (219 to 629)	268 (127 to 412)	109 (42 to 177)	19·6 (6·3 to 36·7)	34,200
Poisonings	8·2 (5·6 to 11·7)	5·3 (3·6 to 7·3)	112 (77·5 to 154)	1,090 (763 to 1,410)	585 (475 to 701)	481 (388 to 581)	378 (306 to 470)	412 (318 to 526)	359 (271 to 458)	271 (207 to 348)	266 (204 to 343)	259 (202 to 330)	197 (152 to 247)	140 (108 to 181)	115 (87·8 to 149)	99·9 (78 to 127)	77·6 (61·2 to 98·4)	49·5 (39·3 to 62·2)	30·7 (24·1 to 38·2)	28 (23 to 33·8)	15·3 (12·6 to 18·1)	6·8 (5·7 to 7·8)	1·3 (1 to 1·5)	4,990
Poisoning by carbon monoxide	3·2 (1·6 to 6·9)	1·1 (0·7 to 1·6)	13·5 (7·3 to 28·9)	108 (57·1 to 240)	116 (74·4 to 211)	85·8 (64·1 to 119)	103 (78·6 to 138)	108 (77·9 to 147)	90·8 (64·9 to 122)	66·2 (46·4 to 88·1)	60·1 (42·8 to 79·5)	66·9 (48·9 to 92)	45·7 (32·7 to 62·2)	31·5 (22·9 to 43)	26·5 (19 to 35·6)	21·7 (15·8 to 29·1)	19·2 (13·8 to 25·7)	13·8 (10 to 18·2)	8·7 (6·2 to 11·2)	7·3 (4·4 to 9·5)	4·8 (2·4 to 6·5)	2·6 (1·1 to 3·7)	0·7 (0·3 to 0·9)	1,000
Poisoning by other means	5·1 (2·2 to 8)	4·2 (2·9 to 5·9)	98·6 (67·6 to 137)	985 (690 to 1,290)	470 (349 to 563)	395 (315 to 477)	274 (214 to 355)	304 (230 to 398)	268 (200 to 353)	205 (153 to 271)	206 (155 to 270)	193 (146 to 247)	151 (116 to 194)	108 (81·9 to 141)	88·3 (66·5 to 115)	78·2 (60·7 to 99·3)	58·4 (44·9 to 75·1)	35·7 (27·1 to 45·6)	22 (16·6 to 28·2)	20·7 (16·2 to 26·1)	10·5 (8 to 14·2)	4·2 (3·1 to 6·3)	0·6 (0·4 to 1·1)	3,990
Exposure to mechanical forces	20·9 (11·4 to 41·8)	67·4 (26·5 to 201)	707 (413 to 1,120)	1,690 (1,180 to 2,250)	1,980 (1,540 to 2,480)	1,480 (1,140 to 1,910)	1,650 (1,230 to 2,210)	1,980 (1,490 to 2,690)	2,010 (1,500 to 2,710)	2,040 (1,540 to 2,760)	2,000 (1,490 to 2,730)	1,990 (1,460 to 2,670)	2,000 (1,470 to 2,730)	1,930 (1,410 to 2,610)	1,790 (1,320 to 2,410)	1,600 (1,190 to 2,130)	1,230 (900 to 1,640)	870 (646 to 1,150)	604 (455 to 788)	411 (313 to 534)	191 (144 to 246)	70·5 (52·9 to 88·9)	14·9 (10·2 to 18·6)	28,300
Unintentional firearm injuries	2·8 (1·2 to 6)	10·4 (2·5 to 41)	81·1 (37·6 to 153)	187 (126 to 262)	253 (149 to 364)	254 (184 to 350)	313 (230 to 418)	375 (273 to 490)	418 (310 to 547)	434 (320 to 555)	435 (326 to 559)	427 (316 to 549)	414 (306 to 535)	382 (282 to 501)	334 (246 to 440)	279 (206 to 366)	201 (146 to 261)	128 (93·2 to 168)	80·3 (58·8 to 106)	52·3 (39·1 to 68·5)	23·9 (18·1 to 30·9)	8·3 (6·3 to 10·8)	1·7 (1·3 to 2·2)	5,100
Other exposure to mechanical forces	18 (9·6 to 37·5)	57 (23·9 to 166)	626 (367 to 980)	1,510 (1,020 to 2,040)	1,730 (1,330 to 2,230)	1,220 (915 to 1,620)	1,330 (980 to 1,840)	1,600 (1,200 to 2,220)	1,590 (1,160 to 2,200)	1,610 (1,180 to 2,240)	1,570 (1,130 to 2,210)	1,560 (1,120 to 2,130)	1,590 (1,160 to 2,190)	1,540 (1,120 to 2,140)	1,460 (1,060 to 2,000)	1,320 (970 to 1,780)	1,030 (750 to 1,390)	742 (546 to 995)	524 (395 to 687)	359 (272 to 467)	167 (125 to 216)	62·1 (46·4 to 78·7)	13·2 (8·8 to 16·5)	23,200
Adverse effects of medical treatment	172 (98·5 to 242)	110 (67·1 to 154)	755 (453 to 1,030)	1,160 (656 to 1,540)	733 (337 to 965)	564 (302 to 748)	430 (253 to 565)	579 (362 to 801)	428 (288 to 606)	463 (305 to 701)	388 (258 to 559)	371 (255 to 556)	394 (268 to 626)	307 (202 to 512)	324 (217 to 546)	342 (238 to 541)	300 (218 to 440)	238 (169 to 327)	203 (138 to 261)	162 (104 to 209)	95·1 (56·3 to 125)	38·5 (22·7 to 48·9)	7·2 (3·4 to 9·7)	8,560
Animal contact	48·3 (24·8 to 68·5)	36·2 (22·2 to 54·4)	522 (352 to 766)	1,800 (1,240 to 2,380)	1,970 (1,470 to 2,470)	1,180 (894 to 1,490)	822 (634 to 1,050)	778 (583 to 1,020)	683 (510 to 918)	666 (494 to 880)	744 (558 to 972)	626 (474 to 825)	606 (460 to 790)	685 (506 to 892)	629 (474 to 808)	491 (371 to 637)	382 (282 to 488)	351 (256 to 439)	255 (184 to 319)	125 (96·3 to 156)	66·8 (52·2 to 83·3)	24·4 (19·3 to 30·2)	6·2 (4·3 to 8·1)	13,500
Venomous animal contact	30·9 (15 to 43·4)	15·1 (8·7 to 22·7)	348 (236 to 504)	1,460 (964 to 1,940)	1,590 (1,160 to 1,990)	868 (619 to 1,080)	499 (373 to 629)	440 (322 to 597)	354 (251 to 488)	353 (252 to 473)	429 (307 to 583)	306 (225 to 404)	291 (213 to 392)	353 (246 to 475)	353 (256 to 471)	277 (201 to 371)	209 (141 to 272)	216 (137 to 284)	172 (106 to 220)	69·3 (50·8 to 86·4)	36·2 (27·3 to 45·4)	14 (10·4 to 17·3)	4·1 (2·6 to 5·4)	8,690
Non-venomous animal contact	17·4 (9·8 to 26)	21·1 (13 to 32·7)	174 (116 to 267)	348 (244 to 497)	374 (260 to 545)	316 (212 to 466)	323 (211 to 481)	337 (225 to 488)	329 (218 to 484)	313 (208 to 479)	315 (210 to 485)	320 (219 to 473)	315 (217 to 457)	332 (236 to 462)	276 (195 to 388)	214 (146 to 311)	173 (121 to 250)	135 (97·3 to 190)	83·7 (58·5 to 119)	55·3 (38·9 to 78·8)	30·5 (22·8 to 41·7)	10·4 (7·8 to 14·1)	2·1 (1·6 to 2·8)	4,810
Foreign body	132 (95·1 to 172)	225 (163 to 298)	5,350 (3,800 to 7,220)	3,630 (2,740 to 4,540)	2,410 (2,050 to 2,820)	1,450 (1,200 to 1,700)	945 (774 to 1,120)	1,060 (807 to 1,350)	915 (680 to 1,190)	795 (607 to 1,010)	653 (502 to 825)	695 (540 to 868)	603 (471 to 749)	567 (448 to 705)	574 (458 to 707)	539 (435 to 654)	452 (369 to 542)	409 (338 to 485)	394 (324 to 470)	336 (278 to 396)	245 (201 to 289)	112 (92·9 to 130)	22·1 (17·9 to 25·8)	22,500
Pulmonary aspiration and foreign body in airway	130 (94·1 to 171)	223 (161 to 295)	5,260 (3,730 to 7,080)	3,400 (2,540 to 4,290)	2,160 (1,820 to 2,580)	1,180 (979 to 1,410)	655 (537 to 786)	743 (546 to 985)	598 (426 to 817)	499 (366 to 669)	355 (263 to 465)	407 (307 to 536)	324 (243 to 426)	299 (226 to 388)	330 (248 to 433)	332 (255 to 427)	289 (227 to 360)	289 (227 to 356)	306 (245 to 376)	278 (223 to 336)	215 (173 to 257)	101 (82·7 to 119)	20·2 (15·8 to 23·7)	18,400
Foreign body in eyes	0·2 (0 to 0·4)	0·5 (0·1 to 1·2)	9·1 (2·4 to 20·4)	46·1 (12·7 to 107)	65·5 (18·3 to 155)	73·5 (22·3 to 175)	87·7 (28·6 to 204)	103 (34·1 to 243)	108 (39·2 to 235)	101 (37·5 to 206)	101 (39·1 to 210)	99·4 (42·3 to 203)	92·7 (44 to 176)	80·2 (41·1 to 147)	65 (37·1 to 109)	56·1 (32·9 to 90·5)	43·5 (26 to 67·9)	30·6 (19·5 to 47·3)	21 (13·7 to 30·9)	14 (9·3 to 20·1)	6·2 (4·1 to 8·9)	2 (1·4 to 2·8)	0·3 (0·2 to 0·4)	1,210
Foreign body in other body part	1·1 (0·3 to 1·8)	1·7 (0·9 to 2·7)	83·6 (49·8 to 123)	181 (127 to 259)	185 (135 to 249)	194 (146 to 258)	203 (154 to 264)	216 (161 to 277)	209 (156 to 273)	195 (145 to 254)	197 (146 to 255)	189 (143 to 245)	187 (141 to 243)	188 (143 to 243)	179 (137 to 232)	151 (113 to 198)	120 (89·8 to 157)	89·6 (66·6 to 116)	67 (50·2 to 86·3)	44·7 (33·2 to 58·1)	23·6 (17·4 to 30·4)	8·7 (6·3 to 11·6)	1·6 (1·2 to 2·2)	2,920
Environmental heat and cold exposure	2·6 (0·8 to 10)	3·6 (1·9 to 6·8)	119 (49 to 191)	257 (152 to 416)	274 (179 to 360)	285 (207 to 371)	342 (247 to 450)	388 (285 to 528)	386 (281 to 512)	358 (265 to 479)	343 (253 to 462)	325 (242 to 434)	326 (245 to 429)	300 (224 to 403)	243 (183 to 325)	246 (174 to 320)	200 (136 to 259)	162 (101 to 209)	119 (68·2 to 155)	99·3 (49·8 to 133)	57·6 (25·3 to 78·6)	28 (10·2 to 39·4)	5 (1·8 to 7·1)	4,870
Exposure to forces of nature	7·9 (7·1 to 8·7)	2·5 (2·3 to 2·8)	2·5 (2·3 to 2·8)	11·2 (8·3 to 15·4)	234 (144 to 376)	377 (233 to 598)	605 (390 to 946)	544 (355 to 854)	530 (356 to 794)	682 (459 to 1,020)	809 (542 to 1,190)	787 (529 to 1,170)	587 (392 to 867)	513 (347 to 743)	486 (331 to 709)	466 (318 to 671)	409 (275 to 598)	311 (211 to 445)	228 (158 to 322)	162 (110 to 232)	81 (55·6 to 115)	30·3 (21·1 to 42·3)	5·2 (3·6 to 7·3)	7,870
Other unintentional injuries	16·6 (11·1 to 21·5)	20·9 (15·1 to 27·9)	533 (390 to 711)	1,870 (1,420 to 2,350)	2,460 (2,010 to 3,000)	2,030 (1,610 to 2,500)	1,910 (1,500 to 2,460)	2,290 (1,760 to 3,010)	2,120 (1,580 to 2,800)	2,220 (1,670 to 2,900)	2,000 (1,510 to 2,610)	1,760 (1,320 to 2,280)	1,600 (1,200 to 2,100)	1,320 (982 to 1,740)	1,130 (849 to 1,510)	944 (705 to 1,260)	749 (568 to 985)	533 (406 to 703)	379 (292 to 495)	296 (233 to 375)	172 (137 to 213)	79·3 (64·2 to 95·5)	15·8 (12·7 to 18·8)	26,500
Self-harm and interpersonal violence	794 (597 to 1,050)	242 (192 to 306)	1,840 (1,400 to 2,380)	7,160 (5,800 to 8,650)	7,090 (6,170 to 8,120)	10,100 (8,480 to 11,800)	24,000 (20,400 to 28,400)	27,300 (21,600 to 34,400)	24,000 (18,400 to 31,000)	20,600 (16,100 to 26,300)	18,700 (14,800 to 23,600)	16,000 (12,800 to 19,900)	13,600 (10,900 to 16,800)	10,700 (8,650 to 13,200)	7,950 (6,490 to 9,660)	5,890 (4,910 to 7,040)	3,960 (3,340 to 4,670)	2,440 (2,080 to 2,870)	1,430 (1,210 to 1,670)	743 (633 to 872)	319 (271 to 375)	86·9 (73 to 103)	13·1 (10·9 to 15·7)	205,000
Self-harm	0 (0 to 0)	0 (0 to 0)	0 (0 to 0)	0 (0 to 0)	0 (0 to 0)	1,840 (1,490 to 2,230)	8,460 (6,910 to 10,300)	9,150 (6,800 to 12,100)	6,850 (4,830 to 9,300)	5,170 (3,740 to 6,930)	3,900 (2,860 to 5,170)	3,130 (2,340 to 4,050)	2,530 (1,890 to 3,240)	1,930 (1,490 to 2,490)	1,560 (1,190 to 1,980)	1,100 (864 to 1,350)	819 (660 to 1,000)	521 (420 to 631)	268 (219 to 317)	167 (139 to 195)	95·7 (78·3 to 112)	23·9 (19·9 to 27·4)	4·2 (3·4 to 4·8)	47,500
Self-harm by firearm	0 (0 to 0)	0 (0 to 0)	0 (0 to 0)	0 (0 to 0)	0 (0 to 0)	44·3 (33·4 to 56·4)	52·3 (40·6 to 65·9)	82·8 (57·2 to 116)	53·8 (33·3 to 76·7)	46·4 (30·9 to 66·4)	27·3 (19·3 to 36·4)	31 (22·2 to 41·5)	25·8 (18·6 to 34)	23·8 (17·8 to 31·4)	16·8 (12·6 to 22)	17·2 (13·1 to 21·4)	14·2 (11·1 to 17·7)	10·1 (8·1 to 12·5)	8·2 (6·7 to 10)	6·8 (5·5 to 8·2)	4 (3·2 to 4·9)	1·5 (1·2 to 1·9)	0·3 (0·3 to 0·4)	467
Self-harm by other specified means	0 (0 to 0)	0 (0 to 0)	0 (0 to 0)	0 (0 to 0)	0 (0 to 0)	1,800 (1,460 to 2,170)	8,410 (6,870 to 10,200)	9,070 (6,740 to 12,000)	6,790 (4,790 to 9,250)	5,120 (3,710 to 6,870)	3,870 (2,840 to 5,130)	3,090 (2,320 to 4,010)	2,500 (1,880 to 3,210)	1,910 (1,470 to 2,460)	1,540 (1,170 to 1,960)	1,080 (849 to 1,330)	805 (648 to 983)	511 (411 to 619)	259 (212 to 306)	160 (133 to 187)	91·6 (74·9 to 107)	22·4 (18·6 to 25·8)	3·8 (3·1 to 4·4)	47,000
Interpersonal violence	641 (444 to 893)	158 (108 to 222)	1,550 (1,110 to 2,100)	4,920 (3,610 to 6,390)	5,650 (4,750 to 6,670)	6,910 (5,550 to 8,380)	13,600 (10,900 to 17,000)	16,300 (12,500 to 20,600)	15,600 (11,600 to 20,500)	13,800 (10,600 to 17,700)	12,500 (9,740 to 15,900)	10,600 (8,360 to 13,200)	9,090 (7,190 to 11,300)	7,130 (5,730 to 8,790)	5,250 (4,300 to 6,350)	4,000 (3,310 to 4,760)	2,630 (2,210 to 3,100)	1,640 (1,380 to 1,920)	999 (840 to 1,160)	480 (398 to 576)	184 (151 to 225)	52·2 (42·1 to 63·8)	6·9 (5·4 to 8·7)	134,000
Physical violence by firearm	119 (81·1 to 169)	24 (16·2 to 35)	307 (214 to 421)	1,180 (840 to 1,590)	1,160 (940 to 1,430)	1,080 (860 to 1,350)	3,800 (3,020 to 4,760)	4,390 (3,150 to 5,910)	5,040 (3,460 to 6,980)	5,010 (3,510 to 7,030)	4,630 (3,270 to 6,440)	3,810 (2,780 to 5,110)	3,130 (2,270 to 4,280)	2,280 (1,670 to 3,070)	1,530 (1,130 to 2,010)	841 (650 to 1,090)	559 (440 to 702)	207 (167 to 256)	109 (87·7 to 131)	47·7 (39·4 to 56·5)	16·3 (13·4 to 19·4)	3·3 (2·7 to 3·9)	1 (0·8 to 1·1)	39,300
Physical violence by sharp object	71·2 (48·7 to 102)	7·2 (4·8 to 10·5)	275 (195 to 378)	1,510 (1,080 to 2,010)	1,730 (1,410 to 2,100)	2,130 (1,730 to 2,560)	3,110 (2,460 to 3,830)	5,150 (3,740 to 6,890)	4,950 (3,540 to 6,800)	4,080 (2,960 to 5,510)	3,560 (2,660 to 4,720)	2,950 (2,250 to 3,810)	2,430 (1,840 to 3,110)	2,070 (1,620 to 2,620)	1,630 (1,280 to 2,040)	1,530 (1,230 to 1,900)	801 (652 to 958)	622 (516 to 744)	356 (295 to 422)	153 (126 to 187)	66·7 (54·3 to 80·9)	23·3 (19·3 to 28·1)	2·9 (2·3 to 3·6)	39,200
Sexual violence	0 (0 to 0)	0 (0 to 0)	0 (0 to 0)	114 (67·7 to 179)	942 (576 to 1,470)	2,210 (1,280 to 3,350)	4,350 (2,510 to 6,880)	4,680 (2,710 to 7,120)	3,660 (2,040 to 6,020)	2,820 (1,560 to 4,620)	2,480 (1,400 to 4,030)	2,160 (1,250 to 3,590)	1,820 (1,050 to 2,990)	1,270 (720 to 2,060)	733 (426 to 1,180)	502 (319 to 749)	356 (223 to 529)	235 (150 to 351)	147 (96·4 to 215)	87·9 (58 to 129)	29·7 (17·7 to 45·9)	4·3 (2·7 to 6·5)	0·1 (0·1 to 0·2)	28,600
Physical violence by other means	452 (313 to 630)	127 (86·2 to 178)	967 (689 to 1,310)	2,120 (1,550 to 2,780)	1,820 (1,520 to 2,150)	1,480 (1,220 to 1,780)	2,370 (1,950 to 2,830)	2,070 (1,600 to 2,670)	1,990 (1,530 to 2,510)	1,860 (1,460 to 2,330)	1,850 (1,460 to 2,280)	1,690 (1,340 to 2,070)	1,700 (1,330 to 2,130)	1,520 (1,160 to 1,920)	1,350 (1,040 to 1,720)	1,130 (863 to 1,430)	916 (716 to 1,150)	573 (448 to 723)	388 (307 to 482)	191 (142 to 250)	71·9 (51·8 to 97·3)	21·3 (15·2 to 29·1)	2·9 (2·1 to 4)	26,700
Conflict and terrorism	153 (139 to 168)	84·4 (76·6 to 92·9)	284 (258 to 313)	1,680 (1,520 to 1,870)	1,100 (950 to 1,300)	1,050 (875 to 1,300)	1,380 (1,150 to 1,740)	1,350 (1,080 to 1,790)	1,090 (822 to 1,530)	1,330 (884 to 2,100)	1,970 (1,040 to 3,600)	2,010 (978 to 3,840)	1,780 (886 to 3,420)	1,420 (697 to 2,750)	960 (491 to 1,870)	665 (354 to 1,240)	431 (234 to 781)	242 (134 to 444)	137 (80·5 to 245)	82·7 (49·4 to 149)	35·2 (20·6 to 60·3)	9·6 (5·1 to 17·3)	1·9 (1·2 to 2·9)	19,300

SR Table 2b: Iraq DALYS by cause and age group for females with 95% uncertainty intervals, 2019

Cause	Early Neonatal	Late Neonatal	Post Neonatal	1 to 4	5 to 9	10 to 14	15 to 19	20 to 24	25 to 29	30 to 34	35 to 39	40 to 44	45 to 49	50 to 54	55 to 59	60 to 64	65 to 69	70 to 74	75 to 79	80 to 84	85 to 89	90 to 94	95 plus	Total
All causes	276,000 (201,000 to 385,000)	87,600 (64,500 to 122,000)	141,000 (106,000 to 190,000)	192,000 (145,000 to 257,000)	164,000 (135,000 to 200,000)	178,000 (140,000 to 225,000)	246,000 (194,000 to 307,000)	297,000 (235,000 to 371,000)	318,000 (249,000 to 399,000)	309,000 (244,000 to 385,000)	280,000 (224,000 to 348,000)	292,000 (232,000 to 362,000)	326,000 (263,000 to 400,000)	287,000 (231,000 to 350,000)	267,000 (216,000 to 322,000)	257,000 (211,000 to 303,000)	234,000 (196,000 to 271,000)	200,000 (171,000 to 228,000)	153,000 (134,000 to 171,000)	108,000 (97,400 to 118,000)	62,000 (56,600 to 67,400)	27,600 (25,500 to 29,800)	8,850 (8,240 to 9,450)	4,710,000
Communicable, maternal, neonatal, and nutritional diseases	220,000 (154,000 to 311,000)	63,600 (45,100 to 90,400)	82,100 (57,200 to 116,000)	84,000 (59,300 to 120,000)	40,200 (30,100 to 54,900)	25,600 (19,900 to 32,600)	25,400 (19,200 to 33,700)	30,100 (22,600 to 38,600)	29,200 (21,800 to 38,400)	25,100 (18,800 to 33,300)	20,200 (14,900 to 27,200)	19,500 (13,800 to 27,500)	16,300 (12,000 to 22,600)	11,600 (8,440 to 15,800)	8,730 (6,470 to 11,700)	7,030 (5,440 to 9,000)	5,700 (4,460 to 7,240)	5,310 (4,100 to 6,800)	3,860 (3,000 to 4,980)	2,710 (2,070 to 3,560)	1,600 (1,210 to 2,160)	682 (498 to 949)	236 (164 to 325)	729,000
HIV/AIDS and sexually transmitted infections	2,780 (807 to 6,320)	788 (232 to 1,810)	1,010 (395 to 2,000)	356 (210 to 560)	172 (101 to 272)	111 (72·1 to 166)	341 (225 to 508)	657 (402 to 1,050)	894 (535 to 1,420)	923 (587 to 1,470)	797 (493 to 1,240)	770 (475 to 1,280)	556 (335 to 914)	231 (128 to 399)	150 (86·9 to 261)	89·1 (45·8 to 166)	63·7 (33·3 to 113)	35·1 (17 to 65·5)	25·4 (12·6 to 47·8)	11·4 (5·5 to 20·5)	4·2 (2·1 to 7·6)	2·1 (1 to 3·6)	0·7 (0·3 to 1·4)	10,800
HIV/AIDS	0 (0 to 0·1)	0·1 (0 to 0·2)	216 (109 to 387)	314 (176 to 527)	150 (81·4 to 247)	80·9 (44·2 to 137)	201 (112 to 325)	267 (155 to 424)	288 (169 to 466)	292 (165 to 465)	248 (145 to 416)	226 (132 to 366)	192 (106 to 312)	59·1 (32·7 to 100)	36·8 (18·9 to 68)	14·6 (7·8 to 25)	12·9 (6·7 to 22·5)	0·9 (0·2 to 4·3)	0·1 (0 to 0·6)	0·1 (0 to 0·3)	0·5 (0·3 to 0·9)	0 (0 to 0·1)	0 (0 to 0)	2,600
HIV/AIDS - Drug-susceptible Tuberculosis	0 (0 to 0)	0 (0 to 0)	1·1 (0·7 to 1·8)	1·9 (1·1 to 3·1)	0·9 (0·5 to 1·4)	0·3 (0·2 to 0·5)	0·9 (0·6 to 1·4)	1·2 (0·8 to 1·8)	1·3 (0·8 to 1·9)	1·3 (0·8 to 2)	1·1 (0·7 to 1·8)	1·2 (0·8 to 1·9)	1·2 (0·7 to 1·8)	0·4 (0·2 to 0·5)	0·2 (0·1 to 0·4)	0·1 (0 to 0·1)	0·1 (0 to 0·1)	0 (0 to 0)	0 (0 to 0)	0 (0 to 0)	0 (0 to 0)	0 (0 to 0)	0 (0 to 0)	13·2
HIV/AIDS - Multidrug-resistant Tuberculosis without exte	0 (0 to 0)	0 (0 to 0)	0·1 (0 to 0·3)	0·2 (0 to 0·4)	0·1 (0 to 0·2)	0 (0 to 0·1)	0·1 (0 to 0·2)	0·1 (0 to 0·2)	0·1 (0 to 0·3)	0·1 (0 to 0·3)	0·1 (0 to 0·2)	0·1 (0 to 0·3)	0·1 (0 to 0·3)	0 (0 to 0·1)	0 (0 to 0·1)	0 (0 to 0)	0 (0 to 0)	0 (0 to 0)	0 (0 to 0)	0 (0 to 0)	0 (0 to 0)	0 (0 to 0)	0 (0 to 0)	1
HIV/AIDS - Extensively drug-resistant Tuberculosis	0 (0 to 0)	0 (0 to 0)	0 (0 to 0)	0 (0 to 0)	0 (0 to 0)	0 (0 to 0)	0 (0 to 0)	0 (0 to 0)	0 (0 to 0)	0 (0 to 0)	0 (0 to 0)	0 (0 to 0)	0 (0 to 0)	0 (0 to 0)	0 (0 to 0)	0 (0 to 0)	0 (0 to 0)	0 (0 to 0)	0 (0 to 0)	0 (0 to 0)	0 (0 to 0)	0 (0 to 0)	0 (0 to 0)	0·1
HIV/AIDS resulting in other diseases	0 (0 to 0·1)	0·1 (0 to 0·2)	215 (107 to 386)	312 (174 to 524)	149 (80·3 to 246)	80·6 (43·7 to 136)	200 (111 to 324)	265 (154 to 423)	287 (168 to 465)	291 (164 to 464)	247 (143 to 415)	224 (131 to 366)	190 (104 to 311)	58·7 (32·4 to 99·8)	36·6 (18·7 to 67·6)	14·5 (7·7 to 24·9)	12·8 (6·6 to 22·4)	0·9 (0·2 to 4·3)	0·1 (0 to 0·6)	0·1 (0 to 0·3)	0·5 (0·3 to 0·9)	0 (0 to 0·1)	0 (0 to 0)	2,580
Sexually transmitted infections excluding HIV	2,780 (807 to 6,320)	788 (232 to 1,810)	790 (210 to 1,760)	42·2 (11·1 to 99·7)	22·9 (6·9 to 50·5)	29·8 (20·8 to 44·6)	140 (75·1 to 253)	390 (192 to 756)	606 (304 to 1,110)	630 (325 to 1,160)	549 (284 to 1,010)	544 (275 to 1,020)	364 (175 to 696)	172 (82·9 to 330)	113 (53 to 221)	74·5 (32·4 to 150)	50·8 (22·6 to 99·9)	34·3 (16·2 to 64·3)	25·2 (12·6 to 47·7)	11·3 (5·4 to 20·4)	3·6 (1·7 to 7)	2·1 (0·9 to 3·6)	0·7 (0·3 to 1·3)	8,170
Syphilis	2,780 (807 to 6,320)	788 (232 to 1,810)	790 (210 to 1,760)	42·2 (11·1 to 99·7)	22·9 (6·9 to 50·5)	7 (5·9 to 8·3)	3·5 (2·6 to 4·9)	2·4 (0·7 to 6·2)	3·5 (1·5 to 7·1)	3 (1·5 to 5·9)	1·7 (0·7 to 3·9)	1·2 (0·6 to 2·3)	2·3 (1·1 to 4·5)	2·1 (1 to 4·2)	0·8 (0·4 to 1·5)	0·9 (0·4 to 1·9)	0·8 (0·3 to 1·6)	1·1 (0·4 to 2·4)	1·2 (0·4 to 2·7)	0·9 (0·3 to 1·9)	0·2 (0·1 to 0·4)	0·4 (0·1 to 0·8)	0·2 (0 to 0·4)	4,460
Chlamydial infection	0 (0 to 0)	0 (0 to 0)	0 (0 to 0)	0 (0 to 0)	0 (0 to 0)	3·6 (2·3 to 5·5)	15·8 (8·6 to 25·9)	41·8 (24·3 to 69)	67·9 (27·1 to 130)	78·1 (35·6 to 141)	73·2 (34·5 to 137)	75·3 (35·2 to 141)	39·3 (15 to 81·1)	9·3 (5·2 to 15·8)	4·6 (2·5 to 7·6)	1·7 (0·5 to 4·4)	0·8 (0·2 to 1·9)	1·2 (0·3 to 2·8)	1·7 (0·5 to 4·1)	0·8 (0·2 to 1·8)	0·1 (0 to 0·3)	0·2 (0·1 to 0·4)	0·1 (0 to 0·2)	416
Gonococcal infection	0 (0 to 0)	0 (0 to 0)	0 (0 to 0)	0 (0 to 0)	0 (0 to 0)	2·7 (2·1 to 3·4)	8·2 (5·5 to 13)	14·7 (9·7 to 22·5)	22·5 (13·7 to 36·8)	24·7 (14·4 to 40·4)	21 (11·8 to 35·4)	21·8 (12·3 to 36·4)	15·4 (7·9 to 28·2)	8 (3·3 to 17)	5·9 (1·6 to 14·3)	4·2 (1·2 to 11·3)	4·4 (1·1 to 10·2)	4·1 (1·1 to 9·5)	6 (1·7 to 14·7)	1·8 (0·5 to 4)	0·3 (0·1 to 0·7)	0·4 (0·1 to 1)	0·2 (0 to 0·4)	166
Trichomoniasis	0 (0 to 0)	0 (0 to 0)	0 (0 to 0)	0 (0 to 0)	0 (0 to 0)	3·1 (0·3 to 8·8)	52·1 (16·8 to 127)	196 (66·9 to 473)	274 (94·6 to 643)	235 (72·9 to 548)	177 (56·4 to 412)	156 (52·8 to 381)	126 (39·7 to 303)	77·6 (24 to 185)	53·4 (17·7 to 126)	37·8 (12·2 to 84·6)	24·4 (7·8 to 56·1)	14·1 (4·8 to 31·2)	7·2 (2·5 to 15·6)	3·3 (1·2 to 7·3)	1·2 (0·4 to 2·7)	0·3 (0·1 to 0·7)	0 (0 to 0·1)	1,440
Genital herpes	0 (0 to 0)	0 (0 to 0)	0 (0 to 0)	0 (0 to 0)	0 (0 to 0)	6·6 (1·8 to 15·8)	30·1 (9·2 to 75·6)	58·1 (17·5 to 138)	75·9 (23·4 to 190)	77·8 (25·6 to 192)	67·5 (21·6 to 167)	66·8 (21·5 to 162)	62·7 (19·9 to 154)	46·8 (14·6 to 114)	35·4 (10·7 to 89·6)	26·3 (8 to 63·9)	18·4 (5·5 to 46·3)	11·7 (3·5 to 29·3)	6·8 (2 to 16·6)	3·7 (1·1 to 9·2)	1·7 (0·5 to 4)	0·6 (0·2 to 1·4)	0·1 (0 to 0·4)	597
Other sexually transmitted infections	0 (0 to 0)	0 (0 to 0)	0 (0 to 0)	0 (0 to 0)	0 (0 to 0)	6·7 (4·5 to 9·9)	30·2 (18·2 to 47·4)	77 (34·6 to 145)	162 (82·5 to 285)	212 (113 to 357)	209 (111 to 354)	223 (116 to 384)	118 (55 to 233)	27·8 (9·9 to 54·2)	13 (4·5 to 26·6)	3·6 (1·1 to 9·8)	2 (0·5 to 4·5)	2·1 (0·5 to 4·9)	2·3 (0·7 to 5·7)	0·7 (0·2 to 1·6)	0·2 (0·1 to 0·4)	0·2 (0·1 to 0·4)	0·1 (0 to 0·2)	1,090
Respiratory infections and tuberculosis	6,310 (3,280 to 10,800)	6,060 (3,250 to 10,400)	17,100 (9,090 to 28,900)	18,700 (11,700 to 30,400)	7,930 (5,510 to 10,700)	5,500 (3,720 to 7,550)	4,840 (3,500 to 6,550)	6,560 (4,730 to 8,930)	6,350 (4,580 to 8,620)	5,300 (3,760 to 7,490)	4,130 (2,950 to 5,830)	3,910 (2,790 to 5,590)	4,590 (3,320 to 6,360)	3,900 (2,710 to 5,490)	3,170 (2,290 to 4,320)	3,320 (2,370 to 4,520)	2,690 (1,910 to 3,630)	2,680 (1,950 to 3,650)	1,960 (1,370 to 2,810)	1,520 (1,060 to 2,290)	924 (625 to 1,440)	400 (266 to 667)	144 (89·2 to 227)	118,000
Tuberculosis	0 (0 to 0)	0 (0 to 0·1)	319 (172 to 544)	675 (345 to 1,210)	641 (378 to 985)	404 (233 to 632)	635 (379 to 1,030)	1,930 (1,210 to 2,890)	2,250 (1,420 to 3,460)	1,800 (1,150 to 2,810)	1,270 (782 to 2,060)	1,200 (729 to 1,920)	1,650 (1,030 to 2,510)	1,440 (838 to 2,270)	1,130 (698 to 1,740)	1,250 (798 to 1,880)	828 (528 to 1,230)	849 (550 to 1,240)	517 (337 to 775)	350 (226 to 527)	192 (126 to 293)	60·7 (39·4 to 90·4)	12·9 (8·2 to 18·8)	19,400
Latent tuberculosis infection	0 (0 to 0)	0 (0 to 0)	0 (0 to 0)	0 (0 to 0)	0 (0 to 0)	0 (0 to 0)	0 (0 to 0)	0 (0 to 0)	0 (0 to 0)	0 (0 to 0)	0 (0 to 0)	0 (0 to 0)	0 (0 to 0)	0 (0 to 0)	0 (0 to 0)	0 (0 to 0)	0 (0 to 0)	0 (0 to 0)	0 (0 to 0)	0 (0 to 0)	0 (0 to 0)	0 (0 to 0)	0 (0 to 0)	0
Drug-susceptible tuberculosis	0 (0 to 0)	0 (0 to 0·1)	298 (159 to 505)	632 (326 to 1,120)	607 (351 to 938)	381 (213 to 615)	594 (351 to 966)	1,830 (1,140 to 2,780)	2,130 (1,340 to 3,260)	1,700 (1,090 to 2,640)	1,190 (722 to 1,960)	1,130 (680 to 1,800)	1,550 (926 to 2,360)	1,350 (784 to 2,140)	1,060 (644 to 1,640)	1,170 (739 to 1,780)	775 (493 to 1,180)	795 (519 to 1,160)	485 (314 to 730)	328 (209 to 499)	179 (120 to 271)	56·9 (36·1 to 84·7)	12·1 (7·6 to 18·1)	18,300
Multidrug-resistant tuberculosis without extensive drug r	0 (0 to 0)	0 (0 to 0)	20 (4·4 to 56·6)	39·5 (7·8 to 114)	31·5 (8·1 to 79·2)	21·3 (5·2 to 56)	37·6 (9 to 103)	96·6 (25·1 to 244)	115 (29·1 to 323)	98·1 (21·4 to 263)	71·6 (17·3 to 194)	69·1 (15·2 to 190)	96·8 (23·1 to 270)	84·9 (19·5 to 224)	66·6 (15·2 to 173)	75·1 (17·1 to 197)	49·4 (11·1 to 134)	50·3 (11·5 to 134)	30·4 (7·2 to 80·3)	20·7 (4·9 to 56·3)	11·4 (2·7 to 31·7)	3·6 (0·9 to 8·6)	0·7 (0·2 to 1·9)	1,090
Extensively drug-resistant tuberculosis	0 (0 to 0)	0 (0 to 0)	1·5 (0·3 to 4·3)	2·8 (0·5 to 8·2)	2 (0·5 to 5·3)	1·4 (0·3 to 4·1)	2·7 (0·6 to 7·7)	6·3 (1·5 to 16·7)	7·6 (1·8 to 21·7)	6·7 (1·4 to 18·1)	5 (1·2 to 15)	4·8 (1·1 to 13·9)	6·8 (1·5 to 19·8)	6 (1·3 to 16·2)	4·8 (1·1 to 13·2)	5·4 (1·2 to 14·6)	3·5 (0·8 to 10·4)	3·6 (0·8 to 9·2)	2·1 (0·5 to 5·8)	1·5 (0·3 to 4·1)	0·8 (0·2 to 2·4)	0·3 (0·1 to 0·7)	0·1 (0 to 0·1)	75·5
Lower respiratory infections	6,300 (3,270 to 10,800)	6,030 (3,220 to 10,400)	16,200 (8,270 to 27,600)	15,200 (8,270 to 26,500)	4,270 (2,490 to 6,150)	2,700 (1,470 to 3,850)	1,940 (1,280 to 2,790)	2,340 (1,480 to 3,630)	2,070 (1,230 to 3,390)	1,910 (1,150 to 3,060)	1,680 (970 to 2,760)	1,650 (957 to 2,740)	2,020 (1,270 to 3,080)	1,790 (1,080 to 2,760)	1,570 (960 to 2,410)	1,740 (1,110 to 2,600)	1,640 (1,050 to 2,470)	1,690 (1,110 to 2,590)	1,360 (862 to 2,180)	1,130 (719 to 1,870)	711 (444 to 1,230)	331 (204 to 597)	128 (76·1 to 211)	76,400
Upper respiratory infections	7·5 (3·1 to 17·7)	29·2 (16·1 to 48·3)	522 (297 to 855)	2,090 (1,140 to 3,460)	2,190 (1,170 to 3,730)	1,860 (959 to 3,200)	1,780 (885 to 3,160)	1,730 (903 to 2,960)	1,560 (838 to 2,580)	1,240 (653 to 2,130)	921 (460 to 1,570)	792 (425 to 1,390)	671 (357 to 1,160)	468 (252 to 805)	332 (175 to 551)	240 (124 to 402)	174 (91·1 to 296)	115 (62·1 to 198)	66·7 (34·8 to 112)	36·1 (18·2 to 62·1)	16 (8·4 to 26·5)	6·3 (3·5 to 10·8)	2 (1·1 to 3·4)	16,900
Otitis media	0·2 (0·1 to 0·5)	2·3 (1 to 4·6)	99·7 (46·8 to 197)	746 (375 to 1,370)	827 (447 to 1,430)	529 (280 to 922)	493 (258 to 867)	565 (230 to 1,120)	468 (215 to 894)	340 (145 to 685)	264 (118 to 493)	260 (110 to 502)	251 (118 to 474)	193 (85·6 to 365)	136 (64·4 to 253)	90·3 (37·8 to 175)	49·4 (22·5 to 94·5)	25·9 (11·2 to 51·4)	15·7 (7·3 to 29·7)	9·7 (4·2 to 18·9)	5 (2·3 to 8·9)	2·1 (0·9 to 4)	0·6 (0·3 to 1·1)	5,370
Enteric infections	1,530 (676 to 2,860)	2,290 (907 to 4,950)	11,000 (5,640 to 21,300)	11,700 (7,550 to 18,900)	6,420 (4,400 to 9,210)	5,410 (3,500 to 8,080)	3,900 (2,610 to 5,470)	2,890 (1,860 to 4,170)	2,490 (1,620 to 3,540)	1,940 (1,310 to 2,750)	1,450 (1,010 to 2,060)	1,270 (887 to 1,810)	1,170 (805 to 1,650)	885 (606 to 1,250)	752 (508 to 1,120)	751 (518 to 1,050)	958 (671 to 1,350)	1,020 (714 to 1,430)	943 (645 to 1,340)	666 (445 to 960)	380 (244 to 579)	170 (105 to 271)	57·7 (31·8 to 106)	60,100
Diarrheal diseases	1,530 (676 to 2,860)	2,280 (895 to 4,930)	10,800 (5,460 to 21,200)	10,500 (6,470 to 17,600)	4,920 (3,150 to 7,450)	4,410 (2,630 to 6,990)	3,120 (1,970 to 4,590)	2,430 (1,480 to 3,630)	2,200 (1,400 to 3,230)	1,760 (1,150 to 2,550)	1,340 (895 to 1,940)	1,170 (789 to 1,700)	1,070 (704 to 1,540)	809 (534 to 1,170)	683 (437 to 1,040)	707 (482 to 1,000)	924 (641 to 1,300)	1,000 (689 to 1,400)	931 (635 to 1,330)	659 (437 to 955)	377 (241 to 575)	169 (103 to 270)	57·4 (31·5 to 105)	53,900
Typhoid and paratyphoid	0 (0 to 0)	0 (0 to 0)	6·2 (1·8 to 15·9)	521 (152 to 1,300)	831 (265 to 1,890)	680 (228 to 1,460)	536 (170 to 1,180)	280 (91·5 to 686)	167 (58·5 to 388)	89·8 (30·5 to 214)	47·3 (17·3 to 107)	36 (13·3 to 76·8)	33·6 (11·8 to 75·6)	21·9 (8·1 to 48·9)	16·4 (5·6 to 37·4)	8·2 (2·8 to 18·5)	4·9 (1·8 to 10·5)	2·7 (1·1 to 5·9)	1·3 (0·5 to 2·7)	0·7 (0·3 to 1·5)	0·3 (0·1 to 0·5)	0·1 (0 to 0·2)	0 (0 to 0·1)	3,290
Typhoid fever	0 (0 to 0)	0 (0 to 0)	6·1 (1·8 to 15·6)	511 (149 to 1,270)	813 (259 to 1,860)	665 (225 to 1,440)	524 (165 to 1,150)	273 (89·2 to 675)	164 (56·7 to 379)	87·7 (29·7 to 208)	46·2 (16·8 to 105)	35·1 (13 to 75·5)	32·7 (11·5 to 73·4)	21·4 (8 to 47·8)	16 (5·4 to 36·6)	8 (2·7 to 18·1)	4·8 (1·8 to 10·3)	2·7 (1 to 5·7)	1·2 (0·5 to 2·6)	0·7 (0·2 to 1·4)	0·3 (0·1 to 0·5)	0·1 (0 to 0·2)	0 (0 to 0·1)	3,210
Paratyphoid fever	0 (0 to 0)	0 (0 to 0)	0·1 (0 to 0·3)	10·3 (2·3 to 29·1)	17·8 (4·9 to 48·9)	15·3 (4·5 to 36·5)	12·3 (3·3 to 30·3)	6·5 (1·7 to 16·5)	3·8 (1·1 to 9·8)	2·1 (0·6 to 5·5)	1·1 (0·3 to 2·8)	0·9 (0·2 to 2·1)	0·8 (0·2 to 2·1)	0·5 (0·2 to 1·3)	0·4 (0·1 to 1)	0·2 (0·1 to 0·5)	0·1 (0 to 0·3)	0·1 (0 to 0·2)	0 (0 to 0·1)	0 (0 to 0)	0 (0 to 0)	0 (0 to 0)	0 (0 to 0)	72·4
Invasive Non-typhoidal Salmonella (iNTS)	0 (0 to 0)	9·9 (4·9 to 17·1)	139 (68·6 to 258)	632 (277 to 1,200)	641 (300 to 1,190)	307 (132 to 592)	236 (93·7 to 490)	172 (61·9 to 371)	126 (43·1 to 270)	86·3 (30 to 185)	61·8 (23·7 to 131)	61·6 (26·2 to 126)	65·3 (28·5 to 129)	52·1 (23·4 to 99·6)	51·6 (23·6 to 99·2)	35·2 (15·5 to 69·6)	27·5 (11 to 51·8)	19 (7·7 to 35·9)	10·4 (4·3 to 19·9)	5·8 (2·1 to 11·5)	2·1 (0·7 to 4)	0·7 (0·2 to 1·7)	0·2 (0 to 0·5)	2,740
Other intestinal infectious diseases	0 (0 to 0)	0 (0 to 0)	16·2 (2 to 54·8)	35·5 (7·4 to 101)	19·8 (4·1 to 56)	13·6 (3·4 to 34·7)	7 (1·9 to 18·8)	6·4 (1·6 to 17·7)	2·8 (0·8 to 7·7)	5·8 (1·7 to 14·5)	2·5 (0·7 to 7·4)	2·7 (0·7 to 8)	1·8 (0·3 to 5·1)	1·4 (0·2 to 4·4)	0·9 (0·1 to 2·8)	0·7 (0·1 to 2·7)	1·1 (0·2 to 3·7)	0·7 (0·1 to 2·2)	0·4 (0·1 to 1·3)	0·4 (0·1 to 1·1)	0·4 (0·1 to 1·3)	0·2 (0 to 0·5)	0·1 (0 to 0·2)	120
Neglected tropical diseases and malaria	4·2 (0·2 to 11·4)	27·7 (11·6 to 49)	300 (120 to 572)	1,460 (599 to 3,110)	2,280 (1,040 to 4,430)	2,010 (934 to 4,050)	2,460 (1,160 to 4,770)	3,960 (1,890 to 7,450)	4,070 (1,940 to 7,600)	3,520 (1,700 to 6,650)	2,700 (1,250 to 4,890)	1,640 (855 to 3,030)	1,390 (739 to 2,390)	999 (568 to 1,720)	741 (429 to 1,290)	556 (321 to 923)	401 (246 to 633)	291 (173 to 449)	180 (109 to 286)	101 (62·8 to 158)	52·9 (30·5 to 83·6)	19·9 (11·9 to 31·5)	6·1 (3·4 to 10·5)	29,200
Malaria	0 (0 to 0)	0 (0 to 0)	0 (0 to 0)	0 (0 to 0)	0 (0 to 0)	0 (0 to 0)	0 (0 to 0)	0 (0 to 0)	0 (0 to 0)	0 (0 to 0)	0 (0 to 0)	0 (0 to 0)	0 (0 to 0)	0 (0 to 0)	0 (0 to 0)	0 (0 to 0)	0 (0 to 0)	0 (0 to 0)	0 (0 to 0)	0 (0 to 0)	0 (0 to 0)	0 (0 to 0)	0 (0 to 0)	0
Chagas disease	0 (0 to 0)	0 (0 to 0)	0 (0 to 0)	0 (0 to 0)	0 (0 to 0)	0 (0 to 0)	0 (0 to 0)	0 (0 to 0)	0 (0 to 0)	0 (0 to 0)	0 (0 to 0)	0 (0 to 0)	0 (0 to 0)	0 (0 to 0)	0 (0 to 0)	0 (0 to 0)	0 (0 to 0)	0 (0 to 0)	0 (0 to 0)	0 (0 to 0)	0 (0 to 0)	0 (0 to 0)	0 (0 to 0)	0
Leishmaniasis	0 (0 to 0)	0 (0 to 0)	33·3 (1 to 236)	308 (61·9 to 1,900)	513 (220 to 1,990)	543 (281 to 1,170)	563 (312 to 1,010)	548 (312 to 890)	510 (290 to 852)	410 (235 to 685)	302 (170 to 499)	266 (150 to 436)	233 (129 to 374)	176 (99·9 to 277)	146 (82·8 to 227)	121 (71·5 to 191)	94·8 (56·3 to 150)	67·1 (40·4 to 104)	42·6 (25·2 to 67)	26 (15·6 to 39·7)	13·6 (8·2 to 20·7)	5·7 (3·6 to 8·8)	1·7 (1 to 2·8)	4,920
Visceral leishmaniasis	0 (0 to 0)	0 (0 to 0)	31·3 (0 to 235)	183 (0·4 to 1,810)	122 (0·3 to 1,550)	52·5 (0·1 to 681)	40·5 (0·1 to 450)	33·2 (0·1 to 321)	38·1 (0·1 to 326)	33·7 (0·1 to 272)	24·7 (0 to 186)	18·9 (0 to 137)	14·4 (0 to 90·6)	9·1 (0 to 55)	6·5 (0 to 37·5)	5 (0 to 27·2)	3·3 (0 to 16·9)	1·9 (0 to 9·6)	0·9 (0 to 4·7)	0·4 (0 to 2·1)	0·2 (0 to 0·8)	0 (0 to 0·2)	0 (0 to 0·1)	619
Cutaneous and mucocutaneous leishmaniasis	0 (0 to 0)	0 (0 to 0)	2 (0·5 to 4·7)	125 (50·1 to 238)	391 (207 to 659)	490 (265 to 801)	522 (302 to 819)	515 (310 to 800)	472 (284 to 721)	377 (228 to 584)	277 (166 to 438)	247 (146 to 394)	218 (126 to 353)	167 (96·5 to 262)	139 (80·9 to 219)	116 (69·4 to 189)	91·5 (54·4 to 145)	65·2 (39·3 to 103)	41·7 (24·7 to 67)	25·6 (15·3 to 39·2)	13·5 (8·1 to 20·7)	5·6 (3·6 to 8·8)	1·7 (1 to 2·7)	4,310
African trypanosomiasis	0 (0 to 0)	0 (0 to 0)	0 (0 to 0)	0 (0 to 0)	0 (0 to 0)	0 (0 to 0)	0 (0 to 0)	0 (0 to 0)	0 (0 to 0)	0 (0 to 0)	0 (0 to 0)	0 (0 to 0)	0 (0 to 0)	0 (0 to 0)	0 (0 to 0)	0 (0 to 0)	0 (0 to 0)	0 (0 to 0)	0 (0 to 0)	0 (0 to 0)	0 (0 to 0)	0 (0 to 0)	0 (0 to 0)	0
Schistosomiasis	0 (0 to 0)	0 (0 to 0)	0 (0 to 0·1)	213 (53 to 541)	922 (266 to 2,330)	1,190 (341 to 3,020)	1,570 (540 to 3,660)	3,000 (1,160 to 6,260)	3,200 (1,330 to 6,390)	2,790 (1,140 to 5,530)	2,100 (837 to 4,040)	962 (343 to 2,200)	863 (351 to 1,760)	608 (274 to 1,180)	430 (184 to 864)	324 (141 to 659)	218 (101 to 406)	151 (67·1 to 286)	88·8 (36·4 to 178)	46 (18·1 to 97·5)	22·8 (8·8 to 47·2)	7·4 (2·9 to 15·9)	2 (0·6 to 4·7)	18,700
Cysticercosis	0 (0 to 0)	0 (0 to 0)	0 (0 to 0)	0 (0 to 0)	0 (0 to 0)	0 (0 to 0)	0 (0 to 0)	0 (0 to 0)	0 (0 to 0)	0 (0 to 0)	0 (0 to 0)	0 (0 to 0)	0 (0 to 0)	0 (0 to 0)	0 (0 to 0)	0 (0 to 0)	0 (0 to 0)	0 (0 to 0)	0 (0 to 0)	0 (0 to 0)	0 (0 to 0)	0 (0 to 0)	0 (0 to 0)	0
Cystic echinococcosis	0 (0 to 0)	0 (0 to 0)	0 (0 to 0)	19·6 (0·3 to 63·7)	44·9 (3·6 to 112)	82·1 (7·8 to 199)	140 (25·4 to 372)	169 (33·1 to 400)	168 (42·7 to 378)	149 (41·8 to 306)	122 (35·9 to 251)	111 (32·8 to 245)	104 (33·6 to 235)	81·4 (25·9 to 162)	65·1 (20·2 to 120)	60 (19 to 113)	43·4 (11·6 to 79·9)	28·6 (6·7 to 52·7)	16·6 (2·9 to 32·9)	8·3 (1 to 18)	4·6 (0·3 to 11·8)	1·5 (0·1 to 4·1)	0·4 (0 to 1·1)	1,420
Lymphatic filariasis	0 (0 to 0)	0 (0 to 0)	0 (0 to 0)	0 (0 to 0)	0 (0 to 0)	0 (0 to 0)	0 (0 to 0)	0 (0 to 0)	0 (0 to 0)	0 (0 to 0)	0 (0 to 0)	0 (0 to 0)	0 (0 to 0)	0 (0 to 0)	0 (0 to 0)	0 (0 to 0)	0 (0 to 0)	0 (0 to 0)	0 (0 to 0)	0 (0 to 0)	0 (0 to 0)	0 (0 to 0)	0 (0 to 0)	0



Other transport injuries	6 (5.5 to 14.3)	6 (5.5 to 13.6)	354 (261.1 to 422.3)	2,165 (1,924 to 2,426)	2,165 (1,924 to 2,426)	2,165 (1,924 to 2,426)	2,221 (2,021 to 2,427)	2,221 (2,021 to 2,427)	2,221 (2,021 to 2,427)	2,221 (2,021 to 2,427)	2,221 (2,021 to 2,427)	2,221 (2,021 to 2,427)	2,221 (2,021 to 2,427)	2,221 (2,021 to 2,427)	2,221 (2,021 to 2,427)	2,221 (2,021 to 2,427)	2,221 (2,021 to 2,427)	2,221 (2,021 to 2,427)	2,221 (2,021 to 2,427)	2,221 (2,021 to 2,427)	2,221 (2,021 to 2,427)	2,221 (2,021 to 2,427)	2,221 (2,021 to 2,427)	2,221 (2,021 to 2,427)	2,221 (2,021 to 2,427)	2,221 (2,021 to 2,427)	2,221 (2,021 to 2,427)	6,410
Unintentional injuries	699 (569 to 1,456)	700 (561 to 1,395)	3,165 (1,729 to 5,420)	19,650 (9,759 to 33,293)	19,650 (9,759 to 33,293)	19,650 (9,759 to 33,293)	19,650 (9,759 to 33,293)	22,330 (11,092 to 37,793)	22,330 (11,092 to 37,793)	22,330 (11,092 to 37,793)	19,868 (14,588 to 26,260)	14,868 (10,588 to 20,260)	14,868 (10,588 to 20,260)	13,737 (9,668 to 17,892)	12,268 (8,993 to 16,138)	8,968 (6,043 to 11,269)	8,968 (6,043 to 11,269)	8,968 (6,043 to 11,269)	3,772 (2,068 to 5,498)	2,192 (1,270 to 3,249)	1,815 (1,070 to 2,693)	1,658 (993 to 1,713)	934 (674 to 1,153)	934 (674 to 1,153)	934 (674 to 1,153)	934 (674 to 1,153)	934 (674 to 1,153)	934 (674 to 1,153)	204,609
Falls	91 (29.4 to 196)	90 (19.3 to 191.2)	270 (126 to 588)	1,800 (973 to 3,000)	2,000 (1,366 to 2,970)	2,000 (1,366 to 2,970)	1,900 (1,214 to 2,660)	2,000 (1,470 to 2,680)	2,000 (1,470 to 2,680)	2,000 (1,470 to 2,680)	2,000 (1,470 to 2,680)	2,000 (1,470 to 2,680)	2,000 (1,470 to 2,680)	2,000 (1,470 to 2,680)	2,000 (1,470 to 2,680)	2,000 (1,470 to 2,680)	2,000 (1,470 to 2,680)	2,000 (1,470 to 2,680)	1,890 (1,386 to 2,550)	1,890 (1,386 to 2,550)	1,270 (1,026 to 1,673)	1,040 (743 to 1,309)	769 (543 to 998)	615 (503 to 892)	597 (492 to 789)	178 (122 to 259)	178 (122 to 259)	178 (122 to 259)	58,660
Drowning	77 (26.8 to 82.9)	77 (26.7 to 83)	77 (26.8 to 82.9)	77 (26.8 to 82.9)	77 (26.8 to 82.9)	77 (26.8 to 82.9)	77 (26.8 to 82.9)	77 (26.8 to 82.9)	77 (26.8 to 82.9)	77 (26.8 to 82.9)	77 (26.8 to 82.9)	77 (26.8 to 82.9)	77 (26.8 to 82.9)	77 (26.8 to 82.9)	77 (26.8 to 82.9)	77 (26.8 to 82.9)	77 (26.8 to 82.9)	77 (26.8 to 82.9)	77 (26.8 to 82.9)	77 (26.8 to 82.9)	77 (26.8 to 82.9)	77 (26.8 to 82.9)	77 (26.8 to 82.9)	77 (26.8 to 82.9)	77 (26.8 to 82.9)	77 (26.8 to 82.9)	77 (26.8 to 82.9)	11,866
Fire, heat, and hot substances	2 (0.6 to 189)	2 (0.2 to 134)	2 (0.7 to 7.1)	2 (0.7 to 7.1)	2 (0.7 to 7.1)	2 (0.7 to 7.1)	2 (0.7 to 7.1)	2 (0.7 to 7.1)	2 (0.7 to 7.1)	2 (0.7 to 7.1)	2 (0.7 to 7.1)	2 (0.7 to 7.1)	2 (0.7 to 7.1)	2 (0.7 to 7.1)	2 (0.7 to 7.1)	2 (0.7 to 7.1)	2 (0.7 to 7.1)	2 (0.7 to 7.1)	2 (0.7 to 7.1)	2 (0.7 to 7.1)	2 (0.7 to 7.1)	2 (0.7 to 7.1)	2 (0.7 to 7.1)	2 (0.7 to 7.1)	2 (0.7 to 7.1)	2 (0.7 to 7.1)	2 (0.7 to 7.1)	2 (0.7 to 7.1)	314
Poisonings	1 (0.4 to 47.4)	1 (0.4 to 4)	1 (0.4 to 4)	1 (0.4 to 4)	1 (0.4 to 4)	1 (0.4 to 4)	1 (0.4 to 4)	1 (0.4 to 4)	1 (0.4 to 4)	1 (0.4 to 4)	1 (0.4 to 4)	1 (0.4 to 4)	1 (0.4 to 4)	1 (0.4 to 4)	1 (0.4 to 4)	1 (0.4 to 4)	1 (0.4 to 4)	1 (0.4 to 4)	1 (0.4 to 4)	1 (0.4 to 4)	1 (0.4 to 4)	1 (0.4 to 4)	1 (0.4 to 4)	1 (0.4 to 4)	1 (0.4 to 4)	1 (0.4 to 4)	1 (0.4 to 4)	1 (0.4 to 4)	1 (0.4 to 4)	3,892
Poisoning by other medications	1 (0.4 to 12.3)	1 (0.4 to 8)	1 (0.4 to 3.7)	1 (0.4 to 3.7)	1 (0.4 to 3.7)	1 (0.4 to 3.7)	1 (0.4 to 3.7)	1 (0.4 to 3.7)	1 (0.4 to 3.7)	1 (0.4 to 3.7)	1 (0.4 to 3.7)	1 (0.4 to 3.7)	1 (0.4 to 3.7)	1 (0.4 to 3.7)	1 (0.4 to 3.7)	1 (0.4 to 3.7)	1 (0.4 to 3.7)	1 (0.4 to 3.7)	1 (0.4 to 3.7)	1 (0.4 to 3.7)	1 (0.4 to 3.7)	1 (0.4 to 3.7)	1 (0.4 to 3.7)	1 (0.4 to 3.7)	1 (0.4 to 3.7)	1 (0.4 to 3.7)	1 (0.4 to 3.7)	1 (0.4 to 3.7)	3,892
Poisoning by other means	1 (0.4 to 32.4)	1 (0.4 to 7.1)	1 (0.4 to 2.4)	1 (0.4 to 2.4)	1 (0.4 to 2.4)	1 (0.4 to 2.4)	1 (0.4 to 2.4)	1 (0.4 to 2.4)	1 (0.4 to 2.4)	1 (0.4 to 2.4)	1 (0.4 to 2.4)	1 (0.4 to 2.4)	1 (0.4 to 2.4)	1 (0.4 to 2.4)	1 (0.4 to 2.4)	1 (0.4 to 2.4)	1 (0.4 to 2.4)	1 (0.4 to 2.4)	1 (0.4 to 2.4)	1 (0.4 to 2.4)	1 (0.4 to 2.4)	1 (0.4 to 2.4)	1 (0.4 to 2.4)	1 (0.4 to 2.4)	1 (0.4 to 2.4)	1 (0.4 to 2.4)	1 (0.4 to 2.4)	1 (0.4 to 2.4)	1,760
Exposure to mechanical forces	1 (0.4 to 68)	1 (0.4 to 68)	1 (0.4 to 68)	1 (0.4 to 68)	1 (0.4 to 68)	1 (0.4 to 68)	1 (0.4 to 68)	1 (0.4 to 68)	1 (0.4 to 68)	1 (0.4 to 68)	1 (0.4 to 68)	1 (0.4 to 68)	1 (0.4 to 68)	1 (0.4 to 68)	1 (0.4 to 68)	1 (0.4 to 68)	1 (0.4 to 68)	1 (0.4 to 68)	1 (0.4 to 68)	1 (0.4 to 68)	1 (0.4 to 68)	1 (0.4 to 68)	1 (0.4 to 68)	1 (0.4 to 68)	1 (0.4 to 68)	1 (0.4 to 68)	1 (0.4 to 68)	1 (0.4 to 68)	1 (0.4 to 68)	48,000
Unintentional firearm injuries	0.4 (1.4 to 256)	0.4 (0.7 to 87)	1.4 (1.4 to 5.4)	1.4 (1.4 to 5.4)	1.4 (1.4 to 5.4)	1.4 (1.4 to 5.4)	1.4 (1.4 to 5.4)	1.4 (1.4 to 5.4)	1.4 (1.4 to 5.4)	1.4 (1.4 to 5.4)	1.4 (1.4 to 5.4)	1.4 (1.4 to 5.4)	1.4 (1.4 to 5.4)	1.4 (1.4 to 5.4)	1.4 (1.4 to 5.4)	1.4 (1.4 to 5.4)	1.4 (1.4 to 5.4)	1.4 (1.4 to 5.4)	1.4 (1.4 to 5.4)	1.4 (1.4 to 5.4)	1.4 (1.4 to 5.4)	1.4 (1.4 to 5.4)	1.4 (1.4 to 5.4)	1.4 (1.4 to 5.4)	1.4 (1.4 to 5.4)	1.4 (1.4 to 5.4)	1.4 (1.4 to 5.4)	1.4 (1.4 to 5.4)	11,460
Other exposure to mechanical forces	77 (7 to 733)	77 (7 to 2,400)	77 (7 to 2,400)	77 (7 to 2,400)	77 (7 to 2,400)	77 (7 to 2,400)	77 (7 to 2,400)	77 (7 to 2,400)	77 (7 to 2,400)	77 (7 to 2,400)	77 (7 to 2,400)	77 (7 to 2,400)	77 (7 to 2,400)	77 (7 to 2,400)	77 (7 to 2,400)	77 (7 to 2,400)	77 (7 to 2,400)	77 (7 to 2,400)	77 (7 to 2,400)	77 (7 to 2,400)	77 (7 to 2,400)	77 (7 to 2,400)	77 (7 to 2,400)	77 (7 to 2,400)	77 (7 to 2,400)	77 (7 to 2,400)	77 (7 to 2,400)	77 (7 to 2,400)	24,000
Adverse effects of medical treatment	91 (28.7 to 90.3)	91 (29 to 82.9)	295 (139 to 619)	356 (202 to 629)	356 (227 to 537)	356 (189 to 619)	270 (189 to 619)	297 (187 to 614)	297 (187 to 614)	649 (269 to 1,308)	649 (269 to 1,308)	517 (177 to 1,308)	299 (189 to 767)	270 (189 to 629)	299 (189 to 629)	299 (189 to 629)	299 (189 to 629)	299 (189 to 629)	149 (63 to 367)	149 (63 to 367)	85 (63 to 191)	85 (63 to 191)	85 (63 to 191)	85 (63 to 191)	85 (63 to 191)	85 (63 to 191)	85 (63 to 191)	85 (63 to 191)	5,890
Animal contact	11 (7 to 20)	11 (7 to 20)	69 (32 to 140)	356 (167 to 748)	489 (225 to 998)	489 (225 to 998)	319 (189 to 523)	290 (189 to 554)	290 (189 to 554)	361 (189 to 673)	373 (189 to 673)	353 (189 to 629)	299 (189 to 629)	177 (119 to 274)	189 (119 to 298)	189 (119 to 298)	77 (49 to 149)	77 (49 to 149)	69 (42 to 97)	69 (42 to 97)	39 (29.5 to 69.1)	39 (29.5 to 69.1)	14 (4 to 27.4)	14 (4 to 27.4)	6.3 (4.2 to 7.7)	6.3 (4.2 to 7.7)	6.3 (4.2 to 7.7)	6.3 (4.2 to 7.7)	5,490
Venomous animal contact	6 (3.3 to 14)	6 (3.3 to 11.9)	43.5 (19.2 to 120)	356 (167 to 748)	356 (167 to 748)	356 (167 to 748)	237 (167 to 748)	114 (67 to 548)	114 (67 to 548)	292 (67 to 1,213)	156 (67 to 548)	67 (67 to 269)	67 (67 to 269)	67 (67 to 267)	60.5 (42 to 131)	69.1 (42 to 131)	26.1 (16 to 59)	26.1 (16 to 59)	24.6 (16 to 40)	24.6 (16 to 40)	17.6 (13 to 39.3)	17.6 (13 to 39.3)	6.8 (3.2 to 12.6)	6.8 (3.2 to 12.6)	3.2 (1.5 to 5.9)	3.2 (1.5 to 5.9)	3.2 (1.5 to 5.9)	3.2 (1.5 to 5.9)	1,990
Non-venomous animal contact	4.5 (1.9 to 9.4)	5.5 (2.6 to 23.9)	23.1 (9.7 to 49.4)	126 (48.8 to 266)	144 (65 to 198)	144 (65 to 198)	94.4 (47.7 to 193)	90.7 (47.2 to 173)	90.7 (47.2 to 173)	115 (63.3 to 260)	115 (66 to 217)	115 (75.5 to 260)	106 (66.5 to 173)	106 (63.9 to 167)	106 (63.9 to 167)	106 (63.9 to 167)	65.4 (38.6 to 108)	65.4 (38.6 to 108)	51.7 (26.2 to 67.8)	51.7 (26.2 to 67.8)	22.7 (17.7 to 42.3)	22.7 (13 to 29.1)	10.5 (6.2 to 15)	10.5 (6.2 to 15)	5.7 (2.9 to 7.9)	5.7 (2.9 to 7.9)	5.7 (2.9 to 7.9)	5.7 (2.9 to 7.9)	1,920
Foreign body	1 (0.4 to 29.6)	1 (0.4 to 29.6)	1 (0.4 to 29.6)	1 (0.4 to 29.6)	1 (0.4 to 29.6)	1 (0.4 to 29.6)	1 (0.4 to 29.6)	1 (0.4 to 29.6)	1 (0.4 to 29.6)	1 (0.4 to 29.6)	1 (0.4 to 29.6)	1 (0.4 to 29.6)	1 (0.4 to 29.6)	1 (0.4 to 29.6)	1 (0.4 to 29.6)	1 (0.4 to 29.6)	1 (0.4 to 29.6)	1 (0.4 to 29.6)	1 (0.4 to 29.6)	1 (0.4 to 29.6)	1 (0.4 to 29.6)	1 (0.4 to 29.6)	1 (0.4 to 29.6)	1 (0.4 to 29.6)	1 (0.4 to 29.6)	1 (0.4 to 29.6)	1 (0.4 to 29.6)	1 (0.4 to 29.6)	3,892
Pulmonary aspiration and foreign body in airway	1 (0.4 to 29.6)	1 (0.4 to 29.6)	1 (0.4 to 29.6)	1 (0.4 to 29.6)	1 (0.4 to 29.6)	1 (0.4 to 29.6)	1 (0.4 to 29.6)	1 (0.4 to 29.6)	1 (0.4 to 29.6)	1 (0.4 to 29.6)	1 (0.4 to 29.6)	1 (0.4 to 29.6)	1 (0.4 to 29.6)	1 (0.4 to 29.6)	1 (0.4 to 29.6)	1 (0.4 to 29.6)	1 (0.4 to 29.6)	1 (0.4 to 29.6)	1 (0.4 to 29.6)	1 (0.4 to 29.6)	1 (0.4 to 29.6)	1 (0.4 to 29.6)	1 (0.4 to 29.6)	1 (0.4 to 29.6)	1 (0.4 to 29.6)	1 (0.4 to 29.6)	1 (0.4 to 29.6)	1 (0.4 to 29.6)	6,892
Foreign body in eyes	0.1 (0 to 0.2)	0.2 (0.1 to 0.7)	0.3 (0.1 to 1.8)	2.7 (1.2 to 5.1)	4.3 (2 to 7.8)	4.3 (2 to 7.8)	3.2 (1.2 to 5.9)	4.7 (2.1 to 8.6)	4.7 (2.1 to 8.6)	6.1 (2.1 to 9.6)	6.1 (2.1 to 9.6)	6.3 (2.1 to 9.6)	4.3 (2.1 to 7.8)	4.1 (2.1 to 7.8)	4.1 (2.1 to 7.8)	4.1 (2.1 to 7.8)	3.9 (2.1 to 7.8)	3.9 (2.1 to 7.8)	3.8 (2.1 to 7.8)	3.8 (2.1 to 7.8)	3.8 (2.1 to 7.8)	3.8 (2.1 to 7.8)	3.8 (2.1 to 7.8)	3.8 (2.1 to 7.8)	3.8 (2.1 to 7.8)	3.8 (2.1 to 7.8)	3.8 (2.1 to 7.8)	3.8 (2.1 to 7.8)	786
Foreign body in other body part	0.4 (0.1 to 1.2)	0.4 (0.1 to 1.9)	1.5 (0.5 to 4)	6.4 (2.1 to 13.9)	6.4 (2.1 to 13.9)	6.4 (2.1 to 13.9)	5.5 (1.9 to 12.1)	7.5 (2.1 to 17.1)	7.5 (2.1 to 17.1)	7.5 (2.1 to 17.1)	7.5 (2.1 to 17.1)	7.5 (2.1 to 17.1)	7.5 (2.1 to 17.1)	7.5 (2.1 to 17.1)	7.5 (2.1 to 17.1)	7.5 (2.1 to 17.1)	7.5 (2.1 to 17.1)	7.5 (2.1 to 17.1)	7.5 (2.1 to 17.1)	7.5 (2.1 to 17.1)	7.5 (2.1 to 17.1)	7.5 (2.1 to 17.1)	7.5 (2.1 to 17.1)	7.5 (2.1 to 17.1)	7.5 (2.1 to 17.1)	7.5 (2.1 to 17.1)	7.5 (2.1 to 17.1)	7.5 (2.1 to 17.1)	1,360
Environmental heat and cold exposure	0.4 (0.3 to 2)	0.4 (0.4 to 2)	0.4 (0.3 to 7.1)	0.4 (0.3 to 69.2)	0.4 (0.3 to 69.2)	0.4 (0.3 to 69.2)	0.4 (0.1 to 179)	0.4 (0.1 to 537)	0.4 (0.1 to 537)	0.4 (0.1 to 537)	0.4 (0.1 to 599)	0.4 (0.1 to 599)	0.4 (0.1 to 537)	0.4 (0.1 to 679)	0.4 (0.1 to 537)	0.4 (0.1 to 537)	0.4 (0.1 to 21)	0.4 (0.1 to 21)	0.4 (0.1 to 69.6)	0.4 (0.1 to 69.6)	0.4 (0.1 to 139)	0.4 (0.1 to 139)	0.4 (0.1 to 139)	0.4 (0.1 to 139)	0.4 (0.1 to 139)	0.4 (0.1 to 139)	0.4 (0.1 to 139)	0.4 (0.1 to 139)	1,870
Exposure to forces of nature	0.4 (0.4 to 5.5)	0.4 (0.4 to 1.1)	0.4 (0.4 to 1.1)	0.4 (0.4 to 7.1)	0.4 (0.4 to 58.9)	0.4 (0.4 to 58.9)	0.4 (0.4 to 57.7)	0.4 (0.4 to 7)	0.4 (0.4 to 7)	0.4 (0.4 to 7)	0.4 (0.4 to 7)	0.4 (0.4 to 7)	0.4 (0.4 to 7)	0.4 (0.4 to 7)	0.4 (0.4 to 7)	0.4 (0.4 to 7)	0.4 (0.4 to 7)	0.4 (0.4 to 7)	0.4 (0.4 to 6)	0.4 (0.4 to 6)	0.4 (0.4 to 6)	0.4 (0.4 to 6)	0.4 (0.4 to 6)	0.4 (0.4 to 6)	0.4 (0.4 to 6)	0.4 (0.4 to 6)	0.4 (0.4 to 6)	0.4 (0.4 to 6)	392
Other unintentional injuries	204 (167 to 385)	204 (164 to 382)	2,600 (1,000 to 4,960)	2,600 (1,000 to 4,960)	2,600 (1,000 to 4,960)	2,600 (1,000 to 4,960)	2,600 (1,000 to 4,960)	2,600 (1,000 to 4,960)	2,600 (1,000 to 4,960)	2,600 (1,000 to 4,960)	2,600 (1,000 to 4,960)	2,600 (1,000 to 4,960)	2,600 (1,000 to 4,960)	2,600 (1,000 to 4,960)	2,600 (1,000 to 4,960)	2,600 (1,000 to 4,960)	2,600 (1,000 to 4,960)	2,600 (1,000 to 4,960)	1,240 (600 to 1,960)	1,240 (600 to 1,960)	824 (600 to 1,240)	824 (600 to 1,240)	824 (600 to 1,240)	824 (600 to 1,240)	824 (600 to 1,240)	824 (600 to 1,240)	824 (600 to 1,240)	824 (600 to 1,240)	49,660
Self-harm and interpersonal violence	1,339 (918 to 1,849)	979 (681 to 1,721)	3,950 (1,960 to 6,220)	14,850 (12,500 to 17,200)	14,850 (14,100 to 17,600)	14,850 (13,600 to 29,700)	50,700 (22,500 to 71,700)	50,700 (22,500 to 53,900)	50,700 (18,500 to 53,900)	69,300 (30,200 to 99,800)	97,900 (30,500 to 99,800)	69,300 (14,500 to 99,800)	69,300 (14,500 to 99,800)	69,300 (12,500 to 23,600)	16,600 (12,500 to 23,600)	10,200 (7,300 to 13,300)	6,950 (4,900 to 9,500)	6,950 (5,500 to 9,500)	3,370 (2,500 to 4,550)	2,210 (1,500 to 3,290)	1,420 (1,020 to 2,020)	912 (650 to 1,260)	647 (570 to 754)	647 (567 to 747)	647 (567 to 747)	647 (567 to 747)	647 (567 to 747)	647 (567 to 747)	271,000
Self-harm	36 (26 to 53)	36 (26 to 53)	0 (0 to 0)	0 (0 to 0)	0 (0 to 0)	0 (0 to 0)	299 (0 to 1,200)	3,900 (2,100 to 5,700)	6,000 (3,200 to 9,100)	9,000 (4,800 to 13,600)	13,800 (7,400 to 20,600)	9,000 (4,800 to 13,600)	9,000 (4,800 to 13,600)	2,300 (1,200 to 3,500)	1,140 (600 to 1,720)	1,140 (600 to 1,720)	667 (350 to 1,010)	667 (350 to 1,010)	294 (150 to 446)	294 (150 to 446)	114 (60 to 172)	114 (60 to 172)	49.4 (26 to 74.6)	49.4 (26 to 74.6)	27.1 (14.2 to 41)	27.1 (14.2 to 41)	27.1 (14.2 to 41)	27.1 (14.2 to 41)	29,300
Self-harm by firearm	0 (0 to 0)	0 (0 to 0)	0 (0 to 0)	0 (0 to 0)	0 (0 to 0)	0 (0 to 0)	1.4 (0 to 5.4)	470 (160 to 1,100)	730 (220 to 1,400)	930 (240 to 2,200)	930 (240 to 2,200)	930 (240 to 2,200)	930 (240 to 2,200)	394 (120 to 925)	222 (120 to 329)	222 (120 to 329)	222 (120 to 329)	222 (120 to 329)	118 (60 to 179)	42.4 (20 to 64)	29.5 (13 to 50.3)	29.1 (18.2 to 42.4)	16.6 (9.2 to 29.6)	8.7 (5.1 to 14.4)	8.7 (5.7 to 17.2)	8.7 (5.7 to 17.2)	8.7 (5.7 to 17.2)	8.7 (5.7 to 17.2)	8.7 (5.7 to 17.2)	3,940
Self-harm by other specified means	36 (26 to 53)	36 (26 to 53)	0 (0 to 0)	0 (0 to 0)	0 (0 to 0)	0 (0 to 0)	299 (0 to 1,200)	3,400 (1,900 to 4,600)	5,200 (2,900 to 7,800)	8,000 (4,200 to 11,800)	12,800 (6,800 to 18,800)	8,000 (4,200 to 11,800)	8,000 (4,200 to 11,800)	1,900 (1,000 to 2,900)	920 (480 to 1,400)	920 (480 to 1,400)	445 (230 to 680)	445 (230 to 680)	176 (90 to 267)	176 (90 to 267)	74 (40 to 112)	74 (40 to 112)	32.8 (18.8 to 46.8)	32.8 (18.8 to 46.8)	18.4 (9.4 to 26.1)	18.4 (9.4 to 26.1)	18.4 (9.4 to 26.1)	18.4 (9.4 to 26.1)	25,450
Interpersonal violence	1,303 (1,054 to 1,711)	1,040 (818 to 1,564)	750 (371 to 1,420)	2,905 (1,960 to 4,460)	2,905 (2,000 to 4,460)	2,905 (2,000 to 4,460)	6,200 (5,400 to 7,400)	17,950 (8,670 to 17,950)	9,000 (8,670 to 17,950)	8,700 (2,400 to 17,950)	8,700 (2,400 to 17,950)	8,900 (2,400 to 17,950)	8,900 (2,400 to 17,950)	8,900 (2,400 to 17,950)	2,940 (2,400 to 3,270)	2,940 (2,400 to 3,270)	1,240 (1,000 to 1,760)	1,240 (1,000 to 1,760)	510 (370 to 1,240)	390 (330 to 510)	230 (210 to 2)	230 (210 to 2)	78.9 (70 to 90)	78.9 (70 to 90)	31.4 (29.4 to 71)	31.4 (29.4 to 71)	31.4 (29.4 to 71)	31.4 (29.4 to 71)	69,450
Physical violence by firearm	70 (21.5 to 356)	56.9 (36.3 to 326)	286 (150 to 1,020)	2,283 (1,100 to 3,970)	2,773 (1,100 to 3,970)	1,513 (750 to 2,650)	3,950 (1,700 to 6,280)	3,613 (1,280 to 6,210)	2,913 (1,280 to 6,210)	1,805 (600 to 3,280)	1,640 (737 to 3,150)	1,640 (627 to 3,150)	1,360 (622 to 2,520)	1,190 (300 to 1,960)	996 (300 to 1,960)	421 (210 to 724)	197 (80 to 356)	195 (80 to 356)	75 (40 to 127)	42.6 (24 to 72.6)	16.4 (6.7 to 36)	8.2 (3.7 to 18)	4.7 (2.7 to 7.8)	1.4 (0.4 to 2.4)	24,260
Physical violence by sharp object	1 (0.4 to 8)	1 (0.4 to 8.4)	11 (4.7 to 47.2)	52.5 (21.7 to 111.7)	97.5 (41 to 178)	97.5 (41 to 178)	69.4 (32 to 142)	64 (32 to 133)	64 (32 to 133)	63.5 (32 to 133)	63.5 (32 to 133)	63.5 (32 to 133)	63.5 (32 to 133)	63.5 (32 to 133)	63.5 (32 to 133)	63.5 (32 to 133)	63.5 (32 to 133)	63.5 (32 to 133)	63.5 (32 to 133)	63.5 (32 to 133)	63.5 (32 to 133)	63.5 (32 to 133)	63.5 (32 to 133)	63.5 (32 to 133)	63.5 (32 to 133)	63.5 (32 to 133)	63.5 (32 to 133)	63.5 (32 to 133)	3,610
Sexual violence	0 (0 to 0)	0 (0 to 0)	0 (0 to 0)	0 (0.5 to 37.1)	0 (1.5 to 39)	0 (0.5 to 39)	0 (0.5 to 4.7)	0 (0.5 to 4.7)	0 (0.5 to 4.7)	0 (0.5 to 4.7)	0 (0.5 to 4.7)	0 (0.5 to 4.7)	0 (0.5 to 4.7)	0 (0.5 to 4.7)	0 (0.5 to 4.7)	0 (0.5 to 4.7)	0 (0.5 to 4.7)	0 (0.5 to 4.7)	0 (0.5 to 4.7)	0 (0.5 to 4.7)	0 (0.5 to 4.7)	0 (0.5 to 4.7)	0 (0.5 to 4.7)	0 (0.5 to 4.7)	0 (0.5 to 4.7)	0 (0.5 to 4.7)	0 (0.5 to 4.7)	0 (0.5 to 4.7)	7,480
Physical violence by other means	1 (0.4 to 107)	1 (0.4 to 77)	7 (2.7 to 22)	29.5 (11.4 to 69)	29.5 (11.4 to 69)	29.5 (11.4 to 69)	21.4 (8.4 to 47.5)	21.4 (8.4 to 47.5)	21.4 (8.4 to 47.5)	21.4 (8.4 to 47.5)	21.4 (8.4 to 47.5)	21.4 (8.4 to 47.5)	21.4 (8.4 to 47.5)	21.4 (8.4 to 47.5)	21.4 (8.4 to 47.5)	21.4 (8.4 to 47.5)	21.4 (8.4 to 47.5)	21.4 (8.4 to 47.5)	21.4 (8.4 to 47.5)	21.4 (8.4 to 47.5)	21.4 (8.4 to 47.5)	21.4 (8.4 to 47.5)	21.4 (8.4 to 47.5)	21.4 (8.4 to 47.5)	21.4 (8.4 to 47.5)	21.4 (8.4 to 47.5)	21.4 (8.4 to 47.5)	21.4 (8.4 to 47.5)	10,450
Conflict and terrorism	1 (0.4 to 6.1)	1 (0.4 to 6.1)	1 (0.4 to 1.4)	10,000 (5,900 to 17,000)	10,000 (5,900 to 17,000)	10,000 (5,900 to 17,000)	10,000 (5,900 to 17,000)	10,000 (5,900 to 17,000)	10,000 (5,900 to 17,000)	10,000 (5,900 to 17,000)	10,000 (5,900 to 17,000)	10,000 (5,900 to 17,000)	10,000 (5,900 to 17,000)	10,000 (5,900 to 17,000)	10,000 (5,900 to 17,000)	10,000 (5,900 to 17,000)	10,000 (5,900 to 17,000)	10,000 (5,900 to 17,000)	10,000 (5,900 to 17,000)	10,000 (5,900 to 17,000)	10,000 (5,900 to 17,000)	10,000 (5,900 to 17,000)	10,000 (5,900 to 17,000)	10,000 (5,900 to 17,000)	10,000 (5,900 to 17,000)	10,000 (5,900 to 17,000)	10,000 (5,900 to 17,000)	10,000 (5,900 to 17,000)	149,000

SR Table 2b: Jordan DALYS by cause and age group for females with 95% uncertainty intervals, 2019

Cause	Early Neonatal	Late Neonatal	Post Neonatal	1 to 4	5 to 9	10 to 14	15 to 19	20 to 24	25 to 29	30 to 34	35 to 39
All causes	55,500 (41,800 to 74,800)	18,300 (13,900 to 24,600)	50,100 (38,600 to 65,700)	34,800 (28,000 to 42,900)	34,700 (28,300 to 41,500)	43,400 (32,900 to 56,800)	54,200 (41,500 to 70,400)	56,900 (43,200 to 72,700)	62,400 (47,300 to 79,700)	60,100 (45,900 to 76,300)	66,100 (51,700 to 82,600)
Communicable, maternal, neonatal, and nutritional diseases	39,900 (29,100 to 54,300)	11,700 (8,440 to 16,100)	22,700 (16,600 to 31,000)	12,800 (9,940 to 16,400)	7,960 (6,000 to 10,900)	7,130 (5,190 to 10,000)	6,580 (5,000 to 8,590)	5,660 (4,360 to 7,250)	5,310 (4,050 to 6,890)	4,640 (3,530 to 5,940)	4,960 (3,720 to 6,530)
HIV/AIDS and sexually transmitted infections	946 (280 to 2,140)	264 (77·8 to 617)	422 (183 to 855)	76·9 (42·5 to 124)	52·9 (29·8 to 88)	44·3 (27·2 to 71·1)	53·2 (34·6 to 81·8)	82·4 (48·8 to 134)	124 (75·4 to 201)	135 (81·1 to 227)	172 (108 to 268)
HIV/AIDS	0 (0 to 0)	0 (0 to 0)	103 (53·4 to 186)	62·3 (31·4 to 110)	44·5 (22·8 to 79·5)	34·5 (17·8 to 61·8)	22·8 (12·5 to 39·2)	18·5 (10·8 to 31·7)	22·7 (13·1 to 40·1)	20·6 (11·3 to 34·2)	38 (20·9 to 64)
HIV/AIDS - Drug-susceptible Tuberculosis	0 (0 to 0)	0 (0 to 0)	1·6 (0·9 to 2·7)	1 (0·5 to 1·6)	0·8 (0·4 to 1·3)	0·6 (0·3 to 1)	0·4 (0·2 to 0·6)	0·3 (0·2 to 0·5)	0·4 (0·2 to 0·6)	0·4 (0·2 to 0·6)	0·7 (0·4 to 1·1)
HIV/AIDS - Multidrug-resistant Tuberculosis without extensive	0 (0 to 0)	0 (0 to 0)	0·2 (0 to 0·6)	0·1 (0 to 0·4)	0·1 (0 to 0·3)	0·1 (0 to 0·2)	0 (0 to 0·1)	0 (0 to 0·1)	0 (0 to 0·1)	0 (0 to 0·1)	0·1 (0 to 0·2)
HIV/AIDS - Extensively drug-resistant Tuberculosis	0 (0 to 0)	0 (0 to 0)	0 (0 to 0)	0 (0 to 0)	0 (0 to 0)	0 (0 to 0)	0 (0 to 0)	0 (0 to 0)	0 (0 to 0)	0 (0 to 0)	0 (0 to 0)
HIV/AIDS resulting in other diseases	0 (0 to 0)	0 (0 to 0)	101 (51·8 to 184)	61·1 (30·8 to 108)	43·6 (21·8 to 78·7)	33·9 (17 to 61·3)	22·4 (11·9 to 38·7)	18·2 (10·4 to 31·3)	22·3 (12·6 to 39·7)	20·2 (10·9 to 33·7)	37·2 (20·1 to 63·3)
Sexually transmitted infections excluding HIV	946 (280 to 2,140)	264 (77·8 to 617)	319 (91·1 to 736)	14·6 (4·3 to 33·5)	8·4 (2·5 to 19·1)	9·8 (7 to 14·2)	30·3 (16·9 to 54·7)	63·9 (32·5 to 118)	101 (52·8 to 175)	115 (60·3 to 202)	134 (72·6 to 234)
Syphilis	946 (280 to 2,140)	264 (77·8 to 617)	319 (91·1 to 736)	14·6 (4·3 to 33·5)	8·4 (2·5 to 19·1)	2·9 (2·3 to 4)	1·4 (0·9 to 2·7)	1 (0·3 to 2·6)	1·5 (0·6 to 3·2)	1·4 (0·6 to 2·9)	1·2 (0·5 to 2·5)
Chlamydial infection	0 (0 to 0)	0 (0 to 0)	0 (0 to 0)	0 (0 to 0)	0 (0 to 0)	1·1 (0·8 to 1·7)	3·9 (2·1 to 6·6)	9·3 (5·5 to 15·1)	15·4 (6·4 to 28·7)	17·8 (7·8 to 32·8)	21·6 (10·3 to 39·7)
Gonococcal infection	0 (0 to 0)	0 (0 to 0)	0 (0 to 0)	0 (0 to 0)	0 (0 to 0)	1 (0·8 to 1·3)	2·5 (1·6 to 4·2)	3·7 (2·5 to 5·5)	5·5 (3·4 to 8·8)	6·2 (3·7 to 10)	7 (4·1 to 11·2)
Trichomoniasis	0 (0 to 0)	0 (0 to 0)	0 (0 to 0)	0 (0 to 0)	0 (0 to 0)	0·5 (0 to 1·8)	5·5 (1·5 to 14·3)	16·7 (5·4 to 39·1)	22·3 (7·3 to 51·9)	19·4 (6 to 47·5)	18·5 (5·9 to 44·1)
Genital herpes	0 (0 to 0)	0 (0 to 0)	0 (0 to 0)	0 (0 to 0)	0 (0 to 0)	2·1 (0·6 to 5·2)	9 (2·2 to 24·2)	15·6 (4·8 to 37·8)	20·4 (6·5 to 49·6)	21·1 (6·2 to 54)	23·1 (7·3 to 57·3)
Other sexually transmitted infections	0 (0 to 0)	0 (0 to 0)	0 (0 to 0)	0 (0 to 0)	0 (0 to 0)	2·1 (1·5 to 3)	7·9 (4·8 to 12·7)	17·6 (7·8 to 32)	36·4 (18·8 to 63·5)	48·8 (26·3 to 81·8)	62·3 (33·4 to 105)
Respiratory infections and tuberculosis	1,290 (764 to 2,070)	1,220 (744 to 1,910)	8,850 (5,480 to 13,100)	2,660 (1,830 to 3,760)	1,420 (987 to 1,990)	1,020 (695 to 1,440)	934 (677 to 1,300)	977 (670 to 1,350)	872 (612 to 1,220)	705 (487 to 984)	692 (480 to 970)
Tuberculosis	0 (0 to 0)	0 (0 to 0)	3·5 (2·1 to 5·9)	9·2 (6·3 to 13·1)	23·5 (15·2 to 34·9)	10·3 (6·8 to 15·1)	11·9 (8·1 to 17·1)	33·7 (12·3 to 67·9)	43·4 (18·8 to 78·2)	30·2 (14·2 to 54·4)	28·5 (18·7 to 41·4)
Latent tuberculosis infection	0 (0 to 0)	0 (0 to 0)	0 (0 to 0)	0 (0 to 0)	0 (0 to 0)	0 (0 to 0)	0 (0 to 0)	0 (0 to 0)	0 (0 to 0)	0 (0 to 0)	0 (0 to 0)
Drug-susceptible tuberculosis	0 (0 to 0)	0 (0 to 0)	3·2 (1·9 to 5·5)	8·5 (5·6 to 12·2)	21·9 (13·9 to 32·9)	9·7 (6·2 to 14·5)	11 (7·1 to 16·5)	31·6 (10·4 to 66·3)	40·5 (16·1 to 75·1)	28·1 (12·1 to 52·3)	26·5 (16·9 to 38·6)
Multidrug-resistant tuberculosis without extensive drug resistar	0 (0 to 0)	0 (0 to 0)	0·3 (0 to 1·1)	0·6 (0·1 to 2)	1·5 (0·2 to 4·8)	0·6 (0·1 to 2·2)	0·9 (0·1 to 3)	2 (0·3 to 6·9)	2·7 (0·4 to 8·5)	2 (0·3 to 6·8)	1·9 (0·3 to 6·7)
Extensively drug-resistant tuberculosis	0 (0 to 0)	0 (0 to 0)	0 (0 to 0·1)	0 (0 to 0·1)	0·1 (0 to 0·3)	0 (0 to 0·1)	0·1 (0 to 0·2)	0·1 (0 to 0·4)	0·2 (0 to 0·6)	0·1 (0 to 0·4)	0·1 (0 to 0·5)
Lower respiratory infections	1,290 (763 to 2,070)	1,220 (736 to 1,900)	8,720 (5,390 to 13,000)	2,060 (1,310 to 3,080)	727 (472 to 1,090)	468 (301 to 681)	447 (293 to 660)	503 (305 to 760)	447 (259 to 680)	371 (232 to 573)	375 (230 to 579)
Upper respiratory infections	0·8 (0·4 to 1·5)	5·2 (2·8 to 8·7)	93·6 (51 to 158)	399 (220 to 671)	441 (240 to 776)	387 (190 to 675)	345 (170 to 614)	300 (161 to 508)	267 (145 to 432)	217 (113 to 375)	205 (99·1 to 353)
Otitis media	0·1 (0 to 0·1)	0·6 (0·3 to 1·2)	25·4 (11·7 to 48·9)	193 (94 to 358)	225 (124 to 382)	151 (79·7 to 252)	131 (67·8 to 225)	141 (60·2 to 276)	115 (51·4 to 214)	86·1 (36·9 to 164)	83·6 (38·6 to 158)
Enteric infections	70·2 (33·8 to 131)	147 (77·7 to 259)	1,550 (895 to 2,640)	1,770 (1,220 to 2,480)	1,480 (994 to 2,130)	1,470 (939 to 2,200)	955 (638 to 1,370)	619 (403 to 902)	529 (352 to 753)	421 (288 to 583)	396 (270 to 547)
Diarrheal diseases	70·2 (33·8 to 131)	146 (77·2 to 258)	1,530 (867 to 2,620)	1,600 (1,080 to 2,290)	1,170 (726 to 1,790)	1,170 (679 to 1,910)	752 (465 to 1,130)	514 (314 to 787)	463 (294 to 682)	383 (251 to 546)	370 (248 to 525)
Typhoid and paratyphoid	0 (0 to 0)	0 (0 to 0)	1·8 (0·6 to 4·2)	112 (33 to 269)	239 (79·4 to 557)	258 (95·6 to 538)	174 (54·1 to 378)	84·9 (27·9 to 206)	51·6 (18·1 to 116)	27·4 (9·1 to 62)	16·6 (6·1 to 35·2)
Typhoid fever	0 (0 to 0)	0 (0 to 0)	1·8 (0·5 to 4·2)	110 (32·1 to 265)	234 (78·4 to 541)	252 (92·6 to 527)	170 (52·8 to 367)	82·9 (27·3 to 202)	50·4 (17·3 to 113)	26·8 (8·8 to 60·6)	16·2 (6 to 34·3)
Paratyphoid fever	0 (0 to 0)	0 (0 to 0)	0 (0 to 0·1)	2·2 (0·5 to 6·1)	5·1 (1·4 to 14·1)	5·8 (1·7 to 13·5)	4 (1·1 to 10·1)	2 (0·5 to 5·2)	1·2 (0·3 to 3·1)	0·6 (0·2 to 1·6)	0·4 (0·1 to 0·9)
Invasive Non-typhoidal Salmonella (iNTS)	0 (0 to 0)	0·8 (0·4 to 1·4)	13·1 (6·9 to 22·6)	49·7 (23·5 to 92·4)	67·2 (29·8 to 130)	42·5 (15·9 to 88·3)	28·3 (8·8 to 64·9)	19·2 (5·8 to 45·4)	14·2 (4·3 to 33)	9·8 (2·8 to 22·8)	8·3 (2·6 to 18·5)
Other intestinal infectious diseases	0 (0 to 0)	0 (0 to 0)	6 (0·4 to 23·3)	6·5 (1·8 to 17·6)	4·2 (1 to 12·4)	3 (0·9 to 7·4)	1·2 (0·4 to 2·9)	0·9 (0·3 to 2·1)	0·4 (0·2 to 0·9)	0·9 (0·4 to 1·9)	0·5 (0·2 to 1·1)
Neglected tropical diseases and malaria	0·1 (0 to 0·3)	5·4 (2·2 to 10·4)	57·7 (25·6 to 105)	169 (80·6 to 323)	201 (78·2 to 417)	219 (88·2 to 456)	187 (94·1 to 333)	166 (77 to 316)	136 (63·3 to 263)	131 (66·2 to 239)	167 (79·3 to 305)
Malaria	0 (0 to 0)	0 (0 to 0)	0 (0 to 0)	0 (0 to 0)	0 (0 to 0)	0 (0 to 0)	0 (0 to 0)	0 (0 to 0)	0 (0 to 0)	0 (0 to 0)	0 (0 to 0)
Chagas disease	0 (0 to 0)	0 (0 to 0)	0 (0 to 0)	0 (0 to 0)	0 (0 to 0)	0 (0 to 0)	0 (0 to 0)	0 (0 to 0)	0 (0 to 0)	0 (0 to 0)	0 (0 to 0)
Leishmaniasis	0 (0 to 0)	0 (0 to 0)	0·5 (0 to 2·8)	3·6 (0·6 to 20·8)	4·6 (1 to 21·7)	3·5 (0·9 to 10·2)	2·4 (0·6 to 6·6)	1·7 (0·4 to 4·6)	1·5 (0·4 to 4·2)	1·2 (0·3 to 3·5)	1·2 (0·3 to 3·3)
Visceral leishmaniasis	0 (0 to 0)	0 (0 to 0)	0·4 (0 to 2·6)	2 (0 to 18·9)	1·4 (0 to 18·6)	0·6 (0 to 7)	0·4 (0 to 4·5)	0·3 (0 to 2·9)	0·3 (0 to 3·1)	0·3 (0 to 2·5)	0·3 (0 to 2·1)
Cutaneous and mucocutaneous leishmaniasis	0 (0 to 0)	0 (0 to 0)	0·1 (0 to 0·3)	1·6 (0·5 to 3·7)	3·2 (0·9 to 7·2)	2·9 (0·8 to 6·6)	2 (0·5 to 4·7)	1·4 (0·4 to 3·4)	1·1 (0·3 to 2·8)	0·9 (0·2 to 2·2)	1 (0·3 to 2·2)
African trypanosomiasis	0 (0 to 0)	0 (0 to 0)	0 (0 to 0)	0 (0 to 0)	0 (0 to 0)	0 (0 to 0)	0 (0 to 0)	0 (0 to 0)	0 (0 to 0)	0 (0 to 0)	0 (0 to 0)
Schistosomiasis	0 (0 to 0)	0 (0 to 0)	0 (0 to 0)	3·1 (0·6 to 9·6)	14 (3·5 to 36·1)	21·4 (4·7 to 61·5)	50·3 (10·8 to 132)	67·6 (18·3 to 171)	56 (15·9 to 140)	58 (17·9 to 138)	73·8 (22·1 to 168)
Cysticercosis	0 (0 to 0)	0 (0 to 0)	0 (0 to 0)	0 (0 to 0)	0 (0 to 0)	0 (0 to 0)	0 (0 to 0)	0 (0 to 0)	0 (0 to 0)	0 (0 to 0)	0 (0 to 0)
Cystic echinococcosis	0 (0 to 0)	0 (0 to 0)	0 (0 to 0)	3·6 (0·2 to 12·4)	9·9 (2·4 to 26·7)	17·5 (3·9 to 35)	23·2 (7·4 to 45·8)	19·2 (6·7 to 38)	17·8 (5·9 to 36·4)	15·8 (5·6 to 29·3)	16·4 (5·4 to 32·2)
Lymphatic filariasis	0 (0 to 0)	0 (0 to 0)	0 (0 to 0)	0 (0 to 0)	0 (0 to 0)	0 (0 to 0)	0 (0 to 0)	0 (0 to 0)	0 (0 to 0)	0 (0 to 0)	0 (0 to 0)
Onchocerciasis	0 (0 to 0)	0 (0 to 0)	0 (0 to 0)	0 (0 to 0)	0 (0 to 0)	0 (0 to 0)	0 (0 to 0)	0 (0 to 0)	0 (0 to 0)	0 (0 to 0)	0 (0 to 0)
Trachoma	0 (0 to 0)	0 (0 to 0)	0 (0 to 0)	0 (0 to 0)	0 (0 to 0)	0 (0 to 0)	0 (0 to 0)	0 (0 to 0)	0 (0 to 0)	0 (0 to 0)	0 (0 to 0)
Dengue	0 (0 to 0)	0 (0 to 0)	2 (0 to 6·7)	7·2 (0·1 to 23·9)	16·1 (0·1 to 66·7)	16·1 (0·1 to 62·6)	13·8 (0 to 59·1)	11·6 (0·2 to 38·1)	10·2 (0·2 to 33·3)	7·9 (0·1 to 25·9)	7·6 (0·1 to 24·9)
Yellow fever	0 (0 to 0)	0 (0 to 0)	0 (0 to 0)	0 (0 to 0)	0 (0 to 0)	0 (0 to 0)	0 (0 to 0)	0 (0 to 0)	0 (0 to 0)	0 (0 to 0)	0 (0 to 0)
Rabies	0 (0 to 0)	0 (0 to 0)	0 (0 to 0)	0 (0 to 0)	0·1 (0 to 0·4)	0·1 (0 to 0·4)	0·1 (0 to 0·2)	0 (0 to 0·1)	0 (0 to 0·1)	0 (0 to 0)	0 (0 to 0)
Intestinal nematode infections	0 (0 to 0)	0 (0 to 0)	1 (0·2 to 3·4)	11·2 (4·5 to 23·2)	19·9 (9·3 to 36·6)	14·5 (6·5 to 27·9)	29·2 (12·3 to 59·3)	28·6 (11·8 to 54)	15·4 (6·8 to 29·4)	13 (5·8 to 24·4)	17·8 (6·8 to 34·7)
Ascariasis	0 (0 to 0)	0 (0 to 0)	0·9 (0·1 to 3·3)	9 (2·8 to 20·1)	14·4 (5·5 to 28·4)	8·9 (2·9 to 19·3)	7·8 (2·5 to 16·6)	5·9 (1·8 to 13·3)	5·3 (1·5 to 12·4)	4·2 (1·3 to 9·2)	4·3 (1·3 to 8·9)
Trichuriasis	0 (0 to 0)	0 (0 to 0)	0 (0 to 0)	0·2 (0·1 to 0·3)	0·5 (0·3 to 1)	0·6 (0·3 to 1)	0·9 (0·4 to 1·6)	0·7 (0·4 to 1·3)	0·5 (0·2 to 0·9)	0·3 (0·2 to 0·6)	0·3 (0·1 to 0·5)
Hookworm disease	0 (0 to 0)	0 (0 to 0)	0·1 (0 to 0·2)	2·1 (1 to 4)	5 (2·2 to 9·8)	5 (2·2 to 10·2)	20·6 (6·7 to 45·2)	22 (7·7 to 43·4)	9·6 (2·9 to 21)	8·5 (2·8 to 17·3)	13·3 (4·2 to 27·7)
Food-borne trematodiases	0 (0 to 0)	0 (0 to 0)	0 (0 to 0)	0 (0 to 0)	0 (0 to 0)	0 (0 to 0)	0 (0 to 0)	0 (0 to 0)	0 (0 to 0)	0 (0 to 0)	0 (0 to 0)
Leprosy	0 (0 to 0)	0 (0 to 0)	0 (0 to 0)	0 (0 to 0)	0 (0 to 0)	0 (0 to 0)	0 (0 to 0)	0 (0 to 0)	0 (0 to 0)	0 (0 to 0)	0 (0 to 0)
Ebola	0 (0 to 0)	0 (0 to 0)	0 (0 to 0)	0 (0 to 0)	0 (0 to 0)	0 (0 to 0)	0 (0 to 0)	0 (0 to 0)	0 (0 to 0)	0 (0 to 0)	0 (0 to 0)
Zika virus	0 (0 to 0)	0 (0 to 0)	0 (0 to 0)	0 (0 to 0)	0 (0 to 0)	0 (0 to 0)	0 (0 to 0)	0 (0 to 0)	0 (0 to 0)	0 (0 to 0)	0 (0 to 0)
Guinea worm disease	0 (0 to 0)	0 (0 to 0)	0 (0 to 0)	0 (0 to 0)	0 (0 to 0)	0 (0 to 0)	0 (0 to 0)	0 (0 to 0)	0 (0 to 0)	0 (0 to 0)	0 (0 to 0)
Other neglected tropical diseases	0·1 (0 to 0·3)	5·4 (2·2 to 10·4)	54·2 (22 to 100)	141 (57·2 to 281)	136 (35·7 to 330)	146 (39·4 to 347)	68·3 (31 to 121)	37·3 (14·6 to 75·6)	34·8 (12·2 to 69·7)	34·8 (13·2 to 65·7)	49·8 (19·9 to 97·2)
Other infectious diseases	104 (53·5 to 185)	146 (76·6 to 269)	2,720 (1,370 to 5,120)	3,220 (1,600 to 5,780)	1,030 (703 to 1,510)	564 (397 to 774)	367 (271 to 484)	299 (219 to 401)	252 (185 to 336)	236 (170 to 309)	236 (165 to 329)
Meningitis	81·8 (37·4 to 157)	105 (44 to 217)	727 (357 to 1,320)	329 (173 to 560)	292 (195 to 426)	192 (127 to 275)	130 (80·9 to 194)	124 (77·4 to 187)	97·9 (61·3 to 153)	90·9 (58·2 to 134)	92·7 (54·5 to 140)
Encephalitis	3 (1·1 to 5·8)	8·7 (2·7 to 19·5)	87·4 (36·6 to 167)	72·4 (27·9 to 145)	90 (47·2 to 166)	69·9 (39·8 to 114)	51·4 (33·3 to 80·4)	51·5 (32·1 to 80·3)	43·4 (27·6 to 64·7)	43·3 (26·1 to 68·1)	31·3 (20 to 48·1)
Diphtheria	0 (0 to 0)	0 (0 to 0)	1·9 (0·1 to 7)	2 (0·1 to 6·3)	1·9 (0·1 to 7·2)	0·7 (0 to 2·6)	0·2 (0 to 0·8)	0·1 (0 to 0·3)	0·1 (0 to 0·3)	0·1 (0 to 0·3)	0·1 (0 to 0·4)
Tetanus	0·8 (0·3 to 2·2)	1·3 (0·3 to 3·9)	4 (1·2 to 10·3)	7·8 (5 to 10)	6 (4·9 to 7·1)	5 (4·1 to 6·1)	4·5 (3·6 to 5·4)	3·7 (2·8 to 4·8)	3·2 (2·4 to 4·3)	2·5 (1·8 to 3·3)	2·2 (1·6 to 2·8)
Measles	0 (0 to 0)	0 (0 to 0)	541 (163 to 1,280)	1,350 (433 to 3,060)	274 (83·9 to 629)	71·3 (21·9 to 169)	25·2 (7·8 to 58·5)	12·2 (3·8 to 28·5)	6·3 (1·9 to 15)	3·4 (1 to 7·8)	2 (0·6 to 4·8)
Varicella and herpes zoster	1·4 (0·2 to 4·1)	4·3 (0·5 to 12·6)	27·9 (4·1 to 78·2)	42·8 (7·5 to 121)	22·3 (5·1 to 62·3)	11·3 (2·6 to 24·4)	9·6 (3 to 20)	10·1 (2·8 to 20·8)	10·5 (3·1 to 20·9)	10·6 (3·8 to 20·7)	10·8 (4 to 21·5)
Acute hepatitis	0 (0 to 0)	0 (0 to 0·1)	52·5 (20·1 to 111)	34·5 (16·5 to 64·2)	65·4 (39 to 99·9)	60·8 (36·1 to 95·2)	41·9 (24·5 to 66)	32·6 (19 to 50·9)	30·4 (17·9 to 47·4)	31·7 (17 to 52)	28 (14·8 to 48·7)
Acute hepatitis A	0 (0 to 0)	0 (0 to 0)	22·5 (4·7 to 55·6)	21·9 (8·6 to 44·1)	55·8 (30·4 to 90)	52·5 (28·9 to 84·4)	35·9 (19·4 to 58·9)	27 (14·1 to 44·2)	17·1 (8·4 to 28·9)	14·4 (7·2 to 24·3)	8·1 (3·1 to 15·2)
Acute hepatitis B	0 (0 to 0)	0 (0 to 0)	25·3 (6 to 59·9)	8·1 (1·8 to 22)	5·2 (1·3 to 15·9)	4·8 (1·1 to 13·8)	2·9 (0·9 to 6·4)	3·2 (1·1 to 8)	11 (4·6 to 21·8)	14·6 (4·5 to 31·4)	17·2 (6 to 34·3)
Acute hepatitis C	0 (0 to 0)	0 (0 to 0·1)	2·4 (0·6 to 7·4)	2·7 (0·8 to 8·8)	2·2 (0·5 to 7·1)	1·3 (0·4 to 3·6)	1·1 (0·4 to 3)	0·6 (0·3 to 1·2)	0·9 (0·4 to 2)	1·1 (0·4 to 2·8)	1·3 (0·6 to 2·6)
Acute hepatitis E	0 (0 to 0)	0 (0 to 0)	2·3 (0·5 to 7·2)	1·7 (0·4 to 5·2)	2·3 (1 to 4·8)	2·3 (1·1 to 4·3)	2 (1 to 3·7)	1·8 (0·9 to 3·5)	1·4 (0·6 to 2·7)	1·5 (0·6 to 3)	1·3 (0·6 to 2·7)
Other unspecified infectious diseases	16·5 (5·5 to 43·5)	26·7 (12·9 to 56·3)	115 (52·2 to 263)	128 (62·8 to 223)	118 (47 to 244)	125 (50 to 257)	95·2 (52·4 to 159)	58·5 (31·5 to 101)	56·1 (30 to 97·8)	50·6 (26·2 to 86·5)	67·4 (33·5 to 120)
Maternal and neonatal disorders	37,500 (27,200 to 51,500)	9,820 (6,800 to 13,400)	8,220 (4,730 to 12,500)	3,090 (2,310 to 4,050)	2,130 (1,570 to 2,830)	2,080 (1,510 to 2,690)	2,360 (1,810 to 2,940)	2,500 (1,930 to 3,180)	2,450 (1,930 to 3,060)	2,100 (1,610 to 2,650)	2,040 (1,590 to 2,620)
Maternal disorders	0 (0 to 0)	0 (0 to 0)	0 (0 to 0)	0 (0 to 0)	0 (0 to 0)	20·6 (6·8 to 45·4)	529 (343 to 784)	972 (637 to 1,450)	1,110 (727 to 1,570)	1,020 (659 to 1,490)	1,000 (677 to 1,500)
Maternal hemorrhage	0 (0 to 0)	0 (0 to 0)	0 (0 to 0)	0 (0 to 0)	0 (0 to 0)	1·9 (0·5 to 4·9)	90·5 (54·2 to 137)	167 (98·4 to 257)	212 (130 to 315)	161 (101 to 238)	157 (94·8 to 248)
Maternal sepsis and other maternal infections	0 (0 to 0)	0 (0 to 0)	0 (0 to 0)	0 (0 to 0)	0 (0 to 0)	1·1 (0·3 to 2·8)	61·6 (31·8 to 100)	100 (52·9 to 166)	91·8 (51·9 to 153)	55·4 (29·5 to 94·8)	42 (22·4 to 73·6)
Maternal hypertensive disorders	0 (0 to 0)	0 (0 to 0)	0 (0 to 0)	0 (0 to 0)	0 (0 to 0)	1·9 (0·6 to 4·7)	66·7 (37·6 to 109)	99·5 (57·7 to 169)	133 (77·3 to 209)	121 (72·9 to 191)	110 (65·3 to 173)
Maternal obstructed labor and uterine rupture	0 (0 to 0)	0 (0 to 0)	0 (0 to 0)	0 (0 to 0)	0 (0 to 0)	1 (0·3 to 2·5)	29·6 (16·5 to 48)	39·4 (12·3 to 80)	54·2 (21·7 to 101)	51·4 (21·4 to 94·8)	52·5 (26·7 to 94·5)
Maternal abortion and miscarriage	0 (0 to 0)	0 (0 to 0)	0 (0 to 0)	0 (0 to 0)	0 (0 to 0)	1·2 (0·3 to 3·2)	15·9 (5·6 to 32)	31·5 (12·6 to 55·9)	32·1 (14·2 to 58·8)	25·2 (11·1 to 45·3)	25·2 (11 to 44·1)
Ectopic pregnancy	0 (0 to 0)	0 (0 to 0)	0 (0 to 0)	0 (0 to 0)	0 (0 to 0)	0·2 (0 to 0·4)	3·8 (2·2 to 6·3)	7·5 (4·1 to 13·2)	8·3 (4·8 to 12·8)	6·5 (4·2 to 9·7)	5·2 (3·3 to 7·8)
Indirect maternal deaths	--	--	--	--	--	1 (0·3 to 2·5)	20·1 (9 to 39·8)	51·3 (23 to 98·6)	55·9 (26·5 to 108)	67 (32·2 to 122)	70·3 (35·3 to 122)
Late maternal deaths	--	--	--	--	--	1·2 (0·3 to 2·9)	24·7 (12 to 44·8)	55·4 (27·7 to 97·5)	75·7 (35·9 to 135)	82·6 (42·7 to 144)	81·8 (45 to 141)
Maternal deaths aggravated by HIV/AIDS	--	--	--	--	--	0 (0 to 0)	0 (0 to 0)	0 (0 to 0)	0 (0 to 0)	0 (0 to 0)	0 (0 to 0)
Neonatal disorders	37,500 (27,200 to 51,500)	9,820 (6,800 to 13,400)	8,220 (4,730 to 12,500)	3,090 (2,310 to 4,050)	2,130 (1,570 to 2,830)	2,060 (1,480 to 2,680)	1,830 (1,350 to 2,340)	1,530 (1,120 to 2,000)	1,340 (986 to 1,760)	1,080 (797 to 1,420)	1,040 (761 to 1,360)
Neonatal preterm birth	26,500 (18,900 to 36,400)	4,750 (2,870 to 7,180)	4,110 (2,250 to 6,460)	1,200 (886 to 1,580)	1,300 (921 to 1,790)	1,260 (878 to 1,720)	1,100 (765 to 1,460)	922 (644 to 1,220)	805 (581 to 1,090)	647 (450 to 873)	619 (438 to 837)
Neonatal encephalopathy due to birth asphyxia and trauma	4,610 (2,350 to 8,180)	853 (414 to 1,550)	1,270 (577 to 2,150)	876 (568 to 1,250)	624 (390 to 913)	601 (345 to 898)	543 (340 to 816)	456 (281 to 700)	399 (249 to 590)	323 (198 to 475)	309 (193 to 460)
Neonatal sepsis and other neonatal infections	3,880 (2,120 to 6,610)	3,320 (1,870 to 5,210)	1,630 (741 to 3,010)	110 (55·4 to 191)	117 (57·6 to 207)	115 (74·9 to 180)	104 (67·6 to 162)	87·5 (45·4 to 147)	77·9 (41·7 to 127)	62·2 (34·3 to 101)	60·8 (32·2 to 97·2)
Hemolytic disease and other neonatal jaundice	347 (177 to 606)	154 (56·7 to 341)	109 (32·8 to 307)	93·6 (61 to 162)	88·8 (65·3 to 114)	86·7 (64·1 to 112)	78·2 (58·1 to 102)	66·6 (48·5 to 88)	58·8 (43·5 to 78)	47·6 (34·6 to 62·9)	46·3 (33·6 to 61)
Other neonatal disorders	2,180 (999 to 4,020)	734 (365 to 1,240)	1,100 (542 to 1,850)	809 (601 to 1,070)	0 (0 to 0)	0 (0 to 0)	0 (0 to 0)	0 (0 to 0)	0 (0 to 0)	0 (0 to 0)	0 (0 to 0)
Nutritional deficiencies	4·8 (2·9 to 7·2)	73·5 (35·6 to 130)	920 (536 to 1,460)	1,870 (965 to 3,350)	1,650 (548 to 3,680)	1,740 (581 to 3,900)	1,730 (890 to 2,940)	1,010 (489 to 1,820)	940 (427 to 1,720)	913 (433 to 1,590)	1,250 (589 to 2,270)
Protein-energy malnutrition	4·7 (2·9 to 7·1)	13·8 (8·4 to 20·3)	331 (218 to 497)	297 (177 to 462)	88·3 (46·7 to 150)	68·9 (35·3 to 123)	53·1 (23·2 to 97·9)	48·7 (22·2 to 86·5)	46·9 (22 to 84·7)	42·3 (18·9 to 75·6)	44·2 (20·4 to 76·6)
Iodine deficiency	0 (0 to 0)	0 (0 to 0)	0·1 (0 to 0·1)	5·4 (2·5 to 9·7)	37·6 (19·4 to 63·4)	84·4 (30·5 to 166)	96·6 (40·9 to 176)	83·7 (33·3 to 153)	74·2 (29·7 to 140)	63·8 (27·9 to 115)	62·9 (26·6 to 114)
Vitamin A deficiency	0 (0 to 0·1)	5·1 (1·7 to 10·9)	23·1 (9·8 to 45·8)	94·3 (44·2 to 175)	99·1 (39·4 to 201)	73·4 (27·7 to 148)	22·1 (5·2 to 48·2)	17·2 (3 to 39·5)	14·8 (2·6 to 34·8)	11·5 (1·8 to 28·2)	9·8 (1·5 to 23·4)
Dietary iron deficiency	0 (0 to 0·1)	54·6 (21·4 to 105)	556 (228 to 1,040)	1,450 (628 to 2,840)	1,400 (365 to 3,390)	1,500 (403 to 3,580)	1,530 (735 to 2,670)	835 (345 to 1,600)	774 (296 to 1,530)	777 (313 to 1,440)	1,120 (494 to 2,100)
Other nutritional deficiencies	0 (0 to 0)	0 (0 to 0)	9·6 (5·8 to 15·6)	18·9 (10·2 to 30·8)	20·3 (10·5 to 34·8)	20·6 (10·2 to 34·9)	25·9 (11·9 to 46·9)	25·6 (12·2 to 44·8)	30·9 (14·8 to 55·3)	18·6 (8·9 to 32·6)	19·6 (9·8 to 32·8)
Non-communicable diseases	15,200 (10,300 to 21,700)	6,400 (4,260 to 9,200)	24,300 (18,000 to 33,300)	15,500 (12,000 to 19,800)	20,000 (15,800 to 25,000)	32,000 (23,300 to 43,500)	42,300 (31,000 to 57,200)	46,000 (33,800 to 60,300)	51,800 (38,200 to 67,200)	51,100 (37,900 to 65,500)	56,900 (43,800 to 72,400)
Neoplasms	39·9 (26·7 to 58·5)	33·5 (22·4 to 50)	383 (242 to 572)	1,050 (703 to 1,510)	1,980 (1,550 to 2,530)	1,820 (1,400 to 2,350)	1,880 (1,450 to 2,400)	1,910 (1,420 to 2,500)	2,190 (1,630 to 2,950)	3,330 (2,500 to 4,440)	5,220 (3,910 to 6,880)
Lip and oral cavity cancer	0 (0 to 0)	0 (0 to 0)	0 (0 to 0)	0 (0 to 0)	5·5 (4·6 to 7·4)	5·8 (4·2 to 10)	7·6 (4·3 to 12·8)	14·4 (8 to 24·4)	25·8 (13·7 to 44·5)	26·1 (15 to 42·3)	36·9 (21·4 to 58·2)
Nasopharynx cancer	0 (0 to 0)	0 (0 to 0)	0 (0 to 0)	0 (0 to 0)	6 (5·1 to 7·1)	5·3 (4·4 to 6·5)	10·7 (5·7 to 19·1)	14·8 (7 to 29·2)	9·1 (4·9 to 15·3)	12·2 (6·6 to 21)	12·1 (6·4 to 20·4)
Other pharynx cancer	0 (0 to 0)	0 (0 to 0)	0 (0 to 0)	0 (0 to 0)	0 (0 to 0)	0 (0 to 0)	0 (0 to 0)	4·8 (3 to 9)	3·5 (2·5 to 5·5)	2·5 (1·9 to 3·5)	6·6 (3·4 to 12·2)
Esophageal cancer	0 (0 to 0)	0 (0 to 0)	0 (0 to 0)	0 (0 to 0)	0 (0 to 0)	0 (0 to 0)	0 (0 to 0)	7·7 (3·7 to 12·8)	4·1 (2·6 to 6·7)	11·4 (6 to 20)	29 (14·8 to 48·5)
Stomach cancer	0 (0 to 0)	0 (0 to 0)	0 (0 to 0)	0 (0 to 0)	0 (0 to 0)	0 (0 to 0)	21·6 (12·8 to 33·6)	43·6 (26·8 to 69·3)	81·2 (46·3 to 131)	158 (94·8 to 255)	231 (142 to 359)
Colon and rectum cancer	0 (0 to 0)	0 (0 to 0)	0 (0 to 0)	0 (0 to 0)	13·3 (7·6 to 22)	17·1 (9·2 to 29)	36·6 (21·2 to 61)	71·6 (39·5 to 118)	127 (75 to 207)	244 (149 to 385)	517 (322 to 797)
Liver cancer	1 (0·3 to 2·5)	1·1 (0·3 to 3·3)	8·4 (4·5 to 15·4)	17·3 (9·9 to 28·8)	28·5 (18 to 41·8)	25·4 (16·5 to 36·3)	10·6 (4·7 to 21·6)	12·9 (6 to 24·4)	18·4 (8·7 to 34·3)	24·6 (11·3 to 45·5)	36·6 (18·3 to 68·6)
Liver cancer due to hepatitis B	0 (0 to 0)	0 (0 to 0)	0 (0 to 0)	0 (0 to 0)	0 (0 to 0)	1·8 (0·8 to 3·8)	3 (1·2 to 6·5)	5 (2·1 to 9·7)	8·7 (3·6 to 18·2)	12·3 (5·3 to 24·2)	17·8 (7·4 to 35·3)
Liver cancer due to hepatitis C	0 (0 to 0)	0 (0 to 0)	0 (0 to 0)	0 (0 to 0)	0 (0 to 0)	0·1 (0 to 0·3)	0·2 (0 to 0·5)	0·6 (0·2 to 1·3)	1·4 (0·4 to 3·3)	3 (1·1 to 6·8)	6·5 (2·2 to 15·1)
Liver cancer due to alcohol use	0 (0 to 0)	0 (0 to 0)	0 (0 to 0)	0 (0 to 0)	0 (0 to 0)	0 (0 to 0)	0 (0 to 0·1)	0·2 (0 to 0·4)	0·3 (0·1 to 0·9)	0·7 (0·2 to 1·6)	1·3 (0·4 to 3·2)
Liver cancer due to NASH	0 (0 to 0)	0 (0 to 0)	0 (0 to 0)	0 (0 to 0)	0 (0 to 0)	0 (0 to 0)	3·3 (1·2 to 7·2)	3·2 (1·2 to 6·5)	3·5 (1·3 to 7·2)	3·8 (1·5 to 8·4)	5·1 (1·9 to 11·5)
Liver cancer due to other causes	1 (0·3 to 2·5)	1·1 (0·3 to 3·3)	8·4 (4·5 to 15·4)	17·3 (9·9 to 28·8)	28·5 (18 to 41·8)	23·5 (15·1 to 34·2)	4 (1·6 to 8·8)	4 (1·7 to 8)	4·5 (1·8 to 9·2)	4·8 (1·8 to 9·6)	5·9 (2·3 to 11·8)
Gallbladder and biliary tract cancer	0 (0 to 0)	0 (0 to 0)	0 (0 to 0)	0 (0 to 0)	0 (0 to 0)	0 (0 to 0)	0 (0 to 0)	4·5 (3 to 7·5)	8·5 (4·5 to 14·5)	18·5 (9 to 33·1)	18·7 (9·9 to 34·8)
Pancreatic cancer	0 (0 to 0)	0 (0 to 0)	0 (0 to 0)	0 (0 to 0)	0 (0 to 0)	0 (0 to 0)	4·6 (3·7 to 5·9)	8·6 (4·3 to 16·1)	23 (12·6 to 37·7)	47·7 (28·3 to 78)	110 (71·2 to 167)
Larynx cancer	0 (0 to 0)	0 (0 to 0)	0 (0 to 0)	0 (0 to 0)	0 (0 to 0)	0 (0 to 0)	0 (0 to 0)	4 (3·1 to 5·1)	3·5 (2·6 to 4·6)	6 (3 to 10·8)	7·8 (3·4 to 15·4)
Tracheal, bronchus, and lung cancer	0 (0 to 0)	0 (0 to 0)	0 (0 to 0)	0 (0 to 0)	0 (0 to 0)	21·9 (8·7 to 43·4)	59·4 (30·4 to 105)	81 (40·3 to 150)	86·6 (46·7 to 152)	168 (102 to 256)	271 (168 to 409)
Malignant skin melanoma	0 (0 to 0)	0·1 (0 to 0·1)	1 (0·7 to 1·4)	3·6 (2·6 to 4·9)	6·1 (5·1 to 7·3)	5·3 (4·3 to 7·2)	7·5 (4·3 to 13·1)	8·2 (3·9 to 14·7)	9·5 (4·8 to 16·8)	11·3 (5·7 to 19·5)	16·9 (8·9 to 29·3)
Non-melanoma skin cancer	0 (0 to 0)	0 (0 to 0)	0 (0 to 0)	0 (0 to 0)	0 (0 to 0)	0 (0 to 0)	0 (0 to 0)	3·6 (2·8 to 4·7)	9·6 (5 to 15)	8·7 (5·1 to 13·5)	20·5 (11·5 to 32·7)
Non-melanoma skin cancer (squamous-cell carcinoma)	0 (0 to 0)	0 (0 to 0)	0 (0 to 0)	0 (0 to 0)	0 (0 to 0)	0 (0 to 0)	0 (0 to 0)	3·6 (2·8 to 4·7)	9·6 (5 to 15)	8·7 (5·1 to 13·5)	20·5 (11·4 to 32·7)
Non-melanoma skin cancer (basal-cell carcinoma)	0 (0 to 0)	0 (0 to 0)	0 (0 to 0)	0 (0 to 0)	0 (0 to 0)	0 (0 to 0)	0 (0 to 0)	0 (0 to 0)	0 (0 to 0)	0 (0 to 0)	0 (0 to 0)
Breast cancer	0 (0 to 0)	0 (0 to 0)	0 (0 to 0)	0 (0 to 0)	0 (0 to 0)	0 (0 to 0)	27·7 (13·8 to 49·6)	80·1 (47·6 to 128)	269 (163 to 414)	1,170 (781 to 1,760)	2,180 (1,470 to 3,120)
Cervical cancer	0 (0 to 0)	0 (0 to 0)	0 (0 to 0)	0 (0 to 0)	0 (0 to 0)	0 (0 to 0)	7·7 (4·2 to 15·3)	19·1 (9·9 to 34·7)	45·4 (24 to 79·1)	98·8 (53·3 to 166)	208 (114 to 340)
Uterine cancer	0 (0 to 0)	0 (0 to 0)	0 (0 to 0)	0 (0 to 0)	0 (0 to 0)	0 (0 to 0)	0 (0 to 0)	10·1 (4·6 to 18·8)	19·4 (8·7 to 40·4)	17·4 (8·8 to 30·7)	45·3 (25·2 to 74·3)
Ovarian cancer	0 (0 to 0)	0 (0 to 0)	0 (0 to 0)	0 (0 to 0)	31·8 (15 to 57)	40·1 (22·6 to 69·5)	75 (35·5 to 134)	102 (52·2 to 177)	84·6 (47·4 to 139)	115 (67·8 to 178)	188 (112 to 281)
Prostate cancer	0 (0 to 0)	0 (0 to 0)	0 (0 to 0)	0 (0 to 0)	0 (0 to 0)	0 (0 to 0)	0 (0 to 0)	0 (0 to 0)	0 (0 to 0)	0 (0 to 0)	0 (0 to 0)
Testicular cancer	--	--	--	--	--	--	--	--	--	--	--
Kidney cancer	3·6 (2·1 to 5·5)	2·3 (1·2 to 4·1)	29·5 (12·8 to 57·4)	64·4 (33 to 110)	60·3 (28·8 to 112)	26·1 (12·7 to 47·9)	14·4 (6·2 to 28·4)	16·8 (7·7 to 33)	13·6 (7·2 to 23·4)	22·7 (12 to 41·5)	42·3 (21·8 to 72·9)
Bladder cancer	0 (0 to 0)	0 (0 to 0)	0 (0 to 0)	0 (0 to 0)	0 (0 to 0)	0 (0 to 0)	9·6 (4·6 to 19·4)	4·2 (3·1 to 6·2)	6·9 (3·5 to 12·1)	9·4 (5·3 to 15·7)	14·4 (7·6 to 24·8)
Brain and central nervous system cancer	8·2 (4·6 to 14)	5·4 (2·7 to 9·4)	68·6 (35·6 to 123)	238 (121 to 393)	525 (319 to 799)	359 (203 to 562)	206 (114 to 325)	204 (103 to 335)	226 (115 to 361)	222 (120 to 378)	281 (155 to 448)
Thyroid cancer	0 (0 to 0)	0 (0 to 0)	0 (0 to 0)	0 (0 to 0)	7·8 (6 to 13·9)	13·9 (5·8 to 25·4)	7·5 (4·7 to 14·9)	18 (5·6 to 38·6)	22·4 (7·8 to 52·9)	39·6 (17·7 to 82·1)	20·8 (9·1 to 44·1)
Mesothelioma	0 (0 to 0)	0 (0 to 0)	0 (0 to 0)	0 (0 to 0)	0 (0 to 0)	0 (0 to 0)	0 (0 to 0)	1·1 (0·5 to 1·8)	1·6 (0·7 to 2·8)	2 (1·1 to 3·4)	4 (2·1 to 7·1)
Hodgkin lymphoma	0 (0 to 0)	0 (0 to 0)	0 (0 to 0)	3·6 (2·5 to 4·9)	6 (5·1 to 7·1)	6·7 (4·3 to 13·2)	19·5 (11·1 to 31·8)	22 (12·6 to 35·4)	19·6 (10·5 to 33·4)	20·6 (11·1 to 35·7)	15·1 (7·7 to 26·3)
Non-Hodgkin lymphoma	0 (0 to 0)	0 (0 to 0)	0 (0 to 0)	49·1 (29·8 to 78·4)	150 (91·1 to 240)	115 (70·7 to 173)	252 (164 to 376)	298 (184 to 476)	374 (234 to 571)	242 (150 to 374)	214 (138 to 325)
Multiple myeloma	0 (0 to 0)	0 (0 to 0)	0 (0 to 0)	0 (0 to 0)	0 (0 to 0)	0 (0 to 0)	0 (0 to 0)	3·9 (2·9 to 5·7)	5·9 (3 to 10·7)	7·2 (2·7 to 14·6)	17·1 (7·6 to 33)
Leukemia	14·2 (8·2 to 23·6)	12 (7·3 to 19·3)	193 (105 to 327)	380 (210 to 638)	751 (449 to 1,140)	647 (403 to 970)	586 (362 to 902)	463 (277 to 720)	363 (209 to 576)	361 (219 to 557)	406 (254 to 628)
Acute lymphoid leukemia	1·1 (0·2 to 3)	0·8 (0·1 to 2·3)	8·3 (2·4 to 20·1)	24·6 (7·4 to 54)	75·4 (23·9 to 173)	55·9 (21·8 to 115)	27·3 (9·9 to 60·8)	23·7 (8·3 to 49·8)	14·8 (5·2 to 30·9)	6 (2·2 to 13·2)	6·6 (2·8 to 13·6)
Chronic lymphoid leukemia	0 (0 to 0)	0 (0 to 0)	0 (0 to 0)	0 (0 to 0)	0 (0 to 0)	0 (0 to 0)	0 (0 to 0)	4·1 (2·2 to 7·8)	3·4 (1·7 to 6·2)	2·8 (1·4 to 5·1)	2·6 (1·3 to 4·9)
Acute myeloid leukemia	0·9 (0·2 to 2·5)	0·7 (0·1 to 2·4)	11·7 (3·5 to 28·1)	36·6 (13 to 79·1)	42 (15·2 to 90·5)	61·4 (23·5 to 130)	50·8 (18·6 to 108)	34·1 (13·8 to 65·6)	32·5 (13·3 to 65·9)	28·7 (12·1 to 57·8)	23·9 (9·4 to 47·1)
Chronic myeloid leukemia	0·2 (0 to 0·8)	0·1 (0 to 0·4)	1·5 (0·6 to 3·1)	3·5 (1·4 to 7)	8·1 (4·2 to 14·8)	6·7 (3·3 to 12·1)	5·6 (2·8 to 10·4)	4·2 (2·1 to 8·1)	6·1 (2·4 to 14·3)	14·2 (5 to 32·2)	14·8 (5·7 to 31)
Other leukemia	12 (6·7 to 21·3)	10·4 (5·8 to 16·9)	172 (91·3 to 292)	316 (171 to 548)	626 (361 to 968)	523 (320 to 795)	502 (310 to 792)	396 (236 to 620)	306 (176 to 489)	309 (185 to 481)	358 (221 to 552)
Other malignant neoplasms	12·8 (8·1 to 18·8)	12·6 (8 to 19·4)	81·5 (51·3 to 126)	286 (196 to 405)	386 (273 to 550)	528 (344 to 776)	514 (330 to 753)	383 (257 to 548)	323 (217 to 471)	255 (173 to 362)	267 (186 to 382)
Other neoplasms	0 (0 to 0·1)	0·1 (0 to 0·1)	1 (0·7 to 1·5)	4·2 (3·1 to 5·6)	6·8 (5·8 to 8·1)	5·8 (4·9 to 7·1)	5 (4·2 to 6·1)	4·1 (3·2 to 5·3)	3·6 (2·7 to 4·7)	2·8 (2·2 to 3·6)	2·8 (2 to 4·1)
Myelodysplastic, myeloproliferative, and other hematopoietic n	0 (0 to 0·1)	0·1 (0 to 0·1)	1 (0·7 to 1·5)	4·2 (3·1 to 5·6)	6·8 (5·8 to 8·1)	5·8 (4·9 to 7·1)	5 (4·2 to 6·1)	4·1 (3·2 to 5·3)	3·6 (2·7 to 4·7)	2·8 (2·2 to 3·6)	2·8 (2 to 4·1)
Benign and in situ intestinal neoplasms	0 (0 to 0)	0 (0 to 0)	0 (0 to 0)	0 (0 to 0)	0 (0 to 0)	0 (0 to 0)	0 (0 to 0)	0 (0 to 0)	0 (0 to 0)	0 (0 to 0)	0 (0 to 0)
Benign and in situ cervical and uterine neoplasms	0 (0 to 0)	0 (0 to 0)	0 (0 to 0)	0 (0 to 0)	0 (0 to 0)	0 (0 to 0)	0 (0 to 0)	0 (0 to 0)	0 (0 to 0)	0 (0 to 0)	0 (0 to 0)
Other benign and in situ neoplasms	0 (0 to 0)	0 (0 to 0)	0 (0 to 0)	0 (0 to 0)	0 (0 to 0)	0 (0 to 0)	0 (0 to 0)	0 (0 to 0)	0 (0 to 0)	0 (0 to 0)	0 (0 to 0)
Cardiovascular diseases	28·1 (11·1 to 60)	25·6 (11·6 to 53·6)	209 (96·8 to 417)	180 (117 to 302)	345 (246 to 474)	556 (386 to 782)	933 (675 to 1,250)	1,130 (807 to 1,510)	1,330 (977 to 1,740)	1,800 (1,360 to 2,360)	2,570 (1,940 to 3,330)
Rheumatic heart disease	0 (0 to 0)	0 (0 to 0)	0 (0 to 0)	7·6 (3·5 to 15·6)	17·2 (9·5 to 28·7)	31·2 (16·3 to 53·5)	32 (17·8 to 54·6)	30·2 (16·7 to 51)	29·8 (17·3 to 49·6)	30·6 (17·9 to 49)	43·2 (25·1 to 70·8)

Cause	40 to 44	45 to 49	50 to 54	55 to 59	60 to 64	65 to 69	70 to 74	75 to 79	80 to 84	85 to 89	90 to 94	95 plus	Total
All causes	63,100 (49,500 to 78,200)	63,400 (50,400 to 78,200)	61,400 (49,500 to 75,300)	56,000 (45,800 to 67,900)	51,400 (42,900 to 60,900)	48,200 (40,700 to 56,700)	46,400 (39,600 to 54,500)	38,400 (33,100 to 44,400)	24,200 (21,200 to 27,600)	11,600 (10,200 to 13,000)	3,360 (3,010 to 3,710)	837 (771 to 908)	1,000,000
Communicable, maternal, neonatal, and nutritional diseases	4,950 (3,660 to 6,750)	4,030 (2,900 to 5,470)	2,900 (1,990 to 4,230)	2,220 (1,570 to 3,140)	1,540 (1,120 to 2,090)	1,190 (925 to 1,560)	1,350 (1,020 to 1,770)	1,260 (951 to 1,650)	855 (633 to 1,150)	461 (339 to 614)	138 (100 to 184)	36·4 (25·4 to 48·6)	150,000
HIV/AIDS and sexually transmitted infections	172 (107 to 271)	98 (58·3 to 168)	53·3 (31·9 to 88·4)	31·4 (18·4 to 55·8)	17·8 (9·4 to 33·9)	11·4 (6·3 to 21·2)	5·4 (2·2 to 12·4)	3·3 (1·4 to 7·4)	1·4 (0·6 to 3·2)	0·5 (0·2 to 1·1)	0·1 (0 to 0·2)	0 (0 to 0)	2,770
HIV/AIDS	46 (24 to 76·9)	24 (13·8 to 41·1)	19 (9·9 to 33·1)	10·3 (5·6 to 17)	6·5 (3·5 to 11)	4 (2·3 to 6·7)	0·2 (0·1 to 0·2)	0 (0 to 0)	0 (0 to 0)	0 (0 to 0)	0 (0 to 0)	0 (0 to 0)	477
HIV/AIDS - Drug-susceptible Tuberculosis	0·8 (0·5 to 1·3)	0·4 (0·2 to 0·7)	0·3 (0·2 to 0·5)	0·2 (0·1 to 0·3)	0·1 (0·1 to 0·2)	0·1 (0 to 0·1)	0 (0 to 0)	0 (0 to 0)	0 (0 to 0)	0 (0 to 0)	0 (0 to 0)	0 (0 to 0)	8·1
HIV/AIDS - Multidrug-resistant Tuberculosis without extensive	0·1 (0 to 0·3)	0 (0 to 0·1)	0 (0 to 0·1)	0 (0 to 0·1)	0 (0 to 0)	0 (0 to 0)	0 (0 to 0)	0 (0 to 0)	0 (0 to 0)	0 (0 to 0)	0 (0 to 0)	0 (0 to 0)	0·9
HIV/AIDS - Extensively drug-resistant Tuberculosis	0 (0 to 0)	0 (0 to 0)	0 (0 to 0)	0 (0 to 0)	0 (0 to 0)	0 (0 to 0)	0 (0 to 0)	0 (0 to 0)	0 (0 to 0)	0 (0 to 0)	0 (0 to 0)	0 (0 to 0)	0·1
HIV/AIDS resulting in other diseases	45·1 (23 to 76)	23·5 (13·3 to 40·5)	18·7 (9·6 to 32·7)	10·1 (5·4 to 16·8)	6·3 (3·4 to 10·9)	3·9 (2·2 to 6·6)	0·1 (0·1 to 0·2)	0 (0 to 0)	0 (0 to 0)	0 (0 to 0)	0 (0 to 0)	0 (0 to 0)	468
Sexually transmitted infections excluding HIV	126 (66·8 to 223)	74 (37·3 to 137)	34·2 (15·7 to 69·4)	21·2 (9·4 to 45·3)	11·3 (4·1 to 25·9)	7·4 (2·7 to 17·2)	5·3 (2·1 to 12·3)	3·2 (1·4 to 7·3)	1·4 (0·6 to 3·2)	0·5 (0·2 to 1·1)	0·1 (0 to 0·2)	0 (0 to 0)	2,290
Syphilis	0·7 (0·2 to 1·6)	0·8 (0·3 to 1·6)	0·4 (0·1 to 1·1)	0·2 (0·1 to 0·6)	0·1 (0 to 0·3)	0·1 (0 to 0·2)	0·1 (0 to 0·1)	0·1 (0 to 0·1)	0 (0 to 0·1)	0 (0 to 0)	0 (0 to 0)	0 (0 to 0)	1,560
Chlamydial infection	20·8 (10·4 to 37·6)	9·3 (3·5 to 19·4)	2·1 (1·1 to 4)	0·8 (0·5 to 1·4)	0·1 (0 to 0·2)	0 (0 to 0·1)	0 (0 to 0·1)	0·1 (0 to 0·2)	0 (0 to 0·1)	0 (0 to 0)	0 (0 to 0)	0 (0 to 0)	102
Gonococcal infection	7·7 (4·3 to 12·9)	4 (1·9 to 7·3)	0·7 (0·5 to 1·1)	0·4 (0·3 to 0·4)	0·2 (0·1 to 0·4)	0·1 (0·1 to 0·3)	0·1 (0·1 to 0·3)	0·2 (0·1 to 0·6)	0·1 (0 to 0·2)	0 (0 to 0·1)	0 (0 to 0)	0 (0 to 0)	39·3
Trichomoniasis	15·1 (5 to 37·3)	11·8 (3·4 to 28·7)	7·9 (2·5 to 18·9)	5·2 (1·6 to 13·1)	3·2 (1 to 7·7)	2 (0·7 to 4·7)	1·3 (0·5 to 2·9)	0·7 (0·2 to 1·5)	0·3 (0·1 to 0·6)	0·1 (0 to 0·2)	0 (0 to 0)	0 (0 to 0)	130
Genital herpes	20·8 (6·8 to 52·6)	19·1 (6 to 47·3)	16 (4·9 to 41·3)	11·7 (3·5 to 28·5)	7·6 (2·3 to 18·8)	5·1 (1·5 to 12·8)	3·7 (1·1 to 9·2)	2·2 (0·6 to 5·3)	1 (0·3 to 2·4)	0·3 (0·1 to 0·8)	0·1 (0 to 0·2)	0 (0 to 0)	179
Other sexually transmitted infections	61·1 (32·1 to 102)	29·1 (13·9 to 57·2)	7 (2 to 14·7)	2·9 (1·6 to 4·7)	0·2 (0·1 to 0·4)	0·1 (0 to 0·1)	0·1 (0 to 0·2)	0·1 (0 to 0·3)	0 (0 to 0·1)	0 (0 to 0)	0 (0 to 0)	0 (0 to 0)	276
Respiratory infections and tuberculosis	659 (461 to 939)	662 (461 to 922)	602 (426 to 853)	597 (413 to 877)	613 (401 to 888)	576 (386 to 845)	765 (509 to 1,110)	821 (561 to 1,170)	616 (409 to 890)	350 (242 to 487)	108 (74 to 149)	28·3 (18·2 to 40)	27,000
Tuberculosis	26·9 (17·4 to 39·4)	28·3 (18·6 to 42·2)	29·4 (19·2 to 45·1)	32·8 (19 to 51·5)	26·6 (15·4 to 41·9)	29 (18·4 to 43·8)	34·5 (22·8 to 49·7)	27 (17·7 to 38·9)	16·3 (10·6 to 24·4)	10·2 (6·5 to 15·9)	2·2 (1·4 to 3·3)	0·5 (0·3 to 0·7)	458
Latent tuberculosis infection	0 (0 to 0)	0 (0 to 0)	0 (0 to 0)	0 (0 to 0)	0 (0 to 0)	0 (0 to 0)	0 (0 to 0)	0 (0 to 0)	0 (0 to 0)	0 (0 to 0)	0 (0 to 0)	0 (0 to 0)	0
Drug-susceptible tuberculosis	24·9 (15·6 to 36·7)	26·1 (16·4 to 39·4)	27·1 (16·9 to 41·2)	30·1 (17 to 48·4)	24·4 (13·5 to 39·4)	26·6 (15·3 to 41·5)	31·7 (19·3 to 46·3)	24·8 (15·5 to 35·9)	14·9 (9·5 to 22·7)	9·3 (5·6 to 14·6)	2 (1·2 to 3·1)	0·4 (0·3 to 0·6)	423
Multidrug-resistant tuberculosis without extensive drug resistar	1·9 (0·3 to 6·3)	2 (0·3 to 6·8)	2·1 (0·3 to 7·2)	2·5 (0·4 to 8·3)	2 (0·3 to 7)	2·3 (0·4 to 7·5)	2·7 (0·4 to 8·9)	2·1 (0·3 to 7)	1·3 (0·2 to 4·5)	0·8 (0·1 to 2·8)	0·2 (0 to 0·6)	0 (0 to 0·1)	32·3
Extensively drug-resistant tuberculosis	0·1 (0 to 0·4)	0·1 (0 to 0·5)	0·1 (0 to 0·5)	0·2 (0 to 0·6)	0·1 (0 to 0·5)	0·2 (0 to 0·6)	0·2 (0 to 0·7)	0·1 (0 to 0·5)	0·1 (0 to 0·3)	0·1 (0 to 0·2)	0 (0 to 0)	0 (0 to 0)	2·2
Lower respiratory infections	395 (234 to 632)	427 (259 to 640)	406 (258 to 632)	449 (281 to 696)	516 (315 to 784)	503 (321 to 766)	699 (445 to 1,040)	776 (512 to 1,120)	590 (385 to 864)	337 (230 to 467)	105 (71·1 to 146)	27·7 (17·6 to 39·4)	21,900
Upper respiratory infections	162 (83·6 to 289)	134 (71·4 to 236)	105 (56·3 to 180)	73 (38·5 to 122)	45·2 (23·7 to 78·4)	31·3 (15·9 to 54·5)	23·4 (12 to 40·6)	13·8 (7 to 23·4)	6·4 (3·2 to 11·1)	2·1 (1·1 to 3·7)	0·6 (0·3 to 1)	0·1 (0·1 to 0·2)	3,260
Otitis media	75·6 (34·1 to 141)	72·3 (35·3 to 133)	61·6 (28·2 to 114)	42·8 (20·3 to 81·4)	24·7 (10·8 to 48·9)	12·9 (5·9 to 24·4)	7·6 (3·2 to 14·9)	4·6 (2·1 to 8·7)	2·5 (1·1 to 4·8)	1 (0·4 to 1·8)	0·3 (0·1 to 0·5)	0·1 (0 to 0·1)	1,460
Enteric infections	318 (213 to 454)	281 (188 to 404)	234 (155 to 339)	185 (119 to 270)	180 (122 to 255)	226 (159 to 309)	266 (183 to 361)	243 (169 to 336)	144 (98·6 to 198)	63·1 (42·9 to 94)	17·5 (11·6 to 26·1)	4·5 (2·8 to 7·4)	11,600
Diarrheal diseases	301 (199 to 440)	267 (175 to 388)	224 (146 to 327)	176 (111 to 263)	174 (116 to 249)	221 (155 to 304)	263 (180 to 358)	241 (167 to 335)	143 (97·7 to 197)	62·8 (42·8 to 93·7)	17·5 (11·5 to 26)	4·5 (2·8 to 7·4)	10,300
Typhoid and paratyphoid	9·9 (4 to 21·2)	7·8 (2·7 to 18)	5·7 (2 to 12·5)	3·9 (1·3 to 8·6)	2·3 (0·8 to 5·2)	1·3 (0·5 to 2·8)	0·8 (0·3 to 1·6)	0·4 (0·1 to 0·8)	0·2 (0·1 to 0·3)	0·1 (0 to 0·1)	0 (0 to 0)	0 (0 to 0)	997
Typhoid fever	9·7 (3·9 to 20·8)	7·6 (2·6 to 17·6)	5·5 (2 to 12·3)	3·8 (1·3 to 8·4)	2·2 (0·7 to 5·1)	1·3 (0·5 to 2·7)	0·8 (0·3 to 1·6)	0·4 (0·1 to 0·8)	0·2 (0·1 to 0·3)	0·1 (0 to 0·1)	0 (0 to 0)	0 (0 to 0)	975
Paratyphoid fever	0·2 (0·1 to 0·6)	0·2 (0·1 to 0·5)	0·1 (0 to 0·4)	0·1 (0 to 0·2)	0·1 (0 to 0·1)	0 (0 to 0·1)	0 (0 to 0)	0 (0 to 0)	0 (0 to 0)	0 (0 to 0)	0 (0 to 0)	0 (0 to 0)	22·1
Invasive Non-typhoidal Salmonella (iNTS)	6·6 (2·2 to 13·8)	5·8 (2 to 11·5)	5·1 (1·5 to 10·3)	4·6 (1·4 to 9·9)	3·9 (1 to 8·5)	3·1 (0·9 to 6·7)	2·2 (0·5 to 4·7)	1·2 (0·3 to 2·7)	0·5 (0·1 to 1·2)	0·2 (0 to 0·4)	0 (0 to 0·1)	0 (0 to 0)	286
Other intestinal infectious diseases	0·5 (0·2 to 1·1)	0·3 (0·1 to 0·6)	0·2 (0·1 to 0·6)	0·2 (0 to 0·4)	0·1 (0 to 0·4)	0·2 (0 to 0·7)	0·1 (0 to 0·4)	0·1 (0 to 0·3)	0·1 (0 to 0·2)	0·1 (0 to 0·2)	0 (0 to 0·1)	0 (0 to 0)	25·5
Neglected tropical diseases and malaria	180 (103 to 289)	113 (64·2 to 183)	81·2 (38·6 to 140)	58·6 (28·9 to 104)	28·3 (11·9 to 53·8)	18·3 (7·3 to 37·9)	16·9 (6·1 to 34·7)	11·2 (3·6 to 27·8)	5·8 (1·8 to 13·3)	2·4 (0·7 to 5·8)	0·6 (0·2 to 1·4)	0·2 (0·1 to 0·3)	1,960
Malaria	0 (0 to 0)	0 (0 to 0)	0 (0 to 0)	0 (0 to 0)	0 (0 to 0)	0 (0 to 0)	0 (0 to 0)	0 (0 to 0)	0 (0 to 0)	0 (0 to 0)	0 (0 to 0)	0 (0 to 0)	0
Chagas disease	0 (0 to 0)	0 (0 to 0)	0 (0 to 0)	0 (0 to 0)	0 (0 to 0)	0 (0 to 0)	0 (0 to 0)	0 (0 to 0)	0 (0 to 0)	0 (0 to 0)	0 (0 to 0)	0 (0 to 0)	0
Leishmaniasis	1 (0·3 to 2·5)	0·9 (0·2 to 2·1)	0·8 (0·2 to 1·8)	0·7 (0·2 to 1·6)	0·5 (0·2 to 1·1)	0·4 (0·1 to 0·8)	0·3 (0·1 to 0·6)	0·2 (0 to 0·4)	0·1 (0 to 0·2)	0 (0 to 0·1)	0 (0 to 0)	0 (0 to 0)	25·2
Visceral leishmaniasis	0·2 (0 to 1·4)	0·1 (0 to 0·9)	0·1 (0 to 0·6)	0·1 (0 to 0·4)	0 (0 to 0·3)	0 (0 to 0·2)	0 (0 to 0·1)	0 (0 to 0·1)	0 (0 to 0)	0 (0 to 0)	0 (0 to 0)	0 (0 to 0)	6·5
Cutaneous and mucocutaneous leishmaniasis	0·8 (0·2 to 1·9)	0·8 (0·2 to 1·7)	0·7 (0·2 to 1·6)	0·6 (0·2 to 1·5)	0·5 (0·1 to 1·1)	0·4 (0·1 to 0·8)	0·3 (0·1 to 0·6)	0·2 (0 to 0·3)	0·1 (0 to 0·2)	0 (0 to 0·1)	0 (0 to 0)	0 (0 to 0)	18·6
African trypanosomiasis	0 (0 to 0)	0 (0 to 0)	0 (0 to 0)	0 (0 to 0)	0 (0 to 0)	0 (0 to 0)	0 (0 to 0)	0 (0 to 0)	0 (0 to 0)	0 (0 to 0)	0 (0 to 0)	0 (0 to 0)	0
Schistosomiasis	55·8 (20·1 to 105)	13·7 (3·6 to 33·8)	13·4 (2·9 to 38·2)	10·7 (1·9 to 32·7)	8·4 (1 to 31·3)	6 (0·8 to 25·1)	5·8 (0·5 to 23·5)	4 (0·3 to 18·1)	1·9 (0·1 to 9·2)	0·7 (0·1 to 3·5)	0·1 (0 to 0·7)	0 (0 to 0·1)	465
Cysticercosis	0 (0 to 0)	0 (0 to 0)	0 (0 to 0)	0 (0 to 0)	0 (0 to 0)	0 (0 to 0)	0 (0 to 0)	0 (0 to 0)	0 (0 to 0)	0 (0 to 0)	0 (0 to 0)	0 (0 to 0)	0
Cystic echinococcosis	15·1 (5 to 28·5)	14·2 (5 to 25·4)	12·3 (4 to 23·7)	10·5 (3·3 to 20·3)	8·1 (2·1 to 18·2)	6·1 (1·2 to 14·5)	4·9 (0·8 to 12)	3·3 (0·3 to 8·9)	1·7 (0·1 to 5)	0·8 (0·1 to 2·8)	0·2 (0 to 0·7)	0 (0 to 0·2)	201
Lymphatic filariasis	0 (0 to 0)	0 (0 to 0)	0 (0 to 0)	0 (0 to 0)	0 (0 to 0)	0 (0 to 0)	0 (0 to 0)	0 (0 to 0)	0 (0 to 0)	0 (0 to 0)	0 (0 to 0)	0 (0 to 0)	0
Onchocerciasis	0 (0 to 0)	0 (0 to 0)	0 (0 to 0)	0 (0 to 0)	0 (0 to 0)	0 (0 to 0)	0 (0 to 0)	0 (0 to 0)	0 (0 to 0)	0 (0 to 0)	0 (0 to 0)	0 (0 to 0)	0
Trachoma	0 (0 to 0)	0 (0 to 0)	0 (0 to 0)	0 (0 to 0)	0 (0 to 0)	0 (0 to 0)	0 (0 to 0)	0 (0 to 0)	0 (0 to 0)	0 (0 to 0)	0 (0 to 0)	0 (0 to 0)	0
Dengue	6·1 (0·1 to 19·8)	5·4 (0·2 to 16·9)	5 (0·4 to 14·7)	3·8 (0·1 to 12·9)	3·1 (0·1 to 10·2)	2·4 (0·1 to 6·8)	2 (0·1 to 6)	1·4 (0·1 to 4)	0·7 (0 to 2)	0·3 (0 to 0·8)	0·1 (0 to 0·3)	0·1 (0 to 0·1)	123
Yellow fever	0 (0 to 0)	0 (0 to 0)	0 (0 to 0)	0 (0 to 0)	0 (0 to 0)	0 (0 to 0)	0 (0 to 0)	0 (0 to 0)	0 (0 to 0)	0 (0 to 0)	0 (0 to 0)	0 (0 to 0)	0
Rabies	0 (0 to 0)	0 (0 to 0)	0 (0 to 0)	0 (0 to 0)	0 (0 to 0)	0 (0 to 0)	0 (0 to 0)	0 (0 to 0)	0 (0 to 0)	0 (0 to 0)	0 (0 to 0)	0 (0 to 0)	0·4
Intestinal nematode infections	20·8 (10·8 to 37·3)	5·3 (2·2 to 10·3)	3·1 (1·3 to 5·9)	2·3 (1 to 4·7)	1·5 (0·7 to 3·1)	1 (0·4 to 1·9)	0·8 (0·3 to 1·6)	0·6 (0·2 to 1·1)	0·3 (0·1 to 0·6)	0·1 (0 to 0·2)	0 (0 to 0·1)	0 (0 to 0)	186
Ascariasis	3·3 (1 to 7·3)	2·6 (0·7 to 6·1)	2 (0·5 to 4·5)	1·5 (0·4 to 3·4)	1 (0·3 to 2·4)	0·6 (0·2 to 1·4)	0·5 (0·1 to 1·2)	0·4 (0·1 to 0·9)	0·2 (0 to 0·4)	0·1 (0 to 0·2)	0 (0 to 0·1)	0 (0 to 0)	72·8
Trichuriasis	0·2 (0·1 to 0·3)	0·1 (0·1 to 0·2)	0·1 (0 to 0·2)	0·1 (0 to 0·1)	0 (0 to 0·1)	0 (0 to 0)	0 (0 to 0)	0 (0 to 0)	0 (0 to 0)	0 (0 to 0)	0 (0 to 0)	0 (0 to 0)	4·5
Hookworm disease	17·3 (8·1 to 32·4)	2·5 (0·7 to 5·5)	1 (0·5 to 1·9)	0·8 (0·4 to 1·5)	0·5 (0·2 to 0·9)	0·3 (0·1 to 0·6)	0·3 (0·1 to 0·5)	0·2 (0·1 to 0·3)	0·1 (0 to 0·2)	0 (0 to 0·1)	0 (0 to 0)	0 (0 to 0)	109
Food-borne trematodiases	0 (0 to 0)	0 (0 to 0)	0 (0 to 0)	0 (0 to 0)	0 (0 to 0)	0 (0 to 0)	0 (0 to 0)	0 (0 to 0)	0 (0 to 0)	0 (0 to 0)	0 (0 to 0)	0 (0 to 0)	0
Leprosy	0 (0 to 0)	0 (0 to 0)	0 (0 to 0)	0 (0 to 0)	0 (0 to 0)	0 (0 to 0)	0 (0 to 0)	0 (0 to 0)	0 (0 to 0)	0 (0 to 0)	0 (0 to 0)	0 (0 to 0)	0
Ebola	0 (0 to 0)	0 (0 to 0)	0 (0 to 0)	0 (0 to 0)	0 (0 to 0)	0 (0 to 0)	0 (0 to 0)	0 (0 to 0)	0 (0 to 0)	0 (0 to 0)	0 (0 to 0)	0 (0 to 0)	0
Zika virus	0 (0 to 0)	0 (0 to 0)	0 (0 to 0)	0 (0 to 0)	0 (0 to 0)	0 (0 to 0)	0 (0 to 0)	0 (0 to 0)	0 (0 to 0)	0 (0 to 0)	0 (0 to 0)	0 (0 to 0)	0
Guinea worm disease	0 (0 to 0)	0 (0 to 0)	0 (0 to 0)	0 (0 to 0)	0 (0 to 0)	0 (0 to 0)	0 (0 to 0)	0 (0 to 0)	0 (0 to 0)	0 (0 to 0)	0 (0 to 0)	0 (0 to 0)	0
Other neglected tropical diseases	80·9 (42·1 to 138)	73·9 (37·5 to 127)	46·6 (16·4 to 90·2)	30·6 (9·5 to 64·6)	6·7 (1·5 to 15·7)	2·4 (0·4 to 6·9)	3·1 (0·6 to 7·4)	1·8 (0·4 to 4·3)	1 (0·2 to 2·5)	0·4 (0·1 to 1)	0·1 (0 to 0·2)	0 (0 to 0·1)	955
Other infectious diseases	232 (166 to 316)	217 (156 to 288)	175 (122 to 245)	146 (103 to 202)	107 (76·8 to 149)	83 (59·1 to 114)	75·4 (53·3 to 105)	54·2 (36·9 to 79·3)	27·6 (18·9 to 39·5)	12·9 (8·4 to 19)	3·6 (2·3 to 5·6)	1 (0·6 to 1·6)	10,300
Meningitis	69·3 (42·2 to 105)	76 (48·9 to 113)	68·7 (43·2 to 101)	65·3 (40·6 to 99·2)	57·5 (35·5 to 91·5)	41·1 (25·1 to 63·7)	44·8 (27·4 to 72·3)	32 (18·6 to 55·1)	17·6 (10·2 to 28·3)	8·1 (4·8 to 12·8)	2·3 (1·3 to 3·6)	0·5 (0·3 to 0·9)	2,750
Encephalitis	26·1 (17·1 to 40·2)	18·2 (12·4 to 25·2)	20·4 (13·9 to 29·1)	17·4 (11·3 to 26·9)	10·1 (6·6 to 15·2)	10·3 (5·9 to 16·5)	7·2 (4·3 to 11·6)	4·1 (2·4 to 6·5)	2 (1·2 to 3·3)	0·8 (0·4 to 1·6)	0·2 (0·1 to 0·4)	0 (0 to 0·1)	669
Diphtheria	0·1 (0 to 0·5)	0·2 (0 to 0·7)	0·1 (0 to 0·6)	0·1 (0 to 0·4)	0 (0 to 0)	0 (0 to 0)	0 (0 to 0)	0 (0 to 0)	0 (0 to 0)	0 (0 to 0)	0 (0 to 0)	0 (0 to 0)	7·6
Tetanus	1·7 (1·2 to 2·1)	1·3 (1 to 1·6)	0·9 (0·7 to 1·2)	0·6 (0·4 to 0·7)	0·4 (0·3 to 0·4)	0·2 (0·2 to 0·3)	0·2 (0·1 to 0·2)	0·3 (0·1 to 0·8)	0 (0 to 0)	0 (0 to 0)	0 (0 to 0)	0 (0 to 0)	46·6
Measles	1·1 (0·3 to 2·6)	0·6 (0·2 to 1·5)	0·4 (0·1 to 0·9)	0·2 (0·1 to 0·5)	0 (0 to 0)	0 (0 to 0)	0 (0 to 0)	0 (0 to 0)	0 (0 to 0)	0 (0 to 0)	0 (0 to 0)	0 (0 to 0)	2,290
Varicella and herpes zoster	9 (3 to 17·3)	9·7 (3·8 to 18)	9·9 (4·3 to 18)	9·2 (4 to 16·5)	7·5 (3·5 to 13·6)	6·7 (3·1 to 11·7)	5·7 (2·7 to 9·9)	4·7 (2·2 to 9)	3·4 (1·3 to 8)	2 (0·6 to 4·8)	0·7 (0·2 to 1·8)	0·2 (0·1 to 0·7)	230
Acute hepatitis	29·9 (16·2 to 50·5)	19·2 (9·9 to 34·5)	13·6 (6·8 to 23·4)	11·4 (5·7 to 19·6)	15·6 (7·6 to 29·3)	12·9 (6 to 24·5)	8 (3·8 to 14·5)	6·5 (2·9 to 13·3)	1·4 (0·7 to 2·6)	0·6 (0·3 to 1·1)	0·2 (0·1 to 0·3)	0 (0 to 0·1)	497
Acute hepatitis A	5·8 (2 to 11·4)	3·8 (1·1 to 8·1)	2·1 (1 to 4·1)	1·6 (0·6 to 4·1)	1·4 (0·2 to 4·7)	0·7 (0·1 to 2·6)	2·1 (0·4 to 5·8)	0·4 (0·1 to 1·5)	0·2 (0 to 0·5)	0·1 (0 to 0·3)	0 (0 to 0·1)	0 (0 to 0)	273
Acute hepatitis B	21 (9·6 to 40·2)	12·7 (5·1 to 25·6)	9·4 (3·5 to 18·4)	7 (2·6 to 13·9)	11 (5·2 to 21·1)	9·8 (4·4 to 18·6)	3·9 (1·4 to 8)	4·8 (2 to 10·4)	0·7 (0·3 to 1·3)	0·3 (0·1 to 0·6)	0·1 (0 to 0·1)	0 (0 to 0)	173
Acute hepatitis C	1·6 (0·6 to 3·6)	1·4 (0·6 to 3·1)	1·4 (0·5 to 2·9)	1·8 (0·6 to 4)	2·6 (0·9 to 6·7)	2 (0·7 to 5)	1·6 (0·6 to 3·5)	1·1 (0·4 to 2·5)	0·4 (0·2 to 1)	0·1 (0·1 to 0·3)	0 (0 to 0·1)	0 (0 to 0)	27·7
Acute hepatitis E	1·5 (0·7 to 3)	1·3 (0·6 to 3·1)	0·8 (0·3 to 1·6)	0·9 (0·4 to 2·2)	0·6 (0·2 to 1·4)	0·4 (0·2 to 0·9)	0·4 (0·2 to 1)	0·2 (0·1 to 0·5)	0·1 (0·1 to 0·2)	0·1 (0 to 0·1)	0 (0 to 0)	0 (0 to 0)	22·9
Other unspecified infectious diseases	93·8 (53·5 to 155)	90·6 (51·6 to 142)	60 (26·9 to 107)	41·2 (19·5 to 73)	16·1 (9 to 26·7)	11·7 (6·3 to 19)	9·7 (4·8 to 16·9)	6·6 (3·2 to 11·4)	3·2 (1·4 to 5·5)	1·4 (0·6 to 2·7)	0·4 (0·1 to 0·8)	0·1 (0 to 0·3)	1,190
Maternal and neonatal disorders	1,420 (1,090 to 1,810)	876 (657 to 1,130)	606 (453 to 800)	430 (317 to 571)	266 (199 to 352)	138 (103 to 181)	67·1 (49·3 to 86·3)	22·3 (16·6 to 28·8)	3·5 (2·3 to 4·9)	0·6 (0·3 to 1)	0·1 (0·1 to 0·2)	0 (0 to 0)	78,100
Maternal disorders	552 (329 to 860)	127 (59·8 to 238)	12·7 (5 to 27·4)	0 (0 to 0)	0 (0 to 0)	0 (0 to 0)	0 (0 to 0)	0 (0 to 0)	0 (0 to 0)	0 (0 to 0)	0 (0 to 0)	0 (0 to 0)	5,350
Maternal hemorrhage	82 (42·9 to 146)	18·1 (7·6 to 35·1)	0·9 (0·3 to 2·1)	0 (0 to 0)	0 (0 to 0)	0 (0 to 0)	0 (0 to 0)	0 (0 to 0)	0 (0 to 0)	0 (0 to 0)	0 (0 to 0)	0 (0 to 0)	890
Maternal sepsis and other maternal infections	22·3 (10·3 to 42·8)	5·6 (2·4 to 11·1)	0·6 (0·3 to 1·3)	0 (0 to 0)	0 (0 to 0)	0 (0 to 0)	0 (0 to 0)	0 (0 to 0)	0 (0 to 0)	0 (0 to 0)	0 (0 to 0)	0 (0 to 0)	381
Maternal hypertensive disorders	56·4 (31 to 93·4)	10·3 (4·8 to 19·8)	0·5 (0·2 to 1·1)	0 (0 to 0)	0 (0 to 0)	0 (0 to 0)	0 (0 to 0)	0 (0 to 0)	0 (0 to 0)	0 (0 to 0)	0 (0 to 0)	0 (0 to 0)	600
Maternal obstructed labor and uterine rupture	33·4 (15·2 to 66·3)	6·9 (2·5 to 15·3)	1·9 (0·6 to 4·4)	0 (0 to 0)	0 (0 to 0)	0 (0 to 0)	0 (0 to 0)	0 (0 to 0)	0 (0 to 0)	0 (0 to 0)	0 (0 to 0)	0 (0 to 0)	270
Maternal abortion and miscarriage	17·4 (8·3 to 33·6)	7·5 (2·6 to 16·3)	0·8 (0·2 to 2)	0 (0 to 0)	0 (0 to 0)	0 (0 to 0)	0 (0 to 0)	0 (0 to 0)	0 (0 to 0)	0 (0 to 0)	0 (0 to 0)	0 (0 to 0)	157
Ectopic pregnancy	2 (1·2 to 3·1)	0·4 (0·2 to 0·8)	0 (0 to 0·1)	0 (0 to 0)	0 (0 to 0)	0 (0 to 0)	0 (0 to 0)	0 (0 to 0)	0 (0 to 0)	0 (0 to 0)	0 (0 to 0)	0 (0 to 0)	33·9
Indirect maternal deaths	37·2 (17·1 to 70·2)	10·6 (4·4 to 21·9)	0·5 (0·2 to 1·2)	--	--	--	--	--	--	--	--	--	NA
Late maternal deaths	39 (18·2 to 74)	5·8 (2·5 to 11·3)	0·4 (0·1 to 0·9)	--	--	--	--	--	--	--	--	--	NA
Maternal deaths aggravated by HIV/AIDS	0 (0 to 0)	0 (0 to 0)	0 (0 to 0)	--	--	--	--	--	--	--	--	--	NA
Neonatal disorders	868 (628 to 1,160)	750 (552 to 988)	594 (441 to 787)	430 (317 to 571)	266 (199 to 352)	138 (103 to 181)	67·1 (49·3 to 86·3)	22·3 (16·6 to 28·8)	3·5 (2·3 to 4·9)	0·6 (0·3 to 1)	0·1 (0·1 to 0·2)	0 (0 to 0)	72,800
Neonatal preterm birth	515 (361 to 694)	442 (316 to 591)	344 (240 to 480)	241 (167 to 332)	143 (102 to 191)	74·3 (52·9 to 99·3)	37·5 (27·9 to 48·7)	12·5 (9 to 16·8)	1·8 (1·1 to 3)	0·5 (0·2 to 0·9)	0·1 (0 to 0·2)	0 (0 to 0)	45,000
Neonatal encephalopathy due to birth asphyxia and trauma	262 (166 to 393)	228 (143 to 342)	185 (118 to 274)	140 (85·4 to 202)	91·1 (57·8 to 137)	44·8 (26·8 to 70·2)	18·1 (9·4 to 30·7)	5·1 (2·9 to 8·2)	0·6 (0·2 to 1·2)	0 (0 to 0·1)	0 (0 to 0)	0 (0 to 0)	11,800
Neonatal sepsis and other neonatal infections	51·5 (26·7 to 83·8)	45·5 (23 to 73)	37·7 (24·3 to 59·4)	28·4 (18·5 to 44·5)	18·7 (12·3 to 29·1)	11·3 (7·4 to 17·4)	6·8 (4·4 to 10·7)	2·8 (1·7 to 4·3)	0·6 (0·3 to 0·9)	0·1 (0 to 0·1)	0 (0 to 0)	0 (0 to 0)	9,770
Hemolytic disease and other neonatal jaundice	39·3 (28·4 to 52·2)	34·4 (24·9 to 45·4)	27·7 (20·1 to 36·9)	20·7 (15 to 27·1)	13·5 (10 to 17·5)	8·1 (5·9 to 10·4)	4·7 (3·5 to 6·1)	1·8 (1·3 to 2·5)	0·4 (0·3 to 0·6)	0 (0 to 0·1)	0 (0 to 0)	0 (0 to 0)	1,330
Other neonatal disorders	0 (0 to 0)	0 (0 to 0)	0 (0 to 0)	0 (0 to 0)	0 (0 to 0)	0 (0 to 0)	0 (0 to 0)	0 (0 to 0)	0 (0 to 0)	0 (0 to 0)	0 (0 to 0)	0 (0 to 0)	4,820
Nutritional deficiencies	1,970 (1,080 to 3,170)	1,780 (998 to 2,900)	1,150 (453 to 2,160)	769 (294 to 1,490)	325 (113 to 697)	134 (53·4 to 307)	154 (58·9 to 319)	100 (41·1 to 199)	57·6 (25·4 to 114)	30·9 (16 to 54·6)	8·5 (4·7 to 13·8)	2·3 (1·3 to 3·7)	18,600
Protein-energy malnutrition	40·7 (21·2 to 67·3)	37·1 (19·1 to 64·5)	34 (17·6 to 57·4)	30·6 (17 to 48·1)	22·8 (13·1 to 34·8)	17·1 (10·1 to 25·9)	17·5 (11·1 to 26·1)	19·8 (12·6 to 30·1)	15·8 (9·5 to 25·5)	14·1 (7·9 to 24·1)	4·9 (2·8 to 8·4)	1·4 (0·8 to 2·4)	1,300
Iodine deficiency	55·4 (23·9 to 100)	50 (22·1 to 89·3)	40·6 (17·7 to 73·6)	29 (12·4 to 51·5)	18·7 (8·2 to 34·7)	11·9 (5·4 to 20·9)	8·7 (3·6 to 15·6)	6·7 (3·1 to 11·5)	3·3 (1·6 to 5·6)	1·1 (0·5 to 1·8)	0·2 (0·1 to 0·4)	0 (0 to 0·1)	734
Vitamin A deficiency	7·8 (3·9 to 13·7)	6·6 (3·2 to 11·3)	5·4 (2·7 to 9·5)	4·5 (2·3 to 7·8)	3·2 (1·7 to 5·6)	2·5 (1·2 to 4·3)	2 (1·1 to 3·4)	1·1 (0·6 to 1·9)	0·5 (0·2 to 0·8)	0·2 (0·1 to 0·3)	0 (0 to 0·1)	0 (0 to 0)	404
Dietary iron deficiency	1,850 (996 to 3,050)	1,680 (924 to 2,790)	1,050 (363 to 2,050)	693 (229 to 1,420)	272 (66·7 to 637)	96·1 (18·8 to 263)	121 (28·6 to 279)	70 (13·2 to 167)	36·7 (7·7 to 94·6)	14·9 (3·3 to 37·2)	3·1 (0·7 to 7·9)	0·8 (0·2 to 1·8)	15,900
Other nutritional deficiencies	18·5 (10·4 to 29·8)	13·2 (7·1 to 22·6)	15·5 (8·1 to 26·1)	11·8 (6·2 to 18·8)	9 (5·2 to 13·6)	6·2 (3·3 to 9·7)	4·9 (2·8 to 7·7)	2·8 (1·6 to 4·4)	1·3 (0·7 to 2)	0·6 (0·3 to 0·9)	0·1 (0·1 to 0·2)	0·1 (0 to 0·1)	274
Non-communicable diseases	54,400 (42,500 to 68,000)	56,200 (44,600 to 69,500)	55,900 (44,800 to 68,100)	51,700 (42,300 to 62,600)	48,200 (40,400 to 57,300)	45,700 (38,600 to 54,000)	44,100 (37,700 to 51,500)	36,400 (31,400 to 42,200)	22,900 (20,100 to 26,100)	10,900 (9,610 to 12,300)	3,150 (2,830 to 3,510)	783 (719 to 853)	792,000
Neoplasms	6,690 (5,130 to 8,770)	8,460 (6,570 to 10,900)	9,630 (7,430 to 12,500)	8,800 (6,820 to 11,400)	8,160 (6,430 to 10,500)	6,900 (5,510 to 8,490)	5,560 (4,470 to 6,980)	3,840 (3,010 to 4,800)	1,920 (1,490 to 2,400)	737 (572 to 924)	166 (125 to 208)	32·7 (23·3 to 41·7)	80,700
Lip and oral cavity cancer	39·5 (23·3 to 59·1)	69·4 (42·6 to 106)	82·2 (50·9 to 126)	64·5 (40·2 to 97·7)	54·9 (34·1 to 83·9)	45·6 (29·5 to 69·4)	38·6 (24 to 60·5)	30·1 (19·6 to 45·3)	17·4 (10·5 to 26·7)	12·7 (8·2 to 19·1)	3·8 (2·4 to 5·7)	0·8 (0·5 to 1·2)	582
Nasopharynx cancer	34 (18·4 to 56·3)	41·4 (25·7 to 65)	36·9 (21·7 to 59·9)	27·4 (15·9 to 44·7)	23 (12·7 to 38·2)	22·2 (12·3 to 36·7)	13·9 (8 to 22·9)	6·4 (3·7 to 10·5)	3·8 (2·1 to 6·5)	2·7 (1·5 to 4·7)	0·7 (0·3 to 1·3)	0·2 (0·1 to 0·3)	283
Other pharynx cancer	10·8 (5·5 to 19·1)	19·7 (11·6 to 31·6)	18 (10·8 to 28·6)	15·4 (9·1 to 24·8)	17·2 (10·3 to 27·3)	15·4 (9 to 23·8)	8·8 (5·2 to 13·9)	5·6 (3·4 to 8·9)	2·8 (1·6 to 4·8)	1·9 (1·1 to 2·9)	0·5 (0·2 to 0·8)	0·1 (0·1 to 0·2)	134
Esophageal cancer	37·1 (19·1 to 63·7)	58·5 (32·5 to 96·9)	73·3 (43·2 to 114)	75·7 (46 to 120)	84·3 (52·2 to 131)	69·7 (42·4 to 111)	55·1 (33·4 to 87·2)	39·4 (24·3 to 61·5)	20·8 (12·6 to 32·5)	6·4 (4 to 10·1)	1·4 (0·8 to 2·2)	0·2 (0·1 to 0·4)	574
Stomach cancer	356 (227 to 535)	305 (191 to 455)	359 (233 to 537)	301 (195 to 457)	307 (207 to 436)	322 (216 to 453)	280 (190 to 411)	229 (158 to 322)	139 (95 to 195)	55·6 (37·1 to 77·7)	13·4 (8·5 to 20·3)	2·6 (1·6 to 4)	3,210
Colon and rectum cancer	655 (455 to 955)	899 (594 to 1,280)	1,240 (808 to 1,800)	1,040 (675 to 1,480)	1,070 (719 to 1,550)	932 (642 to 1,300)	819 (572 to 1,110)	616 (428 to 860)	339 (234 to 482)	144 (95·9 to 206)	35·8 (22·4 to 52·7)	7·5 (4·5 to 11·3)	8,820
Liver cancer	59·9 (30·3 to 110)	83·8 (43·8 to 147)	111 (59 to 190)	122 (64·5 to 205)	135 (74 to 226)	127 (70 to 210)	121 (67·7 to 205)	89·8 (50·8 to 150)	45·4 (26·3 to 71·3)	15·5 (8·6 to 24·8)	3 (1·8 to 4·6)	0·6 (0·3 to 1)	1,100
Liver cancer due to hepatitis B	27 (11·7 to 55·4)	33 (14·6 to 62)	37·8 (16·4 to 71)	37 (15·3 to 70·7)	35·3 (14·2 to 70·1)	27 (11·1 to 54·1)	20·8 (8·4 to 42·9)	12·8 (5·2 to 24·9)	5·3 (2 to 10·9)	1·5 (0·6 to 3)	0·3 (0·1 to 0·5)	0 (0 to 0·1)	286
Liver cancer due to hepatitis C	14·1 (5·4 to 30·7)	25·1 (10·3 to 48·7)	39·1 (17·1 to 75·4)	47·3 (21 to 89·7)	57·5 (25·4 to 107)	58·9 (29·9 to 102)	60·1 (29·8 to 104)	47·1 (24·5 to 80·1)	26·2 (13·7 to 44·3)	9·7 (5·2 to 15·9)	2 (1·2 to 3·1)	0·4 (0·2 to 0·8)	399
Liver cancer due to alcohol use	2·5 (0·9 to 5·9)	3·9 (1·3 to 8·7)	5·6 (1·9 to 12·3)	6·6 (2·4 to 13·9)	8·2 (3·1 to 17·1)	8·9 (3·8 to 18·8)	8·2 (3·2 to 16·5)	4·9 (2 to 9·7)	1·9 (0·8 to 3·6)	0·5 (0·2 to 1)	0·1 (0 to 0·2)	0 (0 to 0)	53·8
Liver cancer due to NASH	8 (3·2 to 16·2)	11·5 (4·8 to 23·6)	16 (7·2 to 32·9)	18·5 (7·5 to 36)	22 (9·2 to 43·3)	22·3 (10 to 43·8)	22·9 (10 to 44)	18·6 (8·2 to 36)	9·2 (4·2 to 16·8)	2·8 (1·3 to 5·2)	0·5 (0·2 to 1)	0·1 (0 to 0·2)	171
Liver cancer due to other causes	8·3 (3·4 to 17·5)	10·4 (4·4 to 20·6)	12·3 (4·9 to 24·8)	12·1 (5·1 to 24·1)	12·2 (4·8 to 24·6)	10·4 (4·4 to 21·1)	9·1 (3·8 to 18·6)	6·4 (2·7 to 12·8)	2·9 (1·2 to 5·8)	0·9 (0·4 to 1·7)	0·2 (0·1 to 0·3)	0 (0 to 0·1)	188
Gallbladder and biliary tract cancer	32·1 (17·8 to 54·4)	79·7 (46·6 to 131)	132 (77·8 to 208)	153 (89·9 to 236)	171 (104 to 256)	152 (94·4 to 235)	152 (93·2 to 234)	107 (68·3 to 158)	54·3 (33·4 to 86·7)	22·3 (13·5 to 33·4)	5 (2·9 to 7·7)	1 (0·6 to 1·7)	1,110
Pancreatic cancer	157 (99·2 to 233)	274 (181 to 399)	395 (258 to 598)	478 (317 to 707)	467 (312 to 671)	438 (299 to 629)	430 (302 to 604)	253 (173 to 353)	145 (97·7 to 208)	57·4 (36·9 to 85·5)	11·3 (7·1 to 16·9)	1·9 (1·2 to 2·9)	3,300
Larynx cancer	6·7 (3·4 to 12·1)	21·5 (12·3 to 36·9)	19·2 (10·6 to 31·4)	16·4 (9·9 to 26·7)	19·3 (11·4 to 29·6)	15·9 (9 to 25·2)	13·8 (7·9 to 22)	10·3 (6·2 to 16·6)	4·8 (3 to 7·5)	2·3 (1·3 to 3·5)	0·5 (0·3 to 0·8)	0·1 (0·1 to 0·2)	152
Tracheal, bronchus, and lung cancer	322 (209 to 497)	511 (329 to 766)	694 (450 to 1,010)	735 (490 to 1,090)	765 (517 to 1,100)	669 (462 to 933)	544 (384 to 791)	384 (262 to 553)	183 (121 to 269)	66·9 (43·6 to 96·8)	13·2 (7·9 to 19·9)	2·2 (1·3 to 3·3)	5,580
Malignant skin melanoma	15·1 (7·7 to 26·3)	16·4 (8·5 to 28·8)	16·3 (8·4 to 30·2)	16·1 (8·4 to 29·3)	13·1 (7·3 to 21·9)	10·8 (6 to 18·4)	9·9 (5·4 to 16·7)	7·5 (4 to 12·8)	4·5 (2·6 to 7·4)	2·1 (1·2 to 3·7)	0·5 (0·3 to 0·9)	0·1 (0·1 to 0·2)	182
Non-melanoma skin cancer	27 (15·4 to 43·2)	28 (16·2 to 45·2)	23·8 (14·6 to 35·9)	30·1 (17·9 to 48·8)	23·8 (15 to 36·8)	20·1 (12·3 to 32·7)	15·1 (9·5 to 23·4)	17·2 (11·5 to 25·4)	10·3 (6·7 to 14·8)	6·6 (4·4 to 9·5)	2·2 (1·5 to 3·2)	0·7 (0·4 to 1·2)	247
Non-melanoma skin cancer (squamous-cell carcinoma)	27 (15·4 to 43·2)	28 (16·2 to 45·2)	23·8 (14·6 to 35·9)	30·1 (17·9 to 48·8)	23·8 (15 to 36·8)	20·1 (12·3 to 32·7)	15·1 (9·4 to 23·3)	17·2 (11·5 to 25·3)	10·3 (6·7 to 14·8)	6·6 (4·4 to 9·5)	2·2 (1·5 to 3·2)	0·7 (0·4 to 1·2)	247
Non-melanoma skin cancer (basal-cell carcinoma)	0 (0 to 0)	0 (0 to 0)	0 (0 to 0)	0 (0 to 0)	0 (0 to 0)	0 (0 to 0)	0 (0 to 0)	0 (0 to 0)	0 (0 to 0)	0 (0 to 0)	0 (0 to 0)	0 (0 to 0)	0·1
Breast cancer	2,990 (2,110 to 4,140)	3,500 (2,490 to 4,840)	3,590 (2,560 to 4,970)	2,910 (2,100 to 3,990)	2,400 (1,720 to 3,250)	1,700 (1,230 to 2,270)	1,130 (835 to 1,510)	736 (526 to 1,000)	339 (236 to 471)	110 (70·3 to 155)	26·2 (17 to 36·5)	5·4 (3 to 8·4)	23,200
Cervical cancer	251 (145 to 407)	277 (164 to 428)	306 (180 to 475)	283 (175 to 444)	212 (127 to 327)	166 (107 to 251)	132 (86·7 to 197)	85·3 (56·2 to 128)	40·8 (25·1 to 63·1)	12·3 (8·2 to 18·4)	2·5 (1·6 to 3·8)	0·6 (0·3 to 0·9)	2,150
Uterine cancer	80·5 (46·5 to 133)	146 (86·3 to 233)	199 (122 to 322)	236 (144 to 372)	245 (148 to 381)	247 (148 to 381)	182 (116 to 275)	108 (65 to 164)	48 (28·7 to 73·2)	17·9 (10·9 to 26·2)	4·2 (2·5 to 6·2)	0·9 (0·5 to 1·4)	1,610
Ovarian cancer	304 (186 to 448)	507 (324 to 765)	583 (368 to 867)	493 (306 to 732)	442 (277 to 636)	354 (230 to 509)	274 (177 to 399)	139 (85·1 to 203)	55·3 (33·3 to 86·1)	16·2 (9·6 to 24·9)	3 (1·7 to 4·5)	0·5 (0·3 to 0·8)	3,810
Prostate cancer	0 (0 to 0)	0 (0 to 0)	0 (0 to 0)	0 (0 to 0)	0 (0 to 0)	0 (0 to 0)	0 (0 to 0)	0 (0 to 0)	0 (0 to 0)	0 (0 to 0)	0 (0 to 0)	0 (0 to 0)	0
Testicular cancer	--	--	--	--	--	--	--	--	--	--	--	--	NA
Kidney cancer	40·4 (22·4 to 67·3)	60·9 (35·8 to 96·7)	85 (50·4 to 134)	90·9 (54·2 to 143)	70·9 (42·2 to 112)	76·8 (47·5 to 117)	52·1 (33·3 to 80·2)	43·3 (25·9 to 67·9)	24·7 (14·7 to 39·4)	8·6 (4·7 to 14)	1·9 (1·1 to 3·2)	0·3 (0·2 to 0·5)	852
Bladder cancer	21·7 (13·1 to 33·8)	25·4 (14·9 to 39·4)	44·2 (27·2 to 68·2)	59 (36·3 to 90·1)	70·2 (44 to 105)	81·7 (52·6 to 124)	81·9 (52·8 to 121)	72·6 (46·5 to 109)	47·3 (29·9 to 72·2)	18·2 (11·8 to 27·7)	4·6 (2·9 to 7)	0·8 (0·5 to 1·2)	572
Brain and central nervous system cancer	238 (135 to 375)	324 (178 to 510)	355 (198 to 542)	341 (191 to 532)	268 (153 to 423)	199 (120 to 300)	141 (80 to 219)	97·6 (54·8 to 154)	37·2 (19·3 to 64·7)	11·1 (5·7 to 18)	1·8 (0·9 to 2·9)	0·3 (0·1 to 0·5)	4,360
Thyroid cancer	34 (16·5 to 62·6)	41·8 (22·4 to 75·4)	61·3 (33·4 to 108)	65·5 (38·6 to 106)	76·5 (47·6 to 118)	79·8 (49·5 to 120)	61 (36·8 to 94·7)	55·1 (34·3 to 85·3)	26 (15·2 to 40·9)	7·2 (4·4 to 11·4)	1·4 (0·8 to 2·3)	0·3 (0·1 to 0·5)	640
Mesothelioma	7 (4 to 11·9)	6·7 (4·1 to 10·9)	5·3 (3·1 to 9·9)	5·1 (3 to 10·2)	3·7 (2 to 7·2)	2·3 (1·4 to 4·5)	3·3 (1·9 to 5·4)	1·4 (0·9 to 2·4)	0·9 (0·5 to 1·3)	0·4 (0·2 to 0·6)	0·1 (0·1 to 0·2)	0 (0 to 0·1)	44·9
Hodgkin lymphoma	10·9 (6·4 to 17·5)	11·9 (7·2 to 18·4)	6·5 (3·7 to 11·4)	5 (2·8 to 9·1)	5·1 (2·9 to 9·2)	6·7 (4·4 to 10·1)	4·1 (2·6 to 6·1)	4·4 (2·4 to 6·7)	1·1 (0·7 to 1·8)	0·3 (0·2 to 0·5)	0 (0 to 0·1)	0 (0 to 0)	169
Non-Hodgkin lymphoma	269 (169 to 389)	337 (223 to 488)	353 (238 to 503)	360 (245 to 520)	400 (278 to 567)	417 (295 to 570)	329 (226 to 458)	225 (150 to 311)	98·7 (64·9 to 140)	43·8 (29·3 to 62·8)	8·1 (5·4 to 11·1)	1·4 (0·9 to 2)	4,540
Multiple myeloma	28·9 (16·1 to 46·7)	56·6 (32·4 to 89·7)	88·8 (51·6 to 139)	95·2 (57·4 to 149)	102 (62·6 to 156)	100 (59·6 to 158)	81·5 (50·1 to 126)	59·7 (37·3 to 86·5)	18·6 (11·2 to 28·1)	8 (4 to 15·6)	1·7 (0·9 to 2·9)	0·2 (0·1 to 0·4)	676
Leukemia	351 (215 to 540)	431 (272 to 655)	432 (274 to 653)	481 (307 to 728)	437 (276 to 656)	371 (233 to 557)	365 (231 to 551)	264 (171 to 395)	132 (79 to 210)	58·4 (33·9 to 96·2)	12·9 (7·7 to 20·9)	2·4 (1·4 to 3·9)	7,520
Acute lymphoid leukemia	7·7 (3·1 to 16·7)	6·6 (2·7 to 13·9)	5·9 (2·5 to 13·2)	3·5 (1·3 to 8·7)	3·3 (1·3 to 6·6)	2 (0·7 to 3·9)	3 (1 to 6·6)	1·1 (0·3 to 2·2)	0·3 (0·1 to 0·7)	0·1 (0 to 0·2)	0 (0 to 0)	0 (0 to 0)	278
Chronic lymphoid leukemia	6·6 (2·7 to 13·7)	2·2 (1 to 4·4)	3·8 (1·7 to 8·1)	3·8 (1·5 to 7·9)	6·5 (2·5 to 13·5)	3·4 (1·3 to 6·9)	4·5 (1·7 to 9·4)	1·5 (0·5 to 3·2)	1·3 (0·5 to 2·9)	0·1 (0 to 0·3)	0 (0 to 0)	0 (0 to 0)	46·8
Acute myeloid leukemia	43·1 (19·6 to 81·5)	38·2 (17·5 to 70·9)	30·8 (13·7 to 59·6)	17·1 (6·6 to 35)	17·3 (7·1 to 34·9)	12·2 (4·6 to 25)	10 (3·8 to 20·9)	5·1 (1·9 to 10·8)	3·6 (1·1 to 8·1)	0·7 (0·2 to 1·6)	0·1 (0 to 0·3)	0 (0 to 0·1)	501
Chronic myeloid leukemia	12 (4·8 to 25·3)	6 (2·4 to 13·1)	4·7 (1·9 to 9·8)	2·5 (0·9 to 5·4)	2·9 (1·1 to 6·3)	4 (1·5 to 8·4)	2 (0·7 to 4·1)	0·7 (0·2 to 1·4)	0·3 (0·1 to 0·6)	0·1 (0 to 0·2)	0 (0 to 0)	0 (0 to 0)	100
Other leukemia	282 (170 to 440)	378 (241 to 575)	387 (241 to 586)	454 (292 to 689)	407 (258 to 614)	349 (218 to 527)	346 (221 to 522)	256 (167 to 383)	126 (76·1 to 200)	57·5 (33·3 to 94·7)	12·8 (7·7 to 20·6)	2·4 (1·4 to 3·9)	6,590
Other malignant neoplasms	301 (202 to 439)	316 (214 to 457)	320 (216 to 457)	283 (188 to 417)	251 (164 to 360)	242 (170 to 342)	206 (143 to 289)	148 (100 to 215)	75·9 (51·2 to 107)	26·9 (17·5 to 39·8)	6·8 (4·4 to 10)	1·4 (0·8 to 2·1)	5,230
Other neoplasms	5·5 (3·5 to 8·2)	9·4 (6 to 13·9)	12·5 (7·5 to 19·6)	13 (7·8 to 19·8)	21·1 (13·4 to 30·4)	17·6 (12 to 25·1)	13·3 (8·9 to 19·2)	10 (6·6 to 14·4)	4·7 (3 to 6·9)	0·9 (0·5 to 1·4)	0·1 (0·1 to 0·2)	0 (0 to 0)	144
Myelodysplastic, myeloproliferative, and other hematopoietic n	5·5 (3·5 to 8·2)	9·4 (6 to 13·9)	12·5 (7·5 to 19·6)	13 (7·8 to 19·8)	21·1 (13·4 to 30·4)	17·6 (12 to 25·1)	13·3 (8·9 to 19·2)	10 (6·6 to 14·4)	4·7 (3 to 6·9)	0·9 (0·5 to 1·4)	0·1 (0·1 to 0·2)	0 (0 to 0)	144
Benign and in situ intestinal neoplasms	0 (0 to 0)	0 (0 to 0)	0 (0 to 0)	0 (0 to 0)	0 (0 to 0)	0 (0 to 0)	0 (0 to 0)	0 (0 to 0)	0 (0 to 0)	0 (0 to 0)	0 (0 to 0)	0 (0 to 0)	0
Benign and in situ cervical and uterine neoplasms	0 (0 to 0)	0 (0 to 0)	0 (0 to 0)	0 (0 to 0)	0 (0 to 0)	0 (0 to 0)	0 (0 to 0)	0 (0 to 0)	0 (0 to 0)	0 (0 to 0)	0 (0 to 0)	0 (0 to 0)	0
Other benign and in situ neoplasms	0 (0 to 0)	0 (0 to 0)	0 (0 to 0)	0 (0 to 0)	0 (0 to 0)	0 (0 to 0)	0 (0 to 0)	0 (0 to 0)	0 (0 to 0)	0 (0 to 0)	0 (0 to 0)	0 (0 to 0)	0
Cardiovascular diseases	3,770 (2,850 to 4,850)	5,630 (4,400 to 7,170)	8,150 (6,310 to 10,500)	10,400 (8,140 to 13,300)	13,000 (10,400 to 16,000)	15,300 (12,600 to 18,800)	16,500 (13,700 to 19,900)	15,800 (13,000 to 19,100)	10,700 (8,840 to 12,600)	5,400 (4,410 to 6,420)	1,550 (1,220 to 1,840)	373 (282 to 441)	116,000
Rheumatic heart disease	47·7 (29·3 to 75·6)	45 (27·5 to 73·1)	56·4 (34·4 to 90)	54·5 (33 to 88·5)	34·2 (21 to 52·9)	44 (27·6 to 68·4)	27·6 (18·7 to 41·5)	22·7 (15·5 to 32·2)	12·6 (8·2 to 18·3)	6 (4 to 9)	1·4 (0·9 to 2)	0·3 (0·2 to 0·5)	574

Ischemic heart disease	0 (0 to 0)	0 (0 to 0)	0 (0 to 0)	0 (0 to 0)	0 (0 to 0)	0 (0 to 0)	128 (72·7 to 204)	186 (106 to 299)	209 (130 to 315)	535 (336 to 809)	729 (475 to 1,070)	1,110 (755 to 1,600)	2,270 (1,580 to 3,150)	3,470 (2,450 to 4,760)	4,320 (3,140 to 5,850)	5,490 (4,070 to 7,300)	6,660 (5,030 to 8,610)	6,810 (5,130 to 8,770)	6,130 (4,650 to 7,930)	4,040 (3,060 to 5,210)	2,140 (1,610 to 2,730)	647 (470 to 822)	166 (117 to 209)	45,000
Stroke	13·3 (2·4 to 30·7)	11·1 (3·8 to 24·5)	81·2 (27·8 to 166)	87·6 (58·9 to 137)	183 (111 to 284)	317 (204 to 464)	479 (330 to 671)	555 (384 to 780)	630 (444 to 855)	788 (579 to 1,040)	1,200 (861 to 1,590)	1,570 (1,170 to 2,090)	2,100 (1,560 to 2,720)	2,770 (2,090 to 3,680)	3,550 (2,670 to 4,670)	4,500 (3,320 to 5,860)	5,260 (3,980 to 6,740)	5,910 (4,550 to 7,640)	6,240 (4,820 to 7,740)	4,210 (3,240 to 5,210)	2,010 (1,500 to 2,540)	514 (378 to 655)	107 (74·1 to 140)	43,100
Ischemic stroke	3·9 (0·7 to 9·2)	4·9 (1·3 to 10·8)	19·6 (6·8 to 44·9)	47·9 (32·6 to 67·2)	124 (58·8 to 218)	184 (91 to 320)	260 (139 to 412)	307 (182 to 460)	343 (217 to 500)	432 (296 to 612)	602 (418 to 817)	757 (540 to 1,030)	1,020 (750 to 1,310)	1,510 (1,130 to 2,000)	2,130 (1,590 to 2,770)	3,190 (2,350 to 4,140)	3,880 (2,960 to 5,010)	4,680 (3,620 to 5,970)	5,170 (4,010 to 6,410)	3,640 (2,800 to 4,550)	1,770 (1,340 to 2,230)	450 (330 to 575)	92·7 (64·1 to 122)	30,600
Intracerebral hemorrhage	8·1 (1·4 to 18·6)	5 (1·4 to 11·8)	52·8 (16·5 to 114)	31·3 (17·1 to 59)	43·8 (30·1 to 64·2)	99·3 (67·7 to 145)	182 (123 to 262)	200 (127 to 293)	225 (137 to 340)	261 (174 to 370)	451 (291 to 641)	606 (403 to 874)	858 (588 to 1,210)	1,050 (689 to 1,510)	1,250 (810 to 1,790)	1,200 (807 to 1,720)	1,280 (854 to 1,880)	1,130 (759 to 1,570)	1,000 (685 to 1,410)	533 (356 to 747)	236 (157 to 336)	61·3 (39·5 to 85·8)	13·4 (8·8 to 19)	10,800
Subarachnoid hemorrhage	1·3 (0·2 to 3·8)	1·1 (0·3 to 3)	8·7 (2·3 to 23·3)	8·3 (4·1 to 16·4)	14·4 (8·6 to 23·8)	33·7 (20 to 54·5)	37·3 (23·5 to 55·1)	48·2 (32 to 71·1)	62·5 (42 to 87·6)	94·9 (64·7 to 136)	152 (97·2 to 229)	208 (133 to 306)	222 (142 to 320)	212 (137 to 307)	171 (109 to 248)	112 (71·6 to 165)	101 (63 to 156)	101 (64·4 to 152)	66·4 (40·9 to 99·8)	36·1 (22·4 to 53·5)	11·9 (7·3 to 18·2)	3·2 (1·9 to 5)	0·8 (0·5 to 1·2)	1,710
Hypertensive heart disease	0 (0 to 0)	0 (0 to 0)	0 (0 to 0)	0 (0 to 0)	0 (0 to 0)	0 (0 to 0)	28·4 (12·3 to 68)	28 (14·4 to 60·1)	53 (27·8 to 102)	75·3 (42·2 to 160)	165 (93·1 to 293)	293 (181 to 468)	674 (440 to 1,010)	1,270 (833 to 1,870)	1,840 (1,160 to 2,610)	2,320 (1,490 to 3,350)	2,720 (1,720 to 3,750)	3,050 (1,920 to 4,300)	2,760 (1,640 to 3,790)	1,920 (1,140 to 2,640)	925 (543 to 1,300)	283 (161 to 392)	73·8 (40·8 to 102)	18,500
Non-rheumatic valvular heart disease	0 (0 to 0)	0 (0 to 0)	0 (0 to 0)	0 (0 to 0)	0 (0 to 0)	0 (0 to 0)	22·2 (12·2 to 37·5)	16·3 (9 to 27·6)	26·1 (13·7 to 44·4)	23·8 (13·2 to 39·1)	41·9 (22·7 to 69·7)	42·5 (24·4 to 70·9)	39·2 (23·6 to 64·2)	37·6 (21·7 to 57·4)	54 (33·9 to 84·5)	60·5 (38·9 to 91·8)	45·7 (29·7 to 66·7)	47·6 (31·4 to 69·2)	32·7 (21·9 to 47·6)	20·9 (13·5 to 30·7)	8·9 (5·5 to 13·5)	2·8 (1·7 to 4·1)	0·6 (0·4 to 1)	523
Non-rheumatic calcific aortic valve disease	0 (0 to 0)	0 (0 to 0)	0 (0 to 0)	0 (0 to 0)	0 (0 to 0)	0 (0 to 0)	13·6 (7·1 to 23)	10·4 (5·6 to 18·1)	11·7 (5·3 to 22·1)	17·8 (9·5 to 30·1)	24·7 (12·3 to 42·4)	21·3 (11 to 38·4)	22 (11·9 to 39·2)	19·8 (10·9 to 32·9)	32·8 (18·9 to 55·1)	33·9 (20·2 to 53·8)	28·9 (17·8 to 44·6)	32 (18·4 to 49·9)	22 (13·7 to 33·3)	15·2 (9·5 to 23)	7·1 (4 to 11·4)	2·4 (1·4 to 3·7)	0·5 (0·3 to 0·9)	316
Non-rheumatic degenerative mitral valve disease	0 (0 to 0)	0 (0 to 0)	0 (0 to 0)	0 (0 to 0)	0 (0 to 0)	0 (0 to 0)	6·5 (3·2 to 11·6)	5 (2·5 to 9·3)	12·8 (5·6 to 26·1)	5·2 (2·5 to 9·8)	16·3 (6·8 to 32·1)	18·7 (8·9 to 33·4)	16·5 (6·6 to 30·9)	17·3 (8·5 to 30·3)	19·4 (10·2 to 32·3)	23·2 (13 to 39·5)	15·1 (8·6 to 23·1)	15·3 (8·6 to 25·1)	10·2 (5·7 to 16·8)	5·6 (3·1 to 9·5)	1·7 (0·8 to 3·4)	0·4 (0·2 to 0·8)	0·1 (0·1 to 0·2)	189
Other non-rheumatic valve diseases	0 (0 to 0)	0 (0 to 0)	0 (0 to 0)	0 (0 to 0)	0 (0 to 0)	0 (0 to 0)	2·1 (0·9 to 4·6)	0·9 (0·4 to 2·1)	1·6 (0·4 to 4·9)	0·7 (0·3 to 1·5)	0·8 (0·3 to 2)	2·5 (0·9 to 5·4)	0·7 (0·2 to 1·7)	0·5 (0·2 to 1·2)	1·8 (0·7 to 4·2)	3·4 (1·4 to 8·2)	1·7 (0·7 to 3·4)	0·3 (0·1 to 0·7)	0·5 (0·2 to 1·2)	0·2 (0 to 0·5)	0·1 (0 to 0·2)	0 (0 to 0)	0 (0 to 0)	17·9
Cardiomyopathy and myocarditis	5·1 (1·2 to 12·4)	5·3 (2·1 to 11·7)	47·6 (18·2 to 100)	28·1 (12·5 to 57·5)	26·1 (13·6 to 48·1)	36·8 (18·5 to 66·3)	24·5 (13·1 to 41·1)	25 (13·5 to 42·7)	22·2 (12·3 to 37·5)	26·9 (15·1 to 45·1)	25·2 (14·5 to 40·8)	32·1 (17·7 to 53·1)	24·2 (14·8 to 38·9)	27·2 (16·1 to 45·9)	28·8 (16·9 to 47)	27 (15·9 to 45·4)	28·7 (15·9 to 53)	25·1 (15·1 to 43·5)	22·8 (13·6 to 36·8)	13·8 (7·9 to 23)	7·3 (4·2 to 11·7)	2·3 (1·3 to 3·7)	0·7 (0·4 to 1·1)	513
Myocarditis	2·7 (0·6 to 6·3)	2·6 (0·9 to 6·3)	26·8 (9 to 61·1)	14 (4·9 to 32·1)	9 (4·2 to 17·6)	15·4 (6·8 to 30·2)	9·4 (4·5 to 17·5)	9·5 (4·4 to 19·2)	8·6 (4·1 to 16·2)	10·2 (5 to 18·9)	8·2 (3·8 to 15)	9·1 (4·1 to 17·7)	6·3 (3·1 to 11·6)	5·3 (2·6 to 10·7)	5 (2·3 to 10·7)	5·1 (2·4 to 10·8)	8·1 (3·8 to 15·5)	6·1 (2·8 to 12·7)	4·7 (2·1 to 8·7)	3 (1·2 to 6)	1·5 (0·6 to 3)	0·5 (0·2 to 1)	0·2 (0·1 to 0·3)	171
Alcoholic cardiomyopathy	0 (0 to 0)	0 (0 to 0)	0 (0 to 0)	0 (0 to 0)	0 (0 to 0)	0 (0 to 0)	4·3 (2 to 7·8)	3·6 (1·6 to 6·6)	3·5 (1·7 to 6·4)	2·7 (1·3 to 4·8)	2·4 (1·3 to 4·4)	1·8 (0·9 to 3·4)	1·7 (0·9 to 3)	1·4 (0·7 to 2·5)	1·1 (0·6 to 2·1)	1·2 (0·5 to 2·8)	0·9 (0·3 to 2·4)	0·8 (0·3 to 1·9)	0·6 (0·2 to 1·6)	0·4 (0·1 to 1·1)	0·2 (0·1 to 0·6)	0·1 (0 to 0·2)	0 (0 to 0)	26·8
Other cardiomyopathy	2·4 (0·6 to 6·3)	2·7 (0·9 to 6·4)	20·8 (6·8 to 51·1)	14 (5·4 to 30·1)	17·1 (8·5 to 32·3)	21·4 (9·5 to 41·1)	10·8 (5·2 to 20·4)	12 (5·7 to 22·8)	10·1 (4·9 to 19·1)	14 (6·8 to 24·6)	14·6 (7·5 to 26)	21·1 (10·1 to 36·9)	16·2 (9·2 to 26·8)	20·5 (12 to 34·2)	22·7 (13·1 to 37·2)	20·7 (12 to 35·3)	19·7 (10·1 to 38·5)	18·2 (10·4 to 31·2)	17·5 (9·4 to 30·2)	10·4 (5·6 to 17·8)	5·6 (3·1 to 9·3)	1·8 (1 to 2·9)	0·5 (0·3 to 0·8)	315
Atrial fibrillation and flutter	0 (0 to 0)	0 (0 to 0)	0 (0 to 0)	0 (0 to 0)	0 (0 to 0)	0 (0 to 0)	0 (0 to 0)	0 (0 to 0)	0 (0 to 0)	3·5 (2·5 to 5·1)	9·7 (4·9 to 16·3)	43·4 (23·4 to 71·2)	62·6 (36·2 to 98·3)	106 (66·1 to 160)	143 (89·5 to 204)	187 (129 to 264)	234 (167 to 327)	323 (230 to 444)	356 (272 to 463)	306 (237 to 386)	201 (152 to 250)	72·1 (53·6 to 92·4)	18·4 (12·6 to 24·3)	2,070
Aortic aneurysm	--	--	--	--	--	--	26·2 (12·8 to 47·2)	27 (13·5 to 48·1)	23·9 (11·9 to 41·2)	14·7 (7 to 27)	13·3 (7·3 to 23·7)	27·8 (16·4 to 45·3)	35·8 (21·4 to 57·3)	44·1 (27·1 to 68·6)	45·5 (28·5 to 68·5)	57·8 (38·3 to 83·6)	43·6 (27·3 to 64·5)	42 (27·3 to 62·1)	34 (22·2 to 50·5)	20 (13 to 29·8)	12·1 (8 to 17·7)	3·3 (2·2 to 4·7)	0·6 (0·4 to 0·9)	NA
Endocarditis	1·1 (0·2 to 4)	1·6 (0·4 to 4·6)	14·9 (4·8 to 36·9)	16 (6·7 to 33·7)	22·7 (9·9 to 42·7)	21·8 (10·4 to 40·8)	27·9 (13·9 to 48·9)	20·6 (7·8 to 47·9)	42·1 (20·5 to 78·7)	48 (21·6 to 89·2)	58·4 (25 to 110)	105 (47·9 to 195)	83·3 (33·5 to 153)	96·1 (45 to 171)	96·4 (46·3 to 158)	91·9 (46·8 to 153)	76·2 (45·6 to 124)	59·2 (35·3 to 98·3)	38·4 (19·8 to 73·1)	22·2 (10·7 to 45·3)	11·6 (6·3 to 20·7)	3·8 (2·1 to 6·6)	0·8 (0·5 to 1·5)	961
Other cardiovascular and circulatory diseases	8·7 (2·8 to 25·4)	7·6 (3·1 to 17·5)	65·3 (26·4 to 147)	40·4 (18·6 to 79·4)	96·3 (59 to 145)	150 (81·5 to 236)	165 (97·2 to 253)	238 (146 to 364)	293 (176 to 445)	258 (161 to 388)	281 (181 to 419)	494 (290 to 798)	301 (206 to 425)	261 (178 to 357)	226 (157 to 307)	210 (152 to 284)	188 (133 to 266)	184 (128 to 264)	165 (113 to 229)	103 (70 to 151)	62·6 (42·7 to 88·5)	18·6 (12·6 to 26·5)	4·6 (2·9 to 6·5)	3,820
Chronic respiratory diseases	0 (0 to 0)	0 (0 to 0)	1 (0·7 to 1·4)	1,220 (646 to 2,170)	1,670 (1,000 to 2,730)	1,530 (958 to 2,350)	1,280 (833 to 1,920)	1,120 (740 to 1,650)	1,110 (753 to 1,610)	1,100 (795 to 1,540)	1,240 (906 to 1,630)	1,220 (920 to 1,590)	1,270 (974 to 1,610)	1,310 (1,020 to 1,680)	1,330 (1,040 to 1,710)	1,230 (972 to 1,580)	1,210 (926 to 1,540)	1,220 (932 to 1,610)	1,100 (841 to 1,460)	678 (515 to 896)	339 (255 to 453)	96·9 (74 to 126)	25·3 (18·4 to 35·8)	21,300
Chronic obstructive pulmonary disease	0 (0 to 0)	0 (0 to 0)	1 (0·7 to 1·4)	48·3 (31·4 to 72·1)	97·4 (41·9 to 166)	150 (77·6 to 238)	227 (137 to 337)	297 (189 to 424)	331 (220 to 474)	355 (240 to 486)	428 (301 to 578)	450 (326 to 590)	544 (406 to 696)	621 (460 to 784)	673 (527 to 847)	688 (534 to 877)	687 (511 to 908)	714 (542 to 957)	679 (511 to 911)	454 (345 to 596)	240 (181 to 323)	71·9 (54·7 to 95·3)	18·7 (13·8 to 26)	7,780
Pneumoconiosis	0 (0 to 0)	0 (0 to 0)	0 (0 to 0)	0 (0 to 0)	0 (0 to 0)	0 (0 to 0)	1·7 (0·8 to 3·3)	1·1 (0·6 to 1·9)	1·2 (0·7 to 2)	0·7 (0·3 to 1·4)	0·6 (0·3 to 1·1)	0·6 (0·3 to 1·2)	0·6 (0·3 to 1·1)	0·6 (0·3 to 1·1)	0·7 (0·4 to 1·1)	0·5 (0·3 to 0·8)	0·4 (0·2 to 0·7)	0·5 (0·3 to 0·8)	0·4 (0·2 to 0·6)	0·2 (0·1 to 0·4)	0·2 (0·1 to 0·2)	0·1 (0 to 0·1)	0 (0 to 0)	10·1
Silicosis	0 (0 to 0)	0 (0 to 0)	0 (0 to 0)	0 (0 to 0)	0 (0 to 0)	0 (0 to 0)	0·3 (0 to 0·8)	0·1 (0 to 0·2)	0·1 (0 to 0·4)	0·1 (0 to 0·1)	0 (0 to 0)	0 (0 to 0·1)	0 (0 to 0·1)	0 (0 to 0·1)	0 (0 to 0·1)	0 (0 to 0·1)	0 (0 to 0)	0 (0 to 0·1)	0 (0 to 0·1)	0 (0 to 0)	0 (0 to 0)	0 (0 to 0)	0 (0 to 0)	0·9
Asbestosis	0 (0 to 0)	0 (0 to 0)	0 (0 to 0)	0 (0 to 0)	0 (0 to 0)	0 (0 to 0)	0·5 (0·2 to 1)	0·8 (0·3 to 1·6)	0·8 (0·4 to 1·4)	0·6 (0·2 to 1·2)	0·6 (0·2 to 1·1)	0·5 (0·2 to 1·1)	0·5 (0·2 to 1)	0·5 (0·2 to 1)	0·4 (0·2 to 0·8)	0·3 (0·1 to 0·6)	0·3 (0·2 to 0·5)	0·3 (0·1 to 0·5)	0·3 (0·1 to 0·4)	0·2 (0·1 to 0·3)	0·1 (0 to 0·2)	0 (0 to 0)	0 (0 to 0)	6·7
Coal workers pneumoconiosis	0 (0 to 0)	0 (0 to 0)	0 (0 to 0)	0 (0 to 0)	0 (0 to 0)	0 (0 to 0)	0·2 (0 to 0·6)	0 (0 to 0·1)	0·1 (0 to 0·2)	0 (0 to 0·1)	0 (0 to 0)	0 (0 to 0)	0 (0 to 0)	0 (0 to 0)	0 (0 to 0·1)	0 (0 to 0)	0 (0 to 0)	0 (0 to 0·1)	0 (0 to 0)	0 (0 to 0)	0 (0 to 0)	0 (0 to 0)	0 (0 to 0)	0·4
Other pneumoconiosis	0 (0 to 0)	0 (0 to 0)	0 (0 to 0)	0 (0 to 0)	0 (0 to 0)	0 (0 to 0)	0·8 (0·2 to 1·8)	0·2 (0·1 to 0·4)	0·3 (0·1 to 0·7)	0·1 (0 to 0·2)	0 (0 to 0·1)	0 (0 to 0·1)	0·1 (0 to 0·1)	0·1 (0 to 0·1)	0·1 (0·1 to 0·3)	0·1 (0 to 0·1)	0·1 (0 to 0·1)	0·1 (0 to 0·2)	0·1 (0 to 0·2)	0·1 (0 to 0·1)	0 (0 to 0·1)	0 (0 to 0)	0 (0 to 0)	2·1
Asthma	0 (0 to 0)	0 (0 to 0)	0 (0 to 0)	1,110 (545 to 2,070)	1,430 (786 to 2,530)	1,170 (646 to 1,960)	933 (521 to 1,550)	672 (355 to 1,170)	635 (349 to 1,070)	608 (364 to 949)	647 (404 to 984)	600 (389 to 887)	544 (361 to 788)	456 (293 to 670)	396 (265 to 568)	313 (214 to 451)	307 (207 to 441)	270 (180 to 378)	240 (161 to 347)	125 (82·2 to 184)	55·5 (36·7 to 82·6)	15·2 (10·1 to 22·1)	3·8 (2·4 to 6·2)	10,500
Interstitial lung disease and pulmonary sarcoidosis	0 (0 to 0)	0 (0 to 0)	0 (0 to 0)	18·5 (7·8 to 39·4)	15·8 (7 to 40·1)	17·9 (8·8 to 33·8)	45·5 (24·4 to 77·2)	40·9 (23·8 to 68·6)	47·4 (28·8 to 76·5)	54·5 (31·1 to 86·4)	84·3 (51·8 to 129)	113 (70·3 to 174)	132 (82 to 204)	202 (125 to 307)	233 (146 to 351)	222 (139 to 356)	213 (129 to 323)	229 (140 to 355)	179 (109 to 287)	98·4 (57 to 156)	41·9 (22·2 to 70·9)	9·5 (5·1 to 15·5)	2·7 (1·3 to 5)	2,000
Other chronic respiratory diseases	0 (0 to 0)	0 (0 to 0)	0 (0 to 0)	44·6 (31·7 to 60·4)	129 (53 to 225)	193 (98·7 to 307)	76·6 (44·8 to 116)	112 (67·1 to 166)	98·9 (65·6 to 141)	87 (59·3 to 120)	76·2 (52 to 104)	56·6 (40·3 to 76·1)	48·7 (35·5 to 62·6)	32·4 (24·3 to 42·5)	26·6 (19·9 to 34·6)	4·1 (3·1 to 5·3)	3·6 (2·4 to 5·6)	3·5 (2·2 to 5·6)	2·8 (1·7 to 4·9)	1·2 (0·8 to 1·9)	0·7 (0·5 to 1·1)	0·2 (0·2 to 0·3)	0·1 (0·1 to 0·1)	997
Digestive diseases	38·4 (24·6 to 58·4)	49·4 (28·5 to 86·7)	346 (151 to 689)	503 (281 to 902)	495 (355 to 703)	531 (384 to 729)	705 (498 to 1,000)	959 (637 to 1,440)	1,200 (790 to 1,760)	1,240 (829 to 1,810)	1,490 (1,050 to 2,120)	1,540 (1,130 to 2,110)	1,550 (1,120 to 2,120)	1,750 (1,300 to 2,370)	1,690 (1,240 to 2,300)	1,600 (1,170 to 2,140)	1,570 (1,150 to 2,060)	1,520 (1,090 to 2,020)	1,250 (909 to 1,680)	759 (522 to 1,040)	380 (266 to 533)	112 (76·2 to 162)	28 (17 to 46·6)	21,300
Cirrhosis and other chronic liver diseases	0 (0 to 0)	0 (0 to 0)	0·8 (0·4 to 1·4)	270 (123 to 556)	182 (106 to 299)	182 (114 to 286)	175 (107 to 264)	150 (93·7 to 240)	195 (120 to 311)	204 (127 to 326)	269 (168 to 415)	352 (227 to 535)	431 (268 to 674)	617 (400 to 894)	724 (466 to 1,080)	802 (525 to 1,160)	784 (531 to 1,120)	703 (467 to 1,020)	504 (340 to 739)	282 (176 to 424)	134 (85·6 to 199)	37·1 (22·8 to 57·2)	9·2 (4·9 to 17·8)	7,010
Cirrhosis and other chronic liver diseases due to hepatitis B	0 (0 to 0)	0 (0 to 0)	0 (0 to 0)	0·4 (0·1 to 1·1)	0·8 (0·3 to 1·7)	1·6 (0·6 to 3·1)	2·5 (0·9 to 5·1)	8·6 (3·6 to 17·5)	20·7 (8 to 42·4)	29·9 (13·9 to 59·4)	47·9 (21 to 89·5)	66·3 (31·6 to 122)	79·8 (37·3 to 154)	109 (50·2 to 206)	116 (52 to 226)	117 (51·5 to 223)	103 (49·4 to 180)	88·2 (39·1 to 163)	64·4 (28·4 to 117)	36·1 (15·7 to 65·2)	17·1 (8·4 to 30·4)	4·8 (2·1 to 9·1)	1·2 (0·4 to 2·8)	914
Cirrhosis and other chronic liver diseases due to hepatitis C	0 (0 to 0)	0 (0 to 0)	0 (0 to 0)	1·7 (0·6 to 4·3)	3·3 (1·5 to 6·8)	6·3 (2·9 to 12·5)	10·1 (4·5 to 20·7)	29·2 (13·8 to 57·3)	65·8 (32 to 127)	87·8 (48·7 to 152)	129 (70·1 to 217)	175 (97·9 to 283)	212 (119 to 350)	296 (169 to 472)	335 (185 to 547)	352 (192 to 584)	331 (189 to 530)	280 (161 to 439)	186 (104 to 316)	98·2 (50 to 161)	44·4 (24·8 to 72·2)	11·8 (5·9 to 20·9)	2·8 (1·1 to 5·8)	2,660
Cirrhosis and other chronic liver diseases due to alcohol use	0 (0 to 0)	0 (0 to 0)	0 (0 to 0)	0 (0 to 0)	0 (0 to 0)	0 (0 to 0)	0·2 (0·1 to 0·6)	1·1 (0·4 to 2·6)	2·8 (0·9 to 6·7)	5·3 (2·4 to 11·3)	10·4 (4·2 to 21·7)	16·7 (7·3 to 32·4)	24 (9·7 to 48·2)	39·4 (16 to 75·6)	52·4 (21·1 to 104)	59·4 (24·7 to 118)	53·2 (23·6 to 104)	41·3 (18·2 to 83)	24·3 (10·5 to 45·3)	11·5 (5·1 to 21·9)	5 (2·2 to 9·5)	1·3 (0·5 to 2·9)	0·3 (0·1 to 0·9)	349
Cirrhosis and other chronic liver diseases due to NAFLD	0 (0 to 0)	0 (0 to 0)	0 (0 to 0)	0 (0 to 0)	0 (0 to 0)	0 (0 to 0)	5·2 (2·2 to 10·2)	10·7 (4·9 to 21)	22·6 (9·3 to 45·9)	25·6 (11·8 to 48·5)	32·2 (12·9 to 66·1)	42·2 (18 to 84·6)	54·4 (21·2 to 108)	80·7 (34 to 157)	96·5 (41·1 to 191)	114 (46·4 to 226)	122 (61·5 to 205)	117 (60·2 to 199)	88·7 (40·4 to 161)	52·7 (24·2 to 93)	26·3 (13 to 44·9)	7·6 (3·4 to 14·4)	2 (0·7 to 4·4)	900
Cirrhosis and other chronic liver diseases due to other causes	0 (0 to 0)	0 (0 to 0)	0·8 (0·4 to 1·4)	268 (123 to 553)	178 (104 to 290)	174 (108 to 273)	157 (95·3 to 239)	101 (57·2 to 166)	82·6 (42·3 to 146)	55 (25·7 to 101)	49·8 (22·5 to 90·1)	52·2 (23·4 to 100)	60·7 (26·5 to 120)	91·7 (40 to 170)	124 (58·3 to 229)	160 (74 to 291)	175 (82·2 to 316)	177 (89·5 to 304)	140 (68·5 to 247)	83·8 (38·6 to 149)	41·2 (20·9 to 72·7)	11·6 (5·6 to 20·6)	2·9 (1·1 to 6·1)	2,190
Upper digestive system diseases	0 (0 to 0)	0 (0 to 0)	0 (0 to 0)	43·2 (21·4 to 73·8)	68·2 (33·9 to 124)	119 (66 to 199)	298 (158 to 515)	555 (290 to 1,030)	671 (346 to 1,200)	656 (338 to 1,190)	702 (364 to 1,240)	622 (324 to 1,090)	571 (318 to 973)	519 (288 to 873)	405 (224 to 696)	295 (171 to 517)	260 (168 to 412)	218 (137 to 327)	176 (115 to 264)	112 (71·8 to 171)	61·1 (37·5 to 95·8)	17·8 (10·9 to 28·2)	4·3 (2·3 to 7·7)	6,370
Peptic ulcer disease	0 (0 to 0)	0 (0 to 0)	0 (0 to 0)	15·7 (5·2 to 35·7)	11·2 (5·1 to 20·5)	16·3 (8·4 to 29·2)	17·6 (10·7 to 27·8)	21·1 (12·2 to 33·4)	21·9 (13·2 to 32·9)	22·9 (14 to 35)	30·6 (19 to 46)	35·1 (19·4 to 56·8)	38·8 (21·9 to 63·1)	53·6 (31·2 to 89·6)	48·8 (28·4 to 81·9)	44·4 (25·5 to 72·3)	77·7 (44·4 to 124)	76·6 (43·9 to 126)	89·4 (50·5 to 141)	71·2 (39·2 to 121)	47·3 (26·2 to 80)	14·8 (8·2 to 24·5)	3·6 (1·7 to 7)	759
Gastritis and duodenitis	0 (0 to 0)	0 (0 to 0)	0 (0 to 0)	27·5 (11·7 to 51·2)	55·7 (23·4 to 108)	63·6 (26·2 to 122)	55·7 (20·6 to 112)	48·1 (18 to 94·4)	51·7 (20·7 to 94·3)	60·1 (24·2 to 117)	82·8 (36·8 to 156)	79·6 (37·9 to 139)	69·5 (30·3 to 138)	72 (32·8 to 133)	55·9 (27·9 to 104)	36·6 (16·6 to 65·6)	25·2 (11·6 to 45·4)	15·4 (7·1 to 28·4)	7·1 (3·3 to 12·3)	3·5 (1·7 to 6·2)	1·2 (0·7 to 2)	0·3 (0·2 to 0·5)	0·1 (0 to 0·1)	812
Gastroesophageal reflux disease	0 (0 to 0)	0 (0 to 0)	0 (0 to 0)	0 (0 to 0)	1·3 (0·3 to 3·4)	39·1 (16·9 to 76·7)	225 (109 to 443)	486 (237 to 952)	597 (277 to 1,120)	573 (270 to 1,070)	589 (273 to 1,120)	508 (237 to 935)	463 (229 to 858)	393 (189 to 715)	301 (139 to 581)	214 (103 to 412)	157 (78·2 to 290)	126 (62·5 to 231)	79·1 (39·9 to 143)	37·8 (18·5 to 68)	12·5 (6·2 to 22·9)	2·7 (1·4 to 5)	0·6 (0·3 to 1)	4,800
Appendicitis	0 (0 to 0)	0 (0 to 0)	0 (0 to 0)	19·8 (8·6 to 42·6)	31·6 (18·4 to 51·7)	40·3 (9·1 to 87·4)	41·6 (10·4 to 91·6)	37·4 (8·3 to 86·7)	27·6 (3·6 to 63·6)	18·3 (2·3 to 43·8)	16·1 (2·7 to 38·1)	16·8 (10·2 to 26)	10·9 (6·5 to 17)	9·7 (5·8 to 15·3)	5·7 (3·2 to 9·1)	4·1 (2·4 to 6·7)	4·4 (2·5 to 7·4)	7·4 (3·9 to 12·9)	11·7 (5·6 to 21·1)	7·7 (3·8 to 13·7)	4·6 (2·1 to 8·1)	1·4 (0·7 to 2·6)	0·3 (0·2 to 0·7)	317
Paralytic ileus and intestinal obstruction	36·6 (23·4 to 55·3)	48·4 (28 to 85·1)	339 (146 to 680)	60·3 (24·2 to 131)	30·7 (15·5 to 53·6)	25·6 (13 to 47)	15·3 (7·4 to 30·9)	16·1 (7·9 to 32·2)	25·3 (12·9 to 46·1)	21·1 (11·6 to 37)	63 (33 to 111)	59·8 (32·5 to 105)	71·8 (33·8 to 130)	114 (54·8 to 205)	110 (50·5 to 198)	128 (60·3 to 230)	138 (75·5 to 233)	206 (115 to 338)	184 (104 to 290)	118 (71·1 to 184)	58·2 (33·3 to 93·1)	18·8 (10·8 to 31·4)	5·5 (2·6 to 10·6)	1,890
Inguinal, femoral, and abdominal hernia	1·8 (0·6 to 4·9)	1 (0·2 to 3)	5·9 (3·1 to 11)	49·6 (13·6 to 107)	71·4 (22·2 to 138)	51·4 (14·3 to 108)	31·7 (5·2 to 70·2)	24·5 (3·4 to 56·6)	25·2 (4 to 61·7)	26·5 (5·7 to 59·6)	32·2 (8·8 to 67·1)	32·7 (10·6 to 63·9)	34·3 (12·6 to 69·2)	39·2 (16·9 to 72·8)	29·8 (13·5 to 53)	21·6 (10·4 to 38·1)	15·3 (7·7 to 25·7)	12·9 (6·7 to 21)	9·7 (5·4 to 16·7)	5·7 (2·9 to 9·9)	3·4 (1·7 to 6)	0·8 (0·4 to 1·5)	0·2 (0·1 to 0·5)	527
Inflammatory bowel disease	0 (0 to 0)	0 (0 to 0)	0 (0 to 0)	5·1 (1·5 to 17·8)	13·1 (5·9 to 26·1)	11·5 (7 to 17·8)	32·8 (21 to 50·3)	61·6 (32·2 to 102)	87·8 (45·4 to 146)	110 (63 to 173)	144 (85·8 to 220)	134 (78·8 to 208)	94·8 (54·1 to 148)	95·1 (57·8 to 143)	74·7 (45·5 to 116)	56·1 (35·3 to 82·4)	40·6 (25·6 to 60·7)	29·1 (18·1 to 44·4)	16·1 (10·1 to 25·1)	14·6 (9·2 to 22·5)	6·7 (3·8 to 10·8)	2 (1 to 3·5)	0·5 (0·2 to 1)	1,030
Vascular intestinal disorders	0 (0 to 0)	0 (0 to 0)	0 (0 to 0)	1·7 (0·8 to 3·1)	1·3 (0·6 to 2·2)	2 (0·8 to 4·4)	21·1 (8·9 to 43·8)	15 (6·5 to 29·9)	14·7 (7·2 to 27·7)	5 (2·6 to 9)	10·7 (5·8 to 17·7)	28·2 (15·4 to 47·9)	32·9 (17 to 58·5)	26·3 (14·5 to 43·9)	34·6 (19·3 to 56·9)	25·3 (14·5 to 42·1)	68·2 (39·2 to 106)	69·5 (39·5 to 111)	76 (46·1 to 128)	43·8 (25 to 70·6)	20·7 (12 to 33·7)	6 (3·6 to 10·3)	1·3 (0·6 to 2·4)	504
Gallbladder and biliary diseases	0 (0 to 0)	0 (0 to 0)	0 (0 to 0)	10·4 (5·9 to 17·3)	23·6 (14 to 36·9)	38·3 (21·3 to 62·8)	56·2 (22·5 to 108)	69·6 (31 to 127)	91·1 (42·2 to 162)	125 (66·5 to 214)	180 (101 to 300)	207 (123 to 328)	236 (139 to 372)	254 (156 to 388)	235 (152 to 342)	187 (121 to 267)	163 (105 to 237)	174 (112 to 256)	167 (104 to 245)	103 (63·3 to 161)	50·5 (31 to 79·6)	16·6 (10·2 to 26·9)	3·9 (2·1 to 7)	2,390
Pancreatitis	0 (0 to 0)	0 (0 to 0)	0 (0 to 0)	1·7 (0·8 to 3·6)	12·5 (4·8 to 27·5)	9·9 (5·2 to 17·7)	11·1 (6·7 to 18)	9 (5·2 to 15)	18·4 (10·3 to 30·6)	25·8 (15·2 to 44·3)	35·3 (20·8 to 58·2)	40·6 (22·8 to 64·4)	42·3 (24·2 to 66·3)	52·3 (28·1 to 84·2)	51·3 (29·2 to 81·9)	52·1 (29·7 to 83·6)	66·3 (39·3 to 103)	51·1 (31·1 to 80·6)	51·5 (31·8 to 87·2)	31·5 (18·2 to 57·2)	19·9 (11·6 to 32·2)	5 (2·8 to 8·2)	1·1 (0·6 to 2·1)	589
Other digestive diseases	0 (0 to 0)	0 (0 to 0)	0 (0 to 0)	40·5 (20·7 to 76·5)	60·3 (33·9 to 104)	50·9 (29·7 to 83·7)	22·8 (12·7 to 39·7)	20·3 (11·5 to 35·4)	44·5 (22 to 82·5)	44·8 (23·2 to 79·3)	36·6 (21·8 to 61·4)	45·7 (25·4 to 78·3)	27·5 (16·6 to 44·2)	28 (17·2 to 46·5)	24·3 (14·5 to 43·5)	26·7 (16·5 to 49·5)	28·6 (17·1 to 53·5)	44·8 (26·3 to 78·5)	50·6 (29·6 to 80·9)	40·5 (22·2 to 65·2)	20·7 (12·1 to 34·6)	6·2 (3·7 to 9·9)	1·7 (0·8 to 3·1)	666
Neurological disorders	1·6 (0·4 to 4·1)	4·8 (0·9 to 12·3)	526 (309 to 807)	951 (361 to 1,890)	2,110 (805 to 4,030)	5,330 (1,320 to 12,300)	6,550 (1,740 to 14,800)	6,190 (1,740 to 13,200)	6,070 (1,810 to 13,000)	5,470 (1,630 to 11,500)	5,500 (1,690 to 11,500)	4,650 (1,610 to 9,490)	3,990 (1,580 to 8,180)	3,140 (1,270 to 6,130)	2,320 (1,110 to 4,280)	1,760 (967 to 3,050)	1,670 (966 to 2,880)	1,920 (1,120 to 3,550)	1,990 (1,130 to 3,940)	1,900 (1,020 to 3,770)	1,140 (571 to 2,330)	431 (202 to 913)	137 (61·5 to 286)	63,800
Alzheimer's disease and other dementias	0 (0 to 0)	0 (0 to 0)	0 (0 to 0)	0 (0 to 0)	0 (0 to 0)	0 (0 to 0)	0 (0 to 0)	0 (0 to 0)	0 (0 to 0)	0 (0 to 0)	0 (0 to 0)	24·6 (5·8 to 76·2)	124 (35·6 to 356)	216 (78·9 to 526)	337 (131 to 774)	495 (195 to 1,160)	767 (303 to 1,860)	1,220 (538 to 2,820)	1,420 (637 to 3,310)	1,540 (677 to 3,420)	983 (421 to 2,190)	397 (171 to 879)	131 (56·1 to 281)	7,650
Parkinson's disease	0 (0 to 0)	0 (0 to 0)	0 (0 to 0)	0 (0 to 0)	0 (0 to 0)	0 (0 to 0)	0 (0 to 0)	2·8 (0·4 to 4·3)	0·7 (0·1 to 2·1)	4·3 (1·5 to 7·4)	5 (2·3 to 9·2)	18·6 (12·7 to 26·2)	45·6 (31·3 to 64·7)	69·5 (49·6 to 95·9)	82 (55·9 to 119)	96 (69·7 to 137)	143 (107 to 205)	215 (164 to 297)	301 (235 to 411)	250 (188 to 356)	115 (88 to 166)	24·7 (18·2 to 38)	4·1 (2·9 to 6·4)	1,380
Idiopathic epilepsy	1·5 (0·3 to 4)	4·6 (0·8 to 12·1)	179 (78·6 to 328)	636 (204 to 1,330)	919 (328 to 1,910)	799 (255 to 1,810)	746 (296 to 1,510)	562 (225 to 1,170)	495 (216 to 965)	331 (134 to 670)	338 (151 to 682)	310 (143 to 597)	255 (110 to 487)	195 (83·3 to 368)	128 (46 to 265)	99·7 (32 to 206)	87·4 (33·8 to 178)	66 (19·8 to 136)	44·5 (13·7 to 96·3)	24·6 (8·5 to 50·1)	9·5 (3·1 to 18·7)	2·4 (0·8 to 5)	0·6 (0·2 to 1·3)	6,240
Multiple sclerosis	0 (0 to 0)	0 (0 to 0)	0 (0 to 0)	0 (0 to 0)	3·1 (0·3 to 11·9)	3·4 (1·7 to 5·6)	16·8 (10·1 to 26)	58·5 (37·5 to 83·2)	104 (51·1 to 166)	127 (61·1 to 206)	163 (97·1 to 245)	161 (98·2 to 237)	172 (99·9 to 250)	128 (78·5 to 188)	94·3 (59·9 to 140)	56·1 (35·3 to 82·7)	36·3 (20·9 to 54·5)	24·8 (13·9 to 38·8)	15 (8·3 to 23·2)	7·9 (4·6 to 12·3)	2·8 (1·7 to 4·3)	0·6 (0·3 to 1)	0·1 (0·1 to 0·2)	1,180
Motor neuron disease	0·1 (0 to 0·3)	0·1 (0·1 to 0·4)	2·2 (1·1 to 4·3)	7·8 (5·8 to 10·2)	7·5 (6·4 to 8·8)	7·4 (6·1 to 8·9)	7 (5·7 to 8·5)	6·3 (4·9 to 8)	5·9 (4·6 to 7·5)	5·1 (3·9 to 6·7)	4·8 (3·6 to 6·4)	6 (3·8 to 9)	9 (6·1 to 13·1)	11·6 (7·5 to 17·4)	13·2 (8·5 to 19·7)	5·4 (3·8 to 7·6)	4·6 (3·1 to 6·8)	0·9 (0·6 to 1·2)	1·1 (0·7 to 1·5)	0·2 (0·1 to 0·3)	0·1 (0 to 0·1)	0 (0 to 0)	0 (0 to 0)	106
Headache disorders	0 (0 to 0)	0 (0 to 0)	0 (0 to 0)	0 (0 to 0)	858 (16·6 to 2,200)	4,160 (243 to 10,800)	5,530 (835 to 13,800)	5,420 (1,030 to 12,300)	5,360 (1,080 to 12,000)	4,910 (1,060 to 11,000)	4,890 (1,130 to 10,900)	4,020 (1,010 to 8,920)	3,290 (855 to 7,300)	2,440 (664 to 5,380)	1,600 (473 to 3,520)	963 (302 to 2,030)	595 (197 to 1,210)	371 (128 to 773)	187 (59·2 to 384)	78·3 (26·3 to 164)	25·3 (8·6 to 51·9)	4·9 (1·6 to 10·4)	0·7 (0·1 to 1·7)	44,700
Migraine	0 (0 to 0)	0 (0 to 0)	0 (0 to 0)	0 (0 to 0)	800 (11 to 2,150)	3,930 (173 to 10,600)	5,150 (525 to 13,400)	4,970 (736 to 11,800)	4,910 (771 to 11,500)	4,500 (744 to 10,400)	4,470 (817 to 10,300)	3,660 (711 to 8,520)	2,970 (633 to 6,770)	2,180 (458 to 4,990)	1,410 (329 to 3,190)	835 (215 to 1,870)	506 (145 to 1,090)	311 (93·8 to 682)	156 (42·6 to 350)	64·9 (18·9 to 146)	20·7 (6·2 to 45·2)	4 (1·1 to 8·8)	0·6 (0·1 to 1·3)	40,900
Tension-type headache	0 (0 to 0)	0 (0 to 0)	0 (0 to 0)	0 (0 to 0)	58·4 (2 to 385)	229 (19·4 to 1,130)	389 (98·7 to 1,300)	445 (125 to 1,330)	445 (128 to 1,210)	403 (127 to 1,040)	422 (142 to 1,010)	360 (123 to 834)	319 (112 to 761)	262 (85·4 to 655)	182 (60·7 to 466)	128 (42·3 to 363)	89·6 (27·1 to 270)	60·9 (16·5 to 202)	31·4 (7·3 to 111)	13·4 (3·2 to 49)	4·6 (1 to 16·6)	0·9 (0·2 to 3·4)	0·2 (0 to 0·8)	3,840
Other neurological disorders	0 (0 to 0)	0 (0 to 0)	344 (199 to 572)	307 (145 to 572)	326 (122 to 660)	358 (129 to 790)	246 (100 to 497)	149 (71·8 to 277)	113 (61·9 to 182)	97·4 (60 to 160)	93·9 (55·1 to 158)	107 (71·4 to 164)	94·2 (60·8 to 144)	80·8 (55·1 to 117)	69·3 (48·3 to 95·7)	47·6 (35 to 64·7)	37·9 (27·6 to 49·8)	24·3 (18 to 32·4)	17·3 (12·9 to 23)	8 (5·8 to 10·5)	2·7 (1·9 to 3·6)	0·7 (0·5 to 0·9)	0·2 (0·1 to 0·2)	2,530
Mental disorders	1·9 (0·9 to 3·1)	5·7 (2·9 to 9·5)	96·2 (52·8 to 158)	575 (334 to 865)	3,260 (2,080 to 4,850)	10,100 (6,580 to 14,500)	14,700 (9,980 to 20,700)	14,400 (9,700 to 20,000)	13,600 (9,200 to 18,900)	11,600 (8,000 to 16,000)	11,500 (8,160 to 15,700)	9,640 (6,700 to 13,500)	8,350 (5,960 to 11,600)	6,680 (4,780 to 9,100)	4,860 (3,400 to 6,610)	3,140 (2,150 to 4,300)	2,020 (1,400 to 2,740)	1,410 (999 to 1,870)	791 (543 to 1,070)	362 (243 to 494)	129 (89·3 to 173)	31 (21·1 to 42·8)	6·5 (4·1 to 9·5)	117,000
Schizophrenia	0 (0 to 0)	0 (0 to 0)	0 (0 to 0)	0 (0 to 0)	0 (0 to 0)	33 (13·4 to 65·2)	234 (79·2 to 471)	707 (370 to 1,190)	1,090 (633 to 1,690)	1,140 (690 to 1,690)	1,170 (711 to 1,700)	963 (638 to 1,350)	812 (528 to 1,150)	608 (401 to 832)	400 (259 to 565)	229 (148 to 328)	130 (84·2 to 190)	79·2 (48·5 to 118)	37·2 (20·7 to 58·8)	13·6 (7 to 22)	3·5 (1·5 to 5·8)	0·6 (0·2 to 1)	0·1 (0 to 0·2)	7,650
Depressive disorders	0 (0 to 0)	0 (0 to 0)	0 (0 to 0)	1·9 (0·8 to 4·1)	320 (123 to 639)	2,770 (1,410 to 4,870)	5,790 (3,160 to 9,370)	6,170 (3,470 to 9,780)	5,740 (3,260 to 9,070)	5,030 (3,000 to 7,960)	5,330 (3,350 to 7,950)	4,750 (2,890 to 7,650)	4,270 (2,770 to 6,420)	3,570 (2,310 to 5,260)	2,690 (1,680 to 3,980)	1,780 (1,050 to 2,650)	1,140 (729 to 1,630)	791 (514 to 1,110)	439 (269 to 661)	203 (118 to 310)	75·8 (49 to 110)	19·2 (11·9 to 28·6)	4·2 (2·3 to 6·8)	50,900
Major depressive disorder	0 (0 to 0)	0 (0 to 0)	0 (0 to 0)	1·6 (0·6 to 3·8)	290 (99·9 to 606)	2,570 (1,230 to 4,670)	5,300 (2,880 to 8,760)	5,480 (2,910 to 8,850)	4,960 (2,720 to 8,010)	4,280 (2,390 to 6,970)	4,570 (2,710 to 7,060)	4,070 (2,320 to 6,670)	3,670 (2,320 to 5,660)	3,090 (1,950 to 4,530)	2,340 (1,400 to 3,510)	1,550 (886 to 2,350)	995 (617 to 1,430)	691 (435 to 994)	385 (223 to 597)	179 (99·1 to 284)	67·6 (41·7 to 100)	17·2 (10·2 to 26·4)	3·8 (2 to 6·3)	44,500
Dysthymia	0 (0 to 0)	0 (0 to 0)	0 (0 to 0)	0·3 (0·1 to 0·7)	29·5 (4·2 to 73·2)	201 (80·7 to 388)	489 (233 to 844)	692 (343 to 1,210)	785 (396 to 1,370)	741 (416 to 1,200)	769 (447 to 1,280)	677 (370 to 1,140)	604 (332 to 1,010)	488 (281 to 802)	351 (207 to 570)	228 (125 to 380)	147 (79·5 to 242)	100 (56·4 to 169)	54·5 (30·5 to 90)	23·8 (12·9 to 40·1)	8·2 (4·5 to 13·4)	2 (1·1 to 3·3)	0·4 (0·2 to 0·8)	6,390
Bipolar disorder	0 (0 to 0)	0 (0 to 0)	0 (0 to 0)	0 (0 to 0)	0 (0 to 0)	455 (186 to 852)	1,470 (657 to 2,600)	1,510 (742 to 2,560)	1,340 (674 to 2,240)	1,050 (567 to 1,790)	981 (542 to 1,610)	812 (455 to 1,320)	706 (380 to 1,170)	554 (308 to 938)	386 (214 to 638)	238 (131 to 385)	144 (78·4 to 234)	91·8 (48·6 to 153)	44·8 (23·7 to 75·8)	16·8 (8·8 to 28·4)	4·8 (2·3 to 7·9)	1 (0·5 to 1·7)	0·2 (0·1 to 0·3)	9,810
Anxiety disorders	0 (0 to 0)	0 (0 to 0)	0 (0 to 0)	106 (37·3 to 205)	1,670 (843 to 2,820)	4,210 (2,280 to 7,180)	4,990 (3,020 to 7,700)	4,500 (2,590 to 7,150)	3,960 (2,170 to 6,510)	3,120 (1,840 to 5,070)	2,810 (1,680 to 4,350)	2,190 (1,230 to 3,460)	1,810 (1,050 to 2,850)	1,420 (844 to 2,200)	1,010 (617 to 1,530)	648 (392 to 1,010)	436 (257 to 715)	320 (196 to 515)	190 (116 to 301)	89·1 (55·4 to 141)	30 (17·9 to 47·3)	6·5 (3·8 to 10·3)	1·2 (0·7 to 1·9)	33,500
Eating disorders	0 (0 to 0)	0 (0 to 0)	0 (0 to 0)	0 (0 to 0)	7·4 (2·8 to 14·6)	218 (91·8 to 401)	657 (323 to 1,220)	682 (370 to 1,150)	591 (310 to 967)	452 (249 to 721)	350 (185 to 570)	190 (99·8 to 316)	98·2 (48·6 to 168)	0 (0 to 0)	0 (0 to 0)	0 (0 to 0)	0 (0 to 0)	0 (0 to 0)	0 (0 to 0)	0 (0 to 0)	0 (0 to 0)	0 (0 to 0)	0 (0 to 0)	3,250
Anorexia nervosa	0 (0 to 0)	0 (0 to 0)	0 (0 to 0)	0 (0 to 0)	5·5 (1·4 to 12·5)	76·4 (26·5 to 154)	211 (95·8 to 386)	190 (90 to 347)	135 (62·3 to 245)	74·8 (29·5 to 134)	54·4 (19·2 to 102)	35·6 (12 to 66·1)	23·8 (6·9 to 49·6)	0 (0 to 0)	0 (0 to 0)	0 (0 to 0)	0 (0 to 0)	0 (0 to 0)	0 (0 to 0)	0 (0 to 0)	0 (0 to 0)	0 (0 to 0)	0 (0 to 0)	806
Bulimia nervosa	0 (0 to 0)	0 (0 to 0)	0 (0 to 0)	0 (0 to 0)	1·9 (0·6 to 4·5)	142 (42·8 to 294)	446 (169 to 934)	492 (222 to 925)	456 (217 to 810)	377 (189 to 642)	296 (143 to 504)	155 (77·4 to 276)	74·4 (32·3 to 138)	0 (0 to 0)	0 (0 to 0)	0 (0 to 0)	0 (0 to 0)	0 (0 to 0)	0 (0 to 0)	0 (0 to 0)	0 (0 to 0)	0 (0 to 0)	0 (0 to 0)	2,440
Autism spectrum disorders	0·6 (0·4 to 1·1)	1·9 (1·1 to 3·1)	30·5 (16·8 to 48·4)	130 (73·2 to 203)	167 (94 to 263)	158 (86·5 to 252)	139 (76·1 to 222)	119 (66·9 to 190)	105 (58·1 to 165)	84·3 (47·1 to 136)	78·5 (44·6 to 125)	63·3 (34·7 to 101)	53 (28·9 to 85·7)	42·4 (22·9 to 70·5)	30·2 (16·4 to 49·9)	19·7 (10·4 to 32·3)	13·1 (7 to 21·3)	9·7 (5 to 15·7)	5·8 (3 to 9·5)	2·8 (1·5 to 4·5)	1 (0·5 to 1·6)	0·2 (0·1 to 0·4)	0 (0 to 0·1)	1,250
Attention-deficit/hyperactivity disorder	0 (0 to 0)	0 (0 to 0)	0 (0 to 0)	6·5 (1·4 to 13·8)	72·4 (33·8 to 133)	96·9 (47 to 170)	71·4 (35·3 to 128)	46·1 (22·1 to 84·7)	32·5 (14·6 to 61·9)	22·4 (10·1 to 41·7)	18·2 (8·2 to 33·2)	13 (5·1 to 25·1)	9·7 (3·6 to 18·7)	6·4 (2·2 to 13·6)	3·5 (1 to 7·6)	1·5 (0·2 to 3·5)	0·6 (0 to 1·6)	0·3 (0·1 to 0·7)	0·1 (0 to 0·2)	0 (0 to 0)	0 (0 to 0)	0 (0 to 0)	0 (0 to 0)	402
Conduct disorder	0 (0 to 0)	0 (0 to 0)	0 (0 to 0)	0 (0 to 0)	570 (274 to 1,040)	1,670 (835 to 2,940)	823 (394 to 1,430)	0 (0 to 0)	0 (0 to 0)	0 (0 to 0)	0 (0 to 0)	0 (0 to 0)	0 (0 to 0)	0 (0 to 0)	0 (0 to 0)	0 (0 to 0)	0 (0 to 0)	0 (0 to 0)	0 (0 to 0)	0 (0 to 0)	0 (0 to 0)	0 (0 to 0)	0 (0 to 0)	3,060
Idiopathic developmental intellectual disability	1·2 (0·4 to 2·3)	3·8 (1·4 to 7)	65·8 (27·6 to 118)	331 (158 to 564)	450 (220 to 762)	422 (202 to 724)	371 (173 to 637)	318 (153 to 552)	288 (139 to 488)	238 (119 to 403)	217 (106 to 365)	169 (81·8 to 280)	140 (63·7 to 237)	109 (50·8 to 181)	72·8 (33 to 126)	43·9 (20·2 to 75·3)	28·6 (12·4 to 49·4)	20·4 (9·3 to 34·1)	11·4 (5·5 to 18·8)	5·5 (2·8 to 9·1)	1·8 (0·9 to 2·9)	0·3 (0·2 to 0·6)	0·1 (0 to 0·1)	3,310
Other mental disorders	0 (0 to 0)	0 (0 to 0)	0 (0 to 0)	0 (0 to 0)	0 (0 to 0)	25·4 (12 to 42·7)	153 (58·8 to 287)	334 (163 to 574)	474 (263 to 780)	510 (291 to 804)	557 (325 to 872)	490 (289 to 763)	442 (267 to 679)	367 (227 to 566)	275 (162 to 424)	185 (115 to 281)	129 (78·7 to 196)	98·4 (61 to 148)	61·9 (39 to 91·3)	31·6 (20·5 to 46·1)	11·9 (7·7 to 17·6)	3·1 (2 to 4·6)	0·7 (0·5 to 1·1)	4,150
Substance use disorders	0 (0 to 0)	0 (0 to 0)	0·3 (0·1 to 0·5)	1·5 (0·7 to 2·4)	1·9 (1 to 3·1)	21·4 (8·4 to 43·3)	620 (372 to 948)	1,840 (1,070 to 2,770)	1,880 (1,160 to 2,840)	1,210 (716 to 1,850)	873 (543 to 1,300)	564 (349 to 834)	421 (255 to 626)	303 (177 to 459)	200 (127 to 298)	117 (69·2 to 178)	72 (42·6 to 110)	45·1 (26·8 to 69·4)	25·1 (15 to 37·7)	11·7 (7 to 17·8)	5·9 (4 to 8·3)	1·8 (1·2 to 2·5)	0·4 (0·3 to 0·6)	8,210
Alcohol use disorders	0 (0 to 0)	0 (0 to 0)	0·3 (0·1 to 0·5)	1·5 (0·7 to 2·4)	1·9 (1 to 3·1)	17·9 (5·7 to 38·9)	129 (63·2 to 222)	256 (112 to 467)	270 (138 to 454)	224 (101 to 406)	189 (92·2 to 310)	131 (62·7 to 226)	98·1 (45·4 to 170)	67·6 (32·8 to 122)	43·8 (22·1 to 77·1)	26 (12·8 to 46·9)	16·7 (9·5 to 27·1)	11·5 (6·1 to 18·8)	6·6 (3·8 to 10·9)	3 (1·7 to 5·1)	1·3 (0·7 to 2·1)	0·4 (0·2 to 0·6)	0·1 (0·1 to 0·2)	1,500
Drug use disorders	0 (0 to 0)	0 (0 to 0)	0 (0 to 0)	0 (0 to 0)	0 (0 to 0)	3·6 (1 to 7·7)	491 (263 to 797)	1,580 (862 to 2,490)	1,610 (961 to 2,500)	985 (563 to 1,590)	684 (396 to 1,090)	433 (250 to 690)	323 (183 to 514)	235 (122 to 377)	157 (88·3 to 251)	90·6 (48·1 to 148)	55·3 (28·5 to 88·9)	33·7 (16·9 to 54·3)	18·6 (9·6 to 30·6)	8·7 (4·4 to 14·3)	4·6 (2·8 to 6·8)	1·4 (0·9 to 2·1)	0·3 (0·2 to 0·5)	6,710
Opioid use disorders	0 (0 to 0)	0 (0 to 0)	0 (0 to 0)	0 (0 to 0)	0 (0 to 0)	0 (0 to 0)	385 (172 to 697)	1,390 (719 to 2,290)	1,440 (799 to 2,330)	890 (478 to 1,470)	616 (335 to 1,020)	390 (213 to 641)	289 (154 to 474)	212 (102 to 350)	143 (77·4 to 238)	81·9 (40·1 to 139)	49·9 (24·1 to 83·1)	29·5 (13·3 to 50·2)	15·8 (7·3 to 27·1)	7·4 (3·4 to 12·9)	3·7 (2 to 5·7)	1·1 (0·6 to 1·7)	0·2 (0·1 to 0·4)	5,950
Cocaine use disorders	0 (0 to 0)	0 (0 to 0)	0 (0 to 0)	0 (0 to 0)	0 (0 to 0)	0·6 (0·2 to 1·2)	22·2 (9·8 to 43·1)	24 (11·7 to 43)	17·9 (8·9 to 31·1)	11·1 (5·6 to 19·7)	7·9 (4 to 14·1)	5·1 (2·4 to 8·8)	3·6 (1·8 to 6·4)	2·2 (1·1 to 3·9)	1·5 (0·8 to 2·5)	1 (0·6 to 1·6)	0·6 (0·3 to 0·9)	0·3 (0·2 to 0·6)	0·2 (0·1 to 0·3)	0·1 (0 to 0·1)	0 (0 to 0)	0 (0 to 0)	0 (0 to 0)	98·1
Amphetamine use disorders	0 (0 to 0)	0 (0 to 0)	0 (0 to 0)	0 (0 to 0)	0 (0 to 0)	0 (0 to 0)	17 (8·1 to 29·5)	62·3 (13·5 to 140)	60·4 (13 to 129)	27·8 (1·6 to 69·1)	15·7 (7·3 to 29·9)	7·1 (3·4 to 13)	4·2 (2 to 7·5)	2·7 (1·2 to 5)	1·7 (0·9 to 3·1)	0·9 (0·5 to 1·6)	0·6 (0·3 to 1)	0·3 (0·1 to 0·5)	0·1 (0·1 to 0·3)	0 (0 to 0·1)	0 (0 to 0)	0 (0 to 0)	0 (0 to 0)	201
Cannabis use disorders	0 (0 to 0)	0 (0 to 0)	0 (0 to 0)	0 (0 to 0)	0 (0 to 0)	2·6 (0·2 to 6·7)	28·2 (4·3 to 68·8)	31 (7·7 to 64·1)	22·7 (9·9 to 45·4)	13·6 (5·8 to 25)	9·9 (4·5 to 18·4)	7·1 (2·9 to 13·7)	5·8 (2·2 to 11)	3·9 (1·6 to 7·7)	2·2 (0·8 to 4·3)	1 (0·4 to 2·1)	0·5 (0·2 to 0·9)	0·2 (0·1 to 0·4)	0·1 (0 to 0·2)	0 (0 to 0·1)	0 (0 to 0)	0 (0 to 0)	0 (0 to 0)	129
Other drug use disorders	0 (0 to 0)	0 (0 to 0)	0 (0 to 0)	0 (0 to 0)	0 (0 to 0)	0·4 (0·1 to 0·8)	38·5 (22·9 to 60·6)	67·9 (30·2 to 127)	67·5 (29·6 to 120)	42·7 (20·2 to 76·6)	34·1 (19·2 to 54·6)	23·3 (12·9 to 40)	20·3 (9·8 to 35·8)	14·2 (7 to 25·4)	8 (4·1 to 13·8)	5·6 (3·1 to 9·8)	3·8 (2 to 6·3)	3·3 (1·9 to 5·4)	2·3 (1·2 to 4·1)	1·1 (0·7 to 1·8)	0·9 (0·5 to 1·5)	0·3 (0·2 to 0·5)	0·1 (0 to 0·1)	334
Diabetes and kidney diseases	0·3 (0·1 to 0·4)	0·8 (0·5 to 1·3)	394 (220 to 651)	348 (226 to 528)	596 (408 to 858)	658 (431 to 991)	1,060 (768 to 1,400)	1,260 (896 to 1,650)	1,640 (1,190 to 2,190)	1,890 (1,390 to 2,510)	2,480 (1,840 to 3,210)	2,650 (1,970 to 3,450)	3,830 (2,890 to 4,950)	5,600 (4,350 to 7,230)	7,260 (5,620 to 9,130)	8,350 (6,430 to 10,400)	8,410 (6,660 to 10,300)	8,460 (6,780 to 10,400)	6,390 (5,100 to 7,840)	3,740 (2,940 to 4,600)	1,610 (1,270 to 1,980)	461 (348 to 581)	110 (80·3 to 143)	67,200
Diabetes mellitus	0·3 (0·1 to 0·4)	0·7 (0·4 to 1·2)	37·9 (13·2 to 77·5)	32·1 (14·7 to 55·2)	54·3 (32·5 to 84·6)	85·3 (49·5 to 134)	238 (166 to 333)	388 (257 to 565)	662 (448 to 944)	878 (598 to 1,230)	1,190 (814 to 1,670)	1,590 (1,090 to 2,230)	2,420 (1,710 to 3,340)	3,620 (2,630 to 4,830)	4,780 (3,520 to 6,220)	5,440 (4,030 to 6,980)	5,390 (4,070 to 6,920)	5,220 (3,910 to 6,660)	3,830 (2,920 to 4,920)	2,110 (1,560 to 2,730)	865 (654 to 1,130)	240 (170 to 330)	55·4 (35·7 to 80·7)	39,100
Diabetes mellitus type 1	0·3 (0·1 to 0·4)	0·7 (0·4 to 1·2)	37·9 (13·2 to 77·5)	32·1 (14·7 to 55·2)	54·3 (32·5 to 84·6)	85·3 (49·5 to 134)	128 (82·5 to 190)	129 (84 to 192)	144 (94·9 to 212)	120 (76·8 to 179)	130 (85·6 to 193)	132 (88·6 to 189)	111 (70·3 to 163)	119 (78·6 to 172)	117 (78·6 to 169)	105 (69·2 to 153)	98·7 (61·4 to 144)	90 (56·4 to 136)	69·4 (42·8 to 106)	31·1 (17·4 to 47·8)	14·8 (7·6 to 23·7)	4·5 (2·1 to 7·4)	1·2 (0·5 to 2)	1,750
Diabetes mellitus type 2	0 (0 to 0)	0 (0 to 0)	0 (0 to 0)	0 (0 to 0)	0 (0 to 0)	0 (0 to 0)	109 (56·6 to 182)	259 (157 to 402)	518 (333 to 770)	758 (513 to 1,080)	1,060 (712 to 1,510)	1,460 (995 to 2,060)	2,310 (1,630 to 3,200)	3,500 (2,540 to 4,670)	4,670 (3,430 to 6,070)	5,330 (3,950 to 6,850)	5,300 (4,010 to 6,800)	5,130 (3,830 to 6,540)	3,760 (2,850 to 4,830)	2,080 (1,530 to 2,690)	850 (643 to 1,110)	235 (167 to 323)	54·3 (34·9 to 78·8)	37,400
Chronic kidney disease	0 (0 to 0)	0·1 (0 to 0·2)	356 (194 to 606)	315 (199 to 489)	540 (358 to 800)	572 (359 to 899)	823 (565 to 1,120)	868 (582 to 1,180)	983 (654 to 1,370)	1,010 (685 to 1,490)	1,290 (901 to 1,770)	1,060 (735 to 1,500)	1,400 (1,020 to 1,890)	1,980 (1,410 to 2,760)	2,480 (1,810 to 3,350)	2,910 (2,090 to 3,890)	3,020 (2,200 to 3,940)	3,240 (2,350 to 4,390)	2,560 (1,890 to 3,410)	1,630 (1,190 to 2,150)	750 (555 to 974)	221 (156 to 295)	54·6 (35·9 to 75·5)	28,100
Chronic kidney disease due to diabetes mellitus type 1	0 (0 to 0)	0 (0 to 0)	1·2 (0·4 to 2·6)	5·6 (1·6 to 15·7)	10 (2·8 to 29·9)	12·7 (3·9 to 36·7)	23·6 (9·3 to 51·7)	38·7 (15·9 to 77·9)	80 (35·9 to 154)	118 (59·8 to 210)	197 (97·7 to 346)	177 (86·6 to 318)	180 (78 to 334)	168 (64 to 334)	117 (38·3 to 271)	84·4 (27·6 to 202)	57·9 (22·1 to 140)	46 (17·1 to 93·8)	29·9 (10·2 to 66·9)	15·1 (5·5 to 34·2)	4 (1·4 to 9·4)	0·4 (0·1 to 1)	0 (0 to 0·1)	1,370
Chronic kidney disease due to diabetes mellitus type 2	0 (0 to 0)	0 (0 to 0)	0 (0 to 0)	0 (0 to 0)	0 (0 to 0)	0 (0 to 0)	10·7 (4·3 to 22·3)	19 (8·2 to 40·3)	39·7 (17·6 to 77·8)	64·4 (31·2 to 114)	131 (68 to 226)	175 (86·8 to 293)	332 (187 to 516)	630 (366 to 968)	912 (541 to 1,370)	1,140 (695 to 1,700)	1,190 (748 to 1,750)	1,230 (768 to 1,800)	895 (572 to 1,280)	510 (305 to 742)	207 (130 to 306)	55·8 (32·1 to 85·6)	13·2 (6·4 to 21·5)	7,560
Chronic kidney disease due to hypertension	0 (0 to 0)	0 (0 to 0)	0 (0 to 0)	0 (0 to 0)	0 (0 to 0)	0 (0 to 0)	76·9 (38·6 to 138)	93·6 (49·5 to 156)	122 (52 to 230)	138 (69·3 to 241)	178 (98·1 to 295)	175 (99·7 to 277)	246 (150 to 366)	395 (240 to 606)	565 (352 to 870)	763 (457 to 1,150)	862 (547 to 1,260)	974 (616 to 1,470)	822 (536 to 1,200)	546 (353 to 787)	265 (175 to 374)	82·7 (53·6 to 119)	21·1 (12·6 to 31·7)	6,330
Chronic kidney disease due to glomerulonephritis	0 (0 to 0)	0 (0 to 0·1)	59·1 (23·7 to 125)	72 (37 to 133)	137 (70·4 to 236)	163 (77·5 to 293)	214 (113 to 362)	218 (110 to 368)	234 (129 to 400)	215 (115 to 360)	230 (125 to 380)	179 (88·3 to 304)	178 (99·2 to 304)	195 (98·4 to 338)	199 (104 to 362)	189 (95·9 to 353)	162 (77·9 to 288)	153 (73 to 275)	113 (55·1 to 213)	65·1 (29·2 to 128)	26·7 (12·4 to 50)	7·6 (3·5 to 14·8)	1·9 (0·7 to 4·3)	3,010
Chronic kidney disease due to other and unspecified causes	0 (0 to 0)	0·1 (0 to 0·1)	296 (160 to 508)	238 (143 to 370)	393 (253 to 591)	396 (237 to 646)	497 (316 to 711)	499 (311 to 722)	507 (316 to 751)	472 (297 to 712)	551 (346 to 806)	356 (210 to 554)	467 (285 to 696)	590 (365 to 899)	682 (408 to 1,070)	736 (430 to 1,180)	744 (443 to 1,150)	837 (508 to 1,290)	701 (425 to 1,080)	491 (308 to 727)	248 (158 to 361)	74·3 (47·8 to 107)	18·4 (11·3 to 27·4)	9,790
Acute glomerulonephritis	0 (0 to 0)	0 (0 to 0)	0·4 (0·1 to 1)	0·4 (0·1 to 1)	1·6 (0·5 to 4)	1·3 (0·4 to 3·5)	0·5 (0·2 to 1)	0·4 (0·1 to 1)	0·3 (0·1 to 0·6)	0·2 (0·1 to 0·3)	0·1 (0·1 to 0·2)	0·1 (0·1 to 0·2)	0·7 (0·1 to 1·6)	0·1 (0 to 0·1)	0 (0 to 0·1)	0·1 (0 to 0·1)	0·1 (0 to 0·2)	0·5 (0·1 to 1·1)	0·1 (0 to 0·2)	0 (0 to 0·1)	0 (0 to 0·1)	0 (0 to 0)	0 (0 to 0)	6·8
Skin and subcutaneous diseases	0·1 (0·1 to 0·2)	1·6 (0·9 to 2·7)	176 (113 to 259)	2,410 (1,550 to 3,530)	2,990 (1,900 to 4,400)	3,260 (2,120 to 4,820)	3,580 (2,310 to 5,390)	2,080 (1,320 to 3,050)	1,660 (1,080 to 2,420)	1,360 (871 to 1,960)	1,280 (811 to 1,810)	1,040 (686 to 1,500)	920 (606 to 1,340)	796 (521 to 1,170)	639 (416 to 936)	483 (325 to 714)	373 (248 to 561)	340 (234 to 501)	256 (176 to 368)	159 (107 to 228)	69·3 (45·4 to 104)	20·7 (13·3 to 31·1)	5·8 (3·4 to 9·1)	23,900
Dermatitis	0 (0 to 0)	0 (0 to 0)	0 (0 to 0)	721 (383 to 1,220)	837 (445 to 1,430)	608 (326 to 1,010)	521 (285 to 833)	478 (265 to 789)	456 (250 to 746)	384 (213 to 627)	352 (198 to 561)	275 (158 to 464)	231 (128 to 388)	190 (99·8 to 316)	142 (75·2 to 241)	98·5 (53·1 to 162)	73·8 (39·8 to 127)	58·5 (32·5 to 98·1)	35·6 (19·8 to 58·9)	16·5 (8·9 to 28)	5·6 (3·1 to 9·3)	1·3 (0·7 to 2·2)	0·3 (0·2 to 0·5)	5,490
Atopic dermatitis	0 (0 to 0)	0 (0 to 0)	0 (0 to 0)	714 (377 to 1,210)	814 (427 to 1,400)	521 (268 to 895)	381 (199 to 648)	329 (162 to 576)	297 (153 to 537)	238 (121 to 424)	209 (104 to 376)	157 (78·7 to 292)	121 (60·6 to 228)	84·4 (42·4 to 153)	54·7 (26·4 to 101)	32·7 (16·2 to 60)	20·3 (10 to 37)	14·3 (7·3 to 25·4)	8·6 (4·3 to 15·6)	4·2 (2·1 to 7·7)	1·5 (0·8 to 2·8)	0·4 (0·2 to 0·7)	0·1 (0 to 0·2)	4,000
Contact dermatitis	0 (0 to 0)	0 (0 to 0)	0 (0 to 0)	0 (0 to 0)	17·5 (6·3 to 36·8)	80·2 (28·7 to 158)	131 (51·9 to 246)	138 (57 to 264)	147 (62·1 to 279)	135 (57·5 to 268)	131 (52·6 to 257)	109 (44·8 to 219)	103 (43·5 to 195)	99·4 (41·9 to 185)	82·3 (36 to 151)	62·1 (26·4 to 113)	49·8 (21·8 to 99)	40·9 (18·4 to 76·8)	24·7 (11·5 to 45·7)	11·1 (4·9 to 21·1)	3·6 (1·6 to 6·9)	0·8 (0·3 to 1·5)	0·2 (0·1 to 0·3)	1,370
Seborrhoeic dermatitis	0 (0 to 0)	0 (0 to 0)	0 (0 to 0)	7·5 (3 to 13·9)	6·2 (1·8 to 12·8)	7·5 (2·4 to 15·8)	8·8 (3·2 to 18)	10·6 (4·2 to 20·3)	12·7 (5·5 to 23·7)	11·8 (5·2 to 21·2)	11·2 (5 to 21·2)	8·8 (3·9 to 16·4)	7·3 (3·1 to 13·9)	6 (2·8 to 11·1)	4·6 (2 to 8·5)	3·7 (1·7 to 6·9)	3·6 (1·8 to 6·3)	3·3 (1·6 to 5·8)	2·3 (1·2 to 4·2)	1·2 (0·6 to 2·1)	0·4 (0·2 to 0·7)	0·1 (0 to 0·2)	0 (0 to 0)	118
Psoriasis	0 (0 to 0)	0 (0 to 0)	0 (0 to 0)	41·4 (24·5 to 63·9)	93·6 (35·6 to 179)	116 (50·9 to 211)	133 (62 to 221)	143 (74·6 to 235)	151 (79·5 to 243)	146 (79·8 to 228)	154 (84·9 to 238)	136 (77·1 to 203)	131 (75 to 199)	120 (70·9 to 181)	96·9 (58·8 to 147)	67·5 (40·1 to 102)	45·5 (28·1 to 69·2)	32·4 (19·9 to 49·7)	17·7 (10·8 to 27)	7·3 (4·3 to 11·3)	2·2 (1·2 to 3·4)	0·4 (0·2 to 0·7)	0·1 (0 to 0·1)	1,640
Bacterial skin diseases	0 (0 to 0)	0·2 (0·1 to 0·4)	19·1 (9·9 to 35·5)	31·8 (18·1 to 55·6)	34·3 (19·1 to 62·7)	27·3 (15·2 to 50·4)	26·2 (14·5 to 47·4)	23·3 (12·3 to 42·2)	19·4 (10·6 to 34·9)	15·1 (8·2 to 27·8)	16·7 (9·6 to 27·9)	20·4 (11·3 to 34·5)	15·4 (8·3 to 25·8)	21·3 (11 to 38·7)	23 (12·3 to 38·5)	15·3 (7·2 to 30·8)	14·8 (5·8 to 28·7)	15·1 (6 to 31·6)	12·2 (4·3 to 26·7)	9·2 (3 to 22)	2·5 (0·7 to 6·1)	0·6 (0·2 to 1·4)	0·2 (0 to 0·6)	363
Cellulitis	0 (0 to 0)	0 (0 to 0)	1·4 (0·8 to 2·8)	6 (3·8 to 8·9)	8·2 (5·1 to 12·3)	6·5 (3·9 to 9·9)	5 (3·1 to 7·6)	4·3 (2·8 to 6·4)	4·1 (2·6 to 6)	3·7 (2·3 to 5·7)	4·1 (2·6 to 6·2)	4·2 (2·4 to 7·7)	4·5 (2·7 to 7·2)	10 (4 to 20·3)	8·9 (3·2 to 17·8)	5·3 (2 to 12·5)	4·2 (1·4 to 8·9)	5 (1·4 to 11·6)	2·7 (0·8 to 6·5)	2·3 (0·5 to 6·7)	0·2 (0·1 to 0·6)	0 (0 to 0·1)	0 (0 to 0)	90·8
Pyoderma	0 (0 to 0)	0·2 (0·1 to 0·4)	17·7 (8·8 to 33·5)	25·8 (13·5 to 48)	26·1 (12·2 to 52·6)	20·8 (10·3 to 41·7)	21·2 (10·2 to 41·3)	19 (9·2 to 37·2)	15·3 (7·1 to 29·8)	11·4 (5·3 to 23·2)	12·6 (6·2 to 23·1)	16·1 (7·9 to 29·2)	10·9 (4·9 to 20·3)	11·3 (5·4 to 20·9)	14·1 (7·4 to 25)	9·9 (4·3 to 20·6)	10·6 (4·1 to 21·3)	10·1 (4 to 21·6)	9·5 (3·2 to 22·8)	7 (2·2 to 17·6)	2·3 (0·6 to 5·7)	0·5 (0·1 to 1·4)	0·2 (0 to 0·6)	273
Scabies	0 (0 to 0)	0·2 (0·1 to 0·4)	20·5 (9·8 to 37)	126 (63·1 to 227)	144 (68·5 to 261)	156 (75·1 to 270)	202 (101 to 352)	195 (95·9 to 349)	132 (64·7 to 238)	82 (37·9 to 150)	69·7 (34·1 to 123)	56·1 (27·4 to 99·4)	47 (22·9 to 81·5)	37·5 (19 to 65·6)	27 (13·4 to 47·9)	17·6 (8·7 to 30·5)	12·7 (6·1 to 23·1)	10·2 (5 to 18·3)	7·2 (3·5 to 12·7)	4·1 (2·1 to 7·3)	1·7 (0·8 to 3)	0·5 (0·2 to 0·9)	0·1 (0·1 to 0·2)	1,350
Fungal skin diseases	0 (0 to 0)	0·1 (0 to 0·1)	5·5 (2·1 to 11·8)	34·2 (12 to 73)	40 (14·7 to 88·6)	39·1 (14·1 to 83·6)	42·8 (15·2 to 96·5)	51·5 (19·6 to 115)	59·2 (22·4 to 133)	56·4 (21·6 to 121)	55·2 (21·7 to 121)	46·8 (18·3 to 98)	42·3 (16·6 to 91·5)	39·5 (15·9 to 85·1)	37·5 (15 to 82·5)	30·9 (11·8 to 66·7)	30·4 (11·9 to 66·2)	34·6 (13·1 to 73·1)	28·1 (10·5 to 60·5)	19·2 (7·3 to 41·3)	9·9 (3·9 to 21·3)	3 (1·2 to 6·3)	0·8 (0·3 to 1·6)	707
Viral skin diseases	0 (0 to 0)	0 (0 to 0)	0 (0 to 0)	577 (361 to 873)	929 (580 to 1,440)	480 (303 to 723)	268 (166 to 416)	186 (113 to 290)	136 (80·3 to 209)	96·3 (56 to 150)	86·3 (51·2 to 137)	71 (42·2 to 110)	61·7 (36·6 to 95·6)	50·6 (29·3 to 82·9)	37 (21·3 to 58·4)	27 (15·8 to 43·7)	19·5 (11·8 to 30·3)	14 (8·2 to 21·7)	7·8 (4·7 to 11·9)	3·4 (2 to 5·4)	1·1 (0·6 to 1·7)	0·2 (0·1 to 0·3)	0 (0 to 0·1)	3,050
Acne vulgaris	0 (0 to 0)	0 (0 to 0)	0 (0 to 0)	0 (0 to 0)	68·4 (38·3 to 112)	1,180 (678 to 1,930)	1,820 (1,050 to 2,960)	492 (268 to 787)	224 (122 to 364)	137 (71·5 to 231)	98·6 (49·1 to 168)	59·4 (29·3 to 103)	36·9 (17·4 to 64·7)	22·3 (12·6 to 35·6)	12·4 (6·9 to 20·6)	7 (3·8 to 11·5)	4·3 (2·4 to 7)	2·8 (1·6 to 4·6)	1·5 (0·8 to 2·4)	0·6 (0·3 to 1·1)	0·2 (0·1 to 0·3)	0 (0 to 0·1)	0 (0 to 0)	4,170
Alopecia areata	0 (0 to 0)	0 (0 to 0)	0 (0 to 0)	13·1 (5·1 to 24·5)	18·5 (7·4 to 35·5)	23·5 (10·5 to 41·8)	37 (18·8 to 63·1)	50·9 (27·6 to 82·6)	63·6 (37·3 to 101)	56·9 (33·7 to 91·7)	51·5 (29·8 to 83·4)	36·7 (20·1 to 60·3)	27·6 (14·8 to 45·3)	20·5 (10·9 to 33·8)	14·4 (7·6 to 23·9)	10·2 (5·3 to 17·1)	6·7 (3·7 to 10·9)	4·8 (2·6 to 7·7)	2·3 (1·2 to 4)	1 (0·5 to 1·7)	0·3 (0·1 to 0·5)	0 (0 to 0·1)	0 (0 to 0)	440
Pruritus	0 (0 to 0)	0 (0 to 0)	2·4 (0·9 to 4·8)	27·5 (11·6 to 55·4)	39·2 (16·4 to 78·5)	38·2 (16·1 to 74·5)	40·5 (16·1 to 79·9)	42·6 (19 to 84·7)	45·6 (18·8 to 92·1)	43·1 (17·8 to 84·3)	44·5 (19·2 to 87·7)	38·4 (17·3 to 74·1)	35·8 (15·1 to 69·3)	32·1 (14 to 64·2)	27·1 (11·3 to 56·3)	21·5 (9·2 to 43·4)	17·4 (7·6 to 33·3)	14·4 (6 to 29·4)	9·3 (4 to 18·7)	4·8 (2 to 9·6)	1·8 (0·7 to 3·5)	0·4 (0·2 to 0·8)	0·1 (0 to 0·2)	527
Urticaria	0·1 (0 to 0·2)	1 (0·5 to 1·7)	109 (65·4 to 173)	730 (426 to 1,130)	658 (377 to 1,060)	440 (247 to 751)	341 (187 to 596)	282 (157 to 473)	239 (129 to 386)	206 (112 to 340)	203 (117 to 326)	161 (91·2 to 255)	132 (72·5 to 219)	106 (58·1 to 173)	78·7 (41·5 to 130)	52·9 (28·3 to 89·3)	37·2 (19·6 to 62·3)	27·9 (14·9 to 43·8)	16·6 (9·3 to 26·9)	7·4 (4·3 to 11·8)	2·3 (1·3 to 3·8)	0·5 (0·3 to 0·8)	0·1 (0 to 0·2)	3,830
Decubitus ulcer	0 (0 to 0)	0 (0 to 0)	0 (0 to 0)	0·8 (0·2 to 2·2)	10·6 (2·5 to 26·5)	9·7 (3·4 to 20·8)	6·7 (2·1 to 14·8)	0·9 (0·5 to 1·7)	0·7 (0·3 to 1·3)	0·7 (0·3 to 1·8)	2·8 (0·9 to 7·3)	5·5 (1·5 to 12·8)	12·5 (5·3 to 24·3)	10·1 (3·2 to 23·2)	6·4 (1·8 to 20·3)	22·9 (10·3 to 42·7)	20·5 (8·9 to 41·2)	47·2 (25·2 to 81·2)	65·6 (37 to 105)	60·9 (30·3 to 107)	33·6 (16·7 to 59·7)	11·9 (5·7 to 19·8)	3·8 (1·6 to 7)	334
Other skin and subcutaneous diseases	0 (0 to 0)	0·1 (0·1 to 0·3)	19·2 (9·4 to 34·2)	112 (53 to 218)	117 (56·3 to 212)	136 (64 to 258)	149 (70·3 to 277)	130 (61·2 to 249)	134 (62·9 to 256)	132 (60·6 to 249)	150 (68·3 to 271)	138 (64·3 to 253)	146 (70·5 to 274)	147 (71 to 262)	136 (64·6 to 256)	112 (54·1 to 205)	90·2 (43·3 to 165)	78·2 (37·3 to 141)	51·7 (25·1 to 92)	25 (12·4 to 44·8)	8·2 (4·3 to 14)	1·8 (0·9 to 3)	0·3 (0·2 to 0·6)	2,010
Sense organ diseases	0·4 (0·2 to 0·7)	1·4 (0·7 to 2·4)	33·6 (20·7 to 50·4)	325 (210 to 473)	644 (404 to 945)	764 (479 to 1,140)	807 (518 to 1,190)	813 (506 to 1,220)	912 (578 to 1,330)	963 (625 to 1,410)	1,140 (721 to 1,670)	1,190 (764 to 1,720)	1,460 (940 to 2,210)	1,670 (1,110 to 2,480)	1,780 (1,190 to 2,630)	1,800 (1,200 to 2,550)	1,920 (1,300 to 2,690)	2,110 (1,480 to 2,910)	1,830 (1,280 to 2,540)	1,180 (831 to 1,610)	531 (378 to 710)	150 (107 to 200)	35·5 (25·6 to 46·3)	22,100
Blindness and vision loss	0·2 (0 to 0·4)	0·5 (0·1 to 1·1)	9·3 (4·5 to 17)	127 (72·9 to 209)	281 (160 to 453)	335 (197 to 559)	343 (209 to 530)	329 (196 to 506)	312 (189 to 472)	279 (168 to 414)	312 (194 to 464)	341 (211 to 519)	439 (278 to 681)	571 (366 to 841)	728 (485 to 1,070)	817 (551 to 1,180)	918 (625 to 1,280)	997 (686 to 1,390)	791 (556 to 1,090)	468 (329 to 637)	199 (141 to 269)	56·6 (39·9 to 75·5)	14·5 (10·1 to 19·6)	8,670
Glaucoma	0 (0 to 0)	0 (0 to 0)	0 (0 to 0)	0 (0 to 0)	0 (0 to 0)	0 (0 to 0)	0 (0 to 0)	0 (0 to 0)	0 (0 to 0)	0 (0 to 0)	0 (0 to 0)	0 (0 to 0)	1 (0·5 to 2)	7·5 (2 to 16·7)	20·4 (8·5 to 36)	36·1 (18·6 to 59·4)	53·1 (31·2 to 83·8)	70·9 (44·2 to 107)	72·1 (45·1 to 111)	53·4 (34·1 to 80·2)	28·4 (17·9 to 41·8)	8·4 (5·2 to 12·4)	2·1 (1·3 to 3·3)	353
Cataract	0 (0 to 0)	0 (0 to 0)	0 (0 to 0)	0 (0 to 0)	0 (0 to 0)	0 (0 to 0)	0 (0 to 0)	1·4 (0·6 to 2·6)	7·6 (3·5 to 13·5)	15·4 (7·7 to 26·7)	27 (8·8 to 53·6)	37·5 (15·7 to 68)	55·9 (27·7 to 98·8)	75·3 (42·3 to 127)	103 (61·2 to 165)	134 (81·6 to 204)	192 (120 to 284)	259 (168 to 377)	239 (159 to 339)	156 (104 to 223)	71·3 (48·1 to 98·1)	20·1 (13·5 to 27·6)	5·1 (3·3 to 7·3)	1,400
Age-related macular degeneration	0 (0 to 0)	0 (0 to 0)	0 (0 to 0)	0 (0 to 0)	0 (0 to 0)	0 (0 to 0)	0 (0 to 0)	0 (0 to 0)	0 (0 to 0)	0 (0 to 0)	0 (0 to 0)	0 (0 to 0)	1·8 (0·7 to 3·5)	13·1 (3·3 to 26·9)	34·2 (16·2 to 59·4)	56·3 (30·7 to 92·4)	69·5 (40·1 to 111)	76 (45·3 to 118)	60·1 (37·5 to 94·5)	35·6 (21·9 to 54·1)	15·2 (9·6 to 23·3)	3·7 (2·3 to 5·9)	0·8 (0·5 to 1·2)	366
Refraction disorders	0 (0 to 0)	0·1 (0 to 0·3)	6·7 (2·9 to 12·3)	111 (61·6 to 187)	251 (141 to 417)	299 (177 to 508)	305 (181 to 490)	285 (165 to 448)	257 (147 to 397)	208 (119 to 318)	204 (121 to 317)	191 (112 to 303)	220 (129 to 344)	256 (157 to 389)	305 (191 to 463)	309 (194 to 467)	313 (202 to 459)	300 (192 to 436)	205 (130 to 298)	102 (64·2 to 153)	35·1 (22·5 to 50·9)	7·3 (4·7 to 10·8)	1·3 (0·8 to 2·1)	4,170
Near vision loss	0 (0 to 0)	0 (0 to 0)	0 (0 to 0)	0·2 (0·1 to 0·6)	0·8 (0 to 2·8)	1·4 (0 to 4·2)	1·8 (0·2 to 4·9)	3·7 (1 to 9·4)	7 (2 to 17)	14·5 (4·9 to 34·9)	27·7 (9·1 to 66·2)	48·9 (18·9 to 108)	78·3 (29·8 to 172)	113 (43·1 to 245)	135 (50·6 to 288)	135 (53·4 to 286)	130 (53·2 to 266)	128 (54·4 to 261)	98·5 (41 to 204)	56·6 (24·5 to 112)	23·1 (10 to 44·9)	6·1 (2·5 to 12·3)	1·4 (0·5 to 2·8)	1,010
Other vision loss	0·1 (0 to 0·3)	0·4 (0·1 to 0·8)	2·7 (1·1 to 5·3)	16 (4·3 to 34·1)	28·9 (8·8 to 62·3)	35·1 (13·2 to 69·4)	36·6 (11·5 to 72·7)	38·4 (13·7 to 75·7)	39·9 (15·8 to 78·3)	41·2 (16·6 to 74·5)	53·2 (23·8 to 95·3)	63·7 (32 to 108)	82·6 (42·4 to 134)	107 (60·4 to 163)	130 (74·7 to 197)	146 (90·1 to 217)	161 (99 to 243)	163 (106 to 241)	116 (71·6 to 175)	64·9 (41 to 96·9)	26·4 (16·2 to 40·4)	10·9 (7·2 to 16·2)	3·8 (2·3 to 5·6)	1,370
Age-related and other hearing loss	0 (0 to 0·1)	0·1 (0 to 0·3)	9·1 (4·6 to 14·9)	126 (62·4 to 213)	280 (139 to 477)	352 (187 to 586)	383 (213 to 602)	406 (222 to 652)	511 (304 to 780)	580 (359 to 873)	703 (438 to 1,060)	741 (446 to 1,110)	903 (554 to 1,400)	967 (605 to 1,510)	930 (594 to 1,420)	866 (531 to 1,300)	889 (573 to 1,310)	1,020 (669 to 1,470)	968 (659 to 1,410)	676 (445 to 944)	320 (221 to 436)	91·4 (62·7 to 124)	20·2 (14·3 to 27·2)	11,700
Other sense organ diseases	0·2 (0·1 to 0·4)	0·8 (0·4 to 1·5)	15·2 (7·7 to 26·5)	72·1 (35 to 124)	82·9 (38·8 to 151)	76·6 (34·9 to 141)	80·4 (35·1 to 148)	78·1 (32·6 to 153)	89·2 (38·6 to 176)	104 (43·2 to 204)	121 (52·3 to 226)	110 (49·2 to 215)	115 (49·1 to 222)	134 (58·5 to 259)	121 (54·3 to 238)	114 (52·9 to 218)	108 (50·6 to 205)	99·1 (44·9 to 187)	74·7 (34·6 to 136)	38·1 (18·4 to 73·1)	12 (5·8 to 22·2)	2·6 (1·2 to 4·7)	0·8 (0·3 to 1·4)	1,650
Musculoskeletal disorders	0 (0 to 0)	0 (0 to 0)	0 (0 to 0)	0 (0 to 0)	397 (211 to 672)	1,900 (1,170 to 2,850)	3,670 (2,400 to 5,530)	4,860 (3,220 to 7,040)	7,010 (4,680 to 9,980)	7,940 (5,210 to 11,000)	9,410 (6,490 to 12,900)	9,430 (6,450 to 13,000)	10,000 (6,820 to 14,000)	9,240 (6,320 to 12,900)	7,470 (5,060 to 10,200)	5,510 (3,770 to 7,740)	4,130 (2,850 to 5,720)	3,290 (2,280 to 4,570)	2,040 (1,400 to 2,820)	986 (685 to 1,360)	339 (234 to 470)	75·3 (51·6 to 104)	14·9 (10·2 to 21·1)	87,700
Rheumatoid arthritis	0 (0 to 0)	0 (0 to 0)	0 (0 to 0)	0 (0 to 0)	2·7 (1·3 to 5·1)	12·6 (6·4 to 22·9)	33·3 (15·6 to 56·1)	57·9 (24·1 to 103)	79·9 (40·2 to 130)	90·3 (41·6 to 153)	111 (57·9 to 180)	111 (62·4 to 181)	114 (60·6 to 182)	106 (62·8 to 163)	90·5 (54·9 to 135)	68·6 (43·3 to 100)	49·4 (31·2 to 70·8)	32·7 (20·7 to 48·2)	19·1 (11·7 to 29·3)	8·9 (5·4 to 13·9)	1·9 (1·1 to 3·1)	0·4 (0·3 to 0·7)	0·1 (0 to 0·1)	990
Osteoarthritis	0 (0 to 0)	0 (0 to 0)	0 (0 to 0)	0 (0 to 0)	0 (0 to 0)	0 (0 to 0)	0 (0 to 0)	0 (0 to 0)	0 (0 to 0)	30·2 (12·4 to 64·3)	192 (90·3 to 405)	464 (227 to 938)	844 (418 to 1,700)	1,150 (553 to 2,310)	1,200 (601 to 2,410)	1,030 (514 to 2,100)	835 (417 to 1,660)	705 (348 to 1,410)	465 (234 to 930)	237 (119 to 470)	86·7 (43·8 to 172)	20·8 (10·8 to 41)	4·4 (2·3 to 8·5)	7,270
Osteoarthritis hip	0 (0 to 0)	0 (0 to 0)	0 (0 to 0)	0 (0 to 0)	0 (0 to 0)	0 (0 to 0)	0 (0 to 0)	0 (0 to 0)	0 (0 to 0)	9·1 (2·1 to 20·9)	14·6 (4 to 35·9)	20·8 (6·6 to 48·5)	31·8 (11·8 to 72·5)	41·4 (17·2 to 95·8)	45 (19·1 to 97·8)	40·5 (18·1 to 83·9)	35·5 (15·4 to 76·5)	31·5 (14·8 to 64·7)	21·3 (9·8 to 44·5)	10·8 (5 to 22·4)	4 (1·9 to 8·4)	1 (0·5 to 2)	0·2 (0·1 to 0·4)	307
Osteoarthritis knee	0 (0 to 0)	0 (0 to 0)	0 (0 to 0)	0 (0 to 0)	0 (0 to 0)	0 (0 to 0)	0 (0 to 0)	0 (0 to 0)	0 (0 to 0)	14·9 (4·9 to 33·7)	133 (57·4 to 281)	325 (153 to 664)	585 (283 to 1,180)	785 (370 to 1,620)	805 (384 to 1,660)	679 (327 to 1,380)	547 (264 to 1,110)	457 (222 to 924)	296 (145 to 591)	146 (71·8 to 291)	51·2 (25·1 to 104)	11·5 (5·8 to 23·2)	2·2 (1·1 to 4·4)	4,840
Osteoarthritis hand	0 (0 to 0)	0 (0 to 0)	0 (0 to 0)	0 (0 to 0)	0 (0 to 0)	0 (0 to 0)	0 (0 to 0)	0 (0 to 0)	0 (0 to 0)	4·4 (0·8 to 11·7)	29·9 (7·8 to 75·5)	78·2 (30·3 to 170)	152 (64·1 to 344)	217 (97·6 to 472)	231 (108 to 508)	196 (92·3 to 422)	158 (75·1 to 342)	132 (61·7 to 277)	87·2 (42·3 to 179)	45·7 (22·2 to 92·9)	17·7 (8·9 to 36·4)	4·6 (2·3 to 9·4)	1·1 (0·5 to 2·1)	1,350
Osteoarthritis other	0 (0 to 0)	0 (0 to 0)	0 (0 to 0)	0 (0 to 0)	0 (0 to 0)	0 (0 to 0)	0 (0 to 0)	0 (0 to 0)	0 (0 to 0)	1·8 (0·6 to 4·9)	14·5 (4 to 34·9)	40 (13·9 to 93·1)	75 (30 to 170)	108 (47·2 to 238)	121 (53·8 to 262)	111 (51·6 to 235)	95·4 (45·2 to 198)	85·3 (42 to 176)	60·9 (30·1 to 124)	33·9 (17·2 to 68·7)	13·8 (6·9 to 27·8)	3·7 (1·9 to 7·2)	0·9 (0·4 to 1·7)	765
Low back pain	0 (0 to 0)	0 (0 to 0)	0 (0 to 0)	0 (0 to 0)	316 (134 to 582)	1,520 (873 to 2,460)	2,490 (1,450 to 4,020)	2,600 (1,520 to 4,220)	3,060 (1,810 to 4,670)	3,230 (1,840 to 4,970)	3,740 (2,210 to 5,790)	3,590 (2,200 to 5,480)	3,610 (2,140 to 5,670)	3,260 (1,980 to 5,010)	2,570 (1,580 to 3,850)	1,920 (1,230 to 2,930)	1,480 (923 to 2,250)	1,210 (749 to 1,780)	802 (491 to 1,180)	426 (267 to 632)	148 (90·1 to 215)	32·3 (20·1 to 47·5)	6·5 (4 to 9·6)	36,000
Neck pain	0 (0 to 0)	0 (0 to 0)	0 (0 to 0)	0 (0 to 0)	25·5 (6 to 60·2)	159 (61·2 to 322)	388 (178 to 714)	647 (285 to 1,270)	995 (463 to 1,870)	1,370 (675 to 2,600)	1,850 (939 to 3,090)	2,020 (1,070 to 3,450)	2,330 (1,180 to 4,140)	1,980 (995 to 3,660)	1,380 (681 to 2,440)	900 (467 to 1,550)	645 (339 to 1,070)	508 (273 to 860)	290 (147 to 508)	112 (57·2 to 201)	31 (16·2 to 53·2)	5·7 (3 to 9·6)	1·1 (0·6 to 1·9)	15,600
Gout	0 (0 to 0)	0 (0 to 0)	0 (0 to 0)	0 (0 to 0)	0 (0 to 0)	0 (0 to 0)	0·5 (0·1 to 1·2)	3·1 (1·2 to 6)	8·1 (3·8 to 14·6)	13·4 (7 to 23·3)	20·5 (4·1 to 44·1)	25·8 (8·2 to 51·6)	32·8 (12·6 to 65·1)	37 (14·8 to 70·4)	35·3 (15 to 68·1)	29·9 (13·2 to 55·6)	25·5 (10·6 to 44)	23·5 (10·1 to 41·9)	16·1 (7·7 to 27)	8·5 (3·6 to 15)	3·3 (1·6 to 5·6)	0·8 (0·4 to 1·4)	0·2 (0·1 to 0·3)	284
Other musculoskeletal disorders	0 (0 to 0)	0 (0 to 0)	0 (0 to 0)	0 (0 to 0)	53·1 (29·3 to 85·1)	206 (105 to 321)	762 (455 to 1,190)	1,550 (1,020 to 2,280)	2,870 (1,850 to 4,300)	3,200 (2,060 to 4,870)	3,500 (2,280 to 5,110)	3,220 (2,010 to 4,810)	3,070 (1,990 to 4,580)	2,710 (1,680 to 4,090)	2,180 (1,390 to 3,250)	1,570 (962 to 2,390)	1,100 (700 to 1,600)	808 (494 to 1,250)	444 (279 to 662)	194 (115 to 300)	67·8 (44·3 to 100)	15·2 (9·6 to 22·6)	2·8 (1·4 to 4·8)	27,500
Other non-communicable diseases	15,100 (10,200 to 21,600)	6,270 (4,150 to 9,030)	22,100 (16,100 to 30,800)	7,940 (5,870 to 10,600)	5,550 (4,290 to 7,040)	5,550 (4,130 to 7,430)	6,480 (4,530 to 9,080)	9,420 (6,470 to 13,700)	13,200 (8,870 to 18,800)	13,100 (9,110 to 18,400)	14,200 (9,690 to 19,600)	12,000 (8,220 to 16,400)	10,300 (6,990 to 14,100)	7,610 (5,110 to 10,500)	4,970 (3,390 to 6,880)	3,080 (2,130 to 4,270)	2,130 (1,490 to 2,950)	1,680 (1,200 to 2,310)	1,060 (767 to 1,430)	539 (396 to 717)	211 (154 to 276)	55·5 (41·6 to 71·6)	14·3 (10·5 to 18·9)	163,000
Congenital birth defects	15,000 (10,100 to 21,500)	6,020 (3,970 to 8,620)	19,100 (13,700 to 26,700)	5,870 (4,170 to 8,210)	2,930 (2,210 to 3,820)	2,230 (1,700 to 2,900)	1,330 (976 to 1,740)	797 (584 to 1,080)	654 (488 to 896)	410 (297 to 547)	374 (271 to 494)	281 (203 to 375)	207 (146 to 283)	158 (113 to 211)	111 (76·8 to 154)	69·1 (46·7 to 98)	50·5 (35·2 to 67·8)	22·6 (13·8 to 33)	11·7 (7 to 18·2)	4·9 (3 to 7·4)	1·6 (1 to 2·4)	0·4 (0·2 to 0·6)	0·1 (0 to 0·1)	55,600
Neural tube defects	387 (118 to 1,010)	121 (30·7 to 316)	649 (179 to 1,700)	452 (94·1 to 1,240)	47·5 (28·7 to 78·7)	36·7 (23·9 to 54·3)	25·1 (17·4 to 33·9)	19·7 (13·7 to 26·6)	16 (11 to 21·5)	11·4 (8 to 15·5)	9·7 (6·8 to 13·1)	7 (4·9 to 9·6)	5·2 (3·6 to 7·1)	3·7 (2·6 to 5)	2·6 (1·8 to 3·6)	1·5 (1 to 2·1)	0·9 (0·7 to 1·3)	0·4 (0·2 to 0·6)	0·2 (0·1 to 0·3)	0·1 (0 to 0·1)	0 (0 to 0)	0 (0 to 0)	0 (0 to 0)	1,800
Congenital heart anomalies	6,210 (3,790 to 9,220)	2,920 (1,840 to 4,460)	8,950 (5,620 to 13,300)	2,200 (1,280 to 3,470)	1,270 (837 to 1,850)	917 (584 to 1,320)	408 (261 to 605)	224 (139 to 345)	188 (117 to 296)	89·3 (55·7 to 136)	88·2 (56·6 to 131)	67·3 (42·9 to 98·8)	28·8 (15·6 to 48·1)	30·9 (19·3 to 45·8)	19·3 (11 to 34·2)	11·7 (6·6 to 19·1)	11·7 (7·2 to 17·6)	2·2 (0·7 to 4·7)	1·4 (0·4 to 3)	0·7 (0·2 to 1·4)	0·2 (0·1 to 0·5)	0·1 (0 to 0·1)	0 (0 to 0)	23,600
Orofacial clefts	110 (43·5 to 238)	48·3 (15·3 to 111)	154 (58·4 to 356)	61·2 (29·7 to 111)	33·1 (13·2 to 59·8)	30·7 (11·8 to 57·5)	27·9 (11·2 to 54·3)	24·5 (9·2 to 45·8)	21·6 (8·1 to 40·4)	18 (6·5 to 35·4)	17·3 (6·6 to 32·6)	14·5 (4·6 to 27·4)	12·6 (4·6 to 23·5)	10·4 (4·1 to 20·3)	7·7 (2·8 to 14·7)	5·3 (1·9 to 10·2)	3·6 (1·3 to 6·8)	2·7 (1 to 5·1)	1·7 (0·7 to 3·3)	0·8 (0·3 to 1·6)	0·3 (0·1 to 0·6)	0·1 (0 to 0·1)	0 (0 to 0)	606
Down syndrome	630 (322 to 1,130)	250 (101 to 492)	897 (432 to 1,670)	308 (137 to 605)	88·4 (45·4 to 196)	126 (65·8 to 234)	101 (61·3 to 157)	112 (60·6 to 185)	110 (55·7 to 184)	67·1 (34 to 114)	55·8 (29·3 to 94·8)	32·5 (17 to 54·8)	22·9 (12·3 to 37·4)	7·4 (3·7 to 13·4)	2 (0·8 to 7·5)	0·5 (0·2 to 1·8)	0·1 (0·1 to 0·5)	0 (0 to 0)	0 (0 to 0)	0 (0 to 0)	0 (0 to 0)	0 (0 to 0)	0 (0 to 0)	2,810
Turner syndrome	0 (0 to 0)	0 (0 to 0)	0·3 (0·1 to 0·6)	1·2 (0·5 to 2·3)	1·4 (0·5 to 2·7)	1·3 (0·5 to 2·5)	1·8 (0·8 to 3·3)	1·5 (0·6 to 2·7)	1·3 (0·5 to 2·4)	1 (0·5 to 1·7)	0·9 (0·4 to 1·5)	0·6 (0·3 to 1·1)	0·5 (0·2 to 0·8)	0·2 (0·1 to 0·4)	0·1 (0 to 0·3)	0·1 (0 to 0·1)	0 (0 to 0·1)	0 (0 to 0·1)	0 (0 to 0)	0 (0 to 0)	0 (0 to 0)	0 (0 to 0)	0 (0 to 0)	12·3
Klinefelter syndrome	0 (0 to 0)	0 (0 to 0)	0 (0 to 0)	0 (0 to 0)	0 (0 to 0)	0 (0 to 0)	0 (0 to 0)	0 (0 to 0)	0 (0 to 0)	0 (0 to 0)	0 (0 to 0)	0 (0 to 0)	0 (0 to 0)	0 (0 to 0)	0 (0 to 0)	0 (0 to 0)	0 (0 to 0)	0 (0 to 0)	0 (0 to 0)	0 (0 to 0)	0 (0 to 0)	0 (0 to 0)	0 (0 to 0)	0
Other chromosomal abnormalities	340 (137 to 609)	164 (77·6 to 305)	486 (228 to 823)	141 (85·3 to 225)	84·4 (53·9 to 126)	78·7 (42·9 to 125)	59·6 (33·8 to 91·7)	30·3 (19·8 to 43)	20·3 (13·3 to 28·7)	15·6 (8 to 24·8)	7·1 (4·7 to 10·2)	4·8 (3·1 to 6·9)	3 (2 to 4·4)	2·3 (1·5 to 3·4)	1·5 (0·9 to 2·2)	0·8 (0·5 to 1·2)	0·5 (0·3 to 0·7)	0 (0 to 0)	0 (0 to 0)	0 (0 to 0)	0 (0 to 0)	0 (0 to 0)	0 (0 to 0)	1,440
Congenital musculoskeletal and limb anomalies	234 (106 to 521)	86·2 (41·1 to 174)	346 (195 to 614)	352 (207 to 533)	349 (211 to 526)	335 (192 to 512)	289 (166 to 446)	209 (123 to 318)	179 (101 to 278)	147 (84·1 to 228)	141 (76·8 to 219)	120 (67·7 to 187)	105 (58·8 to 166)	85·4 (48·4 to 131)	64·7 (37·1 to 101)	41·8 (24 to 65·8)	25·8 (14·7 to 41·1)	15·6 (8·2 to 24·7)	7·4 (3·8 to 12·5)	2·8 (1·3 to 4·7)	0·8 (0·4 to 1·5)	0·2 (0·1 to 0·3)	0 (0 to 0·1)	3,140
Urogenital congenital anomalies	416 (190 to 846)	126 (61 to 241)	366 (165 to 713)	93·5 (53·9 to 150)	111 (56·1 to 188)	63·5 (36·2 to 102)	35·5 (21·1 to 57)	21·2 (12·7 to 33·5)	16·1 (10·1 to 25·1)	11 (6·8 to 17·4)	8·7 (5·4 to 13·6)	6 (3·8 to 9·3)	4·1 (2·5 to 6·5)	2·6 (1·7 to 4)	1·6 (1 to 2·4)	0·7 (0·4 to 1·1)	0·3 (0·2 to 0·5)	0 (0 to 0)	0 (0 to 0)	0 (0 to 0)	0 (0 to 0)	0 (0 to 0)	0 (0 to 0)	1,280
Digestive congenital anomalies	1,200 (401 to 2,140)	417 (132 to 762)	1,360 (490 to 2,570)	332 (205 to 519)	94·5 (45 to 168)	36·8 (16 to 69·2)	17·1 (6 to 33·1)	11·8 (7·4 to 17·6)	5·8 (3·5 to 9·1)	3·8 (2·3 to 6)	2·9 (1·7 to 4·6)	2·3 (1·5 to 3·5)	1·9 (1·2 to 2·8)	3·4 (1·4 to 5·9)	3·1 (1 to 5·6)	0·7 (0·5 to 1·1)	0·4 (0·2 to 0·6)	0·2 (0·1 to 0·3)	0·1 (0·1 to 0·2)	0 (0 to 0·1)	0 (0 to 0)	0 (0 to 0)	0 (0 to 0)	3,480
Other congenital birth defects	5,430 (3,280 to 8,580)	1,890 (1,090 to 3,010)	5,930 (3,730 to 9,120)	1,930 (1,100 to 3,190)	855 (518 to 1,380)	605 (327 to 986)	367 (190 to 582)	143 (73·2 to 241)	96·6 (50 to 166)	45·7 (27·5 to 75·6)	42·8 (25·9 to 68·7)	27 (15·1 to 46·9)	22·7 (11·8 to 40·9)	11·8 (5·6 to 24·5)	8·4 (3·6 to 18·1)	6·1 (2·8 to 12·9)	7·1 (4·2 to 12·1)	1·5 (0·3 to 5)	0·9 (0·2 to 3·1)	0·5 (0·1 to 1·6)	0·2 (0 to 0·6)	0 (0 to 0·1)	0 (0 to 0)	17,400
Urinary diseases and male infertility	1·1 (0·6 to 2)	1·8 (0·9 to 3·5)	23·9 (12 to 43·2)	47·4 (26·6 to 74·4)	70·1 (44·8 to 104)	85·7 (53·4 to 127)	70·9 (43·6 to 109)	57·6 (35·5 to 88·5)	52 (30·8 to 80·5)	53·1 (33·6 to 78·3)	69·2 (45·2 to 100)	70·3 (41·4 to 106)	88·8 (52·1 to 139)	90·4 (53·4 to 148)	76·7 (45·3 to 115)	68·6 (40·7 to 103)	78·7 (49·2 to 123)	83·1 (49·6 to 130)	98·2 (58·2 to 156)	79·3 (42·8 to 131)	36 (20·2 to 58·7)	9·9 (5·3 to 16·2)	3·1 (1·7 to 5·3)	1,320
Urolithiasis	0 (0 to 0)	0 (0 to 0)	0 (0 to 0)	1·1 (0·5 to 2·1)	3·7 (1·8 to 6·9)	6·3 (3 to 12·3)	6·5 (3 to 12·6)	5·6 (3·1 to 9·6)	6·5 (3·2 to 11·5)	10·6 (5·4 to 18·4)	17·1 (7·4 to 31·8)	20 (5·2 to 41·6)	23 (5·4 to 48·6)	26·8 (8·6 to 57·9)	22·5 (7·2 to 47·6)	13·9 (4·3 to 28·8)	8·6 (3 to 18·1)	4·9 (1·6 to 10·5)	2·4 (1·1 to 4·8)	0·9 (0·4 to 1·8)	0·2 (0·1 to 0·5)	0 (0 to 0·1)	0 (0 to 0)	181



SR Table 2b: Kuwait DALYS by cause and age group for females with 95% uncertainty intervals, 2019

Cause	Early Neonatal	Late Neonatal	Post Neonatal	1 to 4	5 to 9	10 to 14	15 to 19	20 to 24	25 to 29	30 to 34	35 to 39	40 to 44	45 to 49	50 to 54	55 to 59	60 to 64	65 to 69	70 to 74	75 to 79	80 to 84	85 to 89	90 to 94	95 plus	Total
All causes	7,760 (6,150 to 9,930)	4,170 (3,320 to 5,310)	7,390 (6,060 to 9,150)	6,420 (5,200 to 7,810)	6,950 (5,440 to 8,770)	8,290 (6,170 to 10,900)	9,930 (7,390 to 13,000)	15,300 (11,400 to 19,800)	26,000 (19,300 to 33,400)	41,400 (31,200 to 53,200)	40,200 (30,500 to 51,700)	36,900 (28,600 to 46,600)	30,700 (24,100 to 38,200)	24,200 (19,100 to 29,800)	17,200 (14,000 to 21,000)	12,600 (10,300 to 15,100)	9,640 (8,090 to 11,400)	7,490 (6,420 to 8,720)	5,510 (4,750 to 6,410)	4,610 (4,040 to 5,250)	4,620 (4,050 to 5,230)	2,160 (1,920 to 2,420)	983 (897 to 1,070)	330,000
Communicable, maternal, neonatal, and nutritional diseases	4,240 (3,190 to 5,620)	2,180 (1,660 to 2,860)	2,780 (2,090 to 3,580)	1,940 (1,470 to 2,550)	1,900 (1,330 to 2,690)	1,270 (915 to 1,780)	1,150 (811 to 1,630)	1,740 (1,180 to 2,500)	1,930 (1,390 to 2,610)	3,070 (2,110 to 4,390)	2,720 (1,850 to 3,940)	2,180 (1,530 to 3,150)	1,440 (1,040 to 2,040)	1,120 (822 to 1,520)	707 (539 to 926)	508 (403 to 633)	483 (379 to 621)	413 (316 to 540)	360 (277 to 471)	349 (256 to 448)	377 (267 to 482)	180 (124 to 235)	75·9 (49·8 to 102)	33,100
HIV/AIDS and sexually transmitted infections	0 (0 to 0·1)	0 (0 to 0)	13·2 (6·8 to 22·2)	5·4 (2·8 to 9·9)	8 (4·2 to 14·1)	5 (3·4 to 7·6)	6·7 (4·1 to 11·1)	19·5 (11 to 34)	48·9 (29·3 to 82·9)	93·4 (54·9 to 155)	98·1 (59·2 to 162)	87·9 (50·5 to 149)	49·2 (28·4 to 85·2)	17·7 (9·6 to 32·8)	9·1 (4·7 to 17·5)	4·7 (2·5 to 9·1)	2·3 (1 to 4·8)	1·2 (0·5 to 2·5)	0·9 (0·5 to 1·7)	0·4 (0·2 to 0·8)	0·3 (0·1 to 0·6)	0·1 (0 to 0·2)	0 (0 to 0·1)	472
HIV/AIDS	0 (0 to 0)	0 (0 to 0)	13·2 (6·8 to 22·2)	5·4 (2·8 to 9·9)	8 (4·2 to 14·1)	3·1 (1·6 to 5·3)	0·9 (0·5 to 1·4)	2 (1·3 to 3·2)	5·7 (3·4 to 9·1)	13·4 (7·8 to 21·9)	15·3 (8·7 to 25·6)	13·4 (7·6 to 22·3)	9·6 (5·4 to 15·8)	2 (1·3 to 3)	1·6 (1 to 2·6)	0·8 (0·5 to 1·2)	0·4 (0·2 to 0·6)	0·1 (0 to 0·1)	0 (0 to 0)	0 (0 to 0)	0 (0 to 0)	0 (0 to 0)	0 (0 to 0)	94·9
HIV/AIDS - Drug-susceptible Tuberculosis	0 (0 to 0)	0 (0 to 0)	0·6 (0·4 to 1·1)	0·3 (0·1 to 0·4)	0·4 (0·2 to 0·6)	0·1 (0·1 to 0·2)	0 (0 to 0·1)	0·1 (0·1 to 0·1)	0·3 (0·2 to 0·4)	0·6 (0·4 to 0·9)	0·7 (0·4 to 1·2)	0·6 (0·4 to 1)	0·5 (0·3 to 0·7)	0·1 (0·1 to 0·1)	0·1 (0·1 to 0·1)	0 (0 to 0·1)	0 (0 to 0)	0 (0 to 0)	0 (0 to 0)	0 (0 to 0)	0 (0 to 0)	0 (0 to 0)	0 (0 to 0)	4·5
HIV/AIDS - Multidrug-resistant Tuberculosis without extensive d	0 (0 to 0)	0 (0 to 0)	0 (0 to 0·1)	0 (0 to 0)	0 (0 to 0·1)	0 (0 to 0)	0 (0 to 0)	0 (0 to 0)	0 (0 to 0)	0 (0 to 0·1)	0 (0 to 0·1)	0 (0 to 0·1)	0 (0 to 0·1)	0 (0 to 0)	0 (0 to 0)	0 (0 to 0)	0 (0 to 0)	0 (0 to 0)	0 (0 to 0)	0 (0 to 0)	0 (0 to 0)	0 (0 to 0)	0 (0 to 0)	0·2
HIV/AIDS - Extensively drug-resistant Tuberculosis	0 (0 to 0)	0 (0 to 0)	0 (0 to 0)	0 (0 to 0)	0 (0 to 0)	0 (0 to 0)	0 (0 to 0)	0 (0 to 0)	0 (0 to 0)	0 (0 to 0)	0 (0 to 0)	0 (0 to 0)	0 (0 to 0)	0 (0 to 0)	0 (0 to 0)	0 (0 to 0)	0 (0 to 0)	0 (0 to 0)	0 (0 to 0)	0 (0 to 0)	0 (0 to 0)	0 (0 to 0)	0 (0 to 0)	0
HIV/AIDS resulting in other diseases	0 (0 to 0)	0 (0 to 0)	12·6 (6·1 to 21·7)	5·1 (2·5 to 9·6)	7·5 (3·8 to 13·7)	3 (1·4 to 5·2)	0·8 (0·5 to 1·3)	2 (1·2 to 3·1)	5·4 (3·1 to 8·8)	12·8 (7·2 to 21·3)	14·6 (7·8 to 24·8)	12·8 (7 to 21·6)	9·1 (4·9 to 15·4)	1·9 (1·2 to 2·8)	1·6 (1 to 2·5)	0·7 (0·5 to 1·2)	0·3 (0·2 to 0·6)	0·1 (0 to 0·1)	0 (0 to 0)	0 (0 to 0)	0 (0 to 0)	0 (0 to 0)	0 (0 to 0)	90·2
Sexually transmitted infections excluding HIV	0 (0 to 0·1)	0 (0 to 0)	0 (0 to 0)	0 (0 to 0)	0 (0 to 0)	1·9 (1·4 to 2·7)	5·8 (3·4 to 10·1)	17·5 (9·1 to 31·7)	43·2 (24 to 76·4)	80 (42·4 to 140)	82·8 (45·6 to 146)	74·5 (38·2 to 137)	39·6 (19·7 to 75·8)	15·7 (7·8 to 30·8)	7·4 (3·3 to 15·8)	3·9 (1·7 to 8·3)	1·9 (0·7 to 4·3)	1·1 (0·4 to 2·5)	0·9 (0·5 to 1·6)	0·4 (0·2 to 0·8)	0·3 (0·1 to 0·6)	0·1 (0 to 0·2)	0 (0 to 0·1)	377
Syphilis	0 (0 to 0·1)	0 (0 to 0)	0 (0 to 0)	0 (0 to 0)	0 (0 to 0)	0·6 (0·5 to 0·6)	0·2 (0·2 to 0·4)	0·2 (0·1 to 0·4)	0·5 (0·3 to 1)	0·6 (0·3 to 1·3)	0·3 (0·2 to 0·7)	0·2 (0·1 to 0·4)	0·3 (0·2 to 0·5)	0·2 (0·1 to 0·3)	0 (0 to 0·1)	0·1 (0 to 0·1)	0 (0 to 0)	0 (0 to 0)	0 (0 to 0·1)	0 (0 to 0)	0 (0 to 0)	0 (0 to 0)	0 (0 to 0)	3·4
Chlamydial infection	0 (0 to 0)	0 (0 to 0)	0 (0 to 0)	0 (0 to 0)	0 (0 to 0)	0·2 (0·2 to 0·3)	0·7 (0·4 to 1·2)	2·5 (1·5 to 4)	6·5 (2·7 to 13·9)	12·4 (5·5 to 22·6)	13·4 (6·5 to 24·9)	12·2 (5·6 to 22)	5·3 (2·6 to 10·3)	1 (0·6 to 1·8)	0·3 (0·2 to 0·5)	0·1 (0·1 to 0·2)	0 (0 to 0)	0 (0 to 0)	0 (0 to 0·1)	0 (0 to 0)	0 (0 to 0)	0 (0 to 0)	0 (0 to 0)	54·8
Gonococcal infection	0 (0 to 0)	0 (0 to 0)	0 (0 to 0)	0 (0 to 0)	0 (0 to 0)	0·2 (0·2 to 0·3)	0·5 (0·3 to 0·8)	1 (0·6 to 1·5)	2·3 (1·4 to 3·5)	3·6 (2·2 to 5·8)	3·3 (2 to 5·5)	2·8 (1·6 to 5)	1·8 (1 to 3·1)	0·6 (0·4 to 0·9)	0·1 (0·1 to 0·2)	0·2 (0·1 to 0·4)	0 (0 to 0·1)	0 (0 to 0·1)	0·2 (0·1 to 0·3)	0 (0 to 0)	0 (0 to 0)	0 (0 to 0)	0 (0 to 0)	16·8
Trichomoniasis	0 (0 to 0)	0 (0 to 0)	0 (0 to 0)	0 (0 to 0)	0 (0 to 0)	0·1 (0 to 0·4)	1·2 (0·3 to 2·8)	5 (1·6 to 11·9)	10·5 (3·3 to 24·9)	15·4 (4·8 to 37·1)	13·2 (4 to 33·1)	10·5 (3·4 to 27·4)	6·8 (2 to 15·9)	3·8 (1·2 to 9·1)	2 (0·6 to 5)	1·1 (0·4 to 2·5)	0·6 (0·2 to 1·3)	0·3 (0·1 to 0·6)	0·1 (0·1 to 0·4)	0·1 (0 to 0·2)	0 (0 to 0·1)	0 (0 to 0)	0 (0 to 0)	70·7
Genital herpes	0 (0 to 0)	0 (0 to 0)	0 (0 to 0)	0 (0 to 0)	0 (0 to 0)	0·4 (0·1 to 1)	1·6 (0·5 to 3·8)	4 (1·1 to 9·9)	8·1 (2·4 to 19·2)	14 (4·6 to 33·6)	13·9 (4·4 to 33·8)	12·3 (3·9 to 29·8)	9·5 (3 to 24)	6·8 (2·1 to 17)	4 (1·2 to 9·8)	2·3 (0·7 to 5·6)	1·3 (0·4 to 3·2)	0·7 (0·2 to 1·9)	0·4 (0·1 to 1)	0·2 (0·1 to 0·6)	0·2 (0·1 to 0·5)	0·1 (0 to 0·2)	0 (0 to 0·1)	79·7
Other sexually transmitted infections	0 (0 to 0)	0 (0 to 0)	0 (0 to 0)	0 (0 to 0)	0 (0 to 0)	0·4 (0·3 to 0·6)	1·6 (1 to 2·4)	4·8 (2 to 9·2)	15·4 (7·6 to 28)	34 (18·2 to 56·7)	38·6 (20·3 to 65·7)	36·4 (18·5 to 63·5)	16 (6·9 to 31·5)	3·3 (1 to 7·1)	1 (0·5 to 1·6)	0·2 (0·1 to 0·3)	0 (0 to 0)	0 (0 to 0)	0·1 (0 to 0·1)	0 (0 to 0)	0 (0 to 0)	0 (0 to 0)	0 (0 to 0)	152
Respiratory infections and tuberculosis	81·3 (50·6 to 123)	134 (88·9 to 193)	749 (487 to 1,080)	535 (397 to 727)	439 (324 to 580)	237 (162 to 345)	206 (143 to 295)	291 (207 to 412)	394 (281 to 540)	576 (420 to 787)	504 (362 to 698)	454 (324 to 636)	351 (255 to 477)	355 (266 to 482)	297 (210 to 414)	290 (213 to 392)	342 (248 to 471)	323 (234 to 443)	303 (224 to 412)	308 (218 to 406)	341 (237 to 443)	165 (110 to 218)	69·6 (43·4 to 95·3)	7,750
Tuberculosis	0 (0 to 0)	0 (0 to 0)	7 (4 to 11·5)	9·8 (6·6 to 14·4)	15·6 (7·6 to 28·1)	6 (4 to 8·8)	9·6 (6·5 to 13·7)	34·3 (18·8 to 53·6)	57·2 (32·4 to 91·8)	81·6 (45·4 to 133)	55·2 (29·1 to 90·1)	38·8 (20·3 to 64·2)	34·8 (19·2 to 54·5)	34·6 (20·2 to 54)	24·5 (14·6 to 38·1)	24·8 (14·4 to 39·9)	18·3 (11·3 to 27·7)	17·4 (11·4 to 25·5)	10·7 (7·1 to 16·1)	11·8 (7·6 to 18·2)	11·6 (6·8 to 17·5)	4·7 (2·8 to 7·2)	2·2 (1·2 to 3·2)	510
Latent tuberculosis infection	0 (0 to 0)	0 (0 to 0)	0 (0 to 0)	0 (0 to 0)	0 (0 to 0)	0 (0 to 0)	0 (0 to 0)	0 (0 to 0)	0 (0 to 0)	0 (0 to 0)	0 (0 to 0)	0 (0 to 0)	0 (0 to 0)	0 (0 to 0)	0 (0 to 0)	0 (0 to 0)	0 (0 to 0)	0 (0 to 0)	0 (0 to 0)	0 (0 to 0)	0 (0 to 0)	0 (0 to 0)	0 (0 to 0)	0
Drug-susceptible tuberculosis	0 (0 to 0)	0 (0 to 0)	6·7 (3·9 to 10·9)	9·4 (6·3 to 13·9)	15·1 (7 to 27·6)	5·8 (3·8 to 8·6)	9·3 (6·2 to 13·1)	33·4 (18·2 to 52·2)	55·7 (31·3 to 90·5)	79·3 (42·7 to 131)	53·6 (28·1 to 87·7)	37·7 (19·4 to 63·4)	33·7 (18·4 to 53·7)	33·5 (19·2 to 51·7)	23·6 (14 to 36·9)	24 (14 to 38·5)	17·6 (10·7 to 26·5)	16·7 (10·9 to 24·6)	10·4 (6·8 to 15·5)	11·4 (7·5 to 17·5)	11·2 (6·6 to 16·9)	4·5 (2·7 to 7)	2·1 (1·2 to 3·1)	495
Multidrug-resistant tuberculosis without extensive drug resista	0 (0 to 0)	0 (0 to 0)	0·3 (0 to 0·7)	0·3 (0·1 to 0·9)	0·4 (0·1 to 1·2)	0·2 (0 to 0·4)	0·3 (0·1 to 0·9)	0·9 (0·2 to 2·4)	1·4 (0·3 to 3·6)	2·2 (0·5 to 6·2)	1·5 (0·3 to 4·2)	1 (0·2 to 2·8)	1 (0·2 to 2·6)	1·1 (0·2 to 3·1)	0·8 (0·2 to 2·4)	0·8 (0·2 to 2·4)	0·6 (0·1 to 1·7)	0·6 (0·1 to 1·7)	0·4 (0·1 to 1)	0·4 (0·1 to 1·1)	0·4 (0·1 to 1·1)	0·2 (0 to 0·4)	0·1 (0 to 0·2)	14·8
Extensively drug-resistant tuberculosis	0 (0 to 0)	0 (0 to 0)	0 (0 to 0·1)	0 (0 to 0·1)	0 (0 to 0·1)	0 (0 to 0)	0 (0 to 0·1)	0·1 (0 to 0·2)	0·1 (0 to 0·2)	0·1 (0 to 0·4)	0·1 (0 to 0·3)	0·1 (0 to 0·2)	0·1 (0 to 0·2)	0·1 (0 to 0·2)	0·1 (0 to 0·2)	0·1 (0 to 0·2)	0 (0 to 0·1)	0 (0 to 0·1)	0 (0 to 0·1)	0 (0 to 0·1)	0 (0 to 0·1)	0 (0 to 0)	0 (0 to 0)	1
Lower respiratory infections	81 (50·3 to 123)	132 (87·2 to 191)	703 (441 to 1,030)	346 (233 to 495)	237 (169 to 322)	91·1 (63·9 to 124)	79 (54·8 to 112)	111 (74·8 to 159)	139 (93·4 to 204)	234 (163 to 334)	226 (149 to 342)	238 (155 to 362)	190 (125 to 283)	235 (159 to 345)	226 (148 to 339)	240 (167 to 338)	310 (218 to 436)	297 (211 to 416)	288 (209 to 396)	294 (206 to 390)	327 (225 to 429)	159 (106 to 212)	67·1 (41·8 to 92·5)	5,250
Upper respiratory infections	0·3 (0·2 to 0·5)	1·8 (1 to 3)	32·1 (17·7 to 52·7)	134 (73·4 to 224)	140 (76·5 to 241)	114 (57·9 to 197)	96·5 (50 to 173)	122 (65·5 to 208)	166 (88·9 to 275)	222 (117 to 376)	189 (94·8 to 316)	147 (78·1 to 252)	101 (52·1 to 176)	66·8 (35·9 to 114)	37·3 (19·9 to 62·2)	20·4 (10·6 to 34·6)	11·6 (6 to 19·9)	7 (3·7 to 12·2)	3·9 (2 to 6·7)	2·3 (1·2 to 4·1)	1·8 (1 to 3)	0·7 (0·4 to 1·3)	0·3 (0·2 to 0·5)	1,620
Otitis media	0 (0 to 0)	0·1 (0·1 to 0·3)	6·3 (2·9 to 12·3)	45·9 (22·7 to 88·4)	46·6 (24·7 to 79·9)	26·4 (14·1 to 47·4)	20·4 (10·6 to 35·8)	24·4 (10·5 to 48·8)	30·7 (14·3 to 59·1)	38·2 (16·2 to 76)	34 (15·6 to 66·7)	30·2 (13·5 to 60·2)	24·5 (11·8 to 43·5)	17·9 (7·9 to 34·4)	9·7 (4·5 to 17·8)	4·9 (2·1 to 9·8)	2·2 (1 to 4·3)	1·1 (0·4 to 2·2)	0·6 (0·3 to 1·2)	0·4 (0·2 to 0·8)	0·4 (0·2 to 0·7)	0·2 (0·1 to 0·3)	0·1 (0 to 0·1)	365
Enteric infections	3·8 (2·5 to 5·3)	24·3 (15·5 to 35·5)	214 (146 to 290)	374 (243 to 555)	322 (198 to 499)	264 (161 to 408)	163 (105 to 237)	154 (94·8 to 230)	209 (137 to 296)	285 (183 to 408)	243 (155 to 353)	197 (128 to 286)	145 (93 to 215)	100 (64·6 to 147)	61·5 (38·6 to 94·6)	51·1 (33·7 to 73·4)	50·4 (33·7 to 71·2)	45·1 (30·1 to 63·5)	35·3 (23·3 to 50·6)	26·2 (17·4 to 36·8)	24·7 (17·4 to 32·9)	11·1 (8 to 14·4)	4·4 (3·2 to 5·8)	3,010
Diarrheal diseases	3·8 (2·5 to 5·3)	24·1 (15·3 to 35·4)	210 (142 to 286)	336 (210 to 517)	280 (162 to 450)	228 (129 to 364)	140 (86·5 to 211)	137 (81·1 to 210)	192 (123 to 283)	268 (168 to 392)	233 (147 to 344)	190 (123 to 279)	140 (88·6 to 210)	97·4 (62·1 to 144)	59·4 (35·9 to 92·1)	49·8 (32·3 to 72·2)	49·4 (32·8 to 70·1)	44·5 (29·8 to 62·7)	35 (23 to 50·2)	26·1 (17·4 to 36·8)	24·6 (17·3 to 32·8)	11 (7·9 to 14·4)	4·4 (3·1 to 5·7)	2,780
Typhoid and paratyphoid	0 (0 to 0)	0 (0 to 0)	0·4 (0·1 to 1·1)	24·9 (5·8 to 71)	30·8 (7·9 to 88·6)	29·1 (7·3 to 76)	19 (4·6 to 52·2)	13·3 (3·2 to 36·3)	13·2 (3 to 33·7)	12 (2·8 to 31·1)	6·3 (1·6 to 15·7)	3·6 (0·9 to 8·7)	2·4 (0·6 to 6·8)	1·4 (0·4 to 3·9)	0·9 (0·2 to 2·4)	0·4 (0·1 to 1·2)	0·2 (0·1 to 0·6)	0·1 (0 to 0·3)	0 (0 to 0·1)	0 (0 to 0·1)	0 (0 to 0·1)	0 (0 to 0)	0 (0 to 0)	158
Typhoid fever	0 (0 to 0)	0 (0 to 0)	0·3 (0·1 to 0·9)	17·2 (3·8 to 48·5)	13·5 (3·1 to 37·8)	10·5 (2·2 to 29)	9·2 (1·9 to 25·7)	7·5 (1·5 to 20·7)	8 (1·9 to 21·6)	7 (1·6 to 18·1)	3·1 (0·8 to 8)	1·4 (0·3 to 3·8)	0·7 (0·1 to 2·1)	0·3 (0 to 1·1)	0·2 (0 to 0·6)	0·1 (0 to 0·3)	0·1 (0 to 0·2)	0 (0 to 0·1)	0 (0 to 0)	0 (0 to 0)	0 (0 to 0)	0 (0 to 0)	0 (0 to 0)	79·3
Paratyphoid fever	0 (0 to 0)	0 (0 to 0)	0·1 (0 to 0·2)	7·6 (1·7 to 24·1)	17·3 (4 to 51·5)	18·6 (4·5 to 52)	9·7 (2·3 to 27·6)	5·8 (1·3 to 16·8)	5·2 (1·1 to 13·9)	5 (1 to 13·7)	3·2 (0·7 to 8·7)	2·2 (0·6 to 5·8)	1·8 (0·4 to 4·9)	1·1 (0·3 to 3·1)	0·7 (0·2 to 1·9)	0·3 (0·1 to 0·9)	0·2 (0 to 0·5)	0·1 (0 to 0·2)	0 (0 to 0·1)	0 (0 to 0)	0 (0 to 0)	0 (0 to 0)	0 (0 to 0)	78·8
Invasive Non-typhoidal Salmonella (iNTS)	0 (0 to 0)	0·2 (0·1 to 0·3)	2·5 (1·1 to 4·5)	11·7 (4·9 to 22·2)	10·4 (4 to 21·8)	6·1 (2·2 to 12·9)	3·7 (1·1 to 8·7)	3·4 (0·9 to 8·4)	3·9 (1 to 9·6)	4·6 (1·1 to 11·1)	3·5 (0·9 to 7·9)	2·7 (0·8 to 6)	2·1 (0·6 to 4·3)	1·6 (0·4 to 3·2)	1·2 (0·4 to 2·7)	0·9 (0·2 to 1·8)	0·7 (0·2 to 1·5)	0·4 (0·1 to 0·9)	0·2 (0·1 to 0·5)	0·1 (0 to 0·3)	0·1 (0 to 0·2)	0 (0 to 0·1)	0 (0 to 0)	60
Other intestinal infectious diseases	0 (0 to 0)	0 (0 to 0)	0·8 (0·1 to 3)	1·2 (0·4 to 3)	0·7 (0·2 to 1·8)	0·5 (0·2 to 0·9)	0·2 (0·1 to 0·4)	0·2 (0·1 to 0·3)	0·1 (0·1 to 0·2)	0·5 (0·3 to 0·9)	0·2 (0·1 to 0·4)	0·2 (0·1 to 0·4)	0·1 (0 to 0·2)	0·1 (0 to 0·2)	0 (0 to 0·1)	0 (0 to 0·1)	0 (0 to 0·1)	0 (0 to 0)	0 (0 to 0)	0 (0 to 0)	0 (0 to 0·1)	0 (0 to 0)	0 (0 to 0)	5·1
Neglected tropical diseases and malaria	0 (0 to 0)	1·1 (0·3 to 2·4)	9·1 (2·8 to 18·8)	29·6 (10 to 62·9)	54·6 (19·3 to 112)	30·3 (9 to 66·9)	20·9 (6·9 to 41·8)	37·7 (15·1 to 67·7)	32·9 (11·3 to 64·6)	60 (23·1 to 116)	54·1 (20·2 to 108)	41·7 (15·3 to 79·1)	25·5 (9·6 to 51·7)	19·1 (7·7 to 36·7)	10·6 (4·7 to 19·8)	4·4 (1·9 to 7·8)	2·5 (1 to 4·8)	1·6 (0·7 to 3)	1 (0·4 to 1·9)	0·6 (0·3 to 1·3)	0·6 (0·3 to 1·2)	0·3 (0·1 to 0·7)	0·2 (0·1 to 0·4)	438
Malaria	0 (0 to 0)	0 (0 to 0)	0 (0 to 0)	0 (0 to 0)	0 (0 to 0)	0 (0 to 0)	0 (0 to 0)	0 (0 to 0)	0 (0 to 0)	0 (0 to 0)	0 (0 to 0)	0 (0 to 0)	0 (0 to 0)	0 (0 to 0)	0 (0 to 0)	0 (0 to 0)	0 (0 to 0)	0 (0 to 0)	0 (0 to 0)	0 (0 to 0)	0 (0 to 0)	0 (0 to 0)	0 (0 to 0)	0
Chagas disease	0 (0 to 0)	0 (0 to 0)	0 (0 to 0)	0 (0 to 0)	0 (0 to 0)	0 (0 to 0)	0 (0 to 0)	0 (0 to 0)	0 (0 to 0)	0 (0 to 0)	0 (0 to 0)	0 (0 to 0)	0 (0 to 0)	0 (0 to 0)	0 (0 to 0)	0 (0 to 0)	0 (0 to 0)	0 (0 to 0)	0 (0 to 0)	0 (0 to 0)	0 (0 to 0)	0 (0 to 0)	0 (0 to 0)	0
Leishmaniasis	0 (0 to 0)	0 (0 to 0)	0 (0 to 0)	0 (0 to 0)	0 (0 to 0·1)	0 (0 to 0·1)	0·1 (0 to 0·2)	0·1 (0 to 0·2)	0·2 (0·1 to 0·4)	0·3 (0·1 to 0·6)	0·3 (0·2 to 0·6)	0·3 (0·2 to 0·6)	0·3 (0·1 to 0·5)	0·2 (0·1 to 0·5)	0·2 (0·1 to 0·3)	0·1 (0 to 0·2)	0·1 (0 to 0·2)	0 (0 to 0·1)	0 (0 to 0·1)	0 (0 to 0·1)	0 (0 to 0·1)	0 (0 to 0)	0 (0 to 0)	2·5
Visceral leishmaniasis	0 (0 to 0)	0 (0 to 0)	0 (0 to 0)	0 (0 to 0)	0 (0 to 0)	0 (0 to 0)	0 (0 to 0)	0 (0 to 0)	0 (0 to 0)	0 (0 to 0)	0 (0 to 0)	0 (0 to 0)	0 (0 to 0)	0 (0 to 0)	0 (0 to 0)	0 (0 to 0)	0 (0 to 0)	0 (0 to 0)	0 (0 to 0)	0 (0 to 0)	0 (0 to 0)	0 (0 to 0)	0 (0 to 0)	0
Cutaneous and mucocutaneous leishmaniasis	0 (0 to 0)	0 (0 to 0)	0 (0 to 0)	0 (0 to 0)	0 (0 to 0·1)	0 (0 to 0·1)	0·1 (0 to 0·2)	0·1 (0 to 0·2)	0·2 (0·1 to 0·4)	0·3 (0·1 to 0·6)	0·3 (0·2 to 0·6)	0·3 (0·2 to 0·6)	0·3 (0·1 to 0·5)	0·2 (0·1 to 0·5)	0·2 (0·1 to 0·3)	0·1 (0 to 0·2)	0·1 (0 to 0·2)	0 (0 to 0·1)	0 (0 to 0·1)	0 (0 to 0·1)	0 (0 to 0·1)	0 (0 to 0)	0 (0 to 0)	2·5
African trypanosomiasis	0 (0 to 0)	0 (0 to 0)	0 (0 to 0)	0 (0 to 0)	0 (0 to 0)	0 (0 to 0)	0 (0 to 0)	0 (0 to 0)	0 (0 to 0)	0 (0 to 0)	0 (0 to 0)	0 (0 to 0)	0 (0 to 0)	0 (0 to 0)	0 (0 to 0)	0 (0 to 0)	0 (0 to 0)	0 (0 to 0)	0 (0 to 0)	0 (0 to 0)	0 (0 to 0)	0 (0 to 0)	0 (0 to 0)	0
Schistosomiasis	0 (0 to 0)	0 (0 to 0)	0 (0 to 0)	0 (0 to 0)	0 (0 to 0)	0 (0 to 0)	0 (0 to 0)	0 (0 to 0)	0 (0 to 0)	0 (0 to 0)	0 (0 to 0)	0 (0 to 0)	0 (0 to 0)	0 (0 to 0)	0 (0 to 0)	0 (0 to 0)	0 (0 to 0)	0 (0 to 0)	0 (0 to 0)	0 (0 to 0)	0 (0 to 0)	0 (0 to 0)	0 (0 to 0)	0
Cysticercosis	0 (0 to 0)	0 (0 to 0)	0 (0 to 0)	0 (0 to 0)	0 (0 to 0)	0 (0 to 0)	0 (0 to 0)	0 (0 to 0)	0 (0 to 0)	0 (0 to 0)	0 (0 to 0)	0 (0 to 0)	0 (0 to 0)	0 (0 to 0)	0 (0 to 0)	0 (0 to 0)	0 (0 to 0)	0 (0 to 0)	0 (0 to 0)	0 (0 to 0)	0 (0 to 0)	0 (0 to 0)	0 (0 to 0)	0
Cystic echinococcosis	0 (0 to 0)	0 (0 to 0)	0 (0 to 0)	0·1 (0 to 0·3)	0·5 (0·1 to 1·2)	1·3 (0·4 to 3·3)	2·5 (0·2 to 8)	4·1 (0·3 to 11·2)	6·3 (0·7 to 16·4)	9 (1·5 to 21·8)	7·9 (1·3 to 19·9)	6·5 (1 to 18·2)	4·8 (0·8 to 13·5)	3·3 (0·7 to 7·7)	2 (0·4 to 4·7)	1·3 (0·2 to 3)	0·7 (0·1 to 1·6)	0·4 (0 to 0·9)	0·2 (0 to 0·5)	0·1 (0 to 0·3)	0·1 (0 to 0·3)	0 (0 to 0·1)	0 (0 to 0)	51·2
Lymphatic filariasis	0 (0 to 0)	0 (0 to 0)	0 (0 to 0)	0 (0 to 0)	0 (0 to 0)	0 (0 to 0)	0 (0 to 0)	0 (0 to 0)	0 (0 to 0)	0 (0 to 0)	0 (0 to 0)	0 (0 to 0)	0 (0 to 0)	0 (0 to 0)	0 (0 to 0)	0 (0 to 0)	0 (0 to 0)	0 (0 to 0)	0 (0 to 0)	0 (0 to 0)	0 (0 to 0)	0 (0 to 0)	0 (0 to 0)	0
Onchocerciasis	0 (0 to 0)	0 (0 to 0)	0 (0 to 0)	0 (0 to 0)	0 (0 to 0)	0 (0 to 0)	0 (0 to 0)	0 (0 to 0)	0 (0 to 0)	0 (0 to 0)	0 (0 to 0)	0 (0 to 0)	0 (0 to 0)	0 (0 to 0)	0 (0 to 0)	0 (0 to 0)	0 (0 to 0)	0 (0 to 0)	0 (0 to 0)	0 (0 to 0)	0 (0 to 0)	0 (0 to 0)	0 (0 to 0)	0
Trachoma	0 (0 to 0)	0 (0 to 0)	0 (0 to 0)	0 (0 to 0)	0 (0 to 0)	0 (0 to 0)	0 (0 to 0)	0 (0 to 0)	0 (0 to 0)	0 (0 to 0)	0 (0 to 0)	0 (0 to 0)	0 (0 to 0)	0 (0 to 0)	0 (0 to 0)	0 (0 to 0)	0 (0 to 0)	0 (0 to 0)	0 (0 to 0)	0 (0 to 0)	0 (0 to 0)	0 (0 to 0)	0 (0 to 0)	0
Dengue	0 (0 to 0)	0 (0 to 0)	0·8 (0 to 3·1)	2·8 (0 to 8·5)	5·7 (0 to 20·5)	5·2 (0 to 19·1)	4·3 (0 to 16)	4·9 (0 to 17·5)	6·9 (0 to 27·8)	8·9 (0 to 33)	7·4 (0 to 28·9)	5·9 (0 to 21·4)	4·3 (0 to 14·9)	3·4 (0·1 to 10·9)	2·6 (0·1 to 7·5)	1·9 (0·1 to 4·6)	1·2 (0·1 to 3)	0·8 (0·1 to 2)	0·6 (0·1 to 1·4)	0·4 (0·1 to 1)	0·4 (0·1 to 0·9)	0·2 (0·1 to 0·5)	0·2 (0 to 0·3)	68·6
Yellow fever	0 (0 to 0)	0 (0 to 0)	0 (0 to 0)	0 (0 to 0)	0 (0 to 0)	0 (0 to 0)	0 (0 to 0)	0 (0 to 0)	0 (0 to 0)	0 (0 to 0)	0 (0 to 0)	0 (0 to 0)	0 (0 to 0)	0 (0 to 0)	0 (0 to 0)	0 (0 to 0)	0 (0 to 0)	0 (0 to 0)	0 (0 to 0)	0 (0 to 0)	0 (0 to 0)	0 (0 to 0)	0 (0 to 0)	0
Rabies	0 (0 to 0)	0 (0 to 0)	0 (0 to 0)	0 (0 to 0)	0 (0 to 0)	0 (0 to 0)	0 (0 to 0)	0 (0 to 0)	0 (0 to 0)	0 (0 to 0)	0 (0 to 0)	0 (0 to 0)	0 (0 to 0)	0 (0 to 0)	0 (0 to 0)	0 (0 to 0)	0 (0 to 0)	0 (0 to 0)	0 (0 to 0)	0 (0 to 0)	0 (0 to 0)	0 (0 to 0)	0 (0 to 0)	0
Intestinal nematode infections	0 (0 to 0)	0 (0 to 0)	0 (0 to 0)	0 (0 to 0)	0 (0 to 0)	0 (0 to 0)	0 (0 to 0)	0 (0 to 0)	0 (0 to 0)	0 (0 to 0)	0 (0 to 0)	0 (0 to 0)	0 (0 to 0)	0 (0 to 0)	0 (0 to 0)	0 (0 to 0)	0 (0 to 0)	0 (0 to 0)	0 (0 to 0)	0 (0 to 0)	0 (0 to 0)	0 (0 to 0)	0 (0 to 0)	0
Ascariasis	0 (0 to 0)	0 (0 to 0)	0 (0 to 0)	0 (0 to 0)	0 (0 to 0)	0 (0 to 0)	0 (0 to 0)	0 (0 to 0)	0 (0 to 0)	0 (0 to 0)	0 (0 to 0)	0 (0 to 0)	0 (0 to 0)	0 (0 to 0)	0 (0 to 0)	0 (0 to 0)	0 (0 to 0)	0 (0 to 0)	0 (0 to 0)	0 (0 to 0)	0 (0 to 0)	0 (0 to 0)	0 (0 to 0)	0
Trichuriasis	0 (0 to 0)	0 (0 to 0)	0 (0 to 0)	0 (0 to 0)	0 (0 to 0)	0 (0 to 0)	0 (0 to 0)	0 (0 to 0)	0 (0 to 0)	0 (0 to 0)	0 (0 to 0)	0 (0 to 0)	0 (0 to 0)	0 (0 to 0)	0 (0 to 0)	0 (0 to 0)	0 (0 to 0)	0 (0 to 0)	0 (0 to 0)	0 (0 to 0)	0 (0 to 0)	0 (0 to 0)	0 (0 to 0)	0
Hookworm disease	0 (0 to 0)	0 (0 to 0)	0 (0 to 0)	0 (0 to 0)	0 (0 to 0)	0 (0 to 0)	0 (0 to 0)	0 (0 to 0)	0 (0 to 0)	0 (0 to 0)	0 (0 to 0)	0 (0 to 0)	0 (0 to 0)	0 (0 to 0)	0 (0 to 0)	0 (0 to 0)	0 (0 to 0)	0 (0 to 0)	0 (0 to 0)	0 (0 to 0)	0 (0 to 0)	0 (0 to 0)	0 (0 to 0)	0
Food-borne trematodiases	0 (0 to 0)	0 (0 to 0)	0 (0 to 0)	0 (0 to 0)	0 (0 to 0)	0 (0 to 0)	0 (0 to 0)	0 (0 to 0)	0 (0 to 0)	0 (0 to 0)	0 (0 to 0)	0 (0 to 0)	0 (0 to 0)	0 (0 to 0)	0 (0 to 0)	0 (0 to 0)	0 (0 to 0)	0 (0 to 0)	0 (0 to 0)	0 (0 to 0)	0 (0 to 0)	0 (0 to 0)	0 (0 to 0)	0
Leprosy	0 (0 to 0)	0 (0 to 0)	0 (0 to 0)	0 (0 to 0)	0 (0 to 0)	0 (0 to 0)	0 (0 to 0)	0 (0 to 0)	0 (0 to 0)	0·1 (0 to 0·1)	0·1 (0 to 0·1)	0·1 (0 to 0·1)	0·1 (0 to 0·1)	0·1 (0 to 0·1)	0 (0 to 0·1)	0 (0 to 0)	0 (0 to 0)	0 (0 to 0)	0 (0 to 0)	0 (0 to 0)	0 (0 to 0)	0 (0 to 0)	0 (0 to 0)	0·5
Ebola	0 (0 to 0)	0 (0 to 0)	0 (0 to 0)	0 (0 to 0)	0 (0 to 0)	0 (0 to 0)	0 (0 to 0)	0 (0 to 0)	0 (0 to 0)	0 (0 to 0)	0 (0 to 0)	0 (0 to 0)	0 (0 to 0)	0 (0 to 0)	0 (0 to 0)	0 (0 to 0)	0 (0 to 0)	0 (0 to 0)	0 (0 to 0)	0 (0 to 0)	0 (0 to 0)	0 (0 to 0)	0 (0 to 0)	0
Zika virus	0 (0 to 0)	0 (0 to 0)	0 (0 to 0)	0 (0 to 0)	0 (0 to 0)	0 (0 to 0)	0 (0 to 0)	0 (0 to 0)	0 (0 to 0)	0 (0 to 0)	0 (0 to 0)	0 (0 to 0)	0 (0 to 0)	0 (0 to 0)	0 (0 to 0)	0 (0 to 0)	0 (0 to 0)	0 (0 to 0)	0 (0 to 0)	0 (0 to 0)	0 (0 to 0)	0 (0 to 0)	0 (0 to 0)	0
Guinea worm disease	0 (0 to 0)	0 (0 to 0)	0 (0 to 0)	0 (0 to 0)	0 (0 to 0)	0 (0 to 0)	0 (0 to 0)	0 (0 to 0)	0 (0 to 0)	0 (0 to 0)	0 (0 to 0)	0 (0 to 0)	0 (0 to 0)	0 (0 to 0)	0 (0 to 0)	0 (0 to 0)	0 (0 to 0)	0 (0 to 0)	0 (0 to 0)	0 (0 to 0)	0 (0 to 0)	0 (0 to 0)	0 (0 to 0)	0
Other neglected tropical diseases	0 (0 to 0)	1·1 (0·3 to 2·4)	8·3 (2·5 to 18)	26·7 (8·2 to 58·4)	48·3 (15·7 to 103)	23·7 (6·3 to 55)	13·9 (4·4 to 30)	28·7 (10·4 to 55·4)	19·4 (4·6 to 41·2)	41·7 (13·2 to 87)	38·4 (11·3 to 85·2)	28·8 (9·3 to 58·7)	16·1 (4·5 to 36·4)	12·1 (3·6 to 25·3)	5·7 (1·6 to 12·6)	1·1 (0·2 to 2·6)	0·6 (0·1 to 1·5)	0·3 (0·1 to 1)	0·2 (0 to 0·5)	0·1 (0 to 0·4)	0·1 (0 to 0·3)	0·1 (0 to 0·1)	0 (0 to 0·1)	316
Other infectious diseases	7·6 (5·1 to 11·1)	26·1 (17·7 to 37·7)	105 (74·3 to 149)	88·4 (61·4 to 121)	76·7 (49·2 to 117)	55·8 (37·9 to 82·1)	50 (34·6 to 71·5)	68·7 (46·5 to 102)	64·2 (43·8 to 93·1)	123 (81·3 to 177)	98·8 (63·5 to 152)	84·6 (58·1 to 123)	54·1 (37·7 to 79·8)	47 (33·9 to 65·1)	25·2 (18 to 34·8)	17·2 (13·4 to 21·9)	15·6 (12·2 to 19·6)	6·7 (5·2 to 8·4)	3·5 (2·8 to 4·5)	5·5 (4·1 to 7·1)	3·5 (2·5 to 4·6)	1·4 (1 to 1·9)	0·6 (0·5 to 0·8)	1,030
Meningitis	5·5 (3·5 to 8·6)	13·2 (6·8 to 21·7)	48·3 (27·7 to 76·2)	23·1 (15 to 33·9)	19·9 (14·8 to 26·5)	9·3 (7·1 to 12·1)	6·8 (5·1 to 8·7)	11·6 (8·4 to 15·5)	14·5 (10·8 to 19·2)	21·1 (16·3 to 27·1)	18·1 (13·9 to 23·4)	19·1 (14·6 to 24·7)	15·7 (12 to 20·7)	10·6 (8 to 14)	8 (5·9 to 11)	5·2 (3·9 to 6·7)	5 (3·6 to 6·6)	2·3 (1·7 to 3)	1·4 (1 to 1·8)	2·8 (1·8 to 4·1)	2 (1·3 to 2·9)	0·8 (0·5 to 1·1)	0·4 (0·2 to 0·5)	264
Encephalitis	0·7 (0·4 to 1·2)	4·7 (2·7 to 7·3)	28·3 (15·6 to 47·3)	27·5 (15 to 44)	7·6 (5·1 to 11·2)	13·1 (8·5 to 19·3)	13·7 (8·8 to 21·3)	12·5 (8·1 to 18·7)	7·7 (5·5 to 10·8)	28·7 (18·9 to 47·1)	16·7 (11·7 to 24·6)	17·2 (11·8 to 25·5)	6·3 (4·7 to 8·4)	10·9 (7·4 to 16·1)	3·1 (2·4 to 4·1)	4·1 (2·9 to 5·9)	5·3 (3·5 to 7·7)	1·2 (0·8 to 1·7)	0·6 (0·4 to 0·8)	0·5 (0·3 to 0·7)	0·4 (0·2 to 0·7)	0·2 (0·1 to 0·3)	0·1 (0 to 0·1)	211
Diphtheria	0 (0 to 0)	0 (0 to 0)	0 (0 to 0)	0 (0 to 0)	0 (0 to 0·1)	0 (0 to 0·1)	0 (0 to 0)	0 (0 to 0)	0 (0 to 0)	0 (0 to 0)	0 (0 to 0)	0 (0 to 0)	0 (0 to 0)	0 (0 to 0)	0 (0 to 0)	0 (0 to 0)	0 (0 to 0)	0 (0 to 0)	0 (0 to 0)	0 (0 to 0)	0 (0 to 0)	0 (0 to 0)	0 (0 to 0)	0·1
Tetanus	0 (0 to 0)	0 (0 to 0)	0 (0 to 0)	0 (0 to 0)	0 (0 to 0)	0 (0 to 0)	0 (0 to 0)	0 (0 to 0)	0 (0 to 0)	0 (0 to 0)	0 (0 to 0)	0 (0 to 0)	0 (0 to 0)	0 (0 to 0)	0 (0 to 0)	0 (0 to 0)	0 (0 to 0)	0 (0 to 0)	0 (0 to 0)	0 (0 to 0)	0 (0 to 0)	0 (0 to 0)	0 (0 to 0)	0·1
Measles	0 (0 to 0)	0 (0 to 0)	1·2 (0·2 to 3·3)	3·4 (0·2 to 9·6)	0·6 (0·2 to 1·4)	0·2 (0·1 to 0·4)	0·1 (0 to 0·1)	0 (0 to 0·1)	0 (0 to 0·1)	0 (0 to 0·1)	0 (0 to 0·1)	0 (0 to 0)	0 (0 to 0)	0 (0 to 0)	0 (0 to 0)	0 (0 to 0)	0 (0 to 0)	0 (0 to 0)	0 (0 to 0)	0 (0 to 0)	0 (0 to 0)	0 (0 to 0)	0 (0 to 0)	5·7
Varicella and herpes zoster	0 (0 to 0)	0 (0 to 0·1)	0·5 (0·2 to 1·2)	1·2 (0·6 to 2·5)	1·2 (0·6 to 2)	1·3 (0·1 to 3·3)	1·4 (0·2 to 3·1)	2·3 (0·5 to 5·3)	3·8 (1 to 8·6)	6 (1·6 to 12·3)	5·8 (1·8 to 11·5)	5·1 (1·5 to 10·7)	4·5 (1·3 to 9)	4·1 (1·6 to 8)	3 (1·1 to 5·8)	2·1 (0·9 to 4·2)	1·4 (0·5 to 2·6)	1 (0·4 to 1·7)	0·6 (0·3 to 1·1)	0·4 (0·2 to 0·8)	0·4 (0·2 to 0·7)	0·2 (0·1 to 0·3)	0·1 (0 to 0·1)	46·4
Acute hepatitis	0 (0 to 0)	0 (0 to 0)	0·5 (0·3 to 0·8)	3·6 (1·5 to 6·7)	10·3 (5·2 to 18·1)	10·7 (5·9 to 17·7)	7·8 (4·5 to 12·5)	8 (4·2 to 13·2)	8·8 (4·7 to 15·5)	13·5 (7·7 to 22·1)	9·4 (4·8 to 14·8)	7 (3·9 to 11·3)	3·7 (1·8 to 6·3)	2·2 (1·2 to 3·6)	1·7 (1·1 to 2·5)	0·7 (0·5 to 1·1)	0·4 (0·3 to 0·6)	0·3 (0·2 to 0·4)	0·1 (0·1 to 0·2)	0·2 (0·1 to 0·2)	0·1 (0·1 to 0·2)	0·1 (0 to 0·1)	0 (0 to 0)	89·2
Acute hepatitis A	0 (0 to 0)	0 (0 to 0)	0·1 (0 to 0·2)	2·6 (0·8 to 5·5)	9·6 (4·5 to 17·2)	9·9 (5·2 to 16·5)	7·2 (4 to 11·8)	7 (3·4 to 11·9)	7·7 (3·7 to 14·1)	8·5 (3·6 to 15·3)	5·5 (1·9 to 10·1)	3·2 (0·8 to 6·6)	1·5 (0·3 to 3·6)	0·6 (0 to 1·7)	0·4 (0·1 to 0·8)	0·1 (0 to 0·2)	0 (0 to 0·1)	0 (0 to 0)	0 (0 to 0)	0 (0 to 0)	0 (0 to 0)	0 (0 to 0)	0 (0 to 0)	64·1
Acute hepatitis B	0 (0 to 0)	0 (0 to 0)	0·2 (0·1 to 0·4)	0·6 (0·3 to 1·3)	0·3 (0·1 to 0·5)	0·4 (0·2 to 0·7)	0·1 (0·1 to 0·3)	0·5 (0·3 to 0·7)	0·5 (0·3 to 0·8)	3·8 (1·9 to 7·2)	3 (1·5 to 5·8)	3 (1·6 to 5·5)	1·5 (0·7 to 2·9)	1 (0·5 to 1·9)	0·8 (0·4 to 1·4)	0·3 (0·2 to 0·6)	0·2 (0·1 to 0·3)	0·2 (0·1 to 0·3)	0 (0 to 0·1)	0·1 (0 to 0·1)	0 (0 to 0·1)	0 (0 to 0)	0 (0 to 0)	16·6
Acute hepatitis C	0 (0 to 0)	0 (0 to 0)	0·1 (0·1 to 0·3)	0·3 (0·1 to 0·7)	0·2 (0·1 to 0·3)	0·1 (0 to 0·2)	0·1 (0·1 to 0·2)	0·1 (0 to 0·2)	0·2 (0·1 to 0·4)	0·4 (0·2 to 0·9)	0·4 (0·2 to 0·7)	0·4 (0·2 to 0·7)	0·3 (0·1 to 0·6)	0·4 (0·2 to 0·7)	0·4 (0·1 to 0·8)	0·2 (0·1 to 0·4)	0·1 (0·1 to 0·2)	0·1 (0 to 0·1)	0·1 (0 to 0·1)	0·1 (0 to 0·2)	0·1 (0 to 0·1)	0 (0 to 0·1)	0 (0 to 0)	4
Acute hepatitis E	0 (0 to 0)	0 (0 to 0)	0 (0 to 0)	0·1 (0 to 0·2)	0·3 (0·1 to 0·6)	0·4 (0·2 to 0·7)	0·3 (0·2 to 0·5)	0·4 (0·2 to 0·7)	0·5 (0·2 to 1)	0·7 (0·3 to 1·4)	0·6 (0·3 to 1)	0·4 (0·2 to 0·8)	0·3 (0·2 to 0·6)	0·2 (0·1 to 0·4)	0·1 (0·1 to 0·2)	0·1 (0 to 0·2)	0·1 (0 to 0·1)	0 (0 to 0·1)	0 (0 to 0)	0 (0 to 0)	0 (0 to 0)	0 (0 to 0)	0 (0 to 0)	4·6
Other unspecified infectious diseases	1·4 (0·8 to 2·2)	8·2 (4·8 to 13·5)	22·5 (13·9 to 34·3)	26·2 (13·3 to 47·6)	36·6 (14·7 to 72·5)	21·1 (9·3 to 42·7)	20·2 (9·3 to 37·2)	34·4 (15·7 to 61·4)	29·2 (14·4 to 53·3)	53·2 (23·3 to 101)	48·7 (21·5 to 94·7)	36 (16·1 to 70·3)	23·8 (11·5 to 45)	19·2 (10·3 to 32·8)	9·4 (4·8 to 16·7)	5 (3·3 to 7·6)	3·6 (2·3 to 5·1)	2 (1·4 to 2·9)	0·9 (0·6 to 1·2)	1·7 (1·1 to 2·4)	0·6 (0·4 to 0·9)	0·3 (0·2 to 0·4)	0·1 (0·1 to 0·2)	404
Maternal and neonatal disorders	4,150 (3,110 to 5,480)	1,980 (1,490 to 2,590)	1,580 (1,130 to 2,120)	614 (460 to 782)	436 (319 to 584)	392 (289 to 520)	345 (254 to 454)	456 (339 to 588)	652 (490 to 848)	889 (673 to 1,140)	754 (569 to 970)	592 (438 to 768)	403 (297 to 528)	270 (198 to 360)	154 (112 to 201)	82·8 (60·9 to 109)	38·9 (29 to 50·9)	17·4 (12·7 to 23)	6·5 (4·8 to 8·4)	1·7 (1·2 to 2·3)	0·6 (0·4 to 0·9)	0·2 (0·1 to 0·3)	0·1 (0 to 0·1)	13,800
Maternal disorders	0 (0 to 0)	0 (0 to 0)	0 (0 to 0)	0 (0 to 0)	0 (0 to 0)	1 (0·8 to 1·3)	14·2 (10·8 to 18·4)	45·1 (27·1 to 69·9)	81·3 (53·2 to 117)	112 (80 to 150)	81·5 (60·3 to 109)	45·1 (34·1 to 58·9)	7·3 (5·2 to 9·8)	0·5 (0·4 to 0·8)	0 (0 to 0)	0 (0 to 0)	0 (0 to 0)	0 (0 to 0)	0 (0 to 0)	0 (0 to 0)	0 (0 to 0)	0 (0 to 0)	0 (0 to 0)	388
Maternal hemorrhage	0 (0 to 0)	0 (0 to 0)	0 (0 to 0)	0 (0 to 0)	0 (0 to 0)	0 (0 to 0·1)	1·5 (0·6 to 3)	16·3 (7·6 to 29)	28·9 (14·8 to 49·1)	28·3 (15·1 to 48·2)	18·2 (10 to 30·5)	8·6 (4·6 to 14·3)	1 (0·5 to 1·5)	0 (0 to 0)	0 (0 to 0)	0 (0 to 0)	0 (0 to 0)	0 (0 to 0)	0 (0 to 0)	0 (0 to 0)	0 (0 to 0)	0 (0 to 0)	0 (0 to 0)	103
Maternal sepsis and other maternal infections	0 (0 to 0)	0 (0 to 0)	0 (0 to 0)	0 (0 to 0)	0 (0 to 0)	0 (0 to 0)	0·7 (0·4 to 1·2)	5·8 (1·9 to 11·8)	7 (2·4 to 14·8)	5·8 (2·1 to 12·2)	3·4 (1·3 to 6·9)	1·8 (1 to 3)	0·5 (0·2 to 0·9)	0·2 (0 to 0·4)	0 (0 to 0)	0 (0 to 0)	0 (0 to 0)	0 (0 to 0)	0 (0 to 0)	0 (0 to 0)	0 (0 to 0)	0 (0 to 0)	0 (0 to 0)	25·3
Maternal hypertensive disorders	0 (0 to 0)	0 (0 to 0)	0 (0 to 0)	0 (0 to 0)	0 (0 to 0)	0·1 (0·1 to 0·1)	1·9 (1 to 3·3)	6·8 (2·7 to 13)	13 (6·2 to 22·7)	19·3 (10·1 to 32·3)	14·5 (7·4 to 26)	7·8 (3·9 to 14·3)	1·2 (0·3 to 2·5)	0 (0 to 0)	0 (0 to 0)	0 (0 to 0)	0 (0 to 0)	0 (0 to 0)	0 (0 to 0)	0 (0 to 0)	0 (0 to 0)	0 (0 to 0)	0 (0 to 0)	64·6
Maternal obstructed labor and uterine rupture	0 (0 to 0)	0 (0 to 0)	0 (0 to 0)	0 (0 to 0)	0 (0 to 0)	0·1 (0 to 0·1)	0·7 (0·4 to 1·1)	3·2 (1·6 to 5·7)	5 (2·7 to 8·4)	6 (3·5 to 9·3)	4·2 (2·4 to 6·8)	2·4 (1·4 to 3·8)	0·3 (0·2 to 0·5)	0 (0 to 0)	0 (0 to 0)	0 (0 to 0)	0 (0 to 0)	0 (0 to 0)	0 (0 to 0)	0 (0 to 0)	0 (0 to 0)	0 (0 to 0)	0 (0 to 0)	21·9
Maternal abortion and miscarriage	0 (0 to 0)	0 (0 to 0)	0 (0 to 0)	0 (0 to 0)	0 (0 to 0)	0·1 (0 to 0·1)	0·6 (0·4 to 0·9)	3·3 (0·2 to 7·8)	4·3 (0·5 to 10)	5·9 (1·5 to 12·1)	4·5 (1·1 to 9·9)	2·5 (1·5 to 3·9)	0·7 (0·3 to 1·2)	0 (0 to 0·1)	0 (0 to 0)	0 (0 to 0)	0 (0 to 0)	0 (0 to 0)	0 (0 to 0)	0 (0 to 0)	0 (0 to 0)	0 (0 to 0)	0 (0 to 0)	21·9
Ectopic pregnancy	0 (0 to 0)	0 (0 to 0)	0 (0 to 0)	0 (0 to 0)	0 (0 to 0)	0 (0 to 0)	0·2 (0·1 to 0·4)	0·3 (0·2 to 0·4)	0·8 (0·5 to 1·3)	1·7 (1 to 2·5)	1·3 (0·8 to 2)	0·6 (0·4 to 0·9)	0·1 (0 to 0·1)	0 (0 to 0)	0 (0 to 0)	0 (0 to 0)	0 (0 to 0)	0 (0 to 0)	0 (0 to 0)	0 (0 to 0)	0 (0 to 0)	0 (0 to 0)	0 (0 to 0)	5
Indirect maternal deaths	--	--	--	--	--	0 (0 to 0)	0·1 (0·1 to 0·2)	0·1 (0 to 0·1)	0·3 (0·2 to 0·5)	0·8 (0·4 to 1·3)	0·5 (0·3 to 0·8)	0·4 (0·2 to 0·7)	0·1 (0 to 0·1)	0 (0 to 0)	--	--	--	--	--	--	--	--	--	NA
Late maternal deaths	--	--	--	--	--	0·1 (0·1 to 0·1)	1·1 (0·6 to 1·7)	0·6 (0·4 to 0·9)	2·9 (1·6 to 4·9)	8·3 (4·8 to 13·4)	6·2 (3·8 to 9·6)	3·1 (1·7 to 5·1)	0·3 (0·2 to 0·5)	0 (0 to 0)	--	--	--	--	--	--	--	--	--	NA
Maternal deaths aggravated by HIV/AIDS	--	--	--	--	--	0 (0 to 0)	0 (0 to 0)	0 (0 to 0)	0 (0 to 0)	0 (0 to 0)	0 (0 to 0)	0 (0 to 0)	0 (0 to 0)	0 (0 to 0)	--	--	--	--	--	--	--	--	--	NA
Neonatal disorders	4,150 (3,110 to 5,480)	1,980 (1,490 to 2,590)	1,580 (1,130 to 2,120)	614 (460 to 782)	436 (319 to 584)	391 (288 to 519)	331 (241 to 440)	410 (303 to 539)	571 (422 to 759)	777 (570 to 1,030)	672 (489 to 888)	546 (393 to 721)	396 (290 to 521)	269 (197 to 359)	154 (112 to 201)	82·8 (60·9 to 109)	38·9 (29 to 50·9)	17·4 (12·7 to 23)	6·5 (4·8 to 8·4)	1·7 (1·2 to 2·3)	0·6 (0·4 to 0·9)	0·2 (0·1 to 0·3)	0·1 (0 to 0·1)	13,400
Neonatal preterm birth	3,510 (2,630 to 4,660)	1,680 (1,260 to 2,180)	1,200 (840 to 1,670)	312 (231 to 404)	316 (228 to 430)	282 (206 to 385)	238 (172 to 324)	293 (209 to 395)	407 (293 to 554)	554 (391 to 739)	478 (340 to 643)	387 (274 to 515)	279 (198 to 375)	188 (134 to 254)	105 (74·7 to 142)	55·2 (39·4 to 74·5)	25·7 (18·7 to 34·4)	11·6 (8·3 to 15·7)	4·3 (3·2 to 5·7)	1 (0·7 to 1·5)	0·4 (0·2 to 0·7)	0·1 (0·1 to 0·2)	0 (0 to 0·1)	10,300
Neonatal encephalopathy due to birth asphyxia and trauma	316 (179 to 542)	119 (64·2 to 212)	158 (90·9 to 259)	137 (93·1 to 191)	103 (62·8 to 152)	93·4 (58·9 to 140)	80·2 (47·9 to 122)	101 (60·8 to 153)	141 (84·6 to 215)	192 (118 to 292)	167 (101 to 251)	137 (83·3 to 201)	101 (61·6 to 149)	69·4 (43·4 to 103)	41·6 (26 to 61·5)	23·6 (14·4 to 34·9)	11·1 (6·6 to 16·9)	4·7 (2·4 to 7·4)	1·6 (0·9 to 2·7)	0·5 (0·2 to 0·8)	0·2 (0·1 to 0·3)	0 (0 to 0)	0 (0 to 0)	2,000
Neonatal sepsis and other neonatal infections	92·2 (55·5 to 142)	93·7 (51·2 to 155)	84·7 (46·4 to 138)	6·4 (4·5 to 9·6)	7·6 (5·1 to 11·6)	6·9 (4·7 to 10·5)	6 (4·1 to 9)	7·6 (5·2 to 11·8)	10·7 (7·2 to 16·3)	14·7 (9·9 to 21·7)	12·8 (8·5 to 19·4)	10·6 (7·1 to 16·1)	7·8 (5·4 to 11·9)	5·5 (3·7 to 8·2)	3·3 (2·2 to 4·9)	1·9 (1·3 to 2·9)	1 (0·7 to 1·5)	0·6 (0·4 to 0·8)	0·3 (0·2 to 0·4)	0·1 (0·1 to 0·1)	0 (0 to 0·1)	0 (0 to 0)	0 (0 to 0)	374
Hemolytic disease and other neonatal jaundice	7·2 (3·5 to 13)	3·2 (1·3 to 6·5)	2·1 (1·6 to 2·8)	9·7 (7·3 to 12·3)	8·7 (6·4 to 11·3)	7·9 (5·8 to 10·3)	6·8 (5 to 8·9)	8·6 (6·4 to 11·2)	12·1 (8·9 to 15·8)	16·5 (12·1 to 21·8)	14·4 (10·5 to 18·9)	11·9 (8·7 to 15·7)	8·8 (6·4 to 11·5)	6 (4·4 to 7·9)	3·6 (2·6 to 4·7)	2 (1·5 to 2·6)	1·1 (0·8 to 1·4)	0·6 (0·4 to 0·7)	0·2 (0·2 to 0·3)	0·1 (0·1 to 0·1)	0 (0 to 0)	0 (0 to 0)	0 (0 to 0)	132
Other neonatal disorders	221 (115 to 386)	86·3 (44·4 to 148)	130 (81·6 to 197)	148 (108 to 193)	0 (0 to 0)	0 (0 to 0)	0 (0 to 0)	0 (0 to 0)	0 (0 to 0)	0 (0 to 0)	0 (0 to 0)	0 (0 to 0)	0 (0 to 0)	0 (0 to 0)	0 (0 to 0)	0 (0 to 0)	0 (0 to 0)	0 (0 to 0)	0 (0 to 0)	0 (0 to 0)	0 (0 to 0)	0 (0 to 0)	0 (0 to 0)	586
Nutritional deficiencies	0·7 (0·4 to 1·1)	13·4 (5·1 to 26·7)	111 (49·5 to 212)	289 (104 to 600)	563 (217 to 1,120)	291 (113 to 614)	361 (144 to 718)	710 (311 to 1,290)	525 (197 to 1,020)	1,040 (407 to 2,050)	964 (360 to 1,980)	728 (287 to 1,430)	410 (159 to 855)	310 (123 to 602)	149 (59·6 to 317)	58 (22·4 to 123)	31·3 (12·6 to 65·8)	18·2 (7·3 to 40·6)	9·8 (4 to 20·9)	6·2 (2·3 to 14·6)	6·1 (2·2 to 12·8)	2·3 (0·8 to 5·4)	1 (0·4 to 2·3)	6,600
Protein-energy malnutrition	0·7 (0·4 to 1·1)	2·1 (1·2 to 3·4)	22·3 (12·9 to 36)	1·1 (0·8 to 1·4)	41·2 (18·6 to 73·7)	26·8 (11·6 to 48·5)	22·9 (11·1 to 40)	28·7 (13·5 to 50·4)	40·7 (19·3 to 71·4)	55·4 (26·2 to 95·3)	48·1 (23·5 to 81·9)	39 (19·2 to 66·2)	28·8 (14·5 to 50·2)	19·8 (10·2 to 33·1)	11·8 (5·9 to 20·1)	7 (3·5 to 12)	4 (2 to 6·9)	2·5 (1·2 to 4·2)	1·5 (0·8 to 2·5)	0·9 (0·5 to 1·6)	0·9 (0·5 to 1·5)	0·4 (0·2 to 0·7)	0·2 (0·1 to 0·3)	407
Iodine deficiency	0 (0 to 0)	0 (0 to 0)	0 (0 to 0)	0·4 (0·1 to 1·1)	2·8 (1·1 to 6·1)	6 (2·5 to 12·2)	6·7 (2·8 to 13·4)	8·3 (3·4 to 16·7)	11·6 (4·8 to 23·6)	16·4 (6·9 to 32·6)	14·8 (6·5 to 29·6)	12·7 (5·6 to 24·9)	9·6 (4·2 to 18·8)	6·6 (2·9 to 13·1)	3·8 (1·6 to 7·5)	2·1 (0·9 to 4·2)	1·1 (0·5 to 2·3)	0·6 (0·3 to 1·3)	0·3 (0·1 to 0·7)	0·2 (0·1 to 0·4)	0·1 (0·1 to 0·3)	0 (0 to 0·1)	0 (0 to 0)	105
Vitamin A deficiency	0 (0 to 0)	0·2 (0·1 to 0·5)	2·5 (1·1 to 4·8)	12·8 (5·8 to 22·9)	13·9 (5·7 to 25·7)	8·9 (3·2 to 17·3)	5·6 (1·6 to 11·7)	6·2 (1·7 to 14·2)	8·2 (1·9 to 18·7)	10·2 (2·4 to 21·7)	7·6 (1·4 to 17·3)	5·6 (2·8 to 9·7)	3·8 (1·9 to 6·9)	2·7 (1·4 to 4·8)	1·8 (0·9 to 3·1)	1·1 (0·5 to 1·9)	0·7 (0·3 to 1·1)	0·4 (0·2 to 0·7)	0·2 (0·1 to 0·3)	0·1 (0·1 to 0·2)	0·1 (0 to 0·1)	0 (0 to 0)	0 (0 to 0)	92·6
Dietary iron deficiency	0 (0 to 0)	11·1 (3·1 to 24·1)	84·7 (25·9 to 179)	274 (92·6 to 585)	495 (165 to 1,040)	241 (70·3 to 561)	315 (98·8 to 670)	652 (267 to 1,220)	438 (120 to 931)	934 (312 to 1,930)	873 (291 to 1,860)	654 (221 to 1,330)	358 (111 to 789)	272 (89 to 565)	127 (38·4 to 293)	45·2 (12 to 107)	23·8 (5·7 to 57·6)	13·7 (3·5 to 35·9)	7·2 (1·7 to 18·2)	4·7 (1 to 12·8)	4·7 (1 to 11·4)	1·7 (0·3 to 4·7)	0·7 (0·1 to 2)	5,830
Other nutritional deficiencies	0 (0 to 0)	0 (0 to 0)	1·5 (1 to 2·2)	1·1 (0·8 to 1·4)	9·8 (4·7 to 17·2)	7·6 (3·5 to 13·5)	10·7 (5·3 to 18·6)	14·7 (7 to 25·7)	26·5 (12·7 to 46·4)	23·6 (11·4 to 40·2)	20·4 (10·2 to 34·5)	16·1 (8·1 to 27·1)	9·8 (5 to 16·9)	9·1 (4·8 to 15·1)	5·1 (2·6 to 8·7)	2·6 (1·3 to 4·4)	1·7 (0·8 to 2·8)	0·9 (0·5 to 1·5)	0·5 (0·3 to 0·8)	0·3 (0·2 to 0·5)	0·3 (0·2 to 0·4)	0·1 (0·1 to 0·2)	0·1 (0·1 to 0·1)	163
Non-communicable diseases	3,490 (2,640 to 4,660)	1,940 (1,470 to 2,560)	4,360 (3,490 to 5,530)	3,740 (2,970 to 4,550)	4,330 (3,340 to 5,520)	6,490 (4,730 to 8,910)	8,070 (5,850 to 11,000)	12,500 (9,000 to 16,400)	22,200 (16,100 to 28,700)	35,400 (26,200 to 45,900)	35,000 (26,300 to 45,000)	32,500 (25,000 to 41,400)	27,600 (21,400 to 34,600)	21,900 (17,200 to 27,000)	15,800 (12,700 to 19,500)	11,700 (9,530 to 14,100)	8,870 (7,420 to 10,400)	6,880 (5,870 to 8,020)	5,020 (4,290 to 5,820)	4,150 (3,600 to 4,740)	4,130 (3,600 to 4,690)	1,920 (1,700 to 2,180)	878 (795 to 968)	279,000
Neoplasms	11·2 (8 to 15·4)	16·8 (12·2 to 22·7)	93·6 (66·7 to 128)	260 (194 to 335)	338 (267 to 419)	263 (213 to 320)	232 (187 to 287)	231 (182 to 292)	414 (315 to 536)	974 (752 to 1,240)	1,520 (1,190 to 1,940)	2,190 (1,730 to 2,760)	2,840 (2,260 to 3,570)	2,650 (2,110 to 3,270)	2,370 (1,880 to 2,940)	1,830 (1,480 to 2,240)	1,410 (1,130 to 1,720)	941 (760 to 1,140)	598 (476 to 733)	410 (303 to 498)	357 (254 to 447)	128 (86·1 to 161)	51·2 (32·7 to 66)	20,100
Lip and oral cavity cancer	0 (0 to 0)	0 (0 to 0)	0 (0 to 0)	0 (0 to 0)	1·3 (1·1 to 1·6)	1·1 (0·9 to 1·7)	0·8 (0·7 to 1)	1 (0·7 to 1·4)	2·4 (1·4 to 4)	5·4 (3·1 to 9·2)	17·9 (10·6 to 28·6)	17·2 (10·3 to 27·9)	25·5 (15·4 to 40·7)	24·1 (15·4 to 36·8)	19·4 (12·1 to 29·1)	14·8 (9·6 to 22·3)	11·9 (7·7 to 17·8)	7·7 (5 to 11·4)	6·9 (4·5 to 10·1)	4·6 (2·9 to 6·9)	5·4 (3·3 to 8)	3·1 (1·9 to 4·6)	0·9 (0·5 to 1·4)	172
Nasopharynx cancer	0 (0 to 0)	0 (0 to 0)	0 (0 to 0)	0 (0 to 0)	1·3 (1·1 to 1·5)	1·1 (0·9 to 1·2)	1·9 (1·1 to 3·1)	1 (0·7 to 1·2)	1·6 (1·1 to 2·6)	1·9 (1·4 to 2·5)	4·6 (2·7 to 7·4)	9·4 (5·6 to 14·6)	12·7 (8·2 to 19)	6·2 (3·9 to 9·3)	7·8 (4·9 to 12·1)	4·6 (2·7 to 7·2)	3·6 (2·2 to 5·6)	1·2 (0·7 to 1·7)	0·9 (0·5 to 1·3)	0·6 (0·3 to 1)	0·4 (0·2 to 0·7)	0·2 (0·1 to 0·3)	0·1 (0 to 0·1)	61
Other pharynx cancer	0 (0 to 0)	0 (0 to 0)	0 (0 to 0)	0 (0 to 0)	0 (0 to 0)	0 (0 to 0)	0 (0 to 0)	1 (0·7 to 1·5)	1·4 (1 to 2·3)	2 (1·4 to 3·2)	2·4 (1·3 to 4·1)	4·6 (2·5 to 7·7)	7·6 (4·3 to 12·6)	6·2 (3·7 to 10·2)	6·4 (3·8 to 10·3)	3·6 (2·2 to 5·7)	5 (3·1 to 7·8)	2·8 (1·7 to 4·2)	1·6 (1 to 2·3)	0·8 (0·5 to 1·3)	1·2 (0·7 to 1·8)	0·3 (0·2 to 0·5)	0·1 (0·1 to 0·2)	46·8
Esophageal cancer	0 (0 to 0)	0 (0 to 0)	0 (0 to 0)	0 (0 to 0)	0 (0 to 0)	0 (0 to 0)	0 (0 to 0)	1·4 (0·8 to 2·3)	1·2 (0·9 to 1·6)	2·2 (1·4 to 3·7)	9·7 (5·9 to 15·6)	10·4 (6 to 17·6)	22·6 (13·8 to 36·6)	24 (15·3 to 36·8)	35·4 (22·1 to 58·3)	17 (11 to 25·9)	16·8 (11·2 to 25·7)	14·6 (9·6 to 22·1)	11·7 (7·7 to 17·3)	7·5 (4·6 to 11·2)	5·5 (3·5 to 8·1)	3 (1·8 to 4·5)	0·5 (0·3 to 0·9)	183
Stomach cancer	0 (0 to 0)	0 (0 to 0)	0 (0 to 0)	0 (0 to 0)	0 (0 to 0)	0 (0 to 0)	1·1 (0·7 to 1·6)	3 (2 to 4·3)	12·3 (7·8 to 18·5)	32·7 (21·9 to 48·3)	48·2 (31·6 to 69·4)	69·6 (46·4 to 97·5)	68·2 (46·8 to 97)	64·9 (45·3 to 91·5)	50·2 (34·9 to 68·6)	47·9 (35 to 66·1)	47·4 (34·7 to 62·7)	34 (25·1 to 45·4)	28·9 (21·3 to 38·5)	22·1 (15·6 to 29·8)	20·2 (13·6 to 27·5)	7·8 (5 to 10·8)	3 (1·7 to 4·4)	562
Colon and rectum cancer	0 (0 to 0)	0 (0 to 0)	0 (0 to 0)	0 (0 to 0)	3·3 (2·2 to 4·7)	2·9 (1·8 to 4·2)	3 (1·9 to 4·6)	7 (4·1 to 10·7)	25·1 (15·4 to 37·6)	81·7 (50·4 to 123)	134 (87·8 to 194)	159 (99·7 to 231)	241 (160 to 356)	252 (175 to 357)	247 (166 to 352)	219 (148 to 304)	147 (96·5 to 205)	137 (94·5 to 195)	84·1 (59·6 to 115)	70·9 (47·1 to 98·7)	63 (40·5 to 93·3)	23·4 (14·2 to 34·4)	11·5 (6·5 to 17·4)	1,910
Liver cancer	0·3 (0·1 to 0·5)	0·4 (0·2 to 1·2)	2·1 (1·2 to 3·7)	5·4 (3·6 to 7·9)	6·3 (4·6 to 8·5)	5·1 (3·8 to 6·6)	2·6 (1·2 to 4·8)	2·3 (1·2 to 4)	5·6 (3·1 to 9·6)	12·5 (6·4 to 20·7)	14·3 (7·7 to 24·6)	27·6 (15·1 to 43·4)	32 (18·1 to 51·9)	49·5 (29·4 to 77·5)	43·6 (24·2 to 67·8)	39·4 (23·7 to 60·4)	35·6 (21·8 to 56·6)	25·5 (16 to 38·2)	18·6 (12·1 to 27·5)	11·4 (7 to 15·9)	8·3 (5 to 12·1)	2·6 (1·7 to 3·7)	0·6 (0·3 to 0·9)	352
Liver cancer due to hepatitis B	0 (0 to 0)	0 (0 to 0)	0 (0 to 0)	0 (0 to 0)	0 (0 to 0)	0·3 (0·2 to 0·5)	0·7 (0·3 to 1·5)	0·9 (0·4 to 1·6)	2·6 (1·2 to 4·9)	6 (2·8 to 10·7)	6·7 (2·9 to 12·5)	11·8 (5·5 to 21·1)	11·8 (5·7 to 21·6)	15·7 (7·6 to 29·1)	12·2 (5·4 to 23)	9·4 (4·1 to 17·5)	6·9 (3 to 13)	4 (1·8 to 7·6)	2·4 (1·1 to 4·6)	1·2 (0·5 to 2·3)	0·7 (0·3 to 1·4)	0·2 (0·1 to 0·4)	0 (0 to 0·1)	93·4
Liver cancer due to hepatitis C	0 (0 to 0)	0 (0 to 0)	0 (0 to 0)	0 (0 to 0)	0 (0 to 0)	0 (0 to 0)	0 (0 to 0·1)	0·1 (0 to 0·2)	0·5 (0·2 to 1)	1·6 (0·6 to 3·4)	2·7 (1 to 6)	6·9 (3 to 12·9)	10·1 (4·3 to 18·8)	18·4 (8·4 to 32·3)	17·9 (8·5 to 32·2)	17·5 (8·8 to 29·7)	17 (9·5 to 27·8)	12·9 (7·3 to 20·5)	9·9 (5·6 to 15·6)	6·6 (3·8 to 9·5)	5·2 (3 to 7·8)	1·7 (1 to 2·6)	0·4 (0·2 to 0·6)	129
Liver cancer due to alcohol use	0 (0 to 0)	0 (0 to 0)	0 (0 to 0)	0 (0 to 0)	0 (0 to 0)	0 (0 to 0)	0 (0 to 0)	0 (0 to 0·1)	0·1 (0 to 0·2)	0·3 (0·1 to 0·7)	0·5 (0·2 to 1·1)	1·1 (0·4 to 2·2)	1·4 (0·5 to 2·9)	2·2 (0·9 to 4·6)	2·1 (0·8 to 4·4)	2·2 (0·9 to 4·3)	2·2 (1 to 4·4)	1·5 (0·7 to 3)	0·9 (0·4 to 1·6)	0·4 (0·2 to 0·8)	0·2 (0·1 to 0·5)	0·1 (0 to 0·1)	0 (0 to 0)	15·3
Liver cancer due to NASH	0 (0 to 0)	0 (0 to 0)	0 (0 to 0)	0 (0 to 0)	0 (0 to 0)	0 (0 to 0)	0·9 (0·4 to 1·8)	0·7 (0·3 to 1·2)	1·2 (0·5 to 2·4)	2·3 (0·9 to 4·5)	2·3 (1 to 4·8)	4·3 (1·9 to 8·2)	5·1 (2·2 to 10·1)	8·1 (3·7 to 15·3)	7·5 (3·2 to 14·3)	7·2 (3·3 to 13·4)	6·9 (3·4 to 13·1)	5·4 (2·7 to 9·4)	4·2 (2·1 to 7·3)	2·6 (1·2 to 4·5)	1·7 (0·8 to 3)	0·5 (0·2 to 0·9)	0·1 (0 to 0·2)	60·9
Liver cancer due to other causes	0·3 (0·1 to 0·5)	0·4 (0·2 to 1·2)	2·1 (1·2 to 3·7)	5·4 (3·6 to 7·9)	6·3 (4·6 to 8·5)	4·8 (3·5 to 6·2)	0·9 (0·4 to 1·8)	0·7 (0·3 to 1·2)	1·3 (0·6 to 2·5)	2·3 (0·9 to 4·6)	2·1 (0·9 to 4·1)	3·5 (1·5 to 6·9)	3·7 (1·6 to 7·1)	5 (2·2 to 9·8)	3·9 (1·6 to 7·7)	3·2 (1·4 to 6)	2·6 (1·1 to 4·8)	1·7 (0·8 to 3·3)	1·2 (0·5 to 2·4)	0·7 (0·3 to 1·2)	0·4 (0·2 to 0·8)	0·1 (0·1 to 0·2)	0 (0 to 0·1)	52·7
Gallbladder and biliary tract cancer	0 (0 to 0)	0 (0 to 0)	0 (0 to 0)	0 (0 to 0)	0 (0 to 0)	0 (0 to 0)	0 (0 to 0)	0·9 (0·7 to 1·1)	1·2 (0·9 to 1·6)	5·5 (3·2 to 9·7)	12 (6·8 to 19·9)	14·1 (8·7 to 22·4)	16·3 (9·8 to 26·2)	46·4 (29·6 to 72·6)	38·4 (24·5 to 59)	28 (17·7 to 44)	32·1 (20·5 to 47·9)	20·6 (13·5 to 31·4)	10·8 (7·2 to 15·9)	10·3 (6·4 to 15·6)	8·1 (5 to 12·1)	2·6 (1·5 to 4)	0·9 (0·5 to 1·3)	248
Pancreatic cancer	0 (0 to 0)	0 (0 to 0)	0 (0 to 0)	0 (0 to 0)	0 (0 to 0)	0 (0 to 0)	1 (0·7 to 1·4)	3·7 (1·9 to 6·5)	6 (3·3 to 9·9)	14·4 (8·5 to 22·9)	33 (21·8 to 49·9)	64·6 (41·3 to 94·6)	118 (75·9 to 183)	118 (73·8 to 179)	136 (85·3 to 203)	132 (86 to 193)	106 (71·4 to 151)	74·7 (49·1 to 108)	49·9 (32·6 to 71·5)	31·6 (19·7 to 46·2)	36 (22 to 53·8)	11·1 (6·7 to 16·3)	4·5 (2·5 to 6·7)	940
Larynx cancer	0 (0 to 0)	0 (0 to 0)	0 (0 to 0)	0 (0 to 0)	0 (0 to 0)	0 (0 to 0)	0 (0 to 0)	1 (0·8 to 1·2)	1·4 (1·1 to 2)	1·9 (1·4 to 2·7)	1·5 (1·1 to 2·3)	3·4 (1·8 to 6·3)	9·9 (5·5 to 17·8)	5·3 (3·1 to 9·3)	8·6 (5·3 to 14·1)	5·6 (3·4 to 9·2)	5·2 (3·1 to 8·6)	3·7 (2·2 to 6)	1·9 (1·1 to 2·9)	1·4 (0·9 to 2·2)	0·7 (0·4 to 1·2)	0·2 (0·1 to 0·3)	0·1 (0 to 0·1)	51·9
Tracheal, bronchus, and lung cancer	0 (0 to 0)	0 (0 to 0)	0 (0 to 0)	0 (0 to 0)	0 (0 to 0)	1·9 (1 to 3·2)	3·3 (1·9 to 5·5)	6 (3·1 to 11·2)	13·3 (7·3 to 22·5)	42·3 (25·9 to 65·7)	67·5 (42·8 to 104)	101 (65·8 to 154)	163 (106 to 240)	219 (144 to 317)	146 (97·6 to 214)	148 (103 to 209)	133 (93·4 to 184)	96·1 (69·2 to 131)	56·4 (39·3 to 77·9)	38·6 (24·9 to 54·9)	29·6 (19·5 to 42·5)	8·1 (4·7 to 12)	2·1 (1·1 to 3·2)	1,270
Malignant skin melanoma	0 (0 to 0)	0 (0 to 0)	0·3 (0·2 to 0·6)	1·2 (0·8 to 2·9)	1·4 (1·1 to 1·6)	1·1 (0·9 to 1·3)	1·1 (0·8 to 2)	1·5 (0·9 to 2·7)	2·4 (1·3 to 5·2)	4·3 (2·3 to 9·6)	6·2 (3·2 to 13)	5·7 (3 to 12·8)	7·7 (4·1 to 15·1)	4·7 (2·5 to 8·7)	6·3 (3·4 to 11·2)	2·6 (1·5 to 4·6)	2·7 (1·6 to 4·9)	1·5 (0·9 to 2·6)	1·8 (1·1 to 2·9)	1 (0·6 to 1·7)	1·1 (0·6 to 1·8)	0·4 (0·2 to 0·8)	0·2 (0·1 to 0·3)	55·2
Non-melanoma skin cancer	0 (0 to 0)	0 (0 to 0)	0 (0 to 0)	0 (0 to 0)	0 (0 to 0)	0 (0 to 0)	0 (0 to 0)	0·9 (0·7 to 1·1)	1·2 (0·9 to 1·5)	1·6 (1·2 to 2)	1·4 (1 to 1·9)	4·5 (2·8 to 6·7)	2·5 (1·5 to 3·7)	2·3 (1·5 to 3·4)	2·1 (1·3 to 3·2)	3·2 (2 to 4·8)	5·3 (3 to 7·8)	2·8 (1·7 to 4)	2·3 (1·4 to 3·1)	0·9 (0·6 to 1·2)	1·3 (0·8 to 1·9)	0·8 (0·5 to 1·1)	0·5 (0·2 to 0·7)	33·4
Non-melanoma skin cancer (squamous-cell carcinoma)	0 (0 to 0)	0 (0 to 0)	0 (0 to 0)	0 (0 to 0)	0 (0 to 0)	0 (0 to 0)	0 (0 to 0)	0·9 (0·7 to 1·1)	1·2 (0·9 to 1·5)	1·6 (1·2 to 2)	1·4 (1 to 1·9)	4·5 (2·8 to 6·7)	2·5 (1·5 to 3·7)	2·3 (1·5 to 3·4)	2·1 (1·3 to 3·2)	3·2 (2 to 4·8)	5·3 (3 to 7·8)	2·7 (1·7 to 4)	2·3 (1·4 to 3·1)	0·9 (0·6 to 1·2)	1·3 (0·8 to 1·9)	0·8 (0·5 to 1·1)	0·5 (0·2 to 0·7)	33·4
Non-melanoma skin cancer (basal-cell carcinoma)	0 (0 to 0)	0 (0 to 0)	0 (0 to 0)	0 (0 to 0)	0 (0 to 0)	0 (0 to 0)	0 (0 to 0)	0 (0 to 0)	0 (0 to 0)	0 (0 to 0)	0 (0 to 0)	0 (0 to 0)	0 (0 to 0)	0 (0 to 0)	0 (0 to 0)	0 (0 to 0)	0 (0 to 0)	0 (0 to 0)	0 (0 to 0)	0 (0 to 0)	0 (0 to 0)	0 (0 to 0)	0 (0 to 0)	0
Breast cancer	0 (0 to 0)	0 (0 to 0)	0 (0 to 0)	0 (0 to 0)	0 (0 to 0)	0 (0 to 0)	4·8 (2·9 to 7·7)	16·8 (10·7 to 25·5)	77 (49·7 to 116)	318 (215 to 477)	575 (392 to 821)	895 (631 to 1,250)	1,150 (846 to 1,610)	953 (682 to 1,300)	810 (594 to 1,110)	490 (361 to 663)	319 (230 to 450)	185 (135 to 247)	99·3 (70·3 to 138)	68·6 (46·9 to 95)	61 (40·4 to 85·8)	22·7 (14·6 to 31·7)	11·8 (6·6 to 18·2)	6,060
Cervical cancer	0 (0 to 0)	0 (0 to 0)	0 (0 to 0)	0 (0 to 0)	0 (0 to 0)	0 (0 to 0)	2·6 (1·4 to 4·4)	3·7 (2 to 6·3)	13·6 (7·5 to 24)	48·8 (27·5 to 84·8)	80 (47·7 to 137)	101 (62·6 to 162)	109 (67·7 to 168)	89·6 (56·5 to 141)	94·4 (60 to 149)	51·5 (33·8 to 78·1)	46·5 (30·2 to 68·4)	28·6 (18·8 to 41·9)	17·5 (11·6 to 24·9)	11·4 (7 to 17·2)	6·7 (4·2 to 9·8)	2 (1·2 to 3·1)	0·8 (0·4 to 1·2)	707
Uterine cancer	0 (0 to 0)	0 (0 to 0)	0 (0 to 0)	0 (0 to 0)	0 (0 to 0)	0 (0 to 0)	0 (0 to 0)	5·7 (3·4 to 8·9)	4·1 (2·1 to 7·1)	9·8 (5·6 to 16·1)	31 (19·1 to 47·3)	48·7 (31·5 to 73·4)	59·2 (37·8 to 89·2)	67·8 (43·9 to 102)	81 (52·2 to 121)	97·5 (62·9 to 143)	67·9 (43·7 to 99·2)	36·4 (23·7 to 52·6)	23·3 (15·5 to 34)	14·9 (9·8 to 21·8)	18·9 (12·1 to 27·2)	5·5 (3·3 to 7·8)	2·4 (1·4 to 3·5)	574
Ovarian cancer	0 (0 to 0)	0 (0 to 0)	0 (0 to 0)	0 (0 to 0)	5·8 (3·2 to 9·4)	6·6 (3·8 to 11·5)	19·5 (10·6 to 34·9)	23·1 (12·1 to 40·3)	29·2 (15·7 to 52·8)	60·3 (33 to 105)	110 (62·6 to 191)	160 (92·1 to 283)	232 (128 to 383)	221 (127 to 353)	184 (109 to 288)	132 (80·9 to 210)	108 (66·4 to 169)	61·4 (37·8 to 95·7)	42·3 (26·9 to 65·5)	15 (9·1 to 24·7)	13·3 (7·4 to 21·6)	3·3 (1·8 to 5·4)	1·1 (0·6 to 1·8)	1,430
Prostate cancer	0 (0 to 0)	0 (0 to 0)	0 (0 to 0)	0 (0 to 0)	0 (0 to 0)	0 (0 to 0)	0 (0 to 0)	0 (0 to 0)	0 (0 to 0)	0 (0 to 0)	0 (0 to 0)	0 (0 to 0)	0 (0 to 0)	0 (0 to 0)	0 (0 to 0)	0 (0 to 0)	0 (0 to 0)	0 (0 to 0)	0 (0 to 0)	0 (0 to 0)	0 (0 to 0)	0 (0 to 0)	0 (0 to 0)	0
Testicular cancer	--	--	--	--	--	--	--	--	--	--	--	--	--	--	--	--	--	--	--	--	--	--	--	NA
Kidney cancer	2·7 (1·9 to 3·9)	3·6 (2·3 to 5·3)	20 (11·4 to 33·9)	24·8 (16 to 37·3)	20·1 (10·7 to 34·8)	4·2 (2·3 to 7)	1·7 (0·8 to 3·2)	6·1 (3 to 10·7)	4·6 (2·6 to 7·6)	13·2 (7·3 to 21·9)	15·5 (8·3 to 26)	18·2 (10·3 to 29·8)	46·9 (27·2 to 72·6)	46·9 (28·9 to 72·1)	27·3 (16 to 42·3)	27·9 (16·3 to 44·5)	20·1 (12·4 to 31·1)	11·2 (6·9 to 16·8)	6·3 (3·8 to 9·5)	7·5 (4·7 to 11·1)	5·6 (3 to 8·8)	1·9 (1·1 to 3·1)	0·6 (0·3 to 1)	337
Bladder cancer	0 (0 to 0)	0 (0 to 0)	0 (0 to 0)	0 (0 to 0)	0 (0 to 0)	0 (0 to 0)	0·9 (0·7 to 1)	1 (0·8 to 1·2)	1·4 (1 to 1·7)	5·2 (2·9 to 9·1)	11·7 (6·4 to 20·1)	12·7 (7·5 to 20·5)	25·9 (16·1 to 41·2)	30·2 (19 to 47·5)	43 (27·2 to 66)	39·7 (26·1 to 58·3)	32·3 (21·1 to 47·3)	22·8 (15 to 33·3)	28·2 (18·6 to 40·6)	22·4 (14·3 to 32·9)	14·8 (9 to 21·8)	8·4 (5·2 to 12·1)	2·2 (1·2 to 3·2)	303
Brain and central nervous system cancer	2·4 (1·2 to 3·8)	2·9 (1·6 to 4·7)	22·6 (12 to 36·6)	50·3 (26·8 to 83·3)	76·7 (44·7 to 118)	49·6 (28·2 to 75·5)	25·9 (13·6 to 39·9)	23·1 (11·4 to 39·5)	28·3 (12·8 to 48·4)	57·3 (24·7 to 95·8)	67·8 (32·4 to 116)	80·6 (38·7 to 138)	91 (45·1 to 159)	81·2 (41·3 to 135)	69·5 (35·1 to 113)	35·5 (17·3 to 57·8)	34 (17·4 to 53·1)	20·3 (10·3 to 31·5)	10·9 (5·6 to 17·8)	4·4 (2·2 to 7·7)	5·3 (2·6 to 9·5)	2·3 (1·2 to 3·9)	0·2 (0·1 to 0·5)	842
Thyroid cancer	0 (0 to 0)	0 (0 to 0)	0 (0 to 0)	0 (0 to 0)	1·5 (1·3 to 1·8)	1·6 (1·1 to 2·6)	1 (0·8 to 1·2)	3·4 (1·2 to 7·6)	2·2 (1·5 to 4)	9·1 (3·4 to 18·3)	14·5 (6·6 to 27·5)	12·1 (5·9 to 21·5)	20·5 (11·3 to 34·5)	27·5 (15·2 to 43·9)	13·4 (8·4 to 20·5)	16·4 (10·6 to 24·9)	19·1 (12·6 to 28·4)	12·9 (8·3 to 18·7)	10·1 (6·5 to 14·5)	6·4 (3·9 to 10)	4·8 (2·9 to 7·2)	1·7 (0·9 to 2·7)	0·3 (0·2 to 0·5)	179
Mesothelioma	0 (0 to 0)	0 (0 to 0)	0 (0 to 0)	0 (0 to 0)	0 (0 to 0)	0 (0 to 0)	0 (0 to 0)	0·1 (0·1 to 0·2)	0·4 (0·2 to 0·7)	1 (0·5 to 1·8)	1·6 (0·8 to 2·8)	3·6 (1·8 to 6)	3·3 (1·6 to 5·3)	4·8 (2·2 to 7·8)	3·8 (1·8 to 6·2)	2·3 (1·1 to 3·8)	0·6 (0·3 to 1)	0·4 (0·3 to 0·7)	0·3 (0·2 to 0·4)	0·2 (0·1 to 0·3)	0·1 (0 to 0·1)	0 (0 to 0·1)	0 (0 to 0)	22·8
Hodgkin lymphoma	0 (0 to 0)	0 (0 to 0)	0 (0 to 0)	1·1 (0·8 to 1·4)	1·3 (1·1 to 1·6)	2·2 (1·1 to 4·2)	8·2 (4·5 to 13·4)	3·8 (2 to 6·4)	11·9 (6·7 to 20·4)	16·4 (8·7 to 26·6)	5·8 (3·2 to 9·9)	10·6 (6·4 to 16·9)	9·1 (5·4 to 14·6)	6·8 (4·1 to 10·5)	3·9 (2·4 to 6·1)	5·5 (3·4 to 8·5)	4·7 (2·9 to 6·9)	0·8 (0·5 to 1·3)	1·6 (0·9 to 2·4)	0·9 (0·5 to 1·4)	0·3 (0·1 to 0·4)	0·1 (0·1 to 0·2)	0 (0 to 0·1)	94·9
Non-Hodgkin lymphoma	0 (0 to 0)	0 (0 to 0)	0 (0 to 0)	25·6 (16·4 to 38·1)	28·8 (19·5 to 41·6)	20·7 (12·9 to 32·2)	25·9 (17·1 to 38·9)	17·6 (11 to 27)	30·9 (20·2 to 44·3)	54·7 (35·4 to 81·5)	60·5 (40·1 to 88·4)	81·1 (54·2 to 118)	76·5 (50·3 to 110)	88·3 (58·9 to 127)	69·3 (46 to 103)	81·7 (56·1 to 117)	56·7 (38·7 to 81·6)	43·3 (29·8 to 62·3)	21·1 (14·3 to 30·5)	18 (11·6 to 26·4)	14·3 (8·9 to 20·8)	4·3 (2·5 to 6·5)	2·3 (1·3 to 3·5)	822
Multiple myeloma	0 (0 to 0)	0 (0 to 0)	0 (0 to 0)	0 (0 to 0)	0 (0 to 0)	0 (0 to 0)	0 (0 to 0)	0·5 (0·3 to 0·9)	1·1 (0·5 to 1·9)	3 (1·4 to 5·5)	9·3 (4·6 to 16·6)	28·8 (15·3 to 47)	47·7 (27 to 74·5)	33 (18·7 to 53·5)	37 (20·9 to 58·9)	29·4 (17·2 to 44·7)	28·2 (17·4 to 42·7)	17·1 (10·7 to 25·5)	11·6 (7·4 to 17·3)	3·5 (2·1 to 5·4)	1·8 (1 to 3)	0·7 (0·4 to 1·1)	0·2 (0·1 to 0·3)	253
Leukemia	2·6 (1·8 to 3·9)	4·2 (3 to 5·9)	25·9 (16·3 to 39·9)	86·3 (56·7 to 125)	120 (76·3 to 180)	81·5 (53 to 119)	68·5 (43·5 to 101)	40·9 (26·2 to 59·9)	56·9 (36 to 88·9)	79 (51·5 to 115)	88·7 (56·2 to 130)	145 (96·5 to 216)	114 (76 to 166)	67·7 (45 to 97·2)	77·5 (49·3 to 114)	71·5 (45·6 to 105)	51 (33·1 to 75·9)	33·7 (22·4 to 50·9)	17·7 (11·1 to 25·9)	15·5 (9·2 to 23·9)	14·1 (8 to 22·5)	5·1 (2·9 to 7·9)	2·7 (1·6 to 4·2)	1,270
Acute lymphoid leukemia	0·7 (0·4 to 1)	0·9 (0·5 to 1·5)	4·6 (2·2 to 8·3)	22 (12 to 37·1)	59·4 (32·9 to 97·2)	23·3 (11·4 to 39·3)	10·2 (4·4 to 19·9)	8·7 (4·2 to 15·5)	11·7 (5·5 to 22·1)	4·5 (1·9 to 8·9)	13·8 (6·4 to 25·3)	14 (5·8 to 26·7)	22 (9·7 to 39·3)	14·4 (7·2 to 24·2)	11·7 (5·3 to 21·7)	5·7 (2·5 to 10·9)	1·2 (0·5 to 2·2)	2 (0·9 to 3·9)	2·2 (1 to 4·1)	0·3 (0·1 to 0·5)	0·2 (0·1 to 0·5)	0·1 (0 to 0·2)	0 (0 to 0)	234
Chronic lymphoid leukemia	0 (0 to 0)	0 (0 to 0)	0 (0 to 0)	0 (0 to 0)	0 (0 to 0)	0 (0 to 0)	0 (0 to 0)	1·2 (0·7 to 1·9)	1·5 (0·8 to 2·5)	1·9 (1·1 to 3·1)	1·6 (0·9 to 2·6)	1·3 (0·7 to 2·6)	1 (0·5 to 1·8)	2·4 (1·1 to 4·6)	2 (0·9 to 4·5)	1·5 (0·6 to 3·3)	1·8 (0·7 to 3·6)	2·6 (1·1 to 5·2)	0·8 (0·4 to 1·6)	0·3 (0·1 to 0·7)	0·2 (0·1 to 0·5)	0·1 (0 to 0·2)	0 (0 to 0)	20·3
Acute myeloid leukemia	0·7 (0·5 to 1·1)	1 (0·6 to 1·6)	10·2 (5·8 to 17)	25·6 (14·7 to 40·5)	18·8 (8·4 to 35·1)	21·9 (10·8 to 37·8)	23·1 (11·5 to 39·4)	10·6 (5·3 to 17·9)	18·5 (9·1 to 31·8)	32·1 (17·4 to 54)	29·6 (15·2 to 49·7)	51·2 (27·9 to 86·4)	44·5 (25·3 to 69·8)	20·2 (10·5 to 35·2)	22·2 (10·8 to 40·4)	24·3 (12·4 to 41·1)	16·7 (8·6 to 29·1)	5·3 (2·4 to 10)	3·6 (1·8 to 6·2)	0·8 (0·3 to 1·5)	0·8 (0·3 to 1·6)	0·3 (0·1 to 0·5)	0·1 (0 to 0·2)	382
Chronic myeloid leukemia	0 (0 to 0·1)	0 (0 to 0·1)	0·3 (0·2 to 0·5)	1·1 (0·7 to 1·9)	1·6 (0·8 to 2·7)	1·3 (0·7 to 2·2)	0·9 (0·5 to 1·5)	2·2 (1 to 4·3)	2 (0·9 to 4)	4·5 (1·9 to 9)	2·2 (1·1 to 4·6)	4·5 (1·9 to 9)	5·2 (2·4 to 9·9)	2·9 (1·4 to 5·4)	1·4 (0·6 to 2·9)	2·4 (1·1 to 4·8)	1·2 (0·6 to 2·4)	2 (0·9 to 3·8)	1·6 (0·7 to 3)	0·2 (0·1 to 0·4)	0·1 (0·1 to 0·3)	0 (0 to 0·1)	0 (0 to 0)	38
Other leukemia	1·2 (0·8 to 1·8)	2·2 (1·5 to 3·4)	10·8 (5·9 to 18·1)	37·6 (22·3 to 59·9)	40·4 (20·6 to 72·1)	35 (19·7 to 56·6)	34·4 (18·2 to 55·2)	18·3 (9·8 to 29·8)	23·1 (12·4 to 40·2)	35·9 (19·7 to 59·8)	41·5 (23·2 to 69·6)	74·3 (44·4 to 113)	41·4 (23·2 to 70·9)	27·9 (15·6 to 44·1)	40·1 (22·9 to 64·2)	37·6 (21·3 to 59·7)	30·1 (17·5 to 47·2)	21·8 (13·4 to 33·6)	9·4 (5·4 to 14·8)	14 (8·1 to 21·3)	12·7 (7·3 to 20·2)	4·6 (2·6 to 7·1)	2·6 (1·5 to 4·1)	597
Other malignant neoplasms	3·3 (2·1 to 5·2)	5·6 (3·9 to 7·7)	22·4 (14·9 to 32)	63·2 (44·2 to 88·3)	68·6 (52·5 to 88·7)	82·1 (62·2 to 109)	57·3 (44·7 to 73·3)	52·6 (39·6 to 70·3)	71·1 (50·2 to 97·7)	87·4 (60·8 to 120)	91·1 (63·8 to 127)	93·4 (63·2 to 135)	124 (85·2 to 173)	105 (70·1 to 154)	100 (66·3 to 144)	73·9 (48·6 to 105)	63 (42·7 to 88·2)	41·1 (27·7 to 59·4)	29·8 (20·1 to 41·4)	18·5 (12·5 to 26·4)	14·6 (9 to 21·7)	5·8 (3·3 to 8·5)	1·7 (0·9 to 2·6)	1,280

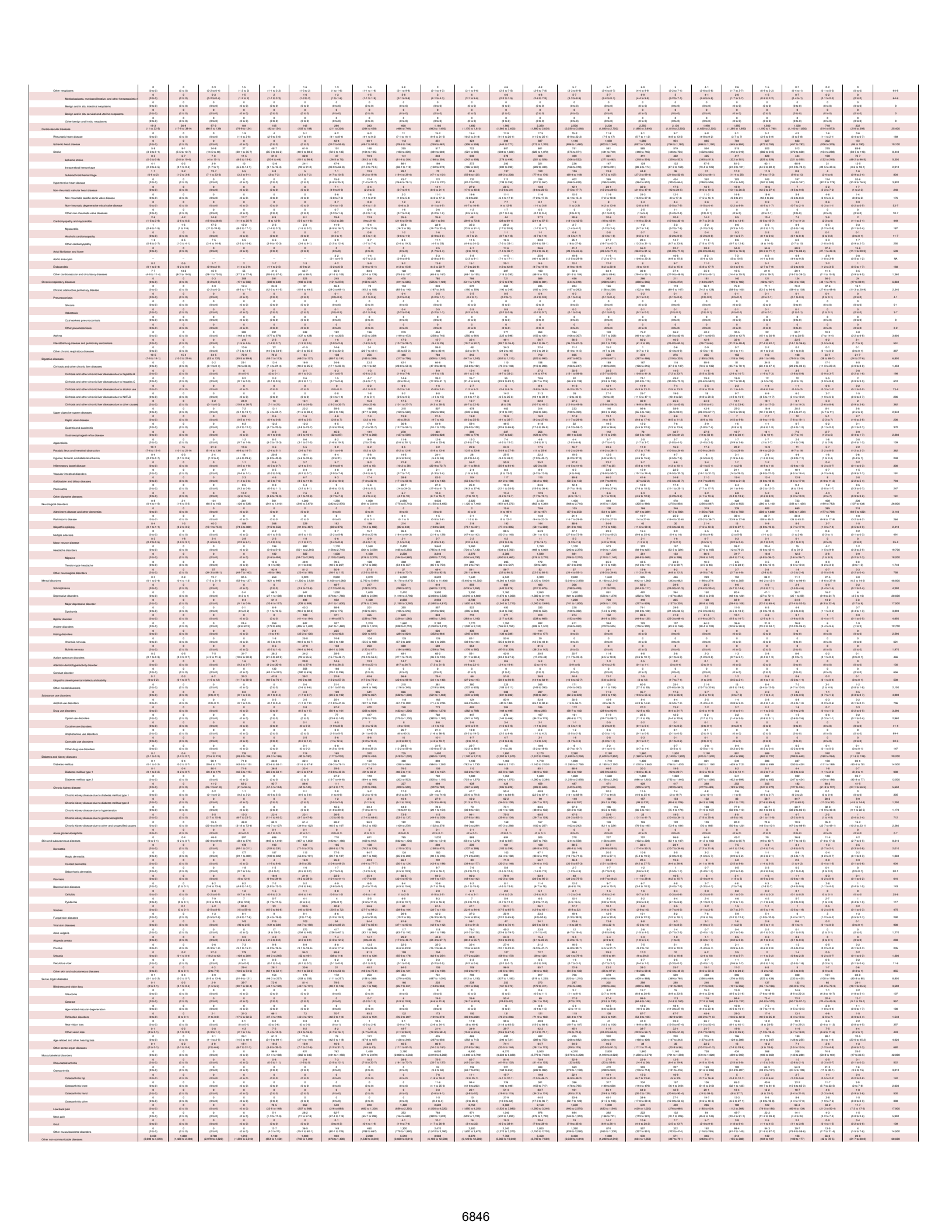

Congenital birth defects	3,430 (2,590 to 4,560)	1,790 (1,350 to 2,370)	3,090 (2,360 to 4,040)	1,300 (966 to 1,770)	499 (395 to 622)	346 (263 to 446)	171 (129 to 223)	154 (113 to 206)	210 (152 to 283)	235 (163 to 321)	206 (147 to 276)
Neural tube defects	335 (197 to 542)	25·5 (13 to 47·4)	92·6 (40·2 to 193)	65·7 (30·6 to 119)	13·9 (9·8 to 20·1)	7·7 (5·4 to 10·4)	6·2 (4·4 to 8·4)	7·1 (4·9 to 9·7)	9·4 (6·5 to 12·9)	11·9 (8·3 to 16·3)	9·4 (6·6 to 12·9)
Congenital heart anomalies	870 (563 to 1,350)	762 (529 to 1,080)	1,380 (938 to 1,960)	465 (294 to 739)	146 (98·1 to 212)	122 (81·4 to 187)	37·9 (23·8 to 62·6)	28·6 (16·4 to 53·1)	39·3 (23·2 to 71·7)	45·7 (27·6 to 78·8)	41·1 (25·3 to 68·9)
Orofacial clefts	0·4 (0 to 3·2)	0·3 (0·1 to 1·2)	3·4 (1·4 to 7)	8·7 (3·8 to 15·8)	8·1 (3·3 to 15·1)	7·2 (3 to 13·2)	5·9 (2·3 to 11)	7·5 (2·9 to 13·9)	10·8 (4·1 to 19·7)	14·7 (5·6 to 26·6)	12·7 (4·8 to 24·3)
Down syndrome	45·7 (25·4 to 77·2)	22·9 (12·1 to 38·1)	85·5 (45·2 to 142)	56·1 (32·8 to 90·7)	17·2 (10·7 to 26·6)	13·6 (8·9 to 21)	5·8 (3·9 to 8·7)	6·8 (4·4 to 10)	10·4 (6·8 to 15·2)	13·3 (8·2 to 21·3)	5·5 (3·5 to 8·2)
Turner syndrome	0 (0 to 0)	0 (0 to 0)	0·1 (0 to 0·1)	0·2 (0·1 to 0·4)	0·2 (0·1 to 0·5)	0·2 (0·1 to 0·4)	0·3 (0·1 to 0·5)	0·3 (0·2 to 0·6)	0·5 (0·2 to 0·8)	0·6 (0·3 to 1·1)	0·5 (0·3 to 0·9)
Klinefelter syndrome	0 (0 to 0)	0 (0 to 0)	0 (0 to 0)	0 (0 to 0)	0 (0 to 0)	0 (0 to 0)	0 (0 to 0)	0 (0 to 0)	0 (0 to 0)	0 (0 to 0)	0 (0 to 0)
Other chromosomal abnormalities	285 (160 to 477)	400 (220 to 628)	431 (245 to 706)	124 (70·8 to 205)	81·7 (46·7 to 132)	46·7 (26·7 to 74·2)	15·4 (9·7 to 23·5)	25·7 (16·3 to 39·1)	24·3 (15 to 39·3)	10·7 (7 to 15·8)	8·2 (5·4 to 12·2)
Congenital musculoskeletal and limb anomalies	67·7 (36·4 to 113)	23·5 (12·6 to 40)	128 (71·9 to 213)	98·7 (60·6 to 146)	71·3 (44·2 to 104)	61·5 (35·9 to 94·9)	47·1 (27·1 to 73)	55 (30·4 to 84·8)	78·2 (44·5 to 123)	106 (58·6 to 167)	92·5 (51·6 to 147)
Urogenital congenital anomalies	311 (154 to 520)	59·4 (28·4 to 102)	61·5 (32·2 to 104)	31·9 (18·8 to 50·7)	13·6 (8·4 to 21·5)	8·7 (5·5 to 13·9)	4·9 (3 to 7·8)	4·8 (2·9 to 8·2)	5·8 (3·6 to 9·5)	6·9 (4·3 to 11·5)	5 (3·1 to 7·8)
Digestive congenital anomalies	319 (185 to 540)	136 (75·8 to 233)	279 (162 to 450)	90·6 (54·7 to 140)	22·2 (12·5 to 37·1)	9·9 (5·5 to 16·4)	7·3 (3·8 to 12·5)	5·7 (3·2 to 10·5)	4 (2·5 to 6·4)	5·2 (3·2 to 8·6)	8·7 (4·8 to 16·1)
Other congenital birth defects	1,190 (759 to 1,750)	364 (205 to 538)	630 (399 to 941)	362 (220 to 525)	125 (79 to 179)	68·3 (42·9 to 104)	40·6 (26·4 to 59·1)	12·4 (7·6 to 19·6)	26·9 (16 to 41·6)	19·8 (12·5 to 32·9)	22·1 (13·7 to 35·1)
Urinary diseases and male infertility	0·4 (0·2 to 0·5)	0·9 (0·5 to 1·4)	5·1 (3·2 to 7·6)	14·7 (9·3 to 21·1)	16·1 (10·6 to 24)	15·6 (9·6 to 23·8)	14·2 (8·5 to 22·7)	18·9 (12·1 to 28·5)	26·2 (16·3 to 38·9)	43·7 (28·2 to 66·4)	39·9 (26 to 60·6)
Urolithiasis	0 (0 to 0)	0 (0 to 0)	0 (0 to 0)	0·2 (0·1 to 0·3)	0·6 (0·3 to 1)	0·8 (0·5 to 1·4)	0·9 (0·4 to 1·7)	1·6 (0·8 to 3)	3·4 (1·7 to 5·8)	7·5 (3·5 to 13·7)	9·4 (4·1 to 17·7)
Benign prostatic hyperplasia	0 (0 to 0)	0 (0 to 0)	0 (0 to 0)	0 (0 to 0)	0 (0 to 0)	0 (0 to 0)	0 (0 to 0)	0 (0 to 0)	0 (0 to 0)	0 (0 to 0)	0 (0 to 0)
Male infertility	--	--	--	--	--	--	--	--	--	--	--
Other urinary diseases	0·1 (0 to 0·1)	0·1 (0·1 to 0·2)	0·5 (0·3 to 0·9)	4·7 (2·8 to 7·4)	5 (3·3 to 7·5)	4·8 (3·1 to 7)	3·7 (2·3 to 5·6)	2·5 (1·6 to 3·8)	4·7 (2·9 to 7)	8·8 (5·4 to 13·6)	8 (5·1 to 12·1)
Gynecological diseases	0 (0 to 0)	0 (0 to 0)	0 (0 to 0)	0 (0 to 0)	0 (0 to 0)	155 (77·2 to 266)	378 (213 to 645)	1,470 (917 to 2,240)	4,070 (2,570 to 5,960)	6,770 (4,480 to 9,650)	6,550 (4,360 to 9,290)
Uterine fibroids	0 (0 to 0)	0 (0 to 0)	0 (0 to 0)	0 (0 to 0)	0 (0 to 0)	1·2 (0·3 to 2·9)	2·3 (0·8 to 5·1)	8·1 (3·1 to 17·9)	31·1 (12 to 67)	88 (37·7 to 182)	113 (46·9 to 225)
Polycystic ovarian syndrome	0 (0 to 0)	0 (0 to 0)	0 (0 to 0)	0 (0 to 0)	0 (0 to 0)	14 (5·6 to 29)	50·4 (21·5 to 103)	80·4 (33 to 162)	110 (45·9 to 225)	145 (61·9 to 305)	121 (51·3 to 249)
Female infertility	0 (0 to 0)	0 (0 to 0)	0 (0 to 0)	0 (0 to 0)	0 (0 to 0)	0 (0 to 0)	0 (0 to 0)	25·4 (2 to 79·3)	36·2 (1·6 to 113)	58·2 (2·6 to 191)	66·7 (1·7 to 222)
Endometriosis	0 (0 to 0)	0 (0 to 0)	0 (0 to 0)	0 (0 to 0)	0 (0 to 0)	0 (0 to 0)	36·9 (16·4 to 71·6)	228 (111 to 405)	374 (187 to 664)	403 (197 to 717)	310 (163 to 528)
Genital prolapse	0 (0 to 0)	0 (0 to 0)	0 (0 to 0)	0 (0 to 0)	0 (0 to 0)	0 (0 to 0)	0 (0 to 0·1)	0·3 (0·1 to 0·7)	1 (0·2 to 2·5)	5·4 (2 to 11·6)	19 (7·2 to 40·6)
Premenstrual syndrome	0 (0 to 0)	0 (0 to 0)	0 (0 to 0)	0 (0 to 0)	0 (0 to 0)	134 (61·8 to 242)	272 (134 to 504)	473 (230 to 857)	709 (399 to 1,200)	1,040 (534 to 1,730)	1,050 (598 to 1,650)
Other gynecological diseases	0 (0 to 0)	0 (0 to 0)	0 (0 to 0)	0 (0 to 0)	0 (0 to 0)	5·8 (1·3 to 14·2)	17·2 (7·4 to 32·6)	655 (348 to 1,070)	2,810 (1,620 to 4,310)	5,020 (3,150 to 7,370)	4,870 (3,070 to 7,230)
Hemoglobinopathies and hemolytic anemias	0·8 (0·5 to 1·3)	2·6 (1·3 to 4·5)	25·5 (15·3 to 40·3)	69 (37·3 to 115)	102 (53·9 to 169)	49·1 (23·2 to 86·7)	75·7 (43·2 to 124)	153 (87·3 to 243)	322 (141 to 570)	212 (109 to 366)	193 (103 to 327)
Thalassemias	0·2 (0·1 to 0·4)	0·2 (0·1 to 0·4)	3·7 (1·8 to 6·8)	8·1 (3·5 to 14·8)	6·3 (3·2 to 11)	1·6 (0·8 to 3)	2 (1 to 3·3)	1·9 (1 to 3·5)	1·6 (0·8 to 3)	1·2 (0·5 to 2·2)	1·2 (0·5 to 2·3)
Thalassemias trait	0 (0 to 0)	0·4 (0·2 to 0·9)	5·9 (2 to 12)	19·5 (6·6 to 39·5)	33·4 (13·3 to 66)	15·7 (4·9 to 33)	15·9 (5·9 to 30·9)	25·3 (12·8 to 44·1)	81·7 (32·6 to 156)	42·4 (18·7 to 77·8)	41·7 (16·3 to 79·1)
Sickle cell disorders	0·5 (0·3 to 0·9)	0·6 (0·3 to 1)	8·5 (4·8 to 13·4)	17·4 (9·3 to 29·4)	19·7 (12·5 to 29·9)	10·5 (6·5 to 15·8)	20·7 (13·4 to 32·1)	32·4 (20·7 to 50·3)	40 (24·4 to 60·8)	39·9 (25·1 to 60·5)	47 (27·9 to 72·4)
Sickle cell trait	0 (0 to 0)	0·9 (0·3 to 1·9)	3·9 (1·4 to 7·5)	12·9 (4·5 to 25·7)	21·9 (8·7 to 41·7)	10·4 (2·9 to 21·7)	11 (3·8 to 20·7)	8·8 (1 to 22·6)	155 (43·4 to 294)	8·9 (0·8 to 28·4)	6·4 (1·2 to 15·8)
G6PD deficiency	0 (0 to 0)	0 (0 to 0·1)	0·3 (0·1 to 0·5)	0·8 (0·3 to 1·5)	1·7 (0·8 to 3·2)	1·4 (0·6 to 2·6)	5·1 (2·5 to 8·4)	39·1 (18·6 to 66·6)	11·6 (4·6 to 22)	52 (22·7 to 98·8)	34·1 (15·2 to 64·5)
G6PD trait	0 (0 to 0)	0 (0 to 0·1)	0 (0 to 0)	0 (0 to 0)	0 (0 to 0)	0 (0 to 0)	1·4 (0·2 to 3·5)	4 (1·6 to 7·4)	2·8 (0 to 9·5)	7·1 (2·7 to 13·5)	6·2 (2·5 to 11·9)
Other hemoglobinopathies and hemolytic anemias	0·1 (0 to 0·1)	0·4 (0·1 to 0·9)	3·3 (1·1 to 7)	10·4 (3·3 to 23·1)	18·7 (6·4 to 39·6)	9·6 (2·8 to 21·7)	19·5 (7·5 to 39·7)	41·3 (17·4 to 75·9)	29·3 (11 to 56·2)	60·5 (22·3 to 120)	56·5 (20·9 to 115)
Endocrine, metabolic, blood, and immune disorders	21·6 (12·8 to 34·2)	40·7 (23·8 to 62·7)	196 (122 to 298)	350 (234 to 503)	414 (258 to 641)	368 (223 to 581)	247 (138 to 402)	297 (171 to 479)	481 (265 to 821)	958 (541 to 1,630)	1,070 (597 to 1,710)
Oral disorders	0 (0 to 0)	0 (0 to 0)	0 (0 to 0)	70·8 (39·8 to 116)	94·2 (50·1 to 163)	92·5 (47·7 to 163)	106 (57·9 to 179)	202 (112 to 349)	403 (218 to 714)	742 (403 to 1,360)	818 (433 to 1,480)
Caries of deciduous teeth	0 (0 to 0)	0 (0 to 0)	0 (0 to 0)	19·9 (7 to 43)	22·9 (9·5 to 50·6)	1·1 (0·1 to 2·9)	0 (0 to 0)	0 (0 to 0)	0 (0 to 0)	0 (0 to 0)	0 (0 to 0)
Caries of permanent teeth	0 (0 to 0)	0 (0 to 0)	0 (0 to 0)	0 (0 to 0)	26·2 (9·4 to 55·6)	46·6 (18·6 to 100)	41·2 (16·1 to 87·3)	55·6 (22·6 to 114)	75·1 (29·3 to 155)	101 (41·2 to 212)	93·3 (37·5 to 187)
Periodontal diseases	0 (0 to 0)	0 (0 to 0)	0 (0 to 0)	0 (0 to 0)	0 (0 to 0)	0 (0 to 0)	7·6 (2·1 to 19·8)	33·9 (10·2 to 87·7)	110 (32·7 to 270)	256 (81·6 to 636)	319 (107 to 793)
Other oral disorders	0 (0 to 0)	0 (0 to 0)	0 (0 to 0)	50·9 (29·5 to 81·1)	45·1 (25·8 to 71)	44·8 (25·8 to 70·3)	57·4 (34·2 to 89)	88·4 (53·1 to 137)	139 (84 to 211)	203 (124 to 309)	180 (110 to 277)
Sudden infant death syndrome	--	42·6 (24·2 to 68·8)	470 (254 to 784)	--	--	--	--	--	--	--	--
Injuries	32·4 (23·6 to 44·4)	44·4 (31·2 to 60·8)	245 (177 to 338)	748 (561 to 982)	723 (599 to 868)	529 (434 to 642)	707 (585 to 846)	1,080 (881 to 1,320)	1,880 (1,530 to 2,320)	2,880 (2,330 to 3,540)	2,540 (2,030 to 3,160)
Transport injuries	8·8 (6·2 to 12·4)	13·2 (9·1 to 18·4)	77 (47·8 to 120)	351 (240 to 514)	332 (236 to 453)	183 (137 to 243)	248 (186 to 328)	289 (220 to 389)	405 (307 to 534)	663 (512 to 859)	604 (460 to 790)
Road injuries	8·2 (5·8 to 11·6)	12·2 (8·4 to 17·1)	71·8 (44·5 to 114)	337 (230 to 498)	312 (223 to 426)	172 (128 to 229)	234 (175 to 312)	270 (206 to 364)	382 (290 to 506)	617 (476 to 802)	567 (434 to 742)
Pedestrian road injuries	2·2 (1·5 to 3·2)	3·4 (2·3 to 4·9)	21·3 (13·4 to 33·7)	88·9 (56·6 to 137)	103 (72·1 to 143)	52·8 (36·9 to 73·2)	38·6 (27·7 to 52·1)	43·3 (30·9 to 60·5)	69·7 (49·4 to 95·1)	129 (94 to 175)	120 (87·4 to 162)
Cyclist road injuries	0 (0 to 0)	0 (0 to 0)	0 (0 to 0)	12·8 (6·9 to 21·2)	13·7 (8·1 to 23·1)	11·6 (7·4 to 17·7)	8·7 (5·9 to 12·5)	13·8 (9·1 to 19·7)	22·6 (15·2 to 31·8)	34·9 (23·5 to 48·2)	33·8 (22·9 to 46·7)
Motorcyclist road injuries	0·4 (0·2 to 0·5)	0·5 (0·4 to 0·8)	3·3 (2 to 5)	12·5 (8 to 19·2)	13·3 (9·6 to 18·1)	8·4 (6·2 to 11·1)	15 (11·1 to 19·6)	18 (13·2 to 24·6)	25·7 (18·7 to 34·9)	30·3 (22·5 to 39·6)	28·9 (21·1 to 38)
Motor vehicle road injuries	5·5 (3·8 to 7·9)	8 (5·4 to 11·3)	45·8 (27·9 to 71·6)	216 (144 to 326)	177 (124 to 243)	95·6 (69·3 to 131)	168 (123 to 227)	190 (140 to 263)	257 (190 to 349)	410 (305 to 553)	372 (276 to 510)
Other road injuries	0·1 (0·1 to 0·3)	0·2 (0·1 to 0·5)	1·4 (0·5 to 2·9)	7·1 (2·7 to 15·6)	5·5 (2·8 to 10·2)	3·9 (2·1 to 7·1)	3·8 (2·2 to 6·3)	4·9 (3·1 to 8)	7·5 (4·8 to 12·2)	12·7 (7·8 to 20·2)	12·4 (8 to 18·1)
Other transport injuries	0·6 (0·3 to 1)	1 (0·5 to 1·8)	5·2 (2·8 to 9·4)	14·2 (8·1 to 24·6)	19·1 (11·4 to 31·9)	10·9 (7·2 to 16·5)	14·3 (9·3 to 21·6)	19·3 (13·1 to 28·7)	22·6 (15·8 to 31·9)	45·8 (32 to 64·3)	36·3 (25 to 51·4)
Unintentional injuries	16·6 (11·6 to 23·5)	30·1 (19·8 to 42·9)	159 (110 to 226)	376 (275 to 514)	354 (272 to 447)	285 (211 to 379)	316 (235 to 431)	522 (381 to 700)	932 (700 to 1,240)	1,430 (1,040 to 1,950)	1,360 (989 to 1,860)
Falls	4 (2·8 to 5·6)	2·3 (1·5 to 3·5)	19·9 (13·9 to 28)	88·4 (63·9 to 121)	91·5 (69·6 to 121)	95·3 (65·1 to 134)	129 (91·7 to 181)	252 (185 to 338)	467 (353 to 636)	698 (507 to 963)	649 (463 to 917)
Drowning	0·4 (0·2 to 0·5)	0·4 (0·3 to 0·6)	7 (4·4 to 10·7)	66·8 (45·5 to 95·3)	40·6 (27·8 to 57)	22·7 (15·8 to 30·5)	10·5 (8·1 to 13·4)	10·9 (8·1 to 13·9)	15·3 (11·3 to 19·6)	25·9 (19·8 to 32·8)	18·3 (14·2 to 23·3)
Fire, heat, and hot substances	0·4 (0·3 to 0·5)	1 (0·6 to 1·5)	14·2 (9·2 to 21·1)	53·3 (34·3 to 80·9)	43·7 (31·2 to 57·5)	25·5 (18·5 to 33·1)	37·4 (27·9 to 49·3)	47·9 (33·9 to 63·8)	73·7 (52·3 to 100)	121 (87·2 to 170)	124 (88·2 to 173)
Poisonings	0·6 (0·4 to 0·9)	1·1 (0·7 to 1·5)	7·7 (4·9 to 11·6)	31·9 (20·7 to 49·3)	33·4 (22·9 to 46·9)	14·8 (10 to 21)	8·1 (5·6 to 11·1)	17·9 (12·9 to 24)	38·6 (28·1 to 51·3)	49·6 (35·9 to 66·9)	29·4 (21·1 to 39·1)
Poisoning by carbon monoxide	0·3 (0·2 to 0·5)	0·7 (0·4 to 1)	5·8 (3·5 to 9)	18·6 (10·4 to 31)	21·8 (13·8 to 31·5)	11·9 (7·5 to 17·5)	3·6 (2·3 to 5·2)	11·2 (7·7 to 15·5)	32·4 (23·1 to 44·2)	32·5 (22·6 to 45·6)	20·9 (14·7 to 28·6)
Poisoning by other means	0·3 (0·2 to 0·5)	0·4 (0·2 to 0·7)	1·8 (0·8 to 3·4)	13·3 (7 to 22·1)	11·6 (6·6 to 18·3)	2·9 (1·6 to 4·8)	4·5 (2·9 to 6·5)	6·7 (4·3 to 9·7)	6·2 (3·8 to 9·3)	17·1 (11·1 to 24·9)	8·5 (5·2 to 12·6)
Exposure to mechanical forces	0·3 (0·2 to 0·4)	0·7 (0·5 to 1·1)	6·2 (4·2 to 8·9)	20·1 (13·6 to 28·6)	25·1 (16·7 to 36·9)	30·5 (20·3 to 45·3)	30·5 (19·1 to 47·3)	49·4 (31·9 to 74·4)	86·5 (56·5 to 129)	143 (94·3 to 217)	146 (95·5 to 219)
Unintentional firearm injuries	0 (0 to 0)	0 (0 to 0·1)	0·5 (0·3 to 0·9)	3·4 (2 to 5·3)	3·4 (2·2 to 4·9)	3·2 (2·2 to 4·5)	3·1 (2·1 to 4·3)	4·7 (3·2 to 6·5)	7·4 (5·1 to 10·3)	12·3 (8·8 to 16·8)	12·2 (8·6 to 16·6)
Other exposure to mechanical forces	0·3 (0·2 to 0·4)	0·7 (0·5 to 1)	5·6 (3·8 to 8·1)	16·7 (11·2 to 24)	21·7 (14·2 to 32·8)	27·3 (17·8 to 41·7)	27·4 (16·8 to 43)	44·8 (28·6 to 69·7)	79·1 (50·5 to 120)	130 (84 to 199)	133 (86·5 to 205)
Adverse effects of medical treatment	2·1 (1·3 to 3)	15·2 (8·4 to 23·2)	32·1 (19·7 to 53·7)	38·5 (25·4 to 57·5)	28·3 (18·5 to 42·3)	8 (5·2 to 11·5)	12·6 (8·4 to 18·4)	15·4 (10 to 22·2)	35·1 (21·6 to 52·8)	41·3 (27·1 to 60·4)	48·2 (32·9 to 66·8)
Animal contact	0·1 (0 to 0·1)	0·2 (0·1 to 0·3)	1·6 (1 to 2·7)	4·8 (3·4 to 7·1)	5·6 (3·5 to 8·6)	5·2 (3·3 to 7·8)	5·3 (3·4 to 7·7)	7·6 (4·8 to 11·2)	11·4 (7·4 to 17)	16·5 (10·7 to 24)	15·1 (9·8 to 22·5)
Venomous animal contact	0 (0 to 0)	0·1 (0 to 0·1)	0·7 (0·4 to 1·2)	2 (1·4 to 3)	3·1 (1·8 to 5·1)	3·2 (1·8 to 5·1)	3·2 (1·9 to 5·1)	4·6 (2·7 to 7·3)	6·8 (4 to 10·4)	9·6 (5·6 to 14·4)	8·4 (5·1 to 12·9)
Non-venomous animal contact	0 (0 to 0·1)	0·1 (0·1 to 0·2)	0·9 (0·5 to 1·5)	2·8 (1·9 to 4·3)	2·4 (1·5 to 3·8)	2·1 (1·3 to 3·4)	2·1 (1·3 to 3·3)	3 (1·8 to 4·7)	4·6 (2·9 to 7·3)	7 (4·3 to 11·3)	6·7 (4 to 11·2)
Foreign body	8·3 (5·4 to 12·2)	8·6 (5·3 to 13·5)	63·7 (39 to 98·4)	36·9 (25·6 to 52·3)	26·2 (19·5 to 33·5)	19·3 (14·3 to 25·7)	12·9 (8·9 to 18·7)	17 (11·4 to 25·7)	27·2 (18·2 to 40·7)	43·7 (30·1 to 62·4)	40·7 (27·7 to 58·2)
Pulmonary aspiration and foreign body in airway	8·2 (5·3 to 12·2)	8·6 (5·2 to 13·4)	62·7 (38·2 to 97·3)	30·6 (20·5 to 45)	19·1 (13·8 to 25)	11·4 (8 to 15)	4·6 (3·6 to 5·7)	4·4 (3·3 to 5·7)	7 (5·3 to 8·9)	12·6 (9·7 to 16·5)	11·1 (8·5 to 14·4)
Foreign body in eyes	0 (0 to 0)	0 (0 to 0)	0·3 (0·1 to 0·8)	1·8 (0·5 to 4)	2·7 (0·8 to 6·3)	3·1 (1 to 7·1)	3·5 (1·1 to 8·2)	5·7 (1·8 to 12·7)	9·2 (3·2 to 19·7)	13·9 (5·1 to 28·5)	12·9 (4·9 to 26·4)
Foreign body in other body part	0 (0 to 0)	0·1 (0 to 0·1)	0·6 (0·4 to 1)	4·6 (3·1 to 6·7)	4·4 (2·8 to 6·6)	4·8 (3·2 to 7)	4·8 (3·2 to 6·9)	6·9 (4·7 to 9·6)	11 (7·9 to 15·2)	17·3 (12·2 to 23·8)	16·7 (11·6 to 23·2)
Environmental heat and cold exposure	0 (0 to 0)	0 (0 to 0)	0·5 (0·3 to 0·7)	3·1 (2·2 to 4·2)	5·6 (3·8 to 8)	7·1 (4·8 to 10·2)	8·4 (5·6 to 12·2)	13 (8·7 to 18·9)	21·2 (14·1 to 30·3)	33 (21·8 to 48)	30·6 (20·6 to 44·3)
Exposure to forces of nature	0 (0 to 0)	0 (0 to 0)	0 (0 to 0)	0 (0 to 0)	0 (0 to 0)	0 (0 to 0)	0 (0 to 0)	0 (0 to 0)	0·1 (0 to 0·1)	0·1 (0·1 to 0·2)	0·1 (0·1 to 0·2)
Other unintentional injuries	0·6 (0·4 to 0·9)	0·5 (0·3 to 0·8)	5·9 (3·6 to 9)	32·2 (19·9 to 48·7)	54 (33·7 to 83·6)	56·7 (35·7 to 90·8)	60·9 (37·3 to 96·7)	91·5 (56·1 to 146)	156 (95·4 to 240)	261 (160 to 405)	258 (163 to 392)
Self-harm and interpersonal violence	7 (4 to 11·5)	1·1 (0·7 to 1·8)	9·5 (6 to 14·9)	20·7 (15·1 to 28·5)	37·8 (29·2 to 48·2)	60·4 (46·5 to 77·6)	144 (110 to 185)	269 (206 to 348)	539 (409 to 716)	785 (596 to 1,060)	583 (459 to 769)
Self-harm	0 (0 to 0)	0 (0 to 0)	0 (0 to 0)	0 (0 to 0)	0 (0 to 0)	15·5 (10·1 to 23·2)	57·8 (38·8 to 82·3)	126 (86·7 to 176)	224 (150 to 324)	265 (183 to 369)	241 (166 to 338)
Self-harm by firearm	0 (0 to 0)	0 (0 to 0)	0 (0 to 0)	0 (0 to 0)	0 (0 to 0)	1·5 (0·8 to 2·6)	0·9 (0·5 to 1·4)	1 (0·7 to 1·4)	1·7 (1·1 to 2·5)	2·6 (1·8 to 3·6)	2·3 (1·7 to 3·1)
Self-harm by other specified means	0 (0 to 0)	0 (0 to 0)	0 (0 to 0)	0 (0 to 0)	0 (0 to 0)	14 (9·1 to 21)	56·9 (38·3 to 81)	125 (86 to 175)	223 (149 to 322)	262 (181 to 365)	238 (164 to 336)
Interpersonal violence	7 (4 to 11·5)	1·1 (0·7 to 1·8)	9·2 (5·7 to 14·5)	18·4 (13 to 26·3)	35 (26·5 to 45)	42·5 (30·3 to 57·5)	82·5 (57·2 to 116)	138 (96·1 to 191)	198 (130 to 296)	283 (194 to 408)	223 (155 to 311)
Physical violence by firearm	0·1 (0 to 0·1)	0·1 (0 to 0·1)	0·5 (0·3 to 0·7)	1·4 (0·9 to 2)	2 (1·4 to 2·8)	2·1 (1·5 to 2·8)	7·6 (5·2 to 10·9)	6·5 (4·4 to 9·3)	4·9 (3·5 to 6·9)	8·9 (6·4 to 12·5)	12·4 (8·9 to 17·8)
Physical violence by sharp object	0·4 (0·2 to 0·6)	0·1 (0·1 to 0·2)	1·3 (0·8 to 1·9)	2·4 (1·6 to 3·5)	7·3 (5·2 to 10·1)	4·2 (3 to 5·7)	10·9 (7·5 to 15·5)	17·6 (11·9 to 25·1)	16·1 (11·1 to 23·6)	39·4 (27·6 to 56·6)	24·9 (18·1 to 34·7)
Sexual violence	0 (0 to 0)	0 (0 to 0)	0 (0 to 0)	1·5 (0·9 to 2·4)	11·9 (7·2 to 18·5)	24·4 (13·8 to 38·2)	48·8 (27·1 to 77·7)	91·9 (53·4 to 141)	141 (77·7 to 232)	184 (99·9 to 306)	137 (76·7 to 222)
Physical violence by other means	6·6 (3·7 to 10·7)	0·9 (0·6 to 1·5)	7·4 (4·6 to 11·8)	13·1 (8·9 to 19·1)	13·8 (10·2 to 18·8)	11·8 (8·6 to 15·8)	15·2 (11·1 to 20·6)	21·6 (15·5 to 29·1)	36·3 (26·2 to 50·1)	51 (37·5 to 67·4)	48·6 (35·2 to 65·1)
Conflict and terrorism	0 (0 to 0)	0 (0 to 0)	0 (0 to 0)	0·2 (0·1 to 0·3)	1·6 (0·7 to 3·8)	1·4 (0·7 to 3·1)	2·8 (1·5 to 6)	4·5 (2·4 to 8·9)	115 (62·3 to 235)	236 (122 to 472)	118 (60·6 to 225)

Congenital birth defects	169 (121 to 225)	120 (87·4 to 163)	77·8 (55·8 to 106)	46·1 (32·8 to 62·3)	28·2 (20·3 to 38·2)	17·9 (13 to 23·4)	5·6 (3·5 to 8)	2·9 (1·8 to 4·3)	1·6 (1 to 2·3)	1·2 (0·8 to 1·8)	0·5 (0·3 to 0·7)	0·2 (0·1 to 0·2)	11,900
Neural tube defects	6·8 (4·8 to 9·4)	4·6 (3·2 to 6·5)	2·8 (2 to 3·9)	1·6 (1·1 to 2·2)	0·8 (0·6 to 1·2)	0·5 (0·3 to 0·7)	0·2 (0·1 to 0·3)	0·1 (0·1 to 0·1)	0 (0 to 0·1)	0 (0 to 0·1)	0 (0 to 0)	0 (0 to 0)	602
Congenital heart anomalies	35·6 (21·5 to 62)	23·4 (13·7 to 40)	15·2 (9·4 to 25·2)	8·5 (5 to 14·1)	4·7 (2·8 to 7·7)	4·2 (2·6 to 6·8)	0·6 (0·2 to 1·1)	0·3 (0·1 to 0·7)	0·2 (0·1 to 0·4)	0·2 (0·1 to 0·3)	0·1 (0 to 0·1)	0 (0 to 0·1)	4,030
Orofacial clefts	10·4 (3·8 to 20·1)	7·5 (2·9 to 14)	5·3 (2 to 9·5)	3·1 (1·3 to 5·5)	1·8 (0·7 to 3·5)	1·1 (0·4 to 2)	0·7 (0·3 to 1·2)	0·4 (0·1 to 0·7)	0·2 (0·1 to 0·4)	0·2 (0·1 to 0·4)	0·1 (0 to 0·1)	0 (0 to 0·1)	110
Down syndrome	4 (2·7 to 5·9)	7·9 (4·8 to 12·3)	1·6 (0·9 to 2·6)	0·6 (0·3 to 1·1)	0·2 (0·1 to 0·4)	0·2 (0·1 to 0·3)	0 (0 to 0)	0 (0 to 0)	0 (0 to 0)	0 (0 to 0)	0 (0 to 0)	0 (0 to 0)	297
Turner syndrome	0·4 (0·2 to 0·7)	0·3 (0·1 to 0·4)	0·1 (0 to 0·2)	0·1 (0 to 0·1)	0 (0 to 0·1)	0 (0 to 0)	0 (0 to 0)	0 (0 to 0)	0 (0 to 0)	0 (0 to 0)	0 (0 to 0)	0 (0 to 0)	3·9
Klinefelter syndrome	0 (0 to 0)	0 (0 to 0)	0 (0 to 0)	0 (0 to 0)	0 (0 to 0)	0 (0 to 0)	0 (0 to 0)	0 (0 to 0)	0 (0 to 0)	0 (0 to 0)	0 (0 to 0)	0 (0 to 0)	0
Other chromosomal abnormalities	16·1 (9·8 to 25·4)	4·5 (2·8 to 7·1)	2·9 (1·8 to 4·7)	2 (1·1 to 3·3)	1·1 (0·6 to 1·9)	1·1 (0·6 to 1·9)	0 (0 to 0)	0 (0 to 0)	0 (0 to 0)	0 (0 to 0)	0 (0 to 0)	0 (0 to 0)	1,480
Congenital musculoskeletal and limb anomalies	75·4 (44 to 115)	55 (31·2 to 84·6)	39·1 (22·3 to 61·5)	23·3 (12·5 to 35·9)	13·5 (7·8 to 20·2)	7·3 (4·1 to 11·5)	3·9 (2·1 to 6)	1·9 (1 to 3·1)	1 (0·5 to 1·7)	0·7 (0·4 to 1·2)	0·3 (0·1 to 0·4)	0·1 (0 to 0·1)	1,050
Urogenital congenital anomalies	3·2 (2·1 to 5)	2·1 (1·3 to 3·2)	1·2 (0·7 to 1·8)	0·6 (0·3 to 1·1)	0·2 (0·1 to 0·4)	0·1 (0·1 to 0·3)	0 (0 to 0)	0 (0 to 0)	0 (0 to 0)	0 (0 to 0)	0 (0 to 0)	0 (0 to 0)	521
Digestive congenital anomalies	3·3 (2 to 5·7)	2·9 (1·7 to 5·3)	1·9 (1·1 to 3·7)	1·4 (0·8 to 2·7)	0·8 (0·4 to 1·6)	0·8 (0·4 to 1·6)	0 (0 to 0·1)	0 (0 to 0)	0 (0 to 0)	0 (0 to 0)	0 (0 to 0)	0 (0 to 0)	899
Other congenital birth defects	13·8 (8·3 to 23·3)	12·1 (7·5 to 19·5)	7·7 (4·7 to 12·3)	4·9 (3 to 7·7)	5 (3 to 7·6)	2·5 (1·6 to 3·8)	0·3 (0·1 to 0·9)	0·2 (0 to 0·5)	0·1 (0 to 0·3)	0·1 (0 to 0·3)	0 (0 to 0·1)	0 (0 to 0)	2,910
Urinary diseases and male infertility	41·6 (27·7 to 59·2)	43·1 (27·4 to 63·1)	36·6 (23·7 to 51·4)	18·8 (11·7 to 27)	22·3 (14·6 to 30·7)	33·3 (19·7 to 47·6)	17·5 (10·1 to 24·8)	24·2 (12·4 to 34·8)	27·1 (14·6 to 40)	37·5 (18·3 to 56·8)	13·5 (6·6 to 20·5)	7·5 (3·4 to 11·7)	519
Urolithiasis	10·2 (4·5 to 19·1)	9·3 (2·3 to 21)	7·7 (1·8 to 16)	5 (1·3 to 10·4)	2·7 (0·7 to 5·6)	1·3 (0·3 to 2·8)	0·7 (0·3 to 1·3)	0·3 (0·2 to 0·5)	0·2 (0·1 to 0·4)	0·1 (0·1 to 0·2)	0·1 (0 to 0·1)	0 (0 to 0)	61·9
Benign prostatic hyperplasia	0 (0 to 0)	0 (0 to 0)	0 (0 to 0)	0 (0 to 0)	0 (0 to 0)	0 (0 to 0)	0 (0 to 0)	0 (0 to 0)	0 (0 to 0)	0 (0 to 0)	0 (0 to 0)	0 (0 to 0)	0
Male infertility	--	--	--	--	--	--	--	--	--	--	--	--	NA
Other urinary diseases	6·5 (4 to 9·8)	6·1 (3·2 to 9·8)	3·1 (1·6 to 5·1)	2·1 (1 to 3·5)	1·1 (0·5 to 1·8)	0·5 (0·2 to 0·8)	0·3 (0·1 to 0·4)	0·1 (0·1 to 0·2)	0·1 (0 to 0·1)	0·1 (0 to 0·1)	0 (0 to 0·1)	0 (0 to 0)	62·9
Gynecological diseases	5,510 (3,600 to 7,820)	3,550 (2,270 to 4,970)	1,890 (1,070 to 2,810)	764 (454 to 1,130)	306 (179 to 466)	147 (86·1 to 225)	73·5 (44·4 to 111)	32·4 (20 to 48·4)	15·9 (8·9 to 25·9)	14·4 (8·5 to 22)	6·3 (3·5 to 10·1)	2·5 (1·2 to 4·2)	31,700
Uterine fibroids	99·3 (44·1 to 185)	63 (28·2 to 123)	36·2 (15·8 to 69·5)	15·4 (6·8 to 30·4)	6·1 (2·7 to 12·4)	2·4 (1 to 4·7)	1 (0·4 to 2)	0·4 (0·2 to 0·8)	0·2 (0·1 to 0·3)	0·1 (0 to 0·2)	0 (0 to 0·1)	0 (0 to 0)	467
Polycystic ovarian syndrome	95·4 (38·9 to 194)	59·3 (24·4 to 117)	10 (4·1 to 20·4)	0 (0 to 0)	0 (0 to 0)	0 (0 to 0)	0 (0 to 0)	0 (0 to 0)	0 (0 to 0)	0 (0 to 0)	0 (0 to 0)	0 (0 to 0)	685
Female infertility	75·4 (2·2 to 242)	1·3 (0·1 to 8·8)	0 (0 to 0)	0 (0 to 0)	0 (0 to 0)	0 (0 to 0)	0 (0 to 0)	0 (0 to 0)	0 (0 to 0)	0 (0 to 0)	0 (0 to 0)	0 (0 to 0)	263
Endometriosis	252 (132 to 434)	145 (80·3 to 236)	50·2 (25·6 to 84·5)	0 (0 to 0)	0 (0 to 0)	0 (0 to 0)	0 (0 to 0)	0 (0 to 0)	0 (0 to 0)	0 (0 to 0)	0 (0 to 0)	0 (0 to 0)	1,800
Genital prolapse	32·5 (13·2 to 69·5)	33·6 (14·9 to 68·5)	27·3 (11·7 to 54·9)	16·6 (6·7 to 32·9)	9·4 (4·1 to 19·3)	5·3 (2·3 to 11)	3·3 (1·4 to 6·3)	1·9 (0·8 to 3·8)	1·2 (0·5 to 2·4)	1 (0·4 to 2)	0·4 (0·2 to 0·8)	0·2 (0·1 to 0·3)	158
Premenstrual syndrome	883 (491 to 1,410)	488 (272 to 814)	120 (58·2 to 216)	0 (0 to 0)	0 (0 to 0)	0 (0 to 0)	0 (0 to 0)	0 (0 to 0)	0 (0 to 0)	0 (0 to 0)	0 (0 to 0)	0 (0 to 0)	5,170
Other gynecological diseases	4,080 (2,510 to 6,060)	2,760 (1,660 to 4,000)	1,650 (871 to 2,500)	732 (419 to 1,090)	290 (166 to 449)	139 (79·6 to 217)	69·2 (41·5 to 106)	30·1 (18·3 to 45·4)	14·5 (8 to 24·4)	13·2 (7·8 to 20·7)	5·8 (3·2 to 9·5)	2·3 (1·1 to 4)	23,200
Hemoglobinopathies and hemolytic anemias	135 (71 to 225)	76 (38 to 134)	66·7 (37·4 to 107)	33·6 (18·2 to 56·5)	19·9 (10·3 to 33·9)	15 (8·7 to 23·7)	8·2 (4·8 to 13·4)	7·4 (4·6 to 10·9)	5 (2·9 to 7·5)	4·9 (2·8 to 7·4)	2·2 (1·2 to 3·4)	3·8 (2·3 to 5·5)	1,580
Thalassemias	0·6 (0·3 to 1·1)	0·4 (0·2 to 0·7)	0·7 (0·3 to 1·4)	0·4 (0·2 to 0·7)	0·1 (0·1 to 0·3)	0 (0 to 0·1)	0 (0 to 0)	0 (0 to 0)	0 (0 to 0)	0 (0 to 0)	0 (0 to 0)	0 (0 to 0)	30·2
Thalassemias trait	32·7 (13·2 to 62·5)	21·4 (7·6 to 43·4)	17·4 (6·8 to 33·6)	9 (3·1 to 17·6)	3·8 (1 to 8·3)	2·4 (0·8 to 5·3)	1·8 (0·6 to 3·5)	1·2 (0·5 to 2·3)	0·9 (0·1 to 1·7)	0·9 (0·1 to 1·7)	0·3 (0 to 0·7)	0·1 (0 to 0·2)	374
Sickle cell disorders	28·5 (18·1 to 42·1)	15·5 (9·7 to 23)	17·2 (10 to 25·8)	5·6 (3 to 9·4)	1·5 (0·7 to 2·7)	0·4 (0·2 to 0·8)	0 (0 to 0·1)	0 (0 to 0)	0 (0 to 0)	0 (0 to 0)	0 (0 to 0)	0 (0 to 0)	306
Sickle cell trait	15·2 (6·1 to 28·4)	14·4 (5 to 28·6)	11·4 (4·3 to 21·9)	5·9 (2 to 11·6)	2·5 (0·7 to 5·5)	1·6 (0·5 to 3·3)	1·2 (0·4 to 2·3)	0·8 (0·3 to 1·5)	0·6 (0·1 to 1·1)	0·6 (0·1 to 1·1)	0·2 (0 to 0·4)	0·1 (0 to 0·2)	294
G6PD deficiency	13·1 (5·2 to 26)	1·9 (1 to 3·2)	1·8 (0·7 to 3·5)	1·4 (0·6 to 2·5)	1·1 (0·5 to 1·9)	0·9 (0·4 to 1·6)	0·2 (0·1 to 0·4)	0·2 (0·1 to 0·3)	0·1 (0 to 0·1)	0 (0 to 0·1)	0 (0 to 0)	0 (0 to 0)	167
G6PD trait	5·1 (1·9 to 9·6)	1 (0·1 to 2·6)	0 (0 to 0)	0 (0 to 0)	0 (0 to 0)	0 (0 to 0)	0 (0 to 0)	0 (0 to 0)	0 (0 to 0)	0 (0 to 0)	0 (0 to 0)	0 (0 to 0)	27·7
Other hemoglobinopathies and hemolytic anemias	40·4 (14·5 to 82·8)	21·4 (7·2 to 47·8)	18·2 (7·5 to 35·4)	11·3 (5·7 to 20·9)	10·8 (5·7 to 18·5)	9·6 (5·8 to 14·5)	5 (3·2 to 8)	5·2 (3·4 to 7·4)	3·5 (2·2 to 5)	3·4 (2·1 to 5)	1·7 (1·1 to 2·6)	3·6 (2·1 to 5·3)	383
Endocrine, metabolic, blood, and immune disorders	1,060 (580 to 1,730)	901 (495 to 1,480)	751 (439 to 1,240)	493 (277 to 824)	280 (155 to 463)	143 (83·3 to 241)	89·3 (55·3 to 141)	49·7 (30·7 to 75·4)	30·1 (19·4 to 46·2)	26 (17·2 to 38·2)	13 (8·7 to 18·7)	8·1 (5 to 12·2)	8,290
Oral disorders	835 (458 to 1,480)	758 (423 to 1,290)	637 (363 to 1,060)	449 (268 to 705)	316 (191 to 490)	215 (130 to 333)	152 (95·6 to 233)	97·1 (60·6 to 146)	62·6 (39·4 to 91·8)	52·3 (32·7 to 77·7)	20·8 (12·9 to 30·5)	7·7 (4·7 to 11·4)	6,130
Caries of deciduous teeth	0 (0 to 0)	0 (0 to 0)	0 (0 to 0)	0 (0 to 0)	0 (0 to 0)	0 (0 to 0)	0 (0 to 0)	0 (0 to 0)	0 (0 to 0)	0 (0 to 0)	0 (0 to 0)	0 (0 to 0)	43·9
Caries of permanent teeth	73·5 (30·7 to 149)	50 (21·4 to 101)	34·1 (13·4 to 70·7)	20·5 (8 to 43·9)	12·8 (4·7 to 26·9)	7·6 (3 to 15·1)	4·8 (1·9 to 9·7)	2·6 (1·1 to 5·1)	1·4 (0·6 to 3)	1 (0·4 to 2·1)	0·3 (0·1 to 0·7)	0·1 (0 to 0·2)	647
Periodontal diseases	340 (119 to 818)	295 (110 to 668)	224 (88·5 to 493)	137 (54·4 to 288)	79·6 (31·7 to 160)	43·4 (16·8 to 87·7)	25·1 (9·6 to 49·6)	14 (5·7 to 27·9)	8·5 (3·2 to 17·2)	6·9 (2·6 to 14·3)	2·7 (1 to 5·5)	0·9 (0·3 to 2)	1,900
Other oral disorders	151 (89·6 to 227)	115 (69·9 to 179)	81 (48·7 to 121)	47·5 (28·9 to 70·5)	28 (16·9 to 42·7)	16·1 (9·8 to 24·1)	9·1 (5·6 to 14)	4·4 (2·6 to 6·6)	2·2 (1·3 to 3·3)	1·4 (0·9 to 2·1)	0·5 (0·3 to 0·7)	0·2 (0·1 to 0·3)	1,260
Sudden infant death syndrome	--	--	--	--	--	--	--	--	--	--	--	--	NA
Injuries	2,230 (1,770 to 2,800)	1,630 (1,310 to 2,060)	1,160 (899 to 1,460)	747 (586 to 942)	456 (353 to 579)	293 (229 to 367)	196 (155 to 244)	135 (107 to 169)	116 (92·1 to 141)	118 (95·1 to 142)	59·7 (47·6 to 72·3)	29 (22·4 to 35·2)	18,600
Transport injuries	601 (463 to 767)	462 (362 to 607)	326 (254 to 416)	208 (163 to 268)	110 (87·8 to 141)	69·4 (55·1 to 86·1)	48·8 (38·8 to 60·4)	34·2 (26·8 to 42)	29·9 (22·9 to 37·5)	33·8 (25·9 to 43·9)	19 (13·9 to 24·5)	10·6 (7·2 to 14·1)	5,130
Road injuries	567 (436 to 723)	436 (341 to 579)	306 (238 to 390)	196 (154 to 254)	103 (82·5 to 132)	64·7 (51·4 to 80·5)	45·7 (36·5 to 56·6)	31·9 (25·1 to 39·4)	27·6 (21·1 to 34·5)	31 (23·7 to 40·3)	17·3 (12·5 to 22·1)	9·7 (6·6 to 12·8)	4,820
Pedestrian road injuries	126 (91·3 to 173)	106 (78·3 to 146)	71·7 (54 to 95·7)	50·5 (38·2 to 68·9)	30·4 (23·3 to 40)	19·8 (15·5 to 25·7)	13·5 (10·5 to 17·4)	11·5 (8·9 to 14·5)	10·1 (7·6 to 12·9)	11·4 (8·7 to 14·9)	6·4 (4·6 to 8·4)	3·6 (2·4 to 4·8)	1,130
Cyclist road injuries	31·5 (21·2 to 43·4)	30·5 (21·3 to 42·1)	21·3 (14·6 to 29·3)	14·3 (10 to 19·7)	9·3 (6·4 to 12·7)	6 (4·3 to 8·2)	5·2 (3·8 to 6·9)	2·8 (2 to 3·8)	1·9 (1·4 to 2·6)	1·7 (1·2 to 2·2)	0·7 (0·5 to 0·9)	0·3 (0·2 to 0·4)	277
Motorcyclist road injuries	26·9 (19·8 to 34·8)	20·5 (15·3 to 26·5)	15·2 (11·4 to 19·8)	10 (7·4 to 13·1)	5·2 (3·6 to 7·1)	3·5 (2·4 to 4·8)	2·6 (1·8 to 3·6)	1·8 (1·3 to 2·5)	1·3 (0·9 to 1·8)	1·2 (0·9 to 1·7)	0·6 (0·4 to 0·8)	0·3 (0·2 to 0·4)	245
Motor vehicle road injuries	370 (274 to 496)	269 (201 to 367)	190 (142 to 252)	117 (89·3 to 158)	56·5 (44·4 to 74·8)	34 (26·5 to 43·3)	23·4 (18 to 29·9)	14·8 (11·4 to 18·5)	13·3 (9·8 to 17·3)	15·7 (11·4 to 21)	9·1 (6·2 to 12)	5·3 (3·4 to 7·1)	3,060
Other road injuries	11·7 (7·7 to 17·5)	9·6 (6·3 to 14·2)	7·1 (4·9 to 10·2)	4·2 (2·9 to 5·7)	2 (1·4 to 2·8)	1·4 (1 to 1·9)	1·1 (0·7 to 1·4)	1 (0·7 to 1·3)	0·8 (0·6 to 1·2)	0·9 (0·6 to 1·2)	0·5 (0·3 to 0·7)	0·2 (0·2 to 0·4)	99·9
Other transport injuries	34·4 (24·3 to 49)	26·2 (18·4 to 37·9)	20·1 (14·1 to 28·4)	12 (8·7 to 17·1)	6·8 (5 to 9·2)	4·6 (3·3 to 6·5)	3·1 (2·3 to 4·1)	2·3 (1·6 to 3·2)	2·3 (1·6 to 3·4)	2·9 (1·9 to 4·5)	1·7 (1·1 to 2·5)	0·9 (0·6 to 1·4)	307
Unintentional injuries	1,180 (843 to 1,620)	899 (648 to 1,240)	668 (480 to 920)	455 (336 to 612)	298 (217 to 395)	194 (144 to 253)	125 (93·9 to 163)	87·4 (66·8 to 113)	76·9 (59·6 to 96·7)	75 (58·7 to 93·1)	36·5 (28·4 to 45·1)	16·7 (13 to 20·7)	9,890
Falls	550 (385 to 781)	425 (301 to 602)	306 (214 to 440)	203 (146 to 285)	133 (94·3 to 185)	85 (60·6 to 117)	62·1 (45·8 to 83·1)	47·1 (35·9 to 62·1)	47·2 (36·6 to 59·3)	50 (39·3 to 62·4)	26·4 (20·4 to 32·8)	12·5 (9·7 to 15·6)	4,440
Drowning	15·6 (12·1 to 20)	10·3 (7·8 to 12·9)	7·2 (5·4 to 9·1)	5·5 (4·3 to 6·8)	3·1 (2·4 to 3·9)	2·4 (1·9 to 2·9)	1·7 (1·3 to 2·2)	0·8 (0·6 to 1)	0·6 (0·4 to 0·7)	0·5 (0·3 to 0·6)	0·2 (0·1 to 0·2)	0·1 (0 to 0·1)	267
Fire, heat, and hot substances	106 (76·9 to 143)	70·4 (49·2 to 99·6)	52·7 (37·4 to 73·1)	34·8 (25·2 to 47·8)	26·2 (19·2 to 34·7)	15·3 (11·4 to 20·2)	8·2 (5·9 to 11·1)	5·5 (4 to 7·4)	4·1 (3 to 5·3)	4·2 (3 to 5·3)	1·4 (1 to 1·9)	0·9 (0·6 to 1·2)	872
Poisonings	19·4 (13·9 to 25·9)	7·8 (5·1 to 11·3)	6·6 (4·5 to 9·3)	3 (2 to 4·5)	3·7 (2·7 to 5)	2 (1·4 to 2·6)	0·8 (0·6 to 1·1)	1 (0·7 to 1·4)	0·3 (0·2 to 0·5)	0·3 (0·2 to 0·4)	0·1 (0·1 to 0·2)	0·1 (0 to 0·1)	278
Poisoning by carbon monoxide	12·4 (8·7 to 16·8)	3·7 (2·5 to 5·4)	3·8 (2·7 to 5·4)	1·4 (0·9 to 2·1)	2·7 (2 to 3·7)	1·4 (1 to 1·8)	0·4 (0·3 to 0·5)	0·8 (0·5 to 1·1)	0·2 (0·1 to 0·2)	0·2 (0·1 to 0·2)	0·1 (0 to 0·1)	0 (0 to 0)	187
Poisoning by other means	7 (4·5 to 10·2)	4·1 (2·4 to 6·3)	2·7 (1·6 to 4·2)	1·7 (1 to 2·6)	1 (0·6 to 1·5)	0·6 (0·4 to 0·9)	0·4 (0·3 to 0·6)	0·3 (0·2 to 0·4)	0·2 (0·1 to 0·3)	0·2 (0·1 to 0·2)	0·1 (0·1 to 0·1)	0 (0 to 0)	91·7
Exposure to mechanical forces	130 (85·3 to 192)	107 (72·4 to 156)	83·2 (57·7 to 122)	52·3 (35·4 to 77)	34 (22·9 to 49·8)	21·7 (14·9 to 30·6)	14 (9·6 to 20)	8·7 (6 to 12·3)	5·8 (4·1 to 8·1)	5 (3·5 to 7)	2·1 (1·5 to 2·9)	0·8 (0·6 to 1·1)	1,000
Unintentional firearm injuries	10·9 (7·7 to 14·8)	9 (6·3 to 12·2)	6·7 (4·8 to 9·1)	4·3 (3 to 5·8)	2·7 (1·9 to 3·6)	1·6 (1·1 to 2·2)	1·1 (0·8 to 1·4)	0·7 (0·5 to 0·9)	0·5 (0·3 to 0·6)	0·4 (0·3 to 0·6)	0·2 (0·1 to 0·3)	0·1 (0·1 to 0·1)	88·3
Other exposure to mechanical forces	119 (76·4 to 179)	98·3 (65·6 to 144)	76·6 (51·7 to 113)	48·1 (32·2 to 71·5)	31·3 (20·8 to 46·2)	20·1 (13·6 to 28·5)	12·9 (8·8 to 18·6)	8 (5·5 to 11·4)	5·4 (3·7 to 7·5)	4·6 (3·1 to 6·4)	1·9 (1·3 to 2·6)	0·7 (0·5 to 1)	914
Adverse effects of medical treatment	52·8 (35·9 to 74·3)	41·7 (28 to 60·1)	35·8 (24·7 to 50·7)	45·1 (28·6 to 67·9)	28·1 (17·8 to 41·5)	23·5 (15·2 to 34·2)	9·9 (6·3 to 14·2)	6·4 (4·2 to 9·2)	5·4 (3·5 to 7·5)	4·5 (2·7 to 6·5)	1·8 (1·1 to 2·7)	0·6 (0·3 to 0·9)	532
Animal contact	12·7 (8·2 to 19)	9·7 (6·2 to 14·6)	8·6 (6 to 12)	4·4 (2·8 to 6·7)	2·6 (1·6 to 3·9)	1·8 (1·2 to 2·6)	1·5 (1·1 to 2·1)	0·7 (0·5 to 1)	0·9 (0·6 to 1·3)	0·5 (0·3 to 0·6)	0·2 (0·2 to 0·3)	0·1 (0·1 to 0·1)	117
Venomous animal contact	6·8 (4·1 to 10·4)	5 (2·9 to 7·7)	3·5 (2·1 to 5·4)	2·1 (1·2 to 3·2)	1·2 (0·7 to 1·9)	0·8 (0·5 to 1·2)	0·4 (0·3 to 0·7)	0·3 (0·2 to 0·4)	0·2 (0·1 to 0·3)	0·2 (0·1 to 0·3)	0·1 (0·1 to 0·1)	0 (0 to 0)	62·3
Non-venomous animal contact	5·9 (3·5 to 9·7)	4·7 (2·9 to 7·5)	5·1 (3·4 to 7·5)	2·3 (1·4 to 3·6)	1·4 (0·9 to 2·2)	1 (0·6 to 1·5)	1·1 (0·7 to 1·5)	0·5 (0·3 to 0·7)	0·8 (0·5 to 1·1)	0·3 (0·2 to 0·4)	0·1 (0·1 to 0·2)	0·1 (0 to 0·1)	55
Foreign body	39·6 (28 to 54·9)	30·1 (21·9 to 41·2)	24 (17·9 to 31·8)	16·7 (12·6 to 21·1)	11·4 (8·9 to 14·4)	8·5 (6·7 to 10·5)	5·1 (4·1 to 6·4)	3·7 (2·9 to 4·7)	3·9 (2·9 to 4·9)	2·7 (2·1 to 3·3)	1·1 (0·8 to 1·4)	0·5 (0·4 to 0·6)	452
Pulmonary aspiration and foreign body in airway	12·9 (9·7 to 16·9)	9·3 (7·3 to 11·8)	8·9 (6·7 to 11·7)	7·4 (5·5 to 9·9)	5·5 (4 to 7·5)	4·8 (3·6 to 6·4)	2·7 (2 to 3·5)	2·2 (1·6 to 2·9)	2·8 (2 to 3·8)	1·8 (1·3 to 2·4)	0·7 (0·5 to 1)	0·4 (0·2 to 0·5)	240
Foreign body in eyes	11·2 (4·9 to 22·8)	8·3 (4 to 15·6)	5·4 (2·8 to 9·6)	3 (1·7 to 5)	1·8 (1·1 to 2·9)	1·1 (0·7 to 1·7)	0·7 (0·5 to 1·1)	0·4 (0·3 to 0·7)	0·3 (0·2 to 0·4)	0·2 (0·2 to 0·4)	0·1 (0·1 to 0·1)	0 (0 to 0·1)	85·9
Foreign body in other body part	15·5 (10·8 to 21·3)	12·5 (8·7 to 17·2)	9·7 (6·8 to 13·4)	6·3 (4·4 to 8·5)	4·1 (2·9 to 5·6)	2·6 (1·8 to 3·5)	1·7 (1·2 to 2·4)	1·1 (0·8 to 1·5)	0·7 (0·5 to 1)	0·6 (0·4 to 0·9)	0·3 (0·2 to 0·4)	0·1 (0·1 to 0·2)	126
Environmental heat and cold exposure	26·4 (17·6 to 37·8)	20·5 (14 to 29·5)	14·9 (10·2 to 21·1)	9·3 (6·4 to 13·2)	5·8 (3·9 to 8·2)	3·7 (2·6 to 5·1)	2·3 (1·6 to 3·2)	1·5 (1·1 to 2·1)	0·9 (0·7 to 1·3)	0·9 (0·6 to 1·2)	0·4 (0·3 to 0·5)	0·1 (0·1 to 0·2)	209
Exposure to forces of nature	0·1 (0·1 to 0·2)	0·1 (0 to 0·1)	0·1 (0 to 0·1)	0 (0 to 0)	0 (0 to 0)	0 (0 to 0)	0 (0 to 0)	0 (0 to 0)	0 (0 to 0)	0 (0 to 0)	0 (0 to 0)	0 (0 to 0)	0·7
Other unintentional injuries	226 (141 to 344)	176 (110 to 267)	130 (79·1 to 195)	80·9 (50·5 to 122)	50·1 (31·8 to 74·5)	30 (19·4 to 44·2)	19·4 (12·6 to 28·6)	12 (7·8 to 17·6)	7·8 (5·1 to 11·3)	6·6 (4·4 to 9·6)	2·7 (1·8 to 3·9)	1 (0·7 to 1·5)	1,720
Self-harm and interpersonal violence	449 (343 to 584)	272 (212 to 357)	162 (126 to 211)	83·9 (65·9 to 108)	48·6 (37·9 to 62·4)	29·8 (23·8 to 39·1)	21·6 (17·2 to 28·3)	13·6 (10·4 to 18·1)	8·8 (6·6 to 12·2)	8·9 (6·6 to 11·9)	4·3 (3·1 to 5·8)	1·6 (1·2 to 2·3)	3,560
Self-harm	155 (111 to 217)	80·8 (58·5 to 110)	48 (35·5 to 64·4)	25·5 (18·7 to 34·3)	14·9 (11·1 to 19·7)	9·2 (7 to 12·6)	7·2 (5·4 to 9·8)	2·9 (2·2 to 3·8)	1·8 (1·3 to 2·2)	2 (1·4 to 2·6)	0·9 (0·7 to 1·2)	0·4 (0·3 to 0·5)	1,280
Self-harm by firearm	1·9 (1·4 to 2·6)	1·6 (1·1 to 2·1)	1·1 (0·8 to 1·5)	0·7 (0·5 to 0·9)	0·4 (0·3 to 0·5)	0·3 (0·2 to 0·4)	0·3 (0·2 to 0·4)	0·1 (0·1 to 0·2)	0·1 (0·1 to 0·1)	0·1 (0·1 to 0·1)	0 (0 to 0)	0 (0 to 0)	16·7
Self-harm by other specified means	153 (110 to 215)	79·2 (57·3 to 108)	46·9 (34·6 to 63·1)	24·8 (18·2 to 33·4)	14·5 (10·7 to 19·2)	8·9 (6·8 to 12·2)	6·9 (5·1 to 9·4)	2·8 (2·1 to 3·6)	1·7 (1·2 to 2·1)	1·9 (1·3 to 2·5)	0·9 (0·6 to 1·2)	0·4 (0·3 to 0·5)	1,260
Interpersonal violence	170 (119 to 242)	121 (87·3 to 167)	70 (52·3 to 93·1)	32·5 (24·5 to 42·9)	17·3 (13·6 to 22·1)	10·8 (8·6 to 13·6)	6·8 (5·3 to 8·5)	4·2 (3·3 to 5·2)	2·2 (1·7 to 2·7)	1·7 (1·3 to 2·1)	0·6 (0·4 to 0·7)	0·2 (0·1 to 0·2)	1,470
Physical violence by firearm	5·8 (4·3 to 8·2)	8·6 (6 to 12·5)	1·8 (1·4 to 2·4)	1·1 (0·8 to 1·5)	0·7 (0·5 to 0·9)	0·4 (0·3 to 0·5)	0·3 (0·2 to 0·4)	0·2 (0·1 to 0·2)	0·1 (0·1 to 0·1)	0·1 (0·1 to 0·1)	0 (0 to 0)	0 (0 to 0)	65·5
Physical violence by sharp object	21·8 (15·5 to 31·1)	14·2 (10·4 to 19·7)	5·9 (4·4 to 7·7)	5·3 (4 to 7)	2·2 (1·6 to 2·8)	2·1 (1·6 to 2·7)	1·4 (1 to 1·8)	0·5 (0·4 to 0·7)	0·3 (0·2 to 0·4)	0·3 (0·2 to 0·3)	0·1 (0·1 to 0·1)	0 (0 to 0·1)	179
Sexual violence	104 (59·9 to 170)	67·3 (38·8 to 112)	33·5 (19·1 to 54·5)	13·3 (7·6 to 21·8)	6·5 (4 to 9·7)	3·6 (2·2 to 5·5)	2·2 (1·4 to 3·2)	1·3 (0·8 to 1·8)	0·8 (0·5 to 1·1)	0·5 (0·3 to 0·8)	0·1 (0·1 to 0·1)	0 (0 to 0)	873
Physical violence by other means	38·8 (28·2 to 52·3)	30·5 (22 to 40·9)	28·7 (21·3 to 38·1)	12·7 (9·3 to 16·9)	8 (5·9 to 10·6)	4·7 (3·4 to 6·2)	2·9 (2·2 to 3·9)	2·2 (1·7 to 2·9)	1 (0·7 to 1·4)	0·8 (0·6 to 1·1)	0·3 (0·2 to 0·4)	0·1 (0·1 to 0·2)	357
Conflict and terrorism	123 (63·5 to 228)	69·7 (38·1 to 129)	43·6 (24·4 to 80·7)	25·7 (14·5 to 47)	16·3 (9·3 to 28·8)	9·7 (5·7 to 17·3)	7·6 (4·5 to 13)	6·5 (3·9 to 10·9)	4·9 (3 to 8·1)	5·2 (3·2 to 8·3)	2·8 (1·7 to 4·4)	1·1 (0·6 to 1·7)	796

SR Table 2b: Lebanon DALYS by cause and age group for females with 95% uncertainty intervals, 2019

Cause	Early Neonatal	Late Neonatal	Post Neonatal	1 to 4	5 to 9	10 to 14	15 to 19	20 to 24	25 to 29	30 to 34	35 to 39	40 to 44	45 to 49	50 to 54	55 to 59	60 to 64	65 to 69	70 to 74	75 to 79	80 to 84	85 to 89	90 to 94	95 plus	Total
All causes	14,200 (10,400 to 19,500)	6,670 (4,920 to 9,130)	16,700 (12,700 to 22,400)	10,500 (7,390 to 14,700)	10,700 (8,420 to 13,600)	13,000 (9,730 to 17,100)	16,200 (12,700 to 20,600)	20,400 (15,700 to 25,500)	33,000 (25,700 to 41,300)	40,900 (32,100 to 51,200)	41,200 (32,900 to 51,000)	39,600 (31,900 to 48,700)	43,200 (35,500 to 52,300)	43,700 (36,300 to 52,600)	46,100 (38,600 to 54,700)	44,100 (37,300 to 51,700)	47,500 (40,700 to 54,500)	49,000 (43,000 to 55,100)	45,100 (40,900 to 49,500)	39,100 (35,900 to 42,700)	24,800 (23,000 to 26,800)	10,600 (9,920 to 11,500)	2,910 (2,720 to 3,100)	659,000
Communicable, maternal, neonatal, and nutritional diseases	10,000 (6,340 to 15,100)	4,250 (2,750 to 6,190)	7,460 (4,610 to 11,200)	4,990 (3,020 to 8,770)	2,850 (2,040 to 3,950)	1,960 (1,480 to 2,560)	1,700 (1,280 to 2,400)	1,810 (1,350 to 2,570)	2,470 (1,870 to 3,480)	2,550 (1,940 to 3,570)	2,180 (1,640 to 3,140)	1,800 (1,310 to 2,610)	1,630 (1,200 to 2,460)	1,400 (1,050 to 1,940)	1,350 (1,010 to 1,750)	1,420 (1,090 to 1,900)	1,640 (1,230 to 2,230)	1,900 (1,400 to 2,650)	1,890 (1,370 to 2,750)	1,530 (1,110 to 2,310)	1,020 (730 to 1,570)	423 (287 to 665)	123 (80·6 to 197)	58,400
HIV/AIDS and sexually transmitted infections	177 (45·6 to 422)	52·3 (13·7 to 123)	235 (23·8 to 1,150)	723 (2·7 to 4,550)	57·2 (2·3 to 225)	41·5 (3·4 to 179)	141 (9·3 to 770)	194 (21·1 to 960)	290 (41·1 to 1,210)	324 (53·6 to 1,230)	278 (56·7 to 1,100)	242 (50·6 to 955)	220 (35·8 to 992)	120 (18·3 to 541)	60·7 (11·3 to 222)	33·3 (7 to 124)	30·5 (5·3 to 140)	14·2 (4·1 to 54·3)	6·7 (2·8 to 14·4)	3·8 (1·7 to 7·3)	1·8 (0·9 to 3·6)	0·8 (0·4 to 1·4)	0·2 (0·1 to 0·3)	3,250
HIV/AIDS	0 (0 to 0)	0 (0 to 0·1)	174 (0·2 to 1,050)	721 (0·6 to 4,550)	55·6 (0·7 to 224)	38·8 (0·6 to 176)	133 (2·1 to 765)	174 (3·5 to 943)	242 (4·1 to 1,150)	254 (4·1 to 1,170)	206 (3·4 to 1,020)	177 (3·6 to 897)	176 (3·9 to 973)	100 (3·1 to 527)	46·5 (1·4 to 206)	24 (0·7 to 113)	23·3 (0·5 to 128)	8·4 (0·2 to 50·5)	1·4 (0·1 to 7·2)	0·4 (0 to 2·5)	0·2 (0 to 1)	0·1 (0 to 0·3)	0 (0 to 0·1)	2,560
HIV/AIDS - Drug-susceptible Tuberculosis	0 (0 to 0)	0 (0 to 0)	2·6 (0·1 to 6·4)	10·8 (0·3 to 27)	0·8 (0·2 to 1·7)	0·5 (0·1 to 1·1)	1·9 (0·8 to 3·7)	2·7 (1·2 to 5·2)	4·1 (1·3 to 8·2)	4·8 (1·2 to 9·8)	4·2 (1 to 8·8)	3·9 (1·2 to 7·9)	3·8 (1·2 to 7·7)	2·4 (0·9 to 4·9)	1·2 (0·4 to 2·4)	0·7 (0·3 to 1·5)	0·6 (0·2 to 1·3)	0·2 (0·1 to 0·5)	0 (0 to 0·1)	0 (0 to 0)	0 (0 to 0)	0 (0 to 0)	0 (0 to 0)	45·4
HIV/AIDS - Multidrug-resistant Tuberculosis without extensive d	0 (0 to 0)	0 (0 to 0)	0·1 (0 to 0·6)	0·5 (0 to 2·6)	0 (0 to 0·2)	0 (0 to 0·1)	0·1 (0 to 0·4)	0·1 (0 to 0·5)	0·2 (0 to 0·8)	0·2 (0 to 1)	0·2 (0 to 0·9)	0·2 (0 to 0·8)	0·2 (0 to 0·8)	0·1 (0 to 0·5)	0·1 (0 to 0·2)	0 (0 to 0·1)	0 (0 to 0·1)	0 (0 to 0)	0 (0 to 0)	0 (0 to 0)	0 (0 to 0)	0 (0 to 0)	0 (0 to 0)	2·2
HIV/AIDS - Extensively drug-resistant Tuberculosis	0 (0 to 0)	0 (0 to 0)	0 (0 to 0)	0 (0 to 0·2)	0 (0 to 0)	0 (0 to 0)	0 (0 to 0)	0 (0 to 0)	0 (0 to 0·1)	0 (0 to 0·1)	0 (0 to 0·1)	0 (0 to 0·1)	0 (0 to 0·1)	0 (0 to 0)	0 (0 to 0)	0 (0 to 0)	0 (0 to 0)	0 (0 to 0)	0 (0 to 0)	0 (0 to 0)	0 (0 to 0)	0 (0 to 0)	0 (0 to 0)	0·2
HIV/AIDS resulting in other diseases	0 (0 to 0)	0 (0 to 0·1)	171 (0·1 to 1,040)	710 (0·3 to 4,530)	54·7 (0·4 to 224)	38·2 (0·5 to 175)	131 (1·1 to 763)	171 (2·1 to 941)	238 (2·3 to 1,140)	249 (2·5 to 1,160)	202 (1·9 to 1,020)	173 (2·3 to 893)	172 (2·4 to 971)	97·6 (1·8 to 526)	45·3 (0·8 to 205)	23·2 (0·4 to 112)	22·7 (0·2 to 128)	8·1 (0·1 to 50·3)	1·4 (0 to 7·2)	0·4 (0 to 2·5)	0·2 (0 to 1)	0·1 (0 to 0·3)	0 (0 to 0·1)	2,510
Sexually transmitted infections excluding HIV	177 (45·6 to 422)	52·3 (13·7 to 123)	61·4 (14·5 to 149)	2·1 (0·3 to 5·8)	1·6 (0·4 to 3·8)	2·7 (2 to 4)	8·2 (4·8 to 14·6)	20·3 (10·9 to 35·3)	48 (25·7 to 84·3)	69·4 (36·7 to 118)	71·6 (38·7 to 124)	65 (32·9 to 117)	44·3 (21·1 to 87·6)	20 (10·1 to 38)	14·2 (6·7 to 29·2)	9·3 (3·9 to 19·6)	7·2 (3 to 15·7)	5·9 (2·7 to 11·9)	5·2 (2·2 to 10·4)	3·3 (1·6 to 6·4)	1·7 (0·8 to 3·4)	0·7 (0·3 to 1·4)	0·2 (0·1 to 0·3)	691
Syphilis	177 (45·6 to 422)	52·3 (13·7 to 123)	61·4 (14·5 to 149)	2·1 (0·3 to 5·8)	1·6 (0·4 to 3·8)	0·8 (0·6 to 1)	0·4 (0·3 to 0·5)	0·2 (0·1 to 0·5)	0·5 (0·3 to 1)	0·6 (0·3 to 1·1)	0·3 (0·2 to 0·7)	0·2 (0 to 0·5)	0·2 (0·1 to 0·6)	0·2 (0·1 to 0·5)	0·1 (0 to 0·2)	0·1 (0·1 to 0·3)	0·1 (0 to 0·2)	0·2 (0·1 to 0·4)	0·2 (0·1 to 0·6)	0·3 (0·1 to 0·7)	0·2 (0·1 to 0·4)	0·1 (0 to 0·3)	0 (0 to 0·1)	299
Chlamydial infection	0 (0 to 0)	0 (0 to 0)	0 (0 to 0)	0 (0 to 0)	0 (0 to 0)	0·3 (0·2 to 0·5)	1·1 (0·6 to 1·8)	3·1 (1·8 to 5)	7·5 (3 to 14)	11 (4·9 to 19·7)	11·9 (5·6 to 21·9)	11 (5 to 21)	6·3 (2·3 to 13·5)	1·4 (0·8 to 2·5)	0·6 (0·4 to 1·1)	0·2 (0·1 to 0·6)	0·1 (0 to 0·2)	0·2 (0·1 to 0·4)	0·3 (0·1 to 0·9)	0·3 (0·1 to 0·7)	0·1 (0 to 0·4)	0·1 (0 to 0·2)	0 (0 to 0)	55·7
Gonococcal infection	0 (0 to 0)	0 (0 to 0)	0 (0 to 0)	0 (0 to 0)	0 (0 to 0)	0·3 (0·2 to 0·4)	0·7 (0·5 to 1·1)	1·3 (0·9 to 1·9)	2·8 (1·8 to 4·6)	3·9 (2·4 to 6·4)	3·6 (2·1 to 6·1)	3·2 (1·8 to 5·7)	2 (1 to 4)	0·8 (0·4 to 1·7)	0·4 (0·2 to 1)	0·6 (0·1 to 1·7)	0·5 (0·1 to 1·2)	0·6 (0·2 to 1·5)	1·1 (0·3 to 3·1)	0·6 (0·2 to 1·5)	0·3 (0·1 to 0·9)	0·2 (0·1 to 0·4)	0 (0 to 0·1)	22·9
Trichomoniasis	0 (0 to 0)	0 (0 to 0)	0 (0 to 0)	0 (0 to 0)	0 (0 to 0)	0·2 (0 to 0·5)	1·5 (0·4 to 3·8)	5·2 (1·7 to 12·3)	10·3 (3·3 to 24·5)	11·6 (3·8 to 27·2)	9·8 (3·1 to 24)	7·8 (2·5 to 18·5)	6·3 (1·9 to 15)	4·4 (1·3 to 10·2)	3·4 (1·1 to 8·1)	2·3 (0·8 to 5·7)	1·8 (0·6 to 4·1)	1·2 (0·4 to 2·8)	0·7 (0·3 to 1·7)	0·4 (0·1 to 0·9)	0·2 (0·1 to 0·4)	0 (0 to 0·1)	0 (0 to 0)	67·1
Genital herpes	0 (0 to 0)	0 (0 to 0)	0 (0 to 0)	0 (0 to 0)	0 (0 to 0)	0·6 (0·2 to 1·4)	2·2 (0·7 to 5·4)	4·6 (1·3 to 12·1)	8·9 (2·7 to 22·4)	11·9 (3·8 to 29·4)	11·5 (3·7 to 28·4)	10·3 (3·4 to 25·5)	10 (3·2 to 24·5)	8·7 (2·7 to 21·5)	7·5 (2·3 to 19)	5·5 (1·7 to 13·8)	4·5 (1·4 to 11·4)	3·5 (1 to 8·5)	2·4 (0·7 to 5·9)	1·5 (0·4 to 3·8)	0·7 (0·2 to 1·8)	0·2 (0·1 to 0·6)	0 (0 to 0·1)	94·6
Other sexually transmitted infections	0 (0 to 0)	0 (0 to 0)	0 (0 to 0)	0 (0 to 0)	0 (0 to 0)	0·6 (0·4 to 0·9)	2·3 (1·4 to 3·6)	5·8 (2·6 to 10·4)	17·9 (8·5 to 32·5)	30·4 (16·3 to 51·6)	34·4 (18·2 to 58·4)	32·5 (16·6 to 55·9)	19·4 (8·4 to 40·6)	4·5 (1·5 to 9·2)	2·1 (1·2 to 3·5)	0·5 (0·1 to 1·4)	0·2 (0·1 to 0·5)	0·3 (0·1 to 0·8)	0·4 (0·1 to 1·2)	0·2 (0·1 to 0·6)	0·2 (0·1 to 0·5)	0·1 (0 to 0·2)	0 (0 to 0)	152
Respiratory infections and tuberculosis	149 (53·7 to 311)	221 (85 to 446)	[illegible]	[illegible]	[illegible]	[illegible]	[illegible]	[illegible]	[illegible]	[illegible]	[illegible]	[illegible]	[illegible]	[illegible]	[illegible]	[illegible]	[illegible]	[illegible]	[illegible]	[illegible]	[illegible]	[illegible]	64·6 (37·2 to 110)	11,400
Tuberculosis	0 (0 to 0)	0 (0 to 0)	[illegible]	[illegible]	[illegible]	[illegible]	[illegible]	[illegible]	[illegible]	[illegible]	[illegible]	[illegible]	[illegible]	[illegible]	[illegible]	[illegible]	[illegible]	[illegible]	[illegible]	[illegible]	[illegible]	[illegible]	2·1 (1·1 to 5·6)	756
Latent tuberculosis infection	0 (0 to 0)	0 (0 to 0)	[illegible]	[illegible]	[illegible]	[illegible]	[illegible]	[illegible]	[illegible]	[illegible]	[illegible]	[illegible]	[illegible]	[illegible]	[illegible]	[illegible]	[illegible]	[illegible]	[illegible]	[illegible]	[illegible]	[illegible]	0 (0 to 0)	0
Drug-susceptible tuberculosis	0 (0 to 0)	0 (0 to 0)	[illegible]	[illegible]	[illegible]	[illegible]	[illegible]	[illegible]	[illegible]	[illegible]	[illegible]	[illegible]	[illegible]	[illegible]	[illegible]	[illegible]	[illegible]	[illegible]	[illegible]	[illegible]	[illegible]	[illegible]	2 (1 to 5·4)	729
Multidrug-resistant tuberculosis without extensive drug resistar	0 (0 to 0)	0 (0 to 0)	[illegible]	[illegible]	[illegible]	[illegible]	[illegible]	[illegible]	[illegible]	[illegible]	[illegible]	[illegible]	[illegible]	[illegible]	[illegible]	[illegible]	[illegible]	[illegible]	[illegible]	[illegible]	[illegible]	[illegible]	0·1 (0 to 0·4)	25·1
Extensively drug-resistant tuberculosis	0 (0 to 0)	0 (0 to 0)	[illegible]	[illegible]	[illegible]	[illegible]	[illegible]	[illegible]	[illegible]	[illegible]	[illegible]	[illegible]	[illegible]	[illegible]	[illegible]	[illegible]	[illegible]	[illegible]	[illegible]	[illegible]	[illegible]	[illegible]	0 (0 to 0)	1·7
Lower respiratory infections	148 (53·4 to 310)	217 (82·2 to 440)	[illegible]	[illegible]	[illegible]	[illegible]	[illegible]	[illegible]	[illegible]	[illegible]	[illegible]	[illegible]	[illegible]	[illegible]	[illegible]	[illegible]	[illegible]	[illegible]	[illegible]	[illegible]	[illegible]	[illegible]	61·7 (34·7 to 107)	7,960
Upper respiratory infections	0·5 (0·3 to 0·8)	3·1 (1·7 to 5·3)	[illegible]	[illegible]	[illegible]	[illegible]	[illegible]	[illegible]	[illegible]	[illegible]	[illegible]	[illegible]	[illegible]	[illegible]	[illegible]	[illegible]	[illegible]	[illegible]	[illegible]	[illegible]	[illegible]	[illegible]	0·6 (0·3 to 1·1)	2,040
Otitis media	0 (0 to 0·1)	0·3 (0·1 to 0·5)	[illegible]	[illegible]	[illegible]	[illegible]	[illegible]	[illegible]	[illegible]	[illegible]	[illegible]	[illegible]	[illegible]	[illegible]	[illegible]	[illegible]	[illegible]	[illegible]	[illegible]	[illegible]	[illegible]	[illegible]	0·2 (0·1 to 0·4)	624
Enteric infections	29·7 (11·8 to 67·3)	74·9 (34·7 to 164)	[illegible]	[illegible]	[illegible]	[illegible]	[illegible]	[illegible]	[illegible]	[illegible]	[illegible]	[illegible]	[illegible]	[illegible]	[illegible]	[illegible]	[illegible]	[illegible]	[illegible]	[illegible]	[illegible]	[illegible]	16·9 (10·2 to 33·5)	6,530
Diarrheal diseases	29·7 (11·8 to 67·3)	74·3 (34·3 to 163)	[illegible]	[illegible]	[illegible]	[illegible]	[illegible]	[illegible]	[illegible]	[illegible]	[illegible]	[illegible]	[illegible]	[illegible]	[illegible]	[illegible]	[illegible]	[illegible]	[illegible]	[illegible]	[illegible]	[illegible]	16·8 (10·1 to 33·4)	6,010
Typhoid and paratyphoid	0 (0 to 0)	0 (0 to 0)	[illegible]	[illegible]	[illegible]	[illegible]	[illegible]	[illegible]	[illegible]	[illegible]	[illegible]	[illegible]	[illegible]	[illegible]	[illegible]	[illegible]	[illegible]	[illegible]	[illegible]	[illegible]	[illegible]	[illegible]	0 (0 to 0)	364
Typhoid fever	0 (0 to 0)	0 (0 to 0)	[illegible]	[illegible]	[illegible]	[illegible]	[illegible]	[illegible]	[illegible]	[illegible]	[illegible]	[illegible]	[illegible]	[illegible]	[illegible]	[illegible]	[illegible]	[illegible]	[illegible]	[illegible]	[illegible]	[illegible]	0 (0 to 0)	356
Paratyphoid fever	0 (0 to 0)	0 (0 to 0)	[illegible]	[illegible]	[illegible]	[illegible]	[illegible]	[illegible]	[illegible]	[illegible]	[illegible]	[illegible]	[illegible]	[illegible]	[illegible]	[illegible]	[illegible]	[illegible]	[illegible]	[illegible]	[illegible]	[illegible]	0 (0 to 0)	8·2
Invasive Non-typhoidal Salmonella (iNTS)	0 (0 to 0)	0·6 (0·2 to 1·2)	[illegible]	[illegible]	[illegible]	[illegible]	[illegible]	[illegible]	[illegible]	[illegible]	[illegible]	[illegible]	[illegible]	[illegible]	[illegible]	[illegible]	[illegible]	[illegible]	[illegible]	[illegible]	[illegible]	[illegible]	0 (0 to 0·1)	149
Other intestinal infectious diseases	0 (0 to 0)	0 (0 to 0)	[illegible]	[illegible]	[illegible]	[illegible]	[illegible]	[illegible]	[illegible]	[illegible]	[illegible]	[illegible]	[illegible]	[illegible]	[illegible]	[illegible]	[illegible]	[illegible]	[illegible]	[illegible]	[illegible]	[illegible]	0 (0 to 0·1)	9·9
Neglected tropical diseases and malaria	0·7 (0 to 2·5)	2·7 (1 to 5·6)	[illegible]	[illegible]	[illegible]	[illegible]	[illegible]	[illegible]	[illegible]	[illegible]	[illegible]	[illegible]	[illegible]	[illegible]	[illegible]	[illegible]	[illegible]	[illegible]	[illegible]	[illegible]	[illegible]	[illegible]	0·8 (0·3 to 1·5)	538
Malaria	0 (0 to 0)	0 (0 to 0)	[illegible]	[illegible]	[illegible]	[illegible]	[illegible]	[illegible]	[illegible]	[illegible]	[illegible]	[illegible]	[illegible]	[illegible]	[illegible]	[illegible]	[illegible]	[illegible]	[illegible]	[illegible]	[illegible]	[illegible]	0 (0 to 0)	0
Chagas disease	0 (0 to 0)	0 (0 to 0)	[illegible]	[illegible]	[illegible]	[illegible]	[illegible]	[illegible]	[illegible]	[illegible]	[illegible]	[illegible]	[illegible]	[illegible]	[illegible]	[illegible]	[illegible]	[illegible]	[illegible]	[illegible]	[illegible]	[illegible]	0 (0 to 0)	0
Leishmaniasis	0 (0 to 0)	0 (0 to 0)	[illegible]	[illegible]	[illegible]	[illegible]	[illegible]	[illegible]	[illegible]	[illegible]	[illegible]	[illegible]	[illegible]	[illegible]	[illegible]	[illegible]	[illegible]	[illegible]	[illegible]	[illegible]	[illegible]	[illegible]	0 (0 to 0)	7·1
Visceral leishmaniasis	0 (0 to 0)	0 (0 to 0)	[illegible]	[illegible]	[illegible]	[illegible]	[illegible]	[illegible]	[illegible]	[illegible]	[illegible]	[illegible]	[illegible]	[illegible]	[illegible]	[illegible]	[illegible]	[illegible]	[illegible]	[illegible]	[illegible]	[illegible]	0 (0 to 0)	7·1
Cutaneous and mucocutaneous leishmaniasis	0 (0 to 0)	0 (0 to 0)	[illegible]	[illegible]	[illegible]	[illegible]	[illegible]	[illegible]	[illegible]	[illegible]	[illegible]	[illegible]	[illegible]	[illegible]	[illegible]	[illegible]	[illegible]	[illegible]	[illegible]	[illegible]	[illegible]	[illegible]	0 (0 to 0)	0·1
African trypanosomiasis	0 (0 to 0)	0 (0 to 0)	[illegible]	[illegible]	[illegible]	[illegible]	[illegible]	[illegible]	[illegible]	[illegible]	[illegible]	[illegible]	[illegible]	[illegible]	[illegible]	[illegible]	[illegible]	[illegible]	[illegible]	[illegible]	[illegible]	[illegible]	0 (0 to 0)	0
Schistosomiasis	0 (0 to 0)	0 (0 to 0)	[illegible]	[illegible]	[illegible]	[illegible]	[illegible]	[illegible]	[illegible]	[illegible]	[illegible]	[illegible]	[illegible]	[illegible]	[illegible]	[illegible]	[illegible]	[illegible]	[illegible]	[illegible]	[illegible]	[illegible]	0 (0 to 0·2)	26·4
Cysticercosis	0 (0 to 0)	0 (0 to 0)	[illegible]	[illegible]	[illegible]	[illegible]	[illegible]	[illegible]	[illegible]	[illegible]	[illegible]	[illegible]	[illegible]	[illegible]	[illegible]	[illegible]	[illegible]	[illegible]	[illegible]	[illegible]	[illegible]	[illegible]	0·2 (0 to 0·6)	55·9
Cystic echinococcosis	0 (0 to 0)	0 (0 to 0)	[illegible]	[illegible]	[illegible]	[illegible]	[illegible]	[illegible]	[illegible]	[illegible]	[illegible]	[illegible]	[illegible]	[illegible]	[illegible]	[illegible]	[illegible]	[illegible]	[illegible]	[illegible]	[illegible]	[illegible]	0·2 (0 to 0·5)	177
Lymphatic filariasis	0 (0 to 0)	0 (0 to 0)	[illegible]	[illegible]	[illegible]	[illegible]	[illegible]	[illegible]	[illegible]	[illegible]	[illegible]	[illegible]	[illegible]	[illegible]	[illegible]	[illegible]	[illegible]	[illegible]	[illegible]	[illegible]	[illegible]	[illegible]	0 (0 to 0)	0
Onchocerciasis	0 (0 to 0)	0 (0 to 0)	[illegible]	[illegible]	[illegible]	[illegible]	[illegible]	[illegible]	[illegible]	[illegible]	[illegible]	[illegible]	[illegible]	[illegible]	[illegible]	[illegible]	[illegible]	[illegible]	[illegible]	[illegible]	[illegible]	[illegible]	0 (0 to 0)	0
Trachoma	0 (0 to 0)	0 (0 to 0)	[illegible]	[illegible]	[illegible]	[illegible]	[illegible]	[illegible]	[illegible]	[illegible]	[illegible]	[illegible]	[illegible]	[illegible]	[illegible]	[illegible]	[illegible]	[illegible]	[illegible]	[illegible]	[illegible]	[illegible]	0 (0 to 0)	0
Dengue	0 (0 to 0)	0 (0 to 0)	[illegible]	[illegible]	[illegible]	[illegible]	[illegible]	[illegible]	[illegible]	[illegible]	[illegible]	[illegible]	[illegible]	[illegible]	[illegible]	[illegible]	[illegible]	[illegible]	[illegible]	[illegible]	[illegible]	[illegible]	0·3 (0 to 0·6)	76
Yellow fever	0 (0 to 0)	0 (0 to 0)	[illegible]	[illegible]	[illegible]	[illegible]	[illegible]	[illegible]	[illegible]	[illegible]	[illegible]	[illegible]	[illegible]	[illegible]	[illegible]	[illegible]	[illegible]	[illegible]	[illegible]	[illegible]	[illegible]	[illegible]	0 (0 to 0)	0
Rabies	0 (0 to 0)	0 (0 to 0)	[illegible]	[illegible]	[illegible]	[illegible]	[illegible]	[illegible]	[illegible]	[illegible]	[illegible]	[illegible]	[illegible]	[illegible]	[illegible]	[illegible]	[illegible]	[illegible]	[illegible]	[illegible]	[illegible]	[illegible]	0 (0 to 0)	0·8
Intestinal nematode infections	0 (0 to 0)	0 (0 to 0)	[illegible]	[illegible]	[illegible]	[illegible]	[illegible]	[illegible]	[illegible]	[illegible]	[illegible]	[illegible]	[illegible]	[illegible]	[illegible]	[illegible]	[illegible]	[illegible]	[illegible]	[illegible]	[illegible]	[illegible]	0 (0 to 0)	15·3
Ascariasis	0 (0 to 0)	0 (0 to 0)	[illegible]	[illegible]	[illegible]	[illegible]	[illegible]	[illegible]	[illegible]	[illegible]	[illegible]	[illegible]	[illegible]	[illegible]	[illegible]	[illegible]	[illegible]	[illegible]	[illegible]	[illegible]	[illegible]	[illegible]	0 (0 to 0)	2·3
Trichuriasis	0 (0 to 0)	0 (0 to 0)	[illegible]	[illegible]	[illegible]	[illegible]	[illegible]	[illegible]	[illegible]	[illegible]	[illegible]	[illegible]	[illegible]	[illegible]	[illegible]	[illegible]	[illegible]	[illegible]	[illegible]	[illegible]	[illegible]	[illegible]	0 (0 to 0)	0
Hookworm disease	0 (0 to 0)	0 (0 to 0)	[illegible]	[illegible]	[illegible]	[illegible]	[illegible]	[illegible]	[illegible]	[illegible]	[illegible]	[illegible]	[illegible]	[illegible]	[illegible]	[illegible]	[illegible]	[illegible]	[illegible]	[illegible]	[illegible]	[illegible]	0 (0 to 0)	12·9
Food-borne trematodiases	0 (0 to 0)	0 (0 to 0)	[illegible]	[illegible]	[illegible]	[illegible]	[illegible]	[illegible]	[illegible]	[illegible]	[illegible]	[illegible]	[illegible]	[illegible]	[illegible]	[illegible]	[illegible]	[illegible]	[illegible]	[illegible]	[illegible]	[illegible]	0 (0 to 0)	0
Leprosy	0 (0 to 0)	0 (0 to 0)	[illegible]	[illegible]	[illegible]	[illegible]	[illegible]	[illegible]	[illegible]	[illegible]	[illegible]	[illegible]	[illegible]	[illegible]	[illegible]	[illegible]	[illegible]	[illegible]	[illegible]	[illegible]	[illegible]	[illegible]	0 (0 to 0)	0·5
Ebola	0 (0 to 0)	0 (0 to 0)	[illegible]	[illegible]	[illegible]	[illegible]	[illegible]	[illegible]	[illegible]	[illegible]	[illegible]	[illegible]	[illegible]	[illegible]	[illegible]	[illegible]	[illegible]	[illegible]	[illegible]	[illegible]	[illegible]	[illegible]	0 (0 to 0)	0
Zika virus	0 (0 to 0)	0 (0 to 0)	[illegible]	[illegible]	[illegible]	[illegible]	[illegible]	[illegible]	[illegible]	[illegible]	[illegible]	[illegible]	[illegible]	[illegible]	[illegible]	[illegible]	[illegible]	[illegible]	[illegible]	[illegible]	[illegible]	[illegible]	0 (0 to 0)	0
Guinea worm disease	0 (0 to 0)	0 (0 to 0)	[illegible]	[illegible]	[illegible]	[illegible]	[illegible]	[illegible]	[illegible]	[illegible]	[illegible]	[illegible]	[illegible]	[illegible]	[illegible]	[illegible]	[illegible]	[illegible]	[illegible]	[illegible]	[illegible]	[illegible]	0 (0 to 0)	0
Other neglected tropical diseases	0·7 (0 to 2·5)	2·7 (1 to 5·6)	[illegible]	[illegible]	[illegible]	[illegible]	[illegible]	[illegible]	[illegible]	[illegible]	[illegible]	[illegible]	[illegible]	[illegible]	[illegible]	[illegible]	[illegible]	[illegible]	[illegible]	[illegible]	[illegible]	[illegible]	0·1 (0 to 0·4)	180
Other infectious diseases	80·8 (26·2 to 177)	173 (61·5 to 370)	[illegible]	[illegible]	[illegible]	[illegible]	[illegible]	[illegible]	[illegible]	[illegible]	[illegible]	[illegible]	[illegible]	[illegible]	[illegible]	[illegible]	[illegible]	[illegible]	[illegible]	[illegible]	[illegible]	[illegible]	34·9 (15·5 to 75·5)	8,690
Meningitis	9·4 (3·2 to 21)	18 (5·5 to 42·3)	[illegible]	[illegible]	[illegible]	[illegible]	[illegible]	[illegible]	[illegible]	[illegible]	[illegible]	[illegible]	[illegible]	[illegible]	[illegible]	[illegible]	[illegible]	[illegible]	[illegible]	[illegible]	[illegible]	[illegible]	1·6 (0·8 to 2·7)	693
Encephalitis	4·1 (1·2 to 10)	9·8 (2·5 to 25·4)	[illegible]	[illegible]	[illegible]	[illegible]	[illegible]	[illegible]	[illegible]	[illegible]	[illegible]	[illegible]	[illegible]	[illegible]	[illegible]	[illegible]	[illegible]	[illegible]	[illegible]	[illegible]	[illegible]	[illegible]	0·5 (0·3 to 1)	461
Diphtheria	0 (0 to 0)	0 (0 to 0)	[illegible]	[illegible]	[illegible]	[illegible]	[illegible]	[illegible]	[illegible]	[illegible]	[illegible]	[illegible]	[illegible]	[illegible]	[illegible]	[illegible]	[illegible]	[illegible]	[illegible]	[illegible]	[illegible]	[illegible]	0 (0 to 0)	5·1
Tetanus	0·4 (0·1 to 2)	1·1 (0·1 to 6·1)	[illegible]	[illegible]	[illegible]	[illegible]	[illegible]	[illegible]	[illegible]	[illegible]	[illegible]	[illegible]	[illegible]	[illegible]	[illegible]	[illegible]	[illegible]	[illegible]	[illegible]	[illegible]	[illegible]	[illegible]	0·8 (0·1 to 4·2)	413
Measles	0 (0 to 0)	0 (0 to 0)	[illegible]	[illegible]	[illegible]	[illegible]	[illegible]	[illegible]	[illegible]	[illegible]	[illegible]	[illegible]	[illegible]	[illegible]	[illegible]	[illegible]	[illegible]	[illegible]	[illegible]	[illegible]	[illegible]	[illegible]	0 (0 to 0)	664
Varicella and herpes zoster	0·3 (0 to 0·9)	1 (0·1 to 2·9)	[illegible]	[illegible]	[illegible]	[illegible]	[illegible]	[illegible]	[illegible]	[illegible]	[illegible]	[illegible]	[illegible]	[illegible]	[illegible]	[illegible]	[illegible]	[illegible]	[illegible]	[illegible]	[illegible]	[illegible]	0·7 (0·1 to 1·8)	99·4
Acute hepatitis	0 (0 to 0)	0 (0 to 0)	[illegible]	[illegible]	[illegible]	[illegible]	[illegible]	[illegible]	[illegible]	[illegible]	[illegible]	[illegible]	[illegible]	[illegible]	[illegible]	[illegible]	[illegible]	[illegible]	[illegible]	[illegible]	[illegible]	[illegible]	6·7 (1·1 to 21)	888
Acute hepatitis A	0 (0 to 0)	0 (0 to 0)	[illegible]	[illegible]	[illegible]	[illegible]	[illegible]	[illegible]	[illegible]	[illegible]	[illegible]	[illegible]	[illegible]	[illegible]	[illegible]	[illegible]	[illegible]	[illegible]	[illegible]	[illegible]	[illegible]	[illegible]	2·7 (0·1 to 11·1)	245
Acute hepatitis B	0 (0 to 0)	0 (0 to 0)	[illegible]	[illegible]	[illegible]	[illegible]	[illegible]	[illegible]	[illegible]	[illegible]	[illegible]	[illegible]	[illegible]	[illegible]	[illegible]	[illegible]	[illegible]	[illegible]	[illegible]	[illegible]	[illegible]	[illegible]	3·1 (0·4 to 9·8)	599
Acute hepatitis C	0 (0 to 0)	0 (0 to 0)	[illegible]	[illegible]	[illegible]	[illegible]	[illegible]	[illegible]	[illegible]	[illegible]	[illegible]	[illegible]	[illegible]	[illegible]	[illegible]	[illegible]	[illegible]	[illegible]	[illegible]	[illegible]	[illegible]	[illegible]	0·1 (0 to 0·9)	22·3
Acute hepatitis E	0 (0 to 0)	0 (0 to 0)	[illegible]	[illegible]	[illegible]	[illegible]	[illegible]	[illegible]	[illegible]	[illegible]	[illegible]	[illegible]	[illegible]	[illegible]	[illegible]	[illegible]	[illegible]	[illegible]	[illegible]	[illegible]	[illegible]	[illegible]	0·8 (0·1 to 3·1)	21·4
Other unspecified infectious diseases	66·5 (14·6 to 161)	143 (40·3 to 341)	[illegible]	[illegible]	[illegible]	[illegible]	[illegible]	[illegible]	[illegible]	[illegible]	[illegible]	[illegible]	[illegible]	[illegible]	[illegible]	[illegible]	[illegible]	[illegible]	[illegible]	[illegible]	[illegible]	[illegible]	24·6 (8·3 to 63·9)	3,610
Maternal and neonatal disorders	9,600 (6,040 to 14,400)	3,700 (2,360 to 5,450)	[illegible]	[illegible]	[illegible]	[illegible]	[illegible]	[illegible]	[illegible]	[illegible]	[illegible]	[illegible]	[illegible]	[illegible]	[illegible]	[illegible]	[illegible]	[illegible]	[illegible]	[illegible]	[illegible]	[illegible]	0·1 (0 to 0·2)	23,700
Maternal disorders	0 (0 to 0)	0 (0 to 0)	[illegible]	[illegible]	[illegible]	[illegible]	[illegible]	[illegible]	[illegible]	[illegible]	[illegible]	[illegible]	[illegible]	[illegible]	[illegible]	[illegible]	[illegible]	[illegible]	[illegible]	[illegible]	[illegible]	[illegible]	0 (0 to 0)	1,350
Maternal hemorrhage	0 (0 to 0)	0 (0 to 0)	[illegible]	[illegible]	[illegible]	[illegible]	[illegible]	[illegible]	[illegible]	[illegible]	[illegible]	[illegible]	[illegible]	[illegible]	[illegible]	[illegible]	[illegible]	[illegible]	[illegible]	[illegible]	[illegible]	[illegible]	0 (0 to 0)	161
Maternal sepsis and other maternal infections	0 (0 to 0)	0 (0 to 0)	[illegible]	[illegible]	[illegible]	[illegible]	[illegible]	[illegible]	[illegible]	[illegible]	[illegible]	[illegible]	[illegible]	[illegible]	[illegible]	[illegible]	[illegible]	[illegible]	[illegible]	[illegible]	[illegible]	[illegible]	0 (0 to 0)	82·6
Maternal hypertensive disorders	0 (0 to 0)	0 (0 to 0)	[illegible]	[illegible]	[illegible]	[illegible]	[illegible]	[illegible]	[illegible]	[illegible]	[illegible]	[illegible]	[illegible]	[illegible]	[illegible]	[illegible]	[illegible]	[illegible]	[illegible]	[illegible]	[illegible]	[illegible]	0 (0 to 0)	223
Maternal obstructed labor and uterine rupture	0 (0 to 0)	0 (0 to 0)	[illegible]	[illegible]	[illegible]	[illegible]	[illegible]	[illegible]	[illegible]	[illegible]	[illegible]	[illegible]	[illegible]	[illegible]	[illegible]	[illegible]	[illegible]	[illegible]	[illegible]	[illegible]	[illegible]	[illegible]	0 (0 to 0)	77·6
Maternal abortion and miscarriage	0 (0 to 0)	0 (0 to 0)	[illegible]	[illegible]	[illegible]	[illegible]	[illegible]	[illegible]	[illegible]	[illegible]	[illegible]	[illegible]	[illegible]	[illegible]	[illegible]	[illegible]	[illegible]	[illegible]	[illegible]	[illegible]	[illegible]	[illegible]	0 (0 to 0)	50·9
Ectopic pregnancy	0 (0 to 0)	0 (0 to 0)	[illegible]	[illegible]	[illegible]	[illegible]	[illegible]	[illegible]	[illegible]	[illegible]	[illegible]	[illegible]	[illegible]	[illegible]	[illegible]	[illegible]	[illegible]	[illegible]	[illegible]	[illegible]	[illegible]	[illegible]	0 (0 to 0)	20·9
Indirect maternal deaths	--	--	[illegible]	[illegible]	[illegible]	[illegible]	[illegible]	[illegible]	[illegible]	[illegible]	[illegible]	[illegible]	[illegible]	[illegible]	[illegible]	[illegible]	[illegible]	[illegible]	[illegible]	[illegible]	[illegible]	[illegible]	--	NA
Late maternal deaths	--	--	[illegible]	[illegible]	[illegible]	[illegible]	[illegible]	[illegible]	[illegible]	[illegible]	[illegible]	[illegible]	[illegible]	[illegible]	[illegible]	[illegible]	[illegible]	[illegible]	[illegible]	[illegible]	[illegible]	[illegible]	--	NA
Maternal deaths aggravated by HIV/AIDS	--	--	[illegible]	[illegible]	[illegible]	[illegible]	[illegible]	[illegible]	[illegible]	[illegible]	[illegible]	[illegible]	[illegible]	[illegible]	[illegible]	[illegible]	[illegible]	[illegible]	[illegible]	[illegible]	[illegible]	[illegible]	--	NA
Neonatal disorders	9,600 (6,040 to 14,400)	3,700 (2,360 to 5,450)	[illegible]	[illegible]	[illegible]	[illegible]	[illegible]	[illegible]	[illegible]	[illegible]	[illegible]	[illegible]	[illegible]	[illegible]	[illegible]	[illegible]	[illegible]	[illegible]	[illegible]	[illegible]	[illegible]	[illegible]	0·1 (0 to 0·2)	22,400
Neonatal preterm birth	6,280 (3,330 to 9,760)	2,070 (1,100 to 3,300)	[illegible]	[illegible]	[illegible]	[illegible]	[illegible]	[illegible]	[illegible]	[illegible]	[illegible]	[illegible]	[illegible]	[illegible]	[illegible]	[illegible]	[illegible]	[illegible]	[illegible]	[illegible]	[illegible]	[illegible]	0·1 (0 to 0·2)	13,300
Neonatal encephalopathy due to birth asphyxia and trauma	982 (415 to 1,910)	255 (97·1 to 492)	[illegible]	[illegible]	[illegible]	[illegible]	[illegible]	[illegible]	[illegible]	[illegible]	[illegible]	[illegible]	[illegible]	[illegible]	[illegible]	[illegible]	[illegible]	[illegible]	[illegible]	[illegible]	[illegible]	[illegible]	0 (0 to 0)	3,220
Neonatal sepsis and other neonatal infections	526 (165 to 1,230)	519 (200 to 1,030)	[illegible]	[illegible]	[illegible]	[illegible]	[illegible]	[illegible]	[illegible]	[illegible]	[illegible]	[illegible]	[illegible]	[illegible]	[illegible]	[illegible]	[illegible]	[illegible]	[illegible]	[illegible]	[illegible]	[illegible]	0 (0 to 0)	1,790
Hemolytic disease and other neonatal jaundice	95·5 (38·1 to 196)	59·1 (23·9 to 116)	[illegible]	[illegible]	[illegible]	[illegible]	[illegible]	[illegible]	[illegible]	[illegible]	[illegible]	[illegible]	[illegible]	[illegible]	[illegible]	[illegible]	[illegible]	[illegible]	[illegible]	[illegible]	[illegible]	[illegible]	0 (0 to 0)	544
Other neonatal disorders	1,710 (749 to 3,510)	791 (341 to 1,450)	[illegible]	[illegible]	[illegible]	[illegible]	[illegible]	[illegible]	[illegible]	[illegible]	[illegible]	[illegible]	[illegible]	[illegible]	[illegible]	[illegible]	[illegible]	[illegible]	[illegible]	[illegible]	[illegible]	[illegible]	0 (0 to 0)	3,510
Nutritional deficiencies	3·7 (2·2 to 5·4)	32·8 (16·8 to 61·3)	[illegible]	[illegible]	[illegible]	[illegible]	[illegible]	[illegible]	[illegible]	[illegible]	[illegible]	[illegible]	[illegible]	[illegible]	[illegible]	[illegible]	[illegible]	[illegible]	[illegible]	[illegible]	[illegible]	[illegible]	5·8 (3·4 to 9·5)	4,290
Protein-energy malnutrition	3·7 (2·2 to 5·4)	10·8 (6·6 to 16·1)	[illegible]	[illegible]	[illegible]	[illegible]	[illegible]	[illegible]	[illegible]	[illegible]	[illegible]	[illegible]	[illegible]	[illegible]	[illegible]	[illegible]	[illegible]	[illegible]	[illegible]	[illegible]	[illegible]	[illegible]	3·2 (1·9 to 5·5)	1,120
Iodine deficiency	0 (0 to 0)	0 (0 to 0)	[illegible]	[illegible]	[illegible]	[illegible]	[illegible]	[illegible]	[illegible]	[illegible]	[illegible]	[illegible]	[illegible]	[illegible]	[illegible]	[illegible]	[illegible]	[illegible]	[illegible]	[illegible]	[illegible]	[illegible]	0·1 (0 to 0·2)	466
Vitamin A deficiency	0 (0 to 0)	0·8 (0·2 to 2·1)	[illegible]	[illegible]	[illegible]	[illegible]	[illegible]	[illegible]	[illegible]	[illegible]	[illegible]	[illegible]	[illegible]	[illegible]	[illegible]	[illegible]	[illegible]	[illegible]	[illegible]	[illegible]	[illegible]	[illegible]	0 (0 to 0)	26·1
Dietary iron deficiency	0 (0 to 0)	21·2 (7 to 46·9)	[illegible]	[illegible]	[illegible]	[illegible]	[illegible]	[illegible]	[illegible]	[illegible]	[illegible]	[illegible]	[illegible]	[illegible]	[illegible]	[illegible]	[illegible]	[illegible]	[illegible]	[illegible]	[illegible]	[illegible]	1·8 (0·5 to 4·7)	2,360
Other nutritional deficiencies	0 (0 to 0)	0 (0 to 0)	[illegible]	[illegible]	[illegible]	[illegible]	[illegible]	[illegible]	[illegible]	[illegible]	[illegible]	[illegible]	[illegible]	[illegible]	[illegible]	[illegible]	[illegible]	[illegible]	[illegible]	[illegible]	[illegible]	[illegible]	0·6 (0·3 to 1·4)	318
Non-communicable diseases	4,070 (1,950 to 7,650)	2,330 (1,270 to 3,940)	[illegible]	[illegible]	[illegible]	[illegible]	[illegible]	[illegible]	[illegible]	[illegible]	[illegible]	[illegible]	[illegible]	[illegible]	[illegible]	[illegible]	[illegible]	[illegible]	[illegible]	[illegible]	[illegible]	[illegible]	2,710 (2,520 to 2,890)	566,000
Neoplasms	24·5 (9·4 to 58·6)	23·8 (8·9 to 53·2)	[illegible]	[illegible]	[illegible]	[illegible]	[illegible]	[illegible]	[illegible]	[illegible]	[illegible]	[illegible]	[illegible]	[illegible]	[illegible]	[illegible]	[illegible]	[illegible]	[illegible]	[illegible]	[illegible]	[illegible]	143 (93·6 to 209)	93,000
Lip and oral cavity cancer	0 (0 to 0)	0 (0 to 0)	[illegible]	[illegible]	[illegible]	[illegible]	[illegible]	[illegible]	[illegible]	[illegible]	[illegible]	[illegible]	[illegible]	[illegible]	[illegible]	[illegible]	[illegible]	[illegible]	[illegible]	[illegible]	[illegible]	[illegible]	2 (1·1 to 3·3)	639
Nasopharynx cancer	0 (0 to 0)	0 (0 to 0)	[illegible]	[illegible]	[illegible]	[illegible]	[illegible]	[illegible]	[illegible]	[illegible]	[illegible]	[illegible]	[illegible]	[illegible]	[illegible]	[illegible]	[illegible]	[illegible]	[illegible]	[illegible]	[illegible]	[illegible]	0·2 (0·1 to 0·3)	198
Other pharynx cancer	0 (0 to 0)	0 (0 to 0)	[illegible]	[illegible]	[illegible]	[illegible]	[illegible]	[illegible]	[illegible]	[illegible]	[illegible]	[illegible]	[illegible]	[illegible]	[illegible]	[illegible]	[illegible]	[illegible]	[illegible]	[illegible]	[illegible]	[illegible]	0·2 (0·1 to 0·4)	202
Esophageal cancer	0 (0 to 0)	0 (0 to 0)	[illegible]	[illegible]	[illegible]	[illegible]	[illegible]	[illegible]	[illegible]	[illegible]	[illegible]	[illegible]	[illegible]	[illegible]	[illegible]	[illegible]	[illegible]	[illegible]	[illegible]	[illegible]	[illegible]	[illegible]	1 (0·5 to 1·7)	452
Stomach cancer	0 (0 to 0)	0 (0 to 0)	[illegible]	[illegible]	[illegible]	[illegible]	[illegible]	[illegible]	[illegible]	[illegible]	[illegible]	[illegible]	[illegible]	[illegible]	[illegible]	[illegible]	[illegible]	[illegible]	[illegible]	[illegible]	[illegible]	[illegible]	8·9 (4·9 to 14·4)	3,450
Colon and rectum cancer	0 (0 to 0)	0 (0 to 0)	[illegible]	[illegible]	[illegible]	[illegible]	[illegible]	[illegible]	[illegible]	[illegible]	[illegible]	[illegible]	[illegible]	[illegible]	[illegible]	[illegible]	[illegible]	[illegible]	[illegible]	[illegible]	[illegible]	[illegible]	30·6 (16·7 to 53·2)	9,760
Liver cancer	3·5 (0·8 to 11·1)	3·8 (0·4 to 16)	[illegible]	[illegible]	[illegible]	[illegible]	[illegible]	[illegible]	[illegible]	[illegible]	[illegible]	[illegible]	[illegible]	[illegible]	[illegible]	[illegible]	[illegible]	[illegible]	[illegible]	[illegible]	[illegible]	[illegible]	2·1 (1 to 3·7)	1,330
Liver cancer due to hepatitis B	0 (0 to 0)	0 (0 to 0)	[illegible]	[illegible]	[illegible]	[illegible]	[illegible]	[illegible]	[illegible]	[illegible]	[illegible]	[illegible]	[illegible]	[illegible]	[illegible]	[illegible]	[illegible]	[illegible]	[illegible]	[illegible]	[illegible]	[illegible]	0·3 (0·1 to 0·7)	524
Liver cancer due to hepatitis C	0 (0 to 0)	0 (0 to 0)	[illegible]	[illegible]	[illegible]	[illegible]	[illegible]	[illegible]	[illegible]	[illegible]	[illegible]	[illegible]	[illegible]	[illegible]	[illegible]	[illegible]	[illegible]	[illegible]	[illegible]	[illegible]	[illegible]	[illegible]	1·3 (0·5 to 2·5)	399
Liver cancer due to alcohol use	0 (0 to 0)	0 (0 to 0)	[illegible]	[illegible]	[illegible]	[illegible]	[illegible]	[illegible]	[illegible]	[illegible]	[illegible]	[illegible]	[illegible]	[illegible]	[illegible]	[illegible]	[illegible]	[illegible]	[illegible]	[illegible]	[illegible]	[illegible]	0·1 (0 to 0·2)	100
Liver cancer due to NASH	0 (0 to 0)	0 (0 to 0)	[illegible]	[illegible]	[illegible]	[illegible]	[illegible]	[illegible]	[illegible]	[illegible]	[illegible]	[illegible]	[illegible]	[illegible]	[illegible]	[illegible]	[illegible]	[illegible]	[illegible]	[illegible]	[illegible]	[illegible]	0·3 (0·1 to 0·8)	177
Liver cancer due to other causes	3·5 (0·8 to 11·1)	3·8 (0·4 to 16)	[illegible]	[illegible]	[illegible]	[illegible]	[illegible]	[illegible]	[illegible]	[illegible]	[illegible]	[illegible]	[illegible]	[illegible]	[illegible]	[illegible]	[illegible]	[illegible]	[illegible]	[illegible]	[illegible]	[illegible]	0·1 (0 to 0·2)	133
Gallbladder and biliary tract cancer	0 (0 to 0)	0 (0 to 0)	[illegible]	[illegible]	[illegible]	[illegible]	[illegible]	[illegible]	[illegible]	[illegible]	[illegible]	[illegible]	[illegible]	[illegible]	[illegible]	[illegible]	[illegible]	[illegible]	[illegible]	[illegible]	[illegible]	[illegible]	4·1 (2·3 to 6·7)	1,270
Pancreatic cancer	0 (0 to 0)	0 (0 to 0)	[illegible]	[illegible]	[illegible]	[illegible]	[illegible]	[illegible]	[illegible]	[illegible]	[illegible]	[illegible]	[illegible]	[illegible]	[illegible]	[illegible]	[illegible]	[illegible]	[illegible]	[illegible]	[illegible]	[illegible]	8 (4·2 to 13·2)	3,900
Larynx cancer	0 (0 to 0)	0 (0 to 0)	[illegible]	[illegible]	[illegible]	[illegible]	[illegible]	[illegible]	[illegible]	[illegible]	[illegible]	[illegible]	[illegible]	[illegible]	[illegible]	[illegible]	[illegible]	[illegible]	[illegible]	[illegible]	[illegible]	[illegible]	0·4 (0·2 to 0·7)	530
Tracheal, bronchus, and lung cancer	0 (0 to 0)	0 (0 to 0)	[illegible]	[illegible]	[illegible]	[illegible]	[illegible]	[illegible]	[illegible]	[illegible]	[illegible]	[illegible]	[illegible]	[illegible]	[illegible]	[illegible]	[illegible]	[illegible]	[illegible]	[illegible]	[illegible]	[illegible]	11·3 (5·9 to 19·1)	11,000
Malignant skin melanoma	0 (0 to 0)	0 (0 to 0)	[illegible]	[illegible]	[illegible]	[illegible]	[illegible]	[illegible]	[illegible]	[illegible]	[illegible]	[illegible]	[illegible]	[illegible]	[illegible]	[illegible]	[illegible]	[illegible]	[illegible]	[illegible]	[illegible]	[illegible]	1 (0·4 to 2)	407
Non-melanoma skin cancer	0 (0 to 0)	0 (0 to 0)	[illegible]	[illegible]	[illegible]	[illegible]	[illegible]	[illegible]	[illegible]	[illegible]	[illegible]	[illegible]	[illegible]	[illegible]	[illegible]	[illegible]	[illegible]	[illegible]	[illegible]	[illegible]	[illegible]	[illegible]	1·3 (0·5 to 2·4)	79·1
Non-melanoma skin cancer (squamous-cell carcinoma)	0 (0 to 0)	0 (0 to 0)	[illegible]	[illegible]	[illegible]	[illegible]	[illegible]	[illegible]	[illegible]	[illegible]	[illegible]	[illegible]	[illegible]	[illegible]	[illegible]	[illegible]	[illegible]	[illegible]	[illegible]	[illegible]	[illegible]	[illegible]	1·3 (0·5 to 2·4)	79
Non-melanoma skin cancer (basal-cell carcinoma)	0 (0 to 0)	0 (0 to 0)	[illegible]	[illegible]	[illegible]	[illegible]	[illegible]	[illegible]	[illegible]	[illegible]	[illegible]	[illegible]	[illegible]	[illegible]	[illegible]	[illegible]	[illegible]	[illegible]	[illegible]	[illegible]	[illegible]	[illegible]	0 (0 to 0)	0·1
Breast cancer	0 (0 to 0)	0 (0 to 0)	[illegible]	[illegible]	[illegible]	[illegible]	[illegible]	[illegible]	[illegible]	[illegible]	[illegible]	[illegible]	[illegible]	[illegible]	[illegible]	[illegible]	[illegible]	[illegible]	[illegible]	[illegible]	[illegible]	[illegible]	33·5 (17·6 to 56·5)	30,600
Cervical cancer	0 (0 to 0)	0 (0 to 0)	[illegible]	[illegible]	[illegible]	[illegible]	[illegible]	[illegible]	[illegible]	[illegible]	[illegible]	[illegible]	[illegible]	[illegible]	[illegible]	[illegible]	[illegible]	[illegible]	[illegible]	[illegible]	[illegible]	[illegible]	1·8 (1 to 3·2)	2,070
Uterine cancer	0 (0 to 0)	0 (0 to 0)	[illegible]	[illegible]	[illegible]	[illegible]	[illegible]	[illegible]	[illegible]	[illegible]	[illegible]	[illegible]	[illegible]	[illegible]	[illegible]	[illegible]	[illegible]	[illegible]	[illegible]	[illegible]	[illegible]	[illegible]	3·2 (1·8 to 5·3)	1,760
Ovarian cancer	0 (0 to 0)	0 (0 to 0)	[illegible]	[illegible]	[illegible]	[illegible]	[illegible]	[illegible]	[illegible]	[illegible]	[illegible]	[illegible]	[illegible]	[illegible]	[illegible]	[illegible]	[illegible]	[illegible]	[illegible]	[illegible]	[illegible]	[illegible]	3·6 (1·9 to 6·4)	5,710
Prostate cancer	0 (0 to 0)	0 (0 to 0)	[illegible]	[illegible]	[illegible]	[illegible]	[illegible]	[illegible]	[illegible]	[illegible]	[illegible]	[illegible]	[illegible]	[illegible]	[illegible]	[illegible]	[illegible]	[illegible]	[illegible]	[illegible]	[illegible]	[illegible]	0 (0 to 0)	0
Testicular cancer	--	--	[illegible]	[illegible]	[illegible]	[illegible]	[illegible]	[illegible]	[illegible]	[illegible]	[illegible]	[illegible]	[illegible]	[illegible]	[illegible]	[illegible]	[illegible]	[illegible]	[illegible]	[illegible]	[illegible]	[illegible]	--	NA
Kidney cancer	0·9 (0·2 to 2·8)	0·6 (0·1 to 1·8)	[illegible]	[illegible]	[illegible]	[illegible]	[illegible]	[illegible]	[illegible]	[illegible]	[illegible]	[illegible]	[illegible]	[illegible]	[illegible]	[illegible]	[illegible]	[illegible]	[illegible]	[illegible]	[illegible]	[illegible]	0·8 (0·4 to 1·4)	539
Bladder cancer	0 (0 to 0)	0 (0 to 0)	[illegible]	[illegible]	[illegible]	[illegible]	[illegible]	[illegible]	[illegible]	[illegible]	[illegible]	[illegible]	[illegible]	[illegible]	[illegible]	[illegible]	[illegible]	[illegible]	[illegible]	[illegible]	[illegible]	[illegible]	13 (7 to 21·5)	2,500
Brain and central nervous system cancer	5·6 (1·1 to 18·5)	3·2 (0·7 to 9·7)	[illegible]	[illegible]	[illegible]	[illegible]	[illegible]	[illegible]	[illegible]	[illegible]	[illegible]	[illegible]	[illegible]	[illegible]	[illegible]	[illegible]	[illegible]	[illegible]	[illegible]	[illegible]	[illegible]	[illegible]	1·1 (0·5 to 2·1)	2,830
Thyroid cancer	0 (0 to 0)	0 (0 to 0)	[illegible]	[illegible]	[illegible]	[illegible]	[illegible]	[illegible]	[illegible]	[illegible]	[illegible]	[illegible]	[illegible]	[illegible]	[illegible]	[illegible]	[illegible]	[illegible]	[illegible]	[illegible]	[illegible]	[illegible]	0·9 (0·4 to 1·7)	604
Mesothelioma	0 (0 to 0)	0 (0 to 0)	[illegible]	[illegible]	[illegible]	[illegible]	[illegible]	[illegible]	[illegible]	[illegible]	[illegible]	[illegible]	[illegible]	[illegible]	[illegible]	[illegible]	[illegible]	[illegible]	[illegible]	[illegible]	[illegible]	[illegible]	0·1 (0 to 0·4)	48·6
Hodgkin lymphoma	0 (0 to 0)	0 (0 to 0)	[illegible]	[illegible]	[illegible]	[illegible]	[illegible]	[illegible]	[illegible]	[illegible]	[illegible]	[illegible]	[illegible]	[illegible]	[illegible]	[illegible]	[illegible]	[illegible]	[illegible]	[illegible]	[illegible]	[illegible]	0·1 (0 to 0·3)	907
Non-Hodgkin lymphoma	0 (0 to 0)	0 (0 to 0)	[illegible]	[illegible]	[illegible]	[illegible]	[illegible]	[illegible]	[illegible]	[illegible]	[illegible]	[illegible]	[illegible]	[illegible]	[illegible]	[illegible]	[illegible]	[illegible]	[illegible]	[illegible]	[illegible]	[illegible]	1·8 (0·9 to 3·7)	1,840
Multiple myeloma	0 (0 to 0)	0 (0 to 0)	[illegible]	[illegible]	[illegible]	[illegible]	[illegible]	[illegible]	[illegible]	[illegible]	[illegible]	[illegible]	[illegible]	[illegible]	[illegible]	[illegible]	[illegible]	[illegible]	[illegible]	[illegible]	[illegible]	[illegible]	1·3 (0·7 to 2·4)	1,490
Leukemia	8·6 (1·3 to 31·2)	8·4 (1·6 to 28·7)	[illegible]	[illegible]	[illegible]	[illegible]	[illegible]	[illegible]	[illegible]	[illegible]	[illegible]	[illegible]	[illegible]	[illegible]	[illegible]	[illegible]	[illegible]	[illegible]	[illegible]	[illegible]	[illegible]	[illegible]	6·3 (3·3 to 11)	4,600
Acute lymphoid leukemia	3·2 (0·3 to 13·6)	2·8 (0·4 to 11·1)	[illegible]	[illegible]	[illegible]	[illegible]	[illegible]	[illegible]	[illegible]	[illegible]	[illegible]	[illegible]	[illegible]	[illegible]	[illegible]	[illegible]	[illegible]	[illegible]	[illegible]	[illegible]	[illegible]	[illegible]	0·2 (0 to 0·5)	672
Chronic lymphoid leukemia	0 (0 to 0)	0 (0 to 0)	[illegible]	[illegible]	[illegible]	[illegible]	[illegible]	[illegible]	[illegible]	[illegible]	[illegible]	[illegible]	[illegible]	[illegible]	[illegible]	[illegible]	[illegible]	[illegible]	[illegible]	[illegible]	[illegible]	[illegible]	0·5 (0·2 to 1·4)	250
Acute myeloid leukemia	2·4 (0·2 to 10·4)	2 (0·2 to 8·2)	[illegible]	[illegible]	[illegible]	[illegible]	[illegible]	[illegible]	[illegible]	[illegible]	[illegible]	[illegible]	[illegible]	[illegible]	[illegible]	[illegible]	[illegible]	[illegible]	[illegible]	[illegible]	[illegible]	[illegible]	0·6 (0·1 to 1·8)	1,480
Chronic myeloid leukemia	0·1 (0 to 0·9)	0·2 (0 to 1·4)	[illegible]	[illegible]	[illegible]	[illegible]	[illegible]	[illegible]	[illegible]	[illegible]	[illegible]	[illegible]	[illegible]	[illegible]	[illegible]	[illegible]	[illegible]	[illegible]	[illegible]	[illegible]	[illegible]	[illegible]	0·8 (0·2 to 1·9)	613
Other leukemia	2·8 (0·3 to 10·8)	3·3 (0·4 to 12·8)	[illegible]	[illegible]	[illegible]	[illegible]	[illegible]	[illegible]	[illegible]	[illegible]	[illegible]	[illegible]	[illegible]	[illegible]	[illegible]	[illegible]	[illegible]	[illegible]	[illegible]	[illegible]	[illegible]	[illegible]	4·2 (1·8 to 7·9)	1,590
Other malignant neoplasms	5·8 (2·1 to 12·8)	7·7 (1·4 to 26)	[illegible]	[illegible]	[illegible]	[illegible]	[illegible]	[illegible]	[illegible]	[illegible]	[illegible]	[illegible]	[illegible]	[illegible]	[illegible]	[illegible]	[illegible]	[illegible]	[illegible]	[illegible]	[illegible]	[illegible]	4·6 (2·4 to 8·1)	4,130
Other neoplasms	0·1 (0 to 0·2)	0 (0 to 0·1)	[illegible]	[illegible]	[illegible]	[illegible]	[illegible]	[illegible]	[illegible]	[illegible]	[illegible]	[illegible]	[illegible]	[illegible]	[illegible]	[illegible]	[illegible]	[illegible]	[illegible]	[illegible]	[illegible]	[illegible]	0·2 (0·1 to 0·5)	164
Myelodysplastic, myeloproliferative, and other hematopoietic n	0·1 (0 to 0·2)	0 (0 to 0·1)	[illegible]	[illegible]	[illegible]	[illegible]	[illegible]	[illegible]	[illegible]	[illegible]	[illegible]	[illegible]	[illegible]	[illegible]	[illegible]	[illegible]	[illegible]	[illegible]	[illegible]	[illegible]	[illegible]	[illegible]	0·2 (0·1 to 0·5)	164
Benign and in situ intestinal neoplasms	0 (0 to 0)	0 (0 to 0)	[illegible]	[illegible]	[illegible]	[illegible]	[illegible]	[illegible]	[illegible]	[illegible]	[illegible]	[illegible]	[illegible]	[illegible]	[illegible]	[illegible]	[illegible]	[illegible]	[illegible]	[illegible]	[illegible]	[illegible]	0 (0 to 0)	0
Benign and in situ cervical and uterine neoplasms	0 (0 to 0)	0 (0 to 0)	[illegible]	[illegible]	[illegible]	[illegible]	[illegible]	[illegible]	[illegible]	[illegible]	[illegible]	[illegible]	[illegible]	[illegible]	[illegible]	[illegible]	[illegible]	[illegible]	[illegible]	[illegible]	[illegible]	[illegible]	0 (0 to 0)	0
Other benign and in situ neoplasms	0 (0 to 0)	0 (0 to 0)	[illegible]	[illegible]	[illegible]	[illegible]	[illegible]	[illegible]	[illegible]	[illegible]	[illegible]	[illegible]	[illegible]	[illegible]	[illegible]	[illegible]	[illegible]	[illegible]	[illegible]	[illegible]	[illegible]	[illegible]	0 (0 to 0)	0
Cardiovascular diseases	23·5 (7·8 to 51·9)	34·7 (12·4 to 75·1)	[illegible]	[illegible]	[illegible]	[illegible]	[illegible]	[illegible]	[illegible]	[illegible]	[illegible]	[illegible]	[illegible]	[illegible]	[illegible]	[illegible]	[illegible]	[illegible]	[illegible]	[illegible]	[illegible]	[illegible]	1,400 (853 to 1,680)	128,000
Rheumatic heart disease	0 (0 to 0)	0 (0 to 0)	[illegible]	[illegible]	[illegible]	[illegible]	[illegible]	[illegible]	[illegible]	[illegible]	[illegible]	[illegible]	[illegible]	[illegible]	[illegible]	[illegible]	[illegible]	[illegible]	[illegible]	[illegible]	[illegible]	[illegible]	1·8 (0·7 to 3·6)	582





SB Table 2b: Libya DALYS by cause and age group for females with 95% uncertainty intervals, 2019

Cause	Early Neonatal	Late Neonatal	Post Neonatal	1 to 4	5 to 9	10 to 14	15 to 19	20 to 24	25 to 29	30 to 34	35 to 39	40 to 44	45 to 49	50 to 54	55 to 59	60 to 64	65 to 69	70 to 74	75 to 79	80 to 84	85 to 89	90 to 94	95 plus	Total
All causes	23,900 (19,580 to 27,600)	9,660 (4,630 to 14,200)	9,660 (6,570 to 12,200)	29,000 (20,000 to 38,100)	16,700 (13,900 to 20,300)	21,900 (17,700 to 27,900)	23,400 (20,700 to 27,400)	49,600 (42,200 to 56,700)	68,400 (57,900 to 78,200)	67,000 (55,600 to 77,400)	64,800 (51,900 to 76,500)	67,900 (57,800 to 78,700)	71,900 (61,900 to 82,000)	71,900 (60,400 to 83,500)	62,900 (51,200 to 74,000)	52,200 (42,000 to 63,000)	49,100 (41,000 to 57,900)	43,600 (36,900 to 50,800)	34,900 (29,900 to 40,500)	26,400 (20,500 to 33,400)	20,200 (17,700 to 23,100)	16,700 (13,200 to 21,200)	2,870 (1,930 to 4,150)	1,040,000
Communicable, maternal, neonatal, and nutritional diseases	9,190 (5,510 to 13,100)	3,570 (2,080 to 4,790)	4,000 (2,580 to 5,630)	6,190 (4,000 to 8,660)	3,610 (2,530 to 4,570)	3,200 (2,300 to 4,440)	3,760 (2,570 to 4,570)	4,130 (2,970 to 5,630)	3,610 (2,690 to 4,750)	4,260 (3,060 to 5,960)	4,220 (3,190 to 5,830)	4,770 (3,530 to 6,730)	3,400 (2,570 to 4,770)	2,710 (1,900 to 3,760)	1,900 (1,410 to 2,610)	1,400 (1,020 to 1,930)	1,400 (1,060 to 1,860)	1,400 (1,060 to 1,850)	1,260 (930 to 1,650)	1,110 (810 to 1,460)	934 (688 to 1,190)	972 (727 to 1,230)	158 (98 to 232)	70,600
HIV/AIDS and sexually transmitted infections	177 (52 to 358)	90.5 (18.5 to 219)	99.9 (18.6 to 238)	210 (54 to 510)	19.2 (1.9 to 66.7)	19.7 (1.7 to 69.9)	107 (17 to 191)	323 (84 to 580)	322 (64 to 570)	396 (69 to 731)	365 (79 to 722)	391 (79 to 722)	276 (69 to 526)	195 (51 to 378)	83.6 (19.6 to 197)	39.2 (9.6 to 108)	27.2 (7.1 to 72)	10.5 (2.7 to 32.6)	6.7 (2.1 to 19)	2.2 (1 to 4.6)	1.3 (0.5 to 2.5)	0.7 (0.3 to 1.3)	0.1 (0.1 to 0.2)	2,680
HIV/AIDS	0 (0 to 0)	0 (0 to 0)	49.2 (9 to 131)	207 (51 to 510)	13.6 (1.1 to 53.1)	11.6 (0.9 to 56.2)	113 (15 to 189)	199 (51 to 382)	260 (58 to 520)	271 (62 to 551)	264 (58 to 530)	247 (58 to 502)	216 (57 to 446)	119 (32 to 264)	48.6 (12 to 122)	26.3 (6.7 to 71)	21.3 (5.7 to 57)	8.3 (2.2 to 23.5)	1 (0.3 to 3.1)	0.3 (0.1 to 0.8)	0.1 (0 to 0.3)	0 (0 to 0)	0 (0 to 0)	2,080
HIV/AIDS - Drug-susceptible Tuberculosis	0 (0 to 0)	2.2 (0 to 12.9)	10.1 (0 to 57.1)	1.6 (0 to 9.1)	1.1 (0 to 6.4)	13.7 (0.9 to 77.6)	22.6 (1.5 to 127.8)	29.3 (1.9 to 165.8)	30.2 (2 to 170.9)	29.7 (1.9 to 168.1)	28.3 (1.8 to 160.2)	23.7 (1.5 to 134.1)	12.7 (0.8 to 71.9)	9.4 (0.6 to 53.2)	3.1 (0.2 to 17.5)	2.2 (0.1 to 12.4)	1.6 (0.1 to 9.1)	0.6 (0 to 3.4)	0.1 (0 to 0.4)	0 (0 to 0.1)	0 (0 to 0)	0 (0 to 0)	0 (0 to 0)	222
HIV/AIDS - Multidrug-resistant Tuberculosis without extensive drug resistance	0 (0 to 0)	0.2 (0 to 0.9)	0.8 (0 to 3.9)	0.1 (0 to 0.6)	0.1 (0 to 0.3)	0.1 (0 to 0.2)	1.4 (0 to 6.6)	1.4 (0 to 6.6)	1.4 (0 to 6.7)	1.4 (0 to 6.6)	1.4 (0 to 6.6)	1.4 (0 to 6.6)	1.4 (0 to 6.6)	0.8 (0 to 4.1)	0.3 (0 to 1.3)	0.2 (0 to 0.7)	0.1 (0 to 0.5)	0.1 (0 to 0.2)	0 (0 to 0.1)	0 (0 to 0)	0 (0 to 0)	0 (0 to 0)	0 (0 to 0)	10.6
HIV/AIDS - Extensively drug-resistant Tuberculosis	0 (0 to 0)	0 (0 to 0)	0 (0 to 0.1)	0 (0 to 0.1)	0 (0 to 0)	0 (0 to 0)	0 (0 to 0)	0 (0 to 0)	0 (0 to 0)	0 (0 to 0)	0 (0 to 0)	0 (0 to 0)	0 (0 to 0)	0 (0 to 0)	0 (0 to 0.2)	0 (0 to 0.1)	0 (0 to 0)	0 (0 to 0)	0 (0 to 0)	0 (0 to 0)	0 (0 to 0)	0 (0 to 0)	0 (0 to 0)	0 (0 to 0)	0
HIV/AIDS resulting in other diseases	0 (0 to 0)	0 (0 to 0)	40.1 (9 to 109)	204 (49 to 503)	12.9 (1 to 49.4)	10.7 (0.9 to 50.6)	89.5 (11 to 159)	164 (32 to 330)	230 (32 to 470)	240 (32 to 490)	235 (32 to 480)	227 (32 to 470)	199 (32 to 413)	109 (16 to 237)	44.6 (6 to 111)	24.2 (3 to 67)	19.6 (2 to 54)	7.6 (1 to 22)	0.9 (0.1 to 2.9)	0.3 (0 to 1)	0.1 (0 to 0.4)	0 (0 to 0)	0 (0 to 0)	1,630
Sexually transmitted infections excluding HIV	177 (52 to 358)	90.3 (18.5 to 219)	49.2 (7.8 to 114)	3.5 (0.4 to 11.7)	1.7 (0.1 to 6.7)	1.1 (0.1 to 5.3)	0.6 (0 to 2.6)	0.6 (0 to 2.5)	0.7 (0 to 2.5)	0.6 (0 to 2.5)	0.6 (0 to 2.5)	0.6 (0 to 2.5)	0.6 (0 to 2.5)	0.6 (0 to 2.5)	0.6 (0 to 2.5)	0.6 (0 to 2.5)	0.6 (0 to 2.5)	0.6 (0 to 2.5)	0.6 (0 to 2.5)	0.6 (0 to 2.5)	0.6 (0 to 2.5)	0.6 (0 to 2.5)	0.1 (0 to 0.2)	618
Syphilis	0 (0 to 0)	0 (0 to 0)	0 (0 to 0)	0 (0 to 0)	0 (0 to 0)	0 (0 to 0)	0 (0 to 0)	0 (0 to 0)	0 (0 to 0)	0 (0 to 0)	0 (0 to 0)	0 (0 to 0)	0 (0 to 0)	0 (0 to 0)	0 (0 to 0)	0 (0 to 0)	0 (0 to 0)	0 (0 to 0)	0 (0 to 0)	0 (0 to 0)	0 (0 to 0)	0 (0 to 0)	0 (0 to 0)	0 (0 to 0)	0
Chlamydial infection	0 (0 to 0)	0 (0 to 0)	0 (0 to 0)	0 (0 to 0)	0 (0 to 0)	0 (0 to 0)	0 (0 to 0)	0 (0 to 0)	0 (0 to 0)	0 (0 to 0)	0 (0 to 0)	0 (0 to 0)	0 (0 to 0)	0 (0 to 0)	0 (0 to 0)	0 (0 to 0)	0 (0 to 0)	0 (0 to 0)	0 (0 to 0)	0 (0 to 0)	0 (0 to 0)	0 (0 to 0)	0 (0 to 0)	0 (0 to 0)	79.9
Gonococcal infection	0 (0 to 0)	0 (0 to 0)	0 (0 to 0)	0 (0 to 0)	0 (0 to 0)	0 (0 to 0)	0 (0 to 0)	0 (0 to 0)	0 (0 to 0)	0 (0 to 0)	0 (0 to 0)	0 (0 to 0)	0 (0 to 0)	0 (0 to 0)	0 (0 to 0)	0 (0 to 0)	0 (0 to 0)	0 (0 to 0)	0 (0 to 0)	0 (0 to 0)	0 (0 to 0)	0 (0 to 0)	0 (0 to 0)	0 (0 to 0)	0
Trichomoniasis	0 (0 to 0)	0 (0 to 0)	0 (0 to 0)	0 (0 to 0)	0 (0 to 0)	0.2 (0 to 1.1)	1.2 (0 to 5.6)	2.2 (0 to 10.3)	2.7 (0 to 12.5)	2.7 (0 to 12.5)	2.7 (0 to 12.5)	2.7 (0 to 12.5)	2.7 (0 to 12.5)	1.6 (0 to 7.6)	0.6 (0 to 2.8)	0.3 (0 to 1.3)	0.2 (0 to 0.9)	0.1 (0 to 0.4)	0 (0 to 0.1)	0 (0 to 0)	0 (0 to 0)	0 (0 to 0)	0 (0 to 0)	0
Dental herpes	0 (0 to 0)	0 (0 to 0)	0 (0 to 0)	0 (0 to 0)	0 (0 to 0)	0.2 (0 to 1.1)	1.2 (0 to 5.6)	2.2 (0 to 10.3)	2.7 (0 to 12.5)	2.7 (0 to 12.5)	2.7 (0 to 12.5)	2.7 (0 to 12.5)	2.7 (0 to 12.5)	1.6 (0 to 7.6)	0.6 (0 to 2.8)	0.3 (0 to 1.3)	0.2 (0 to 0.9)	0.1 (0 to 0.4)	0 (0 to 0.1)	0 (0 to 0)	0 (0 to 0)	0 (0 to 0)	0 (0 to 0)	91
Other sexually transmitted infections	0 (0 to 0)	0 (0 to 0)	0 (0 to 0)	0 (0 to 0)	0 (0 to 0)	0 (0 to 1.2)	0 (0 to 1.2)	0 (0 to 1.2)	0 (0 to 1.2)	0 (0 to 1.2)	0 (0 to 1.2)	0 (0 to 1.2)	0 (0 to 1.2)	0 (0 to 1.2)	0 (0 to 1.2)	0 (0 to 1.2)	0 (0 to 1.2)	0 (0 to 1.2)	0 (0 to 1.2)	0 (0 to 1.2)	0 (0 to 1.2)	0 (0 to 1.2)	0 (0 to 1.2)	0 (0 to 1.2)	209
Respiratory infections and tuberculosis	146 (64.9 to 267)	656 (79.9 to 331)	1,060 (262 to 1,990)	867 (267 to 2,020)	446 (143 to 866)	287 (89 to 760)	306 (97 to 812)	1,150 (410 to 2,450)	1,240 (510 to 2,550)	1,230 (479 to 2,550)	1,200 (460 to 2,550)	1,180 (460 to 2,450)	1,150 (460 to 2,450)	1,110 (460 to 2,450)	1,070 (460 to 2,450)	1,040 (460 to 2,450)	1,010 (460 to 2,450)	979 (460 to 2,450)	939 (460 to 2,450)	897 (439 to 2,050)	854 (420 to 2,020)	784 (397 to 1,960)	667 (364 to 1,890)	19,200
Tuberculosis	0 (0 to 0)	0 (0 to 0)	9.2 (2.5 to 44.6)	28.7 (12.1 to 85.2)	29.2 (9.4 to 86)	19.9 (9.9 to 39)	23.7 (10.2 to 42.2)	91.3 (48.2 to 191)	115 (66.2 to 186)	107 (67.6 to 156)	107 (69.7 to 156)	102 (67.6 to 156)	136 (61.5 to 230)	88.7 (53.9 to 160)	79.9 (43.5 to 140)	72.6 (37.7 to 134)	71.6 (36 to 124)	69.3 (36 to 112)	66.5 (34.2 to 107)	63.5 (32.3 to 102)	60.5 (30.6 to 97.1)	55.5 (28.1 to 89.1)	47.2 (23.1 to 76.1)	1,320
Latent tuberculosis infection	0 (0 to 0)	0 (0 to 0)	0 (0 to 0)	0 (0 to 0)	0 (0 to 0)	0 (0 to 0)	0 (0 to 0)	0 (0 to 0)	0 (0 to 0)	0 (0 to 0)	0 (0 to 0)	0 (0 to 0)	0 (0 to 0)	0 (0 to 0)	0 (0 to 0)	0 (0 to 0)	0 (0 to 0)	0 (0 to 0)	0 (0 to 0)	0 (0 to 0)	0 (0 to 0)	0 (0 to 0)	0 (0 to 0)	0 (0 to 0)	0
Drug-susceptible Tuberculosis	0 (0 to 0)	0 (0 to 0)	9.2 (2.5 to 44.6)	28.7 (11.7 to 85.4)	29.2 (9.4 to 86)	19.9 (9.9 to 39)	23.7 (10.2 to 42.2)	91.3 (48.2 to 191)	115 (66.2 to 186)	107 (67.6 to 156)	107 (69.7 to 156)	102 (67.6 to 156)	136 (61.5 to 230)	88.7 (53.9 to 160)	79.9 (43.5 to 140)	72.6 (37.7 to 134)	71.6 (36 to 124)	69.3 (36 to 112)	66.5 (34.2 to 107)	63.5 (32.3 to 102)	60.5 (30.6 to 97.1)	55.5 (28.1 to 89.1)	47.2 (23.1 to 76.1)	1,320
Multidrug-resistant tuberculosis without extensive drug resistance	0 (0 to 0)	0 (0 to 0)	0.2 (0 to 0.9)	1 (0.1 to 3)	0.7 (0.1 to 2.2)	0.6 (0.1 to 1.8)	0.1 (0 to 0.4)	2.7 (0.3 to 8.3)	3.6 (0.3 to 11)	3.5 (0.3 to 10.7)	3.5 (0.3 to 10.6)	3.7 (0.3 to 11.2)	3.6 (0.3 to 10.9)	2.5 (0.2 to 7.6)	1.3 (0.1 to 3.9)	0.7 (0.1 to 2.1)	0.5 (0 to 1.5)	0.2 (0 to 0.7)	0.1 (0 to 0.3)	0 (0 to 0.1)	0 (0 to 0.1)	0 (0 to 0.1)	0 (0 to 0.1)	47.2
Extensively drug-resistant tuberculosis	0 (0 to 0)	0 (0 to 0)	0 (0 to 0)	0 (0 to 0.1)	0 (0 to 0)	0 (0 to 0)	0 (0 to 0)	0 (0 to 0)	0 (0 to 0)	0 (0 to 0)	0 (0 to 0)	0 (0 to 0)	0 (0 to 0)	0 (0 to 0)	0 (0 to 0)	0 (0 to 0)	0 (0 to 0)	0 (0 to 0)	0 (0 to 0)	0 (0 to 0)	0 (0 to 0)	0 (0 to 0)	0 (0 to 0)	0 (0 to 0)	3.2
Lower respiratory infections	140 (63.9 to 267)	777 (79.9 to 329)	998 (260 to 1,890)	1,000 (260 to 2,020)	399 (132 to 802)	209 (70 to 554)	267 (85 to 708)	1,050 (342 to 2,350)	1,200 (501 to 2,550)	1,200 (479 to 2,550)	1,200 (460 to 2,550)	1,180 (460 to 2,450)	1,150 (460 to 2,450)	1,110 (460 to 2,450)	1,070 (460 to 2,450)	1,040 (460 to 2,450)	1,010 (460 to 2,450)	977 (439 to 2,050)	939 (460 to 2,450)	897 (439 to 2,050)	854 (420 to 2,020)	784 (397 to 1,960)	667 (364 to 1,890)	18,900
Upper respiratory infections	6.4 (2.6 to 12.6)	4.9 (2.1 to 11.8)	19.2 (2.6 to 97.2)	150 (38.9 to 469)	220 (68.4 to 564)	234 (68.4 to 564)	226 (68.4 to 564)	201 (68.4 to 564)	207 (68.4 to 564)	220 (68.4 to 564)	196 (68.4 to 564)	196 (68.4 to 564)	196 (68.4 to 564)	110 (68.4 to 564)	77.7 (68.4 to 564)	46 (68.4 to 564)	31.6 (31.6 to 564)	21.9 (21.9 to 564)	13.7 (13.7 to 564)	8.6 (8.6 to 564)	5.1 (5.1 to 564)	2.1 (2.1 to 564)	0.7 (0.7 to 564)	3,200
Otitis media	0 (0 to 0)	0 (0 to 0.4)	0 (0 to 0.4)	48.2 (23.9 to 126)	48.9 (26.9 to 137)	48.4 (26.9 to 136)	48.4 (26.9 to 136)	48.4 (26.9 to 136)	48.4 (26.9 to 136)	48.4 (26.9 to 136)	48.4 (26.9 to 136)	48.4 (26.9 to 136)	48.4 (26.9 to 136)	48.4 (26.9 to 136)	48.4 (26.9 to 136)	48.4 (26.9 to 136)	48.4 (26.9 to 136)	48.4 (26.9 to 136)	48.4 (26.9 to 136)	48.4 (26.9 to 136)	48.4 (26.9 to 136)	48.4 (26.9 to 136)	48.4 (26.9 to 136)	825
Enteric infections	427 (161 to 823)	579 (69.6 to 1,160)	688 (240 to 1,270)	722 (240 to 1,570)	178 (48.1 to 460)	111 (30.1 to 290)	83.6 (22.6 to 216)	68.6 (18.6 to 176)	62.2 (16.9 to 160)	58.4 (15.9 to 150)	55.2 (15 to 142)	52.6 (14.3 to 135)	50.4 (13.7 to 129)	48.5 (13.2 to 124)	46.9 (12.8 to 120)	45.6 (12.4 to 117)	44.5 (12.1 to 114)	43.6 (11.9 to 112)	42.9 (11.7 to 110)	42.3 (11.5 to 108)	41.8 (11.4 to 107)	41.4 (11.3 to 106)	41.1 (11.2 to 105)	4,080
Diarrheal diseases	427 (161 to 823)	423 (69.6 to 760)	688 (240 to 1,270)	722 (240 to 1,570)	178 (48.1 to 460)	111 (30.1 to 290)	83.6 (22.6 to 216)	68.6 (18.6 to 176)	62.2 (16.9 to 160)	58.4 (15.9 to 150)	55.2 (15 to 142)	52.6 (14.3 to 135)	50.4 (13.7 to 129)	48.5 (13.2 to 124)	46.9 (12.8 to 120)	45.6 (12.4 to 117)	44.5 (12.1 to 114)	43.6 (11.9 to 112)	42.9 (11.7 to 110)	42.3 (11.5 to 108)	41.8 (11.4 to 107)	41.4 (11.3 to 106)	41.1 (11.2 to 105)	3,980
Typhoid and paratyphoid	0 (0 to 0)	0 (0 to 0)	0.1 (0 to 1.1)	0.2 (0 to 0.9)	0.1 (0 to 0.6)	0.1 (0 to 0.3)	0.1 (0 to 0.2)	0.1 (0 to 0.2)	0.1 (0 to 0.2)	0.1 (0 to 0.2)	0.1 (0 to 0.2)	0.1 (0 to 0.2)	0.1 (0 to 0.2)	0.1 (0 to 0.2)	0.1 (0 to 0.2)	0.1 (0 to 0.2)	0.1 (0 to 0.2)	0.1 (0 to 0.2)	0.1 (0 to 0.2)	0.1 (0 to 0.2)	0.1 (0 to 0.2)	0.1 (0 to 0.2)	0 (0 to 0)	40
Typhoid fever	0 (0 to 0)	0 (0 to 0)	0.1 (0 to 1.1)	0.2 (0 to 0.9)	0.1 (0 to 0.6)	0.1 (0 to 0.3)	0.1 (0 to 0.2)	0.1 (0 to 0.2)	0.1 (0 to 0.2)	0.1 (0 to 0.2)	0.1 (0 to 0.2)	0.1 (0 to 0.2)	0.1 (0 to 0.2)	0.1 (0 to 0.2)	0.1 (0 to 0.2)	0.1 (0 to 0.2)	0.1 (0 to 0.2)	0.1 (0 to 0.2)	0.1 (0 to 0.2)	0.1 (0 to 0.2)	0.1 (0 to 0.2)	0.1 (0 to 0.2)	0 (0 to 0)	40
Paratyphoid fever	0 (0 to 0)	0 (0 to 0)	0.6 (0.2 to 2.2)	1.6 (0.6 to 3.9)	2.3 (0.9 to 5.4)	2.1 (0.8 to 5.1)	1.2 (0.5 to 2.8)	0.8 (0.3 to 1.9)	0.6 (0.2 to 1.5)	0.6 (0.2 to 1.5)	0.6 (0.2 to 1.5)	0.6 (0.2 to 1.5)	0.6 (0.2 to 1.5)	0.6 (0.2 to 1.5)	0.6 (0.2 to 1.5)	0.6 (0.2 to 1.5)	0.6 (0.2 to 1.5)	0.6 (0.2 to 1.5)	0.6 (0.2 to 1.5)	0.6 (0.2 to 1.5)	0.6 (0.2 to 1.5)	0.6 (0.2 to 1.5)	0 (0 to 0)	10.6
Invasive Non-typhoidal Salmonella (iNTS)	0 (0 to 0)	0 (0 to 0.2)	2.6 (1.1 to 6.7)	16.8 (6.1 to 39.1)	18.9 (6.9 to 43.9)	13.6 (5.1 to 31.6)	11.8 (4.3 to 27.4)	9.7 (3.5 to 22.5)	8.5 (3.1 to 19.8)	8.1 (2.9 to 18.8)	7.9 (2.9 to 18.4)	7.8 (2.8 to 18.2)	7.7 (2.8 to 17.9)	7.6 (2.8 to 17.7)	7.5 (2.7 to 17.5)	7.4 (2.7 to 17.3)	7.4 (2.7 to 17.2)	7.3 (2.7 to 17.1)	7.3 (2.7 to 17.1)	7.3 (2.7 to 17.1)	7.3 (2.7 to 17.1)	7.3 (2.7 to 17.1)	7.3 (2.7 to 17.1)	176
Other intestinal infectious diseases	0 (0 to 0)	0 (0 to 0)	0.9 (0.2 to 3.5)	4.1 (1.5 to 10.2)	4.9 (1.7 to 12.1)	3.4 (1.2 to 8.5)	2.9 (1 to 7.3)	2.4 (0.8 to 6)	2.1 (0.7 to 5.3)	2.1 (0.7 to 5.2)	2.1 (0.7 to 5.2)	2.1 (0.7 to 5.2)	2.1 (0.7 to 5.2)	2.1 (0.7 to 5.2)	2.1 (0.7 to 5.2)	2.1 (0.7 to 5.2)	2.1 (0.7 to 5.2)	2.1 (0.7 to 5.2)	2.1 (0.7 to 5.2)	2.1 (0.7 to 5.2)	2.1 (0.7 to 5.2)	2.1 (0.7 to 5.2)	2.1 (0.7 to 5.2)	16.6
Neglected tropical diseases and malaria	0.7 (0.2 to 1.1)	2.9 (0.6 to 6.9)	132 (50.7 to 282)	272 (107 to 590)	342 (127 to 699)	368 (140 to 674)	448 (162 to 874)	719 (263 to 1,400)	1,090 (397 to 2,120)	1,190 (434 to 2,310)	1,210 (441 to 2,350)	1,220 (444 to 2,370)	1,220 (444 to 2,370)	1,220 (444 to 2,370)	1,220 (444 to 2,370)	1,220 (444 to 2,370)	1,220 (444 to 2,370)	1,220 (444 to 2,370)	1,220 (444 to 2,370)	1,220 (444 to 2,370)	1,220 (444 to 2,370)	1,220 (444 to 2,370)	1,220 (444 to 2,370)	5,170
Malaria	0 (0 to 0)	0 (0 to 0)	0 (0 to 0)	0 (0 to 0)	0 (0 to 0)	0 (0 to 0)	0 (0 to 0)	0 (0 to 0)	0 (0 to 0)	0 (0 to 0)	0 (0 to 0)	0 (0 to 0)	0 (0 to 0)	0 (0 to 0)	0 (0 to 0)	0 (0 to 0)	0 (0 to 0)	0 (0 to 0)	0 (0 to 0)	0 (0 to 0)	0 (0 to 0)	0 (0 to 0)	0 (0 to 0)	0 (0 to 0)	0
Chagas disease	0 (0 to 0)	0 (0 to 0)	0 (0 to 0)	0 (0 to 0)	0 (0 to 0)	0 (0 to 0)	0 (0 to 0)	0 (0 to 0)	0 (0 to 0)	0 (0 to 0)	0 (0 to 0)	0 (0 to 0)	0 (0 to 0)	0 (0 to 0)	0 (0 to 0)	0 (0 to 0)	0 (0 to 0)	0 (0 to 0)	0 (0 to 0)	0 (0 to 0)	0 (0 to 0)	0 (0 to 0)	0 (0 to 0)	0 (0 to 0)	0
Leishmaniasis	0 (0 to 0)	0 (0 to 0)	1.1 (0.3 to 7.6)	12.7 (6.7 to 30.4)	17.6 (9.6 to 38.4)	19.2 (10.3 to 52.1)	19.6 (10.6 to 53.6)	19.6 (10.6 to 53.6)	19.6 (10.6 to 53.6)	19.6 (10.6 to 53.6)	19.6 (10.6 to 53.6)	19.6 (10.6 to 53.6)	19.6 (10.6 to 53.6)	19.6 (10.6 to 53.6)	19.6 (10.6 to 53.6)	19.6 (10.6 to 53.6)	19.6 (10.6 to 53.6)	19.6 (10.6 to 53.6)	19.6 (10.6 to 53.6)	19.6 (10.6 to 53.6)	19.6 (10.6 to 53.6)	19.6 (10.6 to 53.6)	19.6 (10.6 to 53.6)	178
Visceral leishmaniasis	0 (0 to 0)	0 (0 to 0)	0.1 (0 to 7.5)	2.5 (0 to 22.9)	5.1 (0 to 28.5)	5.1 (0 to 27.7)	5.1 (0 to 27.7)	5.1 (0 to 27.7)	5.1 (0 to 27.7)	5.1 (0 to 27.7)	5.1 (0 to 27.7)	5.1 (0 to 27.7)	5.1 (0 to 27.7)	5.1 (0 to 27.7)	5.1 (0 to 27.7)	5.1 (0 to 27.7)	5.1 (0 to 27.7)	5.1 (0 to 27.7)	5.1 (0 to 27.7)	5.1 (0 to 27.7)	5.1 (0 to 27.7)	5.1 (0 to 27.7)	5.1 (0 to 27.7)	40
Cutaneous and mucocutaneous leishmaniasis	0 (0 to 0)	0 (0 to 0.3)	1.1 (0.3 to 7.5)	9.8 (4.4 to 19.2)	12.5 (6.1 to 24.8)	14.2 (6.9 to 28.5)	14.5 (7.1 to 29.2)	14.5 (7.1 to 29.2)	14.5 (7.1 to 29.2)	14.5 (7.1 to 29.2)	14.5 (7.1 to 29.2)	14.5 (7.1 to 29.2)	14.5 (7.1 to 29.2)	14.5 (7.1 to 29.2)	14.5 (7.1 to 29.2)	14.5 (7.1 to 29.2)	14.5 (7.1 to 29.2)	14.5 (7.1 to 29.2)	14.5 (7.1 to 29.2)	14.5 (7.1 to 29.2)	14.5 (7.1 to 29.2)	14.5 (7.1 to 29.2)	14.5 (7.1 to 29.2)	138
African trypanosomiasis	0 (0 to 0)	0 (0 to 0)	0 (0 to 0)	0 (0 to 0)	0 (0 to 0)	0 (0 to 0)	0 (0 to 0)	0 (0 to 0)	0 (0 to 0)	0 (0 to 0)	0 (0 to 0)	0 (0 to 0)	0 (0 to 0)	0 (0 to 0)	0 (0 to 0)	0 (0 to 0)	0 (0 to 0)	0 (0 to 0)	0 (0 to 0)	0 (0 to 0)	0 (0 to 0)	0 (0 to 0)	0 (0 to 0)	0 (0 to 0)	0
Schistosomiasis	0 (0 to 0)	0 (0 to 0)	37.8 (19.6 to 83.4)	161 (66.3 to 408)	263 (111 to 648)	301 (127 to 696)	297 (126 to 682)	566 (241 to 1,320)	665 (271 to 1,520)	657 (281 to 1,510)	623 (263 to 1,460)	597 (253 to 1,370)	396 (165 to 926)	229 (97 to 536)	127 (54 to 296)	66.7 (28 to 156)	58.8 (24.9 to 136)	49.6 (19.5 to 116)	29.7 (11.4 to 70.3)	19.5 (7.4 to 46.1)	9.5 (3.7 to 22.3)	3.6 (1.4 to 8.5)	1.1 (0.4 to 2.6)	4,050
Cysticercosis	0 (0 to 0)	0 (0 to 0)	0 (0 to 0)	0 (0 to 0)	0 (0 to 0)	0 (0 to 0)	0 (0 to 0)	0 (0 to 0)	0 (0 to 0)	0 (0 to 0)	0 (0 to 0)	0 (0 to 0)	0 (0 to 0)	0 (0 to 0)	0 (0 to 0)	0 (0 to 0)	0 (0 to 0)	0 (0 to 0)	0 (0 to 0)	0 (0 to 0)	0 (0 to 0)	0 (0 to 0)	0 (0 to 0)	0 (0 to 0)	0
Cystic echinococcosis	0 (0 to 0)	0 (0 to 0)	2.9 (0.6 to 9.1)	3.8 (0.8 to 11.6)	8.6 (1.8 to 26.1)	19.2 (4.1 to 57.9)	21.4 (4.6 to 64.3)	23.6 (5.1 to 70.8)	25.7 (5.5 to 77.1)	26.3 (5.7 to 78.8)	26 (5.6 to 78.1)	25.6 (5.5 to 76.8)	25.2 (5.4 to 75.6)	24.8 (5.3 to 74.4)	24.4 (5.2 to 73.2)	24.1 (5.2 to 72.3)	23.8 (5.1 to 71.4)	23.5 (5.1 to 70.5)	23.3 (5 to 69.9)	23.1 (5 to 69.3)	22.9 (4.9 to 68.8)	22.8 (4.9 to 68.4)	22.7 (4.9 to 68.2)	251
Lymphatic filariasis	0 (0 to 0)	0 (0 to 0)	0 (0 to 0)	0 (0 to 0)	0 (0 to 0)	0 (0 to 0)	0 (0 to 0)	0 (0 to 0)	0 (0 to 0)	0 (0 to 0)	0 (0 to 0)	0 (0 to 0)	0 (0 to 0)	0 (0 to 0)	0 (0 to 0)	0 (0 to 0)	0 (0 to 0)	0 (0 to 0)	0 (0 to 0)	0 (0 to 0)	0 (0 to 0)	0 (0 to 0)	0 (0 to 0)	0 (0 to 0)	0
Onchocerciasis	0 (0 to 0)	0 (0 to 0)	0 (0 to 0)	0 (0 to 0)	0 (0 to 0)	0 (0 to 0)	0 (0 to 0)	0 (0 to 0)	0 (0 to 0)	0 (0 to 0)	0 (0 to 0)	0 (0 to 0)	0 (0 to 0)	0 (0 to 0)	0 (0 to 0)	0 (0 to 0)	0 (0 to 0)	0 (0 to 0)	0 (0 to 0)	0 (0 to 0)	0 (0 to 0)	0 (0 to 0)	0 (0 to 0)	0 (0 to 0)	0
Trachoma	0 (0 to 0)	0 (0 to 0)	0 (0 to 0)	0 (0 to 0)	0 (0 to 0)	0 (0 to 0)	0 (0 to 0.1)	0 (0 to 0.1)	0 (0 to 0.1)	0 (0 to 0.1)	0 (0 to 0.2)	0 (0 to 0.2)	0 (0 to 0.2)	0 (0 to 0.2)	0 (0 to 0.2)	0 (0 to 0.2)	0 (0 to 0.2)	0 (0 to 0.2)	0 (0 to 0.2)	0 (0 to 0.2)	0 (0 to 0.2)	0 (0 to 0.2)	0 (0 to 0.2)	0 (0 to 0.2)	20.6
Dengue	0 (0 to 0)	0 (0 to 0)	0 (0 to 0)	0 (0 to 0)	0 (0 to 0)	0 (0 to 0)	0 (0 to 0)	0 (0 to 0)	0 (0 to 0)	0 (0 to 0)	0 (0 to 0)	0 (0 to 0)	0 (0 to 0)	0 (0 to 0)	0 (0 to 0)	0 (0 to 0)	0 (0 to 0)	0 (0 to 0)	0 (0 to 0)	0 (0 to 0)	0 (0 to 0)	0 (0 to 0)	0 (0 to 0)	0 (0 to 0)	0
Yellow fever	0 (0 to 0)	0 (0 to 0)	0 (0 to 0)	0 (0 to 0)	0 (0 to 0)	0 (0 to 0)	0 (0 to 0)	0 (0 to 0)	0 (0 to 0)	0 (0 to 0)	0 (0 to 0)	0 (0 to 0)	0 (0 to 0)	0 (0 to 0)	0 (0 to 0)	0 (0 to 0)	0 (0 to 0)	0 (0 to 0)	0 (0 to 0)	0 (0 to 0)	0 (0 to 0)	0 (0 to 0)	0 (0 to 0)	0 (0 to 0)	0
Rabies	0 (0 to 0)	0 (0 to 0)	0 (0 to 0)	0 (0 to 0)	0 (0 to 0)	0 (0 to 0)	0 (0 to 0)	0 (0 to 0)	0 (0 to 0)	0 (0 to 0)	0 (0 to 0)	0 (0 to 0)	0 (0 to 0)	0 (0 to 0)	0 (0 to 0)	0 (0 to 0)	0 (0 to 0)	0 (0 to 0)	0 (0 to 0)	0 (0 to 0)	0 (0 to 0)	0 (0 to 0)	0 (0 to 0)	0 (0 to 0)	1
Intestinal nematode infections	0 (0 to 0)	0 (0 to 0)	0.2 (0 to 0.6)

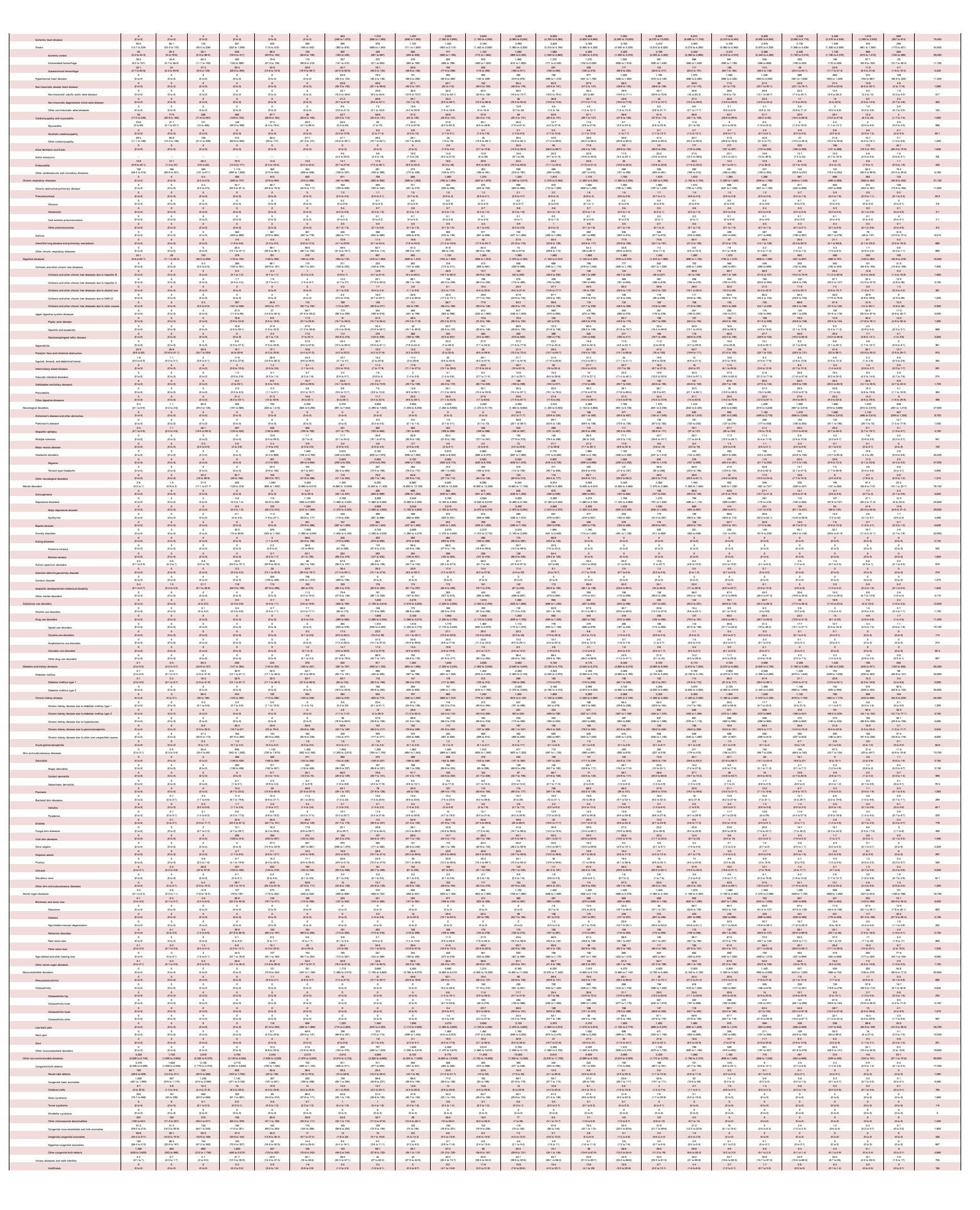



GBD Table 2b. Morocco DALYS by years and age groups for females with 95% uncertainty intervals, 2019.

Cause	Early Neonatal	Late Neonatal	Post Neonatal	1 to 5	6 to 9	10 to 14	15 to 19	20 to 24	25 to 29	30 to 34	35 to 39	40 to 44	45 to 49	50 to 54	55 to 59	60 to 64	65 to 69	70 to 74	75 to 79	80 to 84	85 to 89	90 to 94	95 plus	Total
All causes	147,000 (126,000 to 212,000)	60,600 (49,400 to 109,000)	113,000 (92,600 to 195,000)	111,000 (92,600 to 143,000)	53,000 (43,000 to 70,000)	113,000 (93,000 to 154,000)	169,000 (138,000 to 230,000)	169,000 (132,000 to 240,000)	227,000 (180,000 to 306,000)	264,000 (204,000 to 354,000)	294,000 (232,000 to 377,000)	321,000 (258,000 to 407,000)	346,000 (279,000 to 433,000)	340,000 (272,000 to 426,000)	426,000 (341,000 to 534,000)	416,000 (334,000 to 521,000)	346,000 (276,000 to 434,000)	278,000 (222,000 to 348,000)	252,000 (201,000 to 316,000)	190,000 (154,000 to 241,000)	130,000 (101,000 to 167,000)	97,000 (72,000 to 130,000)	9,050 (7,010 to 11,600)	4,960,000
Communicable, maternal, neonatal, and nutritional diseases	147,000 (126,000 to 212,000)	60,600 (49,400 to 109,000)	47,700 (34,000 to 103,000)	68,400 (56,000 to 85,200)	23,200 (17,900 to 30,000)	23,200 (17,900 to 30,000)	27,000 (20,000 to 36,000)	26,200 (19,000 to 36,000)	31,000 (22,000 to 43,000)	32,100 (23,000 to 45,000)	31,200 (23,000 to 43,000)	29,100 (22,000 to 39,000)	28,400 (21,000 to 38,000)	22,000 (16,000 to 30,000)	22,200 (16,000 to 30,000)	20,000 (14,000 to 27,000)	15,000 (11,000 to 20,000)	11,100 (8,000 to 15,000)	8,000 (5,000 to 11,000)	5,000 (3,000 to 7,000)	2,900 (1,900 to 4,000)	1,900 (1,100 to 2,700)	350 (260 to 460)	739,000
HIV/AIDS and sexually transmitted infections	2,400 (1,300 to 10,900)	1,600 (876 to 3,860)	2,700 (990 to 7,490)	2,000 (1,100 to 4,000)	502 (99 to 2,000)	556 (104 to 2,200)	1,900 (293 to 7,900)	3,100 (323 to 9,200)	5,100 (392 to 14,000)	6,000 (402 to 16,000)	6,200 (397 to 15,000)	6,700 (429 to 16,000)	6,700 (429 to 16,000)	5,700 (362 to 13,000)	7,000 (442 to 16,000)	6,000 (379 to 13,000)	4,000 (252 to 8,900)	2,900 (183 to 6,400)	1,900 (120 to 4,200)	1,200 (76 to 2,600)	700 (44 to 1,500)	400 (25 to 900)	70 (4 to 150)	65,000
HIV/AIDS	2,400 (1,300 to 10,900)	1,600 (876 to 3,860)	2,700 (990 to 7,490)	2,000 (1,100 to 4,000)	502 (99 to 2,000)	556 (104 to 2,200)	1,900 (293 to 7,900)	3,100 (323 to 9,200)	5,100 (392 to 14,000)	6,000 (402 to 16,000)	6,200 (397 to 15,000)	6,700 (429 to 16,000)	6,700 (429 to 16,000)	5,700 (362 to 13,000)	7,000 (442 to 16,000)	6,000 (379 to 13,000)	4,000 (252 to 8,900)	2,900 (183 to 6,400)	1,900 (120 to 4,200)	1,200 (76 to 2,600)	700 (44 to 1,500)	400 (25 to 900)	70 (4 to 150)	65,000
HIV/AIDS - Drug-susceptible Tuberculosis	0 (0 to 0)	0 (0 to 0.1)	0 (0 to 0.1)	82.2 (0.04 to 1.10)	0 (0 to 0)	0 (0 to 0)	0 (0 to 0)	0 (0 to 0)	0 (0 to 0)	0 (0 to 0)	0 (0 to 0)	0 (0 to 0)	0 (0 to 0)	0 (0 to 0)	0 (0 to 0)	0 (0 to 0)	0 (0 to 0)	0 (0 to 0)	0 (0 to 0)	0 (0 to 0)	0 (0 to 0)	0 (0 to 0)	0 (0 to 0)	1,600
HIV/AIDS - Multidrug-resistant Tuberculosis without extensive drug resistance	0 (0 to 0)	0 (0 to 0)	0.7 (0 to 15.5)	16 (0.1 to 248)	2.8 (0 to 43)	2.2 (0 to 34)	0.5 (0 to 7.2)	0.1 (0 to 2)	0 (0 to 0.6)	0 (0 to 0.1)	0 (0 to 0.1)	0 (0 to 0.1)	0 (0 to 0.1)	0 (0 to 0.1)	0 (0 to 0.1)	0 (0 to 0.1)	0 (0 to 0.1)	0 (0 to 0.1)	0 (0 to 0.1)	0 (0 to 0.1)	0 (0 to 0.1)	0 (0 to 0.1)	0 (0 to 0.1)	907.6
HIV/AIDS - Extensively drug-resistant Tuberculosis	0 (0 to 0)	0 (0 to 0)	0 (0 to 0)	1.2 (0 to 17)	0.2 (0 to 3)	0.2 (0 to 3)	0.1 (0 to 1)	0 (0 to 0.1)	0 (0 to 0)	0 (0 to 0)	0 (0 to 0)	0 (0 to 0)	0 (0 to 0)	0 (0 to 0)	0 (0 to 0)	0 (0 to 0)	0 (0 to 0)	0 (0 to 0)	0 (0 to 0)	0 (0 to 0)	0 (0 to 0)	0 (0 to 0)	0 (0 to 0)	7.1
HIV/AIDS resulting in other diseases	0.1 (0 to 0.4)	0.1 (0 to 1.8)	2,200 (0 to 6,490)	2,000 (1,100 to 3,700)	502 (1 to 2,000)	556 (1 to 2,100)	1,900 (7 to 7,900)	3,100 (2 to 9,000)	5,100 (9 to 14,000)	6,000 (10 to 16,000)	6,200 (9 to 15,000)	6,700 (10 to 16,000)	6,700 (10 to 16,000)	5,700 (9 to 13,000)	7,000 (11 to 16,000)	6,000 (9 to 13,000)	4,000 (6 to 8,900)	2,900 (4 to 6,400)	1,900 (3 to 4,200)	1,200 (2 to 2,600)	700 (1 to 1,500)	400 (0 to 900)	70 (0 to 150)	64,000
Sexually transmitted infections excluding HIV	4,600 (1,000 to 10,900)	1,600 (376 to 3,860)	2,700 (919 to 7,490)	67.6 (14.7 to 170)	49.7 (10.7 to 115)	0 (0 to 0)	0 (0 to 0)	0 (0 to 0)	0 (0 to 0)	0 (0 to 0)	0 (0 to 0)	0 (0 to 0)	0 (0 to 0)	0 (0 to 0)	0 (0 to 0)	0 (0 to 0)	0 (0 to 0)	0 (0 to 0)	0 (0 to 0)	0 (0 to 0)	0 (0 to 0)	0 (0 to 0)	0 (0 to 0)	11,000
Syphilis	4,600 (1,000 to 10,900)	1,600 (376 to 3,860)	2,700 (919 to 7,490)	67.6 (14.7 to 170)	49.7 (10.7 to 115)	0 (0 to 0)	0 (0 to 0)	0 (0 to 0)	0 (0 to 0)	0 (0 to 0)	0 (0 to 0)	0 (0 to 0)	0 (0 to 0)	0 (0 to 0)	0 (0 to 0)	0 (0 to 0)	0 (0 to 0)	0 (0 to 0)	0 (0 to 0)	0 (0 to 0)	0 (0 to 0)	0 (0 to 0)	0 (0 to 0)	8,010
Chlamydial infection	0 (0 to 0)	0 (0 to 0)	0 (0 to 0)	0 (0 to 0)	0 (0 to 0)	2.6 (0 to 7.4)	12.3 (4.7 to 28.3)	31.1 (11.4 to 69.9)	66.5 (24.5 to 147)	73.8 (27.1 to 163)	67.4 (24.7 to 147)	60.1 (22.1 to 131)	45.7 (16.4 to 97.1)	33.6 (12.1 to 71.2)	43.9 (15.8 to 93.1)	32.1 (11.5 to 68.1)	21.2 (7.6 to 45.1)	14.8 (5.3 to 31.5)	9.2 (3.3 to 19.6)	5.2 (1.9 to 11.1)	2.5 (0.9 to 5.4)	0.9 (0.3 to 2)	0.1 (0 to 0.3)	433
Gonococcal infection	0 (0 to 0)	0 (0 to 0)	0 (0 to 0)	0 (0 to 0)	0 (0 to 0)	0.6 (0.2 to 1.7)	3.1 (1.2 to 7.2)	7.9 (2.9 to 17.7)	16.9 (6.2 to 37.2)	18.7 (6.9 to 41.2)	17.1 (6.3 to 37.3)	15.2 (5.6 to 33.2)	11.6 (4.2 to 24.6)	8.5 (3.1 to 18)	11.1 (4.0 to 23.6)	8.1 (2.9 to 17.2)	5.4 (1.9 to 11.4)	3.7 (1.3 to 8)	2.3 (0.8 to 4.9)	1.3 (0.5 to 2.8)	0.6 (0.2 to 1.4)	0.2 (0.1 to 0.5)	0 (0 to 0.1)	215
Trichomoniasis	0 (0 to 0)	0 (0 to 0)	0 (0 to 0)	0 (0 to 0)	0 (0 to 0)	1.4 (0.4 to 3.7)	6.7 (2.5 to 15.4)	17 (6.2 to 38.2)	36.3 (13.3 to 80.1)	40.2 (14.8 to 89.1)	36.7 (13.5 to 80.1)	32.7 (12.1 to 71.3)	24.9 (8.9 to 52.9)	18.3 (6.6 to 38.8)	23.9 (8.6 to 50.7)	17.5 (6.3 to 37.1)	11.5 (4.1 to 24.6)	8.1 (2.9 to 17.2)	5 (1.8 to 10.7)	2.8 (1 to 6.1)	1.4 (0.5 to 3)	0.5 (0.2 to 1.2)	0.1 (0 to 0.2)	117
Genital herpes	0 (0 to 0)	0 (0 to 0)	0 (0 to 0)	0 (0 to 0)	0 (0 to 0)	0 (0 to 0)	0 (0 to 0)	0 (0 to 0)	0 (0 to 0)	0 (0 to 0)	0 (0 to 0)	0 (0 to 0)	0 (0 to 0)	0 (0 to 0)	0 (0 to 0)	0 (0 to 0)	0 (0 to 0)	0 (0 to 0)	0 (0 to 0)	0 (0 to 0)	0 (0 to 0)	0 (0 to 0)	0 (0 to 0)	0
Other sexually transmitted infections	0.1 (0 to 0.4)	0.1 (0 to 1.8)	2,200 (0 to 6,490)	2,000 (1,100 to 3,700)	502 (1 to 2,000)	556 (1 to 2,100)	1,900 (7 to 7,900)	3,100 (2 to 9,000)	5,100 (9 to 14,000)	6,000 (10 to 16,000)	6,200 (9 to 15,000)	6,700 (10 to 16,000)	6,700 (10 to 16,000)	5,700 (9 to 13,000)	7,000 (11 to 16,000)	6,000 (9 to 13,000)	4,000 (6 to 8,900)	2,900 (4 to 6,400)	1,900 (3 to 4,200)	1,200 (2 to 2,600)	700 (1 to 1,500)	400 (0 to 900)	70 (0 to 150)	1,779
Respiratory infections and tuberculosis	6,400 (4,900 to 10,000)	8,810 (6,220 to 15,000)	16,400 (9,790 to 31,000)	8,790 (6,080 to 15,000)	4,660 (3,610 to 6,080)	6,470 (4,970 to 8,390)	6,170 (4,610 to 8,280)	9,990 (7,200 to 14,000)	11,200 (8,010 to 16,000)	11,300 (8,010 to 16,000)	13,600 (9,270 to 17,000)	9,740 (6,660 to 13,000)	11,900 (8,020 to 16,000)	12,600 (8,550 to 17,000)	13,100 (8,990 to 18,000)	14,500 (9,940 to 20,000)	15,900 (10,700 to 22,000)	15,300 (10,200 to 21,000)	9,070 (6,020 to 12,000)	6,020 (3,780 to 8,900)	4,260 (2,600 to 6,600)	1,930 (1,060 to 3,000)	320 (170 to 520)	210,000
Tuberculosis	1,100 (1,000 to 1,200)	1,200 (1,100 to 1,300)	1,200 (1,100 to 1,300)	1,670 (1,500 to 1,900)	1,600 (1,400 to 1,800)	2,630 (2,400 to 2,900)	4,290 (3,900 to 4,700)	7,690 (7,000 to 8,500)	7,520 (6,800 to 8,300)	6,770 (6,100 to 7,500)	9,700 (8,700 to 10,700)	7,630 (6,800 to 8,500)	9,110 (8,100 to 10,100)	7,660 (6,800 to 8,500)	9,540 (8,500 to 10,600)	9,560 (8,500 to 10,600)	9,560 (8,500 to 10,600)	9,560 (8,500 to 10,600)	4,660 (4,100 to 5,200)	1,760 (1,500 to 2,000)	923 (800 to 1,100)	232 (200 to 270)	92.3 (80 to 110)	99,600
Latent tuberculosis infection	0 (0 to 0)	0 (0 to 0)	0 (0 to 0)	0 (0 to 0)	0 (0 to 0)	0 (0 to 0)	0 (0 to 0)	0 (0 to 0)	0 (0 to 0)	0 (0 to 0)	0 (0 to 0)	0 (0 to 0)	0 (0 to 0)	0 (0 to 0)	0 (0 to 0)	0 (0 to 0)	0 (0 to 0)	0 (0 to 0)	0 (0 to 0)	0 (0 to 0)	0 (0 to 0)	0 (0 to 0)	0 (0 to 0)	0
Drug-susceptible tuberculosis	1,100 (1,000 to 1,200)	1,200 (1,100 to 1,300)	1,200 (1,100 to 1,300)	1,670 (1,500 to 1,900)	1,600 (1,400 to 1,800)	2,630 (2,400 to 2,900)	4,290 (3,900 to 4,700)	7,690 (7,000 to 8,500)	7,520 (6,800 to 8,300)	6,770 (6,100 to 7,500)	9,700 (8,700 to 10,700)	7,630 (6,800 to 8,500)	9,110 (8,100 to 10,100)	7,660 (6,800 to 8,500)	9,540 (8,500 to 10,600)	9,560 (8,500 to 10,600)	9,560 (8,500 to 10,600)	9,560 (8,500 to 10,600)	4,660 (4,100 to 5,200)	1,760 (1,500 to 2,000)	923 (800 to 1,100)	232 (200 to 270)	92.3 (80 to 110)	99,400
Multidrug-resistant tuberculosis without extensive drug resistance	0 (0 to 0)	0 (0 to 0)	0 (0 to 0)	0 (0 to 0)	0 (0 to 0)	0 (0 to 0)	0 (0 to 0)	0 (0 to 0)	0 (0 to 0)	0 (0 to 0)	0 (0 to 0)	0 (0 to 0)	0 (0 to 0)	0 (0 to 0)	0 (0 to 0)	0 (0 to 0)	0 (0 to 0)	0 (0 to 0)	0 (0 to 0)	0 (0 to 0)	0 (0 to 0)	0 (0 to 0)	0 (0 to 0)	0
Extensively drug-resistant tuberculosis	0 (0 to 0)	0 (0 to 0)	0 (0 to 0)	0 (0 to 0)	0 (0 to 0)	0 (0 to 0)	0 (0 to 0)	0 (0 to 0)	0 (0 to 0)	0 (0 to 0)	0 (0 to 0)	0 (0 to 0)	0 (0 to 0)	0 (0 to 0)	0 (0 to 0)	0 (0 to 0)	0 (0 to 0)	0 (0 to 0)	0 (0 to 0)	0 (0 to 0)	0 (0 to 0)	0 (0 to 0)	0 (0 to 0)	0
Lower respiratory infections	5,400 (4,000 to 9,100)	7,600 (5,000 to 14,000)	15,000 (8,600 to 30,000)	6,900 (4,800 to 12,000)	3,000 (2,300 to 4,000)	3,800 (2,900 to 5,000)	1,900 (1,400 to 2,600)	1,300 (1,000 to 1,800)	3,600 (2,600 to 4,900)	4,500 (3,200 to 6,200)	3,900 (2,800 to 5,400)	3,100 (2,200 to 4,300)	2,800 (2,000 to 3,900)	4,900 (3,500 to 6,800)	6,100 (4,300 to 8,400)	8,400 (6,000 to 11,000)	12,000 (8,600 to 16,000)	12,000 (8,600 to 17,000)	4,400 (3,100 to 6,200)	3,400 (2,400 to 4,800)	2,200 (1,500 to 3,100)	1,200 (800 to 1,700)	230 (150 to 330)	96,600
Pneumococcal pneumonia	1,100 (1,000 to 1,200)	1,200 (1,100 to 1,300)	1,200 (1,100 to 1,300)	1,670 (1,500 to 1,900)	1,600 (1,400 to 1,800)	2,630 (2,400 to 2,900)	4,290 (3,900 to 4,700)	7,690 (7,000 to 8,500)	7,520 (6,800 to 8,300)	6,770 (6,100 to 7,500)	9,700 (8,700 to 10,700)	7,630 (6,800 to 8,500)	9,110 (8,100 to 10,100)	7,660 (6,800 to 8,500)	9,540 (8,500 to 10,600)	9,560 (8,500 to 10,600)	9,560 (8,500 to 10,600)	9,560 (8,500 to 10,600)	4,660 (4,100 to 5,200)	1,760 (1,500 to 2,000)	923 (800 to 1,100)	232 (200 to 270)	92.3 (80 to 110)	99,400
Mycoplasma pneumoniae infection	0 (0 to 0)	0 (0 to 0)	0 (0 to 0)	0 (0 to 0)	0 (0 to 0)	0 (0 to 0)	0 (0 to 0)	0 (0 to 0)	0 (0 to 0)	0 (0 to 0)	0 (0 to 0)	0 (0 to 0)	0 (0 to 0)	0 (0 to 0)	0 (0 to 0)	0 (0 to 0)	0 (0 to 0)	0 (0 to 0)	0 (0 to 0)	0 (0 to 0)	0 (0 to 0)	0 (0 to 0)	0 (0 to 0)	0
Haemophilus influenzae type b pneumonia	0 (0 to 0)	0 (0 to 0)	0 (0 to 0)	0 (0 to 0)	0 (0 to 0)	0 (0 to 0)	0 (0 to 0)	0 (0 to 0)	0 (0 to 0)	0 (0 to 0)	0 (0 to 0)	0 (0 to 0)	0 (0 to 0)	0 (0 to 0)	0 (0 to 0)	0 (0 to 0)	0 (0 to 0)	0 (0 to 0)	0 (0 to 0)	0 (0 to 0)	0 (0 to 0)	0 (0 to 0)	0 (0 to 0)	0
Staphylococcal pneumonia	0 (0 to 0)	0 (0 to 0)	0 (0 to 0)	0 (0 to 0)	0 (0 to 0)	0 (0 to 0)	0 (0 to 0)	0 (0 to 0)	0 (0 to 0)	0 (0 to 0)	0 (0 to 0)	0 (0 to 0)	0 (0 to 0)	0 (0 to 0)	0 (0 to 0)	0 (0 to 0)	0 (0 to 0)	0 (0 to 0)	0 (0 to 0)	0 (0 to 0)	0 (0 to 0)	0 (0 to 0)	0 (0 to 0)	0
Streptococcal pneumonia	0 (0 to 0)	0 (0 to 0)	0 (0 to 0)	0 (0 to 0)	0 (0 to 0)	0 (0 to 0)	0 (0 to 0)	0 (0 to 0)	0 (0 to 0)	0 (0 to 0)	0 (0 to 0)	0 (0 to 0)	0 (0 to 0)	0 (0 to 0)	0 (0 to 0)	0 (0 to 0)	0 (0 to 0)	0 (0 to 0)	0 (0 to 0)	0 (0 to 0)	0 (0 to 0)	0 (0 to 0)	0 (0 to 0)	0
Pneumococcal meningitis	0 (0 to 0)	0 (0 to 0)	0 (0 to 0)	0 (0 to 0)	0 (0 to 0)	0 (0 to 0)	0 (0 to 0)	0 (0 to 0)	0 (0 to 0)	0 (0 to 0)	0 (0 to 0)	0 (0 to 0)	0 (0 to 0)	0 (0 to 0)	0 (0 to 0)	0 (0 to 0)	0 (0 to 0)	0 (0 to 0)	0 (0 to 0)	0 (0 to 0)	0 (0 to 0)	0 (0 to 0)	0 (0 to 0)	0
Haemophilus influenzae type b meningitis	0 (0 to 0)	0 (0 to 0)	0 (0 to 0)	0 (0 to 0)	0 (0 to 0)	0 (0 to 0)	0 (0 to 0)	0 (0 to 0)	0 (0 to 0)	0 (0 to 0)	0 (0 to 0)	0 (0 to 0)	0 (0 to 0)	0 (0 to 0)	0 (0 to 0)	0 (0 to 0)	0 (0 to 0)	0 (0 to 0)	0 (0 to 0)	0 (0 to 0)	0 (0 to 0)	0 (0 to 0)	0 (0 to 0)	0
Meningococcal meningitis	0 (0 to 0)	0 (0 to 0)	0 (0 to 0)	0 (0 to 0)	0 (0 to 0)	0 (0 to 0)	0 (0 to 0)	0 (0 to 0)	0 (0 to 0)	0 (0 to 0)	0 (0 to 0)	0 (0 to 0)	0 (0 to 0)	0 (0 to 0)	0 (0 to 0)	0 (0 to 0)	0 (0 to 0)	0 (0 to 0)	0 (0 to 0)	0 (0 to 0)	0 (0 to 0)	0 (0 to 0)	0 (0 to 0)	0
Encephalitis	0 (0 to 0)	0 (0 to 0)	0 (0 to 0)	0 (0 to 0)	0 (0 to 0)	0 (0 to 0)	0 (0 to 0)	0 (0 to 0)	0 (0 to 0)	0 (0 to 0)	0 (0 to 0)	0 (0 to 0)	0 (0 to 0)	0 (0 to 0)	0 (0 to 0)	0 (0 to 0)	0 (0 to 0)	0 (0 to 0)	0 (0 to 0)	0 (0 to 0)	0 (0 to 0)	0 (0 to 0)	0 (0 to 0)	0
Diphtheria	0 (0 to 0)	0 (0 to 0)	0 (0 to 0)	0 (0 to 0)	0 (0 to 0)	0 (0 to 0)	0 (0 to 0)	0 (0 to 0)	0 (0 to 0)	0 (0 to 0)	0 (0 to 0)	0 (0 to 0)	0 (0 to 0)	0 (0 to 0)	0 (0 to 0)	0 (0 to 0)	0 (0 to 0)	0 (0 to 0)	0 (0 to 0)	0 (0 to 0)	0 (0 to 0)	0 (0 to 0)	0 (0 to 0)	0
Tetanus	0 (0 to 0)	0 (0 to 0)	0 (0 to 0)	0 (0 to 0)	0 (0 to 0)	0 (0 to 0)	0 (0 to 0)	0 (0 to 0)	0 (0 to 0)	0 (0 to 0)	0 (0 to 0)	0 (0 to 0)	0 (0 to 0)	0 (0 to 0)	0 (0 to 0)	0 (0 to 0)	0 (0 to 0)	0 (0 to 0)	0 (0 to 0)	0 (0 to 0)	0 (0 to 0)	0 (0 to 0)	0 (0 to 0)	0
Measles	0 (0 to 0)	0 (0 to 0)	0 (0 to 0)	0 (0 to 0)	0 (0 to 0)	0 (0 to 0)	0 (0 to 0)	0 (0 to 0)	0 (0 to 0)	0 (0 to 0)	0 (0 to 0)	0 (0 to 0)	0 (0 to 0)	0 (0 to 0)	0 (0 to 0)	0 (0 to 0)	0 (0 to 0)	0 (0 to 0)	0 (0 to 0)	0 (0 to 0)	0 (0 to 0)	0 (0 to 0)	0 (0 to 0)	0
Varicella and herpes zoster	0 (0 to 0)	0 (0 to 0)	0 (0 to 0)	0 (0 to 0)	0 (0 to 0)	0 (0 to 0)	0 (0 to 0)	0 (0 to 0)	0 (0 to 0)	0 (0 to 0)	0 (0 to 0)	0 (0 to 0)	0 (0 to 0)	0 (0 to 0)	0 (0 to 0)	0 (0 to 0)	0 (0 to 0)	0 (0 to 0)	0 (0 to 0)	0 (0 to 0)	0 (0 to 0)	0 (0 to 0)	0 (0 to 0)	0
Acute hepatitis	0.1 (0 to 0.4)	0 (0 to 0)	188 (62.3 to 379)	177 (59.9 to 356)	177 (59.9 to 356)	177 (59.9 to 356)	173 (58.7 to 348)	169 (57.2 to 340)	170 (57.6 to 342)	167 (56.6 to 336)	167 (56.6 to 336)	167 (56.6 to 336)	169 (57.2 to 340)	169 (57.2 to 340)	169 (57.2 to 340)	168 (56.9 to 338)	168 (56.9 to 338)	168 (56.9 to 338)	168 (56.9 to 338)	168 (56.9 to 338)	168 (56.9 to 338)	168 (56.9 to 338)	168 (56.9 to 338)	4,160
Acute hepatitis A	0 (0 to 0)	0 (0 to 0)	69.6 (23.1 to 140)	61 (20.6 to 123)	128 (43.2 to 259)	102 (34.5 to 207)	121 (40.9 to 245)	99.6 (33.7 to 201)	115 (38.9 to 232)	92.6 (31.4 to 187)	82 (27.8 to 166)	81.1 (27.4 to 164)	82.7 (28.0 to 167)	86.5 (29.3 to 175)	73 (24.7 to 147)	32.5 (11.0 to 65.8)	26.6 (9.0 to 53.8)	14.2 (4.8 to 28.7)	7.3 (2.5 to 14.8)	2.6 (0.9 to 5.3)	0.6 (0.2 to 1.3)	0.1 (0 to 0.3)	1,930
Acute hepatitis B	0 (0 to 0)	0 (0 to 0)	69.2 (23.0 to 139)	60.7 (20.5 to 123)	48.3 (16.3 to 97.8)	74.7 (25.3 to 151)	51.7 (17.5 to 105)	69.1 (23.4 to 140)	55.2 (18.7 to 112)	74.6 (25.3 to 151)	85 (28.8 to 172)	86.6 (29.3 to 175)	86.9 (29.4 to 176)	83.1 (28.1 to 168)	96.4 (32.6 to 195)	135.7 (45.9 to 275)	179.7 (60.8 to 364)	67.6 (22.9 to 137)	37.7 (12.8 to 76.4)	13.4 (4.5 to 27.2)	3.1 (1.1 to 6.3)	0.6 (0.2 to 1.3)	2,510
Acute hepatitis C	0.1 (0 to 0.4)	0 (0 to 0)	0.4 (0.1 to 1.1)	7.2 (2.4 to 17.1)	0.4 (0.1 to 1.1)	0.4 (0.1 to 1.1)	0.4 (0.1 to 1.1)	0.4 (0.1 to 1.1)	0.4 (0.1 to 1.1)	0.4 (0.1 to 1.1)	0.4 (0.1 to 1.1)	0.4 (0.1 to 1.1)	0.4 (0.1 to 1.1)	0.4 (0.1 to 1.1)	0.4 (0.1 to 1.1)	0.4 (0.1 to 1.1)	0.4 (0.1 to 1.1)	0.4 (0.1 to 1.1)	0.4 (0.1 to 1.1)	0.4 (0.1 to 1.1)	0.4 (0.1 to 1.1)	0.4 (0.1 to 1.1)	0.4 (0.1 to 1.1)	108
Acute hepatitis E	0 (0 to 0)	0 (0 to 0)	0 (0 to 0)	0 (0 to 0)	0 (0 to 0)	0 (0 to 0)	0 (0 to 0)	0 (0 to 0)	0 (0 to 0)	0 (0 to 0)	0 (0 to 0)	0 (0 to 0)	0 (0 to 0)	0 (0 to 0)	0 (0 to 0)	0 (0 to 0)	0 (0 to 0)	0 (0 to 0)	0 (0 to 0)	0 (0 to 0)	0 (0 to 0)	0 (0 to 0)	0 (0 to 0)	0 (0 to 0)	0
Other unspecified infectious diseases	63.2 (19.0 to 262)	141 (42.4 to 362)	379 (120 to 1,000)	326 (97.1 to 1,000)	227 (68.1 to 699)	227 (68.1 to 699)	227 (68.1 to 699)	227 (68.1 to 699)	227 (68.1 to 699)	219 (65.7 to 674)	213 (63.9 to 656)	213 (63.9 to 656)	213 (63.9 to 656)	213 (63.9 to 656)	213 (63.9 to 656)	213 (63.9 to 656)	213 (63.9 to 656)	213 (63.9 to 656)	213 (63.9 to 656)	213 (63.9 to 656)	213 (63.9 to 656)	213 (63.9 to 656)	213 (63.9 to 656)	4,700
Maternal and neonatal disorders	137,000 (117,000 to 199,000)	47,900 (39,700 to 87,400)	8,370 (6,290 to 17,000)	6,330 (4,620 to 9,430)	4,730 (3,480 to 6,440)	4,470 (3,360 to 6,150)	7,410 (5,600 to 9,870)	8,810 (6,740 to 12,000)	10,400 (7,900 to 14,000)	10,600 (8,000 to 14,000)	10,300 (7,800 to 13,000)	7,080 (5,400 to 9,370)	5,600 (4,270 to 7,500)	1,660 (1,260 to 2,200)	1,660 (1,260 to 2,200)	679 (511 to 900)	459 (343 to 611)	171 (127 to 227)	67.3 (49 to 89.1)	16.9 (12.1 to 23.1)	4.2 (2.9 to 6.1)	0.9 (0.6 to 1.3)	0.2 (0.1 to 0.3)	343,000
Maternal disorders	0 (0 to 0)	0 (0 to 0)	0 (0 to 0)	0 (0 to 0)	0 (0 to 0)	0 (0 to 0)	0 (0 to 0)	0 (0 to 0)	0 (0 to 0)	0 (0 to 0)	0 (0 to 0)	0 (0 to 0)	0 (0 to 0)	0 (0 to 0)	0 (0 to 0)	0 (0 to 0)	0 (0 to 0)	0 (0 to 0)	0 (0 to 0)	0 (0 to 0)	0 (0 to 0)	0 (0 to 0)	0 (0 to 0)	39,200
Maternal hemorrhage	0 (0 to 0)	0 (0 to 0)	0 (0 to 0)	0 (0 to 0)	0 (0 to 0)	0 (0 to 0)	0 (0 to 0)	0 (0 to 0)	0 (0 to 0)	0 (0 to 0)	0 (0 to 0)	0 (0 to 0)	0 (0 to 0)	0 (0 to 0)	0 (0 to 0)	0 (0 to 0)	0 (0 to 0)	0 (0 to 0)	0 (0 to 0)	0 (0 to 0)	0 (0 to 0)	0 (0 to 0)	0 (0 to 0)	8,930
Maternal sepsis and other maternal infections	0 (0 to 0)	0 (0 to 0)	0 (0 to 0)	0 (0 to 0)	0 (0 to 0)	0 (0 to 0)	0 (0 to 0)	0 (0 to 0)	0 (0 to 0)	0 (0 to 0)	0 (0 to 0)	0 (0 to 0)	0 (0 to 0)	0 (0 to 0)	0 (0 to 0)	0 (0 to 0)	0 (0 to 0)	0 (0 to 0)	0 (0 to 0)	0 (0 to 0)	0 (0 to 0)	0 (0 to 0)	0 (0 to 0)	0
Maternal hypertensive disorders	0 (0 to 0)	0 (0 to 0)	0 (0 to 0)	37 (7.7 to 88.7)	17 (3.6 to 40.7)	1,420 (1,420 to 1,420)	1,420 (1,420 to 1,420)	1,420 (1,420 to 1,420)	1,420 (1,420 to 1,420)	1,420 (1,420 to 1,420)	1,420 (1,420 to 1,420)	1,420 (1,420 to 1,420)	1,420 (1,420 to 1,420)	1,420 (1,420 to 1,420)	1,420 (1,420 to 1,420)	1,420 (1,420 to 1,420)	1,420 (1,420 to 1,420)	1,420 (1,420 to 1,420)	1,420 (1,420 to 1,420)	1,420 (1,420 to 1,420)	1,420 (1,420 to 1,420)	1,420 (1,420 to 1,420)	1,420 (1,420 to 1,420)	7,260
Maternal obstructed labor and uterine rupture	0 (0 to 0)	0 (0 to 0)	0 (0 to 0)	0 (0 to 0)	7.4 (1.6 to 17.7)	231 (49.5 to 553)	327 (70.1 to 783)	435 (93.3 to 1,040)	535 (115 to 1,280)	655 (140 to 1,570)	787 (169 to 1,880)	111 (23.8 to 266)	0 (0 to 0)	0 (0 to 0)	0 (0 to 0)	0 (0 to 0)	0 (0 to 0)	0 (0 to 0)	0 (0 to 0)	0 (0 to 0)	0 (0 to 0)	0 (0 to 0)	0 (0 to 0)	2,740
Maternal abortion and miscarriage	0 (0 to 0)	0 (0 to 0)	0 (0 to 0)	0 (0 to 0)	9.7 (2.1 to 23.2)	9.7 (2.1 to 23.2)	9.7 (2.1 to 23.2)	9.7 (2.1 to 23.2)	9.7 (2.1 to 23.2)	9.7 (2.1 to 23.2)	9.7 (2.1 to 23.2)	9.7 (2.1 to 23.2)	9.7 (2.1 to 23.2)	9.7 (2.1 to 23.2)	9.7 (2.1 to 23.2)	9.7 (2.1 to 23.2)	9.7 (2.1 to 23.2)	9.7 (2.1 to 23.2)	9.7 (2.1 to 23.2)	9.7 (2.1 to 23.2)	9.7 (2.1 to 23.2)	9.7 (2.1 to 23.2)	9.7 (2.1 to 23.2)	2,250
Ectopic pregnancy	0 (0 to 0)	0 (0 to 0)	0 (0 to 0)	0 (0 to 0)	0 (0 to 0)	0 (0 to 0)	0 (0 to 0)	0 (0 to 0)	0 (0 to 0)	0 (0 to 0)	0 (0 to 0)	0 (0 to 0)	0 (0 to 0)	0 (0 to 0)	0 (0 to 0)	0 (0 to 0)	0 (0 to 0)



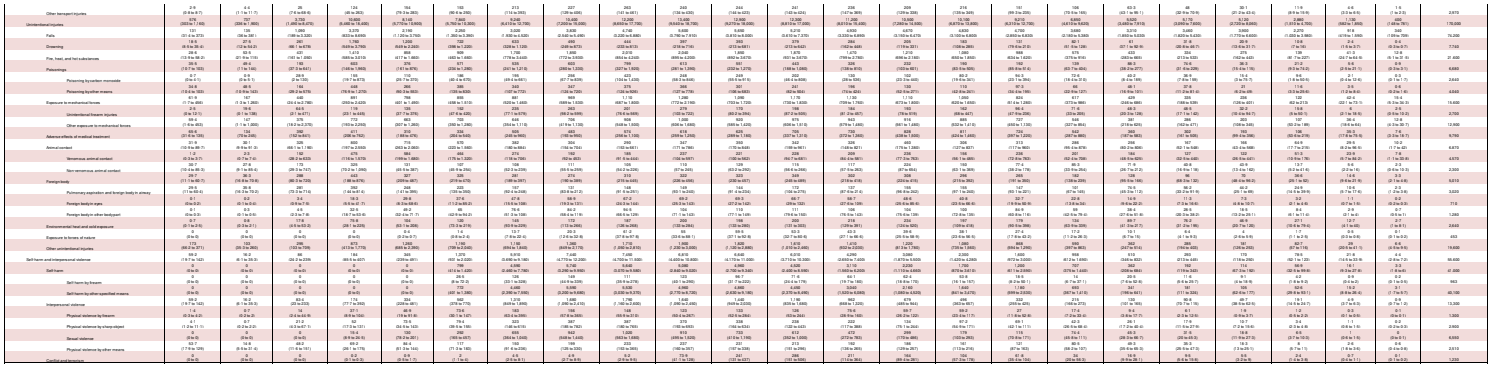

SR Table 2b: Palestine DALYS by cause and age group for females with 95% uncertainty intervals, 2019

Cause	Early Neonatal	Late Neonatal	Post Neonatal	1 to 4	5 to 9	10 to 14	15 to 19	20 to 24	25 to 29	30 to 34	35 to 39
All causes	21,800 (16,600 to 28,900)	9,420 (7,180 to 12,400)	21,300 (16,600 to 27,500)	17,900 (14,500 to 22,000)	17,500 (14,100 to 21,700)	20,900 (16,000 to 27,000)	25,700 (19,600 to 33,400)	30,000 (23,100 to 37,700)	32,400 (25,000 to 40,600)	28,000 (21,700 to 35,200)	27,000 (21,300 to 33,900)
Communicable, maternal, neonatal, and nutritional diseases	17,400 (13,000 to 23,100)	6,790 (5,160 to 9,040)	10,700 (7,650 to 14,300)	5,930 (4,520 to 7,600)	4,570 (3,270 to 6,430)	3,070 (2,230 to 4,300)	2,350 (1,830 to 3,000)	2,450 (1,920 to 3,110)	2,290 (1,800 to 3,010)	1,750 (1,380 to 2,280)	1,610 (1,210 to 2,160)
HIV/AIDS and sexually transmitted infections	257 (72·3 to 585)	73 (20·8 to 165)	124 (56·5 to 241)	23·8 (13·6 to 40·1)	7·5 (4·3 to 11·7)	7·9 (5·6 to 10·8)	29 (19·2 to 44·1)	63·7 (40·6 to 106)	85·9 (49·8 to 142)	88·1 (52·9 to 142)	77·7 (45·2 to 129)
HIV/AIDS	0 (0 to 0)	0 (0 to 0)	36·8 (19·4 to 66·9)	19·1 (10·1 to 34·7)	5·2 (2·9 to 8·7)	3·7 (2 to 6·2)	12·4 (7·1 to 21·7)	19·5 (11·1 to 32·7)	18·8 (10·5 to 30·5)	22·2 (11·5 to 37·1)	15·9 (9 to 27·3)
HIV/AIDS - Drug-susceptible Tuberculosis	0 (0 to 0)	0 (0 to 0)	1·4 (0·7 to 2·3)	0·7 (0·4 to 1·2)	0·2 (0·1 to 0·3)	0·1 (0·1 to 0·2)	0·6 (0·4 to 0·9)	0·9 (0·6 to 1·3)	0·8 (0·5 to 1·3)	0·9 (0·5 to 1·3)	0·7 (0·4 to 1·1)
HIV/AIDS - Multidrug-resistant Tuberculosis without extensive	0 (0 to 0)	0 (0 to 0)	0·1 (0 to 0·3)	0 (0 to 0·2)	0 (0 to 0)	0 (0 to 0)	0 (0 to 0·1)	0 (0 to 0·2)	0 (0 to 0·2)	0 (0 to 0·2)	0 (0 to 0·2)
HIV/AIDS - Extensively drug-resistant Tuberculosis	0 (0 to 0)	0 (0 to 0)	0 (0 to 0)	0 (0 to 0)	0 (0 to 0)	0 (0 to 0)	0 (0 to 0)	0 (0 to 0)	0 (0 to 0)	0 (0 to 0)	0 (0 to 0)
HIV/AIDS resulting in other diseases	0 (0 to 0)	0 (0 to 0)	35·3 (18·1 to 65·5)	18·3 (9·3 to 34)	5 (2·7 to 8·5)	3·6 (1·9 to 6·1)	11·8 (6·5 to 21·1)	18·6 (10·3 to 31·8)	17·9 (9·6 to 29·6)	21·3 (10·6 to 36·3)	15·1 (8·3 to 26·5)
Sexually transmitted infections excluding HIV	257 (72·3 to 585)	72·9 (20·8 to 165)	87·3 (24·7 to 202)	4·7 (1·3 to 10·6)	2·4 (0·7 to 5·2)	4·2 (2·9 to 6·1)	16·5 (9·2 to 29·4)	44·2 (22 to 83·8)	67·1 (33·2 to 122)	65·8 (34·5 to 120)	61·8 (32 to 111)
Syphilis	257 (72·3 to 585)	72·9 (20·8 to 165)	87·3 (24·7 to 202)	4·7 (1·3 to 10·6)	2·4 (0·7 to 5·2)	1 (0·9 to 1·2)	0·5 (0·4 to 0·7)	0·3 (0·1 to 0·8)	0·5 (0·3 to 1)	0·4 (0·2 to 0·7)	0·2 (0·1 to 0·4)
Chlamydial infection	0 (0 to 0)	0 (0 to 0)	0 (0 to 0)	0 (0 to 0)	0 (0 to 0)	0·5 (0·3 to 0·8)	1·9 (1·1 to 3·2)	5 (3 to 8)	7·8 (3·4 to 15·4)	8·3 (3·9 to 15·1)	8·5 (3·8 to 15·6)
Gonococcal infection	0 (0 to 0)	0 (0 to 0)	0 (0 to 0)	0 (0 to 0)	0 (0 to 0)	0·4 (0·3 to 0·5)	1·1 (0·8 to 1·8)	2 (1·4 to 3·1)	3 (1·9 to 4·8)	3 (1·8 to 4·9)	2·8 (1·6 to 4·7)
Trichomoniasis	0 (0 to 0)	0 (0 to 0)	0 (0 to 0)	0 (0 to 0)	0 (0 to 0)	0·4 (0 to 1·1)	5·7 (1·8 to 13·7)	20·8 (6·7 to 48·2)	28·4 (9·4 to 65·1)	22·9 (7·4 to 54·6)	18·3 (5·9 to 43·4)
Genital herpes	0 (0 to 0)	0 (0 to 0)	0 (0 to 0)	0 (0 to 0)	0 (0 to 0)	0·9 (0·2 to 2·3)	3·5 (1·1 to 8·4)	6·7 (2 to 16·6)	8·5 (2·5 to 21·5)	8·2 (2·7 to 20·7)	7·7 (2·4 to 18·7)
Other sexually transmitted infections	0 (0 to 0)	0 (0 to 0)	0 (0 to 0)	0 (0 to 0)	0 (0 to 0)	0·9 (0·6 to 1·4)	3·8 (2·3 to 6)	9·3 (4·3 to 16·7)	18·9 (9·3 to 34·3)	23 (12·4 to 37·9)	24·4 (13·2 to 41·5)
Respiratory infections and tuberculosis	143 (78·3 to 239)	154 (79·4 to 268)	951 (550 to 1,520)	1,190 (787 to 1,690)	973 (711 to 1,320)	620 (449 to 855)	536 (387 to 756)	595 (424 to 809)	536 (385 to 730)	402 (286 to 548)	348 (249 to 471)
Tuberculosis	0 (0 to 0)	0 (0 to 0)	20·2 (9·1 to 35·6)	24·2 (13·3 to 40·3)	30·3 (13·4 to 57·5)	16·4 (9·9 to 25·1)	15·4 (9·2 to 25·3)	55·3 (27·9 to 94·4)	72·9 (38·8 to 119)	44·3 (22·9 to 72·2)	35·8 (18·6 to 55·3)
Latent tuberculosis infection	0 (0 to 0)	0 (0 to 0)	0 (0 to 0)	0 (0 to 0)	0 (0 to 0)	0 (0 to 0)	0 (0 to 0)	0 (0 to 0)	0 (0 to 0)	0 (0 to 0)	0 (0 to 0)
Drug-susceptible tuberculosis	0 (0 to 0)	0 (0 to 0)	19·2 (8·4 to 35·3)	23·2 (12·4 to 39)	29·2 (12·6 to 56)	15·8 (9·4 to 24·1)	14·7 (8·6 to 24·5)	53·4 (26·2 to 91)	70·5 (35·4 to 116)	42·8 (21·6 to 69·4)	34·4 (18 to 53·6)
Multidrug-resistant tuberculosis without extensive drug resistar	0 (0 to 0)	0 (0 to 0)	0·9 (0·1 to 4·1)	1 (0·1 to 4·3)	1 (0·1 to 4·2)	0·6 (0·1 to 2·6)	0·6 (0·1 to 2·8)	1·8 (0·2 to 7·4)	2·3 (0·2 to 10)	1·5 (0·2 to 6·4)	1·3 (0·1 to 5·3)
Extensively drug-resistant tuberculosis	0 (0 to 0)	0 (0 to 0)	0·1 (0 to 0·3)	0·1 (0 to 0·3)	0·1 (0 to 0·3)	0 (0 to 0·2)	0 (0 to 0·2)	0·1 (0 to 0·4)	0·1 (0 to 0·6)	0·1 (0 to 0·4)	0·1 (0 to 0·4)
Lower respiratory infections	142 (77·7 to 239)	150 (75·3 to 265)	852 (449 to 1,430)	781 (444 to 1,230)	518 (348 to 729)	274 (198 to 365)	239 (171 to 326)	252 (172 to 353)	219 (142 to 339)	179 (117 to 261)	169 (107 to 246)
Upper respiratory infections	0·6 (0·3 to 1)	3·6 (2 to 6·1)	65·8 (36·8 to 109)	280 (157 to 464)	305 (166 to 532)	251 (132 to 433)	214 (111 to 382)	202 (108 to 350)	175 (96·5 to 292)	131 (68·8 to 227)	105 (52 to 176)
Otitis media	0 (0 to 0·1)	0·3 (0·1 to 0·6)	13·2 (6·1 to 25·2)	102 (50·2 to 188)	120 (65·2 to 200)	78·7 (42·1 to 130)	67 (36·4 to 113)	86·8 (38·2 to 169)	69·1 (31·9 to 132)	47·4 (20·4 to 90·3)	39·1 (17·9 to 73·8)
Enteric infections	34·2 (16·5 to 64·1)	65·2 (33·5 to 118)	513 (318 to 885)	1,070 (737 to 1,470)	866 (592 to 1,240)	741 (474 to 1,070)	499 (339 to 703)	357 (240 to 499)	293 (199 to 414)	201 (139 to 286)	161 (114 to 227)
Diarrheal diseases	34·2 (16·5 to 64·1)	63·2 (31·5 to 115)	477 (286 to 838)	826 (548 to 1,220)	588 (368 to 909)	530 (304 to 830)	331 (206 to 492)	251 (153 to 373)	219 (138 to 327)	166 (109 to 245)	135 (90·2 to 195)
Typhoid and paratyphoid	0 (0 to 0)	0 (0 to 0)	1·4 (0·5 to 3·4)	103 (31·7 to 231)	158 (54·6 to 363)	149 (56·3 to 287)	120 (41·7 to 253)	68·6 (23·7 to 151)	44·5 (17·1 to 97·9)	18·8 (7·2 to 41·5)	11·8 (4·7 to 24·7)
Typhoid fever	0 (0 to 0)	0 (0 to 0)	1·4 (0·5 to 3·3)	101 (31·1 to 228)	155 (53·6 to 355)	145 (55 to 280)	117 (40·7 to 247)	67 (23·1 to 149)	43·5 (16·7 to 94·6)	18·4 (7 to 40·3)	11·5 (4·6 to 24)
Paratyphoid fever	0 (0 to 0)	0 (0 to 0)	0 (0 to 0·1)	2 (0·5 to 5·3)	3·4 (1 to 8·7)	3·4 (1·1 to 7·8)	2·8 (0·8 to 6·7)	1·6 (0·5 to 4)	1 (0·3 to 2·6)	0·4 (0·1 to 1·1)	0·3 (0·1 to 0·7)
Invasive Non-typhoidal Salmonella (iNTS)	0 (0 to 0)	2 (1 to 3·6)	32 (16·4 to 55·5)	133 (65·3 to 228)	117 (58·5 to 210)	60·6 (28·4 to 113)	46·8 (20 to 91·4)	36·8 (15·1 to 75)	28·9 (11·5 to 57·7)	15·5 (6·2 to 31·5)	13·4 (5·9 to 25·8)
Other intestinal infectious diseases	0 (0 to 0)	0 (0 to 0)	3 (0·2 to 11·5)	4·2 (0·9 to 12·1)	2·2 (0·5 to 6·8)	1·3 (0·4 to 3·2)	0·6 (0·2 to 1·4)	0·5 (0·2 to 1·3)	0·2 (0·1 to 0·6)	0·4 (0·2 to 1)	0·2 (0·1 to 0·6)
Neglected tropical diseases and malaria	0·1 (0 to 0·2)	3·6 (1·9 to 5·9)	30·1 (14·8 to 52·3)	102 (44·7 to 185)	156 (66·1 to 295)	84·9 (30·7 to 180)	51·7 (22 to 96·2)	50·2 (21·1 to 90·8)	48·8 (21·3 to 88·6)	39·8 (19·2 to 68·8)	37·6 (18·3 to 65·8)
Malaria	0 (0 to 0)	0 (0 to 0)	0 (0 to 0)	0 (0 to 0)	0 (0 to 0)	0 (0 to 0)	0 (0 to 0)	0 (0 to 0)	0 (0 to 0)	0 (0 to 0)	0 (0 to 0)
Chagas disease	0 (0 to 0)	0 (0 to 0)	0 (0 to 0)	0 (0 to 0)	0 (0 to 0)	0 (0 to 0)	0 (0 to 0)	0 (0 to 0)	0 (0 to 0)	0 (0 to 0)	0 (0 to 0)
Leishmaniasis	0 (0 to 0)	0 (0 to 0)	1·1 (0 to 8·4)	7·6 (0 to 72·3)	5·1 (0·1 to 62·8)	2·4 (0·1 to 22·5)	2·1 (0·2 to 14·1)	2·4 (0·3 to 11·2)	2·9 (0 to 12·7)	2·9 (0 to 9·6)	2·9 (0·1 to 8·4)
Visceral leishmaniasis	0 (0 to 0)	0 (0 to 0)	1·1 (0 to 8·4)	7·5 (0 to 72·3)	4·8 (0 to 61·9)	1·8 (0 to 21·6)	1·2 (0 to 13·2)	1 (0 to 10·4)	1·2 (0 to 10·7)	0·9 (0 to 7·6)	0·7 (0 to 5·5)
Cutaneous and mucocutaneous leishmaniasis	0 (0 to 0)	0 (0 to 0)	0 (0 to 0)	0·1 (0 to 0·3)	0·3 (0 to 1·2)	0·7 (0·1 to 2·2)	1 (0·1 to 2·9)	1·4 (0·2 to 4·1)	1·7 (0 to 6·1)	1·9 (0 to 6)	2·1 (0 to 6·7)
African trypanosomiasis	0 (0 to 0)	0 (0 to 0)	0 (0 to 0)	0 (0 to 0)	0 (0 to 0)	0 (0 to 0)	0 (0 to 0)	0 (0 to 0)	0 (0 to 0)	0 (0 to 0)	0 (0 to 0)
Schistosomiasis	0 (0 to 0)	0 (0 to 0)	0 (0 to 0)	0 (0 to 0)	0 (0 to 0)	0 (0 to 0)	0 (0 to 0)	0 (0 to 0)	0 (0 to 0)	0 (0 to 0)	0 (0 to 0)
Cysticercosis	0 (0 to 0)	0 (0 to 0)	0 (0 to 0)	0 (0 to 0)	0 (0 to 0)	0 (0 to 0)	0 (0 to 0·1)	0·1 (0 to 0·2)	0·2 (0 to 0·3)	0·2 (0 to 0·3)	0·2 (0·1 to 0·4)
Cystic echinococcosis	0 (0 to 0)	0 (0 to 0)	0 (0 to 0)	2·3 (0 to 8·3)	5·3 (0·5 to 16·7)	9·1 (0·8 to 24)	15·4 (2·4 to 43·6)	17·9 (3·4 to 42·4)	17·7 (4·2 to 42·2)	14·2 (4·2 to 28·5)	11·8 (3·5 to 26)
Lymphatic filariasis	0 (0 to 0)	0 (0 to 0)	0 (0 to 0)	0 (0 to 0)	0 (0 to 0)	0 (0 to 0)	0 (0 to 0)	0 (0 to 0)	0 (0 to 0)	0 (0 to 0)	0 (0 to 0)
Onchocerciasis	0 (0 to 0)	0 (0 to 0)	0 (0 to 0)	0 (0 to 0)	0 (0 to 0)	0 (0 to 0)	0 (0 to 0)	0 (0 to 0)	0 (0 to 0)	0 (0 to 0)	0 (0 to 0)
Trachoma	0 (0 to 0)	0 (0 to 0)	0 (0 to 0)	0 (0 to 0)	0 (0 to 0)	0 (0 to 0)	0 (0 to 0)	0 (0 to 0)	0 (0 to 0)	0 (0 to 0)	0 (0 to 0)
Dengue	0 (0 to 0)	0 (0 to 0)	1·3 (0 to 4·2)	4·6 (0 to 14·9)	9·8 (0 to 37·8)	9·6 (0 to 36·2)	7·3 (0 to 28·6)	6·8 (0 to 26)	5·6 (0 to 22·3)	4 (0 to 15·8)	3·3 (0 to 13·4)
Yellow fever	0 (0 to 0)	0 (0 to 0)	0 (0 to 0)	0 (0 to 0)	0 (0 to 0)	0 (0 to 0)	0 (0 to 0)	0 (0 to 0)	0 (0 to 0)	0 (0 to 0)	0 (0 to 0)
Rabies	0 (0 to 0)	0 (0 to 0)	0 (0 to 0)	0 (0 to 0·1)	0·1 (0 to 0·2)	0·1 (0 to 0·3)	0 (0 to 0·1)	0 (0 to 0·1)	0 (0 to 0·1)	0 (0 to 0·1)	0 (0 to 0)
Intestinal nematode infections	0 (0 to 0)	0 (0 to 0)	0·6 (0·2 to 1·9)	9 (3·5 to 17·7)	17·8 (8·1 to 31·8)	8·1 (3·2 to 16·9)	17·1 (6·3 to 37·8)	14·9 (5·6 to 30·3)	12·9 (4·8 to 26·2)	9·2 (3·6 to 18·5)	5·9 (2 to 12·7)
Ascariasis	0 (0 to 0)	0 (0 to 0)	0·5 (0·1 to 1·8)	7·1 (2·5 to 14·6)	11·9 (4·7 to 22·5)	5·1 (1·9 to 10·1)	2·7 (0·9 to 5·7)	2·2 (0·7 to 5·1)	2 (0·6 to 4·3)	1·5 (0·4 to 3·1)	1·2 (0·3 to 2·6)
Trichuriasis	0 (0 to 0)	0 (0 to 0)	0 (0 to 0)	0 (0 to 0)	0 (0 to 0)	0 (0 to 0)	0 (0 to 0)	0 (0 to 0)	0 (0 to 0)	0 (0 to 0)	0 (0 to 0)
Hookworm disease	0 (0 to 0)	0 (0 to 0)	0·1 (0 to 0·2)	2 (0·2 to 4·8)	5·9 (1·3 to 13)	3 (0·2 to 8·5)	14·4 (4·1 to 34·2)	12·6 (4·1 to 27·2)	10·9 (3·5 to 23·9)	7·8 (2·6 to 16·4)	4·7 (1·1 to 11·2)
Food-borne trematodiases	0 (0 to 0)	0 (0 to 0)	0 (0 to 0)	0 (0 to 0)	0 (0 to 0)	0 (0 to 0)	0 (0 to 0)	0 (0 to 0)	0 (0 to 0)	0 (0 to 0)	0 (0 to 0)
Leprosy	0 (0 to 0)	0 (0 to 0)	0 (0 to 0)	0 (0 to 0)	0 (0 to 0)	0 (0 to 0)	0 (0 to 0)	0 (0 to 0)	0 (0 to 0)	0 (0 to 0)	0 (0 to 0)
Ebola	0 (0 to 0)	0 (0 to 0)	0 (0 to 0)	0 (0 to 0)	0 (0 to 0)	0 (0 to 0)	0 (0 to 0)	0 (0 to 0)	0 (0 to 0)	0 (0 to 0)	0 (0 to 0)
Zika virus	0 (0 to 0)	0 (0 to 0)	0 (0 to 0)	0 (0 to 0)	0 (0 to 0)	0 (0 to 0)	0 (0 to 0)	0 (0 to 0)	0 (0 to 0)	0 (0 to 0)	0 (0 to 0)
Guinea worm disease	0 (0 to 0)	0 (0 to 0)	0 (0 to 0)	0 (0 to 0)	0 (0 to 0)	0 (0 to 0)	0 (0 to 0)	0 (0 to 0)	0 (0 to 0)	0 (0 to 0)	0 (0 to 0)
Other neglected tropical diseases	0·1 (0 to 0·2)	3·6 (1·9 to 5·9)	27 (13 to 49·6)	78 (31·6 to 145)	118 (46·3 to 240)	55·6 (13·6 to 139)	9·6 (2 to 23·8)	8·1 (1·8 to 21·7)	9·6 (2·3 to 23·5)	9·3 (3 to 21)	13·6 (3·9 to 29·2)
Other infectious diseases	30·9 (17·5 to 54)	63·6 (37·3 to 107)	627 (320 to 1,130)	887 (475 to 1,590)	372 (265 to 511)	193 (144 to 267)	106 (80·7 to 137)	125 (97 to 160)	113 (84 to 152)	93·3 (69·7 to 121)	77·7 (55·5 to 104)
Meningitis	22·4 (10·6 to 42·9)	33·7 (14·9 to 66·8)	178 (88·6 to 339)	157 (90·4 to 269)	103 (72·3 to 147)	51·9 (38·2 to 68·5)	32·2 (23·9 to 42·3)	48·5 (35·5 to 66·2)	38·7 (24·8 to 57)	30·9 (19·1 to 45·7)	28 (17·6 to 41·1)
Encephalitis	2·2 (0·9 to 4·9)	10·2 (3·7 to 23·6)	74·5 (31·7 to 164)	79·3 (38 to 153)	58·7 (31·8 to 110)	36·6 (22·8 to 60·6)	18·5 (11·5 to 30)	29·8 (20·3 to 42·4)	32·8 (20·9 to 53·7)	25·4 (16·6 to 38·6)	16·8 (11·6 to 23·8)
Diphtheria	0 (0 to 0)	0 (0 to 0)	0·4 (0 to 1·6)	0·7 (0 to 2·4)	0·5 (0 to 1·7)	0·1 (0 to 0·5)	0 (0 to 0·2)	0 (0 to 0·1)	0 (0 to 0·1)	0 (0 to 0·1)	0 (0 to 0·1)
Tetanus	1·8 (0·6 to 4·2)	2·5 (0·8 to 6·2)	5·5 (1·6 to 13·1)	4·6 (2·9 to 5·8)	2·5 (2 to 3)	1·8 (1·6 to 2·1)	1·9 (1·6 to 2·2)	1·9 (1·5 to 2·2)	1·7 (1·4 to 2·1)	1·1 (0·8 to 1·2)	0·9 (0·8 to 1·1)
Measles	0 (0 to 0)	0 (0 to 0)	78·4 (23·7 to 194)	233 (70·8 to 564)	40·4 (12·6 to 94·6)	9·4 (2·9 to 21·7)	3·2 (1 to 7·3)	1·8 (0·6 to 4·2)	0·9 (0·3 to 2·2)	0·4 (0·1 to 1)	0·2 (0·1 to 0·5)
Varicella and herpes zoster	1 (0·1 to 3)	3 (0·3 to 8·7)	20·8 (2·9 to 66·2)	36·7 (4·2 to 109)	15·5 (3 to 43·7)	6·5 (1·6 to 15·1)	4·8 (1·3 to 9·8)	5·4 (1·8 to 11·2)	5·8 (2 to 11·1)	5·4 (1·8 to 10·3)	4·4 (1·7 to 8·5)
Acute hepatitis	0 (0 to 0)	0 (0 to 0·1)	6·5 (2·8 to 13·2)	25·1 (12·3 to 47·1)	26·7 (14·4 to 44)	30·8 (19·1 to 46·5)	14·9 (7·9 to 24·7)	13·4 (7·3 to 22·3)	11·4 (6·4 to 18·1)	12·6 (7·5 to 19·7)	7·3 (4 to 12·3)
Acute hepatitis A	0 (0 to 0)	0 (0 to 0)	1·3 (0·4 to 3·2)	15 (5·8 to 29·7)	22·5 (10·9 to 38·5)	22·4 (11·6 to 36·4)	12·2 (5·5 to 21·7)	9·4 (4·4 to 17·1)	7·9 (3·3 to 13·7)	6 (2·5 to 10·3)	2 (0·5 to 4·2)
Acute hepatitis B	0 (0 to 0)	0 (0 to 0)	4 (1·4 to 8·9)	8 (2·1 to 20)	2·2 (0·9 to 4·8)	6·2 (2·1 to 13·8)	1·5 (0·7 to 2·7)	2·6 (1·1 to 5·4)	2·4 (0·8 to 5·9)	5·5 (2·2 to 11·1)	4·2 (1·8 to 8·4)
Acute hepatitis C	0 (0 to 0)	0 (0 to 0·1)	0·9 (0·3 to 1·8)	1·6 (0·5 to 4·6)	1·1 (0·4 to 2·6)	1·1 (0·3 to 4·1)	0·5 (0·2 to 1·1)	0·5 (0·2 to 1)	0·5 (0·2 to 1·2)	0·6 (0·2 to 1·5)	0·7 (0·3 to 1·3)
Acute hepatitis E	0 (0 to 0)	0 (0 to 0)	0·4 (0·1 to 1·1)	0·5 (0·1 to 2)	0·9 (0·4 to 1·6)	1 (0·5 to 1·8)	0·8 (0·4 to 1·4)	0·9 (0·4 to 1·6)	0·6 (0·3 to 1·2)	0·5 (0·3 to 1·1)	0·3 (0·2 to 0·6)
Other unspecified infectious diseases	3·6 (1·3 to 7·1)	14·1 (7·5 to 26·6)	46·3 (23·5 to 89)	69·5 (36·2 to 115)	94·2 (44·4 to 178)	51 (21·2 to 109)	28·6 (16·7 to 48·1)	23·3 (13·2 to 39·1)	20·8 (11·4 to 35·8)	17·1 (9·1 to 31·3)	19·8 (9·1 to 35·3)
Maternal and neonatal disorders	16,900 (12,600 to 22,500)	6,380 (4,830 to 8,560)	8,080 (5,420 to 11,100)	1,680 (1,230 to 2,240)	817 (596 to 1,080)	744 (552 to 988)	827 (631 to 1,030)	980 (757 to 1,230)	905 (704 to 1,120)	653 (506 to 818)	569 (446 to 728)
Maternal disorders	0 (0 to 0)	0 (0 to 0)	0 (0 to 0)	0 (0 to 0)	0 (0 to 0)	5·9 (2·4 to 12·9)	204 (136 to 292)	393 (262 to 562)	385 (257 to 559)	256 (172 to 369)	248 (166 to 363)
Maternal hemorrhage	0 (0 to 0)	0 (0 to 0)	0 (0 to 0)	0 (0 to 0)	0 (0 to 0)	0·5 (0·2 to 1·1)	40·4 (19·8 to 70·9)	93·8 (47·4 to 162)	80·8 (46·1 to 136)	63·3 (37·1 to 101)	45·1 (26·9 to 75·3)
Maternal sepsis and other maternal infections	0 (0 to 0)	0 (0 to 0)	0 (0 to 0)	0 (0 to 0)	0 (0 to 0)	0·2 (0·1 to 0·5)	20·5 (9·2 to 36·8)	34·6 (16·3 to 62·6)	19·7 (10·7 to 33·8)	9·7 (5·2 to 16·7)	7·4 (4 to 12·6)
Maternal hypertensive disorders	0 (0 to 0)	0 (0 to 0)	0 (0 to 0)	0 (0 to 0)	0 (0 to 0)	0·7 (0·2 to 1·4)	34 (19·3 to 53·5)	54 (32·3 to 83)	58·5 (35·7 to 91·8)	43 (25·8 to 66·4)	48 (29·6 to 72·4)
Maternal obstructed labor and uterine rupture	0 (0 to 0)	0 (0 to 0)	0 (0 to 0)	0 (0 to 0)	0 (0 to 0)	0·6 (0·2 to 1·4)	19·8 (6·6 to 38·6)	34·2 (15 to 63·3)	25·3 (10·4 to 46·2)	15·1 (7·9 to 26·3)	12·4 (6·4 to 23·5)
Maternal abortion and miscarriage	0 (0 to 0)	0 (0 to 0)	0 (0 to 0)	0 (0 to 0)	0 (0 to 0)	0·5 (0·2 to 1·1)	10·3 (4 to 18·8)	19·2 (8·5 to 32·9)	15 (6·5 to 26·5)	8 (3·5 to 14·4)	9·8 (4·7 to 17·8)
Ectopic pregnancy	0 (0 to 0)	0 (0 to 0)	0 (0 to 0)	0 (0 to 0)	0 (0 to 0)	0·2 (0·1 to 0·6)	2·5 (1·4 to 4·3)	3·9 (2·2 to 6·5)	3·9 (2·2 to 6·7)	2·5 (1·5 to 4)	2·3 (1·4 to 3·9)
Indirect maternal deaths	--	--	--	--	--	0·3 (0·1 to 0·6)	5·9 (2·6 to 11·2)	11·9 (5·8 to 21·8)	18·5 (9 to 34·2)	10·6 (5·1 to 19·6)	13·7 (7 to 23·9)
Late maternal deaths	--	--	--	--	--	0·2 (0·1 to 0·4)	3·6 (1·8 to 6·7)	8 (4·2 to 14·1)	14·4 (6·9 to 26·2)	10·4 (5·4 to 19)	11·6 (6·4 to 19)
Maternal deaths aggravated by HIV/AIDS	--	--	--	--	--	0 (0 to 0)	0 (0 to 0)	0 (0 to 0)	0 (0 to 0)	0 (0 to 0)	0 (0 to 0)
Neonatal disorders	16,900 (12,600 to 22,500)	6,380 (4,830 to 8,560)	8,080 (5,420 to 11,100)	1,680 (1,230 to 2,240)	817 (596 to 1,080)	739 (549 to 983)	623 (450 to 811)	587 (434 to 773)	520 (385 to 682)	397 (289 to 517)	321 (239 to 424)
Neonatal preterm birth	11,200 (8,220 to 15,000)	3,180 (2,070 to 4,650)	3,320 (2,000 to 4,930)	583 (417 to 771)	496 (343 to 670)	447 (307 to 611)	374 (260 to 506)	351 (245 to 477)	311 (219 to 423)	236 (167 to 324)	190 (132 to 260)
Neonatal encephalopathy due to birth asphyxia and trauma	2,170 (1,250 to 3,460)	621 (325 to 1,040)	1,650 (827 to 2,780)	477 (288 to 740)	251 (155 to 381)	227 (142 to 334)	193 (117 to 290)	183 (112 to 268)	162 (99 to 239)	124 (77·1 to 186)	101 (62·2 to 150)
Neonatal sepsis and other neonatal infections	1,640 (791 to 3,060)	1,840 (1,040 to 3,010)	1,980 (934 to 3,500)	124 (69·5 to 215)	53·2 (35·7 to 77·7)	49·1 (33·3 to 71·1)	42·5 (28·8 to 62·3)	40·6 (27·7 to 59·1)	36·3 (24·8 to 53·3)	28·2 (18·9 to 41·3)	23 (15·2 to 33·5)
Hemolytic disease and other neonatal jaundice	42·7 (21·4 to 73·4)	22 (11·4 to 38·3)	26·2 (10 to 62·1)	21·1 (14·4 to 37·3)	16·5 (12·2 to 21·1)	15·1 (11·2 to 19·3)	13·1 (9·7 to 16·7)	12·5 (9·2 to 16)	11·2 (8·3 to 14·3)	8·6 (6·4 to 11)	7 (5·2 to 9)
Other neonatal disorders	1,900 (1,100 to 3,140)	713 (389 to 1,180)	1,100 (523 to 1,920)	478 (321 to 674)	0 (0 to 0)	0 (0 to 0)	0 (0 to 0)	0 (0 to 0)	0 (0 to 0)	0 (0 to 0)	0 (0 to 0)
Nutritional deficiencies	2·2 (1·3 to 3·2)	48 (27·6 to 75·6)	409 (243 to 655)	983 (480 to 1,690)	1,380 (621 to 2,640)	684 (226 to 1,570)	305 (138 to 598)	275 (129 to 581)	305 (135 to 603)	273 (129 to 557)	344 (129 to 678)
Protein-energy malnutrition	1·9 (1·1 to 2·9)	5·7 (3·5 to 8·3)	112 (69·8 to 168)	108 (58·6 to 174)	70·6 (37·2 to 120)	49·4 (26·6 to 84·7)	43·7 (22·7 to 74·1)	45·1 (23·3 to 74·5)	40·1 (20·1 to 66·5)	33·2 (17·1 to 54·2)	27·7 (14·6 to 46·1)
Iodine deficiency	0 (0 to 0)	0 (0 to 0)	0 (0 to 0)	1·1 (0·2 to 2·5)	7·2 (2·8 to 14·7)	15·3 (6·2 to 30·6)	17 (7·1 to 33·8)	16 (6·9 to 32·9)	14 (6 to 27·9)	11 (4·6 to 22·5)	9·3 (3·9 to 18·4)
Vitamin A deficiency	0·1 (0 to 0·3)	5·5 (2·4 to 11·5)	15·7 (7·2 to 28·2)	66·7 (32·4 to 118)	73·1 (33 to 136)	39·8 (16·6 to 78·3)	16·9 (5·1 to 34·2)	14·5 (4·6 to 28·3)	11·8 (3·4 to 24·1)	7·8 (2 to 16·7)	5 (1·1 to 11·1)
Dietary iron deficiency	0·1 (0 to 0·5)	36·9 (19·9 to 61)	277 (132 to 500)	799 (337 to 1,450)	1,210 (500 to 2,420)	567 (140 to 1,430)	207 (50·7 to 483)	177 (48·7 to 462)	214 (61·6 to 495)	206 (69 to 476)	290 (83·4 to 605)
Other nutritional deficiencies	0 (0 to 0)	0 (0 to 0)	3·9 (2·4 to 5·8)	7·6 (3·9 to 14·2)	14·7 (7·3 to 25·2)	12·4 (6·4 to 21·7)	20 (10·3 to 33·9)	22·5 (11·5 to 37·1)	25·4 (12·4 to 42·5)	15·2 (8·3 to 23·9)	11·8 (6·4 to 19·6)
Non-communicable diseases	4,340 (2,870 to 6,390)	2,550 (1,750 to 3,590)	9,850 (7,160 to 13,500)	8,920 (6,950 to 11,200)	10,500 (8,150 to 13,200)	15,200 (11,100 to 20,500)	19,500 (14,500 to 26,200)	23,100 (17,300 to 29,700)	26,000 (19,400 to 33,400)	23,100 (17,500 to 29,700)	22,200 (17,400 to 28,000)
Neoplasms	23·4 (11·5 to 42·7)	22·4 (9·9 to 47·5)	208 (127 to 323)	762 (493 to 1,120)	1,240 (963 to 1,570)	829 (665 to 1,030)	923 (757 to 1,100)	1,150 (932 to 1,410)	1,610 (1,290 to 1,960)	1,790 (1,470 to 2,150)	2,670 (2,170 to 3,200)
Lip and oral cavity cancer	0 (0 to 0)	0 (0 to 0)	0 (0 to 0)	0 (0 to 0)	2·7 (2·3 to 3·3)	2·3 (2 to 2·7)	2 (1·8 to 2·4)	2·5 (1·7 to 4)	14·1 (8 to 22·5)	10·1 (5·9 to 16·1)	17·3 (10·6 to 26·2)
Nasopharynx cancer	0 (0 to 0)	0 (0 to 0)	0 (0 to 0)	0 (0 to 0)	2·6 (2·1 to 3)	1·9 (1·7 to 2·2)	2 (1·8 to 2·4)	5·9 (2·8 to 10·4)	4·3 (2·5 to 7)	5·6 (2·9 to 9·2)	1·8 (1·1 to 3)
Other pharynx cancer	0 (0 to 0)	0 (0 to 0)	0 (0 to 0)	0 (0 to 0)	0 (0 to 0)	0 (0 to 0)	0 (0 to 0)	1·8 (1·5 to 2·2)	1·7 (1·4 to 2·1)	1 (0·9 to 1·3)	1 (0·8 to 1·6)
Esophageal cancer	0 (0 to 0)	0 (0 to 0)	0 (0 to 0)	0 (0 to 0)	0 (0 to 0)	0 (0 to 0)	0 (0 to 0)	1·8 (1·5 to 2·2)	4·8 (1·9 to 8)	7·8 (2·7 to 13·8)	12·5 (6·3 to 19·6)
Stomach cancer	0 (0 to 0)	0 (0 to 0)	0 (0 to 0)	0 (0 to 0)	0 (0 to 0)	0 (0 to 0)	25·9 (15·8 to 39·4)	54·9 (36·4 to 79·4)	128 (80·1 to 190)	118 (74·7 to 175)	126 (80 to 191)
Colon and rectum cancer	0 (0 to 0)	0 (0 to 0)	0 (0 to 0)	0 (0 to 0)	12 (7·1 to 20·1)	13·5 (7·5 to 22·3)	50·9 (31·4 to 80·1)	73·2 (45·5 to 112)	107 (67 to 163)	155 (100 to 237)	230 (156 to 330)
Liver cancer	0·2 (0·1 to 0·4)	0·2 (0·1 to 0·5)	7·7 (3·2 to 16·6)	15·3 (8·6 to 26·1)	20·6 (12·7 to 31)	21·6 (12·8 to 34·7)	14·1 (6·7 to 27)	25·6 (13·6 to 43·9)	38·7 (20·9 to 65·5)	40·4 (21·9 to 68·4)	55·6 (31 to 95·6)
Liver cancer due to hepatitis B	0 (0 to 0)	0 (0 to 0)	0 (0 to 0)	0 (0 to 0)	0 (0 to 0)	5·1 (2 to 11)	4·5 (1·9 to 9·8)	10·6 (5·2 to 19·4)	19·3 (8·3 to 37·1)	20·8 (10·3 to 37·5)	27·3 (13·1 to 50·4)
Liver cancer due to hepatitis C	0 (0 to 0)	0 (0 to 0)	0 (0 to 0)	0 (0 to 0)	0 (0 to 0)	0·4 (0·1 to 1)	0·3 (0·1 to 0·8)	1·4 (0·5 to 3·2)	3·6 (1·2 to 7·9)	5·9 (2·5 to 12·1)	11·7 (4·4 to 25·9)
Liver cancer due to alcohol use	0 (0 to 0)	0 (0 to 0)	0 (0 to 0)	0 (0 to 0)	0 (0 to 0)	0 (0 to 0)	0·1 (0 to 0·2)	0·3 (0·1 to 0·6)	0·7 (0·2 to 1·6)	1 (0·4 to 2·2)	1·9 (0·7 to 4·1)
Liver cancer due to NASH	0 (0 to 0)	0 (0 to 0)	0 (0 to 0)	0 (0 to 0)	0 (0 to 0)	0 (0 to 0)	3·6 (1·4 to 7·9)	5·1 (2·2 to 10)	5·8 (2·3 to 11·3)	5 (2 to 9·8)	6 (2·4 to 12·3)
Liver cancer due to other causes	0·2 (0·1 to 0·4)	0·2 (0·1 to 0·5)	7·7 (3·2 to 16·6)	15·3 (8·6 to 26·1)	20·6 (12·7 to 31)	16·1 (10 to 24·9)	5·7 (2·3 to 11·4)	8·1 (3·7 to 15·9)	9·2 (4·1 to 17·6)	7·7 (3·2 to 15)	8·7 (3·6 to 17·9)
Gallbladder and biliary tract cancer	0 (0 to 0)	0 (0 to 0)	0 (0 to 0)	0 (0 to 0)	0 (0 to 0)	0 (0 to 0)	0 (0 to 0)	1·8 (1·5 to 2·2)	1·8 (1·4 to 2·5)	2·4 (1·4 to 4)	13·8 (4·9 to 22·8)
Pancreatic cancer	0 (0 to 0)	0 (0 to 0)	0 (0 to 0)	0 (0 to 0)	0 (0 to 0)	0 (0 to 0)	2·2 (1·7 to 3·3)	20·4 (10·7 to 34·7)	45·1 (25·3 to 73·5)	28 (17·2 to 43·9)	37·5 (23·8 to 55·1)
Larynx cancer	0 (0 to 0)	0 (0 to 0)	0 (0 to 0)	0 (0 to 0)	0 (0 to 0)	0 (0 to 0)	0 (0 to 0)	2 (1·6 to 2·5)	1·8 (1·5 to 2·2)	1·1 (0·9 to 1·3)	1·1 (0·8 to 1·8)
Tracheal, bronchus, and lung cancer	0 (0 to 0)	0 (0 to 0)	0 (0 to 0)	0 (0 to 0)	0 (0 to 0)	15·1 (6·8 to 29·7)	40·3 (21·4 to 67·9)	69·5 (36·5 to 119)	82·2 (46·9 to 135)	112 (71·3 to 171)	159 (105 to 231)
Malignant skin melanoma	0 (0 to 0)	0 (0 to 0)	0·5 (0·3 to 0·7)	2·1 (1·5 to 2·9)	2·5 (2·1 to 3)	1·9 (1·6 to 2·2)	2·2 (1·7 to 3·5)	2·9 (1·7 to 5·3)	3·5 (1·9 to 6·3)	2·7 (1·4 to 5·4)	4·5 (2·3 to 8·7)
Non-melanoma skin cancer	0 (0 to 0)	0 (0 to 0)	0 (0 to 0)	0 (0 to 0)	0 (0 to 0)	0 (0 to 0)	0 (0 to 0)	1·8 (1·5 to 2·2)	1·7 (1·4 to 2·1)	1·1 (0·9 to 1·5)	7·6 (3·5 to 13·6)
Non-melanoma skin cancer (squamous-cell carcinoma)	0 (0 to 0)	0 (0 to 0)	0 (0 to 0)	0 (0 to 0)	0 (0 to 0)	0 (0 to 0)	0 (0 to 0)	1·8 (1·5 to 2·2)	1·7 (1·4 to 2·1)	1·1 (0·9 to 1·5)	7·6 (3·5 to 13·6)
Non-melanoma skin cancer (basal-cell carcinoma)	0 (0 to 0)	0 (0 to 0)	0 (0 to 0)	0 (0 to 0)	0 (0 to 0)	0 (0 to 0)	0 (0 to 0)	0 (0 to 0)	0 (0 to 0)	0 (0 to 0)	0 (0 to 0)
Breast cancer	0 (0 to 0)	0 (0 to 0)	0 (0 to 0)	0 (0 to 0)	0 (0 to 0)	0 (0 to 0)	22·1 (12·4 to 37·2)	62·7 (39·5 to 91·9)	220 (144 to 316)	559 (391 to 753)	1,020 (773 to 1,320)
Cervical cancer	0 (0 to 0)	0 (0 to 0)	0 (0 to 0)	0 (0 to 0)	0 (0 to 0)	0 (0 to 0)	8·2 (2·5 to 16·2)	22·6 (7·9 to 40)	34·3 (17·9 to 58·3)	44·8 (25·2 to 70·3)	68 (41·2 to 106)
Uterine cancer	0 (0 to 0)	0 (0 to 0)	0 (0 to 0)	0 (0 to 0)	0 (0 to 0)	0 (0 to 0)	0 (0 to 0)	2·4 (1·7 to 5·2)	20·2 (6·6 to 39·7)	32·9 (8·2 to 61·2)	51·9 (20·5 to 89·8)
Ovarian cancer	0 (0 to 0)	0 (0 to 0)	0 (0 to 0)	0 (0 to 0)	21·1 (10·8 to 39·2)	19 (10·2 to 31·8)	25·6 (13·7 to 42·6)	68·7 (27·8 to 116)	83·1 (31·5 to 134)	69·7 (36·1 to 106)	96·3 (52·2 to 146)
Prostate cancer	0 (0 to 0)	0 (0 to 0)	0 (0 to 0)	0 (0 to 0)	0 (0 to 0)	0 (0 to 0)	0 (0 to 0)	0 (0 to 0)	0 (0 to 0)	0 (0 to 0)	0 (0 to 0)
Testicular cancer	--	--	--	--	--	--	--	--	--	--	--
Kidney cancer	0·7 (0·2 to 1·6)	0·3 (0·1 to 0·9)	13·7 (6·3 to 26·6)	30·6 (12·6 to 58·9)	54·7 (27·9 to 97·5)	9·4 (4·9 to 16·5)	4·5 (2·1 to 8·6)	10·1 (4·9 to 17·5)	7·5 (4·1 to 12·2)	11·1 (5·8 to 19·5)	23·4 (13 to 38·3)
Bladder cancer	0 (0 to 0)	0 (0 to 0)	0 (0 to 0)	0 (0 to 0)	0 (0 to 0)	0 (0 to 0)	2 (1·8 to 2·4)	2 (1·6 to 2·4)	1·8 (1·5 to 2·2)	1·2 (0·9 to 1·7)	5·4 (3 to 8·8)
Brain and central nervous system cancer	6·7 (1·6 to 15·5)	3·3 (0·7 to 8)	43·9 (18·5 to 92·9)	327 (161 to 567)	529 (318 to 773)	295 (172 to 451)	171 (104 to 274)	177 (106 to 263)	204 (126 to 293)	193 (116 to 280)	296 (152 to 441)
Thyroid cancer	0 (0 to 0)	0 (0 to 0)	0 (0 to 0)	0 (0 to 0)	11·8 (2·6 to 27·4)	2·2 (1·8 to 2·6)	6·6 (3 to 13·1)	13·6 (5 to 29·8)	20·4 (6·5 to 41·8)	13·6 (6 to 27·1)	10·9 (5·5 to 19·6)
Mesothelioma	0 (0 to 0)	0 (0 to 0)	0 (0 to 0)	0 (0 to 0)	0 (0 to 0)	0 (0 to 0)	0 (0 to 0)	0·3 (0·1 to 0·9)	0·7 (0·2 to 2·1)	0·6 (0·2 to 1·6)	1·4 (0·4 to 3·5)
Hodgkin lymphoma	0 (0 to 0)	0 (0 to 0)	0 (0 to 0)	4·8 (1·7 to 13·1)	11·6 (5·3 to 24·9)	20·5 (9·5 to 46)	34·7 (16·9 to 60·4)	54·4 (31·7 to 89·7)	54·6 (32 to 88)	38·7 (21·6 to 64·6)	21·5 (13 to 33·3)
Non-Hodgkin lymphoma	0 (0 to 0)	0 (0 to 0)	0 (0 to 0)	36 (18·4 to 65·2)	65·5 (40 to 101)	39·1 (23·7 to 62·9)	67·1 (39·2 to 106)	64 (37·5 to 102)	143 (88·3 to 217)	98 (61·1 to 149)	112 (72 to 170)
Multiple myeloma	0 (0 to 0)	0 (0 to 0)	0 (0 to 0)	0 (0 to 0)	0 (0 to 0)	0 (0 to 0)	0 (0 to 0)	1·9 (1·6 to 2·6)	6·3 (1·7 to 13·3)	11·2 (2·8 to 25)	21·4 (6·8 to 43·7)
Leukemia	9·8 (2·3 to 27·1)	4·8 (1·2 to 12·2)	98·6 (51·2 to 178)	198 (98·3 to 357)	312 (198 to 475)	181 (115 to 265)	201 (131 to 296)	226 (140 to 328)	226 (143 to 335)	125 (81·2 to 181)	167 (109 to 241)
Acute lymphoid leukemia	2·3 (0·2 to 7·9)	1 (0·1 to 3·1)	13·9 (3·4 to 33·8)	32·9 (9·8 to 71·7)	68·2 (27 to 136)	30·9 (13·4 to 59·4)	28·2 (10·9 to 54·3)	19·5 (7·5 to 37·9)	14 (5·6 to 27·8)	3·9 (1·6 to 7·7)	5·3 (2·3 to 10·3)
Chronic lymphoid leukemia	0 (0 to 0)	0 (0 to 0)	0 (0 to 0)	0 (0 to 0)	0 (0 to 0)	0 (0 to 0)	0 (0 to 0)	5·4 (2·6 to 9·5)	4·3 (2·2 to 7·3)	3 (1·4 to 5·8)	7·2 (3 to 14·3)
Acute myeloid leukemia	1·5 (0·2 to 5·5)	0·5 (0·1 to 1·8)	11·5 (4 to 26·2)	38·5 (13·9 to 79·9)	37·2 (15·8 to 75·5)	31·6 (13·7 to 60·7)	45·3 (17·7 to 86·9)	34·3 (14 to 69·3)	29·3 (12·3 to 57·3)	18·5 (7·9 to 35·9)	16·5 (6·8 to 31·6)
Chronic myeloid leukemia	0·3 (0 to 1·2)	0·3 (0 to 1·5)	4·3 (1·2 to 10·4)	15·3 (4·7 to 36·8)	19·8 (7·8 to 42·4)	17 (7·3 to 31·9)	20·2 (7·6 to 42·7)	23·5 (8·8 to 48·8)	35·2 (15·3 to 67·9)	32·1 (13·6 to 61·9)	35·2 (14·8 to 66·1)
Other leukemia	5·7 (1·1 to 17·4)	3·1 (0·6 to 8·2)	68·9 (32·1 to 128)	111 (45·2 to 251)	187 (99·5 to 298)	101 (56·5 to 166)	107 (57·8 to 177)	143 (85·3 to 212)	143 (84·8 to 222)	67·4 (38·5 to 111)	103 (59·7 to 155)
Other malignant neoplasms	6·1 (2·9 to 11·1)	13·6 (3·9 to 38·1)	43·4 (21·7 to 79·2)	146 (89·8 to 227)	191 (143 to 245)	205 (149 to 285)	238 (161 to 347)	173 (124 to 233)	147 (103 to 202)	106 (76·8 to 144)	103 (75·4 to 138)
Other neoplasms	0 (0 to 0)	0 (0 to 0)	0·5 (0·4 to 0·7)	2·6 (1·9 to 3·5)	3·4 (2·7 to 4·2)	2·6 (2·1 to 3·3)	2·6 (2·1 to 3·2)	2·5 (2 to 3·1)	2·5 (1·9 to 3·5)	1·6 (1·2 to 2·1)	1·5 (1·1 to 2·1)
Myelodysplastic, myeloproliferative, and other hematopoietic n	0 (0 to 0)	0 (0 to 0)	0·5 (0·4 to 0·7)	2·6 (1·9 to 3·5)	3·4 (2·7 to 4·2)	2·6 (2·1 to 3·3)	2·6 (2·1 to 3·2)	2·5 (2 to 3·1)	2·5 (1·9 to 3·5)	1·6 (1·2 to 2·1)	1·5 (1·1 to 2·1)
Benign and in situ intestinal neoplasms	0 (0 to 0)	0 (0 to 0)	0 (0 to 0)	0 (0 to 0)	0 (0 to 0)	0 (0 to 0)	0 (0 to 0)	0 (0 to 0)	0 (0 to 0)	0 (0 to 0)	0 (0 to 0)
Benign and in situ cervical and uterine neoplasms	0 (0 to 0)	0 (0 to 0)	0 (0 to 0)	0 (0 to 0)	0 (0 to 0)	0 (0 to 0)	0 (0 to 0)	0 (0 to 0)	0 (0 to 0)	0 (0 to 0)	0 (0 to 0)
Other benign and in situ neoplasms	0 (0 to 0)	0 (0 to 0)	0 (0 to 0)	0 (0 to 0)	0 (0 to 0)	0 (0 to 0)	0 (0 to 0)	0 (0 to 0)	0 (0 to 0)	0 (0 to 0)	0 (0 to 0)
Cardiovascular diseases	38·7 (18·7 to 74·5)	46·2 (22·9 to 83·6)	195 (96·1 to 349)	228 (144 to 379)	252 (187 to 336)	304 (218 to 405)	592 (436 to 763)	838 (615 to 1,070)	1,160 (907 to 1,480)	1,130 (891 to 1,410)	1,260 (991 to 1,600)
Rheumatic heart disease	0 (0 to 0)	0 (0 to 0)	0 (0 to 0)	15·4 (7·7 to 26·8)	38·8 (19 to 67·6)	63·4 (32·1 to 115)	82·2 (44·9 to 139)	99 (58 to 153)	110 (68 to 162)	92·2 (57 to 136)	75·9 (48·2 to 112)

Cause	40 to 44	45 to 49	50 to 54	55 to 59	60 to 64	65 to 69	70 to 74	75 to 79	80 to 84	85 to 89	90 to 94	95 plus	Total
All causes	26,100 (20,800 to 32,300)	24,900 (20,400 to 30,200)	26,700 (22,300 to 31,800)	26,800 (22,800 to 31,300)	24,500 (21,400 to 28,000)	24,600 (21,800 to 27,600)	23,400 (21,000 to 26,000)	20,100 (18,200 to 22,200)	13,300 (12,100 to 14,500)	7,980 (7,290 to 8,710)	3,030 (2,790 to 3,280)	1,020 (950 to 1,080)	474,000
Communicable, maternal, neonatal, and nutritional diseases	1,480 (1,120 to 1,990)	1,060 (792 to 1,430)	1,030 (762 to 1,410)	861 (628 to 1,170)	696 (522 to 942)	633 (479 to 879)	724 (547 to 982)	655 (480 to 926)	494 (365 to 681)	337 (247 to 468)	140 (103 to 190)	52·5 (36·1 to 70·4)	67,100
HIV/AIDS and sexually transmitted infections	97 (59·7 to 151)	46·9 (27·9 to 76·5)	20·4 (10·9 to 37)	14·1 (7·3 to 25·8)	7·8 (3·7 to 15·5)	4·4 (1·8 to 9·2)	2·7 (1·1 to 5·9)	2·1 (1 to 3·9)	1·1 (0·5 to 2)	0·6 (0·3 to 1·1)	0·2 (0·1 to 0·4)	0·1 (0 to 0·1)	1,030
HIV/AIDS	39·7 (21·2 to 67·3)	12·5 (6·9 to 21·7)	3 (1·6 to 4·9)	2·8 (1·6 to 4·7)	0·6 (0·3 to 1·1)	0·3 (0·2 to 0·5)	0 (0 to 0)	0 (0 to 0)	0 (0 to 0)	0 (0 to 0)	0 (0 to 0)	0 (0 to 0)	212
HIV/AIDS - Drug-susceptible Tuberculosis	1·5 (0·8 to 2·4)	0·5 (0·3 to 0·8)	0·1 (0·1 to 0·2)	0·1 (0·1 to 0·2)	0 (0 to 0)	0 (0 to 0)	0 (0 to 0)	0 (0 to 0)	0 (0 to 0)	0 (0 to 0)	0 (0 to 0)	0 (0 to 0)	8·6
HIV/AIDS - Multidrug-resistant Tuberculosis without extensive	0·1 (0 to 0·4)	0 (0 to 0·1)	0 (0 to 0)	0 (0 to 0)	0 (0 to 0)	0 (0 to 0)	0 (0 to 0)	0 (0 to 0)	0 (0 to 0)	0 (0 to 0)	0 (0 to 0)	0 (0 to 0)	0·5
HIV/AIDS - Extensively drug-resistant Tuberculosis	0 (0 to 0)	0 (0 to 0)	0 (0 to 0)	0 (0 to 0)	0 (0 to 0)	0 (0 to 0)	0 (0 to 0)	0 (0 to 0)	0 (0 to 0)	0 (0 to 0)	0 (0 to 0)	0 (0 to 0)	0
HIV/AIDS resulting in other diseases	38·1 (19·8 to 65·5)	12 (6·3 to 21·3)	2·8 (1·5 to 4·8)	2·7 (1·4 to 4·6)	0·6 (0·3 to 1·1)	0·3 (0·1 to 0·5)	0 (0 to 0)	0 (0 to 0)	0 (0 to 0)	0 (0 to 0)	0 (0 to 0)	0 (0 to 0)	203
Sexually transmitted infections excluding HIV	57·3 (28·9 to 108)	34·5 (16·8 to 64·6)	17·4 (8·1 to 34·1)	11·3 (4·8 to 23·1)	7·1 (3 to 14·8)	4·1 (1·6 to 8·9)	2·7 (1·1 to 5·8)	2·1 (1 to 3·9)	1·1 (0·5 to 2)	0·6 (0·3 to 1·1)	0·2 (0·1 to 0·4)	0·1 (0 to 0·1)	822
Syphilis	0·1 (0·1 to 0·2)	0·2 (0·1 to 0·4)	0·1 (0·1 to 0·2)	0·1 (0 to 0·1)	0·1 (0 to 0·2)	0 (0 to 0)	0 (0 to 0·1)	0·1 (0 to 0·1)	0·1 (0 to 0·2)	0·1 (0 to 0·1)	0 (0 to 0·1)	0 (0 to 0)	428
Chlamydial infection	8·1 (3·8 to 15)	3·8 (1·4 to 8·1)	0·9 (0·5 to 1·6)	0·4 (0·2 to 0·6)	0·1 (0·1 to 0·4)	0 (0 to 0)	0 (0 to 0·1)	0·1 (0 to 0·2)	0·1 (0 to 0·1)	0 (0 to 0·1)	0 (0 to 0)	0 (0 to 0)	45·6
Gonococcal infection	2·4 (1·4 to 4·2)	1·5 (0·8 to 2·7)	0·4 (0·2 to 0·6)	0·2 (0·1 to 0·4)	0·4 (0·1 to 0·9)	0·1 (0 to 0·2)	0·1 (0 to 0·2)	0·3 (0·1 to 0·7)	0·1 (0·1 to 0·3)	0·1 (0·1 to 0·3)	0 (0 to 0·1)	0 (0 to 0)	18·1
Trichomoniasis	15·4 (5·1 to 37·8)	11·2 (3·4 to 26)	7·9 (2·5 to 19·1)	5·5 (1·8 to 13·1)	3·5 (1·2 to 8)	2·1 (0·7 to 4·8)	1·2 (0·5 to 2·8)	0·7 (0·2 to 1·5)	0·3 (0·1 to 0·7)	0·1 (0 to 0·3)	0 (0 to 0·1)	0 (0 to 0)	145
Genital herpes	7·2 (2·2 to 17·7)	6·1 (2 to 15·3)	5·3 (1·6 to 12·6)	4 (1·2 to 9·9)	2·7 (0·8 to 6·8)	1·8 (0·6 to 4·6)	1·2 (0·4 to 3)	0·7 (0·2 to 1·8)	0·4 (0·1 to 1)	0·2 (0·1 to 0·5)	0·1 (0 to 0·2)	0 (0 to 0)	65·1
Other sexually transmitted infections	24·2 (12·5 to 41·8)	11·6 (5·5 to 22·7)	2·8 (0·9 to 5·8)	1·2 (0·3 to 2·6)	0·3 (0·1 to 0·8)	0 (0 to 0·1)	0·1 (0 to 0·1)	0·1 (0 to 0·3)	0·1 (0 to 0·1)	0·1 (0 to 0·1)	0 (0 to 0)	0 (0 to 0)	121
Respiratory infections and tuberculosis	323 (236 to 437)	288 (210 to 386)	327 (237 to 436)	331 (237 to 478)	356 (244 to 536)	385 (263 to 615)	512 (355 to 769)	483 (331 to 743)	384 (268 to 570)	261 (178 to 387)	111 (75·5 to 160)	41·9 (27·3 to 60·6)	10,200
Tuberculosis	27·1 (13·5 to 43·3)	33·7 (17·4 to 54·2)	40·7 (18·5 to 64·8)	40·9 (18·5 to 64·6)	42·1 (18·5 to 66·6)	40·9 (21·4 to 67·5)	47·6 (26·8 to 72·5)	35·5 (20·6 to 57·5)	18·8 (11·5 to 28·9)	12·4 (7·6 to 18·9)	3·3 (2·1 to 5·2)	1 (0·6 to 1·5)	659
Latent tuberculosis infection	0 (0 to 0)	0 (0 to 0)	0 (0 to 0)	0 (0 to 0)	0 (0 to 0)	0 (0 to 0)	0 (0 to 0)	0 (0 to 0)	0 (0 to 0)	0 (0 to 0)	0 (0 to 0)	0 (0 to 0)	0
Drug-susceptible tuberculosis	26·1 (12·9 to 42·1)	32·2 (16·8 to 51·9)	38·8 (18 to 61·9)	39 (18 to 61·4)	40·2 (17·5 to 64·2)	39 (19·4 to 63·4)	45·4 (25·4 to 70)	33·9 (19·1 to 56·4)	18 (10·6 to 28)	11·8 (7 to 18·2)	3·1 (2 to 5)	0·9 (0·6 to 1·4)	632
Multidrug-resistant tuberculosis without extensive drug resistar	1 (0·1 to 3·9)	1·4 (0·1 to 5·8)	1·7 (0·2 to 7·3)	1·7 (0·2 to 7·2)	1·8 (0·2 to 8·1)	1·8 (0·2 to 8·1)	2 (0·2 to 8·5)	1·5 (0·2 to 6·2)	0·8 (0·1 to 3·4)	0·5 (0·1 to 2·2)	0·1 (0 to 0·6)	0 (0 to 0·2)	25·4
Extensively drug-resistant tuberculosis	0·1 (0 to 0·3)	0·1 (0 to 0·4)	0·1 (0 to 0·6)	0·1 (0 to 0·6)	0·1 (0 to 0·6)	0·1 (0 to 0·6)	0·1 (0 to 0·6)	0·1 (0 to 0·5)	0·1 (0 to 0·3)	0 (0 to 0·2)	0 (0 to 0)	0 (0 to 0)	1·7
Lower respiratory infections	175 (119 to 249)	157 (103 to 235)	206 (137 to 307)	232 (155 to 376)	278 (177 to 459)	322 (204 to 554)	450 (299 to 709)	438 (289 to 699)	360 (246 to 544)	246 (165 to 369)	107 (72·1 to 155)	40·7 (26·2 to 59·1)	6,780
Upper respiratory infections	85 (45·1 to 146)	65·5 (34·8 to 112)	52·6 (28·4 to 91·4)	37·6 (19·4 to 63·2)	24·1 (12·9 to 39·8)	16·6 (8·2 to 28·5)	11·3 (6·2 to 19·1)	7 (3·6 to 11·9)	3·8 (2 to 6·4)	1·9 (1 to 3·2)	0·7 (0·4 to 1·2)	0·2 (0·1 to 0·4)	2,040
Otitis media	36·4 (16 to 68·4)	31·7 (15·1 to 58·3)	27·6 (12·9 to 50·3)	19·8 (9·6 to 37·1)	12 (5·2 to 22·5)	6·3 (3 to 12·1)	3·3 (1·3 to 6·6)	2·1 (1 to 4)	1·3 (0·5 to 2·4)	0·7 (0·3 to 1·3)	0·3 (0·1 to 0·5)	0·1 (0 to 0·2)	766
Enteric infections	125 (86·3 to 171)	103 (70·9 to 143)	89·3 (61·2 to 126)	73·6 (50·4 to 103)	70·4 (48·7 to 98·4)	82·9 (57·6 to 118)	88·4 (61·4 to 127)	84·3 (56·7 to 124)	58·5 (40 to 84·3)	37·1 (24·2 to 56·9)	14·8 (9·8 to 22·9)	5·1 (3·2 to 8·3)	5,630
Diarrheal diseases	110 (73·6 to 156)	90·8 (59·2 to 131)	78·5 (51·6 to 115)	64·4 (41·7 to 93·1)	63·3 (41·8 to 90·7)	78·2 (53·2 to 113)	85·1 (58·8 to 123)	82·5 (54·9 to 122)	57·6 (39·3 to 83·1)	36·7 (23·8 to 56·4)	14·6 (9·6 to 22·7)	5·1 (3·2 to 8·3)	4,390
Typhoid and paratyphoid	5·9 (2·4 to 12)	4·7 (1·7 to 10)	3·5 (1·4 to 7·5)	2·5 (0·9 to 5·6)	1·5 (0·5 to 3·3)	0·8 (0·3 to 1·6)	0·5 (0·2 to 1)	0·2 (0·1 to 0·4)	0·1 (0 to 0·2)	0·1 (0 to 0·1)	0 (0 to 0)	0 (0 to 0)	695
Typhoid fever	5·7 (2·3 to 11·7)	4·6 (1·7 to 9·7)	3·5 (1·3 to 7·4)	2·4 (0·9 to 5·4)	1·5 (0·5 to 3·2)	0·8 (0·3 to 1·6)	0·5 (0·2 to 1)	0·2 (0·1 to 0·4)	0·1 (0 to 0·2)	0·1 (0 to 0·1)	0 (0 to 0)	0 (0 to 0)	679
Paratyphoid fever	0·1 (0 to 0·3)	0·1 (0 to 0·3)	0·1 (0 to 0·2)	0·1 (0 to 0·1)	0 (0 to 0·1)	0 (0 to 0)	0 (0 to 0)	0 (0 to 0)	0 (0 to 0)	0 (0 to 0)	0 (0 to 0)	0 (0 to 0)	15·5
Invasive Non-typhoidal Salmonella (iNTS)	8·7 (4 to 15·7)	7·8 (3·8 to 13·8)	7·1 (3·5 to 13·2)	6·6 (3·2 to 11·8)	5·5 (2·5 to 9·9)	3·8 (1·7 to 6·7)	2·7 (1·2 to 4·9)	1·5 (0·6 to 2·8)	0·8 (0·3 to 1·6)	0·3 (0·1 to 0·7)	0·1 (0 to 0·2)	0 (0 to 0·1)	531
Other intestinal infectious diseases	0·2 (0·1 to 0·5)	0·1 (0 to 0·3)	0·1 (0 to 0·3)	0·1 (0 to 0·3)	0·1 (0 to 0·3)	0·1 (0 to 0·4)	0·1 (0 to 0·3)	0·1 (0 to 0·2)	0 (0 to 0·2)	0·1 (0 to 0·2)	0 (0 to 0·1)	0 (0 to 0)	13·6
Neglected tropical diseases and malaria	42·9 (20·7 to 72·6)	25·9 (13·7 to 43·6)	27·1 (14·1 to 46·1)	22 (10·8 to 38)	13 (5·9 to 22·7)	9·2 (3·9 to 16·8)	7·5 (3·1 to 13·6)	5·3 (2·1 to 10·5)	3·1 (1·2 to 5·9)	1·8 (0·6 to 3·8)	0·7 (0·3 to 1·3)	0·3 (0·1 to 0·6)	763
Malaria	0 (0 to 0)	0 (0 to 0)	0 (0 to 0)	0 (0 to 0)	0 (0 to 0)	0 (0 to 0)	0 (0 to 0)	0 (0 to 0)	0 (0 to 0)	0 (0 to 0)	0 (0 to 0)	0 (0 to 0)	0
Chagas disease	0 (0 to 0)	0 (0 to 0)	0 (0 to 0)	0 (0 to 0)	0 (0 to 0)	0 (0 to 0)	0 (0 to 0)	0 (0 to 0)	0 (0 to 0)	0 (0 to 0)	0 (0 to 0)	0 (0 to 0)	0
Leishmaniasis	3 (0·2 to 8·1)	2·9 (0·3 to 7·8)	3 (0·3 to 7·3)	2·7 (0·4 to 7·9)	2·2 (0·4 to 6·2)	1·8 (0·3 to 4·9)	1·4 (0·2 to 3·7)	1 (0·2 to 2·8)	0·6 (0·1 to 1·7)	0·3 (0 to 1)	0·1 (0 to 0·4)	0 (0 to 0·1)	48·6
Visceral leishmaniasis	0·5 (0 to 3·7)	0·4 (0 to 2·2)	0·3 (0 to 1·5)	0·2 (0 to 1·1)	0·1 (0 to 0·7)	0·1 (0 to 0·4)	0·1 (0 to 0·3)	0 (0 to 0·1)	0 (0 to 0·1)	0 (0 to 0)	0 (0 to 0)	0 (0 to 0)	21·9
Cutaneous and mucocutaneous leishmaniasis	2·4 (0 to 7·1)	2·5 (0·3 to 6·9)	2·7 (0·3 to 7·1)	2·5 (0·3 to 7·4)	2·1 (0·3 to 6)	1·7 (0·2 to 4·9)	1·3 (0·2 to 3·7)	1 (0·1 to 2·7)	0·6 (0·1 to 1·7)	0·3 (0 to 1)	0·1 (0 to 0·4)	0 (0 to 0·1)	26·7
African trypanosomiasis	0 (0 to 0)	0 (0 to 0)	0 (0 to 0)	0 (0 to 0)	0 (0 to 0)	0 (0 to 0)	0 (0 to 0)	0 (0 to 0)	0 (0 to 0)	0 (0 to 0)	0 (0 to 0)	0 (0 to 0)	0
Schistosomiasis	0 (0 to 0)	0 (0 to 0)	0 (0 to 0)	0 (0 to 0)	0 (0 to 0)	0 (0 to 0)	0 (0 to 0)	0 (0 to 0)	0 (0 to 0)	0 (0 to 0)	0 (0 to 0)	0 (0 to 0)	0
Cysticercosis	0·2 (0·1 to 0·4)	0·2 (0·1 to 0·5)	0·3 (0·1 to 0·6)	0·3 (0·1 to 0·7)	0·3 (0·1 to 0·8)	0·3 (0·1 to 0·7)	0·3 (0·1 to 0·6)	0·2 (0·1 to 0·5)	0·1 (0 to 0·3)	0·1 (0 to 0·2)	0 (0 to 0·1)	0 (0 to 0)	2·9
Cystic echinococcosis	10·4 (3 to 25·1)	8·8 (2·6 to 20·2)	8 (2·3 to 17·4)	6·9 (1·8 to 13·9)	5·2 (1 to 11·6)	4·2 (0·7 to 10·6)	3·1 (0·4 to 7·8)	2·2 (0·2 to 6·4)	1·2 (0·1 to 3·5)	0·7 (0 to 2·4)	0·3 (0 to 0·8)	0·1 (0 to 0·4)	145
Lymphatic filariasis	0 (0 to 0)	0 (0 to 0)	0 (0 to 0)	0 (0 to 0)	0 (0 to 0)	0 (0 to 0)	0 (0 to 0)	0 (0 to 0)	0 (0 to 0)	0 (0 to 0)	0 (0 to 0)	0 (0 to 0)	0
Onchocerciasis	0 (0 to 0)	0 (0 to 0)	0 (0 to 0)	0 (0 to 0)	0 (0 to 0)	0 (0 to 0)	0 (0 to 0)	0 (0 to 0)	0 (0 to 0)	0 (0 to 0)	0 (0 to 0)	0 (0 to 0)	0
Trachoma	0 (0 to 0)	0 (0 to 0)	0 (0 to 0)	0 (0 to 0)	0 (0 to 0)	0 (0 to 0)	0 (0 to 0)	0 (0 to 0)	0 (0 to 0)	0 (0 to 0)	0 (0 to 0)	0 (0 to 0)	0
Dengue	2·9 (0·1 to 9·2)	2·3 (0·1 to 7·3)	2·1 (0 to 7·7)	1·8 (0 to 6)	1·5 (0 to 4·4)	1·1 (0 to 3·2)	0·8 (0 to 2·2)	0·6 (0 to 1·7)	0·4 (0 to 1)	0·2 (0 to 0·6)	0·1 (0 to 0·3)	0·1 (0 to 0·2)	66·3
Yellow fever	0 (0 to 0)	0 (0 to 0)	0 (0 to 0)	0 (0 to 0)	0 (0 to 0)	0 (0 to 0)	0 (0 to 0)	0 (0 to 0)	0 (0 to 0)	0 (0 to 0)	0 (0 to 0)	0 (0 to 0)	0
Rabies	0 (0 to 0)	0 (0 to 0)	0 (0 to 0)	0 (0 to 0)	0 (0 to 0)	0 (0 to 0)	0 (0 to 0)	0 (0 to 0)	0 (0 to 0)	0 (0 to 0)	0 (0 to 0)	0 (0 to 0)	0·3
Intestinal nematode infections	9·7 (4 to 17·5)	1·1 (0·4 to 2·1)	1·3 (0·4 to 2·6)	1·1 (0·4 to 2·1)	0·8 (0·3 to 1·4)	0·5 (0·2 to 0·9)	0·4 (0·1 to 0·8)	0·3 (0·1 to 0·7)	0·2 (0·1 to 0·4)	0·1 (0 to 0·2)	0 (0 to 0·1)	0 (0 to 0)	111
Ascariasis	1 (0·3 to 2·1)	0·7 (0·2 to 1·6)	0·6 (0·2 to 1·3)	0·5 (0·1 to 1)	0·4 (0·1 to 0·8)	0·2 (0 to 0·5)	0·2 (0 to 0·6)	0·2 (0 to 0·5)	0·1 (0 to 0·3)	0 (0 to 0·1)	0 (0 to 0·1)	0 (0 to 0)	38
Trichuriasis	0 (0 to 0)	0 (0 to 0)	0 (0 to 0)	0 (0 to 0)	0 (0 to 0)	0 (0 to 0)	0 (0 to 0)	0 (0 to 0)	0 (0 to 0)	0 (0 to 0)	0 (0 to 0)	0 (0 to 0)	0
Hookworm disease	8·7 (3·3 to 15·9)	0·4 (0·1 to 0·8)	0·7 (0·2 to 1·6)	0·6 (0·1 to 1·4)	0·4 (0·2 to 0·8)	0·2 (0·1 to 0·5)	0·2 (0 to 0·5)	0·2 (0 to 0·3)	0·1 (0 to 0·2)	0 (0 to 0·1)	0 (0 to 0)	0 (0 to 0)	73
Food-borne trematodiases	0 (0 to 0)	0 (0 to 0)	0 (0 to 0)	0 (0 to 0)	0 (0 to 0)	0 (0 to 0)	0 (0 to 0)	0 (0 to 0)	0 (0 to 0)	0 (0 to 0)	0 (0 to 0)	0 (0 to 0)	0
Leprosy	0 (0 to 0)	0 (0 to 0)	0 (0 to 0)	0 (0 to 0)	0 (0 to 0)	0 (0 to 0)	0 (0 to 0)	0 (0 to 0)	0 (0 to 0)	0 (0 to 0)	0 (0 to 0)	0 (0 to 0)	0
Ebola	0 (0 to 0)	0 (0 to 0)	0 (0 to 0)	0 (0 to 0)	0 (0 to 0)	0 (0 to 0)	0 (0 to 0)	0 (0 to 0)	0 (0 to 0)	0 (0 to 0)	0 (0 to 0)	0 (0 to 0)	0
Zika virus	0 (0 to 0)	0 (0 to 0)	0 (0 to 0)	0 (0 to 0)	0 (0 to 0)	0 (0 to 0)	0 (0 to 0)	0 (0 to 0)	0 (0 to 0)	0 (0 to 0)	0 (0 to 0)	0 (0 to 0)	0
Guinea worm disease	0 (0 to 0)	0 (0 to 0)	0 (0 to 0)	0 (0 to 0)	0 (0 to 0)	0 (0 to 0)	0 (0 to 0)	0 (0 to 0)	0 (0 to 0)	0 (0 to 0)	0 (0 to 0)	0 (0 to 0)	0
Other neglected tropical diseases	16·8 (5·9 to 33)	10·6 (3·8 to 21·9)	12·6 (4·4 to 25·4)	9·2 (2·5 to 20·5)	3 (0·9 to 6·6)	1·4 (0·3 to 3·4)	1·5 (0·3 to 3·3)	1 (0·3 to 2·2)	0·6 (0·2 to 1·3)	0·4 (0·1 to 0·8)	0·1 (0 to 0·3)	0 (0 to 0·1)	389
Other infectious diseases	73·1 (53·9 to 96·6)	50·7 (37·1 to 68·2)	55·2 (40·8 to 74·1)	53·3 (39·8 to 70·7)	34·5 (26·5 to 45·3)	36·6 (27·4 to 48·2)	22·8 (17·1 to 30)	21·7 (15·5 to 28·9)	11·7 (8·4 to 16·1)	15·2 (9·9 to 21·6)	5·5 (3·5 to 8·3)	1·9 (1·2 to 3)	3,070
Meningitis	25·2 (16·7 to 36·7)	16·2 (9·9 to 23·7)	15·8 (9·9 to 22·6)	19·5 (12·8 to 27·4)	13·5 (9·3 to 19·9)	15·9 (10·3 to 23·4)	10·3 (6·5 to 15·9)	10·7 (6·5 to 16·5)	6 (3·6 to 9·2)	8·1 (4·7 to 12·5)	3 (1·8 to 4·6)	0·9 (0·5 to 1·3)	870
Encephalitis	13 (9·2 to 17·8)	8 (5·6 to 10·9)	10·4 (7·5 to 14)	10·8 (7·3 to 16·2)	5·1 (3·4 to 7·2)	7·7 (4·4 to 13·8)	3·3 (2·1 to 5)	2·1 (1·3 to 3·5)	1·2 (0·7 to 1·9)	2·6 (0·7 to 5·4)	0·8 (0·2 to 1·7)	0·3 (0·1 to 0·5)	450
Diphtheria	0 (0 to 0·1)	0 (0 to 0·2)	0 (0 to 0·2)	0 (0 to 0·1)	0 (0 to 0)	0 (0 to 0)	0 (0 to 0)	0 (0 to 0)	0 (0 to 0)	0 (0 to 0)	0 (0 to 0)	0 (0 to 0)	2
Tetanus	0·6 (0·5 to 0·7)	0·5 (0·4 to 0·6)	0·4 (0·3 to 0·4)	0·2 (0·2 to 0·3)	0·2 (0·1 to 0·2)	0·2 (0·1 to 0·3)	0·2 (0 to 0·4)	0·2 (0 to 0·4)	0 (0 to 0)	0 (0 to 0·1)	0 (0 to 0)	0 (0 to 0)	28·6
Measles	0·1 (0 to 0·3)	0·1 (0 to 0·1)	0 (0 to 0·1)	0 (0 to 0·1)	0 (0 to 0)	0 (0 to 0)	0 (0 to 0)	0 (0 to 0)	0 (0 to 0)	0 (0 to 0)	0 (0 to 0)	0 (0 to 0)	368
Varicella and herpes zoster	3·8 (1·3 to 7·3)	3·7 (1·4 to 7)	3·8 (1·6 to 7)	3·7 (1·6 to 6·7)	3·2 (1·4 to 5·8)	3 (1·4 to 5·8)	2·3 (1·1 to 4·2)	2·1 (0·8 to 4·3)	2 (0·6 to 4·9)	1·7 (0·4 to 4·3)	0·8 (0·2 to 2·4)	0·5 (0·1 to 1·4)	140
Acute hepatitis	8·7 (5·1 to 14·1)	6·3 (3·7 to 10·4)	7 (3·9 to 11·8)	4·3 (2·3 to 7·6)	5·1 (2·5 to 9·3)	4·6 (2·2 to 8·4)	1·7 (0·9 to 3)	2·1 (1 to 4)	0·5 (0·3 to 0·8)	0·5 (0·3 to 1)	0·1 (0 to 0·1)	0 (0 to 0)	190
Acute hepatitis A	1·2 (0·2 to 2·6)	1 (0·2 to 2·1)	0·6 (0·3 to 1·3)	0·5 (0·2 to 1·1)	0·6 (0·1 to 1·8)	0·1 (0 to 0·5)	0·1 (0 to 0·2)	0 (0 to 0·1)	0 (0 to 0·1)	0 (0 to 0·1)	0 (0 to 0)	0 (0 to 0)	103
Acute hepatitis B	6·9 (3·6 to 11·7)	4·1 (2 to 7·2)	5 (2·4 to 8·7)	2·2 (0·9 to 4·3)	2·8 (1·1 to 5·6)	3·2 (1·4 to 6·3)	0·7 (0·3 to 1·3)	1·6 (0·7 to 3·2)	0·2 (0·1 to 0·4)	0·4 (0·1 to 0·8)	0 (0 to 0)	0 (0 to 0)	63·8
Acute hepatitis C	0·4 (0·1 to 0·9)	1 (0·4 to 2)	1·1 (0·4 to 2·4)	1·4 (0·6 to 2·7)	1·5 (0·6 to 3·3)	1·1 (0·4 to 2·5)	0·9 (0·3 to 1·8)	0·5 (0·1 to 1·2)	0·2 (0·1 to 0·4)	0·1 (0 to 0·3)	0 (0 to 0)	0 (0 to 0)	15·7
Acute hepatitis E	0·3 (0·1 to 0·6)	0·3 (0·1 to 0·6)	0·3 (0·1 to 0·6)	0·3 (0·1 to 0·6)	0·1 (0·1 to 0·3)	0·1 (0·1 to 0·3)	0·1 (0 to 0·2)	0·1 (0 to 0·1)	0 (0 to 0·1)	0 (0 to 0·1)	0 (0 to 0)	0 (0 to 0)	7·5
Other unspecified infectious diseases	21·4 (10·4 to 37·8)	15·7 (7·9 to 28·1)	17·6 (8·9 to 31·1)	14·6 (7·2 to 26·8)	7·4 (4·2 to 12)	5·3 (2·9 to 9)	5 (2·8 to 7·8)	4·5 (2·6 to 7·7)	2·1 (1·2 to 3·5)	2·2 (1·1 to 4·2)	0·8 (0·4 to 1·5)	0·3 (0·1 to 0·5)	485
Maternal and neonatal disorders	397 (304 to 504)	262 (197 to 335)	183 (138 to 238)	124 (91 to 163)	74 (54 to 95·8)	36·8 (27·6 to 47·9)	14·2 (10·7 to 18)	4·6 (3·3 to 6·1)	0·8 (0·4 to 1·4)	0·3 (0·1 to 0·6)	0·1 (0 to 0·2)	0 (0 to 0·1)	39,700
Maternal disorders	126 (78·3 to 196)	46·7 (22·3 to 86·8)	8·2 (3·7 to 16·5)	0 (0 to 0)	0 (0 to 0)	0 (0 to 0)	0 (0 to 0)	0 (0 to 0)	0 (0 to 0)	0 (0 to 0)	0 (0 to 0)	0 (0 to 0)	1,670
Maternal hemorrhage	19·7 (10·7 to 33·6)	5·4 (2·2 to 11·1)	0·5 (0·2 to 1·1)	0 (0 to 0)	0 (0 to 0)	0 (0 to 0)	0 (0 to 0)	0 (0 to 0)	0 (0 to 0)	0 (0 to 0)	0 (0 to 0)	0 (0 to 0)	349
Maternal sepsis and other maternal infections	4·2 (2·3 to 7·8)	2 (0·9 to 4)	0·4 (0·2 to 0·7)	0 (0 to 0)	0 (0 to 0)	0 (0 to 0)	0 (0 to 0)	0 (0 to 0)	0 (0 to 0)	0 (0 to 0)	0 (0 to 0)	0 (0 to 0)	98·8
Maternal hypertensive disorders	27·1 (16·1 to 44·4)	7·1 (3·4 to 13·2)	0·7 (0·3 to 1·4)	0 (0 to 0)	0 (0 to 0)	0 (0 to 0)	0 (0 to 0)	0 (0 to 0)	0 (0 to 0)	0 (0 to 0)	0 (0 to 0)	0 (0 to 0)	273
Maternal obstructed labor and uterine rupture	7·1 (3·4 to 13·6)	3·2 (1·3 to 7·2)	0·6 (0·2 to 1·4)	0 (0 to 0)	0 (0 to 0)	0 (0 to 0)	0 (0 to 0)	0 (0 to 0)	0 (0 to 0)	0 (0 to 0)	0 (0 to 0)	0 (0 to 0)	118
Maternal abortion and miscarriage	5·2 (2·5 to 10·5)	3·2 (1·1 to 7·3)	0·5 (0·2 to 1·2)	0 (0 to 0)	0 (0 to 0)	0 (0 to 0)	0 (0 to 0)	0 (0 to 0)	0 (0 to 0)	0 (0 to 0)	0 (0 to 0)	0 (0 to 0)	71·7
Ectopic pregnancy	1·3 (0·7 to 2·2)	0·6 (0·2 to 1·1)	0·1 (0 to 0·2)	0 (0 to 0)	0 (0 to 0)	0 (0 to 0)	0 (0 to 0)	0 (0 to 0)	0 (0 to 0)	0 (0 to 0)	0 (0 to 0)	0 (0 to 0)	17·2
Indirect maternal deaths	6·3 (3·2 to 11·4)	4·3 (1·7 to 8·9)	0·2 (0·1 to 0·4)	--	--	--	--	--	--	--	--	--	NA
Late maternal deaths	4·9 (2·4 to 9·1)	1·2 (0·5 to 2·2)	0·1 (0·1 to 0·3)	--	--	--	--	--	--	--	--	--	NA
Maternal deaths aggravated by HIV/AIDS	0 (0 to 0)	0 (0 to 0)	0 (0 to 0)	--	--	--	--	--	--	--	--	--	NA
Neonatal disorders	271 (200 to 350)	216 (160 to 281)	175 (129 to 231)	124 (91 to 163)	74 (54 to 95·8)	36·8 (27·6 to 47·9)	14·2 (10·7 to 18)	4·6 (3·3 to 6·1)	0·8 (0·4 to 1·4)	0·3 (0·1 to 0·6)	0·1 (0 to 0·2)	0 (0 to 0·1)	38,000
Neonatal preterm birth	160 (112 to 217)	126 (89·6 to 171)	101 (69 to 136)	68·3 (46·7 to 92·7)	39·4 (27 to 53·7)	20 (15·1 to 25·5)	7·3 (5·4 to 9·7)	2·6 (1·6 to 3·8)	0·6 (0·2 to 1·1)	0·3 (0·1 to 0·6)	0·1 (0 to 0·2)	0 (0 to 0·1)	21,200
Neonatal encephalopathy due to birth asphyxia and trauma	85·2 (53·8 to 126)	68·8 (40·6 to 101)	56·9 (34·9 to 82·4)	42·8 (26·1 to 62·8)	26·5 (15·7 to 40)	12·2 (6·7 to 18·8)	4·5 (3 to 6·5)	1·1 (0·6 to 1·8)	0·1 (0 to 0·2)	0 (0 to 0)	0 (0 to 0)	0 (0 to 0)	6,460
Neonatal sepsis and other neonatal infections	19·6 (12·9 to 28·7)	16 (10·7 to 23·5)	13·3 (8·9 to 19·5)	9·7 (6·6 to 14)	6·2 (4·2 to 9)	3·6 (2·4 to 5·2)	1·7 (1·1 to 2·5)	0·7 (0·4 to 1·1)	0·1 (0 to 0·1)	0 (0 to 0)	0 (0 to 0)	0 (0 to 0)	5,930
Hemolytic disease and other neonatal jaundice	6 (4·5 to 7·7)	4·9 (3·6 to 6·2)	4 (3 to 5·2)	3 (2·2 to 3·8)	1·9 (1·4 to 2·4)	1·1 (0·8 to 1·4)	0·6 (0·4 to 0·7)	0·2 (0·2 to 0·3)	0·1 (0 to 0·1)	0 (0 to 0)	0 (0 to 0)	0 (0 to 0)	218
Other neonatal disorders	0 (0 to 0)	0 (0 to 0)	0 (0 to 0)	0 (0 to 0)	0 (0 to 0)	0 (0 to 0)	0 (0 to 0)	0 (0 to 0)	0 (0 to 0)	0 (0 to 0)	0 (0 to 0)	0 (0 to 0)	4,200
Nutritional deficiencies	425 (191 to 766)	279 (129 to 536)	325 (145 to 622)	244 (89·9 to 498)	140 (54·7 to 297)	78·1 (34·2 to 158)	76·6 (32 to 146)	54 (25·4 to 97·3)	34·8 (17·1 to 63·8)	21·1 (10·3 to 37·5)	7·9 (4·1 to 13·1)	3·1 (1·8 to 4·9)	6,690
Protein-energy malnutrition	25·8 (14·2 to 41·7)	22·8 (12·1 to 36·4)	22·9 (13·6 to 35·1)	22·4 (14·5 to 32·6)	18·8 (12·6 to 27·4)	18·4 (12 to 26·9)	13·4 (8·6 to 19·6)	13·2 (8·3 to 20·4)	10·9 (6·6 to 17)	7 (4·2 to 11·4)	3·6 (2 to 5·7)	1·7 (1 to 2·8)	718
Iodine deficiency	8·4 (3·7 to 16·9)	7 (3·1 to 13·8)	5·9 (2·6 to 11·5)	4·4 (1·9 to 8·4)	2·9 (1·3 to 5·7)	1·9 (0·8 to 3·6)	1·2 (0·5 to 2·3)	0·7 (0·3 to 1·4)	0·4 (0·2 to 0·7)	0·2 (0·1 to 0·3)	0·1 (0 to 0·1)	0 (0 to 0)	124
Vitamin A deficiency	3·3 (0·7 to 7·6)	2·6 (1·4 to 4·5)	2·2 (1·1 to 3·8)	1·8 (1 to 3·1)	1·3 (0·7 to 2·2)	0·9 (0·5 to 1·6)	0·6 (0·3 to 1·1)	0·4 (0·2 to 0·6)	0·2 (0·1 to 0·3)	0·1 (0 to 0·1)	0 (0 to 0)	0 (0 to 0)	270
Dietary iron deficiency	377 (146 to 710)	239 (94·1 to 490)	285 (111 to 578)	208 (57·1 to 461)	112 (29·9 to 263)	52·5 (11·9 to 129)	59 (14·9 to 130)	38 (10·7 to 80·2)	22·5 (5·1 to 49·7)	13·3 (3·3 to 29·4)	4·1 (0·9 to 9)	1·3 (0·3 to 2·8)	5,400
Other nutritional deficiencies	10·4 (5·6 to 16·9)	7·6 (4 to 12·1)	9·2 (5 to 14·7)	7·2 (4·1 to 11·3)	5·3 (3·3 to 8·1)	4·4 (2·7 to 6·6)	2·4 (1·5 to 3·7)	1·8 (1·1 to 2·7)	0·9 (0·6 to 1·3)	0·5 (0·3 to 0·8)	0·2 (0·1 to 0·3)	0·1 (0 to 0·1)	183
Non-communicable diseases	21,500 (17,200 to 27,000)	21,500 (17,600 to 26,400)	23,700 (19,700 to 28,400)	24,400 (20,900 to 28,600)	22,800 (19,900 to 26,100)	23,200 (20,600 to 26,000)	22,100 (19,900 to 24,600)	19,000 (17,200 to 21,000)	12,500 (11,400 to 13,700)	7,470 (6,830 to 8,130)	2,820 (2,600 to 3,040)	937 (874 to 1,000)	367,000
Neoplasms	2,930 (2,430 to 3,480)	3,750 (3,090 to 4,530)	5,000 (4,070 to 6,000)	4,810 (3,970 to 5,850)	4,210 (3,450 to 5,020)	3,890 (3,260 to 4,670)	3,090 (2,560 to 3,680)	2,180 (1,830 to 2,590)	1,020 (839 to 1,210)	444 (358 to 538)	125 (93·4 to 155)	37·9 (27·8 to 47·7)	42,700
Lip and oral cavity cancer	11·2 (7·1 to 16·8)	15·9 (10·2 to 23·2)	18·1 (11·7 to 26·7)	22 (14·1 to 33·2)	22·3 (15 to 32·6)	21·5 (14·5 to 31·9)	17·6 (11·3 to 25·9)	13·6 (8·8 to 19·4)	7·1 (4·5 to 10·5)	3·9 (2·5 to 5·7)	1·5 (1 to 2·3)	0·3 (0·2 to 0·5)	206
Nasopharynx cancer	4·3 (2·5 to 7)	5·6 (3·4 to 8·5)	5·8 (3·6 to 9·1)	7·4 (4·5 to 11·4)	4 (2·3 to 6·3)	4·7 (2·7 to 7·3)	3·7 (2·2 to 5·5)	2·5 (1·4 to 4·1)	1·1 (0·6 to 1·8)	0·5 (0·3 to 0·8)	0·2 (0·1 to 0·3)	0·2 (0·1 to 0·4)	64·1
Other pharynx cancer	2 (1·1 to 3·5)	4·6 (2·8 to 7·2)	4·8 (3 to 7·4)	5·5 (3·5 to 8·1)	5·8 (3·6 to 8·6)	5·5 (3·3 to 8·2)	4·3 (2·7 to 6·5)	2·9 (1·8 to 4·6)	0·9 (0·5 to 1·5)	0·8 (0·5 to 1·1)	0·2 (0·1 to 0·4)	0 (0 to 0·1)	43
Esophageal cancer	7·4 (4·4 to 11·9)	13·6 (8·3 to 20·6)	17·8 (11·1 to 28·7)	24·7 (15·4 to 38·1)	22·9 (14·3 to 35·7)	26·2 (16·3 to 40·9)	24 (15·6 to 36·5)	16 (9·9 to 25·5)	6·5 (4 to 10·7)	3 (1·8 to 5·6)	1·1 (0·7 to 1·7)	0·2 (0·1 to 0·3)	190
Stomach cancer	166 (114 to 232)	146 (103 to 206)	229 (157 to 320)	176 (124 to 246)	162 (115 to 224)	190 (132 to 259)	165 (118 to 221)	133 (98 to 178)	64·5 (45·1 to 90·9)	30·1 (20·9 to 43·7)	9·5 (6·1 to 13·7)	2·8 (1·7 to 4·1)	1,930
Colon and rectum cancer	319 (217 to 435)	490 (346 to 683)	817 (579 to 1,100)	713 (518 to 954)	577 (417 to 777)	625 (456 to 837)	519 (376 to 687)	388 (288 to 512)	186 (135 to 246)	86·3 (58·7 to 120)	21·4 (13·5 to 31·2)	8·2 (4·8 to 12·8)	5,390
Liver cancer	66·1 (37·4 to 106)	99·5 (58·4 to 158)	196 (117 to 300)	160 (95·8 to 246)	169 (101 to 253)	168 (103 to 255)	172 (112 to 263)	100 (66·4 to 146)	73·8 (48·2 to 109)	23·2 (14·1 to 34·4)	4·9 (3 to 7·4)	2·1 (1·1 to 3·4)	1,470
Liver cancer due to hepatitis B	29·8 (14·6 to 53)	38·6 (19·3 to 65·8)	65·8 (30·8 to 116)	47·6 (23 to 87·6)	42·9 (18·3 to 80·5)	34·7 (16 to 66·7)	28·8 (12·8 to 55·7)	13·8 (6·3 to 25·5)	8·3 (3·4 to 16)	2·2 (0·9 to 4·3)	0·4 (0·2 to 0·8)	0·2 (0·1 to 0·4)	401
Liver cancer due to hepatitis C	18·1 (8·2 to 35·3)	34·3 (15·9 to 64·2)	79·3 (39·6 to 136)	71·2 (34·6 to 123)	81·4 (40·6 to 139)	87·9 (48·6 to 141)	96 (57 to 152)	59·3 (34·8 to 94·2)	47·1 (28·7 to 73·7)	15·8 (9·2 to 24)	3·5 (2·1 to 5·5)	1·6 (0·8 to 2·6)	619
Liver cancer due to alcohol use	2·6 (1 to 5·3)	4·3 (1·5 to 9·1)	9 (3·5 to 17·9)	8 (3·2 to 16·9)	9·3 (3·9 to 18)	10·6 (4·5 to 20·8)	10·4 (4·5 to 21·3)	4·9 (2·2 to 8·8)	2·8 (1·3 to 5)	0·7 (0·3 to 1·2)	0·1 (0·1 to 0·2)	0 (0 to 0·1)	66·6
Liver cancer due to NASH	6·8 (2·9 to 13·7)	10·5 (4·4 to 19·8)	21·5 (9·4 to 39·8)	18·5 (8·2 to 34·8)	20·7 (8·9 to 37·8)	22 (10·4 to 42·2)	24·3 (12·4 to 44·1)	15·4 (7·3 to 28·9)	11·2 (5·2 to 19·9)	3·2 (1·6 to 5·7)	0·6 (0·3 to 1·2)	0·3 (0·1 to 0·6)	181
Liver cancer due to other causes	8·8 (3·9 to 17)	11·8 (5·3 to 22·3)	20·6 (9·2 to 39·3)	15·1 (6·4 to 28·8)	14·4 (6·4 to 27·5)	12·9 (5·8 to 24·5)	12·2 (5·4 to 23·8)	6·7 (3 to 12·7)	4·5 (2·1 to 8·3)	1·2 (0·5 to 2·2)	0·2 (0·1 to 0·5)	0·1 (0 to 0·2)	208
Gallbladder and biliary tract cancer	17 (6·9 to 27·1)	21·6 (12 to 32·5)	63·7 (23·9 to 97·9)	69·2 (29 to 106)	78 (34·2 to 117)	81·4 (36·9 to 124)	56 (32·7 to 81·5)	40·8 (22·4 to 60)	22·9 (13·1 to 34·5)	6·5 (4·1 to 9·9)	2 (1·2 to 3·1)	0·8 (0·4 to 1·2)	480
Pancreatic cancer	67·5 (44·8 to 95·8)	127 (84·6 to 175)	177 (120 to 253)	201 (136 to 294)	237 (164 to 331)	227 (158 to 313)	208 (145 to 286)	140 (95·6 to 192)	69·6 (47·1 to 97·9)	31·2 (19·7 to 44·6)	8 (5 to 11·7)	1·6 (1 to 2·4)	1,630
Larynx cancer	1·1 (0·6 to 1·8)	4·2 (2·5 to 6·6)	4·8 (2·9 to 7·5)	7·5 (4·7 to 11·5)	7·2 (4·5 to 11)	6·4 (3·8 to 10)	4·2 (2·5 to 6·3)	3·3 (2 to 5·1)	1·1 (0·7 to 1·7)	0·5 (0·3 to 0·8)	0·1 (0·1 to 0·2)	0 (0 to 0)	46·4
Tracheal, bronchus, and lung cancer	188 (124 to 266)	262 (181 to 364)	394 (261 to 563)	405 (279 to 564)	352 (244 to 484)	340 (241 to 453)	265 (183 to 367)	220 (159 to 298)	80·4 (53·7 to 112)	41·3 (27·3 to 59·7)	11·9 (7·1 to 18·1)	2·4 (1·3 to 3·8)	3,040
Malignant skin melanoma	3·9 (2·1 to 7)	4·8 (2·8 to 7·9)	6·5 (4 to 9·9)	5·8 (3·6 to 9·8)	4·2 (2·4 to 7·1)	3·8 (2·2 to 6·3)	3·5 (2·2 to 5·6)	3 (1·7 to 4·9)	2·2 (1·3 to 3·3)	1·5 (0·9 to 2·2)	0·5 (0·3 to 0·8)	0·2 (0·1 to 0·3)	62·8
Non-melanoma skin cancer	9·7 (4·5 to 15·7)	15·3 (7 to 26·9)	10·8 (5 to 18·3)	12·3 (6 to 20·4)	10·8 (5·8 to 18)	12·8 (6·6 to 21·9)	8·5 (4·7 to 14·2)	10·4 (5·4 to 17·7)	4·8 (2·5 to 8)	3·4 (1·9 to 5·6)	1·5 (0·8 to 2·5)	1 (0·5 to 1·7)	113
Non-melanoma skin cancer (squamous-cell carcinoma)	9·7 (4·5 to 15·7)	15·3 (7 to 26·9)	10·8 (5 to 18·3)	12·2 (6 to 20·4)	10·8 (5·8 to 18)	12·8 (6·6 to 21·9)	8·5 (4·7 to 14·2)	10·4 (5·4 to 17·7)	4·8 (2·5 to 8)	3·4 (1·9 to 5·6)	1·5 (0·8 to 2·5)	1 (0·5 to 1·7)	113
Non-melanoma skin cancer (basal-cell carcinoma)	0 (0 to 0)	0 (0 to 0)	0 (0 to 0)	0 (0 to 0)	0 (0 to 0)	0 (0 to 0)	0 (0 to 0)	0 (0 to 0)	0 (0 to 0)	0 (0 to 0)	0 (0 to 0)	0 (0 to 0)	0
Breast cancer	1,180 (885 to 1,510)	1,510 (1,150 to 1,950)	1,730 (1,320 to 2,210)	1,540 (1,180 to 2,000)	1,170 (885 to 1,510)	848 (625 to 1,130)	612 (454 to 805)	410 (292 to 541)	169 (126 to 230)	64 (44·9 to 88·4)	21 (14·2 to 29·4)	6·5 (4 to 10)	11,100
Cervical cancer	70·9 (44·1 to 107)	83·2 (54 to 127)	104 (63·3 to 153)	137 (84·4 to 203)	103 (62·4 to 149)	108 (59·7 to 158)	89 (46·8 to 126)	59·4 (29·6 to 86·2)	30·8 (16·1 to 45·9)	11·2 (6·1 to 16·5)	2·9 (1·5 to 4·5)	0·6 (0·4 to 0·9)	978
Uterine cancer	69·5 (30·2 to 119)	95·4 (55 to 149)	158 (90·7 to 250)	182 (107 to 277)	197 (110 to 301)	214 (116 to 325)	138 (82 to 202)	79·4 (46·4 to 117)	38 (23·9 to 56·6)	15 (9·7 to 22·1)	3·2 (1·9 to 5)	0·7 (0·4 to 1·3)	1,300
Ovarian cancer	124 (76·1 to 181)	177 (112 to 256)	242 (148 to 347)	271 (150 to 392)	230 (130 to 335)	197 (99·9 to 288)	136 (69·4 to 201)	74·9 (41·8 to 113)	26·1 (16 to 40·3)	9·1 (5·6 to 15·1)	2·1 (1·2 to 3·6)	0·4 (0·2 to 0·8)	1,870
Prostate cancer	0 (0 to 0)	0 (0 to 0)	0 (0 to 0)	0 (0 to 0)	0 (0 to 0)	0 (0 to 0)	0 (0 to 0)	0 (0 to 0)	0 (0 to 0)	0 (0 to 0)	0 (0 to 0)	0 (0 to 0)	0
Testicular cancer	--	--	--	--	--	--	--	--	--	--	--	--	NA
Kidney cancer	16·6 (9·8 to 26·2)	19·6 (11·7 to 29·7)	32·5 (19·8 to 49·8)	37 (23·4 to 56·6)	40 (24 to 61·2)	26·4 (15·5 to 41·2)	19·1 (11·8 to 29)	18·2 (10·8 to 29·1)	7·6 (4·5 to 11·9)	6 (3·5 to 9·6)	2·8 (1·6 to 4·3)	0·5 (0·3 to 0·8)	392
Bladder cancer	10·1 (6·5 to 15·1)	12·7 (8·5 to 19·8)	22·1 (15 to 32·1)	30·9 (20·6 to 44·7)	36·7 (23·7 to 52·8)	34·6 (22·6 to 50·8)	41·9 (28·5 to 59·1)	37 (24·1 to 52·2)	20·4 (13·8 to 29·2)	9·4 (5·8 to 14·4)	3·7 (2·3 to 5·4)	0·9 (0·6 to 1·3)	273
Brain and central nervous system cancer	249 (135 to 364)	248 (150 to 362)	281 (174 to 410)	255 (169 to 367)	248 (142 to 377)	195 (119 to 282)	155 (86·4 to 228)	92·5 (55·4 to 141)	38·3 (20·7 to 66·1)	19·7 (10·6 to 33·1)	5·2 (2·5 to 9·2)	2·1 (0·6 to 4·2)	4,040
Thyroid cancer	10·9 (5·7 to 18·1)	15·4 (8·7 to 23·7)	26·8 (15·5 to 40·8)	33·4 (19·4 to 50·6)	34·1 (20·7 to 52·2)	50 (22·1 to 75·7)	30·1 (17 to 46·6)	20 (12·3 to 30)	14·8 (8·4 to 21·8)	6·3 (3·5 to 9·7)	1·5 (0·9 to 2·3)	0·9 (0·3 to 1·5)	323
Mesothelioma	2 (0·9 to 4·1)	1·9 (0·8 to 4)	2·1 (0·8 to 4·8)	2·3 (0·9 to 4·9)	1·7 (0·7 to 3·5)	1·1 (0·5 to 2·4)	1·2 (0·5 to 2·5)	0·6 (0·2 to 1·4)	0·3 (0·1 to 0·6)	0·1 (0 to 0·2)	0 (0 to 0·1)	0 (0 to 0)	16·4
Hodgkin lymphoma	14 (8·1 to 22·6)	27·1 (12·1 to 48·5)	18 (9 to 30·7)	15·1 (7·9 to 25)	14·3 (7·6 to 23·5)	16·1 (7·7 to 27·3)	9·7 (4·8 to 16·6)	8·1 (4 to 13·8)	2·5 (1·4 to 4·1)	0·9 (0·5 to 1·4)	0·1 (0 to 0·2)	0 (0 to 0)	367
Non-Hodgkin lymphoma	99·7 (64·3 to 151)	87·1 (57·2 to 125)	94·9 (61·7 to 137)	108 (72·5 to 156)	99·8 (69 to 144)	133 (90·2 to 183)	95·6 (65 to 138)	70 (45·3 to 104)	30·3 (19·2 to 44·6)	15·3 (9·7 to 23)	3·4 (1·9 to 5)	1·2 (0·7 to 1·8)	1,460
Multiple myeloma	12·7 (7·5 to 21)	25·1 (14·4 to 40·9)	41·6 (23·4 to 67·3)	54·7 (32·2 to 84·1)	62·4 (34·1 to 94·4)	68·5 (31·7 to 107)	50·2 (25·5 to 77·6)	26·7 (16·2 to 39·6)	8·6 (5·6 to 12·9)	2·4 (1·2 to 4·2)	1·2 (0·7 to 1·9)	0·1 (0·1 to 0·2)	395
Leukemia	131 (86·6 to 184)	151 (103 to 210)	171 (114 to 244)	187 (125 to 269)	184 (122 to 263)	147 (93·3 to 216)	148 (95·6 to 219)	131 (75 to 188)	66·1 (39·4 to 96·6)	35·3 (21 to 54·9)	10·8 (6·1 to 17)	2·5 (1·5 to 3·8)	3,110
Acute lymphoid leukemia	4·1 (1·8 to 8·1)	4·1 (1·8 to 7·9)	4·1 (1·8 to 8·1)	2·7 (1·1 to 5·9)	2·8 (1·2 to 5·7)	1·6 (0·5 to 3·4)	1·7 (0·6 to 3·7)	1 (0·3 to 2·1)	0·4 (0·2 to 0·8)	0·1 (0 to 0·3)	0 (0 to 0·1)	0 (0 to 0)	243
Chronic lymphoid leukemia	6·8 (2·7 to 13·7)	6·9 (2·9 to 14·1)	14 (6·8 to 25·3)	15·4 (7 to 30·7)	13·3 (5·7 to 27·1)	10·6 (4·3 to 22·9)	14·1 (5·3 to 28·3)	9·1 (3·5 to 17·7)	4·7 (1·8 to 10·1)	1·6 (0·6 to 3·5)	0·3 (0·1 to 0·7)	0·1 (0 to 0·3)	117
Acute myeloid leukemia	21·9 (10·6 to 39·1)	21·4 (9·5 to 37·7)	18·1 (8·1 to 31·8)	12·2 (5·3 to 24·5)	13·3 (6·1 to 25·5)	9·1 (3·5 to 18·5)	4·8 (1·9 to 10)	3 (1·2 to 6·1)	1·1 (0·5 to 2·3)	0·4 (0·1 to 0·8)	0·1 (0 to 0·2)	0 (0 to 0)	370
Chronic myeloid leukemia	26·3 (11·3 to 47·3)	30·7 (13·5 to 56·4)	32·1 (13·8 to 59·3)	21·8 (8·5 to 46·4)	26·5 (9·3 to 50·9)	24·2 (8·3 to 47)	29·3 (11 to 59·3)	14 (4·3 to 28·6)	7·5 (2·8 to 14·9)	3·4 (1·2 to 7·5)	0·9 (0·3 to 2·1)	0·3 (0·1 to 0·6)	420
Other leukemia	71·5 (39·9 to 110)	87·6 (53·4 to 131)	103 (62·3 to 157)	135 (84·5 to 196)	128 (79·5 to 191)	102 (62·2 to 157)	98 (57·5 to 153)	104 (60 to 152)	52·4 (30·1 to 79·5)	29·8 (17·4 to 46·4)	9·4 (5·4 to 15)	2·1 (1·2 to 3·2)	1,960
Other malignant neoplasms	76·7 (52·7 to 108)	90·8 (64·5 to 123)	123 (88·7 to 169)	141 (98·7 to 193)	130 (89·7 to 183)	131 (92·4 to 180)	107 (73·1 to 149)	76·2 (53·8 to 107)	37·5 (26·3 to 52·1)	16·5 (11·1 to 23·9)	4·4 (2·7 to 6·9)	1·4 (0·9 to 2·1)	2,310
Other neoplasms	2 (1 to 3·4)	2·5 (1·4 to 4·1)	4·4 (2·8 to 6·3)	5·5 (3·7 to 8)	7·9 (5·2 to 11·2)	8 (5·5 to 11·5)	7·6 (4·9 to 11·6)	7·1 (4·4 to 10·8)	4 (2·6 to 6)	1 (0·6 to 1·6)	0·1 (0·1 to 0·2)	0 (0 to 0)	69·9
Myelodysplastic, myeloproliferative, and other hematopoietic n	2 (1 to 3·4)	2·5 (1·4 to 4·1)	4·4 (2·8 to 6·3)	5·5 (3·7 to 8)	7·9 (5·2 to 11·2)	8 (5·5 to 11·5)	7·6 (4·9 to 11·6)	7·1 (4·4 to 10·8)	4 (2·6 to 6)	1 (0·6 to 1·6)	0·1 (0·1 to 0·2)	0 (0 to 0)	69·9
Benign and in situ intestinal neoplasms	0 (0 to 0)	0 (0 to 0)	0 (0 to 0)	0 (0 to 0)	0 (0 to 0)	0 (0 to 0)	0 (0 to 0)	0 (0 to 0)	0 (0 to 0)	0 (0 to 0)	0 (0 to 0)	0 (0 to 0)	0
Benign and in situ cervical and uterine neoplasms	0 (0 to 0)	0 (0 to 0)	0 (0 to 0)	0 (0 to 0)	0 (0 to 0)	0 (0 to 0)	0 (0 to 0)	0 (0 to 0)	0 (0 to 0)	0 (0 to 0)	0 (0 to 0)	0 (0 to 0)	0
Other benign and in situ neoplasms	0 (0 to 0)	0 (0 to 0)	0 (0 to 0)	0 (0 to 0)	0 (0 to 0)	0 (0 to 0)	0 (0 to 0)	0 (0 to 0)	0 (0 to 0)	0 (0 to 0)	0 (0 to 0)	0 (0 to 0)	0
Cardiovascular diseases	1,840 (1,460 to 2,300)	2,530 (2,020 to 3,100)	4,110 (3,320 to 4,960)	6,020 (5,000 to 7,160)	6,970 (5,840 to 8,220)	8,570 (7,340 to 9,930)	9,470 (8,180 to 10,800)	9,340 (8,210 to 10,500)	6,350 (5,500 to 7,170)	3,920 (3,320 to 4,460)	1,460 (1,150 to 1,690)	486 (369 to 562)	67,100
Rheumatic heart disease	85·8 (59·7 to 118)	65 (46·3 to 90·4)	49 (34·7 to 67·3)	38·8 (28 to 51·7)	28·7 (20·7 to 38·7)	26·9 (18·8 to 37·4)	20·1 (14·4 to 27·3)	17·5 (11·6 to 24·3)	11·3 (8 to 15·2)	7·5 (4·8 to 10·3)	2·5 (1·7 to 3·5)	0·7 (0·5 to 1·1)	930



6858



SR Table 2b: Oman DALYS by cause and age group for females with 95% uncertainty intervals, 2019

Cause	Early Neonatal	Late Neonatal	Post Neonatal	1 to 4	5 to 9	10 to 14	15 to 19	20 to 24	25 to 29	30 to 34	35 to 39	40 to 44	45 to 49	50 to 54	55 to 59	60 to 64	65 to 69	70 to 74	75 to 79	80 to 84	85 to 89	90 to 94	95 plus	Total
All causes	5,180 (5,020 to 5,360)	5,160 (5,000 to 5,360)	10,900 (9,690 to 12,400)	12,200 (10,700 to 14,400)	6,980 (7,000 to 7,050)	9,720 (9,050 to 10,500)	13,660 (12,700 to 14,900)	17,700 (16,300 to 21,000)	24,300 (21,900 to 27,700)	29,900 (26,900 to 33,700)	29,200 (25,900 to 33,300)	27,900 (24,900 to 31,200)	27,900 (24,900 to 31,200)	19,700 (17,700 to 22,600)	15,700 (13,900 to 17,900)	16,900 (14,900 to 19,600)	16,900 (14,900 to 19,600)	17,100 (15,000 to 19,700)	15,900 (14,100 to 17,700)	13,900 (12,000 to 15,900)	8,480 (6,990 to 11,200)	5,900 (4,390 to 8,360)	2,260 (1,780 to 3,190)	380 (250 to 560)	311,000
Communicable, maternal, neonatal, and nutritional diseases	4,190 (4,020 to 4,760)	3,900 (2,700 to 5,200)	5,760 (3,970 to 8,920)	4,660 (3,950 to 6,210)	2,760 (1,870 to 4,170)	1,940 (1,220 to 2,720)	1,810 (1,260 to 2,720)	1,810 (1,260 to 2,720)	2,140 (1,470 to 2,760)	2,250 (1,560 to 2,900)	1,760 (1,220 to 2,270)	1,490 (1,060 to 1,980)	890 (656 to 1,190)	796 (594 to 1,090)	502 (381 to 1,230)	816 (609 to 1,070)	816 (609 to 1,070)	826 (630 to 1,090)	620 (427 to 863)	342 (252 to 466)	160 (116 to 239)	81.6 (68.4 to 111)	19.7 (10.9 to 33.1)	42,900
HIV/AIDS and sexually transmitted infections	43.7 (12.5 to 100)	13.4 (2.6 to 32.2)	29.9 (12.6 to 46.6)	6.8 (4 to 11)	7.3 (4.1 to 12.4)	4 (2 to 6.6)	11.9 (6 to 19)	62.2 (41 to 93.9)	126 (85 to 186)	130 (87 to 194)	102 (66 to 154)	76 (48 to 111)	56 (35 to 82)	29.7 (17 to 47.6)	11.1 (3 to 30.2)	6 (2 to 16)	3.7 (2.2 to 6.2)	1.6 (0.9 to 2.5)	1.6 (0.9 to 2.5)	0.3 (0.2 to 0.6)	0.1 (0 to 0.2)	0 (0 to 0)	0 (0 to 0)	879
HIV/AIDS	0 (0 to 0)	0 (0 to 0)	9.8 (0.9 to 27.8)	6 (3.3 to 10.3)	7 (3.9 to 12.1)	3.8 (1.9 to 6.4)	4.1 (1.7 to 8.4)	47.6 (29.9 to 73.1)	99.7 (68.8 to 138)	94.7 (65 to 136)	69 (46.9 to 100)	49.9 (32.6 to 74.1)	32.5 (20.1 to 49.1)	13.9 (8.4 to 21.2)	6.5 (3.6 to 11.4)	2.6 (1.4 to 4.5)	1.4 (0.8 to 2.3)	0.7 (0.4 to 1.2)	0.6 (0.3 to 1.1)	0.2 (0.1 to 0.4)	0 (0 to 0.1)	0 (0 to 0)	0 (0 to 0)	329
HIV/AIDS - Drug-susceptible Tuberculosis	0 (0 to 0)	0 (0 to 0)	0.2 (0 to 0.3)	0.1 (0 to 0.2)	0.1 (0 to 0.2)	0 (0 to 0)	0 (0 to 0)	0.1 (0 to 0.2)	0.4 (0 to 0.7)	1.1 (0.4 to 2.1)	2.2 (0.9 to 4.1)	2.6 (0.9 to 5.1)	2.3 (0.8 to 4.3)	1.3 (0.4 to 2.5)	0.6 (0.2 to 1.2)	0.3 (0.1 to 0.6)	0.2 (0.1 to 0.4)	0.1 (0 to 0.2)	0.1 (0 to 0.2)	0 (0 to 0)	0 (0 to 0)	0 (0 to 0)	0 (0 to 0)	9.3
HIV/AIDS - Multidrug-resistant Tuberculosis without extensive drug resistance	0 (0 to 0)	0 (0 to 0)	0 (0 to 0)	0 (0 to 0)	0 (0 to 0)	0 (0 to 0)	0 (0 to 0)	0 (0 to 0)	0 (0 to 0)	0 (0 to 0)	0 (0 to 0)	0 (0 to 0)	0 (0 to 0)	0 (0 to 0)	0 (0 to 0)	0 (0 to 0)	0 (0 to 0)	0 (0 to 0)	0 (0 to 0)	0 (0 to 0)	0 (0 to 0)	0 (0 to 0)	0 (0 to 0)	0.4
HIV/AIDS - Extensively drug-resistant Tuberculosis	0 (0 to 0)	0 (0 to 0)	0 (0 to 0)	0 (0 to 0)	0 (0 to 0)	0 (0 to 0)	0 (0 to 0)	0 (0 to 0)	0 (0 to 0)	0 (0 to 0)	0 (0 to 0)	0 (0 to 0)	0 (0 to 0)	0 (0 to 0)	0 (0 to 0)	0 (0 to 0)	0 (0 to 0)	0 (0 to 0)	0 (0 to 0)	0 (0 to 0)	0 (0 to 0)	0 (0 to 0)	0 (0 to 0)	0
HIV/AIDS resulting in other diseases	43.9 (12.5 to 100)	13.4 (2.6 to 32.2)	19.9 (3.6 to 37.4)	0.8 (0.2 to 2.1)	0.3 (0.1 to 0.8)	0.2 (0 to 0.6)	7.8 (3.7 to 16)	14.6 (6.5 to 31.1)	26.3 (11.6 to 53.1)	35.3 (16.1 to 69.1)	30.8 (14.2 to 59.2)	25.1 (11.6 to 48.2)	21.2 (9.8 to 40.7)	14.8 (6.8 to 28.4)	4.6 (2.1 to 8.8)	0.8 (0.4 to 1.5)	0.2 (0.1 to 0.4)	0.1 (0 to 0.2)	0.1 (0 to 0.2)	0.1 (0 to 0.2)	0 (0 to 0)	0 (0 to 0)	0 (0 to 0)	329
Sexually transmitted infections excluding HIV	43.7 (12.5 to 100)	13.4 (2.6 to 32.2)	19.1 (3.6 to 37.4)	0.8 (0.1 to 1.9)	0.4 (0.1 to 0.8)	0.2 (0 to 0.6)	0.1 (0 to 0.3)	0.3 (0 to 0.6)	0.3 (0 to 0.6)	0.3 (0 to 0.6)	0.3 (0 to 0.6)	0.3 (0 to 0.6)	0.3 (0 to 0.6)	0.3 (0 to 0.6)	0.3 (0 to 0.6)	0.3 (0 to 0.6)	0.3 (0 to 0.6)	0.3 (0 to 0.6)	0.3 (0 to 0.6)	0.3 (0 to 0.6)	0.3 (0 to 0.6)	0.3 (0 to 0.6)	0 (0 to 0)	329
Syphilis	0 (0 to 0)	0 (0 to 0)	0 (0 to 0)	0 (0 to 0)	0.2 (0 to 0.6)	0.1 (0 to 0.4)	0.1 (0 to 0.4)	0.1 (0 to 0.4)	0.1 (0 to 0.4)	0.1 (0 to 0.4)	0.1 (0 to 0.4)	0.1 (0 to 0.4)	0.1 (0 to 0.4)	0.1 (0 to 0.4)	0.1 (0 to 0.4)	0.1 (0 to 0.4)	0.1 (0 to 0.4)	0.1 (0 to 0.4)	0.1 (0 to 0.4)	0.1 (0 to 0.4)	0.1 (0 to 0.4)	0.1 (0 to 0.4)	0 (0 to 0)	6
Chlamydial infection	0 (0 to 0)	0 (0 to 0)	0 (0 to 0)	0 (0 to 0)	0 (0 to 0)	0 (0 to 0)	0 (0 to 0)	0 (0 to 0)	0 (0 to 0)	0 (0 to 0)	0 (0 to 0)	0 (0 to 0)	0 (0 to 0)	0 (0 to 0)	0 (0 to 0)	0 (0 to 0)	0 (0 to 0)	0 (0 to 0)	0 (0 to 0)	0 (0 to 0)	0 (0 to 0)	0 (0 to 0)	0 (0 to 0)	0
Gonococcal infection	0 (0 to 0)	0 (0 to 0)	0 (0 to 0)	0 (0 to 0)	0.2 (0 to 0.6)	0.1 (0 to 0.4)	0.1 (0 to 0.4)	0.1 (0 to 0.4)	0.1 (0 to 0.4)	0.1 (0 to 0.4)	0.1 (0 to 0.4)	0.1 (0 to 0.4)	0.1 (0 to 0.4)	0.1 (0 to 0.4)	0.1 (0 to 0.4)	0.1 (0 to 0.4)	0.1 (0 to 0.4)	0.1 (0 to 0.4)	0.1 (0 to 0.4)	0.1 (0 to 0.4)	0.1 (0 to 0.4)	0.1 (0 to 0.4)	0 (0 to 0)	363
Trichomoniasis	0 (0 to 0)	0 (0 to 0)	0 (0 to 0)	0 (0 to 0)	0.2 (0 to 0.6)	0.1 (0 to 0.4)	0.1 (0 to 0.4)	0.1 (0 to 0.4)	0.1 (0 to 0.4)	0.1 (0 to 0.4)	0.1 (0 to 0.4)	0.1 (0 to 0.4)	0.1 (0 to 0.4)	0.1 (0 to 0.4)	0.1 (0 to 0.4)	0.1 (0 to 0.4)	0.1 (0 to 0.4)	0.1 (0 to 0.4)	0.1 (0 to 0.4)	0.1 (0 to 0.4)	0.1 (0 to 0.4)	0.1 (0 to 0.4)	0 (0 to 0)	1,300
Genital herpes	0 (0 to 0)	0 (0 to 0)	0 (0 to 0)	0 (0 to 0)	0 (0 to 0)	0 (0 to 0)	0 (0 to 0)	0 (0 to 0)	0 (0 to 0)	0 (0 to 0)	0 (0 to 0)	0 (0 to 0)	0 (0 to 0)	0 (0 to 0)	0 (0 to 0)	0 (0 to 0)	0 (0 to 0)	0 (0 to 0)	0 (0 to 0)	0 (0 to 0)	0 (0 to 0)	0 (0 to 0)	0 (0 to 0)	0
Other sexually transmitted infections	0 (0 to 0)	0 (0 to 0)	0 (0 to 0)	0 (0 to 0)	0 (0 to 0)	0 (0 to 0)	0.1 (0 to 0.2)	0.1 (0 to 0.2)	0.2 (0 to 0.4)	0.2 (0 to 0.4)	0.2 (0 to 0.4)	0.2 (0 to 0.4)	0.2 (0 to 0.4)	0.2 (0 to 0.4)	0.2 (0 to 0.4)	0.2 (0 to 0.4)	0.2 (0 to 0.4)	0.2 (0 to 0.4)	0.2 (0 to 0.4)	0.2 (0 to 0.4)	0.2 (0 to 0.4)	0.2 (0 to 0.4)	0 (0 to 0)	875
Respiratory infections and tuberculosis	237 (108 to 396)	1,290 (862 to 1,890)	600 (540 to 1,110)	220 (320 to 640)	484 (216 to 816)	220 (287 to 436)	448 (251 to 699)	448 (269 to 687)	448 (269 to 687)	448 (269 to 687)	448 (269 to 687)	448 (269 to 687)	177 (126 to 233)	166 (116 to 228)	179 (130 to 239)	179 (130 to 239)	179 (130 to 239)	179 (130 to 239)	179 (130 to 239)	229 (222 to 777)	410 (251 to 627)	299 (192 to 397)	153 (76 to 189)	8.4 (7.4 to 77)
Tuberculosis	0 (0 to 0)	0 (0 to 0)	8.1 (3.3 to 13)	19.1 (8.9 to 19.6)	13.3 (4.2 to 27.7)	7.1 (4.4 to 11.7)	4.9 (3.3 to 10.3)	3.6 (2.3 to 6.1)	3.6 (2.3 to 6.1)	3.6 (2.3 to 6.1)	3.6 (2.3 to 6.1)	3.6 (2.3 to 6.1)	3.6 (2.3 to 6.1)	3.6 (2.3 to 6.1)	3.6 (2.3 to 6.1)	3.6 (2.3 to 6.1)	3.6 (2.3 to 6.1)	3.6 (2.3 to 6.1)	3.6 (2.3 to 6.1)	3.6 (2.3 to 6.1)	3.6 (2.3 to 6.1)	3.6 (2.3 to 6.1)	0 (0 to 0)	338
Latent tuberculosis infection	0 (0 to 0)	0 (0 to 0)	0 (0 to 0)	0 (0 to 0)	0 (0 to 0)	0 (0 to 0)	0 (0 to 0)	0 (0 to 0)	0 (0 to 0)	0 (0 to 0)	0 (0 to 0)	0 (0 to 0)	0 (0 to 0)	0 (0 to 0)	0 (0 to 0)	0 (0 to 0)	0 (0 to 0)	0 (0 to 0)	0 (0 to 0)	0 (0 to 0)	0 (0 to 0)	0 (0 to 0)	0 (0 to 0)	0
Drug-susceptible Tuberculosis	0 (0 to 0)	0 (0 to 0)	8.1 (3.3 to 13)	19.1 (8.9 to 19.6)	13.3 (4.2 to 27.7)	7.1 (4.4 to 11.7)	4.9 (3.3 to 10.3)	3.6 (2.3 to 6.1)	3.6 (2.3 to 6.1)	3.6 (2.3 to 6.1)	3.6 (2.3 to 6.1)	3.6 (2.3 to 6.1)	3.6 (2.3 to 6.1)	3.6 (2.3 to 6.1)	3.6 (2.3 to 6.1)	3.6 (2.3 to 6.1)	3.6 (2.3 to 6.1)	3.6 (2.3 to 6.1)	3.6 (2.3 to 6.1)	3.6 (2.3 to 6.1)	3.6 (2.3 to 6.1)	3.6 (2.3 to 6.1)	0 (0 to 0)	338
Multidrug-resistant tuberculosis without extensive drug resistance	0 (0 to 0)	0 (0 to 0)	0 (0 to 0)	0 (0 to 0)	0 (0 to 0)	0 (0 to 0)	0 (0 to 0)	0 (0 to 0)	0 (0 to 0)	0 (0 to 0)	0 (0 to 0)	0 (0 to 0)	0 (0 to 0)	0 (0 to 0)	0 (0 to 0)	0 (0 to 0)	0 (0 to 0)	0 (0 to 0)	0 (0 to 0)	0 (0 to 0)	0 (0 to 0)	0 (0 to 0)	0 (0 to 0)	0
Extensively drug-resistant tuberculosis	0 (0 to 0)	0 (0 to 0)	0 (0 to 0)	0 (0 to 0)	0 (0 to 0)	0 (0 to 0)	0 (0 to 0)	0 (0 to 0)	0 (0 to 0)	0 (0 to 0)	0 (0 to 0)	0 (0 to 0)	0 (0 to 0)	0 (0 to 0)	0 (0 to 0)	0 (0 to 0)	0 (0 to 0)	0 (0 to 0)	0 (0 to 0)	0 (0 to 0)	0 (0 to 0)	0 (0 to 0)	0 (0 to 0)	0
Lower respiratory infections	143 (70.4 to 266)	190 (98.9 to 367)	564 (529 to 1,060)	205 (294 to 605)	223 (161 to 258)	129 (122 to 265)	178 (122 to 261)	222 (156 to 329)	222 (156 to 329)	222 (156 to 329)	222 (156 to 329)	222 (156 to 329)	170 (113 to 226)	157 (104 to 218)	163 (104 to 232)	163 (104 to 232)	163 (104 to 232)	163 (104 to 232)	163 (104 to 232)	207 (199 to 699)	375 (225 to 587)	287 (183 to 381)	140 (69 to 172)	11.1 (9.9 to 69.1)
Upper respiratory infections	3.4 (2.1 to 5.8)	2.1 (0.9 to 4.2)	41.9 (22.4 to 87.9)	179 (89 to 336)	261 (90 to 497)	92 (60 to 187)	118 (60 to 197)	142 (72 to 242)	142 (72 to 242)	142 (72 to 242)	142 (72 to 242)	142 (72 to 242)	76.4 (34.7 to 129)	66.7 (30.3 to 113)	29.7 (13.5 to 50.4)	22.1 (10.1 to 37.5)	10.1 (4.6 to 17.1)	5.1 (2.3 to 8.6)	3.2 (1.5 to 5.4)	1.2 (0.5 to 2.1)	0.5 (0.2 to 0.9)	0.2 (0.1 to 0.4)	0 (0 to 0)	1,300
Otitis media	0 (0 to 0.2)	0.2 (0.1 to 0.6)	40.2 (9.8 to 78.9)	40.2 (20.2 to 119)	239.2 (211 to 521)	37.1 (14.6 to 66.4)	17.9 (7.9 to 33)	17.9 (9.9 to 34.2)	17.9 (9.9 to 34.2)	17.9 (9.9 to 34.2)	17.9 (9.9 to 34.2)	17.9 (9.9 to 34.2)	17.9 (9.9 to 34.2)	17.9 (9.9 to 34.2)	17.9 (9.9 to 34.2)	17.9 (9.9 to 34.2)	17.9 (9.9 to 34.2)	17.9 (9.9 to 34.2)	17.9 (9.9 to 34.2)	17.9 (9.9 to 34.2)	17.9 (9.9 to 34.2)	17.9 (9.9 to 34.2)	0 (0 to 0)	346
Enteric infections	603 (9.9 to 32.6)	372 (16.4 to 63.6)	429 (231 to 468)	328 (418 to 974)	402 (328 to 822)	237 (163 to 331)	263 (177 to 378)	263 (179 to 378)	263 (179 to 378)	263 (179 to 378)	263 (179 to 378)	263 (179 to 378)	263 (161 to 396)	263 (152 to 339)	263 (87.6 to 139)	263 (81.3 to 104)	263 (63.7 to 97.1)	263 (63.7 to 97.1)	263 (63.7 to 97.1)	263 (63.7 to 97.1)	263 (63.7 to 97.1)	263 (63.7 to 97.1)	224 (22.4 to 477)	1.8 (1.6 to 4.6)
Diarrheal diseases	603 (9.9 to 32.6)	372 (16.1 to 63.4)	354 (212 to 468)	372 (362 to 802)	402 (276 to 710)	237 (205 to 323)	263 (163 to 378)	263 (172 to 378)	263 (172 to 378)	263 (172 to 378)	263 (172 to 378)	263 (172 to 378)	263 (161 to 396)	263 (151 to 339)	263 (87.1 to 139)	263 (81.3 to 104)	263 (63.7 to 97.1)	263 (63.7 to 97.1)	263 (63.7 to 97.1)	263 (63.7 to 97.1)	263 (63.7 to 97.1)	263 (63.7 to 97.1)	224 (22.4 to 477)	1.8 (1.6 to 4.6)
Typhoid and paratyphoid	0 (0 to 0)	0 (0 to 1.9)	0.7 (0.2 to 1.9)	49.6 (13.9 to 122)	54.7 (104 to 199)	16.6 (11.4 to 73.9)	23.2 (9.9 to 61.6)	29.4 (9.9 to 61.6)	29.4 (9.9 to 61.6)	29.4 (9.9 to 61.6)	29.4 (9.9 to 61.6)	29.4 (9.9 to 61.6)	3.3 (1.4 to 7.9)	1.3 (0.5 to 3.2)	0.4 (0.2 to 1.1)	0.4 (0.2 to 1.1)	0.4 (0.2 to 1.1)	0.4 (0.2 to 1.1)	0.4 (0.2 to 1.1)	0.4 (0.2 to 1.1)	0.4 (0.2 to 1.1)	0.4 (0.2 to 1.1)	0.4 (0.2 to 1.1)	297
Typhoid fever	0 (0 to 0)	0 (0 to 1.9)	0.7 (0.2 to 1.9)	49.6 (13.9 to 122)	54.7 (104 to 199)	16.6 (11.4 to 73.9)	23.2 (9.9 to 61.6)	29.4 (9.9 to 61.6)	29.4 (9.9 to 61.6)	29.4 (9.9 to 61.6)	29.4 (9.9 to 61.6)	29.4 (9.9 to 61.6)	3.3 (1.4 to 7.9)	1.3 (0.5 to 3.2)	0.4 (0.2 to 1.1)	0.4 (0.2 to 1.1)	0.4 (0.2 to 1.1)	0.4 (0.2 to 1.1)	0.4 (0.2 to 1.1)	0.4 (0.2 to 1.1)	0.4 (0.2 to 1.1)	0.4 (0.2 to 1.1)	0.4 (0.2 to 1.1)	297
Paratyphoid fever	0 (0 to 0)	0 (0 to 0)	0 (0 to 0)	0 (0 to 0)	0 (0 to 0)	0 (0 to 0)	0 (0 to 0)	0 (0 to 0)	0 (0 to 0)	0 (0 to 0)	0 (0 to 0)	0 (0 to 0)	0 (0 to 0)	0 (0 to 0)	0 (0 to 0)	0 (0 to 0)	0 (0 to 0)	0 (0 to 0)	0 (0 to 0)	0 (0 to 0)	0 (0 to 0)	0 (0 to 0)	0 (0 to 0)	0 (0 to 0)	0
Invasive Non-typhoidal Salmonella (iNTS)	0 (0 to 0)	0 (0 to 0)	0 (0 to 0)	0 (0 to 0)	0 (0 to 0)	0 (0 to 0)	0 (0 to 0)	0 (0 to 0)	0 (0 to 0)	0 (0 to 0)	0 (0 to 0)	0 (0 to 0)	0 (0 to 0)	0 (0 to 0)	0 (0 to 0)	0 (0 to 0)	0 (0 to 0)	0 (0 to 0)	0 (0 to 0)	0 (0 to 0)	0 (0 to 0)	0 (0 to 0)	0 (0 to 0)	0 (0 to 0)	0
Other intestinal infectious diseases	0 (0 to 0)	0 (0 to 0)	1.4 (0.1 to 3.1)	2.4 (0.7 to 6.2)	1.1 (0.1 to 3.1)	0.6 (0.1 to 1.7)	0.4 (0.1 to 0.9)	0.4 (0.1 to 0.9)	0.4 (0.2 to 1.1)	0.4 (0.2 to 1.1)	0.4 (0.2 to 1.1)	0.4 (0.2 to 1.1)	0.4 (0.2 to 1.1)	0.4 (0.2 to 1.1)	0.4 (0.2 to 1.1)	0.4 (0.2 to 1.1)	0.4 (0.2 to 1.1)	0.4 (0.2 to 1.1)	0.4 (0.2 to 1.1)	0.4 (0.2 to 1.1)	0.4 (0.2 to 1.1)	0.4 (0.2 to 1.1)	0.4 (0.2 to 1.1)	81
Neglected tropical diseases and malaria	0.6 (0.1 to 1.8)	4.2 (1.2 to 7.3)	28 (12.2 to 52.2)	112 (61.1 to 209)	106 (46.3 to 204)	26.3 (9.7 to 57.1)	72.2 (27.1 to 170)	116 (43.1 to 266)	136 (50.3 to 299)	136 (50.3 to 299)	136 (50.3 to 299)	136 (50.3 to 299)	60.6 (22.5 to 137)	33.5 (12.4 to 74.6)	33.6 (12.4 to 74.6)	33.6 (12.4 to 74.6)	33.6 (12.4 to 74.6)	33.6 (12.4 to 74.6)	33.6 (12.4 to 74.6)	33.6 (12.4 to 74.6)	33.6 (12.4 to 74.6)	33.6 (12.4 to 74.6)	2.6 (1.1 to 7.1)	1.1 (0.5 to 1.6)	1,060
Malaria	0 (0 to 0)	0 (0 to 0)	0 (0 to 0)	0 (0 to 0)	0 (0 to 0)	0 (0 to 0)	0 (0 to 0)	0 (0 to 0)	0 (0 to 0)	0 (0 to 0)	0 (0 to 0)	0 (0 to 0)	0 (0 to 0)	0 (0 to 0)	0 (0 to 0)	0 (0 to 0)	0 (0 to 0)	0 (0 to 0)	0 (0 to 0)	0 (0 to 0)	0 (0 to 0)	0 (0 to 0)	0 (0 to 0)	0 (0 to 0)	0
Chagas disease	0 (0 to 0)	0 (0 to 0)	0 (0 to 0)	0 (0 to 0)	0 (0 to 0)	0 (0 to 0)	0 (0 to 0)	0 (0 to 0)	0 (0 to 0)	0 (0 to 0)	0 (0 to 0)	0 (0 to 0)	0 (0 to 0)	0 (0 to 0)	0 (0 to 0)	0 (0 to 0)	0 (0 to 0)	0 (0 to 0)	0 (0 to 0)	0 (0 to 0)	0 (0 to 0)	0 (0 to 0)	0 (0 to 0)	0 (0 to 0)	0
Leishmaniasis	0 (0 to 0)	0 (0 to 0)	0.1 (0 to 1)	0.6 (0 to 2.2)	0.4 (0 to 1.4)	0.2 (0 to 1.2)	0.2 (0 to 1.4)	0.2 (0 to 1.4)	0.2 (0 to 1.4)	0.2 (0 to 1.4)	0.2 (0 to 1.4)	0.2 (0 to 1.4)	0.2 (0 to 1.4)	0.2 (0 to 1.4)	0.2 (0 to 1.4)	0.2 (0 to 1.4)	0.2 (0 to 1.4)	0.2 (0 to 1.4)	0.2 (0 to 1.4)	0.2 (0 to 1.4)	0.2 (0 to 1.4)	0.2 (0 to 1.4)	0.2 (0 to 1.4)	0.2 (0 to 1.4)	216
Visceral leishmaniasis	0 (0 to 0)	0 (0 to 0)	0 (0 to 1)	0.6 (0 to 2.2)	0.4 (0 to 1.4)	0.2 (0 to 1.2)	0.2 (0 to 1.4)	0.2 (0 to 1.4)	0.2 (0 to 1.4)	0.2 (0 to 1.4)	0.2 (0 to 1.4)	0.2 (0 to 1.4)	0.2 (0 to 1.4)	0.2 (0 to 1.4)	0.2 (0 to 1.4)	0.2 (0 to 1.4)	0.2 (0 to 1.4)	0.2 (0 to 1.4)	0.2 (0 to 1.4)	0.2 (0 to 1.4)	0.2 (0 to 1.4)	0.2 (0 to 1.4)	0.2 (0 to 1.4)	0.2 (0 to 1.4)	216
Cutaneous and mucocutaneous leishmaniasis	0 (0 to 0)	0 (0 to 0)	0 (0 to 0)	0 (0 to 0)	0 (0 to 0)	0 (0 to 0)	0 (0 to 0)	0 (0 to 0)	0 (0 to 0)	0 (0 to 0)	0 (0 to 0)	0 (0 to 0)	0 (0 to 0)	0 (0 to 0)	0 (0 to 0)	0 (0 to 0)	0 (0 to 0)	0 (0 to 0)	0 (0 to 0)	0 (0 to 0)	0 (0 to 0)	0 (0 to 0)	0 (0 to 0)	0 (0 to 0)	0
African trypanosomiasis	0 (0 to 0)	0 (0 to 0)	0 (0 to 0)	0 (0 to 0)	0 (0 to 0)	0 (0 to 0)	0 (0 to 0)	0 (0 to 0)	0 (0 to 0)	0 (0 to 0)	0 (0 to 0)	0 (0 to 0)	0 (0 to 0)	0 (0 to 0)	0 (0 to 0)	0 (0 to 0)	0 (0 to 0)	0 (0 to 0)	0 (0 to 0)	0 (0 to 0)	0 (0 to 0)	0 (0 to 0)	0 (0 to 0)	0 (0 to 0)	0
Schistosomiasis	0 (0 to 0)	0 (0 to 0)	0.1 (1 to 1.6)	21.4 (5.1 to 51.6)	18.9 (2.2 to 51)	2.1 (0.1 to 7.1)	1.1 (0.1 to 3.6)	1.1 (0.1 to 3.6)	1.1 (0.1 to 3.6)	1.1 (0.1 to 3.6)	1.1 (0.1 to 3.6)	1.1 (0.1 to 3.6)	1.1 (0.1 to 3.6)	1.1 (0.1 to 3.6)	1.1 (0.1 to 3.6)	1.1 (0.1 to 3.6)	1.1 (0.1 to 3.6)	1.1 (0.1 to 3.6)	1.1 (0.1 to 3.6)	1.1 (0.1 to 3.6)	1.1 (0.1 to 3.6)	1.1 (0.1 to 3.6)	1.1 (0.1 to 3.6)	429
Cysticercosis	0 (0 to 0)	0 (0 to 0)	0 (0 to 0)	0 (0 to 0)	0 (0 to 0)	0 (0 to 0)	0 (0 to 0)	0 (0 to 0)	0 (0 to 0)	0 (0 to 0)	0 (0 to 0)	0 (0 to 0)	0 (0 to 0)	0 (0 to 0)	0 (0 to 0)	0 (0 to 0)	0 (0 to 0)	0 (0 to 0)	0 (0 to 0)	0 (0 to 0)	0 (0 to 0)	0 (0 to 0)	0 (0 to 0)	0 (0 to 0)	0
Cystic echinococcosis	0 (0 to 0)	0 (0 to 0)	0 (0 to 0)	0.4 (0 to 1.6)	0.6 (0 to 1.7)	1.4 (0.2 to 3.6)	2.9 (0.3 to 7.1)	5.4 (0.6 to 13.6)	5.4 (0.6 to 13.6)	5.4 (0.6 to 13.6)	5.4 (0.6 to 13.6)	5.4 (0.6 to 13.6)	3.9 (0.4 to 9.8)	2.5 (0.3 to 6.4)	1.6 (0.2 to 4.1)	1.6 (0.2 to 4.1)	1.6 (0.2 to 4.1)	1.6 (0.2 to 4.1)	1.6 (0.2 to 4.1)	1.6 (0.2 to 4.1)	1.6 (0.2 to 4.1)	1.6 (0.2 to 4.1)	1.6 (0.2 to 4.1)	402
Lymphatic filariasis	0 (0 to 0)	0 (0 to 0)	0 (0 to 0)	0 (0 to 0)	0 (0 to 0)	0 (0 to 0)	0 (0 to 0)	0 (0 to 0)	0 (0 to 0)	0 (0 to 0)	0 (0 to 0)	0 (0 to 0)	0 (0 to 0)	0 (0 to 0)	0 (0 to 0)	0 (0 to 0)	0 (0 to 0)	0 (0 to 0)	0 (0 to 0)	0 (0 to 0)	0 (0 to 0)	0 (0 to 0)	0 (0 to 0)	0 (0 to 0)	0
Onchocerciasis	0 (0 to 0)	0 (0 to 0)	0 (0 to 0)	0 (0 to 0)	0 (0 to 0)	0 (0 to 0)	0 (0 to 0)	0 (0 to 0)	0 (0 to 0)	0 (0 to 0)	0 (0 to 0)	0 (0 to 0)	0 (0 to 0)	0 (0 to 0)	0 (0 to 0)	0 (0 to 0)	0 (0 to 0)	0 (0 to 0)	0 (0 to 0)	0 (0 to 0)	0 (0 to 0)	0 (0 to 0)	0 (0 to 0)	0 (0 to 0)	0
Trachoma	0 (0 to 0)	0 (0 to 0)	0 (0 to 0)	0 (0 to 0)	0 (0 to 0)	0 (0 to 0)	6.2 (0.1 to 20.9)	6.6 (0.2 to 23.2)	6.6 (0.2 to 23.2)	6.6 (0.2 to 23.2)	6.6 (0.2 to 23.2)	6.6 (0.2 to 23.2)	6.6 (0.2 to 23.2)	6.6 (0.2 to 23.2)	6.6 (0.2 to 23.2)	6.6 (0.2 to 23.2)	6.6 (0.2 to 23.2)	6.6 (0.2 to 23.2)	6.6 (0.2 to 23.2)	6.6 (0.2 to 23.2)	6.6 (0.2 to 23.2)	6.6 (0.2 to 23.2)	6.6 (0.2 to 23.2)	6.6 (0.2 to 23.2)	143
Dengue	0 (0 to 0)	1.4 (0 to 9.3)	9.4 (0 to 29.4)	6.9 (0 to 34.1)	15 (0 to 29.6)	0.2 (0 to 23.2)	0.2 (0 to 0.9)	0.2 (0 to 0.9)	0.2 (0 to 0.9)	0.2 (0 to 0.9)	0.2 (0 to 0.9)	0.2 (0 to 0.9)	0.2 (0 to 0.9)	0.2 (0 to 0.9)	0.2 (0 to 0.9)	0.2 (0 to 0.9)	0.2 (0 to 0.9)	0.2 (0 to 0.9)	0.2 (0 to 0.9)	0.2 (0 to 0.9)	0.2 (0 to 0.9)	0.2 (0 to 0.9)	0.2 (0 to 0.9)	0.2 (0 to 0.9)	19.6
Yellow fever	0 (0 to 0)	0 (0 to 0)	0 (0 to 0)	0 (0 to 0)	0 (0 to 0)	0 (0 to 0)	0 (0 to 0)	0 (0 to 0)	0 (0 to 0)	0 (0 to 0)	0 (0 to 0)	0 (0 to 0)	0 (0 to 0)	0 (0 to 0)	0 (0 to 0)	0 (0 to 0)	0 (0 to 0)	0 (0 to 0)	0 (0 to 0)	0 (0 to 0)	0 (0 to 0)	0 (0 to 0)	0 (0 to 0)	0 (0 to 0)	0
Rabies	0 (0 to 0)	0 (0 to 0)	0 (0 to 0)	0 (0 to 0)	0 (0 to 0)	0 (0 to 0)	0 (0 to 0)	0 (0 to 0)	0 (0 to 0)	0 (0 to 0)	0 (0 to 0)	0 (0 to 0)	0 (0 to 0)	0 (0 to 0)	0 (0 to 0)	0 (0 to 0)	0 (0 to 0)	0 (0 to 0)	0 (0 to 0)	0 (0 to 0)	0 (0 to 0)	0 (0 to 0)	0 (0 to 0)	0 (0 to 0)	0
Intestinal nematode infections	0 (0 to 0)	0 (0 to 1.6)	0.3 (0 to 1.6)	2.3 (0.1 to 8.2)	3.1 (0.4 to 7.6)	0.8 (0.1 to 2.8)	3.7 (0.1 to 11.4)	2.6 (0.1 to 8.1





SR Table 2b: Qatar DALYS by cause and age group for females with 95% uncertainty intervals, 2019

Cause	Early Neonatal	Late Neonatal	Post Neonatal	1 to 4	5 to 9	10 to 14	15 to 19	20 to 24	25 to 29	30 to 34	35 to 39
All causes	3,370 (2,730 to 4,220)	1,200 (977 to 1,510)	2,930 (2,400 to 3,680)	2,980 (2,400 to 3,710)	3,430 (2,740 to 4,280)	3,820 (2,890 to 4,950)	4,080 (3,140 to 5,230)	5,230 (4,020 to 6,660)	10,600 (8,000 to 13,400)	15,200 (11,600 to 19,200)	15,400 (11,900 to 19,500)
Communicable, maternal, neonatal, and nutritional diseases	2,200 (1,620 to 2,890)	649 (441 to 887)	913 (632 to 1,260)	954 (696 to 1,280)	774 (574 to 1,070)	509 (382 to 685)	393 (294 to 525)	451 (340 to 600)	746 (561 to 995)	923 (676 to 1,250)	863 (630 to 1,200)
HIV/AIDS and sexually transmitted infections	59·2 (16·7 to 138)	16·5 (4·5 to 39·5)	21 (6·6 to 48·2)	2·5 (1·4 to 4·4)	1·4 (0·8 to 2·3)	3·1 (2 to 4·6)	3·2 (2·1 to 5·2)	8·5 (5·3 to 13·5)	24·4 (14·5 to 39·2)	35·2 (20·1 to 59·4)	37·4 (22 to 62·7)
HIV/AIDS	0 (0 to 0)	0 (0 to 0)	1·4 (0·7 to 2·4)	1·5 (0·8 to 2·8)	0·9 (0·5 to 1·5)	2·3 (1·2 to 3·7)	0·9 (0·5 to 1·6)	2·1 (1·2 to 3·6)	5·6 (3·1 to 9·7)	4·6 (2·7 to 7·8)	5·4 (3·1 to 9)
HIV/AIDS - Drug-susceptible Tuberculosis	0 (0 to 0)	0 (0 to 0)	0 (0 to 0)	0 (0 to 0)	0 (0 to 0)	0 (0 to 0)	0 (0 to 0)	0 (0 to 0)	0·1 (0 to 0·1)	0·1 (0 to 0·1)	0·1 (0 to 0·1)
HIV/AIDS - Multidrug-resistant Tuberculosis without extensive d	0 (0 to 0)	0 (0 to 0)	0 (0 to 0)	0 (0 to 0)	0 (0 to 0)	0 (0 to 0)	0 (0 to 0)	0 (0 to 0)	0 (0 to 0)	0 (0 to 0)	0 (0 to 0)
HIV/AIDS - Extensively drug-resistant Tuberculosis	0 (0 to 0)	0 (0 to 0)	0 (0 to 0)	0 (0 to 0)	0 (0 to 0)	0 (0 to 0)	0 (0 to 0)	0 (0 to 0)	0 (0 to 0)	0 (0 to 0)	0 (0 to 0)
HIV/AIDS resulting in other diseases	0 (0 to 0)	0 (0 to 0)	1·3 (0·7 to 2·4)	1·5 (0·8 to 2·7)	0·9 (0·5 to 1·5)	2·2 (1·2 to 3·7)	0·9 (0·5 to 1·6)	2·1 (1·2 to 3·6)	5·5 (3 to 9·7)	4·6 (2·6 to 7·8)	5·4 (3·1 to 8·9)
Sexually transmitted infections excluding HIV	59·2 (16·7 to 138)	16·5 (4·5 to 39·5)	19·7 (5·3 to 46·8)	1 (0·3 to 2·4)	0·5 (0·2 to 1·3)	0·8 (0·6 to 1·2)	2·3 (1·3 to 4)	6·4 (3·3 to 11·6)	18·8 (9·5 to 33·2)	30·6 (16 to 54·7)	31·9 (16·5 to 57·2)
Syphilis	59·2 (16·7 to 138)	16·5 (4·5 to 39·5)	19·7 (5·3 to 46·8)	1 (0·3 to 2·4)	0·5 (0·2 to 1·3)	0·2 (0·2 to 0·3)	0·1 (0·1 to 0·1)	0 (0 to 0·1)	0·1 (0·1 to 0·3)	0·2 (0·1 to 0·4)	0·1 (0·1 to 0·2)
Chlamydial infection	0 (0 to 0)	0 (0 to 0)	0 (0 to 0)	0 (0 to 0)	0 (0 to 0)	0·1 (0·1 to 0·1)	0·3 (0·2 to 0·5)	0·8 (0·5 to 1·3)	2·5 (1 to 5·1)	4·2 (1·8 to 7·7)	4·7 (2·1 to 8·5)
Gonococcal infection	0 (0 to 0)	0 (0 to 0)	0 (0 to 0)	0 (0 to 0)	0 (0 to 0)	0·1 (0·1 to 0·1)	0·2 (0·1 to 0·3)	0·3 (0·2 to 0·5)	0·9 (0·6 to 1·5)	1·5 (0·9 to 2·4)	1·5 (0·8 to 2·4)
Trichomoniasis	0 (0 to 0)	0 (0 to 0)	0 (0 to 0)	0 (0 to 0)	0 (0 to 0)	0·1 (0 to 0·2)	0·6 (0·2 to 1·5)	2·5 (0·8 to 5·7)	6·4 (2·1 to 15·3)	8·4 (2·6 to 20·6)	7·3 (2·3 to 17·7)
Genital herpes	0 (0 to 0)	0 (0 to 0)	0 (0 to 0)	0 (0 to 0)	0 (0 to 0)	0·2 (0 to 0·4)	0·6 (0·2 to 1·4)	1·2 (0·4 to 3)	3·1 (0·9 to 7·5)	4·8 (1·5 to 11·6)	4·8 (1·5 to 12)
Other sexually transmitted infections	0 (0 to 0)	0 (0 to 0)	0 (0 to 0)	0 (0 to 0)	0 (0 to 0)	0·2 (0·1 to 0·3)	0·6 (0·3 to 0·9)	1·5 (0·6 to 2·8)	5·8 (2·8 to 10·6)	11·5 (6·1 to 19·7)	13·5 (7 to 23·4)
Respiratory infections and tuberculosis	16·8 (8·6 to 30·2)	12·2 (6·3 to 22·1)	130 (75·3 to 217)	143 (92·2 to 210)	173 (120 to 244)	104 (71·3 to 149)	80·3 (56·3 to 112)	97·4 (68·5 to 137)	144 (98·7 to 198)	165 (110 to 237)	141 (94·9 to 197)
Tuberculosis	0 (0 to 0)	0 (0 to 0)	1 (0·6 to 1·8)	2·4 (1·6 to 3·5)	5·6 (1·8 to 10·9)	2·4 (1·6 to 3·6)	4·7 (2·8 to 7·5)	13·4 (7·2 to 21·6)	24·1 (12·5 to 39·6)	23·4 (12·2 to 39·4)	15·3 (7·2 to 26·2)
Latent tuberculosis infection	0 (0 to 0)	0 (0 to 0)	0 (0 to 0)	0 (0 to 0)	0 (0 to 0)	0 (0 to 0)	0 (0 to 0)	0 (0 to 0)	0 (0 to 0)	0 (0 to 0)	0 (0 to 0)
Drug-susceptible tuberculosis	0 (0 to 0)	0 (0 to 0)	1 (0·5 to 1·7)	2·3 (1·5 to 3·4)	5·4 (1·7 to 10·9)	2·4 (1·5 to 3·5)	4·5 (2·7 to 7·2)	13 (6·9 to 21)	23·3 (12 to 38·4)	22·7 (11·5 to 39)	14·8 (6·8 to 25·5)
Multidrug-resistant tuberculosis without extensive drug resista	0 (0 to 0)	0 (0 to 0)	0 (0 to 0·2)	0·1 (0 to 0·3)	0·2 (0 to 0·5)	0·1 (0 to 0·3)	0·2 (0 to 0·7)	0·4 (0·1 to 1·4)	0·7 (0·1 to 2·2)	0·7 (0·1 to 2·5)	0·5 (0·1 to 1·5)
Extensively drug-resistant tuberculosis	0 (0 to 0)	0 (0 to 0)	0 (0 to 0)	0 (0 to 0)	0 (0 to 0)	0 (0 to 0)	0 (0 to 0·1)	0 (0 to 0·1)	0 (0 to 0·1)	0 (0 to 0·2)	0 (0 to 0·1)
Lower respiratory infections	16·7 (8·4 to 30·1)	11·3 (5·6 to 21)	112 (59 to 198)	54·3 (31 to 90·2)	71·8 (47·4 to 105)	38·8 (26·1 to 56)	32·7 (22 to 47·6)	40·6 (25·7 to 60·8)	47·2 (29·2 to 72·6)	55·3 (33·7 to 89)	49·6 (29·6 to 77·8)
Upper respiratory infections	0·1 (0·1 to 0·2)	0·8 (0·4 to 1·4)	14·5 (8·1 to 24·3)	64·1 (35·9 to 105)	71·3 (37·8 to 123)	50·7 (25·6 to 88·9)	35·5 (18 to 61·8)	37 (20·2 to 64·1)	63·1 (34·4 to 106)	75 (39·6 to 127)	65·8 (32·9 to 111)
Otitis media	0 (0 to 0)	0·1 (0 to 0·1)	2·8 (1·3 to 5·6)	22·1 (10·9 to 42·4)	24 (12·3 to 42·7)	11·8 (6·2 to 20·5)	7·5 (3·9 to 13)	6·5 (2·6 to 13·2)	9·9 (4·4 to 19·6)	10·9 (4·6 to 23·1)	10 (4·5 to 19·8)
Enteric infections	2 (1·1 to 3·7)	6·5 (3·8 to 11·5)	100 (61·6 to 167)	180 (116 to 259)	147 (91 to 225)	107 (65·8 to 168)	56·8 (36·8 to 84·2)	44 (27·4 to 64·4)	70·9 (45·4 to 101)	85 (56·4 to 122)	73·7 (49·6 to 107)
Diarrheal diseases	2 (1·1 to 3·7)	6·4 (3·7 to 11·4)	98·1 (60 to 164)	160 (99·8 to 241)	120 (69·8 to 191)	86·4 (47·8 to 144)	44 (26·6 to 65·7)	36·3 (21·9 to 54·7)	61·9 (37 to 90·8)	76·8 (49·3 to 113)	68·5 (44·7 to 100)
Typhoid and paratyphoid	0 (0 to 0)	0 (0 to 0)	0·2 (0 to 0·6)	12·7 (2·8 to 35·3)	20·8 (5·5 to 55·7)	17·3 (4·6 to 45·2)	11 (2·8 to 29·7)	6·3 (1·4 to 18·2)	7 (1·8 to 19)	6·1 (1·5 to 15·7)	3·6 (0·9 to 9·1)
Typhoid fever	0 (0 to 0)	0 (0 to 0)	0·2 (0 to 0·6)	12·4 (2·7 to 34·9)	20·3 (5·5 to 55)	16·9 (4·5 to 44·8)	10·7 (2·7 to 28·7)	6·1 (1·4 to 17·9)	6·9 (1·7 to 18·6)	5·9 (1·5 to 15·4)	3·5 (0·9 to 8·9)
Paratyphoid fever	0 (0 to 0)	0 (0 to 0)	0 (0 to 0)	0·2 (0 to 0·8)	0·4 (0·1 to 1·3)	0·4 (0·1 to 1)	0·3 (0·1 to 0·7)	0·1 (0 to 0·4)	0·2 (0 to 0·4)	0·1 (0 to 0·4)	0·1 (0 to 0·2)
Invasive Non-typhoidal Salmonella (iNTS)	0 (0 to 0)	0·1 (0 to 0·2)	1·6 (0·7 to 3·1)	6·2 (2·5 to 12·6)	5·9 (2·4 to 12·7)	2·8 (1 to 6·5)	1·7 (0·6 to 3·9)	1·4 (0·4 to 3·3)	1·8 (0·6 to 4·2)	2 (0·6 to 4·5)	1·6 (0·4 to 3·5)
Other intestinal infectious diseases	0 (0 to 0)	0 (0 to 0)	0·3 (0 to 1·1)	0·5 (0·2 to 1·2)	0·3 (0·1 to 0·9)	0·2 (0·1 to 0·5)	0·1 (0 to 0·2)	0·1 (0 to 0·2)	0·1 (0 to 0·1)	0·2 (0·1 to 0·4)	0·1 (0 to 0·2)
Neglected tropical diseases and malaria	0 (0 to 0)	0·5 (0·2 to 1·1)	3·7 (1·1 to 8)	13·8 (3·7 to 31·7)	11·5 (2·2 to 31·1)	5·4 (1 to 15·5)	3·6 (1 to 8·7)	4·3 (1 to 10·3)	5·7 (1·3 to 14·3)	7·9 (2·1 to 18·5)	9·8 (2·8 to 23·6)
Malaria	0 (0 to 0)	0 (0 to 0)	0 (0 to 0)	0 (0 to 0)	0 (0 to 0)	0 (0 to 0)	0 (0 to 0)	0 (0 to 0)	0 (0 to 0)	0 (0 to 0)	0 (0 to 0)
Chagas disease	0 (0 to 0)	0 (0 to 0)	0 (0 to 0)	0 (0 to 0)	0 (0 to 0)	0 (0 to 0)	0 (0 to 0)	0 (0 to 0)	0 (0 to 0)	0 (0 to 0)	0 (0 to 0)
Leishmaniasis	0 (0 to 0)	0 (0 to 0)	0 (0 to 0)	0 (0 to 0)	0 (0 to 0)	0 (0 to 0)	0 (0 to 0)	0 (0 to 0)	0 (0 to 0)	0 (0 to 0)	0 (0 to 0)
Visceral leishmaniasis	0 (0 to 0)	0 (0 to 0)	0 (0 to 0)	0 (0 to 0)	0 (0 to 0)	0 (0 to 0)	0 (0 to 0)	0 (0 to 0)	0 (0 to 0)	0 (0 to 0)	0 (0 to 0)
Cutaneous and mucocutaneous leishmaniasis	0 (0 to 0)	0 (0 to 0)	0 (0 to 0)	0 (0 to 0)	0 (0 to 0)	0 (0 to 0)	0 (0 to 0)	0 (0 to 0)	0 (0 to 0)	0 (0 to 0)	0 (0 to 0)
African trypanosomiasis	0 (0 to 0)	0 (0 to 0)	0 (0 to 0)	0 (0 to 0)	0 (0 to 0)	0 (0 to 0)	0 (0 to 0)	0 (0 to 0)	0 (0 to 0)	0 (0 to 0)	0 (0 to 0)
Schistosomiasis	0 (0 to 0)	0 (0 to 0)	0 (0 to 0)	0 (0 to 0)	0 (0 to 0)	0 (0 to 0)	0 (0 to 0)	0 (0 to 0)	0 (0 to 0)	0 (0 to 0)	0 (0 to 0)
Cysticercosis	0 (0 to 0)	0 (0 to 0)	0 (0 to 0)	0 (0 to 0)	0 (0 to 0)	0 (0 to 0)	0 (0 to 0)	0 (0 to 0)	0 (0 to 0)	0 (0 to 0)	0 (0 to 0)
Cystic echinococcosis	0 (0 to 0)	0 (0 to 0)	0 (0 to 0)	0 (0 to 0)	0·1 (0 to 0·1)	0·2 (0·1 to 0·4)	0·3 (0·2 to 0·6)	0·4 (0·2 to 0·6)	0·7 (0·4 to 1·3)	1·1 (0·6 to 1·7)	1·1 (0·6 to 1·8)
Lymphatic filariasis	0 (0 to 0)	0 (0 to 0)	0 (0 to 0)	0 (0 to 0)	0 (0 to 0)	0 (0 to 0)	0 (0 to 0)	0 (0 to 0)	0 (0 to 0)	0 (0 to 0)	0 (0 to 0)
Onchocerciasis	0 (0 to 0)	0 (0 to 0)	0 (0 to 0)	0 (0 to 0)	0 (0 to 0)	0 (0 to 0)	0 (0 to 0)	0 (0 to 0)	0 (0 to 0)	0 (0 to 0)	0 (0 to 0)
Trachoma	0 (0 to 0)	0 (0 to 0)	0 (0 to 0)	0 (0 to 0)	0 (0 to 0)	0 (0 to 0)	0 (0 to 0)	0 (0 to 0)	0 (0 to 0)	0 (0 to 0)	0 (0 to 0)
Dengue	0 (0 to 0)	0 (0 to 0)	0 (0 to 0)	0 (0 to 0)	0 (0 to 0)	0 (0 to 0)	0 (0 to 0)	0 (0 to 0)	0 (0 to 0)	0 (0 to 0)	0 (0 to 0)
Yellow fever	0 (0 to 0)	0 (0 to 0)	0 (0 to 0)	0 (0 to 0)	0 (0 to 0)	0 (0 to 0)	0 (0 to 0)	0 (0 to 0)	0 (0 to 0)	0 (0 to 0)	0 (0 to 0)
Rabies	0 (0 to 0)	0 (0 to 0)	0 (0 to 0)	0 (0 to 0)	0 (0 to 0)	0 (0 to 0)	0 (0 to 0)	0 (0 to 0)	0 (0 to 0)	0 (0 to 0)	0 (0 to 0)
Intestinal nematode infections	0 (0 to 0)	0 (0 to 0)	0 (0 to 0·2)	0·3 (0 to 0·8)	0·4 (0·1 to 1·2)	0·2 (0 to 0·4)	0·6 (0·1 to 1·6)	1·4 (0·2 to 3·6)	1·3 (0·2 to 3·2)	1·5 (0·2 to 3·7)	2·1 (0·3 to 6·3)
Ascariasis	0 (0 to 0)	0 (0 to 0)	0 (0 to 0·2)	0·1 (0 to 0·7)	0·2 (0 to 0·9)	0 (0 to 0·2)	0 (0 to 0·1)	0 (0 to 0)	0 (0 to 0)	0 (0 to 0·1)	0 (0 to 0·1)
Trichuriasis	0 (0 to 0)	0 (0 to 0)	0 (0 to 0)	0 (0 to 0)	0 (0 to 0)	0 (0 to 0)	0 (0 to 0)	0 (0 to 0)	0 (0 to 0)	0 (0 to 0)	0 (0 to 0)
Hookworm disease	0 (0 to 0)	0 (0 to 0)	0 (0 to 0)	0·1 (0 to 0·3)	0·2 (0·1 to 0·6)	0·1 (0 to 0·3)	0·6 (0·1 to 1·6)	1·4 (0·2 to 3·6)	1·3 (0·1 to 3·2)	1·5 (0·2 to 3·7)	2·1 (0·3 to 6·2)
Food-borne trematodiases	0 (0 to 0)	0 (0 to 0)	0 (0 to 0)	0 (0 to 0)	0 (0 to 0)	0 (0 to 0)	0 (0 to 0)	0 (0 to 0)	0 (0 to 0)	0 (0 to 0)	0 (0 to 0)
Leprosy	0 (0 to 0)	0 (0 to 0)	0 (0 to 0)	0 (0 to 0)	0 (0 to 0)	0 (0 to 0)	0 (0 to 0)	0 (0 to 0)	0 (0 to 0)	0 (0 to 0)	0 (0 to 0)
Ebola	0 (0 to 0)	0 (0 to 0)	0 (0 to 0)	0 (0 to 0)	0 (0 to 0)	0 (0 to 0)	0 (0 to 0)	0 (0 to 0)	0 (0 to 0)	0 (0 to 0)	0 (0 to 0)
Zika virus	0 (0 to 0)	0 (0 to 0)	0 (0 to 0)	0 (0 to 0)	0 (0 to 0)	0 (0 to 0)	0 (0 to 0)	0 (0 to 0)	0 (0 to 0)	0 (0 to 0)	0 (0 to 0)
Guinea worm disease	0 (0 to 0)	0 (0 to 0)	0 (0 to 0)	0 (0 to 0)	0 (0 to 0)	0 (0 to 0)	0 (0 to 0)	0 (0 to 0)	0 (0 to 0)	0 (0 to 0)	0 (0 to 0)
Other neglected tropical diseases	0 (0 to 0)	0·5 (0·2 to 1·1)	3·7 (1 to 8)	13·5 (3·5 to 31·1)	11 (2 to 30·5)	5 (0·7 to 14·9)	2·7 (0·5 to 6·8)	2·6 (0·3 to 7·1)	3·7 (0·4 to 11)	5·3 (0·7 to 14·5)	6·6 (1·2 to 16·9)
Other infectious diseases	4·5 (2·3 to 7·6)	7·8 (4·3 to 13·3)	126 (57·1 to 247)	150 (68·7 to 294)	60·3 (41·7 to 87·2)	29·4 (21·1 to 40·2)	18·7 (13·1 to 26)	26·1 (18·4 to 35·7)	34 (23·7 to 47·7)	46·8 (30·8 to 68·3)	52·4 (35·6 to 75·5)
Meningitis	3·1 (1·4 to 6)	4·2 (1·8 to 8·8)	29·2 (14 to 52·7)	21·3 (11·4 to 37·5)	16·5 (11·1 to 24·7)	9·1 (5·5 to 14)	5·4 (2·9 to 8·7)	9·3 (5·5 to 14·3)	12·9 (7·5 to 20·1)	11·6 (5·8 to 20·6)	18·4 (10·3 to 28·5)
Encephalitis	0·4 (0·1 to 0·8)	1·3 (0·4 to 2·9)	12·5 (4·8 to 26·2)	13·2 (5·1 to 26·5)	11·7 (5·2 to 22·8)	5·2 (2·4 to 9·6)	2·9 (1·5 to 5·2)	6·2 (3·5 to 11·2)	6 (3·2 to 10·7)	17·4 (8·7 to 34·4)	12·9 (6·5 to 25·3)
Diphtheria	0 (0 to 0)	0 (0 to 0)	0·1 (0 to 0·3)	0·1 (0 to 0·4)	0·1 (0 to 0·4)	0 (0 to 0·1)	0 (0 to 0·1)	0 (0 to 0)	0 (0 to 0)	0 (0 to 0·1)	0 (0 to 0·1)
Tetanus	0 (0 to 0)	0 (0 to 0)	0·1 (0·1 to 0·2)	0·9 (0·6 to 1·2)	0·6 (0·4 to 0·7)	0·4 (0·3 to 0·5)	0·3 (0·3 to 0·4)	0·3 (0·2 to 0·4)	0·5 (0·4 to 0·7)	0·6 (0·4 to 0·8)	0·5 (0·4 to 0·7)
Measles	0 (0 to 0)	0 (0 to 0)	4·4 (1·2 to 10·8)	12·8 (3·6 to 31·2)	2·5 (0·7 to 5·8)	0·5 (0·1 to 1·3)	0·2 (0 to 0·4)	0·1 (0 to 0·2)	0·1 (0 to 0·2)	0·1 (0 to 0·2)	0 (0 to 0·1)
Varicella and herpes zoster	0·1 (0 to 0·3)	0·3 (0 to 0·8)	1·7 (0·3 to 5·4)	3·1 (0·7 to 8·1)	1·7 (0·5 to 4·2)	0·8 (0·2 to 1·8)	0·6 (0·2 to 1·4)	0·8 (0·2 to 1·7)	1·7 (0·5 to 3·4)	2·4 (0·8 to 4·8)	2·3 (0·8 to 4·5)
Acute hepatitis	0 (0 to 0)	0 (0 to 0)	0·8 (0·3 to 1·7)	1·9 (0·8 to 3·4)	5·4 (2·7 to 9·2)	5 (2·8 to 7·9)	3·3 (2 to 5·2)	4 (2·2 to 6·4)	4·2 (2·4 to 6·6)	4·2 (2·3 to 7)	5·2 (2·8 to 8·6)
Acute hepatitis A	0 (0 to 0)	0 (0 to 0)	0·1 (0 to 0·5)	1·3 (0·4 to 2·7)	5 (2·3 to 8·8)	4·4 (2·4 to 7·2)	2·7 (1·5 to 4·6)	2·4 (1·3 to 4·1)	3·2 (1·6 to 5·5)	3 (1·3 to 5·5)	2 (0·7 to 3·8)
Acute hepatitis B	0 (0 to 0)	0 (0 to 0)	0·5 (0·1 to 1·2)	0·4 (0·1 to 1)	0·2 (0·1 to 0·3)	0·4 (0·1 to 0·8)	0·4 (0·1 to 0·8)	1·4 (0·5 to 3)	0·6 (0·3 to 1·1)	0·7 (0·3 to 1·3)	2·8 (1·2 to 5·2)
Acute hepatitis C	0 (0 to 0)	0 (0 to 0)	0·1 (0 to 0·2)	0·2 (0·1 to 0·4)	0·1 (0 to 0·3)	0·1 (0 to 0·1)	0 (0 to 0·1)	0 (0 to 0·1)	0·1 (0 to 0·2)	0·1 (0·1 to 0·3)	0·2 (0·1 to 0·3)
Acute hepatitis E	0 (0 to 0)	0 (0 to 0)	0 (0 to 0·1)	0 (0 to 0·1)	0·1 (0·1 to 0·3)	0·2 (0·1 to 0·3)	0·1 (0·1 to 0·2)	0·2 (0·1 to 0·4)	0·3 (0·1 to 0·6)	0·4 (0·1 to 0·8)	0·3 (0·1 to 0·6)
Other unspecified infectious diseases	0·9 (0·2 to 2·1)	2 (0·8 to 4·7)	10·7 (3·9 to 22·1)	13·5 (5·2 to 26·5)	11·8 (4·7 to 25·2)	6·9 (3·2 to 13·8)	5·6 (2·7 to 10·4)	5 (2·3 to 10)	8·2 (4 to 16·3)	10 (4·5 to 20·3)	12·7 (5·7 to 24)
Maternal and neonatal disorders	2,120 (1,560 to 2,800)	598 (394 to 826)	470 (272 to 717)	313 (233 to 405)	242 (179 to 322)	191 (135 to 252)	154 (116 to 198)	196 (150 to 250)	348 (261 to 448)	420 (323 to 534)	360 (275 to 458)
Maternal disorders	0 (0 to 0)	0 (0 to 0)	0 (0 to 0)	0 (0 to 0)	0 (0 to 0)	1·1 (0·4 to 2·6)	21·4 (12·2 to 35·5)	60·5 (38·6 to 91·1)	119 (75·3 to 171)	142 (91·9 to 205)	112 (71·8 to 171)
Maternal hemorrhage	0 (0 to 0)	0 (0 to 0)	0 (0 to 0)	0 (0 to 0)	0 (0 to 0)	0 (0 to 0)	1·2 (0·6 to 2·2)	9·9 (4·6 to 18·2)	27·7 (12·3 to 49·3)	30·5 (13·8 to 54·1)	17·6 (8·7 to 31·4)
Maternal sepsis and other maternal infections	0 (0 to 0)	0 (0 to 0)	0 (0 to 0)	0 (0 to 0)	0 (0 to 0)	0 (0 to 0)	0·9 (0·4 to 1·6)	3·7 (1·8 to 6·5)	6·7 (3·4 to 11·9)	5·6 (2·7 to 10·4)	3·8 (1·8 to 7·1)
Maternal hypertensive disorders	0 (0 to 0)	0 (0 to 0)	0 (0 to 0)	0 (0 to 0)	0 (0 to 0)	0·1 (0 to 0·1)	1·8 (1 to 3·3)	5·5 (3·1 to 8·8)	12·6 (7·3 to 21)	17·2 (9·1 to 27·8)	13·1 (7·6 to 21·2)
Maternal obstructed labor and uterine rupture	0 (0 to 0)	0 (0 to 0)	0 (0 to 0)	0 (0 to 0)	0 (0 to 0)	0·1 (0 to 0·2)	1·7 (0·7 to 3·4)	4·5 (2·4 to 8)	7·3 (3 to 13·7)	7·9 (4·1 to 13·9)	7·3 (3·4 to 14·7)
Maternal abortion and miscarriage	0 (0 to 0)	0 (0 to 0)	0 (0 to 0)	0 (0 to 0)	0 (0 to 0)	0·1 (0 to 0·3)	2·6 (1·1 to 5·2)	4 (1·8 to 7·5)	5·3 (2·3 to 9·9)	4·9 (1·9 to 9·5)	6·2 (2·6 to 12)
Ectopic pregnancy	0 (0 to 0)	0 (0 to 0)	0 (0 to 0)	0 (0 to 0)	0 (0 to 0)	0 (0 to 0)	0·2 (0·1 to 0·4)	0·6 (0·3 to 1)	1 (0·6 to 1·8)	1·4 (0·8 to 2·4)	1·2 (0·6 to 2)
Indirect maternal deaths	--	--	--	--	--	0 (0 to 0·1)	0·6 (0·3 to 1·1)	2·4 (1·1 to 4·5)	4·2 (1·8 to 8·2)	6·4 (2·7 to 12·3)	4·3 (2 to 8·2)
Late maternal deaths	--	--	--	--	--	0·1 (0 to 0·3)	2·7 (1·3 to 5·1)	7·2 (3·5 to 12·7)	15·3 (6·9 to 28·4)	20·8 (10 to 37·4)	18·3 (9·4 to 33·1)
Maternal deaths aggravated by HIV/AIDS	--	--	--	--	--	0 (0 to 0)	0 (0 to 0)	0 (0 to 0)	0 (0 to 0)	0 (0 to 0)	0 (0 to 0)
Neonatal disorders	2,120 (1,560 to 2,800)	598 (394 to 826)	470 (272 to 717)	313 (233 to 405)	242 (179 to 322)	190 (134 to 251)	133 (96·8 to 178)	135 (98·4 to 179)	229 (170 to 302)	278 (203 to 364)	249 (178 to 329)
Neonatal preterm birth	1,800 (1,300 to 2,430)	508 (339 to 711)	362 (202 to 569)	178 (129 to 233)	185 (131 to 252)	144 (101 to 193)	99·7 (71·5 to 136)	101 (73·2 to 137)	172 (124 to 231)	207 (146 to 272)	185 (130 to 245)
Neonatal encephalopathy due to birth asphyxia and trauma	133 (66·7 to 233)	23·3 (10·3 to 46·3)	40·8 (18·6 to 81·4)	54·3 (34·5 to 78)	53 (31·3 to 81·5)	42 (25·8 to 64·1)	30·2 (18·2 to 46)	31·1 (18·6 to 46·6)	52·7 (33·4 to 79·9)	64·6 (39·5 to 97·1)	58·2 (34·5 to 88·2)
Neonatal sepsis and other neonatal infections	14·2 (5·3 to 32·6)	12 (4·8 to 24)	4·7 (1·7 to 10·9)	1·8 (1·1 to 2·6)	2·1 (1·3 to 3·2)	1·7 (1·1 to 2·5)	1·2 (0·8 to 1·8)	1·2 (0·8 to 1·9)	2·2 (1·4 to 3·3)	2·6 (1·6 to 4)	2·4 (1·5 to 3·7)
Hemolytic disease and other neonatal jaundice	2·5 (1·3 to 4·6)	0·9 (0·4 to 1·5)	1·2 (0·6 to 2·3)	3·5 (2·5 to 5·3)	2·7 (2 to 3·5)	2·1 (1·6 to 2·8)	1·5 (1·1 to 2)	1·6 (1·2 to 2·1)	2·8 (2 to 3·6)	3·4 (2·5 to 4·4)	3 (2·2 to 4)
Other neonatal disorders	164 (83·8 to 296)	54·2 (23·9 to 104)	61·4 (31·3 to 118)	75·9 (55·2 to 99·1)	0 (0 to 0)	0 (0 to 0)	0 (0 to 0)	0 (0 to 0)	0 (0 to 0)	0 (0 to 0)	0 (0 to 0)
Nutritional deficiencies	0·5 (0·3 to 0·8)	7·1 (3·2 to 13·5)	61·9 (31·2 to 112)	152 (45·2 to 336)	139 (41·7 to 335)	69·6 (23·2 to 173)	76·8 (26·6 to 173)	75 (22·6 to 177)	119 (41·4 to 286)	163 (55·3 to 367)	189 (61·6 to 434)
Protein-energy malnutrition	0·5 (0·3 to 0·8)	1·5 (0·8 to 2·3)	22·5 (13·5 to 34·3)	10·4 (0·4 to 23·2)	17·9 (8·5 to 31·6)	11·4 (5·6 to 20)	8·9 (4·5 to 15)	10 (4·9 to 16·9)	19·1 (10·3 to 32)	26 (13·5 to 42·1)	25·2 (13·7 to 40·7)
Iodine deficiency	0 (0 to 0)	0 (0 to 0)	0 (0 to 0)	0·2 (0 to 0·5)	1·4 (0·5 to 3·1)	2·5 (1 to 5·3)	2·3 (0·9 to 4·7)	2·4 (1 to 4·8)	4·2 (1·7 to 8·6)	5·2 (2·2 to 10·6)	4·8 (2·1 to 9·7)
Vitamin A deficiency	0 (0 to 0)	0·1 (0 to 0·3)	0·3 (0·1 to 0·8)	1·4 (0·2 to 3·9)	1 (0 to 3)	0·4 (0 to 1·6)	0 (0 to 0)	0 (0 to 0)	0 (0 to 0)	0 (0 to 0)	0 (0 to 0)
Dietary iron deficiency	0 (0 to 0)	5·5 (1·8 to 11·3)	37·6 (11·2 to 80·9)	139 (32·8 to 316)	113 (20·3 to 312)	51·4 (8·1 to 150)	61·1 (12·4 to 158)	57·4 (8·1 to 157)	83·6 (11·5 to 249)	121 (19·6 to 321)	148 (27·9 to 393)
Other nutritional deficiencies	0 (0 to 0)	0 (0 to 0)	1·4 (0·8 to 2·1)	0·9 (0·4 to 1·6)	4·8 (2·5 to 7·9)	3·8 (2 to 6·3)	4·4 (2·3 to 7·3)	5·2 (2·6 to 8·7)	12·4 (6·7 to 20·8)	11 (5·8 to 17·8)	10·6 (5·8 to 17)
Non-communicable diseases	1,150 (755 to 1,670)	533 (365 to 762)	1,890 (1,450 to 2,450)	1,630 (1,250 to 2,080)	2,240 (1,740 to 2,850)	2,960 (2,140 to 4,020)	3,150 (2,330 to 4,230)	4,110 (3,020 to 5,360)	8,730 (6,390 to 11,400)	12,800 (9,520 to 16,500)	13,200 (10,100 to 16,900)
Neoplasms	3·1 (1·6 to 5·4)	2·5 (1·2 to 4·8)	27·7 (16·5 to 44·5)	95·3 (62 to 145)	169 (122 to 223)	129 (98·1 to 164)	125 (96·2 to 163)	139 (100 to 188)	237 (170 to 327)	602 (438 to 815)	998 (738 to 1,350)
Lip and oral cavity cancer	0 (0 to 0)	0 (0 to 0)	0 (0 to 0)	0 (0 to 0)	0·6 (0·5 to 0·8)	0·5 (0·4 to 0·7)	0·5 (0·3 to 0·9)	0·8 (0·4 to 1·3)	1·8 (0·9 to 3·1)	5·5 (3·1 to 9·2)	5 (2·9 to 8)
Nasopharynx cancer	0 (0 to 0)	0 (0 to 0)	0 (0 to 0)	0 (0 to 0)	0·6 (0·4 to 0·8)	0·4 (0·3 to 0·5)	0·4 (0·3 to 0·6)	0·4 (0·3 to 0·6)	0·7 (0·4 to 1·2)	1 (0·6 to 1·7)	1·1 (0·6 to 2)
Other pharynx cancer	0 (0 to 0)	0 (0 to 0)	0 (0 to 0)	0 (0 to 0)	0 (0 to 0)	0 (0 to 0)	0 (0 to 0)	0·3 (0·2 to 0·4)	0·5 (0·4 to 0·7)	0·6 (0·5 to 0·8)	0·6 (0·4 to 0·8)
Esophageal cancer	0 (0 to 0)	0 (0 to 0)	0 (0 to 0)	0 (0 to 0)	0 (0 to 0)	0 (0 to 0)	0 (0 to 0)	0·7 (0·4 to 1·2)	1 (0·6 to 1·8)	2·5 (1·4 to 4·6)	7·2 (4·2 to 12·2)
Stomach cancer	0 (0 to 0)	0 (0 to 0)	0 (0 to 0)	0 (0 to 0)	0 (0 to 0)	0 (0 to 0)	2·1 (1·2 to 3·4)	3·5 (2·1 to 5·5)	12·8 (7·7 to 20·6)	38·9 (22·8 to 62·2)	42·7 (25·7 to 68·9)
Colon and rectum cancer	0 (0 to 0)	0 (0 to 0)	0 (0 to 0)	0 (0 to 0)	1·4 (0·8 to 2·2)	1·4 (0·7 to 2·3)	3·1 (1·8 to 5)	7·8 (4·5 to 13·1)	11·6 (6·7 to 18·5)	42·6 (24·5 to 67·4)	81·4 (49·5 to 124)
Liver cancer	0·1 (0 to 0·2)	0·1 (0 to 0·2)	1·7 (0·7 to 3·8)	2·5 (1·4 to 4·4)	3·1 (1·9 to 4·7)	2·6 (1·7 to 3·9)	1·8 (0·8 to 3·8)	2·3 (1·1 to 4·4)	5·3 (2·5 to 9·5)	6·8 (3·2 to 12·2)	11·6 (5·7 to 21·3)
Liver cancer due to hepatitis B	0 (0 to 0)	0 (0 to 0)	0 (0 to 0)	0 (0 to 0)	0 (0 to 0)	0·3 (0·1 to 0·6)	0·5 (0·2 to 1·1)	0·9 (0·4 to 1·6)	2·4 (0·9 to 4·8)	3·3 (1·4 to 6·5)	5·3 (2·3 to 10·6)
Liver cancer due to hepatitis C	0 (0 to 0)	0 (0 to 0)	0 (0 to 0)	0 (0 to 0)	0 (0 to 0)	0 (0 to 0)	0 (0 to 0·1)	0·1 (0 to 0·2)	0·4 (0·1 to 1)	0·9 (0·3 to 1·9)	2·2 (0·8 to 4·9)
Liver cancer due to alcohol use	0 (0 to 0)	0 (0 to 0)	0 (0 to 0)	0 (0 to 0)	0 (0 to 0)	0 (0 to 0)	0 (0 to 0)	0 (0 to 0·1)	0·1 (0 to 0·2)	0·2 (0·1 to 0·4)	0·4 (0·1 to 0·9)
Liver cancer due to NASH	0 (0 to 0)	0 (0 to 0)	0 (0 to 0)	0 (0 to 0)	0 (0 to 0)	0 (0 to 0)	0·7 (0·3 to 1·5)	0·7 (0·3 to 1·4)	1·2 (0·5 to 2·5)	1·3 (0·5 to 2·6)	1·9 (0·7 to 4·1)
Liver cancer due to other causes	0·1 (0 to 0·2)	0·1 (0 to 0·2)	1·7 (0·7 to 3·8)	2·5 (1·4 to 4·4)	3·1 (1·9 to 4·7)	2·4 (1·5 to 3·5)	0·6 (0·2 to 1·4)	0·7 (0·3 to 1·4)	1·2 (0·5 to 2·5)	1·2 (0·5 to 2·5)	1·7 (0·7 to 3·6)
Gallbladder and biliary tract cancer	0 (0 to 0)	0 (0 to 0)	0 (0 to 0)	0 (0 to 0)	0 (0 to 0)	0 (0 to 0)	0 (0 to 0)	0·4 (0·2 to 0·6)	0·9 (0·5 to 1·6)	1·7 (0·9 to 3·4)	3·5 (1·9 to 6·8)
Pancreatic cancer	0 (0 to 0)	0 (0 to 0)	0 (0 to 0)	0 (0 to 0)	0 (0 to 0)	0 (0 to 0)	0·5 (0·3 to 0·9)	1 (0·5 to 1·8)	3 (1·6 to 5·2)	13·6 (7·6 to 22·4)	34·6 (20·6 to 52·5)
Larynx cancer	0 (0 to 0)	0 (0 to 0)	0 (0 to 0)	0 (0 to 0)	0 (0 to 0)	0 (0 to 0)	0 (0 to 0)	0·4 (0·3 to 0·5)	0·6 (0·5 to 0·8)	2·5 (1·2 to 5)	3·3 (1·4 to 6·4)
Tracheal, bronchus, and lung cancer	0 (0 to 0)	0 (0 to 0)	0 (0 to 0)	0 (0 to 0)	0 (0 to 0)	1·2 (0·5 to 2·3)	2 (1 to 3·6)	5·5 (2·6 to 10·4)	6·1 (3·1 to 10·4)	19·1 (11·4 to 30·2)	50·2 (30·1 to 77·1)
Malignant skin melanoma	0 (0 to 0)	0 (0 to 0)	0·1 (0·1 to 0·2)	0·5 (0·3 to 0·7)	0·6 (0·5 to 0·8)	0·4 (0·3 to 0·6)	0·5 (0·3 to 0·9)	0·8 (0·4 to 1·4)	1·3 (0·6 to 2·8)	2·1 (0·9 to 4·6)	3·1 (1·4 to 6·9)
Non-melanoma skin cancer	0 (0 to 0)	0 (0 to 0)	0 (0 to 0)	0 (0 to 0)	0 (0 to 0)	0 (0 to 0)	0 (0 to 0)	0·3 (0·2 to 0·4)	0·5 (0·4 to 0·7)	0·6 (0·4 to 0·8)	0·5 (0·4 to 0·8)
Non-melanoma skin cancer (squamous-cell carcinoma)	0 (0 to 0)	0 (0 to 0)	0 (0 to 0)	0 (0 to 0)	0 (0 to 0)	0 (0 to 0)	0 (0 to 0)	0·3 (0·2 to 0·4)	0·5 (0·4 to 0·7)	0·6 (0·4 to 0·8)	0·5 (0·4 to 0·8)
Non-melanoma skin cancer (basal-cell carcinoma)	0 (0 to 0)	0 (0 to 0)	0 (0 to 0)	0 (0 to 0)	0 (0 to 0)	0 (0 to 0)	0 (0 to 0)	0 (0 to 0)	0 (0 to 0)	0 (0 to 0)	0 (0 to 0)
Breast cancer	0 (0 to 0)	0 (0 to 0)	0 (0 to 0)	0 (0 to 0)	0 (0 to 0)	0 (0 to 0)	4·2 (2·1 to 7·6)	8 (4·7 to 12·6)	27·3 (16·1 to 43)	238 (152 to 348)	462 (307 to 666)
Cervical cancer	0 (0 to 0)	0 (0 to 0)	0 (0 to 0)	0 (0 to 0)	0 (0 to 0)	0 (0 to 0)	1·2 (0·5 to 2·4)	2·5 (1·2 to 4·5)	11·2 (5·6 to 20·2)	34·1 (18 to 59·2)	54·7 (31·3 to 91·5)
Uterine cancer	0 (0 to 0)	0 (0 to 0)	0 (0 to 0)	0 (0 to 0)	0 (0 to 0)	0 (0 to 0)	0 (0 to 0)	0·4 (0·3 to 0·5)	0·6 (0·4 to 0·9)	1 (0·5 to 2·1)	1·8 (0·8 to 5)
Ovarian cancer	0 (0 to 0)	0 (0 to 0)	0 (0 to 0)	0 (0 to 0)	3·5 (1·5 to 6·4)	3·2 (1·6 to 5·6)	4·1 (2 to 7·1)	6·3 (3·1 to 13)	15·9 (8·1 to 28·6)	25·3 (12·5 to 56·1)	39·9 (19·8 to 86·7)
Prostate cancer	0 (0 to 0)	0 (0 to 0)	0 (0 to 0)	0 (0 to 0)	0 (0 to 0)	0 (0 to 0)	0 (0 to 0)	0 (0 to 0)	0 (0 to 0)	0 (0 to 0)	0 (0 to 0)
Testicular cancer	--	--	--	--	--	--	--	--	--	--	--
Kidney cancer	0·2 (0 to 0·4)	0·1 (0 to 0·2)	0·9 (0·4 to 1·7)	4 (1·7 to 8·8)	3·6 (1·7 to 6·5)	1·5 (0·8 to 2·7)	0·9 (0·4 to 1·8)	1·3 (0·6 to 2·4)	1·8 (0·9 to 3·1)	4·5 (2·2 to 8·2)	9·3 (4·9 to 15·9)
Bladder cancer	0 (0 to 0)	0 (0 to 0)	0 (0 to 0)	0 (0 to 0)	0 (0 to 0)	0 (0 to 0)	0·4 (0·3 to 0·5)	0·3 (0·3 to 0·5)	0·6 (0·4 to 0·8)	0·8 (0·6 to 1·2)	1·7 (0·9 to 2·9)
Brain and central nervous system cancer	0·8 (0·2 to 1·8)	0·5 (0·1 to 1·1)	4·2 (1·5 to 10·1)	24·7 (9·7 to 52·2)	55·1 (28·2 to 93·2)	31·8 (16·7 to 54)	21 (11·9 to 34·2)	13·8 (7·1 to 24·8)	26·4 (13 to 50·6)	38·2 (18·9 to 79·4)	51·3 (26·3 to 96·3)
Thyroid cancer	0 (0 to 0)	0 (0 to 0)	0 (0 to 0)	0 (0 to 0)	0·7 (0·5 to 0·9)	0·5 (0·4 to 0·6)	0·5 (0·3 to 0·9)	0·7 (0·4 to 1·9)	1·4 (0·5 to 3·7)	5·2 (2 to 10·8)	4·4 (1·9 to 9·6)
Mesothelioma	0 (0 to 0)	0 (0 to 0)	0 (0 to 0)	0 (0 to 0)	0 (0 to 0)	0 (0 to 0)	0 (0 to 0)	0·1 (0 to 0·2)	0·2 (0 to 0·5)	0·3 (0·1 to 0·8)	0·7 (0·2 to 1·8)
Hodgkin lymphoma	0 (0 to 0)	0 (0 to 0)	0 (0 to 0)	0·5 (0·3 to 0·7)	0·6 (0·5 to 1)	0·8 (0·4 to 1·5)	2·3 (1·2 to 4·1)	2·6 (1·4 to 4·6)	4·5 (2·4 to 7·6)	4·6 (2·2 to 7·8)	3·1 (1·7 to 5·1)
Non-Hodgkin lymphoma	0 (0 to 0)	0 (0 to 0)	0 (0 to 0)	6·7 (3·2 to 13·2)	8·3 (4·8 to 13·5)	7·7 (4·3 to 12·8)	22·1 (12·8 to 36·4)	25·7 (14 to 46·2)	33·2 (18·4 to 56·2)	35·7 (19·9 to 58·5)	28 (16·7 to 44·6)
Multiple myeloma	0 (0 to 0)	0 (0 to 0)	0 (0 to 0)	0 (0 to 0)	0 (0 to 0)	0 (0 to 0)	0 (0 to 0)	0·3 (0·2 to 0·4)	0·6 (0·4 to 1)	2·3 (1 to 4·4)	4·4 (2·1 to 7·6)
Leukemia	0·8 (0·2 to 2·2)	0·8 (0·2 to 2)	15·2 (7·4 to 28·7)	29·8 (14·7 to 57·8)	58·8 (34·4 to 98·6)	41·2 (24·4 to 65·6)	26·7 (15·2 to 44·9)	28·9 (16·4 to 45·8)	35·3 (19·4 to 62·8)	35·8 (20·1 to 61·7)	52·8 (31·6 to 85·7)
Acute lymphoid leukemia	0·1 (0 to 0·5)	0·1 (0 to 0·4)	2 (0·6 to 5·2)	5·3 (1·3 to 13·7)	21·8 (7·5 to 43·3)	10·5 (3·7 to 23)	4·3 (1·5 to 9·4)	4 (1·3 to 8·3)	3·7 (1·1 to 8·7)	1·7 (0·5 to 4·2)	2·5 (0·9 to 6·2)
Chronic lymphoid leukemia	0 (0 to 0)	0 (0 to 0)	0 (0 to 0)	0 (0 to 0)	0 (0 to 0)	0 (0 to 0)	0 (0 to 0)	0·5 (0·2 to 1)	0·7 (0·3 to 1·4)	1·6 (0·6 to 3·3)	7·6 (3 to 14·6)
Acute myeloid leukemia	0·3 (0 to 1·1)	0·3 (0 to 0·9)	7·8 (2·8 to 16·7)	17 (7·2 to 36)	25·4 (10·7 to 48·2)	24·9 (12·6 to 41·5)	17·9 (8·7 to 34)	18·4 (9·6 to 31·7)	22·5 (11·4 to 43·2)	23·4 (12·2 to 46·4)	27·5 (14·2 to 51)
Chronic myeloid leukemia	0 (0 to 0·1)	0 (0 to 0·1)	0·3 (0·1 to 0·6)	0·6 (0·2 to 1·6)	1·5 (0·5 to 3·4)	1·9 (0·7 to 4·2)	1·7 (0·5 to 4)	2·8 (0·9 to 6·6)	4 (1·3 to 9·4)	6·1 (2·2 to 13·6)	7·9 (3 to 15·9)
Other leukemia	0·4 (0 to 1·3)	0·4 (0 to 1·3)	5·2 (0·7 to 13·5)	6·9 (1·1 to 18)	10·1 (2 to 26·3)	3·9 (1·1 to 9·2)	2·8 (1 to 6·2)	3·3 (1·2 to 7)	4·5 (1·5 to 10·1)	2·9 (1·1 to 6·5)	7·3 (2·4 to 14·8)
Other malignant neoplasms	1·2 (0·6 to 2·5)	1·2 (0·3 to 3)	5·4 (2·8 to 10·3)	26 (14·5 to 43·3)	31·4 (22·7 to 43·4)	35 (23·1 to 49·1)	30·7 (21·4 to 44·2)	23·2 (16·5 to 32·4)	31·4 (21·5 to 44·5)	38·2 (25·3 to 56)	37·7 (24 to 57·1)

Cause	40 to 44	45 to 49	50 to 54	55 to 59	60 to 64	65 to 69	70 to 74	75 to 79	80 to 84	85 to 89	90 to 94	95 plus	Total
All causes	12,800 (10,000 to 16,000)	9,910 (7,830 to 12,200)	7,320 (5,870 to 8,940)	6,170 (5,050 to 7,430)	5,650 (4,690 to 6,730)	4,420 (3,720 to 5,210)	3,090 (2,620 to 3,600)	2,110 (1,830 to 2,430)	956 (873 to 1,040)	155 (139 to 173)	23·5 (22·5 to 24·4)	1·2 (1·2 to 1·3)	121,000
Communicable, maternal, neonatal, and nutritional diseases	661 (467 to 974)	415 (296 to 589)	234 (165 to 331)	157 (118 to 213)	120 (92·2 to 157)	101 (75·1 to 137)	92·4 (66 to 127)	67·6 (47·9 to 93·6)	37·3 (26 to 52·4)	6·7 (4·6 to 9·4)	1 (0·7 to 1·4)	0·1 (0 to 0·1)	11,300
HIV/AIDS and sexually transmitted infections	32·6 (18·7 to 55·9)	17·6 (10·6 to 29)	5·5 (3 to 9·6)	3·4 (1·9 to 5·9)	1·7 (0·9 to 3·1)	1·3 (0·8 to 2)	0·3 (0·2 to 0·6)	0·2 (0·1 to 0·4)	0·1 (0 to 0·1)	0 (0 to 0)	0 (0 to 0)	0 (0 to 0)	275
HIV/AIDS	6·7 (3·8 to 11·1)	5·6 (3·1 to 9·2)	1·1 (0·7 to 1·7)	1·1 (0·6 to 1·8)	0·4 (0·2 to 0·7)	0·7 (0·4 to 1·1)	0 (0 to 0)	0 (0 to 0)	0 (0 to 0)	0 (0 to 0)	0 (0 to 0)	0 (0 to 0)	40·3
HIV/AIDS - Drug-susceptible Tuberculosis	0·1 (0·1 to 0·1)	0·1 (0 to 0·1)	0 (0 to 0)	0 (0 to 0)	0 (0 to 0)	0 (0 to 0)	0 (0 to 0)	0 (0 to 0)	0 (0 to 0)	0 (0 to 0)	0 (0 to 0)	0 (0 to 0)	0·5
HIV/AIDS - Multidrug-resistant Tuberculosis without extensive d	0 (0 to 0)	0 (0 to 0)	0 (0 to 0)	0 (0 to 0)	0 (0 to 0)	0 (0 to 0)	0 (0 to 0)	0 (0 to 0)	0 (0 to 0)	0 (0 to 0)	0 (0 to 0)	0 (0 to 0)	0
HIV/AIDS - Extensively drug-resistant Tuberculosis	0 (0 to 0)	0 (0 to 0)	0 (0 to 0)	0 (0 to 0)	0 (0 to 0)	0 (0 to 0)	0 (0 to 0)	0 (0 to 0)	0 (0 to 0)	0 (0 to 0)	0 (0 to 0)	0 (0 to 0)	0
HIV/AIDS resulting in other diseases	6·6 (3·7 to 11)	5·6 (3 to 9·1)	1·1 (0·6 to 1·6)	1·1 (0·6 to 1·8)	0·4 (0·2 to 0·7)	0·7 (0·4 to 1·1)	0 (0 to 0)	0 (0 to 0)	0 (0 to 0)	0 (0 to 0)	0 (0 to 0)	0 (0 to 0)	39·8
Sexually transmitted infections excluding HIV	25·9 (13 to 48·3)	12 (5·8 to 22·4)	4·4 (2 to 8·5)	2·3 (1 to 4·6)	1·3 (0·5 to 2·6)	0·6 (0·3 to 1·3)	0·3 (0·1 to 0·6)	0·2 (0·1 to 0·4)	0·1 (0 to 0·1)	0 (0 to 0)	0 (0 to 0)	0 (0 to 0)	235
Syphilis	0 (0 to 0·1)	0 (0 to 0·1)	0 (0 to 0·1)	0 (0 to 0)	0 (0 to 0)	0 (0 to 0)	0 (0 to 0)	0 (0 to 0)	0 (0 to 0)	0 (0 to 0)	0 (0 to 0)	0 (0 to 0)	98
Chlamydial infection	3·9 (1·8 to 7·6)	1·4 (0·7 to 3·1)	0·3 (0·1 to 0·4)	0·1 (0 to 0·1)	0 (0 to 0·1)	0 (0 to 0)	0 (0 to 0)	0 (0 to 0)	0 (0 to 0)	0 (0 to 0)	0 (0 to 0)	0 (0 to 0)	18·4
Gonococcal infection	1·1 (0·6 to 2)	0·4 (0·2 to 0·8)	0·1 (0·1 to 0·2)	0·1 (0 to 0·1)	0·1 (0 to 0·2)	0 (0 to 0·1)	0 (0 to 0·1)	0·1 (0 to 0·2)	0 (0 to 0)	0 (0 to 0)	0 (0 to 0)	0 (0 to 0)	6·3
Trichomoniasis	5·3 (1·6 to 13)	3 (1 to 7·2)	1·5 (0·5 to 3·6)	0·9 (0·3 to 2·1)	0·5 (0·2 to 1·1)	0·2 (0·1 to 0·5)	0·1 (0 to 0·2)	0 (0 to 0·1)	0 (0 to 0)	0 (0 to 0)	0 (0 to 0)	0 (0 to 0)	36·8
Genital herpes	3·9 (1·3 to 9·5)	2·7 (0·8 to 6·7)	1·7 (0·5 to 4·1)	1 (0·3 to 2·5)	0·6 (0·2 to 1·6)	0·3 (0·1 to 0·8)	0·1 (0 to 0·3)	0·1 (0 to 0·1)	0 (0 to 0)	0 (0 to 0)	0 (0 to 0)	0 (0 to 0)	25·1
Other sexually transmitted infections	11·7 (5·9 to 20·4)	4·4 (1·8 to 8·8)	0·8 (0·2 to 1·7)	0·3 (0·2 to 0·5)	0·1 (0 to 0·2)	0 (0 to 0·1)	0 (0 to 0)	0 (0 to 0·1)	0 (0 to 0)	0 (0 to 0)	0 (0 to 0)	0 (0 to 0)	50·3
Respiratory infections and tuberculosis	95·2 (64·1 to 137)	83·2 (58·5 to 112)	50·1 (34·7 to 71)	46·5 (31·9 to 67·7)	61·2 (41·4 to 90·2)	62·2 (39·5 to 94·3)	67·9 (44·7 to 101)	51·6 (33·2 to 76·1)	32·3 (21·5 to 46·7)	5·7 (3·8 to 8·2)	0·9 (0·6 to 1·2)	0·1 (0 to 0·1)	1,760
Tuberculosis	10·1 (5 to 16·7)	8·8 (5 to 13·9)	4·9 (2·6 to 7·9)	2·9 (1·6 to 4·8)	3·8 (2·3 to 5·9)	1·8 (1·1 to 2·7)	2·5 (1·6 to 3·9)	1·5 (0·9 to 2·3)	0·4 (0·2 to 0·6)	0·2 (0·1 to 0·3)	0 (0 to 0)	0 (0 to 0)	129
Latent tuberculosis infection	0 (0 to 0)	0 (0 to 0)	0 (0 to 0)	0 (0 to 0)	0 (0 to 0)	0 (0 to 0)	0 (0 to 0)	0 (0 to 0)	0 (0 to 0)	0 (0 to 0)	0 (0 to 0)	0 (0 to 0)	0
Drug-susceptible tuberculosis	9·8 (4·6 to 16·5)	8·5 (4·6 to 13·5)	4·7 (2·5 to 7·5)	2·8 (1·5 to 4·6)	3·6 (2·2 to 5·7)	1·7 (1·1 to 2·6)	2·4 (1·6 to 3·8)	1·4 (0·9 to 2·2)	0·4 (0·2 to 0·5)	0·2 (0·1 to 0·3)	0 (0 to 0)	0 (0 to 0)	125
Multidrug-resistant tuberculosis without extensive drug resista	0·3 (0·1 to 1·1)	0·3 (0·1 to 1)	0·2 (0 to 0·6)	0·1 (0 to 0·4)	0·2 (0 to 0·5)	0·1 (0 to 0·2)	0·1 (0 to 0·3)	0·1 (0 to 0·2)	0 (0 to 0·1)	0 (0 to 0)	0 (0 to 0)	0 (0 to 0)	4·3
Extensively drug-resistant tuberculosis	0 (0 to 0·1)	0 (0 to 0·1)	0 (0 to 0)	0 (0 to 0)	0 (0 to 0)	0 (0 to 0)	0 (0 to 0)	0 (0 to 0)	0 (0 to 0)	0 (0 to 0)	0 (0 to 0)	0 (0 to 0)	0·3
Lower respiratory infections	30·5 (17·9 to 55·1)	40·6 (25·9 to 60·6)	25 (14·8 to 43·5)	31·8 (18·8 to 51·3)	50·9 (31·4 to 80·4)	57·1 (35·1 to 88·7)	63·9 (40·9 to 97·1)	49·5 (31·1 to 73·9)	31·7 (20·9 to 46·1)	5·5 (3·6 to 8·1)	0·8 (0·5 to 1·2)	0·1 (0 to 0·1)	917
Upper respiratory infections	46·4 (24·3 to 80·9)	28·1 (15·1 to 48·7)	16·4 (8·9 to 27·8)	9·6 (5·1 to 15·7)	5·4 (2·9 to 8·8)	2·8 (1·4 to 4·8)	1·3 (0·7 to 2·2)	0·6 (0·3 to 1)	0·1 (0·1 to 0·2)	0 (0 to 0)	0 (0 to 0)	0 (0 to 0)	589
Otitis media	8·1 (3·5 to 14·5)	5·8 (2·7 to 10·5)	3·8 (1·6 to 7·2)	2·2 (1·1 to 3·8)	1·1 (0·5 to 2·4)	0·5 (0·2 to 0·8)	0·2 (0·1 to 0·3)	0·1 (0 to 0·1)	0 (0 to 0)	0 (0 to 0)	0 (0 to 0)	0 (0 to 0)	127
Enteric infections	52·8 (35 to 75·3)	34·2 (22 to 49)	21·3 (13·9 to 31·1)	14·4 (9·1 to 21·1)	13·7 (9·1 to 19·6)	14 (9·7 to 19·5)	10·6 (7·3 to 14·8)	7·3 (5 to 10·6)	2·4 (1·6 to 3·7)	0·4 (0·3 to 0·7)	0·1 (0 to 0·1)	0 (0 to 0)	1,040
Diarrheal diseases	50 (32·6 to 72)	32·4 (20·4 to 47·2)	20·3 (12·9 to 30·2)	13·7 (8·3 to 20·2)	13·2 (8·7 to 19)	13·7 (9·5 to 19·3)	10·4 (7·2 to 14·7)	7·3 (5 to 10·5)	2·4 (1·6 to 3·7)	0·4 (0·2 to 0·7)	0·1 (0 to 0·1)	0 (0 to 0)	924
Typhoid and paratyphoid	1·7 (0·4 to 4·1)	1·1 (0·3 to 2·7)	0·6 (0·2 to 1·5)	0·3 (0·1 to 1)	0·2 (0 to 0·5)	0·1 (0 to 0·2)	0 (0 to 0·1)	0 (0 to 0)	0 (0 to 0)	0 (0 to 0)	0 (0 to 0)	0 (0 to 0)	88·9
Typhoid fever	1·7 (0·4 to 4)	1 (0·3 to 2·7)	0·6 (0·2 to 1·5)	0·3 (0·1 to 0·9)	0·2 (0 to 0·5)	0·1 (0 to 0·2)	0 (0 to 0·1)	0 (0 to 0)	0 (0 to 0)	0 (0 to 0)	0 (0 to 0)	0 (0 to 0)	86·9
Paratyphoid fever	0 (0 to 0·1)	0 (0 to 0·1)	0 (0 to 0)	0 (0 to 0)	0 (0 to 0)	0 (0 to 0)	0 (0 to 0)	0 (0 to 0)	0 (0 to 0)	0 (0 to 0)	0 (0 to 0)	0 (0 to 0)	2
Invasive Non-typhoidal Salmonella (iNTS)	1 (0·3 to 2·2)	0·7 (0·2 to 1·4)	0·4 (0·1 to 0·9)	0·3 (0·1 to 0·8)	0·3 (0·1 to 0·6)	0·2 (0 to 0·3)	0·1 (0 to 0·2)	0 (0 to 0·1)	0 (0 to 0)	0 (0 to 0)	0 (0 to 0)	0 (0 to 0)	28·1
Other intestinal infectious diseases	0·1 (0 to 0·2)	0 (0 to 0·1)	0 (0 to 0·1)	0 (0 to 0)	0 (0 to 0)	0 (0 to 0·1)	0 (0 to 0)	0 (0 to 0)	0 (0 to 0)	0 (0 to 0)	0 (0 to 0)	0 (0 to 0)	2
Neglected tropical diseases and malaria	11 (3·9 to 23·3)	5·5 (1·8 to 12·2)	3 (1 to 6·6)	1·9 (0·7 to 3·8)	0·8 (0·3 to 1·8)	0·9 (0·1 to 2·9)	0·4 (0·1 to 0·7)	0·1 (0 to 0·3)	0·1 (0 to 0·1)	0 (0 to 0)	0 (0 to 0)	0 (0 to 0)	90·1
Malaria	0 (0 to 0)	0 (0 to 0)	0 (0 to 0)	0 (0 to 0)	0 (0 to 0)	0 (0 to 0)	0 (0 to 0)	0 (0 to 0)	0 (0 to 0)	0 (0 to 0)	0 (0 to 0)	0 (0 to 0)	0
Chagas disease	0 (0 to 0)	0 (0 to 0)	0 (0 to 0)	0 (0 to 0)	0 (0 to 0)	0 (0 to 0)	0 (0 to 0)	0 (0 to 0)	0 (0 to 0)	0 (0 to 0)	0 (0 to 0)	0 (0 to 0)	0
Leishmaniasis	0 (0 to 0)	0 (0 to 0)	0 (0 to 0)	0 (0 to 0)	0 (0 to 0)	0 (0 to 0)	0 (0 to 0)	0 (0 to 0)	0 (0 to 0)	0 (0 to 0)	0 (0 to 0)	0 (0 to 0)	0
Visceral leishmaniasis	0 (0 to 0)	0 (0 to 0)	0 (0 to 0)	0 (0 to 0)	0 (0 to 0)	0 (0 to 0)	0 (0 to 0)	0 (0 to 0)	0 (0 to 0)	0 (0 to 0)	0 (0 to 0)	0 (0 to 0)	0
Cutaneous and mucocutaneous leishmaniasis	0 (0 to 0)	0 (0 to 0)	0 (0 to 0)	0 (0 to 0)	0 (0 to 0)	0 (0 to 0)	0 (0 to 0)	0 (0 to 0)	0 (0 to 0)	0 (0 to 0)	0 (0 to 0)	0 (0 to 0)	0
African trypanosomiasis	0 (0 to 0)	0 (0 to 0)	0 (0 to 0)	0 (0 to 0)	0 (0 to 0)	0 (0 to 0)	0 (0 to 0)	0 (0 to 0)	0 (0 to 0)	0 (0 to 0)	0 (0 to 0)	0 (0 to 0)	0
Schistosomiasis	0 (0 to 0)	0 (0 to 0)	0 (0 to 0)	0 (0 to 0)	0 (0 to 0)	0 (0 to 0)	0 (0 to 0)	0 (0 to 0)	0 (0 to 0)	0 (0 to 0)	0 (0 to 0)	0 (0 to 0)	0
Cysticercosis	0 (0 to 0)	0 (0 to 0)	0 (0 to 0)	0 (0 to 0)	0 (0 to 0)	0 (0 to 0)	0 (0 to 0)	0 (0 to 0)	0 (0 to 0)	0 (0 to 0)	0 (0 to 0)	0 (0 to 0)	0
Cystic echinococcosis	0·9 (0·5 to 1·6)	0·6 (0·4 to 1·1)	0·4 (0·2 to 0·6)	0·2 (0·1 to 0·4)	0·1 (0·1 to 0·2)	0·1 (0 to 0·1)	0 (0 to 0·1)	0 (0 to 0)	0 (0 to 0)	0 (0 to 0)	0 (0 to 0)	0 (0 to 0)	6·4
Lymphatic filariasis	0 (0 to 0)	0 (0 to 0)	0 (0 to 0)	0 (0 to 0)	0 (0 to 0)	0 (0 to 0)	0 (0 to 0)	0 (0 to 0)	0 (0 to 0)	0 (0 to 0)	0 (0 to 0)	0 (0 to 0)	0
Onchocerciasis	0 (0 to 0)	0 (0 to 0)	0 (0 to 0)	0 (0 to 0)	0 (0 to 0)	0 (0 to 0)	0 (0 to 0)	0 (0 to 0)	0 (0 to 0)	0 (0 to 0)	0 (0 to 0)	0 (0 to 0)	0
Trachoma	0 (0 to 0)	0 (0 to 0)	0 (0 to 0)	0 (0 to 0)	0 (0 to 0)	0 (0 to 0)	0 (0 to 0)	0 (0 to 0)	0 (0 to 0)	0 (0 to 0)	0 (0 to 0)	0 (0 to 0)	0
Dengue	0 (0 to 0)	0 (0 to 0)	0 (0 to 0·2)	0·2 (0 to 0·9)	0·3 (0 to 1·3)	0·7 (0 to 2·7)	0·2 (0 to 0·5)	0 (0 to 0·1)	0 (0 to 0·1)	0 (0 to 0)	0 (0 to 0)	0 (0 to 0)	1·5
Yellow fever	0 (0 to 0)	0 (0 to 0)	0 (0 to 0)	0 (0 to 0)	0 (0 to 0)	0 (0 to 0)	0 (0 to 0)	0 (0 to 0)	0 (0 to 0)	0 (0 to 0)	0 (0 to 0)	0 (0 to 0)	0
Rabies	0 (0 to 0)	0 (0 to 0)	0 (0 to 0)	0 (0 to 0)	0 (0 to 0·1)	0 (0 to 0·1)	0·1 (0 to 0·2)	0 (0 to 0·1)	0 (0 to 0·1)	0 (0 to 0)	0 (0 to 0)	0 (0 to 0)	0·2
Intestinal nematode infections	2·2 (0·8 to 4·6)	0·3 (0·1 to 0·8)	0·1 (0 to 0·1)	0 (0 to 0·1)	0 (0 to 0·1)	0 (0 to 0·1)	0 (0 to 0·1)	0 (0 to 0)	0 (0 to 0)	0 (0 to 0)	0 (0 to 0)	0 (0 to 0)	10·5
Ascariasis	0 (0 to 0·1)	0 (0 to 0)	0 (0 to 0)	0 (0 to 0)	0 (0 to 0·1)	0 (0 to 0·1)	0 (0 to 0)	0 (0 to 0)	0 (0 to 0)	0 (0 to 0)	0 (0 to 0)	0 (0 to 0)	0·5
Trichuriasis	0 (0 to 0)	0 (0 to 0)	0 (0 to 0)	0 (0 to 0)	0 (0 to 0)	0 (0 to 0)	0 (0 to 0)	0 (0 to 0)	0 (0 to 0)	0 (0 to 0)	0 (0 to 0)	0 (0 to 0)	0
Hookworm disease	2·2 (0·8 to 4·6)	0·3 (0 to 0·8)	0·1 (0 to 0·1)	0 (0 to 0·1)	0 (0 to 0)	0 (0 to 0)	0 (0 to 0)	0 (0 to 0)	0 (0 to 0)	0 (0 to 0)	0 (0 to 0)	0 (0 to 0)	10
Food-borne trematodiases	0 (0 to 0)	0 (0 to 0)	0 (0 to 0)	0 (0 to 0)	0 (0 to 0)	0 (0 to 0)	0 (0 to 0)	0 (0 to 0)	0 (0 to 0)	0 (0 to 0)	0 (0 to 0)	0 (0 to 0)	0
Leprosy	0 (0 to 0)	0 (0 to 0)	0 (0 to 0)	0 (0 to 0)	0 (0 to 0)	0 (0 to 0)	0 (0 to 0)	0 (0 to 0)	0 (0 to 0)	0 (0 to 0)	0 (0 to 0)	0 (0 to 0)	0·2
Ebola	0 (0 to 0)	0 (0 to 0)	0 (0 to 0)	0 (0 to 0)	0 (0 to 0)	0 (0 to 0)	0 (0 to 0)	0 (0 to 0)	0 (0 to 0)	0 (0 to 0)	0 (0 to 0)	0 (0 to 0)	0
Zika virus	0 (0 to 0)	0 (0 to 0)	0 (0 to 0)	0 (0 to 0)	0 (0 to 0)	0 (0 to 0)	0 (0 to 0)	0 (0 to 0)	0 (0 to 0)	0 (0 to 0)	0 (0 to 0)	0 (0 to 0)	0
Guinea worm disease	0 (0 to 0)	0 (0 to 0)	0 (0 to 0)	0 (0 to 0)	0 (0 to 0)	0 (0 to 0)	0 (0 to 0)	0 (0 to 0)	0 (0 to 0)	0 (0 to 0)	0 (0 to 0)	0 (0 to 0)	0
Other neglected tropical diseases	7·8 (1·9 to 18·8)	4·5 (1 to 11)	2·5 (0·6 to 6)	1·3 (0·3 to 3·2)	0·3 (0 to 0·7)	0·1 (0 to 0·3)	0·1 (0 to 0·2)	0 (0 to 0·1)	0 (0 to 0)	0 (0 to 0)	0 (0 to 0)	0 (0 to 0)	71·3
Other infectious diseases	36·4 (25 to 51·5)	23 (15·6 to 33·9)	12·5 (8·6 to 17·8)	11·3 (7·9 to 15·4)	6·3 (4·4 to 8·5)	7·6 (5·3 to 10·8)	6·2 (3·5 to 9·5)	5·1 (3·2 to 7·6)	1·6 (1 to 2·4)	0·4 (0·2 to 0·6)	0 (0 to 0·1)	0 (0 to 0)	667
Meningitis	15·6 (9·4 to 24·4)	5·8 (3·1 to 9·1)	3·3 (1·6 to 5·5)	2·4 (1·4 to 3·9)	1·9 (1·1 to 2·9)	3·4 (1·9 to 5·5)	2·4 (1·4 to 4·1)	3·5 (1·9 to 5·8)	1·2 (0·7 to 2)	0·2 (0·1 to 0·4)	0 (0 to 0)	0 (0 to 0)	181
Encephalitis	3·9 (2·1 to 8·2)	1·9 (1·2 to 3·2)	1·6 (0·9 to 3·3)	3·1 (1·6 to 5·6)	1 (0·5 to 1·6)	1 (0·5 to 1·7)	1·6 (0·4 to 3·3)	0·3 (0·1 to 0·5)	0·1 (0·1 to 0·2)	0 (0 to 0·1)	0 (0 to 0)	0 (0 to 0)	104
Diphtheria	0 (0 to 0·1)	0 (0 to 0·1)	0 (0 to 0)	0 (0 to 0)	0 (0 to 0)	0 (0 to 0)	0 (0 to 0)	0 (0 to 0)	0 (0 to 0)	0 (0 to 0)	0 (0 to 0)	0 (0 to 0)	0·5
Tetanus	0·3 (0·2 to 0·4)	0·2 (0·1 to 0·2)	0·1 (0·1 to 0·1)	0·1 (0 to 0·1)	0 (0 to 0)	0 (0 to 0)	0 (0 to 0)	0 (0 to 0)	0 (0 to 0)	0 (0 to 0)	0 (0 to 0)	0 (0 to 0)	5
Measles	0 (0 to 0)	0 (0 to 0)	0 (0 to 0)	0 (0 to 0)	0 (0 to 0)	0 (0 to 0)	0 (0 to 0)	0 (0 to 0)	0 (0 to 0)	0 (0 to 0)	0 (0 to 0)	0 (0 to 0)	20·7
Varicella and herpes zoster	1·8 (0·6 to 3·8)	1·4 (0·5 to 2·6)	1·1 (0·5 to 1·9)	0·8 (0·4 to 1·6)	0·6 (0·3 to 1·1)	0·4 (0·2 to 0·8)	0·2 (0·1 to 0·4)	0·1 (0·1 to 0·2)	0 (0 to 0·1)	0 (0 to 0)	0 (0 to 0)	0 (0 to 0)	22·1
Acute hepatitis	3·8 (2 to 6·3)	3·3 (1·8 to 5·5)	2 (1·1 to 3·4)	1·3 (0·7 to 2·2)	1 (0·5 to 1·8)	1·2 (0·5 to 2·5)	0·4 (0·2 to 0·7)	0·4 (0·2 to 0·7)	0 (0 to 0)	0 (0 to 0)	0 (0 to 0)	0 (0 to 0)	47·3
Acute hepatitis A	1·1 (0·3 to 2·2)	1 (0·3 to 2)	0·4 (0·1 to 0·9)	0·2 (0·1 to 0·5)	0·1 (0 to 0·2)	0·1 (0 to 0·3)	0·1 (0 to 0·2)	0 (0 to 0·1)	0 (0 to 0)	0 (0 to 0)	0 (0 to 0)	0 (0 to 0)	27·1
Acute hepatitis B	2·4 (1·1 to 4·4)	1·8 (0·8 to 3·3)	1·3 (0·7 to 2·4)	0·7 (0·3 to 1·3)	0·6 (0·3 to 1·1)	0·9 (0·4 to 2)	0·2 (0·1 to 0·4)	0·3 (0·1 to 0·7)	0 (0 to 0)	0 (0 to 0)	0 (0 to 0)	0 (0 to 0)	15·4
Acute hepatitis C	0·1 (0·1 to 0·3)	0·2 (0·1 to 0·3)	0·1 (0·1 to 0·2)	0·1 (0 to 0·2)	0·1 (0 to 0·2)	0·1 (0 to 0·2)	0 (0 to 0·1)	0 (0 to 0·1)	0 (0 to 0)	0 (0 to 0)	0 (0 to 0)	0 (0 to 0)	1·7
Acute hepatitis E	0·2 (0·1 to 0·3)	0·4 (0·1 to 1)	0·2 (0 to 0·5)	0·3 (0 to 0·7)	0·3 (0 to 0·7)	0·1 (0 to 0·3)	0·1 (0 to 0·3)	0 (0 to 0·1)	0 (0 to 0)	0 (0 to 0)	0 (0 to 0)	0 (0 to 0)	3·1
Other unspecified infectious diseases	10·8 (4·5 to 22·1)	10·5 (4·6 to 19·5)	4·4 (2·2 to 8)	3·6 (2 to 6)	1·7 (1 to 2·8)	1·6 (0·8 to 2·8)	1·7 (0·6 to 3·6)	0·8 (0·3 to 1·8)	0·2 (0·1 to 0·4)	0·1 (0 to 0·3)	0 (0 to 0·1)	0 (0 to 0)	123
Maternal and neonatal disorders	226 (174 to 286)	129 (96·5 to 166)	69·2 (51·5 to 90·5)	39·9 (29·5 to 52·9)	20·2 (14·6 to 26·5)	7·2 (5·2 to 9·6)	1·8 (1·3 to 2·4)	0·4 (0·3 to 0·6)	0 (0 to 0·1)	0 (0 to 0)	0 (0 to 0)	0 (0 to 0)	5,900
Maternal disorders	42·3 (26·2 to 65·1)	11·5 (5·7 to 20·7)	0·6 (0·3 to 1·3)	0 (0 to 0)	0 (0 to 0)	0 (0 to 0)	0 (0 to 0)	0 (0 to 0)	0 (0 to 0)	0 (0 to 0)	0 (0 to 0)	0 (0 to 0)	510
Maternal hemorrhage	5·7 (2·9 to 9·8)	0·9 (0·5 to 1·7)	0 (0 to 0·1)	0 (0 to 0)	0 (0 to 0)	0 (0 to 0)	0 (0 to 0)	0 (0 to 0)	0 (0 to 0)	0 (0 to 0)	0 (0 to 0)	0 (0 to 0)	93·6
Maternal sepsis and other maternal infections	1·8 (0·9 to 3·1)	0·4 (0·2 to 0·7)	0 (0 to 0·1)	0 (0 to 0)	0 (0 to 0)	0 (0 to 0)	0 (0 to 0)	0 (0 to 0)	0 (0 to 0)	0 (0 to 0)	0 (0 to 0)	0 (0 to 0)	23
Maternal hypertensive disorders	5 (2·7 to 8·4)	0·9 (0·4 to 1·6)	0 (0 to 0·1)	0 (0 to 0)	0 (0 to 0)	0 (0 to 0)	0 (0 to 0)	0 (0 to 0)	0 (0 to 0)	0 (0 to 0)	0 (0 to 0)	0 (0 to 0)	56·3
Maternal obstructed labor and uterine rupture	3·1 (1·5 to 6)	1 (0·3 to 2·1)	0·1 (0 to 0·2)	0 (0 to 0)	0 (0 to 0)	0 (0 to 0)	0 (0 to 0)	0 (0 to 0)	0 (0 to 0)	0 (0 to 0)	0 (0 to 0)	0 (0 to 0)	32·8
Maternal abortion and miscarriage	3·9 (1·8 to 7·9)	1·4 (0·5 to 3·1)	0·1 (0 to 0·2)	0 (0 to 0)	0 (0 to 0)	0 (0 to 0)	0 (0 to 0)	0 (0 to 0)	0 (0 to 0)	0 (0 to 0)	0 (0 to 0)	0 (0 to 0)	28·5
Ectopic pregnancy	0·4 (0·2 to 0·7)	0·1 (0 to 0·2)	0 (0 to 0)	0 (0 to 0)	0 (0 to 0)	0 (0 to 0)	0 (0 to 0)	0 (0 to 0)	0 (0 to 0)	0 (0 to 0)	0 (0 to 0)	0 (0 to 0)	4·8
Indirect maternal deaths	1 (0·4 to 1·9)	0·2 (0·1 to 0·5)	0 (0 to 0)	--	--	--	--	--	--	--	--	--	NA
Late maternal deaths	5·8 (2·8 to 10·9)	1·1 (0·5 to 2·4)	0 (0 to 0·1)	--	--	--	--	--	--	--	--	--	NA
Maternal deaths aggravated by HIV/AIDS	0 (0 to 0)	0 (0 to 0)	0 (0 to 0)	--	--	--	--	--	--	--	--	--	NA
Neonatal disorders	184 (134 to 236)	117 (85·5 to 154)	68·6 (51 to 89·8)	39·9 (29·5 to 52·9)	20·2 (14·6 to 26·5)	7·2 (5·2 to 9·6)	1·8 (1·3 to 2·4)	0·4 (0·3 to 0·6)	0 (0 to 0·1)	0 (0 to 0)	0 (0 to 0)	0 (0 to 0)	5,390
Neonatal preterm birth	136 (98·4 to 180)	86 (61·6 to 115)	49·9 (35·4 to 66·6)	28·5 (20·7 to 38·4)	13·8 (9·8 to 18·4)	4·8 (3·4 to 6·4)	1·2 (0·8 to 1·6)	0·3 (0·2 to 0·4)	0 (0 to 0)	0 (0 to 0)	0 (0 to 0)	0 (0 to 0)	4,270
Neonatal encephalopathy due to birth asphyxia and trauma	43·4 (27 to 63·2)	28·3 (17·4 to 43·6)	17 (10·7 to 25·1)	10·4 (6·5 to 15·5)	5·8 (3·5 to 8·8)	2·2 (1·2 to 3·3)	0·6 (0·3 to 0·9)	0·1 (0·1 to 0·2)	0 (0 to 0)	0 (0 to 0)	0 (0 to 0)	0 (0 to 0)	691
Neonatal sepsis and other neonatal infections	1·8 (1·1 to 2·8)	1·2 (0·7 to 1·8)	0·7 (0·5 to 1·1)	0·4 (0·3 to 0·7)	0·2 (0·2 to 0·4)	0·1 (0·1 to 0·2)	0 (0 to 0)	0 (0 to 0)	0 (0 to 0)	0 (0 to 0)	0 (0 to 0)	0 (0 to 0)	50·6
Hemolytic disease and other neonatal jaundice	2·3 (1·7 to 3)	1·5 (1·1 to 2)	0·9 (0·7 to 1·2)	0·6 (0·4 to 0·7)	0·3 (0·2 to 0·4)	0·1 (0·1 to 0·2)	0·1 (0 to 0·1)	0 (0 to 0)	0 (0 to 0)	0 (0 to 0)	0 (0 to 0)	0 (0 to 0)	31
Other neonatal disorders	0 (0 to 0)	0 (0 to 0)	0 (0 to 0)	0 (0 to 0)	0 (0 to 0)	0 (0 to 0)	0 (0 to 0)	0 (0 to 0)	0 (0 to 0)	0 (0 to 0)	0 (0 to 0)	0 (0 to 0)	355
Nutritional deficiencies	207 (71·3 to 467)	123 (45·6 to 259)	72·1 (26·1 to 150)	39·6 (16 to 83·1)	16·4 (7·6 to 34·3)	8 (4 to 16)	5·2 (2·2 to 11)	2·8 (1·4 to 5·4)	0·9 (0·6 to 1·6)	0·2 (0·1 to 0·3)	0 (0 to 0·1)	0 (0 to 0)	1,530
Protein-energy malnutrition	20·3 (11 to 32·3)	14·3 (8 to 22·8)	9·4 (5·5 to 14·6)	6·4 (3·7 to 9·9)	4·2 (2·5 to 6·4)	2·4 (1·5 to 3·7)	1·2 (0·7 to 1·8)	0·7 (0·4 to 1)	0·5 (0·3 to 0·7)	0·1 (0·1 to 0·2)	0 (0 to 0)	0 (0 to 0)	213
Iodine deficiency	3·8 (1·7 to 7·6)	2·5 (1·1 to 5)	1·5 (0·7 to 3)	0·9 (0·4 to 1·9)	0·5 (0·2 to 1·1)	0·3 (0·1 to 0·5)	0·1 (0 to 0·2)	0 (0 to 0·1)	0 (0 to 0)	0 (0 to 0)	0 (0 to 0)	0 (0 to 0)	32·9
Vitamin A deficiency	0 (0 to 0)	0 (0 to 0)	0 (0 to 0)	0 (0 to 0)	0 (0 to 0)	0 (0 to 0)	0 (0 to 0)	0 (0 to 0)	0 (0 to 0)	0 (0 to 0)	0 (0 to 0)	0 (0 to 0)	3·3
Dietary iron deficiency	174 (42·9 to 424)	102 (27 to 239)	56·8 (14·1 to 132)	29·5 (7·1 to 71·9)	10·1 (1·9 to 27·5)	4 (0·7 to 11·6)	3·4 (0·6 to 9)	1·6 (0·3 to 4·2)	0·4 (0·1 to 1)	0·1 (0 to 0·2)	0 (0 to 0)	0 (0 to 0)	1,200
Other nutritional deficiencies	8·3 (4·6 to 13·2)	4·8 (2·7 to 7·7)	4·3 (2·5 to 6·7)	2·8 (1·6 to 4·2)	1·6 (0·9 to 2·4)	1·3 (0·9 to 1·9)	0·5 (0·3 to 0·7)	0·5 (0·3 to 0·8)	0·1 (0·1 to 0·2)	0 (0 to 0·1)	0 (0 to 0)	0 (0 to 0)	78·9
Non-communicable diseases	11,200 (8,730 to 14,200)	8,890 (7,000 to 11,000)	6,740 (5,400 to 8,280)	5,760 (4,720 to 6,960)	5,360 (4,450 to 6,390)	4,200 (3,540 to 4,940)	2,930 (2,500 to 3,400)	2,010 (1,740 to 2,310)	904 (826 to 986)	147 (131 to 164)	22·2 (21·2 to 23·1)	1·1 (1·1 to 1·2)	101,000
Neoplasms	1,130 (849 to 1,470)	1,250 (931 to 1,620)	1,100 (820 to 1,440)	1,140 (856 to 1,480)	1,080 (822 to 1,390)	835 (636 to 1,060)	501 (386 to 631)	308 (246 to 383)	99·1 (80·9 to 120)	14·1 (10·9 to 17·6)	1·6 (1·3 to 1·9)	0·1 (0·1 to 0·1)	9,980
Lip and oral cavity cancer	5·2 (3·1 to 8·3)	9·7 (5·7 to 15·3)	7·3 (4·5 to 12)	11·7 (7 to 18·3)	9·4 (5·9 to 14·2)	12·8 (8 to 19·3)	6 (3·8 to 9)	4·2 (2·7 to 6·3)	0·8 (0·5 to 1·3)	0·1 (0·1 to 0·2)	0 (0 to 0)	0 (0 to 0)	82·2
Nasopharynx cancer	1·7 (0·9 to 2·8)	2·7 (1·6 to 4·2)	3·3 (1·8 to 5·5)	2·5 (1·4 to 4)	2·7 (1·4 to 4·5)	2 (1·1 to 3·4)	0·6 (0·3 to 0·9)	0·3 (0·1 to 0·4)	0·1 (0 to 0·1)	0 (0 to 0)	0 (0 to 0)	0 (0 to 0)	20·3
Other pharynx cancer	0·7 (0·3 to 1·2)	1·4 (0·8 to 2·3)	1·1 (0·6 to 1·8)	1·3 (0·8 to 2·1)	1·4 (0·8 to 2·2)	1 (0·6 to 1·6)	0·6 (0·3 to 0·9)	0·2 (0·1 to 0·4)	0·1 (0 to 0·1)	0 (0 to 0)	0 (0 to 0)	0 (0 to 0)	9·8
Esophageal cancer	5·4 (2·8 to 9·6)	8 (4·6 to 14·2)	8·8 (4·9 to 14·6)	13·7 (8 to 22·6)	19·9 (11·1 to 32·4)	15 (8·9 to 24·2)	10·8 (6·2 to 17·2)	6·5 (3·8 to 10·5)	1·8 (1·1 to 3)	0·4 (0·2 to 0·6)	0 (0 to 0)	0 (0 to 0)	102
Stomach cancer	53·5 (33·9 to 85)	46·1 (29·7 to 69·7)	46·1 (28·3 to 70·4)	38·4 (24·2 to 60·1)	39 (25·8 to 58·2)	42·8 (28·6 to 62·8)	24·3 (16·2 to 35)	17·6 (12·1 to 25·3)	8·1 (5·5 to 12·1)	1 (0·7 to 1·5)	0·1 (0·1 to 0·2)	0 (0 to 0)	417
Colon and rectum cancer	75·3 (46·3 to 116)	115 (73 to 171)	129 (81·6 to 196)	145 (88·1 to 216)	131 (86·3 to 199)	102 (66·6 to 150)	72·2 (46·8 to 106)	52·2 (36·8 to 72·5)	17·4 (10·8 to 25·8)	2·7 (1·6 to 4)	0·3 (0·2 to 0·4)	0 (0 to 0)	992
Liver cancer	19·8 (9·7 to 36·1)	30·7 (15·8 to 53·6)	39·1 (20·6 to 69·5)	71·7 (37·3 to 120)	97·9 (54·3 to 165)	77·5 (43·9 to 127)	51·8 (29 to 86·7)	28·1 (15·8 to 45·7)	7·5 (4·4 to 12)	1·2 (0·7 to 2·1)	0·1 (0·1 to 0·2)	0 (0 to 0)	464
Liver cancer due to hepatitis B	8·4 (3·3 to 16)	11·2 (5·2 to 20·4)	12·4 (5·7 to 24·4)	20·1 (8·3 to 39·8)	23·4 (9·5 to 48·8)	15 (5·9 to 30·2)	8·1 (3·1 to 16·8)	3·6 (1·5 to 7·2)	0·8 (0·3 to 1·5)	0·1 (0 to 0·2)	0 (0 to 0)	0 (0 to 0)	116
Liver cancer due to hepatitis C	4·9 (1·9 to 10·1)	9·5 (3·7 to 18·9)	14·3 (6·4 to 27·1)	28·8 (13·2 to 54·5)	42·5 (20·3 to 75·7)	36·2 (18·8 to 63·6)	25·8 (13·4 to 44·8)	14·7 (7·5 to 24·8)	4·2 (2·4 to 7·3)	0·8 (0·4 to 1·3)	0·1 (0 to 0·1)	0 (0 to 0)	185
Liver cancer due to alcohol use	0·8 (0·3 to 1·8)	1·4 (0·5 to 3·3)	1·9 (0·7 to 4·3)	3·7 (1·4 to 7·8)	5·7 (2·2 to 11·8)	5·1 (2·2 to 10·3)	3·3 (1·4 to 7)	1·4 (0·6 to 2·8)	0·3 (0·1 to 0·6)	0 (0 to 0·1)	0 (0 to 0)	0 (0 to 0)	24·4
Liver cancer due to NASH	3·1 (1·2 to 6·5)	5 (2·1 to 10·5)	6·6 (2·8 to 13·6)	12·7 (5·1 to 25·6)	18·5 (7·5 to 36·6)	15·6 (7·2 to 29·2)	11·3 (5·1 to 21·4)	6·6 (3 to 12·4)	1·7 (0·8 to 3·2)	0·3 (0·1 to 0·5)	0 (0 to 0)	0 (0 to 0)	87·2
Liver cancer due to other causes	2·5 (1·1 to 5·5)	3·5 (1·5 to 7·4)	3·9 (1·6 to 8·1)	6·4 (2·6 to 13·1)	7·9 (3·3 to 16·5)	5·6 (2·4 to 11·4)	3·4 (1·4 to 6·6)	1·8 (0·8 to 3·6)	0·4 (0·2 to 0·8)	0·1 (0 to 0·1)	0 (0 to 0)	0 (0 to 0)	50·9
Gallbladder and biliary tract cancer	5·9 (3·3 to 10·2)	6·9 (3·9 to 11·9)	9·9 (5·8 to 17·2)	9·7 (5·5 to 16·7)	13 (7·8 to 21·1)	15·5 (9·1 to 25)	12·3 (6·8 to 19·4)	5·8 (3·5 to 8·7)	2·8 (1·6 to 4·5)	0·3 (0·2 to 0·5)	0 (0 to 0)	0 (0 to 0)	88·7
Pancreatic cancer	34·7 (22 to 53)	39 (24·3 to 58·4)	37·1 (23·1 to 56)	54·5 (34·4 to 82·2)	66 (42·5 to 97·2)	56 (37 to 82·3)	34·4 (22·7 to 50·1)	18 (12·3 to 26)	5·7 (3·2 to 9·3)	0·9 (0·5 to 1·4)	0·1 (0 to 0·1)	0 (0 to 0)	399
Larynx cancer	1·5 (0·8 to 2·8)	5·9 (3·2 to 10·1)	3·4 (1·8 to 5·8)	2·2 (1·3 to 3·5)	2·9 (1·7 to 5)	1·2 (0·7 to 2)	0·7 (0·4 to 1·2)	0·8 (0·5 to 1·3)	0·1 (0·1 to 0·2)	0 (0 to 0)	0 (0 to 0)	0 (0 to 0)	25·7
Tracheal, bronchus, and lung cancer	55·1 (33·6 to 84·2)	90·8 (58·1 to 137)	70·5 (44·1 to 111)	68·1 (42·6 to 103)	66·2 (41·7 to 98·5)	68·3 (45·8 to 98·5)	36·9 (24 to 53·2)	24·9 (16·6 to 35·9)	6·6 (3·8 to 10·6)	0·9 (0·5 to 1·5)	0·1 (0·1 to 0·1)	0 (0 to 0)	572
Malignant skin melanoma	2·3 (1 to 5·5)	1·8 (0·7 to 4·2)	1·7 (0·8 to 3·5)	1·6 (0·8 to 3·1)	1·1 (0·5 to 2)	0·8 (0·4 to 1·4)	0·5 (0·3 to 0·9)	0·4 (0·2 to 0·6)	0·2 (0·1 to 0·3)	0 (0 to 0·1)	0 (0 to 0)	0 (0 to 0)	19·9
Non-melanoma skin cancer	0·5 (0·3 to 0·9)	0·6 (0·3 to 1)	0·4 (0·2 to 0·8)	0·5 (0·3 to 0·8)	0·6 (0·3 to 1·1)	0·6 (0·3 to 1·1)	0·4 (0·2 to 0·7)	0·4 (0·2 to 0·7)	0·2 (0·1 to 0·3)	0 (0 to 0·1)	0 (0 to 0)	0 (0 to 0)	6·2
Non-melanoma skin cancer (squamous-cell carcinoma)	0·5 (0·3 to 0·9)	0·6 (0·3 to 1)	0·4 (0·2 to 0·8)	0·5 (0·3 to 0·8)	0·6 (0·3 to 1·1)	0·6 (0·3 to 1·1)	0·4 (0·2 to 0·7)	0·4 (0·2 to 0·7)	0·2 (0·1 to 0·3)	0 (0 to 0·1)	0 (0 to 0)	0 (0 to 0)	6·2
Non-melanoma skin cancer (basal-cell carcinoma)	0 (0 to 0)	0 (0 to 0)	0 (0 to 0)	0 (0 to 0)	0 (0 to 0)	0 (0 to 0)	0 (0 to 0)	0 (0 to 0)	0 (0 to 0)	0 (0 to 0)	0 (0 to 0)	0 (0 to 0)	0
Breast cancer	548 (379 to 775)	530 (367 to 734)	428 (292 to 606)	397 (273 to 558)	314 (216 to 431)	195 (136 to 266)	92·5 (65·3 to 127)	59·5 (42·2 to 83·2)	20·3 (14·1 to 27·8)	2·6 (1·7 to 3·7)	0·3 (0·2 to 0·5)	0 (0 to 0)	3,330
Cervical cancer	47·8 (27·5 to 78·7)	40·4 (24·7 to 69·2)	35·7 (21·5 to 59·4)	45·7 (27·6 to 73·2)	36·5 (23·4 to 54·7)	26 (16·6 to 39·4)	15·2 (10 to 22·8)	7·4 (4·8 to 11·4)	3 (1·9 to 4·6)	0·4 (0·2 to 0·6)	0 (0 to 0·1)	0 (0 to 0)	362
Uterine cancer	2·8 (1·4 to 6·5)	12·3 (5·5 to 20·9)	15·6 (5·9 to 27)	20·2 (6·8 to 34·3)	10·2 (5·9 to 16·2)	21·2 (6·2 to 35·5)	11·4 (3·4 to 19·2)	4·7 (1·6 to 7·8)	2·2 (0·6 to 3·7)	0·1 (0·1 to 0·1)	0 (0 to 0)	0 (0 to 0)	104
Ovarian cancer	69·9 (38·8 to 115)	109 (62·4 to 167)	107 (60·9 to 166)	87 (48·1 to 133)	96·7 (52·1 to 156)	55·6 (31·2 to 87·6)	34·3 (16·3 to 55·1)	12·2 (6·3 to 19·7)	3·3 (1·3 to 5·5)	0·2 (0·1 to 0·4)	0 (0 to 0)	0 (0 to 0)	674
Prostate cancer	0 (0 to 0)	0 (0 to 0)	0 (0 to 0)	0 (0 to 0)	0 (0 to 0)	0 (0 to 0)	0 (0 to 0)	0 (0 to 0)	0 (0 to 0)	0 (0 to 0)	0 (0 to 0)	0 (0 to 0)	0
Testicular cancer	--	--	--	--	--	--	--	--	--	--	--	--	NA
Kidney cancer	10 (5·6 to 16·8)	10·4 (5·9 to 16·8)	8 (4·5 to 12·2)	8·6 (5 to 13·8)	13·1 (7·9 to 21·2)	9·7 (5·7 to 15·5)	4·6 (2·8 to 7·2)	3·8 (2·3 to 6)	0·9 (0·5 to 1·4)	0·1 (0·1 to 0·2)	0 (0 to 0)	0 (0 to 0)	97·3
Bladder cancer	2·3 (1·3 to 3·6)	2·8 (1·7 to 4·4)	3·3 (2 to 5·1)	4·9 (2·8 to 7·9)	9 (5·1 to 14·5)	9·6 (5·9 to 14·7)	9·6 (5·7 to 14·6)	9·4 (6 to 14·1)	4·7 (3 to 6·9)	0·8 (0·5 to 1·3)	0·1 (0·1 to 0·2)	0 (0 to 0)	60·3
Brain and central nervous system cancer	38·1 (19 to 78·5)	45 (23·9 to 75·2)	36·6 (18·6 to 63·5)	34·7 (18·2 to 57·6)	26·9 (14·8 to 43·9)	18·7 (11 to 30·6)	9·8 (5·1 to 16·3)	6·7 (3·1 to 11·5)	1 (0·5 to 2)	0·2 (0·1 to 0·4)	0 (0 to 0)	0 (0 to 0)	486
Thyroid cancer	6·4 (3 to 11·8)	5·5 (2·7 to 10)	5·5 (2·7 to 9·9)	5·7 (3·2 to 9·3)	5 (2·7 to 8·2)	4·3 (2·4 to 7)	2·6 (1·5 to 4·3)	2·2 (1·4 to 3·6)	1 (0·6 to 1·8)	0·1 (0·1 to 0·2)	0 (0 to 0)	0 (0 to 0)	51·8
Mesothelioma	1 (0·3 to 2·3)	0·8 (0·3 to 1·6)	0·5 (0·2 to 1·2)	0·6 (0·2 to 1·3)	0·4 (0·1 to 0·9)	0·2 (0·1 to 0·5)	0·2 (0·1 to 0·4)	0·1 (0 to 0·2)	0 (0 to 0·1)	0 (0 to 0)	0 (0 to 0)	0 (0 to 0)	5·2
Hodgkin lymphoma	2·3 (1·3 to 3·8)	2 (1·1 to 3·2)	1·1 (0·7 to 1·9)	1·6 (0·5 to 3·2)	1 (0·5 to 1·7)	0·8 (0·4 to 1·4)	0·4 (0·1 to 0·7)	0·3 (0·1 to 0·5)	0·1 (0 to 0·2)	0 (0 to 0)	0 (0 to 0)	0 (0 to 0)	28·7
Non-Hodgkin lymphoma	44·5 (26·3 to 71·5)	43·2 (24·7 to 68·6)	39 (22·7 to 60·7)	35·8 (21·3 to 57·8)	44·1 (27·5 to 69·1)	36·3 (22·2 to 54·4)	21·2 (13·4 to 32·1)	14·8 (9·2 to 22·5)	3 (1·8 to 4·7)	0·7 (0·4 to 1·1)	0·1 (0 to 0·1)	0 (0 to 0)	450
Multiple myeloma	4 (2 to 8·2)	5·8 (3·2 to 10·3)	6·5 (3·4 to 11·4)	8·6 (4·8 to 13·7)	9·3 (5·8 to 14·2)	8·8 (5·6 to 13·5)	4·9 (2·8 to 7·6)	2·8 (1·5 to 4·2)	0·7 (0·4 to 1·1)	0·1 (0 to 0·1)	0 (0 to 0)	0 (0 to 0)	59
Leukemia	48·1 (28·7 to 74·4)	44 (26·9 to 67·2)	24 (14 to 40·4)	35·7 (21·7 to 55)	30·4 (17·7 to 47·3)	25·4 (15·2 to 39)	22·4 (12·7 to 33·6)	10·5 (6·1 to 15·8)	3·6 (2·1 to 5·4)	0·6 (0·3 to 1)	0·1 (0 to 0·1)	0 (0 to 0)	571
Acute lymphoid leukemia	1·8 (0·6 to 4·7)	1·3 (0·4 to 3·6)	0·5 (0·2 to 1·4)	0·5 (0·2 to 1·1)	0·2 (0·1 to 0·5)	0·1 (0 to 0·2)	0·1 (0 to 0·2)	0 (0 to 0·1)	0 (0 to 0)	0 (0 to 0)	0 (0 to 0)	0 (0 to 0)	60·6
Chronic lymphoid leukemia	11·4 (4·4 to 21·7)	14·3 (6·7 to 27·1)	12·9 (6·9 to 21·6)	23·3 (13·1 to 38·6)	22 (12 to 35·1)	19·3 (11·1 to 29·7)	17·8 (10·2 to 27·5)	8·8 (5·1 to 13·6)	3·3 (2 to 5·1)	0·6 (0·3 to 0·9)	0·1 (0 to 0·1)	0 (0 to 0)	144
Acute myeloid leukemia	26·5 (14·6 to 47·4)	19·5 (9·9 to 35·1)	7·8 (3·8 to 16·6)	9·1 (3·7 to 17·6)	6·2 (2·7 to 12·4)	4·6 (1·7 to 9·2)	3 (0·6 to 7)	1·1 (0·2 to 2·4)	0·1 (0 to 0·3)	0 (0 to 0)	0 (0 to 0)	0 (0 to 0)	263
Chronic myeloid leukemia	5·5 (2 to 11·6)	4·8 (2 to 9·9)	1·9 (0·7 to 4)	1·6 (0·6 to 3·8)	1·1 (0·4 to 2·6)	0·8 (0·3 to 1·6)	0·6 (0·2 to 1·4)	0·2 (0·1 to 0·4)	0 (0 to 0·1)	0 (0 to 0)	0 (0 to 0)	0 (0 to 0)	43·4
Other leukemia	2·9 (1·1 to 6·1)	4·2 (1·3 to 8·8)	0·9 (0·3 to 2·1)	1·2 (0·4 to 2·9)	0·8 (0·3 to 1·9)	0·6 (0·2 to 1·5)	0·8 (0·2 to 1·9)	0·3 (0·1 to 0·8)	0 (0 to 0·1)	0 (0 to 0)	0 (0 to 0)	0 (0 to 0)	59·4
Other malignant neoplasms	38 (23·6 to 56·9)	35·2 (22·8 to 52·5)	30·2 (19·3 to 45·5)	28·4 (18·2 to 41·9)	29·2 (18·7 to 43·5)	25·8 (17 to 38·4)	18·8 (12·2 to 27)	12·9 (8 to 19·3)	3·6 (2·2 to 6)	0·6 (0·3 to 1)	0·1 (0 to 0·1)	0 (0 to 0)	484



Congenital birth defects	1,120 (728 to 1,640)	496 (328 to 720)	1,400 (1,020 to 1,930)	494 (329 to 726)	292 (190 to 415)	178 (115 to 254)	118 (65·4 to 171)	69·1 (47 to 96·7)	80·2 (56·2 to 111)	72·4 (49·8 to 100)	61·8 (43·4 to 84·2)	43·7 (30·3 to 61)	27·2 (18·4 to 37·7)	15·7 (10·7 to 22·2)	10·2 (6·9 to 14·2)	6·1 (4·1 to 8·4)	3·2 (2·2 to 4·5)	1 (0·6 to 1·5)	0·4 (0·2 to 0·6)	0·1 (0 to 0·1)	0 (0 to 0)	0 (0 to 0)	0 (0 to 0)	4,490
Neural tube defects	91·6 (28·8 to 208)	18 (5 to 43·8)	85·6 (25 to 219)	72·7 (16·3 to 189)	6·7 (3·6 to 13·5)	3·9 (2·4 to 6·5)	2·2 (1·4 to 3·7)	2 (1·3 to 3·1)	3·1 (2 to 4·8)	3·4 (2·2 to 5·2)	2·7 (1·7 to 4·3)	1·6 (1·1 to 2·4)	0·8 (0·6 to 1·1)	0·4 (0·3 to 0·6)	0·3 (0·2 to 0·4)	0·1 (0·1 to 0·2)	0·1 (0 to 0·1)	0 (0 to 0)	0 (0 to 0)	0 (0 to 0)	0 (0 to 0)	0 (0 to 0)	0 (0 to 0)	295
Congenital heart anomalies	319 (167 to 518)	218 (123 to 356)	616 (372 to 949)	166 (80·3 to 293)	96·6 (53·9 to 153)	67·8 (35·6 to 110)	28·7 (13·7 to 57·8)	21 (11·1 to 36)	24·8 (13·6 to 42·3)	11 (6·2 to 17·4)	9·1 (5·3 to 15·2)	6·3 (3·5 to 10·4)	3·1 (1·5 to 5·5)	2 (1·1 to 3·4)	1·6 (0·9 to 2·7)	1 (0·5 to 1·6)	0·6 (0·4 to 1)	0·1 (0 to 0·2)	0 (0 to 0·1)	0 (0 to 0)	0 (0 to 0)	0 (0 to 0)	0 (0 to 0)	1,590
Orofacial clefts	0·1 (0 to 0·1)	0·1 (0·1 to 0·2)	1·9 (0·9 to 3·4)	5·6 (3 to 9·3)	4·8 (2 to 8·5)	3·7 (1·6 to 6·7)	2·6 (1·2 to 4·6)	2·7 (1·2 to 5)	4·6 (1·9 to 8·4)	5·7 (2·4 to 10·6)	5 (2·1 to 8·9)	3·9 (1·6 to 7·2)	2·4 (1·1 to 4·4)	1·4 (0·6 to 2·6)	0·9 (0·4 to 1·6)	0·6 (0·2 to 1)	0·3 (0·1 to 0·5)	0·1 (0·1 to 0·3)	0·1 (0 to 0·1)	0 (0 to 0)	0 (0 to 0)	0 (0 to 0)	0 (0 to 0)	46·5
Down syndrome	19·6 (8·7 to 39·2)	6 (2·4 to 13·4)	31·5 (13·7 to 62·3)	16·8 (7·9 to 33·3)	15·6 (6·8 to 30·4)	19·9 (6·3 to 38·9)	6·1 (3·2 to 12)	4·7 (2·7 to 7·8)	3·7 (2·3 to 6)	2·8 (1·7 to 4·5)	2 (1·1 to 3·7)	1·2 (0·7 to 2·2)	0·7 (0·4 to 1·5)	0·3 (0·1 to 0·5)	0·1 (0·1 to 0·3)	0 (0 to 0·1)	0 (0 to 0)	0 (0 to 0)	0 (0 to 0)	0 (0 to 0)	0 (0 to 0)	0 (0 to 0)	0 (0 to 0)	131
Turner syndrome	0 (0 to 0)	0 (0 to 0)	0 (0 to 0·1)	0·1 (0 to 0·2)	0·1 (0·1 to 0·3)	0·1 (0 to 0·2)	0·1 (0·1 to 0·2)	0·1 (0·1 to 0·2)	0·2 (0·1 to 0·3)	0·2 (0·1 to 0·4)	0·2 (0·1 to 0·3)	0·1 (0·1 to 0·2)	0·1 (0 to 0·1)	0 (0 to 0)	0 (0 to 0)	0 (0 to 0)	0 (0 to 0)	0 (0 to 0)	0 (0 to 0)	0 (0 to 0)	0 (0 to 0)	0 (0 to 0)	0 (0 to 0)	1·4
Klinefelter syndrome	0 (0 to 0)	0 (0 to 0)	0 (0 to 0)	0 (0 to 0)	0 (0 to 0)	0 (0 to 0)	0 (0 to 0)	0 (0 to 0)	0 (0 to 0)	0 (0 to 0)	0 (0 to 0)	0 (0 to 0)	0 (0 to 0)	0 (0 to 0)	0 (0 to 0)	0 (0 to 0)	0 (0 to 0)	0 (0 to 0)	0 (0 to 0)	0 (0 to 0)	0 (0 to 0)	0 (0 to 0)	0 (0 to 0)	0
Other chromosomal abnormalities	127 (21·3 to 267)	78 (12·4 to 148)	184 (31·1 to 381)	42·1 (10·6 to 86·8)	29·1 (8·3 to 59·7)	5·3 (3·2 to 8·6)	10 (3·2 to 22·2)	2·8 (1·8 to 4·1)	3·2 (2·1 to 4·6)	2·5 (1·6 to 3·5)	1·6 (1·1 to 2·4)	1 (0·6 to 1·5)	0·5 (0·3 to 0·7)	0·2 (0·1 to 0·3)	0·1 (0·1 to 0·1)	0 (0 to 0·1)	0 (0 to 0)	0 (0 to 0)	0 (0 to 0)	0 (0 to 0)	0 (0 to 0)	0 (0 to 0)	0 (0 to 0)	487
Congenital musculoskeletal and limb anomalies	53·6 (6·5 to 111)	17·2 (3·4 to 35·8)	50·5 (16·8 to 94·1)	34·6 (18·8 to 54·8)	36·2 (20·8 to 55·9)	27·9 (15·7 to 43·8)	19·1 (11·1 to 29·9)	17·1 (9·8 to 26·5)	28·8 (16·6 to 45·8)	35·9 (20 to 54·9)	31·9 (17·5 to 49·4)	23·6 (13·1 to 36·7)	15·4 (8·7 to 23·9)	9·4 (5·3 to 15·1)	6 (3·3 to 9·4)	3·6 (2 to 5·4)	1·7 (0·9 to 2·7)	0·7 (0·4 to 1·1)	0·2 (0·1 to 0·4)	0 (0 to 0·1)	0 (0 to 0)	0 (0 to 0)	0 (0 to 0)	414
Urogenital congenital anomalies	16·6 (7·1 to 32·9)	4·1 (1·8 to 8·1)	8·6 (3·8 to 19)	7·5 (3·8 to 12·3)	5·2 (3·1 to 8·3)	3·1 (1·8 to 4·8)	1·9 (1·1 to 2·9)	1·7 (1 to 2·6)	2·4 (1·5 to 3·7)	2·4 (1·5 to 3·7)	1·8 (1·1 to 2·8)	1·1 (0·7 to 1·6)	0·5 (0·3 to 0·8)	0·2 (0·2 to 0·4)	0·1 (0·1 to 0·2)	0 (0 to 0·1)	0 (0 to 0)	0 (0 to 0)	0 (0 to 0)	0 (0 to 0)	0 (0 to 0)	0 (0 to 0)	0 (0 to 0)	57·2
Digestive congenital anomalies	18·4 (7·7 to 35·8)	6·8 (3 to 12·5)	24·4 (10·5 to 47·8)	13·7 (7·3 to 22·7)	5·7 (2·8 to 9·5)	2 (0·8 to 3·7)	0·9 (0·5 to 1·4)	0·5 (0·3 to 0·9)	0·6 (0·4 to 1)	0·6 (0·3 to 0·9)	0·4 (0·2 to 0·7)	0·3 (0·2 to 0·4)	0·2 (0·1 to 0·3)	0·1 (0·1 to 0·2)	0·1 (0 to 0·1)	0 (0 to 0·1)	0 (0 to 0)	0 (0 to 0)	0 (0 to 0)	0 (0 to 0)	0 (0 to 0)	0 (0 to 0)	0 (0 to 0)	74·6
Other congenital birth defects	477 (279 to 754)	147 (78·4 to 247)	399 (212 to 674)	136 (62·2 to 250)	92 (49·4 to 162)	44·3 (22·7 to 79·7)	46·8 (17·5 to 80·8)	16·4 (7·3 to 31·3)	8·8 (4·7 to 15·3)	7·9 (4·3 to 13·2)	7 (3·9 to 11·9)	4·5 (2·5 to 8)	3·4 (2 to 6)	1·4 (0·8 to 2·7)	1 (0·5 to 1·8)	0·7 (0·4 to 1·2)	0·4 (0·2 to 0·8)	0·1 (0 to 0·2)	0 (0 to 0·1)	0 (0 to 0)	0 (0 to 0)	0 (0 to 0)	0 (0 to 0)	1,390
Urinary diseases and male infertility	0 (0 to 0·1)	0·1 (0 to 0·1)	1·3 (0·7 to 2·2)	5·2 (3 to 8·6)	7·5 (4·5 to 11·4)	6·9 (4·1 to 11·1)	5·8 (3·5 to 8·8)	5·8 (3·6 to 8·7)	9·9 (6 to 16)	14·2 (8·8 to 21·8)	14·5 (8·9 to 21·7)	11·2 (6·9 to 17·2)	8·3 (4·6 to 13·5)	5·7 (3·2 to 9)	5·5 (3·3 to 8·2)	7·4 (4·2 to 12·3)	8·2 (4·5 to 13·7)	7·1 (3·7 to 11·8)	6 (3 to 9·8)	2·9 (1·5 to 4·5)	0·5 (0·3 to 0·8)	0·1 (0 to 0·1)	0 (0 to 0)	134
Urolithiasis	0 (0 to 0)	0 (0 to 0)	0 (0 to 0)	0·1 (0 to 0·2)	0·2 (0·1 to 0·4)	0·3 (0·1 to 0·6)	0·3 (0·2 to 0·6)	0·5 (0·3 to 0·9)	1·3 (0·6 to 2·3)	2·6 (1·2 to 4·8)	3·4 (1·4 to 6·4)	3·3 (1·5 to 6·2)	2·5 (0·5 to 5·6)	1·9 (0·5 to 4)	1·3 (0·4 to 2·8)	0·8 (0·2 to 1·5)	0·4 (0·2 to 0·8)	0·2 (0·1 to 0·4)	0·1 (0 to 0·2)	0 (0 to 0·1)	0 (0 to 0)	0 (0 to 0)	0 (0 to 0)	19·2
Benign prostatic hyperplasia	0 (0 to 0)	0 (0 to 0)	0 (0 to 0)	0 (0 to 0)	0 (0 to 0)	0 (0 to 0)	0 (0 to 0)	0 (0 to 0)	0 (0 to 0)	0 (0 to 0)	0 (0 to 0)	0 (0 to 0)	0 (0 to 0)	0 (0 to 0)	0 (0 to 0)	0 (0 to 0)	0 (0 to 0)	0 (0 to 0)	0 (0 to 0)	0 (0 to 0)	0 (0 to 0)	0 (0 to 0)	0 (0 to 0)	0
Male infertility	--	--	--	--	--	--	--	--	--	--	--	--	--	--	--	--	--	--	--	--	--	--	--	NA
Other urinary diseases	0 (0 to 0·1)	0 (0 to 0·1)	0·6 (0·2 to 1·2)	2·2 (1·3 to 3·5)	2·5 (1·6 to 3·8)	2·2 (1·4 to 3·4)	1·8 (1·1 to 2·5)	1·1 (0·7 to 1·7)	2·1 (1·4 to 3·3)	3·6 (2·3 to 5·4)	3·5 (2·2 to 5·2)	2·6 (1·6 to 3·9)	2·1 (1·1 to 3·5)	1·1 (0·6 to 1·9)	1·8 (1 to 3·1)	3·3 (1·5 to 6·3)	2·6 (1·1 to 5·2)	2·5 (1 to 4·8)	2·3 (0·9 to 4·4)	0·8 (0·3 to 1·6)	0·2 (0·1 to 0·3)	0 (0 to 0)	0 (0 to 0)	39·1
Gynecological diseases	0 (0 to 0)	0 (0 to 0)	0 (0 to 0)	0 (0 to 0)	0 (0 to 0)	68·3 (33·9 to 120)	140 (79·2 to 236)	508 (323 to 757)	1,660 (1,060 to 2,430)	2,480 (1,650 to 3,460)	2,410 (1,610 to 3,360)	1,820 (1,210 to 2,540)	1,040 (687 to 1,450)	499 (292 to 722)	219 (135 to 319)	93·4 (56·5 to 141)	41·4 (24·5 to 61)	15·8 (9·6 to 23·3)	5·3 (3·3 to 7·8)	1 (0·6 to 1·6)	0·1 (0·1 to 0·2)	0 (0 to 0)	0 (0 to 0)	11,000
Uterine fibroids	0 (0 to 0)	0 (0 to 0)	0 (0 to 0)	0 (0 to 0)	0 (0 to 0)	0·5 (0·1 to 1·3)	0·8 (0·3 to 1·9)	2·4 (0·9 to 5·2)	11·2 (4·2 to 23·8)	28·9 (12·4 to 59·8)	37·9 (16·1 to 76·1)	30·2 (13·3 to 57·5)	17·2 (7·5 to 33)	8·6 (3·9 to 16·8)	3·9 (1·7 to 7·7)	1·6 (0·7 to 3·1)	0·6 (0·2 to 1·1)	0·2 (0·1 to 0·4)	0·1 (0 to 0·1)	0 (0 to 0)	0 (0 to 0)	0 (0 to 0)	0 (0 to 0)	144
Polycystic ovarian syndrome	0 (0 to 0)	0 (0 to 0)	0 (0 to 0)	0 (0 to 0)	0 (0 to 0)	6 (2·2 to 12·9)	18·2 (7·5 to 36·7)	24·2 (9·9 to 49·7)	40·5 (17·1 to 82)	47·8 (19·9 to 98)	41 (16·9 to 83·9)	29·4 (12·1 to 60·8)	16·1 (6·6 to 32·7)	2·4 (1 to 4·8)	0 (0 to 0)	0 (0 to 0)	0 (0 to 0)	0 (0 to 0)	0 (0 to 0)	0 (0 to 0)	0 (0 to 0)	0 (0 to 0)	0 (0 to 0)	226
Female infertility	0 (0 to 0)	0 (0 to 0)	0 (0 to 0)	0 (0 to 0)	0 (0 to 0)	0 (0 to 0)	0 (0 to 0)	7·8 (0·6 to 23·3)	13·5 (0·7 to 41·8)	19·3 (0·8 to 61·2)	22·7 (0·6 to 75·6)	23·2 (0·6 to 74·5)	0·3 (0 to 2)	0 (0 to 0)	0 (0 to 0)	0 (0 to 0)	0 (0 to 0)	0 (0 to 0)	0 (0 to 0)	0 (0 to 0)	0 (0 to 0)	0 (0 to 0)	0 (0 to 0)	86·9
Endometriosis	0 (0 to 0)	0 (0 to 0)	0 (0 to 0)	0 (0 to 0)	0 (0 to 0)	0 (0 to 0)	15 (6·5 to 28)	77·9 (36·9 to 138)	158 (79·2 to 275)	152 (78·4 to 274)	120 (64·7 to 207)	89·6 (46·2 to 149)	45·5 (24·9 to 74·6)	13·5 (6·9 to 22·4)	0 (0 to 0)	0 (0 to 0)	0 (0 to 0)	0 (0 to 0)	0 (0 to 0)	0 (0 to 0)	0 (0 to 0)	0 (0 to 0)	0 (0 to 0)	671
Genital prolapse	0 (0 to 0)	0 (0 to 0)	0 (0 to 0)	0 (0 to 0)	0 (0 to 0)	0 (0 to 0)	0 (0 to 0)	0·1 (0 to 0·2)	0·4 (0·1 to 1·1)	2·2 (0·8 to 4·8)	8·2 (3 to 17·6)	12·9 (5·2 to 27·4)	11·6 (4·9 to 24·4)	8·2 (3·5 to 16·3)	5·3 (2·1 to 10·3)	3 (1·3 to 6)	1·6 (0·7 to 3·2)	0·7 (0·3 to 1·4)	0·3 (0·1 to 0·6)	0·1 (0 to 0·2)	0 (0 to 0)	0 (0 to 0)	0 (0 to 0)	54·6
Premenstrual syndrome	0 (0 to 0)	0 (0 to 0)	0 (0 to 0)	0 (0 to 0)	0 (0 to 0)	60·6 (28·7 to 111)	102 (50·6 to 186)	146 (69·9 to 266)	260 (149 to 430)	338 (172 to 565)	357 (204 to 567)	279 (161 to 452)	136 (74 to 227)	29·4 (14·4 to 54·1)	0 (0 to 0)	0 (0 to 0)	0 (0 to 0)	0 (0 to 0)	0 (0 to 0)	0 (0 to 0)	0 (0 to 0)	0 (0 to 0)	0 (0 to 0)	1,710
Other gynecological diseases	0 (0 to 0)	0 (0 to 0)	0 (0 to 0)	0 (0 to 0)	0 (0 to 0)	1·2 (0·1 to 3·6)	3·9 (1·5 to 7·4)	250 (141 to 394)	1,180 (711 to 1,780)	1,890 (1,210 to 2,730)	1,820 (1,130 to 2,620)	1,360 (845 to 1,980)	818 (509 to 1,170)	436 (236 to 642)	210 (126 to 307)	88·7 (52·8 to 134)	39·3 (23 to 59)	14·9 (9 to 22·3)	5 (3 to 7·4)	0·9 (0·5 to 1·5)	0·1 (0·1 to 0·2)	0 (0 to 0)	0 (0 to 0)	8,110
Hemoglobinopathies and hemolytic anemias	0·1 (0 to 0·1)	1·2 (0·5 to 2·3)	8·6 (4 to 15·4)	35 (13·7 to 64·6)	33·6 (10·6 to 73·1)	17·3 (5·8 to 40·5)	19·1 (8·1 to 38·5)	53·2 (19·9 to 102)	95·6 (30·1 to 205)	124 (40·5 to 246)	113 (44·8 to 219)	51·5 (25·1 to 93·3)	29·1 (13·9 to 51·7)	14 (5·5 to 28·1)	11·8 (6·2 to 20·2)	5·3 (2·2 to 10·6)	5·1 (2·9 to 8·3)	4 (2·3 to 5·8)	1·9 (1 to 2·9)	0·6 (0·3 to 0·9)	0·3 (0·2 to 0·4)	0 (0 to 0·1)	0 (0 to 0)	625
Thalassemias	0 (0 to 0)	0 (0 to 0)	0·5 (0·3 to 1·1)	2·3 (1·1 to 4·6)	1·1 (0·5 to 2)	0·3 (0·2 to 0·6)	0·2 (0·1 to 0·4)	0·2 (0·1 to 0·3)	0·2 (0·1 to 0·4)	0·3 (0·1 to 0·6)	0·1 (0·1 to 0·3)	0·2 (0·1 to 0·4)	0·1 (0·1 to 0·3)	0 (0 to 0·1)	0·2 (0·1 to 0·3)	0 (0 to 0·1)	0 (0 to 0)	0 (0 to 0)	0 (0 to 0)	0 (0 to 0)	0 (0 to 0)	0 (0 to 0)	0 (0 to 0)	5·9
Thalassemias trait	0 (0 to 0)	0·3 (0·1 to 0·6)	3·5 (1·2 to 6·8)	14·3 (4 to 30)	14·5 (2·5 to 34·4)	7·2 (1·2 to 18·6)	5·9 (1·3 to 13·8)	32·9 (10·9 to 66·6)	32·7 (8 to 66·2)	39·1 (9·1 to 81·2)	66·2 (23·6 to 135)	14·6 (4·8 to 30)	9·2 (3 to 18·4)	5·8 (1·9 to 12)	3·5 (1 to 7·5)	1·6 (0·4 to 3·7)	0·9 (0·3 to 2·2)	0·7 (0·2 to 1·3)	0·3 (0 to 0·6)	0·1 (0 to 0·2)	0 (0 to 0)	0 (0 to 0)	0 (0 to 0)	253
Sickle cell disorders	0 (0 to 0·1)	0 (0 to 0·1)	1 (0·6 to 1·8)	4·2 (2·1 to 7·5)	4·5 (2·8 to 6·8)	3 (1·9 to 4·5)	4 (2·6 to 5·7)	4·2 (2·8 to 6·1)	7 (4·5 to 10·8)	12·1 (7·7 to 18·7)	6·9 (4·7 to 9·9)	11·9 (7·2 to 19·4)	6·7 (4·1 to 10·5)	1·1 (0·7 to 1·8)	2·7 (1·6 to 4·5)	0·4 (0·2 to 0·7)	0·2 (0·1 to 0·5)	0 (0 to 0·1)	0 (0 to 0)	0 (0 to 0)	0 (0 to 0)	0 (0 to 0)	0 (0 to 0)	70·1
Sickle cell trait	0 (0 to 0)	0·6 (0·2 to 1·2)	2·1 (0·8 to 4)	8·8 (2·6 to 18·5)	8·9 (1·8 to 21)	4·4 (0·7 to 12)	3·6 (0·8 to 8·6)	11 (0·7 to 46)	48·3 (11·7 to 119)	61·7 (14·5 to 139)	28·7 (2·7 to 99·8)	5·1 (1·7 to 10·1)	5·7 (1·7 to 11·7)	3·6 (1·2 to 7·2)	2·2 (0·6 to 4·4)	1 (0·3 to 2·2)	0·6 (0·2 to 1·3)	0·4 (0·1 to 0·8)	0·2 (0 to 0·4)	0 (0 to 0·1)	0 (0 to 0)	0 (0 to 0)	0 (0 to 0)	197
G6PD deficiency	0 (0 to 0)	0 (0 to 0)	0·1 (0 to 0·1)	0·3 (0·2 to 0·7)	0·4 (0·2 to 0·8)	0·4 (0·2 to 0·7)	1·2 (0·5 to 2·4)	1·4 (0·6 to 2·7)	2·1 (0·9 to 3·9)	3·3 (1·4 to 6)	2 (0·7 to 5·5)	6·4 (2·4 to 13·3)	0·8 (0·3 to 1·5)	0·1 (0·1 to 0·2)	0·7 (0·3 to 1·4)	0·3 (0·2 to 0·6)	0·7 (0·3 to 1·2)	0·4 (0·2 to 0·6)	0·1 (0·1 to 0·2)	0 (0 to 0)	0 (0 to 0)	0 (0 to 0)	0 (0 to 0)	20·9
G6PD trait	0 (0 to 0)	0 (0 to 0)	0 (0 to 0)	0 (0 to 0)	0 (0 to 0)	0 (0 to 0)	0·6 (0·1 to 1·7)	0 (0 to 0)	0 (0 to 0·1)	0 (0 to 0·1)	0·2 (0 to 3·1)	2 (0·8 to 3·8)	0·3 (0 to 0·9)	0 (0 to 0)	0 (0 to 0)	0 (0 to 0)	0 (0 to 0)	0 (0 to 0)	0 (0 to 0)	0 (0 to 0)	0 (0 to 0)	0 (0 to 0)	0 (0 to 0)	3·3
Other hemoglobinopathies and hemolytic anemias	0 (0 to 0)	0·2 (0·1 to 0·4)	1·4 (0·4 to 3·1)	5·2 (1·2 to 12·1)	4·2 (0·6 to 11·3)	2 (0·3 to 6)	3·6 (0·8 to 9·4)	3·5 (0·6 to 8·9)	5·2 (1·1 to 14·6)	7·6 (1·8 to 19)	9 (1·9 to 23·2)	11·3 (3·2 to 26·2)	6·1 (1·9 to 13·2)	3·3 (0·9 to 7·8)	2·5 (1·1 to 4·9)	1·9 (0·8 to 4·1)	2·6 (1·5 to 4·2)	2·5 (1·5 to 3·8)	1·3 (0·8 to 2)	0·4 (0·3 to 0·7)	0·2 (0·1 to 0·4)	0 (0 to 0·1)	0 (0 to 0)	74
Endocrine, metabolic, blood, and immune disorders	8·3 (3·5 to 17·6)	8·4 (4·1 to 16·4)	106 (57·4 to 194)	154 (90 to 239)	221 (134 to 328)	156 (90·1 to 257)	88·1 (47·5 to 148)	82·1 (44·5 to 135)	197 (110 to 324)	339 (194 to 564)	397 (226 to 640)	355 (197 to 571)	278 (157 to 435)	216 (125 to 338)	159 (94·4 to 253)	114 (66·3 to 177)	54·1 (32·6 to 83·9)	26·7 (16·3 to 39·1)	14·4 (8·1 to 21)	4 (2·6 to 6·2)	0·4 (0·2 to 0·8)	0·1 (0 to 0·1)	0 (0 to 0)	2,980
Oral disorders	0 (0 to 0)	0 (0 to 0)	0 (0 to 0)	35·4 (20·2 to 59·2)	48·7 (26·2 to 85)	41·5 (22 to 71)	39·8 (21·7 to 68·2)	62·6 (34·1 to 109)	153 (83·7 to 274)	251 (133 to 472)	284 (148 to 512)	262 (139 to 475)	207 (117 to 359)	152 (86 to 253)	111 (65·7 to 178)	79·8 (48·1 to 125)	49·6 (30·1 to 76·2)	26·6 (16·6 to 40·6)	13 (8·2 to 19·4)	3·2 (2 to 4·7)	0·4 (0·3 to 0·6)	0·1 (0 to 0·1)	0 (0 to 0)	1,820
Caries of deciduous teeth	0 (0 to 0)	0 (0 to 0)	0 (0 to 0)	10·8 (4 to 22·1)	12·5 (5·1 to 26·7)	0·5 (0·1 to 1·4)	0 (0 to 0)	0 (0 to 0)	0 (0 to 0)	0 (0 to 0)	0 (0 to 0)	0 (0 to 0)	0 (0 to 0)	0 (0 to 0)	0 (0 to 0)	0 (0 to 0)	0 (0 to 0)	0 (0 to 0)	0 (0 to 0)	0 (0 to 0)	0 (0 to 0)	0 (0 to 0)	0 (0 to 0)	23·8
Caries of permanent teeth	0 (0 to 0)	0 (0 to 0)	0 (0 to 0)	0 (0 to 0)	13 (4·5 to 27·3)	20·7 (8·5 to 45)	15·4 (6·1 to 32·5)	17·2 (7 to 37·1)	28·3 (11·4 to 58·8)	33·7 (13·7 to 71)	32·2 (12·7 to 66·1)	23·3 (9·7 to 48·1)	13·9 (5·7 to 29·4)	8·3 (3·4 to 17·9)	5·3 (2 to 12·1)	3·4 (1·2 to 7·3)	1·8 (0·7 to 3·7)	0·9 (0·3 to 1·7)	0·4 (0·2 to 0·7)	0·1 (0 to 0·1)	0 (0 to 0)	0 (0 to 0)	0 (0 to 0)	218
Periodontal diseases	0 (0 to 0)	0 (0 to 0)	0 (0 to 0)	0 (0 to 0)	0 (0 to 0)	0 (0 to 0)	3 (0·8 to 8·1)	11·2 (3·2 to 29·6)	44·4 (13·1 to 109)	92 (29·1 to 224)	117 (39·9 to 292)	113 (39·9 to 262)	85·5 (31·5 to 188)	56·9 (22·8 to 125)	36·5 (14·7 to 79)	21·8 (8·8 to 44·6)	10·9 (4·2 to 22·5)	4·8 (1·9 to 9·9)	2·1 (0·8 to 4·1)	0·5 (0·2 to 0·9)	0·1 (0 to 0·1)	0 (0 to 0)	0 (0 to 0)	600
Other oral disorders	0 (0 to 0)	0 (0 to 0)	0 (0 to 0)	24·6 (14·4 to 38·5)	23·2 (13·2 to 36·4)	20·3 (11·9 to 32·9)	21·4 (12·8 to 33·5)	27·5 (16·7 to 41·8)	52·8 (31·6 to 80·4)	69 (41·9 to 104)	62·8 (37·3 to 96·9)	47·9 (28·9 to 73)	32·1 (19·5 to 49·3)	19·9 (12·2 to 30·4)	12·4 (7·4 to 18·5)	7·5 (4·6 to 11·2)	4 (2·4 to 6)	1·7 (1 to 2·5)	0·6 (0·4 to 0·9)	0·1 (0·1 to 0·2)	0 (0 to 0)	0 (0 to 0)	0 (0 to 0)	428
Sudden infant death syndrome	--	9·9 (4·9 to 18·2)	127 (60·1 to 228)	--	--	--	--	--	--	--	--	--	--	--	--	--	--	--	--	--	--	--	--	NA
Injuries	19·5 (11 to 33·2)	20·3 (7·9 to 64·2)	124 (74 to 199)	403 (276 to 569)	420 (322 to 526)	353 (280 to 431)	529 (432 to 635)	664 (527 to 816)	1,090 (864 to 1,380)	1,460 (1,160 to 1,820)	1,300 (1,020 to 1,620)	936 (744 to 1,190)	610 (476 to 777)	339 (261 to 434)	261 (200 to 335)	172 (134 to 221)	120 (93·1 to 150)	64·9 (51·3 to 82)	34·3 (27·4 to 43·1)	14·7 (11·7 to 18·2)	1·7 (1·4 to 2·2)	0·3 (0·2 to 0·3)	0 (0 to 0)	8,930
Transport injuries	10 (3·5 to 21·9)	7·2 (3 to 13·7)	77·4 (37·8 to 142)	238 (140 to 370)	233 (155 to 326)	183 (131 to 242)	286 (205 to 376)	361 (260 to 482)	539 (384 to 731)	708 (515 to 956)	608 (427 to 817)	407 (285 to 562)	266 (190 to 383)	133 (95·8 to 182)	122 (87·5 to 166)	70·9 (49·7 to 99·3)	56·3 (40·4 to 77·6)	28·6 (19·9 to 39·6)	13·9 (9·9 to 19·3)	5·8 (4·1 to 8·1)	0·4 (0·3 to 0·5)	0 (0 to 0·1)	0 (0 to 0)	4,350
Road injuries	9·6 (3·4 to 21·1)	6·8 (2·9 to 13·3)	74·1 (36·1 to 136)	227 (131 to 357)	221 (143 to 308)	173 (122 to 230)	272 (193 to 357)	343 (247 to 457)	506 (361 to 691)	673 (486 to 907)	576 (402 to 778)	387 (272 to 536)	253 (181 to 367)	126 (90·8 to 173)	115 (82·3 to 157)	67·5 (47·2 to 94·6)	53·7 (38·6 to 73·9)	27·3 (19·1 to 37·9)	13·3 (9·3 to 18·3)	5·5 (3·9 to 7·8)	0·4 (0·3 to 0·5)	0 (0 to 0·1)	0 (0 to 0)	4,130
Pedestrian road injuries	3·5 (0·9 to 9·3)	2·4 (0·7 to 6·2)	22·9 (7·6 to 53·9)	63·2 (25·8 to 125)	57·2 (26·3 to 103)	44·2 (21 to 78·6)	49·9 (24·9 to 91·2)	59·1 (30 to 109)	91 (45·8 to 166)	148 (81 to 260)	131 (74·2 to 217)	80·8 (45·4 to 137)	62·1 (36·1 to 101)	27·5 (16·6 to 43·9)	27·5 (16·2 to 42·9)	19·4 (11·4 to 31·2)	17 (10·2 to 27·5)	9 (5·3 to 14·9)	5·3 (3·5 to 8·1)	2·4 (1·5 to 3·8)	0·1 (0·1 to 0·2)	0 (0 to 0)	0 (0 to 0)	924
Cyclist road injuries	0 (0 to 0)	0 (0 to 0)	0 (0 to 0)	7·5 (2·9 to 16·8)	10 (5·1 to 17·7)	8·2 (4·9 to 13·1)	4·2 (2·8 to 6)	5·2 (3·5 to 7·5)	10·2 (7 to 14·5)	14·2 (9·7 to 19·9)	14·3 (9·7 to 20·1)	12 (8·1 to 16·6)	8·9 (6 to 12·5)	6·2 (4·3 to 8·6)	4·7 (3·3 to 6·4)	2·9 (2 to 3·9)	1·7 (1·2 to 2·3)	1·1 (0·7 to 1·4)	0·5 (0·3 to 0·7)	0·1 (0·1 to 0·2)	0 (0 to 0)	0 (0 to 0)	0 (0 to 0)	112
Motorcyclist road injuries	0·8 (0·2 to 2·1)	0·4 (0·1 to 1·1)	4·3 (1·4 to 10·3)	9·7 (3·9 to 21·1)	10·2 (4·8 to 19·2)	9·4 (4·9 to 17·2)	19 (9·4 to 35)	24·8 (12·6 to 44)	36·9 (20·7 to 61)	31·6 (19·1 to 51·7)	27·3 (16·8 to 42·8)	18·8 (12·1 to 30·1)	10·9 (7·3 to 16·3)	5·9 (4·1 to 8·3)	5·2 (3·4 to 7·8)	2·2 (1·6 to 3·1)	1·5 (1 to 1·9)	0·7 (0·5 to 1)	0·4 (0·3 to 0·5)	0·1 (0·1 to 0·1)	0 (0 to 0)	0 (0 to 0)	0 (0 to 0)	220
Motor vehicle road injuries	5·3 (1·6 to 12·1)	4 (1·5 to 7·9)	45·9 (20·7 to 88·3)	143 (80·3 to 234)	141 (86 to 213)	109 (76·2 to 149)	195 (131 to 264)	249 (169 to 340)	360 (244 to 514)	467 (318 to 656)	394 (260 to 558)	269 (181 to 389)	167 (114 to 250)	83·8 (58·7 to 119)	75·6 (52·9 to 107)	42·4 (28·4 to 63·3)	33·1 (22·1 to 47·6)	16·2 (10·5 to 23·9)	6·9 (4·6 to 10·3)	2·8 (1·8 to 4·3)	0·2 (0·1 to 0·3)	0 (0 to 0)	0 (0 to 0)	2,810
Other road injuries	0·1 (0 to 0·1)	0 (0 to 0·1)	1 (0·2 to 2·8)	3·8 (0·7 to 10·3)	2·5 (0·8 to 5·9)	2·4 (1 to 4·6)	4·4 (2 to 8·4)	4·9 (2·4 to 9·3)	7·6 (3·7 to 14)	11·3 (5·8 to 20·3)	9·7 (5·2 to 18)	6·1 (3·5 to 10·3)	4·4 (2·6 to 6·9)	2·2 (1·4 to 3·5)	1·7 (1 to 2·9)	0·6 (0·4 to 0·8)	0·4 (0·2 to 0·5)	0·2 (0·1 to 0·3)	0·2 (0·1 to 0·3)	0·1 (0 to 0·1)	0 (0 to 0)	0 (0 to 0)	0 (0 to 0)	63·4
Other transport injuries	0·4 (0·1 to 1)	0·3 (0·1 to 0·7)	3·2 (1·3 to 7·2)	10·7 (5·2 to 20·6)	11·8 (6·5 to 21·4)	9·8 (6·1 to 15·8)	14 (7·8 to 24·9)	18 (10·3 to 29·9)	33·4 (19·1 to 58·1)	35·8 (19·7 to 59·6)	31·7 (18 to 56)	19·6 (12 to 32·5)	13·2 (8 to 21·9)	6·9 (4·2 to 10·9)	6·8 (4·1 to 11·3)	3·4 (2·1 to 5·6)	2·6 (1·5 to 4·3)	1·4 (0·8 to 2·4)	0·7 (0·4 to 1·1)	0·2 (0·1 to 0·4)	0 (0 to 0)	0 (0 to 0)	0 (0 to 0)	224
Unintentional injuries	5·7 (3·5 to 9·8)	12·7 (3·1 to 56·7)	43 (27 to 64·4)	154 (106 to 221)	170 (126 to 221)	138 (101 to 185)	157 (118 to 211)	181 (131 to 250)	352 (250 to 484)	519 (372 to 731)	489 (351 to 694)	397 (283 to 558)	268 (189 to 377)	176 (124 to 246)	121 (87·8 to 171)	90·1 (66·6 to 121)	54 (40·8 to 71)	32·5 (25 to 41·4)	18·8 (14·9 to 23·6)	8·2 (6·3 to 10·6)	1·3 (1 to 1·6)	0·2 (0·2 to 0·3)	0 (0 to 0)	3,390
Falls	0·9 (0·3 to 2)	0·3 (0·1 to 0·8)	4·2 (1·8 to 10·9)	26·7 (14·1 to 54·4)	39·7 (24·8 to 59·3)	48·1 (31 to 71·2)	53·6 (36·5 to 78·6)	72·8 (48·6 to 107)	159 (107 to 233)	241 (168 to 351)	236 (161 to 344)	190 (130 to 279)	134 (91·9 to 196)	88·6 (61·1 to 127)	61 (43·1 to 86·9)	43·1 (30·7 to 58·7)	26·1 (18·8 to 35·1)	16 (11·9 to 20·8)	10·5 (7·9 to 13·7)	4·8 (3·5 to 6·4)	0·8 (0·6 to 1·1)	0·2 (0·1 to 0·2)	0 (0 to 0)	1,460
Drowning	1 (0·5 to 1·8)	0·5 (0·2 to 0·8)	5·6 (2·5 to 11·3)	39·4 (19·5 to 69·9)	38·1 (21·1 to 62·6)	8·1 (4·8 to 13·2)	18·2 (10·7 to 29·8)	10·4 (6·3 to 16·4)	16·6 (10·2 to 25·4)	18·1 (11·6 to 27·1)	13·3 (8·7 to 19·7)	8·6 (6·1 to 12·1)	3·5 (2·6 to 4·6)	1·9 (1·5 to 2·6)	1·5 (1·1 to 1·9)	1·1 (0·8 to 1·4)	0·6 (0·5 to 0·9)	0·4 (0·3 to 0·6)	0·2 (0·1 to 0·2)	0·1 (0 to 0·1)	0 (0 to 0)	0 (0 to 0)	0 (0 to 0)	187
Fire, heat, and hot substances	0·9 (0·2 to 2·3)	0·6 (0·3 to 1·4)	7·8 (2·8 to 18·3)	27·2 (10·4 to 70·9)	17·3 (6·7 to 42·3)	19·6 (10·6 to 39·3)	29·2 (17·6 to 52·1)	30·1 (16·5 to 53·9)	45·6 (25·9 to 85·5)	69·6 (40·3 to 119)	57·2 (35 to 93)	46·9 (28·6 to 75·1)	22·4 (13 to 38·8)	13·5 (7·7 to 22)	9·6 (5·5 to 16·1)	12 (7·5 to 21·2)	6·8 (4·2 to 12·4)	4·5 (2·6 to 7·7)	2·1 (1·2 to 3·4)	1·5 (0·8 to 2·7)	0·2 (0·1 to 0·3)	0 (0 to 0)	0 (0 to 0)	425
Poisonings	0·2 (0·1 to 0·4)	0·1 (0 to 0·2)	0·5 (0·2 to 1·3)	2·7 (1·3 to 5·2)	2·3 (1·1 to 4)	3·8 (2·2 to 6·2)	2·6 (1·5 to 4·2)	4·3 (2·7 to 6·6)	7 (4·3 to 11·2)	5·6 (3·5 to 8·4)	6·7 (4·1 to 10·2)	3·9 (2·4 to 5·9)	3·1 (1·9 to 4·8)	1·3 (0·8 to 2)	0·9 (0·6 to 1·4)	0·6 (0·4 to 0·9)	0·4 (0·3 to 0·7)	0·3 (0·2 to 0·4)	0·1 (0·1 to 0·2)	0·1 (0 to 0·1)	0 (0 to 0)	0 (0 to 0)	0 (0 to 0)	46·6
Poisoning by carbon monoxide	0·1 (0 to 0·2)	0 (0 to 0·1)	0·3 (0·1 to 0·8)	1·7 (0·7 to 3·7)	1·2 (0·6 to 2)	2·1 (1·1 to 3·7)	1·3 (0·7 to 2·2)	2·7 (1·5 to 4·4)	4·3 (2·4 to 7·3)	2·6 (1·5 to 4)	3·7 (2·1 to 6·2)	1·9 (1·1 to 3)	1·6 (0·9 to 2·8)	0·6 (0·3 to 0·9)	0·4 (0·2 to 0·6)	0·3 (0·2 to 0·5)	0·2 (0·1 to 0·4)	0·1 (0·1 to 0·2)	0·1 (0 to 0·1)	0 (0 to 0·1)	0 (0 to 0)	0 (0 to 0)	0 (0 to 0)	25·3
Poisoning by other means	0·1 (0 to 0·2)	0 (0 to 0·1)	0·2 (0·1 to 0·6)	1 (0·3 to 2·1)	1·1 (0·5 to 2·1)	1·7 (0·9 to 3·1)	1·3 (0·7 to 2·1)	1·6 (0·9 to 2·7)	2·7 (1·5 to 4·4)	3 (1·8 to 4·7)	3 (1·8 to 4·6)	2 (1·1 to 3·1)	1·5 (0·8 to 2·4)	0·8 (0·5 to 1·2)	0·5 (0·3 to 0·8)	0·3 (0·2 to 0·6)	0·2 (0·1 to 0·4)	0·1 (0·1 to 0·2)	0·1 (0 to 0·1)	0 (0 to 0·1)	0 (0 to 0)	0 (0 to 0)	0 (0 to 0)	21·3
Exposure to mechanical forces	0·8 (0·1 to 4·5)	9 (0·3 to 53·2)	4·8 (1·3 to 15·9)	15·9 (8·1 to 28·9)	19·2 (12 to 29·5)	15·4 (10 to 24·1)	15·8 (10·7 to 22·9)	18·8 (12·6 to 27·5)	33·7 (21·2 to 52·5)	53·3 (35·4 to 79·8)	49·2 (32·2 to 75·2)	43·3 (29·3 to 64·8)	32·5 (22·7 to 47·1)	20·3 (14·1 to 29·8)	15·3 (10·8 to 21·9)	9·3 (6·4 to 13·2)	5·5 (3·9 to 7·7)	3·3 (2·3 to 4·6)	1·5 (1·1 to 2)	0·4 (0·3 to 0·6)	0·1 (0 to 0·1)	0 (0 to 0)	0 (0 to 0)	368
Unintentional firearm injuries	0 (0 to 0·2)	0·1 (0 to 0·8)	0·5 (0·1 to 1·8)	1·9 (0·8 to 4·4)	1·8 (1·1 to 3)	1·6 (1 to 2·4)	2·5 (1·3 to 4·6)	2·5 (1·4 to 4·3)	3·1 (2·1 to 4·4)	5·9 (3·6 to 9·4)	4·2 (2·9 to 5·8)	3·6 (2·5 to 4·8)	2·5 (1·8 to 3·3)	1·6 (1·2 to 2·2)	1·3 (0·9 to 1·8)	0·7 (0·5 to 0·9)	0·4 (0·3 to 0·5)	0·2 (0·1 to 0·3)	0·1 (0·1 to 0·2)	0 (0 to 0·1)	0 (0 to 0)	0 (0 to 0)	0 (0 to 0)	34·7
Other exposure to mechanical forces	0·8 (0·1 to 4·3)	8·9 (0·2 to 53·1)	4·3 (1·1 to 14·3)	13·9 (7·2 to 26·1)	17·4 (10·7 to 27·1)	13·8 (8·7 to 21·8)	13·4 (8·8 to 20·1)	16·2 (10·5 to 24·8)	30·6 (18·8 to 48·4)	47·4 (30·6 to 73·6)	45 (28·9 to 69·9)	39·8 (26·7 to 59·9)	30 (20·7 to 44·2)	18·7 (12·9 to 27·6)	14·1 (9·7 to 20·3)	8·6 (5·9 to 12·4)	5·1 (3·6 to 7·2)	3·1 (2·1 to 4·3)	1·4 (1 to 1·9)	0·4 (0·3 to 0·6)	0·1 (0 to 0·1)	0 (0 to 0)	0 (0 to 0)	333
Adverse effects of medical treatment	0·4 (0·2 to 1)	0·6 (0·3 to 1·4)	5·7 (3·4 to 9·6)	9·5 (5·9 to 15)	7·4 (4·6 to 11·3)	5·1 (3·1 to 7·8)	3·6 (2·1 to 5·6)	3 (1·6 to 5·3)	5 (2·6 to 9·9)	9·1 (5·2 to 15·3)	7 (3·9 to 13·6)	6·4 (3·7 to 11·9)	6·5 (3·9 to 10)	6 (3·7 to 9·6)	3·5 (1·9 to 6·1)	4·7 (2·8 to 7·4)	3·5 (2 to 5·5)	2·3 (1 to 3·6)	1·5 (0·7 to 2·4)	0·6 (0·3 to 0·8)	0·1 (0·1 to 0·2)	0 (0 to 0)	0 (0 to 0)	91·7
Animal contact	0·1 (0 to 0·2)	0 (0 to 0·1)	0·5 (0·3 to 1·1)	1·8 (1·2 to 2·8)	2·4 (1·4 to 3·9)	2·1 (1·3 to 3·4)	1·8 (1·1 to 2·6)	2·1 (1·4 to 3·1)	3·8 (2·5 to 5·6)	5 (3·2 to 7·2)	4·6 (3·1 to 6·8)	3·5 (2·3 to 5·1)	2·4 (1·6 to 3·5)	1·6 (1·1 to 2·3)	1 (0·7 to 1·5)	0·7 (0·4 to 1)	0·4 (0·3 to 0·6)	0·3 (0·2 to 0·4)	0·2 (0·1 to 0·2)	0·1 (0 to 0·1)	0 (0 to 0)	0 (0 to 0)	0 (0 to 0)	34·4
Venomous animal contact	0·1 (0 to 0·1)	0 (0 to 0)	0·2 (0·1 to 0·5)	0·8 (0·5 to 1·2)	1·4 (0·7 to 2·3)	1·3 (0·7 to 2·2)	1·1 (0·6 to 1·7)	1·3 (0·7 to 1·9)	2·3 (1·4 to 3·4)	2·8 (1·6 to 4·3)	2·5 (1·6 to 3·9)	1·9 (1·1 to 2·8)	1·2 (0·7 to 1·8)	0·8 (0·5 to 1·2)	0·5 (0·3 to 0·7)	0·3 (0·2 to 0·5)	0·2 (0·1 to 0·3)	0·1 (0·1 to 0·2)	0·1 (0 to 0·1)	0 (0 to 0)	0 (0 to 0)	0 (0 to 0)	0 (0 to 0)	18·9
Non-venomous animal contact	0 (0 to 0·1)	0 (0 to 0·1)	0·3 (0·1 to 0·7)	1 (0·7 to 1·7)	1·1 (0·6 to 1·8)	0·9 (0·5 to 1·4)	0·7 (0·5 to 1·1)	0·8 (0·5 to 1·3)	1·6 (1 to 2·5)	2·1 (1·3 to 3·4)	2·1 (1·3 to 3·5)	1·6 (1 to 2·7)	1·1 (0·7 to 1·8)	0·8 (0·5 to 1·2)	0·5 (0·3 to 0·8)	0·4 (0·2 to 0·5)	0·2 (0·1 to 0·4)	0·2 (0·1 to 0·2)	0·1 (0 to 0·1)	0 (0 to 0)	0 (0 to 0)	0 (0 to 0)	0 (0 to 0)	15·5
Foreign body	1·1 (0·6 to 2·3)	1·3 (0·6 to 2·4)	10·9 (4·8 to 21·4)	14·4 (8 to 24·8)	12·2 (8·1 to 18·3)	7·3 (5 to 10·5)	5·2 (3·5 to 7·3)	5·9 (4 to 8·7)	12·2 (8·3 to 17·6)	14·7 (10 to 21·2)	14·1 (9·5 to 20·3)	11·5 (8 to 16·3)	8·2 (5·8 to 11·4)	5·6 (4·1 to 7·4)	4·2 (3·1 to 5·4)	3·3 (2·5 to 4·4)	2·2 (1·6 to 2·9)	1·4 (1 to 1·8)	0·8 (0·6 to 1·2)	0·3 (0·2 to 0·5)	0·1 (0 to 0·1)	0 (0 to 0)	0 (0 to 0)	137
Pulmonary aspiration and foreign body in airway	1·1 (0·5 to 2·3)	1·3 (0·6 to 2·3)	10·4 (4·5 to 20·6)	11·7 (5·9 to 21·4)	8·5 (5 to 14)	3·7 (2·4 to 5·8)	2 (1·3 to 3)	2 (1·4 to 2·9)	4·5 (3 to 6·5)	4·1 (2·8 to 6·1)	3·7 (2·6 to 5·3)	3·2 (2·2 to 4·5)	2·4 (1·7 to 3·3)	1·9 (1·3 to 2·8)	1·8 (1·2 to 2·7)	1·8 (1·2 to 2·6)	1·3 (0·9 to 1·9)	1 (0·6 to 1·4)	0·6 (0·4 to 0·9)	0·3 (0·2 to 0·4)	0 (0 to 0·1)	0 (0 to 0)	0 (0 to 0)	67·4
Foreign body in eyes	0 (0 to 0)	0 (0 to 0)	0·2 (0 to 0·3)	0·9 (0·3 to 2)	1·4 (0·4 to 3·2)	1·4 (0·4 to 3·2)	1·3 (0·4 to 3)	1·8 (0·6 to 3·9)	3·5 (1·3 to 7·5)	4·7 (1·7 to 9·7)	4·5 (1·7 to 9·3)	3·6 (1·5 to 7·2)	2·3 (1·1 to 4·4)	1·3 (0·7 to 2·4)	0·8 (0·4 to 1·3)	0·5 (0·3 to 0·8)	0·3 (0·2 to 0·4)	0·1 (0·1 to 0·2)	0·1 (0 to 0·1)	0 (0 to 0)	0 (0 to 0)	0 (0 to 0)	0 (0 to 0)	28·6
Foreign body in other body part	0 (0 to 0)	0 (0 to 0)	0·3 (0·2 to 0·5)	1·9 (1·1 to 3)	2·3 (1·4 to 3·4)	2·2 (1·4 to 3·2)	1·8 (1·2 to 2·5)	2·2 (1·5 to 3·1)	4·2 (2·9 to 5·8)	5·8 (4·1 to 8·2)	5·8 (4·1 to 8·1)	4·8 (3·3 to 6·7)	3·4 (2·4 to 4·8)	2·4 (1·7 to 3·2)	1·6 (1·1 to 2·2)	1·1 (0·7 to 1·4)	0·6 (0·4 to 0·8)	0·3 (0·2 to 0·4)	0·1 (0·1 to 0·2)	0 (0 to 0)	0 (0 to 0)	0 (0 to 0)	0 (0 to 0)	40·8
Environmental heat and cold exposure	0 (0 to 0)	0 (0 to 0)	0·3 (0·2 to 0·6)	2·5 (1·4 to 4·7)	3·8 (2·4 to 5·5)	4·2 (2·7 to 6·2)	4·3 (2·9 to 6·2)	5·5 (3·6 to 8)	11·1 (7·3 to 15·7)	15·4 (10·3 to 22·7)	14·7 (9·9 to 21·7)	11·6 (7·9 to 16·9)	7·9 (5·3 to 11·2)	5·4 (3·7 to 7·5)	3·3 (2·3 to 4·8)	2·2 (1·5 to 3·1)	1·2 (0·9 to 1·8)	0·6 (0·4 to 0·9)	0·3 (0·2 to 0·5)	0·1 (0·1 to 0·1)	0 (0 to 0)	0 (0 to 0)	0 (0 to 0)	94·7
Exposure to forces of nature	0 (0 to 0)	0 (0 to 0)	0 (0 to 0)	0 (0 to 0)	0 (0 to 0)	0 (0 to 0)	0 (0 to 0)	0 (0 to 0)	0 (0 to 0)	0 (0 to 0)	0 (0 to 0)	0 (0 to 0)	0 (0 to 0)	0 (0 to 0)	0 (0 to 0)	0 (0 to 0)	0 (0 to 0)	0 (0 to 0)	0 (0 to 0)	0 (0 to 0)	0 (0 to 0)	0 (0 to 0)	0 (0 to 0)	0
Other unintentional injuries	0·3 (0·1 to 0·5)	0·2 (0·1 to 0·3)	2·6 (1·5 to 4)	14·3 (8·4 to 22·6)	27·2 (16·7 to 41·9)	24·3 (14·9 to 38·9)	22·4 (13·8 to 36·4)	28 (17 to 44·5)	58·4 (35·8 to 89·1)	87 (54·3 to 135)	86·2 (54·2 to 132)	70·4 (44 to 106)	48 (30·1 to 73)	31·2 (19·7 to 46·4)	20·5 (13·1 to 30·6)	13·1 (8·3 to 19·3)	7·1 (4·7 to 10·6)	3·4 (2·2 to 5)	1·6 (1·1 to 2·3)	0·4 (0·3 to 0·6)	0·1 (0 to 0·1)	0 (0 to 0)	0 (0 to 0)	547
Self-harm and interpersonal violence	3·8 (1·6 to 8·2)	0·4 (0·2 to 0·9)	3·8 (1·8 to 7·5)	10·5 (5·6 to 19·6)	16·9 (12·1 to 23·3)	32 (23 to 42·9)	86·2 (60·3 to 122)	122 (85·9 to 172)	199 (141 to 269)	232 (170 to 307)	202 (148 to 274)	133 (98·6 to 179)	75·3 (55·8 to 99·7)	30·6 (23·3 to 40·2)	18·6 (14·4 to 24·2)	11·4 (8·7 to 14·6)	9·3 (6·9 to 12·6)	3·8 (3 to 4·9)	1·6 (1·2 to 2)	0·6 (0·5 to 0·9)	0·1 (0 to 0·1)	0 (0 to 0)	0 (0 to 0)	1,190
Self-harm	0 (0 to 0)	0 (0 to 0)	0 (0 to 0)	0 (0 to 0)	0 (0 to 0)	12·8 (6·9 to 21·7)	48·4 (27·9 to 77·1)	71·6 (42·2 to 116)	109 (64·6 to 168)	129 (81·9 to 190)	117 (74·7 to 177)	75 (47·6 to 111)	38·3 (24·3 to 58·5)	13·8 (8·9 to 21·1)	7·8 (5·4 to 11·3)	6·2 (4·1 to 8·9)	6·1 (4 to 9)	2 (1·4 to 2·8)	0·7 (0·5 to 1·1)	0·3 (0·2 to 0·5)	0·1 (0 to 0·1)	0 (0 to 0)	0 (0 to 0)	637
Self-harm by firearm	0 (0 to 0)	0 (0 to 0)	0 (0 to 0)	0 (0 to 0)	0 (0 to 0)	0·4 (0·2 to 1)	0·4 (0·2 to 0·7)	0·4 (0·2 to 0·6)	0·6 (0·4 to 1·1)	0·9 (0·5 to 1·4)	0·8 (0·5 to 1·3)	0·6 (0·4 to 0·9)	0·4 (0·3 to 0·6)	0·2 (0·2 to 0·3)	0·2 (0·1 to 0·2)	0·1 (0·1 to 0·1)	0·1 (0 to 0·1)	0·1 (0 to 0·1)	0 (0 to 0)	0 (0 to 0)	0 (0 to 0)	0 (0 to 0)	0 (0 to 0)	5·2
Self-harm by other specified means	0 (0 to 0)	0 (0 to 0)	0 (0 to 0)	0 (0 to 0)	0 (0 to 0)	12·4 (6·6 to 21)	48 (27·7 to 76·7)	71·2 (42 to 115)	108 (64 to 168)	128 (81 to 189)	116 (74 to 176)	74·5 (47·1 to 110)	37·9 (24 to 57·9)	13·5 (8·7 to 20·8)	7·7 (5·3 to 11·1)	6 (4 to 8·8)	6·1 (4 to 8·9)	1·9 (1·3 to 2·7)	0·7 (0·5 to 1)	0·3 (0·2 to 0·5)	0 (0 to 0·1)	0 (0 to 0)	0 (0 to 0)	632
Interpersonal violence	3·8 (1·6 to 8·2)	0·4 (0·2 to 0·9)	3·7 (1·7 to 7·4)	10·1 (5·2 to 19·2)	16·3 (11·5 to 22·7)	18·8 (13 to 25·7)	37·4 (25·1 to 54·5)	50·1 (33·7 to 71·2)	89·7 (60 to 128)	102 (68·9 to 146)	84·9 (58·7 to 122)	57 (39·9 to 80)	36·7 (26·3 to 50·8)	16·6 (12·1 to 22·5)	10·7 (7·8 to 14·3)	5·2 (4 to 6·7)	3·2 (2·4 to 4)	1·8 (1·4 to 2·5)	0·8 (0·6 to 1·1)	0·3 (0·2 to 0·5)	0 (0 to 0)	0 (0 to 0)	0 (0 to 0)	550
Physical violence by firearm	0·2 (0 to 0·4)	0 (0 to 0)	0·1 (0·1 to 0·3)	0·8 (0·4 to 1·9)	1 (0·6 to 1·5)	0·8 (0·4 to 1·2)	0·6 (0·4 to 1)	0·7 (0·4 to 1·1)	1·4 (0·8 to 2·2)	1·6 (1·1 to 2·3)	2·1 (1·2 to 3·7)	2·5 (1·4 to 4·6)	0·7 (0·5 to 1·1)	0·4 (0·3 to 0·7)	0·9 (0·5 to 1·5)	0·2 (0·1 to 0·3)	0·1 (0·1 to 0·2)	0·1 (0 to 0·1)	0 (0 to 0·1)	0 (0 to 0)	0 (0 to 0)	0 (0 to 0)	0 (0 to 0)	14·2
Physical violence by sharp object	0·4 (0·1 to 1)	0 (0 to 0)	0·2 (0·1 to 0·5)	1 (0·5 to 2·1)	1·4 (0·9 to 2·5)	1·2 (0·7 to 1·9)	8 (3·7 to 15)	11 (5·7 to 20·6)	14·2 (7·2 to 25·3)	18 (9·3 to 30·7)	13·7 (7·5 to 23·7)	5·4 (3·2 to 8·5)	5·1 (3 to 8·5)	1·6 (1·1 to 2·4)	1·1 (0·8 to 1·7)	0·7 (0·5 to 1)	0·4 (0·2 to 0·5)	0·2 (0·1 to 0·3)	0·1 (0·1 to 0·2)	0·2 (0·1 to 0·3)	0 (0 to 0)	0 (0 to 0)	0 (0 to 0)	84
Sexual violence	0 (0 to 0)	0 (0 to 0)	0 (0 to 0)	0·7 (0·4 to 1·1)	6·1 (3·7 to 9·5)	11 (6·2 to 17·2)	18·2 (10·1 to 29)	28·5 (16·6 to 43·7)	53·7 (29·6 to 88·4)	62·3 (33·9 to 104)	47·8 (26·7 to 77·3)	33·1 (19·1 to 54·3)	18·9 (10·9 to 31·4)	8·3 (4·8 to 13·5)	3·5 (2 to 5·8)	1·8 (1·1 to 2·6)	0·9 (0·6 to 1·4)	0·4 (0·3 to 0·6)	0·2 (0·1 to 0·3)	0 (0 to 0·1)	0 (0 to 0)	0 (0 to 0)	0 (0 to 0)	296
Physical violence by other means	3·3 (1·4 to 7)	0·4 (0·2 to 0·8)	3·3 (1·4 to 6·7)	7·5 (3·5 to 15·2)	7·8 (4·8 to 12)	5·9 (3·8 to 9)	10·5 (5·9 to 17·6)	9·9 (5·8 to 16·7)	20·5 (12·2 to 33·9)	20·1 (13·1 to 29·5)	21·3 (13·6 to 32)	16 (10·9 to 23·1)	11·9 (8 to 17·2)	6·2 (4·4 to 8·8)	5·1 (3·6 to 7·3)	2·6 (1·9 to 3·5)	1·8 (1·3 to 2·4)	1·1 (0·8 to 1·6)	0·5 (0·4 to 0·7)	0·1 (0 to 0·1)	0 (0 to 0)	0 (0 to 0)	0 (0 to 0)	156
Conflict and terrorism	0 (0 to 0)	0 (0 to 0)	0 (0 to 0)	0 (0 to 0)	0 (0 to 0·1)	0 (0 to 0·1)	0·1 (0·1 to 0·2)	0·1 (0·1 to 0·2)	0·2 (0·1 to 0·3)	0·6 (0·3 to 1·1)	0·4 (0·2 to 0·8)	0·4 (0·2 to 0·7)	0·2 (0·1 to 0·4)	0·1 (0·1 to 0·2)	0·1 (0 to 0·1)	0 (0 to 0)	0 (0 to 0)	0 (0 to 0)	0 (0 to 0)	0 (0 to 0)	0 (0 to 0)	0 (0 to 0)	0 (0 to 0)	2·2

SR Table 2b: Saudi Arabia DALYS by cause and age group for females with 95% uncertainty intervals, 2019

Cause	Early Neonatal	Late Neonatal	Post Neonatal	1 to 4	5 to 9	10 to 14	15 to 19	20 to 24	25 to 29	30 to 34	35 to 39	40 to 44	45 to 49	50 to 54	55 to 59	60 to 64	65 to 69	70 to 74	75 to 79	80 to 84	85 to 89	90 to 94	95 plus	Total
All causes	33,000 (26,200 to 41,400)	15,900 (12,700 to 20,000)	41,300 (34,300 to 50,700)	47,500 (37,500 to 58,200)	46,900 (36,500 to 59,400)	71,200 (54,200 to 93,500)	119,000 (93,500 to 150,000)	191,000 (152,000 to 236,000)	266,000 (212,000 to 330,000)	338,000 (273,000 to 415,000)	368,000 (298,000 to 449,000)	359,000 (294,000 to 435,000)	317,000 (260,000 to 382,000)	258,000 (213,000 to 307,000)	211,000 (175,000 to 250,000)	165,000 (140,000 to 194,000)	119,000 (102,000 to 138,000)	80,700 (69,400 to 93,800)	49,400 (42,400 to 57,200)	34,300 (29,500 to 39,700)	24,600 (21,300 to 28,000)	14,300 (12,700 to 16,100)	3,290 (3,000 to 3,600)	3,170,000
Communicable, maternal, neonatal, and nutritional diseases	23,900 (16,000 to 32,100)	10,200 (7,020 to 13,700)	16,000 (10,800 to 22,000)	15,700 (11,500 to 21,100)	10,700 (8,030 to 14,600)	9,430 (7,260 to 12,000)	11,100 (8,820 to 14,100)	16,700 (13,200 to 21,100)	22,400 (17,900 to 27,700)	28,100 (22,300 to 35,600)	27,900 (21,900 to 35,700)	24,100 (18,500 to 31,500)	18,900 (14,100 to 24,600)	13,600 (9,980 to 18,100)	10,300 (7,240 to 13,900)	7,670 (5,620 to 10,300)	5,540 (4,010 to 7,410)	3,800 (2,870 to 4,980)	2,480 (1,830 to 3,300)	1,890 (1,370 to 2,540)	1,530 (1,090 to 2,090)	939 (663 to 1,310)	233 (164 to 330)	283,000
HIV/AIDS and sexually transmitted infections	323 (87 to 717)	91·9 (26·7 to 205)	157 (74·5 to 290)	132 (69·2 to 236)	29·7 (14·3 to 60·8)	65·7 (39·8 to 106)	206 (130 to 317)	634 (410 to 946)	1,740 (1,040 to 2,700)	2,980 (1,800 to 4,770)	2,710 (1,690 to 4,350)	2,180 (1,330 to 3,350)	1,300 (797 to 1,990)	522 (325 to 843)	235 (137 to 388)	112 (67·3 to 184)	77·5 (45·7 to 124)	19·4 (11·2 to 35·4)	9 (5 to 14·9)	2·3 (1 to 4·6)	1·6 (0·9 to 2·8)	0·5 (0·2 to 1)	0·1 (0 to 0·2)	13,500
HIV/AIDS	0 (0 to 0·1)	0·1 (0 to 0·4)	55·3 (29·1 to 94·2)	127 (64·1 to 229)	27·1 (11·9 to 57·7)	51·7 (26·1 to 91·5)	140 (78 to 239)	413 (219 to 688)	1,320 (679 to 2,250)	2,400 (1,310 to 3,990)	2,090 (1,140 to 3,610)	1,640 (846 to 2,780)	1,010 (560 to 1,650)	401 (222 to 709)	170 (89·1 to 311)	77·8 (40·5 to 139)	59 (30·5 to 103)	8·9 (4·2 to 21·6)	2·5 (1·3 to 5·6)	0·1 (0 to 0·3)	0·5 (0·3 to 0·8)	0 (0 to 0·1)	0 (0 to 0)	9,990
HIV/AIDS - Drug-susceptible Tuberculosis	0 (0 to 0)	0 (0 to 0)	6·8 (4·1 to 10·9)	16 (10 to 25·8)	3·2 (2·2 to 4·5)	6·2 (4 to 9·4)	19·3 (12·7 to 29·6)	61·1 (40 to 93)	156 (99·7 to 244)	256 (162 to 403)	237 (150 to 374)	214 (135 to 340)	150 (94·1 to 234)	63·7 (40 to 99·5)	27·1 (17·2 to 42·1)	12·9 (8·2 to 19·8)	9·6 (6·1 to 14·8)	1·3 (0·9 to 1·8)	0·3 (0·2 to 0·5)	0 (0 to 0)	0·1 (0 to 0·1)	0 (0 to 0)	0 (0 to 0)	1,240
HIV/AIDS - Multidrug-resistant Tuberculosis without exten	0 (0 to 0)	0 (0 to 0)	0·5 (0·1 to 1·7)	1·2 (0·2 to 3·8)	0·2 (0 to 0·6)	0·4 (0·1 to 1·4)	1·4 (0·2 to 4·4)	4·4 (0·7 to 13·8)	11·3 (1·8 to 36·2)	18·7 (2·9 to 59·2)	17·4 (2·7 to 56)	15·8 (2·4 to 49·7)	11·2 (1·7 to 35·1)	4·8 (0·7 to 15·6)	2 (0·3 to 6·4)	1 (0·1 to 3·1)	0·7 (0·1 to 2·2)	0·1 (0 to 0·3)	0 (0 to 0·1)	0 (0 to 0)	0 (0 to 0)	0 (0 to 0)	0 (0 to 0)	91·3
HIV/AIDS - Extensively drug-resistant Tuberculosis	0 (0 to 0)	0 (0 to 0)	0 (0 to 0·1)	0·1 (0 to 0·3)	0 (0 to 0)	0 (0 to 0·1)	0·1 (0 to 0·3)	0·3 (0 to 1)	0·8 (0·1 to 2·7)	1·4 (0·2 to 4·3)	1·3 (0·2 to 4·2)	1·2 (0·2 to 3·7)	0·8 (0·1 to 2·6)	0·4 (0 to 1·1)	0·1 (0 to 0·5)	0·1 (0 to 0·2)	0·1 (0 to 0·2)	0 (0 to 0)	0 (0 to 0)	0 (0 to 0)	0 (0 to 0)	0 (0 to 0)	0 (0 to 0)	6·6
HIV/AIDS resulting in other diseases	0 (0 to 0·1)	0·1 (0 to 0·4)	48 (20·6 to 88·3)	109 (47·3 to 214)	23·7 (8·6 to 54·6)	45 (19·7 to 85)	119 (56·1 to 218)	347 (152 to 613)	1,150 (527 to 2,050)	2,120 (1,020 to 3,700)	1,840 (876 to 3,350)	1,410 (614 to 2,530)	850 (393 to 1,510)	332 (152 to 646)	141 (60·6 to 278)	63·9 (27·3 to 125)	48·7 (20·3 to 93)	7·6 (2·9 to 20·2)	2·1 (0·9 to 5·2)	0·1 (0 to 0·3)	0·4 (0·2 to 0·7)	0 (0 to 0·1)	0 (0 to 0)	8,650
Sexually transmitted infections excluding HIV	323 (86·9 to 717)	91·9 (26·6 to 205)	102 (27·6 to 236)	5·2 (1·4 to 11·7)	2·6 (0·7 to 5·8)	14 (9·5 to 20·8)	66·2 (36·5 to 119)	221 (110 to 416)	420 (211 to 767)	587 (300 to 1,050)	621 (322 to 1,120)	547 (274 to 1,030)	286 (137 to 549)	121 (58 to 231)	64·8 (28·3 to 132)	34·3 (13·5 to 75·3)	18·5 (7·2 to 40)	10·5 (4·9 to 21·4)	6·5 (2·9 to 11·9)	2·2 (1 to 4·5)	1·1 (0·5 to 2·3)	0·5 (0·2 to 1)	0·1 (0 to 0·2)	3,550
Syphilis	323 (86·9 to 717)	91·9 (26·6 to 205)	102 (27·6 to 236)	5·2 (1·4 to 11·7)	2·6 (0·7 to 5·8)	3·3 (2·6 to 4·2)	1·8 (1·4 to 3)	1·1 (0·7 to 1·9)	2·3 (1·4 to 3·8)	3·6 (1·8 to 7·7)	2·1 (1·1 to 4·2)	1 (0·5 to 1·8)	1·1 (0·6 to 2·2)	1·2 (0·6 to 2·6)	0·3 (0·2 to 0·4)	0·2 (0·1 to 0·4)	0·1 (0·1 to 0·2)	0·3 (0·1 to 0·6)	0·3 (0·1 to 0·7)	0·1 (0 to 0·2)	0 (0 to 0·1)	0 (0 to 0·1)	0 (0 to 0)	544
Chlamydial infection	0 (0 to 0)	0 (0 to 0)	0 (0 to 0)	0 (0 to 0)	0 (0 to 0)	1·7 (1·1 to 2·6)	8·3 (4·5 to 13·9)	28 (16·7 to 45·7)	54·1 (21·9 to 106)	79·1 (34·6 to 148)	89·1 (42·7 to 168)	81·3 (37·1 to 159)	33·6 (15·9 to 67)	7·2 (4 to 11·8)	2·2 (1·3 to 3·5)	0·3 (0·1 to 0·7)	0·1 (0 to 0·2)	0·3 (0·1 to 0·6)	0·4 (0·1 to 1)	0·1 (0 to 0·1)	0 (0 to 0·1)	0 (0 to 0)	0 (0 to 0)	386
Gonococcal infection	0 (0 to 0)	0 (0 to 0)	0 (0 to 0)	0 (0 to 0)	0 (0 to 0)	1·2 (0·9 to 1·6)	4·1 (2·9 to 6·1)	9·5 (6·5 to 13·9)	17·5 (10·6 to 28·8)	26·5 (15·3 to 43·7)	26·3 (15·1 to 43·6)	23·7 (13·7 to 39·6)	10·3 (5·2 to 19·6)	5 (2·2 to 10·8)	1 (0·7 to 1·8)	0·6 (0·3 to 1·5)	0·4 (0·2 to 1)	1 (0·3 to 2·1)	1·5 (0·4 to 3·6)	0·1 (0 to 0·3)	0·1 (0 to 0·2)	0 (0 to 0·1)	0 (0 to 0)	129
Trichomoniasis	0 (0 to 0)	0 (0 to 0)	0 (0 to 0)	0 (0 to 0)	0 (0 to 0)	1·2 (0 to 3·8)	20·5 (6·2 to 50·7)	93·5 (32·1 to 221)	160 (52·6 to 387)	179 (56·1 to 440)	161 (52·9 to 391)	127 (41·8 to 320)	82·6 (25·5 to 198)	45·9 (13·4 to 113)	27·4 (8·8 to 64·3)	16 (5·5 to 38·7)	8·2 (2·8 to 18·6)	3·8 (1·3 to 8·6)	1·5 (0·6 to 3·5)	0·7 (0·2 to 1·5)	0·3 (0·1 to 0·7)	0·1 (0 to 0·2)	0 (0 to 0)	929
Genital herpes	0 (0 to 0)	0 (0 to 0)	0 (0 to 0)	0 (0 to 0)	0 (0 to 0)	3·4 (0·9 to 8·1)	16·1 (5·1 to 39·4)	39·1 (11·6 to 96·5)	63·3 (20 to 154)	85·1 (27·4 to 210)	88 (28·6 to 207)	76·9 (24·4 to 188)	59 (19 to 146)	40·3 (12·7 to 101)	26·9 (8 to 67·1)	16·7 (4·8 to 41·7)	9·3 (2·9 to 23)	4·7 (1·4 to 11·5)	2·2 (0·6 to 5·5)	1·1 (0·3 to 2·8)	0·6 (0·2 to 1·6)	0·3 (0·1 to 0·7)	0·1 (0 to 0·1)	533
Other sexually transmitted infections	0 (0 to 0)	0 (0 to 0)	0 (0 to 0)	0 (0 to 0)	0 (0 to 0)	3·1 (2 to 4·5)	15·3 (9·2 to 23·8)	49·4 (20·7 to 90·5)	124 (60·8 to 217)	213 (114 to 354)	255 (133 to 429)	238 (122 to 416)	99 (43·3 to 200)	20·9 (7·6 to 41·1)	7·1 (4·1 to 11·5)	0·6 (0·3 to 1·4)	0·2 (0·1 to 0·5)	0·5 (0·2 to 1·1)	0·6 (0·2 to 1·4)	0·1 (0 to 0·1)	0 (0 to 0·1)	0 (0 to 0)	0 (0 to 0)	1,030
Respiratory infections and tuberculosis	47·5 (23·1 to 87·6)	93·7 (50·9 to 165)	1,110 (645 to 1,790)	2,410 (1,530 to 3,530)	2,330 (1,580 to 3,370)	2,120 (1,470 to 2,970)	3,230 (2,380 to 4,390)	6,590 (4,810 to 8,880)	9,220 (6,750 to 12,800)	11,900 (8,210 to 16,900)	11,900 (8,090 to 17,400)	11,500 (7,580 to 16,900)	10,800 (6,980 to 15,600)	8,770 (5,410 to 12,700)	7,060 (4,320 to 10,300)	5,690 (3,760 to 8,050)	4,080 (2,680 to 5,840)	2,740 (1,910 to 3,780)	1,780 (1,180 to 2,550)	1,440 (950 to 2,060)	1,180 (778 to 1,720)	737 (486 to 1,090)	184 (122 to 272)	107,000
Tuberculosis	0 (0 to 0)	0 (0 to 0)	17·2 (9·9 to 29·1)	70·3 (24·1 to 132)	130 (47·8 to 245)	139 (69·1 to 238)	462 (270 to 774)	2,100 (1,260 to 3,380)	3,260 (2,060 to 5,310)	3,950 (2,460 to 6,530)	3,360 (2,020 to 5,810)	2,690 (1,570 to 4,710)	2,470 (1,530 to 4,230)	1,890 (1,170 to 3,100)	1,210 (735 to 1,990)	966 (616 to 1,550)	617 (380 to 988)	527 (335 to 888)	347 (216 to 577)	212 (130 to 366)	210 (123 to 374)	124 (74·8 to 225)	28·5 (17 to 52·6)	24,800
Latent tuberculosis infection	0 (0 to 0)	0 (0 to 0)	0 (0 to 0)	0 (0 to 0)	0 (0 to 0)	0 (0 to 0)	0 (0 to 0)	0 (0 to 0)	0 (0 to 0)	0 (0 to 0)	0 (0 to 0)	0 (0 to 0)	0 (0 to 0)	0 (0 to 0)	0 (0 to 0)	0 (0 to 0)	0 (0 to 0)	0 (0 to 0)	0 (0 to 0)	0 (0 to 0)	0 (0 to 0)	0 (0 to 0)	0 (0 to 0)	0
Drug-susceptible tuberculosis	0 (0 to 0)	0 (0 to 0)	16·2 (9·1 to 27·3)	67·1 (21·6 to 130)	125 (44·6 to 240)	131 (63·9 to 226)	434 (255 to 733)	1,990 (1,150 to 3,180)	3,080 (1,920 to 5,010)	3,720 (2,300 to 6,120)	3,160 (1,840 to 5,520)	2,530 (1,490 to 4,440)	2,320 (1,410 to 4,100)	1,770 (1,060 to 2,960)	1,130 (678 to 1,890)	907 (557 to 1,490)	579 (355 to 931)	495 (310 to 840)	325 (199 to 549)	199 (120 to 343)	197 (113 to 360)	116 (69 to 208)	26·7 (15·5 to 50·3)	23,300
Multidrug-resistant tuberculosis without extensive drug res	0 (0 to 0)	0 (0 to 0)	1 (0·2 to 3·4)	3 (0·5 to 10)	4·7 (0·8 to 15·3)	6·8 (1·1 to 22·8)	26·8 (3·7 to 94·4)	105 (16·5 to 361)	170 (27·1 to 611)	214 (31·1 to 759)	186 (28·5 to 619)	149 (24·7 to 531)	139 (23 to 469)	107 (16·7 to 360)	69·7 (10·7 to 241)	55·2 (9 to 187)	35·7 (5·9 to 125)	30·3 (4·5 to 108)	20·2 (3·3 to 69·7)	12·3 (2 to 44)	12·5 (1·8 to 42·4)	7·3 (1·1 to 25·5)	1·7 (0·3 to 6)	1,360
Extensively drug-resistant tuberculosis	0 (0 to 0)	0 (0 to 0)	0·1 (0 to 0·2)	0·2 (0 to 0·6)	0·3 (0 to 0·8)	0·5 (0·1 to 1·5)	2 (0·2 to 6·6)	7·1 (1·1 to 24·1)	11·7 (1·7 to 43)	15·2 (2·1 to 52·9)	13·4 (1·8 to 44)	10·8 (1·6 to 37·7)	10 (1·4 to 33·7)	7·7 (1·2 to 26·4)	5 (0·7 to 17·8)	4 (0·6 to 13·6)	2·6 (0·4 to 8·9)	2·2 (0·3 to 8)	1·5 (0·2 to 4·9)	0·9 (0·1 to 3·1)	0·9 (0·1 to 3·1)	0·5 (0·1 to 1·8)	0·1 (0 to 0·4)	96·5
Lower respiratory infections	45·3 (21·3 to 85·2)	79·4 (37·4 to 149)	803 (352 to 1,490)	963 (473 to 1,710)	700 (436 to 1,130)	792 (522 to 1,220)	1,580 (1,040 to 2,340)	3,060 (1,940 to 4,620)	4,400 (2,710 to 6,850)	6,330 (3,730 to 9,890)	7,070 (4,280 to 10,900)	7,710 (4,360 to 12,000)	7,550 (4,120 to 11,500)	6,370 (3,220 to 9,980)	5,540 (2,890 to 8,500)	4,530 (2,660 to 6,690)	3,360 (2,040 to 5,000)	2,160 (1,420 to 3,110)	1,410 (882 to 2,130)	1,210 (759 to 1,830)	960 (593 to 1,470)	610 (383 to 945)	154 (93·9 to 241)	67,400
Upper respiratory infections	2·1 (1·1 to 3·7)	13·2 (7·3 to 22·3)	240 (132 to 389)	1,020 (578 to 1,700)	1,110 (602 to 1,950)	954 (503 to 1,650)	973 (507 to 1,740)	1,170 (620 to 2,060)	1,300 (736 to 2,130)	1,330 (699 to 2,280)	1,190 (596 to 2,030)	915 (486 to 1,620)	628 (330 to 1,070)	398 (220 to 700)	250 (135 to 415)	149 (78·6 to 249)	86·3 (44·5 to 152)	45·1 (24·4 to 77·2)	20·9 (10·8 to 35)	11 (5·6 to 19·1)	5·8 (3 to 9·8)	3 (1·6 to 5)	0·6 (0·3 to 1·1)	11,800
Otitis media	0·1 (0 to 0·2)	1·1 (0·5 to 2·2)	47·4 (22·2 to 92·4)	354 (172 to 676)	382 (196 to 667)	232 (120 to 415)	218 (112 to 381)	258 (112 to 515)	261 (119 to 499)	250 (104 to 515)	233 (103 to 459)	204 (86·5 to 393)	164 (77·6 to 296)	116 (51·3 to 217)	71·2 (34 to 131)	39·4 (16·8 to 81·3)	17·6 (8·3 to 34·1)	7·3 (3 to 14·6)	3·5 (1·6 to 6·7)	2·1 (0·9 to 4·2)	1·3 (0·6 to 2·4)	0·7 (0·3 to 1·3)	0·2 (0·1 to 0·3)	2,860
Enteric infections	28·3 (15 to 51·8)	136 (74·4 to 250)	2,290 (1,270 to 4,080)	3,530 (2,240 to 5,120)	2,770 (1,760 to 4,280)	2,590 (1,650 to 3,940)	1,920 (1,320 to 2,740)	1,840 (1,180 to 2,660)	2,010 (1,320 to 2,920)	2,140 (1,420 to 3,090)	2,050 (1,350 to 3,020)	1,640 (1,100 to 2,370)	1,280 (861 to 1,870)	958 (634 to 1,410)	765 (495 to 1,140)	671 (455 to 956)	669 (460 to 969)	583 (395 to 854)	445 (299 to 697)	295 (194 to 461)	223 (133 to 386)	128 (73·1 to 235)	29·2 (16·1 to 54·8)	29,000
Diarrheal diseases	28·3 (15 to 51·8)	135 (73·2 to 249)	2,250 (1,230 to 4,020)	3,220 (1,970 to 4,810)	2,490 (1,520 to 3,950)	2,270 (1,400 to 3,520)	1,630 (1,050 to 2,360)	1,610 (999 to 2,420)	1,860 (1,170 to 2,780)	2,040 (1,320 to 3,000)	1,980 (1,290 to 2,960)	1,580 (1,050 to 2,310)	1,240 (817 to 1,820)	927 (605 to 1,380)	742 (471 to 1,120)	655 (436 to 944)	660 (452 to 958)	578 (390 to 850)	443 (297 to 696)	294 (193 to 460)	222 (133 to 386)	128 (73 to 235)	29·1 (16 to 54·7)	27,000
Typhoid and paratyphoid	0 (0 to 0)	0 (0 to 0)	3 (0·7 to 9·1)	185 (38·7 to 539)	204 (49 to 585)	266 (69·6 to 720)	245 (58·2 to 683)	183 (41·8 to 546)	112 (28·4 to 291)	71·5 (17·5 to 191)	45·4 (11·5 to 110)	30·7 (7·8 to 74·3)	23·9 (6·3 to 66·3)	16·2 (4·4 to 42·7)	10·3 (2·6 to 28·5)	5·9 (1·5 to 16·1)	2·7 (0·8 to 6·8)	1·1 (0·3 to 2·8)	0·4 (0·1 to 1)	0·2 (0·1 to 0·5)	0·1 (0 to 0·2)	0 (0 to 0·1)	0 (0 to 0)	1,410
Typhoid fever	0 (0 to 0)	0 (0 to 0)	3 (0·7 to 9)	182 (38 to 526)	200 (47·4 to 570)	260 (67·9 to 704)	239 (57 to 671)	179 (40·6 to 535)	109 (27·9 to 279)	69·9 (17·1 to 187)	44·3 (11·3 to 108)	30 (7·5 to 72·7)	23·3 (6·2 to 65)	15·8 (4·3 to 41·3)	10·1 (2·6 to 27·8)	5·8 (1·5 to 15·8)	2·6 (0·7 to 6·7)	1·1 (0·3 to 2·7)	0·4 (0·1 to 0·9)	0·2 (0·1 to 0·5)	0·1 (0 to 0·2)	0 (0 to 0·1)	0 (0 to 0)	1,370
Paratyphoid fever	0 (0 to 0)	0 (0 to 0)	0·1 (0 to 0·2)	3·6 (0·7 to 12·3)	4·3 (0·9 to 13)	6 (1·3 to 16·2)	5·6 (1·2 to 16·4)	4·2 (0·8 to 12·2)	2·6 (0·6 to 7·3)	1·6 (0·3 to 4·8)	1·1 (0·2 to 3)	0·7 (0·2 to 2·1)	0·6 (0·1 to 1·7)	0·4 (0·1 to 1·1)	0·2 (0·1 to 0·7)	0·1 (0 to 0·4)	0·1 (0 to 0·2)	0 (0 to 0·1)	0 (0 to 0)	0 (0 to 0)	0 (0 to 0)	0 (0 to 0)	0 (0 to 0)	31·3
Invasive Non-typhoidal Salmonella (iNTS)	0 (0 to 0)	1·5 (0·7 to 2·8)	30·8 (13·4 to 60·5)	111 (41·7 to 238)	70·2 (26·8 to 152)	51·1 (18·9 to 114)	44·7 (14·7 to 101)	45·4 (13·3 to 110)	33·2 (10·5 to 76·1)	26·9 (8·3 to 62·1)	23·5 (7·7 to 51·9)	20·5 (7·1 to 42·8)	17·4 (5·6 to 35·8)	14 (4·6 to 29·5)	11·8 (4 to 24)	9·5 (3·2 to 20)	6 (1·9 to 12·5)	3·1 (0·8 to 6·7)	1·4 (0·4 to 3)	0·6 (0·2 to 1·5)	0·3 (0·1 to 0·7)	0·1 (0 to 0·4)	0 (0 to 0·1)	523
Other intestinal infectious diseases	0 (0 to 0)	0 (0 to 0)	4·2 (0·7 to 14·4)	8·7 (3·4 to 19·6)	4·7 (2 to 9·8)	4·4 (1·7 to 9·6)	2·9 (0·9 to 7·3)	3·5 (1 to 9·4)	2·2 (0·6 to 6)	6·3 (1·8 to 15)	3·4 (0·9 to 9·6)	3·3 (0·8 to 9·3)	1·6 (0·4 to 4·5)	1·1 (0·2 to 3·4)	0·6 (0·1 to 1·8)	0·4 (0·1 to 1·3)	0·5 (0·1 to 1·5)	0·2 (0·1 to 0·7)	0·1 (0 to 0·4)	0·1 (0 to 0·3)	0·1 (0 to 0·5)	0·1 (0 to 0·2)	0 (0 to 0·1)	48·5
Neglected tropical diseases and malaria	0·2 (0 to 0·5)	8·5 (3 to 17·1)	71 (26·1 to 139)	261 (96·5 to 552)	269 (100 to 566)	251 (100 to 533)	295 (116 to 602)	406 (164 to 825)	609 (231 to 1,270)	701 (306 to 1,460)	615 (267 to 1,230)	467 (195 to 872)	321 (169 to 578)	218 (110 to 385)	161 (82·3 to 285)	94·5 (46·9 to 168)	53 (24·4 to 98·6)	33 (15·3 to 66·8)	15·5 (5·8 to 37·2)	8·6 (3·5 to 19·3)	5·2 (2·1 to 11·7)	2·6 (1·1 to 5·1)	0·7 (0·3 to 1·2)	4,870
Malaria	0 (0 to 0)	0 (0 to 0·1)	0·1 (0 to 0·3)	2 (0·8 to 4·3)	4·3 (2·6 to 6·5)	5·5 (3·7 to 8)	12·8 (5·8 to 37·3)	14·2 (6·5 to 34·5)	11·5 (7 to 20)	13·3 (7·8 to 26·5)	11·1 (6·9 to 18·8)	9·6 (5·6 to 17·9)	6·1 (4 to 9·2)	4·5 (2·6 to 9·2)	3 (1·6 to 6·8)	1·6 (0·9 to 3·2)	0·7 (0·4 to 1·1)	0·4 (0·2 to 1·2)	0·1 (0·1 to 0·2)	0 (0 to 0·1)	0 (0 to 0)	0 (0 to 0)	0 (0 to 0)	101
Chagas disease	0 (0 to 0)	0 (0 to 0)	0 (0 to 0)	0 (0 to 0)	0 (0 to 0)	0 (0 to 0)	0 (0 to 0)	0 (0 to 0)	0 (0 to 0)	0 (0 to 0)	0 (0 to 0)	0 (0 to 0)	0 (0 to 0)	0 (0 to 0)	0 (0 to 0)	0 (0 to 0)	0 (0 to 0)	0 (0 to 0)	0 (0 to 0)	0 (0 to 0)	0 (0 to 0)	0 (0 to 0)	0 (0 to 0)	0
Leishmaniasis	0 (0 to 0)	0 (0 to 0)	0·8 (0 to 6·2)	5·9 (0·6 to 46·2)	10·4 (0 to 37·7)	14 (0 to 36)	16·4 (0·1 to 42·3)	18·8 (0 to 49)	19·7 (0·1 to 50·3)	21·2 (0 to 56)	18·6 (0·1 to 49·2)	15·1 (0 to 40·5)	11·6 (0 to 31·6)	8·4 (0·2 to 22·8)	6·3 (0·1 to 15·8)	4·3 (0·1 to 10·8)	2·6 (0·4 to 6·4)	1·4 (0·2 to 3·3)	0·7 (0·1 to 1·7)	0·4 (0·1 to 1)	0·3 (0 to 0·7)	0·2 (0 to 0·4)	0 (0 to 0·1)	177
Visceral leishmaniasis	0 (0 to 0)	0 (0 to 0)	0·8 (0 to 6·2)	4·6 (0 to 44·5)	2·3 (0 to 28·2)	0·9 (0 to 11·4)	0·8 (0 to 8·8)	0·8 (0 to 8·3)	1·3 (0 to 11·1)	1·5 (0 to 12·1)	1·3 (0 to 9·5)	0·9 (0 to 6·2)	0·5 (0 to 3·2)	0·3 (0 to 1·8)	0·2 (0 to 1·1)	0·1 (0 to 0·6)	0·1 (0 to 0·3)	0 (0 to 0·2)	0 (0 to 0·1)	0 (0 to 0)	0 (0 to 0)	0 (0 to 0)	0 (0 to 0)	16·4
Cutaneous and mucocutaneous leishmaniasis	0 (0 to 0)	0 (0 to 0)	0 (0 to 0)	1·3 (0·5 to 2·8)	8·1 (0 to 23·5)	13·1 (0 to 34·8)	15·6 (0 to 41·2)	18 (0 to 46·9)	18·4 (0 to 49·7)	19·7 (0 to 53)	17·3 (0 to 47·7)	14·2 (0 to 40·2)	11·1 (0 to 31·5)	8·1 (0 to 22·8)	6·1 (0 to 15·4)	4·2 (0 to 10·6)	2·6 (0·4 to 6·2)	1·4 (0·2 to 3·3)	0·7 (0·1 to 1·7)	0·4 (0·1 to 1)	0·3 (0 to 0·7)	0·2 (0 to 0·4)	0 (0 to 0·1)	161
African trypanosomiasis	0 (0 to 0)	0 (0 to 0)	0 (0 to 0)	0 (0 to 0)	0 (0 to 0)	0 (0 to 0)	0 (0 to 0)	0 (0 to 0)	0 (0 to 0)	0 (0 to 0)	0 (0 to 0)	0 (0 to 0)	0 (0 to 0)	0 (0 to 0)	0 (0 to 0)	0 (0 to 0)	0 (0 to 0)	0 (0 to 0)	0 (0 to 0)	0 (0 to 0)	0 (0 to 0)	0 (0 to 0)	0 (0 to 0)	0
Schistosomiasis	0 (0 to 0)	0 (0 to 0)	0 (0 to 0)	21·7 (4·9 to 55·3)	90 (20·8 to 242)	128 (30 to 352)	148 (35·5 to 404)	241 (67·9 to 609)	437 (123 to 1,030)	507 (159 to 1,180)	434 (142 to 985)	286 (96·2 to 597)	176 (68 to 371)	120 (41·1 to 252)	81·3 (24·6 to 175)	49·5 (13·6 to 116)	27·5 (7·1 to 72·3)	16·8 (4 to 48·1)	8·6 (1·4 to 29·3)	4·6 (0·8 to 16·1)	2·6 (0·5 to 8·5)	1·1 (0·2 to 3·3)	0·2 (0 to 0·5)	2,780
Cysticercosis	0 (0 to 0)	0 (0 to 0)	0 (0 to 0)	0 (0 to 0)	0 (0 to 0)	0 (0 to 0)	0 (0 to 0)	0 (0 to 0)	0 (0 to 0)	0 (0 to 0)	0 (0 to 0)	0 (0 to 0)	0 (0 to 0)	0 (0 to 0)	0 (0 to 0)	0 (0 to 0)	0 (0 to 0)	0 (0 to 0)	0 (0 to 0)	0 (0 to 0)	0 (0 to 0)	0 (0 to 0)	0 (0 to 0)	0
Cystic echinococcosis	0 (0 to 0)	0 (0 to 0)	0 (0 to 0)	1·4 (0 to 5·3)	4·2 (0·5 to 11·7)	12·4 (2·9 to 29)	27·4 (1·8 to 75·2)	41·6 (5·4 to 110)	53·4 (8·2 to 132)	65·7 (15·3 to 146)	63 (10·3 to 146)	51·5 (9·6 to 122)	38·9 (6·9 to 86·6)	27·4 (5·3 to 62)	20·1 (3·3 to 42·4)	13 (1·7 to 29)	7·3 (0·9 to 18·2)	3·9 (0·4 to 9·3)	1·9 (0·1 to 5·1)	1 (0·1 to 2·8)	0·6 (0·1 to 2)	0·3 (0 to 0·9)	0·1 (0 to 0·2)	435
Lymphatic filariasis	0 (0 to 0)	0 (0 to 0)	0 (0 to 0)	0 (0 to 0)	0 (0 to 0)	0 (0 to 0)	0 (0 to 0)	0 (0 to 0)	0 (0 to 0)	0 (0 to 0)	0 (0 to 0)	0 (0 to 0)	0 (0 to 0)	0 (0 to 0)	0 (0 to 0)	0 (0 to 0)	0 (0 to 0)	0 (0 to 0)	0 (0 to 0)	0 (0 to 0)	0 (0 to 0)	0 (0 to 0)	0 (0 to 0)	0
Onchocerciasis	0 (0 to 0)	0 (0 to 0)	0 (0 to 0)	0 (0 to 0)	0 (0 to 0)	0 (0 to 0)	0 (0 to 0)	0 (0 to 0)	0 (0 to 0)	0 (0 to 0)	0 (0 to 0)	0 (0 to 0)	0 (0 to 0)	0 (0 to 0)	0 (0 to 0)	0 (0 to 0)	0 (0 to 0)	0 (0 to 0)	0 (0 to 0)	0 (0 to 0)	0 (0 to 0)	0 (0 to 0)	0 (0 to 0)	0
Trachoma	0 (0 to 0)	0 (0 to 0)	0 (0 to 0)	0 (0 to 0)	0 (0 to 0)	0 (0 to 0)	0 (0 to 0)	0 (0 to 0)	0 (0 to 0)	0 (0 to 0)	0 (0 to 0)	0 (0 to 0)	0 (0 to 0)	0 (0 to 0)	0 (0 to 0)	0 (0 to 0)	0 (0 to 0)	0 (0 to 0)	0 (0 to 0)	0 (0 to 0)	0 (0 to 0)	0 (0 to 0)	0 (0 to 0)	0
Dengue	0 (0 to 0)	0·2 (0 to 1·1)	5·7 (0·1 to 16·3)	20 (0·5 to 57·1)	37·9 (0·2 to 139)	38 (0·1 to 140)	36·1 (0·1 to 128)	40·7 (0·2 to 153)	42·4 (0·2 to 159)	43·6 (0·3 to 179)	38·1 (0·1 to 154)	30·9 (0·1 to 128)	21·9 (0·2 to 82·3)	17 (0·3 to 60·2)	19·5 (1·8 to 50·2)	16·1 (2·6 to 37·8)	9·8 (1·7 to 23·9)	6·1 (1·2 to 14·1)	2·1 (0·1 to 5·5)	1·2 (0·1 to 3)	0·8 (0·1 to 2·2)	0·7 (0·1 to 1·7)	0·3 (0 to 0·6)	429
Yellow fever	0 (0 to 0)	0 (0 to 0)	0 (0 to 0)	0 (0 to 0)	0 (0 to 0)	0 (0 to 0)	0 (0 to 0)	0 (0 to 0)	0 (0 to 0)	0 (0 to 0)	0 (0 to 0)	0 (0 to 0)	0 (0 to 0)	0 (0 to 0)	0 (0 to 0)	0 (0 to 0)	0 (0 to 0)	0 (0 to 0)	0 (0 to 0)	0 (0 to 0)	0 (0 to 0)	0 (0 to 0)	0 (0 to 0)	0
Rabies	0 (0 to 0)	0 (0 to 0)	0 (0 to 0)	0 (0 to 0·1)	0 (0 to 0·1)	0 (0 to 0·2)	0 (0 to 0·2)	0 (0 to 0·1)	0 (0 to 0·1)	0 (0 to 0·1)	0 (0 to 0)	0 (0 to 0·1)	0 (0 to 0·1)	0 (0 to 0)	0 (0 to 0)	0 (0 to 0)	0 (0 to 0)	0 (0 to 0)	0 (0 to 0)	0 (0 to 0)	0 (0 to 0)	0 (0 to 0)	0 (0 to 0)	0·3
Intestinal nematode infections	0 (0 to 0)	0 (0 to 0)	1·1 (0·1 to 4·5)	9·1 (3 to 24·4)	13·9 (4·5 to 30·8)	9·5 (3 to 19·7)	15·1 (6 to 29·2)	17·8 (4·5 to 52·3)	17·1 (6·9 to 35·2)	16·6 (6·3 to 34·5)	16·1 (6·3 to 34·4)	26·1 (4·2 to 82·7)	24·8 (6·9 to 52·1)	3·3 (1·3 to 7)	2·8 (1·1 to 6)	2·4 (0·7 to 6·3)	1·1 (0·4 to 2·5)	0·9 (0·2 to 2·5)	0·5 (0·1 to 1·5)	0·3 (0·1 to 0·9)	0·2 (0 to 0·4)	0·1 (0 to 0·3)	0 (0 to 0·1)	179
Ascariasis	0 (0 to 0)	0 (0 to 0)	0·9 (0 to 4·2)	5·1 (0·6 to 20·2)	5·4 (1·1 to 17·7)	2·5 (0·6 to 6·7)	2·2 (0·7 to 5·6)	2 (0·7 to 4·4)	2·5 (0·8 to 5·9)	3·3 (0·8 to 9·5)	3·4 (0·8 to 10·4)	2·6 (0·6 to 7·3)	1·9 (0·4 to 6·3)	1·4 (0·2 to 4·8)	1 (0·2 to 3·8)	1·3 (0·1 to 5·3)	0·5 (0·1 to 1·8)	0·5 (0 to 2)	0·3 (0 to 1·2)	0·2 (0 to 0·7)	0·1 (0 to 0·3)	0·1 (0 to 0·3)	0 (0 to 0·1)	37
Trichuriasis	0 (0 to 0)	0 (0 to 0)	0 (0 to 0)	0 (0 to 0)	0 (0 to 0)	0 (0 to 0)	0 (0 to 0·1)	0 (0 to 0)	0 (0 to 0·1)	0 (0 to 0·1)	0 (0 to 0)	0 (0 to 0)	0 (0 to 0)	0 (0 to 0)	0 (0 to 0)	0 (0 to 0)	0 (0 to 0)	0 (0 to 0)	0 (0 to 0)	0 (0 to 0)	0 (0 to 0)	0 (0 to 0)	0 (0 to 0)	0·2
Hookworm disease	0 (0 to 0)	0 (0 to 0)	0·2 (0·1 to 0·3)	4 (2 to 7·9)	8·4 (2·4 to 19·9)	7 (1·6 to 16·5)	12·8 (3·9 to 26·5)	15·7 (3·1 to 50·9)	14·6 (5·2 to 32·4)	13·3 (4·6 to 28·4)	12·6 (4·4 to 30·2)	23·5 (3 to 81·1)	22·9 (5·3 to 48·8)	1·9 (0·9 to 4)	1·8 (0·8 to 3·4)	1·1 (0·5 to 2·1)	0·6 (0·3 to 1·3)	0·4 (0·2 to 0·8)	0·2 (0·1 to 0·4)	0·1 (0 to 0·2)	0·1 (0 to 0·1)	0 (0 to 0·1)	0 (0 to 0)	141
Food-borne trematodiases	0 (0 to 0)	0 (0 to 0)	0 (0 to 0)	0 (0 to 0)	0 (0 to 0)	0 (0 to 0)	0 (0 to 0)	0 (0 to 0)	0 (0 to 0)	0 (0 to 0)	0 (0 to 0)	0 (0 to 0)	0 (0 to 0)	0 (0 to 0)	0 (0 to 0)	0 (0 to 0)	0 (0 to 0)	0 (0 to 0)	0 (0 to 0)	0 (0 to 0)	0 (0 to 0)	0 (0 to 0)	0 (0 to 0)	0
Leprosy	0 (0 to 0)	0 (0 to 0)	0 (0 to 0)	0 (0 to 0)	0 (0 to 0)	0 (0 to 0)	0 (0 to 0)	0·1 (0 to 0·1)	0·1 (0·1 to 0·2)	0·1 (0·1 to 0·2)	0·2 (0·1 to 0·3)	0·2 (0·1 to 0·3)	0·2 (0·1 to 0·3)	0·1 (0·1 to 0·2)	0·1 (0·1 to 0·2)	0·1 (0·1 to 0·1)	0·1 (0 to 0·1)	0 (0 to 0·1)	0 (0 to 0)	0 (0 to 0)	0 (0 to 0)	0 (0 to 0)	0 (0 to 0)	1·3
Ebola	0 (0 to 0)	0 (0 to 0)	0 (0 to 0)	0 (0 to 0)	0 (0 to 0)	0 (0 to 0)	0 (0 to 0)	0 (0 to 0)	0 (0 to 0)	0 (0 to 0)	0 (0 to 0)	0 (0 to 0)	0 (0 to 0)	0 (0 to 0)	0 (0 to 0)	0 (0 to 0)	0 (0 to 0)	0 (0 to 0)	0 (0 to 0)	0 (0 to 0)	0 (0 to 0)	0 (0 to 0)	0 (0 to 0)	0
Zika virus	0 (0 to 0)	0 (0 to 0)	0 (0 to 0)	0 (0 to 0)	0 (0 to 0)	0 (0 to 0)	0 (0 to 0)	0 (0 to 0)	0 (0 to 0)	0 (0 to 0)	0 (0 to 0)	0 (0 to 0)	0 (0 to 0)	0 (0 to 0)	0 (0 to 0)	0 (0 to 0)	0 (0 to 0)	0 (0 to 0)	0 (0 to 0)	0 (0 to 0)	0 (0 to 0)	0 (0 to 0)	0 (0 to 0)	0
Guinea worm disease	0 (0 to 0)	0 (0 to 0)	0 (0 to 0)	0 (0 to 0)	0 (0 to 0)	0 (0 to 0)	0 (0 to 0)	0 (0 to 0)	0 (0 to 0)	0 (0 to 0)	0 (0 to 0)	0 (0 to 0)	0 (0 to 0)	0 (0 to 0)	0 (0 to 0)	0 (0 to 0)	0 (0 to 0)	0 (0 to 0)	0 (0 to 0)	0 (0 to 0)	0 (0 to 0)	0 (0 to 0)	0 (0 to 0)	0
Other neglected tropical diseases	0·2 (0 to 0·5)	8·3 (2·7 to 16·7)	63·3 (18·8 to 131)	201 (57·7 to 469)	108 (19·1 to 307)	43·8 (5·8 to 130)	39·7 (7·8 to 102)	31·8 (3·5 to 113)	27·5 (4 to 84·5)	33 (5·9 to 96·7)	34·2 (5·3 to 108)	47·4 (5·5 to 166)	41·5 (8·7 to 117)	37 (8·2 to 95·1)	27·7 (6·4 to 70·7)	7·5 (1·8 to 18)	3·8 (0·9 to 9·3)	3·3 (0·7 to 8·2)	1·5 (0·4 to 3·7)	1·1 (0·3 to 2·5)	0·7 (0·2 to 1·8)	0·3 (0·1 to 0·8)	0·1 (0 to 0·2)	763
Other infectious diseases	23·4 (11·1 to 46·9)	66·4 (33 to 132)	1,550 (552 to 3,590)	2,100 (964 to 4,200)	628 (404 to 960)	490 (345 to 703)	519 (372 to 719)	918 (639 to 1,310)	1,010 (687 to 1,470)	1,370 (924 to 2,070)	1,310 (901 to 1,940)	1,350 (882 to 1,970)	911 (601 to 1,390)	727 (470 to 1,060)	511 (352 to 756)	324 (223 to 464)	255 (176 to 373)	174 (119 to 244)	96·3 (63·1 to 139)	74·3 (48 to 110)	65·1 (40·7 to 102)	28 (18·1 to 41·7)	6·3 (4·1 to 9·1)	14,500
Meningitis	4·4 (1·9 to 8·8)	10·3 (4·2 to 20·3)	62·3 (30·7 to 119)	105 (49·1 to 202)	97 (66·2 to 142)	104 (70·4 to 147)	119 (81·2 to 172)	286 (173 to 441)	341 (193 to 544)	440 (252 to 715)	483 (260 to 827)	576 (320 to 922)	340 (196 to 553)	210 (120 to 337)	138 (83·2 to 216)	113 (63 to 196)	98·3 (56·2 to 169)	79·3 (43·7 to 133)	54·2 (28·5 to 92·8)	43 (24·2 to 70·3)	35·2 (18·4 to 61·1)	16 (8·8 to 26·5)	2·8 (1·6 to 4·6)	3,760
Encephalitis	5·8 (0·6 to 27·8)	19·2 (2·8 to 81·4)	256 (48·2 to 878)	303 (74·2 to 871)	160 (56·7 to 373)	169 (73·8 to 342)	168 (83·1 to 307)	360 (175 to 635)	397 (195 to 760)	604 (292 to 1,190)	457 (225 to 914)	440 (205 to 873)	287 (102 to 606)	286 (130 to 543)	212 (112 to 407)	104 (50 to 192)	90·7 (44·4 to 169)	39·8 (20·3 to 70·6)	18·8 (9·2 to 34·7)	17·3 (7·1 to 36)	19·2 (7·1 to 42·5)	6·3 (3 to 12·8)	1·8 (0·7 to 3·6)	4,420
Diphtheria	0 (0 to 0)	0 (0 to 0)	0·7 (0 to 2·7)	1·1 (0 to 4·2)	0·8 (0 to 2·7)	0·6 (0 to 2)	0·4 (0 to 1·4)	0·3 (0 to 1·2)	0·4 (0 to 1·5)	0·6 (0 to 2·3)	0·7 (0 to 2·4)	0·8 (0 to 2·6)	1·1 (0 to 3·8)	0·6 (0 to 2·1)	0·3 (0 to 1)	0 (0 to 0)	0 (0 to 0)	0 (0 to 0)	0 (0 to 0)	0 (0 to 0)	0 (0 to 0)	0 (0 to 0)	0 (0 to 0)	8·4

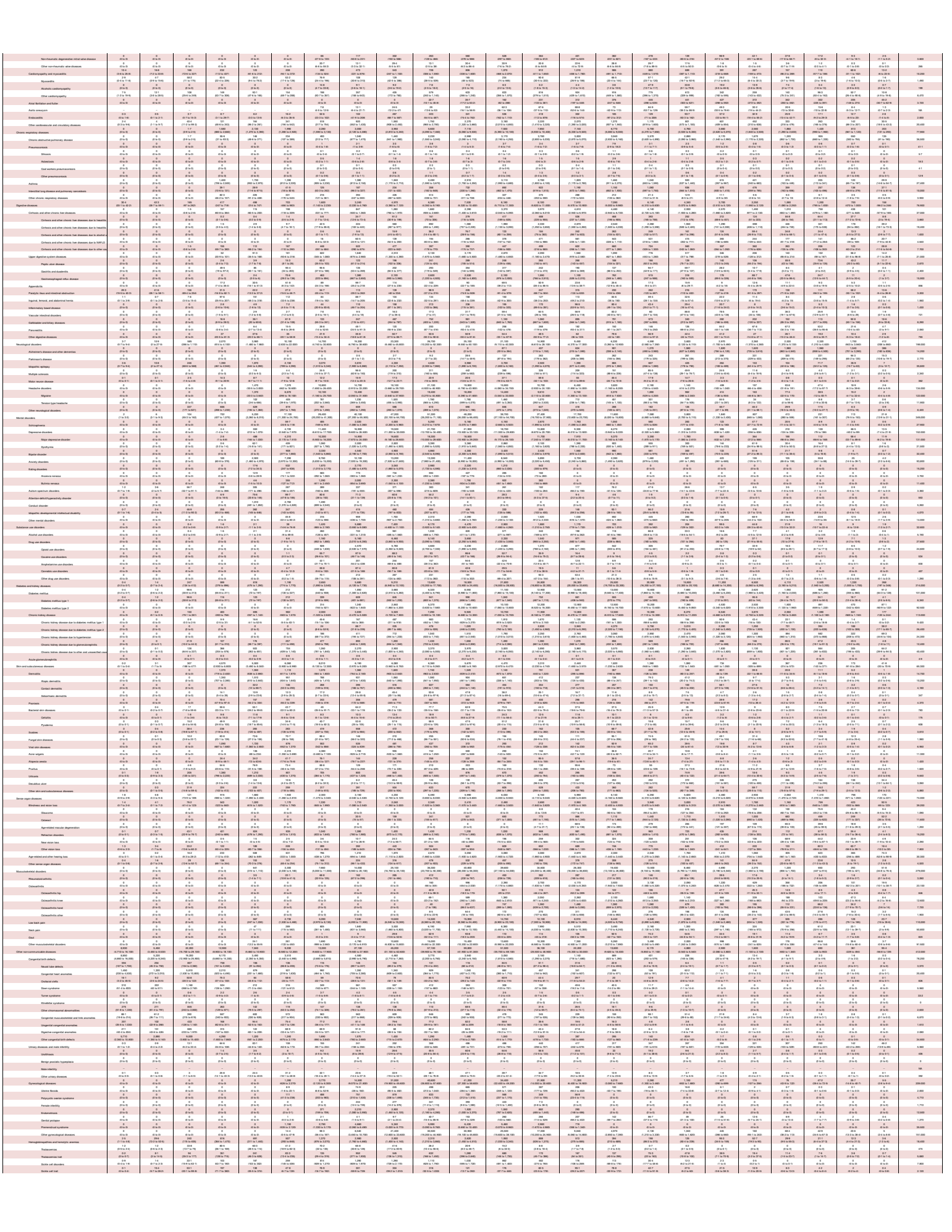

G6PD deficiency	0·1 (0 to 0·2)	0·4 (0·1 to 1)	2·3 (1 to 4·8)	8·4 (3·6 to 16·9)	21·9 (9·1 to 43·7)	52·9 (22·6 to 104)	196 (90·4 to 362)	293 (118 to 584)	246 (99·1 to 513)	155 (60·7 to 308)	104 (40·2 to 231)	104 (26·6 to 271)	50·3 (21·7 to 95·2)	13·4 (5·3 to 27·4)	16 (6·7 to 30·1)	9·1 (4·1 to 16·4)	9 (4·2 to 16·2)	4·5 (2·3 to 7·9)	2·6 (1·2 to 4·8)	0·7 (0·3 to 1·3)	0·3 (0·1 to 0·5)	0·1 (0 to 0·2)	0 (0 to 0)	1,290
G6PD trait	0 (0 to 0)	0 (0 to 0·4)	0 (0 to 0)	0 (0 to 0·1)	0 (0 to 0·1)	0 (0 to 0)	8·1 (0·3 to 24·5)	5·3 (0 to 35)	0·2 (0·1 to 0·7)	0·3 (0·1 to 0·7)	0·2 (0·1 to 0·6)	21·9 (0 to 77·9)	22·6 (4 to 52·3)	0·4 (0·1 to 1)	0 (0 to 0)	0 (0 to 0)	0 (0 to 0)	0 (0 to 0)	0 (0 to 0)	0 (0 to 0)	0 (0 to 0)	0 (0 to 0)	0 (0 to 0)	59·3
Other hemoglobinopathies and hemolytic anemias	0·1 (0 to 0·1)	3·1 (1 to 6·1)	23·9 (7·2 to 49·3)	76·7 (20·4 to 183)	42·3 (7·7 to 119)	22·9 (7·4 to 55)	73·5 (31·7 to 148)	74·1 (30·7 to 176)	72·8 (35·1 to 149)	69·8 (31·7 to 152)	71·2 (31·8 to 157)	87·9 (27·8 to 264)	72·1 (28·6 to 171)	57·4 (21 to 128)	46·4 (19·7 to 101)	39·7 (14·6 to 90·1)	28·3 (13·6 to 57·4)	28·5 (13·4 to 52·2)	19·4 (10·2 to 32·8)	11·4 (6 to 20·2)	8·9 (4·4 to 14·8)	6·6 (3·3 to 10·7)	2·4 (1·1 to 3·9)	940
Endocrine, metabolic, blood, and immune disorders	72 (16·8 to 332)	84·8 (30·1 to 301)	1,210 (507 to 3,860)	2,290 (1,320 to 3,880)	2,700 (1,470 to 4,400)	2,710 (1,540 to 4,510)	2,460 (1,440 to 3,880)	2,930 (1,750 to 4,680)	4,230 (2,470 to 6,760)	6,280 (3,670 to 10,800)	7,290 (4,320 to 11,200)	7,270 (4,300 to 11,300)	6,670 (3,930 to 10,200)	5,420 (3,330 to 7,990)	4,040 (2,560 to 6,210)	2,820 (1,780 to 4,370)	1,560 (996 to 2,360)	1,000 (608 to 1,490)	541 (299 to 812)	310 (168 to 492)	201 (106 to 326)	96 (59·3 to 151)	23·2 (13·9 to 36·3)	62,200
Oral disorders	0 (0 to 0)	0 (0 to 0)	0 (0 to 0)	512 (290 to 838)	879 (475 to 1,520)	907 (475 to 1,600)	1,200 (654 to 2,000)	1,910 (1,070 to 3,220)	2,780 (1,570 to 4,580)	3,770 (2,120 to 6,490)	4,290 (2,380 to 7,540)	4,340 (2,490 to 7,400)	4,020 (2,340 to 6,570)	3,370 (1,970 to 5,410)	2,760 (1,640 to 4,380)	2,150 (1,320 to 3,330)	1,510 (933 to 2,300)	934 (584 to 1,440)	498 (317 to 745)	287 (181 to 422)	166 (105 to 240)	83·4 (52·2 to 122)	16·7 (10·4 to 24·3)	36,400
Caries of deciduous teeth	0 (0 to 0)	0 (0 to 0)	0 (0 to 0)	120 (44·5 to 276)	267 (120 to 528)	12·8 (2·2 to 31·3)	0 (0 to 0)	0 (0 to 0)	0 (0 to 0)	0 (0 to 0)	0 (0 to 0)	0 (0 to 0)	0 (0 to 0)	0 (0 to 0)	0 (0 to 0)	0 (0 to 0)	0 (0 to 0)	0 (0 to 0)	0 (0 to 0)	0 (0 to 0)	0 (0 to 0)	0 (0 to 0)	0 (0 to 0)	401
Caries of permanent teeth	0 (0 to 0)	0 (0 to 0)	0 (0 to 0)	0 (0 to 0)	250 (90·9 to 526)	514 (216 to 1,060)	567 (244 to 1,150)	637 (270 to 1,320)	649 (257 to 1,330)	675 (273 to 1,400)	663 (272 to 1,370)	521 (220 to 1,070)	360 (151 to 743)	237 (95·6 to 476)	159 (63·2 to 336)	108 (40·4 to 222)	65·5 (26·1 to 129)	35·5 (14·5 to 70·1)	16·1 (6·9 to 32·2)	8·1 (3·4 to 16·3)	4 (1·5 to 8·2)	1·6 (0·6 to 3·6)	0·2 (0·1 to 0·6)	5,470
Periodontal diseases	0 (0 to 0)	0 (0 to 0)	0 (0 to 0)	0 (0 to 0)	0 (0 to 0)	0 (0 to 0)	42·9 (11·7 to 113)	169 (49·1 to 442)	423 (122 to 1,050)	769 (236 to 2,000)	1,060 (328 to 2,840)	1,200 (379 to 3,110)	1,130 (373 to 2,760)	891 (314 to 2,100)	654 (237 to 1,440)	428 (160 to 895)	244 (92·2 to 524)	125 (48·8 to 263)	59·4 (23·4 to 124)	32·3 (12·4 to 67·3)	18·4 (6·8 to 38·1)	9 (3·2 to 19·2)	1·7 (0·6 to 3·7)	7,250
Other oral disorders	0 (0 to 0)	0 (0 to 0)	0 (0 to 0)	392 (231 to 610)	362 (208 to 571)	381 (221 to 597)	586 (355 to 919)	872 (521 to 1,330)	1,090 (668 to 1,670)	1,230 (728 to 1,850)	1,140 (677 to 1,760)	944 (570 to 1,410)	709 (431 to 1,110)	486 (292 to 728)	324 (198 to 491)	207 (126 to 314)	119 (74·2 to 179)	58·2 (35·8 to 88·4)	23·2 (14·4 to 34·8)	10·3 (6·5 to 15·7)	4·6 (2·8 to 6·8)	2 (1·2 to 3)	0·4 (0·2 to 0·6)	8,940
Sudden infant death syndrome	--	110 (50·5 to 213)	1,540 (731 to 3,050)	--	--	--	--	--	--	--	--	--	--	--	--	--	--	--	--	--	--	--	--	NA
Injuries	64·2 (35·1 to 137)	79·3 (40·6 to 177)	1,080 (630 to 1,820)	6,240 (3,800 to 9,190)	5,650 (4,330 to 7,030)	7,050 (5,610 to 8,460)	17,000 (13,900 to 20,600)	33,400 (26,200 to 43,500)	46,500 (36,000 to 59,900)	58,400 (44,800 to 75,500)	58,800 (43,900 to 75,600)	52,600 (39,400 to 69,000)	39,400 (29,900 to 50,700)	26,700 (20,600 to 34,100)	17,500 (13,300 to 22,400)	10,600 (8,190 to 13,300)	6,230 (4,900 to 7,710)	3,470 (2,780 to 4,290)	1,880 (1,490 to 2,360)	1,320 (1,040 to 1,650)	891 (683 to 1,150)	501 (383 to 652)	111 (83·2 to 149)	395,000
Transport injuries	10·9 (3·8 to 25·1)	16·3 (6·6 to 33·5)	279 (126 to 540)	2,250 (1,090 to 3,910)	2,190 (1,390 to 3,140)	2,750 (1,870 to 3,700)	8,470 (5,870 to 11,700)	17,800 (12,300 to 25,100)	25,200 (16,900 to 35,600)	31,100 (20,800 to 44,000)	32,000 (20,700 to 44,500)	29,100 (19,000 to 42,100)	22,000 (15,000 to 30,500)	15,200 (10,500 to 21,400)	9,520 (6,460 to 13,500)	4,880 (3,390 to 6,780)	2,660 (1,900 to 3,700)	1,140 (830 to 1,520)	499 (359 to 661)	287 (219 to 385)	166 (123 to 222)	73·5 (54·3 to 96·7)	15·6 (11 to 21·1)	207,000
Road injuries	10·4 (3·6 to 24·2)	15·5 (6·1 to 32·2)	269 (116 to 526)	2,190 (1,060 to 3,820)	2,110 (1,320 to 3,060)	2,660 (1,810 to 3,580)	8,260 (5,720 to 11,400)	17,400 (12,000 to 24,600)	24,600 (16,600 to 34,800)	30,400 (20,500 to 43,100)	31,300 (20,300 to 43,900)	28,600 (18,500 to 41,500)	21,600 (14,700 to 30,000)	14,900 (10,300 to 21,000)	9,320 (6,330 to 13,300)	4,790 (3,340 to 6,670)	2,610 (1,860 to 3,620)	1,120 (813 to 1,490)	485 (349 to 644)	279 (212 to 374)	162 (120 to 216)	71·2 (52·5 to 94·1)	15 (10·6 to 20·4)	203,000
Pedestrian road injuries	2 (0·2 to 6·1)	3·5 (0·6 to 10·2)	44·9 (6·4 to 143)	333 (74 to 882)	323 (113 to 727)	413 (200 to 742)	1,110 (506 to 2,000)	2,230 (1,060 to 3,870)	3,520 (1,800 to 6,830)	5,000 (2,380 to 10,600)	5,320 (2,470 to 11,800)	4,590 (2,180 to 9,810)	3,900 (1,950 to 7,800)	2,650 (1,270 to 5,430)	1,750 (963 to 3,120)	1,010 (540 to 1,760)	572 (344 to 944)	254 (166 to 379)	133 (89·9 to 191)	74·8 (52·9 to 105)	40·6 (28·2 to 56·8)	16·9 (11·8 to 23·4)	3·4 (2·3 to 4·9)	33,300
Cyclist road injuries	0 (0 to 0)	0 (0 to 0)	0 (0 to 0)	23·1 (8·3 to 49·3)	37·6 (21·4 to 61·1)	60·5 (38·4 to 87·7)	91·6 (60·3 to 133)	160 (106 to 229)	216 (148 to 307)	259 (174 to 366)	269 (184 to 381)	247 (166 to 344)	219 (151 to 300)	182 (128 to 251)	133 (92·8 to 182)	82·7 (57·3 to 114)	53·4 (37·6 to 72·9)	33·1 (23·6 to 45·1)	17 (12 to 23)	9·8 (6·9 to 13·3)	6·1 (4·2 to 8·2)	3·2 (2·2 to 4·3)	0·6 (0·4 to 0·8)	2,100
Motorcyclist road injuries	1·9 (0·1 to 5·8)	1·8 (0·2 to 5·4)	24·1 (1·6 to 78·2)	78·4 (13·3 to 209)	71·4 (21·7 to 171)	90·5 (42 to 169)	292 (134 to 566)	556 (239 to 1,250)	653 (259 to 1,870)	623 (240 to 1,970)	653 (236 to 2,240)	541 (214 to 1,680)	341 (166 to 858)	217 (128 to 444)	167 (99·1 to 316)	90·8 (60·4 to 137)	57·4 (39·8 to 84·6)	29·3 (20·7 to 39·6)	15·1 (10·7 to 20·4)	8·5 (6 to 11·5)	5·2 (3·6 to 7·1)	2·8 (2 to 3·9)	0·6 (0·5 to 0·9)	4,520
Motor vehicle road injuries	6·5 (1·9 to 17·1)	10·2 (3·6 to 23·4)	199 (85·3 to 397)	1,750 (858 to 3,040)	1,680 (1,040 to 2,480)	2,090 (1,420 to 2,890)	6,730 (4,580 to 9,430)	14,400 (9,800 to 20,600)	20,200 (13,200 to 28,600)	24,400 (15,300 to 35,400)	24,900 (14,900 to 36,200)	23,100 (14,000 to 34,400)	17,000 (11,200 to 24,200)	11,800 (7,700 to 16,700)	7,220 (4,740 to 10,500)	3,580 (2,430 to 5,130)	1,910 (1,310 to 2,690)	792 (556 to 1,090)	316 (222 to 444)	183 (135 to 252)	109 (77·3 to 152)	47·6 (33·3 to 64·5)	10·2 (7 to 14·8)	162,000
Other road injuries	0 (0 to 0·1)	0·1 (0 to 0·2)	1·6 (0·3 to 4·8)	11·9 (3·2 to 29·1)	7·3 (3·7 to 12·6)	11·2 (7·2 to 16·2)	33·1 (19·2 to 58·2)	71·8 (42 to 125)	102 (57·2 to 188)	139 (78·7 to 261)	146 (76·6 to 299)	127 (69·4 to 237)	112 (62·6 to 204)	73·7 (43·6 to 128)	43·9 (28·2 to 73·2)	17·8 (12·2 to 24·5)	12·3 (8·5 to 17)	7·9 (5·5 to 10·9)	4·4 (3·1 to 6·3)	2·6 (1·8 to 3·5)	1·5 (1·1 to 2·1)	0·8 (0·5 to 1·1)	0·2 (0·1 to 0·2)	927
Other transport injuries	0·5 (0·2 to 1·3)	0·7 (0·3 to 1·7)	9·4 (4·7 to 19·4)	59·4 (30·4 to 112)	71·8 (43·3 to 118)	88·7 (56·8 to 139)	211 (109 to 364)	368 (214 to 658)	524 (280 to 975)	606 (293 to 1,140)	632 (329 to 1,130)	492 (265 to 909)	421 (235 to 762)	282 (152 to 490)	202 (110 to 342)	90·2 (53·7 to 151)	54·9 (33·4 to 90·7)	24·4 (15·3 to 40·1)	13·2 (8·4 to 20·8)	8 (5·2 to 12·5)	3·9 (2·7 to 5·9)	2·3 (1·6 to 3·3)	0·6 (0·4 to 0·9)	4,170
Unintentional injuries	40·8 (18·6 to 114)	59·4 (27·4 to 145)	757 (411 to 1,480)	3,870 (2,260 to 6,210)	3,260 (2,410 to 4,140)	3,900 (3,010 to 4,970)	6,900 (5,370 to 8,810)	12,400 (9,470 to 16,400)	17,200 (12,800 to 22,700)	22,800 (17,100 to 29,900)	22,800 (16,800 to 30,000)	20,300 (15,000 to 26,900)	15,400 (11,400 to 19,900)	10,500 (7,810 to 13,700)	7,400 (5,570 to 9,600)	5,400 (4,090 to 6,880)	3,390 (2,560 to 4,380)	2,250 (1,750 to 2,880)	1,340 (1,040 to 1,700)	1,010 (778 to 1,300)	713 (538 to 939)	422 (315 to 567)	94·8 (68·8 to 131)	162,000
Falls	15·9 (2·8 to 74·9)	13·3 (3·9 to 45·7)	254 (77·4 to 835)	1,400 (549 to 3,480)	1,110 (694 to 1,720)	1,360 (956 to 1,840)	2,410 (1,720 to 3,240)	4,510 (3,290 to 6,050)	6,720 (4,710 to 9,160)	9,730 (6,740 to 13,100)	10,000 (6,980 to 13,500)	8,940 (6,300 to 12,100)	7,300 (5,160 to 9,860)	5,680 (3,970 to 7,730)	4,340 (3,120 to 5,770)	3,530 (2,520 to 4,680)	2,330 (1,690 to 3,050)	1,670 (1,280 to 2,150)	1,050 (800 to 1,360)	840 (628 to 1,110)	599 (442 to 804)	360 (265 to 494)	80·8 (57 to 116)	74,300
Drowning	1·2 (0·6 to 2·1)	1·6 (0·7 to 3·1)	40·7 (16·1 to 85·7)	595 (263 to 1,130)	392 (204 to 702)	388 (221 to 641)	558 (325 to 887)	751 (423 to 1,210)	887 (515 to 1,510)	760 (420 to 1,230)	883 (511 to 1,470)	663 (375 to 1,050)	416 (246 to 666)	239 (148 to 371)	144 (86·8 to 226)	62·1 (38·7 to 93·6)	28·8 (19·4 to 41·4)	20·5 (13·8 to 30·4)	4·7 (3·3 to 6·4)	2·8 (1·9 to 3·8)	2·4 (1·7 to 3·4)	1·8 (1·2 to 2·7)	0·6 (0·3 to 0·9)	6,840
Fire, heat, and hot substances	3·7 (0·4 to 16·6)	4·9 (0·8 to 19·5)	96·4 (15·9 to 388)	439 (114 to 1,330)	255 (98·2 to 582)	304 (154 to 588)	889 (500 to 1,730)	1,510 (842 to 3,160)	1,810 (938 to 3,610)	2,290 (976 to 4,740)	2,080 (866 to 4,210)	1,890 (851 to 4,010)	1,220 (574 to 2,410)	708 (388 to 1,340)	446 (270 to 792)	319 (206 to 508)	159 (97·4 to 250)	109 (68·6 to 177)	58·1 (35·7 to 93·2)	41·2 (25·6 to 68·3)	29·3 (18·5 to 48·2)	14·2 (8·5 to 22·7)	3·4 (1·9 to 5·6)	14,700
Poisonings	1·5 (0·4 to 4)	1·9 (0·5 to 5·2)	24·7 (7·1 to 67·4)	152 (58·1 to 325)	103 (50·5 to 194)	163 (80·1 to 292)	250 (117 to 484)	480 (250 to 882)	694 (325 to 1,340)	740 (338 to 1,420)	738 (352 to 1,450)	632 (280 to 1,180)	417 (185 to 808)	188 (91·2 to 359)	103 (52·7 to 188)	64·9 (35 to 118)	33·7 (19·2 to 56·7)	15·6 (8·9 to 27·6)	7·2 (3·9 to 12·8)	2 (1·1 to 3·5)	1·5 (0·8 to 2·6)	0·5 (0·3 to 0·9)	0·1 (0·1 to 0·2)	4,810
Poisoning by carbon monoxide	0·6 (0·1 to 1·9)	0·6 (0·1 to 2)	10·7 (1·7 to 36·2)	57·2 (13·4 to 166)	41·4 (14·6 to 94)	65·8 (25·9 to 135)	138 (58·7 to 285)	292 (134 to 546)	472 (191 to 983)	424 (140 to 868)	458 (151 to 981)	397 (141 to 824)	255 (83·5 to 536)	134 (53·5 to 274)	72·3 (28·9 to 139)	50·3 (23·2 to 97·2)	26·5 (13·6 to 45·6)	11·2 (5·6 to 21·3)	5·3 (2·6 to 10)	1·1 (0·6 to 2·2)	0·8 (0·4 to 1·6)	0·2 (0·1 to 0·5)	0 (0 to 0·1)	2,910
Poisoning by other means	1 (0·2 to 2·6)	1·3 (0·3 to 3·8)	14 (2·5 to 39·5)	94·7 (29·5 to 229)	61·7 (23·9 to 125)	96·9 (41·1 to 184)	112 (44·6 to 232)	188 (80·5 to 393)	222 (82 to 499)	315 (114 to 707)	279 (88·6 to 642)	236 (74·8 to 601)	162 (52·2 to 402)	54·6 (20·4 to 140)	30·7 (11·5 to 72·3)	14·5 (6·2 to 32·2)	7·2 (3·5 to 15·9)	4·4 (2·1 to 10·1)	1·9 (0·8 to 4)	0·8 (0·4 to 1·6)	0·7 (0·3 to 1·3)	0·3 (0·1 to 0·5)	0·1 (0 to 0·2)	1,900
Exposure to mechanical forces	3·9 (0·3 to 17·3)	13·3 (0·6 to 106)	76·1 (11·8 to 300)	311 (127 to 689)	324 (202 to 498)	398 (262 to 590)	616 (430 to 921)	1,140 (724 to 1,780)	1,460 (868 to 2,250)	1,870 (1,080 to 3,060)	1,590 (943 to 2,470)	1,560 (912 to 2,440)	1,250 (763 to 1,930)	862 (561 to 1,300)	595 (399 to 853)	375 (255 to 531)	236 (167 to 328)	126 (90·3 to 172)	64·8 (46·3 to 87·6)	38 (27·1 to 50·7)	24·5 (16·9 to 33·6)	13·6 (9·8 to 18·4)	3·1 (2·1 to 4·4)	13,000
Unintentional firearm injuries	0·4 (0 to 2·8)	2·1 (0 to 11·5)	12·9 (1·1 to 69·9)	47·4 (13·4 to 141)	47·3 (19·2 to 106)	61·9 (28·6 to 131)	155 (64 to 308)	337 (135 to 708)	313 (111 to 699)	425 (143 to 974)	309 (115 to 731)	306 (117 to 691)	216 (89·8 to 464)	111 (54·3 to 242)	71·3 (36·8 to 138)	29·8 (18·3 to 53)	17·9 (10·9 to 31·8)	8·4 (5·4 to 13·4)	5·1 (3·1 to 8·8)	3 (1·8 to 5·3)	1·4 (0·9 to 2·6)	0·8 (0·5 to 1·7)	0·3 (0·2 to 0·6)	2,480
Other exposure to mechanical forces	3·5 (0·2 to 15·7)	11·2 (0·4 to 74·7)	63·2 (9·9 to 240)	264 (104 to 630)	276 (161 to 441)	336 (214 to 493)	462 (296 to 688)	802 (476 to 1,250)	1,150 (670 to 1,790)	1,440 (823 to 2,340)	1,280 (778 to 1,960)	1,260 (749 to 1,940)	1,030 (613 to 1,610)	751 (476 to 1,150)	524 (346 to 750)	345 (235 to 488)	218 (153 to 306)	118 (83·2 to 162)	59·7 (42·5 to 81·2)	35 (25 to 47·1)	23 (16 to 31·6)	12·8 (9·2 to 17·4)	2·8 (1·9 to 4)	10,500
Adverse effects of medical treatment	3·9 (1·2 to 17·9)	7·3 (2·9 to 23·8)	66·7 (34·1 to 181)	154 (88·7 to 255)	98·7 (57·3 to 161)	102 (62·7 to 160)	227 (102 to 405)	356 (137 to 684)	496 (149 to 911)	661 (160 to 1,320)	746 (160 to 1,440)	748 (182 to 1,370)	615 (186 to 1,180)	477 (185 to 874)	300 (138 to 544)	188 (112 to 302)	110 (69·5 to 169)	55·4 (33·3 to 83·9)	27 (13·8 to 44·7)	16·6 (9·9 to 26·7)	12·1 (6·4 to 21·1)	7 (3·9 to 11·2)	1·5 (0·8 to 2·7)	5,480
Animal contact	0·3 (0·2 to 0·8)	0·6 (0·3 to 1·2)	10·3 (5 to 23·9)	50 (26·2 to 101)	54·7 (31 to 93·6)	67·5 (41·5 to 109)	75·5 (50·1 to 109)	102 (66·5 to 151)	102 (68 to 147)	134 (87·6 to 199)	115 (77·3 to 168)	121 (76·4 to 189)	75·2 (50·9 to 106)	62·7 (41·5 to 91·6)	34 (23·1 to 49·2)	28·9 (19·2 to 42·4)	19·6 (12·6 to 29·9)	13·4 (8·7 to 20·2)	6·1 (3·9 to 9·2)	3·9 (2·5 to 6)	2·2 (1·4 to 3·2)	1·6 (1 to 2·5)	0·3 (0·2 to 0·4)	1,080
Venomous animal contact	0·2 (0·1 to 0·6)	0·3 (0·2 to 0·6)	6·3 (2·9 to 14·5)	27·4 (14 to 57·1)	38 (20·1 to 68·7)	48 (27·1 to 80·6)	51·4 (31·7 to 75·9)	66·9 (41 to 103)	63·9 (39·4 to 96·6)	89·9 (54·7 to 139)	69·8 (43·6 to 104)	82·4 (45·9 to 134)	44·2 (28 to 64·6)	35·8 (22·1 to 55·4)	16·2 (9·9 to 24·2)	17·9 (10·5 to 28·4)	12 (7 to 19·8)	8·7 (5 to 13·9)	3·6 (2·1 to 5·9)	2·2 (1·3 to 3·6)	1·1 (0·6 to 1·7)	0·9 (0·5 to 1·5)	0·1 (0·1 to 0·2)	687
Non-venomous animal contact	0·1 (0 to 0·3)	0·3 (0·1 to 0·6)	4 (1·9 to 8·9)	22·6 (11·1 to 46·3)	16·7 (9 to 29·6)	19·4 (11·2 to 32·2)	24·2 (14·8 to 37·9)	35·4 (22 to 53·8)	38 (24·1 to 59·2)	43·8 (26·8 to 69·9)	45·2 (28·1 to 72·3)	38·8 (23·8 to 62·2)	31 (19·2 to 49·1)	26·9 (16·4 to 41·1)	17·9 (11·6 to 27)	11·1 (6·8 to 17·4)	7·6 (4·7 to 12·1)	4·8 (3 to 7·6)	2·5 (1·6 to 3·7)	1·8 (1·1 to 2·7)	1·1 (0·7 to 1·7)	0·7 (0·4 to 1·1)	0·2 (0·1 to 0·3)	394
Foreign body	5 (2·1 to 10·3)	8·8 (4·1 to 16·7)	90·3 (37·6 to 185)	210 (109 to 373)	187 (121 to 275)	241 (160 to 347)	257 (181 to 366)	436 (294 to 649)	606 (408 to 881)	730 (464 to 1,110)	690 (461 to 1,010)	678 (459 to 1,000)	464 (320 to 658)	372 (256 to 529)	235 (165 to 337)	136 (101 to 181)	71 (54·1 to 93·1)	37·1 (27·5 to 48·5)	18·1 (13·2 to 24·2)	10·9 (8 to 14·6)	7·2 (5·2 to 10·1)	4·3 (3·1 to 6·2)	1·1 (0·7 to 1·5)	5,500
Pulmonary aspiration and foreign body in airway	4·9 (2 to 10·1)	8·5 (3·8 to 16·4)	83·5 (32·5 to 175)	171 (79·8 to 317)	133 (77·3 to 216)	174 (104 to 273)	170 (109 to 259)	308 (186 to 503)	445 (277 to 711)	540 (301 to 896)	500 (295 to 810)	512 (305 to 831)	335 (209 to 519)	283 (174 to 445)	175 (108 to 274)	94·7 (63·6 to 134)	45·6 (31·5 to 65·6)	22·8 (14·6 to 33·2)	10·7 (6·4 to 16·5)	6·6 (4·4 to 9·9)	4·7 (2·8 to 7·5)	2·9 (1·8 to 4·6)	0·7 (0·4 to 1·1)	4,030
Foreign body in eyes	0 (0 to 0·1)	0·1 (0 to 0·3)	2·5 (0·7 to 5·6)	13·6 (4 to 30·8)	21·8 (6·3 to 49·8)	26·6 (8·2 to 60·4)	36·2 (11·9 to 82·9)	55·9 (17·8 to 123)	72·3 (26·1 to 153)	83·4 (29·5 to 172)	81·4 (31·9 to 166)	70·2 (30·7 to 141)	51·3 (24·7 to 96·2)	32·4 (17·1 to 57·9)	20·4 (11·6 to 33·8)	13·4 (7·9 to 20·8)	8·2 (5·1 to 12·6)	4·6 (3 to 6·9)	2·4 (1·6 to 3·5)	1·4 (0·9 to 2)	0·8 (0·5 to 1·1)	0·4 (0·3 to 0·6)	0·1 (0·1 to 0·1)	599
Foreign body in other body part	0·1 (0 to 0·2)	0·2 (0·1 to 0·4)	4·3 (2 to 8·9)	26·1 (13·5 to 46·2)	32·4 (20·9 to 48·9)	40·3 (26·5 to 59·8)	50·4 (34·4 to 71·1)	72 (49·9 to 102)	88·2 (60·7 to 124)	107 (73·1 to 150)	108 (73·7 to 149)	95·9 (66·9 to 133)	77·8 (55 to 108)	56·3 (39·2 to 78·1)	40 (28·4 to 54·6)	27·8 (19·6 to 37·2)	17·2 (12·2 to 23·5)	9·8 (6·8 to 13·3)	5 (3·6 to 6·8)	2·9 (2 to 4)	1·8 (1·2 to 2·4)	1 (0·7 to 1·4)	0·2 (0·2 to 0·3)	864
Environmental heat and cold exposure	0·1 (0 to 0·2)	0·2 (0·1 to 0·3)	3·7 (2·5 to 5·2)	23·6 (15·8 to 33·8)	45·4 (28·5 to 67·3)	65·1 (41·9 to 95·8)	96·2 (64·4 to 142)	144 (97·1 to 211)	186 (124 to 264)	220 (147 to 325)	213 (143 to 309)	182 (123 to 264)	139 (95 to 199)	101 (67·9 to 143)	69·9 (47·9 to 98·7)	47·2 (32·5 to 66·4)	29 (20 to 40·7)	16·1 (11·1 to 22·2)	8·1 (5·6 to 11·3)	4·5 (3·1 to 6·2)	2·7 (1·9 to 3·9)	1·6 (1·1 to 2·2)	0·3 (0·2 to 0·5)	1,600
Exposure to forces of nature	0·1 ([illegible])	0·5 ([illegible])	4·5 ([illegible])	23·2 ([illegible])	21·5 ([illegible])	22·6 ([illegible])	21·7 ([illegible])	27·2 ([illegible])	30·5 ([illegible])	28·7 ([illegible])	26·3 ([illegible])	21·6 ([illegible])	15·9 ([illegible])	10·8 ([illegible])	7·3 ([illegible])	4·8 ([illegible])	2·7 ([illegible])	1·5 ([illegible])	0·8 ([illegible])	0·5 ([illegible])	0·3 ([illegible])	0·1 ([illegible])	0 ([illegible])	273
Other unintentional injuries	[illegible]	[illegible]	[illegible]	[illegible]	[illegible]	[illegible]	[illegible]	[illegible]	[illegible]	[illegible]	[illegible]	[illegible]	[illegible]	[illegible]	[illegible]	[illegible]	[illegible]	[illegible]	[illegible]	[illegible]	[illegible]	[illegible]	[illegible]	34,800
Self-harm and interpersonal violence	[illegible]	[illegible]	[illegible]	[illegible]	[illegible]	[illegible]	[illegible]	[illegible]	[illegible]	[illegible]	[illegible]	[illegible]	[illegible]	[illegible]	[illegible]	[illegible]	[illegible]	[illegible]	[illegible]	[illegible]	[illegible]	[illegible]	[illegible]	25,700
Self-harm	[illegible]	[illegible]	[illegible]	[illegible]	[illegible]	[illegible]	[illegible]	[illegible]	[illegible]	[illegible]	[illegible]	[illegible]	[illegible]	[illegible]	[illegible]	[illegible]	[illegible]	[illegible]	[illegible]	[illegible]	[illegible]	[illegible]	[illegible]	14,600
Self-harm by firearm	[illegible]	[illegible]	[illegible]	[illegible]	[illegible]	[illegible]	[illegible]	[illegible]	[illegible]	[illegible]	[illegible]	[illegible]	[illegible]	[illegible]	[illegible]	[illegible]	[illegible]	[illegible]	[illegible]	[illegible]	[illegible]	[illegible]	[illegible]	964
Self-harm by other specified means	[illegible]	[illegible]	[illegible]	[illegible]	[illegible]	[illegible]	[illegible]	[illegible]	[illegible]	[illegible]	[illegible]	[illegible]	[illegible]	[illegible]	[illegible]	[illegible]	[illegible]	[illegible]	[illegible]	[illegible]	[illegible]	[illegible]	[illegible]	13,600
Interpersonal violence	[illegible]	[illegible]	[illegible]	[illegible]	[illegible]	[illegible]	[illegible]	[illegible]	[illegible]	[illegible]	[illegible]	[illegible]	[illegible]	[illegible]	[illegible]	[illegible]	[illegible]	[illegible]	[illegible]	[illegible]	[illegible]	[illegible]	[illegible]	10,700
Physical violence by firearm	[illegible]	[illegible]	[illegible]	[illegible]	[illegible]	[illegible]	[illegible]	[illegible]	[illegible]	[illegible]	[illegible]	[illegible]	[illegible]	[illegible]	[illegible]	[illegible]	[illegible]	[illegible]	[illegible]	[illegible]	[illegible]	[illegible]	[illegible]	461
Physical violence by sharp object	[illegible]	[illegible]	[illegible]	[illegible]	[illegible]	[illegible]	[illegible]	[illegible]	[illegible]	[illegible]	[illegible]	[illegible]	[illegible]	[illegible]	[illegible]	[illegible]	[illegible]	[illegible]	[illegible]	[illegible]	[illegible]	[illegible]	[illegible]	588
Sexual violence	[illegible]	[illegible]	[illegible]	[illegible]	[illegible]	[illegible]	[illegible]	[illegible]	[illegible]	[illegible]	[illegible]	[illegible]	[illegible]	[illegible]	[illegible]	[illegible]	[illegible]	[illegible]	[illegible]	[illegible]	[illegible]	[illegible]	[illegible]	8,250
Physical violence by other means	[illegible]	[illegible]	[illegible]	[illegible]	[illegible]	[illegible]	[illegible]	[illegible]	[illegible]	[illegible]	[illegible]	[illegible]	[illegible]	[illegible]	[illegible]	[illegible]	[illegible]	[illegible]	[illegible]	[illegible]	[illegible]	[illegible]	[illegible]	3,960
Conflict and terrorism	[illegible]	[illegible]	[illegible]	[illegible]	[illegible]	[illegible]	[illegible]	[illegible]	[illegible]	[illegible]	[illegible]	[illegible]	[illegible]	[illegible]	[illegible]	[illegible]	[illegible]	[illegible]	[illegible]	[illegible]	[illegible]	[illegible]	[illegible]	173

SR Table 2b: Sri Lanka DALYS by cause and age group for females with 95% uncertainty intervals, 2019

Cause	Early Neonatal	Late Neonatal	Post Neonatal	1 to 4	5 to 9	10 to 14	15 to 19	20 to 24	25 to 29	30 to 34	35 to 39	40 to 44	45 to 49	50 to 54	55 to 59	60 to 64	65 to 69	70 to 74	75 to 79	80 to 84	85 to 89	90 to 94	95 plus	Total
All causes	34,900 (29,300 to 41,800)	16,100 (9,790 to 24,700)	26,900 (19,600 to 37,600)	33,900 (26,900 to 43,900)	42,000 (34,200 to 51,300)	54,900 (45,900 to 64,900)	67,200 (56,100 to 79,000)	91,600 (77,600 to 107,000)	104,000 (88,200 to 120,000)	112,000 (95,600 to 130,000)	114,000 (100,000 to 130,000)	126,000 (111,000 to 143,000)	130,000 (115,000 to 150,000)	150,000 (135,000 to 169,000)	170,000 (154,000 to 188,000)	197,000 (179,000 to 216,000)	226,000 (206,000 to 246,000)	261,000 (240,000 to 283,000)	292,000 (274,000 to 312,000)	299,000 (277,000 to 322,000)	297,000 (273,000 to 322,000)	97,900 (77,600 to 120,000)	1,500,000
Communicable, maternal, neonatal, and nutritional diseases	29,000 (19,600 to 42,100)	15,200 (9,390 to 24,000)	12,700 (8,200 to 19,200)	19,200 (11,900 to 29,100)	13,900 (10,200 to 17,800)	11,400 (8,980 to 14,500)	12,900 (9,810 to 17,000)	13,200 (9,200 to 18,100)	13,300 (9,100 to 18,700)	14,900 (10,100 to 20,500)	16,600 (10,900 to 23,000)	19,400 (12,900 to 28,200)	21,500 (14,200 to 31,000)	23,100 (15,400 to 33,000)	25,000 (16,900 to 35,500)	27,000 (18,600 to 37,500)	29,000 (20,000 to 40,000)	31,000 (21,600 to 42,500)	32,000 (22,000 to 43,900)	31,000 (21,600 to 42,900)	29,000 (20,000 to 39,900)	7,900 (5,600 to 11,000)	350,000
HIV/AIDS and sexually transmitted infections	220 (60 to 1,100)	64.0 (17.9 to 330)	1,100 (304 to 5,100)	474 (127 to 2,200)	39.3 (10.2 to 182)	43 (11 to 200)	126 (32 to 586)	334 (85 to 1,600)	616 (159 to 2,900)	1,000 (264 to 4,700)	929 (245 to 4,400)	1,000 (264 to 4,800)	1,000 (264 to 4,800)	1,000 (264 to 4,800)	1,000 (264 to 4,800)	1,000 (264 to 4,800)	1,000 (264 to 4,800)	1,000 (264 to 4,800)	1,000 (264 to 4,800)	1,000 (264 to 4,800)	1,000 (264 to 4,800)	1,000 (264 to 4,800)	4,140
HIV/AIDS	0 (0 to 0)	0 (0 to 0)	45.2 (20.7 to 94.9)	0 (0 to 0)	0 (0 to 0)	0 (0 to 0)	0 (0 to 0)	0 (0 to 0)	0 (0 to 0)	0 (0 to 0)	0 (0 to 0)	0 (0 to 0)	0 (0 to 0)	0 (0 to 0)	0 (0 to 0)	0 (0 to 0)	0 (0 to 0)	0 (0 to 0)	0 (0 to 0)	0 (0 to 0)	0 (0 to 0)	0 (0 to 0)	0 (0 to 0)	1,300
HIV/AIDS - Drug-susceptible Tuberculosis	0 (0 to 0)	0 (0 to 0)	4.0 (0 to 9.6)	4.0 (0 to 9.6)	2.4 (1.0 to 5.6)	1.9 (1.0 to 3.9)	4.0 (2.0 to 8.0)	7.6 (3.5 to 17.3)	9.6 (4.6 to 14.9)	13.9 (6.9 to 21.6)	18.4 (11.7 to 28.6)	21.2 (13.4 to 32.3)	19.0 (12.2 to 29.0)	18.0 (11.5 to 27.5)	16.0 (10.2 to 24.5)	14.0 (8.9 to 21.4)	12.0 (7.6 to 18.4)	10.0 (6.3 to 15.3)	8.0 (5.1 to 12.2)	6.0 (3.8 to 9.2)	4.0 (2.5 to 6.1)	0 (0 to 0)	138
HIV/AIDS - Multidrug-resistant Tuberculosis without extreme drug resistance	0 (0 to 0)	0 (0 to 0)	0 (0 to 0)	0 (0 to 0)	0 (0 to 0)	0 (0 to 0)	0 (0 to 0)	0 (0 to 0)	0 (0 to 0)	0 (0 to 0)	0 (0 to 0)	0 (0 to 0)	0 (0 to 0)	0 (0 to 0)	0 (0 to 0)	0 (0 to 0)	0 (0 to 0)	0 (0 to 0)	0 (0 to 0)	0 (0 to 0)	0 (0 to 0)	0 (0 to 0)	0 (0 to 0)	1.3
HIV/AIDS - Extensively drug-resistant Tuberculosis	0 (0 to 0)	0 (0 to 0)	0 (0 to 0)	0 (0 to 0)	0 (0 to 0)	0 (0 to 0)	0 (0 to 0)	0 (0 to 0)	0 (0 to 0)	0 (0 to 0)	0 (0 to 0)	0 (0 to 0)	0 (0 to 0)	0 (0 to 0)	0 (0 to 0)	0 (0 to 0)	0 (0 to 0)	0 (0 to 0)	0 (0 to 0)	0 (0 to 0)	0 (0 to 0)	0 (0 to 0)	0 (0 to 0)	0.2
HIV/AIDS resulting in other diseases	0 (0 to 0)	0 (0 to 0)	39 (20.7 to 91.1)	0 (0 to 0)	0 (0 to 0)	0 (0 to 0)	0 (0 to 0)	0 (0 to 0)	0 (0 to 0)	0 (0 to 0)	0 (0 to 0)	0 (0 to 0)	0 (0 to 0)	0 (0 to 0)	0 (0 to 0)	0 (0 to 0)	0 (0 to 0)	0 (0 to 0)	0 (0 to 0)	0 (0 to 0)	0 (0 to 0)	0 (0 to 0)	0 (0 to 0)	1,190
Sexually transmitted infections excluding HIV	220 (60 to 1,100)	64.0 (17.9 to 330)	75.2 (20.7 to 330)	0 (0 to 0)	1.7 (0.6 to 4.1)	19.9 (10.0 to 39.2)	69.9 (35.1 to 137)	144 (72.4 to 284)	343 (172 to 677)	381 (191 to 752)	321 (161 to 633)	299 (150 to 589)	328 (165 to 647)	281 (141 to 554)	168 (84.4 to 331)	125 (62.7 to 246)	101 (50.7 to 199)	104 (52.2 to 205)	69.1 (34.7 to 136)	28.7 (14.4 to 56.5)	10.7 (5.4 to 21.1)	2.6 (1.3 to 5.2)	2,810
Syphilis	0 (0 to 0)	0 (0 to 0)	0 (0 to 0)	0 (0 to 0)	0 (0 to 0)	0 (0 to 0)	0 (0 to 0)	0 (0 to 0)	0 (0 to 0)	0 (0 to 0)	0 (0 to 0)	0 (0 to 0)	0 (0 to 0)	0 (0 to 0)	0 (0 to 0)	0 (0 to 0)	0 (0 to 0)	0 (0 to 0)	0 (0 to 0)	0 (0 to 0)	0 (0 to 0)	0 (0 to 0)	0 (0 to 0)	426
Chlamydial infection	0 (0 to 0)	0 (0 to 0)	0 (0 to 0)	0 (0 to 0)	0 (0 to 0)	1.7 (0 to 3)	4.1 (2.6 to 6.1)	12.6 (8.1 to 18.2)	34.1 (21.5 to 49.1)	74 (46.6 to 107)	114 (72.2 to 164)	156 (98.2 to 225)	194 (122 to 279)	230 (145 to 331)	264 (166 to 380)	297 (187 to 427)	329 (207 to 473)	359 (226 to 516)	387 (244 to 556)	413 (260 to 594)	436 (275 to 627)	457 (288 to 657)	134
Gonococcal infection	0 (0 to 0)	0 (0 to 0)	0 (0 to 0)	0 (0 to 0)	0 (0 to 0)	0 (0 to 0)	0 (0 to 0)	0 (0 to 0)	0 (0 to 0)	0 (0 to 0)	0 (0 to 0)	0 (0 to 0)	0 (0 to 0)	0 (0 to 0)	0 (0 to 0)	0 (0 to 0)	0 (0 to 0)	0 (0 to 0)	0 (0 to 0)	0 (0 to 0)	0 (0 to 0)	0 (0 to 0)	0 (0 to 0)	203
Trichomoniasis	0 (0 to 0)	0 (0 to 0)	0 (0 to 0)	0 (0 to 0)	0 (0 to 0)	0 (0 to 0)	0 (0 to 0)	0 (0 to 0)	0 (0 to 0)	0 (0 to 0)	0 (0 to 0)	0 (0 to 0)	0 (0 to 0)	0 (0 to 0)	0 (0 to 0)	0 (0 to 0)	0 (0 to 0)	0 (0 to 0)	0 (0 to 0)	0 (0 to 0)	0 (0 to 0)	0 (0 to 0)	0 (0 to 0)	1,170
Genital herpes	0 (0 to 0)	0 (0 to 0)	0 (0 to 0)	0 (0 to 0)	0 (0 to 0)	3.4 (1 to 8.6)	14.9 (3.2 to 36.8)	29.7 (6.4 to 73.1)	42.1 (9.1 to 103)	49.6 (10.7 to 122)	56.9 (12.3 to 140)	60.4 (13.1 to 149)	59.6 (12.9 to 147)	58.8 (12.7 to 145)	62.1 (13.4 to 153)	68.3 (14.8 to 168)	69.6 (15.1 to 171)	71.9 (15.6 to 177)	71.1 (15.4 to 175)	69.5 (15.1 to 171)	66.9 (14.5 to 165)	2.9 (0.6 to 7.1)	1,170
Other sexually transmitted infections	0 (0 to 0)	0 (0 to 0)	0 (0 to 0)	0 (0 to 0)	0 (0 to 0)	3.9 (1.5 to 9.1)	11.9 (4.6 to 27.6)	22.4 (8.7 to 52.1)	33.2 (12.9 to 77.1)	47.1 (18.3 to 109)	66.1 (25.7 to 153)	82.9 (32.2 to 192)	103 (40 to 239)	122 (47.5 to 284)	143 (55.6 to 331)	161 (62.7 to 374)	179 (69.7 to 415)	196 (76.3 to 455)	211 (82.1 to 489)	224 (87.2 to 520)	234 (91.1 to 543)	239 (93 to 554)	3,427
Respiratory infections and tuberculosis	2,992 (2,420 to 3,660)	634 (513 to 775)	1,140 (923 to 1,390)	1,010 (817 to 1,230)	1,010 (817 to 1,230)	1,010 (817 to 1,230)	1,010 (817 to 1,230)	1,010 (817 to 1,230)	1,010 (817 to 1,230)	1,010 (817 to 1,230)	1,010 (817 to 1,230)	1,010 (817 to 1,230)	1,010 (817 to 1,230)	1,010 (817 to 1,230)	1,010 (817 to 1,230)	1,010 (817 to 1,230)	1,010 (817 to 1,230)	1,010 (817 to 1,230)	1,010 (817 to 1,230)	1,010 (817 to 1,230)	1,010 (817 to 1,230)	1,010 (817 to 1,230)	66,200
Tuberculosis	2,990 (2,420 to 3,660)	634 (513 to 775)	1,140 (923 to 1,390)	1,010 (817 to 1,230)	1,010 (817 to 1,230)	1,010 (817 to 1,230)	1,010 (817 to 1,230)	1,010 (817 to 1,230)	1,010 (817 to 1,230)	1,010 (817 to 1,230)	1,010 (817 to 1,230)	1,010 (817 to 1,230)	1,010 (817 to 1,230)	1,010 (817 to 1,230)	1,010 (817 to 1,230)	1,010 (817 to 1,230)	1,010 (817 to 1,230)	1,010 (817 to 1,230)	1,010 (817 to 1,230)	1,010 (817 to 1,230)	1,010 (817 to 1,230)	1,010 (817 to 1,230)	10,100
Latent tuberculosis infection	0 (0 to 0)	0 (0 to 0)	0 (0 to 0)	0 (0 to 0)	0 (0 to 0)	0 (0 to 0)	0 (0 to 0)	0 (0 to 0)	0 (0 to 0)	0 (0 to 0)	0 (0 to 0)	0 (0 to 0)	0 (0 to 0)	0 (0 to 0)	0 (0 to 0)	0 (0 to 0)	0 (0 to 0)	0 (0 to 0)	0 (0 to 0)	0 (0 to 0)	0 (0 to 0)	0 (0 to 0)	0 (0 to 0)	0
Drug-susceptible tuberculosis	2,990 (2,420 to 3,660)	634 (513 to 775)	1,140 (923 to 1,390)	1,010 (817 to 1,230)	1,010 (817 to 1,230)	1,010 (817 to 1,230)	1,010 (817 to 1,230)	1,010 (817 to 1,230)	1,010 (817 to 1,230)	1,010 (817 to 1,230)	1,010 (817 to 1,230)	1,010 (817 to 1,230)	1,010 (817 to 1,230)	1,010 (817 to 1,230)	1,010 (817 to 1,230)	1,010 (817 to 1,230)	1,010 (817 to 1,230)	1,010 (817 to 1,230)	1,010 (817 to 1,230)	1,010 (817 to 1,230)	1,010 (817 to 1,230)	1,010 (817 to 1,230)	10,100
Multidrug-resistant tuberculosis without extensive drug resistance	0 (0 to 0)	0 (0 to 0)	0 (0 to 0)	0 (0 to 0)	0 (0 to 0)	0 (0 to 0)	0 (0 to 0)	0 (0 to 0)	0 (0 to 0)	0 (0 to 0)	0 (0 to 0)	0 (0 to 0)	0 (0 to 0)	0 (0 to 0)	0 (0 to 0)	0 (0 to 0)	0 (0 to 0)	0 (0 to 0)	0 (0 to 0)	0 (0 to 0)	0 (0 to 0)	0 (0 to 0)	0 (0 to 0)	77.3
Extensively drug-resistant tuberculosis	0 (0 to 0)	0 (0 to 0)	0 (0 to 0)	0 (0 to 0)	0 (0 to 0)	0 (0 to 0)	0 (0 to 0)	0 (0 to 0)	0 (0 to 0)	0 (0 to 0)	0 (0 to 0)	0 (0 to 0)	0 (0 to 0)	0 (0 to 0)	0 (0 to 0)	0 (0 to 0)	0 (0 to 0)	0 (0 to 0)	0 (0 to 0)	0 (0 to 0)	0 (0 to 0)	0 (0 to 0)	0 (0 to 0)	12.4
Lower respiratory infections	2980 (2,410 to 3,650)	616 (494 to 760)	2,660 (2,150 to 3,260)	1,700 (1,370 to 2,080)	1,220 (1,000 to 1,500)	631 (520 to 775)	671 (552 to 824)	564 (463 to 693)	548 (450 to 673)	1,200 (985 to 1,470)	1,220 (1,000 to 1,500)	1,170 (960 to 1,440)	1,200 (984 to 1,470)	1,300 (1,060 to 1,590)	1,400 (1,150 to 1,720)	1,290 (1,060 to 1,580)	1,310 (1,080 to 1,610)	1,320 (1,080 to 1,620)	1,210 (994 to 1,490)	1,020 (837 to 1,250)	1,020 (837 to 1,250)	1,020 (837 to 1,250)	42,800
Upper respiratory infections	7.7 (0.6 to 2.6)	0.7 (0.6 to 19.1)	0.7 (0.6 to 262)	0.7 (0.6 to 262)	0.7 (0.6 to 262





SR Table 2b: Syrian Arab Republic DALYS by cause and age group for females with 95% uncertainty intervals, 2019

Cause	Early Neonatal	Late Neonatal	Post Neonatal	1 to 4	5 to 9	10 to 14	15 to 19	20 to 24	25 to 29	30 to 34	35 to 39	40 to 44	45 to 49	50 to 54	55 to 59	60 to 64	65 to 69	70 to 74	75 to 79	80 to 84	85 to 89	90 to 94	95 plus	Total
All causes	45,600 (38,400 to 53,900)	12,500 (10,500 to 14,700)	27,700 (19,100 to 40,000)	56,900 (47,700 to 67,400)	51,100 (41,900 to 62,800)	78,400 (61,600 to 98,200)	110,000 (86,800 to 139,000)	104,000 (81,600 to 130,000)	58,500 (45,500 to 73,300)	74,500 (58,100 to 92,800)	114,000 (89,800 to 141,000)	115,000 (91,600 to 144,000)	131,000 (105,000 to 161,000)	142,000 (114,000 to 176,000)	140,000 (113,000 to 172,000)	139,000 (113,000 to 168,000)	134,000 (111,000 to 160,000)	109,000 (91,200 to 129,000)	94,600 (80,000 to 111,000)	69,100 (60,000 to 79,200)	42,800 (38,700 to 46,700)	4,890 (4,320 to 5,480)	210 (201 to 219)	1,850,000
Communicable, maternal, neonatal, and nutritional diseases	29,900 (22,300 to 38,000)	7,030 (5,110 to 9,220)	12,600 (7,650 to 20,400)	25,100 (19,300 to 32,200)	13,100 (9,600 to 17,400)	13,500 (10,200 to 18,100)	13,800 (10,000 to 18,700)	10,500 (7,740 to 14,300)	4,720 (3,510 to 6,370)	5,190 (3,770 to 7,130)	7,510 (5,440 to 10,400)	7,040 (5,000 to 9,840)	6,370 (4,490 to 9,120)	5,890 (4,140 to 8,100)	4,930 (3,600 to 6,750)	4,240 (3,080 to 5,690)	3,870 (2,870 to 5,200)	3,200 (2,330 to 4,290)	2,820 (2,090 to 3,830)	2,100 (1,530 to 2,820)	1,310 (989 to 1,730)	126 (90·9 to 184)	4·9 (3·6 to 7·2)	185,000
HIV/AIDS and sexually transmitted infections	489 (138 to 1,090)	134 (40·6 to 304)	159 (52·6 to 347)	42·5 (24·7 to 69·2)	9·7 (5·5 to 16·6)	23·6 (15·9 to 36)	95·5 (65·4 to 140)	160 (104 to 254)	119 (73·5 to 193)	172 (109 to 275)	276 (168 to 439)	276 (169 to 452)	205 (127 to 335)	105 (66·2 to 169)	65·8 (39·3 to 111)	46·1 (26·7 to 80·8)	28·9 (16·7 to 51·1)	17·5 (10·1 to 29·9)	14·6 (8·3 to 26·4)	6·3 (3·7 to 10·9)	2·8 (1·7 to 5)	0·3 (0·2 to 0·5)	0 (0 to 0)	2,450
HIV/AIDS	0 (0 to 0)	0 (0 to 0)	15·8 (8·1 to 27·8)	33·4 (18·1 to 58·8)	4·9 (2·7 to 8·2)	5·1 (2·8 to 8·6)	30·1 (15·3 to 52·9)	34·8 (19·1 to 57·4)	20·3 (11·4 to 34)	28 (15 to 49·9)	44·5 (24·7 to 78·1)	50·2 (27·7 to 85·9)	49 (25·6 to 83·7)	19·1 (10·7 to 33·2)	13 (6·9 to 23)	7 (3·7 to 11·8)	4·4 (2·4 to 7·7)	0·4 (0·2 to 0·6)	0·1 (0·1 to 0·2)	0 (0 to 0·1)	0 (0 to 0)	0 (0 to 0)	0 (0 to 0)	360
HIV/AIDS - Drug-susceptible Tuberculosis	0 (0 to 0)	0 (0 to 0)	0·7 (0·4 to 1·1)	1·7 (1 to 2·7)	0·2 (0·2 to 0·4)	0·2 (0·1 to 0·3)	1·2 (0·7 to 2)	2 (1·3 to 2·8)	1·1 (0·7 to 1·6)	1·4 (0·9 to 2·2)	2·2 (1·4 to 3·4)	2·4 (1·5 to 3·8)	2·5 (1·5 to 3·8)	1 (0·6 to 1·5)	0·6 (0·4 to 1)	0·3 (0·2 to 0·5)	0·2 (0·1 to 0·3)	0 (0 to 0)	0 (0 to 0)	0 (0 to 0)	0 (0 to 0)	0 (0 to 0)	0 (0 to 0)	18
HIV/AIDS - Multidrug-resistant Tuberculosis without exten	0 (0 to 0)	0 (0 to 0)	0 (0 to 0·2)	0·1 (0 to 0·5)	0 (0 to 0·1)	0 (0 to 0·1)	0·1 (0 to 0·3)	0·1 (0 to 0·5)	0·1 (0 to 0·3)	0·1 (0 to 0·4)	0·1 (0 to 0·6)	0·2 (0 to 0·7)	0·2 (0 to 0·7)	0·1 (0 to 0·3)	0 (0 to 0·2)	0 (0 to 0·1)	0 (0 to 0·1)	0 (0 to 0)	0 (0 to 0)	0 (0 to 0)	0 (0 to 0)	0 (0 to 0)	0 (0 to 0)	1·2
HIV/AIDS - Extensively drug-resistant Tuberculosis	0 (0 to 0)	0 (0 to 0)	0 (0 to 0)	0 (0 to 0)	0 (0 to 0)	0 (0 to 0)	0 (0 to 0)	0 (0 to 0)	0 (0 to 0)	0 (0 to 0)	0 (0 to 0)	0 (0 to 0)	0 (0 to 0)	0 (0 to 0)	0 (0 to 0)	0 (0 to 0)	0 (0 to 0)	0 (0 to 0)	0 (0 to 0)	0 (0 to 0)	0 (0 to 0)	0 (0 to 0)	0 (0 to 0)	0·1
HIV/AIDS resulting in other diseases	0 (0 to 0)	0 (0 to 0)	15 (7·3 to 27·2)	31·5 (16·1 to 57·3)	4·6 (2·5 to 8)	4·9 (2·5 to 8·3)	28·7 (14 to 51·3)	32·7 (17·1 to 55·5)	19·1 (10·2 to 33)	26·5 (13·4 to 47·8)	42·1 (22·3 to 75·3)	47·6 (25·1 to 83·5)	46·4 (22·7 to 81·3)	18·1 (9·6 to 32·2)	12·3 (6·3 to 22·3)	6·6 (3·3 to 11·4)	4·2 (2·1 to 7·4)	0·3 (0·2 to 0·6)	0·1 (0·1 to 0·2)	0 (0 to 0·1)	0 (0 to 0)	0 (0 to 0)	0 (0 to 0)	341
Sexually transmitted infections excluding HIV	489 (138 to 1,090)	134 (40·6 to 304)	143 (39·8 to 331)	9·2 (2·6 to 21·5)	4·8 (1·4 to 11)	18·6 (11·2 to 30·8)	65·4 (40·9 to 102)	125 (72·5 to 218)	98·8 (54·2 to 170)	144 (83·7 to 245)	231 (128 to 389)	226 (121 to 401)	156 (84·4 to 280)	85·5 (47·7 to 149)	52·8 (27·3 to 97·4)	39·1 (20·5 to 72·1)	24·4 (12·4 to 46·6)	17·1 (9·7 to 29·5)	14·5 (8·2 to 26·3)	6·3 (3·7 to 10·9)	2·8 (1·6 to 5)	0·3 (0·2 to 0·5)	0 (0 to 0)	2,090
Syphilis	489 (138 to 1,090)	134 (40·6 to 304)	143 (39·8 to 331)	9·2 (2·6 to 21·5)	4·8 (1·4 to 11)	7·2 (3·9 to 13·5)	5·2 (2·9 to 9)	2·1 (1·1 to 3·8)	2·5 (1·2 to 4·8)	3·6 (1·9 to 6·5)	3·1 (1·6 to 5·3)	1·2 (0·7 to 2)	2·6 (1·4 to 4·5)	2·4 (1·4 to 4·2)	0·6 (0·4 to 1)	1·1 (0·6 to 1·7)	0·7 (0·4 to 1·2)	1 (0·5 to 1·8)	0·9 (0·5 to 1·8)	0·8 (0·5 to 1·6)	0·4 (0·2 to 0·8)	0·1 (0 to 0·2)	0 (0 to 0)	816
Chlamydial infection	0 (0 to 0)	0 (0 to 0)	0 (0 to 0)	0 (0 to 0)	0 (0 to 0)	2·2 (1·3 to 3·5)	8·3 (5·2 to 13·1)	18·8 (11·9 to 28·3)	14·1 (6·7 to 26·6)	20·5 (9·4 to 37)	36·2 (18·5 to 63·8)	36·3 (18·6 to 64·5)	20·8 (8·9 to 40·5)	7·1 (4·4 to 11·1)	3·2 (2·1 to 4·8)	2·4 (1·2 to 4·1)	0·8 (0·4 to 1·5)	1·1 (0·6 to 2)	1·4 (0·7 to 2·8)	0·8 (0·4 to 1·5)	0·3 (0·2 to 0·7)	0 (0 to 0·1)	0 (0 to 0)	175
Gonococcal infection	0 (0 to 0)	0 (0 to 0)	0 (0 to 0)	0 (0 to 0)	0 (0 to 0)	2·3 (1·3 to 4·1)	8·6 (5·2 to 13·7)	12 (7·4 to 18·5)	8·1 (4·9 to 13·7)	11·4 (7·2 to 17·7)	16 (10·3 to 24·4)	16·3 (10·2 to 25·4)	14·3 (7·9 to 23·2)	9·8 (5·5 to 16·2)	4·7 (2·7 to 7·9)	6·2 (3·2 to 10·5)	4·5 (2·2 to 7·9)	3·9 (2 to 7)	5 (2·5 to 10)	1·7 (0·9 to 3·4)	0·9 (0·5 to 1·8)	0·1 (0 to 0·2)	0 (0 to 0)	126
Trichomoniasis	0 (0 to 0)	0 (0 to 0)	0 (0 to 0)	0 (0 to 0)	0 (0 to 0)	0·9 (0 to 3)	14·1 (4·1 to 35·1)	41·6 (14·6 to 100)	30·1 (9·7 to 69·7)	35·1 (10·6 to 86·5)	47·4 (15·2 to 114)	41·6 (13·7 to 100)	34·4 (10·8 to 80·5)	24·9 (7·8 to 58·9)	17·9 (5·8 to 42·4)	11·8 (4·2 to 28)	7·7 (2·7 to 17·9)	4·1 (1·5 to 9·2)	2·2 (0·8 to 4·8)	0·9 (0·3 to 2)	0·2 (0·1 to 0·5)	0 (0 to 0)	0 (0 to 0)	315
Genital herpes	0 (0 to 0)	0 (0 to 0)	0 (0 to 0)	0 (0 to 0)	0 (0 to 0)	1·9 (0·5 to 5·2)	9·8 (3·2 to 23·7)	16·3 (5 to 40·4)	11·1 (3·5 to 27·2)	15·4 (4·8 to 37·2)	24·4 (7·9 to 60·5)	24 (7·8 to 58·9)	23·7 (7·4 to 59·6)	21·7 (6·8 to 53·7)	17·5 (5·1 to 42·7)	12·3 (3·8 to 31·2)	8·7 (2·5 to 22)	5·1 (1·5 to 13)	3·1 (0·9 to 8)	1·4 (0·4 to 3·6)	0·5 (0·1 to 1·2)	0 (0 to 0·1)	0 (0 to 0)	197





SR Table 2b: Tunisia DALYS by cause and age group for females with 95% uncertainty intervals, 2019

Cause	Early Neonatal
All causes	30,600 (24,500 to 37,700)
Communicable, maternal, neonatal, and nutritional diseases	23,200 (17,200 to 29,300)
HIV/AIDS and sexually transmitted infections	286 (85·7 to 636)
HIV/AIDS	0 (0 to 0)
HIV/AIDS - Drug-susceptible Tuberculosis	0 (0 to 0)
HIV/AIDS - Multidrug-resistant Tuberculosis without exten	0 (0 to 0)
HIV/AIDS - Extensively drug-resistant Tuberculosis	0 (0 to 0)
HIV/AIDS resulting in other diseases	0 (0 to 0)
Sexually transmitted infections excluding HIV	286 (85·7 to 636)
Syphilis	286 (85·7 to 636)
Chlamydial infection	0 (0 to 0)
Gonococcal infection	0 (0 to 0)
Trichomoniasis	0 (0 to 0)
Genital herpes	0 (0 to 0)
Other sexually transmitted infections	0 (0 to 0)
Respiratory infections and tuberculosis	400 (181 to 747)
Tuberculosis	0 (0 to 0)
Latent tuberculosis infection	0 (0 to 0)
Drug-susceptible tuberculosis	0 (0 to 0)
Multidrug-resistant tuberculosis without extensive drug res	0 (0 to 0)
Extensively drug-resistant tuberculosis	0 (0 to 0)
Lower respiratory infections	399 (180 to 746)
Upper respiratory infections	0·8 (0·4 to 1·3)
Otitis media	0 (0 to 0·1)
Enteric infections	30·9 (11·3 to 93·4)
Diarrheal diseases	30·9 (11·3 to 93·4)
Typhoid and paratyphoid	0 (0 to 0)
Typhoid fever	0 (0 to 0)
Paratyphoid fever	0 (0 to 0)
Invasive Non-typhoidal Salmonella (iNTS)	0 (0 to 0)
Other intestinal infectious diseases	0 (0 to 0)
Neglected tropical diseases and malaria	1·5 (0·1 to 4·8)
Malaria	0 (0 to 0)
Chagas disease	0 (0 to 0)
Leishmaniasis	0 (0 to 0)
Visceral leishmaniasis	0 (0 to 0)
Cutaneous and mucocutaneous leishmaniasis	0 (0 to 0)
African trypanosomiasis	0 (0 to 0)
Schistosomiasis	0 (0 to 0)
Cysticercosis	0 (0 to 0)
Cystic echinococcosis	0 (0 to 0)
Lymphatic filariasis	0 (0 to 0)
Onchocerciasis	0 (0 to 0)
Trachoma	0 (0 to 0)
Dengue	0 (0 to 0)
Yellow fever	0 (0 to 0)
Rabies	0 (0 to 0)
Intestinal nematode infections	0 (0 to 0)
Ascariasis	0 (0 to 0)
Trichuriasis	0 (0 to 0)
Hookworm disease	0 (0 to 0)
Food-borne trematodiases	0 (0 to 0)
Leprosy	0 (0 to 0)
Ebola	0 (0 to 0)
Zika virus	0 (0 to 0)
Guinea worm disease	0 (0 to 0)
Other neglected tropical diseases	1·5 (0·1 to 4·8)
Other infectious diseases	63·1 (33·1 to 113)
Meningitis	30·8 (11·7 to 60·5)
Encephalitis	7·1 (2·4 to 18·8)
Diphtheria	0 (0 to 0)
Tetanus	1 (0·2 to 3·6)
Measles	0 (0 to 0)
Varicella and herpes zoster	0·8 (0·1 to 2·2)
Acute hepatitis	0 (0 to 0)
Acute hepatitis A	0 (0 to 0)
Acute hepatitis B	0 (0 to 0)
Acute hepatitis C	0 (0 to 0)
Acute hepatitis E	0 (0 to 0)
Other unspecified infectious diseases	23·4 (7 to 62·3)
Maternal and neonatal disorders	22,400 (16,600 to 28,400)
Maternal disorders	0 (0 to 0)
Maternal hemorrhage	0 (0 to 0)
Maternal sepsis and other maternal infections	0 (0 to 0)
Maternal hypertensive disorders	0 (0 to 0)
Maternal obstructed labor and uterine rupture	0 (0 to 0)
Maternal abortion and miscarriage	0 (0 to 0)
Ectopic pregnancy	0 (0 to 0)
Indirect maternal deaths	--
Late maternal deaths	--
Maternal deaths aggravated by HIV/AIDS	--
Neonatal disorders	22,400 (16,600 to 28,400)
Neonatal preterm birth	14,000 (9,770 to 18,700)
Neonatal encephalopathy due to birth asphyxia and traum	2,340 (1,080 to 4,490)
Neonatal sepsis and other neonatal infections	838 (292 to 1,940)
Hemolytic disease and other neonatal jaundice	190 (93·9 to 345)
Other neonatal disorders	5,030 (2,180 to 8,790)
Nutritional deficiencies	5·1 (3·1 to 7·6)
Protein-energy malnutrition	5·1 (3 to 7·6)
Iodine deficiency	0 (0 to 0)
Vitamin A deficiency	0 (0 to 0)
Dietary iron deficiency	0 (0 to 0)
Other nutritional deficiencies	0 (0 to 0)
Non-communicable diseases	7,360 (4,470 to 12,200)
Neoplasms	31·7 (14·5 to 61·9)
Lip and oral cavity cancer	0 (0 to 0)
Nasopharynx cancer	0 (0 to 0)
Other pharynx cancer	0 (0 to 0)
Esophageal cancer	0 (0 to 0)
Stomach cancer	0 (0 to 0)
Colon and rectum cancer	0 (0 to 0)
Liver cancer	4·9 (1 to 14·5)
Liver cancer due to hepatitis B	0 (0 to 0)
Liver cancer due to hepatitis C	0 (0 to 0)
Liver cancer due to alcohol use	0 (0 to 0)
Liver cancer due to NASH	0 (0 to 0)
Liver cancer due to other causes	4·9 (1 to 14·5)
Gallbladder and biliary tract cancer	0 (0 to 0)
Pancreatic cancer	0 (0 to 0)
Larynx cancer	0 (0 to 0)
Tracheal, bronchus, and lung cancer	0 (0 to 0)
Malignant skin melanoma	0 (0 to 0)
Non-melanoma skin cancer	0 (0 to 0)
Non-melanoma skin cancer (squamous-cell carcinoma)	0 (0 to 0)
Non-melanoma skin cancer (basal-cell carcinoma)	0 (0 to 0)
Breast cancer	0 (0 to 0)
Cervical cancer	0 (0 to 0)
Uterine cancer	0 (0 to 0)
Ovarian cancer	0 (0 to 0)
Prostate cancer	0 (0 to 0)
Testicular cancer	--
Kidney cancer	1·4 (0·2 to 4·2)
Bladder cancer	0 (0 to 0)
Brain and central nervous system cancer	4·4 (0·9 to 13·8)
Thyroid cancer	0 (0 to 0)
Mesothelioma	0 (0 to 0)
Hodgkin lymphoma	0 (0 to 0)
Non-Hodgkin lymphoma	0 (0 to 0)
Multiple myeloma	0 (0 to 0)
Leukemia	10·8 (1·5 to 39·2)
Acute lymphoid leukemia	3·5 (0·4 to 13·9)
Chronic lymphoid leukemia	0 (0 to 0)
Acute myeloid leukemia	3·7 (0·4 to 15·6)
Chronic myeloid leukemia	0·3 (0 to 1·4)
Other leukemia	3·3 (0·4 to 12·6)
Other malignant neoplasms	10·1 (4·2 to 22·3)
Other neoplasms	0·1 (0 to 0·2)
Myelodysplastic, myeloproliferative, and other hematopoie	0·1 (0 to 0·2)
Benign and in situ intestinal neoplasms	0 (0 to 0)
Benign and in situ cervical and uterine neoplasms	0 (0 to 0)
Other benign and in situ neoplasms	0 (0 to 0)
Cardiovascular diseases	74·1 (31·4 to 155)
Rheumatic heart disease	0 (0 to 0)
Ischemic heart disease	0 (0 to 0)
Stroke	15 (4·9 to 35·8)
Ischemic stroke	3·1 (0·9 to 7·5)
Intracerebral hemorrhage	6·6 (1·9 to 16·9)
Subarachnoid hemorrhage	5·3 (1·4 to 14·2)
Hypertensive heart disease	0 (0 to 0)
Non-rheumatic valvular heart disease	0 (0 to 0)
Non-rheumatic calcific aortic valve disease	0 (0 to 0)

Cause	Late Neonatal	Post Neonatal	1 to 4	5 to 9
All causes	18,500 (14,800 to 22,700)	14,200 (11,700 to 17,100)	19,800 (15,700 to 24,400)	21,700 (17,800 to 26,600)
Communicable, maternal, neonatal, and nutritional diseases	12,900 (9,770 to 16,500)	6,280 (3,960 to 8,710)	7,580 (5,410 to 10,700)	4,820 (3,720 to 6,290)
HIV/AIDS and sexually transmitted infections	92·7 (26·5 to 211)	141 (27·7 to 743)	258 (5·3 to 2,860)	24·6 (2·2 to 133)
HIV/AIDS	0 (0 to 0·1)	57·8 (0·4 to 639)	253 (1·8 to 2,860)	21·9 (0·4 to 129)
HIV/AIDS - Drug-susceptible Tuberculosis	0 (0 to 0)	1·4 (0·2 to 2·6)	6·2 (0·7 to 11·5)	0·7 (0·2 to 1·2)
HIV/AIDS - Multidrug-resistant Tuberculosis without exten	0 (0 to 0)	0·1 (0 to 0·2)	0·2 (0 to 0·8)	0 (0 to 0·1)
HIV/AIDS - Extensively drug-resistant Tuberculosis	0 (0 to 0)	0 (0 to 0)	0 (0 to 0·1)	0 (0 to 0)
HIV/AIDS resulting in other diseases	0 (0 to 0·1)	56·4 (0·2 to 637)	247 (1 to 2,850)	21·2 (0·2 to 129)
Sexually transmitted infections excluding HIV	92·7 (26·4 to 211)	83 (20·4 to 197)	4·7 (1·1 to 11·3)	2·8 (0·8 to 6·3)
Syphilis	92·7 (26·4 to 211)	83 (20·4 to 197)	4·7 (1·1 to 11·3)	2·8 (0·8 to 6·3)
Chlamydial infection	0 (0 to 0)	0 (0 to 0)	0 (0 to 0)	0 (0 to 0)
Gonococcal infection	0 (0 to 0)	0 (0 to 0)	0 (0 to 0)	0 (0 to 0)
Trichomoniasis	0 (0 to 0)	0 (0 to 0)	0 (0 to 0)	0 (0 to 0)
Genital herpes	0 (0 to 0)	0 (0 to 0)	0 (0 to 0)	0 (0 to 0)
Other sexually transmitted infections	0 (0 to 0)	0 (0 to 0)	0 (0 to 0)	0 (0 to 0)
Respiratory infections and tuberculosis	816	1,150	1,360	1,160

Cause	45 to 49	50 to 54	55 to 59	60 to 64	65 to 69	70 to 74	75 to 79	80 to 84	85 to 89	90 to 94	95 plus	Total
All causes	86,500 (68,700 to 107,000)	92,500 (74,100 to 114,000)	104,000 (83,400 to 127,000)	107,000 (87,000 to 130,000)	103,000 (85,200 to 124,000)	95,700 (80,000 to 114,000)	82,000 (69,400 to 96,300)	73,500 (63,100 to 84,700)	45,800 (39,000 to 52,300)	19,500 (16,700 to 22,100)	7,100 (6,290 to 7,900)	1,360,000
Communicable, maternal, neonatal, and nutritional diseases	3,790 (2,730 to 5,620)	3,640 (2,630 to 5,160)	3,480 (2,610 to 4,720)	3,090 (2,390 to 4,040)	2,870 (2,160 to 3,800)	2,920 (2,170 to 3,830)	2,660 (1,960 to 3,620)	2,560 (1,810 to 3,580)	1,740 (1,220 to 2,420)	760 (511 to 1,090)	293 (185 to 425)	116,000
HIV/AIDS and sexually transmitted infections	446 (103 to 2,000)	291 (59·9 to 1,350)	167 (37·7 to 723)	109 (26·2 to 454)	45·7 (14·8 to 144)	21·4 (9·2 to 44·4)	13·9 (6·8 to 25·2)	11 (4·6 to 31)	5·2 (2·1 to 13·1)	1·9 (0·8 to 4·2)	0·5 (0·2 to 1·1)	4,960
HIV/AIDS	320 (16·4 to 1,890)	218 (10·5 to 1,270)	112 (4·3 to 680)	69·3 (2·8 to 410)	19·6 (1 to 119)	3·6 (0·3 to 20·9)	0·8 (0·1 to 4·8)	3·2 (0·1 to 23·7)	1·4 (0 to 9·9)	0·4 (0 to 2·7)	0·1 (0 to 0·6)	3,260
HIV/AIDS - Drug-susceptible Tuberculosis	10 (5·5 to 16·1)	6·6 (3·5 to 10·7)	3·3 (1·1 to 5·5)	2 (0·7 to 3·4)	0·6 (0·2 to 1)	0·1 (0·1 to 0·2)	0 (0 to 0)	0·1 (0 to 0·2)	0 (0 to 0·1)	0 (0 to 0)	0 (0 to 0)	103
HIV/AIDS - Multidrug-resistant Tuberculosis without exten	0·3 (0·1 to 1·1)	0·2 (0 to 0·7)	0·1 (0 to 0·4)	0·1 (0 to 0·2)	0 (0 to 0·1)	0 (0 to 0)	0 (0 to 0)	0 (0 to 0)	0 (0 to 0)	0 (0 to 0)	0 (0 to 0)	3·5
HIV/AIDS - Extensively drug-resistant Tuberculosis	0 (0 to 0·1)	0 (0 to 0·1)	0 (0 to 0)	0 (0 to 0)	0 (0 to 0)	0 (0 to 0)	0 (0 to 0)	0 (0 to 0)	0 (0 to 0)	0 (0 to 0)	0 (0 to 0)	0·3
HIV/AIDS resulting in other diseases	309 (9·8 to 1,880)	211 (6·2 to 1,270)	108 (2·9 to 677)	67·2 (1·8 to 408)	19 (0·7 to 118)	3·5 (0·2 to 20·8)	0·7 (0 to 4·7)	3·1 (0 to 23·6)	1·4 (0 to 9·9)	0·4 (0 to 2·6)	0·1 (0 to 0·6)	3,160
Sexually transmitted infections excluding HIV	126 (59·2 to 247)	72·8 (34·2 to 147)	55·1 (23·9 to 113)	39·9 (16·2 to 82·7)	26·1 (10·6 to 54·9)	17·8 (8·1 to 35·6)	13·1 (6·3 to 24·2)	7·9 (3·9 to 14·5)	3·8 (1·8 to 7·3)	1·5 (0·7 to 2·8)	0·4 (0·2 to 0·7)	1,700
Syphilis	0·5 (0·3 to 1·1)	0·6 (0·3 to 1·1)	0·3 (0·1 to 0·5)	0·4 (0·2 to 0·9)	0·2 (0·1 to 0·5)	0·4 (0·2 to 0·9)	0·5 (0·2 to 1·1)	0·6 (0·2 to 1·5)	0·3 (0·1 to 0·8)	0·3 (0·1 to 0·6)	0·1 (0 to 0·2)	480
Chlamydial infection	13·4	3·7	1·8	0·7	0·2	0·4	0·7	0·5	0·2	0·1	0	131





SR Table 2b: Turkey DALYS by cause and age group for females with 95% uncertainty intervals, 2019

Cause	Early Neonatal	Late Neonatal	Post Neonatal	1 to 4	5 to 9	10 to 14	15 to 19	20 to 24	25 to 29	30 to 34	35 to 39	40 to 44
All causes	287,000 (232,000 to 353,000)	62,900 (50,900 to 77,200)	148,000 (122,000 to 178,000)	176,000 (146,000 to 212,000)	134,000 (108,000 to 168,000)	197,000 (151,000 to 253,000)	305,000 (231,000 to 397,000)	372,000 (283,000 to 476,000)	452,000 (341,000 to 578,000)	513,000 (393,000 to 653,000)	565,000 (436,000 to 718,000)	612,000 (487,000 to 765,000)
Communicable, maternal, neonatal, and nutritional diseases	207,000 (160,000 to 264,000)	40,600 (30,600 to 51,500)	61,700 (45,600 to 78,700)	59,500 (46,100 to 76,700)	33,600 (24,300 to 48,500)	31,800 (23,300 to 44,000)	37,400 (26,900 to 53,500)	37,300 (27,200 to 52,900)	38,700 (28,900 to 51,900)	38,300 (27,300 to 52,300)	43,000 (29,900 to 62,600)	36,900 (26,800 to 51,400)
HIV/AIDS and sexually transmitted infections	1,420 (390 to 3,300)	388 (107 to 888)	877 (457 to 1,520)	529 (283 to 875)	242 (132 to 408)	171 (107 to 264)	354 (231 to 517)	633 (418 to 946)	987 (652 to 1,460)	1,160 (735 to 1,760)	1,430 (950 to 2,150)	1,290 (788 to 2,120)
HIV/AIDS	0 (0 to 0)	0 (0 to 0·1)	431 (230 to 750)	504 (266 to 839)	231 (120 to 401)	132 (69·8 to 226)	208 (114 to 339)	291 (171 to 472)	400 (224 to 667)	337 (197 to 568)	447 (257 to 730)	244 (136 to 400)
HIV/AIDS - Drug-susceptible Tuberculosis	0 (0 to 0)	0 (0 to 0)	14·8 (8·7 to 23·9)	17 (10·1 to 27·3)	7·9 (4·8 to 12·6)	4·9 (3 to 7·8)	10·5 (7·2 to 15)	14·6 (10 to 20·7)	18·6 (12·5 to 27·5)	15·3 (10·2 to 22·8)	19·4 (12·6 to 29·7)	11·1 (7·4 to 16·6)
HIV/AIDS - Multidrug-resistant Tuberculosis without exte	0 (0 to 0)	0 (0 to 0)	1·7 (0·5 to 4·1)	1·9 (0·6 to 4·7)	0·9 (0·3 to 2·1)	0·5 (0·2 to 1·3)	1 (0·4 to 2·3)	1·4 (0·5 to 3·1)	1·8 (0·6 to 4·3)	1·5 (0·5 to 3·6)	2 (0·7 to 4·8)	1·1 (0·4 to 2·6)
HIV/AIDS - Extensively drug-resistant Tuberculosis	0 (0 to 0)	0 (0 to 0)	0·1 (0 to 0·3)	0·1 (0 to 0·4)	0·1 (0 to 0·2)	0 (0 to 0·1)	0·1 (0 to 0·2)	0·1 (0 to 0·2)	0·1 (0 to 0·3)	0·1 (0 to 0·3)	0·1 (0 to 0·4)	0·1 (0 to 0·2)
HIV/AIDS resulting in other diseases	0 (0 to 0)	0 (0 to 0)	414 (215 to 734)	485 (247 to 823)	222 (111 to 392)	127 (63·3 to 221)	197 (103 to 328)	275 (154 to 457)	380 (203 to 648)	320 (177 to 553)	426 (236 to 706)	232 (124 to 388)
Sexually transmitted infections excluding HIV	1,420 (390 to 3,300)	388 (107 to 888)	446 (125 to 1,050)	24·8 (7·2 to 57)	11·2 (3·2 to 26·1)	38·8 (28·2 to 56·3)	145 (85 to 245)	343 (187 to 590)	586 (327 to 989)	823 (451 to 1,390)	978 (540 to 1,660)	1,050 (532 to 1,840)
Syphilis	1,420 (390 to 3,300)	388 (107 to 888)	446 (125 to 1,050)	24·8 (7·2 to 57)	11·2 (3·2 to 26·1)	10·8 (9·1 to 12·7)	5·7 (4·3 to 9·7)	3·8 (2 to 7·2)	6·7 (3·8 to 12·6)	10·1 (4·7 to 19·8)	6·3 (3 to 12)	2·5 (1·3 to 4·5)
Chlamydial infection	0 (0 to 0)	0 (0 to 0)	0 (0 to 0)	0 (0 to 0)	0 (0 to 0)	4·6 (3·1 to 6·7)	21·3 (11·9 to 35·4)	61·8 (37·8 to 101)	106 (42·2 to 204)	147 (65 to 269)	179 (82·8 to 339)	192 (90·6 to 355)
Gonococcal infection	0 (0 to 0)	0 (0 to 0)	0 (0 to 0)	0 (0 to 0)	0 (0 to 0)	4·5 (3·4 to 6·7)	16·9 (9·7 to 31·1)	32·8 (19·4 to 55·2)	42·1 (24·9 to 69·5)	56·7 (33·1 to 90·3)	58·7 (34·7 to 97·2)	57·5 (32·8 to 94·5)
Trichomoniasis	0 (0 to 0)	0 (0 to 0)	0 (0 to 0)	0 (0 to 0)	0 (0 to 0)	1·9 (0 to 6·7)	18·8 (5 to 50·2)	50·9 (16·3 to 123)	66·4 (21 to 154)	66·4 (21·2 to 159)	63·7 (20 to 153)	59·6 (19·1 to 141)
Genital herpes	0 (0 to 0)	0 (0 to 0)	0 (0 to 0)	0 (0 to 0)	0 (0 to 0)	7·1 (1·9 to 17·3)	36·8 (11·4 to 86·7)	76·4 (20·3 to 187)	111 (34·4 to 282)	136 (41·9 to 335)	152 (47·9 to 373)	158 (50·9 to 381)
Other sexually transmitted infections	0 (0 to 0)	0 (0 to 0)	0 (0 to 0)	0 (0 to 0)	0 (0 to 0)	9·8 (6·5 to 14·6)	45·8 (27·2 to 71·9)	117 (53·3 to 212)	254 (121 to 456)	407 (208 to 687)	518 (281 to 871)	575 (300 to 1,030)
Respiratory infections and tuberculosis	2,690 (1,590 to 4,350)	1,370 (764 to 2,260)	9,680 (5,560 to 15,100)	12,600 (8,600 to 18,100)	6,770 (4,720 to 9,470)	5,930 (4,110 to 8,570)	6,550 (4,460 to 9,580)	7,200 (5,010 to 10,300)	7,570 (5,410 to 10,600)	7,060 (4,920 to 9,970)	7,050 (4,840 to 9,720)	7,220 (5,050 to 10,100)
Tuberculosis	0 (0 to 0)	0 (0 to 0)	102 (58·2 to 159)	272 (178 to 413)	278 (111 to 522)	238 (109 to 424)	261 (172 to 386)	1,020 (574 to 1,650)	1,390 (795 to 2,240)	1,070 (589 to 1,710)	812 (472 to 1,340)	726 (397 to 1,210)
Latent tuberculosis infection	0 (0 to 0)	0 (0 to 0)	0 (0 to 0)	0 (0 to 0)	0 (0 to 0)	0 (0 to 0)	0 (0 to 0)	0 (0 to 0)	0 (0 to 0)	0 (0 to 0)	0 (0 to 0)	0 (0 to 0)
Drug-susceptible tuberculosis	0 (0 to 0)	0 (0 to 0)	93 (51·9 to 147)	251 (160 to 383)	262 (101 to 495)	221 (95·5 to 401)	241 (160 to 359)	960 (528 to 1,570)	1,310 (737 to 2,120)	1,010 (538 to 1,640)	763 (428 to 1,280)	679 (362 to 1,140)
Multidrug-resistant tuberculosis without extensive drug r	0 (0 to 0)	0 (0 to 0)	8·3 (2·6 to 19·8)	19·9 (6·5 to 44·7)	15·3 (5·5 to 35·1)	15·5 (5·4 to 36)	19·1 (6·1 to 49·1)	57·1 (20·4 to 119)	73·3 (28·3 to 154)	58·4 (22·5 to 123)	46·4 (19·3 to 98·8)	43·6 (16·9 to 96·1)
Extensively drug-resistant tuberculosis	0 (0 to 0)	0 (0 to 0)	0·6 (0·2 to 1·5)	1·4 (0·4 to 3·2)	0·9 (0·3 to 2)	1 (0·3 to 2·4)	1·3 (0·4 to 3·5)	3·2 (1·1 to 7·2)	3·9 (1·4 to 8·7)	3·2 (1·2 to 7·4)	2·7 (1 to 5·9)	2·6 (0·9 to 6)
Lower respiratory infections	2,680 (1,580 to 4,340)	1,330 (727 to 2,230)	8,800 (4,690 to 14,100)	8,760 (5,310 to 13,700)	2,530 (1,800 to 3,510)	1,990 (1,470 to 2,700)	2,230 (1,480 to 3,100)	1,910 (1,300 to 2,710)	1,980 (1,260 to 2,870)	2,010 (1,280 to 2,980)	2,430 (1,520 to 3,600)	3,000 (1,840 to 4,450)
Upper respiratory infections	6·1 (3·5 to 10·1)	38·4 (20·9 to 62·7)	677 (382 to 1,110)	2,780 (1,530 to 4,540)	3,110 (1,670 to 5,260)	3,100 (1,600 to 5,320)	3,420 (1,800 to 6,020)	3,460 (1,890 to 6,050)	3,450 (1,860 to 5,810)	3,310 (1,760 to 5,460)	3,160 (1,630 to 5,240)	2,830 (1,540 to 5,000)
Otitis media	0·2 (0·1 to 0·5)	2·4 (1 to 4·7)	102 (47·4 to 197)	769 (371 to 1,460)	853 (459 to 1,500)	614 (332 to 1,080)	640 (329 to 1,070)	804 (341 to 1,640)	752 (335 to 1,460)	665 (283 to 1,280)	649 (281 to 1,260)	666 (287 to 1,310)
Enteric infections	156 (82 to 287)	306 (190 to 498)	6,060 (3,700 to 9,780)	9,930 (6,670 to 14,300)	6,640 (4,240 to 10,200)	7,160 (4,520 to 11,000)	5,790 (3,810 to 8,270)	4,410 (2,850 to 6,410)	4,240 (2,750 to 6,140)	4,020 (2,630 to 5,670)	3,780 (2,520 to 5,430)	3,490 (2,340 to 5,070)
Diarrheal diseases	156 (82 to 287)	302 (186 to 494)	5,970 (3,580 to 9,700)	9,050 (5,960 to 13,400)	5,520 (3,240 to 8,790)	5,870 (3,440 to 9,650)	4,730 (2,930 to 7,150)	3,770 (2,240 to 5,770)	3,800 (2,400 to 5,720)	3,720 (2,330 to 5,340)	3,580 (2,340 to 5,200)	3,340 (2,190 to 4,890)
Typhoid and paratyphoid	0 (0 to 0)	0 (0 to 0)	7·4 (2·3 to 18·3)	544 (171 to 1,250)	819 (256 to 1,840)	1,070 (382 to 2,230)	885 (291 to 1,960)	501 (165 to 1,170)	331 (125 to 768)	206 (73 to 461)	128 (49·3 to 277)	87·1 (33·8 to 188)
Typhoid fever	0 (0 to 0)	0 (0 to 0)	7·2 (2·2 to 17·9)	533 (167 to 1,220)	802 (251 to 1,810)	1,040 (373 to 2,200)	865 (282 to 1,920)	489 (161 to 1,140)	323 (120 to 748)	202 (72 to 452)	125 (47·9 to 271)	85 (33·1 to 183)
Paratyphoid fever	0 (0 to 0)	0 (0 to 0)	0·1 (0 to 0·4)	10·7 (2·7 to 29·2)	17·6 (4·7 to 48)	23·9 (7·2 to 56)	20·4 (5·7 to 49·2)	11·6 (3·2 to 29·9)	7·7 (2·1 to 18·6)	4·8 (1·3 to 11·8)	3 (0·9 to 7·2)	2·1 (0·6 to 5)
Invasive Non-typhoidal Salmonella (iNTS)	0 (0 to 0)	4 (2·1 to 7·2)	64·5 (32 to 116)	299 (139 to 550)	279 (120 to 573)	208 (84·2 to 432)	169 (62·1 to 375)	131 (42 to 297)	106 (34·7 to 229)	84·5 (27·1 to 182)	72 (24·4 to 151)	64·1 (23·4 to 127)

Cause	45 to 49	50 to 54	55 to 59	60 to 64	65 to 69	70 to 74	75 to 79	80 to 84	85 to 89	90 to 94	95 plus	Total
All causes	568,000 (455,000 to 701,000)	607,000 (488,000 to 741,000)	647,000 (527,000 to 778,000)	662,000 (550,000 to 784,000)	701,000 (594,000 to 820,000)	689,000 (590,000 to 797,000)	622,000 (536,000 to 713,000)	557,000 (488,000 to 630,000)	389,000 (340,000 to 440,000)	164,000 (145,000 to 184,000)	57,400 (52,300 to 63,000)	9,490,000
Communicable, maternal, neonatal, and nutritional diseases	26,200 (19,700 to 35,100)	25,700 (19,100 to 34,700)	24,400 (18,700 to 32,000)	21,800 (16,900 to 27,400)	23,200 (18,000 to 29,300)	25,300 (19,100 to 32,100)	24,000 (18,000 to 31,600)	22,800 (17,000 to 29,900)	17,000 (12,500 to 22,100)	7,310 (5,460 to 9,660)	2,760 (1,990 to 3,650)	886,000
HIV/AIDS and sexually transmitted infections	869 (535 to 1,390)	492 (315 to 744)	336 (210 to 567)	253 (144 to 443)	209 (122 to 351)	101 (53·8 to 196)	67·9 (34·2 to 129)	51·8 (28·1 to 90·3)	22·8 (11·5 to 42·6)	10·4 (5·8 to 18·1)	2 (1 to 3·8)	11,900
HIV/AIDS	297 (171 to 501)	212 (121 to 369)	127 (73·6 to 210)	107 (61·5 to 177)	104 (58·7 to 173)	13·4 (8·1 to 20·6)	3·9 (2·5 to 5·9)	3 (1·8 to 5)	0·3 (0·2 to 0·6)	0·7 (0·4 to 1·2)	0 (0 to 0·1)	4,090
HIV/AIDS - Drug-susceptible Tuberculosis	12·9 (8·4 to 19·7)	9·3 (6·1 to 14·1)	5·7 (3·8 to 8·5)	4·8 (3·2 to 7·2)	4·8 (3·2 to 7·1)	0·8 (0·6 to 1·1)	0·3 (0·2 to 0·4)	0·2 (0·1 to 0·2)	0 (0 to 0)	0 (0 to 0)	0 (0 to 0)	173
HIV/AIDS - Multidrug-resistant Tuberculosis without exte	1·3 (0·4 to 3·2)	0·9 (0·3 to 2·3)	0·6 (0·2 to 1·4)	0·5 (0·2 to 1·1)	0·5 (0·2 to 1·1)	0·1 (0 to 0·1)	0 (0 to 0)	0 (0 to 0)	0 (0 to 0)	0 (0 to 0)	0 (0 to 0)	17·7
HIV/AIDS - Extensively drug-resistant Tuberculosis	0·1 (0 to 0·2)	0·1 (0 to 0·2)	0 (0 to 0·1)	0 (0 to 0·1)	0 (0 to 0·1)	0 (0 to 0)	0 (0 to 0)	0 (0 to 0)	0 (0 to 0)	0 (0 to 0)	0 (0 to 0)	1·3
HIV/AIDS resulting in other diseases	283 (156 to 489)	201 (110 to 357)	121 (67·1 to 204)	102 (55·3 to 172)	99 (53·8 to 168)	12·5 (7·2 to 19·8)	3·6 (2·2 to 5·6)	2·8 (1·6 to 4·9)	0·3 (0·2 to 0·5)	0·7 (0·4 to 1·1)	0 (0 to 0·1)	3,900
Sexually transmitted infections excluding HIV	571 (279 to 1,110)	281 (139 to 514)	209 (102 to 427)	146 (57·2 to 322)	105 (39·7 to 236)	87·7 (41·3 to 181)	64 (30·6 to 125)	48·8 (25·1 to 86·5)	22·4 (11·2 to 42·3)	9·7 (5·2 to 17·4)	1·9 (0·9 to 3·7)	7,800
Syphilis	3·3 (1·7 to 6)	3·8 (2 to 7·2)	1·4 (0·8 to 2·5)	1·5 (0·8 to 2·7)	1 (0·6 to 1·6)	3·1 (1·4 to 5·9)	2·6 (1·1 to 5·2)	5·2 (2·4 to 10·1)	2·1 (0·9 to 4·5)	1·8 (0·8 to 3·5)	0·3 (0·1 to 0·7)	2,360
Chlamydial infection	89·1 (41·3 to 183)	24 (13·4 to 42·1)	11·4 (6·4 to 18·2)	2·3 (0·8 to 5·2)	0·6 (0·3 to 1·4)	3·2 (1·4 to 6·7)	3·7 (1·3 to 7·8)	4·7 (2·1 to 9·4)	1·7 (0·6 to 3·8)	0·8 (0·3 to 1·6)	0·2 (0·1 to 0·3)	854
Gonococcal infection	29·1 (15·4 to 53·4)	16 (8·2 to 30·4)	9 (4 to 18·7)	5·8 (1·9 to 13·3)	3·3 (1·5 to 7·6)	11·1 (4·6 to 23)	13·1 (4·7 to 27·7)	10·5 (4·8 to 21·2)	4·3 (1·6 to 9·8)	2·1 (0·9 to 4·1)	0·3 (0·1 to 0·6)	373
Trichomoniasis	44·1 (13·7 to 105)	34·1 (10·8 to 80)	35·2 (11·5 to 83·5)	39·9 (13·1 to 92)	29·2 (9·8 to 65·9)	18·1 (6·2 to 40·6)	10·3 (3·5 to 23·9)	5·7 (2 to 12·8)	2·5 (0·9 to 5·7)	0·6 (0·2 to 1·6)	0·1 (0 to 0·2)	547
Genital herpes	138 (43·1 to 332)	130 (39·8 to 311)	115 (35·9 to 292)	91·6 (27·5 to 230)	69·6 (20·9 to 172)	46·5 (13·3 to 117)	29·3 (9 to 74)	18·5 (5·6 to 46·6)	9·8 (2·9 to 24·4)	3·5 (1 to 8·6)	1 (0·3 to 2·5)	1,330
Other sexually transmitted infections	268 (121 to 544)	73·3 (26·4 to 149)	36·9 (20·8 to 59·5)	5 (1·7 to 11·5)	1·5 (0·7 to 3·4)	5·7 (2·4 to 11·8)	5·1 (1·8 to 10·7)	4·3 (2 to 8·7)	2·2 (0·8 to 4·9)	0·9 (0·4 to 1·8)	0·1 (0 to 0·3)	2,330
Respiratory infections and tuberculosis	6,860 (4,950 to 9,300)	7,310 (5,100 to 9,790)	8,280 (5,480 to 11,300)	9,790 (6,600 to 13,600)	12,000 (7,720 to 16,700)	15,000 (9,970 to 20,500)	15,700 (10,000 to 22,200)	16,100 (10,800 to 22,300)	12,200 (8,220 to 16,700)	5,210 (3,530 to 7,340)	1,960 (1,330 to 2,770)	192,000
Tuberculosis	704 (431 to 1,090)	695 (415 to 1,060)	663 (415 to 970)	741 (479 to 1,070)	760 (508 to 1,080)	968 (652 to 1,350)	743 (506 to 1,050)	538 (356 to 761)	370 (253 to 521)	120 (80·7 to 171)	37·1 (24·8 to 53·7)	12,500
Latent tuberculosis infection	0 (0 to 0)	0 (0 to 0)	0 (0 to 0)	0 (0 to 0)	0 (0 to 0)	0 (0 to 0)	0 (0 to 0)	0 (0 to 0)	0 (0 to 0)	0 (0 to 0)	0 (0 to 0)	0
Drug-susceptible tuberculosis	656 (392 to 1,010)	646 (379 to 986)	613 (377 to 907)	683 (436 to 992)	700 (455 to 1,010)	892 (581 to 1,270)	685 (463 to 968)	496 (330 to 706)	340 (231 to 480)	111 (73·4 to 160)	34·2 (22·2 to 49·7)	11,600
Multidrug-resistant tuberculosis without extensive drug r	45·1 (17·2 to 100)	45·9 (17·3 to 103)	46·4 (17·1 to 104)	53·9 (19 to 122)	56·1 (19·5 to 124)	71·1 (24 to 158)	54·6 (19·7 to 123)	39·3 (13·3 to 87·7)	27·5 (9·6 to 64·6)	8·7 (3·2 to 19·7)	2·7 (0·9 to 6·2)	808
Extensively drug-resistant tuberculosis	2·8 (1 to 6·6)	3 (1 to 7)	3·1 (1 to 7·7)	3·7 (1·2 to 8·8)	3·9 (1·2 to 9·2)	4·9 (1·5 to 11·5)	3·7 (1·2 to 9·1)	2·6 (0·8 to 6·3)	1·9 (0·6 to 4·8)	0·6 (0·2 to 1·4)	0·2 (0·1 to 0·4)	51·2
Lower respiratory infections	3,380 (1,910 to 4,870)	4,160 (2,340 to 6,060)	5,550 (3,100 to 8,110)	7,490 (4,410 to 11,000)	10,100 (5,840 to 14,800)	13,300 (8,090 to 18,800)	14,500 (8,790 to 21,100)	15,300 (10,100 to 21,400)	11,700 (7,740 to 16,200)	5,020 (3,380 to 7,100)	1,900 (1,280 to 2,700)	132,000
Upper respiratory infections	2,170 (1,170 to 3,770)	1,880 (1,030 to 3,230)	1,570 (859 to 2,560)	1,210 (650 to 2,020)	950 (496 to 1,650)	655 (343 to 1,110)	418 (220 to 711)	266 (141 to 453)	140 (77·6 to 232)	57 (31·9 to 95·2)	18·4 (9·8 to 32·4)	38,700
Otitis media	600 (286 to 1,140)	577 (248 to 1,120)	488 (219 to 971)	350 (146 to 770)	205 (90·2 to 416)	106 (47·1 to 209)	69·4 (32·9 to 129)	49·8 (22·2 to 93·8)	31·7 (15 to 54·9)	14·5 (6·6 to 26·2)	5·2 (2·4 to 9·6)	9,010
Enteric infections	2,890 (1,910 to 4,160)	2,650 (1,770 to 3,940)	2,460 (1,620 to 3,590)	2,900 (2,010 to 4,060)	4,160 (2,890 to 5,680)	4,550 (3,220 to 6,200)	4,410 (3,110 to 6,090)	3,580 (2,540 to 4,910)	2,310 (1,630 to 3,290)	942 (660 to 1,340)	302 (207 to 453)	87,100
Diarrheal diseases	2,770 (1,790 to 4,020)	2,540 (1,670 to 3,820)	2,350 (1,520 to 3,480)	2,810 (1,920 to 3,940)	4,080 (2,810 to 5,590)	4,500 (3,160 to 6,150)	4,370 (3,090 to 6,040)	3,560 (2,520 to 4,880)	2,300 (1,610 to 3,280)	938 (655 to 1,340)	301 (206 to 452)	80,300
Typhoid and paratyphoid	65·1 (22·7 to 144)	54·3 (19·9 to 122)	44·6 (15·1 to 98·9)	31·8 (10·3 to 72·3)	20·7 (8·1 to 43·8)	11·8 (4·3 to 25·1)	6·2 (2·4 to 12·9)	3·7 (1·3 to 7·8)	2·2 (0·9 to 4·2)	0·7 (0·3 to 1·5)	0·2 (0·1 to 0·4)	4,820
Typhoid fever	63·6 (22·3 to 140)	53 (19·3 to 119)	43·5 (14·7 to 96·5)	31 (10 to 70·6)	20·2 (7·8 to 42·9)	11·5 (4·2 to 24·6)	6 (2·3 to 12·6)	3·6 (1·3 to 7·7)	2·1 (0·9 to 4·1)	0·7 (0·3 to 1·5)	0·2 (0 to 0·4)	4,710
Paratyphoid fever	1·6 (0·4 to 4·1)	1·3 (0·4 to 3·3)	1·1 (0·3 to 2·6)	0·8 (0·2 to 1·8)	0·5 (0·2 to 1·2)	0·3 (0·1 to 0·7)	0·1 (0 to 0·3)	0·1 (0 to 0·2)	0 (0 to 0·1)	0 (0 to 0)	0 (0 to 0)	108
Invasive Non-typhoidal Salmonella (iNTS)	53·6 (19·3 to 102)	55 (20·1 to 103)	61·4 (23·1 to 118)	62 (23 to 126)	54·6 (18·6 to 110)	39 (12·1 to 80)	24·3 (7·4 to 50·2)	15·1 (4·1 to 34)	8 (2·4 to 16·6)	2·7 (0·5 to 6·8)	0·9 (0 to 2·9)	1,860



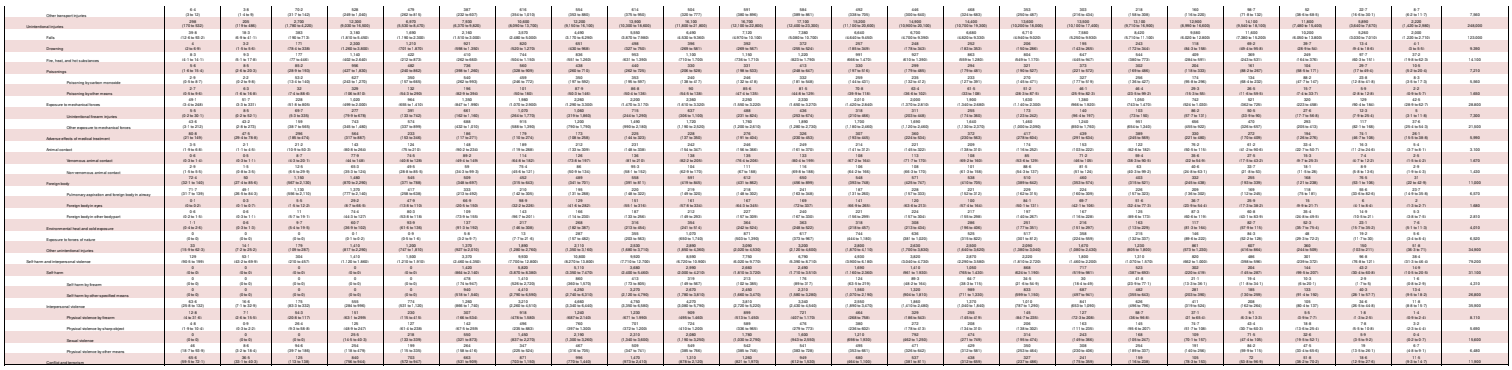

SR Table 2b: United Arab Emirates DALYS by cause and age group for females with 95% uncertainty intervals, 2019

Cause	Early Neonatal	Late Neonatal	Post Neonatal	1 to 4	5 to 9	10 to 14	15 to 19	20 to 24	25 to 29	30 to 34	35 to 39	40 to 44	45 to 49	50 to 54	55 to 59	60 to 64	65 to 69	70 to 74	75 to 79	80 to 84	85 to 89	90 to 94	95 plus	Total
All causes	6,620 (5,650 to 8,019)	1,859 (1,269 to 2,273)	3,139 (2,560 to 4,000)	7,988 (7,869 to 13,900)	10,232 (7,789 to 13,900)	13,699 (9,766 to 19,960)	16,600 (12,399 to 21,990)	19,290 (15,199 to 23,990)	23,194 (19,199 to 28,990)	27,990 (21,200 to 38,390)	34,990 (27,200 to 48,990)	53,990 (39,990 to 69,000)	72,990 (52,790 to 99,190)	92,990 (64,990 to 129,990)	124,990 (84,390 to 169,990)	165,990 (109,990 to 229,990)	220,990 (139,990 to 309,990)	290,990 (169,990 to 429,990)	364,990 (199,990 to 599,990)	444,990 (229,990 to 799,990)	527,990 (259,990 to 1,099,990)	614,990 (279,990 to 1,499,990)	714,990 (319,990 to 1,999,990)	666,209
Communicable, maternal, neonatal, and nutritional diseases	2,760 (1,280 to 3,230)	606 (329 to 1,030)	1,500 (1,000 to 2,120)	2,790 (1,920 to 3,850)	2,620 (1,660 to 2,960)	1,990 (1,270 to 2,660)	2,010 (1,280 to 2,990)	1,520 (1,090 to 2,170)	3,200 (2,130 to 4,490)	4,200 (2,720 to 6,490)	7,200 (4,970 to 10,400)	9,040 (7,160 to 9,870)	9,260 (7,400 to 9,370)	1,900 (1,660 to 2,060)	990 (700 to 1,290)	726 (630 to 1,010)	623 (360 to 897)	470 (224 to 699)	371 (157 to 494)	330 (98 to 2,290)	161 (28 to 941.4)	129 (9.4 to 556.4)	1.7 (0.7 to 2.4)	39,550
HIV/AIDS and sexually transmitted infections	30.6 (9.3 to 77.2)	9.1 (2.9 to 20.1)	60 (4.6 to 132)	100 (7.2 to 203)	59.7 (9.9 to 89.6)	141 (2.2 to 429.5)	502.5 (8.5 to 383)	776.5 (16.4 to 344)	999.9 (23.5 to 413)	277 (98.9 to 508)	1,000 (136 to 1,790)	284 (69.2 to 1,070)	180 (38.7 to 760)	150 (14.9 to 322)	70.1 (4.9 to 222)	29.1 (1.3 to 83.8)	12.3 (0.5 to 33.8)	1.66 (0.5 to 9.5)	0.2 (0.1 to 0.4)	0.2 (0 to 0.1)	0 (0 to 0.1)	0 (0 to 0)	1,480
HIV/AIDS	0 (0 to 0)	0 (0 to 0)	19.3 (4.7 to 60.1)	99.6 (6.6 to 202.3)	11.2 (0.5 to 35.2)	44.1 (1.3 to 264)	92 (1.5 to 351)	69 (1.3 to 324)	139 (2.1 to 511)	278 (53.9 to 1,010)	139 (4.5 to 860)	68.4 (1.4 to 321)	17 (0.6 to 99.8)	2.5 (0 to 20.1)	0.6 (0 to 3.8)	0.2 (0 to 2.3)	0.1 (0 to 0.8)	0.1 (0 to 0.5)	0 (0 to 0.1)	0 (0 to 0)	0 (0 to 0)	0 (0 to 0)	0 (0 to 0)	1,100
HIV/AIDS - Drug-susceptible Tuberculosis	0 (0 to 0)	0 (0 to 0)	0.1 (0 to 0.3)	1.3 (0.1 to 2.6)	0.2 (0 to 0.5)	0.2 (0 to 0.7)	0.2 (0 to 0.7)	0.2 (0 to 0.7)	0.2 (0 to 0.7)	0.2 (0 to 0.7)	0.2 (0 to 0.7)	0.2 (0 to 0.7)	0.2 (0 to 0.7)	0.2 (0 to 0.7)	0.2 (0 to 0.7)	0.2 (0 to 0.7)	0.2 (0 to 0.7)	0.2 (0 to 0.7)	0.2 (0 to 0.7)	0.2 (0 to 0.7)	0.2 (0 to 0.7)	0.2 (0 to 0.7)	0.2 (0 to 0.7)	29.1
HIV/AIDS - Multidrug-resistant Tuberculosis without extensive	0 (0 to 0)	0 (0 to 0)	0 (0 to 0.1)	0.1 (0 to 0.3)	0 (0 to 0.1)	0 (0 to 0)	0 (0 to 0.1)	0 (0 to 0.1)	0 (0 to 0.1)	0 (0 to 0.1)	0 (0 to 0.1)	0 (0 to 0.1)	0 (0 to 0.1)	0 (0 to 0.1)	0 (0 to 0.1)	0 (0 to 0.1)	0 (0 to 0.1)	0 (0 to 0.1)	0 (0 to 0.1)	0 (0 to 0.1)	0 (0 to 0.1)	0 (0 to 0.1)	0 (0 to 0.1)	1.2
HIV/AIDS - Extensively drug-resistant Tuberculosis	0 (0 to 0)	0 (0 to 0)	0 (0 to 0)	0 (0 to 0)	0 (0 to 0)	0 (0 to 0)	0 (0 to 0)	0 (0 to 0)	0 (0 to 0)	0 (0 to 0)	0 (0 to 0)	0 (0 to 0)	0 (0 to 0)	0 (0 to 0)	0 (0 to 0)	0 (0 to 0)	0 (0 to 0)	0 (0 to 0)	0 (0 to 0)	0 (0 to 0)	0 (0 to 0)	0 (0 to 0)	0 (0 to 0)	0.1
HIV/AIDS resulting in other diseases	0 (0 to 0)	0 (0 to 0)	0 (0 to 1.56)	0 (0 to 0.1)	0 (0 to 0.1)	0 (0 to 0.1)	0 (0 to 0.1)	0 (0 to 0.1)	0 (0 to 0.1)	0 (0 to 0.1)	0 (0 to 0.1)	0 (0 to 0.1)	0 (0 to 0.1)	0 (0 to 0.1)	0 (0 to 0.1)	0 (0 to 0.1)	0 (0 to 0.1)	0 (0 to 0.1)	0 (0 to 0.1)	0 (0 to 0.1)	0 (0 to 0.1)	0 (0 to 0.1)	0 (0 to 0.1)	1,670
Sexually transmitted infections excluding HIV	30.6 (9.3 to 77.2)	9.1 (2.9 to 20.1)	40.7 (21.9 to 72.1)	98.7 (7.1 to 201.1)	48.5 (9.3 to 78.5)	97 (1.1 to 429.1)	410.5 (7.1 to 344)	707.5 (16.4 to 343)	860.9 (21.2 to 412)	277 (98.9 to 508)	861 (132 to 1,790)	216 (67.8 to 1,070)	163 (37.9 to 760)	147.5 (14.9 to 322)	69.5 (4.9 to 222)	28.9 (1.3 to 83.8)	12.3 (0.5 to 33.8)	1.66 (0.5 to 9.5)	0.2 (0.1 to 0.4)	0.2 (0 to 0.1)	0 (0 to 0.1)	0 (0 to 0)	500
Syphilis	0 (0 to 0)	0 (0 to 0)	0.2 (0 to 0.6)	0.2 (0 to 0.6)	0.1 (0 to 0.4)	0.1 (0 to 0.4)	0.1 (0 to 0.4)	0.1 (0 to 0.4)	0.1 (0 to 0.4)	0.1 (0 to 0.4)	0.1 (0 to 0.4)	0.1 (0 to 0.4)	0.1 (0 to 0.4)	0.1 (0 to 0.4)	0.1 (0 to 0.4)	0.1 (0 to 0.4)	0.1 (0 to 0.4)	0.1 (0 to 0.4)	0.1 (0 to 0.4)	0.1 (0 to 0.4)	0.1 (0 to 0.4)	0.1 (0 to 0.4)	0.1 (0 to 0.4)	0.1
Chlamydial infection	0 (0 to 0)	0 (0 to 0)	0 (0 to 0)	0 (0 to 0)	0 (0 to 0)	0 (0 to 0)	0 (0 to 0)	0 (0 to 0)	0 (0 to 0)	0 (0 to 0)	0 (0 to 0)	0 (0 to 0)	0 (0 to 0)	0 (0 to 0)	0 (0 to 0)	0 (0 to 0)	0 (0 to 0)	0 (0 to 0)	0 (0 to 0)	0 (0 to 0)	0 (0 to 0)	0 (0 to 0)	0 (0 to 0)	70.2
Gonococcal infection	0 (0 to 0)	0 (0 to 0)	0 (0 to 0)	0 (0 to 0)	0 (0 to 0)	0 (0 to 0)	0 (0 to 0)	0 (0 to 0)	0 (0 to 0)	0 (0 to 0)	0 (0 to 0)	0 (0 to 0)	0 (0 to 0)	0 (0 to 0)	0 (0 to 0)	0 (0 to 0)	0 (0 to 0)	0 (0 to 0)	0 (0 to 0)	0 (0 to 0)	0 (0 to 0)	0 (0 to 0)	0 (0 to 0)	28
Trichomoniasis	0 (0 to 0)	0 (0 to 0)	0 (0 to 0)	0.2 (0 to 0.4)	0.2 (0 to 0.4)	0.5 (0 to 0.9)	0.3 (0 to 0.6)	13.7 (0 to 43.2)	13 (0 to 43.2)	43 (0 to 129)	24.3 (7.7 to 68.1)	13 (4.1 to 39.8)	6.7 (2.1 to 18.7)	3.4 (1.1 to 8.9)	1.6 (0.4 to 4.4)	0.7 (0.2 to 2.2)	0.3 (0.1 to 0.9)	0.1 (0 to 0.3)	0.1 (0 to 0.2)	0 (0 to 0.1)	0 (0 to 0.1)	0 (0 to 0.1)	0 (0 to 0.1)	138
Genital herpes	0 (0 to 0)	0 (0 to 0)	0 (0 to 0)	0 (0 to 0)	0 (0 to 0)	0 (0 to 0)	0 (0 to 0)	0 (0 to 0)	0 (0 to 0)	0 (0 to 0)	0 (0 to 0)	0 (0 to 0)	0 (0 to 0)	0 (0 to 0)	0 (0 to 0)	0 (0 to 0)	0 (0 to 0)	0 (0 to 0)	0 (0 to 0)	0 (0 to 0)	0 (0 to 0)	0 (0 to 0)	0 (0 to 0)	0 (0 to 0)	97
Other sexually transmitted infections	0 (0 to 0)	0 (0 to 0)	0 (0 to 0)	0 (0 to 0)	0 (0 to 0)	0.4 (0 to 0.9)	0.2 (0 to 0.4)	2.3 (0 to 9.4)	0.4 (0 to 1.7)	0.1 (0 to 0.3)	0.1 (0 to 0.3)	0.1 (0 to 0.3)	0.1 (0 to 0.3)	0.1 (0 to 0.3)	0.1 (0 to 0.3)	0.1 (0 to 0.3)	0.1 (0 to 0.3)	0.1 (0 to 0.3)	0.1 (0 to 0.3)	0.1 (0 to 0.3)	0.1 (0 to 0.3)	0.1 (0 to 0.3)	0.1 (0 to 0.3)	197
Respiratory infections and tuberculosis	2,730 (1,410 to 3,270)	603 (311 to 1,030)	1,480 (1,000 to 2,110)	2,690 (2,000 to 3,850)	2,610 (1,660 to 2,960)	1,950 (1,270 to 2,660)	1,910 (1,280 to 2,990)	1,450 (1,090 to 2,170)	3,060 (2,130 to 4,490)	3,920 (2,720 to 6,490)	7,060 (4,970 to 10,400)	8,970 (7,160 to 9,870)	9,240 (7,400 to 9,370)	1,900 (1,660 to 2,060)	990 (700 to 1,290)	726 (630 to 1,010)	623 (360 to 897)	470 (224 to 699)	371 (157 to 494)	330 (98 to 2,290)	161 (28 to 941.4)	129 (9.4 to 556.4)	1.7 (0.7 to 2.4)	39,050
Tuberculosis	0 (0 to 0)	0 (0 to 0)	0.6 (0.6 to 0.7)	2.6 (2.6 to 19.4)	1.1 (0.9 to 29.6)	1.1 (0.9 to 29.6)	1.1 (0.9 to 29.6)	2.7 (2.6 to 29.6)	2.9 (2.6 to 29.6)	10.9 (8.6 to 29.7)	28.4 (9.4 to 112)	17 (5.1 to 53.5)	9.2 (2.9 to 12.4)	1.2 (0.2 to 6.9)	0.5 (0.2 to 0.8)	0.1 (0 to 0.1)	0 (0 to 0.1)	0 (0 to 0.1)	0 (0 to 0.1)	0 (0 to 0.1)	0 (0 to 0.1)	0 (0 to 0.1)	0 (0 to 0.1)	70.2
Chlamydial infection	0 (0 to 0)	0 (0 to 0)	0 (0 to 0)	0 (0 to 0)	0 (0 to 0)	0 (0 to 0)	0 (0 to 0)	0 (0 to 0)	0 (0 to 0)	0 (0 to 0)	0 (0 to 0)	0 (0 to 0)	0 (0 to 0)	0 (0 to 0)	0 (0 to 0)	0 (0 to 0)	0 (0 to 0)	0 (0 to 0)	0 (0 to 0)	0 (0 to 0)	0 (0 to 0)	0 (0 to 0)	0 (0 to 0)	0
Gonococcal infection	0 (0 to 0)	0 (0 to 0)	0 (0 to 0)	0 (0 to 0)	0 (0 to 0)	0 (0 to 0)	0 (0 to 0)	0 (0 to 0)	0 (0 to 0)	0 (0 to 0)	0 (0 to 0)	0 (0 to 0)	0 (0 to 0)	0 (0 to 0)	0 (0 to 0)	0 (0 to 0)	0 (0 to 0)	0 (0 to 0)	0 (0 to 0)	0 (0 to 0)	0 (0 to 0)	0 (0 to 0)	0 (0 to 0)	28
Trichomoniasis	0 (0 to 0)	0 (0 to 0)	0 (0 to 0)	0.2 (0 to 0.4)	0.2 (0 to 0.4)	0.5 (0 to 0.9)	0.3 (0 to 0.6)	13.7 (0 to 43.2)	13 (0 to 43.2)	43 (0 to 129)	24.3 (7.7 to 68.1)	13 (4.1 to 39.8)	6.7 (2.1 to 18.7)	3.4 (1.1 to 8.9)	1.6 (0.4 to 4.4)	0.7 (0.2 to 2.2)	0.3 (0.1 to 0.9)	0.1 (0 to 0.3)	0.1 (0 to 0.2)	0 (0 to 0.1)	0 (0 to 0.1)	0 (0 to 0.1)	0 (0 to 0.1)	138
Genital herpes	0 (0 to 0)	0 (0 to 0)	0 (0 to 0)	0 (0 to 0)	0 (0 to 0)	0 (0 to 0)	0 (0 to 0)	0 (0 to 0)	0 (0 to 0)	0 (0 to 0)	0 (0 to 0)	0 (0 to 0)	0 (0 to 0)	0 (0 to 0)	0 (0 to 0)	0 (0 to 0)	0 (0 to 0)	0 (0 to 0)	0 (0 to 0)	0 (0 to 0)	0 (0 to 0)	0 (0 to 0)	0 (0 to 0)	0 (0 to 0)	97
Other sexually transmitted infections	0 (0 to 0)	0 (0 to 0)	0 (0 to 0)	0 (0 to 0)	0 (0 to 0)	0.4 (0 to 0.9)	0.2 (0 to 0.4)	2.3 (0 to 9.4)	0.4 (0 to 1.7)	0.1 (0 to 0.3)	0.1 (0 to 0.3)	0.1 (0 to 0.3)	0.1 (0 to 0.3)	0.1 (0 to 0.3)	0.1 (0 to 0.3)	0.1 (0 to 0.3)	0.1 (0 to 0.3)	0.1 (0 to 0.3)	0.1 (0 to 0.3)	0.1 (0 to 0.3)	0.1 (0 to 0.3)	0.1 (0 to 0.3)	0.1 (0 to 0.3)	197
Respiratory infections and tuberculosis	2,730 (1,410 to 3,270)	603 (311 to 1,030)	1,480 (1,000 to 2,110)	2,690 (2,000 to 3,850)	2,610 (1,660 to 2,960)	1,950 (1,270 to 2,660)	1,910 (1,280 to 2,990)	1,450 (1,090 to 2,170)	3,060 (2,130 to 4,490)	3,920 (2,720 to 6,490)	7,060 (4,970 to 10,400)	8,970 (7,160 to 9,870)	9,240 (7,400 to 9,370)	1,900 (1,660 to 2,060)	990 (700 to 1,290)	726 (630 to 1,010)	623 (360 to 897)	470 (224 to 699)	371 (157 to 494)	330 (98 to 2,290)	161 (28 to 941.4)	129 (9.4 to 556.4)	1.7 (0.7 to 2.4)	39,050
Tuberculosis	0 (0 to 0)	0 (0 to 0)	0.6 (0.6 to 0.7)	2.6 (2.6 to 19.4)	1.1 (0.9 to 29.6)	1.1 (0.9 to 29.6)	1.1 (0.9 to 29.6)	2.7 (2.6 to 29.6)	2.9 (2.6 to 29.6)	10.9 (8.6 to 29.7)	28.4 (9.4 to 112)	17 (5.1 to 53.5)	9.2 (2.9 to 12.4)	1.2 (0.2 to 6.9)	0.5 (0.2 to 0.8)	0.1 (0 to 0.1)	0 (0 to 0.1)	0 (0 to 0.1)	0 (0 to 0.1)	0 (0 to 0.1)	0 (0 to 0.1)	0 (0 to 0.1)	0 (0 to 0.1)	1,130
Latent tuberculosis infection	0 (0 to 0)	0 (0 to 0)	0 (0 to 0)	0 (0 to 0)	0 (0 to 0)	0 (0 to 0)	0 (0 to 0)	0 (0 to 0)	0 (0 to 0)	0 (0 to 0)	0 (0 to 0)	0 (0 to 0)	0 (0 to 0)	0 (0 to 0)	0 (0 to 0)	0 (0 to 0)	0 (0 to 0)	0 (0 to 0)	0 (0 to 0)	0 (0 to 0)	0 (0 to 0)	0 (0 to 0)	0 (0 to 0)	0
Drug-susceptible Tuberculosis	0 (0 to 0)	0 (0 to 0)	0.3 (0 to 0.4)	0.6 (0 to 1.5)	0.5 (0 to 1.1)	0.5 (0 to 1.1)	0.5 (0 to 1.1)	0.6 (0 to 1.1)	0.6 (0 to 1.1)	0.6 (0 to 1.1)	0.6 (0 to 1.1)	0.6 (0 to 1.1)	0.6 (0 to 1.1)	0.6 (0 to 1.1)	0.6 (0 to 1.1)	0.6 (0 to 1.1)	0.6 (0 to 1.1)	0.6 (0 to 1.1)	0.6 (0 to 1.1)	0.6 (0 to 1.1)	0.6 (0 to 1.1)	0.6 (0 to 1.1)	0.6 (0 to 1.1)	1,090
Multidrug-resistant tuberculosis without extensive drug-resistar	0 (0 to 0)	0 (0 to 0)	0 (0 to 0.1)	0.6 (0 to 1.1)	0.6 (0 to 1.2)	0.7 (0 to 1.4)	0.7 (0 to 1.4)	2.1 (0 to 4.3)	2.2 (0 to 4.3)	2.6 (0 to 4.7)	4.6 (0 to 7.4)	6.7 (3.7 to 9.2)	3.6 (2 to 5.1)	0.6 (0.3 to 1.1)	0.3 (0.1 to 0.6)	0.1 (0 to 0.2)	0.1 (0 to 0.1)	0 (0 to 0.1)	0 (0 to 0.1)	0 (0 to 0.1)	0 (0 to 0.1)	0 (0 to 0.1)	0 (0 to 0.1)	39.2
Extensively drug-resistant tuberculosis	0 (0 to 0)	0 (0 to 0)	0 (0 to 0)	0 (0 to 0)	0 (0 to 0)	0 (0 to 0)	0 (0 to 0)	0 (0 to 0)	0 (0 to 0)	0 (0 to 0)	0 (0 to 0)	0.6 (0 to 1.2)	0.3 (0 to 0.6)	0.1 (0 to 0.1)	0.1 (0 to 0.1)	0 (0 to 0.1)	0 (0 to 0.1)	0 (0 to 0.1)	0 (0 to 0.1)	0 (0 to 0.1)	0 (0 to 0.1)	0 (0 to 0.1)	0 (0 to 0.1)	2.5
Lower respiratory infections	19 (9.4 to 26.4)	19.6 (9.9 to 38.6)	122 (78 to 178)	178 (90.3 to 308)	72.4 (47.6 to 114)	75 (48.7 to 118)	65.7 (42.2 to 103)	169 (107 to 265)	191 (122 to 299)	291 (187 to 456)	680 (434 to 1,060)	389 (271 to 537)	230 (153 to 318)	156 (105 to 215)	156 (104 to 215)	236 (159 to 326)	237 (157 to 327)	297 (195 to 409)	282 (183 to 388)	199 (128 to 274)	69.6 (44.7 to 95.7)	12.2 (7.7 to 16.7)	1.4 (0.9 to 2.1)	4,090
Upper respiratory infections	0.3 (0.2 to 0.4)	1.6 (1 to 2.2)	24.9 (16 to 36)	194 (124 to 281)	33 (21 to 46)	29.1 (18.6 to 41)	22.2 (14.2 to 31)	19.3 (12.3 to 27)	20.1 (12.8 to 28)	21.1 (13.5 to 29)	21.1 (13.5 to 29)	21.1 (13.5 to 29)	21.1 (13.5 to 29)	21.1 (13.5 to 29)	21.1 (13.5 to 29)	21.1 (13.5 to 29)	21.1 (13.5 to 29)	21.1 (13.5 to 29)	21.1 (13.5 to 29)	21.1 (13.5 to 29)	21.1 (13.5 to 29)	21.1 (13.5 to 29)	21.1 (13.5 to 29)	1,890
Otitis media	0 (0 to 0)	0.1 (0 to 0.3)	5.6 (2.6 to 11.7)	19.3 (9.6 to 37)	5.3 (2.6 to 10.1)	3.2 (1.6 to 6.2)	2.4 (1.2 to 4.6)	2.1 (1.1 to 4.1)	2.2 (1.1 to 4.2)	2.3 (1.2 to 4.4)	2.3 (1.2 to 4.4)	2.3 (1.2 to 4.4)	2.3 (1.2 to 4.4)	2.3 (1.2 to 4.4)	2.3 (1.2 to 4.4)	2.3 (1.2 to 4.4)	2.3 (1.2 to 4.4)	2.3 (1.2 to 4.4)	2.3 (1.2 to 4.4)	2.3 (1.2 to 4.4)	2.3 (1.2 to 4.4)	2.3 (1.2 to 4.4)	2.3 (1.2 to 4.4)	493
Enteric infections	6.2 (2.9 to 13.4)	13.9 (7.9 to 28)	135 (69.5 to 189)	475 (322 to 713)	366 (266 to 560)	283 (203 to 446)	239 (147 to 326)	249 (121 to 392)	240 (142 to 387)	238 (116 to 384)	239 (116 to 384)	239 (116 to 384)	239 (116 to 384)	239 (116 to 384)	239 (116 to 384)	239 (116 to 384)	239 (116 to 384)	239 (116 to 384)	239 (116 to 384)	239 (116 to 384)	239 (116 to 384)	239 (116 to 384)	239 (116 to 384)	4,190
Diarrheal diseases	13.6 (2.9 to 13.4)	13.9 (7.9 to 27.4)	135 (69.7 to 189)	474 (321 to 668)	366 (266 to 560)	283 (203 to 446)	239 (147 to 326)	249 (121 to 392)	240 (142 to 387)	238 (116 to 384)	239 (116 to 384)	239 (116 to 384)	239 (116 to 384)	239 (116 to 384)	239 (116 to 384)	239 (116 to 384)	239 (116 to 384)	239 (116 to 384)	239 (116 to 384)	239 (116 to 384)	239 (116 to 384)	239 (116 to 384)	239 (116 to 384)	4,190
Typhoid and paratyphoid	0 (0 to 0)	0 (0 to 0)	0.1 (0 to 0.4)	28.1 (16.9 to 50)	55 (33.6 to 78)	68.6 (42.3 to 98.6)	67.3 (42.3 to 98.6)	77.9 (42.3 to 98.6)	87.3 (42.3 to 98.6)	87.3 (42.3 to 98.6)	87.3 (42.3 to 98.6)	87.3 (42.3 to 98.6)	87.3 (42.3 to 98.6)	87.3 (42.3 to 98.6)	87.3 (42.3 to 98.6)	87.3 (42.3 to 98.6)	87.3 (42.3 to 98.6)	87.3 (42.3 to 98.6)	87.3 (42.3 to 98.6)	87.3 (42.3 to 98.6)	87.3 (42.3 to 98.6)	87.3 (42.3 to 98.6)	87.3 (42.3 to 98.6)	321
Typhoid fever	0 (0 to 0)	0 (0 to 0)	0 (0 to 0.1)	28.1 (16.9 to 50)	55 (33.6 to 78)	68.6 (42.3 to 98.6)	67.3 (42.3 to 98.6)	77.9 (42.3 to 98.6)	87.3 (42.3 to 98.6)	87.3 (42.3 to 98.6)	87.3 (42.3 to 98.6)	87.3 (42.3 to 98.6)	87.3 (42.3 to 98.6)	87.3 (42.3 to 98.6)	87.3 (42.3 to 98.6)	87.3 (42.3 to 98.6)	87.3 (42.3 to 98.6)	87.3 (42.3 to 98.6)	87.3 (42.3 to 98.6)	87.3 (42.3 to 98.6)	87.3 (42.3 to 98.6)	87.3 (42.3 to 98.6)	87.3 (42.3 to 98.6)	321
Paratyphoid fever	0 (0 to 0)	0 (0 to 0)	0 (0 to 0)	0.1 (0 to 0.1)	0.1 (0 to 0.2)	0.1 (0 to 0.2)	0.1 (0 to 0.2)	0.1 (0 to 0.2)	0.1 (0 to 0.2)	0.1 (0 to 0.2)	0.1 (0 to 0.2)	0.1 (0 to 0.2)	0.1 (0 to 0.2)	0.1 (0 to 0.2)	0.1 (0 to 0.2)	0.1 (0 to 0.2)	0.1 (0 to 0.2)	0.1 (0 to 0.2)	0.1 (0 to 0.2)	0.1 (0 to 0.2)	0.1 (0 to 0.2)	0.1 (0 to 0.2)	0.1 (0 to 0.2)	0.1
Invasive Non-typhoidal Salmonella (iNTS)	0 (0 to 0)	0.1 (0 to 0.3)	0.3 (0.1 to 0.6)	1.3 (0.4 to 2.7)	1.1 (0.4 to 2.1)	0.6 (0.2 to 1.2)	0.4 (0.1 to 0.8)	0.4 (0.1 to 0.8)	0.4 (0.1 to 0.8)	0.2 (0.1 to 0.4)	0.2 (0.1 to 0.4)	0.2 (0.1 to 0.4)	0.2 (0.1 to 0.4)	0.2 (0.1 to 0.4)	0.2 (0.1 to 0.4)	0.2 (0.1 to 0.4)	0.2 (0.1 to 0.4)	0.2 (0.1 to 0.4)	0.2 (0.1 to 0.4)	0.2 (0.1 to 0.4)	0.2 (0.1 to 0.4)	0.2 (0.1 to 0.4)	0.2 (0.1 to 0.4)	99.2
Other intestinal infectious diseases	0 (0 to 0)	0 (0 to 0)	0.3 (0 to 0.7)	1.3 (0.4 to 2.7)	1.1 (0.4 to 2.1)	0.6 (0.2 to 1.2)	0.4 (0.1 to 0.8)	0.4 (0.1 to 0.8)	0.4 (0.1 to 0.8)	0.2 (0.1 to 0.4)	0.2 (0.1 to 0.4)	0.2 (0.1 to 0.4)	0.2 (0.1 to 0.4)	0.2 (0.1 to 0.4)	0.2 (0.1 to 0.4)	0.2 (0.1 to 0.4)	0.2 (0.1 to 0.4)	0.2 (0.1 to 0.4)	0.2 (0.1 to 0.4)	0.2 (0.1 to 0.4)	0.2 (0.1 to 0.4)	0.2 (0.1 to 0.4)	0.2 (0.1 to 0.4)	7.2
Neglected tropical diseases and malaria	0.4 (0 to 1.8)	1.6 (0.1 to 2.8)	9.8 (1.5 to 20.6)	52.9 (19.1 to 113)	15.5 (4.6 to 34.1)	10.8 (3.6 to 24.1)	32.8 (20.1 to 57)	43.1 (17.3 to 84.1)	19.3 (7.2 to 37.2)	43.1 (18.1 to 84.1)	136 (30.7 to 336)	79.8 (20.7 to 195)	29.1 (12.9 to 71.4)	19.6 (7.4 to 39.6)	13.1 (5.1 to 26.1)	3.1 (1.2 to 6.2)	1.6 (0.6 to 3.2)	0.8 (0.3 to 1.6)	0.4 (0.1 to 0.8)	0.1 (0 to 0.2)	0 (0 to 0.1)	0 (0 to 0.1)	0 (0 to 0.1)	609
Malaria	0 (0 to 0)	0 (0 to 0)	0 (0 to 0)	0 (0 to 0)	0 (0 to 0)	0 (0 to 0)	0 (0 to 0)	0 (0 to 0)	0 (0 to 0)	0 (0 to 0)	0 (0 to 0)	0 (0 to 0)	0 (0 to 0)	0 (0 to 0)	0 (0 to 0)	0 (0 to 0)	0 (0 to 0)	0 (0 to 0)	0 (0 to 0)	0 (0 to 0)	0 (0 to 0)	0 (0 to 0)	0 (0 to 0)	0 (0 to 0)	0
Chagas disease	0 (0 to 0)	0 (0 to 0)	0 (0 to 0)	0 (0 to 0)	0 (0 to 0)	0 (0 to 0)	0 (0 to 0)	0 (0 to 0)	0 (0 to 0)	0 (0 to 0)	0 (0 to 0)	0 (0 to 0)	0 (0 to 0)	0 (0 to 0)	0 (0 to 0)	0 (0 to 0)	0 (0 to 0)	0 (0 to 0)	0 (0 to 0)	0 (0 to 0)	0 (0 to 0)	0 (0 to 0)	0 (0 to 0)	0 (0 to 0)	0
Leishmaniasis	0 (0 to 0)	0 (0 to 0)	0 (0 to 0)	0 (0 to 0)	0 (0 to 0)	0 (0 to 0)	0 (0 to 0)	0 (0 to 0)	0 (0 to 0)	0 (0 to 0)	0 (0 to 0)	0 (0 to 0)	0 (0 to 0)	0 (0 to 0)	0 (0 to 0)	0 (0 to 0)	0 (0 to 0)	0 (0 to 0)	0 (0 to 0)	0 (0 to 0)	0 (0 to 0)	0 (0 to 0)	0 (0 to 0)	0 (0 to 0)	0
Visceral leishmaniasis	0 (0 to 0)	0 (0 to 0)	0 (0 to 0)	0 (0 to 0)	0 (0 to 0)	0 (0 to 0)	0 (0 to 0)	0 (0 to 0)	0 (0 to 0)	0 (0 to 0)	0 (0 to 0)	0 (0 to 0)	0 (0 to 0)	0 (0 to 0)	0 (0 to 0)	0 (0 to 0)	0 (0 to 0)	0 (0 to 0)	0 (0 to 0)	0 (0 to 0)	0 (0 to 0)	0 (0 to 0)	0 (0 to 0)	0 (0 to 0)	0
Cutaneous and mucocutaneous leishmaniasis	0 (0 to 0)	0 (0 to 0)	0 (0 to 0)	0 (0 to 0)	0 (0 to 0)	0 (0 to 0)	0 (0 to 0)	0 (0 to 0)	0 (0 to 0)	0 (0 to 0)	0 (0 to 0)	0 (0 to 0)	0 (0 to 0)	0 (0 to 0)	0 (0 to 0)	0 (0 to 0)	0 (0 to 0)	0 (0 to 0)	0 (0 to 0)	0 (0 to 0)	0 (0 to 0)	0 (0 to 0)	0 (0 to 0)	0 (0 to 0)	0
African trypanosomiasis	0 (0 to 0)	0 (0 to 0)	0 (0 to 0)	0 (0 to 0)	0 (0 to 0)	0 (0 to 0)	0 (0 to 0)	0 (0 to 0)	0 (0 to 0)	0 (0 to 0)	0 (0 to 0)	0 (0 to 0)	0 (0 to 0)	0 (0 to 0)	0 (0 to 0)	0 (0 to 0)	0 (0 to 0)	0 (0 to 0)	0 (0 to 0)	0 (0 to 0)	0 (0 to 0)	0 (0 to 0)	0 (0 to 0)	0 (0 to 0)	0
Schistosomiasis	0 (0 to 0)	0 (0 to 0)	0 (0 to 0)	0 (0 to 0)	0 (0 to 0)	0 (0 to 0)	0 (0 to 0)	0 (0 to 0)	0 (0 to 0)	0 (0 to 0)	0 (0 to 0)	0 (0 to 0)	0 (0 to 0)	0 (0 to 0)	0 (0 to 0)	0 (0 to 0)	0 (0 to 0)	0 (0 to 0)	0 (0 to 0)	0 (0 to 0)	0 (0 to 0)	0 (0 to 0)	0 (0 to 0)	0 (0 to 0)	0
Cysticercosis	0 (0 to 0)	0 (0 to 0)	0 (0 to 0)	0 (0 to 0)	0 (0 to 0)	0 (0 to 0)	0 (0 to 0)	0 (0 to 0)	0 (0 to 0)	0 (0 to 0)	0 (0 to 0)	0 (0 to 0)	0 (0 to 0)	0 (0 to 0)	0 (0 to 0)	0 (0 to 0)	0 (0 to 0)	0 (0 to 0)	0 (0 to 0)	0 (0 to 0)	0 (0 to 0)	0 (0 to 0)	0 (0 to 0)	0 (0 to 0)	0
Cystic echinococcosis	0 (0 to 0)	0 (0 to 0)	0 (0 to 0)	0 (0 to 0)	0 (0 to 0)	0 (0 to 0)	0 (0 to 0)	0 (0 to 0)	0 (0 to 0)	0 (0 to 0)	0 (0 to 0)	0 (0 to 0)	0 (0 to 0)	0 (0 to 0)	0 (0 to 0)	0 (0 to 0)	0 (0 to 0)	0 (0 to 0)	0 (0 to 0)	0





SR Table 2b: Yemen DALYS by cause and age group for females with 95% uncertainty intervals, 2019

Cause	Early Neonatal	Late Neonatal	Post Neonatal	1 to 4	5 to 9	10 to 14	15 to 19	20 to 24	25 to 29	30 to 34	35 to 39	40 to 44	45 to 49	50 to 54	55 to 59	60 to 64	65 to 69	70 to 74	75 to 79	80 to 84	85 to 89	90 to 94	95 plus	Total
All causes	602,000 (499,000 to 719,000)	201,000 (168,000 to 239,000)	689,000 (582,000 to 810,000)	512,000 (445,000 to 584,000)	263,000 (213,000 to 320,000)	224,000 (183,000 to 271,000)	278,000 (225,000 to 338,000)	270,000 (216,000 to 326,000)	284,000 (228,000 to 346,000)	305,000 (246,000 to 366,000)	295,000 (238,000 to 364,000)	258,000 (205,000 to 323,000)	206,000 (166,000 to 260,000)	188,000 (152,000 to 232,000)	180,000 (146,000 to 225,000)	179,000 (149,000 to 216,000)	161,000 (140,000 to 191,000)	141,000 (126,000 to 162,000)	106,000 (96,400 to 120,000)	66,900 (61,100 to 74,200)	33,600 (30,000 to 38,700)	12,400 (11,000 to 14,200)	4,060 (3,630 to 4,510)	5,460,000
Communicable, maternal, neonatal, and nutritional diseases	488,000 (388,000 to 601,000)	151,000 (119,000 to 187,000)	456,000 (339,000 to 585,000)	255,000 (194,000 to 329,000)	78,600 (55,300 to 106,000)	41,400 (31,700 to 54,200)	81,300 (55,600 to 114,000)	76,800 (53,300 to 105,000)	71,100 (52,500 to 96,400)	74,800 (53,800 to 103,000)	65,100 (46,200 to 90,300)	43,100 (31,300 to 60,700)	28,500 (20,000 to 40,500)	21,600 (14,200 to 36,400)	16,400 (10,700 to 28,100)	12,500 (8,580 to 19,900)	9,350 (6,640 to 13,100)	9,400 (6,520 to 14,000)	6,510 (4,720 to 8,900)	4,080 (2,870 to 5,650)	2,210 (1,550 to 3,200)	808 (561 to 1,160)	288 (192 to 411)	2,000,000
HIV/AIDS and sexually transmitted infections	10,100 (3,090 to 22,500)	2,610 (749 to 5,830)	3,890 (957 to 9,830)	3,000 (70·3 to 18,100)	314 (49·7 to 1,100)	144 (31·6 to 610)	647 (96·8 to 3,650)	894 (181 to 3,800)	1,180 (282 to 4,500)	1,220 (331 to 4,570)	1,070 (314 to 4,040)	828 (262 to 3,140)	513 (141 to 2,220)	253 (65·8 to 1,120)	127 (34·9 to 515)	83·5 (25·2 to 279)	57·6 (15·3 to 221)	27·9 (10·4 to 84·1)	16·9 (7·5 to 36)	7 (3·3 to 14·6)	2·9 (1·2 to 5·9)	1·1 (0·5 to 2·2)	0·3 (0·1 to 0·6)	27,000
HIV/AIDS	0·1 (0 to 0·3)	0·2 (0 to 1·1)	684 (1·2 to 4,310)	2,850 (4·9 to 17,900)	220 (3·9 to 944)	113 (3·9 to 582)	549 (21·1 to 3,570)	682 (27·7 to 3,650)	828 (25·3 to 4,090)	782 (23·4 to 4,100)	627 (19·8 to 3,730)	459 (17·4 to 2,740)	315 (12·4 to 2,040)	167 (6·9 to 1,040)	73·6 (2·8 to 469)	42·6 (1·8 to 236)	32·9 (1·3 to 183)	9·6 (0·4 to 61·7)	1·5 (0·1 to 8·2)	0·3 (0 to 2·1)	0·1 (0 to 0·8)	0 (0 to 0·2)	0 (0 to 0)	8,430
HIV/AIDS - Drug-susceptible Tuberculosis	0 (0 to 0)	0 (0 to 0·1)	43·7 (0·8 to 141)	183 (3·4 to 590)	20·2 (2·6 to 47·2)	10·2 (2 to 22·4)	53·6 (13·9 to 110)	64·6 (15·7 to 135)	73 (13·7 to 164)	68·2 (12 to 157)	55·8 (10·4 to 128)	43 (8·6 to 99)	27·9 (6 to 65·6)	15 (3·3 to 35·1)	6·7 (1·8 to 15·5)	4·2 (1·4 to 9·1)	3·1 (1·1 to 7)	0·8 (0·3 to 2)	0·2 (0·1 to 0·3)	0 (0 to 0·1)	0 (0 to 0)	0 (0 to 0)	0 (0 to 0)	673
HIV/AIDS - Multidrug-resistant Tuberculosis without exte	0 (0 to 0)	0 (0 to 0)	2·5 (0 to 14·2)	10·6 (0 to 59·5)	1·1 (0 to 4·9)	0·6 (0 to 2·4)	2·8 (0·2 to 11·5)	3·4 (0·3 to 14·3)	3·9 (0·2 to 17·2)	3·7 (0·2 to 16·7)	3 (0·2 to 13·6)	2·3 (0·1 to 10·5)	1·5 (0·1 to 7)	0·8 (0·1 to 3·8)	0·3 (0 to 1·6)	0·2 (0 to 0·9)	0·1 (0 to 0·7)	0 (0 to 0·2)	0 (0 to 0)	0 (0 to 0)	0 (0 to 0)	0 (0 to 0)	0 (0 to 0)	37
HIV/AIDS - Extensively drug-resistant Tuberculosis	0 (0 to 0)	0 (0 to 0)	0·2 (0 to 1)	0·8 (0 to 4·2)	0·1 (0 to 0·3)	0 (0 to 0·2)	0·2 (0 to 0·8)	0·2 (0 to 1)	0·3 (0 to 1·2)	0·3 (0 to 1·1)	0·2 (0 to 0·9)	0·2 (0 to 0·7)	0·1 (0 to 0·5)	0·1 (0 to 0·3)	0 (0 to 0·1)	0 (0 to 0·1)	0 (0 to 0)	0 (0 to 0)	0 (0 to 0)	0 (0 to 0)	0 (0 to 0)	0 (0 to 0)	0 (0 to 0)	2·6
HIV/AIDS resulting in other diseases	0·1 (0 to 0·3)	0·2 (0 to 1·1)	638 (0·3 to 4,240)	2,650 (1·1 to 17,600)	198 (0·6 to 913)	102 (1·5 to 565)	492 (5·1 to 3,490)	614 (9·6 to 3,540)	750 (8·6 to 3,920)	709 (9 to 4,000)	568 (7·3 to 3,640)	413 (7·1 to 2,660)	285 (4·6 to 1,980)	151 (2·7 to 1,010)	66·6 (0·7 to 448)	38·2 (0·3 to 229)	29·7 (0·1 to 178)	8·7 (0 to 60·3)	1·3 (0 to 7·9)	0·3 (0 to 2·1)	0·1 (0 to 0·8)	0 (0 to 0·2)	0 (0 to 0)	7,720
Sexually transmitted infections excluding HIV	10,100 (3,090 to 22,500)	2,610 (749 to 5,830)	3,210 (877 to 8,370)	148 (43 to 354)	94·7 (28·5 to 211)	31·7 (22·5 to 44·8)	97·9 (54 to 172)	212 (109 to 382)	350 (182 to 615)	441 (241 to 756)	442 (239 to 766)	369 (194 to 654)	198 (99·4 to 376)	86·5 (44·5 to 163)	53·3 (25·9 to 105)	41 (18·2 to 78·8)	24·7 (11·4 to 49·1)	18·3 (8·7 to 34·3)	15·4 (6·8 to 32·5)	6·7 (3·1 to 14·1)	2·8 (1·2 to 5·8)	1·1 (0·5 to 2·2)	0·3 (0·1 to 0·6)	18,600
Syphilis	10,100 (3,090 to 22,500)	2,610 (749 to 5,830)	3,210 (877 to 8,370)	148 (43 to 354)	94·7 (28·5 to 211)	8·8 (6·5 to 11·5)	3·3 (1·3 to 7·2)	3·4 (0·9 to 9·2)	4·9 (1·8 to 11·2)	5·7 (2·2 to 12·8)	3·5 (1·3 to 7·9)	2·1 (0·7 to 5)	2·7 (1·1 to 5·6)	2·3 (0·9 to 5)	0·8 (0·3 to 1·8)	1·1 (0·4 to 2·5)	0·6 (0·3 to 1·3)	0·9 (0·4 to 2)	0·9 (0·3 to 2·3)	0·8 (0·3 to 2·2)	0·3 (0·1 to 0·8)	0·2 (0·1 to 0·6)	0·1 (0 to 0·2)	16,200
Chlamydial infection	0 (0 to 0)	0 (0 to 0)	0 (0 to 0)	0 (0 to 0)	0 (0 to 0)	4·1 (2·6 to 6·2)	13·9 (7·4 to 23·9)	29·6 (17·5 to 48·8)	49·6 (20·8 to 93·8)	64·4 (30 to 113)	69·1 (34·2 to 121)	58·9 (28·6 to 107)	27·2 (11·1 to 54·5)	6·7 (3·7 to 11·5)	2·8 (1·5 to 4·9)	2·1 (0·5 to 6)	0·6 (0·2 to 1·5)	1 (0·3 to 2·3)	1·4 (0·4 to 3·4)	0·7 (0·2 to 2)	0·3 (0·1 to 0·7)	0·1 (0 to 0·3)	0 (0 to 0·1)	332
[illegible]	[illegible]	[illegible]	[illegible]	[illegible]	[illegible]	[illegible]	[illegible]	[illegible]	[illegible]	[illegible]	[illegible]	[illegible]	[illegible]	[illegible]	[illegible]	[illegible]	[illegible]	[illegible]	[illegible]	[illegible]	[illegible]	[illegible]	[illegible]	[illegible]



Other transport injuries	15 6 (9 to 24)	12 5 (5 to 27 2)	196 (99 7 to 504)	71 3 (29 to 1 366)	588 (263 to 1 209)	493 (229 to 923)	226 (134 to 491)	366 (194 to 692)	454 (259 to 821)	396 (192 to 799)	367 (168 to 726)	312 (152 to 630)	228 (121 to 429)	157 (87 1 to 299)	150 (79 to 283)	99 7 (56 2 to 186)	73 (37 to 139)	44 6 (27 5 to 73 7)	29 6 (16 7 to 53 4)	14 6 (9 1to 22 6)	5 6 (2 5 to 9 1)	2 3 (1 4 to 3 2)	1 3 (0 8 to 2 1)	4,870
Unintentional injuries	1,660 (843 to 3,666)	1,553 (877 to 3,573)	14,630 (8,979 to 37,338)	26,490 (15,338 to 51,938)	19,820 (11,338 to 33,338)	11,150 (6,639 to 19,736)	7,740 (4,439 to 11,719)	8,960 (5,209 to 12,716)	9,870 (6,159 to 13,955)	10,650 (6,649 to 14,716)	8,960 (5,339 to 12,716)	7,520 (4,399 to 10,649)	5,160 (3,179 to 7,379)	3,960 (2,519 to 5,249)	3,210 (2,029 to 4,249)	2,960 (1,879 to 3,779)	2,160 (1,369 to 2,749)	1,720 (1,029 to 2,749)	1,270 (699 to 1,849)	660 (391 to 1,079)	370 (179 to 749)	114 (73 to 149)	29 1 (20 7 to 40 4)	146,850
Falls	167 (77 to 440)	97 5 (52 6 to 243)	1,330 (649 to 3,449)	3,610 (1,729 to 8,699)	2,620 (1,429 to 6,219)	1,640 (1,269 to 2,739)	1,770 (1,189 to 2,459)	1,930 (1,529 to 2,519)	2,210 (1,679 to 2,959)	2,510 (1,799 to 3,559)	2,540 (1,689 to 3,749)	1,890 (1,259 to 2,959)	1,400 (1,029 to 1,909)	1,170 (842 to 1,629)	1,060 (767 to 1,459)	1,060 (749 to 1,569)	692 (522 to 1,069)	764 (528 to 997)	633 (398 to 839)	614 (389 to 896)	378 (194 to 781)	112 (72 to 143)	29 1 (20 7 to 40 4)	33,550
Drowning	27 (27 1 to 96 3)	16 3 (16 3 to 61)	234 (234 to 1,019)	1,010 (1,010 to 3,979)	1,020 (1,020 to 3,979)	1,020 (1,020 to 3,999)	1,020 (27 to 1,260)	1,020 (998 to 1,999)	1,020 (998 to 1,999)	1,020 (41 to 1,727)	1,020 (1,000 to 1,720)	1,020 (1,000 to 1,979)	1,020 (1,000 to 1,999)	1,020 (1,000 to 1,999)	1,020 (1,000 to 1,999)	1,020 (1,000 to 1,999)	1,020 (1,000 to 1,999)	1,020 (1,000 to 1,999)	1,020 (1,000 to 1,999)	1,020 (1,000 to 1,999)	1,020 (1,000 to 1,999)	1,020 (1,000 to 1,999)	1,020 (1,000 to 1,999)	15,960
Fire, heat, and hot substances	69 3 (19 to 163)	79 8 (18 8 to 1 80)	1,550 (214 to 4,790)	4,220 (749 to 11,200)	2,240 (499 to 5,290)	1,750 (439 to 3,720)	1,650 (521 to 2,910)	1,970 (677 to 3,410)	2,230 (754 to 5,240)	2,130 (722 to 5,060)	1,760 (669 to 4,110)	1,500 (611 to 3,960)	814 (360 to 2,020)	413 (360 to 1,310)	457 (335 to 997)	429 (239 to 790)	268 (150 to 479)	21 3 (126 to 399)	134 (79 9 to 239)	69 5 (51 9 to 121)	22 4 (14 2 to 32 4)	12 5 (7 5 to 19 8)	4 2 (2 2 to 6 4)	20,500
Poisonings	1,190 (591 to 2,690)	1,190 (591 to 2,690)	1,190 (591 to 2,690)	1,190 (591 to 2,690)	1,190 (591 to 2,690)	1,190 (591 to 2,690)	1,190 (591 to 2,690)	1,190 (591 to 2,690)	1,190 (591 to 2,690)	1,190 (591 to 2,690)	1,190 (591 to 2,690)	1,190 (591 to 2,690)	1,190 (591 to 2,690)	1,190 (591 to 2,690)	1,190 (591 to 2,690)	1,190 (591 to 2,690)	1,190 (591 to 2,690)	1,190 (591 to 2,690)	1,190 (591 to 2,690)	1,190 (591 to 2,690)	1,190 (591 to 2,690)	1,190 (591 to 2,690)	1,190 (591 to 2,690)	17,850
Poisoning by/action immovable	29 8 (7 2 to 74 6)	29 (6 8 to 82 8)	41 (9 6 to 1,430)	1,160 (67 8 to 3,130)	479 (1 90 to 1,190)	560 (1 90 to 1,270)	256 (67 2 to 769)	197 (11 9 to 521)	659 (112 to 1,270)	61 8 (9 6 to 549)	263 (69 7 to 912)	298 (73 7 to 833)	148 (39 to 530)	216 (27 2 to 233)	69 5 (19 1 to 146)	69 2 (20 5 to 141)	34 2 (10 4 to 99 1)	27 9 (8 6 to 59 6)	19 6 (7 6 to 52 9)	8 7 (2 4 to 19 4)	6 2 (1 4 to 7 4)	3 5 (0 9 to 7 4)	0 8 (0 1 to 5 1)	5,090
Poisoning by/other means	133 (21 5 to 271)	79 7 (19 to 209)	699 (127 to 2,030)	1,560 (419 to 3,750)	660 (149 to 1,540)	667 (172 to 1,390)	261 (67 7 to 660)	263 (77 1 to 661)	276 (66 1 to 764)	31 0 (6 6 to 930)	207 (49 to 630)	161 (42 4 to 460)	124 (34 5 to 330)	87 (20 1 to 179)	49 8 (15 2 to 131)	39 (12 8 to 92 4)	23 7 (6 2 to 69 9)	20 6 (7 4 to 43)	12 1 (3 9 to 29)	6 7 (2 to 17 8)	2 7 (0 to 8)	0 8 (0 2 to 5 8)	0 2 (0 1 to 0 6)	9,430
Exposure to mechanical forces	16 (3 4 to 137 0)	16 (3 4 to 137 0)	16 (3 4 to 137 0)	16 (3 4 to 137 0)	16 (3 4 to 137 0)	16 (3 4 to 137 0)	16 (427 to 1,260)	16 (427 to 1,260)	16 (427 to 1,870)	16 (427 to 1,870)	16 (427 to 1,870)	16 (427 to 1,260)	16 (427 to 1,260)	16 (996 to 2,660)	16 (996 to 2,660)	16 (996 to 2,660)	16 (996 to 2,660)	16 (996 to 2,660)	16 (996 to 2,660)	16 (996 to 2,660)	16 (996 to 2,660)	16 (996 to 2,660)	16 (996 to 2,660)	16,000
Unintentional firearm injuries	6 6 (6 1 to 140)	6 6 (6 1 to 999)	6 6 (5 2 to 1,740)	6 6 (2 6 to 634)	6 6 (4 3 to 347)	6 6 (4 6 to 310)	6 6 (4 4 to 219)	6 6 (4 2 to 356)	6 6 (4 3 to 210)	6 6 (5 4 to 352)	6 6 (4 9 to 191)	6 6 (4 2 to 199)	6 6 (4 1 to 126)	6 6 (2 8 to 127)	6 6 (2 8 to 84)	6 6 (2 7 to 79 8)	6 6 (2 7 to 47 8)	6 6 (1 7 to 37 8)	6 6 (1 6 to 29 2)	6 6 (0 7 to 19 4)	6 6 (0 7 to 19 8)	6 6 (1 2 to 4 6)	6 6 (0 5 to 4 2)	1,490
Other exposure to mechanical forces	11 (2 4 to 999)	11 (1 9 to 210)	11 (60 2 to 1,600)	11 (10 to 4,030)	11 (10 to 3,040)	11 (9 1 to 2,030)	11 (999 to 1,200)	11 (427 to 1,260)	11 (427 to 1,260)	11 (999 to 1,440)	11 (999 to 1,770)	11 (427 to 1,260)	11 (427 to 1,260)	11 (214 to 781)	11 (214 to 781)	11 (214 to 999)	11 (214 to 999)	11 (777 to 999)	11 (139 to 999)	11 (97 4 to 999)	11 (997 to 1,120)	11 (21 4 to 999)	11 (1 1 to 14 4)	11 (1 1 to 14 4)	13,650
Adverse effects of medical treatment	77 (30 6 to 362)	77 (30 7 to 999)	1,660 (459 to 3,200)	1,170 (503 to 2,190)	81 (429 to 1,490)	750 (279 to 1,200)	307 (161 to 1,260)	670 (176 to 1,200)	277 (277 to 1,200)	277 (277 to 1,200)	277 (240 to 1,260)	277 (261 to 1,260)	277 (261 to 1,260)	277 (261 to 1,260)	277 (261 to 1,260)	277 (261 to 1,260)	277 (261 to 1,260)	277 (261 to 1,260)	277 (261 to 1,260)	277 (261 to 1,260)	277 (261 to 1,260)	277 (261 to 1,260)	277 (261 to 1,260)	277 (261 to 1,260)	11,660
Animal contact	18 6 (4 to 39 3)	18 6 (4 2 to 40 3)	271 (42 9 to 640)	642 (210 to 1,990)	649 (211 to 1,990)	349 (163 to 833)	178 (104 to 279)	160 (66 7 to 243)	159 (103 to 233)	159 (103 to 243)	159 (68 1 to 243)	126 (77 9 to 190)	91 4 (56 2 to 139)	61 2 (48 1 to 126)	66 1 (37 9 to 93 3)	61 (32 6 to 114 9)	42 5 (26 6 to 63 7)	33 8 (21 4 to 52 3)	19 2 (11 9 to 29 9)	11 6 (7 1to 19 7)	5 (3 2 to 7 7)	2 1 (1 2 to 3 3)	0 6 (0 4 to 1 1)	3,190
Venomous animal contact	3 4 (1 to 9 7)	3 4 (1 to 9 7)	3 4 (1 to 9 7)	3 4 (1 to 9 7)	3 4 (1 to 9 7)	3 4 (1 to 9 7)	3 4 (1 to 9 7)	3 4 (1 to 9 7)	3 4 (1 to 9 7)	3 4 (1 to 9 7)	3 4 (1 to 9 7)	3 4 (1 to 9 7)	3 4 (1 to 9 7)	3 4 (1 to 9 7)	3 4 (1 to 9 7)	3 4 (1 to 9 7)	3 4 (1 to 9 7)	3 4 (1 to 9 7)	3 4 (1 to 9 7)	3 4 (1 to 9 7)	3 4 (1 to 9 7)	3 4 (1 to 9 7)	3 4 (1 to 9 7)	3 4 (1 to 9 7)	51
Non-venomous animal contact	4 3 (1 2 to 10 7)	4 3 (1 7 to 14 1)	29 5 (7 2 to 66 7)	67 6 (23 8 to 161)	42 6 (20 to 139)	66 9 (23 to 130)	52 5 (21 7 to 99)	56 7 (33 1 to 99 2)	66 7 (34 6 to 97)	66 5 (39 9 to 92 2)	66 9 (34 6 to 99 3)	45 6 (29 9 to 79 9)	26 3 (22 7 to 53 6)	25 2 (21 4 to 56)	27 6 (17 9 to 47 4)	21 1 (13 6 to 32 1)	17 5 (11 2 to 29 3)	12 9 (8 4 to 19 4)	7 9 (5 1 to 11 8)	4 5 (3 to 6 8)	2 (1 3 to 2 9)	0 8 (0 5 to 1 1)	0 2 (0 2 to 0 4)	717
Foreign body	52 1 (13 to 119)	52 1 (13 to 999)	52 1 (13 to 1,180)	52 1 (13 to 1,600)	52 1 (13 to 1,600)	52 1 (13 to 999)	52 1 (13 to 999)	52 1 (13 to 1,180)	52 1 (21 4 to 999)	52 1 (20 9 to 999)	52 1 (20 9 to 999)	52 1 (20 9 to 999)	52 1 (20 9 to 999)	52 1 (13 to 999)	52 1 (13 to 999)	52 1 (11 4 to 999)	52 1 (11 4 to 999)	52 1 (11 4 to 999)	52 1 (11 4 to 999)	52 1 (11 4 to 999)	52 1 (11 4 to 999)	52 1 (11 4 to 999)	52 1 (11 4 to 999)	52 1 (11 4 to 999)	13,150
Foreign body in eye	362 (223 to 1 13)	259 (97 to 643)	9,940 (1,799 to 11,680)	2,670 (1,670 to 4,740)	859 (429 to 1,490)	378 (279 to 750)	146 (73 2 to 364)	163 (79 2 to 364)	159 (84 7 to 363)	159 (101 to 363)	159 (81 4 to 344)	78 (69 to 204)	142 (81 7 to 173)	146 (86 2 to 146)	142 (47 4 to 179)	96 2 (43 4 to 99)	73 4 (34 2 to 77 1)	61 8 (28 6 to 58 5)	39 2 (18 7 to 81 3)	29 6 (15 7 to 54 3)	25 5 (11 7 to 54 7)	5 4 (2 6 to 12 6)	2 8 (1 4 to 5 7)	11,660
Foreign body in ear	8 1 (3 to 20)	8 3 (3 1 to 21)	8 1 (1 4 to 11 3)	8 5 (1 7 to 30 3)	8 5 (1 1 to 99 4)	8 5 (1 4 to 24 1)	8 5 (1 6 to 21)	8 5 (1 6 to 17)	8 5 (1 6 to 21)	8 5 (1 6 to 21)	8 5 (1 6 to 21)	8 5 (1 6 to 21)	8 5 (1 6 to 21)	8 5 (1 6 to 21)	8 5 (1 6 to 21)	8 5 (1 6 to 21)	8 5 (1 6 to 21)	8 5 (1 6 to 21)	8 5 (1 6 to 21)	8 5 (1 6 to 21)	8 5 (1 6 to 21)	8 5 (1 6 to 21)	8 5 (1 6 to 21)	8 5 (1 6 to 21)	329
Foreign body in other body part	6 1 (2 4 to 9 1)	6 1 (2 4 to 9 1)	6 1 (2 4 to 9 1)	6 1 (2 4 to 9 1)	6 1 (2 4 to 9 1)	6 1 (2 4 to 9 1)	6 1 (2 4 to 9 1)	6 1 (2 4 to 9 1)	6 1 (2 4 to 9 1)	6 1 (2 4 to 9 1)	6 1 (2 4 to 9 1)	6 1 (2 4 to 9 1)	6 1 (2 4 to 9 1)	6 1 (2 4 to 9 1)	6 1 (2 4 to 9 1)	6 1 (2 4 to 9 1)	6 1 (2 4 to 9 1)	6 1 (2 4 to 9 1)	6 1 (2 4 to 9 1)	6 1 (2 4 to 9 1)	6 1 (2 4 to 9 1)	6 1 (2 4 to 9 1)	6 1 (2 4 to 9 1)	6 1 (2 4 to 9 1)	1,660
Foreign body in/from eye	6 (1 6 to 26 6)	6 (1 to 7 1)	6 (2 6 to 1 83)	131 (57 2 to 350)	176 (108 to 356)	131 (112 to 350)	176 (114 to 238)	176 (126 to 242)	176 (126 to 256)	176 (126 to 256)	176 (126 to 256)	176 (126 to 242)	143 (126 to 191)	118 (79 to 154)	6 (66 to 141)	6 (51 to 151)	6 (41 to 99 6)	6 (22 to 75 7)	6 (20 3 to 49 4)	6 (13 8 to 39 3)	6 (8 8 to 13 2)	6 (3 4 to 7 5)	6 (1 3 to 3 7)	6 (0 4 to 1)	2,670
Environmental heat and cold exposure	6 (2 to 15)	6 (2 to 15)	6 (2 to 15)	6 (2 to 15)	6 (2 to 15)	6 (2 to 15)	6 (2 to 15)	6 (2 to 15)	6 (2 to 15)	6 (2 to 15)	6 (2 to 15)	6 (2 to 15)	6 (2 to 15)	6 (2 to 15)	6 (2 to 15)	6 (2 to 15)	6 (2 to 15)	6 (2 to 15)	6 (2 to 15)	6 (2 to 15)	6 (2 to 15)	6 (2 to 15)	6 (2 to 15)	6 (2 to 15)	6 (2 to 15)	213
Exposure to forces of nature	6 (2 to 15)	6 (2 to 15)	6 (2 to 15)	6 (2 to 15)	6 (2 to 15)	6 (2 to 15)	6 (2 to 15)	6 (2 to 15)	6 (2 to 15)	6 (2 to 15)	6 (2 to 15)	6 (2 to 15)	6 (2 to 15)	6 (2 to 15)	6 (2 to 15)	6 (2 to 15)	6 (2 to 15)	6 (2 to 15)	6 (2 to 15)	6 (2 to 15)	6 (2 to 15)	6 (2 to 15)	6 (2 to 15)	6 (2 to 15)	6 (2 to 15)	213
Other unintentional injuries	110 (67 3 to 311)	79 7 (29 to 181)	1,660 (419 to 2,690)	2,660 (1,160 to 5,140)	2,660 (1,160 to 5,240)	2,660 (1,160 to 5,240)	1,770 (648 to 3,150)	2,660 (648 to 3,150)	2,660 (779 to 3,360)	2,660 (1,000 to 3,140)	2,660 (1,000 to 3,270)	2,660 (960 to 2,790)	2,660 (721 to 2,660)	2,660 (329 to 2,660)	2,660 (329 to 2,660)	2,660 (329 to 2,660)	2,660 (329 to 2,660)	2,660 (329 to 2,660)	2,660 (329 to 2,660)	2,660 (329 to 2,660)	2,660 (329 to 2,660)	2,660 (329 to 2,660)	2,660 (329 to 2,660)	2,660 (329 to 2,660)	26,350
Self-harm and interpersonal violence	7,420 (4,729 to 9,190)	4,620 (3,459 to 4,629)	13,660 (12,020 to 19,290)	79,660 (71,700 to 99,660)	46,490 (41,120 to 62,490)	36,700 (34,200 to 43,990)	41,600 (39,200 to 47,190)	34,200 (29,420 to 40,390)	26,200 (22,650 to 31,790)	20,200 (16,650 to 27,690)	16,200 (13,120 to 21,690)	11,600 (9,700 to 14,790)	7,460 (6,259 to 9,560)	6,210 (4,659 to 8,200)	3,960 (3,659 to 4,660)	3,660 (3,610 to 3,960)	2,200 (1,900 to 2,660)	1,920 (1,279 to 1,970)	926 (781 to 1,199)	664 (569 to 930)	391 (266 to 563)	136 (97 2 to 164)	29 1 (21 3 to 77)	371,660
Self-harm	29 6 (9 to 33)	29 6 (9 to 33)	29 6 (9 to 33)	29 6 (9 to 33)	29 6 (9 to 33)	29 6 (9 to 33)	1,430 (1,430 to 3,670)	3,670 (3,670 to 5,120)	6,670 (5,120 to 8,170)	6,670 (5,120 to 8,170)	6,670 (5,120 to 8,170)	6,670 (5,120 to 8,170)	5,120 (3,670 to 6,670)	3,670 (2,220 to 5,120)	2,220 (1,480 to 3,670)	1,480 (1,480 to 2,220)	1,480 (1,480 to 2,220)	1,480 (1,480 to 2,220)	1,480 (1,480 to 2,220)	1,480 (1,480 to 2,220)	1,480 (1,480 to 2,220)	1,480 (1,480 to 2,220)	1,480 (1,480 to 2,220)	1,480 (1,480 to 2,220)	32,160
Self-harm by firearm	0 (0 to 0)	0 (0 to 0)	0 (0 to 0)	0 (0 to 0)	0 (0 to 0)	0 (0 to 0)	83 (1 3 to 1 83)	127 (26 9 to 444)	127 (44 to 496)	127 (41 to 581)	127 (60 9 to 366)	127 (54 9 to 364)	127 (29 4 to 195)	79 5 (16 6 to 113)	46 7 (14 to 93 3)	27 (10 8 to 56 4)	25 5 (4 to 54 6)	8 3 (4 to 19 4)	4 7 (2 5 to 12 4)	10 8 (2 5 to 21 1)	4 9 (1 4 to 9 7)	2 2 (1 4 to 5 7)	1 6 (0 7 to 3 7)	0 3 (0 2 to 0 6)	1,210
Self-harm by other specified means	29 6 (9 to 33)	29 6 (9 to 33)	29 6 (9 to 33)	29 6 (9 to 33)	29 6 (9 to 33)	29 6 (9 to 33)	1,350 (1,350 to 3,570)	3,570 (3,570 to 5,070)	6,570 (5,070 to 8,070)	6,570 (5,070 to 8,070)	6,570 (5,070 to 8,070)	6,570 (5,070 to 8,070)	5,070 (3,570 to 6,570)	3,570 (2,120 to 5,070)	2,120 (1,420 to 3,570)	1,420 (1,420 to 2,120)	1,420 (1,420 to 2,120)	1,420 (1,420 to 2,120)	1,420 (1,420 to 2,120)	1,420 (1,420 to 2,120)	1,420 (1,420 to 2,120)	1,420 (1,420 to 2,120)	1,420 (1,420 to 2,120)	1,420 (1,420 to 2,120)	31,160
Interpersonal violence	278 (94 6 to 439)	194 (74 4 to 431)	679 (199 to 1,200)	992 (399 to 2,000)	1,000 (554 to 1,810)	1,000 (799 to 1,990)	1,000 (1,000 to 1,140)	1,000 (1,000 to 1,710)	2,000 (1,000 to 2,710)	2,000 (1,000 to 2,720)	2,000 (1,000 to 2,720)	1,720 (1,000 to 2,720)	1,000 (760 to 1,810)	760 (480 to 1,260)	551 (299 to 681)	480 (299 to 551)	299 (199 to 394)	172 (139 to 233)	139 (99 7 to 199)	79 7 (57 to 101)	49 8 (34 to 69)	39 1 (13 4 to 54 3)	7 9 (5 6 to 9 3)	3 6 (2 5 to 4 7)	17,260
Physical violence by firearm	20 5 (6 8 to 70 4)	4 8 (1 7 to 19 9)	49 3 (13 to 151)	91 2 (22 6 to 260)	66 7 (16 9 to 232)	118 (38 8 to 269)	243 (66 3 to 560)	289 (86 2 to 680)	330 (79 6 to 850)	170 (62 1 to 371)	176 (61 4 to 390)	132 (47 4 to 293)	94 3 (34 to 231)	32 7 (12 5 to 69 9)	24 9 (11 1 to 56 9)	12 6 (5 to 29 8)	7 7 (2 7 to 19 2)	4 4 (2 1 to 9 2)	2 (0 9 to 4)	1 (0 4 to 2)	0 6 (0 2 to 1 3)	0 1 (0 to 0 1)	1,470
Physical violence by sharp object	6 (1 4 to 62 9)	6 (1 3 to 3 6)	6 (1 to 66 4)	6 (1 to 77)	6 (1 to 169)	6 (1 to 111)	6 (96 8to 287)	6 (99 2to 420)	6 (62 4to 427)	6 (79 2to 422)	6 (79 2to 427)	6 (63 to 286)	6 (29 2to 83)	6 (29 2to 83)	6 (11 to 36 6)	6 (11 4to 27 2)	6 (7 1to 18 9)	6 (5 3to 11)	6 (1 3to 8 2)	6 (1 to 4 2)	6 (0 4to 1 6)	6 (0 1to 0 4)	6 (0 1to 0 2)	1,410
Sexual violence	0 (0 to 0)	0 (0 to 0)	0 (0 to 0)	22 3 (3 8 to 99 4)	130 (109 to 260)	271 (210 to 990)	700 (260 to 1,300)	800 (499 to 1,200)	800 (477 to 1,400)	800 (414 to 1,270)	700 (371 to 990)	600 (320 to 832)	300 (139 to 399)	200 (70 9 to 297)	137 (99 2 to 170)	64 6 (44 2 to 97)	41 2 (19 2 to 68 7)	21 2 (10 9 to 39 3)	20 6 (10 4 to 37 4)	12 2 (7 8 to 17 6)	4 (2 8 to 6 8)	2 2 (1 2 to 3 4)	0 5 (0 to 0)	5,290
Physical violence by other means	6 (1 4 to 169)	6 (1 4 to 99 4)	6 (1 3to 1,000)	6 (223 to 1,400)	6 (211 to 1,400)	6 (223 to 1,200)	6 (261 to 1,400)	6 (444 to 1,600)	6 (444 to 1,600)	6 (444 to 1,600)	6 (444 to 1,600)	6 (444 to 1,600)	6 (444 to 1,600)	6 (444 to 1,600)	6 (444 to 1,600)	6 (444 to 1,600)	6 (444 to 1,600)	6 (444 to 1,600)	6 (444 to 1,600)	6 (444 to 1,600)	6 (444 to 1,600)	6 (444 to 1,600)	6 (444 to 1,600)	6 (444 to 1,600)	9,600
Conflict and terrorism	2,150 (1,410 to 7,670)	2,610 (1,620 to 5,240)	13,200 (11,200 to 14,190)	79,490 (71,120 to 99,490)	46,490 (40,120 to 61,490)	36,650 (31,900 to 42,990)	35,720 (31,900 to 39,990)	29,650 (25,650 to 34,990)	14,650 (11,650 to 19,990)	14,650 (11,650 to 19,990)	12,650 (10,650 to 14,990)	9,440 (8,240 to 9,940)	5,160 (4,410 to 6,160)	4,660 (3,410 to 5,660)	3,660 (3,410 to 3,660)	2,460 (2,160 to 2,960)	1,960 (1,660 to 2,260)	1,960 (1,660 to 1,960)	1,960 (1,660 to 1,960)	910 (660 to 970)	660 (360 to 760)	160 (110 to 210)	29 1 (20 7 to 77 1)	321,660



SR Table 2b: Afghanistan DALYS by cause and age group for females with 95% uncertainty intervals, 2019

Cause	Early Neonatal	Late Neonatal	Post Neonatal	1 to 4	5 to 9
All causes	977,000 (768,000 to 1,210,000)	384,000 (258,000 to 543,000)	1,420,000 (1,150,000 to 1,700,000)	647,000 (442,000 to 925,000)	320,000 (264,000 to 404,000)
Communicable, maternal, neonatal, and nutritional diseases	689,000 (491,000 to 913,000)	250,000 (151,000 to 378,000)	842,000 (563,000 to 1,170,000)	359,000 (227,000 to 559,000)	117,000 (88,500 to 160,000)
HIV/AIDS and sexually transmitted infections	9,190 (2,570 to 20,700)	2,600 (667 to 6,250)	3,570 (911 to 8,820)	3,270 (57·4 to 19,400)	209 (40·9 to 701)
HIV/AIDS	0 (0 to 0·2)	0·2 (0 to 0·9)	801 (0·4 to 4,910)	3,160 (1·8 to 19,300)	132 (1·5 to 630)
HIV/AIDS - Drug-susceptible Tuberculosis	0 (0 to 0)	0 (0 to 0)	7·6 (0·1 to 18·8)	30·1 (0·5 to 74·4)	1·7 (0·3 to 3)
HIV/AIDS - Multidrug-resistant Tuberculosis without exte	0 (0 to 0)	0 (0 to 0)	1 (0 to 4·5)	3·8 (0 to 17·9)	0·2 (0 to 0·7)
HIV/AIDS - Extensively drug-resistant Tuberculosis	0 (0 to 0)	0 (0 to 0)	0·1 (0 to 0·3)	0·3 (0 to 1·4)	0 (0 to 0·1)
HIV/AIDS resulting in other diseases	0 (0 to 0·2)	0·2 (0 to 0·9)	793 (0·2 to 4,890)	3,120 (0·8 to 19,300)	130 (1 to 628)
Sexually transmitted infections excluding HIV	9,190 (2,570 to 20,700)	2,600 (667 to 6,250)	2,760 (747 to 6,680)	116 (29 to 299)	76·5 (21·4 to 181)
Syphilis	9,190 (2,570 to 20,700)	2,600 (667 to 6,250)	2,760 (747 to 6,680)	116 (29 to 299)	76·5 (21·4 to 181)
Chlamydial infection	0 (0 to 0)	0 (0 to 0)	0 (0 to 0)	0 (0 to 0)	0 (0 to 0)
Gonococcal infection	0 (0 to 0)	0 (0 to 0)	0 (0 to 0)	0 (0 to 0)	0 (0 to 0)

Cause	10 to 14	15 to 19	20 to 24	25 to 29	30 to 34	35 to 39	40 to 44	45 to 49	50 to 54
All causes	291,000 (241,000 to 350,000)	370,000 (309,000 to 449,000)	428,000 (357,000 to 519,000)	440,000 (364,000 to 536,000)	342,000 (287,000 to 412,000)	336,000 (275,000 to 411,000)	345,000 (283,000 to 417,000)	512,000 (414,000 to 619,000)	433,000 (351,000 to 523,000)
Communicable, maternal, neonatal, and nutritional diseases	76,700 (60,800 to 97,100)	86,100 (67,700 to 113,000)	110,000 (86,700 to 145,000)	110,000 (83,400 to 147,000)	77,800 (59,000 to 104,000)	67,200 (49,900 to 88,900)	51,700 (38,200 to 69,700)	58,700 (42,300 to 80,700)	34,000 (24,100 to 45,100)
HIV/AIDS and sexually transmitted infections	107 (38·1 to 359)	700 (117 to 3,710)	1,120 (249 to 4,210)	1,330 (346 to 4,590)	972 (303 to 2,920)	745 (252 to 2,380)	654 (229 to 2,040)	698 (227 to 2,440)	341 (99·1 to 1,200)
HIV/AIDS	63·4 (0·5 to 326)	561 (7·5 to 3,510)	804 (17·1 to 3,900)	861 (10·7 to 4,120)	553 (6·8 to 2,560)	381 (4·6 to 2,040)	308 (4·8 to 1,680)	377 (6·6 to 2,110)	195 (3·6 to 1,060)
HIV/AIDS - Drug-susceptible Tuberculosis	0·7 (0·1 to 1·4)	6·9 (2·6 to 11·8)	8·4 (4 to 13·4)	7·6 (2·6 to 12·4)	4·9 (1·6 to 8·1)	4·1 (1·1 to 7)	4·1 (1·1 to 7)	5·5 (1·3 to 9·6)	3 (0·8 to 5·3)
HIV/AIDS - Multidrug-resistant Tuberculosis without exte	0·1 (0 to 0·3)	0·8 (0·1 to 2·8)	1 (0·1 to 3·2)	0·9 (0·1 to 3)	0·6 (0·1 to 2)	0·5 (0 to 1·7)	0·5 (0 to 1·7)	0·7 (0·1 to 2·4)	0·4 (0 to 1·3)
HIV/AIDS - Extensively drug-resistant Tuberculosis	0 (0 to 0)	0·1 (0 to 0·2)	0·1 (0 to 0·2)	0·1 (0 to 0·2)	0 (0 to 0·1)	0 (0 to 0·1)	0 (0 to 0·1)	0 (0 to 0·2)	0 (0 to 0·1)
HIV/AIDS resulting in other diseases	62·6 (0·3 to 324)	554 (3·7 to 3,500)	795 (10·3 to 3,890)	852 (6·6 to 4,110)	548 (4·4 to 2,550)	376 (3·2 to 2,040)	304 (3·3 to 1,680)	371 (4·4 to 2,110)	191 (2·2 to 1,060)
Sexually transmitted infections excluding HIV	43·7 (32·4 to 60·8)	139 (80·1 to 242)	311 (167 to 552)	466 (258 to 797)	418 (237 to 717)	365 (203 to 630)	346 (189 to 610)	321 (177 to 581)	147 (77·7 to 251)
Syphilis	13·3 (10·7 to 16·4)	5·6 (3·8 to 10)	3·5 (1·2 to 8·2)	7·9 (3 to 17·2)	8·9 (3 to 19·1)	3·9 (1·5 to 8·5)	2·2 (0·9 to 4·4)	7 (2·4 to 16)	5·6 (1·8 to 12·5)
Chlamydial infection	5·6 (3·8 to 8·3)	19·7 (11 to 31·7)	44·9 (27 to 71·3)	67·9 (30·4 to 126)	60·8 (29·6 to 105)	57·3 (28·4 to 101)	55·4 (28·7 to 95·2)	42·9 (19·6 to 82·9)	13·3 (6·6 to 24·5)
Gonococcal infection	4·7 (3·8 to 6)	12 (7·9 to 19·3)	20·1 (12·2 to 32·9)	33·9 (19·4 to 56·3)	33·2 (18·8 to 56·1)	25·5 (14·8 to 41·5)	29·4 (15·8 to 51·9)	36·6 (15·6 to 75·6)	22·7 (6·7 to 53·5)

Cause	55 to 59	60 to 64	65 to 69	70 to 74	75 to 79	80 to 84	85 to 89	90 to 94	95 plus	Total
All causes	274,000 (220,000 to 329,000)	187,000 (156,000 to 223,000)	210,000 (177,000 to 244,000)	194,000 (167,000 to 223,000)	144,000 (125,000 to 164,000)	84,900 (75,800 to 94,700)	35,900 (30,900 to 39,300)	9,880 (8,630 to 10,700)	2,100 (1,950 to 2,210)	8,390,000
Communicable, maternal, neonatal, and nutritional diseases	19,000 (13,800 to 25,200)	13,700 (9,800 to 18,900)	14,900 (10,900 to 19,900)	14,600 (10,600 to 19,300)	10,900 (7,810 to 14,600)	5,760 (4,180 to 7,570)	2,490 (1,790 to 3,190)	599 (436 to 784)	133 (94·9 to 175)	3,010,000
HIV/AIDS and sexually transmitted infections	112 (33 to 388)	60·9 (17·5 to 180)	52·7 (13·8 to 181)	31·1 (11 to 86·6)	22·2 (9·1 to 50)	9·1 (3·8 to 22)	3·4 (1·3 to 8·5)	1 (0·4 to 2·8)	0·2 (0·1 to 0·5)	25,800
HIV/AIDS	57·6 (0·9 to 330)	26 (0·3 to 142)	28·4 (0·2 to 168)	9·9 (0·1 to 62·8)	1·3 (0 to 9·5)	0·2 (0 to 1·5)	0·1 (0 to 0·5)	0 (0 to 0·1)	0 (0 to 0)	8,320
HIV/AIDS - Drug-susceptible Tuberculosis	0·9 (0·2 to 1·7)	0·4 (0·1 to 0·7)	0·4 (0·1 to 0·8)	0·1 (0 to 0·3)	0 (0 to 0)	0 (0 to 0)	0 (0 to 0)	0 (0 to 0)	0 (0 to 0)	86·3
HIV/AIDS - Multidrug-resistant Tuberculosis without exte	0·1 (0 to 0·4)	0 (0 to 0·2)	0 (0 to 0·2)	0 (0 to 0·1)	0 (0 to 0)	0 (0 to 0)	0 (0 to 0)	0 (0 to 0)	0 (0 to 0)	10·5
HIV/AIDS - Extensively drug-resistant Tuberculosis	0 (0 to 0)	0 (0 to 0)	0 (0 to 0)	0 (0 to 0)	0 (0 to 0)	0 (0 to 0)	0 (0 to 0)	0 (0 to 0)	0 (0 to 0)	0·8
HIV/AIDS resulting in other diseases	56·7 (0·5 to 329)	25·5 (0·1 to 141)	28 (0·1 to 167)	9·7 (0 to 62·7)	1·3 (0 to 9·5)	0·2 (0 to 1·5)	0·1 (0 to 0·5)	0 (0 to 0·1)	0 (0 to 0)	8,220
Sexually transmitted infections excluding HIV	54·6 (27·6 to 102)	34·9 (14·3 to 70·4)	24·2 (11·2 to 46·9)	21·3 (9·6 to 40)	20·8 (8·2 to 48·7)	8·8 (3·7 to 21·4)	3·3 (1·3 to 8·4)	1 (0·4 to 2·7)	0·2 (0·1 to 0·5)	17,500
Syphilis	0·8 (0·3 to 1·7)	1·2 (0·3 to 3)	0·8 (0·3 to 2)	1·4 (0·5 to 3·3)	1·5 (0·4 to 4·2)	1·3 (0·4 to 3·9)	0·5 (0·1 to 1·5)	0·3 (0·1 to 0·8)	0 (0 to 0·2)	14,800
Chlamydial infection	3·8 (1·9 to 7·8)	2·8 (0·6 to 7·7)	0·9 (0·3 to 2·5)	1·5 (0·5 to 3·9)	2·3 (0·6 to 6·4)	1·2 (0·3 to 3·6)	0·4 (0·1 to 1·2)	0·1 (0 to 0·4)	0 (0 to 0·1)	381
Gonococcal infection	6·5 (1·9 to 17·2)	7·1 (1·6 to 19·8)	5 (1·5 to 13·3)	5·2 (1·6 to 13·2)	8·1 (2·1 to 22·9)	2·6 (0·8 to 8·2)	1 (0·3 to 3·2)	0·3 (0·1 to 0·9)	0 (0 to 0·2)	254



Other transport injuries	8·8 (2·1 to 25·6)	6·4 (1·9 to 16·4)	83·6 (28·4 to 200)	302 (118 to 704)	338 (168 to 746)	316 (181 to 572)	371 (203 to 721)	385 (204 to 724)	338 (172 to 626)	201 (109 to 367)	163 (90·8 to 308)	140 (82 to 253)	191 (111 to 319)	139 (82 to 246)	81·6 (50 to 142)	42·7 (27 to 70·3)	38·8 (25·1 to 61·8)	24·5 (16·5 to 37·5)	14·5 (10·4 to 20·2)	7·9 (5·7 to 10·9)	3 (2·2 to 3·9)	0·9 (0·7 to 1·2)	0·3 (0·2 to 0·4)	3,200
Unintentional injuries	2,590 (1,650 to 4,130)	2,190 (1,180 to 3,870)	23,900 (13,300 to 39,700)	44,100 (21,300 to 78,200)	24,100 (16,400 to 35,900)	18,600 (14,200 to 24,300)	20,200 (15,000 to 27,700)	22,700 (17,200 to 31,200)	22,700 (16,600 to 31,600)	15,700 (11,800 to 21,500)	12,100 (8,960 to 16,300)	10,900 (8,180 to 14,300)	13,500 (9,850 to 17,900)	10,200 (7,460 to 13,700)	4,880 (3,660 to 6,500)	2,880 (2,220 to 3,770)	2,620 (2,010 to 3,390)	1,950 (1,500 to 2,530)	1,280 (963 to 1,740)	988 (727 to 1,310)	505 (326 to 677)	162 (99·7 to 221)	39·6 (22·3 to 58·4)	259,000
Falls	455 (90·8 to 1,230)	339 (57·5 to 943)	4,640 (800 to 11,000)	12,900 (2,720 to 31,100)	5,580 (2,270 to 11,600)	2,500 (1,500 to 4,010)	2,670 (1,840 to 3,790)	3,020 (2,190 to 4,140)	3,010 (2,130 to 4,110)	2,330 (1,690 to 3,200)	1,900 (1,400 to 2,570)	1,640 (1,230 to 2,170)	2,150 (1,610 to 2,810)	1,550 (1,160 to 2,010)	841 (637 to 1,090)	540 (401 to 718)	583 (432 to 778)	500 (358 to 780)	448 (320 to 722)	548 (338 to 773)	324 (167 to 473)	114 (55·9 to 169)	29·5 (13·3 to 46·8)	48,600
Drowning	135 (65·7 to 252)	106 (41·7 to 220)	2,730 (1,080 to 5,820)	12,600 (4,740 to 27,600)	7,170 (3,590 to 13,100)	3,420 (1,840 to 5,860)	1,450 (753 to 2,490)	1,100 (587 to 1,870)	919 (504 to 1,580)	549 (307 to 928)	438 (225 to 805)	408 (226 to 680)	493 (277 to 832)	357 (206 to 595)	196 (110 to 326)	90·8 (51·1 to 152)	65·9 (37·4 to 104)	38·2 (22·6 to 60·1)	6·4 (4·2 to 9·3)	2·7 (1·8 to 3·9)	1 (0·7 to 1·4)	0·2 (0·1 to 0·3)	0 (0 to 0)	32,200
Fire, heat, and hot substances	54·5 (25·3 to 116)	66·1 (23·3 to 142)	964 (375 to 2,170)	2,120 (651 to 4,850)	1,170 (427 to 2,510)	1,030 (499 to 1,960)	1,840 (945 to 3,140)	2,170 (1,160 to 3,860)	2,080 (1,100 to 3,610)	1,380 (767 to 2,270)	1,030 (607 to 1,700)	963 (604 to 1,520)	1,010 (652 to 1,690)	668 (392 to 1,190)	342 (186 to 570)	232 (119 to 408)	186 (87·5 to 326)	160 (70·4 to 316)	106 (44 to 216)	69·6 (25·8 to 151)	29 (10·9 to 61·7)	7·1 (2·6 to 15·1)	1·9 (0·6 to 5·2)	17,700
Poisonings	144 (44·3 to 351)	154 (34·8 to 427)	1,920 (554 to 4,950)	3,220 (990 to 7,490)	1,260 (506 to 2,890)	1,500 (605 to 3,030)	2,200 (952 to 4,430)	3,000 (1,460 to 5,420)	3,320 (1,400 to 6,590)	1,850 (855 to 3,580)	1,470 (605 to 2,980)	1,300 (536 to 2,620)	1,650 (703 to 3,350)	1,250 (496 to 2,510)	560 (235 to 1,130)	356 (149 to 680)	273 (122 to 515)	160 (76·8 to 295)	70·1 (32·5 to 133)	24·2 (11·7 to 45·5)	9·2 (4·4 to 17·1)	1·5 (0·8 to 2·5)	0·2 (0·1 to 0·4)	25,700
Poisoning by carbon monoxide	7·7 (0·4 to 32·8)	7 (0·4 to 30·2)	209 (12·3 to 893)	491 (59·1 to 1,940)	257 (52·4 to 822)	336 (73·1 to 972)	574 (109 to 1,580)	834 (149 to 2,350)	1,180 (179 to 3,380)	471 (58·9 to 1,540)	456 (57·7 to 1,430)	430 (55·2 to 1,280)	447 (63·7 to 1,440)	233 (56·9 to 747)	61·4 (13·8 to 185)	43 (7·8 to 169)	35·9 (6·4 to 135)	15·2 (3 to 55·6)	8·4 (1·3 to 32·5)	2·3 (0·5 to 8·8)	1 (0·2 to 3·3)	0·1 (0 to 0·4)	0 (0 to 0·1)	6,100
Poisoning by other means	136 (42 to 338)	147 (33 to 402)	1,710 (485 to 4,430)	2,730 (834 to 6,210)	999 (356 to 2,300)	1,160 (401 to 2,420)	1,630 (655 to 3,370)	2,160 (903 to 4,160)	2,140 (654 to 4,670)	1,380 (523 to 2,810)	1,010 (313 to 2,170)	871 (286 to 1,910)	1,200 (419 to 2,540)	1,020 (382 to 2,170)	499 (204 to 1,020)	313 (121 to 631)	238 (92·8 to 469)	145 (64·8 to 279)	61·7 (28·1 to 120)	21·8 (10·3 to 41·5)	8·2 (3·8 to 16·2)	1·3 (0·7 to 2·4)	0·2 (0·1 to 0·4)	19,600
Exposure to mechanical forces	22·6 (0·9 to 151)	44·9 (1·6 to 321)	149 (26·3 to 584)	382 (175 to 810)	622 (382 to 1,030)	815 (554 to 1,260)	1,170 (700 to 1,810)	1,340 (740 to 2,190)	1,290 (684 to 2,070)	959 (524 to 1,570)	664 (398 to 1,000)	625 (373 to 963)	756 (482 to 1,120)	483 (342 to 682)	228 (166 to 305)	127 (92 to 172)	121 (88·2 to 168)	92·5 (64·8 to 128)	58·8 (40·4 to 83·6)	30·6 (21·6 to 43·6)	11·9 (8·4 to 17·2)	3·2 (2·2 to 4·6)	0·7 (0·5 to 1·2)	9,990
Unintentional firearm injuries	0·4 (0 to 2·4)	3·1 (0·1 to 22·5)	6·4 (2 to 18·7)	31·4 (17·9 to 52·3)	55·4 (35·4 to 84·1)	64·5 (42·1 to 95·7)	141 (64 to 314)	190 (69 to 430)	142 (54·9 to 340)	124 (43·7 to 312)	70·8 (33 to 146)	68·7 (31·1 to 142)	71·7 (38·2 to 133)	34·2 (24·2 to 48·5)	15·1 (10·9 to 19·7)	8·2 (5·9 to 10·7)	7·4 (5·3 to 9·8)	5·4 (3·9 to 7·2)	3·5 (2·5 to 4·8)	1·8 (1·3 to 2·5)	0·7 (0·5 to 0·9)	0·2 (0·1 to 0·2)	0 (0 to 0·1)	1,050
Other exposure to mechanical forces	22·2 (0·8 to 148)	41·7 (1·3 to 283)	142 (23·6 to 566)	350 (155 to 767)	567 (339 to 967)	750 (498 to 1,180)	1,030 (619 to 1,600)	1,150 (649 to 1,870)	1,140 (607 to 1,860)	834 (467 to 1,340)	593 (361 to 907)	557 (339 to 861)	684 (441 to 1,010)	448 (317 to 631)	213 (154 to 288)	119 (85·7 to 162)	114 (82·5 to 158)	87·1 (61·1 to 121)	55·3 (37·8 to 79·8)	28·8 (20·1 to 41·4)	11·2 (7·9 to 16·3)	3 (2·1 to 4·4)	0·7 (0·5 to 1·1)	8,950
Adverse effects of medical treatment	451 (177 to 1,000)	626 (251 to 1,270)	4,120 (1,720 to 8,620)	2,570 (1,100 to 5,310)	1,700 (775 to 3,420)	1,490 (698 to 3,210)	2,200 (928 to 4,270)	2,500 (875 to 4,960)	2,720 (830 to 5,760)	1,820 (563 to 4,080)	1,450 (541 to 3,090)	1,330 (584 to 2,480)	1,830 (868 to 3,370)	1,490 (759 to 2,680)	776 (367 to 1,420)	489 (233 to 924)	476 (212 to 897)	366 (148 to 771)	264 (105 to 620)	126 (50·6 to 292)	55·9 (23·6 to 134)	13·9 (5·6 to 33·8)	2·6 (1 to 6·3)	28,900
Animal contact	216 (91·9 to 509)	197 (61·8 to 557)	2,250 (716 to 6,970)	2,310 (581 to 7,130)	831 (253 to 3,830)	1,630 (679 to 3,480)	1,830 (904 to 3,930)	1,790 (837 to 3,470)	1,540 (647 to 3,120)	1,240 (514 to 2,550)	926 (410 to 1,730)	778 (345 to 1,540)	1,020 (489 to 2,000)	1,170 (497 to 2,340)	414 (184 to 803)	240 (115 to 483)	220 (114 to 413)	153 (84 to 281)	52·7 (29·3 to 134)	35·5 (18·8 to 95·3)	12·1 (6·6 to 29·1)	4·1 (2·2 to 10·1)	0·9 (0·5 to 2·7)	18,900
Venomous animal contact	136 (52·7 to 327)	88·9 (24·4 to 264)	1,820 (537 to 5,860)	1,970 (476 to 6,000)	703 (191 to 3,480)	1,450 (557 to 3,190)	1,610 (757 to 3,410)	1,510 (650 to 3,090)	1,340 (490 to 2,750)	1,080 (415 to 2,350)	759 (301 to 1,540)	671 (271 to 1,370)	766 (320 to 1,620)	328 (116 to 800)	92·3 (40·2 to 200)	71·7 (31·1 to 153)	42·5 (19·5 to 89·1)	23·9 (12·1 to 45·4)	9·9 (5·5 to 20·3)	5 (2·8 to 10·5)	1·7 (1 to 3·2)	0·4 (0·3 to 0·6)	0·1 (0·1 to 0·2)	14,500
Non-venomous animal contact	80·2 (25·4 to 224)	108 (30 to 337)	429 (94·6 to 1,340)	336 (81·2 to 1,220)	129 (46·1 to 465)	186 (81·5 to 457)	218 (112 to 415)	279 (139 to 547)	204 (108 to 376)	152 (84·6 to 286)	167 (86 to 321)	107 (63·7 to 183)	258 (128 to 499)	840 (341 to 1,660)	321 (137 to 639)	169 (75·6 to 335)	177 (87·3 to 341)	129 (68·1 to 240)	42·8 (22·5 to 111)	30·5 (15·2 to 83·7)	10·4 (5·4 to 25·9)	3·7 (1·8 to 9·6)	0·8 (0·4 to 2·6)	4,380
Foreign body	270 (109 to 536)	255 (107 to 501)	4,040 (1,580 to 8,720)	2,840 (1,260 to 5,560)	1,190 (713 to 1,920)	2,960 (1,850 to 4,720)	3,540 (2,090 to 5,680)	3,730 (2,190 to 6,090)	3,630 (2,200 to 5,670)	2,370 (1,390 to 3,980)	1,720 (1,070 to 2,770)	1,680 (994 to 2,650)	1,870 (1,150 to 2,880)	1,530 (907 to 2,390)	741 (446 to 1,150)	375 (243 to 540)	271 (187 to 385)	163 (113 to 233)	54·4 (37·7 to 77·7)	36·4 (25·2 to 51·2)	17·1 (11·3 to 25·7)	5·3 (3·5 to 7·8)	1·2 (0·8 to 1·8)	33,300
Pulmonary aspiration and foreign body in airway	269 (109 to 535)	254 (106 to 499)	4,020 (1,560 to 8,700)	2,710 (1,160 to 5,360)	1,020 (568 to 1,730)	2,710 (1,630 to 4,410)	3,190 (1,780 to 5,310)	3,380 (1,940 to 5,640)	3,320 (1,960 to 5,310)	2,160 (1,220 to 3,710)	1,540 (929 to 2,550)	1,520 (876 to 2,400)	1,670 (992 to 2,680)	1,390 (786 to 2,220)	677 (390 to 1,070)	339 (209 to 501)	239 (157 to 351)	138 (88·1 to 207)	38·8 (22·9 to 60·1)	28·1 (17·4 to 42·4)	13·8 (8·2 to 22·1)	4·4 (2·5 to 6·8)	1 (0·6 to 1·6)	30,600
Foreign body in eyes	0·2 (0 to 0·4)	0·5 (0·1 to 1·1)	7·9 (2·1 to 17·6)	38·9 (11·6 to 88·3)	53·8 (15·6 to 123)	57·5 (17·8 to 130)	66·4 (21·9 to 151)	73·5 (24·2 to 162)	70·1 (25·7 to 148)	50·2 (18·6 to 103)	41 (15·8 to 83·5)	36·7 (16·1 to 72·7)	45·2 (22·2 to 84·7)	29·4 (15·7 to 51·7)	14·1 (8·3 to 22·9)	8·2 (4·9 to 12·5)	8 (4·9 to 12·2)	6·3 (4·1 to 9·2)	4·2 (2·7 to 6·1)	2·2 (1·5 to 3·2)	0·8 (0·6 to 1·2)	0·2 (0·2 to 0·3)	0 (0 to 0·1)	615
Foreign body in other body part	0·9 (0·2 to 3·1)	1 (0·4 to 2·6)	16 (7·2 to 35·3)	94·7 (51·5 to 179)	115 (78·9 to 162)	195 (130 to 283)	284 (166 to 467)	280 (152 to 508)	240 (124 to 463)	168 (88·4 to 321)	137 (75·5 to 252)	119 (69·9 to 210)	150 (95·2 to 234)	106 (69·7 to 168)	50·1 (35·5 to 69·6)	27·9 (20·3 to 37·8)	24·6 (18 to 32·2)	18·5 (13·6 to 24·1)	11·5 (8·4 to 15·1)	6·2 (4·5 to 8·2)	2·4 (1·8 to 3·2)	0·7 (0·5 to 0·9)	0·2 (0·1 to 0·2)	2,050
Environmental heat and cold exposure	1·6 (0·2 to 6·8)	1·4 (0·4 to 5·2)	21·4 (8·2 to 75·1)	87·7 (50·5 to 178)	162 (109 to 236)	210 (144 to 321)	327 (182 to 653)	376 (189 to 692)	341 (172 to 615)	241 (122 to 444)	175 (93·6 to 299)	151 (80·2 to 260)	198 (108 to 355)	111 (76 to 165)	45·4 (32·9 to 61·6)	25·4 (17·3 to 37·1)	24·3 (16 to 37·7)	18·6 (12·3 to 30·2)	12·3 (7·8 to 21·8)	6·3 (4·1 to 10)	2·6 (1·7 to 4·7)	0·8 (0·5 to 1·6)	0·2 (0·1 to 0·3)	2,540
Exposure to forces of nature	519 (471 to 571)	202 (183 to 222)	733 (666 to 806)	286 (259 to 316)	137 (116 to 168)	188 (136 to 276)	383 (274 to 570)	670 (458 to 1,050)	666 (452 to 1,000)	637 (426 to 965)	589 (398 to 882)	546 (385 to 767)	708 (508 to 963)	504 (375 to 677)	243 (190 to 316)	142 (115 to 179)	155 (129 to 192)	136 (114 to 165)	93·4 (79·3 to 111)	49·2 (42·4 to 57·7)	17·8 (15·3 to 20·8)	4·4 (3·8 to 5·1)	0·8 (0·7 to 1)	7,610
Other unintentional injuries	317 (138 to 646)	201 (68·1 to 491)	2,340 (1,090 to 4,470)	4,860 (1,890 to 10,500)	4,330 (1,990 to 8,530)	2,820 (1,520 to 5,080)	2,550 (1,420 to 4,440)	3,010 (1,740 to 5,060)	3,200 (1,800 to 5,290)	2,290 (1,420 to 3,680)	1,780 (1,070 to 3,170)	1,450 (945 to 2,270)	1,810 (1,180 to 2,910)	1,060 (686 to 1,600)	489 (324 to 722)	259 (177 to 374)	240 (159 to 349)	167 (112 to 241)	115 (80·2 to 167)	59·9 (41·1 to 85·9)	23·7 (16·9 to 33·9)	6·9 (4·8 to 9·5)	1·5 (1·1 to 2·2)	33,400
Self-harm and interpersonal violence	97,800 (88,700 to 108,000)	38,200 (34,700 to 42,100)	142,000 (129,000 to 157,000)	64,100 (56,900 to 72,400)	35,400 (28,200 to 47,200)	29,600 (22,700 to 40,100)	45,600 (37,500 to 57,400)	51,700 (42,900 to 63,900)	46,500 (38,900 to 56,900)	38,800 (29,900 to 56,500)	50,400 (31,000 to 94,000)	49,000 (31,200 to 92,700)	64,100 (44,600 to 109,000)	47,000 (35,600 to 72,500)	26,100 (21,200 to 36,000)	17,000 (14,500 to 21,800)	19,200 (16,600 to 23,800)	17,200 (15,000 to 20,800)	12,400 (10,900 to 14,800)	7,200 (6,350 to 8,480)	2,700 (2,370 to 3,180)	681 (600 to 803)	127 (111 to 151)	903,000
Self-harm	0 (0 to 0)	0 (0 to 0)	0 (0 to 0)	0 (0 to 0)	0 (0 to 0)	290 (163 to 485)	4,170 (2,220 to 6,990)	7,940 (4,380 to 13,300)	7,790 (4,300 to 13,400)	4,840 (2,940 to 8,010)	3,840 (2,320 to 5,970)	3,640 (2,170 to 5,880)	4,320 (2,480 to 7,000)	2,760 (1,640 to 4,410)	1,260 (778 to 1,960)	625 (378 to 960)	537 (336 to 821)	302 (190 to 439)	93·6 (63·4 to 137)	52·1 (33·2 to 81·6)	21·3 (13·8 to 32·6)	3·4 (2·3 to 4·9)	0·6 (0·4 to 0·9)	42,500
Self-harm by firearm	0 (0 to 0)	0 (0 to 0)	0 (0 to 0)	0 (0 to 0)	0 (0 to 0)	12·5 (3·3 to 34·7)	172 (43·4 to 512)	323 (97 to 801)	258 (72·5 to 814)	192 (59·2 to 650)	124 (38·9 to 384)	96 (34·9 to 238)	150 (50·9 to 356)	136 (44·8 to 313)	75·3 (30·3 to 167)	16·6 (7·4 to 36·8)	16·6 (7·9 to 35·3)	28 (11·1 to 61·2)	9·2 (4·9 to 18)	6·2 (3 to 11·7)	2·4 (1·1 to 4·9)	0·3 (0·2 to 0·5)	0·1 (0 to 0·1)	1,620
Self-harm by other specified means	0 (0 to 0)	0 (0 to 0)	0 (0 to 0)	0 (0 to 0)	0 (0 to 0)	278 (154 to 461)	4,000 (2,140 to 6,710)	7,620 (4,200 to 12,800)	7,530 (4,170 to 12,900)	4,650 (2,860 to 7,560)	3,710 (2,250 to 5,750)	3,550 (2,110 to 5,690)	4,170 (2,380 to 6,790)	2,630 (1,550 to 4,200)	1,180 (723 to 1,870)	609 (363 to 929)	521 (324 to 800)	274 (173 to 402)	84·4 (56·8 to 124)	46 (28·7 to 71·9)	19 (12·3 to 29·2)	3·1 (2·1 to 4·5)	0·6 (0·4 to 0·8)	40,900
Interpersonal violence	267 (99·6 to 636)	87·8 (32·1 to 206)	1,290 (482 to 2,680)	1,610 (530 to 4,180)	1,020 (584 to 1,800)	1,220 (833 to 1,820)	3,890 (2,280 to 6,370)	5,130 (3,120 to 8,400)	4,830 (2,890 to 7,910)	3,120 (1,930 to 5,020)	2,430 (1,440 to 4,000)	1,940 (1,220 to 3,120)	2,530 (1,550 to 4,070)	1,760 (1,070 to 2,780)	857 (499 to 1,430)	392 (244 to 622)	346 (216 to 546)	220 (146 to 335)	95·7 (66·8 to 137)	33·2 (23·8 to 45·4)	10·3 (7·7 to 13·3)	2·1 (1·6 to 2·7)	0·4 (0·3 to 0·5)	33,100
Physical violence by firearm	5·9 (5·3 to 6·8)	2·4 (2·1 to 2·8)	12·1 (9·4 to 17·5)	16·9 (9·2 to 34·3)	15·3 (9·6 to 26·1)	16·1 (10·1 to 27·3)	164 (55·4 to 393)	183 (61·9 to 429)	180 (58·5 to 446)	116 (42·4 to 273)	119 (35·7 to 287)	120 (45 to 268)	127 (49 to 258)	42 (17·3 to 93·5)	16·6 (7·5 to 36·5)	5·3 (3·1 to 9·7)	4·7 (2·9 to 8·3)	3·5 (2·2 to 5·9)	1·8 (1·2 to 2·7)	1·8 (0·9 to 3·3)	0·8 (0·4 to 1·5)	0·1 (0·1 to 0·2)	0 (0 to 0·1)	1,150
Physical violence by sharp object	3·7 (2·2 to 8)	1 (0·8 to 1·4)	9·1 (5 to 22)	21·6 (10·7 to 50·2)	27 (16·5 to 45·8)	33·4 (21·8 to 52·7)	203 (77·4 to 466)	232 (93·8 to 491)	219 (89·8 to 526)	154 (70·5 to 345)	144 (62·5 to 309)	122 (59·7 to 254)	193 (89·4 to 404)	76·9 (43·6 to 137)	34 (20·7 to 58)	17·7 (11·1 to 27·9)	15·3 (9·9 to 23·3)	11·7 (7·9 to 17·5)	6·7 (4·6 to 9·8)	6·3 (3·5 to 10·8)	1·5 (1 to 2)	0·4 (0·3 to 0·5)	0·1 (0·1 to 0·1)	1,530
Sexual violence	0 (0 to 0)	0 (0 to 0)	0 (0 to 0)	33·7 (19·4 to 53·2)	246 (147 to 386)	488 (277 to 766)	959 (590 to 1,440)	1,160 (722 to 1,720)	1,090 (661 to 1,610)	686 (416 to 1,030)	436 (267 to 661)	351 (220 to 536)	376 (223 to 599)	186 (106 to 301)	63·2 (35·8 to 103)	29·6 (18 to 45·4)	27 (16·5 to 40·8)	19·8 (12·4 to 29·5)	12 (7·7 to 17·5)	5·9 (3·8 to 8·8)	1·8 (1 to 2·8)	0·2 (0·1 to 0·3)	0 (0 to 0)	6,170
Physical violence by other means	258 (89·9 to 621)	84·4 (28·8 to 202)	1,270 (464 to 2,650)	1,540 (479 to 4,060)	729 (345 to 1,490)	686 (384 to 1,210)	2,560 (1,240 to 4,720)	3,560 (1,760 to 6,600)	3,340 (1,640 to 6,010)	2,160 (1,140 to 3,840)	1,740 (891 to 3,050)	1,350 (744 to 2,370)	1,840 (1,010 to 3,090)	1,460 (809 to 2,380)	743 (405 to 1,300)	339 (198 to 567)	299 (174 to 494)	185 (114 to 296)	75·2 (49·3 to 112)	19·2 (13 to 27·4)	6·3 (4·5 to 8·4)	1·4 (1 to 1·9)	0·3 (0·2 to 0·4)	24,200
Conflict and terrorism	97,500 (88,500 to 107,000)	38,200 (34,600 to 42,100)	141,000 (128,000 to 155,000)	62,200 (55,300 to 69,900)	34,300 (26,900 to 45,900)	28,000 (21,300 to 38,400)	37,400 (30,100 to 47,800)	38,400 (31,200 to 49,100)	33,800 (28,000 to 42,100)	30,700 (22,400 to 48,500)	44,000 (24,800 to 88,300)	43,300 (25,800 to 87,200)	57,000 (37,700 to 101,000)	42,300 (31,000 to 68,300)	23,800 (19,200 to 33,800)	15,900 (13,500 to 20,700)	18,300 (15,700 to 22,600)	16,600 (14,400 to 20,300)	12,200 (10,700 to 14,600)	7,080 (6,230 to 8,340)	2,650 (2,320 to 3,130)	671 (591 to 793)	125 (109 to 149)	825,000



SR Table 2b: Bhutan DALYS by cause and age group for females with 95% uncertainty intervals, 2019

Cause	Early Neonatal	Late Neonatal	Post Neonatal	1 to 4	5 to 9	10 to 14	15 to 19	20 to 24	25 to 29	30 to 34
All causes	9,050 (6,530 to 12,200)	2,350 (1,700 to 3,160)	4,190 (3,120 to 5,560)	4,790 (3,530 to 6,380)	2,980 (2,290 to 3,840)	3,030 (2,320 to 3,920)	3,600 (2,790 to 4,630)	4,590 (3,590 to 5,850)	5,250 (4,050 to 6,590)	5,730 (4,410 to 7,160)
Communicable, maternal, neonatal, and nutritional diseases	8,250 (5,940 to 11,300)	2,000 (1,380 to 2,760)	2,710 (1,810 to 3,780)	2,890 (2,050 to 4,000)	1,860 (1,380 to 2,500)	1,330 (972 to 1,860)	1,070 (783 to 1,440)	1,160 (833 to 1,610)	1,190 (840 to 1,740)	1,210 (836 to 1,840)
HIV/AIDS and sexually transmitted infections	419 (122 to 1,020)	131 (34·6 to 316)	270 (72·3 to 627)	113 (8·3 to 833)	17·4 (2·3 to 88)	9·5 (0·6 to 64·4)	20·8 (2·6 to 104)	41·8 (7·2 to 233)	75·8 (11·9 to 501)	93·7 (14·2 to 667)
HIV/AIDS	0 (0 to 0)	0 (0 to 0·1)	23·7 (0·2 to 196)	99·2 (0·6 to 819)	13·4 (0·2 to 83·6)	9 (0·1 to 64)	18·4 (0·6 to 102)	35·3 (1·6 to 226)	64·2 (2·2 to 493)	79·4 (2·1 to 658)
HIV/AIDS - Drug-susceptible Tuberculosis	0 (0 to 0)	0 (0 to 0)	0·6 (0 to 1·3)	2·5 (0·2 to 5·5)	0·3 (0 to 0·6)	0·2 (0 to 0·4)	0·4 (0·1 to 0·9)	0·9 (0·3 to 1·8)	1·6 (0·5 to 3·4)	2 (0·4 to 4·1)
HIV/AIDS - Multidrug-resistant Tuberculosis without extensive dru	0 (0 to 0)	0 (0 to 0)	0·1 (0 to 0·3)	0·3 (0 to 1·2)	0 (0 to 0·1)	0 (0 to 0·1)	0 (0 to 0·2)	0·1 (0 to 0·3)	0·2 (0 to 0·6)	0·2 (0 to 0·8)
HIV/AIDS - Extensively drug-resistant Tuberculosis	0 (0 to 0)	0 (0 to 0)	0 (0 to 0)	0 (0 to 0·1)	0 (0 to 0)	0 (0 to 0)	0 (0 to 0)	0 (0 to 0)	0 (0 to 0)	0 (0 to 0)
HIV/AIDS resulting in other diseases	0 (0 to 0)	0 (0 to 0·1)	23·1 (0·1 to 195)	96·4 (0·4 to 816)	13 (0·2 to 83·1)	8·8 (0·1 to 63·8)	18 (0·4 to 101)	34·3 (1·1 to 225)	62·4 (1·5 to 491)	77·2 (1·4 to 656)
Sexually transmitted infections excluding HIV	419 (122 to 1,020)	131 (34·6 to 316)	246 (63·6 to 572)	14 (3·7 to 34)	4 (1·1 to 9·6)	0·5 (0·3 to 0·7)	2·4 (1·3 to 4·2)	6·5 (3·5 to 10·6)	11·6 (6·6 to 19·2)	14·3 (8·4 to 23·1)
Syphilis	419 (122 to 1,020)	131 (34·6 to 316)	246 (63·6 to 572)	14 (3·7 to 34)	4 (1·1 to 9·6)	0·2 (0·1 to 0·2)	0·3 (0·1 to 0·6)	0·4 (0·1 to 1·1)	0·9 (0·3 to 1·8)	1 (0·4 to 2)
Chlamydial infection	0 (0 to 0)	0 (0 to 0)	0 (0 to 0)	0 (0 to 0)	0 (0 to 0)	0·1 (0 to 0·1)	0·4 (0·2 to 0·7)	1·1 (0·5 to 2)	1·7 (0·8 to 3)	2 (1 to 3·6)
Gonococcal infection	0 (0 to 0)	0 (0 to 0)	0 (0 to 0)	0 (0 to 0)	0 (0 to 0)	0 (0 to 0·1)	0·3 (0·1 to 0·6)	0·7 (0·3 to 1·5)	1·4 (0·6 to 2·9)	1·6 (0·8 to 3·1)
Trichomoniasis	0 (0 to 0)	0 (0 to 0)	0 (0 to 0)	0 (0 to 0)	0 (0 to 0)	0 (0 to 0·1)	0·4 (0·1 to 1·1)	1·9 (0·6 to 4·5)	3 (1 to 6·9)	2·7 (0·9 to 6·7)
Genital herpes	0 (0 to 0)	0 (0 to 0)	0 (0 to 0)	0 (0 to 0)	0 (0 to 0)	0 (0 to 0·1)	0·2 (0·1 to 0·5)	0·5 (0·1 to 1·2)	0·8 (0·2 to 1·9)	1 (0·3 to 2·4)
Other sexually transmitted infections	0 (0 to 0)	0 (0 to 0)	0 (0 to 0)	0 (0 to 0)	0 (0 to 0)	0·1 (0·1 to 0·2)	0·7 (0·4 to 1·3)	1·9 (0·9 to 3·5)	3·9 (2·1 to 6·7)	6 (3·5 to 9·6)
Respiratory infections and tuberculosis	286 (125 to 773)	253 (110 to 585)	1,040 (505 to 1,900)	591 (301 to 1,160)	148 (99·4 to 227)	106 (71·1 to 160)	110 (71·3 to 183)	132 (80·5 to 234)	157 (90 to 304)	194 (101 to 395)
Tuberculosis	0 (0 to 0)	0 (0 to 0)	77·4 (24·6 to 217)	78·8 (30·3 to 211)	28·6 (13·8 to 62)	30·4 (15·1 to 66·7)	49·7 (22·5 to 112)	73·8 (33·7 to 167)	98·3 (41·3 to 238)	138 (56·4 to 330)
Latent tuberculosis infection	0 (0 to 0)	0 (0 to 0)	0 (0 to 0)	0 (0 to 0)	0 (0 to 0)	0 (0 to 0)	0 (0 to 0)	0 (0 to 0)	0 (0 to 0)	0 (0 to 0)
Drug-susceptible tuberculosis	0 (0 to 0)	0 (0 to 0)	70·3 (21·9 to 197)	71·8 (25·7 to 190)	26·4 (12·7 to 56)	28·1 (13·5 to 61·5)	45·7 (20·7 to 103)	67·8 (29·8 to 153)	90 (37·8 to 230)	126 (47·6 to 310)
Multidrug-resistant tuberculosis without extensive drug resistanc	0 (0 to 0)	0 (0 to 0)	6·6 (0·4 to 25·2)	6·6 (0·5 to 25·7)	2·1 (0·2 to 8·2)	2·3 (0·2 to 8·4)	3·9 (0·4 to 13·7)	5·7 (0·6 to 20·2)	7·9 (0·7 to 30·2)	11·3 (0·9 to 43·1)
Extensively drug-resistant tuberculosis	0 (0 to 0)	0 (0 to 0)	0·3 (0 to 1·4)	0·3 (0 to 1·5)	0·1 (0 to 0·4)	0·1 (0 to 0·4)	0·2 (0 to 0·7)	0·3 (0 to 1)	0·4 (0 to 1·5)	0·6 (0 to 2·2)
Lower respiratory infections	286 (125 to 773)	252 (109 to 584)	949 (450 to 1,800)	457 (198 to 1,040)	71·6 (37 to 126)	36·1 (18·1 to 63·3)	22 (10·5 to 39)	21·6 (10·1 to 40·2)	25·2 (10·5 to 46·9)	25·8 (10·1 to 48·4)
Upper respiratory infections	0·1 (0 to 0·3)	0·6 (0·2 to 1·3)	13·8 (4·6 to 35·2)	36·6 (16·9 to 66·7)	25·6 (14·3 to 43·2)	25·5 (13·5 to 44·1)	25·8 (13·5 to 45·6)	25·7 (14·1 to 44·8)	24·3 (13·5 to 39)	22·5 (12·2 to 38)
Otitis media	0 (0 to 0)	0 (0 to 0·1)	2·1 (1 to 3·8)	19 (9·6 to 34·2)	22 (11·9 to 38·1)	14·3 (7·9 to 24·8)	12·8 (6·6 to 22)	11·2 (4·8 to 22·7)	9 (4·1 to 17·2)	7·3 (3·2 to 14·2)
Enteric infections	19·2 (3·5 to 61·6)	37·6 (7·4 to 127)	336 (83 to 987)	677 (294 to 1,290)	326 (193 to 516)	303 (193 to 444)	192 (117 to 309)	142 (86·8 to 233)	126 (79·9 to 192)	119 (77·7 to 180)
Diarrheal diseases	19·2 (3·5 to 61·6)	37·5 (7·3 to 127)	331 (75·3 to 985)	309 (90·7 to 816)	117 (70·8 to 198)	138 (89 to 211)	99·8 (64·9 to 157)	85·2 (52·4 to 138)	87·5 (55 to 136)	93·5 (59·7 to 149)
Typhoid and paratyphoid	0 (0 to 0)	0 (0 to 0)	1·6 (0·5 to 4·1)	360 (120 to 763)	205 (81·2 to 399)	162 (66·5 to 297)	90·4 (29·4 to 192)	56 (18·7 to 128)	37·9 (12·6 to 85·8)	24·8 (7·9 to 55·4)
Typhoid fever	0 (0 to 0)	0 (0 to 0)	1·4 (0·4 to 3·7)	325 (110 to 693)	182 (69·7 to 350)	141 (56·1 to 265)	76·7 (24·6 to 161)	46·9 (14·7 to 108)	31·6 (10·6 to 73·1)	20·5 (6·6 to 47·3)
Paratyphoid fever	0 (0 to 0)	0 (0 to 0)	0·1 (0 to 0·4)	34·8 (9·2 to 86·8)	23·2 (7·8 to 54·7)	21·4 (7·2 to 46·9)	13·6 (3·7 to 33·1)	9·2 (2·5 to 23)	6·4 (1·7 to 15·4)	4·3 (1 to 11)
Invasive Non-typhoidal Salmonella (iNTS)	0 (0 to 0)	0·1 (0 to 0·1)	1·5 (0·6 to 3·1)	6 (2·5 to 12)	2·8 (1·1 to 6·3)	2·1 (0·7 to 4·7)	1·3 (0·4 to 3·3)	1·1 (0·3 to 2·8)	0·8 (0·2 to 2)	0·6 (0·1 to 1·5)
Other intestinal infectious diseases	0 (0 to 0)	0 (0 to 0)	1·3 (0 to 5·8)	2·4 (0·1 to 9·1)	0·4 (0·1 to 1·6)	0·4 (0·1 to 1·1)	0·2 (0 to 0·5)	0·2 (0 to 0·5)	0·1 (0 to 0·2)	0·2 (0·1 to 0·5)
Neglected tropical diseases and malaria	0·5 (0·2 to 1·1)	2·2 (1·3 to 4·3)	29·2 (16·3 to 52·7)	104 (61·6 to 168)	110 (70·1 to 157)	68·7 (40·6 to 109)	33·5 (19·3 to 53·8)	40 (24·1 to 62·5)	38·6 (21·8 to 61·1)	37·4 (22·1 to 57·3)
Malaria	0 (0 to 0)	0 (0 to 0)	0·1 (0 to 0·3)	1·2 (0·3 to 3)	1·8 (0·5 to 4·2)	1·2 (0·6 to 2·4)	1·3 (0·7 to 2·6)	1·3 (0·7 to 2·4)	1·2 (0·6 to 2·2)	1·1 (0·6 to 2·1)
Chagas disease	0 (0 to 0)	0 (0 to 0)	0 (0 to 0)	0 (0 to 0)	0 (0 to 0)	0 (0 to 0)	0 (0 to 0)	0 (0 to 0)	0 (0 to 0)	0 (0 to 0)
Leishmaniasis	0 (0 to 0)	0 (0 to 0)	1·2 (0 to 5·3)	8·1 (0 to 47·1)	2·9 (0 to 23)	1·3 (0 to 9·7)	1 (0 to 6·4)	0·9 (0 to 5·4)	1 (0 to 5·8)	1 (0 to 5·5)
Visceral leishmaniasis	0 (0 to 0)	0 (0 to 0)	1·2 (0 to 5·3)	8·1 (0 to 47·1)	2·9 (0 to 23)	1·3 (0 to 9·7)	1 (0 to 6·4)	0·9 (0 to 5·4)	1 (0 to 5·8)	1 (0 to 5·5)
Cutaneous and mucocutaneous leishmaniasis	0 (0 to 0)	0 (0 to 0)	0 (0 to 0)	0 (0 to 0)	0 (0 to 0)	0 (0 to 0)	0 (0 to 0)	0 (0 to 0)	0 (0 to 0)	0 (0 to 0)
African trypanosomiasis	0 (0 to 0)	0 (0 to 0)	0 (0 to 0)	0 (0 to 0)	0 (0 to 0)	0 (0 to 0)	0 (0 to 0)	0 (0 to 0)	0 (0 to 0)	0 (0 to 0)
Schistosomiasis	0 (0 to 0)	0 (0 to 0)	0 (0 to 0)	0 (0 to 0)	0 (0 to 0)	0 (0 to 0)	0 (0 to 0)	0 (0 to 0)	0 (0 to 0)	0 (0 to 0)
Cysticercosis	0 (0 to 0)	0 (0 to 0)	0 (0 to 0)	0 (0 to 0)	0 (0 to 0·1)	0·3 (0·1 to 0·7)	2·2 (0 to 6·2)	6·6 (1·3 to 16·2)	9 (2·2 to 20·9)	8·8 (2·6 to 19·3)
Cystic echinococcosis	0 (0 to 0)	0 (0 to 0)	0 (0 to 0)	0·5 (0 to 2)	0·3 (0 to 1·2)	0·3 (0 to 0·8)	0·3 (0 to 0·9)	0·3 (0 to 1·1)	0·4 (0 to 1·2)	0·4 (0 to 1·1)
Lymphatic filariasis	0 (0 to 0)	0 (0 to 0)	0 (0 to 0)	0 (0 to 0)	0 (0 to 0)	0 (0 to 0)	0 (0 to 0)	0 (0 to 0)	0 (0 to 0)	0 (0 to 0)
Onchocerciasis	0 (0 to 0)	0 (0 to 0)	0 (0 to 0)	0 (0 to 0)	0 (0 to 0)	0 (0 to 0)	0 (0 to 0)	0 (0 to 0)	0 (0 to 0)	0 (0 to 0)
Trachoma	0 (0 to 0)	0 (0 to 0)	0 (0 to 0)	0 (0 to 0)	0 (0 to 0)	0 (0 to 0)	0 (0 to 0)	0 (0 to 0)	0 (0 to 0)	0 (0 to 0)
Dengue	0 (0 to 0)	0·5 (0 to 2·5)	6·5 (0·6 to 24·7)	15·9 (1·7 to 52·4)	7·7 (1·3 to 26·8)	5·9 (1·4 to 14·7)	4·5 (1 to 11·3)	5 (1·1 to 14·2)	4·5 (0·8 to 12·5)	4·2 (0·8 to 12·8)
Yellow fever	0 (0 to 0)	0 (0 to 0)	0 (0 to 0)	0 (0 to 0)	0 (0 to 0)	0 (0 to 0)	0 (0 to 0)	0 (0 to 0)	0 (0 to 0)	0 (0 to 0)
Rabies	0 (0 to 0)	0 (0 to 0)	0·8 (0·1 to 3·6)	4·2 (0·4 to 18·6)	2 (0·3 to 7·2)	1 (0·1 to 3·7)	0·6 (0·1 to 2)	0·6 (0·1 to 2·1)	0·6 (0·1 to 2)	1·2 (0·2 to 4·3)
Intestinal nematode infections	0 (0 to 0)	0 (0 to 0)	0·6 (0·1 to 2·4)	6·8 (2·1 to 20·3)	7·5 (3·9 to 13·1)	5·5 (3·1 to 9·2)	11·2 (5·8 to 19·2)	14·9 (7·3 to 25·9)	11·3 (5·8 to 19·2)	10·1 (5·3 to 17·3)
Ascariasis	0 (0 to 0)	0 (0 to 0)	0·5 (0 to 2·3)	5·5 (1·2 to 18·6)	4·4 (1·8 to 8·7)	2·7 (1·3 to 4·9)	2·6 (1·2 to 4·9)	2·4 (1·1 to 4·4)	2·2 (1·1 to 4·1)	2 (1 to 3·6)
Trichuriasis	0 (0 to 0)	0 (0 to 0)	0 (0 to 0)	0 (0 to 0)	0·1 (0 to 0·1)	0·1 (0 to 0·1)	0·1 (0 to 0·2)	0·1 (0 to 0·3)	0·1 (0 to 0·2)	0·1 (0 to 0·1)
Hookworm disease	0 (0 to 0)	0 (0 to 0)	0 (0 to 0·1)	1·3 (0·6 to 2·3)	3·1 (1·4 to 5·5)	2·7 (1·3 to 4·8)	8·5 (3·9 to 15·4)	12·4 (5·3 to 22·5)	9 (4·2 to 16·3)	8 (3·8 to 14·4)
Food-borne trematodiases	0 (0 to 0)	0 (0 to 0)	0 (0 to 0)	0 (0 to 0)	0 (0 to 0)	0 (0 to 0)	0 (0 to 0)	0 (0 to 0)	0 (0 to 0)	0 (0 to 0)
Leprosy	0 (0 to 0)	0 (0 to 0)	0 (0 to 0)	0 (0 to 0)	0 (0 to 0)	0 (0 to 0)	0 (0 to 0)	0 (0 to 0·1)	0·1 (0 to 0·1)	0·1 (0 to 0·1)
Ebola	0 (0 to 0)	0 (0 to 0)	0 (0 to 0)	0 (0 to 0)	0 (0 to 0)	0 (0 to 0)	0 (0 to 0)	0 (0 to 0)	0 (0 to 0)	0 (0 to 0)
Zika virus	0 (0 to 0)	0 (0 to 0)	0 (0 to 0)	0 (0 to 0)	0 (0 to 0)	0 (0 to 0)	0 (0 to 0)	0 (0 to 0)	0 (0 to 0)	0 (0 to 0)
Guinea worm disease	0 (0 to 0)	0 (0 to 0)	0 (0 to 0)	0 (0 to 0)	0 (0 to 0)	0 (0 to 0)	0 (0 to 0)	0 (0 to 0)	0 (0 to 0)	0 (0 to 0)
Other neglected tropical diseases	0·5 (0·2 to 1·1)	1·6 (1·1 to 2·6)	20 (12·9 to 31·2)	66·8 (42·4 to 99·6)	87·7 (53·9 to 130)	53·3 (28·3 to 88·7)	12·4 (5·5 to 22·2)	10·4 (4·5 to 18·8)	10·4 (4·5 to 18·9)	10·4 (4·9 to 18·6)
Other infectious diseases	28·2 (10·7 to 68·1)	54·2 (20·7 to 120)	355 (167 to 641)	464 (241 to 767)	192 (121 to 304)	132 (80·6 to 203)	73·1 (43·3 to 118)	78·9 (45·2 to 130)	68 (38 to 110)	69·6 (39·5 to 112)
Meningitis	10·2 (3·7 to 23·8)	21·2 (6·8 to 50·3)	189 (63·9 to 389)	199 (71 to 409)	36·1 (17·4 to 83·5)	29·6 (15·4 to 63·5)	19·3 (10·2 to 37·8)	17·4 (9 to 39·6)	16·5 (8·1 to 35·2)	16·6 (8·2 to 34)
Encephalitis	3·2 (0·5 to 8·8)	10 (1·4 to 31·2)	52·1 (8·1 to 138)	83·7 (13·5 to 252)	67·1 (16·2 to 161)	47·2 (11·2 to 106)	24·5 (6·7 to 53·9)	30·5 (7·8 to 65·6)	23·4 (6·2 to 53·9)	22·7 (6·2 to 51·5)
Diphtheria	0 (0 to 0)	0 (0 to 0)	0·1 (0 to 0·5)	0·4 (0 to 1·5)	0·1 (0 to 0·3)	0 (0 to 0·1)	0 (0 to 0)	0 (0 to 0)	0 (0 to 0)	0 (0 to 0)
Tetanus	13·2 (1·3 to 47)	18·8 (1·7 to 76)	11·7 (1·2 to 48·4)	5·2 (0·7 to 20·5)	0·8 (0·2 to 2·8)	0·9 (0·2 to 3)	0·8 (0·2 to 2·5)	1 (0·2 to 3·7)	1·3 (0·2 to 4·5)	1·6 (0·3 to 5·3)
Measles	0 (0 to 0)	0 (0 to 0)	4·3 (1·1 to 11·6)	13·1 (3·3 to 35·6)	1·2 (0·3 to 3·5)	0·4 (0·1 to 1)	0·1 (0 to 0·4)	0·1 (0 to 0·2)	0 (0 to 0·1)	0 (0 to 0·1)
Varicella and herpes zoster	0·2 (0 to 0·7)	0·7 (0·1 to 2·3)	8·1 (0·7 to 27·9)	14·3 (1·1 to 46·3)	3·3 (0·4 to 10·2)	1·4 (0·3 to 3·5)	1 (0·3 to 2·3)	1·1 (0·3 to 2·4)	1·2 (0·4 to 2·7)	1·5 (0·5 to 3·3)
Acute hepatitis	0 (0 to 0)	0 (0 to 0)	40·4 (10·8 to 108)	53·6 (13 to 139)	16·2 (4·6 to 43·9)	12·9 (4·3 to 31·2)	11 (3·6 to 27·2)	13·8 (4·1 to 36·6)	11·9 (3·8 to 28)	12·9 (4·1 to 32·1)
Acute hepatitis A	0 (0 to 0)	0 (0 to 0)	22·9 (3·9 to 73·1)	42·1 (9 to 118)	12·9 (3·6 to 34·6)	10 (3·2 to 24·6)	8 (2·2 to 20·2)	9·6 (2·3 to 27·1)	7·7 (1·8 to 21·8)	7·3 (1·4 to 22·8)
Acute hepatitis B	0 (0 to 0)	0 (0 to 0)	13·5 (1·5 to 42·8)	7·6 (0·4 to 34·8)	2·3 (0·2 to 8·3)	2·1 (0·1 to 7·9)	2·1 (0·3 to 7·3)	3·2 (0·5 to 10)	3·3 (0·8 to 9·6)	4·3 (1·1 to 12·2)
Acute hepatitis C	0 (0 to 0)	0 (0 to 0)	2·8 (0·2 to 10·7)	2·6 (0·1 to 13·6)	0·8 (0·1 to 3·6)	0·6 (0 to 2·3)	0·6 (0 to 3·1)	0·6 (0·1 to 2·4)	0·6 (0 to 2·4)	1 (0·1 to 4)
Acute hepatitis E	0 (0 to 0)	0 (0 to 0)	1·2 (0·1 to 4·7)	1·3 (0·1 to 5·6)	0·3 (0·1 to 0·9)	0·3 (0·1 to 0·9)	0·3 (0·1 to 0·8)	0·3 (0·1 to 0·9)	0·3 (0·1 to 0·6)	0·2 (0·1 to 0·6)
Other unspecified infectious diseases	1·4 (0·4 to 3·9)	3·3 (1·4 to 7·8)	31·2 (13·4 to 80·4)	69·8 (38·1 to 133)	65·9 (41·6 to 97·9)	38·8 (22·1 to 62·7)	16·4 (8·6 to 27·8)	14·9 (7·6 to 25)	13·6 (6·8 to 23·1)	14·4 (7·3 to 24·5)
Maternal and neonatal disorders	7,500 (5,330 to 10,400)	1,510 (994 to 2,110)	359 (174 to 663)	170 (123 to 225)	124 (88 to 164)	139 (100 to 181)	354 (246 to 502)	479 (322 to 713)	485 (325 to 707)	460 (301 to 706)
Maternal disorders	0 (0 to 0)	0 (0 to 0)	0 (0 to 0)	0 (0 to 0)	0 (0 to 0)	6·4 (1·8 to 15·7)	224 (129 to 373)	351 (203 to 587)	368 (213 to 582)	356 (204 to 605)
Maternal hemorrhage	0 (0 to 0)	0 (0 to 0)	0 (0 to 0)	0 (0 to 0)	0 (0 to 0)	1·7 (0·5 to 4·4)	43·4 (21·7 to 78·1)	76·8 (40·1 to 132)	82·9 (41·5 to 140)	88·5 (44·8 to 163)
Maternal sepsis and other maternal infections	0 (0 to 0)	0 (0 to 0)	0 (0 to 0)	0 (0 to 0)	0 (0 to 0)	0·1 (0 to 0·2)	2·6 (1·4 to 4·4)	6·2 (3 to 10·4)	3·8 (2 to 6·4)	2·8 (1·4 to 4·6)
Maternal hypertensive disorders	0 (0 to 0)	0 (0 to 0)	0 (0 to 0)	0 (0 to 0)	0 (0 to 0)	1·7 (0·5 to 4·5)	56·2 (30·3 to 95·1)	61·9 (32·6 to 106)	60·6 (31·1 to 100)	50·7 (25·5 to 85·8)
Maternal obstructed labor and uterine rupture	0 (0 to 0)	0 (0 to 0)	0 (0 to 0)	0 (0 to 0)	0 (0 to 0)	0·1 (0 to 0·1)	4·8 (2·3 to 8·8)	15·3 (7·8 to 26)	21·4 (11·9 to 36·3)	26·7 (13·9 to 45·4)
Maternal abortion and miscarriage	0 (0 to 0)	0 (0 to 0)	0 (0 to 0)	0 (0 to 0)	0 (0 to 0)	0·1 (0 to 0·3)	2·4 (1·1 to 4·7)	3·3 (1·5 to 6·1)	2·7 (1·2 to 5·1)	3·2 (1·2 to 6·8)
Ectopic pregnancy	0 (0 to 0)	0 (0 to 0)	0 (0 to 0)	0 (0 to 0)	0 (0 to 0)	0 (0 to 0·1)	1·4 (0·7 to 2·5)	2·1 (1·1 to 4)	1·9 (0·9 to 3·3)	1·2 (0·6 to 2·3)
Indirect maternal deaths	--	--	--	--	--	2·1 (0·5 to 5·3)	74·8 (38·2 to 138)	113 (57·5 to 203)	111 (52·3 to 197)	103 (48·6 to 186)
Late maternal deaths	--	--	--	--	--	0·3 (0·1 to 0·7)	11·8 (5 to 21·5)	24·7 (11·3 to 45·5)	36·7 (15·2 to 69·3)	40·8 (17·4 to 74)
Maternal deaths aggravated by HIV/AIDS	--	--	--	--	--	0 (0 to 0)	0·1 (0 to 0·3)	0·1 (0 to 0·6)	0·2 (0 to 1·1)	0·2 (0 to 1)
Neonatal disorders	7,500 (5,330 to 10,400)	1,510 (994 to 2,110)	359 (174 to 663)	170 (123 to 225)	124 (88 to 164)	133 (94·9 to 174)	131 (95·5 to 173)	128 (91 to 170)	117 (83·4 to 157)	104 (74·3 to 139)
Neonatal preterm birth	2,750 (1,480 to 4,310)	465 (231 to 764)	118 (55·3 to 231)	71·5 (48·5 to 97)	72·8 (48·8 to 101)	77·1 (53·1 to 107)	74·5 (51·5 to 104)	71·7 (47·5 to 100)	65·6 (44·6 to 91·5)	57·7 (39·5 to 81·9)
Neonatal encephalopathy due to birth asphyxia and trauma	1,980 (1,070 to 3,220)	202 (93 to 405)	51·9 (16·1 to 141)	17·8 (9·4 to 30·5)	14·9 (7·4 to 25·1)	16·3 (7·7 to 29·1)	16·5 (7·5 to 28·6)	16·7 (7·4 to 28·2)	15·2 (7·1 to 26·8)	13·8 (6·4 to 24)
Neonatal sepsis and other neonatal infections	420 (137 to 981)	299 (134 to 571)	55·7 (20·3 to 135)	28·1 (16·3 to 41·9)	31·8 (18 to 50·3)	34·9 (19·6 to 55)	35·1 (19·9 to 56·6)	35·1 (19·7 to 54·2)	32·2 (17·2 to 51·2)	29 (15·7 to 46·4)
Hemolytic disease and other neonatal jaundice	233 (117 to 410)	127 (58·6 to 231)	26·9 (5·7 to 76·7)	6·8 (3 to 16·1)	4·1 (3 to 5·5)	4·4 (3·2 to 5·8)	4·5 (3·3 to 5·8)	4·5 (3·2 to 5·9)	4·1 (3 to 5·5)	3·7 (2·7 to 5)
Other neonatal disorders	2,120 (1,040 to 3,430)	412 (207 to 730)	106 (42·8 to 239)	45·4 (33·3 to 60·5)	0 (0 to 0)	0 (0 to 0)	0 (0 to 0)	0 (0 to 0)	0 (0 to 0)	0 (0 to 0)
Nutritional deficiencies	2 (1 to 3·2)	15·9 (10·4 to 22·6)	316 (178 to 588)	771 (492 to 1,100)	941 (579 to 1,410)	576 (315 to 956)	285 (136 to 498)	242 (118 to 434)	238 (111 to 430)	236 (121 to 416)
Protein-energy malnutrition	0·5 (0·3 to 0·7)	1·4 (0·8 to 2·1)	116 (35·6 to 329)	60·7 (17·8 to 199)	15·9 (7·8 to 27)	11·9 (6 to 19·9)	11·8 (5·9 to 20·2)	12·2 (6·3 to 20·7)	12·4 (6·5 to 20·4)	11·7 (6 to 18·8)
Iodine deficiency	0 (0 to 0)	0 (0 to 0)	0 (0 to 0)	0·1 (0 to 0·2)	0·6 (0·2 to 1·2)	1·5 (0·6 to 3·2)	2·8 (1·2 to 5·6)	4·2 (1·8 to 8·6)	4·8 (2 to 9·7)	4·8 (2·1 to 9·7)
Vitamin A deficiency	0·1 (0 to 0·3)	1·1 (0·4 to 2·2)	3·7 (1·7 to 7·4)	20 (9 to 36·4)	13·8 (5·8 to 27·4)	11·1 (4·6 to 22·1)	0·6 (0·3 to 1·1)	0·6 (0·2 to 1·1)	0·6 (0·3 to 1)	0·5 (0·2 to 1)
Dietary iron deficiency	1·4 (0·6 to 2·5)	13·4 (8·6 to 19·2)	170 (109 to 254)	664 (410 to 988)	904 (552 to 1,350)	546 (290 to 912)	263 (116 to 469)	217 (95·7 to 405)	210 (88·5 to 400)	211 (98·2 to 382)
Other nutritional deficiencies	0 (0 to 0)	0 (0 to 0)	26·5 (3·8 to 84·6)	26·5 (4·3 to 86·8)	6·5 (2·9 to 14·2)	4·7 (2·4 to 9·4)	6·6 (3·3 to 10·8)	8·2 (4·4 to 13·8)	10·6 (5·4 to 18·4)	7·5 (3·7 to 14)
Non-communicable diseases	735 (392 to 1,300)	304 (155 to 543)	1,130 (647 to 1,810)	1,250 (862 to 1,710)	881 (663 to 1,130)	1,460 (1,070 to 1,990)	2,180 (1,600 to 2,920)	3,010 (2,250 to 3,910)	3,610 (2,740 to 4,590)	4,060 (3,090 to 5,160)
Neoplasms	4·2 (1·8 to 9·5)	4 (1·4 to 8·8)	30·5 (15·7 to 52·7)	166 (90·3 to 268)	74·8 (48·7 to 108)	80·2 (55·1 to 113)	82·8 (54·8 to 126)	125 (76·7 to 194)	171 (95·2 to 253)	255 (140 to 377)
Lip and oral cavity cancer	0 (0 to 0)	0 (0 to 0)	0 (0 to 0)	0 (0 to 0)	0·8 (0·3 to 1·7)	1·6 (0·6 to 3·4)	2·3 (0·8 to 4·9)	4·9 (1·6 to 10·4)	6 (1·9 to 12·5)	10·2 (4·2 to 19·7)
Nasopharynx cancer	0 (0 to 0)	0 (0 to 0)	0 (0 to 0)	0 (0 to 0)	0·5 (0·2 to 1·1)	1·1 (0·5 to 2·3)	1·1 (0·4 to 2·3)	1·5 (0·5 to 3·4)	2·1 (0·8 to 4·1)	3·5 (1·4 to 7)
Other pharynx cancer	0 (0 to 0)	0 (0 to 0)	0 (0 to 0)	0 (0 to 0)	0 (0 to 0)	0 (0 to 0)	0 (0 to 0)	2 (0·6 to 4·8)	3·5 (1·2 to 7·6)	5·2 (1·8 to 11)
Esophageal cancer	0 (0 to 0)	0 (0 to 0)	0 (0 to 0)	0 (0 to 0)	0 (0 to 0)	0 (0 to 0)	0 (0 to 0)	1·4 (0·5 to 3·4)	2·8 (1·1 to 6·4)	4·6 (1·7 to 9·7)
Stomach cancer	0 (0 to 0)	0 (0 to 0)	0 (0 to 0)	0 (0 to 0)	0 (0 to 0)	0 (0 to 0)	2 (0·9 to 4·2)	6 (2·8 to 12)	11 (4·8 to 23·4)	22 (10·3 to 42·7)
Colon and rectum cancer	0 (0 to 0)	0 (0 to 0)	0 (0 to 0)	0 (0 to 0)	0·6 (0·3 to 1·2)	0·7 (0·3 to 1·3)	1·1 (0·4 to 2·4)	3·5 (1·1 to 7·9)	5·1 (1·8 to 10·1)	12 (4·4 to 22·8)
Liver cancer	0·2 (0·1 to 0·6)	0·4 (0·1 to 1·5)	1·3 (0·4 to 2·8)	6 (1·5 to 12·1)	2·5 (0·7 to 4·3)	3·2 (1·1 to 5·5)	1 (0·3 to 2·6)	1·6 (0·6 to 3·8)	2·2 (0·8 to 5·1)	3·2 (1·1 to 7)
Liver cancer due to hepatitis B	0 (0 to 0)	0 (0 to 0)	0 (0 to 0)	0 (0 to 0)	0 (0 to 0)	0·3 (0·1 to 0·6)	0·3 (0·1 to 0·8)	0·7 (0·2 to 1·6)	1·1 (0·4 to 2·5)	1·6 (0·5 to 3·5)
Liver cancer due to hepatitis C	0 (0 to 0)	0 (0 to 0)	0 (0 to 0)	0 (0 to 0)	0 (0 to 0)	0 (0 to 0·1)	0 (0 to 0·1)	0·1 (0 to 0·2)	0·2 (0 to 0·5)	0·4 (0·1 to 1·1)
Liver cancer due to alcohol use	0 (0 to 0)	0 (0 to 0)	0 (0 to 0)	0 (0 to 0)	0 (0 to 0)	0 (0 to 0)	0 (0 to 0)	0·1 (0 to 0·2)	0·2 (0 to 0·4)	0·3 (0·1 to 0·8)
Liver cancer due to NASH	0 (0 to 0)	0 (0 to 0)	0 (0 to 0)	0 (0 to 0)	0 (0 to 0)	0 (0 to 0)	0·4 (0·1 to 1·1)	0·5 (0·1 to 1·1)	0·5 (0·1 to 1·1)	0·5 (0·1 to 1·2)
Liver cancer due to other causes	0·2 (0·1 to 0·6)	0·4 (0·1 to 1·5)	1·3 (0·4 to 2·8)	6 (1·5 to 12·1)	2·5 (0·7 to 4·3)	3 (0·8 to 5·1)	0·3 (0·1 to 0·8)	0·4 (0·1 to 0·9)	0·4 (0·1 to 0·8)	0·4 (0·1 to 1)
Gallbladder and biliary tract cancer	0 (0 to 0)	0 (0 to 0)	0 (0 to 0)	0 (0 to 0)	0 (0 to 0)	0 (0 to 0)	0 (0 to 0)	0·8 (0·3 to 1·7)	1·5 (0·6 to 3·1)	3 (1·3 to 6·1)
Pancreatic cancer	0 (0 to 0)	0 (0 to 0)	0 (0 to 0)	0 (0 to 0)	0 (0 to 0)	0 (0 to 0)	0·4 (0·2 to 0·8)	0·6 (0·2 to 1·8)	1·2 (0·3 to 3·2)	2·5 (0·7 to 5·8)
Larynx cancer	0 (0 to 0)	0 (0 to 0)	0 (0 to 0)	0 (0 to 0)	0 (0 to 0)	0 (0 to 0)	0 (0 to 0)	0·4 (0·2 to 1)	0·9 (0·3 to 1·7)	1·4 (0·5 to 3)
Tracheal, bronchus, and lung cancer	0 (0 to 0)	0 (0 to 0)	0 (0 to 0)	0 (0 to 0)	0 (0 to 0)	0·6 (0·2 to 1·4)	0·9 (0·3 to 2·1)	2 (0·6 to 5·2)	3·1 (1 to 6·9)	7·4 (2·9 to 14·8)
Malignant skin melanoma	0 (0 to 0)	0 (0 to 0)	0·1 (0·1 to 0·1)	0·4 (0·2 to 0·6)	0·2 (0·2 to 0·4)	0·3 (0·2 to 0·4)	0·4 (0·2 to 1)	0·7 (0·2 to 1·9)	0·8 (0·3 to 2·2)	1 (0·3 to 2·2)
Non-melanoma skin cancer	0 (0 to 0)	0 (0 to 0)	0 (0 to 0)	0 (0 to 0)	0 (0 to 0)	0 (0 to 0)	0 (0 to 0)	0·2 (0·2 to 0·4)	0·2 (0·1 to 0·4)	0·2 (0·1 to 0·5)
Non-melanoma skin cancer (squamous-cell carcinoma)	0 (0 to 0)	0 (0 to 0)	0 (0 to 0)	0 (0 to 0)	0 (0 to 0)	0 (0 to 0)	0 (0 to 0)	0·2 (0·2 to 0·4)	0·2 (0·1 to 0·4)	0·2 (0·1 to 0·5)
Non-melanoma skin cancer (basal-cell carcinoma)	0 (0 to 0)	0 (0 to 0)	0 (0 to 0)	0 (0 to 0)	0 (0 to 0)	0 (0 to 0)	0 (0 to 0)	0 (0 to 0)	0 (0 to 0)	0 (0 to 0)
Breast cancer	0 (0 to 0)	0 (0 to 0)	0 (0 to 0)	0 (0 to 0)	0 (0 to 0)	0 (0 to 0)	1·8 (0·7 to 3·7)	6·2 (2·6 to 12·5)	19 (8·2 to 34·3)	47·3 (20·2 to 84)
Cervical cancer	0 (0 to 0)	0 (0 to 0)	0 (0 to 0)	0 (0 to 0)	0 (0 to 0)	0 (0 to 0)	1·1 (0·4 to 2·7)	7 (2·7 to 16·8)	17·8 (6·6 to 42·1)	42·1 (17·1 to 91·8)
Uterine cancer	0 (0 to 0)	0 (0 to 0)	0 (0 to 0)	0 (0 to 0)	0 (0 to 0)	0 (0 to 0)	0 (0 to 0)	0·3 (0·2 to 0·5)	0·6 (0·2 to 1·5)	1·3 (0·5 to 3·1)
Ovarian cancer	0 (0 to 0)	0 (0 to 0)	0 (0 to 0)	0 (0 to 0)	2·6 (0·8 to 7)	4·3 (1·6 to 10·7)	4·3 (1·3 to 11)	7·3 (2·2 to 19·8)	10·2 (3·3 to 25·9)	14·3 (5·5 to 35·2)
Prostate cancer	0 (0 to 0)	0 (0 to 0)	0 (0 to 0)	0 (0 to 0)	0 (0 to 0)	0 (0 to 0)	0 (0 to 0)	0 (0 to 0)	0 (0 to 0)	0 (0 to 0)
Testicular cancer	--	--	--	--	--	--	--	--	--	--
Kidney cancer	0·1 (0 to 0·2)	0 (0 to 0·1)	0·4 (0·2 to 1)	2·8 (0·8 to 7·5)	1·7 (0·6 to 3·5)	0·8 (0·3 to 1·6)	0·6 (0·2 to 1·3)	0·9 (0·3 to 2·1)	1·1 (0·4 to 2·3)	1·4 (0·5 to 2·8)
Bladder cancer	0 (0 to 0)	0 (0 to 0)	0 (0 to 0)	0 (0 to 0)	0 (0 to 0)	0 (0 to 0)	0·2 (0·2 to 0·4)	0·3 (0·2 to 0·4)	0·3 (0·1 to 0·6)	0·5 (0·2 to 1)
Brain and central nervous system cancer	0·7 (0·1 to 2·1)	0·9 (0·2 to 2·8)	8·8 (3·4 to 18)	50·2 (20·8 to 101)	19·6 (8·8 to 33·1)	15·9 (7·4 to 25·6)	9·8 (3·9 to 17·8)	11·2 (3·9 to 19·9)	12·3 (4·7 to 21·8)	12·4 (5·2 to 21·5)
Thyroid cancer	0 (0 to 0)	0 (0 to 0)	0 (0 to 0)	0 (0 to 0)	0·3 (0·2 to 0·5)	0·5 (0·2 to 1·1)	1·4 (0·5 to 3·4)	3·5 (1 to 8·8)	4·7 (1·3 to 11·7)	4·7 (1·5 to 9·8)
Mesothelioma	0 (0 to 0)	0 (0 to 0)	0 (0 to 0)	0 (0 to 0)	0 (0 to 0)	0 (0 to 0)	0 (0 to 0)	0·2 (0 to 0·8)	0·4 (0·1 to 1·1)	0·5 (0·1 to 1·4)
Hodgkin lymphoma	0 (0 to 0)	0 (0 to 0)	0 (0 to 0)	0·4 (0·2 to 0·7)	0·9 (0·2 to 1·8)	2 (0·6 to 4·1)	3·3 (1·2 to 6·3)	5·3 (2·4 to 10·6)	5·1 (2·1 to 10)	3·8 (1·5 to 7·4)
Non-Hodgkin lymphoma	0 (0 to 0)	0 (0 to 0)	0 (0 to 0)	7·3 (2·4 to 15·8)	4 (1·3 to 7·3)	4·2 (1·4 to 8)	6 (2 to 11·3)	8 (2·3 to 16·2)	8·2 (2·6 to 15·1)	8 (2·8 to 14·5)
Multiple myeloma	0 (0 to 0)	0 (0 to 0)	0 (0 to 0)	0 (0 to 0)	0 (0 to 0)	0 (0 to 0)	0 (0 to 0)	0·5 (0·2 to 1·1)	0·3 (0·1 to 0·7)	0·7 (0·2 to 1·3)
Leukemia	1·7 (0·2 to 6·8)	1·2 (0·2 to 4)	12·2 (4·5 to 24·9)	58·1 (21·1 to 118)	19·7 (9·3 to 37·5)	18 (9 to 31·2)	15·7 (7·4 to 29·6)	15·9 (7·4 to 30·4)	16·3 (6·9 to 29·6)	15·3 (7·5 to 26·3)
Acute lymphoid leukemia	0·3 (0 to 1·4)	0·2 (0 to 0·9)	3·5 (0·9 to 8·4)	18·1 (5·1 to 47·9)	12 (5·2 to 24·6)	8·3 (3·5 to 16·7)	4·6 (1·5 to 11·2)	3·2 (1 to 7·7)	2·5 (0·8 to 5·8)	1·5 (0·4 to 3·4)
Chronic lymphoid leukemia	0 (0 to 0)	0 (0 to 0)	0 (0 to 0)	0 (0 to 0)	0 (0 to 0)	0 (0 to 0)	0 (0 to 0)	0·2 (0·1 to 0·6)	0·2 (0·1 to 0·5)	0·2 (0·1 to 0·6)
Acute myeloid leukemia	0·3 (0 to 1·6)	0·4 (0 to 1·6)	4·4 (1·3 to 10·6)	20·8 (6·8 to 48·2)	5·8 (1·8 to 13·3)	6·8 (2·6 to 14)	6·9 (2·8 to 14·4)	7·4 (3·2 to 15·1)	7·2 (2·8 to 14·2)	6·6 (2·5 to 13)

Cause	35 to 39	40 to 44	45 to 49	50 to 54	55 to 59	60 to 64	65 to 69	70 to 74	75 to 79	80 to 84	85 to 89	90 to 94	95 plus	Total
All causes	5,790 (4,540 to 7,170)	5,320 (4,270 to 6,500)	5,230 (4,290 to 6,320)	5,280 (4,360 to 6,360)	5,500 (4,590 to 6,520)	5,750 (4,890 to 6,790)	5,890 (5,080 to 6,790)	5,720 (5,040 to 6,380)	4,990 (4,500 to 5,370)	3,670 (3,370 to 3,910)	1,870 (1,730 to 2,000)	650 (601 to 696)	209 (193 to 230)	101,000
Communicable, maternal, neonatal, and nutritional diseases	1,140 (789 to 1,640)	827 (582 to 1,200)	613 (448 to 928)	579 (405 to 842)	551 (391 to 808)	513 (360 to 771)	537 (376 to 810)	566 (384 to 861)	485 (319 to 721)	397 (252 to 626)	202 (124 to 337)	68·6 (40·8 to 116)	23 (13·2 to 39·7)	30,200
HIV/AIDS and sexually transmitted infections	80 (13·2 to 537)	54·2 (11 to 360)	31·2 (5·5 to 204)	19·4 (4 to 116)	13·4 (3·1 to 80·3)	11 (1·6 to 90·3)	10·2 (1·4 to 73·9)	5 (0·8 to 32·5)	1·8 (0·5 to 9·8)	0·6 (0·3 to 1·9)	0·3 (0·1 to 0·8)	0·1 (0 to 0·2)	0 (0 to 0·1)	1,420
HIV/AIDS	65·6 (1·7 to 526)	41·5 (1·2 to 351)	25·3 (0·8 to 199)	14·7 (0·5 to 111)	8·6 (0·2 to 76)	8·8 (0·2 to 88·5)	8 (0·1 to 71·3)	3·5 (0 to 31·2)	0·8 (0 to 9·4)	0·1 (0 to 0·9)	0 (0 to 0·3)	0 (0 to 0·1)	0 (0 to 0)	520
HIV/AIDS - Drug-susceptible Tuberculosis	1·6 (0·3 to 3·4)	1·1 (0·2 to 2·2)	0·7 (0·2 to 1·4)	0·4 (0·1 to 0·9)	0·2 (0 to 0·5)	0·2 (0 to 0·5)	0·2 (0 to 0·4)	0·1 (0 to 0·2)	0 (0 to 0)	0 (0 to 0)	0 (0 to 0)	0 (0 to 0)	0 (0 to 0)	12·8
HIV/AIDS - Multidrug-resistant Tuberculosis without extensive dru	0·2 (0 to 0·7)	0·1 (0 to 0·5)	0·1 (0 to 0·3)	0 (0 to 0·2)	0 (0 to 0·1)	0 (0 to 0·1)	0 (0 to 0·1)	0 (0 to 0)	0 (0 to 0)	0 (0 to 0)	0 (0 to 0)	0 (0 to 0)	0 (0 to 0)	1·5
HIV/AIDS - Extensively drug-resistant Tuberculosis	0 (0 to 0)	0 (0 to 0)	0 (0 to 0)	0 (0 to 0)	0 (0 to 0)	0 (0 to 0)	0 (0 to 0)	0 (0 to 0)	0 (0 to 0)	0 (0 to 0)	0 (0 to 0)	0 (0 to 0)	0 (0 to 0)	0·1
HIV/AIDS resulting in other diseases	63·8 (1·1 to 524)	40·4 (0·8 to 350)	24·6 (0·5 to 197)	14·2 (0·3 to 111)	8·3 (0·1 to 75·8)	8·6 (0·1 to 88·2)	7·8 (0·1 to 71)	3·5 (0 to 31)	0·8 (0 to 9·4)	0·1 (0 to 0·9)	0 (0 to 0·3)	0 (0 to 0·1)	0 (0 to 0)	505
Sexually transmitted infections excluding HIV	14·4 (8·5 to 23·6)	12·6 (7·1 to 21·1)	5·9 (3·3 to 9·9)	4·7 (2·4 to 8·6)	4·8 (2·2 to 9·7)	2·2 (0·9 to 4·6)	2·2 (0·9 to 4·6)	1·4 (0·7 to 2·9)	0·9 (0·4 to 2·1)	0·5 (0·2 to 1·1)	0·3 (0·1 to 0·5)	0·1 (0 to 0·2)	0 (0 to 0·1)	899
Syphilis	0·6 (0·2 to 1·2)	0·3 (0·1 to 0·6)	0·2 (0·1 to 0·5)	0·3 (0·1 to 0·7)	0·1 (0·1 to 0·3)	0·1 (0 to 0·2)	0·1 (0 to 0·3)	0·1 (0 to 0·3)	0·1 (0 to 0·2)	0·1 (0 to 0·2)	0 (0 to 0·1)	0 (0 to 0·1)	0 (0 to 0)	819
Chlamydial infection	2·4 (1·3 to 4)	2·1 (1·1 to 3·7)	0·7 (0·3 to 1·4)	0·5 (0·2 to 1)	0·6 (0·2 to 1·4)	0·2 (0·1 to 0·6)	0·2 (0 to 0·4)	0·1 (0 to 0·3)	0·1 (0 to 0·3)	0·1 (0 to 0·2)	0 (0 to 0·1)	0 (0 to 0)	0 (0 to 0)	12·4
Gonococcal infection	1·5 (0·7 to 2·8)	1·8 (0·8 to 3·9)	0·9 (0·3 to 2)	1·1 (0·4 to 2·8)	1·5 (0·4 to 3·6)	0·6 (0·1 to 1·5)	0·9 (0·3 to 2·2)	0·5 (0·2 to 1·2)	0·4 (0·1 to 1)	0·2 (0·1 to 0·4)	0·1 (0 to 0·2)	0 (0 to 0·1)	0 (0 to 0)	13·4
Trichomoniasis	2 (0·7 to 4·9)	1·5 (0·5 to 3·9)	1·2 (0·4 to 2·9)	1 (0·3 to 2·3)	0·7 (0·2 to 1·7)	0·4 (0·1 to 1·1)	0·3 (0·1 to 0·7)	0·2 (0·1 to 0·4)	0·1 (0 to 0·2)	0·1 (0 to 0·1)	0 (0 to 0)	0 (0 to 0)	0 (0 to 0)	15·6
Genital herpes	1 (0·3 to 2·4)	0·8 (0·3 to 2·1)	0·7 (0·2 to 1·8)	0·6 (0·2 to 1·6)	0·5 (0·1 to 1·2)	0·4 (0·1 to 1)	0·3 (0·1 to 0·8)	0·2 (0·1 to 0·5)	0·1 (0 to 0·3)	0·1 (0 to 0·2)	0 (0 to 0·1)	0 (0 to 0)	0 (0 to 0)	7·2
Other sexually transmitted infections	7 (3·9 to 11·3)	6·1 (3·5 to 10)	2·1 (1·1 to 3·4)	1·2 (0·5 to 2·5)	1·4 (0·5 to 3)	0·5 (0·1 to 1·3)	0·4 (0·1 to 1)	0·2 (0·1 to 0·6)	0·1 (0 to 0·4)	0·1 (0 to 0·2)	0 (0 to 0·1)	0 (0 to 0)	0 (0 to 0)	31·8
Respiratory infections and tuberculosis	207 (109 to 406)	192 (99·5 to 388)	174 (93·8 to 355)	193 (101 to 394)	199 (110 to 405)	214 (122 to 400)	242 (132 to 438)	275 (151 to 468)	246 (133 to 421)	190 (99·1 to 321)	90 (50 to 150)	29·2 (15·1 to 47·3)	9·1 (4·3 to 15·3)	5,280
Tuberculosis	146 (61·7 to 348)	138 (60·3 to 324)	123 (52·7 to 297)	133 (57·8 to 324)	128 (55·7 to 312)	113 (48·3 to 275)	112 (48·5 to 264)	114 (52·5 to 260)	98·2 (44 to 229)	70·2 (29·9 to 167)	27·4 (12·6 to 67·4)	6·3 (2·7 to 15·6)	1·4 (0·7 to 3·5)	1,790
Latent tuberculosis infection	0 (0 to 0)	0 (0 to 0)	0 (0 to 0)	0 (0 to 0)	0 (0 to 0)	0 (0 to 0)	0 (0 to 0)	0 (0 to 0)	0 (0 to 0)	0 (0 to 0)	0 (0 to 0)	0 (0 to 0)	0 (0 to 0)	0
Drug-susceptible tuberculosis	134 (54·6 to 313)	126 (53·9 to 308)	112 (43·4 to 273)	121 (49·9 to 303)	117 (48·5 to 291)	103 (42 to 257)	102 (41·7 to 248)	104 (42·9 to 240)	89·7 (37·8 to 215)	64 (26·3 to 154)	25 (10·6 to 60·6)	5·7 (2·4 to 13·8)	1·3 (0·6 to 3·1)	1,630
Multidrug-resistant tuberculosis without extensive drug resistanc	12·1 (1 to 47·1)	11·6 (1·1 to 43·8)	10·3 (0·9 to 40·2)	11·2 (1·1 to 40·8)	10·7 (1 to 39·9)	9·6 (0·8 to 37·4)	9·4 (0·7 to 34·4)	9·6 (0·9 to 36·7)	8·2 (0·7 to 30·6)	5·9 (0·5 to 22·5)	2·3 (0·2 to 8·9)	0·5 (0 to 2)	0·1 (0 to 0·5)	148
Extensively drug-resistant tuberculosis	0·6 (0 to 2·4)	0·6 (0·1 to 2·3)	0·5 (0 to 2·1)	0·6 (0·1 to 2·2)	0·5 (0 to 2)	0·5 (0 to 2)	0·5 (0 to 1·9)	0·5 (0 to 1·8)	0·4 (0 to 1·5)	0·3 (0 to 1·2)	0·1 (0 to 0·5)	0 (0 to 0·1)	0 (0 to 0)	7·5
Lower respiratory infections	34·6 (14·6 to 64·3)	34·8 (15·2 to 62·2)	36·2 (16·5 to 63)	47·4 (21·5 to 85·5)	60·7 (28·2 to 107)	92·3 (42·9 to 167)	125 (56·8 to 213)	157 (73 to 275)	145 (68·5 to 250)	119 (54·6 to 195)	61·9 (29·7 to 104)	22·7 (10·1 to 38·6)	7·5 (3·3 to 12·9)	3,090
Upper respiratory infections	19·2 (9·8 to 33·1)	13·9 (7·3 to 24·4)	10·3 (5·5 to 18·5)	8·1 (4·4 to 14·1)	6·8 (3·7 to 11·1)	5·5 (2·9 to 9·2)	4·2 (2·2 to 7)	3 (1·6 to 4·9)	2 (1·1 to 3·3)	1·1 (0·6 to 1·9)	0·5 (0·2 to 0·8)	0·2 (0·1 to 0·3)	0·1 (0 to 0·1)	275
Otitis media	6·5 (3 to 12)	5·4 (2·5 to 9·7)	4·6 (2·2 to 8·3)	3·9 (1·8 to 7·3)	3·1 (1·5 to 5·8)	2·3 (1·1 to 4·4)	1·5 (0·7 to 2·7)	0·9 (0·4 to 1·6)	0·6 (0·3 to 1·1)	0·3 (0·2 to 0·6)	0·2 (0·1 to 0·3)	0·1 (0 to 0·1)	0 (0 to 0)	127
Enteric infections	102 (69·4 to 158)	84 (57·9 to 131)	78·9 (53·3 to 127)	80·2 (51 to 145)	83·9 (50·6 to 158)	104 (57·5 to 227)	119 (61·8 to 274)	148 (66 to 358)	143 (61·5 to 368)	141 (54·7 to 350)	80·8 (29 to 214)	29·2 (10·2 to 75·8)	10·7 (3·7 to 26·9)	3,480
Diarrheal diseases	86·8 (57·8 to 139)	74·4 (49·1 to 122)	71·1 (45·8 to 117)	73·9 (45·1 to 137)	78·8 (46·5 to 151)	99·8 (53·4 to 225)	116 (59·3 to 270)	146 (64·1 to 357)	142 (60·4 to 367)	140 (54·2 to 349)	80·5 (28·7 to 214)	29·1 (10·1 to 75·7)	10·7 (3·7 to 26·9)	2,470
Typhoid and paratyphoid	14·3 (5 to 31·6)	9·2 (3·6 to 19·6)	7·5 (2·8 to 16·5)	6 (2·3 to 12·7)	4·8 (1·6 to 11·2)	3·6 (1·3 to 8)	2·5 (1 to 5·4)	1·8 (0·7 to 3·7)	1·1 (0·4 to 2·2)	0·6 (0·2 to 1·2)	0·2 (0·1 to 0·4)	0·1 (0 to 0·1)	0 (0 to 0)	990
Typhoid fever	11·8 (4 to 25·5)	7·5 (3 to 15·9)	6·1 (2·3 to 13·4)	4·9 (1·8 to 10·6)	3·9 (1·3 to 9·1)	2·9 (1 to 6·7)	2·1 (0·8 to 4·3)	1·4 (0·6 to 3)	0·9 (0·3 to 1·8)	0·5 (0·1 to 1)	0·2 (0·1 to 0·3)	0 (0 to 0·1)	0 (0 to 0)	867
Paratyphoid fever	2·6 (0·7 to 6)	1·7 (0·5 to 3·9)	1·4 (0·4 to 3·7)	1·2 (0·3 to 2·8)	0·9 (0·2 to 2·2)	0·7 (0·2 to 1·6)	0·5 (0·2 to 1·2)	0·3 (0·1 to 0·8)	0·2 (0·1 to 0·4)	0·1 (0 to 0·2)	0 (0 to 0·1)	0 (0 to 0)	0 (0 to 0)	123
Invasive Non-typhoidal Salmonella (iNTS)	0·4 (0·1 to 1·2)	0·3 (0·1 to 0·9)	0·3 (0·1 to 0·7)	0·3 (0 to 0·7)	0·3 (0·1 to 0·6)	0·3 (0·1 to 0·7)	0·3 (0·1 to 0·6)	0·2 (0 to 0·5)	0·1 (0 to 0·3)	0·1 (0 to 0·2)	0 (0 to 0·1)	0 (0 to 0)	0 (0 to 0)	18·9
Other intestinal infectious diseases	0·1 (0 to 0·3)	0·1 (0 to 0·3)	0·1 (0 to 0·2)	0·1 (0 to 0·1)	0 (0 to 0·1)	0 (0 to 0·1)	0 (0 to 0·2)	0 (0 to 0·1)	0 (0 to 0·1)	0 (0 to 0·1)	0 (0 to 0·1)	0 (0 to 0)	0 (0 to 0)	5·7
Neglected tropical diseases and malaria	38·1 (23·2 to 55·9)	27·7 (17·2 to 41·6)	22·1 (13·8 to 34·9)	21·3 (13·3 to 31·7)	20·6 (13·1 to 32·1)	17·6 (10·2 to 27·9)	17·8 (10·7 to 27·9)	17·8 (10·6 to 27·9)	13·5 (7·8 to 21·2)	9·5 (5·3 to 16)	4·6 (2·5 to 7·9)	1·5 (0·8 to 2·4)	0·5 (0·2 to 1)	676
Malaria	0·9 (0·5 to 1·8)	0·7 (0·4 to 1·3)	0·5 (0·3 to 1)	0·3 (0·2 to 0·5)	0·2 (0·1 to 0·4)	0·2 (0·1 to 0·3)	0·1 (0·1 to 0·2)	0·1 (0 to 0·1)	0 (0 to 0·1)	0 (0 to 0·1)	0 (0 to 0)	0 (0 to 0)	0 (0 to 0)	12·5
Chagas disease	0 (0 to 0)	0 (0 to 0)	0 (0 to 0)	0 (0 to 0)	0 (0 to 0)	0 (0 to 0)	0 (0 to 0)	0 (0 to 0)	0 (0 to 0)	0 (0 to 0)	0 (0 to 0)	0 (0 to 0)	0 (0 to 0)	0
Leishmaniasis	0·8 (0 to 4)	0·6 (0 to 2·5)	0·4 (0 to 1·5)	0·3 (0 to 1)	0·2 (0 to 0·7)	0·2 (0 to 0·5)	0·1 (0 to 0·4)	0·1 (0 to 0·3)	0 (0 to 0·1)	0 (0 to 0·1)	0 (0 to 0)	0 (0 to 0)	0 (0 to 0)	20
Visceral leishmaniasis	0·8 (0 to 4)	0·6 (0 to 2·5)	0·4 (0 to 1·5)	0·3 (0 to 1)	0·2 (0 to 0·7)	0·2 (0 to 0·5)	0·1 (0 to 0·4)	0·1 (0 to 0·3)	0 (0 to 0·1)	0 (0 to 0·1)	0 (0 to 0)	0 (0 to 0)	0 (0 to 0)	20
Cutaneous and mucocutaneous leishmaniasis	0 (0 to 0)	0 (0 to 0)	0 (0 to 0)	0 (0 to 0)	0 (0 to 0)	0 (0 to 0)	0 (0 to 0)	0 (0 to 0)	0 (0 to 0)	0 (0 to 0)	0 (0 to 0)	0 (0 to 0)	0 (0 to 0)	0
African trypanosomiasis	0 (0 to 0)	0 (0 to 0)	0 (0 to 0)	0 (0 to 0)	0 (0 to 0)	0 (0 to 0)	0 (0 to 0)	0 (0 to 0)	0 (0 to 0)	0 (0 to 0)	0 (0 to 0)	0 (0 to 0)	0 (0 to 0)	0
Schistosomiasis	0 (0 to 0)	0 (0 to 0)	0 (0 to 0)	0 (0 to 0)	0 (0 to 0)	0 (0 to 0)	0 (0 to 0)	0 (0 to 0)	0 (0 to 0)	0 (0 to 0)	0 (0 to 0)	0 (0 to 0)	0 (0 to 0)	0
Cysticercosis	8 (2·3 to 17·7)	6·8 (2·1 to 15·1)	6·6 (2·1 to 13·1)	7·2 (2·6 to 14·3)	8·3 (3·4 to 17·2)	9·6 (3·9 to 18·4)	10·8 (4·7 to 19·7)	10·6 (5 to 19·3)	8·8 (3·9 to 15·6)	5·7 (2·7 to 9·9)	2·7 (1·2 to 4·8)	0·9 (0·4 to 1·6)	0·3 (0·1 to 0·5)	113
Cystic echinococcosis	0·4 (0 to 1·3)	0·4 (0 to 1·1)	0·3 (0 to 0·9)	0·3 (0 to 0·9)	0·3 (0 to 0·8)	0·3 (0 to 0·8)	0·2 (0 to 0·7)	0·2 (0 to 0·5)	0·1 (0 to 0·4)	0·1 (0 to 0·3)	0 (0 to 0·2)	0 (0 to 0·1)	0 (0 to 0)	5·1
Lymphatic filariasis	0 (0 to 0)	0 (0 to 0)	0 (0 to 0)	0 (0 to 0)	0 (0 to 0)	0 (0 to 0)	0 (0 to 0)	0 (0 to 0)	0 (0 to 0)	0 (0 to 0)	0 (0 to 0)	0 (0 to 0)	0 (0 to 0)	0
Onchocerciasis	0 (0 to 0)	0 (0 to 0)	0 (0 to 0)	0 (0 to 0)	0 (0 to 0)	0 (0 to 0)	0 (0 to 0)	0 (0 to 0)	0 (0 to 0)	0 (0 to 0)	0 (0 to 0)	0 (0 to 0)	0 (0 to 0)	0
Trachoma	0 (0 to 0)	0 (0 to 0)	0 (0 to 0)	0 (0 to 0)	0 (0 to 0)	0 (0 to 0)	0 (0 to 0)	0 (0 to 0)	0 (0 to 0)	0 (0 to 0)	0 (0 to 0)	0 (0 to 0)	0 (0 to 0)	0
Dengue	3·5 (0·6 to 9·9)	3 (0·7 to 8·3)	3 (0·6 to 9)	2·8 (0·6 to 7·9)	2·5 (0·5 to 7·2)	2·7 (0·5 to 8·3)	2·3 (0·4 to 7·1)	3·5 (0·5 to 10·2)	2·2 (0·4 to 6·6)	2·5 (0·4 to 7·8)	1·3 (0·2 to 4)	0·4 (0·1 to 1)	0·2 (0 to 0·6)	84·6
Yellow fever	0 (0 to 0)	0 (0 to 0)	0 (0 to 0)	0 (0 to 0)	0 (0 to 0)	0 (0 to 0)	0 (0 to 0)	0 (0 to 0)	0 (0 to 0)	0 (0 to 0)	0 (0 to 0)	0 (0 to 0)	0 (0 to 0)	0
Rabies	1 (0·2 to 3·4)	1·4 (0·2 to 4·9)	1·5 (0·3 to 5)	1·6 (0·3 to 5·4)	0·9 (0·2 to 2·6)	0·9 (0·2 to 2·7)	1 (0·2 to 3)	0·6 (0·1 to 1·8)	0·6 (0·1 to 1·8)	0·1 (0 to 0·2)	0 (0 to 0·1)	0 (0 to 0)	0 (0 to 0)	20·5
Intestinal nematode infections	9·9 (5·1 to 16·4)	4 (2·2 to 6·6)	1·7 (0·9 to 2·9)	1·1 (0·6 to 1·9)	1 (0·5 to 1·6)	0·8 (0·4 to 1·3)	0·6 (0·3 to 0·9)	0·4 (0·2 to 0·7)	0·3 (0·2 to 0·5)	0·2 (0·1 to 0·3)	0·1 (0 to 0·1)	0 (0 to 0)	0 (0 to 0)	88
Ascariasis	1·8 (0·8 to 3·1)	1·3 (0·6 to 2·3)	0·9 (0·4 to 1·8)	0·7 (0·3 to 1·3)	0·6 (0·3 to 1·1)	0·5 (0·2 to 1)	0·3 (0·2 to 0·6)	0·3 (0·1 to 0·5)	0·2 (0·1 to 0·4)	0·1 (0 to 0·2)	0 (0 to 0·1)	0 (0 to 0)	0 (0 to 0)	29·1
Trichuriasis	0 (0 to 0·1)	0 (0 to 0·1)	0 (0 to 0)	0 (0 to 0)	0 (0 to 0)	0 (0 to 0)	0 (0 to 0)	0 (0 to 0)	0 (0 to 0)	0 (0 to 0)	0 (0 to 0)	0 (0 to 0)	0 (0 to 0)	0·7
Hookworm disease	8·1 (3·9 to 13·8)	2·7 (1·3 to 4·7)	0·7 (0·3 to 1·4)	0·4 (0·2 to 0·7)	0·4 (0·1 to 0·7)	0·3 (0·1 to 0·5)	0·2 (0·1 to 0·4)	0·2 (0·1 to 0·3)	0·1 (0·1 to 0·2)	0·1 (0 to 0·1)	0 (0 to 0·1)	0 (0 to 0)	0 (0 to 0)	58·2
Food-borne trematodiases	0 (0 to 0)	0 (0 to 0)	0 (0 to 0)	0 (0 to 0)	0 (0 to 0)	0 (0 to 0)	0 (0 to 0)	0 (0 to 0)	0 (0 to 0)	0 (0 to 0)	0 (0 to 0)	0 (0 to 0)	0 (0 to 0)	0
Leprosy	0·1 (0 to 0·1)	0·1 (0 to 0·1)	0·1 (0 to 0·1)	0·1 (0 to 0·1)	0·1 (0 to 0·1)	0·1 (0 to 0·2)	0·1 (0 to 0·2)	0 (0 to 0·1)	0 (0 to 0·1)	0 (0 to 0·1)	0 (0 to 0)	0 (0 to 0)	0 (0 to 0)	0·8
Ebola	0 (0 to 0)	0 (0 to 0)	0 (0 to 0)	0 (0 to 0)	0 (0 to 0)	0 (0 to 0)	0 (0 to 0)	0 (0 to 0)	0 (0 to 0)	0 (0 to 0)	0 (0 to 0)	0 (0 to 0)	0 (0 to 0)	0
Zika virus	0 (0 to 0)	0 (0 to 0)	0 (0 to 0)	0 (0 to 0)	0 (0 to 0)	0 (0 to 0)	0 (0 to 0)	0 (0 to 0)	0 (0 to 0)	0 (0 to 0)	0 (0 to 0)	0 (0 to 0)	0 (0 to 0)	0
Guinea worm disease	0 (0 to 0)	0 (0 to 0)	0 (0 to 0)	0 (0 to 0)	0 (0 to 0)	0 (0 to 0)	0 (0 to 0)	0 (0 to 0)	0 (0 to 0)	0 (0 to 0)	0 (0 to 0)	0 (0 to 0)	0 (0 to 0)	0
Other neglected tropical diseases	13·4 (6·8 to 21·8)	10·8 (5·6 to 17·7)	8 (4·4 to 13·5)	7·7 (4·2 to 12·3)	7 (3·9 to 11·4)	3 (1·5 to 5·3)	2·7 (1·4 to 4·6)	2·3 (1·2 to 4·3)	1·4 (0·7 to 2·6)	1 (0·5 to 1·8)	0·5 (0·2 to 0·8)	0·1 (0·1 to 0·2)	0 (0 to 0·1)	332
Other infectious diseases	64·2 (39·8 to 100)	59·4 (38·7 to 90·5)	52·1 (33·7 to 79·3)	49 (31·5 to 75·7)	47·6 (30 to 75·1)	42·5 (24·4 to 68·9)	44·4 (24·7 to 72·2)	45·4 (24·1 to 73·9)	36·4 (17·7 to 63·7)	26 (12·4 to 46·5)	11·5 (5·4 to 20·3)	3·2 (1·6 to 5·5)	1·1 (0·5 to 1·8)	2,000
Meningitis	15·9 (8·1 to 31·8)	15·8 (8 to 29·1)	15·5 (7·9 to 30·3)	14·2 (7·7 to 27)	13·5 (7·2 to 25·9)	10·8 (5·3 to 22·7)	10·7 (5·1 to 23·1)	10·8 (5·4 to 22·2)	8·3 (4 to 16)	5·6 (2·6 to 10·8)	2·5 (1·1 to 5·1)	0·6 (0·3 to 1·2)	0·2 (0·1 to 0·3)	679
Encephalitis	19 (5·3 to 44·9)	18·5 (5 to 40·4)	15·8 (4·4 to 33·8)	15·6 (4·4 to 32·2)	16·5 (4·6 to 35·7)	18·8 (5 to 38·2)	20·2 (5·2 to 43·7)	23·3 (5·4 to 48·3)	19·1 (4·4 to 42·3)	14·1 (3·1 to 32·6)	5·8 (1·3 to 13·3)	1·4 (0·3 to 3·1)	0·4 (0·1 to 0·9)	553
Diphtheria	0 (0 to 0)	0 (0 to 0)	0 (0 to 0·1)	0 (0 to 0)	0 (0 to 0)	0 (0 to 0)	0 (0 to 0)	0 (0 to 0)	0 (0 to 0)	0 (0 to 0)	0 (0 to 0)	0 (0 to 0)	0 (0 to 0)	0·7
Tetanus	1·2 (0·2 to 4·1)	1 (0·1 to 3·2)	1 (0·1 to 3·5)	1·1 (0·2 to 3·8)	0·8 (0·1 to 2·6)	0·6 (0·1 to 2)	0·5 (0·1 to 1·5)	0·8 (0·1 to 2·5)	0·5 (0·1 to 1·7)	0·2 (0 to 0·7)	0·1 (0 to 0·3)	0 (0 to 0·1)	0 (0 to 0)	62·9
Measles	0 (0 to 0)	0 (0 to 0)	0 (0 to 0)	0 (0 to 0)	0 (0 to 0)	0 (0 to 0)	0 (0 to 0)	0 (0 to 0)	0 (0 to 0)	0 (0 to 0)	0 (0 to 0)	0 (0 to 0)	0 (0 to 0)	19·3
Varicella and herpes zoster	1·2 (0·5 to 2·5)	0·9 (0·3 to 1·8)	0·8 (0·3 to 1·6)	0·8 (0·4 to 1·6)	0·9 (0·4 to 1·7)	0·9 (0·4 to 1·8)	1·1 (0·4 to 2·3)	1 (0·4 to 2·1)	1 (0·3 to 2·6)	1·1 (0·2 to 2·9)	0·9 (0·1 to 2·6)	0·4 (0·1 to 1·3)	0·2 (0 to 0·7)	44
Acute hepatitis	11·3 (3·8 to 25·5)	10·9 (3·7 to 27)	8·2 (2·6 to 20·8)	7 (2·3 to 17·5)	6·8 (2·2 to 16·6)	5·8 (1·8 to 15·1)	5·7 (1·7 to 13·8)	4·4 (1·4 to 11·4)	2·8 (0·8 to 7·3)	1·8 (0·6 to 4·5)	0·6 (0·2 to 1·6)	0·2 (0·1 to 0·4)	0 (0 to 0·1)	238
Acute hepatitis A	6·4 (1·3 to 18·4)	5·6 (1 to 17·1)	4·1 (0·7 to 13·7)	3·6 (0·7 to 11·1)	3·3 (0·4 to 10·1)	2·8 (0·4 to 9·1)	2·8 (0·4 to 8·5)	2·2 (0·4 to 7)	1·8 (0·4 to 5·6)	1·2 (0·3 to 3·4)	0·4 (0·1 to 1·3)	0·1 (0 to 0·3)	0 (0 to 0·1)	155
Acute hepatitis B	3·6 (0·9 to 9·7)	4·2 (0·9 to 12·4)	3 (0·7 to 9)	2·5 (0·6 to 7·5)	2·6 (0·5 to 7·4)	2·3 (0·5 to 6·6)	2·2 (0·4 to 6·4)	1·6 (0·3 to 5·2)	0·8 (0·2 to 2·5)	0·4 (0·1 to 1·4)	0·1 (0 to 0·5)	0 (0 to 0·1)	0 (0 to 0)	61·9
Acute hepatitis C	1·1 (0·1 to 4·2)	1 (0·1 to 3·8)	0·9 (0·1 to 3·5)	0·8 (0·1 to 2·8)	0·8 (0·1 to 2·9)	0·6 (0·1 to 2·2)	0·7 (0·1 to 2·5)	0·5 (0 to 1·6)	0·2 (0 to 0·7)	0·2 (0 to 0·6)	0 (0 to 0·1)	0 (0 to 0)	0 (0 to 0)	16·4
Acute hepatitis E	0·2 (0·1 to 0·5)	0·2 (0·1 to 0·5)	0·1 (0 to 0·5)	0·1 (0 to 0·3)	0·1 (0 to 0·3)	0·1 (0 to 0·3)	0·1 (0 to 0·2)	0·1 (0 to 0·2)	0 (0 to 0·1)	0 (0 to 0·1)	0 (0 to 0)	0 (0 to 0)	0 (0 to 0)	5·2
Other unspecified infectious diseases	15·6 (8·8 to 24·4)	12·4 (6·8 to 20·2)	10·8 (6·3 to 17·2)	10·1 (5·8 to 15·8)	9 (5·2 to 13·9)	5·6 (2·9 to 9·6)	6·2 (3·2 to 12·1)	5·1 (2·5 to 10·3)	4·8 (2 to 9·9)	3·3 (1·4 to 7·2)	1·6 (0·7 to 3·8)	0·5 (0·2 to 1·3)	0·2 (0·1 to 0·4)	355
Maternal and neonatal disorders	347 (226 to 502)	170 (119 to 243)	75·8 (55·5 to 101)	45·4 (33·7 to 60·1)	29·8 (21·3 to 39·4)	20·8 (14·9 to 28)	12·6 (8·9 to 17)	5·9 (4·2 to 8)	2·1 (1·5 to 3)	0·5 (0·3 to 0·7)	0·1 (0·1 to 0·2)	0 (0 to 0)	0 (0 to 0)	12,300
Maternal disorders	262 (147 to 416)	107 (62·2 to 180)	26·9 (14·3 to 46·5)	7·8 (3·7 to 14·4)	1·4 (0·4 to 2·8)	0·8 (0·2 to 1·8)	0·5 (0·1 to 1·2)	0·3 (0 to 0·7)	0·2 (0 to 0·4)	0·1 (0 to 0·2)	0 (0 to 0·1)	0 (0 to 0)	0 (0 to 0)	1,710
Maternal hemorrhage	67·2 (32 to 118)	28·1 (14·6 to 52·7)	6·1 (2·5 to 11·2)	0·3 (0·1 to 0·7)	0 (0 to 0)	0 (0 to 0)	0 (0 to 0)	0 (0 to 0)	0 (0 to 0)	0 (0 to 0)	0 (0 to 0)	0 (0 to 0)	0 (0 to 0)	395
Maternal sepsis and other maternal infections	1·9 (1 to 3·4)	0·9 (0·5 to 1·7)	0·4 (0·2 to 0·7)	0·2 (0·1 to 0·5)	0 (0 to 0)	0 (0 to 0)	0 (0 to 0)	0 (0 to 0)	0 (0 to 0)	0 (0 to 0)	0 (0 to 0)	0 (0 to 0)	0 (0 to 0)	18·8
Maternal hypertensive disorders	35·3 (18·2 to 59·3)	15·9 (8·2 to 28·8)	4 (1·7 to 7·9)	0·7 (0·2 to 1·8)	0 (0 to 0)	0 (0 to 0)	0 (0 to 0)	0 (0 to 0)	0 (0 to 0)	0 (0 to 0)	0 (0 to 0)	0 (0 to 0)	0 (0 to 0)	287
Maternal obstructed labor and uterine rupture	21·1 (12·2 to 33·7)	11·5 (6·3 to 19·6)	5·5 (2·5 to 9·9)	2·6 (1 to 4·8)	1·4 (0·4 to 2·8)	0·8 (0·2 to 1·8)	0·5 (0·1 to 1·2)	0·3 (0 to 0·7)	0·2 (0 to 0·4)	0·1 (0 to 0·2)	0 (0 to 0·1)	0 (0 to 0)	0 (0 to 0)	112
Maternal abortion and miscarriage	3·6 (1·5 to 7·4)	2·4 (1 to 5·1)	0·8 (0·3 to 2)	0·6 (0·2 to 1·7)	0 (0 to 0)	0 (0 to 0)	0 (0 to 0)	0 (0 to 0)	0 (0 to 0)	0 (0 to 0)	0 (0 to 0)	0 (0 to 0)	0 (0 to 0)	19·1
Ectopic pregnancy	0·6 (0·3 to 1·1)	0·2 (0·1 to 0·4)	0·1 (0 to 0·1)	0 (0 to 0)	0 (0 to 0)	0 (0 to 0)	0 (0 to 0)	0 (0 to 0)	0 (0 to 0)	0 (0 to 0)	0 (0 to 0)	0 (0 to 0)	0 (0 to 0)	7·6
Indirect maternal deaths	70·1 (34·2 to 123)	28·1 (13·6 to 51·2)	6·7 (2·6 to 13·8)	2·6 (0·9 to 6·4)	--	--	--	--	--	--	--	--	--	NA
Late maternal deaths	31·2 (14·1 to 55·4)	10 (4·4 to 19)	1 (0·4 to 1·9)	0·1 (0 to 0·3)	--	--	--	--	--	--	--	--	--	NA
Maternal deaths aggravated by HIV/AIDS	0·1 (0 to 0·6)	0 (0 to 0·2)	0 (0 to 0)	0 (0 to 0)	--	--	--	--	--	--	--	--	--	NA
Neonatal disorders	85·5 (62·6 to 115)	62·8 (45·7 to 83)	48·9 (35·2 to 65)	37·7 (27·4 to 50·7)	28·4 (20·3 to 38)	20 (14·2 to 27·3)	12 (8·4 to 16·4)	5·6 (3·9 to 7·7)	2 (1·4 to 2·8)	0·4 (0·3 to 0·6)	0·1 (0 to 0·1)	0 (0 to 0)	0 (0 to 0)	10,600
Neonatal preterm birth	47 (31·9 to 65·2)	33·9 (23·3 to 47·7)	25·9 (17·8 to 36·4)	19·3 (13 to 27·1)	13·8 (8·9 to 19·3)	8·9 (5·8 to 12·7)	5 (3·4 to 7·1)	2·1 (1·5 to 3)	0·7 (0·5 to 1)	0·1 (0·1 to 0·2)	0 (0 to 0·1)	0 (0 to 0)	0 (0 to 0)	3,980
Neonatal encephalopathy due to birth asphyxia and trauma	11·4 (5·2 to 19·6)	8·6 (4·1 to 14·4)	6·8 (3·3 to 11·7)	5·4 (2·5 to 9·3)	4·4 (2 to 7·6)	3·3 (1·5 to 5·9)	1·9 (0·9 to 3·4)	0·7 (0·4 to 1·2)	0·2 (0·1 to 0·3)	0 (0 to 0)	0 (0 to 0)	0 (0 to 0)	0 (0 to 0)	2,380
Neonatal sepsis and other neonatal infections	24 (14·1 to 37·3)	18 (10·2 to 27·7)	14·3 (7·8 to 22·2)	11·5 (6·4 to 18·2)	9·1 (4·8 to 14·8)	6·9 (3·7 to 11·6)	4·6 (2·4 to 7·5)	2·5 (1·3 to 4·1)	1 (0·5 to 1·8)	0·3 (0·1 to 0·4)	0 (0 to 0·1)	0 (0 to 0)	0 (0 to 0)	1,090
Hemolytic disease and other neonatal jaundice	3·1 (2·3 to 4·2)	2·3 (1·7 to 3·1)	1·9 (1·3 to 2·5)	1·5 (1·1 to 2)	1·2 (0·9 to 1·6)	0·9 (0·6 to 1·2)	0·6 (0·4 to 0·8)	0·3 (0·2 to 0·4)	0·1 (0·1 to 0·2)	0 (0 to 0)	0 (0 to 0)	0 (0 to 0)	0 (0 to 0)	431
Other neonatal disorders	0 (0 to 0)	0 (0 to 0)	0 (0 to 0)	0 (0 to 0)	0 (0 to 0)	0 (0 to 0)	0 (0 to 0)	0 (0 to 0)	0 (0 to 0)	0 (0 to 0)	0 (0 to 0)	0 (0 to 0)	0 (0 to 0)	2,680
Nutritional deficiencies	299 (159 to 485)	241 (126 to 407)	179 (98·2 to 298)	171 (93·1 to 279)	157 (90·6 to 254)	104 (54·7 to 170)	90·8 (50·6 to 145)	69·7 (37·6 to 110)	41·5 (21·5 to 67·1)	29 (16·7 to 45·4)	14·8 (8·5 to 23·3)	5·4 (3·1 to 8·4)	1·6 (0·8 to 2·7)	5,030
Protein-energy malnutrition	9·7 (5·2 to 15·8)	8 (4·2 to 12·8)	6·3 (3·4 to 10)	5·4 (2·9 to 8·4)	5·6 (2·9 to 9·7)	5 (2·6 to 9·2)	4·8 (2·4 to 10·3)	2·5 (1·4 to 4·2)	2·2 (1·1 to 4·8)	1·1 (0·6 to 2·3)	0·6 (0·3 to 1·4)	0·3 (0·1 to 0·7)	0·1 (0 to 0·4)	307
Iodine deficiency	4·1 (1·8 to 8)	3 (1·4 to 5·9)	2·3 (1 to 4·5)	1·7 (0·8 to 3·2)	1·3 (0·6 to 2·7)	1 (0·5 to 2)	0·7 (0·3 to 1·4)	0·5 (0·2 to 1)	0·3 (0·1 to 0·5)	0·1 (0·1 to 0·3)	0·1 (0 to 0·1)	0 (0 to 0)	0 (0 to 0)	33·8
Vitamin A deficiency	0·5 (0·2 to 0·8)	0·4 (0·2 to 0·6)	0·3 (0·2 to 0·6)	0·3 (0·2 to 0·5)	0·3 (0·1 to 0·5)	0·2 (0·1 to 0·4)	0·2 (0·1 to 0·3)	0·1 (0·1 to 0·3)	0·1 (0·1 to 0·2)	0·1 (0 to 0·1)	0 (0 to 0)	0 (0 to 0)	0 (0 to 0)	54·8
Dietary iron deficiency	279 (139 to 460)	223 (110 to 384)	166 (87 to 281)	159 (82·1 to 264)	145 (79·4 to 239)	93 (44·8 to 156)	78·5 (39·9 to 133)	61·4 (31·4 to 99·4)	33·7 (15·4 to 57·7)	24·3 (13 to 39·9)	11·9 (6 to 19·3)	4·2 (2·3 to 6·8)	1·1 (0·5 to 1·8)	4,480
Other nutritional deficiencies	6·2 (3·2 to 10·8)	6·4 (3·2 to 12·8)	4·2 (2·1 to 8·1)	4·8 (2·3 to 9·8)	4·9 (2·4 to 10·7)	4·9 (2·2 to 11·6)	6·6 (2·5 to 16·3)	5·1 (1·8 to 13·2)	5·3 (1·8 to 13·7)	3·4 (1·1 to 8·9)	2·2 (0·7 to 5·7)	0·9 (0·3 to 2·4)	0·4 (0·1 to 1·1)	152
Non-communicable diseases	4,210 (3,300 to 5,260)	4,110 (3,280 to 5,100)	4,270 (3,470 to 5,190)	4,390 (3,600 to 5,320)	4,650 (3,850 to 5,500)	4,920 (4,120 to 5,790)	5,040 (4,320 to 5,790)	4,850 (4,230 to 5,430)	4,230 (3,720 to 4,610)	3,060 (2,710 to 3,330)	1,560 (1,380 to 1,690)	543 (484 to 595)	174 (153 to 195)	64,600
Neoplasms	378 (232 to 547)	493 (315 to 705)	593 (405 to 809)	664 (481 to 882)	677 (486 to 908)	655 (484 to 861)	605 (455 to 770)	534 (405 to 678)	377 (294 to 486)	213 (166 to 272)	90·7 (69·2 to 119)	22·7 (16·7 to 29·8)	5·6 (4 to 7·6)	6,300
Lip and oral cavity cancer	12·8 (6·1 to 22·8)	19·7 (10·8 to 33·4)	25·2 (14·2 to 41·5)	29·1 (17·3 to 46·7)	31·1 (17·9 to 49·3)	34 (19·6 to 53·5)	29·6 (17·8 to 45·8)	23·3 (14·7 to 35·9)	17 (10·8 to 25·8)	10 (6·1 to 15)	5·4 (3·4 to 8·3)	1·8 (1 to 2·8)	0·5 (0·3 to 0·8)	265
Nasopharynx cancer	4·7 (2 to 8·9)	6·3 (3 to 11·3)	7·2 (3·8 to 12·1)	7·3 (3·9 to 12·4)	7 (3·7 to 12·2)	5·8 (3 to 10)	4·6 (2·4 to 7·8)	3·8 (2 to 6·6)	2 (1·1 to 3·6)	0·9 (0·5 to 1·7)	0·3 (0·2 to 0·6)	0·1 (0 to 0·1)	0 (0 to 0)	59·6
Other pharynx cancer	8·6 (3·7 to 16·4)	11·5 (5·4 to 21·1)	15·8 (8·3 to 26·8)	19·3 (10·2 to 33·8)	19·5 (10·7 to 33·4)	20·5 (11·3 to 35)	16·4 (9·5 to 27·2)	13 (7·4 to 21·4)	7·6 (4·3 to 12·2)	4·3 (2·3 to 7·5)	1·8 (1·1 to 3·1)	0·4 (0·2 to 0·7)	0·1 (0 to 0·2)	149
Esophageal cancer	7·9 (3·7 to 15·2)	14·7 (6·5 to 28·3)	23·2 (11·9 to 40·3)	29·3 (16·2 to 51·3)	32·9 (17·3 to 58·6)	28·8 (15·3 to 51·4)	26·8 (14·4 to 47·1)	27·8 (15·8 to 48·8)	22 (12·2 to 39·6)	10·5 (5·6 to 18·1)	5·1 (2·8 to 8·7)	1·1 (0·6 to 1·8)	0·3 (0·1 to 0·4)	239
Stomach cancer	35·5 (17·9 to 64·6)	45·6 (24·3 to 81·9)	48·3 (27·2 to 82·7)	51 (29·7 to 86·1)	56·9 (33·1 to 92·5)	59·5 (34·8 to 99·1)	60·5 (35 to 97·3)	53·5 (34·1 to 83·5)	43·1 (27 to 68·3)	25·1 (15·6 to 38·6)	11·5 (7·2 to 18·3)	2·8 (1·7 to 4·5)	0·6 (0·4 to 1)	535
Colon and rectum cancer	16·5 (7·4 to 29·6)	23 (10·9 to 40·7)	37·9 (18·1 to 66·7)	41·1 (21·2 to 70·6)	44·2 (23·2 to 75·4)	45·3 (24·4 to 72·6)	47·8 (26·4 to 78·4)	49·5 (28·5 to 80)	42·9 (25·3 to 65·5)	30 (18 to 49)	12·4 (7 to 20·6)	3·4 (1·8 to 5·6)	0·8 (0·4 to 1·4)	418
Liver cancer	4·8 (1·9 to 9·8)	5·6 (2·4 to 11)	6·8 (3·3 to 13·6)	8·9 (4·2 to 17·3)	9·9 (4·7 to 20)	11·7 (5·6 to 22)	12·5 (6·3 to 22·9)	12·5 (6·5 to 23·1)	9·9 (5·3 to 19·5)	5·8 (3·1 to 10·4)	2·2 (1·1 to 4·2)	0·5 (0·2 to 0·8)	0·1 (0 to 0·2)	113
Liver cancer due to hepatitis B	2·1 (0·8 to 4·6)	2·2 (0·8 to 4·8)	2·1 (0·8 to 4·5)	2·3 (0·9 to 4·9)	2·2 (0·9 to 5)	2·2 (0·8 to 5·3)	1·9 (0·7 to 4·3)	1·6 (0·6 to 3·6)	1 (0·4 to 2·4)	0·5 (0·2 to 1·2)	0·2 (0·1 to 0·3)	0 (0 to 0·1)	0 (0 to 0)	22·4
Liver cancer due to hepatitis C	0·9 (0·3 to 2·3)	1·5 (0·5 to 3·2)	2·4 (0·9 to 5)	3·6 (1·6 to 7·9)	4·5 (1·9 to 9·3)	5·5 (2·4 to 10·7)	6 (2·8 to 11·2)	6·3 (3·2 to 12·1)	5·3 (2·5 to 10·9)	3·3 (1·6 to 6·4)	1·4 (0·7 to 2·7)	0·3 (0·2 to 0·6)	0·1 (0 to 0·1)	41·8
Liver cancer due to alcohol use	0·6 (0·2 to 1·5)	0·8 (0·3 to 1·8)	1 (0·3 to 2·4)	1·3 (0·5 to 3)	1·5 (0·5 to 3·3)	1·9 (0·7 to 4·2)	2·2 (0·9 to 4·7)	2·2 (0·9 to 4·8)	1·5 (0·6 to 3)	0·7 (0·3 to 1·4)	0·2 (0·1 to 0·5)	0 (0 to 0·1)	0 (0 to 0)	14·5
Liver cancer due to NASH	0·6 (0·2 to 1·4)	0·7 (0·3 to 1·5)	0·8 (0·3 to 1·9)	1·1 (0·4 to 2·4)	1·2 (0·5 to 2·8)	1·5 (0·6 to 3·6)	1·7 (0·7 to 3·6)	1·9 (0·8 to 3·9)	1·7 (0·7 to 3·6)	1 (0·4 to 2·1)	0·4 (0·2 to 0·7)	0·1 (0 to 0·2)	0 (0 to 0)	14·6
Liver cancer due to other causes	0·5 (0·1 to 1·1)	0·5 (0·2 to 1·1)	0·5 (0·2 to 1·1)	0·5 (0·2 to 1·2)	0·5 (0·2 to 1·2)	0·5 (0·2 to 1·3)	0·5 (0·2 to 1·2)	0·5 (0·2 to 1·1)	0·4 (0·1 to 0·9)	0·2 (0·1 to 0·5)	0·1 (0 to 0·1)	0 (0 to 0)	0 (0 to 0)	19·4
Gallbladder and biliary tract cancer	5·2 (2·4 to 9·9)	8·2 (4·1 to 14)	15 (7·9 to 25·8)	21·1 (11·6 to 35·4)	26·6 (15·4 to 46·1)	31·7 (17·7 to 54·3)	30·2 (17·6 to 51·2)	28·6 (16·4 to 48·5)	19·9 (11·4 to 32·9)	11·4 (6·5 to 19·5)	5·2 (3 to 9·3)	1·1 (0·7 to 1·9)	0·3 (0·2 to 0·6)	210
Pancreatic cancer	4·6 (1·8 to 9·9)	7·9 (3·5 to 17·1)	11·2 (5 to 23·7)	15·3 (6·7 to 32·1)	17·8 (8·1 to 37·4)	24 (10·8 to 50·6)	24·8 (11·1 to 51·1)	24·8 (11·7 to 50·4)	17·5 (8·2 to 36)	10·7 (5·2 to 21·9)	4·3 (1·9 to 9·4)	1·2 (0·5 to 2·7)	0·3 (0·1 to 0·7)	169
Larynx cancer	2·5 (0·9 to 5·5)	4·2 (2 to 8)	5·6 (3 to 10)	7·8 (4·1 to 13·1)	7·9 (4·5 to 13·2)	7·7 (4·2 to 12·6)	7·3 (4·1 to 12·4)	6·2 (3·4 to 10·4)	3·6 (2·1 to 5·9)	1·7 (1 to 2·8)	0·7 (0·4 to 1·2)	0·1 (0 to 0·2)	0 (0 to 0)	58·1
Tracheal, bronchus, and lung cancer	12·6 (5·7 to 24·3)	19·5 (9·7 to 36·3)	24·8 (13·4 to 43·4)	32·4 (17·8 to 55·4)	35·5 (19·7 to 61·3)	39·6 (22 to 69)	38·1 (21·7 to 65·9)	35·8 (21·7 to 60·1)	24·2 (14·4 to 40·2)	14 (8·4 to 24)	4·9 (2·7 to 9)	1·2 (0·6 to 2·2)	0·3 (0·1 to 0·5)	297
Malignant skin melanoma	1·4 (0·6 to 3·3)	1·3 (0·5 to 2·8)	1·1 (0·5 to 2·4)	1·2 (0·6 to 2·4)	1·3 (0·6 to 2·8)	1·3 (0·6 to 2·8)	1·3 (0·6 to 2·7)	1·2 (0·6 to 2·5)	1 (0·5 to 2·1)	0·7 (0·4 to 1·5)	0·4 (0·2 to 0·8)	0·1 (0·1 to 0·2)	0 (0 to 0·1)	16·4
Non-melanoma skin cancer	0·4 (0·1 to 0·8)	0·3 (0·1 to 0·8)	0·4 (0·2 to 0·9)	0·4 (0·1 to 0·9)	0·4 (0·2 to 0·8)	0·5 (0·2 to 1)	0·6 (0·3 to 1·3)	0·8 (0·3 to 1·6)	0·9 (0·3 to 1·7)	0·8 (0·3 to 1·5)	0·5 (0·2 to 0·9)	0·2 (0·1 to 0·4)	0·1 (0 to 0·1)	6·9
Non-melanoma skin cancer (squamous-cell carcinoma)	0·4 (0·1 to 0·8)	0·3 (0·1 to 0·8)	0·4 (0·2 to 0·9)	0·4 (0·1 to 0·9)	0·4 (0·2 to 0·8)	0·5 (0·2 to 1)	0·6 (0·3 to 1·3)	0·8 (0·3 to 1·6)	0·9 (0·3 to 1·7)	0·8 (0·3 to 1·5)	0·5 (0·2 to 0·9)	0·2 (0·1 to 0·4)	0·1 (0 to 0·1)	6·9
Non-melanoma skin cancer (basal-cell carcinoma)	0 (0 to 0)	0 (0 to 0)	0 (0 to 0)	0 (0 to 0)	0 (0 to 0)	0 (0 to 0)	0 (0 to 0)	0 (0 to 0)	0 (0 to 0)	0 (0 to 0)	0 (0 to 0)	0 (0 to 0)	0 (0 to 0)	0
Breast cancer	91·6 (48·8 to 155)	119 (68·3 to 189)	138 (81·9 to 219)	154 (95 to 236)	140 (84·6 to 214)	108 (68·3 to 163)	89·1 (56·5 to 131)	69·4 (44·5 to 102)	45·1 (29·5 to 67·7)	22·8 (14·6 to 33·9)	9·5 (5·9 to 14·8)	2·4 (1·5 to 3·8)	0·6 (0·3 to 1)	1,060
Cervical cancer	69·6 (32·8 to 130)	96 (47·2 to 169)	100 (52·9 to 171)	92·4 (51·8 to 156)	86·1 (48·3 to 149)	64·8 (34·9 to 108)	48·7 (28·6 to 81)	37·6 (21·6 to 60·2)	21·4 (12·4 to 33·9)	10·3 (5·8 to 17·2)	4·6 (2·7 to 7·5)	1 (0·5 to 1·6)	0·3 (0·2 to 0·5)	701
Uterine cancer	2·4 (1 to 5·3)	4·1 (1·8 to 8·9)	6 (2·7 to 12·9)	8·7 (4·1 to 18·4)	12 (5·8 to 26)	15·5 (7·1 to 34·7)	15·3 (7·2 to 35·7)	12·6 (6·1 to 28·6)	8 (4 to 18·6)	4·3 (2·1 to 9·9)	1·6 (0·8 to 3·9)	0·4 (0·2 to 0·9)	0·1 (0 to 0·2)	93·3
Ovarian cancer	22 (9·1 to 54·3)	32·6 (14·9 to 76·6)	44·9 (21·4 to 102)	57·2 (28·9 to 127)	51·2 (25·6 to 112)	50·2 (25·3 to 113)	44·7 (22·1 to 99·7)	35 (17·7 to 77·6)	21·3 (10·4 to 48·8)	10·5 (5 to 23·9)	4·2 (2 to 9·7)	1 (0·4 to 2·3)	0·2 (0·1 to 0·5)	418
Prostate cancer	0 (0 to 0)	0 (0 to 0)	0 (0 to 0)	0 (0 to 0)	0 (0 to 0)	0 (0 to 0)	0 (0 to 0)	0 (0 to 0)	0 (0 to 0)	0 (0 to 0)	0 (0 to 0)	0 (0 to 0)	0 (0 to 0)	0
Testicular cancer	--	--	--	--	--	--	--	--	--	--	--	--	--	NA
Kidney cancer	1·9 (0·8 to 3·6)	2·5 (1·1 to 4·5)	3·4 (1·7 to 6·2)	4·6 (2·4 to 7·8)	5·1 (2·7 to 8·7)	6·3 (3 to 10·9)	6·1 (2·9 to 10)	5 (2·5 to 8·4)	3·5 (1·7 to 5·8)	1·6 (0·8 to 2·8)	0·7 (0·3 to 1·2)	0·1 (0·1 to 0·3)	0 (0 to 0·1)	50·5
Bladder cancer	1·1 (0·5 to 2·2)	1·8 (0·9 to 2·9)	2·2 (1·2 to 3·7)	3·2 (1·8 to 5·3)	3·6 (2 to 5·8)	4·8 (2·8 to 7·5)	5·8 (3·4 to 9·1)	6·1 (3·6 to 9·6)	6·1 (3·6 to 9·7)	4·4 (2·6 to 6·6)	2·1 (1·2 to 3·4)	0·6 (0·3 to 0·9)	0·2 (0·1 to 0·3)	43·3
Brain and central nervous system cancer	12·2 (5·8 to 21)	10·6 (5·3 to 17·6)	10·8 (5·7 to 18)	11·7 (6·3 to 19·9)	11·7 (6·3 to 19·1)	11·9 (6·6 to 19)	10·5 (5·9 to 16·2)	7·9 (4·5 to 12·4)	4·9 (2·6 to 8·3)	2 (1 to 3·6)	0·7 (0·3 to 1·2)	0·1 (0·1 to 0·2)	0 (0 to 0·1)	237
Thyroid cancer	5 (2 to 9·4)	4·7 (2 to 8·7)	4·9 (2·4 to 8·6)	5·5 (2·8 to 9·5)	6·1 (3·4 to 10·1)	7 (4 to 11·3)	7 (4 to 11·6)	6·6 (3·7 to 10·9)	4·7 (2·7 to 7·9)	2·6 (1·5 to 4·2)	1 (0·6 to 1·6)	0·2 (0·1 to 0·4)	0·1 (0 to 0·1)	70·4
Mesothelioma	0·8 (0·1 to 2·5)	1 (0·3 to 2·4)	0·9 (0·3 to 2·1)	1 (0·3 to 2·4)	1·2 (0·3 to 2·9)	1·1 (0·3 to 2·5)	1·1 (0·3 to 2·7)	1 (0·3 to 2·2)	0·7 (0·2 to 1·7)	0·4 (0·1 to 0·9)	0·1 (0 to 0·4)	0 (0 to 0·1)	0 (0 to 0)	10·2
Hodgkin lymphoma	2·4 (1·1 to 4·5)	1·5 (0·8 to 2·7)	1·1 (0·5 to 1·9)	0·9 (0·5 to 1·6)	1·1 (0·6 to 1·8)	1·2 (0·6 to 2)	1·2 (0·7 to 2·1)	1·2 (0·7 to 2)	0·8 (0·5 to 1·4)	0·3 (0·2 to 0·5)	0·1 (0·1 to 0·2)	0 (0 to 0)	0 (0 to 0)	32·8
Non-Hodgkin lymphoma	8·6 (3·5 to 15·6)	9·2 (3·9 to 17·9)	10·5 (4·7 to 20·1)	11·7 (5·2 to 21·5)	12·7 (5·5 to 22·1)	15·4 (6·8 to 26·2)	15·3 (7 to 24·6)	13·7 (6 to 22·7)	9·6 (4·4 to 15·8)	6·2 (2·6 to 10·6)	2·6 (1·1 to 4·6)	0·7 (0·3 to 1·2)	0·2 (0·1 to 0·3)	162
Multiple myeloma	1·2 (0·5 to 2·2)	2·3 (1·1 to 4·3)	3·8 (1·9 to 6·9)	5·5 (2·8 to 10)	7·3 (3·8 to 12·5)	9·2 (4·9 to 16·1)	9·6 (5 to 16·4)	8·8 (4·7 to 14·9)	6 (3·3 to 10)	2·5 (1·3 to 4·2)	0·8 (0·4 to 1·4)	0·2 (0·1 to 0·3)	0 (0 to 0·1)	58·7
Leukemia	15·8 (8·1 to 27·1)	14·6 (7·7 to 24·7)	16·6 (9 to 26·7)	16·7 (9·5 to 27·3)	18·2 (10·7 to 28·8)	19·2 (11·2 to 30·7)	19·4 (11·7 to 30·6)	18·3 (10·6 to 29·1)	13 (7·7 to 20·4)	6·3 (3·5 to 9·9)	2·9 (1·6 to 4·9)	0·6 (0·3 to 1)	0·1 (0·1 to 0·2)	336
Acute lymphoid leukemia	1·2 (0·4 to 2·7)	1 (0·4 to 2·2)	0·9 (0·3 to 2)	0·7 (0·3 to 1·5)	0·6 (0·2 to 1·4)	0·6 (0·2 to 1·2)	0·6 (0·2 to 1·2)	0·3 (0·1 to 0·7)	0·2 (0·1 to 0·4)	0·1 (0 to 0·1)	0 (0 to 0)	0 (0 to 0)	0 (0 to 0)	60·6
Chronic lymphoid leukemia	0·4 (0·1 to 0·9)	1·3 (0·5 to 2·8)	2·9 (1 to 6·3)	5 (2·4 to 9·8)	7·4 (3·2 to 13·2)	8·5 (3·7 to 15·4)	8·6 (4·1 to 15·4)	9·6 (4·7 to 17·1)	7·9 (4·2 to 12·9)	4·8 (2·7 to 7·7)	2·5 (1·4 to 4·2)	0·5 (0·3 to 0·9)	0·1 (0·1 to 0·2)	60·4
Acute myeloid leukemia	6·3 (2·5 to 12·2)	4·9 (2·2 to 9·5)	5·3 (2·5 to 10·4)	4·1 (1·8 to 7·5)	4·1 (1·7 to 8·2)	4·2 (1·8 to 8)	4·6 (1·8 to 8·7)	3·4 (1·2 to 7·1)	1·8 (0·6 to 3·9)	0·4 (0·1 to 1)	0·1 (0 to 0·3)	0 (0 to 0)	0 (0 to 0)	106



Osteoarthritis other	0 (0 to 0)	0 (0 to 0)	0 (0 to 0)	0 (0 to 0)	0 (0 to 0)	0 (0 to 0)	0 (0 to 0)	0 (0 to 0)	0 (0 to 0)	0·1 (0 to 0·3)	0·9 (0·3 to 2·2)	2·3 (0·8 to 5·1)	4 (1·6 to 8·7)	5·7 (2·5 to 12·3)	7·3 (3·2 to 15·8)	8·2 (3·8 to 17·8)	8·2 (4 to 17·3)	7·2 (3·5 to 14·6)	5·5 (2·8 to 11·1)	3·5 (1·8 to 7·2)	1·8 (0·9 to 3·5)	0·7 (0·3 to 1·4)	0·2 (0·1 to 0·4)	55·6
Low back pain	0 (0 to 0)	0 (0 to 0)	0 (0 to 0)	0 (0 to 0)	17·7 (7·5 to 31·6)	89·5 (53 to 144)	158 (92·9 to 251)	187 (109 to 293)	213 (126 to 328)	238 (138 to 376)	272 (160 to 424)	285 (175 to 439)	297 (180 to 455)	281 (174 to 426)	255 (163 to 374)	222 (141 to 334)	182 (117 to 274)	135 (86·6 to 201)	95·4 (59·6 to 142)	58·6 (37·4 to 85·5)	24·5 (15·2 to 35·1)	7·1 (4·5 to 10·4)	1·8 (1·1 to 2·7)	3,020
Neck pain	0 (0 to 0)	0 (0 to 0)	0 (0 to 0)	0 (0 to 0)	1 (0·2 to 2·6)	6·5 (2·4 to 13·4)	15·5 (6·3 to 29·9)	24·9 (10·8 to 48·6)	37 (16·4 to 72)	53·7 (26·1 to 104)	62·8 (31·9 to 109)	59·3 (29·6 to 107)	54·6 (27·3 to 98·6)	43·3 (22·1 to 83·3)	37·9 (18·1 to 68·4)	32·4 (16 to 57·1)	26·3 (13·6 to 45·3)	19·4 (10·5 to 33·7)	12·5 (6·2 to 23·2)	6·6 (3·3 to 11·9)	2·8 (1·5 to 4·9)	0·9 (0·5 to 1·6)	0·3 (0·2 to 0·5)	498
Gout	0 (0 to 0)	0 (0 to 0)	0 (0 to 0)	0 (0 to 0)	0 (0 to 0)	0 (0 to 0)	0 (0 to 0·1)	0·2 (0·1 to 0·4)	0·5 (0·2 to 0·9)	0·9 (0·5 to 1·6)	1·2 (0·2 to 2·9)	1·4 (0·3 to 3)	1·6 (0·5 to 3·1)	1·8 (0·7 to 3·4)	1·9 (0·8 to 3·6)	2 (0·9 to 3·8)	2 (0·9 to 3·5)	1·7 (0·7 to 3)	1·2 (0·5 to 2·2)	0·7 (0·3 to 1·3)	0·3 (0·2 to 0·6)	0·1 (0·1 to 0·2)	0 (0 to 0·1)	17·6
Other musculoskeletal disorders	0 (0 to 0)	0 (0 to 0)	0 (0 to 0)	0 (0 to 0)	0·4 (0·1 to 1)	17·8 (8·4 to 31·5)	90·5 (52·3 to 143)	196 (122 to 292)	316 (195 to 477)	385 (240 to 583)	375 (236 to 562)	323 (200 to 489)	293 (186 to 436)	264 (166 to 396)	240 (153 to 359)	213 (130 to 330)	177 (118 to 259)	126 (81·5 to 191)	72·9 (46·3 to 110)	36·7 (21·5 to 55·4)	15 (9·3 to 22·2)	4·3 (2·5 to 6·6)	1 (0·4 to 1·8)	3,150
Other non-communicable diseases	724 (386 to 1,290)	294 (149 to 528)	937 (491 to 1,590)	579 (354 to 893)	235 (166 to 321)	251 (176 to 349)	317 (211 to 478)	606 (411 to 895)	790 (525 to 1,140)	849 (583 to 1,210)	740 (517 to 1,040)	580 (398 to 815)	446 (308 to 620)	328 (231 to 455)	262 (185 to 361)	217 (155 to 299)	182 (131 to 248)	145 (106 to 196)	113 (81·5 to 147)	74·1 (54·1 to 97·5)	37·2 (26·5 to 50)	13·2 (9·3 to 17·7)	4·3 (3·1 to 6)	8,720
Congenital birth defects	711 (376 to 1,270)	271 (133 to 487)	741 (338 to 1,330)	392 (200 to 693)	78·1 (46·6 to 131)	66·4 (40·5 to 106)	37·4 (23·2 to 58·7)	34·4 (21·3 to 54·8)	29·7 (18·3 to 45·4)	24 (15·6 to 36)	20·6 (13·7 to 29·3)	19·9 (13 to 29)	9·3 (6·4 to 13·4)	7·4 (5·1 to 10·8)	6 (4·1 to 8·8)	4·7 (3·1 to 6·8)	4·7 (3·2 to 6·7)	1·6 (0·9 to 2·6)	1 (0·5 to 1·7)	0·5 (0·3 to 0·9)	0·2 (0·1 to 0·4)	0·1 (0 to 0·1)	0 (0 to 0)	2,460
Neural tube defects	131 (28·1 to 363)	25·9 (4·5 to 75·3)	47·2 (8·6 to 139)	36 (5·7 to 136)	3·8 (2·2 to 7·1)	3·2 (2 to 4·9)	2·5 (1·6 to 3·7)	2·1 (1·4 to 2·9)	1·6 (1 to 2·3)	1·2 (0·8 to 1·8)	0·8 (0·5 to 1·2)	0·8 (0·5 to 1·4)	0·4 (0·2 to 0·6)	0·3 (0·2 to 0·4)	0·2 (0·1 to 0·3)	0·1 (0·1 to 0·2)	0·2 (0·1 to 0·7)	0 (0 to 0)	0 (0 to 0)	0 (0 to 0)	0 (0 to 0)	0 (0 to 0)	0 (0 to 0)	258
Congenital heart anomalies	230 (82·2 to 530)	137 (49·7 to 286)	420 (172 to 833)	219 (90·3 to 430)	44 (19 to 88·9)	38·6 (19 to 71·6)	14·6 (5·8 to 30·7)	14·3 (5·7 to 29·8)	12·7 (5·5 to 24·3)	8·8 (4 to 16·9)	8·5 (4·5 to 14·1)	6·7 (3·5 to 11·5)	1·8 (0·9 to 3·2)	1·4 (0·8 to 2·3)	1·6 (0·9 to 2·6)	0·9 (0·5 to 1·5)	1·1 (0·6 to 1·8)	0·2 (0·1 to 0·4)	0·1 (0 to 0·3)	0·1 (0 to 0·2)	0 (0 to 0·1)	0 (0 to 0)	0 (0 to 0)	1,160
Orofacial clefts	6·3 (0·6 to 26·8)	2·5 (0·3 to 9·6)	5·9 (1·3 to 21)	3·4 (1·9 to 5·8)	2·2 (1 to 4)	2·2 (1 to 3·9)	2·2 (1 to 4)	2·3 (1 to 4·1)	2·2 (0·9 to 3·9)	2 (0·9 to 3·4)	1·7 (0·8 to 3)	1·3 (0·5 to 2·4)	1 (0·4 to 1·9)	0·9 (0·4 to 1·6)	0·7 (0·3 to 1·4)	0·6 (0·3 to 1·1)	0·5 (0·2 to 0·8)	0·3 (0·1 to 0·7)	0·2 (0·1 to 0·4)	0·1 (0·1 to 0·2)	0·1 (0 to 0·1)	0 (0 to 0)	0 (0 to 0)	38·7
Down syndrome	11·7 (3·1 to 31·4)	5·3 (1·3 to 14·5)	24 (6·5 to 64·7)	14·3 (3·6 to 38·5)	1·7 (0·8 to 3·8)	1·6 (0·8 to 3·1)	1·4 (0·8 to 2·6)	1·6 (0·7 to 3·2)	1·2 (0·6 to 2·5)	1·3 (0·6 to 2·7)	1 (0·4 to 1·9)	2·4 (1·1 to 4·7)	0·9 (0·4 to 1·7)	0·9 (0·4 to 1·7)	0·4 (0·1 to 0·8)	0·3 (0·1 to 0·7)	0·2 (0·1 to 0·6)	0 (0 to 0)	0 (0 to 0)	0 (0 to 0)	0 (0 to 0)	0 (0 to 0)	0 (0 to 0)	70·3
Turner syndrome	0 (0 to 0)	0 (0 to 0)	0 (0 to 0·1)	0·1 (0 to 0·2)	0·1 (0 to 0·2)	0·1 (0 to 0·2)	0·2 (0·1 to 0·3)	0·1 (0·1 to 0·3)	0·1 (0 to 0·2)	0·1 (0 to 0·2)	0·1 (0 to 0·1)	0 (0 to 0·1)	0 (0 to 0)	0 (0 to 0)	0 (0 to 0)	0 (0 to 0)	0 (0 to 0)	0 (0 to 0)	0 (0 to 0)	0 (0 to 0)	0 (0 to 0)	0 (0 to 0)	0 (0 to 0)	1
Klinefelter syndrome	0 (0 to 0)	0 (0 to 0)	0 (0 to 0)	0 (0 to 0)	0 (0 to 0)	0 (0 to 0)	0 (0 to 0)	0 (0 to 0)	0 (0 to 0)	0 (0 to 0)	0 (0 to 0)	0 (0 to 0)	0 (0 to 0)	0 (0 to 0)	0 (0 to 0)	0 (0 to 0)	0 (0 to 0)	0 (0 to 0)	0 (0 to 0)	0 (0 to 0)	0 (0 to 0)	0 (0 to 0)	0 (0 to 0)	0
Other chromosomal abnormalities	23·7 (5·5 to 75·1)	13·3 (3·7 to 34·1)	32·3 (9·6 to 86·2)	8·1 (3·5 to 21·7)	2·2 (1·2 to 3·8)	1·8 (1 to 3·3)	1·5 (0·9 to 2·4)	1·4 (0·8 to 2)	1·1 (0·7 to 1·6)	0·7 (0·5 to 1·2)	0·5 (0·3 to 0·7)	0·5 (0·3 to 0·9)	0·2 (0·1 to 0·3)	0·1 (0·1 to 0·2)	0·1 (0 to 0·1)	0 (0 to 0·1)	0·1 (0 to 0·1)	0 (0 to 0)	0 (0 to 0)	0 (0 to 0)	0 (0 to 0)	0 (0 to 0)	0 (0 to 0)	87·4
Congenital musculoskeletal and limb anomalies	18·4 (5·3 to 42·2)	4·7 (1·4 to 10·6)	13·3 (5 to 28·1)	9·2 (4·6 to 16·3)	5·2 (2·8 to 8·7)	5·1 (2·7 to 8·4)	4·6 (2·5 to 7·6)	3·6 (2 to 5·8)	3·1 (1·8 to 5·2)	3 (1·6 to 4·8)	2·5 (1·4 to 4·1)	2·1 (1·2 to 3·4)	1·6 (0·9 to 2·6)	1·3 (0·7 to 2·1)	1·1 (0·6 to 1·8)	0·8 (0·5 to 1·4)	0·6 (0·4 to 1·1)	0·3 (0·2 to 0·5)	0·2 (0·1 to 0·2)	0·1 (0 to 0·1)	0 (0 to 0)	0 (0 to 0)	0 (0 to 0)	80·7
Urogenital congenital anomalies	18·8 (5·2 to 45·4)	4·6 (1·5 to 11)	7 (2·5 to 15·8)	4·5 (2·3 to 8·1)	2·2 (1·2 to 3·6)	1·7 (1 to 2·8)	1·4 (0·8 to 2·3)	1·2 (0·7 to 1·9)	0·9 (0·5 to 1·5)	0·8 (0·4 to 1·4)	0·5 (0·3 to 0·9)	0·7 (0·4 to 1·6)	0·3 (0·2 to 0·5)	0·2 (0·1 to 0·3)	0·1 (0 to 0·2)	0·1 (0 to 0·1)	0·1 (0·1 to 0·2)	0 (0 to 0)	0 (0 to 0)	0 (0 to 0)	0 (0 to 0)	0 (0 to 0)	0 (0 to 0)	44·9
Digestive congenital anomalies	68·8 (20·1 to 185)	26·7 (8·7 to 66·5)	48·5 (15 to 122)	15·7 (4·9 to 41)	1·2 (0·6 to 2·2)	0·6 (0·3 to 1·4)	0·3 (0·1 to 0·6)	0·2 (0·1 to 0·5)	0·1 (0 to 0·2)	0·1 (0 to 0·2)	0·1 (0 to 0·1)	0·1 (0·1 to 0·3)	0·1 (0 to 0·1)	0·1 (0 to 0·1)	0 (0 to 0·1)	0·1 (0 to 0·2)	0·2 (0·1 to 0·3)	0 (0 to 0)	0 (0 to 0)	0 (0 to 0)	0 (0 to 0)	0 (0 to 0)	0 (0 to 0)	163
Other congenital birth defects	203 (74·3 to 439)	51·2 (19·1 to 110)	143 (44·2 to 317)	81·7 (27·3 to 184)	15·6 (8 to 27·5)	11·5 (6·3 to 19·8)	8·7 (4·5 to 15·7)	7·7 (3·7 to 13·7)	6·8 (3·4 to 12·9)	6·2 (3 to 12·1)	5 (2·4 to 10)	5·3 (2·8 to 9·2)	3·1 (1·5 to 6·3)	2·3 (1·1 to 4·8)	1·8 (0·8 to 4)	1·6 (0·8 to 3·2)	1·7 (0·9 to 3)	0·7 (0·2 to 1·6)	0·4 (0·1 to 1·1)	0·3 (0·1 to 0·6)	0·1 (0 to 0·3)	0 (0 to 0·1)	0 (0 to 0)	557
Urinary diseases and male infertility	2·4 (0·8 to 5·3)	2·1 (0·8 to 4·5)	18·2 (7·1 to 41·1)	25·6 (10·7 to 48·6)	6 (3 to 10·9)	9·2 (4·9 to 16)	13·8 (7·5 to 25·3)	21·4 (11·7 to 39·4)	20·7 (11·4 to 34·4)	23·6 (12·9 to 39·3)	25·7 (13·8 to 43)	21·9 (11·7 to 36)	22·2 (11·5 to 39·2)	28·4 (14·7 to 50·5)	34·8 (17·7 to 59)	33·1 (16·8 to 60)	41 (21·2 to 71·2)	36 (18·4 to 60·2)	37·8 (20·1 to 63·9)	23·5 (11·7 to 39·8)	14·1 (6·9 to 23·7)	5·4 (2·5 to 9·3)	1·8 (0·9 to 3·2)	469
Urolithiasis	0 (0 to 0)	0 (0 to 0)	0 (0 to 0)	0·1 (0 to 0·3)	0·1 (0 to 0·3)	0·3 (0·1 to 0·6)	0·4 (0·2 to 0·8)	1 (0·5 to 1·7)	1·4 (0·6 to 2·8)	1·9 (0·9 to 3·6)	2 (0·6 to 4·4)	1·7 (0·5 to 3·7)	1·7 (0·6 to 3·8)	1·4 (0·5 to 2·9)	1·6 (0·6 to 3·4)	1·1 (0·5 to 2·4)	1·3 (0·5 to 3·5)	1·2 (0·4 to 3·5)	1·3 (0·4 to 3·9)	0·5 (0·1 to 1·4)	0·2 (0·1 to 0·7)	0·1 (0 to 0·2)	0 (0 to 0·1)	19·2
Benign prostatic hyperplasia	0 (0 to 0)	0 (0 to 0)	0 (0 to 0)	0 (0 to 0)	0 (0 to 0)	0 (0 to 0)	0 (0 to 0)	0 (0 to 0)	0 (0 to 0)	0 (0 to 0)	0 (0 to 0)	0 (0 to 0)	0 (0 to 0)	0 (0 to 0)	0 (0 to 0)	0 (0 to 0)	0 (0 to 0)	0 (0 to 0)	0 (0 to 0)	0 (0 to 0)	0 (0 to 0)	0 (0 to 0)	0 (0 to 0)	0
Male infertility	--	--	--	--	--	--	--	--	--	--	--	--	--	--	--	--	--	--	--	--	--	--	--	NA
Other urinary diseases	1·5 (0·5 to 3·5)	0·7 (0·2 to 1·9)	2·4 (0·5 to 7·3)	6·6 (2·2 to 15·8)	1·3 (0·4 to 3)	2·1 (0·8 to 4·3)	1·2 (0·6 to 2·2)	1·2 (0·6 to 2·4)	1·6 (0·9 to 2·9)	2·2 (1·2 to 4·1)	2·1 (1·1 to 4·3)	1·8 (0·8 to 4·1)	2 (0·9 to 4·8)	1·7 (0·7 to 4)	2·5 (0·9 to 6)	2·5 (0·8 to 6·2)	2·2 (0·7 to 5·7)	2·3 (0·7 to 5·8)	2·1 (0·6 to 5·2)	1 (0·3 to 2·6)	0·6 (0·2 to 1·5)	0·2 (0·1 to 0·6)	0·1 (0 to 0·2)	42
Gynecological diseases	0 (0 to 0)	0 (0 to 0)	0 (0 to 0)	0 (0 to 0)	0 (0 to 0)	53·8 (27·9 to 90·8)	132 (73·5 to 224)	376 (242 to 566)	531 (336 to 779)	568 (380 to 815)	445 (299 to 643)	333 (216 to 491)	228 (150 to 327)	121 (72·8 to 181)	71·7 (44·2 to 104)	50·1 (30·1 to 76·1)	30·4 (18·5 to 45·6)	24·5 (15·1 to 36)	15·2 (9·5 to 23·5)	10·3 (6·4 to 16·2)	4·3 (2·6 to 6·8)	1·4 (0·8 to 2·1)	0·4 (0·2 to 0·7)	3,000
Uterine fibroids	0 (0 to 0)	0 (0 to 0)	0 (0 to 0)	0 (0 to 0)	0 (0 to 0)	0·5 (0·2 to 1·1)	1·1 (0·4 to 2·3)	2·6 (1 to 5·3)	7·2 (3·2 to 14·6)	14·3 (6·6 to 28·2)	20·3 (9·5 to 39·5)	17·3 (8 to 32·1)	16·7 (8·1 to 30·8)	9·6 (4·7 to 17·9)	11·1 (4·8 to 23·7)	8·6 (3·6 to 20·5)	1·8 (0·9 to 3·4)	3·4 (1·2 to 8·9)	2·1 (0·6 to 5·8)	2·2 (0·6 to 5·5)	0·6 (0·1 to 1·7)	0·1 (0 to 0·4)	0 (0 to 0·1)	120
Polycystic ovarian syndrome	0 (0 to 0)	0 (0 to 0)	0 (0 to 0)	0 (0 to 0)	0 (0 to 0)	1 (0·3 to 2·3)	4·8 (2 to 10)	6·3 (2·6 to 13)	6 (2·5 to 12·6)	5·5 (2·3 to 11·4)	4·7 (2 to 9·6)	3·3 (1·4 to 6·9)	2·2 (0·9 to 4·4)	0·5 (0·2 to 1·1)	0 (0 to 0)	0 (0 to 0)	0 (0 to 0)	0 (0 to 0)	0 (0 to 0)	0 (0 to 0)	0 (0 to 0)	0 (0 to 0)	0 (0 to 0)	34·2
Female infertility	0 (0 to 0)	0 (0 to 0)	0 (0 to 0)	0 (0 to 0)	0 (0 to 0)	0 (0 to 0)	0 (0 to 0)	8·7 (2 to 22·8)	10·9 (2·5 to 30·2)	8·3 (0·9 to 25·5)	4·2 (0·1 to 15·7)	1·5 (0·1 to 8)	0 (0 to 0·1)	0 (0 to 0)	0 (0 to 0)	0 (0 to 0)	0 (0 to 0)	0 (0 to 0)	0 (0 to 0)	0 (0 to 0)	0 (0 to 0)	0 (0 to 0)	0 (0 to 0)	33·7
Endometriosis	0 (0 to 0)	0 (0 to 0)	0 (0 to 0)	0 (0 to 0)	0 (0 to 0)	0 (0 to 0)	9 (3·8 to 17·6)	47·8 (23·7 to 86·8)	56·3 (28·8 to 99·4)	43 (22·1 to 76·4)	30·4 (15·7 to 52·7)	20·8 (10·3 to 35·9)	13·7 (7·5 to 23·5)	5·8 (3 to 10)	0 (0 to 0)	0 (0 to 0)	0 (0 to 0)	0 (0 to 0)	0 (0 to 0)	0 (0 to 0)	0 (0 to 0)	0 (0 to 0)	0 (0 to 0)	227
Genital prolapse	0 (0 to 0)	0 (0 to 0)	0 (0 to 0)	0 (0 to 0)	0 (0 to 0)	1·5 (0·4 to 4·7)	2·2 (0·5 to 7·5)	2·7 (0·8 to 7·8)	3·8 (1·4 to 9·6)	6·2 (2·6 to 13·1)	7 (3·2 to 13·4)	5·9 (2·5 to 11·9)	8 (3·8 to 15·5)	6·1 (2·8 to 11·8)	8·3 (3·9 to 16·7)	7·8 (3·5 to 15·7)	3·7 (1·7 to 7·2)	4·2 (1·9 to 8·5)	2·6 (1·2 to 5·1)	2·1 (0·9 to 4·8)	0·9 (0·4 to 2)	0·2 (0·1 to 0·4)	0·1 (0 to 0·1)	73·3
Premenstrual syndrome	0 (0 to 0)	0 (0 to 0)	0 (0 to 0)	0 (0 to 0)	0 (0 to 0)	43·3 (19·9 to 78·8)	109 (53 to 198)	137 (68·6 to 240)	140 (80·2 to 224)	133 (69·6 to 215)	127 (73·3 to 197)	99·4 (57·4 to 159)	61·7 (34·2 to 102)	18·6 (9·4 to 33·6)	0 (0 to 0)	0 (0 to 0)	0 (0 to 0)	0 (0 to 0)	0 (0 to 0)	0 (0 to 0)	0 (0 to 0)	0 (0 to 0)	0 (0 to 0)	869
Other gynecological diseases	0 (0 to 0)	0 (0 to 0)	0 (0 to 0)	0 (0 to 0)	0 (0 to 0)	7·5 (3·2 to 14·7)	5·3 (1·9 to 11)	171 (95·1 to 276)	308 (180 to 470)	357 (223 to 537)	252 (150 to 387)	185 (102 to 301)	125 (71·2 to 199)	80·6 (38 to 131)	52·2 (29·9 to 80·5)	33·7 (17·8 to 54·7)	24·8 (14·1 to 38·7)	17 (10·2 to 25·9)	10·5 (6 to 16·6)	6 (3·6 to 9·4)	2·9 (1·7 to 4·3)	1·1 (0·6 to 1·8)	0·3 (0·2 to 0·6)	1,640
Hemoglobinopathies and hemolytic anemias	1·4 (0·8 to 2·5)	2·8 (1·8 to 4·4)	25·1 (15·8 to 39·1)	69·3 (45·8 to 99·9)	75 (47·7 to 110)	54·6 (33·1 to 83·2)	51·4 (27·4 to 83·4)	66·2 (38·1 to 105)	62·4 (35·2 to 101)	60 (36 to 93·2)	55·2 (32·7 to 83·6)	31·1 (18·3 to 49)	21·5 (13·1 to 33·3)	20·8 (12·7 to 31·6)	18 (11 to 27·7)	19·7 (11·3 to 30·6)	16·7 (10 to 25·6)	13·2 (8 to 19·8)	8·9 (5·4 to 13·2)	6·1 (4·1 to 8·7)	3·2 (2·2 to 4·5)	1·1 (0·8 to 1·6)	0·4 (0·2 to 0·5)	684
Thalassemias	1·1 (0·6 to 2·1)	1·3 (0·5 to 2·7)	11 (4·5 to 22·9)	13·3 (5·5 to 28·1)	3·1 (1·4 to 6·4)	1·6 (0·7 to 2·9)	1·6 (0·6 to 3·5)	0·7 (0·2 to 1·6)	0·3 (0·1 to 0·6)	0·3 (0·1 to 0·7)	0·1 (0·1 to 0·3)	0·1 (0·1 to 0·3)	0·1 (0 to 0·2)	0·1 (0 to 0·1)	0 (0 to 0)	0 (0 to 0)	0 (0 to 0)	0 (0 to 0)	0 (0 to 0)	0 (0 to 0)	0 (0 to 0)	0 (0 to 0)	0 (0 to 0)	34·6
Thalassemias trait	0·1 (0 to 0·2)	0·8 (0·5 to 1·1)	6·8 (4·3 to 10·4)	29·1 (17·8 to 44·6)	36·4 (22·5 to 56)	30 (17·6 to 47·3)	13·8 (6·8 to 24·2)	40·7 (22·1 to 66·4)	38·5 (21·3 to 63·1)	34·4 (18·5 to 55·3)	13·8 (7·5 to 23·1)	9·4 (5·3 to 16)	8·6 (4·7 to 14·7)	9·5 (5·5 to 15·5)	8·3 (4·8 to 13·3)	6·1 (3·5 to 9·6)	5 (3 to 7·8)	3·8 (2·2 to 6·2)	2·8 (1·5 to 4·3)	1·6 (1 to 2·5)	0·8 (0·5 to 1·3)	0·3 (0·2 to 0·4)	0·1 (0 to 0·1)	301
Sickle cell disorders	0 (0 to 0·1)	0 (0 to 0·1)	0·4 (0·1 to 1)	0·5 (0·1 to 1·2)	0·1 (0 to 0·3)	0·1 (0 to 0·2)	0·2 (0·1 to 0·4)	0·1 (0 to 0·3)	0·1 (0 to 0·2)	0·1 (0 to 0·1)	0 (0 to 0)	0 (0 to 0)	0 (0 to 0)	0 (0 to 0)	0 (0 to 0)	0 (0 to 0)	0 (0 to 0)	0 (0 to 0)	0 (0 to 0)	0 (0 to 0)	0 (0 to 0)	0 (0 to 0)	0 (0 to 0)	1·6
Sickle cell trait	0 (0 to 0)	0·1 (0·1 to 0·2)	0·4 (0·2 to 0·8)	1·9 (0·9 to 3·3)	2·4 (1·1 to 4·1)	2 (1 to 3·3)	6·6 (3·1 to 11·1)	8·2 (4·4 to 13·7)	8·1 (4·2 to 13·1)	7·9 (4·5 to 12·7)	6·7 (3·5 to 11·1)	2·1 (0·9 to 3·7)	0·2 (0 to 0·6)	0·6 (0·3 to 1·1)	0·6 (0·3 to 1)	0·4 (0·2 to 0·7)	0·3 (0·2 to 0·6)	0·3 (0·1 to 0·4)	0·2 (0·1 to 0·3)	0·1 (0·1 to 0·2)	0·1 (0 to 0·1)	0 (0 to 0)	0 (0 to 0)	49·2
G6PD deficiency	0 (0 to 0·1)	0 (0 to 0·1)	0·2 (0·1 to 0·5)	0·5 (0·2 to 1)	0·4 (0·2 to 0·9)	0·8 (0·4 to 1·6)	11·8 (6·4 to 19·1)	3·3 (1·5 to 6·7)	2·7 (1·2 to 5·2)	3·9 (1·6 to 7·5)	15·2 (8·6 to 23·1)	4·5 (2·7 to 6·9)	1·7 (1 to 2·8)	0·8 (0·3 to 1·5)	0·4 (0·2 to 0·7)	0·4 (0·2 to 0·7)	0·3 (0·1 to 0·5)	0·1 (0·1 to 0·3)	0·1 (0 to 0·2)	0 (0 to 0·1)	0 (0 to 0)	0 (0 to 0)	0 (0 to 0)	47·3
G6PD trait	0 (0 to 0)	0 (0 to 0·1)	0 (0 to 0)	0 (0 to 0)	0 (0 to 0)	0 (0 to 0)	1·2 (0·5 to 2·2)	0 (0 to 0)	0 (0 to 0)	0 (0 to 0·1)	1·1 (0·5 to 2)	0·9 (0·4 to 1·6)	0·7 (0·3 to 1·2)	0 (0 to 0)	0 (0 to 0)	0 (0 to 0)	0 (0 to 0)	0 (0 to 0)	0 (0 to 0)	0 (0 to 0)	0 (0 to 0)	0 (0 to 0)	0 (0 to 0)	4
Other hemoglobinopathies and hemolytic anemias	0·1 (0·1 to 0·2)	0·5 (0·3 to 0·7)	6·2 (4 to 9·3)	24 (14·5 to 36·4)	32·6 (19·7 to 50)	20·1 (10·6 to 33·3)	16·2 (7·6 to 28·3)	13·2 (6·1 to 23·1)	12·8 (5·5 to 23·5)	13·4 (6·8 to 24·2)	18·1 (9·6 to 28·9)	14·1 (7·4 to 22·9)	10·1 (5·7 to 16·8)	9·9 (5·4 to 15·9)	8·8 (5·1 to 14·1)	12·8 (6·6 to 20·4)	11·1 (6·4 to 17·4)	9 (5·2 to 13·9)	5·8 (3·5 to 9)	4·3 (2·8 to 6·2)	2·4 (1·5 to 3·3)	0·9 (0·6 to 1·2)	0·3 (0·2 to 0·4)	247
Endocrine, metabolic, blood, and immune disorders	9·5 (3·9 to 20)	7·3 (3·2 to 13·9)	54·2 (27·9 to 98·9)	76·1 (48 to 120)	57·9 (38 to 82·9)	45·2 (28·8 to 67·5)	49·6 (28·1 to 79·7)	56·2 (32·7 to 86·7)	75 (45·3 to 117)	89·3 (54·9 to 146)	107 (66·7 to 161)	97·9 (57 to 150)	95·4 (58·1 to 145)	84·3 (53 to 133)	71·3 (44·7 to 111)	58·1 (35·7 to 91·9)	48·2 (29·6 to 77·2)	37·5 (24 to 57·9)	24·1 (15·2 to 36·2)	16 (10·3 to 23·2)	6·4 (4·3 to 9·4)	1·9 (1·3 to 2·7)	0·6 (0·4 to 0·9)	1,170
Oral disorders	0 (0 to 0)	0 (0 to 0)	0 (0 to 0)	15·7 (8·8 to 25·9)	18·3 (10 to 31·1)	22 (11·6 to 37·7)	33·1 (18 to 57·2)	51·8 (26·8 to 94·3)	70·5 (35·6 to 138)	84·2 (39·6 to 162)	86·4 (40·3 to 164)	76·1 (35·7 to 144)	70·2 (33·7 to 132)	65·8 (33·4 to 121)	60 (32 to 106)	51·1 (27·1 to 88·1)	41·5 (22·6 to 70·9)	32 (18 to 53·2)	25·4 (15·3 to 39·9)	17·7 (10·7 to 27·1)	8·8 (5·5 to 13·6)	3·2 (2 to 4·9)	1·1 (0·6 to 1·6)	835
Caries of deciduous teeth	0 (0 to 0)	0 (0 to 0)	0 (0 to 0)	4·6 (1·6 to 9·5)	4·8 (2 to 10·4)	0·3 (0 to 0·8)	0 (0 to 0)	0 (0 to 0)	0 (0 to 0)	0 (0 to 0)	0 (0 to 0)	0 (0 to 0)	0 (0 to 0)	0 (0 to 0)	0 (0 to 0)	0 (0 to 0)	0 (0 to 0)	0 (0 to 0)	0 (0 to 0)	0 (0 to 0)	0 (0 to 0)	0 (0 to 0)	0 (0 to 0)	9·7
Caries of permanent teeth	0 (0 to 0)	0 (0 to 0)	0 (0 to 0)	0 (0 to 0)	3·8 (1·4 to 8·3)	10·3 (4·1 to 22·2)	11·6 (4·6 to 25·2)	12·7 (5·3 to 25·9)	11·3 (4·5 to 22·8)	9·6 (4 to 19·1)	8·2 (3·4 to 16·7)	6·2 (2·7 to 12·9)	5 (2·1 to 10·6)	4·3 (1·7 to 9·1)	4 (1·5 to 8·7)	3·6 (1·3 to 7·7)	3 (1·2 to 6·1)	2·2 (0·9 to 4·5)	1·4 (0·6 to 2·6)	0·7 (0·3 to 1·4)	0·3 (0·1 to 0·6)	0·1 (0 to 0·2)	0 (0 to 0)	98·4
Periodontal diseases	0 (0 to 0)	0 (0 to 0)	0 (0 to 0)	0 (0 to 0)	0 (0 to 0)	0 (0 to 0)	4·2 (1·2 to 10·9)	15·8 (4·8 to 40·7)	33·6 (10·4 to 80·7)	48·6 (17·2 to 112)	54·6 (19·6 to 123)	50·1 (18·5 to 109)	45·2 (17·6 to 95·5)	38·7 (15·3 to 83·3)	32·5 (13·1 to 68·6)	26·5 (10·3 to 53·8)	20·6 (7·9 to 41·2)	14·4 (5·7 to 28·3)	9 (3·6 to 17·2)	4·6 (1·8 to 9·2)	1·9 (0·7 to 3·8)	0·6 (0·2 to 1·2)	0·2 (0·1 to 0·4)	401
Other oral disorders	0 (0 to 0)	0 (0 to 0)	0 (0 to 0)	11·1 (6·5 to 17·4)	9·8 (5·6 to 15·4)	11·4 (6·6 to 17·5)	17·4 (10·3 to 27·1)	21·9 (13·2 to 33·8)	23·2 (14 to 34·7)	22·7 (13·8 to 34·4)	20 (11·9 to 30·6)	15·7 (9·4 to 23·9)	13·3 (7·8 to 20·2)	11 (6·6 to 16·6)	9·2 (5·5 to 13·7)	7·5 (4·5 to 11)	5·9 (3·5 to 8·8)	3·9 (2·4 to 5·9)	2·1 (1·3 to 3·1)	0·9 (0·6 to 1·4)	0·3 (0·2 to 0·5)	0·1 (0·1 to 0·1)	0 (0 to 0)	207
Sudden infant death syndrome	--	11·1 (2·8 to 30·5)	98·2 (28·6 to 255)	--	--	--	--	--	--	--	--	--	--	--	--	--	--	--	--	--	--	--	--	NA
Injuries	64·8 (16·7 to 275)	47·6 (10·1 to 348)	351 (115 to 1,130)	647 (324 to 1,090)	237 (166 to 331)	233 (177 to 304)	353 (259 to 490)	429 (311 to 604)	457 (326 to 604)	455 (333 to 584)	445 (336 to 570)	382 (295 to 487)	348 (272 to 437)	314 (250 to 392)	304 (241 to 374)	315 (247 to 391)	315 (247 to 396)	308 (234 to 400)	272 (201 to 363)	207 (147 to 286)	110 (74·9 to 155)	38·4 (26·4 to 52·9)	11·7 (8 to 16·4)	6,650
Transport injuries	1 (0·3 to 2·3)	1·2 (0·4 to 2·6)	15 (5·9 to 31·6)	83·3 (38·8 to 162)	56·9 (29·1 to 103)	65·8 (42·2 to 101)	111 (65·3 to 179)	131 (84 to 205)	137 (89·6 to 198)	141 (97·3 to 198)	143 (103 to 193)	130 (96·4 to 171)	121 (91·7 to 155)	113 (85·8 to 147)	101 (79·1 to 129)	97·1 (73·5 to 125)	81·8 (63 to 104)	64·7 (49·8 to 83·4)	42·7 (32·4 to 54·2)	23·2 (17·9 to 29·5)	8·6 (6·5 to 11·1)	2·5 (1·8 to 3·2)	0·7 (0·5 to 0·9)	1,670
Road injuries	0·9 (0·3 to 2·1)	1·2 (0·4 to 2·5)	14·5 (5·7 to 30·2)	78·6 (35·8 to 151)	55·1 (27·7 to 98·7)	61·5 (39·6 to 95·2)	101 (60·1 to 166)	126 (80·9 to 196)	132 (86·2 to 191)	138 (94·5 to 192)	140 (101 to 188)	127 (94·5 to 166)	117 (88·6 to 152)	110 (83·3 to 144)	99·3 (77·2 to 127)	94·4 (71·1 to 122)	79·4 (60·8 to 101)	63·1 (48·4 to 81)	41·5 (31·2 to 52·5)	22·4 (17·4 to 28·5)	8·3 (6·3 to 10·7)	2·4 (1·8 to 3·1)	0·7 (0·5 to 0·9)	1,610
Pedestrian road injuries	0·5 (0·2 to 1·3)	0·4 (0·1 to 1)	6·1 (1·8 to 14·3)	55 (24·1 to 111)	38·1 (16·8 to 75·4)	31·7 (16·2 to 58·5)	32·3 (13·6 to 69)	38·1 (17·3 to 77·2)	35·4 (18·6 to 61·7)	40·7 (23·4 to 68·1)	47·4 (29·4 to 73·3)	41·8 (27 to 61·2)	35·4 (24·5 to 50·6)	34·7 (23·8 to 49·3)	35·4 (24·7 to 48·5)	35 (24 to 50·4)	29·9 (21·3 to 41·7)	26·2 (18·6 to 36·5)	15·4 (11 to 20·8)	10 (7·3 to 13·4)	3·4 (2·5 to 4·5)	0·9 (0·6 to 1·2)	0·2 (0·2 to 0·3)	594
Cyclist road injuries	0 (0 to 0)	0 (0 to 0)	0 (0 to 0)	1·3 (0·7 to 2·5)	2·8 (1·8 to 4·5)	7·7 (4·7 to 11·9)	12·1 (7·5 to 17·9)	15 (10·1 to 21·5)	18·3 (12·8 to 25·5)	22·1 (15 to 30·6)	22·2 (15·2 to 30·6)	21·4 (14·6 to 29·2)	21·4 (14·6 to 29·1)	19·2 (13·3 to 26·4)	17·7 (12·4 to 24·2)	16·1 (11·3 to 21·9)	14·6 (10·6 to 19·3)	11·2 (8·2 to 14·7)	7·8 (5·6 to 10·3)	3·9 (2·8 to 5·2)	1·6 (1·1 to 2·1)	0·5 (0·3 to 0·7)	0·1 (0·1 to 0·2)	237
Motorcyclist road injuries	0·1 (0 to 0·2)	0 (0 to 0·2)	2·2 (0·5 to 6·4)	4·7 (1 to 15)	1·8 (0·8 to 4·5)	5 (2·2 to 11·5)	14·1 (5·5 to 32·5)	23·7 (10·8 to 52·1)	25·2 (12·9 to 50·1)	31·5 (16·4 to 58·2)	23·5 (14·1 to 39·9)	23 (14·3 to 38·2)	20·9 (13·6 to 32·5)	20·5 (13·6 to 31·7)	16·6 (11·5 to 23·8)	15·3 (10·1 to 22·6)	12·6 (8·5 to 19)	9·1 (6·3 to 13)	5·9 (4·1 to 8·4)	2·9 (2·1 to 4)	1·1 (0·8 to 1·6)	0·4 (0·2 to 0·5)	0·1 (0·1 to 0·2)	260
Motor vehicle road injuries	0·3 (0·1 to 0·8)	0·7 (0·3 to 1·6)	6·1 (2 to 13·6)	16·6 (5·3 to 41·2)	11·6 (4·7 to 26·5)	16·5 (8·6 to 27·1)	40·8 (19·9 to 75)	46·8 (25 to 88·9)	51·3 (27·1 to 88·8)	41·5 (24 to 68·2)	44·8 (29·1 to 67·6)	39·1 (25·8 to 56·3)	37·4 (25·2 to 53·7)	33·8 (23·6 to 48·3)	28·1 (20·1 to 38·8)	26·7 (19 to 37·4)	21·2 (15·4 to 28·6)	15·7 (11·3 to 21·5)	11·4 (8·2 to 15·4)	5·2 (3·8 to 7)	2·1 (1·5 to 2·8)	0·6 (0·4 to 0·8)	0·2 (0·1 to 0·2)	498
Other road injuries	0 (0 to 0)	0 (0 to 0)	0·1 (0 to 0·3)	1·1 (0·3 to 3·4)	0·7 (0·2 to 2·5)	0·6 (0·4 to 1)	2 (0·7 to 6·7)	2·1 (0·9 to 6·6)	1·5 (0·9 to 3·2)	1·8 (1·1 to 3·5)	2·3 (1·3 to 4·5)	1·7 (1·1 to 2·6)	2·3 (1·4 to 4·9)	1·6 (1 to 2·6)	1·6 (1 to 2·4)	1·2 (0·9 to 1·7)	1·1 (0·8 to 1·5)	0·9 (0·6 to 1·2)	0·9 (0·5 to 1·8)	0·4 (0·3 to 0·7)	0·2 (0·1 to 0·3)	0·1 (0 to 0·1)	0 (0 to 0)	24·2
Other transport injuries	0·1 (0 to 0·2)	0 (0 to 0·1)	0·5 (0·1 to 1·4)	4·7 (1·1 to 12·9)	1·8 (0·8 to 3·7)	4·2 (1·8 to 8·3)	9·6 (3·5 to 21·9)	5·2 (2·4 to 10·2)	5·1 (2·4 to 10·9)	3·9 (2·1 to 7·2)	3·3 (1·9 to 5·6)	3·5 (1·9 to 6·5)	3·7 (1·8 to 6·9)	3·2 (1·7 to 5·7)	1·9 (1·2 to 2·8)	2·8 (1·5 to 5)	2·4 (1·3 to 4·2)	1·6 (1 to 2·7)	1·2 (0·7 to 2)	0·8 (0·5 to 1·4)	0·3 (0·2 to 0·5)	0·1 (0·1 to 0·1)	0 (0 to 0)	59·9
Unintentional injuries	62·2 (15 to 272)	46 (8·9 to 346)	333 (99·8 to 1,120)	553 (255 to 993)	172 (110 to 257)	146 (104 to 202)	167 (114 to 240)	198 (136 to 293)	214 (145 to 301)	214 (150 to 292)	210 (153 to 280)	177 (133 to 237)	163 (123 to 211)	149 (113 to 190)	164 (124 to 213)	186 (136 to 248)	206 (150 to 277)	224 (154 to 312)	216 (146 to 302)	177 (118 to 256)	98·6 (65 to 143)	35·4 (23·5 to 49·6)	10·9 (7·2 to 15·6)	4,120
Falls	6·7 (1·7 to 20·3)	2·8 (0·7 to 7·8)	51·5 (15·2 to 130)	73·9 (23·6 to 177)	26·1 (12·9 to 49·1)	29·9 (18·4 to 46·8)	42·4 (26 to 66·9)	51·8 (32·6 to 77·8)	54·4 (36·4 to 78·9)	63·3 (42·2 to 89·8)	67·8 (45 to 95·7)	59·1 (41 to 82·7)	59·4 (40·4 to 81·3)	64 (42·7 to 88)	81 (50·3 to 118)	109 (63·9 to 163)	132 (78 to 198)	164 (92·7 to 249)	169 (98·2 to 254)	145 (84·3 to 224)	83·4 (47·9 to 128)	30·4 (18·2 to 44·5)	9·2 (5·6 to 13·9)	1,580
Drowning	0·8 (0·4 to 1·5)	0·4 (0·2 to 0·9)	16·2 (5·6 to 37·4)	132 (54·6 to 263)	34·9 (17·1 to 70·7)	26·8 (14·8 to 46·3)	17 (9 to 32)	12·3 (6·7 to 21·7)	12·1 (5·9 to 21·6)	11·6 (6 to 19·8)	10·9 (5·5 to 18·4)	8·8 (5 to 15·1)	7·9 (4·5 to 13·3)	7·7 (4·4 to 12·5)	6·8 (4 to 11·2)	5·8 (3·4 to 9·2)	6·4 (4 to 10·5)	5 (3 to 7·9)	5·4 (3·3 to 8·4)	3·2 (1·9 to 5·3)	1·2 (0·7 to 1·8)	0·3 (0·2 to 0·4)	0·1 (0 to 0·1)	334
Fire, heat, and hot substances	0·5 (0·2 to 1·1)	0·8 (0·3 to 1·9)	11 (3·6 to 26·7)	39·7 (13·9 to 92·4)	9·3 (4·1 to 20·3)	13·9 (6·5 to 29)	26·2 (11·8 to 63·1)	36·3 (15·5 to 78·7)	34·6 (16·1 to 72)	38 (19·1 to 74·1)	27·1 (15·5 to 47·6)	18·3 (11·1 to 31·1)	17·1 (10·7 to 28·7)	11·7 (7·8 to 18·8)	10·9 (6·9 to 17·5)	9·1 (5·8 to 14·7)	9·2 (5·8 to 15·3)	7·5 (4·5 to 12·7)	5·7 (3·4 to 9·5)	4·5 (2·5 to 7·9)	2 (1·1 to 3·3)	0·5 (0·3 to 0·8)	0·1 (0·1 to 0·3)	334
Poisonings	0·1 (0 to 0·3)	0·2 (0 to 0·7)	4 (1 to 11·9)	17·1 (5·2 to 43·9)	2·4 (0·9 to 5·6)	4·4 (1·7 to 10·3)	2·3 (1·1 to 5·1)	2·4 (1·2 to 5)	2·1 (1 to 4·2)	1·2 (0·7 to 2·4)	1·2 (0·6 to 2·2)	1·5 (0·7 to 3)	0·7 (0·4 to 1·4)	1·2 (0·6 to 2·3)	0·9 (0·5 to 1·8)	0·4 (0·2 to 0·6)	0·6 (0·3 to 1·1)	0·4 (0·2 to 0·8)	0·3 (0·2 to 0·7)	0·3 (0·1 to 0·6)	0·1 (0·1 to 0·2)	0 (0 to 0·1)	0 (0 to 0)	43·8
Poisoning by carbon monoxide	0 (0 to 0)	0 (0 to 0·1)	0·4 (0 to 1·5)	2·5 (0·4 to 8)	0·8 (0·2 to 2)	1·9 (0·6 to 4·5)	1·3 (0·5 to 3·2)	1·3 (0·6 to 3)	1·1 (0·4 to 2·5)	0·5 (0·3 to 1·2)	0·6 (0·3 to 1·4)	0·8 (0·3 to 1·9)	0·4 (0·2 to 0·8)	0·6 (0·2 to 1·5)	0·5 (0·2 to 1·2)	0·2 (0·1 to 0·4)	0·3 (0·1 to 0·8)	0·2 (0·1 to 0·6)	0·2 (0·1 to 0·5)	0·2 (0·1 to 0·4)	0·1 (0 to 0·2)	0 (0 to 0)	0 (0 to 0)	14·2
Poisoning by other means	0·1 (0 to 0·3)	0·2 (0 to 0·6)	3·6 (0·9 to 10·9)	14·6 (4·4 to 37·4)	1·5 (0·5 to 3·9)	2·5 (0·9 to 5·9)	1 (0·4 to 2·1)	1·1 (0·5 to 2·2)	1 (0·4 to 2)	0·7 (0·4 to 1·3)	0·5 (0·3 to 1)	0·7 (0·3 to 1·4)	0·4 (0·2 to 0·7)	0·6 (0·3 to 1·1)	0·4 (0·2 to 0·8)	0·2 (0·1 to 0·3)	0·3 (0·1 to 0·5)	0·2 (0·1 to 0·3)	0·1 (0·1 to 0·3)	0·1 (0 to 0·3)	0 (0 to 0·1)	0 (0 to 0)	0 (0 to 0)	29·7
Exposure to mechanical forces	40·9 (0·7 to 240)	30·8 (0·1 to 332)	172 (7·9 to 934)	183 (51·8 to 513)	60·9 (30·1 to 119)	37·2 (20·7 to 64·6)	46·3 (25·2 to 80·5)	43·7 (25 to 76)	50·3 (27·3 to 83·6)	39·9 (24·1 to 66·6)	46 (26·5 to 76·1)	36·3 (22·2 to 58·9)	28 (18·4 to 42·4)	22·5 (15 to 33·8)	25·2 (15·5 to 39·8)	19·2 (12·2 to 30·6)	17·5 (10·9 to 31·1)	12·9 (8·1 to 23·1)	8·1 (5·2 to 13·5)	5·8 (3·5 to 11·3)	2·5 (1·5 to 5·4)	0·8 (0·5 to 1·8)	0·3 (0·2 to 0·6)	930
Unintentional firearm injuries	0·8 (0 to 6·2)	4·8 (0 to 41·9)	7·3 (0·1 to 49·1)	7·8 (1·6 to 25·6)	2·1 (0·6 to 6·2)	1·8 (0·7 to 4)	1·7 (0·7 to 3·6)	1·8 (0·8 to 4)	2·3 (0·9 to 6·9)	1·9 (0·9 to 4·6)	1·6 (0·9 to 3·1)	1·3 (0·7 to 2·6)	1·2 (0·7 to 2·4)	0·9 (0·6 to 1·9)	0·8 (0·5 to 2·2)	0·7 (0·4 to 1·7)	0·5 (0·3 to 1·5)	0·5 (0·2 to 2·1)	0·4 (0·2 to 1·5)	0·3 (0·1 to 1·5)	0·1 (0 to 0·8)	0·1 (0 to 0·3)	0 (0 to 0·1)	40·7
Other exposure to mechanical forces	40·1 (0·7 to 236)	26 (0·1 to 271)	165 (7·3 to 925)	175 (47·8 to 497)	58·7 (27·7 to 116)	35·3 (18·9 to 61·6)	44·7 (24·2 to 78·4)	41·9 (23·6 to 74)	48·1 (26 to 81)	38 (22·9 to 65·1)	44·5 (25·7 to 74·3)	35 (21·3 to 56·8)	26·8 (17·5 to 41·1)	21·6 (14·4 to 32·9)	24·3 (15 to 38·7)	18·5 (11·8 to 29·7)	16·9 (10·5 to 30)	12·3 (7·8 to 21·6)	7·7 (5 to 12·7)	5·5 (3·4 to 10·5)	2·4 (1·4 to 4·9)	0·7 (0·5 to 1·6)	0·2 (0·1 to 0·5)	889
Adverse effects of medical treatment	4·4 (2 to 8·4)	2·5 (1·2 to 5·4)	21·9 (8·9 to 48)	18·6 (8 to 39·7)	4·5 (2·1 to 10·3)	3·6 (1·8 to 7·9)	4·7 (2·1 to 12)	14·4 (5·8 to 39·8)	19 (8·1 to 42·6)	13·1 (5·3 to 28·5)	16·8 (8·1 to 31·6)	17·8 (8·9 to 32·3)	18·9 (8·9 to 34·7)	12·1 (6 to 22)	14·5 (7·5 to 26·7)	20·8 (11·6 to 38·6)	20·5 (11·3 to 38·8)	18·7 (10·5 to 34)	15·5 (9·1 to 28·4)	10·6 (5·8 to 18·7)	5·7 (3·1 to 9·9)	2 (1·1 to 3·5)	0·7 (0·4 to 1·2)	281
Animal contact	2·6 (0·4 to 5·9)	2·9 (0·4 to 7·5)	31·5 (6·7 to 90·3)	68 (17·4 to 194)	24 (9·7 to 52·1)	16 (7·8 to 32·5)	9·3 (5·4 to 17)	9·6 (5·6 to 18·2)	9·6 (5·8 to 16·4)	10·1 (5·9 to 17·7)	10·6 (6·3 to 18·3)	11 (6·1 to 19·5)	9·4 (5·5 to 15·9)	9·6 (5·4 to 16·8)	6·9 (4·1 to 11·1)	6·5 (4 to 10·8)	6 (3·5 to 10)	4·6 (2·8 to 7·7)	3·4 (2 to 5·9)	1·7 (0·9 to 2·8)	0·7 (0·4 to 1·2)	0·2 (0·1 to 0·3)	0·1 (0 to 0·1)	254
Venomous animal contact	2·5 (0·4 to 5·7)	2·8 (0·4 to 7)	30·1 (6·4 to 87·3)	65·2 (16·4 to 190)	22·9 (9 to 50·9)	14·7 (6·7 to 30·5)	7·7 (4 to 15)	7·6 (3·9 to 15·8)	7·4 (3·9 to 13·6)	7·7 (3·9 to 15·2)	8 (4·2 to 15·6)	8·8 (4·3 to 17·1)	7·3 (3·8 to 13·5)	7·7 (3·7 to 14·5)	5·2 (2·6 to 9·3)	5 (2·7 to 9·3)	4·7 (2·4 to 8·6)	3·6 (2 to 6·6)	2·7 (1·4 to 5·1)	1·3 (0·6 to 2·5)	0·5 (0·2 to 1)	0·1 (0·1 to 0·2)	0 (0 to 0·1)	223
Non-venomous animal contact	0·1 (0 to 0·3)	0·2 (0 to 0·6)	1·4 (0·2 to 5·9)	2·8 (0·8 to 8·5)	1 (0·6 to 1·9)	1·3 (0·7 to 2·1)	1·6 (1 to 2·6)	2 (1·2 to 3·2)	2·2 (1·3 to 3·5)	2·4 (1·5 to 3·9)	2·5 (1·6 to 4)	2·2 (1·4 to 3·4)	2·1 (1·3 to 3·1)	1·9 (1·2 to 2·9)	1·7 (1·1 to 2·5)	1·5 (0·9 to 2·2)	1·3 (0·8 to 1·9)	1 (0·6 to 1·5)	0·7 (0·4 to 1)	0·4 (0·3 to 0·6)	0·2 (0·1 to 0·3)	0·1 (0 to 0·1)	0 (0 to 0)	30·5
Foreign body	5·7 (2·3 to 11·7)	5 (2·2 to 9·6)	20·3 (7·4 to 43·5)	11·2 (5·6 to 21·2)	2·9 (1·9 to 4·2)	3·8 (2·5 to 5·5)	3·6 (2·4 to 5·3)	4·2 (2·8 to 6·5)	4·7 (3·2 to 7)	5 (3·5 to 7·2)	4·7 (3·3 to 6·6)	4·4 (3·1 to 6·2)	3·8 (2·8 to 5·1)	4 (2·9 to 5·4)	3 (2·3 to 3·9)	3·2 (2·5 to 4·2)	3·2 (2·4 to 4·2)	3·2 (2·3 to 4·3)	3 (2·1 to 4·4)	2·3 (1·6 to 3·4)	1·3 (0·8 to 2)	0·5 (0·3 to 0·8)	0·2 (0·1 to 0·3)	103
Pulmonary aspiration and foreign body in airway	5·7 (2·3 to 11·7)	5 (2·1 to 9·6)	19·9 (7·1 to 42·9)	9·5 (4·1 to 18·8)	1·4 (0·9 to 2·3)	1·7 (1 to 2·7)	1·1 (0·7 to 1·5)	1·1 (0·7 to 1·5)	1·4 (0·9 to 2)	1·6 (1 to 2·4)	1·4 (1 to 2·1)	1·7 (1·1 to 2·6)	1·4 (0·9 to 2·1)	2 (1·2 to 3)	1·3 (0·9 to 1·9)	1·7 (1·1 to 2·5)	1·9 (1·3 to 2·8)	2·2 (1·4 to 3·3)	2·3 (1·4 to 3·6)	1·9 (1·2 to 2·9)	1·1 (0·6 to 1·8)	0·5 (0·3 to 0·7)	0·2 (0·1 to 0·3)	68·1
Foreign body in eyes	0 (0 to 0)	0 (0 to 0)	0·1 (0 to 0·2)	0·4 (0·1 to 0·9)	0·6 (0·2 to 1·4)	0·8 (0·2 to 1·8)	1·1 (0·4 to 2·5)	1·4 (0·5 to 3·1)	1·6 (0·6 to 3·3)	1·6 (0·6 to 3·2)	1·4 (0·6 to 2·9)	1·2 (0·5 to 2·4)	1 (0·5 to 1·8)	0·8 (0·4 to 1·3)	0·6 (0·3 to 1)	0·5 (0·3 to 0·8)	0·4 (0·3 to 0·6)	0·3 (0·2 to 0·5)	0·2 (0·1 to 0·3)	0·1 (0·1 to 0·2)	0·1 (0 to 0·1)	0 (0 to 0)	0 (0 to 0)	14·1
Foreign body in other body part	[illegible]	[illegible]	[illegible]	[illegible]	[illegible]	[illegible]	[illegible]	[illegible]	[illegible]	[illegible]	[illegible]	[illegible]	[illegible]	[illegible]	[illegible]	[illegible]	[illegible]	[illegible]	[illegible]	[illegible]	[illegible]	[illegible]	[illegible]	21·3
Environmental heat and cold exposure	[illegible]	[illegible]	[illegible]	[illegible]	[illegible]	[illegible]	[illegible]	[illegible]	[illegible]	[illegible]	[illegible]	[illegible]	[illegible]	[illegible]	[illegible]	[illegible]	[illegible]	[illegible]	[illegible]	[illegible]	[illegible]	[illegible]	[illegible]	43·6
Exposure to forces of nature	[illegible]	[illegible]	[illegible]	[illegible]	[illegible]	[illegible]	[illegible]	[illegible]	[illegible]	[illegible]	[illegible]	[illegible]	[illegible]	[illegible]	[illegible]	[illegible]	[illegible]	[illegible]	[illegible]	[illegible]	[illegible]	[illegible]	[illegible]	38·5
Other unintentional injuries	[illegible]	[illegible]	[illegible]	[illegible]	[illegible]	[illegible]	[illegible]	[illegible]	[illegible]	[illegible]	[illegible]	[illegible]	[illegible]	[illegible]	[illegible]	[illegible]	[illegible]	[illegible]	[illegible]	[illegible]	[illegible]	[illegible]	[illegible]	185
Self-harm and interpersonal violence	[illegible]	[illegible]	[illegible]	[illegible]	[illegible]	[illegible]	[illegible]	[illegible]	[illegible]	[illegible]	[illegible]	[illegible]	[illegible]	[illegible]	[illegible]	[illegible]	[illegible]	[illegible]	[illegible]	[illegible]	[illegible]	[illegible]	[illegible]	850
Self-harm	[illegible]	[illegible]	[illegible]	[illegible]	[illegible]	[illegible]	[illegible]	[illegible]	[illegible]	[illegible]	[illegible]	[illegible]	[illegible]	[illegible]	[illegible]	[illegible]	[illegible]	[illegible]	[illegible]	[illegible]	[illegible]	[illegible]	[illegible]	518
Self-harm by firearm	[illegible]	[illegible]	[illegible]	[illegible]	[illegible]	[illegible]	[illegible]	[illegible]	[illegible]	[illegible]	[illegible]	[illegible]	[illegible]	[illegible]	[illegible]	[illegible]	[illegible]	[illegible]	[illegible]	[illegible]	[illegible]	[illegible]	[illegible]	17·3
Self-harm by other specified means	[illegible]	[illegible]	[illegible]	[illegible]	[illegible]	[illegible]	[illegible]	[illegible]	[illegible]	[illegible]	[illegible]	[illegible]	[illegible]	[illegible]	[illegible]	[illegible]	[illegible]	[illegible]	[illegible]	[illegible]	[illegible]	[illegible]	[illegible]	501
Interpersonal violence	[illegible]	[illegible]	[illegible]	[illegible]	[illegible]	[illegible]	[illegible]	[illegible]	[illegible]	[illegible]	[illegible]	[illegible]	[illegible]	[illegible]	[illegible]	[illegible]	[illegible]	[illegible]	[illegible]	[illegible]	[illegible]	[illegible]	[illegible]	326
Physical violence by firearm	[illegible]	[illegible]	[illegible]	[illegible]	[illegible]	[illegible]	[illegible]	[illegible]	[illegible]	[illegible]	[illegible]	[illegible]	[illegible]	[illegible]	[illegible]	[illegible]	[illegible]	[illegible]	[illegible]	[illegible]	[illegible]	[illegible]	[illegible]	5·8
Physical violence by sharp object	[illegible]	[illegible]	[illegible]	[illegible]	[illegible]	[illegible]	[illegible]	[illegible]	[illegible]	[illegible]	[illegible]	[illegible]	[illegible]	[illegible]	[illegible]	[illegible]	[illegible]	[illegible]	[illegible]	[illegible]	[illegible]	[illegible]	[illegible]	15·6
Sexual violence	[illegible]	[illegible]	[illegible]	[illegible]	[illegible]	[illegible]	[illegible]	[illegible]	[illegible]	[illegible]	[illegible]	[illegible]	[illegible]	[illegible]	[illegible]	[illegible]	[illegible]	[illegible]	[illegible]	[illegible]	[illegible]	[illegible]	[illegible]	151
Physical violence by other means	[illegible]	[illegible]	[illegible]	[illegible]	[illegible]	[illegible]	[illegible]	[illegible]	[illegible]	[illegible]	[illegible]	[illegible]	[illegible]	[illegible]	[illegible]	[illegible]	[illegible]	[illegible]	[illegible]	[illegible]	[illegible]	[illegible]	[illegible]	154
Conflict and terrorism	[illegible]	[illegible]	[illegible]	[illegible]	[illegible]	[illegible]	[illegible]	[illegible]	[illegible]	[illegible]	[illegible]	[illegible]	[illegible]	[illegible]	[illegible]	[illegible]	[illegible]	[illegible]	[illegible]	[illegible]	[illegible]	[illegible]	[illegible]	2·8

SR Table 2b: India DALYS by cause and age group for females with 95% uncertainty intervals, 2019

Cause	Early Neonatal	Late Neonatal	Post Neonatal	1 to 4	5 to 9	10 to 14	15 to 19	20 to 24
All causes	18,300,000 (15.000.000 to 22.800.000)	4,790,000 (3.940.000 to 5.910.000)	8,930,000 (7.440.000 to 10.800.000)	7,350,000 (6.160.000 to 8.750.000)	6,390,000 (5.330.000 to 7.600.000)	6,750,000 (5.490.000 to 8.240.000)	9,240,000 (7.610.000 to 11.100.000)	11,100,000 (9.170.000 to 13.300.000)
Communicable, maternal, neonatal, and nutritional diseases	16,800,000 (13.600.000 to 20.900.000)	4,200,000 (3.430.000 to 5.160.000)	7,010,000 (5.780.000 to 8.650.000)	5,120,000 (4.250.000 to 6.180.000)	3,810,000 (3.170.000 to 4.540.000)	3,020,000 (2.500.000 to 3.660.000)	2,960,000 (2.420.000 to 3.580.000)	3,010,000 (2.490.000 to 3.580.000)
HIV/AIDS and sexually transmitted infections	174,000 (52.200 to 386.000)	46,100 (14.000 to 102.000)	119,000 (78.200 to 190.000)	14,100 (11.400 to 17.800)	20,300 (17.400 to 23.600)	18,300 (16.100 to 20.800)	55,500 (50.200 to 62.300)	98,300 (86.800 to 112.000)
HIV/AIDS	3·3 (2·1 to 4·6)	12·3 (8·4 to 16·9)	63,100 (52.900 to 75.400)	11,900 (10.000 to 14.500)	19,200 (16.600 to 22.300)	17,500 (15.400 to 20.100)	49,500 (44.200 to 56.100)	83,700 (73.800 to 96.300)
HIV/AIDS - Drug-susceptible Tuberculosis	0·4 (0·2 to 0·6)	2·8 (1·8 to 3·8)	14,800 (10.100 to 19.500)	2,830 (1.950 to 3.720)	4,220 (2.890 to 5.510)	3,960 (2.780 to 5.070)	10,600 (7.410 to 13.800)	18,700 (13.000 to 24.300)
HIV/AIDS - Multidrug-resistant Tuberculosis wit	0 (0 to 0·1)	0·2 (0 to 0·7)	2,610 (444 to 6.500)	489 (83·8 to 1.250)	730 (130 to 1.810)	658 (112 to 1.650)	1,870 (316 to 4.650)	3,190 (543 to 8.020)
HIV/AIDS - Extensively drug-resistant Tuberculo	0 (0 to 0)	0 (0 to 0)	134 (24·1 to 344)	24·7 (4·3 to 64·5)	36·8 (6·5 to 94·2)	33·1 (5·8 to 85·5)	94·5 (15·4 to 243)	160 (26·7 to 418)
HIV/AIDS resulting in other diseases	2·9 (1·8 to 4·1)	9·2 (5·8 to 13·4)	45,600 (36.200 to 58.100)	8,530 (6.810 to 10.900)	14,200 (11.700 to 17.300)	12,900 (10.900 to 15.300)	36,900 (31.600 to 43.100)	61,700 (51.700 to 73.700)
Sexually transmitted infections excluding HIV	174,000 (52.200 to 386.000)	46,100 (13.900 to 102.000)	55,900 (16.500 to 126.000)	2,270 (687 to 5.220)	1,150 (323 to 2.560)	773 (582 to 1.010)	6,090 (4.420 to 8.360)	14,700 (10.300 to 21.000)
Syphilis	174,000 (52.200 to 386.000)	46,100 (13.900 to 102.000)	55,900 (16.500 to 126.000)	2,270 (687 to 5.220)	1,150 (323 to 2.560)	249 (192 to 303)	858 (592 to 1.200)	633 (417 to 932)
Chlamydial infection	0 (0 to 0)	0 (0 to 0)	0 (0 to 0)	0 (0 to 0)	0 (0 to 0)	132 (83·8 to 203)	906 (615 to 1.300)	2,890 (2.080 to 3.880)
Gonococcal infection	0 (0 to 0)	0 (0 to 0)	0 (0 to 0)	0 (0 to 0)	0 (0 to 0)	81·6 (63·8 to 100)	1,210 (860 to 1.650)	2,950 (1.960 to 4.190)
Trichomoniasis	0 (0 to 0)	0 (0 to 0)	0 (0 to 0)	0 (0 to 0)	0 (0 to 0)	39·2 (10 to 103)	585 (174 to 1.410)	2,680 (919 to 6.310)
Genital herpes	0 (0 to 0)	0 (0 to 0)	0 (0 to 0)	0 (0 to 0)	0 (0 to 0)	66·6 (21·5 to 165)	309 (97·1 to 754)	707 (237 to 1.720)
Other sexually transmitted infections	0 (0 to 0)	0 (0 to 0)	0 (0 to 0)	0 (0 to 0)	0 (0 to 0)	205 (139 to 295)	2,220 (1.600 to 3.040)	4,790 (3.450 to 6.450)
Respiratory infections and tuberculosis	1,430,000 (1.050.000 to 1.900.000)	1,060,000 (827.000 to 1.340.000)	2,840,000 (2.180.000 to 3.720.000)	1,070,000 (803.000 to 1.380.000)	454,000 (345.000 to 580.000)	323,000 (250.000 to 406.000)	399,000 (326.000 to 490.000)	519,000 (407.000 to 644.000)
Tuberculosis	0 (0 to 0·1)	3·4 (1·5 to 6)	146,000 (102.000 to 203.000)	97,400 (71.100 to 132.000)	86,100 (63.400 to 113.000)	97,300 (72.900 to 128.000)	215,000 (166.000 to 271.000)	347,000 (262.000 to 442.000)
Latent tuberculosis infection	0 (0 to 0)	0 (0 to 0)	0 (0 to 0)	0 (0 to 0)	0 (0 to 0)	0 (0 to 0)	0 (0 to 0)	0 (0 to 0)
Drug-susceptible tuberculosis	0 (0 to 0·1)	3·1 (1·4 to 5·6)	125,000 (79.000 to 178.000)	84,700 (56.100 to 118.000)	75,700 (51.800 to 102.000)	85,600 (58.300 to 114.000)	188,000 (132.000 to 245.000)	304,000 (215.000 to 405.000)

Cause	25 to 29	30 to 34	35 to 39	40 to 44	45 to 49	50 to 54	55 to 59	60 to 64
All causes	11,200,000 (9.180.000 to 13.600.000)	11,600,000 (9.500.000 to 14.000.000)	11,900,000 (9.790.000 to 14.400.000)	12,000,000 (9.940.000 to 14.400.000)	11,900,000 (9.890.000 to 14.300.000)	14,100,000 (11.800.000 to 16.500.000)	13,900,000 (11.700.000 to 16.100.000)	15,200,000 (12.900.000 to 17.500.000)
Communicable, maternal, neonatal, and nutritional diseases	2,730,000 (2.260.000 to 3.300.000)	2,700,000 (2.250.000 to 3.250.000)	2,590,000 (2.150.000 to 3.130.000)	2,290,000 (1.870.000 to 2.800.000)	1,830,000 (1.480.000 to 2.250.000)	2,120,000 (1.690.000 to 2.740.000)	1,950,000 (1.520.000 to 2.560.000)	2,150,000 (1.650.000 to 2.880.000)
HIV/AIDS and sexually transmitted infections	178,000 (157.000 to 203.000)	233,000 (209.000 to 260.000)	222,000 (198.000 to 249.000)	185,000 (168.000 to 208.000)	124,000 (111.000 to 139.000)	90,200 (80.900 to 99.700)	47,200 (40.700 to 54.800)	22,300 (19.000 to 25.900)
HIV/AIDS	154,000 (134.000 to 174.000)	204,000 (182.000 to 225.000)	193,000 (174.000 to 216.000)	157,000 (144.000 to 171.000)	109,000 (98.100 to 123.000)	74,300 (67.700 to 81.500)	31,500 (28.400 to 35.300)	15,200 (13.500 to 17.100)
HIV/AIDS - Drug-susceptible Tuberculosis	33,900 (23.600 to 44.400)	44,400 (30.600 to 57.800)	42,000 (29.000 to 55.000)	33,900 (23.300 to 44.200)	23,700 (16.000 to 31.100)	16,600 (11.300 to 21.600)	7,060 (4.970 to 9.050)	3,550 (2.500 to 4.500)
HIV/AIDS - Multidrug-resistant Tuberculosis wit	5,730 (989 to 14.300)	7,510 (1.340 to 18.400)	7,190 (1.290 to 17.800)	5,860 (1.030 to 14.600)	4,030 (695 to 10.100)	2,840 (495 to 7.010)	1,180 (208 to 2.920)	578 (104 to 1.420)
HIV/AIDS - Extensively drug-resistant Tuberculo	289 (51·6 to 737)	379 (67·4 to 979)	363 (62·4 to 944)	296 (51·4 to 760)	204 (35·7 to 530)	143 (25·1 to 375)	58·5 (10·2 to 153)	28·2 (4·8 to 73·2)
HIV/AIDS resulting in other diseases	114,000 (95.700 to 134.000)	152,000 (130.000 to 176.000)	144,000 (124.000 to 166.000)	117,000 (102.000 to 133.000)	80,900 (69.200 to 96.300)	54,700 (47.300 to 62.600)	23,200 (19.800 to 27.000)	11,100 (9.350 to 13.100)
Sexually transmitted infections excluding HIV	24,500 (16.100 to 35.500)	29,100 (19.900 to 42.600)	28,500 (18.800 to 42.600)	28,900 (19.200 to 44.200)	15,200 (9.980 to 23.500)	15,900 (9.830 to 23.100)	15,600 (10.100 to 22.400)	7,020 (4.490 to 10.400)
Syphilis	2,200 (1.290 to 3.290)	2,700 (1.510 to 3.910)	1,420 (794 to 2.000)	596 (374 to 838)	617 (362 to 863)	1,180 (670 to 1.730)	468 (283 to 675)	324 (203 to 469)
Chlamydial infection	3,620 (2.440 to 5.170)	3,510 (2.260 to 5.320)	4,410 (2.920 to 6.650)	4,720 (3.060 to 7.140)	2,010 (1.350 to 3.010)	1,840 (1.100 to 2.590)	2,090 (1.250 to 3.050)	801 (477 to 1.190)
Gonococcal infection	4,740 (2.860 to 6.990)	4,920 (2.850 to 6.950)	4,140 (2.490 to 5.710)	5,550 (3.410 to 7.820)	2,750 (1.630 to 3.880)	4,950 (2.720 to 7.270)	5,590 (3.260 to 8.290)	2,060 (1.230 to 3.050)
Trichomoniasis	4,950 (1.660 to 11.500)	5,210 (1.670 to 12.700)	4,270 (1.350 to 10.000)	3,510 (1.160 to 8.630)	3,020 (950 to 6.990)	2,370 (732 to 5.640)	1,720 (569 to 4.000)	1,150 (395 to 2.720)
Genital herpes	1,180 (407 to 2.870)	1,620 (535 to 3.860)	1,800 (588 to 4.390)	1,710 (553 to 4.320)	1,580 (499 to 3.910)	1,350 (433 to 3.350)	1,130 (345 to 2.790)	919 (281 to 2.280)
Other sexually transmitted infections	7,820 (5.390 to 11.100)	11,100 (7.640 to 15.500)	12,500 (8.290 to 18.200)	12,800 (8.480 to 19.100)	5,210 (3.440 to 7.670)	4,190 (2.600 to 5.810)	4,650 (2.840 to 6.780)	1,770 (1.060 to 2.630)
Respiratory infections and tuberculosis	534,000 (417.000 to 663.000)	590,000 (461.000 to 732.000)	602,000 (468.000 to 761.000)	623,000 (483.000 to 790.000)	520,000 (407.000 to 662.000)	772,000 (582.000 to 1.040.000)	717,000 (551.000 to 934.000)	790,000 (616.000 to 998.000)
Tuberculosis	379,000 (286.000 to 484.000)	455,000 (353.000 to 578.000)	451,000 (340.000 to 581.000)	472,000 (350.000 to 607.000)	379,000 (287.000 to 503.000)	549,000 (396.000 to 768.000)	472,000 (350.000 to 644.000)	409,000 (306.000 to 552.000)
Latent tuberculosis infection	0 (0 to 0)	0 (0 to 0)	0 (0 to 0)	0 (0 to 0)	0 (0 to 0)	0 (0 to 0)	0 (0 to 0)	0 (0 to 0)
Drug-susceptible tuberculosis	330,000 (234.000 to 441.000)	398,000 (282.000 to 522.000)	391,000 (269.000 to 528.000)	409,000 (280.000 to 550.000)	328,000 (230.000 to 450.000)	476,000 (322.000 to 682.000)	409,000 (285.000 to 574.000)	354,000 (243.000 to 489.000)

Cause	65 to 69	70 to 74	75 to 79	80 to 84	85 to 89	90 to 94	95 plus	Total
All causes	15,300,000 (13.200.000 to 17.400.000)	13,400,000 (11.600.000 to 15.200.000)	10,600,000 (9.200.000 to 12.000.000)	8,230,000 (7.280.000 to 9.110.000)	3,470,000 (3.070.000 to 3.860.000)	1,220,000 (1.100.000 to 1.330.000)	222,000 (205.000 to 237.000)	227.000.000
Communicable, maternal, neonatal, and nutritional diseases	2,310,000 (1.730.000 to 3.200.000)	2,250,000 (1.640.000 to 3.240.000)	1,800,000 (1.250.000 to 2.640.000)	1,560,000 (1.030.000 to 2.370.000)	675,000 (432.000 to 1.040.000)	244,000 (151.000 to 375.000)	52,100 (30.600 to 80.800)	73.100.000
HIV/AIDS and sexually transmitted infections	13,400 (10.900 to 16.600)	5,590 (4.290 to 7.280)	2,550 (1.830 to 3.470)	1,400 (948 to 1.950)	550 (384 to 750)	196 (134 to 268)	32·6 (22 to 46·7)	1.670.000
HIV/AIDS	6,270 (5.410 to 7.220)	1,660 (1.380 to 1.980)	344 (272 to 425)	76·5 (53·4 to 105)	29·8 (19·8 to 41·6)	8·7 (5·5 to 12·5)	1·4 (0·9 to 1·9)	1.190.000
HIV/AIDS - Drug-susceptible Tuberculosis	1,550 (1.120 to 1.960)	421 (305 to 534)	88 (63·5 to 113)	21·1 (15·3 to 27·2)	8·4 (5·9 to 11)	2·6 (1·8 to 3·4)	0·4 (0·3 to 0·5)	262.000
HIV/AIDS - Multidrug-resistant Tuberculosis wit	245 (45·2 to 599)	65·2 (11·9 to 160)	12·2 (2·3 to 30·3)	2·3 (0·4 to 5·9)	0·9 (0·2 to 2·3)	0·3 (0 to 0·7)	0 (0 to 0·1)	44.800
HIV/AIDS - Extensively drug-resistant Tuberculo	11·8 (2 to 30·1)	3·1 (0·5 to 7·8)	0·5 (0·1 to 1·4)	0·1 (0 to 0·2)	0 (0 to 0·1)	0 (0 to 0)	0 (0 to 0)	2.260
HIV/AIDS resulting in other diseases	4,470 (3.650 to 5.360)	1,170 (907 to 1.480)	243 (182 to 315)	53 (31·7 to 77·9)	20·5 (11·3 to 31·3)	5·8 (3 to 9·2)	0·9 (0·5 to 1·4)	881.000
Sexually transmitted infections excluding HIV	7,170 (4.670 to 10.200)	3,930 (2.630 to 5.580)	2,210 (1.480 to 3.120)	1,320 (880 to 1.860)	520 (355 to 717)	188 (126 to 258)	31·3 (20·7 to 45·4)	481.000
Syphilis	466 (296 to 644)	364 (235 to 500)	171 (116 to 238)	217 (141 to 310)	85·5 (57·6 to 117)	52·2 (34·4 to 72)	9·9 (6·5 to 14·3)	292.000
Chlamydial infection	594 (369 to 834)	425 (272 to 595)	250 (166 to 356)	198 (126 to 287)	68·2 (44 to 94·7)	23·7 (15·1 to 33·2)	5·2 (3·4 to 7·7)	28.500
Gonococcal infection	3,190 (1.980 to 4.470)	1,450 (929 to 2.030)	893 (593 to 1.270)	443 (283 to 643)	177 (114 to 246)	60 (38·4 to 84·1)	9·2 (5·9 to 13·5)	45.200
Trichomoniasis	807 (290 to 1.920)	483 (182 to 1.090)	267 (101 to 589)	128 (49·2 to 282)	40·8 (16·2 to 93·2)	8·5 (3·1 to 19·7)	0·7 (0·2 to 1·6)	31.300
Genital herpes	705 (214 to 1.730)	458 (142 to 1.120)	282 (86·9 to 691)	156 (46·1 to 383)	60 (18·4 to 148)	16·9 (5·1 to 41·2)	2·4 (0·7 to 5·8)	14.000
Other sexually transmitted infections	1,410 (875 to 1.980)	746 (478 to 1.040)	347 (230 to 493)	182 (116 to 265)	88·8 (57·3 to 123)	26·2 (16·7 to 36·6)	4 (2·6 to 5·9)	70.000
Respiratory infections and tuberculosis	850,000 (684.000 to 1.040.000)	814,000 (645.000 to 1.010.000)	611,000 (488.000 to 747.000)	486,000 (375.000 to 615.000)	178,000 (136.000 to 225.000)	59,900 (44.700 to 76.200)	9,550 (6.730 to 12.500)	16.300.000
Tuberculosis	361,000 (275.000 to 476.000)	314,000 (237.000 to 420.000)	229,000 (174.000 to 301.000)	164,000 (125.000 to 216.000)	49,300 (37.100 to 65.200)	11,600 (8.700 to 15.600)	1,400 (987 to 1.880)	5.690.000
Latent tuberculosis infection	0 (0 to 0)	0 (0 to 0)	0 (0 to 0)	0 (0 to 0)	0 (0 to 0)	0 (0 to 0)	0 (0 to 0)	0
Drug-susceptible tuberculosis	313,000 (219.000 to 427.000)	273,000 (192.000 to 369.000)	200,000 (144.000 to 269.000)	142,000 (102.000 to 195.000)	43,000 (30.600 to 57.600)	10,200 (7.000 to 13.900)	1,220 (825 to 1.700)	4.940.000



GBD Table 2b, Thailand DALYS by years and age groups for females with 60% uncertainty intervals, 2019

Cause	Early Neonatal	Late Neonatal	Post Neonatal	1 to 5	5 to 9	10 to 14	15 to 19	20 to 24	25 to 29	30 to 34	35 to 39	40 to 44	45 to 49	50 to 54	55 to 59	60 to 64	65 to 69	70 to 74	75 to 79	80 to 84	85 to 89	90 to 94	95 plus	Total
All causes	61,800 (47,800 to 78,300)	21,200 (16,600 to 26,900)	54,600 (41,400 to 69,900)	76,300 (57,700 to 96,600)	91,000 (70,100 to 114,000)	131,000 (100,000 to 166,000)	260,000 (190,000 to 341,000)	347,000 (250,000 to 459,000)	318,000 (230,000 to 424,000)	352,000 (260,000 to 455,000)	462,000 (350,000 to 591,000)	573,000 (431,000 to 731,000)	664,000 (501,000 to 829,000)	767,000 (574,000 to 956,000)	868,000 (650,000 to 1,080,000)	956,000 (720,000 to 1,190,000)	1,010,000 (760,000 to 1,260,000)	997,000 (749,000 to 1,250,000)	1,030,000 (772,000 to 1,290,000)	1,040,000 (777,000 to 1,300,000)	1,040,000 (780,000 to 1,300,000)	1,040,000 (781,000 to 1,300,000)	777,100 (582,000 to 969,000)	8,979,000
Communicable, maternal, neonatal, and nutritional diseases	54,600 (41,900 to 68,900)	14,600 (11,200 to 18,600)	29,300 (21,900 to 38,600)	34,900 (25,900 to 45,600)	28,000 (20,600 to 37,000)	22,000 (16,000 to 29,000)	28,300 (20,600 to 37,900)	37,900 (27,000 to 50,800)	48,100 (34,000 to 64,600)	59,600 (42,000 to 80,000)	68,300 (48,000 to 92,000)	64,500 (45,000 to 87,000)	67,500 (47,000 to 91,000)	69,100 (48,000 to 93,000)	62,900 (43,000 to 85,000)	57,300 (39,000 to 77,000)	49,200 (33,000 to 66,000)	40,900 (27,000 to 55,000)	31,200 (20,000 to 42,000)	22,400 (14,000 to 30,000)	14,400 (8,900 to 19,000)	8,140 (5,000 to 10,900)	999,000
HIV/AIDS and sexually transmitted infections	922 (788 to 1,060)	147 (68 to 324)	1,430 (1,240 to 2,020)	1,940 (1,200 to 1,930)	1,200 (1,030 to 1,400)	1,700 (1,400 to 2,160)	5,700 (4,400 to 6,960)	10,200 (8,370 to 12,900)	14,000 (10,400 to 22,000)	20,000 (21,300 to 31,200)	28,400 (27,300 to 43,000)	28,400 (23,000 to 34,000)	29,000 (17,100 to 29,300)	31,000 (13,200 to 19,000)	31,000 (9,040 to 13,900)	30,000 (7,900 to 11,900)	28,000 (5,620 to 9,210)	25,000 (4,960 to 8,360)	20,000 (3,921 to 6,997)	14,000 (2,730 to 4,930)	8,900 (1,740 to 3,200)	5,200 (1,010 to 1,880)	192,000
HIV/AIDS	0 (0 to 0)	0 (0 to 0)	1,100 (1,000 to 1,200)	1,800 (1,100 to 2,600)	1,100 (1,000 to 1,300)	1,600 (1,300 to 2,000)	5,500 (4,200 to 6,800)	10,000 (8,200 to 12,700)	13,800 (10,200 to 22,000)	20,000 (21,100 to 31,000)	28,000 (27,000 to 43,000)	28,000 (23,000 to 34,000)	28,000 (17,000 to 29,000)	30,000 (13,000 to 19,000)	30,000 (8,900 to 13,800)	29,000 (7,800 to 11,800)	27,000 (5,500 to 9,100)	24,000 (4,900 to 8,300)	19,000 (3,900 to 6,900)	13,000 (2,700 to 4,900)	8,600 (1,700 to 3,100)	5,000 (1,000 to 1,800)	190,000
HIV/AIDS - Drug-susceptible Tuberculosis	0 (0 to 0)	0 (0 to 0)	0 (0 to 0)	0 (0 to 0)	0 (0 to 0)	0 (0 to 0)	0 (0 to 0)	0 (0 to 0)	0 (0 to 0)	0 (0 to 0)	0 (0 to 0)	0 (0 to 0)	0 (0 to 0)	0 (0 to 0)	0 (0 to 0)	0 (0 to 0)	0 (0 to 0)	0 (0 to 0)	0 (0 to 0)	0 (0 to 0)	0 (0 to 0)	0 (0 to 0)	0 (0 to 0)	0
HIV/AIDS - Multidrug resistant Tuberculosis without extensive drug resistance	0 (0 to 0)	0 (0 to 0)	0 (0 to 0)	0 (0 to 0)	0 (0 to 0)	0 (0 to 0)	0 (0 to 0)	0 (0 to 0)	0 (0 to 0)	0 (0 to 0)	0 (0 to 0)	0 (0 to 0)	0 (0 to 0)	0 (0 to 0)	0 (0 to 0)	0 (0 to 0)	0 (0 to 0)	0 (0 to 0)	0 (0 to 0)	0 (0 to 0)	0 (0 to 0)	0 (0 to 0)	0 (0 to 0)	0
HIV/AIDS - Extensively drug-resistant Tuberculosis	0 (0 to 0)	0 (0 to 0)	0 (0 to 0)	0 (0 to 0)	0 (0 to 0)	0 (0 to 0)	0 (0 to 0)	0 (0 to 0)	0 (0 to 0)	0 (0 to 0)	0 (0 to 0)	0 (0 to 0)	0 (0 to 0)	0 (0 to 0)	0 (0 to 0)	0 (0 to 0)	0 (0 to 0)	0 (0 to 0)	0 (0 to 0)	0 (0 to 0)	0 (0 to 0)	0 (0 to 0)	0 (0 to 0)	0
HIV/AIDS resulting in other diseases	922 (788 to 1,060)	147 (68 to 324)	330 (240 to 820)	140 (100 to 180)	100 (70 to 130)	100 (70 to 130)	200 (140 to 270)	200 (140 to 270)	200 (140 to 270)	200 (140 to 270)	200 (140 to 270)	200 (140 to 270)	200 (140 to 270)	200 (140 to 270)	200 (140 to 270)	200 (140 to 270)	200 (140 to 270)	200 (140 to 270)	200 (140 to 270)	200 (140 to 270)	200 (140 to 270)	200 (140 to 270)	200 (140 to 270)	7,000
Sexually transmitted infections excluding HIV	922 (788 to 1,060)	147 (68 to 324)	330 (240 to 820)	140 (100 to 180)	100 (70 to 130)	100 (70 to 130)	200 (140 to 270)	200 (140 to 270)	200 (140 to 270)	200 (140 to 270)	200 (140 to 270)	200 (140 to 270)	200 (140 to 270)	200 (140 to 270)	200 (140 to 270)	200 (140 to 270)	200 (140 to 270)	200 (140 to 270)	200 (140 to 270)	200 (140 to 270)	200 (140 to 270)	200 (140 to 270)	200 (140 to 270)	7,000
Syphilis	0 (0 to 0)	0 (0 to 0)	0 (0 to 0)	0 (0 to 0)	0 (0 to 0)	0 (0 to 0)	0 (0 to 0)	0 (0 to 0)	0 (0 to 0)	0 (0 to 0)	0 (0 to 0)	0 (0 to 0)	0 (0 to 0)	0 (0 to 0)	0 (0 to 0)	0 (0 to 0)	0 (0 to 0)	0 (0 to 0)	0 (0 to 0)	0 (0 to 0)	0 (0 to 0)	0 (0 to 0)	0 (0 to 0)	0
Chlamydial infection	0 (0 to 0)	0 (0 to 0)	0 (0 to 0)	0 (0 to 0)	0 (0 to 0)	0 (0 to 0)	0 (0 to 0)	0 (0 to 0)	0 (0 to 0)	0 (0 to 0)	0 (0 to 0)	0 (0 to 0)	0 (0 to 0)	0 (0 to 0)	0 (0 to 0)	0 (0 to 0)	0 (0 to 0)	0 (0 to 0)	0 (0 to 0)	0 (0 to 0)	0 (0 to 0)	0 (0 to 0)	0 (0 to 0)	0
Gonococcal infection	0 (0 to 0)	0 (0 to 0)	0 (0 to 0)	0 (0 to 0)	0 (0 to 0)	0 (0 to 0)	0 (0 to 0)	0 (0 to 0)	0 (0 to 0)	0 (0 to 0)	0 (0 to 0)	0 (0 to 0)	0 (0 to 0)	0 (0 to 0)	0 (0 to 0)	0 (0 to 0)	0 (0 to 0)	0 (0 to 0)	0 (0 to 0)	0 (0 to 0)	0 (0 to 0)	0 (0 to 0)	0 (0 to 0)	0
Trichomoniasis	0 (0 to 0)	0 (0 to 0)	0 (0 to 0)	0 (0 to 0)	0 (0 to 0)	0 (0 to 0)	0 (0 to 0)	0 (0 to 0)	0 (0 to 0)	0 (0 to 0)	0 (0 to 0)	0 (0 to 0)	0 (0 to 0)	0 (0 to 0)	0 (0 to 0)	0 (0 to 0)	0 (0 to 0)	0 (0 to 0)	0 (0 to 0)	0 (0 to 0)	0 (0 to 0)	0 (0 to 0)	0 (0 to 0)	0
Genital herpes	0 (0 to 0)	0 (0 to 0)	0 (0 to 0)	0 (0 to 0)	0 (0 to 0)	0 (0 to 0)	0 (0 to 0)	0 (0 to 0)	0 (0 to 0)	0 (0 to 0)	0 (0 to 0)	0 (0 to 0)	0 (0 to 0)	0 (0 to 0)	0 (0 to 0)	0 (0 to 0)	0 (0 to 0)	0 (0 to 0)	0 (0 to 0)	0 (0 to 0)	0 (0 to 0)	0 (0 to 0)	0 (0 to 0)	0
Other sexually transmitted infections	0 (0 to 0)	0 (0 to 0)	0 (0 to 0)	0 (0 to 0)	0 (0 to 0)	0 (0 to 0)	0 (0 to 0)	0 (0 to 0)	0 (0 to 0)	0 (0 to 0)	0 (0 to 0)	0 (0 to 0)	0 (0 to 0)	0 (0 to 0)	0 (0 to 0)	0 (0 to 0)	0 (0 to 0)	0 (0 to 0)	0 (0 to 0)	0 (0 to 0)	0 (0 to 0)	0 (0 to 0)	0 (0 to 0)	0
Sexually transmitted infections resulting in other diseases	1,170 (949 to 1,460)	1,120 (460 to 1,760)	7,000 (4,670 to 12,000)	6,900 (3,700 to 9,300)	6,000 (4,000 to 8,000)	5,200 (3,400 to 6,700)	6,400 (4,200 to 8,400)	8,000 (5,000 to 11,000)	9,200 (6,000 to 13,000)	9,600 (6,000 to 14,000)	11,000 (7,000 to 16,000)	13,000 (8,000 to 18,000)	14,000 (9,000 to 20,000)	20,000 (13,000 to 28,000)	21,700 (14,000 to 30,000)	20,000 (13,000 to 28,000)	21,000 (13,000 to 29,000)	20,000 (12,000 to 28,000)	17,000 (10,000 to 24,000)	13,000 (8,000 to 18,000)	9,000 (5,000 to 12,000)	5,000 (2,700 to 7,000)	197,000
Respiratory infections and tuberculosis	3,600 (2,900 to 4,400)	1,700 (1,300 to 2,200)	2,200 (1,700 to 2,800)	2,200 (1,700 to 2,800)	2,200 (1,700 to 2,800



Other transport injuries	3-9 (1.7 to 4.8)	2-5 (1.1 to 4.0)	3-6 (1.7 to 6.1)	139 (69.1 to 234)	327 (142 to 579)	289 (166 to 1,202)	638 (296 to 1,202)	2,202 (296 to 1,202)	693 (291 to 1,202)	671 (291 to 994)	639 (329 to 889)	623 (297 to 921)	593 (293 to 914)	597 (310 to 914)	573 (270 to 889)	622 (329 to 952)	624 (291 to 779)	629 (299 to 835)	317 (21 to 837)	211 (143 to 359)	148 (106 to 359)	197 (76 to 180)	417-6 (85.3 to 91.8)	317-9 (85.4 to 91.8)	14-9 (10.0 to 23.4)	7,393
Unintentional injuries	266 (180 to 427)	292 (197 to 508)	3,210 (1,770 to 5,490)	7,905 (2,870 to 11,600)	9,855 (7,030 to 13,000)	10,020 (7,970 to 13,000)	9,960 (6,180 to 13,000)	9,960 (6,666 to 13,000)	10,000 (7,910 to 13,000)	10,100 (8,110 to 13,000)	11,000 (10,100 to 11,00)	11,000 (10,100 to 11,00)	11,000 (11,000 to 19,100)	11,000 (11,000 to 19,100)	11,000 (10,000 to 20,000)	11,000 (10,000 to 21,000)	11,000 (10,000 to 21,000)	11,700 (10,700 to 22,200)	5,600 (12,100 to 19,500)	4,200 (11,000 to 17,500)	3,200 (9,700 to 15,000)	10,000 (9,700 to 15,000)	11,000 (9,111 to 13,000)	8,260 (6,200 to 11,000)	4,900 (3,300 to 6,100)	640 (1,330 to 2,070)	229,000
Falls	37-2 (12.1 to 79.9)	10-8 (7.2 to 32.2)	274 (127 to 516)	686 (242 to 1,330)	932 (617 to 1,350)	1,010 (668 to1,400)	1,760 (1,260 to 2,360)	2,350 (1,620 to 2,950)	2,070 (1,620 to 2,810)	2,600 (2,000 to 3,660)	2,700 (2,700 to 4,950)	3,710 (2,700 to 4,950)	4,200 (3,130 to 6,600)	4,200 (3,130 to 6,600)	4,200 (3,400 to 6,790)	4,200 (3,400 to 6,790)	4,200 (3,400 to 6,790)	4,610 (3,400 to 6,790)	2,400 (1,900 to 4,100)	1,600 (1,200 to 2,700)	1,200 (1,200 to 2,700)	3,600 (1,200 to 2,700)	4,200 (1,200 to 6,600)	3,200 (1,200 to 4,600)	1,200 (1,200 to 2,700)	90 (50 to 180)	69,900
Drowning	39-4 (12.1 to 69.7)	20-4 (12.2 to 32.2)	64 (24 to 695)	4,910 (1,440 to 7,560)	4,970 (3,000 to 7,200)	5,600 (3,000 to 7,200)	5,600 (3,000 to 7,200)	5,600 (3,000 to 7,200)	5,600 (3,000 to 7,200)	5,600 (3,000 to 7,200)	5,600 (3,000 to 7,200)	5,600 (3,000 to 7,200)	5,600 (3,000 to 7,200)	5,600 (3,000 to 7,200)	5,600 (3,000 to 7,200)	5,600 (3,000 to 7,200)	5,600 (3,000 to 7,200)	5,600 (3,000 to 7,200)	5,600 (3,000 to 7,200)	5,600 (3,000 to 7,200)	5,600 (3,000 to 7,200)	5,600 (3,000 to 7,200)	5,600 (3,000 to 7,200)	5,600 (3,000 to 7,200)	5,600 (3,000 to 7,200)	5,600 (3,000 to 7,200)	69,900
Fire, heat, and hot substances	0-2 (0.4 to 13.4)	0-9 (0.9 to 17.7)	0-9 (0.6 to 2.9)	337 (130 to 1,190)	544 (270 to 752)	476 (324 to 656)	858 (543 to 1,260)	1,200 (648 to 1,730)	1,220 (697 to 1,740)	1,300 (742 to 1,730)	1,300 (930 to 1,760)	1,200 (669 to 1,800)	1,200 (924 to 1,800)	1,200 (924 to 1,800)	1,200 (924 to 1,800)	1,200 (924 to 1,800)	1,200 (742 to 1,840)	1,200 (661 to 1,850)	928 (420 to 921)	439 (302 to 713)	288 (302 to 713)	232 (282 to 695)	1,100 (153 to 560)	1,100 (73.9 to 182)	42.1 (26.0 to 65.3)	15,800
Poisonings	0-1 (0.1 to 0.8)	0-0 (0.0 to 0.1)	0-0 (0.0 to 0.1)	113 (37 to 194)	211 (97 to 316)	211 (91 to 312)	211 (91 to 312)	211 (91 to 312)	211 (91 to 312)	211 (91 to 312)	211 (91 to 312)	211 (91 to 312)	211 (91 to 312)	211 (91 to 312)	211 (91 to 312)	211 (91 to 312)	211 (91 to 312)	211 (91 to 312)	211 (94 to 312)	211 (94 to 312)	211 (94 to 312)	211 (94 to 312)	211 (94 to 312)	211 (91.0 to 312)	211 (94.0 to 312)	211 (91.0 to 312)	2,700
Poisoning by/unclear/unspecified drug	0-0 (0 to 1.1)	0-0 (0.0 to 0.4)	0-0 (0.0 to 0.1)	19-5 (3.9 to 32.7)	19-4 (4.2 to 34.1)	21 (11.7 to 42.3)	21-2 (22.2 to 109)	20-4 (26.2 to 114)	19 (29.1 to 111)	21-3 (21.8 to 109)	19 (24.1 to 111)	21-3 (20.1 to 109)	19-4 (23.9 to 97.9)	21-8 (17.4 to 91.3)	21-8 (19.3 to 92.8)	21-8 (19.3 to 92.8)	20 (14.4 to 91.3)	20 (17.1 to 92.7)	21-1 (8.4 to 58.3)	19-9 (9.4 to 74.1)	19-7 (9.4 to 74.1)	21 (9.4 to 118)	5-3 (2.1 to 9.3)	2-6 (2.1 to 6.3)	0-6 (0.3 to 2.1)	1-1 (0.6 to 2.1)	191
Poisoning by/other means	2-6 (0.9 to 5.4)	1-9 (0.7 to 32.9)	14-7 (3.9 to 22.3)	102 (39.1 to 222)	72-7 (36.7 to 122)	60-4 (38.2 to 106)	176 (92.2 to 259)	186 (103 to 323)	200 (126 to 293)	196 (121 to 329)	216 (113 to 329)	216 (113 to 329)	173 (99.5 to 329)	135 (99.5 to 329)	135 (99.5 to 329)	135 (99.5 to 329)	89-6 (56.2 to 142)	78-3 (43.1 to 133)	42-6 (26.3 to 87.9)	27-9 (16.3 to 61.2)	20-4 (14.9 to 61.8)	13-7 (6 to 22.2)	6-6 (4.1 to 9.9)	3-6 (1.6 to 6.1)	2,760
Exposure to mechanical forces	19-7 (11.2 to 29.1)	48-9 (2.6 to 48.9)	249 (104 to 1,190)	474 (194 to 1,190)	479 (356 to 1,190)	463 (356 to 1,190)	461 (356 to 1,190)	719 (767 to 1,190)	1,200 (767 to 1,190)	1,200 (767 to 1,190)	1,420 (767 to 1,190)	1,700 (767 to 1,190)	2,000 (1,190 to 3,000)	2,200 (1,190 to 3,000)	2,210 (1,190 to 3,000)	2,210 (1,190 to 3,000)	1,950 (1,190 to 3,000)	1,200 (1,190 to 3,000)	985 (627 to 1,190)	714 (627 to 1,190)	530 (627 to 1,190)	714 (627 to 1,190)	1,200 (627 to 1,190)	1,200 (627 to 1,190)	1,200 (627 to 1,190)	1,200 (627 to 1,190)	23,800
Unintentional firearm injuries	1-1 (0.1 to 13.6)	1-1 (0.3 to 58.1)	21-7 (5 to 197)	79-3 (27 to 191)	84-1 (45 to 189)	127 (76 to 236)	140 (86.3 to 329)	247 (139 to 424)	249 (138 to 555)	249 (143 to 477)	249 (21.3 to 563)	247 (21.6 to 493)	214 (21.6 to 493)	214 (238 to 479)	214 (216 to 429)	214 (216 to 429)	214 (213 to 499)	214 (179 to 547)	202 (129 to 339)	84-4 (64.9 to 175)	84-4 (62.9 to 122)	84-4 (68 to 163)	28-1 (26.1 to 62.2)	14-7 (12.9 to 37.3)	1-4 (0.9 to 15.8)	3,750
Other exposure to mechanical forces	18-6 (7 to 70)	47-8 (1.2 to 47.8)	228 (33.9 to 719)	395 (72 to 1,190)	395 (299 to 811)	395 (299 to 811)	395 (299 to 811)	472 (299 to 811)	951 (767 to 1,200)	951 (767 to 1,200)	951 (767 to 1,200)	951 (767 to 1,200)	951 (767 to 1,200)	951 (1,200 to 1,200)	951 (1,200 to 1,200)	951 (1,200 to 1,200)	951 (1,200 to 1,200)	951 (1,200 to 1,200)	951 (627 to 1,200)	951 (627 to 1,200)	951 (627 to 1,200)	951 (627 to 1,200)	951 (627 to 1,200)	951 (627 to 1,200)	951 (627 to 1,200)	951 (627 to 1,200)	20,100
Adverse effects of medical treatment	20-1 (10.8 to 68.5)	38 (3.5 to 78.9)	172 (81.4 to 335)	170 (66.1 to 295)	240 (84.3 to 378)	264 (108 to 312)	260 (113 to 370)	260 (144 to 456)	260 (118 to 356)	426 (118 to 356)	286 (137 to 456)	297 (198 to 417)	297 (268 to 479)	297 (342 to 737)	360 (342 to 737)	340 (178 to 613)	360 (180 to 781)	426 (207 to 786)	360 (230 to 613)	20-4 (189 to 592)	298 (164 to 613)	154 (164 to 613)	20 (27.1 to 205)	69-8 (38 to 113)	7-6 (3.6 to 45.4)	5,360
Animal contact	9-1 (2.6 to 9.3)	9 (2.6 to 11.2)	56-2 (29.5 to 113)	212 (75.5 to 418)	220 (122 to 411)	223 (124 to 376)	257 (142 to 399)	286 (177 to 456)	286 (179 to 453)	317 (186 to 527)	370 (222 to 616)	399 (229 to 664)	417 (278 to 629)	419 (277 to 669)	549 (356 to 863)	577 (399 to 799)	577 (401 to 837)	549 (356 to 863)	324 (209 to 495)	254 (132 to 395)	178 (132 to 395)	132 (79 to 193)	74-1 (44.3 to 150)	30-5 (18.9 to 52.3)	12-3 (7 to 20.7)	5,770
Venomous animal contact	4-1 (2.1 to 7.9)	3-7 (1.1 to 7.1)	44 (20.6 to 88.1)	136 (42 to 304)	164 (93.8 to 353)	164 (106 to 353)	164 (106 to 353)	164 (106 to 353)	164 (106 to 353)	164 (106 to 353)	164 (106 to 353)	164 (106 to 476)	164 (106 to 476)	164 (106 to 476)	164 (106 to 476)	164 (106 to 476)	164 (106 to 476)	164 (106 to 476)	164 (106 to 476)	164 (106 to 476)	164 (106 to 476)	164 (106 to 476)	164 (106 to 476)	164 (106 to 476)	164 (106 to 476)	164 (106 to 476)	164 (106 to 476)	4,760
Non-venomous animal contact	5-0 (0.4 to 2)	5-3 (0.3 to 2.7)	7-3 (2.1 to 17.2)	32-9 (10 to 62.9)	39-7 (22 to 67.2)	47-2 (28 to 77.2)	64-3 (39 to 89.3)	67-8 (43.7 to 106)	74-7 (47.6 to 125)	89-9 (56.3 to 144)	99-4 (60.6 to 167)	127 (77.2 to 199)	136 (86 to 213)	203 (130 to 317)	178 (130 to 317)	137 (107 to 273)	92-1 (57.7 to 183)	82-1 (50.7 to 130)	61-2 (32.4 to 77.9)	51-2 (22 to 93.5)	33-7 (19.4 to 52.3)	12-5 (9.1 to 23.3)	4-8 (2.8 to 9.3)	1,810
Foreign body	49-2 (22.1 to 199)	43-1 (23.1 to 73.5)	1,170 (477 to 2,110)	2,660 (1,010 to 3,710)	3,020 (1,990 to 4,110)	3,020 (1,990 to 4,110)	3,020 (1,990 to 4,110)	3,020 (1,990 to 4,110)	3,020 (1,990 to 4,110)	3,020 (1,990 to 4,110)	3,020 (1,990 to 4,110)	3,020 (1,990 to 4,110)	3,020 (1,990 to 4,110)	3,020 (1,990 to 4,110)	3,020 (1,990 to 4,110)	3,020 (1,990 to 4,110)	3,020 (1,990 to 4,110)	3,020 (1,990 to 4,110)	3,020 (1,990 to 4,110)	3,020 (1,990 to 4,110)	3,020 (1,990 to 4,110)	3,020 (1,990 to 4,110)	3,020 (1,990 to 4,110)	3,020 (1,990 to 4,110)	3,020 (1,990 to 4,110)	3,020 (1,990 to 4,110)	17,400
Pulmonary aspiration and foreign body in airway	56-1 (22.4 to 140)	7-1 (0.7 to 214)	1,020 (159 to 3,640)	997 (181 to 1,290)	826 (339 to 970)	878 (344 to 979)	896 (359 to 918)	896 (21.5 to 918)	417 (207 to 656)	426 (232 to 714)	433 (233 to 656)	502 (302 to 703)	454 (298 to 653)	454 (298 to 653)	427 (278 to 653)	419 (326 to 609)	602 (296 to 936)	761 (417 to 1,160)	669 (451 to 968)	761 (417 to 1,160)	1,000 (618 to 1,370)	1,160 (718 to 1,800)	1,000 (678 to 1,370)	893 (298 to 1,370)	298 (298 to 656)	13,600
Foreign body in eye	0 (0 to 0.1)	0-1 (0 to 0.3)	1-9 (0.4 to 3.5)	8-6 (2.5 to 20.1)	12-9 (3.7 to 33)	17-5 (6.3 to 41.9)	23-4 (9.9 to 59.3)	33 (13.7 to 79.5)	39-7 (12.9 to 77.6)	49 (13.6 to 89.6)	49-9 (18.7 to 106)	57 (26.1 to 114)	63-1 (28.2 to 129)	63-1 (28.2 to 129)	63-1 (28.2 to 113)	55-4 (28.2 to 113)	28-8 (28 to 91.8)	28-4 (22.3 to 91.7)	21-2 (18.2 to 45.2)	28-4 (18.2 to 45.2)	15-8 (10.1 to 31.3)	9-2 (6 to 13.6)	4-1 (2.9 to 6.9)	1-4 (0.9 to 2)	422
Foreign body in other body part	2-4 (0.7 to 7.8)	2-7 (0.7 to 7.3)	64-2 (15.2 to 118)	124 (41.2 to 219)	154-1 (82.6 to 219)	154-9 (82.6 to 219)	154-9 (82.6 to 219)	154-9 (82.6 to 219)	154-9 (82.6 to 219)	154-9 (82.6 to 219)	154-9 (82.6 to 219)	154-9 (82.6 to 219)	154-9 (82.6 to 219)	154-9 (82.6 to 219)	154-9 (82.6 to 219)	154-9 (82.6 to 219)	154-9 (82.6 to 219)	154-9 (82.6 to 219)	154-9 (82.6 to 219)	154-9 (82.6 to 219)	154-9 (82.6 to 219)	154-9 (82.6 to 219)	154-9 (82.6 to 219)	154-9 (82.6 to 219)	154-9 (82.6 to 219)	154-9 (82.6 to 219)	3,160
Environmental heat and cold exposure	0-3 (0.1 to 0.9)	0-3 (0.3 to 0.9)	5-4 (2.5 to 9.9)	31-2 (9.5 to 61.1)	46-8 (21.3 to 86.3)	46-8 (20 to 79.1)	46-8 (19.6 to 70.7)	1-52 (99.7 to 156)	1-52 (109 to 214)	1-52 (114 to 239)	1-52 (132 to 272)	1-52 (148 to 303)	414 (148 to 329)	454 (148 to 329)	454 (174 to 355)	454 (189 to 355)	454 (174 to 355)	454 (189 to 355)	454 (117 to 329)	454 (99.7 to 183)	454 (99.8 to 183)	454 (99.8 to 183)	78-1 (39.1 to 183)	47-9 (39.1 to 183)	20-5 (19.9 to 51.3)	6-2 (3.7 to 13.3)	2,850
Exposure to forces of nature	0-1 (0 to 0.1)	0-1 (0 to 0.1)	1-4 (1.1 to 4)	4-9 (2.6 to 9.5)	7-5 (3.3 to 14.4)	7-5 (3.3 to 14.4)	7-5 (3.3 to 14.4)	7-5 (3.3 to 14.4)	7-5 (3.3 to 14.4)	7-5 (3.3 to 14.4)	7-5 (3.3 to 14.4)	7-5 (3.3 to 14.4)	7-5 (3.3 to 14.4)	7-5 (3.3 to 14.4)	7-5 (3.3 to 14.4)	7-5 (3.3 to 14.4)	7-5 (3.3 to 14.4)	7-5 (3.3 to 14.4)	7-5 (3.3 to 14.4)	7-5 (3.3 to 14.4)	7-5 (3.3 to 14.4)	7-5 (3.3 to 14.4)	7-5 (3.3 to 14.4)	7-5 (3.3 to 14.4)	7-5 (3.3 to 14.4)	7-5 (3.3 to 14.4)	1,720
Other unintentional injuries	29-5 (14.7 to 52.4)	52-7 (6.5 to 52.5)	148 (69.2 to 239)	613 (283 to 935)	647 (441 to 1,130)	660 (379 to 1,200)	1,200 (647 to 1,200)	1,200 (632 to 1,810)	1,200 (698 to 2,200)	1,500 (1,000 to 2,110)	1,670 (1,170 to 2,660)	1,760 (1,190 to 2,660)	1,770 (1,340 to 2,790)	1,820 (1,340 to 2,790)	1,820 (1,290 to 2,540)	1,820 (1,290 to 2,540)	1,670 (1,290 to 2,710)	1,460 (1,000 to 2,260)	1,110 (769 to 1,460)	648 (469 to 1,170)	591 (47 to 855)	626 (264 to 856)	626 (179 to 932)	1-16 (87.7 to 160)	42-7 (29.8 to 68.4)	27,900
Self-harm and interpersonal violence	9-7 (3.8 to 101)	10-8 (10.3 to 39.9)	163 (77.9 to 297)	648 (293 to 998)	758 (542 to 1,160)	1,640 (1,270 to 2,650)	7,200 (5,330 to 9,600)	8,020 (5,330 to 12,800)	9,040 (5,790 to 13,900)	10,000 (6,230 to 14,200)	10,000 (6,610 to 15,900)	9,960 (6,960 to 15,900)	9,000 (7,020 to 15,900)	9,000 (7,020 to 15,900)	8,740 (6,230 to 14,100)	8,690 (6,230 to 9,700)	9,330 (6,230 to 14,100)	9,630 (2,700 to 14,900)	1,470 (1,660 to 3,230)	961 (1,140 to 1,960)	612 (717 to 1,200)	1,720 (1,200 to 2,200)	91-4 (58 to 98.9)	59-5 (39.5 to 66.9)	66,900
Self-harm	9-4 (3.8 to 9.7)	9 (3.8 to 9.7)	9 (3.8 to 9.7)	9 (3.8 to 9.7)	9 (4 to 9)	5,700 (3,000 to 9,000)	6,270 (3,000 to 9,000)	6,270 (3,000 to 9,000)	6,270 (3,000 to 9,000)	6,660 (3,000 to 9,000)	6,660 (3,000 to 9,000)	6,660 (3,000 to 9,000)	6,660 (3,000 to 9,000)	6,700 (3,000 to 9,000)	6,430 (3,000 to 9,000)	6,430 (3,000 to 9,000)	6,270 (3,000 to 9,000)	6,660 (2,000 to 9,000)	916 (1,420 to 2,000)	916 (1,070 to 1,770)	916 (436 to 1,770)	936 (436 to 1,770)	936 (436 to 1,770)	1-09 (73.3 to 143)	1-09 (73.3 to 143)	59,900
Self-harm by firearm	0 (0 to 0)	0 (0 to 0)	0 (0 to 0)	0 (0 to 0)	0 (0 to 0)	0 (0.1 to 27)	0-4 (1.2 to 10.6)	0-4 (0.2 to 21)	0-4 (0.6 to 17)	0-4 (0.1 to 13)	0-4 (0.1 to 13)	0-4 (0.1 to 13)	0-4 (0.1 to 13)	0-4 (0.1 to 13)	0-4 (0.1 to 13)	0-4 (0.1 to 13)	0-4 (0.1 to 13)	0-4 (0.1 to 13)	0-4 (0.1 to 13)	0-4 (0.1 to 13)	0-4 (0.1 to 13)	0-4 (0.1 to 13)	0-4 (0.1 to 13)	0-4 (0.1 to 13)	0-4 (0.1 to 13)	0-4 (0.1 to 13)	758
Self-harm by other specified means	9 (3 to 9)	9 (3 to 9)	9 (3 to 9)	9 (3 to 9)	9 (4 to 9)	5,700 (3,000 to 9,000)	6,270 (3,000 to 9,000)	6,270 (3,000 to 9,000)	6,270 (3,000 to 9,000)	6,660 (3,000 to 9,000)	6,660 (3,000 to 9,000)	6,660 (3,000 to 9,000)	6,660 (3,000 to 9,000)	6,700 (3,000 to 9,000)	6,430 (3,000 to 9,000)	6,430 (3,000 to 9,000)	6,270 (3,000 to 9,000)	6,660 (2,000 to 9,000)	916 (1,420 to 2,000)	916 (1,070 to 1,770)	916 (436 to 1,770)	936 (436 to 1,770)	936 (436 to 1,770)	1-09 (73.3 to 143)	1-09 (73.3 to 143)	59,900
Interpersonal violence	42-9 (18.8 to 93)	14-3 (9.7 to 28.9)	1-16 (69.3 to 249)	412 (129 to 902)	432 (41 to 966)	1,920 (751 to1,910)	3,140 (2,260 to 5,660)	4,660 (2,260 to 5,660)	3,960 (2,260 to 7,750)	2,770 (2,410 to 7,750)	2,160 (2,410 to 5,630)	2,120 (2,360 to 5,630)	2,670 (2,670 to 5,630)	2,690 (2,670 to 5,630)	2,690 (2,170 to 5,180)	2,690 (1,660 to 5,180)	2,690 (1,660 to 5,180)	2,710 (1,290 to 5,200)	1,200 (811 to 1,570)	979 (683 to 1,160)	629 (626 to 650)	299 (294 to 597)	1-56 (77.6 to 156)	99-6 (62.1 to 72.4)	1-46 (1.1 to 22.4)	39,200
Physical violence by firearm	2-2 (0.8 to 5.4)	1-4 (0.4 to 3.7)	14-2 (6.4 to 33)	113 (27.8 to 273)	123 (59.3 to 281)	171 (96.2 to 329)	669 (480 to 1,790)	1,200 (598 to 2,200)	1,120 (519 to 2,200)	1,220 (598 to 2,210)	1,210 (598 to 2,220)	1,260 (627 to 2,210)	1,090 (598 to 2,000)	770 (451 to 1,330)	470 (248 to 836)	264 (168 to 836)	135 (71.9 to 251)	78-6 (49 to 136)	30-7 (19.6 to 51.6)	19-8 (19 to 31.2)	7-7 (5.3 to 11)	2-6 (1.9 to 5.8)	1-3 (0.9 to 2.1)	15-400
Physical violence by sharp object	1-1 (0.1 to 3.7)	0-6 (0.1 to 2.1)	12-1 (4.1 to 28.1)	63-6 (19.4 to 131)	112 (53.4 to 231)	112 (53.4 to 231)	112 (53.4 to 231)	112 (53.4 to 231)	112 (53.4 to 231)	112 (53.4 to 231)	112 (53.4 to 231)	112 (53.4 to 231)	112 (53.4 to 231)	112 (53.4 to 231)	112 (53.4 to 231)	112 (53.4 to 231)	112 (53.4 to 231)	112 (53.4 to 231)	112 (53.4 to 231)	112 (53.4 to 231)	112 (53.4 to 231)	112 (53.4 to 231)	112 (53.4 to 231)	112 (53.4 to 231)	112 (53.4 to 231)	112 (53.4 to 231)	6,800
Sexual violence	0 (0 to 0)	0 (0 to 0)	0 (0 to 0)	1-14 (0 to 23.2)	1-52 (0.6 to 23.2)	429 (248 to 675)	543 (543 to 1,300)	1,110 (543 to 1,890)	846 (502 to 1,890)	626 (499 to 1,300)	626 (487 to 1,400)	626 (502 to 1,300)	617 (502 to 1,300)	617 (502 to 1,300)	717 (299 to 1,700)	419 (238 to 699)	297 (173 to 637)	205 (120 to 397)	142 (87.2 to 212)	93-5 (68.6 to 127)	63-1 (17.9 to 87.9)	3-4 (2.9 to 5)	0-4 (0.2 to 0.7)	0-2 (0.2 to 0.4)	9,240
Physical violence by other means	1-7 (0.7 to 4.4)	1-7 (0.4 to 11.2)	13-7 (4.3 to 31.2)	69 (21.2 to 159)	107 (19.7 to 249)	107 (42.1 to 249)	107 (42.1 to 249)	107 (42.1 to 249)	107 (42.1 to 249)	107 (42.1 to 249)	107 (42.1 to 249)	107 (42.1 to 249)	107 (42.1 to 249)	107 (42.1 to 249)	107 (42.1 to 249)	107 (42.1 to 249)	107 (42.1 to 249)	107 (42.1 to 249)	107 (42.1 to 249)	107 (42.1 to 249)	107 (42.1 to 249)	107 (42.1 to 249)	107 (42.1 to 249)	107 (42.1 to 249)	107 (42.1 to 249)	107 (42.1 to 249)	13,700
Conflict and terrorism	0 (0 to 0.4)	0 (0.1 to 0)	0-1 (0.4 to 1.3)	1-7 (0 to 3.1)	1-56 (0.4 to 7.4)	1-56 (0.4 to 7.4)	1-56 (0.4 to 7.4)	1-56 (0.4 to 7.4)	1-56 (0.4 to 7.4)	1-56 (0.4 to 7.4)	1-56 (0.4 to 7.4)	1-56 (0.4 to 7.4)	1-56 (0.4 to 7.4)	1-56 (0.4 to 7.4)	1-56 (0.4 to 7.4)	1-56 (0.4 to 7.4)	1-56 (0.4 to 7.4)	1-56 (0.4 to 7.4)	1-56 (0.4 to 7.4)	1-56 (0.4 to 7.4)	1-56 (0.4 to 7.4)	1-56 (0.4 to 7.4)	1-56 (0.4 to 7.4)	1-56 (0.4 to 7.4)	1-56 (0.4 to 7.4)	1-56 (0.4 to 7.4)	2,850

GBD Table 2b: Neonat DALYs by cause and age group for females with 95% uncertainty intervals, 2019

Cause	Early Neonatal	Late Neonatal	Post Neonatal	1 to 4	5 to 9	10 to 14	15 to 19	20 to 24	25 to 29	30 to 34	35 to 39	40 to 44	45 to 49	50 to 54	55 to 59	60 to 64	65 to 69	70 to 74	75 to 79	80 to 84	85 to 89	90 to 94	95 plus	Total
All causes	297,000 (291,000 to 303,000)	93,000 (79,000 to 113,000)	399,000 (342,000 to 466,000)	141,000 (113,000 to 175,000)	113,000 (92,000 to 143,000)	109,000 (89,000 to 138,000)	162,000 (134,000 to 209,000)	204,000 (178,000 to 243,000)	203,000 (167,000 to 256,000)	206,000 (166,000 to 261,000)	240,000 (197,000 to 303,000)	264,000 (207,000 to 335,000)	260,000 (216,000 to 312,000)	260,000 (227,000 to 309,000)	274,000 (237,000 to 321,000)	290,000 (247,000 to 342,000)	306,000 (262,000 to 360,000)	298,000 (254,000 to 355,000)	313,000 (260,000 to 372,000)	141,000 (126,000 to 161,000)	69,000 (62,000 to 78,000)	24,000 (20,000 to 29,000)	7,310 (6,000 to 8,700)	4,643,000
Communicable, maternal, neonatal, and nutritional diseases	226,000 (220,000 to 232,000)	66,000 (56,000 to 82,000)	99,000 (79,000 to 129,000)	43,000 (34,000 to 57,000)	23,000 (18,000 to 31,000)	19,000 (15,000 to 25,000)	32,000 (25,000 to 43,000)	39,000 (32,000 to 50,000)	39,000 (30,000 to 53,000)	39,000 (30,000 to 53,000)	39,000 (30,000 to 53,000)	39,000 (30,000 to 53,000)	39,000 (30,000 to 53,000)	39,000 (30,000 to 53,000)	39,000 (30,000 to 53,000)	39,000 (30,000 to 53,000)	39,000 (30,000 to 53,000)	39,000 (30,000 to 53,000)	39,000 (30,000 to 53,000)	39,000 (30,000 to 53,000)	39,000 (30,000 to 53,000)	39,000 (30,000 to 53,000)	1,349,000
HIV/AIDS and sexually transmitted infections	6,800 (3,714 to 21,000)	2,420 (783 to 6,900)	2,060 (1,000 to 11,000)	2,060 (1,000 to 11,000)	624 (71 to 2,180)	653 (72 to 2,280)	1,220 (137 to 4,260)	1,220 (137 to 4,260)	3,030 (322 to 9,339)	4,490 (459 to 14,000)	4,530 (459 to 14,000)	3,190 (322 to 11,000)	1,790 (322 to 11,000)	1,110 (322 to 11,000)	655 (322 to 11,000)	488 (322 to 11,000)	455 (322 to 11,000)	457 (322 to 11,000)	29 (29 to 29)	11 (11 to 11)	11 (11 to 11)	11 (11 to 11)	43,900
HIV/AIDS	0 (0 to 0)	0 (0 to 0)	0 (0 to 0)	0 (0 to 0)	0 (0 to 0)	0 (0 to 0)	0 (0 to 0)	0 (0 to 0)	0 (0 to 0)	0 (0 to 0)	0 (0 to 0)	0 (0 to 0)	0 (0 to 0)	0 (0 to 0)	0 (0 to 0)	0 (0 to 0)	0 (0 to 0)	0 (0 to 0)	0 (0 to 0)	0 (0 to 0)	0 (0 to 0)	0 (0 to 0)	0 (0 to 0)	0
HIV/AIDS - Drug-susceptible Tuberculosis	3,770 (1,870 to 11,000)	1,210 (394 to 3,450)	1,030 (494 to 5,780)	1,030 (494 to 5,780)	312 (35 to 1,090)	326 (36 to 1,140)	610 (68 to 2,130)	610 (68 to 2,130)	1,510 (161 to 4,670)	2,240 (230 to 6,970)	2,270 (230 to 6,970)	1,590 (161 to 5,490)	894 (161 to 5,490)	554 (161 to 5,490)	327 (161 to 5,490)	244 (161 to 5,490)	227 (161 to 5,490)	228 (161 to 5,490)	14 (14 to 14)	5 (5 to 5)	5 (5 to 5)	5 (5 to 5)	21,900
HIV/AIDS - Multidrug-resistant Tuberculosis without extensive drug resistance	0 (0 to 0)	0 (0 to 0)	0 (0 to 0)	0 (0 to 0)	0 (0 to 0)	0 (0 to 0)	0 (0 to 0)	0 (0 to 0)	0 (0 to 0)	0 (0 to 0)	0 (0 to 0)	0 (0 to 0)	0 (0 to 0)	0 (0 to 0)	0 (0 to 0)	0 (0 to 0)	0 (0 to 0)	0 (0 to 0)	0 (0 to 0)	0 (0 to 0)	0 (0 to 0)	0 (0 to 0)	0 (0 to 0)	0
HIV/AIDS - Extensively drug-resistant Tuberculosis	0 (0 to 0)	0 (0 to 0)	0 (0 to 0)	0 (0 to 0)	0 (0 to 0)	0 (0 to 0)	0 (0 to 0)	0 (0 to 0)	0 (0 to 0)	0 (0 to 0)	0 (0 to 0)	0 (0 to 0)	0 (0 to 0)	0 (0 to 0)	0 (0 to 0)	0 (0 to 0)	0 (0 to 0)	0 (0 to 0)	0 (0 to 0)	0 (0 to 0)	0 (0 to 0)	0 (0 to 0)	0 (0 to 0)	0
HIV/AIDS resulting in other diseases	3,040 (836 to 7,180)	1,210 (394 to 3,450)	1,030 (494 to 5,780)	1,030 (494 to 5,780)	312 (35 to 1,090)	326 (36 to 1,140)	610 (68 to 2,130)	610 (68 to 2,130)	1,510 (161 to 4,670)	2,240 (230 to 6,970)	2,270 (230 to 6,970)	1,590 (161 to 5,490)	894 (161 to 5,490)	554 (161 to 5,490)	327 (161 to 5,490)	244 (161 to 5,490)	227 (161 to 5,490)	228 (161 to 5,490)	14 (14 to 14)	5 (5 to 5)	5 (5 to 5)	5 (5 to 5)	21,900
Sexually transmitted infections, excluding HIV	3,760 (2,710 to 4,900)	1,210 (394 to 3,450)	1,030 (494 to 5,780)	1,030 (494 to 5,780)	312 (35 to 1,090)	326 (36 to 1,140)	610 (68 to 2,130)	610 (68 to 2,130)	1,510 (161 to 4,670)	2,240 (230 to 6,970)	2,270 (230 to 6,970)	1,590 (161 to 5,490)	894 (161 to 5,490)	554 (161 to 5,490)	327 (161 to 5,490)	244 (161 to 5,490)	227 (161 to 5,490)	228 (161 to 5,490)	14 (14 to 14)	5 (5 to 5)	5 (5 to 5)	5 (5 to 5)	21,900
Syphilis	3,760 (2,710 to 4,900)	1,210 (394 to 3,450)	1,030 (494 to 5,780)	1,030 (494 to 5,780)	312 (35 to 1,090)	326 (36 to 1,140)	610 (68 to 2,130)	610 (68 to 2,130)	1,510 (161 to 4,670)	2,240 (230 to 6,970)	2,270 (230 to 6,970)	1,590 (161 to 5,490)	894 (161 to 5,490)	554 (161 to 5,490)	327 (161 to 5,490)	244 (161 to 5,490)	227 (161 to 5,490)	228 (161 to 5,490)	14 (14 to 14)	5 (5 to 5)	5 (5 to 5)	5 (5 to 5)	21,900
Chlamydial infection	0 (0 to 0)	0 (0 to 0)	0 (0 to 0)	0 (0 to 0)	3.7 (0 to 12)	22.7 (2.7 to 74)	66.9 (7.9 to 220)	79.8 (9.2 to 260)	124 (13 to 400)	183 (17 to 577)	183 (17 to 577)	113 (10 to 357)	113 (10 to 357)	42.4 (4.1 to 132)	38 (3.8 to 119)	32 (3.2 to 100)	12.6 (1.2 to 39)	9 (0.8 to 28)	7.1 (0.7 to 22)	3 (0.3 to 9.4)	1.3 (0.1 to 4.1)	0.6 (0.1 to 1.8)	0.2 (0 to 0.6)	639
Gonococcal infection	0 (0 to 0)	0 (0 to 0)	0 (0 to 0)	0 (0 to 0)	1.2 (0 to 3.9)	7.3 (0.9 to 23)	21.6 (2.5 to 71)	25.7 (3 to 84)	40 (4.2 to 130)	59 (5.5 to 186)	59 (5.5 to 186)	36 (3.3 to 115)	36 (3.3 to 115)	13.7 (1.3 to 43)	12.3 (1.2 to 38)	10.3 (1 to 32)	4.1 (0.4 to 12)	2.9 (0.3 to 9.1)	2.3 (0.2 to 7.1)	1 (0.1 to 3)	0.4 (0 to 1.3)	0.2 (0 to 0.6)	0 (0 to 0.1)	207
Trichomoniasis	0 (0 to 0)	0 (0 to 0)	0 (0 to 0)	0 (0 to 0)	2.1 (0 to 6.7)	21.7 (2.6 to 70)	64.8 (7.6 to 210)	77.3 (8.9 to 250)	120 (12 to 380)	177 (16 to 559)	177 (16 to 559)	109 (9.7 to 345)	109 (9.7 to 345)	41.1 (3.9 to 128)	36.8 (3.7 to 115)	31 (3.1 to 96)	12.2 (1.2 to 37)	8.7 (0.8 to 27)	6.9 (0.7 to 21)	2.9 (0.3 to 8.9)	1.2 (0.1 to 3.9)	0.5 (0.1 to 1.7)	0.2 (0 to 0.5)	620
Genital herpes	0 (0 to 0)	0 (0 to 0)	0 (0 to 0)	0 (0 to 0)	0 (0 to 0)	0 (0 to 0)	0 (0 to 0)	0 (0 to 0)	0 (0 to 0)	0 (0 to 0)	0 (0 to 0)	0 (0 to 0)	0 (0 to 0)	0 (0 to 0)	0 (0 to 0)	0 (0 to 0)	0 (0 to 0)	0 (0 to 0)	0 (0 to 0)	0 (0 to 0)	0 (0 to 0)	0 (0 to 0)	0 (0 to 0)	0
Other sexually transmitted infections	0 (0 to 0)	0 (0 to 0)	0 (0 to 0)	0 (0 to 0)	2.7 (0 to 8)	21.3 (2.6 to 69)	64.8 (7.6 to 210)	77.3 (8.9 to 250)	120 (12 to 380)	177 (16 to 559)	177 (16 to 559)	109 (9.7 to 345)	109 (9.7 to 345)	41.1 (3.9 to 128)	36.8 (3.7 to 115)	31 (3.1 to 96)	12.2 (1.2 to 37)	8.7 (0.8 to 27)	6.9 (0.7 to 21)	2.9 (0.3 to 8.9)	1.2 (0.1 to 3.9)	0.5 (0.1 to 1.7)	0.2 (0 to 0.5)	582
Respiratory infections and tuberculosis	37,000 (19,000 to 58,000)	24,000 (10,000 to 37,000)	77,000 (46,000 to 123,000)	16,000 (11,000 to 24,000)	8,309 (6,000 to 12,000)	6,256 (4,000 to 9,000)	7,630 (5,000 to 12,000)	15,000 (10,000 to 23,000)	7,870 (5,000 to 12,000)	8,610 (5,000 to 13,000)	9,630 (6,000 to 15,000)	15,000 (9,000 to 24,000)	11,000 (7,000 to 17,000)	11,000 (7,000 to 17,000)	12,000 (7,000 to 18,000)	11,000 (6,000 to 18,000)	13,000 (6,000 to 20,000)	11,000 (6,000 to 18,000)	11,000 (7,000 to 17,000)	7,970 (5,000 to 11,000)	3,630 (2,000 to 5,000)	1,200 (996 to 1,600)	342 (281 to 428)	324,000
Tuberculosis	0 (0 to 0)	2,600 (1,000 to 5,200)	1,060 (1,000 to 1,100)	1,060 (1,000 to 1,100)	3,110 (1,200 to 6,200)	3,740 (1,500 to 7,400)	3,660 (1,500 to 7,200)	4,270 (1,700 to 8,500)	4,570 (1,800 to 9,000)	6,330 (2,500 to 12,000)	6,540 (2,600 to 13,000)	6,540 (2,600 to 13,000)	6,540 (2,600 to 13,000)	6,770 (2,700 to 13,000)	6,540 (2,600 to 13,000)	6,540 (2,600 to 13,000)	6,540 (2,600 to 13,000)	6,540 (2,600 to 13,000)	6,540 (2,600 to 13,000)	2,960 (1,200 to 5,900)	980 (390 to 1,900)	260 (100 to 520)	67 (27 to 130)	89,000
Latent tuberculosis infection	0 (0 to 0)	0 (0 to 0)	0 (0 to 0)	0 (0 to 0)	0 (0 to 0)	0 (0 to 0)	0 (0 to 0)	0 (0 to 0)	0 (0 to 0)	0 (0 to 0)	0 (0 to 0)	0 (0 to 0)	0 (0 to 0)	0 (0 to 0)	0 (0 to 0)	0 (0 to 0)	0 (0 to 0)	0 (0 to 0)	0 (0 to 0)	0 (0 to 0)	0 (0 to 0)	0 (0 to 0)	0 (0 to 0)	0
Drug-susceptible tuberculosis	0 (0 to 0)	2,600 (1,000 to 5,200)	1,060 (1,000 to 1,100)	1,060 (1,000 to 1,100)	3,110 (1,200 to 6,200)	3,740 (1,500 to 7,400)	3,660 (1,500 to 7,200)	4,270 (1,700 to 8,500)	4,570 (1,800 to 9,000)	6,330 (2,500 to 12,000)	6,540 (2,600 to 13,000)	6,540 (2,600 to 13,000)	6,540 (2,600 to 13,000)	6,770 (2,700 to 13,000)	6,540 (2,600 to 13,000)	6,540 (2,600 to 13,000)	6,540 (2,600 to 13,000)	6,540 (2,600 to 13,000)	6,540 (2,600 to 13,000)	2,960 (1,200 to 5,900)	980 (390 to 1,900)	260 (100 to 520)	67 (27 to 130)	89,000
Multidrug-resistant tuberculosis without extensive drug resistance	0 (0 to 0)	0 (0 to 0)	0 (0 to 0)	0 (0 to 0)	0 (0 to 0)	0 (0 to 0)	0 (0 to 0)	0 (0 to 0)	0 (0 to 0)	0 (0 to 0)	0 (0 to 0)	0 (0 to 0)	0 (0 to 0)	0 (0 to 0)	0 (0 to 0)	0 (0 to 0)	0 (0 to 0)	0 (0 to 0)	0 (0 to 0)	0 (0 to 0)	0 (0 to 0)	0 (0 to 0)	0 (0 to 0)	0
Extensively drug-resistant tuberculosis	0 (0 to 0)	0 (0 to 0)	0 (0 to 0)	0 (0 to 0)	0 (0 to 0)	0 (0 to 0)	0 (0 to 0)	0 (0 to 0)	0 (0 to 0)	0 (0 to 0)	0 (0 to 0)	0 (0 to 0)	0 (0 to 0)	0 (0 to 0)	0 (0 to 0)	0 (0 to 0)	0 (0 to 0)	0 (0 to 0)	0 (0 to 0)	0 (0 to 0)	0 (0 to 0)	0 (0 to 0)	0 (0 to 0)	0
Lower respiratory infections	37,000 (19,000 to 58,000)	21,000 (9,000 to 34,000)	76,000 (45,000 to 122,000)	15,000 (10,000 to 23,000)	4,980 (2,000 to 8,000)	2,290 (1,000 to 4,000)	1,840 (1,000 to 3,000)	10,000 (6,000 to 17,000)	2,170 (1,000 to 4,000)	1,170 (1,000 to 2,000)	2,340 (1,000 to 4,000)	8,000 (4,000 to 14,000)	4,000 (2,000 to 7,000)	4,000 (2,000 to 7,000)	5,000 (2,000 to 9,000)	4,000 (2,000 to 7,000)	6,000 (3,000 to 10,000)	4,000 (2,000 to 7,000)	4,000 (2,000 to 7,000)	4,970 (2,000 to 9,000)	2,650 (1,000 to 5,000)	1,200 (1,000 to 1,400)	292 (281 to 305)	217,000
Upper respiratory infections	1,800 (1 to 11,000)	1,200 (0 to 6,200)	1,270 (0 to 7,200)	1,270 (0 to 7,200)	1,220 (0 to 6,900)	1,220 (0 to 6,900)	1,220 (0 to 6,900)	1,220 (0 to 6,900)	1,220 (0 to 6,900)	1,220 (0 to 6,900)	1,220 (0 to 6,900)	752 (0 to 4,260)	421 (0 to 2,380)	270 (0 to 1,530)	320 (0 to 1,810)	320 (0 to 1,810)	320 (0 to 1,810)	320 (0 to 1,810)	320 (0 to 1,810)	320 (0 to 1,810)	320 (0 to 1,810)	320 (0 to 1,810)	320 (0 to 1,810)	12,200
Otitis media	0 (0 to 0)	0 (0 to 0)	0 (0 to 0)	0 (0 to 0)	0 (0 to 0)	0 (0 to 0)	0 (0 to 0)	0 (0 to 0)	0 (0 to 0)	0 (0 to 0)	0 (0 to 0)	0 (0 to 0)	0 (0 to 0)	0 (0 to 0)	0 (0 to 0)	0 (0 to 0)	0 (0 to 0)	0 (0 to 0)	0 (0 to 0)	0 (0 to 0)	0 (0 to 0)	0 (0 to 0)	0 (0 to 0)	0
Enteric infections	2,960 (647 to 6,010)	2,960 (1,000 to 5,200)	20,000 (10,000 to 33,000)	16,000 (10,000 to 25,000)	16,000 (9,000 to 25,000)	16,000 (9,000 to 25,000)	16,000 (9,000 to 25,000)	16,000 (9,000 to 25,000)	16,000 (9,000 to 25,000)	16,000 (9,000 to 25,000)	16,000 (9,000 to 25,000)	16,000 (9,000 to 25,000)	16,000 (9,000 to 25,000)	16,000 (9,000 to 25,000)	16,000 (9,000 to 25,000)	16,000 (9,000 to 25,000)	16,000 (9,000 to 25,000)	16,000 (9,000 to 25,000)	16,000 (9,000 to 25,000)	8,000 (3,000 to 15,000)	3,960 (1,000 to 8,000)	960 (281 to 2,000)	160 (27 to 400)	160,000
Diarrheal diseases	2,960 (647 to 6,010)	2,960 (1,000 to 5,200)	11,000 (1,000 to 25,000)	6,750 (1,000 to 16,000)	6,490 (1,000 to 15,000)	6,490 (1,000 to 15,000)	6,610 (1,000 to 15,000)	6,230 (1,000 to 15,000)	6,230 (1,000 to 15,000)	6,490 (1,000 to 15,000)	6,490 (1,000 to 15,000)	6,490 (1,000 to 15,000)	6,490 (1,000 to 15,000)	6,490 (1,000 to 15,000)	6,490 (1,000 to 15,000)	6,490 (1,000 to 15,000)	6,490 (1,000 to 15,000)	6,490 (1,000 to 15,000)	6,490 (1,000 to 15,000)	3,750 (1,000 to 8,000)	4,210 (1,000 to 8,000)	1,060 (996 to 1,900)	581 (996 to 1,900)	159,000
Typhoid and paratyphoid	0 (0 to 0)	494 (0 to 1,220)	2,070 (1,000 to 3,000)	1,760 (1,000 to 2,500)	1,740 (1,000 to 2,500)	1,740 (1,000 to 2,500)	1,740 (1,000 to 2,500)	1,740 (1,000 to 2,500)	3,010 (1,000 to 5,000)	1,970 (1,000 to 3,000)	1,170 (1,000 to 2,000)	696 (1,000 to 1,000)	493 (1,000 to 1,000)	454 (1,000 to 1,000)	329 (1,000 to 1,000)	256 (1,000 to 1,000)	160 (1,000 to 1,000)	132 (1,000 to 1,000)	79.7 (1,000 to 1,000)	43 (1,000 to 1,000)	19.9 (1,000 to 1,000)	6.7 (1,000 to 1,000)	1.8 (1,000 to 1,000)	39,100
Typhoid fever	0 (0 to 0)	494 (1 to 1,220)	2,070 (2,000 to 3,000)	1,760 (1,760 to 2,500)	1,740 (2,000 to 2,500)	1,740 (2,000 to 2,500)	1,740 (2,000 to 2,500)	1,740 (2,000 to 2,500)	3,010 (2,000 to 5,000)	1,970 (2,000 to 3,000)	1,170 (2,000 to 2,000)	696 (2,000 to 1,000)	493 (2,000 to 1,000)	454 (2,000 to 1,000)	329 (2,000 to 1,000)	256 (2,000 to 1,000)	160 (2,000 to 1,000)	132 (2,000 to 1,000)	79.7 (2,000 to 1,000)	43 (2,000 to 1,000)	19.9 (2,000 to 1,000)	6.7 (2,000 to 1,000)	1.8 (2,000 to 1,000)	37,300
Paratyphoid fever	0 (0 to 0)	0 (0 to 0)	0 (0 to 0)	0 (0 to 0)	0 (0 to 0)	0 (0 to 0)	0 (0 to 0)	0 (0 to 0)	0 (0 to 0)	0 (0 to 0)	0 (0 to 0)	0 (0 to 0)	0 (0 to 0)	0 (0 to 0)	0 (0 to 0)	0 (0 to 0)	0 (0 to 0)	0 (0 to 0)	0 (0 to 0)	0 (0 to 0)	0 (0 to 0)	0 (0 to 0)	0 (0 to 0)	0
Invasive Non-typhoidal Salmonella (iNTS)	0 (0 to 0)	0 (0 to 0)	0 (0 to 0)	0 (0 to 0)	0 (0 to 0)	0 (0 to 0)	0 (0 to 0)	0 (0 to 0)	0 (0 to 0)	0 (0 to 0)	0 (0 to 0)	0 (0 to 0)	0 (0 to 0)	0 (0 to 0)	0 (0 to 0)	0 (0 to 0)	0 (0 to 0)	0 (0 to 0)	0 (0 to 0)	0 (0 to 0)	0 (0 to 0)	0 (0 to 0)	0 (0 to 0)	0
Other intestinal infectious diseases	0 (0 to 0)	0 (0 to 0.23)	0 (0 to 1.1)	0 (0 to 1.1)	0 (0 to 0.9)	0 (0 to 0.9)	0 (0 to 0.9)	0 (0 to 0.9)	0 (0 to 0.9)	0 (0 to 0.9)	0 (0 to 0.9)	0 (0 to 0.9)	0 (0 to 0.9)	0 (0 to 0.9)	0 (0 to 0.9)	0 (0 to 0.9)	0 (0 to 0.9)	0 (0 to 0.9)	0 (0 to 0.9)	0 (0 to 0.9)	0 (0 to 0.9)	0 (0 to 0.9)	0 (0 to 0.9)	0
Neglected tropical diseases and malaria	0 (0 to 0)	0 (0 to 0)	0 (0 to 0)	0 (0 to 0)	0 (0 to 0)	0 (0 to 0)	0 (0 to 0)	0 (0 to 0)	0 (0 to 0)	0 (0 to 0)	0 (0 to 0)	0 (0 to 0)	0 (0 to 0)	0 (0 to 0)	0 (0 to 0)	0 (0 to 0)	0 (0 to 0)	0 (0 to 0)	0 (0 to 0)	0 (0 to 0)	0 (0 to 0)	0 (0 to 0)	0 (0 to 0)	0
Malaria	0 (0 to 0)	0 (0 to 1.2)	0 (0 to 1.24)	0 (0 to 0.74)	0 (0 to 0.5)	0 (0 to 0.5)	0 (0 to 0.5)	0 (0 to 0.5)	0 (0 to 0.5)	0 (0 to 0.5)	0 (0 to 0.5)	0 (0 to 0.5)	0 (0 to 0.5)	0 (0 to 0.5)	0 (0 to 0.5)	0 (0 to 0.5)	0 (0 to 0.5)	0 (0 to 0.5)	0 (0 to 0.5)	0 (0 to 0.5)	0 (0 to 0.5)	0 (0 to 0.5)	0 (0 to 0.5)	0 (0 to 0.5)	282
Chagas disease	0 (0 to 0)	0 (0 to 0)	0 (0 to 0)	0 (0 to 0)	0 (0 to 0)	0 (0 to 0)	0 (0 to 0)	0 (0 to 0)	0 (0 to 0)	0 (0 to 0)	0 (0 to 0)	0 (0 to 0)	0 (0 to 0)	0 (0 to 0)	0 (0 to 0)	0 (0 to 0)	0 (0 to 0)	0 (0 to 0)	0 (0 to 0)	0 (0 to 0)	0 (0 to 0)	0 (0 to 0)	0 (0 to 0)	0
Leishmaniasis	0 (0 to 0)	0 (0 to 0.22)	0 (0 to 1.24)	0 (0 to 0.74)	0 (0 to 0.5)	0 (0 to 0.5)	0 (0 to 0.5)	0 (0 to 0.5)	0 (0 to 0.5)	0 (0 to 0.5)	0 (0 to 0.5)	0 (0 to 0.5)	0 (0 to 0.5)	0 (0 to 0.5)	0 (0 to 0.5)	0 (0 to 0.5)	0 (0 to 0.5)	0 (0 to 0.5)	0 (0 to 0.5)	0 (0 to 0.5)	0 (0 to 0.5)	0 (0 to 0.5)	0 (0 to 0.5)	0 (0 to 0.5)	986
Visceral leishmaniasis	0 (0 to 0)	0 (0 to 0)	0 (0 to 1.24)	0 (0 to 0.74)	0 (0 to 0.5)	0 (0 to 0.5)	0 (0 to 0.5)	0 (0 to 0.5)	0 (0 to 0.5)	0 (0 to 0.5)	0 (0 to 0.5)	0 (0 to 0.5)	0 (0 to 0.5)	0 (0 to 0.5)	0 (0 to 0.5)	0 (0 to 0.5)	0 (0 to 0.5)	0 (0 to 0.5)	0 (0 to 0.5)	0 (0 to 0.5)	0 (0 to 0.5)	0 (0 to 0.5)	0 (0 to 0.5)	0 (0 to 0.5)	0
Cutaneous and mucocutaneous leishmaniasis	0 (0 to 0)	0 (0 to 0)	0 (0 to 0)	0 (0 to 0)	0 (0 to 0)	0 (0 to 0)	0 (0 to 0)	0 (0 to 0)	0 (0 to 0)	0 (0 to 0)	0 (0 to 0)	0 (0 to 0)	0 (0 to 0)	0 (0 to 0)	0 (0 to 0)	0 (0 to 0)	0 (0 to 0)	0 (0 to 0)	0 (0 to 0)	0 (0 to 0)	0 (0 to 0)	0 (0 to 0)	0 (0 to 0)	0 (0 to 0)	0
African trypanosomiasis	0 (0 to 0)	0 (0 to 0)	0 (0 to 0)	0 (0 to 0)	0 (0 to 0)	0 (0 to 0)	0 (0 to 0)	0 (0 to 0)	0 (0 to 0)	0 (0 to 0)	0 (0 to 0)	0 (0 to 0)	0 (0 to 0)	0 (0 to 0)	0 (0 to 0)	0 (0 to 0)	0 (0 to 0)	0 (0 to 0)	0 (0 to 0)	0 (0 to 0)	0 (0 to 0)	0 (0 to 0)	0 (0 to 0)	0 (0 to 0)	0
Schistosomiasis	0 (0 to 0)	0 (0 to 0)	0 (0 to 0)	0 (0 to 0)	0 (0 to 0)	0 (0 to 0)	0 (0 to 0)	0 (0 to 0)	0 (0 to 0)	0 (0 to 0)	0 (0 to 0)	0 (0 to 0)	0 (0 to 0)	0 (0 to 0)	0 (0 to 0)	0 (0 to 0)	0 (0 to 0)	0 (0 to 0)	0 (0 to 0)	0 (0 to 0)	0 (0 to 0)	0 (0 to 0)	0 (0 to 0)	0 (0 to 0)	0
Cysticercosis	0 (0 to 0)	0 (0 to 0)	0 (0 to 0)	0 (0 to 0)	0 (0 to 0)	0 (0 to 0)	0 (0 to 0)	0 (0 to 0)	0 (0 to 0)	0 (0 to 0)	0 (0 to 0)	0 (0 to 0)	0 (0 to 0)	0 (0 to 0)	0 (0 to 0)	0 (0 to 0)	0 (0 to 0)	0 (0 to 0)	0 (0 to 0)	0 (0 to 0)	0 (0 to 0)	0 (0 to 0)	0 (0 to 0)	0 (0 to 0)	0
Cystic echinococcosis	0 (0 to 0)	0 (0 to 0)	0 (0 to 0.1)	0 (0 to 0.1)	0 (0 to 0.2)	0 (0 to 0.2)	0 (0 to 0.2)	0 (0 to 0.2)	0 (0 to 0.2)	0 (0 to 0.2)	0 (0 to 0.2)	0 (0 to 0.2)	0 (0 to 0.2)	0 (0 to 0.2)	0 (0 to 0.2)	0 (0 to 0.2)	0 (0 to 0.2)	0 (0 to 0.2)	0 (0 to 0.2)	0 (0 to 0.2)	0 (0 to 0.2)	0 (0 to 0.2)	0 (0 to 0.2)	0 (0 to 0.2)	0
Lymphatic filariasis	0 (0 to 0)	0 (0 to 0)	0 (0 to 0)	0 (0 to 0)	0 (0 to 0)	0 (0 to 0)	0 (0 to 0)	0 (0 to 0)	0 (0 to 0)	0 (0 to 0)	0 (0 to 0)	0 (0 to 0)	0 (0 to 0)	0 (0 to 0)	0 (0 to 0)	0 (0 to 0)	0 (0 to 0)	0 (0 to 0)	0 (0 to 0)	0 (0 to 0)	0 (0 to 0)	0 (0 to 0)	0 (0 to 0)	0 (0 to 0)	0
Onchocerciasis	0 (0 to 0)	0 (0 to 0)	0 (0 to 0)	0 (0 to 0)	0 (0 to 0)	0 (0 to 0)	0 (0 to 0)	0 (0 to 0)	0 (0 to 0)	0 (0 to 0)	0 (0 to 0)	0 (0 to 0)	0 (0 to 0)	0 (0 to 0)	0 (0 to 0)	0 (0 to 0)	0 (0 to 0)	0 (0 to 0)	0 (0 to 0)	0 (0 to 0)	0 (0 to 0)	0 (0 to 0)	0 (0 to 0)	0 (0 to 0)	0
Trachoma	0 (0 to 0)	0 (0 to 0)	0 (0 to 0)	0 (0 to 0)	0 (0 to 0)	0 (0 to 0)	0 (0 to 0)	0 (0 to 0)	0 (0 to 0)	0 (0 to 0)	0 (0 to 0)	0 (0 to 0)	0 (0 to 0)	0 (0 to 0)	0 (0 to 0)	0 (0 to 0)	0 (0 to 0)	0 (0 to 0)	0 (0 to 0)	0 (0 to 0)	0 (0 to 0)	0 (0 to 0)	0 (0 to 0)	0 (0 to 0)	0
Dengue	0 (0 to 0)	229 (27 to 601)	394 (62 to 972)	394 (72.0 to 1,180)	179 (20 to 579)	179 (20 to 579)	179 (20 to 579)	179 (20 to 579)	179 (20 to 579)	179 (20 to 579)	179 (20 to 579)	179 (20 to 579)	179 (20 to 579)	179 (20 to 579)	179 (20 to 579)	179 (20 to 579)	179 (20 to 579)	179 (20 to 579)	179 (20 to 579)	179 (20 to 579)	179 (20 to 579)	179 (20 to 579)	179 (20 to 579)	4,810
Yellow fever	0 (0 to 0)	0 (0 to 0)	0 (0 to 0)	0 (0 to 0)	0 (0 to 0)	0 (0 to 0)	0 (0 to 0)	0 (0 to 0)	0 (0 to 0)	0 (0 to 0)	0 (0 to 0)	0 (0 to 0)	0 (0 to 0)	0 (0 to 0)	0 (0 to 0)	0 (0 to 0)	0 (0 to 0)	0 (0 to 0)	0 (0 to 0)	0 (0 to 0)	0 (0 to 0)	0 (0 to 0)	0 (0 to 0)	0 (0 to 0)	0
Rabies	0 (0 to 0)	0 (0 to 0)	494 (0 to 1,220)	494 (0 to 1,220)	99.7 (0 to 246)	99.7 (0 to 246)	99.7 (0 to 246)	99.7 (0 to 246)	99.7 (0 to 246)	99.7 (0 to 246)	99.7 (0 to 246)	99.7 (0 to 246)	99.7 (0 to 246)	99.7 (0 to 246)	99.7 (0 to 246)	99.7 (0 to 246)	99.7 (0 to 246)	99.7 (0 to 246)	99.7 (0 to 246)	99.7 (0 to 246)	99.7 (0 to 246)	99.7 (0 to 246)	99.7 (0 to 246)	1,160
Intestinal nematode infections	0 (0 to 0)	0 (0 to 0)	0 (0 to 0)	0 (0 to 0)	0 (0 to 0)	0 (0 to 0)	0 (0 to 0)	0 (0 to 0)	0 (0 to 0)	0 (0 to 0)	0 (0 to 0)	0 (0 to 0)	0 (0 to 0)	0 (0 to 0)	0 (0 to 0)	0 (0 to 0)	0 (0 to 0)	0 (0 to 0)	0 (0 to 0)	0 (0 to 0)	0 (0 to 0)	0 (0 to 0)	0 (0 to 0)	0 (0 to 0)	0
Ascariasis	0 (0 to 0)	0 (0 to 0)	0 (0 to 0)	0 (0 to 0)	0 (0 to 0)	0 (0 to 0)	0 (0 to 0)	0 (0 to 0)	0 (0 to 0)	0 (0 to 0)	0 (0 to 0)	0 (0 to 0)	0 (0 to 0)	0 (0 to 0)	0 (0 to 0)	0 (0 to 0)	0 (0 to 0)	0 (0 to 0)	0 (0 to 0)	0 (0 to 0)	0 (0 to 0)	0 (0 to 0)	0 (0 to 0)	0 (0 to 0)	0
Trichuriasis	0 (0 to 0)	0 (0 to 0)	0 (0 to 0)	0 (0 to 0)	0 (0 to 0)	0 (0 to 0)	0 (0 to 0)	0 (0 to 0)	0 (0 to 0)	0 (0 to 0)	0 (0 to 0)	0 (0 to 0)	0 (0 to 0)	0 (0 to 0)	0 (0 to 0)	0 (0



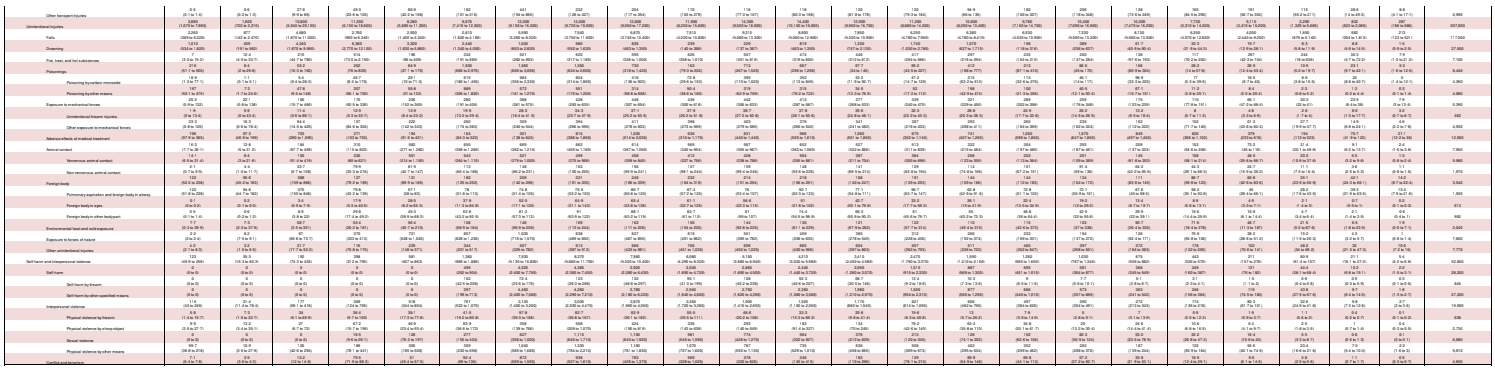

Net Taxes, Rs. Pakistan (DALY) by cause and age group for females with IHD projected to scenario, 2019

Cause	Early Neonatal	Late Neonatal	Post Neonatal	1 to 4	5 to 9	10 to 14	15 to 19	20 to 24	25 to 29	30 to 34	35 to 39	40 to 44	45 to 49	50 to 54	55 to 59	60to 64	65 to 69	70 to 74	75 to 79	80 to 84	85 to 89	90 to 94	95 plus	Total
All causes	8,642,000	2,210,000	3,442,000	3,262,000	1,322,000	1,286,000	1,604,000	2,026,000	2,579,000	1,956,000	1,660,000	2,040,000	1,960,000	1,850,000	1,722,000	1,626,000	1,210,000	956,000	683,000	423,000	184,000	53,000	44,000	44,868,000
Communicable, maternal, neonatal, and nutritional diseases	8,642,000	2,210,000	3,442,000	3,262,000	1,322,000	1,286,000	1,604,000	2,026,000	2,579,000	1,956,000	1,660,000	2,040,000	1,960,000	1,850,000	1,722,000	1,626,000	1,210,000	956,000	683,000	423,000	184,000	53,000	44,000	44,868,000
HIV/AIDS and sexually transmitted infections	8,642,000	2,210,000	3,442,000	3,262,000	1,322,000	1,286,000	1,604,000	2,026,000	2,579,000	1,956,000	1,660,000	2,040,000	1,960,000	1,850,000	1,722,000	1,626,000	1,210,000	956,000	683,000	423,000	184,000	53,000	44,000	44,868,000
HIV/AIDS	8,642,000	2,210,000	3,442,000	3,262,000	1,322,000	1,286,000	1,604,000	2,026,000	2,579,000	1,956,000	1,660,000	2,040,000	1,960,000	1,850,000	1,722,000	1,626,000	1,210,000	956,000	683,000	423,000	184,000	53,000	44,000	44,868,000
HIV/AIDS - Drug-susceptible Tuberculosis	0.1	0.0	0.0	0.0	0.0	0.0	0.0	0.0	0.0	0.0	0.0	0.0	0.0	0.0	0.0	0.0	0.0	0.0	0.0	0.0	0.0	0.0	0.0	0.2
HIV/AIDS - Multidrug-resistant Tuberculosis without extensive drug resistance	0.0	0.0	0.0	0.0	0.0	0.0	0.0	0.0	0.0	0.0	0.0	0.0	0.0	0.0	0.0	0.0	0.0	0.0	0.0	0.0	0.0	0.0	0.0	0.0
HIV/AIDS - Extensively drug-resistant Tuberculosis	0.0	0.0	0.0	0.0	0.0	0.0	0.0	0.0	0.0	0.0	0.0	0.0	0.0	0.0	0.0	0.0	0.0	0.0	0.0	0.0	0.0	0.0	0.0	0.0
HIV/AIDS resulting in other diseases	0.0	0.0	0.0	0.0	0.0	0.0	0.0	0.0	0.0	0.0	0.0	0.0	0.0	0.0	0.0	0.0	0.0	0.0	0.0	0.0	0.0	0.0	0.0	0.0
Sexually transmitted infections, excluding HIV	0.0	0.0	0.0	0.0	0.0	0.0	0.0	0.0	0.0	0.0	0.0	0.0	0.0	0.0	0.0	0.0	0.0	0.0	0.0	0.0	0.0	0.0	0.0	0.0
Syphilis	0.0	0.0	0.0	0.0	0.0	0.0	0.0	0.0	0.0	0.0	0.0	0.0	0.0	0.0	0.0	0.0	0.0	0.0	0.0	0.0	0.0	0.0	0.0	0.0
Chlamydial infection	0.0	0.0	0.0	0.0	0.0	0.0	0.0	0.0	0.0	0.0	0.0	0.0	0.0	0.0	0.0	0.0	0.0	0.0	0.0	0.0	0.0	0.0	0.0	0.0
Gonococcal infection	0.0	0.0	0.0	0.0	0.0	0.0	0.0	0.0	0.0	0.0	0.0	0.0	0.0	0.0	0.0	0.0	0.0	0.0	0.0	0.0	0.0	0.0	0.0	0.0
Trichomoniasis	0.0	0.0	0.0	0.0	0.0	0.0	0.0	0.0	0.0	0.0	0.0	0.0	0.0	0.0	0.0	0.0	0.0	0.0	0.0	0.0	0.0	0.0	0.0	0.0
Genital herpes	0.0	0.0	0.0	0.0	0.0	0.0	0.0	0.0	0.0	0.0	0.0	0.0	0.0	0.0	0.0	0.0	0.0	0.0	0.0	0.0	0.0	0.0	0.0	0.0
Other sexually transmitted infections	0.0	0.0	0.0	0.0	0.0	0.0	0.0	0.0	0.0	0.0	0.0	0.0	0.0	0.0	0.0	0.0	0.0	0.0	0.0	0.0	0.0	0.0	0.0	0.0
Respiratory infections and tuberculosis	0.0	0.0	0.0	0.0	0.0	0.0	0.0	0.0	0.0	0.0	0.0	0.0	0.0	0.0	0.0	0.0	0.0	0.0	0.0	0.0	0.0	0.0	0.0	0.0
Tuberculosis	0.1	0.0	0.0	0.0	0.0	0.0	0.0	0.0	0.0	0.0	0.0	0.0	0.0	0.0	0.0	0.0	0.0	0.0	0.0	0.0	0.0	0.0	0.0	0.2
Latent tuberculosis infection	0.0	0.0	0.0	0.0	0.0	0.0	0.0	0.0	0.0	0.0	0.0	0.0	0.0	0.0	0.0	0.0	0.0	0.0	0.0	0.0	0.0	0.0	0.0	0.0
Drug-susceptible tuberculosis	0.1	0.0	0.0	0.0	0.0	0.0	0.0	0.0	0.0	0.0	0.0	0.0	0.0	0.0	0.0	0.0	0.0	0.0	0.0	0.0	0.0	0.0	0.0	0.2
Multidrug-resistant tuberculosis without extensive drug resistance	0.0	0.0	0.0	0.0	0.0	0.0	0.0	0.0	0.0	0.0	0.0	0.0	0.0	0.0	0.0	0.0	0.0	0.0	0.0	0.0	0.0	0.0	0.0	0.0
Extensively drug-resistant tuberculosis	0.0	0.0	0.0	0.0	0.0	0.0	0.0	0.0	0.0	0.0	0.0	0.0	0.0	0.0	0.0	0.0	0.0	0.0	0.0	0.0	0.0	0.0	0.0	0.0
Lower respiratory infections	0.0	0.0	0.0	0.0	0.0	0.0	0.0	0.0	0.0	0.0	0.0	0.0	0.0	0.0	0.0	0.0	0.0	0.0	0.0	0.0	0.0	0.0	0.0	0.0
Upper respiratory infections	0.0	0.0	0.0	0.0	0.0	0.0	0.0	0.0	0.0	0.0	0.0	0.0	0.0	0.0	0.0	0.0	0.0	0.0	0.0	0.0	0.0	0.0	0.0	0.0
Otitis media	0.0	0.0	0.0	0.0	0.0	0.0	0.0	0.0	0.0	0.0	0.0	0.0	0.0	0.0	0.0	0.0	0.0	0.0	0.0	0.0	0.0	0.0	0.0	0.0
Enteric infections	0.0	0.0	0.0	0.0	0.0	0.0	0.0	0.0	0.0	0.0	0.0	0.0	0.0	0.0	0.0	0.0	0.0	0.0	0.0	0.0	0.0	0.0	0.0	0.0
Diarrheal diseases	0.0	0.0	0.0	0.0	0.0	0.0	0.0	0.0	0.0	0.0	0.0	0.0	0.0	0.0	0.0	0.0	0.0	0.0	0.0	0.0	0.0	0.0	0.0	0.0
Typhoid and paratyphoid	0.0	0.0	0.0	0.0	0.0	0.0	0.0	0.0	0.0	0.0	0.0	0.0	0.0	0.0	0.0	0.0	0.0	0.0	0.0	0.0	0.0	0.0	0.0	0.0
Typhoid fever	0.0	0.0	0.0	0.0	0.0	0.0	0.0	0.0	0.0	0.0	0.0	0.0	0.0	0.0	0.0	0.0	0.0	0.0	0.0	0.0	0.0	0.0	0.0	0.0
Paratyphoid fever	0.0	0.0	0.0	0.0	0.0	0.0	0.0	0.0	0.0	0.0	0.0	0.0	0.0	0.0	0.0	0.0	0.0	0.0	0.0	0.0	0.0	0.0	0.0	0.0
Invasive Non-Typhoidal Salmonella (iNTS)	0.0	0.0	0.0	0.0	0.0	0.0	0.0	0.0	0.0	0.0	0.0	0.0	0.0	0.0	0.0	0.0	0.0	0.0	0.0	0.0	0.0	0.0	0.0	0.0
Other intestinal infectious diseases	0.0	0.0	0.0	0.0	0.0	0.0	0.0	0.0	0.0	0.0	0.0	0.0	0.0	0.0	0.0	0.0	0.0	0.0	0.0	0.0	0.0	0.0	0.0	0.0
Neglected tropical diseases and malaria	0.0	0.0	0.0	0.0	0.0	0.0	0.0	0.0	0.0	0.0	0.0	0.0	0.0	0.0	0.0	0.0	0.0	0.0	0.0	0.0	0.0	0.0	0.0	0.0
Malaria	0.0	0.0	0.0	0.0	0.0	0.0	0.0	0.0	0.0	0.0	0.0	0.0	0.0	0.0	0.0	0.0	0.0	0.0	0.0	0.0	0.0	0.0	0.0	0.0
Chagas disease	0.0	0.0	0.0	0.0	0.0	0.0	0.0	0.0	0.0	0.0	0.0	0.0	0.0	0.0	0.0	0.0	0.0	0.0	0.0	0.0	0.0	0.0	0.0	0.0
Leishmaniasis	0.0	0.0	0.0	0.0	0.0	0.0	0.0	0.0	0.0	0.0	0.0	0.0	0.0	0.0	0.0	0.0	0.0	0.0	0.0	0.0	0.0	0.0	0.0	0.0
Visceral leishmaniasis	0.0	0.0	0.0	0.0	0.0	0.0	0.0	0.0	0.0	0.0	0.0	0.0	0.0	0.0	0.0	0.0	0.0	0.0	0.0	0.0	0.0	0.0	0.0	0.0
Cutaneous and mucocutaneous leishmaniasis	0.0	0.0	0.0	0.0	0.0	0.0	0.0	0.0	0.0	0.0	0.0	0.0	0.0	0.0	0.0	0.0	0.0	0.0	0.0	0.0	0.0	0.0	0.0	0.0
African trypanosomiasis	0.0	0.0	0.0	0.0	0.0	0.0	0.0	0.0	0.0	0.0	0.0	0.0	0.0	0.0	0.0	0.0	0.0	0.0	0.0	0.0	0.0	0.0	0.0	0.0
Schistosomiasis	0.0	0.0	0.0	0.0	0.0	0.0	0.0	0.0	0.0	0.0	0.0	0.0	0.0	0.0	0.0	0.0	0.0	0.0	0.0	0.0	0.0	0.0	0.0	0.0
Cysticercosis	0.0	0.0	0.0	0.0	0.0	0.0	0.0	0.0	0.0	0.0	0.0	0.0	0.0	0.0	0.0	0.0	0.0	0.0	0.0	0.0	0.0	0.0	0.0	0.0
Cystic echinococcosis	0.0	0.0	0.0	0.0	0.0	0.0	0.0	0.0	0.0	0.0	0.0	0.0	0.0	0.0	0.0	0.0	0.0	0.0	0.0	0.0	0.0	0.0	0.0	0.0
Lymphatic filariasis	0.0	0.0	0.0	0.0	0.0	0.0	0.0	0.0	0.0	0.0	0.0	0.0	0.0	0.0	0.0	0.0	0.0	0.0	0.0	0.0	0.0	0.0	0.0	0.0
Onchocerciasis	0.0	0.0	0.0	0.0	0.0	0.0	0.0	0.0	0.0	0.0	0.0	0.0	0.0	0.0	0.0	0.0	0.0	0.0	0.0	0.0	0.0	0.0	0.0	0.0
Trachoma	0.0	0.0	0.0	0.0	0.0	0.0	0.0	0.0	0.0	0.0	0.0	0.0	0.0	0.0	0.0	0.0	0.0	0.0	0.0	0.0	0.0	0.0	0.0	0.0
Dengue	0.0	0.0	0.0	0.0	0.0	0.0	0.0	0.0	0.0	0.0	0.0	0.0	0.0	0.0	0.0	0.0	0.0	0.0	0.0	0.0	0.0	0.0	0.0	0.0
Yellow fever	0.0	0.0	0.0	0.0	0.0	0.0	0.0	0.0	0.0	0.0	0.0	0.0	0.0	0.0	0.0	0.0	0.0	0.0	0.0	0.0	0.0	0.0	0.0	0.0
Rabies	0.0	0.0	0.0	0.0	0.0	0.0	0.0	0.0	0.0	0.0	0.0	0.0	0.0	0.0	0.0	0.0	0.0	0.0	0.0	0.0	0.0	0.0	0.0	0.0
Intestinal nematode infections	0.0	0.0	0.0	0.0	0.0	0.0	0.0	0.0	0.0	0.0	0.0	0.0	0.0	0.0	0.0	0.0	0.0	0.0	0.0	0.0	0.0	0.0	0.0	0.0
Ascariasis	0.0	0.0	0.0	0.0	0.0	0.0	0.0	0.0	0.0	0.0	0.0	0.0	0.0	0.0	0.0	0.0	0.0	0.0	0.0	0.0	0.0	0.0	0.0	0.0
Trichuriasis	0.0	0.0	0.0	0.0	0.0	0.0	0.0	0.0	0.0	0.0	0.0	0.0	0.0	0.0	0.0	0.0	0.0	0.0	0.0	0.0	0.0	0.0	0.0	0.0
Hookworm disease	0.0	0.0	0.0	0.0	0.0	0.0	0.0	0.0	0.0	0.0	0.0	0.0	0.0	0.0	0.0	0.0	0.0	0.0	0.0	0.0	0.0	0.0	0.0	0.0
Food-borne trematodiases	0.0	0.0	0.0	0.0	0.0	0.0	0.0	0.0	0.0	0.0	0.0	0.0	0.0	0.0	0.0	0.0	0.0	0.0	0.0	0.0	0.0	0.0	0.0	0.0
Leprosy	0.0	0.0	0.0	0.0	0.0	0.0	0.0	0.0	0.0	0.0	0.0	0.0	0.0	0.0	0.0	0.0	0.0	0.0	0.0	0.0	0.0	0.0	0.0	0.0
Ebola	0.0	0.0	0.0	0.0	0.0	0.0	0.0	0.0	0.0	0.0	0.0	0.0	0.0	0.0	0.0	0.0	0.0	0.0	0.0	0.0	0.0	0.0	0.0	0.0
Zika virus	0.0	0.0	0.0	0.0	0.0	0.0	0.0	0.0	0.0	0.0	0.0	0.0	0.0	0.0	0.0	0.0	0.0	0.0	0.0	0.0	0.0	0.0	0.0	0.0
Guinea worm disease	0.0	0.0	0.0	0.0	0.0	0.0	0.0	0.0	0.0	0.0	0.0	0.0	0.0	0.0	0.0	0.0	0.0	0.0	0.0	0.0	0.0	0.0	0.0	0.0
Other neglected tropical diseases	0.0	0.0	0.0	0.0	0.0	0.0	0.0	0.0	0.0	0.0	0.0	0.0	0.0	0.0	0.0	0.0	0.0	0.0	0.0	0.0	0.0	0.0	0.0	0.0
Other infectious diseases	0.0	0.0	0.0	0.0	0.0	0.0	0.0	0.0	0.0	0.0	0.0	0.0	0.0	0.0	0.0	0.0	0.0	0.0	0.0	0.0	0.0	0.0	0.0	0.0
Meningitis	0.0	0.0	0.0	0.0	0.0	0.0	0.0	0.0	0.0	0.0	0.0	0.0	0.0	0.0	0.0	0.0	0.0	0.0	0.0	0.0	0.0	0.0	0.0	0.0
Encephalitis	0.0	0.0	0.0	0.0	0.0	0.0	0.0	0.0	0.0	0.0	0.0	0.0	0.0	0.0	0.0	0.0	0.0	0.0	0.0	0.0	0.0	0.0	0.0	0.0
Diphtheria	0.0	0.0	0.0	0.0	0.0	0.0	0.0	0.0	0.0	0.0	0.0	0.0	0.0	0.0	0.0	0.0	0.0	0.0	0.0	0.0	0.0	0.0	0.0	0.0
Tetanus	0.0	0.0	0.0	0.0	0.0	0.0	0.0	0.0	0.0	0.0	0.0	0.0	0.0	0.0	0.0	0.0	0.0	0.0	0.0	0.0	0.0	0.0	0.0	0.0
Measles	0.0	0.0	0.0	0.0	0.0	0.0	0.0	0.0	0.0	0.0	0.0	0.0	0.0	0.0	0.0	0.0	0.0	0.0	0.0	0.0	0.0	0.0	0.0	0.0
Varicella and herpes zoster	0.0	0.0	0.0	0.0	0.0	0.0	0.0	0.0	0.0	0.0	0.0	0.0	0.0	0.0	0.0	0.0	0.0	0.0	0.0	0.0	0.0	0.0	0.0	0.0
Acute hepatitis	0.0	0.0	0.0	0.0	0.0	0.0	0.0	0.0	0.0	0.0	0.0	0.0	0.0	0.0	0.0	0.0	0.0	0.0	0.0	0.0	0.0	0.0	0.0	0.0
Acute hepatitis A	0.0	0.0	0.0	0.0	0.0	0.0	0.0	0.0	0.0	0.0	0.0	0.0	0.0	0.0	0.0	0.0	0.0	0.0	0.0	0.0	0.0	0.0	0.0	0.0
Acute hepatitis B	0.0	0.0	0.0	0.0	0.0	0.0	0.0	0.0	0.0	0.0	0.0	0.0	0.0	0.0	0.0	0.0	0.0	0.0	0.0	0.0	0.0	0.0	0.0	0.0
Acute hepatitis C	0.0	0.0	0.0	0.0	0.0	0.0	0.0	0.0	0.0	0.0	0.0	0.0	0.0	0.0	0.0	0.0	0.0	0.0	0.0	0.0	0.0	0.0	0.0	0.0
Other unspecified infectious diseases	0.0	0.0	0.0	0.0	0.0	0.0	0.0	0.0	0.0	0.0	0.0	0.0	0.0	0.0	0.0	0.0	0.0	0.0	0.0	0.0	0.0	0.0	0.0	0.0
Maternal and neonatal disorders	0.0	0.0	0.0	0.0	0.0	0.0	0.0	0.0	0.0	0.0	0.0	0.0	0.0	0.0	0.0	0.0	0.0	0.0	0.0	0.0	0.0	0.0	0.0	0.0
Maternal disorders	0.0	0.0	0.0	0.0	0.0	0.0	0.0	0.0	0.0	0.0	0.0	0.0	0.0	0.0	0.0	0.0	0.0	0.0	0.0	0.0	0.0	0.0	0.0	0.0
Maternal hemorrhage	0.0	0.0	0.0	0.0	0.0	0.0	0.0	0.0	0.0	0.0	0.0	0.0	0.0	0.0	0.0	0.0	0.0	0.0	0.0	0.0	0.0	0.0	0.0	0.0
Maternal sepsis and other maternal infections	0.0	0.0	0.0	0.0	0.0	0.0	0.0	0.0	0.0	0.0	0.0	0.0	0.0	0.0	0.0	0.0	0.0	0.0	0.0	0.0	0.0	0.0	0.0	0.0
Maternal hypertensive disorders	0.0	0.0	0.0	0.0	0.0	0.0	0.0	0.0	0.0	0.0	0.0	0.0	0.0	0.0	0.0	0.0	0.0	0.0	0.0	0.0	0.0	0.0	0.0	0.0
Maternal obstructed labor and uterine rupture	0.0	0.0	0.0	0.0	0.0	0.0	0.0	0.0	0.0	0.0	0.0	0.0	0.0	0.0	0.0	0.0	0.0	0.0	0.0	0.0	0.0	0.0	0.0	0.0
Maternal abortion and ectopic pregnancy	0.0	0.0	0.0	0.0	0.0	0.0	0.0	0.0	0.0	0.0	0.0	0.0	0.0	0.0	0.0	0.0	0.0	0.0	0.0	0.0	0.0	0.0	0.0	0.0
Abortion	0.0	0.0	0.0	0.0	0.0	0.0	0.0	0.0	0.0	0.0	0.0	0.0	0.0	0.0	0.0	0.0	0.0	0.0	0.0	0.0	0.0	0.0	0.0	0.0
Ectopic pregnancy	0.0	0.0	0.0	0.0	0.0	0.0	0.0	0.0	0.0	0.0	0.0	0.0	0.0	0.0	0.0	0.0	0.0	0.0	0.0	0.0	0.0	0.0	0.0	0.0
Indirect maternal deaths	0.0	0.0	0.0	0.0	0.0	0.0	0.0	0.0	0.0	0.0	0.0	0.0	0.0	0.0	0.0	0.0	0.0	0.0	0.0	0.0	0.0	0.0	0.0	0.0
Late maternal deaths	0.0	0.0	0.0	0.0	0.0	0.0	0.0	0.0	0.0	0.0	0.0	0.0	0.0	0.0	0.0	0.0	0.0	0.0	0.0	0.0	0.0	0.0	0.0	0.0
Maternal deaths aggravated by HIV/AIDS	0.0	0.0	0.0	0.0	0.0	0.0	0.0	0.0	0.0	0.0	0.0	0.0	0.0	0.0	0.0	0.0	0.0	0.0	0.0	0.0	0.0	0.0	0.0	0.0
Neonatal disorders	7,049,000	1,759,000	442,000	83,900	49,900	29,600	31,600	34,400	37,700	29,300	27,600	33,600	32,000	30,200	28,100	26,500	19,800	15,600	11,200	6,910	3,000	866	718	9,855,000
Neonatal preterm birth	1,810,000	290,000	40,400	31,600	28,400	20,700	20,400	19,200	19,900	15,400	14,600	17,700	16,900	15,900	14,800	13,900	10,400	8,200	5,900	3,640	1,580	456	378	2,547,000
Neonatal encephalopathy due to birth asphyxia and trauma	4,382,000	1,259,000	347,000	46,600	19,400	7,700	9,700	13,200	16,200	12,800	11,900	14,400	13,700	12,900	12,000	11,300	8,400	6,600	4,700	2,910	1,260	364	302	5,966,000
Neonatal sepsis and other neonatal infections	1,482,000	1,259,000	347,000	46,600	19,400	7,700	9,700	13,200	16,200	12,800	11,900	14,400	13,700	12,900	12,000	11,300	8,400	6,600	4,700	2,910	1,260	364	302	5,966,000
Hemolytic disease and other neonatal jaundice	34,000	258,000	58,900	5,200	3,000	3,010	3,570	4,100	4,700	3,600	3,400	4,100	3,900	3,700	3,400	3,200	2,400	1,900	1,300	810	350	101	84	1,115,000
Other neonatal disorders	1,160,000	2,240,000	258,000	37,000	28,900	15,900	21,900	21,200	20,800	16,500	15,700	19,200	18,300	17,300	16,100	15,200	11,400	9,000	6,500	4,000	1,740	502	416	4,889,000
Nutritional deficiencies	417	1,460	177,000	186,000	49,900	7,240	3,440	3,460	3,460	3,460	3,460	3,460	3,460	3,460	3,460	3,460	3,460	3,460	3,460	3,460	3,460	3,460	3,460	1,000,000
Protein-energy malnutrition	417	1,460	161,000	169,000	45,400	6,580	3,130	3,150	3,150	3,150	3,150	3,150	3,150	3,150	3,150	3,150	3,150	3,150	3,150	3,150	3,150	3,150	3,150	910,000
Iodine deficiency	0.0	0.0	8.4	432	116	16.8	7.3	7.3	7.3	7.3	7.3	7.3	7.3	7.3	7.3	7.3	7.3	7.3	7.3	7.3	7.3	7.3	7.3	2,000
Vitamin A deficiency	0.0	0.0	0.0	0.0	0.0	0.0	0.0	0.0	0.0	0.0	0.0	0.0	0.0	0.0	0.0	0.0	0.0	0.0	0.0	0.0	0.0	0.0	0.0	0.0
Dietary iron deficiency	0.0	0.0	0.0	0.0	0.0	0.0	0.0	0.0	0.0	0.0	0.0	0.0	0.0	0.0	0.0	0.0	0.0	0.0	0.0	0.0	0.0	0.0	0.0	0.0
Other nutritional deficiencies	0.0	0.0	15,300	16,900	4,360	633	300	302	302	302	302	302	302	302	302	302	302	302	302	302	302	302	302	87,000
Non-communicable diseases	1,587,000	449,000	2,999,000	2,913,000	1,272,000	1,256,000	1,572,000	1,992,000	2,541,000	1,926,000	1,632,000	2,006,000	1,928,000	1,819,000	1,693,000	1,599,000	1,190,000	940,000	671,000	416,000	181,000	52,000	43,000	34,013,000
Neoplasms	1,587,000	449,000	2,999,000	2,913,000	1,272,000	1,256,000	1,572,000	1,992,000	2,541,000	1,926,000	1,632,000	2,006,000	1,928,000	1,819,000	1,693,000	1,599,000	1,190,000	940,000	671,000	416,000	181,000	52,000	43,000	34,013,000
Lip and oral cavity cancer	0.0	0.0	0.0	0.0	0.0	0.0	0.0	0.0	0.0	0.0	0.0	0.0	0.0	0.0	0.0	0.0	0.0	0.0	0.0	0.0	0.0	0.0	0.0	0.0
Nasopharynx cancer	0.0	0.0	0.0	0.0	0.0	0.0	0.0	0.0	0.0	0.0	0.0	0.0	0.0	0.0	0.0	0.0	0.0	0.0	0.0	0.0	0.0	0.0	0.0	0.0
Other pharynx cancer	0.0	0.0	0.0	0.0	0.0	0.0	0.0	0.0	0.0	0.0	0.0	0.0	0.0	0.0	0.0	0.0	0.0	0.0	0.0	0.0	0.0	0.0	0.0	0.0
Esophageal cancer	0.0	0.0	0.0	0.0	0.0	0.0	0.0	0.0	0.0	0.0	0.0	0.0	0.0





6907

Table 3b: Cluster Sub-Schemes: Africa GBD 10 cause and age groups for females with 95% uncertainty intervals, 2019

Cause	Early Neonatal	Late Neonatal	Post Neonatal	1 to 4	5 to 9	10 to 14	15 to 19	20 to 24	25 to 29	30 to 34	35 to 39	40 to 44	45 to 49	50 to 54	55 to 59	60 to 64	65 to 69	70 to 74	75 to 79	80 to 84	85 to 89	90 to 94	95 plus	Total
All causes	32 852 (30 000–35 000)	545 (370–730)	2 350 (1 900–2 800)	3 010 (2 600–3 400)	2 260 (1 900–2 600)	1 930 (1 600–2 200)	2 660 (2 300–3 000)	4 000 (3 500–4 500)	5 270 (4 600–5 900)	7 250 (6 400–8 100)	11 100 (9 800–12 400)	15 900 (14 000–17 800)	23 400 (20 600–26 200)	31 500 (27 800–35 200)	41 500 (36 600–46 400)	53 000 (46 800–59 200)	67 000 (59 200–74 800)	81 000 (71 500–90 500)	96 000 (84 500–107 000)	110 000 (97 000–123 000)	124 000 (109 000–138 000)	137 000 (120 000–153 000)	150 000 (131 000–168 000)	150 000 (131 000–168 000)
Communicable, maternal, neonatal, and nutritional diseases	27 750 (23 000–32 000)	500 (330–670)	2 350 (1 900–2 800)	2 970 (2 600–3 300)	1 720 (1 400–2 000)	1 240 (1 000–1 500)	1 450 (1 200–1 700)	2 000 (1 700–2 300)	2 450 (2 100–2 800)	3 000 (2 600–3 400)	4 000 (3 500–4 500)	5 000 (4 400–5 600)	6 500 (5 700–7 300)	8 500 (7 500–9 500)	11 000 (9 800–12 200)	14 000 (12 400–15 600)	17 000 (15 000–19 000)	20 000 (17 500–22 500)	23 000 (20 000–26 000)	25 000 (22 000–28 000)	27 000 (23 000–31 000)	28 000 (24 000–32 000)	28 000 (24 000–32 000)	16 700 (14 500–18 900)
HIV/AIDS and sexually transmitted infections	75 600 (44 000–108 000)	1 400 (800–1 900)	43 000 (32 000–53 000)	63 000 (49 000–76 000)	28 000 (21 000–35 000)	27 000 (20 000–33 000)	47 000 (36 000–58 000)	77 000 (61 000–93 000)	120 000 (100 000–140 000)	170 000 (140 000–200 000)	230 000 (190 000–270 000)	280 000 (230 000–330 000)	330 000 (270 000–390 000)	370 000 (300 000–440 000)	390 000 (310 000–470 000)	390 000 (310 000–470 000)	370 000 (290 000–450 000)	330 000 (250 000–410 000)	280 000 (210 000–350 000)	220 000 (160 000–280 000)	160 000 (110 000–210 000)	110 000 (74 000–150 000)	110 000 (74 000–150 000)	4 960 000
HIV/AIDS	14 000 (8 000–20 000)	450 000 (290 000–610 000)	1 400 000 (1 100 000–1 700 000)	1 400 000 (1 100 000–1 700 000)	1 300 000 (1 000 000–1 600 000)	1 200 000 (930 000–1 500 000)	1 200 000 (930 000–1 500 000)	1 200 000 (930 000–1 500 000)	1 200 000 (930 000–1 500 000)	1 200 000 (930 000–1 500 000)	1 200 000 (930 000–1 500 000)	1 200 000 (930 000–1 500 000)	1 200 000 (930 000–1 500 000)	1 200 000 (930 000–1 500 000)	1 200 000 (930 000–1 500 000)	1 200 000 (930 000–1 500 000)	1 200 000 (930 000–1 500 000)	1 200 000 (930 000–1 500 000)	1 200 000 (930 000–1 500 000)	1 200 000 (930 000–1 500 000)	1 200 000 (930 000–1 500 000)	1 200 000 (930 000–1 500 000)	1 200 000 (930 000–1 500 000)	1 200 000 (930 000–1 500 000)
HIV/AIDS - Drug-susceptible Tuberculosis	0 (0 to 0)	0 (0 to 0)	0 (0 to 0)	0 (0 to 0)	0 (0 to 0)	0 (0 to 0)	0 (0 to 0)	0 (0 to 0)	0 (0 to 0)	0 (0 to 0)	0 (0 to 0)	0 (0 to 0)	0 (0 to 0)	0 (0 to 0)	0 (0 to 0)	0 (0 to 0)	0 (0 to 0)	0 (0 to 0)	0 (0 to 0)	0 (0 to 0)	0 (0 to 0)	0 (0 to 0)	0 (0 to 0)	0 (0 to 0)
HIV/AIDS - Multidrug-resistant Tuberculosis without extensive drug resistance	0 (0 to 0)	0 (0 to 0)	0 (0 to 0)	0 (0 to 0)	0 (0 to 0)	0 (0 to 0)	0 (0 to 0)	0 (0 to 0)	0 (0 to 0)	0 (0 to 0)	0 (0 to 0)	0 (0 to 0)	0 (0 to 0)	0 (0 to 0)	0 (0 to 0)	0 (0 to 0)	0 (0 to 0)	0 (0 to 0)	0 (0 to 0)	0 (0 to 0)	0 (0 to 0)	0 (0 to 0)	0 (0 to 0)	0 (0 to 0)
HIV/AIDS - Extensively drug-resistant Tuberculosis	0 (0 to 0)	0 (0 to 0)	0 (0 to 0)	0 (0 to 0)	0 (0 to 0)	0 (0 to 0)	0 (0 to 0)	0 (0 to 0)	0 (0 to 0)	0 (0 to 0)	0 (0 to 0)	0 (0 to 0)	0 (0 to 0)	0 (0 to 0)	0 (0 to 0)	0 (0 to 0)	0 (0 to 0)	0 (0 to 0)	0 (0 to 0)	0 (0 to 0)	0 (0 to 0)	0 (0 to 0)	0 (0 to 0)	0 (0 to 0)
HIV/AIDS resulting in other diseases	12 000 (6 900–17 000)	17 000 (10 000–24 000)	120 000 (69 000–170 000)	110 000 (64 000–150 000)	17 000 (9 900–24 000)	11 000 (6 500–16 000)	11 000 (6 500–16 000)	11 000 (6 500–16 000)	11 000 (6 500–16 000)	11 000 (6 500–16 000)	11 000 (6 500–16 000)	11 000 (6 500–16 000)	11 000 (6 500–16 000)	11 000 (6 500–16 000)	11 000 (6 500–16 000)	11 000 (6 500–16 000)	11 000 (6 500–16 000)	11 000 (6 500–16 000)	11 000 (6 500–16 000)	11 000 (6 500–16 000)	11 000 (6 500–16 000)	11 000 (6 500–16 000)	11 000 (6 500–16 000)	11 000 (6 500–16 000)
Sexually transmitted infections, excluding HIV	75 600 (44 000–108 000)	1 400 (800–1 900)	43 000 (32 000–53 000)	63 000 (49 000–76 000)	28 000 (21 000–35 000)	27 000 (20 000–33 000)	47 000 (36 000–58 000)	77 000 (61 000–93 000)	120 000 (100 000–140 000)	170 000 (140 000–200 000)	230 000 (190 000–270 000)	280 000 (230 000–330 000)	330 000 (270 000–390 000)	370 000 (300 000–440 000)	390 000 (310 000–470 000)	390 000 (310 000–470 000)	370 000 (290 000–450 000)	330 000 (250 000–410 000)	280 000 (210 000–350 000)	220 000 (160 000–280 000)	160 000 (110 000–210 000)	110 000 (74 000–150 000)	110 000 (74 000–150 000)	4 960 000
Syphilis	2 100 (1 400–2 800)	1 400 (800–1 900)	43 000 (32 000–53 000)	63 000 (49 000–76 000)	28 000 (21 000–35 000)	27 000 (20 000–33 000)	47 000 (36 000–58 000)	77 000 (61 000–93 000)	120 000 (100 000–140 000)	170 000 (140 000–200 000)	230 000 (190 000–270 000)	280 000 (230 000–330 000)	330 000 (270 000–390 000)	370 000 (300 000–440 000)	390 000 (310 000–470 000)	390 000 (310 000–470 000)	370 000 (290 000–450 000)	330 000 (250 000–410 000)	280 000 (210 000–350 000)	220 000 (160 000–280 000)	160 000 (110 000–210 000)	110 000 (74 000–150 000)	110 000 (74 000–150 000)	4 960 000
Chlamydial infection	0 (0 to 0)	0 (0 to 0)	0 (0 to 0)	0 (0 to 0)	0 (0 to 0)	0 (0 to 0)	0 (0 to 0)	0 (0 to 0)	0 (0 to 0)	0 (0 to 0)	0 (0 to 0)	0 (0 to 0)	0 (0 to 0)	0 (0 to 0)	0 (0 to 0)	0 (0 to 0)	0 (0 to 0)	0 (0 to 0)	0 (0 to 0)	0 (0 to 0)	0 (0 to 0)	0 (0 to 0)	0 (0 to 0)	0 (0 to 0)
Gonococcal infection	0 (0 to 0)	0 (0 to 0)	0 (0 to 0)	0 (0 to 0)	0 (0 to 0)	0 (0 to 0)	0 (0 to 0)	0 (0 to 0)	0 (0 to 0)	0 (0 to 0)	0 (0 to 0)	0 (0 to 0)	0 (0 to 0)	0 (0 to 0)	0 (0 to 0)	0 (0 to 0)	0 (0 to 0)	0 (0 to 0)	0 (0 to 0)	0 (0 to 0)	0 (0 to 0)	0 (0 to 0)	0 (0 to 0)	0 (0 to 0)
Trichomoniasis	0 (0 to 0)	0 (0 to 0)	0 (0 to 0)	0 (0 to 0)	0 (0 to 0)	0 (0 to 0)	0 (0 to 0)	0 (0 to 0)	0 (0 to 0)	0 (0 to 0)	0 (0 to 0)	0 (0 to 0)	0 (0 to 0)	0 (0 to 0)	0 (0 to 0)	0 (0 to 0)	0 (0 to 0)	0 (0 to 0)	0 (0 to 0)	0 (0 to 0)	0 (0 to 0)	0 (0 to 0)	0 (0 to 0)	0 (0 to 0)
Genital herpes	0 (0 to 0)	0 (0 to 0)	0 (0 to 0)	0 (0 to 0)	0 (0 to 0)	0 (0 to 0)	0 (0 to 0)	0 (0 to 0)	0 (0 to 0)	0 (0 to 0)	0 (0 to 0)	0 (0 to 0)	0 (0 to 0)	0 (0 to 0)	0 (0 to 0)	0 (0 to 0)	0 (0 to 0)	0 (0 to 0)	0 (0 to 0)	0 (0 to 0)	0 (0 to 0)	0 (0 to 0)	0 (0 to 0)	0 (0 to 0)
Other sexually transmitted infections	0 (0 to 0)	0 (0 to 0)	0 (0 to 0)	0 (0 to 0)	0 (0 to 0)	0 (0 to 0)	0 (0 to 0)	0 (0 to 0)	0 (0 to 0)	0 (0 to 0)	0 (0 to 0)	0 (0 to 0)	0 (0 to 0)	0 (0 to 0)	0 (0 to 0)	0 (0 to 0)	0 (0 to 0)	0 (0 to 0)	0 (0 to 0)	0 (0 to 0)	0 (0 to 0)	0 (0 to 0)	0 (0 to 0)	0 (0 to 0)
Respiratory infections and tuberculosis	11 000 (10 000–12 000)	480 (340–630)	1 000 (870–1 200)	1 000 (870–1 200)	1 000 (870–1 200)	1 000 (870–1 200)	1 000 (870–1 200)	1 000 (870–1 200)	1 000 (870–1 200)	1 000 (870–1 200)	1 000 (870–1 200)	1 000 (870–1 200)	1 000 (870–1 200)	1 000 (870–1 200)	1 000 (870–1 200)	1 000 (870–1 200)	1 000 (870–1 200)	1 000 (870–1 200)	1 000 (870–1 200)	1 000 (870–1 200)	1 000 (870–1 200)	1 000 (870–1 200)	1 000 (870–1 200)	1 000 (870–1 200)
Tuberculosis	4 (1 to 7)	2 (1 to 3)	170 000 (120 000–220 000)	150 000 (110 000–190 000)	17 000 (12 000–22 000)	10 000 (7 000–13 000)	10 000 (7 000–13 000)	10 000 (7 000–13 000)	10 000 (7 000–13 000)	10 000 (7 000–13 000)	10 000 (7 000–13 000)	10 000 (7 000–13 000)	10 000 (7 000–13 000)	10 000 (7 000–13 000)	10 000 (7 000–13 000)	10 000 (7 000–13 000)	10 000 (7 000–13 000)	10 000 (7 000–13 000)	10 000 (7 000–13 000)	10 000 (7 000–13 000)	10 000 (7 000–13 000)	10 000 (7 000–13 000)	10 000 (7 000–13 000)	10 000 (7 000–13 000)
Latent tuberculosis infection	0 (0 to 0)	0 (0 to 0)	0 (0 to 0)	0 (0 to 0)	0 (0 to 0)	0 (0 to 0)	0 (0 to 0)	0 (0 to 0)	0 (0 to 0)	0 (0 to 0)	0 (0 to 0)	0 (0 to 0)	0 (0 to 0)	0 (0 to 0)	0 (0 to 0)	0 (0 to 0)	0 (0 to 0)	0 (0 to 0)	0 (0 to 0)	0 (0 to 0)	0 (0 to 0)	0 (0 to 0)	0 (0 to 0)	0 (0 to 0)
Drug-susceptible tuberculosis	4 (1 to 7)	2 (1 to 3)	150 000 (110 000–200 000)	131 000 (94 000–170 000)	15 000 (10 000–20 000)	9 000 (6 000–12 000)	9 000 (6 000–12 000)	9 000 (6 000–12 000)	9 000 (6 000–12 000)	9 000 (6 000–12 000)	9 000 (6 000–12 000)	9 000 (6 000–12 000)	9 000 (6 000–12 000)	9 000 (6 000–12 000)	9 000 (6 000–12 000)	9 000 (6 000–12 000)	9 000 (6 000–12 000)	9 000 (6 000–12 000)	9 000 (6 000–12 000)	9 000 (6 000–12 000)	9 000 (6 000–12 000)	9 000 (6 000–12 000)	9 000 (6 000–12 000)	9 000 (6 000–12 000)
Multidrug-resistant tuberculosis without extensive drug resistance	0 (0 to 0)	0 (0 to 0)	17 000 (9 900–24 000)	17 000 (9 900–24 000)	1 700 (990–2 400)	1 100 (650–1 600)	1 100 (650–1 600)	1 100 (650–1 600)	1 100 (650–1 600)	1 100 (650–1 600)	1 100 (650–1 600)	1 100 (650–1 600)	1 100 (650–1 600)	1 100 (650–1 600)	1 100 (650–1 600)	1 100 (650–1 600)	1 100 (650–1 600)	1 100 (650–1 600)	1 100 (650–1 600)	1 100 (650–1 600)	1 100 (650–1 600)	1 100 (650–1 600)	1 100 (650–1 600)	1 100 (650–1 600)
Extensively drug-resistant tuberculosis	0 (0 to 0)	0 (0 to 0)	0 (0 to 0)	0 (0 to 0)	0 (0 to 0)	0 (0 to 0)	0 (0 to 0)	0 (0 to 0)	0 (0 to 0)	0 (0 to 0)	0 (0 to 0)	0 (0 to 0)	0 (0 to 0)	0 (0 to 0)	0 (0 to 0)	0 (0 to 0)	0 (0 to 0)	0 (0 to 0)	0 (0 to 0)	0 (0 to 0)	0 (0 to 0)	0 (0 to 0)	0 (0 to 0)	0 (0 to 0)
Chronic obstructive pulmonary disease	0 (0 to 0)	0 (0 to 0)	0 (0 to 0)	0 (0 to 0)	0 (0 to 0)	0 (0 to 0)	0 (0 to 0)	0 (0 to 0)	0 (0 to 0)	0 (0 to 0)	0 (0 to 0)	0 (0 to 0)	0 (0 to 0)	0 (0 to 0)	0 (0 to 0)	0 (0 to 0)	0 (0 to 0)	0 (0 to 0)	0 (0 to 0)	0 (0 to 0)	0 (0 to 0)	0 (0 to 0)	0 (0 to 0)	0 (0 to 0)
Asthma	1 000 (870–1 200)	480 (340–630)	1 000 (870–1 200)	1 000 (870–1 200)	1 000 (870–1 200)	1 000 (870–1 200)	1 000 (870–1 200)	1 000 (870–1 200)	1 000 (870–1 200)	1 000 (870–1 200)	1 000 (870–1 200)	1 000 (870–1 200)	1 000 (870–1 200)	1 000 (870–1 200)	1 000 (870–1 200)	1 000 (870–1 200)	1 000 (870–1 200)	1 000 (870–1 200)	1 000 (870–1 200)	1 000 (870–1 200)	1 000 (870–1 200)	1 000 (870–1 200)	1 000 (870–1 200)	1 000 (870–1 200)
Interstitial lung disease and pulmonary sarcoidosis	0 (0 to 0)	0 (0 to 0)	0 (0 to 0)	0 (0 to 0)	0 (0 to 0)	0 (0 to 0)	0 (0 to 0)	0 (0 to 0)	0 (0 to 0)	0 (0 to 0)	0 (0 to 0)	0 (0 to 0)	0 (0 to 0)	0 (0 to 0)	0 (0 to 0)	0 (0 to 0)	0 (0 to 0)	0 (0 to 0)	0 (0 to 0)	0 (0 to 0)	0 (0 to 0)	0 (0 to 0)	0 (0 to 0)	0 (0 to 0)
Other chronic respiratory diseases	9 150 (7 900–10 000)	0 (0 to 0)	0 (0 to 0)	0 (0 to 0)	0 (0 to 0)	0 (0 to 0)	0 (0 to 0)	0 (0 to 0)	0 (0 to 0)	0 (0 to 0)	0 (0 to 0)	0 (0 to 0)	0 (0 to 0)	0 (0 to 0)	0 (0 to 0)	0 (0 to 0)	0 (0 to 0)	0 (0 to 0)	0 (0 to 0)	0 (0 to 0)	0 (0 to 0)	0 (0 to 0)	0 (0 to 0)	0 (0 to 0)
Digestive diseases	3 150 (2 600–3 700)	0 (0 to 0)	0 (0 to 0)	0 (0 to 0)	0 (0 to 0)	0 (0 to 0)	0 (0 to 0)	0 (0 to 0)	0 (0 to 0)	0 (0 to 0)	0 (0 to 0)	0 (0 to 0)	0 (0 to 0)	0 (0 to 0)	0 (0 to 0)	0 (0 to 0)	0 (0 to 0)	0 (0 to 0)	0 (0 to 0)	0 (0 to 0)	0 (0 to 0)	0 (0 to 0)	0 (0 to 0)	0 (0 to 0)
Cirrhosis and other chronic liver diseases	0 (0 to 0)	0 (0 to 0)	0 (0 to 0)	0 (0 to 0)	0 (0 to 0)	0 (0 to 0)	0 (0 to 0)	0 (0 to 0)	0 (0 to 0)	0 (0 to 0)	0 (0 to 0)	0 (0 to 0)	0 (0 to 0)	0 (0 to 0)	0 (0 to 0)	0 (0 to 0)	0 (0 to 0)	0 (0 to 0)	0 (0 to 0)	0 (0 to 0)	0 (0 to 0)	0 (0 to 0)	0 (0 to 0)	0 (0 to 0)
Cirrhosis and other chronic liver diseases due to hepatitis B	0 (0 to 0)	0 (0 to 0)	0 (0 to 0)	0 (0 to 0)	0 (0 to 0)	0 (0 to 0)	0 (0 to 0)	0 (0 to 0)	0 (0 to 0)	0 (0 to 0)	0 (0 to 0)	0 (0 to 0)	0 (0 to 0)	0 (0 to 0)	0 (0 to 0)	0 (0 to 0)	0 (0 to 0)	0 (0 to 0)	0 (0 to 0)	0 (0 to 0)	0 (0 to 0)	0 (0 to 0)	0 (0 to 0)	0 (0 to 0)
Cirrhosis and other chronic liver diseases due to hepatitis C	0 (0 to 0)	0 (0 to 0)	0 (0 to 0)	0 (0 to 0)	0 (0 to 0)	0 (0 to 0)	0 (0 to 0)	0 (0 to 0)	0 (0 to 0)	0 (0 to 0)	0 (0 to 0)	0 (0 to 0)	0 (0 to 0)	0 (0 to 0)	0 (0 to 0)	0 (0 to 0)	0 (0 to 0)	0 (0 to 0)	0 (0 to 0)	0 (0 to 0)	0 (0 to 0)	0 (0 to 0)	0 (0 to 0)	0 (0 to 0)
Cirrhosis and other chronic liver diseases due to alcohol use	0 (0 to 0)	0 (0 to 0)	0 (0 to 0)	0 (0 to 0)	0 (0 to 0)	0 (0 to 0)	0 (0 to 0)	0 (0 to 0)	0 (0 to 0)	0 (0 to 0)	0 (0 to 0)	0 (0 to 0)	0 (0 to 0)	0 (0 to 0)	0 (0 to 0)	0 (0 to 0)	0 (0 to 0)	0 (0 to 0)	0 (0 to 0)	0 (0 to 0)	0 (0 to 0)	0 (0 to 0)	0 (0 to 0)	0 (0 to 0)
Cirrhosis and other chronic liver diseases due to other causes	0 (0 to 0)	0 (0 to 0)	0 (0 to 0)	0 (0 to 0)	0 (0 to 0)	0 (0 to 0)	0 (0 to 0)	0 (0 to 0)	0 (0 to 0)	0 (0 to 0)	0 (0 to 0)	0 (0 to 0)	0 (0 to 0)	0 (0 to 0)	0 (0 to 0)	0 (0 to 0)	0 (0 to 0)	0 (0 to 0)	0 (0 to 0)	0 (0 to 0)	0 (0 to 0)	0 (0 to 0)	0 (0 to 0)	0 (0 to 0)
Digestive diseases except cirrhosis	3 150 (2 600–3 700)	0 (0 to 0)	0 (0 to 0)	0 (0 to 0)	0 (0 to 0)	0 (0 to 0)	0 (0 to 0)	0 (0 to 0)	0 (0 to 0)	0 (0 to 0)	0 (0 to 0)	0 (0 to 0)	0 (0 to 0)	0 (0 to 0)	0 (0 to 0)	0 (0 to 0)	0 (0 to 0)	0 (0 to 0)	0 (0 to 0)	0 (0 to 0)	0 (0 to 0)	0 (0 to 0)	0 (0 to 0)	0 (0 to 0)
Peptic ulcer disease	0 (0 to 0)	0 (0 to 0)	0 (0 to 0)	0 (0 to 0)	0 (0 to 0)	0 (0 to 0)	0 (0 to 0)	0 (0 to 0)	0 (0 to 0)	0 (0 to 0)	0 (0 to 0)	0 (0 to 0)	0 (0 to 0)	0 (0 to 0)	0 (0 to 0)	0 (0 to 0)	0 (0 to 0)	0 (0 to 0)	0 (0 to 0)	0 (0 to 0)	0 (0 to 0)	0 (0 to 0)	0 (0 to 0)	0 (0 to 0)
Gastritis and duodenitis	0 (0 to 0)	0 (0 to 0)	0 (0 to 0)	0 (0 to 0)	0 (0 to 0)	0 (0 to 0)	0 (0 to 0)	0 (0 to 0)	0 (0 to 0)	0 (0 to 0)	0 (0 to 0)	0 (0 to 0)	0 (0 to 0)	0 (0 to 0)	0 (0 to 0)	0 (0 to 0)	0 (0 to 0)	0 (0 to 0)	0 (0 to 0)	0 (0 to 0)	0 (0 to 0)	0 (0 to 0)	0 (0 to 0)	0 (0 to 0)
Appendicitis	0 (0 to 0)	0 (0 to 0)	0 (0 to 0)	0 (0 to 0)	0 (0 to 0)	0 (0 to 0)	0 (0 to 0)	0 (0 to 0)	0 (0 to 0)	0 (0 to 0)	0 (0 to 0)	0 (0 to 0)	0 (0 to 0)	0 (0 to 0)	0 (0 to 0)	0 (0 to 0)	0 (0 to 0)	0 (0 to 0)	0 (0 to 0)	0 (0 to 0)	0 (0 to 0)	0 (0 to 0)	0 (0 to 0)	0 (0 to 0)
Paralytic ileus and intestinal obstruction	0 (0 to 0)	0 (0 to 0)	0 (0 to 0)	0 (0 to 0)	0 (0 to 0)	0 (0 to 0)	0 (0 to 0)	0 (0 to 0)	0 (0 to 0)	0 (0 to 0)	0 (0 to 0)	0 (0 to 0)	0 (0 to 0)	0 (0 to 0)	0 (0 to 0)	0 (0 to 0)	0 (0 to 0)	0 (0 to 0)	0 (0 to 0)	0 (0 to 0)	0 (0 to 0)	0 (0 to 0)	0 (0 to 0)	0 (0 to 0)
Inguinal, femoral, and abdominal hernia	0 (0 to 0)	0 (0 to 0)	0 (0 to 0)	0 (0 to 0)	0 (0 to 0)	0 (0 to 0)	0 (0 to 0)	0 (0 to 0)	0 (0 to 0)	0 (0 to 0)	0 (0 to 0)	0 (0 to 0)	0 (0 to 0)	0 (0 to 0)	0 (0 to 0)	0 (0 to 0)	0 (0 to 0)	0 (0 to 0)	0 (0 to 0)	0 (0 to 0)	0 (0 to 0)	0 (0 to 0)	0 (0 to 0)	0 (0 to 0)
Inflammatory bowel disease	0 (0 to 0)	0 (0 to 0)	0 (0 to 0)	0 (0 to 0)	0 (0 to 0)	0 (0 to 0)	0 (0 to 0)	0 (0 to 0)	0 (0 to 0)	0 (0 to 0)	0 (0 to 0)	0 (0 to 0)	0 (0 to 0)	0 (0 to 0)	0 (0 to 0)	0 (0 to 0)	0 (0 to 0)	0 (0 to 0)	0 (0 to 0)	0 (0 to 0)	0 (0 to 0)	0 (0 to 0)	0 (0 to 0)	0 (0 to 0)
Vascular or circulatory diseases	0 (0 to 0)	0 (0 to 0)	0 (0 to 0)	0 (0 to 0)	0 (0 to 0)	0 (0 to 0)	0 (0 to 0)	0 (0 to 0)	0 (0 to 0)	0 (0 to 0)	0 (0 to 0)	0 (0 to 0)	0 (0 to 0)	0 (0 to 0)	0 (0 to 0)	0 (0 to 0)	0 (0 to 0)	0 (0 to 0)	0 (0 to 0)	0 (0 to 0)	0 (0 to 0)	0 (0 to 0)	0 (0 to 0)	0 (0 to 0)
Peripheral artery disease	0 (0 to 0)	0 (0 to 0)	0 (0 to 0)	0 (0 to 0)	0 (0 to 0)	0 (0 to 0)	0 (0 to 0)	0 (0 to 0)	0 (0 to 0)	0 (0 to 0)	0 (0 to 0)	0 (0 to 0)	0 (0 to 0)	0 (0 to 0)	0 (0 to 0)	0 (0 to 0)	0 (0 to 0)	0 (0 to 0)	0 (0 to 0)	0 (0 to 0)	0 (0 to 0)	0 (0 to 0)	0 (0 to 0)	0 (0 to 0)
Aortic aneurysm	0 (0 to 0)	0 (0 to 0)	0 (0 to 0)	0 (0 to 0)	0 (0 to 0)	0 (0 to 0)	0 (0 to 0)	0 (0 to 0)	0 (0 to 0)	0 (0 to 0)	0 (0 to 0)	0 (0 to 0)	0 (0 to 0)	0 (0 to 0)	0 (0 to 0)	0 (0 to 0)	0 (0 to 0)	0 (0 to 0)	0 (0 to 0)	0 (0 to 0)	0 (0 to 0)	0 (0 to 0)	0 (0 to 0)	0 (0 to 0)
Endocarditis	0 (0 to 0)	0 (0 to 0)	0 (0 to 0)	0 (0 to 0)	0 (0 to 0)	0 (0 to 0)	0 (0 to 0)	0 (0 to 0)	0 (0 to 0)	0 (0 to 0)	0 (0 to 0)	0 (0 to 0)	0 (0 to 0)	0 (0 to 0)	0 (0 to 0)	0 (0 to 0)	0 (0 to 0)	0 (0 to 0)	0 (0 to 0)	0 (0 to 0)	0 (0 to 0)	0 (0 to 0)	0 (0 to 0)	0 (0 to 0)
Other cardiovascular and circulatory diseases	0 (0 to 0)	0 (0 to 0)	0 (0 to 0)	0 (0 to 0)	0 (0 to 0)	0 (0 to 0)	0 (0 to 0)	0 (0 to 0)	0 (0 to 0)	0 (0 to 0)	0 (0 to 0)	0 (0 to 0)	0 (0 to 0)	0 (0 to 0)	0 (0 to 0)	0 (0 to 0)	0 (0 to 0)	0 (0 to 0)	0 (0 to 0)	0 (0 to 0)	0 (0 to 0)	0 (0 to 0)	0 (0 to 0)	0 (0 to 0)
Chronic respiratory diseases	0 (0 to 0)	0 (0 to 0)	0 (0 to 0)	0 (0 to 0)	0 (0 to 0)	0 (0 to 0)	0 (0 to 0)	0 (0 to 0)	0 (0 to 0)	0 (0 to 0)	0 (0 to 0)	0 (0 to 0)	0 (0 to 0)	0 (0 to 0)	0 (0 to 0)	0 (0 to 0)	0 (0 to 0)	0 (0 to 0)	0 (0 to 0)	0 (0 to 0)	0 (0 to 0)	0 (0 to 0)	0 (0 to 0)	0 (0 to 0)
Chronic obstructive pulmonary disease	0 (0 to 0)	0 (0 to 0)	0 (0 to 0)	0 (0 to 0)	0 (0 to 0)	0 (0 to 0)	0 (0 to 0)	0 (0 to 0)	0 (0 to 0)	0 (0 to 0)	0 (0 to 0)	0 (0 to 0)	0 (0 to 0)	0 (0 to 0)	0 (0 to 0)	0 (0 to 0)	0 (0 to 0)	0 (0 to 0)	0 (0 to 0)	0 (0 to 0)	0 (0 to 0)	0 (0 to 0)	0 (0 to 0)	0 (0 to 0)
Pneumoconiosis	0 (0 to 0)	0 (0 to 0)	0 (0 to 0)	0 (0 to 0)	0 (0 to 0)	0 (0 to 0)	0 (0 to 0)	0 (0 to 0)	0 (0 to 0)	0 (0 to 0)	0 (0 to 0)	0 (0 to 0)	0 (0 to 0)	0 (0 to 0)	0 (0 to 0)	0 (0 to 0)	0 (0 to 0)	0 (0 to 0)	0 (0 to 0)	0 (0 to 0)	0 (0 to 0)	0 (0 to 0)	0 (0 to 0)	0 (0 to 0)
Silicosis	0 (0 to 0)	0 (0 to 0)	0 (0 to 0)	0 (0 to 0)	0 (0 to 0)	0 (0 to 0)	0 (0 to 0)	0 (0 to 0)	0 (0 to 0)	0 (0 to 0)	0 (0 to 0)	0 (0 to 0)	0 (0 to 0)	0 (0 to 0)	0 (0 to 0)	0 (0 to 0)	0 (0 to 0)	0 (0 to 0)	0 (0 to 0)	0 (0 to 0)	0 (0 to 0)	0 (0 to 0)	0 (0 to 0)	0 (0 to 0)
Asbestosis	0 (0 to 0)	0 (0 to 0)	0 (0 to 0)	0 (0 to 0)	0 (0 to 0)	0 (0 to 0)	0 (0 to 0)	0 (0 to 0)	0 (0 to 0)	0 (0 to 0)	0 (0 to 0)	0 (0 to 0)	0 (0 to 0)	0 (0 to 0)	0 (0 to 0)	0 (0 to 0)	0 (0 to 0)	0 (0 to 0)	0 (0 to 0)	0 (0 to 0)	0 (0 to 0)	0 (0 to 0)	0 (0 to 0)	0 (0 to 0)
Coal workers pneumoconiosis	0 (0 to 0)	0 (0 to 0)	0 (0 to 0)	0 (0 to 0)	0 (0 to 0)	0 (0 to 0)	0 (0 to 0)	0 (0 to 0)	0 (0 to 0)	0 (0 to 0)	0 (0 to 0)	0 (0 to 0)	0 (0 to 0)	0 (0 to 0)	0 (0 to 0)	0 (0 to 0)	0 (0 to 0)	0 (0 to 0)	0 (0 to 0)	0 (0 to 0)	0 (0 to 0)	0 (0 to 0)	0 (0 to 0)	0 (0 to 0)
Other pneumoconiosis	0 (0 to 0)	0 (0 to 0)	0 (0 to 0)	0 (0 to 0)	0 (0 to 0)	0 (0 to 0)	0 (0 to 0)	0 (0 to 0)	0 (0 to 0)	0 (0 to 0)	0 (0 to 0)	0 (0 to 0)	0 (0 to 0)	0 (0 to 0)	0 (0 to 0)	0 (0 to 0)	0 (0 to 0)	0 (0 to 0)	0 (0 to 0)	0 (0 to 0)	0 (0 to 0)	0 (0 to 0)	0 (0 to 0)	0 (0 to 0)
Asthma	0 (0 to 0)	0 (0 to 0)	0 (0 to 0)	0 (0 to 0)	0 (0 to 0)	0 (0 to 0)	0 (0 to 0)	0 (0 to 0)	0 (0 to 0)	0 (0 to 0)	0 (0 to 0)	0 (0 to 0)	0 (0 to 0)	0 (0 to 0)	0 (0 to 0)	0 (0 to 0)	0 (0 to 0)	0 (0 to 0)	0 (0 to 0)	0 (0 to 0)	0 (0 to 0)	0 (0 to 0)	0 (0 to 0)	0 (0 to 0)
Interstitial lung disease and pulmonary sarcoidosis	0 (0 to 0)	0 (0 to 0)	0 (0 to 0)	0 (0 to 0)	0 (0 to 0)	0 (0 to 0)	0 (0 to 0)	0 (0 to 0)	0 (0 to 0)	0 (0 to 0)	0 (0 to 0)	0 (0 to 0)	0 (0 to 0)	0 (0 to 0)	0 (0 to 0)	0 (0 to 0)	0 (0 to 0)	0 (0 to 0)	0 (0 to 0)	0 (0 to 0)	0 (0 to 0)	0 (0 to 0)	0 (0 to 0)	0 (0 to 0)
Other chronic respiratory diseases	9 150 (7 900–10 000)	0 (0 to 0)	0 (0 to



GBD Table 2b: Arsenic DALYs by cause and age across for females with 95% uncertainty intervals, 2019

Cause	Early Neonatal	Late Neonatal	Post Neonatal	1 to 4	5 to 9	10 to 14	15 to 19	20 to 24	25 to 29	30 to 34	35 to 39	40 to 44	45 to 49	50 to 54	55 to 59	60 to 64	65 to 69	70 to 74	75 to 79	80 to 84	85 to 89	90 to 94	95 plus	Total
All causes	726,000 (629,000 to 847,000)	196,000 (79,000 to 446,000)	717,000 (620,000 to 863,000)	626,000 (512,000 to 772,000)	376,000 (190,000 to 709,000)	310,000 (147,000 to 594,000)	240,000 (162,000 to 356,000)	276,000 (221,000 to 337,000)	322,000 (249,000 to 407,000)	344,000 (271,000 to 425,000)	399,000 (249,000 to 579,000)	384,000 (261,000 to 549,000)	347,000 (220,000 to 509,000)	339,000 (216,000 to 503,000)	339,000 (216,000 to 503,000)	345,000 (220,000 to 514,000)	345,000 (220,000 to 514,000)	345,000 (220,000 to 514,000)	151,000 (96,000 to 224,000)	109,000 (66,000 to 171,000)	70,000 (42,000 to 110,000)	59,000 (32,000 to 92,000)	6,940,000
Communicable, maternal, neonatal, and nutritional diseases	699,000 (607,000 to 817,000)	182,000 (73,000 to 414,000)	691,000 (598,000 to 832,000)	626,000 (512,000 to 772,000)	191,000 (97,000 to 360,000)	84,000 (40,000 to 161,000)	63,000 (27,000 to 134,000)	122,000 (87,000 to 170,000)	164,000 (117,000 to 224,000)	164,000 (120,000 to 220,000)	162,000 (120,000 to 214,000)	154,000 (113,000 to 204,000)	150,000 (98,000 to 214,000)	77,000 (49,000 to 113,000)	66,000 (42,000 to 97,000)	52,000 (33,000 to 76,000)	32,000 (20,000 to 47,000)	21,000 (12,000 to 32,000)	7,000 (4,000 to 11,000)	3,000 (1,000 to 5,000)	1,000 (1,000 to 2,000)	0 (0 to 1,000)	3,479,000
HIV/AIDS and sexually transmitted infections	11,000 (7,000 to 17,000)	2,000 (1,000 to 3,000)	11,000 (6,000 to 18,000)	5,000 (2,000 to 10,000)	1,000 (0 to 2,000)	1,000 (0 to 2,000)	2,000 (1,000 to 3,000)	5,000 (3,000 to 8,000)	8,000 (5,000 to 12,000)	11,000 (7,000 to 16,000)	14,000 (9,000 to 20,000)	15,000 (10,000 to 21,000)	15,000 (10,000 to 21,000)	15,000 (10,000 to 21,000)	15,000 (10,000 to 21,000)	15,000 (10,000 to 21,000)	15,000 (10,000 to 21,000)	15,000 (10,000 to 21,000)	7,000 (4,000 to 10,000)	4,000 (2,000 to 6,000)	2,000 (1,000 to 3,000)	0 (0 to 1,000)	178,000
HIV/AIDS	11,000 (7,000 to 17,000)	2,000 (1,000 to 3,000)	11,000 (6,000 to 18,000)	5,000 (2,000 to 10,000)	1,000 (0 to 2,000)	1,000 (0 to 2,000)	2,000 (1,000 to 3,000)	5,000 (3,000 to 8,000)	8,000 (5,000 to 12,000)	11,000 (7,000 to 16,000)	14,000 (9,000 to 20,000)	15,000 (10,000 to 21,000)	15,000 (10,000 to 21,000)	15,000 (10,000 to 21,000)	15,000 (10,000 to 21,000)	15,000 (10,000 to 21,000)	15,000 (10,000 to 21,000)	15,000 (10,000 to 21,000)	7,000 (4,000 to 10,000)	4,000 (2,000 to 6,000)	2,000 (1,000 to 3,000)	0 (0 to 1,000)	178,000
HIV/AIDS - Drug-susceptible Tuberculosis	0 (0 to 0)	0 (0 to 0)	2,000 (1,000 to 3,000)	3,000 (2,000 to 5,000)	2,000 (1,000 to 3,000)	1,000 (0 to 2,000)	3,000 (1,000 to 5,000)	6,000 (3,000 to 10,000)	12,000 (6,000 to 20,000)	17,000 (10,000 to 26,000)	19,000 (9,000 to 33,000)	13,000 (6,000 to 23,000)	8,000 (3,000 to 15,000)	5,000 (2,000 to 10,000)	3,000 (1,000 to 6,000)	2,000 (1,000 to 4,000)	1,000 (0 to 3,000)	1,000 (0 to 2,000)	0 (0 to 1,000)	0 (0 to 0)	0 (0 to 0)	0 (0 to 0)	0 (0 to 0)	97,000
HIV/AIDS - Multidrug-resistant Tuberculosis without extensive drug resistance	0 (0 to 0)	0 (0 to 0)	0 (0 to 0)	0 (0 to 0)	0 (0 to 0)	0 (0 to 0)	0 (0 to 0)	0 (0 to 0)	0 (0 to 0)	0 (0 to 0)	0 (0 to 0)	0 (0 to 0)	0 (0 to 0)	0 (0 to 0)	0 (0 to 0)	0 (0 to 0)	0 (0 to 0)	0 (0 to 0)	0 (0 to 0)	0 (0 to 0)	0 (0 to 0)	0 (0 to 0)	0 (0 to 0)	0
HIV/AIDS - Extensively drug-resistant Tuberculosis	0 (0 to 0)	0 (0 to 0)	0 (0 to 0)	0 (0 to 0)	0 (0 to 0)	0 (0 to 0)	0 (0 to 0)	0 (0 to 0)	0 (0 to 0)	0 (0 to 0)	0 (0 to 0)	0 (0 to 0)	0 (0 to 0)	0 (0 to 0)	0 (0 to 0)	0 (0 to 0)	0 (0 to 0)	0 (0 to 0)	0 (0 to 0)	0 (0 to 0)	0 (0 to 0)	0 (0 to 0)	0 (0 to 0)	0
HIV/AIDS resulting in other diseases	11,000 (7,000 to 17,000)	2,000 (1,000 to 3,000)	9,000 (5,000 to 16,000)	2,000 (1,000 to 4,000)	1,000 (0 to 2,000)	1,000 (0 to 2,000)	2,000 (1,000 to 3,000)	5,000 (3,000 to 8,000)	8,000 (5,000 to 12,000)	11,000 (7,000 to 16,000)	14,000 (9,000 to 20,000)	15,000 (10,000 to 21,000)	15,000 (10,000 to 21,000)	15,000 (10,000 to 21,000)	15,000 (10,000 to 21,000)	15,000 (10,000 to 21,000)	15,000 (10,000 to 21,000)	15,000 (10,000 to 21,000)	7,000 (4,000 to 10,000)	4,000 (2,000 to 6,000)	2,000 (1,000 to 3,000)	0 (0 to 1,000)	178,000
Sexually transmitted infections, excluding HIV	1,000 (1,000 to 1,000)	0 (0 to 0)	2,000 (1,000 to 3,000)	2,000 (1,000 to 3,000)	1,000 (0 to 1,000)	0 (0 to 0)	0 (0 to 0)	0 (0 to 0)	0 (0 to 0)	0 (0 to 0)	0 (0 to 0)	0 (0 to 0)	0 (0 to 0)	0 (0 to 0)	0 (0 to 0)	0 (0 to 0)	0 (0 to 0)	0 (0 to 0)	0 (0 to 0)	0 (0 to 0)	0 (0 to 0)	0 (0 to 0)	0 (0 to 0)	0
Syphilis	0 (0 to 0)	0 (0 to 0)	0 (0 to 0)	0 (0 to 0)	0 (0 to 0)	0 (0 to 0)	0 (0 to 0)	0 (0 to 0)	0 (0 to 0)	0 (0 to 0)	0 (0 to 0)	0 (0 to 0)	0 (0 to 0)	0 (0 to 0)	0 (0 to 0)	0 (0 to 0)	0 (0 to 0)	0 (0 to 0)	0 (0 to 0)	0 (0 to 0)	0 (0 to 0)	0 (0 to 0)	0 (0 to 0)	0
Chlamydial infection	0 (0 to 0)	0 (0 to 0)	0 (0 to 0)	0 (0 to 0)	0 (0 to 0)	0 (0 to 0)	0 (0 to 0)	0 (0 to 0)	0 (0 to 0)	0 (0 to 0)	0 (0 to 0)	0 (0 to 0)	0 (0 to 0)	0 (0 to 0)	0 (0 to 0)	0 (0 to 0)	0 (0 to 0)	0 (0 to 0)	0 (0 to 0)	0 (0 to 0)	0 (0 to 0)	0 (0 to 0)	0 (0 to 0)	0
Gonococcal infection	0 (0 to 0)	0 (0 to 0)	0 (0 to 0)	0 (0 to 0)	0 (0 to 0)	0 (0 to 0)	0 (0 to 0)	0 (0 to 0)	0 (0 to 0)	0 (0 to 0)	0 (0 to 0)	0 (0 to 0)	0 (0 to 0)	0 (0 to 0)	0 (0 to 0)	0 (0 to 0)	0 (0 to 0)	0 (0 to 0)	0 (0 to 0)	0 (0 to 0)	0 (0 to 0)	0 (0 to 0)	0 (0 to 0)	0
Trichomoniasis	0 (0 to 0)	0 (0 to 0)	0 (0 to 0)	0 (0 to 0)	0 (0 to 0)	0 (0 to 0)	0 (0 to 0)	0 (0 to 0)	0 (0 to 0)	0 (0 to 0)	0 (0 to 0)	0 (0 to 0)	0 (0 to 0)	0 (0 to 0)	0 (0 to 0)	0 (0 to 0)	0 (0 to 0)	0 (0 to 0)	0 (0 to 0)	0 (0 to 0)	0 (0 to 0)	0 (0 to 0)	0 (0 to 0)	0
Genital herpes	0 (0 to 0)	0 (0 to 0)	0 (0 to 0)	0 (0 to 0)	0 (0 to 0)	0 (0 to 0)	0 (0 to 0)	0 (0 to 0)	0 (0 to 0)	0 (0 to 0)	0 (0 to 0)	0 (0 to 0)	0 (0 to 0)	0 (0 to 0)	0 (0 to 0)	0 (0 to 0)	0 (0 to 0)	0 (0 to 0)	0 (0 to 0)	0 (0 to 0)	0 (0 to 0)	0 (0 to 0)	0 (0 to 0)	0
Other sexually transmitted infections	1,000 (1,000 to 1,000)	0 (0 to 0)	2,000 (1,000 to 3,000)	2,000 (1,000 to 3,000)	1,000 (0 to 1,000)	0 (0 to 0)	0 (0 to 0)	0 (0 to 0)	0 (0 to 0)	0 (0 to 0)	0 (0 to 0)	0 (0 to 0)	0 (0 to 0)	0 (0 to 0)	0 (0 to 0)	0 (0 to 0)	0 (0 to 0)	0 (0 to 0)	0 (0 to 0)	0 (0 to 0)	0 (0 to 0)	0 (0 to 0)	0 (0 to 0)	0
Upper respiratory infections	36,000 (19,000 to 69,000)	10,000 (4,000 to 24,000)	146,000 (79,000 to 283,000)	176,000 (96,000 to 322,000)	29,000 (15,000 to 57,000)	14,000 (7,000 to 28,000)	14,000 (7,000 to 28,000)	20,000 (10,000 to 39,000)	22,000 (11,000 to 43,000)	21,000 (10,000 to 41,000)	17,000 (8,000 to 33,000)	14,000 (7,000 to 28,000)	14,000 (7,000 to 28,000)	14,000 (7,000 to 28,000)	14,000 (7,000 to 28,000)	14,000 (7,000 to 28,000)	14,000 (7,000 to 28,000)	14,000 (7,000 to 28,000)	4,000 (2,000 to 8,000)	2,000 (1,000 to 4,000)	1,000 (0 to 2,000)	0 (0 to 1,000)	586,000
Respiratory infections and tuberculosis	36,000 (19,000 to 70,000)	10,000 (4,000 to 24,000)	146,000 (79,000 to 283,000)	176,000 (96,000 to 322,000)	29,000 (15,000 to 57,000)	14,000 (7,000 to 28,000)	14,000 (7,000 to 28,000)	20,000 (10,000 to 39,000)	22,000 (11,000 to 43,000)	21,000 (10,000 to 41,000)	17,000 (8,000 to 33,000)	14,000 (7,000 to 28,000)	14,000 (7,000 to 28,000)	14,000 (7,000 to 28,000)	14,000 (7,000 to 28,000)	14,000 (7,000 to 28,000)	14,000 (7,000 to 28,000)	14,000 (7,000 to 28,000)	4,000 (2,000 to 8,000)	2,000 (1,000 to 4,000)	1,000 (0 to 2,000)	0 (0 to 1,000)	586,000
Tuberculosis	0 (0 to 1,000)	0 (0 to 1,000)	24,000 (11,000 to 52,000)	39,000 (20,000 to 77,000)	10,000 (5,000 to 20,000)	6,000 (3,000 to 12,000)	8,000 (4,000 to 16,000)	14,000 (7,000 to 28,000)	19,000 (9,000 to 37,000)	16,000 (8,000 to 32,000)	12,000 (6,000 to 24,000)	12,000 (6,000 to 24,000)	11,000 (5,000 to 22,000)	12,000 (6,000 to 24,000)	11,000 (5,000 to 22,000)	9,000 (4,000 to 18,000)	7,000 (3,000 to 14,000)	4,000 (2,000 to 8,000)	2,000 (1,000 to 4,000)	1,000 (0 to 2,000)	0 (0 to 1,000)	0 (0 to 0)	222,000
Latent tuberculosis infection	0 (0 to 0)	0 (0 to 0)	0 (0 to 0)	0 (0 to 0)	0 (0 to 0)	0 (0 to 0)	0 (0 to 0)	0 (0 to 0)	0 (0 to 0)	0 (0 to 0)	0 (0 to 0)	0 (0 to 0)	0 (0 to 0)	0 (0 to 0)	0 (0 to 0)	0 (0 to 0)	0 (0 to 0)	0 (0 to 0)	0 (0 to 0)	0 (0 to 0)	0 (0 to 0)	0 (0 to 0)	0 (0 to 0)	0
Active tuberculosis	0 (0 to 1,000)	0 (0 to 1,000)	24,000 (11,000 to 52,000)	39,000 (20,000 to 77,000)	10,000 (5,000 to 20,000)	6,000 (3,000 to 12,000)	8,000 (4,000 to 16,000)	14,000 (7,000 to 28,000)	19,000 (9,000 to 37,000)	16,000 (8,000 to 32,000)	12,000 (6,000 to 24,000)	12,000 (6,000 to 24,000)	11,000 (5,000 to 22,000)	12,000 (6,000 to 24,000)	11,000 (5,000 to 22,000)	9,000 (4,000 to 18,000)	7,000 (3,000 to 14,000)	4,000 (2,000 to 8,000)	2,000 (1,000 to 4,000)	1,000 (0 to 2,000)	0 (0 to 1,000)	0 (0 to 0)	222,000
Diarrheal diseases	4,000 (2,000 to 7,000)	2,000 (1,000 to 4,000)	4,000 (2,000 to 7,000)	3,000 (1,000 to 5,000)	1,000 (0 to 2,000)	1,000 (0 to 1,000)	1,000 (0 to 1,000)	1,000 (0 to 2,000)	1,000 (0 to 2,000)	1,000 (0 to 2,000)	1,000 (0 to 2,000)	1,000 (0 to 2,000)	1,000 (0 to 2,000)	1,000 (0 to 2,000)	1,000 (0 to 2,000)	1,000 (0 to 2,000)	1,000 (0 to 2,000)	1,000 (0 to 2,000)	1,000 (0 to 1,000)	0 (0 to 1,000)	0 (0 to 0)	0 (0 to 0)	0
Dysentery	0 (0 to 0)	0 (0 to 0)	0 (0 to 0)	0 (0 to 0)	0 (0 to 0)	0 (0 to 0)	0 (0 to 0)	0 (0 to 0)	0 (0 to 0)	0 (0 to 0)	0 (0 to 0)	0 (0 to 0)	0 (0 to 0)	0 (0 to 0)	0 (0 to 0)	0 (0 to 0)	0 (0 to 0)	0 (0 to 0)	0 (0 to 0)	0 (0 to 0)	0 (0 to 0)	0 (0 to 0)	0 (0 to 0)	0
Typhoid and paratyphoid	0 (0 to 0)	0 (0 to 0)	0 (0 to 0)	0 (0 to 0)	0 (0 to 0)	0 (0 to 0)	0 (0 to 0)	0 (0 to 0)	0 (0 to 0)	0 (0 to 0)	0 (0 to 0)	0 (0 to 0)	0 (0 to 0)	0 (0 to 0)	0 (0 to 0)	0 (0 to 0)	0 (0 to 0)	0 (0 to 0)	0 (0 to 0)	0 (0 to 0)	0 (0 to 0)	0 (0 to 0)	0 (0 to 0)	0
Typhoid fever	0 (0 to 0)	0 (0 to 0)	0 (0 to 0)	0 (0 to 0)	0 (0 to 0)	0 (0 to 0)	0 (0 to 0)	0 (0 to 0)	0 (0 to 0)	0 (0 to 0)	0 (0 to 0)	0 (0 to 0)	0 (0 to 0)	0 (0 to 0)	0 (0 to 0)	0 (0 to 0)	0 (0 to 0)	0 (0 to 0)	0 (0 to 0)	0 (0 to 0)	0 (0 to 0)	0 (0 to 0)	0 (0 to 0)	0
Paratyphoid fever	0 (0 to 0)	0 (0 to 0)	0 (0 to 0)	0 (0 to 0)	0 (0 to 0)	0 (0 to 0)	0 (0 to 0)	0 (0 to 0)	0 (0 to 0)	0 (0 to 0)	0 (0 to 0)	0 (0 to 0)	0 (0 to 0)	0 (0 to 0)	0 (0 to 0)	0 (0 to 0)	0 (0 to 0)	0 (0 to 0)	0 (0 to 0)	0 (0 to 0)	0 (0 to 0)	0 (0 to 0)	0 (0 to 0)	0
Invasive Non-typhoidal Salmonella (iNTS)	0 (0 to 0)	0 (0 to 0)	0 (0 to 0)	0 (0 to 0)	0 (0 to 0)	0 (0 to 0)	0 (0 to 0)	0 (0 to 0)	0 (0 to 0)	0 (0 to 0)	0 (0 to 0)	0 (0 to 0)	0 (0 to 0)	0 (0 to 0)	0 (0 to 0)	0 (0 to 0)	0 (0 to 0)	0 (0 to 0)	0 (0 to 0)	0 (0 to 0)	0 (0 to 0)	0 (0 to 0)	0 (0 to 0)	0
Other intestinal infectious diseases	4,000 (2,000 to 7,000)	1,000 (0 to 2,000)	4,000 (2,000 to 7,000)	3,000 (1,000 to 5,000)	1,000 (0 to 2,000)	1,000 (0 to 1,000)	1,000 (0 to 1,000)	1,000 (0 to 2,000)	1,000 (0 to 2,000)	1,000 (0 to 2,000)	1,000 (0 to 2,000)	1,000 (0 to 2,000)	1,000 (0 to 2,000)	1,000 (0 to 2,000)	1,000 (0 to 2,000)	1,000 (0 to 2,000)	1,000 (0 to 2,000)	1,000 (0 to 2,000)	1,000 (0 to 1,000)	0 (0 to 1,000)	0 (0 to 0)	0 (0 to 0)	0
Neglected tropical diseases and malaria	26,000 (16,000 to 47,000)	7,000 (3,000 to 17,000)	196,000 (77,000 to 446,000)	39,000 (15,000 to 89,000)	19,000 (7,000 to 43,000)	14,000 (5,000 to 32,000)	10,000 (4,000 to 23,000)	13,000 (5,000 to 30,000)	11,000 (4,000 to 25,000)	11,000 (4,000 to 25,000)	9,000 (3,000 to 21,000)	8,000 (3,000 to 18,000)	7,000 (2,000 to 16,000)	6,000 (2,000 to 14,000)	5,000 (2,000 to 12,000)	4,000 (1,000 to 9,000)	3,000 (1,000 to 7,000)	2,000 (1,000 to 5,000)	1,000 (0 to 3,000)	0 (0 to 1,000)	0 (0 to 1,000)	0 (0 to 0)	439,000
Malaria	1 (0 to 13)	0 (0 to 32,000)	1,000 (0 to 3,000)	1,000 (0 to 3,000)	1,000 (0 to 2,000)	1,000 (0 to 2,000)	1,000 (0 to 2,000)	1,000 (0 to 2,000)	1,000 (0 to 2,000)	1,000 (0 to 2,000)	1,000 (0 to 2,000)	1,000 (0 to 2,000)	1,000 (0 to 2,000)	1,000 (0 to 2,000)	1,000 (0 to 2,000)	1,000 (0 to 2,000)	1,000 (0 to 2,000)	1,000 (0 to 2,000)	1,000 (0 to 1,000)	0 (0 to 1,000)	0 (0 to 1,000)	0 (0 to 0)	0 (0 to 0)	385,000
Chagas disease	0 (0 to 0)	0 (0 to 0)	0 (0 to 0)	0 (0 to 0)	0 (0 to 0)	0 (0 to 0)	0 (0 to 0)	0 (0 to 0)	0 (0 to 0)	0 (0 to 0)	0 (0 to 0)	0 (0 to 0)	0 (0 to 0)	0 (0 to 0)	0 (0 to 0)	0 (0 to 0)	0 (0 to 0)	0 (0 to 0)	0 (0 to 0)	0 (0 to 0)	0 (0 to 0)	0 (0 to 0)	0 (0 to 0)	0
Leishmaniasis	0 (0 to 0)	0 (0 to 0)	0 (0 to 0)	0 (0 to 0)	0 (0 to 0)	0 (0 to 0)	0 (0 to 0)	0 (0 to 0)	0 (0 to 0)	0 (0 to 0)	0 (0 to 0)	0 (0 to 0)	0 (0 to 0)	0 (0 to 0)	0 (0 to 0)	0 (0 to 0)	0 (0 to 0)	0 (0 to 0)	0 (0 to 0)	0 (0 to 0)	0 (0 to 0)	0 (0 to 0)	0 (0 to 0)	0
Visceral leishmaniasis	0 (0 to 0)	0 (0 to 0)	0 (0 to 0)	0 (0 to 0)	0 (0 to 0)	0 (0 to 0)	0 (0 to 0)	0 (0 to 0)	0 (0 to 0)	0 (0 to 0)	0 (0 to 0)	0 (0 to 0)	0 (0 to 0)	0 (0 to 0)	0 (0 to 0)	0 (0 to 0)	0 (0 to 0)	0 (0 to 0)	0 (0 to 0)	0 (0 to 0)	0 (0 to 0)	0 (0 to 0)	0 (0 to 0)	0
Cutaneous and mucocutaneous leishmaniasis	0 (0 to 0)	0 (0 to 0)	0 (0 to 0)	0 (0 to 0)	0 (0 to 0)	0 (0 to 0)	0 (0 to 0)	0 (0 to 0)	0 (0 to 0)	0 (0 to 0)	0 (0 to 0)	0 (0 to 0)	0 (0 to 0)	0 (0 to 0)	0 (0 to 0)	0 (0 to 0)	0 (0 to 0)	0 (0 to 0)	0 (0 to 0)	0 (0 to 0)	0 (0 to 0)	0 (0 to 0)	0 (0 to 0)	0
African trypanosomiasis	0 (0 to 0)	0 (0 to 0)	0 (0 to 0)	0 (0 to 0)	0 (0 to 0)	0 (0 to 0)	0 (0 to 0)	0 (0 to 0)	0 (0 to 0)	0 (0 to 0)	0 (0 to 0)	0 (0 to 0)	0 (0 to 0)	0 (0 to 0)	0 (0 to 0)	0 (0 to 0)	0 (0 to 0)	0 (0 to 0)	0 (0 to 0)	0 (0 to 0)	0 (0 to 0)	0 (0 to 0)	0 (0 to 0)	0
Schistosomiasis	0 (0 to 0)	0 (0 to 0)	0 (0 to 0)	0 (0 to 0)	0 (0 to 0)	0 (0 to 0)	0 (0 to 0)	0 (0 to 0)	0 (0 to 0)	0 (0 to 0)	0 (0 to 0)	0 (0 to 0)	0 (0 to 0)	0 (0 to 0)	0 (0 to 0)	0 (0 to 0)	0 (0 to 0)	0 (0 to 0)	0 (0 to 0)	0 (0 to 0)	0 (0 to 0)	0 (0 to 0)	0 (0 to 0)	0
Cysticercosis	0 (0 to 0)	0 (0 to 0)	0 (0 to 0)	0 (0 to 0)	0 (0 to 0)	0 (0 to 0)	0 (0 to 0)	0 (0 to 0)	0 (0 to 0)	0 (0 to 0)	0 (0 to 0)	0 (0 to 0)	0 (0 to 0)	0 (0 to 0)	0 (0 to 0)	0 (0 to 0)	0 (0 to 0)	0 (0 to 0)	0 (0 to 0)	0 (0 to 0)	0 (0 to 0)	0 (0 to 0)	0 (0 to 0)	0
Cystic echinococcosis	0 (0 to 0)	0 (0 to 0)	0 (0 to 0)	0 (0 to 0)	0 (0 to 0)	0 (0 to 0)	0 (0 to 0)	0 (0 to 0)	0 (0 to 0)	0 (0 to 0)	0 (0 to 0)	0 (0 to 0)	0 (0 to 0)	0 (0 to 0)	0 (0 to 0)	0 (0 to 0)	0 (0 to 0)	0 (0 to 0)	0 (0 to 0)	0 (0 to 0)	0 (0 to 0)	0 (0 to 0)	0 (0 to 0)	0
Lymphatic filariasis	0 (0 to 0)	0 (0 to 0)	0 (0 to 0)	0 (0 to 0)	0 (0 to 0)	0 (0 to 0)	0 (0 to 0)	0 (0 to 0)	0 (0 to 0)	0 (0 to 0)	0 (0 to 0)	0 (0 to 0)	0 (0 to 0)	0 (0 to 0)	0 (0 to 0)	0 (0 to 0)	0 (0 to 0)	0 (0 to 0)	0 (0 to 0)	0 (0 to 0)	0 (0 to 0)	0 (0 to 0)	0 (0 to 0)	0
Onchocerciasis	0 (0 to 0)	0 (0 to 0)	0 (0 to 0)	0 (0 to 0)	0 (0 to 0)	0 (0 to 0)	0 (0 to 0)	0 (0 to 0)	0 (0 to 0)	0 (0 to 0)	0 (0 to 0)	0 (0 to 0)	0 (0 to 0)	0 (0 to 0)	0 (0 to 0)	0 (0 to 0)	0 (0 to 0)	0 (0 to 0)	0 (0 to 0)	0 (0 to 0)	0 (0 to 0)	0 (0 to 0)	0 (0 to 0)	0
Trachoma	0 (0 to 0)	0 (0 to 0)	0 (0 to 0)	0 (0 to 0)	0 (0 to 0)	0 (0 to 0)	0 (0 to 0)	0 (0 to 0)	0 (0 to 0)	0 (0 to 0)	0 (0 to 0)	0 (0 to 0)	0 (0 to 0)	0 (0 to 0)	0 (0 to 0)	0 (0 to 0)	0 (0 to 0)	0 (0 to 0)	0 (0 to 0)	0 (0 to 0)	0 (0 to 0)	0 (0 to 0)	0 (0 to 0)	0
Dengue	0 (0 to 0)	0 (0 to 0)	0 (0 to 0)	0 (0 to 0)	0 (0 to 0)	0 (0 to 0)	0 (0 to 0)	0 (0 to 0)	0 (0 to 0)	0 (0 to 0)	0 (0 to 0)	0 (0 to 0)	0 (0 to 0)	0 (0 to 0)	0 (0 to 0)	0 (0 to 0)	0 (0 to 0)	0 (0 to 0)	0 (0 to 0)	0 (0 to 0)	0 (0 to 0)	0 (0 to 0)	0 (0 to 0)	0
Yellow fever	0 (0 to 0)	0 (0 to 0)	0 (0 to 0)	0 (0 to 0)	0 (0 to 0)	0 (0 to 0)	0 (0 to 0)	0 (0 to 0)	0 (0 to 0)	0 (0 to 0)	0 (0 to 0)	0 (0 to 0)	0 (0 to 0)	0 (0 to 0)	0 (0 to 0)	0 (0 to 0)	0 (0 to 0)	0 (0 to 0)	0 (0 to 0)	0 (0 to 0)	0 (0 to 0)	0 (0 to 0)	0 (0 to 0)	0
Rabies	0 (0 to 0)	0 (0 to 0)	0 (0 to 0)	0 (0 to 0)	0 (0 to 0)	0 (0 to 0)	0 (0 to 0)	0 (0 to 0)	0 (0 to 0)	0 (0 to 0)	0 (0 to 0)	0 (0 to 0)	0 (0 to 0)	0 (0 to 0)	0 (0 to 0)	0 (0 to 0)	0 (0 to 0)	0 (0 to 0)	0 (0 to 0)	0 (0 to 0)	0 (0 to 0)	0 (0 to 0)	0 (0 to 0)	0
Intestinal nematode infections	0 (0 to 0)	0 (0 to 0)	0 (0 to 0)	0 (0 to 0)	0 (0 to 0)	0 (0 to 0)	0 (0 to 0)	0 (0 to 0)	0 (0 to 0)	0 (0 to 0)	0 (0 to 0)	0 (0 to 0)	0 (0 to 0)	0 (0 to 0)	0 (0 to 0)	0 (0 to 0)	0 (0 to 0)	0 (0 to 0)	0 (0 to 0)	0 (0 to 0)	0 (0 to 0)	0 (0 to 0)	0 (0 to 0)	0
Ascariasis	0 (0 to 0)	0 (0 to 0)	0 (0 to 0)	0 (0 to 0)	0 (0 to 0)	0 (0 to 0)	0 (0 to 0)	0 (0 to 0)	0 (0 to 0)	0 (0 to 0)	0 (0 to 0)	0 (0 to 0)	0 (0 to 0)	0 (0 to 0)	0 (0 to 0)	0 (0 to 0)	0 (0 to 0)	0 (0 to 0)	0 (0 to 0)	0 (0 to 0)	0 (0 to 0)	0 (0 to 0)	0 (0 to 0)	0
Trichuriasis	0 (0 to 0)	0 (0 to 0)	0 (0 to 0)	0 (0 to 0)	0 (0 to 0)	0 (0 to 0)	0 (0 to 0)	0 (0 to 0)	0 (0 to 0)	0 (0 to 0)	0 (0 to 0)	0 (0 to 0)	0 (0 to 0)	0 (0 to 0)	0 (0 to 0)	0 (0 to 0)	0 (0 to 0)	0 (0 to 0)	0 (0 to 0)	0 (0 to 0)	0 (0 to 0)	0 (0 to 0)	0 (0 to 0)	0
Hookworm disease	0 (0 to 0)	0 (0 to 0)	0 (0 to 0)	0 (0 to 0)	0 (0 to 0)	0 (0 to 0)	0 (0 to 0)	0 (0 to 0)	0 (0 to 0)	0 (0 to 0)	0 (0 to 0)	0 (0 to 0)	0 (0 to 0)	0 (0 to 0)	0 (0 to 0)	0 (0 to 0)	0 (0 to 0)	0 (0 to 0)	0 (0 to 0)	0 (0 to 0)	0 (0 to 0)	0 (0 to 0)	0 (0 to 0)	0
Food-borne trematodiases	0 (0 to 0)	0 (0 to 0)	0 (0 to 0)	0 (0 to 0)	0 (0 to 0)	0 (0 to 0)	0 (0 to 0)	0 (0 to 0)	0 (0 to 0)	0 (0 to 0)	0 (0 to 0)	0 (0 to 0)	0 (0 to 0)	0 (0 to 0)	0 (0 to 0)	0 (0 to 0)	0 (0 to 0)	0 (0 to 0)	0 (0 to 0)	0 (0 to 0)	0 (0 to 0)	0 (0 to 0)	0 (0 to 0)	0
Leprosy	0 (0 to 0)	0 (0 to 0)	0 (0 to 0)	0 (0 to 0)	0 (0 to 0)	0 (0 to 0)	0 (0 to 0)	0 (0 to 0)	0 (0 to 0)	0 (0 to 0)	0 (0 to 0)	0 (0 to 0)	0 (0 to 0)	0 (0 to 0)	0 (0 to 0)	0 (0 to 0)	0 (0 to 0)	0 (0 to 0)	0 (0 to 0)	0 (0 to 0)	0 (0 to 0)	0 (0 to 0)	0 (0 to 0)	0
Ebola	0 (0 to 0)	0 (0 to 0)	0 (0 to 0)	0 (0 to 0)	0 (0 to 0)	0 (0 to 0)	0 (0 to 0)	0 (0 to 0)	0 (0 to 0)	0 (0 to 0)	0 (0 to 0)	0 (0 to 0)	0 (0 to 0)	0 (0 to 0)	0 (0 to 0)	0 (0 to 0)	0 (0 to 0)	0 (0 to 0)	0 (0 to 0)	0 (0 to 0)	0 (0 to 0)	0 (0 to 0)	0 (0 to 0)	0
Zika virus	0 (0 to 0)	0 (0 to 0)	0 (0 to 0)	0 (0 to 0)	0 (0 to 0)	0 (0 to 0)	0 (0 to 0)	0 (0 to 0)	0 (0 to 0)	0 (0 to 0)	0 (0 to 0)	0 (0 to 0)	0 (0 to 0)	0 (0 to 0)	0 (0 to 0)	0 (0 to 0)	0 (0 to 0)	0 (0 to 0)	0 (0 to 0)	0 (0 to 0)	0 (0 to 0)	0 (0 to 0)	0 (0 to 0)	0
Guinea worm disease	0 (0 to 0)	0 (0 to 0)	0 (0 to 0)	0 (0 to 0)	0 (0 to 0)	0 (0 to 0)	0 (0 to 0)	0 (0 to 0)	0 (0 to 0)	0 (0 to 0)	0 (0 to 0)	0 (0 to 0)	0 (0 to 0)	0 (0 to 0)	0 (0 to 0)	0 (0 to 0)	0 (0 to 0)	0 (0 to 0)	0 (0 to 0)	0 (0 to 0)	0 (0 to 0)	0 (0 to 0)	0 (0 to 0)	0
Other neglected tropical diseases	4 (1 to 62)	1 (0 to 3)	1 (0 to 3)	1 (0 to 3)	1 (0 to 2)	1 (0 to 2)	1 (0 to 2)	1 (0 to 2)	1 (0 to 2)	1 (0 to 2)	1 (0 to 2)	1 (0 to 2)



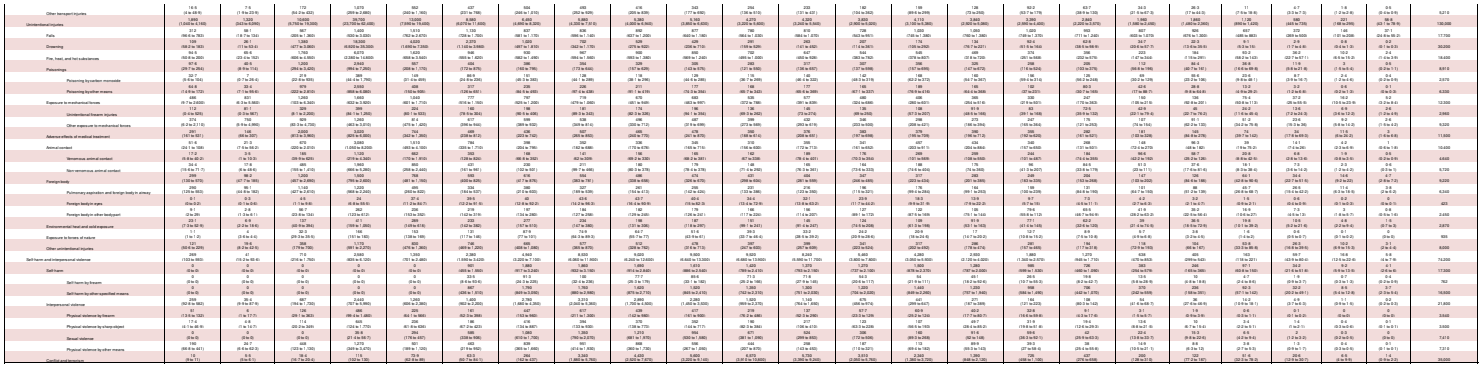

SR Table 2b: Central African Republic DALYS by cause and age group for females with 95% uncertainty intervals, 2019

Cause	Early Neonatal	Late Neonatal	Post Neonatal	1 to 4	5 to 9	10 to 14	15 to 19
All causes	227,000 (180,000 to 289,000)	64,800 (51,900 to 81,900)	331,000 (267,000 to 414,000)	354,000 (292,000 to 431,000)	72,100 (63,800 to 82,500)	52,300 (44,900 to 61,000)	66,700 (55,300 to 81,100)
Communicable, maternal, neonatal, and nutritional diseases	212,000 (167,000 to 271,000)	58,500 (45,600 to 74,300)	297,000 (233,000 to 376,000)	287,000 (229,000 to 354,000)	46,400 (39,700 to 54,300)	26,600 (22,600 to 31,300)	33,600 (26,500 to 42,500)
HIV/AIDS and sexually transmitted infections	11,400 (4,000 to 23,100)	3,090 (1,020 to 6,610)	5,690 (2,950 to 10,100)	3,830 (2,430 to 5,860)	3,500 (2,320 to 5,090)	3,300 (2,340 to 4,390)	8,370 (4,350 to 14,300)
HIV/AIDS	0·3 (0·1 to 0·5)	1 (0·5 to 1·9)	2,090 (1,340 to 3,190)	3,650 (2,250 to 5,680)	3,420 (2,240 to 5,050)	3,270 (2,300 to 4,360)	8,290 (4,260 to 14,200)
HIV/AIDS - Drug-susceptible Tuberculosis	0 (0 to 0·1)	0·4 (0 to 0·8)	901 (566 to 1,390)	1,560 (957 to 2,450)	1,460 (943 to 2,180)	1,400 (964 to 1,870)	3,530 (1,810 to 5,980)
HIV/AIDS - Multidrug-resistant Tuberculosis without exten	0 (0 to 0)	0 (0 to 0)	39·2 (4·7 to 137)	67·3 (8·3 to 233)	59·6 (7·3 to 222)	60·2 (7 to 208)	152 (16·2 to 564)
HIV/AIDS - Extensively drug-resistant Tuberculosis	0 (0 to 0)	0 (0 to 0)	0·5 (0·1 to 1·8)	0·9 (0·1 to 3·1)	0·8 (0·1 to 2·7)	0·8 (0·1 to 2·7)	2 (0·2 to 7·3)
HIV/AIDS resulting in other diseases	0·2 (0·1 to 0·4)	0·7 (0·2 to 1·3)	1,150 (736 to 1,750)	2,010 (1,240 to 3,140)	1,900 (1,240 to 2,800)	1,820 (1,290 to 2,440)	4,610 (2,430 to 7,900)
Sexually transmitted infections excluding HIV	11,400 (4,000 to 23,100)	3,090 (1,020 to 6,610)	3,590 (1,020 to 8,280)	183 (57 to 410)	78·9 (24·2 to 177)	27·4 (11 to 65·2)	83·6 (39·9 to 159)
Syphilis	11,400 (4,000 to 23,100)	3,090 (1,020 to 6,610)	3,590 (1,020 to 8,280)	183 (57 to 410)	78·9 (24·2 to 177)	11·2 (3 to 31·6)	12·8 (4·8 to 27·3)
Chlamydial infection	0 (0 to 0)	0 (0 to 0)	0 (0 to 0)	0 (0 to 0)	0 (0 to 0)	2·5 (1 to 6)	7·8 (3·7 to 14·8)
Gonococcal infection	0 (0 to 0)	0 (0 to 0)	0 (0 to 0)	0 (0 to 0)	0 (0 to 0)	3·2 (0·9 to 9)	13·5 (4·6 to 31·6)
Trichomoniasis	0 (0 to 0)	0 (0 to 0)	0 (0 to 0)	0 (0 to 0)	0 (0 to 0)	0·7 (0·1 to 1·9)	8 (2·5 to 19·7)
Genital herpes	0 (0 to 0)	0 (0 to 0)	0 (0 to 0)	0 (0 to 0)	0 (0 to 0)	5·2 (1·2 to 13·5)	19·6 (6·2 to 48·5)
Other sexually transmitted infections	0 (0 to 0)	0 (0 to 0)	0 (0 to 0)	0 (0 to 0)	0 (0 to 0)	4·6 (1·8 to 11·2)	22 (8·9 to 46·9)
Respiratory infections and tuberculosis	16,600 (8,690 to 28,700)	11,200 (6,060 to 18,200)	88,700 (48,700 to 144,000)	78,400 (45,600 to 121,000)	10,000 (7,060 to 13,600)	5,980 (4,100 to 7,990)	7,470 (4,900 to 11,000)
Tuberculosis	0 (0 to 0)	0·2 (0 to 0·6)	25,100 (10,900 to 44,900)	37,500 (19,200 to 63,400)	5,580 (3,330 to 8,530)	3,640 (2,130 to 5,440)	5,450 (3,000 to 8,690)
Latent tuberculosis infection	0 (0 to 0)	0 (0 to 0)	0 (0 to 0)	0 (0 to 0)	0 (0 to 0)	0 (0 to 0)	0 (0 to 0)
Drug-susceptible tuberculosis	0 (0 to 0)	0·2 (0 to 0·5)	24,200 (10,400 to 43,500)	36,200 (18,500 to 61,500)	5,410 (3,150 to 8,250)	3,520 (2,070 to 5,300)	5,270 (2,940 to 8,380)
Multidrug-resistant tuberculosis without extensive drug res	0 (0 to 0)	0 (0 to 0)	861 (91·8 to 3,230)	1,260 (139 to 4,640)	173 (20·1 to 627)	122 (15 to 464)	183 (20·7 to 642)
Extensively drug-resistant tuberculosis	0 (0 to 0)	0 (0 to 0)	11·6 (1·2 to 43·9)	16·8 (1·8 to 60·8)	2·2 (0·3 to 8·4)	1·6 (0·2 to 6·2)	2·4 (0·3 to 8·6)
Lower respiratory infections	16,300 (8,330 to 27,900)	11,200 (6,030 to 18,200)	62,900 (32,200 to 112,000)	39,100 (19,900 to 68,000)	3,690 (2,220 to 5,810)	1,830 (1,100 to 2,760)	1,570 (900 to 2,640)
Upper respiratory infections	6·1 (1·3 to 22·3)	23 (7·2 to 69·7)	713 (130 to 2,690)	1,690 (424 to 6,270)	546 (286 to 935)	394 (218 to 667)	341 (186 to 591)
Otitis media	282 (0·2 to 1,510)	16·2 (0·5 to 102)	41·1 (13·6 to 132)	193 (103 to 347)	192 (102 to 320)	110 (56·8 to 193)	102 (54 to 171)
Enteric infections	3,700 (1,260 to 8,950)	8,570 (2,860 to 21,400)	91,500 (30,800 to 179,000)	70,000 (28,900 to 146,000)	8,320 (3,770 to 15,300)	3,780 (1,660 to 6,930)	3,350 (1,350 to 6,600)
Diarrheal diseases	3,700 (1,260 to 8,950)	8,460 (2,760 to 21,300)	90,000 (29,100 to 177,000)	65,500 (22,700 to 142,000)	7,140 (2,650 to 14,100)	3,290 (1,200 to 6,530)	3,100 (1,110 to 6,390)
Typhoid and paratyphoid	0 (0 to 0)	0 (0 to 0)	3·5 (1·1 to 8·7)	220 (65·4 to 481)	167 (62 to 376)	156 (55·4 to 329)	85·4 (26·4 to 197)
Typhoid fever	0 (0 to 0)	0 (0 to 0)	3·5 (1·1 to 8·7)	219 (65·2 to 479)	166 (61·8 to 375)	156 (55·1 to 328)	85·2 (26·4 to 196)
Paratyphoid fever	0 (0 to 0)	0 (0 to 0)	0 (0 to 0)	0·8 (0·2 to 2·2)	0·6 (0·2 to 1·6)	0·5 (0·2 to 1·3)	0·3 (0·1 to 0·7)
Invasive Non-typhoidal Salmonella (iNTS)	0 (0 to 0)	105 (50·6 to 190)	1,460 (649 to 2,710)	4,090 (1,880 to 7,950)	996 (463 to 1,880)	324 (136 to 612)	164 (65·3 to 328)
Other intestinal infectious diseases	0 (0 to 0)	0 (0 to 0)	102 (0·5 to 490)	197 (2·5 to 831)	20·6 (0·5 to 83·2)	10 (0·3 to 36)	4·2 (0·2 to 15·6)
Neglected tropical diseases and malaria	8·5 (2·7 to 28·8)	8,370 (3,170 to 17,600)	48,700 (18,300 to 103,000)	65,900 (28,100 to 128,000)	9,780 (5,860 to 15,300)	6,360 (3,870 to 9,630)	5,430 (3,300 to 8,490)
Malaria	2·5 (0·6 to 6·4)	8,350 (3,160 to 17,600)	48,400 (18,100 to 102,000)	64,200 (27,100 to 127,000)	7,250 (3,250 to 12,600)	4,330 (2,080 to 7,410)	3,420 (1,510 to 6,200)
Chagas disease	0 (0 to 0)	0 (0 to 0)	0 (0 to 0)	0 (0 to 0)	0 (0 to 0)	0 (0 to 0)	0 (0 to 0)
Leishmaniasis	0 (0 to 0)	0 (0 to 0)	74 (34 to 133)	602 (271 to 1,090)	448 (223 to 728)	162 (82·3 to 263)	87·7 (42·9 to 146)
Visceral leishmaniasis	0 (0 to 0)	0 (0 to 0)	74 (34 to 133)	602 (270 to 1,090)	447 (222 to 727)	161 (81·2 to 262)	86·2 (41·6 to 144)
Cutaneous and mucocutaneous leishmaniasis	0 (0 to 0)	0 (0 to 0)	0 (0 to 0)	0·2 (0·1 to 0·4)	0·6 (0·3 to 1·2)	1·1 (0·6 to 1·9)	1·6 (0·9 to 2·6)
African trypanosomiasis	0 (0 to 0)	0 (0 to 0)	0 (0 to 0)	61·7 (2·3 to 349)	163 (8 to 881)	175 (9·5 to 857)	159 (7·8 to 805)
Schistosomiasis	0 (0 to 0)	0 (0 to 0)	0 (0 to 0)	72·6 (8·5 to 241)	168 (52·3 to 396)	228 (74·5 to 516)	337 (106 to 750)
Cysticercosis	0 (0 to 0)	0 (0 to 0)	0 (0 to 0)	14·2 (0 to 52·3)	21·2 (0·1 to 63·8)	25·5 (2·7 to 62·1)	73·8 (12·6 to 167)
Cystic echinococcosis	0 (0 to 0)	0 (0 to 0)	0 (0 to 0)	29 (0 to 89·5)	10·2 (0·1 to 37·7)	5·6 (0·5 to 17·5)	4·7 (0·9 to 11·9)
Lymphatic filariasis	0 (0 to 0)	0 (0 to 0)	0 (0 to 0)	0 (0 to 0)	81·4 (46·2 to 126)	79·6 (47·4 to 121)	77·8 (47 to 118)
Onchocerciasis	0 (0 to 0)	0 (0 to 0)	0 (0 to 0)	0 (0 to 0)	748 (362 to 1,230)	857 (455 to 1,360)	898 (484 to 1,430)
Trachoma	0 (0 to 0)	0 (0 to 0)	0 (0 to 0)	0 (0 to 0)	0 (0 to 0)	0 (0 to 0)	0·4 (0·1 to 1)
Dengue	0 (0 to 0)	0 (0 to 0·2)	4·3 (0·1 to 13·5)	13 (0·3 to 43·8)	24·3 (0·2 to 78·4)	22·5 (0·1 to 71·9)	18·2 (0·2 to 57·3)

Cause	20 to 24	25 to 29	30 to 34	35 to 39	40 to 44	45 to 49	50 to 54	55 to 59	60 to 64
All causes	76,700 (62,600 to 94,600)	82,400 (64,900 to 104,000)	86,500 (69,100 to 106,000)	88,600 (72,000 to 108,000)	85,700 (70,700 to 104,000)	79,500 (62,900 to 100,000)	72,800 (57,000 to 92,500)	64,600 (50,000 to 82,900)	55,800 (44,500 to 71,200)
Communicable, maternal, neonatal, and nutritional diseases	41,800 (32,800 to 54,700)	49,900 (36,800 to 68,100)	53,800 (40,600 to 71,300)	55,600 (42,900 to 70,300)	50,600 (41,600 to 61,900)	42,600 (34,100 to 53,400)	34,600 (27,000 to 43,600)	27,400 (20,300 to 36,200)	21,300 (15,400 to 28,100)
HIV/AIDS and sexually transmitted infections	11,500 (5,950 to 22,700)	19,600 (10,100 to 35,700)	25,600 (15,700 to 41,100)	26,800 (17,800 to 39,900)	23,600 (18,700 to 30,200)	19,800 (15,000 to 25,800)	12,500 (8,680 to 16,300)	6,660 (4,360 to 9,430)	3,150 (1,990 to 4,650)
HIV/AIDS	11,400 (5,820 to 22,600)	19,400 (9,930 to 35,600)	25,400 (15,600 to 41,000)	26,700 (17,600 to 39,600)	23,400 (18,600 to 30,000)	19,700 (14,900 to 25,600)	12,400 (8,610 to 16,200)	6,610 (4,310 to 9,370)	3,110 (1,960 to 4,630)
HIV/AIDS - Drug-susceptible Tuberculosis	4,760 (2,420 to 8,720)	8,140 (4,130 to 14,600)	10,800 (6,510 to 17,500)	11,300 (7,490 to 17,000)	9,940 (7,700 to 12,900)	8,310 (6,210 to 11,100)	5,230 (3,630 to 7,040)	2,780 (1,760 to 3,950)	1,310 (800 to 1,950)
HIV/AIDS - Multidrug-resistant Tuberculosis without exten	185 (20·9 to 679)	286 (31 to 1,030)	377 (44·4 to 1,380)	414 (50·1 to 1,450)	384 (49·9 to 1,370)	329 (39·6 to 1,110)	214 (27·5 to 729)	114 (14·9 to 392)	53·7 (6·8 to 184)
HIV/AIDS - Extensively drug-resistant Tuberculosis	2·5 (0·3 to 8·9)	3·8 (0·4 to 13·5)	5 (0·6 to 18·1)	5·5 (0·7 to 19·5)	5·1 (0·6 to 17·8)	4·4 (0·6 to 14·9)	2·8 (0·3 to 9·6)	1·5 (0·2 to 5·1)	0·7 (0·1 to 2·5)
HIV/AIDS resulting in other diseases	6,440 (3,210 to 13,600)	10,900 (5,590 to 20,800)	14,200 (8,630 to 23,400)	14,900 (9,930 to 22,100)	13,100 (10,400 to 16,800)	11,000 (8,250 to 14,300)	6,940 (4,800 to 9,120)	3,710 (2,420 to 5,310)	1,750 (1,120 to 2,600)
Sexually transmitted infections excluding HIV	145 (80·2 to 254)	181 (94·1 to 303)	198 (109 to 337)	183 (98·3 to 326)	163 (83·7 to 297)	132 (60·3 to 283)	68 (29 to 145)	44 (18·4 to 99·1)	35·9 (12·5 to 98·6)
Syphilis	10·6 (4·2 to 23·3)	15·5 (6·1 to 32·5)	18·5 (7·1 to 39·9)	11·8 (4·6 to 27·6)	4·8 (2 to 9·7)	7·4 (2·6 to 19·1)	4·9 (1·7 to 12·8)	1·3 (0·5 to 3·4)	1·7 (0·5 to 5·5)
Chlamydial infection	19·2 (9·1 to 36·8)	20·2 (11 to 35·7)	19 (10·5 to 31·5)	22·2 (12 to 39·8)	21·8 (11·4 to 40·6)	17·7 (7·4 to 40·6)	6·6 (2·3 to 17·5)	4·6 (1·3 to 13·1)	4·1 (0·9 to 14·4)
Gonococcal infection	21·4 (8·3 to 47·8)	27 (10·5 to 61·9)	31·4 (12·6 to 66·6)	30·3 (12·5 to 71·7)	34·5 (13·1 to 80·2)	31·6 (10·1 to 83·2)	18·5 (5·3 to 52)	12·3 (3·1 to 36·2)	10·6 (2·4 to 37·1)
Trichomoniasis	27·9 (9·5 to 65·5)	36·9 (12·3 to 87·9)	34·5 (11·3 to 78·4)	28·5 (9·4 to 67·8)	22·5 (7·2 to 52·5)	15·5 (5·1 to 36)	9·4 (2·9 to 21·8)	5·3 (1·7 to 12·4)	3·1 (1 to 7·2)
Genital herpes	32·7 (11 to 83)	35·9 (11·9 to 87·8)	34·6 (11·3 to 84·1)	29·2 (9·1 to 70·2)	23·2 (7·1 to 58·7)	17·9 (5·5 to 42·9)	13·9 (4·3 to 34·2)	10·3 (3·1 to 25·6)	7·3 (2·3 to 18·3)
Other sexually transmitted infections	33·5 (17·5 to 60·2)	45·1 (25 to 74·6)	59·6 (33·3 to 100)	61·1 (32·5 to 106)	56·6 (31·5 to 100)	42·4 (18·8 to 90·7)	14·7 (5·2 to 38·2)	10·2 (3 to 28·8)	9·1 (2·1 to 32)
Respiratory infections and tuberculosis	10,900 (7,430 to 15,300)	12,000 (8,120 to 17,200)	11,700 (7,980 to 16,700)	11,000 (6,780 to 16,100)	11,200 (7,120 to 16,600)	11,400 (6,890 to 16,900)	12,200 (7,190 to 17,900)	11,300 (6,870 to 17,500)	9,800 (5,840 to 14,400)
Tuberculosis	8,880 (5,620 to 13,000)	9,870 (6,360 to 15,100)	9,690 (6,220 to 14,500)	9,060 (5,150 to 13,800)	8,960 (5,210 to 13,600)	9,090 (4,940 to 14,100)	9,330 (5,130 to 14,500)	8,410 (4,510 to 13,700)	6,660 (3,560 to 10,600)
Latent tuberculosis infection	0 (0 to 0)	0 (0 to 0)	0 (0 to 0)	0 (0 to 0)	0 (0 to 0)	0 (0 to 0)	0 (0 to 0)	0 (0 to 0)	0 (0 to 0)
Drug-susceptible tuberculosis	8,610 (5,370 to 12,500)	9,590 (6,170 to 14,400)	9,410 (6,040 to 14,100)	8,790 (4,960 to 13,200)	8,670 (4,930 to 13,300)	8,800 (4,840 to 13,600)	9,020 (4,760 to 14,100)	8,130 (4,290 to 13,200)	6,440 (3,420 to 10,300)
Multidrug-resistant tuberculosis without extensive drug res	263 (30·6 to 940)	275 (32·8 to 981)	268 (32 to 911)	268 (31·1 to 955)	280 (29·6 to 1,100)	290 (33·9 to 1,070)	306 (34·7 to 1,070)	278 (28·4 to 1,010)	220 (22·7 to 806)
Extensively drug-resistant tuberculosis	3·5 (0·4 to 12·4)	3·7 (0·4 to 13)	3·6 (0·4 to 12·2)	3·6 (0·4 to 13·4)	3·7 (0·4 to 13·4)	3·9 (0·4 to 14·2)	4·1 (0·5 to 15)	3·7 (0·4 to 13·7)	2·9 (0·3 to 10·6)
Lower respiratory infections	1,640 (971 to 2,630)	1,790 (1,010 to 2,840)	1,750 (984 to 2,950)	1,760 (996 to 2,880)	2,090 (1,180 to 3,370)	2,180 (1,210 to 3,580)	2,730 (1,480 to 4,570)	2,820 (1,520 to 4,680)	3,070 (1,620 to 5,240)
Upper respiratory infections	291 (156 to 495)	222 (125 to 365)	185 (99·9 to 306)	157 (81·4 to 262)	120 (64·2 to 205)	90·2 (47·9 to 152)	72·4 (38·9 to 120)	57·2 (31·7 to 94·4)	44·6 (22·5 to 78·9)
Otitis media	138 (61·3 to 267)	101 (47·8 to 190)	72·2 (33·1 to 137)	60·1 (28·5 to 109)	52·6 (25·3 to 90·9)	43·6 (21·6 to 74·8)	36·7 (17·4 to 63·7)	27·7 (13·4 to 49·1)	18·5 (9 to 34·1)
Enteric infections	2,970 (1,180 to 6,170)	2,430 (965 to 4,810)	2,490 (1,000 to 5,000)	2,580 (993 to 5,400)	2,890 (1,060 to 6,050)	3,400 (1,160 to 7,330)	3,560 (1,210 to 7,720)	3,630 (1,140 to 7,680)	3,710 (1,150 to 8,340)
Diarrheal diseases	2,810 (1,030 to 6,020)	2,310 (858 to 4,730)	2,370 (881 to 4,890)	2,470 (909 to 5,300)	2,780 (944 to 5,890)	3,290 (1,060 to 7,170)	3,460 (1,100 to 7,650)	3,540 (1,050 to 7,600)	3,640 (1,070 to 8,250)
Typhoid and paratyphoid	32·1 (10·9 to 72·7)	15·6 (5·8 to 34·5)	10·3 (3·6 to 22·7)	6·9 (2·6 to 14·6)	5·5 (2·1 to 11·7)	5·2 (1·8 to 11·2)	4·2 (1·5 to 9·6)	3 (1 to 7)	1·8 (0·6 to 4·1)
Typhoid fever	32 (10·8 to 72·6)	15·6 (5·8 to 34·5)	10·3 (3·6 to 22·7)	6·8 (2·6 to 14·6)	5·5 (2 to 11·7)	5·2 (1·8 to 11·2)	4·2 (1·5 to 9·5)	2·9 (1 to 6·9)	1·8 (0·6 to 4·1)
Paratyphoid fever	0·1 (0 to 0·3)	0 (0 to 0·1)	0 (0 to 0·1)	0 (0 to 0)	0 (0 to 0)	0 (0 to 0)	0 (0 to 0)	0 (0 to 0)	0 (0 to 0)
Invasive Non-typhoidal Salmonella (iNTS)	117 (46·5 to 237)	98·8 (32·8 to 220)	103 (36·7 to 221)	101 (34·9 to 225)	102 (35·4 to 214)	101 (36·1 to 207)	98·6 (34·3 to 204)	89·7 (33·9 to 181)	67·5 (27·5 to 137)
Other intestinal infectious diseases	3·5 (0·2 to 12)	1·5 (0·1 to 5·3)	3·5 (0·3 to 11·1)	1·7 (0·1 to 5·9)	1·7 (0·2 to 6·4)	1 (0·1 to 3·5)	0·9 (0·1 to 3·4)	0·6 (0 to 2·3)	0·5 (0 to 1·8)
Neglected tropical diseases and malaria	4,570 (2,940 to 6,940)	3,580 (2,380 to 5,360)	3,490 (2,320 to 5,270)	3,610 (2,250 to 5,670)	4,430 (2,520 to 7,320)	3,590 (2,000 to 6,490)	4,250 (2,200 to 7,810)	3,990 (2,070 to 7,230)	3,310 (1,750 to 6,150)
Malaria	2,470 (1,230 to 4,760)	1,640 (821 to 3,120)	1,680 (818 to 3,350)	1,970 (854 to 4,030)	2,950 (1,160 to 5,920)	2,330 (883 to 5,110)	3,020 (1,120 to 6,580)	2,860 (1,050 to 6,230)	2,390 (892 to 5,170)
Chagas disease	0 (0 to 0)	0 (0 to 0)	0 (0 to 0)	0 (0 to 0)	0 (0 to 0)	0 (0 to 0)	0 (0 to 0)	0 (0 to 0)	0 (0 to 0)
Leishmaniasis	57·4 (28·9 to 97·1)	49·3 (25·4 to 83)	44·4 (22·1 to 76·3)	31·7 (16·2 to 52·4)	22·3 (11·8 to 37·2)	15·3 (8 to 25·5)	11·5 (6·3 to 18·8)	8·6 (4·6 to 13·7)	6·3 (3·5 to 10·1)
Visceral leishmaniasis	55·4 (27·2 to 94·5)	47·1 (22·9 to 81)	42 (20·3 to 74)	29·2 (14·3 to 49·4)	19·9 (9·7 to 33·8)	12·9 (6·2 to 23·2)	9·3 (4·4 to 16·2)	6·7 (3·2 to 11·6)	4·6 (2·2 to 7·8)
Cutaneous and mucocutaneous leishmaniasis	2 (0 to 5·3)	2·1 (0 to 5)	2·4 (0·5 to 5·5)	2·5 (0·5 to 5·6)	2·5 (0·6 to 5·5)	2·4 (0·6 to 5)	2·2 (0·7 to 4·4)	2 (0·6 to 4)	1·7 (0·5 to 3·5)
African trypanosomiasis	165 (8·5 to 785)	138 (6·7 to 672)	113 (6·2 to 502)	90 (4·8 to 460)	77·8 (3·6 to 379)	58·4 (3·2 to 286)	43·4 (2 to 250)	32·9 (1·5 to 192)	20·2 (1 to 98·8)
Schistosomiasis	377 (150 to 762)	400 (150 to 873)	408 (149 to 864)	398 (130 to 891)	351 (106 to 893)	274 (58·4 to 744)	293 (51·3 to 876)	255 (50·2 to 706)	206 (33 to 599)
Cysticercosis	202 (72 to 450)	281 (112 to 538)	277 (115 to 509)	230 (93·9 to 408)	188 (75·1 to 326)	154 (66·6 to 262)	133 (62·4 to 221)	115 (54·7 to 190)	102 (46·9 to 167)
Cystic echinococcosis	5·7 (1·1 to 15·5)	7·1 (0·9 to 21·4)	7·3 (0·8 to 22·2)	5·9 (0·5 to 19·1)	4·5 (0·3 to 15·5)	3·7 (0·3 to 12·2)	3·3 (0·2 to 11·6)	2·8 (0·2 to 9·5)	2·1 (0·1 to 7·7)
Lymphatic filariasis	74·8 (45·2 to 114)	62·8 (37·9 to 94)	55·4 (33·1 to 84·4)	47·6 (29·4 to 72·5)	39·7 (24·5 to 60·2)	32·8 (20·5 to 48·5)	27·4 (17 to 40)	21·5 (13·2 to 31·9)	17·1 (10·7 to 25·7)
Onchocerciasis	916 (509 to 1,430)	807 (442 to 1,260)	754 (426 to 1,150)	682 (404 to 1,040)	673 (404 to 1,010)	643 (405 to 948)	645 (407 to 947)	626 (399 to 902)	522 (344 to 746)
Trachoma	0·5 (0·2 to 1·3)	0·5 (0·2 to 1·2)	1·4 (0·5 to 3·3)	3·9 (0 to 10·9)	6·9 (0·9 to 18·2)	8·4 (1·8 to 18·9)	9·5 (2·5 to 22·2)	11·4 (3·1 to 26·8)	14·8 (4·8 to 31·9)
Dengue	15·8 (0·2 to 47·4)	11·9 (0·2 to 34·6)	9·6 (0·2 to 29)	7·6 (0·1 to 23·2)	6 (0·1 to 17·9)	4·8 (0·1 to 15·2)	4 (0·1 to 11·7)	3·2 (0·1 to 9·6)	2·6 (0·1 to 7·3)

Cause	65 to 69	70 to 74	75 to 79	80 to 84	85 to 89	90 to 94	95 plus	Total
All causes	41,300 (33,200 to 51,600)	31,800 (26,200 to 39,100)	22,600 (18,500 to 27,400)	12,600 (10,700 to 14,800)	4,850 (4,020 to 5,670)	1,310 (1,120 to 1,520)	288 (264 to 312)	1,980,000
Communicable, maternal, neonatal, and nutritional diseases	14,000 (9,980 to 18,900)	10,000 (7,060 to 13,600)	6,790 (4,630 to 9,490)	3,660 (2,410 to 5,140)	1,530 (982 to 2,220)	453 (286 to 661)	113 (71·4 to 160)	1,370,000
HIV/AIDS and sexually transmitted infections	1,320 (791 to 2,080)	588 (329 to 964)	254 (144 to 430)	45 (25·4 to 75·2)	14·6 (8·3 to 24·1)	3·3 (1·9 to 5·5)	0·6 (0·3 to 1)	191,000
HIV/AIDS	1,300 (768 to 2,060)	576 (321 to 943)	245 (135 to 418)	41·5 (22·6 to 71·5)	13·3 (7·2 to 22·8)	3 (1·6 to 5·1)	0·5 (0·3 to 0·9)	171,000
HIV/AIDS - Drug-susceptible Tuberculosis	545 (313 to 862)	239 (127 to 395)	101 (52·9 to 173)	16·6 (8·8 to 27·8)	5·2 (2·8 to 8·7)	1·2 (0·6 to 1·8)	0·2 (0·1 to 0·3)	72,300
HIV/AIDS - Multidrug-resistant Tuberculosis without exten	22·3 (2·8 to 78·4)	9·8 (1·1 to 34·8)	4·2 (0·5 to 14·9)	0·7 (0·1 to 2·5)	0·2 (0 to 0·8)	0 (0 to 0·2)	0 (0 to 0)	2,770
HIV/AIDS - Extensively drug-resistant Tuberculosis	0·3 (0 to 1·1)	0·1 (0 to 0·4)	0·1 (0 to 0·2)	0 (0 to 0)	0 (0 to 0)	0 (0 to 0)	0 (0 to 0)	36·9
HIV/AIDS resulting in other diseases	737 (438 to 1,160)	327 (183 to 540)	140 (76·3 to 239)	24·2 (12·7 to 42·7)	7·8 (4 to 14·4)	1·8 (0·9 to 3·4)	0·3 (0·2 to 0·6)	95,800
Sexually transmitted infections excluding HIV	19·5 (7·8 to 47·7)	12·1 (4·7 to 29·3)	8·4 (3·2 to 23·2)	3·5 (1·3 to 9·2)	1·3 (0·5 to 3·6)	0·3 (0·1 to 0·9)	0·1 (0 to 0·2)	19,600
Syphilis	1·1 (0·3 to 3·2)	1 (0·3 to 3)	0·6 (0·2 to 2)	0·5 (0·1 to 1·6)	0·2 (0·1 to 0·6)	0·1 (0 to 0·3)	0 (0 to 0·1)	18,400
Chlamydial infection	1·4 (0·3 to 4)	1·2 (0·3 to 3·6)	1 (0·2 to 3·1)	0·5 (0·1 to 1·5)	0·2 (0 to 0·5)	0 (0 to 0·1)	0 (0 to 0)	150
Gonococcal infection	7·4 (1·8 to 21·6)	4·1 (1·1 to 12·4)	3·5 (0·9 to 11)	1·1 (0·3 to 3·4)	0·4 (0·1 to 1·4)	0·1 (0 to 0·3)	0 (0 to 0·1)	251
Trichomoniasis	1·8 (0·6 to 3·9)	1 (0·3 to 2·2)	0·5 (0·2 to 1·1)	0·2 (0·1 to 0·4)	0·1 (0 to 0·1)	0 (0 to 0)	0 (0 to 0)	196
Genital herpes	4·5 (1·4 to 11·1)	2·7 (0·8 to 6·7)	1·5 (0·5 to 3·7)	0·7 (0·2 to 1·7)	0·2 (0·1 to 0·6)	0·1 (0 to 0·1)	0 (0 to 0)	240
Other sexually transmitted infections	3·3 (0·8 to 9·6)	2·1 (0·6 to 6·4)	1·3 (0·3 to 4·3)	0·5 (0·1 to 1·4)	0·2 (0·1 to 0·7)	0 (0 to 0·1)	0 (0 to 0)	366
Respiratory infections and tuberculosis	6,790 (4,110 to 10,100)	4,860 (3,020 to 7,090)	3,430 (2,130 to 5,090)	1,740 (1,110 to 2,580)	673 (415 to 998)	173 (104 to 260)	39·8 (23·1 to 60·9)	338,000
Tuberculosis	4,420 (2,260 to 7,130)	2,940 (1,540 to 4,740)	1,850 (922 to 3,120)	852 (405 to 1,410)	274 (124 to 461)	57·2 (27·3 to 101)	11·1 (4·8 to 19·5)	168,000
Latent tuberculosis infection	0 (0 to 0)	0 (0 to 0)	0 (0 to 0)	0 (0 to 0)	0 (0 to 0)	0 (0 to 0)	0 (0 to 0)	0
Drug-susceptible tuberculosis	4,270 (2,150 to 6,830)	2,840 (1,480 to 4,580)	1,790 (895 to 3,050)	823 (390 to 1,360)	265 (116 to 449)	55·3 (26·5 to 96·2)	10·7 (4·4 to 18·6)	162,000
Multidrug-resistant tuberculosis without extensive drug res	146 (15·6 to 539)	96·7 (10 to 354)	61·5 (7·6 to 228)	28·6 (2·9 to 102)	9·2 (1 to 36·2)	1·9 (0·2 to 6·7)	0·4 (0 to 1·3)	5,390
Extensively drug-resistant tuberculosis	2 (0·2 to 7·2)	1·3 (0·1 to 4·5)	0·8 (0·1 to 2·9)	0·4 (0 to 1·3)	0·1 (0 to 0·4)	0 (0 to 0·1)	0 (0 to 0)	72
Lower respiratory infections	2,330 (1,300 to 3,880)	1,900 (1,070 to 3,050)	1,570 (873 to 2,560)	886 (512 to 1,390)	397 (228 to 636)	115 (65·4 to 182)	28·5 (15·3 to 47·8)	164,000
Upper respiratory infections	27·5 (13·6 to 47·1)	18 (9·2 to 33·1)	10·7 (5·4 to 19·9)	5·4 (2·5 to 10·4)	1·9 (0·9 to 4)	0·5 (0·2 to 1·2)	0·1 (0·1 to 0·3)	5,010
Otitis media	10·1 (4·7 to 18·1)	5·5 (2·4 to 10·7)	3·3 (1·6 to 6·2)	1·7 (0·7 to 3·4)	0·6 (0·3 to 1·2)	0·2 (0·1 to 0·3)	0 (0 to 0·1)	1,510
Enteric infections	2,850 (897 to 6,280)	2,400 (698 to 5,390)	2,070 (639 to 4,540)	1,420 (438 to 3,000)	651 (188 to 1,390)	222 (65·5 to 447)	62 (20 to 120)	227,000
Diarrheal diseases	2,810 (865 to 6,230)	2,380 (683 to 5,370)	2,060 (629 to 4,530)	1,420 (433 to 2,990)	650 (187 to 1,390)	221 (65·2 to 447)	62 (19·9 to 120)	217,000
Typhoid and paratyphoid	0·9 (0·3 to 1·8)	0·4 (0·2 to 0·9)	0·2 (0·1 to 0·4)	0·1 (0 to 0·2)	0 (0 to 0)	0 (0 to 0)	0 (0 to 0)	718
Typhoid fever	0·9 (0·3 to 1·8)	0·4 (0·2 to 0·9)	0·2 (0·1 to 0·4)	0·1 (0 to 0·2)	0 (0 to 0)	0 (0 to 0)	0 (0 to 0)	716
Paratyphoid fever	0 (0 to 0)	0 (0 to 0)	0 (0 to 0)	0 (0 to 0)	0 (0 to 0)	0 (0 to 0)	0 (0 to 0)	2·5
Invasive Non-typhoidal Salmonella (iNTS)	38·6 (14·9 to 74·1)	20·6 (8 to 40·9)	10·4 (4·3 to 19·2)	4·9 (2 to 9·2)	1·4 (0·6 to 2·5)	0·3 (0·1 to 0·6)	0 (0 to 0·1)	8,090
Other intestinal infectious diseases	0·5 (0 to 2)	0·3 (0 to 1)	0·1 (0 to 0·5)	0·1 (0 to 0·3)	0·1 (0 to 0·3)	0 (0 to 0·1)	0 (0 to 0)	350
Neglected tropical diseases and malaria	2,040 (1,080 to 3,710)	1,400 (757 to 2,530)	488 (316 to 755)	151 (103 to 217)	49·3 (32·7 to 78·2)	12·7 (8·3 to 20·4)	3·3 (2·2 to 4·8)	183,000
Malaria	1,400 (518 to 3,060)	954 (348 to 2,070)	215 (83 to 463)	42·4 (16·6 to 85·4)	5·4 (2·1 to 10·1)	0·9 (0·3 to 1·7)	0·2 (0·1 to 0·4)	160,000
Chagas disease	0 (0 to 0)	0 (0 to 0)	0 (0 to 0)	0 (0 to 0)	0 (0 to 0)	0 (0 to 0)	0 (0 to 0)	0
Leishmaniasis	3·9 (2·1 to 5·9)	2·2 (1·3 to 3·4)	1·3 (0·7 to 2)	0·6 (0·3 to 1)	0·2 (0·1 to 0·3)	0·1 (0 to 0·1)	0 (0 to 0)	1,630
Visceral leishmaniasis	2·7 (1·3 to 4·6)	1·4 (0·7 to 2·3)	0·7 (0·3 to 1·2)	0·3 (0·1 to 0·5)	0·1 (0 to 0·2)	0 (0 to 0)	0 (0 to 0)	1,600
Cutaneous and mucocutaneous leishmaniasis	1·2 (0·4 to 2·4)	0·8 (0·3 to 1·8)	0·6 (0·2 to 1·1)	0·3 (0·1 to 0·6)	0·1 (0 to 0·2)	0 (0 to 0·1)	0 (0 to 0)	26·1
African trypanosomiasis	11·6 (0·6 to 56·8)	5·3 (0·3 to 27·2)	2·9 (0·1 to 14·9)	1·2 (0·1 to 6·9)	0·4 (0 to 2·2)	0·1 (0 to 0·5)	0 (0 to 0·1)	1,320
Schistosomiasis	121 (19·9 to 334)	85·8 (14·2 to 269)	52 (7·9 to 152)	24 (3·9 to 72·1)	9·3 (0·8 to 34·8)	1·8 (0·1 to 9)	0·3 (0 to 1·5)	4,060
Cysticercosis	76·3 (34·8 to 120)	51·8 (26·6 to 81·8)	35·1 (18·6 to 56)	18·2 (9·7 to 29·4)	6·8 (3·5 to 10·8)	1·9 (0·9 to 3·1)	0·5 (0·2 to 0·8)	2,010
Cystic echinococcosis	1·3 (0·1 to 4·9)	0·8 (0 to 2·9)	0·5 (0 to 1·8)	0·2 (0 to 0·8)	0·1 (0 to 0·4)	0 (0 to 0·1)	0 (0 to 0)	95
Lymphatic filariasis	11·2 (6·9 to 16·7)	7·1 (4·5 to 10·5)	4·3 (2·7 to 6·3)	2·1 (1·3 to 3·1)	0·8 (0·5 to 1·1)	0·2 (0·1 to 0·3)	0 (0 to 0·1)	643
Onchocerciasis	378 (253 to 535)	260 (181 to 364)	153 (105 to 211)	46·6 (32·8 to 64·3)	19·7 (13·5 to 27·1)	5·7 (4 to 7·8)	1·8 (1·2 to 2·5)	9,640
Trachoma	16·4 (5·8 to 36·6)	17·2 (7·2 to 35·6)	15 (6·4 to 31·3)	10·4 (4·4 to 20·4)	4·9 (2·1 to 9·8)	1·5 (0·6 to 3·1)	0·4 (0·1 to 0·8)	123
Dengue	1·8 (0·1 to 5)	1·3 (0 to 3·6)	0·9 (0·1 to 2·3)	0·5 (0·1 to 1·1)	0·2 (0 to 0·5)	0·1 (0 to 0·2)	0 (0 to 0·1)	153



G6PD deficiency	0·2 (0 to 1·2)	0·3 (0·1 to 0·9)	2·6 (0·5 to 9·4)	10 (1·8 to 28·9)	11·3 (2·5 to 46·5)	17·7 (3·5 to 87·7)	26·9 (5·2 to 128)	23·1 (5·1 to 115)	20·9 (4 to 101)	23·9 (4·7 to 119)	27·2 (5 to 137)	45·3 (7·5 to 266)	100 (23·3 to 616)	127 (20·2 to 814)	116 (20·1 to 717)	73·3 (11·3 to 478)	48·6 (7·2 to 332)	23·4 (3·4 to 144)	13 (1·6 to 90·3)	3·7 (0·5 to 25)	0·7 (0·1 to 4·9)	0·1 (0 to 0·7)	0 (0 to 0·1)	715
G6PD trait	0 (0 to 0)	0 (0 to 0)	0 (0 to 0)	0·1 (0 to 0·1)	0·1 (0 to 0·1)	0 (0 to 0·1)	0·1 (0 to 0·3)	0·1 (0 to 0·2)	0·1 (0 to 0·1)	0·1 (0 to 0·1)	0·1 (0 to 0·1)	0·1 (0 to 1)	6·1 (3·1 to 10·5)	0·2 (0·1 to 0·3)	0 (0 to 0)	0 (0 to 0)	0 (0 to 0)	0 (0 to 0)	0 (0 to 0)	0 (0 to 0)	0 (0 to 0)	0 (0 to 0)	0 (0 to 0)	7·1
Other hemoglobinopathies and hemolytic anemias	0·3 (0·1 to 1·3)	3·1 (1·8 to 5·2)	47·6 (21·8 to 83·1)	149 (66·8 to 258)	170 (66·3 to 319)	78·6 (26·2 to 160)	29·2 (8·8 to 63·9)	25 (10·1 to 47·5)	20·6 (8·2 to 39·7)	18·8 (7·3 to 37·3)	19·4 (6·7 to 44·9)	23·9 (7 to 79·4)	61·6 (24·4 to 190)	80·6 (24·8 to 361)	99·8 (27·5 to 521)	113 (34·8 to 536)	108 (30 to 558)	95·3 (24·5 to 521)	80·1 (18·6 to 477)	44·7 (11·3 to 249)	17·5 (4·7 to 97·4)	4·8 (1·4 to 24·6)	1 (0·3 to 5)	1,290
Endocrine, metabolic, blood, and immune disorders	73 (29·3 to 157)	66·7 (28·2 to 131)	558 (212 to 1,230)	829 (369 to 1,860)	506 (296 to 781)	382 (227 to 584)	332 (198 to 512)	342 (198 to 538)	356 (203 to 585)	403 (236 to 674)	434 (256 to 695)	451 (244 to 707)	498 (298 to 770)	476 (290 to 738)	431 (260 to 686)	363 (218 to 582)	246 (149 to 399)	156 (94 to 247)	91·1 (54·5 to 141)	39·7 (23·8 to 61)	12·6 (7·3 to 20·7)	3 (1·7 to 5)	0·6 (0·3 to 1·1)	7,050
Oral disorders	0 (0 to 0)	0 (0 to 0)	0 (0 to 0)	197 (111 to 325)	199 (107 to 335)	207 (108 to 350)	298 (161 to 516)	543 (288 to 955)	627 (336 to 1,110)	652 (341 to 1,140)	619 (324 to 1,100)	553 (291 to 970)	473 (249 to 829)	408 (225 to 713)	333 (181 to 565)	270 (151 to 452)	189 (109 to 312)	130 (76·9 to 210)	85 (51 to 133)	43·9 (26·3 to 66)	16·2 (9·6 to 24·5)	4·4 (2·6 to 6·7)	1 (0·6 to 1·5)	5,850
Caries of deciduous teeth	0 (0 to 0)	0 (0 to 0)	0 (0 to 0)	55·2 (19 to 115)	50·1 (20·2 to 109)	2·7 (0·3 to 7·7)	0 (0 to 0)	0 (0 to 0)	0 (0 to 0)	0 (0 to 0)	0 (0 to 0)	0 (0 to 0)	0 (0 to 0)	0 (0 to 0)	0 (0 to 0)	0 (0 to 0)	0 (0 to 0)	0 (0 to 0)	0 (0 to 0)	0 (0 to 0)	0 (0 to 0)	0 (0 to 0)	0 (0 to 0)	108
Caries of permanent teeth	0 (0 to 0)	0 (0 to 0)	0 (0 to 0)	0 (0 to 0)	34·2 (11·9 to 76)	91·8 (36·5 to 199)	97·5 (38·9 to 210)	99·1 (41·5 to 208)	78·8 (32·6 to 163)	67·1 (27·3 to 139)	61·2 (24·6 to 124)	48·7 (20·8 to 95·6)	36·6 (15·2 to 74·9)	29·1 (11·8 to 58·7)	22·1 (8·6 to 47·4)	16·7 (6·2 to 35·7)	10·7 (4·3 to 21·6)	6·7 (2·8 to 13·5)	3·7 (1·6 to 7·4)	1·7 (0·7 to 3·6)	0·5 (0·2 to 1·1)	0·1 (0 to 0·3)	0 (0 to 0)	706
Periodontal diseases	0 (0 to 0)	0 (0 to 0)	0 (0 to 0)	0 (0 to 0)	0 (0 to 0)	0 (0 to 0)	51·3 (15 to 132)	153 (46·7 to 376)	239 (76 to 564)	288 (99·4 to 650)	295 (104 to 674)	275 (100 to 613)	237 (90·7 to 512)	199 (79·3 to 433)	153 (61·1 to 322)	113 (45 to 230)	70·4 (27·5 to 146)	43·2 (17·2 to 86·5)	25·4 (10·2 to 49·8)	12 (4·7 to 23·8)	4·1 (1·5 to 8·4)	1 (0·4 to 2)	0·2 (0·1 to 0·4)	2,160
Other oral disorders	0 (0 to 0)	0 (0 to 0)	0 (0 to 0)	142 (84·3 to 224)	115 (65·9 to 179)	112 (64 to 182)	149 (88·5 to 229)	160 (96·8 to 249)	140 (84·2 to 215)	125 (74·7 to 187)	106 (62·9 to 162)	89 (53·6 to 138)	73·5 (44·3 to 110)	60·7 (36·7 to 92)	46·5 (27·9 to 68·7)	35·1 (21 to 51·5)	22·6 (13·6 to 34·3)	13·2 (8·1 to 20)	6·5 (3·9 to 9·6)	2·5 (1·5 to 3·9)	0·7 (0·4 to 1·1)	0·2 (0·1 to 0·2)	0 (0 to 0·1)	1,400
Sudden infant death syndrome	--	182 (32·7 to 724)	2,800 (280 to 11,700)	--	--	--	--	--	--	--	--	--	--	--	--	--	--	--	--	--	--	--	--	NA
Injuries	1,000 (656 to 1,890)	940 (373 to 3,830)	7,470 (4,310 to 12,500)	38,800 (22,700 to 58,700)	12,200 (9,120 to 16,200)	8,280 (6,430 to 10,800)	11,000 (8,120 to 15,200)	10,100 (7,750 to 13,800)	7,730 (5,550 to 10,500)	6,450 (4,750 to 8,730)	5,440 (3,900 to 7,790)	4,710 (3,280 to 6,880)	4,210 (2,890 to 6,580)	3,820 (2,590 to 5,740)	3,070 (2,130 to 4,830)	2,390 (1,720 to 3,720)	1,540 (1,110 to 2,220)	989 (735 to 1,370)	650 (480 to 914)	335 (250 to 449)	128 (95·5 to 173)	33·8 (24·3 to 45·2)	7·6 (5·4 to 10·2)	131,000
Transport injuries	156 (53·9 to 375)	134 (49·8 to 311)	3,020 (1,310 to 6,100)	20,600 (9,820 to 37,000)	6,590 (4,080 to 10,100)	3,800 (2,430 to 6,440)	5,970 (3,510 to 9,660)	5,660 (3,740 to 8,760)	4,310 (2,610 to 6,530)	3,470 (2,180 to 5,400)	2,870 (1,760 to 4,850)	2,460 (1,510 to 4,270)	2,140 (1,240 to 4,410)	1,810 (1,070 to 3,640)	1,430 (867 to 3,220)	1,020 (634 to 2,230)	614 (377 to 1,320)	355 (230 to 763)	207 (131 to 447)	84·8 (56·9 to 180)	25·2 (17·2 to 54·2)	5·4 (3·7 to 10·4)	1·1 (0·8 to 2·3)	66,700
Road injuries	149 (51·8 to 358)	128 (46·9 to 292)	2,930 (1,280 to 5,940)	20,000 (9,450 to 36,000)	6,420 (3,960 to 9,800)	3,670 (2,360 to 6,200)	5,790 (3,420 to 9,450)	5,480 (3,590 to 8,510)	4,160 (2,510 to 6,340)	3,350 (2,100 to 5,210)	2,780 (1,700 to 4,660)	2,370 (1,450 to 4,020)	2,060 (1,190 to 4,270)	1,750 (1,030 to 3,520)	1,380 (841 to 3,110)	986 (612 to 2,180)	595 (366 to 1,260)	345 (222 to 730)	201 (127 to 430)	82 (54·6 to 175)	24·3 (16·5 to 52·2)	5·1 (3·4 to 9·9)	1 (0·7 to 2·1)	64,700
Pedestrian road injuries	97·6 (29·8 to 261)	71·3 (23·3 to 187)	1,780 (450 to 4,210)	15,800 (6,270 to 31,500)	4,650 (2,340 to 8,190)	2,400 (1,320 to 4,320)	2,670 (1,110 to 5,240)	2,690 (1,200 to 5,190)	2,230 (885 to 4,190)	1,900 (855 to 3,580)	1,590 (733 to 3,040)	1,290 (579 to 2,640)	1,140 (533 to 2,580)	988 (484 to 2,210)	803 (429 to 1,800)	616 (343 to 1,450)	377 (223 to 827)	227 (138 to 513)	137 (83·7 to 297)	56·3 (36·9 to 117)	15·7 (10·4 to 33·2)	3·3 (2·2 to 6)	0·6 (0·4 to 1·3)	41,500
Cyclist road injuries	0 (0 to 0)	0 (0 to 0)	0 (0 to 0)	28·4 (7·1 to 77·9)	34·4 (19·2 to 59·5)	42·6 (27·6 to 64)	49·8 (33·2 to 72·2)	50·4 (35·5 to 73)	44·1 (31 to 62·2)	41·1 (29·6 to 55·5)	37·2 (26·8 to 50·4)	34·5 (24·6 to 46·9)	33·4 (24 to 45·7)	31·3 (22·3 to 43)	28·2 (19·7 to 38·8)	22·7 (16 to 30·8)	15·5 (11·1 to 20·8)	9·3 (6·7 to 12·7)	5·1 (3·6 to 7)	2·3 (1·6 to 3·2)	0·8 (0·5 to 1·1)	0·2 (0·1 to 0·3)	0 (0 to 0·1)	511
Motorcyclist road injuries	2·1 (0·3 to 7)	2 (0·3 to 6·8)	33·3 (3·9 to 134)	91·5 (8·4 to 393)	44·4 (10·1 to 140)	52·1 (16 to 150)	167 (45·6 to 466)	150 (45·1 to 446)	102 (31·3 to 294)	69·8 (25·6 to 185)	54·7 (21·4 to 136)	50·9 (20·7 to 134)	37·6 (16·4 to 96·7)	29·2 (13·5 to 78·4)	22 (11·1 to 55·4)	12·3 (7 to 28·1)	7·4 (4·5 to 14·6)	3·9 (2·6 to 7)	2·1 (1·4 to 3·4)	1 (0·6 to 1·5)	0·3 (0·2 to 0·6)	0·1 (0·1 to 0·2)	0 (0 to 0)	936
Motor vehicle road injuries	47·4 (10·6 to 125)	53·2 (15·7 to 136)	1,080 (247 to 2,830)	4,010 (513 to 12,600)	1,620 (520 to 3,430)	1,140 (470 to 2,020)	2,840 (1,350 to 4,960)	2,540 (1,120 to 4,550)	1,750 (665 to 3,370)	1,310 (525 to 2,500)	1,070 (450 to 2,030)	974 (481 to 1,710)	837 (397 to 1,580)	686 (352 to 1,270)	517 (275 to 1,080)	329 (172 to 655)	191 (104 to 400)	102 (59·1 to 204)	54·6 (30·2 to 116)	21·6 (12·9 to 51)	7·2 (4·1 to 18·6)	1·5 (0·9 to 3·5)	0·3 (0·2 to 0·8)	21,200
Other road injuries	1·6 (0·3 to 5·2)	1·4 (0·2 to 6)	31·6 (5·5 to 94·7)	119 (30·4 to 312)	59·9 (16 to 195)	35·4 (11·4 to 96·7)	64·9 (18·5 to 181)	52·1 (18 to 126)	36·6 (12·3 to 84·4)	28·7 (11·3 to 67·8)	23·9 (8·5 to 60·6)	20·5 (7·7 to 52·8)	18·4 (7·2 to 53·2)	16·1 (6·2 to 44·4)	12·7 (4·7 to 35·2)	6·4 (2·9 to 16·8)	4·3 (2·1 to 10·1)	2·5 (1·4 to 7)	1·8 (0·8 to 4·9)	0·7 (0·4 to 2)	0·2 (0·1 to 0·7)	0·1 (0 to 0·1)	0 (0 to 0)	539
Other transport injuries	7·2 (1·5 to 22·7)	6 (1·4 to 18·6)	87·4 (22·9 to 240)	543 (108 to 1,550)	177 (65·7 to 420)	135 (59·5 to 293)	179 (69·7 to 414)	176 (80·3 to 380)	147 (60·6 to 333)	117 (47·5 to 266)	96·2 (39·9 to 222)	87·9 (38·8 to 207)	74·3 (32·7 to 180)	61·6 (24 to 158)	45·4 (19·2 to 115)	32·5 (14·6 to 83·7)	18·5 (8·3 to 46·7)	10·3 (5·1 to 24·8)	6·7 (3·4 to 17·4)	2·8 (1·6 to 6·4)	1 (0·6 to 2)	0·3 (0·2 to 0·6)	0·1 (0 to 0·2)	2,010
Unintentional injuries	574 (326 to 1,350)	700 (190 to 3,570)	3,910 (2,120 to 7,130)	15,600 (8,090 to 25,100)	3,030 (2,060 to 4,310)	1,980 (1,410 to 2,620)	1,640 (1,190 to 2,300)	1,480 (1,120 to 1,970)	1,280 (936 to 1,710)	1,230 (913 to 1,620)	1,120 (831 to 1,490)	1,100 (797 to 1,510)	1,100 (756 to 1,540)	1,100 (757 to 1,580)	977 (662 to 1,390)	886 (627 to 1,220)	624 (449 to 861)	466 (337 to 635)	354 (254 to 480)	214 (155 to 290)	91·6 (64·8 to 126)	26·2 (18·1 to 36·3)	5·8 (4 to 8·1)	39,500
Falls	62·9 (16·6 to 163)	16·4 (5·4 to 34·8)	112 (38·6 to 232)	260 (113 to 506)	199 (123 to 313)	168 (115 to 242)	143 (102 to 199)	147 (105 to 196)	142 (101 to 192)	140 (101 to 188)	134 (97·7 to 180)	132 (93·7 to 179)	132 (94·9 to 176)	192 (131 to 279)	185 (132 to 262)	190 (130 to 272)	154 (107 to 227)	149 (99·8 to 213)	141 (93·7 to 214)	104 (69·2 to 156)	49·9 (32·6 to 76·1)	14·9 (9·6 to 21·9)	3·2 (2 to 5·1)	2,970
Drowning	41·6 (19·2 to 77·7)	19·5 (7·8 to 37·2)	650 (218 to 1,440)	8,350 (2,530 to 16,000)	1,200 (524 to 2,240)	679 (343 to 1,170)	335 (155 to 635)	243 (121 to 427)	186 (89·4 to 354)	154 (77·2 to 272)	118 (57·1 to 213)	99·4 (52·1 to 176)	86·7 (42·5 to 157)	67·9 (34·6 to 123)	48·4 (24·2 to 89·3)	33·3 (16·2 to 63·2)	19·1 (9·8 to 33·2)	11·2 (5·6 to 20·3)	5·9 (3·1 to 10·1)	2·4 (1·2 to 4·3)	0·6 (0·3 to 1·1)	0·1 (0·1 to 0·2)	0 (0 to 0)	12,400
Fire, heat, and hot substances	28·4 (11·6 to 54·1)	29·2 (10·9 to 59·8)	531 (150 to 1,150)	1,890 (554 to 3,900)	323 (168 to 539)	208 (134 to 306)	227 (143 to 340)	236 (148 to 365)	209 (123 to 317)	191 (116 to 290)	168 (99·6 to 255)	147 (88·7 to 222)	141 (81·8 to 231)	139 (75·3 to 241)	114 (65·5 to 199)	96·4 (54 to 167)	80·1 (42·2 to 145)	56·2 (31 to 96·7)	38·8 (20·5 to 66·6)	20·2 (11·4 to 34)	6·6 (3·9 to 10·7)	1·4 (0·8 to 2·2)	0·3 (0·1 to 0·4)	4,880
Poisonings	31·8 (9·3 to 75·9)	26·4 (6 to 76·4)	456 (116 to 1,180)	1,180 (419 to 2,630)	141 (57·9 to 295)	103 (43·5 to 209)	106 (48·4 to 215)	100 (47·4 to 190)	87 (39·2 to 160)	83·4 (38·9 to 170)	87·5 (36·2 to 185)	91·8 (40·1 to 186)	96·3 (39·4 to 201)	96·5 (40·5 to 196)	82·2 (36 to 168)	64·5 (26·7 to 130)	41·4 (19 to 80)	25·4 (11·8 to 48·1)	15·4 (6·8 to 31·2)	6·8 (2·8 to 13·7)	1·9 (0·8 to 3·9)	0·3 (0·2 to 0·7)	0·1 (0 to 0·1)	2,920
Poisoning by carbon monoxide	9·7 (1·3 to 29)	3·7 (0·4 to 13·8)	72·5 (6·7 to 308)	127 (14·4 to 645)	30·4 (6·7 to 88·6)	18·8 (5·1 to 51)	36·9 (11·3 to 86·3)	30·9 (10·3 to 73·1)	25·6 (7·7 to 61·7)	30·4 (9·8 to 74·9)	31·4 (8·8 to 77·9)	35·8 (11 to 80·5)	40·1 (11 to 98·1)	41·1 (13·7 to 93)	37·8 (12·9 to 83·6)	36·7 (13 to 79·2)	23·9 (9·3 to 50·2)	15·1 (6 to 30·5)	9·8 (3·6 to 20·6)	4·1 (1·5 to 8·7)	1·4 (0·6 to 2·7)	0·3 (0·1 to 0·5)	0 (0 to 0·1)	663
Poisoning by other means	22·1 (5·4 to 53·2)	22·7 (5·2 to 65·1)	383 (101 to 1,010)	1,050 (345 to 2,360)	111 (37·6 to 237)	83·9 (34·2 to 175)	69·3 (25·9 to 148)	69·4 (25·3 to 137)	61·4 (22·4 to 127)	53 (18·9 to 115)	56·1 (19·9 to 119)	55·9 (20 to 123)	56·2 (18·8 to 126)	55·5 (19·7 to 122)	44·4 (16·2 to 98·5)	27·8 (9·6 to 64·7)	17·5 (6·4 to 39·2)	10·3 (3·8 to 22·6)	5·7 (1·9 to 13·4)	2·7 (0·9 to 6·3)	0·6 (0·2 to 1·5)	0·1 (0 to 0·2)	0 (0 to 0)	2,260
Exposure to mechanical forces	148 (3·4 to 911)	442 (2 to 3,400)	520 (25·7 to 2,860)	572 (200 to 1,320)	218 (127 to 362)	168 (104 to 276)	198 (123 to 313)	168 (107 to 245)	140 (92·6 to 208)	150 (92·6 to 242)	129 (80·5 to 197)	146 (87·6 to 248)	141 (81·6 to 242)	109 (65·6 to 179)	95·9 (56·5 to 163)	97·9 (56·6 to 175)	63·2 (37·6 to 113)	43·1 (26·8 to 72·3)	33·7 (20 to 56·1)	19·3 (11·7 to 32·9)	8·5 (5·2 to 15·1)	2·8 (1·7 to 4·7)	0·7 (0·4 to 1·4)	3,610
Unintentional firearm injuries	34·2 (0·2 to 195)	57·8 (0·1 to 588)	177 (2·6 to 1,130)	205 (38·4 to 580)	69 (20·6 to 157)	50·2 (19·4 to 104)	70·5 (26·5 to 143)	60·4 (26 to 118)	52·4 (22·7 to 105)	62·6 (24·5 to 133)	49·3 (19·2 to 101)	55·4 (21·5 to 119)	60·1 (23·2 to 126)	44 (16·9 to 92·1)	36·1 (15·5 to 72·3)	35·5 (12·4 to 78·5)	26·2 (10·4 to 55·4)	17·1 (7·3 to 34·4)	14·8 (6·1 to 28·9)	7·9 (3·1 to 15·7)	3·9 (1·6 to 7·7)	1·4 (0·7 to 2·6)	0·4 (0·2 to 0·8)	1,190
Other exposure to mechanical forces	114 (2·1 to 744)	384 (1·6 to 3,200)	343 (16·8 to 1,960)	367 (108 to 905)	149 (75·8 to 256)	118 (66·8 to 198)	127 (72 to 218)	108 (67 to 169)	87·6 (55·2 to 137)	87·8 (53·4 to 152)	79·3 (48·4 to 131)	91 (49·3 to 167)	80·4 (44·6 to 149)	64·5 (35·6 to 109)	59·9 (33·5 to 111)	62·4 (31·9 to 121)	37·1 (20·1 to 70·6)	25·9 (14 to 48·5)	18·9 (10·1 to 36·2)	11·4 (5·9 to 21·7)	4·7 (2·4 to 10)	1·4 (0·7 to 2·7)	0·3 (0·2 to 0·7)	2,420
Adverse effects of medical treatment	105 (55·1 to 195)	83 (42·7 to 156)	774 (238 to 1,600)	1,180 (221 to 2,550)	188 (93·9 to 325)	122 (66·5 to 210)	127 (68·6 to 227)	147 (76·6 to 259)	132 (60·1 to 228)	140 (65·6 to 261)	120 (64·1 to 213)	128 (69·6 to 241)	149 (69·2 to 295)	143 (65·3 to 299)	142 (60·8 to 327)	129 (60 to 278)	88·1 (40·1 to 195)	61·4 (27·7 to 144)	40·9 (18·3 to 98·4)	21·4 (8·9 to 52·3)	8·1 (3·4 to 20·2)	2·1 (0·8 to 5·6)	0·4 (0·1 to 1·1)	4,030
Animal contact	18·8 (7·1 to 37·8)	11·3 (4·1 to 24·4)	229 (64·9 to 511)	1,020 (326 to 2,300)	342 (130 to 803)	191 (84·1 to 416)	112 (54·8 to 203)	93·7 (44·1 to 173)	85·9 (36·9 to 163)	92·9 (37 to 189)	96·3 (41·6 to 188)	111 (46·7 to 211)	120 (48·8 to 248)	153 (63·6 to 321)	139 (55·9 to 292)	111 (44·8 to 242)	72·6 (29 to 164)	45·2 (19·8 to 94·8)	23·6 (10·4 to 52·2)	10·2 (4·4 to 21·5)	3·2 (1·6 to 7·2)	0·7 (0·4 to 1·5)	0·1 (0·1 to 0·3)	3,090
Venomous animal contact	10·6 (3·4 to 22·8)	4·2 (1·1 to 10·7)	116 (26·2 to 300)	570 (143 to 1,300)	228 (79·7 to 524)	129 (50·6 to 292)	69·7 (27 to 141)	55·5 (22 to 109)	56·2 (20·3 to 113)	63·5 (22·5 to 139)	68·3 (24·5 to 138)	81·1 (29·2 to 166)	86·5 (29·7 to 182)	117 (41·5 to 246)	107 (36·5 to 239)	93·1 (34·5 to 208)	59 (20·9 to 138)	35·7 (13·2 to 76·7)	17·8 (6·2 to 41·4)	7·1 (2·2 to 16·1)	2·1 (0·7 to 5·1)	0·4 (0·2 to 1)	0·1 (0 to 0·2)	1,980
Non-venomous animal contact	8·2 (1·7 to 19·5)	7·1 (2 to 16·1)	113 (19·5 to 289)	452 (37·1 to 1,260)	115 (24·2 to 331)	62·6 (19·4 to 158)	42·1 (16·5 to 92·5)	38·2 (14·4 to 78·5)	29·7 (11·2 to 64·6)	29·4 (11·2 to 68·4)	28 (12 to 62·9)	30·1 (12·2 to 66·8)	34 (12·8 to 83·4)	36·1 (13·5 to 89·2)	31·6 (11·3 to 73·7)	17·9 (8·1 to 40)	13·6 (5·8 to 32·9)	9·5 (4·2 to 22·2)	5·8 (2·7 to 12·4)	3·1 (1·5 to 6·9)	1·1 (0·6 to 2·5)	0·3 (0·2 to 0·5)	0·1 (0 to 0·1)	1,110
Foreign body	80·7 (36·1 to 158)	54·2 (24·9 to 104)	420 (161 to 920)	502 (262 to 927)	158 (107 to 233)	120 (84·7 to 164)	145 (99·6 to 208)	135 (93·7 to 189)	110 (77·8 to 154)	106 (74·8 to 153)	108 (75·2 to 153)	94·9 (66·5 to 135)	88·3 (59·6 to 130)	78·1 (52·1 to 117)	66·1 (43·7 to 100)	60·6 (41·6 to 87·1)	42·2 (29·2 to 59·6)	33·5 (22·9 to 49)	23·7 (15·1 to 37·8)	12·5 (8·1 to 19)	5·6 (3·5 to 8·8)	1·7 (1 to 2·7)	0·4 (0·3 to 0·7)	2,450
Pulmonary aspiration and foreign body in airway	77·1 (34·8 to 151)	52·5 (23·7 to 101)	393 (147 to 868)	394 (161 to 799)	111 (68·1 to 181)	75 (46·7 to 115)	96·9 (58·6 to 156)	84·8 (52 to 137)	63·8 (38·6 to 99·2)	61·6 (35·9 to 100)	63·7 (36·9 to 104)	56·8 (32·7 to 94·6)	56·5 (31·5 to 94·5)	47·5 (25·6 to 82·2)	41·5 (22 to 70)	40·4 (23·5 to 64·4)	27·5 (15·9 to 43·4)	22·5 (12·9 to 36·8)	16 (8·2 to 27·9)	8·5 (4·3 to 14·4)	4·1 (2·1 to 7)	1·2 (0·6 to 2·1)	0·3 (0·2 to 0·6)	1,800
Foreign body in eyes	0 (0 to 0)	0 (0 to 0·1)	0·8 (0·2 to 1·7)	3·9 (1·1 to 8·9)	5·6 (1·7 to 12·7)	6·5 (2·1 to 15)	7·6 (2·4 to 17·5)	8·7 (2·8 to 19·2)	7·9 (3 to 16·4)	7·3 (2·7 to 15)	6·5 (2·6 to 13·7)	5·8 (2·5 to 11·2)	4·6 (2·2 to 8·6)	3·5 (1·9 to 6·1)	2·5 (1·4 to 4·1)	2 (1·2 to 3·1)	1·3 (0·8 to 2)	0·9 (0·6 to 1·3)	0·6 (0·4 to 0·8)	0·3 (0·2 to 0·4)	0·1 (0·1 to 0·1)	0 (0 to 0)	0 (0 to 0)	76·4
Foreign body in other body part	3·5 (0·6 to 10·9)	1·6 (0·5 to 4)	25·5 (6·2 to 84·2)	104 (24·9 to 301)	41·6 (25·9 to 68·7)	38·8 (26·4 to 55·2)	40·6 (28·4 to 56·7)	41·1 (28·5 to 55·8)	38·7 (26·4 to 53·8)	37·5 (26·1 to 52·7)	37·6 (25·4 to 54·4)	32·3 (22·4 to 45·5)	27·2 (18·4 to 40·4)	27·1 (17·7 to 43·1)	22·1 (15·1 to 33·9)	18·2 (12·1 to 28·2)	13·4 (8·8 to 20·4)	10·1 (6·5 to 16·8)	7·1 (4·3 to 12·7)	3·7 (2·2 to 6·2)	1·4 (0·8 to 2·5)	0·4 (0·2 to 0·8)	0·1 (0·1 to 0·2)	574
Environmental heat and cold exposure	10·5 (3·4 to 27·2)	4·4 (1·5 to 10·8)	61·5 (18·9 to 165)	159 (54·3 to 387)	65·7 (32·6 to 137)	53·6 (31·5 to 98·1)	73·4 (40·7 to 149)	61·3 (38·1 to 107)	48·9 (29·6 to 83·7)	47·1 (27·1 to 84·2)	42·3 (24·4 to 75·4)	41·7 (21·9 to 78·4)	40·5 (20·8 to 77·3)	35·1 (16·8 to 70·5)	28·4 (13·8 to 56·7)	26 (11·8 to 55·9)	18·4 (8·2 to 39·8)	12·8 (6·1 to 26·8)	10·1 (4·5 to 22·6)	5·7 (2·7 to 12·1)	2·6 (1·2 to 5·3)	0·9 (0·4 to 1·7)	0·2 (0·1 to 0·4)	850
Exposure to forces of nature	0 (0 to 0)	0 (0 to 0)	0 (0 to 0)	0 (0 to 0)	0 (0 to 0)	0·2 (0·1 to 0·3)	0·3 (0·2 to 0·5)	0·5 (0·3 to 0·9)	0·5 (0·3 to 0·8)	0·4 (0·3 to 0·7)	0·4 (0·2 to 0·6)	0·2 (0·1 to 0·4)	0·2 (0·1 to 0·3)	0·2 (0·1 to 0·2)	0·1 (0·1 to 0·2)	0·1 (0·1 to 0·1)	0·1 (0 to 0·1)	0·1 (0 to 0·1)	0 (0 to 0·1)	0 (0 to 0)	0 (0 to 0)	0 (0 to 0)	0 (0 to 0)	3·4
Other unintentional injuries	46·3 (20·7 to 95·5)	14 (5·1 to 32·1)	162 (68·1 to 326)	518 (215 to 1,080)	193 (98·3 to 358)	171 (92·3 to 315)	170 (91·5 to 318)	152 (91·9 to 251)	138 (77·7 to 240)	126 (74·8 to 205)	115 (65·9 to 206)	110 (62·1 to 188)	104 (57·3 to 182)	90·1 (51·1 to 162)	75 (41·9 to 140)	77·3 (38·4 to 146)	44·8 (24·2 to 84·3)	28·9 (17·1 to 48·8)	21 (12·1 to 37)	11·3 (6·8 to 19)	4·6 (2·9 to 7·4)	1·3 (0·9 to 2·1)	0·3 (0·2 to 0·5)	2,370
Self-harm and interpersonal violence	270 (199 to 412)	106 (90·2 to 134)	541 (378 to 887)	2,640 (2,070 to 3,700)	2,540 (1,900 to 3,510)	2,500 (1,870 to 3,380)	3,420 (2,640 to 4,490)	3,000 (2,340 to 3,840)	2,140 (1,620 to 2,870)	1,750 (1,350 to 2,270)	1,450 (1,090 to 2,020)	1,150 (836 to 1,570)	972 (672 to 1,350)	901 (622 to 1,290)	667 (462 to 948)	488 (338 to 705)	300 (213 to 419)	168 (121 to 233)	89·1 (64·1 to 126)	36·4 (26·1 to 50·7)	11·4 (8·3 to 15·8)	2·1 (1·5 to 3)	0·7 (0·5 to 1)	25,200
Self-harm	0 (0 to 0)	0 (0 to 0)	0 (0 to 0)	0 (0 to 0)	0 (0 to 0)	237 (121 to 449)	575 (302 to 1,030)	611 (329 to 1,030)	577 (312 to 983)	544 (312 to 919)	538 (307 to 882)	481 (272 to 776)	478 (259 to 811)	519 (288 to 869)	407 (237 to 664)	311 (183 to 517)	189 (112 to 302)	106 (64·1 to 166)	55·9 (33·2 to 91·6)	22·1 (12·6 to 35·8)	6·5 (3·6 to 10·5)	1·2 (0·7 to 2)	0·4 (0·3 to 0·7)	5,660
Self-harm by firearm	0 (0 to 0)	0 (0 to 0)	0 (0 to 0)	0 (0 to 0)	0 (0 to 0)	12 (2·7 to 35·6)	36·1 (9·2 to 96·5)	42·6 (12·2 to 113)	37·1 (11·1 to 108)	39·1 (13·2 to 112)	35·4 (11·2 to 90·3)	32·3 (11·4 to 79·8)	25·2 (9·3 to 56·1)	23·5 (8·1 to 52·6)	17·3 (6·2 to 39·8)	9·9 (3·4 to 24·4)	6 (2·1 to 14·1)	4·3 (1·7 to 10·1)	2·6 (1·1 to 5·8)	1·3 (0·5 to 2·8)	0·4 (0·2 to 0·8)	0·1 (0 to 0·2)	0·1 (0 to 0·1)	325
Self-harm by other specified means	0 (0 to 0)	0 (0 to 0)	0 (0 to 0)	0 (0 to 0)	0 (0 to 0)	225 (116 to 423)	539 (279 to 968)	569 (303 to 968)	539 (291 to 930)	505 (289 to 843)	503 (287 to 838)	448 (251 to 731)	452 (247 to 768)	496 (277 to 840)	389 (227 to 635)	301 (177 to 498)	183 (106 to 293)	102 (60·9 to 158)	53·3 (31·3 to 84·4)	20·9 (11·8 to 33·8)	6·1 (3·3 to 9·8)	1·1 (0·7 to 1·8)	0·4 (0·2 to 0·6)	5,330
Interpersonal violence	115 (42·8 to 257)	20·5 (7·7 to 45·7)	260 (97·2 to 614)	841 (317 to 1,830)	279 (166 to 458)	320 (201 to 493)	729 (429 to 1,220)	794 (483 to 1,270)	633 (394 to 1,020)	542 (341 to 868)	440 (277 to 705)	348 (216 to 543)	253 (158 to 402)	188 (113 to 299)	114 (70·1 to 184)	73·3 (48·7 to 112)	41·6 (28·6 to 61·3)	22·9 (16 to 32·9)	12·6 (8·9 to 18)	4·9 (3·7 to 6·6)	1·5 (1·1 to 2)	0·3 (0·2 to 0·4)	0·1 (0 to 0·1)	6,030
Physical violence by firearm	21·2 (5·3 to 54)	3·5 (0·8 to 9·9)	49·2 (14·2 to 126)	171 (47·1 to 449)	55·3 (21·3 to 113)	47·3 (17·4 to 101)	140 (52·8 to 320)	174 (66·4 to 364)	116 (44·2 to 253)	124 (48·3 to 247)	85·8 (31·6 to 184)	62 (24·8 to 121)	32·9 (12·2 to 66)	39 (16 to 81·5)	25 (9·9 to 52·9)	23 (10·7 to 43·3)	5·5 (2·4 to 10·7)	2·2 (0·9 to 4·5)	1·1 (0·4 to 2·3)	0·3 (0·1 to 0·6)	0·1 (0 to 0·1)	0 (0 to 0)	0 (0 to 0)	1,180
Physical violence by sharp object	8·2 (2·4 to 20·7)	2·5 (0·8 to 6·5)	38·4 (10·8 to 105)	194 (62·5 to 456)	54 (23·4 to 113)	53·6 (20·8 to 116)	139 (54·2 to 299)	115 (49·7 to 232)	98·3 (44·3 to 203)	106 (49·3 to 200)	73·3 (36·2 to 138)	95·7 (46·5 to 175)	69·8 (35·5 to 128)	62·1 (31·3 to 111)	27·6 (14·6 to 52·6)	19·5 (10·7 to 35·5)	10 (6 to 15·9)	8·4 (4·9 to 14)	5·2 (3·1 to 8·6)	1·8 (1·1 to 2·8)	0·7 (0·5 to 1)	0·1 (0·1 to 0·2)	0 (0 to 0)	1,180
Sexual violence	0 (0 to 0)	0 (0 to 0)	0 (0 to 0)	5 (3 to 8)	37·4 (23 to 57·6)	79·8 (46·3 to 124)	170 (97·2 to 268)	225 (131 to 342)	184 (102 to 304)	143 (78·4 to 236)	105 (59 to 169)	77·5 (44·3 to 125)	48·6 (27·3 to 80·3)	25·1 (14·1 to 41·8)	13·7 (7·9 to 22·3)	9·8 (6 to 14·6)	6·2 (3·8 to 9·3)	3·8 (2·4 to 5·6)	2·2 (1·4 to 3·3)	1 (0·7 to 1·5)	0·3 (0·2 to 0·5)	0 (0 to 0·1)	0 (0 to 0)	1,140
Physical violence by other means	85·3 (31·1 to 191)	14·6 (5·3 to 31·9)	172 (64 to 399)	471 (170 to 1,020)	133 (67·4 to 244)	140 (75 to 248)	280 (127 to 534)	279 (137 to 525)	235 (118 to 431)	170 (92·5 to 320)	175 (93 to 319)	113 (61·3 to 202)	101 (55·2 to 181)	61·6 (35·1 to 106)	48 (27·2 to 82·5)	21·1 (13·1 to 34·2)	19·9 (12·5 to 32·4)	8·4 (5·5 to 12·9)	4 (2·8 to 5·8)	1·8 (1·2 to 2·6)	0·5 (0·4 to 0·7)	0·1 (0·1 to 0·2)	0 (0 to 0)	2,530
Conflict and terrorism	155 (141 to 171)	85·3 (77·3 to 94·3)	281 (255 to 310)	1,790 (1,600 to 2,020)	2,230 (1,620 to 3,190)	1,920 (1,360 to 2,780)	2,090 (1,510 to 2,970)	1,570 (1,170 to 2,180)	915 (680 to 1,280)	650 (499 to 878)	465 (357 to 626)	312 (240 to 420)	235 (183 to 313)	187 (148 to 247)	141 (112 to 184)	100 (78·9 to 133)	67 (52·8 to 88·6)	38 (29·4 to 50·2)	19·9 (15·7 to 26·1)	9·1 (7·1 to 11·8)	3·2 (2·4 to 4·4)	0·6 (0·4 to 0·8)	0·2 (0·2 to 0·3)	13,300

SR Table 2b: Congo DALYS by cause and age sroup for females with 95% uncertainty intervals, 2019

Cause	Birth Neonatal	Late Neonatal	Post Neonatal	1 to 4	5 to 9	10 to 14	15 to 19	20 to 24	25 to 29	30 to 34	35 to 39	40 to 44	45 to 49	50 to 54	55 to 59	60 to 64	65 to 69	70 to 74	75 to 79	80 to 84	85 to 89	90 to 94	95 plus	Total
All causes	95,200 (72,700 to 97,400)	16,900 (14,300 to 20,200)	65,300 (52,600 to 67,700)	91,400 (80,400 to 109,000)	59,900 (52,600 to 71,400)	53,000 (47,000 to 61,100)	53,900 (48,600 to 63,400)	56,000 (50,200 to 66,200)	59,200 (52,200 to 69,400)	59,200 (52,200 to 69,400)	59,200 (52,200 to 69,400)	77,000 (69,200 to 89,400)	76,600 (68,500 to 88,700)	76,600 (68,500 to 88,700)	69,200 (61,400 to 80,400)	69,100 (61,400 to 80,400)	63,700 (56,900 to 73,200)	57,900 (51,900 to 66,600)	51,200 (45,200 to 58,900)	43,700 (38,700 to 50,200)	33,200 (29,700 to 37,900)	23,200 (20,800 to 26,500)	2,260 (2,060 to 2,500)	994 (832 to 995)	1,020,000
Communicable, maternal, neonatal, and nutritional diseases	77,100 (65,800 to 88,700)	14,300 (13,500 to 16,200)	43,400 (37,200 to 49,600)	66,900 (58,100 to 76,600)	22,700 (19,700 to 26,000)	15,100 (13,200 to 17,500)	20,600 (17,900 to 23,800)	27,400 (23,600 to 31,600)	28,900 (24,800 to 33,400)	29,000 (24,800 to 33,400)	28,900 (24,800 to 33,400)	36,600 (31,200 to 42,000)	35,400 (29,500 to 42,000)	35,400 (29,500 to 42,000)	29,100 (23,200 to 36,000)	28,900 (23,200 to 35,900)	24,200 (19,500 to 30,000)	19,400 (15,600 to 24,000)	14,200 (11,700 to 17,400)	9,470 (7,870 to 11,600)	3,690 (3,060 to 4,500)	1,260 (1,130 to 1,530)	407 (327 to 1,790)	102 (70 to 795)	519,000
HIV/AIDS and sexually transmitted infections	1,020 (1,020 to 1,070)	1,200 (1,200 to 1,200)	7,090 (5,990 to 8,200)	7,860 (6,480 to 10,000)	2,960 (2,290 to 3,970)	2,790 (2,070 to 3,750)	6,690 (5,090 to 10,000)	6,490 (5,090 to 10,000)	5,400 (4,020 to 7,250)	4,800 (3,700 to 6,750)	4,800 (3,700 to 6,750)	4,800 (3,700 to 6,750)	3,900 (2,900 to 5,450)	3,900 (2,900 to 5,450)	3,200 (2,400 to 4,500)	3,200 (2,400 to 4,500)	2,300 (1,710 to 3,140)	1,670 (1,270 to 2,280)	470 (332 to 661)	197 (133 to 281)	59 (43 to 84)	13 (9.7 to 18.6)	3.2 (2.4 to 4.6)	0.6 (0.4 to 0.9)	197,000
HIV/AIDS	0.6 (0.6 to 0.6)	1.9 (1.9 to 2.1)	5,900 (4,930 to 6,900)	7,650 (6,420 to 10,000)	2,900 (2,260 to 3,900)	2,760 (2,050 to 3,750)	6,590 (4,990 to 10,000)	6,390 (4,990 to 10,000)	5,400 (4,020 to 7,250)	4,800 (3,700 to 6,750)	4,800 (3,700 to 6,750)	4,800 (3,700 to 6,750)	3,900 (2,900 to 5,450)	3,900 (2,900 to 5,450)	3,200 (2,400 to 4,500)	3,200 (2,400 to 4,500)	2,300 (1,710 to 3,140)	1,660 (1,270 to 2,280)	470 (332 to 661)	196 (132 to 281)	59 (43 to 84)	13 (9.7 to 18.6)	3.2 (2.4 to 4.6)	0.6 (0.4 to 0.9)	189,000
HIV/AIDS - Drug-susceptible Tuberculosis	0 (0 to 0)	0 (0 to 0)	726 (606 to 846)	1,360 (775 to 2,100)	699 (397 to 1,080)	492 (280 to 760)	1,200 (683 to 1,850)	1,110 (632 to 1,710)	1,040 (592 to 1,600)	2,740 (1,560 to 4,230)	3,230 (1,840 to 4,980)	3,230 (1,840 to 4,980)	2,730 (1,550 to 4,210)	1,600 (910 to 2,470)	870 (495 to 1,340)	399 (227 to 616)	196 (112 to 302)	65.2 (37 to 101)	20.6 (11.7 to 31.8)	3.1 (1.8 to 4.8)	0.3 (0.2 to 0.5)	0.1 (0 to 0.1)	0 (0 to 0)	22,900
HIV/AIDS - Multidrug-resistant Tuberculosis without extensive d	0 (0 to 0)	0 (0 to 0)	0 (0 to 177)	0 (0 to 224)	0 (0 to 109)	0 (0 to 77)	0 (0 to 187)	0 (0 to 173)	0 (0 to 161)	0 (0 to 132)	0 (0 to 132)	0 (0 to 132)	0 (0 to 107)	0 (0 to 62.1)	0 (0 to 34.2)	0 (0 to 15.4)	0 (0 to 6.2)	0 (0 to 2.1)	0 (0 to 0.6)	0 (0 to 0.1)	0 (0 to 0)	0 (0 to 0)	0 (0 to 0)	0 (0 to 0)	1,260
HIV/AIDS - Extensively drug-resistant Tuberculosis	0 (0 to 0)	0 (0 to 0)	0 (0 to 0)	0 (0 to 0)	0 (0 to 0)	0 (0 to 0)	0 (0 to 0)	0 (0 to 0)	0 (0 to 0)	0 (0 to 0)	0 (0 to 0)	0 (0 to 0)	0 (0 to 0)	0 (0 to 0)	0 (0 to 0)	0 (0 to 0)	0 (0 to 0)	0 (0 to 0)	0 (0 to 0)	0 (0 to 0)	0 (0 to 0)	0 (0 to 0)	0 (0 to 0)	0 (0 to 0)	0 (0 to 0)
HIV/AIDS resulting in other diseases	0.0 (0 to 0)	0.0 (0 to 0)	(1,390 to 7,380)	(2,890 to 11,900)	(1,700 to 6,360)	(1,540 to 5,220)	(3,130 to 10,900)	(3,130 to 10,900)	(1,940 to 6,750)	(1,940 to 6,750)	(1,940 to 6,750)	(1,940 to 6,750)	(1,460 to 5,080)	(1,460 to 5,080)	(1,200 to 4,170)	(1,200 to 4,170)	(862 to 3,000)	(615 to 2,140)	(332 to 1,250)	(228 to 886)	(69.3 to 262)	(14.7 to 48.9)	(3.5 to 18.1)	(0.3 to 3.9)	(0.2 to 0.7)	139,000
Sexually transmitted infections excluding HIV	1,020 (1,020 to 1,070)	1,200 (1,200 to 1,200)	1,190 (1,190 to 1,190)	849 (849 to 849)	316 (316 to 316)	316 (316 to 316)	316 (316 to 316)	316 (316 to 316)	316 (316 to 316)	316 (316 to 316)	316 (316 to 316)	316 (316 to 316)	316 (316 to 316)	316 (316 to 316)	316 (316 to 316)	316 (316 to 316)	316 (316 to 316)	316 (316 to 316)	316 (316 to 316)	316 (316 to 316)	316 (316 to 316)	316 (316 to 316)	316 (316 to 316)	316 (316 to 316)	7,900
Syphilis	1,020 (1,020 to 1,070)	1,200 (1,200 to 1,200)	1,190 (1,190 to 1,190)	849 (849 to 849)	316 (316 to 316)	316 (316 to 316)	316 (316 to 316)	316 (316 to 316)	316 (316 to 316)	316 (316 to 316)	316 (316 to 316)	316 (316 to 316)	316 (316 to 316)	316 (316 to 316)	316 (316 to 316)	316 (316 to 316)	316 (316 to 316)	316 (316 to 316)	316 (316 to 316)	316 (316 to 316)	316 (316 to 316)	316 (316 to 316)	316 (316 to 316)	316 (316 to 316)	6,960
Chlamydial infection	0 (0 to 0)	0 (0 to 0)	0 (0 to 0)	0 (0 to 0)	0 (0 to 0)	1.2 (0.6 to 2.1)	4.3 (2.3 to 7.3)	10.9 (5.9 to 18.4)	14.8 (8.1 to 24.9)	19.7 (10.9 to 33.1)	25.6 (14.1 to 43.1)	20 (11.1 to 33.6)	13 (7.1 to 21.8)	4 (2.2 to 6.7)	2.7 (1.5 to 4.5)	2.6 (1.4 to 4.3)	1.1 (0.6 to 1.8)	0.6 (0.3 to 1.0)	0.2 (0.1 to 0.3)	0.1 (0 to 0.1)	0 (0 to 0)	0 (0 to 0)	0 (0 to 0)	0 (0 to 0)	176
Gonococcal infection	0 (0 to 0)	0 (0 to 0)	0 (0 to 0)	0 (0 to 0)	0 (0 to 0)	1.2 (0.6 to 2.1)	4.3 (2.3 to 7.3)	10.9 (5.9 to 18.4)	14.8 (8.1 to 24.9)	19.7 (10.9 to 33.1)	25.6 (14.1 to 43.1)	20 (11.1 to 33.6)	13 (7.1 to 21.8)	4 (2.2 to 6.7)	2.7 (1.5 to 4.5)	2.6 (1.4 to 4.3)	1.1 (0.6 to 1.8)	0.6 (0.3 to 1.0)	0.2 (0.1 to 0.3)	0.1 (0 to 0.1)	0 (0 to 0)	0 (0 to 0)	0 (0 to 0)	0 (0 to 0)	176
Trichomoniasis	0 (0 to 0)	0 (0 to 0)	0 (0 to 0)	0 (0 to 0)	0 (0 to 0)	0 (0 to 1.6)	0 (0 to 2.6)	0 (0 to 4.6)	0 (0 to 6.2)	0 (0 to 8.3)	0 (0 to 10.7)	0 (0 to 8.4)	0 (0 to 5.5)	0 (0 to 2.8)	0 (0 to 1.1)	0 (0 to 0.7)	0 (0 to 0.5)	0 (0 to 0.3)	0 (0 to 0.1)	0 (0 to 0.1)	0 (0 to 0)	0 (0 to 0)	0 (0 to 0)	0 (0 to 0)	193
Genital herpes	0 (0 to 0)	0 (0 to 0)	0 (0 to 0)	0 (0 to 0)	0 (0 to 0)	0 (0 to 1.6)	0 (0 to 2.6)	0 (0 to 4.6)	0 (0 to 6.2)	0 (0 to 8.3)	0 (0 to 10.7)	0 (0 to 8.4)	0 (0 to 5.5)	0 (0 to 2.8)	0 (0 to 1.1)	0 (0 to 0.7)	0 (0 to 0.5)	0 (0 to 0.3)	0 (0 to 0.1)	0 (0 to 0.1)	0 (0 to 0)	0 (0 to 0)	0 (0 to 0)	0 (0 to 0)	207
Other sexually transmitted infections	0 (0 to 0)	0 (0 to 0)	0 (0 to 0)	0 (0 to 0)	0 (0 to 0)	2.3 (1.1 to 4.7)	11.1 (5.5 to 22.2)	19.6 (10.2 to 34.1)	33.6 (17.2 to 57.8)	47.1 (24.1 to 81.2)	60.2 (30.9 to 104.1)	47.3 (24.2 to 81.6)	31.6 (16.2 to 54.4)	10.2 (5.2 to 17.5)	6.9 (3.5 to 11.9)	6.7 (3.4 to 11.5)	2.8 (1.4 to 4.8)	1.7 (0.8 to 2.9)	0.6 (0.3 to 1.2)	0.2 (0.1 to 0.5)	0 (0 to 0)	0 (0 to 0)	0 (0 to 0)	0 (0 to 0)	298
Respiratory infections and tuberculosis	(1,780 to 6,970)	(1,640 to 6,330)	(2,720 to 8,910)	(2,210 to 15,200)	(1,720 to 5,120)	(1,210 to 3,230)	(1,330 to 3,640)	(2,020 to 5,070)	(2,360 to 6,070)	(2,660 to 6,590)	(2,700 to 7,230)	(2,660 to 7,140)	(2,700 to 7,440)	(2,620 to 7,230)	(2,620 to 6,640)	(2,590 to 6,550)	(2,240 to 5,220)	(1,940 to 4,130)	(1,660 to 3,550)	(1,600 to 3,230)	(936 to 1,880)	(276 to 552)	(32 to 329)	(28 to 82)	72,800
Tuberculosis	(1,780 to 6,970)	(1,640 to 6,330)	879 (361 to 1,800)	1,990 (997 to 5,830)	799 (421 to 1,220)	641 (323 to 1,010)	1,220 (719 to 1,810)	2,260 (1,130 to 3,540)	3,190 (1,570 to 5,080)	3,190 (1,480 to 5,070)	3,190 (1,480 to 5,070)	3,190 (1,470 to 5,020)	2,990 (1,390 to 4,720)	2,760 (1,280 to 4,350)	2,660 (1,130 to 4,140)	2,660 (1,130 to 4,140)	2,280 (968 to 3,550)	1,980 (837 to 3,080)	1,690 (693 to 2,630)	1,630 (653 to 2,540)	955 (383 to 1,490)	281 (113 to 438)	32 (13 to 50)	7.6 (3.1 to 11.8)	72,800
Latent tuberculosis infection	0 (0 to 0)	0 (0 to 0)	0 (0 to 0)	0 (0 to 0)	0 (0 to 0)	0 (0 to 0)	0 (0 to 0)	0 (0 to 0)	0 (0 to 0)	0 (0 to 0)	0 (0 to 0)	0 (0 to 0)	0 (0 to 0)	0 (0 to 0)	0 (0 to 0)	0 (0 to 0)	0 (0 to 0)	0 (0 to 0)	0 (0 to 0)	0 (0 to 0)	0 (0 to 0)	0 (0 to 0)	0 (0 to 0)	0 (0 to 0)	0
Drug-susceptible Tuberculosis	0 (0 to 0)	0 (0 to 0)	697 (349 to 1,800)	1,870 (988 to 5,830)	799 (421 to 1,220)	613 (323 to 1,010)	972 (719 to 1,810)	1,960 (1,130 to 3,540)	2,580 (1,570 to 5,080)	2,580 (1,480 to 5,070)	2,580 (1,480 to 5,070)	2,580 (1,470 to 5,020)	2,390 (1,390 to 4,720)	2,160 (1,280 to 4,350)	2,050 (1,130 to 4,140)	2,050 (1,130 to 4,140)	1,670 (968 to 3,550)	1,370 (837 to 3,080)	1,080 (693 to 2,630)	1,030 (653 to 2,540)	703 (383 to 1,490)	267 (113 to 438)	19 (13 to 50)	3.1 (3.1 to 11.8)	72,800
Multidrug-resistant tuberculosis without extensive drug-resistar	0 (0 to 0)	0 (0 to 0)	0 (0 to 0)	0 (0 to 0)	0 (0 to 0)	0 (0 to 0)	0 (0 to 0)	0 (0 to 0)	0 (0 to 0)	0 (0 to 0)	0 (0 to 0)	0 (0 to 0)	0 (0 to 0)	0 (0 to 0)	0 (0 to 0)	0 (0 to 0)	0 (0 to 0)	0 (0 to 0)	0 (0 to 0)	0 (0 to 0)	0 (0 to 0)	0 (0 to 0)	0 (0 to 0)	0 (0 to 0)	0
Extensively drug-resistant tuberculosis	0 (0 to 0)	0 (0 to 0)	0 (0 to 0)	0 (0 to 0)	0 (0 to 0)	0 (0 to 0)	0 (0 to 0)	0 (0 to 0)	0 (0 to 0)	0 (0 to 0)	0 (0 to 0)	0 (0 to 0)	0 (0 to 0)	0 (0 to 0)	0 (0 to 0)	0 (0 to 0)	0 (0 to 0)	0 (0 to 0)	0 (0 to 0)	0 (0 to 0)	0 (0 to 0)	0 (0 to 0)	0 (0 to 0)	0 (0 to 0)	0
Lower respiratory infections	3,490 (1,780 to 6,970)	1,990 (1,640 to 6,330)	2,210 (2,000 to 7,480)	1,990 (1,480 to 6,960)	1,990 (671 to 5,120)	739 (499 to 1,220)	677 (414 to 1,220)	1,220 (679 to 2,260)	1,160 (684 to 1,780)	1,160 (621 to 1,780)	1,160 (713 to 2,210)	1,160 (623 to 2,060)	1,160 (623 to 2,060)	1,160 (623 to 2,060)	1,160 (623 to 2,060)	1,160 (623 to 2,060)	1,160 (1,070 to 2,060)	1,160 (1,160 to 2,060)	1,160 (1,160 to 2,060)	1,160 (1,060 to 2,060)	1,160 (597 to 2,060)	1,160 (597 to 2,060)	1,160 (597 to 2,060)	1,160 (597 to 2,060)	39,100
Upper respiratory infections	1.4 (0.7 to 2.8)	2.9 (1.4 to 14)	121 (66 to 1,270)	449 (262 to 1,270)	375 (262 to 1,270)	297 (262 to 1,270)	237 (237 to 1,270)	197 (197 to 1,270)	179 (179 to 1,270)	167 (167 to 1,270)	156 (156 to 1,270)	152 (152 to 1,270)	119 (119 to 1,270)	89.3 (89.3 to 1,270)	52.2 (52.2 to 1,270)	39.8 (39.8 to 1,270)	23.3 (23.3 to 1,270)	23.6 (23.6 to 1,270)	19.9 (19.9 to 1,270)	9.9 (9.9 to 1,270)	3.1 (3.1 to 1,270)	0.7 (0.7 to 1,270)	0.1 (0.1 to 1,270)	0 (0 to 1,270)	1,270
Otitis media	0 (0 to 0)	0 (0 to 0)	0 (0 to 0)	0 (0 to 0)	0 (0 to 0)	0 (0 to 0)	0 (0 to 0)	0 (0 to 0)	0 (0 to 0)	0 (0 to 0)	0 (0 to 0)	0 (0 to 0)	0 (0 to 0)	0 (0 to 0)	0 (0 to 0)	0 (0 to 0)	0 (0 to 0)	0 (0 to 0)	0 (0 to 0)	0 (0 to 0)	0 (0 to 0)	0 (0 to 0)	0 (0 to 0)	0 (0 to 0)	0
Neglected tropical diseases and malaria	2,170 (1,200 to 3,770)	3,770 (3,770 to 3,770)	9,430 (6,430 to 13,500)	20,500 (15,700 to 26,000)	5,360 (3,770 to 7,770)	3,770 (2,270 to 5,670)	3,020 (1,770 to 4,770)	3,020 (1,770 to 4,770)	2,620 (1,470 to 4,270)	2,620 (1,470 to 4,270)	2,620 (1,470 to 4,270)	2,620 (1,470 to 4,270)	2,370 (1,370 to 3,770)	2,370 (1,370 to 3,770)	2,620 (1,370 to 3,770)	2,620 (1,370 to 3,770)	2,760 (1,370 to 3,770)	2,620 (1,370 to 3,770)	2,140 (1,370 to 3,770)	1,470 (943 to 2,270)	1,120 (943 to 1,270)	770 (770 to 770)	193 (193 to 193)	1.9 (1.9 to 1.9)	76,900
Malaria	(0 to 0.6)	(997 to 5,770)	(3,490 to 18,200)	(6,790 to 41,700)	(2,180 to 9,970)	(1,490 to 6,990)	(1,180 to 5,490)	(1,030 to 5,490)	(649 to 3,490)	(629 to 3,110)	(1,030 to 4,020)	(1,180 to 4,110)	(709 to 4,600)	(603 to 5,770)	(727 to 4,600)	(629 to 4,160)	(427 to 2,790)	(329 to 2,150)	(193 to 1,270)	(93 to 613)	(37 to 196)	(9.5 to 2.3)	(0 to 0.6)	68,000
Chagas disease	0 (0 to 0)	0 (0 to 0)	0 (0 to 0)	0 (0 to 0)	0 (0 to 0)	0 (0 to 0)	0 (0 to 0)	0 (0 to 0)	0 (0 to 0)	0 (0 to 0)	0 (0 to 0)	0 (0 to 0)	0 (0 to 0)	0 (0 to 0)	0 (0 to 0)	0 (0 to 0)	0 (0 to 0)	0 (0 to 0)	0 (0 to 0)	0 (0 to 0)	0 (0 to 0)	0 (0 to 0)	0 (0 to 0)	0
Leishmaniasis	0 (0 to 0)	0 (0 to 0)	0 (0 to 0)	0 (0 to 0)	0 (0 to 0)	0 (0 to 0)	0 (0 to 0)	0 (0 to 0)	0 (0 to 0)	0 (0 to 0)	0 (0 to 0)	0 (0 to 0)	0 (0 to 0)	0 (0 to 0)	0 (0 to 0)	0 (0 to 0)	0 (0 to 0)	0 (0 to 0)	0 (0 to 0)	0 (0 to 0)	0 (0 to 0)	0 (0 to 0)	0 (0 to 0)	0
Visceral leishmaniasis	0 (0 to 0)	0 (0 to 0)	0 (0 to 0)	0 (0 to 0)	0 (0 to 0)	0 (0 to 0)	0 (0 to 0)	0 (0 to 0)	0 (0 to 0)	0 (0 to 0)	0 (0 to 0)	0 (0 to 0)	0 (0 to 0)	0 (0 to 0)	0 (0 to 0)	0 (0 to 0)	0 (0 to 0)	0 (0 to 0)	0 (0 to 0)	0 (0 to 0)	0 (0 to 0)	0 (0 to 0)	0 (0 to 0)	0
Cutaneous and mucocutaneous leishmaniasis	0 (0 to 0)	0 (0 to 0)	0 (0 to 0)	0 (0 to 0)	0 (0 to 0)	0 (0 to 0)	0 (0 to 0)	0 (0 to 0)	0 (0 to 0)	0 (0 to 0)	0 (0 to 0)	0 (0 to 0)	0 (0 to 0)	0 (0 to 0)	0 (0 to 0)	0 (0 to 0)	0 (0 to 0)	0 (0 to 0)	0 (0 to 0)	0 (0 to 0)	0 (0 to 0)	0 (0 to 0)	0 (0 to 0)	0
African trypanosomiasis	0 (0 to 0)	0 (0 to 0)	0 (0 to 0)	6.1 (3.3 to 12.1)	24.2 (11.4 to 52.1)	27.4 (13.4 to 59.1)	28.1 (13.4 to 59.1)	23.8 (13.4 to 59.1)	25.7 (14.5 to 59.1)	24.5 (14.5 to 59.1)	27.4 (17.4 to 59.1)	18.1 (27.7 to 59.1)	11.5 (21.6 to 59.1)	6.6 (12.4 to 59.1)	3.6 (6.2 to 59.1)	2.1 (3.1 to 59.1)	1.1 (1.7 to 59.1)	0.6 (0.9 to 59.1)	0.2 (0.3 to 59.1)	0.1 (0.1 to 59.1)	0 (0 to 59.1)	0 (0 to 59.1)	0 (0 to 59.1)	0 (0 to 59.1)	231
Schistosomiasis	0 (0 to 0)	0 (0 to 0)	0 (0 to 0)	191 (91 to 391)	197 (91 to 391)	197 (91 to 391)	176 (91 to 391)	288 (91 to 391)	297 (91 to 391)	297 (91 to 391)	322 (91 to 391)	322 (91 to 391)	225 (91 to 391)	154 (91 to 391)	142 (91 to 391)	119 (91 to 391)	93.1 (91 to 391)	99.1 (91 to 391)	45.9 (91 to 391)	26.9 (91 to 391)	9.4 (7.1 to 31.4)	1.9 (1.9 to 5.1)	0.2 (0.2 to 0.6)	2,960
Cysticercosis	0 (0 to 0)	0 (0 to 0)	0 (0 to 0)	1.1 (0.6 to 2.1)	4.1 (2.3 to 7.3)	10.9 (5.9 to 18.4)	22 (11.9 to 37.3)	29.6 (16.2 to 49.3)	39.1 (21.5 to 65.6)	53.3 (29.3 to 88.5)	68.5 (37.7 to 113.6)	53.3 (29.3 to 88.5)	34.1 (18.7 to 57.6)	11.1 (6.1 to 18.7)	7.4 (4.1 to 12.4)	7.1 (3.9 to 12.1)	3.1 (1.7 to 5.2)	1.9 (1.1 to 3.2)	0.7 (0.4 to 1.2)	0.2 (0.1 to 0.5)	0 (0 to 0)	0 (0 to 0)	0 (0 to 0)	0 (0 to 0)	1,360
Cystic echinococcosis	0 (0 to 0)	0 (0 to 0)	0 (0 to 0)	0.6 (0.3 to 1.2)	2.4 (1.3 to 4.3)	6.7 (3.4 to 11.7)	14.1 (7.4 to 24.4)	19.6 (10.2 to 33.1)	26.4 (14.1 to 44.9)	36.6 (19.2 to 62.4)	47.6 (24.6 to 81.6)	36.6 (19.2 to 62.4)	23.4 (12.2 to 39.8)	7.6 (4.0 to 12.9)	5.1 (2.7 to 8.5)	4.9 (2.5 to 8.3)	2.1 (1.1 to 3.6)	1.3 (0.7 to 2.2)	0.5 (0.2 to 0.8)	0.1 (0.1 to 0.3)	0 (0 to 0)	0 (0 to 0)	0 (0 to 0)	0 (0 to 0)	112
Lymphatic filariasis	0 (0 to 0)	0 (0 to 0)	0 (0 to 0)	0 (0 to 0)	(37 to 132)	(347 to 1,140)	(263 to 1,140)	(264 to 1,140)	(264 to 1,140)	(264 to 1,140)	(264 to 1,140)	(214 to 1,140)	(167 to 1,140)	(134 to 1,140)	(134 to 1,140)	(134 to 1,140)	(134 to 1,140)	(134 to 1,140)	(134 to 1,140)	(134 to 1,140)	(134 to 1,140)	(134 to 1,140)	(134 to 1,140)	(134 to 1,140)	486
Onchocerciasis	0 (0 to 0)	0 (0 to 0)	0 (0 to 0)	0 (0 to 0)	0 (0 to 0)	0 (0 to 0)	0 (0 to 0)	0 (0 to 0)	0 (0 to 0)	0 (0 to 0)	0 (0 to 0)	0 (0 to 0)	0 (0 to 0)	0 (0 to 0)	0 (0 to 0)	0 (0 to 0)	0 (0 to 0)	0 (0 to 0)	0 (0 to 0)	0 (0 to 0)	0 (0 to 0)	0 (0 to 0)	0 (0 to 0)	0 (0 to 0)	0
Schistosomiasis	0 (0 to 0)	0 (0 to 0)	0 (0 to 0)	0 (0 to 0)	0 (0 to 0)	0 (0 to 0)	0 (0 to 0)	0 (0 to 0)	0 (0 to 0)	0 (0 to 0)	0 (0 to 0)	0 (0 to 0)	0 (0 to 0)	0 (0 to 0)	0 (0 to 0)	0 (0 to 0)	0 (0 to 0)	0 (0 to 0)	0 (0 to 0)	0 (0 to 0)	0 (0 to 0)	0 (0 to 0)	0 (0 to 0)	0 (0 to 0)	0
Trachoma	0 (0 to 0)	0 (0 to 0)	0 (0 to 0)	0 (0 to 0)	0 (0 to 0)	0 (0 to 0)	0 (0 to 0)	0 (0 to 0)	0 (0 to 0)	0 (0 to 0)	0 (0 to 0)	0 (0 to 0)	0 (0 to 0)	0 (0 to 0)	0 (0 to 0)	0 (0 to 0)	0 (0 to 0)	0 (0 to 0)	0 (0 to 0)	0 (0 to 0)	0 (0 to 0)	0 (0 to 0)	0 (0 to 0)	0 (0 to 0)	0
Dengue	0 (0 to 0)	0 (0 to 11.6)	12.6 (0.2 to 63.8)	21.1 (0.2 to 92.1)	21.1 (0.2 to 92.1)	1.9 (0.2 to 7.7)	19.9 (0.2 to 92.1)	19.7 (0.2 to 92.1)	13.3 (0.2 to 64.4)	13.2 (0.2 to 64.4)	13.2 (0.2 to 64.4)	8.3 (0.2 to 64.4)	7.1 (0.2 to 64.4)	5.1 (0.2 to 64.4)	3.9 (0.2 to 64.4)	3.9 (0.2 to 64.4)	2.9 (0.2 to 64.4)	2.9 (0.2 to 64.4)	2.9 (0.2 to 64.4)	2.9 (0.2 to 64.4)	2.9 (0.2 to 64.4)	2.9 (0.2 to 64.4)	2.9 (0.2 to 64.4)	2.9 (0.2 to 64.4)	183
Yellow fever	0 (0 to 0)	0 (0 to 0)	0 (0 to 0)	0 (0 to 0)	0 (0 to 0)	0 (0 to 0)	0 (0 to 0)	0 (0 to 0)	0 (0 to 0)	0 (0 to 0)	0 (0 to 0)	0 (0 to 0)	0 (0 to 0)	0 (0 to 0)	0 (0 to 0)	0 (0 to 0)	0 (0 to 0)	0 (0 to 0)	0 (0 to 0)	0 (0 to 0)	0 (0 to 0)	0 (0 to 0)	0 (0 to 0)	0 (0 to 0)	0
Rabies	0 (0 to 0)	0 (0 to 0)	0 (0 to 0)	0 (0 to 0)	0 (0 to 0)	0 (0 to 0)	0 (0 to 0)	0 (0 to 0)	0 (0 to 0)	0 (0 to 0)	0 (0 to 0)	0 (0 to 0)	0 (0 to 0)	0 (0 to 0)	0 (0 to 0)	0 (0 to 0)	0 (0 to 0)	0 (0 to 0)	0 (0 to 0)	0 (0 to 0)	0 (0 to 0)	0 (0 to 0)	0 (0 to 0)	0 (0 to 0)	0
Intestinal nematode infections	0 (0 to 0)	0 (0 to 0)	2.2 (0.9 to 5.1)	669.0 (128.9 to 1,940)	102 (91 to 177)	78.6 (34.3 to 134)	124 (34.3 to 134)	127 (34.3 to 134)	101 (34.3 to 134)	69.3 (34.3 to 134)	58.6 (34.3 to 134)	58.6 (23.9 to 134)	49 (23.9 to 112)	9.6 (3.9 to 19.7)	8.9 (3.9 to 19.7)	7.1 (3.9 to 19.7)	5.2 (1.9 to 11.4)	3.6 (1.9 to 6.2)	1.6 (1.6 to 6.2)	0.8 (0.3 to 1.6)	0.2 (0.2 to 0.5)	0 (0 to 0)	0 (0 to 0)	726
Ascariasis	0 (0 to 0)	0 (0 to 0)	0 (0 to 0)	13.9 (6.2 to 29.6)	8.2 (3.6 to 17.4)	1.6 (0.7 to 3.4)	0.7 (0.3 to 1.5)	0.5 (0.2 to 1.1)	0.3 (0.1 to 0.6)	0.2 (0.1 to 0.4)	0.2 (0.1 to 0.4)	0.2 (0.1 to 0.4)	0.1 (0.1 to 0.3)	0.1 (0.1 to 0.2)	0.1 (0.1 to 0.2)	0.1 (0.1 to 0.2)	0.1 (0.1 to 0.2)	0.1 (0.1 to 0.2)	0.1 (0.1 to 0.2)	0.1 (0.1 to 0.2)	0.1 (0.1 to 0.2)	0.1 (0.1 to 0.2)	0.1 (0.1 to 0.2)	29.5
Trichuriasis	0 (0 to 0)	0 (0 to 0)	0 (0 to 0)	0 (0 to 0)	0 (0 to 0)	0 (0 to 0)	0 (0 to 0)	0 (0 to 0)	0 (0 to 0)	0 (0 to 0)	0 (0 to 0)	0 (0 to 0)	0 (0 to 0)	0 (0 to 0)	0 (0 to 0)	0 (0 to 0)	0 (0 to 0)	0 (0 to 0)	0 (0 to 0)	0 (0 to 0)	0 (0 to 0)	0 (0 to 0)	0 (0 to 0)	0 (0 to 0)	0
Hookworm disease	0 (0 to 0)	0 (0 to 0)	0.1 (0.1 to 0.1)	33.9 (16.1 to 67.1)	69.3 (37.1 to 136)	75 (36.1 to 136)	136 (33.2 to 136)	101 (33.2 to 136)	84.9 (33.2 to 136)	59.6 (33.2 to 136)	59.6 (33.2 to 136)	59 (33.2 to 136)	48.5 (22.7 to 136)	9.4 (4.4 to 19.4)	8.8 (4.4 to 19.4)	6.9 (4.4 to 19.4)	3.3 (1.7 to 7.1)	2.1 (1.1 to 4.4)	1.1 (0.5 to 2.3)	0.4 (0.2 to 0.9)	0.1 (0.1 to 0.2)	0 (0 to 0)	0 (0 to 0)	697
Food-borne trematodiases	0 (0 to 0)	0 (0 to 0)	0 (0 to 0)	0 (0 to 0)	0 (0 to 0)	0 (0 to 0)	0 (0 to 0)	0 (0 to 0)	0 (0 to 0)	0 (0 to 0)	0 (0 to 0)	0 (0 to 0)	0 (0 to 0)	0 (0 to 0)	0 (0 to 0)	0 (0 to 0)	0 (0 to 0)	0 (0 to 0)	0 (0 to 0)	0 (0 to 0)	0 (0 to 0)	0 (0 to 0)	0 (0 to 0)	0 (0 to 0)	0
Leprosy	0 (0 to 0)	0 (0 to 0)	0 (0 to 0)	0 (0 to 0)	0 (0 to 0)	0 (0 to 0)	0 (0 to 0.6)	0 (0 to 2.3)	0 (0 to 3.7)	0 (0 to 5.1)	0 (0 to 6.2)	0 (0 to 5.2)	0 (0 to 3.9)	0 (0 to 2.1)	0 (0 to 1.6)	0 (0 to 1.1)	0 (0 to 0.8)	0 (0 to 0.5)	0 (0 to 0.3)	0 (0 to 0.1)	0 (0 to 0)	0 (0 to 0)	0 (0 to 0)	0 (0 to 0)	7.2
Measles	0 (0 to 0)	0 (0 to 0)	0 (0 to 0)	0 (0 to 0)	0 (0 to 0)	0 (0 to 0)	0 (0 to 0)	0 (0 to 0)	0 (0 to 0)	0 (0 to 0)	0 (0 to 0)	0 (0 to 0)	0 (0 to 0)	0 (0 to 0)	0 (0 to 0)	0 (0 to 0)	0 (0 to 0)	0 (0 to 0)	0 (0 to 0)	0 (0 to 0)	0 (0 to 0)	0 (0 to 0)	0



6918



All Table 3b: Demographic Reliability of the Corona Orb, Fibre cause and one across for females with 95% supportable intercept, 2013

Cause	Early Neonatal	Late Neonatal	Post Neonatal	1 to 4	5 to 9	10 to 14	15 to 19	20 to 24	25 to 29	30 to 34	35 to 39	40 to 44	45 to 49	50 to 54	55 to 59	60 to 64	65 to 69	70 to 74	75 to 79	80 to 84	85 to 89	90 to 94	95 plus	Total
All causes	1,670,643	444,600	2,230,893	2,090,991	859,620	685,303	775,040	827,000	804,300	797,500	759,600	757,300	679,600	666,300	651,400	649,200	627,000	574,900	515,900	425,000	312,900	189,900	70,800	17,550,000
Communicable, maternal, neonatal, and nutritional diseases	(1,670,643 to 1,670,643)	(444,600 to 444,600)	(2,230,893 to 2,230,893)	(2,090,991 to 2,090,991)	(859,620 to 859,620)	(685,303 to 685,303)	(775,040 to 775,040)	(827,000 to 827,000)	(804,300 to 804,300)	(797,500 to 797,500)	(759,600 to 759,600)	(757,300 to 757,300)	(679,600 to 679,600)	(666,300 to 666,300)	(651,400 to 651,400)	(649,200 to 649,200)	(627,000 to 627,000)	(574,900 to 574,900)	(515,900 to 515,900)	(425,000 to 425,000)	(312,900 to 312,900)	(189,900 to 189,900)	(70,800 to 70,800)	(17,550,000 to 17,550,000)
HIV/AIDS and sexually transmitted infections	1,770,000	356,000	1,950,000	1,950,000	556,000	314,000	1,950,000	1,950,000	1,950,000	1,950,000	1,950,000	1,950,000	1,950,000	1,950,000	1,950,000	1,950,000	1,950,000	1,950,000	1,950,000	1,950,000	1,950,000	1,950,000	1,950,000	31,500,000
	(1,770,000 to 1,770,000)	(356,000 to 356,000)	(1,950,000 to 1,950,000)	(1,950,000 to 1,950,000)	(556,000 to 556,000)	(314,000 to 314,000)	(1,950,000 to 1,950,000)	(1,950,000 to 1,950,000)	(1,950,000 to 1,950,000)	(1,950,000 to 1,950,000)	(1,950,000 to 1,950,000)	(1,950,000 to 1,950,000)	(1,950,000 to 1,950,000)	(1,950,000 to 1,950,000)	(1,950,000 to 1,950,000)	(1,950,000 to 1,950,000)	(1,950,000 to 1,950,000)	(1,950,000 to 1,950,000)	(1,950,000 to 1,950,000)	(1,950,000 to 1,950,000)	(1,950,000 to 1,950,000)	(1,950,000 to 1,950,000)	(1,950,000 to 1,950,000)	(31,500,000 to 31,500,000)
HIV/AIDS	14,400,000	2,900,000	15,900,000	15,900,000	4,500,000	2,600,000	15,900,000	15,900,000	15,900,000	15,900,000	15,900,000	15,900,000	15,900,000	15,900,000	15,900,000	15,900,000	15,900,000	15,900,000	15,900,000	15,900,000	15,900,000	15,900,000	15,900,000	256,500,000
	(14,400,000 to 14,400,000)	(2,900,000 to 2,900,000)	(15,900,000 to 15,900,000)	(15,900,000 to 15,900,000)	(4,500,000 to 4,500,000)	(2,600,000 to 2,600,000)	(15,900,000 to 15,900,000)	(15,900,000 to 15,900,000)	(15,900,000 to 15,900,000)	(15,900,000 to 15,900,000)	(15,900,000 to 15,900,000)	(15,900,000 to 15,900,000)	(15,900,000 to 15,900,000)	(15,900,000 to 15,900,000)	(15,900,000 to 15,900,000)	(15,900,000 to 15,900,000)	(15,900,000 to 15,900,000)	(15,900,000 to 15,900,000)	(15,900,000 to 15,900,000)	(15,900,000 to 15,900,000)	(15,900,000 to 15,900,000)	(15,900,000 to 15,900,000)	(15,900,000 to 15,900,000)	(256,500,000 to 256,500,000)
HIV/AIDS - Drug-susceptible Tuberculosis	0.0	0.0	7,200	9,550	4,890	6,130	7,560	8,890	10,200	10,700	10,100	10,200	10,200	9,200	8,700	7,700	6,700	5,700	4,700	3,700	2,700	1,700	700	132,000
	(0.0 to 0.0)	(0.0 to 0.0)	(7,200 to 7,200)	(9,550 to 9,550)	(4,890 to 4,890)	(6,130 to 6,130)	(7,560 to 7,560)	(8,890 to 8,890)	(10,200 to 10,200)	(10,700 to 10,700)	(10,100 to 10,100)	(10,200 to 10,200)	(10,200 to 10,200)	(9,200 to 9,200)	(8,700 to 8,700)	(7,700 to 7,700)	(6,700 to 6,700)	(5,700 to 5,700)	(4,700 to 4,700)	(3,700 to 3,700)	(2,700 to 2,700)	(1,700 to 1,700)	(700 to 700)	(132,000 to 132,000)
HIV/AIDS - Multidrug-resistant Tuberculosis	0.0	0.0	0.0	0.0	0.0	0.0	0.0	0.0	0.0	0.0	0.0	0.0	0.0	0.0	0.0	0.0	0.0	0.0	0.0	0.0	0.0	0.0	0.0	0.0
	(0.0 to 0.0)	(0.0 to 0.0)	(0.0 to 0.0)	(0.0 to 0.0)	(0.0 to 0.0)	(0.0 to 0.0)	(0.0 to 0.0)	(0.0 to 0.0)	(0.0 to 0.0)	(0.0 to 0.0)	(0.0 to 0.0)	(0.0 to 0.0)	(0.0 to 0.0)	(0.0 to 0.0)	(0.0 to 0.0)	(0.0 to 0.0)	(0.0 to 0.0)	(0.0 to 0.0)	(0.0 to 0.0)	(0.0 to 0.0)	(0.0 to 0.0)	(0.0 to 0.0)	(0.0 to 0.0)	(0.0 to 0.0)
HIV/AIDS - Extensively drug-resistant Tuberculosis	0.0	0.0	0.0	0.0	0.0	0.0	0.0	0.0	0.0	0.0	0.0	0.0	0.0	0.0	0.0	0.0	0.0	0.0	0.0	0.0	0.0	0.0	0.0	0.0
	(0.0 to 0.0)	(0.0 to 0.0)	(0.0 to 0.0)	(0.0 to 0.0)	(0.0 to 0.0)	(0.0 to 0.0)	(0.0 to 0.0)	(0.0 to 0.0)	(0.0 to 0.0)	(0.0 to 0.0)	(0.0 to 0.0)	(0.0 to 0.0)	(0.0 to 0.0)	(0.0 to 0.0)	(0.0 to 0.0)	(0.0 to 0.0)	(0.0 to 0.0)	(0.0 to 0.0)	(0.0 to 0.0)	(0.0 to 0.0)	(0.0 to 0.0)	(0.0 to 0.0)	(0.0 to 0.0)	(0.0 to 0.0)
Diarrhoeal diseases	9,662	1,940	9,662	10,000	6,660	6,660	10,000	14,000	21,000	29,000	31,000	31,000	31,000	31,000	31,000	31,000	31,000	31,000	31,000	31,000	31,000	31,000	31,000	431,000
	(1,144 to 31,000)	(234 to 6,000)	(1,144 to 31,000)	(1,184 to 32,000)	(789 to 21,000)	(789 to 21,000)	(1,184 to 32,000)	(1,658 to 45,000)	(2,487 to 67,000)	(3,434 to 92,000)	(3,671 to 99,000)	(3,671 to 99,000)	(3,671 to 99,000)	(3,671 to 99,000)	(3,671 to 99,000)	(3,671 to 99,000)	(3,671 to 99,000)	(3,671 to 99,000)	(3,671 to 99,000)	(3,671 to 99,000)	(3,671 to 99,000)	(3,671 to 99,000)	(3,671 to 99,000)	(51,000 to 1,400,000)
Sexually transmitted infections, excluding HIV	1,450,000	284,000	1,450,000	1,450,000	1,450,000	1,450,000	1,450,000	1,450,000	1,450,000	1,450,000	1,450,000	1,450,000	1,450,000	1,450,000	1,450,000	1,450,000	1,450,000	1,450,000	1,450,000	1,450,000	1,450,000	1,450,000	1,450,000	23,400,000
	(1,450,000 to 1,450,000)	(284,000 to 284,000)	(1,450,000 to 1,450,000)	(1,450,000 to 1,450,000)	(1,450,000 to 1,450



Exposure to forces of nature	0 (0 to 0)	0 (0 to 0)	0 (0 to 0)	5·6 (3 to 9·5)	14·7 (8 to 26·2)	27·7 (16·1 to 48·6)	32·3 (19 to 57)	26 (15·8 to 43·3)	27·7 (17 to 42·4)	25 (15·4 to 38·4)	19 (11·7 to 29·6)	15·3 (9·6 to 23·6)	12·6 (7·9 to 19·3)	10·8 (6·9 to 16·8)	9·8 (6·2 to 14·7)	8·3 (5·3 to 12·7)	6·2 (3·9 to 9·8)	4·2 (2·7 to 6·4)	2·7 (1·8 to 4·2)	1·6 (1 to 2·3)	0·6 (0·4 to 1)	0·2 (0·1 to 0·3)	0 (0 to 0·1)	250
Other unintentional injuries	368 (135 to 834)	65·7 (22·3 to 172)	747 (295 to 1,670)	2,130 (925 to 4,900)	2,140 (1,190 to 4,210)	2,020 (1,180 to 3,550)	1,910 (1,150 to 3,270)	1,650 (1,020 to 2,770)	1,440 (895 to 2,360)	1,340 (850 to 2,070)	1,180 (754 to 1,910)	1,040 (680 to 1,650)	1,000 (616 to 1,730)	963 (586 to 1,560)	878 (531 to 1,500)	953 (536 to 1,690)	628 (359 to 1,120)	434 (269 to 701)	350 (212 to 602)	238 (147 to 382)	127 (79·5 to 201)	48 (30·2 to 75)	14 (8·9 to 21·3)	21,700
Self-harm and interpersonal violence	1,900 (1,260 to 3,130)	617 (526 to 760)	3,210 (2,120 to 5,440)	14,900 (11,400 to 21,500)	10,600 (8,630 to 13,400)	14,100 (11,300 to 17,800)	22,400 (17,200 to 28,800)	26,500 (20,500 to 34,400)	24,200 (17,800 to 31,900)	19,100 (14,400 to 25,000)	14,800 (11,200 to 19,300)	10,400 (7,690 to 13,600)	8,520 (6,060 to 11,500)	8,080 (5,800 to 11,300)	6,420 (4,490 to 9,180)	5,040 (3,600 to 7,140)	3,360 (2,370 to 4,760)	2,060 (1,490 to 2,880)	1,180 (820 to 1,660)	603 (425 to 874)	234 (165 to 332)	59·2 (41·8 to 81·1)	23·7 (16·2 to 34)	198,000
Self-harm	0 (0 to 0)	0 (0 to 0)	0 (0 to 0)	0 (0 to 0)	0 (0 to 0)	2,810 (1,490 to 4,730)	5,700 (2,970 to 9,680)	5,620 (3,140 to 9,470)	5,080 (2,950 to 8,010)	4,900 (2,930 to 7,500)	4,630 (2,770 to 7,250)	3,930 (2,370 to 6,210)	4,230 (2,500 to 6,680)	5,090 (3,080 to 8,070)	4,450 (2,700 to 7,110)	3,730 (2,370 to 5,770)	2,520 (1,580 to 3,880)	1,560 (1,010 to 2,320)	885 (544 to 1,340)	443 (275 to 689)	169 (100 to 262)	43·6 (27·4 to 65·2)	19·1 (11·6 to 29·1)	55,800
Self-harm by firearm	0 (0 to 0)	0 (0 to 0)	0 (0 to 0)	0 (0 to 0)	0 (0 to 0)	118 (27·6 to 335)	303 (78·1 to 759)	342 (112 to 853)	265 (84·9 to 611)	299 (106 to 634)	267 (91·1 to 566)	239 (94·6 to 490)	206 (78·3 to 438)	215 (80·2 to 469)	178 (63·5 to 385)	112 (41·6 to 260)	75 (27·3 to 175)	59 (23·3 to 123)	39·3 (17 to 81·7)	23·7 (10·5 to 46·9)	10·3 (4·4 to 21·2)	3·5 (1·4 to 7·4)	2·1 (0·7 to 4·9)	2,760
Self-harm by other specified means	0 (0 to 0)	0 (0 to 0)	0 (0 to 0)	0 (0 to 0)	0 (0 to 0)	2,690 (1,420 to 4,530)	5,390 (2,820 to 9,050)	5,270 (2,980 to 8,870)	4,810 (2,800 to 7,550)	4,600 (2,750 to 7,090)	4,370 (2,610 to 6,940)	3,690 (2,180 to 5,920)	4,020 (2,350 to 6,370)	4,880 (2,910 to 7,780)	4,270 (2,590 to 6,850)	3,620 (2,290 to 5,590)	2,450 (1,530 to 3,760)	1,500 (973 to 2,250)	845 (518 to 1,300)	420 (261 to 657)	158 (93·2 to 247)	40·1 (25·5 to 60)	17 (10·2 to 26·1)	53,000
Interpersonal violence	968 (336 to 2,200)	99·6 (34·1 to 240)	1,480 (405 to 3,680)	4,410 (1,340 to 11,200)	3,540 (2,020 to 6,080)	4,490 (2,910 to 6,620)	9,350 (5,910 to 13,600)	11,200 (7,350 to 16,600)	9,380 (6,000 to 13,700)	7,390 (4,770 to 10,900)	5,220 (3,450 to 7,680)	3,500 (2,310 to 5,010)	2,350 (1,580 to 3,320)	1,540 (1,050 to 2,220)	940 (655 to 1,340)	624 (451 to 833)	389 (287 to 513)	232 (172 to 300)	137 (103 to 177)	71·1 (54·2 to 92)	26·9 (20·4 to 35·3)	5·7 (4·4 to 7·3)	1 (0·7 to 1·2)	67,300
Physical violence by firearm	153 (38·2 to 388)	14·3 (2·7 to 42·3)	217 (44·2 to 608)	666 (131 to 2,050)	465 (150 to 1,070)	357 (118 to 844)	1,010 (370 to 2,280)	1,450 (592 to 2,910)	979 (365 to 2,090)	990 (388 to 1,980)	578 (214 to 1,270)	310 (114 to 642)	155 (58·9 to 335)	177 (73·5 to 362)	117 (48·6 to 234)	108 (51·2 to 194)	26·7 (11·7 to 53·2)	10·7 (4·9 to 19·3)	5·8 (2·6 to 11·7)	2·2 (1 to 4·1)	0·5 (0·3 to 0·9)	0·1 (0·1 to 0·2)	0 (0 to 0)	7,790
Physical violence by sharp object	71·1 (17·5 to 200)	12·9 (2·6 to 35·1)	240 (46·6 to 752)	1,180 (225 to 3,640)	622 (195 to 1,480)	537 (203 to 1,300)	1,330 (500 to 2,820)	1,300 (521 to 2,740)	1,150 (484 to 2,460)	1,130 (488 to 2,350)	650 (283 to 1,330)	644 (314 to 1,200)	420 (204 to 790)	373 (200 to 669)	167 (91 to 298)	118 (68·6 to 200)	62·5 (38·3 to 101)	52·5 (33·5 to 78·5)	33·2 (20·7 to 51·3)	14·5 (9·4 to 22·4)	6·9 (4·6 to 10·2)	1·9 (1·3 to 2·6)	0·4 (0·3 to 0·6)	10,100
Sexual violence	0 (0 to 0)	0 (0 to 0)	0 (0 to 0)	124 (73·9 to 198)	1,020 (616 to 1,600)	2,200 (1,290 to 3,470)	4,390 (2,540 to 6,860)	5,400 (3,190 to 8,050)	4,690 (2,600 to 7,540)	3,590 (2,000 to 5,740)	2,560 (1,440 to 4,180)	1,810 (1,010 to 2,940)	1,160 (667 to 1,920)	614 (344 to 996)	357 (209 to 574)	259 (161 to 390)	175 (109 to 265)	113 (71·8 to 168)	69·9 (44·8 to 103)	38·9 (25·1 to 56·7)	13·9 (8·5 to 21·8)	2 (1·2 to 3·1)	0·1 (0·1 to 0·2)	28,600
Physical violence by other means	744 (255 to 1,790)	72·4 (24·5 to 170)	1,030 (282 to 2,540)	2,450 (720 to 6,470)	1,430 (646 to 2,830)	1,400 (693 to 2,620)	2,620 (1,230 to 4,870)	3,010 (1,480 to 5,560)	2,560 (1,320 to 4,740)	1,680 (844 to 3,100)	1,430 (746 to 2,510)	731 (407 to 1,280)	615 (351 to 993)	380 (224 to 625)	299 (179 to 480)	139 (90·9 to 209)	124 (81·1 to 188)	56·1 (37·7 to 79)	28·2 (19·3 to 39·9)	15·6 (11 to 22·5)	5·7 (4·1 to 7·6)	1·7 (1·2 to 2·2)	0·4 (0·3 to 0·5)	20,800
Conflict and terrorism	935 (848 to 1,030)	518 (469 to 572)	1,720 (1,560 to 1,900)	10,300 (9,180 to 11,500)	6,880 (5,760 to 8,560)	6,720 (5,250 to 8,910)	7,190 (5,670 to 9,560)	9,590 (6,620 to 14,200)	9,620 (5,970 to 15,600)	6,730 (4,210 to 10,600)	4,850 (3,030 to 7,560)	2,860 (1,860 to 4,510)	1,880 (1,300 to 2,800)	1,400 (987 to 2,020)	992 (710 to 1,410)	657 (475 to 925)	432 (318 to 604)	263 (193 to 381)	154 (113 to 217)	85·8 (62·3 to 118)	37·2 (26·3 to 52·8)	9·5 (6·1 to 14·4)	3·5 (2·6 to 4·9)	73,800

SR Table 2b: Equatorial Guinea DALYS by cause and age group for females with 95% uncertainty intervals, 2019

Cause	Early Neonatal	Late Neonatal	Post Neonatal	1 to 4	5 to 9	10 to 14	15 to 19	20 to 24	25 to 29	30 to 34	35 to 39	40 to 44	45 to 49	50 to 54	55 to 59	60 to 64	65 to 69	70 to 74	75 to 79	80 to 84	85 to 89	90 to 94	95 plus	Total
All causes	19,903 (16,800 to 23,285)	3,603 (2,903 to 4,590)	14,468 (11,556 to 18,204)	17,900 (14,902 to 21,555)	9,890 (8,111 to 12,000)	8,220 (6,638 to 10,000)	8,276 (6,717 to 10,150)	8,896 (7,139 to 11,000)	9,660 (7,693 to 12,000)	10,100 (8,020 to 12,600)	11,300 (9,002 to 14,000)	12,400 (9,880 to 15,300)	13,900 (11,000 to 17,000)	15,900 (12,600 to 19,600)	18,400 (14,500 to 22,800)	21,900 (17,200 to 27,000)	26,400 (20,600 to 32,800)	32,000 (24,800 to 40,000)	39,000 (29,800 to 49,000)	47,000 (34,900 to 59,000)	56,000 (40,900 to 71,000)	66,000 (47,700 to 84,000)	262,000
Communicable, maternal, neonatal, and nutritional diseases	19,903 (16,800 to 23,285)	3,603 (2,903 to 4,590)	14,468 (11,556 to 18,204)	15,693 (13,300 to 18,700)	5,990 (4,950 to 7,250)	4,230 (3,230 to 5,390)	3,310 (2,530 to 4,280)	3,646 (2,806 to 4,720)	3,930 (3,070 to 5,050)	4,090 (3,230 to 5,200)	4,700 (3,720 to 6,050)	5,350 (4,180 to 6,900)	6,180 (4,850 to 7,900)	7,300 (5,810 to 9,300)	8,900 (7,000 to 11,400)	11,000 (8,600 to 14,000)	14,000 (10,900 to 17,800)	18,000 (13,900 to 23,000)	23,000 (17,000 to 29,000)	28,000 (20,000 to 36,000)	34,000 (24,000 to 44,000)	149,000
HIV/AIDS and sexually transmitted infections	3,330 (1,300 to 7,810)	766 (299 to 1,980)	2,810 (1,290 to 5,780)	3,480 (1,720 to 6,740)	1,740 (1,150 to 2,370)	1,330 (873 to 1,930)	3,310 (1,940 to 5,200)	5,646 (3,260 to 11,600)	10,300 (5,920 to 20,000)	12,200 (6,730 to 22,200)	10,400 (6,030 to 17,600)	7,290 (4,490 to 11,600)	5,260 (3,260 to 8,170)	3,260 (2,040 to 4,870)	1,710 (1,130 to 2,530)	826 (539 to 1,270)	422 (270 to 661)	193 (113 to 291)	89.7 (54 to 138)	11.6 (7.1 to 18.5)	4.6 (2.6 to 8.6)	1.2 (0.7 to 1.8)	74,900
HIV/AIDS	0.2 (0.1 to 0.5)	0.6 (0.2 to 1.6)	1,460 (749 to 3,480)	2,440 (1,660 to 4,700)	1,720 (1,070 to 2,550)	1,320 (677 to 1,970)	3,200 (1,640 to 5,190)	5,630 (2,930 to 11,600)	10,300 (5,750 to 20,000)	12,200 (6,650 to 22,100)	10,400 (6,030 to 17,500)	7,220 (4,470 to 11,400)	5,260 (3,220 to 8,130)	3,250 (2,120 to 4,850)	1,710 (1,120 to 2,520)	821 (529 to 1,270)	419 (267 to 658)	193 (111 to 289)	88 (53 to 136)	11 (6.9 to 17.4)	4 (2.3 to 8.2)	1.1 (0.6 to 1.7)	68,100
HIV/AIDS - Drug-susceptible Tuberculosis	0 (0 to 0)	89.6 (43.6 to 149)	209 (113 to 362)	99.4 (53 to 169)	77.9 (42.7 to 126)	184 (104 to 310)	333 (180 to 544)	592 (341 to 991)	753 (423 to 1,190)	600 (341 to 1,020)	422 (243 to 702)	307 (179 to 527)	191 (107 to 329)	107 (57 to 187)	49.4 (28.4 to 82.6)	23.3 (14.6 to 37.9)	11.5 (6.8 to 18.6)	5.5 (3.3 to 9)	2.7 (1.6 to 4.2)	0.2 (0.1 to 0.4)	0 (0 to 0.1)	4,000
HIV/AIDS - Multidrug-resistant Tuberculosis without extensive drug resistance	0 (0 to 0)	6.6 (0.7 to 22.7)	19.7 (1.9 to 54.7)	7.1 (0.8 to 19.4)	5.7 (0.6 to 15.6)	13.2 (1.4 to 35.7)	23 (2.4 to 62)	39.3 (4 to 106)	46 (4.7 to 126)	38.6 (3.9 to 107)	27.5 (2.8 to 77.4)	20.6 (2.1 to 58.2)	13.3 (1.4 to 38.1)	7.1 (0.7 to 20.5)	3.5 (0.4 to 10.1)	1.8 (0.2 to 5.2)	0.8 (0.1 to 2.7)	0.4 (0 to 1.3)	0.2 (0 to 0.6)	0 (0 to 0.1)	0 (0 to 0)	270
HIV/AIDS - Extensively drug-resistant Tuberculosis	0 (0 to 0)	0 (0 to 0)	0.1 (0 to 0.3)	0.2 (0 to 0.5)	0.1 (0 to 0.3)	0.3 (0 to 0.9)	0.5 (0 to 1.5)	0.6 (0 to 1.9)	0.6 (0 to 1.9)	0.4 (0 to 1.3)	0.3 (0 to 0.9)	0.2 (0 to 0.6)	0.1 (0 to 0.3)	0.1 (0 to 0.3)	0 (0 to 0.1)	0 (0 to 0.1)	0 (0 to 0.1)	0 (0 to 0.1)	0 (0 to 0.1)	0 (0 to 0.1)	0 (0 to 0)	0 (0 to 0)	3
HIV/AIDS resulting in other diseases	0.2 (0.1 to 0.5)	0.6 (0.2 to 1.6)	1,310 (667 to 3,060)	2,220 (1,470 to 4,070)	1,610 (1,000 to 2,370)	1,240 (617 to 1,740)	3,100 (1,470 to 5,070)	5,440 (2,660 to 11,200)	9,870 (5,070 to 20,000)	11,600 (5,870 to 21,900)	9,730 (5,280 to 17,000)	6,770 (4,030 to 11,000)	4,960 (2,920 to 7,810)	3,050 (1,920 to 4,660)	1,600 (1,000 to 2,420)	779 (489 to 1,220)	392 (240 to 623)	177 (101 to 279)	82.1 (49 to 136)	10.3 (5.4 to 17)	3.7 (2 to 7.6)	0.9 (0.5 to 1.6)	64,800
Sexually transmitted infections excluding HIV	3,330 (1,300 to 7,810)	766 (299 to 1,980)	1,350 (273 to 2,300)	1,040 (329 to 1,980)	20.2 (9.6 to 33.9)	6.6 (1.6 to 9.9)	10 (2.6 to 20.9)	16 (3.8 to 35.2)	29.7 (7.1 to 64.7)	39.3 (9.4 to 86.9)	33 (7.7 to 73.9)	23.2 (5.4 to 52.6)	7.3 (1.6 to 16.8)	3.2 (0.6 to 7.4)	1.1 (0.2 to 2.6)	0.5 (0.1 to 1.1)	0.2 (0 to 0.5)	0.1 (0 to 0.2)	0 (0 to 0.1)	0 (0 to 0)	0 (0 to 0)	0 (0 to 0)	5,780
Syphilis	3,330 (1,300 to 7,810)	766 (299 to 1,980)	1,350 (273 to 2,300)	1,040 (74 to 844.4)	20.2 (9.6 to 33.9)	6.6 (0.9 to 2.2)	10 (1.4 to 3.7)	16 (2.1 to 5.4)	29.7 (3.8 to 9.4)	39.3 (5.1 to 12.5)	33 (4.2 to 10.6)	23.2 (2.9 to 7.4)	7.3 (0.9 to 2.6)	3.2 (0.4 to 1.1)	1.1 (0.1 to 0.4)	0.5 (0.1 to 0.2)	0.2 (0 to 0.4)	0.1 (0 to 0.2)	0 (0 to 0.1)	0 (0 to 0)	0 (0 to 0)	5,570
Chlamydial infection	0 (0 to 0)	0 (0 to 0)	0 (0 to 0)	0 (0 to 0)	0 (0 to 0)	0.1 (0 to 0.2)	0.2 (0 to 0.4)	0.4 (0.1 to 0.9)	0.6 (0.1 to 1.5)	0.6 (0.1 to 1.6)	0.5 (0.1 to 1.5)	0.4 (0.1 to 1.2)	0.2 (0 to 0.6)	0.1 (0 to 0.4)	0 (0 to 0.1)	0 (0 to 0.1)	0 (0 to 0.1)	0 (0 to 0.1)	0 (0 to 0.1)	0 (0 to 0.1)	0 (0 to 0)	0 (0 to 0)	21.4
Gonococcal infection	0 (0 to 0)	0 (0 to 0)	0 (0 to 0)	0 (0 to 0)	0 (0 to 0)	0.1 (0.1 to 0.4)	0.2 (0.1 to 0.5)	0.2 (0.1 to 0.6)	0.2 (0.1 to 0.5)	0.2 (0.1 to 0.6)	0.2 (0.1 to 0.6)	0.1 (0.1 to 0.4)	0.1 (0 to 0.3)	0.1 (0 to 0.3)	0 (0 to 0.2)	0 (0 to 0.2)	0 (0 to 0.2)	0 (0 to 0.2)	0 (0 to 0.2)	0 (0 to 0.1)	0 (0 to 0.1)	0 (0 to 0)	24.9
Trichomoniasis	0 (0 to 0)	0 (0 to 0)	0 (0 to 0)	0 (0 to 0)	0 (0 to 0)	0.1 (0 to 0.4)	0.2 (0 to 0.7)	0.7 (0.2 to 2.1)	0.9 (0.2 to 2.6)	0.8 (0.2 to 2.1)	0.7 (0.2 to 2.1)	0.5 (0.1 to 1.6)	0.3 (0.1 to 0.9)	0.1 (0 to 0.4)	0.1 (0 to 0.3)	0 (0 to 0.2)	0 (0 to 0.2)	0 (0 to 0.2)	0 (0 to 0.1)	0 (0 to 0.1)	0 (0 to 0)	0 (0 to 0)	47.3
Genital herpes	0 (0 to 0)	0 (0 to 0)	0 (0 to 0)	0 (0 to 0)	0 (0 to 0)	0.2 (0.2 to 0.5)	0.3 (0.1 to 1.2)	0.4 (0.1 to 1.5)	0.5 (0.2 to 2.1)	0.5 (0.2 to 2.2)	0.4 (0.2 to 1.9)	0.3 (0.1 to 1.5)	0.2 (0.1 to 0.9)	0.1 (0 to 0.6)	0.1 (0 to 0.4)	0 (0 to 0.3)	0 (0 to 0.2)	0 (0 to 0.2)	0 (0 to 0.1)	0 (0 to 0.1)	0 (0 to 0)	0 (0 to 0)	60.9
Other sexually transmitted infections	0 (0 to 0)	0 (0 to 0)	0 (0 to 0)	0 (0 to 0)	0 (0 to 0)	0 (0.2 to 0.9)	0 (0.1 to 0.9)	0 (0.1 to 1.2)	0 (0.1 to 1.4)	0 (0.1 to 1.4)	0 (0.1 to 1.3)	0 (0.1 to 1.1)	0 (0 to 0.8)	0 (0 to 0.6)	0 (0 to 0.4)	0 (0 to 0.3)	0 (0 to 0.2)	0 (0 to 0.2)	0 (0 to 0.1)	0 (0 to 0.1)	0 (0 to 0)	0 (0 to 0)	59.7
Respiratory infections and tuberculosis	897 (341 to 1,990)	1,550 (746 to 4,020)	1,280 (647 to 3,030)	721 (376 to 1,260)	619 (290 to 929)	550 (180 to 1,436)	446 (213 to 972)	392 (200 to 890)	396 (212 to 870)	467 (250 to 1,020)	577 (287 to 967)	722 (350 to 1,230)	1,000 (472 to 1,710)	1,360 (649 to 2,360)	1,900 (911 to 3,240)	2,660 (1,270 to 4,600)	3,670 (1,750 to 6,360)	4,770 (2,260 to 8,360)	5,980 (2,800 to 10,600)	6,980 (3,180 to 12,600)	7,660 (3,450 to 14,000)	8,040 (3,600 to 15,000)	16,700
Tuberculosis	897 (341 to 1,990)	1,550 (746 to 4,020)	1,280 (647 to 3,030)	721 (376 to 1,260)	619 (290 to 929)	550 (180 to 1,436)	446 (213 to 972)	392 (200 to 890)	396 (212 to 870)	467 (250 to 1,020)	577 (287 to 967)	722 (350 to 1,230)	1,000 (472 to 1,710)	1,360 (649 to 2,360)	1,900 (911 to 3,240)	2,660 (1,270 to 4,600)	3,670 (1,750 to 6,360)	4,770 (2,260 to 8,360)	5,980 (2,800 to 10,600)	6,980 (3,180 to 12,600)	7,660 (3,450 to 14,000)	8,040 (3,600 to 15,000)	16,700
Latent tuberculosis infection	0 (0 to 0)	0 (0 to 0)	0 (0 to 0)	0 (0 to 0)	0 (0 to 0)	0 (0 to 0)	0 (0 to 0)	0 (0 to 0)	0 (0 to 0)	0 (0 to 0)	0 (0 to 0)	0 (0 to 0)	0 (0 to 0)	0 (0 to 0)	0 (0 to 0)	0 (0 to 0)	0 (0 to 0)	0 (0 to 0)	0 (0 to 0)	0 (0 to 0)	0 (0 to 0)	0 (0 to 0)	0 (0 to 0)	0
Drug-susceptible tuberculosis	0 (0 to 0)	0 (0 to 0)	0 (0 to 0)	0 (0 to 0)	0 (0 to 0)	0 (0 to 0)	0 (0 to 0)	0 (0 to 0)	0 (0 to 0)	0 (0 to 0)	0 (0 to 0)	0 (0 to 0)	0 (0 to 0)	0 (0 to 0)	0 (0 to 0)	0 (0 to 0)	0 (0 to 0)	0 (0 to 0)	0 (0 to 0)	0 (0 to 0)	0 (0 to 0)	0 (0 to 0)	0 (0 to 0)	0
Multidrug-resistant tuberculosis without extensive drug resistance	0 (0 to 0)	0 (0 to 0)	0 (0 to 0)	0 (0 to 0)	0 (0 to 0)	0 (0 to 0)	0 (0 to 0)	0 (0 to 0)	0 (0 to 0)	0 (0 to 0)	0 (0 to 0)	0 (0 to 0)	0 (0 to 0)	0 (0 to 0)	0 (0 to 0)	0 (0 to 0)	0 (0 to 0)	0 (0 to 0)	0 (0 to 0)	0 (0 to 0)	0 (0 to 0)	0 (0 to 0)	0 (0 to 0)	0
Extensively drug-resistant tuberculosis	0 (0 to 0)	0 (0 to 0)	0 (0 to 0)	0 (0 to 0)	0 (0 to 0)	0 (0 to 0)	0 (0 to 0)	0 (0 to 0)	0 (0 to 0)	0 (0 to 0)	0 (0 to 0)	0 (0 to 0)	0 (0 to 0)	0 (0 to 0)	0 (0 to 0)	0 (0 to 0)	0 (0 to 0)	0 (0 to 0)	0 (0 to 0)	0 (0 to 0)	0 (0 to 0)	0 (0 to 0)	0 (0 to 0)	2.3
Lower respiratory infections	897 (341 to 1,990)	1,340 (529 to 3,730)	299 (161 to 987)	187 (97 to 318)	103 (47 to 218)	137 (49 to 399)	147 (64 to 376)	168 (79 to 391)	168 (75 to 374)	157 (74 to 356)	171 (75 to 384)	192 (86 to 434)	222 (98 to 501)	238 (105 to 539)	284 (126 to 636)	357 (158 to 791)	265 (162 to 433)	162 (102 to 256)	107 (64 to 169)	218 (130 to 345)	128 (76 to 202)	50.9 (30 to 79.4)	16.5 (10.4 to 27.5)	6,450
Upper respiratory infections	0.3 (0.2 to 0.4)	1.7 (0.9 to 3)	32.4 (17 to 53.2)	110 (61 to 180)	90.7 (49 to 147)	78.6 (39 to 131)	72.7 (37 to 123)	61 (30 to 107)	60.3 (29 to 111)	22.1 (9.2 to 47)	41.7 (22 to 77)	33.2 (17 to 64)	23.4 (12 to 51)	19.9 (9.8 to 41)	16.6 (8.2 to 34)	12.6 (6.3 to 25)	9.6 (4.9 to 17)	7.1 (3.7 to 13)	5.2 (2.7 to 9.5)	3.2 (1.7 to 5.6)	2.2 (1.1 to 3.9)	0.6 (0.3 to 1.1)	0.2 (0.1 to 0.4)	660
Otitis media	0 (0 to 0)	0.1 (0 to 0.2)	4.3 (2.1 to 8.2)	21.3 (10 to 33.5)	26.7 (14 to 42.5)	13.2 (6 to 22.2)	11.6 (5.5 to 22.3)	9.2 (4.2 to 17.6)	7 (2 to 15.1)	3.7 (0.9 to 9.2)	4.6 (2.3 to 8.7)	3.9 (1.8 to 7)	3.2 (1.6 to 6.1)	2.2 (1 to 4.2)	1.5 (0.7 to 2.8)	0.9 (0.4 to 1.7)	0.6 (0.2 to 1.2)	0.3 (0.1 to 0.6)	0.2 (0.1 to 0.4)	0.1 (0 to 0.2)	0 (0 to 0.1)	0 (0 to 0)	139
Enteric infections	1,060 (12 to 5,113)	1,260 (27 to 7,190)	1,339 (304 to 2,260)	1,310 (339 to 1,910)	1,180 (166 to 1,460)	460 (87 to 1,292)	139 (40 to 1,045)	66 (9 to 662)	39.2 (4 to 394)	25.2 (3 to 253)	19.6 (2 to 194)	15.5 (2 to 153)	12.6 (1 to 123)	10.4 (1 to 101)	8.6 (1 to 84.1)	7.1 (0.9 to 69.2)	5.8 (0.7 to 56.3)	4.7 (0.6 to 45.5)	3.8 (0.5 to 36.8)	3.1 (0.4 to 29.8)	2.5 (0.3 to 24.1)	0.8 (0.1 to 7.8)	3,540
Diarrheal diseases	1,060 (12 to 5,113)	1,260 (27 to 7,190)	1,339 (304 to 2,260)	1,310 (339 to 1,910)	1,180 (166 to 1,460)	460 (87 to 1,292)	139 (40 to 1,045)	66 (9 to 662)	39.2 (4 to 394)	25.2 (3 to 253)	19.6 (2 to 194)	15.5 (2 to 153)	12.6 (1 to 123)	10.4 (1 to 101)	8.6 (1 to 84.1)	7.1 (0.9 to 69.2)	5.8 (0.7 to 56.3)	4.7 (0.6 to 45.5)	3.8 (0.5 to 36.8)	3.1 (0.4 to 29.8)	2.5 (0.3 to 24.1)	0.8 (0.1 to 7.8)	3,540
Typhoid and paratyphoid	0 (0 to 0)	0 (0 to 0)	0.5 (0.1 to 0.9)	1.8 (0.7 to 4.6)	20.2 (4.2 to 58.7)	13 (4 to 59.7)	5 (1.3 to 20.4)	2.6 (0.6 to 11.1)	1.1 (0.1 to 7)	0.5 (0 to 3.6)	1.3 (0.3 to 3.4)	0.6 (0.2 to 2.1)	0.3 (0.1 to 1.6)	0.1 (0 to 1.1)	0.1 (0 to 0.9)	0 (0 to 0.6)	0 (0 to 0.4)	0 (0 to 0.2)	0 (0 to 0.1)	0 (0 to 0)	0 (0 to 0)	0 (0 to 0)	89.5
Typhoid fever	0 (0 to 0)	0 (0 to 0)	0.5 (0.1 to 0.9)	1.8 (0.7 to 4.6)	20.1 (4.2 to 58.4)	12.9 (4 to 59.5)	4.9 (1.3 to 20.3)	2.6 (0.6 to 11.1)	1.1 (0.1 to 7)	0.5 (0 to 3.6)	1.3 (0.3 to 3.4)	0.6 (0.2 to 2.1)	0.3 (0.1 to 1.6)	0.1 (0 to 1.1)	0.1 (0 to 0.9)	0 (0 to 0.6)	0 (0 to 0.4)	0 (0 to 0.2)	0 (0 to 0.1)	0 (0 to 0)	0 (0 to 0)	0 (0 to 0)	89.2
Paratyphoid fever	0 (0 to 0)	0 (0 to 0)	0 (0 to 0)	0 (0 to 0)	0 (0 to 0)	0 (0 to 0)	0 (0 to 0.1)	0 (0 to 0.1)	0 (0 to 0)	0 (0 to 0)	0 (0 to 0)	0 (0 to 0)	0 (0 to 0)	0 (0 to 0)	0 (0 to 0)	0 (0 to 0)	0 (0 to 0)	0 (0 to 0)	0 (0 to 0)	0 (0 to 0)	0 (0 to 0)	0 (0 to 0)	0 (0 to 0)	0.3
Invasive Non-typhoidal Salmonella (iNTS)	0 (0 to 0)	0.2 (2.7 to 13)	89.7 (39.6 to 192)	193 (44 to 514)	28.4 (10.2 to 63.6)	10.6 (3.7 to 41.7)	4.6 (1.4 to 24.7)	2.1 (0.3 to 36.7)	1.1 (0.2 to 27.2)	0.6 (0.1 to 17.1)	0.4 (0.4 to 17.1)	0.3 (0.4 to 16)	0.2 (0.3 to 14.2)	0.1 (0.2 to 12.4)	0.1 (0.1 to 10.7)	0 (0.1 to 8.9)	0 (0.1 to 7.3)	0 (0 to 5.8)	0 (0 to 4.2)	0 (0 to 3.1)	0 (0 to 2.1)	0 (0 to 1.5)	0 (0 to 0.5)	503
Other intestinal infectious diseases	0 (0 to 0)	0.6 (0 to 1.5)	1.8 (0 to 7.9)	1.8 (0 to 2.7%)	0.6 (0 to 1.2%)	0.2 (0 to 1.7)	0.1 (0 to 0.9)	0.1 (0 to 0.6)	0.1 (0 to 0.6)	0.1 (0 to 0.5)	0.1 (0 to 0.5)	0.1 (0 to 0.5)	0.1 (0 to 0.4)	0.1 (0 to 0.4)	0.1 (0 to 0.4)	0.1 (0 to 0.3)	0.1 (0 to 0.3)	0.1 (0 to 0.2)	0.1 (0 to 0.1)	0 (0 to 0.1)	0 (0 to 0.1)	0 (0 to 0)	6.1
Neglected tropical diseases and malaria	1,150 (0.2 to 2.5)	6,000 (492 to 2,350)	1,280 (2,670 to 11,450)	1,240 (6,550 to 11,200)	877 (1,060 to 2,190)	1,020 (934 to 2,190)	1,170 (749 to 2,130)	1,220 (633 to 2,230)	1,170 (514 to 1,960)	1,060 (468 to 1,820)	897 (384 to 1,540)	705 (289 to 1,300)	522 (204 to 1,060)	377 (138 to 1,000)	268 (89 to 1,000)	203 (63 to 1,000)	157 (49 to 1,000)	120 (34 to 1,000)	93 (27 to 1,000)	74 (20 to 1,000)	58 (16 to 1,000)	43 (11 to 1,000)	27,900
Malaria	1,150 (0.1 to 2.5)	6,000 (492 to 2,350)	1,280 (2,670 to 11,450)	1,240 (6,550 to 11,200)	877 (1,060 to 2,190)	1,020 (671 to 2,190)	1,170 (749 to 2,130)	1,220 (633 to 2,230)	1,170 (514 to 1,960)	1,060 (468 to 1,820)	897 (384 to 1,540)	705 (289 to 1,300)	522 (204 to 1,060)	377 (138 to 1,000)	268 (89 to 1,000)	203 (63 to 1,000)	157 (49 to 1,000)	120 (34 to 1,000)	93 (27 to 1,000)	74 (20 to 1,000)	58 (16 to 1,000)	43 (11 to 1,000)	25,200
Chagas disease	0 (0 to 0)	0 (0 to 0)	0 (0 to 0)	0 (0 to 0)	0 (0 to 0)	0 (0 to 0)	0 (0 to 0)	0 (0 to 0)	0 (0 to 0)	0 (0 to 0)	0 (0 to 0)	0 (0 to 0)	0 (0 to 0)	0 (0 to 0)	0 (0 to 0)	0 (0 to 0)	0 (0 to 0)	0 (0 to 0)	0 (0 to 0)	0 (0 to 0)	0 (0 to 0)	0 (0 to 0)	0 (0 to 0)	0
Leishmaniasis	0 (0 to 0)	0 (0 to 0)	0 (0 to 0)	0 (0 to 0)	0 (0 to 0)	0 (0 to 0)	0 (0 to 0)	0 (0 to 0)	0 (0 to 0)	0 (0 to 0)	0 (0 to 0)	0 (0 to 0)	0 (0 to 0)	0 (0 to 0)	0 (0 to 0)	0 (0 to 0)	0 (0 to 0)	0 (0 to 0)	0 (0 to 0)	0 (0 to 0)	0 (0 to 0)	0 (0 to 0)	0 (0 to 0)	0
Visceral leishmaniasis	0 (0 to 0)	0 (0 to 0)	0 (0 to 0)	0 (0 to 0)	0 (0 to 0)	0 (0 to 0)	0 (0 to 0)	0 (0 to 0)	0 (0 to 0)	0 (0 to 0)	0 (0 to 0)	0 (0 to 0)	0 (0 to 0)	0 (0 to 0)	0 (0 to 0)	0 (0 to 0)	0 (0 to 0)	0 (0 to 0)	0 (0 to 0)	0 (0 to 0)	0 (0 to 0)	0 (0 to 0)	0 (0 to 0)	0
Cutaneous and mucocutaneous leishmaniasis	0 (0 to 0)	0 (0 to 0)	0 (0 to 0)	0 (0 to 0)	0 (0 to 0)	0 (0 to 0)	0 (0 to 0)	0 (0 to 0)	0 (0 to 0)	0 (0 to 0)	0 (0 to 0)	0 (0 to 0)	0 (0 to 0)	0 (0 to 0)	0 (0 to 0)	0 (0 to 0)	0 (0 to 0)	0 (0 to 0)	0 (0 to 0)	0 (0 to 0)	0 (0 to 0)	0 (0 to 0)	0 (0 to 0)	0
African trypanosomiasis	0 (0 to 0)	0 (0 to 0)	2.7 (0.1 to 19.3)	17.1 (0.9 to 68.1)	21.5 (1.1 to 86.2)	24.1 (1.5 to 121)	24.5 (1.2 to 128)	21.3 (1 to 101)	19.8 (0.9 to 102)	14.7 (0.6 to 77.6)	9.7 (0.4 to 52)	7.9 (0.3 to 42.6)	6.6 (0.3 to 36.4)	5.2 (0.2 to 28.4)	3.8 (0.2 to 20.4)	2.5 (0.1 to 13.1)	1.7 (0.1 to 8.7)	0.9 (0 to 4.5)	0.5 (0 to 2.4)	0.2 (0 to 0.9)	0.1 (0 to 0.4)	0 (0 to 0.2)	190
Schistosomiasis	0 (0 to 0)	0 (0 to 0)	0 (0 to 7.3)	19.5 (0 to 89.4)	28.6 (1.9 to 74.4)	31.9 (2.9 to 83.5)	39.2 (3.5 to 103)	39.6 (3.6 to 103)	39.2 (3.7 to 101)	29.2 (2.7 to 77.4)	23.7 (2.1 to 63)	13.4 (1.1 to 36)	10.7 (0.9 to 29)	8.4 (0.7 to 23)	6.1 (0.5 to 17)	4.1 (0.4 to 11)	2.7 (0.2 to 7.6)	1.4 (0.1 to 3.9)	0.7 (0.1 to 2)	0.3 (0 to 0.9)	0.1 (0 to 0.3)	0 (0 to 0.1)	274
Cysticercosis	0 (0 to 0)	0 (0 to 0)	0.1 (0 to 0.4)	0.6 (0 to 2.6)	1.6 (0 to 6.9)	7.5 (0.1 to 29)	22.9 (0.4 to 85.6)	20.4 (0.4 to 76.1)	22.2 (0.5 to 83.6)	23.9 (0.5 to 89.2)	24.1 (0.5 to 91.1)	24.1 (0.5 to 91.2)	24.1 (0.5 to 91.1)	24.2 (0.5 to 91.4)	24.5 (0.5 to 92.4)	24.9 (0.5 to 93.7)	22.9 (0.5 to 86.4)	18.5 (0.4 to 69.9)	12.3 (0.3 to 46.5)	7.1 (0.2 to 26.9)	3.3 (0.1 to 12.5)	1.1 (0 to 4.1)	316
Cystic echinococcosis	0 (0 to 0)	0 (0 to 0)	0 (0 to 0)	0 (0 to 0)	0 (0 to 0)	0 (0 to 0)	0 (0 to 0)	0 (0 to 0)	0 (0 to 0)	0 (0 to 0)	0 (0 to 0)	0 (0 to 0)	0 (0 to 0)	0 (0 to 0)	0 (0 to 0)	0 (0 to 0)	0 (0 to 0)	0 (0 to 0)	0 (0 to 0)	0 (0 to 0)	0 (0 to 0)	0 (0 to 0)	0 (0 to 0)	0.5
Lymphatic filariasis	0 (0 to 0)	0 (0 to 0)	0 (0 to 0)	19.3 (9 to 29.5)	10.6 (4.9 to 24.4)	14.7 (6.9 to 33.7)	13 (7.4 to 20.9)	9.4 (5.4 to 16.7)	7.7 (4.5 to 13.7)	6.4 (3.8 to 12)	5.6 (3.3 to 9.7)	4.8 (2.8 to 8.2)	3.8 (2.2 to 6.5)	2.7 (1.5 to 4.6)	1.9 (1.1 to 3.2)	1.3 (0.7 to 2.1)	0.8 (0.4 to 1.3)	0.4 (0.2 to 0.6)	0.2 (0.1 to 0.3)	0.1 (0 to 0.2)	0 (0 to 0.1)	0 (0 to 0)	111
Onchocerciasis	0 (0 to 0)	0 (0 to 0)	0 (0 to 0)	0 (0 to 0)	0 (0 to 0)	0 (0 to 0)	0 (0 to 0)	0 (0 to



6924

Congenital birth defects	1,470 (699 to 2,830)	314 (136 to 630)	935 (367 to 1,880)	331 (167 to 608)	145 (91·8 to 219)	113 (72·8 to 165)	84·6 (55 to 126)	60·8 (38·9 to 90·6)	47·2 (30·3 to 71·6)	35·4 (22·8 to 53·2)	26 (16·6 to 39·1)	18·9 (12·3 to 28·5)	13·5 (8·7 to 20)	9·8 (6·3 to 14·9)	7·5 (4·8 to 11·4)	5·1 (3·3 to 7·8)	3·5 (2·2 to 5·2)	1·2 (0·7 to 2)	0·8 (0·5 to 1·2)	0·4 (0·2 to 0·6)	0·1 (0·1 to 0·2)	0 (0 to 0·1)	0 (0 to 0)	3,620
Neural tube defects	410 (96·6 to 1,010)	45·2 (8·7 to 120)	162 (26·7 to 458)	68 (15·2 to 200)	16·8 (7·1 to 32·1)	12·7 (7·4 to 21·3)	9·1 (5·2 to 16)	6 (3·7 to 9·3)	4·1 (2·5 to 6·4)	2·7 (1·6 to 4·2)	1·6 (1 to 2·5)	1 (0·6 to 1·7)	0·6 (0·4 to 1·2)	0·4 (0·2 to 0·7)	0·3 (0·2 to 0·5)	0·2 (0·1 to 0·3)	0·2 (0·1 to 0·4)	0 (0 to 0)	0 (0 to 0)	0 (0 to 0)	0 (0 to 0)	0 (0 to 0)	0 (0 to 0)	741
Congenital heart anomalies	220 (78·8 to 491)	87·9 (31·9 to 200)	241 (71·5 to 583)	67·1 (23·4 to 164)	28·5 (12·9 to 55)	23·2 (10·5 to 45)	16 (7·4 to 31·1)	13·7 (6·2 to 28)	10·9 (4·7 to 21·7)	7·4 (3·3 to 15)	5·3 (2·5 to 10·3)	4·1 (1·8 to 8·6)	2·4 (1 to 4·8)	1·5 (0·7 to 3)	1·4 (0·6 to 2·7)	0·9 (0·4 to 1·8)	0·7 (0·3 to 1·3)	0·1 (0 to 0·3)	0·1 (0 to 0·2)	0 (0 to 0·1)	0 (0 to 0)	0 (0 to 0)	0 (0 to 0)	732
Orofacial clefts	6 (0·8 to 21)	2 (0·4 to 6·5)	5·3 (1·6 to 15·2)	3·5 (1·4 to 6·4)	2·1 (0·5 to 4·5)	1·9 (0·4 to 4·2)	1·7 (0·4 to 3·7)	1·5 (0·3 to 3·1)	1·2 (0·2 to 2·7)	1 (0·2 to 2·3)	0·8 (0·2 to 1·8)	0·6 (0·1 to 1·4)	0·5 (0·1 to 1·1)	0·4 (0·1 to 0·8)	0·3 (0·1 to 0·6)	0·2 (0 to 0·5)	0·2 (0 to 0·4)	0·1 (0 to 0·2)	0·1 (0 to 0·1)	0 (0 to 0·1)	0 (0 to 0)	0 (0 to 0)	0 (0 to 0)	29·5
Down syndrome	30·5 (9 to 76·4)	9·7 (2·6 to 23·9)	44·3 (10·4 to 118)	15·1 (3·7 to 41·2)	4·8 (2·2 to 10·6)	4·4 (2 to 9·4)	4·2 (1·9 to 9)	3·9 (1·7 to 8·5)	3·2 (1·3 to 7)	2·8 (1·1 to 6·3)	2 (0·7 to 4·5)	1·8 (0·6 to 4·2)	1·4 (0·5 to 3·2)	1·2 (0·4 to 3)	0·8 (0·2 to 2)	0·4 (0·1 to 1)	0·1 (0 to 0·3)	0 (0 to 0)	0 (0 to 0)	0 (0 to 0)	0 (0 to 0)	0 (0 to 0)	0 (0 to 0)	131
Turner syndrome	0 (0 to 0)	0 (0 to 0)	0·1 (0 to 0·2)	0·3 (0·1 to 0·7)	0·3 (0·1 to 0·6)	0·3 (0·1 to 0·5)	0·3 (0·1 to 0·6)	0·3 (0·1 to 0·5)	0·2 (0·1 to 0·3)	0·1 (0·1 to 0·2)	0·1 (0 to 0·1)	0 (0 to 0·1)	0 (0 to 0)	0 (0 to 0)	0 (0 to 0)	0 (0 to 0)	0 (0 to 0)	0 (0 to 0)	0 (0 to 0)	0 (0 to 0)	0 (0 to 0)	0 (0 to 0)	0 (0 to 0)	2·1
Klinefelter syndrome	0 (0 to 0)	0 (0 to 0)	0 (0 to 0)	0 (0 to 0)	0 (0 to 0)	0 (0 to 0)	0 (0 to 0)	0 (0 to 0)	0 (0 to 0)	0 (0 to 0)	0 (0 to 0)	0 (0 to 0)	0 (0 to 0)	0 (0 to 0)	0 (0 to 0)	0 (0 to 0)	0 (0 to 0)	0 (0 to 0)	0 (0 to 0)	0 (0 to 0)	0 (0 to 0)	0 (0 to 0)	0 (0 to 0)	0
Other chromosomal abnormalities	75·4 (23·3 to 195)	31·9 (10·4 to 71·6)	67·6 (22·2 to 169)	12·9 (6·6 to 24·9)	6·6 (3·7 to 12·3)	5·1 (2·7 to 9·7)	4·1 (2·2 to 7·6)	3 (1·7 to 5·2)	2·3 (1·3 to 4·2)	1·3 (0·7 to 2·3)	0·8 (0·4 to 1·3)	0·5 (0·3 to 0·8)	0·2 (0·1 to 0·4)	0·1 (0·1 to 0·2)	0·1 (0 to 0·1)	0 (0 to 0·1)	0 (0 to 0·1)	0 (0 to 0)	0 (0 to 0)	0 (0 to 0)	0 (0 to 0)	0 (0 to 0)	0 (0 to 0)	212
Congenital musculoskeletal and limb anomalies	44·4 (12·3 to 109)	9 (4 to 18·7)	46·2 (23·4 to 83·1)	55·8 (31·6 to 87·9)	39·2 (22·3 to 63·4)	34·1 (19·1 to 54·8)	26·8 (15·1 to 42·3)	16·9 (9 to 27)	13 (6·9 to 21·2)	10·7 (6 to 18·3)	8·6 (4·7 to 13·6)	6·3 (3·3 to 10·3)	4·9 (2·7 to 8)	3·8 (2 to 6·3)	2·8 (1·5 to 4·8)	2 (1·1 to 3·3)	1·3 (0·7 to 2·1)	0·6 (0·3 to 1)	0·3 (0·2 to 0·6)	0·1 (0·1 to 0·2)	0 (0 to 0·1)	0 (0 to 0)	0 (0 to 0)	327
Urogenital congenital anomalies	37·5 (11·1 to 87·6)	5·7 (1·8 to 13·3)	10·8 (4·2 to 24·8)	8·4 (4·3 to 14·3)	5·2 (2·9 to 8·6)	3·6 (2·1 to 5·7)	2·6 (1·5 to 4·5)	1·9 (1·1 to 3·1)	1·4 (0·8 to 2·1)	1 (0·6 to 1·7)	0·7 (0·4 to 1·1)	0·5 (0·2 to 1)	0·3 (0·1 to 0·5)	0·2 (0·1 to 0·3)	0·1 (0·1 to 0·3)	0·1 (0 to 0·1)	0 (0 to 0·1)	0 (0 to 0)	0 (0 to 0)	0 (0 to 0)	0 (0 to 0)	0 (0 to 0)	0 (0 to 0)	79·8
Digestive congenital anomalies	232 (79·8 to 491)	55·5 (19·1 to 129)	159 (42·3 to 374)	26·9 (6 to 70·9)	4·7 (2 to 9·6)	2·6 (1 to 6)	1·3 (0·5 to 3·2)	0·9 (0·3 to 2)	0·4 (0·2 to 1·1)	0·4 (0·1 to 0·9)	0·2 (0·1 to 0·5)	0·2 (0·1 to 0·4)	0·1 (0 to 0·3)	0·1 (0 to 0·3)	0·1 (0 to 0·3)	0·2 (0 to 0·4)	0·1 (0 to 0·3)	0 (0 to 0)	0 (0 to 0)	0 (0 to 0)	0 (0 to 0)	0 (0 to 0)	0 (0 to 0)	484
Other congenital birth defects	413 (148 to 922)	66·6 (21·8 to 149)	199 (51·6 to 476)	72·7 (25·4 to 168)	36·5 (19·1 to 61·8)	25·1 (13·3 to 44)	18·4 (9·6 to 32·9)	12·8 (6·7 to 22·7)	10·5 (5·4 to 18·5)	7·9 (3·8 to 15·5)	5·8 (2·9 to 10·7)	4 (2 to 8)	3·1 (1·4 to 6·1)	2·1 (1 to 4·4)	1·7 (0·8 to 3·4)	1·2 (0·6 to 2·5)	0·9 (0·4 to 1·9)	0·4 (0·1 to 1)	0·3 (0·1 to 0·7)	0·1 (0 to 0·4)	0·1 (0 to 0·2)	0 (0 to 0·1)	0 (0 to 0)	882
Urinary diseases and male infertility	0·8 (0·3 to 1·6)	0·5 (0·2 to 1·1)	6·8 (2·3 to 14·8)	7·9 (2·8 to 16·8)	6·1 (2·6 to 11·4)	6·8 (3·5 to 11·9)	10·6 (5·5 to 18·6)	13·1 (6·6 to 23·3)	13·7 (7·1 to 24·4)	16 (8·5 to 28·3)	15·8 (8·2 to 31·6)	15·3 (7·7 to 30·3)	16·5 (8 to 34·2)	17·7 (8·6 to 34·4)	16·9 (8 to 31·6)	16·9 (7·1 to 33·7)	17·6 (8·8 to 33·1)	14·2 (7 to 26·3)	14·3 (7·9 to 24·4)	11 (5·4 to 19·2)	5·4 (2·9 to 9·4)	2·3 (1·1 to 4·3)	0·9 (0·4 to 1·8)	247
Urolithiasis	0 (0 to 0)	0 (0 to 0)	0 (0 to 0)	0·1 (0 to 0·2)	0·2 (0·1 to 0·4)	0·3 (0·1 to 0·6)	0·4 (0·2 to 0·8)	0·6 (0·3 to 1·1)	0·8 (0·4 to 1·4)	1·2 (0·6 to 2·2)	1·3 (0·6 to 2·5)	1·3 (0·6 to 2·4)	1·5 (0·7 to 3·2)	1·1 (0·5 to 2·2)	1 (0·4 to 2·2)	0·7 (0·3 to 1·5)	0·7 (0·3 to 1·7)	0·4 (0·2 to 1·1)	0·5 (0·1 to 1·2)	0·2 (0·1 to 0·5)	0·1 (0 to 0·2)	0 (0 to 0·1)	0 (0 to 0)	12·5
Benign prostatic hyperplasia	0 (0 to 0)	0 (0 to 0)	0 (0 to 0)	0 (0 to 0)	0 (0 to 0)	0 (0 to 0)	0 (0 to 0)	0 (0 to 0)	0 (0 to 0)	0 (0 to 0)	0 (0 to 0)	0 (0 to 0)	0 (0 to 0)	0 (0 to 0)	0 (0 to 0)	0 (0 to 0)	0 (0 to 0)	0 (0 to 0)	0 (0 to 0)	0 (0 to 0)	0 (0 to 0)	0 (0 to 0)	0 (0 to 0)	0
Male infertility	--	--	--	--	--	--	--	--	--	--	--	--	--	--	--	--	--	--	--	--	--	--	--	NA
Other urinary diseases	0·6 (0·1 to 1·4)	0·3 (0·1 to 0·8)	2·7 (0·3 to 8)	4·1 (1·2 to 10·2)	3·2 (1·2 to 7)	3·2 (1·3 to 6·5)	4 (1·3 to 9·2)	4 (0·9 to 10·4)	3·9 (0·9 to 9·8)	4·2 (1·1 to 10·1)	3·7 (0·8 to 10)	3·7 (0·7 to 10·1)	5·1 (0·8 to 15·5)	4·4 (0·7 to 12·3)	5·2 (0·7 to 14·3)	5·6 (0·7 to 15·5)	5 (0·6 to 15·2)	3·9 (0·4 to 10·7)	3·8 (0·4 to 9·9)	2·5 (0·2 to 6·9)	1·3 (0·1 to 3·5)	0·6 (0·1 to 1·8)	0·2 (0 to 0·6)	75
Gynecological diseases	0 (0 to 0)	0 (0 to 0)	0 (0 to 0)	0 (0 to 0)	0 (0 to 0)	111 (54·9 to 191)	246 (135 to 421)	585 (361 to 881)	950 (607 to 1,400)	1,020 (676 to 1,460)	920 (613 to 1,310)	702 (458 to 1,000)	480 (308 to 677)	291 (170 to 432)	159 (97·5 to 235)	91·2 (53·6 to 139)	62·3 (37·6 to 93·4)	33 (20·9 to 47·7)	20·3 (12·9 to 29·9)	9·5 (5·6 to 14·6)	3·8 (2·4 to 5·6)	1·2 (0·7 to 1·8)	0·3 (0·2 to 0·5)	5,690
Uterine fibroids	0 (0 to 0)	0 (0 to 0)	0 (0 to 0)	0 (0 to 0)	0 (0 to 0)	1·5 (0·5 to 3·5)	3·2 (1·2 to 7·2)	7·3 (2·8 to 15·6)	16 (6·2 to 33·5)	28·6 (12·5 to 60·4)	35·2 (15·2 to 70·6)	31·1 (14·6 to 58·2)	23·1 (10·9 to 42·6)	14·7 (6·9 to 27·5)	7·8 (3·5 to 15·1)	4 (1·8 to 8)	2·1 (0·9 to 4·2)	0·9 (0·4 to 1·7)	0·4 (0·2 to 0·9)	0·2 (0·1 to 0·3)	0 (0 to 0·1)	0 (0 to 0)	0 (0 to 0)	176
Polycystic ovarian syndrome	0 (0 to 0)	0 (0 to 0)	0 (0 to 0)	0 (0 to 0)	0 (0 to 0)	2·3 (0·8 to 5·2)	11 (4·3 to 22·6)	12·2 (5 to 24·9)	10·3 (4·3 to 21·6)	8·4 (3·5 to 17·6)	6·6 (2·7 to 13·7)	4·8 (2 to 9·7)	3·4 (1·4 to 7)	0·7 (0·3 to 1·5)	0 (0 to 0)	0 (0 to 0)	0 (0 to 0)	0 (0 to 0)	0 (0 to 0)	0 (0 to 0)	0 (0 to 0)	0 (0 to 0)	0 (0 to 0)	59·8
Female infertility	0 (0 to 0)	0 (0 to 0)	0 (0 to 0)	0 (0 to 0)	0 (0 to 0)	0 (0 to 0)	0 (0 to 0)	19·5 (4·5 to 53·7)	24·8 (5·7 to 69·5)	29·6 (5·7 to 91)	29·6 (3·6 to 82·4)	24·4 (3·8 to 68·5)	0·6 (0 to 4·2)	0 (0 to 0)	0 (0 to 0)	0 (0 to 0)	0 (0 to 0)	0 (0 to 0)	0 (0 to 0)	0 (0 to 0)	0 (0 to 0)	0 (0 to 0)	0 (0 to 0)	129
Endometriosis	0 (0 to 0)	0 (0 to 0)	0 (0 to 0)	0 (0 to 0)	0 (0 to 0)	0 (0 to 0)	18·1 (7·5 to 35·1)	76·9 (38 to 134)	79·3 (39·3 to 136)	55·4 (27·5 to 98·2)	38·7 (20 to 66·8)	26·9 (13·6 to 45·5)	17·6 (9·5 to 28·5)	6·7 (3·3 to 11·6)	0 (0 to 0)	0 (0 to 0)	0 (0 to 0)	0 (0 to 0)	0 (0 to 0)	0 (0 to 0)	0 (0 to 0)	0 (0 to 0)	0 (0 to 0)	320
Genital prolapse	0 (0 to 0)	0 (0 to 0)	0 (0 to 0)	0 (0 to 0)	0 (0 to 0)	0·2 (0 to 0·6)	0·7 (0·1 to 2·1)	1·1 (0·3 to 2·7)	1·5 (0·5 to 4)	1·9 (0·8 to 4·1)	2·7 (1·1 to 5·5)	3·5 (1·5 to 7·3)	4·9 (2·3 to 9·3)	5·6 (2·4 to 10·8)	4·9 (2·2 to 9·2)	3·8 (1·7 to 7·3)	3·2 (1·5 to 6·2)	2·1 (1 to 3·8)	1·5 (0·7 to 2·8)	0·8 (0·4 to 1·5)	0·4 (0·2 to 0·7)	0·1 (0·1 to 0·2)	0 (0 to 0·1)	38·7
Premenstrual syndrome	0 (0 to 0)	0 (0 to 0)	0 (0 to 0)	0 (0 to 0)	0 (0 to 0)	98·3 (45·7 to 177)	194 (92·5 to 355)	209 (103 to 380)	188 (106 to 313)	162 (83·8 to 263)	152 (84·8 to 245)	119 (66 to 194)	72 (39·4 to 119)	20·2 (10 to 35·7)	0 (0 to 0)	0 (0 to 0)	0 (0 to 0)	0 (0 to 0)	0 (0 to 0)	0 (0 to 0)	0 (0 to 0)	0 (0 to 0)	0 (0 to 0)	1,210
Other gynecological diseases	0 (0 to 0)	0 (0 to 0)	0 (0 to 0)	0 (0 to 0)	0 (0 to 0)	9·1 (3·3 to 18·4)	19 (5·6 to 55·4)	259 (141 to 435)	631 (361 to 993)	738 (469 to 1,100)	655 (415 to 985)	492 (293 to 739)	359 (214 to 533)	243 (126 to 373)	146 (86·6 to 218)	83·4 (47·7 to 129)	57 (33·3 to 87·9)	30·1 (18·5 to 45·2)	18·4 (11·2 to 27·8)	8·6 (5 to 13·3)	3·4 (2·1 to 5·1)	1·1 (0·6 to 1·7)	0·3 (0·1 to 0·5)	3,750
Hemoglobinopathies and hemolytic anemias	5·9 (0·9 to 14·5)	9·2 (4·9 to 14·5)	73·6 (35·1 to 146)	209 (115 to 340)	249 (147 to 385)	180 (95·5 to 287)	110 (49·5 to 214)	127 (45·1 to 267)	113 (34·8 to 238)	112 (33·6 to 224)	55·5 (21·5 to 111)	61·3 (25·8 to 112)	47·4 (22·2 to 88·7)	38·4 (17·7 to 73·9)	30·4 (13·7 to 62·5)	21·5 (8·9 to 44·6)	21·4 (9·2 to 51·2)	15·1 (6·1 to 37·1)	13·5 (5·4 to 32·5)	8·3 (3·5 to 21·3)	4·1 (1·7 to 9·6)	1·4 (0·6 to 3·2)	0·4 (0·2 to 1)	1,510
Thalassemias	0 (0 to 0·1)	0 (0 to 0)	0·1 (0 to 0·4)	0·2 (0·1 to 0·7)	0·1 (0 to 0·4)	0 (0 to 0·2)	0 (0 to 0)	0 (0 to 0)	0 (0 to 0)	0 (0 to 0)	0 (0 to 0)	0 (0 to 0)	0 (0 to 0)	0 (0 to 0)	0 (0 to 0)	0 (0 to 0)	0 (0 to 0)	0 (0 to 0)	0 (0 to 0)	0 (0 to 0)	0 (0 to 0)	0 (0 to 0)	0 (0 to 0)	0·6
Thalassemias trait	0 (0 to 0)	0·3 (0·1 to 0·5)	2·3 (1·2 to 3·9)	9·8 (5·3 to 15·9)	13·1 (7 to 21·6)	9·2 (4·1 to 15·9)	8·9 (2·4 to 22·5)	12 (4·5 to 24·7)	12 (4·3 to 24)	11·4 (4 to 21·9)	6·2 (2 to 13·7)	2·8 (0·6 to 10·8)	0·8 (0·3 to 1·7)	1·6 (0·8 to 3)	1·2 (0·5 to 2·1)	0·7 (0·3 to 1·3)	0·5 (0·2 to 1)	0·3 (0·1 to 0·6)	0·3 (0·1 to 0·5)	0·2 (0·1 to 0·3)	0·1 (0 to 0·1)	0 (0 to 0)	0 (0 to 0)	93·7
Sickle cell disorders	5·7 (0·8 to 14·3)	2·4 (0·8 to 5·7)	42·6 (12·7 to 113)	81·8 (30·7 to 184)	78 (35·3 to 157)	64·9 (28·4 to 138)	69·3 (27·6 to 152)	56·4 (19·6 to 142)	42·4 (11·5 to 116)	33·9 (8·1 to 98·8)	22·6 (4·9 to 67·1)	17 (3·5 to 53)	13·2 (2·5 to 43·7)	6 (1·1 to 19·8)	1·6 (0·2 to 5·4)	0·2 (0 to 0·9)	0·1 (0 to 0·2)	0 (0 to 0)	0 (0 to 0)	0 (0 to 0)	0 (0 to 0)	0 (0 to 0)	0 (0 to 0)	538
Sickle cell trait	0·2 (0 to 0·4)	6 (3 to 9·8)	22·3 (13·2 to 35·1)	95·4 (55·8 to 145)	130 (73·6 to 208)	89·4 (41·8 to 149)	25·2 (5·3 to 77·4)	51·1 (5·7 to 145)	52·5 (5·4 to 143)	59·4 (8·9 to 148)	21·3 (5·8 to 54·7)	32·9 (12·5 to 66·7)	20·1 (10·7 to 32·6)	16·3 (8·1 to 26·5)	11·6 (5·9 to 19·3)	6·4 (3 to 11·4)	5·2 (2·5 to 9)	3·3 (1·6 to 5·4)	2·5 (1·2 to 4·2)	1·5 (0·8 to 2·4)	0·7 (0·4 to 1·1)	0·2 (0·1 to 0·3)	0·1 (0 to 0·1)	654
G6PD deficiency	0 (0 to 0)	0 (0 to 0·1)	0·1 (0·1 to 0·2)	0·4 (0·2 to 0·7)	0·7 (0·3 to 1·3)	0·8 (0·3 to 2)	1 (0·3 to 2·4)	1 (0·2 to 2·3)	1·2 (0·3 to 2·7)	2 (0·5 to 5·6)	1·8 (0·3 to 5·5)	4 (0·6 to 16·5)	4·5 (1·2 to 14·1)	6·5 (1·2 to 22·9)	7 (1·4 to 23)	4·5 (0·9 to 14·2)	4 (0·8 to 13·5)	1·8 (0·4 to 5·9)	1·2 (0·2 to 3·6)	0·4 (0·1 to 1·3)	0·1 (0 to 0·3)	0 (0 to 0·1)	0 (0 to 0)	43·1
G6PD trait	0 (0 to 0)	0 (0 to 0)	0 (0 to 0)	0 (0 to 0)	0 (0 to 0)	0 (0 to 0)	0 (0 to 0)	0 (0 to 0)	0 (0 to 0)	0 (0 to 0)	0 (0 to 0)	0·4 (0 to 2·1)	0·7 (0·2 to 1·4)	0 (0 to 0)	0 (0 to 0)	0 (0 to 0)	0 (0 to 0)	0 (0 to 0)	0 (0 to 0)	0 (0 to 0)	0 (0 to 0)	0 (0 to 0)	0 (0 to 0)	1·2
Other hemoglobinopathies and hemolytic anemias	0 (0 to 0)	0·5 (0·2 to 0·8)	6·2 (2·9 to 10·9)	20·9 (8·2 to 40·7)	26·4 (9·4 to 51·8)	15·7 (4·4 to 34·1)	5·9 (2·2 to 14·5)	6·4 (2·3 to 13·3)	5·4 (1·7 to 11·3)	5 (1·6 to 10)	3·6 (1·3 to 8·1)	4·2 (1·1 to 17·9)	8·1 (3 to 15·2)	8 (2·9 to 16·5)	9 (3 to 22·3)	9·6 (3 to 23·1)	11·6 (3·7 to 31·7)	9·6 (3·2 to 27·4)	9·4 (3·1 to 26·6)	6·2 (2·1 to 17·8)	3·2 (1·2 to 8·4)	1·1 (0·5 to 2·9)	0·4 (0·1 to 0·9)	176
Endocrine, metabolic, blood, and immune disorders	17 (5·8 to 41·8)	10 (3·6 to 22)	76·1 (31·1 to 165)	105 (59·7 to 172)	108 (62·6 to 167)	99·8 (59·6 to 157)	96·9 (53·3 to 152)	105 (59·3 to 164)	118 (67·8 to 196)	134 (76·8 to 222)	138 (80·2 to 218)	130 (74·8 to 203)	134 (76 to 206)	121 (72·2 to 187)	109 (63·2 to 178)	90·5 (52·7 to 146)	73·3 (44·2 to 117)	44·9 (26·6 to 69·2)	31·9 (18·5 to 49·2)	15·7 (9·3 to 24·6)	6·1 (3·6 to 10·5)	1·9 (1·1 to 3·4)	0·6 (0·3 to 1·1)	1,770
Oral disorders	0 (0 to 0)	0 (0 to 0)	0 (0 to 0)	41 (23·2 to 67·7)	43·6 (24 to 72·7)	47·1 (25·5 to 78·8)	79·6 (42·1 to 140)	139 (71·8 to 245)	172 (89·2 to 312)	178 (89·2 to 320)	161 (79·1 to 291)	130 (63·7 to 230)	109 (55·3 to 199)	88·9 (45·7 to 161)	70·3 (37·3 to 124)	54·9 (29·7 to 94·4)	44·6 (24·9 to 74·2)	28·5 (16·2 to 46·8)	21·3 (12·3 to 34)	12 (7 to 18·6)	5·2 (3 to 8)	1·8 (1 to 2·7)	0·5 (0·3 to 0·8)	1,430
Caries of deciduous teeth	0 (0 to 0)	0 (0 to 0)	0 (0 to 0)	10·5 (3·6 to 23·6)	10·6 (4·3 to 23·6)	0·6 (0·1 to 1·7)	0 (0 to 0)	0 (0 to 0)	0 (0 to 0)	0 (0 to 0)	0 (0 to 0)	0 (0 to 0)	0 (0 to 0)	0 (0 to 0)	0 (0 to 0)	0 (0 to 0)	0 (0 to 0)	0 (0 to 0)	0 (0 to 0)	0 (0 to 0)	0 (0 to 0)	0 (0 to 0)	0 (0 to 0)	21·7
Caries of permanent teeth	0 (0 to 0)	0 (0 to 0)	0 (0 to 0)	0 (0 to 0)	6·4 (2·1 to 14·9)	19 (7·3 to 41·9)	21·8 (8·9 to 46·6)	22·4 (9·5 to 44·9)	19·4 (7·7 to 38·4)	16·1 (6·7 to 33·7)	13·9 (5·7 to 28·1)	10 (4·3 to 21·2)	7·3 (3 to 15·3)	5·4 (2·2 to 11·7)	4 (1·5 to 8·9)	2·9 (1·1 to 6·3)	2·2 (0·9 to 4·5)	1·3 (0·5 to 2·7)	0·8 (0·4 to 1·7)	0·4 (0·2 to 0·9)	0·1 (0·1 to 0·3)	0 (0 to 0·1)	0 (0 to 0)	154
Periodontal diseases	0 (0 to 0)	0 (0 to 0)	0 (0 to 0)	0 (0 to 0)	0 (0 to 0)	0 (0 to 0)	20 (5·9 to 50·7)	56·9 (18·9 to 134)	87·3 (30·8 to 196)	98·9 (37·2 to 217)	93·4 (36·2 to 200)	77·6 (29·3 to 165)	65 (25·2 to 137)	51·8 (20·6 to 110)	39·1 (15·7 to 82)	28·4 (11·3 to 57·4)	21 (8·3 to 42·4)	12·2 (4·8 to 25·1)	8·4 (3·4 to 16·8)	4·4 (1·7 to 8·8)	1·8 (0·7 to 3·6)	0·5 (0·2 to 1·1)	0·1 (0·1 to 0·3)	667
Other oral disorders	0 (0 to 0)	0 (0 to 0)	0 (0 to 0)	30·5 (17·7 to 47·7)	26·6 (15·3 to 42·3)	27·5 (15·8 to 42·7)	37·8 (22·1 to 59·9)	40·1 (24 to 62·4)	37·7 (22·6 to 55·9)	33·8 (20·3 to 51)	27·5 (16·4 to 41·7)	21 (12·7 to 32·1)	17·1 (10·3 to 25·7)	13·5 (8·5 to 20·5)	10·2 (6·1 to 15·4)	7·6 (4·6 to 11·4)	5·8 (3·5 to 8·7)	3·2 (2 to 4·9)	1·8 (1·1 to 2·7)	0·8 (0·5 to 1·2)	0·3 (0·2 to 0·4)	0·1 (0 to 0·1)	0 (0 to 0)	343
Sudden infant death syndrome	--	16·7 (5·5 to 36·9)	198 (32·3 to 502)	--	--	--	--	--	--	--	--	--	--	--	--	--	--	--	--	--	--	--	--	NA
Injuries	80·5 (39·4 to 186)	42·9 (12·9 to 186)	303 (129 to 588)	768 (297 to 1,540)	670 (372 to 1,090)	596 (372 to 885)	1,030 (629 to 1,550)	1,070 (632 to 1,590)	918 (572 to 1,420)	793 (487 to 1,250)	642 (408 to 1,030)	503 (316 to 824)	451 (290 to 724)	402 (258 to 649)	333 (226 to 539)	286 (199 to 449)	248 (179 to 377)	170 (128 to 243)	150 (117 to 219)	96·3 (76·3 to 137)	47·8 (36·9 to 65)	16·7 (12·4 to 23·3)	5·4 (3·9 to 7·5)	9,620
Transport injuries	14·5 (4·7 to 37·3)	6·2 (2·2 to 15·6)	114 (41·3 to 256)	369 (127 to 801)	396 (186 to 738)	313 (164 to 534)	627 (318 to 1,100)	624 (306 to 1,050)	506 (263 to 921)	416 (222 to 731)	332 (182 to 629)	258 (144 to 478)	230 (133 to 453)	196 (116 to 358)	162 (101 to 307)	130 (83·5 to 257)	107 (71·7 to 217)	66·8 (46 to 131)	51·5 (35 to 108)	26·1 (18·6 to 56·6)	9·9 (7 to 20)	2·8 (2 to 5·4)	0·8 (0·5 to 1·4)	4,960
Road injuries	14 (4·5 to 35·8)	6 (2·1 to 15·2)	112 (40·3 to 250)	361 (122 to 781)	386 (180 to 720)	303 (158 to 518)	612 (310 to 1,080)	608 (296 to 1,020)	491 (254 to 890)	403 (214 to 705)	323 (176 to 616)	250 (138 to 463)	224 (128 to 444)	191 (112 to 349)	158 (98 to 302)	127 (81·4 to 252)	105 (69·7 to 213)	65·3 (44·8 to 128)	50·3 (34·1 to 106)	25·5 (18·2 to 55·8)	9·6 (6·8 to 19·5)	2·7 (1·9 to 5·3)	0·7 (0·5 to 1·4)	4,830
Pedestrian road injuries	7·5 (2 to 19·2)	2·1 (0·6 to 5·8)	44·6 (11·9 to 109)	222 (65·6 to 539)	212 (83·1 to 422)	145 (63·6 to 265)	195 (77 to 413)	180 (75 to 367)	150 (62·3 to 323)	138 (63·5 to 304)	118 (54·1 to 249)	91·8 (43·2 to 195)	89·1 (43·3 to 186)	80·6 (41·2 to 160)	71·1 (39·7 to 148)	64·5 (36·8 to 131)	55·6 (33·8 to 107)	37·4 (23·8 to 74·5)	30·9 (19·6 to 64)	16·2 (10·9 to 32·7)	5·8 (3·9 to 10·9)	1·6 (1·1 to 2·9)	0·4 (0·3 to 0·7)	1,960
Cyclist road injuries	0 (0 to 0)	0 (0 to 0)	0 (0 to 0)	2·2 (1·2 to 4)	6 (3·8 to 9·4)	8·8 (5·7 to 12·7)	11·4 (7·7 to 16·4)	12·7 (8·6 to 18)	13·3 (9·4 to 18·5)	13·4 (9·4 to 18·3)	12·3 (8·5 to 16·7)	10·6 (7·6 to 14·5)	10·2 (7·2 to 13·9)	9·2 (6·5 to 12·7)	8·2 (5·8 to 11·3)	6·8 (4·8 to 9·4)	5·7 (4·1 to 7·8)	3·4 (2·5 to 4·6)	2·3 (1·6 to 3·1)	1·1 (0·8 to 1·6)	0·4 (0·3 to 0·6)	0·1 (0·1 to 0·2)	0 (0 to 0·1)	138
Motorcyclist road injuries	0·1 (0 to 0·5)	0·1 (0 to 0·3)	1·1 (0·2 to 3·8)	2·2 (0·8 to 6·7)	3·8 (1·8 to 9·4)	5·4 (2·8 to 12·5)	15·3 (6·2 to 43·3)	16 (6·9 to 38·9)	13·4 (6·4 to 34·8)	10·5 (5·7 to 22·7)	8·3 (4·8 to 17·2)	6·7 (3·9 to 13·5)	5·3 (3·3 to 10·7)	4·5 (2·8 to 8·6)	3·9 (2·5 to 6·5)	3 (2 to 4·5)	2·5 (1·7 to 3·7)	1·6 (1·1 to 2·2)	1·1 (0·7 to 1·5)	0·6 (0·4 to 0·8)	0·2 (0·2 to 0·3)	0·1 (0·1 to 0·1)	0 (0 to 0)	106
Motor vehicle road injuries	6·2 (1·5 to 17·9)	3·7 (1·1 to 10·1)	64·5 (18·5 to 154)	130 (30·4 to 325)	160 (52·1 to 332)	140 (54·5 to 279)	384 (169 to 734)	393 (173 to 708)	309 (140 to 604)	237 (105 to 464)	181 (80·6 to 382)	139 (63·2 to 284)	117 (56·6 to 246)	94·4 (45·2 to 185)	72·9 (34·7 to 153)	51·6 (26·5 to 115)	40·2 (20·5 to 88·8)	22·4 (11·7 to 47·1)	15·6 (8·2 to 39)	7·4 (3·9 to 19·3)	3 (1·7 to 7·6)	0·8 (0·5 to 2·1)	0·2 (0·1 to 0·6)	2,570
Other road injuries	0·2 (0 to 0·5)	0·1 (0 to 0·3)	1·4 (0·2 to 5·2)	4·2 (0·6 to 17·6)	4·6 (1·1 to 15·6)	3·4 (1·2 to 10)	6·3 (2 to 18·1)	6·2 (2·1 to 16·6)	5·3 (2 to 15·5)	4·2 (1·8 to 11·6)	3·4 (1·5 to 9·2)	2·5 (1·2 to 6·8)	2·2 (1·1 to 5·6)	2 (1 to 4·6)	1·6 (0·9 to 3·4)	1 (0·6 to 2·1)	0·9 (0·5 to 1·5)	0·5 (0·3 to 1)	0·4 (0·3 to 0·9)	0·2 (0·1 to 0·4)	0·1 (0·1 to 0·2)	0 (0 to 0)	0 (0 to 0)	50·8
Other transport injuries	0·5 (0·1 to 1·4)	0·2 (0·1 to 0·6)	2·6 (0·8 to 6·6)	8·8 (3 to 20·6)	9·8 (4·8 to 18·5)	10·3 (5·8 to 17·3)	15·4 (7·9 to 28·5)	16·3 (8 to 30·7)	14·8 (7·5 to 29·2)	12·1 (6·3 to 24·4)	9·4 (4·9 to 18·3)	7·6 (4·1 to 14·6)	6·3 (3·6 to 12)	5·2 (2·9 to 9·9)	3·9 (2·3 to 7)	3·1 (1·9 to 5·4)	2·5 (1·5 to 4·2)	1·5 (1 to 2·5)	1·2 (0·8 to 2·1)	0·6 (0·4 to 0·9)	0·3 (0·2 to 0·4)	0·1 (0·1 to 0·1)	0 (0 to 0·1)	133
Unintentional injuries	55 (24·8 to 134)	35·3 (8·5 to 182)	172 (71·5 to 357)	360 (139 to 752)	241 (144 to 390)	215 (139 to 312)	224 (152 to 313)	219 (149 to 310)	205 (138 to 289)	198 (135 to 287)	169 (117 to 239)	144 (97·6 to 208)	136 (91·6 to 200)	131 (87·1 to 193)	116 (81·2 to 172)	111 (78·1 to 161)	104 (75·7 to 146)	81·5 (62·2 to 110)	83·4 (65·8 to 108)	62·6 (47·9 to 84·3)	35 (26·3 to 47·8)	13·2 (9·5 to 18)	4·3 (3 to 6)	3,120
Falls	8·5 (2·5 to 23·6)	1·5 (0·4 to 3·7)	9·3 (2·6 to 24)	19·2 (6·4 to 48·5)	32·2 (16·7 to 57·6)	34·1 (22 to 52·3)	35·1 (24·5 to 48·6)	37·1 (25·8 to 51·7)	38·8 (26 to 54·8)	38·2 (27 to 53·5)	34·6 (24·5 to 48·1)	29·8 (21·6 to 41·4)	28·4 (20·3 to 38·1)	34·5 (23·5 to 49·1)	33·1 (23·7 to 46·2)	34·5 (23·9 to 49·3)	35·7 (25·7 to 50·1)	33·5 (23·9 to 47·1)	41 (28·4 to 57·7)	36 (24·9 to 52)	22·1 (15·2 to 33·1)	8·6 (5·7 to 12·3)	2·8 (1·7 to 4·2)	628
Drowning	3·2 (1·5 to 6·8)	0·8 (0·3 to 1·6)	19·7 (6·2 to 47·2)	124 (36·2 to 297)	58 (23·3 to 117)	45·3 (19·4 to 83·2)	29·3 (12·7 to 55·9)	22·1 (9·4 to 42·1)	17·5 (7·6 to 33·7)	14·7 (6·3 to 28·4)	10·7 (5 to 20·9)	8·2 (3·9 to 15·8)	7·3 (3·3 to 14)	5·6 (2·8 to 10·3)	4·2 (2·1 to 7·7)	3·2 (1·6 to 5·9)	2·5 (1·4 to 4·4)	1·6 (0·9 to 2·8)	1·2 (0·7 to 2)	0·6 (0·4 to 1·1)	0·2 (0·1 to 0·4)	0·1 (0 to 0·1)	0 (0 to 0)	380
Fire, heat, and hot substances	3 (1·1 to 9·5)	2 (0·5 to 5·8)	29·9 (6·7 to 89·9)	69·7 (11 to 267)	31·9 (10·3 to 79·5)	25·6 (12·6 to 51·9)	33·2 (18·5 to 60·1)	36 (19·9 to 69·9)	33·9 (19·3 to 61·6)	32·2 (18·5 to 58·1)	26·5 (16·1 to 46·5)	20·7 (12·7 to 37·1)	19·1 (11·2 to 33·1)	17·6 (10·5 to 31·3)	14·5 (8·4 to 26·3)	13 (7·3 to 23·7)	13·7 (7·6 to 24·9)	10 (5·7 to 17·6)	9·2 (5·2 to 16·6)	5·9 (3·3 to 10·3)	2·5 (1·4 to 4·2)	0·7 (0·4 to 1·2)	0·2 (0·1 to 0·4)	451
Poisonings	3·1 (0·9 to 8)	1·3 (0·3 to 3·9)	18·5 (3·7 to 52·3)	24·4 (6·1 to 77·1)	9·7 (3·8 to 22·9)	9·5 (4 to 19·7)	12·2 (5·3 to 25)	12·2 (5·2 to 24·5)	11·3 (4·6 to 26)	10·6 (4·3 to 21)	10·3 (4·2 to 22·5)	9·5 (3·7 to 21·5)	10·1 (3·9 to 22·3)	9·8 (3·8 to 21)	8·6 (3·5 to 18·3)	7·3 (2·9 to 15·9)	6·5 (3 to 13)	4·2 (1·9 to 8·3)	3·5 (1·6 to 6·7)	1·9 (0·8 to 3·5)	0·7 (0·4 to 1·4)	0·2 (0·1 to 0·3)	0 (0 to 0·1)	186
Poisoning by carbon monoxide	1·1 (0·2 to 3·6)	0·3 (0 to 1)	4·2 (0·3 to 19·3)	4·6 (0·5 to 21·6)	3 (0·8 to 8·5)	2·4 (0·8 to 5·8)	5·1 (1·5 to 12·4)	4·8 (1·4 to 11·1)	4·4 (1·3 to 11·1)	4·8 (1·6 to 11·2)	4·5 (1·3 to 11·1)	4·3 (1·4 to 10·8)	4·8 (1·4 to 11·8)	4·9 (1·6 to 11·4)	4·4 (1·5 to 10·2)	4·6 (1·6 to 10·3)	4 (1·7 to 8·4)	2·7 (1·1 to 5·5)	2·3 (0·9 to 4·8)	1·2 (0·5 to 2·5)	0·5 (0·2 to 1·1)	0·1 (0·1 to 0·3)	0 (0 to 0·1)	73
Poisoning by other means	2 (0·4 to 5·3)	1·1 (0·2 to 3·3)	14·3 (2·9 to 41)	19·9 (5 to 58·8)	6·7 (2·3 to 16·8)	7·1 (2·7 to 15·1)	7·1 (2·9 to 15·6)	7·5 (2·8 to 16·4)	7 (2·3 to 16·7)	5·8 (2·2 to 13)	5·8 (2·2 to 13·8)	5·2 (1·8 to 12·3)	5·3 (1·8 to 12·8)	5 (1·7 to 11·3)	4·2 (1·4 to 9·8)	2·8 (0·9 to 6·6)	2·4 (0·8 to 5·4)	1·5 (0·5 to 3·4)	1·1 (0·4 to 2·7)	0·6 (0·2 to 1·5)	0·2 (0·1 to 0·4)	0 (0 to 0·1)	0 (0 to 0)	113
Exposure to mechanical forces	13·6 (0·3 to 74)	21·3 (0·2 to 173)	26·5 (3·3 to 141)	29·4 (13·2 to 70·9)	27·7 (16·4 to 46·2)	26·9 (17·2 to 41·1)	32·9 (21·1 to 50·2)	31·6 (20·7 to 48·3)	29·4 (19·2 to 44·2)	29·9 (19 to 47)	23·6 (15·4 to 37·5)	21·7 (13·7 to 36·2)	18·8 (12·2 to 29·6)	14·8 (9·7 to 22·3)	12·7 (8·7 to 19·2)	12·2 (7·9 to 19·2)	10·2 (6·7 to 15·3)	7 (4·7 to 10·5)	6·6 (4·1 to 9·8)	4·5 (2·8 to 6·9)	2·4 (1·5 to 3·7)	1 (0·6 to 1·6)	0·4 (0·2 to 0·6)	405
Unintentional firearm injuries	1·6 (0 to 8·8)	1·3 (0 to 9·8)	3·6 (0·2 to 25·3)	3·7 (1·1 to 13·1)	3·7 (1·8 to 10·1)	3·8 (2 to 7·7)	5·4 (2·5 to 11·2)	5·4 (2·5 to 12)	5·3 (2·4 to 11·9)	5·9 (2·5 to 12·6)	4·2 (2 to 9·4)	3·8 (1·7 to 8·9)	3·7 (1·6 to 8)	2·8 (1·3 to 6)	2·2 (1·1 to 4·8)	2·2 (0·9 to 4·9)	2·1 (0·8 to 4·7)	1·4 (0·6 to 3)	1·5 (0·6 to 3)	1 (0·4 to 2·2)	0·6 (0·2 to 1·3)	0·3 (0·1 to 0·7)	0·1 (0·1 to 0·3)	65·6
Other exposure to mechanical forces	12 (0·2 to 69·8)	20·1 (0·2 to 131)	22·8 (3 to 120)	25·8 (11·4 to 63·2)	24 (13·9 to 41·3)	23·2 (14·8 to 36)	27·5 (17·3 to 43)	26·1 (16·7 to 41·6)	24·1 (15·2 to 37·1)	24 (14·9 to 39·7)	19·4 (12·5 to 30·7)	17·9 (11 to 29·3)	15·1 (9·7 to 23·8)	12·1 (7·8 to 18·7)	10·5 (7 to 15·7)	10·1 (6·3 to 15·8)	8·2 (5·3 to 12·2)	5·7 (3·7 to 8·5)	5·1 (3·2 to 7·7)	3·5 (2·2 to 5·7)	1·8 (1·1 to 2·8)	0·7 (0·4 to 1·2)	0·3 (0·1 to 0·5)	340
Adverse effects of medical treatment	6·9 (2·4 to 13·9)	3·2 (1·4 to 6·3)	25·3 (8·5 to 54·9)	21·3 (7 to 46)	10·4 (4·7 to 19·9)	8·4 (3·8 to 15·8)	10·8 (5·2 to 20·2)	13·5 (5·9 to 26)	13 (6 to 25)	13·7 (5·7 to 26·9)	10·6 (4·7 to 20·6)	9·5 (4·3 to 18·5)	10·9 (4·7 to 22·1)	9·9 (4·3 to 19·5)	9·9 (4·4 to 19·7)	9·7 (4·8 to 18·3)	8·9 (4·6 to 15·9)	6·5 (3·3 to 11)	5·9 (3·2 to 10·1)	3·7 (2·1 to 6·3)	1·8 (1·1 to 3)	0·6 (0·3 to 1·1)	0·2 (0·1 to 0·3)	215
Animal contact	1·7 (0·7 to 4·6)	0·7 (0·2 to 2·1)	11·5 (3·1 to 36·8)	33·1 (7 to 129)	26·8 (8·3 to 88·4)	17·9 (7·2 to 46·2)	12·8 (6·1 to 29·2)	12·1 (5·3 to 27)	12 (5·3 to 26·8)	12·7 (5·2 to 30·6)	11·6 (5·1 to 27)	11 (4·7 to 24·2)	11·8 (4·9 to 26·1)	13·8 (5·7 to 32·3)	12·4 (5·1 to 26·5)	10·6 (4·4 to 22·6)	9·2 (3·8 to 20·4)	5·8 (2·6 to 11·6)	4·1 (1·9 to 8·2)	2·2 (1 to 4·4)	0·8 (0·4 to 1·6)	0·2 (0·1 to 0·4)	0·1 (0 to 0·1)	235
Venomous animal contact	0·9 (0·3 to 2·4)	0·2 (0·1 to 0·6)	5 (1·1 to 19·7)	16·9 (2·7 to 71)	16 (4·4 to 52·8)	10·9 (3·8 to 28·4)	7·4 (3 to 17·9)	6·7 (2·6 to 16·3)	7·3 (2·9 to 17·3)	8 (3 to 19·4)	7·7 (2·9 to 18)	7·5 (2·8 to 17)	8 (2·8 to 19·2)	10 (3·8 to 21·7)	9·2 (3·4 to 19·7)	8·6 (3·2 to 18·6)	7·3 (2·8 to 16·8)	4·5 (1·8 to 9·4)	3 (1·2 to 6·3)	1·5 (0·6 to 3·1)	0·6 (0·2 to 1·1)	0·2 (0·1 to 0·3)	0 (0 to 0·1)	147
Non-venomous animal contact	0·8 (0·2 to 2·4)	0·5 (0·1 to 1·6)	6·5 (1·5 to 23)	16·2 (2·9 to 67)	10·8 (2·5 to 40·6)	7 (2·5 to 22)	5·4 (2·2 to 13·6)	5·4 (2·2 to 13)	4·7 (1·9 to 13·2)	4·6 (1·8 to 12·2)	3·9 (1·6 to 9·9)	3·5 (1·4 to 9·1)	3·8 (1·4 to 9·6)	3·8 (1·4 to 10·4)	3·2 (1·3 to 8·2)	2 (0·8 to 5)	1·9 (0·8 to 4·7)	1·3 (0·6 to 3·1)	1 (0·4 to 2·5)	0·7 (0·3 to 1·5)	0·3 (0·1 to 0·6)	0·1 (0 to 0·2)	0 (0 to 0·1)	87·4
Foreign body	11·7 (4·5 to 25·6)	3·9 (1·8 to 7·6)	23·9 (8·2 to 55·8)	18·4 (9·4 to 33·5)	18·6 (11·6 to 27·2)	18·5 (12·3 to 26·5)	23·9 (15 to 35·8)	24 (14·9 to 35·8)	21·3 (13·8 to 31·8)	20·7 (13·4 to 31·7)	19·6 (12·6 to 29·7)	15·4 (10 to 24·1)	14·1 (9 to 22·3)	11·8 (7·7 to 18·3)	9·9 (6·5 to 15·3)	9·5 (6·3 to 14·1)	8·6 (5·8 to 12·3)	6·9 (4·6 to 10)	6·4 (4 to 10)	4·1 (2·7 to 6·4)	2·4 (1·5 to 3·8)	1 (0·6 to 1·6)	0·4 (0·2 to 0·6)	295
Pulmonary aspiration and foreign body in airway	11·5 (4·3 to 25·1)	3·8 (1·7 to 7·4)	22·4 (7·1 to 54·1)	12·4 (4·2 to 26·7)	10·1 (4·8 to 18·1)	9·1 (4·6 to 15·8)	13·5 (6·8 to 24·4)	13·7 (6·3 to 24·7)	11·4 (5·6 to 19·9)	11·3 (5·3 to 21·2)	11·1 (5·3 to 20·8)	8·6 (4 to 16·4)	8·4 (4 to 15·8)	6·8 (3·4 to 12·5)	5·9 (3·1 to 10·9)	6·2 (3·4 to 10·6)	5·7 (3·3 to 9·2)	4·9 (2·7 to 7·7)	4·7 (2·5 to 8·1)	3·1 (1·8 to 5·2)	1·9 (1·1 to 3·2)	0·8 (0·4 to 1·4)	0·3 (0·2 to 0·6)	188
Foreign body in eyes	0 (0 to 0)	0 (0 to 0)	0·2 (0 to 0·3)	0·8 (0·2 to 1·9)	1·3 (0·4 to 3)	1·6 (0·5 to 3·7)	1·9 (0·6 to 4·5)	2·1 (0·7 to 4·7)	2·1 (0·8 to 4·4)	2 (0·7 to 4)	1·7 (0·6 to 3·5)	1·3 (0·6 to 2·7)	1·1 (0·5 to 2)	0·8 (0·4 to 1·3)	0·5 (0·3 to 0·9)	0·4 (0·2 to 0·7)	0·3 (0·2 to 0·5)	0·2 (0·1 to 0·3)	0·2 (0·1 to 0·2)	0·1 (0·1 to 0·1)	0 (0 to 0·1)	0 (0 to 0)	0 (0 to 0)	18·6
Foreign body in other body part	0·3 (0·1 to 0·8)	0·1 (0 to 0·2)	1·3 (0·7 to 2·5)	5·2 (3·1 to 8·2)	7·3 (4·8 to 10·7)	7·9 (5 to 11·6)	8·4 (5·7 to 12)	8·2 (5·7 to 11·6)	7·8 (5·3 to 10·7)	7·4 (5·2 to 10·2)	6·8 (4·7 to 9·3)	5·4 (3·9 to 7·4)	4·7 (3·3 to 6·4)	4·2 (3 to 5·9)	3·4 (2·4 to 4·7)	2·9 (2 to 4)	2·5 (1·8 to 3·5)	1·8 (1·2 to 2·5)	1·6 (1 to 2·3)	0·9 (0·6 to 1·4)	0·4 (0·3 to 0·7)	0·2 (0·1 to 0·3)	0·1 (0 to 0·1)	88·8
Environmental heat and cold exposure	0·6 (0·1 to 1·8)	0·2 (0·1 to 0·4)	2 (0·6 to 6)	4·8 (2·2 to 11·9)	6·2 (3·7 to 10·4)	6·9 (4·4 to 10·4)	9·3 (5·7 to 15·2)	8·5 (5·5 to 13·4)	7·4 (5 to 11·2)	6·8 (4·6 to 10·5)	5·7 (3·7 to 9·1)	4·5 (2·9 to 7·4)	4 (2·5 to 6·7)	3·3 (2 to 5·8)	2·7 (1·6 to 4·7)	2·4 (1·4 to 4·4)	2·2 (1·2 to 4·5)	1·6 (0·9 to 3)	1·5 (0·8 to 2·9)	1·1 (0·5 to 2·2)	0·6 (0·3 to 1·3)	0·3 (0·1 to 0·6)	0·1 (0 to 0·2)	82·7
Exposure to forces of nature	0 (0 to 0)	0 (0 to 0)	0 (0 to 0)	0 (0 to 0)	0 (0 to 0)	0 (0 to 0)	0 (0 to 0)	0 (0 to 0)	0 (0 to 0)	0 (0 to 0)	0 (0 to 0)	0 (0 to 0)	0 (0 to 0)	0 (0 to 0)	0 (0 to 0)	0 (0 to 0)	0 (0 to 0)	0 (0 to 0)	0 (0 to 0)	0 (0 to 0)	0 (0 to 0)	0 (0 to 0)	0 (0 to 0)	0
Other unintentional injuries	2·5 (0·8 to 6·8)	0·5 (0·2 to 1·1)	5·3 (2·6 to 10)	15·2 (8·5 to 25·2)	19·9 (12·2 to 30·8)	21·5 (13·5 to 33·2)	24·2 (15 to 37·6)	22·3 (13·8 to 34·8)	20·2 (12·5 to 30·9)	18·8 (11·8 to 28·2)	15·9 (10·1 to 24·8)	13·3 (8·3 to 20·8)	11·8 (7·3 to 18·8)	10 (6·2 to 15·6)	8·4 (5·2 to 13·7)	8·6 (4·9 to 15·6)	6·5 (4 to 10·8)	4·4 (2·7 to 6·8)	4·1 (2·6 to 6·7)	2·6 (1·7 to 4·1)	1·3 (0·8 to 2)	0·5 (0·3 to 0·8)	0·2 (0·1 to 0·3)	238
Self-harm and interpersonal violence	11·1 (3·4 to 29·4)	1·4 (0·4 to 3·8)	16·4 (4·2 to 42·9)	38·6 (8·6 to 108)	32·7 (17·5 to 60·5)	68·8 (42·8 to 108)	184 (113 to 292)	223 (131 to 351)	208 (120 to 342)	179 (104 to 289)	141 (84·9 to 231)	101 (61·3 to 165)	84·4 (51·9 to 139)	74·6 (43·6 to 127)	55·5 (33·6 to 93·2)	44·8 (27·4 to 72·2)	36·3 (23·2 to 55·2)	21·8 (14·5 to 32)	15·5 (10·4 to 22·6)	7·6 (5·2 to 10·8)	2·9 (1·9 to 4·2)	0·8 (0·5 to 1·1)	0·3 (0·2 to 0·5)	1,550
Self-harm	0 (0 to 0)	0 (0 to 0)	0 (0 to 0)	0 (0 to 0)	0 (0 to 0)	19·5 (8 to 39·7)	59·8 (26 to 115)	67·3 (28·7 to 126)	66·7 (30·2 to 130)	63·6 (29·4 to 118)	59 (28·1 to 119)	48·2 (24·2 to 89·1)	49·7 (24·9 to 94)	51·9 (25·8 to 94·2)	41·9 (23·4 to 72·5)	35·6 (20·1 to 61·1)	29·6 (17·3 to 47·3)	18 (11 to 27·4)	12·9 (8·1 to 19·7)	6·4 (4·1 to 9·6)	2·5 (1·6 to 3·8)	0·6 (0·4 to 1)	0·3 (0·2 to 0·5)	633
Self-harm by firearm	0 (0 to 0)	0 (0 to 0)	0 (0 to 0)	0 (0 to 0)	0 (0 to 0)	0·6 (0·2 to 1·7)	2·5 (0·6 to 7)	3·1 (0·8 to 8·1)	2·5 (0·7 to 6·6)	2·9 (0·8 to 7)	2·5 (0·7 to 6·7)	2·2 (0·7 to 5·9)	1·9 (0·6 to 4·4)	1·7 (0·5 to 4·4)	1·4 (0·5 to 3)	0·9 (0·4 to 2·1)	0·8 (0·3 to 1·8)	0·6 (0·3 to 1·3)	0·5 (0·2 to 1·1)	0·3 (0·2 to 0·6)	0·1 (0·1 to 0·3)	0 (0 to 0·1)	0 (0 to 0·1)	24·8
Self-harm by other specified means	0 (0 to 0)	0 (0 to 0)	0 (0 to 0)	0 (0 to 0)	0 (0 to 0)	18·8 (7·9 to 38·3)	57·3 (24·9 to 111)	64·2 (27·1 to 119)	64·1 (29·1 to 124)	60·8 (27·9 to 114)	56·4 (26·8 to 115)	46 (23·1 to 85·9)	47·9 (24 to 90·1)	50·1 (24·9 to 91·2)	40·5 (22·6 to 69·7)	34·7 (19·6 to 60)	28·8 (16·7 to 46·2)	17·4 (10·5 to 26·6)	12·4 (7·7 to 18·9)	6·1 (3·8 to 9·1)	2·3 (1·4 to 3·6)	0·6 (0·4 to 0·9)	0·3 (0·2 to 0·5)	609
Interpersonal violence	11·1 (3·4 to 29·4)	1·4 (0·4 to 3·8)	16·3 (4·1 to 42·8)	38·1 (8·3 to 108)	32 (16·9 to 59·6)	48 (29·6 to 77·1)	121 (69·5 to 207)	153 (88·4 to 257)	139 (79·1 to 239)	114 (63·7 to 190)	80·7 (46·3 to 137)	52·3 (31·4 to 84·3)	34·2 (21·2 to 54·5)	22·4 (13·2 to 37·7)	13·3 (8·2 to 22·6)	9 (5·9 to 14·1)	6·6 (4·5 to 9·8)	3·7 (2·5 to 5·4)	2·5 (1·8 to 3·7)	1·2 (0·8 to 1·6)	0·4 (0·3 to 0·6)	0·1 (0·1 to 0·1)	0 (0 to 0)	900
Physical violence by firearm	1·8 (0·4 to 5·5)	0·2 (0 to 0·6)	2·5 (0·5 to 7)	5·6 (0·9 to 19)	4·2 (1·3 to 10·3)	4·2 (1·2 to 10·8)	15·5 (4·6 to 37·5)	23·4 (7·5 to 55·9)	17·9 (5·1 to 45·7)	18·2 (5·7 to 43)	10·9 (3·3 to 26·4)	6 (1·8 to 14·2)	2·9 (0·9 to 7)	3·2 (1 to 6·9)	2·1 (0·6 to 5·3)	2·1 (0·7 to 4·2)	0·7 (0·2 to 1·5)	0·3 (0·1 to 0·6)	0·2 (0·1 to 0·4)	0·1 (0 to 0·1)	0 (0 to 0)	0 (0 to 0)	0 (0 to 0)	122
Physical violence by sharp object	0·8 (0·2 to 2·8)	0·2 (0 to 0·7)	3·1 (0·5 to 11·4)	11·4 (1·4 to 42·4)	5·8 (1·4 to 17·2)	6·1 (1·9 to 15·1)	19·3 (5·4 to 49·6)	20·4 (5·9 to 55·2)	21·1 (6·1 to 54·5)	21·2 (6·6 to 51·1)	12·1 (4·2 to 27·9)	12 (4·3 to 26·4)	7·6 (3·1 to 15·9)	6·5 (2·8 to 13·5)	2·8 (1·3 to 6)	2·1 (1 to 4·1)	1·4 (0·7 to 2·5)	1·2 (0·6 to 2·2)	0·9 (0·5 to 1·5)	0·4 (0·2 to 0·6)	0·2 (0·1 to 0·3)	0 (0 to 0·1)	0 (0 to 0)	157
Sexual violence	0 (0 to 0)	0 (0 to 0)	0 (0 to 0)	1·2 (0·7 to 2)	10·2 (6·1 to 15·8)	23·3 (13·5 to 36·1)	51·5 (29·2 to 81·4)	66·7 (39 to 102)	59 (33·1 to 95·6)	46·2 (25·7 to 76·5)	32·9 (18·7 to 53·2)	21·9 (12·5 to 35·6)	13·5 (7·6 to 22·3)	6·7 (3·8 to 11·2)	3·6 (2·1 to 5·8)	2·6 (1·6 to 4)	1·9 (1·2 to 2·9)	1·1 (0·7 to 1·7)	0·8 (0·5 to 1·1)	0·4 (0·3 to 0·6)	0·1 (0·1 to 0·2)	0 (0 to 0)	0 (0 to 0)	344
Physical violence by other means	8·5 (2·5 to 21·2)	1 (0·3 to 2·7)	10·7 (2·8 to 29·4)	19·8 (4·1 to 57·6)	11·9 (4·8 to 25·9)	14·4 (6·5 to 31·5)	34·7 (13·8 to 73·9)	42·4 (16 to 92·2)	41·1 (15·5 to 93·4)	28·1 (11·7 to 58·8)	24·8 (10 to 53·5)	12·5 (5·6 to 26)	10·2 (4·9 to 19·3)	6 (3 to 11·7)	4·8 (2·5 to 9·2)	2·3 (1·4 to 3·9)	2·7 (1·5 to 4·4)	1·2 (0·7 to 1·8)	0·7 (0·4 to 1)	0·4 (0·2 to 0·5)	0·1 (0·1 to 0·2)	0 (0 to 0)	0 (0 to 0)	278
Conflict and terrorism	0 (0 to 0)	0 (0 to 0)	0 (0 to 0)	0 (0 to 0)	0 (0 to 0·1)	0·4 (0·2 to 0·8)	1·7 (0·9 to 3·3)	1·7 (0·9 to 3·2)	1·6 (0·9 to 2·7)	1·2 (0·6 to 2)	0·7 (0·4 to 1·2)	0·4 (0·2 to 0·7)	0·3 (0·2 to 0·5)	0·2 (0·1 to 0·3)	0·1 (0·1 to 0·2)	0·1 (0 to 0·1)	0·1 (0 to 0·1)	0 (0 to 0·1)	0 (0 to 0)	0 (0 to 0)	0 (0 to 0)	0 (0 to 0)	0 (0 to 0)	8·5

SR Table 2b: Gabon DALYS by cause and age group for females with 95% uncertainty intervals, 2019

Cause	Early Neonatal	Late Neonatal	90 to 94	95 plus	Total
All causes	20,300 (14,700 to 28,100)	4,670 (3,400 to 6,420)	1,560 (1,370 to 1,710)	430 (378 to 471)	285,000
Communicable, maternal, neonatal, and nutritional diseases	18,300 (13,200 to 25,400)	4,050 (2,930 to 5,660)	229 (155 to 322)	74 (49 to 106)	127,000
HIV/AIDS and sexually transmitted infections	1,010 (307 to 2,400)	239 (67·8 to 537)	2·6 (1·6 to 3·8)	0·5 (0·4 to 0·8)	41,300
HIV/AIDS	0·1 (0 to 0·1)	0·3 (0·2 to 0·4)	2·2 (1·4 to 3·3)	0·5 (0·3 to 0·7)	39,400
HIV/AIDS - Drug-susceptible Tuberculosis	0 (0 to 0)	0 (0 to 0)	0·4 (0·2 to 0·5)	0·1 (0 to 0·1)	7,970
HIV/AIDS - Multidrug-resistant Tuberculosis without extensive (	0 (0 to 0)	0 (0 to 0)	0 (0 to 0·1)	0 (0 to 0)	615
HIV/AIDS - Extensively drug-resistant Tuberculosis	0 (0 to 0)	0 (0 to 0)	0 (0 to 0)	0 (0 to 0)	8·3
HIV/AIDS resulting in other diseases	0·1 (0 to 0·1)	0·2 (0·1 to 0·4)	1·8 (1 to 2·9)	0·4 (0·2 to 0·6)	30,800
Sexually transmitted infections excluding HIV	1,010 (307 to 2,400)	238 (67·5 to 537)	0·3 (0·1 to 0·7)	0·1 (0 to 0·2)	1,850
Syphilis	1,010 (307 to 2,400)	238 (67·5 to 537)	0·1 (0 to 0·2)	0 (0 to 0·1)	1,530
Chlamydial infection	0 (0 to 0)	0 (0 to 0)	0 (0 to 0·1)	0 (0 to 0)	32·6
Gonococcal infection	0 (0 to 0)	0 (0 to 0)	0·1 (0 to 0·2)	0 (0 to 0·1)	37·7
Trichomoniasis	0 (0 to 0)	0 (0 to 0)	0 (0 to 0)	0 (0 to 0)	73·6
Genital herpes	0 (0 to 0)	0 (0 to 0)	0·1 (0 to 0·2)	0 (0 to 0)	94·3
Other sexually transmitted infections	0 (0 to 0)	0 (0 to 0)	0 (0 to 0·1)	0 (0 to 0)	81·9
Respiratory infections and tuberculosis	866 (397 to 1,720)	431 (195 to 806)	151 (95·8 to 218)	50·4 (31·2 to 74·6)	14,300
Tuberculosis	0 (0 to 0)	0 (0 to 0)	18·7 (9 to 33·6)	4·9 (2·4 to 8·9)	5,110
Latent tuberculosis infection	0 (0 to 0)	0 (0 to 0)	0 (0 to 0)	0 (0 to 0)	0
Drug-susceptible tuberculosis	0 (0 to 0)	0 (0 to 0)	17·5 (8·2 to 31·2)	4·6 (2·1 to 8·3)	4,810
Multidrug-resistant tuberculosis without extensive drug resistar	0 (0 to 0)	0 (0 to 0)	1·2 (0·1 to 4·8)	0·3 (0 to 1·3)	293
Extensively drug-resistant tuberculosis	0 (0 to 0)	0 (0 to 0)	0 (0 to 0·1)	0 (0 to 0)	3·9
Lower respiratory infections	865 (396 to 1,710)	429 (193 to 804)	132 (78·3 to 197)	45·2 (27·2 to 68·5)	8,050
Upper respiratory infections	0·4 (0·2 to 1)	2 (1·1 to 3·8)	0·6 (0·3 to 1·3)	0·2 (0·1 to 0·5)	903
Otitis media	0·3 (0 to 1·6)	0·1 (0·1 to 0·2)	0·1 (0 to 0·2)	0 (0 to 0·1)	205
Enteric infections	71·2 (15·9 to 210)	148 (32·5 to 423)	39·3 (13·4 to 118)	14·5 (4·5 to 44)	5,350
Diarrheal diseases	71·2 (15·9 to 210)	146 (31·1 to 422)	39·2 (13·3 to 118)	14·5 (4·4 to 44)	5,040
Typhoid and paratyphoid	0 (0 to 0)	0 (0 to 0)	0 (0 to 0)	0 (0 to 0)	125
Typhoid fever	0 (0 to 0)	0 (0 to 0)	0 (0 to 0)	0 (0 to 0)	124
Paratyphoid fever	0 (0 to 0)	0 (0 to 0)	0 (0 to 0)	0 (0 to 0)	0·4
Invasive Non-typhoidal Salmonella (iNTS)	0 (0 to 0)	1·8 (0·8 to 3·7)	0·1 (0 to 0·2)	0 (0 to 0·1)	185
Other intestinal infectious diseases	0 (0 to 0)	0 (0 to 0)	0 (0 to 0)	0 (0 to 0)	7·1
Neglected tropical diseases and malaria	0·8 (0·2 to 2·5)	1,390 (518 to 2,820)	5·8 (3·2 to 9·7)	1·6 (0·9 to 2·7)	25,200
Malaria	0·2 (0 to 0·6)	1,380 (516 to 2,820)	1 (0·4 to 1·9)	0·2 (0·1 to 0·5)	21,000
Chagas disease	0 (0 to 0)	0 (0 to 0)	0 (0 to 0)	0 (0 to 0)	0
Leishmaniasis	0 (0 to 0)	0 (0 to 0)	0 (0 to 0)	0 (0 to 0)	0
Visceral leishmaniasis	0 (0 to 0)	0 (0 to 0)	0 (0 to 0)	0 (0 to 0)	0
Cutaneous and mucocutaneous leishmaniasis	0 (0 to 0)	0 (0 to 0)	0 (0 to 0)	0 (0 to 0)	0
African trypanosomiasis	0 (0 to 0)	0 (0 to 0)	0·2 (0 to 0·8)	0 (0 to 0·2)	693
Schistosomiasis	0 (0 to 0)	0 (0 to 0)	1·3 (0·3 to 4·2)	0·3 (0·1 to 0·9)	1,950
Cysticercosis	0 (0 to 0)	0 (0 to 0)	2·8 (1·2 to 5·7)	0·8 (0·3 to 1·7)	491
Cystic echinococcosis	0 (0 to 0)	0 (0 to 0)	0 (0 to 0)	0 (0 to 0)	2·7
Lymphatic filariasis	0 (0 to 0)	0 (0 to 0)	0·2 (0·1 to 0·2)	0 (0 to 0·1)	161
Onchocerciasis	0 (0 to 0)	0 (0 to 0)	0 (0 to 0)	0 (0 to 0)	0
Trachoma	0 (0 to 0)	0 (0 to 0)	0 (0 to 0)	0 (0 to 0)	0
Dengue	0 (0 to 0)	0 (0 to 0)	0·2 (0 to 0·4)	0·1 (0 to 0·2)	67·9
Yellow fever	0 (0 to 0)	0·1 (0 to 0·3)	0 (0 to 0·1)	0 (0 to 0)	168
Rabies	0 (0 to 0)	0 (0 to 0)	0 (0 to 0)	0 (0 to 0)	2·7
Intestinal nematode infections	0 (0 to 0)	0 (0 to 0)	0 (0 to 0·1)	0 (0 to 0)	156
Ascariasis	0 (0 to 0)	0 (0 to 0)	0 (0 to 0·1)	0 (0 to 0)	17·9
Trichuriasis	0 (0 to 0)	0 (0 to 0)	0 (0 to 0)	0 (0 to 0)	38·7
Hookworm disease	0 (0 to 0)	0 (0 to 0)	0 (0 to 0)	0 (0 to 0)	99·1
Food-borne trematodiases	0 (0 to 0)	0 (0 to 0)	0 (0 to 0)	0 (0 to 0)	0
Leprosy	0 (0 to 0)	0 (0 to 0)	0 (0 to 0)	0 (0 to 0)	1·3
Ebola	0 (0 to 0)	0 (0 to 0)	0 (0 to 0)	0 (0 to 0)	0
Zika virus	0 (0 to 0)	0 (0 to 0)	0 (0 to 0)	0 (0 to 0)	0
Guinea worm disease	0 (0 to 0)	0 (0 to 0)	0 (0 to 0)	0 (0 to 0)	0
Other neglected tropical diseases	0·6 (0·1 to 2·4)	2·2 (1·1 to 4)	0·2 (0·1 to 0·3)	0 (0 to 0·1)	456
Other infectious diseases	159 (73·5 to 335)	136 (55·8 to 268)	5·7 (3 to 10·5)	2·1 (1 to 4)	5,440
Meningitis	116 (46·1 to 254)	94·3 (30·7 to 212)	2·3 (1·3 to 4·3)	0·8 (0·4 to 1·4)	1,950
Encephalitis	1·7 (0·5 to 4·5)	3 (0·8 to 7·5)	0·2 (0·1 to 0·3)	0·1 (0 to 0·1)	152
Diphtheria	0 (0 to 0)	0 (0 to 0)	0 (0 to 0)	0 (0 to 0)	4·3
Tetanus	6·1 (0·5 to 20·8)	8·9 (0·4 to 37·1)	0·1 (0 to 0·6)	0 (0 to 0·2)	36·4
Measles	0 (0 to 0)	0 (0 to 0)	0 (0 to 0)	0 (0 to 0)	709
Varicella and herpes zoster	1·3 (0·1 to 4·2)	3·2 (0·3 to 10·6)	1·6 (0·2 to 5)	0·8 (0·1 to 2·3)	109
Acute hepatitis	0 (0 to 0)	0 (0 to 0)	0·1 (0 to 0·3)	0 (0 to 0·1)	99·1
Acute hepatitis A	0 (0 to 0)	0 (0 to 0)	0 (0 to 0·1)	0 (0 to 0)	44·8
Acute hepatitis B	0 (0 to 0)	0 (0 to 0)	0 (0 to 0·1)	0 (0 to 0)	32·3
Acute hepatitis C	0 (0 to 0)	0 (0 to 0)	0 (0 to 0·1)	0 (0 to 0)	14·6
Acute hepatitis E	0 (0 to 0)	0 (0 to 0)	0 (0 to 0)	0 (0 to 0)	7·3
Other unspecified infectious diseases	34·2 (8·4 to 111)	26·1 (7·7 to 67·1)	1·5 (0·4 to 3·8)	0·5 (0·1 to 1·4)	812
Maternal and neonatal disorders	16,200 (11,300 to 22,700)	1,690 (830 to 2,850)	0·1 (0 to 0·1)	0 (0 to 0)	27,500
Maternal disorders	0 (0 to 0)	0 (0 to 0)	0 (0 to 0)	0 (0 to 0)	5,040
Maternal hemorrhage	0 (0 to 0)	0 (0 to 0)	0 (0 to 0)	0 (0 to 0)	887
Maternal sepsis and other maternal infections	0 (0 to 0)	0 (0 to 0)	0 (0 to 0)	0 (0 to 0)	227
Maternal hypertensive disorders	0 (0 to 0)	0 (0 to 0)	0 (0 to 0)	0 (0 to 0)	929
Maternal obstructed labor and uterine rupture	0 (0 to 0)	0 (0 to 0)	0 (0 to 0)	0 (0 to 0)	339
Maternal abortion and miscarriage	0 (0 to 0)	0 (0 to 0)	0 (0 to 0)	0 (0 to 0)	298
Ectopic pregnancy	0 (0 to 0)	0 (0 to 0)	0 (0 to 0)	0 (0 to 0)	284
Indirect maternal deaths	--	--	--	--	NA
Late maternal deaths	--	--	--	--	NA
Maternal deaths aggravated by HIV/AIDS	--	--	--	--	NA
Neonatal disorders	16,200 (11,300 to 22,700)	1,690 (830 to 2,850)	0 (0 to 0·1)	0 (0 to 0)	22,400
Neonatal preterm birth	6,600 (3,540 to 10,500)	369 (123 to 764)	0 (0 to 0·1)	0 (0 to 0)	8,890
Neonatal encephalopathy due to birth asphyxia and trauma	4,130 (2,040 to 6,770)	183 (64·5 to 386)	0 (0 to 0)	0 (0 to 0)	5,810
Neonatal sepsis and other neonatal infections	1,890 (675 to 4,020)	764 (320 to 1,350)	0 (0 to 0)	0 (0 to 0)	3,360
Hemolytic disease and other neonatal jaundice	109 (50·7 to 211)	11·9 (4·7 to 24·3)	0 (0 to 0)	0 (0 to 0)	184
Other neonatal disorders	3,510 (1,750 to 6,070)	363 (126 to 723)	0 (0 to 0)	0 (0 to 0)	4,180
Nutritional deficiencies	1 (0·6 to 1·7)	22·4 (12·1 to 36·5)	24·8 (13·4 to 43·7)	4·8 (2·4 to 8·6)	8,360
Protein-energy malnutrition	0·8 (0·5 to 1·2)	2·3 (1·3 to 3·5)	18·1 (8·3 to 33·6)	3·6 (1·5 to 6·8)	1,080
Iodine deficiency	0 (0 to 0)	0 (0 to 0)	0·1 (0·1 to 0·2)	0 (0 to 0·1)	380
Vitamin A deficiency	0 (0 to 0·1)	1·4 (0·5 to 3·1)	0·1 (0 to 0·1)	0 (0 to 0)	136
Dietary iron deficiency	0·2 (0 to 0·8)	18·7 (9·3 to 31·8)	4 (1·5 to 7·4)	0·6 (0·1 to 1·5)	6,650
Other nutritional deficiencies	0 (0 to 0)	0 (0 to 0)	2·5 (0·8 to 6·1)	0·6 (0·2 to 1·4)	112
Non-communicable diseases	1,820 (907 to 3,230)	553 (288 to 940)	1,280 (1,100 to 1,430)	340 (289 to 382)	142,000
Neoplasms	15·9 (7·1 to 34·6)	8·8 (2·9 to 23·3)	92·4 (65·9 to 119)	24 (16·2 to 32·7)	18,600
Lip and oral cavity cancer	0 (0 to 0)	0 (0 to 0)	2·1 (1·2 to 3·3)	0·6 (0·3 to 0·9)	215
Nasopharynx cancer	0 (0 to 0)	0 (0 to 0)	0·1 (0·1 to 0·3)	0 (0 to 0·1)	43·4
Other pharynx cancer	0 (0 to 0)	0 (0 to 0)	0·2 (0·1 to 0·3)	0 (0 to 0·1)	36·1
Esophageal cancer	0 (0 to 0)	0 (0 to 0)	6 (2·5 to 10·1)	1·1 (0·5 to 2·1)	720
Stomach cancer	0 (0 to 0)	0 (0 to 0)	5·3 (3·2 to 9)	1·1 (0·6 to 1·9)	656
Colon and rectum cancer	0 (0 to 0)	0 (0 to 0)	13·9 (8·6 to 21·8)	3·3 (1·7 to 5·7)	1,410
Liver cancer	4·3 (0·8 to 15·5)	1·9 (0·2 to 7·6)	2·5 (1·2 to 4·2)	0·5 (0·2 to 1)	358
Liver cancer due to hepatitis B	0 (0 to 0)	0 (0 to 0)	0·2 (0·1 to 0·4)	0 (0 to 0·1)	76·8
Liver cancer due to hepatitis C	0 (0 to 0)	0 (0 to 0)	1·8 (0·9 to 2·9)	0·4 (0·2 to 0·7)	153
Liver cancer due to alcohol use	0 (0 to 0)	0 (0 to 0)	0·2 (0·1 to 0·3)	0 (0 to 0·1)	33·6
Liver cancer due to NASH	0 (0 to 0)	0 (0 to 0)	0·4 (0·1 to 0·8)	0·1 (0 to 0·2)	39·6
Liver cancer due to other causes	4·3 (0·8 to 15·5)	1·9 (0·2 to 7·6)	0·1 (0 to 0·2)	0 (0 to 0)	55·3
Gallbladder and biliary tract cancer	0 (0 to 0)	0 (0 to 0)	1·1 (0·6 to 1·9)	0·2 (0·1 to 0·4)	142
Pancreatic cancer	0 (0 to 0)	0 (0 to 0)	5·8 (3·5 to 8·8)	1·1 (0·7 to 1·8)	792
Larynx cancer	0 (0 to 0)	0 (0 to 0)	0·2 (0·1 to 0·4)	0 (0 to 0·1)	50
Tracheal, bronchus, and lung cancer	0 (0 to 0)	0 (0 to 0)	7·2 (4·2 to 11·3)	1·5 (0·9 to 2·6)	1,410
Malignant skin melanoma	0 (0 to 0)	0 (0 to 0)	0·6 (0·3 to 1·1)	0·2 (0·1 to 0·4)	98·2
Non-melanoma skin cancer	0 (0 to 0)	0 (0 to 0)	1·1 (0·5 to 2·1)	0·4 (0·2 to 0·9)	36·1
Non-melanoma skin cancer (squamous-cell carcinoma)	0 (0 to 0)	0 (0 to 0)	1·1 (0·5 to 2·1)	0·4 (0·2 to 0·9)	36·1
Non-melanoma skin cancer (basal-cell carcinoma)	0 (0 to 0)	0 (0 to 0)	0 (0 to 0)	0 (0 to 0)	0
Breast cancer	0 (0 to 0)	0 (0 to 0)	21·4 (10·5 to 34·8)	8·3 (3·5 to 14·8)	4,710
Cervical cancer	0 (0 to 0)	0 (0 to 0)	7 (3·7 to 13·3)	1·7 (0·8 to 3·3)	3,420
Uterine cancer	0 (0 to 0)	0 (0 to 0)	1·4 (0·8 to 2·2)	0·3 (0·2 to 0·5)	335
Ovarian cancer	0 (0 to 0)	0 (0 to 0)	2·3 (1·2 to 3·9)	0·4 (0·2 to 0·7)	877
Prostate cancer	0 (0 to 0)	0 (0 to 0)	0 (0 to 0)	0 (0 to 0)	0
Testicular cancer	--	--	--	--	NA
Kidney cancer	0·6 (0·1 to 1·8)	0·2 (0 to 0·7)	0·8 (0·4 to 1·3)	0·1 (0·1 to 0·2)	179
Bladder cancer	0 (0 to 0)	0 (0 to 0)	3·6 (1·7 to 13·2)	0·8 (0·4 to 2·9)	218
Brain and central nervous system cancer	1·5 (0·3 to 4·3)	0·7 (0·2 to 2·1)	0·4 (0·2 to 0·9)	0·1 (0 to 0·2)	360
Thyroid cancer	0 (0 to 0)	0 (0 to 0)	0·6 (0·3 to 1·1)	0·1 (0 to 0·2)	83·8
Mesothelioma	0 (0 to 0)	0 (0 to 0)	0·2 (0 to 0·5)	0 (0 to 0·2)	39·5
Hodgkin lymphoma	0 (0 to 0)	0 (0 to 0)	0·1 (0 to 0·2)	0 (0 to 0)	63·2
Non-Hodgkin lymphoma	0 (0 to 0)	0 (0 to 0)	1·9 (1·1 to 3)	0·4 (0·2 to 0·6)	581
Multiple myeloma	0 (0 to 0)	0 (0 to 0)	0·7 (0·4 to 1·3)	0·1 (0·1 to 0·2)	167
Leukemia	3·3 (0·4 to 12·2)	1·7 (0·3 to 5·8)	1·6 (0·8 to 3)	0·4 (0·2 to 0·7)	604
Acute lymphoid leukemia	0·6 (0·1 to 2·5)	0·2 (0 to 0·9)	0 (0 to 0)	0 (0 to 0)	81·7
Chronic lymphoid leukemia	0 (0 to 0)	0 (0 to 0)	1·3 (0·6 to 2·2)	0·3 (0·1 to 0·5)	123
Acute myeloid leukemia	0·5 (0 to 2·4)	0·4 (0 to 1·7)	0 (0 to 0·1)	0 (0 to 0)	124
Chronic myeloid leukemia	0 (0 to 0·2)	0·1 (0 to 0·2)	0·1 (0 to 0·2)	0 (0 to 0)	77·9
Other leukemia	2·2 (0·3 to 8·2)	1 (0·1 to 3·6)	0·3 (0·1 to 0·8)	0·1 (0 to 0·2)	197
Other malignant neoplasms	6·2 (2·3 to 14·4)	4·2 (0·7 to 13·9)	3·8 (1·8 to 6·4)	0·9 (0·4 to 1·5)	923
Other neoplasms	0·1 (0 to 0·1)	0 (0 to 0)	0·5 (0·2 to 1·1)	0·1 (0 to 0·2)	39·5
Myelodysplastic, myeloproliferative, and other hematopoietic n	0·1 (0 to 0·1)	0 (0 to 0)	0·5 (0·2 to 1·1)	0·1 (0 to 0·2)	39·5
Benign and in situ intestinal neoplasms	0 (0 to 0)	0 (0 to 0)	0 (0 to 0)	0 (0 to 0)	0
Benign and in situ cervical and uterine neoplasms	0 (0 to 0)	0 (0 to 0)	0 (0 to 0)	0 (0 to 0)	0
Other benign and in situ neoplasms	0 (0 to 0)	0 (0 to 0)	0 (0 to 0)	0 (0 to 0)	0
Cardiovascular diseases	32·6 (12·8 to 69·7)	11·1 (4·8 to 22·4)	544 (381 to 673)	130 (87·3 to 170)	26,300
Rheumatic heart disease	0 (0 to 0)	0 (0 to 0)	2 (1·1 to 3·5)	0·4 (0·2 to 0·7)	872





SR Table 2b: Timor-Leste DALYS by cause and age group for females with 95% uncertainty intervals, 2019

Cause	Early Neonatal	Late Neonatal	Post Neonatal	1 to 4	5 to 9	10 to 14	15 to 19	20 to 24	25 to 29	30 to 34	35 to 39
All causes	18,900 (15,500 to 22,900)	2,350 (1,940 to 2,820)	17,400 (12,500 to 22,200)	12,800 (4,820 to 21,000)	5,780 (4,140 to 7,680)	6,240 (4,620 to 8,150)	8,600 (6,260 to 11,200)	8,980 (6,140 to 12,200)	8,440 (5,400 to 11,800)	7,400 (4,660 to 10,500)	6,830 (4,060 to 9,850)
Communicable, maternal, neonatal, and nutritional diseases	16,500 (13,400 to 20,200)	1,870 (1,460 to 2,310)	13,800 (9,580 to 18,700)	8,930 (3,030 to 17,000)	2,420 (1,640 to 3,700)	1,590 (1,110 to 2,490)	2,000 (1,270 to 3,630)	2,290 (1,210 to 5,010)	2,220 (837 to 5,300)	1,820 (660 to 4,620)	1,660 (597 to 4,300)
HIV/AIDS and sexually transmitted infections	302 (92·5 to 676)	69·8 (20·7 to 156)	590 (43 to 3,870)	1,420 (9·1 to 8,710)	209 (5·3 to 1,360)	151 (3·5 to 941)	279 (10·2 to 1,920)	446 (21·5 to 3,140)	635 (23·2 to 3,640)	556 (19 to 3,290)	488 (16·2 to 3,090)
HIV/AIDS	0 (0 to 0·3)	0·1 (0 to 0·9)	497 (1·1 to 3,770)	1,420 (4·6 to 8,710)	206 (2·4 to 1,350)	150 (2·2 to 940)	274 (5·7 to 1,920)	435 (10·8 to 3,130)	622 (10·8 to 3,630)	544 (7·1 to 3,280)	477 (5·9 to 3,080)
HIV/AIDS - Drug-susceptible Tuberculosis	0 (0 to 0)	0 (0 to 0)	8·3 (0·2 to 16·5)	24·9 (1 to 47·8)	3 (0·6 to 5)	2·3 (0·5 to 3·8)	5·1 (1·3 to 8·4)	7·8 (2·6 to 12·6)	10·2 (2·7 to 17·6)	8·6 (1·6 to 15·4)	7·7 (1·4 to 13·9)
HIV/AIDS - Multidrug-resistant Tuberculosis without extensive	0 (0 to 0)	0 (0 to 0)	0·1 (0 to 0·5)	0·3 (0 to 1·5)	0 (0 to 0·2)	0 (0 to 0·1)	0·1 (0 to 0·3)	0·1 (0 to 0·4)	0·1 (0 to 0·5)	0·1 (0 to 0·5)	0·1 (0 to 0·4)
HIV/AIDS - Extensively drug-resistant Tuberculosis	0 (0 to 0)	0 (0 to 0)	0 (0 to 0·1)	0·1 (0 to 0·3)	0 (0 to 0)	0 (0 to 0)	0 (0 to 0)	0 (0 to 0·1)	0 (0 to 0·1)	0 (0 to 0·1)	0 (0 to 0·1)
HIV/AIDS resulting in other diseases	0 (0 to 0·3)	0·1 (0 to 0·9)	488 (0·7 to 3,760)	1,390 (2·6 to 8,670)	203 (1·5 to 1,350)	148 (1·2 to 937)	269 (3·5 to 1,910)	427 (6·7 to 3,120)	611 (6·8 to 3,610)	536 (4·9 to 3,260)	469 (4 to 3,070)
Sexually transmitted infections excluding HIV	302 (92·4 to 676)	69·6 (20·3 to 156)	93·6 (27·8 to 216)	4·2 (0·5 to 10)	2·6 (0·6 to 6·1)	1·3 (0·7 to 2·4)	4·9 (2·4 to 9·1)	10·8 (5·2 to 20·5)	13·4 (6·4 to 26)	11·9 (5·6 to 22·4)	10·6 (5·3 to 19·3)
Syphilis	302 (92·4 to 676)	69·6 (20·3 to 156)	93·6 (27·8 to 216)	4·2 (0·5 to 10)	2·6 (0·6 to 6·1)	0·4 (0·2 to 1)	0·3 (0·1 to 0·8)	0·3 (0·1 to 0·6)	0·4 (0·1 to 1·1)	0·4 (0·1 to 0·8)	0·3 (0·1 to 0·6)
Chlamydial infection	0 (0 to 0)	0 (0 to 0)	0 (0 to 0)	0 (0 to 0)	0 (0 to 0)	0·1 (0·1 to 0·2)	0·4 (0·2 to 0·6)	1 (0·5 to 1·8)	0·9 (0·5 to 1·7)	0·7 (0·4 to 1·3)	0·8 (0·4 to 1·4)
Gonococcal infection	0 (0 to 0)	0 (0 to 0)	0 (0 to 0)	0 (0 to 0)	0 (0 to 0)	0·1 (0·1 to 0·3)	0·4 (0·2 to 1)	0·8 (0·2 to 1·8)	0·8 (0·2 to 2)	0·6 (0·2 to 1·5)	0·7 (0·2 to 1·6)
Trichomoniasis	0 (0 to 0)	0 (0 to 0)	0 (0 to 0)	0 (0 to 0)	0 (0 to 0)	0·1 (0 to 0·4)	1·5 (0·4 to 3·6)	4·7 (1·5 to 11·1)	6 (2 to 14·3)	5 (1·6 to 11·6)	3·9 (1·3 to 9·6)
Genital herpes	0 (0 to 0)	0 (0 to 0)	0 (0 to 0)	0 (0 to 0)	0 (0 to 0)	0·3 (0·1 to 0·8)	1·3 (0·4 to 3·3)	2·3 (0·7 to 5·7)	2·8 (1 to 7)	2·7 (0·9 to 6·6)	2·4 (0·7 to 5·8)
Other sexually transmitted infections	0 (0 to 0)	0 (0 to 0)	0 (0 to 0)	0 (0 to 0)	0 (0 to 0)	0·2 (0·1 to 0·4)	0·9 (0·5 to 1·7)	1·8 (1 to 3·1)	2·3 (1 to 4·2)	2·4 (1·2 to 4·2)	2·5 (1·4 to 4·2)
Respiratory infections and tuberculosis	1,000 (523 to 1,670)	315 (160 to 526)	6,280 (3,900 to 8,830)	2,320 (433 to 3,760)	529 (317 to 711)	372 (237 to 504)	429 (227 to 600)	527 (209 to 749)	489 (149 to 727)	350 (100 to 544)	353 (86·3 to 576)
Tuberculosis	0 (0 to 0)	0 (0 to 0)	349 (164 to 600)	201 (40·5 to 369)	130 (69·9 to 199)	117 (59·3 to 181)	185 (78·7 to 315)	312 (116 to 489)	317 (83·5 to 527)	204 (50·7 to 356)	222 (45·9 to 397)
Latent tuberculosis infection	0 (0 to 0)	0 (0 to 0)	0 (0 to 0)	0 (0 to 0)	0 (0 to 0)	0 (0 to 0)	0 (0 to 0)	0 (0 to 0)	0 (0 to 0)	0 (0 to 0)	0 (0 to 0)
Drug-susceptible tuberculosis	0 (0 to 0)	0 (0 to 0)	345 (161 to 594)	199 (40·2 to 362)	129 (69·1 to 199)	115 (58·1 to 180)	183 (77·6 to 310)	309 (115 to 482)	313 (83·2 to 522)	202 (50·3 to 350)	220 (45·6 to 396)
Multidrug-resistant tuberculosis without extensive drug resista	0 (0 to 0)	0 (0 to 0)	3·7 (0·3 to 18·4)	2 (0·1 to 9·7)	1·1 (0·1 to 5)	1·1 (0·1 to 5)	1·9 (0·2 to 8·4)	2·9 (0·3 to 12·4)	2·9 (0·2 to 13·6)	1·9 (0·1 to 9·8)	2·2 (0·1 to 11·2)
Extensively drug-resistant tuberculosis	0 (0 to 0)	0 (0 to 0)	0·7 (0·1 to 3·3)	0·4 (0 to 1·8)	0·2 (0 to 0·8)	0·2 (0 to 1)	0·4 (0 to 1·6)	0·5 (0 to 2·4)	0·5 (0 to 2·4)	0·4 (0 to 1·7)	0·4 (0 to 2)
Lower respiratory infections	1,000 (523 to 1,670)	314 (159 to 525)	5,910 (3,550 to 8,300)	2,000 (279 to 3,330)	278 (139 to 417)	166 (87·8 to 253)	160 (72·3 to 251)	147 (26·5 to 243)	120 (14·5 to 209)	109 (13·2 to 197)	102 (12·6 to 177)
Upper respiratory infections	0·2 (0·1 to 0·3)	1 (0·5 to 1·7)	21·9 (12·4 to 37·4)	79·5 (46 to 131)	76·7 (41·7 to 130)	64·6 (34·1 to 113)	61·7 (31·4 to 109)	50·5 (27·1 to 90·3)	39·2 (21·2 to 64·4)	28·9 (15·3 to 49·1)	21·9 (11·5 to 36·6)
Otitis media	0 (0 to 0·1)	0·1 (0 to 0·1)	3·4 (1·9 to 6·1)	35 (19·5 to 58·8)	43·2 (23 to 72·2)	24·4 (12·6 to 45·1)	21·9 (11 to 38·2)	18·1 (7·9 to 35·7)	12·8 (5·8 to 24·2)	8·3 (3·4 to 16·3)	6·5 (3·1 to 12)
Enteric infections	35·4 (10·1 to 82)	101 (26 to 271)	1,930 (510 to 4,480)	1,480 (382 to 3,110)	370 (191 to 626)	301 (149 to 498)	257 (117 to 447)	147 (46·1 to 265)	98·3 (29·5 to 185)	74·8 (24·4 to 139)	58·9 (22·4 to 109)
Diarrheal diseases	35·4 (10·1 to 82)	100 (25·5 to 271)	1,910 (497 to 4,470)	1,280 (332 to 2,890)	174 (92·5 to 329)	103 (54·9 to 185)	76·6 (38·3 to 146)	68·6 (27·9 to 135)	57·7 (23·5 to 121)	53·7 (21 to 108)	48 (20·1 to 95·9)
Typhoid and paratyphoid	0 (0 to 0)	0 (0 to 0)	1·7 (0·6 to 4·2)	175 (22·6 to 395)	180 (57 to 391)	188 (65·1 to 368)	172 (54·1 to 359)	74·6 (12·3 to 168)	38·3 (4 to 92·8)	19·6 (2·2 to 45·7)	9·9 (1·1 to 22)
Typhoid fever	0 (0 to 0)	0 (0 to 0)	1·7 (0·6 to 4·1)	167 (21·3 to 383)	172 (55·1 to 373)	180 (62·1 to 358)	165 (51·1 to 348)	71·8 (11·9 to 164)	36·9 (3·9 to 90·1)	18·9 (2·2 to 44)	9·6 (1·1 to 21·6)
Paratyphoid fever	0 (0 to 0)	0 (0 to 0)	0·1 (0 to 0·2)	7·8 (1 to 22·3)	7·9 (1·8 to 21)	7·9 (2 to 19·6)	6·9 (1·5 to 17·8)	2·8 (0·4 to 8)	1·4 (0·1 to 4)	0·7 (0·1 to 1·9)	0·3 (0 to 0·9)
Invasive Non-typhoidal Salmonella (iNTS)	0 (0 to 0)	0·5 (0·2 to 1)	8·1 (3·9 to 14)	22·8 (3·4 to 43·3)	15·2 (5·7 to 29·7)	9·3 (3·5 to 18·3)	7·3 (2 to 15·8)	3·8 (0·6 to 8·9)	2·2 (0·2 to 5·4)	1·3 (0·1 to 3·3)	0·9 (0·1 to 2·2)
Other intestinal infectious diseases	0 (0 to 0)	0 (0 to 0)	3·2 (0·1 to 13·2)	3·1 (0·3 to 11·5)	1 (0·1 to 4)	0·6 (0 to 2·4)	0·3 (0 to 1·3)	0·2 (0 to 0·9)	0·1 (0 to 0·3)	0·2 (0 to 0·6)	0·1 (0 to 0·3)
Neglected tropical diseases and malaria	0·9 (0·3 to 2·2)	2·8 (1·7 to 4·5)	52·3 (24 to 127)	139 (69·2 to 262)	157 (87·4 to 265)	111 (65·4 to 177)	77·9 (50 to 116)	97·5 (58·6 to 160)	64·8 (40·9 to 99·9)	47·4 (29·7 to 71·6)	41·2 (25·8 to 62·8)
Malaria	0 (0 to 0)	0 (0 to 0)	0·2 (0 to 0·7)	1·3 (0·4 to 2·6)	1·9 (1·1 to 3·3)	2·5 (1·8 to 3·2)	3·5 (2·5 to 4·8)	2·9 (2·1 to 3·8)	2·2 (1·6 to 2·9)	1·6 (1·2 to 2·1)	1·2 (0·9 to 1·7)
Chagas disease	0 (0 to 0)	0 (0 to 0)	0 (0 to 0)	0 (0 to 0)	0 (0 to 0)	0 (0 to 0)	0 (0 to 0)	0 (0 to 0)	0 (0 to 0)	0 (0 to 0)	0 (0 to 0)
Leishmaniasis	0 (0 to 0)	0 (0 to 0)	0 (0 to 0)	0 (0 to 0)	0 (0 to 0)	0 (0 to 0)	0 (0 to 0)	0 (0 to 0)	0 (0 to 0)	0 (0 to 0)	0 (0 to 0)
Visceral leishmaniasis	0 (0 to 0)	0 (0 to 0)	0 (0 to 0)	0 (0 to 0)	0 (0 to 0)	0 (0 to 0)	0 (0 to 0)	0 (0 to 0)	0 (0 to 0)	0 (0 to 0)	0 (0 to 0)
Cutaneous and mucocutaneous leishmaniasis	0 (0 to 0)	0 (0 to 0)	0 (0 to 0)	0 (0 to 0)	0 (0 to 0)	0 (0 to 0)	0 (0 to 0)	0 (0 to 0)	0 (0 to 0)	0 (0 to 0)	0 (0 to 0)
African trypanosomiasis	0 (0 to 0)	0 (0 to 0)	0 (0 to 0)	0 (0 to 0)	0 (0 to 0)	0 (0 to 0)	0 (0 to 0)	0 (0 to 0)	0 (0 to 0)	0 (0 to 0)	0 (0 to 0)
Schistosomiasis	0 (0 to 0)	0 (0 to 0)	0 (0 to 0)	0 (0 to 0)	0 (0 to 0)	0 (0 to 0)	0 (0 to 0)	0 (0 to 0)	0 (0 to 0)	0 (0 to 0)	0 (0 to 0)
Cysticercosis	0 (0 to 0)	0 (0 to 0)	0 (0 to 0)	0 (0 to 0·1)	0·1 (0 to 0·5)	0·4 (0·1 to 0·9)	1·3 (0·4 to 3·1)	2·9 (0 to 8·9)	4·2 (0·4 to 11·4)	3·9 (0·4 to 10)	3·5 (0·6 to 8·3)
Cystic echinococcosis	0 (0 to 0)	0 (0 to 0)	0 (0 to 0)	0·1 (0 to 0·3)	0·1 (0 to 0·5)	0·1 (0 to 0·3)	0·1 (0 to 0·2)	0·1 (0 to 0·2)	0·1 (0 to 0·2)	0·1 (0 to 0·2)	0 (0 to 0·2)
Lymphatic filariasis	0 (0 to 0)	0 (0 to 0)	0 (0 to 0)	0 (0 to 0)	18·9 (11·1 to 29·6)	20·7 (12·5 to 32)	23 (13·9 to 34·6)	21·5 (13·2 to 32·7)	18·8 (11·5 to 28)	14·9 (9·3 to 22·1)	12 (7·6 to 18·4)
Onchocerciasis	0 (0 to 0)	0 (0 to 0)	0 (0 to 0)	0 (0 to 0)	0 (0 to 0)	0 (0 to 0)	0 (0 to 0)	0 (0 to 0)	0 (0 to 0)	0 (0 to 0)	0 (0 to 0)
Trachoma	0 (0 to 0)	0 (0 to 0)	0 (0 to 0)	0 (0 to 0)	0 (0 to 0)	0 (0 to 0)	0 (0 to 0)	0 (0 to 0)	0 (0 to 0)	0 (0 to 0)	0 (0 to 0)
Dengue	0 (0 to 0)	0·4 (0 to 1·6)	25·9 (3·8 to 99·1)	49 (6·8 to 178)	41·1 (9·4 to 122)	26·7 (9·6 to 60·7)	18·1 (5·8 to 40·4)	15·3 (4·2 to 38·5)	12 (3·5 to 31·5)	7·9 (2·2 to 19·9)	5·4 (1·4 to 13·1)
Yellow fever	0 (0 to 0)	0 (0 to 0)	0 (0 to 0)	0 (0 to 0)	0 (0 to 0)	0 (0 to 0)	0 (0 to 0)	0 (0 to 0)	0 (0 to 0)	0 (0 to 0)	0 (0 to 0)
Rabies	0 (0 to 0)	0 (0 to 0)	1·2 (0 to 4·7)	3·3 (0 to 15)	15·9 (0·2 to 57·4)	11·4 (0·2 to 41·3)	3·3 (0·1 to 11·3)	1·6 (0 to 6·4)	2·1 (0 to 8·9)	2·1 (0 to 7·8)	2·4 (0·1 to 8·6)
Intestinal nematode infections	0 (0 to 0)	0 (0 to 0)	2·7 (0·4 to 9·9)	22·4 (9·4 to 52·1)	36 (17·2 to 64·2)	24·6 (12·3 to 42·1)	17·6 (9·5 to 30·1)	48·2 (22·8 to 90·4)	22·2 (9·9 to 40)	14·5 (7 to 27·4)	14·1 (6·5 to 26·3)
Ascariasis	0 (0 to 0)	0 (0 to 0)	2·1 (0 to 9·3)	8·7 (1 to 37·3)	8 (1·4 to 27·7)	3 (0·8 to 7·6)	2 (0·7 to 4·2)	1·4 (0·5 to 3·1)	1·2 (0·4 to 2·4)	0·9 (0·3 to 1·9)	0·7 (0·2 to 1·5)
Trichuriasis	0 (0 to 0)	0 (0 to 0)	0 (0 to 0)	0·6 (0·2 to 1·2)	1·5 (0·5 to 3·1)	1·5 (0·6 to 3·2)	2·4 (1 to 4·7)	1·9 (0·8 to 4)	1·2 (0·5 to 2·6)	0·7 (0·2 to 1·5)	0·4 (0·1 to 0·9)
Hookworm disease	0 (0 to 0)	0 (0 to 0)	0·6 (0·2 to 1·1)	13·1 (6·7 to 22·9)	26·4 (12·9 to 48·1)	20·1 (9·1 to 36·5)	13·2 (6·8 to 22·9)	44·9 (20·2 to 84·7)	19·8 (8·6 to 37·1)	12·9 (5·9 to 25·5)	13 (5·8 to 24·9)
Food-borne trematodiases	0 (0 to 0)	0 (0 to 0)	0 (0 to 0)	0 (0 to 0)	0 (0 to 0)	0 (0 to 0)	0 (0 to 0)	0 (0 to 0)	0 (0 to 0)	0 (0 to 0)	0 (0 to 0)
Leprosy	0 (0 to 0)	0 (0 to 0)	0 (0 to 0)	0 (0 to 0)	0 (0 to 0)	0 (0 to 0)	0·2 (0·1 to 0·3)	0·2 (0·1 to 0·4)	0·3 (0·2 to 0·4)	0·3 (0 to 0·8)	0·3 (0 to 0·7)
Ebola	0 (0 to 0)	0 (0 to 0)	0 (0 to 0)	0 (0 to 0)	0 (0 to 0)	0 (0 to 0)	0 (0 to 0)	0 (0 to 0)	0 (0 to 0)	0 (0 to 0)	0 (0 to 0)
Zika virus	0 (0 to 0)	0 (0 to 0)	0 (0 to 0)	0 (0 to 0)	0 (0 to 0)	0 (0 to 0)	0 (0 to 0)	0 (0 to 0)	0 (0 to 0)	0 (0 to 0)	0 (0 to 0)
Guinea worm disease	0 (0 to 0)	0 (0 to 0)	0 (0 to 0)	0 (0 to 0)	0 (0 to 0)	0 (0 to 0)	0 (0 to 0)	0 (0 to 0)	0 (0 to 0)	0 (0 to 0)	0 (0 to 0)
Other neglected tropical diseases	0·9 (0·3 to 2·2)	2·4 (1·5 to 3·6)	22·2 (13 to 35·2)	63·3 (34·4 to 101)	43·5 (15·6 to 87·7)	24·4 (6·8 to 55·3)	10·8 (4·1 to 22)	4·8 (1·1 to 11·1)	2·9 (0·7 to 7)	2·3 (0·4 to 5·8)	2·2 (0·6 to 5·2)
Other infectious diseases	71 (29·7 to 154)	77·4 (34·6 to 186)	1,900 (774 to 4,080)	1,890 (313 to 4,030)	398 (194 to 676)	169 (103 to 258)	130 (72·7 to 185)	93·8 (35·2 to 138)	68·5 (20·9 to 103)	50·5 (16 to 78·3)	42·7 (13·8 to 65·5)
Meningitis	16 (6·4 to 31·3)	20·4 (7·2 to 47·3)	465 (219 to 865)	246 (39·2 to 489)	84·4 (40·7 to 131)	54·5 (29·5 to 86·7)	47 (21·9 to 75·5)	36·1 (11·1 to 61·3)	22·7 (5·5 to 40)	16·5 (3·9 to 29·2)	13·9 (3·5 to 25·5)
Encephalitis	2·7 (0·8 to 6·2)	2·3 (0·7 to 5·8)	118 (43·7 to 270)	175 (19·9 to 436)	47·6 (18·3 to 105)	33 (14·9 to 64·8)	27 (12 to 51·7)	17·4 (6·4 to 30·8)	13·9 (4·2 to 26·9)	11·5 (3·3 to 21·9)	7·5 (2·5 to 13·7)
Diphtheria	0 (0 to 0)	0 (0 to 0)	3 (0·1 to 11·1)	3·8 (0·1 to 14·3)	1·7 (0 to 6·3)	0·7 (0 to 2·5)	0·3 (0 to 1)	0·1 (0 to 0·5)	0·1 (0 to 0·4)	0·1 (0 to 0·4)	0·1 (0 to 0·3)
Tetanus	38·6 (8·2 to 115)	44·1 (6·8 to 148)	19·9 (3·8 to 58·3)	10·4 (0·4 to 47·7)	6·6 (1·5 to 17·3)	3·9 (1 to 9·6)	4 (0·9 to 10·9)	2·5 (0·3 to 6·8)	4·3 (0·4 to 12·6)	3·3 (0·3 to 8·8)	2·4 (0·2 to 6·8)
Measles	0 (0 to 0)	0 (0 to 0)	127 (37·3 to 305)	289 (36·2 to 720)	57·6 (15·2 to 142)	14·9 (4·1 to 37·4)	5·6 (1·4 to 14)	2·5 (0·3 to 6·5)	1·1 (0·1 to 3·1)	0·6 (0 to 1·5)	0·3 (0 to 0·7)
Varicella and herpes zoster	1·3 (0·1 to 4)	3·1 (0·3 to 9·4)	21 (2 to 66·3)	28·6 (2·2 to 92·1)	13·4 (1·9 to 38·8)	5 (1·1 to 13·8)	3·1 (0·8 to 7·3)	2·6 (0·8 to 5·8)	2·6 (0·8 to 5·9)	2·5 (0·7 to 6)	1·9 (0·6 to 4·3)
Acute hepatitis	0 (0 to 0)	0 (0 to 0)	7·6 (1·9 to 17·8)	8·5 (2·4 to 21)	12·6 (5·6 to 25·1)	10·2 (5·6 to 17·1)	14·3 (6·8 to 28·7)	14·2 (5·5 to 29·3)	10·5 (3·7 to 21·9)	7 (2·7 to 14·3)	8·1 (2·4 to 18·3)
Acute hepatitis A	0 (0 to 0)	0 (0 to 0)	2·9 (0·4 to 8·6)	5·4 (1·2 to 13·6)	9·1 (4 to 18·1)	7 (3·6 to 11·5)	10·3 (4·7 to 20·4)	7 (3 to 15·5)	5·2 (1·9 to 12·4)	2·9 (1·1 to 6·3)	2·7 (0·7 to 7·7)
Acute hepatitis B	0 (0 to 0)	0 (0 to 0)	3·3 (0·5 to 9·6)	2·1 (0·4 to 7·4)	2·1 (0·4 to 6·3)	2·1 (0·5 to 5·3)	3 (0·8 to 7·7)	4·6 (1·1 to 11·6)	4·1 (1·1 to 10·3)	3 (0·9 to 6·7)	4 (1·1 to 9·2)
Acute hepatitis C	0 (0 to 0)	0 (0 to 0)	0·8 (0·1 to 2·4)	0·6 (0·2 to 2)	1 (0·2 to 3·3)	0·6 (0·1 to 1·9)	0·3 (0·1 to 1·4)	1·8 (0·2 to 5·6)	0·6 (0·1 to 2·1)	0·8 (0·1 to 2·7)	1 (0·1 to 3·1)
Acute hepatitis E	0 (0 to 0)	0 (0 to 0)	0·6 (0·1 to 1·9)	0·3 (0·1 to 1·3)	0·5 (0·2 to 1)	0·6 (0·3 to 1·3)	0·6 (0·3 to 1·4)	0·8 (0·2 to 2·3)	0·6 (0·2 to 1·6)	0·4 (0·1 to 1·1)	0·4 (0·1 to 1·3)
Other unspecified infectious diseases	12·4 (3·2 to 28·5)	7·5 (2·8 to 15·9)	38·8 (17·3 to 87·3)	54·9 (29·8 to 95·2)	35·6 (15·8 to 64·7)	21·6 (8·7 to 41·2)	19·5 (10·5 to 33·1)	12·2 (5·7 to 22·8)	10·1 (3·8 to 20·2)	7·2 (2·7 to 14·6)	7·5 (2·9 to 15·6)
Maternal and neonatal disorders	15,100 (12,200 to 18,500)	1,270 (875 to 1,650)	2,210 (998 to 3,760)	321 (228 to 419)	202 (146 to 270)	202 (144 to 266)	548 (347 to 760)	827 (311 to 1,190)	764 (230 to 1,150)	654 (191 to 1,000)	598 (154 to 913)
Maternal disorders	0 (0 to 0)	0 (0 to 0)	0 (0 to 0)	0 (0 to 0)	0 (0 to 0)	8·2 (2·2 to 20·9)	367 (167 to 577)	681 (149 to 1,050)	648 (118 to 1,030)	570 (104 to 920)	536 (88·9 to 853)
Maternal hemorrhage	0 (0 to 0)	0 (0 to 0)	0 (0 to 0)	0 (0 to 0)	0 (0 to 0)	1·2 (0·3 to 3·4)	61·2 (25·4 to 106)	140 (37·4 to 236)	138 (31·7 to 244)	136 (29·3 to 239)	134 (26·4 to 246)
Maternal sepsis and other maternal infections	0 (0 to 0)	0 (0 to 0)	0 (0 to 0)	0 (0 to 0)	0 (0 to 0)	0·8 (0·2 to 2·1)	48·3 (20·5 to 87)	92·6 (21·9 to 168)	82 (14 to 151)	65·5 (9·7 to 121)	61·1 (8·4 to 113)
Maternal hypertensive disorders	0 (0 to 0)	0 (0 to 0)	0 (0 to 0)	0 (0 to 0)	0 (0 to 0)	1·8 (0·5 to 5)	83·2 (37·1 to 136)	146 (32 to 235)	152 (27·7 to 256)	112 (22 to 184)	88·2 (17 to 149)
Maternal obstructed labor and uterine rupture	0 (0 to 0)	0 (0 to 0)	0 (0 to 0)	0 (0 to 0)	0 (0 to 0)	0 (0 to 0·1)	1·8 (0·9 to 3)	3·9 (0·9 to 8·3)	4·2 (0·9 to 8·5)	3·6 (1 to 7·3)	2·9 (0·7 to 5·8)
Maternal abortion and miscarriage	0 (0 to 0)	0 (0 to 0)	0 (0 to 0)	0 (0 to 0)	0 (0 to 0)	1·2 (0·3 to 3·6)	50·5 (18·5 to 94·8)	74·8 (14·9 to 147)	62·8 (7 to 130)	61·3 (7 to 125)	71·8 (8·9 to 137)
Ectopic pregnancy	0 (0 to 0)	0 (0 to 0)	0 (0 to 0)	0 (0 to 0)	0 (0 to 0)	0·2 (0 to 0·5)	9·1 (3·6 to 15·9)	20 (3·4 to 35)	18 (2·2 to 34·2)	15·5 (1·9 to 28)	12 (1·5 to 23)
Indirect maternal deaths	--	--	--	--	--	0·3 (0·1 to 0·7)	11·5 (4·5 to 21)	24·5 (4·1 to 43·7)	22·2 (2·5 to 43·3)	18·6 (2·1 to 35·5)	15·9 (1·8 to 31·1)
Late maternal deaths	--	--	--	--	--	0·3 (0·1 to 0·7)	8·8 (3·7 to 15·3)	12·6 (2 to 22·6)	10·2 (1·1 to 20·3)	8·6 (0·9 to 16·5)	8·7 (1 to 16·6)
Maternal deaths aggravated by HIV/AIDS	--	--	--	--	--	0 (0 to 0)	0·4 (0 to 2·8)	0·8 (0 to 3·6)	0·8 (0 to 3·8)	0·7 (0 to 3·6)	0·6 (0 to 3·1)
Neonatal disorders	15,100 (12,200 to 18,500)	1,270 (875 to 1,650)	2,210 (998 to 3,760)	321 (228 to 419)	202 (146 to 270)	193 (137 to 258)	181 (128 to 245)	146 (106 to 194)	116 (82·9 to 155)	83·4 (60·1 to 111)	62·1 (45 to 83·1)
Neonatal preterm birth	7,560 (4,820 to 10,500)	272 (117 to 495)	854 (379 to 1,620)	125 (89·5 to 167)	121 (85·8 to 165)	116 (78·6 to 158)	107 (73·5 to 147)	85 (60·1 to 117)	67·3 (46 to 90·4)	48·2 (32·8 to 65·3)	35·5 (24·6 to 49·9)
Neonatal encephalopathy due to birth asphyxia and trauma	4,490 (2,670 to 6,870)	190 (74·7 to 436)	537 (165 to 1,080)	55 (21·8 to 105)	19·7 (7 to 37·9)	18·7 (6·8 to 36·6)	18·3 (8·3 to 33·6)	14·8 (6·9 to 26·5)	12 (5·4 to 22)	8·8 (3·8 to 16·5)	6·8 (3·7 to 11·3)
Neonatal sepsis and other neonatal infections	1,440 (523 to 3,000)	653 (344 to 1,020)	386 (117 to 880)	51·4 (26·7 to 83·2)	56·1 (26·7 to 94)	54 (26·9 to 91·8)	51·3 (23·9 to 85)	42·3 (21 to 71·2)	33·1 (16·8 to 57·2)	24·1 (11·5 to 41·2)	18·1 (9·2 to 31)
Hemolytic disease and other neonatal jaundice	81·4 (38·2 to 152)	9 (3·5 to 17·6)	10 (2·6 to 28·1)	5·4 (3·9 to 7)	4·9 (3·7 to 6·3)	4·8 (3·6 to 6·1)	4·6 (3·5 to 5·8)	3·8 (2·8 to 4·8)	3 (2·2 to 3·9)	2·2 (1·6 to 2·9)	1·7 (1·2 to 2·2)
Other neonatal disorders	1,540 (638 to 2,890)	142 (49·9 to 288)	420 (104 to 922)	83·5 (59 to 113)	0 (0 to 0)	0 (0 to 0)	0 (0 to 0)	0 (0 to 0)	0 (0 to 0)	0 (0 to 0)	0 (0 to 0)
Nutritional deficiencies	4·7 (3 to 7)	36·9 (24·1 to 54·1)	833 (484 to 1,420)	1,350 (862 to 1,990)	558 (244 to 1,040)	289 (101 to 609)	279 (126 to 520)	149 (63·1 to 299)	101 (46·8 to 193)	86·6 (38·6 to 170)	76·3 (35·6 to 149)
Protein-energy malnutrition	3·8 (2·4 to 5·6)	11·3 (7 to 16·1)	572 (271 to 1,140)	677 (378 to 1,110)	82·5 (33·3 to 169)	23·5 (10·9 to 45·8)	30·8 (14·9 to 54·5)	26·6 (12·8 to 45·6)	23·8 (9·8 to 42·7)	24 (9·1 to 43)	16·7 (7·2 to 27·8)
Iodine deficiency	0 (0 to 0)	0 (0 to 0)	0 (0 to 0)	0·1 (0·1 to 0·3)	0·9 (0·3 to 1·8)	2·6 (1·2 to 4·8)	6·2 (1·8 to 12·6)	9·7 (3·8 to 18·1)	10 (4·5 to 17·8)	8·2 (3·5 to 14·7)	6·3 (2·9 to 11)
Vitamin A deficiency	0·3 (0·1 to 0·6)	3·6 (1·5 to 7·7)	17·9 (8·1 to 33)	67·2 (32·2 to 125)	30·9 (12·4 to 65·3)	14·1 (4·6 to 31·1)	1·3 (0·5 to 2·5)	0·9 (0·3 to 1·9)	0·7 (0·3 to 1·4)	0·6 (0·3 to 1·1)	0·5 (0·2 to 0·9)
Dietary iron deficiency	0·6 (0·2 to 1·5)	22 (13·2 to 34·4)	223 (124 to 358)	589 (324 to 985)	439 (155 to 889)	245 (66·3 to 550)	234 (87·1 to 474)	105 (22·7 to 254)	58·7 (11·5 to 143)	48·5 (9·9 to 122)	48·6 (13·7 to 115)
Other nutritional deficiencies	0 (0 to 0)	0 (0 to 0)	20 (9·1 to 47·4)	18·6 (11·3 to 28·2)	5·4 (2·3 to 11·1)	3·8 (1·7 to 7·1)	6·2 (3·2 to 10·3)	6·7 (3·7 to 10·8)	8 (4·3 to 12·7)	5·3 (2·8 to 9·1)	4·2 (2·3 to 6·8)
Non-communicable diseases	2,310 (1,340 to 3,630)	463 (254 to 803)	3,160 (1,690 to 5,240)	2,810 (1,400 to 3,920)	2,640 (1,960 to 3,380)	3,990 (2,870 to 5,360)	5,520 (4,000 to 7,410)	5,480 (3,870 to 7,220)	5,310 (3,670 to 6,990)	4,800 (3,210 to 6,270)	4,510 (2,880 to 5,780)
Neoplasms	8·9 (3·9 to 19·3)	4·7 (2 to 10·7)	73·8 (39·5 to 125)	300 (52·4 to 538)	282 (145 to 403)	254 (150 to 343)	299 (139 to 410)	280 (49·8 to 399)	318 (37·5 to 478)	401 (46·7 to 602)	509 (62·4 to 753)
Lip and oral cavity cancer	0 (0 to 0)	0 (0 to 0)	0 (0 to 0)	0 (0 to 0)	0·9 (0·4 to 1·6)	1·4 (0·5 to 2·8)	2·1 (0·8 to 3·8)	2·5 (0·5 to 4·4)	3·2 (0·3 to 6·5)	4·5 (0·5 to 8·3)	5·3 (0·6 to 9·4)
Nasopharynx cancer	0 (0 to 0)	0 (0 to 0)	0 (0 to 0)	0 (0 to 0)	0·5 (0·2 to 0·9)	0·9 (0·4 to 1·8)	3 (1·2 to 5·5)	4·5 (0·8 to 9·3)	5·4 (0·6 to 10·6)	6 (0·7 to 11·7)	7·1 (0·8 to 14)
Other pharynx cancer	0 (0 to 0)	0 (0 to 0)	0 (0 to 0)	0 (0 to 0)	0 (0 to 0)	0 (0 to 0)	0 (0 to 0)	0·6 (0·1 to 1·3)	0·7 (0·1 to 1·4)	0·9 (0·1 to 1·8)	1·1 (0·1 to 2·2)
Esophageal cancer	0 (0 to 0)	0 (0 to 0)	0 (0 to 0)	0 (0 to 0)	0 (0 to 0)	0 (0 to 0)	0 (0 to 0)	3 (0·5 to 5·5)	3·3 (0·4 to 6·5)	4·5 (0·5 to 8·8)	5·1 (0·7 to 9·1)
Stomach cancer	0 (0 to 0)	0 (0 to 0)	0 (0 to 0)	0 (0 to 0)	0 (0 to 0)	0 (0 to 0)	6·2 (2·7 to 10·4)	8·6 (1·4 to 14·3)	13·9 (1·6 to 24·8)	21·6 (2·3 to 37·8)	23 (2·9 to 39·9)
Colon and rectum cancer	0 (0 to 0)	0 (0 to 0)	0 (0 to 0)	0 (0 to 0)	2·5 (1 to 4·5)	4·5 (2 to 7·5)	9·6 (4·2 to 15·9)	18·6 (3·4 to 33)	22·5 (2·5 to 39·5)	35·1 (4·2 to 66·4)	39·2 (4·8 to 65·9)
Liver cancer	0·2 (0·1 to 0·5)	0·3 (0 to 1·3)	3·9 (1·7 to 8·9)	5·8 (1 to 10·9)	3·7 (1·8 to 5·8)	5·1 (2·4 to 8·8)	5·7 (1·9 to 12·5)	6·7 (1·1 to 13·7)	7·9 (0·8 to 16·8)	10·6 (1·1 to 21·4)	11·6 (1·2 to 23·4)
Liver cancer due to hepatitis B	0 (0 to 0)	0 (0 to 0)	0 (0 to 0)	0 (0 to 0)	0 (0 to 0)	1·9 (0·6 to 4·4)	2·9 (0·9 to 6·6)	4 (0·7 to 8·1)	5·2 (0·5 to 11)	6·9 (0·7 to 14·5)	7·1 (0·8 to 14·8)
Liver cancer due to hepatitis C	0 (0 to 0)	0 (0 to 0)	0 (0 to 0)	0 (0 to 0)	0 (0 to 0)	0·1 (0 to 0·2)	0·1 (0 to 0·3)	0·2 (0 to 0·6)	0·5 (0 to 1·2)	0·9 (0·1 to 2·2)	1·5 (0·2 to 3·7)
Liver cancer due to alcohol use	0 (0 to 0)	0 (0 to 0)	0 (0 to 0)	0 (0 to 0)	0 (0 to 0)	0 (0 to 0)	0·1 (0 to 0·1)	0·2 (0 to 0·4)	0·3 (0 to 0·8)	0·6 (0·1 to 1·4)	0·9 (0·1 to 2·2)
Liver cancer due to NASH	0 (0 to 0)	0 (0 to 0)	0 (0 to 0)	0 (0 to 0)	0 (0 to 0)	0 (0 to 0)	1·4 (0·4 to 3·3)	1·2 (0·2 to 2·8)	1·1 (0·1 to 2·7)	1·2 (0·1 to 2·8)	1·2 (0·1 to 2·8)
Liver cancer due to other causes	0·2 (0·1 to 0·5)	0·3 (0 to 1·3)	3·9 (1·7 to 8·9)	5·8 (1 to 10·9)	3·7 (1·8 to 5·8)	3·1 (1·6 to 4·9)	1·2 (0·4 to 3)	1·1 (0·1 to 2·4)	1 (0·1 to 2·4)	1·1 (0·1 to 2·6)	1 (0·1 to 2·2)
Gallbladder and biliary tract cancer	0 (0 to 0)	0 (0 to 0)	0 (0 to 0)	0 (0 to 0)	0 (0 to 0)	0 (0 to 0)	0 (0 to 0)	0·4 (0·1 to 0·7)	1·1 (0·1 to 2·1)	1·1 (0·1 to 2·2)	2·3 (0·3 to 4·5)
Pancreatic cancer	0 (0 to 0)	0 (0 to 0)	0 (0 to 0)	0 (0 to 0)	0 (0 to 0)	0 (0 to 0)	1 (0·3 to 1·8)	1 (0·2 to 2)	2·7 (0·3 to 5·4)	4·9 (0·5 to 9·3)	6·2 (0·7 to 10·4)
Larynx cancer	0 (0 to 0)	0 (0 to 0)	0 (0 to 0)	0 (0 to 0)	0 (0 to 0)	0 (0 to 0)	0 (0 to 0)	0·7 (0·2 to 1·5)	0·7 (0·1 to 1·3)	0·6 (0·1 to 1·2)	1·7 (0·2 to 3·8)
Tracheal, bronchus, and lung cancer	0 (0 to 0)	0 (0 to 0)	0 (0 to 0)	0 (0 to 0)	0 (0 to 0)	2·2 (0·8 to 4·6)	7·7 (2·6 to 15)	10·6 (1·9 to 21·8)	18·4 (1·7 to 37·1)	21·6 (2·4 to 37·7)	30·9 (3·6 to 55·1)
Malignant skin melanoma	0 (0 to 0)	0 (0 to 0)	0·1 (0·1 to 0·2)	0·5 (0·1 to 0·7)	0·5 (0·2 to 0·7)	0·5 (0·3 to 0·8)	1·1 (0·4 to 2·1)	1·2 (0·2 to 2·2)	1·3 (0·1 to 2·5)	1·1 (0·1 to 2·3)	1·6 (0·2 to 3·3)
Non-melanoma skin cancer	0 (0 to 0)	0 (0 to 0)	0 (0 to 0)	0 (0 to 0)	0 (0 to 0)	0 (0 to 0)	0 (0 to 0)	2·1 (0·4 to 4·7)	1·7 (0·2 to 3·5)	1·4 (0·2 to 2·8)	3·7 (0·4 to 7·8)
Non-melanoma skin cancer (squamous-cell carcinoma)	0 (0 to 0)	0 (0 to 0)	0 (0 to 0)	0 (0 to 0)	0 (0 to 0)	0 (0 to 0)	0 (0 to 0)	2·1 (0·4 to 4·7)	1·7 (0·2 to 3·5)	1·4 (0·2 to 2·8)	3·7 (0·4 to 7·8)
Non-melanoma skin cancer (basal-cell carcinoma)	0 (0 to 0)	0 (0 to 0)	0 (0 to 0)	0 (0 to 0)	0 (0 to 0)	0 (0 to 0)	0 (0 to 0)	0 (0 to 0)	0 (0 to 0)	0 (0 to 0)	0 (0 to 0)
Breast cancer	0 (0 to 0)	0 (0 to 0)	0 (0 to 0)	0 (0 to 0)	0 (0 to 0)	0 (0 to 0)	6·6 (2·6 to 12·5)	12·5 (2·2 to 21·3)	34·5 (4·3 to 61·8)	87·3 (10·4 to 153)	143 (18 to 243)
Cervical cancer	0 (0 to 0)	0 (0 to 0)	0 (0 to 0)	0 (0 to 0)	0 (0 to 0)	0 (0 to 0)	8·1 (2·7 to 16·6)	15·6 (2·7 to 30·1)	29·6 (3·1 to 57·6)	57 (6·2 to 112)	83·7 (9·9 to 150)
Uterine cancer	0 (0 to 0)	0 (0 to 0)	0 (0 to 0)	0 (0 to 0)	0 (0 to 0)	0 (0 to 0)	0 (0 to 0)	2·8 (0·5 to 6·4)	4·2 (0·4 to 9·6)	6·3 (0·8 to 13·4)	9 (1·1 to 18·4)
Ovarian cancer	0 (0 to 0)	0 (0 to 0)	0 (0 to 0)	0 (0 to 0)	4·2 (1·1 to 8·2)	7·1 (2·5 to 12·8)	14·3 (5·3 to 28·7)	17·8 (2·2 to 34)	19·8 (1·7 to 38·3)	22·5 (2·1 to 41·8)	25·6 (2·7 to 46·3)
Prostate cancer	0 (0 to 0)	0 (0 to 0)	0 (0 to 0)	0 (0 to 0)	0 (0 to 0)	0 (0 to 0)	0 (0 to 0)	0 (0 to 0)	0 (0 to 0)	0 (0 to 0)	0 (0 to 0)
Testicular cancer	--	--	--	--	--	--	--	--	--	--	--
Kidney cancer	0·3 (0·1 to 1·1)	0·2 (0 to 0·4)	4·5 (1·5 to 9·8)	15·5 (2·2 to 39·8)	5·4 (2·1 to 10·9)	3 (1·2 to 6·3)	2·5 (0·7 to 5·5)	2·3 (0·4 to 4·9)	2·1 (0·2 to 4·2)	2·2 (0·2 to 4·7)	3·2 (0·3 to 6·5)
Bladder cancer	0 (0 to 0)	0 (0 to 0)	0 (0 to 0)	0 (0 to 0)	0 (0 to 0)	0 (0 to 0)	0·6 (0·3 to 0·9)	0·4 (0·1 to 0·6)	0·4 (0 to 0·7)	0·7 (0·1 to 1·3)	1 (0·1 to 2)
Brain and central nervous system cancer	1·8 (0·4 to 5·3)	0·9 (0·2 to 2·8)	9·8 (3·8 to 23·4)	39·2 (6·4 to 88)	61·3 (25 to 105)	43·9 (20·3 to 72·4)	30·5 (11 to 52·5)	24·1 (3·9 to 42·8)	25 (2·4 to 45·7)	22·9 (2·3 to 40·6)	19·8 (2 to 35·6)
Thyroid cancer	0 (0 to 0)	0 (0 to 0)	0 (0 to 0)	0 (0 to 0)	0·6 (0·3 to 1·4)	0·6 (0·3 to 1)	1·8 (0·6 to 3·5)	1·7 (0·3 to 4·2)	2·4 (0·2 to 6·2)	2·7 (0·3 to 6)	4·7 (0·5 to 9·5)
Mesothelioma	0 (0 to 0)	0 (0 to 0)	0 (0 to 0)	0 (0 to 0)	0 (0 to 0)	0 (0 to 0)	0 (0 to 0)	1·7 (0·2 to 6·1)	1·6 (0·1 to 6)	1 (0·1 to 3·3)	1·4 (0·1 to 4·5)
Hodgkin lymphoma	0 (0 to 0)	0 (0 to 0)	0 (0 to 0)	0·5 (0·1 to 0·9)	1·6 (0·4 to 3·4)	1·5 (0·4 to 3·2)	6·6 (1·9 to 14·5)	6·9 (1·4 to 15·7)	6·8 (1·1 to 17)	3·1 (0·5 to 7·9)	2·3 (0·4 to 5·6)
Non-Hodgkin lymphoma	0 (0 to 0)	0 (0 to 0)	0 (0 to 0)	14·7 (2·3 to 31·8)	12·1 (5·2 to 21·1)	12·8 (5·6 to 22·4)	20·4 (8·7 to 36·2)	18·5 (3·4 to 34·8)	17·2 (2·1 to 32·3)	10·8 (1·4 to 19·8)	10·8 (1·4 to 20·1)
Multiple myeloma	0 (0 to 0)	0 (0 to 0)	0 (0 to 0)	0 (0 to 0)	0 (0 to 0)	0 (0 to 0)	0 (0 to 0)	0·4 (0·1 to 0·8)	0·3 (0 to 0·6)	0·7 (0·1 to 1·5)	1·1 (0·1 to 2·3)
Leukemia	4 (0·6 to 13·7)	1·2 (0·2 to 3·9)	37·5 (14·5 to 72·6)	158 (26 to 323)	132 (59 to 220)	103 (52·6 to 162)	105 (48·6 to 175)	67·8 (10·9 to 116)	53·8 (6·3 to 95·8)	42·5 (5·3 to 75·6)	36·4 (4·3 to 64·4)
Acute lymphoid leukemia	0·8 (0·1 to 3·2)	0·3 (0 to 1)	9·9 (2·4 to 25·1)	43·3 (6·7 to 114)	41·9 (11·6 to 90·5)	33·9 (12·7 to 65·9)	21·5 (7 to 43)	7·5 (1·5 to 18)	9·2 (1·1 to 21·6)	2·8 (0·3 to 7·2)	3·3 (0·5 to 7·8)
Chronic lymphoid leukemia	0 (0 to 0)	0 (0 to 0)	0 (0 to 0)	0 (0 to 0)	0 (0 to 0)	0 (0 to 0)	0 (0 to 0)	0·5 (0·1 to 1)	0·3 (0 to 0·7)	0·3 (0 to 0·6)	0·4 (0 to 0·9)
Acute myeloid leukemia	0·4 (0 to 1·6)	0·2 (0 to 0·6)	2·3 (0·5 to 6·1)	21·8 (3·9 to 59·1)	15·8 (4·5 to 34·3)	16·9 (5·2 to 37·6)	24·5 (7·1 to 52·6)	10·2 (2 to 23·3)	11·4 (1·5 to 26·7)	8·9 (1·2 to 22·1)	8 (1 to 18·4)
Chronic myeloid leukemia	0·1 (0 to 0·5)	0 (0 to 0·1)	0·5 (0·1 to 1·2)	2 (0·3 to 5·6)	1·7 (0·4 to 4·2)	1·5 (0·4 to 3·6)	1·5 (0·4 to 3·7)	2·3 (0·4 to 6)	2·3 (0·2 to 6·2)	2·2 (0·2 to 6·2)	1·7 (0·2 to 4·6)
Other leukemia	2·7 (0·4 to 9·6)	0·8 (0·1 to 2·5)	24·8 (6·8 to 53·5)	90·9 (10·3 to 202)	72·8 (24·7 to 136)	50·8 (19 to 91)	57·6 (21·4 to 104)	47·2 (6·8 to 84·8)	30·6 (2·8 to 58·4)	28·4 (3 to 53·5)	23·1 (2·6 to 44)
Other malignant neoplasms	2·6 (1·1 to 5·5)	2·1 (0·4 to 7·3)	17·4 (7·3 to 33·8)	65·3 (8·6 to 117)	56·2 (26·5 to 81·4)	67·1 (33·1 to 103)	65·6 (25·7 to 105)	46·2 (7·3 to 69·8)	37·6 (3·8 to 61·7)	26·9 (2·9 to 43·5)	27·8 (2·8 to 46·6)

Cause	40 to 44	45 to 49	50 to 54	55 to 59	60 to 64	65 to 69	70 to 74	75 to 79	80 to 84	85 to 89	90 to 94	95 plus	Total
All causes	7,760 (4,660 to 11,000)	8,580 (5,860 to 11,500)	7,670 (6,000 to 9,550)	7,350 (6,000 to 8,950)	10,800 (8,930 to 12,700)	13,300 (11,300 to 15,200)	11,200 (9,780 to 12,400)	6,950 (6,220 to 7,530)	4,130 (3,770 to 4,420)	2,470 (2,190 to 2,680)	633 (540 to 703)	142 (121 to 158)	185,000
Communicable, maternal, neonatal, and nutritional diseases	1,670 (670 to 4,460)	1,490 (815 to 3,840)	918 (573 to 1,950)	767 (501 to 1,390)	1,140 (777 to 1,870)	1,450 (996 to 2,320)	1,320 (940 to 1,870)	881 (640 to 1,220)	575 (424 to 775)	385 (276 to 521)	105 (72 to 145)	25·4 (18 to 35·7)	65,800
HIV/AIDS and sexually transmitted infections	465 (16·8 to 3,390)	382 (14·3 to 2,790)	185 (7·9 to 1,230)	105 (4·5 to 710)	117 (4·5 to 825)	124 (4 to 964)	59·3 (2·2 to 495)	16·9 (1·1 to 130)	2·6 (0·4 to 18·6)	1·1 (0·2 to 7·7)	0·2 (0 to 1·4)	0 (0 to 0·2)	6,610
HIV/AIDS	454 (6·2 to 3,370)	373 (6·1 to 2,780)	180 (3·6 to 1,230)	102 (1·4 to 705)	114 (1·5 to 821)	121 (1·4 to 962)	57·5 (0·6 to 494)	15·8 (0·2 to 129)	2·1 (0 to 17·8)	0·9 (0 to 7·5)	0·2 (0 to 1·3)	0 (0 to 0·2)	6,050
HIV/AIDS - Drug-susceptible Tuberculosis	7·8 (1·7 to 14·3)	6·8 (1·4 to 12·1)	3·6 (0·9 to 6·2)	1·8 (0·3 to 3·4)	2 (0·3 to 4)	2 (0·3 to 4·3)	0·9 (0·1 to 2·1)	0·3 (0 to 0·6)	0 (0 to 0·1)	0 (0 to 0)	0 (0 to 0)	0 (0 to 0)	103
HIV/AIDS - Multidrug-resistant Tuberculosis without extensive	0·1 (0 to 0·4)	0·1 (0 to 0·4)	0 (0 to 0·2)	0 (0 to 0·1)	0 (0 to 0·1)	0 (0 to 0·1)	0 (0 to 0·1)	0 (0 to 0)	0 (0 to 0)	0 (0 to 0)	0 (0 to 0)	0 (0 to 0)	1·3
HIV/AIDS - Extensively drug-resistant Tuberculosis	0 (0 to 0·1)	0 (0 to 0·1)	0 (0 to 0)	0 (0 to 0)	0 (0 to 0)	0 (0 to 0)	0 (0 to 0)	0 (0 to 0)	0 (0 to 0)	0 (0 to 0)	0 (0 to 0)	0 (0 to 0)	0·2
HIV/AIDS resulting in other diseases	446 (4 to 3,360)	366 (4 to 2,780)	177 (2·4 to 1,220)	99·7 (0·9 to 702)	112 (1 to 819)	119 (0·8 to 960)	56·5 (0·4 to 493)	15·5 (0·1 to 128)	2·1 (0 to 17·8)	0·9 (0 to 7·4)	0·2 (0 to 1·3)	0 (0 to 0·2)	5,940
Sexually transmitted infections excluding HIV	10·4 (5·1 to 20·1)	8·9 (4·2 to 16·7)	4·6 (2·1 to 9·2)	3·3 (1·5 to 6·4)	3·2 (1·4 to 6·3)	3 (1·3 to 5·7)	1·8 (0·9 to 3·5)	1·1 (0·5 to 2·1)	0·5 (0·2 to 0·9)	0·2 (0·1 to 0·5)	0·1 (0 to 0·1)	0 (0 to 0)	562
Syphilis	0·1 (0 to 0·2)	0·2 (0·1 to 0·4)	0·1 (0 to 0·2)	0 (0 to 0·1)	0·1 (0 to 0·1)	0·1 (0 to 0·2)	0·1 (0 to 0·2)	0·1 (0 to 0·1)	0·1 (0 to 0·1)	0 (0 to 0·1)	0 (0 to 0)	0 (0 to 0)	475
Chlamydial infection	0·9 (0·4 to 1·5)	0·7 (0·3 to 1·3)	0·2 (0·1 to 0·3)	0·2 (0·1 to 0·3)	0·1 (0 to 0·3)	0·1 (0 to 0·3)	0·1 (0 to 0·2)	0·1 (0 to 0·2)	0 (0 to 0·1)	0 (0 to 0·1)	0 (0 to 0)	0 (0 to 0)	6·3
Gonococcal infection	0·9 (0·2 to 1·8)	0·8 (0·3 to 2)	0·4 (0·1 to 0·8)	0·4 (0·1 to 0·9)	0·3 (0·1 to 0·9)	0·5 (0·2 to 1·4)	0·3 (0·1 to 0·7)	0·3 (0·1 to 0·8)	0·1 (0 to 0·3)	0·1 (0 to 0·2)	0 (0 to 0)	0 (0 to 0)	7·7
Trichomoniasis	3·7 (1·2 to 9·1)	3·2 (1·1 to 7·5)	2 (0·6 to 4·8)	1·3 (0·4 to 3·1)	1·2 (0·4 to 2·8)	1 (0·3 to 2·2)	0·5 (0·2 to 1·2)	0·2 (0·1 to 0·5)	0·1 (0 to 0·2)	0 (0 to 0·1)	0 (0 to 0)	0 (0 to 0)	34·4
Genital herpes	2·3 (0·7 to 5·7)	2·1 (0·6 to 5)	1·5 (0·5 to 3·7)	1·1 (0·4 to 2·7)	1·2 (0·4 to 3)	1·1 (0·3 to 2·7)	0·6 (0·2 to 1·6)	0·3 (0·1 to 0·7)	0·1 (0 to 0·3)	0·1 (0 to 0·2)	0 (0 to 0)	0 (0 to 0)	22·3
Other sexually transmitted infections	2·6 (1·4 to 4·3)	1·9 (0·9 to 3·5)	0·4 (0·2 to 0·8)	0·4 (0·2 to 0·8)	0·3 (0·1 to 0·8)	0·2 (0·1 to 0·6)	0·2 (0·1 to 0·4)	0·1 (0 to 0·3)	0 (0 to 0·1)	0 (0 to 0·1)	0 (0 to 0)	0 (0 to 0)	16·2
Respiratory infections and tuberculosis	364 (99·5 to 566)	466 (218 to 724)	430 (259 to 645)	406 (249 to 624)	650 (422 to 984)	866 (567 to 1,290)	851 (572 to 1,230)	581 (389 to 827)	384 (259 to 538)	257 (167 to 362)	67·1 (43·1 to 96·1)	15·7 (10 to 22·9)	18,300
Tuberculosis	223 (51 to 392)	296 (124 to 517)	257 (127 to 444)	219 (108 to 388)	325 (175 to 563)	406 (218 to 732)	335 (185 to 553)	175 (101 to 285)	89·5 (51·7 to 145)	41·4 (23·5 to 68·4)	7·1 (4·1 to 11)	1·5 (0·9 to 2·4)	4,410
Latent tuberculosis infection	0 (0 to 0)	0 (0 to 0)	0 (0 to 0)	0 (0 to 0)	0 (0 to 0)	0 (0 to 0)	0 (0 to 0)	0 (0 to 0)	0 (0 to 0)	0 (0 to 0)	0 (0 to 0)	0 (0 to 0)	0
Drug-susceptible tuberculosis	220 (50·5 to 387)	292 (122 to 510)	254 (126 to 440)	217 (107 to 386)	320 (173 to 557)	401 (217 to 726)	331 (184 to 542)	173 (99·4 to 281)	88·4 (50·2 to 144)	40·9 (23·2 to 68·1)	7·1 (4 to 10·9)	1·5 (0·9 to 2·3)	4,360
Multidrug-resistant tuberculosis without extensive drug resista	2·2 (0·2 to 10·3)	2·9 (0·3 to 14·4)	2·6 (0·2 to 13·5)	2·3 (0·2 to 12·3)	3·4 (0·3 to 18·2)	4·2 (0·4 to 21·4)	3·4 (0·3 to 16·8)	1·7 (0·2 to 8)	0·9 (0·1 to 3·8)	0·4 (0 to 2)	0·1 (0 to 0·3)	0 (0 to 0·1)	43·8
Extensively drug-resistant tuberculosis	0·4 (0 to 2·1)	0·5 (0 to 2·7)	0·5 (0 to 2·5)	0·4 (0 to 2·3)	0·6 (0 to 3·6)	0·8 (0·1 to 4)	0·6 (0 to 3)	0·3 (0 to 1·6)	0·2 (0 to 0·7)	0·1 (0 to 0·4)	0 (0 to 0·1)	0 (0 to 0)	8·2
Lower respiratory infections	116 (20 to 194)	147 (70 to 230)	157 (90·7 to 243)	175 (104 to 265)	312 (188 to 492)	448 (266 to 691)	509 (311 to 805)	403 (246 to 616)	293 (175 to 435)	215 (129 to 315)	59·8 (36·2 to 87·5)	14·2 (8·7 to 21)	13,200
Upper respiratory infections	19·3 (9·9 to 34·1)	16·1 (8·3 to 28·4)	11·2 (6·1 to 19·3)	8·5 (4·6 to 14·2)	10·3 (5·4 to 17·8)	8·6 (4·3 to 14·6)	5·5 (2·9 to 9·5)	2·5 (1·3 to 4·3)	1·1 (0·6 to 1·9)	0·5 (0·3 to 0·9)	0·1 (0·1 to 0·2)	0 (0 to 0·1)	530
Otitis media	6·4 (2·8 to 12)	6·2 (2·9 to 10·9)	4·6 (2·2 to 8·4)	3·4 (1·6 to 6·2)	3·4 (1·5 to 6·8)	2·6 (1·3 to 4·8)	1·4 (0·6 to 2·7)	0·7 (0·3 to 1·2)	0·3 (0·2 to 0·7)	0·2 (0·1 to 0·3)	0 (0 to 0·1)	0 (0 to 0)	203
Enteric infections	61·1 (25·9 to 119)	76·1 (35·5 to 161)	80·7 (39·5 to 175)	86·3 (39·8 to 187)	162 (71·2 to 358)	230 (108 to 489)	223 (100 to 468)	164 (71·5 to 345)	111 (47·9 to 238)	73·6 (30·1 to 170)	20·8 (8·4 to 44·9)	4·9 (1·9 to 11·5)	6,150
Diarrheal diseases	52·9 (22·7 to 107)	68·6 (29·3 to 150)	74·9 (34 to 170)	81·7 (35·4 to 181)	157 (65·6 to 353)	225 (104 to 482)	220 (97·3 to 465)	163 (70·5 to 344)	111 (47·5 to 238)	73·4 (29·9 to 170)	20·8 (8·3 to 44·9)	4·9 (1·9 to 11·5)	5,170
Typhoid and paratyphoid	7·2 (1·1 to 16·1)	6·5 (1·8 to 14·6)	4·8 (1·7 to 10·6)	3·6 (1·2 to 8·5)	3·7 (1·3 to 8·4)	3 (1·2 to 6·4)	1·6 (0·6 to 3·5)	0·6 (0·2 to 1·2)	0·2 (0·1 to 0·5)	0·1 (0 to 0·2)	0 (0 to 0)	0 (0 to 0)	890
Typhoid fever	7 (1·1 to 15·7)	6·3 (1·8 to 14·3)	4·7 (1·7 to 10·3)	3·5 (1·2 to 8·2)	3·6 (1·2 to 8·1)	2·9 (1·1 to 6·2)	1·6 (0·6 to 3·4)	0·6 (0·2 to 1·2)	0·2 (0·1 to 0·5)	0·1 (0 to 0·2)	0 (0 to 0)	0 (0 to 0)	854
Paratyphoid fever	0·2 (0 to 0·6)	0·2 (0 to 0·5)	0·1 (0 to 0·4)	0·1 (0 to 0·3)	0·1 (0 to 0·3)	0·1 (0 to 0·2)	0 (0 to 0·1)	0 (0 to 0)	0 (0 to 0)	0 (0 to 0)	0 (0 to 0)	0 (0 to 0)	36·5
Invasive Non-typhoidal Salmonella (iNTS)	0·9 (0·1 to 2)	1 (0·3 to 2·1)	0·9 (0·3 to 2·1)	1 (0·3 to 2)	1·5 (0·5 to 3)	1·7 (0·6 to 3·3)	1·2 (0·5 to 2·4)	0·6 (0·2 to 1·2)	0·3 (0·1 to 0·5)	0·1 (0 to 0·2)	0 (0 to 0)	0 (0 to 0)	80·9
Other intestinal infectious diseases	0·1 (0 to 0·4)	0·1 (0 to 0·2)	0·1 (0 to 0·2)	0 (0 to 0·1)	0·1 (0 to 0·2)	0·1 (0 to 0·4)	0·1 (0 to 0·2)	0 (0 to 0·1)	0 (0 to 0·1)	0 (0 to 0·1)	0 (0 to 0)	0 (0 to 0)	9·5
Neglected tropical diseases and malaria	39·8 (25 to 61·1)	31·6 (20·9 to 45·9)	25·6 (16·6 to 36·1)	22 (14·4 to 31·7)	27·2 (17·5 to 40·6)	29·6 (18·8 to 44·6)	21 (13·7 to 32·5)	11·4 (7·3 to 17·9)	5·9 (3·7 to 9·2)	3 (1·9 to 4·8)	0·7 (0·4 to 1·2)	0·2 (0·1 to 0·3)	1,010
Malaria	1·1 (0·8 to 1·4)	1 (0·7 to 1·3)	0·6 (0·4 to 0·9)	0·5 (0·3 to 0·7)	0·5 (0·3 to 0·6)	0·4 (0·2 to 0·5)	0·2 (0·1 to 0·3)	0·1 (0 to 0·1)	0 (0 to 0)	0 (0 to 0)	0 (0 to 0)	0 (0 to 0)	21·7
Chagas disease	0 (0 to 0)	0 (0 to 0)	0 (0 to 0)	0 (0 to 0)	0 (0 to 0)	0 (0 to 0)	0 (0 to 0)	0 (0 to 0)	0 (0 to 0)	0 (0 to 0)	0 (0 to 0)	0 (0 to 0)	0
Leishmaniasis	0 (0 to 0)	0 (0 to 0)	0 (0 to 0)	0 (0 to 0)	0 (0 to 0)	0 (0 to 0)	0 (0 to 0)	0 (0 to 0)	0 (0 to 0)	0 (0 to 0)	0 (0 to 0)	0 (0 to 0)	0
Visceral leishmaniasis	0 (0 to 0)	0 (0 to 0)	0 (0 to 0)	0 (0 to 0)	0 (0 to 0)	0 (0 to 0)	0 (0 to 0)	0 (0 to 0)	0 (0 to 0)	0 (0 to 0)	0 (0 to 0)	0 (0 to 0)	0
Cutaneous and mucocutaneous leishmaniasis	0 (0 to 0)	0 (0 to 0)	0 (0 to 0)	0 (0 to 0)	0 (0 to 0)	0 (0 to 0)	0 (0 to 0)	0 (0 to 0)	0 (0 to 0)	0 (0 to 0)	0 (0 to 0)	0 (0 to 0)	0
African trypanosomiasis	0 (0 to 0)	0 (0 to 0)	0 (0 to 0)	0 (0 to 0)	0 (0 to 0)	0 (0 to 0)	0 (0 to 0)	0 (0 to 0)	0 (0 to 0)	0 (0 to 0)	0 (0 to 0)	0 (0 to 0)	0
Schistosomiasis	0 (0 to 0)	0 (0 to 0)	0 (0 to 0)	0 (0 to 0)	0 (0 to 0)	0 (0 to 0)	0 (0 to 0)	0 (0 to 0)	0 (0 to 0)	0 (0 to 0)	0 (0 to 0)	0 (0 to 0)	0
Cysticercosis	4·1 (0·7 to 9·4)	4·8 (1·2 to 11·1)	4·9 (1·3 to 11)	5·8 (1·9 to 12·5)	9·6 (3·1 to 20·3)	12·6 (4·4 to 25·5)	9·9 (3·9 to 20·3)	5·8 (2·2 to 11·7)	3 (1·2 to 6·2)	1·5 (0·6 to 3·1)	0·4 (0·1 to 0·8)	0·1 (0 to 0·2)	78·8
Cystic echinococcosis	0 (0 to 0·2)	0·1 (0 to 0·2)	0·1 (0 to 0·2)	0 (0 to 0·2)	0·1 (0 to 0·2)	0·1 (0 to 0·2)	0 (0 to 0·1)	0 (0 to 0·1)	0 (0 to 0)	0 (0 to 0)	0 (0 to 0)	0 (0 to 0)	1
Lymphatic filariasis	11·3 (6·9 to 16·5)	10·4 (6·5 to 15·2)	7·7 (4·8 to 11·3)	6·2 (3·9 to 9·2)	7·2 (4·5 to 10·4)	6·9 (4·3 to 10)	4·4 (2·7 to 6·3)	2·1 (1·3 to 3·1)	1 (0·7 to 1·5)	0·5 (0·3 to 0·7)	0·1 (0·1 to 0·2)	0 (0 to 0)	188
Onchocerciasis	0 (0 to 0)	0 (0 to 0)	0 (0 to 0)	0 (0 to 0)	0 (0 to 0)	0 (0 to 0)	0 (0 to 0)	0 (0 to 0)	0 (0 to 0)	0 (0 to 0)	0 (0 to 0)	0 (0 to 0)	0
Trachoma	0 (0 to 0)	0 (0 to 0)	0 (0 to 0)	0 (0 to 0)	0 (0 to 0)	0 (0 to 0)	0 (0 to 0)	0 (0 to 0)	0 (0 to 0)	0 (0 to 0)	0 (0 to 0)	0 (0 to 0)	0
Dengue	4·7 (1·4 to 10·3)	3·8 (1 to 8·8)	2·8 (0·8 to 6)	2·2 (0·7 to 4·8)	2·5 (0·8 to 6)	2·6 (0·8 to 6)	1·6 (0·5 to 3·5)	0·9 (0·3 to 1·8)	0·4 (0·2 to 1)	0·3 (0·1 to 0·6)	0·1 (0 to 0·2)	0 (0 to 0·1)	224
Yellow fever	0 (0 to 0)	0 (0 to 0)	0 (0 to 0)	0 (0 to 0)	0 (0 to 0)	0 (0 to 0)	0 (0 to 0)	0 (0 to 0)	0 (0 to 0)	0 (0 to 0)	0 (0 to 0)	0 (0 to 0)	0
Rabies	2·8 (0·1 to 10·2)	3·4 (0·1 to 11·6)	2·7 (0·1 to 9·1)	2 (0 to 6·1)	1·8 (0 to 6·2)	1·6 (0 to 5·1)	1 (0 to 3·6)	0·4 (0 to 1·1)	0·2 (0 to 0·7)	0·1 (0 to 0·3)	0 (0 to 0)	0 (0 to 0)	59·2
Intestinal nematode infections	12·1 (5·2 to 24·1)	2·8 (1·5 to 4·9)	2·6 (1·3 to 4·6)	2·2 (1·1 to 3·8)	2·7 (1·3 to 4·7)	2·4 (1·2 to 4·3)	1·7 (0·8 to 3)	0·9 (0·4 to 1·6)	0·4 (0·2 to 0·7)	0·2 (0·1 to 0·3)	0 (0 to 0·1)	0 (0 to 0)	230
Ascariasis	0·6 (0·2 to 1·3)	0·5 (0·1 to 1·3)	0·4 (0·1 to 1)	0·3 (0·1 to 0·9)	0·6 (0·1 to 1·9)	0·4 (0·1 to 1·1)	0·3 (0 to 1·2)	0·2 (0 to 0·7)	0·1 (0 to 0·3)	0 (0 to 0·1)	0 (0 to 0·1)	0 (0 to 0)	31·5
Trichuriasis	0·3 (0·1 to 0·7)	0·3 (0·1 to 0·5)	0·2 (0 to 0·3)	0·1 (0 to 0·3)	0·1 (0 to 0·3)	0·1 (0 to 0·2)	0 (0 to 0·1)	0 (0 to 0·1)	0 (0 to 0)	0 (0 to 0)	0 (0 to 0)	0 (0 to 0)	11·5
Hookworm disease	11·1 (4·3 to 22·6)	2 (1 to 3·6)	2 (0·9 to 3·8)	1·7 (0·8 to 3·2)	2 (0·9 to 3·7)	2 (1 to 3·6)	1·3 (0·7 to 2·4)	0·7 (0·4 to 1·2)	0·3 (0·2 to 0·6)	0·1 (0·1 to 0·3)	0 (0 to 0·1)	0 (0 to 0)	187
Food-borne trematodiases	0 (0 to 0)	0 (0 to 0)	0 (0 to 0)	0 (0 to 0)	0 (0 to 0)	0 (0 to 0)	0 (0 to 0)	0 (0 to 0)	0 (0 to 0)	0 (0 to 0)	0 (0 to 0)	0 (0 to 0)	0
Leprosy	0·4 (0 to 0·8)	0·4 (0·1 to 0·9)	0·4 (0·1 to 0·8)	0·3 (0·1 to 0·7)	0·5 (0·2 to 0·9)	0·5 (0·2 to 1)	0·4 (0·2 to 0·7)	0·2 (0·1 to 0·4)	0·1 (0 to 0·2)	0·1 (0 to 0·1)	0 (0 to 0)	0 (0 to 0)	4·5
Ebola	0 (0 to 0)	0 (0 to 0)	0 (0 to 0)	0 (0 to 0)	0 (0 to 0)	0 (0 to 0)	0 (0 to 0)	0 (0 to 0)	0 (0 to 0)	0 (0 to 0)	0 (0 to 0)	0 (0 to 0)	0
Zika virus	0 (0 to 0)	0 (0 to 0)	0 (0 to 0)	0 (0 to 0)	0 (0 to 0)	0 (0 to 0)	0 (0 to 0)	0 (0 to 0)	0 (0 to 0)	0 (0 to 0)	0 (0 to 0)	0 (0 to 0)	0
Guinea worm disease	0 (0 to 0)	0 (0 to 0)	0 (0 to 0)	0 (0 to 0)	0 (0 to 0)	0 (0 to 0)	0 (0 to 0)	0 (0 to 0)	0 (0 to 0)	0 (0 to 0)	0 (0 to 0)	0 (0 to 0)	0
Other neglected tropical diseases	3·5 (1·2 to 6·9)	5 (2·2 to 8·9)	3·8 (1·4 to 7·4)	2·9 (1 to 6·1)	2·4 (1·1 to 4·5)	2·6 (1·1 to 4·6)	1·7 (0·7 to 3·2)	1·1 (0·5 to 1·9)	0·6 (0·3 to 1·1)	0·4 (0·2 to 0·6)	0·1 (0 to 0·1)	0 (0 to 0·1)	204
Other infectious diseases	46·5 (17·3 to 71·6)	46·2 (27·2 to 68·1)	41 (26·3 to 62·1)	34·4 (21·7 to 52)	44 (27 to 73)	45·8 (25·7 to 85·3)	35·4 (22·3 to 57)	19·4 (11·7 to 31·6)	8 (4·9 to 12·1)	5·3 (3·1 to 8·7)	1·2 (0·6 to 2·3)	0·4 (0·2 to 0·8)	5,220
Meningitis	12·7 (3·6 to 21·9)	10·5 (5·2 to 17·1)	6·7 (4 to 10·4)	6·1 (3·7 to 9·9)	7·3 (4·2 to 12)	5·8 (3·3 to 9·8)	6·1 (3·3 to 10·3)	3 (1·7 to 5·2)	1·3 (0·7 to 2·2)	0·8 (0·5 to 1·4)	0·1 (0·1 to 0·2)	0 (0 to 0·1)	1,080
Encephalitis	7·5 (2·6 to 14·1)	7·7 (3·5 to 14·5)	6·9 (3·3 to 13·9)	4·5 (2·2 to 8·7)	5·6 (2·6 to 11·5)	4·5 (2·1 to 9·5)	5·2 (2·2 to 11·4)	1·7 (0·8 to 3·7)	0·8 (0·4 to 1·6)	0·6 (0·3 to 1·4)	0·1 (0·1 to 0·3)	0 (0 to 0·1)	502
Diphtheria	0·1 (0 to 0·5)	0·3 (0 to 1)	0·2 (0 to 0·6)	0·1 (0 to 0·3)	0 (0 to 0)	0 (0 to 0)	0 (0 to 0)	0 (0 to 0)	0 (0 to 0)	0 (0 to 0)	0 (0 to 0)	0 (0 to 0)	10·6
Tetanus	4·1 (0·6 to 11·9)	5·7 (1·2 to 17·1)	7·7 (1·7 to 23·6)	7·5 (1·5 to 23·9)	12·2 (2·3 to 42·1)	16 (2·9 to 58·4)	10·1 (2·2 to 29·6)	5·7 (1·4 to 16·9)	1·3 (0·2 to 3·9)	0·9 (0·2 to 2·3)	0·2 (0 to 0·4)	0 (0 to 0·1)	211
Measles	0·2 (0 to 0·4)	0·1 (0 to 0·3)	0·1 (0 to 0·1)	0 (0 to 0·1)	0 (0 to 0)	0 (0 to 0)	0 (0 to 0)	0 (0 to 0)	0 (0 to 0)	0 (0 to 0)	0 (0 to 0)	0 (0 to 0)	499
Varicella and herpes zoster	1·6 (0·6 to 3·3)	1·8 (0·8 to 3·5)	1·6 (0·7 to 3·1)	1·6 (0·7 to 3·2)	2·3 (1 to 4·6)	3·4 (1·2 to 7·7)	2·5 (0·9 to 5·5)	1·9 (0·6 to 4·5)	1·7 (0·3 to 4·7)	1·5 (0·3 to 4·4)	0·5 (0·1 to 1·5)	0·2 (0 to 0·6)	106
Acute hepatitis	10 (2·8 to 22·3)	8·8 (2·7 to 19·3)	9·3 (2·8 to 22)	7·6 (2·2 to 17·5)	10 (2·8 to 24·3)	9·3 (2·5 to 24·1)	6·7 (1·6 to 16·2)	4·4 (1·1 to 11·1)	1·6 (0·4 to 4)	0·5 (0·2 to 1·2)	0·1 (0 to 0·2)	0 (0 to 0)	161
Acute hepatitis A	5·1 (0·9 to 14·5)	2·8 (0·5 to 8·8)	3·5 (0·5 to 9·7)	4·3 (0·7 to 11·7)	1·5 (0·1 to 6·5)	2·8 (0·1 to 9·5)	1·9 (0·1 to 6·7)	2·8 (0·5 to 8·2)	1 (0·2 to 2·7)	0·2 (0 to 0·6)	0 (0 to 0·1)	0 (0 to 0)	78·4
Acute hepatitis B	3·8 (1 to 9·4)	4·2 (1·1 to 10·3)	4·5 (1 to 12)	2·5 (0·5 to 7·2)	6·8 (1·6 to 16·1)	5·2 (1·1 to 15·1)	3·9 (0·8 to 10·1)	1·1 (0·2 to 3·7)	0·5 (0·1 to 1·5)	0·2 (0 to 0·6)	0·1 (0 to 0·1)	0 (0 to 0)	61·2
Acute hepatitis C	0·7 (0·1 to 2·5)	1·4 (0·2 to 4·7)	1·3 (0·2 to 4)	0·7 (0·1 to 2·4)	1·4 (0·1 to 5·2)	1·1 (0·1 to 3·6)	0·8 (0·1 to 2·7)	0·4 (0 to 1·3)	0·1 (0 to 0·4)	0·1 (0 to 0·2)	0 (0 to 0)	0 (0 to 0)	15·3
Acute hepatitis E	0·3 (0·1 to 1·2)	0·3 (0·1 to 0·9)	0·1 (0 to 0·4)	0·1 (0 to 0·3)	0·3 (0 to 0·9)	0·3 (0 to 0·9)	0·1 (0 to 0·5)	0·1 (0 to 0·4)	0 (0 to 0·2)	0 (0 to 0·1)	0 (0 to 0)	0 (0 to 0)	6·4
Other unspecified infectious diseases	9·4 (4·1 to 19·4)	10·6 (5·2 to 19·9)	7·8 (3·6 to 14·9)	6·3 (3 to 11·4)	6·5 (3·2 to 13·2)	6·8 (3·3 to 12·8)	4·9 (2·4 to 9·2)	2·6 (1·2 to 4·8)	1·3 (0·6 to 2·5)	0·8 (0·4 to 1·6)	0·2 (0·1 to 0·4)	0·1 (0 to 0·1)	285
Maternal and neonatal disorders	585 (146 to 909)	351 (163 to 592)	42·7 (30·2 to 60·5)	20·6 (14·6 to 27·4)	19·5 (13·9 to 26·3)	13·6 (9·7 to 18·4)	5·8 (4·2 to 7·9)	1·7 (1·1 to 2·4)	0·3 (0·2 to 0·5)	0·1 (0 to 0·2)	0 (0 to 0)	0 (0 to 0)	23,700
Maternal disorders	530 (90·3 to 856)	305 (116 to 545)	12·4 (4·5 to 27·6)	0 (0 to 0)	0 (0 to 0)	0 (0 to 0)	0 (0 to 0)	0 (0 to 0)	0 (0 to 0)	0 (0 to 0)	0 (0 to 0)	0 (0 to 0)	3,660
Maternal hemorrhage	120 (22·8 to 220)	55 (19·7 to 112)	1·7 (0·5 to 4·3)	0 (0 to 0)	0 (0 to 0)	0 (0 to 0)	0 (0 to 0)	0 (0 to 0)	0 (0 to 0)	0 (0 to 0)	0 (0 to 0)	0 (0 to 0)	787
Maternal sepsis and other maternal infections	61·9 (10·3 to 115)	35·3 (12·1 to 72·9)	0·9 (0·3 to 2·2)	0 (0 to 0)	0 (0 to 0)	0 (0 to 0)	0 (0 to 0)	0 (0 to 0)	0 (0 to 0)	0 (0 to 0)	0 (0 to 0)	0 (0 to 0)	448
Maternal hypertensive disorders	74·5 (14·8 to 126)	33·9 (11·9 to 64·6)	1·7 (0·6 to 3·8)	0 (0 to 0)	0 (0 to 0)	0 (0 to 0)	0 (0 to 0)	0 (0 to 0)	0 (0 to 0)	0 (0 to 0)	0 (0 to 0)	0 (0 to 0)	693
Maternal obstructed labor and uterine rupture	2·3 (0·8 to 4·2)	1·1 (0·4 to 2·2)	0 (0 to 0·1)	0 (0 to 0)	0 (0 to 0)	0 (0 to 0)	0 (0 to 0)	0 (0 to 0)	0 (0 to 0)	0 (0 to 0)	0 (0 to 0)	0 (0 to 0)	19·8
Maternal abortion and miscarriage	98·5 (15 to 190)	87·1 (30·2 to 177)	4·3 (1·4 to 9·9)	0 (0 to 0)	0 (0 to 0)	0 (0 to 0)	0 (0 to 0)	0 (0 to 0)	0 (0 to 0)	0 (0 to 0)	0 (0 to 0)	0 (0 to 0)	512
Ectopic pregnancy	9 (1·3 to 16·6)	3·4 (1·2 to 7)	0·1 (0 to 0·2)	0 (0 to 0)	0 (0 to 0)	0 (0 to 0)	0 (0 to 0)	0 (0 to 0)	0 (0 to 0)	0 (0 to 0)	0 (0 to 0)	0 (0 to 0)	87·2
Indirect maternal deaths	12·6 (1·9 to 23·1)	4·9 (1·6 to 10·2)	0·1 (0 to 0·3)	--	--	--	--	--	--	--	--	--	NA
Late maternal deaths	9·1 (1·5 to 16·8)	5·2 (1·9 to 9·8)	0·2 (0·1 to 0·5)	--	--	--	--	--	--	--	--	--	NA
Maternal deaths aggravated by HIV/AIDS	0·5 (0 to 3·2)	0·3 (0 to 2·1)	0 (0 to 0·1)	--	--	--	--	--	--	--	--	--	NA
Neonatal disorders	54·5 (39·1 to 72·4)	46 (33·1 to 62·1)	30·2 (21·4 to 40·9)	20·6 (14·6 to 27·4)	19·5 (13·9 to 26·3)	13·6 (9·7 to 18·4)	5·8 (4·2 to 7·9)	1·7 (1·1 to 2·4)	0·3 (0·2 to 0·5)	0·1 (0 to 0·2)	0 (0 to 0)	0 (0 to 0)	20,100
Neonatal preterm birth	31 (21·1 to 43·4)	25·8 (17·9 to 35·8)	16·6 (11·3 to 22·6)	11 (7·7 to 15·1)	10·1 (7·2 to 13·8)	7 (5 to 9·2)	2·9 (2 to 4·2)	1 (0·6 to 1·5)	0·2 (0·1 to 0·4)	0·1 (0 to 0·2)	0 (0 to 0)	0 (0 to 0)	9,500
Neonatal encephalopathy due to birth asphyxia and trauma	6·1 (3·3 to 10·1)	5·2 (2·9 to 8·5)	3·5 (2 to 5·7)	2·5 (1·4 to 4·1)	2·5 (1·3 to 4·1)	1·4 (0·8 to 2·5)	0·4 (0·2 to 0·7)	0·1 (0 to 0·1)	0 (0 to 0)	0 (0 to 0)	0 (0 to 0)	0 (0 to 0)	5,390
Neonatal sepsis and other neonatal infections	16 (7·9 to 27·2)	13·7 (6·7 to 23·5)	9·3 (4·4 to 16·1)	6·4 (2·9 to 11·2)	6·3 (2·9 to 11·1)	4·7 (1·9 to 8·6)	2·3 (1·2 to 3·8)	0·6 (0·3 to 1·1)	0·1 (0 to 0·2)	0 (0 to 0)	0 (0 to 0)	0 (0 to 0)	2,870
Hemolytic disease and other neonatal jaundice	1·5 (1·1 to 2)	1·3 (1 to 1·7)	0·9 (0·7 to 1·2)	0·6 (0·5 to 0·8)	0·6 (0·5 to 0·8)	0·5 (0·4 to 0·6)	0·2 (0·2 to 0·3)	0·1 (0 to 0·1)	0 (0 to 0)	0 (0 to 0)	0 (0 to 0)	0 (0 to 0)	137
Other neonatal disorders	0 (0 to 0)	0 (0 to 0)	0 (0 to 0)	0 (0 to 0)	0 (0 to 0)	0 (0 to 0)	0 (0 to 0)	0 (0 to 0)	0 (0 to 0)	0 (0 to 0)	0 (0 to 0)	0 (0 to 0)	2,180
Nutritional deficiencies	106 (54·8 to 185)	141 (74·5 to 237)	113 (56·5 to 191)	92·6 (47·5 to 164)	122 (66·4 to 206)	141 (74·2 to 231)	123 (70·8 to 200)	86·2 (50·3 to 144)	63·2 (35·3 to 106)	45·3 (26 to 79·6)	14·7 (7·7 to 27·5)	4·2 (2·2 to 7·9)	4,820
Protein-energy malnutrition	19·3 (9·6 to 32·3)	21·5 (11·2 to 37)	24·1 (13·2 to 41·9)	21·5 (12·3 to 37·4)	34·7 (19·3 to 61·7)	40·9 (21·1 to 79)	50·3 (24·8 to 98·8)	44·4 (20·7 to 90·1)	39 (17·8 to 75)	29·9 (13·9 to 59·7)	11 (4·8 to 22)	3·2 (1·5 to 6·5)	1,830
Iodine deficiency	5·3 (2·4 to 9·7)	4·4 (2 to 7·9)	2·9 (1·3 to 5·4)	2·1 (0·9 to 3·7)	2·2 (0·9 to 4·1)	2·2 (0·9 to 4·2)	1·5 (0·6 to 2·7)	0·8 (0·4 to 1·3)	0·3 (0·1 to 0·6)	0·1 (0·1 to 0·3)	0 (0 to 0·1)	0 (0 to 0)	65·8
Vitamin A deficiency	0·5 (0·2 to 0·9)	0·5 (0·2 to 0·9)	0·4 (0·2 to 0·7)	0·3 (0·1 to 0·6)	0·4 (0·2 to 0·6)	0·3 (0·2 to 0·6)	0·2 (0·1 to 0·4)	0·1 (0 to 0·2)	0 (0 to 0·1)	0 (0 to 0)	0 (0 to 0)	0 (0 to 0)	141
Dietary iron deficiency	77·2 (29·8 to 149)	111 (47·2 to 204)	80·3 (27·4 to 159)	63·7 (22·9 to 131)	80·2 (31 to 151)	89·8 (33·7 to 173)	65·1 (27·1 to 122)	32·6 (13·3 to 60·4)	17·9 (8·1 to 31·8)	11·1 (5 to 19·5)	2·4 (1·1 to 3·9)	0·5 (0·3 to 0·9)	2,650
Other nutritional deficiencies	3·9 (2·3 to 6)	3·5 (2 to 5·7)	5·7 (3·1 to 10·4)	5 (2·6 to 9·8)	4·5 (2·5 to 8·4)	7·7 (3·6 to 16·3)	6·1 (2·6 to 14·4)	8·3 (2·6 to 19·4)	5·8 (1·8 to 14·3)	4·2 (1·3 to 10·8)	1·3 (0·4 to 3·4)	0·5 (0·1 to 1·2)	135
Non-communicable diseases	5,400 (3,430 to 6,850)	6,470 (4,510 to 8,040)	6,290 (4,900 to 7,660)	6,230 (5,030 to 7,490)	9,220 (7,600 to 10,800)	11,400 (9,590 to 13,000)	9,590 (8,330 to 10,700)	5,890 (5,240 to 6,450)	3,460 (3,110 to 3,760)	2,020 (1,780 to 2,240)	512 (430 to 576)	113 (93·5 to 129)	108,000
Neoplasms	796 (125 to 1,170)	1,120 (520 to 1,570)	1,170 (805 to 1,600)	1,100 (793 to 1,480)	1,450 (1,060 to 1,910)	1,530 (1,160 to 1,970)	1,090 (813 to 1,370)	539 (423 to 680)	236 (180 to 300)	112 (84·4 to 145)	20·6 (14·8 to 26·9)	3·5 (2·5 to 4·6)	11,900
Lip and oral cavity cancer	7·8 (1·4 to 13·7)	10·9 (5·1 to 17·6)	12·1 (6·7 to 18·8)	12·5 (7·3 to 19·6)	21·4 (12·6 to 34·1)	25·3 (16 to 39·7)	20·1 (12·6 to 31·2)	13·1 (7·9 to 20·7)	5·9 (3·6 to 9·2)	2·9 (1·8 to 4·6)	0·7 (0·4 to 1)	0·1 (0·1 to 0·2)	153
Nasopharynx cancer	11·3 (1·8 to 20·7)	16 (6·8 to 26·8)	14·9 (8·1 to 24·5)	13·8 (7·9 to 23·1)	17·2 (9·5 to 29·6)	17·2 (9·3 to 28·7)	13·4 (7·4 to 22)	5·7 (3·1 to 9·5)	2·5 (1·3 to 4·2)	1·1 (0·5 to 1·8)	0·2 (0·1 to 0·3)	0 (0 to 0)	141
Other pharynx cancer	1·5 (0·3 to 2·8)	2·7 (1·1 to 4·5)	3·3 (1·7 to 5·7)	3·3 (1·9 to 5·3)	5 (2·8 to 8)	6·3 (3·8 to 10·2)	4·2 (2·5 to 6·5)	2·2 (1·3 to 3·5)	0·7 (0·4 to 1·3)	0·3 (0·2 to 0·6)	0·1 (0 to 0·1)	0 (0 to 0)	33
Esophageal cancer	8·5 (1·5 to 15·5)	14·6 (6 to 24·8)	19·3 (10·1 to 30·7)	20·8 (11·4 to 35·1)	28·4 (16·4 to 46·7)	32·1 (19·1 to 48·3)	27·6 (16·2 to 43)	15·7 (9·5 to 24·4)	6·5 (3·7 to 10·5)	3·1 (1·9 to 5·2)	0·5 (0·3 to 0·9)	0·1 (0 to 0·1)	193
Stomach cancer	36·7 (6·3 to 60·6)	49·3 (21·7 to 79·8)	58·2 (32·9 to 92·9)	60 (36·7 to 93)	90·4 (56·1 to 135)	111 (72·3 to 169)	87·1 (56·5 to 126)	47·8 (32·3 to 68·5)	23·4 (15·2 to 34·5)	12·1 (7·8 to 17·3)	2·2 (1·4 to 3·3)	0·4 (0·2 to 0·6)	652
Colon and rectum cancer	60·1 (10·6 to 101)	88 (37·5 to 141)	114 (67·6 to 182)	110 (62·4 to 176)	168 (96·1 to 260)	192 (111 to 292)	148 (87·1 to 223)	84·6 (50·6 to 128)	40·6 (23·5 to 61·4)	20 (11·4 to 31·1)	3·9 (2·3 to 6)	0·7 (0·4 to 1·1)	1,160
Liver cancer	21·3 (3·4 to 41·6)	30·3 (12·3 to 57·7)	38·4 (19·4 to 68·1)	40·2 (21·4 to 69·6)	63·3 (35·8 to 109)	76·5 (42·1 to 123)	60·8 (34·4 to 100)	32·4 (18·3 to 53·4)	14·5 (9 to 23·5)	6·2 (3·5 to 9·9)	1·1 (0·6 to 1·7)	0·2 (0·1 to 0·3)	447
Liver cancer due to hepatitis B	11·8 (1·8 to 22·5)	14·7 (5·6 to 30·2)	16·2 (7·2 to 31·5)	15·2 (6·5 to 30)	21·2 (9·2 to 41)	22 (9·5 to 41·8)	15·1 (6·6 to 28·8)	6·9 (3 to 13·5)	2·6 (1·1 to 5)	1 (0·4 to 1·9)	0·2 (0·1 to 0·3)	0 (0 to 0·1)	155
Liver cancer due to hepatitis C	3·8 (0·6 to 8·5)	7·1 (2·1 to 15·7)	11·4 (4·6 to 22·2)	14 (5·9 to 27·9)	24·5 (10·2 to 44·6)	32·3 (14·7 to 57·2)	27·9 (14 to 49·5)	16·3 (8·2 to 29)	8·2 (4·6 to 13·5)	3·8 (2·1 to 6·2)	0·7 (0·4 to 1·2)	0·1 (0·1 to 0·2)	153
Liver cancer due to alcohol use	1·9 (0·3 to 4·7)	3·1 (0·9 to 7·2)	4·2 (1·5 to 8·9)	4·4 (1·7 to 9·1)	7·5 (3 to 15·5)	10·1 (4·4 to 19·7)	7·8 (3·2 to 15·9)	3·4 (1·5 to 6·4)	1·2 (0·5 to 2·2)	0·4 (0·2 to 0·8)	0·1 (0 to 0·1)	0 (0 to 0)	45·8
Liver cancer due to NASH	2·2 (0·4 to 4·8)	3·3 (1·1 to 7)	4·2 (1·7 to 9)	4·5 (1·8 to 9·3)	7·2 (3·1 to 14·4)	9·1 (4 to 18·9)	7·8 (3·6 to 14·7)	4·7 (2·1 to 9·1)	2·1 (1 to 4)	0·8 (0·4 to 1·6)	0·1 (0·1 to 0·3)	0 (0 to 0·1)	52·1
Liver cancer due to other causes	1·6 (0·3 to 3·7)	2·1 (0·7 to 4·9)	2·3 (0·9 to 4·8)	2·1 (0·8 to 4·4)	2·9 (1·2 to 6·1)	3 (1·3 to 6·1)	2·2 (0·9 to 4·5)	1·2 (0·5 to 2·4)	0·5 (0·2 to 0·9)	0·2 (0·1 to 0·4)	0 (0 to 0·1)	0 (0 to 0)	40·6
Gallbladder and biliary tract cancer	3·5 (0·5 to 7)	6·3 (2·5 to 12·8)	10·6 (5·3 to 20·7)	10·8 (5·4 to 21)	19·5 (10·1 to 37·3)	23·8 (12·5 to 45·6)	18·1 (10 to 33·2)	9·4 (5·3 to 16·5)	4·4 (2·3 to 8)	2 (1·1 to 3·9)	0·3 (0·2 to 0·7)	0·1 (0 to 0·1)	114
Pancreatic cancer	11·8 (1·8 to 19·2)	19·9 (8·8 to 31·9)	25·2 (14·5 to 39·4)	29·1 (16·5 to 47·2)	50·9 (30·3 to 80)	58·9 (35·1 to 92·3)	45·2 (27·5 to 70·4)	23·3 (14 to 35·5)	9·8 (5·8 to 15·7)	4·7 (2·8 to 7·4)	0·8 (0·5 to 1·2)	0·1 (0·1 to 0·2)	296
Larynx cancer	1·7 (0·3 to 3·4)	3·1 (1·1 to 5·5)	4·1 (2·1 to 7)	4·9 (2·8 to 8·1)	7·2 (4·2 to 11·8)	7·5 (4·2 to 12·2)	6·4 (3·7 to 10·1)	3·1 (1·8 to 4·9)	1·3 (0·8 to 2)	0·6 (0·3 to 1)	0·1 (0 to 0·2)	0 (0 to 0)	43·8
Tracheal, bronchus, and lung cancer	60·2 (10·2 to 101)	99·6 (46·6 to 165)	115 (66·4 to 183)	131 (75·4 to 211)	203 (122 to 322)	229 (138 to 362)	157 (91·5 to 263)	74 (44·9 to 118)	30·9 (18·1 to 52·2)	14·6 (8·5 to 23·5)	2·4 (1·4 to 4)	0·3 (0·2 to 0·6)	1,210
Malignant skin melanoma	1·9 (0·3 to 3·6)	2·3 (0·9 to 4·2)	2·3 (1·2 to 3·9)	2 (1·1 to 3·3)	2·6 (1·5 to 4·5)	3 (1·7 to 5)	2·4 (1·4 to 3·9)	1·5 (0·9 to 2·3)	0·7 (0·4 to 1·1)	0·5 (0·3 to 0·7)	0·1 (0·1 to 0·2)	0 (0 to 0)	27·3
Non-melanoma skin cancer	2·5 (0·4 to 4·8)	4·8 (1·8 to 9·2)	4·9 (2·2 to 9·4)	4·8 (2·3 to 8·9)	6·8 (3·3 to 12·1)	8·3 (4 to 14·8)	7 (3·5 to 12·7)	3·4 (1·8 to 5·9)	1·8 (1 to 3·1)	1·4 (0·7 to 2·4)	0·3 (0·2 to 0·6)	0·1 (0 to 0·2)	54·9
Non-melanoma skin cancer (squamous-cell carcinoma)	2·5 (0·4 to 4·8)	4·8 (1·8 to 9·2)	4·9 (2·2 to 9·4)	4·8 (2·3 to 8·9)	6·8 (3·3 to 12·1)	8·3 (4 to 14·8)	7 (3·5 to 12·7)	3·4 (1·8 to 5·9)	1·8 (1 to 3·1)	1·4 (0·7 to 2·4)	0·3 (0·2 to 0·6)	0·1 (0 to 0·2)	54·9
Non-melanoma skin cancer (basal-cell carcinoma)	0 (0 to 0)	0 (0 to 0)	0 (0 to 0)	0 (0 to 0)	0 (0 to 0)	0 (0 to 0)	0 (0 to 0)	0 (0 to 0)	0 (0 to 0)	0 (0 to 0)	0 (0 to 0)	0 (0 to 0)	0
Breast cancer	235 (37·5 to 381)	341 (161 to 529)	296 (181 to 477)	255 (164 to 391)	262 (167 to 394)	232 (151 to 342)	139 (91·4 to 206)	63·7 (42·5 to 91·9)	26·7 (17 to 37·8)	12·5 (7·9 to 18·5)	2·5 (1·6 to 3·7)	0·5 (0·2 to 0·8)	2,150
Cervical cancer	144 (22·6 to 245)	173 (74·7 to 286)	173 (96·3 to 274)	146 (88·8 to 230)	144 (88 to 229)	131 (78 to 220)	81·1 (49·9 to 138)	32·5 (21·1 to 57·9)	12·7 (7·4 to 22·9)	5·4 (3·1 to 10·6)	0·8 (0·5 to 1·7)	0·1 (0·1 to 0·3)	1,240
Uterine cancer	16·8 (2·5 to 32·6)	32·4 (12·6 to 58·1)	40·5 (20·2 to 67·3)	41·5 (21 to 69·5)	60 (33·1 to 100)	57·5 (32·8 to 94·4)	36·4 (22·4 to 57·9)	14 (8·7 to 21·4)	5·6 (3·5 to 8·9)	2 (1·2 to 3·1)	0·4 (0·2 to 0·6)	0 (0 to 0·1)	329
Ovarian cancer	37·9 (6 to 67)	63·5 (28·3 to 107)	65·3 (37·5 to 111)	52·5 (30·1 to 86·5)	64·6 (39·4 to 106)	56 (33·6 to 88·6)	35·6 (22 to 57·3)	14·3 (8·7 to 23·3)	5·4 (3·2 to 8·9)	2·3 (1·4 to 3·8)	0·4 (0·2 to 0·7)	0·1 (0 to 0·1)	509
Prostate cancer	0 (0 to 0)	0 (0 to 0)	0 (0 to 0)	0 (0 to 0)	0 (0 to 0)	0 (0 to 0)	0 (0 to 0)	0 (0 to 0)	0 (0 to 0)	0 (0 to 0)	0 (0 to 0)	0 (0 to 0)	0
Testicular cancer	--	--	--	--	--	--	--	--	--	--	--	--	NA
Kidney cancer	3·6 (0·6 to 6·8)	6·5 (2·6 to 11·6)	7 (3·7 to 11·8)	6·7 (3·8 to 11·4)	11·2 (6·2 to 19·4)	12·3 (6·9 to 20·6)	8·5 (4·8 to 13·6)	4·8 (2·8 to 7·5)	2 (1·1 to 3·2)	0·9 (0·5 to 1·6)	0·2 (0·1 to 0·3)	0 (0 to 0)	105
Bladder cancer	2·8 (0·4 to 4·8)	3·7 (1·6 to 6·1)	5 (3 to 8)	5·9 (3·4 to 9·2)	9·6 (5·9 to 14·6)	13·8 (8·7 to 21·3)	11·7 (7·5 to 17·5)	8·6 (5·6 to 12·5)	4·3 (2·7 to 6·5)	2·5 (1·5 to 3·7)	0·5 (0·3 to 0·8)	0·1 (0 to 0·1)	71·5
Brain and central nervous system cancer	22·3 (3·4 to 38·8)	26·2 (10·4 to 44·6)	26·2 (13·7 to 43·8)	22·9 (12·5 to 37·8)	27·6 (15·5 to 45·3)	29·8 (16·8 to 47·7)	18·3 (10·5 to 30)	8·1 (4·3 to 14)	3·6 (1·9 to 6·4)	1·5 (0·8 to 2·7)	0·2 (0·1 to 0·4)	0·1 (0 to 0·1)	466
Thyroid cancer	6·5 (1 to 12·7)	11·2 (4·2 to 20)	14·7 (7 to 26·5)	15·8 (8·4 to 26·6)	23·7 (12·6 to 42·1)	26·8 (13·8 to 43·5)	22 (12·2 to 36·3)	9·8 (5·8 to 15·7)	3·9 (2·4 to 6·4)	1·9 (1·2 to 3)	0·3 (0·2 to 0·5)	0 (0 to 0)	151
Mesothelioma	1·9 (0·3 to 4·8)	1·1 (0·3 to 2·6)	0·9 (0·3 to 2·4)	1·1 (0·4 to 2·6)	1·1 (0·4 to 2·5)	1·1 (0·3 to 2·7)	0·7 (0·3 to 1·6)	0·3 (0·1 to 0·8)	0·1 (0 to 0·3)	0·1 (0 to 0·2)	0 (0 to 0·1)	0 (0 to 0)	14·1
Hodgkin lymphoma	2·7 (0·6 to 6·5)	2·4 (0·9 to 5·4)	2·6 (1 to 5·7)	1·7 (0·7 to 3·6)	2·9 (1·2 to 6)	3·3 (1·5 to 6·7)	2·2 (1·1 to 4·3)	1·2 (0·6 to 2·4)	0·5 (0·2 to 0·8)	0·1 (0·1 to 0·2)	0 (0 to 0)	0 (0 to 0)	48·8
Non-Hodgkin lymphoma	15·8 (2·8 to 27·1)	18·3 (8·4 to 30·9)	21·1 (12·2 to 34·2)	20·1 (11·5 to 32·3)	30·9 (18 to 47·9)	35·3 (21·8 to 54·5)	27·8 (17·1 to 41·8)	12·6 (7·8 to 19·3)	5·1 (3 to 8)	2·1 (1·2 to 3·3)	0·3 (0·2 to 0·6)	0 (0 to 0·1)	307
Multiple myeloma	2·4 (0·3 to 4·3)	4·5 (2 to 7·7)	6·9 (4 to 10·8)	8·2 (4·9 to 12·8)	13·9 (8·4 to 20·6)	15·7 (9·4 to 23·4)	11·3 (7·2 to 16·7)	5·5 (3·3 to 8·5)	1·7 (1 to 2·7)	0·6 (0·3 to 0·9)	0·1 (0·1 to 0·2)	0 (0 to 0)	73·3
Leukemia	41·4 (6·8 to 69·6)	44·9 (19·6 to 72·6)	42·6 (23·9 to 68·3)	39·3 (23·6 to 62·6)	55·4 (32·4 to 86·7)	58·5 (36 to 90·6)	42 (25·4 to 65·4)	21·4 (13·5 to 33·2)	9·4 (5·3 to 15·5)	4·7 (2·6 to 7·8)	1 (0·5 to 1·6)	0·1 (0·1 to 0·2)	1,100
Acute lymphoid leukemia	3·1 (0·6 to 7·4)	2·6 (0·8 to 6)	2·6 (0·9 to 5·4)	3·2 (1·3 to 6·9)	3·2 (1·2 to 6·8)	2·9 (1·1 to 6·3)	2·5 (0·9 to 5·5)	0·9 (0·3 to 2·2)	0·6 (0·2 to 1·2)	0·2 (0·1 to 0·5)	0 (0 to 0·1)	0 (0 to 0)	197
Chronic lymphoid leukemia	0·6 (0·1 to 1·5)	0·6 (0·2 to 1·4)	1·3 (0·5 to 2·8)	1·4 (0·6 to 3·2)	1·7 (0·6 to 4)	2·2 (0·8 to 4·9)	1·6 (0·5 to 3·8)	1 (0·4 to 2·1)	0·5 (0·2 to 1·1)	0·2 (0·1 to 0·4)	0 (0 to 0·1)	0 (0 to 0)	12·7
Acute myeloid leukemia	7·8 (1·5 to 16·7)	9·4 (3·3 to 19·6)	7·1 (2·9 to 14·6)	5·5 (2 to 12·1)	8·2 (3 to 17·9)	8·9 (3·2 to 19·4)	3·8 (1·3 to 9)	3·4 (1·3 to 7·6)	1·1 (0·4 to 2·3)	0·6 (0·2 to 1·3)	0·1 (0 to 0·1)	0 (0 to 0)	176
Chronic myeloid leukemia	3·3 (0·6 to 7·7)	1·9 (0·5 to 4·7)	2·9 (0·9 to 6·4)	3·2 (1 to 7·5)	3 (1 to 6·7)	3·8 (1·4 to 8·5)	2·4 (0·8 to 5·6)	1·1 (0·4 to 2·4)	0·6 (0·2 to 1·2)	0·3 (0·1 to 0·7)	0 (0 to 0·1)	0 (0 to 0)	38·2
Other leukemia	26·6 (3·8 to 47·2)	30·4 (12·4 to 51·1)	28·7 (14·8 to 49)	25·9 (14·3 to 43·1)	39·3 (21 to 65·1)	40·6 (23·6 to 65·4)	31·6 (18·7 to 50·3)	14·9 (9 to 23·5)	6·7 (3·5 to 11·4)	3·4 (1·8 to 5·8)	0·8 (0·4 to 1·4)	0·1 (0·1 to 0·2)	679
Other malignant neoplasms	33·7 (5 to 56·9)	42·1 (16 to 66·9)	42·8 (24·5 to 65·1)	42·5 (25 to 64·2)	55·4 (33 to 84·3)	66·2 (41·1 to 101)	47·4 (30·4 to 70·6)	24·1 (15·7 to 34·6)	10·8 (6·9 to 15·9)	5 (3·1 to 7·6)	1 (0·6 to 1·5)	0·2 (0·1 to 0·3)	786



6930

SR Table 2b: Eastern Sub-Saharan Africa DALYS by cause and age group for females with 95% uncertainty intervals, 2019

Cause	Early Neonatal	Late Neonatal	Post Neonatal	1 to 4	5 to 9	10 to 14
All causes	9,920,000 (8.200.000 to 12.100.000)	2,960,000 (2.430.000 to 3.630.000)	10,100,000 (8.420.000 to 12.300.000)	10,400,000 (8.900.000 to 12.300.000)	3,260,000 (2.750.000 to 3.830.000)	2,780,000 (2.320.000 to 3.300.000)
Communicable, maternal, neonatal, and nutritional diseases	9,140,000 (7.530.000 to 11.200.000)	2,620,000 (2.140.000 to 3.240.000)	8,330,000 (6.760.000 to 10.300.000)	8,370,000 (7.040.000 to 10.000.000)	2,030,000 (1.730.000 to 2.360.000)	1,300,000 (1.120.000 to 1.510.000)
HIV/AIDS and sexually transmitted infections	575,000 (212.000 to 1.150.000)	149,000 (57.000 to 296.000)	553,000 (368.000 to 809.000)	670,000 (566.000 to 784.000)	237,000 (203.000 to 269.000)	247,000 (220.000 to 273.000)
HIV/AIDS	36·8 (22·4 to 55)	132 (82·1 to 197)	312,000 (231.000 to 409.000)	657,000 (556.000 to 766.000)	231,000 (199.000 to 263.000)	246,000 (218.000 to 271.000)
HIV/AIDS - Drug-susceptible Tuberculosis	0·6 (0·3 to 0·9)	8 (4·8 to 11·7)	92,300 (62.400 to 125.000)	207,000 (149.000 to 260.000)	70,700 (53.200 to 86.000)	74,900 (57.900 to 89.100)
HIV/AIDS - Multidrug-resistant Tuberculosis without extensive drug resistance	0 (0 to 0)	0·4 (0·2 to 0·7)	11,500 (3.950 to 24.600)	27,000 (9.450 to 57.300)	8,220 (3.040 to 17.100)	7,780 (3.100 to 15.700)
HIV/AIDS - Extensively drug-resistant Tuberculosis	0 (0 to 0)	0 (0 to 0)	157 (50·6 to 359)	367 (124 to 818)	111 (39·2 to 243)	105 (39·7 to 216)
HIV/AIDS resulting in other diseases	36·2 (21·8 to 54·5)	123 (74·1 to 188)	208,000 (152.000 to 302.000)	422,000 (345.000 to 535.000)	152,000 (130.000 to 182.000)	163,000 (142.000 to 187.000)
Sexually transmitted infections excluding HIV	575,000 (212.000 to 1.150.000)	149,000 (56.800 to 296.000)	241,000 (85.400 to 486.000)	13,100 (4.500 to 27.900)	5,680 (1.870 to 12.900)	1,830 (1.170 to 2.660)
Syphilis	575,000 (212.000 to 1.150.000)	149,000 (56.800 to 296.000)	241,000 (85.400 to 486.000)	13,100 (4.500 to 27.900)	5,680 (1.870 to 12.900)	715 (427 to 1.070)
Chlamydial infection	0 (0 to 0)	0 (0 to 0)	0 (0 to 0)	0 (0 to 0)	0 (0 to 0)	164 (107 to 235)
[illegible]	[illegible]	[illegible]	[illegible]	[illegible]	[illegible]	[illegible]

Cause	15 to 19	20 to 24	25 to 29	30 to 34	35 to 39	40 to 44	45 to 49	50 to 54	55 to 59
All causes	3,510,000 (2.980.000 to 4.100.000)	3,800,000 (3.230.000 to 4.400.000)	3,900,000 (3.330.000 to 4.500.000)	3,920,000 (3.400.000 to 4.490.000)	3,860,000 (3.370.000 to 4.390.000)	3,600,000 (3.160.000 to 4.090.000)	3,100,000 (2.740.000 to 3.500.000)	2,670,000 (2.360.000 to 3.020.000)	2,380,000 (2.100.000 to 2.680.000)
Communicable, maternal, neonatal, and nutritional diseases	1,660,000 (1.450.000 to 1.880.000)	1,900,000 (1.670.000 to 2.160.000)	2,000,000 (1.760.000 to 2.260.000)	2,030,000 (1.830.000 to 2.250.000)	1,940,000 (1.750.000 to 2.140.000)	1,670,000 (1.520.000 to 1.840.000)	1,300,000 (1.180.000 to 1.440.000)	954,000 (855.000 to 1.070.000)	723,000 (638.000 to 830.000)
HIV/AIDS and sexually transmitted infections	519,000 (423.000 to 633.000)	654,000 (553.000 to 787.000)	871,000 (729.000 to 1.040.000)	1,010,000 (892.000 to 1.150.000)	1,010,000 (910.000 to 1.120.000)	875,000 (811.000 to 950.000)	654,000 (600.000 to 713.000)	412,000 (378.000 to 449.000)	224,000 (203.000 to 245.000)
HIV/AIDS	509,000 (413.000 to 625.000)	639,000 (538.000 to 771.000)	854,000 (714.000 to 1.020.000)	997,000 (880.000 to 1.140.000)	1,000,000 (899.000 to 1.110.000)	866,000 (804.000 to 940.000)	648,000 (595.000 to 707.000)	409,000 (376.000 to 445.000)	221,000 (201.000 to 242.000)
HIV/AIDS - Drug-susceptible Tuberculosis	142,000 (100.000 to 189.000)	182,000 (129.000 to 236.000)	239,000 (172.000 to 310.000)	280,000 (204.000 to 354.000)	276,000 (201.000 to 345.000)	238,000 (175.000 to 292.000)	175,000 (129.000 to 217.000)	113,000 (85.000 to 138.000)	61,300 (46.100 to 74.500)
HIV/AIDS - Multidrug-resistant Tuberculosis without extensive drug resistance	16,200 (6.030 to 33.300)	20,000 (7.350 to 41.300)	23,700 (8.740 to 50.500)	25,800 (9.670 to 53.400)	24,700 (9.600 to 50.800)	20,900 (8.360 to 41.800)	15,200 (6.000 to 31.300)	9,740 (3.960 to 19.400)	5,310 (2.190 to 10.400)
HIV/AIDS - Extensively drug-resistant Tuberculosis	218 (78·8 to 471)	269 (92·1 to 584)	317 (114 to 696)	346 (125 to 745)	332 (120 to 703)	280 (103 to 586)	205 (77·8 to 428)	131 (49·3 to 270)	71 (26·6 to 145)
HIV/AIDS resulting in other diseases	351,000 (273.000 to 463.000)	436,000 (351.000 to 569.000)	591,000 (474.000 to 755.000)	690,000 (583.000 to 828.000)	699,000 (600.000 to 835.000)	607,000 (533.000 to 698.000)	458,000 (402.000 to 533.000)	286,000 (253.000 to 327.000)	154,000 (136.000 to 179.000)
Sexually transmitted infections excluding HIV	9,680 (6.400 to 14.600)	15,400 (9.600 to 24.800)	17,100 (10.400 to 27.600)	14,100 (8.240 to 24.300)	11,700 (6.800 to 20.600)	8,180 (4.190 to 15.500)	5,810 (3.270 to 10.300)	2,840 (1.670 to 4.940)	2,440 (1.600 to 3.900)
Syphilis	1,430 (937 to 2.050)	680 (421 to 1.070)	1,270 (804 to 1.810)	820 (556 to 1.160)	412 (282 to 589)	101 (60·2 to 174)	181 (125 to 256)	124 (88·1 to 172)	60·7 (42 to 89·1)
Chlamydial infection	855 (599 to 1.180)	2,020 (1.400 to 2.780)	1,690 (1.160 to 2.340)	1,160 (755 to 1.770)	1,160 (756 to 1.740)	828 (487 to 1.390)	586 (361 to 960)	179 (130 to 243)	222 (159 to 311)
[illegible]	[illegible]	[illegible]	[illegible]	[illegible]	[illegible]	[illegible]	[illegible]	[illegible]	[illegible]

Cause	60 to 64	65 to 69	70 to 74	75 to 79	80 to 84	85 to 89	90 to 94	95 plus	Total
All causes	2,230,000 (1.980.000 to 2.480.000)	1,980,000 (1.790.000 to 2.180.000)	1,730,000 (1.600.000 to 1.880.000)	1,360,000 (1.280.000 to 1.460.000)	923,000 (873.000 to 980.000)	441,000 (415.000 to 474.000)	165,000 (154.000 to 177.000)	49,600 (46.500 to 52.700)	79.100.000
Communicable, maternal, neonatal, and nutritional diseases	596,000 (519.000 to 697.000)	459,000 (394.000 to 551.000)	395,000 (340.000 to 471.000)	293,000 (252.000 to 352.000)	198,000 (167.000 to 249.000)	101,000 (82.500 to 127.000)	39,100 (29.900 to 50.600)	13,700 (10.500 to 17.300)	48.100.000
HIV/AIDS and sexually transmitted infections	113,000 (101.000 to 124.000)	54,200 (48.100 to 60.700)	26,100 (22.700 to 29.500)	11,900 (10.300 to 13.600)	2,360 (1.980 to 2.810)	954 (795 to 1.140)	287 (237 to 350)	66 (54·1 to 82·3)	8.870.000
HIV/AIDS	111,000 (99.700 to 123.000)	53,600 (47.600 to 59.900)	25,700 (22.400 to 29.200)	11,300 (9.760 to 12.900)	2,160 (1.800 to 2.580)	849 (700 to 1.020)	248 (202 to 305)	56·4 (45·3 to 71·5)	7.790.000
HIV/AIDS - Drug-susceptible Tuberculosis	30,800 (23.100 to 37.700)	14,500 (10.800 to 17.900)	7,160 (5.350 to 8.840)	3,100 (2.300 to 3.830)	540 (411 to 668)	192 (144 to 240)	53·2 (40·6 to 65·7)	12·1 (9·4 to 14·8)	2.210.000
HIV/AIDS - Multidrug-resistant Tuberculosis without extensive drug resistance	2,700 (1.130 to 5.410)	1,300 (536 to 2.610)	630 (256 to 1.250)	268 (110 to 535)	44·5 (19·1 to 86·5)	15·2 (6·5 to 29·1)	4 (1·8 to 7·6)	0·9 (0·4 to 1·5)	221.000
HIV/AIDS - Extensively drug-resistant Tuberculosis	36 (13·5 to 73·5)	17·3 (6·4 to 35·9)	8·3 (3·1 to 17·2)	3·5 (1·3 to 7·2)	0·6 (0·2 to 1·1)	0·2 (0·1 to 0·4)	0 (0 to 0·1)	0 (0 to 0)	2.970
HIV/AIDS resulting in other diseases	77,800 (67.500 to 90.600)	37,700 (32.300 to 44.400)	17,900 (15.200 to 21.400)	7,890 (6.610 to 9.450)	1,580 (1.260 to 1.970)	642 (507 to 809)	191 (148 to 244)	43·5 (33·3 to 57·6)	5.360.000
Sexually transmitted infections excluding HIV	1,370 (841 to 2.230)	623 (317 to 1.230)	380 (193 to 734)	658 (460 to 933)	203 (133 to 318)	105 (73·9 to 149)	38·5 (26·4 to 54·4)	9·7 (6·3 to 14·5)	1.080.000
Syphilis	46·6 (32·8 to 66·4)	15·2 (10·9 to 21·3)	11·9 (9·1 to 16)	48·9 (34·3 to 67·6)	24·8 (17·4 to 35·6)	14·6 (10·3 to 20·3)	9·3 (6·1 to 13·6)	2·6 (1·7 to 4·2)	990.000
Chlamydial infection	104 (68·9 to 157)	14·6 (9·9 to 20·8)	11·4 (8·3 to 15·8)	73·6 (51·1 to 103)	22·6 (15·7 to 32·7)	12·1 (8·4 to 17·1)	4·3 (2·8 to 6·4)	1·4 (0·9 to 2·3)	9.100
[illegible]	[illegible]	[illegible]	[illegible]	[illegible]	[illegible]	[illegible]	[illegible]	[illegible]	[illegible]



SR Table 2b: Burundi DALYS by cause and age group for females with 95% uncertainty intervals, 2019

Cause	Early Neonatal	Late Neonatal	Post Neonatal	1 to 4	5 to 9	10 to 14	15 to 19	20 to 24	25 to 29	30 to 34	35 to 39	40 to 44	45 to 49	50 to 54	55 to 59	60 to 64	65 to 69	70 to 74	75 to 79	80 to 84	85 to 89	90 to 94	95 plus	Total
All causes	311,000 (254,000 to 377,000)	109,000 (78,000 to 153,000)	395,000 (285,000 to 550,000)	412,000 (346,000 to 495,000)	126,000 (106,000 to 144,000)	91,400 (75,800 to 109,000)	107,000 (90,000 to 125,000)	117,000 (98,800 to 137,000)	115,000 (95,300 to 137,000)	112,000 (92,100 to 132,000)	104,000 (83,700 to 125,000)	90,400 (73,200 to 110,000)	78,600 (62,600 to 97,300)	78,100 (63,800 to 96,100)	76,800 (62,300 to 95,300)	72,600 (60,400 to 87,300)	58,500 (50,200 to 69,400)	42,200 (36,900 to 48,700)	31,400 (27,400 to 36,000)	22,600 (20,200 to 25,100)	11,000 (9,620 to 12,700)	3,850 (3,480 to 4,320)	1,080 (1,020 to 1,150)	2,570,000
Communicable, maternal, neonatal, and nutritional diseases	285,000 (230,000 to 345,000)	97,500 (67,600 to 134,000)	336,000 (233,000 to 461,000)	345,000 (279,000 to 420,000)	78,400 (64,400 to 91,300)	42,500 (35,200 to 50,500)	46,200 (39,300 to 53,200)	53,200 (44,900 to 60,600)	50,200 (41,100 to 60,000)	49,700 (40,200 to 59,700)	44,600 (35,200 to 56,700)	36,900 (29,200 to 47,200)	29,600 (22,500 to 37,900)	27,400 (20,800 to 35,800)	25,200 (18,800 to 33,700)	22,400 (16,500 to 29,400)	16,100 (12,100 to 21,300)	11,800 (8,870 to 15,200)	8,300 (6,210 to 10,900)	6,010 (4,550 to 7,790)	3,080 (2,280 to 4,020)	1,110 (805 to 1,460)	364 (270 to 461)	1,620,000
HIV/AIDS and sexually transmitted infections	1,720 (537 to 3,700)	426 (133 to 966)	4,180 (3,030 to 5,680)	5,220 (3,710 to 7,250)	3,040 (1,900 to 4,440)	4,790 (3,300 to 6,380)	5,340 (3,130 to 8,480)	4,690 (3,320 to 6,500)	4,860 (3,100 to 7,220)	5,640 (3,810 to 8,170)	6,500 (4,760 to 8,890)	6,680 (5,220 to 8,810)	6,110 (4,400 to 8,800)	4,740 (3,280 to 6,810)	2,780 (1,780 to 4,310)	1,330 (849 to 2,190)	563 (351 to 928)	210 (124 to 347)	97·7 (57 to 160)	25·4 (14·9 to 41·5)	10·4 (6·3 to 16·3)	3 (1·8 to 4·6)	0·6 (0·4 to 1)	68,900
HIV/AIDS	0·4 (0·2 to 0·7)	1·6 (1·1 to 2·3)	3,510 (2,570 to 4,730)	5,180 (3,670 to 7,230)	3,020 (1,880 to 4,410)	4,720 (3,250 to 6,310)	5,010 (2,840 to 8,160)	4,220 (2,920 to 6,030)	4,350 (2,610 to 6,740)	5,230 (3,430 to 7,710)	6,160 (4,490 to 8,560)	6,470 (4,980 to 8,550)	5,970 (4,270 to 8,700)	4,660 (3,180 to 6,750)	2,710 (1,740 to 4,240)	1,290 (810 to 2,160)	546 (336 to 907)	202 (116 to 339)	84·7 (46·8 to 147)	20·9 (11·1 to 36·5)	8·1 (4·5 to 13·7)	2·2 (1·2 to 3·6)	0·5 (0·3 to 0·7)	63,400
HIV/AIDS - Drug-susceptible Tuberculosis	0 (0 to 0)	0·4 (0·2 to 0·6)	1,440 (958 to 1,980)	2,120 (1,400 to 2,970)	1,230 (729 to 1,820)	1,920 (1,270 to 2,610)	2,050 (1,100 to 3,260)	1,710 (1,120 to 2,410)	1,740 (972 to 2,670)	2,100 (1,320 to 3,170)	2,490 (1,710 to 3,520)	2,640 (1,900 to 3,520)	2,470 (1,680 to 3,580)	1,920 (1,220 to 2,810)	1,110 (672 to 1,730)	525 (318 to 888)	221 (130 to 367)	81·2 (47·1 to 139)	33·8 (19 to 57·8)	8·2 (4·6 to 14·2)	3·1 (1·7 to 5)	0·8 (0·5 to 1·3)	0·2 (0·1 to 0·3)	25,800
HIV/AIDS - Multidrug-resistant Tuberculosis without exten	0 (0 to 0)	0 (0 to 0·1)	134 (15·6 to 466)	196 (22·7 to 685)	109 (12·6 to 389)	170 (20·2 to 595)	181 (19·9 to 616)	148 (18 to 502)	148 (16·5 to 505)	178 (19·6 to 589)	207 (24·4 to 697)	211 (26·2 to 719)	191 (21·5 to 687)	152 (17 to 529)	89·9 (9·4 to 338)	43·4 (4·7 to 160)	18·4 (2 to 65·6)	6·7 (0·7 to 24·4)	2·7 (0·3 to 10)	0·6 (0·1 to 2·2)	0·2 (0 to 0·8)	0·1 (0 to 0·2)	0 (0 to 0)	2,190
HIV/AIDS - Extensively drug-resistant Tuberculosis	0 (0 to 0)	0 (0 to 0)	1·8 (0·2 to 6·3)	2·7 (0·3 to 9·4)	1·5 (0·2 to 5·2)	2·3 (0·3 to 7·8)	2·4 (0·2 to 8·1)	2 (0·2 to 6·9)	2 (0·2 to 7)	2·3 (0·3 to 7·9)	2·7 (0·3 to 9·2)	2·8 (0·3 to 9·5)	2·5 (0·3 to 8·9)	2 (0·2 to 6·8)	1·2 (0·1 to 4·4)	0·6 (0·1 to 2·1)	0·2 (0 to 0·9)	0·1 (0 to 0·3)	0 (0 to 0·1)	0 (0 to 0)	0 (0 to 0)	0 (0 to 0)	0 (0 to 0)	29
HIV/AIDS resulting in other diseases	0·4 (0·2 to 0·7)	1·2 (0·8 to 1·8)	1,930 (1,420 to 2,610)	2,860 (2,020 to 3,980)	1,680 (1,040 to 2,450)	2,630 (1,800 to 3,480)	2,780 (1,570 to 4,640)	2,360 (1,630 to 3,390)	2,450 (1,470 to 3,850)	2,940 (1,920 to 4,430)	3,460 (2,490 to 4,800)	3,610 (2,800 to 4,760)	3,310 (2,360 to 4,820)	2,590 (1,760 to 3,760)	1,510 (957 to 2,370)	722 (451 to 1,200)	307 (183 to 515)	114 (62·3 to 195)	48·1 (24·7 to 83·5)	12·1 (5·6 to 23)	4·8 (2·3 to 9·1)	1·3 (0·6 to 2·3)	0·3 (0·1 to 0·5)	35,300
Sexually transmitted infections excluding HIV	1,710 (536 to 3,700)	424 (131 to 964)	663 (172 to 1,580)	32·9 (8·8 to 83·3)	19·4 (5·6 to 42·6)	69·4 (23·4 to 161)	324 (130 to 648)	467 (211 to 870)	507 (250 to 920)	416 (220 to 714)	333 (172 to 585)	209 (105 to 393)	135 (70·4 to 252)	76·9 (37·4 to 142)	71·6 (29·7 to 149)	39·4 (15·6 to 84·4)	16·3 (7 to 32·9)	8·3 (3·6 to 16·2)	13 (5 to 28·3)	4·4 (1·9 to 9·1)	2·3 (0·9 to 4·6)	0·8 (0·3 to 1·6)	0·2 (0·1 to 0·3)	5,550
Syphilis	1,710 (536 to 3,700)	424 (131 to 964)	663 (172 to 1,580)	32·9 (8·8 to 83·3)	19·4 (5·6 to 42·6)	27·9 (5 to 80·1)	46·5 (8·8 to 114)	16·2 (4·3 to 39·2)	36·4 (7·7 to 93·4)	23 (5·2 to 56·7)	10·9 (2·5 to 26·2)	1·7 (0·6 to 3·6)	4·2 (1·1 to 9·7)	3·2 (0·8 to 7·6)	1·6 (0·4 to 4)	1·2 (0·3 to 3·5)	0·4 (0·1 to 0·8)	0·2 (0·1 to 0·5)	0·9 (0·2 to 2·3)	0·5 (0·1 to 1·3)	0·3 (0·1 to 0·7)	0·2 (0 to 0·4)	0 (0 to 0·1)	3,030
Chlamydial infection	0 (0 to 0)	0 (0 to 0)	0 (0 to 0)	0 (0 to 0)	0 (0 to 0)	6·3 (2·1 to 15·4)	29·1 (10·9 to 60·3)	63·3 (23 to 135)	53 (25 to 97·2)	36·3 (18·8 to 61·1)	34·4 (18 to 59·2)	22 (11·3 to 38·7)	12·6 (5·5 to 24·3)	5·2 (1·8 to 11·3)	6·9 (1·8 to 17·9)	3·1 (0·6 to 9·3)	0·4 (0·1 to 1)	0·2 (0·1 to 0·6)	1·4 (0·3 to 3·6)	0·5 (0·1 to 1·2)	0·2 (0·1 to 0·6)	0·1 (0 to 0·2)	0 (0 to 0·1)	275
Gonococcal infection	0 (0 to 0)	0 (0 to 0)	0 (0 to 0)	0 (0 to 0)	0 (0 to 0)	8·4 (1·9 to 23·1)	65·1 (14·1 to 156)	83·1 (22·4 to 202)	83·5 (23·9 to 201)	48·5 (18 to 105)	36·1 (12·7 to 78·1)	18·3 (7·6 to 37·2)	19·7 (5·2 to 45·1)	13 (2·9 to 32·3)	18 (3·8 to 49)	8 (1·5 to 23·9)	2·1 (0·4 to 5·3)	0·8 (0·2 to 2·1)	5 (1·2 to 12·9)	1·1 (0·2 to 2·8)	0·6 (0·2 to 1·6)	0·2 (0·1 to 0·5)	0 (0 to 0·1)	411
Trichomoniasis	0 (0 to 0)	0 (0 to 0)	0 (0 to 0)	0 (0 to 0)	0 (0 to 0)	6·9 (2 to 17·3)	61·4 (20·6 to 143)	154 (52·7 to 350)	170 (58·1 to 389)	148 (47·7 to 340)	113 (37·9 to 261)	75·9 (26 to 176)	45·1 (14·2 to 104)	25·5 (8·1 to 58·5)	15·7 (5·2 to 37·8)	10 (3·4 to 23·4)	6 (2·1 to 13·6)	3 (1·1 to 6·7)	1·6 (0·6 to 3·5)	0·8 (0·3 to 1·7)	0·3 (0·1 to 0·6)	0·1 (0 to 0·1)	0 (0 to 0)	837
Genital herpes	0 (0 to 0)	0 (0 to 0)	0 (0 to 0)	0 (0 to 0)	0 (0 to 0)	7·8 (1·2 to 20·5)	27·9 (8·7 to 68·5)	43·8 (13·8 to 111)	49·5 (16·3 to 122)	50·1 (15·6 to 126)	42·4 (14 to 104)	30·9 (9·5 to 74·8)	22·7 (7·4 to 55·3)	17·9 (5·6 to 43·8)	14 (4·2 to 34·5)	10·2 (3·1 to 25)	6·6 (2 to 16)	3·5 (1 to 8·9)	2·1 (0·6 to 5·1)	1·2 (0·4 to 3)	0·5 (0·2 to 1·2)	0·1 (0 to 0·4)	0 (0 to 0·1)	331
Other sexually transmitted infections	0 (0 to 0)	0 (0 to 0)	0 (0 to 0)	0 (0 to 0)	0 (0 to 0)	12 (4·1 to 29·5)	94·3 (27·8 to 212)	107 (43·3 to 218)	115 (59·5 to 205)	111 (57·7 to 180)	95·6 (51·8 to 152)	60·9 (34 to 102)	31·2 (14·2 to 57·3)	12·2 (4·1 to 26·2)	15·5 (4·2 to 39·1)	6·9 (1·3 to 20·7)	0·9 (0·2 to 2·4)	0·4 (0·1 to 1·1)	2 (0·5 to 5)	0·4 (0·1 to 1·1)	0·3 (0·1 to 0·8)	0·1 (0 to 0·2)	0 (0 to 0)	665
Respiratory infections and tuberculosis	16,100 (7,350 to 28,600)	12,300 (5,120 to 23,100)	69,600 (27,400 to 130,000)	47,900 (20,300 to 85,200)	16,200 (10,900 to 22,500)	8,650 (6,190 to 11,300)	12,500 (8,720 to 16,900)	15,300 (11,100 to 20,900)	14,800 (10,100 to 21,000)	14,600 (9,770 to 21,300)	13,700 (8,840 to 20,800)	11,700 (7,370 to 17,800)	10,700 (6,480 to 16,500)	13,600 (8,690 to 21,300)	13,600 (8,780 to 20,500)	12,400 (8,390 to 18,500)	8,630 (5,670 to 12,800)	6,700 (4,490 to 9,680)	4,910 (3,380 to 7,150)	3,640 (2,490 to 5,040)	1,810 (1,260 to 2,520)	629 (430 to 868)	226 (155 to 306)	330,000
Tuberculosis	0 (0 to 0)	0 (0 to 0·1)	10,300 (3,640 to 22,500)	10,800 (4,630 to 21,500)	4,170 (2,450 to 6,640)	3,110 (1,760 to 5,040)	7,780 (4,730 to 12,500)	11,300 (7,180 to 17,500)	11,100 (6,620 to 17,700)	11,500 (6,920 to 18,100)	10,700 (6,350 to 18,100)	8,720 (4,790 to 14,800)	7,980 (4,160 to 13,900)	10,400 (5,850 to 18,100)	10,100 (5,750 to 16,800)	8,270 (4,710 to 14,500)	4,890 (2,580 to 9,150)	3,780 (2,090 to 6,720)	2,260 (1,270 to 4,260)	1,650 (887 to 3,110)	753 (415 to 1,410)	232 (128 to 427)	106 (59·9 to 186)	140,000
Latent tuberculosis infection	0 (0 to 0)	0 (0 to 0)	0 (0 to 0)	0 (0 to 0)	0 (0 to 0)	0 (0 to 0)	0 (0 to 0)	0 (0 to 0)	0 (0 to 0)	0 (0 to 0)	0 (0 to 0)	0 (0 to 0)	0 (0 to 0)	0 (0 to 0)	0 (0 to 0)	0 (0 to 0)	0 (0 to 0)	0 (0 to 0)	0 (0 to 0)	0 (0 to 0)	0 (0 to 0)	0 (0 to 0)	0 (0 to 0)	0
Drug-susceptible tuberculosis	0 (0 to 0)	0 (0 to 0·1)	9,540 (3,200 to 20,600)	10,000 (4,030 to 20,000)	3,910 (2,230 to 6,240)	2,910 (1,660 to 4,750)	7,260 (4,190 to 11,900)	10,600 (6,730 to 16,600)	10,400 (6,150 to 16,700)	10,700 (6,330 to 16,900)	10,000 (5,760 to 16,700)	8,160 (4,440 to 13,900)	7,470 (3,810 to 13,200)	9,730 (5,330 to 16,900)	9,390 (5,190 to 16,000)	7,710 (4,190 to 13,600)	4,550 (2,320 to 8,380)	3,520 (1,900 to 6,230)	2,110 (1,130 to 3,920)	1,540 (808 to 2,860)	701 (377 to 1,280)	216 (117 to 396)	98·2 (52·8 to 171)	131,000
Multidrug-resistant tuberculosis without extensive drug res	0 (0 to 0)	0 (0 to 0)	716 (69·6 to 2,920)	715 (67·7 to 2,590)	252 (28·9 to 940)	194 (21·9 to 720)	504 (55·5 to 1,880)	710 (79·8 to 2,730)	720 (75·3 to 2,710)	741 (83·6 to 2,710)	700 (78·4 to 2,730)	550 (54·4 to 2,180)	504 (50·2 to 1,950)	671 (70·3 to 2,490)	658 (70·2 to 2,390)	557 (57·4 to 2,070)	336 (35·2 to 1,280)	259 (28·5 to 997)	154 (14·6 to 560)	113 (11·7 to 460)	51·5 (5·5 to 200)	15·9 (1·6 to 61·9)	7·4 (0·8 to 29·4)	9,130
Extensively drug-resistant tuberculosis	0 (0 to 0)	0 (0 to 0)	9·8 (0·8 to 39·6)	9·6 (0·8 to 35·6)	3·2 (0·3 to 12·1)	2·5 (0·3 to 9·1)	6·7 (0·7 to 24·8)	9·3 (1 to 33·7)	9·6 (1 to 34·5)	9·8 (1 to 35·9)	9·4 (1 to 35·6)	7·4 (0·7 to 28·3)	6·8 (0·6 to 24·7)	9·1 (0·9 to 35)	8·9 (0·9 to 33·9)	7·5 (0·7 to 28·7)	4·6 (0·5 to 16·8)	3·5 (0·4 to 13·9)	2·1 (0·2 to 7·5)	1·5 (0·2 to 5·9)	0·7 (0·1 to 2·5)	0·2 (0 to 0·8)	0·1 (0 to 0·4)	122
Lower respiratory infections	15,900 (7,340 to 28,400)	12,200 (5,100 to 23,000)	58,000 (21,500 to 116,000)	34,200 (12,500 to 65,800)	10,700 (6,060 to 16,600)	4,720 (2,740 to 7,170)	4,010 (2,300 to 6,380)	3,300 (1,940 to 5,330)	3,150 (1,780 to 5,470)	2,770 (1,520 to 4,600)	2,610 (1,360 to 4,490)	2,760 (1,480 to 4,850)	2,600 (1,400 to 4,470)	3,060 (1,650 to 5,200)	3,420 (1,860 to 5,770)	4,080 (2,280 to 6,760)	3,700 (2,170 to 5,730)	2,890 (1,690 to 4,610)	2,620 (1,520 to 4,240)	1,970 (1,180 to 3,080)	1,060 (631 to 1,630)	396 (238 to 591)	119 (70·4 to 177)	180,000
Upper respiratory infections	9·9 (1·5 to 35·9)	36·9 (8 to 137)	1,230 (158 to 4,880)	2,440 (486 to 9,570)	817 (359 to 1,570)	514 (272 to 888)	410 (211 to 723)	327 (173 to 553)	260 (141 to 429)	216 (112 to 356)	177 (88·4 to 298)	122 (65·6 to 203)	87·4 (46·7 to 149)	69·7 (37·2 to 124)	57·9 (29·7 to 101)	46·6 (22·3 to 86·7)	30·7 (14·7 to 56·7)	19·2 (9 to 38·1)	12·7 (5·4 to 28·7)	8·2 (3·1 to 20·4)	3·7 (1·4 to 10)	1·4 (0·5 to 3·6)	0·5 (0·1 to 1·3)	6,900
Otitis media	174 (0·3 to 1,150)	11·6 (1·1 to 66·3)	86·4 (37·1 to 226)	517 (285 to 877)	539 (289 to 934)	303 (153 to 526)	270 (147 to 451)	341 (154 to 652)	256 (116 to 485)	176 (80·9 to 334)	134 (62·4 to 244)	102 (44·2 to 186)	78·5 (37·7 to 138)	65·9 (31 to 117)	51·5 (25·7 to 90)	35·1 (16·8 to 66·2)	20 (9·7 to 35·8)	9·9 (4·6 to 18·6)	6·1 (2·9 to 11·9)	3·8 (1·6 to 7·5)	1·7 (0·8 to 3·3)	0·5 (0·2 to 0·9)	0·1 (0·1 to 0·2)	3,180
Enteric infections	3,750 (677 to 17,400)	9,360 (1,620 to 39,100)	80,400 (17,400 to 232,000)	89,400 (25,800 to 231,000)	19,400 (9,830 to 33,500)	7,500 (4,270 to 12,600)	7,060 (3,690 to 12,700)	5,600 (2,730 to 11,000)	4,490 (2,090 to 8,870)	3,970 (1,920 to 7,770)	3,600 (1,620 to 7,270)	3,070 (1,340 to 6,240)	2,910 (1,220 to 6,250)	2,780 (1,160 to 5,730)	3,010 (1,220 to 6,560)	3,440 (1,390 to 7,280)	2,950 (1,190 to 6,410)	2,030 (811 to 4,470)	1,700 (711 to 3,660)	1,370 (553 to 2,900)	739 (295 to 1,610)	296 (117 to 615)	90·3 (32·6 to 200)	259,000
Diarrheal diseases	3,750 (677 to 17,400)	9,330 (1,600 to 39,100)	79,600 (16,700 to 232,000)	86,000 (22,400 to 229,000)	16,700 (7,230 to 31,400)	5,690 (2,610 to 10,500)	6,100 (2,800 to 11,700)	5,180 (2,320 to 10,500)	4,230 (1,840 to 8,630)	3,790 (1,740 to 7,560)	3,480 (1,530 to 7,140)	2,990 (1,280 to 6,140)	2,850 (1,170 to 6,200)	2,730 (1,120 to 5,670)	2,970 (1,180 to 6,500)	3,410 (1,370 to 7,250)	2,930 (1,170 to 6,400)	2,020 (803 to 4,460)	1,700 (705 to 3,650)	1,370 (549 to 2,900)	738 (294 to 1,610)	295 (117 to 615)	90·3 (32·5 to 200)	248,000
Typhoid and paratyphoid	0 (0 to 0)	0 (0 to 0)	22·6 (5·8 to 58·8)	1,790 (484 to 4,190)	2,210 (796 to 4,970)	1,660 (618 to 3,400)	891 (308 to 1,900)	357 (129 to 794)	191 (71·1 to 416)	109 (40·4 to 238)	63·1 (22·7 to 131)	40·2 (16 to 85)	30·9 (11·1 to 67·1)	24·1 (8·8 to 52·9)	17·3 (6·2 to 40)	11 (3·9 to 24·7)	6·6 (2·6 to 14·1)	3·2 (1·2 to 6·9)	1·7 (0·6 to 3·5)	0·9 (0·3 to 1·8)	0·3 (0·1 to 0·6)	0·1 (0 to 0·2)	0 (0 to 0)	7,430
Typhoid fever	0 (0 to 0)	0 (0 to 0)	22·6 (5·8 to 58·6)	1,790 (483 to 4,190)	2,210 (795 to 4,960)	1,660 (616 to 3,400)	889 (307 to 1,900)	356 (129 to 792)	191 (71 to 416)	109 (40·4 to 237)	63 (22·7 to 131)	40·2 (16 to 84·9)	30·8 (11·1 to 67·1)	24·1 (8·8 to 52·9)	17·3 (6·2 to 39·9)	11 (3·9 to 24·7)	6·6 (2·6 to 14·1)	3·2 (1·2 to 6·9)	1·7 (0·6 to 3·5)	0·9 (0·3 to 1·8)	0·3 (0·1 to 0·6)	0·1 (0 to 0·2)	0 (0 to 0)	7,420
Paratyphoid fever	0 (0 to 0)	0 (0 to 0)	0 (0 to 0·1)	3·5 (0·7 to 11)	4·2 (1·1 to 11·6)	3 (0·9 to 7·3)	1·5 (0·4 to 3·9)	0·6 (0·2 to 1·5)	0·3 (0·1 to 0·8)	0·2 (0 to 0·4)	0·1 (0 to 0·2)	0·1 (0 to 0·1)	0 (0 to 0·1)	0 (0 to 0·1)	0 (0 to 0·1)	0 (0 to 0)	0 (0 to 0)	0 (0 to 0)	0 (0 to 0)	0 (0 to 0)	0 (0 to 0)	0 (0 to 0)	0 (0 to 0)	13·6
Invasive Non-typhoidal Salmonella (iNTS)	0 (0 to 0)	30·2 (12·9 to 59·5)	567 (215 to 1,120)	1,350 (516 to 2,610)	474 (185 to 983)	116 (33·6 to 266)	60·1 (13·9 to 142)	59·5 (20·9 to 127)	67·5 (22·2 to 149)	64·5 (24·6 to 130)	55·7 (19·9 to 116)	38·5 (14·4 to 79·8)	24·4 (9·1 to 51·4)	21·1 (7·6 to 45·3)	20·1 (7·8 to 41·5)	16 (6 to 34)	9·9 (3·8 to 19·1)	5 (1·6 to 10·1)	3 (1·1 to 5·8)	1·7 (0·6 to 3·4)	0·5 (0·2 to 1)	0·1 (0 to 0·3)	0 (0 to 0·1)	2,980
Other intestinal infectious diseases	0 (0 to 0)	0 (0 to 0)	152 (1·3 to 759)	274 (7 to 1,410)	58·7 (1·4 to 286)	26·5 (0·9 to 108)	10·4 (0·5 to 36·5)	7 (0·5 to 22·5)	2·7 (0·3 to 8·9)	5·6 (0·7 to 17)	2·5 (0·3 to 8·7)	2·3 (0·3 to 7·9)	1·2 (0·1 to 4)	1·1 (0·1 to 3·6)	0·8 (0·1 to 2·7)	0·6 (0 to 2·3)	0·8 (0·1 to 2·9)	0·4 (0 to 1·4)	0·2 (0 to 0·9)	0·2 (0 to 0·8)	0·2 (0 to 0·8)	0·1 (0 to 0·2)	0 (0 to 0·1)	548
Neglected tropical diseases and malaria	25·3 (11·8 to 61·6)	17,400 (6,420 to 37,800)	119,000 (41,600 to 229,000)	138,000 (53,200 to 243,000)	16,700 (9,820 to 27,200)	9,120 (5,520 to 14,100)	8,750 (5,530 to 13,500)	6,480 (4,110 to 9,630)	5,210 (3,360 to 7,900)	4,730 (3,050 to 7,160)	4,410 (2,800 to 6,900)	4,230 (2,600 to 6,780)	3,000 (1,740 to 5,240)	3,020 (1,720 to 5,430)	3,010 (1,680 to 5,540)	2,910 (1,550 to 5,320)	2,050 (1,130 to 3,750)	1,480 (799 to 2,860)	588 (344 to 1,010)	246 (154 to 381)	80·8 (52·2 to 130)	22·1 (13·3 to 37·9)	6·8 (3·9 to 11·1)	350,000
Malaria	14·4 (7 to 25·2)	17,300 (6,390 to 37,800)	118,000 (41,300 to 229,000)	135,000 (50,600 to 241,000)	13,000 (7,070 to 22,800)	6,380 (3,490 to 11,400)	5,990 (3,390 to 9,610)	3,430 (1,620 to 6,470)	2,370 (1,150 to 4,560)	2,120 (1,010 to 4,160)	2,140 (982 to 4,290)	2,610 (1,210 to 5,130)	1,800 (756 to 3,930)	1,920 (801 to 4,160)	1,940 (809 to 4,470)	1,990 (788 to 4,400)	1,380 (558 to 3,070)	1,070 (421 to 2,440)	328 (137 to 713)	106 (51·7 to 219)	22·6 (12·8 to 37·4)	4·7 (2·5 to 7·3)	1 (0·5 to 1·7)	320,000
Chagas disease	0 (0 to 0)	0 (0 to 0)	0 (0 to 0)	0 (0 to 0)	0 (0 to 0)	0 (0 to 0)	0 (0 to 0)	0 (0 to 0)	0 (0 to 0)	0 (0 to 0)	0 (0 to 0)	0 (0 to 0)	0 (0 to 0)	0 (0 to 0)	0 (0 to 0)	0 (0 to 0)	0 (0 to 0)	0 (0 to 0)	0 (0 to 0)	0 (0 to 0)	0 (0 to 0)	0 (0 to 0)	0 (0 to 0)	0
Leishmaniasis	0 (0 to 0)	0 (0 to 0)	0 (0 to 0)	0 (0 to 0)	0 (0 to 0)	0 (0 to 0)	0 (0 to 0)	0 (0 to 0)	0 (0 to 0)	0 (0 to 0)	0 (0 to 0)	0 (0 to 0)	0 (0 to 0)	0 (0 to 0)	0 (0 to 0)	0 (0 to 0)	0 (0 to 0)	0 (0 to 0)	0 (0 to 0)	0 (0 to 0)	0 (0 to 0)	0 (0 to 0)	0 (0 to 0)	0
Visceral leishmaniasis	0 (0 to 0)	0 (0 to 0)	0 (0 to 0)	0 (0 to 0)	0 (0 to 0)	0 (0 to 0)	0 (0 to 0)	0 (0 to 0)	0 (0 to 0)	0 (0 to 0)	0 (0 to 0)	0 (0 to 0)	0 (0 to 0)	0 (0 to 0)	0 (0 to 0)	0 (0 to 0)	0 (0 to 0)	0 (0 to 0)	0 (0 to 0)	0 (0 to 0)	0 (0 to 0)	0 (0 to 0)	0 (0 to 0)	0
Cutaneous and mucocutaneous leishmaniasis	0 (0 to 0)	0 (0 to 0)	0 (0 to 0)	0 (0 to 0)	0 (0 to 0)	0 (0 to 0)	0 (0 to 0)	0 (0 to 0)	0 (0 to 0)	0 (0 to 0)	0 (0 to 0)	0 (0 to 0)	0 (0 to 0)	0 (0 to 0)	0 (0 to 0)	0 (0 to 0)	0 (0 to 0)	0 (0 to 0)	0 (0 to 0)	0 (0 to 0)	0 (0 to 0)	0 (0 to 0)	0 (0 to 0)	0
African trypanosomiasis	0 (0 to 0)	0 (0 to 0)	0 (0 to 0)	0 (0 to 0)	0 (0 to 0)	0 (0 to 0)	0 (0 to 0)	0 (0 to 0)	0 (0 to 0)	0 (0 to 0)	0 (0 to 0)	0 (0 to 0)	0 (0 to 0)	0 (0 to 0)	0 (0 to 0)	0 (0 to 0)	0 (0 to 0)	0 (0 to 0)	0 (0 to 0)	0 (0 to 0)	0 (0 to 0)	0 (0 to 0)	0 (0 to 0)	0
Schistosomiasis	0 (0 to 0)	0 (0 to 0)	0 (0 to 0·1)	140 (30·8 to 401)	355 (130 to 798)	421 (147 to 914)	775 (343 to 1,510)	1,080 (503 to 1,970)	1,100 (511 to 1,950)	1,030 (499 to 1,830)	909 (440 to 1,730)	667 (303 to 1,290)	487 (190 to 1,100)	456 (163 to 1,030)	420 (130 to 1,030)	349 (91·7 to 881)	228 (63·2 to 567)	152 (38·7 to 361)	99·1 (23·3 to 263)	54·8 (13·2 to 148)	23·3 (4·9 to 67·3)	5·3 (0·7 to 18·9)	0·9 (0·1 to 4·1)	8,760
Cysticercosis	0 (0 to 0)	0 (0 to 0)	0 (0 to 0)	6·5 (0 to 27·7)	17·2 (0·2 to 58·9)	25·3 (3·6 to 61·3)	79·1 (11·8 to 199)	160 (40·3 to 369)	194 (62·7 to 416)	171 (53·1 to 362)	152 (49·6 to 314)	135 (43·9 to 268)	126 (42 to 257)	129 (42 to 251)	141 (59·6 to 266)	142 (57·6 to 273)	116 (45·1 to 223)	71·3 (30·8 to 137)	48·7 (20·7 to 91·6)	31·2 (12·9 to 57·7)	14·3 (6·3 to 24·9)	6·3 (2·8 to 11·4)	3·7 (1·4 to 6·7)	1,770
Cystic echinococcosis	0 (0 to 0)	0 (0 to 0)	0 (0 to 0)	14·2 (0 to 53·9)	8·5 (0 to 33·5)	4 (0·1 to 15·2)	2·1 (0·1 to 7·2)	2 (0·1 to 6·8)	2·4 (0·1 to 8·4)	2·4 (0·1 to 8·3)	2·2 (0·1 to 8·4)	1·7 (0 to 6·7)	1·4 (0 to 5·3)	1·3 (0 to 4·8)	1·2 (0 to 4·4)	1 (0 to 3·7)	0·7 (0 to 2·6)	0·4 (0 to 1·4)	0·2 (0 to 0·9)	0·1 (0 to 0·5)	0·1 (0 to 0·3)	0 (0 to 0·1)	0 (0 to 0)	45·8
Lymphatic filariasis	0 (0 to 0)	0 (0 to 0)	0 (0 to 0)	0 (0 to 0)	0 (0 to 0)	0 (0 to 0)	0 (0 to 0)	0 (0 to 0)	0 (0 to 0)	0 (0 to 0)	0 (0 to 0)	0 (0 to 0)	0 (0 to 0)	0 (0 to 0)	0 (0 to 0)	0 (0 to 0)	0 (0 to 0)	0 (0 to 0)	0 (0 to 0)	0 (0 to 0)	0 (0 to 0)	0 (0 to 0)	0 (0 to 0)	0
Onchocerciasis	0 (0 to 0)	0 (0 to 0)	0 (0 to 0)	0 (0 to 0)	727 (378 to 1,190)	788 (439 to 1,230)	710 (414 to 1,100)	715 (411 to 1,110)	769 (441 to 1,180)	834 (503 to 1,250)	692 (411 to 1,050)	507 (308 to 775)	378 (232 to 557)	359 (226 to 541)	367 (230 to 547)	339 (217 to 502)	259 (166 to 386)	149 (97·2 to 215)	88·6 (58 to 128)	40·1 (25·1 to 59·4)	14·1 (8·9 to 21)	3·5 (2·1 to 5·2)	0·7 (0·4 to 1)	7,740
Trachoma	0 (0 to 0)	0 (0 to 0)	0 (0 to 0)	0 (0 to 0)	0 (0 to 0)	0 (0 to 0)	0 (0 to 0·1)	0·1 (0 to 0·1)	0·1 (0·1 to 0·2)	0·4 (0·2 to 0·7)	1·1 (0·5 to 2)	2·3 (1 to 4·6)	3·2 (1·5 to 6·3)	3·3 (1·6 to 6)	3·4 (1·6 to 6·2)	3·5 (1·2 to 7·6)	3·5 (1 to 7·8)	3 (1·1 to 6·1)	2·4 (0·9 to 4·5)	1·7 (0·7 to 3·2)	1 (0·4 to 1·9)	0·3 (0·1 to 0·6)	0·1 (0 to 0·2)	29·3
Dengue	0 (0 to 0)	0·2 (0 to 0·9)	10·3 (1 to 29·2)	22·5 (2·4 to 59)	39·1 (1·6 to 128)	30·6 (0·7 to 106)	24·4 (0·7 to 77·8)	18 (0·3 to 59·2)	15·3 (0·3 to 50·5)	11·5 (0·2 to 38·7)	9·3 (0·2 to 30·7)	6·4 (0·2 to 22·9)	4·6 (0·1 to 15)	4 (0·1 to 13·8)	3·3 (0·1 to 11·1)	2·7 (0·1 to 8·8)	1·8 (0 to 6·4)	1·1 (0 to 3·8)	0·8 (0 to 2·5)	0·5 (0 to 1·6)	0·3 (0 to 0·8)	0·1 (0 to 0·4)	0·1 (0 to 0·2)	207
Yellow fever	0 (0 to 0)	2·2 (0·2 to 9·8)	45·9 (3·2 to 197)	430 (34 to 1,950)	935 (78·8 to 3,970)	712 (62·4 to 2,700)	575 (49·5 to 2,290)	337 (26·7 to 1,320)	249 (17·5 to 1,040)	168 (12·5 to 804)	126 (9·4 to 578)	77·4 (6·4 to 330)	54·1 (4·7 to 248)	39·1 (3·1 to 174)	29·5 (2·3 to 147)	17·5 (1·4 to 82·2)	10·1 (0·8 to 48·7)	4·2 (0·4 to 16·4)	2·4 (0·2 to 10)	1·1 (0·1 to 4·6)	0·4 (0 to 1·3)	0·1 (0 to 0·3)	0 (0 to 0·1)	3,820
Rabies	0 (0 to 0)	0 (0 to 0)	4·2 (0·3 to 23·4)	83·8 (6·2 to 405)	106 (9·8 to 485)	37·4 (2·7 to 168)	48·1 (5·3 to 187)	21·7 (2·2 to 98·2)	7 (0·6 to 32·8)	26·2 (2·7 to 108)	45·4 (6·5 to 168)	20·6 (2·6 to 72·6)	26·9 (4 to 101)	14·2 (1·8 to 55)	11·5 (1·7 to 41·3)	1·3 (0·2 to 5·6)	7·9 (1·2 to 31·6)	0·7 (0·1 to 2·7)	0·4 (0·1 to 1·8)	0·4 (0 to 1·5)	0·1 (0 to 0·5)	0·5 (0·1 to 2)	0 (0 to 0·2)	464
Intestinal nematode infections	0 (0 to 0)	0 (0 to 0)	59·9 (13·3 to 178)	758 (430 to 1,210)	681 (357 to 1,120)	381 (193 to 645)	525 (291 to 917)	683 (353 to 1,160)	469 (251 to 779)	342 (183 to 579)	302 (153 to 512)	178 (89·5 to 311)	74·1 (40·9 to 123)	62·5 (34·1 to 104)	53·8 (28·9 to 91)	41·5 (22·8 to 67·9)	28 (15·4 to 45·7)	16·3 (9·1 to 26·1)	10·8 (5·8 to 17·6)	6·1 (3·2 to 9·9)	2·4 (1·4 to 3·9)	0·6 (0·3 to 1)	0·1 (0·1 to 0·2)	4,680
Ascariasis	0 (0 to 0)	0 (0 to 0)	43·3 (2 to 158)	373 (159 to 720)	97·7 (8·7 to 268)	22 (2·6 to 72·6)	99·5 (44·5 to 191)	73 (33·6 to 142)	58·7 (27·8 to 114)	48·8 (23·1 to 92·4)	39·6 (18·5 to 74·5)	27·1 (12·9 to 52·9)	18·2 (8·7 to 34·8)	13·8 (6·3 to 26)	11 (5·1 to 21·1)	8·7 (3·9 to 15·7)	5·1 (2·3 to 9·7)	3 (1·4 to 5·6)	2 (0·9 to 3·7)	1·1 (0·5 to 2·1)	0·4 (0·2 to 0·8)	0·1 (0 to 0·3)	0 (0 to 0·1)	947
Trichuriasis	0 (0 to 0)	0 (0 to 0)	1·7 (0·5 to 3·5)	42·1 (18·9 to 79·6)	2·2 (0·7 to 4·9)	1·9 (0·9 to 3·7)	123 (58 to 233)	99·2 (46·5 to 182)	63·7 (31·1 to 117)	41·2 (17·7 to 78)	26·5 (12·4 to 50·4)	15·8 (7·2 to 29)	10·1 (4·4 to 19·8)	7·1 (3·2 to 13·1)	5·3 (2·3 to 9·8)	3·5 (1·5 to 6·4)	2 (0·8 to 3·8)	1 (0·4 to 1·9)	0·6 (0·2 to 1·2)	0·3 (0·1 to 0·5)	0·1 (0 to 0·2)	0 (0 to 0)	0 (0 to 0)	448
Hookworm disease	0 (0 to 0)	0 (0 to 0)	14·9 (7 to 25·3)	342 (182 to 576)	581 (301 to 971)	357 (177 to 610)	302 (160 to 536)	511 (242 to 925)	347 (165 to 595)	252 (124 to 433)	236 (109 to 411)	135 (61·3 to 255)	45·8 (25·4 to 75·1)	41·6 (21·3 to 70·7)	37·4 (19·7 to 63·8)	29·4 (15·2 to 49·7)	20·9 (11·2 to 34·7)	12·3 (6·5 to 20·3)	8·3 (4·2 to 13·7)	4·7 (2·4 to 7·8)	1·9 (1·1 to 3·1)	0·5 (0·3 to 0·8)	0·1 (0 to 0·1)	3,280
Food-borne trematodiases	0 (0 to 0)	0 (0 to 0)	0 (0 to 0)	0 (0 to 0)	0 (0 to 0)	0 (0 to 0)	0 (0 to 0)	0 (0 to 0)	0 (0 to 0)	0 (0 to 0)	0 (0 to 0)	0 (0 to 0)	0 (0 to 0)	0 (0 to 0)	0 (0 to 0)	0 (0 to 0)	0 (0 to 0)	0 (0 to 0)	0 (0 to 0)	0 (0 to 0)	0 (0 to 0)	0 (0 to 0)	0 (0 to 0)	0
Leprosy	0 (0 to 0)	0 (0 to 0)	0 (0 to 0)	0 (0 to 0)	0 (0 to 0)	0 (0 to 0)	2·4 (1·4 to 3·8)	3·3 (1·9 to 5·2)	3·8 (0 to 9·7)	4·6 (0 to 11)	5 (1 to 11·1)	4·4 (1·2 to 9)	4 (1·2 to 8·2)	3·8 (1·3 to 7·5)	3·6 (1·4 to 6·7)	3·1 (1·2 to 5·8)	2·3 (0·9 to 4·1)	1·4 (0·6 to 2·7)	1 (0·4 to 1·8)	0·6 (0·3 to 1·1)	0·3 (0·1 to 0·5)	0·1 (0 to 0·2)	0 (0 to 0)	43·8
Ebola	0 (0 to 0)	0 (0 to 0)	0 (0 to 0)	0 (0 to 0)	0 (0 to 0)	0 (0 to 0)	0 (0 to 0)	0 (0 to 0)	0 (0 to 0)	0 (0 to 0)	0 (0 to 0)	0 (0 to 0)	0 (0 to 0)	0 (0 to 0)	0 (0 to 0)	0 (0 to 0)	0 (0 to 0)	0 (0 to 0)	0 (0 to 0)	0 (0 to 0)	0 (0 to 0)	0 (0 to 0)	0 (0 to 0)	0
Zika virus	0 (0 to 0)	0 (0 to 0)	0 (0 to 0)	0 (0 to 0)	0 (0 to 0)	0 (0 to 0)	0 (0 to 0)	0 (0 to 0)	0 (0 to 0)	0 (0 to 0)	0 (0 to 0)	0 (0 to 0)	0 (0 to 0)	0 (0 to 0)	0 (0 to 0)	0 (0 to 0)	0 (0 to 0)	0 (0 to 0)	0 (0 to 0)	0 (0 to 0)	0 (0 to 0)	0 (0 to 0)	0 (0 to 0)	0
Guinea worm disease	0 (0 to 0)	0 (0 to 0)	0 (0 to 0)	0 (0 to 0)	0 (0 to 0)	0 (0 to 0)	0 (0 to 0)	0 (0 to 0)	0 (0 to 0)	0 (0 to 0)	0 (0 to 0)	0 (0 to 0)	0 (0 to 0)	0 (0 to 0)	0 (0 to 0)	0 (0 to 0)	0 (0 to 0)	0 (0 to 0)	0 (0 to 0)	0 (0 to 0)	0 (0 to 0)	0 (0 to 0)	0 (0 to 0)	0
Other neglected tropical diseases	10·9 (2 to 45·3)	27·7 (14·8 to 61·7)	306 (164 to 540)	671 (369 to 1,150)	836 (414 to 1,400)	344 (115 to 706)	24·2 (10·3 to 49·9)	27·9 (10·8 to 56·5)	24·6 (10·5 to 45·1)	20·4 (8·5 to 38)	21·1 (9·5 to 39·4)	13·6 (5·5 to 27·6)	38·1 (17·6 to 64·9)	33·5 (12·3 to 64·1)	31·7 (13·3 to 58·7)	13·7 (5·9 to 27·4)	12·8 (5·5 to 23·2)	7·8 (3·5 to 13·5)	5·5 (2·6 to 9·5)	3·7 (1·8 to 6·2)	1·9 (1 to 3·2)	0·6 (0·3 to 1)	0·2 (0·1 to 0·3)	2,480
Other infectious diseases	4,130 (1,900 to 9,390)	4,270 (1,720 to 11,000)	21,200 (8,050 to 42,200)	23,900 (9,190 to 48,100)	7,710 (4,950 to 11,000)	4,560 (3,170 to 6,200)	3,640 (2,340 to 5,270)	2,640 (1,750 to 4,050)	2,290 (1,440 to 3,470)	2,060 (1,290 to 3,130)	1,800 (1,070 to 2,900)	1,430 (862 to 2,220)	1,440 (878 to 2,310)	1,240 (767 to 1,930)	1,130 (710 to 1,780)	979 (616 to 1,540)	847 (525 to 1,320)	567 (349 to 902)	320 (206 to 497)	216 (137 to 320)	119 (74·3 to 184)	33·9 (20·9 to 53·8)	13·5 (7·3 to 23·4)	86,500
Meningitis	1,440 (577 to 3,010)	1,640 (586 to 3,560)	9,370 (3,100 to 20,800)	7,560 (2,870 to 15,800)	4,120 (2,350 to 6,380)	3,230 (2,010 to 4,790)	2,640 (1,570 to 4,100)	1,730 (1,060 to 2,920)	1,530 (864 to 2,540)	1,410 (802 to 2,360)	1,170 (629 to 2,070)	959 (547 to 1,610)	869 (494 to 1,520)	682 (377 to 1,150)	586 (334 to 996)	625 (336 to 1,110)	503 (262 to 879)	350 (182 to 650)	160 (87·3 to 283)	104 (57·6 to 174)	61·1 (33·9 to 109)	12·5 (7·2 to 21·1)	7·3 (3·9 to 12·8)	40,800
Encephalitis	77 (27·1 to 171)	82·2 (21 to 211)	510 (148 to 1,180)	162 (57·2 to 349)	70·9 (46·2 to 103)	124 (72·7 to 200)	113 (70·5 to 176)	87·7 (49·6 to 141)	106 (55·8 to 179)	91·9 (48·9 to 158)	39·1 (20·2 to 66)	25·8 (12·6 to 43·2)	38·2 (20·9 to 64·4)	32 (18·5 to 50·9)	33 (18·9 to 55·6)	49·4 (26·1 to 88·2)	14·4 (8·6 to 24)	11·1 (6·4 to 19)	11·4 (6·2 to 20)	6·6 (3·6 to 11·9)	5·9 (2·9 to 12)	2·5 (1·3 to 4·8)	0·5 (0·2 to 0·9)	1,690
Diphtheria	0 (0 to 0)	0 (0 to 0)	11·5 (0·4 to 44·4)	30·9 (0·8 to 118)	9·5 (0·3 to 31·5)	2·7 (0·1 to 9·2)	0·8 (0 to 3)	0·3 (0 to 1·1)	0·2 (0 to 0·9)	0·3 (0 to 1)	0·2 (0 to 0·9)	0·2 (0 to 0·9)	0·3 (0 to 1·2)	0·2 (0 to 0·9)	0·1 (0 to 0·6)	0 (0 to 0)	0 (0 to 0)	0 (0 to 0)	0 (0 to 0)	0 (0 to 0)	0 (0 to 0)	0 (0 to 0)	0 (0 to 0)	57·4
Tetanus	1,670 (236 to 6,330)	2,070 (270 to 8,450)	521 (87 to 1,720)	216 (36·1 to 746)	274 (27·3 to 881)	141 (18·4 to 438)	223 (21·2 to 759)	128 (18·2 to 440)	111 (12·5 to 367)	157 (13·7 to 582)	142 (12·3 to 538)	149 (12·5 to 543)	123 (11·8 to 446)	138 (14·5 to 507)	99·6 (11·5 to 308)	48·4 (5·9 to 145)	67·5 (6·2 to 241)	24·7 (3·3 to 83·4)	16 (1·8 to 52·4)	7·4 (1 to 26·3)	3·1 (0·4 to 10·1)	1 (0·1 to 3·2)	0·2 (0 to 0·6)	6,330
Measles	0 (0 to 0)	0 (0 to 0)	2,560 (570 to 7,160)	6,470 (1,500 to 16,600)	1,130 (330 to 2,780)	253 (72·7 to 616)	76·1 (22·1 to 184)	29·1 (8·7 to 71·4)	12·6 (3·8 to 31·1)	6·5 (1·9 to 15·5)	3·3 (0·9 to 8·3)	1·6 (0·4 to 4·1)	0·8 (0·2 to 2·1)	0·5 (0·2 to 1·4)	0·4 (0·1 to 0·9)	0 (0 to 0)	0 (0 to 0)	0 (0 to 0)	0 (0 to 0)	0 (0 to 0)	0 (0 to 0)	0 (0 to 0)	0 (0 to 0)	10,500
Varicella and herpes zoster	31·8 (2·9 to 99)	80·1 (5·5 to 273)	691 (51·4 to 2,160)	1,020 (71·7 to 3,600)	391 (44·9 to 1,170)	116 (14·7 to 341)	51 (10·3 to 143)	36·1 (8·9 to 89·8)	33·7 (8·5 to 87·2)	35·6 (8·6 to 92·9)	25·9 (6·4 to 71·6)	16·2 (4·6 to 38·2)	14·2 (4·3 to 35·3)	14·6 (4·9 to 33·7)	15·5 (5·2 to 39·1)	15·5 (4·5 to 36·2)	19·6 (4·6 to 54·6)	13·3 (3·1 to 37·4)	16·1 (2·8 to 48·9)	19·3 (2·5 to 56·6)	16·6 (2·1 to 44·9)	8·3 (0·9 to 23·9)	3·8 (0·4 to 11·7)	2,690
Acute hepatitis	0 (0 to 0·1)	0·1 (0 to 0·3)	188 (50·2 to 489)	523 (150 to 1,440)	348 (139 to 835)	299 (121 to 679)	386 (159 to 837)	514 (173 to 1,200)	408 (143 to 986)	288 (106 to 670)	340 (122 to 784)	225 (86·2 to 515)	317 (104 to 790)	284 (93·9 to 657)	304 (93·1 to 730)	179 (56 to 428)	175 (53·9 to 419)	124 (37·2 to 300)	84·9 (25·5 to 217)	51·8 (15·3 to 122)	21·5 (6·7 to 50·9)	5·4 (1·7 to 11·6)	0·8 (0·2 to 1·8)	5,060
Acute hepatitis A	0 (0 to 0)	0 (0 to 0)	124 (12 to 397)	435 (91·3 to 1,240)	283 (90·7 to 731)	234 (68·5 to 551)	286 (60·3 to 685)	371 (60·2 to 1,020)	288 (36·4 to 778)	182 (21 to 503)	216 (20·9 to 615)	133 (10·1 to 368)	185 (14·5 to 517)	163 (11·9 to 443)	166 (11·1 to 519)	100 (7·3 to 292)	97·9 (7·2 to 289)	71·5 (4·9 to 216)	57·8 (6 to 165)	34·7 (3·6 to 95·3)	15·6 (2·3 to 40·1)	3·8 (0·5 to 9·6)	0·6 (0·1 to 1·5)	3,450
Acute hepatitis B	0 (0 to 0)	0 (0 to 0)	35·7 (1·1 to 175)	34·7 (0·9 to 214)	29·1 (0·8 to 177)	33·8 (0·9 to 218)	53·8 (3·2 to 278)	92 (7 to 448)	79 (7·5 to 386)	66·9 (7·2 to 271)	71·7 (6·9 to 326)	58·7 (5·9 to 241)	74·1 (5·7 to 335)	66·9 (4·8 to 323)	75·8 (4·4 to 332)	47·9 (3 to 213)	44·2 (2·2 to 196)	30·8 (1·2 to 139)	16·7 (0·5 to 87·7)	9·2 (0·3 to 53·6)	3·5 (0·1 to 20·4)	0·9 (0 to 5·6)	0·1 (0 to 0·7)	925
Acute hepatitis C	0 (0 to 0·1)	0·1 (0 to 0·3)	21·2 (3 to 91·7)	37·2 (3·6 to 187)	25·2 (2·7 to 118)	20·2 (1·9 to 94·1)	34·7 (2·2 to 157)	40 (3·4 to 182)	33·5 (3·4 to 162)	33·8 (3·8 to 135)	47·2 (4·7 to 182)	28·9 (3·1 to 116)	51·4 (5 to 191)	50·4 (5·9 to 211)	56·9 (6·7 to 211)	28·3 (3·2 to 105)	30·3 (3·3 to 116)	20 (2·5 to 76·7)	9 (0·8 to 39·4)	7·2 (0·7 to 31·2)	2 (0·1 to 9·9)	0·5 (0·1 to 2·3)	0 (0 to 0·2)	578
Acute hepatitis E	0 (0 to 0)	0 (0 to 0)	6·8 (0·4 to 41·6)	16 (1·1 to 99)	10·6 (1·2 to 30)	11·4 (2·1 to 37·9)	11·3 (1·6 to 42·3)	10·7 (2·6 to 43·6)	7·9 (1·9 to 33·6)	5·3 (1·2 to 23)	4·8 (1 to 22·3)	3·9 (0·8 to 17·6)	6·3 (0·7 to 30·9)	3·7 (0·5 to 18)	5 (0·5 to 25·2)	2·3 (0·3 to 11·4)	2·6 (0·4 to 11·3)	1·8 (0·2 to 9·8)	1·3 (0·1 to 8·3)	0·7 (0·1 to 3·4)	0·4 (0·1 to 1·9)	0·1 (0 to 0·6)	0 (0 to 0·1)	113
Other unspecified infectious diseases	908 (308 to 2,520)	395 (143 to 951)	1,280 (367 to 3,730)	1,310 (525 to 2,980)	632 (353 to 1,020)	282 (125 to 521)	116 (64·3 to 192)	93·5 (53·2 to 149)	80·6 (44·4 to 139)	67·9 (38·7 to 112)	75·5 (41·1 to 134)	46 (25·5 to 78·6)	73·9 (41·6 to 119)	86 (45·4 to 152)	93·2 (49 to 166)	62·1 (32·7 to 117)	67·8 (32·1 to 145)	44 (20·6 to 96·6)	32·2 (14 to 70·1)	26·5 (10 to 64)	10·7 (4·1 to 25·5)	4·3 (1·4 to 11)	1 (0·3 to 2·6)	5,790
Maternal and neonatal disorders	259,000 (206,000 to 317,000)	53,500 (30,300 to 84,800)	18,300 (7,150 to 39,000)	4,980 (3,430 to 7,070)	2,280 (1,540 to 3,110)	2,270 (1,560 to 3,170)	7,400 (4,790 to 10,400)	16,900 (11,800 to 22,100)	17,000 (12,200 to 22,300)	17,300 (12,100 to 23,400)	13,400 (9,190 to 19,400)	8,790 (5,550 to 12,800)	3,820 (2,060 to 6,440)	619 (353 to 1,080)	151 (103 to 209)	92·3 (63·6 to 128)	44·8 (31·2 to 62)	16·3 (11·2 to 22·6)	6·8 (4·4 to 9·9)	1·9 (0·9 to 3·2)	0·7 (0·3 to 1·3)	0·2 (0·1 to 0·4)	0 (0 to 0·1)	426,000
Maternal disorders	0 (0 to 0)	0 (0 to 0)	0 (0 to 0)	0 (0 to 0)	0 (0 to 0)	430 (138 to 1,030)	6,000 (3,510 to 9,110)	15,800 (10,700 to 21,100)	16,200 (11,200 to 21,300)	16,600 (11,400 to 22,700)	12,900 (8,780 to 18,800)	8,430 (5,230 to 12,400)	3,580 (1,810 to 6,170)	448 (193 to 917)	32·8 (13·4 to 60·1)	19·4 (7·5 to 36·8)	10·5 (4 to 21)	4·8 (1·4 to 9·5)	2·5 (0·8 to 4·9)	1·2 (0·3 to 2·5)	0·4 (0·1 to 1)	0·1 (0 to 0·3)	0 (0 to 0·1)	80,400
Maternal hemorrhage	0 (0 to 0)	0 (0 to 0)	0 (0 to 0)	0 (0 to 0)	0 (0 to 0)	61·1 (17·9 to 162)	823 (379 to 1,480)	2,590 (1,500 to 4,040)	2,770 (1,630 to 4,380)	3,060 (1,770 to 4,980)	2,600 (1,470 to 4,290)	1,710 (904 to 2,880)	711 (311 to 1,360)	99·1 (29·9 to 232)	0 (0 to 0)	0 (0 to 0)	0 (0 to 0)	0 (0 to 0)	0 (0 to 0)	0 (0 to 0)	0 (0 to 0)	0 (0 to 0)	0 (0 to 0)	14,400
Maternal sepsis and other maternal infections	0 (0 to 0)	0 (0 to 0)	0 (0 to 0)	0 (0 to 0)	0 (0 to 0)	82·1 (22·4 to 229)	1,480 (704 to 2,470)	3,800 (2,180 to 5,940)	3,730 (2,180 to 5,910)	3,700 (2,080 to 5,720)	2,780 (1,520 to 4,600)	1,710 (896 to 2,980)	665 (295 to 1,330)	49·5 (15·8 to 117)	0 (0 to 0)	0 (0 to 0)	0 (0 to 0)	0 (0 to 0)	0 (0 to 0)	0 (0 to 0)	0 (0 to 0)	0 (0 to 0)	0 (0 to 0)	18,000
Maternal hypertensive disorders	0 (0 to 0)	0 (0 to 0)	0 (0 to 0)	0 (0 to 0)	0 (0 to 0)	51·7 (15·4 to 126)	875 (470 to 1,390)	2,180 (1,380 to 3,090)	2,260 (1,500 to 3,220)	1,950 (1,260 to 2,810)	1,250 (815 to 1,840)	727 (438 to 1,130)	269 (127 to 503)	30·3 (10 to 67·2)	0 (0 to 0)	0 (0 to 0)	0 (0 to 0)	0 (0 to 0)	0 (0 to 0)	0 (0 to 0)	0 (0 to 0)	0 (0 to 0)	0 (0 to 0)	9,590
Maternal obstructed labor and uterine rupture	0 (0 to 0)	0 (0 to 0)	0 (0 to 0)	0 (0 to 0)	0 (0 to 0)	15·2 (4·7 to 38·6)	376 (196 to 641)	1,100 (631 to 1,760)	1,260 (762 to 1,970)	1,420 (803 to 2,320)	1,120 (654 to 1,800)	713 (401 to 1,170)	294 (169 to 511)	72·3 (39 to 118)	32·8 (13·4 to 60·1)	19·4 (7·5 to 36·8)	10·5 (4 to 21)	4·8 (1·4 to 9·5)	2·5 (0·8 to 4·9)	1·2 (0·3 to 2·5)	0·4 (0·1 to 1)	0·1 (0 to 0·3)	0 (0 to 0·1)	6,460
Maternal abortion and miscarriage	0 (0 to 0)	0 (0 to 0)	0 (0 to 0)	0 (0 to 0)	0 (0 to 0)	137 (37·5 to 356)	1,040 (489 to 1,960)	2,240 (1,120 to 3,980)	2,060 (968 to 3,750)	2,170 (1,030 to 3,980)	1,760 (818 to 3,150)	1,360 (631 to 2,500)	710 (267 to 1,450)	70·7 (19·8 to 165)	0 (0 to 0)	0 (0 to 0)	0 (0 to 0)	0 (0 to 0)	0 (0 to 0)	0 (0 to 0)	0 (0 to 0)	0 (0 to 0)	0 (0 to 0)	11,600
Ectopic pregnancy	0 (0 to 0)	0 (0 to 0)	0 (0 to 0)	0 (0 to 0)	0 (0 to 0)	9·1 (2·5 to 24·2)	150 (72·8 to 262)	431 (246 to 703)	464 (264 to 759)	505 (283 to 837)	403 (229 to 653)	316 (168 to 541)	169 (73·7 to 316)	39·4 (12·8 to 88·6)	0 (0 to 0)	0 (0 to 0)	0 (0 to 0)	0 (0 to 0)	0 (0 to 0)	0 (0 to 0)	0 (0 to 0)	0 (0 to 0)	0 (0 to 0)	2,490
Indirect maternal deaths	--	--	--	--	--	20·3 (5·2 to 51·9)	389 (182 to 701)	1,110 (618 to 1,790)	1,100 (615 to 1,840)	1,100 (593 to 1,870)	780 (419 to 1,350)	434 (220 to 769)	154 (64·1 to 301)	10·7 (3·3 to 26·7)	--	--	--	--	--	--	--	--	--	NA
Late maternal deaths	--	--	--	--	--	14·5 (3·9 to 38)	208 (100 to 364)	553 (318 to 870)	572 (326 to 954)	586 (325 to 995)	436 (236 to 716)	248 (119 to 431)	75·8 (34·4 to 141)	6·6 (2 to 15·7)	--	--	--	--	--	--	--	--	--	NA
Maternal deaths aggravated by HIV/AIDS	--	--	--	--	--	0·9 (0·2 to 2·5)	36·1 (15·3 to 72·8)	77·9 (32·6 to 145)	82·6 (30·3 to 168)	105 (38·3 to 211)	131 (55·2 to 238)	137 (66·9 to 242)	69·7 (28·3 to 133)	6·7 (1·9 to 15·5)	--	--	--	--	--	--	--	--	--	NA



G6PD deficiency	1·2 (0·4 to 2·5)	1 (0·4 to 2·1)	13·7 (4·2 to 33)	50·1 (14 to 138)	85·7 (30 to 178)	115 (44·7 to 231)	134 (53·3 to 263)	108 (48·1 to 199)	90·7 (36·5 to 170)	80·9 (36·8 to 151)	69·2 (30·1 to 133)	63·3 (28·8 to 122)	87·9 (51·9 to 151)	51·9 (24·9 to 109)	42·4 (19·3 to 86)	25·4 (11·4 to 55·8)	18·7 (7·9 to 37·6)	8·2 (3·1 to 17·7)	4·7 (1·6 to 10·7)	1·6 (0·6 to 3·9)	0·4 (0·1 to 1)	0·1 (0 to 0·2)	0 (0 to 0)	1,050
G6PD trait	0 (0 to 0)	0 (0 to 0·1)	0 (0 to 0)	0·1 (0·1 to 0·1)	0·1 (0·1 to 0·2)	0·1 (0 to 0·1)	0 (0 to 0·1)	0·1 (0·1 to 0·3)	0·1 (0·1 to 0·3)	0·1 (0·1 to 0·2)	0·1 (0 to 0·2)	0·1 (0 to 0·1)	8·9 (4·5 to 14·9)	0·4 (0·2 to 0·8)	0 (0 to 0)	0 (0 to 0)	0 (0 to 0)	0 (0 to 0)	0 (0 to 0)	0 (0 to 0)	0 (0 to 0)	0 (0 to 0)	0 (0 to 0)	10·3
Other hemoglobinopathies and hemolytic anemias	1·8 (0·8 to 3·3)	7·2 (4·1 to 11·5)	95·5 (52·2 to 152)	238 (125 to 404)	312 (155 to 557)	141 (49·2 to 284)	40·6 (22·5 to 66·2)	43·4 (22·5 to 75)	42 (21·7 to 69·2)	36·2 (19·5 to 59)	40·3 (21·9 to 68·2)	35·3 (19·2 to 62·9)	75·2 (42·6 to 123)	69·5 (36·5 to 113)	78·3 (44 to 135)	101 (56 to 168)	101 (56·2 to 165)	73·2 (40·1 to 121)	58·1 (32 to 102)	40 (22·4 to 70·1)	20·2 (11·6 to 34)	6·9 (3·8 to 11·7)	1·9 (1·1 to 3·2)	1,660
Endocrine, metabolic, blood, and immune disorders	88·7 (36·3 to 206)	71·6 (33·8 to 151)	530 (245 to 1,080)	792 (488 to 1,210)	851 (513 to 1,290)	650 (388 to 1,010)	535 (302 to 890)	592 (332 to 971)	706 (392 to 1,190)	898 (514 to 1,560)	941 (528 to 1,550)	917 (480 to 1,490)	969 (557 to 1,500)	898 (540 to 1,400)	801 (482 to 1,260)	763 (468 to 1,210)	511 (328 to 789)	237 (147 to 376)	141 (89 to 216)	72 (46·4 to 109)	28·3 (18·3 to 44·6)	8·1 (5·3 to 12·1)	1·6 (1 to 2·5)	12,000
Oral disorders	0 (0 to 0)	0 (0 to 0)	0 (0 to 0)	498 (276 to 832)	531 (288 to 902)	515 (276 to 907)	641 (341 to 1,110)	874 (467 to 1,550)	1,020 (543 to 1,920)	1,110 (557 to 2,100)	1,060 (517 to 1,980)	877 (441 to 1,600)	730 (377 to 1,340)	647 (343 to 1,160)	561 (303 to 989)	457 (252 to 788)	330 (183 to 544)	201 (115 to 328)	131 (76·6 to 210)	80·3 (47·3 to 124)	36·5 (21·3 to 56·7)	12 (6·8 to 18·3)	3·1 (1·8 to 4·9)	10,300
Caries of deciduous teeth	0 (0 to 0)	0 (0 to 0)	0 (0 to 0)	140 (48·6 to 297)	132 (52·8 to 296)	6·4 (0·8 to 17·5)	0 (0 to 0)	0 (0 to 0)	0 (0 to 0)	0 (0 to 0)	0 (0 to 0)	0 (0 to 0)	0 (0 to 0)	0 (0 to 0)	0 (0 to 0)	0 (0 to 0)	0 (0 to 0)	0 (0 to 0)	0 (0 to 0)	0 (0 to 0)	0 (0 to 0)	0 (0 to 0)	0 (0 to 0)	279
Caries of permanent teeth	0 (0 to 0)	0 (0 to 0)	0 (0 to 0)	0 (0 to 0)	114 (39·2 to 262)	240 (97·5 to 527)	233 (94 to 490)	216 (89 to 447)	175 (69·4 to 345)	149 (60 to 305)	129 (52·1 to 263)	93 (40·1 to 190)	65·9 (27·5 to 133)	51·1 (20·4 to 104)	39·7 (15·1 to 86·6)	29·9 (10·8 to 63·3)	20·4 (7·8 to 41·3)	11·6 (4·7 to 23·8)	6·7 (2·7 to 13·5)	3·7 (1·5 to 7·5)	1·5 (0·6 to 3)	0·4 (0·1 to 0·9)	0·1 (0 to 0·2)	1,580
Periodontal diseases	0 (0 to 0)	0 (0 to 0)	0 (0 to 0)	0 (0 to 0)	0 (0 to 0)	0 (0 to 0)	80·2 (24 to 208)	226 (69·6 to 570)	395 (120 to 949)	517 (170 to 1,200)	538 (184 to 1,260)	467 (167 to 1,060)	391 (147 to 867)	338 (133 to 738)	279 (110 to 588)	210 (83·3 to 438)	138 (54·3 to 277)	76·8 (30·6 to 153)	46·9 (18·7 to 92·9)	27·3 (10·3 to 54·7)	11·9 (4·5 to 23·8)	3·7 (1·4 to 7·6)	0·9 (0·3 to 1·8)	3,750
Other oral disorders	0 (0 to 0)	0 (0 to 0)	0 (0 to 0)	358 (209 to 567)	285 (166 to 453)	268 (154 to 414)	328 (192 to 511)	335 (197 to 510)	308 (182 to 469)	278 (169 to 427)	225 (137 to 348)	168 (100 to 255)	130 (77·1 to 196)	107 (65·5 to 160)	86·6 (51·9 to 129)	65·9 (39·1 to 101)	44·2 (26·6 to 66·9)	23·2 (13·9 to 35·5)	11·9 (7 to 17·9)	5·7 (3·4 to 8·6)	2 (1·2 to 3)	0·6 (0·3 to 0·8)	0·1 (0·1 to 0·2)	3,030
Sudden infant death syndrome	--	301 (44 to 1,040)	4,550 (526 to 19,200)	--	--	--	--	--	--	--	--	--	--	--	--	--	--	--	--	--	--	--	--	NA
Injuries	1,240 (709 to 2,850)	1,590 (386 to 9,100)	8,090 (3,450 to 15,400)	20,200 (10,200 to 34,000)	13,800 (9,750 to 18,100)	10,200 (8,110 to 12,500)	16,600 (12,700 to 21,700)	20,100 (14,500 to 28,800)	19,900 (13,700 to 29,300)	15,500 (11,000 to 22,300)	11,700 (8,570 to 16,400)	7,600 (5,740 to 9,920)	5,500 (4,200 to 7,140)	5,170 (4,030 to 6,580)	4,520 (3,490 to 5,770)	3,860 (3,030 to 4,870)	3,010 (2,380 to 3,760)	1,910 (1,530 to 2,350)	1,410 (1,130 to 1,730)	938 (760 to 1,140)	444 (349 to 562)	150 (117 to 187)	41·6 (32·2 to 54·2)	174,000
Transport injuries	124 (45 to 274)	103 (35·5 to 229)	1,430 (498 to 3,170)	4,570 (1,770 to 9,360)	5,800 (3,310 to 9,460)	3,580 (2,330 to 5,130)	3,970 (2,410 to 6,170)	2,950 (1,950 to 4,370)	2,210 (1,460 to 3,260)	1,750 (1,230 to 2,440)	1,620 (1,130 to 2,320)	1,390 (998 to 1,980)	1,190 (853 to 1,630)	1,500 (1,060 to 2,180)	1,460 (1,030 to 2,130)	1,250 (887 to 1,760)	1,070 (776 to 1,460)	635 (456 to 850)	437 (312 to 601)	234 (175 to 310)	86·2 (65·1 to 111)	24·8 (18·5 to 32·4)	6·7 (5 to 9)	37,400
Road injuries	120 (44·1 to 266)	98·6 (34·2 to 222)	1,360 (463 to 3,020)	4,270 (1,640 to 8,710)	5,480 (3,130 to 8,960)	3,350 (2,150 to 4,830)	3,710 (2,200 to 5,750)	2,680 (1,790 to 4,040)	2,000 (1,330 to 2,940)	1,600 (1,130 to 2,240)	1,500 (1,040 to 2,150)	1,300 (923 to 1,850)	1,130 (811 to 1,570)	1,440 (1,010 to 2,090)	1,420 (995 to 2,060)	1,220 (866 to 1,720)	1,050 (751 to 1,430)	620 (446 to 834)	428 (304 to 588)	228 (171 to 303)	83·4 (62·7 to 108)	23·8 (17·6 to 31·1)	6·3 (4·7 to 8·5)	35,100
Pedestrian road injuries	53·4 (15 to 123)	44·1 (14·2 to 105)	562 (169 to 1,380)	1,850 (623 to 3,960)	2,350 (1,210 to 4,150)	1,450 (814 to 2,260)	1,540 (758 to 2,670)	1,100 (642 to 1,750)	844 (509 to 1,330)	672 (438 to 993)	635 (401 to 975)	556 (365 to 844)	481 (319 to 713)	631 (395 to 952)	624 (404 to 914)	549 (363 to 825)	474 (316 to 679)	290 (195 to 410)	208 (147 to 301)	117 (84 to 161)	44·3 (32·5 to 58·7)	12·7 (9·3 to 16·8)	3·5 (2·6 to 4·8)	15,100
Cyclist road injuries	0 (0 to 0)	0 (0 to 0)	0 (0 to 0)	231 (65·1 to 639)	343 (165 to 689)	284 (171 to 460)	313 (194 to 521)	261 (179 to 372)	242 (171 to 338)	229 (166 to 308)	215 (156 to 295)	184 (134 to 245)	169 (119 to 234)	181 (130 to 247)	179 (128 to 253)	157 (111 to 222)	126 (90·1 to 177)	73·7 (51·3 to 104)	45·2 (31·4 to 65·5)	24·1 (16·5 to 34·7)	9·3 (6·5 to 12·7)	2·8 (1·9 to 4)	0·5 (0·4 to 0·7)	3,270
Motorcyclist road injuries	8 (1·8 to 21·5)	6·9 (1·6 to 18·8)	101 (21·9 to 288)	278 (73·1 to 718)	349 (128 to 764)	211 (90·7 to 423)	235 (102 to 476)	161 (82 to 306)	120 (68·3 to 211)	95·6 (58·9 to 160)	88·8 (52·2 to 156)	75·9 (45 to 134)	63·9 (39·4 to 105)	80·5 (45·2 to 137)	80·8 (47·8 to 137)	72·1 (42·7 to 123)	63·4 (38·6 to 105)	38·3 (23·7 to 61)	26 (15·7 to 43·3)	13·8 (8·6 to 21·3)	5·3 (3·5 to 7·6)	1·6 (1·1 to 2·4)	0·5 (0·3 to 0·7)	2,180
Motor vehicle road injuries	57·3 (17·6 to 145)	46·5 (14·4 to 109)	673 (200 to 1,740)	1,870 (628 to 4,090)	2,370 (1,170 to 4,240)	1,350 (747 to 2,220)	1,540 (789 to 2,710)	1,090 (601 to 1,850)	743 (399 to 1,190)	565 (331 to 912)	530 (317 to 865)	463 (274 to 765)	395 (240 to 642)	534 (325 to 876)	517 (308 to 864)	435 (266 to 671)	377 (229 to 593)	216 (131 to 330)	147 (86·3 to 236)	72·3 (44·6 to 111)	24·1 (14·9 to 37·4)	6·5 (4 to 9·9)	1·8 (1·1 to 2·8)	14,000
Other road injuries	1·3 (0·3 to 3·9)	1·1 (0·2 to 4·2)	19·5 (4·2 to 57·9)	41·5 (7 to 130)	65·8 (18·9 to 158)	48·8 (20·9 to 105)	73·4 (28·7 to 157)	70·7 (29·2 to 138)	52·6 (23·1 to 104)	38·7 (19·8 to 69·6)	34·3 (17·6 to 67·5)	22·6 (13·1 to 40·8)	17·7 (10·4 to 34·1)	17·8 (10·5 to 32·2)	13·2 (8·2 to 23·6)	6·4 (4·5 to 8·7)	4·9 (3·4 to 6·6)	2·7 (2 to 3·6)	2·1 (1·4 to 3·2)	1·1 (0·7 to 1·7)	0·5 (0·3 to 0·8)	0·2 (0·1 to 0·3)	0·1 (0 to 0·1)	537
Other transport injuries	3·8 (0·8 to 10·4)	4·4 (1·1 to 11·8)	69·8 (14·7 to 188)	301 (52·7 to 813)	318 (114 to 669)	237 (113 to 431)	267 (114 to 559)	269 (127 to 533)	208 (103 to 397)	147 (77·6 to 275)	119 (65·7 to 229)	86·2 (50·7 to 162)	58·5 (36·7 to 102)	58 (35·5 to 113)	44 (28·4 to 79·9)	33·7 (21·9 to 57·1)	25·7 (17·1 to 43)	14·1 (9·3 to 24·1)	9·3 (6·3 to 15·1)	5·5 (3·9 to 8·1)	2·7 (2 to 3·9)	1·1 (0·7 to 1·5)	0·4 (0·3 to 0·6)	2,280
Unintentional injuries	1,040 (544 to 2,580)	1,450 (297 to 9,030)	6,460 (2,600 to 12,700)	14,600 (7,210 to 25,900)	7,170 (4,870 to 9,660)	4,880 (3,780 to 6,100)	4,120 (3,210 to 5,250)	3,510 (2,730 to 4,400)	3,060 (2,370 to 3,860)	2,880 (2,240 to 3,710)	2,510 (1,930 to 3,270)	2,110 (1,610 to 2,790)	1,790 (1,360 to 2,420)	1,750 (1,330 to 2,330)	1,630 (1,220 to 2,200)	1,560 (1,190 to 2,070)	1,240 (950 to 1,640)	883 (678 to 1,140)	741 (569 to 954)	578 (452 to 746)	307 (232 to 407)	112 (84·1 to 146)	30·4 (22·6 to 41·5)	64,500
Falls	161 (49·7 to 421)	38·6 (12·9 to 88·8)	250 (81·1 to 559)	478 (213 to 990)	722 (470 to 1,040)	638 (460 to 862)	596 (430 to 806)	593 (424 to 814)	606 (441 to 827)	597 (439 to 812)	541 (395 to 729)	448 (330 to 602)	379 (286 to 504)	439 (321 to 581)	423 (317 to 555)	412 (307 to 543)	357 (267 to 473)	308 (228 to 406)	313 (223 to 420)	290 (210 to 394)	174 (123 to 242)	66 (46·3 to 92·3)	17·3 (11·6 to 25·6)	8,850
Drowning	74·2 (38·2 to 133)	36·4 (13·5 to 75·3)	535 (161 to 1,290)	4,030 (1,550 to 8,820)	1,620 (773 to 2,960)	1,040 (533 to 1,780)	260 (138 to 430)	146 (83·3 to 245)	100 (54·2 to 167)	85·1 (49·9 to 141)	66·9 (36·5 to 113)	52·2 (29 to 87·3)	45·3 (26·3 to 74·9)	45·6 (26·3 to 75)	44·4 (25·8 to 73·6)	39·7 (22·6 to 65·2)	36·6 (22·3 to 57·6)	26·6 (16 to 42·6)	20·2 (12·1 to 31·7)	12·5 (7·2 to 21·1)	5·1 (3 to 8·1)	1·1 (0·6 to 2)	0·2 (0·1 to 0·4)	8,330
Fire, heat, and hot substances	52·2 (30 to 86·3)	58·9 (27·6 to 115)	992 (363 to 2,170)	2,640 (1,070 to 5,460)	986 (574 to 1,630)	701 (473 to 964)	787 (559 to 1,070)	772 (563 to 1,050)	711 (512 to 937)	669 (501 to 877)	567 (414 to 737)	427 (317 to 564)	338 (247 to 452)	309 (226 to 424)	253 (182 to 350)	207 (147 to 296)	188 (125 to 279)	119 (81·3 to 174)	85·7 (55·6 to 132)	56·9 (37 to 89·8)	21·8 (14·2 to 32·8)	5·7 (3·7 to 8·2)	1·3 (0·8 to 2)	10,900
Poisonings	59·5 (18·5 to 151)	50·8 (10·9 to 145)	1,120 (222 to 3,410)	1,780 (531 to 4,910)	472 (202 to 903)	284 (130 to 538)	277 (123 to 558)	222 (111 to 412)	186 (90 to 365)	162 (76·3 to 296)	161 (71·8 to 338)	150 (64·8 to 313)	138 (58·8 to 276)	143 (63·5 to 285)	136 (59·8 to 260)	120 (55·7 to 220)	91·2 (43·7 to 167)	55·8 (27 to 106)	36·6 (17·2 to 69·1)	21 (9·8 to 40)	7·2 (3·5 to 13·7)	1·7 (0·8 to 3)	0·3 (0·1 to 0·6)	5,680
Poisoning by carbon monoxide	22·3 (3·8 to 69·4)	8·5 (0·9 to 32·5)	190 (15·3 to 888)	170 (20·7 to 810)	92·6 (24·2 to 242)	43·1 (14·3 to 105)	91 (28·6 to 214)	65·4 (23·9 to 148)	53 (17·7 to 128)	60·1 (21·8 to 132)	59 (17·6 to 137)	60·3 (19·4 to 136)	59·7 (18·6 to 137)	63·2 (23 to 132)	64·9 (22·9 to 137)	71·7 (28·3 to 147)	55·2 (23·6 to 108)	34·6 (15·6 to 66·5)	25 (10·2 to 48·6)	13·8 (5·7 to 28)	5·4 (2·6 to 10·6)	1·4 (0·6 to 2·7)	0·2 (0·1 to 0·5)	1,310
Poisoning by other means	37·3 (9 to 102)	42·3 (9 to 121)	930 (194 to 2,540)	1,610 (479 to 4,290)	380 (154 to 764)	241 (105 to 465)	186 (78·7 to 387)	157 (74·5 to 293)	133 (59·3 to 272)	101 (41·1 to 202)	102 (41·9 to 229)	89·4 (36·1 to 202)	78·7 (28·6 to 168)	79·7 (31·9 to 179)	70·8 (27 to 150)	48·3 (17·7 to 102)	36 (13·2 to 73·9)	21·2 (7·8 to 44·5)	11·6 (3·6 to 28·2)	7·2 (2·6 to 16·8)	1·8 (0·6 to 4)	0·3 (0·1 to 0·6)	0·1 (0 to 0·1)	4,370
Exposure to mechanical forces	281 (6·6 to 2,080)	994 (4·4 to 8,680)	923 (54·5 to 5,000)	825 (289 to 2,130)	579 (335 to 999)	426 (272 to 648)	520 (325 to 853)	413 (270 to 650)	355 (232 to 554)	363 (229 to 577)	288 (192 to 481)	277 (168 to 487)	224 (141 to 382)	174 (113 to 278)	157 (100 to 253)	173 (98·9 to 318)	120 (70·1 to 203)	77·8 (45·7 to 132)	67·1 (38·9 to 113)	50·5 (28·3 to 89·9)	27·8 (15·5 to 51)	11·4 (6·7 to 19·2)	3·7 (2 to 7·1)	7,330
Unintentional firearm injuries	49·3 (0·3 to 312)	99·7 (0·2 to 730)	259 (5 to 1,650)	238 (47·2 to 873)	169 (57·4 to 385)	113 (48·9 to 238)	160 (64·4 to 362)	125 (56·2 to 263)	111 (48·3 to 244)	124 (52·8 to 298)	90·5 (40·4 to 192)	86·3 (35·1 to 193)	77·4 (32·9 to 170)	56 (25·4 to 124)	48·3 (21·9 to 105)	52·9 (20 to 128)	44·2 (18·9 to 92·1)	28·7 (11·5 to 64·9)	27·5 (12 to 56·3)	19·4 (8·4 to 42·5)	12·1 (5·3 to 26·1)	5·6 (2·7 to 10·8)	2·1 (1 to 4·5)	2,000
Other exposure to mechanical forces	232 (3·9 to 1,400)	894 (3·6 to 7,290)	664 (39·6 to 3,460)	587 (209 to 1,540)	410 (223 to 726)	314 (198 to 487)	360 (215 to 595)	288 (185 to 447)	244 (158 to 363)	239 (155 to 375)	198 (130 to 309)	191 (119 to 338)	147 (91·8 to 246)	118 (77·1 to 187)	108 (69·1 to 175)	120 (68·7 to 213)	75·5 (45·2 to 131)	49·1 (29·1 to 86)	39·5 (22·3 to 71)	31·1 (17 to 59·1)	15·8 (8·7 to 30·6)	5·8 (3·2 to 11·1)	1·6 (0·9 to 3·3)	5,330
Adverse effects of medical treatment	161 (79·5 to 369)	136 (60·3 to 344)	1,300 (433 to 2,800)	1,780 (385 to 4,050)	590 (266 to 1,110)	343 (175 to 750)	332 (167 to 788)	331 (169 to 707)	271 (135 to 560)	246 (118 to 551)	197 (95 to 448)	178 (86·4 to 402)	174 (75 to 447)	165 (72·2 to 431)	176 (73·5 to 458)	172 (79·1 to 456)	138 (61·9 to 380)	93·8 (42·5 to 263)	70 (29·9 to 215)	48·2 (20·5 to 154)	22·3 (9 to 72·2)	7·2 (3 to 23·4)	1·9 (0·7 to 7)	6,940
Animal contact	28·1 (14 to 57·3)	16·1 (6·6 to 38·9)	358 (108 to 958)	1,350 (421 to 3,140)	874 (358 to 1,770)	447 (207 to 846)	268 (158 to 491)	214 (127 to 380)	195 (114 to 359)	183 (102 to 360)	175 (95·1 to 335)	164 (85·3 to 311)	149 (77 to 278)	183 (92·2 to 349)	180 (89·6 to 356)	154 (74 to 316)	117 (58·3 to 230)	70·9 (36·1 to 138)	41·5 (22·3 to 83·6)	22·6 (11·9 to 44·9)	9 (5 to 17·6)	2·5 (1·6 to 4·3)	0·6 (0·4 to 1·1)	5,200
Venomous animal contact	15·5 (5·8 to 32·1)	5·7 (1·8 to 15·4)	177 (45 to 508)	758 (177 to 2,000)	587 (226 to 1,290)	302 (120 to 599)	166 (78·9 to 312)	127 (66·4 to 236)	126 (62·2 to 252)	120 (57·9 to 250)	119 (57 to 239)	116 (52·9 to 231)	105 (45·8 to 222)	138 (60·1 to 284)	138 (58·1 to 293)	126 (52·9 to 275)	93 (39·7 to 197)	55·2 (24·1 to 110)	30·8 (13 to 66·4)	15·6 (6·4 to 33·4)	5·8 (2·2 to 12·9)	1·5 (0·6 to 3)	0·3 (0·2 to 0·7)	3,330
Non-venomous animal contact	12·6 (4·6 to 28·1)	10·4 (3·9 to 24·6)	182 (42·6 to 501)	592 (122 to 1,600)	286 (85·7 to 700)	145 (57·7 to 312)	103 (52·7 to 197)	87·3 (45·4 to 166)	69·7 (37·3 to 131)	62·8 (35·1 to 116)	55·7 (30·5 to 108)	48·2 (25·4 to 96·7)	44·2 (23·1 to 88·4)	45·4 (23 to 90·4)	42·2 (22·4 to 84·2)	27·9 (16·3 to 52·3)	23·6 (13·6 to 44·3)	15·8 (8·9 to 31·2)	10·7 (6·1 to 19·5)	7 (4 to 12·6)	3·3 (1·9 to 6)	1·1 (0·6 to 1·6)	0·3 (0·2 to 0·4)	1,880
Foreign body	118 (52·3 to 236)	83·1 (37·1 to 161)	572 (194 to 1,310)	694 (338 to 1,240)	453 (304 to 646)	306 (211 to 416)	344 (244 to 485)	267 (187 to 366)	210 (156 to 282)	193 (141 to 268)	181 (131 to 243)	139 (99·1 to 192)	115 (83 to 161)	97·9 (70·9 to 134)	89·2 (62·6 to 122)	88·1 (63·6 to 121)	69·8 (51·2 to 95·1)	53·8 (38 to 74·9)	43 (28·2 to 66·1)	29·6 (19·8 to 42·1)	16·8 (10·8 to 25·3)	6·7 (4·3 to 10·2)	2·1 (1·4 to 3·2)	4,170
Pulmonary aspiration and foreign body in airway	114 (50·2 to 229)	80·8 (35·2 to 159)	542 (170 to 1,280)	495 (190 to 968)	304 (172 to 487)	174 (103 to 260)	216 (134 to 347)	151 (91·4 to 229)	101 (63·5 to 156)	89·5 (51·2 to 151)	86 (49·6 to 137)	66·8 (37·1 to 110)	59·7 (34·5 to 98·1)	47·2 (26·2 to 78·2)	46·3 (25·2 to 74·8)	51·4 (30·2 to 80)	40·7 (23·3 to 61·5)	33·2 (17·7 to 52·1)	27·1 (12·6 to 46·8)	19·1 (9·5 to 30·7)	11·7 (5·8 to 19·7)	4·6 (2·2 to 7·8)	1·5 (0·8 to 2·4)	2,760
Foreign body in eyes	0 (0 to 0·1)	0·1 (0 to 0·3)	1·9 (0·5 to 4·1)	9·7 (2·8 to 22·3)	13·9 (4·1 to 32·1)	15·3 (4·7 to 35·2)	16·7 (5·5 to 38·8)	18 (5·9 to 39·8)	17·3 (6·4 to 35·9)	16·1 (5·9 to 33·1)	13·8 (5·4 to 29·2)	10·7 (4·6 to 21)	8 (3·9 to 14·7)	6·1 (3·3 to 10·5)	4·7 (2·7 to 7·5)	3·6 (2·2 to 5·5)	2·6 (1·6 to 4)	1·6 (1 to 2·4)	1 (0·7 to 1·5)	0·6 (0·4 to 1)	0·3 (0·2 to 0·4)	0·1 (0·1 to 0·1)	0 (0 to 0)	162
Foreign body in other body part	3·5 (0·8 to 11·2)	2·2 (1 to 5·2)	28·4 (12·7 to 60·9)	190 (76 to 445)	135 (78·9 to 226)	117 (75·8 to 176)	112 (75 to 156)	97·9 (68·6 to 135)	91·4 (64·2 to 124)	87·1 (61·7 to 118)	81·5 (57·7 to 113)	61·9 (43·3 to 87·4)	47·4 (32 to 68·9)	44·5 (30·8 to 67·2)	38·3 (25·5 to 57·9)	33 (21·3 to 51·9)	26·5 (15·8 to 42·2)	19 (10·4 to 32·9)	14·9 (8 to 27·7)	9·9 (5·2 to 18·6)	4·8 (2·5 to 9·5)	2 (1 to 4·1)	0·6 (0·3 to 1·3)	1,250
Environmental heat and cold exposure	17·6 (5·4 to 47)	8·3 (2·5 to 22·6)	103 (27·5 to 320)	232 (85·9 to 555)	182 (84·2 to 387)	128 (72·6 to 254)	190 (95·3 to 439)	133 (76·3 to 252)	101 (62·1 to 172)	92·1 (56·1 to 162)	78·7 (47·3 to 135)	65·3 (36·7 to 123)	54 (29·6 to 97·8)	43·6 (23·7 to 83·4)	37·2 (20·1 to 73·2)	36 (18·1 to 70·5)	28·3 (13·8 to 57·8)	19·2 (9·6 to 39·5)	16·7 (7·9 to 37)	12·5 (5·8 to 26·5)	7·1 (3·2 to 14·4)	3 (1·4 to 6·1)	1 (0·4 to 2)	1,590
Exposure to forces of nature	0·3 (0·3 to 0·4)	1·3 (1·2 to 1·4)	10·6 (9·6 to 11·6)	51·7 (47 to 57)	48·5 (43·5 to 53·9)	44·7 (39·9 to 50·2)	34·1 (29·2 to 41·1)	24·3 (21 to 28·7)	20·5 (17·8 to 24)	16·9 (14·5 to 19·9)	12·5 (10·7 to 15)	9·1 (7·8 to 10·8)	6·6 (5·7 to 7·9)	5·7 (4·9 to 6·7)	4·9 (4·2 to 5·9)	4 (3·4 to 4·9)	2·7 (2·2 to 3·4)	1·7 (1·4 to 2·1)	1 (0·9 to 1·3)	0·6 (0·5 to 0·7)	0·2 (0·2 to 0·2)	0 (0 to 0·1)	0 (0 to 0)	302
Other unintentional injuries	88·2 (37 to 182)	27·8 (10·2 to 66·6)	293 (108 to 601)	780 (321 to 1,680)	645 (305 to 1,270)	523 (263 to 972)	510 (273 to 968)	393 (220 to 716)	307 (190 to 505)	269 (163 to 457)	240 (135 to 439)	202 (116 to 351)	168 (96 to 295)	143 (83·6 to 253)	129 (73·7 to 230)	153 (76·8 to 286)	91 (50·7 to 168)	57·5 (32·8 to 99)	46·8 (26·1 to 82)	32·9 (18·9 to 56·7)	16·5 (9·9 to 27)	6·1 (3·9 to 10)	1·9 (1·2 to 2·9)	5,120
Self-harm and interpersonal violence	78·2 (60·5 to 111)	35·2 (28·9 to 47·3)	197 (118 to 353)	970 (680 to 1,560)	838 (650 to 1,100)	1,770 (1,310 to 2,380)	8,530 (5,700 to 13,000)	13,700 (8,580 to 21,800)	14,600 (9,020 to 23,000)	10,900 (6,810 to 17,300)	7,570 (4,790 to 11,800)	4,100 (2,700 to 6,140)	2,520 (1,750 to 3,590)	1,920 (1,380 to 2,660)	1,430 (1,030 to 1,920)	1,050 (759 to 1,440)	702 (507 to 940)	393 (293 to 525)	230 (168 to 311)	127 (93·5 to 169)	50·4 (36·5 to 69·9)	13·7 (9·8 to 18·8)	4·5 (3·2 to 6·2)	71,700
Self-harm	0 (0 to 0)	0 (0 to 0)	0 (0 to 0)	0 (0 to 0)	0 (0 to 0)	695 (372 to 1,210)	1,440 (772 to 2,370)	1,240 (694 to 2,020)	1,060 (582 to 1,700)	896 (527 to 1,390)	846 (498 to 1,390)	670 (388 to 1,060)	589 (336 to 977)	630 (383 to 1,020)	555 (329 to 888)	470 (296 to 757)	326 (203 to 498)	187 (121 to 281)	108 (69·3 to 165)	57·8 (36·7 to 89·1)	21·1 (13 to 31·7)	5·3 (3·4 to 7·7)	2·4 (1·6 to 3·6)	9,800
Self-harm by firearm	0 (0 to 0)	0 (0 to 0)	0 (0 to 0)	0 (0 to 0)	0 (0 to 0)	27·6 (7·1 to 76·2)	79 (19·8 to 228)	82·6 (25·3 to 205)	57·3 (18·4 to 144)	56·5 (19·6 to 132)	49·6 (17·5 to 114)	40·8 (13·6 to 89·6)	27·3 (9·5 to 63)	22·7 (8 to 50·5)	17·9 (6·9 to 38·4)	10·8 (4·3 to 23·1)	7·7 (3 to 18·6)	5·5 (2·1 to 12·3)	3·7 (1·5 to 7·7)	2·4 (1 to 5·4)	1·1 (0·5 to 2·2)	0·4 (0·2 to 0·8)	0·2 (0·1 to 0·5)	493
Self-harm by other specified means	0 (0 to 0)	0 (0 to 0)	0 (0 to 0)	0 (0 to 0)	0 (0 to 0)	668 (357 to 1,170)	1,360 (725 to 2,250)	1,160 (634 to 1,890)	999 (553 to 1,610)	840 (493 to 1,310)	796 (474 to 1,300)	629 (365 to 997)	562 (327 to 929)	607 (365 to 983)	537 (318 to 859)	459 (290 to 737)	318 (199 to 486)	181 (117 to 271)	105 (66·7 to 158)	55·4 (34·9 to 84·8)	20 (12·1 to 30·1)	4·9 (3·2 to 7·3)	2·2 (1·4 to 3·3)	9,310
Interpersonal violence	29·6 (13·2 to 64)	8·3 (2·8 to 20)	106 (29·8 to 259)	353 (92·5 to 936)	306 (183 to 509)	375 (254 to 541)	691 (440 to 1,000)	750 (491 to 1,080)	635 (386 to 944)	515 (334 to 761)	373 (242 to 540)	236 (158 to 343)	142 (98·4 to 207)	87·3 (61·3 to 123)	57 (41·8 to 77·1)	42·6 (32·5 to 55·7)	29·4 (22·7 to 38)	16·8 (12·9 to 21·5)	10·5 (8·1 to 13·3)	5·7 (4·4 to 7·3)	2·4 (1·9 to 3·1)	0·7 (0·5 to 0·8)	0·2 (0·1 to 0·2)	4,770
Physical violence by firearm	5·4 (1·4 to 14·7)	1·3 (0·3 to 4)	19·4 (3·7 to 57)	69·9 (10·6 to 220)	44·6 (13·2 to 105)	26·2 (8·8 to 63·8)	62·8 (20·4 to 147)	79·6 (26·3 to 181)	50·7 (15·5 to 115)	43·2 (14·6 to 92·9)	24·6 (8·1 to 56·8)	12·2 (5 to 26·1)	5·1 (2·2 to 11·2)	5·5 (2·4 to 11·5)	4 (1·8 to 8·2)	4·2 (2 to 7·5)	1·5 (0·8 to 2·6)	0·7 (0·4 to 1·2)	0·4 (0·2 to 0·7)	0·1 (0·1 to 0·2)	0 (0 to 0·1)	0 (0 to 0)	0 (0 to 0)	462
Physical violence by sharp object	5·5 (4·1 to 8·7)	1·7 (0·9 to 3·8)	23·6 (9·9 to 58·5)	96·6 (27·5 to 255)	51·9 (24·8 to 113)	40·4 (23·8 to 70)	86·1 (48·2 to 156)	76·7 (46·7 to 136)	67·8 (39·7 to 123)	57 (35 to 97·6)	35·3 (23·7 to 59·1)	30·1 (19·1 to 48·1)	18·5 (12·7 to 28·8)	15·9 (10·9 to 25)	9·9 (7·3 to 13·8)	7·9 (5·7 to 10·7)	5·5 (4 to 7·3)	4 (2·9 to 5·4)	2·8 (2 to 3·8)	1·3 (1 to 1·8)	0·7 (0·5 to 0·9)	0·2 (0·2 to 0·3)	0·1 (0 to 0·1)	639
Sexual violence	0 (0 to 0)	0 (0 to 0)	0 (0 to 0)	13·8 (8·2 to 22·1)	104 (63·7 to 163)	219 (125 to 343)	404 (230 to 641)	457 (268 to 688)	399 (220 to 646)	342 (189 to 560)	248 (138 to 394)	158 (89·7 to 258)	91·9 (52·6 to 153)	46·2 (25·7 to 75·5)	26·2 (15·1 to 42·4)	19·3 (11·9 to 29·4)	12·8 (7·8 to 19·3)	7·1 (4·4 to 10·7)	4·3 (2·7 to 6·3)	2·5 (1·6 to 3·6)	0·9 (0·5 to 1·4)	0·1 (0·1 to 0·2)	0 (0 to 0)	2,560
Physical violence by other means	18·6 (6·7 to 44·5)	5·3 (1·4 to 14)	63·1 (13·9 to 160)	173 (36·8 to 477)	106 (50·4 to 208)	89 (49·8 to 156)	139 (64·6 to 264)	137 (67·1 to 258)	117 (57·4 to 225)	73·2 (41·6 to 125)	65·3 (37·2 to 117)	35·3 (23·1 to 53·2)	26·9 (18·7 to 39·9)	19·7 (14·2 to 27·8)	16·9 (12 to 23·5)	11·3 (8·3 to 14·8)	9·7 (7 to 13·1)	5 (3·7 to 6·6)	3 (2·2 to 4)	1·8 (1·3 to 2·4)	0·8 (0·6 to 1·1)	0·3 (0·2 to 0·4)	0·1 (0·1 to 0·1)	1,120
Conflict and terrorism	48·6 (44·1 to 53·5)	26·9 (24·4 to 29·7)	88·9 (80·5 to 98·2)	566 (499 to 648)	486 (369 to 679)	673 (452 to 1,010)	6,360 (3,750 to 10,700)	11,600 (6,760 to 19,600)	12,800 (7,370 to 21,200)	9,430 (5,370 to 15,700)	6,310 (3,590 to 10,500)	3,160 (1,880 to 5,080)	1,770 (1,080 to 2,820)	1,190 (727 to 1,840)	809 (515 to 1,240)	529 (336 to 801)	341 (216 to 522)	186 (120 to 283)	109 (70·3 to 163)	62·3 (39·8 to 98)	26·5 (16·3 to 40·8)	7·6 (4·5 to 11·7)	1·9 (1·1 to 3)	56,600

SR Table 2b: Comoros DALYS by cause and age group for females with 95% uncertainty intervals, 2019

Cause	Early Neonatal	Late Neonatal	Post Neonatal	1 to 4	5 to 9	10 to 14	15 to 19	20 to 24	25 to 29	30 to 34	35 to 39	40 to 44	45 to 49	50 to 54	55 to 59	60 to 64	65 to 69	70 to 74	75 to 79	80 to 84	85 to 89	90 to 94	95 plus	Total
All causes	15,100 (12,100 to 18,500)	2,690 (2,170 to 3,280)	9,520 (7,760 to 11,500)	8,930 (7,480 to 10,700)	4,260 (3,150 to 5,390)	3,790 (2,950 to 4,680)	4,710 (3,780 to 5,670)	5,410 (4,320 to 6,520)	5,640 (4,520 to 6,780)	5,630 (4,540 to 6,710)	5,650 (4,590 to 6,780)	6,100 (4,900 to 7,400)	6,150 (5,110 to 7,530)	6,380 (5,250 to 7,710)	6,280 (5,240 to 7,630)	6,480 (5,490 to 7,640)	6,010 (5,240 to 6,910)	6,520 (5,920 to 7,340)	5,190 (4,810 to 5,860)	3,670 (3,420 to 4,100)	1,750 (1,610 to 2,050)	700 (646 to 814)	215 (197 to 237)	127,000
Communicable, maternal, neonatal, and nutritional diseases	14,000 (11,200 to 17,300)	2,370 (1,860 to 2,940)	7,700 (6,080 to 9,620)	6,830 (5,490 to 8,370)	2,390 (1,700 to 3,140)	1,520 (1,100 to 2,000)	1,850 (1,280 to 2,590)	2,050 (1,450 to 2,880)	2,060 (1,520 to 2,710)	2,020 (1,500 to 2,690)	1,740 (1,280 to 2,560)	1,570 (1,130 to 2,280)	1,440 (1,040 to 2,180)	1,440 (1,030 to 2,180)	1,370 (978 to 2,120)	1,320 (957 to 1,890)	1,090 (817 to 1,560)	1,230 (928 to 1,660)	962 (728 to 1,310)	702 (523 to 942)	357 (265 to 487)	150 (109 to 207)	54 (38·7 to 73)	56,200
HIV/AIDS and sexually transmitted infections	375 (110 to 890)	90·9 (28·4 to 198)	163 (47·3 to 368)	11 (2·8 to 35·9)	4·4 (1·1 to 11·3)	3 (1·2 to 7)	15·3 (6·7 to 31·5)	30·9 (15·2 to 57·8)	39·6 (20·3 to 85)	34·4 (17·8 to 79·1)	27·7 (14·1 to 61·5)	20·7 (10·8 to 42·9)	16·4 (8·4 to 31·5)	8·2 (4 to 16·4)	7·4 (3·5 to 15·6)	4·9 (2·3 to 10·1)	2·5 (1·2 to 5·2)	1·8 (0·9 to 3·7)	2·5 (1·1 to 4·9)	0·8 (0·4 to 1·6)	0·4 (0·2 to 0·8)	0·2 (0·1 to 0·3)	0 (0 to 0·1)	861
HIV/AIDS	0 (0 to 0)	0 (0 to 0)	0·7 (0 to 6·6)	2·8 (0·1 to 27·5)	0·3 (0 to 2·5)	0·2 (0 to 1·3)	0·6 (0·2 to 3·1)	3·9 (1 to 19·5)	7·8 (1·7 to 44·3)	7·8 (1·5 to 46)	4·4 (0·8 to 29·8)	2·2 (0·5 to 15·8)	1·2 (0·3 to 7·9)	0·8 (0·2 to 5·1)	0·8 (0·3 to 4·2)	0·9 (0·3 to 4·1)	0·7 (0·2 to 2·5)	0·3 (0·1 to 1·1)	0·1 (0·1 to 0·4)	0·1 (0 to 0·2)	0 (0 to 0·1)	0 (0 to 0)	0 (0 to 0)	35·6
HIV/AIDS - Drug-susceptible Tuberculosis	0 (0 to 0)	0 (0 to 0)	0·2 (0 to 2·3)	0·8 (0 to 9·7)	0·1 (0 to 0·9)	0·1 (0 to 0·4)	0·3 (0·1 to 1·2)	1·9 (0·7 to 7·5)	3·5 (1·3 to 17·2)	3·3 (1·2 to 18·6)	1·8 (0·7 to 10·8)	1 (0·4 to 5·8)	0·5 (0·2 to 2·9)	0·4 (0·2 to 1·8)	0·4 (0·2 to 1·6)	0·5 (0·3 to 1·3)	0·4 (0·2 to 0·9)	0·2 (0·1 to 0·3)	0·1 (0 to 0·1)	0 (0 to 0·1)	0 (0 to 0)	0 (0 to 0)	0 (0 to 0)	15·5
HIV/AIDS - Multidrug-resistant Tuberculosis without extensive	0 (0 to 0)	0 (0 to 0)	0 (0 to 0·4)	0·2 (0 to 1·6)	0 (0 to 0·1)	0 (0 to 0·1)	0 (0 to 0·2)	0·3 (0 to 1·7)	0·5 (0 to 3·4)	0·5 (0 to 3·2)	0·3 (0 to 1·7)	0·2 (0 to 0·8)	0·1 (0 to 0·4)	0·1 (0 to 0·3)	0·1 (0 to 0·2)	0·1 (0 to 0·2)	0 (0 to 0·1)	0 (0 to 0·1)	0 (0 to 0)	0 (0 to 0)	0 (0 to 0)	0 (0 to 0)	0 (0 to 0)	2·4
HIV/AIDS - Extensively drug-resistant Tuberculosis	0 (0 to 0)	0 (0 to 0)	0 (0 to 0)	0 (0 to 0)	0 (0 to 0)	0 (0 to 0)	0 (0 to 0)	0 (0 to 0)	0 (0 to 0)	0 (0 to 0)	0 (0 to 0)	0 (0 to 0)	0 (0 to 0)	0 (0 to 0)	0 (0 to 0)	0 (0 to 0)	0 (0 to 0)	0 (0 to 0)	0 (0 to 0)	0 (0 to 0)	0 (0 to 0)	0 (0 to 0)	0 (0 to 0)	0
HIV/AIDS resulting in other diseases	0 (0 to 0)	0 (0 to 0)	0·4 (0 to 3·6)	1·8 (0 to 15·1)	0·2 (0 to 1·4)	0·1 (0 to 0·7)	0·3 (0 to 1·6)	1·7 (0·1 to 10·4)	3·7 (0·1 to 23·4)	4 (0 to 24·9)	2·3 (0 to 16·2)	1·1 (0 to 8·4)	0·6 (0 to 4·2)	0·4 (0 to 2·6)	0·3 (0 to 2·5)	0·3 (0 to 2·3)	0·3 (0 to 1·5)	0·1 (0 to 0·8)	0 (0 to 0·3)	0 (0 to 0·1)	0 (0 to 0·1)	0 (0 to 0)	0 (0 to 0)	17·7
Sexually transmitted infections excluding HIV	375 (110 to 890)	90·9 (28·4 to 198)	162 (46·9 to 368)	8·2 (2·5 to 19)	4·1 (1 to 10·1)	2·8 (1·1 to 6·6)	14·7 (6·2 to 31)	27·1 (13·1 to 51·3)	31·8 (16 to 58)	26·5 (14·7 to 46)	23·3 (12·2 to 41·4)	18·5 (9·5 to 35·1)	15·2 (7·7 to 28·1)	7·4 (3·6 to 13·7)	6·6 (3·1 to 12·8)	4 (1·8 to 7·6)	1·9 (0·8 to 3·6)	1·4 (0·6 to 2·8)	2·4 (1 to 4·7)	0·8 (0·4 to 1·5)	0·4 (0·2 to 0·7)	0·2 (0·1 to 0·3)	0 (0 to 0·1)	825
Syphilis	375 (110 to 890)	90·9 (28·4 to 198)	162 (46·9 to 368)	8·2 (2·5 to 19)	4·1 (1 to 10·1)	1·1 (0·3 to 3·2)	2 (0·4 to 5·2)	1·1 (0·4 to 2·4)	2·3 (0·7 to 5·7)	1·4 (0·5 to 3·4)	0·8 (0·3 to 1·8)	0·2 (0·1 to 0·4)	0·4 (0·2 to 0·9)	0·3 (0·1 to 0·6)	0·2 (0·1 to 0·3)	0·1 (0 to 0·3)	0 (0 to 0·1)	0 (0 to 0·1)	0·2 (0·1 to 0·4)	0·1 (0 to 0·2)	0·1 (0 to 0·1)	0 (0 to 0·1)	0 (0 to 0)	650
Chlamydial infection	0 (0 to 0)	0 (0 to 0)	0 (0 to 0)	0 (0 to 0)	0 (0 to 0)	0·2 (0·1 to 0·6)	1·3 (0·5 to 2·8)	3·6 (1·4 to 8)	3·2 (1·5 to 5·9)	2·3 (1·2 to 3·8)	2·4 (1·3 to 4)	2 (1 to 3·3)	1·7 (0·9 to 3·2)	0·5 (0·2 to 0·9)	0·6 (0·2 to 1·4)	0·3 (0·1 to 0·8)	0 (0 to 0·1)	0 (0 to 0·1)	0·3 (0·1 to 0·6)	0·1 (0 to 0·2)	0 (0 to 0·1)	0 (0 to 0)	0 (0 to 0)	18·5
Gonococcal infection	0 (0 to 0)	0 (0 to 0)	0 (0 to 0)	0 (0 to 0)	0 (0 to 0)	0·3 (0·1 to 0·9)	2·7 (0·6 to 7)	4·7 (1·4 to 11·9)	5·1 (1·7 to 11·8)	2·9 (1·2 to 6·2)	2·4 (1 to 5·2)	1·6 (0·8 to 3)	1·9 (0·8 to 4·2)	1·1 (0·4 to 2·5)	1·6 (0·5 to 3·9)	0·8 (0·2 to 2·2)	0·2 (0·1 to 0·5)	0·1 (0 to 0·4)	0·9 (0·3 to 2·1)	0·2 (0·1 to 0·4)	0·1 (0 to 0·3)	0 (0 to 0·1)	0 (0 to 0)	26·6
Trichomoniasis	0 (0 to 0)	0 (0 to 0)	0 (0 to 0)	0 (0 to 0)	0 (0 to 0)	0·3 (0·1 to 0·8)	3·3 (1·1 to 7·8)	9·1 (3·2 to 20·5)	10·9 (3·8 to 24·8)	9·7 (3·1 to 22·6)	8·1 (2·7 to 19)	6·7 (2·2 to 16·2)	4·5 (1·4 to 10·4)	2·6 (0·8 to 6·3)	1·6 (0·5 to 3·6)	1 (0·4 to 2·4)	0·7 (0·2 to 1·6)	0·5 (0·2 to 1·1)	0·3 (0·1 to 0·6)	0·1 (0 to 0·3)	0 (0 to 0·1)	0 (0 to 0)	0 (0 to 0)	59·5
Genital herpes	0 (0 to 0)	0 (0 to 0)	0 (0 to 0)	0 (0 to 0)	0 (0 to 0)	0·4 (0·1 to 1)	1·5 (0·5 to 3·7)	2·6 (0·9 to 6·3)	3·2 (1 to 7·9)	3·3 (1 to 7·9)	3 (0·9 to 7·5)	2·7 (0·9 to 6·9)	2·3 (0·7 to 5·9)	1·8 (0·6 to 4·4)	1·4 (0·4 to 3·5)	1·1 (0·3 to 2·7)	0·8 (0·2 to 1·9)	0·6 (0·2 to 1·5)	0·4 (0·1 to 0·9)	0·2 (0·1 to 0·5)	0·1 (0 to 0·2)	0 (0 to 0·1)	0 (0 to 0)	25·5
Other sexually transmitted infections	0 (0 to 0)	0 (0 to 0)	0 (0 to 0)	0 (0 to 0)	0 (0 to 0)	0·5 (0·2 to 1·2)	4 (1·2 to 9·6)	6 (2·5 to 12·7)	7 (3·6 to 12·7)	6·9 (4·1 to 11·1)	6·7 (3·7 to 11)	5·4 (3 to 9)	4·3 (2·1 to 8)	1·1 (0·5 to 2·1)	1·3 (0·5 to 3·1)	0·7 (0·2 to 1·9)	0·1 (0 to 0·2)	0·1 (0 to 0·2)	0·4 (0·1 to 0·8)	0·1 (0 to 0·2)	0·1 (0 to 0·1)	0 (0 to 0)	0 (0 to 0)	44·6
Respiratory infections and tuberculosis	1,410 (593 to 2,890)	521 (259 to 840)	3,040 (1,650 to 4,520)	1,700 (917 to 2,630)	421 (249 to 646)	271 (163 to 393)	339 (140 to 548)	534 (253 to 838)	530 (283 to 807)	509 (292 to 762)	515 (287 to 768)	541 (332 to 815)	541 (346 to 784)	674 (436 to 957)	677 (435 to 978)	714 (488 to 1,000)	593 (396 to 817)	723 (507 to 979)	597 (412 to 840)	442 (308 to 617)	219 (151 to 308)	90·5 (59·8 to 125)	34·7 (22·8 to 47·7)	15,600
Tuberculosis	0 (0 to 0)	0 (0 to 0)	161 (70·3 to 298)	150 (67·3 to 269)	79 (39·5 to 142)	71·1 (35·1 to 121)	161 (57·1 to 300)	330 (143 to 587)	333 (164 to 558)	344 (173 to 560)	348 (172 to 584)	334 (188 to 552)	333 (189 to 539)	434 (247 to 681)	418 (233 to 668)	373 (209 to 588)	246 (138 to 411)	300 (178 to 480)	197 (113 to 323)	143 (79·6 to 237)	63·7 (36·6 to 107)	22·9 (12·9 to 38)	11·9 (6·8 to 19·3)	4,850
Latent tuberculosis infection	0 (0 to 0)	0 (0 to 0)	0 (0 to 0)	0 (0 to 0)	0 (0 to 0)	0 (0 to 0)	0 (0 to 0)	0 (0 to 0)	0 (0 to 0)	0 (0 to 0)	0 (0 to 0)	0 (0 to 0)	0 (0 to 0)	0 (0 to 0)	0 (0 to 0)	0 (0 to 0)	0 (0 to 0)	0 (0 to 0)	0 (0 to 0)	0 (0 to 0)	0 (0 to 0)	0 (0 to 0)	0 (0 to 0)	0
Drug-susceptible tuberculosis	0 (0 to 0)	0 (0 to 0)	137 (56 to 266)	129 (55·2 to 236)	68·8 (33 to 124)	61·3 (29·1 to 109)	139 (48·1 to 269)	286 (118 to 519)	288 (137 to 488)	297 (141 to 501)	299 (143 to 510)	287 (149 to 500)	285 (155 to 473)	372 (187 to 605)	357 (195 to 596)	319 (167 to 531)	210 (108 to 369)	257 (137 to 432)	169 (82·5 to 289)	122 (65 to 208)	54·4 (29·3 to 94·2)	19·6 (9·8 to 33·9)	10·2 (5·3 to 17·4)	4,160
Multidrug-resistant tuberculosis without extensive drug resista	0 (0 to 0)	0 (0 to 0)	23·8 (2·5 to 80·3)	20·8 (2·3 to 70·5)	10·1 (1 to 33·8)	9·6 (1·1 to 32·9)	21·8 (1·9 to 78·7)	43·6 (4·4 to 146)	44·8 (4·8 to 138)	46 (5·1 to 147)	48·2 (5 to 158)	46·7 (4·9 to 146)	47·4 (5·6 to 151)	62 (6·8 to 193)	60 (6·5 to 201)	54·2 (6·5 to 180)	35·7 (4·2 to 116)	42·9 (4·8 to 141)	27·9 (3·4 to 85·3)	20·5 (2·5 to 61·8)	9·1 (1·1 to 29·1)	3·2 (0·4 to 10·2)	1·7 (0·2 to 5·4)	680
Extensively drug-resistant tuberculosis	0 (0 to 0)	0 (0 to 0)	0·3 (0 to 1·1)	0·3 (0 to 1)	0·1 (0 to 0·5)	0·1 (0 to 0·5)	0·3 (0 to 1·1)	0·6 (0·1 to 2·1)	0·6 (0·1 to 2)	0·6 (0·1 to 2)	0·6 (0·1 to 2·2)	0·6 (0·1 to 2·1)	0·6 (0·1 to 2·1)	0·8 (0·1 to 2·9)	0·8 (0·1 to 2·8)	0·7 (0·1 to 2·5)	0·5 (0·1 to 1·7)	0·6 (0·1 to 1·9)	0·4 (0 to 1·2)	0·3 (0 to 0·9)	0·1 (0 to 0·4)	0 (0 to 0·1)	0 (0 to 0·1)	9·1
Lower respiratory infections	1,400 (592 to 2,890)	520 (258 to 840)	2,850 (1,440 to 4,310)	1,480 (738 to 2,390)	285 (141 to 490)	155 (78·4 to 254)	135 (39·6 to 243)	160 (52·8 to 281)	160 (70·6 to 278)	136 (62·3 to 235)	143 (69·3 to 236)	186 (97·1 to 304)	190 (111 to 298)	225 (129 to 354)	247 (141 to 394)	332 (194 to 515)	340 (198 to 515)	417 (255 to 629)	396 (239 to 599)	297 (189 to 449)	155 (94·3 to 235)	67·2 (42·2 to 98·9)	22·7 (13·6 to 33·8)	10,300
Upper respiratory infections	0·2 (0·1 to 0·6)	0·8 (0·4 to 1·9)	21·2 (7·5 to 56·5)	51·6 (23 to 115)	37·1 (20·2 to 63·6)	32·4 (17 to 55·5)	30·5 (15·7 to 53·2)	27·1 (14·5 to 46·6)	23·2 (12·8 to 38·5)	19·2 (10·2 to 32·1)	16·8 (8·6 to 28·3)	14·4 (7·6 to 24·7)	11·7 (6·2 to 20)	9·2 (4·9 to 15·9)	7·5 (4 to 13·1)	6·2 (3·3 to 11·3)	4·5 (2·4 to 7·8)	3·9 (2 to 7·5)	2·5 (1·3 to 5)	1·6 (0·7 to 3·5)	0·7 (0·3 to 1·5)	0·3 (0·1 to 0·6)	0·1 (0 to 0·3)	323
Otitis media	3·6 (0 to 20·4)	0·1 (0 to 0·2)	2·6 (1·2 to 5·6)	17·9 (9·7 to 30·5)	20 (11·1 to 33·1)	12·3 (6·4 to 21·3)	12·4 (6·6 to 21·4)	16 (7·2 to 31·3)	13 (6·3 to 24·4)	9·2 (4·2 to 16·9)	7·8 (3·7 to 14·1)	7·3 (3·4 to 13·2)	6·5 (3·2 to 11·5)	5·5 (2·6 to 9·7)	4·2 (2·1 to 7·6)	3 (1·4 to 5·7)	1·9 (0·9 to 3·5)	1·4 (0·6 to 2·4)	0·9 (0·4 to 1·6)	0·5 (0·3 to 1·1)	0·2 (0·1 to 0·4)	0·1 (0 to 0·2)	0 (0 to 0)	146
Enteric infections	78·6 (13·4 to 227)	157 (33·1 to 474)	1,440 (347 to 3,550)	1,350 (439 to 3,180)	470 (226 to 912)	232 (127 to 391)	227 (90 to 458)	252 (104 to 517)	212 (102 to 422)	181 (89·5 to 360)	175 (84·9 to 359)	178 (86·8 to 367)	181 (84·5 to 380)	168 (81·2 to 385)	173 (76·7 to 377)	214 (91·2 to 475)	203 (88·9 to 469)	209 (88·1 to 481)	185 (79·4 to 415)	145 (59·1 to 336)	76·1 (29·4 to 178)	34·7 (12·8 to 83·3)	11·9 (4·1 to 32·2)	6,550
Diarrheal diseases	78·6 (13·4 to 227)	157 (32·9 to 473)	1,430 (336 to 3,550)	1,250 (358 to 3,130)	378 (160 to 807)	161 (81·2 to 311)	185 (75·8 to 389)	224 (90·5 to 488)	196 (87·6 to 404)	171 (81·3 to 348)	169 (79·4 to 351)	172 (82 to 363)	177 (80·7 to 372)	165 (77·9 to 381)	171 (74·4 to 374)	212 (89·6 to 474)	202 (87·2 to 468)	208 (87 to 480)	184 (79·1 to 414)	145 (58·8 to 336)	76 (29·4 to 178)	34·6 (12·7 to 83·3)	11·9 (4·1 to 32·2)	6,160
Typhoid and paratyphoid	0 (0 to 0)	0 (0 to 0)	0·9 (0·3 to 2·2)	74·7 (23 to 178)	83·8 (27·5 to 197)	68·3 (23·7 to 144)	40·1 (8·8 to 92·4)	25·4 (7 to 56·9)	14·6 (5 to 32·3)	8·1 (2·7 to 18·7)	5 (1·7 to 10·7)	3·8 (1·5 to 8·1)	3·1 (1·2 to 6·7)	2·4 (0·9 to 5)	1·6 (0·6 to 3·8)	1·1 (0·4 to 2·5)	0·7 (0·3 to 1·6)	0·5 (0·2 to 1·1)	0·3 (0·1 to 0·6)	0·1 (0·1 to 0·3)	0·1 (0 to 0·1)	0 (0 to 0)	0 (0 to 0)	335
Typhoid fever	0 (0 to 0)	0 (0 to 0)	0·9 (0·3 to 2·1)	74·5 (22·9 to 178)	83·7 (27·5 to 197)	68·1 (23·7 to 143)	40 (8·8 to 92·3)	25·4 (7 to 56·8)	14·6 (5 to 32·2)	8·1 (2·7 to 18·7)	5 (1·7 to 10·7)	3·8 (1·5 to 8·1)	3·1 (1·2 to 6·7)	2·4 (0·9 to 5)	1·6 (0·6 to 3·8)	1·1 (0·4 to 2·5)	0·7 (0·3 to 1·6)	0·5 (0·2 to 1·1)	0·3 (0·1 to 0·6)	0·1 (0·1 to 0·3)	0·1 (0 to 0·1)	0 (0 to 0)	0 (0 to 0)	334
Paratyphoid fever	0 (0 to 0)	0 (0 to 0)	0 (0 to 0)	0·1 (0 to 0·4)	0·2 (0 to 0·5)	0·1 (0 to 0·3)	0·1 (0 to 0·2)	0 (0 to 0·1)	0 (0 to 0·1)	0 (0 to 0)	0 (0 to 0)	0 (0 to 0)	0 (0 to 0)	0 (0 to 0)	0 (0 to 0)	0 (0 to 0)	0 (0 to 0)	0 (0 to 0)	0 (0 to 0)	0 (0 to 0)	0 (0 to 0)	0 (0 to 0)	0 (0 to 0)	0·6
Invasive Non-typhoidal Salmonella (iNTS)	0 (0 to 0)	0·3 (0·1 to 0·6)	5·9 (2·7 to 11·1)	15·6 (6·7 to 30·4)	7·2 (2·1 to 16)	2·6 (0·4 to 6·4)	1·4 (0·2 to 3·8)	1·6 (0·3 to 4·1)	1·7 (0·4 to 4·2)	1·5 (0·5 to 3·5)	1·5 (0·5 to 3·6)	1·5 (0·5 to 3·3)	1·1 (0·4 to 2·4)	1 (0·3 to 2·2)	0·8 (0·3 to 1·8)	0·7 (0·2 to 1·6)	0·5 (0·1 to 1·1)	0·4 (0·1 to 0·8)	0·2 (0·1 to 0·5)	0·1 (0 to 0·3)	0 (0 to 0·1)	0 (0 to 0)	0 (0 to 0)	45·7
Other intestinal infectious diseases	0 (0 to 0)	0 (0 to 0)	2·9 (0 to 11·8)	4·5 (0·2 to 16·9)	1·3 (0·1 to 5·8)	0·7 (0 to 2·9)	0·3 (0 to 1·3)	0·3 (0 to 1·2)	0·1 (0 to 0·4)	0·3 (0 to 0·8)	0·1 (0 to 0·4)	0·1 (0 to 0·5)	0·1 (0 to 0·2)	0·1 (0 to 0·2)	0 (0 to 0·2)	0 (0 to 0·2)	0·1 (0 to 0·2)	0 (0 to 0·2)	0 (0 to 0·1)	0 (0 to 0·1)	0 (0 to 0·1)	0 (0 to 0)	0 (0 to 0)	11·2
Neglected tropical diseases and malaria	0·4 (0·1 to 1·5)	17·2 (1·5 to 95)	315 (22·2 to 1,520)	484 (58·8 to 1,950)	295 (75·2 to 1,040)	247 (60·3 to 832)	628 (84·1 to 1,810)	603 (88·8 to 1,900)	416 (61·9 to 1,480)	380 (52·4 to 1,400)	401 (53·5 to 1,490)	264 (35·7 to 1,120)	232 (26·8 to 1,090)	228 (24·3 to 1,060)	215 (21·5 to 1,060)	152 (12·7 to 753)	101 (9·4 to 493)	95·6 (7·8 to 496)	32·9 (4·3 to 169)	11·5 (2·3 to 53·7)	1·9 (0·8 to 5·8)	0·5 (0·3 to 1·2)	0·1 (0·1 to 0·2)	5,120
Malaria	0 (0 to 0·1)	16·1 (0·5 to 94·2)	302 (9 to 1,510)	440 (21·2 to 1,930)	225 (18·3 to 975)	196 (19·8 to 786)	594 (46·8 to 1,760)	559 (45·9 to 1,860)	382 (29·8 to 1,440)	352 (25·2 to 1,370)	373 (25·6 to 1,470)	243 (16 to 1,100)	217 (10·6 to 1,070)	214 (9·7 to 1,050)	203 (8·4 to 1,050)	145 (5·4 to 744)	95·6 (3·6 to 488)	90·8 (3·1 to 491)	29·6 (1·3 to 165)	9·4 (0·5 to 51·9)	1 (0·1 to 4·8)	0·2 (0 to 0·8)	0 (0 to 0·1)	4,690
Chagas disease	0 (0 to 0)	0 (0 to 0)	0 (0 to 0)	0 (0 to 0)	0 (0 to 0)	0 (0 to 0)	0 (0 to 0)	0 (0 to 0)	0 (0 to 0)	0 (0 to 0)	0 (0 to 0)	0 (0 to 0)	0 (0 to 0)	0 (0 to 0)	0 (0 to 0)	0 (0 to 0)	0 (0 to 0)	0 (0 to 0)	0 (0 to 0)	0 (0 to 0)	0 (0 to 0)	0 (0 to 0)	0 (0 to 0)	0
Leishmaniasis	0 (0 to 0)	0 (0 to 0)	0 (0 to 0)	0 (0 to 0)	0 (0 to 0)	0 (0 to 0)	0 (0 to 0)	0 (0 to 0)	0 (0 to 0)	0 (0 to 0)	0 (0 to 0)	0 (0 to 0)	0 (0 to 0)	0 (0 to 0)	0 (0 to 0)	0 (0 to 0)	0 (0 to 0)	0 (0 to 0)	0 (0 to 0)	0 (0 to 0)	0 (0 to 0)	0 (0 to 0)	0 (0 to 0)	0
Visceral leishmaniasis	0 (0 to 0)	0 (0 to 0)	0 (0 to 0)	0 (0 to 0)	0 (0 to 0)	0 (0 to 0)	0 (0 to 0)	0 (0 to 0)	0 (0 to 0)	0 (0 to 0)	0 (0 to 0)	0 (0 to 0)	0 (0 to 0)	0 (0 to 0)	0 (0 to 0)	0 (0 to 0)	0 (0 to 0)	0 (0 to 0)	0 (0 to 0)	0 (0 to 0)	0 (0 to 0)	0 (0 to 0)	0 (0 to 0)	0
Cutaneous and mucocutaneous leishmaniasis	0 (0 to 0)	0 (0 to 0)	0 (0 to 0)	0 (0 to 0)	0 (0 to 0)	0 (0 to 0)	0 (0 to 0)	0 (0 to 0)	0 (0 to 0)	0 (0 to 0)	0 (0 to 0)	0 (0 to 0)	0 (0 to 0)	0 (0 to 0)	0 (0 to 0)	0 (0 to 0)	0 (0 to 0)	0 (0 to 0)	0 (0 to 0)	0 (0 to 0)	0 (0 to 0)	0 (0 to 0)	0 (0 to 0)	0
African trypanosomiasis	0 (0 to 0)	0 (0 to 0)	0 (0 to 0)	0 (0 to 0)	0 (0 to 0)	0 (0 to 0)	0 (0 to 0)	0 (0 to 0)	0 (0 to 0)	0 (0 to 0)	0 (0 to 0)	0 (0 to 0)	0 (0 to 0)	0 (0 to 0)	0 (0 to 0)	0 (0 to 0)	0 (0 to 0)	0 (0 to 0)	0 (0 to 0)	0 (0 to 0)	0 (0 to 0)	0 (0 to 0)	0 (0 to 0)	0
Schistosomiasis	0 (0 to 0)	0 (0 to 0)	0 (0 to 0)	0 (0 to 0)	0 (0 to 0)	0 (0 to 0)	0 (0 to 0)	0 (0 to 0)	0 (0 to 0)	0 (0 to 0)	0 (0 to 0)	0 (0 to 0)	0 (0 to 0)	0 (0 to 0)	0 (0 to 0)	0 (0 to 0)	0 (0 to 0)	0 (0 to 0)	0 (0 to 0)	0 (0 to 0)	0 (0 to 0)	0 (0 to 0)	0 (0 to 0)	0
Cysticercosis	0 (0 to 0)	0 (0 to 0)	0 (0 to 0)	0 (0 to 0·1)	0·1 (0 to 0·3)	0·1 (0 to 0·3)	0·1 (0 to 0·4)	0·1 (0 to 0·5)	0·2 (0 to 0·5)	0·2 (0 to 0·6)	0·1 (0 to 0·5)	0·1 (0 to 0·5)	0·1 (0 to 0·4)	0·1 (0 to 0·3)	0·1 (0 to 0·3)	0·1 (0 to 0·2)	0·1 (0 to 0·2)	0·1 (0 to 0·1)	0·1 (0 to 0·1)	0 (0 to 0·1)	0 (0 to 0)	0 (0 to 0)	0 (0 to 0)	1·7
Cystic echinococcosis	0 (0 to 0)	0 (0 to 0)	0 (0 to 0)	0·1 (0 to 0·3)	0·1 (0 to 0·3)	0 (0 to 0·2)	0 (0 to 0·1)	0 (0 to 0·1)	0 (0 to 0·1)	0 (0 to 0·1)	0 (0 to 0·1)	0 (0 to 0·1)	0 (0 to 0·1)	0 (0 to 0·1)	0 (0 to 0·1)	0 (0 to 0·1)	0 (0 to 0·1)	0 (0 to 0·1)	0 (0 to 0·1)	0 (0 to 0)	0 (0 to 0)	0 (0 to 0)	0 (0 to 0)	0·5
Lymphatic filariasis	0 (0 to 0)	0 (0 to 0)	0 (0 to 0)	0 (0 to 0)	8·5 (4·9 to 13·1)	9·2 (5·4 to 14)	9·5 (5·6 to 14·9)	9·3 (5·7 to 14·1)	9 (5·6 to 13·6)	8·1 (4·9 to 12·3)	7·2 (4·4 to 11)	6·7 (4·1 to 9·7)	5·9 (3·6 to 8·8)	5 (3·1 to 7·4)	4 (2·5 to 5·9)	3·3 (2·1 to 4·8)	2·5 (1·6 to 3·7)	2·2 (1·4 to 3·3)	1·4 (0·9 to 2·1)	0·8 (0·5 to 1·2)	0·4 (0·2 to 0·5)	0·1 (0·1 to 0·2)	0 (0 to 0·1)	93·1
Onchocerciasis	0 (0 to 0)	0 (0 to 0)	0 (0 to 0)	0 (0 to 0)	0 (0 to 0)	0 (0 to 0)	0 (0 to 0)	0 (0 to 0)	0 (0 to 0)	0 (0 to 0)	0 (0 to 0)	0 (0 to 0)	0 (0 to 0)	0 (0 to 0)	0 (0 to 0)	0 (0 to 0)	0 (0 to 0)	0 (0 to 0)	0 (0 to 0)	0 (0 to 0)	0 (0 to 0)	0 (0 to 0)	0 (0 to 0)	0
Trachoma	0 (0 to 0)	0 (0 to 0)	0 (0 to 0)	0 (0 to 0)	0 (0 to 0)	0 (0 to 0)	0 (0 to 0)	0 (0 to 0)	0 (0 to 0)	0 (0 to 0)	0 (0 to 0)	0 (0 to 0)	0 (0 to 0)	0 (0 to 0)	0 (0 to 0)	0 (0 to 0)	0 (0 to 0)	0 (0 to 0)	0 (0 to 0)	0 (0 to 0)	0 (0 to 0)	0 (0 to 0)	0 (0 to 0)	0
Dengue	0 (0 to 0)	0 (0 to 0)	0·6 (0·1 to 1·5)	1·4 (0·1 to 4·4)	3 (0·1 to 9·4)	2·9 (0·1 to 8·8)	2·6 (0·1 to 7·3)	2·2 (0 to 6·2)	1·9 (0 to 5·3)	1·6 (0 to 4·5)	1·4 (0 to 3·8)	1·1 (0 to 3·1)	1 (0 to 2·7)	0·8 (0 to 2·5)	0·7 (0 to 1·9)	0·6 (0 to 1·6)	0·4 (0 to 1·2)	0·4 (0 to 1·1)	0·3 (0 to 0·8)	0·2 (0 to 0·4)	0·1 (0 to 0·2)	0·1 (0 to 0·2)	0 (0 to 0·1)	23·2
Yellow fever	0 (0 to 0)	0 (0 to 0)	0 (0 to 0)	0 (0 to 0)	0 (0 to 0)	0 (0 to 0)	0 (0 to 0)	0 (0 to 0)	0 (0 to 0)	0 (0 to 0)	0 (0 to 0)	0 (0 to 0)	0 (0 to 0)	0 (0 to 0)	0 (0 to 0)	0 (0 to 0)	0 (0 to 0)	0 (0 to 0)	0 (0 to 0)	0 (0 to 0)	0 (0 to 0)	0 (0 to 0)	0 (0 to 0)	0
Rabies	0 (0 to 0)	0 (0 to 0)	0 (0 to 0·2)	1 (0·1 to 4·8)	1·3 (0·2 to 4·6)	0·5 (0 to 1·9)	0·7 (0·1 to 2·6)	0·5 (0 to 1·6)	0·1 (0 to 0·5)	0·6 (0·1 to 2·1)	1·2 (0·2 to 4·6)	0·6 (0·1 to 2·2)	0·9 (0·1 to 2·8)	0·5 (0·1 to 1·6)	0·4 (0·1 to 1·1)	0·1 (0 to 0·2)	0·3 (0·1 to 0·9)	0 (0 to 0·1)	0 (0 to 0·1)	0 (0 to 0·1)	0 (0 to 0)	0 (0 to 0·1)	0 (0 to 0)	8·7
Intestinal nematode infections	0 (0 to 0)	0 (0 to 0)	0·6 (0·1 to 2·5)	7·4 (2·6 to 18·4)	11·9 (6·1 to 20·5)	9·1 (4·8 to 15·4)	11·8 (5·8 to 20)	26·8 (10·7 to 51·9)	17·9 (6·9 to 34·1)	13·1 (5·1 to 26·8)	13·5 (5·3 to 25·4)	7 (3·2 to 12)	1·5 (0·8 to 2·5)	1·5 (0·7 to 2·6)	1·3 (0·7 to 2·3)	1 (0·5 to 1·7)	0·7 (0·4 to 1·3)	0·6 (0·3 to 1·1)	0·5 (0·2 to 0·8)	0·2 (0·1 to 0·4)	0·1 (0 to 0·2)	0 (0 to 0·1)	0 (0 to 0)	127
Ascariasis	0 (0 to 0)	0 (0 to 0)	0·5 (0 to 2·3)	3·3 (0·2 to 13·5)	1·9 (0·3 to 6·8)	0·8 (0·2 to 2·2)	0·8 (0·3 to 1·6)	0·6 (0·2 to 1·3)	0·5 (0·2 to 1·1)	0·5 (0·2 to 1)	0·4 (0·1 to 0·8)	0·3 (0·1 to 0·7)	0·3 (0·1 to 0·6)	0·2 (0·1 to 0·5)	0·2 (0·1 to 0·4)	0·2 (0 to 0·5)	0·1 (0 to 0·2)	0·1 (0 to 0·3)	0·1 (0 to 0·2)	0 (0 to 0·1)	0 (0 to 0)	0 (0 to 0)	0 (0 to 0)	10·9
Trichuriasis	0 (0 to 0)	0 (0 to 0)	0 (0 to 0·1)	0·7 (0·3 to 1·5)	1·4 (0·6 to 2·9)	1·3 (0·5 to 2·6)	1·9 (0·8 to 3·7)	1·7 (0·7 to 3·4)	1·2 (0·5 to 2·4)	0·8 (0·3 to 1·5)	0·6 (0·2 to 1·1)	0·4 (0·1 to 0·8)	0·3 (0·1 to 0·6)	0·2 (0·1 to 0·4)	0·2 (0 to 0·3)	0·1 (0 to 0·2)	0·1 (0 to 0·1)	0 (0 to 0·1)	0 (0 to 0·1)	0 (0 to 0)	0 (0 to 0)	0 (0 to 0)	0 (0 to 0)	10·9
Hookworm disease	0 (0 to 0)	0 (0 to 0)	0·1 (0 to 0·3)	3·4 (1·6 to 5·9)	8·5 (4·1 to 15·1)	7 (3·4 to 12·4)	9·2 (4 to 16·6)	24·5 (8·1 to 49·2)	16·2 (5·5 to 31·7)	11·8 (4·2 to 24·9)	12·5 (4·5 to 24·1)	6·3 (2·6 to 11·1)	0·9 (0·4 to 1·6)	1·1 (0·5 to 2)	1 (0·5 to 1·8)	0·7 (0·4 to 1·4)	0·6 (0·3 to 1)	0·5 (0·2 to 0·9)	0·3 (0·2 to 0·6)	0·2 (0·1 to 0·3)	0·1 (0 to 0·1)	0 (0 to 0)	0 (0 to 0)	105
Food-borne trematodiases	0 (0 to 0)	0 (0 to 0)	0 (0 to 0)	0 (0 to 0)	0 (0 to 0)	0 (0 to 0)	0 (0 to 0)	0 (0 to 0)	0 (0 to 0)	0 (0 to 0)	0 (0 to 0)	0 (0 to 0)	0 (0 to 0)	0 (0 to 0)	0 (0 to 0)	0 (0 to 0)	0 (0 to 0)	0 (0 to 0)	0 (0 to 0)	0 (0 to 0)	0 (0 to 0)	0 (0 to 0)	0 (0 to 0)	0
Leprosy	0 (0 to 0)	0 (0 to 0)	0 (0 to 0)	0 (0 to 0)	0 (0 to 0)	0 (0 to 0)	0·1 (0 to 0·1)	0·1 (0·1 to 0·1)	0·1 (0·1 to 0·2)	0·1 (0·1 to 0·2)	0·2 (0·1 to 0·2)	0·2 (0 to 0·4)	0·2 (0 to 0·4)	0·2 (0 to 0·4)	0·2 (0 to 0·4)	0·2 (0 to 0·4)	0·2 (0 to 0·3)	0·1 (0 to 0·3)	0·1 (0 to 0·2)	0·1 (0 to 0·1)	0 (0 to 0·1)	0 (0 to 0)	0 (0 to 0)	2
Ebola	0 (0 to 0)	0 (0 to 0)	0 (0 to 0)	0 (0 to 0)	0 (0 to 0)	0 (0 to 0)	0 (0 to 0)	0 (0 to 0)	0 (0 to 0)	0 (0 to 0)	0 (0 to 0)	0 (0 to 0)	0 (0 to 0)	0 (0 to 0)	0 (0 to 0)	0 (0 to 0)	0 (0 to 0)	0 (0 to 0)	0 (0 to 0)	0 (0 to 0)	0 (0 to 0)	0 (0 to 0)	0 (0 to 0)	0
Zika virus	0 (0 to 0)	0 (0 to 0)	0 (0 to 0)	0 (0 to 0)	0 (0 to 0)	0 (0 to 0)	0 (0 to 0)	0 (0 to 0)	0 (0 to 0)	0 (0 to 0)	0 (0 to 0)	0 (0 to 0)	0 (0 to 0)	0 (0 to 0)	0 (0 to 0)	0 (0 to 0)	0 (0 to 0)	0 (0 to 0)	0 (0 to 0)	0 (0 to 0)	0 (0 to 0)	0 (0 to 0)	0 (0 to 0)	0
Guinea worm disease	0 (0 to 0)	0 (0 to 0)	0 (0 to 0)	0 (0 to 0)	0 (0 to 0)	0 (0 to 0)	0 (0 to 0)	0 (0 to 0)	0 (0 to 0)	0 (0 to 0)	0 (0 to 0)	0 (0 to 0)	0 (0 to 0)	0 (0 to 0)	0 (0 to 0)	0 (0 to 0)	0 (0 to 0)	0 (0 to 0)	0 (0 to 0)	0 (0 to 0)	0 (0 to 0)	0 (0 to 0)	0 (0 to 0)	0
Other neglected tropical diseases	0·3 (0·1 to 1·5)	1 (0·5 to 1·8)	10·9 (5·7 to 19·1)	34·1 (16·1 to 57·1)	45·1 (20·5 to 76·2)	28·7 (11 to 52·9)	9·2 (3·2 to 17·8)	5·2 (1·4 to 11·2)	4·9 (1·5 to 10·5)	4·4 (1·1 to 9·5)	4·7 (1·4 to 9·4)	5·6 (2·1 to 10·6)	5·8 (2·5 to 10·7)	6·4 (3 to 11)	5·5 (2·8 to 9·3)	1·8 (0·8 to 3·4)	1·5 (0·7 to 2·7)	1·3 (0·6 to 2·4)	0·9 (0·4 to 1·7)	0·6 (0·3 to 1·1)	0·3 (0·2 to 0·5)	0·1 (0·1 to 0·2)	0 (0 to 0·1)	178
Other infectious diseases	170 (83·4 to 308)	108 (54·1 to 188)	1,450 (655 to 2,650)	2,100 (1,030 to 3,490)	452 (238 to 769)	232 (134 to 348)	164 (60·5 to 272)	158 (64·7 to 256)	139 (70·9 to 220)	119 (65·6 to 187)	110 (60·2 to 175)	109 (68·4 to 168)	116 (75·6 to 175)	101 (65·7 to 146)	91·6 (60·4 to 141)	89 (58·5 to 135)	82·5 (52·5 to 124)	86·3 (54 to 135)	49 (33·3 to 71·4)	33·4 (21·4 to 49·8)	18·1 (11·4 to 26·8)	5·8 (3·5 to 9·3)	2·7 (1·5 to 4·1)	5,980
Meningitis	110 (47·5 to 226)	68·2 (27·4 to 137)	413 (174 to 771)	289 (133 to 543)	138 (67·9 to 244)	129 (66 to 206)	109 (34·1 to 200)	106 (39·9 to 186)	94·1 (42·4 to 161)	84·2 (38·9 to 145)	75·7 (35·9 to 134)	78·6 (43·3 to 130)	77·4 (43·1 to 127)	60·8 (35·3 to 98)	52·2 (30·3 to 82·4)	60·5 (33·8 to 105)	53·7 (29·1 to 91·2)	58·1 (31·3 to 99·4)	27·5 (15·7 to 44·7)	18·3 (10·3 to 29·8)	10·2 (5·6 to 18·2)	2·5 (1·5 to 3·9)	1·6 (0·9 to 2·6)	2,120
Encephalitis	2·8 (0·9 to 7·1)	2·8 (0·8 to 7·4)	13 (4·1 to 29·1)	5·1 (2·1 to 10·4)	2·6 (1·6 to 4·1)	5·3 (2·9 to 8·9)	5·4 (2·7 to 9·4)	5·7 (3·1 to 9·4)	7·6 (3·7 to 13·6)	6·4 (3 to 12)	2·5 (1·2 to 4·5)	2 (0·9 to 3·6)	3·7 (2 to 5·8)	3·1 (1·7 to 5)	3·2 (1·8 to 5·1)	5·2 (2·7 to 9·3)	1·7 (1 to 2·7)	1·8 (1·1 to 3)	2 (1 to 3·5)	1·1 (0·6 to 2·1)	1 (0·5 to 2)	0·5 (0·2 to 0·9)	0·1 (0·1 to 0·2)	84·7
Diphtheria	0 (0 to 0)	0 (0 to 0)	0·7 (0 to 2·7)	1·7 (0·1 to 6·1)	0·6 (0 to 2·6)	0·3 (0 to 1)	0·1 (0 to 0·3)	0 (0 to 0·2)	0 (0 to 0·1)	0 (0 to 0·1)	0 (0 to 0·1)	0 (0 to 0·2)	0·1 (0 to 0·2)	0·1 (0 to 0·2)	0 (0 to 0·1)	0 (0 to 0)	0 (0 to 0)	0 (0 to 0)	0 (0 to 0)	0 (0 to 0)	0 (0 to 0)	0 (0 to 0)	0 (0 to 0)	3·7
Tetanus	22·3 (4·7 to 63·1)	22·6 (5 to 63·9)	7 (1·6 to 19·6)	3·5 (0·6 to 12·8)	3·6 (0·7 to 10·8)	2·1 (0·5 to 5·7)	3·6 (0·4 to 12·1)	2·6 (0·4 to 9·3)	2·6 (0·6 to 6·5)	3·2 (0·8 to 8·4)	3·2 (0·7 to 8·6)	4·1 (0·9 to 10·3)	4·2 (1·1 to 10)	5·6 (1·4 to 13·9)	4·5 (1·2 to 12·3)	2·7 (0·8 to 7·2)	4 (0·8 to 12·2)	2·5 (0·7 to 6·4)	1·6 (0·4 to 4·5)	0·8 (0·2 to 2·3)	0·3 (0·1 to 0·8)	0·1 (0 to 0·3)	0 (0 to 0·1)	107
Measles	0 (0 to 0)	0 (0 to 0)	405 (129 to 934)	1,070 (361 to 2,300)	184 (53·5 to 446)	48·2 (13·7 to 122)	14·7 (2·9 to 38·6)	8·4 (1·9 to 21·4)	3·8 (1·1 to 9·6)	1·9 (0·5 to 4·9)	1·1 (0·3 to 2·8)	0·7 (0·2 to 1·6)	0·4 (0·1 to 0·9)	0·2 (0·1 to 0·6)	0·2 (0 to 0·4)	0 (0 to 0)	0 (0 to 0)	0 (0 to 0)	0 (0 to 0)	0 (0 to 0)	0 (0 to 0)	0 (0 to 0)	0 (0 to 0)	1,740
Varicella and herpes zoster	0·8 (0·1 to 2·7)	2 (0·2 to 6·7)	19·9 (2·1 to 60·4)	33·3 (3·1 to 105)	12·5 (1·1 to 40·3)	4·1 (0·6 to 12·5)	2 (0·4 to 5·8)	1·9 (0·4 to 5·1)	1·9 (0·5 to 4·9)	2·1 (0·5 to 5)	1·7 (0·5 to 4·2)	1·3 (0·4 to 3·3)	1·3 (0·4 to 3·1)	1·3 (0·5 to 3·2)	1·3 (0·4 to 2·9)	1·4 (0·4 to 3·3)	1·9 (0·5 to 5)	1·9 (0·5 to 5·3)	2·3 (0·4 to 6)	2·6 (0·4 to 7·5)	2·2 (0·3 to 6·7)	1·2 (0·1 to 3·7)	0·6 (0·1 to 1·8)	102
Acute hepatitis	0 (0 to 0)	0 (0 to 0)	3·8 (1·2 to 10·6)	11·1 (3·6 to 29)	9·6 (4·2 to 21·3)	9·7 (4·4 to 20)	11·6 (3·9 to 25)	21·7 (6·3 to 53·4)	18·8 (7 to 45·4)	12·9 (5 to 29·3)	16·5 (6·5 to 34·9)	13·2 (5·4 to 27·4)	19·4 (7·7 to 41·2)	17·8 (6·5 to 37·3)	18·9 (7·1 to 39·8)	12·6 (4·4 to 27·8)	13·6 (4·7 to 28·8)	14·8 (5·1 to 31·1)	10·1 (3·5 to 23)	6·2 (2·2 to 13·8)	2·6 (0·9 to 5·3)	0·7 (0·3 to 1·5)	0·1 (0 to 0·3)	246
Acute hepatitis A	0 (0 to 0)	0 (0 to 0)	2·1 (0·3 to 6·5)	8·8 (2·4 to 23·1)	7·5 (3 to 17·7)	7·2 (2·8 to 15·6)	7·8 (2·2 to 18·1)	13·5 (2·8 to 38·3)	11·3 (2·4 to 30·3)	6·6 (1·2 to 19·6)	8·7 (1·8 to 23·5)	6·2 (0·9 to 17·6)	9·2 (1·3 to 25·7)	8·2 (1 to 23·8)	8·2 (1 to 24)	5·6 (0·5 to 16·8)	6 (0·6 to 17·8)	6·9 (0·8 to 19·7)	6 (0·9 to 16·5)	3·8 (0·5 to 9·7)	1·7 (0·3 to 4·3)	0·5 (0·1 to 1·1)	0·1 (0 to 0·2)	136
Acute hepatitis B	0 (0 to 0)	0 (0 to 0)	1·2 (0·2 to 3·7)	1·3 (0·1 to 5·4)	1·2 (0·2 to 4·8)	1·6 (0·2 to 6·3)	2·5 (0·3 to 8·8)	6·3 (1·1 to 19·3)	5·8 (1·2 to 16·9)	4·9 (1·2 to 13·3)	5·6 (1·2 to 16·3)	5·4 (1·2 to 14·4)	7·2 (1·3 to 21)	6·6 (0·9 to 20·5)	7·4 (0·8 to 24·2)	5 (0·6 to 16·2)	5·5 (0·6 to 16·5)	5·6 (0·6 to 17·3)	3·1 (0·2 to 11·1)	1·6 (0·1 to 6·2)	0·6 (0·1 to 2·2)	0·2 (0 to 0·7)	0 (0 to 0·1)	78·5
Acute hepatitis C	0 (0 to 0)	0 (0 to 0)	0·4 (0·1 to 1·4)	0·6 (0·1 to 2·8)	0·5 (0·1 to 2·2)	0·5 (0·1 to 1·8)	0·8 (0·1 to 3·8)	1·3 (0·2 to 4·6)	1·2 (0·2 to 4·8)	1·2 (0·2 to 4·4)	1·9 (0·2 to 6·8)	1·4 (0·2 to 4·5)	2·6 (0·3 to 8·4)	2·7 (0·3 to 8·7)	2·9 (0·3 to 9·9)	1·8 (0·2 to 6·3)	1·9 (0·2 to 6·2)	2·1 (0·3 to 7)	0·9 (0·1 to 3·2)	0·7 (0·1 to 2·5)	0·2 (0 to 0·8)	0·1 (0 to 0·2)	0 (0 to 0)	25·6
Acute hepatitis E	0 (0 to 0)	0 (0 to 0)	0·2 (0 to 0·7)	0·4 (0 to 1·7)	0·4 (0·1 to 1)	0·5 (0·1 to 1·2)	0·5 (0·1 to 1·2)	0·6 (0·2 to 1·8)	0·5 (0·1 to 1·6)	0·3 (0·1 to 0·8)	0·3 (0·1 to 1)	0·3 (0·1 to 0·9)	0·5 (0·1 to 1·6)	0·3 (0·1 to 1·2)	0·4 (0·1 to 1·4)	0·2 (0 to 0·7)	0·2 (0 to 0·8)	0·3 (0 to 1)	0·2 (0 to 0·7)	0·1 (0 to 0·5)	0·1 (0 to 0·2)	0 (0 to 0·1)	0 (0 to 0)	6
Other unspecified infectious diseases	33·6 (10·1 to 93·1)	12·2 (4·7 to 28·9)	45·3 (13·6 to 136)	54·3 (25·1 to 112)	32·7 (16·7 to 55·2)	21·2 (9·7 to 36·9)	13·5 (6·7 to 22·7)	9·5 (4·6 to 16·8)	8·9 (4·4 to 15·7)	7·6 (3·8 to 13·6)	8·7 (4·5 to 14·8)	8·5 (4·3 to 13·8)	9·3 (5·1 to 14·9)	11·3 (6·7 to 17·5)	11·1 (6·7 to 18)	6·6 (3·7 to 11·5)	7·5 (3·8 to 14)	7·1 (3·5 to 13·6)	5·5 (2·5 to 11·7)	4·3 (1·7 to 9·7)	1·8 (0·7 to 3·9)	0·8 (0·3 to 2)	0·2 (0·1 to 0·6)	321
Maternal and neonatal disorders	12,000 (9,280 to 15,000)	1,460 (966 to 2,010)	727 (252 to 1,610)	261 (184 to 348)	183 (131 to 248)	177 (128 to 237)	242 (176 to 326)	322 (232 to 428)	575 (365 to 820)	663 (411 to 940)	375 (249 to 532)	292 (208 to 413)	182 (118 to 273)	68·7 (50·2 to 90·1)	35·7 (25·9 to 47·3)	23 (16·4 to 30·2)	11·8 (8·4 to 16·4)	6·4 (4·5 to 8·7)	2·7 (1·9 to 3·8)	0·9 (0·5 to 1·4)	0·3 (0·2 to 0·5)	0·1 (0 to 0·2)	0 (0 to 0)	17,600
Maternal disorders	0 (0 to 0)	0 (0 to 0)	0 (0 to 0)	0 (0 to 0)	0 (0 to 0)	3·2 (1·2 to 7·4)	88·5 (44·8 to 148)	189 (114 to 276)	458 (249 to 689)	567 (313 to 850)	294 (175 to 450)	223 (144 to 340)	127 (68·7 to 216)	28·7 (17·3 to 45·7)	8 (4·2 to 13·2)	5·1 (2·7 to 8·8)	3·1 (1·5 to 5·2)	2·1 (1·1 to 3·6)	1·2 (0·5 to 2)	0·6 (0·3 to 1)	0·2 (0·1 to 0·4)	0·1 (0 to 0·1)	0 (0 to 0)	2,000
Maternal hemorrhage	0 (0 to 0)	0 (0 to 0)	0 (0 to 0)	0 (0 to 0)	0 (0 to 0)	0·5 (0·2 to 1·2)	15 (7·1 to 25·6)	32 (16·9 to 52)	74·5 (35·2 to 126)	101 (49·5 to 177)	52·4 (24·9 to 91·1)	38·8 (18·6 to 67·6)	20·7 (8 to 42·6)	3 (1 to 7·7)	0 (0 to 0)	0 (0 to 0)	0 (0 to 0)	0 (0 to 0)	0 (0 to 0)	0 (0 to 0)	0 (0 to 0)	0 (0 to 0)	0 (0 to 0)	338
Maternal sepsis and other maternal infections	0 (0 to 0)	0 (0 to 0)	0 (0 to 0)	0 (0 to 0)	0 (0 to 0)	0·3 (0·1 to 0·8)	8·4 (2·9 to 17·5)	14·9 (6·3 to 27·7)	46·9 (18·6 to 88·4)	58 (25 to 111)	26·2 (11·1 to 48·5)	19 (8·9 to 36·4)	9·8 (3·8 to 21·8)	0·9 (0·4 to 2·1)	0 (0 to 0)	0 (0 to 0)	0 (0 to 0)	0 (0 to 0)	0 (0 to 0)	0 (0 to 0)	0 (0 to 0)	0 (0 to 0)	0 (0 to 0)	184
Maternal hypertensive disorders	0 (0 to 0)	0 (0 to 0)	0 (0 to 0)	0 (0 to 0)	0 (0 to 0)	0·6 (0·2 to 1·5)	13·7 (4·7 to 26·1)	23·6 (12 to 38·9)	74·5 (35 to 120)	81·7 (42·1 to 132)	34·6 (18·3 to 56·8)	24·4 (13·2 to 42·3)	13·5 (5·4 to 27·7)	1·8 (0·6 to 4·2)	0 (0 to 0)	0 (0 to 0)	0 (0 to 0)	0 (0 to 0)	0 (0 to 0)	0 (0 to 0)	0 (0 to 0)	0 (0 to 0)	0 (0 to 0)	268
Maternal obstructed labor and uterine rupture	0 (0 to 0)	0 (0 to 0)	0 (0 to 0)	0 (0 to 0)	0 (0 to 0)	0·3 (0·1 to 0·6)	22·6 (11·4 to 38·3)	63·5 (35·8 to 100)	93·1 (57·2 to 140)	106 (63·5 to 163)	74·4 (47·2 to 113)	58·2 (36·7 to 86·7)	34·8 (21·2 to 52·6)	14·8 (8·5 to 23·3)	8 (4·2 to 13·2)	5·1 (2·7 to 8·8)	3·1 (1·5 to 5·2)	2·1 (1·1 to 3·6)	1·2 (0·5 to 2)	0·6 (0·3 to 1)	0·2 (0·1 to 0·4)	0·1 (0 to 0·1)	0 (0 to 0)	489
Maternal abortion and miscarriage	0 (0 to 0)	0 (0 to 0)	0 (0 to 0)	0 (0 to 0)	0 (0 to 0)	0·5 (0·1 to 1·4)	5·4 (1·4 to 12·2)	8 (3·1 to 16·5)	24·7 (9·2 to 48·4)	31·6 (12·8 to 65·5)	15·9 (6·3 to 32·3)	14·2 (5·9 to 29·5)	9·9 (3·3 to 22·6)	1 (0·3 to 2·7)	0 (0 to 0)	0 (0 to 0)	0 (0 to 0)	0 (0 to 0)	0 (0 to 0)	0 (0 to 0)	0 (0 to 0)	0 (0 to 0)	0 (0 to 0)	111
Ectopic pregnancy	0 (0 to 0)	0 (0 to 0)	0 (0 to 0)	0 (0 to 0)	0 (0 to 0)	0·1 (0 to 0·2)	2 (0·5 to 4·4)	3·6 (1 to 7·2)	14·8 (6 to 27·7)	20·5 (8·8 to 36·2)	9·8 (4·1 to 19)	9·2 (4·3 to 17·2)	6·5 (2·4 to 13·9)	1·6 (0·5 to 3·9)	0 (0 to 0)	0 (0 to 0)	0 (0 to 0)	0 (0 to 0)	0 (0 to 0)	0 (0 to 0)	0 (0 to 0)	0 (0 to 0)	0 (0 to 0)	68·1
Indirect maternal deaths	--	--	--	--	--	0·3 (0·1 to 0·7)	6·4 (1·5 to 13·7)	11·2 (3·2 to 22·6)	43·4 (16·8 to 81·1)	54·4 (21·5 to 99·2)	23·2 (9·4 to 43·6)	15·2 (7 to 28·5)	7·3 (2·8 to 16·1)	0·5 (0·2 to 1·3)	--	--	--	--	--	--	--	--	--	NA
Late maternal deaths	--	--	--	--	--	0·1 (0 to 0·3)	2·5 (0·6 to 5·3)	4·1 (1·2 to 8·3)	16·9 (6 to 31·9)	22·1 (8·7 to 40)	9·6 (3·8 to 19)	6·4 (2·7 to 12·2)	2·6 (1 to 5·3)	0·3 (0·1 to 0·7)	--	--	--	--	--	--	--	--	--	NA
Maternal deaths aggravated by HIV/AIDS	--	--	--	--	--	0 (0 to 0)	0 (0 to 0)	0 (0 to 0)	0 (0 to 0·1)	0 (0 to 0·3)	0 (0 to 0·1)	0 (0 to 0)	0 (0 to 0)	0 (0 to 0)	--	--	--	--	--	--	--	--	--	NA
Neonatal disorders	12,000 (9,280 to 15,000)	1,460 (966 to 2,010)	727 (252 to 1,610)	261 (184 to 348)	183 (131 to 248)	174 (125 to 235)	154 (110 to 204)	133 (95·2 to 177)	116 (83·1 to 156)	96·1 (69·4 to 128)	80·6 (57·9 to 109)	68·6 (49 to 92·7)	54·4 (39·2 to 74)	40 (27·5 to 53·9)	27·7 (19·5 to 37·8)	17·9 (12·2 to 24·3)	8·8 (6 to 12·5)	4·3 (3 to 5·9)	1·5 (1 to 2·1)	0·3 (0·2 to 0·5)	0·1 (0 to 0·2)	0 (0 to 0·1)	0 (0 to 0)	15,600
Neonatal preterm birth	3,330 (1,540 to 5,840)	188 (69·1 to 406)	118 (41·4 to 286)	91 (61·6 to 125)	85·8 (59·3 to 118)	79·9 (53·6 to 110)	68 (45·1 to 93·6)	57·1 (38·4 to 79·5)	49·4 (33·8 to 68·4)	39·7 (26·9 to 55·5)	32·4 (22·2 to 44·4)	26·7 (18·3 to 37·1)	20·4 (14 to 28·1)	14·1 (9·6 to 19·3)	9·1 (6·3 to 12·9)	5·5 (4 to 7·3)	2·7 (1·9 to 3·7)	1·5 (1 to 2·2)	0·7 (0·4 to 1·2)	0·2 (0·1 to 0·4)	0·1 (0 to 0·2)	0 (0 to 0·1)	0 (0 to 0)	4,220
Neonatal encephalopathy due to birth asphyxia and trauma	4,290 (2,180 to 6,730)	179 (74·3 to 350)	79·1 (23·2 to 185)	59·7 (34·6 to 92·4)	58·4 (31 to 95·1)	56·7 (30·9 to 89·2)	52·1 (27·1 to 83)	46 (24·8 to 75·5)	40·6 (22·1 to 64·7)	34·3 (18·9 to 55·5)	29·4 (15·3 to 47·5)	25·7 (13·7 to 40·4)	20·7 (10·8 to 32·8)	15·7 (7·9 to 25·7)	11·4 (6 to 18·2)	7·6 (3·8 to 12·8)	3·4 (1·4 to 6·1)	1·3 (0·6 to 2·1)	0·2 (0·1 to 0·4)	0 (0 to 0)	0 (0 to 0)	0 (0 to 0)	0 (0 to 0)	5,010
Neonatal sepsis and other neonatal infections	850 (261 to 1,940)	612 (280 to 1,070)	192 (41 to 530)	28·3 (15·5 to 46·1)	33·8 (16·9 to 56·1)	32·8 (15·7 to 54·9)	29·6 (14·9 to 49·3)	25·9 (12·8 to 42·6)	23·2 (11·3 to 38·3)	19·3 (10·1 to 32·1)	16·5 (7·9 to 28·4)	14·3 (7·4 to 23·5)	11·8 (5·8 to 19·7)	9 (4·2 to 15·3)	6·4 (3·1 to 11·1)	4·2 (2 to 7·3)	2·4 (1 to 4·3)	1·4 (0·7 to 2·4)	0·5 (0·2 to 0·8)	0·1 (0 to 0·2)	0 (0 to 0)	0 (0 to 0)	0 (0 to 0)	1,910
Hemolytic disease and other neonatal jaundice	60·1 (25·2 to 120)	8·5 (3·9 to 17·1)	4·2 (1·4 to 12·3)	5 (3·5 to 7·2)	4·8 (3·5 to 6·2)	4·6 (3·4 to 5·9)	4·1 (3·1 to 5·3)	3·7 (2·7 to 4·7)	3·3 (2·4 to 4·2)	2·7 (2 to 3·5)	2·3 (1·7 to 3)	2 (1·5 to 2·5)	1·6 (1·2 to 2)	1·2 (0·9 to 1·5)	0·8 (0·6 to 1·1)	0·5 (0·4 to 0·7)	0·3 (0·2 to 0·4)	0·1 (0·1 to 0·2)	0 (0 to 0·1)	0 (0 to 0)	0 (0 to 0)	0 (0 to 0)	0 (0 to 0)	110
Other neonatal disorders	3,440 (931 to 6,340)	475 (137 to 892)	333 (58·3 to 900)	76·6 (50·8 to 118)	0 (0 to 0)	0 (0 to 0)	0 (0 to 0)	0 (0 to 0)	0 (0 to 0)	0 (0 to 0)	0 (0 to 0)	0 (0 to 0)	0 (0 to 0)	0 (0 to 0)	0 (0 to 0)	0 (0 to 0)	0 (0 to 0)	0 (0 to 0)	0 (0 to 0)	0 (0 to 0)	0 (0 to 0)	0 (0 to 0)	0 (0 to 0)	4,330
Nutritional deficiencies	1·2 (0·7 to 1·8)	12·4 (7·1 to 18·7)	571 (285 to 1,060)	928 (522 to 1,510)	570 (298 to 937)	361 (161 to 627)	234 (95·5 to 421)	149 (63·8 to 282)	150 (71 to 274)	134 (61·7 to 253)	138 (63·9 to 244)	165 (82·5 to 273)	173 (92·1 to 285)	188 (107 to 295)	171 (103 to 261)	118 (67·4 to 185)	99·8 (57·9 to 150)	107 (62·3 to 164)	93·5 (54·8 to 144)	69·2 (41·8 to 107)	41·3 (25·4 to 63·9)	18·2 (11 to 29·3)	4·5 (2·6 to 7·1)	4,500
Protein-energy malnutrition	1 (0·6 to 1·4)	2·9 (1·8 to 4·3)	466 (184 to 947)	560 (248 to 1,080)	86·8 (35·2 to 180)	47·7 (17·7 to 105)	23·9 (7·5 to 48·8)	28·5 (11·2 to 56·1)	32·1 (14·1 to 60·6)	27·9 (12·2 to 49·1)	26·6 (13·2 to 46·9)	32·8 (17·9 to 56·3)	36·3 (18·7 to 63·2)	35·5 (18·9 to 64·2)	38·6 (21·1 to 68·3)	39·9 (21·8 to 65·3)	38·3 (19 to 71·3)	52·9 (26 to 92·4)	53·1 (26·4 to 93·3)	41·2 (21·8 to 73·2)	27·8 (13·8 to 48·4)	12·9 (6·5 to 23·3)	3·2 (1·6 to 5·5)	1,720
Iodine deficiency	0 (0 to 0)	0 (0 to 0)	0 (0 to 0)	0·2 (0·1 to 0·3)	1 (0·5 to 1·8)	2·4 (1·2 to 4·2)	3·6 (1·3 to 7·1)	4 (1·6 to 7·6)	4·2 (1·7 to 7·9)	3·9 (1·6 to 7·5)	3·5 (1·6 to 6·5)	3·1 (1·3 to 6)	2·7 (1·3 to 4·9)	2·2 (0·9 to 4)	1·6 (0·7 to 3)	1·3 (0·6 to 2·3)	0·9 (0·4 to 1·6)	0·7 (0·3 to 1·3)	0·5 (0·2 to 0·9)	0·3 (0·1 to 0·5)	0·1 (0 to 0·2)	0 (0 to 0·1)	0 (0 to 0)	36·4
Vitamin A deficiency	0·1 (0 to 0·3)	1·6 (0·6 to 3·4)	6 (2·7 to 11·1)	27·9 (12·7 to 49·4)	23·7 (10 to 45·4)	17·3 (7·2 to 35·6)	1·3 (0·3 to 2·9)	1·1 (0·3 to 2·4)	1 (0·3 to 2·3)	0·9 (0·2 to 1·8)	0·8 (0·3 to 1·8)	0·8 (0·4 to 1·4)	0·8 (0·4 to 1·2)	0·6 (0·3 to 1·2)	0·5 (0·2 to 1)	0·4 (0·2 to 0·8)	0·3 (0·2 to 0·5)	0·3 (0·1 to 0·4)	0·2 (0·1 to 0·3)	0·1 (0 to 0·1)	0 (0 to 0·1)	0 (0 to 0)	0 (0 to 0)	85·7
Dietary iron deficiency	0·1 (0 to 0·4)	7·9 (4·1 to 12·9)	93·5 (48·7 to 155)	334 (151 to 588)	456 (209 to 794)	291 (111 to 535)	201 (65·3 to 388)	111 (30·1 to 241)	106 (30·4 to 228)	96 (27·7 to 211)	102 (29·4 to 204)	123 (45·1 to 229)	128 (55·1 to 234)	142 (65·7 to 240)	122 (63·3 to 202)	70·7 (29·8 to 131)	56 (24·2 to 98·9)	48·5 (22·4 to 86·5)	33·9 (15·7 to 59)	22 (10 to 37·1)	11·2 (5·6 to 18·4)	3·7 (1·7 to 6·1)	0·8 (0·4 to 1·4)	2,560
Other nutritional deficiencies	0 (0 to 0)	0 (0 to 0)	5·5 (2·6 to 11·5)	5·9 (2·9 to 11·7)	1·8 (0·8 to 3·8)	1·6 (0·7 to 3·3)	3·8 (1·5 to 7·7)	4·2 (2 to 8·1)	6 (3 to 11·6)	5·3 (2·4 to 10·7)	4·8 (2·2 to 9·5)	5·3 (2·6 to 10·1)	5·3 (2·4 to 11·1)	7·7 (3·4 to 15·7)	7·7 (3·5 to 15·9)	6 (2·6 to 12·7)	4·3 (1·9 to 9·9)	4·9 (1·9 to 11·2)	5·8 (2 to 13·7)	5·7 (2·1 to 14·4)	2·1 (0·8 to 5·1)	1·6 (0·6 to 4)	0·5 (0·2 to 1·1)	95·8
Non-communicable diseases	1,010 (481 to 1,830)	273 (157 to 436)	1,540 (842 to 2,440)	1,390 (971 to 1,940)	1,270 (925 to 1,650)	1,780 (1,310 to 2,310)	2,340 (1,690 to 3,050)	2,760 (2,050 to 3,560)	3,070 (2,320 to 3,900)	3,180 (2,410 to 4,030)	3,490 (2,680 to 4,330)	4,110 (3,190 to 5,100)	4,310 (3,420 to 5,330)	4,520 (3,650 to 5,510)	4,520 (3,630 to 5,540)	4,790 (3,990 to 5,680)	4,580 (3,910 to 5,330)	4,970 (4,340 to 5,670)	3,980 (3,550 to 4,500)	2,810 (2,500 to 3,150)	1,320 (1,160 to 1,560)	523 (458 to 615)	153 (131 to 176)	62,700
Neoplasms	26·7 (11·8 to 59·6)	16 (5·7 to 39·1)	122 (58·2 to 233)	144 (76·4 to 232)	127 (64·2 to 207)	114 (57·6 to 171)	110 (31·3 to 186)	198 (68·3 to 305)	263 (119 to 390)	357 (181 to 520)	568 (285 to 841)	824 (515 to 1,170)	946 (641 to 1,360)	1,060 (723 to 1,430)	1,010 (717 to 1,380)	978 (734 to 1,270)	821 (648 to 1,040)	738 (599 to 901)	417 (337 to 518)	255 (198 to 317)	102 (77·1 to 130)	26·8 (19·4 to 34·8)	7·2 (5 to 9·5)	9,230
Lip and oral cavity cancer	0 (0 to 0)	0 (0 to 0)	0 (0 to 0)	0 (0 to 0)	0·6 (0·3 to 1·1)	0·9 (0·4 to 1·9)	1·5 (0·4 to 3·1)	2·8 (0·9 to 5·2)	4·2 (1·7 to 7·8)	5·3 (2·2 to 9·8)	6·8 (3 to 11·4)	11·1 (5·9 to 18·7)	14·8 (8·1 to 23·9)	17·7 (10·3 to 28·5)	18 (10 to 28·5)	17·4 (10·7 to 26·7)	13·3 (8·6 to 19·2)	11·9 (7·7 to 18·2)	7·7 (4·8 to 11·5)	4·3 (2·7 to 6·5)	2 (1·3 to 3)	0·6 (0·4 to 0·9)	0·2 (0·1 to 0·3)	141
Nasopharynx cancer	0 (0 to 0)	0 (0 to 0)	0 (0 to 0)	0 (0 to 0)	0·8 (0·3 to 2)	1·9 (0·7 to 3·9)	1·7 (0·4 to 3·6)	2·6 (0·8 to 5·8)	3 (1·3 to 5·5)	4·3 (1·6 to 8·1)	6·2 (2·4 to 11·5)	9·2 (4·3 to 16·6)	10·4 (5·6 to 17·6)	10·7 (5·6 to 17·5)	10·1 (5·4 to 17·1)	8·1 (4·4 to 13·4)	5·6 (3 to 9·3)	4·8 (2·6 to 7·8)	2·2 (1·2 to 3·7)	1 (0·5 to 1·6)	0·3 (0·2 to 0·6)	0·1 (0 to 0·1)	0 (0 to 0)	83
Other pharynx cancer	0 (0 to 0)	0 (0 to 0)	0 (0 to 0)	0 (0 to 0)	0 (0 to 0)	0 (0 to 0)	0 (0 to 0)	0·5 (0·1 to 1·2)	0·7 (0·2 to 1·5)	1 (0·4 to 2·3)	1·7 (0·7 to 3·3)	2·6 (1·2 to 5·1)	4·2 (2·2 to 7·8)	4·8 (2·6 to 8·3)	4·9 (2·7 to 8·3)	4·7 (2·5 to 7·7)	3·5 (2 to 5·7)	2·6 (1·5 to 4·2)	1·4 (0·8 to 2·4)	0·6 (0·3 to 1)	0·3 (0·1 to 0·4)	0·1 (0 to 0·1)	0 (0 to 0)	33·7
Esophageal cancer	0 (0 to 0)	0 (0 to 0)	0 (0 to 0)	0 (0 to 0)	0 (0 to 0)	0 (0 to 0)	0 (0 to 0)	3·2 (1 to 6·6)	6·2 (2·7 to 11·2)	10·2 (4·5 to 19·3)	18·8 (8·4 to 35·2)	37·5 (19·5 to 70·3)	55·1 (29 to 92·9)	84·3 (46·9 to 142)	105 (57·6 to 166)	112 (64·8 to 179)	95 (55·9 to 150)	87·3 (52·3 to 137)	41·7 (24·1 to 66·1)	29·6 (16·5 to 48·7)	13·2 (7·8 to 21·5)	3 (1·7 to 4·9)	0·7 (0·4 to 1·1)	702
Stomach cancer	0 (0 to 0)	0 (0 to 0)	0 (0 to 0)	0 (0 to 0)	0 (0 to 0)	0 (0 to 0)	1·4 (0·4 to 2·9)	5·4 (1·8 to 9·9)	10·4 (4·5 to 18)	16·8 (7·8 to 29·6)	25·4 (11·7 to 44·2)	33·7 (19·2 to 54·2)	37·2 (22·3 to 58·2)	41·3 (25·1 to 64·2)	44·4 (28 to 67)	50 (32·1 to 74·2)	45·5 (30·4 to 65·7)	44·2 (29·5 to 63·3)	27·2 (18·7 to 39·3)	17 (11·2 to 24·4)	7·7 (4·9 to 11·3)	1·8 (1·1 to 2·8)	0·5 (0·3 to 0·7)	410
Colon and rectum cancer	0 (0 to 0)	0 (0 to 0)	0 (0 to 0)	0 (0 to 0)	0·8 (0·4 to 1·5)	1·4 (0·6 to 2·5)	1·9 (0·5 to 3·8)	5·9 (1·8 to 11·6)	10·4 (4·2 to 18·3)	15·9 (7 to 29)	22·6 (9·9 to 39·7)	33·6 (17·1 to 57·2)	45·6 (25·7 to 73·5)	54·9 (30·6 to 88·5)	60·2 (35 to 94·8)	66·5 (40·2 to 103)	60·9 (37·4 to 91·1)	61 (39·2 to 89·4)	40·1 (26·1 to 56·5)	26·5 (16·8 to 38·9)	10·8 (6·7 to 16·7)	3·5 (2·1 to 5·5)	0·8 (0·4 to 1·4)	523
Liver cancer	2·1 (0·5 to 6·5)	1·4 (0·1 to 5·5)	4·1 (1 to 11·6)	4·3 (1·3 to 10·8)	2·4 (0·9 to 5·2)	2·3 (0·9 to 4·5)	2·2 (0·5 to 5·2)	3·9 (1·1 to 8·8)	4·5 (1·6 to 8·7)	6·6 (2·4 to 13·8)	10·4 (4 to 21·5)	15 (6·6 to 27·3)	17·5 (8·2 to 33·3)	20·4 (10·8 to 37·6)	21·5 (10·9 to 37·9)	22·5 (11·3 to 39·9)	20·4 (11·3 to 33·4)	19·3 (11·1 to 31·3)	13·5 (7·8 to 21·7)	7·5 (4·3 to 11·3)	2·9 (1·6 to 4·8)	0·9 (0·5 to 1·4)	0·2 (0·1 to 0·4)	206
Liver cancer due to hepatitis B	0 (0 to 0)	0 (0 to 0)	0 (0 to 0)	0 (0 to 0)	0 (0 to 0)	0·7 (0·2 to 1·5)	0·6 (0·1 to 1·6)	1·6 (0·4 to 3·5)	2·2 (0·7 to 4·8)	3·5 (1·2 to 8)	5·3 (1·8 to 11·5)	7·1 (2·8 to 14)	7·2 (3·1 to 15·1)	7·2 (3·2 to 14·6)	6·7 (2·8 to 13·1)	5·9 (2·3 to 12·2)	4·3 (1·8 to 8·6)	3·3 (1·3 to 6·8)	1·9 (0·9 to 3·8)	0·9 (0·4 to 1·7)	0·3 (0·1 to 0·6)	0·1 (0 to 0·2)	0 (0 to 0·1)	58·7
Liver cancer due to hepatitis C	0 (0 to 0)	0 (0 to 0)	0 (0 to 0)	0 (0 to 0)	0 (0 to 0)	0 (0 to 0·1)	0 (0 to 0·1)	0·1 (0 to 0·3)	0·2 (0 to 0·5)	0·5 (0·1 to 1·3)	1·2 (0·3 to 2·8)	2·3 (0·8 to 4·8)	3·6 (1·2 to 7·8)	5·3 (2·1 to 10·5)	6·4 (2·7 to 12·9)	7·4 (3·1 to 15·8)	7·3 (3·6 to 13·8)	7·5 (3·8 to 13·2)	5·7 (2·8 to 10)	3·6 (1·8 to 6)	1·6 (0·8 to 2·7)	0·5 (0·3 to 0·8)	0·2 (0·1 to 0·3)	53·4
Liver cancer due to alcohol use	0 (0 to 0)	0 (0 to 0)	0 (0 to 0)	0 (0 to 0)	0 (0 to 0)	0 (0 to 0)	0 (0 to 0·1)	0·1 (0 to 0·3)	0·2 (0 to 0·4)	0·4 (0·1 to 1)	0·8 (0·2 to 2)	1·4 (0·5 to 3·4)	1·9 (0·7 to 4·5)	2·4 (0·9 to 5·1)	2·7 (1 to 5·8)	3·1 (1·1 to 6·1)	3·1 (1·3 to 6·4)	2·8 (1·3 to 5·5)	1·7 (0·7 to 3·1)	0·7 (0·3 to 1·4)	0·2 (0·1 to 0·4)	0·1 (0 to 0·1)	0 (0 to 0)	21·8
Liver cancer due to NASH	0 (0 to 0)	0 (0 to 0)	0 (0 to 0)	0 (0 to 0)	0 (0 to 0)	0 (0 to 0)	0·7 (0·1 to 1·8)	0·9 (0·2 to 2·4)	0·8 (0·2 to 2)	1 (0·3 to 2·3)	1·4 (0·5 to 3·2)	2 (0·7 to 4·3)	2·5 (1 to 5·7)	3·1 (1·4 to 6·3)	3·5 (1·4 to 6·9)	3·9 (1·7 to 7·5)	3·8 (1·8 to 7·5)	4 (1·8 to 7·5)	3·2 (1·4 to 6·1)	1·8 (0·8 to 3·3)	0·6 (0·3 to 1·2)	0·2 (0·1 to 0·3)	0 (0 to 0·1)	33·6
Liver cancer due to other causes	2·1 (0·5 to 6·5)	1·4 (0·1 to 5·5)	4·1 (1 to 11·6)	4·3 (1·3 to 10·8)	2·4 (0·9 to 5·2)	1·6 (0·7 to 3·1)	0·8 (0·2 to 2·2)	1·2 (0·3 to 3)	1·1 (0·3 to 2·5)	1·3 (0·4 to 2·8)	1·6 (0·6 to 3·8)	2·1 (0·8 to 4·5)	2·3 (0·9 to 4·9)	2·4 (1 to 4·7)	2·3 (1 to 4·6)	2·2 (0·9 to 4·6)	1·8 (0·8 to 3·6)	1·6 (0·7 to 3·1)	1·1 (0·5 to 2·1)	0·6 (0·2 to 1)	0·2 (0·1 to 0·4)	0·1 (0 to 0·1)	0 (0 to 0)	38·6
Gallbladder and biliary tract cancer	0 (0 to 0)	0 (0 to 0)	0 (0 to 0)	0 (0 to 0)	0 (0 to 0)	0 (0 to 0)	0 (0 to 0)	0·3 (0·1 to 0·6)	0·6 (0·2 to 1·1)	1 (0·5 to 1·9)	1·8 (0·8 to 3·3)	3·2 (1·6 to 5·4)	5·5 (2·8 to 9·4)	7·5 (4·1 to 12·4)	9·4 (5·2 to 15·3)	11·2 (6·3 to 17·5)	10·4 (6·1 to 16·4)	10·5 (6·3 to 16·6)	7·5 (4·5 to 11·6)	3·8 (2·1 to 6)	1·5 (0·8 to 2·4)	0·4 (0·2 to 0·6)	0·1 (0·1 to 0·2)	74·6
Pancreatic cancer	0 (0 to 0)	0 (0 to 0)	0 (0 to 0)	0 (0 to 0)	0 (0 to 0)	0 (0 to 0)	0·6 (0·1 to 1·2)	1·6 (0·5 to 3·2)	2 (0·8 to 3·5)	3·3 (1·5 to 5·8)	5·6 (2·7 to 9·1)	10·1 (5·4 to 15·9)	14·9 (8·3 to 23·8)	20·8 (12·2 to 33·1)	26·5 (15·7 to 41·7)	32·8 (20·6 to 51·5)	32·3 (21 to 47·5)	31·9 (21·3 to 46·8)	20·9 (14 to 30·4)	10·6 (6·8 to 16·1)	4 (2·4 to 6·3)	1 (0·6 to 1·5)	0·2 (0·1 to 0·3)	219
Larynx cancer	0 (0 to 0)	0 (0 to 0)	0 (0 to 0)	0 (0 to 0)	0 (0 to 0)	0 (0 to 0)	0 (0 to 0)	0·4 (0·1 to 1)	0·7 (0·3 to 1·3)	0·9 (0·3 to 1·9)	1·6 (0·6 to 3·5)	3 (1·3 to 5·9)	4 (2 to 6·6)	5·7 (2·9 to 9·5)	5·4 (3·1 to 8·9)	5·2 (2·8 to 8·6)	4·3 (2·5 to 7·5)	3·7 (2·2 to 6)	2 (1·2 to 3·1)	0·8 (0·5 to 1·3)	0·3 (0·2 to 0·5)	0·1 (0 to 0·1)	0 (0 to 0)	38·2
Tracheal, bronchus, and lung cancer	0 (0 to 0)	0 (0 to 0)	0 (0 to 0)	0 (0 to 0)	0 (0 to 0)	0·9 (0·3 to 1·9)	0·8 (0·2 to 1·6)	1·9 (0·6 to 4)	3·1 (1·2 to 5·6)	5·6 (2·6 to 9·6)	10·8 (5·1 to 17·7)	20·7 (11·1 to 34)	29·3 (16·6 to 46·9)	38·9 (23 to 60·5)	45·6 (27 to 71·3)	47·2 (28·1 to 71·7)	46·8 (29·3 to 67·9)	41·8 (26·8 to 60·3)	25 (15·9 to 36·8)	11·6 (7·1 to 17·7)	3·9 (2·3 to 6)	1·1 (0·6 to 1·7)	0·2 (0·1 to 0·3)	335
Malignant skin melanoma	0 (0 to 0)	0 (0 to 0)	0·1 (0·1 to 0·3)	0·6 (0·2 to 1·5)	0·5 (0·2 to 0·8)	0·5 (0·2 to 0·8)	1·1 (0·3 to 2·5)	4·1 (1·1 to 8·6)	5·6 (2·1 to 10·9)	6·6 (2·5 to 12·3)	8·2 (3·2 to 15)	8·8 (4 to 15·6)	8·3 (4·2 to 14·5)	7·8 (4·1 to 13·5)	7 (3·8 to 11·4)	6·4 (3·7 to 10·6)	4·8 (2·7 to 8)	4·2 (2·4 to 6·6)	2·8 (1·6 to 4·3)	1·4 (0·8 to 2·2)	0·6 (0·3 to 0·9)	0·1 (0·1 to 0·2)	0 (0 to 0·1)	79·4
Non-melanoma skin cancer	0 (0 to 0)	0 (0 to 0)	0 (0 to 0)	0 (0 to 0)	0 (0 to 0)	0 (0 to 0)	0 (0 to 0)	0·3 (0·1 to 0·7)	0·4 (0·1 to 0·7)	0·5 (0·2 to 0·9)	0·8 (0·3 to 1·7)	1·1 (0·5 to 2·1)	1·2 (0·5 to 2·3)	1·4 (0·6 to 2·7)	1·5 (0·6 to 2·9)	1·6 (0·7 to 3)	1·6 (0·7 to 3·2)	1·9 (0·8 to 3·6)	1·8 (0·8 to 3·8)	1·5 (0·6 to 3)	1 (0·4 to 2)	0·5 (0·2 to 1)	0·2 (0·1 to 0·4)	17·3
Non-melanoma skin cancer (squamous-cell carcinoma)	0 (0 to 0)	0 (0 to 0)	0 (0 to 0)	0 (0 to 0)	0 (0 to 0)	0 (0 to 0)	0 (0 to 0)	0·3 (0·1 to 0·7)	0·4 (0·1 to 0·7)	0·5 (0·2 to 0·9)	0·8 (0·3 to 1·7)	1·1 (0·5 to 2·1)	1·2 (0·5 to 2·3)	1·4 (0·6 to 2·7)	1·5 (0·6 to 2·9)	1·6 (0·7 to 3)	1·6 (0·7 to 3·2)	1·9 (0·8 to 3·6)	1·8 (0·8 to 3·8)	1·5 (0·6 to 3)	1 (0·4 to 2)	0·5 (0·2 to 1)	0·2 (0·1 to 0·4)	17·3
Non-melanoma skin cancer (basal-cell carcinoma)	0 (0 to 0)	0 (0 to 0)	0 (0 to 0)	0 (0 to 0)	0 (0 to 0)	0 (0 to 0)	0 (0 to 0)	0 (0 to 0)	0 (0 to 0)	0 (0 to 0)	0 (0 to 0)	0 (0 to 0)	0 (0 to 0)	0 (0 to 0)	0 (0 to 0)	0 (0 to 0)	0 (0 to 0)	0 (0 to 0)	0 (0 to 0)	0 (0 to 0)	0 (0 to 0)	0 (0 to 0)	0 (0 to 0)	0
Breast cancer	0 (0 to 0)	0 (0 to 0)	0 (0 to 0)	0 (0 to 0)	0 (0 to 0)	0 (0 to 0)	4 (1 to 8·5)	14·3 (5 to 26·6)	29·9 (13·1 to 51·7)	63·5 (29·7 to 106)	137 (65·4 to 222)	189 (106 to 292)	205 (129 to 319)	230 (142 to 351)	186 (118 to 283)	155 (101 to 228)	138 (95 to 202)	116 (80·2 to 167)	58·3 (39·3 to 82·7)	48·3 (31·7 to 69·9)	17·4 (11·3 to 25·4)	5·2 (3·2 to 7·5)	2·1 (1·2 to 3·4)	1,600
Cervical cancer	0 (0 to 0)	0 (0 to 0)	0 (0 to 0)	0 (0 to 0)	0 (0 to 0)	0 (0 to 0)	2·3 (0·5 to 5·5)	21·4 (5·8 to 45)	59·1 (21·9 to 120)	109 (47 to 206)	192 (84·2 to 340)	292 (156 to 498)	317 (176 to 523)	307 (175 to 490)	246 (141 to 398)	209 (117 to 340)	143 (84 to 224)	112 (68·1 to 171)	45·5 (25·6 to 72·4)	27·9 (15·7 to 45·4)	11·3 (6·3 to 18·5)	2·2 (1·2 to 3·6)	0·6 (0·3 to 1)	2,100
Uterine cancer	0 (0 to 0)	0 (0 to 0)	0 (0 to 0)	0 (0 to 0)	0 (0 to 0)	0 (0 to 0)	0 (0 to 0)	0·6 (0·2 to 1·2)	1·4 (0·5 to 3)	2·6 (1·1 to 5·5)	4·9 (2·1 to 8·9)	9·6 (4·7 to 17·3)	13·8 (7·2 to 23·8)	19·2 (10·4 to 32·3)	24 (13·2 to 40·2)	31·1 (17·1 to 51·5)	27·9 (15·6 to 45·4)	24·3 (14·1 to 39·6)	14·1 (8·1 to 22·4)	7·7 (4·3 to 13·2)	2·6 (1·4 to 4·2)	0·7 (0·4 to 1·1)	0·1 (0·1 to 0·2)	185
Ovarian cancer	0 (0 to 0)	0 (0 to 0)	0 (0 to 0)	0 (0 to 0)	2·6 (0·9 to 5·6)	4·7 (1·9 to 9)	5·8 (1·3 to 12·3)	11·3 (3·3 to 22·6)	14·1 (5·7 to 27)	18·2 (7·4 to 32·4)	25·4 (10·9 to 45·2)	42 (20·1 to 73)	58·9 (29·5 to 102)	75·8 (38·6 to 130)	73·4 (37·6 to 130)	68·9 (38·3 to 115)	50·7 (26·9 to 85·6)	43·8 (24·8 to 71·8)	23·3 (12·5 to 38·6)	10·2 (5·4 to 17·9)	3·8 (1·9 to 6·7)	0·7 (0·4 to 1·3)	0·1 (0·1 to 0·2)	534
Prostate cancer	0 (0 to 0)	0 (0 to 0)	0 (0 to 0)	0 (0 to 0)	0 (0 to 0)	0 (0 to 0)	0 (0 to 0)	0 (0 to 0)	0 (0 to 0)	0 (0 to 0)	0 (0 to 0)	0 (0 to 0)	0 (0 to 0)	0 (0 to 0)	0 (0 to 0)	0 (0 to 0)	0 (0 to 0)	0 (0 to 0)	0 (0 to 0)	0 (0 to 0)	0 (0 to 0)	0 (0 to 0)	0 (0 to 0)	0
Testicular cancer	--	--	--	--	--	--	--	--	--	--	--	--	--	--	--	--	--	--	--	--	--	--	--	NA
Kidney cancer	0·7 (0·1 to 2·2)	0·3 (0·1 to 0·8)	3·5 (1·3 to 7·7)	5·5 (1·8 to 13·1)	4·6 (1·7 to 9·8)	1·1 (0·4 to 2·3)	0·7 (0·1 to 1·6)	0·9 (0·3 to 2)	1·3 (0·5 to 2·6)	1·6 (0·6 to 3·1)	2·2 (0·9 to 4·2)	3·3 (1·5 to 5·5)	4·8 (2·6 to 7·9)	6·5 (3·8 to 10·7)	8·1 (4·6 to 13·1)	8·6 (4·8 to 13·5)	7·8 (4·7 to 11·9)	7·2 (4·2 to 11·1)	5·2 (3·1 to 8·4)	2·6 (1·5 to 4·1)	0·9 (0·5 to 1·6)	0·2 (0·1 to 0·4)	0·1 (0 to 0·1)	77·5
Bladder cancer	0 (0 to 0)	0 (0 to 0)	0 (0 to 0)	0 (0 to 0)	0 (0 to 0)	0 (0 to 0)	0·3 (0·1 to 0·6)	0·6 (0·2 to 1·1)	1·1 (0·3 to 2·2)	1·3 (0·5 to 2·4)	2 (0·7 to 3·8)	3·9 (1·5 to 6·6)	5·2 (1·9 to 8·7)	7·6 (3 to 12·5)	10·1 (3·9 to 16·9)	12·6 (5 to 20·5)	13·8 (5·6 to 22·2)	15·2 (6 to 23·7)	11·8 (4·5 to 18·2)	7·3 (3·1 to 11·4)	3·3 (1·4 to 5·6)	0·9 (0·4 to 1·4)	0·2 (0·1 to 0·4)	97·1
Brain and central nervous system cancer	2·3 (0·6 to 7·7)	1·4 (0·3 to 4·9)	16·3 (5·4 to 33·8)	22·2 (7·5 to 44·7)	22·5 (9·5 to 42·8)	15·5 (7·2 to 26·1)	7·2 (1·9 to 13·8)	7 (2·2 to 12·7)	7·8 (3·3 to 13·3)	7·4 (3·3 to 12·9)	8 (3·7 to 13·7)	8·4 (4·3 to 14·6)	8·8 (4·8 to 14·5)	9·4 (5 to 15·2)	9·2 (4·9 to 14·4)	8·7 (4·9 to 13·5)	7·1 (4·2 to 10·8)	5·7 (3·4 to 9·1)	3·5 (2 to 5·7)	1·5 (0·7 to 2·6)	0·5 (0·2 to 0·9)	0·1 (0·1 to 0·2)	0 (0 to 0)	180
Thyroid cancer	0 (0 to 0)	0 (0 to 0)	0 (0 to 0)	0 (0 to 0)	0·5 (0·3 to 1)	0·9 (0·4 to 1·7)	2 (0·4 to 4·6)	5·3 (1·2 to 12·6)	6·4 (1·9 to 16·3)	5·3 (1·8 to 12·8)	5·8 (2·3 to 10·9)	6·4 (2·8 to 12·1)	6·5 (3·3 to 11·5)	7·3 (3·7 to 12·7)	7·5 (4·2 to 12·2)	8 (4·7 to 13)	7·1 (4·3 to 11·3)	7 (4·2 to 11·1)	4·6 (2·8 to 7·2)	2·5 (1·4 to 4·1)	0·9 (0·5 to 1·4)	0·2 (0·1 to 0·4)	0·1 (0 to 0·1)	84·1
Mesothelioma	0 (0 to 0)	0 (0 to 0)	0 (0 to 0)	0 (0 to 0)	0 (0 to 0)	0 (0 to 0)	0 (0 to 0)	0·6 (0·1 to 2·5)	0·8 (0·1 to 2·7)	0·8 (0·2 to 2·5)	1·3 (0·3 to 3·7)	1·9 (0·5 to 5·1)	1·7 (0·5 to 4·4)	2·1 (0·6 to 5·5)	2·3 (0·7 to 6)	2 (0·6 to 4·9)	1·8 (0·5 to 4·9)	1·8 (0·6 to 4·8)	1·2 (0·3 to 3·1)	0·7 (0·2 to 1·9)	0·2 (0 to 0·7)	0·1 (0 to 0·2)	0 (0 to 0·1)	19·2
Hodgkin lymphoma	0 (0 to 0)	0 (0 to 0)	0 (0 to 0)	0·4 (0·2 to 0·7)	3 (0·8 to 6·5)	5·2 (1·5 to 11·2)	7·1 (1·8 to 14·8)	13·7 (4·3 to 25·3)	14·2 (6 to 26)	9·2 (3·9 to 16·6)	6·6 (2·8 to 12)	4·5 (2·2 to 7·8)	2·9 (1·5 to 5)	2·4 (1·3 to 4)	2·5 (1·4 to 4·4)	2·3 (1·3 to 3·8)	2·1 (1·2 to 3·3)	2 (1·2 to 3·2)	1·2 (0·7 to 2)	0·4 (0·2 to 0·8)	0·2 (0·1 to 0·3)	0 (0 to 0)	0 (0 to 0)	79·6
Non-Hodgkin lymphoma	0 (0 to 0)	0 (0 to 0)	0 (0 to 0)	12·2 (4·3 to 28·3)	10·7 (4·6 to 20·1)	8·2 (3·6 to 15·6)	9·7 (2·5 to 20·1)	14·5 (4·1 to 29)	9·2 (3·8 to 16·5)	7·8 (3·5 to 13·5)	9·3 (4 to 17·2)	11·9 (6 to 20·6)	13·2 (7·3 to 22·7)	12·8 (7 to 21·2)	15·5 (9 to 26·7)	18·4 (10·7 to 29)	16·9 (9·8 to 26·1)	19·9 (12·4 to 29·6)	16 (9·8 to 24·6)	7·8 (4·5 to 12·5)	4 (2·3 to 6·5)	1 (0·5 to 1·7)	0·1 (0·1 to 0·2)	219
Multiple myeloma	0 (0 to 0)	0 (0 to 0)	0 (0 to 0)	0 (0 to 0)	0 (0 to 0)	0 (0 to 0)	0 (0 to 0)	0·4 (0·1 to 0·9)	0·5 (0·2 to 1·2)	1·2 (0·4 to 2·6)	2·3 (0·9 to 4·6)	4 (1·8 to 7·3)	5·3 (2·7 to 9·2)	7·1 (4 to 12·1)	8·9 (5·2 to 14·7)	11·1 (6·6 to 17·6)	10·6 (6·5 to 16·4)	10·1 (6·2 to 15·6)	6·6 (4 to 10·3)	3·4 (1·9 to 5·8)	1·1 (0·6 to 2·1)	0·2 (0·1 to 0·4)	0 (0 to 0)	72·8
Leukemia	10·2 (1·8 to 38·1)	6·5 (1·1 to 23)	62·5 (21·8 to 164)	53·6 (20 to 121)	24·8 (10·9 to 49·3)	17·9 (8·1 to 31·2)	15·5 (4 to 31·4)	14·2 (4·1 to 27·4)	11·7 (4·7 to 22·1)	9·6 (4 to 17·6)	11 (4·9 to 19·5)	12 (6·2 to 20·2)	13·4 (7·4 to 21·5)	13·8 (7·6 to 21·8)	15·1 (9·1 to 23·6)	15·3 (9·2 to 23·4)	13·3 (8·2 to 20)	13 (8 to 19·8)	9·3 (5·7 to 14·3)	5 (3 to 8)	1·8 (1 to 3)	0·6 (0·3 to 1)	0·1 (0·1 to 0·2)	350
Acute lymphoid leukemia	1·5 (0·1 to 7·3)	0·8 (0·1 to 3·6)	13·3 (2·5 to 44·5)	13·7 (2·5 to 39·5)	17·9 (7·3 to 37·1)	8·7 (3·3 to 16·8)	4·1 (0·9 to 9·9)	2·7 (0·7 to 6·3)	1·8 (0·5 to 4·1)	1 (0·3 to 2·2)	1 (0·3 to 2·3)	0·8 (0·3 to 1·8)	0·7 (0·3 to 1·4)	0·5 (0·2 to 1)	0·4 (0·2 to 0·9)	0·3 (0·1 to 0·7)	0·2 (0·1 to 0·4)	0·1 (0 to 0·2)	0·1 (0 to 0·1)	0 (0 to 0)	0 (0 to 0)	0 (0 to 0)	0 (0 to 0)	69·4
Chronic lymphoid leukemia	0 (0 to 0)	0 (0 to 0)	0 (0 to 0)	0 (0 to 0)	0 (0 to 0)	0 (0 to 0)	0 (0 to 0)	0·2 (0·1 to 0·5)	0·2 (0·1 to 0·3)	0·1 (0 to 0·3)	0·2 (0·1 to 0·5)	0·8 (0·3 to 1·8)	2·4 (0·9 to 4·5)	4·4 (1·9 to 8·3)	7·3 (3·7 to 12·2)	9·1 (5·1 to 14·9)	8·7 (4·8 to 13·6)	9·2 (5·4 to 14·4)	7·4 (4·5 to 11·6)	4·4 (2·6 to 7·2)	1·7 (1 to 2·8)	0·6 (0·3 to 1)	0·1 (0·1 to 0·2)	56·8
Acute myeloid leukemia	0·8 (0·1 to 4·3)	1·1 (0·1 to 5)	7·8 (1·5 to 26·2)	7·5 (1·5 to 24·4)	2·6 (0·7 to 6·8)	3 (0·9 to 7)	3·3 (0·7 to 8)	2·9 (0·7 to 6·4)	2·4 (0·8 to 5)	1·9 (0·7 to 4·2)	2·3 (0·8 to 4·9)	2·9 (1·2 to 5·5)	3·1 (1·4 to 5·8)	2·2 (1 to 4·1)	1·5 (0·6 to 3)	1·2 (0·5 to 2·5)	0·8 (0·3 to 1·7)	0·6 (0·2 to 1·4)	0·3 (0·1 to 0·6)	0·1 (0 to 0·2)	0 (0 to 0)	0 (0 to 0)	0 (0 to 0)	48·5
Chronic myeloid leukemia	0·4 (0 to 2·1)	0·2 (0 to 1·4)	2·2 (0·5 to 6·8)	6·2 (1·6 to 18·3)	1·1 (0·3 to 3·4)	1·7 (0·6 to 4)	1·6 (0·3 to 4)	2·4 (0·6 to 5·8)	2·8 (0·8 to 6·3)	3 (1 to 6·7)	4·1 (1·4 to 8·6)	3·8 (1·5 to 7·5)	3·4 (1·3 to 7·3)	3·1 (1·3 to 6·3)	2·3 (0·8 to 5)	1·6 (0·5 to 3·3)	1 (0·4 to 2·2)	0·9 (0·3 to 2)	0·4 (0·1 to 0·9)	0·1 (0 to 0·3)	0 (0 to 0·1)	0 (0 to 0)	0 (0 to 0)	42·2
Other leukemia	7·5 (1·2 to 27·5)	4·4 (0·7 to 15·7)	39·2 (11·4 to 101)	26·2 (6·3 to 63·6)	3·1 (0·7 to 8·6)	4·5 (1·4 to 9·6)	6·6 (1·5 to 14·7)	5·9 (1·8 to 13·1)	4·6 (1·6 to 10·3)	3·6 (1·2 to 7·6)	3·4 (1·1 to 7·4)	3·8 (1·5 to 7·7)	3·8 (1·5 to 7·4)	3·6 (1·5 to 6·8)	3·6 (1·5 to 6·9)	3·1 (1·1 to 6·3)	2·7 (0·9 to 5·4)	2·2 (0·7 to 4·5)	1·2 (0·4 to 2·5)	0·4 (0·1 to 0·9)	0·1 (0 to 0·2)	0 (0 to 0)	0 (0 to 0)	133
Other malignant neoplasms	11·4 (4 to 29·1)	6·3 (1·2 to 19)	35·5 (15 to 70·4)	44·9 (19·4 to 94·6)	52·9 (24·6 to 98·3)	52·2 (24·1 to 93·2)	43·7 (11·1 to 83)	59·3 (20 to 110)	53·1 (23 to 85·4)	41·3 (19·9 to 66·9)	39·7 (18·6 to 60·5)	46·1 (26·7 to 70·1)	41 (25·3 to 62·1)	41·7 (25·7 to 61·7)	41·2 (26·8 to 60·5)	40·7 (28·1 to 58·3)	35·7 (24·3 to 50·4)	33·6 (24·2 to 46·1)	21·3 (15 to 29·6)	12·5 (8·3 to 17·7)	4·5 (3 to 6·6)	1·4 (0·9 to 2·1)	0·3 (0·2 to 0·5)	761

Other neoplasms	0 (0 to 0)	0 (0 to 0)	0·2 (0·1 to 0·4)	0·4 (0·2 to 0·9)	0·5 (0·3 to 0·7)	0·4 (0·2 to 0·6)	0·3 (0·1 to 0·5)	0·3 (0·1 to 0·6)	0·3 (0·1 to 0·6)	0·3 (0·1 to 0·5)	0·3 (0·1 to 0·6)	0·6 (0·2 to 1·1)	0·6 (0·2 to 1·1)	0·7 (0·3 to 1·2)	0·9 (0·4 to 1·6)	1·1 (0·5 to 1·9)	1·3 (0·6 to 2·1)	1·8 (0·8 to 3·1)	1·7 (0·7 to 3)	1·2 (0·4 to 2)	0·5 (0·2 to 0·9)	0·1 (0 to 0·3)	0 (0 to 0·1)	13·6
Myelodysplastic, myeloproliferative, and other hematopoietic n	0 (0 to 0)	0 (0 to 0)	0·2 (0·1 to 0·4)	0·4 (0·2 to 0·9)	0·5 (0·3 to 0·7)	0·4 (0·2 to 0·6)	0·3 (0·1 to 0·5)	0·3 (0·1 to 0·6)	0·3 (0·1 to 0·6)	0·3 (0·1 to 0·5)	0·3 (0·1 to 0·6)	0·6 (0·2 to 1·1)	0·6 (0·2 to 1·1)	0·7 (0·3 to 1·2)	0·9 (0·4 to 1·6)	1·1 (0·5 to 1·9)	1·3 (0·6 to 2·1)	1·8 (0·8 to 3·1)	1·7 (0·7 to 3)	1·2 (0·4 to 2)	0·5 (0·2 to 0·9)	0·1 (0 to 0·3)	0 (0 to 0·1)	13·6
Benign and in situ intestinal neoplasms	0 (0 to 0)	0 (0 to 0)	0 (0 to 0)	0 (0 to 0)	0 (0 to 0)	0 (0 to 0)	0 (0 to 0)	0 (0 to 0)	0 (0 to 0)	0 (0 to 0)	0 (0 to 0)	0 (0 to 0)	0 (0 to 0)	0 (0 to 0)	0 (0 to 0)	0 (0 to 0)	0 (0 to 0)	0 (0 to 0)	0 (0 to 0)	0 (0 to 0)	0 (0 to 0)	0 (0 to 0)	0 (0 to 0)	0
Benign and in situ cervical and uterine neoplasms	0 (0 to 0)	0 (0 to 0)	0 (0 to 0)	0 (0 to 0)	0 (0 to 0)	0 (0 to 0)	0 (0 to 0)	0 (0 to 0)	0 (0 to 0)	0 (0 to 0)	0 (0 to 0)	0 (0 to 0)	0 (0 to 0)	0 (0 to 0)	0 (0 to 0)	0 (0 to 0)	0 (0 to 0)	0 (0 to 0)	0 (0 to 0)	0 (0 to 0)	0 (0 to 0)	0 (0 to 0)	0 (0 to 0)	0
Other benign and in situ neoplasms	0 (0 to 0)	0 (0 to 0)	0 (0 to 0)	0 (0 to 0)	0 (0 to 0)	0 (0 to 0)	0 (0 to 0)	0 (0 to 0)	0 (0 to 0)	0 (0 to 0)	0 (0 to 0)	0 (0 to 0)	0 (0 to 0)	0 (0 to 0)	0 (0 to 0)	0 (0 to 0)	0 (0 to 0)	0 (0 to 0)	0 (0 to 0)	0 (0 to 0)	0 (0 to 0)	0 (0 to 0)	0 (0 to 0)	0
Cardiovascular diseases	31 (13·1 to 61·6)	8·5 (3·8 to 17)	60·7 (27·4 to 123)	61·1 (33·6 to 106)	77·1 (48·5 to 115)	117 (75·4 to 175)	179 (92·9 to 282)	221 (116 to 344)	225 (135 to 323)	259 (148 to 392)	371 (213 to 557)	619 (386 to 900)	797 (523 to 1,140)	1,020 (683 to 1,410)	1,170 (785 to 1,580)	1,450 (1,040 to 1,890)	1,620 (1,210 to 2,030)	2,080 (1,620 to 2,560)	1,830 (1,430 to 2,190)	1,330 (1,040 to 1,610)	630 (477 to 792)	256 (186 to 323)	69·1 (47·3 to 87)	14,500
Rheumatic heart disease	0 (0 to 0)	0 (0 to 0)	0 (0 to 0)	6·3 (2·5 to 14)	18·5 (10·2 to 30·5)	27·8 (15·2 to 45·8)	46 (25·6 to 75·4)	51·7 (30·7 to 80·3)	42·9 (26·5 to 64·8)	36 (23 to 53·2)	29·3 (19 to 43·1)	26·8 (17·6 to 38·7)	20·1 (13·4 to 29)	19·4 (12·3 to 28·7)	17·4 (10·3 to 26·8)	15·3 (8·8 to 24·1)	17·1 (9·3 to 28·5)	19·4 (10·5 to 31·7)	13·7 (6·9 to 22·6)	7·9 (4 to 13·2)	3·7 (1·9 to 6·3)	1·3 (0·6 to 2·2)	0·3 (0·1 to 0·5)	421
Ischemic heart disease	0 (0 to 0)	0 (0 to 0)	0 (0 to 0)	0 (0 to 0)	0 (0 to 0)	0 (0 to 0)	31 (7·8 to 61·4)	36·1 (11·2 to 70·2)	33·8 (14·4 to 61·8)	52 (22·7 to 92·8)	89·8 (40·8 to 158)	171 (87·1 to 290)	235 (129 to 379)	319 (186 to 527)	384 (224 to 583)	489 (296 to 721)	545 (349 to 795)	669 (436 to 949)	606 (393 to 839)	460 (285 to 653)	255 (161 to 363)	93·4 (56·1 to 137)	27·3 (16·4 to 39·8)	4,500
Stroke	6 (1·6 to 15·2)	1 (0·3 to 2·6)	6·9 (1·9 to 18·1)	14·2 (7·4 to 25·3)	26·2 (15·6 to 40·2)	37·7 (23·3 to 60·4)	52·3 (26·4 to 85·5)	73 (37·8 to 114)	74·6 (44·6 to 112)	105 (61·3 to 164)	159 (86·9 to 259)	246 (141 to 378)	352 (218 to 529)	459 (285 to 673)	529 (338 to 754)	653 (443 to 918)	714 (495 to 970)	949 (670 to 1,260)	800 (569 to 1,060)	533 (367 to 726)	207 (135 to 289)	92·6 (59·6 to 129)	22·4 (13·6 to 31·3)	6,110
Ischemic stroke	2 (0·4 to 5·5)	0·3 (0·1 to 0·9)	1·4 (0·5 to 3·6)	7·7 (3·9 to 13·1)	15·4 (7·7 to 25·6)	19·5 (11 to 30·8)	22·9 (12·7 to 34·9)	25·9 (15·5 to 39·2)	26·1 (16·5 to 38·4)	29·5 (18·9 to 43·2)	34·8 (22·3 to 51·1)	46·9 (30·5 to 71·1)	63 (41·9 to 92·2)	83·7 (54·8 to 125)	107 (69·9 to 156)	199 (134 to 291)	234 (160 to 333)	460 (325 to 642)	419 (299 to 568)	347 (238 to 476)	142 (92·8 to 196)	64·4 (41·4 to 89·7)	16 (9·6 to 22·2)	2,370
Intracerebral hemorrhage	3·3 (0·8 to 9)	0·5 (0·1 to 1·4)	5 (1 to 13·7)	5·7 (1·9 to 12·7)	9·6 (4·6 to 17·7)	16·1 (7·2 to 32·2)	26·3 (8·4 to 51·5)	42·2 (15·6 to 75·8)	43·3 (21·2 to 72·2)	67·1 (30·7 to 115)	110 (51·8 to 189)	176 (91·7 to 296)	265 (154 to 421)	348 (202 to 528)	394 (237 to 589)	433 (273 to 636)	461 (291 to 664)	470 (290 to 684)	369 (226 to 541)	178 (105 to 272)	62·6 (34·1 to 102)	27·2 (14·4 to 41·6)	6·2 (3·1 to 9·8)	3,520
Subarachnoid hemorrhage	0·7 (0·1 to 2·1)	0·1 (0 to 0·3)	0·5 (0·1 to 1·9)	0·8 (0·2 to 2·2)	1·1 (0·4 to 2·6)	2·2 (0·7 to 5·7)	3·2 (0·9 to 8·9)	4·9 (1·6 to 12·8)	5·2 (2·2 to 12)	8·9 (3·8 to 20·2)	14·5 (6 to 34·2)	22·8 (9·4 to 55·6)	24·5 (11·3 to 55·6)	26·9 (12·2 to 62·1)	27·9 (12·8 to 64·8)	20·6 (9·8 to 49·7)	19·4 (8·5 to 53·3)	18·6 (8·6 to 51·4)	13·2 (5·4 to 36·5)	7 (2·7 to 19·4)	2·3 (0·9 to 6·3)	1 (0·4 to 3)	0·2 (0·1 to 0·7)	226
Hypertensive heart disease	0 (0 to 0)	0 (0 to 0)	0 (0 to 0)	0 (0 to 0)	0 (0 to 0)	0 (0 to 0)	6·2 (1·3 to 14·3)	10 (2·6 to 21·6)	18 (7·1 to 34·6)	24·1 (8 to 47·5)	41·4 (15·9 to 82·8)	70·4 (29·2 to 133)	102 (45·8 to 183)	138 (61·1 to 242)	162 (74·4 to 287)	203 (89·5 to 356)	244 (114 to 416)	317 (156 to 544)	288 (141 to 501)	231 (112 to 394)	113 (54·6 to 198)	46·3 (22·2 to 83·9)	13·4 (6 to 24·2)	2,030
Non-rheumatic valvular heart disease	0 (0 to 0)	0 (0 to 0)	0 (0 to 0)	0 (0 to 0)	0 (0 to 0)	0 (0 to 0)	3·5 (0·8 to 7·8)	4·3 (1·1 to 9·7)	4 (1·3 to 8·1)	3·1 (1·1 to 6·6)	3·6 (1·3 to 6·9)	4·2 (1·8 to 7·7)	4·2 (1·9 to 8·1)	4·7 (2·4 to 8·6)	5·1 (2·5 to 9·2)	5·6 (2·9 to 9·6)	6·7 (3·7 to 11·7)	8·7 (5 to 14·1)	8·3 (5 to 13·3)	6·7 (3·8 to 11·1)	3·3 (1·6 to 5·9)	1·3 (0·6 to 2·5)	0·3 (0·1 to 0·5)	77·6
Non-rheumatic calcific aortic valve disease	0 (0 to 0)	0 (0 to 0)	0 (0 to 0)	0 (0 to 0)	0 (0 to 0)	0 (0 to 0)	0·8 (0·1 to 2·2)	1·1 (0·2 to 2·9)	1 (0·3 to 2·5)	0·9 (0·2 to 2·2)	1·1 (0·3 to 2·7)	1·4 (0·5 to 3·1)	1·3 (0·5 to 2·9)	1·7 (0·7 to 3·5)	1·9 (0·8 to 3·8)	2·5 (1·1 to 4·7)	3·5 (1·6 to 6·4)	4·7 (2·4 to 8·2)	4·9 (2·7 to 8·4)	4·4 (2·1 to 7·9)	2·3 (0·9 to 4·4)	0·9 (0·4 to 1·7)	0·2 (0·1 to 0·3)	34·4
Non-rheumatic degenerative mitral valve disease	0 (0 to 0)	0 (0 to 0)	0 (0 to 0)	0 (0 to 0)	0 (0 to 0)	0 (0 to 0)	2·3 (0·5 to 5·2)	2·9 (0·7 to 6·6)	2·6 (0·8 to 5·4)	2 (0·7 to 4·3)	2·2 (0·8 to 4·4)	2·6 (1·1 to 5)	2·7 (1·2 to 5)	2·8 (1·4 to 5·1)	3·1 (1·4 to 5·6)	2·9 (1·4 to 5·2)	3·1 (1·6 to 5·9)	3·8 (2 to 6·5)	3·2 (1·7 to 5·7)	2·2 (1 to 4·3)	1 (0·3 to 2·1)	0·4 (0·1 to 0·9)	0·1 (0 to 0·2)	40·1
Other non-rheumatic valve diseases	0 (0 to 0)	0 (0 to 0)	0 (0 to 0)	0 (0 to 0)	0 (0 to 0)	0 (0 to 0)	0·3 (0·1 to 1)	0·4 (0·1 to 1·1)	0·4 (0·1 to 1·1)	0·2 (0 to 0·6)	0·2 (0·1 to 0·7)	0·2 (0 to 0·5)	0·2 (0 to 0·5)	0·1 (0 to 0·4)	0·1 (0 to 0·3)	0·2 (0 to 0·4)	0·1 (0 to 0·4)	0·2 (0·1 to 0·4)	0·2 (0 to 0·4)	0·1 (0 to 0·3)	0·1 (0 to 0·1)	0 (0 to 0·1)	0 (0 to 0)	3·1
Cardiomyopathy and myocarditis	20·8 (7·1 to 43·8)	6·4 (2·7 to 13·2)	44·8 (18·6 to 95·8)	22·7 (8·3 to 52)	6·9 (2·4 to 15·7)	6·1 (1·8 to 15·7)	3·7 (0·8 to 8·3)	4·7 (1·3 to 10·3)	6·4 (2·4 to 12·4)	6·1 (2·1 to 12·2)	8·9 (3·2 to 17·1)	11·9 (4·9 to 22·7)	14 (6·3 to 27·9)	15·6 (7·2 to 30·4)	15·9 (7·1 to 30)	16·7 (8·7 to 28·8)	18·9 (10·4 to 32·2)	22·6 (12·7 to 36)	19·8 (11·9 to 30·4)	15·2 (9 to 23·5)	8·3 (5 to 13·1)	3·1 (1·7 to 5)	0·9 (0·4 to 1·5)	301
Myocarditis	0·9 (0·2 to 3)	0·4 (0·1 to 0·9)	3·9 (0·8 to 12·3)	2·5 (0·6 to 6·8)	0·7 (0·2 to 2·1)	0·5 (0·1 to 1·7)	0·4 (0·1 to 1·3)	0·5 (0·1 to 1·6)	0·5 (0·1 to 1·4)	0·4 (0·1 to 1·2)	0·5 (0·1 to 1·4)	0·6 (0·1 to 1·5)	0·5 (0·1 to 1·4)	0·5 (0·1 to 1·2)	0·4 (0·1 to 0·9)	0·3 (0·1 to 0·6)	0·3 (0·1 to 0·7)	0·4 (0·2 to 0·7)	0·3 (0·1 to 0·6)	0·3 (0·1 to 0·6)	0·2 (0·1 to 0·5)	0·1 (0 to 0·2)	0 (0 to 0·1)	15
Alcoholic cardiomyopathy	0 (0 to 0)	0 (0 to 0)	0 (0 to 0)	0 (0 to 0)	0 (0 to 0)	0 (0 to 0)	0·1 (0 to 0·3)	0·1 (0 to 0·3)	0·1 (0 to 0·2)	0·1 (0 to 0·2)	0·1 (0 to 0·2)	0·1 (0 to 0·3)	0·1 (0 to 0·4)	0·1 (0 to 0·4)	0·1 (0 to 0·4)	0·1 (0 to 0·4)	0·1 (0·1 to 0·4)	0·1 (0·1 to 0·3)	0·1 (0 to 0·2)	0 (0 to 0·1)	0 (0 to 0)	0 (0 to 0)	0 (0 to 0)	1·5
Other cardiomyopathy	19·9 (6·9 to 42·5)	6 (2·6 to 12·6)	40·9 (16·5 to 85·8)	20·2 (7 to 47·2)	6·1 (2·1 to 14·3)	5·6 (1·7 to 14·1)	3·2 (0·7 to 7·2)	4 (1·1 to 9·1)	5·8 (2·1 to 11·4)	5·7 (1·9 to 11·1)	8·3 (3 to 16·2)	11·3 (4·5 to 21·8)	13·3 (6 to 27·4)	15 (6·9 to 29·9)	15·4 (6·8 to 29·3)	16·3 (8·5 to 28·4)	18·5 (10·3 to 31·5)	22·2 (12·6 to 35·5)	19·4 (11·8 to 30)	14·9 (8·9 to 22·9)	8·1 (4·9 to 12·7)	3 (1·7 to 4·8)	0·8 (0·4 to 1·4)	284
Atrial fibrillation and flutter	0 (0 to 0)	0 (0 to 0)	0 (0 to 0)	0 (0 to 0)	0 (0 to 0)	0 (0 to 0)	0 (0 to 0)	0 (0 to 0)	0 (0 to 0)	0·5 (0·2 to 1·1)	0·6 (0·3 to 1·2)	2·8 (1·2 to 5)	4·2 (2·2 to 6·9)	6 (3·6 to 8·9)	9·1 (5·6 to 13·4)	13·5 (8·8 to 19·2)	18 (12·2 to 25)	28·4 (19·4 to 38·9)	32 (22·2 to 44·7)	34·7 (23 to 48·8)	20·9 (13·3 to 31·1)	10·3 (6·2 to 15·6)	2·7 (1·5 to 4·7)	184
Aortic aneurysm	--	--	--	--	--	--	0·8 (0·2 to 1·8)	1·4 (0·4 to 3·1)	2 (0·8 to 3·8)	2·1 (0·8 to 4·3)	2·9 (1·2 to 5·6)	4·3 (2 to 7·9)	5 (2·4 to 9·1)	6 (3·1 to 10·7)	7·3 (3·8 to 12·3)	8·4 (4·6 to 14·1)	10·4 (6 to 16·5)	13 (7·8 to 20·7)	11·7 (6·8 to 18·4)	8·4 (5 to 12·8)	4 (2·2 to 6·6)	1·3 (0·7 to 2·1)	0·2 (0·1 to 0·4)	NA
Endocarditis	0·3 (0·1 to 1)	0·2 (0 to 0·4)	2 (0·4 to 6)	3 (0·6 to 7·9)	2·7 (0·8 to 6·7)	5·2 (1·5 to 12·4)	4·4 (0·9 to 10·4)	7·1 (1·8 to 16·4)	7·7 (2·5 to 16·2)	4·8 (1·6 to 10·3)	5·8 (2 to 11·8)	6·6 (2·5 to 14)	5·2 (2·1 to 10·7)	4·8 (2·1 to 9)	4·8 (2·1 to 8·9)	4·6 (2·1 to 8)	4·9 (2·4 to 8·3)	5·1 (2·6 to 8·9)	4·1 (2·1 to 7·2)	2·8 (1·3 to 5·1)	1·4 (0·7 to 2·4)	0·5 (0·2 to 1)	0·1 (0·1 to 0·2)	88·2
Other cardiovascular and circulatory diseases	3·8 (1 to 10·5)	0·9 (0·3 to 2·1)	7 (1·9 to 18·9)	14·9 (5 to 32·7)	22·8 (10·1 to 41·2)	39·7 (19·6 to 66·5)	31·5 (14·2 to 53·5)	32·9 (15·8 to 57·7)	35·7 (19·5 to 58·2)	24·5 (12·2 to 41·7)	29·5 (16·2 to 50·8)	74·4 (39·8 to 138)	53·6 (31·4 to 85·8)	44·5 (26·7 to 73·1)	37·8 (22·9 to 61·1)	36·2 (22 to 58·3)	35·4 (21·7 to 55·9)	39·9 (25·4 to 62·9)	33·4 (21 to 55·5)	22·4 (13·8 to 39)	10·3 (6·1 to 18·4)	3·7 (2·2 to 6·8)	1 (0·6 to 2)	636
Chronic respiratory diseases	0 (0 to 0)	0 (0 to 0)	0·1 (0·1 to 0·1)	184 (101 to 333)	145 (92·1 to 217)	129 (89·6 to 183)	112 (73·8 to 156)	121 (82·1 to 164)	117 (84·9 to 160)	110 (81·5 to 143)	137 (96·9 to 186)	142 (106 to 188)	157 (117 to 205)	173 (126 to 233)	227 (160 to 328)	254 (179 to 362)	232 (169 to 316)	268 (186 to 382)	211 (142 to 294)	147 (99·4 to 210)	56·8 (39·3 to 82·6)	21·3 (14·7 to 29·8)	5·7 (3·8 to 8·2)	2,950
Chronic obstructive pulmonary disease	0 (0 to 0)	0 (0 to 0)	0·1 (0·1 to 0·1)	16·2 (4·2 to 50·9)	10·2 (5·1 to 16·7)	13·4 (7·5 to 20·2)	21·4 (13·6 to 31·2)	32·3 (21·6 to 45·3)	38·3 (27·3 to 52·4)	41·7 (30·4 to 55·3)	49·9 (35·9 to 69)	55·2 (39·8 to 75·4)	68·8 (50·4 to 95·8)	88·2 (63·3 to 126)	121 (80·8 to 183)	153 (100 to 236)	150 (101 to 225)	179 (117 to 268)	145 (93·9 to 219)	102 (63·9 to 153)	40·7 (26 to 60·9)	15·6 (10·1 to 22·7)	4·2 (2·6 to 6·3)	1,350
Pneumoconiosis	0 (0 to 0)	0 (0 to 0)	0 (0 to 0)	0 (0 to 0)	0 (0 to 0)	0 (0 to 0)	0·2 (0 to 0·5)	0·2 (0·1 to 0·6)	0·2 (0·1 to 0·6)	0·2 (0·1 to 0·5)	0·3 (0·1 to 0·6)	0·3 (0·1 to 0·8)	0·3 (0·1 to 0·7)	0·4 (0·1 to 0·9)	0·7 (0·2 to 1·7)	1 (0·3 to 2·8)	0·7 (0·2 to 1·8)	0·9 (0·3 to 2·4)	0·8 (0·3 to 1·8)	0·6 (0·2 to 1·4)	0·2 (0·1 to 0·4)	0·1 (0 to 0·1)	0 (0 to 0)	7
Silicosis	0 (0 to 0)	0 (0 to 0)	0 (0 to 0)	0 (0 to 0)	0 (0 to 0)	0 (0 to 0)	0 (0 to 0·1)	0 (0 to 0·1)	0 (0 to 0·1)	0 (0 to 0·1)	0 (0 to 0·1)	0 (0 to 0·1)	0 (0 to 0·1)	0 (0 to 0·1)	0·1 (0 to 0·2)	0·1 (0 to 0·5)	0·1 (0 to 0·3)	0·1 (0 to 0·3)	0·1 (0 to 0·3)	0·1 (0 to 0·2)	0 (0 to 0·1)	0 (0 to 0)	0 (0 to 0)	0·7
Asbestosis	0 (0 to 0)	0 (0 to 0)	0 (0 to 0)	0 (0 to 0)	0 (0 to 0)	0 (0 to 0)	0 (0 to 0·1)	0 (0 to 0·2)	0·1 (0 to 0·2)	0 (0 to 0·1)	0·1 (0 to 0·2)	0·1 (0 to 0·2)	0·1 (0 to 0·3)	0·1 (0 to 0·4)	0·2 (0 to 0·7)	0·3 (0 to 1·1)	0·2 (0 to 0·7)	0·3 (0 to 0·9)	0·2 (0 to 0·7)	0·2 (0 to 0·5)	0 (0 to 0·1)	0 (0 to 0)	0 (0 to 0)	1·9
Coal workers pneumoconiosis	0 (0 to 0)	0 (0 to 0)	0 (0 to 0)	0 (0 to 0)	0 (0 to 0)	0 (0 to 0)	0 (0 to 0·1)	0 (0 to 0·2)	0 (0 to 0·2)	0 (0 to 0·1)	0 (0 to 0·2)	0 (0 to 0·2)	0 (0 to 0·2)	0 (0 to 0·3)	0·1 (0 to 0·4)	0·1 (0 to 0·7)	0·1 (0 to 0·5)	0·1 (0 to 0·6)	0·1 (0 to 0·5)	0·1 (0 to 0·3)	0 (0 to 0·1)	0 (0 to 0)	0 (0 to 0)	0·8
Other pneumoconiosis	0 (0 to 0)	0 (0 to 0)	0 (0 to 0)	0 (0 to 0)	0 (0 to 0)	0 (0 to 0)	0·1 (0 to 0·3)	0·1 (0 to 0·4)	0·1 (0 to 0·4)	0·1 (0 to 0·3)	0·1 (0 to 0·4)	0·2 (0 to 0·6)	0·2 (0 to 0·5)	0·2 (0 to 0·5)	0·3 (0·1 to 1)	0·5 (0·1 to 1·6)	0·4 (0·1 to 1·1)	0·5 (0·1 to 1·4)	0·4 (0·1 to 1·1)	0·3 (0·1 to 0·8)	0·1 (0 to 0·2)	0 (0 to 0·1)	0 (0 to 0)	3·5
Asthma	0 (0 to 0)	0 (0 to 0)	0 (0 to 0)	150 (82·2 to 260)	119 (72·5 to 185)	97·1 (61·2 to 147)	81·5 (48·7 to 123)	74·2 (45·2 to 110)	65 (40·8 to 97·9)	56·4 (37 to 83·1)	73·7 (45·2 to 109)	75 (49·5 to 108)	77·9 (50 to 112)	75·7 (45·8 to 116)	94 (54·2 to 148)	92·7 (49·6 to 158)	75·4 (41 to 125)	81 (43·6 to 139)	59·9 (31·4 to 104)	41 (19·9 to 72·7)	14·7 (7·3 to 26·7)	5·2 (2·7 to 9·7)	1·4 (0·7 to 2·4)	1,410
Interstitial lung disease and pulmonary sarcoidosis	0 (0 to 0)	0 (0 to 0)	0 (0 to 0)	1·8 (0·4 to 7·7)	0·9 (0·3 to 2·5)	0·5 (0·2 to 1·1)	0·7 (0·3 to 1·8)	1·1 (0·4 to 2·5)	1·3 (0·5 to 2·7)	1·4 (0·6 to 2·8)	2·5 (1 to 5)	2·5 (1·2 to 4·8)	3 (1·4 to 5·4)	3·4 (1·5 to 6·4)	4·8 (1·9 to 9·7)	5·4 (2·1 to 11·1)	5 (1·8 to 10)	5·7 (2·3 to 11·8)	4·4 (1·6 to 9·1)	2·8 (1 to 6·3)	1 (0·4 to 2·2)	0·3 (0·1 to 0·6)	0·1 (0 to 0·1)	48·5
Other chronic respiratory diseases	0 (0 to 0)	0 (0 to 0)	0 (0 to 0)	16·7 (4·3 to 54)	14·2 (7 to 24·2)	17·6 (10·2 to 26·6)	8·2 (5·1 to 12·8)	13·4 (8·8 to 19·7)	12·1 (8·2 to 18·4)	10·8 (7·5 to 15·3)	10·3 (7 to 16·3)	8·7 (5·8 to 13·8)	6·8 (4·6 to 10·8)	5·6 (3·4 to 10·4)	6·6 (3·5 to 13·4)	1·4 (0·7 to 2·9)	1 (0·5 to 2)	1·1 (0·5 to 2·4)	0·8 (0·3 to 2)	0·7 (0·2 to 1·6)	0·2 (0·1 to 0·6)	0·1 (0 to 0·2)	0 (0 to 0·1)	136
Digestive diseases	16·9 (7·2 to 34·2)	8·6 (4 to 18)	73 (23·6 to 176)	85·2 (33·9 to 205)	67·6 (34·4 to 112)	69·9 (38·9 to 109)	97·8 (44·3 to 162)	141 (71 to 220)	172 (99·3 to 254)	174 (107 to 250)	188 (112 to 284)	280 (181 to 410)	295 (190 to 428)	301 (196 to 439)	298 (194 to 433)	363 (244 to 510)	393 (271 to 541)	331 (230 to 461)	268 (177 to 379)	178 (120 to 253)	71·2 (45·9 to 102)	21·4 (13·3 to 31·3)	6·4 (3·3 to 10)	3,900
Cirrhosis and other chronic liver diseases	0 (0 to 0)	0 (0 to 0)	0 (0 to 0·1)	26·9 (6·7 to 85)	19·4 (7·7 to 38·7)	25·7 (9·3 to 47·6)	38·2 (10 to 77·5)	44·4 (11·5 to 93·1)	71 (25·3 to 127)	80·4 (33·2 to 135)	85·1 (32·6 to 152)	164 (80·7 to 266)	186 (93·1 to 299)	179 (87·8 to 287)	181 (90 to 285)	199 (98·9 to 320)	211 (93·5 to 325)	155 (71·7 to 249)	134 (55·9 to 218)	82·3 (33·6 to 137)	24·5 (9·1 to 43·3)	5·4 (1·7 to 10·3)	2·7 (0·9 to 5·2)	1,910
Cirrhosis and other chronic liver diseases due to hepatitis B	0 (0 to 0)	0 (0 to 0)	0 (0 to 0)	0·1 (0 to 0·2)	0·1 (0 to 0·3)	0·3 (0·1 to 0·7)	0·7 (0·1 to 1·9)	3·2 (0·7 to 8·3)	9·1 (2·3 to 20·9)	14·1 (5·1 to 28·2)	18·1 (6 to 37·9)	35·8 (13·8 to 69·7)	37·7 (15·8 to 70·9)	32 (12 to 66·1)	26·9 (10·8 to 52·6)	24·4 (8·8 to 47·4)	22·2 (8 to 42·2)	15·3 (5·4 to 29·9)	13·6 (4·4 to 26·6)	8·7 (2·6 to 17·2)	2·7 (0·8 to 5·2)	0·6 (0·2 to 1·4)	0·3 (0·1 to 0·8)	266
Cirrhosis and other chronic liver diseases due to hepatitis C	0 (0 to 0)	0 (0 to 0)	0 (0 to 0)	0·2 (0 to 0·6)	0·4 (0·1 to 0·9)	0·9 (0·3 to 2·1)	2·2 (0·4 to 5·4)	8·2 (2 to 19·9)	22·4 (7·1 to 46·8)	29·9 (11·2 to 55·7)	32·8 (11 to 64)	62·8 (27·4 to 112)	69·1 (31 to 122)	64 (27·2 to 111)	62 (27·3 to 116)	65·8 (25·4 to 123)	69·5 (28·2 to 124)	50·7 (20·3 to 92·7)	42·8 (15·5 to 80·3)	25·9 (9 to 47·7)	7·6 (2·5 to 14·7)	1·7 (0·5 to 3·6)	0·8 (0·2 to 1·9)	620
Cirrhosis and other chronic liver diseases due to alcohol use	0 (0 to 0)	0 (0 to 0)	0 (0 to 0)	0 (0 to 0)	0 (0 to 0)	0 (0 to 0)	0·1 (0 to 0·2)	0·9 (0·2 to 2·5)	2·9 (0·7 to 7·6)	5·9 (2·2 to 12)	9·3 (3 to 20)	21·9 (9 to 41·4)	29·5 (11·6 to 57·6)	32·8 (13·3 to 63·6)	37·8 (14·9 to 73·9)	43·5 (16·7 to 85·4)	43·1 (14·9 to 85)	28·3 (10·5 to 56·1)	20·5 (7·4 to 40·2)	11 (3·7 to 22)	3 (1 to 6·5)	0·6 (0·2 to 1·5)	0·3 (0·1 to 0·8)	292
Cirrhosis and other chronic liver diseases due to NAFLD	0 (0 to 0)	0 (0 to 0)	0 (0 to 0)	0 (0 to 0)	0 (0 to 0)	0 (0 to 0)	0·9 (0·2 to 2·4)	2·3 (0·5 to 5·5)	5·5 (1·6 to 12·8)	7·2 (2·5 to 14·6)	7·9 (2·5 to 17·9)	16·5 (6·3 to 33·3)	21·1 (7·3 to 44)	20·9 (7·9 to 42·9)	20·6 (7·8 to 42)	23·2 (8·3 to 47·3)	26·7 (10·7 to 48·2)	21·2 (8·7 to 39·7)	19·6 (6·4 to 37·9)	12·9 (4·1 to 25·4)	4 (1·2 to 8·3)	0·9 (0·2 to 2·1)	0·5 (0·1 to 1·1)	212
Cirrhosis and other chronic liver diseases due to other causes	0 (0 to 0)	0 (0 to 0)	0 (0 to 0·1)	26·6 (6·7 to 84·1)	18·9 (7·6 to 37·5)	24·4 (8·9 to 45·8)	34·4 (9 to 70)	29·8 (7·5 to 64·1)	31·1 (10·3 to 60·2)	23·3 (8·3 to 44·6)	17 (5·3 to 35·2)	26·6 (10 to 53·2)	28·9 (12 to 56·9)	29·1 (11·3 to 58·4)	33·4 (13·5 to 62·7)	41·8 (16·5 to 78·7)	49·1 (18·1 to 94·2)	39·7 (15·6 to 73·4)	37·4 (13·5 to 71·8)	23·8 (8·4 to 44·6)	7·1 (2·4 to 13·7)	1·6 (0·5 to 3·4)	0·8 (0·2 to 1·7)	525
Upper digestive system diseases	0 (0 to 0)	0 (0 to 0)	0 (0 to 0)	4 (1·6 to 10·4)	4·8 (2·5 to 8·9)	6·8 (3·9 to 11)	16·1 (9·5 to 26·2)	66·8 (37·1 to 106)	60·9 (36·1 to 94·9)	57·3 (33·6 to 94·4)	60·7 (36·4 to 100)	51·2 (30·1 to 83·5)	38·3 (21 to 65·2)	49·5 (30·1 to 79·9)	34·5 (20·6 to 55·9)	65·9 (37·9 to 111)	77·4 (45·1 to 133)	70·1 (40·3 to 113)	43·9 (24·9 to 76·2)	17·8 (10·4 to 30·3)	17·1 (9·2 to 29·4)	2·3 (1·2 to 4)	0·5 (0·2 to 0·9)	746
Peptic ulcer disease	0 (0 to 0)	0 (0 to 0)	0 (0 to 0)	2·5 (0·6 to 7·6)	1·9 (0·6 to 4·2)	2·2 (0·9 to 4·5)	2·5 (1·2 to 4·3)	28 (9·8 to 53·1)	19·4 (8·7 to 36·6)	15·6 (6·7 to 31·2)	18 (7·2 to 36·1)	10·7 (4·1 to 24)	2·6 (1·2 to 4·8)	11 (3·8 to 25·5)	4·5 (1·6 to 10·2)	26·4 (7·8 to 60·1)	32·9 (10·8 to 71·2)	31·8 (11·8 to 64·8)	20·8 (7·2 to 46·8)	7·6 (2·7 to 16·5)	10·2 (3·8 to 20·5)	1·1 (0·3 to 2·4)	0·2 (0 to 0·5)	250
Gastritis and duodenitis	0 (0 to 0)	0 (0 to 0)	0 (0 to 0)	1·6 (0·8 to 3·1)	2·8 (1·4 to 5)	2·9 (1·3 to 5·3)	3·8 (1·5 to 7·3)	15·8 (6·6 to 32·2)	10·8 (5·2 to 18·9)	9·7 (4·7 to 17·4)	13 (6·8 to 23·8)	12 (6 to 20·5)	9·1 (4·3 to 16·5)	15·5 (8·1 to 26·7)	10·7 (5·8 to 18·2)	23·2 (11·4 to 43·7)	31·5 (15·2 to 57·4)	26·8 (12·9 to 47·3)	15·4 (7·8 to 29·5)	5·9 (3·1 to 10·6)	5·2 (2 to 10·3)	0·7 (0·3 to 1·4)	0·2 (0·1 to 0·4)	217
Gastroesophageal reflux disease	0 (0 to 0)	0 (0 to 0)	0 (0 to 0)	0 (0 to 0)	0·1 (0 to 0·2)	1·7 (0·7 to 3·4)	9·8 (4·8 to 18·5)	23 (11·2 to 45)	30·8 (14 to 57·4)	31·9 (14·8 to 60·8)	29·7 (13·8 to 55·8)	28·6 (13·3 to 51·6)	26·6 (12·8 to 49·1)	23 (10·9 to 42·5)	19·2 (8·7 to 37·5)	16·4 (7·8 to 32·2)	13 (6·6 to 24·9)	11·5 (5·7 to 20·9)	7·7 (3·9 to 14·1)	4·3 (2·1 to 7·7)	1·7 (0·8 to 3)	0·6 (0·3 to 1)	0·1 (0·1 to 0·3)	280
Appendicitis	0 (0 to 0)	0 (0 to 0)	0 (0 to 0)	8·1 (1·7 to 23·8)	10 (3·3 to 21·3)	9·2 (3·3 to 18·4)	7·5 (2·5 to 15·7)	5·8 (2·1 to 12·2)	5·2 (2 to 10·5)	3·8 (1·5 to 8·3)	3·8 (1·5 to 8)	3·8 (1·4 to 9·6)	3·8 (1·3 to 9·7)	3·9 (1·3 to 10·1)	3·9 (1·3 to 10·1)	3·9 (1·4 to 9·2)	3 (1·1 to 7·8)	3·2 (1·3 to 7·6)	2·6 (0·9 to 6·8)	1·6 (0·6 to 4)	0·7 (0·3 to 1·7)	0·3 (0·1 to 0·7)	0·1 (0 to 0·2)	84·3
Paralytic ileus and intestinal obstruction	13·1 (4·8 to 28)	7·8 (3·6 to 16·5)	66·4 (21·8 to 159)	11·2 (3·2 to 36·1)	15·2 (5·8 to 31·6)	13·5 (5·1 to 27·2)	19 (4·3 to 44·2)	3·2 (0·9 to 7·5)	3·7 (1·3 to 8·3)	2·7 (0·9 to 6·1)	4·9 (1·5 to 10·9)	17·5 (6 to 40·7)	15 (4·9 to 35·2)	4·7 (1·7 to 10·6)	14·4 (5·2 to 32·1)	18·1 (6·9 to 37·1)	30·3 (12·5 to 64)	19·1 (7·2 to 35·6)	7·5 (3 to 14·6)	15·4 (6·2 to 32·5)	2·6 (1 to 5·1)	1·1 (0·4 to 2·1)	0·2 (0 to 0·4)	307
Inguinal, femoral, and abdominal hernia	3·8 (0·6 to 10·6)	0·8 (0·1 to 2·8)	6·6 (0·7 to 23·4)	5 (1·4 to 12)	4·9 (1·9 to 8·9)	4·1 (1·7 to 7·8)	2·8 (0·8 to 5·7)	2·3 (0·7 to 4·7)	2 (0·5 to 4·1)	2·1 (0·7 to 4·3)	2·2 (0·8 to 4·4)	3·5 (1·3 to 7·2)	3·9 (1·7 to 7·5)	6·6 (2·7 to 14·9)	6·8 (2·8 to 15·5)	7·5 (3·2 to 17·5)	6·8 (2·5 to 15·8)	7·3 (2·5 to 18·1)	6·8 (2·1 to 17·3)	5·3 (1·5 to 14·5)	2·2 (0·6 to 6·9)	1 (0·3 to 2·8)	0·2 (0·1 to 0·7)	94·5
Inflammatory bowel disease	0 (0 to 0)	0 (0 to 0)	0 (0 to 0)	6·8 (1·1 to 21·6)	1·2 (0·3 to 3·3)	0·9 (0·3 to 2·1)	1·7 (0·4 to 4·3)	2·1 (0·7 to 4·8)	3·3 (1·1 to 7)	3 (1·3 to 5·8)	3·1 (1·3 to 6·3)	3·6 (1·5 to 7·6)	3·8 (1·6 to 9)	3·6 (1·6 to 8·2)	3·4 (1·5 to 7·4)	3·1 (1·4 to 6·3)	2·9 (1·3 to 5·7)	2·9 (1·4 to 5·8)	2·8 (1·1 to 5·9)	1·9 (0·7 to 4·2)	0·6 (0·2 to 1·4)	0·3 (0·1 to 0·6)	0·1 (0 to 0·2)	51·3
Vascular intestinal disorders	0 (0 to 0)	0 (0 to 0)	0 (0 to 0)	0·8 (0·2 to 2·3)	0·3 (0·1 to 0·6)	0·3 (0·1 to 1)	0·5 (0·1 to 1·1)	0·8 (0·3 to 1·8)	1 (0·3 to 2·1)	1·2 (0·4 to 2·7)	1·5 (0·6 to 3·4)	2·1 (0·9 to 4·9)	3·1 (1·2 to 7·6)	4·1 (1·7 to 8·8)	4·8 (2·2 to 10·3)	6·2 (3 to 12·5)	7·5 (3·6 to 14·7)	9·9 (5·1 to 18·3)	10·7 (5·7 to 21·1)	8·3 (4·1 to 16·3)	3·4 (1·6 to 6·3)	1·5 (0·8 to 2·7)	0·3 (0·1 to 0·6)	68·1
Gallbladder and biliary diseases	0 (0 to 0)	0 (0 to 0)	0 (0 to 0)	3·9 (0·9 to 11·2)	2·6 (1·3 to 4·7)	2·7 (1·5 to 4·7)	4·6 (2·1 to 8·8)	6·5 (2·8 to 12·3)	10·5 (4·3 to 20·4)	11·1 (5·1 to 21)	13·8 (6·3 to 28·1)	17·1 (7·4 to 35·1)	19·1 (8·4 to 41·1)	24·9 (10·7 to 53·6)	24·8 (10·9 to 53·1)	31·3 (13·9 to 65)	29·7 (13·5 to 60·4)	32·7 (15·7 to 66·4)	31·9 (15·1 to 63·5)	23·4 (10·6 to 46·3)	9·4 (4·3 to 19·3)	4·5 (2·2 to 8·1)	1·1 (0·4 to 2·3)	306
Pancreatitis	0 (0 to 0)	0 (0 to 0)	0 (0 to 0)	0·5 (0·1 to 1·4)	0·5 (0·2 to 1·2)	0·7 (0·3 to 1·4)	1·4 (0·4 to 3·3)	2·3 (0·7 to 5·1)	3·5 (1·3 to 8·2)	3·5 (1·3 to 7·7)	3·5 (1·3 to 8·3)	4·8 (1·8 to 11)	5·7 (2·2 to 13·7)	5·6 (2·3 to 13·7)	5·3 (2·1 to 12·1)	4·6 (1·9 to 10·1)	4·7 (2 to 10·5)	4·9 (2·1 to 10·1)	3·7 (1·6 to 8·4)	2·5 (1 to 5·3)	0·9 (0·4 to 2)	0·4 (0·1 to 0·8)	0·1 (0 to 0·2)	59·1
Other digestive diseases	0 (0 to 0)	0 (0 to 0)	0 (0 to 0)	18 (4·5 to 43·1)	8·7 (2·8 to 20·6)	6 (2 to 14·4)	6·1 (1·4 to 17·4)	7·2 (2 to 17·8)	10·6 (3·1 to 25·8)	9·4 (2·6 to 24·2)	9·8 (2·8 to 26·7)	12·7 (3·6 to 35·2)	15·7 (4·4 to 45)	18·9 (5·6 to 50·8)	19·9 (6 to 55·5)	23·9 (7·7 to 63)	20·1 (6·8 to 51·4)	25·5 (8·8 to 62·1)	24·2 (8·2 to 57·3)	19·5 (6·3 to 48·3)	9·8 (3·2 to 24)	4·7 (1·6 to 10·2)	1·2 (0·4 to 3·2)	272
Neurological disorders	0·1 (0 to 0·2)	0·3 (0 to 0·7)	24·9 (12·5 to 42·6)	79·4 (31·4 to 150)	124 (43·6 to 236)	247 (91·9 to 461)	314 (130 to 583)	300 (131 to 568)	281 (118 to 538)	242 (96·7 to 464)	218 (86·3 to 420)	219 (100 to 394)	189 (88·9 to 333)	160 (83·2 to 275)	132 (73·8 to 217)	121 (70·2 to 194)	137 (84·7 to 228)	185 (112 to 333)	203 (113 to 406)	242 (119 to 518)	159 (74·1 to 352)	82·9 (36 to 178)	30·4 (13·6 to 67·1)	3,690
Alzheimer's disease and other dementias	0 (0 to 0)	0 (0 to 0)	0 (0 to 0)	0 (0 to 0)	0 (0 to 0)	0 (0 to 0)	0 (0 to 0)	0 (0 to 0)	0 (0 to 0)	0 (0 to 0)	0 (0 to 0)	1·8 (0·4 to 5·5)	8·1 (2·3 to 23·5)	13·2 (4·5 to 34·6)	20·3 (7·3 to 50·1)	33·5 (12·7 to 81·7)	56 (21·9 to 138)	107 (45·5 to 246)	143 (60·5 to 345)	199 (79·9 to 475)	142 (56·8 to 334)	77·4 (31·2 to 174)	28·5 (11·7 to 65·9)	831
Parkinson's disease	0 (0 to 0)	0 (0 to 0)	0 (0 to 0)	0 (0 to 0)	0 (0 to 0)	0 (0 to 0)	0 (0 to 0)	0·1 (0 to 0·1)	0·1 (0 to 0·2)	0·2 (0·1 to 0·3)	0·3 (0·2 to 0·5)	1·3 (0·8 to 1·9)	2·5 (1·7 to 3·5)	4·1 (2·8 to 5·8)	5·8 (4 to 8·3)	8·9 (6·3 to 12·1)	14·6 (10·8 to 19·7)	27·1 (20·5 to 36·2)	34·1 (25·5 to 48·5)	26·8 (19·7 to 40)	11·1 (8 to 17·1)	3·3 (2·4 to 5·2)	0·7 (0·5 to 1)	141
Idiopathic epilepsy	0·1 (0 to 0·2)	0·3 (0 to 0·7)	14·3 (6·5 to 27·1)	58·1 (21·7 to 110)	75·9 (23·2 to 158)	92·8 (30·3 to 186)	105 (40 to 200)	81·5 (29·1 to 157)	70 (28·8 to 130)	48·7 (19·7 to 89)	40·3 (16·9 to 73·5)	48·8 (23·1 to 81·4)	33·7 (14·6 to 59·8)	28·5 (13·1 to 49·3)	23 (9 to 42·7)	16·9 (4·3 to 36·5)	24·3 (12·3 to 40·8)	20·2 (9·4 to 34·7)	9 (2·3 to 18·7)	6·9 (2·9 to 12·8)	2·4 (0·6 to 5)	1·2 (0·3 to 2·5)	1 (0·4 to 1·9)	804
Multiple sclerosis	0 (0 to 0)	0 (0 to 0)	0 (0 to 0)	0 (0 to 0)	0 (0 to 0·1)	0·1 (0 to 0·1)	0·3 (0·1 to 0·5)	0·9 (0·4 to 1·8)	1·4 (0·8 to 2·2)	1·8 (1·1 to 3)	2·5 (1·5 to 4)	3·1 (1·9 to 4·9)	3 (1·9 to 4·6)	2·6 (1·7 to 4)	2·2 (1·4 to 3·5)	1·6 (1 to 2·4)	1 (0·7 to 1·5)	0·7 (0·5 to 1·1)	0·4 (0·2 to 0·6)	0·2 (0·1 to 0·3)	0·1 (0 to 0·1)	0 (0 to 0)	0 (0 to 0)	22
Motor neuron disease	0 (0 to 0)	0 (0 to 0)	0·1 (0·1 to 0·2)	0·7 (0·4 to 1)	0·5 (0·3 to 0·7)	0·5 (0·3 to 0·6)	0·4 (0·2 to 0·6)	0·4 (0·2 to 0·5)	0·3 (0·2 to 0·4)	0·2 (0·2 to 0·3)	0·2 (0·1 to 0·3)	0·2 (0·1 to 0·3)	0·2 (0·1 to 0·3)	0·2 (0·1 to 0·3)	0·2 (0·1 to 0·3)	0·2 (0·1 to 0·3)	0·2 (0·1 to 0·3)	0·1 (0 to 0·1)	0·1 (0 to 0·1)	0 (0 to 0)	0 (0 to 0)	0 (0 to 0)	0 (0 to 0)	4·6
Headache disorders	0 (0 to 0)	0 (0 to 0)	0 (0 to 0)	0 (0 to 0)	23 (0·9 to 63·4)	119 (10·5 to 283)	182 (33·6 to 406)	202 (47·8 to 446)	200 (47·4 to 438)	184 (47·1 to 397)	168 (44 to 357)	156 (45·5 to 316)	134 (43·4 to 269)	105 (35·8 to 208)	75·3 (26·3 to 149)	55·1 (21·1 to 108)	37·7 (14·7 to 71·6)	26·6 (10·3 to 52·8)	14·7 (5·5 to 29·1)	7·5 (2·8 to 14·9)	2·9 (1·1 to 5·9)	0·8 (0·3 to 1·8)	0·2 (0 to 0·4)	1,690
Migraine	0 (0 to 0)	0 (0 to 0)	0 (0 to 0)	0 (0 to 0)	20·3 (0·6 to 58·2)	109 (6·3 to 275)	165 (21·7 to 389)	180 (32·7 to 419)	179 (32·4 to 404)	165 (32 to 369)	149 (31·2 to 331)	138 (32·6 to 300)	117 (31·4 to 249)	90·9 (25·6 to 188)	65·3 (19·7 to 137)	47·1 (14·9 to 97·3)	31·3 (10·6 to 62·9)	21·5 (7·6 to 44·5)	11·8 (4 to 25·1)	6·1 (2 to 13·3)	2·4 (0·8 to 5·2)	0·7 (0·2 to 1·5)	0·1 (0 to 0·3)	1,500
Tension-type headache	0 (0 to 0)	0 (0 to 0)	0 (0 to 0)	0 (0 to 0)	2·7 (0·1 to 15·4)	10·5 (0·5 to 59·7)	17·5 (3·8 to 71·3)	21·2 (5·4 to 70)	21 (5·2 to 68·4)	18·9 (4·9 to 60·8)	18·7 (4·9 to 55·3)	18·5 (5·6 to 51·8)	17·2 (5·8 to 42·8)	14·5 (4·6 to 36·1)	10 (3·5 to 22·5)	8 (2·9 to 17·1)	6·3 (2·1 to 15·8)	5·1 (1·4 to 15·6)	2·9 (0·7 to 9·1)	1·4 (0·4 to 4·4)	0·5 (0·1 to 1·7)	0·2 (0 to 0·6)	0 (0 to 0·2)	195
Other neurological disorders	0 (0 to 0)	0 (0 to 0)	10·4 (4·9 to 19·1)	20·6 (8·4 to 38·5)	24·7 (7·4 to 51·5)	34·5 (9·2 to 73·4)	26·3 (6·5 to 57)	15·4 (4·6 to 31·8)	9·3 (2·9 to 18·8)	6·7 (2·2 to 13·1)	6·9 (2·3 to 13·2)	7·5 (2·7 to 13·6)	7·9 (3·1 to 13·7)	6·3 (2·8 to 10·9)	5·5 (2·7 to 9·3)	4·7 (2·3 to 7·6)	3·6 (1·9 to 5·8)	3 (1·8 to 4·7)	2·2 (1·2 to 3·5)	1·2 (0·7 to 2)	0·5 (0·3 to 0·8)	0·2 (0·1 to 0·3)	0 (0 to 0·1)	197
Mental disorders	0·1 (0·1 to 0·2)	0·3 (0·2 to 0·5)	5·2 (2·9 to 8·4)	28·3 (16·4 to 42·6)	122 (79·2 to 184)	384 (251 to 561)	577 (396 to 810)	638 (433 to 886)	643 (437 to 901)	585 (402 to 808)	521 (369 to 704)	479 (334 to 662)	439 (310 to 604)	377 (270 to 518)	313 (219 to 429)	256 (178 to 355)	188 (130 to 253)	154 (105 to 210)	99·3 (66·7 to 139)	55·5 (36·5 to 77·3)	23·2 (15·8 to 32·1)	8 (5·2 to 11·2)	2 (1·2 to 3·1)	5,900
Schizophrenia	0 (0 to 0)	0 (0 to 0)	0 (0 to 0)	0 (0 to 0)	0 (0 to 0)	1·8 (0·7 to 3·4)	12·4 (4·1 to 23·9)	37·9 (18·6 to 65·5)	60·1 (33·8 to 95)	65·8 (40 to 97·7)	63·5 (38·1 to 92·2)	57·5 (36·6 to 81·5)	47·2 (29·8 to 66·9)	35·6 (22·5 to 50)	24·9 (15·7 to 36·1)	16·7 (10·4 to 24)	10 (5·8 to 14·7)	6·3 (3·6 to 9·8)	3 (1·6 to 4·6)	1·1 (0·6 to 1·9)	0·3 (0·1 to 0·6)	0·1 (0 to 0·1)	0 (0 to 0)	444
Depressive disorders	0 (0 to 0)	0 (0 to 0)	0 (0 to 0)	0·1 (0 to 0·2)	6·9 (2·6 to 14)	82·9 (41·3 to 149)	224 (130 to 353)	292 (172 to 452)	286 (168 to 448)	260 (158 to 404)	234 (144 to 345)	227 (139 to 342)	228 (145 to 332)	211 (137 to 312)	188 (118 to 284)	161 (101 to 242)	122 (79 to 173)	103 (67·6 to 146)	68·3 (41·6 to 100)	39 (23·1 to 58·7)	16·7 (10·6 to 24·7)	5·8 (3·6 to 8·9)	1·5 (0·8 to 2·5)	2,760
Major depressive disorder	0 (0 to 0)	0 (0 to 0)	0 (0 to 0)	0·1 (0 to 0·1)	5·3 (1·5 to 11·7)	68·1 (31·2 to 134)	179 (97·4 to 298)	223 (118 to 367)	210 (120 to 339)	188 (100 to 307)	170 (98·5 to 265)	169 (96·9 to 266)	179 (110 to 268)	173 (108 to 256)	159 (94·5 to 245)	139 (83·8 to 209)	107 (69·5 to 154)	91·9 (58·8 to 132)	61·8 (36·9 to 92·8)	35·8 (20·4 to 54·6)	15·3 (9·6 to 23·1)	5·3 (3·1 to 8·3)	1·4 (0·7 to 2·3)	2,180
Dysthymia	0 (0 to 0)	0 (0 to 0)	0 (0 to 0)	0 (0 to 0)	1·6 (0·3 to 4·1)	14·8 (6·1 to 28·5)	44·4 (22·6 to 75·7)	68·9 (36 to 119)	76·3 (39·4 to 128)	72 (39·8 to 115)	64·6 (37·3 to 106)	58 (31·8 to 100)	48·9 (26·5 to 84·6)	38·5 (22 to 65)	29·1 (16·9 to 48·6)	21·8 (12·1 to 37·3)	14·9 (7·8 to 25·5)	11·2 (6·2 to 18·9)	6·5 (3·6 to 10·7)	3·3 (1·7 to 5·6)	1·3 (0·7 to 2·2)	0·5 (0·3 to 0·8)	0·1 (0·1 to 0·2)	577
Bipolar disorder	0 (0 to 0)	0 (0 to 0)	0 (0 to 0)	0 (0 to 0)	0 (0 to 0)	16·4 (5·7 to 33·6)	55·7 (24·7 to 101)	64 (31 to 112)	59·6 (29·9 to 102)	50 (26·1 to 83·1)	43·6 (23·2 to 73·4)	40·4 (21·5 to 66·6)	35·4 (18·7 to 57·1)	28·8 (15·3 to 50·1)	22 (11·8 to 37·4)	16·4 (8·8 to 28)	10·8 (5·5 to 18·2)	7·7 (4 to 12·7)	4·1 (2·1 to 7)	1·8 (0·9 to 3·2)	0·6 (0·3 to 1·1)	0·2 (0·1 to 0·3)	0 (0 to 0·1)	458
Anxiety disorders	0 (0 to 0)	0 (0 to 0)	0 (0 to 0)	3 (0·6 to 6·7)	46·3 (22·7 to 80·8)	122 (66·1 to 204)	165 (98·6 to 261)	177 (99·8 to 288)	168 (93·1 to 274)	145 (81·9 to 230)	123 (70·7 to 190)	106 (59·3 to 167)	88·2 (49·6 to 140)	70·5 (43 to 111)	54·7 (33·8 to 82·6)	42·9 (25·7 to 67·6)	31·3 (18·6 to 50·1)	25·6 (15·6 to 40·7)	16·2 (9·9 to 25·7)	8·9 (5·5 to 14)	3·6 (2·1 to 5·7)	1·1 (0·7 to 1·8)	0·3 (0·1 to 0·4)	1,400
Eating disorders	0 (0 to 0)	0 (0 to 0)	0 (0 to 0)	0 (0 to 0)	0·5 (0·2 to 1)	6·4 (2·5 to 12·1)	17·8 (8·7 to 31·3)	20·1 (10·3 to 35·5)	17·2 (8·9 to 28·3)	13·8 (6·7 to 22·9)	9·6 (4·8 to 16·9)	5·4 (2·6 to 9·7)	2·6 (1·1 to 4·8)	0 (0 to 0)	0 (0 to 0)	0 (0 to 0)	0 (0 to 0)	0 (0 to 0)	0 (0 to 0)	0 (0 to 0)	0 (0 to 0)	0 (0 to 0)	0 (0 to 0)	93·4
Anorexia nervosa	0 (0 to 0)	0 (0 to 0)	0 (0 to 0)	0 (0 to 0)	0·4 (0·1 to 1)	3·7 (1·1 to 7·4)	9·2 (3·9 to 17·2)	8·1 (3·8 to 14·9)	5·4 (2·3 to 10·1)	3 (1 to 6)	2 (0·6 to 4)	1·4 (0·4 to 3)	1 (0·2 to 2·2)	0 (0 to 0)	0 (0 to 0)	0 (0 to 0)	0 (0 to 0)	0 (0 to 0)	0 (0 to 0)	0 (0 to 0)	0 (0 to 0)	0 (0 to 0)	0 (0 to 0)	34·3
Bulimia nervosa	0 (0 to 0)	0 (0 to 0)	0 (0 to 0)	0 (0 to 0)	0 (0 to 0·1)	2·8 (0·5 to 6·3)	8·6 (3 to 18·4)	12 (4·6 to 24·1)	11·8 (5·2 to 21·6)	10·7 (4·7 to 19·1)	7·6 (3·4 to 14·7)	3·9 (1·5 to 7·4)	1·6 (0·4 to 3·3)	0 (0 to 0)	0 (0 to 0)	0 (0 to 0)	0 (0 to 0)	0 (0 to 0)	0 (0 to 0)	0 (0 to 0)	0 (0 to 0)	0 (0 to 0)	0 (0 to 0)	59·1
Autism spectrum disorders	0·1 (0 to 0·1)	0·2 (0·1 to 0·3)	2·8 (1·7 to 4·5)	11·9 (6·9 to 19)	14·5 (8·2 to 22·9)	13·6 (8 to 21·2)	12·4 (7 to 19·5)	10·8 (6·4 to 17·4)	9·5 (5·3 to 15·2)	7·9 (4·6 to 12·3)	6·7 (3·7 to 10·8)	5·6 (3·2 to 8·9)	4·7 (2·6 to 7·4)	3·8 (2·1 to 6)	2·9 (1·7 to 4·5)	2·2 (1·2 to 3·6)	1·6 (0·9 to 2·7)	1·3 (0·8 to 2·1)	0·9 (0·5 to 1·4)	0·5 (0·3 to 0·7)	0·2 (0·1 to 0·3)	0·1 (0 to 0·1)	0 (0 to 0)	114
Attention-deficit/hyperactivity disorder	0 (0 to 0)	0 (0 to 0)	0 (0 to 0)	0·3 (0·1 to 0·6)	3 (1·4 to 5·5)	3·9 (1·9 to 7·5)	2·9 (1·4 to 5·5)	1·8 (0·7 to 3·6)	1·2 (0·4 to 2·4)	0·8 (0·3 to 1·6)	0·5 (0·2 to 1·1)	0·4 (0·1 to 0·8)	0·3 (0·1 to 0·6)	0·2 (0 to 0·4)	0·1 (0 to 0·2)	0 (0 to 0·1)	0 (0 to 0)	0 (0 to 0)	0 (0 to 0)	0 (0 to 0)	0 (0 to 0)	0 (0 to 0)	0 (0 to 0)	15·4
Conduct disorder	0 (0 to 0)	0 (0 to 0)	0 (0 to 0)	0 (0 to 0)	33·7 (15·9 to 62·2)	120 (60·4 to 208)	63 (31·5 to 109)	0 (0 to 0)	0 (0 to 0)	0 (0 to 0)	0 (0 to 0)	0 (0 to 0)	0 (0 to 0)	0 (0 to 0)	0 (0 to 0)	0 (0 to 0)	0 (0 to 0)	0 (0 to 0)	0 (0 to 0)	0 (0 to 0)	0 (0 to 0)	0 (0 to 0)	0 (0 to 0)	217
Idiopathic developmental intellectual disability	0 (0 to 0·1)	0·1 (0 to 0·3)	2·4 (0·6 to 4·8)	13 (4·9 to 24·1)	17·5 (7·1 to 31·1)	16·3 (6·7 to 28·8)	14·3 (5·8 to 25·2)	12 (4·7 to 21·5)	10 (3·6 to 18·5)	7·9 (2·8 to 14·4)	6·3 (2·1 to 11·7)	5·2 (1·7 to 9·5)	4·1 (1·3 to 7·8)	3 (0·8 to 5·8)	2·1 (0·6 to 4·1)	1·5 (0·3 to 2·9)	1 (0·2 to 2)	0·8 (0·2 to 1·5)	0·4 (0·1 to 0·8)	0·2 (0·1 to 0·4)	0·1 (0 to 0·1)	0 (0 to 0)	0 (0 to 0)	118
Other mental disorders	0 (0 to 0)	0 (0 to 0)	0 (0 to 0)	0 (0 to 0)	0 (0 to 0)	1·6 (0·7 to 2·8)	9·8 (3·7 to 18·3)	22·3 (10·4 to 39·5)	31·1 (17·1 to 51·9)	34·2 (19·6 to 54·1)	34 (20·1 to 52·4)	32 (18·8 to 49·8)	28·6 (17·1 to 44·5)	23·5 (14·7 to 36·3)	18·8 (11·5 to 29)	15·2 (9·2 to 23·2)	11·4 (7 to 17·6)	9·6 (6 to 14·2)	6·5 (4 to 9·6)	3·8 (2·4 to 5·6)	1·8 (1·1 to 2·6)	0·7 (0·4 to 1)	0·2 (0·1 to 0·3)	285
Substance use disorders	0 (0 to 0)	0 (0 to 0)	0 (0 to 0·1)	0·2 (0·1 to 0·3)	0·2 (0·1 to 0·4)	1·9 (0·8 to 3·7)	23·3 (13·1 to 36·5)	57·3 (34·1 to 87·7)	67·2 (42 to 98)	58·8 (35·6 to 88)	46·5 (29·4 to 66)	35·9 (22·5 to 54·2)	29·3 (19·1 to 43)	22·1 (13·8 to 32·8)	12·9 (8 to 19·3)	10·5 (6·6 to 16·2)	16 (10·7 to 22·5)	12·6 (7·7 to 18·9)	15·4 (10·1 to 22·7)	3 (2 to 4·2)	1·5 (1 to 2·1)	0·8 (0·5 to 1·2)	0·4 (0·3 to 0·6)	416
Alcohol use disorders	0 (0 to 0)	0 (0 to 0)	0 (0 to 0·1)	0·2 (0·1 to 0·3)	0·2 (0·1 to 0·4)	1·5 (0·6 to 3·1)	11·6 (5 to 21·9)	28·1 (13·3 to 50·9)	36·9 (19·3 to 60·1)	36·2 (19 to 58·9)	31·2 (18·2 to 47·1)	25 (14 to 40)	21·6 (13·1 to 33)	16·7 (9·9 to 25·8)	9·3 (5·3 to 14·8)	8·2 (4·9 to 13·2)	14·5 (9·5 to 20·5)	11·6 (6·9 to 17·8)	14·7 (9·5 to 22)	2·6 (1·7 to 3·8)	1·3 (0·9 to 1·9)	0·8 (0·5 to 1·1)	0·4 (0·3 to 0·6)	273
Drug use disorders	0 (0 to 0)	0 (0 to 0)	0 (0 to 0)	0 (0 to 0)	0 (0 to 0)	0·4 (0·1 to 1·1)	11·7 (6·1 to 20)	29·2 (15·4 to 47·9)	30·3 (17·4 to 46)	22·7 (12·4 to 36·2)	15·3 (7·6 to 25·3)	10·8 (6 to 18·1)	7·7 (3·7 to 12·6)	5·4 (2·7 to 9·2)	3·6 (1·6 to 6·3)	2·2 (0·9 to 4)	1·5 (0·6 to 2·7)	1 (0·4 to 2)	0·7 (0·3 to 1·2)	0·3 (0·1 to 0·6)	0·2 (0·1 to 0·3)	0·1 (0 to 0·1)	0 (0 to 0)	143
Opioid use disorders	0 (0 to 0)	0 (0 to 0)	0 (0 to 0)	0 (0 to 0)	0 (0 to 0)	0 (0 to 0)	4·5 (1·3 to 9·8)	15·6 (6·5 to 30·2)	18·6 (9·2 to 31·3)	16·1 (7·9 to 28·3)	11·6 (4·9 to 20·7)	8·3 (3·8 to 14·8)	5·9 (2·4 to 10·9)	4·3 (1·7 to 8)	2·9 (1 to 5·7)	1·9 (0·6 to 3·7)	1·2 (0·4 to 2·4)	0·9 (0·3 to 1·8)	0·6 (0·2 to 1·1)	0·3 (0·1 to 0·5)	0·1 (0 to 0·3)	0·1 (0 to 0·1)	0 (0 to 0)	92·8
Cocaine use disorders	0 (0 to 0)	0 (0 to 0)	0 (0 to 0)	0 (0 to 0)	0 (0 to 0)	0 (0 to 0)	0·2 (0·1 to 0·5)	0·3 (0·1 to 0·5)	0·2 (0·1 to 0·4)	0·2 (0·1 to 0·3)	0·1 (0·1 to 0·2)	0·1 (0 to 0·2)	0·1 (0 to 0·1)	0 (0 to 0·1)	0 (0 to 0·1)	0 (0 to 0)	0 (0 to 0)	0 (0 to 0)	0 (0 to 0)	0 (0 to 0)	0 (0 to 0)	0 (0 to 0)	0 (0 to 0)	1·3
Amphetamine use disorders	0 (0 to 0)	0 (0 to 0)	0 (0 to 0)	0 (0 to 0)	0 (0 to 0)	0 (0 to 0)	1·3 (0·6 to 2·3)	5·3 (1·4 to 11·6)	5·1 (1·3 to 10·6)	2·6 (0·3 to 6·8)	1·2 (0·1 to 3·3)	0·7 (0·3 to 1·2)	0·4 (0·2 to 0·7)	0·2 (0·1 to 0·4)	0·2 (0·1 to 0·3)	0·1 (0·1 to 0·2)	0·1 (0 to 0·1)	0 (0 to 0·1)	0 (0 to 0)	0 (0 to 0)	0 (0 to 0)	0 (0 to 0)	0 (0 to 0)	17·2
Cannabis use disorders	0 (0 to 0)	0 (0 to 0)	0 (0 to 0)	0 (0 to 0)	0 (0 to 0)	0·4 (0·1 to 1·1)	4·4 (1·1 to 10·2)	4 (1·5 to 7·8)	2·3 (0·6 to 4·9)	1·3 (0·6 to 2·4)	0·8 (0·4 to 1·6)	0·7 (0·3 to 1·2)	0·5 (0·2 to 1)	0·3 (0·1 to 0·6)	0·2 (0·1 to 0·4)	0·1 (0 to 0·2)	0·1 (0 to 0·1)	0 (0 to 0·1)	0 (0 to 0)	0 (0 to 0)	0 (0 to 0)	0 (0 to 0)	0 (0 to 0)	15·1
Other drug use disorders	0 (0 to 0)	0 (0 to 0)	0 (0 to 0)	0 (0 to 0)	0 (0 to 0)	0 (0 to 0)	1·3 (0·6 to 2·2)	4 (1·4 to 8·7)	4·1 (1·6 to 8·1)	2·5 (0·9 to 5·3)	1·5 (0·5 to 3)	1·1 (0·6 to 2)	0·8 (0·3 to 1·5)	0·5 (0·2 to 1)	0·2 (0·2 to 0·4)	0·1 (0·1 to 0·2)	0·1 (0·1 to 0·2)	0·1 (0·1 to 0·2)	0·1 (0 to 0·1)	0 (0 to 0·1)	0 (0 to 0)	0 (0 to 0)	0 (0 to 0)	16·6
Diabetes and kidney diseases	0·1 (0 to 0·1)	0·1 (0·1 to 0·2)	40 (21·6 to 68·7)	50·2 (29·3 to 80·2)	38·4 (21·8 to 60·4)	54·1 (32 to 78·8)	74·6 (36·3 to 112)	109 (58·1 to 162)	105 (67·8 to 143)	121 (81·3 to 164)	169 (105 to 233)	233 (162 to 320)	254 (185 to 342)	329 (241 to 440)	410 (298 to 553)	497 (371 to 663)	441 (335 to 578)	519 (398 to 664)	403 (316 to 514)	275 (209 to 364)	127 (97·2 to 166)	45·5 (32·5 to 61)	11·3 (7·8 to 15·4)	4,310
Diabetes mellitus	0·1 (0 to 0·1)	0·1 (0 to 0·2)	13·8 (4·7 to 29·3)	10·6 (4·3 to 22·6)	5·9 (2·9 to 10·7)	8·3 (4·3 to 14·9)	24·8 (10·9 to 40)	35·9 (19·2 to 54·9)	42·1 (27·1 to 60·3)	52·1 (34·9 to 73·7)	90·5 (58·2 to 128)	131 (87·9 to 184)	163 (114 to 226)	210 (149 to 288)	276 (194 to 384)	350 (247 to 496)	303 (219 to 421)	347 (251 to 470)	262 (189 to 361)	168 (118 to 233)	63·9 (45·1 to 87·7)	27·7 (17·7 to 40·1)	5·5 (3·4 to 8·5)	2,590
Diabetes mellitus type 1	0·1 (0 to 0·1)	0·1 (0 to 0·2)	13·8 (4·7 to 29·3)	10·6 (4·3 to 22·6)	5·9 (2·9 to 10·7)	8·3 (4·3 to 14·9)	12·6 (5·1 to 22·7)	16·5 (7·8 to 28·3)	16·6 (9·2 to 26·2)	15·3 (9 to 23·8)	24·3 (12·8 to 39·7)	30·2 (16·9 to 51·6)	12·3 (7·4 to 18·7)	13 (8·1 to 20·3)	14·7 (8·6 to 23·3)	12·6 (7·5 to 20·2)	10·3 (6·1 to 16·5)	9·1 (5·5 to 14·3)	6·6 (3·7 to 10·3)	2·5 (1·4 to 3·9)	1 (0·6 to 1·6)	0·5 (0·2 to 0·8)	0·1 (0·1 to 0·2)	237
Diabetes mellitus type 2	0 (0 to 0)	0 (0 to 0)	0 (0 to 0)	0 (0 to 0)	0 (0 to 0)	0 (0 to 0)	12·2 (5·4 to 21·1)	19·4 (10·5 to 31·5)	25·4 (16 to 38·6)	36·8 (24·5 to 53·1)	66·2 (42·6 to 94·2)	100 (66 to 142)	151 (104 to 212)	197 (140 to 272)	261 (184 to 362)	338 (240 to 476)	292 (212 to 405)	338 (245 to 458)	255 (185 to 352)	166 (116 to 229)	62·9 (44·3 to 86·4)	27·2 (17·4 to 39·4)	5·4 (3·4 to 8·4)	2,350
Chronic kidney disease	0 (0 to 0)	0 (0 to 0)	25·8 (12·8 to 47)	38·8 (22·3 to 62·5)	30·8 (17·1 to 49·1)	44·6 (26 to 67·5)	49·3 (22·8 to 79)	73 (37 to 118)	62·2 (37·4 to 92)	68·8 (43·3 to 103)	78·5 (44·3 to 117)	102 (64·1 to 156)	90·3 (59·9 to 132)	118 (76·6 to 172)	133 (88·5 to 196)	145 (97·4 to 212)	138 (95·4 to 192)	171 (120 to 243)	141 (99·5 to 188)	106 (72·7 to 150)	62·9 (44·1 to 86·4)	17·8 (12·4 to 24·7)	5·8 (3·6 to 8·4)	1,700
Chronic kidney disease due to diabetes mellitus type 1	0 (0 to 0)	0 (0 to 0)	0·1 (0 to 0·3)	0·4 (0·2 to 0·8)	0·5 (0·2 to 1·1)	0·9 (0·3 to 1·9)	1·5 (0·5 to 3·1)	3·4 (1 to 8)	5·1 (2 to 10·2)	9·3 (3·7 to 17·9)	13·4 (5·4 to 25·1)	18·9 (8·2 to 36·2)	15·2 (6·8 to 27·8)	15·1 (6·1 to 30·7)	11·5 (3·8 to 25·4)	9·2 (2·9 to 21·4)	6·7 (2·4 to 15·3)	6·4 (2·2 to 13·3)	3·4 (1·2 to 7·7)	1·2 (0·4 to 2·8)	0·3 (0·1 to 0·7)	0 (0 to 0)	0 (0 to 0)	122
Chronic kidney disease due to diabetes mellitus type 2	0 (0 to 0)	0 (0 to 0)	0 (0 to 0)	0 (0 to 0)	0 (0 to 0)	0 (0 to 0)	0·6 (0·2 to 1·5)	1·4 (0·4 to 3·5)	1·9 (0·7 to 4·3)	3·5 (1·3 to 7·5)	6 (2·3 to 12·5)	12 (5·1 to 23·8)	16·3 (7·7 to 30)	29·5 (15 to 49·6)	39·8 (20·2 to 65·6)	47·1 (24·6 to 78·5)	46·3 (27 to 71·7)	58·7 (34·7 to 90·9)	47·1 (27·1 to 69·7)	33·2 (19·3 to 53·2)	17·7 (9·8 to 28·6)	4·4 (2·5 to 7·2)	1·4 (0·6 to 2·5)	367
Chronic kidney disease due to hypertension	0 (0 to 0)	0 (0 to 0)	0 (0 to 0)	0 (0 to 0)	0 (0 to 0)	0 (0 to 0)	3·8 (1·8 to 6·7)	7·1 (3·3 to 13·1)	7·8 (4·1 to 13·3)	9·6 (5·1 to 16·4)	11·7 (5·7 to 20·5)	16·8 (8·9 to 29·4)	17·4 (9·7 to 28·4)	26·3 (15 to 41·3)	33·4 (19·3 to 54·1)	41·2 (23·3 to 68·8)	41·8 (25·3 to 63·4)	55·7 (34 to 85·1)	49·4 (31·1 to 74·5)	40·5 (24·9 to 62)	26·9 (17 to 40·8)	8 (5·1 to 11·7)	2·7 (1·6 to 4·2)	400
Chronic kidney disease due to glomerulonephritis	0 (0 to 0)	0 (0 to 0)	9·8 (3·9 to 19·7)	15 (7·3 to 27·8)	12·8 (6 to 23·3)	22·1 (10·5 to 37)	23·1 (8·6 to 40·8)	35·2 (14·8 to 62·7)	26·5 (13·7 to 43·5)	26·2 (12·7 to 44·1)	27 (12·7 to 47·2)	31·4 (14·9 to 57·1)	23·5 (12·6 to 40·6)	26·2 (12·7 to 48·6)	25·4 (12·1 to 47·1)	23·6 (10·7 to 42·4)	18·6 (8·5 to 33·4)	20·6 (9·4 to 37·8)	15·3 (7 to 28·9)	10·4 (4·3 to 21)	5·5 (2·2 to 10·2)	1·4 (0·6 to 2·6)	0·4 (0·2 to 0·9)	400
Chronic kidney disease due to other and unspecified causes	0 (0 to 0)	0 (0 to 0)	15·9 (7·1 to 30·3)	23·4 (12·4 to 40·6)	17·5 (9·2 to 29·5)	21·6 (10·3 to 36·1)	20·3 (10·1 to 34·5)	26 (13 to 46·2)	20·9 (11·6 to 33·9)	20·2 (11·4 to 32·6)	20·5 (10·7 to 33·9)	23·2 (13 to 38·1)	17·9 (9·7 to 30·5)	21·4 (12·2 to 36·5)	23·2 (12·9 to 39·2)	24·3 (13·6 to 41·2)	24·1 (14·2 to 39)	30·1 (18·1 to 48·7)	25·9 (15·5 to 42·2)	20·7 (12·4 to 33·8)	12·6 (7·6 to 19·3)	3·9 (2·5 to 5·8)	1·3 (0·7 to 2·1)	415
Acute glomerulonephritis	0 (0 to 0)	0 (0 to 0)	0·4 (0·1 to 1·3)	0·7 (0·1 to 1·9)	1·7 (0·2 to 5·5)	1·2 (0·2 to 3·6)	0·5 (0·1 to 1·3)	0·4 (0·1 to 0·9)	0·4 (0·1 to 1·1)	0·4 (0·1 to 0·9)	0·4 (0·1 to 1·1)	0·4 (0·1 to 0·9)	0·4 (0·1 to 1)	0·2 (0 to 0·6)	0·5 (0·1 to 1·6)	0·6 (0·1 to 1·8)	0·5 (0·1 to 1·4)	0·7 (0·1 to 1·8)	0·6 (0·1 to 1·6)	0·3 (0 to 1)	0·2 (0 to 0·5)	0·1 (0 to 0·2)	0 (0 to 0)	10·4
Skin and subcutaneous diseases	0 (0 to 0)	0·1 (0·1 to 0·2)	40·1 (20 to 76·8)	190 (121 to 282)	242 (150 to 362)	290 (184 to 445)	316 (204 to 490)	162 (106 to 246)	116 (72·6 to 175)	94 (58·4 to 144)	78·8 (49·3 to 121)	70·2 (44·9 to 107)	62·2 (40·5 to 97·2)	58·4 (37·5 to 87·7)	60·6 (40·9 to 89·4)	44·1 (29·2 to 69·1)	42·4 (28·5 to 63·6)	42·6 (27·8 to 64)	49·1 (32·4 to 72·2)	20·3 (12·8 to 32·2)	8·6 (5·3 to 14)	3·5 (2·2 to 5·6)	1·8 (1·1 to 3)	1,990
Dermatitis	0 (0 to 0)	0 (0 to 0)	0 (0 to 0)	34·5 (18·3 to 58·8)	47·1 (24·5 to 81·9)	39·3 (20·9 to 66·8)	31·8 (17·8 to 51·7)	24·3 (13·8 to 39)	19·7 (10·9 to 32·3)	16·4 (8·9 to 25·9)	13·8 (7·5 to 22·3)	12·2 (6·9 to 19·9)	11 (6 to 18·4)	9·9 (5·4 to 16·3)	8·5 (4·4 to 14·4)	7·5 (4 to 12·2)	6·3 (3·5 to 10·7)	5·7 (3·1 to 9·3)	3·7 (2·2 to 5·9)	2 (1·1 to 3·3)	0·8 (0·5 to 1·3)	0·3 (0·1 to 0·4)	0·1 (0 to 0·1)	295
Atopic dermatitis	0 (0 to 0)	0 (0 to 0)	0 (0 to 0)	33·6 (17·7 to 57·8)	44·8 (23 to 78·9)	32·7 (16·8 to 57·8)	22·2 (11·1 to 39·2)	14·2 (7 to 25·3)	9·3 (4·4 to 16·7)	6·7 (3·3 to 12·1)	5·2 (2·5 to 9·5)	4·6 (2·3 to 8·3)	4 (2 to 7·1)	3·3 (1·6 to 5·8)	2·8 (1·3 to 5)	2·3 (1·1 to 4·1)	1·8 (1 to 3·2)	1·6 (0·8 to 2·8)	1 (0·5 to 1·8)	0·5 (0·3 to 1)	0·2 (0·1 to 0·4)	0·1 (0 to 0·1)	0 (0 to 0)	191
Contact dermatitis	0 (0 to 0)	0 (0 to 0)	0 (0 to 0)	0 (0 to 0)	1 (0·4 to 2·3)	4·6 (1·7 to 9·3)	7·6 (3 to 14·9)	8·3 (3·4 to 16)	8·6 (3·9 to 17·1)	8·1 (3·3 to 15·5)	7·1 (2·9 to 13·9)	6·4 (2·8 to 12·7)	6 (2·6 to 11·6)	5·7 (2·5 to 10·7)	5·1 (2·2 to 10·1)	4·6 (2 to 8·6)	3·9 (1·8 to 7·8)	3·5 (1·6 to 6·6)	2·3 (1·1 to 4·2)	1·2 (0·5 to 2·2)	0·5 (0·2 to 0·9)	0·2 (0·1 to 0·3)	0 (0 to 0·1)	84·8
Seborrhoeic dermatitis	0 (0 to 0)	0 (0 to 0)	0 (0 to 0)	0·9 (0·4 to 1·6)	1·3 (0·6 to 2·4)	2 (1 to 3·4)	2 (0·9 to 3·6)	1·7 (0·8 to 3·1)	1·7 (0·8 to 3·1)	1·6 (0·8 to 2·9)	1·4 (0·7 to 2·4)	1·2 (0·6 to 2·1)	1 (0·5 to 1·8)	0·8 (0·4 to 1·5)	0·6 (0·3 to 1·1)	0·5 (0·3 to 0·9)	0·6 (0·3 to 1)	0·6 (0·3 to 1)	0·4 (0·2 to 0·7)	0·3 (0·1 to 0·5)	0·1 (0·1 to 0·2)	0 (0 to 0·1)	0 (0 to 0)	18·9
Psoriasis	0 (0 to 0)	0 (0 to 0)	0 (0 to 0)	1·2 (0·8 to 1·8)	2·8 (1·9 to 4)	3·6 (2·2 to 5·5)	3·8 (1·2 to 7·6)	3·9 (1·4 to 7·6)	4 (1·4 to 7·6)	4 (1·7 to 7·3)	3·9 (1·6 to 7)	3·7 (1·5 to 6·6)	3·5 (1·5 to 6·2)	3·1 (1·5 to 5·5)	2·8 (1·4 to 4·6)	2·5 (1·2 to 4)	1·8 (0·9 to 2·9)	1·5 (0·7 to 2·4)	0·9 (0·4 to 1·4)	0·4 (0·2 to 0·7)	0·1 (0·1 to 0·3)	0 (0 to 0·1)	0 (0 to 0)	47·5
Bacterial skin diseases	0 (0 to 0)	0 (0 to 0)	28·3 (10·3 to 64·1)	20·7 (7·1 to 51)	2·6 (1·3 to 5)	3·1 (1·6 to 5·5)	4·5 (1·9 to 9)	4·6 (1·8 to 8·8)	3·2 (1·5 to 6·4)	3·5 (1·7 to 6·4)	3 (1·4 to 5·6)	4 (2 to 7·4)	5·2 (2·6 to 9·8)	9·1 (3·9 to 19)	17·3 (8·6 to 32·2)	5·8 (2·7 to 10·6)	9·3 (4·4 to 16·4)	10·3 (5·3 to 17·9)	25·7 (13·2 to 43·7)	3·8 (1·6 to 7·3)	1·6 (0·8 to 3·1)	0·9 (0·4 to 1·8)	0·9 (0·4 to 1·8)	167
Cellulitis	0 (0 to 0)	0 (0 to 0)	2·5 (0·2 to 10)	1·9 (0·4 to 7·1)	0·4 (0·2 to 0·5)	0·4 (0·2 to 0·6)	0·6 (0·2 to 1·5)	0·9 (0·3 to 2·7)	0·8 (0·3 to 1·9)	1·1 (0·4 to 2·5)	0·7 (0·3 to 1·5)	1·1 (0·4 to 2·6)	1·4 (0·4 to 3·4)	3·1 (0·8 to 7·4)	4·9 (1·3 to 11·5)	1·8 (0·5 to 4·2)	2·6 (0·8 to 5·9)	2·8 (0·8 to 6·6)	5·3 (1·3 to 13)	0·8 (0·2 to 2·3)	0·3 (0·1 to 0·8)	0·1 (0 to 0·4)	0·1 (0 to 0·4)	33·5
Pyoderma	0 (0 to 0)	0 (0 to 0)	25·8 (9·4 to 58·6)	18·8 (6·4 to 46·6)	2·3 (1·1 to 4·6)	2·7 (1·3 to 5)	3·9 (1·6 to 7·9)	3·7 (1·4 to 7·3)	2·4 (1·1 to 4·8)	2·5 (1·1 to 4·6)	2·3 (1 to 4·4)	2·9 (1·3 to 5·6)	3·8 (1·7 to 7·3)	6 (2·3 to 13·1)	12·4 (5·5 to 24·8)	4 (1·7 to 8)	6·7 (2·7 to 12·9)	7·5 (3·4 to 13·9)	20·4 (9·6 to 36·1)	2·9 (1·1 to 5·8)	1·4 (0·6 to 2·7)	0·8 (0·3 to 1·5)	0·8 (0·3 to 1·6)	134
Scabies	0 (0 to 0)	0 (0 to 0)	1·9 (1 to 3·3)	12·8 (6·4 to 24·1)	16·5 (7·8 to 29·3)	15·7 (7·3 to 27·6)	16·7 (8·4 to 28·7)	16·4 (8·4 to 29·2)	12·7 (6·3 to 21·9)	8·3 (4 to 14·9)	6·3 (3·1 to 11·1)	5·5 (2·8 to 9·8)	4·5 (2·2 to 7·7)	3·5 (1·8 to 6·2)	2·7 (1·4 to 5)	2·1 (1·1 to 3·7)	1·6 (0·8 to 2·9)	1·4 (0·7 to 2·6)	1·1 (0·5 to 1·9)	0·7 (0·4 to 1·3)	0·4 (0·2 to 0·6)	0·2 (0·1 to 0·3)	0 (0 to 0·1)	131
Fungal skin diseases	0 (0 to 0)	0 (0 to 0)	2·4 (0·9 to 5·2)	23·4 (8·4 to 54)	35·2 (13·5 to 80·3)	27 (9·9 to 59·6)	17 (6·2 to 36·7)	13·2 (5·1 to 29·1)	13·1 (5 to 29)	12·2 (4·7 to 26·7)	10·9 (4·2 to 24·5)	9·9 (3·9 to 21·9)	8·9 (3·4 to 19·6)	8 (3·1 to 17·1)	7·4 (3 to 16·3)	6·8 (2·7 to 15)	7 (2·8 to 15·1)	8·6 (3·4 to 17·8)	7·3 (2·8 to 15·2)	5·4 (2·1 to 11·7)	3 (1·2 to 6·5)	1·2 (0·5 to 2·7)	0·4 (0·1 to 0·8)	228
Viral skin diseases	0 (0 to 0)	0 (0 to 0)	0 (0 to 0)	48·4 (30·7 to 74)	89·2 (55·9 to 135)	63·5 (40·1 to 95·6)	37·2 (23·1 to 56·9)	21·9 (13·3 to 33·8)	13·5 (7·9 to 20·6)	10·1 (5·9 to 15·6)	8·4 (5 to 13·2)	7·6 (4·6 to 11·6)	6·2 (3·6 to 9·7)	5·1 (3 to 8·3)	4·2 (2·6 to 6·5)	3·6 (2·1 to 5·5)	2·8 (1·7 to 4·4)	2·3 (1·4 to 3·6)	1·4 (0·8 to 2)	0·7 (0·4 to 1·1)	0·3 (0·2 to 0·4)	0·1 (0 to 0·1)	0 (0 to 0)	326
Acne vulgaris	0 (0 to 0)	0 (0 to 0)	0 (0 to 0)	0 (0 to 0)	4 (2·1 to 6·6)	103 (59·7 to 167)	173 (99·5 to 282)	47·6 (26·9 to 77·9)	21·8 (11·8 to 35·9)	12·8 (7·1 to 20·9)	8 (4·4 to 13·3)	5 (2·5 to 8·1)	2·9 (1·5 to 4·9)	1·7 (0·9 to 2·8)	1 (0·5 to 1·7)	0·7 (0·4 to 1·2)	0·5 (0·3 to 0·7)	0·3 (0·2 to 0·6)	0·2 (0·1 to 0·3)	0·1 (0 to 0·1)	0 (0 to 0·1)	0 (0 to 0)	0 (0 to 0)	382
Alopecia areata	0 (0 to 0)	0 (0 to 0)	0 (0 to 0)	0·9 (0·3 to 1·6)	1·2 (0·5 to 2·2)	1·5 (0·6 to 2·8)	2·4 (1·2 to 4·2)	3·5 (1·9 to 5·8)	4·4 (2·5 to 6·9)	4 (2·4 to 6·3)	3·3 (1·8 to 5·3)	2·5 (1·4 to 4·1)	1·9 (1 to 3·1)	1·4 (0·7 to 2·3)	1·1 (0·6 to 1·7)	0·9 (0·5 to 1·4)	0·6 (0·3 to 1)	0·5 (0·3 to 0·8)	0·2 (0·1 to 0·4)	0·1 (0·1 to 0·2)	0 (0 to 0·1)	0 (0 to 0)	0 (0 to 0)	30·2
Pruritus	0 (0 to 0)	0 (0 to 0)	0·1 (0·1 to 0·3)	1·9 (0·8 to 3·7)	3·4 (1·5 to 6·9)	3·7 (1·6 to 7·7)	3·6 (1·5 to 7)	3 (1·2 to 5·8)	2·8 (1·1 to 5·4)	2·7 (1·1 to 5·3)	2·5 (1·1 to 4·9)	2·2 (1 to 4·4)	2 (0·9 to 4)	1·8 (0·8 to 3·6)	1·6 (0·7 to 3·2)	1·5 (0·7 to 3)	1·3 (0·6 to 2·6)	1·2 (0·5 to 2·4)	0·9 (0·4 to 1·7)	0·5 (0·2 to 1·1)	0·2 (0·1 to 0·5)	0·1 (0 to 0·2)	0 (0 to 0)	37·1
Urticaria	0 (0 to 0)	0·1 (0 to 0·1)	6·1 (3·6 to 9·3)	38·8 (23 to 61)	33·1 (19 to 55·2)	22·1 (11·8 to 37)	17·7 (9·2 to 29·7)	15 (8·1 to 24·9)	12·7 (6·7 to 21·1)	11·4 (6 to 19·3)	10·3 (5·8 to 16·8)	8·7 (4·9 to 13·9)	7 (3·8 to 11·8)	5·7 (3 to 9·5)	4·5 (2·4 to 7·4)	3·7 (1·9 to 6·2)	2·8 (1·5 to 4·6)	2·3 (1·3 to 3·8)	1·5 (0·8 to 2·5)	0·8 (0·4 to 1·3)	0·3 (0·2 to 0·5)	0·1 (0 to 0·1)	0 (0 to 0)	205
Decubitus ulcer	0 (0 to 0)	0 (0 to 0)	0 (0 to 0)	0·1 (0 to 0·4)	0 (0 to 0·1)	0 (0 to 0·1)	0·2 (0·1 to 0·8)	0·1 (0 to 0·1)	0·1 (0 to 0·1)	0·1 (0 to 0·1)	0·1 (0 to 0·1)	0·1 (0 to 0·1)	0·1 (0 to 0·1)	0·1 (0·1 to 0·2)	0·2 (0·1 to 0·5)	0·2 (0·1 to 0·3)	0·2 (0·1 to 0·3)	0·3 (0·2 to 0·5)	0·3 (0·1 to 0·5)	0·8 (0·3 to 1·8)	0·1 (0·1 to 0·2)	0·1 (0 to 0·1)	0·2 (0 to 0·5)	3·2
Other skin and subcutaneous diseases	0 (0 to 0)	0 (0 to 0)	1·3 (0·6 to 2·5)	7·1 (3·4 to 13·2)	6·6 (3·2 to 12·4)	7·8 (3·6 to 14·9)	8·5 (4 to 16·1)	8·1 (3·9 to 14·9)	8·2 (3·8 to 15·4)	8·4 (3·8 to 15·8)	8·5 (3·9 to 15·8)	8·8 (4·3 to 16)	8·9 (4·3 to 17·1)	9 (4·3 to 16·2)	9·2 (4·5 to 16·7)	9·1 (4·6 to 16·7)	8·2 (4 to 14·7)	8·1 (4·1 to 14·6)	6·1 (3·1 to 10·8)	5 (2·7 to 8·3)	1·7 (0·9 to 2·8)	0·6 (0·3 to 1)	0·2 (0·1 to 0·4)	139
Sense organ diseases	0 (0 to 0·1)	0·1 (0·1 to 0·2)	3·1 (1·8 to 4·9)	30·4 (17·7 to 46·1)	57·3 (34·3 to 85·7)	66 (39·9 to 97·2)	70·1 (42·3 to 103)	74·2 (44·9 to 110)	89·7 (56·1 to 134)	103 (65·9 to 154)	109 (69·2 to 162)	127 (81·6 to 191)	162 (102 to 253)	185 (119 to 282)	197 (130 to 296)	209 (140 to 305)	212 (145 to 308)	234 (163 to 329)	202 (142 to 279)	148 (104 to 202)	81 (58·1 to 109)	34·5 (24·8 to 45·6)	10·4 (7·5 to 13·6)	2,410
Blindness and vision loss	0 (0 to 0)	0 (0 to 0)	0·2 (0·1 to 0·4)	3·4 (1·8 to 6·1)	7·3 (4 to 11·7)	8·5 (5 to 13·7)	8·9 (4·8 to 14·2)	9·9 (5·5 to 15·3)	11·9 (6·8 to 18·5)	16·6 (9·8 to 25·9)	24·6 (15·1 to 38)	38·5 (24·2 to 58·6)	55·1 (33·9 to 87·2)	70·1 (44·3 to 115)	83·9 (53·3 to 135)	98 (65·7 to 146)	107 (72·3 to 156)	120 (83·1 to 169)	97·9 (68·4 to 138)	67·7 (47 to 92·7)	35·7 (24·9 to 48·4)	15·6 (10·8 to 21)	5·1 (3·6 to 7·1)	886
Glaucoma	0 (0 to 0)	0 (0 to 0)	0 (0 to 0)	0 (0 to 0)	0 (0 to 0)	0 (0 to 0)	0 (0 to 0)	0 (0 to 0)	0 (0 to 0)	0 (0 to 0)	0 (0 to 0)	0 (0 to 0)	0·1 (0·1 to 0·3)	1·1 (0·5 to 2·2)	3·2 (1·7 to 5·3)	5·9 (3·5 to 9·1)	8·3 (5·1 to 12·9)	11 (6·8 to 16·6)	10·7 (6·6 to 16·9)	8·9 (5·5 to 13·8)	5·5 (3·4 to 8·7)	2·1 (1·3 to 3·2)	0·6 (0·3 to 1)	57·5
Cataract	0 (0 to 0)	0 (0 to 0)	0 (0 to 0)	0 (0 to 0)	0 (0 to 0)	0 (0 to 0)	0 (0 to 0)	0·3 (0·1 to 0·5)	1·2 (0·3 to 2·8)	2·7 (1 to 5·2)	4·9 (2·5 to 8·4)	7·9 (4·6 to 12·8)	11·3 (6·6 to 18)	13·5 (8·1 to 20·9)	16·5 (10·3 to 24·8)	22·6 (14·7 to 32·7)	31 (20·3 to 45·1)	41·4 (27·8 to 59·1)	37·6 (25·4 to 54·5)	27·7 (18·8 to 38·9)	15·4 (10·6 to 21·6)	5·7 (3·8 to 8)	1·5 (1 to 2·3)	241
Age-related macular degeneration	0 (0 to 0)	0 (0 to 0)	0 (0 to 0)	0 (0 to 0)	0 (0 to 0)	0 (0 to 0)	0 (0 to 0)	0 (0 to 0)	0 (0 to 0)	0 (0 to 0)	0 (0 to 0)	0 (0 to 0)	0·2 (0·1 to 0·3)	1·2 (0·5 to 2·3)	2·7 (1·4 to 4·7)	4·4 (2·6 to 7·2)	5·3 (3·1 to 8·3)	5·8 (3·6 to 8·9)	4·5 (2·8 to 6·8)	3 (1·9 to 4·6)	1·6 (1 to 2·5)	0·5 (0·3 to 0·8)	0·1 (0·1 to 0·2)	29·2
Refraction disorders	0 (0 to 0)	0 (0 to 0)	0·2 (0 to 0·3)	3 (1·5 to 5·3)	6·2 (3·3 to 10·5)	6·9 (3·9 to 11·6)	6·7 (3·6 to 11·3)	6·5 (3·3 to 10·6)	6·5 (3·4 to 10·5)	6·8 (3·8 to 10·9)	8·2 (4·7 to 13·1)	10·1 (6 to 15·7)	12·3 (7·3 to 18·6)	13·7 (8·4 to 20·8)	14·2 (8·9 to 21·7)	14·4 (8·9 to 21·7)	13·6 (8·6 to 20)	13·5 (8·6 to 19·7)	9·7 (6·2 to 13·9)	5·9 (3·8 to 8·6)	2·8 (1·8 to 4)	0·9 (0·6 to 1·3)	0·2 (0·1 to 0·3)	162
Near vision loss	0 (0 to 0)	0 (0 to 0)	0 (0 to 0)	0 (0 to 0·1)	0·1 (0 to 0·3)	0·2 (0 to 0·5)	0·2 (0·1 to 0·6)	0·7 (0·2 to 1·6)	1·4 (0·5 to 3·2)	3·7 (1·4 to 8·1)	6·9 (2·6 to 14·7)	13·5 (5·4 to 29·1)	21·4 (8·3 to 47)	28·1 (10·9 to 60·2)	32·8 (13·2 to 71·3)	34·3 (14·2 to 71·7)	31·5 (13·4 to 62·7)	30·3 (12·9 to 60·9)	21·8 (9·1 to 44·6)	13·3 (5·7 to 26)	5·9 (2·6 to 11·5)	2·2 (0·9 to 4·1)	0·6 (0·2 to 1·2)	249
Other vision loss	0 (0 to 0)	0 (0 to 0)	0 (0 to 0·1)	0·4 (0·2 to 0·7)	0·9 (0·4 to 1·7)	1·4 (0·7 to 2·6)	1·9 (0·5 to 4)	2·4 (0·8 to 4·8)	2·8 (0·9 to 5·3)	3·4 (1·4 to 6·5)	4·6 (2·3 to 7·9)	7 (3·8 to 11·5)	9·8 (5·2 to 15·4)	12·5 (7·5 to 19·5)	14·4 (8·8 to 22·2)	16·4 (10·3 to 25·1)	17·3 (10·6 to 25·7)	18·1 (11 to 27·3)	13·7 (8·4 to 21·2)	8·9 (5·6 to 13·8)	4·5 (2·7 to 7)	4·2 (2·7 to 6·2)	2·1 (1·3 to 3)	147
Age-related and other hearing loss	0 (0 to 0)	0·1 (0 to 0·1)	1·9 (0·9 to 3·3)	22·4 (11·6 to 37·1)	45·1 (24·8 to 70·8)	52·8 (30 to 81·1)	56·2 (31·9 to 86·6)	59·4 (33·4 to 91)	72·3 (42·5 to 108)	79·9 (49·5 to 120)	77·7 (48·4 to 117)	81·9 (50·5 to 129)	99·4 (60 to 156)	107 (65·4 to 167)	105 (66·5 to 158)	102 (64·1 to 152)	95·8 (63·9 to 141)	105 (69·1 to 156)	96·4 (65·1 to 139)	76·2 (50·7 to 107)	43·6 (29·8 to 58·7)	18·4 (13 to 24·6)	5·1 (3·6 to 6·7)	1,400
Other sense organ diseases	0 (0 to 0)	0·1 (0 to 0·1)	1 (0·5 to 1·7)	4·6 (2·2 to 7·9)	5 (2·3 to 8·6)	4·7 (2·2 to 8·7)	5 (2·2 to 9·1)	4·9 (1·9 to 9·4)	5·5 (2·5 to 10·5)	6·8 (2·7 to 13·3)	7·1 (3 to 13·6)	6·9 (3·2 to 13·3)	7 (3·1 to 13·2)	8·1 (3·9 to 15·7)	7·9 (3·6 to 15·7)	8·9 (4·2 to 16·8)	9·2 (4·3 to 17)	9·3 (4·2 to 17·1)	7·4 (3·4 to 13·2)	4·4 (2·1 to 8·2)	1·7 (0·8 to 3·1)	0·5 (0·3 to 0·9)	0·2 (0·1 to 0·3)	116
Musculoskeletal disorders	0 (0 to 0)	0 (0 to 0)	0 (0 to 0)	0 (0 to 0)	15·2 (7·3 to 27)	61 (34·9 to 99·7)	127 (79·3 to 191)	192 (125 to 277)	262 (174 to 379)	296 (189 to 418)	330 (221 to 467)	372 (251 to 520)	403 (277 to 581)	400 (273 to 578)	378 (257 to 530)	349 (239 to 506)	283 (193 to 400)	251 (170 to 352)	169 (111 to 241)	95·1 (64·8 to 136)	39·7 (26·9 to 56·6)	13·8 (9·3 to 20·2)	3·6 (2·5 to 5·2)	4,040
Rheumatoid arthritis	0 (0 to 0)	0 (0 to 0)	0 (0 to 0)	0 (0 to 0)	0·4 (0·1 to 1)	0·5 (0·3 to 1)	1·4 (0·6 to 2·5)	2·5 (1·2 to 4·2)	3·6 (1·8 to 6·5)	4·6 (2·5 to 7·7)	5·7 (2·5 to 9·7)	7·4 (3·8 to 12·5)	10·3 (6·2 to 16·2)	12·5 (7·5 to 19·5)	14·8 (9·3 to 21·8)	16·3 (10·7 to 23·8)	14·3 (9·5 to 20·2)	14·2 (8·9 to 20·2)	10·2 (6·2 to 14·8)	5·3 (3·1 to 7·8)	2·1 (1·1 to 3·4)	0·7 (0·3 to 1·3)	0·2 (0·1 to 0·3)	127
Osteoarthritis	0 (0 to 0)	0 (0 to 0)	0 (0 to 0)	0 (0 to 0)	0 (0 to 0)	0 (0 to 0)	0 (0 to 0)	0 (0 to 0)	0 (0 to 0)	2 (0·8 to 4·5)	12 (5·5 to 25)	31 (15·1 to 62·3)	55·2 (26·8 to 109)	74·1 (35·8 to 154)	82·5 (40·6 to 159)	83·4 (41·9 to 169)	72·4 (36·3 to 145)	66·9 (33·3 to 136)	47 (23·6 to 97)	28·1 (13·9 to 56·2)	12·5 (6·4 to 24·9)	4·5 (2·3 to 8·9)	1·2 (0·6 to 2·4)	573
Osteoarthritis hip	0 (0 to 0)	0 (0 to 0)	0 (0 to 0)	0 (0 to 0)	0 (0 to 0)	0 (0 to 0)	0 (0 to 0)	0 (0 to 0)	0 (0 to 0)	0·6 (0·1 to 1·3)	0·8 (0·3 to 1·9)	1·3 (0·4 to 3·1)	2 (0·7 to 4·6)	2·7 (1 to 6)	3·2 (1·4 to 6·9)	3·6 (1·5 to 7·5)	3·4 (1·5 to 7·2)	3·3 (1·5 to 6·9)	2·4 (1·1 to 4·9)	1·4 (0·6 to 2·9)	0·6 (0·3 to 1·3)	0·2 (0·1 to 0·5)	0·1 (0 to 0·1)	25·5
Osteoarthritis knee	0 (0 to 0)	0 (0 to 0)	0 (0 to 0)	0 (0 to 0)	0 (0 to 0)	0 (0 to 0)	0 (0 to 0)	0 (0 to 0)	0 (0 to 0)	0·8 (0·2 to 1·9)	6·7 (2·8 to 14·3)	17·6 (8·2 to 36·5)	31·7 (15 to 65)	43·1 (20·3 to 89·7)	48 (23 to 96·3)	48·5 (23·3 to 98·9)	41·6 (19·9 to 84·3)	37·7 (18·3 to 75·7)	25·9 (12·5 to 52·5)	14·9 (7·2 to 30·2)	6·3 (3 to 12·5)	2·1 (1 to 4·1)	0·5 (0·2 to 1)	325
Osteoarthritis hand	0 (0 to 0)	0 (0 to 0)	0 (0 to 0)	0 (0 to 0)	0 (0 to 0)	0 (0 to 0)	0 (0 to 0)	0 (0 to 0)	0 (0 to 0)	0·6 (0·1 to 1·5)	3·7 (1·3 to 8·6)	10·1 (4 to 21·7)	17·7 (7·8 to 36·7)	22·9 (10·3 to 47·9)	24·7 (11·8 to 52·3)	24 (11·3 to 51·5)	20·5 (9·9 to 42·7)	18·8 (9·1 to 39·2)	13·3 (6·5 to 28)	8·1 (4·1 to 16·8)	3·8 (1·9 to 7·8)	1·4 (0·7 to 2·9)	0·4 (0·2 to 0·8)	170
Osteoarthritis other	0 (0 to 0)	0 (0 to 0)	0 (0 to 0)	0 (0 to 0)	0 (0 to 0)	0 (0 to 0)	0 (0 to 0)	0 (0 to 0)	0 (0 to 0)	0·1 (0 to 0·3)	0·7 (0·2 to 1·6)	2 (0·7 to 4·8)	3·8 (1·5 to 8·2)	5·4 (2·4 to 11·7)	6·6 (3 to 14·3)	7·3 (3·3 to 15·8)	6·9 (3·2 to 14·4)	7·1 (3·3 to 14·6)	5·5 (2·8 to 11·4)	3·6 (1·8 to 7·3)	1·8 (0·9 to 3·7)	0·7 (0·4 to 1·5)	0·2 (0·1 to 0·4)	51·8
Low back pain	0 (0 to 0)	0 (0 to 0)	0 (0 to 0)	0 (0 to 0)	11·8 (4·6 to 23)	52·5 (28·2 to 90·6)	86·8 (49·1 to 140)	113 (64 to 180)	136 (77 to 210)	146 (80·8 to 228)	164 (96·8 to 253)	181 (111 to 282)	188 (113 to 299)	185 (111 to 300)	174 (109 to 265)	164 (103 to 252)	134 (83·8 to 206)	121 (74·7 to 182)	85·6 (52·6 to 130)	51·4 (32·5 to 76·3)	21·4 (13 to 31·6)	7·1 (4·3 to 10·3)	1·8 (1·1 to 2·7)	2,020
Neck pain	0 (0 to 0)	0 (0 to 0)	0 (0 to 0)	0 (0 to 0)	1·1 (0·3 to 2·6)	6·3 (2·4 to 12·7)	13·4 (5·2 to 25·9)	18·3 (7·6 to 36·9)	25·5 (11·6 to 50·8)	34·6 (16 to 66·5)	41·4 (21 to 71·4)	46·8 (23·3 to 84·2)	47·1 (22·6 to 82·7)	38·6 (19·2 to 73·8)	32·4 (15·1 to 58·6)	26·1 (12·9 to 46·7)	19·2 (9·7 to 33·1)	16 (8·3 to 27·5)	10·2 (4·9 to 18·8)	5·4 (2·7 to 9·6)	2·3 (1·2 to 4·1)	0·8 (0·4 to 1·4)	0·2 (0·1 to 0·4)	386
Gout	0 (0 to 0)	0 (0 to 0)	0 (0 to 0)	0 (0 to 0)	0 (0 to 0)	0 (0 to 0)	0 (0 to 0·1)	0·2 (0·1 to 0·4)	0·5 (0·2 to 0·9)	0·8 (0·4 to 1·4)	1·1 (0·2 to 2·5)	1·4 (0·4 to 3)	1·8 (0·6 to 3·5)	2 (0·8 to 3·8)	2·1 (0·9 to 3·9)	2·2 (0·9 to 4·2)	2·2 (1 to 3·9)	2·3 (1 to 4)	1·7 (0·8 to 3)	1·1 (0·5 to 2)	0·5 (0·2 to 0·9)	0·2 (0·1 to 0·3)	0·1 (0 to 0·1)	20·1
Other musculoskeletal disorders	0 (0 to 0)	0 (0 to 0)	0 (0 to 0)	0 (0 to 0)	1·9 (0·8 to 3·5)	1·7 (0·7 to 3·7)	25·2 (11·2 to 43·8)	58·4 (33·6 to 92·4)	97 (56·7 to 151)	108 (63·9 to 174)	106 (65·2 to 162)	105 (60·8 to 167)	101 (60·1 to 159)	88 (48·4 to 143)	72·5 (39·3 to 117)	57·3 (27·7 to 95·7)	40·6 (19·9 to 68·9)	30·3 (10·9 to 57·7)	14·2 (2·8 to 28·5)	3·8 (0·5 to 12)	0·9 (0·3 to 2·2)	0·5 (0·1 to 1·1)	0·2 (0 to 0·3)	912
Other non-communicable diseases	933 (411 to 1,730)	239 (132 to 394)	1,170 (576 to 2,040)	533 (279 to 979)	253 (168 to 363)	251 (169 to 349)	334 (217 to 484)	551 (372 to 772)	734 (495 to 1,040)	774 (528 to 1,090)	750 (512 to 1,040)	704 (484 to 986)	581 (404 to 797)	433 (298 to 601)	308 (218 to 419)	260 (189 to 349)	196 (146 to 261)	153 (112 to 208)	113 (85·5 to 147)	61·3 (45·8 to 79·1)	23·6 (17·6 to 30·8)	9·1 (6·7 to 11·9)	4·4 (3 to 6·4)	9,360

Congenital birth defects	919 (399 to 1,720)	225 (117 to 376)	976 (448 to 1,870)	416 (182 to 866)	131 (74·6 to 223)	91 (54·6 to 145)	57·8 (33·6 to 91·8)	47·1 (28·7 to 73·1)	35·9 (21·9 to 54·5)	26·1 (16·8 to 38·1)	21·3 (13·7 to 31·1)	18·7 (12·2 to 27·7)	13·9 (9·1 to 20·7)	10·7 (6·9 to 15·9)	8·6 (5·5 to 12·6)	6·3 (3·9 to 9·3)	4·2 (2·6 to 6·3)	2·2 (1·2 to 3·7)	1·4 (0·7 to 2·4)	0·7 (0·4 to 1·3)	0·3 (0·2 to 0·6)	0·1 (0·1 to 0·2)	0 (0 to 0·1)	3,010
Neural tube defects	367 (111 to 842)	48·4 (11·2 to 117)	231 (50·1 to 608)	119 (20·7 to 344)	17·5 (6·2 to 42·8)	10·7 (5 to 22·4)	5·6 (2·9 to 12·1)	3·9 (2·1 to 7·3)	2·6 (1·4 to 4·7)	1·6 (1 to 2·6)	1·1 (0·7 to 2)	0·8 (0·5 to 1·4)	0·5 (0·3 to 0·9)	0·4 (0·2 to 0·6)	0·3 (0·1 to 0·5)	0·2 (0·1 to 0·3)	0·1 (0·1 to 0·4)	0 (0 to 0·1)	0 (0 to 0)	0 (0 to 0)	0 (0 to 0)	0 (0 to 0)	0 (0 to 0)	811
Congenital heart anomalies	121 (35·3 to 291)	59·4 (23·2 to 124)	247 (78 to 561)	76·7 (19·5 to 187)	27·4 (10·9 to 59·8)	20·2 (8·4 to 41·5)	11 (3·7 to 24·4)	10·9 (3·9 to 24·2)	8 (3·1 to 16·2)	4·8 (2·1 to 9·9)	3·9 (1·6 to 8)	3·7 (1·6 to 7·7)	2 (0·8 to 4)	1·3 (0·5 to 2·6)	1·2 (0·5 to 2·4)	0·9 (0·4 to 1·8)	0·7 (0·3 to 1·4)	0·1 (0 to 0·3)	0·1 (0 to 0·2)	0 (0 to 0·1)	0 (0 to 0)	0 (0 to 0)	0 (0 to 0)	600
Orofacial clefts	7·6 (1·1 to 31·9)	3·1 (0·5 to 11·8)	10·4 (1·8 to 40·3)	2·1 (0·9 to 4·6)	1·2 (0·3 to 2·5)	1·1 (0·3 to 2·4)	1 (0·3 to 2)	0·9 (0·2 to 1·9)	0·8 (0·2 to 1·6)	0·7 (0·2 to 1·4)	0·6 (0·2 to 1·3)	0·5 (0·2 to 1·1)	0·4 (0·1 to 1)	0·4 (0·1 to 0·8)	0·3 (0·1 to 0·6)	0·2 (0·1 to 0·5)	0·2 (0·1 to 0·4)	0·2 (0 to 0·3)	0·1 (0 to 0·2)	0·1 (0 to 0·1)	0 (0 to 0·1)	0 (0 to 0)	0 (0 to 0)	32·1
Down syndrome	22 (4·8 to 64·5)	8·4 (2·7 to 20·2)	59·9 (14·9 to 157)	27·1 (4·5 to 95)	5·9 (1·7 to 15·3)	4·4 (1·6 to 10·1)	3·5 (1·1 to 7·8)	4 (1·4 to 8·8)	3 (1·1 to 6·7)	2·4 (0·9 to 4·7)	2 (0·8 to 3·9)	2 (0·9 to 4·1)	1·5 (0·6 to 3)	1·4 (0·6 to 2·7)	1 (0·4 to 2)	0·5 (0·2 to 1·1)	0·1 (0 to 0·4)	0 (0 to 0)	0 (0 to 0)	0 (0 to 0)	0 (0 to 0)	0 (0 to 0)	0 (0 to 0)	149
Turner syndrome	0 (0 to 0)	0 (0 to 0)	0 (0 to 0·1)	0·2 (0·1 to 0·3)	0·2 (0·1 to 0·3)	0·1 (0·1 to 0·3)	0·2 (0·1 to 0·3)	0·1 (0·1 to 0·3)	0·1 (0 to 0·2)	0·1 (0 to 0·1)	0 (0 to 0·1)	0 (0 to 0·1)	0 (0 to 0)	0 (0 to 0)	0 (0 to 0)	0 (0 to 0)	0 (0 to 0)	0 (0 to 0)	0 (0 to 0)	0 (0 to 0)	0 (0 to 0)	0 (0 to 0)	0 (0 to 0)	1·1
Klinefelter syndrome	0 (0 to 0)	0 (0 to 0)	0 (0 to 0)	0 (0 to 0)	0 (0 to 0)	0 (0 to 0)	0 (0 to 0)	0 (0 to 0)	0 (0 to 0)	0 (0 to 0)	0 (0 to 0)	0 (0 to 0)	0 (0 to 0)	0 (0 to 0)	0 (0 to 0)	0 (0 to 0)	0 (0 to 0)	0 (0 to 0)	0 (0 to 0)	0 (0 to 0)	0 (0 to 0)	0 (0 to 0)	0 (0 to 0)	0
Other chromosomal abnormalities	47·9 (11·1 to 155)	23·4 (7·9 to 51·4)	78·7 (22·3 to 238)	13·7 (4·7 to 42·6)	5·8 (2·6 to 14·2)	4·2 (1·7 to 11·2)	2·7 (1·2 to 6·5)	2·2 (1·1 to 4·4)	1·6 (0·8 to 3·2)	0·9 (0·5 to 1·6)	0·6 (0·3 to 1·1)	0·4 (0·2 to 0·9)	0·2 (0·1 to 0·4)	0·1 (0·1 to 0·2)	0·1 (0 to 0·2)	0 (0 to 0·1)	0 (0 to 0·1)	0 (0 to 0)	0 (0 to 0)	0 (0 to 0)	0 (0 to 0)	0 (0 to 0)	0 (0 to 0)	183
Congenital musculoskeletal and limb anomalies	27·3 (6·9 to 78·6)	6·2 (2·8 to 12·5)	34·2 (16·2 to 68·5)	32·3 (18·4 to 54·6)	21·9 (12·3 to 34·1)	18·7 (10·4 to 31·1)	14·4 (7·8 to 23·3)	9·6 (5·4 to 15·2)	7·6 (4·1 to 12·1)	6·5 (3·6 to 10·6)	5·5 (3 to 9)	4·8 (2·7 to 8)	4·1 (2·3 to 6·6)	3·2 (1·7 to 5·3)	2·6 (1·4 to 4·1)	1·8 (0·9 to 3)	1·1 (0·5 to 1·9)	0·7 (0·4 to 1·1)	0·3 (0·2 to 0·6)	0·1 (0·1 to 0·2)	0 (0 to 0·1)	0 (0 to 0)	0 (0 to 0)	203
Urogenital congenital anomalies	21·8 (5·7 to 60·8)	4 (1·4 to 9·1)	8·9 (3 to 22·3)	4·4 (2·2 to 7·7)	2·6 (1·6 to 4·2)	1·9 (1·1 to 3·1)	1·3 (0·8 to 2·2)	1·1 (0·6 to 1·7)	0·8 (0·4 to 1·2)	0·5 (0·3 to 0·9)	0·4 (0·2 to 0·7)	0·4 (0·2 to 0·8)	0·2 (0·1 to 0·4)	0·1 (0·1 to 0·3)	0·1 (0 to 0·2)	0·1 (0 to 0·1)	0 (0 to 0·1)	0 (0 to 0)	0 (0 to 0)	0 (0 to 0)	0 (0 to 0)	0 (0 to 0)	0 (0 to 0)	48·7
Digestive congenital anomalies	111 (29·3 to 285)	33·8 (9·6 to 79·4)	130 (32·9 to 366)	29·1 (5·5 to 94·7)	3·8 (1·2 to 9·4)	2 (0·5 to 6·2)	0·7 (0·2 to 2)	0·6 (0·1 to 1·5)	0·3 (0·1 to 0·8)	0·2 (0·1 to 0·5)	0·1 (0 to 0·3)	0·1 (0 to 0·3)	0·1 (0 to 0·2)	0·1 (0 to 0·3)	0·1 (0 to 0·2)	0·1 (0 to 0·4)	0·1 (0 to 0·3)	0 (0 to 0)	0 (0 to 0)	0 (0 to 0)	0 (0 to 0)	0 (0 to 0)	0 (0 to 0)	313
Other congenital birth defects	194 (55·8 to 530)	38 (13·4 to 80·8)	176 (51·8 to 475)	112 (29·9 to 336)	44·4 (20·7 to 88·9)	27·6 (13·6 to 48·5)	17·4 (8·2 to 31·1)	13·8 (6·8 to 24·2)	11·2 (5·6 to 19·4)	8·4 (4·1 to 15·3)	7 (3·5 to 12·5)	5·9 (2·8 to 11)	4·8 (2·3 to 9)	3·7 (1·7 to 7·2)	3 (1·5 to 5·9)	2·4 (1·1 to 4·6)	1·8 (0·8 to 3·4)	1·2 (0·5 to 2·6)	0·8 (0·3 to 1·8)	0·5 (0·2 to 1)	0·2 (0·1 to 0·5)	0·1 (0 to 0·2)	0 (0 to 0)	673
Urinary diseases and male infertility	6·7 (2·6 to 14·6)	1·2 (0·5 to 2·7)	2·8 (1 to 7)	16·8 (6·9 to 41·1)	12·9 (5·4 to 24·5)	6·2 (3·1 to 10·1)	15·3 (5 to 27·8)	18·2 (7·1 to 34)	6·8 (3·7 to 11)	14·1 (7 to 22·9)	11·5 (6 to 18·9)	13·6 (7·7 to 22·3)	29·9 (15·5 to 52·9)	27·4 (14·5 to 46·2)	24·6 (13·4 to 41)	31·2 (17 to 54·1)	25·9 (14·6 to 41·4)	25·1 (13·8 to 42·6)	29·6 (17·2 to 47)	15·4 (8·8 to 25·1)	3·5 (1·9 to 5·9)	1·9 (1 to 3·2)	2·5 (1·2 to 4·3)	343
Urolithiasis	0 (0 to 0)	0 (0 to 0)	0 (0 to 0)	0·1 (0 to 0·2)	0·1 (0·1 to 0·3)	0·2 (0·1 to 0·3)	1·1 (0·3 to 3)	0·3 (0·2 to 0·6)	0·4 (0·2 to 0·7)	0·5 (0·2 to 0·9)	0·7 (0·3 to 1·2)	0·9 (0·4 to 1·7)	9 (2·1 to 24·4)	0·8 (0·4 to 1·4)	0·6 (0·3 to 1·1)	0·3 (0·2 to 0·5)	0·3 (0·2 to 0·5)	0·4 (0·2 to 0·8)	5·2 (1·5 to 12·2)	0·1 (0·1 to 0·2)	0·1 (0 to 0·2)	0 (0 to 0)	0·7 (0·2 to 1·7)	21·9
Benign prostatic hyperplasia	0 (0 to 0)	0 (0 to 0)	0 (0 to 0)	0 (0 to 0)	0 (0 to 0)	0 (0 to 0)	0 (0 to 0)	0 (0 to 0)	0 (0 to 0)	0 (0 to 0)	0 (0 to 0)	0 (0 to 0)	0 (0 to 0)	0 (0 to 0)	0 (0 to 0)	0 (0 to 0)	0 (0 to 0)	0 (0 to 0)	0 (0 to 0)	0 (0 to 0)	0 (0 to 0)	0 (0 to 0)	0 (0 to 0)	0
Male infertility	--	--	--	--	--	--	--	--	--	--	--	--	--	--	--	--	--	--	--	--	--	--	--	NA
Other urinary diseases	6·1 (2·4 to 13·9)	1·1 (0·4 to 2·6)	2·4 (0·8 to 6·2)	11·7 (3·8 to 30·7)	8·3 (3·4 to 17·7)	3·1 (1·2 to 6·3)	8·4 (2·2 to 18·7)	4·8 (0·8 to 13·4)	2·5 (0·7 to 5·5)	3 (0·7 to 8·1)	2·5 (0·6 to 6·7)	4·1 (0·9 to 10·5)	13·8 (2·9 to 31·8)	7·5 (1 to 20·9)	12·2 (2·6 to 27·6)	9·8 (1·3 to 26·7)	7·8 (1·1 to 21)	8·5 (1·2 to 22)	8·9 (1·1 to 22·9)	5 (0·7 to 13·3)	1·3 (0·2 to 3·5)	0·7 (0·1 to 1·9)	0·6 (0·1 to 1·8)	134
Gynecological diseases	0 (0 to 0)	0 (0 to 0)	0 (0 to 0)	0 (0 to 0)	0 (0 to 0)	57·5 (29·1 to 102)	126 (68·8 to 216)	335 (210 to 495)	521 (336 to 760)	549 (361 to 775)	525 (351 to 749)	461 (298 to 672)	331 (212 to 473)	202 (116 to 305)	109 (65·4 to 160)	63·9 (36·9 to 100)	42·5 (25·5 to 63·5)	31·3 (18·9 to 47·2)	17·6 (10·6 to 26·1)	9·1 (5·3 to 14·2)	4 (2·5 to 6)	1·5 (0·9 to 2·3)	0·4 (0·2 to 0·7)	3,390
Uterine fibroids	0 (0 to 0)	0 (0 to 0)	0 (0 to 0)	0 (0 to 0)	0 (0 to 0)	0·6 (0·2 to 1·3)	1·2 (0·5 to 2·8)	2·9 (1·1 to 6·3)	6·3 (2·5 to 13·3)	10·9 (4·6 to 22·9)	14·5 (6·2 to 29·9)	14·9 (6·5 to 28·1)	12·1 (5·6 to 22·9)	8·2 (3·6 to 15·4)	4·8 (2·2 to 9·3)	2·6 (1·1 to 5)	1·3 (0·6 to 2·7)	0·8 (0·3 to 1·5)	0·3 (0·1 to 0·7)	0·1 (0·1 to 0·3)	0 (0 to 0·1)	0 (0 to 0)	0 (0 to 0)	81·8
Polycystic ovarian syndrome	0 (0 to 0)	0 (0 to 0)	0 (0 to 0)	0 (0 to 0)	0 (0 to 0)	0·7 (0·2 to 1·6)	3·6 (1·4 to 7·7)	4·3 (1·7 to 8·9)	3·8 (1·6 to 8)	3·2 (1·3 to 6·6)	2·7 (1·1 to 5·7)	2·4 (1 to 5)	1·9 (0·8 to 3·8)	0·4 (0·1 to 0·9)	0 (0 to 0)	0 (0 to 0)	0 (0 to 0)	0 (0 to 0)	0 (0 to 0)	0 (0 to 0)	0 (0 to 0)	0 (0 to 0)	0 (0 to 0)	22·9
Female infertility	0 (0 to 0)	0 (0 to 0)	0 (0 to 0)	0 (0 to 0)	0 (0 to 0)	0 (0 to 0)	0 (0 to 0)	19·1 (5·5 to 49·4)	19·9 (5·5 to 51·9)	20·7 (4·9 to 56·6)	19·5 (3·3 to 53·7)	20·9 (4·4 to 54·7)	0·8 (0 to 5·2)	0 (0 to 0)	0 (0 to 0)	0 (0 to 0)	0 (0 to 0)	0 (0 to 0)	0 (0 to 0)	0 (0 to 0)	0 (0 to 0)	0 (0 to 0)	0 (0 to 0)	101
Endometriosis	0 (0 to 0)	0 (0 to 0)	0 (0 to 0)	0 (0 to 0)	0 (0 to 0)	0 (0 to 0)	8·4 (3·5 to 16·7)	36·8 (17·1 to 67·1)	40·6 (20·7 to 72·6)	29·2 (13·9 to 52·2)	22·2 (11·6 to 38·5)	18·5 (9·1 to 32)	13·3 (7·1 to 21·8)	5·3 (2·6 to 9·3)	0 (0 to 0)	0 (0 to 0)	0 (0 to 0)	0 (0 to 0)	0 (0 to 0)	0 (0 to 0)	0 (0 to 0)	0 (0 to 0)	0 (0 to 0)	174
Genital prolapse	0 (0 to 0)	0 (0 to 0)	0 (0 to 0)	0 (0 to 0)	0 (0 to 0)	0·1 (0 to 0·2)	0·1 (0 to 0·4)	0·5 (0·1 to 1·3)	0·6 (0·2 to 1·4)	1 (0·4 to 2·1)	1·6 (0·7 to 3·4)	2·5 (1 to 5·4)	3·5 (1·6 to 7·2)	3·8 (1·6 to 7·4)	3·4 (1·4 to 6·4)	2·8 (1·3 to 5·5)	2·3 (1·1 to 4·6)	2 (0·9 to 3·8)	1·3 (0·6 to 2·5)	0·7 (0·3 to 1·4)	0·3 (0·1 to 0·6)	0·1 (0·1 to 0·2)	0 (0 to 0·1)	26·6
Premenstrual syndrome	0 (0 to 0)	0 (0 to 0)	0 (0 to 0)	0 (0 to 0)	0 (0 to 0)	52·3 (24·8 to 95)	106 (53·8 to 190)	116 (58·5 to 205)	108 (60·9 to 179)	94·4 (49 to 154)	94·5 (53·6 to 148)	89·4 (51·4 to 146)	58·8 (32·4 to 99)	17·9 (8·8 to 32)	0 (0 to 0)	0 (0 to 0)	0 (0 to 0)	0 (0 to 0)	0 (0 to 0)	0 (0 to 0)	0 (0 to 0)	0 (0 to 0)	0 (0 to 0)	738
Other gynecological diseases	0 (0 to 0)	0 (0 to 0)	0 (0 to 0)	0 (0 to 0)	0 (0 to 0)	3·9 (1·5 to 7·8)	6·3 (2·1 to 12·4)	155 (86·5 to 245)	341 (199 to 525)	389 (239 to 574)	370 (224 to 549)	312 (181 to 472)	241 (142 to 364)	167 (85·1 to 261)	101 (58·1 to 152)	58·4 (32·4 to 93·6)	38·8 (22·4 to 60·1)	28·6 (16·9 to 43·6)	16 (9·4 to 24·2)	8·2 (4·7 to 13·1)	3·6 (2·2 to 5·6)	1·4 (0·8 to 2·1)	0·4 (0·2 to 0·6)	2,240
Hemoglobinopathies and hemolytic anemias	1·3 (0·5 to 2·6)	1·2 (0·8 to 1·9)	16·3 (8·6 to 29·1)	45 (24 to 79·1)	44·8 (24·7 to 70·3)	33·2 (18·8 to 52·2)	51·4 (25·2 to 85·5)	49·4 (27·1 to 77·1)	43·2 (25·3 to 65·8)	36·1 (20 to 55·2)	32·8 (18·9 to 51)	32·3 (17 to 50·6)	17·3 (9·9 to 26·8)	16·2 (9·4 to 24·7)	14·8 (9 to 22·3)	15·1 (8·6 to 23·9)	13·5 (8·2 to 20·6)	12·9 (8 to 19·7)	10·1 (6·4 to 15·8)	6·6 (3·8 to 10·1)	3·3 (2·1 to 5)	1·2 (0·7 to 1·8)	0·4 (0·2 to 0·6)	498
Thalassemias	0·2 (0·1 to 0·6)	0·1 (0 to 0·3)	2·5 (0·7 to 5·8)	5·7 (1·5 to 14·1)	3 (0·9 to 7·4)	1·1 (0·3 to 2·7)	0·3 (0·1 to 0·9)	0·1 (0 to 0·3)	0 (0 to 0·1)	0 (0 to 0)	0 (0 to 0)	0 (0 to 0)	0 (0 to 0)	0 (0 to 0)	0 (0 to 0)	0 (0 to 0)	0 (0 to 0)	0 (0 to 0)	0 (0 to 0)	0 (0 to 0)	0 (0 to 0)	0 (0 to 0)	0 (0 to 0)	13·1
Thalassemias trait	0 (0 to 0)	0·1 (0 to 0·2)	0·6 (0·3 to 1)	2·4 (1·1 to 4·2)	3·2 (1·5 to 5·5)	2·4 (1 to 4·2)	7·4 (3·3 to 13·1)	7·1 (3·3 to 12·3)	6·6 (3·2 to 10·8)	5·7 (2·8 to 9·3)	5·2 (2·5 to 8·5)	4·7 (2·1 to 8)	0·8 (0·2 to 1·6)	0·9 (0·4 to 1·5)	0·8 (0·4 to 1·4)	0·6 (0·2 to 1)	0·5 (0·2 to 0·8)	0·4 (0·2 to 0·7)	0·3 (0·1 to 0·5)	0·2 (0·1 to 0·3)	0·1 (0 to 0·1)	0 (0 to 0)	0 (0 to 0)	49·7
Sickle cell disorders	0·8 (0·2 to 1·6)	0·3 (0·1 to 0·7)	7·5 (2·4 to 15·9)	16·3 (5·2 to 36·1)	8·4 (2·6 to 18·6)	3·1 (1 to 6·8)	1·7 (0·4 to 4·1)	2·1 (0·6 to 4·8)	0·9 (0·3 to 2)	0·2 (0·1 to 0·5)	0 (0 to 0·1)	0 (0 to 0·1)	0 (0 to 0)	0 (0 to 0)	0 (0 to 0)	0 (0 to 0)	0 (0 to 0)	0 (0 to 0)	0 (0 to 0)	0 (0 to 0)	0 (0 to 0)	0 (0 to 0)	0 (0 to 0)	41·4
Sickle cell trait	0 (0 to 0)	0·3 (0·1 to 0·5)	0·9 (0·4 to 1·5)	3·7 (1·8 to 6·5)	5·2 (2·4 to 8·6)	3·7 (1·7 to 6·6)	6·2 (1·8 to 12·2)	18·8 (8·8 to 31·3)	17·2 (8·5 to 27·7)	15 (7·4 to 25·5)	13·6 (6·8 to 23·1)	4·7 (1·6 to 8·7)	0·5 (0·2 to 1·2)	1·4 (0·6 to 2·4)	1·2 (0·6 to 2·1)	0·9 (0·4 to 1·6)	0·7 (0·3 to 1·2)	0·6 (0·3 to 1·1)	0·4 (0·2 to 0·7)	0·3 (0·1 to 0·5)	0·1 (0·1 to 0·2)	0 (0 to 0·1)	0 (0 to 0)	95·4
G6PD deficiency	0·1 (0 to 0·3)	0·1 (0 to 0·2)	1·2 (0·4 to 2·9)	4·2 (1·2 to 10·1)	7·5 (2·6 to 16·1)	10·4 (4·3 to 19·8)	20·4 (9·5 to 33·8)	13 (5 to 24·3)	10·3 (4·4 to 18)	8·2 (3·6 to 14·7)	6·5 (3·1 to 11·4)	11·8 (6·7 to 18·2)	5·8 (3·1 to 10·5)	3·9 (1·9 to 7·3)	3 (1·5 to 5·9)	2 (0·9 to 3·8)	1·6 (0·7 to 3·2)	1 (0·4 to 1·9)	0·6 (0·2 to 1·3)	0·2 (0·1 to 0·4)	0·1 (0 to 0·1)	0 (0 to 0)	0 (0 to 0)	112
G6PD trait	0 (0 to 0)	0 (0 to 0)	0 (0 to 0)	0 (0 to 0)	0 (0 to 0)	0 (0 to 0)	1·7 (0·7 to 3·1)	0 (0 to 0·1)	0 (0 to 0·1)	0 (0 to 0)	0 (0 to 0)	1·1 (0·5 to 1·9)	0·8 (0·3 to 1·6)	0 (0 to 0)	0 (0 to 0)	0 (0 to 0)	0 (0 to 0)	0 (0 to 0)	0 (0 to 0)	0 (0 to 0)	0 (0 to 0)	0 (0 to 0)	0 (0 to 0)	3·8
Other hemoglobinopathies and hemolytic anemias	0·2 (0·1 to 0·4)	0·3 (0·2 to 0·5)	3·7 (2 to 6·1)	12·7 (6·1 to 22·5)	17·5 (8·5 to 29·8)	12·5 (5·4 to 21·8)	13·6 (5·7 to 24·4)	8·2 (3·2 to 15·7)	8·1 (3·5 to 15)	7 (2·8 to 13·3)	7·5 (3·1 to 13·6)	10 (4·6 to 17·1)	9·2 (4·8 to 15·9)	10·1 (5·3 to 16·5)	9·7 (5·7 to 15)	11·7 (6·2 to 19·3)	10·8 (6·3 to 16·7)	10·9 (6·7 to 16·8)	8·8 (5·5 to 14)	5·9 (3·4 to 9·2)	3 (1·9 to 4·6)	1·1 (0·7 to 1·7)	0·4 (0·2 to 0·5)	183
Endocrine, metabolic, blood, and immune disorders	5 (2·2 to 11·4)	3·1 (1·5 to 5·6)	23·5 (11·6 to 43)	37·3 (22·8 to 56·4)	42 (24·7 to 64·9)	38·5 (22·7 to 59)	48·3 (26·7 to 78·3)	45·7 (26·2 to 73·5)	55·5 (31·1 to 90·7)	69·8 (41·7 to 114)	77·8 (46 to 126)	95·7 (53·3 to 150)	109 (64·4 to 167)	104 (63·8 to 162)	90·1 (55·3 to 146)	91·4 (60·3 to 137)	68 (44·8 to 99·5)	43·9 (27·8 to 68·3)	28·2 (18·4 to 42·1)	14·2 (9·3 to 20·6)	5·7 (3·9 to 8·5)	1·8 (1·2 to 2·6)	0·4 (0·2 to 0·6)	1,100
Oral disorders	0 (0 to 0)	0 (0 to 0)	0 (0 to 0)	18·5 (10·5 to 30·9)	22·1 (12 to 36·8)	24·4 (12·8 to 41·4)	35·1 (18·9 to 62·2)	55·4 (29·2 to 98·3)	71·6 (37·2 to 135)	78·9 (41 to 148)	81·7 (40·2 to 153)	83·3 (42·2 to 152)	80·1 (42 to 143)	71·5 (37·7 to 127)	61 (32·9 to 106)	52·3 (29·3 to 88·1)	42·1 (23·7 to 69·8)	37·5 (21·6 to 62)	25·9 (15·2 to 41)	15·4 (9 to 23·6)	6·8 (4 to 10·5)	2·5 (1·4 to 3·9)	0·7 (0·4 to 1·1)	867
Caries of deciduous teeth	0 (0 to 0)	0 (0 to 0)	0 (0 to 0)	5·1 (1·7 to 10·9)	5·4 (2·2 to 12·2)	0·3 (0 to 0·8)	0 (0 to 0)	0 (0 to 0)	0 (0 to 0)	0 (0 to 0)	0 (0 to 0)	0 (0 to 0)	0 (0 to 0)	0 (0 to 0)	0 (0 to 0)	0 (0 to 0)	0 (0 to 0)	0 (0 to 0)	0 (0 to 0)	0 (0 to 0)	0 (0 to 0)	0 (0 to 0)	0 (0 to 0)	10·8
Caries of permanent teeth	0 (0 to 0)	0 (0 to 0)	0 (0 to 0)	0 (0 to 0)	4·6 (1·6 to 9·8)	11·2 (4·4 to 24)	12·3 (5 to 27·2)	12·7 (5·3 to 26·3)	11·2 (4·5 to 22·5)	9·7 (3·9 to 19·5)	9·2 (3·8 to 18·6)	8·1 (3·5 to 16·5)	6·5 (2·7 to 13·8)	5·1 (2·1 to 10·5)	3·9 (1·5 to 8·6)	3 (1·1 to 6·5)	2·3 (0·9 to 4·7)	1·9 (0·8 to 3·9)	1·1 (0·5 to 2·2)	0·6 (0·2 to 1·2)	0·2 (0·1 to 0·5)	0·1 (0 to 0·2)	0 (0 to 0)	104
Periodontal diseases	0 (0 to 0)	0 (0 to 0)	0 (0 to 0)	0 (0 to 0)	0 (0 to 0)	0 (0 to 0)	4·9 (1·4 to 12·7)	15·1 (4·7 to 38·1)	28·3 (8·6 to 66)	37 (12·2 to 86·9)	41·4 (14·6 to 95·7)	43·7 (15·7 to 97·8)	41·9 (15·5 to 91·9)	36·2 (14 to 77·9)	29·1 (11·4 to 60·7)	22·9 (9 to 47·8)	16·5 (6·4 to 33·2)	13·4 (5·3 to 27·2)	8·6 (3·4 to 16·8)	4·8 (1·8 to 9·6)	2·1 (0·8 to 4·3)	0·7 (0·3 to 1·5)	0·2 (0·1 to 0·4)	347
Other oral disorders	0 (0 to 0)	0 (0 to 0)	0 (0 to 0)	13·4 (7·8 to 21·2)	12·1 (7 to 19·2)	12·9 (7·5 to 20·5)	17·9 (10·6 to 27·7)	20·1 (12·2 to 31·3)	20 (11·9 to 30·7)	18·2 (10·9 to 27·6)	16·2 (9·8 to 24·6)	14·9 (8·9 to 22·5)	13·3 (8 to 20·6)	11·1 (6·8 to 16·8)	8·8 (5·3 to 13·3)	7 (4·2 to 10·6)	5·2 (3·2 to 7·8)	4 (2·4 to 6·2)	2·1 (1·3 to 3·2)	1 (0·6 to 1·5)	0·3 (0·2 to 0·5)	0·1 (0·1 to 0·2)	0 (0 to 0)	199
Sudden infant death syndrome	--	8·9 (2·9 to 27·4)	148 (32·4 to 494)	--	--	--	--	--	--	--	--	--	--	--	--	--	--	--	--	--	--	--	--	NA
Injuries	60·4 (34·2 to 128)	45·1 (13·8 to 235)	283 (150 to 497)	710 (404 to 1,080)	598 (346 to 903)	481 (301 to 657)	529 (247 to 802)	594 (309 to 867)	504 (313 to 691)	432 (293 to 574)	419 (282 to 556)	424 (313 to 538)	401 (306 to 518)	424 (328 to 540)	388 (303 to 487)	375 (297 to 470)	331 (268 to 408)	321 (264 to 389)	256 (208 to 316)	161 (132 to 197)	71·6 (57·8 to 89·8)	27·1 (21·4 to 34·2)	8·3 (6·5 to 10·4)	7,840
Transport injuries	8·2 (2·8 to 20·2)	3·7 (1·5 to 8·1)	67 (25·7 to 141)	230 (103 to 468)	304 (149 to 549)	208 (112 to 330)	219 (81·1 to 385)	214 (102 to 353)	167 (100 to 252)	136 (89·1 to 188)	139 (91 to 197)	152 (107 to 207)	150 (110 to 205)	174 (128 to 237)	169 (123 to 226)	161 (118 to 220)	143 (106 to 193)	133 (99·2 to 176)	102 (74·8 to 138)	54·5 (41·4 to 71·3)	18·3 (13·9 to 24·2)	5·5 (4·3 to 7)	1·4 (1·1 to 1·9)	2,960
Road injuries	7·9 (2·7 to 19·4)	3·5 (1·4 to 7·8)	63·7 (24·1 to 136)	216 (97·1 to 448)	290 (142 to 521)	196 (106 to 311)	205 (76·4 to 363)	195 (93·4 to 321)	152 (90·7 to 232)	125 (81·6 to 176)	129 (83·7 to 182)	142 (100 to 192)	143 (105 to 197)	167 (122 to 229)	164 (118 to 218)	156 (115 to 215)	139 (103 to 188)	130 (97·1 to 174)	99·9 (73·2 to 135)	53·5 (40·6 to 70·2)	17·9 (13·5 to 23·6)	5·3 (4·1 to 6·8)	1·4 (1 to 1·8)	2,800
Pedestrian road injuries	1·6 (0·4 to 4·3)	0·6 (0·2 to 1·5)	10·1 (2·6 to 25·3)	34·3 (10·4 to 81·2)	53·7 (19·1 to 115)	40 (19·7 to 69·8)	42 (16·1 to 83)	39·6 (20·7 to 72·3)	35·3 (20·3 to 57·1)	30·7 (20·7 to 46·1)	31·2 (20·9 to 46·1)	34·3 (23·2 to 49)	34·8 (24·1 to 50·8)	39·7 (26·5 to 58·7)	39·6 (27 to 55·5)	38·4 (25·6 to 56·3)	34·8 (24 to 49·3)	34·7 (24·8 to 47·6)	28·3 (19·7 to 40·3)	17·1 (12·3 to 22·6)	6·3 (4·6 to 8·4)	2 (1·5 to 2·6)	0·5 (0·4 to 0·7)	630
Cyclist road injuries	0 (0 to 0)	0 (0 to 0)	0 (0 to 0)	6·3 (2·1 to 17·2)	10 (4·9 to 20·3)	10·6 (6·5 to 17·3)	12·6 (7·9 to 19·5)	13·5 (9·1 to 19·5)	14·1 (9·9 to 19·8)	14·2 (10·3 to 19·1)	14·7 (10·5 to 19·7)	16·1 (11·5 to 21·5)	17·4 (12·3 to 23·8)	18·1 (13 to 24·2)	17·8 (12·9 to 23·9)	16·8 (12 to 22·8)	14·7 (10·6 to 20·1)	12·9 (9·3 to 16·9)	8·5 (6·1 to 11·6)	4·5 (3·3 to 6·1)	1·7 (1·2 to 2·3)	0·5 (0·4 to 0·7)	0·1 (0·1 to 0·2)	225
Motorcyclist road injuries	0·6 (0·2 to 1·8)	0·3 (0·1 to 0·9)	6·3 (1·1 to 17·8)	21·5 (4·8 to 62·1)	26·2 (8·7 to 61·2)	17·3 (7·1 to 36·6)	18·3 (5·7 to 43·5)	16·1 (6·7 to 33·6)	12·7 (6·7 to 22·1)	10·4 (6·2 to 17·5)	10·5 (6 to 17·8)	11·5 (7 to 19)	11·4 (7·3 to 19)	13·6 (8·3 to 22)	14·1 (8·7 to 21·7)	14·1 (8·4 to 22·6)	13·2 (8·4 to 20·8)	12·8 (8·4 to 19·5)	9·4 (5·9 to 15·3)	5 (3·3 to 7·1)	1·7 (1·2 to 2·4)	0·5 (0·4 to 0·7)	0·1 (0·1 to 0·2)	248
Motor vehicle road injuries	5·6 (1·8 to 14·2)	2·6 (0·9 to 6·2)	46·4 (17 to 103)	152 (61·2 to 326)	198 (86·5 to 374)	125 (60 to 213)	129 (40·6 to 245)	121 (47·7 to 209)	86·7 (44·4 to 146)	67·5 (39·2 to 101)	70·1 (40 to 108)	78 (49·4 to 114)	77·4 (51·7 to 111)	93·6 (64·1 to 135)	91·3 (61·6 to 131)	86·3 (59·8 to 127)	75·9 (52·2 to 110)	68·8 (48·1 to 98)	53·1 (34·9 to 77·5)	26·7 (18·6 to 37·9)	8 (5·5 to 11·6)	2·2 (1·6 to 3·1)	0·5 (0·4 to 0·8)	1,670
Other road injuries	0·1 (0 to 0·3)	0 (0 to 0·1)	0·8 (0·1 to 2·7)	1·8 (0·3 to 5·7)	2·8 (0·7 to 7·4)	2·4 (0·9 to 5)	3·3 (1·1 to 7·9)	4·1 (1·5 to 8·5)	3·2 (1·5 to 6·7)	2·6 (1·4 to 4·5)	2·6 (1·4 to 4·6)	2·3 (1·4 to 3·9)	2·1 (1·2 to 3·5)	2 (1·2 to 3·3)	1·5 (1 to 2·5)	0·8 (0·6 to 1·1)	0·7 (0·5 to 0·9)	0·6 (0·4 to 0·8)	0·5 (0·3 to 0·7)	0·2 (0·2 to 0·4)	0·1 (0·1 to 0·2)	0 (0 to 0·1)	0 (0 to 0)	34·4
Other transport injuries	0·3 (0·1 to 1)	0·2 (0 to 0·5)	3·3 (0·9 to 7·8)	13·8 (2·9 to 31·3)	14·2 (5·1 to 30·7)	12·1 (5·4 to 23)	13·9 (4·6 to 32·2)	19 (7·1 to 38)	14·9 (6·5 to 28·8)	11 (5·4 to 21·2)	10·1 (5 to 18·5)	9·3 (5·1 to 17·6)	7·4 (4·5 to 13·1)	6·9 (4·1 to 12·6)	5·1 (3·1 to 8·8)	4·2 (2·6 to 7·2)	3·4 (2·2 to 6)	2·8 (1·8 to 4·8)	2 (1·2 to 3·3)	1 (0·7 to 1·7)	0·5 (0·3 to 0·7)	0·2 (0·1 to 0·3)	0·1 (0·1 to 0·1)	156
Unintentional injuries	40·7 (21·8 to 96·9)	38·4 (9·6 to 229)	189 (98·7 to 344)	421 (249 to 643)	257 (161 to 376)	211 (142 to 278)	180 (111 to 253)	194 (126 to 262)	180 (128 to 234)	170 (123 to 220)	164 (118 to 211)	171 (128 to 219)	165 (128 to 213)	162 (125 to 207)	148 (115 to 190)	153 (121 to 194)	138 (111 to 172)	145 (117 to 182)	126 (102 to 159)	93·8 (75 to 119)	48·8 (37·9 to 62)	20·3 (15·4 to 26·6)	6·3 (4·8 to 8·2)	3,420
Falls	5 (1·4 to 14)	1 (0·3 to 2·5)	7 (2·3 to 16·3)	14·1 (6 to 29·6)	24·6 (15·4 to 39·1)	27·8 (19·3 to 38·5)	30·8 (21·1 to 43)	36·1 (25·2 to 49·5)	39·7 (28 to 53·4)	39·6 (28·8 to 53·3)	39·2 (28·1 to 51·6)	39·8 (29·3 to 52·1)	38·7 (29 to 50·5)	43·1 (32·6 to 56)	40·2 (30·2 to 51·8)	41·6 (31·6 to 53·9)	39·6 (30·1 to 51·3)	49·8 (36·6 to 65·7)	51·3 (37·8 to 69·5)	45·1 (32·5 to 61·8)	26·7 (19 to 36·9)	11·8 (8·2 to 16·6)	3·6 (2·5 to 5)	696
Drowning	4·2 (2 to 8·7)	1 (0·5 to 2)	16·4 (6·1 to 37·4)	107 (42·4 to 213)	57·4 (22·4 to 113)	45·6 (18·4 to 82·8)	11·3 (3 to 22·5)	9 (3·3 to 17·1)	6·5 (2·6 to 11·4)	5·4 (2·5 to 8·7)	4·7 (2·1 to 8·2)	4·5 (2·3 to 7·3)	4·4 (2·5 to 7)	4·4 (2·5 to 7·2)	4·3 (2·4 to 7)	4·3 (2·5 to 7·2)	4·6 (2·7 to 7·3)	5 (2·9 to 7·8)	4·1 (2·5 to 6·3)	2·5 (1·4 to 4·1)	1 (0·6 to 1·7)	0·3 (0·1 to 0·4)	0·1 (0 to 0·1)	307
Fire, heat, and hot substances	2·2 (1·2 to 4·6)	1·6 (0·7 to 3·6)	32·4 (12·1 to 78·7)	81·6 (29·4 to 193)	29·7 (13·9 to 55·1)	19·5 (11·7 to 30·7)	24 (13·7 to 39·8)	29·2 (16·4 to 48·5)	28·7 (18 to 44·5)	29 (18·3 to 46·2)	27·9 (17·9 to 43·4)	27 (17·9 to 40·9)	25·6 (17·3 to 37·5)	25·5 (17·4 to 36·9)	22·1 (14·8 to 31·6)	20·8 (14·4 to 29·9)	22·4 (15·4 to 32·1)	21·7 (15·1 to 30·5)	17·1 (11·6 to 25·5)	11·1 (7·5 to 16·1)	4·3 (3 to 6·2)	1·3 (0·9 to 1·8)	0·3 (0·2 to 0·5)	505
Poisonings	2·5 (0·7 to 6·7)	1·1 (0·3 to 3·3)	28·2 (7·3 to 80·8)	39·3 (12·8 to 97·1)	13·7 (5·2 to 31·5)	10·2 (4 to 20·5)	10·1 (3 to 21·7)	11·5 (4 to 22·4)	9·9 (4 to 19·3)	8·4 (3·6 to 16·5)	9·3 (3·7 to 19·1)	10·6 (4·8 to 21·6)	10·7 (4·7 to 21·6)	11·2 (4·8 to 22)	10·4 (4·8 to 19·6)	10·2 (4·6 to 19·9)	8·9 (4·4 to 16)	8·1 (4 to 14·9)	5·8 (2·7 to 11·3)	3·2 (1·5 to 6)	1·1 (0·5 to 2)	0·3 (0·1 to 0·5)	0·1 (0 to 0·1)	225
Poisoning by carbon monoxide	0·9 (0·2 to 3·2)	0·2 (0 to 0·7)	5·4 (0·5 to 21·7)	4·7 (0·5 to 21·8)	3 (0·7 to 8·2)	1·7 (0·5 to 4·5)	3·6 (0·8 to 9·3)	3·7 (1·1 to 9·4)	3·2 (1 to 7·5)	3·4 (1·1 to 7·9)	3·7 (1·2 to 8·9)	4·6 (1·5 to 10·6)	4·8 (1·6 to 10·6)	5·3 (1·8 to 11·5)	5·3 (2 to 11·3)	6·3 (2·5 to 12·2)	5·6 (2·5 to 10·5)	5·2 (2·4 to 10·1)	4 (1·7 to 8·5)	2·2 (1 to 4·2)	0·8 (0·4 to 1·7)	0·2 (0·1 to 0·4)	0 (0 to 0·1)	78
Poisoning by other means	1·5 (0·3 to 4·1)	0·9 (0·2 to 2·8)	22·7 (5·4 to 69·9)	34·7 (11·5 to 83·5)	10·7 (3·8 to 25·3)	8·4 (3·2 to 17·4)	6·5 (2 to 14·6)	7·8 (2·7 to 15·4)	6·7 (2·6 to 13·4)	5 (2 to 10·1)	5·6 (2 to 12·4)	6 (2·5 to 12·8)	5·9 (2·2 to 12·8)	5·9 (2·3 to 12·1)	5·1 (2·2 to 10·3)	3·9 (1·5 to 8·4)	3·3 (1·3 to 6·7)	2·9 (1·1 to 6·3)	1·8 (0·6 to 4·3)	1 (0·4 to 2·2)	0·3 (0·1 to 0·6)	0 (0 to 0·1)	0 (0 to 0)	147
Exposure to mechanical forces	9·2 (0·2 to 64·3)	26 (0·1 to 214)	24·5 (1·8 to 128)	24·6 (8·6 to 65·5)	18·1 (10·4 to 30·3)	15·5 (9·9 to 23·8)	20·9 (11·6 to 34·9)	21·9 (12·6 to 35·8)	20·4 (12·6 to 31·7)	21 (13 to 33·3)	18·3 (11·5 to 28·9)	21·6 (13·4 to 35·2)	19·9 (13 to 31·6)	15·8 (10·8 to 24·4)	14·1 (9·4 to 21·1)	16·2 (10·4 to 23·9)	12·7 (8·4 to 20·2)	12·4 (8·3 to 18·6)	11 (7·3 to 16·8)	7·9 (5·2 to 12·8)	4·2 (2·7 to 6·8)	2 (1·3 to 3·2)	0·7 (0·4 to 1·2)	359
Unintentional firearm injuries	1·6 (0 to 12·1)	2·3 (0 to 18·8)	5·9 (0·1 to 42)	5·3 (0·9 to 18)	4·2 (1·4 to 10)	3·2 (1·3 to 7)	5 (1·5 to 11·6)	5·5 (1·8 to 12·1)	5·3 (1·8 to 11·3)	5·8 (2·1 to 12·1)	4·7 (1·9 to 10·1)	5·2 (2·1 to 12·1)	5·3 (2·5 to 11·1)	3·9 (1·8 to 7·9)	3·3 (1·5 to 6·3)	3·8 (1·5 to 8·1)	3·7 (1·7 to 7·6)	3·6 (1·7 to 7·2)	3·7 (1·8 to 6·8)	2·5 (1·2 to 5)	1·5 (0·7 to 3)	0·8 (0·4 to 1·6)	0·3 (0·2 to 0·7)	86·5
Other exposure to mechanical forces	7·7 (0·2 to 54·1)	23·7 (0·1 to 193)	18·6 (1·4 to 95·4)	19·4 (6·9 to 52)	13·9 (8 to 22·9)	12·3 (7·7 to 18·9)	15·9 (9·4 to 26·9)	16·4 (9·8 to 26·4)	15·1 (9·6 to 23)	15·2 (9·6 to 23·6)	13·6 (8·6 to 21·1)	16·4 (10·3 to 26·1)	14·6 (9·2 to 23)	11·9 (8 to 18·2)	10·8 (7·2 to 16·2)	12·3 (7·9 to 18·6)	9 (6 to 14·3)	8·8 (5·8 to 13·5)	7·3 (4·7 to 11·2)	5·4 (3·4 to 9·2)	2·7 (1·7 to 4·3)	1·1 (0·7 to 1·9)	0·4 (0·2 to 0·6)	273
Adverse effects of medical treatment	5·9 (2·5 to 10·8)	3·1 (1·6 to 6·2)	33·9 (14·7 to 64·8)	40·9 (14·8 to 77·9)	16·8 (7·5 to 32·4)	11·6 (5·2 to 21·2)	11·4 (2·9 to 23)	16·8 (5·7 to 32·5)	14·9 (6·2 to 27·2)	13 (5·5 to 24·6)	11·4 (5·2 to 20·1)	12·6 (6·3 to 23·5)	13·4 (6·7 to 25·3)	12·4 (6·3 to 24·6)	13·2 (6·5 to 26)	14·1 (7·5 to 26·4)	12·5 (6·9 to 24·6)	12·9 (7·2 to 25)	10·2 (5·3 to 21·1)	6·8 (3·5 to 13·9)	3·1 (1·5 to 6·5)	1·1 (0·6 to 2·5)	0·3 (0·2 to 0·8)	293
Animal contact	1·3 (0·6 to 2·5)	0·5 (0·2 to 1·1)	12·7 (4·5 to 30·7)	45 (16·2 to 113)	32·1 (13·2 to 66·7)	20 (9·3 to 36·3)	13·5 (6·4 to 23·7)	15 (7·6 to 27·6)	14·3 (7·8 to 24·5)	13 (7·1 to 22·5)	14 (7·6 to 24·5)	15·8 (8·6 to 28·5)	16·1 (8·8 to 27·8)	19 (10·2 to 33·9)	18 (10·4 to 32)	17·3 (9·2 to 30·4)	14·6 (8·2 to 24·7)	13·1 (7·7 to 22·3)	8·2 (4·7 to 13·5)	4·6 (2·6 to 8·1)	1·7 (1·1 to 2·9)	0·6 (0·4 to 0·9)	0·2 (0·1 to 0·2)	310
Venomous animal contact	0·6 (0·1 to 1·6)	0·1 (0 to 0·4)	4·6 (1·1 to 14·4)	19·6 (4·3 to 67·3)	17·5 (5·3 to 44·1)	11·3 (4·2 to 24·7)	6·8 (2·7 to 14·2)	7·4 (3·1 to 15·5)	7·6 (3·4 to 14·4)	7 (3·2 to 13·4)	8 (3·7 to 16·2)	9·5 (4·4 to 18·8)	9·4 (4 to 17·9)	12·2 (5·4 to 24·4)	11·7 (5·3 to 23·8)	12·6 (5·7 to 23·7)	10·2 (4·8 to 19·4)	8·9 (4·1 to 16·2)	5·2 (2·3 to 9·8)	2·7 (1·1 to 5·2)	0·9 (0·4 to 1·8)	0·3 (0·1 to 0·5)	0·1 (0 to 0·1)	174
Non-venomous animal contact	0·7 (0·3 to 1·4)	0·4 (0·2 to 0·9)	8·1 (2·3 to 19·8)	25·5 (6·6 to 65·7)	14·5 (4·1 to 34·1)	8·7 (3·2 to 18·5)	6·7 (3 to 13·2)	7·6 (3·6 to 14·6)	6·7 (3·4 to 12·4)	6 (3 to 11·4)	5·9 (3 to 11·4)	6·4 (3·3 to 11·8)	6·7 (3·6 to 11·9)	6·7 (3·6 to 12·6)	6·3 (3·4 to 11·2)	4·7 (2·7 to 8·5)	4·3 (2·4 to 8·5)	4·2 (2·4 to 7·3)	3 (1·7 to 5·2)	1·9 (1·1 to 3·5)	0·8 (0·5 to 1·4)	0·3 (0·2 to 0·5)	0·1 (0·1 to 0·1)	136
Foreign body	7·1 (2·8 to 15·7)	2·7 (1·3 to 5)	20·9 (8 to 43·9)	23·4 (13·1 to 38·6)	20·3 (12·3 to 30·2)	17·4 (11·6 to 24·6)	20 (11·6 to 29·8)	21 (12·7 to 30·4)	17·4 (12·3 to 23·9)	16 (11·4 to 21·5)	16·5 (11·3 to 22·1)	15·7 (11·5 to 21)	14·5 (10·6 to 19·7)	12·4 (9·2 to 16·4)	10·6 (7·9 to 13·7)	10·8 (8·2 to 14·3)	9·5 (7·1 to 12·3)	10·7 (7·9 to 14·5)	8·7 (5·9 to 12·6)	5·9 (4·1 to 8·5)	3·2 (2·2 to 4·7)	1·5 (0·9 to 2·3)	0·5 (0·3 to 0·8)	287
Pulmonary aspiration and foreign body in airway	6·9 (2·7 to 15·3)	2·6 (1·2 to 4·8)	19·4 (7 to 42·2)	15·3 (6·7 to 29·5)	10·9 (4·7 to 19·7)	7·5 (3·6 to 13·7)	9·4 (2·6 to 18)	10·2 (3·6 to 18·4)	6·8 (3 to 11·5)	5·8 (2·7 to 9·7)	6·4 (3 to 10·8)	6·1 (3·2 to 10·5)	5·9 (3·2 to 9·8)	4·7 (2·3 to 8)	4·2 (2·3 to 7)	5·2 (3·1 to 8)	4·7 (2·8 to 7·3)	6 (3·3 to 9·6)	5 (2·6 to 8·1)	3·5 (1·8 to 5·9)	2·1 (1·1 to 3·5)	1 (0·5 to 1·6)	0·4 (0·2 to 0·6)	150
Foreign body in eyes	0 (0 to 0)	0 (0 to 0)	0·1 (0 to 0·2)	0·4 (0·1 to 0·9)	0·6 (0·2 to 1·4)	0·8 (0·3 to 1·8)	1 (0·4 to 2·2)	1·3 (0·5 to 2·6)	1·4 (0·6 to 2·7)	1·3 (0·6 to 2·5)	1·3 (0·6 to 2·4)	1·3 (0·7 to 2·4)	1·2 (0·7 to 2)	1 (0·6 to 1·6)	0·8 (0·5 to 1·2)	0·7 (0·4 to 1)	0·6 (0·4 to 0·8)	0·5 (0·3 to 0·7)	0·3 (0·2 to 0·5)	0·2 (0·1 to 0·3)	0·1 (0·1 to 0·1)	0 (0 to 0)	0 (0 to 0)	15
Foreign body in other body part	0·2 (0·1 to 0·7)	0·1 (0·1 to 0·2)	1·5 (0·8 to 2·6)	7·8 (4·3 to 13·9)	8·7 (5·4 to 13·7)	9·1 (6 to 13·1)	9·6 (6·4 to 13·6)	9·6 (6·8 to 13·3)	9·3 (6·5 to 12·8)	8·8 (6·2 to 11·9)	8·7 (6·1 to 11·8)	8·2 (6 to 11·1)	7·4 (5·3 to 10·1)	6·7 (4·8 to 9·3)	5·5 (3·9 to 7·5)	4·9 (3·5 to 6·9)	4·2 (2·9 to 5·9)	4·2 (2·7 to 6·6)	3·4 (2 to 5·7)	2·2 (1·2 to 3·8)	1 (0·6 to 1·8)	0·5 (0·3 to 0·9)	0·2 (0·1 to 0·3)	122
Environmental heat and cold exposure	0·6 (0·2 to 1·6)	0·2 (0·1 to 0·5)	2·8 (0·8 to 8)	6 (2·3 to 15·4)	5·5 (2·4 to 12·2)	4·4 (2·4 to 8·2)	6·9 (2·9 to 15·8)	6·2 (3 to 12·7)	5·2 (2·9 to 9·1)	4·8 (2·6 to 8·8)	4·5 (2·4 to 8·5)	4·6 (2·5 to 8·6)	4·3 (2·3 to 7·9)	3·6 (1·8 to 7·3)	3 (1·7 to 5·8)	3·4 (1·6 to 7)	3 (1·4 to 6·4)	2·9 (1·4 to 5·6)	2·8 (1·3 to 5·5)	2 (0·9 to 4·2)	1·1 (0·5 to 2·5)	0·6 (0·3 to 1·2)	0·2 (0·1 to 0·4)	78·6
Exposure to forces of nature	0·2 (0·2 to 0·2)	0·7 (0·6 to 0·7)	5·4 (4·9 to 5·9)	27·2 (24·7 to 29·9)	25·6 (23·2 to 28·1)	25·3 (23 to 27·8)	18 (16·4 to 19·8)	13·9 (12·6 to 15·2)	12·1 (11 to 13·3)	10·2 (9·3 to 11·3)	8·8 (7·9 to 9·7)	8·2 (7·4 to 9·2)	7·2 (6·3 to 8·3)	5·6 (5 to 6·3)	4·6 (4·1 to 5·2)	3·9 (3·5 to 4·4)	2·9 (2·6 to 3·2)	2·3 (2·1 to 2·6)	1·4 (1·3 to 1·6)	0·8 (0·7 to 0·9)	0·3 (0·3 to 0·3)	0·1 (0·1 to 0·1)	0 (0 to 0)	185
Other unintentional injuries	2·6 (1·1 to 5·9)	0·5 (0·2 to 1)	5·1 (2·2 to 10·4)	12·4 (5·9 to 24·2)	13·1 (6·7 to 25·2)	13·3 (7 to 25·1)	13·5 (6·3 to 27·2)	13 (6·9 to 23·3)	11·4 (6·7 to 18·3)	9·8 (6·2 to 15·4)	9·6 (5·8 to 16)	10·3 (6·2 to 17·5)	9·9 (6·1 to 16·1)	8·8 (5·5 to 14·4)	7·8 (4·7 to 13·3)	9·9 (5·5 to 19·1)	7·1 (4 to 13·3)	6·7 (4 to 11)	5·8 (3·5 to 9·6)	3·9 (2·4 to 6·5)	2 (1·2 to 3·2)	0·8 (0·5 to 1·4)	0·3 (0·2 to 0·5)	178
Self-harm and interpersonal violence	11·4 (3·8 to 25·2)	3 (0·9 to 7·3)	26·4 (8·4 to 61·2)	58·2 (17·5 to 144)	37 (15·7 to 74·3)	62·4 (34·4 to 105)	129 (43·7 to 241)	187 (71·3 to 330)	157 (75·3 to 259)	126 (68·6 to 205)	116 (61·9 to 189)	102 (61 to 152)	85·9 (54·1 to 131)	88·2 (55·8 to 133)	70 (46·5 to 101)	61·6 (41 to 89·8)	50·6 (34·7 to 69·5)	42·7 (30·2 to 59·9)	27·4 (18·7 to 39·2)	12·6 (8·4 to 18)	4·5 (3 to 6·5)	1·3 (0·9 to 1·8)	0·6 (0·4 to 0·8)	1,460
Self-harm	0 (0 to 0)	0 (0 to 0)	0 (0 to 0)	0 (0 to 0)	0 (0 to 0)	26·5 (11·4 to 49)	49·9 (13·2 to 99·9)	63 (21·1 to 121)	54·4 (22·4 to 96·2)	44·4 (20·2 to 78)	46·8 (23·4 to 81)	44·8 (24·3 to 75·4)	43·9 (24·7 to 73·3)	46·7 (26·9 to 73·9)	39·9 (22·9 to 63·2)	37 (22·1 to 57·2)	29·7 (18·2 to 44·9)	26·1 (16·4 to 39·7)	16·6 (10 to 25·7)	8·6 (5·1 to 13·6)	3·1 (1·8 to 4·9)	0·9 (0·5 to 1·4)	0·5 (0·3 to 0·7)	583
Self-harm by firearm	0 (0 to 0)	0 (0 to 0)	0 (0 to 0)	0 (0 to 0)	0 (0 to 0)	0·9 (0·2 to 2·8)	2·5 (0·3 to 7·4)	3·9 (0·8 to 11·1)	2·9 (0·7 to 7·5)	2·8 (0·7 to 6·5)	2·8 (0·8 to 6·8)	2·7 (0·8 to 6)	2·1 (0·6 to 4·9)	1·8 (0·5 to 4·2)	1·4 (0·4 to 3·2)	0·9 (0·2 to 2·1)	0·7 (0·2 to 1·9)	0·8 (0·2 to 1·8)	0·6 (0·1 to 1·3)	0·3 (0·1 to 0·8)	0·2 (0 to 0·3)	0·1 (0 to 0·1)	0 (0 to 0·1)	27·4
Self-harm by other specified means	0 (0 to 0)	0 (0 to 0)	0 (0 to 0)	0 (0 to 0)	0 (0 to 0)	25·6 (11 to 47·7)	47·5 (12·7 to 94·5)	59·1 (19·6 to 111)	51·5 (21·1 to 90·6)	41·7 (19·4 to 73·4)	44 (22·3 to 77)	42·1 (22·1 to 70·6)	41·8 (23·3 to 70·4)	44·8 (26·1 to 71)	38·5 (22 to 60·6)	36·1 (21·5 to 55·2)	29 (17·8 to 43·9)	25·3 (15·9 to 38·7)	16·1 (9·7 to 24·9)	8·3 (4·8 to 13·1)	2·9 (1·7 to 4·7)	0·8 (0·5 to 1·3)	0·4 (0·3 to 0·7)	555
Interpersonal violence	11·4 (3·8 to 25·2)	3 (0·9 to 7·3)	26·3 (8·4 to 61·1)	57·8 (17·3 to 144)	36·5 (15·6 to 73·7)	35·5 (17·9 to 64·8)	78·8 (26·9 to 165)	123 (46 to 238)	100 (45·6 to 188)	78·5 (37·6 to 143)	67·1 (31·1 to 124)	55 (30·7 to 91·6)	40·7 (22·7 to 69)	40·6 (22·7 to 67·5)	29·5 (17·2 to 48·7)	24·2 (14·3 to 39·4)	20·6 (12·8 to 32·2)	16·4 (10·1 to 26·2)	10·6 (6·4 to 16·5)	3·9 (2·4 to 6·4)	1·4 (0·9 to 2·2)	0·4 (0·3 to 0·6)	0·1 (0·1 to 0·1)	862
Physical violence by firearm	2·3 (0·6 to 6·1)	0·5 (0·1 to 1·5)	5 (1·2 to 13·1)	11·9 (2·8 to 32·4)	8·6 (2·8 to 19·8)	6·8 (2·1 to 15·5)	18·4 (4 to 45·2)	35·9 (10 to 83·3)	23·5 (7 to 52·4)	22·4 (8 to 44·9)	15·4 (5 to 32·6)	11·3 (4·2 to 24·6)	5·9 (2·3 to 13·4)	9·3 (3·7 to 18·6)	7·5 (3·1 to 15·2)	9·8 (4·7 to 18·9)	3·6 (1·6 to 7·4)	2·1 (0·9 to 4·4)	1·4 (0·5 to 2·8)	0·4 (0·1 to 0·9)	0·1 (0 to 0·1)	0 (0 to 0)	0 (0 to 0)	202
Physical violence by sharp object	[illegible]	[illegible]	[illegible]	[illegible]	[illegible]	[illegible]	[illegible]	[illegible]	[illegible]	[illegible]	[illegible]	[illegible]	[illegible]	[illegible]	[illegible]	[illegible]	[illegible]	[illegible]	[illegible]	[illegible]	[illegible]	[illegible]	[illegible]	214
Sexual violence	[illegible]	[illegible]	[illegible]	[illegible]	[illegible]	[illegible]	[illegible]	[illegible]	[illegible]	[illegible]	[illegible]	[illegible]	[illegible]	[illegible]	[illegible]	[illegible]	[illegible]	[illegible]	[illegible]	[illegible]	[illegible]	[illegible]	[illegible]	57·5
Physical violence by other means	[illegible]	[illegible]	[illegible]	[illegible]	[illegible]	[illegible]	[illegible]	[illegible]	[illegible]	[illegible]	[illegible]	[illegible]	[illegible]	[illegible]	[illegible]	[illegible]	[illegible]	[illegible]	[illegible]	[illegible]	[illegible]	[illegible]	[illegible]	388
Conflict and terrorism	[illegible]	[illegible]	[illegible]	[illegible]	[illegible]	[illegible]	[illegible]	[illegible]	[illegible]	[illegible]	[illegible]	[illegible]	[illegible]	[illegible]	[illegible]	[illegible]	[illegible]	[illegible]	[illegible]	[illegible]	[illegible]	[illegible]	[illegible]	12·9

SR Table 2b: Djibouti DALYS by cause and age group for females with 95% uncertainty intervals, 2019

Cause	Early Neonatal	Late Neonatal	Post Neonatal	1 to 4	5 to 9	10 to 14	15 to 19	20 to 24	25 to 29	30 to 34	35 to 39	40 to 44	45 to 49	50 to 54	55 to 59	60 to 64	65 to 69	70 to 74	75 to 79	80 to 84	85 to 89	90 to 94	95 plus	Total
All causes	22,000 (17,700 to 27,100)	5,600 (4,540 to 6,870)	20,500 (16,800 to 25,100)	21,000 (17,800 to 24,800)	6,460 (4,770 to 8,340)	5,260 (4,070 to 6,520)	6,320 (4,870 to 7,770)	7,920 (6,000 to 9,910)	11,000 (8,400 to 14,200)	15,500 (12,000 to 19,900)	16,700 (12,900 to 21,300)	15,200 (12,100 to 19,100)	12,400 (9,820 to 15,800)	9,600 (7,530 to 12,300)	7,710 (6,080 to 10,100)	6,800 (5,390 to 8,660)	5,900 (4,860 to 7,230)	4,940 (4,300 to 5,840)	3,560 (3,260 to 4,050)	2,220 (2,060 to 2,440)	978 (906 to 1,100)	338 (309 to 381)	94·8 (84·2 to 104)	208,000
Communicable, maternal, neonatal, and nutritional diseases	20,200 (16,200 to 25,000)	4,850 (3,810 to 6,000)	15,700 (12,000 to 19,800)	15,400 (12,300 to 19,100)	3,690 (2,630 to 5,020)	2,210 (1,660 to 2,910)	2,950 (2,100 to 3,810)	3,800 (2,620 to 5,090)	5,680 (3,890 to 8,170)	8,540 (6,070 to 12,000)	9,210 (6,540 to 12,800)	7,470 (5,740 to 9,800)	5,320 (4,010 to 7,480)	3,280 (2,480 to 4,450)	2,120 (1,620 to 2,950)	1,520 (1,120 to 2,120)	1,110 (822 to 1,510)	903 (679 to 1,240)	652 (492 to 897)	411 (305 to 563)	196 (143 to 268)	70·4 (50·7 to 98·1)	22·7 (15·7 to 30·5)	115,000
HIV/AIDS and sexually transmitted infections	661 (211 to 1,390)	193 (61·8 to 410)	513 (233 to 998)	361 (192 to 623)	382 (196 to 642)	319 (179 to 506)	777 (407 to 1,230)	1,040 (582 to 1,810)	2,550 (1,370 to 4,640)	4,780 (2,880 to 7,770)	5,810 (3,620 to 8,840)	4,880 (3,460 to 6,790)	3,480 (2,350 to 5,250)	1,750 (1,160 to 2,530)	828 (561 to 1,210)	384 (252 to 581)	178 (113 to 280)	79·6 (47·9 to 130)	31·3 (19·8 to 49·7)	4·5 (2·5 to 7·4)	1·6 (0·9 to 2·6)	0·4 (0·2 to 0·7)	0·1 (0 to 0·1)	29,000
HIV/AIDS	0 (0 to 0)	0 (0 to 0·1)	131 (67·6 to 238)	339 (177 to 605)	374 (186 to 629)	314 (174 to 500)	761 (390 to 1,210)	1,010 (551 to 1,780)	2,500 (1,320 to 4,590)	4,730 (2,830 to 7,730)	5,760 (3,580 to 8,780)	4,840 (3,440 to 6,750)	3,450 (2,320 to 5,220)	1,740 (1,150 to 2,510)	819 (554 to 1,200)	380 (247 to 577)	176 (110 to 279)	78·5 (46·8 to 129)	29·5 (17·7 to 47·3)	3·9 (2 to 6·9)	1·3 (0·7 to 2·3)	0·3 (0·2 to 0·6)	0·1 (0 to 0·1)	27,400
HIV/AIDS - Drug-susceptible Tuberculosis	0 (0 to 0)	0 (0 to 0)	13·5 (7·7 to 22)	36·2 (20·9 to 58·6)	41·1 (24·1 to 66)	34 (20 to 53·5)	76·7 (45·1 to 122)	103 (62·3 to 163)	258 (151 to 409)	490 (289 to 784)	598 (350 to 956)	518 (304 to 823)	361 (212 to 575)	185 (108 to 296)	87·8 (51·7 to 140)	41·3 (24·3 to 65·7)	19·1 (11·3 to 30·5)	8·8 (5·2 to 13·8)	3·3 (2 to 5·2)	0·4 (0·3 to 0·7)	0·1 (0·1 to 0·2)	0 (0 to 0·1)	0 (0 to 0)	2,880
HIV/AIDS - Multidrug-resistant Tuberculosis without extensive d	0 (0 to 0)	0 (0 to 0)	2·9 (0·9 to 6·8)	7·7 (2·3 to 18)	8·3 (2·6 to 19·2)	6·9 (2·1 to 15·8)	15·8 (4·8 to 36·6)	20·7 (6·4 to 47·6)	51 (15·5 to 118)	97·6 (29·5 to 227)	118 (35·6 to 276)	99·7 (29·9 to 233)	69·4 (20·6 to 161)	36·3 (10·9 to 84·6)	17·5 (5·3 to 40·8)	8·3 (2·5 to 19·3)	3·8 (1·2 to 8·9)	1·8 (0·5 to 4·1)	0·7 (0·2 to 1·5)	0·1 (0 to 0·2)	0 (0 to 0·1)	0 (0 to 0)	0 (0 to 0)	567
HIV/AIDS - Extensively drug-resistant Tuberculosis	0 (0 to 0)	0 (0 to 0)	0 (0 to 0·1)	0·1 (0 to 0·3)	0·1 (0 to 0·3)	0·1 (0 to 0·2)	0·2 (0·1 to 0·5)	0·3 (0·1 to 0·7)	0·7 (0·2 to 1·7)	1·3 (0·4 to 3·3)	1·6 (0·4 to 4)	1·3 (0·4 to 3·4)	0·9 (0·3 to 2·4)	0·5 (0·1 to 1·2)	0·2 (0·1 to 0·6)	0·1 (0 to 0·3)	0·1 (0 to 0·1)	0 (0 to 0·1)	0 (0 to 0)	0 (0 to 0)	0 (0 to 0)	0 (0 to 0)	0 (0 to 0)	7·6
HIV/AIDS resulting in other diseases	0 (0 to 0)	0 (0 to 0·1)	114 (51·4 to 221)	295 (127 to 560)	324 (141 to 586)	273 (130 to 465)	668 (294 to 1,130)	882 (409 to 1,670)	2,190 (958 to 4,320)	4,140 (2,110 to 7,220)	5,040 (2,790 to 8,090)	4,220 (2,740 to 6,230)	3,020 (1,840 to 4,840)	1,520 (919 to 2,300)	714 (433 to 1,100)	330 (195 to 526)	153 (85·2 to 260)	68 (34·8 to 119)	25·5 (13·4 to 44)	3·4 (1·4 to 6·5)	1·2 (0·5 to 2·2)	0·3 (0·1 to 0·5)	0·1 (0 to 0·1)	24,000
Sexually transmitted infections excluding HIV	661 (211 to 1,390)	193 (61·8 to 410)	382 (114 to 865)	21·7 (6·5 to 48·1)	8·2 (2·3 to 18·6)	4·4 (1·7 to 10·7)	16·8 (7·2 to 34·8)	33 (16·2 to 62·7)	47·2 (24·1 to 83·5)	52·9 (28·1 to 93·6)	47 (24·4 to 82·4)	33·3 (16·9 to 63·6)	24·6 (11·7 to 44)	10·4 (5 to 20·4)	8·4 (3·6 to 17·2)	4·5 (1·9 to 10·4)	1·9 (0·9 to 3·8)	1·1 (0·5 to 2·1)	1·9 (0·7 to 4·4)	0·5 (0·2 to 1)	0·2 (0·1 to 0·6)	0·1 (0 to 0·2)	0 (0 to 0)	1,550
Syphilis	661 (211 to 1,390)	193 (61·8 to 410)	382 (114 to 865)	21·7 (6·5 to 48·1)	8·2 (2·3 to 18·6)	1·8 (0·4 to 5·5)	2·1 (0·5 to 5·8)	1·1 (0·4 to 2·8)	3 (0·9 to 8·1)	2·7 (0·9 to 7)	1·4 (0·5 to 3·3)	0·3 (0·1 to 0·7)	0·7 (0·2 to 1·6)	0·5 (0·2 to 1·1)	0·2 (0·1 to 0·5)	0·2 (0 to 0·4)	0 (0 to 0·1)	0 (0 to 0·1)	0·1 (0 to 0·4)	0·1 (0 to 0·2)	0 (0 to 0·1)	0 (0 to 0·1)	0 (0 to 0)	1,280
Chlamydial infection	0 (0 to 0)	0 (0 to 0)	0 (0 to 0)	0 (0 to 0)	0 (0 to 0)	0·4 (0·1 to 1)	1·4 (0·6 to 3·2)	4 (1·5 to 9·1)	4·6 (2·3 to 8·5)	4·4 (2·4 to 7·6)	4·8 (2·5 to 7·9)	3·5 (1·8 to 6·2)	2·8 (1·3 to 5·1)	0·7 (0·3 to 1·7)	0·8 (0·2 to 2·1)	0·4 (0·1 to 1·1)	0·1 (0 to 0·1)	0 (0 to 0·1)	0·2 (0·1 to 0·6)	0·1 (0 to 0·2)	0 (0 to 0·1)	0 (0 to 0)	0 (0 to 0)	28·2
Gonococcal infection	0 (0 to 0)	0 (0 to 0)	0 (0 to 0)	0 (0 to 0)	0 (0 to 0)	0·5 (0·1 to 1·6)	2·9 (0·8 to 7·9)	4·9 (1·6 to 13·1)	6·6 (2·4 to 16·9)	5·5 (2·4 to 12·5)	4·5 (2 to 9·4)	2·8 (1·3 to 5·9)	3·4 (1·2 to 7·7)	1·8 (0·5 to 4·7)	2·1 (0·5 to 6)	1 (0·2 to 3)	0·3 (0·1 to 0·7)	0·1 (0 to 0·3)	0·8 (0·2 to 2·1)	0·1 (0 to 0·4)	0·1 (0 to 0·2)	0 (0 to 0·1)	0 (0 to 0)	37·4
Trichomoniasis	0 (0 to 0)	0 (0 to 0)	0 (0 to 0)	0 (0 to 0)	0 (0 to 0)	0·5 (0·1 to 1·3)	4·3 (1·4 to 9·9)	13·1 (4·6 to 30·2)	18·3 (6·3 to 42·9)	20·4 (6·7 to 45·8)	17·4 (5·8 to 40·6)	12·5 (4·3 to 29·3)	7·2 (2·4 to 16·3)	3·5 (1·1 to 8)	1·9 (0·6 to 4·4)	1·1 (0·4 to 2·7)	0·7 (0·3 to 1·6)	0·4 (0·1 to 0·9)	0·2 (0·1 to 0·5)	0·1 (0 to 0·2)	0 (0 to 0·1)	0 (0 to 0)	0 (0 to 0)	102
Genital herpes	0 (0 to 0)	0 (0 to 0)	0 (0 to 0)	0 (0 to 0)	0 (0 to 0)	0·5 (0·1 to 1·1)	1·6 (0·5 to 4·1)	3·2 (1·1 to 8)	4·7 (1·6 to 11·5)	6 (2 to 14·9)	5·7 (1·8 to 14·5)	4·5 (1·4 to 11·4)	3·3 (1 to 8·2)	2·2 (0·7 to 5·5)	1·5 (0·5 to 3·6)	1·1 (0·3 to 2·6)	0·7 (0·2 to 1·7)	0·4 (0·1 to 1·1)	0·2 (0·1 to 0·6)	0·1 (0 to 0·3)	0 (0 to 0·1)	0 (0 to 0)	0 (0 to 0)	35·8
Other sexually transmitted infections	0 (0 to 0)	0 (0 to 0)	0 (0 to 0)	0 (0 to 0)	0 (0 to 0)	0·7 (0·3 to 1·9)	4·4 (1·6 to 10·8)	6·7 (3 to 14·9)	10·1 (5·4 to 18·5)	13·7 (7·8 to 23·1)	13·2 (7·8 to 21·1)	9·7 (5·3 to 16·7)	7·2 (3·5 to 13·1)	1·7 (0·7 to 3·7)	1·8 (0·6 to 4·7)	0·8 (0·2 to 2·5)	0·1 (0 to 0·3)	0·1 (0 to 0·2)	0·3 (0·1 to 0·8)	0·1 (0 to 0·1)	0 (0 to 0·1)	0 (0 to 0)	0 (0 to 0)	70·7
Respiratory infections and tuberculosis	1,110 (566 to 2,160)	766 (404 to 1,300)	5,430 (2,910 to 8,710)	3,650 (1,940 to 5,910)	583 (342 to 930)	321 (202 to 468)	282 (160 to 433)	422 (234 to 643)	509 (286 to 809)	697 (400 to 1,060)	730 (401 to 1,200)	725 (413 to 1,170)	674 (408 to 1,090)	734 (431 to 1,170)	659 (411 to 1,030)	626 (401 to 940)	510 (329 to 734)	481 (328 to 691)	376 (254 to 536)	247 (167 to 340)	114 (78·6 to 162)	40 (26·8 to 57)	14·1 (9·2 to 20)	19,700
Tuberculosis	0 (0 to 0)	0 (0 to 0)	366 (154 to 692)	400 (190 to 712)	97·7 (46·8 to 174)	75·5 (38 to 133)	121 (57·2 to 221)	244 (125 to 415)	305 (155 to 528)	454 (239 to 763)	474 (230 to 863)	435 (218 to 771)	398 (198 to 699)	459 (225 to 794)	393 (191 to 669)	314 (160 to 526)	200 (103 to 337)	190 (102 to 318)	114 (62·6 to 188)	73·1 (39·9 to 120)	30·3 (15·8 to 49·7)	9·2 (4·7 to 15)	4·5 (2·3 to 7·5)	5,160
Latent tuberculosis infection	0 (0 to 0)	0 (0 to 0)	0 (0 to 0)	0 (0 to 0)	0 (0 to 0)	0 (0 to 0)	0 (0 to 0)	0 (0 to 0)	0 (0 to 0)	0 (0 to 0)	0 (0 to 0)	0 (0 to 0)	0 (0 to 0)	0 (0 to 0)	0 (0 to 0)	0 (0 to 0)	0 (0 to 0)	0 (0 to 0)	0 (0 to 0)	0 (0 to 0)	0 (0 to 0)	0 (0 to 0)	0 (0 to 0)	0
Drug-susceptible tuberculosis	0 (0 to 0)	0 (0 to 0)	311 (132 to 602)	343 (163 to 616)	85·3 (41·9 to 151)	65·5 (31·8 to 112)	105 (51 to 189)	213 (110 to 364)	266 (135 to 462)	396 (208 to 676)	412 (202 to 751)	378 (186 to 683)	345 (170 to 613)	397 (192 to 691)	338 (163 to 584)	269 (141 to 468)	171 (83·9 to 284)	163 (86·6 to 277)	98·2 (52·7 to 164)	62·6 (32·5 to 103)	26 (13·3 to 43·7)	7·9 (4·1 to 12·6)	3·8 (2 to 6·6)	4,460
Multidrug-resistant tuberculosis without extensive drug resista	0 (0 to 0)	0 (0 to 0)	54·2 (13 to 137)	56·8 (12·9 to 144)	12·2 (3·2 to 31·3)	9·9 (2·7 to 24·6)	15·8 (3·9 to 40·3)	30·6 (7·7 to 82·3)	38·7 (10·5 to 94·8)	57·2 (15·9 to 142)	61·9 (15·5 to 156)	55·9 (14·7 to 151)	52·7 (13·9 to 135)	61·1 (17 to 154)	53·8 (13·2 to 135)	44·1 (11·7 to 113)	28·6 (7·7 to 70·7)	26·7 (7·6 to 64·3)	15·9 (4·3 to 38·4)	10·4 (2·9 to 25·7)	4·2 (1·2 to 10)	1·3 (0·4 to 3·2)	0·7 (0·2 to 1·6)	693
Extensively drug-resistant tuberculosis	0 (0 to 0)	0 (0 to 0)	0·7 (0·2 to 2)	0·8 (0·2 to 2·1)	0·2 (0 to 0·4)	0·1 (0 to 0·3)	0·2 (0 to 0·5)	0·4 (0·1 to 1·1)	0·5 (0·1 to 1·3)	0·7 (0·2 to 2)	0·8 (0·2 to 2·2)	0·7 (0·2 to 2·1)	0·7 (0·2 to 1·9)	0·8 (0·2 to 2·1)	0·7 (0·2 to 1·9)	0·6 (0·2 to 1·6)	0·4 (0·1 to 1)	0·4 (0·1 to 0·9)	0·2 (0·1 to 0·5)	0·1 (0 to 0·4)	0·1 (0 to 0·1)	0 (0 to 0)	0 (0 to 0)	9·2
Lower respiratory infections	1,110 (565 to 2,160)	763 (402 to 1,300)	4,990 (2,440 to 8,240)	3,080 (1,470 to 5,390)	392 (195 to 694)	185 (99·5 to 307)	110 (45·4 to 196)	123 (50·4 to 225)	150 (66·3 to 262)	189 (83·3 to 336)	207 (100 to 370)	253 (122 to 448)	249 (139 to 433)	257 (141 to 446)	253 (137 to 414)	303 (174 to 505)	304 (182 to 467)	286 (173 to 456)	259 (159 to 399)	173 (109 to 256)	83·6 (52·7 to 127)	30·6 (18·9 to 46·6)	9·5 (5·7 to 14·4)	13,800
Upper respiratory infections	0·5 (0·1 to 1·7)	2 (0·8 to 6·3)	63·5 (17·4 to 193)	136 (53·9 to 335)	62 (33·1 to 105)	45·6 (23·8 to 77·2)	37·3 (19·4 to 66)	36·9 (19·3 to 63·2)	37·1 (21·2 to 60·8)	39 (21·2 to 65·7)	35·2 (18·5 to 60·1)	26·4 (14·3 to 46)	18·4 (9·3 to 31·9)	12·5 (6·9 to 22·5)	8·9 (4·7 to 15·5)	6·7 (3·3 to 12·9)	4·6 (2·3 to 8·6)	3·1 (1·5 to 6·2)	1·8 (0·9 to 3·7)	1 (0·4 to 2·1)	0·4 (0·2 to 1)	0·1 (0·1 to 0·3)	0 (0 to 0·1)	579
Otitis media	1·7 (0 to 11·6)	0·2 (0·1 to 0·9)	6 (2·5 to 14·7)	34·4 (18·9 to 58·5)	30·8 (16·3 to 51·7)	15·6 (7·8 to 27·7)	13·7 (7·1 to 24·2)	17·9 (7·6 to 35)	16·8 (7·7 to 32·1)	15·1 (6·3 to 28·6)	13·1 (6·2 to 23·9)	11 (5 to 19·6)	8·5 (4 to 15·1)	6·1 (2·8 to 11·3)	4·2 (2·1 to 7·5)	2·7 (1·3 to 5·2)	1·6 (0·8 to 2·9)	0·9 (0·4 to 1·8)	0·5 (0·2 to 1)	0·3 (0·1 to 0·5)	0·1 (0·1 to 0·2)	0 (0 to 0·1)	0 (0 to 0)	201
Enteric infections	71·6 (12·4 to 221)	200 (34·6 to 622)	2,050 (400 to 5,680)	2,260 (703 to 5,430)	650 (299 to 1,290)	293 (154 to 525)	191 (89·6 to 378)	197 (88·7 to 416)	208 (96·3 to 446)	244 (115 to 525)	243 (114 to 508)	232 (103 to 521)	215 (92 to 488)	174 (72 to 392)	161 (63·8 to 385)	180 (70·4 to 414)	166 (64·3 to 416)	132 (54 to 319)	108 (43·4 to 258)	74·8 (29·2 to 196)	35·8 (12·8 to 90·5)	14·1 (4·8 to 37·5)	4·4 (1·3 to 11·6)	8,100
Diarrheal diseases	71·6 (12·4 to 221)	199 (33·8 to 622)	2,020 (380 to 5,650)	1,980 (466 to 5,210)	485 (189 to 1,120)	179 (83·1 to 368)	146 (65·4 to 324)	170 (71·3 to 380)	187 (83·2 to 426)	227 (104 to 507)	231 (106 to 497)	223 (95·7 to 513)	209 (86·8 to 482)	170 (68·1 to 388)	158 (61·5 to 382)	178 (67·9 to 413)	165 (63·5 to 415)	131 (53·3 to 319)	108 (42·9 to 258)	74·6 (28·9 to 196)	35·8 (12·7 to 90·4)	14 (4·8 to 37·4)	4·4 (1·3 to 11·6)	7,370
Typhoid and paratyphoid	0 (0 to 0)	0 (0 to 0)	2·3 (0·7 to 5·5)	217 (67 to 488)	151 (47·9 to 358)	109 (36·6 to 240)	43·1 (11·7 to 105)	25·6 (7·5 to 62·3)	18·6 (5·8 to 43·1)	14·6 (4·4 to 33·7)	9·2 (3 to 20·8)	6·7 (2·4 to 15·1)	5·1 (1·7 to 11·5)	3·4 (1·2 to 7·5)	2 (0·7 to 4·9)	1·3 (0·4 to 2·9)	0·8 (0·3 to 1·7)	0·4 (0·2 to 0·9)	0·2 (0·1 to 0·5)	0·1 (0 to 0·2)	0 (0 to 0·1)	0 (0 to 0)	0 (0 to 0)	610
Typhoid fever	0 (0 to 0)	0 (0 to 0)	2·3 (0·7 to 5·5)	216 (66·9 to 487)	151 (47·8 to 357)	109 (36·5 to 239)	43·1 (11·7 to 105)	25·6 (7·5 to 62·2)	18·6 (5·7 to 43)	14·6 (4·4 to 33·7)	9·2 (3 to 20·8)	6·7 (2·4 to 15·1)	5·1 (1·7 to 11·5)	3·4 (1·2 to 7·4)	2 (0·7 to 4·8)	1·3 (0·4 to 2·9)	0·8 (0·3 to 1·7)	0·4 (0·2 to 0·9)	0·2 (0·1 to 0·5)	0·1 (0 to 0·2)	0 (0 to 0·1)	0 (0 to 0)	0 (0 to 0)	609
Paratyphoid fever	0 (0 to 0)	0 (0 to 0)	0 (0 to 0)	0·4 (0·1 to 1·2)	0·3 (0·1 to 0·8)	0·2 (0·1 to 0·5)	0·1 (0 to 0·2)	0 (0 to 0·1)	0 (0 to 0·1)	0 (0 to 0·1)	0 (0 to 0)	0 (0 to 0)	0 (0 to 0)	0 (0 to 0)	0 (0 to 0)	0 (0 to 0)	0 (0 to 0)	0 (0 to 0)	0 (0 to 0)	0 (0 to 0)	0 (0 to 0)	0 (0 to 0)	0 (0 to 0)	1·1
Invasive Non-typhoidal Salmonella (iNTS)	0 (0 to 0)	0·6 (0·3 to 1·1)	15 (7·3 to 26·1)	44·9 (19·7 to 84·5)	12·2 (3·8 to 28·9)	3·8 (0·6 to 9·6)	1·4 (0·2 to 3·7)	1·4 (0·3 to 3·8)	1·8 (0·4 to 4·5)	2·1 (0·5 to 5·2)	2 (0·6 to 4·8)	1·8 (0·6 to 4·2)	1·3 (0·4 to 2·7)	1 (0·3 to 2·1)	0·9 (0·3 to 1·8)	0·7 (0·2 to 1·6)	0·5 (0·1 to 1·1)	0·3 (0·1 to 0·6)	0·2 (0 to 0·4)	0·1 (0 to 0·2)	0 (0 to 0)	0 (0 to 0)	0 (0 to 0)	91·9
Other intestinal infectious diseases	0 (0 to 0)	0 (0 to 0)	7·9 (0·1 to 32·3)	14·7 (0·3 to 52·5)	1·9 (0·1 to 8·8)	0·9 (0 to 3·7)	0·3 (0 to 1)	0·2 (0 to 1)	0·1 (0 to 0·5)	0·4 (0·1 to 1·2)	0·2 (0 to 0·7)	0·2 (0 to 0·7)	0·1 (0 to 0·4)	0·1 (0 to 0·3)	0·1 (0 to 0·2)	0 (0 to 0·2)	0·1 (0 to 0·2)	0 (0 to 0·1)	0 (0 to 0·1)	0 (0 to 0·1)	0 (0 to 0·1)	0 (0 to 0)	0 (0 to 0)	27·1
Neglected tropical diseases and malaria	0·6 (0·1 to 2·6)	14·4 (1·7 to 99)	282 (37·6 to 1,820)	678 (185 to 3,300)	317 (140 to 916)	185 (69·8 to 671)	286 (51·3 to 1,270)	264 (39·7 to 1,300)	233 (38·4 to 1,240)	264 (41 to 1,440)	278 (40·8 to 1,620)	173 (30·1 to 998)	136 (23 to 774)	116 (15·9 to 676)	96·2 (11·9 to 603)	62·4 (5·8 to 434)	38·4 (4·2 to 259)	31 (2·5 to 205)	11·2 (1·3 to 65·3)	3·6 (0·6 to 18·6)	0·7 (0·2 to 2)	0·2 (0·1 to 0·4)	0 (0 to 0·1)	3,470
Malaria	0 (0 to 0·1)	12·3 (0·2 to 96·6)	240 (3·1 to 1,790)	441 (11·7 to 3,120)	140 (15·2 to 783)	109 (12·9 to 612)	247 (17·3 to 1,240)	235 (16·2 to 1,260)	205 (14·6 to 1,210)	234 (16·7 to 1,430)	246 (14·8 to 1,580)	147 (10·2 to 964)	114 (7 to 754)	101 (4·2 to 663)	84·6 (3 to 590)	56·7 (1·9 to 428)	33·7 (1·1 to 256)	27·9 (0·6 to 203)	9·2 (0·2 to 64·1)	2·6 (0·1 to 17·9)	0·3 (0 to 1·5)	0 (0 to 0·2)	0 (0 to 0)	2,690
Chagas disease	0 (0 to 0)	0 (0 to 0)	0 (0 to 0)	0 (0 to 0)	0 (0 to 0)	0 (0 to 0)	0 (0 to 0)	0 (0 to 0)	0 (0 to 0)	0 (0 to 0)	0 (0 to 0)	0 (0 to 0)	0 (0 to 0)	0 (0 to 0)	0 (0 to 0)	0 (0 to 0)	0 (0 to 0)	0 (0 to 0)	0 (0 to 0)	0 (0 to 0)	0 (0 to 0)	0 (0 to 0)	0 (0 to 0)	0
Leishmaniasis	0 (0 to 0)	0 (0 to 0)	15·7 (7·2 to 27·4)	144 (65·4 to 253)	92·1 (37·1 to 180)	28·2 (12 to 50·4)	9·7 (3·2 to 18·6)	7 (2·4 to 13·8)	7·8 (2·9 to 14·9)	8·5 (3·3 to 15·8)	6·9 (2·8 to 13·1)	4·8 (2 to 8·7)	2·8 (1·2 to 5)	1·6 (0·7 to 2·8)	1·1 (0·5 to 1·9)	0·7 (0·3 to 1·2)	0·5 (0·2 to 0·8)	0·3 (0·1 to 0·4)	0·1 (0·1 to 0·2)	0·1 (0 to 0·1)	0 (0 to 0)	0 (0 to 0)	0 (0 to 0)	332
Visceral leishmaniasis	0 (0 to 0)	0 (0 to 0)	15·7 (7·2 to 27·4)	144 (65·4 to 253)	92·1 (37·1 to 180)	28·2 (12 to 50·4)	9·7 (3·2 to 18·6)	7 (2·4 to 13·8)	7·8 (2·9 to 14·9)	8·5 (3·3 to 15·8)	6·9 (2·8 to 13·1)	4·8 (2 to 8·7)	2·8 (1·2 to 5)	1·6 (0·7 to 2·8)	1·1 (0·5 to 1·9)	0·7 (0·3 to 1·2)	0·5 (0·2 to 0·8)	0·3 (0·1 to 0·4)	0·1 (0·1 to 0·2)	0·1 (0 to 0·1)	0 (0 to 0)	0 (0 to 0)	0 (0 to 0)	332
Cutaneous and mucocutaneous leishmaniasis	0 (0 to 0)	0 (0 to 0)	0 (0 to 0)	0 (0 to 0)	0 (0 to 0)	0 (0 to 0)	0 (0 to 0)	0 (0 to 0)	0 (0 to 0)	0 (0 to 0)	0 (0 to 0)	0 (0 to 0)	0 (0 to 0)	0 (0 to 0)	0 (0 to 0)	0 (0 to 0)	0 (0 to 0)	0 (0 to 0)	0 (0 to 0)	0 (0 to 0)	0 (0 to 0)	0 (0 to 0)	0 (0 to 0)	0
African trypanosomiasis	0 (0 to 0)	0 (0 to 0)	0 (0 to 0)	0 (0 to 0)	0 (0 to 0)	0 (0 to 0)	0 (0 to 0)	0 (0 to 0)	0 (0 to 0)	0 (0 to 0)	0 (0 to 0)	0 (0 to 0)	0 (0 to 0)	0 (0 to 0)	0 (0 to 0)	0 (0 to 0)	0 (0 to 0)	0 (0 to 0)	0 (0 to 0)	0 (0 to 0)	0 (0 to 0)	0 (0 to 0)	0 (0 to 0)	0
Schistosomiasis	0 (0 to 0)	0 (0 to 0)	0 (0 to 0)	0·8 (0 to 4·2)	1 (0 to 5·5)	1·2 (0 to 7)	2·8 (0 to 21·4)	2·8 (0 to 20·2)	3·6 (0 to 24·1)	4·3 (0 to 28)	5·1 (0 to 29·9)	4·9 (0 to 26·4)	3·5 (0 to 17·4)	3 (0 to 16·8)	2·5 (0 to 12·9)	2·2 (0 to 11·5)	1·6 (0 to 8·5)	1·3 (0 to 7·3)	0·9 (0 to 5·3)	0·4 (0 to 2·3)	0·2 (0 to 0·9)	0 (0 to 0·2)	0 (0 to 0)	42
Cysticercosis	0 (0 to 0)	0 (0 to 0)	0 (0 to 0)	0 (0 to 0)	0 (0 to 0)	0 (0 to 0)	0 (0 to 0)	0 (0 to 0)	0 (0 to 0)	0 (0 to 0)	0 (0 to 0)	0 (0 to 0)	0 (0 to 0)	0 (0 to 0)	0 (0 to 0)	0 (0 to 0)	0 (0 to 0)	0 (0 to 0)	0 (0 to 0)	0 (0 to 0)	0 (0 to 0)	0 (0 to 0)	0 (0 to 0)	0
Cystic echinococcosis	0 (0 to 0)	0 (0 to 0)	0 (0 to 0)	0·9 (0 to 3·4)	0·3 (0 to 1·6)	0·2 (0 to 0·7)	0·1 (0 to 0·2)	0·1 (0 to 0·2)	0·1 (0 to 0·4)	0·2 (0 to 0·6)	0·2 (0 to 0·7)	0·2 (0 to 0·7)	0·2 (0 to 0·6)	0·1 (0 to 0·5)	0·1 (0 to 0·4)	0·1 (0 to 0·3)	0·1 (0 to 0·3)	0 (0 to 0·2)	0 (0 to 0·1)	0 (0 to 0)	0 (0 to 0)	0 (0 to 0)	0 (0 to 0)	2·8
Lymphatic filariasis	0 (0 to 0)	0 (0 to 0)	0 (0 to 0)	0 (0 to 0)	0 (0 to 0)	0 (0 to 0)	0 (0 to 0)	0 (0 to 0)	0 (0 to 0)	0 (0 to 0)	0 (0 to 0)	0 (0 to 0)	0 (0 to 0)	0 (0 to 0)	0 (0 to 0)	0 (0 to 0)	0 (0 to 0)	0 (0 to 0)	0 (0 to 0)	0 (0 to 0)	0 (0 to 0)	0 (0 to 0)	0 (0 to 0)	0
Onchocerciasis	0 (0 to 0)	0 (0 to 0)	0 (0 to 0)	0 (0 to 0)	0 (0 to 0)	0 (0 to 0)	0 (0 to 0)	0 (0 to 0)	0 (0 to 0)	0 (0 to 0)	0 (0 to 0)	0 (0 to 0)	0 (0 to 0)	0 (0 to 0)	0 (0 to 0)	0 (0 to 0)	0 (0 to 0)	0 (0 to 0)	0 (0 to 0)	0 (0 to 0)	0 (0 to 0)	0 (0 to 0)	0 (0 to 0)	0
Trachoma	0 (0 to 0)	0 (0 to 0)	0 (0 to 0)	0 (0 to 0)	0 (0 to 0)	0 (0 to 0)	0 (0 to 0)	0 (0 to 0)	0 (0 to 0)	0 (0 to 0)	0 (0 to 0)	0 (0 to 0)	0 (0 to 0)	0 (0 to 0)	0 (0 to 0)	0 (0 to 0)	0 (0 to 0)	0 (0 to 0)	0 (0 to 0)	0 (0 to 0)	0 (0 to 0)	0 (0 to 0)	0 (0 to 0)	0
Dengue	0 (0 to 0)	0 (0 to 0·1)	1·4 (0·2 to 3·6)	3·2 (0·2 to 9·1)	5·2 (0·2 to 14·6)	4·4 (0·1 to 13·1)	3·6 (0·1 to 10)	3·4 (0 to 9·6)	3·5 (0·1 to 9·3)	3·5 (0 to 9·4)	3 (0 to 8·4)	2·3 (0·1 to 6)	1·6 (0·1 to 4·8)	1·2 (0 to 3·4)	0·8 (0 to 2·5)	0·6 (0 to 1·8)	0·5 (0 to 1·3)	0·3 (0 to 0·9)	0·2 (0 to 0·6)	0·1 (0 to 0·3)	0·1 (0 to 0·1)	0 (0 to 0·1)	0 (0 to 0)	39·2
Yellow fever	0 (0 to 0)	0 (0 to 0)	0 (0 to 0)	0 (0 to 0)	0 (0 to 0)	0 (0 to 0)	0 (0 to 0)	0 (0 to 0)	0 (0 to 0)	0 (0 to 0)	0 (0 to 0)	0 (0 to 0)	0 (0 to 0)	0 (0 to 0)	0 (0 to 0)	0 (0 to 0)	0 (0 to 0)	0 (0 to 0)	0 (0 to 0)	0 (0 to 0)	0 (0 to 0)	0 (0 to 0)	0 (0 to 0)	0
Rabies	0 (0 to 0)	0 (0 to 0)	0·3 (0 to 1·9)	6 (0·4 to 32)	4·1 (0·3 to 19·5)	1·4 (0·1 to 6·5)	1·3 (0·1 to 5·6)	0·8 (0·1 to 3·9)	0·3 (0 to 1·4)	1·7 (0·1 to 7·1)	3·8 (0·4 to 15·7)	1·8 (0·2 to 7·5)	2·5 (0·3 to 10·8)	1·1 (0·1 to 4·6)	0·8 (0·1 to 3·1)	0·1 (0 to 0·4)	0·6 (0·1 to 2·2)	0·1 (0 to 0·2)	0 (0 to 0·1)	0 (0 to 0·1)	0 (0 to 0)	0 (0 to 0·1)	0 (0 to 0)	26·8
Intestinal nematode infections	0 (0 to 0)	0 (0 to 0)	2·5 (0 to 11·9)	19·1 (0·7 to 78·7)	6·5 (1·5 to 21·1)	2·7 (0·9 to 5·7)	13·9 (4·6 to 26·6)	8·7 (3·1 to 17·9)	6·3 (2 to 13·3)	5·4 (1·9 to 11·2)	6 (2·1 to 12)	5·4 (2 to 10·6)	3·3 (1·4 to 5·9)	0·3 (0·1 to 0·7)	0·3 (0·1 to 0·6)	0·3 (0·1 to 0·7)	0·2 (0 to 0·4)	0·1 (0 to 0·3)	0·1 (0 to 0·2)	0 (0 to 0·1)	0 (0 to 0)	0 (0 to 0)	0 (0 to 0)	81·1
Ascariasis	0 (0 to 0)	0 (0 to 0)	2·5 (0 to 11·8)	17·7 (0 to 77·6)	3·4 (0 to 18·5)	0·7 (0 to 3·2)	0·1 (0 to 0·5)	0·1 (0 to 0·4)	0·1 (0 to 0·5)	0·2 (0 to 0·8)	0·2 (0 to 0·8)	0·1 (0 to 0·6)	0·1 (0 to 0·5)	0·1 (0 to 0·4)	0·1 (0 to 0·3)	0·1 (0 to 0·5)	0 (0 to 0·2)	0 (0 to 0·2)	0 (0 to 0·2)	0 (0 to 0·1)	0 (0 to 0)	0 (0 to 0)	0 (0 to 0)	25·6
Trichuriasis	0 (0 to 0)	0 (0 to 0)	0 (0 to 0)	0 (0 to 0)	0 (0 to 0)	0 (0 to 0)	0 (0 to 0)	0 (0 to 0)	0 (0 to 0)	0 (0 to 0)	0 (0 to 0)	0 (0 to 0)	0 (0 to 0)	0 (0 to 0)	0 (0 to 0)	0 (0 to 0)	0 (0 to 0)	0 (0 to 0)	0 (0 to 0)	0 (0 to 0)	0 (0 to 0)	0 (0 to 0)	0 (0 to 0)	0
Hookworm disease	0 (0 to 0)	0 (0 to 0)	0·1 (0 to 0·1)	1·4 (0·5 to 2·9)	3·1 (1·3 to 5·9)	2 (0·8 to 4)	13·8 (4·6 to 26·5)	8·6 (3 to 17·8)	6·2 (1·9 to 13)	5·2 (1·7 to 11·1)	5·8 (2 to 11·9)	5·2 (1·9 to 10·3)	3·2 (1·3 to 5·8)	0·2 (0·1 to 0·5)	0·3 (0·1 to 0·5)	0·2 (0·1 to 0·3)	0·1 (0 to 0·2)	0·1 (0 to 0·1)	0·1 (0 to 0·1)	0 (0 to 0)	0 (0 to 0)	0 (0 to 0)	0 (0 to 0)	55·5
Food-borne trematodiases	0 (0 to 0)	0 (0 to 0)	0 (0 to 0)	0 (0 to 0)	0 (0 to 0)	0 (0 to 0)	0 (0 to 0)	0 (0 to 0)	0 (0 to 0)	0 (0 to 0)	0 (0 to 0)	0 (0 to 0)	0 (0 to 0)	0 (0 to 0)	0 (0 to 0)	0 (0 to 0)	0 (0 to 0)	0 (0 to 0)	0 (0 to 0)	0 (0 to 0)	0 (0 to 0)	0 (0 to 0)	0 (0 to 0)	0
Leprosy	0 (0 to 0)	0 (0 to 0)	0 (0 to 0)	0 (0 to 0)	0 (0 to 0)	0 (0 to 0)	0 (0 to 0)	0 (0 to 0·1)	0·1 (0 to 0·1)	0·1 (0·1 to 0·2)	0·1 (0·1 to 0·2)	0·1 (0·1 to 0·2)	0·1 (0·1 to 0·2)	0·1 (0·1 to 0·2)	0·1 (0·1 to 0·1)	0·1 (0 to 0·2)	0·1 (0 to 0·2)	0 (0 to 0·1)	0 (0 to 0·1)	0 (0 to 0)	0 (0 to 0)	0 (0 to 0)	0 (0 to 0)	1·1
Ebola	0 (0 to 0)	0 (0 to 0)	0 (0 to 0)	0 (0 to 0)	0 (0 to 0)	0 (0 to 0)	0 (0 to 0)	0 (0 to 0)	0 (0 to 0)	0 (0 to 0)	0 (0 to 0)	0 (0 to 0)	0 (0 to 0)	0 (0 to 0)	0 (0 to 0)	0 (0 to 0)	0 (0 to 0)	0 (0 to 0)	0 (0 to 0)	0 (0 to 0)	0 (0 to 0)	0 (0 to 0)	0 (0 to 0)	0
Zika virus	0 (0 to 0)	0 (0 to 0)	0 (0 to 0)	0 (0 to 0)	0 (0 to 0)	0 (0 to 0)	0 (0 to 0)	0 (0 to 0)	0 (0 to 0)	0 (0 to 0)	0 (0 to 0)	0 (0 to 0)	0 (0 to 0)	0 (0 to 0)	0 (0 to 0)	0 (0 to 0)	0 (0 to 0)	0 (0 to 0)	0 (0 to 0)	0 (0 to 0)	0 (0 to 0)	0 (0 to 0)	0 (0 to 0)	0
Guinea worm disease	0 (0 to 0)	0 (0 to 0)	0 (0 to 0)	0 (0 to 0)	0 (0 to 0)	0 (0 to 0)	0 (0 to 0)	0 (0 to 0)	0 (0 to 0)	0 (0 to 0)	0 (0 to 0)	0 (0 to 0)	0 (0 to 0)	0 (0 to 0)	0 (0 to 0)	0 (0 to 0)	0 (0 to 0)	0 (0 to 0)	0 (0 to 0)	0 (0 to 0)	0 (0 to 0)	0 (0 to 0)	0 (0 to 0)	0
Other neglected tropical diseases	0·6 (0·1 to 2·6)	2 (1·1 to 4)	22·1 (10·5 to 41·2)	62·9 (29 to 107)	67·1 (30·9 to 116)	37·8 (15 to 72·6)	7·2 (1·8 to 16·3)	5·9 (1·5 to 13·5)	6·3 (1·5 to 14·5)	6·4 (1·6 to 14·3)	7·5 (2 to 16·3)	6·2 (1·9 to 12·9)	7·3 (2·9 to 13·3)	7·6 (3·2 to 13·5)	5·9 (2·7 to 10·2)	1·7 (0·7 to 3·1)	1·4 (0·6 to 2·4)	0·9 (0·4 to 1·6)	0·6 (0·3 to 1·1)	0·3 (0·2 to 0·6)	0·2 (0·1 to 0·3)	0 (0 to 0·1)	0 (0 to 0)	258
Other infectious diseases	228 (122 to 418)	218 (108 to 429)	3,620 (1,340 to 7,700)	4,360 (1,730 to 8,730)	552 (269 to 1,110)	257 (152 to 401)	136 (68 to 219)	128 (62·9 to 223)	148 (77·1 to 248)	179 (91·6 to 299)	173 (91·4 to 315)	161 (85·2 to 274)	160 (87·6 to 272)	123 (70 to 195)	97·8 (60·4 to 157)	86·6 (51·3 to 144)	78 (48·8 to 124)	61·9 (38·3 to 99)	32·6 (21 to 50·4)	19·5 (12·4 to 29·1)	9·7 (5·9 to 15·3)	2·6 (1·5 to 4·4)	1·1 (0·6 to 1·8)	10,800
Meningitis	116 (47·4 to 251)	121 (44·3 to 272)	844 (360 to 1,680)	725 (323 to 1,430)	191 (92·8 to 355)	155 (81·8 to 266)	91·7 (39 to 165)	84·7 (37·4 to 160)	96·4 (44·4 to 178)	121 (55·8 to 222)	114 (54·4 to 220)	111 (53·8 to 204)	103 (50·9 to 187)	71·5 (37·4 to 130)	54·2 (28·2 to 97·2)	58·4 (29·1 to 108)	50·9 (27·2 to 86·6)	42·1 (21·4 to 74·6)	18·3 (9·7 to 32·3)	10·9 (6·1 to 18·5)	5·6 (2·9 to 9·8)	1·1 (0·6 to 1·9)	0·7 (0·4 to 1·2)	3,190
Encephalitis	5·4 (1·8 to 13·2)	6·2 (1·7 to 15·5)	33 (10·7 to 76·8)	18·4 (6·7 to 39·5)	3·7 (2·3 to 6·2)	7 (3·6 to 12·3)	5·1 (2·9 to 9)	5·4 (3·1 to 8·7)	8·9 (4·4 to 16·1)	10·3 (5·3 to 18·5)	4·2 (2·8 to 5·9)	2·8 (2 to 3·9)	5 (3 to 8·2)	3·6 (2·1 to 6·3)	3·4 (2 to 5·8)	5·3 (2·5 to 10·2)	1·5 (0·9 to 2·6)	1·4 (0·7 to 2·4)	1·4 (0·7 to 2·5)	0·7 (0·4 to 1·2)	0·6 (0·3 to 1·1)	0·2 (0·1 to 0·5)	0 (0 to 0·1)	134
Diphtheria	0 (0 to 0)	0 (0 to 0)	11·4 (0·3 to 40·8)	31 (1·1 to 119)	5·2 (0·1 to 17·5)	1·7 (0·1 to 6·7)	0·3 (0 to 1·3)	0·2 (0 to 0·7)	0·2 (0 to 0·7)	0·2 (0 to 1)	0·3 (0 to 1)	0·4 (0 to 1·4)	0·5 (0 to 2)	0·3 (0 to 1·1)	0·2 (0 to 0·7)	0 (0 to 0)	0 (0 to 0)	0 (0 to 0)	0 (0 to 0)	0 (0 to 0)	0 (0 to 0)	0 (0 to 0)	0 (0 to 0)	51·9
Tetanus	41 (7·2 to 126)	57·1 (9·8 to 200)	19·2 (3·9 to 63·8)	22·6 (1·8 to 101)	12·1 (1·4 to 39·6)	6·5 (0·9 to 24·6)	5·4 (0·8 to 17·2)	3·9 (0·6 to 11·6)	6·4 (0·8 to 19)	11·9 (1·7 to 38·7)	12·8 (1·3 to 48·4)	14·3 (1·9 to 46·2)	12 (1·8 to 35·3)	12·5 (2 to 36·6)	8 (1·2 to 23·9)	4·3 (0·6 to 11·8)	5·2 (1 to 15·9)	2·6 (0·4 to 7·4)	1·6 (0·3 to 4·2)	0·6 (0·1 to 1·7)	0·2 (0·1 to 0·6)	0·1 (0 to 0·2)	0 (0 to 0)	260
Measles	0 (0 to 0)	0 (0 to 0)	139 (39·6 to 327)	396 (113 to 936)	44·1 (11·3 to 109)	9·3 (2·5 to 21·6)	1·9 (0·5 to 4·8)	1·1 (0·3 to 2·6)	0·6 (0·2 to 1·5)	0·4 (0·1 to 1·1)	0·3 (0·1 to 0·6)	0·2 (0 to 0·4)	0·1 (0 to 0·2)	0 (0 to 0·1)	0 (0 to 0·1)	0 (0 to 0)	0 (0 to 0)	0 (0 to 0)	0 (0 to 0)	0 (0 to 0)	0 (0 to 0)	0 (0 to 0)	0 (0 to 0)	594
Varicella and herpes zoster	1·2 (0·1 to 3·4)	3·8 (0·3 to 11·1)	39·8 (3·3 to 125)	70·7 (7·1 to 202)	17·2 (1·9 to 52·4)	5·2 (0·8 to 15·3)	1·8 (0·5 to 4·8)	1·8 (0·5 to 4·5)	2·3 (0·6 to 5·5)	3·2 (0·8 to 8·4)	2·9 (0·9 to 7·4)	2 (0·7 to 4·4)	1·8 (0·7 to 3·9)	1·6 (0·6 to 3·4)	1·4 (0·5 to 3·1)	1·3 (0·4 to 2·9)	1·7 (0·5 to 4·1)	1·2 (0·4 to 3·1)	1·4 (0·3 to 3·8)	1·3 (0·2 to 4)	1 (0·1 to 3·2)	0·5 (0·1 to 1·6)	0·2 (0 to 0·6)	165
Acute hepatitis	0 (0 to 0)	0 (0 to 0)	8·2 (2·7 to 20·2)	29·7 (9·7 to 75·9)	13·2 (6·2 to 28·6)	11·6 (5·5 to 24)	11 (4·7 to 24·7)	15·4 (5·9 to 35)	17·6 (6·8 to 41·3)	17 (6·9 to 38·7)	21·9 (8·7 to 48·6)	17·1 (6·9 to 39·1)	23·3 (8·2 to 55·9)	18 (6·5 to 40)	16·9 (6·1 to 36·6)	10·2 (3·3 to 25·2)	10·6 (3·8 to 23·8)	8·7 (3·1 to 20·3)	5·8 (1·9 to 14)	3 (1 to 7·5)	1·2 (0·4 to 2·6)	0·3 (0·1 to 0·6)	0 (0 to 0·1)	261
Acute hepatitis A	0 (0 to 0)	0 (0 to 0)	4·2 (0·5 to 12·5)	22·6 (6 to 62·9)	10·2 (4·4 to 22·2)	8·4 (3·3 to 17·8)	7 (2·6 to 16·3)	9 (2·4 to 23·9)	9·8 (2·1 to 27·5)	7·8 (1·5 to 21·8)	10·3 (1·6 to 28·7)	7·2 (0·9 to 21·3)	9·8 (1·1 to 29·4)	7·7 (0·9 to 21·1)	6·7 (0·6 to 18·7)	4·1 (0·4 to 12·8)	4·3 (0·4 to 12·9)	3·7 (0·5 to 11·2)	3·2 (0·5 to 8·7)	1·7 (0·2 to 4·7)	0·7 (0·1 to 1·8)	0·2 (0 to 0·4)	0 (0 to 0·1)	138
Acute hepatitis B	0 (0 to 0)	0 (0 to 0)	2·9 (0·4 to 8·7)	4·2 (0·5 to 17·2)	1·8 (0·3 to 5·9)	2 (0·3 to 7·5)	2·8 (0·6 to 8·2)	4·9 (1·2 to 14·2)	6·2 (1·5 to 17·9)	7·2 (1·8 to 18·7)	8·7 (2 to 24·1)	7·8 (1·9 to 22·6)	9·7 (1·8 to 29·6)	7·3 (1·2 to 21·6)	7·2 (1·1 to 22·1)	4·5 (0·6 to 13·5)	4·6 (0·7 to 14·8)	3·7 (0·5 to 12·3)	2 (0·2 to 7·5)	0·9 (0·1 to 3·4)	0·3 (0 to 1·1)	0·1 (0 to 0·3)	0 (0 to 0)	88·7
Acute hepatitis C	0 (0 to 0)	0 (0 to 0)	0·8 (0·2 to 2·7)	1·8 (0·2 to 7·9)	0·6 (0·1 to 2·6)	0·5 (0·1 to 2·1)	0·7 (0·1 to 3·3)	0·9 (0·2 to 3·1)	1·1 (0·2 to 4·1)	1·5 (0·2 to 6·3)	2·5 (0·4 to 8·7)	1·8 (0·3 to 6·7)	3·3 (0·4 to 11·1)	2·8 (0·4 to 9·3)	2·6 (0·4 to 8·6)	1·4 (0·2 to 4·6)	1·5 (0·2 to 4·6)	1·1 (0·2 to 3·6)	0·5 (0·1 to 1·7)	0·4 (0·1 to 1·2)	0·1 (0 to 0·3)	0 (0 to 0·1)	0 (0 to 0)	26
Acute hepatitis E	0 (0 to 0)	0 (0 to 0)	0·4 (0 to 1·7)	1·1 (0·1 to 5·2)	0·6 (0·1 to 1·4)	0·6 (0·1 to 1·5)	0·5 (0·1 to 1·2)	0·5 (0·2 to 1·5)	0·5 (0·2 to 1·6)	0·4 (0·1 to 1·2)	0·5 (0·1 to 1·3)	0·4 (0·1 to 1·2)	0·6 (0·1 to 2)	0·3 (0·1 to 1·1)	0·4 (0·1 to 1·2)	0·2 (0 to 0·6)	0·2 (0 to 0·7)	0·2 (0 to 0·5)	0·1 (0 to 0·5)	0·1 (0 to 0·2)	0 (0 to 0·1)	0 (0 to 0)	0 (0 to 0)	7·6
Other unspecified infectious diseases	64 (19·2 to 176)	30·4 (11 to 74·5)	121 (33·5 to 382)	140 (52·2 to 324)	49·8 (23·7 to 85)	28·4 (13·1 to 49·4)	11·8 (5·4 to 21·7)	10·6 (4·9 to 19·2)	11·6 (5·1 to 21·5)	12·5 (5·5 to 22·5)	15 (7·2 to 28·4)	11·3 (5·4 to 20)	13 (6·9 to 21·9)	14·5 (8·3 to 23·9)	12·9 (7·2 to 21·3)	7·2 (3·8 to 14)	8·1 (3·8 to 17·3)	5·9 (2·7 to 12·8)	4·2 (1·7 to 9·7)	3 (1·1 to 7·1)	1·1 (0·4 to 2·6)	0·4 (0·1 to 1·3)	0·1 (0 to 0·3)	576
Maternal and neonatal disorders	18,200 (14,500 to 22,500)	3,430 (2,490 to 4,470)	1,650 (694 to 3,070)	517 (368 to 706)	261 (186 to 345)	302 (210 to 455)	1,020 (561 to 1,530)	1,470 (831 to 2,200)	1,700 (989 to 2,550)	2,000 (1,150 to 3,030)	1,600 (928 to 2,460)	968 (564 to 1,540)	329 (184 to 561)	75·2 (50·7 to 116)	26·7 (19·2 to 35·9)	15·7 (10·8 to 21·8)	7·7 (5·4 to 10·8)	3·2 (2·3 to 4·3)	1·1 (0·8 to 1·6)	0·3 (0·1 to 0·4)	0·1 (0 to 0·1)	0 (0 to 0)	0 (0 to 0)	33,600
Maternal disorders	0 (0 to 0)	0 (0 to 0)	0 (0 to 0)	0 (0 to 0)	0 (0 to 0)	91·4 (27·4 to 221)	857 (413 to 1,350)	1,320 (678 to 2,040)	1,540 (832 to 2,390)	1,830 (996 to 2,850)	1,460 (797 to 2,330)	870 (461 to 1,440)	265 (122 to 495)	36·7 (16·8 to 74·5)	3·2 (1·3 to 5·6)	1·8 (0·7 to 3·2)	1 (0·3 to 2)	0·5 (0·2 to 1)	0·2 (0·1 to 0·5)	0·1 (0 to 0·2)	0 (0 to 0·1)	0 (0 to 0)	0 (0 to 0)	8,270
Maternal hemorrhage	0 (0 to 0)	0 (0 to 0)	0 (0 to 0)	0 (0 to 0)	0 (0 to 0)	10·4 (2·5 to 25·8)	111 (51 to 204)	188 (91·5 to 326)	224 (109 to 400)	291 (149 to 521)	244 (118 to 463)	144 (67·3 to 265)	42·5 (16·9 to 88·7)	6·1 (1·7 to 16)	0 (0 to 0)	0 (0 to 0)	0 (0 to 0)	0 (0 to 0)	0 (0 to 0)	0 (0 to 0)	0 (0 to 0)	0 (0 to 0)	0 (0 to 0)	1,260
Maternal sepsis and other maternal infections	0 (0 to 0)	0 (0 to 0)	0 (0 to 0)	0 (0 to 0)	0 (0 to 0)	9·2 (2·3 to 23·5)	115 (48·3 to 212)	176 (73·7 to 325)	199 (87·3 to 362)	221 (91·9 to 413)	171 (74·9 to 330)	94·3 (41·4 to 186)	25·7 (9·5 to 56·5)	2·1 (0·8 to 5)	0 (0 to 0)	0 (0 to 0)	0 (0 to 0)	0 (0 to 0)	0 (0 to 0)	0 (0 to 0)	0 (0 to 0)	0 (0 to 0)	0 (0 to 0)	1,010
Maternal hypertensive disorders	0 (0 to 0)	0 (0 to 0)	0 (0 to 0)	0 (0 to 0)	0 (0 to 0)	11·6 (3·4 to 29·6)	132 (59·5 to 223)	168 (82·9 to 275)	207 (109 to 330)	209 (112 to 344)	141 (76·1 to 232)	79·7 (41·6 to 141)	23·7 (10·3 to 47·8)	3 (1 to 7)	0 (0 to 0)	0 (0 to 0)	0 (0 to 0)	0 (0 to 0)	0 (0 to 0)	0 (0 to 0)	0 (0 to 0)	0 (0 to 0)	0 (0 to 0)	974
Maternal obstructed labor and uterine rupture	0 (0 to 0)	0 (0 to 0)	0 (0 to 0)	0 (0 to 0)	0 (0 to 0)	6·2 (1·5 to 17·5)	87 (36·1 to 172)	165 (75·6 to 311)	210 (104 to 377)	273 (135 to 478)	231 (111 to 422)	137 (70·3 to 255)	42·3 (21·3 to 76·5)	8·6 (4·5 to 14·2)	3·2 (1·3 to 5·6)	1·8 (0·7 to 3·2)	1 (0·3 to 2)	0·5 (0·2 to 1)	0·2 (0·1 to 0·5)	0·1 (0 to 0·2)	0 (0 to 0·1)	0 (0 to 0)	0 (0 to 0)	1,170
Maternal abortion and miscarriage	0 (0 to 0)	0 (0 to 0)	0 (0 to 0)	0 (0 to 0)	0 (0 to 0)	32·3 (8·2 to 88·2)	163 (60 to 312)	209 (74·9 to 418)	216 (83·7 to 421)	255 (101 to 503)	214 (85·4 to 409)	146 (56·3 to 285)	53·3 (18·6 to 119)	5·5 (1·5 to 14·6)	0 (0 to 0)	0 (0 to 0)	0 (0 to 0)	0 (0 to 0)	0 (0 to 0)	0 (0 to 0)	0 (0 to 0)	0 (0 to 0)	0 (0 to 0)	1,290
Ectopic pregnancy	0 (0 to 0)	0 (0 to 0)	0 (0 to 0)	0 (0 to 0)	0 (0 to 0)	2·6 (0·7 to 6·8)	29·8 (12·4 to 53·1)	51·1 (21·4 to 93·1)	61·1 (26·2 to 109)	75·4 (34·9 to 133)	61·9 (27·7 to 113)	43·3 (19·7 to 87)	16·2 (5·9 to 35·2)	3·9 (1·1 to 9·6)	0 (0 to 0)	0 (0 to 0)	0 (0 to 0)	0 (0 to 0)	0 (0 to 0)	0 (0 to 0)	0 (0 to 0)	0 (0 to 0)	0 (0 to 0)	345
Indirect maternal deaths	--	--	--	--	--	5·5 (1·3 to 13·8)	72 (28·5 to 132)	119 (49·9 to 216)	135 (60·7 to 252)	150 (67·7 to 273)	111 (48·8 to 204)	56 (24·5 to 106)	13·3 (5 to 29·5)	1 (0·3 to 2·5)	--	--	--	--	--	--	--	--	--	NA
Late maternal deaths	--	--	--	--	--	4·6 (1·2 to 11)	43·9 (17·4 to 79·8)	68 (28 to 129)	81·3 (36·1 to 151)	95·1 (42 to 170)	74·1 (33 to 137)	38 (15·7 to 76·5)	7·9 (3·1 to 17·2)	0·7 (0·2 to 1·8)	--	--	--	--	--	--	--	--	--	NA
Maternal deaths aggravated by HIV/AIDS	--	--	--	--	--	0·2 (0 to 0·5)	3·2 (0·9 to 7·1)	7·8 (2 to 18·2)	11·5 (3·3 to 26)	17·2 (5·8 to 36·5)	16·3 (6·2 to 32·4)	9·8 (3·8 to 19·4)	3·2 (1 to 7·2)	0·3 (0·1 to 0·8)	--	--	--	--	--	--	--	--	--	NA
Neonatal disorders	18,200 (14,500 to 22,500)	3,430 (2,490 to 4,470)	1,650 (694 to 3,070)	517 (368 to 706)	261 (186 to 345)	211 (150 to 284)	164 (119 to 221)	157 (112 to 211)	162 (115 to 220)	168 (117 to 224)	137 (96·7 to 188)	97·6 (70·7 to 132)	64 (45·2 to 87·4)	38·6 (27·4 to 52·6)	23·5 (16·5 to 32·4)	13·9 (9·4 to 19·8)	6·7 (4·5 to 9·5)	2·7 (1·9 to 3·7)	0·9 (0·6 to 1·2)	0·2 (0·1 to 0·3)	0 (0 to 0·1)	0 (0 to 0)	0 (0 to 0)	25,300
Neonatal preterm birth	5,030 (2,540 to 8,300)	473 (209 to 893)	292 (119 to 633)	184 (128 to 254)	128 (87·6 to 171)	102 (69 to 139)	76·9 (51·8 to 103)	71·6 (49 to 99)	73 (49·8 to 97·9)	73·4 (49·8 to 99·9)	57·7 (39·2 to 78·6)	39·2 (26·5 to 54·1)	24·7 (17 to 33·8)	14·1 (9·9 to 18·9)	8·1 (6 to 10·4)	4·3 (3·1 to 5·8)	2·1 (1·5 to 3)	1 (0·6 to 1·5)	0·4 (0·3 to 0·7)	0·1 (0 to 0·2)	0 (0 to 0·1)	0 (0 to 0)	0 (0 to 0)	6,660
Neonatal encephalopathy due to birth asphyxia and trauma	6,960 (4,260 to 10,500)	486 (215 to 930)	209 (70 to 502)	124 (72·2 to 198)	80·4 (42·9 to 134)	65 (33·6 to 107)	52·5 (26·9 to 85·4)	51·3 (25·9 to 82·7)	53·2 (27·7 to 87·6)	56·9 (29·7 to 95·2)	48·2 (25·1 to 80·5)	35·4 (18·6 to 58·4)	23·8 (12·4 to 41·3)	14·8 (7·3 to 25·3)	9·4 (4·5 to 16·1)	5·9 (2·8 to 10·5)	2·6 (1·2 to 4·7)	0·8 (0·4 to 1·3)	0·1 (0·1 to 0·3)	0 (0 to 0)	0 (0 to 0)	0 (0 to 0)	0 (0 to 0)	8,280
Neonatal sepsis and other neonatal infections	1,750 (596 to 3,840)	1,450 (721 to 2,350)	482 (146 to 1,070)	51·7 (28 to 83·7)	48·3 (25·2 to 80·2)	40·1 (20·7 to 67·7)	31·5 (16·5 to 53·1)	31·1 (15·6 to 52·1)	31·9 (15·5 to 54·1)	33·9 (16·8 to 56·8)	28·4 (14·8 to 48·8)	20·7 (10·4 to 35·4)	14·1 (6·6 to 23·6)	8·7 (4·1 to 15·1)	5·5 (2·7 to 9·6)	3·3 (1·5 to 5·9)	1·8 (0·9 to 3·2)	0·9 (0·5 to 1·4)	0·3 (0·2 to 0·5)	0 (0 to 0·1)	0 (0 to 0)	0 (0 to 0)	0 (0 to 0)	4,040
Hemolytic disease and other neonatal jaundice	96·7 (45·7 to 179)	22·1 (9·7 to 44·6)	10·3 (2·9 to 27·2)	7·8 (5·5 to 11·3)	5 (3·7 to 6·4)	4·1 (3 to 5·2)	3·3 (2·5 to 4·2)	3·2 (2·4 to 4·1)	3·4 (2·5 to 4·3)	3·6 (2·7 to 4·6)	3 (2·2 to 3·8)	2·2 (1·6 to 2·8)	1·5 (1·1 to 1·9)	0·9 (0·7 to 1·2)	0·6 (0·4 to 0·7)	0·3 (0·3 to 0·4)	0·2 (0·1 to 0·2)	0·1 (0 to 0·1)	0 (0 to 0)	0 (0 to 0)	0 (0 to 0)	0 (0 to 0)	0 (0 to 0)	168
Other neonatal disorders	4,320 (1,510 to 7,220)	1,000 (366 to 1,760)	656 (188 to 1,430)	149 (100 to 222)	0 (0 to 0)	0 (0 to 0)	0 (0 to 0)	0 (0 to 0)	0 (0 to 0)	0 (0 to 0)	0 (0 to 0)	0 (0 to 0)	0 (0 to 0)	0 (0 to 0)	0 (0 to 0)	0 (0 to 0)	0 (0 to 0)	0 (0 to 0)	0 (0 to 0)	0 (0 to 0)	0 (0 to 0)	0 (0 to 0)	0 (0 to 0)	6,130
Nutritional deficiencies	2·6 (1·6 to 3·8)	25·3 (15 to 38·2)	2,120 (841 to 4,640)	3,550 (1,820 to 6,360)	942 (478 to 1,550)	533 (269 to 918)	256 (123 to 475)	270 (135 to 463)	332 (171 to 551)	378 (192 to 641)	383 (203 to 662)	333 (185 to 544)	331 (188 to 537)	302 (179 to 470)	248 (147 to 396)	161 (93·8 to 276)	133 (75·4 to 227)	115 (62·5 to 221)	91·4 (49·1 to 181)	60·8 (33·3 to 127)	34 (18 to 70·6)	13·1 (7 to 26·2)	3 (1·6 to 6·5)	10,600
Protein-energy malnutrition	2·2 (1·4 to 3·3)	6·7 (4·2 to 10·1)	1,920 (654 to 4,380)	2,880 (1,210 to 5,650)	199 (69·2 to 486)	96·2 (33·4 to 240)	35·9 (13·1 to 83·9)	40·5 (17·1 to 92·8)	57·6 (22·5 to 136)	71·1 (29·9 to 172)	70·8 (31·7 to 162)	81·9 (34·2 to 187)	85·7 (37·4 to 206)	71·5 (29·5 to 169)	71·8 (29·6 to 173)	65·8 (30·1 to 160)	62·4 (26·2 to 142)	66·7 (25·9 to 160)	61 (25·8 to 149)	42·5 (18·4 to 105)	26·2 (12·1 to 60·2)	10·4 (4·8 to 22·6)	2·4 (1·1 to 5·7)	6,030
Iodine deficiency	0 (0 to 0)	0 (0 to 0)	0 (0 to 0·1)	4·2 (1·1 to 9·4)	19·1 (8·5 to 34·9)	34·5 (16·6 to 65·9)	57·2 (27·6 to 103)	94 (45·5 to 179)	126 (60·1 to 247)	153 (73·8 to 297)	137 (65·5 to 264)	104 (50·1 to 202)	73·5 (34·5 to 143)	49·4 (23·1 to 94·9)	33·5 (15·8 to 64·8)	23·2 (11 to 43·6)	15·4 (7·2 to 29·3)	9·3 (4·4 to 17·6)	5 (2·5 to 9·4)	2·3 (1·1 to 4·2)	0·8 (0·4 to 1·5)	0·2 (0·1 to 0·4)	0 (0 to 0·1)	942
Vitamin A deficiency	0·2 (0 to 0·5)	3·4 (1·2 to 6·7)	11·2 (4·8 to 21·9)	57·7 (27·2 to 106)	40·5 (17 to 78·5)	20 (7·9 to 40·2)	1·5 (0·3 to 3·3)	1·4 (0·3 to 3·1)	1·5 (0·3 to 3·4)	1·7 (0·9 to 2·9)	1·6 (0·9 to 2·6)	1·3 (0·6 to 2·2)	1 (0·5 to 1·7)	0·7 (0·4 to 1·2)	0·5 (0·3 to 0·9)	0·4 (0·2 to 0·6)	0·3 (0·1 to 0·4)	0·2 (0·1 to 0·3)	0·1 (0 to 0·1)	0 (0 to 0·1)	0 (0 to 0)	0 (0 to 0)	0 (0 to 0)	145
Dietary iron deficiency	0·1 (0 to 0·6)	15·2 (8 to 24·7)	179 (86·4 to 306)	592 (263 to 1,030)	679 (301 to 1,180)	380 (148 to 710)	156 (39·2 to 346)	128 (30·3 to 289)	137 (32·6 to 306)	142 (32·1 to 315)	163 (41·9 to 371)	135 (43·7 to 285)	161 (64·8 to 294)	169 (76·2 to 289)	131 (62 to 228)	64·9 (24·6 to 118)	50·1 (19·2 to 90·5)	34·4 (15·9 to 62)	20·8 (8·8 to 38·2)	11·9 (5 to 20·6)	5·5 (2·5 to 9·6)	1·5 (0·7 to 2·8)	0·3 (0·2 to 0·6)	3,360
Other nutritional deficiencies	0 (0 to 0)	0 (0 to 0)	12·4 (5·2 to 29·7)	22·9 (13·1 to 39·7)	4 (1·8 to 8·8)	3 (1·4 to 6·2)	5·2 (2·3 to 10·7)	6·1 (3 to 11·7)	10·4 (5 to 21·7)	11·2 (5·1 to 23·6)	10·5 (4·9 to 23·2)	10·6 (4·5 to 26·2)	9·6 (3·7 to 24·9)	11 (4·1 to 27·5)	10·6 (3·7 to 26)	6·9 (2·4 to 17·9)	4·9 (1·8 to 13·7)	4·3 (1·3 to 11·9)	4·4 (1·1 to 13·3)	4 (0·9 to 11·4)	1·4 (0·3 to 4·3)	0·9 (0·2 to 2·4)	0·2 (0·1 to 0·7)	155
Non-communicable diseases	1,630 (852 to 2,750)	651 (372 to 1,020)	4,180 (2,120 to 6,890)	3,720 (2,340 to 5,740)	2,030 (1,460 to 2,650)	2,480 (1,800 to 3,190)	2,800 (2,050 to 3,640)	3,490 (2,590 to 4,470)	4,620 (3,420 to 5,900)	6,120 (4,530 to 7,830)	6,690 (5,030 to 8,490)	7,010 (5,250 to 9,170)	6,460 (4,840 to 8,460)	5,800 (4,360 to 7,560)	5,180 (3,900 to 6,830)	4,930 (3,800 to 6,320)	4,480 (3,610 to 5,500)	3,800 (3,230 to 4,530)	2,740 (2,420 to 3,130)	1,710 (1,520 to 1,940)	742 (653 to 847)	254 (219 to 291)	68·3 (57·2 to 78·2)	81,600
Neoplasms	49·6 (23·5 to 105)	39·6 (14·7 to 99·5)	341 (181 to 608)	470 (270 to 753)	224 (115 to 376)	174 (98·2 to 268)	112 (48·3 to 188)	185 (82·9 to 299)	310 (154 to 518)	608 (291 to 1,050)	990 (515 to 1,740)	1,360 (736 to 2,250)	1,470 (868 to 2,420)	1,430 (845 to 2,220)	1,230 (784 to 1,850)	1,070 (719 to 1,540)	867 (635 to 1,210)	603 (464 to 795)	317 (247 to 397)	170 (132 to 214)	62·2 (46 to 80·5)	14·2 (10·1 to 18·4)	3·5 (2·4 to 4·7)	12,100
Lip and oral cavity cancer	0 (0 to 0)	0 (0 to 0)	0 (0 to 0)	0 (0 to 0)	1 (0·5 to 2·1)	1·4 (0·5 to 2·8)	1·5 (0·5 to 2·9)	2·7 (1 to 5·4)	5·2 (2 to 11)	9·2 (3·7 to 18·3)	12 (5·4 to 22)	19·1 (9·2 to 34·2)	23·5 (12·4 to 41·5)	24·6 (12·4 to 41·6)	22·5 (12 to 37·7)	19·6 (11·1 to 31·4)	14·2 (8·7 to 22·2)	9·5 (6 to 14·4)	5·6 (3·5 to 8·5)	2·7 (1·7 to 4·1)	1·2 (0·7 to 1·8)	0·3 (0·2 to 0·5)	0·1 (0·1 to 0·1)	176
Nasopharynx cancer	0 (0 to 0)	0 (0 to 0)	0 (0 to 0)	0 (0 to 0)	1·3 (0·5 to 3·4)	2·5 (1 to 4·9)	1·6 (0·6 to 3·4)	2·3 (0·8 to 4·8)	3·5 (1·3 to 7·3)	7·1 (2·7 to 14·9)	10·2 (4 to 20·3)	14·7 (6·6 to 29)	15·8 (7·9 to 29)	14·1 (6·6 to 25·3)	11·9 (6·2 to 20·7)	8·5 (4·2 to 15·4)	5·7 (2·9 to 9·6)	3·7 (2·1 to 6·1)	1·6 (0·8 to 2·8)	0·6 (0·3 to 1·1)	0·2 (0·1 to 0·4)	0 (0 to 0·1)	0 (0 to 0)	105
Other pharynx cancer	0 (0 to 0)	0 (0 to 0)	0 (0 to 0)	0 (0 to 0)	0 (0 to 0)	0 (0 to 0)	0 (0 to 0)	0·5 (0·2 to 1·2)	0·9 (0·3 to 2)	1·8 (0·6 to 4)	2·9 (1·1 to 6·1)	4·5 (2 to 9·7)	6·5 (3·2 to 12·4)	6·7 (3·1 to 12·5)	6 (3·1 to 10·5)	5·2 (2·7 to 8·8)	3·8 (2·1 to 6·4)	2·1 (1·2 to 3·5)	1·1 (0·6 to 1·7)	0·4 (0·2 to 0·7)	0·2 (0·1 to 0·3)	0 (0 to 0·1)	0 (0 to 0)	42·5
Esophageal cancer	0 (0 to 0)	0 (0 to 0)	0 (0 to 0)	0 (0 to 0)	0 (0 to 0)	0 (0 to 0)	0 (0 to 0)	2·6 (0·8 to 5·5)	6·4 (2·3 to 14·1)	15·1 (5·3 to 32·5)	29 (11·3 to 60·6)	55·7 (20·7 to 115)	74 (30·8 to 146)	99·3 (42·9 to 183)	112 (50·4 to 201)	107 (48·2 to 184)	87·1 (40·2 to 143)	63 (29·1 to 108)	27·8 (13·6 to 45·1)	17·5 (8 to 29·8)	7·3 (3·4 to 11·9)	1·4 (0·6 to 2·4)	0·3 (0·1 to 0·5)	706
Stomach cancer	0 (0 to 0)	0 (0 to 0)	0 (0 to 0)	0 (0 to 0)	0 (0 to 0)	0 (0 to 0)	1·3 (0·5 to 2·6)	4·8 (1·8 to 9·1)	12·2 (5 to 26·2)	28 (12·1 to 57·9)	44·2 (19·1 to 86·2)	55·7 (27·1 to 103)	57·1 (29·6 to 105)	55·1 (30·1 to 95·9)	52·9 (29·3 to 95·1)	53·1 (30·2 to 90·2)	46·9 (30·6 to 70·7)	35·4 (22·7 to 55·3)	20·3 (13·5 to 29·4)	11·2 (7 to 17·6)	4·7 (2·9 to 7)	0·9 (0·5 to 1·4)	0·2 (0·1 to 0·4)	484
Colon and rectum cancer	0 (0 to 0)	0 (0 to 0)	0 (0 to 0)	0 (0 to 0)	1·5 (0·6 to 3)	2·3 (1 to 4·2)	2·1 (0·8 to 4·1)	6·4 (2·4 to 12·5)	14·7 (5·8 to 28·7)	31·5 (13·8 to 58·3)	47·2 (22·6 to 88·7)	67·5 (33·2 to 123)	85·6 (45·3 to 143)	89·9 (45·7 to 148)	87·8 (52·5 to 144)	85·8 (50·9 to 136)	75·2 (46·5 to 116)	58·2 (38·6 to 83·7)	34·9 (23·8 to 49·8)	20·5 (13·9 to 28·8)	7·7 (4·9 to 11·7)	2·1 (1·4 to 3·2)	0·5 (0·3 to 0·7)	721
Liver cancer	4·2 (0·9 to 11·3)	3·6 (0·3 to 13·5)	11·7 (3 to 34)	13·9 (4·2 to 34·7)	4·2 (1·6 to 9·1)	3·6 (1·5 to 7·5)	2·4 (0·7 to 5·4)	3·8 (1·1 to 8·9)	5·6 (1·9 to 11·9)	11·9 (4·5 to 26·5)	19 (6·4 to 40·8)	26·2 (10·4 to 51·6)	28·1 (12·4 to 55)	29 (13·7 to 53·4)	27·7 (13·3 to 52·1)	25·3 (12·5 to 43·8)	22·5 (11·9 to 39·2)	16·5 (9·4 to 27·1)	10·6 (6 to 17·1)	5·1 (2·9 to 8)	1·9 (1·1 to 3·1)	0·5 (0·3 to 0·7)	0·1 (0·1 to 0·2)	277
Liver cancer due to hepatitis B	0 (0 to 0)	0 (0 to 0)	0 (0 to 0)	0 (0 to 0)	0 (0 to 0)	1·1 (0·3 to 2·7)	0·7 (0·2 to 1·6)	1·5 (0·4 to 3·5)	2·7 (0·9 to 5·9)	6·2 (2·2 to 14·2)	9·7 (3·1 to 22·1)	12·3 (4·5 to 26·4)	11·5 (4·4 to 24·8)	10·2 (4·2 to 21·1)	8·5 (3·4 to 18)	6·6 (2·6 to 13·2)	4·7 (2·1 to 9·8)	2·8 (1·2 to 5·5)	1·5 (0·7 to 2·9)	0·6 (0·2 to 1·2)	0·2 (0·1 to 0·4)	0 (0 to 0·1)	0 (0 to 0)	80·8
Liver cancer due to hepatitis C	0 (0 to 0)	0 (0 to 0)	0 (0 to 0)	0 (0 to 0)	0 (0 to 0)	0 (0 to 0·1)	0 (0 to 0·1)	0·1 (0 to 0·3)	0·3 (0·1 to 0·8)	0·9 (0·3 to 2·3)	2·1 (0·5 to 5·5)	4 (1·2 to 9·2)	5·7 (1·9 to 12·2)	7·3 (2·9 to 14·7)	8·1 (3·1 to 17·1)	8·2 (3·2 to 15·5)	7·9 (3·7 to 14·7)	6·3 (3·1 to 11)	4·4 (2·2 to 7·8)	2·4 (1·2 to 4·2)	1 (0·5 to 1·7)	0·3 (0·1 to 0·4)	0·1 (0 to 0·1)	59·1
Liver cancer due to alcohol use	0 (0 to 0)	0 (0 to 0)	0 (0 to 0)	0 (0 to 0)	0 (0 to 0)	0 (0 to 0)	0 (0 to 0·1)	0·1 (0 to 0·3)	0·3 (0·1 to 0·7)	0·8 (0·2 to 2·1)	1·8 (0·5 to 4·8)	2·9 (0·9 to 7)	3·5 (1·1 to 8)	3·9 (1·4 to 8·6)	3·9 (1·4 to 8·9)	3·9 (1·5 to 8)	3·9 (1·6 to 7·8)	2·8 (1·2 to 5·3)	1·5 (0·7 to 2·8)	0·6 (0·3 to 1·1)	0·2 (0·1 to 0·3)	0 (0 to 0·1)	0 (0 to 0)	30·1
Liver cancer due to NASH	0 (0 to 0)	0 (0 to 0)	0 (0 to 0)	0 (0 to 0)	0 (0 to 0)	0 (0 to 0)	0·7 (0·2 to 1·8)	0·9 (0·2 to 2·2)	1 (0·3 to 2·6)	1·7 (0·5 to 4·1)	2·5 (0·7 to 6·2)	3·4 (1·1 to 8)	3·9 (1·4 to 8·7)	4·3 (1·7 to 9·5)	4·3 (1·7 to 9·3)	4·2 (1·7 to 8·7)	4 (1·8 to 7·9)	3·2 (1·5 to 5·9)	2·3 (1·1 to 4·3)	1·1 (0·5 to 2·1)	0·4 (0·2 to 0·7)	0·1 (0 to 0·2)	0 (0 to 0·1)	38·3
Liver cancer due to other causes	4·2 (0·9 to 11·3)	3·6 (0·3 to 13·5)	11·7 (3 to 34)	13·9 (4·2 to 34·7)	4·2 (1·6 to 9·1)	2·5 (1·1 to 5·1)	0·9 (0·3 to 2·2)	1·2 (0·3 to 2·9)	1·3 (0·4 to 3)	2·3 (0·7 to 5·6)	3 (0·9 to 7·1)	3·6 (1·2 to 8·2)	3·5 (1·3 to 7·3)	3·3 (1·3 to 7·1)	2·8 (1·1 to 6·1)	2·4 (1 to 4·9)	1·9 (0·8 to 3·8)	1·3 (0·6 to 2·7)	0·8 (0·4 to 1·7)	0·4 (0·2 to 0·7)	0·1 (0·1 to 0·2)	0 (0 to 0·1)	0 (0 to 0)	69
Gallbladder and biliary tract cancer	0 (0 to 0)	0 (0 to 0)	0 (0 to 0)	0 (0 to 0)	0 (0 to 0)	0 (0 to 0)	0 (0 to 0)	0·3 (0·1 to 0·6)	0·7 (0·3 to 1·4)	1·8 (0·7 to 3·6)	3·1 (1·3 to 6·6)	5·3 (2·3 to 10·2)	8·6 (4·3 to 15·6)	10·2 (5·1 to 19)	11·6 (6 to 20·8)	12·3 (6·5 to 21·6)	11·2 (6·3 to 18·3)	8·7 (5·1 to 13·3)	5·7 (3·4 to 8·9)	2·5 (1·4 to 4·1)	0·9 (0·5 to 1·5)	0·2 (0·1 to 0·3)	0·1 (0 to 0·1)	83·2
Pancreatic cancer	0 (0 to 0)	0 (0 to 0)	0 (0 to 0)	0 (0 to 0)	0 (0 to 0)	0 (0 to 0)	0·6 (0·2 to 1·2)	1·4 (0·5 to 3)	2·4 (0·9 to 4·8)	5·5 (2·5 to 10·2)	9·9 (4·9 to 18·9)	17 (8·6 to 29)	23·6 (13·1 to 39·5)	28·6 (15·5 to 47·3)	32·8 (18·6 to 53·5)	36·2 (21·3 to 57·5)	34·7 (21·6 to 53·5)	26·1 (17·2 to 39·3)	15·8 (10·3 to 24)	7·1 (4·5 to 10·7)	2·4 (1·4 to 3·7)	0·5 (0·3 to 0·8)	0·1 (0·1 to 0·2)	245
Larynx cancer	0 (0 to 0)	0 (0 to 0)	0 (0 to 0)	0 (0 to 0)	0 (0 to 0)	0 (0 to 0)	0 (0 to 0)	0·4 (0·2 to 0·9)	0·7 (0·3 to 1·5)	1·4 (0·5 to 3·1)	2·7 (0·9 to 6·1)	4·7 (2 to 9·4)	5·9 (2·9 to 11·6)	7·2 (3·5 to 13·2)	6·2 (3·3 to 10·7)	5·4 (3 to 9·5)	4·5 (2·5 to 7·6)	3 (1·7 to 5)	1·4 (0·9 to 2·3)	0·5 (0·3 to 0·8)	0·2 (0·1 to 0·3)	0 (0 to 0)	0 (0 to 0)	44·4
Tracheal, bronchus, and lung cancer	0 (0 to 0)	0 (0 to 0)	0 (0 to 0)	0 (0 to 0)	0 (0 to 0)	1·4 (0·5 to 3·2)	0·8 (0·3 to 1·7)	1·9 (0·6 to 4·1)	3·9 (1·6 to 8)	10·3 (4·4 to 18·4)	20·3 (9·6 to 37)	36·7 (18·3 to 66·4)	49·7 (27·3 to 86·4)	56·6 (31·5 to 95·7)	60·3 (34·6 to 98·5)	55·4 (32·6 to 87·3)	52·2 (32·6 to 77·4)	37·4 (24·6 to 56·6)	20·1 (13·4 to 29·8)	8·1 (5·2 to 12·2)	2·5 (1·5 to 4)	0·6 (0·3 to 0·9)	0·1 (0·1 to 0·2)	418
Malignant skin melanoma	0 (0 to 0)	0 (0 to 0)	0·3 (0·2 to 0·8)	1·8 (0·7 to 5·3)	0·8 (0·5 to 1·4)	0·7 (0·4 to 1·3)	1·1 (0·4 to 2·7)	3·9 (1·1 to 8·7)	6·8 (2·3 to 14·8)	11·5 (3·9 to 24·6)	14·5 (5·5 to 29·5)	14·9 (6·3 to 29·4)	12·9 (5·8 to 24·2)	10·7 (5 to 19·7)	8·5 (4·3 to 15)	7·1 (3·5 to 13)	5 (2·6 to 8·6)	3·4 (1·9 to 5·6)	2·1 (1·1 to 3·4)	0·9 (0·5 to 1·5)	0·4 (0·2 to 0·6)	0·1 (0 to 0·1)	0 (0 to 0)	107
Non-melanoma skin cancer	0 (0 to 0)	0 (0 to 0)	0 (0 to 0)	0 (0 to 0)	0 (0 to 0)	0 (0 to 0)	0 (0 to 0)	0·3 (0·1 to 0·7)	0·4 (0·2 to 0·9)	0·8 (0·2 to 1·7)	1·4 (0·5 to 3·1)	1·8 (0·7 to 3·9)	1·9 (0·7 to 4·2)	1·8 (0·7 to 4)	1·8 (0·7 to 3·9)	1·7 (0·6 to 3·5)	1·7 (0·7 to 3·3)	1·6 (0·6 to 3·4)	1·4 (0·5 to 2·9)	1 (0·4 to 2·1)	0·6 (0·2 to 1·2)	0·2 (0·1 to 0·5)	0·1 (0 to 0·2)	18·5
Non-melanoma skin cancer (squamous-cell carcinoma)	0 (0 to 0)	0 (0 to 0)	0 (0 to 0)	0 (0 to 0)	0 (0 to 0)	0 (0 to 0)	0 (0 to 0)	0·3 (0·1 to 0·7)	0·4 (0·2 to 0·9)	0·8 (0·2 to 1·7)	1·4 (0·5 to 3·1)	1·8 (0·7 to 3·9)	1·9 (0·7 to 4·2)	1·8 (0·7 to 4)	1·8 (0·7 to 3·9)	1·7 (0·6 to 3·5)	1·7 (0·6 to 3·3)	1·6 (0·6 to 3·4)	1·4 (0·5 to 2·9)	1 (0·4 to 2·1)	0·6 (0·2 to 1·2)	0·2 (0·1 to 0·5)	0·1 (0 to 0·2)	18·5
Non-melanoma skin cancer (basal-cell carcinoma)	0 (0 to 0)	0 (0 to 0)	0 (0 to 0)	0 (0 to 0)	0 (0 to 0)	0 (0 to 0)	0 (0 to 0)	0 (0 to 0)	0 (0 to 0)	0 (0 to 0)	0 (0 to 0)	0 (0 to 0)	0 (0 to 0)	0 (0 to 0)	0 (0 to 0)	0 (0 to 0)	0 (0 to 0)	0 (0 to 0)	0 (0 to 0)	0 (0 to 0)	0 (0 to 0)	0 (0 to 0)	0 (0 to 0)	0
Breast cancer	0 (0 to 0)	0 (0 to 0)	0 (0 to 0)	0 (0 to 0)	0 (0 to 0)	0 (0 to 0)	3·9 (1·4 to 8·2)	12·7 (5 to 24)	33·8 (14·3 to 63·7)	105 (48·4 to 194)	232 (112 to 402)	302 (154 to 506)	313 (173 to 511)	316 (176 to 505)	225 (134 to 356)	170 (107 to 254)	148 (96·5 to 218)	94·8 (65·8 to 134)	44·1 (30·9 to 60·5)	32·2 (21·8 to 44·8)	10·6 (7·1 to 15·4)	2·7 (1·7 to 3·9)	1 (0·6 to 1·6)	2,050
Cervical cancer	0 (0 to 0)	0 (0 to 0)	0 (0 to 0)	0 (0 to 0)	0 (0 to 0)	0 (0 to 0)	2·2 (0·6 to 5·6)	18·6 (6·1 to 41)	66 (25 to 150)	184 (72·7 to 406)	330 (139 to 737)	478 (218 to 951)	486 (244 to 946)	407 (201 to 750)	293 (154 to 531)	223 (117 to 401)	148 (79·8 to 249)	88·5 (51·4 to 146)	33·5 (18·8 to 54·3)	18·4 (9·7 to 30)	6·6 (3·7 to 10·6)	1·2 (0·6 to 2)	0·3 (0·2 to 0·5)	2,780
Uterine cancer	0 (0 to 0)	0 (0 to 0)	0 (0 to 0)	0 (0 to 0)	0 (0 to 0)	0 (0 to 0)	0 (0 to 0)	0·5 (0·2 to 1·1)	1·6 (0·5 to 3·6)	4·4 (1·5 to 9·9)	8·2 (3·3 to 17·5)	16 (6·5 to 31·3)	21·1 (10·1 to 38·8)	26·1 (12·4 to 45·9)	29·2 (14·6 to 55·9)	33·6 (17·5 to 58·9)	29·7 (15·6 to 51·5)	19·6 (10·8 to 32·7)	10·7 (6 to 17·7)	5·1 (2·7 to 8·7)	1·6 (0·9 to 2·6)	0·4 (0·2 to 0·6)	0·1 (0 to 0·1)	208
Ovarian cancer	0 (0 to 0)	0 (0 to 0)	0 (0 to 0)	0 (0 to 0)	4·1 (1·4 to 8·3)	6·2 (2·6 to 11·7)	5·2 (1·6 to 10·6)	9·9 (3·4 to 19·5)	15·6 (5·7 to 29·4)	28·5 (11·7 to 54·9)	40·7 (17 to 73·6)	64·6 (29·2 to 119)	84·2 (41·7 to 148)	93·7 (45·3 to 166)	81 (40·9 to 141)	69·4 (37·7 to 117)	47·8 (27·4 to 77)	31·5 (18 to 48·7)	14·9 (8·8 to 23·2)	5·6 (3·1 to 9·1)	1·9 (1 to 3·2)	0·3 (0·2 to 0·5)	0·1 (0 to 0·1)	605
Prostate cancer	0 (0 to 0)	0 (0 to 0)	0 (0 to 0)	0 (0 to 0)	0 (0 to 0)	0 (0 to 0)	0 (0 to 0)	0 (0 to 0)	0 (0 to 0)	0 (0 to 0)	0 (0 to 0)	0 (0 to 0)	0 (0 to 0)	0 (0 to 0)	0 (0 to 0)	0 (0 to 0)	0 (0 to 0)	0 (0 to 0)	0 (0 to 0)	0 (0 to 0)	0 (0 to 0)	0 (0 to 0)	0 (0 to 0)	0
Testicular cancer	--	--	--	--	--	--	--	--	--	--	--	--	--	--	--	--	--	--	--	--	--	--	--	NA
Kidney cancer	1·4 (0·3 to 4·7)	0·8 (0·2 to 2·1)	9·7 (3·8 to 20·9)	17·2 (5·8 to 39·1)	8·2 (3·1 to 17·1)	1·8 (0·7 to 3·7)	0·7 (0·2 to 1·6)	1 (0·3 to 2·3)	1·8 (0·7 to 3·7)	3·2 (1·2 to 6·8)	4·5 (1·8 to 9)	6·3 (2·7 to 11·9)	8·6 (4·1 to 15·8)	10·7 (5·5 to 18·7)	11·8 (6·1 to 21)	11·9 (6·5 to 20·4)	10·1 (5·8 to 16·4)	7·2 (4 to 11·3)	4·5 (2·6 to 7·2)	2 (1·1 to 3·2)	0·6 (0·3 to 1·1)	0·1 (0·1 to 0·2)	0 (0 to 0)	124
Bladder cancer	0 (0 to 0)	0 (0 to 0)	0 (0 to 0)	0 (0 to 0)	0 (0 to 0)	0 (0 to 0)	0·3 (0·1 to 0·6)	0·6 (0·2 to 1·2)	1·3 (0·5 to 3)	2·3 (0·9 to 4·5)	3·7 (1·5 to 7)	7 (3·3 to 13·1)	8·7 (4·5 to 15·2)	10·9 (5·6 to 18·7)	13·1 (7 to 21·9)	14·9 (8·5 to 24)	15·5 (9·3 to 23·8)	13·7 (8·6 to 22)	9·6 (6 to 14·5)	5·2 (3·3 to 7·8)	2·2 (1·3 to 3·5)	0·5 (0·3 to 0·8)	0·1 (0·1 to 0·2)	110
Brain and central nervous system cancer	4·4 (1 to 13·7)	3·4 (0·6 to 10·4)	43·1 (14 to 87)	64·3 (25·4 to 136)	41·1 (14·9 to 84·1)	23·6 (10·1 to 42·7)	7·4 (2·7 to 14·3)	7·1 (2·6 to 13·8)	9·7 (3·7 to 17·8)	13·1 (5 to 24·2)	14·9 (5·9 to 28·6)	14·9 (6·3 to 26·8)	14·3 (6·4 to 25·4)	13·2 (6·3 to 23·1)	11·8 (5·9 to 20·9)	9·8 (5 to 16·7)	7·5 (4 to 12·4)	4·7 (2·5 to 7·6)	2·6 (1·4 to 4·2)	0·9 (0·5 to 1·7)	0·3 (0·1 to 0·5)	0·1 (0 to 0·1)	0 (0 to 0)	312
Thyroid cancer	0 (0 to 0)	0 (0 to 0)	0 (0 to 0)	0 (0 to 0)	0·9 (0·5 to 1·8)	1·2 (0·5 to 2·6)	1·9 (0·5 to 4·4)	4·6 (1·2 to 11·2)	7·3 (1·9 to 19·3)	8·5 (2·9 to 19·4)	9·9 (3·6 to 20·6)	10·2 (4·2 to 21·5)	9·7 (4·5 to 18·5)	9·6 (4·7 to 18·1)	8·9 (4·5 to 16·2)	8·5 (4·3 to 14·8)	7·3 (4·1 to 11·7)	5·5 (3·1 to 9·4)	3·4 (2 to 5·4)	1·6 (0·9 to 2·6)	0·5 (0·3 to 0·9)	0·1 (0·1 to 0·2)	0 (0 to 0·1)	99·6
Mesothelioma	0 (0 to 0)	0 (0 to 0)	0 (0 to 0)	0 (0 to 0)	0 (0 to 0)	0 (0 to 0)	0 (0 to 0)	0·5 (0·1 to 1·8)	0·9 (0·1 to 3·7)	1·2 (0·3 to 4·2)	2·2 (0·5 to 6·7)	3·1 (0·8 to 8·4)	2·6 (0·7 to 7·7)	2·7 (0·7 to 7·4)	2·8 (0·8 to 7·7)	2·1 (0·7 to 5·5)	2 (0·5 to 5·5)	1·5 (0·4 to 3·8)	0·8 (0·2 to 2·3)	0·4 (0·1 to 1·3)	0·1 (0 to 0·4)	0 (0 to 0·1)	0 (0 to 0)	23·2
Hodgkin lymphoma	0 (0 to 0)	0 (0 to 0)	0 (0 to 0)	1 (0·6 to 1·9)	4·8 (1·4 to 11)	7·2 (2·2 to 15·2)	6·7 (2·2 to 14·5)	11·7 (4·7 to 22·7)	15·5 (6·2 to 30)	14·6 (6 to 29·4)	10·5 (4·6 to 19·9)	6·9 (3·1 to 12·9)	4·1 (2 to 7·3)	3 (1·5 to 5·3)	2·8 (1·4 to 4·9)	2·3 (1·2 to 3·9)	2 (1·1 to 3·2)	1·5 (0·8 to 2·4)	0·8 (0·5 to 1·3)	0·3 (0·1 to 0·5)	0·1 (0 to 0·2)	0 (0 to 0)	0 (0 to 0)	95·7
Non-Hodgkin lymphoma	0 (0 to 0)	0 (0 to 0)	0 (0 to 0)	44 (19·1 to 93·3)	18·8 (8·2 to 35)	13·3 (6 to 25·5)	10·7 (4·2 to 21·1)	14·5 (5·3 to 27·8)	12·2 (5·3 to 23·2)	14·5 (6·3 to 28·1)	18·4 (8·5 to 34)	22·4 (11·1 to 40·2)	23·1 (12 to 39·7)	19·7 (10·1 to 33·8)	21·5 (12 to 35·2)	23·1 (13·6 to 37)	20·2 (12·9 to 30·8)	18·3 (11·7 to 27·6)	14 (9 to 21·1)	5·9 (3·6 to 9)	2·8 (1·7 to 4·5)	0·6 (0·4 to 1)	0·1 (0 to 0·1)	318
Multiple myeloma	0 (0 to 0)	0 (0 to 0)	0 (0 to 0)	0 (0 to 0)	0 (0 to 0)	0 (0 to 0)	0 (0 to 0)	0·4 (0·1 to 0·8)	0·6 (0·2 to 1·6)	2 (0·6 to 4·7)	4·1 (1·6 to 8·8)	6·6 (2·7 to 14)	8·1 (3·6 to 15·2)	9·6 (4·3 to 18·1)	10·6 (5·2 to 19·8)	12 (6 to 21·2)	11·1 (6 to 19)	8·2 (4·5 to 13·7)	4·9 (2·7 to 7·9)	2·2 (1·1 to 3·9)	0·7 (0·3 to 1·2)	0·1 (0·1 to 0·2)	0 (0 to 0)	81·1
Leukemia	17·4 (2·4 to 66·2)	16·2 (2·8 to 61)	178 (71·3 to 424)	182 (81·3 to 365)	42·3 (17·8 to 91·3)	26·6 (12·6 to 47·6)	15·6 (5·6 to 31·3)	13·3 (5 to 26·2)	14·1 (5·1 to 30·6)	16·8 (6·8 to 33)	19·9 (8·8 to 37·3)	20·7 (9·6 to 37·5)	21·5 (11 to 36·7)	19·6 (9·9 to 33·6)	19·2 (10·1 to 33)	17·6 (10·1 to 29)	14·9 (8·6 to 24·7)	11·1 (6·8 to 17·9)	7·2 (4·4 to 11·2)	3·5 (2 to 5·7)	1·2 (0·7 to 2)	0·3 (0·2 to 0·5)	0·1 (0 to 0·1)	679
Acute lymphoid leukemia	2·7 (0·2 to 12)	2·1 (0·2 to 8·2)	37·9 (7·2 to 119)	45·6 (7·7 to 141)	30·5 (11·7 to 67)	13 (5·1 to 25·7)	4·2 (1·1 to 10·5)	2·6 (0·7 to 6·4)	2·1 (0·5 to 5·8)	1·7 (0·4 to 4·4)	1·8 (0·5 to 4·3)	1·4 (0·4 to 3·2)	1·1 (0·4 to 2·2)	0·7 (0·3 to 1·5)	0·5 (0·2 to 1·2)	0·3 (0·1 to 0·8)	0·2 (0·1 to 0·5)	0·1 (0 to 0·2)	0 (0 to 0·1)	0 (0 to 0)	0 (0 to 0)	0 (0 to 0)	0 (0 to 0)	149
Chronic lymphoid leukemia	0 (0 to 0)	0 (0 to 0)	0 (0 to 0)	0 (0 to 0)	0 (0 to 0)	0 (0 to 0)	0 (0 to 0)	0·2 (0·1 to 0·5)	0·2 (0·1 to 0·5)	0·2 (0·1 to 0·5)	0·4 (0·1 to 1)	1·4 (0·5 to 3·2)	3·7 (1·4 to 7·8)	6·3 (2·8 to 12)	9·4 (4·5 to 17·8)	10·6 (5·4 to 17·9)	9·8 (5·2 to 16·6)	8 (4·6 to 13·1)	5·8 (3·5 to 9·2)	3·1 (1·8 to 5)	1·1 (0·6 to 1·8)	0·3 (0·2 to 0·5)	0·1 (0 to 0·1)	60·8
Acute myeloid leukemia	1·8 (0·1 to 8·8)	2·8 (0·2 to 12·3)	22·2 (4·4 to 72·2)	24·7 (5·2 to 83·1)	5 (1·2 to 12·9)	4·9 (1·7 to 10·8)	3·6 (1 to 8·8)	3·1 (1 to 7·1)	3·3 (1·1 to 7·7)	3·8 (1·2 to 8·5)	4·5 (1·5 to 10·3)	5·3 (2 to 10·8)	5·5 (2·4 to 11·6)	3·3 (1·4 to 7)	2 (0·7 to 4·2)	1·5 (0·6 to 3·3)	0·9 (0·4 to 2)	0·6 (0·2 to 1·3)	0·2 (0·1 to 0·5)	0 (0 to 0·1)	0 (0 to 0)	0 (0 to 0)	0 (0 to 0)	99·1
Chronic myeloid leukemia	0·7 (0 to 3·3)	0·6 (0 to 3·4)	6·7 (1·6 to 19·5)	23·4 (5·7 to 68·8)	1·9 (0·4 to 5·1)	2·5 (0·7 to 5·6)	1·6 (0·4 to 4·5)	2·3 (0·6 to 6)	3·5 (0·9 to 8·8)	5·3 (1·4 to 11·9)	7·5 (2·5 to 16·1)	6·5 (2·2 to 13·9)	5·6 (2 to 11·9)	4·4 (1·5 to 9·1)	3 (1 to 6·5)	1·9 (0·6 to 4·3)	1·2 (0·4 to 2·7)	0·8 (0·2 to 1·9)	0·3 (0·1 to 0·7)	0·1 (0 to 0·2)	0 (0 to 0)	0 (0 to 0)	0 (0 to 0)	79·8
Other leukemia	12·3 (1·6 to 45·4)	10·7 (1·7 to 40·3)	111 (39·3 to 274)	88·1 (20·9 to 199)	4·9 (1 to 14·3)	6·2 (1·9 to 14·3)	6·1 (1·8 to 13·8)	5·1 (1·6 to 12·2)	5·1 (1·5 to 12·5)	5·9 (1·9 to 13·9)	5·6 (1·8 to 13·1)	6·1 (2·1 to 13·3)	5·6 (2 to 11·6)	4·9 (1·8 to 9·9)	4·2 (1·6 to 8·5)	3·3 (1·2 to 6·9)	2·8 (1 to 5·5)	1·7 (0·6 to 3·6)	0·8 (0·3 to 1·7)	0·2 (0·1 to 0·6)	0·1 (0 to 0·1)	0 (0 to 0)	0 (0 to 0)	291
Other malignant neoplasms	22·1 (8·8 to 46·6)	15·7 (2·9 to 50·6)	97·6 (42·2 to 184)	145 (56·3 to 330)	93·8 (43 to 174)	81·5 (40·1 to 143)	45·5 (18·4 to 86·1)	58 (22·9 to 107)	66 (30 to 119)	73·2 (35·8 to 125)	73·3 (36·7 to 127)	80·7 (42·1 to 135)	66·8 (37 to 113)	58·6 (33·8 to 100)	51·4 (30·8 to 81)	45·9 (28·8 to 71·5)	37·7 (25·5 to 56·5)	26·9 (18·7 to 37·3)	15·7 (11·2 to 22)	8 (5·4 to 11·2)	2·6 (1·7 to 3·8)	0·7 (0·4 to 1·1)	0·2 (0·1 to 0·2)	1,170





SR Table 2b: Entire DALYS by cause and age-group for females with 95% uncertainty intervals, 2019

Cause	Early Neonatal	Late Neonatal	Post Neonatal	1 to 4	5 to 9	10 to 14	15 to 19	20 to 24	25 to 29	30 to 34	35 to 39	40 to 44	45 to 49	50 to 54	55 to 59	60 to 64	65 to 69	70 to 74	75 to 79	80 to 84	85 to 89	90 to 94	95 plus	Total
All causes	127,060 (77,100 to 185,000)	36,400 (16,200 to 58,200)	110,000 (61,900 to 165,000)	141,000 (119,000 to 159,000)	43,900 (36,300 to 53,000)	43,900 (32,600 to 55,600)	54,200 (42,000 to 67,200)	66,900 (52,400 to 82,000)	63,900 (49,400 to 79,700)	60,900 (47,400 to 75,200)	67,000 (54,600 to 82,000)	67,900 (54,900 to 82,200)	64,200 (51,700 to 79,400)	60,600 (48,200 to 75,500)	58,200 (45,100 to 72,900)	56,900 (43,200 to 72,600)	52,700 (37,200 to 69,900)	37,200 (23,100 to 53,200)	19,900 (9,300 to 34,800)	6,700 (2,600 to 13,200)	1,760 (600 to 3,900)	350 (120 to 810)	1,210,000
Communicable, maternal, neonatal, and nutritional diseases	97,900 (70,600 to 129,000)	23,000 (16,300 to 30,900)	66,500 (43,000 to 100,000)	109,000 (81,400 to 133,000)	29,700 (20,600 to 42,000)	17,600 (11,900 to 25,400)	19,700 (13,600 to 27,000)	26,200 (22,000 to 30,900)	29,700 (25,100 to 35,000)	29,900 (25,200 to 35,000)	29,900 (23,700 to 36,700)	29,400 (19,900 to 39,500)	27,300 (18,600 to 36,600)	24,600 (16,900 to 33,500)	19,600 (13,600 to 26,600)	15,800 (9,600 to 23,700)	11,900 (6,600 to 19,500)	7,600 (3,500 to 13,700)	3,900 (1,600 to 7,500)	1,400 (500 to 3,000)	400 (120 to 1,000)	110 (30 to 290)	626,000
HIV/AIDS and sexually transmitted infections	2,200 (1,700 to 2,900)	577 (310 to 1,000)	1,000 (740 to 1,400)	2,470 (1,900 to 3,200)	895 (700 to 1,200)	1,100 (840 to 1,400)	2,900 (2,200 to 3,700)	4,970 (3,900 to 6,200)	6,400 (5,000 to 8,000)	6,700 (5,300 to 8,400)	7,100 (5,600 to 8,900)	7,300 (5,700 to 9,200)	6,900 (5,300 to 8,800)	6,200 (4,800 to 8,000)	5,400 (4,100 to 7,000)	4,600 (3,400 to 6,000)	3,600 (2,600 to 4,800)	2,500 (1,700 to 3,400)	1,500 (1,000 to 2,100)	700 (400 to 1,000)	200 (100 to 400)	50 (20 to 110)	52,600
HIV/AIDS	0 (0 to 0.2)	0 (0 to 0.4)	1,000 (100 to 2,200)	2,400 (900 to 4,870)	1,000 (497 to 1,330)	1,070 (600 to 1,660)	2,900 (1,300 to 4,490)	4,710 (1,620 to 8,430)	6,400 (2,360 to 12,240)	6,900 (2,600 to 13,190)	6,900 (2,460 to 13,590)	6,900 (2,460 to 13,590)	6,900 (2,500 to 13,810)	6,900 (2,500 to 13,810)	5,900 (2,080 to 12,000)	4,900 (1,700 to 10,000)	3,900 (1,300 to 8,000)	2,900 (900 to 6,000)	1,700 (500 to 3,500)	800 (200 to 1,700)	200 (50 to 500)	50 (10 to 110)	66,800
HIV/AIDS - Drug-susceptible Tuberculosis	0 (0 to 0)	0 (0 to 0.2)	0 (0 to 1,630)	0 (0 to 3,530)	0 (0 to 1,007)	0 (0 to 1,207)	0 (0 to 1,970)	0 (0 to 3,430)	0 (0 to 4,670)	0 (0 to 4,870)	0 (0 to 5,010)	0 (0 to 5,010)	0 (0 to 5,010)	0 (0 to 5,010)	0 (0 to 4,210)	0 (0 to 3,470)	0 (0 to 2,830)	0 (0 to 2,090)	0 (0 to 1,230)	0 (0 to 580)	0 (0 to 140)	0 (0 to 30)	0 (0 to 10)	13,200
HIV/AIDS - Multidrug-resistant Tuberculosis without extreme drug resistance	0 (0 to 0)	0 (0 to 0)	0 (0 to 0)	0 (0 to 0)	0 (0 to 0)	0 (0 to 0)	0 (0 to 0)	0 (0 to 0)	0 (0 to 0)	0 (0 to 0)	0 (0 to 0)	0 (0 to 0)	0 (0 to 0)	0 (0 to 0)	0 (0 to 0)	0 (0 to 0)	0 (0 to 0)	0 (0 to 0)	0 (0 to 0)	0 (0 to 0)	0 (0 to 0)	0 (0 to 0)	0 (0 to 0)	0
HIV/AIDS - Extensively drug-resistant Tuberculosis	0 (0 to 0)	0 (0 to 0)	0 (0 to 0)	0 (0 to 0)	0 (0 to 0)	0 (0 to 0)	0 (0 to 0)	0 (0 to 0)	0 (0 to 0)	0 (0 to 0)	0 (0 to 0)	0 (0 to 0)	0 (0 to 0)	0 (0 to 0)	0 (0 to 0)	0 (0 to 0)	0 (0 to 0)	0 (0 to 0)	0 (0 to 0)	0 (0 to 0)	0 (0 to 0)	0 (0 to 0)	0 (0 to 0)	0
HIV/AIDS resulting in other diseases	0 (0 to 0.2)	0 (0 to 0.2)	686 (581 to 1,950)	1,490 (1,170 to 3,880)	998 (850 to 2,590)	717 (600 to 1,870)	1,900 (1,590 to 4,970)	3,110 (2,600 to 8,150)	4,190 (3,500 to 10,960)	4,780 (3,990 to 12,510)	4,780 (3,990 to 12,510)	4,800 (3,990 to 12,510)	3,710 (3,090 to 9,690)	2,250 (1,880 to 5,900)	1,190 (1,000 to 3,110)	599 (500 to 1,560)	288 (240 to 750)	151 (126 to 394)	47.9 (39.7 to 125)	8.9 (7.3 to 23.2)	0.8 (0.6 to 2.1)	0 (0 to 0.1)	32,200
Sexually transmitted infections excluding HIV	2,200 (1,700 to 2,900)	577 (310 to 1,000)	1,000 (740 to 1,400)	703 (540 to 1,000)	374 (270 to 512)	39.7 (29.7 to 52.8)	199 (149 to 265)	262 (196 to 349)	300 (225 to 400)	342 (256 to 456)	211 (158 to 281)	147 (110 to 196)	103 (77.2 to 137)	69.4 (52.1 to 92.4)	59.6 (44.7 to 79.4)	39.3 (29.5 to 52.3)	13.7 (10.3 to 18.2)	11.9 (8.9 to 15.8)	6.9 (5.2 to 9.2)	3.0 (2.2 to 4.0)	1.6 (1.2 to 2.1)	0.4 (0.3 to 0.6)	5,710
Syphilis	0 (0 to 0.2)	0 (0 to 0.2)	0 (0 to 0.2)	0 (0 to 0.2)	0 (0 to 0.2)	0 (0 to 0.2)	0 (0 to 0.2)	0 (0 to 0.2)	0 (0 to 0.2)	0 (0 to 0.2)	0 (0 to 0.2)	0 (0 to 0.2)	0 (0 to 0.2)	0 (0 to 0.2)	0 (0 to 0.2)	0 (0 to 0.2)	0 (0 to 0.2)	0 (0 to 0.2)	0 (0 to 0.2)	0 (0 to 0.2)	0 (0 to 0.2)	0 (0 to 0.2)	0 (0 to 0.2)	0
Chlamydial infection	0 (0 to 0)	0 (0 to 0)	0 (0 to 0)	0 (0 to 0)	0 (0 to 0)	0 (0 to 0)	0 (0 to 0)	0 (0 to 0)	0 (0 to 0)	0 (0 to 0)	0 (0 to 0)	0 (0 to 0)	0 (0 to 0)	0 (0 to 0)	0 (0 to 0)	0 (0 to 0)	0 (0 to 0)	0 (0 to 0)	0 (0 to 0)	0 (0 to 0)	0 (0 to 0)	0 (0 to 0)	0 (0 to 0)	0
Gonococcal infection	0 (0 to 0)	0 (0 to 0)	0 (0 to 0)	0 (0 to 0)	0 (0 to 0)	0 (0 to 0)	0 (0 to 0)	0 (0 to 0)	0 (0 to 0)	0 (0 to 0)	0 (0 to 0)	0 (0 to 0)	0 (0 to 0)	0 (0 to 0)	0 (0 to 0)	0 (0 to 0)	0 (0 to 0)	0 (0 to 0)	0 (0 to 0)	0 (0 to 0)	0 (0 to 0)	0 (0 to 0)	0 (0 to 0)	0
Trichomoniasis	0 (0 to 0)	0 (0 to 0)	0 (0 to 0)	0 (0 to 0)	0 (0 to 0)	0 (0 to 0)	0 (0 to 0)	0 (0 to 0)	0 (0 to 0)	0 (0 to 0)	0 (0 to 0)	0 (0 to 0)	0 (0 to 0)	0 (0 to 0)	0 (0 to 0)	0 (0 to 0)	0 (0 to 0)	0 (0 to 0)	0 (0 to 0)	0 (0 to 0)	0 (0 to 0)	0 (0 to 0)	0 (0 to 0)	0
Genital herpes	0 (0 to 0)	0 (0 to 0)	0 (0 to 0)	0 (0 to 0)	0 (0 to 0)	3.1 (2.3 to 4.1)	12.9 (9.6 to 17.2)	21.2 (15.7 to 28.4)	24.6 (18.2 to 32.8)	29.0 (21.5 to 38.7)	30.1 (22.3 to 40.1)	31.7 (23.5 to 42.2)	33.9 (25.1 to 45.1)	34.1 (25.3 to 45.5)	33.7 (25.0 to 44.9)	32.9 (24.4 to 43.9)	31.4 (23.3 to 41.9)	29.6 (21.9 to 39.5)	26.9 (19.9 to 35.9)	23.2 (17.2 to 30.9)	18.9 (14.0 to 25.2)	13.9 (10.3 to 18.5)	8.2 (6.1 to 10.9)	372
Other sexually transmitted infections	0 (0 to 0)	0 (0 to 0)	0 (0 to 0)	0 (0 to 0)	0 (0 to 0)	0 (0 to 0)	0 (0 to 0)	0 (0 to 0)	0 (0 to 0)	0 (0 to 0)	0 (0 to 0)	0 (0 to 0)	0 (0 to 0)	0 (0 to 0)	0 (0 to 0)	0 (0 to 0)	0 (0 to 0)	0 (0 to 0)	0 (0 to 0)	0 (0 to 0)	0 (0 to 0)	0 (0 to 0)	0 (0 to 0)	0
Respiratory infections and tuberculosis	6,200 (3,200 to 10,900)	3,600 (1,700 to 6,400)	26,100 (13,600 to 47,000)	27,100 (14,100 to 49,100)	4,900 (2,500 to 8,900)	2,200 (1,100 to 4,000)	2,400 (1,200 to 4,400)	3,100 (1,500 to 5,700)	3,600 (1,700 to 6,700)	4,200 (2,000 to 7,800)	5,100 (2,400 to 9,500)	6,200 (2,900 to 11,600)	7,100 (3,300 to 13,200)	8,000 (3,700 to 14,900)	8,700 (4,000 to 16,200)	9,200 (4,200 to 17,200)	9,500 (4,300 to 17,800)	9,600 (4,300 to 18,000)	9,200 (4,100 to 17,300)	8,300 (3,700 to 15,600)	6,900 (3,000 to 13,000)	5,300 (2,300 to 10,000)	3,200 (1,400 to 6,000)	196,000
Tuberculosis	0 (0 to 0)	0 (0 to 0)	841 (541 to 4,930)	1,780 (1,140 to 10,400)	1,140 (687 to 6,780)	1,780 (945 to 7,770)	1,770 (1,170 to 3,860)	3,060 (2,020 to 6,720)	3,060 (2,040 to 6,720)	3,060 (2,760 to 7,870)	3,060 (3,100 to 8,020)	3,060 (2,980 to 8,700)	3,060 (2,780 to 8,850)	3,060 (2,400 to 10,100)	3,060 (2,020 to 11,300)	3,060 (2,020 to 12,600)	3,060 (1,410 to 12,800)	3,060 (1,190 to 13,600)	3,060 (859 to 12,900)	3,060 (693 to 11,400)	3,060 (760 to 9,700)	3,060 (418 to 132)	64,000
Latent tuberculosis infection	0 (0 to 0)	0 (0 to 0)	0 (0 to 0)	0 (0 to 0)	0 (0 to 0)	0 (0 to 0)	0 (0 to 0)	0 (0 to 0)	0 (0 to 0)	0 (0 to 0)	0 (0 to 0)	0 (0 to 0)	0 (0 to 0)	0 (0 to 0)	0 (0 to 0)	0 (0 to 0)	0 (0 to 0)	0 (0 to 0)	0 (0 to 0)	0 (0 to 0)	0 (0 to 0)	0 (0 to 0)	0 (0 to 0)	0
Drug-susceptible tuberculosis	0 (0 to 0.1)	0 (0 to 0)	840 (540 to 4,920)	1,780 (1,140 to 10,400)	1,140 (686 to 6,780)	1,780 (945 to 7,770)	1,770 (1,170 to 3,860)	3,060 (2,020 to 6,720)	3,060 (2,040 to 6,720)	3,060 (2,760 to 7,870)	3,060 (3,100 to 8,020)	3,060 (2,980 to 8,700)	3,060 (2,780 to 8,850)	3,060 (2,400 to 10,100)	3,060 (2,020 to 11,300)	3,060 (2,020 to 12,600)	3,060 (1,410 to 12,800)	3,060 (1,190 to 13,600)	3,060 (859 to 12,900)	3,060 (693 to 11,400)	3,060 (760 to 9,700)	3,060 (418 to 132)	64,000
Multidrug-resistant tuberculosis without extensive drug resistance	0 (0 to 0)	0 (0 to 0)	329 (219 to 1,230)	774 (514 to 3,230)	0 (0 to 0)	0 (0 to 0)	0 (0 to 0)	0 (0 to 0)	0 (0 to 0)	0 (0 to 0)	0 (0 to 0)	0 (0 to 0)	0 (0 to 0)	0 (0 to 0)	0 (0 to 0)	0 (0 to 0)	0 (0 to 0)	0 (0 to 0)	0 (0 to 0)	0 (0 to 0)	0 (0 to 0)	0 (0 to 0)	0 (0 to 0)	5,010
Extensively drug-resistant tuberculosis	0 (0 to 0)	2.6 (0.3 to 12.2)	4.4 (0.5 to 19.4)	0.9 (0.1 to 3.9)	0 (0 to 0)	1 (0.1 to 4.3)	2.3 (0.3 to 9.8)	5.8 (0.7 to 24.3)	6.6 (0.8 to 27.5)	6.7 (0.8 to 28.1)	6.8 (0.8 to 28.3)	6.8 (0.8 to 28.3)	6.8 (0.8 to 28.3)	6.8 (0.8 to 28.3)	6.8 (0.8 to 28.3)	6.8 (0.8 to 28.3)	6.8 (0.8 to 28.3)	6.8 (0.8 to 28.3)	6.8 (0.8 to 28.3)	6.8 (0.8 to 28.3)	6.8 (0.8 to 28.3)	6.8 (0.8 to 28.3)	69.6
Lower respiratory infections	6,200 (3,200 to 10,900)	3,599 (1,700 to 6,400)	25,200 (13,600 to 47,000)	23,500 (12,900 to 45,700)	3,700 (1,900 to 7,000)	1,900 (1,000 to 3,600)	1,900 (980 to 3,600)	1,710 (1,000 to 3,200)	1,800 (1,000 to 3,200)	1,700 (1,000 to 3,200)	2,000 (1,000 to 3,600)	2,300 (1,200 to 4,200)	2,600 (1,300 to 4,800)	2,900 (1,500 to 5,400)	3,100 (1,600 to 5,900)	3,300 (1,600 to 6,200)	3,400 (1,600 to 6,500)	3,500 (1,600 to 6,600)	3,500 (1,600 to 6,600)	3,400 (1,600 to 6,400)	3,200 (1,500 to 6,000)	2,900 (1,300 to 5,500)	97,500
Upper respiratory infections	0 (0 to 0.4)	0 (0 to 0.2)	0 (0 to 1,140)	520 (370 to 2,480)	370 (226 to 899)	327 (193 to 579)	500 (198 to 1,020)	1,400 (726 to 2,430)	1,400 (713 to 2,430)	1,400 (688 to 2,430)	1,400 (722 to 2,430)	1,400 (680 to 2,430)	1,400 (649 to 2,430)	1,400 (622 to 2,430)	1,400 (597 to 2,430)	1,400 (577 to 2,430)	1,400 (557 to 2,430)	1,400 (537 to 2,430)	1,400 (516 to 2,430)	1,400 (494 to 2,430)	1,400 (471 to 2,430)	1,400 (446 to 2,430)	1,400 (411 to 2,430)	3,900
Otitis media	0 (0 to 0)	0 (0 to 0)	0 (0 to 79.9)	0 (0 to 129)	0 (0 to 0)	0 (0 to 0)	0 (0 to 0)	0 (0 to 0)	0 (0 to 0)	0 (0 to 0)	0 (0 to 0)	0 (0 to 0)	0 (0 to 0)	0 (0 to 0)	0 (0 to 0)	0 (0 to 0)	0 (0 to 0)	0 (0 to 0)	0 (0 to 0)	0 (0 to 0)	0 (0 to 0)	0 (0 to 0)	0 (0 to 0)	0
Enteric infections	1,270 (600 to 3,440)	3,280 (669 to 7,780)	32,100 (12,000 to 81,200)	28,000 (18,700 to 72,700)	6,080 (3,420 to 11,100)	3,290 (1,900 to 5,600)	2,900 (1,620 to 5,800)	2,900 (1,260 to 6,200)	2,900 (1,180 to 6,200)	2,900 (989 to 6,200)	2,900 (1,060 to 6,200)	2,900 (1,060 to 6,200)	2,900 (1,060 to 6,200)	2,900 (1,060 to 6,200)	2,900 (1,060 to 6,200)	2,900 (1,060 to 6,200)	2,170 (887 to 6,060)	1,060 (429 to 3,080)	497 (204 to 1,430)	160 (64 to 470)	32.6 (12.9 to 96.1)	3.4 (1.1 to 10.2)	119,000
Diarrheal diseases	1,270 (600 to 3,440)	3,280 (669 to 7,780)	32,100 (12,000 to 81,200)	28,000 (18,700 to 72,700)	6,080 (3,420 to 11,100)	3,290 (1,900 to 5,600)	2,900 (1,620 to 5,800)	2,900 (1,260 to 6,200)	2,900 (1,180 to 6,200)	2,900 (989 to 6,200)	2,900 (1,060 to 6,200)	2,900 (1,060 to 6,200)	2,900 (1,060 to 6,200)	2,900 (1,060 to 6,200)	2,900 (1,060 to 6,200)	2,900 (1,060 to 6,200)	2,170 (887 to 6,060)	1,060 (429 to 3,080)	497 (204 to 1,430)	160 (64 to 470)	32.6 (12.9 to 96.1)	3.4 (1.1 to 10.2)	119,000
Typhoid and paratyphoid	0 (0 to 0)	0 (0 to 0)	11 (3.1 to 28.1)	1,220 (347 to 2,800)	896 (253 to 2,040)	179 (49 to 407)	372 (104 to 837)	742 (207 to 1,670)	903 (254 to 2,030)	944 (264 to 2,120)	944 (264 to 2,120)	944 (264 to 2,120)	944 (264 to 2,120)	944 (264 to 2,120)	944 (264 to 2,120)	944 (264 to 2,120)	944 (264 to 2,120)	944 (264 to 2,120)	944 (264 to 2,120)	944 (264 to 2,120)	944 (264 to 2,120)	944 (264 to 2,120)	944 (264 to 2,120)	3,730
Typhoid fever	0 (0 to 0)	0 (0 to 0)	11 (3.1 to 28.1)	1,220 (347 to 2,800)	896 (253 to 2,040)	179 (49 to 407)	372 (104 to 837)	742 (207 to 1,670)	903 (254 to 2,030)	944 (264 to 2,120)	944 (264 to 2,120)	944 (264 to 2,120)	944 (264 to 2,120)	944 (264 to 2,120)	944 (264 to 2,120)	944 (264 to 2,120)	944 (264 to 2,120)	944 (264 to 2,120)	944 (264 to 2,120)	944 (264 to 2,120)	944 (264 to 2,120)	944 (264 to 2,120)	944 (264 to 2,120)	3,730
Paratyphoid fever	0 (0 to 0)	0 (0 to 0)	0 (0 to 0)	0 (0 to 0.1)	0 (0 to 0)	0 (0 to 0)	0 (0 to 0)	0 (0 to 0)	0 (0 to 0)	0 (0 to 0)	0 (0 to 0)	0 (0 to 0)	0 (0 to 0)	0 (0 to 0)	0 (0 to 0)	0 (0 to 0)	0 (0 to 0)	0 (0 to 0)	0 (0 to 0)	0 (0 to 0)	0 (0 to 0)	0 (0 to 0)	0 (0 to 0)	0
Invasive Non-typhoidal Salmonella (iNTS)	0 (0 to 0)	0 (0 to 0.8)	13.3 (3.3 to 226)	1,160 (1,160 to 1,160)	1,160 (28.1 to 2,020)	1,160 (27.8 to 1,160)	1,160 (29.6 to 1,160)	1,160 (29.5 to 1,160)	1,160 (27.5 to 1,160)	1,160 (27.5 to 1,160)	1,160 (28.4 to 1,160)	1,160 (29.1 to 1,160)	1,160 (29.1 to 1,160)	1,160 (29.1 to 1,160)	1,160 (29.1 to 1,160)	1,160 (29.1 to 1,160)	1,160 (29.1 to 1,160)	1,160 (29.1 to 1,160)	1,160 (29.1 to 1,160)	1,160 (29.1 to 1,160)	1,160 (29.1 to 1,160)	1,160 (29.1 to 1,160)	1,160 (29.1 to 1,160)	784
Other intestinal infectious diseases	0 (0 to 0)	0 (0 to 0)	37.2 (0.4 to 160)	109 (1.2 to 423)	2.9 (0.1 to 57.9)	2.9 (0.1 to 51.3)	2.9 (0.1 to 51.3)	2.9 (0.1 to 51.3)	2.9 (0.1 to 51.3)	2.9 (0.1 to 51.3)	2.9 (0.1 to 51.3)	2.9 (0.1 to 51.3)	2.9 (0.1 to 51.3)	2.9 (0.1 to 51.3)	2.9 (0.1 to 51.3)	2.9 (0.1 to 51.3)	2.9 (0.1 to 51.3)	2.9 (0.1 to 51.3)	2.9 (0.1 to 51.3)	2.9 (0.1 to 51.3)	2.9 (0.1 to 51.3)	2.9 (0.1 to 51.3)	160
Neglected tropical diseases and malaria	1,270 (600 to 3,440)	3,280 (669 to 7,780)	32,100 (12,000 to 81,200)	28,000 (18,700 to 72,700)	6,080 (3,420 to 11,100)	3,290 (1,900 to 5,600)	2,900 (1,620 to 5,800)	2,900 (1,260 to 6,200)	2,900 (1,180 to 6,200)	2,900 (989 to 6,200)	2,900 (1,060 to 6,200)	2,900 (1,060 to 6,200)	2,900 (1,060 to 6,200)	2,900 (1,060 to 6,200)	2,900 (1,060 to 6,200)	2,900 (1,060 to 6,200)	2,170 (887 to 6,060)	1,060 (429 to 3,080)	497 (204 to 1,430)	160 (64 to 470)	32.6 (12.9 to 96.1)	3.4 (1.1 to 10.2)	119,000
Malaria	0 (0 to 0)	0 (0 to 0)	492 (89.1 to 1,790)	1,370 (259 to 4,990)	932 (169 to 3,390)	472 (86 to 1,720)	1,760 (488 to 5,160)	1,760 (488 to 5,160)	1,760 (488 to 5,160)	1,760 (488 to 5,160)	1,760 (488 to 5,160)	1,760 (488 to 5,160)	1,760 (488 to 5,160)	1,760 (488 to 5,160)	1,760 (488 to 5,160)	1,760 (488 to 5,160)	1,760 (488 to 5,160)	1,760 (488 to 5,160)	1,760 (488 to 5,160)	1,760 (488 to 5,160)	1,760 (488 to 5,160)	1,760 (488 to 5,160)	1,760 (488 to 5,160)	9,920
Chagas disease	0 (0 to 0)	0 (0 to 0)	0 (0 to 0)	0 (0 to 0)	0 (0 to 0)	0 (0 to 0)	0 (0 to 0)	0 (0 to 0)	0 (0 to 0)	0 (0 to 0)	0 (0 to 0)	0 (0 to 0)	0 (0 to 0)	0 (0 to 0)	0 (0 to 0)	0 (0 to 0)	0 (0 to 0)	0 (0 to 0)	0 (0 to 0)	0 (0 to 0)	0 (0 to 0)	0 (0 to 0)	0 (0 to 0)	0
Leishmaniasis	0 (0 to 0)	0 (0 to 0)	39.9 (5.7 to 78.9)	402 (57 to 797)	297 (42 to 589)	107 (15 to 212)	474 (68 to 939)	711 (101 to 1,410)	711 (101 to 1,410)	711 (101 to 1,410)	711 (101 to 1,410)	711 (101 to 1,410)	711 (101 to 1,410)	711 (101 to 1,410)	711 (101 to 1,410)	711 (101 to 1,410)	711 (101 to 1,410)	711 (101 to 1,410)	711 (101 to 1,410)	711 (101 to 1,410)	711 (101 to 1,410)	711 (101 to 1,410)	711 (101 to 1,410)	1,060
Visceral leishmaniasis	0 (0 to 0)	0 (0 to 0)	39.9 (5.7 to 78.9)	402 (57 to 797)	297 (42 to 589)	107 (15 to 212)	474 (68 to 939)	711 (101 to 1,410)	711 (101 to 1,410)	711 (101 to 1,410)	711 (101 to 1,410)	711 (101 to 1,410)	711 (101 to 1,410)	711 (101 to 1,410)	711 (101 to 1,410)	711 (101 to 1,410)	711 (101 to 1,410)	711 (101 to 1,410)	711 (101 to 1,410)	711 (101 to 1,410)	711 (101 to 1,410)	711 (101 to 1,410)	711 (101 to 1,410)	989
Cutaneous and mucocutaneous leishmaniasis	0 (0 to 0)	0 (0 to 0)	0 (0 to 0)	0 (0.1 to 0.4)	0 (0 to 0.1)	0 (0 to 0.2)	0 (0.1 to 0.3)	0 (0 to 0.3)	0 (0 to 0.3)	0 (0 to 0.3)	0 (0 to 0.3)	0 (0 to 0.3)	0 (0 to 0.3)	0 (0 to 0.3)	0 (0 to 0.3)	0 (0 to 0.3)	0 (0 to 0.3)	0 (0 to 0.3)	0 (0 to 0.3)	0 (0 to 0.3)	0 (0 to 0.3)	0 (0 to 0.3)	0 (0 to 0.3)	491
African trypanosomiasis	0 (0 to 0)	0 (0 to 0)	0 (0 to 0)	0 (0 to 0)	0 (0 to 0)	0 (0 to 0)	0 (0 to 0)	0 (0 to 0)	0 (0 to 0)	0 (0 to 0)	0 (0 to 0)	0 (0 to 0)	0 (0 to 0)	0 (0 to 0)	0 (0 to 0)	0 (0 to 0)	0 (0 to 0)	0 (0 to 0)	0 (0 to 0)	0 (0 to 0)	0 (0 to 0)	0 (0 to 0)	0 (0 to 0)	0
Schistosomiasis	0 (0 to 0)	0 (0 to 0)	0 (0 to 0)	0 (0 to 7.03)	0 (0 to 0)	0 (0 to 0)	0 (0 to 0)	0 (0 to 0)	0 (0 to 0)	0 (0 to 0)	0 (0 to 0)	0 (0 to 0)	0 (0 to 0)	0 (0 to 0)	0 (0 to 0)	0 (0 to 0)	0 (0 to 0)	0 (0 to 0)	0 (0 to 0)	0 (0 to 0)	0 (0 to 0)	0 (0 to 0)	0 (0 to 0)	3,240
Cysticercosis	0 (0 to 0)	0 (0 to 0)	0 (0 to 0)	0 (0 to 0)	2.7 (0.7 to 7.2)	27 (7.1 to 72)	77.6 (20.5 to 206)	69.1 (18.3 to 184)	69.1 (18.3 to 184)	69.1 (18.3 to 184)	69.1 (18.3 to 184)	69.1 (18.3 to 184)	69.1 (18.3 to 184)	69.1 (18.3 to 184)	69.1 (18.3 to 184)	69.1 (18.3 to 184)	69.1 (18.3 to 184)	69.1 (18.3 to 184)	69.1 (18.3 to 184)	69.1 (18.3 to 184)	69.1 (18.3 to 184)	69.1 (18.3 to 184)	69.1 (18.3 to 184)	697
Cystic echinococcosis	0 (0 to 0)	0 (0 to 0)	19.6 (4 to 67)	61.2 (12.5 to 209)	6.2 (1.3 to 21)	2.6 (0.5 to 8.9)	2.6 (0.5 to 8.9)	2.6 (0.5 to 8.9)	2.6 (0.5 to 8.9)	2.6 (0.5 to 8.9)	2.6 (0.5 to 8.9)	2.6 (0.5 to 8.9)	2.6 (0.5 to 8.9)	2.6 (0.5 to 8.9)	2.6 (0.5 to 8.9)	2.6 (0.5 to 8.9)	2.6 (0.5 to 8.9)	2.6 (0.5 to 8.9)	2.6 (0.5 to 8.9)	2.6 (0.5 to 8.9)	2.6 (0.5 to 8.9)	2.6 (0.5 to 8.9)	61.4
Lymphatic filariasis	0 (0 to 0)	0 (0 to 0)	0 (0 to 0)	0 (0 to 0)	0 (0 to 0)	0 (0 to 0)	0 (0 to 0)	0 (0 to 0)	0 (0 to 0)	0 (0 to 0)	0 (0 to 0)	0 (0 to 0)	0 (0 to 0)	0 (0 to 0)	0 (0 to 0)	0 (0 to 0)	0 (0 to 0)	0 (0 to 0)	0 (0 to 0)	0 (0 to 0)	0 (0 to 0)	0 (0 to 0)	0 (0 to 0)	0
Onchocerciasis	0 (0 to 0)	0 (0 to 0)	0 (0 to 0)	0 (0 to 0)	0 (0 to 0)	0 (0 to 0)	0 (0 to 0)	0 (0 to 0)	0 (0 to 0)	0 (0 to 0)	0 (0 to 0)	0 (0 to 0)	0 (0 to 0)	0 (0 to 0)	0 (0 to 0)	0 (0 to 0)	0 (0 to 0)	0 (0 to 0)	0 (0 to 0)	0 (0 to 0)	0 (0 to 0)	0 (0 to 0)	0 (0 to 0)	0
Trachoma	0 (0 to 0)	0 (0 to 0)	0 (0 to 0)	0 (0 to 0)	0 (0 to 0)	0 (0 to 0)	0 (0 to 0.1)	0 (0 to 0.1)	0 (0 to 0.1)	0 (0 to 0.1)	0 (0 to 0.1)	0 (0 to 0.1)	0 (0 to 0.1)	0 (0 to 0.1)	0 (0 to 0.1)	0 (0 to 0.1)	0 (0 to 0.1)	0 (0 to 0.1)	0 (0 to 0.1)	0 (0 to 0.1)	0 (0 to 0.1)	0 (0 to 0.1)	0 (0 to 0.1)	0
Dengue	0 (0 to 0)	0 (0 to 0)	0 (0 to 0.4)	0 (0 to 0.8)	0 (0 to 0.4)	0 (0 to 0.4)	0 (0 to 0.4)	0 (0 to 0.4)	0 (0 to 0.4)	0 (0 to 0.4)	0 (0 to 0.4)	0 (0 to 0.4)	0 (0 to 0.4)	0 (0 to 0.4)	0 (0 to 0.4)	0 (0 to 0.4)	0 (0 to 0.4)	0 (0 to 0.4)	0 (0 to 0.4)	0 (0 to 0.4)	0 (0 to 0.4)	0 (0 to 0.4)	0 (0 to 0.4)	0
Yellow fever	0 (0 to 0)	0 (0 to 0)	1.9 (0.5 to 4.6)	24.1 (6.1 to 58.7)	29.4 (8.3 to 72.2)	32.6 (9.2 to 79.6)	32.6 (9.2 to 79.6)	32.6 (9.2 to 79.6)	32.6 (9.2 to 79.6)	32.6 (9.2 to 79.6)	32.6 (9.2 to 79.6)	32.6 (9.2 to 79.6)	32.6 (9.2 to 79.6)	32.6 (9.2 to 79.6)	32.6 (9.2 to 79.6)	32.6 (9.2 to 79.6)	32.6 (9.2 to 79.6)	32.6 (9.2 to 79.6)	32.6 (9.2 to 79.6)	32.6 (9.2 to 79.6)	32.6 (9.2 to 79.6)	32.6 (9.2 to 79.6)	32.6 (9.2 to 79.6)	181
Rabies	0 (0 to 0)	1.1 (0.1 to 4.2)	3.6 (0.4 to 13.7)	23.2 (2.7 to 88.3)	13.6 (1.6 to 51.8)	13.9 (1.6 to 53.1)	13.6 (1.6 to 51.8)	11.6 (1.4 to 44.2)	11.6 (1.4 to 44.2)	10.5 (1.2 to 39.8)	10.5 (1.2 to 39.8)	10.6 (1.2 to 40.3)	11.6 (1.3 to 44.2)	11.6 (1.3 to 44.2)	11.6 (1.3 to 44.2)	11.6 (1.3 to 44.2)	11.6 (1.3 to 44.2)	11.6 (1.3 to 44.2)	11.6 (1.3 to 44.2)	11.6 (1.3 to 44.2)	11.6 (1.3 to 44.2)	11.6 (1.3 to 44.2)	11.6 (1.3 to 44.2)	160
Intestinal nematode infections	0 (0 to 0)	0 (0 to 0)	13.9 (1.8 to 54.1)	214 (28.1 to 833)	291 (37.3 to 1,140)	372 (47.6 to 1,460)	490 (62.7 to 1,920)	588 (75.2 to 2,300)	392 (50.2 to 1,540)	392 (50.2 to 1,540)	392 (50.2 to 1,540)	392 (50.2 to 1,540)	196 (25.1 to 769)	23.6 (3 to



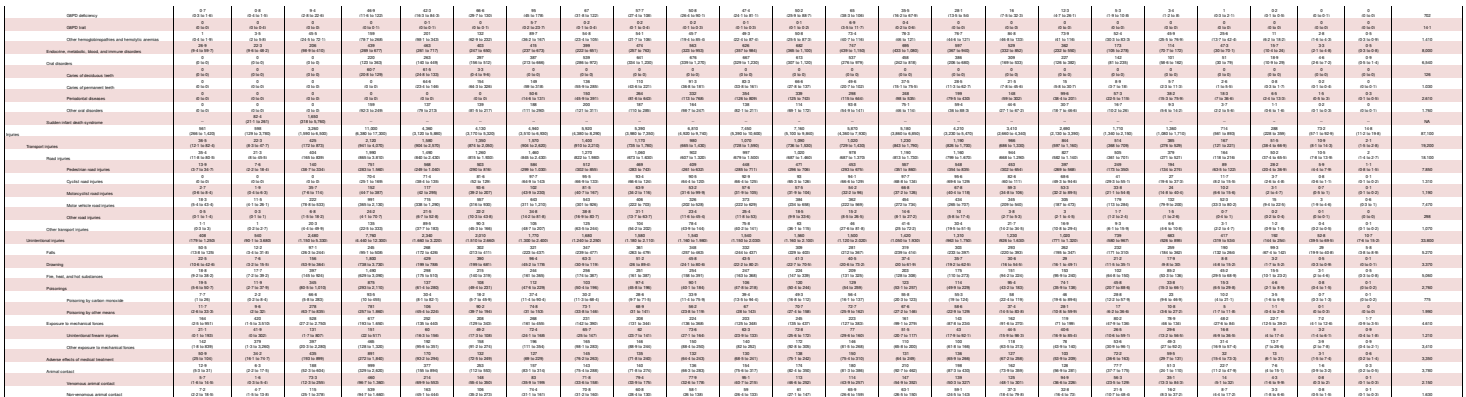

SR Table 2b: Ethiopia DALYS by cause and age group for females with 95% uncertainty intervals, 2019

Cause	Early Neonatal	Late Neonatal	Post Neonatal	1 to 4	5 to 9	10 to 14	15 to 19	20 to 24	25 to 29	30 to 34	35 to 39	40 to 44	45 to 49	50 to 54	55 to 59	60 to 64	65 to 69	70 to 74	75 to 79	80 to 84	85 to 89	90 to 94	95 plus	Total
All causes	2,580,000 (2,080,000 to 3,250,000)	870,000 (702,000 to 1,090,000)	1,840,000 (1,510,000 to 2,280,000)	2,320,000 (1,930,000 to 2,800,000)	718,000 (595,000 to 908,000)	635,000 (520,000 to 779,000)	775,000 (640,000 to 934,000)	809,000 (663,000 to 985,000)	795,000 (658,000 to 957,000)	779,000 (650,000 to 925,000)	786,000 (669,000 to 925,000)	729,000 (621,000 to 856,000)	595,000 (510,000 to 690,000)	512,000 (438,000 to 598,000)	462,000 (394,000 to 532,000)	456,000 (390,000 to 523,000)	426,000 (373,000 to 477,000)	387,000 (350,000 to 423,000)	325,000 (300,000 to 349,000)	220,000 (203,000 to 234,000)	101,000 (93,300 to 109,000)	36,900 (34,000 to 39,500)	10,500 (9,750 to 11,400)	17,200,000
Communicable, maternal, neonatal, and nutritional diseases	2,390,000 (1,910,000 to 3,000,000)	770,000 (618,000 to 977,000)	1,510,000 (1,210,000 to 1,900,000)	1,850,000 (1,510,000 to 2,260,000)	420,000 (343,000 to 528,000)	269,000 (225,000 to 327,000)	322,000 (266,000 to 384,000)	337,000 (275,000 to 417,000)	329,000 (272,000 to 399,000)	321,000 (272,000 to 381,000)	322,000 (277,000 to 375,000)	284,000 (247,000 to 329,000)	214,000 (184,000 to 245,000)	151,000 (129,000 to 177,000)	117,000 (97,300 to 140,000)	105,000 (85,600 to 131,000)	88,100 (72,000 to 112,000)	80,700 (66,900 to 102,000)	67,300 (54,900 to 84,500)	46,800 (37,200 to 61,400)	22,900 (17,600 to 30,500)	8,590 (6,310 to 11,700)	2,850 (2,090 to 3,800)	10,000,000
HIV/AIDS and sexually transmitted infections	101,000 (34,100 to 220,000)	29,600 (9,760 to 64,900)	68,200 (46,200 to 107,000)	94,000 (75,000 to 117,000)	32,500 (26,100 to 40,600)	36,100 (28,700 to 45,300)	72,400 (53,800 to 96,500)	60,600 (48,600 to 75,600)	76,300 (60,800 to 96,800)	92,300 (76,100 to 114,000)	116,000 (97,400 to 140,000)	116,000 (101,000 to 135,000)	86,500 (72,800 to 102,000)	50,700 (42,400 to 60,100)	26,500 (22,300 to 31,700)	13,200 (11,000 to 16,100)	6,310 (5,130 to 7,810)	2,850 (2,250 to 3,660)	1,380 (1,080 to 1,750)	315 (242 to 409)	120 (92·5 to 156)	34·2 (26·1 to 45·5)	7 (5·2 to 9·7)	1,080,000
HIV/AIDS	5·3 (3·4 to 7·9)	18·7 (11·9 to 27·3)	40,800 (32,000 to 51,900)	91,600 (72,800 to 115,000)	31,600 (25,400 to 39,700)	35,700 (28,400 to 44,900)	70,300 (51,300 to 94,200)	57,000 (45,400 to 72,700)	72,000 (56,900 to 91,700)	88,800 (72,300 to 110,000)	113,000 (94,800 to 136,000)	114,000 (98,800 to 133,000)	85,100 (71,300 to 100,000)	50,000 (41,900 to 59,400)	25,900 (21,700 to 31,200)	12,900 (10,600 to 15,800)	6,170 (4,980 to 7,670)	2,770 (2,130 to 3,590)	1,200 (925 to 1,560)	263 (196 to 360)	94·1 (70·1 to 128)	24·8 (18 to 34·4)	4·8 (3·5 to 6·7)	900,000
HIV/AIDS - Drug-susceptible Tuberculosis	0·1 (0·1 to 0·2)	1·9 (1·1 to 3)	8,630 (5,320 to 12,700)	19,700 (12,200 to 28,900)	6,330 (4,030 to 9,240)	7,600 (4,850 to 10,900)	14,100 (8,850 to 20,500)	11,100 (7,020 to 16,200)	14,300 (9,100 to 20,600)	18,000 (11,400 to 26,000)	22,800 (14,300 to 32,900)	23,300 (14,600 to 33,500)	17,100 (10,800 to 24,500)	10,100 (6,450 to 14,500)	5,180 (3,320 to 7,440)	2,600 (1,680 to 3,710)	1,240 (804 to 1,780)	575 (377 to 812)	253 (164 to 354)	52·3 (35·1 to 73·5)	16·7 (11·4 to 23·5)	4·4 (3 to 6)	1 (0·7 to 1·3)	183,000
HIV/AIDS - Multidrug-resistant Tuberculosis without exten	0 (0 to 0)	0·1 (0 to 0·3)	788 (127 to 2,740)	1,790 (287 to 6,090)	551 (90·1 to 1,850)	668 (109 to 2,320)	1,270 (204 to 4,290)	978 (157 to 3,450)	1,240 (200 to 4,140)	1,550 (249 to 5,200)	1,940 (309 to 6,490)	1,980 (319 to 6,650)	1,490 (244 to 5,060)	895 (148 to 2,940)	457 (73·5 to 1,540)	229 (36·3 to 784)	109 (17·1 to 375)	49·9 (7·8 to 170)	21·8 (3·3 to 76)	4·3 (0·6 to 15·2)	1·3 (0·2 to 4·6)	0·3 (0 to 1·2)	0·1 (0 to 0·3)	16,000
HIV/AIDS - Extensively drug-resistant Tuberculosis	0 (0 to 0)	0 (0 to 0)	10·6 (1·7 to 35·8)	24·1 (3·8 to 79·8)	7·3 (1·2 to 24·8)	8·9 (1·4 to 30·2)	17 (2·7 to 56·8)	13 (2 to 43·8)	16·5 (2·6 to 55·5)	20·6 (3·3 to 69)	25·8 (4 to 86·7)	26·4 (4·2 to 89·3)	19·8 (3·1 to 67·9)	11·9 (1·9 to 39·7)	6 (0·9 to 20)	3 (0·5 to 9·9)	1·4 (0·2 to 4·8)	0·6 (0·1 to 2·2)	0·3 (0 to 1)	0·1 (0 to 0·2)	0 (0 to 0·1)	0 (0 to 0)	0 (0 to 0)	214
HIV/AIDS resulting in other diseases	5·2 (3·3 to 7·7)	16·7 (10·5 to 24·7)	31,400 (21,700 to 42,500)	70,200 (49,000 to 94,000)	24,700 (17,800 to 32,900)	27,400 (19,800 to 36,900)	54,900 (35,600 to 79,700)	44,900 (33,000 to 61,200)	56,500 (40,500 to 76,700)	69,200 (51,300 to 91,900)	88,300 (67,200 to 113,000)	88,900 (70,200 to 109,000)	66,500 (52,300 to 83,000)	39,000 (30,300 to 49,100)	20,300 (15,500 to 26,000)	10,100 (7,620 to 13,100)	4,820 (3,530 to 6,350)	2,140 (1,530 to 2,970)	929 (656 to 1,310)	206 (141 to 298)	76·1 (51·9 to 110)	20 (13·7 to 29·3)	3·8 (2·5 to 5·7)	700,000
Sexually transmitted infections excluding HIV	101,000 (34,100 to 220,000)	29,500 (9,740 to 64,900)	27,300 (8,110 to 64,100)	2,320 (685 to 5,570)	945 (270 to 2,360)	409 (219 to 767)	2,150 (1,240 to 3,650)	3,620 (2,190 to 6,150)	4,240 (2,410 to 7,370)	3,540 (2,060 to 6,200)	2,960 (1,690 to 5,210)	2,010 (1,000 to 3,800)	1,360 (729 to 2,440)	666 (361 to 1,200)	564 (322 to 958)	323 (176 to 575)	144 (72·1 to 275)	88·8 (44·3 to 169)	173 (99·3 to 299)	51·5 (29·5 to 84·5)	25·9 (14·8 to 42·4)	9·4 (5·4 to 16)	2·2 (1·2 to 4)	184,000
Syphilis	101,000 (34,100 to 220,000)	29,500 (9,740 to 64,900)	27,300 (8,110 to 64,100)	2,320 (685 to 5,570)	945 (270 to 2,360)	177 (78·5 to 373)	330 (166 to 632)	147 (79·3 to 271)	300 (154 to 578)	197 (107 to 362)	97·5 (55·8 to 169)	22·1 (12 to 41·5)	39·4 (23·9 to 63·3)	28 (16·7 to 47·7)	13·4 (7·6 to 23·3)	11·3 (5·8 to 20·4)	3·8 (2·3 to 6·3)	3·2 (2 to 5·1)	13·4 (7·3 to 25·3)	6·8 (3·7 to 12·3)	3·7 (1·9 to 7)	2·4 (1·2 to 4·3)	0·6 (0·3 to 1·2)	163,000
Chlamydial infection	0 (0 to 0)	0 (0 to 0)	0 (0 to 0)	0 (0 to 0)	0 (0 to 0)	40·8 (22·6 to 73·3)	208 (121 to 366)	499 (291 to 874)	416 (254 to 676)	284 (177 to 453)	286 (179 to 452)	198 (114 to 340)	136 (78·9 to 233)	42·4 (26 to 68·3)	52·5 (29·4 to 92·2)	26·2 (12·1 to 50·4)	3·8 (1·9 to 7)	3·1 (1·7 to 5·3)	20·2 (10·7 to 38·8)	6·2 (3·2 to 11·4)	3·1 (1·6 to 5·9)	1·1 (0·6 to 2)	0·3 (0·2 to 0·7)	2,230
Gonococcal infection	0 (0 to 0)	0 (0 to 0)	0 (0 to 0)	0 (0 to 0)	0 (0 to 0)	51·8 (24·4 to 107)	444 (223 to 861)	639 (330 to 1,230)	626 (336 to 1,200)	363 (216 to 645)	273 (166 to 450)	146 (87·9 to 242)	168 (102 to 271)	103 (56·1 to 176)	136 (71·2 to 248)	67·4 (31·1 to 129)	20·3 (10·3 to 37·6)	10·6 (5·8 to 18)	72·3 (38·3 to 138)	13·9 (7·2 to 25·6)	8·1 (4·1 to 15·4)	2·8 (1·4 to 5·1)	0·6 (0·3 to 1·2)	3,150



Exposure to forces of nature	0 (0 to 0)	0 (0 to 0)	0 (0 to 0)	2.6 (1.6 to 4.2)	7.9 (4.9 to 13.5)	29.8 (17.1 to 51.3)	39.6 (24.3 to 63.2)	39 (24.8 to 60)	51.4 (33.9 to 80.7)	48.5 (30.1 to 82.6)	33.5 (20.3 to 62.9)	29.6 (19.6 to 47.7)	22.7 (15.3 to 34.7)	17.4 (11.2 to 28.1)	14.1 (9.1 to 21.9)	11.5 (7.9 to 17.7)	9.6 (6.5 to 14.3)	7.2 (4.7 to 10.8)	5.1 (3.5 to 7.6)	2.7 (1.9 to 4)	1.1 (0.8 to 1.8)	0.4 (0.3 to 0.6)	0.1 (0.1 to 0.2)	365
Other unintentional injuries	611 (283 to 1,358)	282 (130 to 609)	1,750 (810 to 3,836)	6,964 (3,630 to 13,779)	9,542 (5,099 to 18,642)	9,445 (5,183 to 17,193)	9,445 (5,273 to 16,933)	8,969 (5,009 to 16,185)	8,610 (5,189 to 14,703)	8,610 (5,023 to 14,916)	7,792 (4,974 to 12,556)	6,989 (4,589 to 10,826)	5,389 (3,629 to 8,338)	4,109 (2,757 to 6,585)	642 (429 to 1,065)	1,113 (768 to 1,955)	643 (431 to 1,163)	642 (426 to 978)	4,129 (2,822 to 6,629)	2,756 (1,877 to 4,228)	1,858 (1,264 to 2,911)	436 (297 to 681)	114 (77 to 181)	42.6 (28.7 to 67.3)	37,338
Self-harm and interpersonal violence	0 (0 to 0)	0 (0 to 0)	0 (0 to 0)	0 (0 to 0)	0 (0 to 0)	0 (0 to 0)	0 (0 to 0)	0 (0 to 0)	0 (0 to 0)	0 (0 to 0)	0 (0 to 0)	0 (0 to 0)	0 (0 to 0)	0 (0 to 0)	0 (0 to 0)	0 (0 to 0)	0 (0 to 0)	0 (0 to 0)	0 (0 to 0)	0 (0 to 0)	0 (0 to 0)	0 (0 to 0)	0 (0 to 0)	0 (0 to 0)	0 (0 to 0)	249,000
Self-harm	0 (0 to 0)	0 (0 to 0)	0 (0 to 0)	0 (0 to 0)	0 (0 to 0)	0 (0 to 0)	0 (0 to 0)	0 (0 to 0)	0 (0 to 0)	0 (0 to 0)	0 (0 to 0)	0 (0 to 0)	0 (0 to 0)	0 (0 to 0)	0 (0 to 0)	0 (0 to 0)	0 (0 to 0)	0 (0 to 0)	0 (0 to 0)	0 (0 to 0)	0 (0 to 0)	0 (0 to 0)	0 (0 to 0)	0 (0 to 0)	0 (0 to 0)	69,148
Self-harm by firearm	0 (0 to 0)	0 (0 to 0)	0 (0 to 0)	0 (0 to 0)	0 (0 to 0)	0 (0 to 0)	0 (0 to 0)	0 (0 to 0)	0 (0 to 0)	0 (0 to 0)	0 (0 to 0)	0 (0 to 0)	0 (0 to 0)	0 (0 to 0)	0 (0 to 0)	0 (0 to 0)	0 (0 to 0)	0 (0 to 0)	0 (0 to 0)	0 (0 to 0)	0 (0 to 0)	0 (0 to 0)	0 (0 to 0)	0 (0 to 0)	0 (0 to 0)	3,642
Self-harm by other specified means	0 (0 to 0)	0 (0 to 0)	0 (0 to 0)	0 (0 to 0)	0 (0 to 0)	0 (0 to 0)	0 (0 to 0)	0 (0 to 0)	0 (0 to 0)	0 (0 to 0)	0 (0 to 0)	0 (0 to 0)	0 (0 to 0)	0 (0 to 0)	0 (0 to 0)	0 (0 to 0)	0 (0 to 0)	0 (0 to 0)	0 (0 to 0)	0 (0 to 0)	0 (0 to 0)	0 (0 to 0)	0 (0 to 0)	0 (0 to 0)	0 (0 to 0)	65,148
Interpersonal violence	2,490 (1,090 to 5,640)	1,630 (712 to 3,730)	5,910 (2,630 to 13,290)	12,120 (5,920 to 24,930)	9,532 (4,660 to 19,370)	6,258 (3,144 to 12,659)	12,900 (6,437 to 25,500)	14,430 (9,618 to 21,600)	9,339 (6,004 to 14,400)	9,743 (6,258 to 15,208)	8,132 (5,127 to 13,100)	6,009 (3,844 to 9,139)	4,950 (3,144 to 7,663)	4,290 (2,744 to 6,528)	3,072 (1,966 to 4,776)	2,960 (1,902 to 4,553)	2,599 (1,668 to 3,879)	1,740 (1,144 to 2,553)	1,290 (848 to 1,889)	411 (270 to 595)	148 (97 to 211)	53.3 (35.1 to 77.3)	7.9 (5.2 to 12.2)	114,000
Physical violence by firearm	506 (382 to 669)	331 (250 to 440)	1,200 (912 to 1,580)	2,730 (1,950 to 3,480)	1,940 (1,370 to 2,280)	1,268 (871 to 1,630)	2,640 (1,550 to 4,600)	2,930 (2,100 to 4,090)	1,900 (1,370 to 2,630)	1,980 (1,420 to 2,720)	1,650 (1,180 to 2,300)	1,220 (872 to 1,720)	1,010 (722 to 1,420)	872 (623 to 1,220)	624 (446 to 873)	602 (430 to 842)	528 (378 to 740)	354 (253 to 494)	262 (187 to 366)	84.7 (60.5 to 118)	30 (21.4 to 42)	10.8 (7.7 to 15.1)	1.6 (1.1 to 2.2)	0.5 (0.3 to 0.7)	23,156
Physical violence by known person	1,980 (1,140 to 3,430)	1,300 (744 to 2,250)	4,710 (2,710 to 8,160)	9,390 (5,400 to 16,260)	7,590 (4,370 to 13,140)	4,990 (2,870 to 8,640)	10,300 (5,930 to 17,840)	11,500 (7,270 to 17,900)	7,440 (4,700 to 11,600)	7,760 (4,900 to 12,100)	6,480 (4,090 to 10,100)	4,790 (3,060 to 7,460)	3,950 (2,510 to 6,210)	3,420 (2,190 to 5,300)	2,450 (1,570 to 3,810)	2,360 (1,520 to 3,670)	2,070 (1,330 to 3,220)	1,390 (897 to 2,170)	1,030 (676 to 1,600)	328 (216 to 511)	118 (77 to 184)	42.5 (28 to 66.2)	6.3 (4.1 to 9.8)	91,000
Physical violence by other person	0 (0 to 0)	0 (0 to 0)	0 (0 to 0)	0 (0 to 0)	0 (0 to 0)	0 (0 to 0)	0 (0 to 0)	0 (0 to 0)	0 (0 to 0)	0 (0 to 0)	0 (0 to 0)	0 (0 to 0)	0 (0 to 0)	0 (0 to 0)	0 (0 to 0)	0 (0 to 0)	0 (0 to 0)	0 (0 to 0)	0 (0 to 0)	0 (0 to 0)	0 (0 to 0)	0 (0 to 0)	0 (0 to 0)	0 (0 to 0)	0 (0 to 0)	34,156
Sexual violence	0 (0 to 0)	0 (0 to 0)	0 (0 to 0)	0 (0 to 0)	164 (56.7 to 151)	688 (151 to 1,670)	1,350 (786 to 2,130)	2,060 (1,350 to 3,040)	2,760 (1,810 to 4,150)	3,290 (1,790 to 6,070)	2,630 (1,660 to 4,730)	2,050 (1,320 to 3,490)	1,710 (1,060 to 2,740)	991 (570 to 1,630)	627 (338 to 1,130)	213 (123 to 349)	150 (85.9 to 227)	109 (62.3 to 163)	72.5 (40.3 to 107)	46.5 (25.1 to 67.4)	20.8 (10.3 to 29.3)	7.4 (3.6 to 11.9)	1.1 (0.7 to 1.9)	0.1 (0 to 0.1)	19,000
Physical violence by other means	1,910 (1,100 to 3,490)	758 (1,640 to 1,370)	2,460 (1,390 to 4,360)	6,180 (3,560 to 10,980)	6,240 (3,590 to 10,810)	3,550 (1,770 to 6,030)	4,960 (3,010 to 8,040)	5,350 (3,270 to 8,790)	4,350 (2,650 to 7,040)	4,450 (2,720 to 7,240)	3,850 (2,340 to 6,230)	1,830 (1,110 to 2,990)	1,490 (1,040 to 2,180)	1,190 (808 to 1,750)	1,850 (1,260 to 2,720)	615 (419 to 904)	1,300 (910 to 1,900)	930 (630 to 1,360)	1,070 (724 to 1,560)	1,110 (744 to 1,620)	372 (247 to 541)	52.1 (34.7 to 75.7)	7.1 (4.7 to 10.3)	0.5 (0.3 to 0.7)	44,992
Conflict and terrorism	18.4 (8.6 to 122)	7.6 (3.6 to 50.3)	26 (12.2 to 167)	54 (25.4 to 347)	42 (19.8 to 268)	28 (13.2 to 177)	57 (26.8 to 362)	64 (30.1 to 406)	41 (19.3 to 260)	43 (20.2 to 274)	36 (16.9 to 228)	27 (12.7 to 170)	20 (9.4 to 126)	15 (7.1 to 95.2)	13 (6.1 to 82.6)	10 (4.7 to 63.2)	8.5 (4 to 53.8)	6.4 (3 to 40.3)	4.5 (2.1 to 28.6)	2.4 (1.1 to 15.2)	1 (0.5 to 6.3)	0.5 (0.2 to 3.2)	0.1 (0 to 0.4)	0.1 (0 to 0.3)	50,000

SR Table 2b: Kenya DALYS by cause and age group for females with 95% uncertainty intervals, 2019

Cause	Early Neonatal	Late Neonatal	Post Neonatal	1 to 4	5 to 9	10 to 14	15 to 19	20 to 24	25 to 29	30 to 34	35 to 39	40 to 44	45 to 49	50 to 54	55 to 59	60 to 64	65 to 69	70 to 74	75 to 79	80 to 84	85 to 89	90 to 94	95 plus	Total
All causes	732,000 (597,000 to 885,000)	234,000 (191,000 to 281,000)	628,000 (519,000 to 754,000)	613,000 (523,000 to 709,000)	273,000 (228,000 to 334,000)	278,000 (233,000 to 334,000)	415,000 (349,000 to 492,000)	461,000 (386,000 to 548,000)	538,000 (458,000 to 630,000)	605,000 (524,000 to 698,000)	615,000 (537,000 to 704,000)	570,000 (503,000 to 652,000)	495,000 (435,000 to 567,000)	401,000 (347,000 to 468,000)	333,000 (286,000 to 395,000)	293,000 (248,000 to 351,000)	251,000 (214,000 to 296,000)	223,000 (194,000 to 256,000)	177,000 (160,000 to 197,000)	123,000 (112,000 to 133,000)	63,600 (56,600 to 71,200)	23,400 (20,700 to 26,600)	7,000 (6,250 to 7,820)	8,350,000
Communicable, maternal, neonatal, and nutritional diseases	677,000 (554,000 to 817,000)	209,000 (171,000 to 253,000)	542,000 (444,000 to 653,000)	504,000 (424,000 to 590,000)	167,000 (142,000 to 203,000)	127,000 (110,000 to 147,000)	204,000 (177,000 to 232,000)	238,000 (204,000 to 274,000)	301,000 (263,000 to 344,000)	356,000 (318,000 to 399,000)	361,000 (323,000 to 403,000)	319,000 (288,000 to 352,000)	256,000 (231,000 to 286,000)	172,000 (151,000 to 195,000)	115,000 (98,000 to 134,000)	82,200 (66,900 to 101,000)	58,900 (46,700 to 74,000)	50,300 (40,000 to 63,200)	38,000 (30,700 to 47,000)	25,800 (20,400 to 32,100)	14,400 (10,800 to 18,600)	5,550 (4,030 to 7,270)	1,900 (1,370 to 2,470)	4,830,000
HIV/AIDS and sexually transmitted infections	23,600 (7,770 to 50,500)	4,220 (1,360 to 9,120)	46,800 (33,400 to 64,000)	53,800 (40,500 to 68,100)	23,800 (20,300 to 27,700)	31,400 (27,600 to 35,700)	79,000 (68,100 to 90,700)	103,000 (89,200 to 118,000)	171,000 (147,000 to 197,000)	229,000 (202,000 to 257,000)	247,000 (221,000 to 276,000)	222,000 (203,000 to 243,000)	177,000 (159,000 to 195,000)	108,000 (97,800 to 119,000)	58,600 (52,600 to 65,400)	28,700 (25,600 to 32,300)	13,400 (11,800 to 15,200)	6,260 (5,460 to 7,150)	2,760 (2,400 to 3,170)	545 (453 to 663)	238 (197 to 290)	76·2 (62·8 to 93·1)	18·6 (15 to 23·3)	1,630,000
HIV/AIDS	3·7 (2 to 6·3)	13·1 (6·9 to 21·9)	39,300 (27,000 to 54,200)	53,500 (40,200 to 67,900)	23,600 (20,200 to 27,500)	31,300 (27,500 to 35,500)	78,200 (67,400 to 89,900)	101,000 (87,700 to 117,000)	169,000 (145,000 to 195,000)	227,000 (201,000 to 255,000)	245,000 (219,000 to 274,000)	221,000 (202,000 to 242,000)	176,000 (159,000 to 194,000)	108,000 (97,400 to 119,000)	58,300 (52,300 to 65,100)	28,600 (25,400 to 32,200)	13,300 (11,700 to 15,100)	6,210 (5,400 to 7,100)	2,680 (2,320 to 3,090)	520 (428 to 634)	224 (183 to 275)	71·4 (57·8 to 88·6)	17·4 (13·9 to 22·1)	1,580,000
HIV/AIDS - Drug-susceptible Tuberculosis	0 (0 to 0)	0·4 (0·2 to 0·6)	3,430 (2,040 to 5,470)	4,580 (2,760 to 7,220)	2,220 (1,420 to 3,350)	3,500 (2,190 to 5,300)	10,900 (6,730 to 16,400)	16,500 (10,200 to 24,400)	29,300 (18,400 to 42,800)	40,300 (25,100 to 59,000)	43,100 (26,600 to 63,000)	38,500 (23,700 to 56,500)	30,200 (18,500 to 44,200)	18,300 (11,200 to 27,000)	9,610 (5,930 to 14,200)	4,680 (2,880 to 6,940)	2,160 (1,340 to 3,220)	1,120 (711 to 1,590)	489 (315 to 691)	89·6 (62·7 to 123)	33·4 (23·2 to 46·3)	9·7 (6·7 to 13·4)	2·5 (1·8 to 3·4)	259,000
HIV/AIDS - Multidrug-resistant Tuberculosis without exte	0 (0 to 0)	0 (0 to 0)	151 (29·1 to 468)	201 (41 to 589)	89·5 (21·8 to 250)	145 (34·9 to 399)	464 (112 to 1,260)	685 (165 to 1,870)	1,160 (279 to 3,300)	1,560 (369 to 4,480)	1,650 (394 to 4,560)	1,480 (358 to 4,020)	1,160 (281 to 3,120)	715 (175 to 1,940)	378 (92·5 to 1,030)	185 (44·5 to 510)	87·2 (20·8 to 237)	44·3 (10·4 to 120)	19·5 (4·7 to 53·3)	3·6 (0·9 to 9·6)	1·3 (0·3 to 3·5)	0·4 (0·1 to 1)	0·1 (0 to 0·3)	10,200
HIV/AIDS - Extensively drug-resistant Tuberculosis	0 (0 to 0)	0 (0 to 0)	2 (0·4 to 6·5)	2·7 (0·5 to 8·3)	1·2 (0·3 to 3·4)	1·9 (0·4 to 5·3)	6·2 (1·4 to 17·3)	9·1 (2 to 26)	15·6 (3·3 to 44·6)	20·9 (4·5 to 59·7)	22·1 (4·9 to 63·4)	19·8 (4·4 to 56·1)	15·6 (3·5 to 44·6)	9·6 (2·1 to 27)	5 (1·1 to 14·1)	2·5 (0·5 to 7)	1·2 (0·2 to 3·3)	0·6 (0·1 to 1·7)	0·3 (0·1 to 0·7)	0 (0 to 0·1)	0 (0 to 0)	0 (0 to 0)	0 (0 to 0)	136
HIV/AIDS resulting in other diseases	3·7 (1·9 to 6·2)	12·7 (6·6 to 21·6)	35,700 (23,500 to 50,700)	48,700 (35,800 to 63,600)	21,300 (17,500 to 25,200)	27,700 (23,300 to 32,100)	66,800 (54,700 to 79,200)	84,300 (68,700 to 101,000)	139,000 (112,000 to 168,000)	185,000 (153,000 to 219,000)	201,000 (169,000 to 234,000)	181,000 (154,000 to 207,000)	145,000 (123,000 to 166,000)	89,100 (75,500 to 102,000)	48,300 (40,600 to 55,800)	23,700 (19,800 to 27,500)	11,000 (9,190 to 12,900)	5,050 (4,120 to 6,000)	2,170 (1,780 to 2,600)	427 (335 to 537)	189 (148 to 240)	61·3 (48·2 to 78·2)	14·8 (11·4 to 19·3)	1,310,000
Sexually transmitted infections excluding HIV	23,600 (7,760 to 50,500)	4,210 (1,340 to 9,110)	7,510 (2,370 to 16,700)	340 (104 to 754)	182 (55·1 to 418)	131 (83·5 to 191)	829 (531 to 1,220)	1,480 (908 to 2,380)	1,890 (1,090 to 3,190)	1,750 (954 to 3,090)	1,470 (819 to 2,610)	1,040 (521 to 2,000)	736 (393 to 1,330)	371 (203 to 678)	300 (172 to 497)	168 (91·4 to 303)	80·7 (37·8 to 163)	50·3 (23·9 to 99·9)	76·1 (51·1 to 107)	25 (15·4 to 39·1)	13·6 (8·8 to 19·9)	4·8 (3 to 6·7)	1·2 (0·8 to 1·6)	46,200
Syphilis	23,600 (7,760 to 50,500)	4,210 (1,340 to 9,110)	7,510 (2,370 to 16,700)	340 (104 to 754)	182 (55·1 to 418)	45·2 (23·5 to 68)	111 (64·2 to 160)	51·6 (28·2 to 80·1)	112 (55·1 to 166)	80·1 (36·9 to 119)	40·8 (18·3 to 61·7)	9·1 (4·6 to 15·3)	18·1 (8·1 to 26·9)	12·4 (6 to 18·4)	5·9 (3·2 to 8·5)	4·6 (2·4 to 6·8)	1·5 (0·9 to 2·1)	1·3 (0·8 to 1·7)	5·3 (3·1 to 6·8)	2·8 (1·5 to 3·7)	1·8 (1·1 to 2·4)	1·1 (0·6 to 1·5)	0·3 (0·2 to 0·4)	36,300
Chlamydial infection	0 (0 to 0)	0 (0 to 0)	0 (0 to 0)	0 (0 to 0)	0 (0 to 0)	12 (7·6 to 16·9)	73·9 (47·8 to 102)	180 (112 to 258)	173 (111 to 254)	135 (83·8 to 211)	137 (83·8 to 218)	99·7 (56·5 to 169)	68·7 (36·1 to 121)	20·4 (10·8 to 29·1)	23·5 (11·9 to 34·4)	10·4 (4·9 to 16·1)	1·4 (0·7 to 2·1)	1·2 (0·6 to 1·7)	7·9 (4·6 to 10·4)	2·5 (1·4 to 3·4)	1·5 (0·8 to 2)	0·5 (0·3 to 0·7)	0·2 (0·1 to 0·2)	949



Other transport injuries	6·5 (4·2 to 9·6)	7·2 (4·5 to 10·7)	74·2 (31·6 to 118)	314 (112 to 485)	361 (229 to 516)	404 (296 to 565)	569 (414 to 874)	647 (449 to 971)
Unintentional injuries	2,440 (1,630 to 3,880)	3,100 (1,180 to 6,860)	9,250 (6,150 to 13,300)	19,500 (13,900 to 26,500)	11,000 (8,510 to 14,900)	10,900 (8,670 to 13,700)	12,400 (9,920 to 15,500)	11,700 (9,310 to 14,900)
Falls	323 (225 to 443)	82·5 (56 to 123)	368 (214 to 741)	863 (564 to 1,500)	1,480 (1,070 to 2,100)	1,750 (1,290 to 2,320)	1,950 (1,400 to 2,650)	2,010 (1,450 to 2,740)
Drowning	174 (131 to 235)	75·5 (55·2 to 100)	645 (419 to 1,050)	4,410 (2,970 to 6,460)	1,660 (1,140 to 2,450)	1,550 (1,120 to 2,110)	566 (418 to 752)	364 (261 to 500)
Fire, heat, and hot substances	123 (76·4 to 172)	135 (80·7 to 196)	1,650 (763 to 2,900)	3,970 (2,130 to 7,250)	1,450 (998 to 2,280)	1,500 (1,100 to 1,980)	2,240 (1,690 to 2,970)	2,360 (1,780 to 3,140)
Poisonings	99·7 (69·8 to 135)	76·4 (39·3 to 113)	1,030 (669 to 1,670)	1,650 (1,100 to 2,500)	449 (317 to 631)	417 (314 to 543)	587 (435 to 763)	549 (397 to 734)
Poisoning by carbon monoxide	39·3 (25·1 to 63·1)	13·5 (7 to 28·1)	178 (78·6 to 381)	143 (63·9 to 337)	107 (65·9 to 202)	84·9 (54·9 to 142)	222 (148 to 357)	195 (124 to 314)
Poisoning by other means	60·4 (36·1 to 85·5)	62·9 (29·4 to 95)	856 (526 to 1,400)	1,510 (983 to 2,220)	342 (228 to 498)	333 (245 to 435)	365 (257 to 492)	354 (248 to 487)
Exposure to mechanical forces	735 (209 to 1,970)	2,120 (299 to 5,800)	1,430 (513 to 3,200)	1,560 (940 to 3,450)	1,370 (933 to 2,380)	1,420 (990 to 2,040)	2,010 (1,430 to 3,060)	1,820 (1,270 to 2,740)
Unintentional firearm injuries	142 (26·3 to 459)	234 (11·5 to 959)	410 (102 to 1,250)	428 (176 to 912)	302 (187 to 522)	296 (198 to 472)	543 (340 to 936)	505 (306 to 913)
Other exposure to mechanical forces	592 (166 to 1,610)	1,880 (277 to 5,190)	1,020 (349 to 2,410)	1,130 (658 to 2,490)	1,060 (701 to 1,790)	1,120 (769 to 1,630)	1,470 (1,010 to 2,200)	1,320 (910 to 1,940)
Adverse effects of medical treatment	301 (186 to 495)	220 (119 to 312)	1,530 (892 to 2,380)	1,990 (931 to 3,070)	643 (415 to 1,030)	520 (315 to 900)	701 (434 to 1,270)	799 (492 to 1,380)
Animal contact	86·3 (52 to 156)	45·5 (27·2 to 84·6)	627 (322 to 1,360)	2,290 (1,260 to 4,940)	1,410 (837 to 2,690)	1,050 (699 to 1,780)	882 (612 to 1,470)	800 (540 to 1,370)
Venomous animal contact	52·8 (30·4 to 96·1)	18·3 (10·5 to 35·5)	319 (164 to 680)	1,300 (652 to 2,770)	901 (538 to 1,730)	670 (427 to 1,180)	510 (342 to 887)	450 (297 to 807)
Non-venomous animal contact	33·5 (19·3 to 64·1)	27·2 (15·9 to 50·3)	308 (154 to 683)	990 (508 to 2,130)	506 (290 to 962)	378 (247 to 635)	372 (246 to 604)	350 (228 to 576)
Foreign body	350 (267 to 447)	266 (197 to 345)	1,410 (951 to 2,000)	1,080 (820 to 1,400)	879 (661 to 1,150)	900 (686 to 1,170)	1,170 (916 to 1,450)	1,070 (837 to 1,370)
Pulmonary aspiration and foreign body in airway	343 (261 to 440)	260 (191 to 339)	1,340 (892 to 1,930)	656 (444 to 932)	363 (250 to 535)	314 (231 to 414)	504 (367 to 684)	443 (314 to 622)
Foreign body in eyes	0·1 (0 to 0·3)	0·4 (0·1 to 1)	7·3 (2 to 16)	39·5 (11·9 to 88)	67·1 (19·7 to 147)	86·8 (27·2 to 200)	107 (34·7 to 251)	118 (38·4 to 261)
Foreign body in other body part	7·5 (4·3 to 12·5)	5·4 (3·4 to 8·5)	65·8 (40·4 to 99)	385 (225 to 548)	450 (295 to 643)	499 (346 to 696)	555 (383 to 764)	509 (363 to 680)
Environmental heat and cold exposure	37·3 (16·5 to 76·7)	14·6 (6·9 to 26·6)	131 (61·9 to 298)	330 (199 to 711)	364 (247 to 621)	402 (292 to 563)	637 (456 to 1,020)	522 (376 to 756)
Exposure to forces of nature	0 (0 to 0)	0 (0 to 0)	0 (0 to 0)	2 (1·1 to 3·3)	7 (4·2 to 11·8)	20·1 (12·5 to 31·4)	31·3 (19·9 to 49·8)	34·2 (21·5 to 56·1)
Other unintentional injuries	209 (139 to 293)	64·7 (43·4 to 95·4)	430 (292 to 600)	1,370 (926 to 2,040)	1,300 (942 to 1,750)	1,410 (1,050 to 1,870)	1,640 (1,220 to 2,190)	1,410 (1,050 to 1,880)
Self-harm and interpersonal violence	836 (617 to 1,120)	219 (168 to 287)	1,220 (736 to 1,810)	2,420 (1,750 to 3,320)	2,050 (1,600 to 2,680)	3,920 (3,180 to 4,910)	9,620 (7,600 to 12,200)	11,300 (8,550 to 14,400)
Self-harm	0 (0 to 0)	0 (0 to 0)	0 (0 to 0)	0 (0 to 0)	0 (0 to 0)	1,070 (803 to 1,420)	2,920 (2,160 to 3,860)	3,010 (2,140 to 4,120)
Self-harm by firearm	0 (0 to 0)	0 (0 to 0)	0 (0 to 0)	0 (0 to 0)	0 (0 to 0)	42 (26·4 to 65)	148 (87·9 to 230)	181 (103 to 278)
Self-harm by other specified means	0 (0 to 0)	0 (0 to 0)	0 (0 to 0)	0 (0 to 0)	0 (0 to 0)	1,030 (768 to 1,370)	2,780 (2,060 to 3,680)	2,830 (1,980 to 3,920)
Interpersonal violence	806 (586 to 1,090)	202 (150 to 271)	1,160 (676 to 1,750)	2,020 (1,350 to 2,920)	1,640 (1,220 to 2,210)	2,290 (1,750 to 2,990)	5,950 (4,490 to 7,920)	7,430 (5,310 to 10,000)
Physical violence by firearm	173 (114 to 246)	38 (26·1 to 54·2)	245 (136 to 377)	457 (283 to 705)	321 (211 to 495)	312 (215 to 446)	1,190 (790 to 1,730)	1,800 (1,100 to 2,700)
Physical violence by sharp object	55·2 (35·2 to 88·1)	27·7 (18·7 to 39)	193 (106 to 313)	496 (322 to 772)	290 (192 to 442)	327 (231 to 445)	1,080 (757 to 1,560)	1,060 (662 to 1,630)
Sexual violence	0 (0 to 0)	0 (0 to 0)	0 (0 to 0)	45·3 (26·8 to 72·4)	376 (229 to 587)	834 (471 to 1,300)	1,590 (905 to 2,520)	2,110 (1,250 to 3,230)
Physical violence by other means	577 (412 to 789)	137 (100 to 181)	725 (421 to 1,090)	1,020 (668 to 1,540)	657 (466 to 929)	816 (616 to 1,110)	2,080 (1,490 to 2,900)	2,460 (1,640 to 3,630)
Conflict and terrorism	30·3 (27·5 to 33·3)	16·7 (15·1 to 18·4)	55·6 (50·4 to 61·3)	354 (315 to 399)	354 (270 to 497)	508 (342 to 758)	663 (439 to 1,000)	737 (464 to 1,140)

Other transport injuries	555 (396 to 792)	452 (333 to 635)	392 (295 to 538)	305 (228 to 427)	226 (170 to 310)	202 (151 to 284)	154 (116 to 214)
Unintentional injuries	10,800 (8,660 to 13,600)	10,700 (8,530 to 13,300)	9,750 (7,860 to 12,100)	8,740 (7,100 to 10,900)	7,770 (6,280 to 9,760)	7,190 (5,820 to 8,990)	6,420 (5,150 to 8,130)
Falls	2,070 (1,510 to 2,800)	2,070 (1,510 to 2,800)	1,940 (1,430 to 2,610)	1,740 (1,300 to 2,300)	1,560 (1,190 to 2,040)	1,820 (1,420 to 2,290)	1,750 (1,380 to 2,200)
Drowning	287 (210 to 390)	276 (206 to 372)	235 (174 to 312)	196 (146 to 257)	177 (135 to 234)	158 (118 to 209)	145 (108 to 194)
Fire, heat, and hot substances	2,240 (1,710 to 2,900)	2,150 (1,630 to 2,750)	1,900 (1,460 to 2,440)	1,520 (1,170 to 1,930)	1,270 (980 to 1,630)	1,110 (864 to 1,440)	899 (690 to 1,170)
Poisonings	510 (369 to 701)	494 (355 to 674)	528 (376 to 713)	518 (352 to 730)	524 (351 to 732)	500 (331 to 703)	437 (287 to 607)
Poisoning by carbon monoxide	183 (116 to 304)	215 (146 to 336)	227 (151 to 351)	242 (160 to 384)	260 (166 to 414)	256 (159 to 406)	235 (141 to 365)
Poisoning by other means	328 (224 to 462)	279 (186 to 409)	301 (194 to 441)	276 (178 to 406)	264 (162 to 388)	244 (159 to 356)	202 (131 to 289)
Exposure to mechanical forces	1,630 (1,170 to 2,380)	1,730 (1,250 to 2,490)	1,440 (1,050 to 2,060)	1,440 (1,030 to 2,080)	1,230 (902 to 1,720)	897 (660 to 1,270)	775 (558 to 1,130)
Unintentional firearm injuries	473 (301 to 810)	557 (359 to 936)	433 (289 to 677)	425 (282 to 692)	400 (271 to 633)	273 (184 to 439)	224 (149 to 369)
Other exposure to mechanical forces	1,150 (784 to 1,660)	1,170 (803 to 1,680)	1,000 (699 to 1,430)	1,010 (711 to 1,480)	829 (590 to 1,170)	624 (439 to 887)	551 (388 to 788)
Adverse effects of medical treatment	708 (473 to 1,070)	704 (485 to 1,040)	595 (413 to 869)	555 (378 to 828)	561 (378 to 864)	489 (315 to 802)	497 (310 to 843)
Animal contact	781 (528 to 1,280)	783 (532 to 1,290)	829 (562 to 1,360)	834 (572 to 1,350)	795 (556 to 1,280)	909 (596 to 1,570)	834 (563 to 1,440)
Venomous animal contact	485 (314 to 849)	503 (334 to 880)	563 (369 to 983)	584 (385 to 994)	547 (363 to 929)	670 (424 to 1,210)	616 (384 to 1,120)
Non-venomous animal contact	296 (195 to 465)	280 (183 to 441)	266 (177 to 409)	249 (169 to 383)	248 (172 to 376)	239 (158 to 371)	218 (147 to 345)
Foreign body	935 (722 to 1,190)	892 (696 to 1,130)	878 (697 to 1,100)	714 (557 to 894)	612 (489 to 768)	489 (388 to 611)	408 (325 to 511)
Pulmonary aspiration and foreign body in airway	355 (253 to 500)	343 (241 to 489)	363 (250 to 520)	296 (204 to 421)	275 (194 to 388)	213 (140 to 313)	189 (123 to 276)
Foreign body in eyes	114 (42 to 238)	108 (40·4 to 224)	96·8 (38 to 197)	81·6 (36·3 to 161)	63·5 (30·8 to 118)	45·6 (24·2 to 81·1)	33·3 (19·3 to 53·2)
Foreign body in other body part	466 (333 to 614)	440 (314 to 583)	417 (295 to 553)	337 (241 to 443)	273 (196 to 363)	231 (163 to 310)	186 (131 to 250)
Environmental heat and cold exposure	438 (323 to 617)	410 (299 to 583)	362 (262 to 529)	303 (220 to 440)	253 (177 to 376)	194 (136 to 290)	154 (108 to 240)
Exposure to forces of nature	31·2 (19·8 to 49·4)	27·7 (17·5 to 41·1)	23·3 (15·1 to 34·2)	18·7 (12·4 to 27·8)	13·6 (9 to 19·7)	10·3 (6·8 to 15·2)	8·6 (5·8 to 12·5)
Other unintentional injuries	1,210 (896 to 1,650)	1,120 (831 to 1,530)	1,020 (741 to 1,360)	899 (655 to 1,180)	771 (562 to 1,000)	616 (453 to 799)	515 (376 to 669)
Self-harm and interpersonal violence	10,200 (7,850 to 13,300)	9,170 (7,130 to 11,900)	8,200 (6,380 to 10,700)	6,250 (4,890 to 8,030)	5,010 (3,850 to 6,540)	4,860 (3,610 to 6,390)	3,710 (2,720 to 4,920)
Self-harm	2,910 (2,040 to 4,020)	2,720 (1,970 to 3,720)	2,840 (2,010 to 3,850)	2,350 (1,690 to 3,140)	2,220 (1,600 to 3,020)	2,230 (1,560 to 2,960)	1,820 (1,280 to 2,510)
Self-harm by firearm	148 (86·8 to 227)	161 (95·9 to 254)	160 (95·2 to 249)	140 (83·4 to 207)	100 (61·2 to 142)	81·1 (50·8 to 112)	59·7 (34·4 to 83)
Self-harm by other specified means	2,760 (1,930 to 3,830)	2,560 (1,840 to 3,510)	2,680 (1,900 to 3,660)	2,210 (1,590 to 2,960)	2,120 (1,540 to 2,890)	2,140 (1,500 to 2,870)	1,760 (1,240 to 2,430)
Interpersonal violence	6,710 (4,820 to 9,130)	5,950 (4,330 to 8,060)	5,020 (3,730 to 6,790)	3,670 (2,800 to 4,880)	2,650 (2,020 to 3,460)	2,540 (1,920 to 3,420)	1,820 (1,360 to 2,440)
Physical violence by firearm	1,290 (800 to 2,010)	1,420 (896 to 2,170)	1,030 (643 to 1,580)	671 (416 to 1,000)	363 (231 to 514)	589 (384 to 861)	488 (309 to 697)
Physical violence by sharp object	1,020 (644 to 1,570)	1,130 (746 to 1,680)	776 (521 to 1,150)	1,000 (711 to 1,430)	710 (512 to 984)	909 (647 to 1,260)	434 (308 to 609)
Sexual violence	2,080 (1,170 to 3,330)	1,790 (991 to 2,950)	1,400 (793 to 2,250)	999 (569 to 1,650)	615 (346 to 1,030)	303 (173 to 501)	163 (95·8 to 260)
Physical violence by other means	2,320 (1,550 to 3,380)	1,610 (1,110 to 2,350)	1,820 (1,300 to 2,630)	1,000 (727 to 1,410)	961 (719 to 1,310)	742 (548 to 1,010)	738 (547 to 1,000)
Conflict and terrorism	550 (336 to 869)	451 (280 to 714)	303 (192 to 467)	185 (121 to 283)	111 (74 to 164)	71·4 (49·4 to 104)	47·5 (33·6 to 68·1)

Other transport injuries	124 (92·1 to 169)	103 (76·5 to 144)	74 (55·2 to 103)	51·5 (38·9 to 72)	29·2 (21·9 to 39·2)	14·7 (11·1 to 19·9)	5·9 (4·3 to 7·8)	2·1 (1·6 to 3·1)	5,070
Unintentional injuries	6,320 (5,030 to 8,070)	5,570 (4,560 to 6,890)	5,200 (4,310 to 6,300)	4,760 (4,050 to 5,630)	3,590 (3,040 to 4,210)	2,040 (1,670 to 2,490)	781 (607 to 964)	229 (176 to 281)	170,000
Falls	1,820 (1,430 to 2,280)	1,740 (1,410 to 2,160)	1,960 (1,580 to 2,430)	2,130 (1,740 to 2,600)	1,900 (1,580 to 2,330)	1,200 (967 to 1,490)	481 (369 to 591)	137 (103 to 171)	33,200
Drowning	132 (97·1 to 177)	135 (103 to 171)	127 (99·8 to 157)	109 (88·7 to 130)	65 (52·7 to 77·7)	29 (22·3 to 35·5)	6·6 (4·9 to 8·6)	1·5 (1·1 to 1·9)	11,500
Fire, heat, and hot substances	793 (606 to 1,050)	833 (623 to 1,090)	708 (522 to 933)	576 (412 to 733)	376 (261 to 476)	158 (105 to 210)	42·2 (27·3 to 57·9)	10·1 (6·7 to 13·6)	28,000
Poisonings	398 (260 to 556)	337 (233 to 442)	268 (197 to 339)	199 (148 to 245)	109 (77·9 to 133)	40·2 (28·6 to 51·4)	9·6 (6·5 to 12·3)	1·8 (1·2 to 2·4)	9,740
Poisoning by carbon monoxide	260 (153 to 386)	223 (137 to 319)	179 (114 to 250)	142 (93·1 to 189)	75·7 (48·2 to 99·6)	31·3 (20·1 to 41·2)	8·1 (5·3 to 10·6)	1·5 (0·9 to 2)	3,520
Poisoning by other means	138 (87·1 to 206)	114 (68·2 to 161)	88·4 (51·8 to 124)	57 (32·2 to 79·7)	32·8 (18·3 to 44·7)	8·9 (4·8 to 12·8)	1·5 (0·9 to 2·2)	0·3 (0·2 to 0·5)	6,210
Exposure to mechanical forces	841 (597 to 1,320)	637 (463 to 968)	526 (377 to 816)	484 (344 to 729)	346 (244 to 524)	198 (135 to 311)	87·3 (59·2 to 140)	30·9 (20·1 to 51·3)	24,700
Unintentional firearm injuries	237 (147 to 404)	214 (137 to 363)	176 (112 to 305)	188 (117 to 321)	128 (77·6 to 220)	82·1 (50·4 to 143)	41·4 (25·5 to 70·8)	16·4 (9·7 to 28·5)	6,730
Other exposure to mechanical forces	605 (419 to 945)	423 (293 to 640)	349 (242 to 530)	295 (198 to 461)	219 (148 to 351)	116 (75·3 to 193)	45·8 (28·9 to 77·3)	14·5 (9 to 26·1)	18,000
Adverse effects of medical treatment	502 (312 to 897)	440 (266 to 817)	401 (239 to 770)	327 (197 to 640)	213 (124 to 425)	107 (58·6 to 224)	35·8 (19 to 78·1)	9·8 (5·3 to 21·6)	12,800
Animal contact	728 (490 to 1,240)	600 (415 to 972)	466 (327 to 751)	293 (216 to 457)	152 (109 to 235)	61·4 (43·5 to 94·6)	18 (12·4 to 27·7)	4·7 (3·2 to 7·1)	15,300
Venomous animal contact	587 (371 to 1,060)	468 (302 to 803)	357 (231 to 599)	216 (139 to 361)	104 (62·8 to 170)	38·8 (23·2 to 66)	10·6 (6·2 to 18)	2·7 (1·6 to 4·6)	9,970
Non-venomous animal contact	140 (94·7 to 212)	131 (87·9 to 197)	108 (73·6 to 167)	76·9 (52·8 to 117)	48·1 (32·9 to 72·3)	22·6 (15·4 to 33·7)	7·4 (4·9 to 11)	2 (1·3 to 2·9)	5,300
Foreign body	392 (311 to 491)	333 (268 to 413)	325 (260 to 388)	273 (221 to 322)	180 (144 to 211)	108 (83·6 to 132)	45 (33·4 to 56·1)	15·5 (11·6 to 19·3)	13,700
Pulmonary aspiration and foreign body in airway	206 (131 to 297)	182 (118 to 259)	197 (129 to 278)	172 (115 to 236)	117 (76·8 to 161)	76·9 (51·1 to 104)	32·1 (20·5 to 44·7)	11·4 (7·3 to 15·7)	7,250
Foreign body in eyes	25·7 (15·6 to 39·6)	19·1 (11·9 to 28·6)	13·8 (9 to 20·2)	9·3 (6·1 to 13·6)	5·4 (3·6 to 8)	2·5 (1·7 to 3·6)	0·9 (0·6 to 1·2)	0·2 (0·2 to 0·3)	1,050
Foreign body in other body part	160 (111 to 220)	132 (87·8 to 184)	115 (69·3 to 167)	92·1 (51·5 to 137)	57·4 (31 to 86·7)	28·5 (14·9 to 44·8)	12 (6·1 to 19·7)	3·9 (1·9 to 6·2)	5,430
Environmental heat and cold exposure	148 (101 to 249)	123 (83·2 to 212)	105 (67·8 to 188)	98·3 (60·7 to 180)	69·3 (40·9 to 132)	41·8 (24·3 to 81·7)	18·8 (10·4 to 37·3)	6·3 (3·4 to 12·2)	5,160
Exposure to forces of nature	7·7 (5·2 to 11·3)	6·3 (4·1 to 9·3)	4·8 (3·2 to 7·1)	3·2 (2·1 to 4·7)	1·7 (1·2 to 2·5)	0·7 (0·5 to 1·1)	0·2 (0·1 to 0·3)	0·1 (0 to 0·1)	253
Other unintentional injuries	563 (406 to 740)	383 (285 to 489)	310 (235 to 386)	265 (204 to 322)	178 (137 to 217)	94·9 (72·8 to 118)	36·9 (28·2 to 46·6)	12 (9·2 to 15·2)	15,800
Self-harm and interpersonal violence	3,040 (2,230 to 4,060)	2,530 (1,940 to 3,250)	1,820 (1,440 to 2,220)	1,200 (976 to 1,410)	523 (430 to 615)	209 (165 to 253)	54 (41·9 to 65·8)	21 (15·7 to 25·8)	88,400
Self-harm	1,550 (1,100 to 2,140)	1,230 (922 to 1,610)	915 (706 to 1,160)	591 (465 to 726)	298 (237 to 361)	119 (91·7 to 148)	31·5 (23·5 to 38·9)	15·8 (11·4 to 19·7)	28,800
Self-harm by firearm	37·5 (22·5 to 52·5)	30·2 (17·7 to 43·1)	28 (16·5 to 40·9)	20·9 (12·4 to 32·7)	13 (7·5 to 21)	6·2 (3·7 to 9·2)	2·2 (1·3 to 3)	1·5 (0·9 to 2·1)	1,360
Self-harm by other specified means	1,510 (1,080 to 2,090)	1,200 (897 to 1,580)	887 (684 to 1,130)	570 (448 to 702)	285 (227 to 347)	113 (86·9 to 141)	29·3 (21·8 to 36·4)	14·2 (10·3 to 17·9)	27,500
Interpersonal violence	1,450 (1,080 to 1,930)	1,270 (969 to 1,650)	883 (701 to 1,080)	596 (484 to 702)	218 (178 to 260)	87·5 (70 to 106)	21·7 (16·9 to 26·8)	5 (3·9 to 6·1)	54,400
Physical violence by firearm	594 (388 to 835)	229 (152 to 315)	119 (82·2 to 156)	80·2 (58·5 to 103)	23·9 (17·6 to 31·2)	5·1 (3·8 to 6·7)	1·2 (0·9 to 1·6)	0·3 (0·2 to 0·4)	11,400
Physical violence by sharp object	399 (284 to 542)	315 (231 to 425)	405 (301 to 511)	325 (252 to 397)	96·1 (74·3 to 119)	53·4 (40·3 to 66·7)	13·1 (9·9 to 16·7)	3 (2·3 to 3·7)	11,100
Sexual violence	115 (70·5 to 173)	79·1 (48·9 to 117)	52·6 (33·1 to 77·3)	31·9 (20·6 to 46·7)	16·5 (10·7 to 24·6)	5·5 (3·3 to 8·6)	0·9 (0·5 to 1·3)	0·1 (0 to 0·1)	12,600
Physical violence by other means	338 (258 to 446)	646 (493 to 836)	306 (248 to 379)	159 (130 to 192)	81·8 (65·9 to 98·5)	23·4 (18·5 to 28·8)	6·5 (5 to 8·4)	1·6 (1·3 to 2·1)	19,200
Conflict and terrorism	33·9 (24 to 48·2)	23·9 (17·3 to 34·8)	15·4 (11 to 22·7)	9·1 (6·5 to 13·2)	4·8 (3·5 to 6·7)	2·1 (1·5 to 2·9)	0·6 (0·4 to 0·9)	0·2 (0·2 to 0·3)	4,530

GBD Table 2b: Madagascar: DALYS by cause and age group for females with 95% uncertainty intervals, 2019

Cause	Early Neonatal	Late Neonatal	Post Neonatal	1 to 4	5 to 9	10 to 14	15 to 19	20 to 24	25 to 29	30 to 34	35 to 39	40 to 44	45 to 49	50 to 54	55 to 59	60 to 64	65 to 69	70 to 74	75 to 79	80 to 84	85 to 89	90 to 94	95 plus	Total
All causes	676,000 (470,000 to 768,000)	197,000 (138,000 to 232,000)	446,000 (322,000 to 513,000)	676,000 (524,000 to 753,000)	291,000 (218,000 to 317,000)	177,000 (132,000 to 214,000)	216,000 (179,000 to 253,000)	242,000 (203,000 to 283,000)	247,000 (209,000 to 291,000)	244,000 (206,000 to 286,000)	240,000 (202,000 to 281,000)	240,000 (197,000 to 284,000)	234,000 (189,000 to 278,000)	224,000 (181,000 to 276,000)	215,000 (167,000 to 262,000)	199,000 (151,000 to 239,000)	146,000 (111,000 to 174,000)	116,000 (89,000 to 139,000)	79,000 (59,000 to 95,000)	49,000 (33,000 to 58,000)	23,750 (15,900 to 28,100)	6,290 (4,130 to 7,600)	27,150 (18,000 to 32,000)	6,140,000
Communicable, maternal, neonatal, and nutritional diseases	627,000 (435,000 to 713,000)	178,000 (125,000 to 210,000)	387,000 (279,000 to 445,000)	529,000 (410,000 to 589,000)	178,000 (138,000 to 195,000)	77,000 (60,000 to 93,000)	89,000 (73,000 to 105,000)	136,000 (114,000 to 159,000)	139,000 (117,000 to 164,000)	135,000 (113,000 to 159,000)	132,000 (110,000 to 157,000)	131,000 (107,000 to 157,000)	128,000 (103,000 to 154,000)	118,000 (94,000 to 146,000)	107,000 (83,000 to 132,000)	93,000 (70,000 to 116,000)	59,000 (44,000 to 73,000)	34,100 (25,000 to 42,000)	16,000 (11,000 to 20,000)	5,490 (3,600 to 7,000)	1,630 (1,070 to 2,100)	370 (242 to 477)	1,620 (1,060 to 2,090)	2,999,000
HIV/AIDS and sexually transmitted infections	22,600 (14,000 to 29,100)	5,330 (3,290 to 6,870)	19,900 (12,300 to 25,600)	22,900 (14,100 to 29,500)	10,600 (6,520 to 13,700)	3,420 (2,110 to 4,400)	5,677 (3,500 to 7,310)	12,900 (8,010 to 16,600)	16,200 (10,000 to 20,900)	17,000 (10,500 to 21,800)	17,200 (10,700 to 22,100)	16,200 (9,920 to 21,000)	15,000 (9,220 to 19,600)	13,400 (8,300 to 17,400)	12,000 (7,370 to 15,700)	10,400 (6,440 to 13,600)	7,460 (4,610 to 9,770)	5,220 (3,230 to 6,850)	3,060 (1,890 to 4,020)	1,660 (1,020 to 2,180)	717 (436 to 941)	177 (107 to 233)	1,010 (614 to 1,330)	262,000
HIV/AIDS	21,900 (13,500 to 28,200)	5,150 (3,180 to 6,650)	19,200 (11,900 to 24,800)	22,100 (13,600 to 28,500)	10,200 (6,300 to 13,200)	3,300 (2,040 to 4,250)	5,480 (3,380 to 7,060)	12,500 (7,740 to 16,100)	15,700 (9,660 to 20,200)	16,500 (10,100 to 21,100)	16,600 (10,300 to 21,400)	15,600 (9,580 to 20,300)	14,500 (8,910 to 18,900)	12,900 (8,020 to 16,900)	11,600 (7,120 to 15,200)	10,000 (6,220 to 13,100)	7,210 (4,450 to 9,440)	5,040 (3,120 to 6,610)	2,960 (1,830 to 3,880)	1,600 (984 to 2,110)	692 (421 to 910)	171 (103 to 225)	975 (594 to 1,280)	252,000
HIV/AIDS - Drug-susceptible Tuberculosis	0 (0 to 0)	0 (0 to 0)	0 (0 to 0)	0 (0 to 0)	0 (0 to 0)	0 (0 to 0)	0 (0 to 0)	0 (0 to 0)	0 (0 to 0)	0 (0 to 0)	0 (0 to 0)	0 (0 to 0)	0 (0 to 0)	0 (0 to 0)	0 (0 to 0)	0 (0 to 0)	0 (0 to 0)	0 (0 to 0)	0 (0 to 0)	0 (0 to 0)	0 (0 to 0)	0 (0 to 0)	0 (0 to 0)	0
HIV/AIDS - Multidrug-resistant Tuberculosis without extensive drug resistance	0 (0 to 0)	0 (0 to 0)	11 (6 to 19)	22 (11 to 39)	4 (2 to 7)	0 (0 to 1)	1 (0 to 2)	3 (1 to 5)	5 (2 to 8)	6 (3 to 10)	7 (3 to 11)	8 (3 to 13)	8 (3 to 13)	7 (3 to 12)	6 (2 to 10)	5 (2 to 8)	3 (1 to 5)	2 (1 to 3)	1 (0 to 2)	0 (0 to 1)	0 (0 to 0)	0 (0 to 0)	0 (0 to 0)	380
HIV/AIDS - Extensively drug-resistant Tuberculosis	0 (0 to 0)	0 (0 to 0)	0 (0 to 0)	0 (0 to 0)	0 (0 to 0)	0 (0 to 0)	0 (0 to 0)	0 (0 to 0)	0 (0 to 0)	0 (0 to 1)	0 (0 to 1)	0 (0 to 1)	0 (0 to 1)	0 (0 to 1)	0 (0 to 1)	0 (0 to 1)	0 (0 to 1)	0 (0 to 1)	0 (0 to 0)	0 (0 to 0)	0 (0 to 0)	0 (0 to 0)	0 (0 to 0)	4
HIV/AIDS resulting in other diseases	671 (411 to 916)	174 (106 to 233)	1,670 (977 to 2,300)	757 (437 to 1,040)	372 (212 to 513)	117 (67 to 161)	197 (114 to 271)	396 (229 to 545)	538 (312 to 740)	503 (291 to 692)	577 (334 to 793)	615 (356 to 846)	623 (360 to 857)	577 (334 to 793)	533 (309 to 733)	467 (271 to 642)	337 (195 to 463)	222 (129 to 305)	127 (74 to 175)	67 (39 to 92)	32 (18 to 44)	7.7 (4.4 to 10.6)	8.1 (4.7 to 11.2)	10,400
Sexually transmitted infections, excluding HIV	703 (464 to 1,030)	180 (119 to 264)	1,290 (851 to 1,900)	1,010 (667 to 1,490)	376 (248 to 554)	120 (79 to 177)	197 (130 to 290)	396 (261 to 584)	538 (355 to 793)	503 (332 to 742)	577 (381 to 851)	615 (406 to 907)	623 (411 to 919)	577 (381 to 851)	533 (352 to 786)	467 (309 to 688)	337 (222 to 497)	222 (147 to 327)	127 (84 to 187)	67 (44 to 99)	32 (21 to 47)	7.7 (5.1 to 11.4)	8.1 (5.4 to 12.0)	10,400
Syphilis	63,600 (20,600 to 135,000)	16,000 (5,190 to 33,900)	39,600 (12,800 to 84,000)	6,920 (2,240 to 14,700)	1,740 (563 to 3,690)	554 (179 to 1,180)	1,020 (330 to 2,160)	1,870 (606 to 3,960)	2,490 (807 to 5,280)	2,760 (894 to 5,850)	2,970 (962 to 6,300)	3,020 (978 to 6,410)	2,910 (943 to 6,170)	2,690 (871 to 5,710)	2,410 (781 to 5,110)	2,080 (674 to 4,410)	1,510 (489 to 3,200)	1,060 (343 to 2,250)	715 (232 to 1,520)	450 (146 to 955)	216 (70 to 458)	52 (17 to 110)	228 (74 to 484)	99,200
Chlamydial infection	0 (0 to 0)	0 (0 to 0)	0 (0 to 0)	0 (0 to 0)	0 (0 to 0)	12 (7 to 18)	62 (39 to 91)	157 (100 to 230)	132 (84 to 193)	89.2 (57 to 131)	66.5 (42 to 97)	53.1 (34 to 78)	43.4 (27 to 64)	34.5 (22 to 51)	26.9 (17 to 39)	20.4 (13 to 30)	15.2 (9.6 to 22)	10.7 (6.8 to 16)	7.2 (4.6 to 10)	4.6 (2.9 to 6.7)	2.7 (1.7 to 3.9)	1.2 (0.8 to 1.8)	0.3 (0.2 to 0.5)	700
Gonococcal infection	0 (0 to 0)	0 (0 to 0)	0 (0 to 0)	0 (0 to 0)	0 (0 to 0)	6 (3 to 9)	29 (18 to 43)	74 (47 to 108)	62 (39 to 91)	42 (27 to 62)	31 (20 to 46)	25 (16 to 37)	20 (13 to 30)	16 (10 to 24)	13 (8 to 19)	9.6 (6 to 14)	7.2 (4.5 to 10)	5.1 (3.2 to 7.5)	3.4 (2.2 to 5)	2.2 (1.4 to 3.2)	1.3 (0.8 to 1.9)	0.6 (0.4 to 0.8)	0.2 (0.1 to 0.3)	330
Trichomoniasis	0 (0 to 0)	0 (0 to 0)	0 (0 to 0)	0 (0 to 0)	0 (0 to 0)	0 (0 to 0)	0 (0 to 0)	0 (0 to 0)	0 (0 to 0)	0 (0 to 0)	0 (0 to 0)	0 (0 to 0)	0 (0 to 0)	0 (0 to 0)	0 (0 to 0)	0 (0 to 0)	0 (0 to 0)	0 (0 to 0)	0 (0 to 0)	0 (0 to 0)	0 (0 to 0)	0 (0 to 0)	0 (0 to 0)	0
Genital herpes	0 (0 to 0)	0 (0 to 0)	0 (0 to 0)	0 (0 to 0)	0 (0 to 0)	0 (0 to 0)	0 (0 to 0)	0 (0 to 0)	0 (0 to 0)	0 (0 to 0)	0 (0 to 0)	0 (0 to 0)	0 (0 to 0)	0 (0 to 0)	0 (0 to 0)	0 (0 to 0)	0 (0 to 0)	0 (0 to 0)	0 (0 to 0)	0 (0 to 0)	0 (0 to 0)	0 (0 to 0)	0 (0 to 0)	0
Other sexually transmitted infections	0 (0 to 0)	0 (0 to 0)	0 (0 to 0)	0 (0 to 0)	0 (0 to 0)	29 (19 to 41)	104 (70 to 151)	166 (112 to 240)	134 (91 to 194)	89 (60 to 129)	66 (44 to 96)	53 (35 to 77)	43 (28 to 62)	34 (22 to 49)	26 (17 to 38)	20 (13 to 29)	15 (9.4 to 21)	10 (6.7 to 15)	7.1 (4.6 to 9.9)	4.5 (2.9 to 6.5)	2.7 (1.7 to 3.8)	1.2 (0.8 to 1.7)	0.3 (0.2 to 0.5)	1,690
Respiratory infections and tuberculosis	94,600 (34,600 to 191,000)	26,600 (9,720 to 54,000)	130,000 (47,500 to 263,000)	62,700 (23,200 to 124,000)	24,400 (9,020 to 48,300)	15,600 (5,800 to 30,800)	20,600 (7,640 to 40,800)	26,600 (9,850 to 52,600)	29,100 (10,700 to 57,600)	29,600 (10,900 to 58,600)	27,600 (10,200 to 54,600)	25,700 (9,500 to 50,900)	24,200 (8,940 to 47,900)	24,200 (8,940 to 47,900)	24,200 (8,940 to 47,900)	24,100 (8,900 to 47,800)	22,000 (8,120 to 43,600)	14,600 (5,390 to 28,900)	10,600 (3,910 to 21,000)	6,140 (2,260 to 12,200)	2,680 (982 to 5,330)	1,060 (382 to 2,120)	328 (120 to 650)	636,000
Tuberculosis	94,000 (34,400 to 190,000)	26,500 (9,690 to 53,800)	130,000 (47,400 to 262,000)	62,600 (23,200 to 124,000)	24,400 (9,020 to 48,300)	15,600 (5,800 to 30,800)	19,100 (7,090 to 37,800)	19,000 (7,040 to 37,600)	20,200 (7,450 to 40,000)	19,600 (7,230 to 38,800)	17,000 (6,270 to 33,600)	15,600 (5,750 to 30,900)	15,000 (5,530 to 29,700)	15,000 (5,530 to 29,700)	15,100 (5,560 to 29,800)	15,000 (5,530 to 29,700)	13,600 (5,020 to 26,900)	9,900 (3,650 to 19,600)	6,900 (2,540 to 13,600)	3,970 (1,460 to 7,850)	2,110 (777 to 4,170)	972 (358 to 1,920)	396 (146 to 784)	179,000
Latent tuberculosis infection	0 (0 to 0)	0 (0 to 0)	0 (0 to 0)	0 (0 to 0)	0 (0 to 0)	0 (0 to 0)	0 (0 to 0)	0 (0 to 0)	0 (0 to 0)	0 (0 to 0)	0 (0 to 0)	0 (0 to 0)	0 (0 to 0)	0 (0 to 0)	0 (0 to 0)	0 (0 to 0)	0 (0 to 0)	0 (0 to 0)	0 (0 to 0)	0 (0 to 0)	0 (0 to 0)	0 (0 to 0)	0 (0 to 0)	0
Active tuberculosis	94,000 (34,400 to 190,000)	26,500 (9,690 to 53,800)	130,000 (47,400 to 262,000)	62,600 (23,200 to 124,000)	24,400 (9,020 to 48,300)	15,600 (5,800 to 30,800)	19,100 (7,090 to 37,800)	19,000 (7,040 to 37,600)	20,200 (7,450 to 40,000)	19,600 (7,230 to 38,800)	17,000 (6,270 to 33,600)	15,600 (5,750 to 30,900)	15,000 (5,530 to 29,700)	15,000 (5,530 to 29,700)	15,100 (5,560 to 29,800)	15,000 (5,530 to 29,700)	13,600 (5,020 to 26,900)	9,900 (3,650 to 19,600)	6,900 (2,540 to 13,600)	3,970 (1,460 to 7,850)	2,110 (777 to 4,170)	972 (358 to 1,920)	396 (146 to 784)	179,000
Drug-susceptible tuberculosis	0 (0 to 0)	0 (0 to 0)	0 (0 to 0)	0 (0 to 0)	0 (0 to 0)	0 (0 to 0)	0 (0 to 0)	0 (0 to 0)	0 (0 to 0)	0 (0 to 0)	0 (0 to 0)	0 (0 to 0)	0 (0 to 0)	0 (0 to 0)	0 (0 to 0)	0 (0 to 0)	0 (0 to 0)	0 (0 to 0)	0 (0 to 0)	0 (0 to 0)	0 (0 to 0)	0 (0 to 0)	0 (0 to 0)	0
Multidrug-resistant tuberculosis without extensive drug resistance	0 (0 to 0)	0 (0 to 0)	0 (0 to 0)	0 (0 to 0)	0 (0 to 0)	0 (0 to 0)	0 (0 to 0)	0 (0 to 0)	0 (0 to 0)	0 (0 to 0)	0 (0 to 0)	0 (0 to 0)	0 (0 to 0)	0 (0 to 0)	0 (0 to 0)	0 (0 to 0)	0 (0 to 0)	0 (0 to 0)	0 (0 to 0)	0 (0 to 0)	0 (0 to 0)	0 (0 to 0)	0 (0 to 0)	0
Extensively drug-resistant tuberculosis	0 (0 to 0)	0 (0 to 0)	0 (0 to 0)	0 (0 to 0)	0 (0 to 0)	0 (0 to 0)	0 (0 to 0)	0 (0 to 0)	0 (0 to 0)	0 (0 to 0)	0 (0 to 0)	0 (0 to 0)	0 (0 to 0)	0 (0 to 0)	0 (0 to 0)	0 (0 to 0)	0 (0 to 0)	0 (0 to 0)	0 (0 to 0)	0 (0 to 0)	0 (0 to 0)	0 (0 to 0)	0 (0 to 0)	0
Tuberculosis resistant to multiple antituberculosis drugs	0 (0 to 0)	0 (0 to 0)	0 (0 to 0)	0 (0 to 0)	0 (0 to 0)	0 (0 to 0)	0 (0 to 0)	0 (0 to 0)	0 (0 to 0)	0 (0 to 0)	0 (0 to 0)	0 (0 to 0)	0 (0 to 0)	0 (0 to 0)	0 (0 to 0)	0 (0 to 0)	0 (0 to 0)	0 (0 to 0)	0 (0 to 0)	0 (0 to 0)	0 (0 to 0)	0 (0 to 0)	0 (0 to 0)	0
Chronic respiratory infections	0 (0 to 0)	0 (0 to 0)	0 (0 to 0)	0 (0 to 0)	0 (0 to 0)	0 (0 to 0)	0 (0 to 0)	0 (0 to 0)	0 (0 to 0)	0 (0 to 0)	0 (0 to 0)	0 (0 to 0)	0 (0 to 0)	0 (0 to 0)	0 (0 to 0)	0 (0 to 0)	0 (0 to 0)	0 (0 to 0)	0 (0 to 0)	0 (0 to 0)	0 (0 to 0)	0 (0 to 0)	0 (0 to 0)	0
Chronic obstructive pulmonary disease	0 (0 to 0)	0 (0 to 0)	0 (0 to 0)	0 (0 to 0)	0 (0 to 0)	0 (0 to 0)	0 (0 to 0)	0 (0 to 0)	0 (0 to 0)	0 (0 to 0)	0 (0 to 0)	0 (0 to 0)	0 (0 to 0)	0 (0 to 0)	0 (0 to 0)	0 (0 to 0)	0 (0 to 0)	0 (0 to 0)	0 (0 to 0)	0 (0 to 0)	0 (0 to 0)	0 (0 to 0)	0 (0 to 0)	0
Asthma	0 (0 to 0)	0 (0 to 0)	0 (0 to 0)	0 (0 to 0)	0 (0 to 0)	0 (0 to 0)	0 (0 to 0)	0 (0 to 0)	0 (0 to 0)	0 (0 to 0)	0 (0 to 0)	0 (0 to 0)	0 (0 to 0)	0 (0 to 0)	0 (0 to 0)	0 (0 to 0)	0 (0 to 0)	0 (0 to 0)	0 (0 to 0)	0 (0 to 0)	0 (0 to 0)	0 (0 to 0)	0 (0 to 0)	0
Interstitial lung disease and pulmonary sarcoidosis	0 (0 to 0)	0 (0 to 0)	0 (0 to 0)	0 (0 to 0)	0 (0 to 0)	0 (0 to 0)	0 (0 to 0)	0 (0 to 0)	0 (0 to 0)	0 (0 to 0)	0 (0 to 0)	0 (0 to 0)	0 (0 to 0)	0 (0 to 0)	0 (0 to 0)	0 (0 to 0)	0 (0 to 0)	0 (0 to 0)	0 (0 to 0)	0 (0 to 0)	0 (0 to 0)	0 (0 to 0)	0 (0 to 0)	0
Other chronic respiratory diseases	0 (0 to 0)	0 (0 to 0)	0 (0 to 0)	0 (0 to 0)	0 (0 to 0)	0 (0 to 0)	0 (0 to 0)	0 (0 to 0)	0 (0 to 0)	0 (0 to 0)	0 (0 to 0)	0 (0 to 0)	0 (0 to 0)	0 (0 to 0)	0 (0 to 0)	0 (0 to 0)	0 (0 to 0)	0 (0 to 0)	0 (0 to 0)	0 (0 to 0)	0 (0 to 0)	0 (0 to 0)	0 (0 to 0)	0
Enteric infections	11,100 (3,130 to 22,000)	29,600 (10,000 to 58,000)	299,000 (97,000 to 600,000)	196,000 (64,000 to 372,000)	27,600 (10,000 to 54,000)	12,000 (4,230 to 23,000)	12,000 (4,230 to 23,000)	12,000 (4,230 to 23,000)	12,000 (4,230 to 23,000)	9,950 (3,510 to 19,000)	9,950 (3,510 to 19,000)	9,970 (3,510 to 19,000)	8,940 (3,150 to 17,000)	7,990 (2,810 to 15,200)	7,990 (2,810 to 15,200)	7,990 (2,810 to 15,200)	6,950 (2,450 to 13,200)	4,430 (1,560 to 8,430)	2,250 (791 to 4,270)	1,010 (355 to 1,910)	376 (132 to 712)	109 (38 to 207)	149 (52 to 282)	640,000
Diarrheal diseases	11,100 (3,130 to 22,000)	29,600 (10,000 to 58,000)	190,000 (66,000 to 372,000)	24,700 (8,650 to 48,000)	9,950 (3,510 to 19,000)	11,600 (4,230 to 23,000)	11,600 (4,230 to 23,000)	9,950 (3,510 to 19,000)	9,950 (3,510 to 19,000)	8,600 (3,150 to 17,000)	7,990 (2,810 to 15,200)	7,970 (2,810 to 15,200)	7,320 (2,450 to 13,200)	7,320 (2,450 to 13,200)	7,990 (2,810 to 15,200)	7,990 (2,810 to 15,200)	6,950 (2,450 to 13,200)	4,430 (1,560 to 8,430)	2,250 (791 to 4,270)	1,010 (355 to 1,910)	376 (132 to 712)	109 (38 to 207)	149 (52 to 282)	640,000
Typhoid and paratyphoid	0 (0 to 0)	0 (0 to 0)	1,650 (1,000 to 2,500)	2,230 (1,350 to 3,400)	2,110 (1,280 to 3,200)	1,080 (654 to 1,650)	1,080 (654 to 1,650)	1,080 (654 to 1,650)	1,080 (654 to 1,650)	1,080 (654 to 1,650)	1,080 (654 to 1,650)	1,080 (654 to 1,650)	1,080 (654 to 1,650)	1,080 (654 to 1,650)	1,080 (654 to 1,650)	1,080 (654 to 1,650)	1,080 (654 to 1,650)	1,080 (654 to 1,650)	1,080 (654 to 1,650)	1,080 (654 to 1,650)	1,080 (654 to 1,650)	1,080 (654 to 1,650)	1,080 (654 to 1,650)	21,000
Typhoid fever	0 (0 to 0)	0 (0 to 0)	1,650 (1,000 to 2,500)	2,230 (1,350 to 3,400)	2,110 (1,280 to 3,200)	1,080 (654 to 1,650)	1,080 (654 to 1,650)	1,080 (654 to 1,650)	1,080 (654 to 1,650)	1,080 (654 to 1,650)	1,080 (654 to 1,650)	1,080 (654 to 1,650)	1,080 (654 to 1,650)	1,080 (654 to 1,650)	1,080 (654 to 1,650)	1,080 (654 to 1,650)	1,080 (654 to 1,650)	1,080 (654 to 1,650)	1,080 (654 to 1,650)	1,080 (654 to 1,650)	1,080 (654 to 1,650)	1,080 (654 to 1,650)	1,080 (654 to 1,650)	21,000
Paratyphoid fever	0 (0 to 0)	0 (0 to 0)	0 (0 to 0)	0 (0 to 0)	0 (0 to 0)	0 (0 to 0)	0 (0 to 0)	0 (0 to 0)	0 (0 to 0)	0 (0 to 0)	0 (0 to 0)	0 (0 to 0)	0 (0 to 0)	0 (0 to 0)	0 (0 to 0)	0 (0 to 0)	0 (0 to 0)	0 (0 to 0)	0 (0 to 0)	0 (0 to 0)	0 (0 to 0)	0 (0 to 0)	0 (0 to 0)	0
Invasive Non-typhoidal Salmonella (iNTS)	0 (0 to 0)	0 (0 to 0)	0 (0 to 0)	0 (0 to 0)	0 (0 to 0)	0 (0 to 0)	0 (0 to 0)	0 (0 to 0)	0 (0 to 0)	0 (0 to 0)	0 (0 to 0)	0 (0 to 0)	0 (0 to 0)	0 (0 to 0)	0 (0 to 0)	0 (0 to 0)	0 (0 to 0)	0 (0 to 0)	0 (0 to 0)	0 (0 to 0)	0 (0 to 0)	0 (0 to 0)	0 (0 to 0)	0
Other intestinal infectious diseases	0 (0 to 0)	0 (0 to 0)	0 (0 to 0)	0 (0 to 0)	0 (0 to 0)	0 (0 to 0)	0 (0 to 0)	0 (0 to 0)	0 (0 to 0)	0 (0 to 0)	0 (0 to 0)	0 (0 to 0)	0 (0 to 0)	0 (0 to 0)	0 (0 to 0)	0 (0 to 0)	0 (0 to 0)	0 (0 to 0)	0 (0 to 0)	0 (0 to 0)	0 (0 to 0)	0 (0 to 0)	0 (0 to 0)	0
Neglected tropical diseases and malaria	11,100 (3,130 to 22,000)	29,600 (10,000 to 58,000)	299,000 (97,000 to 600,000)	196,000 (64,000 to 372,000)	27,600 (10,000 to 54,000)	12,000 (4,230 to 23,000)	12,000 (4,230 to 23,000)	12,000 (4,230 to 23,000)	12,000 (4,230 to 23,000)	9,950 (3,510 to 19,000)	9,950 (3,510 to 19,000)	9,970 (3,510 to 19,000)	8,940 (3,150 to 17,000)	7,990 (2,810 to 15,200)	7,990 (2,810 to 15,200)	7,990 (2,810 to 15,200)	6,950 (2,450 to 13,200)	4,430 (1,560 to 8,430)	2,250 (791 to 4,270)	1,010 (355 to 1,910)	376 (132 to 712)	109 (38 to 207)	149 (52 to 282)	640,000
Malaria	11,100 (3,130 to 22,000)	29,600 (10,000 to 58,000)	299,000 (97,000 to 600,000)	196,000 (64,000 to 372,000)	27,600 (10,000 to 54,000)	12,000 (4,230 to 23,000)	12,000 (4,230 to 23,000)	12,000 (4,230 to 23,000)	12,000 (4,230 to 23,000)	9,950 (3,510 to 19,000)	9,950 (3,510 to 19,000)	9,970 (3,510 to 19,000)	8,940 (3,150 to 17,000)	7,990 (2,810 to 15,200)	7,990 (2,810 to 15,200)	7,990 (2,810 to 15,200)	6,950 (2,450 to 13,200)	4,430 (1,560 to 8,430)	2,250 (791 to 4,270)	1,010 (355 to 1,910)	376 (132 to 712)	109 (38 to 207)	149 (52 to 282)	640,000
Chagas disease	0 (0 to 0)	0 (0 to 0)	0 (0 to 0)	0 (0 to 0)	0 (0 to 0)	0 (0 to 0)	0 (0 to 0)	0 (0 to 0)	0 (0 to 0)	0 (0 to 0)	0 (0 to 0)	0 (0 to 0)	0 (0 to 0)	0 (0 to 0)	0 (0 to 0)	0 (0 to 0)	0 (0 to 0)	0 (0 to 0)	0 (0 to 0)	0 (0 to 0)	0 (0 to 0)	0 (0 to 0)	0 (0 to 0)	0
Leishmaniasis	0 (0 to 0)	0 (0 to 0)	0 (0 to 0)	0 (0 to 0)	0 (0 to 0)	0 (0 to 0)	0 (0 to 0)	0 (0 to 0)	0 (0 to 0)	0 (0 to 0)	0 (0 to 0)	0 (0 to 0)	0 (0 to 0)	0 (0 to 0)	0 (0 to 0)	0 (0 to 0)	0 (0 to 0)	0 (0 to 0)	0 (0 to 0)	0 (0 to 0)	0 (0 to 0)	0 (0 to 0)	0 (0 to 0)	0
Visceral leishmaniasis	0 (0 to 0)	0 (0 to 0)	0 (0 to 0)	0 (0 to 0)	0 (0 to 0)	0 (0 to 0)	0 (0 to 0)	0 (0 to 0)	0 (0 to 0)	0 (0 to 0)	0 (0 to 0)	0 (0 to 0)	0 (0 to 0)	0 (0 to 0)	0 (0 to 0)	0 (0 to 0)	0 (0 to 0)	0 (0 to 0)	0 (0 to 0)	0 (0 to 0)	0 (0 to 0)	0 (0 to 0)	0 (0 to 0)	0
Cutaneous and mucocutaneous leishmaniasis	0 (0 to 0)	0 (0 to 0)	0 (0 to 0)	0 (0 to 0)	0 (0 to 0)	0 (0 to 0)	0 (0 to 0)	0 (0 to 0)	0 (0 to 0)	0 (0 to 0)	0 (0 to 0)	0 (0 to 0)	0 (0 to 0)	0 (0 to 0)	0 (0 to 0)	0 (0 to 0)	0 (0 to 0)	0 (0 to 0)	0 (0 to 0)	0 (0 to 0)	0 (0 to 0)	0 (0 to 0)	0 (0 to 0)	0
African trypanosomiasis	0 (0 to 0)	0 (0 to 0)	0 (0 to 0)	0 (0 to 0)	0 (0 to 0)	0 (0 to 0)	0 (0 to 0)	0 (0 to 0)	0 (0 to 0)	0 (0 to 0)	0 (0 to 0)	0 (0 to 0)	0 (0 to 0)	0 (0 to 0)	0 (0 to 0)	0 (0 to 0)	0 (0 to 0)	0 (0 to 0)	0 (0 to 0)	0 (0 to 0)	0 (0 to 0)	0 (0 to 0)	0 (0 to 0)	0
Schistosomiasis	0 (0 to 0)	0 (0 to 0)	0 (0 to 0)	0 (0 to 0)	0 (0 to 0)	0 (0 to 0)	0 (0 to 0)	0 (0 to 0)	0 (0 to 0)	0 (0 to 0)	0 (0 to 0)	0 (0 to 0)	0 (0 to 0)	0 (0 to 0)	0 (0 to 0)	0 (0 to 0)	0 (0 to 0)	0 (0 to 0)	0 (0 to 0)	0 (0 to 0)	0 (0 to 0)	0 (0 to 0)	0 (0 to 0)	0
Cysticercosis	0 (0 to 0)	0 (0 to 0)	1.0 (0 to 2.0)	0 (0 to 0)	0 (0 to 0)	0 (0 to 0)	0 (0 to 0)	0 (0 to 0)	0 (0 to 0)	0 (0 to 0)	0 (0 to 0)	0 (0 to 0)	0 (0 to 0)	0 (0 to 0)	0 (0 to 0)	0 (0 to 0)	0 (0 to 0)	0 (0 to 0)	0 (0 to 0)	0 (0 to 0)	0 (0 to 0)	0 (0 to 0)	0 (0 to 0)	0
Cystic echinococcosis	0 (0 to 0)	0 (0 to 0)	7.5 (3 to 14)	0 (0 to 0)	0 (0 to 0)	0 (0 to 0)	0 (0 to 0)	0 (0 to 0)	0 (0 to 0)	0 (0 to 0)	0 (0 to 0)	0 (0 to 0)	0 (0 to 0)	0 (0 to 0)	0 (0 to 0)	0 (0 to 0)	0 (0 to 0)	0 (0 to 0)	0 (0 to 0)	0 (0 to 0)	0 (0 to 0)	0 (0 to 0)	0 (0 to 0)	0
Lymphatic filariasis	0 (0 to 0)	0 (0 to 0)	0 (0 to 0)	0 (0 to 0)	0 (0 to 0)	0 (0 to 0)	0 (0 to 0)	0 (0 to 0)	0 (0 to 0)	0 (0 to 0)	0 (0 to 0)	0 (0 to 0)	0 (0 to 0)	0 (0 to 0)	0 (0 to 0)	0 (0 to 0)	0 (0 to 0)	0 (0 to 0)	0 (0 to 0)	0 (0 to 0)	0 (0 to 0)	0 (0 to 0)	0 (0 to 0)	0
Onchocerciasis	0 (0 to 0)	0 (0 to 0)	0 (0 to 0)	0 (0 to 0)	0 (0 to 0)	0 (0 to 0)	0 (0 to 0)	0 (0 to 0)	0 (0 to 0)	0 (0 to 0)	0 (0 to 0)	0 (0 to 0)	0 (0 to 0)	0 (0 to 0)	0 (0 to 0)	0 (0 to 0)	0 (0 to 0)	0 (0 to 0)	0 (0 to 0)	0 (0 to 0)	0 (0 to 0)	0 (0 to 0)	0 (0 to 0)	0
Trachoma	0 (0 to 0)	0 (0 to 0)	0 (0 to 0)	0 (0 to 0)	0 (0 to 0)	0 (0 to 0)	0 (0 to 0)	0 (0 to 0)	0 (0 to 0)	0 (0 to 0)	0 (0 to 0)	0 (0 to 0)	0 (0 to 0)	0 (0 to 0)	0 (0 to 0)	0 (0 to 0)	0 (0 to 0)	0 (0 to 0)	0 (0 to 0)	0 (0 to 0)	0 (0 to 0)	0 (0 to 0)	0 (0 to 0)	0
Dengue	0 (0 to 0)	7.0 (1 to 14)	44 (14 to 88)	69.6 (22 to 140)	30.0 (9.5 to 60.0)	6.0 (1.9 to 12.0)	6.0 (1.9 to 12.0)	6.0 (1.9 to 12.0)	6.0 (1.9 to 12.0)	6.0 (1.9 to 12.0)	6.0 (1.9 to 12.0)	6.0 (1.9 to 12.0)	6.0 (1.9 to 12.0)	6.0 (1.9 to 12.0)	6.0 (1.9 to 12.0)	6.0 (1.9 to 12.0)	6.0 (1.9 to 12.0)	6.0 (1.9 to 12.0)	6.0 (1.9 to 12.0)	6.0 (1.9 to 12.0)	6.0 (1.9 to 12.0)	6.0 (1.9 to 12.0)	6.0 (1.9 to 12.0)	691
Yellow fever	0 (0 to 0)	0 (0 to 0)	0 (0 to 0)	0 (0 to 0)	0 (0 to 0)	0 (0 to 0)	0 (0 to 0)	0 (0 to 0)	0 (0 to 0)	0 (0 to 0)	0 (0 to 0)	0 (0 to 0)	0 (0 to 0)	0 (0 to 0)	0 (0 to 0)	0 (0 to 0)	0 (0 to 0)	0 (0 to 0)	0 (0 to 0)	0 (0 to 0)	0 (0 to 0)	0 (0 to 0)	0 (0 to 0)	0
Rabies	0 (0 to 0)	0 (0 to 0)	0 (0 to 0)	0 (0 to 0)	0 (0 to 0)	0 (0 to 0)	0 (0 to 0)	0 (0 to 0)	0 (0 to 0)	0 (0 to 0)	0 (0 to 0)	0 (0 to 0)	0 (0 to 0)	0



Other transport injuries	6 d (1.5 to 17.3)	5 d (1.4 to 14.3)	4 d 1 (21.9 to 213)	2 d 1 (67.4 to 743)	2 d 1 (163 to 844)	2 d 1 (167 to 861)	2 d 1 (209 to 913)	2 d 1 (209 to 913)	2 d 1 (209 to 920)	2 d 1 (209 to 920)	2 d 1 (192 to 936)	2 d 1 (177 to 985)	2 d 1 (177 to 978)	2 d 1 (177 to 978)	2 d 1 (168 to 1,086)	2 d 1 (171 to 978)	2 d 1 (171 to 978)	2 d 1 (99.2 to 2,901)	2 d 1 (75.1 to 1,183)	2 d 1 (64.8 to 1,121)	2 d 1 (56.3 to 949.3)	2 d 1 (48.7 to 831.4)	2 d 1 (42.3 to 731.2)	2 d 1 (7.7 to 19)	2 d 1 (7.7 to 8.8)	2 d 1 (1.4 to 2.8)	6 d (0.4 to 0.9)	4,130
Unintentional injuries	1,663 (950 to 5,010)	2,143 (979 to 7,326)	8,663 (3,439 to 16,588)	19,022 (9,959 to 32,568)	9,750 (5,339 to 13,566)	2,215 (5,620 to 13,566)	2,032 (5,620 to 9,509)	2,032 (5,620 to 9,509)	8,022 (3,999 to 9,509)	8,163 (3,620 to 7,719)	3,703 (2,417 to 7,249)	3,670 (2,159 to 7,229)	3,670 (2,159 to 7,229)	8,022 (3,999 to 9,509)	8,163 (3,620 to 7,719)	3,703 (2,417 to 7,249)	3,703 (2,159 to 7,229)	8,022 (3,999 to 9,509)	8,163 (3,620 to 7,719)	3,703 (2,417 to 7,249)	2,013 (2,035 to 5,230)	2,013 (2,035 to 5,230)	2,013 (1,995 to 5,314)	1,048 (1,995 to 1,913)	912 (787 to 1,048)	88 (1.48 to 556)	48.7 (28.9 to 48.7)	198,068
Falls	241 (75.9 to 560)	51.9 (1.8 to 117)	299 (139 to 630)	647 (263 to 1,884)	1,109 (720 to 1,668)	1,269 (965 to 1,729)	1,400 (968 to 1,913)	1,520 (1,070 to 2,008)	1,670 (1,113 to 2,193)	1,510 (1,109 to 2,009)	1,440 (1,028 to 1,913)	1,340 (968 to 1,760)	1,340 (968 to 1,760)	1,390 (967 to 1,833)	1,250 (922 to 1,662)	1,070 (827 to 1,253)	964 (716 to 1,250)	748 (555 to 980)	675 (505 to 890)	491 (329 to 619)	370 (197 to 2,009)	135 (79.1 to 197)	28.4 (18.2 to 37.9)	19,708
Drowning	68.6 (48.6 to 267)	61.8 (31.8 to 91.4)	42 (29.5 to 1,889)	42 (17.6 to 77.3)	42 (41.1 to 2,033)	42 (779 to 2,013)	42 (239 to 697)	42 (169 to 520)	42 (121 to 397)	42 (109 to 319)	42 (82.9 to 266)	42 (71.7 to 227)	42 (82.9 to 227)	42 (82.9 to 191)	42 (69.7 to 177)	42 (69.7 to 177)	42 (48.9 to 149)	42 (42.6 to 121)	42 (34.7 to 99.3)	42 (33.4 to 89.9)	42 (2.2 to 99.7)	42 (0.9 to 19.3)	42 (1.1 to 3.5)	42 (0.3 to 0.7)	1,049 (48.9 to 2,033)
Fire, heat, and hot substances	82 (48.6 to 170)	81.4 (37.7 to 1,621)	1,258 (529 to 2,660)	2,729 (1,140 to 5,668)	1,168 (563 to 2,060)	755 (511 to 1,126)	678 (648 to 1,420)	1,630 (664 to 1,920)	1,630 (668 to 1,440)	1,630 (670 to 1,470)	923 (629 to 1,360)	41.9 (560 to 1,210)	723 (496 to 1,260)	673 (656 to 997)	673 (327 to 850)	650 (51.9 to 837)	450 (307 to 577)	265 (195 to 398)	265 (152 to 393)	192 (79 to 193)	109 (29.9 to 63.2)	42.7 (9.1 to 16.9)	11.7 (1.7 to 3.9)	2.6 (1.7 to 3.9)	10,500
Poisonings	136 (69.1 to 1,889)	84.7 (39.1 to 1,889)	1,889 (1,889 to 3,889)	1,889 (1,889 to 3,889)	1,889 (1,889 to 3,889)	1,889 (1,889 to 3,889)	1,889 (1,889 to 3,889)	1,889 (1,889 to 3,889)	1,889 (1,889 to 3,889)	1,889 (1,889 to 3,889)	1,889 (1,889 to 3,889)	1,889 (1,889 to 3,889)	1,889 (1,889 to 3,889)	1,889 (1,889 to 3,889)	1,889 (1,889 to 3,889)	1,889 (1,889 to 3,889)	1,889 (1,889 to 3,889)	1,889 (1,889 to 3,889)	1,889 (1,889 to 3,889)	1,889 (1,889 to 3,889)	1,889 (1,889 to 3,889)	1,889 (1,889 to 3,889)	1,889 (1,889 to 3,889)	1,889 (1,889 to 3,889)	1,889 (1,889 to 3,889)	8,250
Poisoning by/adv reac/exp-mucosubs	205.3 (8.9 to 719)	1.1 d (1.0 to 42)	233 (27.4 to 941)	197 (23.9 to 726)	176 (38.3 to 515)	73.8 (23.3 to 1.42)	23.1 (52.2 to 365)	740 (69.7 to 311)	740 (22.7 to 266)	740 (68.8 to 363)	740 (47.6 to 362)	740 (47.4 to 1,860)	740 (48.9 to 1,860)	740 (48.9 to 1,860)	740 (47.4 to 372)	740 (51.9 to 315)	740 (39.3 to 336)	740 (48.9 to 239)	740 (27.6 to 141)	740 (20.2 to 101)	200.1 (9.3 to 47.9)	9.6 (2.9 to 7.9)	2.9 (1.1 to 2.3)	0.4 (0.1 to 0.9)	2,230
Poisoning by/other means	64.3 (1.9 to 179)	51.9 (1.7 to 149)	1,110 (289 to 3,000)	1,270 (460 to 3,889)	458 (127 to 909)	362 (126 to 712)	358 (126 to 639)	31.5 (1.2 to 568)	278 (1.8 to 535)	222 (56.9 to 347)	204 (56.9 to 850)	217 (62.5 to 850)	201 (73.2 to 697)	192 (56.2 to 697)	155 (56.2 to 342)	99.1 (56.1 to 299)	67.6 (56.7 to 839.9)	41.9 (1.2 to 126)	21.3 (1.2 to 38)	2.1 (1 to 6.2)	2.1 (0.49 to 26.9)	0.4 (0.2 to 1)	0.1 (0.04 to 0.2)	6,870
Exposure to mechanical forces	19.2 (8.9 to 57.5)	1.1 d (1.1 to 23)	233 (27.4 to 941)	197 (23.9 to 726)	176 (38.3 to 515)	73.8 (23.3 to 1.42)	23.1 (52.2 to 365)	740 (69.7 to 311)	740 (22.7 to 266)	740 (68.8 to 363)	740 (47.6 to 362)	740 (47.4 to 1,860)	740 (48.9 to 1,860)	740 (48.9 to 1,860)	740 (47.4 to 372)	740 (51.9 to 315)	740 (39.3 to 336)	740 (48.9 to 239)	740 (27.6 to 141)	740 (20.2 to 101)	200.1 (9.3 to 47.9)	9.6 (2.9 to 7.9)	2.9 (1.1 to 2.3)	0.4 (0.1 to 0.9)	2,230
Unintentional firearm injuries	64.3 (0.4 to 996)	51.9 (0.2 to 1,000)	1,110 (6.6 to 2,186)	1,270 (38.9 to 796)	458 (70.1 to 592)	362 (69.1 to 562)	358 (71.1 to 575)	31.5 (1.4 to 514)	278 (67.7 to 565)	222 (320 to 597)	204 (66 to 431)	217 (64.1 to 862)	201 (90 to 415)	192 (64.3 to 291)	155 (61.1 to 230)	99.1 (42.1 to 249)	67.6 (47.1 to 177)	41.9 (26.1 to 120)	21.3 (20.7 to 109)	2.1 (1.6 to 6.2)	2.1 (1.6 to 6.2)	0.4 (0.5 to 98.6)	0.1 (0.3 to 98.1)	3,630
Other exposure to mechanical forces	19.2 (8.9 to 2,602)	1.1 d (1.1 to 11,000)	233 (29.1 to 1,113)	197 (23.9 to 2,000)	176 (223 to 1,200)	73.8 (219 to 921)	23.1 (477 to 1,160)	740 (421 to 1,360)	740 (69.7 to 1,360)	740 (68.8 to 1,360)	740 (27.3 to 1,360)	740 (69.7 to 1,360)	740 (69.7 to 1,360)	740 (69.7 to 1,360)	740 (69.7 to 1,360)	740 (69.7 to 1,360)	740 (69.7 to 1,360)	740 (69.7 to 1,360)	740 (69.7 to 1,360)	740 (69.7 to 1,360)	200.1 (69.7 to 1,360)	9.6 (69.7 to 1,360)	2.9 (69.7 to 1,360)	0.4 (69.7 to 1,360)	10,000
Adverse effects of medical treatment	268 (139 to 513)	231 (90.2 to 564)	1,513 (307 to 3,219)	1,663 (219 to 3,300)	713 (229 to 1,249)	692 (299 to 954)	591 (299 to 926)	668 (361 to 1,260)	668 (218 to 942)	668 (268 to 936)	23.8 (268 to 936)	23.8 (223 to 770)	523 (223 to 770)	23.8 (215 to 654)	23.8 (191 to 656)	768 (178 to 712)	768 (178 to 675)	768 (157 to 675)	768 (90.6 to 377)	726 (90.6 to 377)	204 (56.2 to 377)	10.8 (19.2 to 71.3)	2.6 (5.4 to 26.4)	2.6 (1.4 to 9.3)	10,200
Animal contact	67.7 (28.3 to 113)	26.3 (1.4 to 56.1)	626 (1.4 to 1,319)	1,619 (566 to 4,000)	1,319 (523 to 2,666)	663 (349 to 1,643)	562 (326 to 1,202)	630 (322 to 929)	61.9 (289 to 879)	464 (453 to 847)	485 (272 to 847)	61.5 (268 to 537)	463 (267 to 568)	645 (277 to 1,253)	600 (258 to 998)	397 (167 to 750)	278 (132 to 539)	193 (122 to 237)	193 (52.8 to 193)	68.6 (27.6 to 88.7)	19.2 (11.2 to 24.3)	1.3 (0.9 to 9.2)	0.4 (0.3 to 2.1)	10,100
Venomous animal contact	29.8 (1.9 to 51.5)	1.1 d (1.1 to 51.6)	233 (29.9 to 940)	197 (7.9 to 1,890)	176 (7.9 to 1,890)	73.8 (1.8 to 926)	23.1 (1.8 to 554)	740 (104 to 376)	740 (1.8 to 520)	740 (106 to 556)	740 (1.2 to 520)	740 (106 to 613)	740 (104 to 639)	740 (1.2 to 727)	740 (1.8 to 656)	740 (1.1 to 651)	740 (79 to 398)	740 (69 to 241)	740 (1.1 to 239)	200.1 (69 to 241)	9.6 (1.9 to 60.9)	2.9 (1.9 to 8.2)	0.4 (0.3 to 1.1)	10,000
Non-venomous animal contact	29.5 (1.9 to 79.4)	22.7 (7.3 to 46.4)	264 (52 to 881)	677 (164 to 2,000)	472 (78 to 1,890)	404 (130 to 868)	308 (128 to 637)	260 (130 to 591)	259 (117 to 496)	229 (109 to 477)	223 (109 to 493)	222 (98 to 421)	221 (109 to 434)	21.9 (103 to 448)	194 (87.3 to 410)	121 (61.9 to 238)	94.3 (48 to 197)	66.4 (39.2 to 133)	41.4 (22.4 to 79.9)	23.2 (13.9 to 42.3)	14.3 (9.9 to 18.3)	2.2 (2 to 9.3)	0.6 (0.9 to 1.2)	5,000
Foreign body	1.1 d (1.1 to 51)	1.1 d (1.1 to 51)	233 (29.9 to 940)	197 (7.9 to 1,890)	176 (7.9 to 1,890)	73.8 (1.8 to 926)	23.1 (1.8 to 554)	740 (104 to 376)	740 (1.8 to 520)	740 (106 to 556)	740 (1.2 to 520)	740 (106 to 613)	740 (104 to 639)	740 (1.2 to 727)	740 (1.8 to 656)	740 (1.1 to 651)	740 (79 to 398)	740 (69 to 241)	740 (1.1 to 239)	200.1 (69 to 241)	9.6 (1.9 to 60.9)	2.9 (1.9 to 8.2)	0.4 (0.3 to 1.1)	10,000
Foreign body in eye	268 (104 to 533)	197 (97 to 249)	868 (329 to 1,756)	579 (233 to 1,165)	428 (223 to 743)	292 (154 to 483)	283 (81 to 514)	302 (189 to 534)	298 (123 to 433)	2.6 (144 to 342)	283 (129 to 379)	193 (133 to 322)	194 (99 to 304)	1.2 (72 to 244)	197 (62 to 315)	199 (73 to 289)	156.1 (49 to 149)	8.4 (46 to 128)	98.3 (28 to 102)	21.3 (17.6 to 57.1)	8.1 (12.3 to 37.1)	2.9 (0.9 to 7.4)	0.7 (0.3 to 2.1)	4,990
Foreign body in eyes	0.1 (0 to 0.2)	0.2 (0.1 to 0.5)	2.9 (0.9 to 7.9)	12.9 (5.9 to 32.7)	20.9 (9.9 to 50.3)	39.6 (12.9 to 79.7)	42.6 (12.9 to 91.3)	49.1 (1.9 to 101)	49 (22.1 to 96.3)	46.9 (22.1 to 95.7)	44.6 (22.1 to 92.3)	42 (22.1 to 91.6)	22.9 (22.1 to 91.6)	28.6 (19.7 to 85)	21.7 (12.3 to 33.4)	14.7 (10.4 to 24.9)	11.4 (4.9 to 19.6)	7.9 (4.9 to 12.9)	4.7 (3.1 to 9.4)	2.6 (1.7 to 3.1)	1.1 (0.8 to 1.6)	0.4 (0.2 to 0.6)	0.1 (0.1 to 0.1)	483
Foreign body in other body part	2.2 d (2.2 to 22)	2.2 d (2.6 to 9.4)	2.2 d (0.9 to 21)	2.2 d (0.9 to 93)	2.2 d (0.9 to 87)	2.2 d (0.9 to 82)	2.2 d (0.9 to 77)	2.2 d (0.9 to 62)	2.2 d (0.9 to 50)	2.2 d (0.9 to 48)	2.2 d (0.9 to 42)	2.2 d (0.9 to 37)	2.2 d (0.9 to 37)	2.2 d (0.9 to 31)	2.2 d (0.9 to 27)	2.2 d (0.9 to 23)	2.2 d (0.9 to 20)	2.2 d (0.9 to 16)	2.2 d (0.9 to 13)	2.2 d (0.9 to 10)	2.2 d (0.9 to 4.6)	2.2 d (0.9 to 2.2)	2.2 d (0.9 to 2.2)	2.2 d (0.9 to 2.2)	4,290
Environmental heat and cold exposure	28.8 (9.2 to 81.7)	1.1 (2.9 to 27.7)	1.9 (0.6 to 333)	2.7 (98.2 to 650)	2.7 (13 to 493)	1.9 (13 to 356)	2.4 (3.9 to 414)	2.6 (3.2 to 438)	1.9 (3.7 to 334)	1.7 (3.9 to 311)	1.9 (90.2 to 290)	1.9 (79.7 to 370)	1.9 (89 to 249)	1.9 (91 to 196)	86.9 (42.3 to 150)	79.8 (38.7 to 142)	74.1 (28 to 118)	64.9 (28 to 92.4)	41.9 (15.3 to 67)	29.4 (13.9 to 42.2)	12.5 (5.6 to 20.1)	5.6 (2.9 to 11)	1.6 (0.7 to 3.2)	3,630
Exposure to forces of nature	1.1 d (0 to 4)	1.1 d (0 to 4)	1.1 d (1.2 to 5.5)	1.1 d (1.2 to 13.5)	1.1 d (1.1 to 26)	1.1 d (1.1 to 24)	1.1 d (0.9 to 4.4)	1.1 d (0.9 to 4.4)	1.1 d (0.9 to 4.4)	1.1 d (0.9 to 4.4)	1.1 d (0.9 to 4.4)	1.1 d (0.9 to 4.4)	1.1 d (0.9 to 4.4)	1.1 d (0.9 to 4.4)	1.1 d (0.9 to 4.4)	1.1 d (0.9 to 4.4)	1.1 d (0.9 to 4.4)	1.1 d (0.9 to 4.4)	1.1 d (0.9 to 4.4)	1.1 d (0.9 to 4.4)	1.1 d (0.9 to 4.4)	1.1 d (0.9 to 4.4)	1.1 d (0.9 to 4.4)	1.1 d (0.9 to 4.4)	361
Other unintentional injuries	1.6 (0.1 to 242)	2.6 (16.7 to 32.8)	2.6 (3.8 to 1,644)	2.6 (249 to 1,215)	2.6 (3.8 to 1,193)	2.6 (3.8 to 1,193)	2.6 (3.8 to 1,193)	2.6 (3.8 to 1,193)	2.6 (3.8 to 1,193)	2.6 (3.8 to 1,193)	2.6 (277 to 572)	2.6 (233 to 639)	2.6 (196 to 572)	2.6 (196 to 639)	2.6 (196 to 639)	2.6 (196 to 639)	2.6 (196 to 639)	2.6 (196 to 639)	2.6 (196 to 572)	2.6 (196 to 572)	2.6 (196 to 572)	2.6 (196 to 572)	2.6 (196 to 572)	2.6 (196 to 572)	2.6 (196 to 572)	6,740
Self-harm and interpersonal violence	21.8 (1.9 to 41.5)	74.9 (5.8 to 171)	471 (43.7 to 926)	1,670 (1,889 to 2,241.9)	1,290 (523 to 2,126)	2,660 (1,775 to 3,000)	4,660 (3,429 to 7,000)	5,360 (3,783 to 7,419)	4,630 (3,183 to 6,930)	3,670 (2,930 to 5,000)	3,200 (2,183 to 3,930)	2,600 (1,783 to 3,930)	2,330 (1,783 to 3,260)	1,920 (1,283 to 2,890)	1,470 (1,183 to 2,300)	1,100 (719 to 1,670)	721 (462 to 1,160)	440 (287 to 619)	240 (154 to 356)	110 (70.8 to 162)	61.3 (40.1 to 83.6)	9.9 (6.6 to 14.8)	4.1 (2.7 to 7.1)	42.7 to 7.1	39,000
Self-harm	19.8 (9 to 33)	19.8 (9 to 33)	19.8 (9 to 33)	19.8 (9 to 33)	19.8 (9 to 33)	19.8 (9 to 33)	19.8 (9 to 33)	19.8 (9 to 33)	19.8 (9 to 33)	19.8 (9 to 33)	19.8 (9 to 33)	19.8 (9 to 33)	19.8 (9 to 33)	19.8 (9 to 33)	19.8 (9 to 33)	19.8 (9 to 33)	19.8 (9 to 33)	19.8 (9 to 33)	19.8 (9 to 33)	19.8 (9 to 33)	19.8 (9 to 33)	19.8 (9 to 33)	19.8 (9 to 33)	19.8 (9 to 33)	19.8 (9 to 33)	20,700
Self-harm by firearm	0 (0 to 0)	0 (0 to 0)	0 (0 to 0)	0 (0 to 0)	0 (0 to 0)	0 (1.1 to 122)	42.9 (39 to 386)	121 (69.7 to 463)	764 (68.1 to 360)	121 (52.6 to 360)	122 (61.1 to 281)	125 (61.6 to 260)	117 (27.2 to 171)	79.8 (20.3 to 148)	46.2 (18.6 to 106)	47.1 (2.6 to 97)	24.6 (7.9 to 58.9)	10.7 (6.1 to 47.4)	11.9 (3.9 to 28.8)	7.8 (2.6 to 7.2)	4.1 (1.4 to 9.5)	1.8 (0.7 to 2.1)	0.6 (0.2 to 1.3)	0.4 (0.1 to 0.9)	1,140
Self-harm by other specified means	0 (0 to 0)	0 (0 to 0)	0 (0 to 0)	0 (0 to 0)	0 (0 to 0)	0 (0 to 0)	0 (0 to 0)	0 (0 to 0)	0 (0 to 0)	0 (0 to 0)	0 (0 to 0)	0 (0 to 0)	0 (0 to 0)	0 (0 to 0)	0 (0 to 0)	0 (0 to 0)	0 (0 to 0)	0 (0 to 0)	0 (0 to 0)	0 (0 to 0)	0 (0 to 0)	0 (0 to 0)	0 (0 to 0)	0 (0 to 0)	0 (0 to 0)	0 (0 to 0)	19,600
Interpersonal violence	1.9d (0.9 to 329)	206.2 (104 to 773)	206 (104 to 773)	206 (247 to 1,960)	603 (419 to 1,640)	672 (629 to 1,640)	1,010 (1,000 to 2,240)	2,040 (1,000 to 3,110)	2,040 (1,010 to 3,110)	2,040 (1,000 to 2,240)	1,940 (761 to 1,760)	1,190 (761 to 1,250)	991 (761 to 1,250)	31.8 (517 to 756)	31.8 (211 to 445)	31.8 (128 to 259)	142 (86.2 to 164)	131 (77.7to 152)	79.5 (46.9 to 97)	49.1 (28.1 to 59.3)	21.3 (9.7 to 25)	4.6 (2.9 to 9.9)	1.1 (0.9 to 1.4)	2.2 (0.9 to 2.2)	14,600
Physical violence by firearm	28.9 (6.9 to 71.4)	4.9 (1.1 to 14)	60.8 (5.9 to 139)	150 (34 to 327)	151 (68.2 to 662)	116 (54.7 to 211)	202 (106 to 500)	451 (167 to 976)	265 (106 to 586)	206 (106 to 452)	149 (67 thr 353)	84.6 (52.6 to 174)	34.6 (13.2 to 71.4)	27.9 (13.7 to 69.3)	22.6 (3.6 to 69)	21.9 (10.7 to 39.9)	9.7 (2.7 to 31)	2.6 (1.2 to 8.8)	1.6 (0.6 to 2.7)	0.4 (0.2 to 0.7)	0.1 (0.1 to 0.1)	0 (0 to 0)	0 (0 to 0)	2,160
Physical violence by sharp object	0 (0 to 0)	0 (0 to 13)	0 (0 to 142)	0 (49.4 to 660)	0 (48.1 to 369)	0 (49.2 to 272)	0 (99 to 420)	0 (99 to 420)	0 (99 to 420)	0 (99 to 351)	0 (96.3 to 414)	0 (69 to 264)	0 (67 Tue 264)	0 (69 to 193)	0 (37 Tue 176)	0 (16.8 to 69.9)	0 (7 to 54.2)	0 (4.9 to 51)	0 (7 to 17.1)	0 (1.6 to 10.7)	0 (1.6 to 5.6)	0 (0.9 to 1.6)	0 (0.2 to 0.5)	0 (0.1 to 0.1)	2,090
Sexual violence	0 (0 to 0)	0 (0 to 0)	0 (0 to 0)	26.8 (16.3 to 61.4)	258 (127 to 395)	458 (262 to 719)	462 (61.6 to 1,400)	1,040 (620 to 1,860)	962 (61.6 to 1,810)	787 (421 to 1,260)	492 (209 to 950)	426 (249 to 717)	276 (167 to 699)	132 (70 to 216)	60.8 (46 to 133)	40.8 (36.1 to 73.5)	34.7 (18.9 to 48.9)	14.9 (11 to 28)	6.2 (6.7 to 7.9)	1.6 (2.4 to 7.6)	0.2 (0.2 to 0.4)	0 (0 to 0)	0 (0 to 0)	0 (0 to 0)	6,000
Physical violence by other means	1.9d (0 to 22)	1.9d (0 to 22)	1.9d (0.1 to 106)	1.9d (1.1 to 181)	1.9d (1.1 to 181)	1.9d (1.1 to 181)	1.9d (1.1 to 181)	1.9d (1.1 to 181)	1.9d (1.1 to 181)	1.9d (1.1 to 181)	1.9d (1.1 to 181)	1.9d (1.1 to 181)	1.9d (1.1 to 181)	1.9d (1.1 to 181)	1.9d (1.1 to 181)	1.9d (1.1 to 181)	1.9d (1.1 to 181)	1.9d (1.1 to 181)	1.9d (1.1 to 181)	1.9d (1.1 to 181)	1.9d (1.1 to 181)	1.9d (1.1 to 181)	1.9d (1.1 to 181)	1.9d (1.1 to 181)	3,000
Conflict and terrorism	1.1 (1.1 to 36.2)	1.1 (44.3 to 49.7)	1.1 (1.9 to 142)	1.1 (13.9 to 513)	1.1 (4.6 to 548)	1.1 (3.9 to 441)	1.1 (2.7 to 348)	1.1 (2.9 to 348)	1.1 (1.4 to 213)	1.1 (2.9 to 170)	1.1 (86.7 to 327)	1.1 (84.7 to 84.7)	1.1 (86.7 to 84.7)	1.1 (28.9 to 71.1)	1.1 (27.4 to 34.8)	1.1 (19.2 to 24.3)	1.1 (12.8 to 14.9)	1.1 (7 to 9.2)	1.1 (4.9 to 5.2)	1.1 (2.7 to 2.9)	1.1 (0.9 to 1.3)	1.1 (0.1 to 0.2)	1.1 (0.1 to 0.2)	1.1 (0.1 to 0.2)	5,410

SR Table 2b: Malawi DALYS by cause and age group for females with 95% uncertainty intervals, 2019

Cause	Early Neonatal	Late Neonatal	Post Neonatal	1 to 4	5 to 9	10 to 14	15 to 19	20 to 24	25 to 29	30 to 34	35 to 39	40 to 44	45 to 49	50 to 54	55 to 59	60 to 64	65 to 69	70 to 74	75 to 79	80 to 84	85 to 89	90 to 94	95 plus	Total
All causes	408,000 (325,000 to 514,000)	92,700 (74,100 to 117,000)	376,000 (305,000 to 468,000)	444,000 (370,000 to 537,000)	163,000 (131,000 to 207,000)	158,000 (128,000 to 192,000)	174,000 (138,000 to 213,000)	174,000 (139,000 to 212,000)	174,000 (140,000 to 218,000)	191,000 (156,000 to 233,000)	187,000 (155,000 to 224,000)	163,000 (137,000 to 193,000)	135,000 (115,000 to 161,000)	113,000 (95,000 to 134,000)	98,500 (82,500 to 117,000)	100,000 (84,300 to 118,000)	99,100 (85,300 to 113,000)	89,900 (80,000 to 99,800)	67,100 (61,800 to 72,900)	44,200 (41,000 to 47,800)	23,300 (21,100 to 26,200)	10,500 (9,320 to 11,500)	3,330 (3,010 to 3,570)	3,490,000
Communicable, maternal, neonatal, and nutritional diseases	376,000 (295,000 to 477,000)	82,200 (64,700 to 104,000)	313,000 (248,000 to 396,000)	358,000 (293,000 to 440,000)	107,000 (83,500 to 138,000)	85,500 (68,100 to 106,000)	82,900 (63,200 to 105,000)	91,700 (70,600 to 115,000)	94,100 (70,000 to 126,000)	107,000 (83,800 to 138,000)	105,000 (84,800 to 129,000)	88,700 (74,800 to 105,000)	67,200 (55,600 to 80,600)	49,400 (40,700 to 58,900)	35,900 (29,100 to 43,600)	30,800 (24,800 to 38,200)	25,800 (20,500 to 32,300)	22,700 (18,300 to 28,100)	15,800 (12,500 to 19,700)	10,200 (7,910 to 13,200)	5,650 (4,320 to 7,490)	2,610 (1,870 to 3,460)	982 (717 to 1,270)	2,160,000
HIV/AIDS and sexually transmitted infections	29,800 (10,700 to 59,900)	7,240 (2,670 to 15,000)	21,300 (12,300 to 35,900)	29,300 (17,400 to 47,400)	19,000 (13,300 to 26,000)	24,000 (17,300 to 32,100)	25,400 (15,300 to 41,700)	37,500 (25,400 to 55,700)	48,800 (30,400 to 75,600)	65,500 (47,300 to 92,300)	69,200 (52,800 to 89,200)	60,300 (50,000 to 71,900)	43,200 (33,700 to 53,200)	29,100 (22,800 to 36,300)	16,600 (12,700 to 20,900)	9,360 (7,020 to 12,400)	5,040 (3,570 to 6,940)	2,540 (1,750 to 3,700)	1,200 (823 to 1,770)	231 (154 to 335)	100 (67·2 to 144)	30·8 (21·2 to 42·8)	7 (4·8 to 10)	545,000
HIV/AIDS	0·9 (0·6 to 1·4)	3·5 (2·3 to 5·1)	8,480 (6,330 to 11,300)	28,500 (16,500 to 46,500)	18,700 (13,000 to 25,700)	23,900 (17,200 to 32,100)	24,900 (14,900 to 41,200)	36,900 (24,900 to 55,200)	48,200 (29,900 to 75,000)	65,000 (47,000 to 91,800)	68,700 (52,400 to 88,700)	60,000 (49,800 to 71,600)	43,000 (33,500 to 53,000)	29,100 (22,700 to 36,200)	16,500 (12,600 to 20,900)	9,310 (6,960 to 12,300)	5,020 (3,550 to 6,920)	2,520 (1,730 to 3,660)	1,170 (795 to 1,740)	222 (145 to 327)	95 (63·2 to 139)	28·5 (19·2 to 40·6)	6·4 (4·3 to 9·3)	490,000
HIV/AIDS - Drug-susceptible Tuberculosis	0 (0 to 0·1)	0·6 (0·4 to 0·8)	3,510 (2,550 to 4,560)	11,500 (6,840 to 17,800)	7,560 (5,130 to 10,500)	9,680 (6,770 to 13,200)	9,510 (5,590 to 15,100)	14,100 (9,360 to 20,800)	18,300 (11,200 to 28,200)	25,200 (18,100 to 35,300)	26,600 (19,800 to 34,400)	22,900 (18,400 to 27,700)	16,500 (12,600 to 21,100)	11,400 (8,710 to 14,400)	6,440 (4,840 to 8,320)	3,590 (2,580 to 4,750)	1,870 (1,270 to 2,620)	942 (623 to 1,340)	427 (281 to 608)	72·7 (46·1 to 105)	28·6 (19·7 to 40·9)	8·4 (5·8 to 11·8)	1·8 (1·2 to 2·5)	190,000
HIV/AIDS - Multidrug-resistant Tuberculosis without extensive drug resistance	0 (0 to 0)	0 (0 to 0)	210 (32 to 655)	684 (99·4 to 2,410)	432 (68 to 1,400)	586 (92·4 to 1,900)	565 (82·6 to 1,920)	777 (114 to 2,540)	877 (124 to 2,980)	1,210 (181 to 3,990)	1,310 (197 to 4,210)	1,130 (172 to 3,540)	824 (125 to 2,600)	564 (85·2 to 1,790)	321 (49·8 to 1,010)	182 (26·2 to 588)	98·8 (14 to 316)	49·2 (6·8 to 154)	22·7 (3·1 to 71·8)	4 (0·5 to 13)	1·5 (0·2 to 5)	0·4 (0·1 to 1·4)	0·1 (0 to 0·2)	9,860
HIV/AIDS - Extensively drug-resistant Tuberculosis	0 (0 to 0)	0 (0 to 0)	2·9 (0·4 to 9·6)	9·3 (1·2 to 33·8)	5·8 (0·8 to 20·9)	7·9 (1·2 to 26·8)	7·6 (1 to 28·4)	10·4 (1·4 to 36·4)	11·7 (1·6 to 45·5)	16·2 (2·3 to 59·2)	17·6 (2·5 to 62)	15·2 (2·1 to 50)	11·1 (1·6 to 34·5)	7·5 (1·1 to 25·9)	4·3 (0·6 to 14·3)	2·4 (0·3 to 8)	1·3 (0·2 to 4·5)	0·6 (0·1 to 2·2)	0·3 (0 to 1)	0 (0 to 0·2)	0 (0 to 0·1)	0 (0 to 0)	0 (0 to 0)	132
HIV/AIDS resulting in other diseases	0·9 (0·5 to 1·4)	2·9 (1·8 to 4·4)	4,760 (3,500 to 6,860)	16,300 (9,180 to 30,200)	10,700 (7,460 to 15,100)	13,600 (9,870 to 18,400)	14,800 (8,860 to 27,000)	22,000 (14,900 to 34,800)	29,000 (18,000 to 49,500)	38,500 (27,700 to 58,400)	40,900 (31,100 to 55,700)	36,000 (29,700 to 44,300)	25,600 (20,000 to 32,100)	17,100 (13,400 to 21,700)	9,710 (7,460 to 12,400)	5,530 (4,170 to 7,330)	3,040 (2,180 to 4,220)	1,530 (1,050 to 2,260)	724 (475 to 1,160)	145 (90·1 to 234)	64·8 (39·5 to 103)	19·7 (12·4 to 30)	4·5 (2·8 to 7·2)	290,000
Sexually transmitted infections excluding HIV	29,800 (10,700 to 59,900)	7,240 (2,670 to 15,000)	12,800 (4,220 to 27,000)	714 (240 to 1,550)	289 (88·4 to 673)	84·1 (38·7 to 174)	463 (218 to 938)	606 (314 to 1,080)	628 (348 to 1,070)	540 (287 to 900)	436 (230 to 774)	285 (142 to 549)	190 (96·9 to 353)	88·5 (42·9 to 164)	82·4 (40·1 to 150)	50·4 (22·3 to 99)	25·9 (11·4 to 55·1)	16·4 (7·3 to 34·4)	28·9 (12·6 to 58·5)	8·6 (4·2 to 15·7)	5 (2·4 to 9·6)	2·2 (1·1 to 4·2)	0·6 (0·3 to 1·2)	54,400
Syphilis	29,800 (10,700 to 59,900)	7,240 (2,670 to 15,000)	12,800 (4,220 to 27,000)	714 (240 to 1,550)	289 (88·4 to 673)	29·6 (9 to 77·8)	67·5 (22·5 to 168)	26·1 (11·4 to 52·4)	47·2 (18·7 to 96·7)	30·3 (13·1 to 60·3)	14·2 (5·7 to 28·5)	3·3 (1·5 to 6·5)	5·7 (2·4 to 11·4)	4 (1·7 to 7·9)	2·1 (1 to 4·5)	1·7 (0·7 to 3·8)	0·6 (0·3 to 1·1)	0·4 (0·2 to 0·8)	2·1 (0·7 to 5)	1 (0·4 to 2·1)	0·7 (0·3 to 1·4)	0·5 (0·2 to 1·1)	0·2 (0·1 to 0·4)	51,100
Chlamydial infection	0 (0 to 0)	0 (0 to 0)	0 (0 to 0)	0 (0 to 0)	0 (0 to 0)	7·4 (3·5 to 15·6)	42·4 (20·1 to 92·6)	85·8 (39·9 to 174)	70·8 (39·2 to 118)	53·5 (27·8 to 90)	50·2 (27 to 84·3)	33·4 (17·7 to 56·8)	20·8 (10·1 to 38·8)	5·8 (2·8 to 11·4)	7·6 (2·9 to 17·7)	3·6 (1·1 to 9·1)	0·5 (0·2 to 1·2)	0·4 (0·1 to 0·9)	3·2 (1 to 7·7)	0·9 (0·3 to 1·9)	0·6 (0·2 to 1·2)	0·2 (0·1 to 0·5)	0·1 (0 to 0·2)	387
Gonococcal infection	0 (0 to 0)	0 (0 to 0)	0 (0 to 0)	0 (0 to 0)	0 (0 to 0)	9·3 (3·3 to 22·9)	91·4 (31·6 to 228)	109 (44·1 to 243)	101 (42·8 to 207)	60·7 (29·1 to 114)	43 (21·4 to 83·1)	21·8 (11·6 to 38·4)	23·8 (10 to 49)	13·5 (5 to 31·9)	19·6 (6·2 to 46·3)	9·4 (2·8 to 23·4)	2·7 (0·9 to 6·5)	1·3 (0·5 to 3)	11·5 (3·7 to 27·6)	2·1 (0·7 to 4·3)	1·4 (0·5 to 3·1)	0·6 (0·2 to 1·4)	0·2 (0·1 to 0·3)	523
Trichomoniasis	0 (0 to 0)	0 (0 to 0)	0 (0 to 0)	0 (0 to 0)	0 (0 to 0)	7·5 (1·9 to 19·9)	66·7 (21·8 to 161)	153 (51·9 to 355)	162 (53·6 to 389)	143 (44·8 to 344)	111 (36 to 266)	74·6 (24·2 to 179)	43·1 (13·1 to 98·7)	21·5 (6·7 to 51·4)	12·8 (4·2 to 30·2)	9·1 (2·9 to 21·7)	6·5 (2·2 to 15)	4 (1·5 to 9·1)	2·1 (0·8 to 4·7)	0·9 (0·3 to 2·1)	0·3 (0·1 to 0·8)	0·1 (0 to 0·2)	0 (0 to 0)	818
[illegible]																								



Other transport injuries	0 (0 to 0.7)	2 (0 to 7.4)	50.2 (16.1 to 120)	294 (81.1 to 696)	246 (102 to 496)	222 (123 to 396)	276 (138 to 523)	268 (138 to 523)	252 (112 to 574)	190 (80.1 to 395)	132 (60.5 to 221)	95.6 (41.9 to 165)	67.6 (40.5 to 126)	69.3 (29.7 to 99.3)	46.7 (21.6 to 73.4)	37.9 (20.3 to 63.9)	29.4 (20.4 to 43.9)	29.4 (19.5 to 52.7)	19.6 (13.9 to 39.3)	9.8 (7.3 to 13.9)	9.3 (3.9 to 7.5)	2 (1.9 to 7.5)	1 (0.7 to 1.8)	2,065
Unintentional injuries	1,133 (579 to 2,015)	1,695 (969 to 3,140)	6,155 (3,61 to 10,200)	17,791 (11,989 to 27,000)	8,965 (5,483 to 15,660)	8,456 (4,988 to 17,260)	5,145 (3,628 to 8,479)	4,245 (2,781 to 7,142)	2,645 (2,156 to 4,819)	2,075 (1,638 to 3,648)	2,156 (2,026 to 2,156)	2,456 (1,396 to 5,226)	2,212 (1,566 to 3,648)	1,624 (1,070 to 2,650)	1,856 (1,466 to 2,470)	2,066 (1,626 to 2,706)	2,162 (1,705 to 2,713)	2,456 (1,643 to 3,556)	1,765 (1,456 to 2,213)	1,256 (1,000 to 1,644)	733 (569 to 980)	896 (686 to 1,272)	1,110 (802 to 1,53)	77,669
Falls	283 (72.4 to 474)	44 (1.9 to 181)	316 (126 to 656)	713 (328 to 1,530)	542 (163 to 1,160)	1,008 (721 to 1,430)	1,068 (778 to 1,490)	1,068 (728 to 1,530)	1,013 (728 to 1,390)	1,008 (728 to 1,370)	934 (677 to 1,290)	770 (571 to 1,020)	643 (472 to 847)	649 (462 to 839)	616 (417 to 869)	689 (513 to 1,010)	742 (567 to 967)	818 (628 to 1,070)	847 (629 to 1,100)	700 (520 to 906)	469 (333 to 658)	233 (167 to 333)	69.1 (49.1 to 96.4)	14,602
Drowning	1,256 (427 to 767)	254 (1.9 to 51.1)	685 (1.9 to 2,035)	2,924 (2,035 to 4,600)	1,212 (1,035 to 2,060)	1,212 (1,035 to 1,570)	1,212 (1,035 to 1,570)	1,212 (1,035 to 1,570)	1,212 (1,035 to 1,570)	1,212 (1,035 to 1,570)	1,212 (1,035 to 1,570)	1,212 (1,035 to 1,570)	1,212 (1,035 to 1,570)	1,212 (1,035 to 1,570)	1,212 (1,035 to 1,570)	1,212 (1,035 to 1,570)	1,212 (1,035 to 1,570)	1,212 (1,035 to 1,570)	1,212 (1,035 to 1,570)	1,212 (1,035 to 1,570)	1,212 (1,035 to 1,570)	1,212 (1,035 to 1,570)	1,212 (1,035 to 1,570)	8,293
Fire, heat, and hot substances	88.6 (31.9 to 111)	51.3 (22.4 to 139)	1,047 (427 to 2,370)	2,367 (1,459 to 7,160)	932 (399 to 1,640)	932 (563 to 696)	704 (439 to 1,110)	642 (398 to 1,030)	555 (392 to 658)	555 (392 to 658)	513 (324 to 823)	397 (292 to 623)	327 (214 to 493)	293 (201 to 439)	252 (169 to 379)	256 (172 to 372)	326 (230 to 493)	326 (229 to 493)	296 (179 to 587)	196 (137 to 293)	122 (83.3 to 178)	92.1 (59.7 to 10.4)	17.7 (12.2 to 29.1)	4.8 (3.3 to 8.7)	11,460
Poisonings	504 (260 to 1,040)	76.1 (1.9 to 114)	2,014 (1,210 to 3,310)	1,886 (1,210 to 3,040)	1,212 (1,040 to 1,940)	1,212 (1,040 to 1,940)	1,212 (1,040 to 1,940)	1,212 (1,040 to 1,940)	1,212 (1,040 to 1,940)	1,212 (1,040 to 1,940)	1,212 (1,040 to 1,940)	1,212 (1,040 to 1,940)	1,212 (1,040 to 1,940)	1,212 (1,040 to 1,940)	1,212 (1,040 to 1,940)	1,212 (1,040 to 1,940)	1,212 (1,040 to 1,940)	1,212 (1,040 to 1,940)	1,212 (1,040 to 1,940)	1,212 (1,040 to 1,940)	1,212 (1,040 to 1,940)	1,212 (1,040 to 1,940)	1,212 (1,040 to 1,940)	8,633
Poisoning by/other/unspecified drugs	0 (0.8 to 54.1)	0 (0.8 to 23.2)	148 (56.2 to 430)	1,000 (29 to 714)	1,000 (29.2 to 413)	1,000 (27.1 to 119)	1,000 (29.2 to 242)	1,000 (29.2 to 1,000)	1,000 (19.6 to 1,000)	1,000 (29.1 to 1,000)	1,000 (29.1 to 1,000)	1,000 (27.9 to 1,000)	1,000 (22.2 to 1,000)	1,000 (22.2 to 1,000)	1,000 (29.1 to 1,000)	1,000 (29.1 to 1,000)	1,000 (41.6 to 1,000)	1,000 (29.1 to 1,000)	1,000 (24.5 to 1,000)	1,000 (24.5 to 1,000)	1,000 (24.5 to 1,000)	1,000 (24.5 to 1,000)	1,000 (24.5 to 1,000)	1,000
Poisoning by/other means	0 (1.9 to 56.1)	28.9 (7 to 87.4)	756 (205 to 2,040)	1,703 (929 to 5,830)	297 (129 to 554)	268 (82.3 to 427)	168 (79.9 to 268)	152 (80 to 252)	119 (80.1 to 229)	99.8 (68.7 to 189)	69.8 (42.3 to 202)	62.2 (34.2 to 178)	79 (30.6 to 154)	63.6 (31.8 to 154)	66.8 (39.5 to 135)	62.3 (37.8 to 157)	92.5 (58.8 to 193)	39.6 (19.6 to 89.3)	32.9 (9.4 to 57.1)	13.9 (4.8 to 31.1)	3.6 (1.3 to 8.2)	0.7 (0.3 to 1.7)	0.2 (0 to 0.4)	4,139
Exposure to mechanical forces	7 (1.9 to 23.5)	4.8 (1.9 to 20.2)	106 (40.2 to 270)	409 (120 to 870)	521 (120 to 1,140)	409 (120 to 1,140)	1,026 (120 to 1,140)	473 (120 to 1,140)	394 (120 to 1,140)	434 (120 to 1,140)	329 (120 to 1,140)	294 (120 to 1,140)	243 (120 to 1,140)	182 (120 to 1,140)	141 (120 to 1,140)	196 (120 to 1,140)	196 (119 to 1,140)	142 (119 to 1,140)	89.4 (69.5 to 1,140)	89.4 (69.5 to 1,140)	89.4 (69.5 to 1,140)	89.4 (69.5 to 1,140)	89.4 (69.5 to 1,140)	7,220
Unintentional firearm injuries	21.2 (5.6 to 255)	47.9 (5.1 to 556)	1,46 (5.9 to 609)	201 (63 to 671)	114 (42.9 to 299)	92.7 (42 to 160)	114 (61.5 to 213)	114 (48.7 to 239)	114 (42.7 to 184)	114 (48.1 to 221)	114 (39.5 to 159)	77.9 (33.7 to 139)	69.4 (31.5 to 119)	69.4 (22.3 to 97.4)	69.4 (32.1 to 97.4)	69.4 (32.1 to 97.4)	69.4 (32.1 to 97.4)	69.4 (32.1 to 97.4)	69.4 (32.1 to 97.4)	69.4 (32.1 to 97.4)	69.4 (32.1 to 97.4)	69.4 (32.1 to 97.4)	69.4 (32.1 to 97.4)	1,730
Other exposure to mechanical forces	7 (1.9 to 169)	4.8 (1.9 to 1,400)	106 (41.9 to 1,130)	409 (120 to 1,360)	521 (120 to 1,590)	409 (120 to 1,140)	1,026 (120 to 1,140)	473 (120 to 1,140)	394 (120 to 1,140)	434 (120 to 1,140)	329 (120 to 1,140)	294 (120 to 1,140)	243 (120 to 1,140)	182 (120 to 1,140)	141 (120 to 1,140)	196 (120 to 1,140)	196 (119 to 1,140)	142 (119 to 1,140)	89.4 (69.5 to 1,140)	89.4 (69.5 to 1,140)	89.4 (69.5 to 1,140)	89.4 (69.5 to 1,140)	89.4 (69.5 to 1,140)	6,950
Adverse effects of medical treatment	1,166 (611.6 to 364)	1,113 (617 to 349)	1,302 (667 to 2,060)	2,172 (900 to 4,240)	920 (205 to 1021)	2,056 (1,026 to 927)	2,056 (1,770 to 959)	2,056 (1,966 to 916)	2,056 (1,966 to 744)	2,056 (1,91 to 733)	2,056 (1,926 to 541)	1,197 (869 to 468)	1,191 (868 to 468)	1,191 (752 to 427)	1,182 (79.2 to 389)	2,112 (97 to 556)	2,112 (1,924 to 664)	1,966 (963 to 664)	1,166 (643 to 427)	457.1 (457 to 234)	457.1 (295 to 149)	116 (81.6 to 58.9)	6.1 (2.6 to 11.7)	7,648
Animal contact	22.7 (7.2 to 61.7)	14.9 (6.8 to 33.9)	387 (142 to 912)	1,782 (781 to 3,560)	648 (369 to 1,140)	643 (2.5 to 996)	393 (226 to 633)	393 (1.66 to 620)	393 (1.62 to 631)	297 (1.62 to 236)	249 (1.46 to 217)	213 (1.32 to 329)	195 (1.26 to 298)	213 (1.13 to 392)	212 (1.2 to 338)	297 (119 to 554)	354 (1.5 to 540)	192 (96.4 to 292)	99.1 (68.5 to 162)	90.9 (29 to 84.8)	27.6 (1.3 to 56.2)	7.9 (0.7 to 11.1)	2.2 (1 to 3.2)	6,679
Venomous animal contact	1.9 (1.9 to 30.6)	1.9 (1.9 to 7.8)	1.9 (1.9 to 20)	756 (2.1 to 2,310)	628 (2.1 to 1,980)	268 (2.1 to 630)	142 (2.1 to 630)	142 (2.1 to 630)	142 (2.1 to 630)	142 (2.1 to 630)	142 (2.1 to 227)	114 (2.1 to 227)	114 (2.1 to 227)	114 (2.1 to 227)	114 (2.1 to 227)	114 (2.1 to 189)	114 (2.1 to 227)	114 (2.1 to 227)	114 (2.1 to 227)	114 (2.1 to 227)	114 (2.1 to 227)	114 (2.1 to 227)	114 (2.1 to 227)	114 (2.1 to 227)	3,329
Non-venomous animal contact	19.5 (9.6 to 34.4)	11.5 (5.6 to 24.6)	247 (96.6 to 638)	937 (340 to 2,330)	478 (163 to 992)	268 (139 to 512)	212 (115 to 360)	172 (69.2 to 297)	138 (61.9 to 227)	132 (73.8 to 229)	123 (67.6 to 208)	101 (59.9 to 169)	93 (59.6 to 156)	86.6 (47.6 to 159)	82.3 (45.1 to 127)	82.8 (39.6 to 113)	86.7 (54 to 123)	50.6 (31.5 to 99.4)	38 (21 to 66.4)	22.5 (13.2 to 41.7)	11.3 (6.7 to 19.1)	4.5 (2.8 to 7.4)	1.9 (0.9 to 3.4)	3,293
Foreign body	1,256 (1,256 to 1,256)	1,256 (1,256 to 1,256)	1,256 (1,256 to 1,256)	1,256 (1,256 to 1,256)	1,256 (1,256 to 1,256)	1,256 (1,256 to 1,256)	1,256 (1,256 to 1,256)	1,256 (1,256 to 1,256)	1,256 (1,256 to 1,256)	1,256 (1,256 to 1,256)	1,256 (1,256 to 1,256)	1,256 (1,256 to 1,256)	1,256 (1,256 to 1,256)	1,256 (1,256 to 1,256)	1,256 (1,256 to 1,256)	1,256 (1,256 to 1,256)	1,256 (1,256 to 1,256)	1,256 (1,256 to 1,256)	1,256 (1,256 to 1,256)	1,256 (1,256 to 1,256)	1,256 (1,256 to 1,256)	1,256 (1,256 to 1,256)	1,256 (1,256 to 1,256)	8,663
Foreign body in/other/unspecified	1.78 (77.8 to 335)	60.8 (60.8 to 148)	645 (269 to 1,220)	725 (230 to 1,970)	268 (139 to 497)	268 (96 to 527)	268 (139 to 536)	268 (93.9 to 399)	268 (62.2 to 1,189)	178 (54.7 to 1,189)	168 (58.9 to 181)	60.5 (41.8 to 143)	17.4 (41.7 to 143)	68.6 (29.1 to 99.4)	39.1 (28.4 to 59.3)	72.9 (22.7 to 113)	19.4 (22.4 to 11.1)	61.2 (30.9 to 113)	28.6 (23.5 to 113)	40.8 (23.9 to 63.5)	8.3 (7.6 to 47.9)	8.9 (7.6 to 9.5)	3,466
Foreign body/in eyes	0 (0 to 0.1)	0 (0 to 0.3)	2.3 (0.8 to 6.1)	12.7 (3.9 to 28.8)	23.2 (7.2 to 58)	29.6 (10.4 to 62.4)	23.5 (13.2 to 72.9)	34.8 (12.2 to 71)	33 (12.6 to 63.9)	33 (10.1 to 61.9)	30.5 (12.6 to 56.9)	29.2 (12.7 to 49.3)	29.2 (11.4 to 53.9)	19.9 (6.6 to 33.2)	14.8 (7.1 to 18.3)	11.9 (6.7 to 18.3)	10.7 (4.5 to 19.1)	9.4 (5 to 16.1)	7 (3.4 to 10.1)	4.5 (2.6 to 8.6)	2.5 (1.7 to 3.1)	1.3 (0.8 to 1.8)	0.5 (0.3 to 0.8)	328
Foreign body/in other body part	1.9 (1.9 to 13.8)	1.9 (1.9 to 6.6)	14.9 (2.1 to 43.5)	304 (2.1 to 1,030)	196 (2.1 to 1,220)	202 (2.1 to 1,230)	202 (2.1 to 1,240)	202 (2.1 to 1,030)	202 (2.1 to 1,030)	202 (2.1 to 1,030)	202 (2.1 to 1,030)	202 (2.1 to 1,030)	202 (2.1 to 1,030)	202 (2.1 to 1,030)	202 (2.1 to 1,030)	202 (2.1 to 1,030)	202 (2.1 to 1,030)	202 (2.1 to 1,030)	202 (2.1 to 1,030)	202 (2.1 to 1,030)	202 (2.1 to 1,030)	202 (2.1 to 1,030)	202 (2.1 to 1,030)	202 (2.1 to 1,030)	2,643
Foreign body/in other/unspecified	1.9 (1.9 to 8.6)	6.6 (1.9 to 8.6)	60.8 (2.1 to 153)	238 (2.1 to 1,030)	1.9 (1.9 to 1,030)	1.9 (1.9 to 1,030)	1.9 (1.9 to 1,030)	1.9 (1.9 to 1,030)	1.9 (1.9 to 1,030)	1.9 (1.9 to 1,030)	1.9 (1.9 to 1,030)	1.9 (1.9 to 1,030)	1.9 (1.9 to 1,030)	1.9 (1.9 to 1,030)	1.9 (1.9 to 1,030)	1.9 (1.9 to 1,030)	1.9 (1.9 to 1,030)	1.9 (1.9 to 1,030)	1.9 (1.9 to 1,030)	1.9 (1.9 to 1,030)	1.9 (1.9 to 1,030)	1.9 (1.9 to 1,030)	1.9 (1.9 to 1,030)	1.9 (1.9 to 1,030)	2,643
Environmental heat and cold exposure	1.9 (0.2 to 38.2)	6.6 (2 to 13.2)	60.8 (26.1 to 204)	238 (85.7 to 543)	1.9 (1.9 to 215)	1.9 (1.9 to 218)	1.9 (1.9 to 92)	1.9 (1.9 to 71)	1.9 (1.9 to 44)	1.9 (1.9 to 38)	1.9 (1.9 to 162)	1.9 (1.9 to 82.6)	1.9 (1.9 to 68)	1.9 (1.9 to 171)	1.9 (1.9 to 68.6)	1.9 (1.9 to 68.6)	1.9 (1.9 to 68.6)	1.9 (1.9 to 68.6)	1.9 (1.9 to 68.6)	1.9 (1.9 to 68.6)	1.9 (1.9 to 68.6)	1.9 (1.9 to 68.6)	1.9 (1.9 to 68.6)	1.9 (1.9 to 68.6)	1,980
Exposure to forces of nature	1.9 (1.9 to 6.1)	1.9 (1.9 to 6.1)	1.9 (1.9 to 6.1)	260 (1.9 to 917)	260 (1.9 to 1,170)	260 (1.9 to 1,170)	260 (1.9 to 1,170)	260 (1.9 to 1,170)	260 (1.9 to 1,170)	260 (1.9 to 1,170)	260 (1.9 to 1,170)	260 (1.9 to 1,170)	260 (1.9 to 1,170)	260 (1.9 to 1,170)	260 (1.9 to 1,170)	260 (1.9 to 1,170)	260 (1.9 to 1,170)	260 (1.9 to 1,170)	260 (1.9 to 1,170)	260 (1.9 to 1,170)	260 (1.9 to 1,170)	260 (1.9 to 1,170)	260 (1.9 to 1,170)	260 (1.9 to 1,170)	1,663
Other unintentional injuries	894 (398 to 1,770)	19.2 (7.1 to 42.8)	232 (2.1 to 1,030)	751 (229 to 1,490)	232 (229 to 939)	232 (161 to 1,230)	232 (229 to 1,030)	232 (229 to 1,030)	232 (1.97 to 527)	232 (1.82 to 504)	232 (1.82 to 548)	192 (1.54 to 502)	192 (1.82 to 502)	192 (1.82 to 502)	192 (867 to 509)	1.78 (729 to 179)	1.78 (729 to 179)	1.78 (729 to 179)	1.78 (654 to 183)	1.78 (457 to 158)	1.78 (457 to 158)	1.78 (457 to 158)	1.78 (457 to 158)	1.78 (457 to 158)	4,419
Self-harm and interpersonal violence	360.3 (98.8 to 261)	16.8 (2.1 to 33.9)	297 (90.3 to 933)	962 (214 to 2,540)	608 (302 to 1,390)	1,468 (992 to 2,560)	3,258 (2,098 to 4,720)	3,130 (2,098 to 4,510)	2,435 (1,928 to 3,760)	2,000 (1,398 to 2,730)	1,556 (1,398 to 2,210)	1,156 (726 to 1,560)	808 (502 to 1,169)	699 (481 to 1,069)	665 (574 to 808)	645 (398 to 791)	496 (322 to 717)	370 (308 to 523)	231 (186 to 333)	110 (72 to 162)	62.5 (47.7 to 80.1)	13.4 (9 to 19.2)	7.2 (4.6 to 12.7)	20,663
Self-harm	0 (0 to 0)	0 (0 to 0)	0 (0 to 0)	0 (0 to 0)	0 (0 to 0)	623 (322 to 1,090)	1,428 (1,090 to 2,030)	1,178 (1,090 to 1,690)	1,090 (1,090 to 1,690)	1,090 (1,090 to 1,690)	754 (1,090 to 1,090)	598 (598 to 598)	612 (612 to 612)	624 (624 to 624)	624 (624 to 624)	624 (624 to 624)	624 (624 to 624)	624 (624 to 624)	624 (624 to 624)	624 (624 to 624)	624 (624 to 624)	624 (624 to 624)	624 (624 to 624)	624 (624 to 624)	9,270
Self-harm by firearm	0 (0 to 0)	0 (0 to 0)	0 (0 to 0)	0 (0 to 0)	0 (0 to 0)	211 (0.9 to 59.2)	617 (19.1 to 219)	62.2 (23 to 202)	62.2 (19 to 133)	62.2 (21.4 to 122)	62.2 (13.6 to 113)	62.2 (13.6 to 79.8)	20.5 (9.3 to 57.1)	22.6 (7.4 to 51.7)	17.6 (6.8 to 39.4)	12.2 (3.6 to 28.5)	7.1 (2.6 to 26.5)	7.1 (2.6 to 15.1)	7.1 (1.6 to 8.6)	4.2 (0.7 to 4.2)	0.3 (0.3 to 1.8)	0.3 (0 to 1.8)	0.2 (0 to 1.8)	496
Self-harm by other specified means	0 (0 to 0)	0 (0 to 0)	0 (0 to 0)	0 (0 to 0)	0 (0 to 0)	623 (322 to 1,090)	1,428 (1,090 to 2,030)	1,178 (1,090 to 1,690)	1,090 (1,090 to 1,690)	1,090 (1,090 to 1,690)	754 (1,090 to 1,090)	598 (598 to 598)	612 (612 to 612)	624 (624 to 624)	624 (624 to 624)	624 (624 to 624)	624 (624 to 624)	624 (624 to 624)	624 (624 to 624)	624 (624 to 624)	624 (624 to 624)	624 (624 to 624)	624 (624 to 624)	624 (624 to 624)	8,780
Interpersonal violence	356.3 (98.8 to 261)	16.8 (2.1 to 33.9)	264 (90.3 to 933)	949 (302 to 2,520)	608 (297 to 1,370)	845 (569 to 1,290)	1,830 (1,090 to 2,530)	1,952 (1,090 to 2,530)	1,372 (544 to 2,240)	910 (780 to 1,740)	802 (538 to 1,190)	557 (538 to 773)	196 (196 to 422)	75 (196 to 207)	47.9 (196 to 207)	68.1 (69.3 to 196)	74 (61.4 to 113)	59.6 (59.3 to 98.4)	31.9 (29.4 to 62.8)	3.6 (3.6 to 18.1)	3.6 (3.6 to 7.1)	1.7 (1.5 to 2.3)	0.4 (0.3 to 0.5)	11,460
Physical violence by firearm	12.3 (4.3 to 32.4)	2.6 (0.5 to 8.2)	49.1 (8.6 to 149)	197 (58.6 to 599)	69.9 (19.7 to 260)	69.9 (19.9 to 184)	192 (61.9 to 441)	240 (62.2 to 597)	192 (59.6 to 529)	120 (57.5 to 266)	61.7 (19 to 154)	31.5 (10.8 to 72.9)	12.7 (3.9 to 27.9)	10.3 (6.3 to 32.9)	11.2 (4.9 to 22.3)	13.1 (5.2 to 27)	6.1 (2.3 to 9.7)	2.8 (1.3 to 6.8)	1.9 (0.8 to 6.3)	0.5 (0.3 to 1)	0.1 (0 to 0.2)	0 (0 to 0)	0 (0 to 0)	1,270
Physical violence by sharp object	4.1 (1.4 to 11)	2.4 (0.7 to 7.1)	42.7 (7.4 to 131)	248 (73.6 to 638)	91.6 (29.4 to 239)	74.2 (29.4 to 187)	194 (74.2 to 497)	194 (74.2 to 497)	194 (74.2 to 497)	194 (74.2 to 497)	194 (74.2 to 497)	91.6 (74.2 to 171)	91.6 (74.2 to 171)	91.6 (74.2 to 171)	29.4 (74.2 to 91.6)	21.1 (13.2 to 49.4)	13.2 (7.9 to 23)	9.2 (7.9 to 17.8)	6.6 (6.6 to 17.8)	1.3 (1.3 to 6.6)	1.3 (1.3 to 6.6)	0 (0 to 1.3)	0 (0 to 1.3)	1,220
Sexual violence	1 (0 to 5)	1 (0 to 5)	1 (0 to 5)	1 (0.9 to 5.9)	1 (0.9 to 5)	1 (0.9 to 5)	1 (0.9 to 5)	1 (0.9 to 5)	1 (0.9 to 5)	1 (0.9 to 5)	1 (0.9 to 5)	1 (0.9 to 5)	1 (0.9 to 5)	1 (0.9 to 5)	1 (0.9 to 5)	1 (0.9 to 5)	1 (0.9 to 5)	1 (0.9 to 5)	1 (0.9 to 5)	1 (0.9 to 5)	1 (0.9 to 5)	1 (0.9 to 5)	1 (0.9 to 5)	1 (0.9 to 5)	8,293
Physical violence by other means	0 (1.9 to 19)	0 (1.9 to 19.5)	0 (0.1 to 20)	0 (0.1 to 1,260)	0 (0.1 to 1,400)	0 (0.1 to 1,260)	0 (0.1 to 1,010)	0 (0.1 to 753)	0 (0.1 to 753)	0 (0.1 to 753)	0 (0.1 to 753)	0 (0.1 to 753)	0 (0.1 to 753)	0 (0.1 to 753)	0 (0.1 to 753)	0 (0.1 to 753)	0 (0.1 to 753)	0 (0.1 to 753)	0 (0.1 to 753)	0 (0.1 to 753)	0 (0.1 to 753)	0 (0.1 to 753)	0 (0.1 to 753)	0 (0.1 to 753)	2,003
Cyclist and pedestrian	0 (0 to 0)	0 (0 to 0)	0 (0 to 0)	0 (0 to 1.3)	0 (0 to 1.3)	0 (0 to 1.3)	0 (0 to 1.3)	0 (0 to 1.3)	0 (0 to 1.3)	0 (0 to 1.3)	0 (0 to 1.3)	0 (0 to 1.3)	0 (0 to 1.3)	0 (0 to 1.3)	0 (0 to 1.3)	0 (0 to 1.3)	0 (0 to 1.3)	0 (0 to 1.3)	0 (0 to 1.3)	0 (0 to 1.3)	0 (0 to 1.3)	0 (0 to 1.3)	0 (0 to 1.3)	0 (0 to 1.3)	18.1

SR Table 2b: Mauritius DALYS by cause and age group for females with 95% uncertainty intervals, 2019

Cause	Early Neonatal (0-6 days)	Late Neonatal (7-27 days)	Post Neonatal (28-364 days)	1 to 4	5 to 9	10 to 14	15 to 19	20 to 24	25 to 29	30 to 34	35 to 39	40 to 44	45 to 49	50 to 54	55 to 59	60 to 64	65 to 69	70 to 74	75 to 79	80 to 84	85 to 89	90 to 94	95 plus	Total
All causes	1,810 (1,613, 2,362)	624 (511, 840)	1,220 (1,020, 1,585)	1,965 (1,665, 2,293)	1,329 (1,201, 1,510)	1,115 (1,004, 1,268)	2,477 (2,274, 2,688)	3,182 (2,970, 3,402)	4,062 (3,810, 4,340)	5,370 (5,078, 5,682)	7,050 (6,650, 7,500)	9,035 (8,553, 9,553)	12,348 (11,703, 13,100)	16,662 (15,902, 17,552)	22,583 (21,600, 23,700)	30,772 (29,500, 32,200)	41,209 (39,600, 43,000)	54,179 (52,000, 56,400)	69,569 (66,800, 72,400)	85,634 (82,000, 89,400)	97,719 (93,000, 102,000)	98,218 (93,000, 103,000)	592,000
Communicable, maternal, neonatal, and nutritional diseases	2,040 (1,838, 2,592)	947 (709, 1,268)	936 (690, 1,199)	780 (570, 1,063)	604 (431, 819)	437 (298, 649)	660 (470, 909)	774 (559, 1,038)	873 (624, 1,200)	921 (656, 1,256)	970 (684, 1,293)	999 (704, 1,352)	1,068 (754, 1,450)	1,152 (814, 1,560)	1,255 (887, 1,700)	1,440 (1,020, 1,950)	1,660 (1,180, 2,240)	1,940 (1,380, 2,620)	2,240 (1,600, 3,000)	2,600 (1,850, 3,500)	2,900 (2,060, 3,900)	2,900 (1,900, 4,000)	15,000
HIV/AIDS and sexually transmitted infections	0 (0 to 0)	0 (0 to 0)	1 (0 to 1)	9 (6 to 13)	5 (0 to 12)	3 (1 to 6)	13 (7 to 19)	61 (46 to 77)	118 (96 to 142)	138 (112 to 166)	128 (103 to 161)	113 (87 to 144)	122 (94 to 155)	88 (66 to 113)	39 (28 to 54)	29 (20 to 41)	22 (15 to 31)	16 (10 to 24)	12 (7 to 19)	8 (4 to 13)	3 (1 to 6)	2 (0 to 5)	0 (0 to 2)	889
HIV/AIDS	0 (0 to 0)	0 (0 to 0)	1 (0 to 1)	9 (6 to 13)	5 (0 to 12)	3 (1 to 6)	13 (7 to 19)	61 (46 to 77)	118 (96 to 142)	138 (112 to 166)	128 (103 to 161)	113 (87 to 144)	122 (94 to 155)	88 (66 to 113)	39 (28 to 54)	29 (20 to 41)	22 (15 to 31)	16 (10 to 24)	12 (7 to 19)	8 (4 to 13)	3 (1 to 6)	2 (0 to 5)	0 (0 to 1)	783
HIV/AIDS - Drug-susceptible Tuberculosis	0 (0 to 0)	0 (0 to 0)	0 (0 to 0)	0 (0 to 0)	0 (0 to 0)	0 (0 to 0)	0 (0 to 0)	1 (0 to 2)	3 (2 to 4)	4 (3 to 6)	3 (2 to 5)	3 (2 to 5)	3 (2 to 5)	2 (1 to 4)	1 (0 to 2)	1 (0 to 2)	0 (0 to 1)	0 (0 to 1)	0 (0 to 1)	0 (0 to 1)	0 (0 to 0)	0 (0 to 0)	0 (0 to 0)	29
HIV/AIDS - Multidrug-resistant Tuberculosis without extensive drug resistance	0 (0 to 0)	0 (0 to 0)	0 (0 to 0)	0 (0 to 0)	0 (0 to 0)	0 (0 to 0)	0 (0 to 0)	0 (0 to 0)	0 (0 to 0)	0 (0 to 0)	0 (0 to 0)	0 (0 to 0)	0 (0 to 0)	0 (0 to 0)	0 (0 to 0)	0 (0 to 0)	0 (0 to 0)	0 (0 to 0)	0 (0 to 0)	0 (0 to 0)	0 (0 to 0)	0 (0 to 0)	0 (0 to 0)	0
HIV/AIDS - Extensively drug-resistant Tuberculosis	0 (0 to 0)	0 (0 to 0)	0 (0 to 0)	0 (0 to 0)	0 (0 to 0)	0 (0 to 0)	0 (0 to 0)	0 (0 to 0)	0 (0 to 0)	0 (0 to 0)	0 (0 to 0)	0 (0 to 0)	0 (0 to 0)	0 (0 to 0)	0 (0 to 0)	0 (0 to 0)	0 (0 to 0)	0 (0 to 0)	0 (0 to 0)	0 (0 to 0)	0 (0 to 0)	0 (0 to 0)	0 (0 to 0)	0
HIV/AIDS resulting in other diseases	0 (0 to 0)	0 (0 to 0)	1 (0 to 1)	6 (4 to 9)	4 (0 to 9)	2 (1 to 5)	11 (6 to 16)	57 (43 to 72)	113 (91 to 137)	132 (107 to 161)	122 (98 to 150)	107 (83 to 136)	115 (89 to 143)	83 (62 to 106)	36 (26 to 50)	27 (19 to 39)	20 (14 to 29)	15 (9 to 22)	11 (6 to 18)	7 (3 to 12)	3 (1 to 5)	2 (0 to 4)	0 (0 to 1)	764
Sexually transmitted infections excluding HIV	0 (0 to 0)	0 (0 to 0)	1 (0 to 1)	4 (2 to 6)	2 (0 to 7)	1 (0 to 4)	6 (3 to 9)	22 (14 to 31)	44 (32 to 57)	57 (43 to 73)	54 (41 to 70)	47 (35 to 62)	52 (39 to 68)	39 (29 to 51)	17 (12 to 23)	12 (8 to 17)	9 (6 to 13)	6 (3 to 10)	4 (2 to 7)	3 (1 to 5)	1 (0 to 2)	1 (0 to 2)	0 (0 to 0)	334
Syphilis	0 (0 to 0)	0 (0 to 0)	0 (0 to 0)	0 (0 to 0)	0 (0 to 0)	0 (0 to 0)	0 (0 to 0)	0 (0 to 0)	0 (0 to 0)	0 (0 to 0)	0 (0 to 0)	0 (0 to 0)	0 (0 to 0)	0 (0 to 0)	0 (0 to 0)	0 (0 to 0)	0 (0 to 0)	0 (0 to 0)	0 (0 to 0)	0 (0 to 0)	0 (0 to 0)	0 (0 to 0)	0 (0 to 0)	1
Chlamydial infection	0 (0 to 0)	0 (0 to 0)	0 (0 to 0)	0 (0 to 0)	0 (0 to 0)	0 (0 to 0)	0 (0 to 0)	0 (0 to 0)	0 (0 to 0)	0 (0 to 0)	0 (0 to 0)	0 (0 to 0)	0 (0 to 0)	0 (0 to 0)	0 (0 to 0)	0 (0 to 0)	0 (0 to 0)	0 (0 to 0)	0 (0 to 0)	0 (0 to 0)	0 (0 to 0)	0 (0 to 0)	0 (0 to 0)	0
Gonococcal infection	0 (0 to 0)	0 (0 to 0)	0 (0 to 0)	0 (0 to 0)	0 (0 to 0)	0 (0 to 0)	0 (0 to 0)	0 (0 to 0)	0 (0 to 0)	0 (0 to 0)	0 (0 to 0)	0 (0 to 0)	0 (0 to 0)	0 (0 to 0)	0 (0 to 0)	0 (0 to 0)	0 (0 to 0)	0 (0 to 0)	0 (0 to 0)	0 (0 to 0)	0 (0 to 0)	0 (0 to 0)	0 (0 to 0)	0
Trichomoniasis	0 (0 to 0)	0 (0 to 0)	0 (0 to 0)	0 (0 to 0)	0 (0 to 0)	0 (0 to 0)	0 (0 to 0)	0 (0 to 0)	0 (0 to 0)	0 (0 to 0)	0 (0 to 0)	0 (0 to 0)	0 (0 to 0)	0 (0 to 0)	0 (0 to 0)	0 (0 to 0)	0 (0 to 0)	0 (0 to 0)	0 (0 to 0)	0 (0 to 0)	0 (0 to 0)	0 (0 to 0)	0 (0 to 0)	0
Genital herpes	0 (0 to 0)	0 (0 to 0)	0 (0 to 0)	0 (0 to 0)	0 (0 to 0)	0 (0 to 0)	0 (0 to 0)	0 (0 to 0)	0 (0 to 0)	0 (0 to 0)	0 (0 to 0)	0 (0 to 0)	0 (0 to 0)	0 (0 to 0)	0 (0 to 0)	0 (0 to 0)	0 (0 to 0)	0 (0 to 0)	0 (0 to 0)	0 (0 to 0)	0 (0 to 0)	0 (0 to 0)	0 (0 to 0)	0
Other sexually transmitted infections	0 (0 to 0)	0 (0 to 0)	0 (0 to 0)	0 (0 to 0)	0 (0 to 0)	0 (0 to 0)	0 (0 to 0)	0 (0 to 0)	0 (0 to 0)	0 (0 to 0)	0 (0 to 0)	0 (0 to 0)	0 (0 to 0)	0 (0 to 0)	0 (0 to 0)	0 (0 to 0)	0 (0 to 0)	0 (0 to 0)	0 (0 to 0)	0 (0 to 0)	0 (0 to 0)	0 (0 to 0)	0 (0 to 0)	0
Respiratory infections and tuberculosis	17 (10 to 29)	29 (23, 38)	181 (113, 274)	79 (49, 114)	79 (51, 110)	73 (47, 102)	72 (47, 102)	79 (52, 112)	112 (74, 156)	156 (107, 214)	189 (131, 257)	227 (157, 309)	279 (194, 378)	339 (236, 457)	396 (276, 534)	452 (316, 607)	502 (351, 674)	551 (385, 740)	599 (419, 804)	638 (446, 857)	670 (469, 900)	701 (491, 941)	701 (491, 941)	5,060
Lower respiratory infections	17 (10 to 29)	29 (23 to 38)	172 (120, 266)	72 (47, 108)	69 (44, 104)	63 (41, 96)	61 (41, 92)	67 (45, 101)	96 (66, 144)	134 (94, 198)	163 (116, 239)	196 (140, 286)	241 (172, 351)	293 (209, 426)	342 (244, 497)	390 (278, 566)	433 (309, 628)	475 (339, 689)	516 (368, 748)	550 (385, 797)	577 (404, 836)	604 (423, 875)	604 (423, 875)	4,360
Upper respiratory infections	0 (0 to 1)	0 (0 to 0)	9 (4 to 21)	7 (3 to 16)	9 (4 to 20)	9 (4 to 20)	11 (5 to 23)	12 (6 to 25)	16 (8 to 33)	22 (11 to 46)	26 (13 to 54)	31 (16 to 64)	38 (19 to 78)	46 (23 to 94)	54 (27 to 110)	62 (31 to 126)	69 (35 to 140)	76 (39 to 154)	82 (42 to 167)	88 (45 to 179)	92 (47 to 187)	96 (49 to 195)	96 (49 to 195)	700
Otitis media	0 (0 to 0)	0 (0 to 0)	1 (0 to 2)	13 (8 to 20)	9 (5 to 14)	6 (4 to 9)	4 (2 to 6)	3 (2 to 4)	3 (2 to 4)	3 (2 to 4)	3 (2 to 4)	3 (2 to 4)	3 (2 to 4)	3 (2 to 4)	3 (2 to 4)	3 (2 to 4)	3 (2 to 4)	3 (2 to 4)	3 (2 to 4)	3 (2 to 4)	3 (2 to 4)	3 (2 to 4)	3 (2 to 4)	122
Enteric infections	13 (7 to 19)	13 (7 to 19)	65 (39, 105)	49 (30, 69)	31 (19, 44)	22 (14, 31)	22 (14, 32)	22 (14, 32)	24 (16, 34)	26 (17, 36)	28 (19, 38)	29 (20, 40)	30 (21, 42)	34 (24, 47)	38 (27, 52)	42 (30, 57)	46 (33, 62)	49 (35, 67)	52 (37, 71)	54 (38, 74)	56 (39, 76)	57 (40, 78)	57 (40, 78)	1,160
Diarrheal diseases	13 (7 to 19)	13 (7 to 19)	64 (39, 104)	48 (29, 68)	30 (19, 43)	21 (13, 30)	21 (13, 30)	21 (13, 30)	23 (15, 33)	25 (16, 35)	27 (18, 37)	28 (19, 39)	29 (20, 41)	33 (23, 46)	37 (26, 51)	41 (29, 56)	45 (32, 61)	48 (34, 66)	51 (36, 70)	53 (38, 73)	55 (39, 75)	56 (40, 77)	56 (40, 77)	1,070
Typhoid and paratyphoid	0 (0 to 0)	0 (0 to 0)	1 (0 to 1)	1 (0 to 2)	1 (0 to 1)	1 (0 to 1)	1 (0 to 1)	1 (0 to 1)	1 (0 to 1)	1 (0 to 1)	1 (0 to 1)	1 (0 to 1)	1 (0 to 1)	1 (0 to 1)	1 (0 to 1)	1 (0 to 1)	1 (0 to 1)	1 (0 to 1)	1 (0 to 1)	1 (0 to 1)	1 (0 to 1)	1 (0 to 1)	1 (0 to 1)	56
Typhoid fever	0 (0 to 0)	0 (0 to 0)	1 (0 to 1)	1 (0 to 2)	1 (0 to 1)	1 (0 to 1)	1 (0 to 1)	1 (0 to 1)	1 (0 to 1)	1 (0 to 1)	1 (0 to 1)	1 (0 to 1)	1 (0 to 1)	1 (0 to 1)	1 (0 to 1)	1 (0 to 1)	1 (0 to 1)	1 (0 to 1)	1 (0 to 1)	1 (0 to 1)	1 (0 to 1)	1 (0 to 1)	1 (0 to 1)	56
Paratyphoid fever	0 (0 to 0)	0 (0 to 0)	0 (0 to 0)	0 (0 to 0)	0 (0 to 0)	0 (0 to 0)	0 (0 to 0)	0 (0 to 0)	0 (0 to 0)	0 (0 to 0)	0 (0 to 0)	0 (0 to 0)	0 (0 to 0)	0 (0 to 0)	0 (0 to 0)	0 (0 to 0)	0 (0 to 0)	0 (0 to 0)	0 (0 to 0)	0 (0 to 0)	0 (0 to 0)	0 (0 to 0)	0 (0 to 0)	0
Invasive Non-typhoidal Salmonella (iNTS)	0 (0 to 0)	0 (0 to 0)	0 (0 to 1)	1 (0 to 2)	1 (0 to 1)	1 (0 to 1)	1 (0 to 1)	1 (0 to 1)	1 (0 to 1)	1 (0 to 1)	1 (0 to 1)	1 (0 to 1)	1 (0 to 1)	1 (0 to 1)	1 (0 to 1)	1 (0 to 1)	1 (0 to 1)	1 (0 to 1)	1 (0 to 1)	1 (0 to 1)	1 (0 to 1)	1 (0 to 1)	1 (0 to 1)	30
Other intestinal infectious diseases	0 (0 to 0)	0 (0 to 0)	0 (0 to 1)	0 (0 to 1)	0 (0 to 0)	0 (0 to 0)	0 (0 to 0)	0 (0 to 0)	0 (0 to 0)	0 (0 to 0)	0 (0 to 0)	0 (0 to 0)	0 (0 to 0)	0 (0 to 0)	0 (0 to 0)	0 (0 to 0)	0 (0 to 0)	0 (0 to 0)	0 (0 to 0)	0 (0 to 0)	0 (0 to 0)	0 (0 to 0)	0 (0 to 0)	2
Neglected tropical diseases and malaria	0 (0 to 0)	0 (0 to 1)	0 (0 to 1)	1 (0 to 2)	1 (0 to 2)	1 (0 to 2)	1 (0 to 2)	1 (0 to 2)	1 (0 to 2)	1 (0 to 2)	1 (0 to 2)	1 (0 to 2)	1 (0 to 2)	1 (0 to 2)	1 (0 to 2)	1 (0 to 2)	1 (0 to 2)	1 (0 to 2)	1 (0 to 2)	1 (0 to 2)	1 (0 to 2)	1 (0 to 2)	1 (0 to 2)	2,460
Malaria	0 (0 to 0)	0 (0 to 0)	0 (0 to 0)	0 (0 to 0)	0 (0 to 0)	0 (0 to 0)	0 (0 to 0)	0 (0 to 0)	0 (0 to 0)	0 (0 to 0)	0 (0 to 0)	0 (0 to 0)	0 (0 to 0)	0 (0 to 0)	0 (0 to 0)	0 (0 to 0)	0 (0 to 0)	0 (0 to 0)	0 (0 to 0)	0 (0 to 0)	0 (0 to 0)	0 (0 to 0)	0 (0 to 0)	2
Chagas disease	0 (0 to 0)	0 (0 to 0)	0 (0 to 0)	0 (0 to 0)	0 (0 to 0)	0 (0 to 0)	0 (0 to 0)	0 (0 to 0)	0 (0 to 0)	0 (0 to 0)	0 (0 to 0)	0 (0 to 0)	0 (0 to 0)	0 (0 to 0)	0 (0 to 0)	0 (0 to 0)	0 (0 to 0)	0 (0 to 0)	0 (0 to 0)	0 (0 to 0)	0 (0 to 0)	0 (0 to 0)	0 (0 to 0)	0
Leishmaniasis	0 (0 to 0)	0 (0 to 0)	0 (0 to 0)	0 (0 to 0)	0 (0 to 0)	0 (0 to 0)	0 (0 to 0)	0 (0 to 0)	0 (0 to 0)	0 (0 to 0)	0 (0 to 0)	0 (0 to 0)	0 (0 to 0)	0 (0 to 0)	0 (0 to 0)	0 (0 to 0)	0 (0 to 0)	0 (0 to 0)	0 (0 to 0)	0 (0 to 0)	0 (0 to 0)	0 (0 to 0)	0 (0 to 0)	0
Visceral leishmaniasis	0 (0 to 0)	0 (0 to 0)	0 (0 to 0)	0 (0 to 0)	0 (0 to 0)	0 (0 to 0)	0 (0 to 0)	0 (0 to 0)	0 (0 to 0)	0 (0 to 0)	0 (0 to 0)	0 (0 to 0)	0 (0 to 0)	0 (0 to 0)	0 (0 to 0)	0 (0 to 0)	0 (0 to 0)	0 (0 to 0)	0 (0 to 0)	0 (0 to 0)	0 (0 to 0)	0 (0 to 0)	0 (0 to 0)	0
Cutaneous and mucocutaneous leishmaniasis	0 (0 to 0)	0 (0 to 0)	0 (0 to 0)	0 (0 to 0)	0 (0 to 0)	0 (0 to 0)	0 (0 to 0)	0 (0 to 0)	0 (0 to 0)	0 (0 to 0)	0 (0 to 0)	0 (0 to 0)	0 (0 to 0)	0 (0 to 0)	0 (0 to 0)	0 (0 to 0)	0 (0 to 0)	0 (0 to 0)	0 (0 to 0)	0 (0 to 0)	0 (0 to 0)	0 (0 to 0)	0 (0 to 0)	0
African trypanosomiasis	0 (0 to 0)	0 (0 to 0)	0 (0 to 0)	0 (0 to 0)	0 (0 to 0)	0 (0 to 0)	0 (0 to 0)	0 (0 to 0)	0 (0 to 0)	0 (0 to 0)	0 (0 to 0)	0 (0 to 0)	0 (0 to 0)	0 (0 to 0)	0 (0 to 0)	0 (0 to 0)	0 (0 to 0)	0 (0 to 0)	0 (0 to 0)	0 (0 to 0)	0 (0 to 0)	0 (0 to 0)	0 (0 to 0)	0
Schistosomiasis	0 (0 to 0)	0 (0 to 0)	0 (0 to 1)	0 (0 to 1)	0 (0 to 1)	0 (0 to 1)	0 (0 to 1)	0 (0 to 1)	0 (0 to 1)	0 (0 to 1)	0 (0 to 1)	0 (0 to 1)	0 (0 to 1)	0 (0 to 1)	0 (0 to 1)	0 (0 to 1)	0 (0 to 1)	0 (0 to 1)	0 (0 to 1)	0 (0 to 1)	0 (0 to 1)	0 (0 to 1)	0 (0 to 1)	0
Cysticercosis	0 (0 to 0)	0 (0 to 0)	0 (0 to 0)	0 (0 to 0)	0 (0 to 0)	0 (0 to 0)	0 (0 to 0)	0 (0 to 0)	0 (0 to 0)	0 (0 to 0)	0 (0 to 0)	0 (0 to 0)	0 (0 to 0)	0 (0 to 0)	0 (0 to 0)	0 (0 to 0)	0 (0 to 0)	0 (0 to 0)	0 (0 to 0)	0 (0 to 0)	0 (0 to 0)	0 (0 to 0)	0 (0 to 0)	0
Cystic echinococcosis	0 (0 to 0)	0 (0 to 0)	0 (0 to 0)	0 (0 to 0)	0 (0 to 0)	0 (0 to 0)	0 (0 to 0)	0 (0 to 0)	0 (0 to 0)	0 (0 to 0)	0 (0 to 0)	0 (0 to 0)	0 (0 to 0)	0 (0 to 0)	0 (0 to 0)	0 (0 to 0)	0 (0 to 0)	0 (0 to 0)	0 (0 to 0)	0 (0 to 0)	0 (0 to 0)	0 (0 to 0)	0 (0 to 0)	0
Lymphatic filariasis	0 (0 to 0)	0 (0 to 0)	0 (0 to 0)	0 (0 to 0)	0 (0 to 0)	0 (0 to 0)	0 (0 to 0)	0 (0 to 0)	0 (0 to 0)	0 (0 to 0)	0 (0 to 0)	0 (0 to 0)	0 (0 to 0)	0 (0 to 0)	0 (0 to 0)	0 (0 to 0)	0 (0 to 0)	0 (0 to 0)	0 (0 to 0)	0 (0 to 0)	0 (0 to 0)	0 (0 to 0)	0 (0 to 0)	0
Onchocerciasis	0 (0 to 0)	0 (0 to 0)	0 (0 to 0)	0 (0 to 0)	0 (0 to 0)	0 (0 to 0)	0 (0 to 0)	0 (0 to 0)	0 (0 to 0)	0 (0 to 0)	0 (0 to 0)	0 (0 to 0)	0 (0 to 0)	0 (0 to 0)	0 (0 to 0)	0 (0 to 0)	0 (0 to 0)	0 (0 to 0)	0 (0 to 0)	0 (0 to 0)	0 (0 to 0)	0 (0 to 0)	0 (0 to 0)	0
Trachoma	0 (0 to 0)	0 (0 to 0)	0 (0 to 0)	0 (0 to 0)	0 (0 to 0)	0 (0 to 0)	0 (0 to 0)	0 (0 to 0)	0 (0 to 0)	0 (0 to 0)	0 (0 to 0)	0 (0 to 0)	0 (0 to 0)	0 (0 to 0)	0 (0 to 0)	0 (0 to 0)	0 (0 to 0)	0 (0 to 0)	0 (0 to 0)	0 (0 to 0)	0 (0 to 0)	0 (0 to 0)	0 (0 to 0)	0
Dengue	0 (0 to 0)	0 (0 to 0)	1 (0 to 3)	4 (1 to 11)	4 (1 to 11)	3 (1 to 9)	7 (2 to 22)	7 (1 to 23)	7 (1 to 24)	6 (1 to 21)	7 (1 to 24)	6 (1 to 19)	6 (1 to 19)	5 (1 to 16)	4 (1 to 14)	4 (1 to 13)	4 (1 to 11)	3 (1 to 9)	3 (1 to 8)	2 (0 to 6)	1 (0 to 4)	1 (0 to 3)	0 (0 to 1)	79
Yellow fever	0 (0 to 0)	0 (0 to 0)	0 (0 to 0)	0 (0 to 0)	0 (0 to 0)	0 (0 to 0)	0 (0 to 0)	0 (0 to 0)	0 (0 to 0)	0 (0 to 0)	0 (0 to 0)	0 (0 to 0)	0 (0 to 0)	0 (0 to 0)	0 (0 to 0)	0 (0 to 0)	0 (0 to 0)	0 (0 to 0)	0 (0 to 0)	0 (0 to 0)	0 (0 to 0)	0 (0 to 0)	0 (0 to 0)	0
Rabies	0 (0 to 0)	0 (0 to 0)	0 (0 to 0)	0 (0 to 0)	0 (0 to 0)	0 (0 to 0)	0 (0 to 0)	0 (0 to 0)	0 (0 to 0)	0 (0 to 0)	0 (0 to 0)	0 (0 to 0)	0 (0 to 0)	0 (0 to 0)	0 (0 to 0)	0 (0 to 0)	0 (0 to 0)	0 (0 to 0)	0 (0 to 0)	0 (0 to 0)	0 (0 to 0)	0 (0 to 0)	0 (0 to 0)	0
Intestinal nematode infections	0 (0 to 0)	0 (0 to 0)	0 (0 to 0)	0 (0 to 1)	0 (0 to 1)	0 (0 to 1)	0 (0 to 1)	1 (0 to 1)	1 (0 to 2)	1 (0 to 2)	1 (0 to 2)	1 (0 to 2)	1 (0 to 2)	1 (0 to 2)	1 (0 to 2)	1 (0 to 2)	1 (0 to 2)	1 (0 to 2)	1 (0 to 2)	1 (0 to 2)	1 (0 to 2)	1 (0 to 2)	1 (0 to 2)	19
Ascariasis	0 (0 to 0)	0 (0 to 0)	0 (0 to 0)	0 (0 to 0)	0 (0 to 0)	0 (0 to 0)	0 (0 to 0)	0 (0 to 0)	0 (0 to 0)	0 (0 to 0)	0 (0 to 0)	0 (0 to 0)	0 (0 to 0)	0 (0 to 0)	0 (0 to 0)	0 (0 to 0)	0 (0 to 0)	0 (0 to 0)	0 (0 to 0)	0 (0 to 0)	0 (0 to 0)	0 (0 to 0)	0 (0 to 0)	1
Trichuriasis	0 (0 to 0)	0 (0 to 0)	0 (0 to 0)	0 (0 to 0)	0 (0 to 0)	0 (0 to 0)	0 (0 to 0)	0 (0 to 0)	0 (0 to 0)	0 (0 to 0)	0 (0 to 0)	0 (0 to 0)	0 (0 to 0)	0 (0 to 0)	0 (0 to 0)	0 (0 to 0)	0 (0 to 0)	0 (0 to 0)	0 (0 to 0)	0 (0 to 0)	0 (0 to 0)	0 (0 to 0)	0 (0 to 0)	0
Hookworm disease	0 (0 to 0)	0 (0 to 0)	0 (0 to 0)	0 (0 to 0)	0 (0 to 0)	0 (0 to 0)	0 (0 to 0)	0 (0 to 0)	0 (0 to 0)	0 (0 to 0)	0 (0 to 0)	0 (0 to 0)	0 (0 to 0)	0 (0 to 0)	0 (0 to 0)	0 (0 to 0)	0 (0 to 0)	0 (0 to 0)	0 (0 to 0)	0 (0 to 0)	0 (0 to 0)	0 (0 to 0)	0 (0 to 0)	0
Food-borne trematodiases	0 (0 to 0)	0 (0 to 0)	0 (0 to 0)	0 (0 to 0)	0 (0 to 0)	0 (0 to 0)	0 (0 to 0)	0 (0 to 0)	0 (0 to 0)	0 (0 to 0)	0 (0 to 0)	0 (0 to 0)	0 (0 to 0)	0 (0 to 0)	0 (0 to 0)	0 (0 to 0)	0 (0 to 0)	0 (0 to 0)	0 (0 to 0)	0 (0 to 0)	0 (0 to 0)	0 (0 to 0)	0 (0 to 0)	0
Leprosy	0 (0 to 0)	0 (0 to 0)	0 (0 to 0)	0 (0 to 0)	0 (0 to 0)	0 (0 to 0)	0 (0 to 0)	0 (0 to 0)	0 (0 to 0)	0 (0 to 0)	0 (0 to 0)	0 (0 to 0)	0 (0 to 0)	0 (0 to 0)	0 (0 to 0)	0 (0 to 0)	0 (0 to 0)	0 (0 to 0)	0 (0 to 0)	0 (0 to 0)	0 (0 to 0)	0 (0 to 0)	0 (0 to 0)	0
Ebola	0 (0 to 0)	0 (0 to 0)	0 (0 to 0)	0 (0 to 0)	0 (0 to 0)	0 (0 to 0)	0 (0 to 0)	0 (0 to 0)	0 (0 to 0)	0 (0 to 0)	0 (0 to 0)	0 (0 to 0)	0 (0 to 0)	0 (0 to 0)	0 (0 to 0)	0 (0 to 0)	0 (0 to 0)	0 (0 to 0)	0 (0 to 0)	0 (0 to 0)	0 (0 to 0)	0 (0 to 0)	0 (0 to 0)	0
Zika virus	0 (0 to 0)	0 (0 to 0)	0 (0 to 0)	0 (0 to 0)	0 (0 to 0)	0 (0 to 0)	0 (0 to 0)	0 (0 to 0)	0 (0 to 0)	0 (0 to 0)	0 (0 to 0)	0 (0 to 0)	0 (0 to 0)	0 (0 to 0)	0 (0 to 0)	0 (0 to 0)	0 (0 to 0)	0 (0 to 0)	0 (0 to 0)	0 (0 to 0)	0 (0 to 0)	0 (0 to 0)	0 (0 to 0)	0
Guinea worm disease	0 (0 to 0)	0 (0 to 0)	0 (0 to 0)	0 (0 to 0)	0 (0 to 0)	0 (0 to 0)	0 (0 to 0)	0 (0 to 0)	0 (0 to 0)	0 (0 to 0)	0 (0 to 0)	0 (0 to 0)	0 (0 to 0)	0 (0 to 0)	0 (0 to 0)	0 (0 to 0)	0 (0 to 0)	0 (0 to 0)	0 (0 to 0)	0 (0 to 0)	0 (0 to 0)	0 (0 to 0)	0 (0 to 0)	0
Other neglected tropical diseases	0 (0 to 0)	0 (0 to 0)	3 (1 to 7)	23 (14 to 36)	15 (9 to 23)	11 (7 to 17)	11 (7 to 17)	11 (7 to 17)	12 (8 to 18)	13 (8 to 19)	14 (9 to 20)	14 (9 to 21)	15 (10 to 22)	16 (11 to 24)	18 (12 to 26)	20 (14 to 29)	22 (15 to 32)	23 (16 to 33)	25 (17 to 36)	26 (18 to 37)	27 (19 to 38)	28 (19 to 39)	28 (19 to 39)	109
Other infectious diseases	1 (1 to 2)	1 (1 to 2)	4 (2 to 8)	3 (2 to 4)	2 (1 to 3)	2 (1 to 3)	2 (1 to 3)	2 (1 to 3)	2 (1 to 3)	2 (1 to 3)	2 (1 to 3)	2 (1 to 3)	2 (1 to 3)	2 (1 to 3)	2 (1 to 3)	2 (1 to 3)	2 (1 to 3)	2 (1 to 3)	2 (1 to 3)	2 (1 to 3)	2 (1 to 3)	2 (1 to 3)	2 (1 to 3)	553
Meningitis	1 (0 to 2)	1 (0 to 1)	4 (2 to 8)	3 (2 to 4)	2 (1 to 3)	2 (1 to 3)	2 (1 to 3)	2 (1 to 3)	2 (1 to 3)	2 (1 to 3)	2 (1 to 3)	2 (1 to 3)	2 (1 to 3)	2 (1 to 3)	2 (1 to 3)	2 (1 to 3)	2 (1 to 3)	2 (1 to 3)	2 (1 to 3)	2 (1 to 3)	2 (1 to 3)	2 (1 to 3)	2 (1 to 3)	118
Encephalitis	1 (0 to 2)	0 (0 to 1)	2 (1 to 4)	1 (0 to 2)	1 (0 to 1)	1 (0 to 1)	1 (0 to 1)	1 (0 to 1)	1 (0 to 1)	1 (0 to 1)	1 (0 to 1)	1 (0 to 1)	1 (0 to 1)	1 (0 to 1)	1 (0 to 1)	1 (0 to 1)	1 (0 to 1)	1 (0 to 1)	1 (0 to 1)	1 (0 to 1)	1 (0 to 1)	1 (0 to 1)	1 (0 to 1)	23
Diphtheria	0 (0 to 0)	0 (0 to 0)	0 (0 to 0)	0 (0 to 0)	0 (0 to 0)	0 (0 to 0)	0 (0 to 0)	0 (0 to 0)	0 (0 to 0)	0 (0 to 0)	0 (0 to 0)	0 (0 to 0)	0 (0 to 0)	0 (0 to 0)	0 (0 to 0)	0 (0 to 0)	0 (0 to 0)	0 (0 to 0)	0 (0 to 0)	0 (0 to 0)	0 (0 to 0)	0 (0 to 0)	0 (0 to 0)	0
Tetanus	0 (0 to 0)	0 (0 to 0)	0 (0 to 0)	0 (0 to 0)	0 (0 to 0)	0 (0 to 0)	0 (0 to 0)	0 (0 to 0)	0 (0 to 0)	0 (0 to 0)	0 (0 to 0)	0 (0 to 0)	0 (0 to 0)	0 (0 to 0)	0 (0 to 0)	0 (0 to 0)	0 (0 to 0)	0 (0 to 0)	0 (0 to 0)	0 (0 to 0)	0 (0 to 0)	0 (0 to 0)	0 (0 to 0)	0
Measles	0 (0 to 0)	0 (0 to 2)	0 (0 to 1)	0 (0 to 1)	0 (0 to 0)	0 (0 to 0)	0 (0 to 0)	0 (0 to 0)	0 (0 to 0)	0 (0 to 0)	0 (0 to 0)	0 (0 to 0)	0 (0 to 0)	0 (0 to 0)	0 (0 to 0)	0 (0 to 0)	0 (0 to 0)	0 (0 to 0)	0 (0 to 0)	0 (0 to 0)	0 (



Congenital birth defects	497 (289 to 751)	224 (136 to 327)	512 (315 to 752)	229 (161 to 307)	79·5 (60·5 to 104)	98·6 (74·2 to 129)	71·9 (53·8 to 94·9)	68·5 (50·7 to 91·3)	55·8 (40 to 76)	38 (27 to 53·7)	45·4 (32 to 62·6)	45·5 (32·7 to 63·3)	30·4 (19·8 to 44·6)	30·6 (19·5 to 46·6)	29·7 (19 to 44·8)	25·1 (15·9 to 37·1)	18·5 (11·7 to 28·4)	9·7 (5·5 to 16)	5·7 (3·2 to 9·3)	3·5 (1·9 to 5·8)	1·9 (1·1 to 3·1)	0·8 (0·4 to 1·4)	0·3 (0·2 to 0·5)	2,120
Neural tube defects	28·6 (14·6 to 50·7)	13·2 (6·5 to 25·8)	35·2 (13·8 to 72·2)	37·6 (19·4 to 63)	2·1 (1·4 to 3·1)	2·5 (1·6 to 3·6)	3·1 (2·1 to 4·6)	1·6 (1·1 to 2·1)	1·4 (1 to 1·9)	2 (1·3 to 2·9)	0·9 (0·7 to 1·3)	0·8 (0·6 to 1·1)	0·6 (0·4 to 0·8)	0·6 (0·4 to 0·8)	0·5 (0·4 to 0·7)	0·5 (0·3 to 0·6)	0·3 (0·2 to 0·4)	0·1 (0·1 to 0·1)	0 (0 to 0·1)	0 (0 to 0)	0 (0 to 0)	0 (0 to 0)	0 (0 to 0)	132
Congenital heart anomalies	130 (75·2 to 227)	97·9 (59·1 to 155)	223 (136 to 365)	87·9 (56·8 to 129)	24·6 (15·8 to 41·8)	31·2 (20·3 to 45·7)	17·6 (11·5 to 25·8)	22·1 (14·3 to 33·3)	14 (8·8 to 20·7)	5·5 (3·4 to 8·4)	14·1 (9·5 to 19·8)	16·8 (11·3 to 24·1)	5·8 (3·6 to 8·4)	4·2 (2·3 to 6·8)	4·3 (2·4 to 6·8)	4 (2·3 to 6·2)	2·8 (1·6 to 4·3)	0·9 (0·3 to 1·8)	0·6 (0·2 to 1·1)	0·3 (0·1 to 0·7)	0·2 (0·1 to 0·4)	0·1 (0 to 0·2)	0 (0 to 0·1)	708
Orofacial clefts	0 (0 to 0·1)	0 (0 to 0)	0·2 (0 to 0·4)	0·6 (0·1 to 1·2)	0·6 (0·4 to 0·9)	0·7 (0·4 to 1)	0·7 (0·5 to 1·1)	0·8 (0·5 to 1·1)	0·8 (0·5 to 1·2)	0·7 (0·4 to 1)	0·7 (0·4 to 1·1)	0·7 (0·4 to 1·1)	0·7 (0·4 to 1)	0·7 (0·4 to 1·1)	0·7 (0·4 to 1·1)	0·6 (0·4 to 0·9)	0·5 (0·3 to 0·8)	0·3 (0·2 to 0·5)	0·2 (0·1 to 0·3)	0·1 (0·1 to 0·2)	0·1 (0 to 0·1)	0 (0 to 0·1)	0 (0 to 0)	10·6
Down syndrome	2·4 (1·2 to 4·2)	0·8 (0·4 to 1·4)	8 (4 to 14·3)	3·7 (2·2 to 6)	1 (0·7 to 1·4)	2·4 (1·5 to 3·7)	1·6 (1·1 to 2·4)	1·6 (1·1 to 2·5)	4 (2·3 to 6·4)	1·1 (0·7 to 1·6)	1 (0·6 to 1·6)	0·9 (0·5 to 1·5)	0·6 (0·4 to 1)	0·6 (0·4 to 1)	0·3 (0·2 to 0·5)	0·3 (0·2 to 0·4)	0·2 (0·1 to 0·2)	0 (0 to 0)	0 (0 to 0)	0 (0 to 0)	0 (0 to 0)	0 (0 to 0)	0 (0 to 0)	30·5
Turner syndrome	0 (0 to 0)	0 (0 to 0)	0 (0 to 0)	0·1 (0 to 0·1)	0·1 (0 to 0·1)	0·1 (0 to 0·2)	0·1 (0·1 to 0·3)	0·1 (0·1 to 0·2)	0·1 (0·1 to 0·2)	0·1 (0 to 0·2)	0·1 (0 to 0·2)	0·1 (0 to 0·1)	0·1 (0 to 0·1)	0 (0 to 0·1)	0 (0 to 0)	0 (0 to 0)	0 (0 to 0)	0 (0 to 0)	0 (0 to 0)	0 (0 to 0)	0 (0 to 0)	0 (0 to 0)	0 (0 to 0)	1
Klinefelter syndrome	0 (0 to 0)	0 (0 to 0)	0 (0 to 0)	0 (0 to 0)	0 (0 to 0)	0 (0 to 0)	0 (0 to 0)	0 (0 to 0)	0 (0 to 0)	0 (0 to 0)	0 (0 to 0)	0 (0 to 0)	0 (0 to 0)	0 (0 to 0)	0 (0 to 0)	0 (0 to 0)	0 (0 to 0)	0 (0 to 0)	0 (0 to 0)	0 (0 to 0)	0 (0 to 0)	0 (0 to 0)	0 (0 to 0)	0
Other chromosomal abnormalities	7·2 (3·8 to 13·2)	5 (2·6 to 8·9)	12·3 (7 to 21·5)	4·2 (2·9 to 6·1)	1·7 (1·2 to 2·4)	1·4 (1 to 2)	2 (1·4 to 2·9)	1·4 (0·9 to 2)	1·3 (0·8 to 1·8)	0·8 (0·5 to 1·1)	0·7 (0·5 to 1)	0·5 (0·3 to 0·8)	0·3 (0·2 to 0·5)	0·3 (0·2 to 0·4)	0·2 (0·1 to 0·3)	0·1 (0·1 to 0·2)	0·1 (0·1 to 0·1)	0 (0 to 0)	0 (0 to 0)	0 (0 to 0)	0 (0 to 0)	0 (0 to 0)	0 (0 to 0)	39·6
Congenital musculoskeletal and limb anomalies	4 (2 to 7·7)	1·3 (0·8 to 2·1)	9 (5·4 to 14)	13·9 (7·8 to 21·7)	11·9 (6·8 to 19)	13·5 (7·6 to 21·5)	14·1 (7·4 to 23·2)	11·8 (6·2 to 19·3)	11·6 (6·3 to 18·5)	10·2 (5·5 to 16)	11·2 (5·9 to 18·1)	11·1 (5·6 to 18·1)	9·8 (5 to 15·8)	10·7 (5·7 to 17·8)	10·4 (5·3 to 17·1)	8·4 (4·4 to 13·8)	5·9 (2·9 to 9·7)	3·2 (1·5 to 5·6)	1·6 (0·8 to 2·8)	0·9 (0·5 to 1·5)	0·4 (0·2 to 0·7)	0·2 (0·1 to 0·3)	0·1 (0 to 0·1)	175
Urogenital congenital anomalies	3·1 (1·4 to 6·3)	0·7 (0·3 to 1·2)	1·4 (0·8 to 2·4)	2·2 (1·3 to 3·5)	1·7 (1·1 to 2·7)	1·6 (1·1 to 2·5)	1·5 (1 to 2·3)	1·3 (0·8 to 1·9)	1·2 (0·7 to 1·7)	0·8 (0·5 to 1·2)	0·8 (0·5 to 1·2)	0·7 (0·4 to 1)	0·4 (0·3 to 0·7)	0·4 (0·3 to 0·6)	0·3 (0·2 to 0·5)	0·3 (0·2 to 0·4)	0·1 (0·1 to 0·2)	0 (0 to 0)	0 (0 to 0)	0 (0 to 0)	0 (0 to 0)	0 (0 to 0)	0 (0 to 0)	18·6
Digestive congenital anomalies	40·1 (19·6 to 71·2)	12·9 (5·8 to 21·6)	42·8 (19·6 to 75·5)	10·9 (5·4 to 19)	2·2 (1·2 to 3·7)	2·1 (1·2 to 3·7)	0·6 (0·4 to 0·9)	0·5 (0·4 to 0·8)	0·5 (0·3 to 0·8)	0·4 (0·2 to 0·5)	0·4 (0·3 to 0·6)	0·4 (0·2 to 0·6)	0·2 (0·2 to 0·4)	0·3 (0·2 to 0·4)	0·3 (0·2 to 0·4)	0·3 (0·2 to 0·4)	0·2 (0·1 to 0·2)	0 (0 to 0)	0 (0 to 0)	0 (0 to 0)	0 (0 to 0)	0 (0 to 0)	0 (0 to 0)	115
Other congenital birth defects	282 (131 to 456)	92·3 (43·6 to 152)	181 (80·2 to 308)	68·2 (36·7 to 104)	33·7 (20·9 to 48·8)	43·3 (26·3 to 63·1)	30·4 (19·1 to 45·4)	27·2 (16·1 to 42)	20·9 (11·8 to 35·3)	16·5 (9·4 to 28)	15·5 (7·5 to 28)	13·5 (6·2 to 26·1)	11·8 (5·3 to 22·9)	12·9 (5·5 to 25·2)	12·6 (5·6 to 24·8)	10·6 (4·5 to 20·8)	8·5 (3·6 to 16·2)	5·2 (2 to 10·6)	3·2 (1·3 to 6·6)	2·1 (0·8 to 4·2)	1·2 (0·5 to 2·4)	0·5 (0·2 to 1·1)	0·2 (0·1 to 0·4)	893
Urinary diseases and male infertility	0 (0 to 0)	3·2 (1·7 to 5·3)	2·7 (1·4 to 4·6)	4·3 (2·8 to 6·2)	1·5 (1·1 to 2)	3·8 (2·6 to 5·1)	3·3 (2·3 to 4·5)	8·4 (5·6 to 11·7)	9·2 (6·2 to 12·8)	18·4 (11·9 to 27)	21·2 (13·9 to 29·8)	18·2 (12·6 to 24·8)	14·6 (9·7 to 19·7)	36·2 (23·4 to 50·3)	41·2 (26·2 to 57·3)	47·9 (30·6 to 65·6)	46·3 (29·6 to 63·9)	31·7 (19·8 to 45·8)	22·4 (13·8 to 32·1)	20·6 (11·7 to 28·4)	16·5 (9 to 24·3)	9·6 (5·5 to 13·9)	2·6 (1·4 to 4)	384
Urolithiasis	0 (0 to 0)	0 (0 to 0)	0 (0 to 0)	0 (0 to 0)	0 (0 to 0·1)	0·2 (0·1 to 0·4)	0·2 (0·1 to 0·3)	0·3 (0·2 to 0·6)	0·6 (0·3 to 1)	0·9 (0·4 to 1·5)	1·2 (0·6 to 2·1)	1·5 (0·8 to 2·6)	1·8 (0·8 to 3·2)	2·3 (0·9 to 4·1)	2·5 (1·2 to 4·3)	2·4 (1·2 to 3·9)	1·9 (1 to 3·2)	1 (0·5 to 1·8)	0·5 (0·3 to 0·8)	0·3 (0·2 to 0·5)	0·2 (0·1 to 0·3)	0·1 (0 to 0·2)	0 (0 to 0)	17·7
Benign prostatic hyperplasia	0 (0 to 0)	0 (0 to 0)	0 (0 to 0)	0 (0 to 0)	0 (0 to 0)	0 (0 to 0)	0 (0 to 0)	0 (0 to 0)	0 (0 to 0)	0 (0 to 0)	0 (0 to 0)	0 (0 to 0)	0 (0 to 0)	0 (0 to 0)	0 (0 to 0)	0 (0 to 0)	0 (0 to 0)	0 (0 to 0)	0 (0 to 0)	0 (0 to 0)	0 (0 to 0)	0 (0 to 0)	0 (0 to 0)	0
Male infertility	--	--	--	--	--	--	--	--	--	--	--	--	--	--	--	--	--	--	--	--	--	--	--	NA
Other urinary diseases	0 (0 to 0)	3 (1·6 to 5)	1·6 (0·7 to 3)	0·6 (0·3 to 1)	0·5 (0·3 to 0·8)	0·7 (0·4 to 1·5)	0·8 (0·5 to 1·5)	1·1 (0·6 to 2·1)	0·9 (0·5 to 1·5)	1·3 (0·7 to 2·5)	1·1 (0·7 to 1·7)	1·2 (0·7 to 1·8)	1·8 (1 to 3·1)	1·1 (0·7 to 1·6)	1·3 (0·8 to 1·9)	1·4 (0·9 to 2·6)	0·7 (0·4 to 1)	0·4 (0·3 to 0·6)	0·2 (0·1 to 0·3)	0·1 (0·1 to 0·2)	0·1 (0·1 to 0·2)	0·1 (0 to 0·2)	0 (0 to 0·1)	20
Gynecological diseases	0 (0 to 0)	0 (0 to 0)	0 (0 to 0)	0 (0 to 0)	0 (0 to 0)	59·5 (29·9 to 103)	183 (103 to 298)	327 (201 to 515)	468 (315 to 689)	456 (299 to 668)	525 (358 to 752)	516 (343 to 764)	369 (242 to 536)	250 (153 to 375)	137 (82·4 to 207)	102 (59·3 to 160)	77·1 (46·7 to 116)	48·1 (29·1 to 70·4)	29·7 (18·5 to 44·2)	19·2 (11·9 to 29)	11·4 (7·2 to 16·5)	4·7 (2·8 to 7·3)	2 (1·1 to 3·2)	3,580
Uterine fibroids	0 (0 to 0)	0 (0 to 0)	0 (0 to 0)	0 (0 to 0)	0 (0 to 0)	0·6 (0·2 to 1·3)	3·3 (1·8 to 5·7)	4·8 (2·3 to 9·6)	18·3 (11 to 30·5)	15·1 (6·7 to 31)	25 (10·8 to 50·1)	27·5 (12·7 to 51·8)	22·1 (10·7 to 42·5)	22·7 (12·2 to 40·2)	12·9 (5·9 to 25·1)	11·5 (6·8 to 19·3)	6·7 (4·1 to 10·9)	1·7 (0·8 to 3·5)	0·7 (0·3 to 1·5)	0·9 (0·5 to 1·4)	0·3 (0·2 to 0·5)	0·1 (0·1 to 0·2)	0·2 (0·1 to 0·3)	175
Polycystic ovarian syndrome	0 (0 to 0)	0 (0 to 0)	0 (0 to 0)	0 (0 to 0)	0 (0 to 0)	5·4 (2 to 12·2)	23·5 (9·9 to 48·9)	33·6 (14·1 to 68·7)	33·7 (14·1 to 70·1)	28·2 (12·1 to 58·7)	30·2 (12·6 to 61·5)	29·4 (12·3 to 60·7)	22·8 (9·5 to 46·5)	5·8 (2·3 to 11·9)	0 (0 to 0)	0 (0 to 0)	0 (0 to 0)	0 (0 to 0)	0 (0 to 0)	0 (0 to 0)	0 (0 to 0)	0 (0 to 0)	0 (0 to 0)	213
Female infertility	0 (0 to 0)	0 (0 to 0)	0 (0 to 0)	0 (0 to 0)	0 (0 to 0)	0 (0 to 0)	0 (0 to 0)	3·4 (0·1 to 13·7)	10·4 (0·7 to 33·2)	13·3 (1·5 to 44·4)	17·4 (0·9 to 53·7)	19·2 (1·7 to 58·6)	0·5 (0 to 4)	0 (0 to 0)	0 (0 to 0)	0 (0 to 0)	0 (0 to 0)	0 (0 to 0)	0 (0 to 0)	0 (0 to 0)	0 (0 to 0)	0 (0 to 0)	0 (0 to 0)	64·2
Endometriosis	0 (0 to 0)	0 (0 to 0)	0 (0 to 0)	0 (0 to 0)	0 (0 to 0)	0 (0 to 0)	9·1 (3·2 to 18)	50·7 (24 to 90·3)	69·6 (36·5 to 121)	56·1 (27·5 to 101)	59·5 (32·5 to 100)	54·8 (28·9 to 93·4)	39 (21·5 to 64·1)	20·8 (10·7 to 35·7)	0 (0 to 0)	0 (0 to 0)	0 (0 to 0)	0 (0 to 0)	0 (0 to 0)	0 (0 to 0)	0 (0 to 0)	0 (0 to 0)	0 (0 to 0)	360
Genital prolapse	0 (0 to 0)	0 (0 to 0)	0 (0 to 0)	0 (0 to 0)	0 (0 to 0)	0 (0 to 0)	0 (0 to 0·1)	0·1 (0 to 0·2)	0·2 (0 to 0·4)	0·3 (0·1 to 0·7)	0·8 (0·3 to 2)	1·8 (0·7 to 4·1)	3·2 (1·4 to 6·6)	5·7 (2·4 to 11·5)	7 (2·9 to 14)	6·5 (2·7 to 13·1)	5·7 (2·5 to 11·3)	4·2 (1·9 to 8·4)	2·7 (1·2 to 5·3)	1·8 (0·8 to 3·5)	1·1 (0·5 to 2·1)	0·5 (0·2 to 1)	0·2 (0·1 to 0·4)	41·8
Premenstrual syndrome	0 (0 to 0)	0 (0 to 0)	0 (0 to 0)	0 (0 to 0)	0 (0 to 0)	52·5 (24·1 to 94·6)	140 (72 to 247)	180 (88·9 to 315)	185 (105 to 302)	165 (85·5 to 274)	205 (116 to 328)	210 (119 to 337)	140 (78·8 to 233)	55·8 (28·9 to 100)	0 (0 to 0)	0 (0 to 0)	0 (0 to 0)	0 (0 to 0)	0 (0 to 0)	0 (0 to 0)	0 (0 to 0)	0 (0 to 0)	0 (0 to 0)	1,330
Other gynecological diseases	0 (0 to 0)	0 (0 to 0)	0 (0 to 0)	0 (0 to 0)	0 (0 to 0)	1 (0·1 to 2·7)	6·9 (2·6 to 14)	53·9 (28·9 to 89·2)	151 (80 to 253)	178 (101 to 286)	187 (105 to 300)	173 (93·5 to 283)	141 (74·9 to 235)	139 (63 to 235)	117 (66·7 to 182)	83·7 (43·6 to 138)	64·7 (36·5 to 99·7)	42·2 (24·3 to 63·8)	26·3 (16 to 41·1)	16·5 (9·7 to 26·2)	10 (6·2 to 14·8)	4·1 (2·2 to 6·6)	1·5 (0·7 to 2·7)	1,400
Hemoglobinopathies and hemolytic anemias	0·1 (0·1 to 0·2)	0·9 (0·6 to 1·4)	8·2 (4·8 to 12·5)	35 (21·9 to 53)	36·5 (20·6 to 60)	27·9 (15·6 to 45·7)	46·5 (29·1 to 70·8)	45·8 (19·1 to 96·1)	43·9 (16·1 to 91·9)	31·6 (11·8 to 70·7)	34·1 (15 to 62·4)	37·3 (19·8 to 62·8)	34 (19·2 to 54·6)	30·6 (16·2 to 52·6)	37·2 (22·3 to 55·8)	39·1 (22·3 to 63·1)	31·8 (16·1 to 54·5)	28·9 (18·1 to 43·8)	16·4 (9·8 to 25·3)	16·8 (10·8 to 24·4)	9·9 (6·3 to 14·5)	4 (2·5 to 5·9)	1·6 (1 to 2·3)	598
Thalassemias	0·1 (0 to 0·1)	0·1 (0 to 0·1)	1 (0·7 to 1·5)	8·3 (4·9 to 13·4)	9·4 (6·5 to 13·3)	15·9 (9·8 to 24·7)	23·3 (14·5 to 35·9)	11·7 (6·8 to 19)	7 (3·8 to 11·1)	3·6 (1·9 to 6·2)	1·3 (0·7 to 2·2)	4 (2·2 to 6·7)	4·8 (2·5 to 8·3)	2·9 (1·4 to 5)	2·2 (1 to 4·1)	0·6 (0·2 to 1·2)	0·1 (0 to 0·2)	0 (0 to 0)	0 (0 to 0)	0 (0 to 0)	0 (0 to 0)	0 (0 to 0)	0 (0 to 0)	96·3
Thalassemias trait	0·1 (0 to 0·1)	0·5 (0·3 to 0·9)	4·3 (2·5 to 6·9)	17·4 (9·7 to 28·3)	19·7 (8·8 to 37·1)	8·2 (2 to 20·1)	7·1 (2·2 to 14·7)	25 (3·5 to 71·2)	24·7 (2·9 to 62·1)	19 (3·1 to 51·8)	9·9 (3·6 to 19·1)	14·7 (5·7 to 27·2)	14·2 (5·1 to 27·9)	13·8 (4·9 to 28)	13·6 (4·9 to 26)	12·6 (4·9 to 23·9)	12·3 (4·9 to 23·4)	9·6 (4·7 to 17·4)	6·4 (3·2 to 10·9)	4·5 (2·2 to 7·6)	3 (1·6 to 4·8)	1·2 (0·7 to 2)	0·5 (0·3 to 0·7)	242
Sickle cell disorders	0 (0 to 0)	0 (0 to 0)	0 (0 to 0)	0 (0 to 0)	0 (0 to 0·1)	0 (0 to 0·1)	0·1 (0 to 0·2)	0 (0 to 0·1)	0 (0 to 0·1)	0 (0 to 0·1)	0 (0 to 0)	0 (0 to 0)	0 (0 to 0)	0 (0 to 0)	0 (0 to 0)	0 (0 to 0)	0 (0 to 0)	0 (0 to 0)	0 (0 to 0)	0 (0 to 0)	0 (0 to 0)	0 (0 to 0)	0 (0 to 0)	0·3
Sickle cell trait	0 (0 to 0)	0 (0 to 0·1)	0·1 (0 to 0·2)	0·5 (0·1 to 0·9)	0·5 (0·1 to 1·2)	0·2 (0·1 to 0·5)	2·1 (0·5 to 4·5)	1·4 (0·1 to 3·9)	2·2 (0·3 to 5·6)	1·7 (0·2 to 4·5)	3·4 (1·6 to 6·1)	1 (0·2 to 2·4)	0·3 (0 to 0·8)	0·4 (0 to 1)	0·4 (0 to 0·9)	0·4 (0 to 0·9)	0·3 (0 to 0·8)	0·3 (0·1 to 0·6)	0·2 (0 to 0·4)	0·1 (0 to 0·3)	0·1 (0 to 0·2)	0 (0 to 0·1)	0 (0 to 0)	15·7
G6PD deficiency	0 (0 to 0)	0 (0 to 0)	0 (0 to 0)	0·1 (0·1 to 0·2)	0·3 (0·1 to 0·5)	1·1 (0·5 to 2)	6·3 (3·1 to 10·9)	4·3 (2 to 8)	4·8 (2·2 to 8·2)	3·4 (1·7 to 6)	8 (3·5 to 15·1)	4·8 (2·7 to 8)	4 (1·9 to 7)	3·1 (1·4 to 5·6)	4·5 (2·1 to 7·5)	3·2 (1·4 to 5·5)	1·4 (0·6 to 2·4)	0·9 (0·5 to 1·6)	0·3 (0·1 to 0·5)	0·2 (0·1 to 0·4)	0·1 (0 to 0·1)	0 (0 to 0)	0 (0 to 0)	50·8
G6PD trait	0 (0 to 0)	0 (0 to 0)	0 (0 to 0)	0 (0 to 0)	0 (0 to 0)	0 (0 to 0)	1 (0·4 to 2)	0 (0 to 0)	0 (0 to 0)	0 (0 to 0)	1·2 (0·5 to 2·4)	1·1 (0·3 to 2·4)	0·1 (0 to 0·2)	0 (0 to 0)	0 (0 to 0)	0 (0 to 0)	0 (0 to 0)	0 (0 to 0)	0 (0 to 0)	0 (0 to 0)	0 (0 to 0)	0 (0 to 0)	0 (0 to 0)	3·5
Other hemoglobinopathies and hemolytic anemias	0 (0 to 0)	0·3 (0·1 to 0·4)	2·7 (1·3 to 4·4)	8·7 (4 to 15·2)	6·5 (2·2 to 14·1)	2·5 (0·7 to 6)	6·6 (2·6 to 14·6)	3·3 (1·4 to 8·5)	5 (2·1 to 11)	3·8 (1·6 to 10)	10·2 (3·5 to 21·3)	11·6 (5·2 to 22·2)	10·7 (5·2 to 19·3)	10·5 (5·4 to 19·2)	16·4 (9·9 to 25·3)	22·4 (13·2 to 36·8)	17·7 (9·1 to 31·6)	18·2 (11·5 to 27·7)	9·5 (5·5 to 15)	11·9 (7·9 to 17·5)	6·8 (4·3 to 10)	2·7 (1·7 to 4·1)	1·1 (0·7 to 1·6)	189
Endocrine, metabolic, blood, and immune disorders	1 (0·6 to 2·2)	1·4 (0·9 to 2·5)	22·5 (13·3 to 42·3)	21·2 (13·1 to 33·4)	16·4 (9·3 to 27·4)	16·9 (10·5 to 26·4)	30·8 (18·7 to 48·7)	36 (21·3 to 58·2)	67·7 (38·8 to 116)	97·2 (54·8 to 166)	165 (95·2 to 268)	211 (115 to 338)	196 (108 to 317)	247 (147 to 394)	265 (164 to 422)	200 (120 to 316)	144 (92·6 to 230)	75·6 (48·2 to 116)	42 (27·7 to 62·2)	24·2 (16·2 to 36·3)	16·3 (10·9 to 26·8)	6·7 (4·3 to 11·1)	4·1 (2·4 to 7·6)	1,910
Oral disorders	0 (0 to 0)	0 (0 to 0)	0 (0 to 0)	15·9 (8·8 to 26·2)	20·2 (11 to 34·3)	26·4 (13·6 to 45)	39·1 (21·9 to 66·1)	59·7 (34·4 to 98·6)	82 (47·7 to 129)	87·1 (51·5 to 136)	114 (66·6 to 187)	140 (81 to 237)	158 (91·3 to 253)	231 (133 to 371)	305 (181 to 470)	338 (208 to 518)	342 (209 to 527)	274 (171 to 408)	188 (120 to 277)	130 (85·2 to 187)	75·4 (48·4 to 109)	33·3 (20·9 to 47·7)	12·7 (8 to 18·1)	2,670
Caries of deciduous teeth	0 (0 to 0)	0 (0 to 0)	0 (0 to 0)	4·8 (1·8 to 9·9)	5·1 (2 to 11·2)	0·3 (0 to 0·9)	0 (0 to 0)	0 (0 to 0)	0 (0 to 0)	0 (0 to 0)	0 (0 to 0)	0 (0 to 0)	0 (0 to 0)	0 (0 to 0)	0 (0 to 0)	0 (0 to 0)	0 (0 to 0)	0 (0 to 0)	0 (0 to 0)	0 (0 to 0)	0 (0 to 0)	0 (0 to 0)	0 (0 to 0)	10·2
Caries of permanent teeth	0 (0 to 0)	0 (0 to 0)	0 (0 to 0)	0 (0 to 0)	4·2 (1·4 to 9·7)	12·3 (4·9 to 26·2)	14·8 (5·9 to 31·1)	16·1 (6·9 to 32·4)	15·7 (6·3 to 31·5)	12·5 (5·1 to 24·9)	13·6 (5·7 to 26·6)	12·9 (5·4 to 26·7)	10·5 (4·4 to 21·1)	11·1 (4·7 to 22·7)	11 (4·4 to 24·6)	9·6 (3·4 to 20·8)	7·9 (3 to 16·1)	5·4 (2·1 to 11)	3·1 (1·3 to 6·2)	1·9 (0·8 to 3·9)	0·9 (0·3 to 2)	0·3 (0·1 to 0·8)	0·1 (0 to 0·2)	164
Periodontal diseases	0 (0 to 0)	0 (0 to 0)	0 (0 to 0)	0 (0 to 0)	0 (0 to 0)	0 (0 to 0)	0·9 (0·2 to 2·5)	3 (0·9 to 7·8)	7·4 (2·1 to 17·8)	11·9 (3·8 to 31)	21·5 (6·7 to 57·9)	33·1 (10·1 to 83·3)	40·9 (12·9 to 99·8)	56·7 (19·4 to 132)	63·4 (22·8 to 143)	55·3 (20·8 to 118)	42·7 (16·5 to 89·4)	26·8 (10·5 to 55·2)	15·4 (6 to 30·8)	9·6 (3·6 to 19·9)	5·4 (2 to 11·6)	2·3 (0·8 to 5)	0·9 (0·3 to 1·9)	397
Other oral disorders	0 (0 to 0)	0 (0 to 0)	0 (0 to 0)	11·1 (6·5 to 17·4)	10·9 (6·2 to 17·5)	13·7 (8 to 21·7)	23·3 (13·5 to 35·8)	28·6 (17·3 to 43·7)	32·9 (20·4 to 50·2)	30·2 (17·8 to 45·1)	33·7 (20·1 to 51·8)	34·8 (21·2 to 52·5)	31·8 (19 to 49·2)	35·2 (21·4 to 53·4)	34·2 (20·5 to 51)	28·7 (17·6 to 43)	22·7 (13·6 to 34·7)	13·7 (8·3 to 20·9)	6·9 (4·3 to 10·2)	3·6 (2·2 to 5·4)	1·6 (1 to 2·4)	0·6 (0·4 to 0·9)	0·2 (0·1 to 0·4)	398
Sudden infant death syndrome	--	30·3 (17·4 to 49·3)	107 (56·4 to 184)	--	--	--	--	--	--	--	--	--	--	--	--	--	--	--	--	--	--	--	--	NA
Injuries	23·4 (15·2 to 32·7)	16·6 (10·8 to 23·4)	101 (64·2 to 152)	168 (133 to 212)	104 (87·4 to 122)	243 (205 to 289)	499 (419 to 593)	734 (595 to 896)	601 (475 to 750)	537 (431 to 662)	487 (393 to 593)	549 (445 to 673)	475 (386 to 578)	507 (408 to 617)	578 (459 to 713)	518 (415 to 635)	461 (371 to 560)	350 (288 to 423)	243 (198 to 294)	173 (139 to 209)	122 (98·9 to 146)	63·8 (51·6 to 77·1)	27·7 (21·9 to 33·2)	7,580
Transport injuries	0·7 (0·4 to 1)	3·3 (2·2 to 4·7)	19·9 (11·3 to 32·1)	41 (27·4 to 57)	35·4 (26 to 47·1)	52 (37·6 to 68·5)	92·1 (67·3 to 124)	139 (101 to 189)	109 (81·1 to 144)	108 (80·8 to 138)	107 (81·9 to 136)	134 (104 to 167)	138 (108 to 175)	143 (113 to 175)	156 (123 to 195)	148 (119 to 182)	143 (114 to 175)	113 (90·2 to 140)	71·9 (57·6 to 87·5)	49·7 (39·1 to 61)	28·8 (22·6 to 35·8)	12 (9·4 to 14·8)	5·3 (4·1 to 6·5)	1,850
Road injuries	0·6 (0·4 to 0·8)	3·2 (2·2 to 4·7)	17·7 (10 to 28·8)	38·2 (24·8 to 53·5)	32·5 (23·6 to 43·7)	48·6 (34·8 to 65·2)	86·7 (63 to 117)	132 (95·4 to 181)	103 (76·4 to 137)	102 (76·1 to 132)	102 (77·9 to 129)	126 (97·9 to 158)	132 (103 to 168)	136 (108 to 168)	150 (117 to 187)	142 (113 to 175)	137 (108 to 168)	109 (86·9 to 134)	68·9 (55·3 to 83·9)	47·3 (37·3 to 58·3)	27·2 (21·4 to 33·7)	11 (8·6 to 13·7)	4·6 (3·6 to 5·8)	1,760
Pedestrian road injuries	0·3 (0·2 to 0·4)	0·7 (0·5 to 1·1)	6·8 (3·8 to 11·2)	15·5 (10 to 22·7)	11·8 (8·2 to 16·6)	18·7 (12·9 to 25·5)	16·6 (11·7 to 22·6)	28 (20·3 to 38·4)	20·5 (15·1 to 27·1)	23 (16·8 to 29·9)	24·7 (18·4 to 31·9)	21·9 (16·6 to 27·7)	27·8 (21·7 to 35·8)	40·1 (30·4 to 50·4)	48 (36·5 to 62·4)	57·5 (43·9 to 73·4)	52·3 (40·8 to 65·4)	46·2 (36·1 to 58·5)	30·3 (23·9 to 37·9)	21·6 (16·7 to 27·2)	12·7 (10 to 16·1)	4·8 (3·7 to 6)	1·9 (1·5 to 2·4)	532
Cyclist road injuries	0 (0 to 0)	0 (0 to 0)	0 (0 to 0)	1·1 (0·6 to 1·9)	1 (0·7 to 1·6)	1·7 (1·1 to 2·4)	2·6 (1·8 to 3·8)	3·9 (2·8 to 5·4)	4·2 (2·9 to 5·8)	5·2 (3·8 to 6·8)	6 (4·2 to 8·1)	7·2 (5·2 to 9·5)	7·6 (5·5 to 10·1)	9·2 (6·7 to 12·1)	10·3 (7·5 to 13·5)	9·5 (6·9 to 12·5)	9·5 (7 to 12·2)	6·8 (5·1 to 8·8)	4·2 (3·1 to 5·5)	3 (2·1 to 3·9)	1·8 (1·3 to 2·4)	0·8 (0·6 to 1)	0·3 (0·2 to 0·4)	95·7
Motorcyclist road injuries	0·2 (0·1 to 0·2)	0 (0 to 0)	3·8 (2·1 to 6·3)	4·2 (2·8 to 6)	5 (3·6 to 6·8)	8·9 (6·6 to 11·6)	23·6 (17·4 to 31·3)	40·3 (29·7 to 54·8)	26·1 (19·4 to 34·6)	24·6 (18 to 32·6)	27·8 (20·3 to 37·2)	33·9 (25·3 to 45·2)	37·1 (28·3 to 48·2)	39·6 (29·5 to 53·2)	44·4 (32·5 to 57·9)	37·6 (27·1 to 50·4)	33·7 (24·1 to 45·5)	24·6 (17·7 to 33)	16·2 (11·6 to 21·2)	10·8 (7·6 to 14·6)	6·1 (4·4 to 8·2)	2·6 (1·8 to 3·5)	1·1 (0·8 to 1·5)	452
Motor vehicle road injuries	0·1 (0·1 to 0·2)	2·5 (1·7 to 3·6)	6·7 (3·8 to 10·8)	16·7 (11 to 23·3)	14·2 (10 to 19·5)	18·9 (13·2 to 25·8)	43·2 (30·3 to 59·7)	58·4 (40·2 to 82·2)	51·4 (36·1 to 72·3)	48·2 (34·4 to 65·1)	42 (31·4 to 55·5)	62·2 (45·7 to 82·5)	58·5 (43·6 to 78·4)	46 (35·5 to 58)	45·3 (35 to 57·3)	35·8 (28·4 to 44·6)	40·2 (31·3 to 49·5)	30·9 (24·3 to 38·8)	17·6 (13·9 to 22)	11·4 (9 to 14·2)	6·3 (4·9 to 8)	2·7 (2·1 to 3·3)	1·2 (0·9 to 1·6)	660
Other road injuries	0 (0 to 0)	0 (0 to 0)	0·5 (0·2 to 1)	0·6 (0·3 to 1)	0·4 (0·2 to 0·6)	0·5 (0·3 to 0·7)	0·7 (0·4 to 1·1)	1·1 (0·7 to 1·8)	0·8 (0·6 to 1·2)	1 (0·7 to 1·6)	1·1 (0·8 to 1·5)	1·3 (0·9 to 1·8)	1·3 (0·9 to 1·8)	1·4 (1 to 2)	1·6 (1·1 to 2·1)	1·1 (0·8 to 1·6)	1 (0·7 to 1·4)	0·7 (0·5 to 0·9)	0·7 (0·5 to 1)	0·7 (0·4 to 1)	0·4 (0·3 to 0·6)	0·2 (0·1 to 0·3)	0·1 (0·1 to 0·2)	17·1
Other transport injuries	0·1 (0·1 to 0·2)	0 (0 to 0)	2·1 (1·1 to 3·8)	2·8 (1·8 to 4·3)	2·9 (2 to 4·1)	3·4 (2·3 to 4·8)	5·4 (3·6 to 8)	7 (4·6 to 10·3)	5·9 (4·2 to 8·1)	5·5 (3·9 to 7·7)	5·4 (3·8 to 7·3)	7·6 (5·4 to 10·7)	5·6 (4 to 7·6)	6·2 (4·6 to 8·2)	6·8 (5 to 8·9)	6·1 (4·6 to 8)	6·1 (4·4 to 8·5)	4·1 (2·9 to 5·5)	3 (2·1 to 4)	2·4 (1·7 to 3·3)	1·6 (1·1 to 2·2)	0·9 (0·7 to 1·2)	0·6 (0·4 to 0·9)	91·5
Unintentional injuries	17·9 (10·9 to 25·8)	11·7 (6·5 to 17·1)	71·1 (42·9 to 111)	106 (77·9 to 140)	56·2 (44·2 to 70·2)	111 (86·9 to 139)	143 (113 to 179)	225 (173 to 287)	220 (167 to 282)	216 (166 to 278)	210 (160 to 268)	259 (199 to 326)	233 (179 to 299)	262 (200 to 335)	325 (238 to 420)	298 (218 to 379)	263 (201 to 331)	196 (152 to 243)	151 (117 to 190)	110 (86 to 135)	85·7 (68·1 to 104)	49·4 (39·4 to 60)	21·4 (16·9 to 25·7)	3,640
Falls	2 (1·4 to 2·8)	0·1 (0·1 to 0·1)	6·5 (4·1 to 9·8)	22·9 (16·8 to 30·7)	16·4 (12·1 to 22)	22·9 (16·5 to 30·8)	35·9 (27·1 to 48)	37·7 (26·8 to 52·2)	49·4 (36·8 to 66)	46·7 (34·2 to 62·4)	66·8 (50 to 86·9)	79 (60 to 102)	68·4 (50·4 to 89·8)	88·6 (66·9 to 115)	104 (78·7 to 134)	107 (83·6 to 135)	106 (84 to 134)	88·5 (69·5 to 110)	69·3 (55·4 to 86)	58·1 (45·8 to 72·8)	51·4 (40·9 to 62·8)	33·3 (26·6 to 41)	14·7 (11·7 to 17·9)	1,180
Drowning	0 (0 to 0)	0 (0 to 0)	0·6 (0·4 to 1)	24·8 (17·1 to 34·6)	6·3 (4·4 to 8·8)	17·3 (11·8 to 23·9)	12 (8·6 to 16·4)	21·8 (15 to 30·2)	10·7 (7·4 to 15)	10·8 (7·7 to 14·9)	7·9 (5·8 to 11·1)	16·9 (11·8 to 23·5)	23·3 (16·4 to 32)	17·9 (12·7 to 24·2)	23·9 (17 to 32·3)	12·4 (9·1 to 16·4)	16·6 (11·7 to 23·6)	9·9 (7·1 to 13·4)	8·7 (6·3 to 11·9)	4·2 (3 to 5·8)	2 (1·5 to 2·7)	0·6 (0·5 to 0·8)	0·2 (0·1 to 0·2)	249
Fire, heat, and hot substances	0·3 (0·2 to 0·4)	0·5 (0·3 to 0·7)	1·9 (1·1 to 2·9)	11·7 (7·8 to 17)	6·9 (5·2 to 9·3)	19·4 (14·3 to 25·2)	53·9 (39·8 to 71·1)	90·5 (64 to 123)	91·7 (65·2 to 124)	66 (48 to 88·2)	62·9 (46·1 to 86·1)	63·3 (45·6 to 86·2)	47·4 (33·3 to 66·4)	44·9 (31·9 to 64·1)	43·1 (29·7 to 63·1)	37·6 (26·1 to 54·4)	31·6 (22 to 45·3)	21·3 (14·8 to 30·4)	16·9 (12·4 to 23)	10·9 (8 to 14·8)	8·3 (6 to 10·7)	3·4 (2·5 to 4·4)	1·2 (0·9 to 1·6)	735
Poisonings	0·5 (0·3 to 0·7)	0 (0 to 0)	0·2 (0·1 to 0·3)	3·5 (2·3 to 5)	3·2 (2·2 to 4·3)	9·1 (6 to 13·1)	4·5 (3·2 to 6·2)	6·7 (4·7 to 9)	5·6 (4·1 to 7·4)	3·2 (2·2 to 4·4)	3·5 (2·5 to 4·8)	5·8 (4·2 to 7·9)	4·7 (3·4 to 6·3)	3·2 (2·3 to 4·4)	5·4 (3·9 to 7·3)	1·8 (1·1 to 2·7)	2·2 (1·6 to 3·1)	2·5 (1·8 to 3·2)	1·6 (1·1 to 2·2)	0·7 (0·5 to 0·9)	0·4 (0·3 to 0·5)	0·3 (0·2 to 0·3)	0·4 (0·2 to 0·5)	68·8
Poisoning by carbon monoxide	0·5 (0·3 to 0·7)	0 (0 to 0)	0·1 (0·1 to 0·2)	2·6 (1·7 to 3·8)	2·7 (1·8 to 3·7)	7·2 (4·7 to 10·6)	3·4 (2·4 to 4·8)	5·4 (3·8 to 7·4)	3·8 (2·7 to 5·1)	1·8 (1·2 to 2·4)	1·9 (1·3 to 2·6)	4·8 (3·4 to 6·5)	3·8 (2·6 to 5·2)	2·2 (1·6 to 3)	4·4 (3·1 to 6·1)	0·9 (0·5 to 1·4)	1·6 (1·1 to 2·2)	2 (1·4 to 2·6)	1·3 (0·9 to 1·9)	0·4 (0·3 to 0·6)	0·2 (0·2 to 0·3)	0·2 (0·1 to 0·2)	0·3 (0·2 to 0·5)	51·4
Poisoning by other means	0 (0 to 0)	0 (0 to 0)	0·1 (0 to 0·1)	0·9 (0·5 to 1·4)	0·5 (0·3 to 0·9)	1·9 (1·1 to 3)	1·1 (0·6 to 1·7)	1·3 (0·7 to 2)	1·8 (1·2 to 2·6)	1·4 (1 to 2·1)	1·6 (1·1 to 2·3)	1·1 (0·6 to 1·7)	0·9 (0·5 to 1·5)	1 (0·6 to 1·6)	1 (0·6 to 1·6)	0·9 (0·6 to 1·4)	0·7 (0·4 to 1·1)	0·5 (0·3 to 0·8)	0·3 (0·2 to 0·5)	0·2 (0·1 to 0·3)	0·2 (0·1 to 0·2)	0·1 (0·1 to 0·1)	0 (0 to 0)	17·4
Exposure to mechanical forces	0·1 (0·1 to 0·2)	0·1 (0 to 0·1)	1·5 (1 to 2·2)	5·2 (3·6 to 7)	6·1 (4·3 to 8·7)	7·3 (4·8 to 11)	9·7 (6·4 to 14·9)	13·2 (9 to 19·4)	14·5 (9·5 to 21·8)	16·1 (10·9 to 23·4)	18·5 (12·2 to 27·6)	21 (13·7 to 31·2)	21·7 (14·5 to 31·4)	27·1 (18·2 to 39·6)	30·9 (20·8 to 44·8)	29·2 (19·7 to 42·2)	25·4 (17 to 36·5)	18·3 (12·4 to 26·1)	12·1 (8·3 to 17)	8·9 (6·2 to 12·3)	5·3 (3·8 to 7·3)	2·5 (1·8 to 3·4)	1·3 (1 to 1·8)	296
Unintentional firearm injuries	0 (0 to 0)	0 (0 to 0)	0·2 (0·1 to 0·3)	1·1 (0·7 to 1·6)	0·7 (0·4 to 1)	1·1 (0·7 to 1·5)	1·2 (0·8 to 1·8)	1·4 (0·9 to 2)	1·7 (1·1 to 2·4)	2·1 (1·5 to 2·9)	2 (1·4 to 3)	2·3 (1·6 to 3·3)	2·4 (1·6 to 3·5)	2·8 (1·9 to 4·2)	3·1 (2 to 4·5)	2·7 (1·9 to 4·1)	2·3 (1·6 to 3·4)	1·6 (1·1 to 2·3)	1 (0·7 to 1·5)	0·7 (0·5 to 1)	0·5 (0·3 to 0·7)	0·2 (0·2 to 0·3)	0·1 (0·1 to 0·2)	31·1
Other exposure to mechanical forces	0·1 (0·1 to 0·2)	0·1 (0 to 0·1)	1·4 (0·9 to 2)	4·1 (2·9 to 5·7)	5·4 (3·8 to 7·9)	6·3 (4 to 9·6)	8·5 (5·5 to 13·4)	11·9 (8 to 17·5)	12·9 (8·3 to 19·7)	14·1 (9·3 to 20·8)	16·4 (10·6 to 24·9)	18·6 (12·1 to 27·8)	19·3 (12·8 to 28·1)	24·2 (16·2 to 35·6)	27·8 (18·3 to 40·6)	26·5 (17·7 to 38·6)	23·1 (15·4 to 33·3)	16·8 (11·1 to 24)	11 (7·6 to 15·5)	8·2 (5·7 to 11·3)	4·8 (3·4 to 6·7)	2·3 (1·6 to 3·1)	1·2 (0·9 to 1·6)	265
Adverse effects of medical treatment	10·4 (4·4 to 16·4)	6·7 (2·2 to 11)	19·2 (7·7 to 35·6)	19·4 (8·6 to 32·3)	5·7 (3·1 to 8·7)	18 (7·3 to 29·5)	10·2 (4·7 to 16·1)	33·3 (13·2 to 54·9)	24·7 (8·8 to 41·3)	46·2 (15·9 to 75·8)	25·1 (9·3 to 41·8)	39·9 (13·5 to 65·7)	41·7 (15·1 to 68·2)	51·6 (18·2 to 80·4)	85·1 (27·6 to 137)	79·4 (25·2 to 125)	55 (19·9 to 83·6)	35·7 (12·6 to 55·2)	28·9 (10·7 to 44)	18·1 (6·8 to 27·2)	11·9 (4·5 to 17·8)	6·1 (2·3 to 9·3)	2·2 (0·9 to 3·4)	675
Animal contact	0 (0 to 0)	0 (0 to 0)	0·5 (0·3 to 0·9)	1 (0·7 to 1·4)	1·3 (0·8 to 2·2)	2 (1·2 to 3)	2·5 (1·5 to 3·7)	2·8 (1·8 to 4·1)	3 (2 to 4·5)	2·8 (1·8 to 4·2)	4·4 (3·1 to 6·1)	3·5 (2·2 to 5·2)	3·3 (2·1 to 4·9)	3·9 (2·5 to 6)	4·2 (2·8 to 6·3)	3·9 (2·6 to 5·7)	3 (2 to 4·6)	2·2 (1·5 to 3·3)	1·5 (1 to 2·2)	1 (0·7 to 1·5)	0·7 (0·5 to 1)	0·4 (0·2 to 0·5)	0·3 (0·2 to 0·3)	48·4
Venomous animal contact	0 (0 to 0)	0 (0 to 0)	0·1 (0·1 to 0·2)	0·4 (0·2 to 0·7)	0·6 (0·3 to 1·2)	1 (0·5 to 1·6)	1·2 (0·6 to 2)	1·3 (0·7 to 2·1)	1·4 (0·8 to 2·2)	1·2 (0·7 to 1·9)	2·1 (1·3 to 3·1)	1·3 (0·7 to 2·1)	1·2 (0·6 to 1·9)	1·3 (0·7 to 2·1)	1·3 (0·8 to 2·1)	1·2 (0·7 to 1·8)	0·9 (0·5 to 1·4)	0·6 (0·3 to 0·9)	0·4 (0·2 to 0·6)	0·3 (0·2 to 0·4)	0·2 (0·1 to 0·3)	0·1 (0·1 to 0·2)	0·1 (0 to 0·1)	18·1
Non-venomous animal contact	0 (0 to 0)	0 (0 to 0)	0·4 (0·2 to 0·7)	0·6 (0·5 to 0·9)	0·7 (0·4 to 1·2)	1 (0·6 to 1·7)	1·3 (0·8 to 2·1)	1·5 (0·9 to 2·4)	1·7 (1 to 2·8)	1·6 (0·9 to 2·7)	2·4 (1·5 to 3·7)	2·2 (1·3 to 3·6)	2·1 (1·2 to 3·5)	2·6 (1·5 to 4·2)	2·9 (1·7 to 4·6)	2·7 (1·6 to 4·3)	2·2 (1·3 to 3·6)	1·7 (1 to 2·6)	1·1 (0·7 to 1·7)	0·8 (0·5 to 1·2)	0·5 (0·4 to 0·8)	0·2 (0·2 to 0·4)	0·2 (0·1 to 0·2)	30·3
Foreign body	4·6 (3·1 to 6·8)	4·3 (2·7 to 6·4)	39·9 (22·8 to 66·5)	14·1 (9·9 to 19·4)	5·4 (4·2 to 6·8)	8·9 (6·8 to 11·4)	6·1 (4·7 to 7·8)	8·2 (6·3 to 10·5)	9·1 (7 to 11·7)	11·4 (8·8 to 14·7)	7·5 (5·7 to 9·6)	15·7 (12 to 20·3)	9·9 (7·7 to 12·5)	10·1 (7·9 to 12·7)	13·8 (10·8 to 17·3)	13 (10·1 to 16·3)	10·4 (8·2 to 13)	8·6 (6·7 to 10·7)	6·3 (5 to 7·8)	3·8 (3 to 4·8)	2·7 (2·2 to 3·3)	1·4 (1·1 to 1·8)	0·7 (0·6 to 0·9)	216
Pulmonary aspiration and foreign body in airway	4·6 (3·1 to 6·8)	4·3 (2·7 to 6·4)	39·4 (22·4 to 65·9)	12·7 (8·8 to 17·7)	3·8 (2·8 to 4·9)	6·5 (4·6 to 8·7)	3·4 (2·5 to 4·4)	5·1 (3·7 to 7)	5·6 (4 to 7·6)	8 (5·6 to 11·2)	3·3 (2·4 to 4·6)	10·9 (7·7 to 15·1)	5·2 (3·8 to 7)	4·4 (3 to 5·9)	7·3 (5·1 to 10·1)	7 (4·8 to 9·6)	5·3 (3·8 to 7·4)	4·7 (3·4 to 6·4)	3·6 (2·6 to 4·9)	1·8 (1·3 to 2·4)	1·4 (1 to 1·8)	0·7 (0·5 to 1)	0·4 (0·2 to 0·5)	149
Foreign body in eyes	0 (0 to 0)	0 (0 to 0)	0 (0 to 0·1)	0·2 (0·1 to 0·4)	0·3 (0·1 to 0·6)	0·4 (0·1 to 0·9)	0·6 (0·2 to 1·3)	0·8 (0·3 to 1·6)	0·9 (0·4 to 1·8)	0·9 (0·4 to 1·7)	1·1 (0·5 to 2·1)	1·3 (0·7 to 2·4)	1·3 (0·7 to 2·3)	1·6 (0·9 to 2·6)	1·6 (0·9 to 2·5)	1·5 (0·9 to 2·2)	1·3 (0·8 to 1·9)	0·9 (0·6 to 1·4)	0·6 (0·4 to 0·9)	0·4 (0·3 to 0·6)	0·2 (0·2 to 0·4)	0·1 (0·1 to 0·2)	0 (0 to 0·1)	16·1
Foreign body in other body part	0 (0 to 0)	0 (0 to 0)	0·5 (0·2 to 0·8)	1·2 (0·8 to 1·7)	1·3 (0·9 to 1·9)	2 (1·4 to 2·8)	2·2 (1·5 to 3)	2·4 (1·7 to 3·3)	2·6 (1·8 to 3·6)	2·5 (1·8 to 3·4)	3·1 (2·2 to 4·2)	3·4 (2·5 to 4·5)	3·4 (2·4 to 4·6)	4·2 (3·1 to 5·6)	4·8 (3·5 to 6·6)	4·5 (3·3 to 6·1)	3·8 (2·8 to 5·2)	2·9 (2·1 to 3·9)	2 (1·4 to 2·7)	1·6 (1·1 to 2·1)	1·1 (0·8 to 1·5)	0·6 (0·4 to 0·8)	0·3 (0·2 to 0·5)	50·4
Environmental heat and cold exposure	0 (0 to 0)	0 (0 to 0)	0·1 (0·1 to 0·1)	0·6 (0·4 to 0·8)	0·9 (0·6 to 1·4)	1·3 (0·8 to 1·8)	1·7 (1·1 to 2·5)	1·9 (1·2 to 2·7)	2 (1·3 to 3)	1·9 (1·2 to 2·8)	2·1 (1·3 to 3·1)	2·2 (1·4 to 3·4)	2·1 (1·3 to 3)	2·4 (1·6 to 3·7)	2·6 (1·7 to 3·9)	2·5 (1·7 to 3·8)	2·3 (1·5 to 3·4)	1·8 (1·2 to 2·6)	1·2 (0·8 to 1·8)	0·9 (0·6 to 1·3)	0·6 (0·5 to 0·9)	0·4 (0·3 to 0·5)	0·2 (0·1 to 0·2)	31·7
Exposure to forces of nature	0 (0 to 0)	0 (0 to 0)	0 (0 to 0)	0 (0 to 0)	0·1 (0·1 to 0·2)	0·2 (0·1 to 0·3)	0·4 (0·2 to 0·6)	0·3 (0·2 to 0·4)	0·3 (0·2 to 0·4)	0·3 (0·2 to 0·4)	0·3 (0·2 to 0·5)	0·3 (0·2 to 0·4)	0·3 (0·2 to 0·4)	0·3 (0·2 to 0·4)	0·3 (0·2 to 0·5)	0·3 (0·2 to 0·5)	0·3 (0·2 to 0·4)	0·2 (0·1 to 0·3)	0·1 (0·1 to 0·2)	0·1 (0·1 to 0·1)	0·1 (0 to 0·1)	0 (0 to 0)	0 (0 to 0)	4·1
Other unintentional injuries	0·1 (0 to 0·1)	0 (0 to 0·1)	0·7 (0·5 to 1·1)	2·7 (1·7 to 3·9)	3·8 (2·5 to 5·7)	5 (3·3 to 7·2)	6·5 (4·4 to 9·7)	8·6 (6 to 12)	8·8 (6 to 12·3)	10·5 (7·6 to 14·2)	11·2 (7·9 to 15·3)	11·3 (7·9 to 15·8)	10·6 (7·3 to 14·4)	11·7 (8 to 16·5)	11·9 (8 to 16·8)	10·7 (7·3 to 15·1)	9·5 (6·8 to 13·1)	7·4 (5·3 to 10)	4·5 (3·2 to 6·2)	3·3 (2·4 to 4·5)	2·2 (1·7 to 2·9)	1 (0·8 to 1·4)	0·4 (0·3 to 0·6)	143
Self-harm and interpersonal violence	4·8 (2·8 to 7·7)	1·6 (0·9 to 2·6)	9·9 (5·4 to 16·3)	21·2 (14·1 to 31·2)	12 (9·3 to 15·6)	79·2 (59·1 to 104)	264 (202 to 334)	370 (278 to 484)	272 (199 to 367)	214 (157 to 284)	169 (129 to 218)	156 (121 to 200)	104 (81·8 to 133)	102 (80·4 to 127)	96·6 (77·3 to 123)	72 (58·1 to 88·3)	55 (44·2 to 66·7)	40·7 (33·1 to 49·8)	20·2 (16·4 to 24·2)	13·2 (10·7 to 16·1)	7·3 (6 to 8·8)	2·4 (1·9 to 2·9)	0·9 (0·7 to 1·2)	2,090
Self-harm	[illegible]	[illegible]	[illegible]	[illegible]	[illegible]	[illegible]	[illegible]	[illegible]	[illegible]	[illegible]	[illegible]	[illegible]	[illegible]	[illegible]	[illegible]	[illegible]	[illegible]	[illegible]	[illegible]	[illegible]	[illegible]	[illegible]	[illegible]	1,280
Self-harm by firearm	[illegible]	[illegible]	[illegible]	[illegible]	[illegible]	[illegible]	[illegible]	[illegible]	[illegible]	[illegible]	[illegible]	[illegible]	[illegible]	[illegible]	[illegible]	[illegible]	[illegible]	[illegible]	[illegible]	[illegible]	[illegible]	[illegible]	[illegible]	5·2
Self-harm by other specified means	[illegible]	[illegible]	[illegible]	[illegible]	[illegible]	[illegible]	[illegible]	[illegible]	[illegible]	[illegible]	[illegible]	[illegible]	[illegible]	[illegible]	[illegible]	[illegible]	[illegible]	[illegible]	[illegible]	[illegible]	[illegible]	[illegible]	[illegible]	1,280
Interpersonal violence	[illegible]	[illegible]	[illegible]	[illegible]	[illegible]	[illegible]	[illegible]	[illegible]	[illegible]	[illegible]	[illegible]	[illegible]	[illegible]	[illegible]	[illegible]	[illegible]	[illegible]	[illegible]	[illegible]	[illegible]	[illegible]	[illegible]	[illegible]	803
Physical violence by firearm	[illegible]	[illegible]	[illegible]	[illegible]	[illegible]	[illegible]	[illegible]	[illegible]	[illegible]	[illegible]	[illegible]	[illegible]	[illegible]	[illegible]	[illegible]	[illegible]	[illegible]	[illegible]	[illegible]	[illegible]	[illegible]	[illegible]	[illegible]	20·3
Physical violence by sharp object	[illegible]	[illegible]	[illegible]	[illegible]	[illegible]	[illegible]	[illegible]	[illegible]	[illegible]	[illegible]	[illegible]	[illegible]	[illegible]	[illegible]	[illegible]	[illegible]	[illegible]	[illegible]	[illegible]	[illegible]	[illegible]	[illegible]	[illegible]	174
Sexual violence	[illegible]	[illegible]	[illegible]	[illegible]	[illegible]	[illegible]	[illegible]	[illegible]	[illegible]	[illegible]	[illegible]	[illegible]	[illegible]	[illegible]	[illegible]	[illegible]	[illegible]	[illegible]	[illegible]	[illegible]	[illegible]	[illegible]	[illegible]	184
Physical violence by other means	[illegible]	[illegible]	[illegible]	[illegible]	[illegible]	[illegible]	[illegible]	[illegible]	[illegible]	[illegible]	[illegible]	[illegible]	[illegible]	[illegible]	[illegible]	[illegible]	[illegible]	[illegible]	[illegible]	[illegible]	[illegible]	[illegible]	[illegible]	446
Conflict and terrorism	[illegible]	[illegible]	[illegible]	[illegible]	[illegible]	[illegible]	[illegible]	[illegible]	[illegible]	[illegible]	[illegible]	[illegible]	[illegible]	[illegible]	[illegible]	[illegible]	[illegible]	[illegible]	[illegible]	[illegible]	[illegible]	[illegible]	[illegible]	0·1

SR Table 2b: Viet Nam DALYS by cause and age group for females with 95% uncertainty intervals, 2019

Cause	Early Neonatal	Late Neonatal	Post Neonatal	1 to 4	5 to 9	10 to 14	15 to 19	20 to 24	25 to 29	30 to 34	35 to 39	40 to 44	45 to 49	50 to 54	55 to 59	60 to 64	65 to 69	70 to 74	75 to 79	80 to 84	85 to 89	90 to 94	95 plus	Total
All causes	229,000 (177,000 to 302,000)	87,000 (67,400 to 114,000)	182,000 (146,000 to 233,000)	198,000 (160,000 to 242,000)	162,000 (130,000 to 200,000)	205,000 (156,000 to 268,000)	287,000 (224,000 to 369,000)	369,000 (291,000 to 467,000)	516,000 (410,000 to 646,000)	576,000 (453,000 to 721,000)	624,000 (498,000 to 772,000)	656,000 (528,000 to 806,000)	730,000 (594,000 to 895,000)	817,000 (659,000 to 997,000)	921,000 (744,000 to 1,120,000)	941,000 (770,000 to 1,140,000)	819,000 (677,000 to 967,000)	679,000 (569,000 to 776,000)	673,000 (587,000 to 748,000)	669,000 (606,000 to 724,000)	473,000 (440,000 to 507,000)	187,000 (175,000 to 199,000)	61,100 (57,200 to 64,800)	11,100,000
Communicable, maternal, neonatal, and nutritional diseases	185,000 (137,000 to 251,000)	63,500 (45,900 to 86,600)	102,000 (72,300 to 135,000)	90,000 (68,100 to 116,000)	48,300 (36,800 to 63,600)	36,700 (27,600 to 50,400)	40,800 (31,300 to 52,800)	52,100 (41,200 to 66,200)	73,000 (59,800 to 88,300)	67,500 (55,000 to 83,400)	64,700 (50,800 to 82,200)	52,500 (40,900 to 67,100)	41,600 (32,200 to 54,200)	42,900 (32,400 to 55,800)	42,000 (31,200 to 57,000)	47,200 (35,500 to 62,000)	42,400 (31,200 to 56,000)	39,300 (29,800 to 51,000)	41,300 (31,500 to 52,800)	47,400 (34,800 to 62,300)	34,500 (25,300 to 47,000)	13,000 (9,220 to 17,600)	4,520 (3,180 to 6,180)	1,270,000
HIV/AIDS and sexually transmitted infections	4,590 (1,330 to 10,200)	1,360 (394 to 3,000)	2,260 (1,080 to 4,290)	891 (696 to 1,130)	1,020 (790 to 1,290)	745 (591 to 938)	1,410 (1,120 to 1,740)	6,050 (4,800 to 7,490)	15,500 (12,300 to 19,700)	14,900 (11,900 to 18,600)	12,000 (9,640 to 14,800)	7,170 (5,660 to 8,940)	1,810 (1,300 to 2,630)	983 (660 to 1,570)	692 (441 to 1,150)	420 (253 to 737)	280 (174 to 483)	133 (77·2 to 241)	86·5 (46 to 164)	56·3 (30·4 to 109)	29·7 (16·5 to 54·9)	8·7 (4·7 to 16·7)	2·5 (1·4 to 4·3)	72,400
HIV/AIDS	0 (0 to 0)	0 (0 to 0·2)	658 (506 to 845)	823 (640 to 1,060)	984 (761 to 1,260)	701 (553 to 893)	1,250 (991 to 1,550)	5,640 (4,450 to 7,000)	14,800 (11,600 to 18,600)	13,900 (11,000 to 17,600)	11,000 (8,720 to 13,500)	6,230 (4,920 to 7,880)	1,120 (881 to 1,390)	506 (393 to 647)	311 (236 to 397)	169 (127 to 221)	127 (94·3 to 173)	47·5 (33·3 to 74·3)	24·6 (15·3 to 43·1)	14·4 (10·1 to 21·7)	7·7 (5·5 to 11·9)	2 (1·3 to 3·4)	0·7 (0·5 to 1·1)	58,300
HIV/AIDS - Drug-susceptible Tuberculosis	0 (0 to 0)	0 (0 to 0)	233 (149 to 313)	291 (187 to 383)	348 (223 to 462)	241 (154 to 321)	428 (280 to 567)	1,900 (1,240 to 2,490)	4,940 (3,240 to 6,490)	4,680 (3,090 to 6,310)	3,750 (2,510 to 4,940)	2,170 (1,460 to 2,830)	355 (259 to 444)	159 (115 to 199)	99·1 (68·4 to 128)	54·2 (37·2 to 69·3)	41·5 (28·5 to 53·6)	15·1 (10·7 to 19·1)	7·3 (5·4 to 9·1)	4·5 (3·3 to 5·6)	2·3 (1·7 to 2·9)	0·5 (0·4 to 0·7)	0·2 (0·1 to 0·3)	19,700
HIV/AIDS - Multidrug-resistant Tuberculosis without exte	0 (0 to 0)	0 (0 to 0)	25·1 (6·5 to 63)	31·4 (8·3 to 83·5)	37·3 (9·5 to 93)	25·8 (6·6 to 65·5)	45 (11·6 to 112)	196 (51·1 to 503)	507 (131 to 1,320)	477 (124 to 1,230)	379 (100 to 950)	218 (57·5 to 561)	32·3 (8·7 to 81·4)	14·5 (3·9 to 36·4)	9·5 (2·5 to 23·3)	5·3 (1·4 to 13)	4·1 (1·1 to 10·2)	1·4 (0·4 to 3·5)	0·6 (0·2 to 1·5)	0·4 (0·1 to 1)	0·2 (0·1 to 0·5)	0 (0 to 0·1)	0 (0 to 0)	2,010
HIV/AIDS - Extensively drug-resistant Tuberculosis	0 (0 to 0)	0 (0 to 0)	4·8 (1·3 to 12·1)	6 (1·6 to 15·5)	7·1 (1·8 to 18)	4·9 (1·3 to 12·5)	8·5 (2·1 to 21·5)	37 (9·7 to 94·4)	95·7 (24·9 to 243)	89·8 (22·1 to 228)	71·3 (19 to 181)	40·9 (10·6 to 105)	5·7 (1·6 to 14·6)	2·5 (0·6 to 6·5)	1·7 (0·5 to 4·3)	1 (0·3 to 2·4)	0·8 (0·2 to 1·9)	0·2 (0·1 to 0·6)	0·1 (0 to 0·3)	0·1 (0 to 0·2)	0 (0 to 0·1)	0 (0 to 0)	0 (0 to 0)	378
HIV/AIDS resulting in other diseases	0 (0 to 0)	0 (0 to 0·2)	396 (278 to 595)	495 (355 to 723)	592 (423 to 878)	430 (308 to 630)	773 (567 to 1,100)	3,510 (2,560 to 4,920)	9,210 (6,610 to 13,200)	8,670 (6,320 to 12,400)	6,790 (5,040 to 9,470)	3,800 (2,830 to 5,270)	725 (519 to 978)	330 (226 to 465)	201 (135 to 282)	109 (70·8 to 163)	80·5 (52·3 to 124)	30·8 (17·5 to 56·3)	16·6 (7·6 to 35·5)	9·4 (5·7 to 16·7)	5·2 (3 to 9·2)	1·4 (0·7 to 2·8)	0·5 (0·3 to 0·9)	36,200
Sexually transmitted infections excluding HIV	4,590 (1,330 to 10,200)	1,360 (394 to 3,000)	1,600 (452 to 3,640)	67·4 (19·3 to 159)	31·7 (9·4 to 72·1)	43·8 (30·5 to 65·8)	155 (86·1 to 296)	407 (205 to 775)	773 (372 to 1,480)	950 (474 to 1,800)	1,010 (485 to 1,920)	937 (437 to 1,850)	697 (299 to 1,450)	477 (201 to 1,010)	381 (155 to 821)	251 (95·6 to 558)	153 (57·9 to 343)	85·9 (31·9 to 187)	61·8 (24·9 to 130)	41·9 (17·5 to 91·8)	22 (9·7 to 46·1)	6·7 (2·9 to 14·3)	1·7 (0·8 to 3·5)	14,100
Syphilis	4,590 (1,330 to 10,200)	1,360 (394 to 3,000)	1,600 (452 to 3,640)	67·4 (19·3 to 159)	31·7 (9·4 to 72·1)	11·9 (9·1 to 14·8)	6·7 (4·7 to 9·1)	4·8 (1·7 to 11·9)	9·3 (5·2 to 18·2)	9·4 (5·8 to 17·3)	7·3 (3·8 to 13·4)	2·6 (1·4 to 5)	3·1 (1·8 to 5·6)	2·5 (1·6 to 4·2)	1·5 (0·8 to 2·8)	1·3 (0·8 to 2·3)	1 (0·6 to 1·8)	0·8 (0·5 to 1·5)	0·9 (0·4 to 1·9)	1·3 (0·5 to 2·9)	0·9 (0·4 to 2)	0·5 (0·2 to 1)	0·2 (0·1 to 0·3)	7,720
Chlamydial infection	0 (0 to 0)	0 (0 to 0)	0 (0 to 0)	0 (0 to 0)	0 (0 to 0)	4·3 (3·1 to 6·1)	13·8 (8·6 to 21·5)	37·3 (23·3 to 58·2)	65 (38·6 to 107)	78·5 (43·5 to 135)	90 (49·8 to 152)	85·9 (46 to 156)	43·6 (21·8 to 86·4)	12·3 (7·5 to 19)	7·1 (4·6 to 10·6)	1·6 (0·9 to 3·5)	0·7 (0·4 to 1·7)	0·6 (0·3 to 1·4)	1·1 (0·3 to 2·5)	1·1 (0·3 to 2·6)	0·6 (0·2 to 1·6)	0·2 (0·1 to 0·4)	0·1 (0 to 0·2)	444
Gonococcal infection	0 (0 to 0)	0 (0 to 0)	0 (0 to 0)	0 (0 to 0)	0 (0 to 0)	3·7 (2·9 to 4·5)	9·3 (6·9 to 11·4)	14·4 (11·4 to 18·2)	22·2 (16·8 to 30·3)	24·6 (17·3 to 36·1)	27·9 (16·5 to 46·1)	22·4 (14 to 35·9)	13·8 (8 to 26·2)	7 (5 to 11·2)	6·3 (3·9 to 12·4)	3·7 (2·2 to 8·6)	3·9 (1·9 to 9·2)	2·1 (0·9 to 4·9)	3·8 (1·1 to 9)	2·4 (0·7 to 5·7)	1·7 (0·5 to 4·1)	0·5 (0·2 to 1·1)	0·1 (0 to 0·3)	170
Trichomoniasis	0 (0 to 0)	0 (0 to 0)	0 (0 to 0)	0 (0 to 0)	0 (0 to 0)	3·7 (0 to 11·3)	41·6 (12·4 to 105)	157 (51·4 to 382)	291 (97·2 to 666)	314 (96 to 749)	300 (96·6 to 737)	272 (88·8 to 702)	247 (74 to 591)	195 (60·7 to 441)	147 (49·2 to 365)	91·7 (29·1 to 218)	52·7 (18·3 to 123)	27·9 (10·1 to 64·6)	17·5 (6·4 to 40·5)	10·5 (3·6 to 23·3)	4·4 (1·6 to 9·9)	1 (0·3 to 2·3)	0·1 (0 to 0·3)	2,170
Genital herpes	0 (0 to 0)	0 (0 to 0)	0 (0 to 0)	0 (0 to 0)	0 (0 to 0)	11·9 (3·3 to 29·3)	52·3 (13·2 to 135)	117 (35·3 to 299)	215 (69·4 to 532)	268 (83·5 to 672)	280 (90 to 669)	259 (82·3 to 634)	243 (74·1 to 612)	220 (70·5 to 558)	197 (59·1 to 489)	149 (44·5 to 377)	92·8 (27·4 to 229)	53·3 (16·4 to 135)	37·1 (10·7 to 92·4)	25·6 (7·5 to 63·1)	13·5 (4 to 33·3)	4·3 (1·3 to 10·9)	1·2 (0·4 to 2·9)	2,240
Other sexually transmitted infections	0 (0 to 0)	0 (0 to 0)	0 (0 to 0)	0 (0 to 0)	0 (0 to 0)	8·4 (6 to 11·5)	31·4 (21·3 to 46·3)	76 (48·6 to 114)	171 (78·5 to 311)	255 (132 to 453)	301 (154 to 518)	295 (138 to 522)	147 (54 to 307)	40·6 (23·2 to 64·7)	22·8 (14·3 to 34·5)	3·3 (2 to 7·5)	1·7 (0·8 to 4·1)	1·1 (0·5 to 2·5)	1·5 (0·4 to 3·5)	1 (0·3 to 2·4)	0·8 (0·3 to 2)	0·2 (0·1 to 0·5)	0·1 (0 to 0·1)	1,360
Respiratory infections and tuberculosis	6,600 (3,330 to 11,800)	8,830 (4,450 to 15,200)	45,200 (27,100 to 70,200)	20,600 (13,300 to 30,400)	8,370 (5,830 to 11,700)	5,830 (4,000 to 8,440)	7,330 (4,940 to 10,200)	12,600 (9,310 to 16,600)	18,500 (13,600 to 24,600)	16,100 (11,700 to 21,400)	17,500 (12,600 to 24,100)	15,700 (10,700 to 22,200)	16,300 (11,500 to 23,100)	17,700 (12,100 to 25,200)	19,400 (13,100 to 28,800)	26,000 (17,500 to 37,300)	26,100 (17,500 to 36,900)	27,500 (18,900 to 38,100)	30,900 (22,000 to 41,700)	38,000 (26,500 to 52,600)	27,800 (19,300 to 38,900)	10,500 (6,980 to 14,800)	3,610 (2,360 to 5,100)	427,000



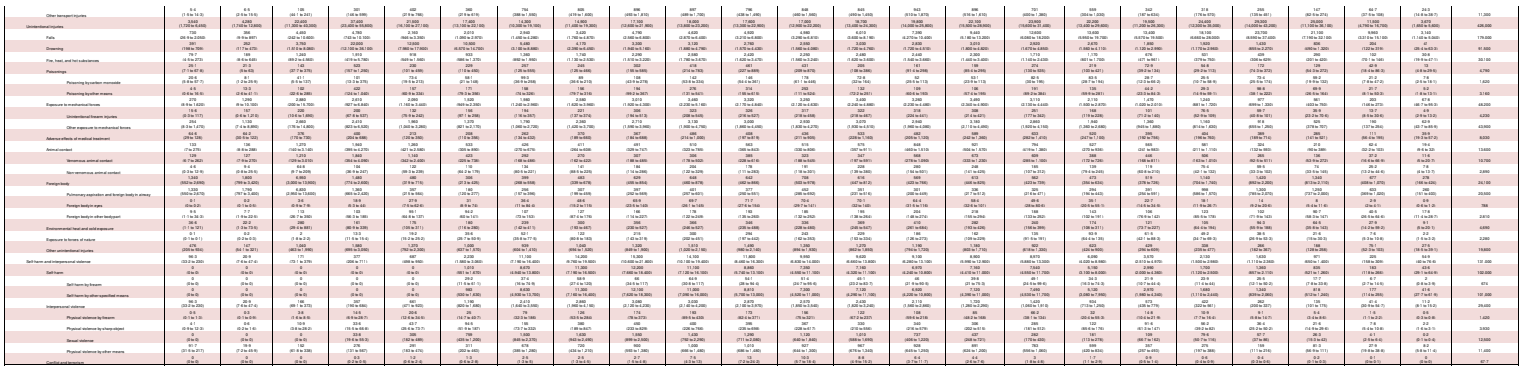

SR Table 2b: Mozambique DALYS by cause and age group for females with 95% uncertainty intervals, 2019

Cause	Early Neonatal	Late Neonatal	Post Neonatal	1 to 4	5 to 9	10 to 14	15 to 19	20 to 24	25 to 29	30 to 34	35 to 39	40 to 44	45 to 49	50 to 54	55 to 59	60 to 64	65 to 69	70 to 74	75 to 79	80 to 84	85 to 89	90 to 94	95 plus	Total
All causes	893,000 (749,000 to 1,080,000)	187,000 (158,000 to 226,000)	1,220,000 (992,000 to 1,480,000)	895,000 (733,000 to 1,060,000)	350,000 (285,000 to 419,000)	251,000 (208,000 to 302,000)	402,000 (311,000 to 522,000)	476,000 (378,000 to 611,000)	507,000 (392,000 to 671,000)	475,000 (380,000 to 595,000)	436,000 (348,000 to 546,000)	370,000 (300,000 to 444,000)	312,000 (251,000 to 384,000)	250,000 (202,000 to 305,000)	203,000 (162,000 to 253,000)	180,000 (146,000 to 221,000)	161,000 (135,000 to 196,000)	142,000 (124,000 to 170,000)	104,000 (91,500 to 125,000)	70,900 (63,000 to 83,500)	34,300 (29,100 to 41,600)	13,200 (11,600 to 16,100)	4,220 (3,870 to 4,890)	7,940,000
Communicable, maternal, neonatal, and nutritional diseases	829,000 (689,000 to 1,000,000)	164,000 (133,000 to 198,000)	968,000 (762,000 to 1,190,000)	751,000 (612,000 to 899,000)	249,000 (200,000 to 300,000)	141,000 (114,000 to 170,000)	265,000 (186,000 to 375,000)	338,000 (257,000 to 470,000)	373,000 (265,000 to 525,000)	354,000 (269,000 to 468,000)	307,000 (232,000 to 401,000)	237,000 (188,000 to 293,000)	178,000 (139,000 to 225,000)	126,000 (101,000 to 156,000)	87,100 (68,200 to 112,000)	65,800 (50,700 to 85,400)	46,800 (36,000 to 61,300)	38,700 (30,100 to 50,500)	23,200 (18,000 to 30,300)	14,600 (11,200 to 18,800)	7,660 (5,580 to 10,300)	2,970 (2,110 to 4,010)	1,130 (812 to 1,520)	5,570,000
HIV/AIDS and sexually transmitted infections	47,800 (17,000 to 95,200)	13,000 (4,390 to 27,000)	143,000 (62,700 to 236,000)	289,000 (198,000 to 389,000)	88,000 (61,000 to 114,000)	56,600 (36,500 to 72,000)	170,000 (93,100 to 280,000)	235,000 (157,000 to 360,000)	283,000 (177,000 to 446,000)	276,000 (194,000 to 391,000)	237,000 (163,000 to 326,000)	175,000 (132,000 to 227,000)	124,000 (89,900 to 166,000)	75,300 (57,100 to 95,300)	40,700 (30,900 to 52,600)	21,300 (15,700 to 28,200)	10,600 (7,590 to 14,300)	5,330 (3,770 to 7,230)	2,250 (1,600 to 3,050)	336 (231 to 464)	129 (90·5 to 173)	38·2 (27·4 to 51·5)	8·8 (6·3 to 12·1)	2,290,000
HIV/AIDS	14·7 (3·8 to 29·1)	51·5 (14·4 to 102)	111,000 (33,400 to 200,000)	288,000 (197,000 to 389,000)	87,500 (60,800 to 114,000)	56,500 (36,400 to 71,900)	169,000 (92,100 to 278,000)	234,000 (156,000 to 359,000)	281,000 (176,000 to 445,000)	274,000 (193,000 to 390,000)	236,000 (162,000 to 325,000)	175,000 (131,000 to 226,000)	123,000 (89,400 to 166,000)	75,100 (56,900 to 95,000)	40,500 (30,700 to 52,400)	21,200 (15,600 to 28,000)	10,500 (7,540 to 14,200)	5,300 (3,730 to 7,200)	2,190 (1,550 to 2,970)	318 (214 to 447)	119 (81·3 to 165)	34·5 (24·2 to 47·4)	7·9 (5·6 to 10·9)	2,190,000
HIV/AIDS - Drug-susceptible Tuberculosis	0·1 (0 to 0·1)	1·2 (0·7 to 1·8)	37,100 (12,500 to 61,000)	102,000 (65,400 to 140,000)	31,500 (20,600 to 42,100)	20,400 (12,800 to 27,200)	53,800 (30,600 to 83,300)	75,100 (47,600 to 109,000)	91,600 (57,300 to 137,000)	92,600 (60,900 to 131,000)	79,800 (50,100 to 111,000)	59,800 (40,500 to 79,500)	42,100 (27,900 to 57,300)	26,200 (17,700 to 34,200)	14,100 (9,620 to 18,600)	7,250 (4,880 to 9,740)	3,500 (2,230 to 4,740)	1,760 (1,140 to 2,400)	719 (466 to 986)	93·6 (59·5 to 130)	32·6 (21·2 to 45·7)	9·1 (6 to 12·4)	2 (1·4 to 2·8)	740,000
HIV/AIDS - Multidrug-resistant Tuberculosis without exte	0 (0 to 0)	0·1 (0 to 0·2)	6,190 (1,180 to 16,300)	16,900 (4,420 to 42,200)	4,860 (1,280 to 11,400)	3,150 (813 to 7,480)	8,510 (2,180 to 22,000)	11,400 (3,020 to 28,700)	12,900 (3,370 to 33,200)	12,600 (3,340 to 31,200)	10,800 (2,650 to 27,200)	8,110 (2,070 to 20,300)	5,740 (1,480 to 14,500)	3,550 (928 to 8,750)	1,930 (495 to 4,690)	1,000 (251 to 2,440)	494 (120 to 1,200)	246 (59·8 to 605)	101 (24·6 to 247)	13·5 (3·4 to 33·2)	4·6 (1·2 to 11·3)	1·2 (0·3 to 3)	0·3 (0·1 to 0·6)	108,000
HIV/AIDS - Extensively drug-resistant Tuberculosis	0 (0 to 0)	0 (0 to 0)	84·4 (16·9 to 228)	230 (56·7 to 574)	65·6 (16·8 to 167)	42·5 (10·9 to 109)	115 (27·7 to 293)	153 (37·9 to 378)	174 (43·2 to 456)	170 (42·5 to 454)	146 (35·3 to 376)	109 (26·4 to 276)	77·6 (19·3 to 201)	47·9 (11·9 to 121)	26 (6·6 to 65·6)	13·5 (3·4 to 33·7)	6·7 (1·6 to 16·6)	3·3 (0·8 to 8·3)	1·3 (0·3 to 3·3)	0·2 (0 to 0·4)	0·1 (0 to 0·1)	0 (0 to 0)	0 (0 to 0)	1,470
HIV/AIDS resulting in other diseases	14·6 (3·7 to 29·1)	50·3 (13 to 100)	67,900 (18,600 to 150,000)	169,000 (110,000 to 255,000)	51,100 (34,900 to 72,500)	32,900 (21,300 to 45,400)	107,000 (53,400 to 209,000)	147,000 (90,000 to 270,000)	177,000 (103,000 to 330,000)	169,000 (111,000 to 277,000)	145,000 (95,400 to 224,000)	107,000 (77,100 to 155,000)	75,300 (52,300 to 112,000)	45,300 (33,100 to 64,800)	24,400 (17,900 to 35,100)	12,900 (9,160 to 19,100)	6,550 (4,490 to 9,910)	3,280 (2,220 to 5,040)	1,370 (931 to 2,070)	211 (134 to 328)	81·4 (51·8 to 125)	24·2 (15·7 to 35·8)	5·6 (3·6 to 8·3)	1,340,000
Sexually transmitted infections excluding HIV	47,800 (17,000 to 95,200)	12,900 (4,360 to 27,000)	31,400 (10,500 to 67,800)	1,170 (370 to 2,700)	503 (156 to 1,130)	165 (70·4 to 370)	956 (448 to 2,020)	1,490 (742 to 2,840)	1,550 (833 to 2,800)	1,120 (599 to 1,970)	931 (492 to 1,670)	651 (328 to 1,230)	519 (253 to 953)	244 (117 to 457)	199 (93·2 to 391)	117 (53·9 to 234)	57·1 (25·1 to 116)	35·8 (16·1 to 72·1)	58·8 (25·3 to 126)	17·8 (8·6 to 33·8)	9·8 (4·3 to 19·6)	3·7 (1·7 to 7·8)	0·9 (0·4 to 2·1)	102,000
Syphilis	47,800 (17,000 to 95,200)	12,900 (4,360 to 27,000)	31,400 (10,500 to 67,800)	1,170 (370 to 2,700)	503 (156 to 1,130)	58·2 (15 to 158)	137 (48·9 to 345)	64·9 (27·7 to 134)	118 (42 to 271)	68·4 (27 to 155)	34·4 (13·8 to 77·3)	8·5 (3·8 to 16·1)	16·2 (6·4 to 34·7)	10·8 (4·4 to 24·9)	5·1 (2 to 10·9)	3·9 (1·4 to 10·1)	1·3 (0·6 to 2·6)	1 (0·5 to 2·1)	4·3 (1·4 to 10·4)	2·1 (0·7 to 4·6)	1·4 (0·5 to 3·2)	0·9 (0·3 to 2·1)	0·3 (0·1 to 0·6)	94,400
Chlamydial infection	0 (0 to 0)	0 (0 to 0)	0 (0 to 0)	0 (0 to 0)	0 (0 to 0)	13·3 (5·5 to 30·6)	77·5 (33 to 182)	180 (79·4 to 385)	144 (71·6 to 282)	83·7 (46·5 to 138)	85·9 (46·2 to 148)	60·4 (32 to 109)	51·8 (24·3 to 99·5)	14·6 (6 to 34·3)	17 (5·6 to 40·7)	8·4 (1·9 to 25·3)	1·2 (0·3 to 3)	1 (0·3 to 2·2)	6·5 (1·9 to 15·9)	1·9 (0·6 to 4·3)	1·1 (0·3 to 2·7)	0·4 (0·1 to 1)	0·1 (0 to 0·3)	749
Gonococcal infection	0 (0 to 0)	0 (0 to 0)	0 (0 to 0)	0 (0 to 0)	0 (0 to 0)	17·2 (5 to 45·5)	176 (57·2 to 463)	241 (89·6 to 570)	239 (88·4 to 550)	125 (52·7 to 267)	95·5 (43·6 to 213)	53·1 (25·2 to 102)	68·7 (25·3 to 150)	37·2 (11·9 to 97·7)	44·7 (12·8 to 111)	21·5 (4·9 to 65)	6·5 (1·8 to 15·9)	3·2 (1·1 to 7·5)	23·3 (6·8 to 56·9)	4·2 (1·4 to 9·7)	2·9 (0·9 to 7)	1·1 (0·4 to 2·6)	0·2 (0·1 to 0·6)	1,160
Trichomoniasis	0 (0 to 0)	0 (0 to 0)	0 (0 to 0)	0 (0 to 0)	0 (0 to 0)	23·9 (6·8 to 60·3)	216 (74·7 to 507)	551 (197 to 1,220)	579 (203 to 1,340)	443 (146 to 1,010)	355 (121 to 797)	264 (93·3 to 613)	175 (56·2 to 402)	92·8 (29 to 224)	54·1 (17·3 to 128)	35·3 (12·3 to 84·4)	23·9 (8·8 to 55)	14·7 (5·4 to 33·4)	7·5 (2·9 to 17·2)	3·5 (1·4 to 7·7)	1·2 (0·4 to 2·5)	0·3 (0·1 to 0·6)	0 (0 to 0·1)	2,840
Genital herpes	0 (0 to 0)	0 (0 to 0)	0 (0 to 0)	0 (0 to 0)	0 (0 to 0)	26·9 (5 to 67·9)	96·6 (30·2 to 226)	151 (49 to 370)	158 (52·2 to 383)	137 (42·6 to 330)	121 (36·6 to 297)	96·3 (30·6 to 242)	76·5 (23·7 to 186)	54·8 (17 to 134)	39·8 (11·8 to 97·3)	29·4 (9·1 to 73·6)	21·3 (6·5 to 51·5)	14·2 (4·5 to 35·3)	8·2 (2·5 to 20)	4·4 (1·3 to 11·1)	1·8 (0·6 to 4·4)	0·6 (0·2 to 1·4)	0·2 (0 to 0·4)	1,040
Other sexually transmitted infections	0 (0 to 0)	0 (0 to 0)	0 (0 to 0)	0 (0 to 0)	0 (0 to 0)	25·8 (10·6 to 60·7)	253 (94·4 to 635)	300 (141 to 623)	309 (165 to 557)	261 (147 to 442)	240 (140 to 402)	168 (96·2 to 280)	131 (64·2 to 248)	33·9 (13·5 to 77·3)	38·3 (12·7 to 90·2)	18·5 (4·2 to 56·1)	2·9 (0·8 to 7)	1·7 (0·6 to 3·9)	9 (2·6 to 22·1)	1·7 (0·6 to 4)	1·5 (0·5 to 3·5)	0·5 (0·2 to 1·1)	0·1 (0 to 0·3)	1,800
Respiratory infections and tuberculosis	42,200 (22,500 to 72,600)	19,900 (9,880 to 33,300)	274,000 (154,000 to 410,000)	67,200 (39,100 to 107,000)	22,300 (14,700 to 32,400)	12,100 (7,920 to 17,700)	22,100 (14,800 to 32,500)	28,700 (18,700 to 41,300)	26,700 (16,100 to 40,600)	24,700 (15,200 to 36,300)	23,800 (14,200 to 37,300)	20,600 (11,600 to 32,500)	20,700 (11,800 to 32,400)	24,400 (14,800 to 37,300)	22,400 (13,800 to 34,200)	21,400 (14,000 to 31,600)	16,900 (11,200 to 24,900)	16,600 (11,300 to 24,200)	11,900 (8,310 to 17,100)	9,240 (6,630 to 12,500)	5,070 (3,480 to 7,140)	1,960 (1,300 to 2,750)	803 (549 to 1,110)	736,000
[illegible]	[illegible]	[illegible]	[illegible]	[illegible]	[illegible]	[illegible]	[illegible]	[illegible]	[illegible]	[illegible]	[illegible]	[illegible]	[illegible]	[illegible]	[illegible]	[illegible]	[illegible]	[illegible]	[illegible]	[illegible]	[illegible]	[illegible]	[illegible]	[illegible]



Other transport injuries	13 (0.0 to 36.4)	15 (2.4 to 35.7)	363 (90.1 to 904)	724 (727 to 1,760)	691 (723 to 1,210)	423 (214 to 819)	1,700 (1,560 to 1,720)	1,600 (1,560 to 1,720)	1,600 (1,560 to 1,720)	1,600 (1,560 to 1,720)	1,600 (1,560 to 1,720)	1,600 (1,560 to 1,720)	1,600 (1,560 to 1,720)	1,600 (1,560 to 1,720)	1,600 (1,560 to 1,720)	1,600 (1,560 to 1,720)	1,600 (1,560 to 1,720)	1,600 (1,560 to 1,720)	1,600 (1,560 to 1,720)	1,600 (1,560 to 1,720)	1,600 (1,560 to 1,720)	1,600 (1,560 to 1,720)	1,600 (1,560 to 1,720)	1,600 (1,560 to 1,720)	1,600 (1,560 to 1,720)	1,600 (1,560 to 1,720)	5,670
Unintentional injuries	2,640 (1,490 to 7,710)	2,760 (796 to 13,600)	66,480 (14,600 to 92,300)	262,000 (19,600 to 163,700)	76,100 (1,490 to 33,500)	11,700 (6,560 to 13,600)	19,600 (6,560 to 13,600)	19,600 (7,200 to 11,600)	19,600 (6,560 to 13,600)	19,600 (5,200 to 13,600)	19,600 (5,200 to 13,600)	19,600 (5,200 to 13,600)	19,600 (5,200 to 13,600)	19,600 (5,200 to 13,600)	19,600 (5,200 to 13,600)	19,600 (5,200 to 13,600)	19,600 (5,200 to 13,600)	19,600 (5,200 to 13,600)	19,600 (5,200 to 13,600)	19,600 (5,200 to 13,600)	19,600 (5,200 to 13,600)	19,600 (5,200 to 13,600)	19,600 (5,200 to 13,600)	19,600 (5,200 to 13,600)	19,600 (5,200 to 13,600)	19,600 (5,200 to 13,600)	170,000
Falls	434 (1.43 to 1,900)	68.7 (34.1 to 248)	1,250 (61.1 to 2,670)	1,640 (528 to 3,960)	2,040 (1,200 to 3,060)	1,950 (1,220 to 2,760)	1,950 (1,220 to 2,760)	1,950 (1,470 to 2,760)	2,040 (1,470 to 2,760)	2,040 (1,470 to 2,760)	2,040 (1,470 to 2,760)	1,750 (1,200 to 2,550)	1,650 (1,190 to 2,210)	1,650 (1,470 to 1,970)	1,470 (1,470 to 1,970)	1,200 (972 to 1,770)	1,170 (956 to 1,660)	1,160 (956 to 1,660)	1,120 (922 to 1,600)	1,090 (956 to 1,600)	1,090 (922 to 1,700)	1,130 (773 to 1,960)	692 (449 to 1,310)	265 (190 to 637)	80.3 (57.9 to 127)	28,900
Drowning	66 (27.1 to 127)	69.1 (39.1 to 117)	2,270 (622 to 2,670)	6,120 (2,120 to 12,000)	6,440 (2,120 to 12,000)	6,440 (4,610 to 8,900)	6,440 (4,610 to 8,900)	6,440 (3,600 to 9,720)	6,440 (3,600 to 9,720)	6,440 (3,600 to 9,720)	6,440 (3,600 to 9,720)	6,440 (888 to 29,600)	6,440 (827 to 29,600)	6,440 (888 to 29,600)	6,440 (888 to 29,600)	6,440 (888 to 29,600)	6,440 (888 to 29,600)	6,440 (888 to 29,600)	6,440 (888 to 29,600)	6,440 (888 to 29,600)	6,440 (888 to 29,600)	6,440 (888 to 29,600)	6,440 (888 to 29,600)	6,440 (888 to 29,600)	6,440 (888 to 29,600)	6,440 (888 to 29,600)	19,700
Fire, heat, and hot substances	1.52 (0.0 to 24.6)	1.27 (0.0 to 19.6)	4.51 (1.67 to 11.500)	6.200 (1.960 to 14.600)	1.870 (781 to 4.240)	1.220 (602 to 1.760)	1.220 (783 to 1.870)	1.220 (781 to 1.860)	1.220 (781 to 1.860)	1.130 (721 to 1.860)	1.130 (721 to 1.860)	1.130 (661 to 1.860)	1.130 (676 to 1.360)	1.130 (682 to 1.140)	1.130 (682 to 1.140)	1.130 (682 to 1.140)	1.130 (682 to 1.140)	1.130 (682 to 1.140)	1.130 (682 to 1.140)	1.130 (682 to 1.140)	1.130 (682 to 1.140)	1.130 (682 to 1.140)	1.130 (682 to 1.140)	1.130 (682 to 1.140)	1.130 (682 to 1.140)	1.130 (682 to 1.140)	4.7 (4.0 to 9.8)
Poisonings	79.3 (23.7 to 153)	79.3 (14.7 to 153)	5.190 (1.140 to 11.500)	24.600 (1.140 to 11.500)	24.600 (1.140 to 11.500)	24.600 (1.140 to 11.500)	24.600 (1.140 to 11.500)	24.600 (1.140 to 11.500)	24.600 (1.140 to 11.500)	24.600 (1.140 to 11.500)	24.600 (1.140 to 11.500)	24.600 (1.140 to 11.500)	24.600 (1.140 to 11.500)	24.600 (1.140 to 11.500)	24.600 (1.140 to 11.500)	24.600 (1.140 to 11.500)	24.600 (1.140 to 11.500)	24.600 (1.140 to 11.500)	24.600 (1.140 to 11.500)	24.600 (1.140 to 11.500)	24.600 (1.140 to 11.500)	24.600 (1.140 to 11.500)	24.600 (1.140 to 11.500)	24.600 (1.140 to 11.500)	24.600 (1.140 to 11.500)	24.600 (1.140 to 11.500)	23,000
Poisoning by other medications and drugs	52.6 (7.6 to 126)	4.9 (2.4 to 9.1)	773 (82.0 to 2,220)	952 (81.1 to 1,770)	468 (41.4 to 951)	26.8 (20.2 to 230)	396 (69.3 to 442)	742 (69.3 to 0.1)	723 (64.7 to 727)	723 (64.7 to 727)	723 (64.7 to 727)	723 (69.5 to 955)	723 (41.4 to 721)	723 (42.9 to 728)	723 (42.9 to 728)	723 (42.9 to 728)	723 (42.9 to 728)	723 (42.9 to 728)	723 (42.9 to 728)	723 (42.9 to 728)	723 (42.9 to 728)	723 (42.9 to 728)	723 (42.9 to 728)	723 (42.9 to 728)	723 (42.9 to 728)	723 (42.9 to 728)	723 (42.9 to 728)	3,430
Poisoning by other means	48.8 (22.2 to 229)	62.6 (15.9 to 146)	3,410 (64.9 to 9,690)	2,030 (789 to 5,510)	618 (620 to 1,140)	332 (1.52 to 680)	349 (1.42 to 730)	319 (1.42 to 666)	279 (1.52 to 550)	783 (81.7 to 550)	493 (79.6 to 541)	190 (70.4 to 607)	190 (70.4 to 607)	190 (70.4 to 607)	178 (70.4 to 607)	146 (70.4 to 607)	146 (70.4 to 607)	104 (70.4 to 607)	69.3 (51.9 to 184)	67.7 (32.8 to 141)	63.4 (1.2 to 97.7)	29.5 (6.1 to 69.5)	6.2 (2.1 to 7)	1 (0.4 to 2.3)	0.2 (0.1 to 0.5)	9,070
Exposure to mechanical forces	923 (19.6 to 1,360)	1,770 (9.4 to 1,360)	3,070 (202 to 10,500)	1,740 (1.140 to 1,360)	1,090 (1.140 to 1,360)	1,090 (687 to 1,150)	1,090 (620 to 1,360)	1,090 (613 to 1,150)	1,090 (613 to 1,150)	1,090 (613 to 1,150)	1,090 (613 to 1,150)	1,090 (606 to 1,150)	1,090 (606 to 1,150)	1,090 (606 to 1,150)	1,090 (606 to 1,150)	1,090 (606 to 1,150)	1,090 (606 to 1,150)	1,090 (606 to 1,150)	1,090 (606 to 1,150)	1,090 (606 to 1,150)	1,090 (606 to 1,150)	1,090 (606 to 1,150)	1,090 (606 to 1,150)	1,090 (606 to 1,150)	1,090 (606 to 1,150)	1,090 (606 to 1,150)	16,100
Unintentional firearm injuries	1.62 (0.0 to 781)	1.56 (0.0 to 1,390)	662 (19 to 6,260)	412 (75.4 to 1,490)	202 (76.7 to 875)	102 (59 to 536)	242 (62.4 to 496)	242 (67.3 to 356)	242 (78.4 to 397)	56 (78.4 to 430)	56 (68.1 to 296)	56 (61.9 to 352)	57 (61.9 to 352)	57 (61.4 to 297)	57 (65.8 to 199)	57 (34.4 to 146)	57 (31.7 to 199)	57 (28.9 to 146)	57 (27.9 to 137)	57 (31.9 to 137)	57 (31.9 to 137)	57 (27.7 to 83.7)	28.9 (14.1 to 68)	9.9 (7.9 to 27.9)	0.6 (0.4 to 2.6)	3,890
Other exposure to mechanical forces	921 (13.5 to 1,360)	1,770 (9.4 to 1,360)	2,410 (1.1 to 9,600)	1,330 (422 to 3,360)	889 (422 to 1,420)	991 (344 to 1,700)	847 (221 to 1,360)	847 (221 to 1,360)	847 (221 to 1,360)	847 (221 to 1,360)	847 (221 to 1,360)	847 (221 to 1,360)	847 (221 to 1,360)	847 (221 to 1,360)	847 (221 to 1,360)	847 (221 to 1,360)	847 (221 to 1,360)	847 (221 to 1,360)	847 (221 to 1,360)	847 (221 to 1,360)	847 (221 to 1,360)	847 (221 to 1,360)	847 (221 to 1,360)	847 (221 to 1,360)	847 (221 to 1,360)	847 (221 to 1,360)	12,300
Adverse effects of medical treatment	21.8 (208 to 850)	277 (104 to 688)	5,870 (2,120 to 12,000)	3,410 (1,200 to 6,790)	1,690 (509 to 2,150)	923 (215 to 1,440)	742 (208 to 1,810)	613 (367 to 1,740)	709 (222 to 1,870)	709 (222 to 1,870)	709 (222 to 1,870)	709 (222 to 1,870)	497 (213 to 1,140)	498 (263 to 1,140)	498 (263 to 1,140)	498 (263 to 1,140)	470 (167 to 1,030)	439 (167 to 1,110)	396 (178 to 1,130)	396 (167 to 956)	318 (142 to 956)	256 (119 to 749)	168 (25.8 to 668)	62.7 (24 to 262)	20.8 (11.5 to 61.4)	8.5 (2.5 to 36.3)	19,600
Animal contact	73.4 (39.3 to 184)	34.6 (16.3 to 79.5)	1,690 (402 to 4,210)	2,050 (965 to 6,310)	1,670 (733 to 4,450)	885 (422 to 1,940)	678 (408 to 1,870)	660 (503 to 926)	644 (529 to 894)	460 (261 to 779)	457 (259 to 780)	449 (259 to 777)	447 (259 to 757)	441 (259 to 689)	439 (222 to 764)	392 (207 to 653)	336 (180 to 632)	262 (157 to 493)	166 (92.6 to 297)	87.6 (52.9 to 154)	39 (20.4 to 87.9)	11 (7 to 18.9)	3.1 (2 to 6.5)	13,400
Venomous animal contact	14.6 (1.52 to 46.2)	6.6 (1.72 to 20.6)	476 (102 to 1,220)	562 (242 to 1,700)	464 (187 to 1,220)	247 (108 to 550)	212 (108 to 550)	212 (97.1 to 550)	212 (97.1 to 550)	212 (97.1 to 550)	212 (97.1 to 550)	212 (97.1 to 550)	212 (97.1 to 550)	212 (97.1 to 550)	212 (97.1 to 550)	212 (97.1 to 550)	212 (97.1 to 550)	212 (97.1 to 550)	212 (97.1 to 550)	212 (97.1 to 550)	212 (97.1 to 550)	212 (97.1 to 550)	212 (97.1 to 550)	212 (97.1 to 550)	212 (97.1 to 550)	212 (97.1 to 550)	212 (97.1 to 550)	5,910
Non-venomous animal contact	48.9 (23.2 to 92.5)	29.8 (12.3 to 64.8)	1,210 (220 to 3,040)	1,670 (619 to 5,850)	1,130 (281 to 2,920)	623 (227 to 1,200)	358 (216 to 696)	348 (187 to 594)	322 (142 to 556)	220 (131 to 441)	220 (131 to 441)	220 (129 to 411)	220 (129 to 411)	220 (129 to 411)	220 (129 to 411)	196 (129 to 411)	136 (78.3 to 243)	126 (68.4 to 241)	126 (65.6 to 190)	126 (59.2 to 143)	74.8 (39.2 to 143)	40.5 (25.2 to 82.2)	20.6 (11.2 to 38.1)	7 (4.6 to 11)	2 (1.3 to 3.1)	7,950
Foreign body	13.7 (1.52 to 46.2)	6.6 (1.72 to 20.6)	2,560 (1,210 to 6,010)	3,560 (1,210 to 6,010)	3,560 (1,210 to 6,010)	3,560 (1,210 to 6,010)	3,560 (1,210 to 6,010)	3,560 (1,210 to 6,010)	3,560 (1,210 to 6,010)	3,560 (1,210 to 6,010)	3,560 (1,210 to 6,010)	3,560 (1,210 to 6,010)	3,560 (1,210 to 6,010)	3,560 (1,210 to 6,010)	3,560 (1,210 to 6,010)	3,560 (1,210 to 6,010)	3,560 (1,210 to 6,010)	3,560 (1,210 to 6,010)	3,560 (1,210 to 6,010)	3,560 (1,210 to 6,010)	3,560 (1,210 to 6,010)	3,560 (1,210 to 6,010)	3,560 (1,210 to 6,010)	3,560 (1,210 to 6,010)	3,560 (1,210 to 6,010)	3,560 (1,210 to 6,010)	10,000
Pulmonary aspiration and foreign body in airway	474 (106 to 753)	1.73 (97.7 to 321)	2,610 (1,700 to 5,640)	969 (439 to 1,960)	921 (249 to 923)	479 (1.42 to 917)	903 (243 to 955)	264 (97 to 914)	472 (1.42 to 648)	220 (1.42 to 577)	221 (1.42 to 586)	221 (1.42 to 586)	221 (97.8 to 314)	146 (91.8 to 314)	140 (97.2 to 234)	136 (97.2 to 234)	117 (99.1 to 222)	92 (74.1 to 213)	121 (64.4 to 193)	120 (71.6 to 214)	114 (68.5 to 181)	72.5 (37.8 to 136)	49.4 (23.4 to 92.1)	22.7 (9.9 to 39.5)	7.7 (3.8 to 12.7)	8,090
Foreign body in eyes	6.1 (0.to 22)	0.3 (0.1 to 6.6)	4.7 (1.2 to 19.3)	39 (12.8 to 88.3)	45.1 (19.9 to 84.6)	49.6 (19.3 to 106)	66.1 (22.2 to 113)	53 (23.7 to 104)	46 (21.2 to 89.6)	45.7 (20.6 to 91.2)	29.6 (20.5 to 71.8)	24.2 (19.7 to 57.6)	26 (19.3 to 51.1)	19.7 (11.8 to 39.2)	19.2 (12.1 to 34.1)	13.1 (8.2 to 19)	8.8 (6.4 to 14.1)	6.4 (2.9 to 9.2)	3.8 (2.5 to 5.6)	1.7 (1.1 to 2.4)	0.6 (0.to 0.9)	0.2 (0.1 to 0.3)	532
Foreign body in other bodypart	2.9 (0.to 26.9)	4.1 (0.3 to 20.4)	178 (59.7 to 31.2)	421 (0.to 1,030)	1,040 (0.to 4,770)	1,040 (0.to 4,770)	1,040 (0.to 4,770)	1,040 (0.to 4,770)	1,040 (0.to 4,770)	1,040 (0.to 4,770)	1,040 (0.to 4,770)	1,040 (0.to 4,770)	1,040 (0.to 4,770)	1,040 (0.to 4,770)	1,040 (0.to 4,770)	1,040 (0.to 4,770)	1,040 (0.to 4,770)	1,040 (0.to 4,770)	1,040 (0.to 4,770)	1,040 (0.to 4,770)	1,040 (0.to 4,770)	1,040 (0.to 4,770)	1,040 (0.to 4,770)	1,040 (0.to 4,770)	1,040 (0.to 4,770)	1,040 (0.to 4,770)	1,040 (0.to 4,770)	6,440
Environmental heat and cold exposure	52.2 (104 to 89.6)	1.2 (0 to 54)	331 (100 to 873)	440 (132 to 1,290)	447 (1.3 to 976)	405 (1.3 to 796)	405 (1.3 to 732)	405 (1.3 to 614)	405 (1.3 to 614)	176 (1.3 to 397)	140 (1.3 to 277)	140 (1.3 to 274)	140 (1.3 to 274)	140 (1.3 to 274)	140 (1.3 to 274)	140 (1.3 to 274)	140 (1.3 to 274)	140 (1.3 to 274)	140 (1.3 to 274)	140 (1.3 to 274)	140 (1.3 to 274)	140 (1.3 to 274)	140 (1.3 to 274)	140 (1.3 to 274)	140 (1.3 to 274)	140 (1.3 to 274)	140 (1.3 to 274)	2,990
Exposure to forces of nature	1.52 (0.0 to 24.6)	1.27 (0.0 to 19.6)	4.51 (1.67 to 11.500)	6.200 (1.960 to 14.600)	1.870 (781 to 4.240)	1.220 (602 to 1.760)	1.220 (783 to 1.870)	1.220 (781 to 1.860)	1.220 (781 to 1.860)	1.130 (721 to 1.860)	1.130 (721 to 1.860)	1.130 (661 to 1.860)	1.130 (676 to 1.360)	1.130 (682 to 1.140)	1.130 (682 to 1.140)	1.130 (682 to 1.140)	1.130 (682 to 1.140)	1.130 (682 to 1.140)	1.130 (682 to 1.140)	1.130 (682 to 1.140)	1.130 (682 to 1.140)	1.130 (682 to 1.140)	1.130 (682 to 1.140)	1.130 (682 to 1.140)	1.130 (682 to 1.140)	1.130 (682 to 1.140)	4.7 (4.0 to 9.8)
Other unintentional injuries	1.62 (0.0 to 781)	1.56 (0.0 to 1,390)	662 (19 to 6,260)	412 (75.4 to 1,490)	202 (76.7 to 875)	102 (59 to 536)	242 (62.4 to 496)	242 (67.3 to 356)	242 (78.4 to 397)	56 (78.4 to 430)	56 (68.1 to 296)	56 (61.9 to 352)	57 (61.9 to 352)	57 (61.4 to 297)	57 (65.8 to 199)	57 (34.4 to 146)	57 (31.7 to 199)	57 (28.9 to 146)	57 (27.9 to 137)	57 (31.9 to 137)	57 (31.9 to 137)	57 (27.7 to 83.7)	28.9 (14.1 to 68)	9.9 (7.9 to 27.9)	0.6 (0.4 to 2.6)	3,890
Self-harm and interpersonal violence	623 (1.52 to 1,200)	179 (1.52 to 392)	3,630 (1,600 to 5,270)	4,710 (1,960 to 14,600)	2,610 (1,490 to 5,060)	2,190 (2.19 to 4,950)	7,030 (5,470 to 14,600)	7,030 (5,470 to 14,600)	6,640 (5,520 to 8,600)	6,640 (5,520 to 8,600)	6,630 (5,520 to 8,600)	4,960 (3,260 to 7,450)	4,960 (3,260 to 7,450)	4,960 (3,260 to 6,970)	2,150 (1,260 to 2,840)	2,150 (1,260 to 2,840)	1,660 (1,120 to 2,460)	1,270 (872 to 1,850)	662 (612 to 1,240)	639 (562 to 774)	270 (193 to 398)	106 (78.4 to 160)	29.7 (20.3 to 2.2)	12.5 (8.7 to 17.9)	64,700
Self-harm	45.6 (0.to 153)	45.6 (0.to 153)	0 (0.to 0)	0 (0.to 0)	625 (0.to 1,100)	2,710 (2,710 to 2,710)	2,610 (2,610 to 2,610)	2,610 (2,610 to 2,610)	2,640 (2,640 to 2,640)	1,470 (1,470 to 1,470)	1,630 (1,630 to 1,630)	1,520 (1,520 to 1,520)	1,470 (1,470 to 1,470)	1,220 (1,220 to 1,220)	1,220 (1,220 to 1,220)	1,220 (1,220 to 1,220)	1,220 (1,220 to 1,220)	1,220 (1,220 to 1,220)	1,220 (1,220 to 1,220)	1,220 (1,220 to 1,220)	1,220 (1,220 to 1,220)	1,220 (1,220 to 1,220)	1,220 (1,220 to 1,220)	1,220 (1,220 to 1,220)	1,220 (1,220 to 1,220)	1,220 (1,220 to 1,220)	1,220 (1,220 to 1,220)	19,000
Self-harm by firearm	0 (0 to 0)	0 (0 to 0)	0 (0 to 0)	0 (0 to 0)	0 (0 to 0)	41.1 (0 to 0)	169 (0 to 0)	210 (0 to 0)	226 (0 to 0)	226 (0 to 0)	226 (0 to 0)	226 (0 to 0)	67.2 (0 to 0)	70.6 (0 to 0)	69.4 (0 to 0)	41.6 (0 to 0)	25.2 (0 to 0)	19 (0 to 0)	17.1 (0 to 0)	12.4 (0 to 0)	7.4 (0 to 0)	2.6 (0 to 0)	1.3 (0 to 0)	0.4 (0 to 0)	0.1 (0 to 0)	0.1 (0 to 0)	0 (0 to 0)	1,130
Self-harm by other specified means	45.6 (0 to 153)	45.6 (0 to 153)	0 (0 to 0)	0 (0 to 0)	625 (0 to 1,100)	2,710 (2,710 to 2,710)	2,610 (2,610 to 2,610)	2,610 (2,610 to 2,610)	2,640 (2,640 to 2,640)	1,470 (1,470 to 1,470)	1,630 (1,630 to 1,630)	1,520 (1,520 to 1,520)	1,470 (1,470 to 1,470)	1,220 (1,220 to 1,220)	1,220 (1,220 to 1,220)	1,220 (1,220 to 1,220)	1,220 (1,220 to 1,220)	1,220 (1,220 to 1,220)	1,220 (1,220 to 1,220)	1,220 (1,220 to 1,220)	1,220 (1,220 to 1,220)	1,220 (1,220 to 1,220)	1,220 (1,220 to 1,220)	1,220 (1,220 to 1,220)	1,220 (1,220 to 1,220)	1,220 (1,220 to 1,220)	1,220 (1,220 to 1,220)	18,100
Interpersonal violence	623 (1.67 to 1,180)	135 (47.3 to 316)	2,320 (648 to 5,330)	3,720 (512 to 9,900)	1,660 (654 to 3,740)	1,100 (562 to 3,260)	2,780 (2,240 to 5,260)	4,690 (2,400 to 5,270)	3,230 (1,900 to 5,270)	2,270 (1,340 to 3,640)	1,760 (1,200 to 2,740)	1,600 (714 to 1,950)	777 (484 to 1,210)	511 (310 to 842)	508 (164 to 955)	216 (140 to 326)	146 (110 to 241)	111 (76.1 to 176)	75.5 (47.9 to 133)	29.6 (20.9 to 42.6)	11.9 (8.2 to 19.1)	2.7 (2.2 to 3.1)	29.5 (20.9 to 1)	28,600
Physical violence by firearm	137 (31.2 to 266)	22.5 (4.7 to 69.6)	469 (134 to 1,190)	707 (148 to 2,000)	493 (2.22 to 956)	264 (79.2 to 664)	765 (268 to 1,870)	666 (428 to 2,000)	438 (224 to 1,280)	648 (210 to 1,300)	243 (210 to 1,300)	232 (73 to 525)	93.8 (34.2 to 196)	103 (61.8 to 206)	69.6 (26 to 141)	70.2 (32.1 to 126)	33 (9.6 to 68.6)	11.1 (4.8 to 21.4)	7.1 (2.8 to 15)	2.2 (1 to 5)	0.5 (0.2 to 0.9)	0.1 (0 to 0.2)	49 (4.9 to 1)	9,660
Physical violence by sharp object	19.3 (4.1 to 46.5)	9.6 (4.1 to 23.1)	265 (72 to 1,000)	1,050 (77.9 to 3,600)	417 (77.9 to 1,000)	199 (77.9 to 1,000)	199 (39.5 to 1,000)	127 (39.5 to 1,000)	113 (39.5 to 1,000)	79.8 (39.5 to 1,000)	79.8 (39.5 to 1,000)	79.8 (39.5 to 1,000)	79.8 (39.5 to 1,000)	79.8 (39.5 to 1,000)	79.8 (39.5 to 1,000)	79.8 (39.5 to 1,000)	79.8 (39.5 to 1,000)	79.8 (39.5 to 1,000)	79.8 (39.5 to 1,000)	79.8 (39.5 to 1,000)	79.8 (39.5 to 1,000)	79.8 (39.5 to 1,000)	79.8 (39.5 to 1,000)	79.8 (39.5 to 1,000)	79.8 (39.5 to 1,000)	79.8 (39.5 to 1,000)	5,670
Sexual violence	0 (0 to 0)	0 (0 to 0)	0 (0 to 0)	86.2 (7.7 to 68.3)	0.42 (0.42 to 376)	0.83 (0.83 to 376)	0.83 (0.83 to 376)	616 (0.83 to 376)	1,040 (0.83 to 376)	840 (0.83 to 376)	0.42 (0.42 to 376)	0.42 (0.42 to 376)	0.42 (0.42 to 376)	0.42 (0.42 to 376)	0.42 (0.42 to 376)	0.42 (0.42 to 376)	0.42 (0.42 to 376)	0.42 (0.42 to 376)	0.42 (0.42 to 376)	0.42 (0.42 to 376)	0.42 (0.42 to 376)	0.42 (0.42 to 376)	0.42 (0.42 to 376)	0.42 (0.42 to 376)	0.42 (0.42 to 376)	0.42 (0.42 to 376)	0.42 (0.42 to 376)	5,700
Physical violence by other means	0.42 (0.42 to 19.5)	0.42 (0.42 to 19.5)	1,420 (77.9 to 3,600)	1,420 (77.9 to 3,600)	1,420 (77.9 to 3,600)	1,420 (77.9 to 3,600)	1,420 (77.9 to 3,600)	1,420 (77.9 to 3,600)	1,420 (77.9 to 3,600)	1,420 (77.9 to 3,600)	1,420 (77.9 to 3,600)	1,420 (77.9 to 3,600)	1,420 (77.9 to 3,600)	1,420 (77.9 to 3,600)	1,420 (77.9 to 3,600)	1,420 (77.9 to 3,600)	1,420 (77.9 to 3,600)	1,420 (77.9 to 3,600)	1,420 (77.9 to 3,600)	1,420 (77.9 to 3,600)	1,420 (77.9 to 3,600)	1,420 (77.9 to 3,600)	1,420 (77.9 to 3,600)	1,420 (77.9 to 3,600)	1,420 (77.9 to 3,600)	1,420 (77.9 to 3,600)	11,700
Conflict and terrorism	0.42 (0.42 to 19.5)	0.42 (0.42 to 19.5)	1,420 (149 to 170)	1,420 (972 to 7,470)	1,420 (1,420 to 1,420)	1,420 (1,420 to 1,420)	1,420 (1,420 to 1,420)	1,420 (1,420 to 1,420)	1,420 (1,420 to 1,420)	1,420 (1,420 to 1,420)	1,420 (1,420 to 1,420)	1,420 (1,420 to 1,420)	1,420 (1,420 to 1,420)	1,420 (1,420 to 1,420)	1,420 (1,420 to 1,420)	1,420 (1,420 to 1,420)	1,420 (1,420 to 1,420)	1,420 (1,420 to 1,420)	1,420 (1,420 to 1,420)	1,420 (1,420 to 1,420)	1,420 (1,420 to 1,420)	1,420 (1,420 to 1,420)	1,420 (1,420 to 1,420)	1,420 (1,420 to 1,420)	1,420 (1,420 to 1,420)	1,420 (1,420 to 1,420)	14,400

SR Table 2b: Rwanda DALYS by cause and age group for females with 95% uncertainty intervals, 2019

Cause	Rwanda	Late Neonatal	Post Neonatal	1 to 4	5 to 9	10 to 14	15 to 19	20 to 24	25 to 29	30 to 34	35 to 39	40 to 44	45 to 49	50 to 54	55 to 59	60 to 64	65 to 69	70 to 74	75 to 79	80 to 84	85 to 89	90 to 94	95 plus	Total
All causes	267,000 (196,000 to 354,000)	43,700 (32,700 to 57,100)	190,000 (126,000 to 290,000)	206,000 (149,000 to 276,000)	76,600 (56,900 to 94,400)	71,900 (53,400 to 87,000)	89,200 (70,900 to 113,000)	97,400 (76,900 to 123,000)	99,400 (78,600 to 125,000)	106,000 (85,100 to 132,000)	114,000 (93,400 to 138,000)	124,000 (103,000 to 149,000)	126,000 (106,000 to 151,000)	127,000 (106,000 to 153,000)	127,000 (106,000 to 153,000)	120,000 (98,400 to 146,000)	101,000 (82,400 to 123,000)	81,200 (65,800 to 100,000)	56,000 (44,300 to 69,300)	32,000 (25,600 to 39,500)	17,400 (13,900 to 21,500)	6,200 (4,810 to 7,720)	1,950 (1,500 to 2,480)	2,090,000
Communicable, maternal, neonatal, and nutritional diseases	183,000 (140,000 to 234,000)	39,900 (34,300 to 47,700)	169,000 (96,400 to 229,000)	186,000 (129,000 to 210,000)	42,200 (29,900 to 54,400)	26,900 (20,900 to 34,700)	20,900 (15,900 to 28,000)	37,100 (28,000 to 48,900)	39,000 (29,600 to 52,200)	42,700 (32,400 to 57,000)	41,900 (31,900 to 55,800)	37,600 (28,200 to 49,100)	28,600 (20,900 to 37,200)	26,300 (20,000 to 33,900)	23,000 (17,600 to 29,700)	19,900 (15,000 to 26,900)	16,700 (12,700 to 22,100)	12,300 (9,320 to 16,100)	9,130 (6,760 to 12,300)	6,390 (4,810 to 8,490)	3,580 (2,620 to 4,850)	1,280 (959 to 1,750)	966 (750 to 1,250)	990,000
HIV/AIDS and sexually transmitted infections	6,870 (5,240 to 8,700)	1,960 (1,640 to 2,400)	5,420 (3,240 to 8,000)	2,260 (1,610 to 3,120)	447 (317 to 615)	1,020 (724 to 1,400)	5,190 (4,010 to 6,770)	7,230 (5,600 to 9,200)	6,800 (5,200 to 8,900)	5,990 (4,610 to 7,800)	5,050 (3,880 to 6,600)	4,060 (3,120 to 5,300)	3,110 (2,400 to 4,060)	2,360 (1,810 to 3,080)	1,870 (1,440 to 2,440)	1,470 (1,130 to 1,920)	1,060 (812 to 1,380)	692 (532 to 904)	454 (349 to 593)	264 (203 to 345)	124 (95 to 162)	39 (29 to 51)	6 (4 to 8)	123,000
HIV/AIDS	6,810 (5,190 to 8,640)	1,960 (1,640 to 2,400)	5,420 (3,240 to 8,000)	2,260 (1,610 to 3,120)	447 (317 to 615)	1,020 (724 to 1,400)	5,190 (4,010 to 6,770)	7,230 (5,600 to 9,200)	6,800 (5,200 to 8,900)	5,990 (4,610 to 7,800)	5,050 (3,880 to 6,600)	4,060 (3,120 to 5,300)	3,110 (2,400 to 4,060)	2,360 (1,810 to 3,080)	1,870 (1,440 to 2,440)	1,470 (1,130 to 1,920)	1,060 (812 to 1,380)	692 (532 to 904)	454 (349 to 593)	264 (203 to 345)	124 (95 to 162)	39 (29 to 51)	6 (4 to 8)	109,000
HIV/AIDS - Drug-susceptible Tuberculosis	0 (0 to 0)	0.1 (0 to 0.2)	1,010 (726 to 1,330)	837 (579 to 1,060)	217 (152 to 284)	648 (453 to 831)	1,660 (1,170 to 2,190)	2,330 (1,610 to 3,060)	2,770 (1,980 to 3,640)	4,660 (3,290 to 6,060)	5,390 (3,790 to 7,060)	6,270 (4,450 to 7,900)	4,840 (3,340 to 6,500)	3,710 (2,560 to 4,900)	2,540 (1,660 to 3,670)	1,230 (869 to 1,800)	579 (389 to 799)	226 (147 to 316)	104 (69 to 132)	47 (31 to 59)	17 (11 to 20)	4 (3 to 5)	0.3 (0 to 0.4)	39,800
HIV/AIDS - Multidrug-resistant Tuberculosis without extensi	0 (0 to 0)	0 (0 to 0)	0 (0 to 0)	0 (0 to 0)	0 (0 to 0)	0 (0 to 0)	0 (0 to 0)	0 (0 to 0)	0 (0 to 0)	0 (0 to 0)	0 (0 to 0)	0 (0 to 0)	0 (0 to 0)	0 (0 to 0)	0 (0 to 0)	0 (0 to 0)	0 (0 to 0)	0 (0 to 0)	0 (0 to 0)	0 (0 to 0)	0 (0 to 0)	0 (0 to 0)	0 (0 to 0)	0
HIV/AIDS - Extensively drug-resistant Tuberculosis	0 (0 to 0)	0 (0 to 0)	1.3 (0.9 to 2.0)	1.1 (0.8 to 1.5)	0.3 (0.2 to 0.4)	0.9 (0.7 to 1.2)	2.2 (1.6 to 3.0)	2.6 (1.8 to 3.5)	2.2 (1.5 to 3.0)	3.1 (2.2 to 4.2)	3.2 (2.3 to 4.3)	3.2 (2.3 to 4.3)	2.3 (1.6 to 3.1)	1.7 (1.2 to 2.3)	1.1 (0.8 to 1.6)	0.6 (0.4 to 0.8)	0.3 (0.2 to 0.4)	0.1 (0.1 to 0.2)	0.1 (0 to 0.1)	0 (0 to 0)	0 (0 to 0)	0 (0 to 0)	0 (0 to 0)	424
HIV/AIDS resulting in other diseases	0.2 (0.1 to 0.4)	0.9 (0.6 to 1.4)	5,960 (1,980 to 11,900)	1,240 (879 to 1,900)	376 (266 to 502)	1,170 (1,020 to 1,490)	3,990 (2,420 to 7,490)	4,230 (2,420 to 7,850)	4,070 (2,750 to 6,850)	6,470 (3,900 to 10,700)	10,200 (7,060 to 14,700)	16,900 (12,300 to 22,700)	18,200 (13,700 to 24,100)	16,900 (12,700 to 22,600)	15,200 (11,400 to 20,200)	12,900 (9,660 to 17,200)	10,200 (7,660 to 13,600)	7,560 (5,660 to 10,000)	5,160 (3,870 to 6,800)	3,060 (2,300 to 4,000)	1,660 (1,240 to 2,170)	599 (447 to 782)	189 (141 to 247)	67,100
Sexually transmitted infections excluding HIV	9,870 (7,540 to 12,700)	1,960 (1,640 to 2,400)	3,790 (2,270 to 5,590)	966 (689 to 1,330)	79.4 (56.3 to 108)	91 (64.5 to 125)	299 (212 to 411)	668 (474 to 918)	693 (491 to 952)	691 (490 to 950)	594 (421 to 817)	469 (332 to 645)	367 (260 to 504)	307 (218 to 422)	251 (178 to 345)	199 (141 to 274)	152 (108 to 209)	104 (73.6 to 143)	69.2 (49 to 95.1)	39.5 (28 to 54.3)	19.2 (13.6 to 26.4)	6.9 (4.9 to 9.5)	1.4 (1 to 1.9)	13,500
Syphilis	2,660 (2,020 to 12,700)	1,960 (1,640 to 2,400)	2,170 (675 to 6,530)	524 (68 to 972)	14.2 (1.7 to 37.2)	37.5 (4.5 to 97.5)	112 (13.1 to 289)	261 (31 to 664)	259 (30.2 to 655)	256 (29.9 to 647)	219 (25.6 to 553)	172 (20.1 to 435)	134 (15.7 to 339)	112 (13.1 to 283)	91.6 (10.7 to 232)	72.6 (8.5 to 183)	55.3 (6.5 to 140)	37.8 (4.4 to 95.5)	25.2 (2.9 to 63.8)	14.4 (1.7 to 36.4)	7 (0.8 to 17.7)	2.5 (0.3 to 6.3)	0.5 (0 to 1.2)	10,700
Chlamydial infection	0 (0 to 0)	0 (0 to 0)	0 (0 to 0)	0 (0 to 0)	0 (0 to 0)	0 (0 to 0)	0 (0 to 0)	0 (0 to 0)	0 (0 to 0)	0 (0 to 0)	0 (0 to 0)	0 (0 to 0)	0 (0 to 0)	0 (0 to 0)	0 (0 to 0)	0 (0 to 0)	0 (0 to 0)	0 (0 to 0)	0 (0 to 0)	0 (0 to 0)	0 (0 to 0)	0 (0 to 0)	0 (0 to 0)	0 (0 to 0)	275
Gonococcal infection	0 (0 to 0)	0 (0 to 0)	0 (0 to 0)	0 (0 to 0)	0 (0 to 0)	0 (0 to 0)	0 (0 to 0)	0 (0 to 0)	0 (0 to 0)	0 (0 to 0)	0 (0 to 0)	0 (0 to 0)	0 (0 to 0)	0 (0 to 0)	0 (0 to 0)	0 (0 to 0)	0 (0 to 0)	0 (0 to 0)	0 (0 to 0)	0 (0 to 0)	0 (0 to 0)	0 (0 to 0)	0 (0 to 0)	0 (0 to 0)	386
Trichomoniasis	0 (0 to 0)	0 (0 to 0)	0 (0 to 0)	0 (0 to 0)	0 (0 to 0)	0 (0 to 0)	0 (0 to 0)	0 (0 to 0)	0 (0 to 0)	0 (0 to 0)	0 (0 to 0)	0 (0 to 0)	0 (0 to 0)	0 (0 to 0)	0 (0 to 0)	0 (0 to 0)	0 (0 to 0)	0 (0 to 0)	0 (0 to 0)	0 (0 to 0)	0 (0 to 0)	0 (0 to 0)	0 (0 to 0)	0 (0 to 0)	0
Genital herpes	0 (0 to 0)	0 (0 to 0)	0 (0 to 0)	0 (0 to 0)	0 (0 to 0)	0 (0 to 0)	0 (0 to 0)	0 (0 to 0)	0 (0 to 0)	0 (0 to 0)	0 (0 to 0)	0 (0 to 0)	0 (0 to 0)	0 (0 to 0)	0 (0 to 0)	0 (0 to 0)	0 (0 to 0)	0 (0 to 0)	0 (0 to 0)	0 (0 to 0)	0 (0 to 0)	0 (0 to 0)	0 (0 to 0)	0 (0 to 0)	0
Other sexually transmitted infections	0 (0 to 0)	0 (0 to 0)	0 (0 to 0)	0 (0 to 0)	0 (0 to 0)	0 (0 to 0)	0 (0 to 0)	0 (0 to 0)	0 (0 to 0)	0 (0 to 0)	0 (0 to 0)	0 (0 to 0)	0 (0 to 0)	0 (0 to 0)	0 (0 to 0)	0 (0 to 0)	0 (0 to 0)	0 (0 to 0)	0 (0 to 0)	0 (0 to 0)	0 (0 to 0)	0 (0 to 0)	0 (0 to 0)	0 (0 to 0)	0
Respiratory infections and tuberculosis	9,370 (6,330 to 14,900)	6,320 (4,610 to 8,270)	42,300 (27,200 to 73,400)	27,300 (20,300 to 36,700)	4,760 (3,460 to 6,180)	2,160 (1,540 to 2,870)	1,610 (1,140 to 2,190)	2,140 (1,540 to 2,900)	2,610 (1,870 to 3,510)	3,140 (2,270 to 4,250)	3,660 (2,650 to 4,960)	3,980 (2,870 to 5,400)	4,000 (2,880 to 5,450)	4,020 (2,880 to 5,500)	3,960 (2,800 to 5,500)	3,800 (2,660 to 5,400)	3,560 (2,460 to 5,170)	3,060 (2,080 to 4,500)	2,360 (1,600 to 3,500)	1,660 (1,100 to 2,500)	1,000 (692 to 1,500)	427 (292 to 642)	203,000
Tuberculosis	9,370 (6,330 to 14,900)	6,320 (4,610 to 8,270)	42,300 (27,200 to 73,400)	27,300 (20,300 to 36,700)	4,760 (3,460 to 6,180)	2,160 (1,540 to 2,870)	1,610 (1,140 to 2,190)	2,140 (1,540 to 2,900)	2,610 (1,870 to 3,510)	3,140 (2,270 to 4,250)	3,660 (2,650 to 4,960)	3,980 (2,870 to 5,400)	4,000 (2,880 to 5,450)	4,020 (2,880 to 5,500)	3,960 (2,800 to 5,500)	3,800 (2,660 to 5,400)	3,560 (2,460 to 5,170)	3,060 (2,080 to 4,500)	2,360 (1,600 to 3,500)	1,660 (1,100 to 2,500)	1,000 (692 to 1,500)	427 (292 to 642)	203,000
Latent tuberculosis infection	0 (0 to 0)	0 (0 to 0)	0 (0 to 0)	0 (0 to 0)	0 (0 to 0)	0 (0 to 0)	0 (0 to 0)	0 (0 to 0)	0 (0 to 0)	0 (0 to 0)	0 (0 to 0)	0 (0 to 0)	0 (0 to 0)	0 (0 to 0)	0 (0 to 0)	0 (0 to 0)	0 (0 to 0)	0 (0 to 0)	0 (0 to 0)	0 (0 to 0)	0 (0 to 0)	0 (0 to 0)	0 (0 to 0)	0
Drug-susceptible tuberculosis	0 (0 to 0)	0 (0 to 0)	0 (0 to 0)	0 (0 to 0)	0 (0 to 0)	0 (0 to 0)	0 (0 to 0)	0 (0 to 0)	0 (0 to 0)	0 (0 to 0)	0 (0 to 0)	0 (0 to 0)	0 (0 to 0)	0 (0 to 0)	0 (0 to 0)	0 (0 to 0)	0 (0 to 0)	0 (0 to 0)	0 (0 to 0)	0 (0 to 0)	0 (0 to 0)	0 (0 to 0)	0 (0 to 0)	0
Drug-resistant tuberculosis	9,370 (6,330 to 14,900)	6,320 (4,610 to 8,270)	42,300 (27,200 to 73,400)	27,300 (20,300 to 36,700)	4,760 (3,460 to 6,180)	2,160 (1,540 to 2,870)	1,610 (1,140 to 2,190)	2,140 (1,540 to 2,900)	2,610 (1,870 to 3,510)	3,140 (2,270 to 4,250)	3,660 (2,650 to 4,960)	3,980 (2,870 to 5,400)	4,000 (2,880 to 5,450)	4,020 (2,880 to 5,500)	3,960 (2,800 to 5,500)	3,800 (2,660 to 5,400)	3,560 (2,460 to 5,170)	3,060 (2,080 to 4,500)	2,360 (1,600 to 3,500)	1,660 (1,100 to 2,500)	1,000 (692 to 1,500)	427 (292 to 642)	203,000
Multidrug-resistant tuberculosis without extensive drug-res	0 (0 to 0)	0 (0 to 0)	0 (0 to 0)	0 (0 to 0)	0 (0 to 0)	0 (0 to 0)	0 (0 to 0)	0 (0 to 0)	0 (0 to 0)	0 (0 to 0)	0 (0 to 0)	0 (0 to 0)	0 (0 to 0)	0 (0 to 0)	0 (0 to 0)	0 (0 to 0)	0 (0 to 0)	0 (0 to 0)	0 (0 to 0)	0 (0 to 0)	0 (0 to 0)	0 (0 to 0)	0 (0 to 0)	0
Extensively drug-resistant tuberculosis	0 (0 to 0)	0 (0 to 0)	0 (0 to 0)	0 (0 to 0)	0 (0 to 0)	0 (0 to 0)	0 (0 to 0)	0 (0 to 0)	0 (0 to 0)	0 (0 to 0)	0 (0 to 0)	0 (0 to 0)	0 (0 to 0)	0 (0 to 0)	0 (0 to 0)	0 (0 to 0)	0 (0 to 0)	0 (0 to 0)	0 (0 to 0)	0 (0 to 0)	0 (0 to 0)	0 (0 to 0)	0 (0 to 0)	0
Lower respiratory infections	9,290 (6,270 to 14,800)	6,310 (4,600 to 8,260)	39,600 (25,500 to 69,000)	26,500 (19,700 to 35,600)	4,610 (3,350 to 5,980)	2,010 (1,430 to 2,670)	1,310 (930 to 1,780)	2,000 (1,440 to 2,710)	2,520 (1,810 to 3,400)	3,100 (2,240 to 4,190)	3,620 (2,620 to 4,900)	3,930 (2,840 to 5,340)	3,950 (2,850 to 5,380)	3,970 (2,850 to 5,430)	3,910 (2,770 to 5,430)	3,750 (2,630 to 5,330)	3,510 (2,430 to 5,100)	3,020 (2,050 to 4,440)	2,330 (1,580 to 3,450)	1,640 (1,090 to 2,470)	988 (686 to 1,480)	423 (294 to 634)	193 (134 to 287)	194,000
Upper respiratory infections	0.1 (0 to 0.4)	0.1 (0 to 0.2)	328 (189 to 1,430)	1,040 (643 to 3,440)	146 (109 to 189)	149 (104 to 194)	297 (204 to 390)	429 (322 to 544)	488 (344 to 630)	597 (411 to 809)	707 (489 to 979)	771 (530 to 1,060)	774 (533 to 1,060)	778 (535 to 1,070)	767 (527 to 1,060)	726 (498 to 1,000)	679 (466 to 934)	585 (401 to 805)	451 (309 to 621)	317 (216 to 436)	192 (131 to 264)	82.6 (56.4 to 114)	29.8 (20.3 to 41)	6,430
Otitis media	0 (0 to 0)	0 (0 to 0)	29.9 (20.1 to 42.1)	39.6 (27.3 to 53.6)	2.1 (1.4 to 2.9)	0.6 (0.4 to 0.8)	0.2 (0.1 to 0.3)	0.1 (0 to 0.2)	0.1 (0 to 0.1)	0.1 (0 to 0.1)	0.1 (0 to 0.1)	0.1 (0 to 0.1)	0.1 (0 to 0.1)	0.1 (0 to 0.1)	0.1 (0 to 0.1)	0.1 (0 to 0.1)	0.1 (0 to 0.1)	0.1 (0 to 0.1)	0.1 (0 to 0.1)	0.1 (0 to 0.1)	0.1 (0 to 0.1)	0 (0 to 0)	0 (0 to 0)	298
Enteric infections	990 (344 to 2,060)	2,060 (819 to 7,350)	26,900 (6,220 to 72,600)	15,600 (4,150 to 42,000)	2,550 (1,030 to 4,180)	1,190 (479 to 1,770)	1,010 (406 to 1,500)	1,790 (2,350 to 3,360)	2,270 (1,460 to 3,160)	2,480 (1,600 to 3,450)	2,480 (1,610 to 3,460)	2,470 (1,600 to 3,440)	2,370 (1,530 to 3,300)	2,220 (1,430 to 3,090)	2,000 (1,290 to 2,780)	1,750 (1,130 to 2,440)	1,460 (941 to 2,030)	1,110 (717 to 1,540)	777 (501 to 1,080)	497 (320 to 691)	276 (178 to 384)	120 (77 to 167)	7,000
Cholera	0 (0 to 0)	0 (0 to 0)	0 (0 to 0)	0 (0 to 0)	0 (0 to 0)	0 (0 to 0)	0 (0 to 0)	0 (0 to 0)	0 (0 to 0)	0 (0 to 0)	0 (0 to 0)	0 (0 to 0)	0 (0 to 0)	0 (0 to 0)	0 (0 to 0)	0 (0 to 0)	0 (0 to 0)	0 (0 to 0)	0 (0 to 0)	0 (0 to 0)	0 (0 to 0)	0 (0 to 0)	0 (0 to 0)	0
Typhoid and paratyphoid	0 (0 to 0)	0 (0 to 0)	19 (9.6 to 42.9)	1,600 (807 to 3,610)	1,430 (722 to 3,220)	671 (339 to 1,520)	247 (124 to 557)	247 (124 to 557)	247 (124 to 557)	247 (124 to 557)	247 (124 to 557)	247 (124 to 557)	247 (124 to 557)	247 (124 to 557)	247 (124 to 557)	247 (124 to 557)	247 (124 to 557)	247 (124 to 557)	247 (124 to 557)	247 (124 to 557)	247 (124 to 557)	247 (124 to 557)	247 (124 to 557)	7,100
Typhoid fever	0 (0 to 0)	0 (0 to 0)	19 (9.6 to 42.9)	1,600 (807 to 3,610)	1,430 (722 to 3,220)	670 (339 to 1,520)	247 (124 to 557)	247 (124 to 557)	247 (124 to 557)	247 (124 to 557)	247 (124 to 557)	247 (124 to 557)	247 (124 to 557)	247 (124 to 557)	247 (124 to 557)	247 (124 to 557)	247 (124 to 557)	247 (124 to 557)	247 (124 to 557)	247 (124 to 557)	247 (124 to 557)	247 (124 to 557)	247 (124 to 557)	7,080
Paratyphoid fever	0 (0 to 0)	0 (0 to 0)	0.4 (0 to 0.7)	0.4 (0 to 0.8)	0.3 (0 to 0.6)	0.2 (0 to 0.4)	0.1 (0 to 0.2)	0.1 (0 to 0.2)	0.1 (0 to 0.2)	0.1 (0 to 0.2)	0.1 (0 to 0.2)	0.1 (0 to 0.2)	0.1 (0 to 0.2)	0.1 (0 to 0.2)	0.1 (0 to 0.2)	0.1 (0 to 0.2)	0.1 (0 to 0.2)	0.1 (0 to 0.2)	0.1 (0 to 0.2)	0.1 (0 to 0.2)	0.1 (0 to 0.2)	0 (0 to 0)	0 (0 to 0)	119
Invasive Non-typhoidal Salmonella (iNTS)	0 (0 to 0)	2.7 (0.6 to 14.1)	118 (67.6 to 328)	622 (220 to 942)	322 (58.7 to 364)	124 (12.1 to 136)	57.2 (5.6 to 62.9)	57.2 (5.6 to 62.9)	57.2 (5.6 to 62.9)	57.2 (5.6 to 62.9)	57.2 (5.6 to 62.9)	57.2 (5.6 to 62.9)	57.2 (5.6 to 62.9)	57.2 (5.6 to 62.9)	57.2 (5.6 to 62.9)	57.2 (5.6 to 62.9)	57.2 (5.6 to 62.9)	57.2 (5.6 to 62.9)	57.2 (5.6 to 62.9)	57.2 (5.6 to 62.9)	57.2 (5.6 to 62.9)	57.2 (5.6 to 62.9)	57.2 (5.6 to 62.9)	1,060
Other intestinal infectious diseases	0 (0 to 0)	0.1 (0 to 0.2)	67.9 (29.2 to 270)	23.9 (10.3 to 93.6)	2.6 (1.1 to 10.2)	0.6 (0.3 to 2.4)	0.3 (0.1 to 1.2)	0.3 (0.1 to 1.2)	0.3 (0.1 to 1.2)	0.3 (0.1 to 1.2)	0.3 (0.1 to 1.2)	0.3 (0.1 to 1.2)	0.3 (0.1 to 1.2)	0.3 (0.1 to 1.2)	0.3 (0.1 to 1.2)	0.3 (0.1 to 1.2)	0.3 (0.1 to 1.2)	0.3 (0.1 to 1.2)	0.3 (0.1 to 1.2)	0.3 (0.1 to 1.2)	0.3 (0.1 to 1.2)	0 (0 to 0)	0 (0 to 0)	298
Neglected tropical diseases and malaria	224 (127 to 356)	1,010 (1,010 to 1,010)	12,700 (1,980 to 29,600)	20,600 (4,500 to 50,700)	5,660 (1,260 to 13,900)	2,660 (592 to 6,530)	1,110 (247 to 2,730)	1,110 (247 to 2,730)	1,110 (247 to 2,730)	1,110 (247 to 2,730)	1,110 (247 to 2,730)	1,110 (247 to 2,730)	1,110 (247 to 2,730)	1,110 (247 to 2,730)	1,110 (247 to 2,730)	1,110 (247 to 2,730)	1,110 (247 to 2,730)	1,110 (247 to 2,730)	1,110 (247 to 2,730)	1,110 (247 to 2,730)	1,110 (247 to 2,730)	1,110 (247 to 2,730)	1,110 (247 to 2,730)	56,600
Malaria	224 (127 to 356)	0 (0 to 0)	12,700 (1,980 to 29,600)	20,600 (4,500 to 50,700)	5,660 (1,260 to 13,900)	2,660 (592 to 6,530)	1,110 (247 to 2,730)	1,110 (247 to 2,730)	1,110 (247 to 2,730)	1,110 (247 to 2,730)	1,110 (247 to 2,730)	1,110 (247 to 2,730)	1,110 (247 to 2,730)	1,110 (247 to 2,730)	1,110 (247 to 2,730)	1,110 (247 to 2,730)	1,110 (247 to 2,730)	1,110 (247 to 2,730)	1,110 (247 to 2,730)	1,110 (247 to 2,730)	1,110 (247 to 2,730)	1,110 (247 to 2,730)	1,110 (247 to 2,730)	56,600
Chagas disease	0 (0 to 0)	0 (0 to 0)	0 (0 to 0)	0 (0 to 0)	0 (0 to 0)	0 (0 to 0)	0 (0 to 0)	0 (0 to 0)	0 (0 to 0)	0 (0 to 0)	0 (0 to 0)	0 (0 to 0)	0 (0 to 0)	0 (0 to 0)	0 (0 to 0)	0 (0 to 0)	0 (0 to 0)	0 (0 to 0)	0 (0 to 0)	0 (0 to 0)	0 (0 to 0)	0 (0 to 0)	0 (0 to 0)	0
Leishmaniasis	0 (0 to 0)	0 (0 to 0)	0 (0 to 0)	0 (0 to 0)	0 (0 to 0)	0 (0 to 0)	0 (0 to 0)	0 (0 to 0)	0 (0 to 0)	0 (0 to 0)	0 (0 to 0)	0 (0 to 0)	0 (0 to 0)	0 (0 to 0)	0 (0 to 0)	0 (0 to 0)	0 (0 to 0)	0 (0 to 0)	0 (0 to 0)	0 (0 to 0)	0 (0 to 0)	0 (0 to 0)	0 (0 to 0)	0
Visceral leishmaniasis	0 (0 to 0)	0 (0 to 0)	0 (0 to 0)	0 (0 to 0)	0 (0 to 0)	0 (0 to 0)	0 (0 to 0)	0 (0 to 0)	0 (0 to 0)	0 (0 to 0)	0 (0 to 0)	0 (0 to 0)	0 (0 to 0)	0 (0 to 0)	0 (0 to 0)	0 (0 to 0)	0 (0 to 0)	0 (0 to 0)	0 (0 to 0)	0 (0 to 0)	0 (0 to 0)	0 (0 to 0)	0 (0 to 0)	0
Cutaneous and mucocutaneous leishmaniasis	0 (0 to 0)	0 (0 to 0)	0 (0 to 0)	0 (0 to 0)	0 (0 to 0)	0 (0 to 0)	0 (0 to 0)	0 (0 to 0)	0 (0 to 0)	0 (0 to 0)	0 (0 to 0)	0 (0 to 0)	0 (0 to 0)	0 (0 to 0)	0 (0 to 0)	0 (0 to 0)	0 (0 to 0)	0 (0 to 0)	0 (0 to 0)	0 (0 to 0)	0 (0 to 0)	0 (0 to 0)	0 (0 to 0)	0
African trypanosomiasis	0 (0 to 0)	0 (0 to 0)	0 (0 to 0)	0 (0 to 0)	0 (0 to 0)	0 (0 to 0)	0 (0 to 0)	0 (0 to 0)	0 (0 to 0)	0 (0 to 0)	0 (0 to 0)	0 (0 to 0)	0 (0 to 0)	0 (0 to 0)	0 (0 to 0)	0 (0 to 0)	0 (0 to 0)	0 (0 to 0)	0 (0 to 0)	0 (0 to 0)	0 (0 to 0)	0 (0 to 0)	0 (0 to 0)	0
Schistosomiasis	0 (0 to 0)	0 (0 to 0)	4.2 (2.7 to 6.1)	27.1 (21.1 to 34.6)	19.3 (14.5 to 24.7)	9.4 (6.9 to 12.2)	3.6 (2.6 to 4.7)	3.6 (2.6 to 4.7)	3.6 (2.6 to 4.7)	3.6 (2.6 to 4.7)	3.6 (2.6 to 4.7)	3.6 (2.6 to 4.7)	3.6 (2.6 to 4.7)	3.6 (2.6 to 4.7)	3.6 (2.6 to 4.7)	3.6 (2.6 to 4.7)	3.6 (2.6 to 4.7)	3.6 (2.6 to 4.7)	3.6 (2.6 to 4.7)	3.6 (2.6 to 4.7)	3.6 (2.6 to 4.7)	3.6 (2.6 to 4.7)	3.6 (2.6 to 4.7)	170
Cysticercosis	0 (0 to 0)	0 (0 to 0)	4.2 (2.7 to 6.1)	6.1 (4.1 to 8.3)	19.3 (14.5 to 24.7)	9.4 (6.9 to 12.2)	3.6 (2.6 to 4.7)	3.6 (2.6 to 4.7)	3.6 (2.6 to 4.7)	3.6 (2.6 to 4.7)	3.6 (2.6 to 4.7)	3.6 (2.6 to 4.7)	3.6 (2.6 to 4.7)	3.6 (2.6 to 4.7)	3.6 (2.6 to 4.7)	3.6 (2.6 to 4.7)	3.6 (2.6 to 4.7)	3.6 (2.6 to 4.7)	3.6 (2.6 to 4.7)	3.6 (2.6 to 4.7)	3.6 (2.6 to 4.7)	3.6 (2.6 to 4.7)	3.6 (2.6 to 4.7)	170
Cystic echinococcosis	0 (0 to 0)	0 (0 to 0)	0.6 (0.4 to 0.9)	1.4 (0.9 to 2.1)	1.1 (0.7 to 1.6)	0.5 (0.3 to 0.7)	0.2 (0.1 to 0.3)	0.2 (0.1 to 0.4)	0.2 (0.1 to 0.3)	0.2 (0.1 to 0.3)	0.2 (0.1 to 0.3)	0.2 (0.1 to 0.3)	0.2 (0.1 to 0.3)	0.2 (0.1 to 0.3)	0.2 (0.1 to 0.3)	0.2 (0.1 to 0.3)	0.2 (0.1 to 0.3)	0.2 (0.1 to 0.3)	0.2 (0.1 to 0.3)	0.2 (0.1 to 0.3)	0.2 (0.1 to 0.3)	0.2 (0.1 to 0.3)	0.2 (0.1 to 0.3)	23.7
Lymphatic filariasis	0 (0 to 0)	0 (0 to 0)	0 (0 to 0)	0 (0 to 0)	0 (0 to 0)	0 (0 to 0)	0 (0 to 0)	0 (0 to 0)	0 (0 to 0)	0 (0 to 0)	0 (0 to 0)	0 (0 to 0)	0 (0 to 0)	0 (0 to 0)	0 (0 to 0)	0 (0 to 0)	0 (0 to 0)	0 (0 to 0)	0 (0 to 0)	0 (0 to 0)	0 (0 to 0)	0 (0 to 0)	0 (0 to 0)	0 (0 to 0)	0
Onchocerciasis	0 (0 to 0)	0 (0 to 0)	0 (0 to 0)	0 (0 to 0)	0 (0 to 0)	0 (0 to 0)	0 (0 to 0)	0 (0 to 0)	0 (0 to 0)	0 (0 to 0)	0 (0 to 0)	0 (0 to 0)	0 (0 to 0)	0 (0 to 0)	0 (0 to 0)	0 (0 to 0)	0 (0 to 0)	0 (0 to 0)	0 (0 to 0)	0 (0 to 0)	0 (0 to 0)	0 (0 to 0)	0 (0 to 0)	0 (0 to 0)	0
Trachoma	0 (0 to 0)	0 (0 to 0)	0 (0 to 0)	0 (0 to 0)	0 (0 to 0)	0 (0 to 0)	0 (0 to 0)	0 (0 to 0)	0 (0 to 0)	0 (0 to 0)	0 (0 to 0)	0 (0 to 0)	0 (0 to 0)	0 (0 to 0)	0 (0 to 0)	0 (0 to 0)	0 (0 to 0)	0 (0 to 0)	0 (0 to 0)	0 (0 to 0)	0 (0 to 0)	0 (0 to 0)	0 (0 to 0)	0 (0 to 0)	0
Dengue	0 (0 to 0)	0 (0 to 0)	1.1 (0.7 to 2.1)	2.1 (1.4 to 3.1)	0.7 (0.5 to 1.1)	0.4 (0.3 to 0.7)	0.3 (0.2 to 0.5)	0.3 (0.2 to 0.5)	0.3 (0.2 to 0.5)	0.3 (0.2 to 0.5)	0.3 (0.2 to 0.5)	0.3 (0.2 to 0.5)	0.3 (0.2 to 0.5)	0.3 (0.2 to 0.5)	0.3 (0.2 to 0.5)	0.3 (0.2 to 0.5)	0.3 (0.2 to 0.5)	0.3 (0.2 to 0.5)	0.3 (0.2 to 0.5)	0.3 (0.2 to 0.5)	0.3 (0.2 to 0.5)	0.3 (0.2 to 0.5)	0.3 (0.2 to 0.5)	259
Yellow fever	0 (0 to 0)	0 (0 to 0)	0.1 (0 to 0.2)	36.1 (20.1 to 58.1)	48.4 (26.9 to 78.1)	24.7 (13.7 to 39.8)	9.1 (5.1 to 14.7)	9.1 (5.1 to 14.7)	9.1 (5.1 to 14.7)	9.1 (5.1 to 14.7)	9.1 (5.1 to 14.7)	9.1 (5.1 to 14.7)	9.1 (5.1 to 14.7)	9.1 (5.1 to 14.7)	9.1 (5.1 to 14.7)	9.1 (5.1 to 14.7)	9.1 (5.1 to 14.7)	9.1 (5.1 to 14.7)	9.1 (5.1 to 14.7)	9.1 (5.1 to 14.7)	9.1 (5.1 to 14.7)	9.1 (5.1 to 14.7)	9.1 (5.1 to 14.7)	326
Rabies	0 (0 to 0)	0 (0 to 0)	87.2 (32.3 to 314)	19.2 (7.1 to 69.2)	29.7 (11.1 to 107)	43.6 (16.2 to 157)	20 (7.4 to 72.1)	20 (7.4 to 72.1)	6.6 (2.





SII Table 2b: Seychelles DALYS by cause and age arcuos for females with 95% uncertainty intervals, 2019

Cause	Early Neonatal	Late Neonatal	Post Neonatal	1 to 4	5 to 9	10 to 14	15 to 19	20 to 24	25 to 29	30 to 34	35 to 39	40 to 44	45 to 49	50 to 54	55 to 59	60 to 64	65 to 69	70 to 74	75 to 79	80 to 84	85 plus	Total
All causes	382 (271 to 493)	168 (111 to 184)	192 (146 to 227)	1,102 (755 to 1,344)	1,109 (1,109 to 1,109)	1,109 (1,109 to 1,109)	1,109 (1,109 to 1,109)	1,109 (1,109 to 1,109)	1,109 (1,109 to 1,109)	1,109 (1,109 to 1,109)	1,109 (1,109 to 1,109)	1,109 (1,109 to 1,109)	1,109 (1,109 to 1,109)	1,109 (1,109 to 1,109)	1,109 (1,109 to 1,109)	1,109 (1,109 to 1,109)	1,109 (1,109 to 1,109)	1,109 (1,109 to 1,109)	1,109 (1,109 to 1,109)	1,109 (1,109 to 1,109)	1,109 (1,109 to 1,109)	13,000
Communicable, maternal, neonatal, and nutritional diseases	382 (271 to 493)	168 (111 to 184)	192 (146 to 227)	1,102 (755 to 1,344)	1,109 (1,109 to 1,109)	1,109 (1,109 to 1,109)	1,109 (1,109 to 1,109)	1,109 (1,109 to 1,109)	1,109 (1,109 to 1,109)	1,109 (1,109 to 1,109)	1,109 (1,109 to 1,109)	1,109 (1,109 to 1,109)	1,109 (1,109 to 1,109)	1,109 (1,109 to 1,109)	1,109 (1,109 to 1,109)	1,109 (1,109 to 1,109)	1,109 (1,109 to 1,109)	1,109 (1,109 to 1,109)	1,109 (1,109 to 1,109)	1,109 (1,109 to 1,109)	1,109 (1,109 to 1,109)	1,849
HIV/AIDS and sexually transmitted infections	2.5 (0.7 to 5.8)	0.9 (0.2 to 1.9)	3.9 (2.9 to 5.2)	1.6 (1.2 to 2.3)	1.3 (1.1 to 1.7)	0.9 (0.9 to 1.2)	2.1 (1.7 to 2.7)	4.9 (3.9 to 6)	11.4 (9.2 to 14)	21.6 (17.2 to 26.4)	15.1 (11.9 to 18.9)	12.3 (9.8 to 15.2)	10.9 (8.4 to 13.2)	6.9 (5.3 to 8.7)	6.5 (5.2 to 8.1)	4.7 (3.7 to 5.8)	2.2 (1.7 to 2.7)	0.4 (0.3 to 0.5)	0.3 (0.2 to 0.4)	0.2 (0.1 to 0.3)	111
HIV/AIDS	0 (0 to 0)	0 (0 to 0)	1.6 (1.2 to 2.3)	1.3 (1.1 to 1.7)	0.9 (0.9 to 1.2)	0.6 (0.6 to 0.9)	1.5 (1.2 to 2.1)	4.3 (3.3 to 5.4)	10.5 (8.1 to 13.4)	20.4 (15.9 to 25.1)	13.7 (10.6 to 17.3)	9.8 (8.5 to 13.8)	9.5 (7.4 to 11.8)	5.8 (4.6 to 7.2)	5.2 (4.2 to 6.3)	4.2 (3.3 to 5.2)	1.9 (1.4 to 2.3)	0.2 (0.1 to 0.2)	0.1 (0.1 to 0.1)	0.1 (0.1 to 0.1)	96.9
HIV/AIDS - Drug-susceptible Tuberculosis	0 (0 to 0)	0 (0 to 0)	0.1 (0.1 to 0.2)	0.1 (0.1 to 0.1)	0.1 (0.1 to 0.1)	0.1 (0.1 to 0.1)	0.1 (0.1 to 0.2)	0.3 (0.2 to 0.4)	0.6 (0.5 to 1.1)	1.5 (1.1 to 2.2)	0.9 (0.6 to 1.4)	0.7 (0.5 to 1.1)	0.7 (0.4 to 1.1)	0.4 (0.3 to 0.6)	0.4 (0.3 to 0.6)	0.3 (0.2 to 0.4)	0.1 (0.1 to 0.2)	0.1 (0.1 to 0.1)	0.1 (0.1 to 0.1)	0.1 (0.1 to 0.1)	6.6
HIV/AIDS - Multidrug-resistant Tuberculosis without extensive dr...	0 (0 to 0)	0 (0 to 0)	0 (0 to 0)	0 (0 to 0)	0 (0 to 0)	0 (0 to 0)	0 (0 to 0)	0 (0 to 0)	0 (0 to 0)	0 (0 to 0)	0 (0 to 0)	0 (0 to 0)	0 (0 to 0)	0 (0 to 0)	0 (0 to 0)	0 (0 to 0)	0 (0 to 0)	0 (0 to 0)	0 (0 to 0)	0 (0 to 0)	0 (0 to 0)	0
HIV/AIDS - Extensively drug-resistant Tuberculosis	0 (0 to 0)	0 (0 to 0)	0 (0 to 0)	0 (0 to 0)	0 (0 to 0)	0 (0 to 0)	0 (0 to 0)	0 (0 to 0)	0 (0 to 0)	0 (0 to 0)	0 (0 to 0)	0 (0 to 0)	0 (0 to 0)	0 (0 to 0)	0 (0 to 0)	0 (0 to 0)	0 (0 to 0)	0 (0 to 0)	0 (0 to 0)	0 (0 to 0)	0 (0 to 0)	0
HIV/AIDS resulting in other diseases	2.5 (0 to 5.8)	0.8 (0.2 to 1.9)	2.3 (1.9 to 2.7)	0.3 (0.1 to 0.6)	0.4 (0.4 to 0.5)	0.3 (0.3 to 0.3)	0.6 (0.5 to 0.8)	0.6 (0.5 to 1.1)	0.9 (0.7 to 1.2)	4 (3 to 5)	1.4 (1.1 to 1.7)	1.9 (1.4 to 2.5)	0.8 (0.7 to 1.2)	0.7 (0.5 to 0.9)	0.9 (0.7 to 1.2)	0.5 (0.4 to 0.6)	0.3 (0.2 to 0.4)	0.2 (0.1 to 0.2)	0.2 (0.1 to 0.2)	0.1 (0.1 to 0.1)	89.2
Sexually transmitted infections excluding HIV	0 (0 to 0)	0 (0 to 0)	0 (0 to 0)	0 (0 to 0)	0 (0 to 0)	0 (0 to 0)	0 (0 to 0)	0 (0 to 0)	0 (0 to 0)	0 (0 to 0)	0 (0 to 0)	0 (0 to 0)	0 (0 to 0)	0 (0 to 0)	0 (0 to 0)	0 (0 to 0)	0 (0 to 0)	0 (0 to 0)	0 (0 to 0)	0 (0 to 0)	0 (0 to 0)	14.7
Syphilis	0 (0 to 0)	0 (0 to 0)	0 (0 to 0)	0 (0 to 0)	0 (0 to 0)	0 (0 to 0)	0 (0 to 0)	0 (0 to 0)	0 (0 to 0)	0 (0 to 0)	0 (0 to 0)	0 (0 to 0)	0 (0 to 0)	0 (0 to 0)	0 (0 to 0)	0 (0 to 0)	0 (0 to 0)	0 (0 to 0)	0 (0 to 0)	0 (0 to 0)	0 (0 to 0)	4.7
Chlamydial infection	0 (0 to 0)	0 (0 to 0)	0 (0 to 0)	0 (0 to 0)	0 (0 to 0)	0 (0 to 0)	0 (0 to 0)	0 (0 to 0)	0 (0 to 0)	0 (0 to 0)	0 (0 to 0)	0 (0 to 0)	0 (0 to 0)	0 (0 to 0)	0 (0 to 0)	0 (0 to 0)	0 (0 to 0)	0 (0 to 0)	0 (0 to 0)	0 (0 to 0)	0 (0 to 0)	0.6
Gonococcal infection	0 (0 to 0)	0 (0 to 0)	0 (0 to 0)	0 (0 to 0)	0 (0 to 0)	0 (0 to 0)	0 (0 to 0)	0 (0 to 0)	0 (0 to 0)	0 (0 to 0)	0 (0 to 0)	0 (0 to 0)	0 (0 to 0)	0 (0 to 0)	0 (0 to 0)	0 (0 to 0)	0 (0 to 0)	0 (0 to 0)	0 (0 to 0)	0 (0 to 0)	0 (0 to 0)	1.5
Trichomoniasis	0 (0 to 0)	0 (0 to 0)	0 (0 to 0)	0 (0 to 0)	0 (0 to 0)	0 (0 to 0)	0 (0 to 0)	0 (0 to 0)	0 (0 to 0)	0 (0 to 0)	0 (0 to 0)	0 (0 to 0)	0 (0 to 0)	0 (0 to 0)	0 (0 to 0)	0 (0 to 0)	0 (0 to 0)	0 (0 to 0)	0 (0 to 0)	0 (0 to 0)	0 (0 to 0)	3.3
Genital herpes	0 (0 to 0)	0 (0 to 0)	0 (0 to 0)	0 (0 to 0)	0 (0 to 0)	0 (0 to 0)	0 (0 to 0)	0 (0 to 0)	0 (0 to 0)	0 (0 to 0)	0 (0 to 0)	0 (0 to 0)	0 (0 to 0)	0 (0 to 0)	0 (0 to 0)	0 (0 to 0)	0 (0 to 0)	0 (0 to 0)	0 (0 to 0)	0 (0 to 0)	0 (0 to 0)	2.3
Other sexually transmitted infections	0 (0 to 0)	0 (0 to 0)	0 (0 to 0)	0 (0 to 0)	0 (0 to 0)	0 (0 to 0)	0 (0 to 0)	0 (0 to 0)	0 (0 to 0)	0 (0 to 0)	0 (0 to 0)	0 (0 to 0)	0 (0 to 0)	0 (0 to 0)	0 (0 to 0)	0 (0 to 0)	0 (0 to 0)	0 (0 to 0)	0 (0 to 0)	0 (0 to 0)	0 (0 to 0)	2
Respiratory infections and tuberculosis	9.2 (5.1 to 15.1)	23.6 (7.9 to 27)	0.5 (27.4 to 62.2)	0.7 (16.7 to 29.4)	0.7 (9.6 to 16.9)	0.7 (9.2 to 12.1)	0.7 (8.7 to 16.5)	0.7 (10.7 to 19.9)	0.7 (12.7 to 23.5)	0.7 (12.9 to 23.6)	0.7 (12.9 to 23.6)	0.7 (12.9 to 23.6)	0.7 (15.4 to 33)	0.7 (17.9 to 34.6)	0.7 (21.4 to 43.2)	0.7 (26.3 to 54.7)	0.7 (30.4 to 64.2)	0.7 (35.4 to 66.8)	0.7 (36.9 to 66.9)	0.7 (36.9 to 66.9)	715
Tuberculosis	0 (0 to 0)	0 (0 to 0)	0.3 (0.2 to 0.4)	0.5 (0.2 to 0.9)	0.4 (0.2 to 0.7)	0.5 (0.3 to 0.8)	0.5 (0.3 to 0.8)	1.7 (1.1 to 2.4)	3.3 (1.5 to 3.5)	1.8 (1.1 to 2.8)	1.1 (1.1 to 2)	1.1 (1.1 to 2)	1.1 (1.1 to 2)	1.1 (1.1 to 2)	1.1 (1.1 to 2)	1.1 (1.1 to 2)	1.1 (1.1 to 2)	1.1 (1.1 to 2)	1.1 (1.1 to 2)	1.1 (1.1 to 2)	35.8
Latent tuberculosis infection	0 (0 to 0)	0 (0 to 0)	0 (0 to 0)	0 (0 to 0)	0 (0 to 0)	0 (0 to 0)	0 (0 to 0)	0 (0 to 0)	0 (0 to 0)	0 (0 to 0)	0 (0 to 0)	0 (0 to 0)	0 (0 to 0)	0 (0 to 0)	0 (0 to 0)	0 (0 to 0)	0 (0 to 0)	0 (0 to 0)	0 (0 to 0)	0 (0 to 0)	0 (0 to 0)	0
Active tuberculosis	0 (0 to 0)	0 (0 to 0)	0.4 (0.2 to 0.4)	0.3 (0.2 to 0.6)	0.4 (0.2 to 0.7)	0.5 (0.3 to 0.8)	0.5 (0.3 to 0.8)	1.7 (1.1 to 2.4)	3.3 (1.5 to 3.5)	1.8 (1.1 to 2.8)	1.1 (1.1 to 2)	1.1 (1.1 to 2)	1.1 (1.1 to 2)	1.1 (1.1 to 2)	1.1 (1.1 to 2)	1.1 (1.1 to 2)	1.1 (1.1 to 2)	1.1 (1.1 to 2)	1.1 (1.1 to 2)	1.1 (1.1 to 2)	35.6
Drug-susceptible tuberculosis	0 (0 to 0)	0 (0 to 0)	0.4 (0.2 to 0.4)	0.3 (0.2 to 0.6)	0.4 (0.2 to 0.7)	0.5 (0.3 to 0.8)	0.5 (0.3 to 0.8)	1.7 (1.1 to 2.4)	3.3 (1.5 to 3.5)	1.8 (1.1 to 2.8)	1.1 (1.1 to 2)	1.1 (1.1 to 2)	1.1 (1.1 to 2)	1.1 (1.1 to 2)	1.1 (1.1 to 2)	1.1 (1.1 to 2)	1.1 (1.1 to 2)	1.1 (1.1 to 2)	1.1 (1.1 to 2)	1.1 (1.1 to 2)	35.6
Multidrug-resistant tuberculosis without extensive drug-resistance	0 (0 to 0)	0 (0 to 0)	0 (0 to 0)	0 (0 to 0)	0 (0 to 0)	0 (0 to 0)	0 (0 to 0)	0 (0 to 0)	0 (0 to 0)	0 (0 to 0)	0 (0 to 0)	0 (0 to 0)	0 (0 to 0)	0 (0 to 0)	0 (0 to 0)	0 (0 to 0)	0 (0 to 0)	0 (0 to 0)	0 (0 to 0)	0 (0 to 0)	0 (0 to 0)	0.2
Extensively drug-resistant tuberculosis	0 (0 to 0)	0 (0 to 0)	0 (0 to 0)	0 (0 to 0)	0 (0 to 0)	0 (0 to 0)	0 (0 to 0)	0 (0 to 0)	0 (0 to 0)	0 (0 to 0)	0 (0 to 0)	0 (0 to 0)	0 (0 to 0)	0 (0 to 0)	0 (0 to 0)	0 (0 to 0)	0 (0 to 0)	0 (0 to 0)	0 (0 to 0)	0 (0 to 0)	0 (0 to 0)	0
Lower respiratory infections	9.2 (5.1 to 15.1)	23.6 (7.9 to 27)	42.2 (26.5 to 60.7)	17.4 (11.9 to 25.9)	4.5 (4.5 to 8.6)	4.5 (3.6 to 6.4)	7.6 (5.2 to 11.2)	9.6 (6.2 to 13.9)	12.1 (7.7 to 17.5)	13.4 (8.6 to 19.2)	16.5 (10.6 to 24.2)	19.2 (12.2 to 28.9)	20.6 (16.2 to 27.4)	22.6 (21.4 to 49.4)	22.6 (21.4 to 51.7)	22.6 (26.9 to 62.1)	22.6 (30.4 to 72.6)	22.6 (35.9 to 80.1)	22.6 (38.8 to 75.5)	22.6 (19.3 to 34.4)	623
Upper respiratory infections	0 (0 to 0)	0 (0 to 0)	0.8 (0.5 to 1.2)	3.6 (2.5 to 5.4)	3.6 (2.5 to 5.4)	3.5 (2.5 to 5.1)	2.6 (1.5 to 4.8)	2.4 (1.5 to 4.2)	2.4 (1.5 to 4.2)	2.4 (1.5 to 4.2)	2.4 (1.3 to 4.2)	2.4 (1.3 to 4.2)	2.5 (1.2 to 4.1)	2.5 (1.2 to 4.1)	2.5 (1.1 to 4.1)	2.5 (0.9 to 4.1)	2.5 (0.7 to 3.2)	2.5 (0.7 to 3.2)	2.5 (0.7 to 3.2)	2.5 (0.7 to 3.2)	36.9
Otitis media	0 (0 to 0)	1 (0 to 1)	0.1 (0.1 to 0.2)	3.4 (2.7 to 3.4)	3.4 (3.4 to 3.4)	3.4 (3.4 to 3.4)	0.1 (0.1 to 0.1)	0.1 (0.1 to 0.2)	0.1 (0.1 to 0.2)	0.1 (0.1 to 0.2)	0.1 (0.1 to 0.2)	0.1 (0.1 to 0.2)	0.1 (0.1 to 0.2)	0.1 (0.1 to 0.2)	0.1 (0.1 to 0.2)	0.1 (0.1 to 0.2)	0.1 (0.1 to 0.2)	0.1 (0.1 to 0.2)	0.1 (0.1 to 0.2)	0.1 (0.1 to 0.2)	9.3
Enteric infections	0.4 (0.2 to 0.7)	1 (0.5 to 1.9)	6.4 (4.7 to 14.5)	10.6 (10.7 to 29.4)	10.6 (4.1 to 17.5)	8.3 (4.5 to 13.8)	8.1 (3.9 to 15.1)	5.7 (3 to 10.1)	4.7 (2.8 to 8.1)	3.9 (2.5 to 6.2)	3.5 (2.4 to 5.2)	3.2 (2.4 to 5.2)	3.1 (2.6 to 6.6)	3.1 (2.6 to 6.6)	3.1 (2.6 to 6.6)	3.1 (2.6 to 6.6)	3.1 (2.6 to 6.6)	3.1 (2.6 to 6.6)	3.1 (2.6 to 6.6)	3.1 (2.6 to 6.6)	137
Diarrheal diseases	0.4 (0.2 to 0.7)	1 (0.5 to 1.9)	6.4 (4.5 to 14.3)	10.6 (7.1 to 19.7)	10.6 (3.2 to 9.3)	8.3 (1.2 to 3.3)	8.1 (1.1 to 2.7)	5.7 (1.1 to 2.1)	4.7 (1.1 to 2.1)	3.9 (1.1 to 2.1)	3.5 (1.1 to 2.1)	3.2 (1.1 to 2.1)	3.1 (1.1 to 2.1)	3.1 (1.1 to 2.1)	3.1 (1.1 to 2.1)	3.1 (1.1 to 2.1)	3.1 (1.1 to 2.1)	3.1 (1.1 to 2.1)	3.1 (1.1 to 2.1)	3.1 (1.1 to 2.1)	150
Typhoid and paratyphoid	0 (0 to 0)	0 (0 to 0)	0 (0 to 0)	0 (0 to 0)	0 (0 to 0)	0 (0 to 0)	0 (0 to 0)	0 (0 to 0)	0 (0 to 0)	0 (0 to 0)	0 (0 to 0)	0 (0 to 0)	0 (0 to 0)	0 (0 to 0)	0 (0 to 0)	0 (0 to 0)	0 (0 to 0)	0 (0 to 0)	0 (0 to 0)	0 (0 to 0)	0 (0 to 0)	24.5
Typhoid fever	0 (0 to 0)	0 (0 to 0)	0 (0 to 0)	0.1 (0.7 to 11.5)	0.1 (0.3 to 10.1)	0.1 (0.2 to 10.1)	0.1 (0.2 to 10.1)	0.1 (0.2 to 10.1)	0.1 (0.2 to 10.1)	0.1 (0.2 to 10.1)	0.1 (0.2 to 10.1)	0.1 (0.2 to 10.1)	0.1 (0.2 to 10.1)	0.1 (0.2 to 10.1)	0.1 (0.2 to 10.1)	0.1 (0.2 to 10.1)	0.1 (0.2 to 10.1)	0.1 (0.2 to 10.1)	0.1 (0.2 to 10.1)	0.1 (0.2 to 10.1)	24.5
Paratyphoid fever	0 (0 to 0)	0 (0 to 0)	0.2 (0.1 to 0.4)	0.3 (0.1 to 0.6)	0.3 (0.1 to 0.6)	0.2 (0.1 to 0.4)	0.1 (0.1 to 0.2)	0.1 (0.1 to 0.2)	0.1 (0.1 to 0.2)	0.1 (0.1 to 0.2)	0.1 (0.1 to 0.2)	0.1 (0.1 to 0.2)	0.1 (0.1 to 0.2)	0.1 (0.1 to 0.2)	0.1 (0.1 to 0.2)	0.1 (0.1 to 0.2)	0.1 (0.1 to 0.2)	0.1 (0.1 to 0.2)	0.1 (0.1 to 0.2)	0.1 (0.1 to 0.2)	1.4
Invasive Non-typhoidal Salmonella (iNTS)	0 (0 to 0)	0 (0 to 0)	0.5 (0.2 to 1)	0.4 (0.2 to 0.9)	0.4 (0.1 to 0.5)	0.2 (0.1 to 0.4)	0.2 (0.1 to 0.3)	0.2 (0.1 to 0.3)	0.2 (0.1 to 0.3)	0.2 (0.1 to 0.3)	0.1 (0.1 to 0.2)	0.1 (0.1 to 0.2)	0.1 (0.1 to 0.2)	0.1 (0.1 to 0.2)	0.1 (0.1 to 0.2)	0.1 (0.1 to 0.2)	0.1 (0.1 to 0.2)	0.1 (0.1 to 0.2)	0.1 (0.1 to 0.2)	0.1 (0.1 to 0.2)	2.5
Other intestinal infectious diseases	0 (0 to 0)	0 (0 to 0)	0 (0 to 0)	0 (0 to 0)	0 (0 to 0)	0 (0 to 0)	0 (0 to 0)	0 (0 to 0)	0 (0 to 0)	0 (0 to 0)	0 (0 to 0)	0 (0 to 0)	0 (0 to 0)	0 (0 to 0)	0 (0 to 0)	0 (0 to 0)	0 (0 to 0)	0 (0 to 0)	0 (0 to 0)	0 (0 to 0)	0 (0 to 0)	0.2
Neglected tropical diseases and malaria	0.1 (0 to 0.3)	0.1 (0.1 to 0.3)	0.7 (0.3 to 1.2)	2.5 (0.9 to 5.2)	3 (0.7 to 6.4)	4.2 (0.4 to 15.1)	4.5 (0.4 to 13.8)	4 (0.5 to 13.8)	3.6 (0.5 to 12.5)	3.3 (0.5 to 10.5)	2.8 (0.5 to 8.7)	2.8 (0.4 to 8.2)	2.8 (0.4 to 8.2)	2.4 (0.5 to 7.1)	2.4 (0.5 to 6.6)	2 (0.3 to 5.8)	1.8 (0.2 to 4)	1.3 (0.2 to 3.2)	1.1 (0.1 to 2.5)	0.8 (0.1 to 2.5)	46.3
Malaria	0 (0 to 0)	0 (0 to 0)	0 (0 to 0)	0 (0 to 0)	0 (0 to 0)	0 (0 to 0)	0 (0 to 0)	0 (0 to 0)	0 (0 to 0)	0 (0 to 0)	0 (0 to 0)	0 (0 to 0)	0 (0 to 0)	0 (0 to 0)	0 (0 to 0)	0 (0 to 0)	0 (0 to 0)	0 (0 to 0)	0 (0 to 0)	0 (0 to 0)	0 (0 to 0)	0
Chagas disease	0 (0 to 0)	0 (0 to 0)	0 (0 to 0)	0 (0 to 0)	0 (0 to 0)	0 (0 to 0)	0 (0 to 0)	0 (0 to 0)	0 (0 to 0)	0 (0 to 0)	0 (0 to 0)	0 (0 to 0)	0 (0 to 0)	0 (0 to 0)	0 (0 to 0)	0 (0 to 0)	0 (0 to 0)	0 (0 to 0)	0 (0 to 0)	0 (0 to 0)	0 (0 to 0)	0
Leishmaniasis	0 (0 to 0)	0 (0 to 0)	0 (0 to 0)	0 (0 to 0)	0 (0 to 0)	0 (0 to 0)	0 (0 to 0)	0 (0 to 0)	0 (0 to 0)	0 (0 to 0)	0 (0 to 0)	0 (0 to 0)	0 (0 to 0)	0 (0 to 0)	0 (0 to 0)	0 (0 to 0)	0 (0 to 0)	0 (0 to 0)	0 (0 to 0)	0 (0 to 0)	0 (0 to 0)	0
Visceral leishmaniasis	0 (0 to 0)	0 (0 to 0)	0 (0 to 0)	0 (0 to 0)	0 (0 to 0)	0 (0 to 0)	0 (0 to 0)	0 (0 to 0)	0 (0 to 0)	0 (0 to 0)	0 (0 to 0)	0 (0 to 0)	0 (0 to 0)	0 (0 to 0)	0 (0 to 0)	0 (0 to 0)	0 (0 to 0)	0 (0 to 0)	0 (0 to 0)	0 (0 to 0)	0 (0 to 0)	0
Cutaneous and mucocutaneous leishmaniasis	0 (0 to 0)	0 (0 to 0)	0 (0 to 0)	0 (0 to 0)	0 (0 to 0)	0 (0 to 0)	0 (0 to 0)	0 (0 to 0)	0 (0 to 0)	0 (0 to 0)	0 (0 to 0)	0 (0 to 0)	0 (0 to 0)	0 (0 to 0)	0 (0 to 0)	0 (0 to 0)	0 (0 to 0)	0 (0 to 0)	0 (0 to 0)	0 (0 to 0)	0 (0 to 0)	0
African trypanosomiasis	0 (0 to 0)	0 (0 to 0)	0 (0 to 0)	0 (0 to 0)	0 (0 to 0)	0 (0 to 0)	0 (0 to 0)	0 (0 to 0)	0 (0 to 0)	0 (0 to 0)	0 (0 to 0)	0 (0 to 0)	0 (0 to 0)	0 (0 to 0)	0 (0 to 0)	0 (0 to 0)	0 (0 to 0)	0 (0 to 0)	0 (0 to 0)	0 (0 to 0)	0 (0 to 0)	0
Schistosomiasis	0 (0 to 0)	0 (0 to 0)	0 (0 to 0)	0 (0 to 0)	0 (0 to 0)	0 (0 to 0)	0 (0 to 0)	0 (0 to 0)	0 (0 to 0)	0 (0 to 0)	0 (0 to 0)	0 (0 to 0)	0 (0 to 0)	0 (0 to 0)	0 (0 to 0)	0 (0 to 0)	0 (0 to 0)	0 (0 to 0)	0 (0 to 0)	0 (0 to 0)	0 (0 to 0)	0
Cysticercosis	0 (0 to 0)	0 (0 to 0)	0 (0 to 0)	0 (0 to 0)	0 (0 to 0)	0 (0 to 0)	0 (0 to 0)	0 (0 to 0)	0 (0 to 0)	0 (0 to 0)	0 (0 to 0)	0 (0 to 0)	0 (0 to 0)	0 (0 to 0)	0 (0 to 0)	0 (0 to 0)	0 (0 to 0)	0 (0 to 0)	0 (0 to 0)	0 (0 to 0)	0 (0 to 0)	0
Cystic echinococcosis	0 (0 to 0)	0 (0 to 0)	0 (0 to 0)	0 (0 to 0)	0 (0 to 0)	0 (0 to 0)	0 (0 to 0)	0 (0 to 0)	0 (0 to 0)	0 (0 to 0)	0 (0 to 0)	0 (0 to 0)	0 (0 to 0)	0 (0 to 0)	0 (0 to 0)	0 (0 to 0)	0 (0 to 0)	0 (0 to 0)	0 (0 to 0)	0 (0 to 0)	0 (0 to 0)	0
Lymphatic filariasis	0 (0 to 0)	0 (0 to 0)	0 (0 to 0)	0 (0 to 0)	0 (0 to 0)	0 (0 to 0)	0 (0 to 0)	0 (0 to 0)	0 (0 to 0)	0 (0 to 0)	0 (0 to 0)	0 (0 to 0)	0 (0 to 0)	0 (0 to 0)	0 (0 to 0)	0 (0 to 0)	0 (0 to 0)	0 (0 to 0)	0 (0 to 0)	0 (0 to 0)	0 (0 to 0)	0
Onchocerciasis	0 (0 to 0)	0 (0 to 0)	0 (0 to 0)	0 (0 to 0)	0 (0 to 0)	0 (0 to 0)	0 (0 to 0)	0 (0 to 0)	0 (0 to 0)	0 (0 to 0)	0 (0 to 0)	0 (0 to 0)	0 (0 to 0)	0 (0 to 0)	0 (0 to 0)	0 (0 to 0)	0 (0 to 0)	0 (0 to 0)	0 (0 to 0)	0 (0 to 0)	0 (0 to 0)	0
Trachoma	0 (0 to 0)	0 (0 to 0)	0 (0 to 0)	0 (0 to 0)	0 (0 to 0)	0 (0 to 0)	0 (0 to 0)	0 (0 to 0)	0 (0 to 0)	0 (0 to 0)	0 (0 to 0)	0 (0 to 0)	0 (0 to 0)	0 (0 to 0)	0 (0 to 0)	0 (0 to 0)	0 (0 to 0)	0 (0 to 0)	0 (0 to 0)	0 (0 to 0)	0 (0 to 0)	0
Dengue	0 (0 to 0)	0 (0 to 0)	0.2 (0 to 0.4)	0.7 (0.1 to 2.7)	2.6 (0.5 to 13.7)	2.6 (0.5 to 14.5)	3.3 (0.5 to 13.1)	2.6 (0.5 to 12.1)	2.4 (0.5 to 9.9)	2 (0.5 to 7.9)	1.9 (0.5 to 7.4)	1.9 (0.5 to 6.6)	1.7 (0.5 to 6.6)	1.7 (0.5 to 6.6)	1.5 (0.5 to 5.2)	1 (0.3 to 3.7)	0.9 (0.3 to 3.3)	0.6 (0.2 to 3.1)	0.4 (0.1 to 1.4)	0.2 (0.1 to 0.6)	34.1
Yellow fever	0 (0 to 0)	0 (0 to 0)	0 (0 to 0)	0 (0 to 0)	0 (0 to 0)	0 (0 to 0)	0 (0 to 0)	0 (0 to 0)	0 (0 to 0)	0 (0 to 0)	0 (0 to 0)	0 (0 to 0)	0 (0 to 0)	0 (0 to 0)	0 (0 to 0)	0 (0 to 0)	0 (0 to 0)	0 (0 to 0)	0 (0 to 0)	0 (0 to 0)	0 (0 to 0)	0
Rabies	0 (0 to 0)	0 (0 to 0)	0 (0 to 0)	0 (0 to 0)	0 (0 to 0)	0 (0 to 0)	0 (0 to 0)	0 (0 to 0)	0 (0 to 0)	0 (0 to 0)	0 (0 to 0)	0 (0 to 0)	0 (0 to 0)	0 (0 to 0)	0 (0 to 0)	0 (0 to 0)	0 (0 to 0)	0 (0 to 0)	0 (0 to 0)	0 (0 to 0)	0 (0 to 0)	0
Intestinal nematode infections	0 (0 to 0)	0 (0 to 0)	0 (0 to 0.2)	0.1 (0 to 0.2)	0.1 (0 to 0.1)	0.1 (0 to 1.2)	0.1 (0 to 0.9)	0.1 (0 to 0.4)	0.1 (0 to 0.4)	0.1 (0 to 0.4)	0.1 (0 to 0.4)	0.1 (0 to 0.5)	0.1 (0 to 0.5)	0.1 (0 to 0.5)	0.1 (0 to 0.5)	0.1 (0 to 0.5)	0.1 (0 to 0.5)	0.1 (0 to 0.5)	0.1 (0 to 0.5)	0.1 (0 to 0.5)	0.1 (0 to 0.5)	2.4
Ascariasis	0 (0 to 0)	0 (0 to 0)	0 (0 to 0)	0 (0 to 0.1)	0 (0 to 0.1)	0 (0 to 0)	0 (0 to 0)	0 (0 to 0)	0 (0 to 0)	0 (0 to 0)	0 (0 to 0)	0 (0 to 0)	0 (0 to 0)	0 (0 to 0)	0 (0 to 0)	0 (0 to 0)	0 (0 to 0)	0 (0 to 0)	0 (0 to 0)	0 (0 to 0)	0 (0 to 0)	0.1
Trichuriasis	0 (0 to 0)	0 (0 to 0)	0 (0 to 0)	0 (0 to 0)	0 (0 to 0)	0 (0 to 0)	0 (0 to 0)	0 (0 to 0)	0 (0 to 0)	0 (0 to 0)	0 (0 to 0)	0 (0 to 0)	0 (0 to 0)	0 (0 to 0)	0 (0 to 0)	0 (0 to 0)	0 (0 to 0)	0 (0 to 0)	0 (0 to 0)	0 (0 to 0)	0 (0 to 0)	0
Hookworm disease	0 (0 to 0)	0 (0 to 0)	0 (0 to 0)	0 (0 to 0.1)	0 (0 to 0.2)	0 (0 to 0.1)	0 (0 to 1.2)	0 (0 to 0.4)	0 (0 to 0.4)	0 (0 to 0.4)	0 (0 to 0.4)	0 (0 to 0.5)	0 (0 to 0.5)	0 (0 to 0.5)	0 (0 to 0.5)	0 (0 to 0.5)	0 (0 to 0.5)	0 (0 to 0.5)	0 (0 to 0.5)	0 (0 to 0.5)	0 (0 to 0.5)	2.2
Food-borne trematodiases	0 (0 to 0)	0 (0 to 0)	0 (0 to 0)	0 (0 to 0)	0 (0 to 0)	0 (0 to 0)	0 (0 to 0)	0 (0 to 0)	0 (0 to 0)	0 (0 to 0)	0 (0 to 0)	0 (0 to 0)	0 (0 to 0)	0 (0 to 0)	0 (0 to 0)	0 (0 to 0)	0 (0 to 0)	0 (0 to 0)	0 (0 to 0)	0 (0 to 0)	0 (0 to 0)	0
Leprosy	0 (0 to 0)	0 (0 to 0)	0 (0 to 0)	0 (0 to 0)	0 (0 to 0)	0 (0 to 0)	0 (0 to 0)	0 (0 to 0)	0 (0 to 0)	0 (0 to 0)	0 (0 to 0)	0 (0 to 0)	0 (0 to 0)	0 (0 to 0)	0 (0 to 0)	0 (0 to 0)	0 (0 to 0)	0 (0 to 0)	0 (0 to 0)	0 (0 to 0)	0 (0 to 0)	0.1
Ebola	0 (0 to 0)	0 (0 to 0)	0 (0 to 0)	0 (0 to 0)	0 (0 to 0)	0 (0 to 0)	0 (0 to 0)	0 (0 to 0)	0 (0 to 0)	0 (0 to 0)	0 (0 to 0)	0 (0 to 0)	0 (0 to 0)	0 (0 to 0)	0 (0 to 0)	0 (

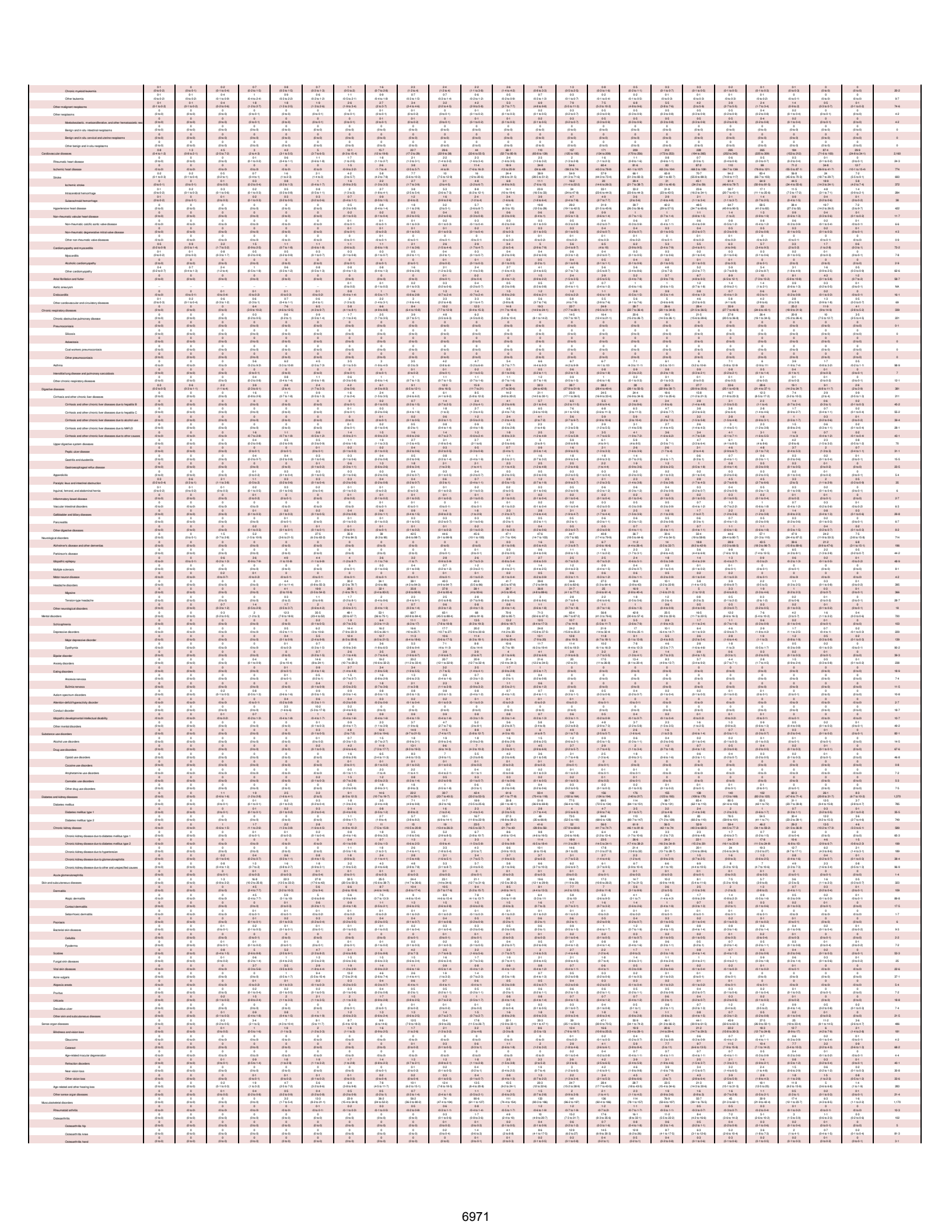

Osteoarthritis other	0 (0 to 0)	0 (0 to 0)	0 (0 to 0)	0 (0 to 0)	0 (0 to 0)	0 (0 to 0)	0 (0 to 0)	0 (0 to 0)	0 (0 to 0)	0 (0 to 0)	0 (0 to 0)	0 (0 to 0)	0-1 (0 to 2)	0-4 (0 to 9)	0-6 (0 to 14)	0-9 (0 to 21)	1-4 (0 to 2)	1-9 (0 to 3)	2 (0 to 4)	1-6 (0 to 2)	1-3 (0 to 2)	1-2 (0 to 2)	0-9 (0 to 1)	0-6 (0 to 1)	0-3 (0 to 1)	0-1 (0 to 0)	12-9
Low back pain	0 (0 to 0)	0 (0 to 0)	0 (0 to 0)	0 (0 to 0)	2-9 (1 to 5)	11-3 (4 to 19)	15-7 (8 to 25)	19-4 (11 to 30)	34-1 (16 to 59)	51-3 (26 to 91)	31-4 (17 to 58)	44-7 (23 to 86)	63-3 (27 to 98)	86-4 (38 to 131)	53-4 (29 to 93)	51-1 (33 to 98)	14-7 (7 to 29)	21-8 (9 to 44)	21-1 (9 to 46)	16-7 (7 to 32)	11-2 (4 to 24)	9-4 (2 to 19)	9-4 (3 to 20)	5-4 (2 to 13)	3-5 (1 to 9)	5-9 (3 to 11)	467
Neck pain	0 (0 to 0)	0 (0 to 0)	0 (0 to 0)	0-3 (0 to 1)	1-3 (0 to 5)	3-1 (1 to 7)	5-4 (2 to 10)	9-1 (4 to 17)	17-4 (8 to 32)	28-4 (13 to 52)	14-4 (7 to 28)	28-7 (10 to 55)	38-4 (15 to 72)	58-4 (22 to 98)	33-4 (17 to 59)	31-8 (16 to 58)	27-6 (13 to 49)	21-1 (10 to 37)	10-3 (4 to 21)	9-6 (3 to 19)	7-2 (3 to 15)	4-8 (2 to 9)	1-8 (0 to 3)	0-5 (0 to 2)	0-3 (0 to 1)	20-1 (0 to 0)	231
Gout	0 (0 to 0)	0 (0 to 0)	0 (0 to 0)	0 (0 to 0)	0 (0 to 0)	0 (0 to 0)	0 (0 to 0)	0 (0 to 0)	0 (0 to 0)	0 (0 to 0)	0 (0 to 0)	0 (0 to 0)	0 (0 to 0)	0 (0 to 0)	0 (0 to 0)	0 (0 to 0)	0 (0 to 0)	0 (0 to 0)	0 (0 to 0)	0 (0 to 0)	0 (0 to 0)	0 (0 to 0)	0 (0 to 0)	0 (0 to 0)	0 (0 to 0)	0 (0 to 0)	5-6
Other musculoskeletal disorders	0 (0 to 0)	0 (0 to 0)	0 (0 to 0)	0 (0 to 0)	0-7 (0 to 1)	4-9 (2 to 7)	11-1 (6 to 17)	20-6 (10 to 31)	26-9 (16 to 41)	28-5 (18 to 43)	22-7 (9 to 42)	26-1 (12 to 44)	27-3 (13 to 47)	36-4 (24 to 54)	30-5 (18 to 46)	19-7 (8 to 37)	9-8 (4 to 19)	5-9 (3 to 9)	3 (1 to 6)	1 (0 to 1)	0-2 (0 to 1)	0-6 (0 to 1)	0-3 (0 to 1)	0-1 (0 to 0)	220
Other non-communicable diseases	69-9 (56 to 132)	39-2 (25 to 64)	59-4 (41 to 93)	27-3 (19 to 38)	16-5 (12 to 22)	16-2 (12 to 24)	32-9 (22 to 47)	44-1 (26 to 64)	57-6 (40 to 81)	65-2 (44 to 92)	75-6 (51 to 100)	72-7 (52 to 100)	73-8 (52 to 100)	65-6 (47 to 88)	55-8 (36 to 76)	46-9 (26 to 64)	35 (20 to 49)	28-5 (21 to 39)	23-1 (16 to 32)	39-1 (20 to 74)	22-9 (14 to 32)	10-5 (10 to 21)	7-7 (4 to 10)	2-5 (1 to 4)	1-3 (0 to 2)	983
Congenital birth defects	69-4 (54 to 132)	35-4 (23 to 51)	49-6 (33 to 71)	20-3 (13 to 31)	9-3 (4 to 12)	6-9 (3 to 12)	6-7 (3 to 9)	5-7 (3 to 7)	3-9 (2 to 6)	3-1 (1 to 5)	4-2 (2 to 6)	2-1 (1 to 3)	4 (2 to 5)	3-3 (2 to 4)	2-8 (1 to 4)	2-6 (1 to 3)	2-4 (1 to 3)	1-7 (1 to 2)	1-1 (0 to 1)	0-5 (0 to 1)	0-4 (0 to 1)	0-2 (0 to 1)	0-1 (0 to 0)	0-1 (0 to 0)	0-1 (0 to 0)	264
Neural tube defects	8-9 (2 to 21)	2-4 (0 to 5)	2 (0 to 7)	0-9 (0 to 3)	0-2 (0 to 1)	0-1 (0 to 2)	0-1 (0 to 2)	0-1 (0 to 2)	0-1 (0 to 2)	0-1 (0 to 1)	0-1 (0 to 1)	0-1 (0 to 1)	0-1 (0 to 1)	0-1 (0 to 1)	0-1 (0 to 1)	0-1 (0 to 1)	0-1 (0 to 1)	0 (0 to 0)	0 (0 to 1)	0 (0 to 0)	0 (0 to 0)	0 (0 to 0)	0 (0 to 0)	0 (0 to 0)	0 (0 to 0)	15-5
Congenital heart anomalies	22-2 (16 to 57)	18-9 (10 to 28)	27-5 (15 to 44)	10-4 (5 to 17)	4-3 (2 to 6)	3 (1 to 4)	3-2 (2 to 4)	2-8 (1 to 4)	2-6 (1 to 4)	1-6 (1 to 3)	1-9 (1 to 2)	1-3 (1 to 2)	1-7 (1 to 2)	1 (0 to 1)	0-6 (0 to 1)	0-6 (0 to 1)	0-4 (0 to 1)	0-3 (0 to 1)	0-2 (0 to 1)	0 (0 to 0)	0 (0 to 1)	0 (0 to 1)	0 (0 to 0)	0 (0 to 0)	0 (0 to 0)	0 (0 to 0)	114
Orofacial clefts	0-4 (0 to 0)	0-1 (0 to 0)	0-2 (0 to 0)	0-1 (0 to 0)	0-1 (0 to 0)	0-1 (0 to 0)	0-1 (0 to 0)	0-1 (0 to 0)	0-1 (0 to 0)	0-1 (0 to 0)	0-1 (0 to 0)	0-1 (0 to 0)	0-1 (0 to 0)	0-1 (0 to 0)	0-1 (0 to 0)	0-1 (0 to 0)	0-1 (0 to 0)	0-1 (0 to 0)	0-1 (0 to 0)	0 (0 to 0)	0 (0 to 0)	0 (0 to 0)	0 (0 to 0)	0 (0 to 0)	0 (0 to 0)	0 (0 to 0)	1-6
Down syndrome	1-1 (0 to 2)	0-5 (0 to 1)	1-4 (0 to 3)	0-7 (0 to 1)	0-2 (0 to 1)	0-2 (0 to 1)	0-2 (0 to 1)	0-2 (0 to 1)	0-2 (0 to 1)	0-2 (0 to 1)	0-2 (0 to 1)	0-1 (0 to 2)	0-2 (0 to 1)	0-1 (0 to 2)	0-2 (0 to 1)	0-1 (0 to 1)	0-1 (0 to 1)	0-1 (0 to 1)	0-1 (0 to 1)	0 (0 to 0)	0 (0 to 0)	0 (0 to 0)	0 (0 to 0)	0 (0 to 0)	0 (0 to 0)	0 (0 to 0)	5-7
Turner syndrome	0 (0 to 0)	0 (0 to 0)	0 (0 to 0)	0 (0 to 0)	0 (0 to 0)	0 (0 to 0)	0 (0 to 0)	0 (0 to 0)	0 (0 to 0)	0 (0 to 0)	0 (0 to 0)	0 (0 to 0)	0 (0 to 0)	0 (0 to 0)	0 (0 to 0)	0 (0 to 0)	0 (0 to 0)	0 (0 to 0)	0 (0 to 0)	0 (0 to 0)	0 (0 to 0)	0 (0 to 0)	0 (0 to 0)	0 (0 to 0)	0 (0 to 0)	0-1
Klinefelter syndrome	0 (0 to 0)	0 (0 to 0)	0 (0 to 0)	0 (0 to 0)	0 (0 to 0)	0 (0 to 0)	0 (0 to 0)	0 (0 to 0)	0 (0 to 0)	0 (0 to 0)	0 (0 to 0)	0 (0 to 0)	0 (0 to 0)	0 (0 to 0)	0 (0 to 0)	0 (0 to 0)	0 (0 to 0)	0 (0 to 0)	0 (0 to 0)	0 (0 to 0)	0 (0 to 0)	0 (0 to 0)	0 (0 to 0)	0 (0 to 0)	0 (0 to 0)	0
Other chromosomal abnormalities	2-9 (0 to 6)	1-3 (0 to 3)	1-5 (0 to 3)	0-4 (0 to 1)	0-2 (0 to 1)	0-1 (0 to 2)	0-1 (0 to 2)	0-1 (0 to 2)	0-1 (0 to 2)	0-1 (0 to 1)	0-1 (0 to 1)	0-1 (0 to 1)	0-1 (0 to 1)	0 (0 to 0)	0 (0 to 0)	0 (0 to 0)	0 (0 to 0)	0 (0 to 0)	0 (0 to 0)	0 (0 to 0)	0 (0 to 0)	0 (0 to 0)	0 (0 to 0)	0 (0 to 0)	0 (0 to 0)	7-1
Congenital musculoskeletal and limb anomalies	1-2 (0 to 3)	0-3 (0 to 2)	1-2 (0 to 3)	1-6 (0 to 2)	1-2 (0 to 2)	0-9 (0 to 2)	0-7 (0 to 1)	0-9 (0 to 1)	0-5 (0 to 1)	0-8 (0 to 1)	0-9 (0 to 1)	0-9 (0 to 1)	0-9 (0 to 1)	0-8 (0 to 1)	0-8 (0 to 1)	0-8 (0 to 1)	0-7 (0 to 1)	0-5 (0 to 1)	0-2 (0 to 1)	0-2 (0 to 1)	0-1 (0 to 1)	0-1 (0 to 1)	0 (0 to 0)	0 (0 to 0)	0 (0 to 0)	15-5
Urogenital congenital anomalies	1-6 (0 to 3)	0-3 (0 to 1)	0-3 (0 to 1)	0-3 (0 to 1)	0-2 (0 to 1)	0-1 (0 to 1)	0-1 (0 to 2)	0-1 (0 to 1)	0-1 (0 to 1)	0-1 (0 to 1)	0-1 (0 to 1)	0-1 (0 to 1)	0-1 (0 to 1)	0-1 (0 to 1)	0-1 (0 to 1)	0-1 (0 to 1)	0-1 (0 to 1)	0 (0 to 0)	0 (0 to 1)	0 (0 to 0)	0 (0 to 0)	0 (0 to 0)	0 (0 to 0)	0 (0 to 0)	0 (0 to 0)	3-5
Digestive congenital anomalies	8-7 (3 to 18)	3-2 (1 to 5)	3-3 (2 to 5)	1-2 (0 to 3)	0-4 (0 to 1)	0-3 (0 to 1)	0-3 (0 to 1)	0-3 (0 to 1)	0-3 (0 to 1)	0-3 (0 to 1)	0-3 (0 to 1)	0-3 (0 to 1)	0-3 (0 to 1)	0-3 (0 to 1)	0-3 (0 to 1)	0-3 (0 to 1)	0-3 (0 to 1)	0-3 (0 to 1)	0-3 (0 to 1)	0-3 (0 to 1)	0-3 (0 to 1)	0-3 (0 to 1)	0-3 (0 to 1)	0-3 (0 to 1)	0-3 (0 to 1)	21-8
Other congenital birth defects	21-4 (12 to 37.5)	12-3 (3.5 to 23.5)	16-3 (4.1 to 27.1)	6-3 (1.4 to 9.8)	2-5 (1.3 to 4.2)	1-8 (0.6 to 3.2)	2-1 (0.7 to 3.3)	1-5 (0.4 to 2.2)	1-4 (0.4 to 2.2)	1-4 (0.4 to 2.2)	1-4 (0.4 to 2.2)	1-4 (0.4 to 2.2)	1-4 (0.5 to 2.2)	1-1 (0.5 to 2.1)	1-1 (0.5 to 2.1)	1-1 (0.5 to 2.1)	0-9 (0.4 to 1.6)	0-7 (0.3 to 1.2)	0-5 (0.2 to 0.9)	0-5 (0.1 to 0.9)	0-4 (0.1 to 0.8)	0-3 (0.1 to 0.5)	0-3 (0.1 to 0.5)	0-3 (0.1 to 0.5)	68-9
Urinary diseases and male infertility	0 (0 to 0)	0 (0 to 1)	0 (0 to 0.5)	0 (0 to 0.7)	0 (0 to 0.4)	0 (0 to 0.4)	0 (0 to 0.6)	0 (0 to 0.5)	0 (0 to 1)	0-1 (0 to 1.4)	0 (0 to 0.9)	0 (0 to 2.2)	0 (0 to 3.7)	0 (0 to 2.6)	0 (0 to 2.4)	0 (0 to 2.6)	0 (0 to 1.4)	0 (0 to 1.1)	0 (0 to 0.9)	0 (0 to 0.8)	0 (0 to 0.7)	0 (0 to 0.5)	0 (0 to 0.4)	0 (0 to 0.3)	0 (0 to 0.2)	99-7
Urolithiasis	0 (0 to 0)	0 (0 to 0)	0 (0 to 0)	0 (0 to 0)	0 (0 to 0)	0 (0 to 0)	0 (0 to 0)	0 (0 to 0)	0 (0 to 0)	0 (0 to 0)	0 (0 to 0)	0 (0 to 0)	0 (0 to 0)	0 (0 to 0)	0 (0 to 0)	0 (0 to 0)	0 (0 to 0)	0 (0 to 0)	0 (0 to 0)	0 (0 to 0)	0 (0 to 0)	0 (0 to 0)	0 (0 to 0)	0 (0 to 0)	0 (0 to 0)	2-7
Benign prostatic hyperplasia	0 (0 to 0)	0 (0 to 0)	0 (0 to 0)	0 (0 to 0)	0 (0 to 0)	0 (0 to 0)	0 (0 to 0)	0 (0 to 0)	0 (0 to 0)	0 (0 to 0)	0 (0 to 0)	0 (0 to 0)	0 (0 to 0)	0 (0 to 0)	0 (0 to 0)	0 (0 to 0)	0 (0 to 0)	0 (0 to 0)	0 (0 to 0)	0 (0 to 0)	0 (0 to 0)	0 (0 to 0)	0 (0 to 0)	0 (0 to 0)	0 (0 to 0)	0
Male infertility	–	–	–	–	–	–	–	–	–	–	–	–	–	–	–	–	–	–	–	–	–	–	–	–	–	NA
Other urinary diseases	0 (0 to 0)	0 (0 to 0)	0 (0 to 0)	0 (0 to 0)	0 (0 to 0)	0 (0 to 0)	0 (0 to 0)	0 (0 to 0)	0-1 (0 to 0)	0-1 (0 to 1)	0-1 (0 to 2)	0-1 (0 to 2)	0-3 (0 to 6)	0-2 (0 to 5)	0-2 (0 to 3)	0-3 (0 to 7)	0-1 (0 to 3)	0-2 (0 to 3)	0-2 (0 to 3)	0-2 (0 to 3)	0-3 (0 to 4)	0-2 (0 to 3)	0-1 (0 to 2)	0-1 (0 to 2)	0-1 (0 to 2)	2-8
Gynecological diseases	0 (0 to 0)	0 (0 to 0)	0 (0 to 0)	0 (0 to 0)	0-2 (0 to 1)	24-0 (14 to 41)	34-5 (16 to 64)	15-3 (5 to 39)	39-2 (22 to 69)	38-2 (25 to 56)	39-2 (24 to 58)	39-8 (25 to 57)	38-8 (25 to 57)	31-6 (20 to 45)	31-6 (20 to 47)	18-4 (11 to 27)	6-2 (3 to 12)	3-7 (2 to 5)	2-4 (1 to 3)	1-9 (1 to 3)	1-3 (0 to 2)	0-8 (0 to 1)	0-3 (0 to 1)	0-2 (0 to 1)	0-1 (0 to 1)	270
Uterine fibroids	0 (0 to 0)	0 (0 to 0)	0 (0 to 0)	0 (0 to 0)	0 (0 to 0)	0-1 (0 to 1)	0-4 (0 to 1)	0-2 (0 to 0.7)	1 (0 to 2)	1-2 (0 to 2)	1-6 (0 to 3)	1-6 (0 to 3)	1-8 (0 to 3)	1-3 (0 to 2)	0-8 (0 to 2)	0-4 (0 to 1)	0-2 (0 to 1)	0-2 (0 to 1)	0-2 (0 to 1)	0-2 (0 to 1)	0-2 (0 to 1)	0-1 (0 to 1)	0 (0 to 0)	0 (0 to 0)	0 (0 to 0)	11-4
Polycystic ovarian syndrome	0 (0 to 0)	0 (0 to 0)	0 (0 to 0)	0 (0 to 0)	0 (0 to 0)	0 (0 to 0.9)	0-4 (0 to 2)	0-3 (0 to 1)	0-4 (0 to 2)	0-3 (0 to 2)	0-3 (0 to 2)	0-3 (0 to 2)	0-3 (0 to 2)	0-4 (0 to 2)	0-3 (0 to 2)	0-2 (0 to 2)	0-1 (0 to 2)	0 (0 to 1)	0 (0 to 1)	0 (0 to 1)	0 (0 to 1)	0 (0 to 1)	0 (0 to 0)	0 (0 to 0)	0 (0 to 0)	15
Female infertility	0 (0 to 0)	0 (0 to 0)	0 (0 to 0)	0 (0 to 0)	0 (0 to 0)	0 (0 to 0)	0-3 (0 to 1)	0-6 (0 to 2.4)	1-1 (0 to 3.7)	1-2 (0 to 4.4)	1-5 (0 to 6)	1-5 (0 to 6)	2-0 (0 to 6)	1-7 (0 to 6)	1-6 (0 to 6)	0-7 (0 to 3)	0-3 (0 to 1)	0-3 (0 to 1)	0-3 (0 to 1)	0-3 (0 to 1)	0-3 (0 to 1)	0-3 (0 to 1)	0-3 (0 to 1)	0-3 (0 to 1)	0-3 (0 to 1)	5
Endometriosis	0 (0 to 0)	0 (0 to 0)	0 (0 to 0)	0 (0 to 0)	0 (0 to 0)	0 (0 to 0)	0-3 (0 to 1.5)	0-6 (0 to 1.7)	0-8 (0 to 2.9)	0-7 (0 to 2.5)	0-7 (0 to 2.5)	0-7 (0 to 2.5)	0-7 (0 to 2.5)	0-7 (0 to 2.5)	0-7 (0 to 2.5)	0-7 (0 to 2.5)	0-7 (0 to 2.5)	0-7 (0 to 2.5)	0-7 (0 to 2.5)	0-7 (0 to 2.5)	0-7 (0 to 2.5)	0-7 (0 to 2.5)	0-7 (0 to 2.5)	0-7 (0 to 2.5)	0-7 (0 to 2.5)	39-4
Genital prolapse	0 (0 to 0)	0 (0 to 0)	0 (0 to 0)	0 (0 to 0)	0 (0 to 0)	0 (0 to 0)	0 (0 to 0)	0 (0 to 0)	0 (0 to 0)	0 (0 to 0)	0 (0 to 0)	0 (0 to 0)	0 (0 to 0)	0 (0 to 0)	0 (0 to 0)	0 (0 to 0)	0 (0 to 0)	0 (0 to 0)	0 (0 to 0)	0 (0 to 0)	0 (0 to 0)	0 (0 to 0)	0 (0 to 0)	0 (0 to 0)	0 (0 to 0)	3-9
Premenstrual syndrome	0 (0 to 0)	0 (0 to 0)	0 (0 to 0)	0 (0 to 0)	0 (0 to 0)	0-7 (0 to 1)	1-0 (0 to 2)	1-2 (0 to 3)	1-3 (0 to 3)	1-4 (0 to 3)	1-6 (0 to 3)	1-5 (0 to 3)	1-6 (0 to 3)	1-5 (0 to 3)	1-4 (0 to 3)	0-9 (0 to 3)	0-4 (0 to 2)	0-3 (0 to 1)	0-3 (0 to 1)	0-3 (0 to 1)	0-3 (0 to 1)	0-3 (0 to 1)	0-3 (0 to 1)	0-3 (0 to 1)	0-3 (0 to 1)	150
Other gynecological diseases	0 (0 to 0)	0 (0 to 0)	0 (0 to 0)	0 (0 to 0)	0 (0 to 0)	1-9 (0 to 4.2)	4-8 (2 to 7.6)	6-2 (3 to 10.2)	15-1 (8 to 24.2)	15-1 (8 to 24.2)	14-2 (8 to 22.8)	22-9 (9 to 31.2)	19-1 (9 to 29.6)	10-3 (4 to 17.1)	7-6 (1 to 12)	2-7 (0 to 5.2)	2-1 (0 to 3.6)	1-6 (0 to 2.9)	1-1 (0 to 2.1)	0-7 (0 to 1)	0-3 (0 to 1)	0-1 (0 to 0.1)	104
Hemoglobinopathies and hemolytic anemias	0-2 (0 to 0.3)	0-2 (0 to 0.4)	1-2 (0 to 1.8)	2-2 (1 to 3.5)	2-1 (1 to 3.2)	6-2 (3 to 9.7)	5-8 (3 to 8.6)	6-5 (3 to 9.9)	6-2 (3 to 9.5)	7-2 (4 to 11.1)	4-9 (2 to 7.3)	5-6 (3 to 8.6)	5-5 (3 to 8.6)	4-2 (2 to 6.5)	3-2 (1 to 5)	2-2 (1 to 3.7)	0-9 (0 to 1.6)	0-7 (0 to 1.2)	0-5 (0 to 1)	0-4 (0 to 0.8)	0-3 (0 to 0.6)	0-2 (0 to 0.4)	0-2 (0 to 0.4)	0-2 (0 to 0.4)	86-4
Thalassemias	0-2 (0 to 0.3)	0-2 (0 to 0.4)	0-6 (0 to 1)	1-2 (0 to 2.2)	1-1 (0 to 1.7)	1-2 (0 to 2.2)	1-8 (0 to 3.1)	1-4 (0 to 2.1)	1-3 (0 to 2.1)	1 (0 to 1.6)	0-9 (0 to 1.4)	1 (0 to 1.7)	1 (0 to 1.7)	1-3 (0 to 2.2)	0-9 (0 to 1.4)	0-5 (0 to 1)	0-3 (0 to 0.6)	0-3 (0 to 0.5)	0-2 (0 to 0.4)	0-2 (0 to 0.3)	0-2 (0 to 0.3)	0-1 (0 to 0.2)	0-1 (0 to 0.2)	0-1 (0 to 0.2)	14-8
Thalassemias trait	0 (0 to 0)	0-4 (0 to 0.7)	1-4 (0 to 2.7)	4-6 (2 to 7)	1-6 (0 to 1.7)	0-7 (0 to 1.1)	2-5 (1 to 4.4)	3-1 (1 to 5.5)	2-3 (1 to 3.6)	3-1 (1 to 5.4)	2-7 (1 to 4.1)	4-1 (2 to 7.4)	3-8 (2 to 6.6)	2-8 (1 to 5.2)	1-2 (0 to 2.4)	0-8 (0 to 1.4)	0-4 (0 to 0.8)	0-3 (0 to 0.6)	0-2 (0 to 0.5)	0-2 (0 to 0.4)	0-2 (0 to 0.3)	0-1 (0 to 0.2)	0-1 (0 to 0.2)	0-1 (0 to 0.2)	27-9
Sickle cell disorders	0 (0 to 0)	0 (0 to 0)	0 (0 to 0)	0 (0 to 0)	0 (0 to 0)	0 (0 to 0)	0 (0 to 0)	0 (0 to 0)	0 (0 to 0)	0 (0 to 0)	0 (0 to 0)	0 (0 to 0)	0 (0 to 0)	0 (0 to 0)	0 (0 to 0)	0 (0 to 0)	0 (0 to 0)	0 (0 to 0)	0 (0 to 0)	0 (0 to 0)	0 (0 to 0)	0 (0 to 0)	0 (0 to 0)	0 (0 to 0)	0 (0 to 0)	0
Sickle cell trait	0 (0 to 0)	0 (0 to 0)	0 (0 to 0)	0 (0 to 0)	0 (0 to 0)	0-2 (0 to 0.5)	0-2 (0 to 0.5)	0-2 (0 to 0.5)	0-3 (0 to 0.5)	0-3 (0 to 0.5)	0-2 (0 to 0.5)	0-3 (0 to 0.5)	0-3 (0 to 0.5)	0-3 (0 to 0.5)	0-3 (0 to 0.5)	0-3 (0 to 0.5)	0-3 (0 to 0.5)	0-3 (0 to 0.5)	0-3 (0 to 0.5)	0-3 (0 to 0.5)	0-3 (0 to 0.5)	0-3 (0 to 0.5)	0-3 (0 to 0.5)	0-3 (0 to 0.5)	0-3 (0 to 0.5)	1-7
G6PD deficiency	0 (0 to 0)	0 (0 to 0)	0 (0 to 0)	0 (0 to 0)	0-1 (0 to 0.2)	0-3 (0 to 0.6)	0-6 (0 to 1)	0-9 (0 to 1.4)	0-9 (0 to 1.4)	0-9 (0 to 1.4)	0-9 (0 to 1.5)	1-2 (0 to 1.9)	1-2 (0 to 1.8)	1-2 (0 to 2)	1-2 (0 to 2)	1-1 (0 to 1.5)	0-6 (0 to 1.1)	0-4 (0 to 0.7)	0-2 (0 to 0.5)	0-1 (0 to 0.3)	0-1 (0 to 0.3)	0-1 (0 to 0.2)	0-1 (0 to 0.2)	0-1 (0 to 0.2)	0-1 (0 to 0.2)	10
G6PD trait	0 (0 to 0)	0 (0 to 0)	0 (0 to 0)	0 (0 to 0)	0 (0 to 0)	0 (0 to 0)	0 (0 to 0)	0 (0 to 0)	0 (0 to 0)	0 (0 to 0)	0 (0 to 0)	0 (0 to 0)	0 (0 to 0)	0 (0 to 0)	0 (0 to 0)	0 (0 to 0)	0 (0 to 0)	0 (0 to 0)	0 (0 to 0)	0 (0 to 0)	0 (0 to 0)	0 (0 to 0)	0 (0 to 0)	0 (0 to 0)	0 (0 to 0)	0-1
Other hemoglobinopathies and hemolytic anemias	0 (0 to 0)	0-2 (0 to 0.3)	0-5 (0 to 1)	0-5 (0 to 1.1)	0-2 (0 to 0.6)	0-4 (0 to 0.9)	0-6 (0 to 1.2)	0-8 (0 to 1.5)	0-8 (0 to 1.5)	0-9 (0 to 1.6)	1-1 (0 to 1.9)	1-6 (0 to 2.6)	1-8 (1 to 2.8)	2-0 (1 to 2.3)	2-8 (1 to 3.1)	3-7 (1 to 5.3)	2-9 (1 to 4.1)	3-1 (1 to 4.2)	2-7 (1 to 3.7)	2-6 (2 to 3)	1-8 (1 to 2.5)	0-8 (0 to 1.1)	0-2 (0 to 0.3)	21-9
Endocrine, metabolic, blood, and immune disorders	0-2 (0 to 0.4)	0-2 (0 to 0.4)	1-6 (1 to 2.4)	1-6 (1 to 2.4)	1-4 (0 to 2.2)	1-2 (0 to 2.1)	2 (1 to 3.2)	3-2 (1 to 5.1)	3-5 (2 to 5.7)	3-7 (2 to 5.7)	3-5 (2 to 5.6)	4-1 (2 to 6.7)	4-2 (2 to 6.7)	3-6 (2 to 5.6)	3-1 (1 to 4.8)	2-3 (1 to 3.5)	1-4 (0 to 2.2)	1-2 (0 to 1.8)	0-9 (0 to 1.4)	0-7 (0 to 1.1)	0-5 (0 to 0.8)	0-4 (0 to 0.6)	0-3 (0 to 0.5)	0-3 (0 to 0.5)	137
Oral disorders	0 (0 to 0)	0 (0 to 0)	1-8 (1 to 3)	2-1 (1 to 3.5)	2-0 (1 to 2.9)	2-8 (1 to 4.1)	3-6 (1 to 5.4)	3-9 (2 to 6.4)	4-9 (2 to 7.9)	5-9 (3 to 9.8)	6-9 (3 to 11.7)	8-5 (4 to 14.6)	10-9 (5 to 19)	13-2 (7 to 22.5)	11 (6 to 18.4)	11-6 (7 to 18)	9-6 (5 to 15.1)	8-7 (5 to 13.1)	6-2 (3 to 9.2)	3-6 (2 to 5.2)	1-4 (0 to 2.1)	0-4 (0 to 0.6)	0-2 (0 to 0.4)	0-2 (0 to 0.4)	135
Caries of deciduous teeth	0 (0 to 0)	0 (0 to 0)	0 (0 to 0)	0 (0 to 1.2)	0 (0 to 0.1)	0 (0 to 0)	0 (0 to 0)	0 (0 to 0)	0 (0 to 0)	0 (0 to 0)	0 (0 to 0)	0 (0 to 0)	0 (0 to 0)	0 (0 to 0)	0 (0 to 0)	0 (0 to 0)	0 (0 to 0)	0 (0 to 0)	0 (0 to 0)	0 (0 to 0)	0 (0 to 0)	0 (0 to 0)	0 (0 to 0)	0 (0 to 0)	0 (0 to 0)	1-1
Caries of permanent teeth	0 (0 to 0)	0 (0 to 0)	0 (0 to 0)	0 (0 to 0)	0-1 (0 to 1)	0-1 (0 to 2.2)	0-1 (0 to 2)	0-1 (0 to 2.4)	0-1 (0 to 2.3)	0-1 (0 to 2.1)	0-1 (0 to 2)	0-1 (0 to 2)	0-1 (0 to 2)	0-1 (0 to 2)	0-1 (0 to 2)	0-1 (0 to 2)	0-1 (0 to 2)	0-1 (0 to 2)	0-1 (0 to 2)	0-1 (0 to 2)	0-1 (0 to 2)	0-1 (0 to 2)	0-1 (0 to 2)	0-1 (0 to 2)	0-1 (0 to 2)	11-8
Periodontal diseases	0 (0 to 0)	0 (0 to 0)	0 (0 to 0)	0 (0 to 0)	0 (0 to 0)	0 (0 to 0)	0 (0 to 0)	0 (0 to 0)	0 (0 to 0)	0 (0 to 0)	0 (0 to 0)	0 (0 to 0)	0 (0 to 0)	0 (0 to 0)	0 (0 to 0)	0 (0 to 0)	0 (0 to 0)	0 (0 to 0)	0 (0 to 0)	0 (0 to 0)	0 (0 to 0)	0 (0 to 0)	0 (0 to 0)	0 (0 to 0)	0 (0 to 0)	29-8
Other oral disorders	0 (0 to 0)	0 (0 to 0)	0 (0 to 0)	1-3 (0 to 3)	1-1 (0 to 1.9)	1-2 (0 to 1.7)	1-7 (1 to 2.4)	2-1 (1 to 3.2)	2-5 (1 to 3.6)	2-6 (1 to 3.8)	2-5 (1 to 3.6)	2-6 (1 to 4)	2-6 (1 to 4)	2-7 (1 to 4.1)	2-5 (1 to 4.3)	2-2 (1 to 3.4)	1-1 (0 to 1.6)	0-7 (0 to 1)	0-4 (0 to 0.7)	0-3 (0 to 0.5)	0-2 (0 to 0.3)	0-1 (0 to 0.2)	0-1 (0 to 0.2)	0-1 (0 to 0.2)	0 (0 to 0)	29-1
Sudden infant death syndrome	–	0-8 (1 to 5.7)	0-8 (1 to 5.7)	–	–	–	–	–	–	–	–	–	–	–	–	–	–	–	–	–	–	–	–	–	NA
Injuries	0-9 (0 to 1.2)	0-6 (0 to 1.3)	0-6 (3 to 8.1)	17-3 (12 to 24.6)	16-1 (12 to 19.8)	15-8 (12 to 19.1)	24-3 (18 to 30)	38-3 (28.5 to 41.4)	39-2 (32.3 to 47.7)	29-4 (22 to 38)	27-6 (20.8 to 40)	37-9 (29.6 to 45.7)	40-3 (33.2 to 48.7)	42-7 (34.1 to 52.4)	41-5 (33.9 to 49.6)	35-8 (29.1 to 43.7)	30-4 (24.9 to 36.5)	22 (18 to 26.3)	17-5 (14.6 to 21)	17-2 (14.3 to 20.3)	13-1 (10.6 to 15.5)	8-9 (7.4 to 10.7)	3-9 (3.3 to 4.7)	1-2 (1 to 1.5)	520
Transport injuries	0-1 (0 to 0.2)	0-2 (0 to 0.3)	1-1 (0 to 1.7)	1-9 (1 to 2.4)	2-9 (2 to 3.5)	3-9 (2.6 to 5.5)	5-3 (3.8 to 7.5)	8-5 (6.1 to 10.9)	14-6 (10.9 to 20.9)	14-1 (10.1 to 19.8)	13-5 (10 to 18.1)	16-5 (10.4 to 17.3)	14-9 (11.4 to 18.7)	16-7 (11.4 to 21.2)	16-4 (13.1 to 20.2)	13-1 (10.1 to 16.1)	9-3 (6.6 to 10.4)	6-5 (5.2 to 8.2)	4-1 (3.2 to 4.7)	3-9 (3.2 to 4.5)	2-1 (1.6 to 2.7)	0-9 (0.7 to 1.2)	0-3 (0.2 to 0.3)	183
Road injuries	0-1 (0 to 0.2)	0-2 (0 to 0.3)	1 (0 to 1.7)	2-7 (1 to 4.2)	2-7 (2 to 3.5)	3-6 (2 to 5.2)	5-2 (3 to 7.4)	8-3 (5 to 12)	13-5 (10 to 20)	13-4 (9.5 to 19.1)	12-5 (9.5 to 16.1)	15-2 (9.9 to 16.7)	14-3 (11.2 to 17.9)	16 (12.4 to 20.4)	15-8 (12.5 to 19.7)	12-7 (10.

SR Table 2b: Somalia DALYS by cause and age group for females with 95% uncertainty intervals, 2019

Cause	Early Neonatal	Late Neonatal	Post Neonatal	1 to 4	5 to 9	10 to 14	15 to 19	20 to 24	25 to 29	30 to 34	35 to 39	40 to 44	45 to 49	50 to 54	55 to 59	60 to 64	65 to 69	70 to 74	75 to 79	80 to 84	85 to 89	90 to 94	95 plus	Total
All causes	674,000 (533,000 to 860,000)	333,000 (264,000 to 421,000)	1,170,000 (935,000 to 1,460,000)	1,120,000 (928,000 to 1,360,000)	254,000 (226,000 to 288,000)	179,000 (152,000 to 211,000)	204,000 (173,000 to 241,000)	211,000 (180,000 to 250,000)	201,000 (167,000 to 242,000)	182,000 (151,000 to 216,000)	209,000 (167,000 to 253,000)	227,000 (181,000 to 277,000)	186,000 (144,000 to 234,000)	128,000 (101,000 to 163,000)	142,000 (112,000 to 183,000)	153,000 (126,000 to 194,000)	140,000 (117,000 to 177,000)	101,000 (86,800 to 125,000)	65,000 (55,700 to 79,800)	34,700 (30,800 to 41,000)	13,500 (11,500 to 15,900)	3,780 (3,340 to 4,370)	762 (710 to 829)	5,920,000
Communicable, maternal, neonatal, and nutritional diseases	625,000 (496,000 to 799,000)	302,000 (231,000 to 389,000)	1,010,000 (791,000 to 1,280,000)	941,000 (760,000 to 1,150,000)	172,000 (150,000 to 199,000)	92,500 (77,200 to 111,000)	104,000 (87,900 to 127,000)	114,000 (97,900 to 141,000)	111,000 (89,800 to 140,000)	99,000 (80,500 to 124,000)	110,000 (84,900 to 137,000)	109,000 (83,600 to 138,000)	81,200 (58,900 to 108,000)	50,500 (36,300 to 70,700)	52,400 (36,500 to 73,000)	53,500 (38,200 to 74,000)	44,000 (31,700 to 61,500)	32,200 (22,600 to 44,500)	20,100 (14,400 to 28,200)	10,900 (7,670 to 14,900)	4,510 (3,100 to 6,140)	1,300 (898 to 1,750)	297 (209 to 385)	4,140,000
HIV/AIDS and sexually transmitted infections	28,000 (9,830 to 56,300)	7,870 (2,410 to 17,000)	18,200 (8,880 to 33,500)	10,100 (6,050 to 16,500)	4,000 (2,510 to 5,960)	3,470 (2,090 to 5,120)	8,570 (4,610 to 13,300)	7,260 (4,880 to 10,700)	10,800 (6,640 to 16,700)	13,600 (9,340 to 19,400)	17,700 (12,200 to 24,500)	17,200 (13,200 to 21,800)	11,800 (8,000 to 17,200)	4,690 (3,220 to 6,700)	2,720 (1,890 to 3,900)	1,580 (1,060 to 2,280)	818 (532 to 1,240)	344 (223 to 521)	153 (99·1 to 229)	22·2 (12·9 to 37·4)	7·7 (4·4 to 12·6)	1·8 (1 to 3·1)	0·3 (0·2 to 0·5)	169,000
HIV/AIDS	0·4 (0·2 to 0·7)	1·6 (0·9 to 2·4)	5,540 (3,050 to 9,750)	9,480 (5,500 to 16,100)	3,740 (2,280 to 5,640)	3,320 (1,970 to 4,980)	7,880 (3,890 to 12,700)	6,260 (4,020 to 9,660)	9,800 (5,640 to 15,500)	12,900 (8,560 to 18,700)	17,000 (11,500 to 23,800)	16,700 (12,700 to 21,300)	11,400 (7,570 to 16,700)	4,550 (3,070 to 6,570)	2,560 (1,730 to 3,730)	1,480 (974 to 2,200)	780 (501 to 1,200)	325 (206 to 505)	119 (76·2 to 182)	14·4 (7·1 to 26·9)	4·3 (2·1 to 7·9)	0·9 (0·4 to 1·6)	0·1 (0·1 to 0·2)	114,000
HIV/AIDS - Drug-susceptible Tuberculosis	0 (0 to 0·1)	0·5 (0·3 to 0·7)	1,940 (1,010 to 3,120)	3,320 (1,750 to 5,240)	1,280 (769 to 1,920)	1,110 (645 to 1,590)	2,090 (1,160 to 3,390)	1,560 (867 to 2,510)	2,340 (1,310 to 3,860)	3,340 (1,870 to 5,180)	4,960 (2,850 to 7,410)	5,390 (3,280 to 7,570)	3,700 (2,190 to 5,530)	1,510 (903 to 2,180)	859 (516 to 1,250)	485 (286 to 722)	246 (143 to 368)	102 (60·7 to 155)	35·9 (21·2 to 53·7)	4·3 (2·2 to 7)	1·2 (0·7 to 1·9)	0·2 (0·1 to 0·4)	0 (0 to 0·1)	34,300
HIV/AIDS - Multidrug-resistant Tuberculosis without exte	0 (0 to 0)	0 (0 to 0·1)	397 (84·7 to 1,110)	676 (148 to 1,860)	256 (60 to 697)	220 (49·3 to 609)	419 (96·1 to 1,190)	307 (70·3 to 845)	459 (103 to 1,330)	657 (150 to 1,810)	975 (209 to 2,650)	1,070 (240 to 2,850)	737 (169 to 2,010)	303 (68·8 to 837)	172 (38·9 to 480)	97·1 (21·9 to 267)	49·1 (11·2 to 132)	20·4 (4·5 to 55·5)	7·1 (1·6 to 18·9)	0·8 (0·2 to 2·2)	0·2 (0 to 0·6)	0 (0 to 0·1)	0 (0 to 0)	6,820
HIV/AIDS - Extensively drug-resistant Tuberculosis	0 (0 to 0)	0 (0 to 0)	5·5 (1 to 16·4)	9·3 (1·9 to 28·3)	3·5 (0·7 to 10)	3 (0·6 to 8·7)	5·7 (1·2 to 17·4)	4·1 (0·9 to 12·4)	6·2 (1·3 to 19·2)	8·9 (1·9 to 26·8)	13·2 (2·7 to 40)	14·5 (3·1 to 40·3)	10 (2·2 to 28·1)	4·1 (0·9 to 11·7)	2·3 (0·5 to 6·7)	1·3 (0·3 to 3·7)	0·7 (0·1 to 1·8)	0·3 (0·1 to 0·8)	0·1 (0 to 0·3)	0 (0 to 0)	0 (0 to 0)	0 (0 to 0)	0 (0 to 0)	92·7
HIV/AIDS resulting in other diseases	0·4 (0·2 to 0·6)	1 (0·5 to 1·8)	3,200 (1,680 to 6,700)	5,470 (3,030 to 11,000)	2,200 (1,260 to 3,910)	1,990 (1,070 to 3,490)	5,370 (2,170 to 9,930)	4,390 (2,300 to 7,770)	7,000 (3,220 to 12,900)	8,850 (4,910 to 14,900)	11,100 (6,510 to 18,000)	10,300 (7,210 to 14,900)	6,950 (4,230 to 11,900)	2,730 (1,720 to 4,550)	1,530 (969 to 2,570)	901 (545 to 1,590)	485 (278 to 908)	202 (115 to 372)	75·5 (42·4 to 139)	9·2 (3·9 to 20·1)	2·9 (1·1 to 6·2)	0·6 (0·2 to 1·3)	0·1 (0 to 0·2)	72,700
Sexually transmitted infections excluding HIV	28,000 (9,830 to 56,300)	7,860 (2,410 to 17,000)	12,700 (4,260 to 28,200)	610 (190 to 1,370)	264 (84·4 to 616)	151 (56 to 378)	690 (316 to 1,420)	996 (497 to 1,880)	1,000 (506 to 1,760)	701 (372 to 1,250)	661 (337 to 1,140)	499 (261 to 921)	359 (182 to 687)	136 (62 to 261)	157 (66·5 to 342)	93·6 (37·6 to 215)	37·8 (17·8 to 73·7)	19·5 (9·4 to 37·5)	34·8 (13·2 to 82·1)	7·8 (3·5 to 15·9)	3·4 (1·5 to 7·5)	1 (0·4 to 2)	0·2 (0·1 to 0·4)	55,000
Syphilis	28,000 (9,830 to 56,300)	7,860 (2,410 to 17,000)	12,700 (4,260 to 28,200)	610 (190 to 1,370)	264 (84·4 to 616)	66·8 (15·3 to 195)	112 (36·8 to 270)	47·9 (17·9 to 103)	98 (30·8 to 224)	57·2 (20 to 141)	32·5 (10·8 to 74·9)	7·5 (3·1 to 16)	15·8 (5·8 to 38·4)	8·1 (2·9 to 18·8)	4·4 (1·6 to 10·5)	3·8 (1·1 to 10·4)	1·2 (0·5 to 2·8)	0·8 (0·3 to 1·9)	2·8 (0·8 to 7·4)	1·1 (0·3 to 2·7)	0·5 (0·2 to 1·3)	0·2 (0·1 to 0·6)	0 (0 to 0·1)	49,900
Chlamydial infection	0 (0 to 0)	0 (0 to 0)	0 (0 to 0)	0 (0 to 0)	0 (0 to 0)	14·2 (5 to 36)	64·7 (28·9 to 137)	153 (61·6 to 327)	114 (53·5 to 228)	61·5 (33·5 to 103)	73·4 (36·8 to 124)	56·7 (30·5 to 98·5)	41·9 (18·7 to 87·2)	11·8 (4·1 to 26·7)	18·4 (5·5 to 45·9)	9·4 (2·1 to 27)	1·3 (0·3 to 3·5)	0·9 (0·2 to 2·1)	4·3 (1·2 to 11·4)	1 (0·3 to 2·5)	0·4 (0·1 to 1·1)	0·1 (0 to 0·3)	0 (0 to 0·1)	627
Gonococcal infection	0 (0 to 0)	0 (0 to 0)	0 (0 to 0)	0 (0 to 0)	0 (0 to 0)	19·4 (5 to 54·9)	150 (48·2 to 359)	213 (70·8 to 490)	208 (70 to 479)	108 (42·7 to 247)	94·8 (37·6 to 206)	61·9 (26·5 to 132)	71·4 (25·3 to 173)	32·1 (9·4 to 77·2)	49·6 (13·5 to 126)	24·2 (5·5 to 69·3)	7 (1·8 to 18·6)	2·9 (0·8 to 7·3)	15·2 (4·2 to 40·7)	2·2 (0·7 to 5·7)	1·1 (0·3 to 2·9)	0·3 (0·1 to 0·7)	0 (0 to 0·1)	1,060
Trichomoniasis	0 (0 to 0)	0 (0 to 0)	0 (0 to 0)	0 (0 to 0)	0 (0 to 0)	11·6 (3·2 to 29·2)	104 (35·6 to 240)	255 (88·5 to 572)	266 (93·5 to 599)	209 (67 to 474)	189 (63·4 to 430)	156 (53·3 to 364)	86·4 (26·6 to 201)	34·2 (10·4 to 79·4)	23·7 (8 to 56·9)	17·9 (6 to 40·4)	12·2 (4·3 to 28)	6·2 (2·2 to 14·5)	2·9 (1·1 to 6·6)	1·1 (0·4 to 2·4)	0·3 (0·1 to 0·6)	0·1 (0 to 0·1)	0 (0 to 0)	1,380
Genital herpes	0 (0 to 0)	0 (0 to 0)	0 (0 to 0)	0 (0 to 0)	0 (0 to 0)	12·5 (2·3 to 32)	46·8 (13·7 to 114)	72·5 (24·3 to 177)	76·4 (24·3 to 186)	68·8 (21·2 to 169)	68·9 (21·7 to 168)	62·6 (19·7 to 155)	43 (13·2 to 106)	23·5 (7·2 to 58·3)	20·5 (6·3 to 50·9)	17·5 (5·1 to 44·1)	12·9 (3·8 to 31·2)	7·1 (2·1 to 17·6)	3·7 (1·1 to 9·1)	1·6 (0·5 to 4)	0·5 (0·2 to 1·3)	0·1 (0 to 0·3)	0 (0 to 0·1)	539
Other sexually transmitted infections	0 (0 to 0)	0 (0 to 0)	0 (0 to 0)	0 (0 to 0)	0 (0 to 0)	26·7 (9·6 to 69)	212 (79·7 to 490)	254 (103 to 524)	241 (120 to 456)	197 (108 to 333)	203 (111 to 333)	154 (81·5 to 261)	101 (46·7 to 202)	26·7 (9·9 to 58·4)	40·5 (13 to 97·8)	20·9 (4·7 to 59·8)	3·1 (0·8 to 8·2)	1·5 (0·4 to 3·8)	5·9 (1·6 to 15·8)	0·9 (0·3 to 2·3)	0·6 (0·2 to 1·5)	0·1 (0 to 0·3)	0 (0 to 0)	1,490



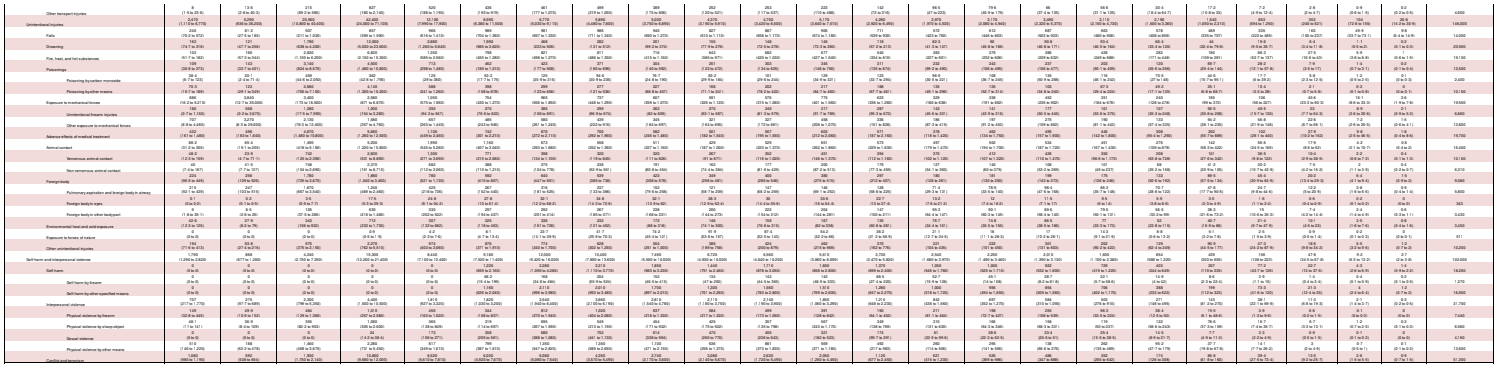

Other transport injuries	13 -6 (1.1 to 22.6)	13 -6 (1.1 to 22.6)	213 (99.3 to 466)	607 (166 to 2,140)	520 (164 to 1,700)	436 (120 to 1,670)	451 (117 to 1,810)	499 (214 to 1,260)	399 (114 to 1,560)	252 (71 to 1,010)	253 (77 to 927)	223 (72 to 836)	142 (73 to 316)	99.5 (47 to 233)	79.6 (30.1 to 179)	96 (37.4 to 139)	69.6 (31.1 to 126)	55.4 (19.4 to 94.7)	17.2 (7.9 to 33)	7.2 (0.9 to 12.1)	2.9 (0 to 7)	2.9 (0 to 7)	0.9 (0 to 1.9)	0.2 (0.3 to 0.5)	4,600
Unintentional injuries	2,210 (1,110 to 4,710)	9,260 (959 to 25,200)	23,900 (1,630 to 49,200)	42,400 (24,200 to 71,100)	32,100 (7,990 to 77,900)	30,900 (5,380 to 71,500)	31,700 (5,630 to 70,10)	32,700 (3,760 to 84,900)	32,000 (3,430 to 7,900)	32,000 (3,750 to 8,890)	32,700 (3,160 to 81,0)	32,700 (3,640 to 7,910)	32,900 (3,910 to 8,490)	32,700 (3,970 to 8,500)	32,700 (3,970 to 8,790)	32,900 (2,360 to 8,460)	32,900 (2,320 to 5,270)	32,110 (2,160 to 7,750)	32,190 (1,940 to 5,360)	1,940 (1,650 to 2,210)	853 (694 to 1,200)	352 (246 to 521)	104 (72.8 to 159)	256.9 (14.2 to 39.9)	149,000
Falls	240 (72.2 to 572)	91.2 (27.5 to 190)	937 (211 to 2,590)	897 (339 to 1,890)	666 (61.6 to 1,410)	669 (79.4 to 1,360)	661 (67 to 1,350)	686 (71 to 1,340)	640 (68 to 1,270)	627 (61.5 to 1,110)	667 (68 to 1,170)	606 (67.5 to 1,160)	711 (329 to 930)	672 (423 to 790)	612 (449 to 800)	697 (563 to 920)	679 (489 to 900)	689 (539 to 797)	329 (222 to 485)	160 (126 to 207)	39 (16 to 57)	9.6 (33.7 to 71.1)	9.6 (0.1 to 19)	46.4 to 13.99	14,000
Drowning	79 (19.7 to 316)	79 (17 to 290)	408 (108 to 1,290)	1,240 (5,120 to 3,600)	1,240 (5,120 to 3,600)	1,240 (5,120 to 3,600)	1,240 (5,120 to 3,600)	1,240 (5,120 to 3,600)	1,240 (5,120 to 3,600)	1,240 (5,120 to 3,600)	1,240 (5,120 to 3,600)	1,240 (5,120 to 3,600)	1,240 (5,120 to 3,600)	1,240 (5,120 to 3,600)	1,240 (5,120 to 3,600)	1,240 (5,120 to 3,600)	1,240 (5,120 to 3,600)	1,240 (5,120 to 3,600)	1,240 (5,120 to 3,600)	1,240 (5,120 to 3,600)	1,240 (5,120 to 3,600)	1,240 (5,120 to 3,600)	1,240 (5,120 to 3,600)	1,240 (5,120 to 3,600)	20,900
Fire, heat, and hot substances	153 (57.3 to 362)	158 (57.3 to 342)	2,600 (1,120 to 6,350)	6,820 (2,760 to 15,300)	1,250 (689 to 2,560)	706 (455 to 1,260)	621 (456 to 1,270)	611 (466 to 1,300)	716 (515 to 1,160)	622 (390 to 971)	662 (420 to 1,030)	677 (427 to 1,040)	626 (324 to 810)	355 (227 to 501)	378 (232 to 556)	396 (229 to 632)	428 (249 to 686)	252 (171 to 448)	160 (109 to 291)	27.5 (10.6 to 53)	6.6 (3.8 to 9.8)	6.6 (0.6 to 13)	0.6 (0.6 to 1.5)	19.180
Poisonings	2,190 (1,110 to 4,710)	2,190 (1,110 to 4,710)	3,190 (1,630 to 6,900)	3,190 (1,630 to 6,900)	3,190 (1,630 to 6,900)	3,190 (1,630 to 6,900)	3,190 (1,630 to 6,900)	3,190 (1,630 to 6,900)	3,190 (1,630 to 6,900)	3,190 (1,630 to 6,900)	3,190 (1,630 to 6,900)	3,190 (1,630 to 6,900)	3,190 (1,630 to 6,900)	3,190 (1,630 to 6,900)	3,190 (1,630 to 6,900)	3,190 (1,630 to 6,900)	3,190 (1,630 to 6,900)	3,190 (1,630 to 6,900)	3,190 (1,630 to 6,900)	3,190 (1,630 to 6,900)	3,190 (1,630 to 6,900)	3,190 (1,630 to 6,900)	3,190 (1,630 to 6,900)	3,190 (1,630 to 6,900)	132,000
Poisoning by other medications and drugs	206 (6.7 to 720)	206 (5.4 to 71.4)	699 (44.8 to 2,030)	992 (32.8 to 1,790)	436 (24.4 to 960)	26.9 (11.7 to 71)	426 (24.9 to 0.9)	56.6 (24.9 to 226)	56.7 (24.9 to 190)	66.2 (24.9 to 190)	61 (24.9 to 242)	61 (24.9 to 321)	7.26 (34.7 to 54)	69.9 (36.7 to 245)	7.96 (36.7 to 245)	7.96 (36.7 to 245)	7.96 (36.7 to 245)	7.96 (36.7 to 245)	7.96 (36.7 to 245)	7.96 (36.7 to 245)	7.96 (36.7 to 245)	7.96 (36.7 to 245)	7.96 (36.7 to 245)	7.96 (36.7 to 245)	7.96 (36.7 to 245)	2,400
Poisoning by other means	70.3 (6.7 to 189)	1.23 (28.7 to 249)	2,660 (726 to 7,180)	4,130 (1,360 to 10,200)	689 (321 to 1,240)	266 (1.66 to 876)	269 (2.23 to 856)	277 (1.21 to 926)	267 (66.9 to 267)	169 (71.3 to 341)	262 (79.2 to 420)	217 (66.2 to 469)	139 (67.2 to 341)	139 (67.2 to 341)	139 (67.2 to 341)	102 (56.8 to 240)	67.3 (26.4 to 200)	44.2 (17.1 to 139)	28.1 (6.8 to 69.7)	10.6 (0.2 to 26)	2 (0.7 to 6.9)	0.3 (0.1 to 0.9)	0 (0 to 0.1)	150,180
Exposure to mechanical forces	264 (127 to 0.3)	264 (127 to 0.3)	1,400 (72.5 to 3,660)	2,580 (1,140 to 6,870)	1,550 (1,020 to 3,170)	1,550 (1,020 to 3,170)	1,550 (999 to 3,170)	1,550 (1,020 to 3,170)	1,550 (1,020 to 3,170)	1,550 (1,020 to 3,170)	1,550 (1,020 to 3,170)	1,550 (1,020 to 3,170)	1,550 (1,020 to 3,170)	1,550 (1,020 to 3,170)	1,550 (1,020 to 3,170)	1,550 (1,020 to 3,170)	1,550 (1,020 to 3,170)	1,550 (1,020 to 3,170)	1,550 (1,020 to 3,170)	1,550 (1,020 to 3,170)	1,550 (1,020 to 3,170)	1,550 (1,020 to 3,170)	1,550 (1,020 to 3,170)	1,550 (1,020 to 3,170)	19,500
Unintentional firearm injuries	140 (0.7 to 1,190)	169 (0.2 to 3,870)	1,960 (173 to 7,490)	1,960 (156 to 5,290)	1,960 (54.3 to 567)	270 (76.8 to 620)	365 (2.56 to 951)	269 (66.9 to 674)	267 (62 to 656)	270 (63.1 to 587)	243 (61.3 to 575)	217 (51.7 to 786)	247 (66.3 to 672)	142 (45.8 to 331)	141 (43.9 to 315)	147 (60.5 to 446)	149 (39.3 to 248)	147 (20.6 to 378)	84.5 (20.6 to 238)	20 (7.9 to 30)	2.1 (0.6 to 3.8)	2.1 (0.6 to 3.8)	0.1 (0.6 to 0.2)	2.1 (0.6 to 3.8)	8,660
Other exposure to mechanical forces	1,200 (81.9 to 2,400)	1,200 (81.9 to 2,400)	1,200 (74.5 to 3,020)	1,200 (57.7 to 2,760)	1,200 (70.7 to 1,410)	1,200 (2.07 to 2,760)	1,200 (81 to 2,400)	1,200 (2.07 to 2,760)	1,200 (81 to 2,400)	1,200 (2.07 to 2,760)	1,200 (2.07 to 2,760)	1,200 (2.07 to 2,760)	1,200 (2.07 to 2,760)	1,200 (2.07 to 2,760)	1,200 (2.07 to 2,760)	1,200 (2.07 to 2,760)	1,200 (2.07 to 2,760)	1,200 (2.07 to 2,760)	1,200 (2.07 to 2,760)	1,200 (2.07 to 2,760)	1,200 (2.07 to 2,760)	1,200 (2.07 to 2,760)	1,200 (2.07 to 2,760)	1,200 (2.07 to 2,760)	13,800
Adverse effects of medical treatment	650 (161 to 1,490)	650 (161 to 1,640)	2,670 (1,660 to 10,600)	9,960 (1,260 to 12,900)	3,100 (2,610 to 3,900)	742 (97 to 2,210)	670 (272 to 2,110)	742 (260 to 1,960)	662 (248 to 1,460)	661 (167 to 1,640)	667 (199 to 1,950)	620 (212 to 2,000)	673 (167 to 2,190)	678 (118 to 1,430)	682 (154 to 1,790)	686 (167 to 1,590)	688 (116 to 1,270)	692 (116 to 1,420)	699 (85.4 to 1,290)	702 (85.7 to 686)	139 (28.1 to 463)	27.6 (12.6 to 143)	6.9 (0.9 to 69.5)	1.9 (0.9 to 69.5)	19,700
Animal contact	66.2 (0.2 to 264)	66.4 (1.9 to 264)	1,460 (478 to 5,180)	6,200 (220 to 19,800)	1,690 (629 to 5,200)	1,160 (427 to 3,630)	670 (263 to 1,960)	668 (252 to 1,960)	611 (227 to 1,760)	629 (197 to 1,950)	629 (223 to 1,370)	691 (262 to 1,960)	670 (229 to 1,430)	497 (179 to 1,470)	692 (164 to 1,790)	636 (167 to 1,730)	491 (167 to 1,430)	276 (129 to 679)	142 (52.3 to 420)	66.6 (24.9 to 160)	17.9 (6.6 to 53)	6.6 (2.1 to 19.7)	0.6 (0.6 to 2)	0.6 (0.6 to 2)	16,400
Venomous animal contact	26.4 (0.2 to 105)	26.7 (0.2 to 105)	342 (1.26 to 1,660)	2,920 (1,020 to 8,660)	1,230 (475 to 2,950)	625 (165 to 1,660)	625 (165 to 1,660)	625 (165 to 1,660)	625 (165 to 1,660)	625 (165 to 1,660)	625 (165 to 1,660)	625 (165 to 1,660)	625 (165 to 1,660)	625 (165 to 1,660)	625 (165 to 1,660)	625 (165 to 1,660)	625 (165 to 1,660)	625 (165 to 1,660)	625 (165 to 1,660)	625 (165 to 1,660)	625 (165 to 1,660)	625 (165 to 1,660)	625 (165 to 1,660)	625 (165 to 1,660)	625 (165 to 1,660)	10,100
Non-venomous animal contact	66 (7.4 to 167)	67.5 (7.7 to 127)	7.66 (1.56 to 2,490)	2,270 (191 to 8,710)	622 (112 to 2,060)	368 (119 to 1,210)	273 (1.6 to 776)	228 (82.9 to 581)	191 (80.8 to 454)	122 (74.4 to 394)	127 (81.6 to 429)	220 (87.2 to 613)	179 (77.3 to 456)	127 (54.1 to 366)	120 (60 to 379)	126 (50.2 to 299)	93 (29.4 to 231)	68 (29.2 to 156)	47.2 (20.9 to 128)	7.5 (10.7 to 42.9)	2.2 (0.2 to 14.2)	0.4 (1.1 to 5.9)	0.4 (0.2 to 0.7)	0.4 (0.2 to 0.7)	8,310
Foreign body	1,200 (69.2 to 2,400)	1,200 (69.2 to 2,400)	1,200 (1.26 to 2,400)	1,200 (1.26 to 2,400)	1,200 (1.26 to 2,400)	1,200 (1.26 to 2,400)	1,200 (1.26 to 2,400)	1,200 (1.26 to 2,400)	1,200 (1.26 to 2,400)	1,200 (1.26 to 2,400)	1,200 (1.26 to 2,400)	1,200 (1.26 to 2,400)	1,200 (1.26 to 2,400)	1,200 (1.26 to 2,400)	1,200 (1.26 to 2,400)	1,200 (1.26 to 2,400)	1,200 (1.26 to 2,400)	1,200 (1.26 to 2,400)	1,200 (1.26 to 2,400)	1,200 (1.26 to 2,400)	1,200 (1.26 to 2,400)	1,200 (1.26 to 2,400)	1,200 (1.26 to 2,400)	1,200 (1.26 to 2,400)	9,660
Foreign body in eye	21.6 (10.7 to 43)	24.7 (12.5 to 43)	475 (207 to 2,540)	1,260 (499 to 2,490)	626 (218 to 700)	267 (1.62 to 626)	216 (1.61 to 626)	227 (1.62 to 386)	192 (79.4 to 256)	721 (69.7 to 256)	147 (69.2 to 256)	1.46 (69.1 to 252)	1.96 (68.8 to 226)	21.4 (29.4 to 72.1)	19.6 (29.4 to 72.1)	26.4 (47.8 to 106)	26.3 (26.7 to 126)	25.7 (28.6 to 123)	47.5 (17.7 to 90.6)	24.7 (9.6 to 42.4)	1.62 (0.4 to 20.1)	0.8 (1.6 to 6.4)	0.8 (0.4 to 1.4)	0.8 (0.4 to 1.4)	6,660
Foreign body in eyes	0.1 (0 to 0.2)	0.2 (0.1 to 0.5)	3.6 (0.3 to 29.3)	17.5 (0.3 to 59.3)	24.8 (6.1 to 56.2)	27.6 (12.6 to 61.1)	32.1 (2.2 to 68.5)	34.8 (1.6 to 72.6)	29.1 (1.6 to 72.6)	28.3 (2.8 to 52.4)	30 (1.6 to 56.6)	33.6 (1.6 to 6.4)	33.6 (1.6 to 6.4)	22.7 (1.6 to 57.4)	13.2 (7.6 to 21.3)	12 (7.4 to 18.2)	11.6 (7.1 to 17)	8.6 (6.4 to 9)	6.9 (2.6 to 9)	3.5 (1.1 to 2.6)	1.6 (0.6 to 3)	0.6 (0.6 to 0.9)	0.2 (0 to 0.2)	0 (0 to 0)	363
Foreign body in other bodypart	1.8 (0.6 to 39.1)	2.4 (0.6 to 29)	4.76 (37.5 to 29)	625 (37.5 to 1,480)	120 (33.2 to 1,480)	64 (37.5 to 1,480)	64 (37.5 to 1,480)	64 (37.5 to 1,480)	64 (37.5 to 1,480)	64 (37.5 to 1,480)	64 (37.5 to 1,480)	64 (37.5 to 1,480)	64 (37.5 to 1,480)	64 (37.5 to 1,480)	64 (37.5 to 1,480)	64 (37.5 to 1,480)	64 (37.5 to 1,480)	64 (37.5 to 1,480)	64 (37.5 to 1,480)	64 (37.5 to 1,480)	64 (37.5 to 1,480)	64 (37.5 to 1,480)	64 (37.5 to 1,480)	64 (37.5 to 1,480)	64 (37.5 to 1,480)	3,430
Environmental heat and cold exposure	42.6 (1.2 to 126)	27.2 (6.2 to 79)	342 (106 to 932)	712 (259 to 1,730)	547 (2.32 to 950)	225 (1.56 to 556)	242 (1.61 to 736)	212 (1.23 to 492)	212 (69 to 518)	212 (74.1 to 356)	197 (70.6 to 313)	197 (82 to 539)	197 (80.8 to 291)	197 (84.4 to 191)	197 (29.5 to 156)	197 (28.5 to 156)	197 (20.8 to 113)	197 (20.8 to 113)	197 (2.6 to 86)	197 (9.7 to 47.9)	20.4 (4.5 to 23)	19.1 (1.9 to 7.6)	2.8 (1.9 to 7.6)	2.8 (1.9 to 7.6)	3,800
Exposure to forces of nature	0.1 (0 to 0)	0.1 (0 to 0)	0.1 (0 to 1)	0.1 (0 to 1)	0.1 (0 to 1)	0.1 (0 to 1)	0.1 (0 to 1)	0.1 (0 to 1)	0.1 (0 to 1)	0.1 (0 to 1)	0.1 (0 to 1)	0.1 (0 to 1)	0.1 (0 to 1)	0.1 (0 to 1)	0.1 (0 to 1)	0.1 (0 to 1)	0.1 (0 to 1)	0.1 (0 to 1)	0.1 (0 to 1)	0.1 (0 to 1)	0.1 (0 to 1)	0.1 (0 to 1)	0.1 (0 to 1)	0.1 (0 to 1)	0.1 (0 to 1)	61
Other unintentional injuries	1,740 (71.6 to 413)	93.6 (27.6 to 216)	670 (378 to 2,180)	2,270 (760 to 5,310)	479 (455 to 2,600)	479 (27.1 to 915)	479 (27.1 to 915)	479 (248 to 1,700)	482 (32.7 to 1,200)	482 (28.1 to 1,200)	482 (1.84 to 756)	482 (2.65 to 676)	482 (2.65 to 676)	239 (1.84 to 776)	237 (1.84 to 539)	237 (1.84 to 539)	237 (1.84 to 539)	237 (1.84 to 539)	237 (1.84 to 539)	237 (1.84 to 539)	237 (1.84 to 539)	237 (1.84 to 539)	237 (1.84 to 539)	237 (1.84 to 539)	237 (1.84 to 539)	10,200
Self-harm and interpersonal violence	1,760 (1,200 to 2,620)	869 (677 to 1,290)	4,240 (2,750 to 7,350)	19,350 (12,300 to 31,400)	8,440 (7,150 to 10,300)	9,180 (7,620 to 11,600)	12,000 (9,420 to 14,600)	14,400 (11,900 to 17,600)	7,490 (6,300 to 9,000)	6,230 (5,020 to 7,600)	6,660 (5,620 to 7,930)	6,810 (5,900 to 8,060)	5,700 (5,270 to 6,350)	2,840 (2,600 to 3,170)	2,260 (1,900 to 2,660)	2,210 (1,900 to 2,700)	1,660 (1,100 to 2,360)	894 (598 to 1,220)	629 (523 to 838)	156 (109 to 227)	47.6 (34.9 to 67.4)	9.2 (6.5 to 12.2)	2.7 (1.7 to 3.7)	102,000
Self-harm	0 (0 to 0)	0 (0 to 0)	0 (0 to 0)	0 (0 to 0)	0 (0 to 0)	0 (0 to 0)	0 (0 to 0)	0 (0 to 0)	0 (0 to 0)	0 (0 to 0)	0 (0 to 0)	0 (0 to 0)	0 (0 to 0)	0 (0 to 0)	0 (0 to 0)	0 (0 to 0)	0 (0 to 0)	0 (0 to 0)	0 (0 to 0)	0 (0 to 0)	0 (0 to 0)	0 (0 to 0)	0 (0 to 0)	0 (0 to 0)	0 (0 to 0)	19,000
Self-harm by firearm	0 (0 to 0)	0 (0 to 0)	0 (0 to 0)	0 (0 to 0)	0 (0 to 4.1)	46.2 (16.4 to 199)	56 (23.4 to 456)	254 (65.9 to 524)	254 (65.9 to 415)	254 (47 to 290)	254 (44.9 to 399)	122 (68.9 to 333)	122 (27.4 to 233)	49.6 (15.9 to 136)	62.7 (14 to 136)	49.1 (9.2 to 81.6)	29.7 (4 to 62)	22.1 (1 to 62)	14.9 (2.9 to 52.4)	8.6 (1.1 to 30)	2.9 (0.4 to 3.4)	1.3 (0.1 to 3.1)	0.4 (0.1 to 0.9)	0.2 (0.1 to 0.5)	1,270
Self-harm by other specified means	0 (0 to 0)	0 (0 to 0)	0 (0 to 0)	0 (0 to 0)	0 (0 to 0)	0 (0 to 0)	0 (0 to 0)	0 (0 to 0)	0 (0 to 0)	0 (0 to 0)	0 (0 to 0)	0 (0 to 0)	0 (0 to 0)	0 (0 to 0)	0 (0 to 0)	0 (0 to 0)	0 (0 to 0)	0 (0 to 0)	0 (0 to 0)	0 (0 to 0)	0 (0 to 0)	0 (0 to 0)	0 (0 to 0)	0 (0 to 0)	0 (0 to 0)	19,000
Interpersonal violence	1,760 (217 to 7,170)	869 (97.7 to 969)	4,240 (799 to 5,380)	19,350 (7,300 to 19,900)	8,440 (827 to 3,220)	9,180 (1,020 to 3,200)	12,000 (1,640 to 6,450)	14,400 (2,120 to 7,160)	7,490 (1,640 to 2,760)	6,230 (1,160 to 2,760)	6,660 (1,160 to 3,060)	6,810 (1,160 to 2,760)	5,700 (1,640 to 2,230)	2,840 (1,640 to 2,230)	2,260 (1,640 to 1,900)	2,210 (1,640 to 1,900)	1,660 (1,640 to 1,900)	894 (1,640 to 1,900)	629 (1,640 to 1,900)	156 (1,640 to 1,900)	47.6 (1,640 to 1,900)	9.2 (1,640 to 1,900)	2.7 (1,640 to 1,900)	83,700
Physical violence by sharp object	1,760 (217 to 7,170)	869 (97.7 to 969)	4,240 (799 to 5,380)	19,350 (7,300 to 19,900)	8,440 (827 to 3,220)	9,180 (1,020 to 3,200)	12,000 (1,640 to 6,450)	14,400 (2,120 to 7,160)	7,490 (1,640 to 2,760)	6,230 (1,160 to 2,760)	6,660 (1,160 to 3,060)	6,810 (1,160 to 2,760)	5,700 (1,640 to 2,230)	2,840 (1,640 to 2,230)	2,260 (1,640 to 1,900)	2,210 (1,640 to 1,900)	1,660 (1,640 to 1,900)	894 (1,640 to 1,900)	629 (1,640 to 1,900)	156 (1,640 to 1,900)	47.6 (1,640 to 1,900)	9.2 (1,640 to 1,900)	2.7 (1,640 to 1,900)	83,700
Sexual violence	0 (0 to 0)	0 (0 to 0)	0 (0 to 0)	0 (0 to 0)	0 (0 to 371)	0 (0 to 0)	0 (0 to 0)	0 (0 to 0)	0 (0 to 0)	0 (0 to 0)	0 (0 to 0)	0 (0 to 0)	0 (0 to 0)	0 (0 to 0)	0 (0 to 0)	0 (0 to 0)	0 (0 to 0)	0 (0 to 0)	0 (0 to 0)	0 (0 to 0)	0 (0 to 0)	0 (0 to 0)	0 (0 to 0)	0 (0 to 0)	0 (0 to 0)	4,140
Physical violence by other means	1,760 (217 to 7,170)	869 (97.7 to 969)	4,240 (799 to 5,380)	19,350 (7,300 to 19,900)	8,440 (827 to 3,220)	9,180 (1,020 to 3,200)	12,000 (1,640 to 6,450)	14,400 (2,120 to 7,160)	7,490 (1,640 to 2,760)	6,230 (1,160 to 2,760)	6,660 (1,160 to 3,060)	6,810 (1,160 to 2,760)	5,700 (1,640 to 2,230)	2,840 (1,640 to 2,230)	2,260 (1,640 to 1,900)	2,210 (1,640 to 1,900)	1,660 (1,640 to 1,900)	894 (1,640 to 1,900)	629 (1,640 to 1,900)	156 (1,640 to 1,900)	47.6 (1,640 to 1,900)	9.2 (1,640 to 1,900)	2.7 (1,640 to 1,900)	83,700
Conflict and terrorism	1,760 (1,760 to 1,760)	869 (869 to 869)	4,240 (1,760 to 7,350)	19,350 (5,660 to 12,900)	8,440 (5,620 to 12,100)	9,180 (5,620 to 12,100)	12,000 (5,620 to 12,100)	14,400 (5,620 to 12,100)	7,490 (5,620 to 12,100)	6,230 (5,620 to 12,100)	6,660 (5,620 to 12,100)	6,810 (5,620 to 12,100)	5,700 (5,620 to 12,100)	2,840 (5,620 to 12,100)	2,260 (5,620 to 12,100)	2,210 (5,620 to 12,100)	1,660 (5,620 to 12,100)	894 (5,620 to 12,100)	629 (5,620 to 12,100)	156 (5,620 to 12,100)	47.6 (5,620 to 12,100)	9.2 (5,620 to 12,100)	2.7 (5,620 to 12,100)	83,700

SR Table 2b: United Republic of Tanzania DALYS by cause and age group for females with 95% uncertainty intervals, 2019

Cause	Early Neonatal	Late Neonatal	Post Neonatal	1 to 4	5 to 9	10 to 14	15 to 19	20 to 24	25 to 29	30 to 34	35 to 39	40 to 44
All causes	1,470,000 (1,180,000 to 1,830,000)	358,000 (289,000 to 445,000)	1,560,000 (1,270,000 to 1,920,000)	1,640,000 (1,370,000 to 1,970,000)	453,000 (352,000 to 587,000)	379,000 (305,000 to 465,000)	453,000 (364,000 to 558,000)	487,000 (392,000 to 595,000)	498,000 (407,000 to 607,000)	487,000 (407,000 to 588,000)	476,000 (397,000 to 564,000)	462,000 (389,000 to 544,000)
Communicable, maternal, neonatal, and nutritional diseases	1,340,000 (1,070,000 to 1,670,000)	305,000 (237,000 to 384,000)	1,160,000 (896,000 to 1,470,000)	1,180,000 (948,000 to 1,460,000)	263,000 (199,000 to 349,000)	169,000 (134,000 to 215,000)	198,000 (154,000 to 247,000)	227,000 (176,000 to 284,000)	235,000 (181,000 to 299,000)	233,000 (187,000 to 290,000)	219,000 (180,000 to 264,000)	198,000 (165,000 to 235,000)
HIV/AIDS and sexually transmitted infections	78,200 (28,100 to 166,000)	22,000 (7,470 to 44,600)	68,700 (37,700 to 118,000)	38,000 (28,000 to 49,900)	21,100 (13,800 to 30,300)	31,700 (21,300 to 42,700)	46,000 (28,700 to 71,600)	60,500 (39,900 to 90,600)	85,100 (53,400 to 138,000)	102,000 (71,800 to 148,000)	103,000 (77,600 to 140,000)	92,700 (75,500 to 116,000)
HIV/AIDS	2·6 (1·6 to 3·8)	9·8 (6 to 14·7)	23,600 (17,900 to 31,500)	35,500 (26,200 to 47,300)	20,200 (13,100 to 29,300)	31,400 (21,100 to 42,300)	44,700 (27,400 to 70,100)	58,500 (38,200 to 89,200)	82,900 (51,100 to 137,000)	99,800 (69,900 to 147,000)	102,000 (75,800 to 139,000)	91,600 (74,400 to 115,000)
HIV/AIDS - Drug-susceptible Tuberculosis	0·1 (0 to 0·1)	1·2 (0·7 to 1·7)	7,500 (4,590 to 10,800)	11,300 (6,960 to 16,200)	5,920 (3,680 to 8,850)	9,510 (5,940 to 14,200)	12,800 (8,010 to 19,000)	16,700 (10,700 to 24,200)	23,500 (15,200 to 34,700)	29,100 (18,900 to 42,000)	30,000 (19,100 to 43,000)	28,100 (17,800 to 38,500)
HIV/AIDS - Multidrug-resistant Tuberculosis without exte	0 (0 to 0)	0 (0 to 0·1)	591 (78·8 to 2,120)	883 (118 to 3,180)	446 (60·6 to 1,600)	732 (99·2 to 2,640)	989 (135 to 3,420)	1,240 (170 to 4,090)	1,580 (220 to 5,320)	1,890 (263 to 6,300)	1,940 (269 to 6,660)	1,810 (251 to 6,280)
HIV/AIDS - Extensively drug-resistant Tuberculosis	0 (0 to 0)	0 (0 to 0)	8 (1 to 30·8)	12 (1·5 to 46)	6 (0·8 to 23)	9·9 (1·3 to 38·1)	13·3 (1·7 to 50·6)	16·5 (2·1 to 60·6)	21 (2·8 to 73·8)	25·1 (3·2 to 91)	25·8 (3·3 to 93·1)	24·1 (3 to 86·6)
HIV/AIDS resulting in other diseases	2·5 (1·6 to 3·7)	8·6 (5 to 13·3)	15,500 (10,100 to 23,500)	23,400 (14,700 to 35,700)	13,900 (7,620 to 23,200)	21,100 (12,500 to 33,200)	30,900 (16,100 to 56,500)	40,600 (23,000 to 69,700)	57,800 (31,300 to 111,000)	68,800 (42,500 to 118,000)	69,500 (46,600 to 107,000)	61,700 (45,100 to 86,300)
Sexually transmitted infections excluding HIV	78,200 (28,100 to 166,000)	22,000 (7,460 to 44,600)	45,100 (16,200 to 93,100)	2,460 (843 to 5,410)	871 (248 to 2,090)	267 (110 to 595)	1,310 (622 to 2,660)	2,020 (1,010 to 3,660)	2,230 (1,200 to 3,860)	1,820 (1,000 to 3,150)	1,520 (792 to 2,670)	1,100 (572 to 2,110)
Syphilis	78,200 (28,100 to 166,000)	22,000 (7,460 to 44,600)	45,100 (16,200 to 93,100)	2,460 (843 to 5,410)	871 (248 to 2,090)	106 (26·5 to 286)	191 (68·5 to 463)	86·4 (34·7 to 177)	166 (62·2 to 387)	105 (41·5 to 233)	52·5 (22·6 to 114)	12·9 (5·9 to 24·8)
Chlamydial infection	0 (0 to 0)	0 (0 to 0)	0 (0 to 0)	0 (0 to 0)	0 (0 to 0)	24·1 (9·4 to 55·3)	116 (54·7 to 256)	268 (118 to 551)	233 (115 to 406)	162 (85·2 to 272)	161 (88·5 to 274)	119 (61 to 205)
Gonococcal infection	0 (0 to 0)	0 (0 to 0)	0 (0 to 0)	0 (0 to 0)	0 (0 to 0)	31 (8·7 to 82)	250 (83·2 to 628)	342 (123 to 795)	350 (143 to 804)	203 (98·9 to 420)	154 (73·9 to 317)	87·5 (45·1 to 160)
Trichomoniasis	0 (0 to 0)	0 (0 to 0)	0 (0 to 0)	0 (0 to 0)	0 (0 to 0)	27·9 (7·5 to 73·1)	261 (86·2 to 620)	672 (235 to 1,530)	750 (251 to 1,750)	632 (206 to 1,470)	506 (169 to 1,150)	383 (131 to 908)
Genital herpes	0 (0 to 0)	0 (0 to 0)	0 (0 to 0)	0 (0 to 0)	0 (0 to 0)	31·9 (10·3 to 75·2)	122 (35·9 to 313)	199 (62·9 to 484)	228 (74·7 to 555)	220 (71·9 to 547)	197 (64·6 to 487)	166 (51·5 to 426)
Other sexually transmitted infections	0 (0 to 0)	0 (0 to 0)	0 (0 to 0)	0 (0 to 0)	0 (0 to 0)	45·5 (17·7 to 107)	369 (148 to 863)	451 (203 to 892)	507 (278 to 884)	494 (294 to 785)	447 (260 to 717)	330 (189 to 540)
Respiratory infections and tuberculosis	78,500 (39,600 to 150,000)	51,500 (26,300 to 87,200)	422,000 (248,000 to 647,000)	309,000 (190,000 to 463,000)	41,300 (26,900 to 63,200)	23,200 (16,400 to 32,400)	28,400 (18,800 to 40,300)	34,900 (23,500 to 51,000)	33,100 (22,600 to 49,400)	32,000 (21,700 to 46,500)	29,700 (19,900 to 44,000)	27,000 (18,300 to 41,000)
Tuberculosis	0 [illegible]	0·1 [illegible]	33,900 [illegible]	38,500 [illegible]	7,870 [illegible]	6,200 [illegible]	14,100 [illegible]	22,300 [illegible]	21,400 [illegible]	21,900 [illegible]	20,000 [illegible]	16,600 [illegible]

Cause	45 to 49	50 to 54	55 to 59	60 to 64	65 to 69	70 to 74	75 to 79	80 to 84	85 to 89	90 to 94	95 plus	Total
All causes	419,000 (357,000 to 492,000)	379,000 (321,000 to 445,000)	326,000 (277,000 to 378,000)	297,000 (253,000 to 341,000)	276,000 (242,000 to 310,000)	251,000 (229,000 to 275,000)	216,000 (201,000 to 232,000)	160,000 (150,000 to 171,000)	77,500 (72,700 to 82,900)	29,900 (27,900 to 32,000)	9,750 (9,000 to 10,400)	11,200,000
Communicable, maternal, neonatal, and nutritional diseases	163,000 (136,000 to 195,000)	121,000 (99,200 to 146,000)	88,000 (70,800 to 108,000)	70,100 (54,900 to 88,800)	56,300 (43,700 to 71,300)	51,300 (40,700 to 64,600)	43,000 (33,700 to 56,300)	32,600 (24,800 to 42,800)	16,900 (12,700 to 22,200)	6,810 (4,940 to 9,310)	2,580 (1,850 to 3,460)	6,370,000
HIV/AIDS and sexually transmitted infections	74,600 (58,100 to 92,900)	49,600 (37,900 to 63,200)	26,200 (19,500 to 33,900)	12,400 (8,810 to 16,700)	6,140 (4,210 to 8,720)	2,940 (1,910 to 4,310)	1,510 (960 to 2,260)	348 (220 to 525)	142 (93 to 212)	42·4 (27·7 to 61·6)	10·4 (6·9 to 14·9)	922,000
HIV/AIDS	73,700 (57,300 to 92,000)	49,200 (37,700 to 62,700)	25,900 (19,300 to 33,700)	12,200 (8,630 to 16,500)	6,060 (4,110 to 8,630)	2,890 (1,850 to 4,280)	1,410 (877 to 2,130)	314 (189 to 497)	124 (77 to 191)	35·5 (21·7 to 53·6)	8·4 (5·2 to 12·7)	762,000
HIV/AIDS - Drug-susceptible Tuberculosis	22,300 (14,200 to 31,000)	15,200 (9,770 to 21,100)	7,940 (5,130 to 11,100)	3,740 (2,480 to 5,180)	1,800 (1,190 to 2,550)	847 (559 to 1,220)	400 (259 to 569)	80 (52 to 116)	28·1 (18·9 to 40·5)	7·8 (5·2 to 11)	1·9 (1·2 to 2·8)	227,000
HIV/AIDS - Multidrug-resistant Tuberculosis without exte	1,450 (194 to 4,980)	1,020 (136 to 3,580)	544 (74·5 to 1,880)	258 (36·2 to 885)	124 (17·3 to 419)	58·1 (8·3 to 198)	27·4 (3·9 to 93·3)	5·3 (0·7 to 17·8)	1·8 (0·3 to 5·8)	0·5 (0·1 to 1·6)	0·1 (0 to 0·4)	15,600
HIV/AIDS - Extensively drug-resistant Tuberculosis	19·4 (2·4 to 69·5)	13·6 (1·7 to 49·1)	7·2 (0·9 to 25·8)	3·4 (0·5 to 12·3)	1·6 (0·2 to 5·8)	0·8 (0·1 to 2·7)	0·4 (0 to 1·3)	0·1 (0 to 0·2)	0 (0 to 0·1)	0 (0 to 0)	0 (0 to 0)	208
HIV/AIDS resulting in other diseases	50,000 (35,200 to 70,200)	33,000 (23,300 to 46,800)	17,400 (11,600 to 25,200)	8,200 (5,340 to 12,400)	4,130 (2,530 to 6,670)	1,980 (1,170 to 3,340)	981 (550 to 1,710)	228 (124 to 394)	93·7 (51·1 to 159)	27·2 (14·3 to 44·8)	6·4 (3·5 to 10·5)	519,000
Sexually transmitted infections excluding HIV	824 (413 to 1,550)	401 (206 to 729)	331 (155 to 648)	178 (80·3 to 372)	82·9 (39·8 to 169)	51·8 (24·6 to 102)	101 (43 to 215)	34·6 (15·5 to 66·5)	18·3 (8·5 to 36·6)	6·8 (3 to 14·2)	1·9 (0·8 to 4)	161,000
Syphilis	24·3 (10·9 to 49·1)	19 (7·8 to 42·4)	9·2 (3·8 to 19·1)	6·6 (2·4 to 16·9)	2·3 (1 to 4·6)	1·8 (0·8 to 3·5)	7·6 (2·6 to 18·8)	4·4 (1·6 to 10·7)	2·6 (0·9 to 6)	1·7 (0·6 to 4)	0·5 (0·2 to 1·2)	149,000
Chlamydial infection	90·6 (43·5 to 165)	26·9 (11·5 to 58·1)	31 (11·1 to 74·1)	14 (3·4 to 42·2)	2·1 (0·6 to 5·2)	1·6 (0·6 to 3·7)	11·5 (3·5 to 28·9)	4 (1·4 to 9·9)	2·1 (0·7 to 5·1)	0·8 (0·3 to 1·9)	0·3 (0·1 to 0·7)	1,270
Gonococcal infection	106 (46·9 to 222)	66·8 (21·9 to 159)	80·8 (25·6 to 204)	35·9 (8·8 to 108)	11·2 (3·4 to 28)	5·6 (1·9 to 12·7)	40·9 (12·7 to 103)	9 (3·1 to 22·2)	5·5 (1·8 to 13·2)	2 (0·6 to 4·8)	0·5 (0·2 to 1·2)	1,780
Trichomoniasis	240 (75·4 to 558)	128 (40·9 to 301)	71·6 (24·5 to 171)	43 (15·4 to 100)	28·6 (10·6 to 65·3)	17·6 (6·5 to 38·7)	10·4 (4 to 22·6)	5·2 (1·9 to 11)	1·8 (0·7 to 3·9)	0·4 (0·2 to 0·9)	0·1 (0 to 0·1)	3,780
Genital herpes	130 (40·3 to 320)	96·1 (30·6 to 236)	67·8 (20 to 170)	47·2 (14·4 to 115)	33·7 (10·3 to 85·5)	22·2 (6·6 to 54·2)	14·6 (4·6 to 36·1)	8·4 (2·5 to 20·6)	3·5 (1·1 to 8·7)	1·1 (0·3 to 2·9)	0·3 (0·1 to 0·7)	1,590
Other sexually transmitted infections	234 (111 to 437)	63·8 (26·9 to 133)	70·4 (26·3 to 164)	31 (7·6 to 93·5)	5 (1·5 to 12·4)	2·9 (1 to 6·5)	15·9 (4·9 to 40)	3·7 (1·3 to 9·2)	2·8 (0·9 to 6·6)	0·9 (0·3 to 2·1)	0·2 (0·1 to 0·5)	3,070
Respiratory infections and tuberculosis	26,800 (18,200 to 39,400)	34,700 (23,900 to 50,200)	33,000 (22,200 to 47,700)	31,000 (22,000 to 43,800)	26,300 (18,600 to 36,700)	27,300 (19,600 to 37,400)	24,300 (17,200 to 32,900)	19,200 (14,000 to 26,000)	9,710 (6,910 to 13,200)	3,840 (2,610 to 5,310)	1,560 (1,030 to 2,130)	1,350,000
Tuberculosis	16,300 [illegible]	22,700 [illegible]	20,700 [illegible]	16,600 [illegible]	11,100 [illegible]	11,500 [illegible]	8,040 [illegible]	6,180 [illegible]	2,820 [illegible]	965 [illegible]	537 [illegible]	[illegible]



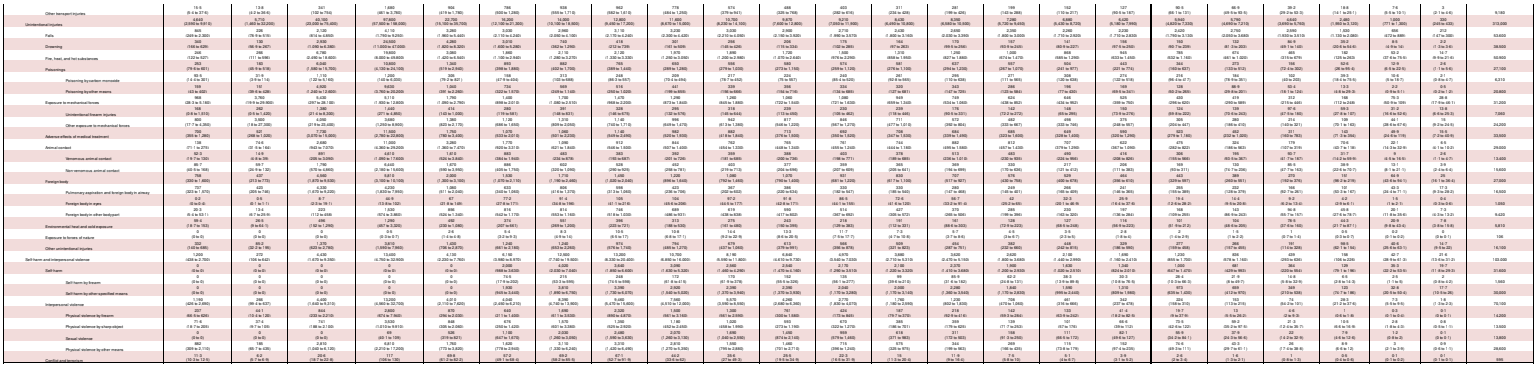

SR Table 2b: Uganda DALYS by cause and age group for females with 95% uncertainty intervals, 2019

Cause	Early Neonatal	Late Neonatal	Post Neonatal	1 to 4	5 to 9	10 to 14	15 to 19	20 to 24	25 to 29	30 to 34	35 to 39
All causes	1,210,000 (1,010,000 to 1,470,000)	292,000 (244,000 to 352,000)	1,050,000 (884,000 to 1,250,000)	1,130,000 (972,000 to 1,330,000)	323,000 (258,000 to 413,000)	286,000 (232,000 to 352,000)	354,000 (279,000 to 438,000)	361,000 (289,000 to 448,000)	359,000 (284,000 to 448,000)	336,000 (272,000 to 416,000)	294,000 (243,000 to 358,000)
Communicable, maternal, neonatal, and nutritional diseases	1,130,000 (933,000 to 1,380,000)	261,000 (211,000 to 317,000)	889,000 (724,000 to 1,080,000)	927,000 (773,000 to 1,110,000)	200,000 (158,000 to 259,000)	135,000 (106,000 to 171,000)	165,000 (124,000 to 215,000)	168,000 (129,000 to 216,000)	170,000 (128,000 to 234,000)	159,000 (121,000 to 212,000)	129,000 (101,000 to 169,000)
HIV/AIDS and sexually transmitted infections	137,000 (52,500 to 267,000)	33,500 (12,800 to 66,300)	88,900 (50,600 to 149,000)	47,900 (35,500 to 63,000)	22,900 (14,600 to 33,200)	33,000 (22,800 to 45,900)	56,000 (29,500 to 90,300)	60,000 (38,700 to 93,600)	77,600 (44,100 to 136,000)	82,500 (51,900 to 132,000)	67,100 (44,500 to 104,000)
HIV/AIDS	3·1 (1·9 to 4·6)	11·9 (7·9 to 17)	33,000 (25,100 to 42,100)	44,900 (32,600 to 60,000)	21,500 (13,700 to 31,900)	32,800 (22,600 to 45,800)	55,000 (28,700 to 89,000)	58,500 (37,200 to 90,800)	75,900 (42,600 to 133,000)	81,200 (50,900 to 131,000)	66,100 (43,400 to 103,000)
HIV/AIDS - Drug-susceptible Tuberculosis	0·1 (0 to 0·1)	0·8 (0·5 to 1·3)	13,300 (9,560 to 17,200)	17,900 (12,700 to 24,600)	8,210 (4,880 to 12,000)	12,600 (7,990 to 17,700)	20,700 (10,400 to 32,600)	21,400 (12,900 to 32,100)	27,100 (14,800 to 45,400)	29,600 (17,900 to 45,700)	23,900 (15,100 to 35,600)
HIV/AIDS - Multidrug-resistant Tuberculosis without exte	0 (0 to 0)	0 (0 to 0·1)	1,370 (243 to 3,810)	1,840 (336 to 5,140)	791 (130 to 2,110)	1,220 (208 to 3,310)	2,060 (328 to 5,800)	2,040 (365 to 5,560)	2,350 (395 to 6,840)	2,400 (411 to 6,860)	1,950 (342 to 5,500)
HIV/AIDS - Extensively drug-resistant Tuberculosis	0 (0 to 0)	0 (0 to 0)	18·6 (3·4 to 54·8)	25 (4·5 to 71·8)	10·7 (1·8 to 30·4)	16·4 (2·9 to 47·5)	27·8 (4·2 to 81·2)	27·4 (4·4 to 79·1)	31·3 (4·9 to 92·3)	32 (5·2 to 94·2)	26·1 (4·4 to 78·1)
HIV/AIDS resulting in other diseases	3 (1·8 to 4·5)	11 (7·2 to 16)	18,300 (13,900 to 24,400)	25,100 (18,000 to 34,800)	12,500 (7,820 to 20,000)	18,900 (13,100 to 26,800)	32,100 (16,700 to 60,000)	35,000 (22,200 to 59,200)	46,400 (26,100 to 91,500)	49,200 (31,200 to 87,000)	40,200 (26,900 to 66,000)
Sexually transmitted infections excluding HIV	137,000 (52,500 to 267,000)	33,500 (12,700 to 66,300)	55,900 (18,700 to 115,000)	3,000 (950 to 6,690)	1,440 (447 to 3,450)	192 (91·3 to 390)	1,000 (479 to 2,030)	1,560 (797 to 2,850)	1,640 (870 to 2,980)	1,290 (708 to 2,290)	986 (507 to 1,770)
Syphilis	137,000 (52,500 to 267,000)	33,500 (12,700 to 66,300)	55,900 (18,700 to 115,000)	3,000 (950 to 6,690)	1,440 (447 to 3,450)	68·1 (22·3 to 177)	157 (61·3 to 356)	98·6 (43·7 to 201)	128 (52·3 to 264)	78·5 (33·8 to 165)	37·9 (16·7 to 73·5)
Chlamydial infection	0 (0 to 0)	0 (0 to 0)	0 (0 to 0)	0 (0 to 0)	0 (0 to 0)	15·3 (6·8 to 34)	80·4 (37·9 to 172)	185 (83 to 382)	155 (79·5 to 270)	108 (57 to 183)	97·6 (52·5 to 163)
Gonococcal infection	0 (0 to 0)	0 (0 to 0)	0 (0 to 0)	0 (0 to 0)	0 (0 to 0)	19·2 (6·4 to 50)	169 (57·9 to 423)	233 (80·7 to 529)	219 (85·3 to 497)	125 (56·2 to 255)	84·5 (40·4 to 164)
Trichomoniasis	0 (0 to 0)	0 (0 to 0)	0 (0 to 0)	0 (0 to 0)	0 (0 to 0)	23·1 (6·1 to 59)	213 (72·4 to 473)	533 (184 to 1,230)	576 (188 to 1,350)	460 (151 to 1,090)	340 (114 to 795)
Genital herpes	0 (0 to 0)	0 (0 to 0)	0 (0 to 0)	0 (0 to 0)	0 (0 to 0)	36 (7·6 to 94·1)	132 (39·2 to 321)	200 (63·4 to 495)	215 (69·9 to 538)	194 (61·9 to 474)	156 (49·4 to 390)
Other sexually transmitted infections	0 (0 to 0)	0 (0 to 0)	0 (0 to 0)	0 (0 to 0)	0 (0 to 0)	30 (13·6 to 66)	252 (104 to 581)	314 (145 to 637)	343 (193 to 575)	328 (196 to 528)	270 (160 to 427)
Respiratory infections and tuberculosis	40,900 (21,100 to 72,900)	23,500 (11,400 to 40,500)	154,000 (80,100 to 258,000)	110,000 (61,100 to 183,000)	27,300 (18,100 to 43,100)	16,800 (11,600 to 23,600)	23,000 (15,500 to 34,300)	26,800 (17,500 to 40,400)	23,000 (14,700 to 35,600)	20,600 (13,500 to 30,500)	17,600 (11,200 to 26,700)
Tuberculosis	0 (0 to 0)	0·1 (0 to 0·1)	15,700 (7,410 to 30,900)	18,200 (8,640 to 35,300)	5,210 (3,130 to 8,890)	4,340 (2,580 to 7,020)	11,200 (6,380 to 19,200)	16,500 (9,260 to 27,900)	14,200 (7,980 to 23,600)	13,500 (7,850 to 22,000)	11,600 (6,120 to 19,700)
Latent tuberculosis infection	0 (0 to 0)	0 (0 to 0)	0 (0 to 0)	0 (0 to 0)	0 (0 to 0)	0 (0 to 0)	0 (0 to 0)	0 (0 to 0)	0 (0 to 0)	0 (0 to 0)	0 (0 to 0)
Drug-susceptible tuberculosis	0 (0 to 0)	0·1 (0 to 0·1)	14,500 (6,790 to 29,900)	16,900 (8,130 to 33,600)	4,900 (2,940 to 8,500)	4,060 (2,370 to 6,630)	10,400 (5,960 to 17,600)	15,400 (8,720 to 26,500)	13,200 (7,250 to 22,400)	12,600 (7,290 to 20,800)	10,800 (5,630 to 18,600)
Multidrug-resistant tuberculosis without extensive drug r	0 (0 to 0)	0 (0 to 0)	1,200 (170 to 4,060)	1,330 (216 to 4,220)	306 (53·2 to 914)	273 (45·2 to 808)	773 (133 to 2,400)	1,090 (174 to 3,330)	935 (152 to 2,940)	849 (141 to 2,590)	752 (121 to 2,270)
Extensively drug-resistant tuberculosis	0 (0 to 0)	0 (0 to 0)	16·3 (2·3 to 51·7)	17·7 (2·7 to 55·6)	3·7 (0·6 to 11·1)	3·4 (0·6 to 10·1)	10 (1·7 to 33·1)	14 (2·2 to 45·9)	12·4 (2 to 38·7)	11·3 (1·8 to 35·9)	10·2 (1·5 to 33·2)
Lower respiratory infections	40,700 (21,100 to 72,800)	23,400 (11,300 to 40,400)	136,000 (65,400 to 234,000)	84,600 (42,200 to 149,000)	17,300 (9,720 to 31,800)	8,890 (5,160 to 14,500)	8,510 (4,740 to 14,100)	7,450 (3,890 to 13,100)	6,640 (3,560 to 11,500)	5,530 (3,020 to 9,390)	4,850 (2,740 to 7,670)
Upper respiratory infections	21·4 (7·1 to 72)	85·2 (38·9 to 202)	2,240 (774 to 6,350)	5,790 (2,350 to 15,000)	3,400 (1,820 to 5,660)	2,770 (1,470 to 4,750)	2,440 (1,270 to 4,380)	1,960 (1,060 to 3,400)	1,500 (819 to 2,510)	1,130 (629 to 1,910)	878 (450 to 1,480)
Otitis media	155 (0·7 to 806)	8 (2·5 to 21·4)	223 (99·6 to 447)	1,450 (778 to 2,530)	1,450 (784 to 2,490)	826 (435 to 1,420)	779 (404 to 1,350)	925 (420 to 1,790)	678 (320 to 1,310)	439 (191 to 817)	326 (154 to 606)
Enteric infections	5,720 (2,080 to 13,000)	11,000 (3,300 to 27,100)	90,300 (29,900 to 216,000)	90,700 (39,600 to 188,000)	28,500 (15,200 to 55,600)	14,500 (8,520 to 24,800)	14,000 (7,490 to 27,100)	11,800 (5,730 to 23,800)	9,110 (4,490 to 18,500)	7,430 (3,660 to 15,400)	6,020 (2,990 to 12,600)
Diarrheal diseases	5,720 (2,080 to 13,000)	10,900 (3,280 to 27,100)	89,100 (28,900 to 215,000)	82,100 (33,000 to 182,000)	22,600 (10,200 to 48,500)	9,640 (4,740 to 19,500)	11,100 (5,100 to 24,300)	10,400 (4,670 to 22,800)	8,360 (3,880 to 17,700)	7,010 (3,330 to 15,000)	5,800 (2,810 to 12,400)
Typhoid and paratyphoid	0 (0 to 0)	0 (0 to 0)	69·7 (22·8 to 177)	6,080 (1,800 to 14,200)	5,290 (1,790 to 12,900)	4,620 (1,660 to 9,950)	2,710 (934 to 5,950)	1,270 (429 to 3,140)	676 (259 to 1,530)	360 (136 to 807)	184 (72·5 to 414)
Typhoid fever	0 (0 to 0)	0 (0 to 0)	69·6 (22·8 to 177)	6,070 (1,800 to 14,100)	5,280 (1,780 to 12,900)	4,610 (1,660 to 9,930)	2,710 (932 to 5,940)	1,270 (428 to 3,130)	675 (259 to 1,530)	360 (136 to 806)	183 (72·3 to 413)
Paratyphoid fever	0 (0 to 0)	0 (0 to 0)	0·1 (0 to 0·4)	11·9 (2·8 to 34·6)	10·1 (2·4 to 30·3)	8·4 (2·3 to 21·4)	4·7 (1·2 to 12·1)	2·1 (0·5 to 5·8)	1·1 (0·3 to 2·8)	0·5 (0·1 to 1·5)	0·3 (0·1 to 0·7)
Invasive Non-typhoidal Salmonella (iNTS)	0 (0 to 0)	39·1 (19·3 to 69·2)	766 (357 to 1,390)	1,990 (863 to 3,850)	581 (198 to 1,210)	201 (44·6 to 496)	110 (20·8 to 289)	91·8 (24·6 to 233)	71·9 (18·7 to 177)	50·2 (14·4 to 120)	35·6 (10·7 to 88·5)
Other intestinal infectious diseases	0 (0 to 0)	0 (0 to 0)	293 (4·7 to 1,590)	558 (22·7 to 2,820)	77·4 (4·1 to 379)	40·2 (2·5 to 181)	18 (1·5 to 71·5)	13·2 (1·5 to 47·2)	5 (0·7 to 16)	9·7 (1·7 to 28·9)	4·2 (0·8 to 13)
Neglected tropical diseases and malaria	52·3 (20·9 to 149)	47,300 (15,100 to 98,900)	335,000 (138,000 to 584,000)	381,000 (170,000 to 638,000)	47,100 (28,300 to 77,300)	32,000 (18,700 to 51,600)	29,800 (17,800 to 45,600)	18,500 (11,200 to 30,600)	14,200 (8,650 to 23,600)	12,600 (7,850 to 20,500)	12,700 (8,110 to 19,800)
Malaria	23 (9·9 to 44·5)	47,300 (15,100 to 98,900)	334,000 (137,000 to 583,000)	376,000 (164,000 to 634,000)	38,300 (21,400 to 67,800)	25,200 (13,500 to 44,100)	23,500 (13,000 to 38,700)	11,500 (5,820 to 22,500)	8,400 (3,990 to 16,800)	7,920 (4,100 to 15,200)	8,870 (5,040 to 15,500)
Chagas disease	0 (0 to 0)	0 (0 to 0)	0 (0 to 0)	0 (0 to 0)	0 (0 to 0)	0 (0 to 0)	0 (0 to 0)	0 (0 to 0)	0 (0 to 0)	0 (0 to 0)	0 (0 to 0)
Leishmaniasis	0 (0 to 0)	0 (0 to 0)	20·3 (9·3 to 36)	178 (78·7 to 315)	152 (70 to 290)	58·5 (31·6 to 95·9)	38 (22·5 to 59·2)	27·3 (16·9 to 41·6)	23·5 (15 to 34·5)	18·4 (6·6 to 35·3)	13·2 (5·5 to 25·8)
Visceral leishmaniasis	0 (0 to 0)	0 (0 to 0)	20·3 (9·3 to 35·9)	176 (77·2 to 315)	147 (64·9 to 283)	49·8 (23·7 to 87·2)	27 (12·5 to 48·3)	15·8 (7 to 29·2)	12·7 (6 to 22·6)	9·4 (4·5 to 16·7)	6·2 (2·9 to 10·5)
Cutaneous and mucocutaneous leishmaniasis	0 (0 to 0)	0 (0 to 0)	0 (0 to 0·1)	1·6 (0·9 to 2·5)	5·3 (3·2 to 8)	8·7 (5·3 to 12·8)	10·9 (6·8 to 16·4)	11·5 (7·3 to 17·1)	10·8 (6·8 to 16·2)	9 (0 to 23·6)	7·1 (0 to 18·6)
African trypanosomiasis	0 (0 to 0)	0 (0 to 0)	0 (0 to 0)	66·9 (1·9 to 351)	204 (6 to 1,040)	200 (6·5 to 909)	215 (8·2 to 1,030)	168 (7·5 to 805)	147 (4·8 to 753)	98·1 (3·6 to 475)	71 (2·8 to 342)
Schistosomiasis	0 (0 to 0)	0 (0 to 0)	0·1 (0 to 0·3)	377 (107 to 873)	1,140 (443 to 2,580)	1,420 (552 to 3,290)	1,620 (719 to 3,340)	2,270 (1,030 to 4,370)	2,160 (978 to 4,090)	1,850 (840 to 3,610)	1,460 (748 to 2,580)
Cysticercosis	0 (0 to 0)	0 (0 to 0)	0 (0 to 0)	16·7 (0 to 61·6)	31·8 (0·6 to 103)	58·7 (11·4 to 133)	227 (27·2 to 564)	495 (123 to 1,220)	560 (168 to 1,240)	466 (147 to 978)	406 (133 to 917)
Cystic echinococcosis	0 (0 to 0)	0 (0 to 0)	0 (0 to 0)	155 (41·5 to 299)	70·6 (5·2 to 183)	41·5 (7·7 to 105)	31·6 (9·1 to 74·1)	27·1 (7·9 to 62·2)	26·6 (6 to 66·7)	24 (5 to 56·9)	21·1 (3·5 to 59·7)
Lymphatic filariasis	0 (0 to 0)	0 (0 to 0)	0 (0 to 0)	0 (0 to 0)	575 (320 to 912)	516 (302 to 825)	452 (263 to 728)	373 (207 to 590)	303 (179 to 479)	238 (139 to 372)	185 (106 to 286)

Cause	40 to 44	45 to 49	50 to 54	55 to 59	60 to 64	65 to 69	70 to 74	75 to 79	80 to 84	85 to 89	90 to 94	95 plus	Total
All causes	266,000 (222,000 to 322,000)	235,000 (197,000 to 281,000)	217,000 (180,000 to 256,000)	199,000 (167,000 to 234,000)	180,000 (151,000 to 209,000)	162,000 (139,000 to 182,000)	157,000 (140,000 to 172,000)	124,000 (114,000 to 133,000)	85,600 (79,500 to 91,600)	41,100 (37,700 to 45,200)	17,000 (15,300 to 18,600)	5,650 (5,090 to 6,070)	7,690,000
Communicable, maternal, neonatal, and nutritional diseases	105,000 (85,300 to 134,000)	82,400 (66,000 to 103,000)	67,000 (53,100 to 82,400)	53,200 (42,300 to 66,300)	43,100 (33,400 to 54,900)	34,300 (26,400 to 43,400)	33,400 (26,200 to 42,300)	25,300 (19,600 to 32,300)	17,500 (13,100 to 22,800)	8,870 (6,500 to 11,800)	3,880 (2,700 to 5,290)	1,530 (1,080 to 2,070)	4,800,000
HIV/AIDS and sexually transmitted infections	53,500 (39,900 to 76,200)	38,800 (28,400 to 54,300)	28,900 (21,600 to 39,200)	16,700 (12,600 to 22,800)	8,120 (6,020 to 11,100)	3,670 (2,640 to 5,140)	1,910 (1,340 to 2,710)	922 (649 to 1,280)	208 (139 to 310)	84·4 (57·3 to 119)	27·5 (18·9 to 39·2)	6·7 (4·7 to 9·8)	860,000
HIV/AIDS	52,800 (39,300 to 75,500)	38,300 (27,900 to 53,900)	28,600 (21,400 to 39,000)	16,500 (12,400 to 22,600)	8,010 (5,910 to 11,000)	3,610 (2,590 to 5,100)	1,880 (1,300 to 2,690)	863 (597 to 1,230)	189 (125 to 286)	74·3 (48·9 to 111)	23·5 (15·6 to 34·2)	5·6 (3·8 to 8·3)	620,000
HIV/AIDS - Drug-susceptible Tuberculosis	19,300 (13,600 to 27,300)	13,600 (9,280 to 19,300)	10,500 (7,350 to 14,300)	5,990 (4,220 to 8,300)	2,830 (1,930 to 4,040)	1,220 (801 to 1,790)	643 (425 to 941)	288 (186 to 418)	56·2 (34·6 to 83·7)	20·5 (13·1 to 29·9)	6·1 (3·9 to 8·7)	1·4 (0·8 to 2·1)	229,000
HIV/AIDS - Multidrug-resistant Tuberculosis without exte	1,580 (286 to 4,460)	1,130 (194 to 3,220)	860 (148 to 2,410)	500 (84·9 to 1,380)	243 (41·4 to 670)	108 (18·4 to 299)	54·4 (9·6 to 149)	24·5 (4·3 to 66·9)	4·8 (0·9 to 13·2)	1·7 (0·3 to 4·5)	0·5 (0·1 to 1·3)	0·1 (0 to 0·3)	20,500
HIV/AIDS - Extensively drug-resistant Tuberculosis	21·2 (3·6 to 62·8)	15·2 (2·6 to 44·3)	11·5 (2 to 34·2)	6·6 (1·1 to 19·3)	3·2 (0·6 to 9·4)	1·4 (0·2 to 4·3)	0·7 (0·1 to 2·1)	0·3 (0·1 to 0·9)	0·1 (0 to 0·2)	0 (0 to 0·1)	0 (0 to 0)	0 (0 to 0)	275
HIV/AIDS resulting in other diseases	31,900 (23,600 to 46,300)	23,500 (17,300 to 34,200)	17,300 (13,100 to 24,000)	10,000 (7,490 to 13,900)	4,930 (3,610 to 6,830)	2,280 (1,640 to 3,210)	1,180 (817 to 1,720)	550 (373 to 825)	128 (79·6 to 206)	52·1 (32·3 to 84·9)	16·9 (10·2 to 26·7)	4·1 (2·5 to 6·6)	370,000
Sexually transmitted infections excluding HIV	696 (346 to 1,360)	463 (221 to 882)	236 (115 to 446)	199 (91·9 to 391)	109 (49·2 to 222)	54·5 (24 to 112)	36·7 (16·1 to 74·9)	58·9 (27·7 to 121)	19·3 (9·3 to 37·9)	10·1 (4·7 to 19·9)	4 (1·8 to 8·4)	1·1 (0·5 to 2·5)	240,000
Syphilis	13·6 (5·7 to 28·6)	16 (6·9 to 31·5)	10·7 (4·6 to 20·7)	5·4 (2·3 to 11·5)	3·5 (1·3 to 8·4)	1·2 (0·5 to 2·5)	1·1 (0·5 to 2)	4·2 (1·4 to 10·4)	2·2 (0·8 to 5·2)	1·3 (0·5 to 3)	0·9 (0·3 to 2·3)	0·3 (0·1 to 0·7)	232,000
Chlamydial infection	69·8 (34·7 to 126)	42·4 (20·6 to 81·2)	12·9 (5·9 to 25·3)	15·7 (5·6 to 38·9)	6·9 (1·8 to 19·9)	1·1 (0·3 to 2·6)	1 (0·3 to 2·2)	6·3 (2 to 16)	2 (0·7 to 4·8)	1·1 (0·4 to 2·6)	0·4 (0·1 to 1·1)	0·2 (0·1 to 0·4)	802
Gonococcal infection	47·9 (23·7 to 87·2)	49·8 (19·1 to 112)	29·8 (9·7 to 67·9)	40·1 (11·9 to 105)	17·8 (4·6 to 51·2)	5·7 (1·6 to 14·1)	3·3 (1·1 to 7·4)	22·5 (7 to 57·2)	4·5 (1·5 to 10·7)	2·8 (0·9 to 6·7)	1·1 (0·3 to 2·7)	0·3 (0·1 to 0·7)	1,070
Trichomoniasis	246 (85·3 to 585)	152 (46·8 to 364)	81·4 (24·7 to 195)	48·8 (15·4 to 117)	29 (10·2 to 65·1)	18·6 (6·5 to 43·1)	12 (4·2 to 26·8)	6·5 (2·5 to 14)	3 (1·1 to 6·6)	1 (0·4 to 2·2)	0·3 (0·1 to 0·6)	0 (0 to 0·1)	2,740
Genital herpes	123 (39·1 to 307)	94 (29·4 to 230)	70·3 (21·3 to 171)	53 (16·1 to 133)	36·9 (11·5 to 92·3)	25·4 (7·7 to 64·5)	17·8 (5·5 to 44·7)	10·7 (3·3 to 26·6)	5·7 (1·8 to 13·7)	2·4 (0·7 to 5·9)	0·8 (0·2 to 2·1)	0·2 (0·1 to 0·6)	1,370
Other sexually transmitted infections	196 (107 to 340)	110 (53·7 to 209)	31·3 (13·5 to 61)	36·3 (14·4 to 87·2)	15·3 (4 to 44·2)	2·5 (0·7 to 6·2)	1·7 (0·5 to 3·8)	8·7 (2·7 to 22·2)	1·8 (0·6 to 4·4)	1·4 (0·5 to 3·4)	0·5 (0·2 to 1·2)	0·1 (0 to 0·3)	1,940
Respiratory infections and tuberculosis	15,200 (9,740 to 23,700)	14,600 (9,670 to 21,700)	17,800 (11,600 to 26,300)	18,300 (12,600 to 26,600)	17,800 (12,100 to 25,300)	15,300 (10,700 to 21,400)	17,200 (12,200 to 23,500)	14,700 (10,500 to 19,800)	10,900 (7,510 to 14,600)	5,440 (3,790 to 7,290)	2,370 (1,590 to 3,210)	986 (659 to 1,350)	634,000
Tuberculosis	9,140 (5,040 to 15,700)	8,950 (5,120 to 15,600)	11,500 (6,530 to 19,400)	11,500 (6,480 to 19,100)	9,730 (5,640 to 16,800)	6,630 (3,840 to 11,500)	7,390 (4,360 to 12,200)	4,930 (2,910 to 8,470)	3,620 (1,980 to 6,490)	1,640 (935 to 2,870)	618 (348 to 1,080)	352 (199 to 592)	186,000
Latent tuberculosis infection	0 (0 to 0)	0 (0 to 0)	0 (0 to 0)	0 (0 to 0)	0 (0 to 0)	0 (0 to 0)	0 (0 to 0)	0 (0 to 0)	0 (0 to 0)	0 (0 to 0)	0 (0 to 0)	0 (0 to 0)	0
Drug-susceptible tuberculosis	8,540 (4,640 to 14,800)	8,350 (4,680 to 14,600)	10,700 (5,950 to 18,200)	10,700 (6,080 to 18,300)	9,040 (5,130 to 15,000)	6,160 (3,480 to 10,900)	6,870 (3,980 to 11,400)	4,580 (2,690 to 7,800)	3,350 (1,820 to 6,080)	1,520 (865 to 2,720)	571 (323 to 1,010)	325 (186 to 556)	174,000
Multidrug-resistant tuberculosis without extensive drug r	595 (91·6 to 1,910)	588 (80·7 to 1,830)	755 (119 to 2,310)	775 (118 to 2,390)	677 (109 to 2,160)	467 (77·7 to 1,430)	514 (82·3 to 1,650)	344 (60·5 to 1,130)	271 (42·5 to 815)	122 (19·4 to 381)	46 (7·5 to 140)	26·6 (4·2 to 81·2)	12,700
Extensively drug-resistant tuberculosis	8·1 (1·2 to 26·7)	8 (1·1 to 25·5)	10·3 (1·5 to 34·1)	10·5 (1·5 to 35·1)	9·2 (1·4 to 29·6)	6·3 (1 to 18·7)	7 (1·1 to 22·1)	4·6 (0·7 to 14·9)	3·6 (0·5 to 11·8)	1·6 (0·3 to 5·1)	0·6 (0·1 to 2)	0·4 (0·1 to 1·1)	169
Lower respiratory infections	5,150 (3,040 to 8,320)	4,970 (2,970 to 7,550)	5,790 (3,470 to 9,220)	6,430 (3,930 to 9,680)	7,790 (4,590 to 11,700)	8,510 (5,140 to 13,300)	9,690 (6,200 to 14,600)	9,710 (6,120 to 14,300)	7,190 (4,600 to 10,400)	3,780 (2,400 to 5,470)	1,740 (1,080 to 2,520)	630 (387 to 930)	415,000
Upper respiratory infections	663 (352 to 1,160)	483 (262 to 838)	362 (199 to 618)	284 (155 to 463)	207 (110 to 334)	146 (74·6 to 252)	109 (59·1 to 180)	70 (36·8 to 122)	42·9 (21·3 to 84·7)	18·8 (9·1 to 37·6)	8 (3·6 to 17·8)	2·8 (1·2 to 6·9)	24,600
Otitis media	272 (121 to 497)	222 (110 to 397)	175 (81·6 to 317)	131 (64·4 to 236)	84·8 (39·9 to 166)	51·3 (24·6 to 92·2)	32·5 (14·5 to 59·7)	21 (10·1 to 38·7)	12·9 (5·8 to 25·1)	5·9 (2·8 to 10·8)	2·1 (1 to 3·8)	0·6 (0·3 to 1·1)	8,270
Enteric infections	5,100 (2,480 to 11,000)	4,820 (2,210 to 10,100)	4,400 (2,020 to 9,990)	4,540 (2,070 to 10,400)	5,210 (2,180 to 11,900)	5,150 (2,180 to 12,000)	4,900 (2,060 to 12,100)	4,510 (1,860 to 10,600)	3,440 (1,390 to 8,490)	1,830 (705 to 4,680)	866 (314 to 2,180)	323 (104 to 867)	334,000
Diarrheal diseases	4,960 (2,350 to 10,800)	4,710 (2,110 to 10,000)	4,320 (1,940 to 9,910)	4,480 (1,980 to 10,300)	5,160 (2,130 to 11,800)	5,120 (2,150 to 12,000)	4,880 (2,050 to 12,000)	4,500 (1,850 to 10,500)	3,440 (1,380 to 8,480)	1,830 (703 to 4,670)	865 (313 to 2,180)	323 (104 to 867)	307,000
Typhoid and paratyphoid	115 (46·3 to 243)	88·4 (32·4 to 195)	66 (25·7 to 145)	45·8 (16·6 to 104)	28·9 (10·1 to 64·7)	19·7 (7·9 to 40·3)	12·9 (5·3 to 26·4)	7·5 (2·8 to 15·1)	3·7 (1·2 to 7·5)	1·3 (0·5 to 2·5)	0·4 (0·2 to 0·9)	0·1 (0 to 0·3)	21,700
Typhoid fever	115 (46·3 to 243)	88·3 (32·3 to 195)	65·9 (25·7 to 145)	45·7 (16·5 to 104)	28·9 (10·1 to 64·6)	19·7 (7·9 to 40·2)	12·8 (5·3 to 26·4)	7·5 (2·8 to 15·1)	3·6 (1·2 to 7·5)	1·3 (0·5 to 2·5)	0·4 (0·2 to 0·9)	0·1 (0 to 0·3)	21,600
Paratyphoid fever	0·2 (0 to 0·4)	0·1 (0 to 0·3)	0·1 (0 to 0·2)	0·1 (0 to 0·2)	0 (0 to 0·1)	0 (0 to 0·1)	0 (0 to 0)	0 (0 to 0)	0 (0 to 0)	0 (0 to 0)	0 (0 to 0)	0 (0 to 0)	39·6
Invasive Non-typhoidal Salmonella (iNTS)	25·6 (7·4 to 62·6)	17·6 (5·6 to 41·1)	15·2 (4·3 to 35·7)	14·4 (4·2 to 33·3)	12·1 (3·4 to 29·3)	9·3 (2·5 to 21)	6·5 (1·4 to 15·4)	4·3 (1 to 10·1)	2·8 (0·6 to 6·3)	0·9 (0·3 to 1·9)	0·3 (0·1 to 0·6)	0·1 (0 to 0·2)	4,040
Other intestinal infectious diseases	3·8 (0·7 to 11·6)	2 (0·4 to 5·9)	1·7 (0·3 to 5·7)	1·3 (0·2 to 3·8)	1 (0·1 to 3·5)	1·5 (0·2 to 5·1)	1·1 (0·1 to 3·6)	0·7 (0·1 to 2·4)	0·6 (0 to 2·1)	0·6 (0 to 2)	0·2 (0 to 0·7)	0·1 (0 to 0·3)	1,030
Neglected tropical diseases and malaria	13,200 (7,960 to 21,000)	7,960 (4,560 to 13,800)	7,490 (4,130 to 13,500)	7,190 (3,810 to 12,900)	7,140 (3,480 to 13,700)	5,850 (2,780 to 11,400)	5,420 (2,570 to 10,800)	2,130 (1,240 to 3,680)	898 (575 to 1,410)	297 (204 to 423)	101 (68·1 to 143)	40·2 (23 to 64)	988,000
Malaria	10,500 (5,470 to 18,000)	5,540 (2,240 to 11,200)	5,360 (2,120 to 11,400)	5,220 (1,940 to 11,100)	5,510 (1,920 to 12,300)	4,570 (1,540 to 9,990)	4,340 (1,390 to 9,710)	1,390 (520 to 2,970)	466 (213 to 961)	101 (61·5 to 166)	22·7 (14·1 to 32·7)	5·6 (3·4 to 8·4)	924,000
Chagas disease	0 (0 to 0)	0 (0 to 0)	0 (0 to 0)	0 (0 to 0)	0 (0 to 0)	0 (0 to 0)	0 (0 to 0)	0 (0 to 0)	0 (0 to 0)	0 (0 to 0)	0 (0 to 0)	0 (0 to 0)	0
Leishmaniasis	9·1 (2·3 to 18·7)	6·6 (1·5 to 13·7)	4·9 (1·2 to 10·5)	3·8 (0·8 to 8)	2·7 (0·5 to 6)	1·9 (0·4 to 4·5)	1·4 (0·2 to 3·1)	0·8 (0·1 to 2·1)	0·5 (0·3 to 0·7)	0·2 (0·1 to 0·3)	0·1 (0 to 0·1)	0 (0 to 0)	561
Visceral leishmaniasis	3·7 (1·8 to 6·5)	2·1 (1 to 3·5)	1·4 (0·7 to 2·3)	1 (0·5 to 1·7)	0·7 (0·3 to 1·1)	0·5 (0·3 to 0·8)	0·3 (0·2 to 0·5)	0·2 (0·1 to 0·3)	0·1 (0 to 0·1)	0 (0 to 0·1)	0 (0 to 0)	0 (0 to 0)	474
Cutaneous and mucocutaneous leishmaniasis	5·4 (0 to 14·9)	4·5 (0 to 11·4)	3·6 (0 to 9·4)	2·7 (0 to 6·8)	2 (0 to 5·4)	1·4 (0 to 3·9)	1 (0 to 2·8)	0·6 (0 to 1·9)	0·4 (0·2 to 0·6)	0·2 (0·1 to 0·3)	0·1 (0 to 0·1)	0 (0 to 0)	86·7
African trypanosomiasis	53 (1·9 to 262)	38 (1·5 to 225)	25·1 (0·9 to 136)	19·4 (0·7 to 107)	11·9 (0·4 to 67·2)	7·6 (0·3 to 41·3)	4·5 (0·2 to 24·4)	2·8 (0·1 to 15·6)	1·4 (0 to 7·5)	0·5 (0 to 2·4)	0·1 (0 to 0·7)	0 (0 to 0·1)	1,330
Schistosomiasis	949 (445 to 1,760)	704 (318 to 1,380)	637 (257 to 1,330)	549 (204 to 1,180)	429 (148 to 982)	325 (106 to 717)	320 (84·7 to 789)	241 (60·4 to 616)	132 (30·6 to 347)	58·3 (15·1 to 149)	16·4 (4·2 to 44·3)	3 (0·6 to 10·3)	16,700
Cysticercosis	391 (138 to 853)	387 (130 to 809)	393 (132 to 830)	431 (169 to 860)	416 (156 to 854)	369 (136 to 745)	303 (120 to 625)	219 (87 to 438)	138 (55·4 to 266)	65·3 (26·1 to 123)	33·8 (14·4 to 61·9)	23·3 (8·2 to 46·2)	5,430
Cystic echinococcosis	17·2 (2·3 to 47·3)	14·8 (1·9 to 39·2)	13·2 (1·4 to 36·3)	12·5 (1·2 to 32·1)	10·1 (0·8 to 30·3)	8·5 (0·6 to 24·5)	7·7 (0·5 to 20·8)	5·7 (0·3 to 16·2)	3·5 (0·1 to 9·9)	1·8 (0·1 to 6·3)	0·7 (0 to 2·3)	0·2 (0 to 0·6)	493
Lymphatic filariasis	144 (82·4 to 228)	113 (64·4 to 177)	87·6 (51·7 to 139)	69·6 (40·8 to 106)	50·7 (29·9 to 79·9)	36·9 (21 to 57·3)	27·6 (16 to 42·9)	17·6 (10·1 to 27·5)	10·1 (6 to 15·5)	4·4 (2·5 to 6·7)	1·7 (1 to 2·5)	0·5 (0·3 to 0·7)	3,210



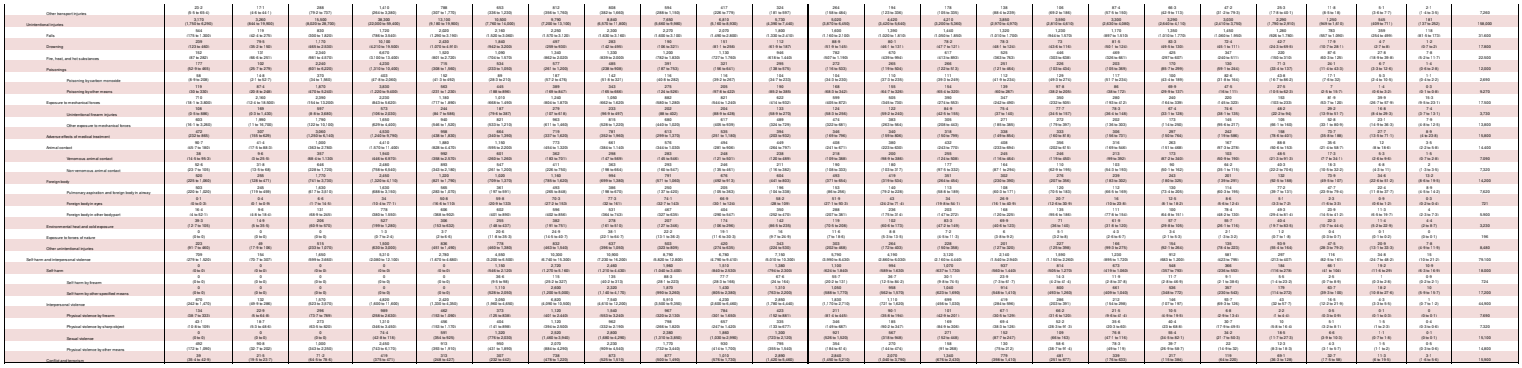

SR Table 2b: Zambia DALYS by cause and age group for females with 95% uncertainty intervals, 2019

Cause	Early Neonatal	Late Neonatal	Post Neonatal	1 to 4	5 to 9	10 to 14	15 to 19	20 to 24	25 to 29	30 to 34	35 to 39	40 to 44	45 to 49	50 to 54	55 to 59	60 to 64	65 to 69	70 to 74	75 to 79	80 to 84	85 to 89	90 to 94	95 plus	Total
All causes	366,000 (284,000 to 475,000)	116,000 (90,700 to 150,000)	399,000 (318,000 to 506,000)	418,000 (347,000 to 505,000)	154,000 (126,000 to 189,000)	143,000 (117,000 to 175,000)	173,000 (141,000 to 206,000)	204,000 (171,000 to 241,000)	215,000 (176,000 to 262,000)	218,000 (181,000 to 261,000)	209,000 (174,000 to 245,000)	191,000 (160,000 to 224,000)	154,000 (126,000 to 187,000)	134,000 (109,000 to 161,000)	111,000 (89,700 to 135,000)	98,400 (81,000 to 119,000)	81,700 (69,500 to 98,200)	77,000 (67,500 to 90,600)	59,500 (52,800 to 69,900)	37,500 (34,100 to 42,900)	17,300 (15,100 to 19,900)	5,230 (4,650 to 6,030)	1,300 (1,190 to 1,420)	3,580,000
Communicable, maternal, neonatal, and nutritional diseases	335,000 (259,000 to 437,000)	102,000 (78,900 to 132,000)	329,000 (257,000 to 420,000)	340,000 (279,000 to 415,000)	101,000 (81,300 to 125,000)	79,000 (63,800 to 97,100)	88,100 (69,900 to 111,000)	111,000 (90,000 to 139,000)	120,000 (91,100 to 160,000)	126,000 (100,000 to 159,000)	117,000 (95,000 to 141,000)	100,000 (85,200 to 117,000)	72,200 (57,500 to 88,100)	56,400 (45,000 to 69,100)	37,800 (29,300 to 46,900)	27,300 (21,200 to 34,900)	18,300 (14,200 to 23,600)	16,300 (12,800 to 20,900)	11,300 (8,830 to 15,000)	6,900 (5,370 to 9,110)	3,510 (2,590 to 4,730)	1,150 (822 to 1,580)	344 (252 to 458)	2,200,000
HIV/AIDS and sexually transmitted infections	28,700 (10,300 to 57,800)	8,230 (2,970 to 16,400)	49,600 (25,600 to 76,200)	84,400 (53,300 to 121,000)	15,100 (11,500 to 19,500)	18,900 (14,400 to 23,600)	38,600 (25,200 to 60,100)	57,900 (41,300 to 82,900)	71,800 (46,500 to 110,000)	83,500 (61,500 to 116,000)	81,400 (63,600 to 104,000)	72,200 (60,400 to 86,000)	48,300 (37,700 to 61,800)	31,800 (24,400 to 41,500)	17,600 (13,000 to 23,400)	9,070 (6,450 to 12,500)	4,220 (2,850 to 6,100)	2,190 (1,410 to 3,330)	969 (613 to 1,480)	203 (130 to 314)	72·7 (46·8 to 109)	17·3 (11·3 to 25·9)	3·3 (2·2 to 4·8)	725,000
HIV/AIDS	4·5 (1·6 to 7·9)	16·1 (6 to 26·4)	36,700 (15,400 to 61,100)	83,700 (52,800 to 120,000)	14,800 (11,200 to 19,200)	18,800 (14,300 to 23,500)	38,100 (24,800 to 59,700)	57,000 (40,300 to 82,000)	70,800 (45,300 to 109,000)	82,700 (60,600 to 115,000)	80,800 (63,000 to 103,000)	71,800 (60,000 to 85,600)	48,100 (37,300 to 61,700)	31,700 (24,300 to 41,400)	17,500 (12,900 to 23,300)	9,010 (6,390 to 12,400)	4,190 (2,820 to 6,090)	2,170 (1,390 to 3,310)	941 (587 to 1,440)	194 (120 to 304)	68·7 (43·6 to 105)	16·1 (10·4 to 24·4)	3 (2 to 4·6)	669,000
HIV/AIDS - Drug-susceptible Tuberculosis	0 (0 to 0·1)	0·6 (0·3 to 0·9)	13,300 (5,880 to 20,600)	31,200 (18,600 to 45,100)	5,390 (3,550 to 7,130)	7,030 (4,710 to 9,160)	12,700 (7,970 to 18,700)	19,100 (12,100 to 27,100)	23,600 (14,800 to 35,100)	28,600 (18,800 to 40,100)	28,400 (18,800 to 37,900)	24,900 (16,700 to 31,600)	16,700 (11,100 to 22,500)	11,200 (7,510 to 15,000)	6,160 (4,120 to 8,330)	3,090 (2,030 to 4,300)	1,360 (856 to 1,970)	715 (452 to 1,050)	302 (191 to 443)	56·7 (36·3 to 83·1)	18·8 (12 to 26·3)	4·3 (2·8 to 5·8)	0·8 (0·5 to 1·1)	234,000
HIV/AIDS - Multidrug-resistant Tuberculosis without exte	0 (0 to 0)	0 (0 to 0·1)	1,480 (176 to 4,950)	3,460 (478 to 11,000)	572 (85·1 to 1,810)	731 (113 to 2,300)	1,340 (189 to 4,360)	1,950 (281 to 6,260)	2,270 (319 to 7,530)	2,620 (380 to 8,620)	2,550 (380 to 8,170)	2,230 (335 to 7,110)	1,510 (229 to 4,920)	999 (153 to 3,180)	546 (84·2 to 1,770)	276 (41·6 to 908)	126 (18·8 to 417)	64·6 (9·8 to 211)	27·2 (3·9 to 90·4)	5·2 (0·8 to 17·1)	1·7 (0·3 to 5·4)	0·4 (0·1 to 1·2)	0·1 (0 to 0·2)	22,800
HIV/AIDS - Extensively drug-resistant Tuberculosis	0 (0 to 0)	0 (0 to 0)	20·1 (2·5 to 69·2)	47 (6·3 to 150)	7·7 (1 to 24·5)	9·8 (1·4 to 32·1)	18 (2·3 to 61·2)	26·1 (3·4 to 88·7)	30·3 (4 to 102)	35 (4·8 to 117)	34 (4·8 to 114)	29·9 (4·3 to 96·2)	20·3 (2·9 to 67·1)	13·4 (1·9 to 43·1)	7·3 (1·1 to 23·9)	3·7 (0·5 to 12·2)	1·7 (0·2 to 5·6)	0·8 (0·1 to 2·8)	0·4 (0·1 to 1·1)	0·1 (0 to 0·2)	0 (0 to 0·1)	0 (0 to 0)	0 (0 to 0)	306
HIV/AIDS resulting in other diseases	4·5 (1·6 to 7·8)	15·5 (5·5 to 25·6)	21,900 (8,520 to 43,400)	49,000 (29,500 to 83,200)	8,850 (6,550 to 12,800)	11,100 (8,250 to 15,100)	24,000 (14,500 to 44,400)	35,900 (23,800 to 60,600)	44,900 (27,000 to 80,100)	51,400 (35,600 to 80,900)	49,900 (37,200 to 70,800)	44,600 (36,100 to 58,700)	29,800 (22,400 to 42,200)	19,500 (14,500 to 28,200)	10,800 (7,750 to 15,900)	5,630 (3,830 to 8,600)	2,700 (1,740 to 4,320)	1,390 (846 to 2,400)	612 (357 to 1,070)	132 (77·1 to 231)	48·1 (27·7 to 81·7)	11·5 (6·7 to 19·1)	2·2 (1·3 to 3·5)	412,000
Sexually transmitted infections excluding HIV	28,700 (10,300 to 57,800)	8,220 (2,940 to 16,400)	13,000 (4,280 to 27,900)	719 (242 to 1,630)	307 (96·9 to 681)	81·1 (37·6 to 172)	504 (245 to 972)	908 (465 to 1,640)	1,000 (529 to 1,770)	785 (393 to 1,390)	615 (326 to 1,110)	413 (195 to 795)	278 (134 to 535)	137 (64·1 to 256)	111 (51·4 to 217)	63·7 (27·7 to 123)	29·9 (13 to 60·3)	20·1 (8·9 to 41·1)	27·9 (12·1 to 55·9)	8·6 (4·1 to 16·1)	4 (1·9 to 7·8)	1·2 (0·5 to 2·3)	0·2 (0·1 to 0·5)	55,900
Syphilis	28,700 (10,300 to 57,800)	8,220 (2,940 to 16,400)	13,000 (4,280 to 27,900)	719 (242 to 1,630)	307 (96·9 to 681)	26·3 (7·8 to 71·9)	65·6 (23 to 154)	37·5 (15·5 to 76·2)	70·9 (25·7 to 163)	44·3 (17·2 to 97·4)	21·3 (8·6 to 44·2)	5·2 (2·2 to 10·4)	8·3 (3·4 to 17·5)	5·3 (2·1 to 11·6)	2·6 (1·1 to 5·8)	1·9 (0·6 to 4·6)	0·6 (0·2 to 1·2)	0·5 (0·2 to 1)	1·8 (0·6 to 4·5)	0·9 (0·3 to 2·1)	0·5 (0·2 to 1·1)	0·3 (0·1 to 0·6)	0·1 (0 to 0·1)	51,200
Chlamydial infection	0 (0 to 0)	0 (0 to 0)	0 (0 to 0)	0 (0 to 0)	0 (0 to 0)	6·2 (2·9 to 14·1)	37·2 (17·4 to 79·9)	99·7 (44·9 to 205)	84·9 (41·4 to 160)	52·7 (28·1 to 88·1)	51·5 (28·4 to 85·4)	34·9 (18·3 to 61·6)	23·6 (11 to 45·1)	7·2 (3 to 15·6)	8·8 (3 to 21·7)	4·1 (1 to 11·5)	0·5 (0·1 to 1·3)	0·4 (0·1 to 1·1)	2·8 (0·8 to 6·9)	0·8 (0·3 to 1·9)	0·4 (0·1 to 1)	0·1 (0 to 0·3)	0 (0 to 0·1)	416



Other transport injuries	4 (1.4 to 11.1)	4 (1.4 to 12)	69.7 (23 to 176)	338 (87.1 to 765)	263 (121 to 606)	270 (160 to 486)	498 (263 to 917)	668 (361 to 1,240)	619 (370 to 1,060)	348 (191 to 617)	288 (162 to 529)	116 (71 to 221)	113 (73 to 193)	89.9 (54.2 to 159)	68.7 (38.7 to 99)	47.1 (24.4 to 82.4)	32.6 (20.1 to 56.9)	22 (16.9 to 34.6)	16.6 (11.6 to 23.5)	8.2 (5.1 to 13)	3.6 (2.7 to 5)	1.2 (0.9 to 1.7)	0.4 (0.3 to 0.6)	3,865
Unintentional injuries	697 (577 to 1,890)	1,113 (933 to 3,240)	6,155 (5,068 to 13,600)	14,756 (9,639 to 33,300)	8,643 (4,079 to 20,600)	6,972 (3,099 to 15,810)	6,762 (3,179 to 15,900)	4,879 (2,670 to 9,340)	4,200 (2,320 to 8,200)	3,960 (2,060 to 8,200)	3,200 (2,020 to 6,200)	3,000 (2,020 to 5,960)	2,900 (1,900 to 5,200)	2,200 (1,700 to 3,890)	2,000 (1,530 to 3,490)	1,960 (1,610 to 3,590)	748 (1,340 to 2,180)	1,470 (1,000 to 2,960)	1,460 (1,190 to 1,950)	1,000 (830 to 1,300)	626 (470 to 899)	117 (108 to 230)	66.3 (58 to 151.9)	73,000
Falls	140 (69.6 to 429)	64 (31 to 114)	330 (128 to 691)	672 (312 to 1,400)	660 (321 to 1,350)	698 (324 to 1,200)	826 (400 to 1,200)	668 (441 to 1,240)	721 (410 to 1,400)	570 (310 to 1,400)	722 (420 to 1,320)	648 (410 to 1,180)	696 (420 to 1,320)	586 (410 to 1,020)	768 (420 to 1,360)	698 (420 to 1,360)	707 (427 to 1,200)	702 (427 to 1,200)	692 (487 to 1,020)	698 (483 to 1,020)	726 (483 to 971)	702 (522 to 971)	696 (529 to 971)	343 (238 to 539)	117 (92.4 to 152)	48.6 (19 to 120.7)	14,600
Drowning	298 (59.6 to 1320)	298 (59.6 to 75.1)	298 (221 to 1,320)	298 (1,000 to 7,000)	298 (570 to 2,260)	298 (420 to 1,470)	298 (1,170 to 3,170)	298 (1,170 to 3,170)	298 (1,170 to 3,170)	298 (1,170 to 3,170)	298 (1,170 to 3,170)	298 (1,170 to 3,170)	298 (1,170 to 3,170)	298 (1,170 to 3,170)	298 (1,170 to 3,170)	298 (1,170 to 3,170)	298 (1,170 to 3,170)	298 (1,170 to 3,170)	298 (1,170 to 3,170)	298 (1,170 to 3,170)	298 (1,170 to 3,170)	298 (1,170 to 3,170)	298 (1,170 to 3,170)	7,760
Fire, heat, and hot substances	54.7 (27.4 to 87.3)	68.2 (32.2 to 139)	1,330 (423 to 2,760)	3,330 (1,120 to 7,600)	775 (368 to 1,360)	426 (320 to 818)	670 (426 to 1,220)	720 (472 to 1,760)	668 (427 to 1,220)	628 (409 to 981)	530 (360 to 815)	498 (264 to 880)	377 (321 to 659)	320 (219 to 620)	248 (117 to 399)	227 (159 to 352)	242 (159 to 359)	217 (159 to 320)	193 (121 to 286)	156 (101 to 220)	98 (69 to 141)	37.2 (29.4 to 52.3)	8.8 (6.1 to 12.3)	1.6 (1.1 to 2.7)	11,400
Poisonings	2,140 (1,640 to 3,780)	2,140 (1,640 to 3,780)	2,140 (1,640 to 3,780)	2,140 (1,640 to 3,780)	2,140 (1,640 to 3,780)	2,140 (1,640 to 3,780)	2,140 (1,640 to 3,780)	2,140 (1,640 to 3,780)	2,140 (1,640 to 3,780)	2,140 (1,640 to 3,780)	2,140 (1,640 to 3,780)	2,140 (1,640 to 3,780)	2,140 (1,640 to 3,780)	2,140 (1,640 to 3,780)	2,140 (1,640 to 3,780)	2,140 (1,640 to 3,780)	2,140 (1,640 to 3,780)	2,140 (1,640 to 3,780)	2,140 (1,640 to 3,780)	2,140 (1,640 to 3,780)	2,140 (1,640 to 3,780)	2,140 (1,640 to 3,780)	2,140 (1,640 to 3,780)	5,770
Poisoning by/adv reac/exp/suic mor/undet	1.8 (0.2 to 62.4)	1.8 (1.3 to 24.2)	1.8 (1.3 to 5.6)	1.8 (1.3 to 5.6)	1.8 (1.3 to 5.6)	1.8 (1.3 to 5.6)	1.8 (1.3 to 5.6)	1.8 (1.3 to 5.6)	1.8 (1.3 to 5.6)	1.8 (1.3 to 5.6)	1.8 (1.3 to 5.6)	1.8 (1.3 to 5.6)	1.8 (1.3 to 5.6)	1.8 (1.3 to 5.6)	1.8 (1.3 to 5.6)	1.8 (1.3 to 5.6)	1.8 (1.3 to 5.6)	1.8 (1.3 to 5.6)	1.8 (1.3 to 5.6)	1.8 (1.3 to 5.6)	1.8 (1.3 to 5.6)	1.8 (1.3 to 5.6)	1.8 (1.3 to 5.6)	1,710
Poisoning by/other means	34.6 (9.3 to 98.9)	40.1 (13.2 to 109)	764 (272 to 2,270)	1,300 (462 to 2,980)	249 (101 to 630)	165 (62.8 to 350)	262 (92.4 to 510)	274 (127 to 598)	195 (66.9 to 397)	141 (62.8 to 279)	146 (61.9 to 291)	121 (47.9 to 269)	112 (41.3 to 254)	104 (38.5 to 218)	86 (32.1 to 183)	63.8 (21.5 to 154)	39.1 (7.73 to 92.4)	29.1 (5.2 to 76)	21.7 (7.73 to 51.2)	11 (3.9 to 29.1)	2.6 (0.9 to 6.9)	0.4 (0.1 to 0.9)	0.1 (0 to 0.1)	4,960
Exposure to mechanical forces	4 (1.4 to 11.1)	4 (1.4 to 12)	69.7 (23 to 176)	338 (87.1 to 765)	263 (121 to 606)	270 (160 to 486)	498 (263 to 917)	668 (361 to 1,240)	619 (370 to 1,060)	348 (191 to 617)	288 (162 to 529)	116 (71 to 221)	113 (73 to 193)	89.9 (54.2 to 159)	68.7 (38.7 to 99)	47.1 (24.4 to 82.4)	32.6 (20.1 to 56.9)	22 (16.9 to 34.6)	16.6 (11.6 to 23.5)	8.2 (5.1 to 13)	3.6 (2.7 to 5)	1.2 (0.9 to 1.7)	0.4 (0.3 to 0.6)	7,410
Unintentional firearm injuries	38.6 (9.3 to 213)	46.7 (9.3 to 342)	193 (6.6 to 699)	217 (39 to 718)	113 (22.5 to 364)	64.5 (29.2 to 175)	64 (21.9 to 213)	46 (8.6 to 295)	46 (7.7 to 295)	46 (6.6 to 226)	46 (6.6 to 226)	46 (6.6 to 226)	46 (6.6 to 226)	46 (6.6 to 226)	46 (6.6 to 226)	46 (6.6 to 226)	46 (6.6 to 226)	46 (6.6 to 226)	46 (6.6 to 226)	46 (6.6 to 226)	46 (6.6 to 226)	46 (6.6 to 226)	46 (6.6 to 226)	46 (6.6 to 226)	1,900
Other exposure to mechanical forces	4 (1.4 to 11.1)	4 (1.4 to 12)	69.7 (23 to 176)	338 (87.1 to 765)	263 (121 to 606)	270 (160 to 486)	498 (263 to 917)	668 (361 to 1,240)	619 (370 to 1,060)	348 (191 to 617)	288 (162 to 529)	116 (71 to 221)	113 (73 to 193)	89.9 (54.2 to 159)	68.7 (38.7 to 99)	47.1 (24.4 to 82.4)	32.6 (20.1 to 56.9)	22 (16.9 to 34.6)	16.6 (11.6 to 23.5)	8.2 (5.1 to 13)	3.6 (2.7 to 5)	1.2 (0.9 to 1.7)	0.4 (0.3 to 0.6)	5,510
Adverse effects of medical treatment	7.66 (1.9 to 249)	7.66 (1.9 to 24)	1,100 (300 to 2,250)	1,600 (300 to 5,160)	417 (210 to 734)	298 (144 to 696)	298 (196 to 624)	298 (204 to 714)	298 (205 to 620)	298 (148 to 540)	298 (138 to 413)	298 (138 to 413)	298 (138 to 413)	298 (138 to 413)	298 (138 to 413)	298 (138 to 413)	298 (138 to 413)	298 (138 to 413)	298 (138 to 413)	298 (138 to 413)	298 (138 to 413)	298 (138 to 413)	298 (138 to 413)	298 (138 to 413)	6,960
Animal contact	24.2 (16.9 to 91.9)	16.9 (9.3 to 24.7)	382 (162 to 899)	1,540 (568 to 3,770)	797 (321 to 1,960)	467 (243 to 874)	364 (221 to 827)	347 (216 to 836)	338 (198 to 820)	307 (167 to 620)	296 (163 to 620)	284 (167 to 599)	248 (138 to 539)	277 (138 to 677)	242 (132 to 539)	202 (113 to 393)	164 (99 to 268)	132 (77 to 214)	87.9 (48 to 156)	38.7 (22 to 69.5)	14.6 (9.6 to 32.2)	3.7 (2.6 to 5.9)	0.8 (0.5 to 1.3)	6,960
Venomous animal contact	1.8 (1.3 to 22.1)	1.8 (1.3 to 5)	27 (12 to 61.6)	112 (52 to 257)	58.1 (27 to 136)	34.1 (16 to 79.6)	26.6 (12 to 62.1)	25.3 (12 to 59.2)	24.7 (11 to 57.6)	22.4 (10 to 52.3)	21.6 (10 to 50.5)	20.7 (9.7 to 48.4)	18.1 (8.5 to 42.3)	20.2 (9.5 to 47.2)	17.6 (8.3 to 41.1)	14.7 (6.9 to 34.4)	12 (5.6 to 28)	9.6 (4.5 to 22.4)	6.4 (3 to 14.9)	2.8 (1.3 to 6.5)	0.7 (0.3 to 1.6)	0.2 (0.1 to 0.4)	0.1 (0 to 0.2)	507
Non-venomous animal contact	14.9 (9.2 to 38.9)	15.2 (7.3 to 32.7)	277 (98.7 to 619)	960 (242 to 2,370)	427 (167 to 933)	242 (108 to 520)	202 (104 to 397)	186 (108 to 354)	173 (92.3 to 333)	149 (78.7 to 283)	137 (69.6 to 275)	127 (66.2 to 239)	115 (67.2 to 223)	115 (61 to 218)	100 (48.7 to 185)	82 (32.6 to 114)	62 (28.1 to 107)	54.6 (29.6 to 93.3)	47.6 (22.7 to 84.5)	22.7 (10.7 to 39.5)	10.2 (4.6 to 21.2)	2.2 (0.9 to 3.5)	0.6 (0.3 to 0.9)	3,480
Foreign body	14.9 (9.2 to 38.9)	15.2 (7.3 to 32.7)	277 (98.7 to 619)	960 (242 to 2,370)	427 (167 to 933)	242 (108 to 520)	202 (104 to 397)	186 (108 to 354)	173 (92.3 to 333)	149 (78.7 to 283)	137 (69.6 to 275)	127 (66.2 to 239)	115 (67.2 to 223)	115 (61 to 218)	100 (48.7 to 185)	82 (32.6 to 114)	62 (28.1 to 107)	54.6 (29.6 to 93.3)	47.6 (22.7 to 84.5)	22.7 (10.7 to 39.5)	10.2 (4.6 to 21.2)	2.2 (0.9 to 3.5)	0.6 (0.3 to 0.9)	3,480
Foreign body in eyes	8.1 (5 to 21)	8.2 (5 to 21)	24.2 (9.7 to 71)	13.7 (2.2 to 31.1)	21.3 (7.1 to 46.4)	29.5 (9 to 66.6)	30.6 (11.9 to 68.6)	29.5 (10 to 73.7)	29.3 (10 to 68.7)	32.7 (10 to 82.9)	29.6 (11 to 74)	29.6 (10 to 69.7)	19.9 (7.1 to 54.4)	14.8 (6.7 to 35.8)	11.4 (6.7 to 31.4)	9.2 (5.1 to 21.6)	6.6 (4.3 to 15.2)	3.8 (2.6 to 8.3)	2.1 (1.6 to 3.5)	0.8 (0.6 to 1.2)	0.2 (0.2 to 0.3)	0.1 (0 to 0.1)	327
Foreign body in other body part	2.4 (1.4 to 10.4)	2.4 (1.4 to 8.1)	7.4 (2.4 to 12.4)	7.4 (2.4 to 12.4)	7.4 (2.4 to 12.4)	7.4 (2.4 to 12.4)	7.4 (2.4 to 12.4)	7.4 (2.4 to 12.4)	7.4 (2.4 to 12.4)	7.4 (2.4 to 12.4)	7.4 (2.4 to 12.4)	7.4 (2.4 to 12.4)	7.4 (2.4 to 12.4)	7.4 (2.4 to 12.4)	7.4 (2.4 to 12.4)	7.4 (2.4 to 12.4)	7.4 (2.4 to 12.4)	7.4 (2.4 to 12.4)	7.4 (2.4 to 12.4)	7.4 (2.4 to 12.4)	7.4 (2.4 to 12.4)	7.4 (2.4 to 12.4)	7.4 (2.4 to 12.4)	2,440
Foreign body in other	1.8 (1.3 to 22.1)	1.8 (1.3 to 5)	7.4 (2.4 to 12.4)	7.4 (2.4 to 12.4)	7.4 (2.4 to 12.4)	7.4 (2.4 to 12.4)	7.4 (2.4 to 12.4)	7.4 (2.4 to 12.4)	7.4 (2.4 to 12.4)	7.4 (2.4 to 12.4)	7.4 (2.4 to 12.4)	7.4 (2.4 to 12.4)	7.4 (2.4 to 12.4)	7.4 (2.4 to 12.4)	7.4 (2.4 to 12.4)	7.4 (2.4 to 12.4)	7.4 (2.4 to 12.4)	7.4 (2.4 to 12.4)	7.4 (2.4 to 12.4)	7.4 (2.4 to 12.4)	7.4 (2.4 to 12.4)	7.4 (2.4 to 12.4)	7.4 (2.4 to 12.4)	2,440
Environmental heat and cold exposure	1.8 (0.7 to 33.5)	1.8 (0.6 to 17.7)	2.7 (0.4 to 200)	2.7 (0.1 to 800)	2.7 (0.4 to 275)	2.7 (0.2 to 154)	2.7 (0.1 to 38)	2.7 (0.1 to 28)	2.7 (0.1 to 28)	2.7 (0.2 to 200)	2.7 (0.1 to 191)	2.7 (0.1 to 196)	2.7 (0.1 to 140)	2.7 (0.1 to 129)	2.7 (0.1 to 93.5)	2.7 (0.2 to 69.3)	2.7 (0.2 to 63.8)	2.7 (0.2 to 57.1)	2.7 (0.2 to 50.4)	2.7 (0.2 to 39.9)	2.7 (0.2 to 28.7)	2.7 (1.7 to 7.2)	2.7 (0.9 to 2.2)	1,610
Exposure to forces of nature	1.8 (1.1 to 11)	1.8 (0.9 to 4.4)	2.7 (0.4 to 21.3)	2.7 (0.4 to 13.6)	2.7 (0.4 to 14.6)	2.7 (0.4 to 14.4)	2.7 (0.1 to 13.4)	2.7 (0.1 to 13.4)	2.7 (0.1 to 13.4)	2.7 (0.1 to 13.4)	2.7 (0.1 to 13.4)	2.7 (0.1 to 13.4)	2.7 (0.1 to 13.4)	2.7 (0.1 to 13.4)	2.7 (0.1 to 13.4)	2.7 (0.1 to 13.4)	2.7 (0.1 to 13.4)	2.7 (0.1 to 13.4)	2.7 (0.1 to 13.4)	2.7 (0.1 to 13.4)	2.7 (0.1 to 13.4)	2.7 (0.1 to 13.4)	2.7 (0.1 to 13.4)	714
Other unintentional injuries	298 (59.7 to 1460)	298 (59.7 to 51)	298 (77.4 to 1,320)	298 (77.4 to 1,340)	298 (81.6 to 731)	298 (81.6 to 1,540)	298 (81.6 to 1,540)	298 (81.6 to 1,540)	298 (81.6 to 1,540)	298 (81.6 to 1,540)	298 (81.6 to 1,540)	298 (81.6 to 1,540)	298 (81.6 to 1,540)	298 (81.6 to 1,540)	298 (81.6 to 1,540)	298 (81.6 to 1,540)	298 (81.6 to 1,540)	298 (81.6 to 1,540)	298 (81.6 to 1,540)	298 (81.6 to 1,540)	298 (81.6 to 1,540)	298 (81.6 to 1,540)	298 (81.6 to 1,540)	4,460
Self-harm and interpersonal violence	3264 (127 to 4290)	122 (68.7 to 2830)	764 (302 to 1,670)	1,850 (723 to 4,130)	968 (420 to 1,960)	1,640 (1,130 to 2,210)	4,240 (3,870 to 5,970)	6,260 (5,400 to 7,470)	4,810 (3,970 to 6,150)	3,660 (2,920 to 5,310)	3,110 (2,210 to 4,660)	2,260 (1,620 to 3,300)	1,850 (1,360 to 2,490)	1,520 (968 to 2,370)	1,130 (710 to 1,710)	893 (568 to 1,270)	676 (486 to 965)	494 (365 to 670)	368 (257 to 493)	196 (138 to 274)	64.3 (51.4 to 83.2)	9.5 (6.4 to 13.3)	0.6 (0.3 to 0.9)	39,700
Self-harm	69 (9 to 3)	69 (9 to 3)	69 (9 to 3)	69 (9 to 3)	69 (9 to 3)	1,640 (1,130 to 2,210)	4,240 (3,870 to 5,930)	6,260 (5,400 to 7,380)	4,810 (3,970 to 6,070)	3,660 (2,920 to 5,310)	3,110 (2,210 to 4,660)	2,260 (1,620 to 3,300)	1,850 (1,360 to 2,490)	1,520 (968 to 2,370)	1,130 (710 to 1,710)	893 (568 to 1,270)	676 (486 to 965)	494 (365 to 670)	368 (257 to 493)	196 (138 to 274)	64.3 (51.4 to 83.2)	9.5 (6.4 to 13.3)	0.6 (0.3 to 0.9)	12,500
Self-harm by firearm	0 (0 to 0)	0 (0 to 0)	0 (0 to 0)	0 (0 to 0)	0 (0 to 0)	20.2 (5.7 to 52)	64.2 (21.3 to 231)	1.8 (0.3 to 295)	67.3 (25.7 to 227)	62.5 (28.8 to 177)	74.7 (25.7 to 197)	62.9 (22.9 to 141)	47.3 (10.2 to 99.8)	37 (10.4 to 68.1)	22.3 (6.9 to 49)	12.8 (4 to 29.4)	9.4 (3.4 to 23.1)	6.3 (2.1 to 20.1)	6.3 (2.4 to 13.2)	3.4 (1 to 7.1)	1.5 (0.6 to 3.1)	0.3 (0.2 to 1)	0.3 (0.1 to 0.6)	670
Self-harm by other specified means	69 (9 to 3)	69 (9 to 3)	69 (9 to 3)	69 (9 to 3)	69 (9 to 3)	1,640 (1,130 to 2,210)	4,240 (3,870 to 5,930)	6,260 (5,400 to 7,380)	4,810 (3,970 to 6,070)	3,660 (2,920 to 5,310)	3,110 (2,210 to 4,660)	2,260 (1,620 to 3,300)	1,850 (1,360 to 2,490)	1,520 (968 to 2,370)	1,130 (710 to 1,710)	893 (568 to 1,270)	676 (486 to 965)	494 (365 to 670)	368 (257 to 493)	196 (138 to 274)	64.3 (51.4 to 83.2)	9.5 (6.4 to 13.3)	0.6 (0.3 to 0.9)	11,600
Interpersonal violence	2630 (127 to 630)	122 (68.7 to 263)	764 (279 to 1,360)	1,850 (954 to 4,130)	968 (420 to 1,960)	1,569 (999 to 1,960)	4,064 (1,160 to 5,710)	3,994 (1,670 to 5,960)	4,709 (1,670 to 5,770)	4,464 (1,960 to 5,770)	1,958 (1,150 to 3,140)	1,819 (920 to 3,060)	806 (550 to 1,240)	748 (420 to 1,230)	1,005 (278 to 625)	1,067 (310 to 1,930)	298 (192 to 489)	220 (133 to 320)	136 (86.1 to 214)	68.2 (29.9 to 131.5)	16.6 (7.1 to 39.3)	3.4 (2.9 to 11)	0.7 (0 to 1)	23,200
Physical violence by firearm	62.5 (1.8 to 347)	21 (1.1 to 59.3)	145 (2.6 to 345)	364 (60 to 944)	196 (79 to 421)	140 (54 to 363)	505 (202 to 1,170)	561 (279 to 1,780)	625 (343 to 1,340)	602 (365 to 1,190)	387 (185 to 930)	242 (97 to 486)	112 (42.5 to 238)	174 (79 to 337)	132 (42 to 272)	160 (73 to 283)	82.2 (32.2 to 156)	57.6 (21.5 to 92.6)	17.6 (7 to 35.1)	4.7 (1 to 9.6)	0.9 (0.5 to 1.8)	0.2 (0.1 to 0.5)	0 (0 to 0.1)	4,960
Physical violence by sharp object	1.8 (1.1 to 11)	1.8 (0.9 to 4.4)	1.8 (0.4 to 9.1)	1.8 (0.4 to 9.1)	1.8 (0.4 to 9.1)	1.8 (0.4 to 9.1)	1.8 (0.4 to 9.1)	1.8 (0.4 to 9.1)	1.8 (0.4 to 9.1)	1.8 (0.4 to 9.1)	1.8 (0.4 to 9.1)	1.8 (0.4 to 9.1)	1.8 (0.4 to 9.1)	1.8 (0.4 to 9.1)	1.8 (0.4 to 9.1)	1.8 (0.4 to 9.1)	1.8 (0.4 to 9.1)	1.8 (0.4 to 9.1)	1.8 (0.4 to 9.1)	1.8 (0.4 to 9.1)	1.8 (0.4 to 9.1)	1.8 (0.4 to 9.1)	1.8 (0.4 to 9.1)	4,920
Sexual violence	20 (6 to 3)	20 (6 to 3)	20 (6 to 3)	20 (12.2 to 324.6)	20 (7.3 to 262)	20 (6 to 3)	20 (6 to 3)	20 (6 to 3)	20 (6 to 3)	20 (6 to 3)	20 (6 to 3)	20 (6 to 3)	20 (6 to 3)	20 (6 to 3)	20 (6 to 3)	20 (6 to 3)	20 (6 to 3)	20 (6 to 3)	20 (6 to 3)	20 (6 to 3)	20 (6 to 3)	20 (6 to 3)	20 (6 to 3)	20 (6 to 3)	4,970
Physical violence by other means	69 (9 to 479)	69 (9 to 3)	69 (9 to 3)	69 (9 to 1,200)	69 (9 to 700)	69 (9 to 700)	69 (9 to 1,400)	69 (9 to 1,770)	69 (9 to 1,770)	69 (9 to 1,770)	69 (9 to 1,770)	69 (9 to 1,770)	69 (9 to 1,770)	69 (9 to 1,770)	69 (9 to 1,770)	69 (9 to 1,770)	69 (9 to 1,770)	69 (9 to 1,770)	69 (9 to 1,770)	69 (9 to 1,770)	69 (9 to 1,770)	69 (9 to 1,770)	69 (9 to 1,770)	69 (9 to 1,770)	6,750
Conflict and terrorism	0 (0 to 0.4)	0 (0 to 0.4)	0 (0 to 1.6)	0 (0 to 4.6)	0 (0 to 2.1)	0 (0 to 1.9)	0 (0 to 1.2)	0 (0 to 0.6)	0 (0 to 0.6)	0 (0 to 0.6)	0 (0 to 0.6)	0 (0 to 0.6)	0 (0 to 0.6)	0 (0 to 0.6)	0 (0 to 0.6)	0 (0 to 0.6)	0 (0 to 0.6)	0 (0 to 0.6)	0 (0 to 0.6)	0 (0 to 0.6)	0 (0 to 0.6)	0 (0 to 0.6)	0 (0 to 0.6)	0 (0 to 0.6)	9.8

Cell Table 3b: Southern Sub-Saharan African DALYS by place and age group for females with 95% uncertainty intervals, 2019

Cause	Early Neonatal	Late Neonatal	Post Neonatal	1 to 4	5 to 9	10 to 14	15 to 19	20 to 24	25 to 29	30 to 34	35 to 39	40 to 44	45 to 49	50 to 54	55 to 59	60 to 64	65 to 69	70 to 74	75 to 79	80 to 84	85 to 89	90 to 94	95 plus	Total
All causes	1,050,000 (955,000-1,150,000)	239,000 (195,000-287,000)	550,000 (456,000-650,000)	631,000 (567,000-695,000)	407,000 (366,000-447,000)	406,000 (365,000-447,000)	627,000 (564,000-690,000)	1,010,000 (908,000-1,110,000)	1,560,000 (1,400,000-1,720,000)	1,940,000 (1,740,000-2,140,000)	2,020,000 (1,810,000-2,220,000)	1,950,000 (1,750,000-2,150,000)	1,930,000 (1,730,000-2,130,000)	1,930,000 (1,730,000-2,130,000)	1,930,000 (1,730,000-2,130,000)	1,930,000 (1,730,000-2,130,000)	1,930,000 (1,730,000-2,130,000)	1,930,000 (1,730,000-2,130,000)	1,930,000 (1,730,000-2,130,000)	1,930,000 (1,730,000-2,130,000)	1,930,000 (1,730,000-2,130,000)	1,930,000 (1,730,000-2,130,000)	17,860,000
Communicable, maternal, neonatal, and nutritional diseases	969,000 (797,000 to 1,200,000)	202,000 (163,000 to 255,000)	391,000 (308,000 to 478,000)	1,040,000 (826,000 to 1,270,000)	1,010,000 (804,000 to 1,230,000)	1,010,000 (804,000 to 1,230,000)	1,010,000 (804,000 to 1,230,000)	1,010,000 (804,000 to 1,230,000)	1,010,000 (804,000 to 1,230,000)	1,010,000 (804,000 to 1,230,000)	1,010,000 (804,000 to 1,230,000)	1,010,000 (804,000 to 1,230,000)	1,010,000 (804,000 to 1,230,000)	1,010,000 (804,000 to 1,230,000)	1,010,000 (804,000 to 1,230,000)	1,010,000 (804,000 to 1,230,000)	1,010,000 (804,000 to 1,230,000)	1,010,000 (804,000 to 1,230,000)	1,010,000 (804,000 to 1,230,000)	1,010,000 (804,000 to 1,230,000)	1,010,000 (804,000 to 1,230,000)	1,010,000 (804,000 to 1,230,000)	9,566,000
HIV/AIDS and sexually transmitted infections	75,000 (54,000 to 100,000)	4,000 (3,000 to 6,000)	75,000 (54,000 to 100,000)	49,000 (35,000 to 65,000)	47,000 (34,000 to 62,000)	53,000 (38,000 to 70,000)	220,000 (159,000 to 293,000)	444,000 (321,000 to 591,000)	664,000 (481,000 to 884,000)	772,000 (559,000 to 1,030,000)	783,000 (567,000 to 1,040,000)	751,000 (544,000 to 1,000,000)	722,000 (523,000 to 962,000)	722,000 (523,000 to 962,000)	722,000 (523,000 to 962,000)	722,000 (523,000 to 962,000)	722,000 (523,000 to 962,000)	722,000 (523,000 to 962,000)	722,000 (523,000 to 962,000)	722,000 (523,000 to 962,000)	722,000 (523,000 to 962,000)	722,000 (523,000 to 962,000)	6,985,000
HIV/AIDS	75,000 (54,000 to 100,000)	4,000 (3,000 to 6,000)	75,000 (54,000 to 100,000)	49,000 (35,000 to 65,000)	47,000 (34,000 to 62,000)	53,000 (38,000 to 70,000)	220,000 (159,000 to 293,000)	444,000 (321,000 to 591,000)	664,000 (481,000 to 884,000)	772,000 (559,000 to 1,030,000)	783,000 (567,000 to 1,040,000)	751,000 (544,000 to 1,000,000)	722,000 (523,000 to 962,000)	722,000 (523,000 to 962,000)	722,000 (523,000 to 962,000)	722,000 (523,000 to 962,000)	722,000 (523,000 to 962,000)	722,000 (523,000 to 962,000)	722,000 (523,000 to 962,000)	722,000 (523,000 to 962,000)	722,000 (523,000 to 962,000)	722,000 (523,000 to 962,000)	6,985,000
HIV/AIDS - Drug-susceptible Tuberculosis	0.2 (0.1 to 0.3)	0.6 (0.4 to 0.8)	24,000 (16,000 to 34,000)	34,000 (26,000 to 43,000)	24,000 (18,000 to 31,000)	40,000 (30,000 to 52,000)	59,000 (44,000 to 77,000)	137,000 (103,000 to 178,000)	175,000 (132,000 to 227,000)	201,000 (151,000 to 260,000)	208,000 (157,000 to 270,000)	199,000 (150,000 to 259,000)	190,000 (143,000 to 247,000)	190,000 (143,000 to 247,000)	190,000 (143,000 to 247,000)	190,000 (143,000 to 247,000)	190,000 (143,000 to 247,000)	190,000 (143,000 to 247,000)	190,000 (143,000 to 247,000)	190,000 (143,000 to 247,000)	190,000 (143,000 to 247,000)	190,000 (143,000 to 247,000)	1,550,000
HIV/AIDS - Drug-resistant Tuberculosis	0 (0 to 0)	0 (0 to 0)	2,000 (1,000 to 3,000)	4,000 (2,000 to 6,000)	3,000 (2,000 to 5,000)	5,000 (3,000 to 7,000)	8,000 (5,000 to 12,000)	20,000 (12,000 to 29,000)	26,000 (16,000 to 38,000)	30,000 (18,000 to 44,000)	31,000 (19,000 to 46,000)	30,000 (18,000 to 44,000)	29,000 (17,000 to 42,000)	29,000 (17,000 to 42,000)	29,000 (17,000 to 42,000)	29,000 (17,000 to 42,000)	29,000 (17,000 to 42,000)	29,000 (17,000 to 42,000)	29,000 (17,000 to 42,000)	29,000 (17,000 to 42,000)	29,000 (17,000 to 42,000)	29,000 (17,000 to 42,000)	230,000
HIV/AIDS - Multidrug-resistant Tuberculosis without extensive drug resistance	0 (0 to 0)	0.1 (0 to 0)	1,000 (1,000 to 2,000)	2,000 (1,000 to 3,000)	1,000 (1,000 to 2,000)	2,000 (1,000 to 3,000)	3,000 (2,000 to 5,000)	8,000 (5,000 to 11,000)	11,000 (7,000 to 15,000)	13,000 (8,000 to 18,000)	13,000 (8,000 to 19,000)	13,000 (8,000 to 18,000)	12,000 (7,000 to 17,000)	12,000 (7,000 to 17,000)	12,000 (7,000 to 17,000)	12,000 (7,000 to 17,000)	12,000 (7,000 to 17,000)	12,000 (7,000 to 17,000)	12,000 (7,000 to 17,000)	12,000 (7,000 to 17,000)	12,000 (7,000 to 17,000)	12,000 (7,000 to 17,000)	100,000
HIV/AIDS - Extensively drug-resistant Tuberculosis	0 (0 to 0)	0 (0 to 0)	0 (0 to 0)	0 (0 to 0)	0 (0 to 0)	0 (0 to 0)	0 (0 to 0)	0 (0 to 0)	0 (0 to 0)	0 (0 to 0)	0 (0 to 0)	0 (0 to 0)	0 (0 to 0)	0 (0 to 0)	0 (0 to 0)	0 (0 to 0)	0 (0 to 0)	0 (0 to 0)	0 (0 to 0)	0 (0 to 0)	0 (0 to 0)	0 (0 to 0)	0 (0 to 0)	0
HIV/AIDS resulting in other diseases	51 (34 to 72)	3 (2 to 4)	49,000 (33,000 to 67,000)	111,000 (74,000 to 153,000)	19,000 (13,000 to 26,000)	4,000 (3,000 to 6,000)	5,000 (3,000 to 7,000)	6,000 (4,000 to 8,000)	7,000 (5,000 to 10,000)	8,000 (5,000 to 11,000)	8,000 (5,000 to 11,000)	8,000 (5,000 to 11,000)	8,000 (5,000 to 11,000)	8,000 (5,000 to 11,000)	8,000 (5,000 to 11,000)	8,000 (5,000 to 11,000)	8,000 (5,000 to 11,000)	8,000 (5,000 to 11,000)	8,000 (5,000 to 11,000)	8,000 (5,000 to 11,000)	8,000 (5,000 to 11,000)	8,000 (5,000 to 11,000)	270,000
Sexually transmitted infections, excluding HIV	74,000 (54,000 to 100,000)	15,000 (11,000 to 20,000)	75,000 (54,000 to 100,000)	49,000 (35,000 to 65,000)	47,000 (34,000 to 62,000)	53,000 (38,000 to 70,000)	161,000 (117,000 to 214,000)	224,000 (163,000 to 298,000)	488,000 (354,000 to 650,000)	571,000 (414,000 to 761,000)	575,000 (417,000 to 766,000)	552,000 (400,000 to 735,000)	532,000 (385,000 to 709,000)	532,000 (385,000 to 709,000)	532,000 (385,000 to 709,000)	532,000 (385,000 to 709,000)	532,000 (385,000 to 709,000)	532,000 (385,000 to 709,000)	532,000 (385,000 to 709,000)	532,000 (385,000 to 709,000)	532,000 (385,000 to 709,000)	532,000 (385,000 to 709,000)	5,150,000
Syphilis	24,000 (16,000 to 33,000)	5,000 (3,000 to 7,000)	24,000 (16,000 to 33,000)	16,000 (11,000 to 21,000)	15,000 (11,000 to 21,000)	17,000 (12,000 to 24,000)	52,000 (38,000 to 70,000)	72,000 (53,000 to 97,000)	157,000 (114,000 to 210,000)	184,000 (134,000 to 246,000)	185,000 (135,000 to 248,000)	178,000 (130,000 to 238,000)	171,000 (125,000 to 230,000)	171,000 (125,000 to 230,000)	171,000 (125,000 to 230,000)	171,000 (125,000 to 230,000)	171,000 (125,000 to 230,000)	171,000 (125,000 to 230,000)	171,000 (125,000 to 230,000)	171,000 (125,000 to 230,000)	171,000 (125,000 to 230,000)	171,000 (125,000 to 230,000)	1,660,000
Chlamydial infection	0 (0 to 0)	0 (0 to 0)	0 (0 to 0)	0 (0 to 0)	0 (0 to 0)	0 (0 to 0)	0 (0 to 0)	0 (0 to 0)	0 (0 to 0)	0 (0 to 0)	0 (0 to 0)	0 (0 to 0)	0 (0 to 0)	0 (0 to 0)	0 (0 to 0)	0 (0 to 0)	0 (0 to 0)	0 (0 to 0)	0 (0 to 0)	0 (0 to 0)	0 (0 to 0)	0 (0 to 0)	0 (0 to 0)	0
Gonococcal infection	0 (0 to 0)	0 (0 to 0)	0 (0 to 0)	0 (0 to 0)	0 (0 to 0)	0 (0 to 0)	0 (0 to 0)	0 (0 to 0)	0 (0 to 0)	0 (0 to 0)	0 (0 to 0)	0 (0 to 0)	0 (0 to 0)	0 (0 to 0)	0 (0 to 0)	0 (0 to 0)	0 (0 to 0)	0 (0 to 0)	0 (0 to 0)	0 (0 to 0)	0 (0 to 0)	0 (0 to 0)	0 (0 to 0)	0
Trichomoniasis	0 (0 to 0)	0 (0 to 0)	0 (0 to 0)	0 (0 to 0)	0 (0 to 0)	0 (0 to 0)	0 (0 to 0)	0 (0 to 0)	0 (0 to 0)	0 (0 to 0)	0 (0 to 0)	0 (0 to 0)	0 (0 to 0)	0 (0 to 0)	0 (0 to 0)	0 (0 to 0)	0 (0 to 0)	0 (0 to 0)	0 (0 to 0)	0 (0 to 0)	0 (0 to 0)	0 (0 to 0)	0 (0 to 0)	0
Genital herpes	0 (0 to 0)	0 (0 to 0)	0 (0 to 0)	0 (0 to 0)	0 (0 to 0)	0 (0 to 0)	0 (0 to 0)	0 (0 to 0)	0 (0 to 0)	0 (0 to 0)	0 (0 to 0)	0 (0 to 0)	0 (0 to 0)	0 (0 to 0)	0 (0 to 0)	0 (0 to 0)	0 (0 to 0)	0 (0 to 0)	0 (0 to 0)	0 (0 to 0)	0 (0 to 0)	0 (0 to 0)	0 (0 to 0)	0
Other sexually transmitted infections	0 (0 to 0)	0 (0 to 0)	0 (0 to 0)	0 (0 to 0)	0 (0 to 0)	0 (0 to 0)	0 (0 to 0)	0 (0 to 0)	0 (0 to 0)	0 (0 to 0)	0 (0 to 0)	0 (0 to 0)	0 (0 to 0)	0 (0 to 0)	0 (0 to 0)	0 (0 to 0)	0 (0 to 0)	0 (0 to 0)	0 (0 to 0)	0 (0 to 0)	0 (0 to 0)	0 (0 to 0)	0 (0 to 0)	0
Respiratory infections and tuberculosis	52,000 (47,000 to 58,000)	24,000 (21,000 to 27,000)	24,000 (21,000 to 27,000)	75,000 (67,000 to 83,000)	15,000 (13,000 to 17,000)	10,000 (9,000 to 12,000)	11,000 (9,000 to 12,000)	16,000 (14,000 to 18,000)	21,000 (18,000 to 24,000)	25,000 (22,000 to 28,000)	28,000 (24,000 to 31,000)	31,000 (27,000 to 35,000)	35,000 (30,000 to 39,000)	40,000 (34,000 to 45,000)	45,000 (38,000 to 51,000)	50,000 (42,000 to 57,000)	55,000 (46,000 to 63,000)	60,000 (50,000 to 68,000)	65,000 (54,000 to 74,000)	70,000 (58,000 to 80,000)	75,000 (62,000 to 86,000)	80,000 (66,000 to 92,000)	1,000,000
Tuberculosis	0 (0 to 0)	0 (0 to 0)	34,000 (28,000 to 40,000)	28,000 (23,000 to 33,000)	11,000 (9,000 to 13,000)	7,000 (6,000 to 9,000)	8,000 (6,000 to 10,000)	12,000 (10,000 to 14,000)	16,000 (13,000 to 19,000)	20,000 (16,000 to 23,000)	23,000 (19,000 to 27,000)	26,000 (21,000 to 30,000)	29,000 (24,000 to 34,000)	33,000 (27,000 to 39,000)	37,000 (31,000 to 44,000)	41,000 (34,000 to 49,000)	45,000 (37,000 to 53,000)	49,000 (40,000 to 58,000)	53,000 (43,000 to 63,000)	57,000 (47,000 to 68,000)	61,000 (50,000 to 73,000)	65,000 (53,000 to 78,000)	770,000
Latent tuberculosis infection	0 (0 to 0)	0 (0 to 0)	0 (0 to 0)	0 (0 to 0)	0 (0 to 0)	0 (0 to 0)	0 (0 to 0)	0 (0 to 0)	0 (0 to 0)	0 (0 to 0)	0 (0 to 0)	0 (0 to 0)	0 (0 to 0)	0 (0 to 0)	0 (0 to 0)	0 (0 to 0)	0 (0 to 0)	0 (0 to 0)	0 (0 to 0)	0 (0 to 0)	0 (0 to 0)	0 (0 to 0)	0 (0 to 0)	0
Drug-susceptible tuberculosis	0 (0 to 0)	0.2 (0 to 1.2)	12,000 (8,000 to 17,000)	12,000 (8,000 to 17,000)	7,000 (5,000 to 10,000)	4,000 (3,000 to 6,000)	5,000 (3,000 to 7,000)	7,000 (5,000 to 10,000)	9,000 (6,000 to 13,000)	11,000 (8,000 to 15,000)	13,000 (9,000 to 18,000)	15,000 (11,000 to 20,000)	17,000 (13,000 to 23,000)	20,000 (15,000 to 26,000)	23,000 (18,000 to 30,000)	27,000 (21,000 to 35,000)	31,000 (24,000 to 40,000)	35,000 (27,000 to 45,000)	39,000 (30,000 to 50,000)	43,000 (33,000 to 55,000)	47,000 (36,000 to 60,000)	51,000 (39,000 to 65,000)	450,000
Drug-resistant tuberculosis	0 (0 to 0)	0.2 (0 to 1.2)	10,000 (7,000 to 14,000)	10,000 (7,000 to 14,000)	7,000 (5,000 to 10,000)	4,000 (3,000 to 6,000)	5,000 (3,000 to 7,000)	7,000 (5,000 to 10,000)	9,000 (6,000 to 13,000)	11,000 (8,000 to 15,000)	13,000 (9,000 to 18,000)	15,000 (11,000 to 20,000)	17,000 (13,000 to 23,000)	20,000 (15,000 to 26,000)	23,000 (18,000 to 30,000)	27,000 (21,000 to 35,000)	31,000 (24,000 to 40,000)	35,000 (27,000 to 45,000)	39,000 (30,000 to 50,000)	43,000 (33,000 to 55,000)	47,000 (36,000 to 60,000)	51,000 (39,000 to 65,000)	450,000
Tuberculosis resistant to second-line antibiotics but not extensive drug resistance	0 (0 to 0)	0 (0 to 0)	0 (0 to 0)	0 (0 to 0)	0 (0 to 0)	0 (0 to 0)	0 (0 to 0)	0 (0 to 0)	0 (0 to 0)	0 (0 to 0)	0 (0 to 0)	0 (0 to 0)	0 (0 to 0)	0 (0 to 0)	0 (0 to 0)	0 (0 to 0)	0 (0 to 0)	0 (0 to 0)	0 (0 to 0)	0 (0 to 0)	0 (0 to 0)	0 (0 to 0)	0 (0 to 0)	0
Extensively drug-resistant tuberculosis	0 (0 to 0)	0 (0 to 0)	0 (0 to 0)	0 (0 to 0)	0 (0 to 0)	0 (0 to 0)	0 (0 to 0)	0 (0 to 0)	0 (0 to 0)	0 (0 to 0)	0 (0 to 0)	0 (0 to 0)	0 (0 to 0)	0 (0 to 0)	0 (0 to 0)	0 (0 to 0)	0 (0 to 0)	0 (0 to 0)	0 (0 to 0)	0 (0 to 0)	0 (0 to 0)	0 (0 to 0)	0 (0 to 0)	0
Lower respiratory infections	52,000 (47,000 to 57,000)	24,000 (21,000 to 27,000)	24,000 (21,000 to 27,000)	75,000 (67,000 to 83,000)	15,000 (13,000 to 17,000)	10,000 (9,000 to 12,000)	11,000 (9,000 to 12,000)	16,000 (14,000 to 18,000)	21,000 (18,000 to 24,000)	25,000 (22,000 to 28,000)	28,000 (24,000 to 31,000)	31,000 (27,000 to 35,000)	35,000 (30,000 to 39,000)	40,000 (34,000 to 45,000)	45,000 (38,000 to 51,000)	50,000 (42,000 to 57,000)	55,000 (46,000 to 63,000)	60,000 (50,000 to 68,000)	65,000 (54,000 to 74,000)	70,000 (58,000 to 80,000)	75,000 (62,000 to 86,000)	80,000 (66,000 to 92,000)	1,000,000
Upper respiratory infections	0 (0 to 0)	0 (0 to 0)	0 (0 to 0)	0 (0 to 0)	0 (0 to 0)	0 (0 to 0)	0 (0 to 0)	0 (0 to 0)	0 (0 to 0)	0 (0 to 0)	0 (0 to 0)	0 (0 to 0)	0 (0 to 0)	0 (0 to 0)	0 (0 to 0)	0 (0 to 0)	0 (0 to 0)	0 (0 to 0)	0 (0 to 0)	0 (0 to 0)	0 (0 to 0)	0 (0 to 0)	0 (0 to 0)	0
Otitis media	0 (0 to 1.1)	0 (0 to 0)	0 (0 to 0)	0 (0 to 0)	0 (0 to 0)	0 (0 to 0)	0 (0 to 0)	0 (0 to 0)	0 (0 to 0)	0 (0 to 0)	0 (0 to 0)	0 (0 to 0)	0 (0 to 0)	0 (0 to 0)	0 (0 to 0)	0 (0 to 0)	0 (0 to 0)	0 (0 to 0)	0 (0 to 0)	0 (0 to 0)	0 (0 to 0)	0 (0 to 0)	0 (0 to 0)	0
Enteric infections	1,100 (1,000 to 1,200)	9,000 (8,000 to 10,000)	170,000 (154,000 to 187,000)	81,000 (68,000 to 95,000)	23,000 (19,000 to 27,000)	9,000 (7,000 to 11,000)	11,000 (9,000 to 13,000)	15,000 (12,000 to 18,000)	20,000 (16,000 to 24,000)	25,000 (20,000 to 30,000)	30,000 (24,000 to 36,000)	35,000 (28,000 to 42,000)	40,000 (32,000 to 48,000)	45,000 (36,000 to 54,000)	50,000 (40,000 to 60,000)	55,000 (44,000 to 66,000)	60,000 (48,000 to 72,000)	65,000 (52,000 to 78,000)	70,000 (56,000 to 84,000)	75,000 (60,000 to 90,000)	80,000 (64,000 to 96,000)	85,000 (68,000 to 102,000)	1,000,000
Diarrheal diseases	498 (in 1,670)	9,000 (in 10,700)	167,000 (in 183,000)	79,000 (in 93,000)	22,000 (in 26,000)	8,000 (in 10,000)	10,000 (in 12,000)	14,000 (in 17,000)	19,000 (in 23,000)	24,000 (in 29,000)	29,000 (in 35,000)	34,000 (in 41,000)	39,000 (in 47,000)	44,000 (in 53,000)	49,000 (in 59,000)	54,000 (in 65,000)	59,000 (in 71,000)	64,000 (in 77,000)	69,000 (in 83,000)	74,000 (in 89,000)	79,000 (in 95,000)	84,000 (in 101,000)	980,000
Typhoid and paratyphoid	0 (0 to 0)	0 (0 to 0)	0 (0 to 1)	0 (0 to 0)	0 (0 to 0)	0 (0 to 0)	0 (0 to 0)	0 (0 to 0)	0 (0 to 0)	0 (0 to 0)	0 (0 to 0)	0 (0 to 0)	0 (0 to 0)	0 (0 to 0)	0 (0 to 0)	0 (0 to 0)	0 (0 to 0)	0 (0 to 0)	0 (0 to 0)	0 (0 to 0)	0 (0 to 0)	0 (0 to 0)	0 (0 to 0)	0
Typhoid fever	0 (0 to 0)	0 (0 to 0)	0 (0 to 1)	0 (0 to 0)	0 (0 to 0)	0 (0 to 0)	0 (0 to 0)	0 (0 to 0)	0 (0 to 0)	0 (0 to 0)	0 (0 to 0)	0 (0 to 0)	0 (0 to 0)	0 (0 to 0)	0 (0 to 0)	0 (0 to 0)	0 (0 to 0)	0 (0 to 0)	0 (0 to 0)	0 (0 to 0)	0 (0 to 0)	0 (0 to 0)	0 (0 to 0)	0
Paratyphoid fever	0 (0 to 0)	0 (0 to 0)	0 (0 to 0)	0 (0 to 0)	0 (0 to 0)	0 (0 to 0)	0 (0 to 0)	0 (0 to 0)	0 (0 to 0)	0 (0 to 0)	0 (0 to 0)	0 (0 to 0)	0 (0 to 0)	0 (0 to 0)	0 (0 to 0)	0 (0 to 0)	0 (0 to 0)	0 (0 to 0)	0 (0 to 0)	0 (0 to 0)	0 (0 to 0)	0 (0 to 0)	0 (0 to 0)	0
Invasive Non-typhoidal Salmonella (iNTS)	0 (0 to 0)	453 (in 564)	6,000 (in 7,000)	2,000 (in 2,000)	1,000 (in 1,000)	1,000 (in 1,000)	1,000 (in 1,000)	1,000 (in 1,000)	1,000 (in 1,000)	1,000 (in 1,000)	1,000 (in 1,000)	1,000 (in 1,000)	1,000 (in 1,000)	1,000 (in 1,000)	1,000 (in 1,000)	1,000 (in 1,000)	1,000 (in 1,000)	1,000 (in 1,000)	1,000 (in 1,000)	1,000 (in 1,000)	1,000 (in 1,000)	1,000 (in 1,000)	16,000
Other intestinal infectious diseases	0 (0 to 0)	0 (0 to 0)	0 (0 to 0)	0 (0 to 0)	0 (0 to 0)	0 (0 to 0)	0 (0 to 0)	0 (0 to 0)	0 (0 to 0)	0 (0 to 0)	0 (0 to 0)	0 (0 to 0)	0 (0 to 0)	0 (0 to 0)	0 (0 to 0)	0 (0 to 0)	0 (0 to 0)	0 (0 to 0)	0 (0 to 0)	0 (0 to 0)	0 (0 to 0)	0 (0 to 0)	0 (0 to 0)	0
Neglected tropical diseases and malaria	1,100 (1,000 to 1,200)	9,000 (8,000 to 10,000)	170,000 (154,000 to 187,000)	81,000 (68,000 to 95,000)	23,000 (19,000 to 27,000)	9,000 (7,000 to 11,000)	11,000 (9,000 to 13,000)	15,000 (12,000 to 18,000)	20,000 (16,000 to 24,000)	25,000 (20,000 to 30,000)	30,000 (24,000 to 36,000)	35,000 (28,000 to 42,000)	40,000 (32,000 to 48,000)	45,000 (36,000 to 54,000)	50,000 (40,000 to 60,000)	55,000 (44,000 to 66,000)	60,000 (48,000 to 72,000)	65,000 (52,000 to 78,000)	70,000 (56,000 to 84,000)	75,000 (60,000 to 90,000)	80,000 (64,000 to 96,000)	85,000 (68,000 to 102,000)	1,000,000
Malaria	0 (0 to 0)	797 (in 1,000)	15,000 (in 19,000)	11,000 (in 14,000)	6,000 (in 8,000)	2,000 (in 3,000)	2,000 (in 3,000)	4,000 (in 5,000)	6,000 (in 8,000)	8,000 (in 10,000)	10,000 (in 13,000)	12,000 (in 15,000)	14,000 (in 18,000)	16,000 (in 20,000)	18,000 (in 23,000)	20,000 (in 25,000)	22,000 (in 28,000)	24,000 (in 30,000)	26,000 (in 33,000)	28,000 (in 35,000)	30,000 (in 38,000)	32,000 (in 40,000)	350,000
Chagas disease	0 (0 to 0)	0 (0 to 0)	0 (0 to 0)	0 (0 to 0)	0 (0 to 0)	0 (0 to 0)	0 (0 to 0)	0 (0 to 0)	0 (0 to 0)	0 (0 to 0)	0 (0 to 0)	0 (0 to 0)	0 (0 to 0)	0 (0 to 0)	0 (0 to 0)	0 (0 to 0)	0 (0 to 0)	0 (0 to 0)	0 (0 to 0)	0 (0 to 0)	0 (0 to 0)	0 (0 to 0)	0 (0 to 0)	0
Leishmaniasis	0 (0 to 0)	0 (0 to 0)	0 (0 to 0)	0 (0 to 0)	0 (0 to 0)	0 (0 to 0)	0 (0 to 0)	0 (0 to 0)	0 (0 to 0)	0 (0 to 0)	0 (0 to 0)	0 (0 to 0)	0 (0 to 0)	0 (0 to 0)	0 (0 to 0)	0 (0 to 0)	0 (0 to 0)	0 (0 to 0)	0 (0 to 0)	0 (0 to 0)	0 (0 to 0)	0 (0 to 0)	0 (0 to 0)	0
Visceral leishmaniasis	0 (0 to 0)	0 (0 to 0)	0 (0 to 0)	0 (0 to 0)	0 (0 to 0)	0 (0 to 0)	0 (0 to 0)	0 (0 to 0)	0 (0 to 0)	0 (0 to 0)	0 (0 to 0)	0 (0 to 0)	0 (0 to 0)	0 (0 to 0)	0 (0 to 0)	0 (0 to 0)	0 (0 to 0)	0 (0 to 0)	0 (0 to 0)	0 (0 to 0)	0 (0 to 0)	0 (0 to 0)	0 (0 to 0)	0
Cutaneous and mucocutaneous leishmaniasis	0 (0 to 0)	0 (0 to 0)	0 (0 to 0)	0 (0 to 0)	0 (0 to 0)	0 (0 to 0)	0 (0 to 0)	0 (0 to 0)	0 (0 to 0)	0 (0 to 0)	0 (0 to 0)	0 (0 to 0)	0 (0 to 0)	0 (0 to 0)	0 (0 to 0)	0 (0 to 0)	0 (0 to 0)	0 (0 to 0)	0 (0 to 0)	0 (0 to 0)	0 (0 to 0)	0 (0 to 0)	0 (0 to 0)	0
African trypanosomiasis	0 (0 to 0)	0 (0 to 0)	0 (0 to 0)	0 (0 to 0)	0 (0 to 0)	0 (0 to 0)	0 (0 to 0)	0 (0 to 0)	0 (0 to 0)	0 (0 to 0)	0 (0 to 0)	0 (0 to 0)	0 (0 to 0)	0 (0 to 0)	0 (0 to 0)	0 (0 to 0)	0 (0 to 0)	0 (0 to 0)	0 (0 to 0)	0 (0 to 0)	0 (0 to 0)	0 (0 to 0)	0 (0 to 0)	0
Schistosomiasis	0 (0 to 0)	0 (0 to 0)	0 (0 to 0)	0 (0 to 0)	0 (0 to 0)	0 (0 to 0)	0 (0 to 0)	0 (0 to 0)	0 (0 to 0)	0 (0 to 0)	0 (0 to 0)	0 (0 to 0)	0 (0 to 0)	0 (0 to 0)	0 (0 to 0)	0 (0 to 0)	0 (0 to 0)	0 (0 to 0)	0 (0 to 0)	0 (0 to 0)	0 (0 to 0)	0 (0 to 0)	0 (0 to 0)	0
Cysticercosis	0 (0 to 0)	0 (0 to 0)	0 (0 to 0)	0 (0 to 0)	0 (0 to 0)	0 (0 to 0)	0 (0 to 0)	0 (0 to 0)	0 (0 to 0)	0 (0 to 0)	0 (0 to 0)	0 (0 to 0)	0 (0 to 0)	0 (0 to 0)	0 (0 to 0)	0 (0 to 0)	0 (0 to 0)	0 (0 to 0)	0 (0 to 0)	0 (0 to 0)	0 (0 to 0)	0 (0 to 0)	0 (0 to 0)	0
Cystic echinococcosis	0 (0 to 0)	0 (0 to 0)	0 (0 to 0)	0 (0 to 0)	0 (0 to 0)	0 (0 to 0)	0 (0 to 0)	0 (0 to 0)	0 (0 to 0)	0 (0 to 0)	0 (0 to 0)	0 (0 to 0)	0 (0 to 0)	0 (0 to 0)	0 (0 to 0)	0 (0 to 0)	0 (0 to 0)	0 (0 to 0)	0 (0 to 0)	0 (0 to 0)	0 (0 to 0)	0 (0 to 0)	0 (0 to 0)	0
Lymphatic filariasis	0 (0 to 0)	0 (0 to 0)	0 (0 to 0)	0 (0 to 0)	0 (0 to 0)	0 (0 to 0)	0 (0 to 0)	0 (0 to 0)	0 (0 to 0)	0 (0 to 0)	0 (0 to 0)	0 (0 to 0)	0 (0 to 0)	0 (0 to 0)	0 (0 to 0)	0 (0 to 0)	0 (0 to 0)	0 (0 to 0)	0 (0 to 0)	0 (0 to 0)	0 (0 to 0)	0 (0 to 0)	0 (0 to 0)	0
Onchocerciasis	0 (0 to 0)	0 (0 to 0)	0 (0 to 0)	0 (0 to 0)	0 (0 to 0)	0 (0 to 0)	0 (0 to 0)	0 (0 to 0)	0 (0 to 0)	0 (0 to 0)	0 (0 to 0)	0 (0 to 0)	0 (0 to 0)	0 (0 to 0)	0 (0 to 0)	0 (0 to 0)	0 (0 to 0)	0 (0 to 0)	0 (0 to 0)	0 (0 to 0)	0 (0 to 0)	0 (0 to 0)	0 (0 to 0)	0
Trachoma	0 (0 to 0)	0 (0 to 0)	0 (0 to 0)	0 (0 to 0)	0 (0 to 0)	0 (0 to 0)	0 (0 to 0)	0 (0 to 0)	0 (0 to 0)	0 (0 to 0)	0 (0 to 0)	0 (0 to 0)	0 (0 to 0)	0 (0 to 0)	0 (0 to 0)	0 (0 to 0)	0 (0 to 0)	0 (0 to 0)	0 (0 to 0)	0 (0 to 0)	0 (0 to 0)	0 (0 to 0)	0 (0 to 0)	0
Dengue	0 (0 to 0)	0 (0 to 0)	69.1 (0 to 444.8)	28.6 (0 to 184.1)	28.6 (0 to 184.1)	28.6 (0 to 184.1)	28 (0 to 180.7)	14.7 (0 to 94.8)	13.6 (0 to 87.6)	14.2 (0 to 91.2)	14.2 (0 to 91.2)	14.2 (0 to 91.2)	14.2 (0 to 91.2)	14.2 (0 to 91.2)	14.2 (0 to 91.2)	14.2 (0 to 91.2)	14.2 (0 to 91.2)	14.2 (0 to 91.2)	14.2 (0 to 91.2)	14.2 (0 to 91.2)	14.2 (0 to 91.2)	14.2 (0 to 91.2)	209
Yellow fever	0 (0 to 0)	0 (0 to 0)	0 (0 to 0)	0 (0 to 0)	0 (0 to 0)	0 (0 to 0)	0 (0 to 0)	0 (0 to 0)	0 (0 to 0)	0 (0 to 0)	0 (0 to 0)	0 (0 to 0)	0 (0 to 0)	0 (0 to 0)	0 (0 to 0)	0 (0 to 0)	0 (0 to 0)	0 (0 to 0)	0 (0 to 0)	0 (0 to 0)	0 (0 to 0)	0 (0 to 0)	0 (0 to 0)	0
Rabies	0 (0 to 0)	0.1 (0 to 0.1)	78.5 (24 to 205)	54 (17 to 140)	70.6 (22 to 184)	54.7 (17 to 142)	53.4 (16 to 139)	27.8 (8 to 72)	25.6 (8 to 67)	26.8 (8 to 70)	26.8 (8 to 70)	26.8 (8 to 70)	26.8 (8 to 70)	26.8 (8 to 70)	26.8 (8 to 70)	26.8 (8 to 70)	26.8 (8 to 70)	26.8 (8 to 70)	26.8 (8 to 70)	26.8 (8 to 70)	26.8 (8 to 70)	26.8 (8 to 70)	26



Exposure to forces of nature	291.4 (12.5 to 22.4)	77.8 (7.0 to 88.7)	633 (572 to 697)	5,210 (5,102 to 5,322)	2,779 (2,722 to 2,837)	2,096 (2,052 to 2,142)	1,835 (1,800 to 1,870)	1,440 (1,413 to 1,468)	1,293 (1,140 to 1,464)	1,060 (977 to 1,149)	849 (786 to 924)	664 (607 to 724)	479 (424 to 532)	390 (339 to 438)	368 (322 to 420)	327 (280 to 382)	236 (201 to 282)	159 (132 to 191)	99.0 (81.3 to 119)	47.7 (42.0 to 53.1)	19.5 (17.5 to 21.7)	9.9 (8.3 to 11.4)	1 (0.9 to 1.1)	15,500
Other unintentional injuries	1,662 (991.7 to 2,577)	611.5 (322.3 to 1.0)	5,640 (331 to 9,697)	1,200 (729 to 1,885)	3,852 (1,200 to 7,200)	875 (535 to 1,255)	1,632 (742 to 1,286)	1,199 (812 to 1,720)	1,660 (1,086 to 2,532)	1,892 (1,260 to 2,812)	1,109 (839 to 1,515)	893 (555 to 1,114)	752 (563 to 967)	688 (489 to 926)	658 (375 to 993)	613 (401 to 920)	490 (322 to 697)	328 (240 to 418)	240 (166 to 329)	146 (106 to 200)	113 (87.2 to 145)	48 (37.5 to 62.5)	11.6 (9.5 to 14.7)	18,100
Self-harm and interpersonal violence	1,596 (1,191 to 1,995)	374 (147 to 617)	4,168 (3,443 to 4,928)	6,499 (4,485 to 8,703)	8,640 (6,000 to 11,600)	6,458 (4,500 to 8,600)	37,540 (19,000 to 56,100)	37,900 (24,100 to 52,500)	46,400 (30,000 to 64,300)	41,300 (26,300 to 57,200)	28,200 (18,000 to 39,600)	19,900 (11,900 to 28,200)	14,700 (11,200 to 18,600)	12,200 (9,000 to 15,600)	9,400 (7,000 to 12,300)	6,940 (5,000 to 9,000)	5,810 (4,000 to 7,680)	3,730 (2,500 to 5,000)	2,420 (1,600 to 3,280)	1,240 (820 to 1,680)	578 (377 to 807)	194 (127 to 277)	41.9 (26.7 to 59.4)	284,000
Self-harm	0 (0 to 0)	0 (0 to 0)	0 (0 to 0)	0 (0 to 0)	0 (0 to 0)	0 (0 to 0)	11,400 (7,473 to 15,100)	11,600 (8,269 to 17,900)	13,900 (9,869 to 18,900)	12,600 (8,900 to 17,000)	8,438 (5,700 to 12,200)	6,180 (4,100 to 8,700)	4,400 (2,900 to 6,300)	3,770 (2,500 to 5,600)	2,830 (1,700 to 4,200)	2,110 (1,300 to 3,200)	1,760 (1,100 to 2,600)	1,120 (700 to 1,700)	724 (450 to 1,080)	366 (227 to 550)	174 (107 to 265)	59.1 (36.1 to 91.1)	3.5 (2.1 to 5.4)	102,000
Self-harm by firearm	0 (0 to 0)	0 (0 to 0)	0 (0 to 0)	0 (0 to 0)	0 (0 to 0)	0 (0 to 0)	2,000 (1,314 to 2,700)	2,000 (1,393 to 3,100)	2,400 (1,651 to 3,400)	2,200 (1,500 to 3,100)	1,500 (1,000 to 2,200)	1,100 (700 to 1,600)	780 (500 to 1,100)	670 (450 to 950)	500 (300 to 720)	370 (220 to 530)	310 (200 to 450)	200 (130 to 290)	130 (80 to 190)	64 (40 to 94)	31 (19 to 46)	10 (6.4 to 15.4)	0.6 (0.4 to 0.9)	4,700
Self-harm by other specified means	0 (0 to 0)	0 (0 to 0)	0 (0 to 0)	0 (0 to 0)	0 (0 to 0)	0 (0 to 0)	267 (207 to 419)	13,600 (7,100 to 12,700)	11,900 (7,760 to 16,900)	10,400 (6,500 to 20,500)	10,200 (6,400 to 17,700)	7,910 (5,900 to 10,300)	6,500 (4,970 to 8,400)	5,970 (4,500 to 8,200)	4,290 (3,100 to 5,500)	3,670 (2,400 to 5,600)	2,560 (2,000 to 3,110)	1,880 (1,200 to 2,600)	1,160 (840 to 1,480)	711 (580 to 843)	292 (209 to 418)	111 (87.2 to 132)	29.6 (20.7 to 37)	97,100
Interpersonal violence	1,596 (1,191 to 1,995)	364 (147 to 588)	4,168 (3,443 to 4,928)	6,259 (4,185 to 8,703)	8,640 (6,000 to 11,600)	6,458 (4,500 to 8,600)	15,100 (11,500 to 18,600)	24,900 (16,000 to 34,500)	34,500 (23,000 to 46,000)	28,700 (19,300 to 38,400)	17,500 (11,800 to 23,500)	12,700 (8,000 to 18,600)	9,700 (6,300 to 13,600)	8,300 (5,000 to 11,500)	6,540 (4,710 to 9,000)	5,470 (3,600 to 7,500)	3,900 (2,900 to 5,000)	2,360 (1,600 to 3,280)	1,560 (1,000 to 2,200)	1,210 (1,000 to 1,500)	487 (350 to 645)	205 (145 to 285)	65.6 (45.1 to 91.2)	74.4 (51.2 to 103)	179,000
Physical violence by firearm	60.2 (52.5 to 138)	24.6 (19.9 to 29.4)	642 (527 to 1,270)	279 (227 to 613)	782 (679 to 1,060)	295 (142 to 479)	1,400 (1,020 to 2,200)	2,000 (1,100 to 3,310)	2,400 (1,600 to 3,500)	1,700 (1,100 to 2,610)	2,210 (1,110 to 3,700)	955 (459 to 1,500)	524 (329 to 750)	365 (157 to 1,340)	418 (326 to 522)	477 (389 to 1,110)	548 (514 to 664)	262 (124 to 579)	242 (157 to 359)	81.7 (63 to 92.3)	4.3 (3 to 6.4)	3.9 (2.7 to 5.2)	0.6 (0.1 to 0.2)	15,800
Physical violence by sharp object	1,536 (991.7 to 2,081)	339 (114.1 to 564)	3,526 (2,916 to 4,111)	5,980 (3,956 to 8,090)	7,858 (5,321 to 10,400)	6,163 (4,358 to 8,221)	13,700 (10,480 to 16,900)	22,900 (14,900 to 32,000)	32,100 (21,400 to 43,000)	26,900 (18,200 to 36,000)	15,300 (10,700 to 20,600)	11,700 (7,540 to 17,100)	9,180 (5,970 to 12,900)	7,940 (4,800 to 10,900)	6,120 (4,410 to 8,400)	5,000 (3,300 to 6,900)	3,350 (2,500 to 4,500)	2,100 (1,400 to 2,900)	1,320 (900 to 1,800)	1,130 (930 to 1,400)	482 (350 to 640)	196 (140 to 270)	65.4 (45.1 to 91.1)	70.4 (48.5 to 98.4)	165,000
Sexual violence	0 (0 to 0)	0 (0 to 0)	0 (0 to 0)	280.9 (202.4 to 367.9)	807 (167 to 1,600)	648 (139 to 1,014)	1,450 (726 to 1,900)	1,990 (1,020 to 2,510)	1,770 (1,020 to 2,720)	1,650 (940 to 2,560)	1,270 (729 to 1,970)	877 (517 to 1,400)	613 (364 to 1,000)	386 (223 to 620)	248 (142 to 393)	193 (113 to 274)	129 (82.3 to 199)	84.6 (52.4 to 130)	52.6 (32.4 to 79.1)	20.9 (13.2 to 34.2)	10.5 (6.2 to 15.4)	1.6 (1 to 2.5)	0.1 (0 to 0.1)	11,200
Physical violence by other means	1,348 (991.7 to 1,995)	222 (114.1 to 333)	3,068 (2,916 to 3,139)	5,439 (3,956 to 7,705)	6,810 (5,000 to 9,370)	5,048 (4,358 to 6,000)	9,470 (8,000 to 12,000)	11,700 (8,000 to 17,300)	15,600 (9,700 to 22,400)	11,100 (6,700 to 17,600)	7,510 (4,700 to 11,100)	5,500 (3,700 to 7,700)	3,870 (2,700 to 5,300)	2,910 (1,700 to 4,300)	2,050 (1,300 to 2,900)	1,560 (1,100 to 2,200)	1,320 (1,100 to 1,580)	994 (780 to 1,200)	597 (465 to 730)	240 (190 to 290)	110 (87.2 to 136)	38.6 (30.7 to 46)	4.2 (3.3 to 5.1)	60,300
Conflict and terrorism	11.2 (10.6 to 18.9)	3.1 (0.6 to 10.5)	24 (20.6 to 25.2)	17.5 (17.5 to 21.2)	14.7 (12.7 to 14.7)	11.2 (8.8 to 14.7)	11.2 (11.7 to 17.6)	11.2 (11.2 to 17.6)	11.2 (11.2 to 17.6)	11.2 (11.2 to 17.6)	11.2 (11.2 to 17.6)	11.2 (11.2 to 17.6)	11.2 (11.2 to 17.6)	11.2 (11.2 to 17.6)	11.2 (11.2 to 17.6)	11.2 (11.2 to 17.6)	11.2 (11.2 to 17.6)	11.2 (11.2 to 17.6)	11.2 (11.2 to 17.6)	11.2 (11.2 to 17.6)	11.2 (11.2 to 17.6)	11.2 (11.2 to 17.6)	11.2 (11.2 to 17.6)	2,750

SR Table 2b: Botswana DALYS by cause and age group for females with 95% uncertainty intervals, 2019

Cause	Early Neonatal	Late Neonatal	Post Neonatal	1 to 4	5 to 9	10 to 14	15 to 19	20 to 24	25 to 29	30 to 34	35 to 39
All causes	34,300 (25,100 to 47,400)	4,710 (3,490 to 6,410)	20,300 (15,700 to 27,200)	24,800 (19,500 to 32,000)	10,800 (8,770 to 13,100)	10,500 (8,540 to 12,900)	16,900 (13,400 to 20,900)	25,000 (19,200 to 32,100)	34,600 (25,800 to 47,200)	45,000 (35,600 to 58,300)	50,400 (40,600 to 62,300)
Communicable, maternal, neonatal, and nutritional diseases	32,100 (23,400 to 44,500)	4,180 (3,020 to 5,860)	17,400 (12,800 to 23,200)	18,000 (13,400 to 24,000)	5,460 (4,230 to 7,010)	3,870 (3,050 to 4,900)	7,570 (5,720 to 10,200)	13,600 (9,530 to 20,100)	19,600 (12,800 to 31,200)	27,300 (20,000 to 39,200)	30,900 (24,000 to 41,600)
HIV/AIDS and sexually transmitted infections	1,770 (525 to 4,180)	435 (135 to 944)	1,420 (793 to 2,350)	614 (415 to 905)	581 (429 to 803)	706 (439 to 1,040)	3,920 (2,530 to 6,320)	9,040 (5,430 to 15,100)	14,600 (8,400 to 25,800)	22,400 (15,700 to 34,000)	26,300 (19,800 to 36,700)
HIV/AIDS	0 (0 to 0·1)	0·2 (0·1 to 0·2)	762 (479 to 1,180)	567 (374 to 847)	561 (412 to 791)	700 (434 to 1,040)	3,890 (2,510 to 6,280)	8,980 (5,380 to 15,000)	14,500 (8,330 to 25,700)	22,300 (15,600 to 33,900)	26,200 (19,700 to 36,500)
HIV/AIDS - Drug-susceptible Tuberculosis	0 (0 to 0)	0 (0 to 0)	183 (101 to 300)	135 (75·4 to 222)	123 (70·2 to 204)	152 (88·8 to 247)	892 (513 to 1,420)	2,020 (1,180 to 3,250)	3,300 (1,970 to 5,190)	5,200 (3,100 to 8,030)	6,260 (3,740 to 9,700)
HIV/AIDS - Multidrug-resistant Tuberculosis without extensive	0 (0 to 0)	0 (0 to 0)	27·6 (4·1 to 87·6)	20·2 (3 to 64)	18·1 (2·7 to 58)	21·6 (3·3 to 68·8)	127 (19·4 to 402)	280 (43·4 to 867)	433 (67·4 to 1,340)	654 (98·2 to 2,050)	754 (112 to 2,350)
HIV/AIDS - Extensively drug-resistant Tuberculosis	0 (0 to 0)	0 (0 to 0)	0·4 (0·1 to 1·2)	0·3 (0 to 0·9)	0·2 (0 to 0·8)	0·3 (0 to 0·9)	1·7 (0·3 to 5·4)	3·7 (0·6 to 11·9)	5·8 (0·9 to 17·9)	8·7 (1·3 to 26·9)	10 (1·5 to 32·1)
HIV/AIDS resulting in other diseases	0 (0 to 0·1)	0·1 (0·1 to 0·2)	551 (277 to 980)	411 (221 to 702)	419 (256 to 658)	526 (269 to 858)	2,870 (1,530 to 5,340)	6,670 (3,350 to 12,800)	10,800 (5,100 to 22,100)	16,500 (9,640 to 28,000)	19,200 (12,400 to 29,000)
Sexually transmitted infections excluding HIV	1,770 (525 to 4,180)	434 (134 to 943)	656 (184 to 1,530)	47·3 (12·9 to 110)	20·1 (6 to 47·6)	6·2 (2·7 to 13·6)	24·8 (12·9 to 45·5)	60·4 (31·5 to 110)	102 (53·9 to 183)	117 (60 to 216)	110 (56 to 206)
Syphilis	1,770 (525 to 4,180)	434 (134 to 943)	656 (184 to 1,530)	47·3 (12·9 to 110)	20·1 (6 to 47·6)	2·3 (0·6 to 6·2)	2·6 (0·9 to 5·5)	2·1 (0·8 to 4·4)	4·5 (1·7 to 9·4)	4·9 (1·9 to 10·3)	3·4 (1·4 to 7·3)
Chlamydial infection	0 (0 to 0)	0 (0 to 0)	0 (0 to 0)	0 (0 to 0)	0 (0 to 0)	0·6 (0·3 to 1·3)	2 (1 to 3·4)	5·7 (2·9 to 9·8)	9 (4·6 to 14·8)	9·8 (5·1 to 16·6)	10·4 (5·9 to 18·3)
Gonococcal infection	0 (0 to 0)	0 (0 to 0)	0 (0 to 0)	0 (0 to 0)	0 (0 to 0)	0·7 (0·2 to 1·8)	3·1 (1·2 to 7)	5·5 (2·4 to 11·1)	8·9 (4 to 18·4)	9·4 (4·1 to 18·2)	9·5 (4·6 to 19·5)
Trichomoniasis	0 (0 to 0)	0 (0 to 0)	0 (0 to 0)	0 (0 to 0)	0 (0 to 0)	0·4 (0·1 to 1·2)	7·2 (2·4 to 17·8)	27·5 (9·7 to 63·9)	44·7 (15 to 102)	46·8 (15·8 to 110)	41·5 (13·8 to 94·7)
Genital herpes	0 (0 to 0)	0 (0 to 0)	0 (0 to 0)	0 (0 to 0)	0 (0 to 0)	1·1 (0·2 to 3·2)	4·6 (1·4 to 11)	9·2 (3 to 22·7)	14·6 (5 to 34·4)	17·6 (5·7 to 43)	16·4 (5·2 to 40·6)
Other sexually transmitted infections	0 (0 to 0)	0 (0 to 0)	0 (0 to 0)	0 (0 to 0)	0 (0 to 0)	1·1 (0·5 to 2·4)	5·4 (2·6 to 10·5)	10·3 (5·6 to 17)	20·7 (11·7 to 32·7)	28·9 (16 to 46·8)	28·8 (16·7 to 47·6)
Respiratory infections and tuberculosis	1,370 (646 to 2,710)	534 (244 to 973)	6,300 (3,130 to 10,200)	6,530 (3,660 to 10,400)	1,550 (1,070 to 2,070)	1,020 (723 to 1,330)	1,500 (1,000 to 2,150)	2,050 (1,310 to 2,930)	2,350 (1,420 to 3,630)	2,550 (1,500 to 3,860)	2,630 (1,470 to 4,140)
Tuberculosis	0 (0 to 0)	0·1 (0 to 0·2)	673 (288 to 1,340)	1,550 (800 to 2,880)	514 (311 to 855)	375 (215 to 627)	780 (459 to 1,290)	1,160 (667 to 1,820)	1,210 (670 to 2,040)	1,250 (656 to 2,090)	1,150 (564 to 2,130)
Latent tuberculosis infection	0 (0 to 0)	0 (0 to 0)	0 (0 to 0)	0 (0 to 0)	0 (0 to 0)	0 (0 to 0)	0 (0 to 0)	0 (0 to 0)	0 (0 to 0)	0 (0 to 0)	0 (0 to 0)
Drug-susceptible tuberculosis	0 (0 to 0)	0·1 (0 to 0·2)	600 (265 to 1,240)	1,390 (691 to 2,610)	467 (268 to 788)	340 (195 to 566)	707 (403 to 1,200)	1,060 (596 to 1,650)	1,110 (585 to 1,910)	1,150 (590 to 1,890)	1,040 (499 to 1,950)
Multidrug-resistant tuberculosis without extensive drug resistar	0 (0 to 0)	0 (0 to 0)	72·6 (9·4 to 262)	159 (19·4 to 551)	46·6 (6·5 to 148)	35·3 (4·5 to 118)	71·8 (9·7 to 238)	99·1 (13·7 to 308)	105 (15·4 to 335)	107 (14·1 to 346)	104 (11·9 to 352)
Extensively drug-resistant tuberculosis	0 (0 to 0)	0 (0 to 0)	1 (0·1 to 3·4)	2·1 (0·2 to 7·3)	0·6 (0·1 to 1·8)	0·4 (0·1 to 1·4)	0·9 (0·1 to 2·9)	1·2 (0·2 to 4)	1·3 (0·2 to 4·6)	1·4 (0·2 to 4·5)	1·4 (0·1 to 4·8)
Lower respiratory infections	1,370 (645 to 2,710)	531 (242 to 972)	5,570 (2,610 to 9,090)	4,830 (2,420 to 8,340)	879 (527 to 1,330)	527 (311 to 803)	610 (314 to 1,020)	781 (386 to 1,300)	1,020 (527 to 1,800)	1,180 (550 to 2,130)	1,390 (679 to 2,470)
Upper respiratory infections	0·7 (0·2 to 1·7)	2·7 (1·2 to 6·4)	45·4 (21·2 to 102)	107 (61·4 to 173)	102 (56·3 to 171)	91·5 (50·1 to 155)	84·2 (44·7 to 147)	81·7 (44·2 to 139)	91·9 (52·1 to 148)	88·3 (49·8 to 143)	75·7 (41 to 121)
Otitis media	0 (0 to 0)	0·1 (0·1 to 0·2)	5·7 (2·9 to 10·1)	49·6 (26·2 to 86·5)	51·5 (28 to 87·3)	27·7 (13·9 to 50·3)	26·5 (13·7 to 45·3)	22·9 (9·8 to 44·2)	22·3 (10·7 to 41)	19·5 (8·5 to 37·5)	17·7 (8·4 to 34)
Enteric infections	51·7 (12·6 to 165)	306 (87 to 844)	5,350 (1,710 to 11,500)	3,060 (873 to 9,240)	564 (276 to 1,190)	333 (184 to 655)	327 (178 to 671)	408 (207 to 839)	464 (237 to 1,010)	483 (250 to 1,010)	493 (246 to 1,140)
Diarrheal diseases	51·7 (12·6 to 165)	304 (85·4 to 843)	5,300 (1,670 to 11,400)	2,880 (715 to 9,010)	515 (229 to 1,140)	315 (169 to 634)	314 (166 to 661)	397 (198 to 824)	455 (230 to 997)	476 (241 to 1,010)	487 (241 to 1,130)
Typhoid and paratyphoid	0 (0 to 0)	0 (0 to 0)	0·2 (0 to 0·4)	4·8 (1·5 to 11·9)	3·4 (1·1 to 8)	2·8 (0·9 to 6·2)	1·9 (0·6 to 4·6)	1 (0·3 to 2·5)	0·8 (0·3 to 1·7)	0·5 (0·2 to 1·2)	0·3 (0·1 to 0·8)
Typhoid fever	0 (0 to 0)	0 (0 to 0)	0·2 (0 to 0·4)	4·7 (1·4 to 11·5)	3·3 (1·1 to 7·6)	2·7 (0·9 to 6)	1·8 (0·6 to 4·5)	1 (0·3 to 2·4)	0·7 (0·3 to 1·7)	0·5 (0·2 to 1·2)	0·3 (0·1 to 0·8)
Paratyphoid fever	0 (0 to 0)	0 (0 to 0)	0 (0 to 0)	0·2 (0 to 0·5)	0·1 (0 to 0·4)	0·1 (0 to 0·2)	0·1 (0 to 0·2)	0 (0 to 0·1)	0 (0 to 0·1)	0 (0 to 0)	0 (0 to 0)
Invasive Non-typhoidal Salmonella (iNTS)	0 (0 to 0)	2·2 (1 to 4·2)	41·3 (18 to 79·8)	158 (64·9 to 304)	42·2 (16 to 86)	14·2 (4·3 to 32·2)	10·6 (3·1 to 25·4)	8·8 (2·9 to 20·5)	7·6 (2·1 to 17·6)	6·2 (2 to 14·6)	4·9 (1·7 to 10·9)
Other intestinal infectious diseases	0 (0 to 0)	0 (0 to 0)	5·5 (0·1 to 23·2)	15·9 (0·4 to 58)	3·1 (0·2 to 12·4)	1·8 (0·1 to 6·5)	0·9 (0·1 to 3·2)	0·8 (0·1 to 2·8)	0·5 (0·1 to 1·6)	1·1 (0·2 to 3·4)	0·6 (0·1 to 2·1)
Neglected tropical diseases and malaria	1·5 (0·2 to 4·2)	2·6 (1·3 to 4·7)	49·4 (18·9 to 107)	315 (126 to 717)	264 (151 to 424)	227 (124 to 389)	306 (162 to 545)	357 (192 to 604)	416 (228 to 717)	300 (173 to 479)	229 (133 to 370)
Malaria	0 (0 to 0)	0·6 (0·1 to 1·6)	31 (5 to 84·7)	201 (38·2 to 570)	34·5 (14·7 to 74·4)	39·1 (18·5 to 81·2)	33·7 (18·3 to 63·2)	34·3 (17·5 to 65·5)	45·8 (19·7 to 94·5)	45·8 (18·6 to 98·2)	35 (14·5 to 75·6)
Chagas disease	0 (0 to 0)	0 (0 to 0)	0 (0 to 0)	0 (0 to 0)	0 (0 to 0)	0 (0 to 0)	0 (0 to 0)	0 (0 to 0)	0 (0 to 0)	0 (0 to 0)	0 (0 to 0)
Leishmaniasis	0 (0 to 0)	0 (0 to 0)	0 (0 to 0)	0 (0 to 0)	0 (0 to 0)	0 (0 to 0)	0 (0 to 0)	0 (0 to 0)	0 (0 to 0)	0 (0 to 0)	0 (0 to 0)
Visceral leishmaniasis	0 (0 to 0)	0 (0 to 0)	0 (0 to 0)	0 (0 to 0)	0 (0 to 0)	0 (0 to 0)	0 (0 to 0)	0 (0 to 0)	0 (0 to 0)	0 (0 to 0)	0 (0 to 0)
Cutaneous and mucocutaneous leishmaniasis	0 (0 to 0)	0 (0 to 0)	0 (0 to 0)	0 (0 to 0)	0 (0 to 0)	0 (0 to 0)	0 (0 to 0)	0 (0 to 0)	0 (0 to 0)	0 (0 to 0)	0 (0 to 0)
African trypanosomiasis	0 (0 to 0)	0 (0 to 0)	0 (0 to 0)	0 (0 to 0)	0 (0 to 0)	0 (0 to 0)	0 (0 to 0)	0 (0 to 0)	0 (0 to 0)	0 (0 to 0)	0 (0 to 0)
Schistosomiasis	0 (0 to 0)	0 (0 to 0)	0 (0 to 0)	11·6 (2·6 to 28)	61·3 (19·3 to 144)	82·2 (27·9 to 190)	157 (68·5 to 318)	210 (93·8 to 404)	242 (91·7 to 485)	143 (55·7 to 285)	91 (37·7 to 196)
Cysticercosis	0 (0 to 0)	0 (0 to 0)	0 (0 to 0)	1·5 (0 to 6·5)	3·3 (0 to 12·3)	4·5 (0·4 to 12·9)	13·3 (1·6 to 33·4)	37·5 (11·1 to 87·3)	66·1 (22·6 to 135)	79·5 (28·4 to 158)	81·8 (30·3 to 163)
Cystic echinococcosis	0 (0 to 0)	0 (0 to 0)	0 (0 to 0)	1·9 (0 to 7·6)	0·9 (0 to 4·1)	0·5 (0 to 1·9)	0·3 (0 to 1)	0·3 (0 to 1·2)	0·5 (0 to 2)	0·6 (0 to 2·2)	0·6 (0 to 2·7)
Lymphatic filariasis	0 (0 to 0)	0 (0 to 0)	0 (0 to 0)	0 (0 to 0)	0 (0 to 0)	0 (0 to 0)	0 (0 to 0)	0 (0 to 0)	0 (0 to 0)	0 (0 to 0)	0 (0 to 0)
Onchocerciasis	0 (0 to 0)	0 (0 to 0)	0 (0 to 0)	0 (0 to 0)	0 (0 to 0)	0 (0 to 0)	0 (0 to 0)	0 (0 to 0)	0 (0 to 0)	0 (0 to 0)	0 (0 to 0)
Trachoma	0 (0 to 0)	0 (0 to 0)	0 (0 to 0)	0 (0 to 0)	0 (0 to 0)	0 (0 to 0)	0 (0 to 0)	0 (0 to 0)	0 (0 to 0)	0 (0 to 0)	0 (0 to 0)
Dengue	0 (0 to 0)	0 (0 to 0)	0 (0 to 0)	0 (0 to 0)	0 (0 to 0)	0 (0 to 0)	0 (0 to 0)	0 (0 to 0)	0 (0 to 0)	0 (0 to 0)	0 (0 to 0)
Yellow fever	0 (0 to 0)	0 (0 to 0)	0 (0 to 0)	0 (0 to 0)	0 (0 to 0)	0 (0 to 0)	0 (0 to 0)	0 (0 to 0)	0 (0 to 0)	0 (0 to 0)	0 (0 to 0)
Rabies	0 (0 to 0)	0 (0 to 0)	0 (0 to 0)	5·4 (0·4 to 21·5)	7·7 (1·1 to 26)	5 (0·6 to 18·1)	0·8 (0·1 to 2·5)	0 (0 to 0)	0·2 (0 to 0·6)	0·4 (0·1 to 1·4)	0·3 (0 to 0·8)
Intestinal nematode infections	0 (0 to 0)	0 (0 to 0)	1·5 (0·2 to 5·7)	25·2 (6·3 to 74·4)	40·1 (20·3 to 72·9)	36·4 (18·3 to 65·8)	89·4 (41·2 to 162)	64·8 (31·5 to 123)	48·9 (19·3 to 98·6)	23·8 (10·7 to 44·5)	15·9 (7·4 to 28·9)
Ascariasis	0 (0 to 0)	0 (0 to 0)	1 (0 to 5·5)	13·3 (0 to 63·2)	3·5 (0 to 16)	0·7 (0 to 3·3)	0·2 (0 to 1·1)	0·2 (0 to 0·8)	0·2 (0 to 0·9)	0·2 (0 to 1·1)	0·2 (0 to 0·9)
Trichuriasis	0 (0 to 0)	0 (0 to 0)	0 (0 to 0)	0 (0 to 0)	0 (0 to 0)	0 (0 to 0)	0 (0 to 0)	0 (0 to 0)	0 (0 to 0)	0 (0 to 0)	0 (0 to 0)
Hookworm disease	0 (0 to 0)	0 (0 to 0)	0·4 (0·2 to 0·9)	11·9 (5·5 to 21·7)	36·7 (17·7 to 65·3)	35·7 (17·7 to 64·8)	89·1 (41·2 to 162)	64·6 (31·4 to 123)	48·7 (19·2 to 98·6)	23·6 (10·6 to 44·5)	15·7 (7·2 to 28·6)
Food-borne trematodiases	0 (0 to 0)	0 (0 to 0)	0 (0 to 0)	0 (0 to 0)	0 (0 to 0)	0 (0 to 0)	0 (0 to 0)	0 (0 to 0)	0 (0 to 0)	0 (0 to 0)	0 (0 to 0)
Leprosy	0 (0 to 0)	0 (0 to 0)	0 (0 to 0)	0 (0 to 0)	0 (0 to 0)	0 (0 to 0)	0 (0 to 0)	0 (0 to 0)	0 (0 to 0·1)	0·1 (0 to 0·1)	0·1 (0 to 0·1)
Ebola	0 (0 to 0)	0 (0 to 0)	0 (0 to 0)	0 (0 to 0)	0 (0 to 0)	0 (0 to 0)	0 (0 to 0)	0 (0 to 0)	0 (0 to 0)	0 (0 to 0)	0 (0 to 0)
Zika virus	0 (0 to 0)	0 (0 to 0)	0 (0 to 0)	0 (0 to 0)	0 (0 to 0)	0 (0 to 0)	0 (0 to 0)	0 (0 to 0)	0 (0 to 0)	0 (0 to 0)	0 (0 to 0)
Guinea worm disease	0 (0 to 0)	0 (0 to 0)	0 (0 to 0)	0 (0 to 0)	0 (0 to 0)	0 (0 to 0)	0 (0 to 0)	0 (0 to 0)	0 (0 to 0)	0 (0 to 0)	0 (0 to 0)
Other neglected tropical diseases	1·5 (0·2 to 4·2)	2 (0·9 to 3·8)	16·9 (6·8 to 31·8)	68·9 (27 to 133)	116 (52 to 210)	59·3 (22·2 to 118)	11·1 (3·9 to 24·2)	9·9 (3·5 to 22·5)	11·9 (4 to 23·9)	6·8 (2·4 to 14·7)	4·5 (2 to 8·8)
Other infectious diseases	193 (77·7 to 488)	118 (57·6 to 243)	1,370 (487 to 2,980)	2,470 (911 to 5,040)	582 (372 to 869)	325 (218 to 451)	253 (154 to 394)	255 (145 to 401)	285 (158 to 474)	288 (165 to 454)	267 (145 to 441)
Meningitis	45·1 (17·6 to 104)	36·8 (13·8 to 77·4)	368 (125 to 848)	615 (91·2 to 1,330)	261 (124 to 429)	204 (117 to 307)	183 (94·8 to 316)	179 (88 to 305)	191 (91·3 to 336)	188 (90·7 to 324)	181 (84·6 to 331)
Encephalitis	1·2 (0·4 to 3·1)	2·2 (0·6 to 5·2)	21·7 (7·6 to 49·6)	18·6 (6·2 to 49·6)	14·8 (6·9 to 28·6)	13·3 (7 to 24·4)	13·4 (7·3 to 23·5)	17 (8·4 to 31·3)	22·5 (11 to 43·6)	22·3 (10·7 to 41·8)	17·1 (8·8 to 30·5)
Diphtheria	0 (0 to 0)	0 (0 to 0)	1·4 (0 to 5·4)	6·3 (0·2 to 22·2)	1·4 (0 to 5·3)	0·6 (0 to 2·1)	0·2 (0 to 0·7)	0·1 (0 to 0·4)	0·1 (0 to 0·5)	0·2 (0 to 0·6)	0·2 (0 to 0·7)
Tetanus	1·7 (0·4 to 5·1)	2·3 (0·3 to 9·4)	1·2 (0·2 to 4)	2·2 (1 to 3·5)	1·2 (0·8 to 2)	1·1 (0·7 to 1·8)	1 (0·6 to 2·1)	0·9 (0·5 to 1·5)	0·9 (0·4 to 1·7)	0·9 (0·4 to 2·1)	1 (0·4 to 3·1)
Measles	0 (0 to 0)	0 (0 to 0)	80·4 (23 to 207)	319 (85·8 to 809)	46·4 (14 to 115)	11 (3·3 to 26·9)	3·7 (1·1 to 8·8)	2 (0·6 to 4·9)	1·2 (0·3 to 2·9)	0·7 (0·2 to 1·8)	0·4 (0·1 to 1)
Varicella and herpes zoster	0·9 (0·1 to 3)	2·5 (0·3 to 7·7)	19·5 (1·7 to 58·5)	46·2 (4·8 to 142)	16 (2·1 to 46·7)	5·3 (1·1 to 13·9)	3·1 (0·8 to 7·9)	3·4 (1 to 7)	4·1 (1·3 to 9·1)	5·1 (1·8 to 11·4)	4·4 (1·5 to 9·7)
Acute hepatitis	0 (0 to 0)	0 (0 to 0)	3·8 (1·2 to 9·5)	32·4 (6·1 to 82·4)	17·2 (8·5 to 31·2)	10 (5·3 to 16·4)	8·7 (4·6 to 14·5)	9·1 (4·8 to 15·9)	9·2 (4·6 to 16·2)	12·9 (6·2 to 23)	12·3 (5·9 to 23·1)
Acute hepatitis A	0 (0 to 0)	0 (0 to 0)	0·7 (0·2 to 2)	26·6 (5 to 68·6)	14 (6·9 to 25·4)	7·8 (3·9 to 13·2)	5·7 (2·7 to 9·9)	4·6 (2 to 8·8)	4 (1·5 to 7·6)	3·1 (1 to 7)	2·7 (0·8 to 6·5)
Acute hepatitis B	0 (0 to 0)	0 (0 to 0)	2·4 (0·5 to 7)	3·2 (0·3 to 16·5)	1·4 (0·3 to 5·3)	0·9 (0·2 to 2·7)	1·4 (0·4 to 4·2)	3·1 (1 to 7·7)	4 (1·4 to 9·1)	8·5 (3·3 to 16·7)	8·3 (3·1 to 16·9)
Acute hepatitis C	0 (0 to 0)	0 (0 to 0)	0·3 (0·1 to 0·9)	2 (0·2 to 11)	1 (0·2 to 4)	0·4 (0·1 to 1·2)	0·8 (0·1 to 2·4)	0·7 (0·2 to 2)	0·6 (0·2 to 1·7)	0·7 (0·2 to 2·2)	0·8 (0·2 to 2·4)
Acute hepatitis E	0 (0 to 0)	0 (0 to 0)	0·5 (0 to 1·7)	0·7 (0·1 to 2·5)	0·8 (0·4 to 2)	0·9 (0·1 to 2·1)	0·8 (0·4 to 1·5)	0·6 (0·3 to 1·2)	0·6 (0·3 to 1·2)	0·6 (0·2 to 1·3)	0·6 (0·2 to 1·6)
Other unspecified infectious diseases	144 (42·2 to 421)	74·5 (27·2 to 191)	105 (32·5 to 299)	114 (37 to 381)	102 (55·2 to 170)	59·5 (31 to 103)	33·6 (18·5 to 56·7)	38·2 (21·1 to 67·8)	52·4 (26·7 to 107)	55·3 (27·4 to 107)	48·9 (22·5 to 106)
Maternal and neonatal disorders	28,700 (20,600 to 40,200)	2,760 (1,850 to 3,970)	1,530 (707 to 2,700)	744 (548 to 981)	549 (407 to 724)	562 (418 to 734)	1,010 (740 to 1,360)	1,200 (838 to 1,700)	1,210 (849 to 1,690)	1,060 (731 to 1,480)	803 (560 to 1,130)
Maternal disorders	0 (0 to 0)	0 (0 to 0)	0 (0 to 0)	0 (0 to 0)	0 (0 to 0)	40·5 (12·3 to 99·3)	556 (316 to 893)	806 (460 to 1,270)	824 (488 to 1,290)	727 (429 to 1,140)	546 (316 to 853)
Maternal hemorrhage	0 (0 to 0)	0 (0 to 0)	0 (0 to 0)	0 (0 to 0)	0 (0 to 0)	2·8 (0·8 to 7·3)	47·2 (25·6 to 77)	70·4 (38·5 to 111)	70·6 (37 to 120)	53·7 (27·2 to 92·6)	38·7 (17·9 to 72·4)
Maternal sepsis and other maternal infections	0 (0 to 0)	0 (0 to 0)	0 (0 to 0)	0 (0 to 0)	0 (0 to 0)	3·1 (0·9 to 8·1)	49·8 (24·5 to 88·9)	73·8 (36·7 to 136)	65·4 (30·4 to 126)	47·1 (21·7 to 86·4)	31·2 (14 to 58·8)
Maternal hypertensive disorders	0 (0 to 0)	0 (0 to 0)	0 (0 to 0)	0 (0 to 0)	0 (0 to 0)	6 (1·8 to 15·7)	82·8 (45·5 to 143)	95·4 (55·8 to 153)	104 (59·2 to 166)	77·2 (43·7 to 119)	55 (29·9 to 90·7)
Maternal obstructed labor and uterine rupture	0 (0 to 0)	0 (0 to 0)	0 (0 to 0)	0 (0 to 0)	0 (0 to 0)	1·4 (0·4 to 3·8)	21·1 (9·8 to 38)	48·3 (24 to 83)	81·9 (46·5 to 135)	114 (61·2 to 197)	96 (52·1 to 166)
Maternal abortion and miscarriage	0 (0 to 0)	0 (0 to 0)	0 (0 to 0)	0 (0 to 0)	0 (0 to 0)	1·5 (0·3 to 4·1)	12·9 (5·2 to 26·2)	15·8 (6·7 to 30·7)	15·3 (6·7 to 29·9)	14·8 (6·7 to 28·7)	14·6 (5·8 to 30·3)
Ectopic pregnancy	0 (0 to 0)	0 (0 to 0)	0 (0 to 0)	0 (0 to 0)	0 (0 to 0)	5·3 (1·4 to 13·8)	62·2 (28·5 to 117)	91·1 (40·6 to 164)	85·9 (39 to 162)	69·9 (33·4 to 133)	46·7 (20·3 to 85·5)
Indirect maternal deaths	--	--	--	--	--	3·3 (0·9 to 8·7)	36·8 (16·6 to 68·9)	43·9 (19·1 to 85·4)	36·4 (15·1 to 70·6)	31·9 (13·5 to 62·5)	26·6 (11·2 to 50·1)
Late maternal deaths	--	--	--	--	--	2·1 (0·6 to 5)	27·9 (12·8 to 52·8)	38·8 (17·7 to 71·3)	38·3 (16·5 to 74·8)	32·3 (13·7 to 60·1)	23·6 (10·3 to 43·8)
Maternal deaths aggravated by HIV/AIDS	--	--	--	--	--	0·1 (0 to 0·3)	7·2 (2·9 to 13·9)	27 (12·3 to 48·2)	39·3 (18·1 to 69·6)	39·4 (18·7 to 71·4)	32·6 (15·2 to 57·1)
Neonatal disorders	28,700 (20,600 to 40,200)	2,760 (1,850 to 3,970)	1,530 (707 to 2,700)	744 (548 to 981)	549 (407 to 724)	522 (382 to 678)	451 (332 to 586)	393 (289 to 517)	382 (280 to 502)	333 (243 to 438)	258 (187 to 339)
Neonatal preterm birth	10,500 (6,040 to 16,600)	541 (246 to 1,010)	560 (250 to 1,100)	382 (280 to 503)	392 (279 to 519)	367 (262 to 489)	312 (228 to 408)	261 (192 to 348)	250 (179 to 335)	207 (150 to 279)	152 (109 to 204)
Neonatal encephalopathy due to birth asphyxia and trauma	7,580 (4,220 to 12,200)	273 (114 to 560)	219 (75·9 to 533)	115 (56·9 to 189)	91·8 (50·6 to 149)	91·5 (46·3 to 141)	83·2 (43·7 to 131)	79·8 (41·3 to 129)	80 (42·2 to 128)	76 (39·4 to 123)	65·4 (32·4 to 106)
Neonatal sepsis and other neonatal infections	1,900 (576 to 4,270)	1,060 (507 to 1,810)	269 (84·9 to 612)	44·7 (20·7 to 77·9)	54·6 (21·7 to 102)	52·8 (21·7 to 95·8)	46·8 (20 to 86·2)	43·1 (17·3 to 80·5)	43·6 (17·5 to 78·2)	41·1 (16·7 to 76·7)	33·6 (13·4 to 63·6)
Hemolytic disease and other neonatal jaundice	308 (141 to 572)	36·5 (17·3 to 66·8)	16·1 (5·5 to 41·1)	9·9 (7·3 to 13)	10·6 (7·8 to 13·8)	10·3 (7·6 to 13·4)	9·4 (6·9 to 12·1)	8·8 (6·5 to 11·4)	8·9 (6·5 to 11·5)	8·2 (6 to 10·7)	6·7 (4·9 to 8·7)
Other neonatal disorders	8,400 (4,200 to 13,900)	849 (399 to 1,520)	468 (186 to 969)	193 (143 to 253)	0 (0 to 0)	0 (0 to 0)	0 (0 to 0)	0 (0 to 0)	0 (0 to 0)	0 (0 to 0)	0 (0 to 0)
Nutritional deficiencies	2·3 (1·5 to 3·4)	25 (13·8 to 40·8)	1,370 (623 to 2,800)	4,280 (1,990 to 7,520)	1,380 (662 to 2,380)	697 (285 to 1,320)	264 (112 to 538)	256 (118 to 551)	305 (130 to 557)	208 (107 to 389)	170 (103 to 266)
Protein-energy malnutrition	2·2 (1·4 to 3·2)	6·5 (4 to 9·6)	1,210 (487 to 2,630)	3,620 (1,450 to 6,770)	162 (73·6 to 309)	65·4 (27·3 to 135)	29·3 (15·8 to 53)	43·5 (23·1 to 74·6)	61·6 (29·6 to 120)	71·4 (37 to 127)	79·1 (40·4 to 144)
Iodine deficiency	0 (0 to 0)	0 (0 to 0)	0 (0 to 0)	0·2 (0 to 0·5)	1·2 (0·4 to 2·8)	2·8 (1·1 to 5·9)	3·8 (1·5 to 7·6)	4·5 (1·9 to 9·1)	5·3 (2·2 to 10·5)	5·5 (2·4 to 11·3)	5·2 (2·3 to 10·7)
Vitamin A deficiency	0·1 (0 to 0·3)	3·1 (1 to 6·8)	11·5 (4·6 to 22·6)	60·5 (26·3 to 115)	74·7 (32·3 to 145)	35 (14·3 to 71)	5·8 (1·8 to 11·6)	5 (1·4 to 10·3)	5·1 (1·4 to 11·3)	5·1 (1·7 to 10·6)	4·4 (1·5 to 8·6)
Dietary iron deficiency	0 (0 to 0·2)	15·3 (6·7 to 28·3)	134 (51·1 to 258)	575 (235 to 1,110)	1,130 (479 to 2,080)	590 (213 to 1,200)	220 (69·7 to 492)	197 (66·7 to 474)	222 (56·6 to 478)	117 (34·9 to 283)	73·6 (31·7 to 152)
Other nutritional deficiencies	0 (0 to 0)	0 (0 to 0)	6·9 (3·5 to 13·7)	21·1 (6·5 to 54·6)	3·8 (1·8 to 6·8)	3·1 (1·3 to 5·9)	5·3 (2·4 to 9·1)	6·6 (3·4 to 10·8)	10·4 (5·2 to 18·9)	9·2 (4·6 to 17·1)	8·2 (4·3 to 14·2)
Non-communicable diseases	2,040 (1,060 to 3,620)	448 (216 to 834)	2,190 (1,100 to 3,760)	3,340 (1,890 to 5,100)	3,290 (2,560 to 4,130)	5,130 (3,850 to 6,620)	6,910 (5,210 to 8,950)	8,820 (6,750 to 11,300)	12,200 (9,290 to 15,500)	15,000 (11,600 to 18,800)	16,800 (12,800 to 21,200)
Neoplasms	14·3 (6·3 to 31)	10·5 (3·7 to 27·4)	56·1 (28·3 to 101)	234 (104 to 429)	284 (190 to 393)	256 (186 to 340)	240 (154 to 355)	347 (200 to 528)	770 (424 to 1,200)	1,620 (921 to 2,450)	2,680 (1,490 to 4,090)
Lip and oral cavity cancer	0 (0 to 0)	0 (0 to 0)	0 (0 to 0)	0 (0 to 0)	1·7 (1·1 to 3)	2·5 (1·2 to 4·7)	2·5 (1·2 to 4·6)	6·4 (3·1 to 11·4)	14 (6·6 to 27·2)	24·2 (11·5 to 45·7)	25 (12 to 42·7)
Nasopharynx cancer	0 (0 to 0)	0 (0 to 0)	0 (0 to 0)	0 (0 to 0)	1·5 (1 to 3)	2·3 (1·1 to 4·3)	3·1 (1·4 to 6·1)	3·7 (1·6 to 7·3)	3·4 (1·6 to 6·3)	5·9 (2·7 to 11·1)	8·4 (3·8 to 15·5)
Other pharynx cancer	0 (0 to 0)	0 (0 to 0)	0 (0 to 0)	0 (0 to 0)	0 (0 to 0)	0 (0 to 0)	0 (0 to 0)	1·4 (0·6 to 3)	2·1 (0·8 to 4·4)	3·2 (1·4 to 6·5)	4·2 (1·8 to 8·4)
Esophageal cancer	0 (0 to 0)	0 (0 to 0)	0 (0 to 0)	0 (0 to 0)	0 (0 to 0)	0 (0 to 0)	0 (0 to 0)	5·3 (2·4 to 9·8)	11·4 (4·9 to 21·6)	24·4 (10·6 to 46·8)	50·2 (22·5 to 97·4)
Stomach cancer	0 (0 to 0)	0 (0 to 0)	0 (0 to 0)	0 (0 to 0)	0 (0 to 0)	0 (0 to 0)	4·2 (2·1 to 7·3)	10·1 (5·3 to 16·6)	22·7 (11·8 to 41·5)	45·8 (21·6 to 77·2)	78·8 (37·9 to 136)
Colon and rectum cancer	0 (0 to 0)	0 (0 to 0)	0 (0 to 0)	0 (0 to 0)	5·1 (2·8 to 8·4)	5·2 (2·9 to 9)	8 (4·1 to 14)	17·9 (8·4 to 32·1)	46·4 (21·5 to 81·4)	92·5 (45·7 to 169)	137 (66·6 to 236)
Liver cancer	0 (0 to 0·1)	0 (0 to 0·2)	0·5 (0·2 to 1·1)	2·1 (1·2 to 3·6)	1·9 (1·3 to 2·7)	2·1 (1·5 to 3·1)	2 (0·8 to 4·2)	3·8 (1·6 to 7·8)	6·9 (3 to 13·9)	12·6 (5·2 to 25·9)	17·5 (7·3 to 36·9)
Liver cancer due to hepatitis B	0 (0 to 0)	0 (0 to 0)	0 (0 to 0)	0 (0 to 0)	0 (0 to 0)	0·4 (0·2 to 0·8)	0·6 (0·2 to 1·4)	1·6 (0·6 to 3·5)	3·6 (1·4 to 7·3)	6·6 (2·6 to 13·4)	8·7 (3·2 to 18·2)
Liver cancer due to hepatitis C	0 (0 to 0)	0 (0 to 0)	0 (0 to 0)	0 (0 to 0)	0 (0 to 0)	0 (0 to 0·1)	0 (0 to 0·1)	0·2 (0·1 to 0·5)	0·5 (0·2 to 1·3)	1·5 (0·5 to 3·6)	3 (0·9 to 7·4)
Liver cancer due to alcohol use	0 (0 to 0)	0 (0 to 0)	0 (0 to 0)	0 (0 to 0)	0 (0 to 0)	0 (0 to 0)	0 (0 to 0·1)	0·1 (0 to 0·3)	0·4 (0·1 to 1)	0·9 (0·3 to 2·1)	1·7 (0·5 to 4·2)
Liver cancer due to NASH	0 (0 to 0)	0 (0 to 0)	0 (0 to 0)	0 (0 to 0)	0 (0 to 0)	0 (0 to 0)	0·6 (0·2 to 1·4)	0·8 (0·3 to 1·8)	1·1 (0·4 to 2·4)	1·6 (0·6 to 3·6)	2 (0·7 to 4·8)
Liver cancer due to other causes	0 (0 to 0·1)	0 (0 to 0·2)	0·5 (0·2 to 1·1)	2·1 (1·2 to 3·6)	1·9 (1·3 to 2·7)	1·7 (1·2 to 2·4)	0·7 (0·3 to 1·5)	1 (0·4 to 2·2)	1·3 (0·5 to 2·9)	1·9 (0·6 to 4·8)	2·2 (0·8 to 5·4)
Gallbladder and biliary tract cancer	0 (0 to 0)	0 (0 to 0)	0 (0 to 0)	0 (0 to 0)	0 (0 to 0)	0 (0 to 0)	0 (0 to 0)	0·9 (0·5 to 1·3)	1·4 (0·6 to 2·8)	4·5 (2 to 8·7)	6·2 (2·8 to 11·2)
Pancreatic cancer	0 (0 to 0)	0 (0 to 0)	0 (0 to 0)	0 (0 to 0)	0 (0 to 0)	0 (0 to 0)	1·8 (0·9 to 3)	2·9 (1·3 to 5·5)	8·3 (3·6 to 16·2)	19·2 (9·4 to 33·6)	40·8 (21·1 to 67·9)
Larynx cancer	0 (0 to 0)	0 (0 to 0)	0 (0 to 0)	0 (0 to 0)	0 (0 to 0)	0 (0 to 0)	0 (0 to 0)	1·4 (0·7 to 3·1)	1·8 (0·8 to 3·2)	4·4 (1·7 to 9·2)	8·4 (3 to 19·6)
Tracheal, bronchus, and lung cancer	0 (0 to 0)	0 (0 to 0)	0 (0 to 0)	0 (0 to 0)	0 (0 to 0)	5·9 (2·6 to 11·9)	5·5 (2·5 to 10·5)	9 (3·8 to 18·3)	21·1 (8·8 to 40·1)	48·6 (23·8 to 84·8)	92·2 (45·8 to 158)
Malignant skin melanoma	0 (0 to 0)	0 (0 to 0)	0·2 (0·1 to 0·4)	1·8 (0·9 to 3·6)	1·3 (0·9 to 1·8)	1·1 (0·9 to 1·5)	1·5 (0·8 to 2·7)	4·1 (1·9 to 7·9)	8·4 (3·6 to 16)	12·6 (5·9 to 22·8)	16·4 (7·5 to 30·1)
Non-melanoma skin cancer	0 (0 to 0)	0 (0 to 0)	0 (0 to 0)	0 (0 to 0)	0 (0 to 0)	0 (0 to 0)	0 (0 to 0)	0·9 (0·5 to 1·5)	1·1 (0·5 to 2·2)	1·9 (0·8 to 4·1)	2·7 (1·1 to 5·8)
Non-melanoma skin cancer (squamous-cell carcinoma)	0 (0 to 0)	0 (0 to 0)	0 (0 to 0)	0 (0 to 0)	0 (0 to 0)	0 (0 to 0)	0 (0 to 0)	0·9 (0·5 to 1·5)	1·1 (0·5 to 2·2)	1·9 (0·8 to 4·1)	2·7 (1·1 to 5·8)
Non-melanoma skin cancer (basal-cell carcinoma)	0 (0 to 0)	0 (0 to 0)	0 (0 to 0)	0 (0 to 0)	0 (0 to 0)	0 (0 to 0)	0 (0 to 0)	0 (0 to 0)	0 (0 to 0)	0 (0 to 0)	0 (0 to 0)
Breast cancer	0 (0 to 0)	0 (0 to 0)	0 (0 to 0)	0 (0 to 0)	0 (0 to 0)	0 (0 to 0)	9·5 (4·3 to 18·5)	26·9 (13·8 to 47·3)	124 (64·6 to 208)	412 (214 to 685)	755 (403 to 1,270)
Cervical cancer	0 (0 to 0)	0 (0 to 0)	0 (0 to 0)	0 (0 to 0)	0 (0 to 0)	0 (0 to 0)	12·6 (5 to 25·8)	49·3 (22·2 to 95·1)	193 (82·6 to 367)	500 (241 to 895)	939 (445 to 1,700)
Uterine cancer	0 (0 to 0)	0 (0 to 0)	0 (0 to 0)	0 (0 to 0)	0 (0 to 0)	0 (0 to 0)	0 (0 to 0)	1·9 (0·8 to 3·8)	3·2 (1·2 to 6·5)	9·2 (3·9 to 18·3)	20 (8·9 to 37)
Ovarian cancer	0 (0 to 0)	0 (0 to 0)	0 (0 to 0)	0 (0 to 0)	10 (4·8 to 18·5)	11·4 (6·3 to 19)	17·8 (8·3 to 32·4)	32·2 (14·8 to 58·3)	52·6 (22·7 to 96·5)	88·3 (41 to 155)	114 (55·8 to 203)
Prostate cancer	0 (0 to 0)	0 (0 to 0)	0 (0 to 0)	0 (0 to 0)	0 (0 to 0)	0 (0 to 0)	0 (0 to 0)	0 (0 to 0)	0 (0 to 0)	0 (0 to 0)	0 (0 to 0)
Testicular cancer	--	--	--	--	--	--	--	--	--	--	--
Kidney cancer	0·7 (0·1 to 2·2)	0·4 (0·1 to 1·3)	4 (1·4 to 9·3)	21 (5·4 to 53·7)	12·8 (5·5 to 24·8)	4·8 (2·2 to 9)	2·8 (1 to 6·2)	3·7 (1·4 to 7·8)	6·4 (2·7 to 12·4)	11·1 (4·9 to 21·3)	12·9 (5·8 to 24·2)
Bladder cancer	0 (0 to 0)	0 (0 to 0)	0 (0 to 0)	0 (0 to 0)	0 (0 to 0)	0 (0 to 0)	1·1 (0·7 to 1·9)	2·2 (1·2 to 4)	6·1 (2·5 to 11·9)	10·2 (5·1 to 17·8)	17·4 (7·7 to 33·3)
Brain and central nervous system cancer	3 (0·7 to 9·2)	1·9 (0·3 to 5·6)	12·7 (4·6 to 27·5)	38 (13·2 to 106)	74·2 (39·2 to 127)	49·4 (27·5 to 78·7)	24 (12·6 to 40·5)	22·9 (11·3 to 40·6)	36·7 (15·6 to 65·8)	47·3 (22 to 82·7)	56 (26·2 to 97·8)
Thyroid cancer	0 (0 to 0)	0 (0 to 0)	0 (0 to 0)	0 (0 to 0)	1·4 (1 to 1·9)	1·2 (0·9 to 1·6)	1·1 (0·7 to 1·6)	1 (0·6 to 1·4)	1 (0·5 to 1·6)	1·1 (0·6 to 2·1)	1·4 (0·6 to 2·8)
Mesothelioma	0 (0 to 0)	0 (0 to 0)	0 (0 to 0)	0 (0 to 0)	0 (0 to 0)	0 (0 to 0)	0 (0 to 0)	0·8 (0·1 to 2·6)	1·6 (0·2 to 5·9)	2·9 (0·6 to 8·4)	2·5 (0·4 to 7·4)
Hodgkin lymphoma	0 (0 to 0)	0 (0 to 0)	0 (0 to 0)	1·3 (0·7 to 2)	1·3 (0·9 to 1·8)	1·4 (0·9 to 2·9)	2·3 (1·1 to 4·5)	3 (1·4 to 5·4)	5·5 (2·5 to 10·3)	5·1 (2·3 to 9·3)	3·4 (1·6 to 6·1)
Non-Hodgkin lymphoma	0 (0 to 0)	0 (0 to 0)	0 (0 to 0)	14·1 (3·6 to 32)	11 (5·7 to 18·5)	12·6 (6·8 to 21·2)	16·6 (8·4 to 29)	26 (12·8 to 46·8)	44·5 (20·9 to 80·7)	59·6 (28·3 to 105)	65·4 (32·3 to 114)
Multiple myeloma	0 (0 to 0)	0 (0 to 0)	0 (0 to 0)	0 (0 to 0)	0 (0 to 0)	0 (0 to 0)	0 (0 to 0)	1·8 (0·8 to 3·6)	3 (1·2 to 6)	5·8 (2·3 to 11·6)	12·7 (5·2 to 23·7)
Leukemia	5·3 (0·8 to 17·4)	1·7 (0·3 to 5·3)	18 (7·8 to 39·1)	103 (24·7 to 234)	99·9 (48 to 176)	90·8 (49·8 to 151)	62·4 (31·1 to 108)	56·5 (28·7 to 101)	67·6 (32·9 to 120)	67·2 (31·9 to 117)	80·6 (39·4 to 144)
Acute lymphoid leukemia	0·6 (0·1 to 2·5)	0·3 (0 to 1)	5·2 (1·5 to 12)	34·2 (6·2 to 104)	34 (11 to 75·3)	26·4 (9·8 to 54·3)	13·1 (4·3 to 28·9)	11 (3·7 to 24·9)	10·3 (3·3 to 22·9)	6·2 (2 to 14·3)	4·8 (1·6 to 10·5)
Chronic lymphoid leukemia	0 (0 to 0)	0 (0 to 0)	0 (0 to 0)	0 (0 to 0)	0 (0 to 0)	0 (0 to 0)	0 (0 to 0)	1·4 (0·6 to 2·8)	1·8 (0·7 to 3·8)	5·4 (1·8 to 11)	19·5 (7·2 to 40)
Acute myeloid leukemia	0·4 (0 to 1·7)	0·4 (0 to 1·6)	3·6 (0·9 to 8·8)	20·2 (3·7 to 56·4)	12·8 (3·7 to 31·4)	14 (4·7 to 31·3)	14·3 (4·3 to 31·9)	13·6 (4·9 to 30·8)	16·5 (6 to 35)	18 (6·5 to 38·9)	16·3 (5·5 to 36·9)
Chronic myeloid leukemia	0·1 (0 to 0·4)	0·1 (0 to 0·5)	0·6 (0·2 to 1·5)	5·3 (0·9 to 15·4)	4 (1·4 to 9·2)	3·7 (1·4 to 7·9)	2 (0·9 to 4·2)	2·1 (0·7 to 5·1)	4·5 (1·4 to 10·2)	4·8 (1·4 to 11·5)	4·8 (1·6 to 11·1)
Other leukemia	4·2 (0·6 to 13·9)	0·9 (0·1 to 3·2)	8·6 (3 to 20·7)	43·6 (6·5 to 122)	49·1 (18·5 to 97·1)	46·6 (21·9 to 84·1)	33 (15·4 to 62)	28·3 (13 to 54·5)	34·4 (14·6 to 70·3)	32·8 (13·1 to 62·3)	35·2 (13·6 to 68·1)
Other malignant neoplasms	5·2 (1·9 to 11·5)	6·4 (1·1 to 21·6)	20·3 (8·3 to 43·5)	50·7 (22·9 to 119)	59·3 (36·7 to 90·6)	63·5 (40·7 to 93·8)	59 (34·2 to 90·6)	48·5 (27·6 to 75·7)	69·5 (36·7 to 112)	94·2 (49·7 to 154)	103 (55·3 to 167)
Other neoplasms	0 (0 to 0)	0 (0 to 0)	0·4 (0·2 to 0·8)	2 (1·1 to 3·4)	2·2 (1·2 to 3·4)	1·7 (1 to 2·8)	1·8 (1·1 to 2·9)	3·1 (1·5 to 5·9)	5·7 (2·1 to 12·7)	6·8 (3 to 12·9)	7·2 (3·4 to 13·6)
Myelodysplastic, myeloproliferative, and other hematopoietic n	[illegible]	[illegible]	[illegible]	[illegible]	[illegible]	[illegible]	[illegible]	[illegible]	[illegible]	[illegible]	[illegible]
Benign and in situ intestinal neoplasms	[illegible]	[illegible]	[illegible]	[illegible]	[illegible]	[illegible]	[illegible]	[illegible]	[illegible]	[illegible]	[illegible]
Benign and in situ cervical and uterine neoplasms	[illegible]	[illegible]	[illegible]	[illegible]	[illegible]	[illegible]	[illegible]	[illegible]	[illegible]	[illegible]	[illegible]
Benign and in situ other neoplasms	[illegible]	[illegible]	[illegible]	[illegible]	[illegible]	[illegible]	[illegible]	[illegible]	[illegible]	[illegible]	[illegible]
Cardiovascular diseases	[illegible]	[illegible]	[illegible]	[illegible]	[illegible]	[illegible]	[illegible]	[illegible]	[illegible]	[illegible]	[illegible]
Rheumatic heart disease	[illegible]	[illegible]	[illegible]	[illegible]	[illegible]	[illegible]	[illegible]	[illegible]	[illegible]	[illegible]	[illegible]

Cause	40 to 44	45 to 49	50 to 54	55 to 59	60 to 64	65 to 69	70 to 74	75 to 79	80 to 84	85 to 89	90 to 94	95 plus	Total
All causes	46,400 (38,400 to 54,800)	37,700 (30,300 to 46,200)	32,100 (25,500 to 39,500)	29,300 (22,800 to 37,100)	25,900 (20,200 to 32,800)	21,300 (17,000 to 26,900)	16,400 (13,600 to 20,300)	12,700 (11,000 to 15,500)	8,990 (8,010 to 10,800)	4,580 (3,940 to 5,570)	1,490 (1,280 to 1,840)	357 (314 to 429)	515,000
Communicable, maternal, neonatal, and nutritional diseases	27,500 (22,800 to 33,300)	19,700 (15,900 to 24,000)	14,300 (11,700 to 17,300)	9,840 (8,060 to 11,900)	6,420 (5,140 to 7,900)	4,050 (3,170 to 5,130)	2,470 (1,880 to 3,240)	1,710 (1,260 to 2,340)	1,160 (838 to 1,630)	611 (420 to 864)	204 (136 to 293)	56·9 (40·7 to 81)	268,000
HIV/AIDS and sexually transmitted infections	23,500 (19,200 to 28,900)	16,500 (13,000 to 20,600)	11,700 (9,280 to 14,200)	7,260 (5,780 to 8,820)	4,020 (3,190 to 4,940)	1,960 (1,500 to 2,460)	834 (608 to 1,080)	359 (257 to 475)	82·3 (57·6 to 110)	32·9 (23·3 to 44·6)	8·9 (6·3 to 12)	1·8 (1·3 to 2·4)	148,000
HIV/AIDS	23,400 (19,100 to 28,800)	16,500 (13,000 to 20,500)	11,600 (9,260 to 14,200)	7,240 (5,760 to 8,800)	4,010 (3,170 to 4,930)	1,950 (1,500 to 2,450)	828 (603 to 1,080)	355 (254 to 471)	80·4 (55·8 to 108)	32 (22·5 to 43·7)	8·6 (6 to 11·7)	1·7 (1·2 to 2·3)	145,000
HIV/AIDS - Drug-susceptible Tuberculosis	5,780 (3,440 to 9,030)	3,990 (2,370 to 6,240)	2,830 (1,670 to 4,420)	1,760 (1,040 to 2,750)	951 (563 to 1,510)	451 (266 to 709)	196 (120 to 301)	83·4 (52·5 to 126)	16·9 (10·8 to 24·8)	6 (3·9 to 8·8)	1·4 (0·9 to 2·1)	0·3 (0·2 to 0·4)	34,300
HIV/AIDS - Multidrug-resistant Tuberculosis without extensive	696 (101 to 2,200)	483 (70 to 1,530)	343 (49·8 to 1,090)	212 (30·8 to 674)	114 (17 to 359)	54·3 (7·9 to 170)	23 (3·4 to 72·2)	9·5 (1·4 to 29·9)	2 (0·3 to 6·1)	0·7 (0·1 to 2·2)	0·2 (0 to 0·5)	0 (0 to 0·1)	4,270
HIV/AIDS - Extensively drug-resistant Tuberculosis	9·3 (1·4 to 30·3)	6·5 (0·9 to 20·7)	4·6 (0·7 to 15·3)	2·8 (0·4 to 9·4)	1·5 (0·2 to 5)	0·7 (0·1 to 2·4)	0·3 (0 to 1)	0·1 (0 to 0·4)	0 (0 to 0·1)	0 (0 to 0)	0 (0 to 0)	0 (0 to 0)	57
HIV/AIDS resulting in other diseases	16,900 (12,100 to 22,900)	12,000 (8,220 to 16,300)	8,440 (5,790 to 11,300)	5,270 (3,650 to 7,070)	2,940 (2,020 to 3,960)	1,450 (986 to 1,990)	608 (394 to 870)	262 (168 to 379)	61·5 (38·9 to 89·6)	25·3 (16·3 to 36)	7 (4·5 to 9·7)	1·4 (0·9 to 2)	106,000
Sexually transmitted infections excluding HIV	84·6 (42·1 to 159)	48·3 (23·1 to 89·6)	26·7 (12·7 to 51·6)	19 (9 to 36·9)	11·6 (5·3 to 23·3)	8·5 (4 to 16·1)	5·8 (2·6 to 11)	3·6 (1·7 to 7·3)	1·8 (0·9 to 3·6)	0·9 (0·4 to 1·9)	0·3 (0·1 to 0·5)	0 (0 to 0·1)	3,560
Syphilis	1·2 (0·5 to 2·6)	1·2 (0·5 to 2·6)	1·1 (0·4 to 2·5)	0·4 (0·2 to 0·9)	0·3 (0·1 to 0·8)	0·3 (0·1 to 0·7)	0·4 (0·1 to 0·9)	0·2 (0·1 to 0·5)	0·2 (0·1 to 0·5)	0·1 (0 to 0·3)	0·1 (0 to 0·1)	0 (0 to 0)	2,960
Chlamydial infection	8·4 (4·5 to 14·8)	3·9 (1·8 to 7·3)	1·6 (0·7 to 3·6)	1·3 (0·5 to 3·4)	0·7 (0·2 to 1·9)	0·4 (0·1 to 0·9)	0·4 (0·1 to 1·1)	0·3 (0·1 to 0·8)	0·2 (0·1 to 0·4)	0·1 (0 to 0·2)	0 (0 to 0·1)	0 (0 to 0)	54·9
Gonococcal infection	9·1 (4 to 19·2)	4·8 (1·7 to 10·8)	4 (1·3 to 10·2)	3·3 (0·9 to 9)	1·8 (0·4 to 4·9)	2·1 (0·6 to 5)	1·5 (0·4 to 3·6)	1·1 (0·3 to 2·7)	0·4 (0·1 to 1)	0·3 (0·1 to 0·6)	0·1 (0 to 0·2)	0 (0 to 0)	65·8
Trichomoniasis	30·9 (10·6 to 74·3)	19·4 (6·5 to 42·8)	9·6 (3 to 22·5)	5·3 (1·8 to 12·7)	3·1 (1·1 to 7·2)	2 (0·7 to 4·3)	1·1 (0·4 to 2·3)	0·6 (0·2 to 1·3)	0·3 (0·1 to 0·6)	0·1 (0 to 0·2)	0 (0 to 0)	0 (0 to 0)	241
Genital herpes	12·2 (3·8 to 30·4)	9 (2·8 to 22·1)	6·8 (2 to 16·4)	5·6 (1·7 to 13·7)	4·2 (1·2 to 10·2)	2·8 (0·9 to 7)	1·6 (0·5 to 4)	1 (0·3 to 2·4)	0·5 (0·2 to 1·3)	0·2 (0·1 to 0·6)	0·1 (0 to 0·2)	0 (0 to 0)	108
Other sexually transmitted infections	22·6 (12·1 to 37·7)	9·9 (4·7 to 19·1)	3·6 (1·4 to 8·1)	3 (1·1 to 7·4)	1·5 (0·4 to 4·3)	0·9 (0·3 to 2·2)	0·8 (0·2 to 1·8)	0·4 (0·1 to 1·1)	0·2 (0·1 to 0·4)	0·1 (0 to 0·3)	0 (0 to 0·1)	0 (0 to 0)	138
Respiratory infections and tuberculosis	2,320 (1,280 to 3,750)	2,050 (1,100 to 3,260)	1,780 (987 to 2,840)	1,770 (976 to 2,860)	1,740 (988 to 2,870)	1,510 (940 to 2,390)	1,140 (714 to 1,770)	960 (614 to 1,490)	789 (505 to 1,190)	425 (262 to 650)	146 (86·7 to 220)	42·3 (26·9 to 63·2)	43,000
Tuberculosis	965 (462 to 1,820)	859 (412 to 1,720)	700 (336 to 1,390)	663 (328 to 1,350)	493 (235 to 987)	461 (236 to 966)	276 (142 to 603)	172 (89·1 to 371)	106 (54 to 225)	43·2 (22·1 to 90·3)	10·1 (5·2 to 22·4)	2·7 (1·4 to 5·7)	13,400
Latent tuberculosis infection	0 (0 to 0)	0 (0 to 0)	0 (0 to 0)	0 (0 to 0)	0 (0 to 0)	0 (0 to 0)	0 (0 to 0)	0 (0 to 0)	0 (0 to 0)	0 (0 to 0)	0 (0 to 0)	0 (0 to 0)	0
Drug-susceptible tuberculosis	876 (414 to 1,630)	780 (361 to 1,580)	635 (297 to 1,230)	601 (294 to 1,240)	447 (210 to 914)	417 (206 to 887)	250 (121 to 548)	156 (78·5 to 338)	95·7 (48·4 to 198)	38·7 (19·5 to 78·7)	9·1 (4·7 to 19)	2·4 (1·2 to 5·3)	12,200
Multidrug-resistant tuberculosis without extensive drug resistar	88·3 (11 to 334)	78·5 (9·9 to 283)	64·3 (8·1 to 230)	61·3 (7·5 to 214)	45·6 (5·6 to 158)	43·4 (5·3 to 159)	25·6 (3·1 to 93·3)	15·7 (2 to 54·3)	10·6 (1·5 to 36·1)	4·4 (0·5 to 14·8)	1 (0·1 to 3·3)	0·3 (0 to 1)	1,240
Extensively drug-resistant tuberculosis	1·2 (0·1 to 4·3)	1·1 (0·1 to 3·8)	0·9 (0·1 to 3·1)	0·8 (0·1 to 2·8)	0·6 (0·1 to 2·2)	0·6 (0·1 to 2)	0·3 (0 to 1·2)	0·2 (0 to 0·7)	0·1 (0 to 0·5)	0·1 (0 to 0·2)	0 (0 to 0)	0 (0 to 0)	16·2
Lower respiratory infections	1,290 (629 to 2,360)	1,140 (555 to 2,000)	1,050 (518 to 1,840)	1,070 (521 to 1,850)	1,220 (651 to 2,160)	1,030 (577 to 1,730)	854 (480 to 1,410)	781 (452 to 1,280)	678 (405 to 1,060)	380 (221 to 607)	135 (77·2 to 210)	39·4 (24·4 to 60·5)	28,400
Upper respiratory infections	53·8 (29·8 to 88·7)	37·6 (20·9 to 62·6)	29·9 (17·2 to 48·4)	27·5 (15·5 to 44·6)	20 (11·4 to 33·1)	14·2 (7·8 to 22·8)	9 (5 to 14·7)	5·8 (3·1 to 9·8)	3·8 (1·9 to 6·9)	1·8 (0·8 to 3·6)	0·6 (0·3 to 1·3)	0·2 (0·1 to 0·4)	975
Otitis media	14·6 (6·7 to 27·4)	11·6 (5·7 to 20·9)	9·4 (4·3 to 17·2)	7·8 (3·8 to 14)	5·3 (2·3 to 10·3)	3 (1·4 to 5·6)	1·6 (0·7 to 3·1)	1 (0·5 to 1·8)	0·6 (0·3 to 1·2)	0·3 (0·1 to 0·6)	0·1 (0 to 0·2)	0 (0 to 0)	299
Enteric infections	400 (190 to 970)	337 (153 to 809)	294 (132 to 746)	316 (138 to 771)	286 (133 to 675)	283 (133 to 688)	268 (117 to 715)	227 (97·8 to 584)	178 (75 to 465)	95·1 (37·7 to 250)	30·9 (11·7 to 86)	7·2 (2·2 to 22·8)	14,600
Diarrheal diseases	396 (186 to 962)	335 (151 to 806)	292 (131 to 744)	315 (136 to 769)	285 (132 to 673)	282 (132 to 686)	267 (117 to 714)	227 (97·4 to 583)	177 (74·5 to 465)	94·9 (37·5 to 250)	30·8 (11·7 to 86)	7·2 (2·2 to 22·8)	14,200
Typhoid and paratyphoid	0·2 (0·1 to 0·5)	0·1 (0 to 0·3)	0·1 (0 to 0·2)	0·1 (0 to 0·1)	0 (0 to 0·1)	0 (0 to 0·1)	0 (0 to 0)	0 (0 to 0)	0 (0 to 0)	0 (0 to 0)	0 (0 to 0)	0 (0 to 0)	16·2
Typhoid fever	0·2 (0·1 to 0·4)	0·1 (0 to 0·3)	0·1 (0 to 0·2)	0·1 (0 to 0·1)	0 (0 to 0·1)	0 (0 to 0·1)	0 (0 to 0)	0 (0 to 0)	0 (0 to 0)	0 (0 to 0)	0 (0 to 0)	0 (0 to 0)	15·6
Paratyphoid fever	0 (0 to 0)	0 (0 to 0)	0 (0 to 0)	0 (0 to 0)	0 (0 to 0)	0 (0 to 0)	0 (0 to 0)	0 (0 to 0)	0 (0 to 0)	0 (0 to 0)	0 (0 to 0)	0 (0 to 0)	0·6
Invasive Non-typhoidal Salmonella (iNTS)	3 (1·1 to 6·8)	1·9 (0·7 to 4·3)	1·4 (0·5 to 3)	1·4 (0·5 to 3)	1·2 (0·4 to 2·9)	1 (0·4 to 2·4)	0·7 (0·2 to 1·5)	0·4 (0·1 to 0·9)	0·4 (0·1 to 0·8)	0·1 (0 to 0·3)	0 (0 to 0·1)	0 (0 to 0)	308
Other intestinal infectious diseases	0·5 (0·1 to 2)	0·3 (0 to 0·9)	0·2 (0 to 0·8)	0·2 (0 to 0·6)	0·1 (0 to 0·5)	0·2 (0 to 0·7)	0·1 (0 to 0·4)	0·1 (0 to 0·2)	0·1 (0 to 0·2)	0·1 (0 to 0·2)	0 (0 to 0·1)	0 (0 to 0)	32
Neglected tropical diseases and malaria	200 (119 to 301)	154 (94·3 to 242)	129 (77·6 to 208)	120 (69·9 to 191)	100 (56·6 to 165)	80·1 (44·6 to 129)	58·5 (34·1 to 96·1)	39·8 (20·6 to 66·2)	25·1 (13·3 to 40·9)	11·3 (5·8 to 19)	3·4 (1·8 to 5·9)	0·9 (0·4 to 1·5)	3,390
Malaria	25·2 (10·4 to 55·3)	18 (7·1 to 41·5)	11·8 (4·5 to 26·4)	9·7 (3·5 to 22·8)	6 (2·2 to 14·2)	3·7 (1·3 to 8·8)	2·8 (0·8 to 7·3)	0·8 (0·2 to 2)	0·3 (0·1 to 0·8)	0 (0 to 0·1)	0 (0 to 0)	0 (0 to 0)	579
Chagas disease	0 (0 to 0)	0 (0 to 0)	0 (0 to 0)	0 (0 to 0)	0 (0 to 0)	0 (0 to 0)	0 (0 to 0)	0 (0 to 0)	0 (0 to 0)	0 (0 to 0)	0 (0 to 0)	0 (0 to 0)	0
Leishmaniasis	0 (0 to 0)	0 (0 to 0)	0 (0 to 0)	0 (0 to 0)	0 (0 to 0)	0 (0 to 0)	0 (0 to 0)	0 (0 to 0)	0 (0 to 0)	0 (0 to 0)	0 (0 to 0)	0 (0 to 0)	0
Visceral leishmaniasis	0 (0 to 0)	0 (0 to 0)	0 (0 to 0)	0 (0 to 0)	0 (0 to 0)	0 (0 to 0)	0 (0 to 0)	0 (0 to 0)	0 (0 to 0)	0 (0 to 0)	0 (0 to 0)	0 (0 to 0)	0
Cutaneous and mucocutaneous leishmaniasis	0 (0 to 0)	0 (0 to 0)	0 (0 to 0)	0 (0 to 0)	0 (0 to 0)	0 (0 to 0)	0 (0 to 0)	0 (0 to 0)	0 (0 to 0)	0 (0 to 0)	0 (0 to 0)	0 (0 to 0)	0
African trypanosomiasis	0 (0 to 0)	0 (0 to 0)	0 (0 to 0)	0 (0 to 0)	0 (0 to 0)	0 (0 to 0)	0 (0 to 0)	0 (0 to 0)	0 (0 to 0)	0 (0 to 0)	0 (0 to 0)	0 (0 to 0)	0
Schistosomiasis	64·8 (24·1 to 142)	52·6 (19·5 to 116)	41·4 (15·4 to 98·9)	34·5 (11·2 to 89·2)	26·4 (6·8 to 77)	17·8 (4·9 to 51·2)	12·5 (2·8 to 38·9)	8 (1·4 to 25·8)	4·6 (0·9 to 17·4)	2·2 (0·4 to 7·7)	0·6 (0·1 to 2)	0·1 (0 to 0·4)	1,260
Cysticercosis	72·3 (27·1 to 135)	64·2 (26·4 to 123)	60 (24·6 to 113)	63·5 (27·6 to 114)	60·6 (27·2 to 108)	53·1 (24·5 to 92·8)	38·8 (18·2 to 67·7)	28·1 (12·2 to 48·1)	17·9 (8·2 to 31·4)	8·2 (3·8 to 14·3)	2·6 (1·2 to 4·8)	0·7 (0·3 to 1·3)	758
Cystic echinococcosis	0·5 (0 to 2·2)	0·4 (0 to 1·7)	0·4 (0 to 1·7)	0·4 (0 to 1·6)	0·3 (0 to 1·4)	0·3 (0 to 1·1)	0·2 (0 to 0·8)	0·1 (0 to 0·5)	0·1 (0 to 0·3)	0 (0 to 0·2)	0 (0 to 0·1)	0 (0 to 0)	8·3
Lymphatic filariasis	0 (0 to 0)	0 (0 to 0)	0 (0 to 0)	0 (0 to 0)	0 (0 to 0)	0 (0 to 0)	0 (0 to 0)	0 (0 to 0)	0 (0 to 0)	0 (0 to 0)	0 (0 to 0)	0 (0 to 0)	0
Onchocerciasis	0 (0 to 0)	0 (0 to 0)	0 (0 to 0)	0 (0 to 0)	0 (0 to 0)	0 (0 to 0)	0 (0 to 0)	0 (0 to 0)	0 (0 to 0)	0 (0 to 0)	0 (0 to 0)	0 (0 to 0)	0
Trachoma	0 (0 to 0)	0 (0 to 0)	0 (0 to 0)	0 (0 to 0)	0 (0 to 0)	0 (0 to 0)	0 (0 to 0)	0 (0 to 0)	0 (0 to 0)	0 (0 to 0)	0 (0 to 0)	0 (0 to 0)	0
Dengue	0 (0 to 0)	0 (0 to 0)	0 (0 to 0)	0 (0 to 0)	0 (0 to 0)	0 (0 to 0)	0 (0 to 0)	0 (0 to 0)	0 (0 to 0)	0 (0 to 0)	0 (0 to 0)	0 (0 to 0)	0
Yellow fever	0 (0 to 0)	0 (0 to 0)	0 (0 to 0)	0 (0 to 0)	0 (0 to 0)	0 (0 to 0)	0 (0 to 0)	0 (0 to 0)	0 (0 to 0)	0 (0 to 0)	0 (0 to 0)	0 (0 to 0)	0
Rabies	0·9 (0·2 to 3)	0·6 (0·1 to 2·1)	1·2 (0·2 to 4·3)	0·4 (0·1 to 1·1)	0·4 (0·1 to 1·5)	0·1 (0 to 0·4)	0·2 (0 to 0·6)	0 (0 to 0·1)	0·1 (0 to 0·2)	0 (0 to 0·1)	0 (0 to 0)	0 (0 to 0)	23·9
Intestinal nematode infections	19·6 (10·4 to 32·7)	7·3 (3·6 to 13·3)	6·5 (3·2 to 12)	5·8 (2·7 to 10·7)	4·5 (2·3 to 8)	3·1 (1·5 to 5·7)	2 (1 to 3·7)	1·4 (0·7 to 2·4)	0·8 (0·4 to 1·4)	0·3 (0·2 to 0·5)	0·1 (0 to 0·1)	0 (0 to 0)	397
Ascariasis	0·1 (0 to 0·6)	0·1 (0 to 0·5)	0·1 (0 to 0·4)	0·1 (0 to 0·4)	0·2 (0 to 0·8)	0·1 (0 to 0·3)	0·1 (0 to 0·4)	0·1 (0 to 0·3)	0 (0 to 0·2)	0 (0 to 0·1)	0 (0 to 0)	0 (0 to 0)	20·2
Trichuriasis	0 (0 to 0)	0 (0 to 0)	0 (0 to 0)	0 (0 to 0)	0 (0 to 0)	0 (0 to 0)	0 (0 to 0)	0 (0 to 0)	0 (0 to 0)	0 (0 to 0)	0 (0 to 0)	0 (0 to 0)	0
Hookworm disease	19·5 (10·3 to 32·6)	7·2 (3·5 to 13·3)	6·4 (3·1 to 11·9)	5·7 (2·7 to 10·7)	4·4 (2·1 to 7·9)	3 (1·5 to 5·6)	1·9 (0·9 to 3·5)	1·3 (0·6 to 2·4)	0·7 (0·4 to 1·3)	0·3 (0·1 to 0·5)	0·1 (0 to 0·1)	0 (0 to 0)	377
Food-borne trematodiases	0 (0 to 0)	0 (0 to 0)	0 (0 to 0)	0 (0 to 0)	0 (0 to 0)	0 (0 to 0)	0 (0 to 0)	0 (0 to 0)	0 (0 to 0)	0 (0 to 0)	0 (0 to 0)	0 (0 to 0)	0
Leprosy	0·1 (0 to 0·1)	0·1 (0 to 0·1)	0·1 (0 to 0·1)	0·1 (0 to 0·1)	0·1 (0 to 0·1)	0 (0 to 0·1)	0 (0 to 0)	0 (0 to 0)	0 (0 to 0)	0 (0 to 0)	0 (0 to 0)	0 (0 to 0)	0·6
Ebola	0 (0 to 0)	0 (0 to 0)	0 (0 to 0)	0 (0 to 0)	0 (0 to 0)	0 (0 to 0)	0 (0 to 0)	0 (0 to 0)	0 (0 to 0)	0 (0 to 0)	0 (0 to 0)	0 (0 to 0)	0
Zika virus	0 (0 to 0)	0 (0 to 0)	0 (0 to 0)	0 (0 to 0)	0 (0 to 0)	0 (0 to 0)	0 (0 to 0)	0 (0 to 0)	0 (0 to 0)	0 (0 to 0)	0 (0 to 0)	0 (0 to 0)	0
Guinea worm disease	0 (0 to 0)	0 (0 to 0)	0 (0 to 0)	0 (0 to 0)	0 (0 to 0)	0 (0 to 0)	0 (0 to 0)	0 (0 to 0)	0 (0 to 0)	0 (0 to 0)	0 (0 to 0)	0 (0 to 0)	0
Other neglected tropical diseases	16·5 (6·4 to 30·6)	10·8 (4 to 21·5)	8·1 (3·1 to 16·2)	5·5 (1·8 to 12)	2·2 (0·8 to 4·6)	2 (0·7 to 4·1)	1·9 (0·7 to 3·9)	1·4 (0·5 to 3)	1·3 (0·5 to 3)	0·5 (0·2 to 1)	0·1 (0 to 0·3)	0 (0 to 0)	359
Other infectious diseases	227 (126 to 357)	185 (105 to 313)	136 (81·8 to 220)	137 (80·8 to 224)	102 (58·8 to 162)	87·3 (52·1 to 140)	72·1 (44 to 112)	51 (31·5 to 82·2)	36·4 (23·2 to 56·5)	18·3 (11·3 to 29·4)	5·6 (3·4 to 8·7)	1·8 (1·1 to 3)	7,460
Meningitis	146 (67·9 to 257)	122 (59·3 to 231)	78·2 (40·9 to 136)	73·2 (36·6 to 129)	55·9 (25·9 to 102)	45·3 (23·3 to 79·8)	40·5 (19·6 to 72)	29·7 (14·7 to 55)	21·2 (11·4 to 38·8)	10·5 (5·4 to 18·7)	3·1 (1·6 to 5·4)	1·1 (0·6 to 1·8)	3,080
Encephalitis	11·7 (6·3 to 21·7)	8 (4·3 to 15)	5·9 (3·3 to 10·5)	5·6 (2·9 to 10·3)	3·6 (2 to 6·3)	3·2 (1·7 to 6)	3·1 (1·6 to 5·5)	2·1 (1 to 3·9)	1·6 (0·8 to 2·9)	0·6 (0·3 to 1·2)	0·2 (0·1 to 0·3)	0·1 (0 to 0·1)	210
Diphtheria	0·2 (0 to 0·7)	0·3 (0 to 0·9)	0·2 (0 to 0·6)	0·1 (0 to 0·4)	0 (0 to 0)	0 (0 to 0)	0 (0 to 0)	0 (0 to 0)	0 (0 to 0)	0 (0 to 0)	0 (0 to 0)	0 (0 to 0)	11·2
Tetanus	0·9 (0·3 to 2·6)	0·8 (0·2 to 2·7)	0·9 (0·2 to 3·1)	0·9 (0·2 to 3·1)	0·9 (0·2 to 2·5)	0·6 (0·1 to 1·9)	0·4 (0 to 1·6)	0·4 (0·1 to 1·3)	0·2 (0 to 0·7)	0·1 (0 to 0·2)	0 (0 to 0·1)	0 (0 to 0)	20·4
Measles	0·2 (0·1 to 0·5)	0·1 (0 to 0·2)	0·1 (0 to 0·1)	0 (0 to 0·1)	0 (0 to 0)	0 (0 to 0)	0 (0 to 0)	0 (0 to 0)	0 (0 to 0)	0 (0 to 0)	0 (0 to 0)	0 (0 to 0)	465
Varicella and herpes zoster	2·9 (1 to 5·9)	2·7 (1 to 5·5)	2·5 (1·1 to 4·9)	2·8 (1·2 to 5·1)	2·8 (1·2 to 5·8)	3 (1·1 to 6·3)	2·1 (0·8 to 4·5)	2·2 (0·7 to 5·2)	2·2 (0·5 to 5·5)	1·8 (0·3 to 5·3)	0·8 (0·1 to 2·4)	0·4 (0 to 1·1)	136
Acute hepatitis	11·9 (5·6 to 23·4)	9·7 (3·9 to 19·2)	8·6 (3·4 to 18·4)	8·3 (3·1 to 17·4)	7·2 (2·6 to 15·6)	6·8 (2·4 to 14·5)	5·9 (2·1 to 13)	3·8 (1·3 to 9·5)	2·8 (1 to 6·2)	1·3 (0·4 to 2·9)	0·3 (0·1 to 0·6)	0·1 (0 to 0·2)	182
Acute hepatitis A	2·8 (0·6 to 7·6)	2 (0·5 to 5·3)	1·7 (0·3 to 5)	1·6 (0·2 to 5·3)	1·3 (0·2 to 4·1)	1·4 (0·2 to 4·1)	0·8 (0·1 to 2·7)	0·7 (0·1 to 2·6)	0·5 (0·1 to 1·9)	0·2 (0 to 0·8)	0·1 (0 to 0·2)	0 (0 to 0·1)	82·2
Acute hepatitis B	7·5 (2·7 to 15·8)	5·9 (1·9 to 13·8)	5·5 (1·8 to 12·5)	5·3 (1·5 to 12·3)	4·1 (1·1 to 10·2)	3·8 (1·1 to 8·9)	4·3 (1·2 to 10·5)	2·6 (0·7 to 7·2)	2 (0·5 to 4·8)	0·9 (0·3 to 2·2)	0·2 (0·1 to 0·4)	0 (0 to 0·1)	75·5
Acute hepatitis C	1·1 (0·3 to 3·6)	1·1 (0·3 to 3·6)	0·8 (0·2 to 2·6)	0·9 (0·2 to 3)	1·3 (0·3 to 4·2)	1·1 (0·2 to 3·7)	0·4 (0·1 to 1·4)	0·3 (0·1 to 1·1)	0·1 (0 to 0·5)	0·1 (0 to 0·3)	0 (0 to 0·1)	0 (0 to 0)	14·7
Acute hepatitis E	0·5 (0·2 to 1·5)	0·6 (0·2 to 1·7)	0·5 (0·1 to 1·7)	0·5 (0·1 to 1·9)	0·5 (0·1 to 1·9)	0·4 (0·1 to 1·4)	0·3 (0·1 to 1·3)	0·2 (0 to 0·8)	0·2 (0 to 0·5)	0·1 (0 to 0·2)	0 (0 to 0·1)	0 (0 to 0)	9·9
Other unspecified infectious diseases	51·7 (26·9 to 95·9)	40·2 (19·9 to 76·2)	39·1 (18·6 to 72·3)	45·4 (21·3 to 89·7)	31·4 (13·9 to 61·9)	28·4 (12·5 to 59·5)	20·2 (9 to 43·4)	12·8 (5·5 to 28·4)	8·4 (3·6 to 19·7)	4 (1·8 to 9·4)	1·2 (0·5 to 2·9)	0·3 (0·1 to 0·8)	1,110
Maternal and neonatal disorders	394 (287 to 547)	169 (122 to 221)	81·8 (58·2 to 107)	53·1 (37·5 to 70·2)	32·9 (23·2 to 44·9)	16·6 (11·5 to 22·8)	6·9 (4·9 to 9·4)	3 (2 to 4·3)	0·8 (0·4 to 1·4)	0·3 (0·1 to 0·5)	0·1 (0 to 0·1)	0 (0 to 0)	40,900
Maternal disorders	233 (138 to 369)	68·4 (39·9 to 110)	17·1 (8·9 to 28·2)	7·2 (2·7 to 13·5)	4·4 (1·5 to 8·9)	2·5 (0·8 to 4·8)	1·2 (0·3 to 2·5)	0·6 (0·1 to 1·4)	0·3 (0 to 0·7)	0·1 (0 to 0·3)	0 (0 to 0·1)	0 (0 to 0)	3,830
Maternal hemorrhage	22·9 (12·2 to 41·5)	6·2 (2·8 to 12)	0·4 (0·1 to 0·9)	0 (0 to 0)	0 (0 to 0)	0 (0 to 0)	0 (0 to 0)	0 (0 to 0)	0 (0 to 0)	0 (0 to 0)	0 (0 to 0)	0 (0 to 0)	313
Maternal sepsis and other maternal infections	10 (4·8 to 19·4)	2·1 (1 to 4·1)	0·4 (0·2 to 0·8)	0 (0 to 0)	0 (0 to 0)	0 (0 to 0)	0 (0 to 0)	0 (0 to 0)	0 (0 to 0)	0 (0 to 0)	0 (0 to 0)	0 (0 to 0)	283
Maternal hypertensive disorders	23·2 (12·3 to 42·6)	5·8 (2·4 to 12·1)	0·5 (0·1 to 1·1)	0 (0 to 0)	0 (0 to 0)	0 (0 to 0)	0 (0 to 0)	0 (0 to 0)	0 (0 to 0)	0 (0 to 0)	0 (0 to 0)	0 (0 to 0)	450
Maternal obstructed labor and uterine rupture	52·4 (28 to 87·7)	25·5 (13·4 to 41·7)	11·8 (5·2 to 20·5)	7·2 (2·7 to 13·5)	4·4 (1·5 to 8·9)	2·5 (0·8 to 4·8)	1·2 (0·3 to 2·5)	0·6 (0·1 to 1·4)	0·3 (0 to 0·7)	0·1 (0 to 0·3)	0 (0 to 0·1)	0 (0 to 0)	469
Maternal abortion and miscarriage	8·3 (3·3 to 18·3)	3·3 (1 to 7·7)	0·3 (0·1 to 0·8)	0 (0 to 0)	0 (0 to 0)	0 (0 to 0)	0 (0 to 0)	0 (0 to 0)	0 (0 to 0)	0 (0 to 0)	0 (0 to 0)	0 (0 to 0)	86·9
Ectopic pregnancy	15·2 (6·8 to 30·3)	2·5 (0·9 to 5·6)	0·2 (0·1 to 0·5)	0 (0 to 0)	0 (0 to 0)	0 (0 to 0)	0 (0 to 0)	0 (0 to 0)	0 (0 to 0)	0 (0 to 0)	0 (0 to 0)	0 (0 to 0)	379
Indirect maternal deaths	11·5 (4·8 to 23·6)	3·1 (1 to 6·9)	0·4 (0·1 to 1·1)	--	--	--	--	--	--	--	--	--	NA
Late maternal deaths	7·8 (3·2 to 16)	1·3 (0·4 to 2·7)	0·1 (0 to 0·2)	--	--	--	--	--	--	--	--	--	NA
Maternal deaths aggravated by HIV/AIDS	13·1 (6 to 24·1)	3 (1·1 to 6·3)	0·2 (0·1 to 0·5)	--	--	--	--	--	--	--	--	--	NA
Neonatal disorders	161 (115 to 211)	101 (71 to 135)	64·7 (45·3 to 86·1)	45·9 (32·1 to 62·2)	28·6 (19·8 to 39·1)	14·2 (9·6 to 19·7)	5·7 (3·9 to 7·8)	2·3 (1·5 to 3·4)	0·5 (0·3 to 0·9)	0·2 (0·1 to 0·3)	0·1 (0 to 0·1)	0 (0 to 0)	37,100
Neonatal preterm birth	88·6 (61·7 to 119)	51·5 (35·9 to 71·3)	30·8 (22·4 to 40·7)	19·7 (14·3 to 26·2)	11·1 (7·8 to 15·1)	5·7 (3·8 to 8·2)	2·8 (1·7 to 4·3)	1·5 (0·9 to 2·5)	0·4 (0·2 to 0·8)	0·2 (0·1 to 0·3)	0·1 (0 to 0·1)	0 (0 to 0)	14,100
Neonatal encephalopathy due to birth asphyxia and trauma	45·8 (24·1 to 75·1)	31·5 (16 to 52·1)	21·6 (10·6 to 36·4)	17·1 (7·5 to 29)	11·8 (5·7 to 21·2)	5·5 (2·5 to 10·2)	1·7 (0·9 to 2·8)	0·4 (0·2 to 0·6)	0 (0 to 0·1)	0 (0 to 0)	0 (0 to 0)	0 (0 to 0)	8,890
Neonatal sepsis and other neonatal infections	22·3 (8·9 to 43·4)	14·8 (5·6 to 28·8)	10·2 (4·3 to 19·1)	7·7 (3·4 to 13·5)	4·7 (2 to 8·5)	2·4 (1 to 4·4)	1 (0·4 to 1·8)	0·3 (0·1 to 0·6)	0 (0 to 0·1)	0 (0 to 0)	0 (0 to 0)	0 (0 to 0)	3,660
Hemolytic disease and other neonatal jaundice	4·5 (3·3 to 5·9)	3·1 (2·2 to 4)	2·1 (1·5 to 2·7)	1·5 (1·1 to 2)	1 (0·7 to 1·3)	0·5 (0·4 to 0·7)	0·2 (0·2 to 0·3)	0·1 (0·1 to 0·1)	0 (0 to 0)	0 (0 to 0)	0 (0 to 0)	0 (0 to 0)	446
Other neonatal disorders	0 (0 to 0)	0 (0 to 0)	0 (0 to 0)	0 (0 to 0)	0 (0 to 0)	0 (0 to 0)	0 (0 to 0)	0 (0 to 0)	0 (0 to 0)	0 (0 to 0)	0 (0 to 0)	0 (0 to 0)	9,900
Nutritional deficiencies	444 (216 to 769)	304 (152 to 558)	236 (116 to 412)	178 (89·7 to 319)	136 (71·4 to 232)	112 (57·4 to 193)	89·3 (48·1 to 148)	66·4 (36·3 to 110)	53·2 (30·8 to 83·3)	28·3 (16·9 to 45·2)	9·5 (5·5 to 14·9)	3 (1·6 to 5·2)	10,600
Protein-energy malnutrition	78·8 (39·6 to 144)	63·2 (30·2 to 117)	54·3 (27·3 to 98·4)	54·9 (28·8 to 97·9)	54 (28·1 to 92·6)	48·4 (24·1 to 92)	42 (19·6 to 79·5)	37·2 (17·6 to 69·1)	29·2 (14·9 to 49·7)	17·3 (8·9 to 31)	6·3 (3·1 to 11)	2·5 (1·3 to 4·6)	5,840
Iodine deficiency	4 (1·8 to 8·1)	3·1 (1·4 to 6)	2·4 (1 to 4·6)	2 (0·9 to 4)	1·5 (0·6 to 2·9)	1 (0·5 to 2)	0·6 (0·2 to 1·1)	0·3 (0·1 to 0·6)	0·2 (0·1 to 0·3)	0·1 (0 to 0·1)	0 (0 to 0)	0 (0 to 0)	43·8
Vitamin A deficiency	3·3 (1·2 to 6·4)	2·6 (0·9 to 4·9)	2 (0·5 to 4·1)	1·8 (0·5 to 3·8)	1·4 (0·6 to 2·7)	1 (0·4 to 1·9)	0·6 (0·2 to 1·1)	0·3 (0·1 to 0·7)	0·2 (0·1 to 0·4)	0·1 (0 to 0·2)	0 (0 to 0)	0 (0 to 0)	224
Dietary iron deficiency	349 (144 to 651)	228 (84·3 to 469)	170 (61·4 to 345)	113 (33·5 to 246)	73·7 (22·4 to 163)	56·4 (16·3 to 129)	39·3 (13 to 83·4)	23·1 (7·1 to 52)	20 (6·8 to 42)	8·8 (2·9 to 17·5)	2·4 (0·8 to 4·9)	0·2 (0 to 0·6)	4,360
Other nutritional deficiencies	8·4 (4·3 to 15·8)	7 (3·4 to 13·6)	7·4 (3·5 to 14·1)	6·8 (3·5 to 12·8)	5·8 (3 to 11·3)	5·2 (2·6 to 10·1)	6·8 (2·7 to 14·3)	5·5 (2·2 to 12·3)	3·8 (1·4 to 8·1)	2 (0·7 to 4·1)	0·8 (0·3 to 1·7)	0·2 (0·1 to 0·5)	134
Non-communicable diseases	16,700 (12,600 to 21,300)	16,300 (12,200 to 21,200)	16,400 (12,000 to 21,600)	18,300 (13,400 to 24,400)	18,700 (14,000 to 24,500)	16,700 (13,100 to 21,200)	13,500 (11,100 to 16,900)	10,700 (9,160 to 13,100)	7,630 (6,680 to 9,240)	3,880 (3,300 to 4,710)	1,250 (1,060 to 1,550)	293 (252 to 355)	216,000
Neoplasms	3,400 (1,910 to 5,260)	3,590 (2,060 to 5,650)	3,690 (2,160 to 5,590)	4,040 (2,470 to 6,080)	3,490 (2,210 to 5,080)	2,860 (1,950 to 4,020)	2,070 (1,520 to 2,890)	1,390 (1,040 to 1,880)	844 (654 to 1,120)	357 (265 to 471)	86·5 (62·4 to 117)	16·5 (12·4 to 21·9)	32,300
Lip and oral cavity cancer	35·8 (16·9 to 65·2)	42·3 (19·7 to 79·3)	54·9 (28 to 94·4)	61·3 (31 to 108)	54·6 (27·3 to 92·3)	42·1 (24·5 to 67·9)	26·7 (15·4 to 43·9)	19·9 (11·7 to 32·1)	12·3 (7·4 to 19·1)	6·5 (3·9 to 9·9)	1·8 (1·1 to 2·9)	0·5 (0·3 to 0·7)	435
Nasopharynx cancer	11·7 (5·4 to 21·5)	13·7 (6·6 to 23·7)	12·8 (6·2 to 22·8)	12·3 (6·3 to 21·5)	12·6 (6·1 to 23)	9·1 (4·6 to 15·3)	6·3 (3·6 to 10·7)	3·2 (1·7 to 5·5)	1·7 (0·9 to 3)	0·6 (0·3 to 1)	0·1 (0 to 0·2)	0 (0 to 0·1)	112
Other pharynx cancer	7·3 (3·1 to 14·1)	10·5 (4·8 to 20·3)	13·6 (7·1 to 24·7)	16·6 (8·3 to 28·4)	12·7 (6·7 to 20·6)	9·6 (5·2 to 16·4)	6 (3·4 to 9·6)	2·9 (1·5 to 4·9)	1·6 (0·9 to 2·8)	0·8 (0·4 to 1·3)	0·2 (0·1 to 0·4)	0 (0 to 0·1)	92·8
Esophageal cancer	91·9 (41·5 to 176)	146 (64·4 to 258)	196 (86·9 to 341)	242 (110 to 424)	209 (103 to 355)	178 (92·7 to 293)	135 (67·4 to 221)	89·5 (45·4 to 145)	48·6 (24 to 79·6)	22·5 (11·6 to 36)	4·8 (2·3 to 8·2)	1 (0·5 to 1·8)	1,460
Stomach cancer	96·9 (46·4 to 172)	106 (55·4 to 182)	122 (63 to 199)	137 (73·1 to 234)	144 (83·5 to 233)	132 (79·1 to 206)	106 (67·3 to 156)	89 (59·3 to 131)	55·9 (36·7 to 84·3)	25·7 (16·7 to 38·4)	6·4 (4 to 9·6)	1·1 (0·7 to 1·7)	1,180
Colon and rectum cancer	169 (84·1 to 280)	205 (102 to 372)	231 (120 to 400)	284 (148 to 479)	281 (153 to 473)	261 (153 to 405)	210 (129 to 329)	179 (111 to 281)	129 (85·6 to 193)	57·9 (37·4 to 87·9)	15·2 (9·3 to 23·5)	2·7 (1·7 to 4·4)	2,340
Liver cancer	19·8 (8·1 to 36·7)	20·3 (8·5 to 38·1)	22·5 (10·7 to 42·7)	26·7 (12·5 to 50·4)	26·1 (12·5 to 47·3)	23·2 (11·9 to 39·1)	16·5 (8·6 to 29·3)	11·4 (5·9 to 19·3)	6·8 (4 to 10·9)	2·6 (1·4 to 4·5)	0·6 (0·3 to 0·9)	0·1 (0·1 to 0·3)	226
Liver cancer due to hepatitis B	8·8 (3·1 to 18·4)	7·6 (2·7 to 15·7)	7·1 (2·6 to 15·2)	7·3 (2·7 to 15·9)	6 (2·2 to 12·7)	4·3 (1·7 to 9·4)	2·5 (1 to 5·6)	1·4 (0·6 to 2·9)	0·7 (0·3 to 1·5)	0·2 (0·1 to 0·5)	0 (0 to 0·1)	0 (0 to 0)	67·6
Liver cancer due to hepatitis C	4·5 (1·5 to 10)	6 (2 to 12·8)	8 (3·2 to 16)	10·8 (4·3 to 23·4)	11·5 (4·9 to 22·4)	10·9 (5·2 to 20·3)	8·3 (4·1 to 15·4)	6·2 (3 to 10·9)	4 (2·2 to 6·5)	1·6 (0·9 to 2·7)	0·4 (0·2 to 0·6)	0·1 (0 to 0·2)	77·6
Liver cancer due to alcohol use	2·2 (0·7 to 5·4)	2·5 (0·7 to 5·7)	2·9 (1 to 6·6)	3·5 (1·2 to 8·2)	3·7 (1·4 to 8)	3·5 (1·4 to 7)	2·4 (1 to 4·8)	1·4 (0·6 to 2·7)	0·7 (0·3 to 1·3)	0·2 (0·1 to 0·4)	0 (0 to 0·1)	0 (0 to 0)	26·2
Liver cancer due to NASH	2·2 (0·8 to 4·8)	2·3 (0·7 to 5·2)	2·6 (1 to 5·8)	3·2 (1·1 to 6·9)	3·2 (1·2 to 6·6)	3 (1·3 to 6)	2·4 (1 to 4·6)	1·8 (0·8 to 3·6)	1·1 (0·5 to 2·1)	0·4 (0·2 to 0·8)	0·1 (0 to 0·2)	0 (0 to 0)	28·4
Liver cancer due to other causes	2·1 (0·8 to 5)	1·9 (0·7 to 4·4)	1·9 (0·6 to 4·3)	2 (0·7 to 4·3)	1·7 (0·6 to 3·7)	1·4 (0·6 to 2·8)	0·9 (0·3 to 1·9)	0·6 (0·2 to 1·2)	0·3 (0·1 to 0·7)	0·1 (0 to 0·2)	0 (0 to 0)	0 (0 to 0)	26·4
Gallbladder and biliary tract cancer	10·7 (5 to 19·6)	17·4 (8·2 to 31·6)	23·5 (12·2 to 41·5)	28·8 (14·7 to 50·2)	32·8 (17·2 to 56·1)	29·5 (16·6 to 47·2)	24·2 (13·6 to 39·1)	17·9 (10·7 to 29·6)	10·4 (6 to 17·1)	4·2 (2·5 to 6·7)	1 (0·5 to 1·7)	0·2 (0·1 to 0·3)	214
Pancreatic cancer	69·1 (35·9 to 118)	91·2 (46 to 165)	123 (65·5 to 215)	166 (88·2 to 286)	186 (108 to 311)	173 (105 to 281)	140 (88·3 to 219)	95·9 (59·2 to 145)	60·7 (38 to 90·4)	26·1 (16·3 to 39·8)	5·8 (3·6 to 8·6)	0·9 (0·6 to 1·4)	1,210
Larynx cancer	10·7 (4·4 to 21·3)	18·3 (7·9 to 34·5)	22·8 (10·6 to 43·4)	23·4 (11·6 to 42·8)	21·1 (10·8 to 37·2)	16 (8·2 to 27·4)	9·8 (5·4 to 16·5)	5·4 (3·1 to 8·8)	3·1 (1·9 to 5·1)	1·4 (0·8 to 2·3)	0·3 (0·1 to 0·5)	0 (0 to 0·1)	148
Tracheal, bronchus, and lung cancer	136 (66·3 to 246)	196 (91·2 to 350)	266 (133 to 475)	365 (179 to 633)	387 (211 to 633)	320 (183 to 512)	232 (139 to 377)	147 (86·1 to 239)	88·2 (53 to 140)	31·2 (18·4 to 46·9)	6·7 (4 to 10·9)	1·2 (0·7 to 1·9)	2,360
Malignant skin melanoma	18·7 (8·7 to 36)	16·8 (7·5 to 32)	17·4 (8·6 to 32)	15·1 (7·3 to 27·2)	14·8 (7·6 to 25·7)	13·3 (7·1 to 22·4)	8·4 (4·6 to 13·9)	5·9 (3·3 to 10)	4 (2·3 to 6·5)	1·7 (1 to 2·7)	0·4 (0·2 to 0·6)	0·1 (0 to 0·1)	164
Non-melanoma skin cancer	3·8 (1·6 to 7·7)	4·9 (2 to 10)	4·7 (1·9 to 9·3)	5·7 (2·4 to 11·6)	5·4 (2·6 to 10·9)	5·8 (2·9 to 11)	6·3 (3 to 11·5)	6 (2·9 to 11·8)	4·5 (2·2 to 8·3)	3·1 (1·4 to 5·8)	1·3 (0·6 to 2·5)	0·3 (0·1 to 0·5)	58·5
Non-melanoma skin cancer (squamous-cell carcinoma)	3·8 (1·6 to 7·7)	4·9 (2 to 10)	4·7 (1·9 to 9·3)	5·7 (2·4 to 11·6)	5·4 (2·6 to 10·9)	5·8 (2·8 to 11)	6·3 (3 to 11·5)	6 (2·9 to 11·8)	4·5 (2·2 to 8·3)	3·1 (1·4 to 5·8)	1·3 (0·6 to 2·5)	0·3 (0·1 to 0·5)	58·5
Non-melanoma skin cancer (basal-cell carcinoma)	0 (0 to 0)	0 (0 to 0)	0 (0 to 0)	0 (0 to 0)	0 (0 to 0)	0 (0 to 0)	0 (0 to 0)	0 (0 to 0)	0 (0 to 0)	0 (0 to 0)	0 (0 to 0)	0 (0 to 0)	0
Breast cancer	994 (527 to 1,640)	1,010 (544 to 1,660)	956 (507 to 1,570)	978 (537 to 1,610)	724 (430 to 1,160)	563 (350 to 881)	398 (257 to 605)	253 (160 to 381)	161 (103 to 231)	69·9 (42·9 to 106)	18·7 (11·4 to 28·4)	4 (2·4 to 6·4)	7,450
Cervical cancer	1,190 (601 to 2,050)	1,160 (554 to 2,040)	1,050 (532 to 1,870)	983 (517 to 1,680)	710 (380 to 1,210)	522 (302 to 864)	339 (199 to 534)	196 (111 to 317)	103 (58·1 to 165)	39·5 (23 to 63·8)	8·2 (4·5 to 13·8)	1·8 (1·1 to 2·8)	8,000
Uterine cancer	35·4 (16·7 to 67·3)	46·5 (22 to 83·6)	59·3 (29·2 to 104)	91·4 (45·3 to 164)	124 (61·8 to 216)	113 (61·3 to 187)	85·2 (46·9 to 141)	45·6 (25·2 to 71·5)	23 (12·6 to 38·1)	9·3 (5·4 to 14·9)	2·2 (1·3 to 3·4)	0·4 (0·2 to 0·5)	669
Ovarian cancer	146 (72·8 to 251)	159 (80·2 to 280)	178 (92·6 to 294)	205 (103 to 350)	189 (105 to 309)	138 (83·1 to 227)	90·4 (54·3 to 144)	52 (30·8 to 81·3)	29 (16·5 to 46·9)	11·6 (6·6 to 18·9)	2·5 (1·4 to 4·1)	0·4 (0·2 to 0·7)	1,530
Prostate cancer	0 (0 to 0)	0 (0 to 0)	0 (0 to 0)	0 (0 to 0)	0 (0 to 0)	0 (0 to 0)	0 (0 to 0)	0 (0 to 0)	0 (0 to 0)	0 (0 to 0)	0 (0 to 0)	0 (0 to 0)	0
Testicular cancer	--	--	--	--	--	--	--	--	--	--	--	--	NA
Kidney cancer	17·4 (7·7 to 32)	18·1 (8·6 to 32·2)	20·8 (10·7 to 36·3)	28·8 (14·6 to 49·2)	26·4 (13·7 to 45·9)	25·2 (14·5 to 41·7)	16·6 (9·2 to 27·4)	11·3 (6·4 to 19)	6·2 (3·5 to 10·3)	2·6 (1·3 to 4·6)	0·5 (0·3 to 0·9)	0·1 (0·1 to 0·2)	254
Bladder cancer	24·1 (11·7 to 43·5)	28 (13·7 to 51·1)	30·9 (16 to 53·7)	35·9 (18·7 to 61·4)	34·9 (19·4 to 59·2)	32·6 (18·5 to 54·6)	28·5 (16·8 to 45·4)	25·5 (15 to 38·3)	15·7 (9·1 to 23·6)	7·5 (4·2 to 11·6)	2·2 (1·3 to 3·2)	0·4 (0·2 to 0·5)	303
Brain and central nervous system cancer	48·5 (23·5 to 86·5)	44·7 (22 to 78)	43·4 (22 to 75·3)	47·6 (23·9 to 82·9)	40·7 (21·6 to 69·8)	30·3 (17·1 to 49·1)	19·3 (10·8 to 32·5)	10·8 (5·7 to 18·9)	6·4 (3·2 to 11·6)	2 (1 to 3·8)	0·4 (0·2 to 0·8)	0·1 (0 to 0·1)	660
Thyroid cancer	1·6 (0·7 to 3·3)	1·7 (0·8 to 3)	2·1 (1 to 3·6)	2·4 (1·2 to 4·1)	2·2 (1·1 to 3·6)	1·8 (1 to 3·1)	1·3 (0·8 to 2·2)	0·9 (0·5 to 1·4)	0·5 (0·3 to 0·9)	0·2 (0·1 to 0·3)	0·1 (0 to 0·1)	0 (0 to 0)	22·9
Mesothelioma	5 (1·5 to 12·3)	4·4 (1·4 to 10·8)	6·5 (1·7 to 16·7)	8·7 (2·6 to 20·9)	7·5 (2·5 to 18·8)	6·8 (2·1 to 16·5)	5·5 (1·7 to 12·8)	3·9 (1·1 to 9·8)	2 (0·6 to 5·2)	0·8 (0·2 to 2·6)	0·1 (0 to 0·4)	0 (0 to 0·1)	59
Hodgkin lymphoma	2·2 (1 to 3·9)	1·5 (0·7 to 2·6)	1·4 (0·7 to 2·6)	1·2 (0·6 to 2)	1 (0·5 to 1·6)	0·7 (0·4 to 1·1)	0·6 (0·3 to 1)	0·4 (0·2 to 0·6)	0·2 (0·1 to 0·4)	0·1 (0 to 0·1)	0 (0 to 0)	0 (0 to 0)	32·5
Non-Hodgkin lymphoma	56·2 (28·2 to 96·8)	42 (20·8 to 72·9)	38·1 (19·5 to 70·3)	39·4 (20·3 to 68·4)	31·6 (17·5 to 50·9)	29·5 (17 to 45·7)	21·4 (13·1 to 34·4)	14·5 (8·8 to 22·4)	9·9 (5·7 to 16)	4·2 (2·5 to 6·8)	0·9 (0·5 to 1·5)	0·2 (0·1 to 0·3)	538
Multiple myeloma	22 (10·2 to 38·7)	31 (15·7 to 54·2)	42·2 (22·9 to 72·7)	54 (29·4 to 87·9)	56·9 (32·7 to 90·6)	44·8 (27·1 to 71·4)	33 (20·8 to 51·1)	20·5 (12·8 to 31·9)	11 (6·7 to 17·1)	4·3 (2·3 to 7·7)	0·8 (0·5 to 1·4)	0·1 (0 to 0·1)	344
Leukemia	76·6 (35·2 to 128)	70·5 (34·1 to 124)	64·9 (31·2 to 113)	78·1 (41·5 to 139)	70·2 (36 to 117)	63·3 (34·5 to 107)	47·4 (25·6 to 80·2)	36·8 (19·5 to 58·8)	21·8 (11·3 to 36·3)	9·8 (4·8 to 17·7)	2·3 (1·1 to 4)	0·4 (0·2 to 0·7)	1,200
Acute lymphoid leukemia	2·8 (1 to 6·5)	1·4 (0·5 to 3·3)	0·8 (0·3 to 1·9)	0·6 (0·2 to 1·5)	0·5 (0·1 to 1·1)	0·3 (0·1 to 0·6)	0·1 (0 to 0·3)	0·1 (0 to 0·2)	0 (0 to 0·1)	0 (0 to 0)	0 (0 to 0)	0 (0 to 0)	153
Chronic lymphoid leukemia	37·3 (15·4 to 71·6)	45·3 (20·2 to 83·1)	47·9 (22·9 to 86·3)	62·2 (31·1 to 112)	60·3 (31·7 to 103)	54·6 (29·6 to 91)	42·4 (23·3 to 71·4)	33·5 (17·6 to 53·8)	19·7 (10·3 to 32·9)	9 (4·4 to 16·1)	2·1 (1 to 3·8)	0·4 (0·2 to 0·6)	443
Acute myeloid leukemia	14·5 (5·1 to 32)	9·4 (2·9 to 22)	4·4 (1·4 to 10·7)	2·8 (0·8 to 6·8)	2·1 (0·6 to 5)	1·2 (0·4 to 3)	0·5 (0·1 to 1·2)	0·3 (0·1 to 0·7)	0·1 (0 to 0·3)	0 (0 to 0·1)	0 (0 to 0)	0 (0 to 0)	165
Chronic myeloid leukemia	2·9 (0·9 to 6·5)	1·9 (0·6 to 4·4)	1·4 (0·5 to 3·4)	1·1 (0·3 to 2·5)	0·7 (0·2 to 1·9)	0·6 (0·2 to 1·4)	0·3 (0·1 to 0·7)	0·1 (0 to 0·3)	0·1 (0 to 0·2)	0 (0 to 0·1)	0 (0 to 0)	0 (0 to 0)	41·3
Other leukemia	19·1 (7·2 to 39·3)	12·5 (4·5 to 28·7)	10·3 (3·7 to 23)	11·5 (3·6 to 24·7)	6·6 (2·1 to 15)	6·7 (2·2 to 15·8)	4 (1·2 to 9·3)	2·8 (0·9 to 6·9)	1·8 (0·6 to 4·4)	0·7 (0·2 to 1·8)	0·1 (0 to 0·3)	0 (0 to 0)	393
Other malignant neoplasms	94 (46·8 to 160)	81 (39·5 to 142)	78·7 (41·7 to 136)	92·1 (49·3 to 154)	79·9 (44·3 to 130)	68·8 (41·4 to 109)	50·5 (29·4 to 78·1)	34·9 (21·2 to 54·3)	21·5 (13·4 to 33·5)	8·9 (5·2 to 14·9)	2·3 (1·4 to 3·8)	0·5 (0·3 to 0·8)	1,190
Other neoplasms	6·7 (3 to 12·8)	4·8 (2·2 to 9·5)	6·1 (3 to 11)	9·5 (4·9 to 16·4)	7·2 (4 to 12·4)	8·8 (5·3 to 14·2)	8·5 (5 to 14·5)	6·6 (3·7 to 11·7)	5·4 (3·1 to 9·5)	2·3 (1·1 to 4·3)	0·7 (0·3 to 1·3)	0·1 (0 to 0·2)	97·6
Myelodysplastic, myeloproliferative, and other hematopoietic n	[illegible]	[illegible]	[illegible]	[illegible]	[illegible]	[illegible]	[illegible]	[illegible]	[illegible]	[illegible]	[illegible]	[illegible]	[illegible]
Benign and in situ intestinal neoplasms	[illegible]	[illegible]	[illegible]	[illegible]	[illegible]	[illegible]	[illegible]	[illegible]	[illegible]	[illegible]	[illegible]	[illegible]	[illegible]
Benign and in situ cervical and uterine neoplasms	[illegible]	[illegible]	[illegible]	[illegible]	[illegible]	[illegible]	[illegible]	[illegible]	[illegible]	[illegible]	[illegible]	[illegible]	[illegible]
Benign and in situ other neoplasms	[illegible]	[illegible]	[illegible]	[illegible]	[illegible]	[illegible]	[illegible]	[illegible]	[illegible]	[illegible]	[illegible]	[illegible]	[illegible]
Cardiovascular diseases	[illegible]	[illegible]	[illegible]	[illegible]	[illegible]	[illegible]	[illegible]	[illegible]	[illegible]	[illegible]	[illegible]	[illegible]	[illegible]
Rheumatic heart disease	[illegible]	[illegible]	[illegible]	[illegible]	[illegible]	[illegible]	[illegible]	[illegible]	[illegible]	[illegible]	[illegible]	[illegible]	[illegible]





SR Table 2b: Lesotho DALYS by cause and age group for females with 95% uncertainty intervals, 2019

Cause	Early Neonatal	Late Neonatal	Post Neonatal	1 to 4	5 to 9	10 to 14	15 to 19	20 to 24	25 to 29	30 to 34	35 to 39	40 to 44
All causes	42,200 (28,600 to 57,800)	9,290 (6,310 to 12,700)	39,700 (31,800 to 48,800)	29,600 (24,800 to 34,800)	15,300 (13,200 to 17,800)	14,600 (12,300 to 17,300)	27,100 (20,600 to 35,200)	40,600 (30,500 to 55,100)	60,100 (42,600 to 85,900)	68,600 (51,600 to 93,000)	69,200 (53,500 to 88,900)	56,600 (46,700 to 68,000)
Communicable, maternal, neonatal, and nutritional diseases	39,600 (26,300 to 54,500)	8,460 (5,620 to 11,600)	35,800 (28,800 to 44,100)	25,300 (21,200 to 30,000)	10,300 (8,660 to 12,000)	7,850 (6,550 to 9,250)	16,300 (11,300 to 23,400)	28,100 (19,400 to 41,300)	46,000 (29,400 to 71,900)	54,000 (38,100 to 77,300)	53,600 (38,700 to 72,100)	41,200 (32,900 to 50,500)
HIV/AIDS and sexually transmitted infections	1,560 (441 to 3,650)	410 (116 to 956)	5,560 (4,160 to 7,260)	10,400 (7,770 to 13,300)	4,490 (3,310 to 5,670)	3,980 (3,000 to 4,950)	10,500 (5,920 to 17,200)	21,000 (13,000 to 33,400)	38,700 (22,100 to 64,500)	47,300 (31,400 to 69,200)	46,900 (32,400 to 65,100)	35,100 (27,000 to 44,200)
HIV/AIDS	0·6 (0·4 to 0·8)	2 (1·4 to 2·8)	5,070 (3,720 to 6,670)	10,300 (7,740 to 13,300)	4,470 (3,300 to 5,650)	3,970 (3,000 to 4,940)	10,500 (5,890 to 17,200)	20,900 (12,900 to 33,300)	38,600 (22,000 to 64,400)	47,200 (31,300 to 69,100)	46,800 (32,300 to 65,100)	35,000 (26,900 to 44,100)
HIV/AIDS - Drug-susceptible Tuberculosis	0 (0 to 0)	0·1 (0 to 0·3)	1,990 (1,390 to 2,750)	4,040 (2,870 to 5,410)	1,710 (1,180 to 2,230)	1,520 (1,090 to 1,950)	4,030 (2,200 to 6,710)	8,050 (4,800 to 13,100)	14,900 (8,130 to 25,100)	18,300 (11,700 to 27,800)	18,000 (11,900 to 25,800)	13,500 (9,970 to 17,400)
HIV/AIDS - Multidrug-resistant Tuberculosis without extensive	0 (0 to 0)	0 (0 to 0)	282 (76·3 to 662)	567 (153 to 1,370)	234 (63·3 to 549)	201 (56·4 to 468)	541 (126 to 1,420)	1,020 (254 to 2,610)	1,760 (424 to 4,620)	2,110 (544 to 5,380)	2,080 (562 to 4,990)	1,560 (427 to 3,770)
HIV/AIDS - Extensively drug-resistant Tuberculosis	0 (0 to 0)	0 (0 to 0)	3·8 (1 to 9·5)	7·7 (2·1 to 19·3)	3·2 (0·8 to 7·9)	2·7 (0·7 to 6·8)	7·3 (1·6 to 19·8)	13·7 (3·2 to 36·3)	23·8 (5 to 67)	28·5 (7 to 75·5)	28·1 (7 to 72·1)	21·1 (5·7 to 51·9)
HIV/AIDS resulting in other diseases	0·6 (0·4 to 0·8)	1·9 (1·3 to 2·6)	2,790 (2,050 to 3,670)	5,730 (4,290 to 7,390)	2,520 (1,870 to 3,190)	2,250 (1,720 to 2,790)	5,930 (3,360 to 9,650)	11,900 (7,440 to 18,800)	21,900 (12,900 to 36,100)	26,800 (18,200 to 39,200)	26,700 (18,600 to 36,700)	20,000 (15,400 to 24,800)
Sexually transmitted infections excluding HIV	1,560 (440 to 3,650)	408 (114 to 955)	492 (138 to 1,110)	28·8 (7·9 to 68·3)	14·7 (4·2 to 32·8)	6·8 (2·9 to 14·5)	29·9 (15·1 to 55·9)	66·5 (34·1 to 124)	99·1 (50·1 to 178)	98·1 (51·7 to 177)	89·9 (47·6 to 161)	70 (34·7 to 126)
Syphilis	1,560 (440 to 3,650)	408 (114 to 955)	492 (138 to 1,110)	28·8 (7·9 to 68·3)	14·7 (4·2 to 32·8)	2·5 (0·7 to 6·4)	3·1 (1·1 to 6·7)	2 (0·7 to 4)	4·2 (1·5 to 9·3)	4 (1·4 to 8·7)	2·8 (1 to 6·1)	1 (0·4 to 2·1)
Chlamydial infection	0 (0 to 0)	0 (0 to 0)	0 (0 to 0)	0 (0 to 0)	0 (0 to 0)	0·6 (0·3 to 1·3)	2·4 (1·2 to 4·2)	6·5 (3 to 11·7)	8·7 (4·5 to 15)	8·1 (4·2 to 13·7)	8·5 (4·6 to 14·1)	7·2 (3·8 to 12·3)
Gonococcal infection	0 (0 to 0)	0 (0 to 0)	0 (0 to 0)	0 (0 to 0)	0 (0 to 0)	0·8 (0·3 to 1·9)	4·1 (1·5 to 8·8)	6·5 (2·7 to 13·6)	9·3 (3·7 to 20·8)	8·5 (3·7 to 16·7)	8·5 (3·7 to 16·9)	8·7 (3·4 to 17·9)
Trichomoniasis	0 (0 to 0)	0 (0 to 0)	0 (0 to 0)	0 (0 to 0)	0 (0 to 0)	0·5 (0·1 to 1·3)	8·2 (2·6 to 20·3)	30·4 (10·8 to 70·3)	43·4 (14·5 to 99·1)	39·8 (13·3 to 91·8)	33·9 (11·5 to 76·9)	24·9 (8·8 to 57·6)
Genital herpes	0 (0 to 0)	0 (0 to 0)	0 (0 to 0)	0 (0 to 0)	0 (0 to 0)	1·2 (0·2 to 3·2)	5·1 (1·6 to 12·6)	9·8 (3·1 to 23·6)	13·5 (4·4 to 32·7)	13·9 (4·4 to 32·7)	12·4 (3·8 to 29·6)	9·2 (2·8 to 22·3)
Other sexually transmitted infections	0 (0 to 0)	0 (0 to 0)	0 (0 to 0)	0 (0 to 0)	0 (0 to 0)	1·2 (0·5 to 2·5)	6·9 (3·3 to 13·1)	11·5 (5·6 to 19·3)	20 (11·3 to 33)	23·8 (13·4 to 39·6)	23·8 (13·9 to 38·4)	19·1 (10·4 to 31·1)
Respiratory infections and tuberculosis	2,880 (1,340 to 5,260)	1,780 (806 to 3,010)	14,600 (8,090 to 21,400)	6,080 (3,460 to 8,840)	2,030 (1,500 to 2,630)	1,500 (1,110 to 1,960)	2,960 (1,960 to 4,050)	3,740 (2,350 to 5,520)	3,690 (2,040 to 5,650)	3,510 (2,070 to 5,430)	3,630 (2,150 to 5,660)	3,390 (1,900 to 5,420)
Tuberculosis	0 (0 to 0)	0 (0 to 0)	2,350 (1,130 to 3,970)	1,900 (1,040 to 3,040)	1,100 (722 to 1,570)	853 (535 to 1,220)	2,090 (1,280 to 3,030)	2,770 (1,650 to 4,160)	2,590 (1,320 to 4,200)	2,400 (1,280 to 3,950)	2,340 (1,290 to 3,940)	2,190 (1,080 to 3,740)
Latent tuberculosis infection	0 (0 to 0)	0 (0 to 0)	0 (0 to 0)	0 (0 to 0)	0 (0 to 0)	0 (0 to 0)	0 (0 to 0)	0 (0 to 0)	0 (0 to 0)	0 (0 to 0)	0 (0 to 0)	0 (0 to 0)
Drug-susceptible tuberculosis	0 (0 to 0)	0 (0 to 0)	2,100 (937 to 3,640)	1,720 (926 to 2,750)	1,000 (649 to 1,440)	777 (485 to 1,140)	1,900 (1,130 to 2,800)	2,540 (1,510 to 3,830)	2,370 (1,220 to 3,900)	2,200 (1,170 to 3,680)	2,140 (1,140 to 3,610)	2,000 (1,010 to 3,380)
Multidrug-resistant tuberculosis without extensive drug resistar	0 (0 to 0)	0 (0 to 0)	242 (54·2 to 628)	181 (46·4 to 480)	95·6 (25·5 to 246)	75·6 (19·3 to 195)	190 (50·2 to 483)	227 (58·9 to 588)	215 (51·6 to 553)	199 (46·7 to 543)	202 (48·3 to 528)	191 (40·9 to 521)
Extensively drug-resistant tuberculosis	0 (0 to 0)	0 (0 to 0)	3·3 (0·7 to 8·8)	2·4 (0·5 to 6·2)	1·2 (0·3 to 3·3)	1 (0·2 to 2·6)	2·5 (0·6 to 6·4)	2·9 (0·7 to 7·9)	2·8 (0·6 to 7·5)	2·6 (0·6 to 7·4)	2·7 (0·6 to 7·8)	2·6 (0·5 to 7·7)
Lower respiratory infections	2,880 (1,340 to 5,260)	1,770 (804 to 3,010)	12,200 (6,620 to 18,300)	4,030 (1,940 to 6,460)	777 (483 to 1,120)	518 (338 to 757)	741 (419 to 1,150)	856 (454 to 1,400)	995 (537 to 1,670)	1,010 (523 to 1,700)	1,210 (628 to 1,970)	1,140 (580 to 1,880)
Upper respiratory infections	0·9 (0·2 to 2·5)	3·3 (1·2 to 7·5)	49·5 (20·5 to 104)	97·1 (52·8 to 154)	93·2 (51·6 to 154)	90·3 (48·3 to 153)	87·4 (46·8 to 148)	81·1 (43·8 to 136)	79·2 (45·1 to 131)	67·1 (36·5 to 111)	56·5 (30 to 95·1)	40·8 (20·8 to 69·6)
Otitis media	0 (0 to 0)	0·1 (0·1 to 0·3)	5·7 (2·9 to 10·3)	50 (27·5 to 87·4)	58·3 (32·1 to 102)	36·4 (18·7 to 66·5)	37·2 (19·9 to 61·5)	36·4 (15·9 to 71·7)	31 (14·5 to 56·1)	23 (10·6 to 42·6)	19·8 (9·4 to 37·8)	16·3 (7·5 to 29·5)
Enteric infections	98·8 (24·9 to 343)	743 (177 to 2,570)	10,100 (3,320 to 19,400)	3,730 (1,340 to 8,350)	1,420 (724 to 2,460)	822 (418 to 1,510)	870 (401 to 1,830)	990 (415 to 2,220)	945 (380 to 2,220)	865 (369 to 1,970)	930 (376 to 2,130)	818 (315 to 1,870)
Diarrheal diseases	98·8 (24·9 to 343)	738 (173 to 2,570)	10,000 (3,210 to 19,300)	3,470 (1,060 to 8,180)	1,330 (641 to 2,400)	788 (383 to 1,470)	844 (382 to 1,800)	973 (398 to 2,190)	934 (370 to 2,220)	856 (358 to 1,960)	921 (367 to 2,120)	811 (308 to 1,860)
Typhoid and paratyphoid	0 (0 to 0)	0 (0 to 0)	0·3 (0·1 to 0·6)	7 (2·2 to 15·6)	5·5 (1·8 to 12·2)	4·8 (1·7 to 10·1)	3·2 (1·1 to 7·5)	1·3 (0·4 to 3)	0·7 (0·3 to 1·7)	0·5 (0·2 to 1·1)	0·3 (0·1 to 0·7)	0·2 (0·1 to 0·4)
Typhoid fever	0 (0 to 0)	0 (0 to 0)	0·3 (0·1 to 0·6)	6·8 (2·1 to 15)	5·2 (1·7 to 11·7)	4·6 (1·6 to 9·8)	3·1 (1 to 7·2)	1·3 (0·4 to 2·9)	0·7 (0·3 to 1·7)	0·4 (0·2 to 1)	0·3 (0·1 to 0·7)	0·2 (0·1 to 0·4)
Paratyphoid fever	0 (0 to 0)	0 (0 to 0)	0 (0 to 0)	0·3 (0·1 to 0·7)	0·2 (0·1 to 0·5)	0·2 (0 to 0·4)	0·1 (0 to 0·2)	0 (0 to 0·1)	0 (0 to 0)	0 (0 to 0)	0 (0 to 0)	0 (0 to 0)
Invasive Non-typhoidal Salmonella (iNTS)	0 (0 to 0)	5·2 (2·4 to 9·5)	77 (34·4 to 139)	242 (104 to 454)	80 (33·9 to 159)	27·3 (10·3 to 57·3)	21·6 (7·2 to 49·2)	14 (4·4 to 30·5)	10 (2·8 to 24·1)	7·7 (2·3 to 17·9)	7·2 (2·2 to 17·6)	5·7 (1·7 to 13·4)
Other intestinal infectious diseases	0 (0 to 0)	0 (0 to 0)	9·5 (0·1 to 39·1)	9·9 (0·4 to 36)	3·6 (0·1 to 13·8)	2·2 (0·1 to 8·3)	1·4 (0·1 to 5·3)	1·1 (0·1 to 4·1)	0·5 (0·1 to 2)	1·2 (0·1 to 3·8)	0·6 (0·1 to 2·3)	0·6 (0·1 to 2·2)
Neglected tropical diseases and malaria	2 (0·3 to 5·7)	2·3 (1·1 to 4·7)	26·6 (13·6 to 49·8)	103 (61·3 to 157)	133 (75·5 to 218)	77·8 (38·9 to 135)	65·3 (34·9 to 104)	82·5 (42·1 to 152)	99·5 (43·3 to 180)	94·8 (39·4 to 172)	88·4 (38·2 to 159)	90·7 (46·7 to 152)
Malaria	0 (0 to 0)	0 (0 to 0)	0 (0 to 0)	0 (0 to 0)	0 (0 to 0)	0 (0 to 0)	0 (0 to 0)	0 (0 to 0)	0 (0 to 0)	0 (0 to 0)	0 (0 to 0)	0 (0 to 0)
Chagas disease	0 (0 to 0)	0 (0 to 0)	0 (0 to 0)	0 (0 to 0)	0 (0 to 0)	0 (0 to 0)	0 (0 to 0)	0 (0 to 0)	0 (0 to 0)	0 (0 to 0)	0 (0 to 0)	0 (0 to 0)
Leishmaniasis	0 (0 to 0)	0 (0 to 0)	0 (0 to 0)	0 (0 to 0)	0 (0 to 0)	0 (0 to 0)	0 (0 to 0)	0 (0 to 0)	0 (0 to 0)	0 (0 to 0)	0 (0 to 0)	0 (0 to 0)
Visceral leishmaniasis	0 (0 to 0)	0 (0 to 0)	0 (0 to 0)	0 (0 to 0)	0 (0 to 0)	0 (0 to 0)	0 (0 to 0)	0 (0 to 0)	0 (0 to 0)	0 (0 to 0)	0 (0 to 0)	0 (0 to 0)
Cutaneous and mucocutaneous leishmaniasis	0 (0 to 0)	0 (0 to 0)	0 (0 to 0)	0 (0 to 0)	0 (0 to 0)	0 (0 to 0)	0 (0 to 0)	0 (0 to 0)	0 (0 to 0)	0 (0 to 0)	0 (0 to 0)	0 (0 to 0)
African trypanosomiasis	0 (0 to 0)	0 (0 to 0)	0 (0 to 0)	0 (0 to 0)	0 (0 to 0)	0 (0 to 0)	0 (0 to 0)	0 (0 to 0)	0 (0 to 0)	0 (0 to 0)	0 (0 to 0)	0 (0 to 0)
Schistosomiasis	0 (0 to 0)	0 (0 to 0)	0 (0 to 0)	0 (0 to 0)	0 (0 to 0)	0 (0 to 0)	0 (0 to 0)	0 (0 to 0)	0 (0 to 0)	0 (0 to 0)	0 (0 to 0)	0 (0 to 0)
Cysticercosis	0 (0 to 0)	0 (0 to 0)	0 (0 to 0)	0·4 (0 to 1·8)	2·1 (0 to 7·7)	4 (0·6 to 10·6)	17·5 (2·6 to 43·1)	51·3 (14·9 to 117)	81·4 (26 to 162)	84·8 (30·7 to 163)	80·8 (29·8 to 151)	66·6 (25·2 to 125)
Cystic echinococcosis	0 (0 to 0)	0 (0 to 0)	0 (0 to 0)	0·9 (0 to 3·6)	1 (0 to 4)	0·5 (0 to 2·2)	0·4 (0 to 1·7)	0·5 (0 to 2·1)	0·8 (0 to 3·3)	0·9 (0 to 3·4)	0·9 (0 to 3·7)	0·6 (0 to 2·8)
Lymphatic filariasis	0 (0 to 0)	0 (0 to 0)	0 (0 to 0)	0 (0 to 0)	0 (0 to 0)	0 (0 to 0)	0 (0 to 0)	0 (0 to 0)	0 (0 to 0)	0 (0 to 0)	0 (0 to 0)	0 (0 to 0)
Onchocerciasis	0 (0 to 0)	0 (0 to 0)	0 (0 to 0)	0 (0 to 0)	0 (0 to 0)	0 (0 to 0)	0 (0 to 0)	0 (0 to 0)	0 (0 to 0)	0 (0 to 0)	0 (0 to 0)	0 (0 to 0)
Trachoma	0 (0 to 0)	0 (0 to 0)	0 (0 to 0)	0 (0 to 0)	0 (0 to 0)	0 (0 to 0)	0 (0 to 0)	0 (0 to 0)	0 (0 to 0)	0 (0 to 0)	0 (0 to 0)	0 (0 to 0)
Dengue	0 (0 to 0)	0 (0 to 0)	0·2 (0 to 0·6)	0 (0 to 0)	0 (0 to 0·1)	0 (0 to 0)	0 (0 to 0)	0 (0 to 0)	0 (0 to 0·1)	0 (0 to 0)	0 (0 to 0·2)	0 (0 to 0·1)
Yellow fever	0 (0 to 0)	0 (0 to 0)	0 (0 to 0)	0 (0 to 0)	0 (0 to 0)	0 (0 to 0)	0 (0 to 0)	0 (0 to 0)	0 (0 to 0)	0 (0 to 0)	0 (0 to 0)	0 (0 to 0)
Rabies	0 (0 to 0)	0 (0 to 0)	0 (0 to 0)	3·2 (0·3 to 12·9)	8·4 (1·2 to 28·2)	5·7 (0·7 to 20·3)	1·1 (0·2 to 3·8)	0 (0 to 0)	0·2 (0 to 0·7)	0·4 (0·1 to 1·3)	0·3 (0 to 0·8)	0·9 (0·2 to 2·8)
Intestinal nematode infections	0 (0 to 0)	0 (0 to 0)	1·4 (0·1 to 6)	9 (2·2 to 27·6)	14 (6·3 to 28·1)	11·3 (5·5 to 19·7)	35 (16·7 to 62·6)	22·1 (10·5 to 39·7)	10·5 (4·8 to 20·5)	5·3 (2·6 to 9·7)	3·8 (1·7 to 7·1)	11·8 (6·2 to 19·5)
Ascariasis	0 (0 to 0)	0 (0 to 0)	1·2 (0 to 5·8)	5·2 (0·1 to 24)	3·3 (0·1 to 13·6)	0·9 (0·1 to 3·3)	0·6 (0·1 to 1·7)	0·5 (0·1 to 1·5)	0·5 (0·1 to 1·4)	0·5 (0·1 to 1·5)	0·4 (0·1 to 1·2)	0·3 (0·1 to 0·8)
Trichuriasis	0 (0 to 0)	0 (0 to 0)	0 (0 to 0)	0·7 (0·2 to 1·5)	1·8 (0·6 to 4)	1·4 (0·4 to 3)	2·2 (0·7 to 4·4)	2 (0·7 to 4·2)	1·4 (0·5 to 2·9)	0·9 (0·3 to 1·9)	0·6 (0·2 to 1·4)	0·4 (0·1 to 0·9)
Hookworm disease	0 (0 to 0)	0 (0 to 0)	0·1 (0 to 0·2)	3·2 (1·4 to 5·9)	8·8 (4·1 to 16·2)	8·9 (4·1 to 16·5)	32·2 (15·2 to 58)	19·6 (8·9 to 35·8)	8·6 (3·5 to 17·9)	4 (1·7 to 7·6)	2·8 (1·2 to 5·6)	11·2 (5·8 to 18·5)
Food-borne trematodiases	0 (0 to 0)	0 (0 to 0)	0 (0 to 0)	0 (0 to 0)	0 (0 to 0)	0 (0 to 0)	0 (0 to 0)	0 (0 to 0)	0 (0 to 0)	0 (0 to 0)	0 (0 to 0)	0 (0 to 0)
Leprosy	0 (0 to 0)	0 (0 to 0)	0 (0 to 0)	0 (0 to 0)	0 (0 to 0)	0 (0 to 0)	0·1 (0·1 to 0·1)	0·1 (0·1 to 0·2)	0·2 (0·1 to 0·3)	0·2 (0·1 to 0·4)	0·3 (0·2 to 0·4)	0·3 (0·2 to 0·4)
Ebola	0 (0 to 0)	0 (0 to 0)	0 (0 to 0)	0 (0 to 0)	0 (0 to 0)	0 (0 to 0)	0 (0 to 0)	0 (0 to 0)	0 (0 to 0)	0 (0 to 0)	0 (0 to 0)	0 (0 to 0)
Zika virus	0 (0 to 0)	0 (0 to 0)	0 (0 to 0)	0 (0 to 0)	0 (0 to 0)	0 (0 to 0)	0 (0 to 0)	0 (0 to 0)	0 (0 to 0)	0 (0 to 0)	0 (0 to 0)	0 (0 to 0)
Guinea worm disease	0 (0 to 0)	0 (0 to 0)	0 (0 to 0)	0 (0 to 0)	0 (0 to 0)	0 (0 to 0)	0 (0 to 0)	0 (0 to 0)	0 (0 to 0)	0 (0 to 0)	0 (0 to 0)	0 (0 to 0)
Other neglected tropical diseases	2 (0·3 to 5·7)	2·3 (1·1 to 4·7)	25 (12·8 to 47·4)	89·5 (51·4 to 138)	108 (55·8 to 182)	56·3 (21·8 to 109)	11·3 (4·4 to 22)	8·5 (3·6 to 15·7)	6·4 (2·2 to 13·5)	3·1 (1·4 to 5·8)	2·4 (1 to 4·3)	10·4 (5 to 18·1)
Other infectious diseases	220 (94·9 to 517)	194 (88·4 to 375)	1,320 (584 to 2,660)	1,560 (684 to 3,100)	604 (391 to 873)	383 (256 to 534)	363 (206 to 571)	320 (179 to 517)	304 (161 to 518)	274 (149 to 455)	258 (142 to 449)	236 (126 to 388)
Meningitis	51·8 (19·8 to 110)	70·7 (24·2 to 165)	511 (200 to 1,030)	305 (113 to 625)	291 (156 to 470)	249 (143 to 383)	274 (138 to 467)	235 (114 to 416)	219 (98·9 to 402)	195 (89·5 to 347)	185 (86 to 358)	160 (73·1 to 287)
Encephalitis	1·3 (0·5 to 3·1)	2·6 (0·7 to 6·7)	20·9 (7·3 to 47·9)	14·7 (5·5 to 34)	15·1 (7·3 to 26·6)	15·6 (8·8 to 26·2)	16·5 (9·4 to 28·5)	16·7 (9·9 to 27·7)	17·3 (9·4 to 30·3)	14·9 (8·6 to 26·5)	11·9 (6·2 to 20·9)	8·8 (4·7 to 15·8)
Diphtheria	0 (0 to 0)	0 (0 to 0)	0·9 (0 to 3·3)	1·4 (0·1 to 5)	0·6 (0 to 2·3)	0·3 (0 to 1·1)	0·1 (0 to 0·4)	0·1 (0 to 0·2)	0·1 (0 to 0·2)	0·1 (0 to 0·2)	0·1 (0 to 0·3)	0·1 (0 to 0·3)
Tetanus	8·2 (1·6 to 26·2)	14·1 (1·5 to 54·6)	6 (1·1 to 19·1)	2·1 (0·9 to 4·6)	1·3 (0·8 to 2·7)	1·2 (0·8 to 2·6)	1·2 (0·6 to 3·1)	0·7 (0·4 to 1·5)	0·6 (0·3 to 1·3)	0·7 (0·2 to 1·8)	0·9 (0·3 to 2·6)	1·2 (0·2 to 3·5)
Measles	0 (0 to 0)	0 (0 to 0)	118 (34·9 to 292)	371 (114 to 912)	64·5 (20·2 to 158)	17·1 (5·1 to 40·4)	6 (1·7 to 14·9)	3 (0·8 to 7·6)	1·5 (0·4 to 3·9)	0·8 (0·2 to 2·2)	0·5 (0·1 to 1·2)	0·2 (0·1 to 0·6)
Varicella and herpes zoster	2·6 (0·2 to 8·1)	6·8 (0·6 to 22·3)	46·7 (3·9 to 148)	83·5 (7·3 to 258)	34·5 (3·4 to 96·8)	11·9 (1·7 to 34·1)	6·2 (1·2 to 17)	5·8 (1·4 to 15)	6 (1·6 to 16)	6·9 (1·6 to 18·8)	5·6 (1·5 to 15)	3·5 (1·1 to 8·4)
Acute hepatitis	0 (0 to 0)	0 (0 to 0)	14·3 (3·5 to 35·3)	44·4 (11·3 to 114)	30·6 (12 to 65·6)	15·7 (7·3 to 30)	19·1 (7·9 to 36·8)	23·2 (8·5 to 50·9)	22·2 (8·8 to 51·1)	21·9 (8·2 to 46·1)	20·7 (7·6 to 43·5)	23·9 (8·2 to 51·9)
Acute hepatitis A	0 (0 to 0)	0 (0 to 0)	3·9 (0·5 to 12·5)	39·5 (10 to 104)	25·7 (9·5 to 54·6)	11·9 (5·3 to 23·6)	11·6 (4·3 to 24·2)	11 (3·2 to 25·1)	9·1 (2·2 to 24·5)	6·5 (1·4 to 16·7)	6·1 (1·1 to 16·5)	8·1 (1·3 to 22·6)
Acute hepatitis B	0 (0 to 0)	0 (0 to 0)	8·2 (1·2 to 23·7)	2·6 (0·2 to 12·6)	2·5 (0·4 to 11)	2 (0·4 to 6·7)	4·2 (1·1 to 11·2)	9·5 (2·6 to 23·7)	11 (3·2 to 28·7)	13·6 (4·2 to 30·8)	12·5 (3·9 to 30·1)	12·7 (3·7 to 31·4)
Acute hepatitis C	0 (0 to 0)	0 (0 to 0)	1 (0·2 to 3·4)	1·9 (0·3 to 7·1)	1·6 (0·2 to 6·3)	0·9 (0·2 to 2·8)	2·2 (0·3 to 7·7)	1·9 (0·4 to 6·2)	1·5 (0·3 to 4·3)	1·3 (0·2 to 4·4)	1·5 (0·3 to 4·8)	2·5 (0·5 to 7·6)
Acute hepatitis E	0 (0 to 0)	0 (0 to 0)	1·1 (0·1 to 4·3)	0·4 (0·1 to 1·5)	0·9 (0·3 to 2)	1 (0·1 to 2·3)	1 (0·5 to 2·3)	0·8 (0·3 to 1·8)	0·7 (0·3 to 1·6)	0·5 (0·2 to 1·4)	0·6 (0·2 to 1·6)	0·6 (0·2 to 2)
Other unspecified infectious diseases	156 (50·2 to 440)	99·3 (34·7 to 243)	134 (42·3 to 412)	104 (52·5 to 243)	96·7 (55·9 to 151)	59·1 (31·8 to 99)	35·9 (18·5 to 63·4)	33·4 (18·3 to 62·4)	34·9 (16·5 to 66·8)	33 (15 to 67·2)	32·7 (13·8 to 76)	36·9 (18·1 to 75·6)
Maternal and neonatal disorders	34,900 (23,200 to 48,000)	5,310 (3,130 to 7,650)	2,130 (992 to 3,830)	487 (357 to 639)	333 (240 to 436)	356 (256 to 478)	1,180 (745 to 1,780)	1,650 (993 to 2,510)	2,010 (1,120 to 3,260)	1,800 (1,080 to 2,830)	1,590 (915 to 2,580)	1,180 (618 to 1,980)
Maternal disorders	0 (0 to 0)	0 (0 to 0)	0 (0 to 0)	0 (0 to 0)	0 (0 to 0)	40 (12 to 96·2)	907 (488 to 1,490)	1,430 (789 to 2,300)	1,830 (943 to 3,070)	1,680 (947 to 2,710)	1,500 (833 to 2,500)	1,130 (574 to 1,930)
Maternal hemorrhage	0 (0 to 0)	0 (0 to 0)	0 (0 to 0)	0 (0 to 0)	0 (0 to 0)	3·8 (1·1 to 9·8)	109 (56·4 to 188)	195 (97·8 to 339)	221 (102 to 400)	219 (98·2 to 402)	210 (93·6 to 407)	170 (74·2 to 323)
Maternal sepsis and other maternal infections	0 (0 to 0)	0 (0 to 0)	0 (0 to 0)	0 (0 to 0)	0 (0 to 0)	5·8 (1·6 to 14·5)	141 (67·7 to 256)	218 (103 to 391)	265 (119 to 509)	214 (91·4 to 414)	181 (80·8 to 349)	121 (49·2 to 234)
Maternal hypertensive disorders	0 (0 to 0)	0 (0 to 0)	0 (0 to 0)	0 (0 to 0)	0 (0 to 0)	9·5 (2·9 to 23·2)	218 (116 to 368)	251 (137 to 425)	337 (165 to 586)	261 (139 to 446)	211 (110 to 372)	159 (75·1 to 291)
Maternal obstructed labor and uterine rupture	0 (0 to 0)	0 (0 to 0)	0 (0 to 0)	0 (0 to 0)	0 (0 to 0)	0·9 (0·3 to 2·1)	22·7 (11 to 39·9)	58·8 (30·9 to 98·4)	96·5 (53·8 to 155)	120 (66·1 to 198)	100 (57·7 to 167)	63·5 (35·3 to 100)
Maternal abortion and miscarriage	0 (0 to 0)	0 (0 to 0)	0 (0 to 0)	0 (0 to 0)	0 (0 to 0)	5·3 (1·3 to 14·2)	87·7 (38·1 to 177)	142 (55·1 to 289)	181 (69·9 to 379)	170 (66·8 to 333)	162 (66·9 to 321)	137 (55 to 285)
Ectopic pregnancy	0 (0 to 0)	0 (0 to 0)	0 (0 to 0)	0 (0 to 0)	0 (0 to 0)	3 (0·8 to 7·8)	56·1 (26·6 to 106)	90 (41·4 to 162)	116 (51·3 to 219)	106 (46·4 to 198)	90·3 (41·3 to 174)	63·3 (26·4 to 119)
Indirect maternal deaths	--	--	--	--	--	3·6 (0·9 to 9·8)	80·4 (36·8 to 150)	135 (60·9 to 248)	166 (72·5 to 321)	157 (74·8 to 297)	140 (63·4 to 258)	103 (44·8 to 195)
Late maternal deaths	--	--	--	--	--	1 (0·2 to 2·7)	21·6 (9·8 to 40·4)	34·2 (14·8 to 64·5)	46·6 (19·3 to 89·3)	41·9 (18·4 to 81)	36·5 (15·6 to 66)	23·7 (9·3 to 46·8)
Maternal deaths aggravated by HIV/AIDS	--	--	--	--	--	0·6 (0·1 to 1·4)	21·2 (8·7 to 40)	62·5 (28·3 to 112)	110 (52 to 196)	114 (56·8 to 198)	111 (55·7 to 194)	85·5 (39·3 to 155)
Neonatal disorders	34,900 (23,200 to 48,000)	5,310 (3,130 to 7,650)	2,130 (992 to 3,830)	487 (357 to 639)	333 (240 to 436)	316 (223 to 427)	273 (195 to 367)	219 (157 to 299)	179 (128 to 241)	126 (90·5 to 174)	87·5 (61·5 to 118)	51 (36·3 to 69·6)
Neonatal preterm birth	13,000 (7,260 to 20,300)	1,200 (536 to 2,120)	772 (321 to 1,510)	226 (161 to 304)	209 (146 to 283)	195 (135 to 269)	165 (113 to 224)	126 (87·1 to 176)	101 (69 to 139)	65 (45·7 to 89·7)	41·6 (30·7 to 54)	22 (15·8 to 29·9)
Neonatal encephalopathy due to birth asphyxia and trauma	9,220 (4,920 to 15,600)	560 (236 to 1,160)	319 (102 to 739)	84·1 (46·7 to 140)	68·2 (30·9 to 117)	65·7 (27·2 to 120)	59 (25·3 to 106)	50·6 (22 to 91)	42·8 (17·3 to 79·1)	34 (14·3 to 63·8)	25·9 (10·2 to 47·1)	17 (6·7 to 33·3)
Neonatal sepsis and other neonatal infections	2,420 (808 to 5,430)	1,710 (793 to 3,120)	365 (120 to 809)	37·6 (17·5 to 65·1)	42·4 (18·4 to 73·2)	41·8 (17·6 to 74·8)	36·4 (15·5 to 63·9)	31·6 (13·4 to 56)	26·2 (11·9 to 46·3)	19·9 (10·1 to 33·6)	14·6 (8·4 to 22·7)	8·6 (4·9 to 13·6)
Hemolytic disease and other neonatal jaundice	470 (208 to 879)	97·1 (43·3 to 181)	27·8 (9·1 to 65·3)	13·4 (10 to 17·6)	13·5 (10 to 17·4)	13·1 (9·9 to 16·9)	12·1 (9·1 to 15·6)	10·7 (8 to 13·8)	9·3 (6·9 to 12)	7·2 (5·4 to 9·3)	5·4 (4 to 6·9)	3·5 (2·6 to 4·4)
Other neonatal disorders	9,800 (4,960 to 16,300)	1,740 (837 to 3,050)	651 (254 to 1,400)	126 (92·8 to 165)	0 (0 to 0)	0 (0 to 0)	0 (0 to 0)	0 (0 to 0)	0 (0 to 0)	0 (0 to 0)	0 (0 to 0)	0 (0 to 0)
Nutritional deficiencies	1·8 (1·1 to 2·7)	24·7 (14·1 to 37)	2,090 (868 to 4,240)	3,010 (1,660 to 4,990)	1,320 (757 to 2,120)	731 (348 to 1,300)	348 (193 to 583)	321 (187 to 512)	292 (166 to 480)	222 (139 to 340)	207 (134 to 317)	373 (227 to 582)
Protein-energy malnutrition	1·6 (1 to 2·4)	4·5 (2·8 to 6·7)	1,870 (657 to 3,980)	2,090 (835 to 3,960)	180 (77·2 to 343)	78·5 (29·9 to 168)	41·6 (18·5 to 80·3)	57·3 (27·1 to 106)	73·5 (32 to 144)	78·3 (35 to 156)	86·8 (41 to 171)	87·4 (40 to 164)
Iodine deficiency	0 (0 to 0)	0 (0 to 0)	0 (0 to 0·1)	3·5 (1·4 to 6·9)	21·3 (8·4 to 42·2)	42·8 (20·2 to 77·5)	59·5 (30·1 to 107)	72·1 (36·1 to 131)	77 (38·2 to 143)	70·7 (34·7 to 132)	61·5 (31·6 to 117)	45·3 (22·4 to 85·2)
Vitamin A deficiency	0·2 (0 to 0·6)	5·7 (1·8 to 10·9)	20·4 (9·9 to 36·9)	89·5 (45·5 to 154)	72·9 (35·5 to 136)	42·2 (18 to 84·5)	6·9 (2·5 to 13·7)	5·9 (2·1 to 11·5)	5·2 (1·8 to 10·5)	4·5 (1·7 to 8·8)	3·8 (1 to 8·4)	2·8 (0·8 to 5·8)
Dietary iron deficiency	0 (0 to 0·2)	14·4 (6·9 to 23·6)	191 (99 to 312)	810 (459 to 1,260)	1,040 (525 to 1,840)	565 (208 to 1,090)	234 (96·6 to 446)	179 (80·3 to 329)	126 (44·6 to 279)	59·9 (30 to 111)	47·1 (23·7 to 77·9)	230 (110 to 394)
Other nutritional deficiencies	0 (0 to 0)	0 (0 to 0)	7·2 (3·2 to 16·3)	12·2 (5 to 26·9)	3·2 (1·5 to 6)	3·1 (1·2 to 6·2)	6·2 (2·7 to 11·9)	7·3 (3·5 to 13·5)	10·3 (4·8 to 20·1)	8·5 (3·8 to 17·2)	7·6 (3·8 to 14·3)	8·2 (4 to 16·7)
Non-communicable diseases	2,280 (1,230 to 3,820)	686 (340 to 1,230)	2,800 (1,320 to 4,740)	2,470 (1,700 to 3,410)	3,060 (2,340 to 3,860)	5,180 (3,880 to 6,740)	7,590 (5,740 to 9,890)	9,120 (6,870 to 11,600)	10,900 (8,210 to 13,800)	11,700 (9,070 to 14,800)	12,900 (9,950 to 16,500)	13,300 (9,960 to 17,400)
Neoplasms	15·3 (6·9 to 32·5)	13·3 (4·5 to 33·1)	56·2 (28·9 to 94·9)	133 (70·2 to 222)	235 (162 to 322)	239 (170 to 325)	268 (168 to 382)	342 (206 to 521)	645 (374 to 1,050)	1,210 (657 to 1,990)	2,010 (1,100 to 3,220)	2,690 (1,490 to 4,340)
Lip and oral cavity cancer	0 (0 to 0)	0 (0 to 0)	0 (0 to 0)	0 (0 to 0)	1·2 (0·8 to 2)	1·9 (0·9 to 3·4)	2·1 (1 to 3·8)	4·9 (2·3 to 8·8)	9·6 (4·2 to 17·5)	15 (7·1 to 28·7)	15·3 (7·5 to 27·4)	23 (10·8 to 42·3)
Nasopharynx cancer	0 (0 to 0)	0 (0 to 0)	0 (0 to 0)	0 (0 to 0)	1·1 (0·8 to 1·5)	1·8 (0·9 to 3·4)	3·6 (1·7 to 6·9)	3·8 (1·5 to 8·1)	3 (1·3 to 5·5)	4·4 (1·9 to 8·4)	6·5 (2·9 to 11·9)	9·5 (4·3 to 17·5)
Other pharynx cancer	0 (0 to 0)	0 (0 to 0)	0 (0 to 0)	0 (0 to 0)	0 (0 to 0)	0 (0 to 0)	0 (0 to 0)	1·2 (0·5 to 2·5)	1·7 (0·7 to 3·4)	2·3 (0·9 to 4·6)	3 (1·2 to 5·9)	5·5 (2·3 to 11·1)
Esophageal cancer	0 (0 to 0)	0 (0 to 0)	0 (0 to 0)	0 (0 to 0)	0 (0 to 0)	0 (0 to 0)	0 (0 to 0)	5 (2·1 to 9·6)	9·5 (4·2 to 18·1)	17·9 (7·4 to 36·5)	38·1 (16·2 to 68·4)	74·5 (30·7 to 146)
Stomach cancer	0 (0 to 0)	0 (0 to 0)	0 (0 to 0)	0 (0 to 0)	0 (0 to 0)	0 (0 to 0)	5·4 (2·8 to 8·9)	11·3 (5·9 to 18·8)	22·2 (10·6 to 40·7)	39·9 (19·9 to 68·8)	69·3 (35·8 to 120)	88·5 (45·6 to 156)
Colon and rectum cancer	0 (0 to 0)	0 (0 to 0)	0 (0 to 0)	0 (0 to 0)	2·9 (1·6 to 4·9)	3·2 (1·7 to 5·4)	5·7 (2·8 to 9·9)	11·9 (5·5 to 21·8)	26·4 (11·8 to 50·2)	48·1 (21·2 to 90·3)	70·1 (35·5 to 125)	89·9 (44·2 to 154)
Liver cancer	1·2 (0·2 to 3·5)	1 (0·1 to 4·3)	2·3 (0·8 to 5·4)	2·7 (1·3 to 5·4)	3·7 (2 to 6·5)	5·8 (2·9 to 11·1)	9·9 (3 to 23·9)	16·4 (5·7 to 36·4)	26·4 (10·1 to 60)	43·3 (16·2 to 97·7)	61·6 (23 to 137)	77·7 (28·1 to 169)
Liver cancer due to hepatitis B	0 (0 to 0)	0 (0 to 0)	0 (0 to 0)	0 (0 to 0)	0 (0 to 0)	1·7 (0·5 to 4·2)	3·3 (0·9 to 8·2)	7·2 (2·4 to 17·3)	13·9 (4·8 to 32·1)	23 (7·9 to 53)	30·7 (10·2 to 70·3)	34·5 (12 to 81·6)
Liver cancer due to hepatitis C	0 (0 to 0)	0 (0 to 0)	0 (0 to 0)	0 (0 to 0)	0 (0 to 0)	0·1 (0 to 0·3)	0·2 (0 to 0·6)	0·8 (0·2 to 2·2)	2·1 (0·5 to 5·3)	5·3 (1·4 to 13·2)	10·7 (3·2 to 26·7)	18 (5·6 to 43·3)
Liver cancer due to alcohol use	0 (0 to 0)	0 (0 to 0)	0 (0 to 0)	0 (0 to 0)	0 (0 to 0)	0 (0 to 0)	0·1 (0 to 0·3)	0·5 (0·1 to 1·3)	1·4 (0·4 to 3·6)	3·1 (0·9 to 8)	5·9 (1·7 to 15·3)	8·5 (2·4 to 20·8)
Liver cancer due to NASH	0 (0 to 0)	0 (0 to 0)	0 (0 to 0)	0 (0 to 0)	0 (0 to 0)	0 (0 to 0)	2·8 (0·8 to 6·9)	3·5 (1 to 8·4)	4 (1·2 to 9·9)	5·2 (1·6 to 13·2)	6·6 (1·9 to 17·1)	8·1 (2·3 to 19·6)
Liver cancer due to other causes	1·2 (0·2 to 3·5)	1 (0·1 to 4·3)	2·3 (0·8 to 5·4)	2·7 (1·3 to 5·4)	3·7 (2 to 6·5)	4 (2·1 to 7·3)	3·5 (1 to 9·4)	4·3 (1·3 to 10·1)	5·1 (1·5 to 12·4)	6·6 (1·8 to 16·2)	7·8 (2·2 to 18·8)	8·5 (2·4 to 21·6)
Gallbladder and biliary tract cancer	0 (0 to 0)	0 (0 to 0)	0 (0 to 0)	0 (0 to 0)	0 (0 to 0)	0 (0 to 0)	0 (0 to 0)	0·6 (0·4 to 0·9)	1·1 (0·5 to 2·2)	3·2 (1·3 to 6·5)	4·4 (2 to 8·6)	8·2 (3·6 to 15·4)
Pancreatic cancer	0 (0 to 0)	0 (0 to 0)	0 (0 to 0)	0 (0 to 0)	0 (0 to 0)	0 (0 to 0)	1·2 (0·7 to 2·2)	1·8 (0·8 to 3·7)	4·4 (1·9 to 8·7)	9·3 (4·3 to 16·7)	19·5 (10·1 to 32·8)	34·5 (17·3 to 58)
Larynx cancer	0 (0 to 0)	0 (0 to 0)	0 (0 to 0)	0 (0 to 0)	0 (0 to 0)	0 (0 to 0)	0 (0 to 0)	1·4 (0·5 to 3·4)	1·7 (0·7 to 3)	3·8 (1·5 to 7·3)	6·8 (2·5 to 14·6)	9·4 (4·1 to 18·2)
Tracheal, bronchus, and lung cancer	0 (0 to 0)	0 (0 to 0)	0 (0 to 0)	0 (0 to 0)	0 (0 to 0)	3·5 (1·5 to 7)	3·8 (1·5 to 7·5)	5·3 (2·1 to 10·7)	11·3 (5 to 22·5)	23·1 (10·8 to 41·3)	43·2 (21·8 to 75)	67·6 (32·6 to 121)
Malignant skin melanoma	0 (0 to 0·1)	0 (0 to 0·1)	0·3 (0·1 to 1)	1·6 (0·6 to 4·1)	1·1 (0·8 to 1·8)	1·4 (0·8 to 2·4)	2·4 (0·9 to 5·1)	5·3 (2 to 12·2)	9 (3·6 to 20·7)	12·6 (5·1 to 28·9)	17·7 (7·5 to 37·6)	22·7 (9·5 to 48·5)
Non-melanoma skin cancer	0 (0 to 0)	0 (0 to 0)	0 (0 to 0)	0 (0 to 0)	0 (0 to 0)	0 (0 to 0)	0 (0 to 0)	0·6 (0·4 to 1·1)	0·7 (0·3 to 1·4)	1·2 (0·4 to 2·4)	1·7 (0·7 to 3·6)	2·7 (1·1 to 5·3)
Non-melanoma skin cancer (squamous-cell carcinoma)	0 (0 to 0)	0 (0 to 0)	0 (0 to 0)	0 (0 to 0)	0 (0 to 0)	0 (0 to 0)	0 (0 to 0)	0·6 (0·4 to 1·1)	0·7 (0·3 to 1·4)	1·2 (0·4 to 2·4)	1·7 (0·7 to 3·6)	2·7 (1·1 to 5·3)
Non-melanoma skin cancer (basal-cell carcinoma)	0 (0 to 0)	0 (0 to 0)	0 (0 to 0)	0 (0 to 0)	0 (0 to 0)	0 (0 to 0)	0 (0 to 0)	0 (0 to 0)	0 (0 to 0)	0 (0 to 0)	0 (0 to 0)	0 (0 to 0)
Breast cancer	0 (0 to 0)	0 (0 to 0)	0 (0 to 0)	0 (0 to 0)	0 (0 to 0)	0 (0 to 0)	8·7 (3·5 to 17·1)	21·1 (10 to 39·4)	86·2 (42·4 to 151)	248 (119 to 442)	472 (232 to 821)	669 (329 to 1,150)
Cervical cancer	0 (0 to 0)	0 (0 to 0)	0 (0 to 0)	0 (0 to 0)	0 (0 to 0)	0 (0 to 0)	15·9 (5·6 to 35·4)	56 (20·9 to 118)	181 (68·6 to 397)	436 (174 to 896)	813 (331 to 1,630)	1,090 (446 to 2,070)
Uterine cancer	0 (0 to 0)	0 (0 to 0)	0 (0 to 0)	0 (0 to 0)	0 (0 to 0)	0 (0 to 0)	0 (0 to 0)	1·7 (0·7 to 3·4)	2·5 (0·9 to 5·3)	6·2 (2·5 to 12·2)	13·8 (6·4 to 27·3)	26·3 (11·8 to 50·6)
Ovarian cancer	0 (0 to 0)	0 (0 to 0)	0 (0 to 0)	0 (0 to 0)	8 (3·5 to 16·9)	10·1 (4·8 to 19·5)	17·2 (7·2 to 36·2)	26·5 (12·1 to 52·7)	37·4 (17·1 to 73)	56·2 (26·8 to 101)	72·3 (35·3 to 138)	98·7 (44·7 to 207)
Prostate cancer	0 (0 to 0)	0 (0 to 0)	0 (0 to 0)	0 (0 to 0)	0 (0 to 0)	0 (0 to 0)	0 (0 to 0)	0 (0 to 0)	0 (0 to 0)	0 (0 to 0)	0 (0 to 0)	0 (0 to 0)
Testicular cancer	--	--	--	--	--	--	--	--	--	--	--	--
Kidney cancer	0·7 (0·1 to 2·3)	0·5 (0·1 to 1·5)	3·6 (1·2 to 8·2)	11·7 (3·7 to 27)	10·9 (5 to 20·6)	4·5 (2 to 8·1)	2·7 (0·9 to 6·1)	2·5 (1 to 5·5)	3·4 (1·5 to 6·9)	5·3 (2·4 to 10·6)	6·6 (2·8 to 12·8)	9·5 (4·3 to 17·2)
Bladder cancer	0 (0 to 0)	0 (0 to 0)	0 (0 to 0)	0 (0 to 0)	0 (0 to 0)	0 (0 to 0)	1 (0·6 to 1·7)	1·8 (0·7 to 3·5)	4·2 (1·6 to 8·3)	6·3 (2·4 to 11·6)	10·9 (3·9 to 21·9)	16·4 (6·8 to 29·7)
Brain and central nervous system cancer	2·5 (0·6 to 8·1)	1·9 (0·4 to 6·2)	9·4 (3·9 to 18·8)	19·4 (7 to 52·2)	51·4 (28·5 to 94·7)	38·1 (20·7 to 63·8)	19·6 (10 to 35·1)	16·5 (8·4 to 29·9)	23·4 (11·4 to 41·7)	27·2 (13·2 to 48·1)	31·8 (15·4 to 55·2)	29·7 (14 to 53·8)
Thyroid cancer	0 (0 to 0)	0 (0 to 0)	0 (0 to 0)	0 (0 to 0)	1·2 (0·8 to 2·4)	1·2 (0·8 to 1·9)	1·7 (0·7 to 3·8)	2·4 (0·7 to 6·3)	2·6 (0·8 to 6·3)	3·6 (1·3 to 7·9)	6·1 (2·4 to 11·7)	8·4 (3·3 to 16·1)
Mesothelioma	0 (0 to 0)	0 (0 to 0)	0 (0 to 0)	0 (0 to 0)	0 (0 to 0)	0 (0 to 0)	0 (0 to 0)	0·6 (0·1 to 1·9)	1 (0·1 to 3·4)	1·7 (0·4 to 5·6)	1·5 (0·3 to 4·6)	3·6 (1 to 9·8)
Hodgkin lymphoma	0 (0 to 0)	0 (0 to 0)	0 (0 to 0)	0·8 (0·5 to 1·3)	1·7 (0·9 to 3·5)	4·2 (1·6 to 8·6)	8·8 (3·9 to 17·6)	9·1 (4·2 to 17·4)	13·5 (6·1 to 25·9)	11·4 (5·4 to 21·6)	8·5 (3·9 to 16·6)	6·6 (3 to 13·1)
Non-Hodgkin lymphoma	0 (0 to 0)	0 (0 to 0)	0 (0 to 0)	8·7 (3·2 to 17·5)	11·7 (6·5 to 19·9)	15·5 (8·3 to 27·5)	23·5 (11·6 to 40·8)	33·2 (15·4 to 64·8)	50·6 (24·5 to 93·7)	61·7 (29·9 to 113)	69 (32·9 to 125)	62·5 (29·5 to 113)
Multiple myeloma	0 (0 to 0)	0 (0 to 0)	0 (0 to 0)	0 (0 to 0)	0 (0 to 0)	0 (0 to 0)	0 (0 to 0)	1·4 (0·5 to 3·3)	2 (0·8 to 4·1)	3·4 (1·3 to 7·7)	8·1 (3·6 to 16·7)	15·4 (6·8 to 30·3)
Leukemia	5·2 (0·7 to 18·7)	2·2 (0·4 to 7·1)	18·5 (7·3 to 36·7)	44·3 (16·6 to 96·1)	78 (40·8 to 137)	77·5 (42·9 to 130)	62·5 (31·3 to 111)	47·4 (22·6 to 83·5)	48·7 (22·6 to 95·1)	41·9 (21 to 73·5)	52·1 (25·1 to 94·5)	53 (25·8 to 88·9)
Acute lymphoid leukemia	0·6 (0 to 2·8)	0·3 (0 to 1·1)	4·1 (1·2 to 10·1)	13·9 (4·2 to 35·4)	23·1 (7·2 to 48)	19·3 (7·4 to 38·4)	10·3 (3 to 22)	7 (2·2 to 15·3)	5·3 (1·7 to 11·7)	2·8 (0·9 to 6·7)	2·4 (0·8 to 5·6)	1·9 (0·6 to 4·2)
Chronic lymphoid leukemia	0 (0 to 0)	0 (0 to 0)	0 (0 to 0)	0 (0 to 0)	0 (0 to 0)	0 (0 to 0)	0 (0 to 0)	1 (0·4 to 1·9)	1 (0·4 to 2·4)	2·8 (1 to 6)	10 (3·7 to 21·8)	22·5 (9·7 to 41·7)
Acute myeloid leukemia	0·3 (0 to 1·3)	0·3 (0 to 1·4)	2·6 (0·7 to 6·6)	8·4 (2·6 to 19·8)	7·2 (2·3 to 16·3)	9·1 (3·3 to 19·5)	10·3 (3·4 to 24)	8·5 (2·9 to 17·7)	8·8 (3 to 19·7)	8·4 (3 to 18·4)	8 (2·7 to 17·6)	8 (3 to 16·3)
Chronic myeloid leukemia	0·1 (0 to 0·3)	0·1 (0 to 0·4)	0·5 (0·2 to 1·1)	2·1 (0·6 to 5·7)	3·4 (1·2 to 7·6)	3·4 (1·2 to 7·4)	2 (0·8 to 4·4)	1·7 (0·5 to 4·3)	2·8 (0·8 to 7)	2·6 (0·8 to 6·4)	3·2 (0·9 to 7·5)	2·8 (0·9 to 6·6)
Other leukemia	4·3 (0·6 to 16·2)	1·5 (0·2 to 5·3)	11·3 (4 to 24·8)	19·9 (5 to 52·3)	44·4 (18 to 87·7)	45·8 (21·4 to 84·3)	39·9 (18·3 to 77·7)	29·3 (13·3 to 54·6)	30·7 (13·7 to 62·8)	25·3 (12·2 to 45)	28·4 (12·1 to 56·8)	17·8 (6·1 to 35·2)
Other malignant neoplasms	5·8 (2·5 to 11·4)	7·6 (1·4 to 25·5)	21·7 (9·3 to 43·4)	42·5 (22·2 to 71)	60·4 (37·7 to 87·7)	68·8 (45·2 to 99·4)	70·5 (40·2 to 109)	50·1 (29·1 to 77·1)	59·3 (32·6 to 95·4)	71·4 (38·7 to 116)	80·7 (43·7 to 130)	77·4 (39·3 to 127)
Other neoplasms	0 (0 to 0)	0 (0 to 0)	0·3 (0·1 to 0·6)	1·2 (0·6 to 2·2)	1·6 (0·9 to 2·8)	1·5 (1·1 to 2·1)	1·4 (0·9 to 2·3)	1·9 (1 to 3·4)	2·6 (1·1 to 6)	2·8 (1·3 to 5·4)	3·2 (1·5 to 6·1)	3·3 (1·5 to 6·1)
Myelodysplastic, myeloproliferative, and other hematopoietic n	0 (0 to 0)	0 (0 to 0)	0·3 (0·1 to 0·6)	1·2 (0·6 to 2·2)	1·6 (0·9 to 2·8)	1·5 (1·1 to 2·1)	1·4 (0·9 to 2·3)	1·9 (1 to 3·4)	2·6 (1·1 to 6)	2·8 (1·3 to 5·4)	3·2 (1·5 to 6·1)	3·3 (1·5 to 6·1)
Benign and in situ intestinal neoplasms	0 (0 to 0)	0 (0 to 0)	0 (0 to 0)	0 (0 to 0)	0 (0 to 0)	0 (0 to 0)	0 (0 to 0)	0 (0 to 0)	0 (0 to 0)	0 (0 to 0)	0 (0 to 0)	0 (0 to 0)
Benign and in situ cervical and uterine neoplasms	0 (0 to 0)	0 (0 to 0)	0 (0 to 0)	0 (0 to 0)	0 (0 to 0)	0 (0 to 0)	0 (0 to 0)	0 (0 to 0)	0 (0 to 0)	0 (0 to 0)	0 (0 to 0)	0 (0 to 0)
Other benign and in situ neoplasms	0 (0 to 0)	0 (0 to 0)	0 (0 to 0)	0 (0 to 0)	0 (0 to 0)	0 (0 to 0)	0 (0 to 0)	0 (0 to 0)	0 (0 to 0)	0 (0 to 0)	0 (0 to 0)	0 (0 to 0)
Cardiovascular diseases	16 (6·3 to 34)	8·3 (3·5 to 16·7)	105 (45·3 to 200)	184 (83·4 to 321)	186 (129 to 251)	303 (207 to 426)	509 (325 to 737)	550 (344 to 817)	677 (401 to 1,060)	814 (478 to 1,350)	1,190 (675 to 1,960)	1,700 (904 to 2,690)
Rheumatic heart disease	0 (0 to 0)	0 (0 to 0)	0 (0 to 0)	16·3 (6·9 to 33·2)	51·4 (30·9 to 78·1)	117 (68 to 181)	162 (95·6 to 247)	170 (102 to 261)	160 (95·6 to 242)	147 (87·6 to 230)	138 (80·5 to 231)	122 (67·1 to 198)

Cause	45 to 49	50 to 54	55 to 59	60 to 64	65 to 69	70 to 74	75 to 79	80 to 84	85 to 89	90 to 94	95 plus	Total
All causes	45,200 (36,800 to 54,200)	41,500 (33,500 to 50,300)	39,000 (30,000 to 48,800)	33,700 (25,500 to 42,200)	30,400 (23,300 to 37,600)	25,000 (19,600 to 30,700)	17,700 (14,300 to 21,400)	11,300 (9,290 to 13,300)	5,330 (4,370 to 6,150)	1,580 (1,240 to 1,780)	335 (269 to 364)	724,000
Communicable, maternal, neonatal, and nutritional diseases	29,800 (23,900 to 35,500)	22,900 (18,500 to 27,100)	17,200 (13,800 to 21,200)	11,400 (8,740 to 14,200)	8,240 (6,170 to 10,500)	5,750 (4,270 to 7,600)	3,610 (2,670 to 4,850)	2,090 (1,520 to 2,930)	998 (694 to 1,440)	295 (203 to 416)	71·3 (46·7 to 103)	469,000
HIV/AIDS and sexually transmitted infections	24,700 (19,100 to 30,300)	18,200 (14,400 to 21,800)	12,300 (9,580 to 15,300)	6,980 (5,020 to 9,060)	3,840 (2,650 to 5,210)	2,100 (1,410 to 2,880)	1,010 (676 to 1,390)	199 (127 to 284)	77·2 (49·7 to 111)	18·4 (12 to 26·2)	3·1 (2 to 4·4)	295,000
HIV/AIDS	24,700 (19,100 to 30,300)	18,100 (14,400 to 21,700)	12,200 (9,550 to 15,300)	6,970 (5,010 to 9,060)	3,830 (2,640 to 5,200)	2,090 (1,400 to 2,870)	1,010 (672 to 1,380)	197 (125 to 282)	76·2 (49 to 109)	18·1 (11·7 to 26)	3·1 (2 to 4·4)	292,000
HIV/AIDS - Drug-susceptible Tuberculosis	9,400 (7,020 to 11,900)	6,910 (5,170 to 8,540)	4,620 (3,340 to 5,940)	2,600 (1,780 to 3,510)	1,400 (911 to 1,970)	779 (498 to 1,110)	380 (245 to 537)	71·2 (43·3 to 102)	26·6 (16·7 to 37·7)	6·1 (3·8 to 8·6)	1 (0·6 to 1·4)	112,000
HIV/AIDS - Multidrug-resistant Tuberculosis without extensive	1,100 (294 to 2,660)	803 (214 to 1,950)	536 (137 to 1,290)	301 (75·9 to 734)	162 (40·8 to 402)	88·5 (22·3 to 220)	42·8 (10·8 to 107)	8·6 (2·1 to 21·3)	3·2 (0·8 to 8)	0·7 (0·2 to 1·8)	0·1 (0 to 0·3)	13,400
HIV/AIDS - Extensively drug-resistant Tuberculosis	14·9 (3·8 to 37·4)	10·8 (2·9 to 27·5)	7·2 (1·9 to 18·8)	4·1 (1 to 10·5)	2·2 (0·5 to 5·7)	1·2 (0·3 to 3·1)	0·6 (0·1 to 1·5)	0·1 (0 to 0·3)	0 (0 to 0·1)	0 (0 to 0)	0 (0 to 0)	181
HIV/AIDS resulting in other diseases	14,200 (11,100 to 17,200)	10,400 (8,320 to 12,400)	7,080 (5,530 to 8,740)	4,070 (2,990 to 5,240)	2,260 (1,590 to 3,040)	1,220 (838 to 1,700)	582 (391 to 814)	117 (73·6 to 174)	46·2 (28·7 to 71·8)	11·3 (7 to 18)	2 (1·2 to 3·1)	166,000
Sexually transmitted infections excluding HIV	41·7 (20·1 to 79·2)	28·6 (13·6 to 55·1)	21·4 (9·8 to 41·2)	13·4 (5·7 to 26·1)	11·1 (5 to 21·6)	8·1 (3·7 to 16·2)	4·8 (2·1 to 9·2)	2·3 (1 to 4·5)	1 (0·5 to 2·1)	0·3 (0·1 to 0·6)	0 (0 to 0·1)	3,100
Syphilis	1·2 (0·4 to 2·7)	1·4 (0·5 to 3·3)	0·5 (0·2 to 1)	0·4 (0·1 to 1)	0·5 (0·1 to 1·2)	0·6 (0·2 to 1·3)	0·3 (0·1 to 0·7)	0·3 (0·1 to 0·7)	0·1 (0 to 0·3)	0·1 (0 to 0·2)	0 (0 to 0)	2,530
Chlamydial infection	3·7 (1·7 to 7·4)	2 (0·8 to 4·7)	1·7 (0·5 to 4·1)	1 (0·2 to 2·5)	0·6 (0·2 to 1·5)	0·7 (0·2 to 1·6)	0·4 (0·1 to 1)	0·3 (0·1 to 0·6)	0·1 (0 to 0·3)	0 (0 to 0·1)	0 (0 to 0)	52·5
Gonococcal infection	5·1 (1·6 to 11·8)	5·3 (1·5 to 13·7)	4·5 (1·1 to 10·9)	2·5 (0·5 to 6·5)	3·1 (0·9 to 8·2)	2·3 (0·7 to 5·4)	1·6 (0·4 to 3·7)	0·6 (0·2 to 1·4)	0·3 (0·1 to 0·7)	0·1 (0 to 0·2)	0 (0 to 0)	71·6
Trichomoniasis	15·7 (5 to 36·2)	9·5 (3 to 22)	5·6 (1·8 to 13·4)	3·4 (1·2 to 8)	2·5 (0·9 to 5·5)	1·5 (0·5 to 3·3)	0·7 (0·3 to 1·7)	0·3 (0·1 to 0·7)	0·1 (0 to 0·2)	0 (0 to 0)	0 (0 to 0)	220
Genital herpes	6·8 (2·1 to 16·6)	6 (1·8 to 14·7)	5·2 (1·5 to 13·1)	4 (1·2 to 9·8)	3·1 (0·9 to 7·6)	2 (0·6 to 4·9)	1·1 (0·3 to 2·7)	0·6 (0·2 to 1·4)	0·2 (0·1 to 0·6)	0·1 (0 to 0·1)	0 (0 to 0)	94·2
Other sexually transmitted infections	9·2 (4·2 to 18·3)	4·5 (1·7 to 10·5)	3·9 (1·3 to 9·3)	2·1 (0·4 to 5·6)	1·4 (0·4 to 3·6)	1·2 (0·4 to 2·8)	0·6 (0·2 to 1·4)	0·2 (0·1 to 0·6)	0·2 (0 to 0·4)	0 (0 to 0·1)	0 (0 to 0)	130
Respiratory infections and tuberculosis	3,190 (1,670 to 4,960)	3,270 (1,810 to 5,150)	3,370 (1,770 to 5,410)	2,980 (1,760 to 4,640)	2,920 (1,840 to 4,340)	2,180 (1,430 to 3,220)	1,510 (988 to 2,210)	1,080 (731 to 1,510)	513 (341 to 718)	153 (99·1 to 215)	34·9 (22·8 to 50)	71,000
Tuberculosis	2,050 (998 to 3,440)	2,020 (1,010 to 3,420)	2,050 (978 to 3,430)	1,500 (806 to 2,530)	1,560 (858 to 2,580)	1,000 (564 to 1,690)	558 (315 to 916)	324 (179 to 522)	122 (66·9 to 200)	26·1 (14·7 to 44)	5·5 (2·9 to 9·1)	31,800
Latent tuberculosis infection	0 (0 to 0)	0 (0 to 0)	0 (0 to 0)	0 (0 to 0)	0 (0 to 0)	0 (0 to 0)	0 (0 to 0)	0 (0 to 0)	0 (0 to 0)	0 (0 to 0)	0 (0 to 0)	0
Drug-susceptible tuberculosis	1,870 (880 to 3,160)	1,840 (918 to 3,130)	1,860 (877 to 3,170)	1,370 (724 to 2,350)	1,420 (776 to 2,350)	915 (504 to 1,550)	508 (281 to 827)	292 (163 to 481)	110 (60 to 186)	23·6 (12·9 to 39·5)	5 (2·6 to 8·4)	29,000
Multidrug-resistant tuberculosis without extensive drug resistar	180 (38·1 to 495)	178 (41·2 to 478)	180 (38 to 492)	132 (30 to 342)	138 (33·8 to 376)	88·7 (20 to 232)	48·9 (12 to 132)	31 (7·3 to 78)	11·8 (2·8 to 31·1)	2·5 (0·6 to 6·9)	0·5 (0·1 to 1·4)	2,810
Extensively drug-resistant tuberculosis	2·5 (0·5 to 7)	2·4 (0·5 to 6·5)	2·5 (0·5 to 7·1)	1·8 (0·4 to 5·1)	1·9 (0·4 to 5·1)	1·2 (0·3 to 3·4)	0·7 (0·2 to 1·8)	0·4 (0·1 to 1·1)	0·2 (0 to 0·4)	0 (0 to 0·1)	0 (0 to 0)	37·5
Lower respiratory infections	1,090 (548 to 1,790)	1,200 (622 to 2,030)	1,290 (682 to 2,140)	1,450 (800 to 2,330)	1,340 (773 to 2,130)	1,170 (686 to 1,790)	944 (537 to 1,460)	746 (474 to 1,110)	389 (248 to 558)	126 (76·5 to 181)	29·2 (18·4 to 43·3)	37,900
Upper respiratory infections	29 (15·4 to 50·4)	28·1 (14·2 to 50·8)	26·2 (13·7 to 47·7)	19·2 (10·4 to 32·7)	16 (8·2 to 28·9)	11·1 (5·8 to 19·7)	6·9 (3·5 to 13·1)	4·2 (2 to 8·1)	1·9 (0·8 to 3·8)	0·6 (0·2 to 1·3)	0·2 (0·1 to 0·3)	890
Otitis media	12·7 (6·2 to 22·8)	12 (5·6 to 21·7)	10·6 (5·2 to 19)	7·6 (3·3 to 14·2)	4·8 (2·3 to 8·8)	2·8 (1·2 to 5·2)	1·7 (0·8 to 3)	1 (0·5 to 1·8)	0·4 (0·2 to 0·8)	0·1 (0 to 0·2)	0 (0 to 0)	368
Enteric infections	761 (259 to 1,850)	845 (313 to 2,130)	1,040 (378 to 2,580)	939 (344 to 2,330)	1,030 (386 to 2,510)	1,090 (414 to 2,590)	851 (335 to 1,980)	645 (247 to 1,470)	328 (125 to 743)	100 (37·6 to 230)	27·2 (10·1 to 62)	30,000
Diarrheal diseases	756 (256 to 1,850)	840 (309 to 2,130)	1,040 (376 to 2,580)	935 (342 to 2,330)	1,030 (384 to 2,500)	1,090 (410 to 2,590)	850 (334 to 1,980)	644 (246 to 1,470)	328 (124 to 742)	100 (37·5 to 230)	27·2 (10·1 to 61·9)	29,400
Typhoid and paratyphoid	0·2 (0·1 to 0·4)	0·1 (0 to 0·3)	0·1 (0 to 0·2)	0·1 (0 to 0·2)	0 (0 to 0·1)	0 (0 to 0·1)	0 (0 to 0)	0 (0 to 0)	0 (0 to 0)	0 (0 to 0)	0 (0 to 0)	24·2
Typhoid fever	0·2 (0 to 0·4)	0·1 (0 to 0·3)	0·1 (0 to 0·2)	0·1 (0 to 0·1)	0 (0 to 0·1)	0 (0 to 0·1)	0 (0 to 0)	0 (0 to 0)	0 (0 to 0)	0 (0 to 0)	0 (0 to 0)	23·4
Paratyphoid fever	0 (0 to 0)	0 (0 to 0)	0 (0 to 0)	0 (0 to 0)	0 (0 to 0)	0 (0 to 0)	0 (0 to 0)	0 (0 to 0)	0 (0 to 0)	0 (0 to 0)	0 (0 to 0)	0·8
Invasive Non-typhoidal Salmonella (iNTS)	4·3 (1·3 to 10·1)	4 (1·2 to 9·1)	4·1 (1·4 to 9·6)	3·7 (1·1 to 8·9)	3·1 (1 to 7·5)	2 (0·6 to 5)	1·1 (0·3 to 2·6)	1·1 (0·3 to 2·4)	0·3 (0·1 to 0·7)	0·1 (0 to 0·2)	0 (0 to 0)	521
Other intestinal infectious diseases	0·3 (0 to 1·2)	0·3 (0 to 1·2)	0·2 (0 to 0·9)	0·2 (0 to 0·8)	0·3 (0 to 1·1)	0·2 (0 to 0·6)	0·1 (0 to 0·4)	0·1 (0 to 0·3)	0·1 (0 to 0·3)	0 (0 to 0·1)	0 (0 to 0)	32·3
Neglected tropical diseases and malaria	64·8 (33·3 to 109)	67·1 (32·9 to 111)	69·4 (38·1 to 111)	62·8 (32·5 to 103)	60 (32·3 to 97)	48 (26·8 to 75·6)	31·8 (17·4 to 50·6)	19·4 (11 to 30·3)	8·3 (4·6 to 12·9)	2·3 (1·3 to 3·8)	0·5 (0·3 to 0·9)	1,300
Malaria	0 (0 to 0)	0 (0 to 0)	0 (0 to 0)	0 (0 to 0)	0 (0 to 0)	0 (0 to 0)	0 (0 to 0)	0 (0 to 0)	0 (0 to 0)	0 (0 to 0)	0 (0 to 0)	0
Chagas disease	0 (0 to 0)	0 (0 to 0)	0 (0 to 0)	0 (0 to 0)	0 (0 to 0)	0 (0 to 0)	0 (0 to 0)	0 (0 to 0)	0 (0 to 0)	0 (0 to 0)	0 (0 to 0)	0
Leishmaniasis	0 (0 to 0)	0 (0 to 0)	0 (0 to 0)	0 (0 to 0)	0 (0 to 0)	0 (0 to 0)	0 (0 to 0)	0 (0 to 0)	0 (0 to 0)	0 (0 to 0)	0 (0 to 0)	0
Visceral leishmaniasis	0 (0 to 0)	0 (0 to 0)	0 (0 to 0)	0 (0 to 0)	0 (0 to 0)	0 (0 to 0)	0 (0 to 0)	0 (0 to 0)	0 (0 to 0)	0 (0 to 0)	0 (0 to 0)	0
Cutaneous and mucocutaneous leishmaniasis	0 (0 to 0)	0 (0 to 0)	0 (0 to 0)	0 (0 to 0)	0 (0 to 0)	0 (0 to 0)	0 (0 to 0)	0 (0 to 0)	0 (0 to 0)	0 (0 to 0)	0 (0 to 0)	0
African trypanosomiasis	0 (0 to 0)	0 (0 to 0)	0 (0 to 0)	0 (0 to 0)	0 (0 to 0)	0 (0 to 0)	0 (0 to 0)	0 (0 to 0)	0 (0 to 0)	0 (0 to 0)	0 (0 to 0)	0
Schistosomiasis	0 (0 to 0)	0 (0 to 0)	0 (0 to 0)	0 (0 to 0)	0 (0 to 0)	0 (0 to 0)	0 (0 to 0)	0 (0 to 0)	0 (0 to 0)	0 (0 to 0)	0 (0 to 0)	0
Cysticercosis	55·2 (24·2 to 99·5)	56·1 (22·9 to 96·6)	59·5 (29·3 to 102)	56·5 (26·5 to 96·6)	54·5 (27 to 91·9)	42·7 (21·5 to 69·3)	28·5 (14·3 to 46·8)	16·8 (8·4 to 27)	7·3 (3·6 to 12)	2·1 (1 to 3·5)	0·5 (0·2 to 0·9)	769
Cystic echinococcosis	0·5 (0 to 2·2)	0·5 (0 to 2·3)	0·5 (0 to 2·2)	0·5 (0 to 2)	0·4 (0 to 1·6)	0·3 (0 to 1·3)	0·3 (0 to 1)	0·2 (0 to 0·6)	0·1 (0 to 0·4)	0 (0 to 0·1)	0 (0 to 0)	9·9
Lymphatic filariasis	0 (0 to 0)	0 (0 to 0)	0 (0 to 0)	0 (0 to 0)	0 (0 to 0)	0 (0 to 0)	0 (0 to 0)	0 (0 to 0)	0 (0 to 0)	0 (0 to 0)	0 (0 to 0)	0
Onchocerciasis	0 (0 to 0)	0 (0 to 0)	0 (0 to 0)	0 (0 to 0)	0 (0 to 0)	0 (0 to 0)	0 (0 to 0)	0 (0 to 0)	0 (0 to 0)	0 (0 to 0)	0 (0 to 0)	0
Trachoma	0 (0 to 0)	0 (0 to 0)	0 (0 to 0)	0 (0 to 0)	0 (0 to 0)	0 (0 to 0)	0 (0 to 0)	0 (0 to 0)	0 (0 to 0)	0 (0 to 0)	0 (0 to 0)	0
Dengue	0 (0 to 0·2)	0 (0 to 0)	0 (0 to 0)	0 (0 to 0)	0 (0 to 0)	0 (0 to 0)	0 (0 to 0)	0 (0 to 0)	0 (0 to 0)	0 (0 to 0)	0 (0 to 0)	0·4
Yellow fever	0 (0 to 0)	0 (0 to 0)	0 (0 to 0)	0 (0 to 0)	0 (0 to 0)	0 (0 to 0)	0 (0 to 0)	0 (0 to 0)	0 (0 to 0)	0 (0 to 0)	0 (0 to 0)	0
Rabies	0·7 (0·1 to 2·3)	1·7 (0·2 to 5·5)	0·6 (0·1 to 1·8)	0·7 (0·1 to 2·3)	0·2 (0·1 to 0·7)	0·3 (0·1 to 1·1)	0·1 (0 to 0·2)	0·1 (0 to 0·3)	0 (0 to 0·1)	0 (0 to 0)	0 (0 to 0)	24·6
Intestinal nematode infections	2·1 (1·1 to 3·7)	1·8 (0·9 to 3·3)	1·7 (0·8 to 2·9)	1·5 (0·7 to 2·6)	1·1 (0·5 to 2)	0·8 (0·4 to 1·6)	0·5 (0·2 to 1)	0·3 (0·1 to 0·5)	0·1 (0 to 0·2)	0 (0 to 0·1)	0 (0 to 0)	134
Ascariasis	0·2 (0 to 0·6)	0·2 (0 to 0·5)	0·2 (0 to 0·5)	0·2 (0 to 0·8)	0·1 (0 to 0·4)	0·1 (0 to 0·5)	0·1 (0 to 0·5)	0·1 (0 to 0·2)	0 (0 to 0·1)	0 (0 to 0·1)	0 (0 to 0)	14·5
Trichuriasis	0·3 (0·1 to 0·6)	0·2 (0 to 0·5)	0·2 (0 to 0·4)	0·1 (0 to 0·3)	0·1 (0 to 0·2)	0·1 (0 to 0·1)	0 (0 to 0·1)	0 (0 to 0)	0 (0 to 0)	0 (0 to 0)	0 (0 to 0)	12·3
Hookworm disease	1·7 (0·8 to 3·1)	1·4 (0·6 to 2·7)	1·4 (0·6 to 2·4)	1·1 (0·5 to 2)	0·9 (0·4 to 1·7)	0·6 (0·3 to 1·2)	0·4 (0·2 to 0·8)	0·2 (0·1 to 0·4)	0·1 (0 to 0·1)	0 (0 to 0)	0 (0 to 0)	107
Food-borne trematodiases	0 (0 to 0)	0 (0 to 0)	0 (0 to 0)	0 (0 to 0)	0 (0 to 0)	0 (0 to 0)	0 (0 to 0)	0 (0 to 0)	0 (0 to 0)	0 (0 to 0)	0 (0 to 0)	0
Leprosy	0·3 (0·2 to 0·4)	0·3 (0 to 0·7)	0·3 (0 to 0·7)	0·3 (0 to 0·6)	0·2 (0 to 0·6)	0·2 (0 to 0·4)	0·1 (0 to 0·3)	0·1 (0 to 0·2)	0 (0 to 0·1)	0 (0 to 0)	0 (0 to 0)	2·9
Ebola	0 (0 to 0)	0 (0 to 0)	0 (0 to 0)	0 (0 to 0)	0 (0 to 0)	0 (0 to 0)	0 (0 to 0)	0 (0 to 0)	0 (0 to 0)	0 (0 to 0)	0 (0 to 0)	0
Zika virus	0 (0 to 0)	0 (0 to 0)	0 (0 to 0)	0 (0 to 0)	0 (0 to 0)	0 (0 to 0)	0 (0 to 0)	0 (0 to 0)	0 (0 to 0)	0 (0 to 0)	0 (0 to 0)	0
Guinea worm disease	0 (0 to 0)	0 (0 to 0)	0 (0 to 0)	0 (0 to 0)	0 (0 to 0)	0 (0 to 0)	0 (0 to 0)	0 (0 to 0)	0 (0 to 0)	0 (0 to 0)	0 (0 to 0)	0
Other neglected tropical diseases	5·9 (2·7 to 10·6)	6·7 (2·4 to 13·9)	6·7 (2·3 to 12·8)	3·4 (1·2 to 6·7)	3·6 (1·4 to 6·4)	3·6 (1·5 to 7·4)	2·3 (0·9 to 4·7)	2 (0·9 to 4·4)	0·7 (0·3 to 1·4)	0·2 (0·1 to 0·3)	0 (0 to 0)	360
Other infectious diseases	209 (107 to 362)	187 (98·1 to 305)	201 (105 to 328)	153 (83·1 to 248)	152 (89·8 to 250)	134 (77·6 to 219)	86 (50·5 to 136)	59·5 (36·4 to 93)	27·9 (16·5 to 44·8)	7·9 (4·5 to 12·9)	2·4 (1·2 to 4)	7,260
Meningitis	145 (65·6 to 273)	111 (51·1 to 197)	110 (51·6 to 190)	82·2 (36·9 to 153)	75·6 (36·3 to 133)	70 (32·6 to 126)	46 (20·2 to 84·2)	31·4 (15·9 to 51·9)	14·2 (6·8 to 24·6)	3·8 (1·9 to 6·4)	1·1 (0·5 to 1·8)	3,440
Encephalitis	6·6 (3·5 to 12·3)	6·4 (3·4 to 11·4)	6·8 (3·5 to 12·2)	4·6 (2·5 to 8)	4·8 (2·5 to 8·6)	4·9 (2·7 to 8·7)	3·1 (1·6 to 5·8)	2·1 (1·1 to 3·9)	0·8 (0·4 to 1·5)	0·2 (0·1 to 0·4)	0 (0 to 0·1)	196
Diphtheria	0·1 (0 to 0·4)	0·1 (0 to 0·3)	0·1 (0 to 0·2)	0 (0 to 0)	0 (0 to 0)	0 (0 to 0)	0 (0 to 0)	0 (0 to 0)	0 (0 to 0)	0 (0 to 0)	0 (0 to 0)	3·8
Tetanus	1·4 (0·3 to 4·2)	1·8 (0·3 to 5·2)	1·8 (0·3 to 5)	1·8 (0·3 to 5·5)	1·3 (0·2 to 3·8)	0·9 (0·1 to 2·3)	0·9 (0·2 to 3)	0·4 (0·1 to 1·2)	0·1 (0 to 0·3)	0 (0 to 0·1)	0 (0 to 0)	48·6
Measles	0·1 (0 to 0·3)	0·1 (0 to 0·2)	0·1 (0 to 0·2)	0 (0 to 0)	0 (0 to 0)	0 (0 to 0)	0 (0 to 0)	0 (0 to 0)	0 (0 to 0)	0 (0 to 0)	0 (0 to 0)	583
Varicella and herpes zoster	3·3 (1 to 8·3)	3·6 (1·2 to 8·9)	4·2 (1·5 to 9·3)	4·3 (1·4 to 10·4)	6·3 (1·6 to 16·6)	5·2 (1·2 to 13·1)	5·3 (1 to 15·2)	5·7 (0·8 to 16·7)	4·3 (0·6 to 12·9)	1·8 (0·2 to 5·3)	0·7 (0·1 to 2)	265
Acute hepatitis	21·7 (6·8 to 49·8)	25·4 (7 to 57·5)	27·3 (6·8 to 67·7)	23·2 (5·9 to 52·3)	25·1 (6·5 to 60·1)	23·9 (6·3 to 57·9)	13·5 (3·4 to 31·7)	9·7 (2·5 to 25·3)	4 (1·1 to 9·5)	0·8 (0·2 to 1·8)	0·2 (0·1 to 0·4)	411
Acute hepatitis A	7 (1·1 to 19·9)	7·7 (1·2 to 23)	8 (0·8 to 26·8)	6·1 (0·7 to 18·9)	7·8 (1 to 22·2)	5 (0·5 to 18)	3·7 (0·4 to 11·8)	2·6 (0·3 to 7·9)	1 (0·1 to 3)	0·2 (0 to 0·6)	0·1 (0 to 0·2)	182
Acute hepatitis B	11·2 (2·6 to 29·3)	14·6 (3 to 38·5)	15·4 (2·7 to 39·5)	11·9 (2 to 34·6)	12·6 (2·2 to 34·6)	16·4 (3·2 to 46·6)	8·6 (1·7 to 21·8)	6·5 (1·2 to 18)	2·7 (0·6 to 6·8)	0·5 (0·1 to 1·1)	0·1 (0 to 0·2)	179
Acute hepatitis C	2·6 (0·4 to 8·4)	2·3 (0·4 to 7)	2·8 (0·5 to 8·8)	4·1 (0·8 to 12)	3·8 (0·7 to 11)	1·6 (0·3 to 5·4)	0·8 (0·1 to 2·9)	0·4 (0·1 to 1·4)	0·3 (0 to 0·8)	0·1 (0 to 0·2)	0 (0 to 0·1)	35·2
Acute hepatitis E	0·8 (0·2 to 2·7)	0·9 (0·1 to 3·1)	1 (0·2 to 3·8)	1 (0·2 to 3·5)	0·9 (0·1 to 3·2)	0·8 (0·1 to 3·5)	0·4 (0·1 to 1·5)	0·3 (0·1 to 1·1)	0·1 (0 to 0·3)	0 (0 to 0·1)	0 (0 to 0)	13·9
Other unspecified infectious diseases	29·6 (13·1 to 61·8)	38·5 (17·7 to 76·2)	50·5 (22·5 to 99·7)	36·9 (16·6 to 75·6)	38·5 (16·8 to 83·2)	29·2 (13 to 62·9)	17·1 (7·8 to 35·9)	10·3 (4·5 to 22·9)	4·5 (2 to 9·7)	1·2 (0·5 to 2·9)	0·4 (0·1 to 0·9)	1,110
Maternal and neonatal disorders	599 (277 to 1,170)	79·9 (48·2 to 139)	25·1 (17·7 to 34·5)	16·8 (11·6 to 23·3)	10·5 (7 to 14·9)	5·4 (3·5 to 8·2)	2·7 (1·6 to 4·2)	0·9 (0·4 to 1·5)	0·3 (0·2 to 0·6)	0·1 (0 to 0·1)	0 (0 to 0)	53,700
Maternal disorders	568 (251 to 1,150)	56·8 (25·9 to 116)	7·5 (3·1 to 13·3)	4·8 (1·8 to 8·9)	3·1 (1·1 to 6)	1·7 (0·5 to 3·5)	0·8 (0·2 to 1·8)	0·4 (0·1 to 0·8)	0·1 (0 to 0·3)	0 (0 to 0·1)	0 (0 to 0)	9,160
Maternal hemorrhage	72 (25·4 to 159)	6 (1·7 to 15·7)	0 (0 to 0)	0 (0 to 0)	0 (0 to 0)	0 (0 to 0)	0 (0 to 0)	0 (0 to 0)	0 (0 to 0)	0 (0 to 0)	0 (0 to 0)	1,200
Maternal sepsis and other maternal infections	57·1 (20·7 to 126)	4 (1·4 to 9·2)	0 (0 to 0)	0 (0 to 0)	0 (0 to 0)	0 (0 to 0)	0 (0 to 0)	0 (0 to 0)	0 (0 to 0)	0 (0 to 0)	0 (0 to 0)	1,210
Maternal hypertensive disorders	86·9 (36·4 to 180)	7·6 (2·3 to 18·1)	0 (0 to 0)	0 (0 to 0)	0 (0 to 0)	0 (0 to 0)	0 (0 to 0)	0 (0 to 0)	0 (0 to 0)	0 (0 to 0)	0 (0 to 0)	1,540
Maternal obstructed labor and uterine rupture	32·1 (17 to 53·7)	12·7 (6·4 to 21·7)	7·5 (3·1 to 13·3)	4·8 (1·8 to 8·9)	3·1 (1·1 to 6)	1·7 (0·5 to 3·5)	0·8 (0·2 to 1·8)	0·4 (0·1 to 0·8)	0·1 (0 to 0·3)	0 (0 to 0·1)	0 (0 to 0)	526
Maternal abortion and miscarriage	94·3 (31 to 212)	7·5 (2·1 to 19·8)	0 (0 to 0)	0 (0 to 0)	0 (0 to 0)	0 (0 to 0)	0 (0 to 0)	0 (0 to 0)	0 (0 to 0)	0 (0 to 0)	0 (0 to 0)	988
Ectopic pregnancy	27·2 (10·4 to 60·7)	2·4 (0·7 to 6·2)	0 (0 to 0)	0 (0 to 0)	0 (0 to 0)	0 (0 to 0)	0 (0 to 0)	0 (0 to 0)	0 (0 to 0)	0 (0 to 0)	0 (0 to 0)	555
Indirect maternal deaths	49·7 (18·2 to 111)	3·3 (1 to 8·5)	--	--	--	--	--	--	--	--	--	NA
Late maternal deaths	8·7 (3·3 to 18·2)	0·5 (0·2 to 1·3)	--	--	--	--	--	--	--	--	--	NA
Maternal deaths aggravated by HIV/AIDS	42·8 (17·3 to 88·2)	3·2 (1 to 7·7)	--	--	--	--	--	--	--	--	--	NA
Neonatal disorders	30·6 (21·2 to 42·1)	23·1 (16·2 to 31·7)	17·6 (12·2 to 24·1)	12 (8·4 to 17·1)	7·3 (4·9 to 10·3)	3·7 (2·3 to 5·6)	1·8 (1·1 to 2·8)	0·5 (0·2 to 0·9)	0·2 (0·1 to 0·4)	0·1 (0 to 0·1)	0 (0 to 0)	44,500
Neonatal preterm birth	12·5 (8·7 to 17·9)	9·2 (6 to 13·7)	7·3 (4·4 to 11·5)	5·4 (3·1 to 8·9)	4 (2·3 to 6·5)	2·6 (1·4 to 4·4)	1·5 (0·8 to 2·5)	0·5 (0·2 to 0·9)	0·2 (0·1 to 0·4)	0·1 (0 to 0·1)	0 (0 to 0)	16,100
Neonatal encephalopathy due to birth asphyxia and trauma	10·9 (4·5 to 20·9)	8·7 (4·3 to 14·9)	6·7 (3·2 to 11·5)	4·4 (2·1 to 7·7)	2 (0·9 to 3·6)	0·5 (0·2 to 0·9)	0·1 (0 to 0·2)	0 (0 to 0)	0 (0 to 0)	0 (0 to 0)	0 (0 to 0)	10,600
Neonatal sepsis and other neonatal infections	5 (2·9 to 8)	3·5 (2 to 5·5)	2·4 (1·4 to 3·8)	1·5 (0·8 to 2·3)	0·8 (0·4 to 1·3)	0·4 (0·2 to 0·6)	0·1 (0·1 to 0·2)	0 (0 to 0)	0 (0 to 0)	0 (0 to 0)	0 (0 to 0)	4,760
Hemolytic disease and other neonatal jaundice	2·2 (1·6 to 2·8)	1·7 (1·2 to 2·1)	1·2 (0·9 to 1·6)	0·8 (0·6 to 1)	0·4 (0·3 to 0·6)	0·2 (0·1 to 0·2)	0·1 (0 to 0·1)	0 (0 to 0)	0 (0 to 0)	0 (0 to 0)	0 (0 to 0)	690
Other neonatal disorders	0 (0 to 0)	0 (0 to 0)	0 (0 to 0)	0 (0 to 0)	0 (0 to 0)	0 (0 to 0)	0 (0 to 0)	0 (0 to 0)	0 (0 to 0)	0 (0 to 0)	0 (0 to 0)	12,300
Nutritional deficiencies	242 (141 to 383)	265 (146 to 445)	268 (149 to 431)	241 (135 to 380)	226 (128 to 365)	189 (106 to 304)	123 (71·7 to 199)	90·3 (53·5 to 143)	43·2 (25·1 to 68·6)	12·8 (7·5 to 21·2)	3·2 (1·8 to 5·6)	10,600
Protein-energy malnutrition	75·2 (30·5 to 154)	79·2 (35·9 to 152)	85·6 (38·9 to 161)	84·1 (39·4 to 153)	82·4 (36·9 to 166)	78 (32·8 to 158)	59 (26·2 to 119)	44 (20·1 to 87·6)	23·4 (10·9 to 43·7)	7·8 (3·6 to 15·2)	2·5 (1·2 to 4·5)	5,270
Iodine deficiency	33·8 (17 to 62·9)	30·4 (15·4 to 56·6)	27 (13·8 to 49·8)	21·1 (10·8 to 38·4)	16·3 (8·4 to 30·1)	10·3 (5·4 to 18·5)	5·5 (2·8 to 9·8)	2·7 (1·4 to 4·8)	0·9 (0·5 to 1·6)	0·2 (0·1 to 0·4)	0 (0 to 0·1)	602
Vitamin A deficiency	2·3 (0·7 to 4·5)	2·1 (0·6 to 4·4)	2·1 (0·7 to 4·1)	1·7 (0·5 to 3·4)	1·4 (0·4 to 2·8)	0·9 (0·3 to 1·7)	0·5 (0·2 to 1)	0·3 (0·1 to 0·5)	0·1 (0 to 0·2)	0 (0 to 0)	0 (0 to 0)	271
Dietary iron deficiency	123 (56·1 to 223)	143 (51·7 to 293)	144 (50·6 to 285)	126 (44·7 to 245)	118 (43·3 to 217)	87·9 (36·8 to 167)	49·7 (20·6 to 90·9)	37·4 (18·1 to 65·5)	15·9 (6·8 to 28·7)	3·8 (1·7 to 7)	0·5 (0·2 to 1)	4,350
Other nutritional deficiencies	7·8 (3 to 17·5)	9·4 (4·3 to 18·6)	9·2 (4·2 to 19·1)	8·1 (3·6 to 15·8)	8 (3·3 to 16·5)	12·4 (4·4 to 27·1)	8·6 (3·2 to 18·9)	5·9 (2·3 to 13·9)	2·8 (1 to 6·4)	1 (0·4 to 2·2)	0·2 (0·1 to 0·5)	147
Non-communicable diseases	13,700 (9,920 to 18,400)	17,000 (12,000 to 22,500)	20,300 (14,100 to 27,300)	21,300 (15,100 to 28,100)	21,300 (15,800 to 27,000)	18,600 (14,300 to 23,400)	13,600 (10,800 to 16,600)	8,990 (7,230 to 10,700)	4,210 (3,390 to 4,970)	1,250 (975 to 1,460)	256 (201 to 294)	222,000
Neoplasms	3,070 (1,660 to 4,970)	3,800 (2,150 to 6,050)	4,310 (2,470 to 6,690)	3,700 (2,200 to 5,520)	3,300 (2,160 to 4,770)	2,510 (1,680 to 3,510)	1,530 (1,080 to 2,100)	857 (613 to 1,130)	334 (240 to 437)	74·1 (51·9 to 97·3)	11·1 (7·4 to 14·6)	31,300
Lip and oral cavity cancer	28·5 (12·2 to 56·6)	45·3 (21·1 to 83·9)	53·7 (24·8 to 98·6)	48·8 (25·7 to 81·1)	41·3 (22·5 to 66·8)	28·3 (16·1 to 48)	19·4 (11 to 31)	11·3 (6·7 to 18)	5·5 (3·3 to 8·4)	1·4 (0·9 to 2·2)	0·3 (0·2 to 0·4)	357
Nasopharynx cancer	12·4 (5·8 to 23·5)	15·2 (7·1 to 27)	16·8 (7·9 to 31·5)	17·9 (8·6 to 34·2)	14·8 (7·5 to 26)	11·7 (5·8 to 19·6)	5·3 (2·7 to 9·3)	2·7 (1·4 to 4·9)	0·9 (0·4 to 1·5)	0·2 (0·1 to 0·4)	0 (0 to 0·1)	132
Other pharynx cancer	8·8 (3·9 to 16·7)	13·9 (6·2 to 25)	18·2 (8·9 to 32·3)	13·8 (7·2 to 23·3)	11·3 (6·2 to 19)	7·7 (4·2 to 12·4)	3·4 (1·9 to 5·7)	1·7 (0·9 to 2·9)	0·8 (0·5 to 1·3)	0·2 (0·1 to 0·3)	0 (0 to 0)	93·5
Esophageal cancer	129 (50·6 to 229)	216 (89·8 to 384)	284 (127 to 490)	247 (116 to 433)	224 (113 to 378)	180 (92·1 to 290)	109 (58·2 to 177)	54·2 (27·2 to 89·6)	22·9 (12·5 to 35·5)	4·6 (2·3 to 7·6)	0·7 (0·3 to 1·2)	1,620
Stomach cancer	105 (51 to 184)	148 (75·4 to 249)	176 (88·2 to 295)	185 (100 to 296)	185 (111 to 298)	154 (95·8 to 238)	117 (74·4 to 176)	69·4 (42·9 to 105)	28·9 (18·3 to 43·2)	6·7 (4 to 10·8)	0·9 (0·5 to 1·4)	1,410
Colon and rectum cancer	113 (52·6 to 198)	156 (74·2 to 269)	205 (99·2 to 350)	207 (113 to 332)	210 (119 to 320)	180 (105 to 286)	135 (83·8 to 202)	91·5 (55·9 to 142)	37·9 (23·2 to 59·4)	8·9 (5·3 to 13·8)	1·3 (0·7 to 2·1)	1,600
Liver cancer	86·2 (33 to 193)	121 (48·8 to 246)	149 (61·3 to 291)	143 (63·8 to 287)	139 (66·6 to 261)	105 (51·8 to 193)	69·4 (34·4 to 127)	39·3 (20·7 to 68·9)	14·3 (7·7 to 24·9)	2·9 (1·5 to 4·9)	0·5 (0·2 to 0·8)	1,120
Liver cancer due to hepatitis B	32·4 (11·3 to 80·8)	38·3 (13·7 to 86·9)	41·2 (15·6 to 93·2)	33·5 (12·4 to 74·3)	25·8 (9·6 to 56·1)	15·9 (5·8 to 35·6)	8·7 (3·2 to 18·7)	4·2 (1·5 to 9·2)	1·4 (0·5 to 2·8)	0·3 (0·1 to 0·6)	0 (0 to 0·1)	316
Liver cancer due to hepatitis C	25·6 (7·7 to 60·3)	43·8 (15·3 to 97·6)	61 (20·3 to 129)	64·2 (25·3 to 140)	66·8 (28·7 to 133)	54·3 (23·6 to 108)	38·1 (17·6 to 72·8)	23·3 (11·6 to 43)	9·1 (4·7 to 16·1)	1·9 (1 to 3·3)	0·3 (0·1 to 0·6)	426
Liver cancer due to alcohol use	10·5 (2·9 to 28·4)	15·3 (4·5 to 35·6)	18·9 (6·3 to 44·4)	19·4 (6·8 to 45·4)	20·7 (8 to 46)	15·1 (5·8 to 31·7)	8·2 (3·3 to 17)	3·7 (1·5 to 7·7)	1·1 (0·5 to 2·2)	0·2 (0·1 to 0·4)	0 (0 to 0·1)	132
Liver cancer due to NASH	9·3 (2·7 to 22·8)	13·3 (4 to 30·7)	16·6 (5·5 to 37·8)	16·8 (5·8 to 37·7)	17·3 (7·1 to 38·6)	14·5 (5·5 to 30·2)	10·7 (4·4 to 21·8)	6·2 (2·5 to 12·4)	2·1 (0·9 to 4·1)	0·4 (0·2 to 0·8)	0·1 (0 to 0·1)	138
Liver cancer due to other causes	8·3 (2·5 to 20·9)	10·2 (3·1 to 25·3)	10·8 (3·8 to 25·9)	9·2 (3·1 to 20·9)	8 (3 to 17·5)	5·7 (2·1 to 11·9)	3·6 (1·4 to 8·4)	1·9 (0·7 to 4·1)	0·6 (0·3 to 1·3)	0·1 (0 to 0·3)	0 (0 to 0)	109
Gallbladder and biliary tract cancer	14·4 (6·1 to 27·5)	23·8 (11 to 43·5)	31·8 (14·9 to 54·7)	35·1 (16·9 to 60)	35·1 (18·5 to 57·9)	30·6 (16·5 to 50·1)	20·6 (11·3 to 34)	10·8 (5·9 to 18·1)	4·1 (2·2 to 6·8)	0·9 (0·5 to 1·5)	0·1 (0·1 to 0·2)	225
Pancreatic cancer	47·9 (21·7 to 86·8)	79·6 (36·5 to 143)	112 (52·2 to 196)	129 (67·9 to 216)	128 (72 to 217)	112 (63·5 to 183)	70 (40·8 to 109)	41·6 (25·5 to 61·8)	17·1 (10·1 to 26·5)	3·5 (2·1 to 5·4)	0·4 (0·3 to 0·7)	812
Larynx cancer	17 (7 to 33·3)	26 (11·7 to 49)	27·2 (13·3 to 48·4)	24·2 (12·1 to 43·5)	21·1 (10·6 to 37)	14 (7·8 to 23·3)	7·3 (4·2 to 11·9)	4 (2·2 to 6·3)	1·6 (0·9 to 2·7)	0·3 (0·1 to 0·5)	0 (0 to 0·1)	166
Tracheal, bronchus, and lung cancer	102 (42·7 to 190)	168 (74·4 to 304)	237 (109 to 452)	254 (126 to 440)	235 (124 to 396)	183 (98·3 to 316)	111 (59·2 to 188)	62·7 (37 to 99·2)	20·6 (11·8 to 32·1)	4·2 (2·4 to 6·5)	0·6 (0·3 to 1)	1,540
Malignant skin melanoma	23 (9·3 to 49·1)	31 (13·5 to 62·7)	30·1 (13·8 to 58·4)	29·9 (14·9 to 53·8)	30 (15·1 to 55·2)	21 (11·2 to 36·8)	13·9 (7·7 to 23·8)	9·3 (5·3 to 15)	3·7 (2·2 to 6)	0·8 (0·4 to 1·3)	0·1 (0·1 to 0·2)	267
Non-melanoma skin cancer	3·9 (1·3 to 8·3)	4·6 (1·8 to 9·8)	6·2 (2·6 to 12·8)	5·9 (2·7 to 11·8)	6·9 (3·3 to 13·3)	8 (4 to 14·7)	6·9 (3·3 to 13)	4·9 (2·5 to 9)	3 (1·5 to 5·5)	1·2 (0·6 to 2·5)	0·2 (0·1 to 0·4)	58·8
Non-melanoma skin cancer (squamous-cell carcinoma)	3·9 (1·3 to 8·3)	4·6 (1·8 to 9·8)	6·2 (2·6 to 12·8)	5·9 (2·6 to 11·8)	6·9 (3·3 to 13·3)	8 (4 to 14·7)	6·9 (3·3 to 13)	4·9 (2·5 to 9)	3 (1·5 to 5·5)	1·2 (0·6 to 2·5)	0·2 (0·1 to 0·4)	58·8
Non-melanoma skin cancer (basal-cell carcinoma)	0 (0 to 0)	0 (0 to 0)	0 (0 to 0)	0 (0 to 0)	0 (0 to 0)	0 (0 to 0)	0 (0 to 0)	0 (0 to 0)	0 (0 to 0)	0 (0 to 0)	0 (0 to 0)	0
Breast cancer	756 (371 to 1,310)	880 (453 to 1,500)	955 (506 to 1,580)	706 (391 to 1,130)	595 (350 to 934)	437 (275 to 662)	255 (162 to 383)	152 (96·7 to 225)	60·2 (37·3 to 88·9)	15·4 (9·6 to 23·3)	2·5 (1·4 to 4·1)	6,320
Cervical cancer	1,190 (483 to 2,170)	1,300 (587 to 2,390)	1,270 (562 to 2,410)	932 (433 to 1,680)	761 (373 to 1,340)	516 (268 to 914)	275 (141 to 467)	132 (69·7 to 231)	47·2 (24·7 to 81·1)	8·8 (4·4 to 15·8)	1·6 (0·8 to 2·7)	9,020
Uterine cancer	37·1 (17·2 to 70·5)	59·2 (28·1 to 111)	96·2 (46 to 172)	131 (66·7 to 225)	130 (68·1 to 211)	102 (55·9 to 167)	49·3 (27·6 to 79·6)	23·1 (13·2 to 37·6)	8·6 (5 to 13·6)	1·8 (1·1 to 2·8)	0·2 (0·1 to 0·4)	688
Ovarian cancer	116 (48·1 to 275)	166 (71·7 to 403)	199 (93·5 to 438)	194 (93·3 to 380)	157 (79·7 to 302)	115 (58·8 to 228)	62·2 (30·8 to 121)	32·8 (16·7 to 61·2)	12·5 (6·4 to 21·7)	2·5 (1·2 to 4·3)	0·3 (0·1 to 0·5)	1,380
Prostate cancer	0 (0 to 0)	0 (0 to 0)	0 (0 to 0)	0 (0 to 0)	0 (0 to 0)	0 (0 to 0)	0 (0 to 0)	0 (0 to 0)	0 (0 to 0)	0 (0 to 0)	0 (0 to 0)	0
Testicular cancer	--	--	--	--	--	--	--	--	--	--	--	NA
Kidney cancer	11·1 (5 to 20·2)	15·5 (7·5 to 27·1)	22·7 (11·2 to 40·2)	20·3 (9·8 to 35·3)	19·4 (10·5 to 32·4)	14·3 (7·4 to 24·3)	9·3 (4·9 to 15·4)	5·1 (2·7 to 8·8)	2·1 (1·1 to 3·7)	0·4 (0·2 to 0·7)	0·1 (0 to 0·1)	182
Bladder cancer	20·3 (8·2 to 37·3)	27·3 (11·8 to 47·3)	32·8 (14·3 to 58)	32·9 (15·7 to 56·6)	33·8 (16 to 55·5)	31·8 (16·3 to 50·4)	26·2 (13·7 to 41·1)	15·1 (8·4 to 22·8)	6·7 (3·5 to 10·7)	1·8 (0·9 to 2·7)	0·2 (0·1 to 0·3)	269
Brain and central nervous system cancer	29 (12·4 to 60·7)	34·8 (15·8 to 66·5)	40·4 (19 to 77)	35·4 (17·9 to 63·2)	29·7 (16·1 to 55·4)	20·1 (10·7 to 36·3)	10·5 (5·6 to 20·2)	5·8 (2·9 to 11·3)	1·6 (0·8 to 3)	0·3 (0·2 to 0·5)	0 (0 to 0·1)	478
Thyroid cancer	10·1 (4·1 to 19·3)	16·3 (6·8 to 31·5)	20·6 (9·3 to 36·6)	18·7 (9·2 to 32)	17·2 (9 to 28·4)	14 (7 to 23·6)	8·9 (4·5 to 14·8)	5·3 (2·6 to 9)	2 (0·9 to 3·3)	0·4 (0·2 to 0·8)	0·1 (0 to 0·1)	141
Mesothelioma	3·3 (0·8 to 8·9)	6·2 (1·6 to 17·4)	8·6 (2·4 to 22·9)	7·5 (2·3 to 17·3)	7·5 (2·2 to 18·3)	6·7 (2 to 16·3)	4·5 (1·3 to 10·9)	2·2 (0·6 to 5·6)	0·8 (0·2 to 2·3)	0·1 (0 to 0·3)	0 (0 to 0)	55·8
Hodgkin lymphoma	5·3 (2·2 to 10·5)	6·7 (3·1 to 13·1)	6 (2·8 to 11·2)	5·2 (2·5 to 9·4)	3·7 (1·9 to 6·4)	3·6 (1·9 to 6·2)	2·3 (1·2 to 4)	1·3 (0·7 to 2·5)	0·5 (0·2 to 1)	0·1 (0 to 0·2)	0 (0 to 0)	99·2
Non-Hodgkin lymphoma	49·3 (24·9 to 88·2)	53·2 (26·6 to 92·1)	56·8 (27·9 to 98·2)	47·1 (23·8 to 78·8)	48·1 (27·3 to 78·8)	37·9 (21·5 to 60·2)	23·3 (13·5 to 36·4)	15·3 (8·6 to 25·4)	6·1 (3·4 to 10)	1·3 (0·7 to 2·2)	0·2 (0·1 to 0·3)	675
Multiple myeloma	25 (11·2 to 49·1)	42·7 (19·9 to 81·6)	58·2 (28·3 to 106)	62·6 (33·6 to 111)	55·1 (30·8 to 90·8)	43·7 (25·6 to 72·5)	24·6 (14·5 to 42·6)	12·2 (7 to 20·4)	4·4 (2·3 to 7·8)	0·8 (0·4 to 1·3)	0·1 (0 to 0·1)	360
Leukemia	53 (24·4 to 95·9)	60·6 (29·8 to 107)	78·3 (37·8 to 135)	69·9 (36·4 to 118)	66 (35·8 to 112)	53 (29·1 to 85·2)	38·4 (21 to 64·7)	21·2 (11·2 to 36·3)	8·9 (4·5 to 15·2)	1·9 (1 to 3·4)	0·3 (0·1 to 0·5)	983
Acute lymphoid leukemia	1·1 (0·4 to 2·5)	0·8 (0·3 to 1·8)	0·6 (0·2 to 1·5)	0·5 (0·2 to 1·1)	0·3 (0·1 to 0·7)	0·2 (0·1 to 0·4)	0·1 (0 to 0·3)	0 (0 to 0·1)	0 (0 to 0)	0 (0 to 0)	0 (0 to 0)	94·7
Chronic lymphoid leukemia	30·9 (12·7 to 58·8)	40·9 (19·1 to 73·1)	57 (26·4 to 98·9)	56·5 (29·5 to 96·4)	53·1 (27·8 to 90·6)	44·8 (23·9 to 72·1)	33·4 (18·7 to 55·2)	18·3 (9·5 to 31·3)	7·8 (3·9 to 13·6)	1·7 (0·9 to 3)	0·2 (0·1 to 0·5)	382
Acute myeloid leukemia	5·7 (1·9 to 12·4)	3·5 (1·2 to 7·3)	2·4 (0·8 to 5·2)	2 (0·6 to 4·8)	1·1 (0·4 to 2·7)	0·5 (0·2 to 1·3)	0·3 (0·1 to 0·6)	0·1 (0 to 0·2)	0 (0 to 0·1)	0 (0 to 0)	0 (0 to 0)	95·5
Chronic myeloid leukemia	2·1 (0·7 to 4·9)	1·8 (0·6 to 4·3)	1·4 (0·4 to 3·2)	1 (0·3 to 2·6)	0·8 (0·2 to 1·8)	0·5 (0·2 to 1·1)	0·2 (0·1 to 0·4)	0·1 (0 to 0·2)	0 (0 to 0·1)	0 (0 to 0)	0 (0 to 0)	32·4
Other leukemia	13·2 (3·9 to 31)	13·6 (4·5 to 28·6)	16·9 (5·2 to 37·9)	9·9 (2·9 to 24·1)	10·6 (3·2 to 23)	7 (2·1 to 16·6)	4·5 (1·3 to 11·2)	2·7 (0·8 to 6·5)	1 (0·3 to 2·5)	0·2 (0·1 to 0·4)	0 (0 to 0)	378
Other malignant neoplasms	72·1 (35·7 to 125)	87·7 (44·2 to 148)	106 (53·8 to 177)	94·7 (52 to 149)	91·1 (52·4 to 135)	70·3 (42·2 to 106)	44·7 (27·7 to 65·4)	25·8 (16·4 to 37·6)	9·9 (6 to 15·1)	2·4 (1·4 to 3·6)	0·4 (0·2 to 0·6)	1,220
Other neoplasms	2·7 (1·2 to 5·4)	4·2 (2·1 to 7·5)	7·2 (3·8 to 12·5)	5·5 (3·1 to 9)	7·3 (4 to 11·5)	7·8 (4·2 to 13)	5·6 (3·2 to 9·3)	4·3 (2·5 to 7)	1·7 (0·9 to 2·9)	0·4 (0·2 to 0·8)	0·1 (0 to 0·1)	66·8
Myelodysplastic, myeloproliferative, and other hematopoietic n	2·7 (1·2 to 5·4)	4·2 (2·1 to 7·5)	7·2 (3·8 to 12·5)	5·5 (3·1 to 9)	7·3 (4 to 11·5)	7·8 (4·2 to 13)	5·6 (3·2 to 9·3)	4·3 (2·5 to 7)	1·7 (0·9 to 2·9)	0·4 (0·2 to 0·8)	0·1 (0 to 0·1)	66·8
Benign and in situ intestinal neoplasms	0 (0 to 0)	0 (0 to 0)	0 (0 to 0)	0 (0 to 0)	0 (0 to 0)	0 (0 to 0)	0 (0 to 0)	0 (0 to 0)	0 (0 to 0)	0 (0 to 0)	0 (0 to 0)	0
Benign and in situ cervical and uterine neoplasms	0 (0 to 0)	0 (0 to 0)	0 (0 to 0)	0 (0 to 0)	0 (0 to 0)	0 (0 to 0)	0 (0 to 0)	0 (0 to 0)	0 (0 to 0)	0 (0 to 0)	0 (0 to 0)	0
Other benign and in situ neoplasms	0 (0 to 0)	0 (0 to 0)	0 (0 to 0)	0 (0 to 0)	0 (0 to 0)	0 (0 to 0)	0 (0 to 0)	0 (0 to 0)	0 (0 to 0)	0 (0 to 0)	0 (0 to 0)	0
Cardiovascular diseases	2,380 (1,300 to 4,040)	3,590 (2,020 to 5,560)	4,970 (2,840 to 7,790)	6,210 (3,690 to 9,330)	6,850 (4,350 to 9,770)	6,710 (4,580 to 9,140)	5,480 (3,930 to 7,270)	3,920 (2,830 to 5,000)	1,910 (1,370 to 2,450)	582 (395 to 740)	119 (82·6 to 151)	49,000
Rheumatic heart disease	101 (54·7 to 174)	88 (48·2 to 146)	87·8 (44·7 to 156)	82·7 (43·3 to 139)	75·3 (39 to 129)	50·2 (28·2 to 82·9)	35·6 (21 to 56·8)	16·5 (9·6 to 25·9)	6·4 (3·6 to 10·7)	1·8 (1 to 3)	0·3 (0·2 to 0·5)	1,630





SR Table 2b: Oceania DALYS by cause and age group for females with 95% uncertainty intervals, 2019

Cause	Early Neonatal	Late Neonatal	Post Neonatal	1 to 4	5 to 9	10 to 14	15 to 19	20 to 24	25 to 29	30 to 34	35 to 39
All causes	188,000 (150,000 to 234,000)	96,500 (76,800 to 120,000)	289,000 (233,000 to 356,000)	257,000 (211,000 to 314,000)	77,700 (66,300 to 90,800)	66,600 (55,000 to 81,600)	88,000 (74,400 to 107,000)	112,000 (94,100 to 134,000)	130,000 (105,000 to 166,000)	139,000 (112,000 to 181,000)	147,000 (117,000 to 188,000)
Communicable, maternal, neonatal, and nutritional diseases	161,000 (122,000 to 206,000)	84,600 (65,900 to 107,000)	230,000 (173,000 to 295,000)	172,000 (132,000 to 221,000)	35,200 (28,000 to 43,600)	21,000 (16,300 to 27,200)	27,800 (22,300 to 35,000)	38,100 (30,400 to 50,600)	42,900 (29,100 to 68,500)	45,500 (28,900 to 79,100)	45,800 (29,900 to 78,500)
HIV/AIDS and sexually transmitted infections	27,100 (8,870 to 54,000)	7,060 (2,260 to 14,700)	11,800 (4,810 to 22,800)	6,810 (688 to 17,900)	1,880 (315 to 4,750)	1,140 (168 to 2,970)	3,460 (1,550 to 7,570)	6,670 (1,780 to 16,500)	14,300 (2,980 to 38,200)	20,100 (5,280 to 51,700)	21,200 (7,550 to 54,200)
HIV/AIDS	0·2 (0 to 0·7)	0·9 (0·1 to 2·3)	3,340 (153 to 8,630)	6,400 (258 to 17,500)	1,670 (125 to 4,500)	1,070 (99·3 to 2,910)	3,390 (1,480 to 7,410)	6,450 (1,590 to 16,300)	14,000 (2,680 to 37,900)	19,700 (4,890 to 51,400)	20,800 (7,090 to 53,700)
HIV/AIDS - Drug-susceptible Tuberculosis	0 (0 to 0)	0 (0 to 0·1)	284 (37·5 to 505)	539 (49·1 to 956)	152 (19·9 to 265)	89 (15·4 to 153)	256 (149 to 424)	406 (240 to 642)	814 (480 to 1,320)	1,230 (710 to 1,980)	1,430 (822 to 2,350)
HIV/AIDS - Multidrug-resistant Tuberculosis without exten	0 (0 to 0)	0 (0 to 0)	28·6 (2·9 to 80·5)	53·8 (2·9 to 152)	14·8 (1·1 to 41·4)	8·4 (0·8 to 23·5)	24·7 (5·7 to 68·6)	37·6 (8·9 to 100)	75·7 (18 to 202)	116 (27·1 to 309)	136 (31·3 to 370)
HIV/AIDS - Extensively drug-resistant Tuberculosis	0 (0 to 0)	0 (0 to 0)	5·5 (0·6 to 15·8)	10·3 (0·5 to 29·9)	2·8 (0·2 to 8·1)	1·6 (0·1 to 4·6)	4·7 (1 to 12·9)	7 (1·5 to 18·8)	14·1 (3·1 to 37·9)	21·7 (4·7 to 58·8)	25·6 (5·5 to 70·5)
HIV/AIDS resulting in other diseases	0·2 (0 to 0·7)	0·8 (0 to 2·3)	3,020 (103 to 8,290)	5,790 (198 to 16,800)	1,500 (102 to 4,300)	967 (81·3 to 2,800)	3,110 (1,190 to 7,160)	6,000 (1,170 to 15,900)	13,100 (1,790 to 37,100)	18,400 (3,430 to 50,100)	19,200 (5,520 to 51,700)
Sexually transmitted infections excluding HIV	27,100 (8,870 to 54,000)	7,060 (2,260 to 14,700)	8,450 (2,640 to 19,200)	413 (124 to 939)	218 (67·1 to 493)	69·3 (31·3 to 164)	68·8 (33·1 to 136)	215 (91·7 to 452)	330 (145 to 672)	381 (193 to 727)	455 (255 to 806)
Syphilis	27,100 (8,870 to 54,000)	7,060 (2,260 to 14,700)	8,450 (2,640 to 19,200)	413 (124 to 939)	218 (67·1 to 493)	35·6 (14·7 to 88·2)	5·1 (2·1 to 11·2)	6·6 (1·9 to 17·2)	7·7 (2·7 to 18·8)	12·5 (6·1 to 25)	16·7 (8·6 to 32·1)
Chlamydial infection	0 (0 to 0)	0 (0 to 0)	0 (0 to 0)	0 (0 to 0)	0 (0 to 0)	6·4 (2·8 to 15·3)	3·5 (2 to 5·7)	9·9 (5·9 to 15·8)	15·5 (7·2 to 28·4)	23·5 (11·9 to 40·6)	41·7 (24·4 to 66)
Gonococcal infection	0 (0 to 0)	0 (0 to 0)	0 (0 to 0)	0 (0 to 0)	0 (0 to 0)	10·1 (4·1 to 25)	4·4 (2·4 to 8)	6·5 (3·8 to 11·6)	7·2 (4·4 to 11·5)	18·3 (11 to 32·8)	41·9 (23 to 78·8)
Trichomoniasis	0 (0 to 0)	0 (0 to 0)	0 (0 to 0)	0 (0 to 0)	0 (0 to 0)	1·6 (0·3 to 4·2)	34 (10·1 to 84)	147 (51·9 to 334)	221 (78·5 to 498)	206 (67·4 to 487)	175 (58·7 to 403)
Genital herpes	0 (0 to 0)	0 (0 to 0)	0 (0 to 0)	0 (0 to 0)	0 (0 to 0)	2·9 (0·9 to 6·9)	12 (3·5 to 29·7)	24·3 (7·9 to 59·5)	34·6 (11·2 to 85·9)	39·1 (12·5 to 94·8)	37·9 (11·5 to 92·5)
Other sexually transmitted infections	0 (0 to 0)	0 (0 to 0)	0 (0 to 0)	0 (0 to 0)	0 (0 to 0)	12·7 (5·6 to 30·4)	9·7 (5·8 to 15·8)	20·9 (10·8 to 36·2)	43·7 (23·1 to 76·2)	82·3 (51·7 to 128)	142 (87·2 to 216)
Respiratory infections and tuberculosis	19,000 (9,400 to 32,500)	24,800 (14,900 to 37,600)	119,000 (77,300 to 166,000)	58,100 (36,300 to 86,800)	6,850 (4,770 to 11,400)	3,390 (2,320 to 5,670)	4,630 (3,140 to 7,280)	6,120 (4,320 to 9,290)	5,220 (3,710 to 8,320)	4,990 (3,460 to 7,940)	5,650 (3,840 to 9,040)
Tuberculosis	0 (0 to 0)	0 (0 to 0)	4,080 (1,890 to 7,040)	1,880 (871 to 3,340)	2,700 (1,480 to 4,570)	1,160 (636 to 1,900)	2,180 (1,130 to 3,830)	3,150 (1,880 to 4,930)	2,190 (1,300 to 3,580)	2,250 (1,320 to 3,710)	2,470 (1,400 to 4,310)
Latent tuberculosis infection	0 (0 to 0)	0 (0 to 0)	0 (0 to 0)	0 (0 to 0)	0 (0 to 0)	0 (0 to 0)	0 (0 to 0)	0 (0 to 0)	0 (0 to 0)	0 (0 to 0)	0 (0 to 0)
Drug-susceptible tuberculosis	0 (0 to 0)	0 (0 to 0)	3,720 (1,740 to 6,510)	1,720 (806 to 3,110)	2,480 (1,320 to 4,150)	1,070 (574 to 1,790)	2,000 (1,040 to 3,470)	2,930 (1,790 to 4,510)	2,040 (1,250 to 3,310)	2,100 (1,240 to 3,450)	2,300 (1,280 to 4,020)
Multidrug-resistant tuberculosis without extensive drug res	0 (0 to 0)	0 (0 to 0)	303 (60·7 to 818)	136 (27·3 to 375)	185 (41·2 to 491)	74·8 (17·2 to 203)	145 (29·6 to 406)	185 (44·2 to 487)	122 (26·2 to 344)	130 (26·5 to 355)	146 (32·1 to 415)
Extensively drug-resistant tuberculosis	0 (0 to 0)	0 (0 to 0)	57·8 (10·7 to 160)	25·5 (5·2 to 72·9)	34·5 (7 to 94)	13·6 (3 to 36·5)	27·4 (5·4 to 74·3)	33·3 (6·8 to 91·1)	21·6 (4·7 to 60)	23·7 (5 to 64·6)	26·9 (5·6 to 77·7)
Lower respiratory infections	19,000 (9,400 to 32,500)	24,800 (14,900 to 37,600)	115,000 (73,700 to 161,000)	55,200 (33,500 to 83,800)	3,070 (1,800 to 7,450)	1,480 (915 to 3,730)	1,800 (1,170 to 4,180)	2,360 (1,480 to 5,490)	2,510 (1,550 to 5,600)	2,300 (1,450 to 5,000)	2,790 (1,760 to 6,000)
Upper respiratory infections	2·1 (1·1 to 4·2)	14·4 (7·2 to 30·5)	226 (124 to 384)	714 (409 to 1,160)	663 (368 to 1,130)	507 (260 to 878)	449 (230 to 808)	424 (229 to 734)	376 (207 to 619)	323 (172 to 552)	283 (143 to 475)
Otitis media	0·4 (0·1 to 1·6)	0·8 (0·4 to 1·3)	34·6 (18·6 to 59·7)	341 (192 to 564)	416 (229 to 686)	241 (127 to 421)	201 (101 to 345)	187 (81·8 to 367)	150 (68·5 to 283)	115 (48·6 to 212)	103 (48·9 to 195)
Enteric infections	1,250 (613 to 2,340)	4,070 (1,290 to 9,400)	24,000 (9,710 to 56,100)	38,900 (18,700 to 74,100)	7,060 (4,140 to 11,500)	4,470 (2,640 to 7,190)	3,020 (1,730 to 5,100)	3,180 (1,700 to 6,390)	2,480 (1,370 to 5,000)	1,670 (1,030 to 2,690)	1,790 (1,120 to 3,090)
Diarrheal diseases	1,250 (613 to 2,340)	4,050 (1,280 to 9,390)	23,700 (9,440 to 55,600)	35,900 (15,800 to 71,700)	3,420 (1,660 to 6,900)	1,500 (796 to 2,690)	1,280 (726 to 2,380)	2,440 (1,090 to 5,640)	2,040 (1,040 to 4,530)	1,400 (822 to 2,460)	1,610 (954 to 2,910)
Typhoid and paratyphoid	0 (0 to 0)	0 (0 to 0)	22·1 (7·5 to 53·4)	2,230 (697 to 4,720)	3,140 (1,180 to 6,620)	2,750 (1,160 to 5,370)	1,630 (575 to 3,400)	685 (246 to 1,470)	404 (154 to 875)	239 (88·6 to 528)	159 (61·3 to 346)
Typhoid fever	0 (0 to 0)	0 (0 to 0)	21·8 (7·4 to 52·8)	2,200 (683 to 4,650)	3,100 (1,170 to 6,510)	2,720 (1,150 to 5,330)	1,610 (568 to 3,350)	677 (242 to 1,450)	399 (153 to 865)	236 (87·5 to 518)	157 (60·6 to 340)
Paratyphoid fever	0 (0 to 0)	0 (0 to 0)	0·3 (0·1 to 0·9)	30·4 (7·6 to 77·3)	41·8 (11·8 to 106)	34·8 (11·2 to 78·1)	19·6 (5·6 to 46·1)	7·8 (2·3 to 19·6)	4·4 (1·4 to 11·6)	2·6 (0·7 to 6·7)	1·7 (0·5 to 4·4)
Invasive Non-typhoidal Salmonella (iNTS)	0 (0 to 0)	13·8 (7·2 to 24·1)	204 (110 to 342)	649 (338 to 1,170)	478 (237 to 839)	212 (98·7 to 396)	101 (42 to 206)	49·4 (18·6 to 99·9)	30·7 (11 to 61·9)	20·3 (6·8 to 43·3)	17·3 (6 to 36·8)
Other intestinal infectious diseases	0 (0 to 0)	0 (0 to 0)	85·4 (0·9 to 254)	124 (4 to 350)	22·9 (1 to 78·5)	11·7 (0·5 to 41·5)	5·9 (0·3 to 20·8)	5·3 (0·4 to 17·7)	2·7 (0·3 to 9·1)	6·1 (0·9 to 17·9)	3·2 (0·5 to 10·6)
Neglected tropical diseases and malaria	1·2 (0·5 to 2·5)	935 (208 to 2,820)	3,810 (1,450 to 9,570)	6,810 (3,300 to 15,000)	4,670 (2,880 to 7,700)	3,880 (2,170 to 6,870)	6,190 (3,010 to 11,800)	5,250 (2,960 to 9,410)	4,150 (2,320 to 7,360)	3,610 (2,020 to 6,670)	3,480 (1,840 to 6,960)
Malaria	0·6 (0·1 to 1·4)	879 (154 to 2,780)	2,710 (540 to 8,070)	4,290 (1,220 to 12,400)	2,080 (816 to 4,920)	1,910 (596 to 4,850)	4,200 (1,320 to 9,820)	2,850 (995 to 6,720)	2,140 (765 to 5,050)	2,060 (719 to 5,280)	2,150 (692 to 5,600)
Chagas disease	0 (0 to 0)	0 (0 to 0)	0 (0 to 0)	0 (0 to 0)	0 (0 to 0)	0 (0 to 0)	0 (0 to 0)	0 (0 to 0)	0 (0 to 0)	0 (0 to 0)	0 (0 to 0)
Leishmaniasis	0 (0 to 0)	0 (0 to 0)	0 (0 to 0)	0 (0 to 0)	0 (0 to 0)	0 (0 to 0)	0 (0 to 0)	0 (0 to 0)	0 (0 to 0)	0 (0 to 0)	0 (0 to 0)
Visceral leishmaniasis	0 (0 to 0)	0 (0 to 0)	0 (0 to 0)	0 (0 to 0)	0 (0 to 0)	0 (0 to 0)	0 (0 to 0)	0 (0 to 0)	0 (0 to 0)	0 (0 to 0)	0 (0 to 0)
Cutaneous and mucocutaneous leishmaniasis	0 (0 to 0)	0 (0 to 0)	0 (0 to 0)	0 (0 to 0)	0 (0 to 0)	0 (0 to 0)	0 (0 to 0)	0 (0 to 0)	0 (0 to 0)	0 (0 to 0)	0 (0 to 0)
African trypanosomiasis	0 (0 to 0)	0 (0 to 0)	0 (0 to 0)	0 (0 to 0)	0 (0 to 0)	0 (0 to 0)	0 (0 to 0)	0 (0 to 0)	0 (0 to 0)	0 (0 to 0)	0 (0 to 0)
Schistosomiasis	0 (0 to 0)	0 (0 to 0)	0 (0 to 0)	0 (0 to 0)	0 (0 to 0)	0 (0 to 0)	0 (0 to 0)	0 (0 to 0)	0 (0 to 0)	0 (0 to 0)	0 (0 to 0)
Cysticercosis	0 (0 to 0)	0 (0 to 0)	0 (0 to 0)	1 (0 to 4)	2·2 (0 to 7·9)	3·6 (0·5 to 9·3)	12·2 (3·2 to 27)	36·9 (3 to 101)	67 (15 to 148)	83·5 (24·4 to 180)	87·2 (27·1 to 180)
Cystic echinococcosis	0 (0 to 0)	0 (0 to 0)	0 (0 to 0)	3·9 (0 to 14·2)	2 (0 to 8·2)	1 (0 to 4·2)	0·7 (0 to 2·7)	1 (0 to 3·8)	2 (0 to 7·4)	2·1 (0 to 7·4)	1·9 (0 to 7·7)
Lymphatic filariasis	0 (0 to 0)	0 (0 to 0)	0 (0 to 0)	0 (0 to 0)	193 (120 to 287)	199 (122 to 299)	223 (143 to 332)	259 (166 to 377)	275 (177 to 404)	268 (171 to 399)	247 (156 to 358)
Onchocerciasis	0 (0 to 0)	0 (0 to 0)	0 (0 to 0)	0 (0 to 0)	0 (0 to 0)	0 (0 to 0)	0 (0 to 0)	0 (0 to 0)	0 (0 to 0)	0 (0 to 0)	0 (0 to 0)
Trachoma	0 (0 to 0)	0 (0 to 0)	0 (0 to 0)	0 (0 to 0)	0 (0 to 0)	0 (0 to 0)	0·5 (0·2 to 1)	0·7 (0·3 to 1·4)	2·2 (1 to 4·2)	5·4 (2·6 to 10)	10·2 (2·5 to 23·2)
Dengue	0 (0 to 0)	36 (1·8 to 133)	681 (199 to 1,600)	827 (297 to 1,820)	571 (201 to 1,220)	408 (97·2 to 1,090)	515 (137 to 1,320)	531 (152 to 1,240)	523 (158 to 1,380)	358 (101 to 909)	146 (39·4 to 403)

Cause	40 to 44	45 to 49	50 to 54	55 to 59	60 to 64	65 to 69	70 to 74	75 to 79	80 to 84	85 to 89	90 to 94	95 plus	Total
All causes	151,000 (123,000 to 189,000)	145,000 (117,000 to 181,000)	139,000 (115,000 to 169,000)	129,000 (107,000 to 156,000)	114,000 (96,600 to 134,000)	88,200 (76,300 to 103,000)	76,500 (67,300 to 87,800)	51,200 (45,400 to 58,300)	31,600 (28,500 to 35,200)	15,700 (14,100 to 17,600)	6,130 (5,550 to 6,780)	1,820 (1,690 to 1,950)	2,540,000
Communicable, maternal, neonatal, and nutritional diseases	35,900 (24,000 to 65,400)	27,000 (17,700 to 47,500)	20,700 (14,600 to 32,300)	15,500 (11,300 to 22,200)	12,000 (8,800 to 16,900)	7,860 (5,850 to 10,800)	7,660 (5,590 to 11,000)	5,210 (3,860 to 7,260)	3,960 (2,740 to 5,770)	1,920 (1,300 to 2,870)	871 (611 to 1,280)	216 (142 to 324)	1,040,000
HIV/AIDS and sexually transmitted infections	17,800 (7,700 to 47,600)	13,200 (5,420 to 34,300)	7,400 (3,330 to 19,300)	3,790 (1,810 to 9,660)	1,780 (864 to 4,370)	758 (363 to 1,810)	374 (170 to 927)	135 (63·1 to 331)	20·3 (5·6 to 55·5)	9·7 (4·2 to 21·9)	2·3 (0·8 to 5·7)	0·6 (0·3 to 1·2)	167,000
HIV/AIDS	17,500 (7,350 to 46,800)	12,900 (5,120 to 34,000)	7,300 (3,220 to 19,200)	3,730 (1,750 to 9,620)	1,730 (816 to 4,330)	739 (341 to 1,800)	362 (158 to 916)	129 (56·2 to 319)	17·4 (3 to 52·5)	6·2 (1·2 to 18)	1·9 (0·4 to 5·2)	0·4 (0·1 to 1)	121,000
HIV/AIDS - Drug-susceptible Tuberculosis	1,300 (751 to 2,160)	1,000 (568 to 1,650)	584 (332 to 971)	308 (175 to 514)	143 (81 to 235)	61·8 (36·4 to 100)	31·4 (18·4 to 51·2)	11·1 (6·4 to 17·9)	1·4 (0·4 to 2·3)	0·5 (0·2 to 0·8)	0·2 (0·1 to 0·2)	0 (0 to 0·1)	8,650
HIV/AIDS - Multidrug-resistant Tuberculosis without exten	124 (28·4 to 346)	95·3 (21·9 to 255)	56·6 (12·9 to 153)	30·1 (6·9 to 83·7)	13·7 (3·2 to 38·2)	5·7 (1·3 to 15·9)	3 (0·7 to 8·2)	1·1 (0·2 to 2·9)	0·1 (0 to 0·3)	0 (0 to 0·1)	0 (0 to 0)	0 (0 to 0)	825
HIV/AIDS - Extensively drug-resistant Tuberculosis	23·3 (5 to 64·2)	18 (3·8 to 49·9)	10·7 (2·3 to 29·9)	5·7 (1·2 to 15·8)	2·6 (0·6 to 7·2)	1·1 (0·2 to 3)	0·6 (0·1 to 1·5)	0·2 (0 to 0·5)	0 (0 to 0·1)	0 (0 to 0)	0 (0 to 0)	0 (0 to 0)	155
HIV/AIDS resulting in other diseases	16,000 (5,770 to 45,600)	11,800 (3,880 to 32,800)	6,650 (2,520 to 18,600)	3,390 (1,370 to 9,380)	1,570 (657 to 4,150)	670 (275 to 1,730)	327 (122 to 883)	116 (43·5 to 308)	15·9 (2·4 to 51·3)	5·7 (1 to 17·3)	1·7 (0·4 to 5)	0·3 (0·1 to 1)	112,000
Sexually transmitted infections excluding HIV	371 (203 to 680)	290 (154 to 515)	95·6 (40·9 to 195)	58·8 (26·1 to 117)	51 (26·5 to 94·9)	18·9 (8·4 to 38·9)	12·4 (5·7 to 25·1)	6·6 (3·3 to 12·7)	2·8 (1·4 to 5·6)	3·4 (2 to 6·3)	0·4 (0·2 to 0·7)	0·2 (0·1 to 0·5)	45,700
Syphilis	4·6 (2·3 to 9·3)	9·4 (4·8 to 18·7)	1·6 (0·8 to 3·3)	0·8 (0·4 to 1·6)	1·7 (0·9 to 3·4)	0·4 (0·2 to 0·7)	0·4 (0·2 to 0·7)	0·2 (0·1 to 0·4)	0·2 (0·1 to 0·3)	0·5 (0·3 to 1·1)	0·1 (0 to 0·1)	0·1 (0 to 0·1)	43,300
Chlamydial infection	35·9 (20·9 to 61·4)	28·4 (15·5 to 51·3)	2·5 (1·6 to 4·1)	1·7 (1 to 2·9)	3·6 (1·6 to 8·2)	0·3 (0·1 to 0·5)	0·3 (0·1 to 0·7)	0·2 (0·1 to 0·5)	0·1 (0·1 to 0·2)	0·4 (0·2 to 0·9)	0 (0 to 0)	0 (0 to 0·1)	174
Gonococcal infection	25·5 (14·9 to 46·2)	38·3 (19·5 to 76·7)	2·6 (1·4 to 5·3)	3 (1·4 to 6·5)	9·3 (4·2 to 21·1)	1·4 (0·7 to 2·9)	1·1 (0·5 to 2·2)	0·8 (0·4 to 1·8)	0·2 (0·1 to 0·5)	1·1 (0·5 to 2·3)	0 (0 to 0·1)	0 (0 to 0·1)	172
Trichomoniasis	144 (49 to 343)	101 (32·7 to 226)	59·4 (18·9 to 140)	32·7 (11 to 78·1)	17·7 (6 to 41·2)	9·8 (3·4 to 22·1)	5·9 (2·1 to 13·1)	2·7 (1·1 to 6)	1·1 (0·4 to 2·4)	0·4 (0·1 to 0·8)	0·1 (0 to 0·2)	0 (0 to 0)	1,160
Genital herpes	33·5 (10·6 to 82·8)	27·4 (8·5 to 69·1)	21·4 (6·4 to 53·5)	15·6 (4·8 to 38·5)	10·6 (3·3 to 26·1)	6·5 (2 to 16·5)	4·3 (1·3 to 10·5)	2·2 (0·7 to 5·5)	1·1 (0·3 to 2·7)	0·5 (0·1 to 1·1)	0·2 (0 to 0·4)	0 (0 to 0·1)	274
Other sexually transmitted infections	128 (76·5 to 207)	85·6 (47·3 to 150)	8·1 (4 to 15)	4·9 (2·5 to 8·8)	8·1 (3·6 to 18·2)	0·6 (0·3 to 1·3)	0·5 (0·3 to 1·1)	0·3 (0·2 to 0·7)	0·1 (0 to 0·2)	0·6 (0·3 to 1·1)	0 (0 to 0)	0 (0 to 0·1)	549
Respiratory infections and tuberculosis	4,820 (3,180 to 7,120)	3,880 (2,660 to 5,710)	4,860 (3,400 to 7,050)	4,490 (3,070 to 6,530)	4,040 (2,850 to 5,740)	3,060 (2,200 to 4,210)	3,120 (2,220 to 4,350)	2,440 (1,770 to 3,460)	1,530 (1,140 to 2,120)	713 (514 to 981)	358 (258 to 493)	84·4 (57·6 to 119)	291,000
Tuberculosis	2,630 (1,450 to 4,500)	1,580 (826 to 2,940)	1,970 (1,030 to 3,320)	1,820 (984 to 3,040)	1,590 (851 to 2,590)	1,100 (592 to 1,830)	1,160 (635 to 1,890)	660 (368 to 1,090)	251 (141 to 395)	38·8 (24·1 to 58·1)	15·3 (8·6 to 24·3)	3·5 (2 to 5·5)	34,900
Latent tuberculosis infection	0 (0 to 0)	0 (0 to 0)	0 (0 to 0)	0 (0 to 0)	0 (0 to 0)	0 (0 to 0)	0 (0 to 0)	0 (0 to 0)	0 (0 to 0)	0 (0 to 0)	0 (0 to 0)	0 (0 to 0)	0
Drug-susceptible tuberculosis	2,450 (1,360 to 4,260)	1,470 (792 to 2,710)	1,820 (976 to 3,100)	1,690 (903 to 2,860)	1,480 (797 to 2,380)	1,020 (551 to 1,690)	1,080 (597 to 1,750)	615 (337 to 1,000)	234 (133 to 366)	36·4 (22·7 to 55·4)	14·3 (8·3 to 22·6)	3·3 (1·8 to 5·2)	32,300
Multidrug-resistant tuberculosis without extensive drug res	158 (31·2 to 443)	94·2 (19·3 to 272)	119 (23·3 to 346)	110 (22·2 to 307)	92·9 (18·6 to 237)	65·1 (13·6 to 175)	69·3 (14·4 to 181)	37·8 (7·3 to 98·9)	14·2 (2·9 to 36·9)	2 (0·4 to 5·1)	0·9 (0·2 to 2·4)	0·2 (0 to 0·5)	2,190
Extensively drug-resistant tuberculosis	29·5 (5·6 to 84·6)	17·4 (3·4 to 53·8)	22·3 (4 to 63)	20·6 (4 to 54·8)	17·5 (3·5 to 44·8)	12·2 (2·5 to 34·3)	13·1 (2·5 to 34·4)	7·1 (1·4 to 18·2)	2·7 (0·5 to 7)	0·4 (0·1 to 1)	0·2 (0 to 0·4)	0 (0 to 0·1)	407
Lower respiratory infections	1,860 (1,200 to 3,530)	2,050 (1,380 to 3,480)	2,700 (1,840 to 4,510)	2,520 (1,720 to 4,090)	2,360 (1,640 to 3,720)	1,900 (1,340 to 2,830)	1,920 (1,330 to 2,890)	1,760 (1,270 to 2,660)	1,270 (937 to 1,830)	670 (479 to 935)	341 (244 to 474)	80·4 (54·3 to 114)	249,000
Upper respiratory infections	230 (122 to 403)	173 (89·9 to 299)	132 (71·3 to 226)	96 (50·5 to 159)	66·2 (35·5 to 107)	45·8 (24·3 to 78·1)	31·1 (17·5 to 51)	15·6 (8·4 to 26·2)	8·8 (4·7 to 14·3)	3·1 (1·7 to 5·1)	1·2 (0·7 to 2)	0·4 (0·2 to 0·6)	4,780
Otitis media	95·4 (42·9 to 176)	81·1 (39·5 to 144)	65·8 (29·7 to 120)	48·9 (24·6 to 86·2)	29·6 (13·6 to 56·6)	15·2 (7·6 to 27·4)	8·5 (3·8 to 16·6)	4·9 (2·3 to 8·9)	2·8 (1·3 to 5·1)	1·2 (0·6 to 2·2)	0·5 (0·2 to 0·9)	0·1 (0·1 to 0·3)	2,140
Enteric infections	2,550 (1,380 to 5,090)	2,360 (1,280 to 4,460)	2,810 (1,400 to 5,910)	2,600 (1,290 to 5,280)	3,030 (1,350 to 6,220)	2,020 (947 to 4,230)	2,560 (1,110 to 5,300)	1,710 (781 to 3,550)	1,880 (814 to 3,720)	909 (372 to 1,860)	378 (157 to 763)	96·3 (40·1 to 199)	115,000
Diarrheal diseases	2,410 (1,230 to 4,980)	2,250 (1,160 to 4,360)	2,720 (1,310 to 5,830)	2,530 (1,210 to 5,220)	2,990 (1,320 to 6,190)	1,990 (917 to 4,200)	2,540 (1,090 to 5,270)	1,700 (770 to 3,550)	1,870 (810 to 3,720)	908 (371 to 1,860)	377 (157 to 763)	96·1 (40·1 to 199)	101,000
Typhoid and paratyphoid	117 (44·4 to 263)	91·5 (33·1 to 196)	73·1 (27·5 to 154)	53 (18·8 to 120)	31·4 (11 to 70·5)	15·9 (6·1 to 34)	8·8 (3·2 to 19·1)	3·5 (1·4 to 7·3)	1·4 (0·5 to 2·9)	0·5 (0·2 to 0·9)	0·2 (0·1 to 0·3)	0·1 (0 to 0·1)	11,700
Typhoid fever	115 (44 to 260)	90·6 (32·6 to 195)	72·3 (27·3 to 152)	52·5 (18·6 to 119)	31·1 (10·9 to 69·9)	15·8 (6 to 33·6)	8·7 (3·2 to 19)	3·5 (1·3 to 7·2)	1·4 (0·5 to 2·9)	0·5 (0·2 to 0·9)	0·2 (0·1 to 0·3)	0·1 (0 to 0·1)	11,500
Paratyphoid fever	1·2 (0·4 to 3)	1 (0·3 to 2·3)	0·8 (0·2 to 1·9)	0·5 (0·2 to 1·3)	0·3 (0·1 to 0·8)	0·2 (0·1 to 0·4)	0·1 (0 to 0·2)	0 (0 to 0·1)	0 (0 to 0)	0 (0 to 0)	0 (0 to 0)	0 (0 to 0)	147
Invasive Non-typhoidal Salmonella (iNTS)	16·6 (6·2 to 35·4)	15·8 (6 to 34·4)	16·6 (6·6 to 34·6)	16·9 (6·5 to 34·3)	15·2 (6·1 to 30·1)	11·6 (4·7 to 22·1)	8·6 (3·6 to 15·6)	4·4 (2 to 8)	1·9 (0·8 to 3·6)	0·6 (0·2 to 1·2)	0·2 (0 to 0·4)	0 (0 to 0·1)	1,880
Other intestinal infectious diseases	3·5 (0·6 to 11·7)	2 (0·3 to 6)	1·7 (0·2 to 5·6)	1·1 (0·1 to 3·5)	0·8 (0·1 to 2·9)	0·9 (0·1 to 3·2)	0·5 (0 to 1·8)	0·3 (0 to 1)	0·2 (0 to 0·6)	0·2 (0 to 0·6)	0·1 (0 to 0·2)	0 (0 to 0·1)	279
Neglected tropical diseases and malaria	3,160 (1,680 to 6,210)	2,170 (1,010 to 4,850)	2,190 (961 to 5,070)	1,880 (808 to 4,350)	1,380 (609 to 3,180)	743 (373 to 1,530)	520 (269 to 1,050)	216 (143 to 332)	79 (53·2 to 112)	52·7 (36·2 to 81·1)	11·3 (7·9 to 15·4)	3·6 (2·5 to 5·1)	55,200
Malaria	1,870 (605 to 4,910)	1,410 (327 to 4,170)	1,530 (369 to 4,330)	1,380 (344 to 3,880)	984 (259 to 2,760)	438 (121 to 1,230)	312 (86·2 to 854)	62·6 (19·8 to 163)	12 (5·2 to 25·7)	2·4 (1·2 to 4)	0·8 (0·4 to 1·4)	0·2 (0·1 to 0·4)	33,300
Chagas disease	0 (0 to 0)	0 (0 to 0)	0 (0 to 0)	0 (0 to 0)	0 (0 to 0)	0 (0 to 0)	0 (0 to 0)	0 (0 to 0)	0 (0 to 0)	0 (0 to 0)	0 (0 to 0)	0 (0 to 0)	0
Leishmaniasis	0 (0 to 0)	0 (0 to 0)	0 (0 to 0)	0 (0 to 0)	0 (0 to 0)	0 (0 to 0)	0 (0 to 0)	0 (0 to 0)	0 (0 to 0)	0 (0 to 0)	0 (0 to 0)	0 (0 to 0)	0
Visceral leishmaniasis	0 (0 to 0)	0 (0 to 0)	0 (0 to 0)	0 (0 to 0)	0 (0 to 0)	0 (0 to 0)	0 (0 to 0)	0 (0 to 0)	0 (0 to 0)	0 (0 to 0)	0 (0 to 0)	0 (0 to 0)	0
Cutaneous and mucocutaneous leishmaniasis	0 (0 to 0)	0 (0 to 0)	0 (0 to 0)	0 (0 to 0)	0 (0 to 0)	0 (0 to 0)	0 (0 to 0)	0 (0 to 0)	0 (0 to 0)	0 (0 to 0)	0 (0 to 0)	0 (0 to 0)	0
African trypanosomiasis	0 (0 to 0)	0 (0 to 0)	0 (0 to 0)	0 (0 to 0)	0 (0 to 0)	0 (0 to 0)	0 (0 to 0)	0 (0 to 0)	0 (0 to 0)	0 (0 to 0)	0 (0 to 0)	0 (0 to 0)	0
Schistosomiasis	0 (0 to 0)	0 (0 to 0)	0 (0 to 0)	0 (0 to 0)	0 (0 to 0)	0 (0 to 0)	0 (0 to 0)	0 (0 to 0)	0 (0 to 0)	0 (0 to 0)	0 (0 to 0)	0 (0 to 0)	0
Cysticercosis	85·3 (26·9 to 170)	85·7 (29·5 to 184)	88·3 (32 to 186)	90·8 (37·5 to 177)	87 (32·6 to 166)	70·3 (28·8 to 129)	58·2 (25·9 to 103)	36·9 (15·7 to 65)	21 (9·4 to 38·3)	9 (4 to 17)	3·3 (1·4 to 6·4)	1 (0·4 to 1·9)	930
Cystic echinococcosis	1·6 (0 to 6·6)	1·3 (0 to 4·8)	1·2 (0 to 4·5)	1 (0 to 3·3)	0·7 (0 to 2·8)	0·4 (0 to 1·6)	0·3 (0 to 1·1)	0·1 (0 to 0·6)	0·1 (0 to 0·3)	0 (0 to 0·1)	0 (0 to 0)	0 (0 to 0)	21·2
Lymphatic filariasis	220 (141 to 323)	187 (122 to 264)	154 (101 to 222)	120 (80·4 to 173)	89·5 (58·5 to 127)	58 (38·9 to 81·2)	41·4 (27·8 to 57·4)	22·5 (14·9 to 31·9)	11·3 (7·7 to 16)	4·9 (3·3 to 6·7)	1·8 (1·2 to 2·5)	0·5 (0·3 to 0·6)	2,570
Onchocerciasis	0 (0 to 0)	0 (0 to 0)	0 (0 to 0)	0 (0 to 0)	0 (0 to 0)	0 (0 to 0)	0 (0 to 0)	0 (0 to 0)	0 (0 to 0)	0 (0 to 0)	0 (0 to 0)	0 (0 to 0)	0
Trachoma	20·6 (8·1 to 40·9)	33 (14·5 to 62·4)	37·2 (17·2 to 66·8)	35·5 (17·4 to 63)	24·3 (11·7 to 44·6)	16·4 (7·2 to 32)	14·5 (7 to 26·6)	8·7 (4·4 to 15)	4·6 (2·2 to 8·5)	2·1 (1·1 to 3·8)	0·9 (0·4 to 1·7)	0·3 (0·1 to 0·7)	217
Dengue	250 (80·4 to 619)	169 (51·3 to 408)	134 (40·8 to 318)	57·7 (11·2 to 168)	83·3 (20·8 to 213)	76·4 (20·3 to 178)	36·7 (6·3 to 104)	36·8 (10 to 91·6)	11·4 (1·8 to 32·1)	15·6 (6·1 to 44·5)	1·2 (0·4 to 2·9)	0·4 (0·2 to 0·7)	5,470

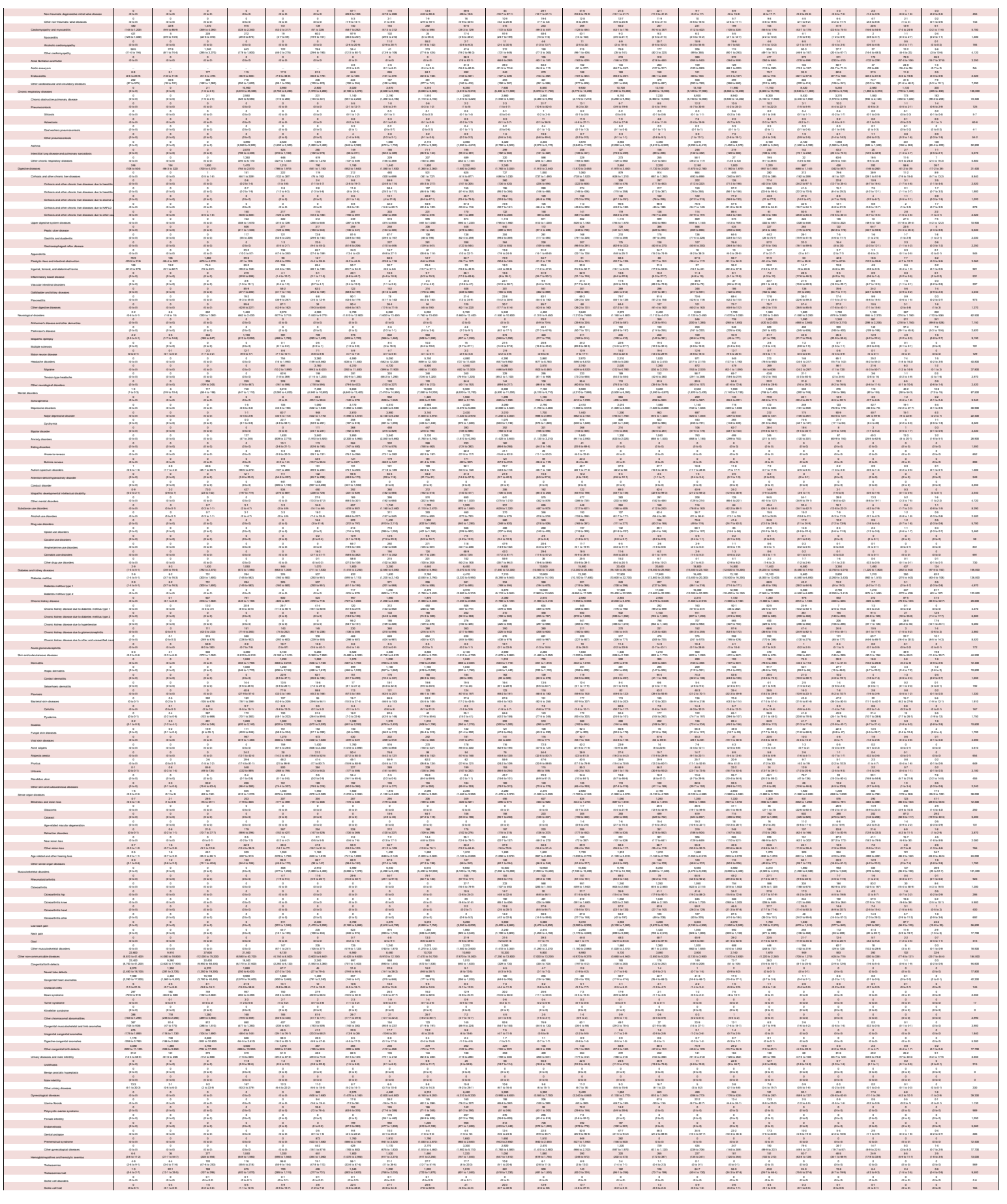



SR Table 2b: Namibia DALYS by cause and age group for females with 95% uncertainty intervals, 2019

Cause	Early Neonatal	Late Neonatal	Post Neonatal	1 to 4	5 to 9	10 to 14	15 to 19	20 to 24	25 to 29	30 to 34	35 to 39
All causes	27,300 (21,600 to 34,600)	7,230 (4,180 to 12,500)	30,500 (24,800 to 37,900)	25,100 (20,800 to 30,600)	12,400 (9,810 to 15,100)	12,700 (10,300 to 15,500)	19,200 (15,700 to 23,300)	21,900 (17,700 to 26,600)	26,500 (20,700 to 33,000)	31,400 (25,500 to 38,300)	33,200 (27,600 to 39,500)
Communicable, maternal, neonatal, and nutritional diseases	25,300 (20,200 to 32,200)	6,430 (3,670 to 11,300)	26,200 (21,000 to 32,900)	20,500 (16,600 to 25,400)	7,210 (5,510 to 9,230)	6,080 (4,770 to 7,560)	10,100 (8,070 to 12,300)	10,900 (8,580 to 13,500)	13,900 (9,930 to 18,700)	18,300 (13,900 to 23,300)	20,200 (16,100 to 24,800)
HIV/AIDS and sexually transmitted infections	1,560 (507 to 3,280)	445 (127 to 1,010)	3,960 (2,770 to 5,470)	6,700 (4,580 to 9,450)	1,580 (964 to 2,420)	2,450 (1,710 to 3,360)	5,850 (4,370 to 7,940)	6,300 (4,470 to 8,550)	9,480 (5,840 to 14,000)	14,200 (10,100 to 18,900)	16,500 (12,600 to 20,400)
HIV/AIDS	0·3 (0·2 to 0·5)	1·2 (0·7 to 1·7)	3,310 (2,400 to 4,550)	6,670 (4,530 to 9,400)	1,570 (949 to 2,400)	2,440 (1,710 to 3,350)	5,830 (4,330 to 7,930)	6,230 (4,430 to 8,490)	9,380 (5,780 to 14,000)	14,100 (9,970 to 18,800)	16,400 (12,600 to 20,400)
HIV/AIDS - Drug-susceptible Tuberculosis	0 (0 to 0)	0·1 (0·1 to 0·2)	823 (470 to 1,270)	1,650 (946 to 2,530)	369 (225 to 566)	618 (384 to 923)	1,360 (800 to 2,080)	1,410 (849 to 2,170)	2,110 (1,300 to 3,240)	3,230 (2,000 to 4,980)	3,830 (2,360 to 5,850)
HIV/AIDS - Multidrug-resistant Tuberculosis without extensive	0 (0 to 0)	0 (0 to 0)	158 (47 to 372)	315 (93·8 to 725)	66·2 (20·3 to 155)	108 (33·2 to 247)	248 (74·2 to 586)	247 (74·4 to 579)	349 (103 to 819)	516 (152 to 1,200)	577 (172 to 1,350)
HIV/AIDS - Extensively drug-resistant Tuberculosis	0 (0 to 0)	0 (0 to 0)	2·2 (0·6 to 5·4)	4·3 (1·2 to 10·6)	0·9 (0·2 to 2·2)	1·4 (0·4 to 3·5)	3·4 (0·9 to 8·4)	3·3 (0·9 to 8·3)	4·7 (1·3 to 12·2)	6·9 (2 to 18·1)	7·7 (2·2 to 19·8)
HIV/AIDS resulting in other diseases	0·3 (0·2 to 0·5)	1·1 (0·6 to 1·6)	2,330 (1,380 to 3,650)	4,700 (2,630 to 7,340)	1,130 (566 to 1,960)	1,720 (1,020 to 2,640)	4,220 (2,600 to 6,470)	4,570 (2,760 to 6,860)	6,920 (3,530 to 11,500)	10,300 (6,180 to 15,100)	12,000 (7,990 to 16,500)
Sexually transmitted infections excluding HIV	1,560 (507 to 3,280)	444 (126 to 1,010)	650 (176 to 1,550)	33·5 (7·4 to 82·7)	16·1 (4·5 to 37·5)	5·5 (2·6 to 11·5)	26·2 (13·2 to 50·7)	65·6 (32·8 to 127)	98·8 (50·3 to 183)	99·8 (50·2 to 187)	86 (42·4 to 164)
Syphilis	1,560 (507 to 3,280)	444 (126 to 1,010)	650 (176 to 1,550)	33·5 (7·4 to 82·7)	16·1 (4·5 to 37·5)	1·7 (0·5 to 4·4)	2·2 (0·8 to 4·9)	1·7 (0·6 to 3·8)	2·6 (1 to 5·6)	2·5 (1 to 5·1)	1·7 (0·6 to 3·5)
Chlamydial infection	0 (0 to 0)	0 (0 to 0)	0 (0 to 0)	0 (0 to 0)	0 (0 to 0)	0·5 (0·2 to 1)	1·9 (1 to 3·6)	5·3 (2·5 to 9·8)	7·8 (4 to 13·4)	8 (4·2 to 13·5)	7·4 (4 to 12·7)
Gonococcal infection	0 (0 to 0)	0 (0 to 0)	0 (0 to 0)	0 (0 to 0)	0 (0 to 0)	0·5 (0·2 to 1·3)	2·7 (1 to 6·7)	4·3 (2 to 9·4)	5·8 (2·7 to 11·3)	5·6 (2·7 to 10·1)	5·2 (2·6 to 9·7)
Trichomoniasis	0 (0 to 0)	0 (0 to 0)	0 (0 to 0)	0 (0 to 0)	0 (0 to 0)	0·6 (0·1 to 1·4)	9·1 (3 to 22·1)	34·1 (12·2 to 78)	49·7 (17·6 to 112)	45·7 (15·7 to 107)	37·8 (13·1 to 84·9)
Genital herpes	0 (0 to 0)	0 (0 to 0)	0 (0 to 0)	0 (0 to 0)	0 (0 to 0)	1·3 (0·2 to 3·5)	5·3 (1·6 to 13·5)	10·5 (3·4 to 26·5)	14·7 (5·1 to 35·9)	15·4 (5·2 to 37·5)	13·3 (4·2 to 32·9)
Other sexually transmitted infections	0 (0 to 0)	0 (0 to 0)	0 (0 to 0)	0 (0 to 0)	0 (0 to 0)	1 (0·5 to 1·9)	5 (2·5 to 10·5)	9·7 (5·4 to 17·7)	18·2 (10·5 to 30)	22·6 (12·9 to 36·3)	20·7 (11·9 to 33·7)
Respiratory infections and tuberculosis	897 (458 to 1,650)	778 (288 to 1,690)	8,360 (4,020 to 13,600)	3,250 (1,510 to 5,170)	1,320 (862 to 1,800)	821 (511 to 1,110)	1,420 (922 to 1,960)	1,760 (1,100 to 2,530)	1,550 (927 to 2,410)	1,440 (835 to 2,170)	1,350 (784 to 2,160)
Tuberculosis	0 (0 to 0)	0 (0 to 0)	1,080 (477 to 1,960)	996 (480 to 1,650)	508 (317 to 774)	333 (184 to 520)	831 (513 to 1,260)	1,150 (666 to 1,740)	934 (524 to 1,500)	831 (446 to 1,350)	678 (342 to 1,230)
Latent tuberculosis infection	0 (0 to 0)	0 (0 to 0)	0 (0 to 0)	0 (0 to 0)	0 (0 to 0)	0 (0 to 0)	0 (0 to 0)	0 (0 to 0)	0 (0 to 0)	0 (0 to 0)	0 (0 to 0)
Drug-susceptible tuberculosis	0 (0 to 0)	0 (0 to 0)	936 (405 to 1,680)	879 (433 to 1,490)	457 (272 to 704)	298 (164 to 462)	741 (443 to 1,110)	1,040 (600 to 1,600)	842 (464 to 1,360)	749 (402 to 1,210)	606 (301 to 1,090)
Multidrug-resistant tuberculosis without extensive drug resistar	0 (0 to 0)	0 (0 to 0)	143 (37·3 to 366)	116 (28·2 to 286)	51 (14·6 to 115)	34·5 (9·9 to 78·9)	88·7 (28 to 205)	111 (33·8 to 259)	90·5 (26·9 to 208)	80·6 (23·3 to 199)	70·6 (19·9 to 180)
Extensively drug-resistant tuberculosis	0 (0 to 0)	0 (0 to 0)	1·9 (0·5 to 5·2)	1·5 (0·4 to 3·7)	0·6 (0·2 to 1·5)	0·4 (0·1 to 1·1)	1·1 (0·3 to 2·8)	1·3 (0·4 to 3·2)	1·1 (0·3 to 2·7)	1 (0·3 to 2·5)	0·9 (0·3 to 2·4)
Lower respiratory infections	897 (457 to 1,650)	775 (286 to 1,680)	7,210 (3,300 to 12,100)	2,060 (765 to 3,720)	628 (333 to 1,020)	345 (160 to 540)	454 (237 to 736)	489 (238 to 877)	504 (231 to 944)	519 (250 to 970)	595 (288 to 1,070)
Upper respiratory infections	0·8 (0·3 to 1·8)	3·7 (1·6 to 9·4)	61·5 (29·1 to 142)	130 (72·9 to 214)	123 (66·8 to 209)	108 (57·9 to 186)	99·9 (51·3 to 172)	93·7 (51 to 160)	88·8 (50 to 143)	74·6 (41·8 to 122)	60·9 (32·6 to 100)
Otitis media	0 (0 to 0)	0·2 (0·1 to 0·3)	7·5 (3·8 to 13·5)	63·1 (34·3 to 113)	63·9 (33·6 to 107)	34 (17·4 to 60·4)	32·4 (16·9 to 57)	28 (12·2 to 56)	24·2 (11·2 to 45·9)	18·4 (8 to 36·4)	15·5 (7·1 to 29·1)
Enteric infections	44·3 (11·1 to 151)	398 (83·1 to 1,430)	6,960 (1,990 to 16,400)	2,610 (766 to 6,440)	747 (388 to 1,420)	403 (223 to 730)	401 (219 to 787)	467 (235 to 966)	445 (219 to 937)	407 (208 to 870)	387 (188 to 840)
Diarrheal diseases	44·3 (11·1 to 151)	393 (77·5 to 1,430)	6,870 (1,900 to 16,400)	2,380 (628 to 6,290)	680 (333 to 1,340)	380 (205 to 718)	383 (202 to 768)	450 (222 to 950)	432 (211 to 935)	397 (200 to 856)	380 (183 to 830)
Typhoid and paratyphoid	0 (0 to 0)	0 (0 to 0)	0·3 (0·1 to 0·8)	6·9 (1·6 to 16·8)	4·6 (1·3 to 11·2)	3·5 (1 to 7·8)	2·4 (0·7 to 5·7)	1·1 (0·3 to 2·8)	0·7 (0·2 to 1·6)	0·4 (0·1 to 0·9)	0·2 (0·1 to 0·6)
Typhoid fever	0 (0 to 0)	0 (0 to 0)	0·3 (0·1 to 0·8)	6·6 (1·5 to 16·3)	4·4 (1·3 to 10·8)	3·4 (1 to 7·7)	2·3 (0·7 to 5·5)	1·1 (0·3 to 2·7)	0·6 (0·2 to 1·6)	0·4 (0·1 to 0·9)	0·2 (0·1 to 0·5)
Paratyphoid fever	0 (0 to 0)	0 (0 to 0)	0 (0 to 0)	0·3 (0·1 to 0·8)	0·2 (0 to 0·5)	0·1 (0 to 0·3)	0·1 (0 to 0·2)	0 (0 to 0·1)	0 (0 to 0)	0 (0 to 0)	0 (0 to 0)
Invasive Non-typhoidal Salmonella (iNTS)	0 (0 to 0)	4·7 (1·8 to 9·8)	84·1 (33 to 167)	219 (66·5 to 496)	60·3 (21·3 to 128)	18·4 (5·5 to 40·6)	15·5 (5·1 to 36·4)	14·5 (4·3 to 34·9)	12 (3 to 30·6)	8·7 (2·4 to 21·8)	6·4 (2 to 15·7)
Other intestinal infectious diseases	0 (0 to 0)	0 (0 to 0)	7·7 (0·1 to 32·9)	8 (0·6 to 29·6)	2·4 (0·2 to 9·2)	1·3 (0·1 to 4·8)	0·7 (0·1 to 2·6)	0·6 (0·1 to 2·1)	0·3 (0·1 to 0·8)	0·6 (0·1 to 1·8)	0·3 (0·1 to 1)
Neglected tropical diseases and malaria	1·8 (0·3 to 5)	20·2 (3·8 to 99)	795 (69·7 to 4,370)	2,520 (359 to 9,020)	968 (409 to 2,550)	913 (372 to 2,280)	984 (418 to 2,130)	845 (398 to 2,040)	892 (393 to 2,340)	806 (364 to 2,100)	632 (269 to 1,780)
Malaria	0 (0 to 0·3)	16·4 (0·7 to 95·9)	755 (34·6 to 4,340)	2,310 (168 to 8,810)	446 (41·9 to 1,970)	426 (45·7 to 1,680)	320 (41·1 to 1,390)	318 (40·7 to 1,420)	378 (41·7 to 1,790)	347 (35 to 1,630)	265 (25·1 to 1,390)
Chagas disease	0 (0 to 0)	0 (0 to 0)	0 (0 to 0)	0 (0 to 0)	0 (0 to 0)	0 (0 to 0)	0 (0 to 0)	0 (0 to 0)	0 (0 to 0)	0 (0 to 0)	0 (0 to 0)
Leishmaniasis	0 (0 to 0)	0 (0 to 0)	0 (0 to 0)	0 (0 to 0)	0 (0 to 0)	0 (0 to 0)	0 (0 to 0)	0 (0 to 0)	0 (0 to 0)	0 (0 to 0)	0 (0 to 0)
Visceral leishmaniasis	0 (0 to 0)	0 (0 to 0)	0 (0 to 0)	0 (0 to 0)	0 (0 to 0)	0 (0 to 0)	0 (0 to 0)	0 (0 to 0)	0 (0 to 0)	0 (0 to 0)	0 (0 to 0)
Cutaneous and mucocutaneous leishmaniasis	0 (0 to 0)	0 (0 to 0)	0 (0 to 0)	0 (0 to 0)	0 (0 to 0)	0 (0 to 0)	0 (0 to 0)	0 (0 to 0)	0 (0 to 0)	0 (0 to 0)	0 (0 to 0)
African trypanosomiasis	0 (0 to 0)	0 (0 to 0)	0 (0 to 0)	0 (0 to 0)	0 (0 to 0)	0 (0 to 0)	0 (0 to 0)	0 (0 to 0)	0 (0 to 0)	0 (0 to 0)	0 (0 to 0)
Schistosomiasis	0 (0 to 0)	0 (0 to 0)	0 (0 to 0)	64·3 (15·1 to 151)	266 (104 to 537)	327 (134 to 686)	534 (156 to 1,090)	375 (173 to 711)	386 (182 to 729)	331 (158 to 636)	269 (114 to 521)
Cysticercosis	0 (0 to 0)	0 (0 to 0)	0 (0 to 0)	0·3 (0 to 1·4)	1·2 (0 to 4·7)	2·5 (0·5 to 6)	12·4 (1·6 to 31·1)	35·6 (9 to 86·4)	52·9 (18·3 to 111)	55·1 (18·7 to 109)	53·4 (20·2 to 101)
Cystic echinococcosis	0 (0 to 0)	0 (0 to 0)	0 (0 to 0)	0·2 (0 to 0·8)	0·2 (0 to 0·8)	0·1 (0 to 0·3)	0·1 (0 to 0·2)	0·1 (0 to 0·2)	0·1 (0 to 0·3)	0·1 (0 to 0·3)	0·1 (0 to 0·4)
Lymphatic filariasis	0 (0 to 0)	0 (0 to 0)	0 (0 to 0)	0 (0 to 0)	0 (0 to 0)	0 (0 to 0)	0 (0 to 0)	0 (0 to 0)	0 (0 to 0)	0 (0 to 0)	0 (0 to 0)
Onchocerciasis	0 (0 to 0)	0 (0 to 0)	0 (0 to 0)	0 (0 to 0)	0 (0 to 0)	0 (0 to 0)	0 (0 to 0)	0 (0 to 0)	0 (0 to 0)	0 (0 to 0)	0 (0 to 0)
Trachoma	0 (0 to 0)	0 (0 to 0)	0 (0 to 0)	0 (0 to 0)	0 (0 to 0)	0 (0 to 0)	0 (0 to 0)	0 (0 to 0)	0 (0 to 0)	0 (0 to 0)	0 (0 to 0)
Dengue	0 (0 to 0)	0 (0 to 0)	0 (0 to 0)	0 (0 to 0)	0 (0 to 0)	0 (0 to 0)	0 (0 to 0)	0 (0 to 0)	0 (0 to 0)	0 (0 to 0)	0 (0 to 0)
Yellow fever	0 (0 to 0)	0 (0 to 0)	0 (0 to 0)	0 (0 to 0)	0 (0 to 0)	0 (0 to 0)	0 (0 to 0)	0 (0 to 0)	0 (0 to 0)	0 (0 to 0)	0 (0 to 0)
Rabies	0 (0 to 0)	0 (0 to 0)	0 (0 to 0)	3·1 (0·3 to 10·7)	6·8 (1·1 to 22)	4·1 (0·5 to 17·2)	0·7 (0·1 to 2·3)	0 (0 to 0)	0·1 (0 to 0·4)	0·2 (0 to 0·8)	0·1 (0 to 0·5)
Intestinal nematode infections	0 (0 to 0)	0 (0 to 0)	2·4 (1 to 5·6)	45·4 (25 to 74·7)	109 (60·2 to 185)	94·1 (49·6 to 159)	110 (52·9 to 212)	110 (54·5 to 189)	67·8 (36·5 to 116)	64·6 (32 to 109)	38·4 (19·4 to 66·5)
Ascariasis	0 (0 to 0)	0 (0 to 0)	0·7 (0 to 3·8)	2·9 (0 to 15·1)	1·4 (0 to 6·2)	0·3 (0 to 1·3)	0·1 (0 to 0·6)	0·1 (0 to 0·3)	0·1 (0 to 0·3)	0·1 (0 to 0·3)	0·1 (0 to 0·3)
Trichuriasis	0 (0 to 0)	0 (0 to 0)	0 (0 to 0)	0 (0 to 0)	0 (0 to 0)	0 (0 to 0)	0 (0 to 0)	0 (0 to 0)	0 (0 to 0)	0 (0 to 0)	0 (0 to 0)
Hookworm disease	0 (0 to 0)	0 (0 to 0)	1·7 (0·9 to 3)	42·5 (23·3 to 70·8)	108 (59·1 to 184)	93·8 (49·2 to 159)	110 (52·4 to 212)	110 (54·5 to 189)	67·7 (36·5 to 115)	64·6 (31·8 to 109)	38·3 (19·3 to 66·4)
Food-borne trematodiases	0 (0 to 0)	0 (0 to 0)	0 (0 to 0)	0 (0 to 0)	0 (0 to 0)	0 (0 to 0)	0 (0 to 0)	0 (0 to 0)	0 (0 to 0)	0 (0 to 0)	0 (0 to 0)
Leprosy	0 (0 to 0)	0 (0 to 0)	0 (0 to 0)	0 (0 to 0)	0 (0 to 0)	0 (0 to 0)	0 (0 to 0·1)	0·1 (0 to 0·1)	0·1 (0 to 0·1)	0·1 (0·1 to 0·1)	0·1 (0·1 to 0·2)
Ebola	0 (0 to 0)	0 (0 to 0)	0 (0 to 0)	0 (0 to 0)	0 (0 to 0)	0 (0 to 0)	0 (0 to 0)	0 (0 to 0)	0 (0 to 0)	0 (0 to 0)	0 (0 to 0)
Zika virus	0 (0 to 0)	0 (0 to 0)	0 (0 to 0)	0 (0 to 0)	0 (0 to 0)	0 (0 to 0)	0 (0 to 0)	0 (0 to 0)	0 (0 to 0)	0 (0 to 0)	0 (0 to 0)
Guinea worm disease	0 (0 to 0)	0 (0 to 0)	0 (0 to 0)	0 (0 to 0)	0 (0 to 0)	0 (0 to 0)	0 (0 to 0)	0 (0 to 0)	0 (0 to 0)	0 (0 to 0)	0 (0 to 0)
Other neglected tropical diseases	1·7 (0·3 to 5)	3·8 (2 to 6·8)	37·7 (19 to 63·2)	98·9 (51·1 to 166)	138 (68·9 to 239)	59·1 (20·8 to 125)	6·8 (2·7 to 14)	6 (2·4 to 12·4)	6·1 (2·5 to 12·2)	7·7 (3 to 14·7)	5·1 (2·2 to 9·5)
Other infectious diseases	187 (82·9 to 434)	186 (72·1 to 414)	1,540 (551 to 3,290)	1,430 (404 to 3,330)	467 (274 to 711)	254 (147 to 366)	214 (130 to 327)	193 (107 to 303)	177 (101 to 305)	165 (94·8 to 279)	143 (84·8 to 247)
Meningitis	31·4 (12·3 to 63)	56·8 (17·5 to 134)	486 (185 to 1,040)	284 (78·4 to 617)	196 (99·4 to 313)	146 (75·1 to 230)	145 (75·8 to 246)	122 (58·1 to 213)	103 (48·7 to 201)	91·9 (42·6 to 179)	82·5 (39·4 to 158)
Encephalitis	1·5 (0·5 to 3·2)	3 (0·8 to 8)	33·9 (10·2 to 80·7)	20·7 (6·1 to 49·6)	16·9 (8 to 31)	14·7 (7·5 to 25·2)	15 (8·4 to 25·9)	17·3 (9·3 to 29·9)	19·2 (9·4 to 35·4)	16·5 (8·6 to 31)	12·5 (7 to 22·5)
Diphtheria	0 (0 to 0)	0 (0 to 0)	1·1 (0 to 4·1)	1·6 (0·1 to 6·4)	0·6 (0 to 2·3)	0·2 (0 to 0·9)	0·1 (0 to 0·3)	0 (0 to 0·2)	0 (0 to 0·1)	0 (0 to 0·2)	0 (0 to 0·2)
Tetanus	2·5 (0·6 to 7·3)	4·5 (0·5 to 15·7)	2·5 (0·5 to 7·6)	2·8 (0·9 to 4·8)	1·5 (0·8 to 2)	1·2 (0·6 to 2)	1·1 (0·6 to 2)	0·8 (0·4 to 1·4)	0·7 (0·3 to 1·1)	0·6 (0·3 to 1)	0·6 (0·3 to 1·3)
Measles	0 (0 to 0)	0 (0 to 0)	9·3 (1·6 to 29·6)	24·9 (3·7 to 75·2)	3·9 (0·7 to 11·4)	0·9 (0·2 to 2·5)	0·3 (0·1 to 0·9)	0·2 (0 to 0·4)	0·1 (0 to 0·2)	0 (0 to 0·1)	0 (0 to 0·1)
Varicella and herpes zoster	1·4 (0·1 to 4·4)	4·4 (0·4 to 14·6)	35·5 (3·7 to 110)	55·6 (4·5 to 183)	20·1 (2·4 to 65·8)	6·6 (1·2 to 18·3)	4 (1 to 10)	3·7 (1 to 8·3)	4 (1·3 to 8·3)	4·4 (1·4 to 10·3)	3·5 (1·2 to 7·7)
Acute hepatitis	0 (0 to 0)	0 (0 to 0)	6·7 (1·9 to 17·5)	22·4 (6·7 to 52·6)	18·6 (9·6 to 33·7)	10·9 (5·9 to 17·4)	11·1 (6·1 to 19)	10·8 (5·3 to 20·1)	10·3 (5·2 to 20·3)	10 (4·5 to 19·3)	9 (4·5 to 16·7)
Acute hepatitis A	0 (0 to 0)	0 (0 to 0)	1·7 (0·3 to 5·8)	19·6 (5·7 to 45·1)	15·9 (8·2 to 29·1)	8·8 (4·6 to 14·7)	7 (3·4 to 12·8)	5·6 (2 to 12·1)	4·2 (1·4 to 10·2)	2·9 (0·9 to 7·1)	2·2 (0·5 to 6·1)
Acute hepatitis B	0 (0 to 0)	0 (0 to 0)	3·4 (0·3 to 9·6)	1·3 (0·1 to 6·6)	0·9 (0·2 to 3·3)	0·7 (0·2 to 2·3)	2·3 (0·8 to 5·1)	3·8 (1·3 to 8)	4·9 (2·1 to 9·3)	6·1 (2·2 to 12·3)	5·8 (2·4 to 11·4)
Acute hepatitis C	0 (0 to 0)	0 (0 to 0)	0·6 (0·2 to 1·9)	1·2 (0·3 to 4)	0·9 (0·2 to 3·5)	0·4 (0·1 to 1·2)	1 (0·2 to 3·4)	0·8 (0·2 to 2·6)	0·6 (0·1 to 2)	0·6 (0·1 to 1·8)	0·6 (0·1 to 1·9)
Acute hepatitis E	0 (0 to 0)	0 (0 to 0)	1 (0·1 to 3·1)	0·4 (0·1 to 1·5)	0·9 (0·4 to 1·8)	1 (0·1 to 2·3)	0·9 (0·4 to 1·7)	0·7 (0·3 to 1·4)	0·6 (0·2 to 1·3)	0·5 (0·2 to 1·2)	0·4 (0·2 to 1·1)
Other unspecified infectious diseases	150 (55·4 to 384)	117 (36·3 to 305)	186 (60·3 to 561)	121 (56·4 to 291)	119 (64·3 to 188)	60·6 (30·2 to 105)	32·2 (18·5 to 56·3)	34 (17·2 to 62·5)	37·3 (17·9 to 76·8)	40·2 (19·7 to 75·5)	34·3 (16 to 69·1)
Maternal and neonatal disorders	22,600 (17,800 to 29,000)	4,570 (2,430 to 8,070)	2,440 (1,110 to 4,530)	805 (605 to 1,050)	605 (440 to 794)	582 (434 to 757)	1,050 (736 to 1,440)	1,200 (820 to 1,720)	1,250 (798 to 1,890)	1,090 (698 to 1,680)	974 (605 to 1,540)
Maternal disorders	0 (0 to 0)	0 (0 to 0)	0 (0 to 0)	0 (0 to 0)	0 (0 to 0)	31·3 (9·3 to 81·6)	575 (293 to 935)	786 (432 to 1,300)	893 (457 to 1,530)	810 (422 to 1,390)	772 (413 to 1,330)
Maternal hemorrhage	0 (0 to 0)	0 (0 to 0)	0 (0 to 0)	0 (0 to 0)	0 (0 to 0)	3 (1 to 7·7)	63·9 (31·9 to 111)	102 (52·5 to 179)	116 (58·8 to 207)	117 (61·7 to 217)	107 (50·9 to 202)
Maternal sepsis and other maternal infections	0 (0 to 0)	0 (0 to 0)	0 (0 to 0)	0 (0 to 0)	0 (0 to 0)	2·4 (0·9 to 6)	45·5 (21·9 to 84·2)	61·6 (30·9 to 112)	63 (27·6 to 124)	48·4 (20·8 to 100)	44·2 (20·6 to 87·8)
Maternal hypertensive disorders	0 (0 to 0)	0 (0 to 0)	0 (0 to 0)	0 (0 to 0)	0 (0 to 0)	6·8 (2·1 to 18)	116 (56·6 to 197)	136 (75·4 to 223)	159 (83·5 to 273)	114 (60·1 to 196)	88·8 (49·7 to 152)
Maternal obstructed labor and uterine rupture	0 (0 to 0)	0 (0 to 0)	0 (0 to 0)	0 (0 to 0)	0 (0 to 0)	1·3 (0·4 to 3·4)	22·2 (10·8 to 41·2)	40·2 (19·6 to 70·3)	56·6 (29·7 to 93·6)	64·3 (32·4 to 110)	59·5 (32·4 to 102)
Maternal abortion and miscarriage	0 (0 to 0)	0 (0 to 0)	0 (0 to 0)	0 (0 to 0)	0 (0 to 0)	1·9 (0·5 to 5·3)	27·7 (10·6 to 58·5)	36·9 (14·9 to 73·7)	41·2 (17·7 to 81·8)	38·4 (14·2 to 81·4)	39 (16·2 to 80·9)
Ectopic pregnancy	0 (0 to 0)	0 (0 to 0)	0 (0 to 0)	0 (0 to 0)	0 (0 to 0)	2·4 (0·6 to 7)	38·1 (16 to 74·5)	50·5 (21·9 to 96·1)	55·6 (24 to 112)	49·3 (20·1 to 101)	47·4 (22·3 to 87·6)
Indirect maternal deaths	–	–	–	–	–	4·7 (1 to 13·4)	90·4 (36·7 to 173)	121 (52·9 to 230)	130 (51·9 to 264)	120 (50·4 to 243)	122 (54·7 to 234)
Late maternal deaths	–	–	–	–	–	1·2 (0·3 to 3·4)	23·4 (9·9 to 44·3)	31·1 (13·2 to 58·9)	35·6 (14·2 to 71·2)	32·1 (13·1 to 64·5)	31·6 (14 to 63·5)
Maternal deaths aggravated by HIV/AIDS	–	–	–	–	–	0·4 (0·1 to 1)	9·3 (3·4 to 18·2)	21·3 (8·6 to 40·8)	35·4 (13 to 68·9)	42·3 (17·4 to 81·7)	47·3 (21·5 to 87·7)
Neonatal disorders	22,600 (17,800 to 29,000)	4,570 (2,430 to 8,070)	2,440 (1,110 to 4,530)	805 (605 to 1,050)	605 (440 to 794)	550 (410 to 717)	473 (348 to 624)	410 (305 to 542)	357 (262 to 471)	280 (202 to 370)	202 (147 to 272)
Neonatal preterm birth	7,340 (4,090 to 11,100)	810 (320 to 1,740)	778 (344 to 1,570)	436 (316 to 578)	456 (328 to 610)	412 (297 to 550)	349 (254 to 463)	298 (214 to 400)	256 (186 to 342)	196 (139 to 266)	138 (97·5 to 187)
Neonatal encephalopathy due to birth asphyxia and trauma	5,530 (3,040 to 9,200)	397 (140 to 904)	300 (102 to 691)	84·4 (44·8 to 141)	69·5 (30·8 to 128)	64·2 (27·9 to 114)	57·8 (23·6 to 104)	52·3 (22·9 to 91·8)	46·6 (19 to 85)	38·9 (15·6 to 69·3)	30·1 (12·6 to 57·4)
Neonatal sepsis and other neonatal infections	2,370 (941 to 4,890)	1,830 (721 to 3,680)	528 (164 to 1,320)	56·2 (29·8 to 93·2)	66·2 (32·4 to 120)	62·1 (29 to 105)	54·9 (26·6 to 95·4)	50·7 (24·4 to 87·6)	45·2 (22 to 78)	37·6 (17·8 to 64·2)	28·7 (12·8 to 49·3)
Hemolytic disease and other neonatal jaundice	195 (92·1 to 364)	51·3 (20·4 to 109)	21·7 (7·2 to 55·9)	13·4 (9·9 to 18·5)	12·8 (9·3 to 16·7)	11·9 (8·6 to 15·4)	10·7 (7·8 to 13·9)	9·8 (7·2 to 12·7)	8·7 (6·3 to 11·5)	7·1 (5·1 to 9·3)	5·4 (3·9 to 7·1)
Other neonatal disorders	7,150 (3,940 to 11,100)	1,480 (596 to 2,970)	816 (317 to 1,740)	215 (161 to 281)	0 (0 to 0)	0 (0 to 0)	0 (0 to 0)	0 (0 to 0)	0 (0 to 0)	0 (0 to 0)	0 (0 to 0)
Nutritional deficiencies	1 (0·5 to 2·1)	35·5 (19·1 to 58·5)	2,180 (1,010 to 4,260)	3,200 (1,740 to 5,180)	1,510 (804 to 2,520)	652 (256 to 1,310)	151 (70·8 to 308)	159 (83 to 256)	144 (81·5 to 234)	188 (101 to 308)	134 (76·4 to 217)
Protein-energy malnutrition	0·7 (0·3 to 1·1)	1·9 (1 to 3·1)	1,850 (708 to 3,900)	2,240 (894 to 4,210)	145 (64·4 to 269)	55·7 (23·8 to 113)	30·6 (16·1 to 51·4)	39·3 (20·5 to 70·5)	44·4 (21·5 to 84·7)	46·3 (23·1 to 81·1)	48·2 (24·4 to 84)
Iodine deficiency	0 (0 to 0)	0 (0 to 0)	0 (0 to 0)	0·9 (0·3 to 1·8)	6·1 (2·7 to 10·9)	12·4 (4·2 to 24·5)	15·9 (5·9 to 30·2)	17·2 (7 to 33·2)	17·6 (7·5 to 33)	16 (7·4 to 28·7)	13·4 (6·4 to 24·6)
Vitamin A deficiency	0·2 (0 to 0·5)	3·4 (1 to 7·1)	13·2 (5·8 to 24·8)	55·4 (26·4 to 99·7)	51·4 (24·7 to 96·9)	27·7 (11·8 to 54·7)	6·2 (2 to 13)	5·2 (1·5 to 10·8)	4·7 (1·3 to 9·9)	4 (1·2 to 8·4)	3·4 (1·1 to 6·5)
Dietary iron deficiency	0·2 (0 to 1)	30·2 (15·8 to 52)	313 (161 to 516)	886 (435 to 1,530)	1,310 (622 to 2,280)	552 (172 to 1,180)	91·4 (24·8 to 237)	90·1 (26·9 to 180)	67·7 (24·3 to 144)	114 (39 to 231)	62·5 (22 to 137)
Other nutritional deficiencies	0 (0 to 0)	0 (0 to 0)	7·3 (3·3 to 15·9)	18·3 (9·5 to 36·5)	4·5 (2·2 to 8)	4·1 (1·9 to 7·5)	6·4 (3·1 to 11)	7·5 (3·8 to 12·9)	10 (5·2 to 17·2)	7·2 (3·7 to 12·7)	6·3 (3·5 to 10·1)
Non-communicable diseases	1,890 (1,020 to 3,190)	691 (307 to 1,410)	3,240 (1,640 to 5,560)	2,900 (1,960 to 3,990)	3,610 (2,710 to 4,620)	5,520 (4,010 to 7,230)	7,270 (5,380 to 9,660)	8,960 (6,650 to 11,700)	10,800 (7,960 to 13,800)	11,400 (8,540 to 14,700)	11,500 (8,780 to 14,500)
Neoplasms	18·6 (10·3 to 33)	18·6 (6·5 to 49·3)	90·2 (45·1 to 154)	214 (76·4 to 381)	330 (195 to 466)	306 (148 to 443)	324 (191 to 482)	385 (216 to 580)	604 (324 to 937)	1,050 (579 to 1,680)	1,580 (927 to 2,520)
Lip and oral cavity cancer	0 (0 to 0)	0 (0 to 0)	0 (0 to 0)	0 (0 to 0)	2·6 (1·2 to 5)	4·1 (1·6 to 8·1)	7·2 (3·5 to 12·9)	12·6 (5·6 to 23·5)	19·2 (8 to 37·4)	29·2 (12·6 to 54·9)	31·8 (14·9 to 56·8)
Nasopharynx cancer	0 (0 to 0)	0 (0 to 0)	0 (0 to 0)	0 (0 to 0)	1·5 (0·8 to 2·6)	1·8 (0·8 to 3·5)	2·6 (1·2 to 4·8)	2·8 (1·2 to 5·6)	2·7 (1·1 to 5·2)	4·7 (2·1 to 8·7)	6·6 (3 to 13·2)
Other pharynx cancer	0 (0 to 0)	0 (0 to 0)	0 (0 to 0)	0 (0 to 0)	0 (0 to 0)	0 (0 to 0)	0 (0 to 0)	2·2 (0·8 to 4·6)	3·1 (1·3 to 6·5)	5·2 (2·1 to 10·7)	7·5 (3·2 to 14·8)
Esophageal cancer	0 (0 to 0)	0 (0 to 0)	0 (0 to 0)	0 (0 to 0)	0 (0 to 0)	0 (0 to 0)	0 (0 to 0)	0·9 (0·5 to 1·5)	1·4 (0·6 to 2·6)	2·7 (1·1 to 5)	5·2 (2·5 to 9·6)
Stomach cancer	0 (0 to 0)	0 (0 to 0)	0 (0 to 0)	0 (0 to 0)	0 (0 to 0)	0 (0 to 0)	1·5 (0·8 to 2·5)	3·8 (1·9 to 6·6)	7·8 (3·7 to 14)	14·5 (6·9 to 25·8)	22·8 (11·8 to 40·6)
Colon and rectum cancer	0 (0 to 0)	0 (0 to 0)	0 (0 to 0)	0 (0 to 0)	3·1 (1·5 to 5·2)	2·6 (1·1 to 4·4)	4·4 (2·1 to 7·3)	9·2 (4·5 to 16·3)	17·7 (8 to 31·2)	31·2 (14·1 to 56·3)	44·1 (22 to 79·3)
Liver cancer	4·1 (1·1 to 11·4)	4·1 (0·5 to 16·2)	6·3 (2 to 15·5)	5·3 (1·6 to 10·5)	4·8 (2·4 to 8)	4·4 (1·9 to 7·8)	4·6 (1·8 to 9·8)	6·4 (2·5 to 12·5)	8·8 (3·5 to 17·4)	13·7 (5·5 to 27·4)	19·3 (8·1 to 38·9)
Liver cancer due to hepatitis B	0 (0 to 0)	0 (0 to 0)	0 (0 to 0)	0 (0 to 0)	0 (0 to 0)	1 (0·3 to 2·5)	1·5 (0·5 to 3·4)	2·8 (1·1 to 5·6)	4·5 (1·6 to 9·7)	7·1 (2·7 to 14·4)	9·4 (3·6 to 21)
Liver cancer due to hepatitis C	0 (0 to 0)	0 (0 to 0)	0 (0 to 0)	0 (0 to 0)	0 (0 to 0)	0·1 (0 to 0·2)	0·1 (0 to 0·3)	0·3 (0·1 to 0·8)	0·7 (0·2 to 1·8)	1·7 (0·5 to 3·9)	3·3 (1·1 to 8·1)
Liver cancer due to alcohol use	0 (0 to 0)	0 (0 to 0)	0 (0 to 0)	0 (0 to 0)	0 (0 to 0)	0 (0 to 0)	0·1 (0 to 0·2)	0·2 (0·1 to 0·6)	0·5 (0·2 to 1·4)	1·2 (0·4 to 2·7)	2·1 (0·7 to 5·3)
Liver cancer due to NASH	0 (0 to 0)	0 (0 to 0)	0 (0 to 0)	0 (0 to 0)	0 (0 to 0)	0 (0 to 0)	1·3 (0·4 to 2·9)	1·3 (0·4 to 2·9)	1·3 (0·4 to 3)	1·6 (0·5 to 3·6)	2 (0·7 to 4·7)
Liver cancer due to other causes	4·1 (1·1 to 11·4)	4·1 (0·5 to 16·2)	6·3 (2 to 15·5)	5·3 (1·6 to 10·5)	4·8 (2·4 to 8)	3·4 (1·5 to 5·7)	1·7 (0·6 to 3·8)	1·8 (0·6 to 3·8)	1·8 (0·6 to 4·2)	2·2 (0·7 to 4·9)	2·5 (0·9 to 5·7)
Gallbladder and biliary tract cancer	0 (0 to 0)	0 (0 to 0)	0 (0 to 0)	0 (0 to 0)	0 (0 to 0)	0 (0 to 0)	0 (0 to 0)	0·8 (0·4 to 1·2)	0·7 (0·4 to 1·3)	1·6 (0·7 to 3·2)	2·3 (1 to 4·6)
Pancreatic cancer	0 (0 to 0)	0 (0 to 0)	0 (0 to 0)	0 (0 to 0)	0 (0 to 0)	0 (0 to 0)	1·1 (0·7 to 1·5)	1·6 (0·7 to 3·2)	3·5 (1·5 to 6·9)	7 (3·3 to 12·6)	14·1 (7·6 to 23·9)
Larynx cancer	0 (0 to 0)	0 (0 to 0)	0 (0 to 0)	0 (0 to 0)	0 (0 to 0)	0 (0 to 0)	0 (0 to 0)	1·9 (0·7 to 4·2)	2·5 (1 to 4·9)	4·6 (1·7 to 9·6)	8·4 (3 to 19)
Tracheal, bronchus, and lung cancer	0 (0 to 0)	0 (0 to 0)	0 (0 to 0)	0 (0 to 0)	0 (0 to 0)	3 (1·2 to 5·9)	2·7 (1·2 to 5·2)	4 (1·7 to 8·1)	7·8 (3·2 to 15·7)	16·4 (7·6 to 28·5)	28·1 (13·4 to 50)
Malignant skin melanoma	0·1 (0 to 0·2)	0·1 (0 to 0·3)	1·2 (0·4 to 3)	5·3 (1·5 to 13·8)	2·8 (1·1 to 5·5)	3·8 (1·5 to 7·1)	9 (4·3 to 17)	23·3 (9·5 to 47·1)	35·6 (14·8 to 66·6)	49 (21·3 to 91·7)	58 (27 to 107)
Non-melanoma skin cancer	0 (0 to 0)	0 (0 to 0)	0 (0 to 0)	0 (0 to 0)	0 (0 to 0)	0 (0 to 0)	0 (0 to 0)	0·9 (0·5 to 1·5)	0·8 (0·4 to 1·6)	1·1 (0·4 to 2·6)	1·4 (0·5 to 3·2)
Non-melanoma skin cancer (squamous-cell carcinoma)	0 (0 to 0)	0 (0 to 0)	0 (0 to 0)	0 (0 to 0)	0 (0 to 0)	0 (0 to 0)	0 (0 to 0)	0·9 (0·5 to 1·5)	0·8 (0·4 to 1·6)	1·1 (0·4 to 2·6)	1·4 (0·5 to 3·2)
Non-melanoma skin cancer (basal-cell carcinoma)	0 (0 to 0)	0 (0 to 0)	0 (0 to 0)	0 (0 to 0)	0 (0 to 0)	0 (0 to 0)	0 (0 to 0)	0 (0 to 0)	0 (0 to 0)	0 (0 to 0)	0 (0 to 0)
Breast cancer	0 (0 to 0)	0 (0 to 0)	0 (0 to 0)	0 (0 to 0)	0 (0 to 0)	0 (0 to 0)	5·2 (2·2 to 9·9)	20·6 (10·1 to 34·9)	96·6 (45·3 to 170)	322 (162 to 543)	596 (307 to 1,020)
Cervical cancer	0 (0 to 0)	0 (0 to 0)	0 (0 to 0)	0 (0 to 0)	0 (0 to 0)	0 (0 to 0)	6·4 (2·7 to 12·9)	33·3 (14·1 to 65·1)	106 (44·5 to 208)	245 (112 to 467)	408 (200 to 722)
Uterine cancer	0 (0 to 0)	0 (0 to 0)	0 (0 to 0)	0 (0 to 0)	0 (0 to 0)	0 (0 to 0)	0 (0 to 0)	1·2 (0·5 to 2·3)	2·1 (0·8 to 4·3)	5·1 (2 to 10·9)	10·5 (4·9 to 20·7)
Ovarian cancer	0 (0 to 0)	0 (0 to 0)	0 (0 to 0)	0 (0 to 0)	7·5 (3·2 to 14·7)	7 (3·3 to 11·7)	11·6 (5·5 to 21·2)	16·6 (7·5 to 30·6)	21·4 (9·5 to 39·4)	32·3 (14·9 to 57)	42·1 (21·4 to 72·5)
Prostate cancer	0 (0 to 0)	0 (0 to 0)	0 (0 to 0)	0 (0 to 0)	0 (0 to 0)	0 (0 to 0)	0 (0 to 0)	0 (0 to 0)	0 (0 to 0)	0 (0 to 0)	0 (0 to 0)
Testicular cancer	–	–	–	–	–	–	–	–	–	–	–
Kidney cancer	0·8 (0·2 to 2·6)	0·6 (0·1 to 2)	5·5 (1·9 to 12·8)	16·5 (4·4 to 38·5)	12·8 (5·4 to 25·2)	4 (1·6 to 7·7)	2·7 (1·1 to 5·9)	3·2 (1·2 to 7)	3·6 (1·4 to 7)	5·5 (2 to 11·1)	7 (3·1 to 13·9)
Bladder cancer	0 (0 to 0)	0 (0 to 0)	0 (0 to 0)	0 (0 to 0)	0 (0 to 0)	0 (0 to 0)	1·1 (0·7 to 1·5)	1 (0·5 to 1·7)	1·8 (0·7 to 3·7)	2·5 (1·1 to 4·9)	3·9 (1·7 to 7·8)
Brain and central nervous system cancer	3·1 (0·7 to 8·8)	2·8 (0·5 to 10·1)	19 (7 to 42·1)	35·3 (11·1 to 83·2)	81·9 (40·1 to 136)	51·3 (23·2 to 89·7)	29·6 (14·6 to 51·2)	24·1 (11·3 to 43·4)	29·1 (12·8 to 54·9)	31·3 (14·4 to 55·9)	34 (16 to 60·9)
Thyroid cancer	0 (0 to 0)	0 (0 to 0)	0 (0 to 0)	0 (0 to 0)	1·5 (0·9 to 2)	1·5 (0·7 to 2·6)	2·9 (1·2 to 5·8)	5·5 (1·5 to 13·8)	6·4 (1·9 to 15·6)	7·1 (2·5 to 15·3)	8·3 (3·4 to 16·8)
Mesothelioma	0 (0 to 0)	0 (0 to 0)	0 (0 to 0)	0 (0 to 0)	0 (0 to 0)	0 (0 to 0)	0 (0 to 0)	0·6 (0·1 to 2·3)	1 (0·1 to 3·8)	1·7 (0·3 to 5)	1·4 (0·2 to 4·1)
Hodgkin lymphoma	0 (0 to 0)	0 (0 to 0)	0 (0 to 0)	2·7 (0·6 to 8·6)	4·4 (1·7 to 11·4)	9·2 (3·2 to 23·4)	16·7 (7·3 to 35·9)	18·7 (8 to 36·5)	23·8 (10·8 to 44·5)	18·7 (8·6 to 36·2)	12 (5·5 to 22·6)
Non-Hodgkin lymphoma	0 (0 to 0)	0 (0 to 0)	0 (0 to 0)	14·5 (4 to 32)	15·9 (7·9 to 27·3)	18 (7·6 to 34·4)	25·8 (12·2 to 45·4)	37·9 (15·6 to 81·9)	55·9 (21·8 to 126)	67·4 (26·8 to 139)	70·2 (29·1 to 138)
Multiple myeloma	0 (0 to 0)	0 (0 to 0)	0 (0 to 0)	0 (0 to 0)	0 (0 to 0)	0 (0 to 0)	0 (0 to 0)	0·9 (0·5 to 1·4)	1·1 (0·4 to 2·1)	2·2 (0·9 to 4·7)	4·7 (2·1 to 9·6)
Leukemia	3·8 (0·6 to 13·5)	2 (0·3 to 7·7)	21·1 (8·3 to 45·6)	47·2 (13·8 to 101)	69·8 (35·1 to 120)	54·5 (22·6 to 95)	45 (22·3 to 79·3)	34·9 (17 to 61·4)	31·6 (14 to 59·3)	26·7 (12·5 to 48)	29·4 (15·2 to 52·4)
Acute lymphoid leukemia	0·5 (0·1 to 2·3)	0·3 (0 to 1·3)	5·8 (1·8 to 14·5)	16·8 (4 to 37·4)	24·6 (8·3 to 54·5)	16·6 (5·1 to 35·6)	9·4 (3 to 19·7)	7·3 (2·2 to 17·9)	5·6 (1·5 to 13·6)	2·9 (0·8 to 7·5)	2·1 (0·6 to 5·1)
Chronic lymphoid leukemia	0 (0 to 0)	0 (0 to 0)	0 (0 to 0)	0 (0 to 0)	0 (0 to 0)	0 (0 to 0)	0 (0 to 0)	1·1 (0·5 to 2·3)	1·1 (0·4 to 2·6)	1·7 (0·5 to 4·1)	5·7 (1·9 to 12·5)
Acute myeloid leukemia	0·4 (0 to 1·6)	0·4 (0 to 1·9)	3·9 (1 to 9·7)	11·6 (2·6 to 29·6)	9·2 (2·8 to 23·5)	8·8 (2·7 to 19·9)	10·8 (3·7 to 24)	8·9 (3 to 19·8)	8·5 (2·6 to 19·4)	8·1 (2·4 to 18·7)	7 (2·3 to 15·5)
Chronic myeloid leukemia	0 (0 to 0·2)	0·1 (0 to 0·4)	0·7 (0·2 to 1·7)	1·9 (0·5 to 4·8)	3 (1·2 to 5·9)	2·1 (0·7 to 4·5)	1·8 (0·7 to 3·5)	1·2 (0·5 to 2·5)	1·3 (0·4 to 3·5)	1·2 (0·4 to 3·3)	1·4 (0·4 to 3·6)
Other leukemia	2·9 (0·4 to 10·5)	1·2 (0·2 to 4·6)	10·6 (3·4 to 24·5)	17 (3·7 to 42·8)	33·1 (13·6 to 64·4)	26·9 (10·4 to 50·6)	23·1 (9·5 to 45·5)	16·3 (6·5 to 32·3)	15·1 (5·6 to 31·3)	12·8 (5·1 to 24·6)	13·2 (5·4 to 25·6)
Other malignant neoplasms	6·6 (3·1 to 13·6)	8·8 (1·7 to 29·1)	36·6 (16·1 to 72·6)	85·7 (30·6 to 162)	119 (70·1 to 176)	139 (64·1 to 226)	142 (77·5 to 242)	113 (58·2 to 191)	108 (53·1 to 187)	101 (52·1 to 169)	102 (55·5 to 175)
Other neoplasms	0 (0 to 0)	0 (0 to 0)	0·5 (0·2 to 1·2)	1·8 (0·8 to 3·1)	2·2 (1·2 to 3·7)	1·8 (0·9 to 3·1)	1·7 (1·1 to 2·8)	2·5 (1·1 to 4·8)	3·5 (1·2 to 8·1)	3·8 (1·4 to 7·6)	3·8 (1·6 to 7·4)
Myelodysplastic, myeloproliferative, and other hematopoietic n	0 (0 to 0)	0 (0 to 0)	0·5 (0·2 to 1·2)	1·8 (0·8 to 3·1)	2·2 (1·2 to 3·7)	1·8 (0·9 to 3·1)	1·7 (1·1 to 2·8)	2·5 (1·1 to 4·8)	3·5 (1·2 to 8·1)	3·8 (1·4 to 7·6)	3·8 (1·6 to 7·4)
Benign and in situ intestinal neoplasms	0 (0 to 0)	0 (0 to 0)	0 (0 to 0)	0 (0 to 0)	0 (0 to 0)	0 (0 to 0)	0 (0 to 0)	0 (0 to 0)	0 (0 to 0)	0 (0 to 0)	0 (0 to 0)
Benign and in situ cervical and uterine neoplasms	0 (0 to 0)	0 (0 to 0)	0 (0 to 0)	0 (0 to 0)	0 (0 to 0)	0 (0 to 0)	0 (0 to 0)	0 (0 to 0)	0 (0 to 0)	0 (0 to 0)	0 (0 to 0)
Other benign and in situ neoplasms	0 (0 to 0)	0 (0 to 0)	0 (0 to 0)	0 (0 to 0)	0 (0 to 0)	0 (0 to 0)	0 (0 to 0)	0 (0 to 0)	0 (0 to 0)	0 (0 to 0)	0 (0 to 0)
Cardiovascular diseases	10·1 (4·1 to 21·3)	6·7 (2·6 to 15·8)	103 (40·8 to 209)	186 (77·4 to 347)	177 (117 to 238)	272 (178 to 387)	397 (262 to 566)	409 (264 to 584)	454 (297 to 704)	524 (329 to 830)	693 (429 to 1,080)
Rheumatic heart disease	0 (0 to 0)	0 (0 to 0)	0 (0 to 0)	13·9 (5·7 to 28·3)	46·2 (28·3 to 73)	95·7 (54·2 to 153)	127 (74·7 to 198)	132 (80·8 to 204)	122 (74·3 to 187)	110 (67·7 to 167)	93·2 (59 to 143)

Cause	40 to 44	45 to 49	50 to 54	55 to 59	60 to 64	65 to 69	70 to 74	75 to 79	80 to 84	85 to 89	90 to 94	95 plus	Total
All causes	32,800 (27,700 to 38,800)	29,200 (24,200 to 35,300)	25,900 (21,200 to 31,700)	21,800 (17,600 to 27,600)	19,500 (15,600 to 24,500)	18,100 (14,700 to 22,500)	16,600 (13,600 to 19,800)	15,400 (12,900 to 17,600)	11,300 (9,950 to 12,700)	6,430 (5,700 to 7,110)	2,450 (2,180 to 2,810)	767 (687 to 875)	448,000
Communicable, maternal, neonatal, and nutritional diseases	19,300 (16,600 to 22,400)	15,500 (12,700 to 18,700)	11,800 (9,630 to 14,200)	7,760 (6,270 to 9,410)	5,160 (4,060 to 6,410)	3,690 (2,840 to 4,760)	2,770 (2,070 to 3,620)	2,280 (1,700 to 3,070)	1,610 (1,200 to 2,200)	937 (677 to 1,290)	361 (262 to 502)	129 (88·1 to 181)	236,000
HIV/AIDS and sexually transmitted infections	16,000 (13,600 to 18,700)	12,400 (10,000 to 15,200)	9,470 (7,500 to 11,600)	5,620 (4,440 to 6,950)	3,120 (2,370 to 4,040)	1,630 (1,170 to 2,230)	792 (556 to 1,100)	386 (274 to 532)	74·1 (52·2 to 103)	32·4 (23·1 to 43·8)	10·4 (7·5 to 14·1)	2·5 (1·8 to 3·4)	119,000
HIV/AIDS	15,900 (13,500 to 18,700)	12,400 (10,000 to 15,200)	9,440 (7,460 to 11,600)	5,610 (4,430 to 6,940)	3,110 (2,350 to 4,030)	1,630 (1,160 to 2,220)	786 (550 to 1,100)	381 (269 to 527)	71·7 (50·2 to 99·7)	31 (21·8 to 42·3)	9·9 (6·9 to 13·5)	2·5 (1·8 to 3·3)	115,000
HIV/AIDS - Drug-susceptible Tuberculosis	3,770 (2,280 to 5,750)	2,910 (1,750 to 4,450)	2,250 (1,350 to 3,410)	1,340 (808 to 2,030)	745 (450 to 1,120)	391 (239 to 586)	202 (130 to 291)	99·6 (65·3 to 143)	17·1 (12·1 to 23·6)	6·8 (4·7 to 9·5)	2 (1·4 to 2·7)	0·5 (0·3 to 0·7)	27,100
HIV/AIDS - Multidrug-resistant Tuberculosis without extensive	570 (167 to 1,350)	444 (129 to 1,040)	343 (100 to 799)	202 (58 to 470)	113 (32·8 to 268)	59·3 (17·8 to 139)	29·5 (9 to 68·1)	14·3 (4·7 to 32·8)	2·5 (0·8 to 5·6)	1 (0·3 to 2·2)	0·3 (0·1 to 0·6)	0·1 (0 to 0·1)	4,360
HIV/AIDS - Extensively drug-resistant Tuberculosis	7·6 (2·2 to 20·1)	6 (1·6 to 15·4)	4·6 (1·3 to 11·9)	2·7 (0·7 to 7)	1·5 (0·4 to 3·9)	0·8 (0·2 to 2·1)	0·4 (0·1 to 1)	0·2 (0·1 to 0·5)	0 (0 to 0·1)	0 (0 to 0)	0 (0 to 0)	0 (0 to 0)	58·6
HIV/AIDS resulting in other diseases	11,600 (8,570 to 15,000)	9,040 (6,370 to 12,200)	6,840 (4,750 to 9,180)	4,070 (2,800 to 5,540)	2,250 (1,500 to 3,200)	1,180 (744 to 1,800)	554 (345 to 886)	267 (168 to 420)	52 (32·5 to 79·9)	23·2 (14·7 to 34·6)	7·7 (4·9 to 11·1)	1·9 (1·2 to 2·7)	83,800
Sexually transmitted infections excluding HIV	71·2 (35·5 to 140)	42·9 (20 to 85·6)	24·8 (11·7 to 48·9)	16·2 (7·7 to 31·4)	10·1 (4·7 to 20·7)	8·1 (3·7 to 15·5)	6·3 (3 to 12·4)	4·7 (2·2 to 9·5)	2·4 (1·2 to 4·7)	1·4 (0·6 to 2·7)	0·5 (0·2 to 0·9)	0·1 (0 to 0·2)	3,270
Syphilis	0·7 (0·3 to 1·5)	0·8 (0·3 to 1·6)	0·8 (0·3 to 1·8)	0·3 (0·1 to 0·6)	0·2 (0·1 to 0·6)	0·3 (0·1 to 0·6)	0·4 (0·1 to 0·9)	0·2 (0·1 to 0·6)	0·3 (0·1 to 0·6)	0·2 (0·1 to 0·4)	0·1 (0 to 0·2)	0 (0 to 0)	2,720
Chlamydial infection	6·5 (3·4 to 11·4)	2·8 (1·4 to 5·3)	1·1 (0·5 to 2·5)	0·9 (0·3 to 2·1)	0·5 (0·1 to 1·4)	0·3 (0·1 to 0·8)	0·4 (0·1 to 1)	0·4 (0·1 to 1)	0·2 (0·1 to 0·6)	0·1 (0 to 0·4)	0 (0 to 0·1)	0 (0 to 0)	44·1
Gonococcal infection	5·3 (2·6 to 11·3)	3·1 (1·1 to 6·7)	2·7 (0·8 to 6·9)	2·1 (0·6 to 5·4)	1·2 (0·3 to 3·5)	1·7 (0·5 to 4·1)	1·4 (0·4 to 3·5)	1·3 (0·4 to 3·6)	0·5 (0·2 to 1·2)	0·4 (0·1 to 0·9)	0·1 (0 to 0·3)	0 (0 to 0)	44
Trichomoniasis	30·2 (10·5 to 72·4)	20·4 (6·6 to 47·8)	10·7 (3·4 to 25·2)	5·6 (1·9 to 12·9)	3·3 (1·1 to 7·3)	2·3 (0·8 to 5·2)	1·5 (0·5 to 3·3)	0·9 (0·3 to 2)	0·4 (0·2 to 1)	0·2 (0·1 to 0·4)	0 (0 to 0·1)	0 (0 to 0)	252
Genital herpes	10·9 (3·5 to 27)	8·6 (2·7 to 21·1)	6·7 (2·1 to 16·4)	5·2 (1·5 to 12·6)	3·9 (1·2 to 9·7)	2·9 (0·9 to 7·1)	1·9 (0·6 to 4·8)	1·3 (0·4 to 3·2)	0·7 (0·2 to 1·8)	0·3 (0·1 to 0·8)	0·1 (0 to 0·3)	0 (0 to 0·1)	103
Other sexually transmitted infections	17·7 (9·6 to 30·6)	7·2 (3·4 to 14)	2·7 (1 to 5·6)	2·1 (0·8 to 4·7)	1·1 (0·2 to 3)	0·7 (0·2 to 1·8)	0·7 (0·2 to 1·8)	0·5 (0·1 to 1·4)	0·2 (0·1 to 0·5)	0·2 (0·1 to 0·5)	0·1 (0 to 0·1)	0 (0 to 0)	111
Respiratory infections and tuberculosis	1,340 (771 to 2,170)	1,350 (829 to 2,130)	1,320 (796 to 2,120)	1,250 (773 to 2,020)	1,280 (781 to 1,960)	1,320 (832 to 1,960)	1,210 (748 to 1,760)	1,210 (796 to 1,760)	1,020 (704 to 1,440)	607 (395 to 878)	239 (156 to 336)	84·3 (54·2 to 122)	35,200
Tuberculosis	651 (340 to 1,100)	650 (354 to 1,130)	592 (320 to 1,060)	542 (294 to 1,000)	428 (228 to 752)	474 (259 to 797)	347 (200 to 580)	261 (151 to 454)	173 (100 to 297)	78·1 (46·3 to 132)	21·3 (12·4 to 36·8)	7 (3·9 to 12·2)	11,600
Latent tuberculosis infection	0 (0 to 0)	0 (0 to 0)	0 (0 to 0)	0 (0 to 0)	0 (0 to 0)	0 (0 to 0)	0 (0 to 0)	0 (0 to 0)	0 (0 to 0)	0 (0 to 0)	0 (0 to 0)	0 (0 to 0)	0
Drug-susceptible tuberculosis	580 (292 to 995)	577 (307 to 993)	525 (282 to 950)	481 (256 to 882)	380 (201 to 684)	419 (231 to 716)	307 (173 to 507)	232 (130 to 405)	152 (84·5 to 262)	68·4 (39·8 to 114)	18·6 (10·4 to 31·7)	6·1 (3·4 to 10·5)	10,300
Multidrug-resistant tuberculosis without extensive drug resistar	70·5 (19·7 to 177)	72·6 (19·3 to 184)	66·2 (18·8 to 169)	60·8 (16·7 to 158)	48 (13·6 to 121)	53·6 (15·2 to 126)	39 (10·6 to 92·9)	29 (8·7 to 70·4)	21 (6·1 to 50·5)	9·7 (2·8 to 22·8)	2·6 (0·7 to 6·3)	0·9 (0·3 to 2)	1,260
Extensively drug-resistant tuberculosis	0·9 (0·2 to 2·4)	1 (0·2 to 2·6)	0·9 (0·2 to 2·4)	0·8 (0·2 to 2·3)	0·6 (0·2 to 1·7)	0·7 (0·2 to 1·9)	0·5 (0·1 to 1·4)	0·4 (0·1 to 1)	0·3 (0·1 to 0·7)	0·1 (0 to 0·3)	0 (0 to 0·1)	0 (0 to 0)	16·3
Lower respiratory infections	629 (313 to 1,130)	655 (357 to 1,130)	690 (379 to 1,200)	675 (358 to 1,150)	830 (466 to 1,350)	830 (474 to 1,310)	848 (480 to 1,350)	943 (560 to 1,500)	837 (536 to 1,250)	525 (325 to 793)	216 (136 to 312)	76·8 (47·2 to 114)	22,200
Upper respiratory infections	47·5 (25·9 to 80·2)	35·8 (19·7 to 61·3)	29·4 (16·1 to 47·9)	24·4 (13·8 to 39·5)	18 (10 to 29·6)	14·8 (8·1 to 25)	10·4 (6 to 16·8)	7·9 (4·3 to 13·1)	5·3 (2·6 to 9·9)	2·8 (1·4 to 5·5)	1·2 (0·5 to 2·5)	0·4 (0·2 to 1·1)	1,040
Otitis media	14·1 (6·2 to 27)	12·1 (5·7 to 22·3)	10·1 (4·7 to 18·8)	7·8 (3·9 to 14·1)	5·4 (2·4 to 10·4)	3·4 (1·6 to 6·4)	2 (0·9 to 3·8)	1·5 (0·7 to 2·7)	1 (0·4 to 1·8)	0·5 (0·2 to 0·9)	0·2 (0·1 to 0·3)	0·1 (0 to 0·1)	345
Enteric infections	348 (170 to 768)	329 (154 to 733)	316 (149 to 767)	328 (146 to 770)	312 (143 to 727)	354 (170 to 795)	407 (181 to 914)	408 (176 to 959)	331 (140 to 785)	195 (79·1 to 491)	73·8 (27·9 to 177)	27·3 (9·8 to 72·5)	16,700
Diarrheal diseases	343 (166 to 764)	325 (151 to 730)	313 (146 to 764)	326 (144 to 768)	309 (142 to 724)	351 (168 to 793)	406 (179 to 913)	406 (175 to 957)	330 (139 to 784)	195 (78·4 to 491)	73·7 (27·8 to 177)	27·3 (9·8 to 72·5)	16,200
Typhoid and paratyphoid	0·1 (0 to 0·3)	0·1 (0 to 0·3)	0·1 (0 to 0·2)	0 (0 to 0·1)	0 (0 to 0·1)	0 (0 to 0·1)	0 (0 to 0)	0 (0 to 0)	0 (0 to 0)	0 (0 to 0)	0 (0 to 0)	0 (0 to 0)	20·5
Typhoid fever	0·1 (0 to 0·3)	0·1 (0 to 0·3)	0·1 (0 to 0·2)	0 (0 to 0·1)	0 (0 to 0·1)	0 (0 to 0·1)	0 (0 to 0)	0 (0 to 0)	0 (0 to 0)	0 (0 to 0)	0 (0 to 0)	0 (0 to 0)	19·8
Paratyphoid fever	0 (0 to 0)	0 (0 to 0)	0 (0 to 0)	0 (0 to 0)	0 (0 to 0)	0 (0 to 0)	0 (0 to 0)	0 (0 to 0)	0 (0 to 0)	0 (0 to 0)	0 (0 to 0)	0 (0 to 0)	0·7
Invasive Non-typhoidal Salmonella (iNTS)	4·8 (1·5 to 10·6)	3·4 (1·1 to 7·6)	2·8 (0·9 to 6·5)	2·7 (0·9 to 5·8)	2·6 (0·8 to 5·7)	2·3 (0·7 to 5)	1·7 (0·5 to 3·8)	1·2 (0·4 to 2·6)	1 (0·3 to 2)	0·4 (0·1 to 0·8)	0·1 (0 to 0·2)	0 (0 to 0·1)	467
Other intestinal infectious diseases	0·3 (0·1 to 1)	0·2 (0 to 0·6)	0·2 (0 to 0·5)	0·1 (0 to 0·4)	0·1 (0 to 0·4)	0·2 (0 to 0·6)	0·1 (0 to 0·4)	0·1 (0 to 0·3)	0·1 (0 to 0·3)	0·1 (0 to 0·3)	0 (0 to 0·1)	0 (0 to 0)	23·2
Neglected tropical diseases and malaria	519 (231 to 1,420)	429 (194 to 1,170)	335 (156 to 888)	283 (130 to 760)	217 (107 to 541)	174 (88·6 to 422)	151 (70 to 404)	91·4 (50·6 to 174)	54·6 (31 to 98·3)	24·6 (14 to 40)	8·6 (5 to 13·8)	2·6 (1·5 to 4·1)	11,700
Malaria	210 (19·9 to 1,140)	171 (13·6 to 951)	123 (9·6 to 716)	104 (7·6 to 605)	69·3 (5 to 398)	52·6 (3·5 to 295)	53·4 (3 to 310)	16·1 (1·2 to 84·9)	7·9 (0·5 to 40·4)	1·2 (0·1 to 6·6)	0·2 (0 to 0·9)	0·1 (0 to 0·3)	6,390
Chagas disease	0 (0 to 0)	0 (0 to 0)	0 (0 to 0)	0 (0 to 0)	0 (0 to 0)	0 (0 to 0)	0 (0 to 0)	0 (0 to 0)	0 (0 to 0)	0 (0 to 0)	0 (0 to 0)	0 (0 to 0)	0
Leishmaniasis	0 (0 to 0)	0 (0 to 0)	0 (0 to 0)	0 (0 to 0)	0 (0 to 0)	0 (0 to 0)	0 (0 to 0)	0 (0 to 0)	0 (0 to 0)	0 (0 to 0)	0 (0 to 0)	0 (0 to 0)	0·1
Visceral leishmaniasis	0 (0 to 0)	0 (0 to 0)	0 (0 to 0)	0 (0 to 0)	0 (0 to 0)	0 (0 to 0)	0 (0 to 0)	0 (0 to 0)	0 (0 to 0)	0 (0 to 0)	0 (0 to 0)	0 (0 to 0)	0
Cutaneous and mucocutaneous leishmaniasis	0 (0 to 0)	0 (0 to 0)	0 (0 to 0)	0 (0 to 0)	0 (0 to 0)	0 (0 to 0)	0 (0 to 0)	0 (0 to 0)	0 (0 to 0)	0 (0 to 0)	0 (0 to 0)	0 (0 to 0)	0·1
African trypanosomiasis	0 (0 to 0)	0 (0 to 0)	0 (0 to 0)	0 (0 to 0)	0 (0 to 0)	0 (0 to 0)	0 (0 to 0)	0 (0 to 0)	0 (0 to 0)	0 (0 to 0)	0 (0 to 0)	0 (0 to 0)	0
Schistosomiasis	220 (101 to 423)	177 (82·6 to 332)	139 (63·1 to 259)	110 (44·5 to 226)	84·4 (34·3 to 171)	61·9 (25·5 to 126)	46·3 (17·9 to 102)	32·8 (11·5 to 76·5)	18·9 (6·5 to 40·7)	9·6 (3·3 to 22·6)	3·2 (1·2 to 7·5)	0·9 (0·3 to 1·9)	3,460
Cysticercosis	52·9 (19·9 to 99·8)	52·6 (20·3 to 97·1)	51·7 (20·2 to 94·9)	52·8 (23·4 to 94)	51·5 (23·2 to 91·1)	50·6 (22·9 to 86·6)	43·1 (20·8 to 75·3)	36 (16·5 to 63·4)	23·1 (10·3 to 40·6)	11·7 (5·6 to 20·3)	4·5 (2·1 to 7·9)	1·5 (0·6 to 2·7)	646
Cystic echinococcosis	0·1 (0 to 0·4)	0·1 (0 to 0·4)	0·1 (0 to 0·4)	0·1 (0 to 0·3)	0·1 (0 to 0·3)	0·1 (0 to 0·3)	0·1 (0 to 0·2)	0 (0 to 0·2)	0 (0 to 0·1)	0 (0 to 0·1)	0 (0 to 0)	0 (0 to 0)	1·5
Lymphatic filariasis	0 (0 to 0)	0 (0 to 0)	0 (0 to 0)	0 (0 to 0)	0 (0 to 0)	0 (0 to 0)	0 (0 to 0)	0 (0 to 0)	0 (0 to 0)	0 (0 to 0)	0 (0 to 0)	0 (0 to 0)	0
Onchocerciasis	0 (0 to 0)	0 (0 to 0)	0 (0 to 0)	0 (0 to 0)	0 (0 to 0)	0 (0 to 0)	0 (0 to 0)	0 (0 to 0)	0 (0 to 0)	0 (0 to 0)	0 (0 to 0)	0 (0 to 0)	0
Trachoma	0 (0 to 0)	0 (0 to 0)	0 (0 to 0)	0 (0 to 0)	0 (0 to 0)	0 (0 to 0)	0 (0 to 0)	0 (0 to 0)	0 (0 to 0)	0 (0 to 0)	0 (0 to 0)	0 (0 to 0)	0
Dengue	0 (0 to 0)	0 (0 to 0)	0 (0 to 0)	0 (0 to 0)	0 (0 to 0)	0 (0 to 0)	0 (0 to 0)	0 (0 to 0)	0 (0 to 0)	0 (0 to 0)	0 (0 to 0)	0 (0 to 0)	0
Yellow fever	0 (0 to 0)	0 (0 to 0)	0 (0 to 0)	0 (0 to 0)	0 (0 to 0)	0 (0 to 0)	0 (0 to 0)	0 (0 to 0)	0 (0 to 0)	0 (0 to 0)	0 (0 to 0)	0 (0 to 0)	0
Rabies	0·5 (0·1 to 1·7)	0·5 (0·1 to 1·5)	1 (0·2 to 3·1)	0·3 (0·1 to 0·9)	0·4 (0·1 to 1·1)	0·1 (0 to 0·4)	0·2 (0 to 0·8)	0·1 (0 to 0·2)	0·1 (0 to 0·3)	0 (0 to 0·1)	0 (0 to 0)	0 (0 to 0)	18·4
Intestinal nematode infections	25 (12·5 to 41·5)	15·4 (8·1 to 26·2)	13·3 (7·2 to 22)	11·1 (6 to 18·6)	8·7 (4·6 to 14·8)	6·7 (3·6 to 11·3)	5·1 (2·7 to 8·6)	4 (2·2 to 6·6)	2·3 (1·3 to 3·8)	1 (0·6 to 1·6)	0·3 (0·2 to 0·5)	0·1 (0 to 0·1)	735
Ascariasis	0 (0 to 0·2)	0 (0 to 0·2)	0 (0 to 0·2)	0 (0 to 0·2)	0·1 (0 to 0·3)	0 (0 to 0·1)	0 (0 to 0·2)	0 (0 to 0·2)	0 (0 to 0·1)	0 (0 to 0·1)	0 (0 to 0)	0 (0 to 0)	6
Trichuriasis	0 (0 to 0)	0 (0 to 0)	0 (0 to 0)	0 (0 to 0)	0 (0 to 0)	0 (0 to 0)	0 (0 to 0)	0 (0 to 0)	0 (0 to 0)	0 (0 to 0)	0 (0 to 0)	0 (0 to 0)	0
Hookworm disease	24·9 (12·4 to 41·4)	15·4 (8·1 to 26·2)	13·2 (7·1 to 22)	11·1 (5·9 to 18·6)	8·7 (4·5 to 14·6)	6·7 (3·6 to 11·2)	5 (2·7 to 8·5)	3·9 (2·1 to 6·5)	2·3 (1·2 to 3·8)	1 (0·5 to 1·6)	0·3 (0·2 to 0·5)	0·1 (0 to 0·1)	729
Food-borne trematodiases	0 (0 to 0)	0 (0 to 0)	0 (0 to 0)	0 (0 to 0)	0 (0 to 0)	0 (0 to 0)	0 (0 to 0)	0 (0 to 0)	0 (0 to 0)	0 (0 to 0)	0 (0 to 0)	0 (0 to 0)	0
Leprosy	0·1 (0·1 to 0·2)	0·1 (0·1 to 0·2)	0·1 (0·1 to 0·2)	0·1 (0·1 to 0·2)	0·1 (0·1 to 0·2)	0·1 (0·1 to 0·1)	0·1 (0 to 0·1)	0·1 (0 to 0·1)	0 (0 to 0·1)	0 (0 to 0·1)	0 (0 to 0)	0 (0 to 0)	1·2
Ebola	0 (0 to 0)	0 (0 to 0)	0 (0 to 0)	0 (0 to 0)	0 (0 to 0)	0 (0 to 0)	0 (0 to 0)	0 (0 to 0)	0 (0 to 0)	0 (0 to 0)	0 (0 to 0)	0 (0 to 0)	0
Zika virus	0 (0 to 0)	0 (0 to 0)	0 (0 to 0)	0 (0 to 0)	0 (0 to 0)	0 (0 to 0)	0 (0 to 0)	0 (0 to 0)	0 (0 to 0)	0 (0 to 0)	0 (0 to 0)	0 (0 to 0)	0
Guinea worm disease	0 (0 to 0)	0 (0 to 0)	0 (0 to 0)	0 (0 to 0)	0 (0 to 0)	0 (0 to 0)	0 (0 to 0)	0 (0 to 0)	0 (0 to 0)	0 (0 to 0)	0 (0 to 0)	0 (0 to 0)	0
Other neglected tropical diseases	10·3 (2·8 to 20·3)	11·6 (5·7 to 20·5)	6·2 (2·8 to 11·5)	4·2 (1·9 to 7·8)	2·1 (0·9 to 3·8)	2·2 (0·9 to 4·2)	2·7 (1·1 to 5·6)	2·4 (0·9 to 5)	2·2 (0·9 to 4·7)	1·1 (0·5 to 2)	0·3 (0·2 to 0·6)	0·1 (0 to 0·2)	416
Other infectious diseases	136 (79·1 to 217)	132 (84·2 to 214)	107 (67·8 to 162)	101 (62·8 to 158)	80·6 (50 to 126)	81·2 (49·4 to 128)	81·5 (49·9 to 126)	68·8 (42·8 to 110)	51 (31·6 to 76·1)	28·4 (17·5 to 44·2)	10·3 (6·2 to 16·3)	4·3 (2·5 to 7·2)	5,840
Meningitis	77·5 (38·3 to 142)	77·3 (40·1 to 138)	55·4 (29·9 to 92·1)	49·1 (25·8 to 83·7)	39·5 (20·1 to 72·3)	37·8 (19·3 to 66·8)	41·7 (21 to 73·7)	37·5 (19·3 to 68)	27·9 (14·2 to 46·8)	15·3 (8·4 to 26·1)	5·3 (2·9 to 9)	2·2 (1·2 to 3·6)	2,210
Encephalitis	9·6 (5·5 to 16·5)	7·3 (4·4 to 12·6)	6·1 (3·5 to 10·3)	5·4 (3·2 to 9·3)	3·7 (2·3 to 6·2)	3·7 (2·1 to 6·4)	4·1 (2·3 to 7·2)	3·3 (1·8 to 6)	2·4 (1·3 to 4·4)	1·1 (0·6 to 2)	0·3 (0·2 to 0·6)	0·1 (0·1 to 0·2)	218
Diphtheria	0·1 (0 to 0·2)	0·1 (0 to 0·3)	0·1 (0 to 0·2)	0 (0 to 0·1)	0 (0 to 0)	0 (0 to 0)	0 (0 to 0)	0 (0 to 0)	0 (0 to 0)	0 (0 to 0)	0 (0 to 0)	0 (0 to 0)	4·1
Tetanus	0·5 (0·2 to 1·3)	0·5 (0·2 to 1·2)	0·6 (0·2 to 1·6)	0·5 (0·1 to 1·3)	0·6 (0·2 to 1·3)	0·4 (0·1 to 1·1)	0·3 (0·1 to 1)	0·5 (0·1 to 1·2)	0·2 (0 to 0·6)	0·1 (0 to 0·2)	0 (0 to 0·1)	0 (0 to 0)	23·1
Measles	0 (0 to 0)	0 (0 to 0)	0 (0 to 0)	0 (0 to 0)	0 (0 to 0)	0 (0 to 0)	0 (0 to 0)	0 (0 to 0)	0 (0 to 0)	0 (0 to 0)	0 (0 to 0)	0 (0 to 0)	39·6
Varicella and herpes zoster	2·7 (0·9 to 5·3)	2·7 (1 to 5·5)	2·7 (1·1 to 5·5)	2·8 (1·2 to 5·7)	2·8 (1·1 to 5·8)	3·5 (1·3 to 8·3)	3 (1·1 to 6·7)	3·7 (1 to 9·3)	3·9 (0·8 to 11·4)	3·3 (0·5 to 9·3)	1·9 (0·2 to 5·4)	1 (0·1 to 2·8)	177
Acute hepatitis	9·6 (4·6 to 18·9)	8·8 (4 to 17·3)	8·7 (3·8 to 18·4)	7·9 (3·2 to 16·8)	7·1 (2·9 to 15·9)	7·6 (2·9 to 18)	8·2 (2·7 to 17·7)	6·2 (2 to 13·9)	4·7 (1·6 to 10·6)	2·4 (0·8 to 5·1)	0·6 (0·2 to 1·2)	0·2 (0·1 to 0·4)	182
Acute hepatitis A	2·6 (0·6 to 7·7)	2·2 (0·5 to 6·3)	2·1 (0·4 to 6·8)	1·9 (0·3 to 6)	1·5 (0·2 to 5·3)	2 (0·4 to 6)	1·7 (0·2 to 5·5)	1·6 (0·2 to 5)	1·3 (0·2 to 4·1)	0·6 (0·1 to 1·8)	0·2 (0 to 0·5)	0·1 (0 to 0·2)	85·6
Acute hepatitis B	5·6 (2·1 to 11)	5 (1·7 to 10·6)	5·1 (1·7 to 11·1)	4·5 (1·4 to 10·2)	3·6 (1 to 8·2)	3·6 (0·8 to 9·4)	5·2 (1·2 to 12·5)	3·6 (0·8 to 9·6)	2·8 (0·5 to 7·4)	1·4 (0·3 to 3·3)	0·3 (0·1 to 0·8)	0·1 (0 to 0·2)	69·8
Acute hepatitis C	1 (0·2 to 3·2)	1·1 (0·2 to 3·2)	0·9 (0·2 to 3)	1 (0·2 to 2·9)	1·5 (0·3 to 4·4)	1·5 (0·3 to 4·4)	0·8 (0·2 to 2·8)	0·5 (0·1 to 1·6)	0·3 (0·1 to 1)	0·2 (0 to 0·9)	0·1 (0 to 0·2)	0 (0 to 0·1)	15·5
Acute hepatitis E	0·4 (0·1 to 1·2)	0·6 (0·2 to 1·6)	0·5 (0·1 to 1·8)	0·5 (0·1 to 2)	0·6 (0·1 to 2·2)	0·5 (0·1 to 1·7)	0·6 (0·1 to 2·2)	0·4 (0·1 to 1·5)	0·3 (0·1 to 1·1)	0·1 (0 to 0·5)	0 (0 to 0·1)	0 (0 to 0·1)	11
Other unspecified infectious diseases	35·5 (17·5 to 66·4)	34·5 (19·2 to 61·3)	32·6 (16·8 to 59·3)	35 (17·6 to 65·7)	26·9 (13·5 to 50·9)	28 (13 to 56·7)	24·2 (11·2 to 47·9)	17·8 (8·6 to 35·9)	11·8 (5·4 to 25·4)	6·2 (2·8 to 13·6)	2·1 (0·9 to 5)	0·8 (0·3 to 2)	1,190
Maternal and neonatal disorders	730 (431 to 1,220)	490 (269 to 840)	97 (68·2 to 141)	46 (34·3 to 60·2)	28·8 (21·1 to 37·9)	16·3 (12·1 to 21·3)	7·7 (5·6 to 10·3)	3·7 (2·6 to 5·1)	0·9 (0·5 to 1·4)	0·3 (0·2 to 0·6)	0·1 (0·1 to 0·2)	0 (0 to 0·1)	38,600
Maternal disorders	588 (289 to 1,060)	392 (171 to 741)	32·9 (14·1 to 76)	2·8 (0·5 to 5·9)	1·6 (0·1 to 3·6)	1 (0 to 2·5)	0·6 (0·3 to 1)	0·4 (0·2 to 0·6)	0·2 (0·1 to 0·3)	0·1 (0 to 0·1)	0 (0 to 0)	0 (0 to 0)	4,890
Maternal hemorrhage	84·1 (38 to 162)	50·1 (19 to 109)	3·8 (1·2 to 9·4)	0 (0 to 0)	0 (0 to 0)	0 (0 to 0)	0 (0 to 0)	0 (0 to 0)	0 (0 to 0)	0 (0 to 0)	0 (0 to 0)	0 (0 to 0)	646
Maternal sepsis and other maternal infections	30·2 (12·7 to 62)	19 (7·6 to 41)	1·4 (0·6 to 3·6)	0 (0 to 0)	0 (0 to 0)	0 (0 to 0)	0 (0 to 0)	0 (0 to 0)	0 (0 to 0)	0 (0 to 0)	0 (0 to 0)	0 (0 to 0)	316
Maternal hypertensive disorders	60·6 (29·8 to 113)	40·9 (16·2 to 79·5)	2·6 (0·8 to 6·6)	0 (0 to 0)	0 (0 to 0)	0 (0 to 0)	0 (0 to 0)	0 (0 to 0)	0 (0 to 0)	0 (0 to 0)	0 (0 to 0)	0 (0 to 0)	725
Maternal obstructed labor and uterine rupture	44·3 (24 to 77·3)	28·4 (13·6 to 53·3)	6·1 (2·4 to 11·4)	2·8 (0·5 to 5·9)	1·6 (0·1 to 3·6)	1 (0 to 2·5)	0·6 (0·3 to 1)	0·4 (0·2 to 0·6)	0·2 (0·1 to 0·3)	0·1 (0 to 0·1)	0 (0 to 0)	0 (0 to 0)	329
Maternal abortion and miscarriage	32·5 (11·9 to 68·5)	31·1 (9·9 to 70·3)	2·4 (0·6 to 6·4)	0 (0 to 0)	0 (0 to 0)	0 (0 to 0)	0 (0 to 0)	0 (0 to 0)	0 (0 to 0)	0 (0 to 0)	0 (0 to 0)	0 (0 to 0)	251
Ectopic pregnancy	34·4 (14·6 to 69·8)	21·2 (8·1 to 44·1)	1·8 (0·5 to 4·9)	0 (0 to 0)	0 (0 to 0)	0 (0 to 0)	0 (0 to 0)	0 (0 to 0)	0 (0 to 0)	0 (0 to 0)	0 (0 to 0)	0 (0 to 0)	301
Indirect maternal deaths	93 (40·7 to 184)	62·8 (24·1 to 129)	4 (1·2 to 10·5)	–	–	–	–	–	–	–	–	–	NA
Late maternal deaths	21·2 (8·3 to 43·9)	10·4 (3·8 to 21)	0·6 (0·2 to 1·4)	–	–	–	–	–	–	–	–	–	NA
Maternal deaths aggravated by HIV/AIDS	38·3 (16·6 to 72·9)	26·1 (10·4 to 52·9)	1·7 (0·5 to 4·3)	–	–	–	–	–	–	–	–	–	NA
Neonatal disorders	142 (101 to 190)	97·7 (69·4 to 133)	64·1 (45·3 to 86·5)	43·3 (31·2 to 57·3)	27·3 (19·6 to 36·4)	15·3 (11·2 to 20·3)	7·1 (5 to 9·7)	3·3 (2·2 to 4·7)	0·8 (0·4 to 1·2)	0·3 (0·1 to 0·5)	0·1 (0 to 0·2)	0 (0 to 0)	33,700
Neonatal preterm birth	92·8 (64·3 to 127)	61·3 (42·1 to 84)	38·1 (26·3 to 53·1)	24·1 (17·9 to 31·2)	13·7 (10·2 to 18)	7·5 (5·2 to 10·2)	3·7 (2·4 to 5·4)	2·1 (1·2 to 3·3)	0·5 (0·2 to 1)	0·3 (0·1 to 0·5)	0·1 (0 to 0·2)	0 (0 to 0)	11,700
Neonatal encephalopathy due to birth asphyxia and trauma	23·5 (9·7 to 42·4)	17·2 (7 to 30·3)	12·2 (5·1 to 21·8)	9·2 (3·3 to 17·6)	6·8 (3 to 12·2)	3·8 (2 to 6·5)	1·3 (0·6 to 2·2)	0·4 (0·2 to 0·6)	0 (0 to 0·1)	0 (0 to 0)	0 (0 to 0)	0 (0 to 0)	6,740
Neonatal sepsis and other neonatal infections	22 (10 to 38·2)	16·3 (8·2 to 28·8)	11·6 (5·2 to 21·4)	8·5 (4·5 to 14·8)	5·8 (3·5 to 9·2)	3·5 (2·2 to 5·7)	1·8 (1·1 to 2·8)	0·8 (0·4 to 1·3)	0·1 (0·1 to 0·3)	0 (0 to 0)	0 (0 to 0)	0 (0 to 0)	5,200
Hemolytic disease and other neonatal jaundice	4·1 (2·9 to 5·4)	3 (2·1 to 3·9)	2·1 (1·5 to 2·8)	1·5 (1·1 to 2)	1 (0·7 to 1·3)	0·6 (0·4 to 0·8)	0·3 (0·2 to 0·4)	0·1 (0·1 to 0·2)	0 (0 to 0)	0 (0 to 0)	0 (0 to 0)	0 (0 to 0)	360
Other neonatal disorders	0 (0 to 0)	0 (0 to 0)	0 (0 to 0)	0 (0 to 0)	0 (0 to 0)	0 (0 to 0)	0 (0 to 0)	0 (0 to 0)	0 (0 to 0)	0 (0 to 0)	0 (0 to 0)	0 (0 to 0)	9,660
Nutritional deficiencies	264 (99·4 to 482)	293 (163 to 477)	178 (97·4 to 296)	132 (74·4 to 214)	116 (68·6 to 178)	112 (60·7 to 185)	123 (67·8 to 200)	106 (59·3 to 168)	85·8 (49·6 to 133)	49·6 (29·8 to 78·8)	19·4 (11·5 to 30·4)	7·3 (3·8 to 12·2)	9,850
Protein-energy malnutrition	52·9 (28·9 to 95·6)	49·6 (25·9 to 88·6)	48·8 (25·2 to 87·8)	46·7 (25·7 to 81·7)	48·9 (26·9 to 84·7)	51·3 (26·2 to 88·8)	56·2 (26·9 to 106)	57·8 (28·1 to 101)	47·9 (23·6 to 85·1)	30·5 (16·3 to 54)	13 (7·1 to 22·3)	6·2 (3·1 to 10·7)	5,010
Iodine deficiency	11·1 (4·9 to 20·4)	9 (4·3 to 16)	7·1 (3·3 to 13·1)	5·7 (2·5 to 10·5)	4·3 (1·9 to 8·3)	3·1 (1·4 to 5·7)	2·1 (1·1 to 3·5)	1·4 (0·8 to 2·4)	0·8 (0·4 to 1·3)	0·3 (0·2 to 0·6)	0·1 (0·1 to 0·2)	0 (0 to 0)	144
Vitamin A deficiency	2·8 (1 to 5·7)	2·4 (0·8 to 4·6)	2 (0·7 to 3·9)	1·8 (0·8 to 3·3)	1·4 (0·6 to 2·7)	1·1 (0·4 to 2·2)	0·8 (0·3 to 1·5)	0·5 (0·3 to 0·9)	0·3 (0·2 to 0·5)	0·1 (0·1 to 0·2)	0 (0 to 0·1)	0 (0 to 0)	188
Dietary iron deficiency	191 (38 to 403)	226 (106 to 398)	113 (46·1 to 217)	71·2 (27·2 to 142)	55·7 (22·4 to 107)	51·3 (13·9 to 114)	55·6 (16·9 to 115)	38·2 (12·6 to 81·8)	31·2 (11 to 59)	15·4 (5·8 to 29·5)	4·8 (1·4 to 10)	0·7 (0·1 to 1·8)	4,370
Other nutritional deficiencies	6·6 (3·6 to 11·5)	5·9 (3·2 to 10·3)	7·1 (3·6 to 13)	6·1 (3·4 to 11)	5·3 (2·8 to 9·6)	5·3 (2·7 to 9·9)	8·5 (3·2 to 19·3)	7·7 (3 to 17)	5·7 (2·2 to 12·3)	3·2 (1·2 to 6·8)	1·4 (0·6 to 3·1)	0·5 (0·2 to 1·1)	135
Non-communicable diseases	12,000 (9,310 to 15,500)	12,500 (9,570 to 16,200)	13,000 (9,800 to 16,900)	13,200 (9,970 to 17,500)	13,600 (10,600 to 17,600)	13,900 (10,900 to 17,400)	13,300 (10,800 to 15,900)	12,700 (10,600 to 14,600)	9,420 (8,090 to 10,600)	5,340 (4,670 to 5,970)	2,030 (1,760 to 2,340)	619 (541 to 714)	189,000
Neoplasms	2,220 (1,320 to 3,500)	2,650 (1,660 to 4,190)	2,910 (1,870 to 4,400)	2,850 (1,880 to 4,330)	2,540 (1,730 to 3,680)	2,220 (1,600 to 3,020)	1,850 (1,330 to 2,410)	1,350 (1,010 to 1,710)	757 (584 to 953)	326 (240 to 411)	86·2 (64·7 to 113)	18·9 (13·9 to 25·3)	24,700
Lip and oral cavity cancer	52·4 (26·8 to 92·7)	69 (37·9 to 120)	93·5 (53 to 155)	96·9 (57·6 to 161)	90·2 (51·9 to 146)	73·9 (44 to 116)	51 (30·8 to 77·4)	41·5 (24·7 to 61·5)	23·6 (14·7 to 34·7)	13 (8·1 to 18·7)	4·1 (2·7 to 6)	1·2 (0·7 to 1·8)	717
Nasopharynx cancer	10·1 (5 to 18·5)	12·7 (6·7 to 22·3)	12·7 (6·5 to 22·3)	10·8 (5·9 to 18·2)	9·5 (5·1 to 16·4)	7·2 (4 to 12·4)	5·4 (3 to 8·8)	2·9 (1·5 to 4·8)	1·4 (0·7 to 2·4)	0·5 (0·2 to 0·8)	0·1 (0 to 0·2)	0 (0 to 0·1)	95·7
Other pharynx cancer	13 (6 to 25·3)	20·1 (10·2 to 35·1)	25·9 (13·1 to 45·4)	26·8 (14·6 to 46·1)	22 (12·3 to 37·3)	18 (10·3 to 30)	13 (7·6 to 21·1)	7·4 (4·4 to 12·1)	3·5 (1·9 to 5·8)	1·7 (1 to 2·6)	0·4 (0·2 to 0·6)	0·1 (0 to 0·1)	170
Esophageal cancer	10·1 (4·7 to 18·4)	17·8 (9·4 to 31·2)	25·9 (14·2 to 44·7)	31·3 (17·3 to 51·6)	31·2 (17·8 to 51)	30·6 (17·5 to 49·2)	26·7 (16·6 to 40·5)	21·7 (13·6 to 32·2)	11·5 (7 to 17·6)	5·8 (3·7 to 8·7)	1·3 (0·8 to 1·9)	0·3 (0·1 to 0·4)	224
Stomach cancer	28·5 (15·6 to 48·1)	33·1 (18·4 to 56·3)	39·4 (22 to 64·7)	42·2 (24·8 to 71·6)	45·9 (27·6 to 73·5)	50·5 (32·1 to 77·9)	51·8 (33·2 to 74·9)	54·3 (35·8 to 77·7)	37·2 (24·4 to 54·2)	19·4 (12·7 to 28·5)	5·7 (3·6 to 8·7)	1·2 (0·7 to 1·8)	460
Colon and rectum cancer	63·4 (30·7 to 111)	93·7 (52·5 to 160)	119 (66·7 to 196)	140 (81·9 to 229)	146 (85·4 to 228)	154 (93·7 to 244)	150 (96·4 to 213)	146 (98·3 to 207)	103 (69·5 to 143)	45·4 (28·2 to 66·8)	12·5 (7·8 to 18·8)	2·5 (1·4 to 3·8)	1,290
Liver cancer	26·5 (12·2 to 51·5)	34·6 (15·9 to 65·7)	46·7 (22·9 to 85·1)	51·3 (27·2 to 94·1)	58·1 (30·2 to 102)	55·4 (29·4 to 91·8)	44·3 (24·2 to 74·3)	37·4 (21·1 to 61·3)	21·7 (13·2 to 34·1)	8·6 (5 to 13·4)	2·1 (1·2 to 3·2)	0·5 (0·3 to 0·8)	469
Liver cancer due to hepatitis B	11·5 (4·2 to 23·5)	12·6 (5 to 26·4)	14·3 (5·7 to 29·8)	13·6 (5·8 to 28·5)	13 (5·1 to 26·1)	9·9 (4·2 to 19·9)	6·5 (2·5 to 13·3)	4·6 (1·9 to 9·3)	2·2 (0·9 to 4·3)	0·8 (0·4 to 1·6)	0·2 (0·1 to 0·4)	0 (0 to 0·1)	116
Liver cancer due to hepatitis C	6·1 (2·3 to 13·6)	10·2 (3·7 to 21·7)	16·6 (6·7 to 33·4)	20·8 (8·9 to 41·2)	25·5 (11 to 49·8)	26 (13 to 45·2)	22·3 (10·5 to 38·3)	20·3 (10·3 to 34·7)	12·8 (7·2 to 20·9)	5·4 (3 to 8·9)	1·4 (0·8 to 2·2)	0·3 (0·2 to 0·6)	174
Liver cancer due to alcohol use	3·4 (1·2 to 7·8)	4·9 (1·7 to 10·9)	6·9 (2·4 to 14·7)	7·7 (3 to 16·5)	9·2 (3·9 to 18·6)	9·7 (4·1 to 19·7)	7·4 (3 to 14·7)	5·2 (2·2 to 9·8)	2·4 (1·1 to 4·6)	0·8 (0·4 to 1·5)	0·2 (0·1 to 0·3)	0 (0 to 0·1)	62
Liver cancer due to NASH	2·6 (0·9 to 5·7)	3·5 (1·3 to 8·2)	4·9 (1·9 to 10·6)	5·5 (2·3 to 11·9)	6·5 (2·6 to 13·4)	6·5 (3 to 12·9)	5·7 (2·5 to 11)	5·4 (2·5 to 10·7)	3·2 (1·5 to 6)	1·2 (0·5 to 2·3)	0·3 (0·1 to 0·6)	0·1 (0 to 0·1)	52·9
Liver cancer due to other causes	2·9 (1·1 to 6·4)	3·4 (1·2 to 7·7)	4 (1·5 to 8·7)	3·8 (1·5 to 8)	3·8 (1·6 to 7·7)	3·2 (1·3 to 6·5)	2·4 (1 to 4·6)	2 (0·8 to 4)	1·1 (0·5 to 2·1)	0·4 (0·2 to 0·8)	0·1 (0 to 0·2)	0 (0 to 0)	64·9
Gallbladder and biliary tract cancer	4·4 (2·1 to 7·9)	8·2 (4·1 to 15)	11·9 (6·3 to 19·8)	14·3 (7·7 to 24·2)	17 (9·7 to 28·2)	17·2 (10 to 27·3)	17·1 (10·1 to 27)	15·6 (9·4 to 24)	9·1 (5·6 to 13·8)	3·8 (2·4 to 5·8)	1 (0·6 to 1·6)	0·2 (0·1 to 0·4)	125
Pancreatic cancer	27·1 (14·8 to 48)	41·6 (22·9 to 71·5)	62·1 (33·9 to 102)	76·6 (44·5 to 124)	95·4 (57·6 to 156)	97·9 (59·5 to 154)	95·7 (59 to 143)	71·4 (45·7 to 107)	42·1 (26·6 to 64·6)	17·4 (11 to 26·1)	4·1 (2·5 to 6·2)	0·8 (0·5 to 1·2)	659
Larynx cancer	12·7 (5·7 to 26·1)	21 (10·4 to 39·3)	29·8 (14·3 to 54)	27·3 (14·7 to 47·1)	26·2 (14·1 to 45)	23·4 (12·6 to 41)	17·6 (9·4 to 29·3)	10·6 (6·1 to 16·9)	5·3 (3·2 to 8·3)	2·4 (1·4 to 3·9)	0·4 (0·2 to 0·7)	0·1 (0 to 0·1)	194
Tracheal, bronchus, and lung cancer	44·7 (22·6 to 79·5)	69·8 (38·5 to 120)	98·7 (53·1 to 167)	112 (63·5 to 187)	127 (75·9 to 201)	123 (72·4 to 193)	100 (62·9 to 152)	75·7 (47·8 to 111)	44·5 (28·3 to 66·1)	16·4 (10·2 to 24·4)	4·1 (2·4 to 6·2)	0·8 (0·4 to 1·3)	879
Malignant skin melanoma	67 (33 to 120)	71·5 (36·5 to 130)	78·2 (41·1 to 139)	63·2 (33·9 to 111)	64·6 (36·8 to 108)	59·6 (32·1 to 105)	45·7 (26·2 to 77·4)	36 (19·2 to 65·3)	23·5 (12·6 to 44·4)	10·3 (5·5 to 19·8)	2·6 (1·2 to 5·2)	0·6 (0·3 to 1·2)	711
Non-melanoma skin cancer	2·3 (0·9 to 4·6)	3·4 (1·6 to 6·6)	3·6 (1·6 to 7)	4·3 (2 to 8·2)	4·4 (2·2 to 7·8)	5·4 (2·6 to 9·7)	7·1 (3·5 to 12·7)	7·9 (3·9 to 14)	6·3 (3·3 to 10·8)	4·6 (2·3 to 8·1)	2·4 (1·1 to 4·5)	0·6 (0·3 to 1·1)	56·4
Non-melanoma skin cancer (squamous-cell carcinoma)	2·3 (0·9 to 4·6)	3·4 (1·6 to 6·6)	3·6 (1·6 to 7)	4·3 (2 to 8·1)	4·4 (2·2 to 7·8)	5·4 (2·6 to 9·7)	7·1 (3·5 to 12·7)	7·9 (3·9 to 14)	6·3 (3·3 to 10·8)	4·6 (2·3 to 8·1)	2·4 (1·1 to 4·5)	0·6 (0·3 to 1·1)	56·4
Non-melanoma skin cancer (basal-cell carcinoma)	0 (0 to 0)	0 (0 to 0)	0 (0 to 0)	0 (0 to 0)	0 (0 to 0)	0 (0 to 0)	0 (0 to 0)	0 (0 to 0)	0 (0 to 0)	0 (0 to 0)	0 (0 to 0)	0 (0 to 0)	0·1
Breast cancer	914 (527 to 1,540)	1,110 (651 to 1,840)	1,140 (702 to 1,780)	1,080 (673 to 1,730)	821 (525 to 1,210)	637 (426 to 911)	515 (340 to 718)	310 (209 to 439)	160 (109 to 225)	64·8 (42·8 to 91·8)	18·4 (12·1 to 27·3)	4·3 (2·5 to 6·7)	7,810
Cervical cancer	570 (290 to 995)	617 (349 to 1,020)	619 (332 to 1,050)	522 (304 to 865)	433 (258 to 693)	353 (215 to 541)	270 (170 to 400)	177 (110 to 255)	80·8 (51·1 to 122)	32·9 (21·9 to 48·7)	6·7 (3·9 to 10·5)	1·8 (1·1 to 2·9)	4,480
Uterine cancer	20·1 (10 to 38·5)	29·5 (15 to 52·1)	40·4 (20·6 to 70·7)	54·4 (28·9 to 93·9)	70·6 (39·5 to 116)	70 (39·6 to 111)	59·8 (33·7 to 95·2)	37·6 (21·5 to 59·3)	19·1 (11·4 to 30·8)	8·3 (5 to 12·9)	2·2 (1·3 to 3·5)	0·4 (0·2 to 0·7)	431
Ovarian cancer	67·3 (35·5 to 116)	96·1 (53·1 to 164)	124 (70·3 to 208)	130 (75·4 to 217)	120 (71·8 to 185)	95 (57·7 to 148)	71·5 (45·5 to 110)	45·4 (28 to 69·7)	21·3 (13·1 to 33·9)	8·6 (4·9 to 13·5)	1·9 (1·1 to 3·1)	0·3 (0·2 to 0·6)	920
Prostate cancer	0 (0 to 0)	0 (0 to 0)	0 (0 to 0)	0 (0 to 0)	0 (0 to 0)	0 (0 to 0)	0 (0 to 0)	0 (0 to 0)	0 (0 to 0)	0 (0 to 0)	0 (0 to 0)	0 (0 to 0)	0
Testicular cancer	–	–	–	–	–	–	–	–	–	–	–	–	NA
Kidney cancer	11·2 (5·2 to 21·1)	16·5 (8·3 to 31·1)	24·1 (12·9 to 42·8)	32·8 (17·6 to 57·2)	32·5 (18·2 to 54·2)	34·4 (19·5 to 57·5)	28 (16·7 to 43·6)	22·7 (13·7 to 36)	12·2 (7·1 to 19·8)	4·9 (2·7 to 8·2)	1·1 (0·6 to 1·8)	0·2 (0·1 to 0·4)	283
Bladder cancer	7·2 (3·8 to 12·8)	10·9 (5·8 to 19·1)	15·9 (8·5 to 27·3)	20·4 (12·1 to 33·5)	25·1 (15·1 to 41)	29·3 (17·7 to 44·9)	30·3 (19·2 to 44·2)	30·9 (19·3 to 44·5)	18·5 (11·6 to 27·5)	9·3 (5·8 to 14·1)	2·8 (1·7 to 4·1)	0·6 (0·4 to 0·9)	212
Brain and central nervous system cancer	34·1 (17·4 to 60·4)	37 (19·8 to 64·9)	39·7 (20·7 to 67·3)	40·1 (21·8 to 67·2)	36·1 (20·2 to 60·6)	30·3 (17·6 to 49·9)	23 (13 to 36·6)	15·5 (8·5 to 25·9)	8 (4·2 to 13·4)	2·4 (1·2 to 4·2)	0·5 (0·3 to 0·9)	0·1 (0 to 0·2)	608
Thyroid cancer	9 (4·2 to 16·9)	9·9 (4·9 to 17·5)	11·9 (5·8 to 20·6)	12·3 (6·4 to 21·7)	12 (6·6 to 20·5)	11·5 (6·7 to 19·1)	10·3 (5·9 to 16·3)	7·8 (4·4 to 12·6)	4·5 (2·5 to 7·2)	1·8 (1 to 3)	0·5 (0·2 to 0·8)	0·1 (0·1 to 0·2)	125
Mesothelioma	3·4 (1 to 8·8)	3·2 (0·9 to 7·6)	5·4 (1·5 to 13·7)	6·8 (1·9 to 16·8)	6·3 (2 to 15)	7 (2·1 to 18)	6·5 (2·2 to 15·7)	5·9 (1·7 to 15·7)	3·2 (1 to 8·7)	1·4 (0·3 to 4·2)	0·2 (0·1 to 0·7)	0 (0 to 0·1)	54·4
Hodgkin lymphoma	8·4 (4 to 15·9)	6·3 (3·2 to 11·4)	6·6 (3·6 to 11·4)	5·5 (3 to 9·7)	5·1 (2·8 to 8·7)	4·2 (2·2 to 7·3)	4·3 (2·4 to 6·8)	3 (1·8 to 4·8)	1·4 (0·8 to 2·4)	0·5 (0·3 to 1)	0·1 (0 to 0·2)	0 (0 to 0)	152
Non-Hodgkin lymphoma	65·9 (31·9 to 118)	55·6 (29·6 to 95·7)	53·3 (28·9 to 87)	52·1 (28·4 to 87·7)	45·4 (26·2 to 72·9)	48·1 (29·2 to 74·5)	43·3 (27·3 to 67·7)	34·7 (21·3 to 53·9)	25·2 (15·1 to 38·9)	11·9 (7·1 to 18·4)	2·9 (1·7 to 4·5)	0·7 (0·4 to 1·1)	745
Multiple myeloma	8·4 (4·2 to 15·2)	13·2 (7·4 to 22·5)	19 (10·4 to 32·6)	23·4 (13·3 to 38·4)	27·7 (16·6 to 44)	26·8 (16·3 to 42·3)	25 (16 to 37·4)	18·7 (12 to 28·4)	9·6 (5·9 to 14·7)	3·8 (2·1 to 6·4)	0·8 (0·5 to 1·3)	0·1 (0 to 0·1)	185
Leukemia	31·2 (16·1 to 56·3)	36·3 (19·9 to 63·3)	38·9 (21·7 to 66·3)	45·9 (25·7 to 79·1)	43·9 (24·9 to 72·6)	44·3 (25·8 to 70·7)	39·6 (23·2 to 62·2)	32·3 (20 to 47·4)	16·8 (9·8 to 27·1)	6·9 (3·6 to 11·1)	1·8 (1·1 to 3)	0·3 (0·2 to 0·6)	704
Acute lymphoid leukemia	1·4 (0·5 to 3·1)	0·9 (0·3 to 2·1)	0·6 (0·2 to 1·3)	0·4 (0·1 to 1)	0·3 (0·1 to 0·8)	0·2 (0·1 to 0·5)	0·1 (0 to 0·3)	0·1 (0 to 0·2)	0 (0 to 0·1)	0 (0 to 0)	0 (0 to 0)	0 (0 to 0)	96
Chronic lymphoid leukemia	13 (5·6 to 26)	21 (10·3 to 38·1)	27·2 (14·7 to 46·2)	34·7 (18·7 to 62·7)	36·4 (20·2 to 60)	36·9 (20·8 to 60·7)	34·6 (20·4 to 54·5)	28·9 (17·8 to 43·2)	15 (8·5 to 23·6)	6·3 (3·3 to 10·1)	1·7 (1 to 2·8)	0·3 (0·2 to 0·5)	266
Acute myeloid leukemia	7·3 (2·7 to 15·1)	6·1 (2·1 to 12·9)	3·4 (1·2 to 7·4)	2·1 (0·7 to 5·1)	1·7 (0·6 to 4·2)	1·1 (0·3 to 2·6)	0·5 (0·1 to 1·4)	0·3 (0·1 to 0·6)	0·1 (0 to 0·2)	0 (0 to 0·1)	0 (0 to 0)	0 (0 to 0)	100
Chronic myeloid leukemia	1·2 (0·4 to 3)	1·1 (0·4 to 2·6)	0·9 (0·3 to 2)	0·6 (0·2 to 1·5)	0·5 (0·1 to 1·1)	0·4 (0·1 to 1)	0·3 (0·1 to 0·6)	0·1 (0 to 0·3)	0 (0 to 0·1)	0 (0 to 0)	0 (0 to 0)	0 (0 to 0)	19·8
Other leukemia	8·3 (3 to 17·3)	7·2 (2·6 to 15·1)	6·9 (2·7 to 13·9)	8·1 (2·7 to 18·1)	5 (1·6 to 11·8)	5·6 (1·7 to 12·2)	4·1 (1·4 to 9·7)	2·9 (1 to 6·3)	1·7 (0·6 to 3·7)	0·6 (0·2 to 1·4)	0·1 (0 to 0·3)	0 (0 to 0)	223
Other malignant neoplasms	107 (58·4 to 185)	110 (63·7 to 183)	118 (68 to 184)	125 (74·3 to 200)	116 (70·1 to 182)	107 (68·8 to 160)	87·5 (56·9 to 127)	67·5 (44·6 to 97·8)	37·1 (24·3 to 54·1)	15·8 (9·8 to 23·5)	4·4 (2·9 to 6·5)	1 (0·6 to 1·6)	1,860
Other neoplasms	3·9 (1·8 to 7·6)	3·2 (1·6 to 5·7)	4·6 (2·5 to 8)	6·9 (3·7 to 11·7)	5·5 (3·2 to 8·9)	7·7 (4·6 to 12·1)	9·4 (5·1 to 15·6)	8·7 (4·9 to 14·3)	7·5 (4·2 to 12·1)	3·4 (1·8 to 5·7)	1·1 (0·5 to 2·1)	0·2 (0·1 to 0·4)	84
Myelodysplastic, myeloproliferative, and other hematopoietic n	3·9 (1·8 to 7·6)	3·2 (1·6 to 5·7)	4·6 (2·5 to 8)	6·9 (3·7 to 11·7)	5·5 (3·2 to 8·9)	7·7 (4·6 to 12·1)	9·4 (5·1 to 15·6)	8·7 (4·9 to 14·3)	7·5 (4·2 to 12·1)	3·4 (1·8 to 5·7)	1·1 (0·5 to 2·1)	0·2 (0·1 to 0·4)	84
Benign and in situ intestinal neoplasms	0 (0 to 0)	0 (0 to 0)	0 (0 to 0)	0 (0 to 0)	0 (0 to 0)	0 (0 to 0)	0 (0 to 0)	0 (0 to 0)	0 (0 to 0)	0 (0 to 0)	0 (0 to 0)	0 (0 to 0)	0
Benign and in situ cervical and uterine neoplasms	0 (0 to 0)	0 (0 to 0)	0 (0 to 0)	0 (0 to 0)	0 (0 to 0)	0 (0 to 0)	0 (0 to 0)	0 (0 to 0)	0 (0 to 0)	0 (0 to 0)	0 (0 to 0)	0 (0 to 0)	0
Other benign and in situ neoplasms	0 (0 to 0)	0 (0 to 0)	0 (0 to 0)	0 (0 to 0)	0 (0 to 0)	0 (0 to 0)	0 (0 to 0)	0 (0 to 0)	0 (0 to 0)	0 (0 to 0)	0 (0 to 0)	0 (0 to 0)	0
Cardiovascular diseases	1,090 (662 to 1,680)	1,600 (976 to 2,530)	2,230 (1,430 to 3,470)	2,720 (1,780 to 4,200)	3,640 (2,500 to 5,380)	4,390 (3,050 to 6,070)	4,800 (3,520 to 6,310)	5,260 (3,990 to 6,520)	4,290 (3,260 to 5,240)	2,550 (1,990 to 3,090)	979 (735 to 1,230)	300 (222 to 380)	37,100
Rheumatic heart disease	82·2 (53·3 to 126)	70·6 (45·1 to 106)	56·1 (35·7 to 85·7)	46·1 (28·7 to 72·8)	42·6 (25·7 to 66·2)	39 (24·2 to 61·2)	28·9 (18·4 to 43·9)	27·5 (16 to 42·2)	14·3 (8·8 to 22·5)	6·9 (4 to 11·1)	2·5 (1·4 to 4·2)	0·6 (0·4 to 1)	1,160

Ischemic heart disease	0 (0 to 0)	0 (0 to 0)	0 (0 to 0)	0 (0 to 0)	0 (0 to 0)	0 (0 to 0)	29·4 (13·2 to 53·1)	31·5 (13 to 60·5)	49·6 (20·1 to 97·4)	86 (37·9 to 167)	136 (65·9 to 255)	240 (120 to 449)	458 (247 to 769)	681 (380 to 1,140)	836 (476 to 1,450)	1,080 (627 to 1,670)	1,350 (824 to 2,070)	1,520 (963 to 2,250)	1,580 (1,060 to 2,190)	1,410 (940 to 1,910)	816 (547 to 1,120)	316 (203 to 450)	99·8 (65·4 to 140)	10,700
Stroke	1·5 (0·4 to 3·7)	0·5 (0·1 to 1·4)	16·1 (4·5 to 42·9)	46·2 (21·5 to 87·2)	63·1 (36·2 to 97)	76·2 (47 to 113)	122 (77·7 to 180)	127 (80·1 to 190)	150 (92·4 to 231)	182 (114 to 278)	256 (154 to 408)	381 (231 to 613)	595 (353 to 947)	856 (521 to 1,360)	1,040 (640 to 1,640)	1,640 (1,080 to 2,460)	1,990 (1,300 to 2,850)	2,150 (1,460 to 3,010)	2,470 (1,780 to 3,230)	1,870 (1,330 to 2,480)	1,090 (786 to 1,430)	395 (278 to 529)	115 (79·4 to 157)	15,600
Ischemic stroke	0·4 (0·1 to 1·1)	0·2 (0 to 0·5)	3·4 (1·3 to 8·3)	20·9 (10·4 to 35·9)	40·2 (17·6 to 69·9)	48·6 (25·7 to 79·2)	57·5 (30·3 to 90·1)	61·1 (36·1 to 94·9)	65·4 (38·2 to 100)	72·4 (44·3 to 105)	79·9 (52·9 to 115)	94·9 (62·5 to 138)	121 (81·9 to 178)	159 (107 to 242)	197 (132 to 294)	510 (319 to 787)	649 (412 to 997)	1,180 (804 to 1,700)	1,400 (959 to 1,920)	1,330 (926 to 1,800)	774 (555 to 1,040)	282 (198 to 383)	82·3 (54·7 to 114)	7,230
Intracerebral hemorrhage	0·8 (0·2 to 2)	0·1 (0 to 0·3)	9·4 (2 to 27·8)	20·9 (6·2 to 48·5)	20 (10·8 to 32·6)	24·1 (13 to 40·8)	59·9 (32·6 to 102)	59·2 (33 to 102)	75·7 (36·9 to 139)	94·6 (47·5 to 165)	155 (77·8 to 280)	252 (137 to 447)	438 (237 to 743)	658 (370 to 1,100)	797 (456 to 1,300)	1,100 (675 to 1,710)	1,300 (818 to 1,940)	926 (563 to 1,400)	1,030 (660 to 1,480)	525 (319 to 768)	304 (187 to 459)	109 (65·2 to 163)	31·5 (19 to 47·7)	7,990
Subarachnoid hemorrhage	0·4 (0·1 to 1·1)	0·2 (0 to 0·6)	3·3 (0·5 to 11)	4·3 (1·2 to 11·1)	2·9 (1·3 to 5·8)	3·5 (1·6 to 6·7)	5 (2·6 to 9·4)	6·6 (3·4 to 13·5)	9·4 (4·7 to 19·1)	15·1 (7·4 to 32)	21·6 (10·8 to 44·2)	33·5 (16·2 to 64·4)	35 (17·8 to 66·8)	39 (20·5 to 69·3)	41 (22·2 to 72)	32·3 (18 to 55·6)	38 (20·3 to 69·3)	41·1 (22·4 to 70·4)	32·9 (18 to 55·9)	20·8 (11·3 to 35·7)	9·2 (4·9 to 15·9)	3·2 (1·8 to 5·5)	0·9 (0·5 to 1·5)	399
Hypertensive heart disease	0 (0 to 0)	0 (0 to 0)	0 (0 to 0)	0 (0 to 0)	0 (0 to 0)	0 (0 to 0)	8·8 (3·8 to 17·1)	15·6 (6·4 to 31·1)	26·4 (9·3 to 64·2)	46·1 (19·5 to 104)	89·8 (39·3 to 186)	172 (79·2 to 347)	278 (140 to 509)	423 (219 to 788)	550 (294 to 982)	585 (304 to 1,090)	669 (352 to 1,180)	710 (380 to 1,240)	778 (433 to 1,240)	622 (358 to 980)	399 (234 to 620)	164 (94 to 265)	52·5 (30·6 to 83·5)	5,590
Non-rheumatic valvular heart disease	0 (0 to 0)	0 (0 to 0)	0 (0 to 0)	0 (0 to 0)	0 (0 to 0)	0 (0 to 0)	10·9 (4·8 to 21·2)	10·2 (3·8 to 20·8)	11·2 (4·1 to 24·2)	11·2 (4·3 to 22·8)	11·9 (4·8 to 23·6)	10·4 (4·8 to 19·7)	9·4 (4·4 to 17·4)	13 (6·6 to 23·1)	13·7 (7 to 25·1)	12·4 (6·7 to 21·9)	12·6 (7 to 21·2)	13·7 (7·9 to 22·6)	17·4 (9·9 to 27·6)	17·2 (9·5 to 27·6)	12·9 (6·3 to 23·3)	5·7 (2·8 to 10·2)	1·1 (0·5 to 2)	195
Non-rheumatic calcific aortic valve disease	0 (0 to 0)	0 (0 to 0)	0 (0 to 0)	0 (0 to 0)	0 (0 to 0)	0 (0 to 0)	3 (0·9 to 7)	2·2 (0·5 to 6·4)	2·9 (0·6 to 7·6)	3·1 (0·7 to 8·2)	4·2 (1·2 to 10·1)	3·3 (1·1 to 7·8)	3·1 (1·3 to 6·5)	4·1 (1·7 to 7·8)	4·7 (2·1 to 9·2)	5·4 (2·5 to 10·4)	6 (2·8 to 10·8)	6·8 (3·4 to 11·8)	10·3 (5·6 to 17)	11·2 (5·7 to 18·8)	9·6 (4·6 to 17·4)	4·2 (1·9 to 7·8)	0·7 (0·3 to 1·4)	84·8
Non-rheumatic degenerative mitral valve disease	0 (0 to 0)	0 (0 to 0)	0 (0 to 0)	0 (0 to 0)	0 (0 to 0)	0 (0 to 0)	7·7 (3·2 to 15·3)	7·5 (2·9 to 15·3)	7·9 (2·8 to 17·2)	7·3 (2·7 to 15·5)	7·1 (2·6 to 15·2)	6·8 (2·9 to 12·9)	5·7 (2·5 to 11·1)	8·5 (4 to 15·6)	8·8 (4·4 to 16·2)	6·6 (3·1 to 12·2)	6·2 (3·1 to 11·1)	6·5 (3·3 to 11·6)	6·5 (3 to 12)	5·8 (2·4 to 11·8)	3·1 (1·1 to 6·8)	1·4 (0·5 to 3·1)	0·3 (0·1 to 0·7)	104
Other non-rheumatic valve diseases	0 (0 to 0)	0 (0 to 0)	0 (0 to 0)	0 (0 to 0)	0 (0 to 0)	0 (0 to 0)	0·2 (0·1 to 0·5)	0·4 (0·1 to 1·3)	0·5 (0·1 to 1·4)	0·8 (0·2 to 2)	0·6 (0·1 to 1·6)	0·3 (0·1 to 0·7)	0·5 (0·1 to 1·5)	0·4 (0·1 to 1·2)	0·2 (0 to 0·5)	0·4 (0·1 to 0·9)	0·4 (0·1 to 1·1)	0·4 (0·1 to 1)	0·6 (0·1 to 1·4)	0·1 (0 to 0·4)	0·1 (0 to 0·3)	0·1 (0 to 0·2)	0 (0 to 0)	6
Cardiomyopathy and myocarditis	6·3 (2·3 to 14)	4·8 (1·7 to 11·3)	68·4 (26 to 142)	78·3 (23·4 to 167)	38·4 (17·1 to 66·4)	40·9 (14·2 to 81·5)	35·8 (15·1 to 72·7)	32·3 (11·7 to 67)	30·2 (9·9 to 67·3)	30·1 (11·1 to 64·1)	35·2 (14·6 to 69·2)	42·3 (16·9 to 87·1)	52·9 (23·9 to 102)	72·1 (32·5 to 133)	91 (42·3 to 168)	132 (65·3 to 247)	147 (75·1 to 254)	150 (81·1 to 246)	147 (84·8 to 244)	133 (74·6 to 219)	87·8 (47·5 to 150)	36·3 (19·8 to 60·5)	12·9 (6·5 to 21·4)	1,500
Myocarditis	0·7 (0·2 to 2)	0·5 (0·1 to 1·6)	10·2 (2 to 30)	8·1 (1·5 to 25·1)	4 (1·1 to 10·1)	3·1 (0·7 to 9·8)	2 (0·6 to 5·4)	3·3 (0·7 to 11·4)	4·7 (0·8 to 15·7)	5·2 (1·1 to 16·3)	3·9 (0·9 to 12)	2·5 (0·7 to 7·8)	2·2 (0·7 to 5·9)	1·6 (0·5 to 4·2)	3 (0·9 to 7·8)	2·1 (0·7 to 5·9)	2 (0·7 to 4·8)	2·2 (0·8 to 5)	1·6 (0·6 to 3·6)	2 (0·7 to 4·5)	1·1 (0·4 to 2·5)	0·5 (0·2 to 1·1)	0·2 (0·1 to 0·4)	66·6
Alcoholic cardiomyopathy	0 (0 to 0)	0 (0 to 0)	0 (0 to 0)	0 (0 to 0)	0 (0 to 0)	0 (0 to 0)	1·3 (0·4 to 3)	1 (0·3 to 2·5)	0·7 (0·2 to 2)	0·6 (0·2 to 1·6)	0·5 (0·1 to 1·2)	0·4 (0·1 to 1)	0·3 (0·1 to 0·6)	0·2 (0·1 to 0·5)	0·2 (0·1 to 0·4)	0·1 (0·1 to 0·3)	0·2 (0·1 to 0·4)	0·2 (0·1 to 0·4)	0·2 (0·1 to 0·6)	0·1 (0 to 0·2)	0·1 (0 to 0·2)	0·1 (0 to 0·2)	0·1 (0 to 0·2)	6·1
Other cardiomyopathy	5·6 (2 to 12·2)	4·3 (1·5 to 10·3)	58·2 (21·2 to 121)	70·2 (21·2 to 145)	34·5 (15·1 to 60·7)	37·9 (13·2 to 73·9)	32·6 (13·5 to 65·9)	28 (10·3 to 57·7)	24·9 (8·5 to 54·3)	24·3 (8·8 to 50·4)	30·8 (12·8 to 62·4)	39·3 (15·7 to 81·5)	50·4 (22·8 to 97·6)	70·3 (32·1 to 130)	87·8 (40·8 to 162)	130 (64·1 to 243)	145 (73·8 to 250)	147 (79·6 to 242)	145 (83·9 to 242)	131 (73·3 to 215)	86·7 (46·9 to 145)	35·7 (19·5 to 59·8)	12·7 (6·3 to 20·9)	1,430
Atrial fibrillation and flutter	0 (0 to 0)	0 (0 to 0)	0 (0 to 0)	0 (0 to 0)	0 (0 to 0)	0 (0 to 0)	0 (0 to 0)	0 (0 to 0)	0 (0 to 0)	1 (0·5 to 2·1)	2·8 (1·4 to 5·3)	7·6 (3·6 to 13·4)	11·7 (6·4 to 18·6)	19 (11·6 to 29·1)	29·5 (18·3 to 44)	38·6 (25·1 to 55·6)	52·9 (36·5 to 72·8)	65·2 (46·3 to 87·9)	84 (60·8 to 110)	91·4 (66·3 to 120)	65·1 (47·3 to 85·9)	33·4 (22·6 to 45·7)	10·3 (6·4 to 14·7)	512
Aortic aneurysm	--	--	--	--	--	--	2·3 (0·9 to 4·5)	5·9 (2·3 to 12·5)	6·3 (2·5 to 13·3)	8·1 (2·7 to 17·7)	9·8 (4·1 to 19·5)	9·2 (4·3 to 17·5)	12·3 (6·1 to 23·1)	13·3 (6·4 to 24·2)	16·7 (8·5 to 28·9)	16·9 (8·9 to 29·2)	17·7 (10·2 to 29)	21·5 (12·6 to 34·5)	21·4 (13·2 to 32)	24·1 (15·1 to 37·6)	11·6 (7·5 to 17)	3·9 (2·4 to 6)	0·7 (0·4 to 1·3)	NA
Endocarditis	0·1 (0 to 0·2)	0·1 (0 to 0·2)	2 (0·4 to 6·4)	5·6 (1·2 to 16·1)	5·4 (1·9 to 11·9)	11·3 (3·6 to 26·6)	14·7 (5·7 to 31·7)	13·9 (4·7 to 34·2)	16·7 (5·4 to 40·7)	14·5 (5 to 35·4)	15·7 (5·6 to 36·4)	17·2 (6·6 to 37·9)	14·5 (5·5 to 31·2)	16·5 (6·8 to 32·2)	14 (5·9 to 29·7)	9·4 (4 to 17·3)	9·1 (4·4 to 15·8)	8·8 (4·3 to 14·8)	9·2 (4·6 to 15·8)	6·3 (3 to 11·7)	3·7 (1·8 to 6·5)	1·4 (0·7 to 2·6)	0·5 (0·2 to 0·9)	211
Other cardiovascular and circulatory diseases	2·2 (0·7 to 5·8)	1·4 (0·4 to 3·6)	16·9 (5 to 40·4)	41·5 (12·9 to 86)	24·3 (12·2 to 41·8)	47·9 (22·5 to 88·5)	46·3 (23·6 to 81·2)	40·2 (19·5 to 67)	41·4 (20·8 to 73·4)	35·7 (18·2 to 65·8)	42·2 (22·3 to 76·6)	122 (63·3 to 221)	90·3 (51·3 to 152)	77·3 (45·1 to 121)	75·8 (45·1 to 122)	74·6 (46·4 to 117)	84 (53·2 to 126)	110 (70·5 to 162)	109 (69·3 to 159)	77·9 (48·8 to 112)	45·9 (28·9 to 66·9)	16·9 (10·6 to 25)	5 (3·2 to 7·4)	1,230
Chronic respiratory diseases	0 (0 to 0)	0 (0 to 0)	0·4 (0·3 to 0·6)	250 (127 to 436)	301 (196 to 435)	314 (219 to 440)	281 (197 to 381)	312 (220 to 445)	345 (237 to 547)	368 (254 to 556)	397 (275 to 620)	442 (311 to 675)	537 (380 to 791)	628 (438 to 954)	758 (510 to 1,180)	764 (511 to 1,190)	893 (613 to 1,360)	1,020 (687 to 1,520)	990 (654 to 1,500)	727 (491 to 1,120)	389 (270 to 598)	148 (102 to 216)	46·1 (32·6 to 69)	9,910
Chronic obstructive pulmonary disease	0 (0 to 0)	0 (0 to 0)	0·4 (0·3 to 0·6)	25·2 (9·8 to 52·2)	37 (19·3 to 61·6)	50·8 (28·5 to 75·4)	75·2 (49·3 to 105)	106 (71·9 to 149)	134 (93·6 to 187)	148 (107 to 200)	157 (113 to 207)	183 (135 to 252)	258 (181 to 368)	342 (234 to 506)	447 (297 to 694)	510 (346 to 794)	617 (401 to 923)	731 (460 to 1,140)	714 (440 to 1,100)	526 (342 to 838)	288 (188 to 449)	112 (76·2 to 166)	35·8 (24·4 to 54·1)	5,500
Pneumoconiosis	0 (0 to 0)	0 (0 to 0)	0 (0 to 0)	0 (0 to 0)	0 (0 to 0)	0 (0 to 0)	0·2 (0·1 to 0·4)	0·7 (0·3 to 1·3)	0·9 (0·4 to 2)	1·1 (0·4 to 2·7)	1 (0·5 to 2)	0·9 (0·4 to 2)	1·6 (0·7 to 3·5)	1·8 (0·7 to 3·8)	2·4 (1 to 5·9)	3·1 (1·2 to 7·5)	3·4 (1·5 to 7·9)	4·2 (1·8 to 9·4)	5·1 (2·3 to 10·3)	3·4 (1·6 to 7·1)	1·7 (0·9 to 3·2)	0·5 (0·2 to 0·9)	0·2 (0·1 to 0·3)	32·1
Silicosis	0 (0 to 0)	0 (0 to 0)	0 (0 to 0)	0 (0 to 0)	0 (0 to 0)	0 (0 to 0)	0 (0 to 0·1)	0 (0 to 0·1)	0·2 (0 to 0·5)	0·2 (0 to 0·8)	0·2 (0 to 0·6)	0·1 (0 to 0·2)	0·2 (0 to 0·6)	0·2 (0 to 0·7)	0·2 (0 to 0·7)	0·4 (0·1 to 1·4)	0·4 (0·1 to 1·3)	0·3 (0·1 to 1·2)	0·5 (0·1 to 1·5)	0·4 (0·1 to 1·2)	0·3 (0·1 to 0·7)	0·1 (0 to 0·2)	0 (0 to 0·1)	3·6
Asbestosis	0 (0 to 0)	0 (0 to 0)	0 (0 to 0)	0 (0 to 0)	0 (0 to 0)	0 (0 to 0)	0·1 (0·1 to 0·3)	0·4 (0·2 to 0·7)	0·4 (0·2 to 0·9)	0·4 (0·2 to 0·9)	0·5 (0·2 to 0·9)	0·4 (0·2 to 0·8)	0·7 (0·3 to 1·4)	0·8 (0·4 to 1·7)	1 (0·4 to 2·3)	1·1 (0·5 to 2·5)	1·4 (0·6 to 3·1)	1·6 (0·7 to 3·5)	1·9 (0·7 to 4·3)	1·3 (0·5 to 2·8)	0·6 (0·2 to 1·4)	0·1 (0 to 0·3)	0 (0 to 0·1)	13
Coal workers pneumoconiosis	0 (0 to 0)	0 (0 to 0)	0 (0 to 0)	0 (0 to 0)	0 (0 to 0)	0 (0 to 0)	0 (0 to 0)	0·1 (0 to 0·3)	0·1 (0 to 0·4)	0·1 (0 to 0·4)	0·1 (0 to 0·4)	0·1 (0 to 0·2)	0·1 (0 to 0·2)	0·1 (0 to 0·3)	0·1 (0 to 0·4)	0·1 (0 to 0·6)	0·1 (0 to 0·4)	0·2 (0 to 0·9)	0·2 (0 to 0·9)	0·1 (0 to 0·3)	0 (0 to 0·2)	0 (0 to 0)	0 (0 to 0)	1·5
Other pneumoconiosis	0 (0 to 0)	0 (0 to 0)	0 (0 to 0)	0 (0 to 0)	0 (0 to 0)	0 (0 to 0)	0·1 (0 to 0·2)	0·2 (0 to 0·5)	0·2 (0 to 0·6)	0·4 (0·1 to 1·1)	0·2 (0·1 to 0·6)	0·4 (0·1 to 1·1)	0·7 (0·2 to 1·8)	0·7 (0·2 to 1·8)	1·1 (0·3 to 3·2)	1·5 (0·4 to 4·3)	1·6 (0·5 to 4·7)	2 (0·6 to 5·1)	2·5 (0·8 to 5·8)	1·6 (0·5 to 4)	0·8 (0·3 to 1·7)	0·2 (0·1 to 0·5)	0·1 (0 to 0·2)	14
Asthma	0 (0 to 0)	0 (0 to 0)	0 (0 to 0)	170 (82·5 to 312)	198 (117 to 320)	179 (107 to 291)	161 (99·8 to 246)	146 (85·1 to 242)	152 (81·2 to 293)	159 (86·4 to 293)	187 (106 to 363)	211 (121 to 383)	237 (142 to 379)	246 (140 to 412)	263 (146 to 475)	223 (120 to 384)	241 (128 to 421)	248 (132 to 420)	235 (123 to 403)	174 (93·6 to 302)	88·4 (48·9 to 156)	31·7 (17·6 to 51·9)	9·4 (4·8 to 17·5)	3,560
Interstitial lung disease and pulmonary sarcoidosis	0 (0 to 0)	0 (0 to 0)	0 (0 to 0)	6·9 (2·1 to 15·8)	3·1 (1·6 to 6·1)	2·4 (1·2 to 4·7)	3·3 (1·6 to 7·1)	5·2 (2·4 to 10·2)	8·4 (3·8 to 17·2)	10·6 (4·8 to 22·1)	13 (6·3 to 27·6)	15·2 (7·5 to 30·8)	15·5 (6·4 to 28·8)	17·4 (7·7 to 34·4)	23·9 (10 to 49)	23·3 (10·3 to 47·2)	27·6 (12·6 to 56·2)	37 (15·9 to 74·1)	32·2 (15 to 60)	20·7 (8·7 to 42·3)	9·7 (4·4 to 19·6)	3·1 (1·4 to 6·5)	0·5 (0·2 to 1·2)	279
Other chronic respiratory diseases	0 (0 to 0)	0 (0 to 0)	0 (0 to 0)	47·5 (16·7 to 106)	62·7 (34·8 to 100)	81·4 (49·4 to 119)	40·7 (25·2 to 61·8)	53·8 (35·4 to 79·7)	49·3 (32·1 to 79·6)	49 (31·8 to 78·9)	39·7 (25·3 to 64·7)	31·8 (20·1 to 53·3)	25·7 (17·1 to 40·9)	20·6 (12·2 to 36·4)	22·2 (12·5 to 41·6)	4·8 (2·5 to 8·7)	4 (2 to 7·9)	4 (1·7 to 7·9)	4 (1·6 to 8·4)	3·2 (1·2 to 6·7)	1·6 (0·6 to 3·4)	0·7 (0·3 to 1·4)	0·2 (0·1 to 0·4)	547
Digestive diseases	15·6 (7·1 to 31·4)	13·4 (5·4 to 32·4)	94·3 (37·1 to 230)	237 (96·7 to 472)	203 (132 to 306)	193 (119 to 292)	254 (166 to 382)	401 (239 to 684)	547 (296 to 944)	634 (349 to 1,140)	667 (367 to 1,160)	711 (411 to 1,190)	714 (455 to 1,090)	750 (464 to 1,190)	733 (445 to 1,210)	657 (413 to 1,010)	636 (404 to 967)	595 (387 to 850)	556 (379 to 793)	444 (294 to 638)	238 (157 to 363)	85·4 (54 to 129)	22·6 (13·3 to 35·7)	9,400
Cirrhosis and other chronic liver diseases	0 (0 to 0)	0 (0 to 0)	0·2 (0·1 to 0·3)	61·2 (11·1 to 159)	36·7 (14·7 to 70)	39·2 (14·9 to 81·9)	78·9 (33·9 to 149)	116 (41·2 to 279)	176 (59·1 to 427)	214 (73·5 to 490)	239 (84·5 to 544)	294 (122 to 578)	316 (143 to 562)	337 (151 to 606)	325 (149 to 591)	274 (124 to 487)	240 (109 to 416)	191 (86·4 to 329)	159 (58 to 268)	106 (39·4 to 180)	46·6 (16·8 to 82·7)	14·8 (5·5 to 27·6)	4 (1·1 to 7·4)	3,270
Cirrhosis and other chronic liver diseases due to hepatitis B	0 (0 to 0)	0 (0 to 0)	0 (0 to 0)	0·1 (0 to 0·4)	0·2 (0·1 to 0·5)	0·4 (0·1 to 1·1)	1·3 (0·4 to 3·2)	7·5 (2 to 20·4)	21·3 (4·9 to 63·1)	36·4 (10·8 to 92·1)	49·4 (14·6 to 124)	62·9 (21·2 to 142)	64·2 (23·8 to 138)	62·3 (22·6 to 137)	51·2 (18·6 to 109)	37·4 (12·7 to 80·8)	29·7 (10·2 to 60·9)	22·9 (8·1 to 48·5)	20 (6·8 to 41·2)	13·4 (4·1 to 27·8)	5·7 (1·8 to 12·1)	1·8 (0·6 to 3·8)	0·5 (0·1 to 1·1)	489
Cirrhosis and other chronic liver diseases due to hepatitis C	0 (0 to 0)	0 (0 to 0)	0 (0 to 0)	0·3 (0·1 to 0·9)	0·5 (0·2 to 1·2)	1 (0·4 to 2·5)	3·2 (1·1 to 7·6)	15·9 (4·5 to 45·3)	43·4 (11·4 to 115)	65·5 (19·6 to 164)	78·8 (24·4 to 198)	96·5 (35·1 to 223)	98·2 (39 to 194)	99·4 (37·3 to 195)	90·1 (35·2 to 189)	71·7 (26·1 to 150)	61·1 (24·3 to 117)	47·2 (17·5 to 93)	37·8 (12·6 to 75)	25 (8·2 to 49·5)	11·3 (3·8 to 22·4)	3·6 (1·1 to 7·4)	1 (0·2 to 2·2)	852
Cirrhosis and other chronic liver diseases due to alcohol use	0 (0 to 0)	0 (0 to 0)	0 (0 to 0)	0 (0 to 0)	0 (0 to 0)	0 (0 to 0)	0·2 (0 to 0·5)	3 (0·7 to 9·1)	9·6 (2·3 to 28·1)	21·4 (6·1 to 56·5)	34·5 (9·2 to 89·8)	51·3 (17·1 to 117)	63·9 (23·5 to 136)	77·4 (27·9 to 163)	83·7 (31·4 to 177)	73·1 (26·5 to 147)	60·3 (21·4 to 122)	43·3 (15·5 to 85·8)	30·8 (11·1 to 61·4)	17·7 (5·5 to 35·7)	7·3 (2·3 to 15·1)	2·2 (0·7 to 4·8)	0·6 (0·1 to 1·4)	580
Cirrhosis and other chronic liver diseases due to NAFLD	0 (0 to 0)	0 (0 to 0)	0 (0 to 0)	0 (0 to 0)	0 (0 to 0)	0 (0 to 0)	1·9 (0·6 to 4·5)	6·3 (1·9 to 18·2)	15·4 (3·7 to 43·8)	21·6 (6 to 57·2)	24·8 (6·9 to 65·5)	32·2 (10·2 to 77·5)	37·5 (12·8 to 82·2)	41·1 (14·5 to 89·1)	38·1 (13·1 to 79·7)	32·9 (10·9 to 71·1)	31·5 (11·2 to 63·1)	27·2 (10 to 53·7)	24·7 (7·4 to 50·6)	17·6 (5·3 to 34·9)	8·1 (2·5 to 16·5)	2·7 (0·8 to 5·8)	0·8 (0·2 to 1·8)	364
Cirrhosis and other chronic liver diseases due to other causes	0 (0 to 0)	0 (0 to 0)	0·2 (0·1 to 0·3)	60·8 (11 to 158)	35·9 (14·4 to 68·4)	37·8 (14·3 to 78·4)	72·4 (31·3 to 138)	83·3 (28·1 to 196)	86·6 (25·7 to 211)	69·3 (21·1 to 173)	51·9 (16 to 126)	51·3 (17·3 to 117)	51·8 (19·3 to 105)	56·9 (20·9 to 117)	61·6 (22·9 to 132)	58·8 (21·1 to 123)	57·1 (20·9 to 117)	50·3 (17·8 to 103)	46·1 (15·5 to 89)	31·9 (10·4 to 61·4)	14·1 (4·8 to 26·9)	4·5 (1·5 to 9)	1·2 (0·3 to 2·6)	984
Upper digestive system diseases	0 (0 to 0)	0 (0 to 0)	0 (0 to 0)	31·1 (10·4 to 77·4)	16·6 (8·4 to 29·1)	21·8 (12·4 to 35·7)	61·5 (36·7 to 96·9)	139 (84·8 to 228)	190 (113 to 304)	207 (120 to 341)	201 (115 to 317)	191 (116 to 307)	187 (115 to 295)	170 (104 to 274)	161 (98·9 to 264)	145 (90·6 to 225)	146 (91·6 to 228)	161 (96·7 to 256)	142 (85·9 to 223)	119 (70 to 188)	65·4 (37·4 to 107)	23·8 (13·1 to 39·5)	6·3 (3·2 to 11·2)	2,380
Peptic ulcer disease	0 (0 to 0)	0 (0 to 0)	0 (0 to 0)	9·2 (1·8 to 25·9)	3·5 (1·3 to 8·1)	6 (2·6 to 12)	15·9 (7·9 to 29·6)	23·9 (10·2 to 51·3)	45·6 (19 to 101)	38·4 (16·5 to 82·8)	37·9 (15 to 81·6)	34·4 (13·6 to 77·2)	36·5 (15·4 to 71·5)	54·1 (23 to 110)	63 (28·6 to 128)	59·7 (27·2 to 112)	75·6 (36·3 to 141)	106 (52·9 to 191)	100 (53·3 to 168)	90·2 (45·5 to 152)	52·4 (27·7 to 92·4)	19 (9·6 to 32·6)	4·8 (2·2 to 8·9)	877
Gastritis and duodenitis	0 (0 to 0)	0 (0 to 0)	0 (0 to 0)	21·8 (7·5 to 52·4)	12·8 (6·3 to 22)	9·9 (4·6 to 18)	12·4 (5·5 to 22·5)	34·1 (17·1 to 60·6)	31·5 (15·3 to 56)	52·2 (25·8 to 90)	59·6 (32·5 to 101)	65 (36·9 to 109)	69·1 (36·8 to 119)	46·1 (24·7 to 75·8)	39·3 (20·7 to 65·8)	35·5 (19·8 to 55)	29·8 (16·5 to 49)	23·4 (12·6 to 38·9)	19·3 (10·2 to 34)	15·6 (7·5 to 29·3)	7·4 (3·6 to 13·6)	3 (1·3 to 6·2)	0·9 (0·4 to 2)	589
Gastroesophageal reflux disease	0 (0 to 0)	0 (0 to 0)	0 (0 to 0)	0 (0 to 0)	0·3 (0·1 to 0·7)	6 (2·5 to 11·3)	33·2 (15·9 to 62·7)	81·5 (40·5 to 161)	112 (52·7 to 212)	116 (55·1 to 219)	103 (48·5 to 195)	91·8 (43·5 to 168)	81·1 (37·9 to 153)	69·3 (33·1 to 127)	59 (26·9 to 114)	49·6 (23·3 to 95·3)	41·1 (20·8 to 78·6)	30·9 (15·8 to 55·1)	23 (11·6 to 42·1)	13·1 (6·4 to 23·4)	5·7 (2·8 to 10·2)	1·8 (0·9 to 3·4)	0·5 (0·2 to 0·9)	920
Appendicitis	0 (0 to 0)	0 (0 to 0)	0 (0 to 0)	12·7 (3 to 35·6)	21·3 (9·7 to 42·3)	31·5 (12·3 to 60·8)	24·2 (11·1 to 45·9)	16·7 (6 to 34·3)	13·6 (4·7 to 29·8)	12·8 (4·2 to 29·1)	10·1 (3·5 to 22·8)	8·2 (3·8 to 17·4)	6·5 (3·2 to 12·8)	7·8 (3·4 to 16·4)	6·4 (2·9 to 13·5)	4·9 (2·1 to 10·1)	4·1 (1·6 to 8·5)	3·1 (1·4 to 6·4)	2·6 (1·2 to 5)	2·4 (1·1 to 4·5)	1·2 (0·5 to 2·3)	0·2 (0·1 to 0·4)	0·2 (0·1 to 0·3)	191
Paralytic ileus and intestinal obstruction	14·1 (6·3 to 28·6)	12·5 (5 to 29·9)	88·6 (33·1 to 217)	32·3 (8 to 79·3)	37·8 (16·2 to 72·9)	32·5 (13·8 to 60·1)	31 (13·3 to 63)	45·6 (18·1 to 97·6)	60·9 (22·5 to 135)	68·6 (25·3 to 147)	80·5 (32·2 to 177)	75·5 (32 to 158)	66·1 (29·1 to 138)	82·5 (37·6 to 171)	85·2 (39·8 to 176)	91·5 (45·6 to 169)	92·1 (46·5 to 163)	85·9 (44·8 to 150)	90·8 (49·4 to 150)	81·5 (45·6 to 136)	51·4 (28·5 to 87·5)	21·1 (11·1 to 35)	5·6 (2·5 to 10·3)	1,330
Inguinal, femoral, and abdominal hernia	1·5 (0·4 to 4·1)	0·9 (0·2 to 2·9)	5·5 (1·9 to 13·5)	41 (19·1 to 72·5)	59·2 (29·2 to 101)	43·6 (22·6 to 74·4)	28·5 (13 to 52·4)	20 (8·9 to 34·5)	16·8 (7·2 to 31·3)	16·3 (7 to 29·6)	18·1 (8·9 to 30·6)	19·8 (10·2 to 32·7)	22·8 (12·6 to 36·9)	24·3 (13·4 to 41·8)	22·1 (12·4 to 35·7)	19·1 (11 to 30·6)	15·4 (9 to 26)	11 (5·8 to 18·9)	13·3 (6·3 to 24·1)	8·7 (4·3 to 15·8)	5·7 (2·6 to 10·6)	1·9 (0·9 to 3·5)	0·3 (0·1 to 0·7)	416
Inflammatory bowel disease	0 (0 to 0)	0 (0 to 0)	0 (0 to 0)	27·9 (4·6 to 74·8)	3·4 (1·1 to 8·3)	2·1 (0·7 to 5)	3·6 (1·5 to 8·9)	5·6 (2·2 to 13·3)	7·3 (2·8 to 18·3)	8·1 (3·6 to 19·1)	8·3 (3·9 to 17·8)	8·8 (4·5 to 17·9)	9·6 (4·9 to 19·2)	9·4 (4·8 to 18·9)	9·8 (4·6 to 19·8)	8 (3·9 to 16)	8·8 (4·3 to 17·8)	10 (4·9 to 18·4)	8·7 (4 to 17·2)	5·7 (2·5 to 10·8)	3 (1·2 to 6·2)	1 (0·4 to 1·9)	0·3 (0·1 to 0·7)	149
Vascular intestinal disorders	0 (0 to 0)	0 (0 to 0)	0 (0 to 0)	1·3 (0·4 to 3·4)	1·9 (0·7 to 4·2)	0·8 (0·3 to 2·4)	1·5 (0·6 to 3·8)	3·2 (1 to 8·3)	4·5 (1·1 to 12·1)	5·4 (1·3 to 13·7)	5·5 (1·7 to 12·7)	7·4 (2·8 to 15·4)	6·7 (2·9 to 12·5)	7·5 (3·4 to 15·1)	10·8 (4·6 to 21·4)	9·7 (4·5 to 17·7)	14·3 (6·7 to 26)	18 (9·4 to 29·4)	19·5 (11·6 to 30·2)	15·3 (8·5 to 25·1)	7·7 (4 to 12·6)	2·5 (1·4 to 4·2)	0·5 (0·2 to 1)	144
Gallbladder and biliary diseases	0 (0 to 0)	0 (0 to 0)	0 (0 to 0)	5·9 (2·4 to 12·4)	7·7 (4·6 to 12·7)	9·9 (3·7 to 19·1)	13 (5·9 to 24·1)	22·3 (10 to 41·1)	32·2 (14·7 to 64·7)	44·6 (20·5 to 93·5)	53·1 (25·4 to 106)	57·6 (29·4 to 118)	59·6 (31·2 to 109)	72 (37·6 to 139)	71 (36·5 to 140)	62·4 (32 to 121)	65·5 (33·6 to 121)	66·8 (33·9 to 118)	67·3 (36·4 to 121)	54 (27·8 to 93·6)	28·7 (14·8 to 52·7)	9·5 (4·8 to 16·9)	2·8 (1·3 to 5·3)	806
Pancreatitis	0 (0 to 0)	0 (0 to 0)	0 (0 to 0)	0·6 (0·2 to 1·5)	0·4 (0·2 to 0·7)	0·8 (0·4 to 1·4)	1·1 (0·6 to 1·9)	3·6 (1·5 to 8·1)	5·1 (1·9 to 12·8)	8 (2·9 to 20·6)	7·9 (3 to 18·9)	9·2 (3·8 to 19·5)	10·2 (4·4 to 20·9)	11·5 (4·9 to 23·4)	10·4 (4·6 to 22·1)	8·9 (4·1 to 17·2)	10·3 (4·7 to 19·4)	12·7 (6 to 23)	12·2 (6·1 to 21·5)	7·8 (3·9 to 14)	3·8 (1·8 to 7·3)	1·1 (0·5 to 2·1)	0·3 (0·1 to 0·5)	126
Other digestive diseases	0 (0 to 0)	0 (0 to 0)	0 (0 to 0)	23 (9 to 52)	18·3 (8·4 to 37·3)	10·8 (4·6 to 22·2)	11·1 (3·9 to 25·6)	28·6 (6·3 to 81·6)	40·6 (6·9 to 117)	49·1 (9·2 to 145)	43·4 (8·3 to 114)	38·9 (8·7 to 103)	30·6 (9·1 to 72·7)	28·1 (8·5 to 60·8)	31·5 (8·4 to 73·4)	33·6 (10·7 to 72)	39·6 (12·9 to 86·6)	35·8 (13·3 to 70·3)	39·7 (16·1 to 76·4)	43·6 (16·3 to 83·9)	24·3 (9·4 to 48·2)	9·5 (3·8 to 18·9)	2·4 (0·8 to 5·4)	582
Neurological disorders	0·5 (0·1 to 1·2)	1·5 (0·3 to 3·4)	98·4 (49·7 to 163)	226 (80 to 427)	398 (160 to 748)	900 (278 to 1,830)	1,170 (405 to 2,440)	1,220 (429 to 2,460)	1,190 (380 to 2,380)	1,080 (367 to 2,130)	927 (339 to 1,830)	796 (313 to 1,540)	665 (302 to 1,230)	547 (253 to 980)	458 (241 to 802)	399 (222 to 650)	419 (245 to 698)	504 (292 to 925)	664 (364 to 1,350)	799 (395 to 1,760)	596 (274 to 1,330)	291 (131 to 637)	105 (46·5 to 232)	13,500
Alzheimer's disease and other dementias	0 (0 to 0)	0 (0 to 0)	0 (0 to 0)	0 (0 to 0)	0 (0 to 0)	0 (0 to 0)	0 (0 to 0)	0 (0 to 0)	0 (0 to 0)	0 (0 to 0)	0 (0 to 0)	4·8 (1·1 to 15·1)	23·4 (6·5 to 68·3)	38 (12·1 to 95·8)	59·2 (21·9 to 147)	96·9 (38·1 to 240)	172 (68·7 to 423)	300 (126 to 709)	459 (186 to 1,160)	649 (251 to 1,610)	519 (198 to 1,240)	267 (106 to 615)	98·6 (41·1 to 227)	2,690
Parkinson's disease	0 (0 to 0)	0 (0 to 0)	0 (0 to 0)	0 (0 to 0)	0 (0 to 0)	0 (0 to 0)	0 (0 to 0)	0·1 (0 to 0·1)	0·3 (0·1 to 0·6)	0·8 (0·3 to 1·6)	1 (0·4 to 1·8)	2·7 (1·6 to 4·2)	5·2 (3·5 to 7·5)	8·2 (5·3 to 12)	12·1 (8·2 to 17·7)	15·5 (10·3 to 22·1)	27·5 (19·5 to 37·8)	53·4 (38·3 to 71·1)	101 (75·9 to 134)	91 (69·6 to 118)	49·7 (37·3 to 65)	15·2 (11·3 to 20)	3·5 (2·5 to 4·6)	387
Idiopathic epilepsy	0·5 (0·1 to 1·2)	1·5 (0·2 to 3·4)	56 (26·8 to 98·9)	170 (59·4 to 320)	207 (66·8 to 415)	217 (67·9 to 450)	242 (93·1 to 453)	228 (87·3 to 433)	199 (70·1 to 383)	170 (64·4 to 314)	135 (53·3 to 255)	112 (46·1 to 210)	94·4 (40·3 to 178)	77·8 (31·5 to 145)	67·9 (25·9 to 127)	57·3 (20·4 to 111)	53·2 (17·6 to 101)	47·8 (17·3 to 88)	38·3 (14·2 to 69·7)	24·4 (8·8 to 43·9)	13 (4·7 to 23·9)	4·9 (1·7 to 9·3)	1·7 (0·6 to 3·4)	2,220
Multiple sclerosis	0 (0 to 0)	0 (0 to 0)	0 (0 to 0)	0 (0 to 0)	0·4 (0 to 2·2)	0·5 (0·2 to 1·7)	1·1 (0·6 to 2·3)	2·5 (1·4 to 4·3)	3·8 (2·2 to 6·2)	5·1 (3·1 to 7·7)	6·7 (4·1 to 10·4)	7·5 (4·8 to 11·5)	7·2 (4·8 to 11)	7·1 (4·7 to 11·1)	6·4 (4·2 to 9·6)	4·5 (2·9 to 6·9)	3·1 (2·1 to 4·7)	2·3 (1·6 to 3·5)	1·5 (1 to 2·4)	0·7 (0·5 to 1·1)	0·3 (0·2 to 0·5)	0·1 (0·1 to 0·1)	0 (0 to 0)	60·8
Motor neuron disease	0 (0 to 0)	0 (0 to 0)	0·4 (0·2 to 0·6)	2·6 (1·1 to 4·1)	1·7 (1·2 to 2·2)	1·6 (1 to 2)	1·5 (1 to 1·9)	1·2 (0·8 to 1·7)	1 (0·7 to 1·4)	0·9 (0·6 to 1·2)	0·7 (0·5 to 1)	1·1 (0·6 to 2)	1·8 (0·9 to 3)	2·3 (1·2 to 4)	2·1 (1·2 to 3·8)	1·5 (0·8 to 2·7)	1·6 (0·8 to 3)	0·3 (0·2 to 0·5)	0·3 (0·2 to 0·5)	0·1 (0·1 to 0·2)	0 (0 to 0·1)	0 (0 to 0)	0 (0 to 0)	22·7
Headache disorders	0 (0 to 0)	0 (0 to 0)	0 (0 to 0)	0 (0 to 0)	123 (3·2 to 328)	595 (37·7 to 1,480)	856 (114 to 2,060)	940 (167 to 2,120)	952 (182 to 2,100)	870 (183 to 1,940)	745 (171 to 1,630)	633 (158 to 1,350)	499 (145 to 1,070)	381 (107 to 796)	279 (87·8 to 580)	200 (65 to 407)	140 (47·4 to 283)	82·6 (29·2 to 170)	50 (16·6 to 103)	25·4 (8·5 to 53·8)	10·7 (3·6 to 22·2)	3 (0·9 to 6·5)	0·6 (0·1 to 1·4)	7,380
Migraine	0 (0 to 0)	0 (0 to 0)	0 (0 to 0)	0 (0 to 0)	112 (2·2 to 307)	555 (24·9 to 1,420)	792 (74·6 to 2,020)	861 (114 to 2,050)	868 (123 to 1,990)	792 (122 to 1,860)	672 (120 to 1,530)	569 (116 to 1,280)	444 (101 to 998)	336 (74·6 to 742)	246 (61·9 to 544)	174 (45·5 to 375)	119 (34·2 to 255)	68·4 (21·7 to 150)	41·1 (11·9 to 90·8)	21·2 (6·2 to 47·1)	8·9 (2·5 to 19·4)	2·5 (0·6 to 5·4)	0·5 (0·1 to 1·1)	6,680
Tension-type headache	0 (0 to 0)	0 (0 to 0)	0 (0 to 0)	0 (0 to 0)	11·1 (0·4 to 64·6)	40·4 (2·3 to 237)	64 (12·6 to 269)	78·4 (18·7 to 275)	84·2 (19·8 to 297)	78·4 (19·4 to 253)	72·8 (18·7 to 220)	64·8 (19·5 to 184)	54·9 (17·8 to 143)	45·1 (13·2 to 119)	32·3 (10·4 to 74·7)	25·9 (9 to 62·7)	21·2 (6·6 to 59)	14·3 (3·8 to 46·4)	8·8 (2 to 30·1)	4·3 (1 to 14·8)	1·8 (0·4 to 6·2)	0·5 (0·1 to 2)	0·1 (0 to 0·7)	703
Other neurological disorders	0 (0 to 0)	0 (0 to 0)	42 (19·9 to 77·4)	53·2 (17·4 to 104)	66·1 (21·4 to 134)	85·8 (26·2 to 182)	67·5 (20·3 to 138)	49·5 (19·1 to 94)	38·8 (15·9 to 68·9)	34·7 (16·4 to 59·4)	33·6 (18·8 to 65·2)	34·3 (17·7 to 58·8)	34 (19·4 to 53·4)	32·6 (19·6 to 48·3)	31·8 (19·9 to 49·3)	23·4 (15·1 to 35·3)	21·5 (14 to 33·2)	17·5 (11·6 to 25·9)	13·7 (8·3 to 21·9)	8·6 (5·2 to 13·7)	3·1 (1·8 to 4·9)	0·9 (0·6 to 1·5)	0·3 (0·2 to 0·5)	698
Mental disorders	0·3 (0·2 to 0·5)	0·8 (0·5 to 1·3)	14·2 (8·3 to 22·4)	82·6 (50·9 to 126)	456 (284 to 690)	1,360 (864 to 1,990)	1,860 (1,240 to 2,640)	2,040 (1,390 to 2,840)	2,060 (1,420 to 2,820)	1,890 (1,310 to 2,570)	1,660 (1,180 to 2,230)	1,430 (1,010 to 1,970)	1,180 (855 to 1,620)	952 (692 to 1,280)	776 (545 to 1,060)	607 (423 to 838)	470 (337 to 632)	330 (234 to 439)	237 (161 to 320)	139 (95·6 to 190)	66·9 (46·4 to 90·5)	24·1 (16·2 to 33·4)	6·9 (4·3 to 10·3)	17,600
Schizophrenia	0 (0 to 0)	0 (0 to 0)	0 (0 to 0)	0 (0 to 0)	0 (0 to 0)	6·2 (2·5 to 11·9)	42·6 (12·5 to 87·4)	137 (69·2 to 237)	223 (120 to 342)	245 (143 to 374)	223 (135 to 338)	185 (117 to 264)	146 (92·7 to 206)	109 (66·3 to 156)	78·8 (50·9 to 113)	53·2 (32·5 to 79)	33·6 (20·3 to 49·7)	19·1 (11·7 to 28·8)	10·6 (6·1 to 16·1)	4·6 (2·3 to 7·5)	1·5 (0·6 to 2·6)	0·4 (0·1 to 0·7)	0·1 (0 to 0·2)	1,520
Depressive disorders	0 (0 to 0)	0 (0 to 0)	0 (0 to 0)	0·3 (0·1 to 0·6)	22·3 (9·4 to 45·8)	234 (122 to 422)	634 (379 to 1,010)	868 (510 to 1,350)	845 (508 to 1,290)	775 (474 to 1,170)	723 (461 to 1,070)	653 (400 to 991)	563 (365 to 820)	476 (318 to 688)	405 (252 to 605)	330 (206 to 498)	266 (173 to 382)	195 (125 to 278)	145 (86·4 to 214)	88·7 (54·3 to 131)	44·9 (29·1 to 64·6)	16·9 (10·4 to 25·4)	5·1 (2·8 to 8·1)	7,290
Major depressive disorder	0 (0 to 0)	0 (0 to 0)	0 (0 to 0)	0·2 (0·1 to 0·5)	17·1 (6·3 to 36·3)	193 (87·7 to 357)	514 (289 to 842)	668 (353 to 1,090)	608 (345 to 976)	547 (307 to 882)	524 (316 to 809)	485 (275 to 770)	426 (262 to 647)	369 (229 to 545)	321 (183 to 498)	268 (154 to 412)	221 (140 to 324)	166 (103 to 244)	126 (71·9 to 192)	78·7 (44·9 to 119)	40·4 (25·6 to 59·8)	15·3 (9·1 to 23·7)	4·6 (2·5 to 7·6)	5,590
Dysthymia	0 (0 to 0)	0 (0 to 0)	0 (0 to 0)	0·1 (0 to 0·2)	5·2 (0·7 to 13)	41·3 (17 to 82·7)	120 (58·5 to 208)	200 (99·9 to 345)	237 (124 to 410)	228 (128 to 377)	199 (114 to 326)	168 (90·3 to 293)	137 (75·3 to 235)	107 (60·7 to 181)	83·4 (48·6 to 134)	62·3 (34·4 to 104)	44·9 (24·4 to 74·7)	29 (16·5 to 47·2)	19 (10·8 to 30·8)	10 (5·3 to 16·6)	4·5 (2·4 to 7·5)	1·6 (0·8 to 2·5)	0·4 (0·2 to 0·8)	1,700
Bipolar disorder	0 (0 to 0)	0 (0 to 0)	0 (0 to 0)	0 (0 to 0)	0 (0 to 0)	53·6 (17·8 to 106)	177 (74·7 to 333)	212 (105 to 365)	198 (97·1 to 343)	163 (83·6 to 283)	133 (68·5 to 226)	113 (60·9 to 193)	93·7 (49·7 to 164)	75·6 (41·6 to 129)	60·4 (32·1 to 101)	45·2 (24·9 to 76·4)	32·2 (16·2 to 55·3)	19·6 (10·1 to 33·9)	11·6 (6 to 19·7)	5·3 (2·7 to 9·2)	2 (1 to 3·5)	0·6 (0·3 to 1·1)	0·1 (0·1 to 0·3)	1,400
Anxiety disorders	0 (0 to 0)	0 (0 to 0)	0 (0 to 0)	15·1 (4·3 to 34·3)	213 (102 to 377)	503 (261 to 814)	580 (337 to 911)	550 (314 to 889)	510 (282 to 854)	443 (260 to 702)	372 (218 to 586)	314 (182 to 501)	256 (150 to 413)	205 (121 to 320)	162 (101 to 245)	125 (73·7 to 193)	95·8 (54·9 to 151)	66·8 (40 to 106)	47·2 (28·8 to 73·9)	26·7 (16 to 40·9)	11·9 (6·8 to 18·4)	3·8 (2·1 to 5·9)	0·9 (0·5 to 1·4)	4,500
Eating disorders	0 (0 to 0)	0 (0 to 0)	0 (0 to 0)	0 (0 to 0)	2·4 (0·8 to 5·1)	35 (15·7 to 64·2)	101 (51·2 to 179)	127 (66·7 to 217)	115 (63 to 187)	92·7 (50·4 to 149)	61·7 (35·1 to 101)	33·1 (17 to 54·6)	16·3 (8·4 to 27·5)	0 (0 to 0)	0 (0 to 0)	0 (0 to 0)	0 (0 to 0)	0 (0 to 0)	0 (0 to 0)	0 (0 to 0)	0 (0 to 0)	0 (0 to 0)	0 (0 to 0)	584
Anorexia nervosa	0 (0 to 0)	0 (0 to 0)	0 (0 to 0)	0 (0 to 0)	2·2 (0·6 to 4·8)	18·8 (7·2 to 36·7)	49·3 (22·6 to 92·7)	48·1 (23·1 to 90·9)	35·6 (16·9 to 63·8)	20·7 (9·2 to 37·9)	13 (5·3 to 23·8)	8·5 (3·2 to 16·1)	5·4 (1·8 to 10·6)	0 (0 to 0)	0 (0 to 0)	0 (0 to 0)	0 (0 to 0)	0 (0 to 0)	0 (0 to 0)	0 (0 to 0)	0 (0 to 0)	0 (0 to 0)	0 (0 to 0)	202
Bulimia nervosa	0 (0 to 0)	0 (0 to 0)	0 (0 to 0)	0 (0 to 0)	0·2 (0·1 to 0·6)	16·2 (3·9 to 36·9)	51·7 (19·6 to 107)	78·4 (31·9 to 154)	79·2 (37·1 to 140)	72 (34·9 to 123)	48·7 (23·9 to 86·4)	24·7 (11·3 to 45)	10·9 (4·6 to 21·1)	0 (0 to 0)	0 (0 to 0)	0 (0 to 0)	0 (0 to 0)	0 (0 to 0)	0 (0 to 0)	0 (0 to 0)	0 (0 to 0)	0 (0 to 0)	0 (0 to 0)	382
Autism spectrum disorders	0·2 (0·1 to 0·4)	0·7 (0·4 to 1·1)	10·9 (6·4 to 16·5)	45·6 (26 to 73·4)	52·1 (30·9 to 81·5)	46·8 (27·4 to 73·1)	41·2 (23·3 to 64)	37·9 (20·8 to 60·5)	33·9 (19·6 to 53·9)	28·4 (16·2 to 44·6)	22·5 (12·7 to 36·2)	17·8 (9·9 to 28·1)	14·2 (7·9 to 22·4)	10·9 (6·5 to 16·7)	8·7 (4·9 to 13·5)	6·6 (3·8 to 10·5)	5 (2·8 to 7·9)	3·5 (1·9 to 5·5)	2·5 (1·4 to 3·9)	1·4 (0·8 to 2·2)	0·6 (0·4 to 1)	0·2 (0·1 to 0·4)	0·1 (0 to 0·1)	392
Attention-deficit/hyperactivity disorder	0 (0 to 0)	0 (0 to 0)	0 (0 to 0)	1·1 (0 to 2·7)	11 (5·1 to 21·4)	13·8 (6·2 to 26·3)	9·8 (4·5 to 18·9)	6·5 (2·8 to 12·6)	4·2 (1·6 to 8·6)	2·9 (1 to 5·6)	1·9 (0·6 to 3·9)	1·2 (0·3 to 2·7)	0·8 (0·2 to 1·8)	0·5 (0·1 to 1·2)	0·3 (0 to 0·8)	0·1 (0 to 0·4)	0·1 (0 to 0·2)	0 (0 to 0·1)	0 (0 to 0)	0 (0 to 0)	0 (0 to 0)	0 (0 to 0)	0 (0 to 0)	54·3
Conduct disorder	0 (0 to 0)	0 (0 to 0)	0 (0 to 0)	0 (0 to 0)	127 (61·7 to 236)	434 (224 to 758)	223 (109 to 393)	0 (0 to 0)	0 (0 to 0)	0 (0 to 0)	0 (0 to 0)	0 (0 to 0)	0 (0 to 0)	0 (0 to 0)	0 (0 to 0)	0 (0 to 0)	0 (0 to 0)	0 (0 to 0)	0 (0 to 0)	0 (0 to 0)	0 (0 to 0)	0 (0 to 0)	0 (0 to 0)	784
Idiopathic developmental intellectual disability	0 (0 to 0·1)	0·1 (0 to 0·4)	3·4 (0·2 to 7·8)	20·5 (5·3 to 39·8)	28·4 (10·1 to 53·2)	24·1 (8·1 to 45·4)	20·6 (6·7 to 40·8)	18·3 (5·6 to 35·1)	15·8 (4·7 to 30·5)	12·4 (3·7 to 24)	9·4 (2·7 to 18·5)	7·1 (1·9 to 14)	5·3 (1·2 to 10·7)	3·9 (1 to 7·6)	2·8 (0·6 to 5·9)	2 (0·4 to 3·9)	1·4 (0·3 to 2·9)	0·9 (0·1 to 1·9)	0·6 (0·1 to 1·2)	0·3 (0·1 to 0·6)	0·1 (0 to 0·2)	0 (0 to 0)	0 (0 to 0)	177
Other mental disorders	0 (0 to 0)	0 (0 to 0)	0 (0 to 0)	0 (0 to 0)	0 (0 to 0)	5·4 (2·6 to 9·5)	33 (12·2 to 63·9)	78·9 (36·3 to 137)	113 (59·7 to 189)	125 (72 to 198)	118 (68·1 to 187)	102 (60·7 to 160)	86·6 (52·7 to 137)	70·6 (41·7 to 107)	57·5 (33·6 to 88)	45·6 (27·7 to 70·2)	36 (22 to 53·7)	25·7 (16·4 to 38·2)	19·3 (11·9 to 29·2)	11·7 (7·3 to 17·3)	5·9 (3·7 to 8·6)	2·2 (1·4 to 3·2)	0·7 (0·4 to 1)	937
Substance use disorders	0 (0 to 0)	0 (0 to 0)	0·1 (0 to 0·1)	0·5 (0·2 to 0·8)	0·6 (0·3 to 1)	7·1 (3·3 to 12·8)	178 (106 to 271)	577 (357 to 889)	661 (422 to 991)	518 (333 to 757)	352 (229 to 520)	239 (159 to 340)	177 (120 to 248)	141 (98·7 to 194)	96·4 (66·3 to 133)	67·8 (46·6 to 92·3)	46·2 (31·2 to 64·2)	26·8 (18·1 to 36·4)	17 (11·6 to 23·6)	9·8 (6·8 to 13·4)	4·3 (3·1 to 5·8)	1·6 (1·1 to 2·2)	0·7 (0·5 to 1)	3,120
Alcohol use disorders	0 (0 to 0)	0 (0 to 0)	0·1 (0 to 0·1)	0·5 (0·2 to 0·8)	0·6 (0·3 to 1)	4·8 (1·8 to 9·9)	39·8 (18·1 to 70·5)	96·6 (46·8 to 167)	120 (63·2 to 200)	115 (59·4 to 190)	97·8 (58·9 to 156)	88·1 (52·6 to 136)	82·9 (53·1 to 121)	68·5 (42·4 to 100)	54·1 (34·5 to 78·5)	40·3 (26·2 to 57·5)	29·1 (18·8 to 41·9)	17·4 (11·2 to 24·8)	11 (7 to 15·7)	5·9 (3·8 to 8·8)	2·5 (1·7 to 3·6)	0·8 (0·5 to 1·2)	0·3 (0·2 to 0·5)	876
Drug use disorders	0 (0 to 0)	0 (0 to 0)	0 (0 to 0)	0 (0 to 0)	0 (0 to 0)	2·2 (0·9 to 4·6)	138 (76·6 to 231)	481 (281 to 790)	541 (328 to 845)	403 (249 to 616)	255 (153 to 391)	151 (92 to 229)	94·5 (54·1 to 145)	73 (45·2 to 111)	42·2 (24 to 65·9)	27·5 (14·7 to 43·2)	17·2 (9 to 27·2)	9·4 (4·9 to 15)	6 (3·3 to 9·5)	3·9 (2·3 to 5·8)	1·8 (1 to 2·8)	0·8 (0·5 to 1·2)	0·4 (0·2 to 0·6)	2,250
Opioid use disorders	0 (0 to 0)	0 (0 to 0)	0 (0 to 0)	0 (0 to 0)	0 (0 to 0)	0 (0 to 0)	99·5 (44·6 to 183)	416 (229 to 712)	484 (283 to 782)	366 (219 to 571)	233 (135 to 366)	137 (80·2 to 216)	85·4 (45·6 to 134)	62·8 (36·2 to 100)	38·2 (20·4 to 60·8)	24·7 (12·1 to 39·7)	15·1 (7·1 to 24·7)	8·1 (3·8 to 13·6)	5 (2·4 to 8·5)	3 (1·5 to 4·8)	1·4 (0·7 to 2·3)	0·7 (0·4 to 1·1)	0·3 (0·2 to 0·5)	1,980
Cocaine use disorders	0 (0 to 0)	0 (0 to 0)	0 (0 to 0)	0 (0 to 0)	0 (0 to 0)	0·1 (0 to 0·2)	4·8 (2 to 9·4)	7·5 (0·6 to 18·1)	7·4 (0·7 to 17·8)	6 (2·9 to 10·6)	4·1 (2·1 to 7)	2·5 (1·4 to 4·3)	1·7 (0·9 to 2·9)	2·1 (1·2 to 3·6)	1 (0·6 to 1·7)	0·9 (0·5 to 1·4)	0·7 (0·4 to 1·1)	0·5 (0·3 to 0·7)	0·3 (0·2 to 0·5)	0·2 (0·1 to 0·4)	0·1 (0 to 0·1)	0 (0 to 0·1)	0 (0 to 0)	39·9
Amphetamine use disorders	0 (0 to 0)	0 (0 to 0)	0 (0 to 0)	0 (0 to 0)	0 (0 to 0)	0 (0 to 0)	5·1 (2·4 to 8·9)	22·1 (6·1 to 46)	21·5 (5·8 to 44·3)	11 (2·1 to 26·1)	5·1 (0·5 to 12·6)	2·6 (1·3 to 4·8)	1·5 (0·8 to 2·5)	1·3 (0·7 to 2·3)	0·7 (0·4 to 1·2)	0·5 (0·3 to 0·9)	0·3 (0·2 to 0·6)	0·2 (0·1 to 0·3)	0·1 (0·1 to 0·2)	0 (0 to 0·1)	0 (0 to 0)	0 (0 to 0)	0 (0 to 0)	72·1
Cannabis use disorders	0 (0 to 0)	0 (0 to 0)	0 (0 to 0)	0 (0 to 0)	0 (0 to 0)	2·1 (0·8 to 4·3)	18·2 (6·7 to 36·5)	12·5 (4·2 to 25·4)	6·1 (1·5 to 13·2)	3·3 (1·4 to 6·2)	2·1 (0·9 to 3·9)	1·5 (0·6 to 2·9)	1·1 (0·4 to 2·2)	0·7 (0·3 to 1·4)	0·5 (0·2 to 0·9)	0·3 (0·1 to 0·6)	0·2 (0·1 to 0·3)	0·1 (0 to 0·1)	0 (0 to 0·1)	0 (0 to 0)	0 (0 to 0)	0 (0 to 0)	0 (0 to 0)	48·8
Other drug use disorders	0 (0 to 0)	0 (0 to 0)	0 (0 to 0)	0 (0 to 0)	0 (0 to 0)	0·1 (0 to 0·2)	10·7 (6·2 to 17·1)	22·4 (9·8 to 41·9)	22·2 (9·7 to 40·8)	16·8 (8·6 to 29·6)	10·8 (5·7 to 19)	6·7 (3·9 to 10·6)	4·8 (2·7 to 7·8)	6 (3·4 to 9·7)	1·9 (1 to 3·1)	1·1 (0·7 to 1·7)	0·9 (0·5 to 1·4)	0·7 (0·4 to 1)	0·6 (0·3 to 0·9)	0·6 (0·3 to 1·1)	0·3 (0·1 to 0·4)	0·1 (0·1 to 0·2)	0 (0 to 0·1)	107
Diabetes and kidney diseases	0·1 (0·1 to 0·2)	0·4 (0·1 to 0·9)	64·7 (30·7 to 133)	77 (34·4 to 142)	82·2 (49·5 to 126)	123 (66·1 to 185)	173 (114 to 247)	211 (142 to 309)	268 (181 to 395)	339 (231 to 493)	418 (285 to 599)	572 (384 to 847)	828 (575 to 1,180)	1,200 (821 to 1,720)	1,560 (1,110 to 2,230)	2,150 (1,500 to 2,980)	2,260 (1,590 to 3,130)	2,090 (1,480 to 2,850)	1,850 (1,330 to 2,450)	1,100 (803 to 1,480)	562 (397 to 768)	186 (132 to 257)	49 (33·3 to 70·1)	16,200
Diabetes mellitus	0·1 (0·1 to 0·2)	0·4 (0·1 to 0·9)	19·7 (5·7 to 49·5)	20·4 (5·8 to 48·6)	22·3 (11·2 to 36·2)	65·1 (29·3 to 116)	76·9 (48·9 to 112)	92·4 (59·1 to 131)	123 (78·6 to 178)	165 (109 to 234)	232 (160 to 318)	358 (244 to 501)	593 (401 to 838)	932 (624 to 1,300)	1,270 (876 to 1,790)	1,830 (1,250 to 2,590)	1,930 (1,340 to 2,680)	1,760 (1,230 to 2,450)	1,510 (1,050 to 2,030)	825 (574 to 1,160)	401 (274 to 570)	126 (84·1 to 180)	31·5 (20 to 46·9)	12,400
Diabetes mellitus type 1	0·1 (0·1 to 0·2)	0·4 (0·1 to 0·9)	19·7 (5·7 to 49·5)	20·4 (5·8 to 48·6)	22·3 (11·2 to 36·2)	65·1 (29·3 to 116)	23·4 (13 to 37·7)	23·8 (14·1 to 37·3)	25·2 (15 to 39·7)	25·9 (16·1 to 39·5)	28·5 (17·8 to 43·9)	33·1 (19 to 53)	24·5 (14·9 to 38·6)	28·5 (17·1 to 43·3)	30·4 (18·2 to 47·8)	35·5 (20 to 57·6)	34·9 (19·2 to 57·6)	26·1 (14·5 to 42·8)	24·7 (12·7 to 40·5)	10·3 (5·8 to 16·7)	5·7 (2·9 to 9·7)	2·2 (1·1 to 3·7)	0·7 (0·3 to 1·2)	511
Diabetes mellitus type 2	0 (0 to 0)	0 (0 to 0)	0 (0 to 0)	0 (0 to 0)	0 (0 to 0)	0 (0 to 0)	53·5 (31·8 to 81·4)	68·5 (41·2 to 100)	98 (60·2 to 145)	139 (89·2 to 199)	204 (137 to 280)	325 (218 to 455)	569 (383 to 807)	903 (603 to 1,260)	1,240 (855 to 1,760)	1,800 (1,230 to 2,540)	1,900 (1,320 to 2,630)	1,730 (1,210 to 2,420)	1,480 (1,030 to 2,000)	814 (568 to 1,140)	396 (270 to 562)	124 (82·3 to 177)	30·8 (19·6 to 45·5)	11,900
Chronic kidney disease	0 (0 to 0)	0 (0 to 0)	44·7 (19·2 to 95·3)	55·8 (25·4 to 108)	59·2 (33·7 to 98·7)	57·5 (32·8 to 91·2)	95·4 (57·4 to 151)	119 (69·7 to 202)	144 (80·1 to 250)	174 (98·5 to 292)	185 (101 to 330)	214 (114 to 389)	235 (135 to 433)	270 (152 to 501)	297 (165 to 545)	312 (184 to 560)	326 (195 to 635)	332 (205 to 608)	339 (205 to 593)	275 (173 to 478)	160 (103 to 273)	59·2 (37·4 to 101)	17·5 (10·8 to 30·1)	3,770
Chronic kidney disease due to diabetes mellitus type 1	0 (0 to 0)	0 (0 to 0)	0·2 (0·1 to 0·6)	0·8 (0·3 to 2)	1·2 (0·4 to 3·2)	1·4 (0·5 to 3·5)	2·8 (1 to 6)	3·9 (1·4 to 9)	8·3 (3 to 20)	16·3 (5·9 to 39·2)	23 (8·7 to 51·5)	29·8 (10·8 to 71·9)	30·6 (10·3 to 73·7)	26·6 (8·2 to 65·2)	19·2 (4·9 to 48·4)	14·4 (4 to 38·7)	11·8 (3·6 to 32·2)	9·2 (3 to 24·3)	6·2 (1·7 to 16·5)	2·5 (0·7 to 6·5)	0·5 (0·1 to 1·3)	0 (0 to 0·1)	0 (0 to 0)	209
Chronic kidney disease due to diabetes mellitus type 2	0 (0 to 0)	0 (0 to 0)	0 (0 to 0)	0 (0 to 0)	0 (0 to 0)	0 (0 to 0)	1 (0·3 to 2·3)	1·7 (0·7 to 4)	3·8 (1·4 to 8·1)	7·5 (2·9 to 16·6)	12·1 (5·1 to 25·9)	21·6 (8·9 to 46·6)	35·6 (15·5 to 75·2)	55·8 (25·8 to 111)	71·9 (33·5 to 142)	81·2 (39·1 to 160)	88·3 (42·6 to 174)	91·6 (44·5 to 181)	90·9 (44·9 to 179)	68·2 (36 to 132)	35·8 (17·9 to 71)	12·4 (6·1 to 23·6)	3·5 (1·4 to 7·5)	683
Chronic kidney disease due to hypertension	0 (0 to 0)	0 (0 to 0)	0 (0 to 0)	0 (0 to 0)	0 (0 to 0)	0 (0 to 0)	9·4 (4·7 to 16·5)	14·9 (7·2 to 27·3)	22·3 (11 to 42·8)	30·5 (15·6 to 56·1)	37·2 (17·1 to 74)	49·6 (23 to 103)	63·4 (30·9 to 128)	83·6 (40·8 to 176)	103 (50·8 to 207)	119 (59·7 to 231)	129 (68·7 to 256)	133 (72·7 to 258)	144 (77·2 to 276)	123 (70·9 to 226)	76·8 (43·8 to 140)	29·1 (17 to 53·2)	8·5 (4·6 to 15·7)	1,180
Chronic kidney disease due to glomerulonephritis	0 (0 to 0)	0 (0 to 0)	12 (4 to 28·8)	15·7 (6·1 to 32·3)	18·5 (8·9 to 34·4)	20·9 (9·6 to 38·9)	33·6 (17·2 to 62·2)	41·3 (20·5 to 79·8)	48 (23·4 to 92·1)	52·2 (23·5 to 104)	51·9 (23·2 to 108)	53·4 (21·6 to 113)	48 (22·1 to 98·3)	45 (20·3 to 94·9)	41·8 (17·3 to 91·6)	35·6 (15·1 to 80·4)	30·5 (13 to 67·2)	27·1 (11·4 to 57·8)	26·1 (10·8 to 55·8)	19·7 (7·6 to 43·4)	10·1 (4·1 to 22)	3·3 (1·3 to 7)	0·9 (0·3 to 2·2)	636
Chronic kidney disease due to other and unspecified causes	0 (0 to 0)	0 (0 to 0)	32·5 (13·8 to 69·1)	39·3 (17·8 to 77·1)	39·4 (22·2 to 66·1)	35·2 (19·6 to 58·4)	48·6 (27·1 to 81)	56·8 (30 to 97·3)	61·9 (33·3 to 107)	67 (35·7 to 116)	61·3 (30·5 to 108)	59·5 (29 to 115)	56·9 (29·4 to 104)	58·9 (29·8 to 114)	60·6 (31·3 to 112)	61·8 (31·7 to 115)	66·7 (36·4 to 131)	70·4 (40 to 128)	72 (39·3 to 129)	60·9 (33·9 to 111)	36·9 (21·2 to 66·7)	14·3 (8·5 to 24·2)	4·6 (2·6 to 7·8)	1,070
Acute glomerulonephritis	0 (0 to 0)	0 (0 to 0)	0·4 (0·1 to 1)	0·8 (0·2 to 2·5)	0·7 (0·1 to 2·2)	0·5 (0·1 to 1·6)	0·3 (0·1 to 0·9)	0·2 (0·1 to 0·8)	0·3 (0·1 to 0·9)	0·4 (0·1 to 1·3)	0·3 (0·1 to 0·9)	0·3 (0·1 to 0·8)	0·1 (0 to 0·3)	0·2 (0 to 0·5)	0·2 (0·1 to 0·5)	0·1 (0 to 0·3)	0·1 (0 to 0·4)	0·1 (0 to 0·3)	0·2 (0 to 0·4)	0·1 (0 to 0·4)	0·1 (0 to 0·2)	0 (0 to 0·1)	0 (0 to 0)	5·5
Skin and subcutaneous diseases	0 (0 to 0·1)	0·5 (0·2 to 0·7)	82·1 (48·1 to 138)	574 (372 to 847)	725 (458 to 1,070)	825 (529 to 1,250)	886 (560 to 1,360)	492 (313 to 738)	389 (251 to 583)	321 (203 to 493)	261 (164 to 395)	214 (139 to 320)	179 (114 to 277)	159 (102 to 242)	149 (96·2 to 222)	131 (83·5 to 201)	126 (82·6 to 193)	127 (82·6 to 193)	118 (77·5 to 177)	86·9 (54·3 to 139)	51·8 (31·6 to 85·6)	20 (12 to 32·6)	6·4 (3·7 to 10·8)	5,920
Dermatitis	0 (0 to 0)	0 (0 to 0)	0 (0 to 0)	141 (74·7 to 249)	191 (102 to 329)	145 (78·2 to 243)	110 (61·3 to 183)	87·5 (51·1 to 141)	73·4 (41 to 122)	60·6 (33·4 to 97)	48·3 (25·3 to 77)	39·3 (22·3 to 64·9)	33·4 (18·2 to 56)	29·4 (15·8 to 48·3)	26·3 (14·3 to 44·1)	22·6 (12 to 36·6)	19·8 (11 to 33·7)	15·2 (8·3 to 25·2)	11·1 (6·6 to 17·9)	6·2 (3·4 to 9·9)	2·7 (1·5 to 4·4)	0·9 (0·5 to 1·4)	0·2 (0·1 to 0·4)	1,060
Atopic dermatitis	0 (0 to 0)	0 (0 to 0)	0 (0 to 0)	138 (72·5 to 245)	183 (95·8 to 318)	123 (61·9 to 214)	77·5 (38·9 to 137)	52 (26 to 91·3)	35·4 (17·1 to 63·3)	24·8 (12 to 43·7)	18·6 (9·3 to 33·3)	14·9 (7·4 to 26·8)	12·3 (6 to 21·8)	9·9 (4·7 to 17·4)	8·6 (4 to 15·5)	7·1 (3·5 to 12·8)	5·7 (2·8 to 10·3)	4·1 (2·1 to 7·5)	3 (1·5 to 5·3)	1·7 (0·8 to 2·9)	0·7 (0·3 to 1·3)	0·2 (0·1 to 0·4)	0·1 (0 to 0·1)	720
Contact dermatitis	0 (0 to 0)	0 (0 to 0)	0 (0 to 0)	0 (0 to 0)	3·8 (1·2 to 8)	15·9 (5·8 to 31·2)	25·9 (10·5 to 50·6)	29·4 (12 to 57)	31·7 (13·7 to 61·8)	29·7 (12·2 to 56·7)	24·7 (10 to 49·7)	20·3 (8·8 to 39·2)	18 (7·7 to 35·5)	16·9 (7·4 to 32·1)	15·7 (6·8 to 31·4)	13·9 (5·8 to 26)	12·3 (5·3 to 24·2)	9·5 (4·3 to 18)	6·8 (3·1 to 12·6)	3·7 (1·6 to 6·8)	1·6 (0·7 to 3)	0·5 (0·2 to 0·9)	0·1 (0·1 to 0·3)	281
Seborrhoeic dermatitis	0 (0 to 0)	0 (0 to 0)	0 (0 to 0)	3·4 (1·5 to 6·3)	4·6 (2·2 to 8·7)	6·7 (3·2 to 12·3)	6·8 (3·1 to 12·5)	6·1 (2·9 to 10·9)	6·3 (3·1 to 11·3)	6·1 (3 to 10·8)	4·9 (2·5 to 8·9)	4 (1·9 to 7·2)	3·1 (1·5 to 5·7)	2·5 (1·2 to 4·5)	2 (1 to 3·6)	1·6 (0·8 to 2·7)	1·8 (0·9 to 3)	1·6 (0·8 to 2·6)	1·3 (0·7 to 2·1)	0·8 (0·4 to 1·3)	0·4 (0·2 to 0·6)	0·1 (0·1 to 0·2)	0 (0 to 0·1)	64·1
Psoriasis	0 (0 to 0)	0 (0 to 0)	0 (0 to 0)	6·6 (4·5 to 9·3)	14·4 (8·9 to 21·4)	16·9 (6·5 to 32·1)	18 (7·2 to 33·9)	19·3 (7·9 to 35·4)	20·8 (9 to 38·6)	20·3 (9·2 to 34·6)	18·4 (8·8 to 30·4)	16·5 (7·9 to 27·7)	14·7 (7·5 to 23·8)	13 (6·8 to 21·3)	11·5 (6 to 18·8)	9·4 (5·2 to 14·5)	7·2 (3·9 to 11·6)	4·8 (2·7 to 7·9)	3·2 (1·6 to 5·1)	1·6 (0·8 to 2·6)	0·6 (0·3 to 1)	0·2 (0·1 to 0·3)	0 (0 to 0·1)	217
Bacterial skin diseases	0 (0 to 0)	0·1 (0 to 0·2)	41·8 (15 to 91·1)	21·3 (10·6 to 38)	13·7 (7 to 25·4)	12·2 (6·4 to 22·5)	10·9 (5·8 to 19·6)	11·8 (6 to 21·8)	12·9 (5·9 to 24·5)	13·5 (6·2 to 25·6)	12·2 (5·7 to 24)	12·7 (5·9 to 25·5)	11·7 (5·5 to 22·9)	13·5 (6 to 28·8)	17 (7·5 to 33·2)	13·2 (4·9 to 30·3)	16·3 (6·4 to 35·6)	19·3 (5·9 to 45·9)	24·3 (8·4 to 55·1)	19·1 (6 to 46·5)	12·4 (3·3 to 31·2)	5·2 (1·4 to 12·4)	1·7 (0·4 to 4·3)	317
Cellulitis	0 (0 to 0)	0 (0 to 0)	3·2 (0·7 to 11·6)	2·8 (1·6 to 4·8)	2·6 (1·6 to 3·9)	2 (1·3 to 3·1)	2 (1·2 to 3·1)	2·4 (1·2 to 4·9)	3·1 (1·3 to 7·7)	3·4 (1·4 to 8·6)	3·3 (1·3 to 7·8)	3·8 (1·6 to 8·8)	4·2 (1·6 to 9·6)	4·8 (1·7 to 11·1)	6·1 (2 to 14)	5·2 (1·4 to 12·8)	6 (1·7 to 14·9)	7·1 (1·7 to 17·2)	8·5 (2·3 to 20·9)	6·6 (1·7 to 17)	4·6 (0·9 to 12·4)	2·1 (0·4 to 5·2)	0·6 (0·1 to 1·5)	84·8
Pyoderma	0 (0 to 0)	0·1 (0 to 0·2)	38·5 (13·9 to 83·1)	18·5 (8·6 to 34)	11 (4·8 to 22·5)	10·1 (4·6 to 20)	8·9 (4·1 to 17·2)	9·4 (4 to 18·9)	9·8 (4 to 19·5)	10·1 (4·2 to 19·9)	8·8 (3·8 to 19·1)	8·9 (3·7 to 18·6)	7·5 (3·2 to 15·8)	8·7 (3·4 to 19·9)	10·8 (4·2 to 22·8)	8·1 (2·6 to 20·6)	10·2 (3 to 24·2)	12·2 (3·1 to 32·9)	15·7 (4·5 to 39·8)	12·5 (3 to 32·7)	7·8 (1·8 to 21)	3·1 (0·6 to 8)	1·1 (0·2 to 3)	232
Scabies	0 (0 to 0)	0·1 (0 to 0·1)	5·3 (2·7 to 9·6)	36·1 (17·4 to 65·2)	44·4 (20·8 to 79·1)	38·8 (19·1 to 69·3)	38·5 (19·1 to 67·3)	39·3 (19·5 to 69·4)	32·3 (16 to 57·3)	21·6 (10·1 to 39·7)	15·8 (7·7 to 27·7)	12·8 (6·5 to 21·9)	9·9 (5 to 17·6)	7·6 (3·9 to 13·2)	5·9 (3 to 10·6)	4·6 (2·3 to 8·1)	3·7 (1·8 to 6·7)	2·8 (1·3 to 4·8)	2·3 (1·1 to 4·1)	1·6 (0·8 to 2·9)	0·9 (0·5 to 1·6)	0·4 (0·2 to 0·6)	0·1 (0·1 to 0·2)	325
Fungal skin diseases	0 (0 to 0)	0 (0 to 0·1)	3·2 (1·2 to 6·9)	29·4 (11·2 to 62·6)	50·6 (19·1 to 109)	47·2 (18·2 to 102)	40·6 (15 to 91·9)	41·6 (15·8 to 90·3)	43·2 (16·6 to 96·3)	40·2 (15·7 to 88·2)	33·8 (13·1 to 73·2)	28·3 (11·2 to 60·9)	23·8 (9·3 to 50·8)	21·4 (8·4 to 46·1)	20·8 (8·5 to 45·9)	19·1 (7·5 to 41·3)	20·5 (8·2 to 44·3)	21·4 (8·3 to 46·7)	20 (7·5 to 42·6)	15·5 (6 to 33·7)	9·6 (3·9 to 20·5)	4 (1·6 to 8·3)	1·3 (0·5 to 2·6)	536
Viral skin diseases	0 (0 to 0)	0 (0 to 0)	0 (0 to 0)	149 (93·3 to 229)	231 (146 to 349)	122 (76·7 to 186)	68 (41·6 to 103)	45·3 (27·9 to 69·1)	30·2 (17·9 to 48·6)	22·4 (13·1 to 34·9)	17·8 (10 to 28·1)	14·2 (8·4 to 22·4)	11·3 (6·6 to 17·8)	9·1 (5·2 to 15·3)	7·2 (4·2 to 11·7)	6 (3·4 to 9·4)	5 (3 to 7·8)	3·5 (2·1 to 5·4)	2·3 (1·3 to 3·5)	1·2 (0·7 to 1·8)	0·5 (0·3 to 0·8)	0·2 (0·1 to 0·2)	0 (0 to 0·1)	746
Acne vulgaris	0 (0 to 0)	0 (0 to 0)	0 (0 to 0)	0 (0 to 0)	15·6 (8·3 to 25·8)	322 (186 to 527)	490 (280 to 809)	139 (76·4 to 224)	67 (35·5 to 110)	40·5 (21·3 to 66·7)	24·5 (12·7 to 40·8)	14·1 (7·5 to 24·2)	8·1 (4 to 14·1)	4·8 (2·7 to 7·6)	2·9 (1·6 to 4·7)	1·9 (1·1 to 3·1)	1·3 (0·7 to 2·2)	0·8 (0·4 to 1·4)	0·5 (0·3 to 0·8)	0·3 (0·1 to 0·4)	0·1 (0 to 0·2)	0 (0 to 0)	0 (0 to 0)	1,130
Alopecia areata	0 (0 to 0)	0 (0 to 0)	0 (0 to 0)	3·4 (1·3 to 6·3)	4·5 (1·6 to 8·3)	5·2 (2·2 to 9·6)	8·3 (4·5 to 13·8)	12·5 (7·2 to 20)	16·2 (8·9 to 26·2)	14·6 (8·4 to 22·6)	11·5 (6·6 to 17·8)	8 (4·5 to 12·6)	5·7 (3·2 to 9·2)	4·2 (2·3 to 6·8)	3·2 (1·7 to 5·2)	2·7 (1·5 to 4·4)	1·9 (1·1 to 3·2)	1·3 (0·7 to 2·1)	0·8 (0·4 to 1·3)	0·4 (0·2 to 0·6)	0·1 (0·1 to 0·2)	0 (0 to 0·1)	0 (0 to 0)	104
Pruritus	0 (0 to 0)	0 (0 to 0)	0·6 (0·2 to 1·2)	7·3 (3·1 to 15·1)	11·3 (4·8 to 22·6)	10·8 (4·5 to 22·1)	10·6 (4·4 to 20·8)	10·8 (4·6 to 20·9)	10·9 (4·6 to 21·6)	10·5 (4·4 to 20·6)	9·2 (3·8 to 18·1)	7·8 (3·4 to 14·4)	6·7 (2·9 to 13·5)	5·9 (2·5 to 11·6)	5·3 (2·2 to 10·4)	4·9 (2·1 to 9·9)	4·6 (1·9 to 9·2)	3·6 (1·5 to 7·3)	2·8 (1·2 to 5·6)	1·7 (0·7 to 3·5)	0·8 (0·4 to 1·7)	0·3 (0·1 to 0·6)	0·1 (0 to 0·2)	126
Urticaria	0 (0 to 0)	0·2 (0·1 to 0·4)	23·6 (13·9 to 37)	150 (91·1 to 235)	122 (68·3 to 204)	76·1 (39·1 to 133)	59·2 (32·4 to 102)	53·4 (28·8 to 89·7)	46·5 (24·9 to 77·4)	41·5 (22·5 to 68·7)	35·3 (21 to 57·2)	27·8 (15·3 to 46·2)	21·2 (11·5 to 34·7)	16·9 (9 to 28)	13·9 (7·5 to 22·5)	11·1 (5·8 to 18·5)	8·9 (4·8 to 14·7)	6·3 (3·5 to 10·3)	4·5 (2·4 to 7·4)	2·4 (1·3 to 3·9)	1 (0·5 to 1·7)	0·3 (0·2 to 0·5)	0·1 (0 to 0·1)	722
Decubitus ulcer	0 (0 to 0)	0 (0 to 0)	0 (0 to 0)	0·3 (0·1 to 1)	0·3 (0·1 to 0·7)	0·3 (0·1 to 0·7)	0·6 (0·3 to 1·3)	1 (0·4 to 2·8)	1·4 (0·4 to 4·3)	1·1 (0·4 to 3·1)	1·3 (0·5 to 3·8)	2·1 (0·7 to 5·6)	2·6 (0·7 to 7·1)	3·6 (0·9 to 10·2)	4·7 (1·5 to 11·8)	6·3 (1·8 to 14·9)	9 (3 to 20·2)	21·7 (8·1 to 46·6)	25·8 (9·8 to 53·7)	24 (9·1 to 52·1)	16·8 (6·6 to 32·7)	6·8 (2·7 to 13·8)	2·2 (0·8 to 4·5)	132
Other skin and subcutaneous diseases	0 (0 to 0)	0 (0 to 0·1)	7·6 (3·1 to 19·2)	29·9 (14·3 to 55·1)	26·5 (12·7 to 49·1)	28·6 (13·1 to 54·5)	31·5 (15·4 to 58·4)	31·3 (15·2 to 61·6)	33·7 (16 to 63·1)	34·6 (16·7 to 63·6)	32·8 (16·4 to 59)	30·5 (15·1 to 54)	30·1 (15 to 55)	29·7 (14·5 to 53·2)	29·9 (14·5 to 55)	29·2 (14·5 to 54·8)	28·1 (14 to 50·8)	25·8 (13·5 to 45·9)	20·6 (10·5 to 36)	13·1 (7 to 23)	6·3 (3·4 to 11)	1·8 (1 to 3·2)	0·6 (0·3 to 1)	502
Sense organ diseases	0·1 (0·1 to 0·2)	0·4 (0·2 to 0·7)	11·9 (6·8 to 18·8)	126 (74·3 to 191)	243 (146 to 367)	262 (159 to 391)	270 (167 to 402)	311 (194 to 461)	381 (246 to 560)	428 (276 to 625)	427 (272 to 635)	471 (304 to 731)	587 (372 to 922)	651 (416 to 1,020)	667 (433 to 1,050)	671 (450 to 1,020)	689 (470 to 1,000)	646 (452 to 912)	628 (445 to 870)	480 (340 to 654)	286 (202 to 381)	121 (85·7 to 159)	38·7 (27·8 to 50·6)	8,400
Blindness and vision loss	0 (0 to 0)	0·1 (0 to 0·1)	0·9 (0·4 to 2)	18·5 (9·7 to 32·1)	38 (21·1 to 63·4)	39·1 (21·9 to 64·3)	39·2 (23·1 to 62·2)	45·8 (26·9 to 69·8)	57·3 (35·4 to 86·3)	85·5 (50·4 to 137)	124 (71·6 to 204)	178 (104 to 296)	235 (133 to 406)	278 (162 to 485)	321 (195 to 551)	342 (216 to 539)	352 (229 to 526)	318 (214 to 457)	283 (195 to 399)	202 (139 to 277)	119 (82·7 to 163)	52·7 (36·5 to 72·1)	18·8 (13 to 26·2)	3,150
Glaucoma	0 (0 to 0)	0 (0 to 0)	0 (0 to 0)	0 (0 to 0)	0 (0 to 0)	0 (0 to 0)	0 (0 to 0)	0 (0 to 0)	0 (0 to 0)	0 (0 to 0)	0 (0 to 0)	0 (0 to 0)	0·3 (0·1 to 0·6)	2·5 (0·7 to 5)	7·6 (3·7 to 13·4)	14·8 (7·9 to 24·7)	22·4 (12·6 to 36·4)	26·3 (15·9 to 41·5)	30 (18·1 to 48·7)	25·9 (15·9 to 40·4)	17·8 (11·1 to 27·8)	8 (4·7 to 12·2)	2·7 (1·6 to 4·5)	158
Cataract	0 (0 to 0)	0 (0 to 0)	0 (0 to 0)	0 (0 to 0)	0 (0 to 0)	0 (0 to 0)	0 (0 to 0)	1 (0·4 to 1·8)	4·7 (0·9 to 10·8)	9·8 (3·8 to 18·7)	15·8 (7·2 to 26·8)	21·3 (11·2 to 34·3)	26·3 (14·9 to 42·7)	31·8 (18·3 to 50·6)	42·3 (26·1 to 65·3)	59·8 (37·8 to 88·8)	84·2 (54·3 to 122)	96 (63·3 to 138)	99·4 (66·7 to 145)	78·3 (53 to 112)	50·1 (33·8 to 70·3)	22·3 (14·7 to 31·4)	7·9 (5·2 to 11·3)	651
Age-related macular degeneration	0 (0 to 0)	0 (0 to 0)	0 (0 to 0)	0 (0 to 0)	0 (0 to 0)	0 (0 to 0)	0 (0 to 0)	0 (0 to 0)	0 (0 to 0)	0 (0 to 0)	0 (0 to 0)	0 (0 to 0)	0·1 (0 to 0·3)	0·9 (0·4 to 1·6)	1·9 (0·7 to 3·8)	3 (1·2 to 5·2)	3·8 (1·9 to 6·8)	3·8 (2 to 6·4)	3·6 (2 to 5·8)	2·7 (1·4 to 4·3)	1·6 (0·9 to 2·6)	0·7 (0·4 to 1·1)	0·2 (0·1 to 0·4)	22·5
Refraction disorders	0 (0 to 0)	0 (0 to 0·1)	0·8 (0·3 to 1·8)	17·2 (8·9 to 30·4)	34·6 (18·6 to 58·1)	33·6 (18·2 to 56·1)	31·1 (18·2 to 51·8)	30·9 (17·5 to 50·3)	31·2 (17·9 to 49·3)	31·3 (16·9 to 47·8)	32·7 (18·8 to 50)	35·1 (21·2 to 55·9)	38·2 (23·6 to 57·9)	42·5 (26·3 to 64·5)	50·1 (32·7 to 75·9)	53·6 (34·4 to 78·5)	52·8 (34·5 to 75·9)	43·8 (27·7 to 63·1)	34·7 (22·6 to 50·5)	21·7 (13·6 to 32·1)	11·3 (7·2 to 16·4)	4·2 (2·7 to 6·2)	1·3 (0·8 to 1·9)	633
Near vision loss	0 (0 to 0)	0 (0 to 0)	0 (0 to 0)	0·2 (0 to 0·7)	0·7 (0·2 to 1·9)	1·1 (0·3 to 2·9)	1·4 (0·4 to 3·5)	5·1 (1·8 to 11·2)	11·4 (4·1 to 25·7)	32·6 (13 to 69·5)	60·2 (23·2 to 128)	99·9 (41 to 205)	142 (60·2 to 296)	165 (70·6 to 344)	176 (72·9 to 382)	164 (69·3 to 341)	141 (60·6 to 281)	107 (45·3 to 211)	79·8 (35·1 to 160)	47·5 (21 to 94·8)	22·4 (10·3 to 43·1)	7·9 (3·5 to 15·3)	2·2 (0·9 to 4·5)	1,270
Other vision loss	0 (0 to 0)	0 (0 to 0·1)	0·1 (0 to 0·2)	1 (0·5 to 1·8)	2·8 (1·3 to 4·8)	4·4 (0·9 to 10·5)	6·7 (1·9 to 13·9)	8·8 (2·8 to 17)	10 (3·8 to 19·3)	11·8 (5 to 21·4)	15·3 (6·9 to 27·7)	21·3 (11·1 to 37·1)	27·7 (14·8 to 44·7)	35·8 (19·9 to 57·7)	43·4 (24·3 to 68·6)	47·4 (27·2 to 78·4)	47 (26·7 to 79·2)	41·3 (23·2 to 68·2)	35·8 (20 to 61·1)	26 (14·8 to 42)	15·9 (8·5 to 26·4)	9·6 (5·6 to 15·4)	4·4 (2·4 to 7·4)	417
Age-related and other hearing loss	0 (0 to 0·1)	0·2 (0·1 to 0·3)	7·1 (3·3 to 12·9)	89·7 (47·5 to 151)	186 (103 to 297)	206 (116 to 329)	214 (125 to 330)	247 (150 to 369)	303 (184 to 446)	318 (201 to 465)	278 (175 to 412)	271 (166 to 412)	331 (204 to 513)	347 (215 to 535)	321 (207 to 481)	302 (191 to 444)	308 (205 to 455)	303 (203 to 439)	322 (219 to 466)	264 (176 to 369)	161 (109 to 217)	66·2 (46·2 to 88·4)	19·2 (13·5 to 25·3)	4,860
Other sense organ diseases	0 (0 to 0·1)	0·2 (0·1 to 0·4)	3·8 (1·9 to 6·5)	17·8 (8·5 to 30·4)	18·5 (8·4 to 33·3)	16·4 (7·3 to 29·9)	17·3 (7·9 to 32·2)	[illegible]	[illegible]	[illegible]	[illegible]	[illegible]	[illegible]	[illegible]	[illegible]	[illegible]	[illegible]	[illegible]	[illegible]	[illegible]	[illegible]	[illegible]	[illegible]	[illegible]
Musculoskeletal disorders	0 (0 to 0)	0 (0 to 0)	0 (0 to 0)	0 (0 to 0)	70 (34·7 to 119)	276 (164 to 444)	491 (317 to 728)	[illegible]	[illegible]	[illegible]	[illegible]	[illegible]	[illegible]	[illegible]	[illegible]	[illegible]	[illegible]	[illegible]	[illegible]	[illegible]	[illegible]	[illegible]	[illegible]	[illegible]
Rheumatoid arthritis	0 (0 to 0)	0 (0 to 0)	0 (0 to 0)	0 (0 to 0)	1·2 (0·5 to 2·4)	3·2 (1·6 to 6)	6·7 (3·1 to 11·5)	[illegible]	[illegible]	[illegible]	[illegible]	[illegible]	[illegible]	[illegible]	[illegible]	[illegible]	[illegible]	[illegible]	[illegible]	[illegible]	[illegible]	[illegible]	[illegible]	[illegible]
Osteoarthritis	0 (0 to 0)	0 (0 to 0)	0 (0 to 0)	0 (0 to 0)	0 (0 to 0)	0 (0 to 0)	0 (0 to 0)	[illegible]	[illegible]	[illegible]	[illegible]	[illegible]	[illegible]	[illegible]	[illegible]	[illegible]	[illegible]	[illegible]	[illegible]	[illegible]	[illegible]	[illegible]	[illegible]	[illegible]
Osteoarthritis hip	0 (0 to 0)	0 (0 to 0)	0 (0 to 0)	0 (0 to 0)	0 (0 to 0)	0 (0 to 0)	0 (0 to 0)	[illegible]	[illegible]	[illegible]	[illegible]	[illegible]	[illegible]	[illegible]	[illegible]	[illegible]	[illegible]	[illegible]	[illegible]	[illegible]	[illegible]	[illegible]	[illegible]	[illegible]
Osteoarthritis knee	0 (0 to 0)	0 (0 to 0)	0 (0 to 0)	0 (0 to 0)	0 (0 to 0)	0 (0 to 0)	0 (0 to 0)	[illegible]	[illegible]	[illegible]	[illegible]	[illegible]	[illegible]	[illegible]	[illegible]	[illegible]	[illegible]	[illegible]	[illegible]	[illegible]	[illegible]	[illegible]	[illegible]	[illegible]
Osteoarthritis hand	0 (0 to 0)	0 (0 to 0)	0 (0 to 0)	0 (0 to 0)	0 (0 to 0)	0 (0 to 0)	0 (0 to 0)	[illegible]	[illegible]	[illegible]	[illegible]	[illegible]	[illegible]	[illegible]	[illegible]	[illegible]	[illegible]	[illegible]	[illegible]	[illegible]	[illegible]	[illegible]	[illegible]	[illegible]
Osteoarthritis other	0 (0 to 0)	0 (0 to 0)	0 (0 to 0)	0 (0 to 0)	0 (0 to 0)	0 (0 to 0)	0 (0 to 0)	[illegible]	[illegible]	[illegible]	[illegible]	[illegible]	[illegible]	[illegible]	[illegible]	[illegible]	[illegible]	[illegible]	[illegible]	[illegible]	[illegible]	[illegible]	[illegible]	[illegible]
Low back pain	0 (0 to 0)	0 (0 to 0)	0 (0 to 0)	0 (0 to 0)	61·9 (27·1 to 111)	237 (133 to 393)	327 (186 to 520)	[illegible]	[illegible]	[illegible]	[illegible]	[illegible]	[illegible]	[illegible]	[illegible]	[illegible]	[illegible]	[illegible]	[illegible]	[illegible]	[illegible]	[illegible]	[illegible]	[illegible]
Neck pain	0 (0 to 0)	0 (0 to 0)	0 (0 to 0)	0 (0 to 0)	4 (1 to 10·1)	21·6 (8·1 to 43·4)	45·4 (18·3 to 88·3)	[illegible]	[illegible]	[illegible]	[illegible]	[illegible]	[illegible]	[illegible]	[illegible]	[illegible]	[illegible]	[illegible]	[illegible]	[illegible]	[illegible]	[illegible]	[illegible]	[illegible]
Gout	0 (0 to 0)	0 (0 to 0)	0 (0 to 0)	0 (0 to 0)	0 (0 to 0)	0 (0 to 0)	0·1 (0 to 0·3)	[illegible]	[illegible]	[illegible]	[illegible]	[illegible]	[illegible]	[illegible]	[illegible]	[illegible]	[illegible]	[illegible]	[illegible]	[illegible]	[illegible]	[illegible]	[illegible]	[illegible]
Other musculoskeletal disorders	0 (0 to 0)	0 (0 to 0)	0 (0 to 0)	0 (0 to 0)	2·9 (1·2 to 5·6)	13·8 (4·3 to 29·9)	112 (59 to 185)	[illegible]	[illegible]	[illegible]	[illegible]	[illegible]	[illegible]	[illegible]	[illegible]	[illegible]	[illegible]	[illegible]	[illegible]	[illegible]	[illegible]	[illegible]	[illegible]	[illegible]
Other non-communicable diseases	1,850 (979 to 3,130)	648 (282 to 1,350)	2,680 (1,250 to 4,870)	923 (546 to 1,470)	622 (435 to 848)	689 (477 to 958)	983 (659 to 1,460)	[illegible]	[illegible]	[illegible]	[illegible]	[illegible]	[illegible]	[illegible]	[illegible]	[illegible]	[illegible]	[illegible]	[illegible]	[illegible]	[illegible]	[illegible]	[illegible]	[illegible]
Congenital birth defects	1,810 (951 to 3,070)	573 (239 to 1,240)	2,040 (859 to 3,970)	618 (306 to 1,140)	253 (172 to 353)	191 (125 to 281)	149 (102 to 213)	[illegible]	[illegible]	[illegible]	[illegible]	[illegible]	[illegible]	[illegible]	[illegible]	[illegible]	[illegible]	[illegible]	[illegible]	[illegible]	[illegible]	[illegible]	[illegible]	[illegible]
Neural tube defects	139 (34·5 to 375)	35 (7·1 to 107)	162 (28 to 494)	64·1 (13·3 to 216)	15·3 (8·9 to 26·4)	11·8 (6·8 to 20)	11 (6·2 to 19·6)	[illegible]	[illegible]	[illegible]	[illegible]	[illegible]	[illegible]	[illegible]	[illegible]	[illegible]	[illegible]	[illegible]	[illegible]	[illegible]	[illegible]	[illegible]	[illegible]	[illegible]
Congenital heart anomalies	397 (154 to 814)	180 (52·3 to 450)	658 (197 to 1,540)	148 (47·6 to 316)	54·4 (27·3 to 99·3)	31·3 (13·4 to 62·8)	29 (14 to 53·4)	[illegible]	[illegible]	[illegible]	[illegible]	[illegible]	[illegible]	[illegible]	[illegible]	[illegible]	[illegible]	[illegible]	[illegible]	[illegible]	[illegible]	[illegible]	[illegible]	[illegible]
Orofacial clefts	16·2 (4·7 to 42·6)	6 (1·4 to 17·3)	22·4 (5·6 to 63·8)	7·6 (3·5 to 13·6)	3·6 (0·9 to 7·9)	3·1 (0·6 to 6·7)	2·8 (0·6 to 5·9)	[illegible]	[illegible]	[illegible]	[illegible]	[illegible]	[illegible]	[illegible]	[illegible]	[illegible]	[illegible]	[illegible]	[illegible]	[illegible]	[illegible]	[illegible]	[illegible]	[illegible]
Down syndrome	105 (35·6 to 240)	33 (7·2 to 88)	196 (51·2 to 509)	61·3 (16·7 to 153)	20·3 (8·4 to 44·5)	14·8 (6·3 to 33·8)	8·3 (4·5 to 14·5)	[illegible]	[illegible]	[illegible]	[illegible]	[illegible]	[illegible]	[illegible]	[illegible]	[illegible]	[illegible]	[illegible]	[illegible]	[illegible]	[illegible]	[illegible]	[illegible]	[illegible]
Turner syndrome	0 (0 to 0)	0 (0 to 0)	0·1 (0·1 to 0·3)	0·5 (0·2 to 1)	0·5 (0·2 to 1)	0·4 (0·2 to 0·8)	0·5 (0·2 to 1)	[illegible]	[illegible]	[illegible]	[illegible]	[illegible]	[illegible]	[illegible]	[illegible]	[illegible]	[illegible]	[illegible]	[illegible]	[illegible]	[illegible]	[illegible]	[illegible]	[illegible]
Klinefelter syndrome	0 (0 to 0)	0 (0 to 0)	0 (0 to 0)	0 (0 to 0)	0 (0 to 0)	0 (0 to 0)	0 (0 to 0)	[illegible]	[illegible]	[illegible]	[illegible]	[illegible]	[illegible]	[illegible]	[illegible]	[illegible]	[illegible]	[illegible]	[illegible]	[illegible]	[illegible]	[illegible]	[illegible]	[illegible]
Other chromosomal abnormalities	183 (63·9 to 399)	64·3 (19·8 to 142)	199 (59·8 to 482)	25·3 (14 to 45·4)	11·8 (7 to 18·5)	9·3 (5·2 to 17·4)	7 (4·2 to 11·6)	[illegible]	[illegible]	[illegible]	[illegible]	[illegible]	[illegible]	[illegible]	[illegible]	[illegible]	[illegible]	[illegible]	[illegible]	[illegible]	[illegible]	[illegible]	[illegible]	[illegible]
Congenital musculoskeletal and limb anomalies	132 (50·9 to 295)	39·2 (12·3 to 101)	91·6 (44·7 to 176)	82·1 (45·6 to 130)	65·1 (37 to 103)	56·8 (31·8 to 94·1)	44·7 (25·2 to 69·7)	[illegible]	[illegible]	[illegible]	[illegible]	[illegible]	[illegible]	[illegible]	[illegible]	[illegible]	[illegible]	[illegible]	[illegible]	[illegible]	[illegible]	[illegible]	[illegible]	[illegible]
Urogenital congenital anomalies	17·5 (5·6 to 39·8)	4·8 (1·4 to 12·2)	18·9 (7·1 to 44)	14 (7·8 to 23·6)	8·5 (5·1 to 14·2)	5·9 (3·6 to 9·3)	4·5 (2·6 to 7·3)	[illegible]	[illegible]	[illegible]	[illegible]	[illegible]	[illegible]	[illegible]	[illegible]	[illegible]	[illegible]	[illegible]	[illegible]	[illegible]	[illegible]	[illegible]	[illegible]	[illegible]
Digestive congenital anomalies	90·9 (34·1 to 206)	49·5 (15·2 to 130)	208 (68·5 to 541)	46·6 (13 to 123)	7 (3·1 to 14·4)	4·5 (1·4 to 10·4)	2·4 (0·9 to 5·4)	[illegible]	[illegible]	[illegible]	[illegible]	[illegible]	[illegible]	[illegible]	[illegible]	[illegible]	[illegible]	[illegible]	[illegible]	[illegible]	[illegible]	[illegible]	[illegible]	[illegible]
Other congenital birth defects	730 (317 to 1,390)	161 (48 to 398)	480 (151 to 1,110)	169 (65·4 to 369)	66·6 (36·7 to 109)	53·2 (28·5 to 90·9)	38·7 (19·1 to 72·7)	[illegible]	[illegible]	[illegible]	[illegible]	[illegible]	[illegible]	[illegible]	[illegible]	[illegible]	[illegible]	[illegible]	[illegible]	[illegible]	[illegible]	[illegible]	[illegible]	[illegible]
Urinary diseases and male infertility	0·5 (0·2 to 1·1)	0·8 (0·4 to 1·8)	11·4 (4·6 to 24·6)	10·9 (4·4 to 20·4)	8·6 (4·6 to 14·1)	9·3 (4·9 to 15)	15·1 (9 to 23·7)	[illegible]	[illegible]	[illegible]	[illegible]	[illegible]	[illegible]	[illegible]	[illegible]	[illegible]	[illegible]	[illegible]	[illegible]	[illegible]	[illegible]	[illegible]	[illegible]	[illegible]
Urolithiasis	0 (0 to 0)	0 (0 to 0)	0 (0 to 0)	0·4 (0·1 to 1)	0·4 (0·2 to 1)	0·5 (0·2 to 0·9)	0·7 (0·3 to 1·2)	[illegible]	[illegible]	[illegible]	[illegible]	[illegible]	[illegible]	[illegible]	[illegible]	[illegible]	[illegible]	[illegible]	[illegible]	[illegible]	[illegible]	[illegible]	[illegible]	[illegible]



SA Table 2b: South Africa DALYs by cause and age group for females with 95% uncertainty intervals, 2019

Cause	Early Neonatal	Late Neonatal	Post Neonatal	1 to 4	5 to 9	10 to 14	15 to 19	20 to 24	25 to 29	30 to 34	35 to 39	40 to 44	45 to 49	50 to 54	55 to 59	60 to 64	65 to 69	70 to 74	75 to 79	80 to 84	85 to 89	90 to 94	95 plus	Total
All causes	616,000 (559,000 to 684,000)	116,000 (89,100 to 152,000)	666,000 (609,000 to 729,000)	270,000 (229,000 to 314,000)	209,000 (177,000 to 244,000)	249,000 (209,000 to 293,000)	391,000 (331,000 to 455,000)	629,000 (529,000 to 742,000)	1,043,000 (829,000 to 1,260,000)	1,290,000 (1,088,000 to 1,530,000)	1,160,000 (984,000 to 1,330,000)	946,000 (829,000 to 1,079,000)	810,000 (711,000 to 921,000)	749,000 (656,000 to 848,000)	666,000 (582,000 to 756,000)	667,000 (582,000 to 753,000)	670,000 (582,000 to 763,000)	631,000 (543,000 to 723,000)	541,000 (460,000 to 630,000)	339,000 (282,000 to 397,000)	210,000 (173,000 to 251,000)	87,600 (70,900 to 107,000)	10,700 (8,660 to 13,000)	10,800,000 (10,600,000 to 11,000,000)
Communicable, maternal, neonatal, and nutritional diseases	568,000 (509,000 to 637,000)	106,000 (80,100 to 142,000)	620,000 (562,000 to 683,000)	256,000 (214,000 to 300,000)	120,000 (97,500 to 146,000)	134,000 (107,000 to 165,000)	214,000 (166,000 to 270,000)	366,000 (267,000 to 479,000)	638,000 (429,000 to 852,000)	962,000 (737,000 to 1,200,000)	760,000 (597,000 to 932,000)	640,000 (525,000 to 770,000)	466,000 (377,000 to 564,000)	357,000 (277,000 to 444,000)	253,000 (189,000 to 324,000)	163,000 (116,000 to 219,000)	156,000 (107,000 to 214,000)	87,600 (57,400 to 127,000)	42,000 (26,000 to 63,000)	26,100 (15,900 to 39,000)	12,700 (7,600 to 19,000)	3,610 (2,020 to 5,600)	6,480,000 (6,280,000 to 6,690,000)
HIV/AIDS and sexually transmitted infections	87,200 (19,600 to 177,000)	6,450 (3,110 to 14,400)	52,000 (39,600 to 73,300)	57,000 (49,600 to 66,500)	35,400 (32,600 to 47,200)	64,600 (63,400 to 106,000)	154,000 (131,000 to 197,000)	299,000 (240,000 to 398,000)	509,000 (429,000 to 652,000)	709,000 (600,000 to 847,000)	556,000 (470,000 to 754,000)	412,000 (339,000 to 570,000)	267,000 (220,000 to 372,000)	203,000 (167,000 to 283,000)	137,000 (112,000 to 196,000)	91,500 (74,200 to 136,000)	71,200 (56,000 to 97,000)	42,000 (32,900 to 57,200)	19,700 (14,900 to 26,600)	11,200 (7,870 to 15,900)	4,200 (2,900 to 5,900)	557 (439 to 706)	4,200,000 (3,980,000 to 4,430,000)
HIV/AIDS	21,400 (14,400 to 31,000)	5,170 (2,750 to 12,100)	46,000 (38,000 to 57,000)	56,000 (48,900 to 65,100)	35,000 (32,200 to 46,900)	64,000 (62,800 to 106,000)	154,000 (131,000 to 196,000)	299,000 (240,000 to 398,000)	509,000 (429,000 to 652,000)	709,000 (600,000 to 847,000)	556,000 (470,000 to 754,000)	412,000 (339,000 to 570,000)	267,000 (220,000 to 372,000)	203,000 (167,000 to 283,000)	137,000 (112,000 to 196,000)	91,500 (74,200 to 136,000)	71,200 (56,000 to 97,000)	42,000 (32,900 to 57,200)	19,700 (14,900 to 26,600)	11,200 (7,870 to 15,900)	4,200 (2,900 to 5,900)	557 (439 to 706)	4,200,000 (3,980,000 to 4,430,000)
HIV/AIDS - Drug-susceptible Tuberculosis	21,400 (14,400 to 31,000)	5,170 (2,750 to 12,100)	46,000 (38,000 to 57,000)	56,000 (48,900 to 65,100)	35,000 (32,200 to 46,900)	64,000 (62,800 to 106,000)	154,000 (131,000 to 196,000)	299,000 (240,000 to 398,000)	509,000 (429,000 to 652,000)	709,000 (600,000 to 847,000)	556,000 (470,000 to 754,000)	412,000 (339,000 to 570,000)	267,000 (220,000 to 372,000)	203,000 (167,000 to 283,000)	137,000 (112,000 to 196,000)	91,500 (74,200 to 136,000)	71,200 (56,000 to 97,000)	42,000 (32,900 to 57,200)	19,700 (14,900 to 26,600)	11,200 (7,870 to 15,900)	4,200 (2,900 to 5,900)	557 (439 to 706)	4,200,000 (3,980,000 to 4,430,000)
HIV/AIDS - Multidrug-resistant Tuberculosis without extensive drug resistance	0 (0 to 0)	0 (0 to 0)	770 (597 to 1,040)	1,240 (896 to 2,040)	364 (261 to 534)	2,270 (1,570 to 3,540)	5,130 (3,540 to 8,170)	6,950 (4,660 to 11,100)	9,150 (5,980 to 14,500)	12,260 (8,070 to 18,500)	10,960 (6,870 to 16,600)	8,260 (5,180 to 12,500)	6,480 (4,060 to 9,800)	5,060 (3,170 to 7,660)	2,880 (1,800 to 4,360)	1,660 (1,040 to 2,510)	851 (516 to 1,290)	377 (218 to 572)	172 (98 to 261)	55 (29 to 84)	14.8 (7.9 to 23.0)	2.1 (1.1 to 3.2)	70,960 (44,500 to 107,000)
HIV/AIDS - Extensively drug-resistant Tuberculosis	0 (0 to 0)	0 (0 to 0)	0 (0 to 0)	0 (0 to 0)	0 (0 to 0)	0 (0 to 0)	0 (0 to 0)	0 (0 to 0)	0 (0 to 0)	0 (0 to 0)	0 (0 to 0)	0 (0 to 0)	0 (0 to 0)	0 (0 to 0)	0 (0 to 0)	0 (0 to 0)	0 (0 to 0)	0 (0 to 0)	0 (0 to 0)	0 (0 to 0)	0 (0 to 0)	0 (0 to 0)	0 (0 to 0)	0
HIV/AIDS resulting in other diseases	21 (6 to 71)	1,280 (1,000 to 1,600)	6,000 (4,600 to 7,600)	1,240 (1,000 to 1,600)	1,000 (800 to 1,300)	1,000 (800 to 1,300)	1,000 (800 to 1,300)	1,000 (800 to 1,300)	1,000 (800 to 1,300)	1,000 (800 to 1,300)	1,000 (800 to 1,300)	1,000 (800 to 1,300)	1,000 (800 to 1,300)	1,000 (800 to 1,300)	1,000 (800 to 1,300)	1,000 (800 to 1,300)	1,000 (800 to 1,300)	1,000 (800 to 1,300)	1,000 (800 to 1,300)	1,000 (800 to 1,300)	1,000 (800 to 1,300)	1,000 (800 to 1,300)	1,000 (800 to 1,300)
Sexually transmitted infections, excluding HIV	67,000 (19,000 to 177,000)	5,000 (2,100 to 13,000)	16,000 (9,400 to 25,000)	600 (181 to 1,400)	600 (169 to 1,560)	600 (174 to 1,560)	600 (174 to 1,560)	600 (174 to 1,560)	600 (174 to 1,560)	600 (174 to 1,560)	600 (174 to 1,560)	600 (174 to 1,560)	600 (174 to 1,560)	600 (174 to 1,560)	600 (174 to 1,560)	600 (174 to 1,560)	600 (174 to 1,560)	600 (174 to 1,560)	600 (174 to 1,560)	600 (174 to 1,560)	600 (174 to 1,560)	600 (174 to 1,560)	600 (174 to 1,560)	600 (174 to 1,560)
Syphilis	0 (0 to 0)	0 (0 to 0)	0 (0 to 0)	0 (0 to 0)	0 (0 to 0)	0 (0 to 0)	0 (0 to 0)	0 (0 to 0)	0 (0 to 0)	0 (0 to 0)	0 (0 to 0)	0 (0 to 0)	0 (0 to 0)	0 (0 to 0)	0 (0 to 0)	0 (0 to 0)	0 (0 to 0)	0 (0 to 0)	0 (0 to 0)	0 (0 to 0)	0 (0 to 0)	0 (0 to 0)	0 (0 to 0)	0
Chlamydial infection	0 (0 to 0)	0 (0 to 0)	0 (0 to 0)	0 (0 to 0)	0 (0 to 0)	0 (0 to 0)	0 (0 to 0)	0 (0 to 0)	0 (0 to 0)	0 (0 to 0)	0 (0 to 0)	0 (0 to 0)	0 (0 to 0)	0 (0 to 0)	0 (0 to 0)	0 (0 to 0)	0 (0 to 0)	0 (0 to 0)	0 (0 to 0)	0 (0 to 0)	0 (0 to 0)	0 (0 to 0)	0 (0 to 0)	0
Gonococcal infection	0 (0 to 0)	0 (0 to 0)	0 (0 to 0)	0 (0 to 0)	0 (0 to 0)	0 (0 to 0)	0 (0 to 0)	0 (0 to 0)	0 (0 to 0)	0 (0 to 0)	0 (0 to 0)	0 (0 to 0)	0 (0 to 0)	0 (0 to 0)	0 (0 to 0)	0 (0 to 0)	0 (0 to 0)	0 (0 to 0)	0 (0 to 0)	0 (0 to 0)	0 (0 to 0)	0 (0 to 0)	0 (0 to 0)	0
Trichomoniasis	0 (0 to 0)	0 (0 to 0)	0 (0 to 0)	0 (0 to 0)	0 (0 to 0)	0 (0 to 0)	0 (0 to 0)	0 (0 to 0)	0 (0 to 0)	0 (0 to 0)	0 (0 to 0)	0 (0 to 0)	0 (0 to 0)	0 (0 to 0)	0 (0 to 0)	0 (0 to 0)	0 (0 to 0)	0 (0 to 0)	0 (0 to 0)	0 (0 to 0)	0 (0 to 0)	0 (0 to 0)	0 (0 to 0)	0
Genital herpes	0 (0 to 0)	0 (0 to 0)	0 (0 to 0)	0 (0 to 0)	0 (0 to 0)	0 (0 to 0)	0 (0 to 0)	0 (0 to 0)	0 (0 to 0)	0 (0 to 0)	0 (0 to 0)	0 (0 to 0)	0 (0 to 0)	0 (0 to 0)	0 (0 to 0)	0 (0 to 0)	0 (0 to 0)	0 (0 to 0)	0 (0 to 0)	0 (0 to 0)	0 (0 to 0)	0 (0 to 0)	0 (0 to 0)	0
Other sexually transmitted infections	0 (0 to 0)	0 (0 to 0)	0 (0 to 0)	0 (0 to 0)	0 (0 to 0)	0 (0 to 0)	0 (0 to 0)	0 (0 to 0)	0 (0 to 0)	0 (0 to 0)	0 (0 to 0)	0 (0 to 0)	0 (0 to 0)	0 (0 to 0)	0 (0 to 0)	0 (0 to 0)	0 (0 to 0)	0 (0 to 0)	0 (0 to 0)	0 (0 to 0)	0 (0 to 0)	0 (0 to 0)	0 (0 to 0)	0
Respiratory infections and tuberculosis	14,400 (12,000 to 20,000)	12,200 (9,430 to 15,600)	136,000 (124,000 to 150,000)	56,200 (47,100 to 66,400)	29,000 (23,100 to 35,200)	9,950 (7,870 to 12,500)	21,000 (16,200 to 26,600)	41,000 (30,400 to 56,000)	63,100 (44,900 to 86,000)	68,200 (48,100 to 90,000)	43,900 (30,600 to 61,000)	36,200 (25,000 to 51,000)	26,400 (18,700 to 36,200)	25,300 (17,900 to 35,000)	32,000 (23,000 to 44,000)	35,300 (25,000 to 49,000)	33,700 (23,000 to 47,000)	26,200 (17,900 to 36,000)	21,200 (14,200 to 29,000)	20,000 (13,000 to 28,000)	17,000 (10,000 to 25,000)	7,950 (4,600 to 12,000)	1,200 (700 to 1,800)	768,000 (744,000 to 793,000)
Tuberculosis	0 (0 to 0)	0 (0 to 0)	14,600 (11,000 to 19,000)	11,400 (8,610 to 14,900)	12,100 (9,200 to 15,800)	6,270 (4,750 to 8,200)	14,200 (10,800 to 18,600)	29,000 (22,000 to 38,000)	49,000 (36,000 to 64,000)	54,400 (41,000 to 71,000)	31,600 (23,800 to 41,000)	14,400 (10,800 to 18,800)	13,100 (9,900 to 17,100)	13,300 (10,000 to 17,400)	14,200 (10,700 to 18,500)	12,600 (9,500 to 16,500)	12,600 (9,500 to 16,500)	9,600 (7,200 to 12,500)	9,540 (7,200 to 12,500)	8,000 (6,000 to 10,500)	6,400 (4,800 to 8,400)	2,630 (1,970 to 3,400)	466 (350 to 610)	206,000 (201,000 to 211,000)
Latent tuberculosis infection	0 (0 to 0)	0 (0 to 0)	0 (0 to 0)	0 (0 to 0)	0 (0 to 0)	0 (0 to 0)	0 (0 to 0)	0 (0 to 0)	0 (0 to 0)	0 (0 to 0)	0 (0 to 0)	0 (0 to 0)	0 (0 to 0)	0 (0 to 0)	0 (0 to 0)	0 (0 to 0)	0 (0 to 0)	0 (0 to 0)	0 (0 to 0)	0 (0 to 0)	0 (0 to 0)	0 (0 to 0)	0 (0 to 0)	0
Drug-susceptible tuberculosis	0 (0 to 0)	0 (0 to 0)	0 (0 to 0)	0 (0 to 0)	0 (0 to 0)	0 (0 to 0)	0 (0 to 0)	0 (0 to 0)	0 (0 to 0)	0 (0 to 0)	0 (0 to 0)	0 (0 to 0)	0 (0 to 0)	0 (0 to 0)	0 (0 to 0)	0 (0 to 0)	0 (0 to 0)	0 (0 to 0)	0 (0 to 0)	0 (0 to 0)	0 (0 to 0)	0 (0 to 0)	0 (0 to 0)	0
Multidrug-resistant tuberculosis without extensive drug resistance	0 (0 to 0)	0 (0 to 0)	0 (0 to 0)	0 (0 to 0)	0 (0 to 0)	0 (0 to 0)	0 (0 to 0)	0 (0 to 0)	0 (0 to 0)	0 (0 to 0)	0 (0 to 0)	0 (0 to 0)	0 (0 to 0)	0 (0 to 0)	0 (0 to 0)	0 (0 to 0)	0 (0 to 0)	0 (0 to 0)	0 (0 to 0)	0 (0 to 0)	0 (0 to 0)	0 (0 to 0)	0 (0 to 0)	0
Extensively drug-resistant tuberculosis	0 (0 to 0)	0 (0 to 0)	0 (0 to 0)	0 (0 to 0)	0 (0 to 0)	0 (0 to 0)	0 (0 to 0)	0 (0 to 0)	0 (0 to 0)	0 (0 to 0)	0 (0 to 0)	0 (0 to 0)	0 (0 to 0)	0 (0 to 0)	0 (0 to 0)	0 (0 to 0)	0 (0 to 0)	0 (0 to 0)	0 (0 to 0)	0 (0 to 0)	0 (0 to 0)	0 (0 to 0)	0 (0 to 0)	0
Lower respiratory infections	12,000 (9,900 to 17,000)	11,000 (8,510 to 14,000)	116,000 (107,000 to 126,000)	45,000 (37,800 to 53,400)	16,000 (13,000 to 19,400)	3,000 (2,400 to 3,800)	6,000 (4,700 to 7,600)	12,000 (8,900 to 16,400)	14,000 (10,000 to 19,200)	14,000 (10,000 to 19,200)	8,000 (5,600 to 11,000)	5,000 (3,600 to 7,000)	3,000 (2,100 to 4,200)	2,000 (1,400 to 2,900)	2,000 (1,400 to 2,900)	2,000 (1,400 to 2,900)	2,000 (1,400 to 2,900)	2,000 (1,400 to 2,900)	2,000 (1,400 to 2,900)	2,000 (1,400 to 2,900)	2,000 (1,400 to 2,900)	2,000 (1,400 to 2,900)	2,000 (1,400 to 2,900)
Upper respiratory infections	2,400 (1,600 to 3,600)	1,200 (1,000 to 1,500)	20,000 (17,000 to 23,000)	11,200 (9,000 to 13,000)	13,000 (10,000 to 16,000)	6,970 (5,400 to 8,900)	15,000 (11,000 to 19,000)	29,000 (21,000 to 39,000)	49,000 (32,000 to 68,000)	54,000 (36,000 to 74,000)	35,000 (24,000 to 48,000)	31,000 (21,000 to 43,000)	23,000 (16,000 to 32,000)	23,300 (16,000 to 32,000)	30,000 (21,000 to 42,000)	33,300 (23,000 to 46,000)	31,700 (22,000 to 44,000)	24,200 (16,000 to 34,000)	19,200 (13,000 to 27,000)	18,000 (12,000 to 25,000)	15,000 (9,000 to 22,000)	5,950 (3,600 to 8,600)	1,000 (600 to 1,400)	744,000 (720,000 to 768,000)
Otitis media	0 (0 to 0)	0 (0 to 0)	0 (0 to 0)	0 (0 to 0)	0 (0 to 0)	0 (0 to 0)	0 (0 to 0)	0 (0 to 0)	0 (0 to 0)	0 (0 to 0)	0 (0 to 0)	0 (0 to 0)	0 (0 to 0)	0 (0 to 0)	0 (0 to 0)	0 (0 to 0)	0 (0 to 0)	0 (0 to 0)	0 (0 to 0)	0 (0 to 0)	0 (0 to 0)	0 (0 to 0)	0 (0 to 0)	0
Enteric infections	9.8 (3.6 to 17.0)	5,000 (4,000 to 7,000)	120,000 (99,000 to 150,000)	53,000 (43,000 to 64,000)	14,000 (11,000 to 18,000)	4,000 (3,000 to 5,000)	6,000 (4,000 to 8,000)	10,000 (7,000 to 14,000)	14,000 (9,000 to 20,000)	14,000 (9,000 to 20,000)	8,000 (5,000 to 12,000)	6,000 (4,000 to 9,000)	4,000 (2,000 to 6,000)	3,000 (2,000 to 5,000)	3,000 (2,000 to 5,000)	3,000 (2,000 to 5,000)	3,000 (2,000 to 5,000)	3,000 (2,000 to 5,000)	3,000 (2,000 to 5,000)	3,000 (2,000 to 5,000)	3,000 (2,000 to 5,000)	3,000 (2,000 to 5,000)	3,000 (2,000 to 5,000)	354,000 (344,000 to 364,000)
Diarrheal diseases	9.8 (3.6 to 17.0)	5,130 (4,000 to 7,000)	116,000 (94,000 to 146,000)	29,200 (23,100 to 36,000)	13,000 (10,000 to 16,000)	4,000 (3,000 to 5,000)	6,000 (4,000 to 8,000)	10,000 (7,000 to 14,000)	14,000 (9,000 to 20,000)	14,000 (9,000 to 20,000)	8,000 (5,000 to 12,000)	6,000 (4,000 to 9,000)	4,000 (2,000 to 6,000)	3,000 (2,000 to 5,000)	3,000 (2,000 to 5,000)	3,000 (2,000 to 5,000)	3,000 (2,000 to 5,000)	3,000 (2,000 to 5,000)	3,000 (2,000 to 5,000)	3,000 (2,000 to 5,000)	3,000 (2,000 to 5,000)	3,000 (2,000 to 5,000)	3,000 (2,000 to 5,000)	1,060 (994 to 1,130)
Typhoid and paratyphoid	0 (0 to 0)	0 (0 to 0)	0 (0 to 0)	0 (0 to 0)	0 (0 to 0)	0 (0 to 0)	0 (0 to 0)	0 (0 to 0)	0 (0 to 0)	0 (0 to 0)	0 (0 to 0)	0 (0 to 0)	0 (0 to 0)	0 (0 to 0)	0 (0 to 0)	0 (0 to 0)	0 (0 to 0)	0 (0 to 0)	0 (0 to 0)	0 (0 to 0)	0 (0 to 0)	0 (0 to 0)	0 (0 to 0)	0
Invasive non-typhoidal Salmonella (iNTS)	0 (0 to 0)	0 (0 to 0)	0 (0 to 0)	0 (0 to 0)	0 (0 to 0)	0 (0 to 0)	0 (0 to 0)	0 (0 to 0)	0 (0 to 0)	0 (0 to 0)	0 (0 to 0)	0 (0 to 0)	0 (0 to 0)	0 (0 to 0)	0 (0 to 0)	0 (0 to 0)	0 (0 to 0)	0 (0 to 0)	0 (0 to 0)	0 (0 to 0)	0 (0 to 0)	0 (0 to 0)	0 (0 to 0)	0
Other intestinal infectious diseases	0 (0 to 0)	130 (0 to 240)	68 (0 to 240)	44 (0 to 240)	0 (0 to 0)	0 (0 to 0)	0 (0 to 0)	0 (0 to 0)	0 (0 to 0)	0 (0 to 0)	0 (0 to 0)	0 (0 to 0)	0 (0 to 0)	0 (0 to 0)	0 (0 to 0)	0 (0 to 0)	0 (0 to 0)	0 (0 to 0)	0 (0 to 0)	0 (0 to 0)	0 (0 to 0)	0 (0 to 0)	0 (0 to 0)	0
Neglected tropical diseases and malaria	0.8 (0.3 to 1.5)	160 (0 to 1,400)	1,000 (0 to 8,400)	3,000 (0 to 25,000)	1,000 (0 to 8,400)	500 (0 to 4,200)	500 (0 to 4,200)	500 (0 to 4,200)	500 (0 to 4,200)	500 (0 to 4,200)	500 (0 to 4,200)	500 (0 to 4,200)	500 (0 to 4,200)	500 (0 to 4,200)	500 (0 to 4,200)	500 (0 to 4,200)	500 (0 to 4,200)	500 (0 to 4,200)	500 (0 to 4,200)	500 (0 to 4,200)	500 (0 to 4,200)	500 (0 to 4,200)	500 (0 to 4,200)	500 (0 to 4,200)
Malaria	0 (0 to 3.5)	0 (0 to 3.5)	1,110 (0 to 6,870)	1,410 (0 to 7,320)	1,000 (0 to 7,290)	1,000 (0 to 5,290)	1,000 (0 to 5,290)	1,000 (0 to 7,910)	1,000 (0 to 7,910)	1,000 (0 to 7,910)	1,000 (0 to 7,910)	1,000 (0 to 7,910)	1,000 (0 to 7,910)	1,000 (0 to 7,910)	1,000 (0 to 7,910)	1,000 (0 to 7,910)	1,000 (0 to 7,910)	1,000 (0 to 7,910)	1,000 (0 to 7,910)	1,000 (0 to 7,910)	1,000 (0 to 7,910)	1,000 (0 to 7,910)	1,000 (0 to 7,910)	12,900 (0 to 79,000)
Chagas disease	0 (0 to 0)	0 (0 to 0)	0 (0 to 0)	0 (0 to 0)	0 (0 to 0)	0 (0 to 0)	0 (0 to 0)	0 (0 to 0)	0 (0 to 0)	0 (0 to 0)	0 (0 to 0)	0 (0 to 0)	0 (0 to 0)	0 (0 to 0)	0 (0 to 0)	0 (0 to 0)	0 (0 to 0)	0 (0 to 0)	0 (0 to 0)	0 (0 to 0)	0 (0 to 0)	0 (0 to 0)	0 (0 to 0)	0
Leishmaniasis	0 (0 to 0)	0 (0 to 0)	0 (0 to 0)	0 (0 to 0)	0 (0 to 0)	0 (0 to 0)	0 (0 to 0)	0 (0 to 0)	0 (0 to 0)	0 (0 to 0)	0 (0 to 0)	0 (0 to 0)	0 (0 to 0)	0 (0 to 0)	0 (0 to 0)	0 (0 to 0)	0 (0 to 0)	0 (0 to 0)	0 (0 to 0)	0 (0 to 0)	0 (0 to 0)	0 (0 to 0)	0 (0 to 0)	0
Visceral leishmaniasis	0 (0 to 0)	0 (0 to 0)	0 (0 to 0)	0 (0 to 0)	0 (0 to 0)	0 (0 to 0)	0 (0 to 0)	0 (0 to 0)	0 (0 to 0)	0 (0 to 0)	0 (0 to 0)	0 (0 to 0)	0 (0 to 0)	0 (0 to 0)	0 (0 to 0)	0 (0 to 0)	0 (0 to 0)	0 (0 to 0)	0 (0 to 0)	0 (0 to 0)	0 (0 to 0)	0 (0 to 0)	0 (0 to 0)	0
Cutaneous and mucocutaneous leishmaniasis	0 (0 to 0)	0 (0 to 0)	0 (0 to 0)	0 (0 to 0)	0 (0 to 0)	0 (0 to 0)	0 (0 to 0)	0 (0 to 0)	0 (0 to 0)	0 (0 to 0)	0 (0 to 0)	0 (0 to 0)	0 (0 to 0)	0 (0 to 0)	0 (0 to 0)	0 (0 to 0)	0 (0 to 0)	0 (0 to 0)	0 (0 to 0)	0 (0 to 0)	0 (0 to 0)	0 (0 to 0)	0 (0 to 0)	0
African trypanosomiasis	0 (0 to 0)	0 (0 to 0)	0 (0 to 0)	0 (0 to 0)	0 (0 to 0)	0 (0 to 0)	0 (0 to 0)	0 (0 to 0)	0 (0 to 0)	0 (0 to 0)	0 (0 to 0)	0 (0 to 0)	0 (0 to 0)	0 (0 to 0)	0 (0 to 0)	0 (0 to 0)	0 (0 to 0)	0 (0 to 0)	0 (0 to 0)	0 (0 to 0)	0 (0 to 0)	0 (0 to 0)	0 (0 to 0)	0
Schistosomiasis	0 (0 to 0)	0 (0 to 0)	0 (0 to 0)	0 (0 to 0)	0 (0 to 0)	0 (0 to 0)	0 (0 to 0)	0 (0 to 0)	0 (0 to 0)	0 (0 to 0)	0 (0 to 0)	0 (0 to 0)	0 (0 to 0)	0 (0 to 0)	0 (0 to 0)	0 (0 to 0)	0 (0 to 0)	0 (0 to 0)	0 (0 to 0)	0 (0 to 0)	0 (0 to 0)	0 (0 to 0)	0 (0 to 0)	0
Cysticercosis	0 (0 to 0)	0 (0 to 0)	0 (0 to 0)	0 (0 to 0)	0 (0 to 0)	0 (0 to 0)	0 (0 to 0)	0 (0 to 0)	0 (0 to 0)	0 (0 to 0)	0 (0 to 0)	0 (0 to 0)	0 (0 to 0)	0 (0 to 0)	0 (0 to 0)	0 (0 to 0)	0 (0 to 0)	0 (0 to 0)	0 (0 to 0)	0 (0 to 0)	0 (0 to 0)	0 (0 to 0)	0 (0 to 0)	0
Cystic echinococcosis	0 (0 to 0)	0 (0 to 0)	9.6 (0.1 to 19.7)	1.2 (0.3 to 3.1)	0.3 (0 to 0.8)	0.3 (0 to 0.8)	0.3 (0 to 0.8)	0.3 (0 to 0.8)	0.3 (0 to 0.8)	0.3 (0 to 0.8)	0.3 (0 to 0.8)	0.3 (0 to 0.8)	0.3 (0 to 0.8)	0.3 (0 to 0.8)	0.3 (0 to 0.8)	0.3 (0 to 0.8)	0.3 (0 to 0.8)	0.3 (0 to 0.8)	0.3 (0 to 0.8)	0.3 (0 to 0.8)	0.3 (0 to 0.8)	0.3 (0 to 0.8)	0.3 (0 to 0.8)	89.7 (0 to 540)
Lymphatic filariasis	0 (0 to 0)	0 (0 to 0)	0 (0 to 0)	0 (0 to 0)	0 (0 to 0)	0 (0 to 0)	0 (0 to 0)	0 (0 to 0)	0 (0 to 0)	0 (0 to 0)	0 (0 to 0)	0 (0 to 0)	0 (0 to 0)	0 (0 to 0)	0 (0 to 0)	0 (0 to 0)	0 (0 to 0)	0 (0 to 0)	0 (0 to 0)	0 (0 to 0)	0 (0 to 0)	0 (0 to 0)	0 (0 to 0)	0
Onchocerciasis	0 (0 to 0)	0 (0 to 0)	0 (0 to 0)	0 (0 to 0)	0 (0 to 0)	0 (0 to 0)	0 (0 to 0)	0 (0 to 0)	0 (0 to 0)	0 (0 to 0)	0 (0 to 0)	0 (0 to 0)	0 (0 to 0)	0 (0 to 0)	0 (0 to 0)	0 (0 to 0)	0 (0 to 0)	0 (0 to 0)	0 (0 to 0)	0 (0 to 0)	0 (0 to 0)	0 (0 to 0)	0 (0 to 0)	0
Trachoma	0 (0 to 0)	0 (0 to 0)	0 (0 to 0)	0 (0 to 0)	0 (0 to 0)	0 (0 to 0)	0 (0 to 0)	0 (0 to 0)	0 (0 to 0)	0 (0 to 0)	0 (0 to 0)	0 (0 to 0)	0 (0 to 0)	0 (0 to 0)	0 (0 to 0)	0 (0 to 0)	0 (0 to 0)	0 (0 to 0)	0 (0 to 0)	0 (0 to 0)	0 (0 to 0)	0 (0 to 0)	0 (0 to 0)	0
Dengue	0 (0 to 0)	0 (0 to 0)	0 (0 to 0)	0 (0 to 0)	0 (0 to 0)	0 (0 to 0)	0 (0 to 0)	0 (0 to 0)	0 (0 to 0)	0 (0 to 0)	0 (0 to 0)	0 (0 to 0)	0 (0 to 0)	0 (0 to 0)	0 (0 to 0)	0 (0 to 0)	0 (0 to 0)	0 (0 to 0)	0 (0 to 0)	0 (0 to 0)	0 (0 to 0)	0 (0 to 0)	0 (0 to 0)	0
Yellow fever	0 (0 to 0)	0 (0 to 0)	0 (0 to 0)	0 (0 to 0)	0 (0 to 0)	0 (0 to 0)	0 (0 to 0)	0 (0 to 0)	0 (0 to 0)	0 (0 to 0)	0 (0 to 0)	0 (0 to 0)	0 (0 to 0)	0 (0 to 0)	0 (0 to 0)	0 (0 to 0)	0 (0 to 0)	0 (0 to 0)	0 (0 to 0)	0 (0 to 0)	0 (0 to 0)	0 (0 to 0)	0 (0 to 0)	0
Rabies	0 (0 to 0)	0 (0 to 0.1)	0 (0 to 0.2)	0 (0 to 0.1)	0 (0 to 0.1)	0 (0 to 0.1)	0 (0 to 0.1)	0 (0 to 0.1)	0 (0 to 0.1)	0 (0 to 0.1)	0 (0 to 0.1)	0 (0 to 0.1)	0 (0 to 0.1)	0 (0 to 0.1)	0 (0 to 0.1)	0 (0 to 0.1)	0 (0 to 0.1)	0 (0 to 0.1)	0 (0 to 0.1)	0 (0 to 0.1)	0 (0 to 0.1)	0 (0 to 0.1)	0 (0 to 0.1)	149 (0 to 1,100)
Intestinal nematode infections	0 (0 to 0)	0 (0 to 0.2)	0 (0 to 1.6)	2 (0 to 12)	1 (0 to 5.3)	1 (0 to 5.3)	1 (0 to 5.3)	1 (0 to 5.3)	1 (0 to 5.3)	1 (0 to 5.3)	1 (0 to 5.3)	1 (0 to 5.3)	1 (0 to 5.3)	1 (0 to 5.3)	1 (0 to 5.3)	1 (0 to 5.3)	1 (0 to 5.3)	1 (0 to 5.3)	1 (0 to 5.3)	1 (0 to 5.3)	1 (0 to 5.3)	1 (0 to 5.3)	1 (0 to 5.3)	1,700 (0 to 9,300)
Ascariasis	0 (0 to 0)	0 (0 to 0)	0 (0 to 0)	0 (0 to 0)	0 (0 to 0)	0 (0 to 0)	0 (0 to 0)	0 (0 to 0)	0 (0 to 0)	0 (0 to 0)	0 (0 to 0)	0 (0 to 0)	0 (0 to 0)	0 (0 to 0)	0 (0 to 0)	0 (0 to 0)	0 (0 to 0)	0 (0 to 0)	0 (0 to 0)	0 (0 to 0)	0 (0 to 0)	0 (0 to 0)	0 (0 to 0)	0
Trichuriasis	0 (0 to 0)	0 (0 to 0)	0 (0 to 0)	0 (0 to 0)	0 (0 to 0)	0 (0 to 0)	0 (0 to 0)	0 (0 to 0)	0 (0 to 0)	0 (0 to 0)	0 (0 to 0)	0 (0 to 0)	0 (0 to 0)	0 (0 to 0)	0 (0 to 0)	0 (0 to 0)	0 (0 to 0)	0 (0 to 0)	0 (0 to 0)	0 (0 to 0)	0 (0 to 0)	0 (0 to 0)	0 (0 to 0)	0
Hookworm disease	0 (0 to 0)	0 (0 to 0)	0 (0 to 0)	0 (0 to 0)	0 (0 to 0)	0 (0 to 0)	0 (0 to 0)	0 (0 to 0)	0 (0 to 0)	0 (0 to 0)	0 (0 to 0)	0 (0 to 0)	0 (0 to 0)	0 (0 to 0)	0 (0 to 0)	0 (0 to 0)	0 (0 to 0)	0 (0 to 0)	0 (0 to 0)	0 (0 to 0)	0 (0 to 0)	0 (0 to 0)	0 (0 to 0)	0
Food-borne trematodiases	0 (0 to 0)	0 (0 to 0)	0 (0 to 0)	0 (0 to 0)	0 (0 to 0)	0 (0 to 0)	0 (0 to 0)	0 (0 to 0)	0 (0 to 0)	0 (0 to 0)	0 (0 to 0)	0 (0 to 0)	0 (0 to 0)	0 (0 to 0)	0 (0 to 0)	0 (0 to 0)	0 (0 to 0)	0 (0 to 0)	0 (0 to 0)



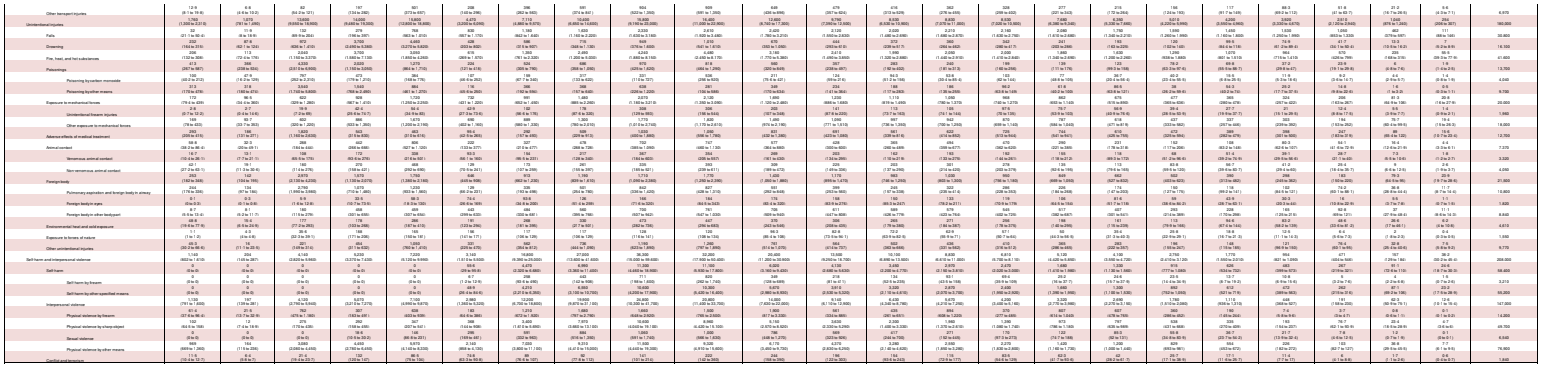

SR Table 2b: Eswatini DALYS by cause and age group for females with 95% uncertainty intervals, 2019

Cause	Early Neonatal	Late Neonatal	Post Neonatal	1 to 4	5 to 9	10 to 14	15 to 19	20 to 24	25 to 29	30 to 34	35 to 39	40 to 44	45 to 49	50 to 54	55 to 59	60 to 64	65 to 69	70 to 74	75 to 79	80 to 84	85 to 89	90 to 94	95 plus	Total
All causes	14,200 (11,700 to 17,400)	5,260 (4,330 to 6,440)	24,900 (21,000 to 30,000)	12,500 (10,800 to 14,500)	7,120 (6,010 to 8,340)	7,250 (5,930 to 8,580)	11,700 (9,000 to 15,000)	17,100 (13,100 to 22,100)	21,800 (16,700 to 28,700)	25,400 (21,000 to 31,000)	23,700 (20,000 to 27,800)	19,200 (16,200 to 22,800)	14,600 (11,900 to 18,300)	12,900 (10,100 to 16,300)	11,400 (8,600 to 15,100)	10,600 (8,000 to 14,000)	10,000 (7,560 to 13,100)	9,270 (7,160 to 11,800)	7,490 (5,860 to 9,210)	4,350 (3,430 to 5,240)	1,750 (1,320 to 2,090)	503 (372 to 607)	108 (83·5 to 128)	273,000
Communicable, maternal, neonatal, and nutritional diseases	13,200 (10,800 to 16,200)	4,720 (3,820 to 5,830)	21,900 (18,000 to 26,600)	10,100 (8,510 to 12,000)	4,280 (3,490 to 5,200)	3,670 (2,880 to 4,530)	6,320 (4,500 to 8,800)	10,900 (7,600 to 15,200)	14,700 (10,400 to 20,800)	17,900 (14,300 to 22,400)	16,600 (13,700 to 19,700)	12,500 (10,700 to 14,400)	8,080 (6,420 to 9,880)	6,000 (4,760 to 7,350)	4,100 (3,230 to 5,070)	2,810 (2,160 to 3,630)	2,030 (1,480 to 2,690)	1,530 (1,120 to 2,110)	1,100 (796 to 1,500)	614 (433 to 870)	253 (170 to 369)	74·5 (48·5 to 108)	18·6 (11·7 to 27·2)	163,000
HIV/AIDS and sexually transmitted infections	827 (268 to 1,800)	258 (79·4 to 576)	3,430 (2,490 to 4,570)	3,320 (2,520 to 4,300)	1,610 (1,110 to 2,290)	1,960 (1,290 to 2,700)	4,170 (2,560 to 6,760)	8,460 (5,570 to 12,700)	12,500 (8,180 to 18,600)	15,900 (12,300 to 20,300)	14,700 (12,000 to 17,600)	10,800 (9,330 to 12,500)	6,750 (5,280 to 8,320)	4,880 (3,830 to 6,110)	3,020 (2,320 to 3,810)	1,790 (1,310 to 2,360)	970 (665 to 1,350)	517 (333 to 742)	247 (159 to 351)	48·3 (31·2 to 69·2)	16·2 (10·4 to 23)	4 (2·6 to 5·6)	0·7 (0·5 to 1·1)	96,200
HIV/AIDS	0·3 (0·2 to 0·4)	1 (0·6 to 1·5)	3,080 (2,210 to 4,150)	3,300 (2,500 to 4,300)	1,600 (1,110 to 2,280)	1,950 (1,290 to 2,700)	4,150 (2,550 to 6,740)	8,430 (5,540 to 12,600)	12,500 (8,120 to 18,600)	15,800 (12,300 to 20,300)	14,700 (11,900 to 17,500)	10,800 (9,290 to 12,500)	6,730 (5,260 to 8,290)	4,870 (3,820 to 6,090)	3,010 (2,310 to 3,800)	1,790 (1,310 to 2,360)	966 (661 to 1,350)	514 (332 to 739)	245 (157 to 348)	47·4 (30·4 to 68·1)	15·9 (10·1 to 22·6)	3·9 (2·5 to 5·5)	0·7 (0·5 to 1)	94,400
HIV/AIDS - Drug-susceptible Tuberculosis	0 (0 to 0)	0·1 (0 to 0·1)	1,010 (535 to 1,470)	1,080 (597 to 1,530)	510 (286 to 769)	613 (340 to 918)	1,280 (660 to 2,170)	2,610 (1,450 to 4,080)	3,870 (2,220 to 5,730)	5,010 (3,110 to 6,900)	4,620 (2,940 to 6,130)	3,440 (2,280 to 4,460)	2,100 (1,330 to 2,850)	1,530 (985 to 2,090)	930 (582 to 1,300)	539 (322 to 792)	283 (154 to 450)	151 (79·4 to 237)	72·2 (39·1 to 112)	12·5 (6·9 to 19·2)	3·8 (2·2 to 5·7)	0·8 (0·5 to 1·2)	0·1 (0·1 to 0·2)	29,600
HIV/AIDS - Multidrug-resistant Tuberculosis without extensive drug resistance	0 (0 to 0)	0 (0 to 0)	351 (80·1 to 779)	372 (87 to 817)	169 (34·8 to 387)	198 (41·2 to 470)	425 (88·7 to 1,060)	823 (179 to 1,940)	1,090 (220 to 2,550)	1,380 (304 to 3,130)	1,280 (294 to 2,840)	952 (217 to 2,140)	584 (123 to 1,320)	425 (88·2 to 970)	258 (54·8 to 593)	150 (31·5 to 345)	78·6 (16·4 to 186)	41 (8·7 to 99·3)	19·2 (4·1 to 45·8)	3·5 (0·7 to 8·2)	1·1 (0·2 to 2·5)	0·2 (0·1 to 0·5)	0 (0 to 0·1)	8,600
HIV/AIDS - Extensively drug-resistant Tuberculosis	0 (0 to 0)	0 (0 to 0)	4·8 (1 to 11·4)	5·1 (1 to 12·2)	2·3 (0·4 to 5·7)	2·7 (0·5 to 6·9)	5·8 (1·1 to 14·9)	11·1 (2·1 to 27·8)	14·7 (2·7 to 38)	18·6 (3·6 to 45·6)	17·3 (3·3 to 41·6)	12·9 (2·5 to 31·1)	7·9 (1·5 to 19·8)	5·8 (1·1 to 14·7)	3·5 (0·7 to 9)	2 (0·4 to 5·3)	1·1 (0·2 to 3)	0·6 (0·1 to 1·5)	0·3 (0 to 0·7)	0 (0 to 0·1)	0 (0 to 0)	0 (0 to 0)	0 (0 to 0)	116
HIV/AIDS resulting in other diseases	0·3 (0·2 to 0·4)	0·9 (0·6 to 1·4)	1,720 (1,220 to 2,400)	1,850 (1,390 to 2,460)	923 (638 to 1,370)	1,140 (753 to 1,630)	2,450 (1,490 to 4,320)	4,990 (3,250 to 7,930)	7,480 (4,910 to 12,100)	9,400 (7,270 to 12,500)	8,740 (7,090 to 10,800)	6,410 (5,450 to 7,550)	4,040 (3,160 to 5,150)	2,910 (2,270 to 3,860)	1,820 (1,400 to 2,370)	1,100 (818 to 1,490)	604 (414 to 863)	321 (199 to 486)	153 (96·1 to 232)	31·4 (19·5 to 47·9)	11 (6·6 to 17·2)	2·8 (1·6 to 4·4)	0·5 (0·3 to 0·9)	56,100
Sexually transmitted infections excluding HIV	827 (267 to 1,800)	257 (78·2 to 575)	351 (94 to 790)	17·5 (5 to 38·2)	8·7 (2·7 to 19·9)	3·7 (1·6 to 8·1)	15·2 (7·4 to 28·8)	35·8 (18·1 to 65·2)	53·9 (27 to 99)	54·2 (28·2 to 98·6)	44·6 (22·9 to 83·2)	33·1 (16·5 to 61·1)	18·4 (8·9 to 36·4)	11·3 (5·3 to 22)	7·7 (3·6 to 14·8)	4·9 (2·2 to 10·1)	4·1 (1·9 to 7·8)	3·2 (1·5 to 6)	2·1 (1 to 4·3)	0·9 (0·4 to 1·7)	0·3 (0·2 to 0·7)	0·1 (0 to 0·2)	0 (0 to 0)	1,760
Syphilis	827 (267 to 1,800)	257 (78·2 to 575)	351 (94 to 790)	17·5 (5 to 38·2)	8·7 (2·7 to 19·9)	1·3 (0·4 to 3·6)	1·5 (0·5 to 3·4)	1 (0·4 to 2)	1·9 (0·7 to 4·3)	1·7 (0·7 to 3·8)	1·1 (0·4 to 2·4)	0·4 (0·2 to 0·8)	0·4 (0·2 to 0·9)	0·4 (0·1 to 1)	0·1 (0·1 to 0·3)	0·1 (0 to 0·3)	0·1 (0 to 0·3)	0·2 (0·1 to 0·4)	0·1 (0 to 0·3)	0·1 (0 to 0·2)	0 (0 to 0·1)	0 (0 to 0)	0 (0 to 0)	1,470
Chlamydial infection	0 (0 to 0)	0 (0 to 0)	0 (0 to 0)	0 (0 to 0)	0 (0 to 0)	0·3 (0·1 to 0·7)	1·1 (0·6 to 2)	3·2 (1·5 to 5·8)	4·5 (2·4 to 7·8)	4·4 (2·4 to 7·4)	4 (2·2 to 6·9)	3·2 (1·7 to 5·7)	1·3 (0·6 to 2·5)	0·6 (0·2 to 1·3)	0·5 (0·2 to 1·2)	0·3 (0·1 to 0·8)	0·2 (0 to 0·4)	0·2 (0·1 to 0·5)	0·2 (0·1 to 0·4)	0·1 (0 to 0·2)	0 (0 to 0·1)	0 (0 to 0)	0 (0 to 0)	24·2
Gonococcal infection	0 (0 to 0)	0 (0 to 0)	0 (0 to 0)	0 (0 to 0)	0 (0 to 0)	0·4 (0·1 to 1)	1·9 (0·7 to 4·5)	3·1 (1·3 to 6·8)	4·3 (1·7 to 9·6)	3·8 (1·8 to 7·6)	3·4 (1·6 to 6·9)	3·2 (1·4 to 6·8)	1·7 (0·6 to 3·8)	1·6 (0·4 to 3·7)	1·2 (0·3 to 3·3)	0·7 (0·2 to 2)	0·9 (0·3 to 2·3)	0·8 (0·3 to 1·8)	0·6 (0·2 to 1·6)	0·2 (0·1 to 0·5)	0·1 (0 to 0·2)	0 (0 to 0·1)	0 (0 to 0)	27·9
Trichomoniasis	0 (0 to 0)	0 (0 to 0)	0 (0 to 0)	0 (0 to 0)	0 (0 to 0)	0·3 (0·1 to 0·7)	4·5 (1·4 to 11)	17·2 (6·2 to 40·2)	25 (8·5 to 58·5)	23·3 (7·6 to 54)	18·1 (6·2 to 40·3)	12·9 (4·6 to 29·8)	8·2 (2·7 to 18·9)	4·4 (1·4 to 10·3)	2·4 (0·8 to 5·9)	1·5 (0·5 to 3·4)	1·1 (0·4 to 2·4)	0·7 (0·2 to 1·5)	0·4 (0·1 to 0·9)	0·2 (0·1 to 0·3)	0 (0 to 0·1)	0 (0 to 0)	0 (0 to 0)	120
Genital herpes	0 (0 to 0)	0 (0 to 0)	0 (0 to 0)	0 (0 to 0)	0 (0 to 0)	0·7 (0·1 to 1·8)	2·8 (0·9 to 7·1)	5·5 (1·8 to 13·1)	7·8 (2·6 to 18·7)	8·2 (2·8 to 20·3)	6·7 (2·1 to 16·1)	4·8 (1·5 to 11·7)	3·6 (1·1 to 8·8)	2·8 (0·9 to 6·7)	2·3 (0·7 to 5·5)	1·8 (0·5 to 4·3)	1·4 (0·4 to 3·3)	1 (0·3 to 2·4)	0·6 (0·2 to 1·5)	0·3 (0·1 to 0·6)	0·1 (0 to 0·2)	0 (0 to 0)	0 (0 to 0)	50·3
Other sexually transmitted infections	0 (0 to 0)	0 (0 to 0)	0 (0 to 0)	0 (0 to 0)	0 (0 to 0)	0·6 (0·3 to 1·4)	3·2 (1·5 to 6·5)	5·8 (2·9 to 10·3)	10·5 (6·1 to 17·2)	12·8 (7·2 to 20·5)	11·3 (6·8 to 18·2)	8·6 (4·8 to 14·9)	3·2 (1·6 to 6·1)	1·4 (0·5 to 3)	1·1 (0·4 to 2·8)	0·6 (0·1 to 1·7)	0·4 (0·1 to 1)	0·4 (0·1 to 0·9)	0·2 (0·1 to 0·6)	0·1 (0 to 0·2)	0 (0 to 0·1)	0 (0 to 0)	0 (0 to 0)	60·4
Respiratory infections and tuberculosis	507 (262 to 870)	671 (344 to 1,120)	7,530 (3,580 to 11,600)	1,920 (1,140 to 2,830)	890 (655 to 1,160)	589 (434 to 774)	1,020 (605 to 1,530)	1,180 (705 to 1,780)	1,080 (597 to 1,830)	1,010 (532 to 1,630)	935 (494 to 1,520)	834 (421 to 1,390)	759 (375 to 1,340)	686 (357 to 1,150)	663 (343 to 1,130)	643 (351 to 1,060)	664 (392 to 1,020)	597 (375 to 918)	505 (323 to 764)	338 (220 to 484)	142 (88 to 206)	42·7 (25·7 to 60·8)	10·2 (6·1 to 15·1)	23,200
Tuberculosis	0 (0 to 0)	0 (0 to 0)	1,190 (527 to 2,050)	658 (368 to 1,040)	414 (262 to 597)	289 (185 to 424)	643 (373 to 1,030)	785 (435 to 1,230)	653 (326 to 1,130)	577 (273 to 1,010)	494 (227 to 896)	432 (195 to 785)	395 (170 to 768)	338 (151 to 635)	318 (137 to 588)	240 (114 to 450)	272 (125 to 475)	200 (106 to 344)	131 (70·6 to 215)	69·4 (35·8 to 115)	22·6 (11·8 to 36·4)	4·7 (2·4 to 8)	1 (0·5 to 1·8)	8,130
Latent tuberculosis infection	0 (0 to 0)	0 (0 to 0)	0 (0 to 0)	0 (0 to 0)	0 (0 to 0)	0 (0 to 0)	0 (0 to 0)	0 (0 to 0)	0 (0 to 0)	0 (0 to 0)	0 (0 to 0)	0 (0 to 0)	0 (0 to 0)	0 (0 to 0)	0 (0 to 0)	0 (0 to 0)	0 (0 to 0)	0 (0 to 0)	0 (0 to 0)	0 (0 to 0)	0 (0 to 0)	0 (0 to 0)	0 (0 to 0)	0

Ischemic heart disease	0 (0 to 0)	0 (0 to 0)	0 (0 to 0)	0 (0 to 0)	0 (0 to 0)	0 (0 to 0)	25·2 (10·7 to 47·8)	29·7 (11·9 to 58·7)	47·7 (18·8 to 95·8)	77 (32·9 to 156)	107 (43·7 to 209)	160 (66·3 to 314)	283 (138 to 524)	406 (193 to 712)	494 (237 to 851)	608 (329 to 1,050)	704 (411 to 1,090)	796 (471 to 1,240)	748 (485 to 1,110)	514 (334 to 732)	215 (139 to 303)	63 (36·8 to 90·8)	13·5 (8 to 20·2)	5,290
Stroke	1 (0·3 to 2·6)	0·6 (0·2 to 1·4)	19·1 (5·8 to 47·3)	27·4 (13·2 to 49·4)	38·4 (23·8 to 55·6)	43·4 (26·7 to 64·3)	83·9 (50·2 to 129)	89·8 (54 to 146)	105 (59·5 to 178)	129 (73·7 to 222)	177 (93·8 to 321)	239 (125 to 435)	331 (171 to 588)	452 (238 to 760)	542 (295 to 925)	861 (517 to 1,360)	1,020 (636 to 1,510)	1,140 (757 to 1,680)	1,090 (747 to 1,480)	663 (453 to 890)	270 (177 to 375)	75·7 (48·9 to 108)	14·9 (9·4 to 21·3)	7,410
Ischemic stroke	0·2 (0·1 to 0·7)	0·2 (0·1 to 0·5)	3·7 (1·1 to 9·7)	10·8 (5·5 to 17·7)	20·4 (10·7 to 32·6)	23·4 (11·9 to 39)	30·9 (18 to 47·4)	34·4 (19·8 to 52·9)	35·1 (20·9 to 52·1)	40·8 (24·6 to 62·9)	44 (27·2 to 66·8)	49·1 (30·5 to 75·8)	60·5 (37·4 to 94·3)	82·8 (50·4 to 132)	104 (64 to 167)	277 (162 to 449)	343 (211 to 534)	631 (409 to 936)	637 (439 to 912)	477 (327 to 650)	194 (131 to 270)	54·9 (35·7 to 77·7)	10·8 (6·8 to 15·6)	3,160
Intracerebral hemorrhage	0·5 (0·1 to 1·4)	0·1 (0 to 0·4)	12·1 (3·3 to 31·3)	13·9 (4·7 to 30·5)	16 (8·7 to 25·7)	17·7 (9·5 to 31)	49·5 (24·5 to 84·6)	50·8 (24·8 to 93)	63·7 (27·7 to 126)	77·3 (38·3 to 149)	119 (53 to 239)	171 (78·4 to 329)	253 (121 to 472)	351 (174 to 597)	418 (209 to 728)	569 (316 to 915)	660 (389 to 1,040)	486 (288 to 768)	439 (265 to 652)	179 (106 to 271)	73·1 (42·2 to 113)	20·3 (11·9 to 32·2)	4 (2·2 to 6·2)	4,040
Subarachnoid hemorrhage	0·2 (0 to 0·7)	0·2 (0·1 to 0·6)	3·3 (0·6 to 9·3)	2·6 (0·8 to 6)	2·1 (0·9 to 4·2)	2·3 (1 to 4·8)	3·5 (1·6 to 7·2)	4·6 (2·2 to 8·8)	6·5 (2·7 to 13·2)	10·5 (4·5 to 23·1)	13·8 (6 to 31·4)	19·2 (8·1 to 39·9)	17·2 (8 to 35·3)	18·2 (8·8 to 35·3)	19·3 (9·4 to 37·8)	15·5 (7·7 to 27·9)	17·5 (8·9 to 31·1)	20·5 (11·2 to 36·7)	13·8 (7·5 to 25·1)	6·8 (3·7 to 11·7)	2·1 (1·2 to 3·6)	0·6 (0·3 to 1·1)	0·1 (0·1 to 0·2)	201
Hypertensive heart disease	0 (0 to 0)	0 (0 to 0)	0 (0 to 0)	0 (0 to 0)	0 (0 to 0)	0 (0 to 0)	7·7 (3·1 to 14·8)	13·1 (5·5 to 25·8)	24·1 (9 to 52·4)	41·4 (15·7 to 87)	72·5 (28·9 to 147)	119 (47·7 to 246)	162 (69·4 to 324)	218 (96·4 to 403)	287 (127 to 532)	300 (143 to 562)	350 (173 to 623)	371 (195 to 619)	340 (178 to 574)	219 (123 to 355)	100 (57·7 to 159)	32 (18·2 to 52·4)	6·8 (3·5 to 11·1)	2,660
Non-rheumatic valvular heart disease	0 (0 to 0)	0 (0 to 0)	0 (0 to 0)	0 (0 to 0)	0 (0 to 0)	0 (0 to 0)	7·9 (3 to 15·4)	6·6 (2·5 to 13·7)	7·8 (3 to 16·2)	7·5 (2·8 to 15·7)	7·6 (3 to 15·6)	5·6 (2·1 to 11·6)	4·5 (1·7 to 9·2)	5·6 (2·3 to 11·2)	5·9 (2·5 to 11·8)	5·6 (2·6 to 9·8)	5·6 (3 to 9·6)	6·4 (3·3 to 11·2)	7 (3·8 to 11·9)	5·2 (2·8 to 9·1)	2·9 (1·3 to 5·3)	1 (0·4 to 2)	0·1 (0·1 to 0·2)	92·8
Non-rheumatic calcific aortic valve disease	0 (0 to 0)	0 (0 to 0)	0 (0 to 0)	0 (0 to 0)	0 (0 to 0)	0 (0 to 0)	2 (0·5 to 4·8)	1·2 (0·3 to 2·9)	1·6 (0·4 to 3·9)	1·7 (0·5 to 4·1)	2·3 (0·7 to 5·3)	1·5 (0·5 to 3·4)	1·3 (0·4 to 3·1)	1·6 (0·5 to 3·5)	1·8 (0·6 to 3·9)	2·3 (1 to 4·5)	2·4 (1·1 to 4·7)	3 (1·3 to 5·8)	4 (2 to 7·5)	3·2 (1·5 to 6)	2·1 (0·9 to 4)	0·7 (0·3 to 1·4)	0·1 (0 to 0·2)	32·8
Non-rheumatic degenerative mitral valve disease	0 (0 to 0)	0 (0 to 0)	0 (0 to 0)	0 (0 to 0)	0 (0 to 0)	0 (0 to 0)	5·8 (2·1 to 11·8)	5·2 (1·9 to 10·6)	5·8 (2·2 to 12·3)	5·3 (1·9 to 10·9)	4·9 (1·8 to 10·3)	4 (1·4 to 8·4)	2·8 (1 to 6·1)	3·8 (1·6 to 7·7)	4 (1·7 to 8·2)	3·1 (1·5 to 5·6)	3 (1·5 to 5·2)	3·2 (1·6 to 5·9)	2·8 (1·3 to 5·3)	1·9 (0·8 to 3·7)	0·8 (0·3 to 1·7)	0·3 (0·1 to 0·7)	0 (0 to 0·1)	56·7
Other non-rheumatic valve diseases	0 (0 to 0)	0 (0 to 0)	0 (0 to 0)	0 (0 to 0)	0 (0 to 0)	0 (0 to 0)	0·1 (0 to 0·4)	0·3 (0 to 0·8)	0·3 (0·1 to 0·9)	0·5 (0·1 to 1·5)	0·4 (0·1 to 1·1)	0·2 (0 to 0·5)	0·3 (0 to 0·7)	0·2 (0 to 0·5)	0·1 (0 to 0·2)	0·2 (0 to 0·4)	0·2 (0 to 0·5)	0·2 (0 to 0·5)	0·2 (0·1 to 0·6)	0 (0 to 0·1)	0 (0 to 0·1)	0 (0 to 0)	0 (0 to 0)	3·3
Cardiomyopathy and myocarditis	3·7 (1·4 to 7·3)	4 (1·7 to 7·8)	56·8 (20·2 to 121)	45·5 (16 to 90·1)	26·8 (12·9 to 47·9)	28·2 (11·8 to 52·6)	24·7 (8·9 to 50)	21·2 (7·9 to 43·8)	21·5 (7·8 to 49·8)	20·6 (7·8 to 45·6)	22·6 (8·6 to 51·3)	23·6 (8·6 to 53·2)	26·4 (10·4 to 56·4)	33·2 (12·8 to 72·6)	42·1 (17·6 to 87·6)	63 (27·4 to 129)	71·8 (35·6 to 129)	74 (37·8 to 136)	61·9 (33 to 111)	43·7 (24 to 77·7)	20·9 (11·4 to 35·7)	6·7 (3·5 to 12)	1·6 (0·8 to 3)	744
Myocarditis	0·4 (0·1 to 1·1)	0·4 (0·1 to 1·1)	8·1 (1·6 to 21·5)	4·7 (1 to 12·4)	2·7 (0·7 to 6·7)	2·1 (0·5 to 5·3)	1·4 (0·4 to 3·7)	2 (0·5 to 5·9)	3·2 (0·6 to 9·7)	3·4 (0·8 to 10·1)	2·4 (0·6 to 7)	1·4 (0·4 to 4)	1·1 (0·3 to 3)	0·8 (0·2 to 2·1)	1·4 (0·4 to 3·6)	1 (0·3 to 2·6)	0·9 (0·3 to 2·3)	1·1 (0·4 to 2·6)	0·7 (0·3 to 1·5)	0·6 (0·2 to 1·5)	0·3 (0·1 to 0·6)	0·1 (0 to 0·2)	0 (0 to 0·1)	40·1
Alcoholic cardiomyopathy	0 (0 to 0)	0 (0 to 0)	0 (0 to 0)	0 (0 to 0)	0 (0 to 0)	0 (0 to 0)	0·7 (0·2 to 1·8)	0·5 (0·2 to 1·2)	0·4 (0·1 to 1·1)	0·3 (0·1 to 0·8)	0·2 (0·1 to 0·6)	0·2 (0·1 to 0·4)	0·1 (0 to 0·3)	0·1 (0 to 0·2)	0·1 (0 to 0·2)	0·1 (0 to 0·2)	0·1 (0 to 0·2)	0·1 (0 to 0·3)	0·1 (0 to 0·3)	0 (0 to 0·1)	0 (0 to 0)	0 (0 to 0)	0 (0 to 0)	3·1
Other cardiomyopathy	3·2 (1·3 to 6·5)	3·6 (1·5 to 7·2)	48·7 (17·7 to 106)	40·7 (14·8 to 80·4)	24·1 (11·7 to 43)	26·2 (10·9 to 49·8)	22·6 (8·2 to 46·5)	18·6 (7 to 38·4)	17·9 (6·6 to 41·4)	16·9 (6·5 to 36·6)	20 (7·6 to 45·6)	22 (8·2 to 49·1)	25·1 (9·8 to 53·7)	32·4 (12·5 to 70·6)	40·7 (17·1 to 83·6)	61·9 (27 to 126)	70·7 (35·2 to 127)	72·8 (37·3 to 134)	61 (32·6 to 109)	43·1 (23·6 to 76·3)	20·6 (11·3 to 35·3)	6·6 (3·5 to 11·8)	1·6 (0·8 to 2·9)	701
Atrial fibrillation and flutter	0 (0 to 0)	0 (0 to 0)	0 (0 to 0)	0 (0 to 0)	0 (0 to 0)	0 (0 to 0)	0 (0 to 0)	0 (0 to 0)	0 (0 to 0)	0·6 (0·3 to 1·2)	1·5 (0·7 to 2·8)	3·6 (1·6 to 6·5)	5 (2·7 to 8·2)	7·7 (4·3 to 12·3)	12·2 (7·5 to 18·2)	16·5 (10·7 to 24·3)	23·3 (16·1 to 32·8)	29·7 (20·4 to 41·1)	32·5 (22·7 to 44·3)	27·9 (19·9 to 37·7)	14·4 (10 to 20·2)	5·7 (3·7 to 8·1)	1·3 (0·8 to 2)	182
Aortic aneurysm	--	--	--	--	--	--	1·4 (0·5 to 3)	3·2 (1·2 to 6·7)	3·7 (1·3 to 8)	4·4 (1·7 to 9·6)	5·2 (1·9 to 11·7)	4·3 (1·8 to 8·7)	5 (2 to 10·6)	4·8 (2·1 to 9·5)	6·2 (2·8 to 11·9)	6·2 (3·2 to 11·2)	6·8 (3·5 to 11·3)	8·3 (4·4 to 14·2)	7·4 (4·4 to 12·3)	6·8 (4·1 to 10·7)	2·4 (1·4 to 3·7)	0·6 (0·3 to 1)	0·1 (0 to 0·2)	NA
Endocarditis	0 (0 to 0·1)	0·1 (0 to 0·1)	1·6 (0·4 to 4·3)	2·7 (0·8 to 6·6)	3·3 (1·3 to 7·5)	7·1 (2·6 to 16·3)	9·4 (3·4 to 19·4)	8·4 (3 to 19·2)	11·2 (3·9 to 26·6)	9·4 (3·1 to 22·8)	9·2 (3·1 to 21)	8·8 (3·2 to 20·3)	6·3 (2·1 to 14·3)	6·5 (2·6 to 13·1)	5·5 (2·1 to 11)	3·6 (1·5 to 7)	3·6 (1·7 to 6·5)	3·5 (1·7 to 6·2)	3 (1·5 to 5·2)	1·7 (0·8 to 3)	0·7 (0·3 to 1·2)	0·2 (0·1 to 0·4)	0 (0 to 0·1)	106
Other cardiovascular and circulatory diseases	1·2 (0·4 to 3·2)	1·3 (0·5 to 3)	15·3 (4·9 to 35·6)	22·6 (8 to 44·6)	14·4 (7·8 to 23)	27·1 (13·6 to 48·7)	25·5 (13·1 to 42·2)	22 (11 to 36·9)	25·2 (12 to 44·8)	22·7 (10·8 to 42·6)	25 (11·8 to 45·1)	53·2 (28·3 to 93·3)	37·3 (21·5 to 59·7)	32·7 (18 to 52·8)	32·8 (18·2 to 54·1)	32·5 (19·5 to 52·1)	38·8 (23·9 to 59·9)	50·8 (30·9 to 77·7)	42·3 (26·7 to 63·1)	24·5 (15·8 to 35·8)	10·5 (6·4 to 15·3)	2·9 (1·7 to 4·4)	0·6 (0·4 to 0·9)	561
Chronic respiratory diseases	0 (0 to 0)	0 (0 to 0)	0·2 (0·1 to 0·3)	132 (73·8 to 220)	177 (120 to 260)	189 (134 to 266)	183 (126 to 255)	202 (147 to 280)	230 (165 to 325)	246 (176 to 345)	254 (175 to 358)	257 (183 to 362)	290 (205 to 406)	331 (234 to 469)	397 (268 to 607)	392 (266 to 587)	452 (311 to 648)	501 (338 to 740)	410 (274 to 599)	243 (158 to 361)	92·1 (62·4 to 133)	26·8 (17·8 to 38·6)	5·9 (4·1 to 9·1)	5,010
Chronic obstructive pulmonary disease	0 (0 to 0)	0 (0 to 0)	0·2 (0·1 to 0·3)	11·5 (4·5 to 23·2)	18·2 (9·3 to 29·2)	25·2 (14·7 to 37·4)	39·4 (25·7 to 55·1)	57·1 (39·4 to 78·4)	74 (52·7 to 98·4)	82·5 (60·2 to 108)	83·5 (61·8 to 110)	88·4 (63·7 to 118)	124 (87·3 to 171)	167 (116 to 233)	221 (147 to 324)	247 (170 to 364)	296 (197 to 433)	338 (216 to 510)	280 (175 to 422)	167 (104 to 249)	64·5 (42·9 to 95·5)	19·2 (12·8 to 28·2)	4·3 (3 to 6·3)	2,410
Pneumoconiosis	0 (0 to 0)	0 (0 to 0)	0 (0 to 0)	0 (0 to 0)	0 (0 to 0)	0 (0 to 0)	0·2 (0·1 to 0·3)	0·5 (0·2 to 0·9)	0·7 (0·3 to 1·5)	0·9 (0·4 to 2)	0·7 (0·3 to 1·6)	0·6 (0·2 to 1·3)	0·9 (0·4 to 2·2)	1 (0·4 to 2·2)	1·5 (0·6 to 3·4)	1·8 (0·7 to 4·4)	2·1 (0·9 to 4·6)	2·5 (1 to 5·7)	2·6 (1·2 to 5·3)	1·4 (0·7 to 2·6)	0·5 (0·2 to 0·9)	0·1 (0 to 0·2)	0 (0 to 0)	17·9
Silicosis	0 (0 to 0)	0 (0 to 0)	0 (0 to 0)	0 (0 to 0)	0 (0 to 0)	0 (0 to 0)	0 (0 to 0)	0 (0 to 0·1)	0·1 (0 to 0·4)	0·2 (0 to 0·6)	0·1 (0 to 0·4)	0 (0 to 0·1)	0·1 (0 to 0·4)	0·1 (0 to 0·4)	0·1 (0 to 0·4)	0·2 (0 to 0·9)	0·2 (0 to 0·8)	0·2 (0 to 0·7)	0·3 (0·1 to 0·8)	0·2 (0·1 to 0·5)	0·1 (0 to 0·2)	0 (0 to 0·1)	0 (0 to 0)	2·1
Asbestosis	0 (0 to 0)	0 (0 to 0)	0 (0 to 0)	0 (0 to 0)	0 (0 to 0)	0 (0 to 0)	0·1 (0 to 0·2)	0·3 (0·1 to 0·5)	0·3 (0·2 to 0·6)	0·3 (0·1 to 0·6)	0·3 (0·1 to 0·6)	0·3 (0·1 to 0·5)	0·4 (0·2 to 0·9)	0·5 (0·2 to 0·9)	0·6 (0·3 to 1·4)	0·6 (0·3 to 1·2)	0·9 (0·4 to 1·9)	0·9 (0·3 to 2·1)	1 (0·3 to 2·1)	0·5 (0·2 to 1)	0·2 (0·1 to 0·4)	0 (0 to 0·1)	0 (0 to 0)	7·1
Coal workers pneumoconiosis	0 (0 to 0)	0 (0 to 0)	0 (0 to 0)	0 (0 to 0)	0 (0 to 0)	0 (0 to 0)	0 (0 to 0)	0·1 (0 to 0·2)	0·1 (0 to 0·4)	0·1 (0 to 0·4)	0·1 (0 to 0·3)	0 (0 to 0·2)	0 (0 to 0·2)	0·1 (0 to 0·2)	0·1 (0 to 0·3)	0·1 (0 to 0·4)	0·1 (0 to 0·3)	0·2 (0 to 0·7)	0·1 (0 to 0·6)	0 (0 to 0·1)	0 (0 to 0·1)	0 (0 to 0)	0 (0 to 0)	1·1
Other pneumoconiosis	0 (0 to 0)	0 (0 to 0)	0 (0 to 0)	0 (0 to 0)	0 (0 to 0)	0 (0 to 0)	0·1 (0 to 0·2)	0·1 (0 to 0·4)	0·1 (0 to 0·5)	0·3 (0·1 to 0·9)	0·2 (0 to 0·5)	0·2 (0·1 to 0·7)	0·4 (0·1 to 1·2)	0·4 (0·1 to 1·1)	0·7 (0·1 to 1·9)	0·9 (0·2 to 2·4)	0·9 (0·3 to 2·4)	1·2 (0·4 to 3·4)	1·2 (0·4 to 2·9)	0·6 (0·2 to 1·5)	0·2 (0·1 to 0·5)	0·1 (0 to 0·1)	0 (0 to 0)	7·6
Asthma	0 (0 to 0)	0 (0 to 0)	0 (0 to 0)	96·6 (50·6 to 166)	127 (78·4 to 199)	122 (76·7 to 191)	121 (75·9 to 185)	115 (73·2 to 176)	126 (75·2 to 208)	132 (82·1 to 209)	145 (88·8 to 227)	148 (90·7 to 230)	148 (91·3 to 228)	148 (89 to 238)	156 (91 to 264)	133 (74·9 to 222)	142 (79·1 to 228)	145 (81·3 to 240)	116 (64·6 to 182)	68·1 (37·3 to 119)	24·8 (13·5 to 41·6)	6·9 (3·7 to 11·5)	1·5 (0·8 to 2·8)	2,220
Interstitial lung disease and pulmonary sarcoidosis	0 (0 to 0)	0 (0 to 0)	0 (0 to 0)	2·9 (1 to 7)	1·4 (0·7 to 2·6)	1·1 (0·6 to 1·9)	1·6 (0·8 to 3·1)	2·3 (1·1 to 4·5)	3·8 (1·8 to 7·4)	4·9 (2·2 to 10)	5·6 (2·7 to 10·7)	5·8 (2·9 to 10·6)	5·5 (2·7 to 9·8)	6 (2·5 to 11·8)	8·4 (3·4 to 17)	8·1 (3·4 to 15·4)	10·2 (4·4 to 18·9)	13·6 (6 to 25·7)	10·5 (4·8 to 20·8)	5·7 (2·4 to 11·9)	1·9 (0·8 to 3·8)	0·5 (0·2 to 1)	0·1 (0 to 0·2)	99·7
Other chronic respiratory diseases	0 (0 to 0)	0 (0 to 0)	0 (0 to 0)	21 (8·1 to 44·7)	29·9 (17·2 to 46·3)	40·2 (24·4 to 58)	20·6 (12·4 to 31·5)	27·6 (18·5 to 39·9)	26 (17·6 to 38·5)	25·7 (17·9 to 37·1)	19·9 (13·5 to 30·1)	14·4 (9·6 to 22·2)	11·4 (8 to 17·2)	9·3 (5·8 to 16)	9·8 (6·3 to 17)	2·2 (1·3 to 3·8)	1·8 (1 to 3·2)	1·7 (0·8 to 3·4)	1·5 (0·6 to 2·9)	0·9 (0·4 to 1·9)	0·3 (0·1 to 0·7)	0·1 (0·1 to 0·2)	0 (0 to 0)	264
Digestive diseases	8·2 (3·8 to 17·1)	8·5 (3·9 to 17·1)	63·9 (22 to 141)	124 (53·9 to 243)	115 (77·9 to 168)	115 (80·8 to 162)	162 (100 to 240)	243 (145 to 381)	346 (196 to 595)	400 (231 to 672)	397 (226 to 662)	386 (214 to 630)	352 (203 to 575)	353 (206 to 578)	355 (205 to 573)	315 (192 to 498)	306 (189 to 456)	286 (183 to 423)	238 (156 to 331)	152 (96·2 to 226)	60·6 (38·6 to 91·9)	16·5 (10·1 to 25·1)	3·2 (1·8 to 5·7)	4,800
Cirrhosis and other chronic liver diseases	0 (0 to 0)	0 (0 to 0)	0·1 (0 to 0·2)	35·1 (8·8 to 84·7)	25·8 (13·1 to 45·1)	29·1 (15 to 48·9)	57·6 (26·6 to 106)	80·5 (36·1 to 151)	139 (55·6 to 280)	168 (71·4 to 325)	177 (75·2 to 333)	190 (83·5 to 348)	181 (81·8 to 333)	181 (85·5 to 324)	182 (88·2 to 321)	150 (76 to 256)	132 (67·5 to 221)	106 (55·9 to 177)	79·4 (40·5 to 127)	42·2 (21·2 to 71·4)	13·9 (6·6 to 23·9)	3·4 (1·6 to 5·8)	0·7 (0·3 to 1·3)	1,970
Cirrhosis and other chronic liver diseases due to hepatitis B	0 (0 to 0)	0 (0 to 0)	0 (0 to 0)	0·1 (0 to 0·2)	0·1 (0 to 0·3)	0·3 (0·1 to 0·7)	0·9 (0·3 to 2·2)	4·9 (1·6 to 11·8)	16 (4·6 to 39·3)	27·3 (9·8 to 62·2)	35·1 (12·6 to 79·4)	39 (14·9 to 80·5)	35·6 (12·2 to 74·4)	32·3 (11·4 to 70·5)	27·5 (10·3 to 59·9)	19·7 (7·2 to 39·3)	15·6 (6·3 to 30·8)	12·1 (4·7 to 24·3)	9·4 (3·7 to 18·4)	5 (1·9 to 10·3)	1·6 (0·7 to 3)	0·4 (0·1 to 0·8)	0·1 (0 to 0·2)	283
Cirrhosis and other chronic liver diseases due to hepatitis C	0 (0 to 0)	0 (0 to 0)	0 (0 to 0)	0·2 (0 to 0·5)	0·4 (0·1 to 0·8)	0·8 (0·3 to 1·7)	2·3 (0·8 to 5·6)	11·2 (3·9 to 27·1)	34·5 (11·9 to 80·7)	51·6 (20·1 to 106)	58·5 (21·7 to 121)	62·7 (24·9 to 129)	56·9 (22·2 to 113)	53·7 (21·3 to 104)	51 (19·6 to 105)	40·1 (16 to 80·2)	34·3 (14·5 to 63·3)	26·8 (12·1 to 47·8)	19·3 (8 to 37)	10·1 (4·3 to 19·4)	3·4 (1·5 to 6·2)	0·8 (0·3 to 1·7)	0·2 (0·1 to 0·4)	519
Cirrhosis and other chronic liver diseases due to alcohol use	0 (0 to 0)	0 (0 to 0)	0 (0 to 0)	0 (0 to 0)	0 (0 to 0)	0 (0 to 0)	0·1 (0 to 0·3)	2 (0·6 to 4·8)	7·1 (2·1 to 17·5)	15·7 (5·8 to 34·2)	24·2 (8·1 to 55·7)	31·4 (11·4 to 68·3)	34·8 (12·6 to 74·9)	39·6 (15·4 to 84·2)	44·6 (17·6 to 90·6)	38 (15·8 to 73·8)	31·3 (13·7 to 61·3)	22·5 (9·4 to 43·6)	14·3 (6 to 27·6)	6·6 (2·5 to 13·3)	2 (0·8 to 3·9)	0·5 (0·2 to 1)	0·1 (0 to 0·2)	315
Cirrhosis and other chronic liver diseases due to NAFLD	0 (0 to 0)	0 (0 to 0)	0 (0 to 0)	0 (0 to 0)	0 (0 to 0)	0 (0 to 0)	1·4 (0·5 to 3·3)	4·7 (1·6 to 11·6)	13·2 (4 to 32·2)	18·2 (6·7 to 41·1)	19·6 (6·1 to 44·3)	22·3 (7·5 to 47·8)	23·3 (8·5 to 52·8)	23·9 (8·7 to 51·4)	23·2 (8·5 to 50·8)	19·6 (6·8 to 42·5)	18·7 (7·7 to 34·9)	16·3 (7 to 29·7)	13·1 (4·9 to 26·4)	7·4 (3 to 14·6)	2·6 (1·1 to 4·9)	0·6 (0·2 to 1·3)	0·1 (0 to 0·3)	228
Cirrhosis and other chronic liver diseases due to other causes	0 (0 to 0)	0 (0 to 0)	0·1 (0 to 0·2)	34·8 (8·7 to 84)	25·3 (12·8 to 44·2)	28 (14·6 to 47)	52·9 (23·9 to 96·5)	57·7 (24·9 to 111)	68·7 (24·9 to 145)	55 (20·4 to 112)	39·5 (13·7 to 81·8)	34·2 (12·4 to 72·4)	30·8 (11·3 to 64·6)	31·6 (11·9 to 66·2)	35·3 (14·1 to 71·2)	32·8 (13·5 to 67·7)	31·8 (13·4 to 62·7)	28·4 (12·3 to 52·7)	23·3 (10·1 to 43·9)	13 (5·3 to 26·7)	4·3 (1·9 to 8·3)	1 (0·4 to 2)	0·2 (0·1 to 0·5)	629
Upper digestive system diseases	0 (0 to 0)	0 (0 to 0)	0 (0 to 0)	17·9 (6·6 to 40·7)	10·7 (6·3 to 18·6)	13·3 (8 to 21·9)	36·8 (21·5 to 57·9)	80·9 (49·1 to 128)	107 (63·4 to 170)	115 (66·1 to 181)	103 (61·1 to 171)	91·9 (55·6 to 145)	81·9 (50·1 to 128)	73·9 (43·8 to 115)	72·9 (42·8 to 116)	68·4 (41·2 to 111)	69·3 (41·8 to 105)	77·6 (46·5 to 122)	61·3 (35·9 to 96·4)	41·7 (24·2 to 68)	16·8 (9·5 to 27·7)	4·6 (2·6 to 7·8)	0·8 (0·4 to 1·6)	1,150
Peptic ulcer disease	0 (0 to 0)	0 (0 to 0)	0 (0 to 0)	5·5 (1·4 to 16·4)	2·7 (1·1 to 6)	4·4 (1·9 to 8·8)	12·6 (5·6 to 25·7)	17·9 (7·2 to 36·9)	33·9 (14·3 to 68·5)	28·4 (12·6 to 59·2)	26·1 (10·1 to 58·5)	21·1 (7·9 to 45·6)	19 (7·3 to 39·6)	25·8 (10·4 to 51·6)	30·5 (12·7 to 60·2)	30 (13 to 59·3)	36·7 (16·2 to 65·7)	51·8 (25·5 to 91·7)	43·5 (22·8 to 73·4)	31·9 (16·9 to 54·5)	13·5 (7·1 to 23·2)	3·7 (2 to 6·7)	0·6 (0·3 to 1·3)	440
Gastritis and duodenitis	0 (0 to 0)	0 (0 to 0)	0 (0 to 0)	12·3 (4·5 to 27·3)	7·9 (4·4 to 14·1)	6 (2·8 to 10·8)	7·7 (3·5 to 14·5)	22·5 (11·5 to 39·9)	16·5 (8·1 to 29)	26·9 (13·2 to 46·2)	27·4 (14·3 to 47·5)	31·5 (17·3 to 52·2)	30·5 (16·5 to 53·1)	19·9 (10·9 to 33)	17·5 (9·5 to 28·8)	16·3 (9·2 to 26·5)	13·7 (7·6 to 22·5)	11·1 (5·9 to 18·7)	8·1 (4·4 to 15)	5·3 (2·5 to 10·6)	1·9 (0·9 to 3·9)	0·6 (0·2 to 1·2)	0·1 (0 to 0·3)	284
Gastroesophageal reflux disease	0 (0 to 0)	0 (0 to 0)	0 (0 to 0)	0 (0 to 0)	0·1 (0 to 0·3)	2·9 (1·2 to 5·7)	16·5 (8·1 to 31·3)	40·4 (19·8 to 78·8)	56·3 (26·2 to 106)	59·2 (28 to 111)	49·9 (23·2 to 93·7)	39·3 (18·3 to 70·8)	32·4 (15·3 to 61·3)	28·3 (13·6 to 51·8)	24·9 (11·2 to 47·9)	22·2 (10·4 to 43·1)	18·8 (9·6 to 36·1)	14·7 (7·5 to 26·4)	9·7 (5 to 17·9)	4·4 (2·1 to 8)	1·4 (0·7 to 2·5)	0·3 (0·2 to 0·6)	0·1 (0 to 0·1)	422
Appendicitis	0 (0 to 0)	0 (0 to 0)	0 (0 to 0)	7·5 (1·8 to 19·2)	14·7 (6·8 to 27·5)	21·3 (10·7 to 39·2)	16·5 (7 to 30·8)	10·7 (4·6 to 19·6)	9 (3·7 to 17·5)	8·7 (3·3 to 18·2)	6·5 (2·5 to 14)	4·8 (2 to 10·2)	3·3 (1·4 to 6·6)	4 (1·5 to 9·2)	3·2 (1·3 to 6·9)	2·5 (1 to 5)	2·1 (0·9 to 4·2)	1·6 (0·7 to 3)	1·2 (0·5 to 2·3)	0·9 (0·4 to 1·6)	0·3 (0·2 to 0·6)	0 (0 to 0·1)	0 (0 to 0·1)	119
Paralytic ileus and intestinal obstruction	7·3 (3·4 to 15·2)	7·8 (3·6 to 15·7)	60·1 (20·3 to 134)	15·5 (4·5 to 38·3)	20 (9·2 to 38·3)	16·8 (7·8 to 30·7)	17·1 (6·7 to 36·8)	22·4 (8·3 to 46·4)	29·3 (10·3 to 65·5)	33·8 (12·1 to 78)	36 (13·6 to 73·7)	30·9 (11·1 to 63·9)	24 (9·6 to 47)	28·5 (11·5 to 57·7)	31 (13 to 60·6)	33·1 (14·5 to 64·1)	34·8 (16·6 to 63·8)	32·7 (16·3 to 58·1)	31·6 (16·7 to 52·6)	23·5 (12 to 40·6)	11·5 (5·8 to 20·2)	3·7 (1·8 to 6·2)	0·8 (0·3 to 1·5)	552
Inguinal, femoral, and abdominal hernia	0·9 (0·2 to 2·4)	0·7 (0·2 to 2)	3·8 (1·2 to 9·8)	17·2 (8·2 to 30·7)	26 (12·2 to 45·4)	20·8 (10·2 to 37·2)	15 (7·6 to 26·5)	11·2 (5 to 19·3)	9·3 (4 to 16·3)	8·7 (4·1 to 15·3)	8·9 (4·5 to 15)	8·2 (4 to 13·5)	8·8 (4·6 to 14·5)	9·1 (5 to 15·8)	8·5 (4·9 to 13·5)	7·4 (4·1 to 12·5)	6·1 (3·4 to 10·1)	4·5 (2·5 to 7·8)	4·8 (2·4 to 8·8)	2·6 (1·2 to 4·8)	1·3 (0·6 to 2·6)	0·3 (0·1 to 0·6)	0 (0 to 0·1)	184
Inflammatory bowel disease	0 (0 to 0)	0 (0 to 0)	0 (0 to 0)	14 (2·9 to 35·2)	2·1 (0·7 to 4·7)	1·3 (0·5 to 2·8)	2·2 (0·9 to 5·1)	3·2 (1·4 to 6·9)	4·1 (1·7 to 9·2)	4·4 (2 to 9·4)	4·1 (1·8 to 9·4)	4·2 (1·9 to 8·3)	3·9 (1·8 to 7·6)	3·8 (1·7 to 8·1)	4 (1·8 to 8·1)	3·4 (1·6 to 6·5)	3·8 (1·8 to 7·3)	4·2 (2 to 7·6)	3·4 (1·5 to 6·8)	1·8 (0·7 to 3·7)	0·7 (0·3 to 1·4)	0·2 (0·1 to 0·4)	0 (0 to 0·1)	68·8
Vascular intestinal disorders	0 (0 to 0)	0 (0 to 0)	0 (0 to 0)	0·6 (0·2 to 1·6)	1 (0·4 to 2·5)	0·4 (0·1 to 1·4)	0·9 (0·3 to 2·1)	1·6 (0·6 to 3·6)	2·3 (0·8 to 5)	2·7 (1·1 to 6·1)	2·6 (1·1 to 5·4)	3·3 (1·3 to 6·2)	2·7 (1·1 to 5·7)	2·9 (1·2 to 5·6)	4·2 (1·8 to 8·1)	3·7 (1·8 to 6·8)	5·6 (2·8 to 9·5)	7·2 (3·8 to 12)	7·1 (3·6 to 11·5)	4·5 (2·3 to 7·4)	1·8 (0·9 to 3)	0·4 (0·2 to 0·7)	0·1 (0 to 0·1)	55·6
Gallbladder and biliary diseases	0 (0 to 0)	0 (0 to 0)	0 (0 to 0)	3 (1·3 to 6·7)	4·3 (2·5 to 6·9)	5·7 (2·5 to 10·1)	7·7 (3·5 to 13·6)	13·7 (6·8 to 24·3)	19·8 (9·7 to 38·2)	28 (14·2 to 52·3)	31 (15·9 to 57·2)	29·6 (15 to 56·5)	27·3 (14 to 49·2)	32·3 (15·8 to 63·5)	32·2 (16·2 to 61·6)	28·2 (15 to 51·8)	30·3 (15·4 to 54·3)	30·9 (16·3 to 53·6)	28 (15 to 48·2)	18 (9·1 to 31·7)	7·2 (3·6 to 13)	1·8 (0·9 to 3·2)	0·4 (0·2 to 0·8)	379
Pancreatitis	0 (0 to 0)	0 (0 to 0)	0 (0 to 0)	0·3 (0·1 to 0·8)	0·2 (0·1 to 0·4)	0·4 (0·2 to 0·7)	0·6 (0·3 to 1·1)	2·3 (1 to 4·9)	3·2 (1·3 to 6·8)	5·1 (2·1 to 10·9)	4·7 (2 to 9·6)	4·9 (1·9 to 10·2)	4·8 (2 to 9·5)	5 (2 to 9·9)	4·7 (2·1 to 9·1)	4 (1·9 to 7·7)	4·7 (2·1 to 8·7)	5·9 (2·8 to 10·5)	5 (2·4 to 8·7)	2·6 (1·2 to 4·9)	0·9 (0·5 to 1·7)	0·2 (0·1 to 0·4)	0 (0 to 0·1)	59·8
Other digestive diseases	0 (0 to 0)	0 (0 to 0)	0 (0 to 0)	12·7 (5 to 29·1)	10·7 (5·3 to 20·1)	6·2 (3·1 to 12·4)	7·5 (2·8 to 15·8)	16·3 (5·8 to 38)	22·4 (7 to 57·5)	25·8 (8·4 to 59)	22·6 (7·5 to 53·9)	18·2 (6·4 to 40·3)	14 (4·9 to 31·7)	11·8 (4·1 to 25·5)	13·1 (4·9 to 26·8)	14 (5·4 to 29·9)	17·2 (7 to 33·6)	15·9 (6·8 to 31·6)	16·3 (7·1 to 32)	14·1 (5·7 to 27)	6·2 (2·6 to 11·9)	1·9 (0·7 to 3·6)	0·4 (0·1 to 0·8)	267
Neurological disorders	0·2 (0 to 0·5)	0·7 (0·1 to 1·5)	60·4 (28 to 96·4)	114 (44·6 to 209)	203 (87·6 to 367)	455 (161 to 918)	609 (230 to 1,190)	632 (239 to 1,240)	620 (226 to 1,210)	568 (204 to 1,110)	463 (180 to 890)	353 (143 to 663)	275 (126 to 495)	228 (110 to 404)	196 (102 to 334)	174 (101 to 285)	185 (111 to 309)	222 (135 to 401)	257 (145 to 516)	248 (125 to 537)	135 (62·5 to 298)	50·7 (22·2 to 117)	14 (5·9 to 33·8)	6,060
Alzheimer's disease and other dementias	0 (0 to 0)	0 (0 to 0)	0 (0 to 0)	0 (0 to 0)	0 (0 to 0)	0 (0 to 0)	0 (0 to 0)	0 (0 to 0)	0 (0 to 0)	0 (0 to 0)	0 (0 to 0)	2·1 (0·5 to 6·8)	9·2 (2·5 to 26·8)	14·4 (4·8 to 37·5)	23 (8·7 to 56·3)	38·1 (15·7 to 92·5)	69·8 (27·6 to 174)	123 (53·3 to 293)	169 (72 to 424)	196 (76·3 to 479)	116 (43·3 to 278)	46·3 (17·4 to 113)	13·3 (5·2 to 33)	821
Parkinson's disease	0 (0 to 0)	0 (0 to 0)	0 (0 to 0)	0 (0 to 0)	0 (0 to 0)	0 (0 to 0)	0 (0 to 0)	0·1 (0 to 0·1)	0·2 (0·1 to 0·3)	0·5 (0·2 to 1)	0·5 (0·3 to 0·9)	1·6 (0·9 to 2·4)	2·7 (1·6 to 4·3)	4·2 (2·5 to 6·5)	6·4 (3·9 to 9·8)	8·1 (4·9 to 12)	14·4 (9·6 to 20·9)	27·5 (18·4 to 38·8)	44·7 (31·1 to 60·8)	31·7 (22·3 to 43·3)	12·4 (8·6 to 17)	2·9 (1·9 to 4·1)	0·4 (0·3 to 0·6)	158
Idiopathic epilepsy	0·2 (0 to 0·5)	0·7 (0·1 to 1·5)	36·8 (15·3 to 63·4)	86·9 (33·9 to 157)	110 (41·9 to 207)	121 (44 to 225)	145 (63·9 to 248)	137 (56·9 to 236)	121 (47·6 to 211)	105 (43 to 181)	79·3 (33·2 to 136)	58·3 (26·7 to 99·9)	44·3 (21·4 to 76·4)	35·7 (15·6 to 61·7)	31·4 (12·3 to 55)	26·8 (9·8 to 50·1)	25·1 (9·2 to 46·5)	23·3 (8·7 to 41·2)	16·2 (5·8 to 29·3)	8·3 (3 to 14·8)	3·1 (1·2 to 5·5)	0·9 (0·3 to 1·5)	0·2 (0·1 to 0·4)	1,220
Multiple sclerosis	0 (0 to 0)	0 (0 to 0)	0 (0 to 0)	0 (0 to 0)	0·2 (0 to 1·3)	0·3 (0·1 to 1·2)	0·7 (0·4 to 1·4)	1·6 (0·9 to 2·6)	2·4 (1·4 to 3·8)	3·2 (2 to 4·8)	4 (2·5 to 6·2)	4·1 (2·5 to 6·4)	3·5 (2·2 to 5·6)	3·4 (2·1 to 5·4)	3·1 (2 to 4·9)	2·1 (1·4 to 3·4)	1·5 (1 to 2·2)	1·1 (0·7 to 1·7)	0·6 (0·4 to 1)	0·2 (0·2 to 0·4)	0·1 (0·1 to 0·1)	0 (0 to 0)	0 (0 to 0)	32·3
Motor neuron disease	0 (0 to 0)	0 (0 to 0)	0·2 (0·1 to 0·3)	1·2 (0·7 to 1·7)	0·9 (0·7 to 1·1)	0·8 (0·7 to 1)	0·8 (0·5 to 1·1)	0·6 (0·4 to 0·9)	0·5 (0·3 to 0·8)	0·4 (0·3 to 0·6)	0·3 (0·2 to 0·5)	0·6 (0·3 to 1·1)	0·9 (0·4 to 1·7)	1·1 (0·5 to 2·1)	1·1 (0·5 to 1·9)	0·7 (0·3 to 1·3)	0·8 (0·4 to 1·5)	0·1 (0·1 to 0·2)	0·1 (0·1 to 0·2)	0 (0 to 0·1)	0 (0 to 0)	0 (0 to 0)	0 (0 to 0)	11·4
Headache disorders	0 (0 to 0)	0 (0 to 0)	0 (0 to 0)	0 (0 to 0)	57·9 (1·5 to 153)	287 (16·3 to 725)	424 (56·9 to 1,020)	465 (81·5 to 1,050)	473 (88·1 to 1,040)	438 (85·1 to 957)	358 (78·8 to 767)	269 (64·9 to 573)	198 (56 to 419)	155 (43·4 to 318)	117 (35·6 to 244)	88·3 (29·1 to 181)	63·8 (22·5 to 129)	39·2 (13·7 to 80·3)	21·1 (7 to 43·2)	8·6 (2·9 to 17·9)	2·6 (0·9 to 5·2)	0·5 (0·2 to 1·1)	0·1 (0 to 0·2)	3,470
Migraine	0 (0 to 0)	0 (0 to 0)	0 (0 to 0)	0 (0 to 0)	52·7 (1 to 145)	268 (11·2 to 692)	393 (36·9 to 993)	426 (55·5 to 1,020)	431 (60·9 to 995)	399 (58·6 to 906)	323 (55·3 to 739)	242 (47·5 to 553)	177 (39·6 to 387)	136 (30·6 to 298)	103 (25 to 224)	76·8 (21·1 to 166)	54·1 (16·7 to 116)	32·4 (9·7 to 70·5)	17·4 (4·9 to 38·4)	7·2 (2·1 to 15·6)	2·1 (0·6 to 4·7)	0·4 (0·1 to 0·9)	0·1 (0 to 0·1)	3,140
Tension-type headache	0 (0 to 0)	0 (0 to 0)	0 (0 to 0)	0 (0 to 0)	5·2 (0·2 to 31·3)	19·4 (1·2 to 111)	31·6 (6·5 to 130)	38·7 (9·5 to 139)	41·9 (9·3 to 149)	39·5 (9·9 to 131)	35·1 (9·2 to 106)	27·4 (7·6 to 77·4)	21·8 (7·2 to 57·2)	18·5 (5·5 to 47·9)	13·6 (4·4 to 32·4)	11·5 (4 to 27·7)	9·7 (2·8 to 26·7)	6·8 (1·8 to 22·1)	3·8 (0·8 to 12·8)	1·4 (0·3 to 4·9)	0·4 (0·1 to 1·5)	0·1 (0 to 0·4)	0 (0 to 0·1)	326
Other neurological disorders	0 (0 to 0)	0 (0 to 0)	23·4 (10·8 to 42·1)	25·7 (9 to 50·2)	33·4 (11·2 to 65·2)	45·6 (14·8 to 88·8)	37·3 (11·8 to 71·8)	27·8 (11·2 to 48·4)	22·5 (10·1 to 38)	20·5 (10·3 to 33·6)	21·4 (11·4 to 34·3)	17·1 (9·4 to 27·7)	15·4 (8·5 to 24·4)	14 (8·3 to 22)	14 (8·2 to 22·8)	10·3 (6·2 to 16·1)	9·4 (5·9 to 14·7)	7·8 (5 to 12·1)	5·2 (3·2 to 8·5)	2·6 (1·6 to 4·2)	0·7 (0·4 to 1·1)	0·2 (0·1 to 0·3)	0 (0 to 0·1)	354
Mental disorders	0·1 (0·1 to 0·2)	0·4 (0·2 to 0·6)	6·7 (3·7 to 10·7)	39·1 (23·5 to 59·6)	219 (139 to 327)	678 (452 to 996)	995 (675 to 1,400)	1,130 (764 to 1,580)	1,130 (772 to 1,550)	1,050 (724 to 1,430)	901 (634 to 1,230)	690 (486 to 949)	534 (383 to 731)	442 (316 to 608)	372 (260 to 513)	309 (214 to 423)	246 (171 to 329)	182 (125 to 245)	116 (77·7 to 162)	54·5 (36·5 to 76)	18·7 (13 to 25·7)	4·8 (3·2 to 6·7)	0·9 (0·6 to 1·4)	9,120
Schizophrenia	0 (0 to 0)	0 (0 to 0)	0 (0 to 0)	0 (0 to 0)	0 (0 to 0)	3 (1·2 to 5·8)	21·4 (6·7 to 41·9)	67·2 (33·7 to 118)	109 (56·1 to 170)	120 (71·5 to 180)	104 (62·1 to 153)	76·7 (47·8 to 110)	56·4 (37·7 to 78·9)	43·3 (28·3 to 62·2)	32·4 (20 to 46·7)	23 (14·3 to 32·2)	15 (9·1 to 22)	8·8 (5·1 to 13·4)	4·3 (2·4 to 6·6)	1·5 (0·7 to 2·4)	0·3 (0·2 to 0·6)	0·1 (0 to 0·1)	0 (0 to 0)	686
Depressive disorders	0 (0 to 0)	0 (0 to 0)	0 (0 to 0)	0·1 (0·1 to 0·3)	11·2 (4·3 to 22·9)	132 (63·8 to 234)	389 (230 to 621)	556 (324 to 881)	538 (326 to 815)	502 (304 to 756)	455 (291 to 671)	365 (230 to 558)	291 (191 to 432)	250 (162 to 367)	217 (135 to 326)	186 (116 to 275)	154 (97·6 to 219)	118 (75·6 to 168)	77·8 (47 to 118)	37·6 (22·8 to 56·4)	13·4 (8·7 to 19·3)	3·6 (2·2 to 5·3)	0·7 (0·4 to 1·1)	4,300
Major depressive disorder	0 (0 to 0)	0 (0 to 0)	0 (0 to 0)	0·1 (0 to 0·2)	8·6 (2·5 to 19·1)	112 (48·8 to 210)	329 (186 to 548)	456 (248 to 738)	419 (235 to 662)	387 (221 to 618)	359 (220 to 540)	294 (176 to 458)	236 (149 to 350)	206 (127 to 307)	182 (107 to 279)	158 (95·4 to 240)	133 (82·7 to 194)	104 (65·8 to 153)	69·8 (40·6 to 110)	34·3 (19·9 to 52·4)	12·3 (7·8 to 18·1)	3·3 (2 to 5)	0·7 (0·3 to 1·1)	3,510
Dysthymia	0 (0 to 0)	0 (0 to 0)	0 (0 to 0)	0 (0 to 0·1)	2·5 (0·4 to 6·6)	20 (7·6 to 39·4)	59·3 (29·5 to 103)	100 (51·4 to 173)	118 (63·6 to 199)	115 (65·9 to 186)	95·8 (55·3 to 159)	71·7 (39·2 to 119)	54·3 (29·9 to 91)	43·6 (25 to 73·4)	35·1 (20·5 to 57·5)	27·7 (15·1 to 46·4)	20·6 (11·3 to 34·7)	13·8 (7·5 to 22·9)	8 (4·6 to 13·3)	3·4 (1·8 to 5·7)	1·1 (0·6 to 1·8)	0·3 (0·2 to 0·4)	0·1 (0 to 0·1)	791
Bipolar disorder	0 (0 to 0)	0 (0 to 0)	0 (0 to 0)	0 (0 to 0)	0 (0 to 0)	25·8 (8·7 to 50·6)	85·5 (36·8 to 154)	102 (50·8 to 179)	93·8 (47·6 to 164)	77·1 (38·6 to 131)	60·6 (31·9 to 101)	45·6 (23·4 to 81·5)	36 (19·9 to 61·1)	30 (15·4 to 51)	24·7 (13·4 to 42·4)	19·8 (10·6 to 33·2)	14·4 (7·5 to 24·6)	9·1 (4·5 to 15·6)	4·8 (2·4 to 8·1)	1·8 (0·8 to 3)	0·5 (0·2 to 0·8)	0·1 (0 to 0·2)	0 (0 to 0)	631
Anxiety disorders	0 (0 to 0)	0 (0 to 0)	0 (0 to 0)	6·9 (1·8 to 14·2)	100 (49·5 to 171)	244 (132 to 418)	286 (167 to 451)	271 (152 to 444)	250 (141 to 408)	221 (128 to 345)	179 (107 to 280)	133 (76·6 to 213)	102 (58·4 to 163)	83·1 (50·3 to 130)	68·1 (42·4 to 102)	55·1 (32·9 to 85·6)	43·4 (25·8 to 69·6)	31·4 (18·8 to 50·8)	19·9 (12·4 to 31·8)	9 (5·4 to 14·3)	2·9 (1·7 to 4·5)	0·7 (0·4 to 1·1)	0·1 (0·1 to 0·2)	2,110
Eating disorders	0 (0 to 0)	0 (0 to 0)	0 (0 to 0)	0 (0 to 0)	1·1 (0·4 to 2·3)	16·3 (7·3 to 28·5)	47·1 (23·1 to 84·7)	59·4 (31 to 101)	53·5 (30·1 to 86·2)	43·2 (24·5 to 70)	27·5 (15·4 to 46·3)	13·2 (6·7 to 22·3)	6 (3 to 10·2)	0 (0 to 0)	0 (0 to 0)	0 (0 to 0)	0 (0 to 0)	0 (0 to 0)	0 (0 to 0)	0 (0 to 0)	0 (0 to 0)	0 (0 to 0)	0 (0 to 0)	267
Anorexia nervosa	0 (0 to 0)	0 (0 to 0)	0 (0 to 0)	0 (0 to 0)	1 (0·3 to 2·2)	8·9 (3·3 to 17)	23·2 (10 to 45)	22·6 (10·4 to 42·7)	16·6 (7·6 to 30·4)	9·8 (4·3 to 17·8)	5·7 (2·1 to 10·7)	3·4 (1·3 to 6·4)	2 (0·7 to 3·9)	0 (0 to 0)	0 (0 to 0)	0 (0 to 0)	0 (0 to 0)	0 (0 to 0)	0 (0 to 0)	0 (0 to 0)	0 (0 to 0)	0 (0 to 0)	0 (0 to 0)	93·1
Bulimia nervosa	0 (0 to 0)	0 (0 to 0)	0 (0 to 0)	0 (0 to 0)	0·1 (0 to 0·3)	7·4 (1·6 to 16·6)	23·9 (9·4 to 50·4)	36·8 (14·5 to 71·8)	36·9 (17·3 to 66·4)	33·4 (16·9 to 57·7)	21·8 (10·9 to 38·9)	9·8 (4·3 to 18·7)	4 (1·6 to 7·7)	0 (0 to 0)	0 (0 to 0)	0 (0 to 0)	0 (0 to 0)	0 (0 to 0)	0 (0 to 0)	0 (0 to 0)	0 (0 to 0)	0 (0 to 0)	0 (0 to 0)	174
Autism spectrum disorders	0·1 (0·1 to 0·2)	0·3 (0·2 to 0·5)	5·1 (3 to 8·2)	21 (12·1 to 33·7)	24·6 (14·3 to 38·3)	22·6 (12·8 to 36·3)	20·7 (11·7 to 31·7)	18·9 (11·1 to 30·7)	16·8 (9·3 to 26·7)	14·2 (8·1 to 21·9)	10·7 (6·1 to 16·9)	7·5 (4·2 to 12)	5·6 (3·1 to 8·7)	4·5 (2·6 to 7)	3·6 (2·1 to 5·6)	2·9 (1·7 to 4·5)	2·3 (1·3 to 3·6)	1·6 (0·9 to 2·6)	1 (0·6 to 1·6)	0·5 (0·3 to 0·8)	0·2 (0·1 to 0·2)	0 (0 to 0·1)	0 (0 to 0)	185
Attention-deficit/hyperactivity disorder	0 (0 to 0)	0 (0 to 0)	0 (0 to 0)	0·5 (0·1 to 1·2)	5·2 (2·3 to 9·9)	6·7 (3·1 to 12·6)	4·9 (2·2 to 9·2)	3·2 (1·4 to 6·3)	2·1 (0·8 to 4·1)	1·4 (0·5 to 2·9)	0·9 (0·3 to 1·8)	0·5 (0·2 to 1·1)	0·3 (0·1 to 0·8)	0·2 (0 to 0·5)	0·1 (0 to 0·3)	0·1 (0 to 0·2)	0 (0 to 0·1)	0 (0 to 0)	0 (0 to 0)	0 (0 to 0)	0 (0 to 0)	0 (0 to 0)	0 (0 to 0)	26·3
Conduct disorder	0 (0 to 0)	0 (0 to 0)	0 (0 to 0)	0 (0 to 0)	60·3 (28·9 to 112)	209 (106 to 359)	111 (54·1 to 196)	0 (0 to 0)	0 (0 to 0)	0 (0 to 0)	0 (0 to 0)	0 (0 to 0)	0 (0 to 0)	0 (0 to 0)	0 (0 to 0)	0 (0 to 0)	0 (0 to 0)	0 (0 to 0)	0 (0 to 0)	0 (0 to 0)	0 (0 to 0)	0 (0 to 0)	0 (0 to 0)	380
Idiopathic developmental intellectual disability	0 (0 to 0·1)	0·1 (0 to 0·2)	1·6 (0·1 to 3·8)	10·6 (2·7 to 20·8)	16·4 (6·3 to 30·5)	15·4 (6·2 to 28·9)	13·9 (5·3 to 25·5)	12·6 (4·6 to 22·9)	11 (4·2 to 20·1)	8·8 (3·4 to 15·7)	6·4 (2·4 to 11·3)	4·2 (1·5 to 7·5)	3 (1·1 to 5·6)	2·4 (0·9 to 4·3)	1·8 (0·7 to 3·3)	1·4 (0·5 to 2·6)	1 (0·3 to 1·9)	0·7 (0·2 to 1·3)	0·4 (0·2 to 0·8)	0·2 (0·1 to 0·3)	0 (0 to 0·1)	0 (0 to 0)	0 (0 to 0)	112
Other mental disorders	0 (0 to 0)	0 (0 to 0)	0 (0 to 0)	0 (0 to 0)	0 (0 to 0)	2·6 (1·3 to 4·5)	16·5 (7·1 to 29·9)	38·8 (17·3 to 67·2)	56·5 (30·4 to 92·7)	63·1 (35·6 to 101)	56·9 (34·7 to 90·1)	43·6 (26 to 68·9)	34·2 (20·2 to 53·4)	28·6 (17·4 to 43·6)	24·1 (14·8 to 36·2)	20·3 (12·5 to 30·5)	16·4 (9·9 to 24·2)	12·3 (7·7 to 18·5)	8·1 (5·2 to 12)	4 (2·5 to 5·9)	1·4 (0·9 to 2)	0·4 (0·3 to 0·6)	0·1 (0·1 to 0·1)	428
Substance use disorders	0 (0 to 0)	0 (0 to 0)	0·1 (0 to 0·1)	0·3 (0·2 to 0·5)	0·3 (0·2 to 0·6)	3·2 (1·5 to 5·7)	76·3 (48·3 to 115)	240 (144 to 361)	280 (180 to 412)	230 (148 to 343)	158 (104 to 222)	100 (66·6 to 142)	70·3 (47·8 to 98·3)	57·4 (39·6 to 80·2)	39 (26·7 to 53·4)	28·1 (19·2 to 39·9)	19·2 (13·5 to 26·2)	11·3 (7·8 to 15·8)	6·2 (4·2 to 8·7)	2·9 (2 to 4)	0·9 (0·6 to 1·3)	0·3 (0·2 to 0·4)	0·1 (0·1 to 0·1)	1,320
Alcohol use disorders	0 (0 to 0)	0 (0 to 0)	0·1 (0 to 0·1)	0·3 (0·2 to 0·5)	0·3 (0·2 to 0·6)	2·4 (0·9 to 4·8)	19·6 (9 to 33·9)	48 (23·5 to 85·1)	59·8 (30·7 to 100)	58·9 (30·4 to 99·1)	48·3 (28·4 to 74·9)	38·8 (22·6 to 61·9)	33·3 (20·8 to 49·4)	27·7 (17·3 to 41·6)	21·9 (14·1 to 32·1)	16·4 (10·5 to 24·3)	11·7 (7·7 to 16·7)	7 (4·6 to 10·2)	3·9 (2·5 to 5·5)	1·6 (1 to 2·5)	0·5 (0·3 to 0·7)	0·1 (0·1 to 0·2)	0 (0 to 0·1)	401
Drug use disorders	0 (0 to 0)	0 (0 to 0)	0 (0 to 0)	0 (0 to 0)	0 (0 to 0)	0·8 (0·3 to 1·6)	56·6 (33·6 to 90·2)	192 (109 to 306)	220 (133 to 340)	171 (104 to 263)	110 (67·2 to 165)	61·5 (36·9 to 92·2)	37 (21·5 to 54·7)	29·7 (18·6 to 43·9)	17·1 (10·1 to 26·4)	11·7 (6·4 to 18·6)	7·5 (4 to 11·7)	4·3 (2·4 to 6·9)	2·4 (1·3 to 3·8)	1·3 (0·7 to 2)	0·4 (0·2 to 0·6)	0·1 (0·1 to 0·2)	0 (0 to 0·1)	923
Opioid use disorders	0 (0 to 0)	0 (0 to 0)	0 (0 to 0)	0 (0 to 0)	0 (0 to 0)	0 (0 to 0)	38·8 (17·9 to 70·8)	161 (84·3 to 269)	191 (111 to 307)	151 (89·3 to 241)	98·7 (57·3 to 154)	55·5 (31·4 to 85·6)	33·2 (18·3 to 50·7)	25·2 (14·8 to 38·6)	15·3 (8·5 to 24·6)	10·4 (5·4 to 17·1)	6·5 (3·2 to 10·7)	3·6 (1·8 to 6·1)	2 (0·9 to 3·3)	1 (0·5 to 1·6)	0·3 (0·2 to 0·6)	0·1 (0·1 to 0·2)	0 (0 to 0·1)	794
Cocaine use disorders	0 (0 to 0)	0 (0 to 0)	0 (0 to 0)	0 (0 to 0)	0 (0 to 0)	0 (0 to 0·1)	2·4 (1 to 4·7)	3·9 (0·4 to 9·8)	3·8 (0·5 to 9·1)	3·2 (1·6 to 5·5)	2·1 (1·1 to 3·5)	1·1 (0·6 to 1·9)	0·7 (0·4 to 1·2)	1 (0·5 to 1·6)	0·5 (0·3 to 0·8)	0·4 (0·2 to 0·6)	0·3 (0·2 to 0·5)	0·2 (0·1 to 0·3)	0·1 (0·1 to 0·2)	0·1 (0 to 0·1)	0 (0 to 0)	0 (0 to 0)	0 (0 to 0)	19·9
Amphetamine use disorders	0 (0 to 0)	0 (0 to 0)	0 (0 to 0)	0 (0 to 0)	0 (0 to 0)	0 (0 to 0)	2·6 (1·2 to 4·6)	10·9 (3·1 to 22·7)	10·8 (3 to 22·6)	5·5 (1·2 to 12·8)	2·4 (0·3 to 6)	1·1 (0·6 to 2·1)	0·6 (0·3 to 1·1)	0·6 (0·3 to 1)	0·3 (0·2 to 0·5)	0·2 (0·1 to 0·4)	0·2 (0·1 to 0·3)	0·1 (0 to 0·2)	0 (0 to 0·1)	0 (0 to 0)	0 (0 to 0)	0 (0 to 0)	0 (0 to 0)	35·5
Cannabis use disorders	0 (0 to 0)	0 (0 to 0)	0 (0 to 0)	0 (0 to 0)	0 (0 to 0)	0·7 (0·2 to 1·5)	6·8 (2·7 to 13·2)	5 (1·6 to 9·8)	2·7 (0·7 to 6·3)	1·6 (0·7 to 3)	0·9 (0·4 to 1·8)	0·6 (0·3 to 1·2)	0·4 (0·2 to 0·9)	0·3 (0·1 to 0·6)	0·2 (0·1 to 0·4)	0·1 (0 to 0·3)	0·1 (0 to 0·1)	0 (0 to 0·1)	0 (0 to 0)	0 (0 to 0)	0 (0 to 0)	0 (0 to 0)	0 (0 to 0)	19·5
Other drug use disorders	0 (0 to 0)	0 (0 to 0)	0 (0 to 0)	0 (0 to 0)	0 (0 to 0)	0 (0 to 0·1)	6·1 (3·5 to 10·1)	11·6 (5·5 to 21·1)	11·5 (4·9 to 20·3)	9 (4·7 to 15·6)	5·7 (2·9 to 9·3)	3·1 (1·8 to 4·8)	2·1 (1·1 to 3·2)	2·7 (1·5 to 4·5)	0·8 (0·4 to 1·4)	0·5 (0·3 to 0·8)	0·4 (0·3 to 0·6)	0·3 (0·2 to 0·5)	0·2 (0·1 to 0·4)	0·2 (0·1 to 0·3)	0·1 (0 to 0·1)	0 (0 to 0)	0 (0 to 0)	54·4
Diabetes and kidney diseases	0·1 (0 to 0·1)	0·3 (0·1 to 0·5)	72·8 (31·9 to 129)	58·1 (30·5 to 88)	68·6 (46·4 to 94·6)	97·9 (68 to 136)	181 (114 to 258)	200 (130 to 289)	246 (161 to 378)	307 (198 to 469)	372 (239 to 548)	478 (290 to 709)	657 (401 to 1,040)	968 (568 to 1,500)	1,280 (777 to 1,960)	1,770 (1,140 to 2,630)	1,880 (1,240 to 2,630)	1,740 (1,180 to 2,430)	1,340 (934 to 1,810)	645 (452 to 879)	232 (157 to 313)	59·1 (37·8 to 83·9)	10·6 (6·5 to 16)	12,700
Diabetes mellitus	0·1 (0 to 0·1)	0·3 (0·1 to 0·5)	13·7 (4·4 to 33)	12·2 (4·4 to 25·6)	14·9 (8·2 to 24·4)	41·3 (21·3 to 70)	82·3 (45·1 to 130)	78·7 (47·1 to 121)	95·5 (58·8 to 140)	126 (82·2 to 181)	184 (115 to 270)	281 (173 to 427)	462 (271 to 730)	753 (434 to 1,200)	1,040 (613 to 1,600)	1,530 (960 to 2,280)	1,630 (1,050 to 2,280)	1,490 (974 to 2,110)	1,120 (739 to 1,550)	497 (324 to 716)	171 (109 to 246)	41·6 (24·3 to 62·3)	7·1 (3·9 to 11·4)	9,660
Diabetes mellitus type 1	0·1 (0 to 0·1)	0·3 (0·1 to 0·5)	13·7 (4·4 to 33)	12·2 (4·4 to 25·6)	14·9 (8·2 to 24·4)	41·3 (21·3 to 70)	17·7 (8·6 to 30·5)	17·1 (8·9 to 29)	17·6 (9·8 to 29·2)	17 (10·1 to 27·5)	17·8 (10·1 to 30·2)	18·6 (10 to 31·8)	11·4 (6·8 to 17·6)	14·2 (7·9 to 22·9)	16·1 (9 to 26·5)	19·3 (10·4 to 33·3)	19·6 (10·6 to 33)	14·3 (7·9 to 22·9)	11·9 (5·9 to 19·7)	3·9 (2·2 to 6·6)	1·6 (0·8 to 2·7)	0·5 (0·2 to 0·8)	0·1 (0 to 0·2)	301
Diabetes mellitus type 2	0 (0 to 0)	0 (0 to 0)	0 (0 to 0)	0 (0 to 0)	0 (0 to 0)	0 (0 to 0)	64·6 (33·8 to 104)	61·6 (35·5 to 95·1)	77·9 (48·1 to 116)	109 (69·4 to 159)	166 (104 to 245)	263 (162 to 400)	450 (262 to 715)	739 (423 to 1,180)	1,020 (602 to 1,580)	1,510 (949 to 2,260)	1,610 (1,030 to 2,250)	1,480 (966 to 2,090)	1,110 (731 to 1,530)	493 (322 to 712)	169 (108 to 245)	41·2 (24 to 61·6)	7 (3·8 to 11·3)	9,360
Chronic kidney disease	0 (0 to 0)	0 (0 to 0)	58·7 (24·3 to 107)	45·2 (23·8 to 69·5)	52·9 (33·9 to 78)	56 (38·1 to 81·6)	97·8 (62 to 146)	121 (75·4 to 189)	150 (85·1 to 241)	180 (103 to 310)	188 (104 to 303)	196 (106 to 314)	195 (105 to 322)	215 (116 to 365)	242 (136 to 397)	246 (143 to 390)	254 (156 to 393)	254 (161 to 397)	224 (145 to 325)	148 (95·5 to 214)	61 (38·8 to 89·8)	17·5 (10·8 to 25·9)	3·5 (2·1 to 5·3)	3,010
Chronic kidney disease due to diabetes mellitus type 1	0 (0 to 0)	0 (0 to 0)	0·4 (0·1 to 1)	0·6 (0·3 to 1·4)	1 (0·4 to 2·2)	1·4 (0·5 to 3)	3·4 (1·2 to 6·8)	5·7 (2·1 to 12·5)	13·3 (4·8 to 30·5)	25·7 (9·6 to 59·8)	33·8 (12·6 to 70)	37·4 (14·8 to 81·4)	32·8 (11·8 to 73)	26·5 (8·6 to 58·2)	19·8 (5·4 to 47·5)	14·3 (4·2 to 35·4)	11·5 (3·8 to 27·9)	8·9 (3 to 19·7)	5·2 (1·7 to 11·9)	1·7 (0·6 to 4·1)	0·3 (0·1 to 0·6)	0 (0 to 0)	0 (0 to 0)	244
Chronic kidney disease due to diabetes mellitus type 2	0 (0 to 0)	0 (0 to 0)	0 (0 to 0)	0 (0 to 0)	0 (0 to 0)	0 (0 to 0)	1·4 (0·4 to 3·5)	2·5 (0·9 to 6·2)	5·3 (1·9 to 12·6)	10·1 (3·7 to 23)	15·5 (6·2 to 33·7)	23·8 (8·9 to 49·5)	35·6 (15·2 to 70·1)	53·6 (24·5 to 102)	71·2 (33 to 133)	77·1 (38·1 to 138)	82·2 (42·8 to 137)	83·6 (45 to 143)	72·3 (38·4 to 114)	45·8 (25·8 to 78·2)	17·5 (9·7 to 28·3)	4·7 (2·4 to 8)	0·9 (0·4 to 1·6)	603
Chronic kidney disease due to hypertension	0 (0 to 0)	0 (0 to 0)	0 (0 to 0)	0 (0 to 0)	0 (0 to 0)	0 (0 to 0)	9 (4·4 to 15·7)	15 (7·3 to 27·1)	23 (9·8 to 43·5)	31·6 (14·5 to 62·3)	36·9 (16·5 to 68·3)	43 (20·3 to 82·3)	48·5 (22·8 to 85·6)	60·6 (28 to 109)	76·3 (37·4 to 139)	85 (44·9 to 150)	91·7 (50·4 to 156)	94·3 (54·3 to 162)	87·8 (54·1 to 137)	61·7 (37 to 94·6)	27·2 (16 to 42·6)	8·1 (4·8 to 12·9)	1·6 (0·9 to 2·7)	801
Chronic kidney disease due to glomerulonephritis	0 (0 to 0)	0 (0 to 0)	15·6 (5 to 33·3)	12·8 (5·7 to 24)	17·1 (8·5 to 28·4)	21·3 (11·2 to 34·5)	36·1 (18·6 to 62·5)	43·1 (20·7 to 79·6)	50·9 (24 to 90·2)	54·1 (25·6 to 104)	51 (23·6 to 96·8)	45·7 (18·6 to 90·1)	36·3 (15·9 to 72·4)	32·8 (14·3 to 69·2)	31·3 (13·2 to 66)	25·6 (11·2 to 50·1)	21·7 (9·3 to 41·4)	19·3 (8·6 to 36·9)	16·1 (7 to 30·4)	9·9 (4·2 to 19·4)	3·6 (1·5 to 7·2)	0·9 (0·4 to 1·8)	0·2 (0·1 to 0·4)	545
Chronic kidney disease due to other and unspecified causes	0 (0 to 0)	0 (0 to 0)	42·7 (17·6 to 82·1)	31·8 (16·2 to 50·3)	34·8 (21·2 to 53·8)	33·3 (20·2 to 51·4)	47·9 (27·3 to 75·3)	54·6 (29·8 to 91·7)	57·8 (31·6 to 98·3)	58·6 (31·4 to 102)	50·9 (25·4 to 91)	46·1 (22·1 to 85·4)	41·9 (20·4 to 77·3)	41·5 (21·3 to 78)	43·8 (23·1 to 79·1)	43·9 (24 to 77·6)	46·8 (25·3 to 78·8)	47·8 (26·6 to 81·1)	42·2 (24 to 70)	28·7 (16·3 to 49·2)	12·3 (6·9 to 20·8)	3·6 (2·1 to 5·9)	0·8 (0·4 to 1·3)	812
Acute glomerulonephritis	0 (0 to 0)	0 (0 to 0)	0·4 (0·1 to 1·2)	0·7 (0·2 to 1·9)	0·7 (0·1 to 2·4)	0·6 (0·1 to 2)	0·4 (0·1 to 1·2)	0·3 (0·1 to 0·8)	0·3 (0·1 to 1·1)	0·5 (0·1 to 1·4)	0·3 (0·1 to 0·9)	0·3 (0·1 to 0·8)	0·1 (0 to 0·3)	0·1 (0 to 0·4)	0·2 (0 to 0·5)	0·1 (0 to 0·3)	0·1 (0 to 0·3)	0·1 (0 to 0·3)	0·1 (0 to 0·3)	0·1 (0 to 0·2)	0 (0 to 0·1)	0 (0 to 0)	0 (0 to 0)	5·2
Skin and subcutaneous diseases	0 (0 to 0)	0·2 (0·1 to 0·4)	45·5 (26·1 to 77·6)	270 (174 to 393)	343 (214 to 516)	392 (255 to 592)	419 (269 to 658)	240 (154 to 361)	193 (125 to 289)	165 (103 to 248)	128 (82·8 to 189)	94 (61 to 142)	74·2 (49·1 to 113)	69·3 (45·4 to 103)	67·9 (44 to 98·8)	64 (42·9 to 95·5)	65·2 (42·6 to 97·6)	71·6 (46·3 to 111)	58·6 (38·8 to 87·3)	37·3 (22·8 to 59·7)	16·3 (9·7 to 25·8)	4·9 (2·7 to 8·1)	1·2 (0·6 to 2·2)	2,820
Dermatitis	0 (0 to 0)	0 (0 to 0)	0 (0 to 0)	65·6 (34·7 to 113)	89·5 (47·7 to 151)	70·4 (36·7 to 119)	54·4 (30·8 to 90·1)	43·5 (24·5 to 70)	36·3 (20·7 to 59·4)	30·7 (17·3 to 49·5)	23·4 (12·5 to 37·7)	16·8 (9·1 to 27·7)	13·4 (7·1 to 21·5)	12·1 (6·6 to 20·7)	11·1 (6·1 to 18·5)	10·1 (5·3 to 16·3)	9·1 (4·9 to 15·2)	7·2 (4·1 to 11·9)	4·7 (2·7 to 7·5)	2·1 (1·2 to 3·4)	0·6 (0·4 to 1·1)	0·2 (0·1 to 0·2)	0 (0 to 0)	501
Atopic dermatitis	0 (0 to 0)	0 (0 to 0)	0 (0 to 0)	64·1 (34·1 to 111)	85·5 (44·9 to 146)	59·6 (29·8 to 104)	38·2 (19 to 67·8)	25·7 (12·3 to 44·7)	17·5 (8·5 to 31·4)	12·7 (6 to 22·8)	9 (4·4 to 16·5)	6·4 (3 to 11·4)	4·9 (2·5 to 8·8)	4·1 (2 to 7·2)	3·6 (1·8 to 6·6)	3·2 (1·6 to 5·8)	2·6 (1·3 to 4·6)	2 (1 to 3·5)	1·3 (0·6 to 2·2)	0·6 (0·3 to 1)	0·2 (0·1 to 0·3)	0 (0 to 0·1)	0 (0 to 0)	341
Contact dermatitis	0 (0 to 0)	0 (0 to 0)	0 (0 to 0)	0 (0 to 0)	1·8 (0·7 to 3·9)	7·6 (2·5 to 16·3)	12·8 (5·4 to 24·4)	14·8 (6·1 to 28·9)	15·6 (6·8 to 30·4)	15 (6·3 to 29)	11·9 (5 to 24·2)	8·7 (3·9 to 17)	7·2 (3 to 13·7)	7 (3 to 12·8)	6·6 (2·9 to 13·4)	6·2 (2·6 to 11·8)	5·7 (2·5 to 11·3)	4·5 (2·1 to 8·6)	2·9 (1·3 to 5·4)	1·3 (0·6 to 2·3)	0·4 (0·2 to 0·7)	0·1 (0 to 0·2)	0 (0 to 0)	130
Seborrhoeic dermatitis	0 (0 to 0)	0 (0 to 0)	0 (0 to 0)	1·6 (0·7 to 3)	2·2 (1 to 3·9)	3·2 (1·5 to 5·9)	3·4 (1·6 to 6·1)	3 (1·4 to 5·4)	3·1 (1·5 to 5·5)	3·1 (1·4 to 5·5)	2·4 (1·2 to 4·2)	1·7 (0·8 to 3·1)	1·2 (0·6 to 2·1)	1·1 (0·5 to 1·8)	0·8 (0·4 to 1·5)	0·7 (0·4 to 1·2)	0·8 (0·4 to 1·4)	0·8 (0·4 to 1·3)	0·5 (0·3 to 0·9)	0·3 (0·1 to 0·5)	0·1 (0 to 0·2)	0 (0 to 0)	0 (0 to 0)	30
Psoriasis	0 (0 to 0)	0 (0 to 0)	0 (0 to 0)	3·2 (2·2 to 4·5)	7·2 (2·2 to 13·8)	9 (3·5 to 16·2)	9·9 (3·7 to 18·4)	10·4 (4·7 to 18·5)	11·1 (4·8 to 19·2)	11 (5·4 to 18·7)	9·3 (4·6 to 15·4)	7·5 (4 to 12·5)	6·2 (3·3 to 10·1)	5·7 (3 to 9·2)	5·3 (2·8 to 8·2)	4·5 (2·5 to 7·2)	3·6 (1·9 to 5·6)	2·5 (1·4 to 4)	1·4 (0·7 to 2·3)	0·6 (0·3 to 1)	0·2 (0·1 to 0·3)	0 (0 to 0·1)	0 (0 to 0)	109
Bacterial skin diseases	0 (0 to 0)	0 (0 to 0·1)	26·7 (10·4 to 54·5)	11·7 (6 to 21·1)	7·1 (3·8 to 12·9)	6·6 (3·5 to 11·6)	6·4 (3·4 to 11·2)	7·7 (3·8 to 14·1)	8·8 (4·1 to 17·7)	9·9 (4·6 to 19·4)	9 (4·1 to 19·4)	8 (3·6 to 15·5)	7·2 (3·3 to 14·2)	9·5 (3·9 to 20·2)	12·2 (5·5 to 24·9)	11·5 (4·8 to 23·2)	14·7 (6·2 to 29·7)	19·8 (7·8 to 39·7)	18·7 (7·6 to 36·5)	14 (5·4 to 28·8)	6·5 (2·1 to 13·6)	2·1 (0·7 to 4·6)	0·6 (0·2 to 1·3)	219
Cellulitis	0 (0 to 0)	0 (0 to 0)	1·9 (0·4 to 5·6)	1·4 (0·8 to 2·6)	1·3 (0·8 to 2·1)	1·1 (0·6 to 1·7)	1·2 (0·7 to 2·1)	1·6 (0·7 to 3·3)	2·1 (0·8 to 5·4)	2·5 (0·9 to 6·2)	2·3 (0·9 to 5·7)	2·4 (0·9 to 5·3)	2·4 (0·9 to 5·9)	3·2 (1 to 7·9)	3·8 (1·3 to 8·6)	3·8 (1·2 to 9·6)	4·6 (1·4 to 10·3)	6·2 (1·7 to 14·9)	5·7 (1·7 to 13)	4·2 (1·2 to 10·4)	2·1 (0·6 to 4·8)	0·8 (0·2 to 1·8)	0·2 (0 to 0·5)	55
Pyoderma	0 (0 to 0)	0 (0 to 0·1)	24·7 (9·3 to 51·6)	10·2 (4·9 to 18·4)	5·7 (2·8 to 11)	5·5 (2·6 to 10·4)	5·2 (2·5 to 9·5)	6·1 (2·6 to 11·8)	6·7 (2·9 to 13·9)	7·4 (3·1 to 15·4)	6·7 (2·8 to 14·2)	5·6 (2·3 to 11·4)	4·7 (2 to 9·7)	6·4 (2·5 to 13·3)	8·3 (3·5 to 16·8)	7·7 (3 to 16)	10·2 (4·2 to 20·7)	13·6 (5·1 to 28·3)	13 (4·9 to 26)	9·8 (3·4 to 20·1)	4·4 (1·3 to 9·3)	1·4 (0·4 to 3)	0·4 (0·1 to 0·9)	164
Scabies	0 (0 to 0)	0 (0 to 0)	2·5 (1·3 to 4·3)	16·9 (8·3 to 30·9)	21·1 (9·8 to 37·6)	18·9 (9·2 to 34·3)	19·3 (9·5 to 34·1)	19·7 (9·6 to 35·6)	16·3 (8·1 to 28·7)	11 (5·2 to 20·1)	7·7 (3·7 to 13·3)	5·5 (2·7 to 9·6)	4 (2 to 7)	3·1 (1·5 to 5·4)	2·5 (1·3 to 4·6)	2·1 (1·1 to 3·7)	1·7 (0·8 to 3·1)	1·3 (0·7 to 2·3)	1 (0·5 to 1·8)	0·5 (0·3 to 1)	0·2 (0·1 to 0·4)	0·1 (0 to 0·1)	0 (0 to 0)	155
Fungal skin diseases	0 (0 to 0)	0 (0 to 0)	1·6 (0·6 to 3·3)	14·5 (5·4 to 31·3)	25·5 (9·9 to 55)	23·8 (9 to 52·1)	20·5 (7·6 to 46·5)	20·9 (8·1 to 44·7)	21·8 (8·5 to 48·8)	20·5 (7·8 to 46·4)	16·4 (6·5 to 35·8)	12·2 (4·8 to 25·8)	9·5 (3·8 to 20·5)	8·8 (3·4 to 19·1)	8·8 (3·6 to 18·8)	8·5 (3·3 to 18·7)	9·4 (3·7 to 20·1)	10·2 (4 to 22·1)	8·4 (3·2 to 18)	5·2 (2 to 11·3)	2·3 (0·9 to 5)	0·7 (0·3 to 1·5)	0·2 (0·1 to 0·3)	250
Viral skin diseases	0 (0 to 0)	0 (0 to 0)	0 (0 to 0)	69·3 (43·4 to 107)	109 (68·1 to 170)	59·3 (36·3 to 91·7)	33·7 (20·5 to 51·7)	22·6 (13·5 to 35·2)	15·1 (8·8 to 22·9)	11·5 (6·8 to 18·4)	8·6 (4·9 to 13·2)	6·1 (3·5 to 9·5)	4·5 (2·6 to 7·1)	3·7 (2·1 to 5·9)	3·1 (1·8 to 4·9)	2·7 (1·6 to 4·2)	2·3 (1·4 to 3·6)	1·7 (1 to 2·6)	1 (0·6 to 1·5)	0·4 (0·2 to 0·6)	0·1 (0·1 to 0·2)	0 (0 to 0)	0 (0 to 0)	354
Acne vulgaris	0 (0 to 0)	0 (0 to 0)	0 (0 to 0)	0 (0 to 0)	6·6 (3·6 to 11)	146 (83·7 to 242)	220 (123 to 359)	61·1 (33·5 to 101)	29·9 (15·9 to 48·5)	18·3 (10 to 31·4)	10·5 (5·3 to 17·9)	5·4 (2·6 to 9·2)	3 (1·3 to 5·2)	1·7 (1 to 2·8)	1·1 (0·6 to 1·7)	0·8 (0·4 to 1·2)	0·5 (0·3 to 0·9)	0·4 (0·2 to 0·6)	0·2 (0·1 to 0·3)	0·1 (0 to 0·1)	0 (0 to 0)	0 (0 to 0)	0 (0 to 0)	506
Alopecia areata	0 (0 to 0)	0 (0 to 0)	0 (0 to 0)	1·6 (0·6 to 3)	2·1 (0·8 to 3·9)	2·5 (1·1 to 4·6)	4·1 (2 to 6·9)	6·1 (3·4 to 9·8)	8·1 (4·8 to 13·3)	7·5 (4·3 to 11·9)	5·6 (3·1 to 8·7)	3·5 (1·9 to 5·6)	2·3 (1·2 to 3·8)	1·7 (0·9 to 2·8)	1·4 (0·8 to 2·2)	1·2 (0·7 to 1·9)	0·9 (0·5 to 1·5)	0·6 (0·3 to 1)	0·3 (0·2 to 0·5)	0·1 (0·1 to 0·2)	0 (0 to 0·1)	0 (0 to 0)	0 (0 to 0)	49·6
Pruritus	0 (0 to 0)	0 (0 to 0)	0·3 (0·1 to 0·6)	3·4 (1·4 to 6·9)	5·2 (2·2 to 10·5)	5·2 (2·2 to 10·4)	5·2 (2·3 to 10·6)	5·3 (2·3 to 10·8)	5·4 (2·3 to 10·4)	5·3 (2·2 to 10·6)	4·4 (1·9 to 8·7)	3·3 (1·4 to 6·3)	2·7 (1·1 to 5·3)	2·4 (1 to 4·7)	2·2 (0·9 to 4·4)	2·2 (1 to 4·3)	2·1 (0·9 to 4)	1·7 (0·7 to 3·4)	1·2 (0·5 to 2·3)	0·6 (0·2 to 1·2)	0·2 (0·1 to 0·4)	0·1 (0 to 0·1)	0 (0 to 0)	58·1
Urticaria	0 (0 to 0)	0·1 (0 to 0·2)	10·9 (6·5 to 16·8)	69·7 (42·6 to 109)	57·2 (32·4 to 94·4)	36·6 (19·9 to 63·7)	29·6 (15·7 to 51·4)	26·4 (13·7 to 44·9)	23·1 (12·4 to 37·6)	21 (11·3 to 35·4)	17·1 (9·9 to 27·6)	11·9 (6·6 to 19·4)	8·4 (4·5 to 14·3)	6·9 (3·9 to 11·5)	5·8 (3·2 to 9·8)	4·9 (2·5 to 8·2)	4 (2·2 to 6·6)	3 (1·6 to 5)	1·9 (1 to 3)	0·8 (0·4 to 1·3)	0·2 (0·1 to 0·4)	0·1 (0 to 0·1)	0 (0 to 0)	340
Decubitus ulcer	0 (0 to 0)	0 (0 to 0)	0 (0 to 0)	0·2 (0 to 0·5)	0·2 (0·1 to 0·5)	0·2 (0·1 to 0·4)	0·4 (0·1 to 1)	0·6 (0·2 to 1·7)	0·9 (0·2 to 2·7)	0·7 (0·2 to 2)	0·8 (0·2 to 2·4)	1·1 (0·3 to 3)	1·2 (0·3 to 3·5)	1·6 (0·4 to 4·7)	2·1 (0·6 to 5·4)	2·8 (0·8 to 7·8)	4·2 (1·2 to 10·8)	11 (3·7 to 24·5)	11·4 (3·5 to 24·1)	8·6 (2·9 to 19·5)	4·3 (1·4 to 9·7)	1·4 (0·5 to 3·1)	0·3 (0·1 to 0·7)	53·7
Other skin and subcutaneous diseases	0 (0 to 0)	0 (0 to 0)	3·6 (1·5 to 9·3)	13·6 (6·5 to 24·7)	12·4 (5·9 to 22·9)	13·6 (6·2 to 25·8)	15·5 (7·5 to 28·6)	15·4 (7·3 to 28·7)	16·6 (7·9 to 31)	17·4 (8·2 to 33·3)	15·6 (7·6 to 28·3)	12·9 (6·3 to 23·5)	11·9 (6 to 21·6)	11·9 (5·8 to 20·9)	12·4 (5·9 to 22·9)	12·8 (6·2 to 23·3)	12·6 (6·3 to 23·2)	12·1 (6·1 to 21·9)	8·5 (4·4 to 14·9)	4·3 (2·2 to 7·7)	1·5 (0·8 to 2·6)	0·3 (0·2 to 0·6)	0·1 (0 to 0·1)	225
Sense organ diseases	0·1 (0 to 0·1)	0·2 (0·1 to 0·3)	5·6 (3·2 to 8·7)	59·4 (34·3 to 90·2)	116 (69·8 to 175)	128 (79·3 to 191)	137 (82·5 to 203)	159 (97·8 to 234)	194 (122 to 283)	222 (146 to 327)	211 (135 to 309)	205 (131 to 314)	239 (148 to 373)	271 (174 to 429)	288 (186 to 452)	308 (204 to 462)	325 (223 to 472)	319 (222 to 442)	274 (194 to 379)	167 (118 to 226)	71·3 (50·8 to 94·9)	21·9 (15·4 to 28·8)	4·8 (3·4 to 6·2)	3,730
Blindness and vision loss	0 (0 to 0)	0 (0 to 0·1)	0·5 (0·2 to 0·9)	8·9 (4·7 to 15·4)	18·7 (10·2 to 30·5)	20·2 (11·3 to 31·7)	21·3 (12·4 to 33·3)	25·2 (14·8 to 38·1)	31·7 (18·7 to 47·4)	46·8 (28·2 to 73·2)	63·4 (36·5 to 104)	79·1 (47·1 to 133)	97 (54·5 to 167)	117 (68·3 to 203)	140 (82·9 to 240)	158 (98·7 to 249)	168 (111 to 249)	160 (109 to 227)	126 (87·9 to 178)	72·5 (50·3 to 99·3)	30·8 (21·4 to 42·1)	9·9 (6·9 to 13·5)	2·4 (1·6 to 3·3)	1,400
Glaucoma	0 (0 to 0)	0 (0 to 0)	0 (0 to 0)	0 (0 to 0)	0 (0 to 0)	0 (0 to 0)	0 (0 to 0)	0 (0 to 0)	0 (0 to 0)	0 (0 to 0)	0 (0 to 0)	0 (0 to 0)	0·1 (0 to 0·3)	1·1 (0·4 to 2·1)	3·5 (1·7 to 6·2)	7·2 (3·8 to 11·7)	11·3 (6·6 to 17·8)	13·8 (8·6 to 21·3)	14 (8·6 to 21·7)	9·7 (5·9 to 15·1)	4·8 (2·9 to 7·3)	1·5 (0·9 to 2·3)	0·4 (0·2 to 0·6)	67·4
Cataract	0 (0 to 0)	0 (0 to 0)	0 (0 to 0)	0 (0 to 0)	0 (0 to 0)	0 (0 to 0)	0 (0 to 0)	0·7 (0·3 to 1·4)	3·2 (0·8 to 7·2)	6·3 (2·8 to 11·7)	9 (4·2 to 15·4)	10·1 (5·2 to 16·8)	11·4 (6·3 to 18·4)	14 (8·1 to 22·5)	19·1 (11·6 to 29·3)	28·6 (18·1 to 42·6)	41·4 (27 to 60·2)	49·4 (32·9 to 71·2)	45·3 (29·8 to 65·6)	28·5 (19·4 to 40·7)	13·1 (9·1 to 18·4)	4·2 (2·8 to 6)	1 (0·7 to 1·5)	285
Age-related macular degeneration	0 (0 to 0)	0 (0 to 0)	0 (0 to 0)	0 (0 to 0)	0 (0 to 0)	0 (0 to 0)	0 (0 to 0)	0 (0 to 0)	0 (0 to 0)	0 (0 to 0)	0 (0 to 0)	0 (0 to 0)	0·1 (0 to 0·1)	0·4 (0·2 to 0·7)	0·8 (0·3 to 1·6)	1·4 (0·5 to 2·6)	1·8 (0·9 to 3·2)	2 (1 to 3·3)	1·6 (0·9 to 2·6)	1 (0·5 to 1·5)	0·4 (0·2 to 0·7)	0·1 (0·1 to 0·2)	0 (0 to 0)	9·6
Refraction disorders	0 (0 to 0)	0 (0 to 0)	0·4 (0·2 to 0·8)	8·2 (4·2 to 14·4)	16·7 (8·9 to 27·2)	16·7 (9·2 to 27·2)	16 (9 to 26)	15·8 (8·7 to 25·4)	16·2 (9·2 to 25·1)	16·4 (9·2 to 25·3)	16·1 (9·4 to 24·6)	15·2 (9 to 23·7)	15·4 (9·4 to 23·7)	17·5 (10·6 to 26·3)	21·3 (13·5 to 31·9)	24 (15·3 to 35·4)	24·5 (15·8 to 35·1)	21·2 (13·6 to 31)	14·8 (9·8 to 21·5)	7·5 (4·7 to 11)	2·8 (1·8 to 4·1)	0·8 (0·5 to 1·1)	0·2 (0·1 to 0·2)	288
Near vision loss	0 (0 to 0)	0 (0 to 0)	0 (0 to 0)	0·1 (0 to 0·3)	0·3 (0·1 to 0·8)	0·5 (0·2 to 1·4)	0·7 (0·2 to 1·8)	2·6 (1 to 5·6)	5·8 (2·1 to 12·3)	16·8 (6·5 to 36·5)	29·6 (11·3 to 64·1)	43·6 (17·5 to 91·5)	58 (24 to 122)	68·6 (27·4 to 146)	75·4 (30·6 to 160)	74·2 (31·7 to 154)	65·7 (27·9 to 130)	51·8 (22·3 to 102)	34·2 (14·8 to 67·9)	16·3 (7 to 32·1)	5·5 (2·5 to 10·4)	1·4 (0·6 to 2·6)	0·3 (0·1 to 0·5)	551
Other vision loss	0 (0 to 0)	0 (0 to 0)	0 (0 to 0·1)	0·6 (0·3 to 1·1)	1·7 (0·3 to 4·6)	3 (0·7 to 6·3)	4·6 (1·5 to 9·6)	6·1 (2·3 to 12·1)	6·4 (2·4 to 12·2)	7·3 (3·1 to 13·2)	8·7 (3·8 to 15·4)	10·2 (5·4 to 17·6)	12 (6·1 to 19·4)	15·7 (8·7 to 25·9)	19·8 (11·2 to 31·4)	23 (13·1 to 38)	23·5 (13 to 39·1)	21·5 (12·3 to 34·7)	16·5 (8·9 to 27·7)	9·6 (5·6 to 15·6)	4·2 (2·3 to 7)	1·8 (1·1 to 3)	0·6 (0·3 to 0·9)	197
Age-related and other hearing loss	0 (0 to 0)	0·1 (0 to 0·1)	3·4 (1·5 to 6·1)	42·2 (21·5 to 67·7)	89·1 (47·5 to 141)	100 (57·6 to 156)	107 (62·1 to 163)	125 (72·9 to 189)	152 (90·7 to 224)	162 (101 to 239)	135 (85·9 to 199)	117 (71·5 to 177)	134 (81·7 to 210)	144 (91·5 to 223)	138 (89 to 204)	137 (88·7 to 201)	143 (95·1 to 211)	147 (98 to 211)	138 (93·8 to 197)	89·8 (60·1 to 125)	39·1 (26·7 to 53·4)	11·6 (8·1 to 15·8)	2·3 (1·6 to 3)	2,160
Other sense organ diseases	0 (0 to 0)	0·1 (0 to 0·2)	1·7 (0·9 to 3·1)	8·2 (3·9 to 13·9)	8·6 (4 to 15·3)	7·8 (3·5 to 14·5)	8·6 (3·7 to 15·8)	8·9 (3·3 to 17·2)	10·4 (4·2 to 19·8)	12·6 (5·5 to 24·8)	12·1 (5·5 to 22·3)	9·6 (4·3 to 19·3)	8·7 (3·8 to 16·4)	10·3 (4·9 to 20)	10·5 (4·8 to 21)	12·2 (5·7 to 22·9)	13·5 (6·2 to 25·1)	12·3 (5·6 to 22·5)	9·5 (4·4 to 16·8)	4·6 (2·2 to 8·5)	1·4 (0·7 to 2·5)	0·3 (0·1 to 0·6)	0·1 (0 to 0·2)	172
Musculoskeletal disorders	0 (0 to 0)	0 (0 to 0)	0 (0 to 0)	0 (0 to 0)	29·6 (14·4 to 52·5)	120 (71·1 to 189)	225 (147 to 336)	335 (223 to 483)	483 (322 to 684)	553 (373 to 789)	554 (386 to 749)	523 (364 to 717)	518 (358 to 733)	521 (362 to 743)	513 (349 to 708)	486 (333 to 696)	441 (304 to 623)	356 (245 to 495)	236 (162 to 332)	110 (77·2 to 155)	35·3 (24·3 to 49·2)	8·2 (5·6 to 11·5)	1·5 (1 to 2·2)	6,050
Rheumatoid arthritis	0 (0 to 0)	0 (0 to 0)	0 (0 to 0)	0 (0 to 0)	0·6 (0·3 to 1·1)	1·8 (1 to 2·9)	3·8 (1·9 to 6·7)	8 (3·8 to 13·6)	14·8 (7·6 to 24·7)	21·1 (12·1 to 34·4)	24·2 (14·7 to 38·3)	24·5 (14·8 to 36·8)	25·6 (16·6 to 36·6)	27·8 (18·3 to 39·7)	29 (19·3 to 41·6)	24·9 (17·2 to 34·6)	22·5 (15·2 to 31·5)	16·5 (10·9 to 23·1)	10·7 (6·9 to 15·5)	5·5 (3·2 to 8·6)	1·6 (0·9 to 2·6)	0·4 (0·2 to 0·6)	0 (0 to 0·1)	263
Osteoarthritis	0 (0 to 0)	0 (0 to 0)	0 (0 to 0)	0 (0 to 0)	0 (0 to 0)	0 (0 to 0)	0 (0 to 0)	0 (0 to 0)	0 (0 to 0)	4·8 (1·9 to 10·5)	24 (11·3 to 49·6)	50·6 (25·2 to 103)	78·4 (38·6 to 155)	105 (52·2 to 210)	121 (60·6 to 238)	126 (63·5 to 257)	117 (58·8 to 232)	95 (48·2 to 192)	64·9 (33·3 to 132)	31·6 (16 to 62·5)	10·9 (5·6 to 21·4)	2·8 (1·4 to 5·6)	0·5 (0·3 to 1·1)	832
Osteoarthritis hip	0 (0 to 0)	0 (0 to 0)	0 (0 to 0)	0 (0 to 0)	0 (0 to 0)	0 (0 to 0)	0 (0 to 0)	0 (0 to 0)	0 (0 to 0)	1·3 (0·4 to 2·9)	1·7 (0·5 to 4)	2·2 (0·8 to 5)	3·1 (1·2 to 6·9)	4·2 (1·8 to 9·7)	5·4 (2·4 to 11·8)	6·3 (2·7 to 13·9)	6·3 (2·9 to 13·7)	5·4 (2·5 to 11·6)	3·8 (1·8 to 8·1)	1·9 (0·9 to 3·9)	0·6 (0·3 to 1·3)	0·2 (0·1 to 0·4)	0 (0 to 0·1)	42·6
Osteoarthritis knee	0 (0 to 0)	0 (0 to 0)	0 (0 to 0)	0 (0 to 0)	0 (0 to 0)	0 (0 to 0)	0 (0 to 0)	0 (0 to 0)	0 (0 to 0)	1·7 (0·5 to 3·6)	12·2 (5·2 to 26·7)	26·6 (12·7 to 55·9)	42·7 (20 to 88·1)	59·3 (28 to 124)	69·5 (33·8 to 145)	72·5 (34·5 to 148)	66·7 (32·3 to 136)	53·5 (26·5 to 109)	35·7 (17·6 to 71·4)	16·8 (8·3 to 33·5)	5·5 (2·7 to 10·9)	1·3 (0·6 to 2·6)	0·2 (0·1 to 0·5)	464
Osteoarthritis hand	0 (0 to 0)	0 (0 to 0)	0 (0 to 0)	0 (0 to 0)	0 (0 to 0)	0 (0 to 0)	0 (0 to 0)	0 (0 to 0)	0 (0 to 0)	1·6 (0·3 to 4)	8·7 (3 to 19·8)	18·7 (7·8 to 39·5)	27·3 (11·9 to 57)	33·4 (15·7 to 67·9)	36·3 (17·3 to 76·8)	36 (17·4 to 75·1)	32·2 (15·7 to 66·1)	26 (13 to 54·3)	17·9 (8·9 to 37·4)	8·9 (4·4 to 18·3)	3·2 (1·6 to 6·7)	0·9 (0·4 to 1·8)	0·2 (0·1 to 0·4)	251
Osteoarthritis other	0 (0 to 0)	0 (0 to 0)	0 (0 to 0)	0 (0 to 0)	0 (0 to 0)	0 (0 to 0)	0 (0 to 0)	0 (0 to 0)	0 (0 to 0)	0·2 (0·1 to 0·6)	1·4 (0·3 to 3·3)	3·2 (1·1 to 7·5)	5·3 (2·1 to 12·1)	7·6 (3·3 to 16·4)	9·8 (4·5 to 21·6)	11·2 (5·2 to 23·4)	11·3 (5·5 to 23·7)	10 (4·8 to 20·8)	7·5 (3·8 to 15·4)	4·1 (2 to 8·3)	1·6 (0·8 to 3·1)	0·4 (0·2 to 0·9)	0·1 (0 to 0·2)	73·7
Low back pain	0 (0 to 0)	0 (0 to 0)	0 (0 to 0)	0 (0 to 0)	25·1 (10·4 to 47·7)	99·6 (54·9 to 168)	139 (77·5 to 227)	165 (92·2 to 267)	204 (116 to 322)	217 (118 to 340)	216 (127 to 324)	205 (124 to 318)	202 (122 to 326)	201 (122 to 319)	192 (119 to 292)	187 (117 to 279)	176 (112 to 269)	150 (95 to 223)	100 (62·9 to 152)	46·7 (29 to 70·4)	14·7 (9 to 21·6)	3·5 (2·2 to 5·2)	0·7 (0·4 to 1)	2,550
Neck pain	0 (0 to 0)	0 (0 to 0)	0 (0 to 0)	0 (0 to 0)	1·9 (0·4 to 4·7)	10·5 (4 to 21·5)	22·3 (9·1 to 43·1)	32·2 (14·1 to 65·5)	46·6 (21·1 to 93·4)	63·5 (30·6 to 121)	68·9 (34·5 to 121)	63·7 (31·4 to 114)	57 (27·5 to 101)	47·2 (23·1 to 89·6)	41·9 (19·6 to 74·3)	35 (16·8 to 64·2)	27·7 (14·5 to 47·6)	20·5 (10·8 to 35·3)	12·8 (6·3 to 24)	5·6 (2·7 to 9·9)	1·9 (0·9 to 3·2)	0·5 (0·2 to 0·8)	0·1 (0·1 to 0·2)	560
Gout	0 (0 to 0)	0 (0 to 0)	0 (0 to 0)	0 (0 to 0)	0 (0 to 0)	0 (0 to 0)	0·1 (0 to 0·1)	0·4 (0·1 to 0·7)	1 (0·5 to 1·8)	1·7 (0·9 to 3·1)	2·1 (0·4 to 4·5)	2·4 (0·8 to 4·8)	2·6 (1 to 4·9)	2·9 (1·1 to 5·6)	3·2 (1·5 to 6)	3·5 (1·4 to 6·9)	3·7 (1·7 to 6·8)	3·5 (1·7 to 5·9)	2·6 (1·2 to 4·4)	1·4 (0·6 to 2·5)	0·5 (0·2 to 0·8)	0·1 (0·1 to 0·2)	0 (0 to 0)	31·7
Other musculoskeletal disorders	0 (0 to 0)	0 (0 to 0)	0 (0 to 0)	0 (0 to 0)	2 (0·9 to 3·4)	8·3 (3·3 to 15·8)	59·1 (31·6 to 97·8)	130 (77·7 to 198)	216 (135 to 330)	245 (155 to 370)	219 (140 to 329)	177 (110 to 266)	152 (97·5 to 228)	138 (86·4 to 205)	125 (79 to 189)	109 (62·8 to 174)	93·7 (58·2 to 141)	71·1 (42·2 to 115)	44·2 (27 to 68)	19·1 (10·6 to 31·4)	5·6 (3 to 8·8)	1 (0·4 to 1·8)	0·1 (0 to 0·3)	1,810
Other non-communicable diseases	915 (504 to 1,600)	422 (232 to 744)	1,760 (715 to 3,270)	456 (292 to 689)	309 (224 to 419)	359 (247 to 487)	562 (378 to 819)	950 (646 to 1,360)	1,410 (968 to 2,010)	1,540 (1,080 to 2,150)	1,380 (981 to 1,930)	1,130 (787 to 1,540)	819 (578 to 1,120)	629 (437 to 857)	502 (348 to 690)	406 (281 to 558)	333 (233 to 455)	258 (186 to 348)	176 (127 to 232)	88·4 (62·9 to 117)	32 (23·3 to 42·4)	8·7 (6·2 to 11·7)	1·8 (1·2 to 2·5)	14,400
Congenital birth defects	886 (477 to 1,580)	359 (184 to 657)	1,280 (519 to 2,430)	310 (175 to 502)	145 (98·2 to 204)	112 (71·5 to 165)	87·6 (57·9 to 124)	64·7 (42·8 to 95·7)	55·4 (33·5 to 85·8)	44 (28·7 to 65·7)	34·1 (21·7 to 50·7)	25·1 (16·3 to 36·8)	18·1 (12 to 27·5)	14·7 (9·7 to 21·8)	12·6 (8·1 to 18·4)	9·7 (6·2 to 14·4)	6·5 (4·3 to 9·7)	2·9 (1·6 to 5)	1·8 (1 to 3·2)	0·8 (0·4 to 1·4)	0·3 (0·1 to 0·5)	0·1 (0 to 0·1)	0 (0 to 0)	3,470
Neural tube defects	76 (19·4 to 192)	29·7 (6·1 to 84·6)	146 (27·5 to 426)	32·5 (8 to 102)	9·8 (5·5 to 18·2)	7·9 (4·5 to 14·5)	7·6 (4 to 15)	4 (2·4 to 6·6)	3·3 (1·7 to 6·3)	2·5 (1·3 to 4·9)	1·8 (0·9 to 3·8)	1·8 (0·7 to 4)	1 (0·4 to 2·2)	1 (0·3 to 2·5)	0·5 (0·2 to 1·2)	0·4 (0·1 to 0·9)	0·3 (0·1 to 1·1)	0 (0 to 0)	0 (0 to 0)	0 (0 to 0)	0 (0 to 0)	0 (0 to 0)	0 (0 to 0)	326
Congenital heart anomalies	186 (72·2 to 387)	108 (41·5 to 217)	381 (134 to 833)	71·5 (28·8 to 141)	30·7 (16·3 to 52·4)	19 (7·9 to 38·8)	17·5 (8·3 to 32·8)	14 (6·6 to 27·5)	10·7 (4·2 to 21·9)	8·4 (3·8 to 16·6)	6·1 (2·7 to 11·5)	5·1 (2·4 to 9·7)	3 (1·5 to 5·7)	2·1 (1 to 3·7)	1·8 (0·8 to 3·4)	1·5 (0·8 to 2·9)	1 (0·5 to 1·8)	0·2 (0 to 0·4)	0·1 (0 to 0·3)	0·1 (0 to 0·1)	0 (0 to 0)	0 (0 to 0)	0 (0 to 0)	868
Orofacial clefts	8·8 (2·2 to 23·5)	4·1 (0·9 to 11·4)	13·3 (3·2 to 40·2)	3·5 (1·7 to 6·7)	1·8 (0·4 to 3·8)	1·6 (0·4 to 3·3)	1·4 (0·3 to 3·1)	1·4 (0·3 to 2·9)	1·2 (0·3 to 2·7)	1·1 (0·2 to 2·3)	0·8 (0·2 to 1·8)	0·6 (0·1 to 1·3)	0·5 (0·1 to 1)	0·4 (0·1 to 0·8)	0·3 (0·1 to 0·7)	0·3 (0·1 to 0·6)	0·2 (0 to 0·5)	0·2 (0 to 0·4)	0·1 (0 to 0·2)	0·1 (0 to 0·1)	0 (0 to 0)	0 (0 to 0)	0 (0 to 0)	41·7
Down syndrome	46·7 (15 to 107)	17·9 (5·3 to 43·9)	103 (28·7 to 256)	25·8 (8·3 to 60)	10·7 (4·4 to 22·4)	8 (3·7 to 17)	4·7 (2·4 to 8·4)	4·1 (2 to 7·9)	3·1 (1·3 to 6·6)	1·8 (0·8 to 3·9)	1·6 (0·6 to 3·5)	1·2 (0·4 to 2·5)	1·1 (0·4 to 2·5)	1·3 (0·4 to 2·6)	1·3 (0·5 to 2·8)	0·7 (0·2 to 1·7)	0·3 (0·1 to 0·7)	0 (0 to 0)	0 (0 to 0)	0 (0 to 0)	0 (0 to 0)	0 (0 to 0)	0 (0 to 0)	233
Turner syndrome	0 (0 to 0)	0 (0 to 0)	0·1 (0 to 0·3)	0·3 (0 to 1)	0·3 (0·1 to 0·6)	0·3 (0·1 to 0·5)	0·3 (0·1 to 0·6)	0·3 (0·1 to 0·5)	0·2 (0·1 to 0·4)	0·1 (0·1 to 0·2)	0·1 (0 to 0·1)	0 (0 to 0·1)	0 (0 to 0)	0 (0 to 0)	0 (0 to 0)	0 (0 to 0)	0 (0 to 0)	0 (0 to 0)	0 (0 to 0)	0 (0 to 0)	0 (0 to 0)	0 (0 to 0)	0 (0 to 0)	2·1
Klinefelter syndrome	0 (0 to 0)	0 (0 to 0)	0 (0 to 0)	0 (0 to 0)	0 (0 to 0)	0 (0 to 0)	0 (0 to 0)	0 (0 to 0)	0 (0 to 0)	0 (0 to 0)	0 (0 to 0)	0 (0 to 0)	0 (0 to 0)	0 (0 to 0)	0 (0 to 0)	0 (0 to 0)	0 (0 to 0)	0 (0 to 0)	0 (0 to 0)	0 (0 to 0)	0 (0 to 0)	0 (0 to 0)	0 (0 to 0)	0
Other chromosomal abnormalities	72·2 (24 to 163)	30·7 (12·4 to 62·9)	89·6 (28·4 to 215)	11·5 (6·7 to 19·1)	6·3 (3·9 to 10·3)	5·1 (2·9 to 8·8)	3·8 (2·3 to 6·1)	2·9 (1·8 to 4·3)	2·3 (1·4 to 4)	1·5 (0·8 to 2·7)	0·9 (0·5 to 1·6)	0·5 (0·2 to 0·8)	0·3 (0·2 to 0·7)	0·2 (0·1 to 0·5)	0·2 (0·1 to 0·4)	0·1 (0 to 0·2)	0·1 (0 to 0·1)	0 (0 to 0)	0 (0 to 0)	0 (0 to 0)	0 (0 to 0)	0 (0 to 0)	0 (0 to 0)	228
Congenital musculoskeletal and limb anomalies	66·9 (25·7 to 146)	25·6 (10·5 to 55·9)	58·5 (28·4 to 111)	50·7 (27·9 to 82·9)	39·1 (21 to 60·6)	33·9 (18·8 to 54·8)	26·1 (14·7 to 41·8)	16·1 (9·2 to 25·9)	12·9 (6·8 to 22)	10·9 (6 to 18·3)	8·7 (4·8 to 13·6)	6·2 (3·3 to 9·8)	4·7 (2·5 to 7·5)	3·9 (2·2 to 6·2)	3·2 (1·7 to 5·3)	2·5 (1·3 to 4)	1·6 (0·8 to 2·6)	0·9 (0·4 to 1·5)	0·4 (0·2 to 0·7)	0·2 (0·1 to 0·3)	0 (0 to 0·1)	0 (0 to 0)	0 (0 to 0)	373
Urogenital congenital anomalies	8·6 (2·7 to 18·3)	3 (1 to 7·2)	10·7 (3·9 to 25·4)	6·5 (3·7 to 10·3)	4·3 (2·5 to 6·9)	3·2 (1·9 to 5)	2·4 (1·4 to 3·9)	1·8 (1·1 to 2·8)	1·3 (0·8 to 2·2)	1 (0·6 to 1·7)	0·7 (0·4 to 1·1)	0·5 (0·2 to 1·1)	0·3 (0·2 to 0·6)	0·3 (0·1 to 0·7)	0·1 (0·1 to 0·2)	0·1 (0 to 0·2)	0·1 (0 to 0·1)	0 (0 to 0)	0 (0 to 0)	0 (0 to 0)	0 (0 to 0)	0 (0 to 0)	0 (0 to 0)	44·8
Digestive congenital anomalies	47·8 (20·3 to 94·2)	38·4 (16·6 to 79)	169 (51·8 to 391)	24·6 (6·3 to 62·2)	4·7 (2·1 to 10·3)	3·2 (1·1 to 7·8)	1·7 (0·7 to 3·6)	1·1 (0·4 to 2·6)	0·9 (0·3 to 2·2)	0·2 (0·1 to 0·5)	0·6 (0·2 to 1·6)	0·6 (0·2 to 1·3)	0·4 (0·1 to 0·9)	0·4 (0·1 to 0·9)	0·4 (0·1 to 0·9)	0·2 (0·1 to 0·5)	0·2 (0·1 to 0·4)	0 (0 to 0)	0 (0 to 0)	0 (0 to 0)	0 (0 to 0)	0 (0 to 0)	0 (0 to 0)	294
Other congenital birth defects	373 (168 to 696)	101 (42·9 to 205)	307 (103 to 681)	83·6 (34·6 to 170)	37·1 (21·3 to 59·5)	30·3 (16·4 to 51)	22 (11·5 to 38·3)	19 (9·2 to 36·1)	19·4 (9·4 to 35·8)	16·3 (8·3 to 30·3)	12·8 (6·6 to 22·9)	8·6 (4·3 to 15·8)	6·8 (3·4 to 12·6)	5·2 (2·5 to 9·7)	4·8 (2·5 to 8·8)	3·9 (1·9 to 7·2)	2·8 (1·3 to 5·4)	1·7 (0·6 to 3·8)	1·1 (0·4 to 2·5)	0·5 (0·2 to 1·2)	0·2 (0·1 to 0·4)	0 (0 to 0·1)	0 (0 to 0)	1,060
Urinary diseases and male infertility	0·3 (0·1 to 0·8)	0·8 (0·4 to 1·5)	11·5 (4·4 to 25)	6·9 (3 to 12·3)	6·3 (3·6 to 10·3)	6·7 (4·1 to 10·3)	11·1 (6·1 to 17·9)	19 (10 to 33·8)	25·6 (12·1 to 47·6)	34·7 (17·1 to 67·5)	28·1 (13·3 to 51·3)	22·8 (10·5 to 43·5)	19·5 (8·5 to 37)	22·2 (10·3 to 41·7)	22·6 (10·5 to 42·3)	20·7 (8·9 to 40·9)	19·9 (9·6 to 38)	21·8 (10·5 to 39·5)	22·7 (11·5 to 41·1)	14·9 (7·1 to 27·1)	7·2 (3·5 to 12·4)	2·3 (1·1 to 4·3)	0·5 (0·2 to 1)	348
Urolithiasis	0 (0 to 0)	0 (0 to 0)	0 (0 to 0)	0·3 (0·1 to 0·7)	0·3 (0·1 to 0·7)	0·3 (0·1 to 0·5)	0·3 (0·2 to 0·6)	0·6 (0·3 to 1·1)	1 (0·4 to 1·9)	1·2 (0·6 to 2·3)	1·5 (0·7 to 2·7)	1·2 (0·6 to 2·1)	1·1 (0·5 to 2·1)	1 (0·5 to 2)	0·9 (0·4 to 1·7)	0·6 (0·3 to 1·1)	0·5 (0·2 to 1)	0·4 (0·2 to 0·9)	0·2 (0·1 to 0·6)	0·1 (0 to 0·3)	0 (0 to 0·1)	0 (0 to 0·1)	0 (0 to 0)	11·6



SR Table 2b: Zimbabwe DALYS by cause and age group for females with 95% uncertainty intervals, 2019

Cause	Early Neonatal	Late Neonatal	Post Neonatal	1 to 4	5 to 9	10 to 14	15 to 19	20 to 24	25 to 29	30 to 34	35 to 39	40 to 44	45 to 49	50 to 54	55 to 59	60 to 64	65 to 69	70 to 74	75 to 79	80 to 84	85 to 89	90 to 94	95 plus	Total
All causes	313,000 (252,000 to 392,000)	82,200 (66,500 to 103,000)	305,000 (250,000 to 377,000)	266,000 (226,000 to 314,000)	122,000 (108,000 to 141,000)	115,000 (99,600 to 135,000)	141,000 (118,000 to 170,000)	165,000 (138,000 to 198,000)	179,000 (147,000 to 217,000)	209,000 (176,000 to 247,000)	234,000 (200,000 to 273,000)	227,000 (195,000 to 261,000)	187,000 (156,000 to 221,000)	160,000 (133,000 to 189,000)	148,000 (121,000 to 179,000)	146,000 (121,000 to 177,000)	135,000 (112,000 to 161,000)	105,000 (89,600 to 125,000)	72,600 (61,900 to 85,500)	45,300 (39,500 to 53,200)	21,800 (18,700 to 25,700)	8,480 (7,330 to 10,100)	2,190 (1,960 to 2,520)	3,390,000
Communicable, maternal, neonatal, and nutritional diseases	291,000 (237,000 to 364,000)	73,600 (59,100 to 92,700)	267,000 (218,000 to 332,000)	222,000 (187,000 to 265,000)	81,200 (69,500 to 95,800)	63,200 (53,900 to 74,000)	69,400 (55,500 to 87,600)	89,900 (72,100 to 113,000)	98,500 (76,500 to 127,000)	120,000 (97,700 to 148,000)	138,000 (116,000 to 166,000)	129,000 (111,000 to 149,000)	94,600 (79,200 to 114,000)	67,500 (56,200 to 81,800)	47,900 (38,500 to 58,300)	36,700 (29,100 to 46,400)	29,900 (22,900 to 38,700)	21,200 (16,100 to 27,400)	13,900 (10,200 to 18,400)	8,520 (6,030 to 11,600)	4,100 (2,880 to 5,680)	1,610 (1,120 to 2,220)	461 (316 to 637)	1,970,000
HIV/AIDS and sexually transmitted infections	9,900 (3,250 to 21,000)	2,850 (939 to 5,790)	31,200 (23,400 to 41,700)	33,000 (25,700 to 42,500)	28,800 (22,700 to 35,200)	29,000 (24,600 to 33,800)	29,000 (19,000 to 43,000)	44,500 (30,100 to 63,000)	55,400 (35,200 to 81,300)	78,300 (58,200 to 107,000)	96,600 (76,800 to 118,000)	91,600 (77,100 to 107,000)	65,600 (51,500 to 80,800)	45,500 (35,900 to 56,500)	26,200 (20,300 to 33,000)	15,200 (11,100 to 20,400)	8,120 (5,610 to 11,900)	3,710 (2,410 to 5,820)	1,530 (989 to 2,390)	311 (202 to 486)	107 (70·2 to 161)	30·5 (20·6 to 43·9)	7·2 (4·8 to 10·3)	696,000
HIV/AIDS	3·3 (2·1 to 4·7)	11·8 (7·6 to 17)	27,700 (20,400 to 36,900)	32,800 (25,400 to 42,400)	28,700 (22,600 to 35,200)	29,000 (24,500 to 33,800)	28,800 (18,700 to 42,800)	44,000 (29,600 to 62,600)	54,700 (34,500 to 80,800)	77,600 (57,600 to 106,000)	95,900 (76,300 to 117,000)	91,100 (76,600 to 106,000)	65,300 (51,300 to 80,600)	45,400 (35,700 to 56,300)	26,100 (20,200 to 32,900)	15,100 (11,000 to 20,400)	8,060 (5,550 to 11,900)	3,670 (2,360 to 5,780)	1,510 (967 to 2,370)	301 (191 to 477)	102 (66·3 to 156)	28·7 (19 to 42·2)	6·9 (4·5 to 10)	676,000
HIV/AIDS - Drug-susceptible Tuberculosis	0 (0 to 0·1)	0·7 (0·4 to 1·2)	10,800 (6,530 to 15,100)	12,700 (7,840 to 17,500)	10,900 (7,210 to 14,300)	10,900 (7,320 to 13,700)	10,600 (5,970 to 16,200)	16,000 (9,080 to 24,000)	20,100 (11,400 to 30,900)	29,100 (19,100 to 40,900)	35,300 (23,600 to 45,900)	33,800 (23,500 to 42,200)	24,000 (16,400 to 31,300)	16,800 (11,400 to 22,200)	9,580 (6,380 to 12,900)	5,500 (3,530 to 7,930)	2,890 (1,730 to 4,510)	1,330 (761 to 2,170)	544 (306 to 888)	102 (54·5 to 162)	33 (19 to 52)	8·8 (5·4 to 13·4)	2 (1·2 to 3·1)	251,000
HIV/AIDS - Multidrug-resistant Tuberculosis without exte	0 (0 to 0)	0 (0 to 0·2)	1,650 (238 to 4,840)	1,940 (279 to 5,420)	1,620 (226 to 4,730)	1,600 (224 to 4,570)	1,610 (209 to 4,870)	2,440 (330 to 7,340)	2,620 (343 to 8,380)	3,600 (505 to 11,300)	4,370 (598 to 13,000)	4,220 (574 to 12,700)	3,020 (407 to 9,050)	2,110 (293 to 7,080)	1,200 (166 to 4,000)	685 (93·4 to 2,280)	358 (47·7 to 1,220)	161 (20·2 to 534)	65·4 (8·4 to 213)	12·7 (1·5 to 41·7)	4 (0·5 to 12·8)	1 (0·1 to 3·3)	0·2 (0 to 0·8)	33,300
HIV/AIDS - Extensively drug-resistant Tuberculosis	0 (0 to 0)	0 (0 to 0)	22·5 (3 to 67·6)	26·2 (3·5 to 80·3)	22 (2·9 to 66·2)	21·6 (2·7 to 65·6)	21·5 (2·7 to 68·2)	32·6 (4·2 to 105)	35 (4·3 to 113)	48·2 (6 to 154)	58·5 (7·5 to 183)	56·7 (7·1 to 174)	40·7 (5 to 133)	28·5 (3·6 to 94·7)	16·1 (2·1 to 53·3)	9·2 (1·2 to 30·9)	4·8 (0·6 to 16·4)	2·1 (0·3 to 7·5)	0·9 (0·1 to 3)	0·2 (0 to 0·6)	0·1 (0 to 0·2)	0 (0 to 0)	0 (0 to 0)	447
HIV/AIDS resulting in other diseases	3·2 (2·1 to 4·6)	11 (7·1 to 15·8)	15,300 (11,300 to 20,300)	18,200 (14,100 to 23,500)	16,100 (12,700 to 19,600)	16,400 (13,900 to 19,100)	16,600 (11,100 to 24,500)	25,500 (17,400 to 35,900)	32,000 (20,600 to 46,700)	44,900 (33,500 to 60,200)	56,300 (45,000 to 68,600)	53,000 (45,000 to 61,800)	38,300 (30,400 to 46,800)	26,500 (20,900 to 32,600)	15,300 (12,100 to 19,200)	8,930 (6,690 to 11,800)	4,810 (3,360 to 6,850)	2,170 (1,430 to 3,310)	898 (576 to 1,390)	186 (116 to 290)	64·8 (40·2 to 99·4)	18·9 (11·7 to 28·7)	4·6 (2·8 to 7)	391,000
Sexually transmitted infections excluding HIV	9,900 (3,250 to 21,000)	2,830 (926 to 5,780)	3,420 (1,140 to 7,370)	161 (50·6 to 353)	83·6 (26·4 to 180)	51 (22·4 to 103)	226 (120 to 422)	489 (254 to 917)	673 (349 to 1,200)	692 (371 to 1,230)	639 (329 to 1,120)	507 (262 to 927)	281 (132 to 550)	154 (74·2 to 292)	107 (50·5 to 205)	70·2 (30·3 to 135)	58·4 (27 to 114)	40·1 (18·5 to 78·4)	22·8 (10·5 to 45·4)	10·3 (5 to 19·8)	4·9 (2·2 to 9·9)	1·8 (0·8 to 3·4)	0·3 (0·1 to 0·6)	20,400
Syphilis	9,900 (3,250 to 21,000)	2,830 (926 to 5,780)	3,420 (1,140 to 7,370)	161 (50·6 to 353)	83·6 (26·4 to 180)	18·1 (5 to 45·3)	21·6 (6·8 to 52·8)	11·8 (5 to 24·1)	25·7 (9·7 to 54·5)	25·7 (9·3 to 56·8)	17·8 (7 to 37·4)	6·5 (2·8 to 12·8)	7 (2·5 to 16·2)	6·3 (2 to 14·3)	1·9 (0·7 to 4·2)	1·8 (0·5 to 4·4)	2·2 (0·7 to 5·7)	2·6 (0·8 to 6·1)	1·3 (0·4 to 3·4)	1·2 (0·4 to 2·9)	0·7 (0·2 to 1·5)	0·4 (0·1 to 0·9)	0·1 (0 to 0·2)	16,500
Chlamydial infection	0 (0 to 0)	0 (0 to 0)	0 (0 to 0)	0 (0 to 0)	0 (0 to 0)	4·8 (2·1 to 9·5)	17·8 (9·4 to 34)	45·4 (22·9 to 80·6)	56·9 (30·2 to 95·5)	54·3 (28·2 to 93·2)	57·6 (31·7 to 94·6)	49·5 (27·2 to 83·5)	22·2 (10·1 to 42·9)	9·4 (3·6 to 20·9)	7·7 (2·5 to 18·3)	4·4 (0·9 to 11·6)	2·8 (0·8 to 7·5)	3·1 (0·9 to 7·4)	2 (0·6 to 5·2)	1·1 (0·4 to 2·7)	0·6 (0·2 to 1·3)	0·2 (0·1 to 0·4)	0 (0 to 0·1)	340
Gonococcal infection	0 (0 to 0)	0 (0 to 0)	0 (0 to 0)	0 (0 to 0)	0 (0 to 0)	5·5 (1·8 to 13·1)	29 (9·8 to 72·9)	57 (19·5 to 98·3)	45·6 (24·4 to 126)	60·7 (27·5 to 110)	55·3 (27·9 to 108)	59·1 (26·4 to 115)	31·7 (11·6 to 72·2)	22·5 (7·6 to 59·9)	19·6 (5·2 to 50)	11·2 (2·2 to 29·9)	15·3 (4·2 to 40·1)	10·7 (3 to 25·2)	7·3 (2 to 18·5)	2·5 (0·8 to 6·1)	2 (0·4 to 5·3)	0·5 (0·2 to 1·1)	0 (0 to 0·1)	439
Trichomoniasis	0 (0 to 0)	0 (0 to 0)	0 (0 to 0)	0 (0 to 0)	0 (0 to 0)	4·4 (1·1 to 11·8)	70·7 (23 to 169)	239 (85·7 to 551)	314 (115 to 695)	301 (104 to 684)	263 (92·7 to 593)	197 (69·3 to 466)	119 (39·9 to 266)	59·1 (18·4 to 139)	33·1 (11 to 78·9)	21·3 (7·3 to 50·9)	14·9 (5·2 to 35)	8·4 (3·2 to 19)	4·1 (1·6 to 9·1)	1·8 (0·7 to 3·9)	0·6 (0·2 to 1·3)	0·1 (0·1 to 0·3)	0 (0 to 0)	1,650
Genital herpes	0 (0 to 0)	0 (0 to 0)	0 (0 to 0)	0 (0 to 0)	0 (0 to 0)	9·4 (1·6 to 24·7)	37·6 (11·2 to 94)	65·9 (21·3 to 157)	85·1 (28·2 to 208)	92·1 (30·6 to 221)	84·2 (26·7 to 198)	64·2 (19·7 to 152)	45·4 (13·7 to 112)	32·9 (9·9 to 79·6)	26·8 (8·1 to 64·8)	21·9 (6·6 to 54·2)	16·3 (5 to 41)	9·7 (2·9 to 23·8)	5·2 (1·6 to 13·2)	2·6 (0·8 to 6·3)	1 (0·3 to 2·5)	0·3 (0·1 to 0·8)	0·1 (0 to 0·2)	601
Other sexually transmitted infections	0 (0 to 0)	0 (0 to 0)	0 (0 to 0)	0 (0 to 0)	0 (0 to 0)	8·9 (3·9 to 18)	49·5 (22·8 to 107)	81·4 (45·8 to 136)	131 (77·3 to 216)	162 (92·7 to 257)	160 (93 to 250)	131 (73·8 to 215)	55·4 (25·8 to 107)	21·7 (8·3 to 47)	17·5 (6·2 to 40·8)	9·7 (1·9 to 25·8)	[illegible]	5·5 (1·6 to 13)	2·8 (0·8 to 7·2)	1·1 (0·3 to 2·5)	0·7 (0·2 to 1·6)	0·2 (0·1 to 0·5)	0 (0 to 0·1)	845
Respiratory infections and tuberculosis	24,800 (13,200 to 42,500)	18,800 (10,800 to 29,500)	122,000 (82,200 to 165,000)	52,000 (29,000 to 79,300)	12,100 (8,000 to 16,600)	7,750 (4,540 to 12,000)	14,300 (10,000 to 20,300)	16,000 (11,100 to 22,400)	15,600 (10,100 to 22,300)	15,200 (10,700 to 22,100)	17,400 (11,000 to 25,200)	17,200 (10,700 to 25,000)	15,500 (9,020 to 22,500)	14,200 (8,360 to 20,900)	14,600 (8,970 to 21,100)	15,100 (9,730 to 21,600)	15,600 (10,000 to 22,000)	11,800 (7,610 to 16,900)	8,410 (5,130 to 12,200)	5,590 (3,420 to 8,400)	2,700 (1,660 to 3,960)	1,060 (648 to 1,550)	286 (172 to 425)	438,000
Tuberculosis	0 (0 to 0)	0·1 (0 to 0·1)	13,600 (6,610 to 22,900)	12,900 (5,610 to 21,700)	5,790 (3,260 to 9,300)	4,150 (2,170 to 6,380)	9,980 (6,020 to 15,500)	11,600 (7,060 to 17,200)	10,700 (6,080 to 16,800)	10,000 (5,280 to 15,800)	11,300 (5,630 to 17,700)	11,300 (5,510 to 17,800)	9,560 (4,360 to 15,200)	6,680 (3,210 to 11,200)	6,600 (3,150 to 10,800)	6,020 (3,130 to 9,840)	7,160 (3,740 to 11,700)	4,230 (2,250 to 6,620)	2,200 (1,160 to 3,510)	927 (486 to 1,620)	338 (185 to 555)	88·4 (47·6 to 148)	18·4 (9·8 to 30·1)	145,000
Latent tuberculosis infection	0 (0 to 0)	0 (0 to 0)	0 (0 to 0)	0 (0 to 0)	0 (0 to 0)	0 (0 to 0)	0 (0 to 0)	0 (0 to 0)	0 (0 to 0)	0 (0 to 0)	0 (0 to 0)	0 (0 to 0)	0 (0 to 0)	0 (0 to 0)	0 (0 to 0)	0 (0 to 0)	0 (0 to 0)	0 (0 to 0)	0 (0 to 0)	0 (0 to 0)	0 (0 to 0)	0 (0 to 0)	0 (0 to 0)	0
Drug-susceptible tuberculosis	0 (0 to 0)	0·1 (0 to 0·1)	12,100 (5,350 to 20,800)	11,500 (5,160 to 19,800)	5,250 (2,860 to 8,080)	3,750 (1,930 to 5,890)	8,930 (5,080 to 14,000)	10,400 (6,080 to 15,800)	9,700 (5,280 to 15,300)	9,300 (4,880 to 14,800)	10,300 (4,980 to 16,400)	10,200 (4,770 to 16,300)	8,650 (3,960 to 14,100)	6,040 (2,860 to 10,300)	5,960 (2,730 to 10,100)	5,440 (2,800 to 9,120)	6,470 (3,320 to 11,000)	3,830 (1,980 to 6,080)	1,990 (1,040 to 3,220)	832 (420 to 1,450)	304 (158 to 499)	79·4 (40·4 to 134)	16·5 (8·3 to 27·3)	131,000
Multidrug-resistant tuberculosis without extensive drug r	0 (0 to 0)	0 (0 to 0)	1,500 (182 to 4,940)	1,340 (154 to 4,230)	537 (60 to 1,700)	394 (46·9 to 1,280)	1,040 (132 to 3,270)	1,180 (142 to 3,710)	999 (125 to 3,040)	929 (106 to 2,910)	1,060 (139 to 3,600)	1,060 (128 to 3,570)	905 (99·5 to 2,790)	629 (72·7 to 2,000)	627 (72·7 to 2,230)	572 (68·6 to 1,900)	680 (77·4 to 2,240)	402 (47·5 to 1,330)	207 (23·9 to 698)	93·2 (11 to 306)	34·1 (4·4 to 116)	8·8 (1·1 to 31)	1·9 (0·2 to 5·8)	14,200
Extensively drug-resistant tuberculosis	0 (0 to 0)	0 (0 to 0)	20·3 (2·4 to 64·2)	17·8 (1·9 to 60·4)	6·8 (0·8 to 22·4)	5 (0·6 to 17·5)	13·5 (1·7 to 44·4)	15·2 (1·8 to 51·3)	13·2 (1·4 to 43·2)	12·4 (1·4 to 41·1)	14·4 (1·8 to 48·6)	14·4 (1·6 to 50)	12·3 (1·3 to 42·1)	8·6 (1 to 30·7)	8·6 (1 to 31·2)	7·8 (0·8 to 27·5)	9·3 (1·1 to 30·6)	5·5 (0·7 to 18·8)	2·8 (0·3 to 9·7)	1·3 (0·1 to 4·1)	0·5 (0·1 to 1·6)	0·1 (0 to 0·4)	0 (0 to 0·1)	190
Lower respiratory infections	24,800 (13,200 to 42,500)	18,800 (10,700 to 29,500)	108,000 (69,100 to 150,000)	37,600 (19,100 to 62,100)	4,810 (2,450 to 7,360)	2,480 (1,280 to 3,960)	3,240 (1,930 to 5,220)	3,540 (2,110 to 5,870)	4,050 (2,260 to 6,710)	4,260 (2,380 to 7,060)	5,440 (3,150 to 8,430)	5,480 (3,200 to 8,480)	5,550 (3,220 to 8,630)	7,230 (3,680 to 11,600)	7,770 (3,760 to 12,300)	8,890 (4,780 to 14,100)	8,300 (4,370 to 13,200)	7,520 (3,920 to 11,700)	6,170 (3,180 to 9,680)	4,640 (2,520 to 7,190)	2,350 (1,330 to 3,580)	965 (569 to 1,430)	266 (155 to 402)	282,000
Upper respiratory infections	11·4 (2·6 to 35·2)	51·5 (16 to 195)	664 (249 to 1,740)	1,080 (553 to 1,900)	938 (523 to 1,580)	[illegible]	[illegible]	[illegible]	[illegible]	[illegible]	[illegible]	[illegible]	[illegible]	[illegible]	[illegible]	[illegible]	[illegible]	[illegible]	[illegible]	[illegible]	[illegible]	[illegible]	[illegible]	7,810
Otitis media	0·2 (0·1 to 0·4)	1·3 (0·6 to 2·5)	52 (25·8 to 95·4)	448 (241 to 784)	518 (275 to 875)	301 (162 to 505)	289 (155 to 481)	289 (126 to 558)	229 (112 to 437)	175 (76·4 to 329)	152 (70·9 to 282)	128 (58·7 to 233)	96·5 (48 to 175)	74·3 (35·9 to 137)	60·7 (30·4 to 106)	46 (21·1 to 89)	29 (13·9 to 54·2)	15·4 (6·6 to 28·9)	8·8 (4·3 to 15·6)	5 (2·3 to 9·1)	2·2 (1·1 to 3·8)	0·8 (0·4 to 1·4)	0·2 (0·1 to 0·3)	2,920
Enteric infections	379 (138 to 827)	2,240 (711 to 5,730)	30,300 (9,930 to 66,200)	17,900 (7,730 to 42,900)	6,950 (3,620 to 12,200)	3,630 (1,980 to 6,400)	3,430 (1,900 to 6,090)	3,850 (2,030 to 7,100)	3,570 (1,790 to 6,670)	3,350 (1,700 to 6,290)	3,450 (1,680 to 6,720)	2,920 (1,420 to 5,980)	2,340 (1,050 to 4,850)	1,980 (912 to 4,520)	2,140 (934 to 4,430)	2,110 (947 to 4,360)	2,370 (1,110 to 4,900)	2,350 (1,020 to 5,020)	1,810 (814 to 3,880)	1,290 (569 to 2,590)	659 (273 to 1,440)	262 (105 to 560)	83·5 (33 to 180)	99,300
Diarrheal diseases	379 (138 to 827)	2,170 (644 to 5,640)	29,100 (8,920 to 64,900)	14,900 (5,440 to 39,600)	5,920 (2,850 to 11,100)	3,260 (1,680 to 6,050)	3,170 (1,660 to 5,850)	3,630 (1,860 to 6,910)	3,380 (1,650 to 6,490)	3,200 (1,580 to 6,150)	3,330 (1,580 to 6,610)	2,840 (1,360 to 5,850)	2,300 (1,000 to 4,800)	1,950 (875 to 4,490)	2,110 (892 to 4,400)	2,080 (912 to 4,290)	2,340 (1,080 to 4,870)	2,330 (1,010 to 5,020)	1,800 (810 to 3,870)	1,280 (564 to 2,580)	657 (271 to 1,430)	262 (105 to 559)	83·3 (32·8 to 180)	92,500
Typhoid and paratyphoid	0 (0 to 0)	0 (0 to 0)	3 (1 to 7·3)	61·9 (19·4 to 136)	50·4 (15·2 to 118)	41·2 (13·3 to 87·4)	24 (8·7 to 55·2)	10·7 (3·8 to 24·9)	6·4 (2·4 to 14·2)	4·1 (1·5 to 9·2)	2·6 (0·9 to 5·6)	1·6 (0·6 to 3·4)	1 (0·4 to 2·3)	0·6 (0·2 to 1·4)	0·4 (0·1 to 1)	0·3 (0·1 to 0·7)	0·2 (0·1 to 0·5)	0·1 (0 to 0·2)	0·1 (0 to 0·1)	0 (0 to 0·1)	0 (0 to 0)	0 (0 to 0)	0 (0 to 0)	209
Typhoid fever	0 (0 to 0)	0 (0 to 0)	2·9 (0·9 to 7)	59·5 (18·5 to 131)	48·6 (14·6 to 114)	39·8 (12·8 to 84)	23·2 (8·5 to 53·3)	10·4 (3·8 to 24·2)	6·2 (2·4 to 13·9)	4 (1·4 to 9)	2·5 (0·9 to 5·5)	1·5 (0·6 to 3·3)	1 (0·3 to 2·2)	0·6 (0·2 to 1·4)	0·4 (0·1 to 1)	0·3 (0·1 to 0·7)	0·2 (0·1 to 0·5)	0·1 (0 to 0·2)	0·1 (0 to 0·1)	0 (0 to 0)	0 (0 to 0)	0 (0 to 0)	0 (0 to 0)	201
Paratyphoid fever	0 (0 to 0)	0 (0 to 0)	0·1 (0 to 0·3)	2·4 (0·6 to 6·4)	1·9 (0·5 to 5·1)	1·4 (0·4 to 3·6)	0·7 (0·2 to 1·8)	0·3 (0·1 to 0·7)	0·2 (0 to 0·4)	0·1 (0 to 0·3)	0·1 (0 to 0·2)	0 (0 to 0·1)	0 (0 to 0·1)	0 (0 to 0)	0 (0 to 0)	0 (0 to 0)	0 (0 to 0)	0 (0 to 0)	0 (0 to 0)	0 (0 to 0)	0 (0 to 0)	0 (0 to 0)	0 (0 to 0)	7·3
Invasive Non-typhoidal Salmonella (iNTS)	0 (0 to 0)	76·5 (39·9 to 132)	1,140 (579 to 1,920)	2,760 (1,110 to 5,100)	941 (379 to 1,940)	313 (99 to 639)	225 (84·6 to 486)	203 (68·9 to 448)	176 (59·7 to 400)	140 (48·9 to 315)	114 (37·7 to 253)	78·1 (26·1 to 169)	44·6 (14·6 to 95·5)	31·1 (9·9 to 70·6)	29 (9·4 to 63·9)	27·8 (8·8 to 62·2)	24·9 (8·3 to 56·1)	15·6 (5·1 to 34·1)	7·9 (2·6 to 18·3)	6·4 (2·3 to 13·4)	2·1 (0·7 to 4·2)	0·6 (0·1 to 1·3)	0·1 (0 to 0·3)	6,350
Other intestinal infectious diseases	0 (0 to 0)	0 (0 to 0)	91·2 (1 to 242)	120 (4·4 to 310)	29·2 (1·3 to 97·6)	16·2 (0·9 to 52·9)	9·9 (0·6 to 34·1)	7·9 (0·7 to 26·1)	3·5 (0·3 to 11·6)	7·7 (0·9 to 23·2)	4 (0·4 to 14·2)	3·9 (0·4 to 13·6)	2 (0·2 to 6·7)	1·5 (0·1 to 5·5)	1·1 (0·1 to 3·8)	1 (0·1 to 3·6)	[illegible]	[illegible]	[illegible]	[illegible]	[illegible]	0·1 (0 to 0·4)	0 (0 to 0·1)	303
Neglected tropical diseases and malaria	18·5 (2·7 to 51)	792 (92·9 to 2,570)	14,300 (1,600 to 43,100)	36,900 (5,290 to 92,700)	11,700 (3,280 to 27,000)	8,620 (2,710 to 19,200)	3,770 (2,020 to 6,920)	2,940 (1,690 to 5,000)	2,930 (1,610 to 5,500)	2,940 (1,640 to 5,220)	2,590 (1,370 to 5,100)	2,440 (1,190 to 4,790)	1,870 (871 to 3,870)	1,460 (734 to 2,940)	1,330 (657 to 2,630)	1,200 (598 to 2,280)	958 (512 to 1,760)	786 (414 to 1,470)	373 (212 to 667)	202 (116 to 341)	79·9 (46·8 to 131)	26·3 (14·7 to 45·9)	6·8 (3·5 to 12·4)	98,200
Malaria	0·2 (0 to 0·6)	765 (67·8 to 2,540)	14,000 (1,370 to 42,700)	35,900 (4,330 to 91,800)	10,000 (1,650 to 25,200)	7,090 (1,220 to 17,500)	1,770 (456 to 4,790)	1,240 (350 to 3,240)	1,370 (333 to 3,780)	1,320 (300 to 3,560)	1,220 (228 to 3,590)	1,170 (212 to 3,570)	944 (124 to 2,980)	654 (93·5 to 2,010)	576 (76·5 to 1,840)	491 (65 to 1,530)	340 (44 to 1,100)	290 (32·7 to 932)	47·9 (7·8 to 143)	16·2 (3·1 to 48)	2·2 (0·6 to 5·6)	0·5 (0·1 to 1·3)	0·1 (0 to 0·3)	79,200
Chagas disease	0 (0 to 0)	0 (0 to 0)	0 (0 to 0)	0 (0 to 0)	0 (0 to 0)	0 (0 to 0)	0 (0 to 0)	0 (0 to 0)	0 (0 to 0)	0 (0 to 0)	0 (0 to 0)	0 (0 to 0)	0 (0 to 0)	0 (0 to 0)	0 (0 to 0)	0 (0 to 0)	0 (0 to 0)	0 (0 to 0)	0 (0 to 0)	0 (0 to 0)	0 (0 to 0)	0 (0 to 0)	0 (0 to 0)	0
Leishmaniasis	0 (0 to 0)	0 (0 to 0)	0 (0 to 0)	0 (0 to 0)	0 (0 to 0)	0 (0 to 0)	0 (0 to 0)	0 (0 to 0)	0 (0 to 0)	0 (0 to 0)	0 (0 to 0)	0 (0 to 0)	0 (0 to 0)	0 (0 to 0)	0 (0 to 0)	0 (0 to 0)	0 (0 to 0)	0 (0 to 0)	0 (0 to 0)	0 (0 to 0)	0 (0 to 0)	0 (0 to 0)	0 (0 to 0)	0
Visceral leishmaniasis	0 (0 to 0)	0 (0 to 0)	0 (0 to 0)	0 (0 to 0)	0 (0 to 0)	0 (0 to 0)	0 (0 to 0)	0 (0 to 0)	0 (0 to 0)	0 (0 to 0)	0 (0 to 0)	0 (0 to 0)	0 (0 to 0)	0 (0 to 0)	0 (0 to 0)	0 (0 to 0)	0 (0 to 0)	0 (0 to 0)	0 (0 to 0)	0 (0 to 0)	0 (0 to 0)	0 (0 to 0)	0 (0 to 0)	0
Cutaneous and mucocutaneous leishmaniasis	0 (0 to 0)	0 (0 to 0)	0 (0 to 0)	0 (0 to 0)	0 (0 to 0)	0 (0 to 0)	0 (0 to 0)	0 (0 to 0)	0 (0 to 0)	0 (0 to 0)	0 (0 to 0)	0 (0 to 0)	0 (0 to 0)	0 (0 to 0)	0 (0 to 0)	0 (0 to 0)	0 (0 to 0)	0 (0 to 0)	0 (0 to 0)	0 (0 to 0)	0 (0 to 0)	0 (0 to 0)	0 (0 to 0)	0
African trypanosomiasis	0 (0 to 0)	0 (0 to 0)	0 (0 to 0)	2·3 (0 to 16·4)	7·6 (0·1 to 56·5)	8·1 (0·1 to 50·1)	9·2 (0·1 to 58·8)	9·5 (0·1 to 76·5)	7·6 (0·1 to 59·7)	6·2 (0·1 to 45·9)	5·3 (0 to 41·6)	3·5 (0 to 22·9)	2·2 (0 to 15)	1·8 (0 to 13·8)	1·2 (0 to 9·2)	0·8 (0 to 6·8)	0·6 (0 to 3·8)	0·3 (0 to 2)	0·2 (0 to 1·1)	0·1 (0 to 0·6)	0 (0 to 0·2)	0 (0 to 0·1)	0 (0 to 0)	66·7
Schistosomiasis	0 (0 to 0)	0 (0 to 0)	0 (0 to 0)	37·9 (5·3 to 137)	119 (34·7 to 283)	176 (48·3 to 416)	474 (177 to 1,060)	401 (154 to 806)	411 (167 to 803)	477 (198 to 966)	408 (150 to 896)	388 (140 to 964)	265 (62·5 to 742)	248 (56·3 to 649)	235 (48·7 to 665)	176 (41·5 to 598)	157 (30·5 to 466)	106 (24 to 440)	59·7 (13·9 to 322)	23·1 (8 to 176)	5·5 (2·9 to 65·4)	1·2 (0·2 to 23·4)	[illegible]	4,400
Cysticercosis	[illegible]	[illegible]	[illegible]	[illegible]	[illegible]	[illegible]	[illegible]	[illegible]	[illegible]	[illegible]	[illegible]	[illegible]	[illegible]	[illegible]	[illegible]	[illegible]	[illegible]	[illegible]	[illegible]	[illegible]	[illegible]	[illegible]	[illegible]	[illegible]
Cystic echinococcosis	[illegible]	[illegible]	[illegible]	[illegible]	[illegible]	[illegible]	[illegible]	[illegible]	[illegible]	[illegible]	[illegible]	[illegible]	[illegible]	[illegible]	[illegible]	[illegible]	[illegible]	[illegible]	[illegible]	[illegible]	[illegible]	[illegible]	[illegible]	[illegible]
Lymphatic filariasis	[illegible]	[illegible]	[illegible]	[illegible]	[illegible]	[illegible]	[illegible]	[illegible]	[illegible]	[illegible]	[illegible]	[illegible]	[illegible]	[illegible]	[illegible]	[illegible]	[illegible]	[illegible]	[illegible]	[illegible]	[illegible]	[illegible]	[illegible]	[illegible]
Onchocerciasis	[illegible]	[illegible]	[illegible]	[illegible]	[illegible]	[illegible]	[illegible]	[illegible]	[illegible]	[illegible]	[illegible]	[illegible]	[illegible]	[illegible]	[illegible]	[illegible]	[illegible]	[illegible]	[illegible]	[illegible]	[illegible]	[illegible]	[illegible]	[illegible]
Trachoma	[illegible]	[illegible]	[illegible]	[illegible]	[illegible]	[illegible]	[illegible]	[illegible]	[illegible]	[illegible]	[illegible]	[illegible]	[illegible]	[illegible]	[illegible]	[illegible]	[illegible]	[illegible]	[illegible]	[illegible]	[illegible]	[illegible]	[illegible]	[illegible]
Dengue	[illegible]	[illegible]	[illegible]	[illegible]	[illegible]	[illegible]	[illegible]	[illegible]	[illegible]	[illegible]	[illegible]	[illegible]	[illegible]	[illegible]	[illegible]	[illegible]	[illegible]	[illegible]	[illegible]	[illegible]	[illegible]	[illegible]	[illegible]	[illegible]
Yellow fever	[illegible]	[illegible]	[illegible]	[illegible]	[illegible]	[illegible]	[illegible]	[illegible]	[illegible]	[illegible]	[illegible]	[illegible]	[illegible]	[illegible]	[illegible]	[illegible]	[illegible]	[illegible]	[illegible]	[illegible]	[illegible]	[illegible]	[illegible]	[illegible]
Rabies	[illegible]	[illegible]	[illegible]	[illegible]	[illegible]	[illegible]	[illegible]	[illegible]	[illegible]	[illegible]	[illegible]	[illegible]	[illegible]	[illegible]	[illegible]	[illegible]	[illegible]	[illegible]	[illegible]	[illegible]	[illegible]	[illegible]	[illegible]	[illegible]
Intestinal nematode infections	[illegible]	[illegible]	[illegible]	[illegible]	[illegible]	[illegible]	[illegible]	[illegible]	[illegible]	[illegible]	[illegible]	[illegible]	[illegible]	[illegible]	[illegible]	[illegible]	[illegible]	[illegible]	[illegible]	[illegible]	[illegible]	[illegible]	[illegible]	[illegible]
Ascariasis	[illegible]	[illegible]	[illegible]	[illegible]	[illegible]	[illegible]	[illegible]	[illegible]	[illegible]	[illegible]	[illegible]	[illegible]	[illegible]	[illegible]	[illegible]	[illegible]	[illegible]	[illegible]	[illegible]	[illegible]	[illegible]	[illegible]	[illegible]	[illegible]
Trichuriasis	[illegible]	[illegible]	[illegible]	[illegible]	[illegible]	[illegible]	[illegible]	[illegible]	[illegible]	[illegible]	[illegible]	[illegible]	[illegible]	[illegible]	[illegible]	[illegible]	[illegible]	[illegible]	[illegible]	[illegible]	[illegible]	[illegible]	[illegible]	[illegible]
Hookworm disease	[illegible]	[illegible]	[illegible]	[illegible]	[illegible]	[illegible]	[illegible]	[illegible]	[illegible]	[illegible]	[illegible]	[illegible]	[illegible]	[illegible]	[illegible]	[illegible]	[illegible]	[illegible]	[illegible]	[illegible]	[illegible]	[illegible]	[illegible]	[illegible]
Food-borne trematodiases	[illegible]	[illegible]	[illegible]	[illegible]	[illegible]	[illegible]	[illegible]	[illegible]	[illegible]	[illegible]	[illegible]	[illegible]	[illegible]	[illegible]	[illegible]	[illegible]	[illegible]	[illegible]	[illegible]	[illegible]	[illegible]	[illegible]	[illegible]	[illegible]
Leprosy	[illegible]	[illegible]	[illegible]	[illegible]	[illegible]	[illegible]	[illegible]	[illegible]	[illegible]	[illegible]	[illegible]	[illegible]	[illegible]	[illegible]	[illegible]	[illegible]	[illegible]	[illegible]	[illegible]	[illegible]	[illegible]	[illegible]	[illegible]	[illegible]
Ebola	[illegible]	[illegible]	[illegible]	[illegible]	[illegible]	[illegible]	[illegible]	[illegible]	[illegible]	[illegible]	[illegible]	[illegible]	[illegible]	[illegible]	[illegible]	[illegible]	[illegible]	[illegible]	[illegible]	[illegible]	[illegible]	[illegible]	[illegible]	[illegible]
Zika virus	[illegible]	[illegible]	[illegible]	[illegible]	[illegible]	[illegible]	[illegible]	[illegible]	[illegible]	[illegible]	[illegible]	[illegible]	[illegible]	[illegible]	[illegible]	[illegible]	[illegible]	[illegible]	[illegible]	[illegible]	[illegible]	[illegible]	[illegible]	[illegible]
Guinea worm disease	[illegible]	[illegible]	[illegible]	[illegible]	[illegible]	[illegible]	[illegible]	[illegible]	[illegible]	[illegible]	[illegible]	[illegible]	[illegible]	[illegible]	[illegible]	[illegible]	[illegible]	[illegible]	[illegible]	[illegible]	[illegible]	[illegible]	[illegible]	[illegible]
Other neglected tropical diseases	[illegible]	[illegible]	[illegible]	[illegible]	[illegible]	[illegible]	[illegible]	[illegible]	[illegible]	[illegible]	[illegible]	[illegible]	[illegible]	[illegible]	[illegible]	[illegible]	[illegible]	[illegible]	[illegible]	[illegible]	[illegible]	[illegible]	[illegible]	[illegible]
Other infectious diseases	[illegible]	[illegible]	[illegible]	[illegible]	[illegible]	[illegible]	[illegible]	[illegible]	[illegible]	[illegible]	[illegible]	[illegible]	[illegible]	[illegible]	[illegible]	[illegible]	[illegible]	[illegible]	[illegible]	[illegible]	[illegible]	[illegible]	[illegible]	[illegible]
Meningitis	[illegible]	[illegible]	[illegible]	[illegible]	[illegible]	[illegible]	[illegible]	[illegible]	[illegible]	[illegible]	[illegible]	[illegible]	[illegible]	[illegible]	[illegible]	[illegible]	[illegible]	[illegible]	[illegible]	[illegible]	[illegible]	[illegible]	[illegible]	[illegible]
Encephalitis	[illegible]	[illegible]	[illegible]	[illegible]	[illegible]	[illegible]	[illegible]	[illegible]	[illegible]	[illegible]	[illegible]	[illegible]	[illegible]	[illegible]	[illegible]	[illegible]	[illegible]	[illegible]	[illegible]	[illegible]	[illegible]	[illegible]	[illegible]	[illegible]
Diphtheria	[illegible]	[illegible]	[illegible]	[illegible]	[illegible]	[illegible]	[illegible]	[illegible]	[illegible]	[illegible]	[illegible]	[illegible]	[illegible]	[illegible]	[illegible]	[illegible]	[illegible]	[illegible]	[illegible]	[illegible]	[illegible]	[illegible]	[illegible]	[illegible]
Tetanus	[illegible]	[illegible]	[illegible]	[illegible]	[illegible]	[illegible]	[illegible]	[illegible]	[illegible]	[illegible]	[illegible]	[illegible]	[illegible]	[illegible]	[illegible]	[illegible]	[illegible]	[illegible]	[illegible]	[illegible]	[illegible]	[illegible]	[illegible]	[illegible]
Measles	[illegible]	[illegible]	[illegible]	[illegible]	[illegible]	[illegible]	[illegible]	[illegible]	[illegible]	[illegible]	[illegible]	[illegible]	[illegible]	[illegible]	[illegible]	[illegible]	[illegible]	[illegible]	[illegible]	[illegible]	[illegible]	[illegible]	[illegible]	[illegible]
Varicella and herpes zoster	[illegible]	[illegible]	[illegible]	[illegible]	[illegible]	[illegible]	[illegible]	[illegible]	[illegible]	[illegible]	[illegible]	[illegible]	[illegible]	[illegible]	[illegible]	[illegible]	[illegible]	[illegible]	[illegible]	[illegible]	[illegible]	[illegible]	[illegible]	[illegible]
Acute hepatitis	[illegible]	[illegible]	[illegible]	[illegible]	[illegible]	[illegible]	[illegible]	[illegible]	[illegible]	[illegible]	[illegible]	[illegible]	[illegible]	[illegible]	[illegible]	[illegible]	[illegible]	[illegible]	[illegible]	[illegible]	[illegible]	[illegible]	[illegible]	[illegible]
Acute hepatitis A	[illegible]	[illegible]	[illegible]	[illegible]	[illegible]	[illegible]	[illegible]	[illegible]	[illegible]	[illegible]	[illegible]	[illegible]	[illegible]	[illegible]	[illegible]	[illegible]	[illegible]	[illegible]	[illegible]	[illegible]	[illegible]	[illegible]	[illegible]	[illegible]
Acute hepatitis B	[illegible]	[illegible]	[illegible]	[illegible]	[illegible]	[illegible]	[illegible]	[illegible]	[illegible]	[illegible]	[illegible]	[illegible]	[illegible]	[illegible]	[illegible]	[illegible]	[illegible]	[illegible]	[illegible]	[illegible]	[illegible]	[illegible]	[illegible]	[illegible]
Acute hepatitis C	[illegible]	[illegible]	[illegible]	[illegible]	[illegible]	[illegible]	[illegible]	[illegible]	[illegible]	[illegible]	[illegible]	[illegible]	[illegible]	[illegible]	[illegible]	[illegible]	[illegible]	[illegible]	[illegible]	[illegible]	[illegible]	[illegible]	[illegible]	[illegible]
Acute hepatitis E	[illegible]	[illegible]	[illegible]	[illegible]	[illegible]	[illegible]	[illegible]	[illegible]	[illegible]	[illegible]	[illegible]	[illegible]	[illegible]	[illegible]	[illegible]	[illegible]	[illegible]	[illegible]	[illegible]	[illegible]	[illegible]	[illegible]	[illegible]	[illegible]
Other unspecified infectious diseases	[illegible]	[illegible]	[illegible]	[illegible]	[illegible]	[illegible]	[illegible]	[illegible]	[illegible]	[illegible]	[illegible]	[illegible]	[illegible]	[illegible]	[illegible]	[illegible]	[illegible]	[illegible]	[illegible]	[illegible]	[illegible]	[illegible]	[illegible]	[illegible]
Maternal and neonatal disorders	[illegible]	[illegible]	[illegible]	[illegible]	[illegible]	[illegible]	[illegible]	[illegible]	[illegible]	[illegible]	[illegible]	[illegible]	[illegible]	[illegible]	[illegible]	[illegible]	[illegible]	[illegible]	[illegible]	[illegible]	[illegible]	[illegible]	[illegible]	[illegible]
Maternal disorders	[illegible]	[illegible]	[illegible]	[illegible]	[illegible]	[illegible]	[illegible]	[illegible]	[illegible]	[illegible]	[illegible]	[illegible]	[illegible]	[illegible]	[illegible]	[illegible]	[illegible]	[illegible]	[illegible]	[illegible]	[illegible]	[illegible]	[illegible]	[illegible]
Maternal hemorrhage	[illegible]	[illegible]	[illegible]	[illegible]	[illegible]	[illegible]	[illegible]	[illegible]	[illegible]	[illegible]	[illegible]	[illegible]	[illegible]	[illegible]	[illegible]	[illegible]	[illegible]	[illegible]	[illegible]	[illegible]	[illegible]	[illegible]	[illegible]	[illegible]
Maternal sepsis and other maternal infections	[illegible]	[illegible]	[illegible]	[illegible]	[illegible]	[illegible]	[illegible]	[illegible]	[illegible]	[illegible]	[illegible]	[illegible]	[illegible]	[illegible]	[illegible]	[illegible]	[illegible]	[illegible]	[illegible]	[illegible]	[illegible]	[illegible]	[illegible]	[illegible]
Maternal hypertensive disorders	[illegible]	[illegible]	[illegible]	[illegible]	[illegible]	[illegible]	[illegible]	[illegible]	[illegible]	[illegible]	[illegible]	[illegible]	[illegible]	[illegible]	[illegible]	[illegible]	[illegible]	[illegible]	[illegible]	[illegible]	[illegible]	[illegible]	[illegible]	[illegible]
Maternal obstructed labor and uterine rupture	[illegible]	[illegible]	[illegible]	[illegible]	[illegible]	[illegible]	[illegible]	[illegible]	[illegible]	[illegible]	[illegible]	[illegible]	[illegible]	[illegible]	[illegible]	[illegible]	[illegible]	[illegible]	[illegible]	[illegible]	[illegible]	[illegible]	[illegible]	[illegible]
Maternal abortion and miscarriage	[illegible]	[illegible]	[illegible]	[illegible]	[illegible]	[illegible]	[illegible]	[illegible]	[illegible]	[illegible]	[illegible]	[illegible]	[illegible]	[illegible]	[illegible]	[illegible]	[illegible]	[illegible]	[illegible]	[illegible]	[illegible]	[illegible]	[illegible]	[illegible]
Ectopic pregnancy	[illegible]	[illegible]	[illegible]	[illegible]	[illegible]	[illegible]	[illegible]	[illegible]	[illegible]	[illegible]	[illegible]	[illegible]	[illegible]	[illegible]	[illegible]	[illegible]	[illegible]	[illegible]	[illegible]	[illegible]	[illegible]	[illegible]	[illegible]	[illegible]
Indirect maternal deaths	[illegible]	[illegible]	[illegible]	[illegible]	[illegible]	[illegible]	[illegible]	[illegible]	[illegible]	[illegible]	[illegible]	[illegible]	[illegible]	[illegible]	[illegible]	[illegible]	[illegible]	[illegible]	[illegible]	[illegible]	[illegible]	[illegible]	[illegible]	[illegible]
Late maternal deaths	[illegible]	[illegible]	[illegible]	[illegible]	[illegible]	[illegible]	[illegible]	[illegible]	[illegible]	[illegible]	[illegible]	[illegible]	[illegible]	[illegible]	[illegible]	[illegible]	[illegible]	[illegible]	[illegible]	[illegible]	[illegible]	[illegible]	[illegible]	[illegible]
Maternal deaths aggravated by HIV/AIDS	[illegible]	[illegible]	[illegible]	[illegible]	[illegible]	[illegible]	[illegible]	[illegible]	[illegible]	[illegible]	[illegible]	[illegible]	[illegible]	[illegible]	[illegible]	[illegible]	[illegible]	[illegible]	[illegible]	[illegible]	[illegible]	[illegible]	[illegible]	[illegible]
Neonatal disorders	[illegible]	[illegible]	[illegible]	[illegible]	[illegible]	[illegible]	[illegible]	[illegible]	[illegible]	[illegible]	[illegible]	[illegible]	[illegible]	[illegible]	[illegible]	[illegible]	[illegible]	[illegible]	[illegible]	[illegible]	[illegible]	[illegible]	[illegible]	[illegible]
Neonatal preterm birth	[illegible]	[illegible]	[illegible]	[illegible]	[illegible]	[illegible]	[illegible]	[illegible]	[illegible]	[illegible]	[illegible]	[illegible]	[illegible]	[illegible]	[illegible]	[illegible]	[illegible]	[illegible]	[illegible]	[illegible]	[illegible]	[illegible]	[illegible]	[illegible]
Neonatal encephalopathy due to birth asphyxia and trau	[illegible]	[illegible]	[illegible]	[illegible]	[illegible]	[illegible]	[illegible]	[illegible]	[illegible]	[illegible]	[illegible]	[illegible]	[illegible]	[illegible]	[illegible]	[illegible]	[illegible]	[illegible]	[illegible]	[illegible]	[illegible]	[illegible]	[illegible]	[illegible]
Neonatal sepsis and other neonatal infections	[illegible]	[illegible]	[illegible]	[illegible]	[illegible]	[illegible]	[illegible]	[illegible]	[illegible]	[illegible]	[illegible]	[illegible]	[illegible]	[illegible]	[illegible]	[illegible]	[illegible]	[illegible]	[illegible]	[illegible]	[illegible]	[illegible]	[illegible]	[illegible]
Hemolytic disease and other neonatal jaundice	[illegible]	[illegible]	[illegible]	[illegible]	[illegible]	[illegible]	[illegible]	[illegible]	[illegible]	[illegible]	[illegible]	[illegible]	[illegible]	[illegible]	[illegible]	[illegible]	[illegible]	[illegible]	[illegible]	[illegible]	[illegible]	[illegible]	[illegible]	[illegible]
Other neonatal disorders	[illegible]	[illegible]	[illegible]	[illegible]	[illegible]	[illegible]	[illegible]	[illegible]	[illegible]	[illegible]	[illegible]	[illegible]	[illegible]	[illegible]	[illegible]	[illegible]	[illegible]	[illegible]	[illegible]	[illegible]	[illegible]	[illegible]	[illegible]	[illegible]
Nutritional deficiencies	[illegible]	[illegible]	[illegible]	[illegible]	[illegible]	[illegible]	[illegible]	[illegible]	[illegible]	[illegible]	[illegible]	[illegible]	[illegible]	[illegible]	[illegible]	[illegible]	[illegible]	[illegible]	[illegible]	[illegible]	[illegible]	[illegible]	[illegible]	[illegible]
Protein-energy malnutrition	[illegible]	[illegible]	[illegible]	[illegible]	[illegible]	[illegible]	[illegible]	[illegible]	[illegible]	[illegible]	[illegible]	[illegible]	[illegible]	[illegible]	[illegible]	[illegible]	[illegible]	[illegible]	[illegible]	[illegible]	[illegible]	[illegible]	[illegible]	[illegible]
Iodine deficiency	[illegible]	[illegible]	[illegible]	[illegible]	[illegible]	[illegible]	[illegible]	[illegible]	[illegible]	[illegible]	[illegible]	[illegible]	[illegible]	[illegible]	[illegible]	[illegible]	[illegible]	[illegible]	[illegible]	[illegible]	[illegible]	[illegible]	[illegible]	[illegible]
Vitamin A deficiency	[illegible]	[illegible]	[illegible]	[illegible]	[illegible]	[illegible]	[illegible]	[illegible]	[illegible]	[illegible]	[illegible]	[illegible]	[illegible]	[illegible]	[illegible]	[illegible]	[illegible]	[illegible]	[illegible]	[illegible]	[illegible]	[illegible]	[illegible]	[illegible]
Dietary iron deficiency	[illegible]	[illegible]	[illegible]	[illegible]	[illegible]	[illegible]	[illegible]	[illegible]	[illegible]	[illegible]	[illegible]	[illegible]	[illegible]	[illegible]	[illegible]	[illegible]	[illegible]	[illegible]	[illegible]	[illegible]	[illegible]	[illegible]	[illegible]	[illegible]
Other nutritional deficiencies	[illegible]	[illegible]	[illegible]	[illegible]	[illegible]	[illegible]	[illegible]	[illegible]	[illegible]	[illegible]	[illegible]	[illegible]	[illegible]	[illegible]	[illegible]	[illegible]	[illegible]	[illegible]	[illegible]	[illegible]	[illegible]	[illegible]	[illegible]	[illegible]
Non-communicable diseases	[illegible]	[illegible]	[illegible]	[illegible]	[illegible]	[illegible]	[illegible]	[illegible]	[illegible]	[illegible]	[illegible]	[illegible]	[illegible]	[illegible]	[illegible]	[illegible]	[illegible]	[illegible]	[illegible]	[illegible]	[illegible]	[illegible]	[illegible]	[illegible]
Neoplasms	[illegible]	[illegible]	[illegible]	[illegible]	[illegible]	[illegible]	[illegible]	[illegible]	[illegible]	[illegible]	[illegible]	[illegible]	[illegible]	[illegible]	[illegible]	[illegible]	[illegible]	[illegible]	[illegible]	[illegible]	[illegible]	[illegible]	[illegible]	[illegible]
Lip and oral cavity cancer	[illegible]	[illegible]	[illegible]	[illegible]	[illegible]	[illegible]	[illegible]	[illegible]	[illegible]	[illegible]	[illegible]	[illegible]	[illegible]	[illegible]	[illegible]	[illegible]	[illegible]	[illegible]	[illegible]	[illegible]	[illegible]	[illegible]	[illegible]	[illegible]
Nasopharynx cancer	[illegible]	[illegible]	[illegible]	[illegible]	[illegible]	[illegible]	[illegible]	[illegible]	[illegible]	[illegible]	[illegible]	[illegible]	[illegible]	[illegible]	[illegible]	[illegible]	[illegible]	[illegible]	[illegible]	[illegible]	[illegible]	[illegible]	[illegible]	[illegible]
Other pharynx cancer	[illegible]	[illegible]	[illegible]	[illegible]	[illegible]	[illegible]	[illegible]	[illegible]	[illegible]	[illegible]	[illegible]	[illegible]	[illegible]	[illegible]	[illegible]	[illegible]	[illegible]	[illegible]	[illegible]	[illegible]	[illegible]	[illegible]	[illegible]	[illegible]
Esophageal cancer	[illegible]	[illegible]	[illegible]	[illegible]	[illegible]	[illegible]	[illegible]	[illegible]	[illegible]	[illegible]	[illegible]	[illegible]	[illegible]	[illegible]	[illegible]	[illegible]	[illegible]	[illegible]	[illegible]	[illegible]	[illegible]	[illegible]	[illegible]	[illegible]
Stomach cancer	[illegible]	[illegible]	[illegible]	[illegible]	[illegible]	[illegible]	[illegible]	[illegible]	[illegible]	[illegible]	[illegible]	[illegible]	[illegible]	[illegible]	[illegible]	[illegible]	[illegible]	[illegible]	[illegible]	[illegible]	[illegible]	[illegible]	[illegible]	[illegible]
Colon and rectum cancer	[illegible]	[illegible]	[illegible]	[illegible]	[illegible]	[illegible]	[illegible]	[illegible]	[illegible]	[illegible]	[illegible]	[illegible]	[illegible]	[illegible]	[illegible]	[illegible]	[illegible]	[illegible]	[illegible]	[illegible]	[illegible]	[illegible]	[illegible]	[illegible]
Liver cancer	[illegible]	[illegible]	[illegible]	[illegible]	[illegible]	[illegible]	[illegible]	[illegible]	[illegible]	[illegible]	[illegible]	[illegible]	[illegible]	[illegible]	[illegible]	[illegible]	[illegible]	[illegible]	[illegible]	[illegible]	[illegible]	[illegible]	[illegible]	[illegible]
Liver cancer due to hepatitis B	[illegible]	[illegible]	[illegible]	[illegible]	[illegible]	[illegible]	[illegible]	[illegible]	[illegible]	[illegible]	[illegible]	[illegible]	[illegible]	[illegible]	[illegible]	[illegible]	[illegible]	[illegible]	[illegible]	[illegible]	[illegible]	[illegible]	[illegible]	[illegible]
Liver cancer due to hepatitis C	[illegible]	[illegible]	[illegible]	[illegible]	[illegible]	[illegible]	[illegible]	[illegible]	[illegible]	[illegible]	[illegible]	[illegible]	[illegible]	[illegible]	[illegible]	[illegible]	[illegible]	[illegible]	[illegible]	[illegible]	[illegible]	[illegible]	[illegible]	[illegible]
Liver cancer due to alcohol use	[illegible]	[illegible]	[illegible]	[illegible]	[illegible]	[illegible]	[illegible]	[illegible]	[illegible]	[illegible]	[illegible]	[illegible]	[illegible]	[illegible]	[illegible]	[illegible]	[illegible]	[illegible]	[illegible]	[illegible]	[illegible]	[illegible]	[illegible]	[illegible]
Liver cancer due to NASH	[illegible]	[illegible]	[illegible]	[illegible]	[illegible]	[illegible]	[illegible]	[illegible]	[illegible]	[illegible]	[illegible]	[illegible]	[illegible]	[illegible]	[illegible]	[illegible]	[illegible]	[illegible]	[illegible]	[illegible]	[illegible]	[illegible]	[illegible]	[illegible]
Liver cancer due to other causes	[illegible]	[illegible]	[illegible]	[illegible]	[illegible]	[illegible]	[illegible]	[illegible]	[illegible]	[illegible]	[illegible]	[illegible]	[illegible]	[illegible]	[illegible]	[illegible]	[illegible]	[illegible]	[illegible]	[illegible]	[illegible]	[illegible]	[illegible]	[illegible]
Gallbladder and biliary tract cancer	[illegible]	[illegible]	[illegible]	[illegible]	[illegible]	[illegible]	[illegible]	[illegible]	[illegible]	[illegible]	[illegible]	[illegible]	[illegible]	[illegible]	[illegible]	[illegible]	[illegible]	[illegible]	[illegible]	[illegible]	[illegible]	[illegible]	[illegible]	[illegible]
Pancreatic cancer	[illegible]	[illegible]	[illegible]	[illegible]	[illegible]	[illegible]	[illegible]	[illegible]	[illegible]	[illegible]	[illegible]	[illegible]	[illegible]	[illegible]	[illegible]	[illegible]	[illegible]	[illegible]	[illegible]	[illegible]	[illegible]	[illegible]	[illegible]	[illegible]
Larynx cancer	[illegible]	[illegible]	[illegible]	[illegible]	[illegible]	[illegible]	[illegible]	[illegible]	[illegible]	[illegible]	[illegible]	[illegible]	[illegible]	[illegible]	[illegible]	[illegible]	[illegible]	[illegible]	[illegible]	[illegible]	[illegible]	[illegible]	[illegible]	[illegible]
Tracheal, bronchus, and lung cancer	[illegible]	[illegible]	[illegible]	[illegible]	[illegible]	[illegible]	[illegible]	[illegible]	[illegible]	[illegible]	[illegible]	[illegible]	[illegible]	[illegible]	[illegible]	[illegible]	[illegible]	[illegible]	[illegible]	[illegible]	[illegible]	[illegible]	[illegible]	[illegible]
Malignant skin melanoma	[illegible]	[illegible]	[illegible]	[illegible]	[illegible]	[illegible]	[illegible]	[illegible]	[illegible]	[illegible]	[illegible]	[illegible]	[illegible]	[illegible]	[illegible]	[illegible]	[illegible]	[illegible]	[illegible]	[illegible]	[illegible]	[illegible]	[illegible]	[illegible]
Non-melanoma skin cancer	[illegible]	[illegible]	[illegible]	[illegible]	[illegible]	[illegible]	[illegible]	[illegible]	[illegible]	[illegible]	[illegible]	[illegible]	[illegible]	[illegible]	[illegible]	[illegible]	[illegible]	[illegible]	[illegible]	[illegible]	[illegible]	[illegible]	[illegible]	[illegible]
Non-melanoma skin cancer (squamous-cell carcinoma	[illegible]	[illegible]	[illegible]	[illegible]	[illegible]	[illegible]	[illegible]	[illegible]	[illegible]	[illegible]	[illegible]	[illegible]	[illegible]	[illegible]	[illegible]	[illegible]	[illegible]	[illegible]	[illegible]	[illegible]	[illegible]	[illegible]	[illegible]	[illegible]
Non-melanoma skin cancer (basal-cell carcinoma)	[illegible]	[illegible]	[illegible]	[illegible]	[illegible]	[illegible]	[illegible]	[illegible]	[illegible]	[illegible]	[illegible]	[illegible]	[illegible]	[illegible]	[illegible]	[illegible]	[illegible]	[illegible]	[illegible]	[illegible]	[illegible]	[illegible]	[illegible]	[illegible]
Breast cancer	[illegible]	[illegible]	[illegible]	[illegible]	[illegible]	[illegible]	[illegible]	[illegible]	[illegible]	[illegible]	[illegible]	[illegible]	[illegible]	[illegible]	[illegible]	[illegible]	[illegible]	[illegible]	[illegible]	[illegible]	[illegible]	[illegible]	[illegible]	[illegible]
Cervical cancer	[illegible]	[illegible]	[illegible]	[illegible]	[illegible]	[illegible]	[illegible]	[illegible]	[illegible]	[illegible]	[illegible]	[illegible]	[illegible]	[illegible]	[illegible]	[illegible]	[illegible]	[illegible]	[illegible]	[illegible]	[illegible]	[illegible]	[illegible]	[illegible]
Uterine cancer	[illegible]	[illegible]	[illegible]	[illegible]	[illegible]	[illegible]	[illegible]	[illegible]	[illegible]	[illegible]	[illegible]	[illegible]	[illegible]	[illegible]	[illegible]	[illegible]	[illegible]	[illegible]	[illegible]	[illegible]	[illegible]	[illegible]	[illegible]	[illegible]
Ovarian cancer	[illegible]	[illegible]	[illegible]	[illegible]	[illegible]	[illegible]	[illegible]	[illegible]	[illegible]	[illegible]	[illegible]	[illegible]	[illegible]	[illegible]	[illegible]	[illegible]	[illegible]	[illegible]	[illegible]	[illegible]	[illegible]	[illegible]	[illegible]	[illegible]
Prostate cancer	[illegible]	[illegible]	[illegible]	[illegible]	[illegible]	[illegible]	[illegible]	[illegible]	[illegible]	[illegible]	[illegible]	[illegible]	[illegible]	[illegible]	[illegible]	[illegible]	[illegible]	[illegible]	[illegible]	[illegible]	[illegible]	[illegible]	[illegible]	[illegible]
Testicular cancer	[illegible]	[illegible]	[illegible]	[illegible]	[illegible]	[illegible]	[illegible]	[illegible]	[illegible]	[illegible]	[illegible]	[illegible]	[illegible]	[illegible]	[illegible]	[illegible]	[illegible]	[illegible]	[illegible]	[illegible]	[illegible]	[illegible]	[illegible]	[illegible]
Kidney cancer	[illegible]	[illegible]	[illegible]	[illegible]	[illegible]	[illegible]	[illegible]	[illegible]	[illegible]	[illegible]	[illegible]	[illegible]	[illegible]	[illegible]	[illegible]	[illegible]	[illegible]	[illegible]	[illegible]	[illegible]	[illegible]	[illegible]	[illegible]	[illegible]
Bladder cancer	[illegible]	[illegible]	[illegible]	[illegible]	[illegible]	[illegible]	[illegible]	[illegible]	[illegible]	[illegible]	[illegible]	[illegible]	[illegible]	[illegible]	[illegible]	[illegible]	[illegible]	[illegible]	[illegible]	[illegible]	[illegible]	[illegible]	[illegible]	[illegible]
Brain and central nervous system cancer	[illegible]	[illegible]	[illegible]	[illegible]	[illegible]	[illegible]	[illegible]	[illegible]	[illegible]	[illegible]	[illegible]	[illegible]	[illegible]	[illegible]	[illegible]	[illegible]	[illegible]	[illegible]	[illegible]	[illegible]	[illegible]	[illegible]	[illegible]	[illegible]
Thyroid cancer	[illegible]	[illegible]	[illegible]	[illegible]	[illegible]	[illegible]	[illegible]	[illegible]	[illegible]	[illegible]	[illegible]	[illegible]	[illegible]	[illegible]	[illegible]	[illegible]	[illegible]	[illegible]	[illegible]	[illegible]	[illegible]	[illegible]	[illegible]	[illegible]
Mesothelioma	[illegible]	[illegible]	[illegible]	[illegible]	[illegible]	[illegible]	[illegible]	[illegible]	[illegible]	[illegible]	[illegible]	[illegible]	[illegible]	[illegible]	[illegible]	[illegible]	[illegible]	[illegible]	[illegible]	[illegible]	[illegible]	[illegible]	[illegible]	[illegible]
Hodgkin lymphoma	[illegible]	[illegible]	[illegible]	[illegible]	[illegible]	[illegible]	[illegible]	[illegible]	[illegible]	[illegible]	[illegible]	[illegible]	[illegible]	[illegible]	[illegible]	[illegible]	[illegible]	[illegible]	[illegible]	[illegible]	[illegible]	[illegible]	[illegible]	[illegible]
Non-Hodgkin lymphoma	[illegible]	[illegible]	[illegible]	[illegible]	[illegible]	[illegible]	[illegible]	[illegible]	[illegible]	[illegible]	[illegible]	[illegible]	[illegible]	[illegible]	[illegible]	[illegible]	[illegible]	[illegible]	[illegible]	[illegible]	[illegible]	[illegible]	[illegible]	[illegible]
Multiple myeloma	[illegible]	[illegible]	[illegible]	[illegible]	[illegible]	[illegible]	[illegible]	[illegible]	[illegible]	[illegible]	[illegible]	[illegible]	[illegible]	[illegible]	[illegible]	[illegible]	[illegible]	[illegible]	[illegible]	[illegible]	[illegible]	[illegible]	[illegible]	[illegible]
Leukemia	[illegible]	[illegible]	[illegible]	[illegible]	[illegible]	[illegible]	[illegible]	[illegible]	[illegible]	[illegible]	[illegible]	[illegible]	[illegible]	[illegible]	[illegible]	[illegible]	[illegible]	[illegible]	[illegible]	[illegible]	[illegible]	[illegible]	[illegible]	[illegible]
Acute lymphoid leukemia	[illegible]	[illegible]	[illegible]	[illegible]	[illegible]	[illegible]	[illegible]	[illegible]	[illegible]	[illegible]	[illegible]	[illegible]	[illegible]	[illegible]	[illegible]	[illegible]	[illegible]	[illegible]	[illegible]	[illegible]	[illegible]	[illegible]	[illegible]	[illegible]
Chronic lymphoid leukemia	[illegible]	[illegible]	[illegible]	[illegible]	[illegible]	[illegible]	[illegible]	[illegible]	[illegible]	[illegible]	[illegible]	[illegible]	[illegible]	[illegible]	[illegible]	[illegible]	[illegible]	[illegible]	[illegible]	[illegible]	[illegible]	[illegible]	[illegible]	[illegible]
Acute myeloid leukemia	[illegible]	[illegible]	[illegible]	[illegible]	[illegible]	[illegible]	[illegible]	[illegible]	[illegible]	[illegible]	[illegible]	[illegible]	[illegible]	[illegible]	[illegible]	[illegible]	[illegible]	[illegible]	[illegible]	[illegible]	[illegible]	[illegible]	[illegible]	[illegible]
Chronic myeloid leukemia	[illegible]	[illegible]	[illegible]	[illegible]	[illegible]	[illegible]	[illegible]	[illegible]	[illegible]	[illegible]	[illegible]	[illegible]	[illegible]	[illegible]	[illegible]	[illegible]	[illegible]	[illegible]	[illegible]	[illegible]	[illegible]	[illegible]	[illegible]	[illegible]
Other leukemia	[illegible]	[illegible]	[illegible]	[illegible]	[illegible]	[illegible]	[illegible]	[illegible]	[illegible]	[illegible]	[illegible]	[illegible]	[illegible]	[illegible]	[illegible]	[illegible]	[illegible]	[illegible]	[illegible]	[illegible]	[illegible]	[illegible]	[illegible]	[illegible]
Other malignant neoplasms	[illegible]	[illegible]	[illegible]	[illegible]	[illegible]	[illegible]	[illegible]	[illegible]	[illegible]	[illegible]	[illegible]	[illegible]	[illegible]	[illegible]	[illegible]	[illegible]	[illegible]	[illegible]	[illegible]	[illegible]	[illegible]	[illegible]	[illegible]	[illegible]
Other neoplasms	[illegible]	[illegible]	[illegible]	[illegible]	[illegible]	[illegible]	[illegible]	[illegible]	[illegible]	[illegible]	[illegible]	[illegible]	[illegible]	[illegible]	[illegible]	[illegible]	[illegible]	[illegible]	[illegible]	[illegible]	[illegible]	[illegible]	[illegible]	[illegible]
Myelodysplastic, myeloproliferative, and other hematopo	[illegible]	[illegible]	[illegible]	[illegible]	[illegible]	[illegible]	[illegible]	[illegible]	[illegible]	[illegible]	[illegible]	[illegible]	[illegible]	[illegible]	[illegible]	[illegible]	[illegible]	[illegible]	[illegible]	[illegible]	[illegible]	[illegible]	[illegible]	[illegible]
Benign and in situ intestinal neoplasms	[illegible]	[illegible]	[illegible]	[illegible]	[illegible]	[illegible]	[illegible]	[illegible]	[illegible]	[illegible]	[illegible]	[illegible]	[illegible]	[illegible]	[illegible]	[illegible]	[illegible]	[illegible]	[illegible]	[illegible]	[illegible]	[illegible]	[illegible]	[illegible]
Benign and in situ cervical and uterine neoplasms	[illegible]	[illegible]	[illegible]	[illegible]	[illegible]	[illegible]	[illegible]	[illegible]	[illegible]	[illegible]	[illegible]	[illegible]	[illegible]	[illegible]	[illegible]	[illegible]	[illegible]	[illegible]	[illegible]	[illegible]	[illegible]	[illegible]	[illegible]	[illegible]
Other benign and in situ neoplasms	[illegible]	[illegible]	[illegible]	[illegible]	[illegible]	[illegible]	[illegible]	[illegible]	[illegible]	[illegible]	[illegible]	[illegible]	[illegible]	[illegible]	[illegible]	[illegible]	[illegible]	[illegible]	[illegible]	[illegible]	[illegible]	[illegible]	[illegible]	[illegible]
Cardiovascular diseases	[illegible]	[illegible]	[illegible]	[illegible]	[illegible]	[illegible]	[illegible]	[illegible]	[illegible]	[illegible]	[illegible]	[illegible]	[illegible]	[illegible]	[illegible]	[illegible]	[illegible]	[illegible]	[illegible]	[illegible]	[illegible]	[illegible]	[illegible]	[illegible]
Rheumatic heart disease	[illegible]	[illegible]	[illegible]	[illegible]	[illegible]	[illegible]	[illegible]	[illegible]	[illegible]	[illegible]	[illegible]	[illegible]	[illegible]	[illegible]	[illegible]	[illegible]	[illegible]	[illegible]	[illegible]	[illegible]	[illegible]	[illegible]	[illegible]	[illegible]
Ischemic heart disease	[illegible]	[illegible]	[illegible]	[illegible]	[illegible]	[illegible]	[illegible]	[illegible]	[illegible]	[illegible]	[illegible]	[illegible]	[illegible]	[illegible]	[illegible]	[illegible]	[illegible]	[illegible]	[illegible]	[illegible]	[illegible]	[illegible]	[illegible]	[illegible]
Stroke	[illegible]	[illegible]	[illegible]	[illegible]	[illegible]	[illegible]	[illegible]	[illegible]	[illegible]	[illegible]	[illegible]	[illegible]	[illegible]	[illegible]	[illegible]	[illegible]	[illegible]	[illegible]	[illegible]	[illegible]	[illegible]	[illegible]	[illegible]	[illegible]
Ischemic stroke	[illegible]	[illegible]	[illegible]	[illegible]	[illegible]	[illegible]	[illegible]	[illegible]	[illegible]	[illegible]	[illegible]	[illegible]	[illegible]	[illegible]	[illegible]	[illegible]	[illegible]	[illegible]	[illegible]	[illegible]	[illegible]	[illegible]	[illegible]	[illegible]
Intracerebral hemorrhage	[illegible]	[illegible]	[illegible]	[illegible]	[illegible]	[illegible]	[illegible]	[illegible]	[illegible]	[illegible]	[illegible]	[illegible]	[illegible]	[illegible]	[illegible]	[illegible]	[illegible]	[illegible]	[illegible]	[illegible]	[illegible]	[illegible]	[illegible]	[illegible]
Subarachnoid hemorrhage	[illegible]	[illegible]	[illegible]	[illegible]	[illegible]	[illegible]	[illegible]	[illegible]	[illegible]	[illegible]	[illegible]	[illegible]	[illegible]	[illegible]	[illegible]	[illegible]	[illegible]	[illegible]	[illegible]	[illegible]	[illegible]	[illegible]	[illegible]	[illegible]
Hypertensive heart disease	[illegible]	[illegible]	[illegible]	[illegible]	[illegible]	[illegible]	[illegible]	[illegible]	[illegible]	[illegible]	[illegible]	[illegible]	[illegible]	[illegible]	[illegible]	[illegible]	[illegible]	[illegible]	[illegible]	[illegible]	[illegible]	[illegible]	[illegible]	[illegible]
Non-rheumatic valvular heart disease	[illegible]	[illegible]	[illegible]	[illegible]	[illegible]	[illegible]	[illegible]	[illegible]	[illegible]	[illegible]	[illegible]	[illegible]	[illegible]	[illegible]	[illegible]	[illegible]	[illegible]	[illegible]	[illegible]	[illegible]	[illegible]	[illegible]	[illegible]	[illegible]
Non-rheumatic calcific aortic valve disease	[illegible]	[illegible]	[illegible]	[illegible]	[illegible]	[illegible]	[illegible]	[illegible]	[illegible]	[illegible]	[illegible]	[illegible]	[illegible]	[illegible]	[illegible]	[illegible]	[illegible]	[illegible]	[illegible]	[illegible]	[illegible]	[illegible]	[illegible]	[illegible]
Non-rheumatic degenerative mitral valve disease	[illegible]	[illegible]	[illegible]	[illegible]	[illegible]	[illegible]	[illegible]	[illegible]	[illegible]	[illegible]	[illegible]	[illegible]	[illegible]	[illegible]	[illegible]	[illegible]	[illegible]	[illegible]	[illegible]	[illegible]	[illegible]	[illegible]	[illegible]	[illegible]
Other non-rheumatic valve diseases	[illegible]	[illegible]	[illegible]	[illegible]	[illegible]	[illegible]	[illegible]	[illegible]	[illegible]	[illegible]	[illegible]	[illegible]	[illegible]	[illegible]	[illegible]	[illegible]	[illegible]	[illegible]	[illegible]	[illegible]	[illegible]	[illegible]	[illegible]	[illegible]
Cardiomyopathy and myocarditis	[illegible]	[illegible]	[illegible]	[illegible]	[illegible]	[illegible]	[illegible]	[illegible]	[illegible]	[illegible]	[illegible]	[illegible]	[illegible]	[illegible]	[illegible]	[illegible]	[illegible]	[illegible]	[illegible]	[illegible]	[illegible]	[illegible]	[illegible]	[illegible]
Myocarditis	[illegible]	[illegible]	[illegible]	[illegible]	[illegible]	[illegible]	[illegible]	[illegible]	[illegible]	[illegible]	[illegible]	[illegible]	[illegible]	[illegible]	[illegible]	[illegible]	[illegible]	[illegible]	[illegible]	[illegible]	[illegible]	[illegible]	[illegible]	[illegible]
Alcoholic cardiomyopathy	[illegible]	[illegible]	[illegible]	[illegible]	[illegible]	[illegible]	[illegible]	[illegible]	[illegible]	[illegible]	[illegible]	[illegible]	[illegible]	[illegible]	[illegible]	[illegible]	[illegible]	[illegible]	[illegible]	[illegible]	[illegible]	[illegible]	[illegible]	[illegible]
Other cardiomyopathy	[illegible]	[illegible]	[illegible]	[illegible]	[illegible]	[illegible]	[illegible]	[illegible]	[illegible]	[illegible]	[illegible]	[illegible]	[illegible]	[illegible]	[illegible]	[illegible]	[illegible]	[illegible]	[illegible]	[illegible]	[illegible]	[illegible]	[illegible]	[illegible]
Atrial fibrillation and flutter	[illegible]	[illegible]	[illegible]	[illegible]	[illegible]	[illegible]	[illegible]	[illegible]	[illegible]	[illegible]	[illegible]	[illegible]	[illegible]	[illegible]	[illegible]	[illegible]	[illegible]	[illegible]	[illegible]	[illegible]	[illegible]	[illegible]	[illegible]	[illegible]
Aortic aneurysm	[illegible]	[illegible]	[illegible]	[illegible]	[illegible]	[illegible]	[illegible]	[illegible]	[illegible]	[illegible]	[illegible]	[illegible]	[illegible]	[illegible]	[illegible]	[illegible]	[illegible]	[illegible]	[illegible]	[illegible]	[illegible]	[illegible]	[illegible]	[illegible]
Endocarditis	[illegible]	[illegible]	[illegible]	[illegible]	[illegible]	[illegible]	[illegible]	[illegible]	[illegible]	[illegible]	[illegible]	[illegible]	[illegible]	[illegible]	[illegible]	[illegible]	[illegible]	[illegible]	[illegible]	[illegible]	[illegible]	[illegible]	[illegible]	[illegible]



Other transport injuries	29.7 (9.9 to 76.9)	16.7 (6.3 to 41.3)	143 (84.1 to 239)	776 (219 to 1,990)	1,243 (329 to 3,340)	932 (289 to 1,930)	1,266 (499 to 2,590)	1,338 (713 to 2,540)	1,266 (693 to 2,410)	1,013 (543 to 1,700)	868 (441 to 1,630)	825 (327 to 1,670)	434 (205 to 750)	369 (147 to 826)	241 (105 to 601)	193 (113 to 314)	160 (89 to 269)	168 (83 to 319)	96.2 (39.5 to 198)	39.6 (23.3 to 67.9)	16 (10.1 to 23.1)	8.7 (4.6 to 9.8)	21.1 (1.9 to 51.1)	11,000
Unintentional injuries	1,670 (579 to 1,830)	1,100 (669 to 2,260)	7,470 (4,760 to 12,700)	14,400 (8,750 to 23,600)	9,360 (6,400 to 12,100)	7,230 (5,020 to 9,890)	5,790 (3,870 to 7,540)	5,340 (3,330 to 8,960)	4,890 (3,810 to 6,140)	4,690 (3,640 to 5,990)	4,560 (3,470 to 5,870)	3,920 (2,810 to 5,020)	2,900 (2,220 to 3,760)	2,720 (2,130 to 3,540)	2,500 (1,900 to 3,210)	2,340 (1,870 to 2,990)	2,190 (1,700 to 2,790)	2,040 (1,560 to 2,660)	1,790 (1,240 to 2,630)	1,290 (848 to 1,980)	879 (626 to 1,181)	998 (700 to 1,700)	716 (98 to 1,778)	68,800
Falls	37.9 (11.9 to 87.5)	20.1 (8.3 to 47.2)	130 (82.5 to 243)	292 (96.5 to 685)	306 (97.1 to 677)	397 (203 to 774)	293 (116 to 604)	603 (348 to 71.4)	626 (368 to 954)	643 (368 to 763)	671 (401 to 1,112)	484 (268 to 804)	371 (217 to 600)	402 (217 to 678)	413 (243 to 699)	437 (219 to 838)	476 (227 to 1,039)	629 (329 to 1,539)	411 (178 to 951)	588 (328 to 1,023)	368 (189 to 692)	143 (66.1 to 230)	69.7 (22.9 to 81.6)	8,630
Drowning	84 (40.9 to 287)	54 (26.1 to 180)	284 (206 to 1,510)	1,324 (1,020 to 2,440)	2,420 (1,660 to 4,730)	1,930 (1,360 to 3,570)	971 (554 to 2,020)	290 (177 to 511)	157 (107 to 231)	150 (107 to 203)	260 (177 to 401)	346 (238 to 496)	167 (107 to 263)	152 (97.2 to 253)	152 (97.2 to 253)	161 (97.2 to 276)	172 (77.1 to 336)	184 (90.2 to 384)	89.1 (49.4 to 195)	63.4 (34.3 to 116)	34.5 (17.5 to 63.2)	21.1 (2.9 to 9.8)	6.4 (1.2 to 2.7)	10,700
Fire, heat, and hot substances	130 (72.2 to 264)	118 (59 to 247)	1,260 (819 to 2,600)	2,760 (766 to 5,990)	1,660 (769 to 3,140)	833 (438 to 1,420)	554 (322 to 1,040)	1,178 (639 to 2,060)	1,038 (533 to 1,810)	1,000 (543 to 1,800)	878 (449 to 1,630)	555 (281 to 1,030)	720 (413 to 1,160)	425 (262 to 1,010)	571 (322 to 931)	527 (339 to 853)	422 (257 to 691)	472 (293 to 874)	288 (191 to 793)	256 (120 to 620)	119 (63.3 to 220)	69.8 (29.2 to 89.3)	1.2 (0.3 to 29.1)	16,900
Poisonings	1,110 (1.0 to 283)	1,040 (0.9 to 264)	3,130 (2.8 to 797)	1,910 (1.7 to 487)	714 (0.6 to 182)	1,040 (0.9 to 265)	1,040 (0.9 to 265)	1,040 (0.9 to 265)	1,040 (0.9 to 265)	1,040 (0.9 to 265)	1,040 (0.9 to 265)	1,040 (0.9 to 265)	1,040 (0.9 to 265)	1,040 (0.9 to 265)	1,040 (0.9 to 265)	1,040 (0.9 to 265)	1,040 (0.9 to 265)	1,040 (0.9 to 265)	1,040 (0.9 to 265)	1,040 (0.9 to 265)	1,040 (0.9 to 265)	1,040 (0.9 to 265)	1,040 (0.9 to 265)	9,660
Poisoning by other medical substances	1,090 (1.0 to 283)	1,040 (0.9 to 264)	3,130 (2.8 to 797)	1,910 (1.7 to 487)	714 (0.6 to 182)	1,040 (0.9 to 265)	1,040 (0.9 to 265)	1,040 (0.9 to 265)	1,040 (0.9 to 265)	1,040 (0.9 to 265)	1,040 (0.9 to 265)	1,040 (0.9 to 265)	1,040 (0.9 to 265)	1,040 (0.9 to 265)	1,040 (0.9 to 265)	1,040 (0.9 to 265)	1,040 (0.9 to 265)	1,040 (0.9 to 265)	1,040 (0.9 to 265)	1,040 (0.9 to 265)	1,040 (0.9 to 265)	1,040 (0.9 to 265)	1,040 (0.9 to 265)	9,660
Poisoning by other means	20.1 (5.1 to 226)	20.1 (5.1 to 226)	20.1 (5.1 to 226)	20.1 (5.1 to 226)	20.1 (5.1 to 226)	20.1 (5.1 to 226)	20.1 (5.1 to 226)	20.1 (5.1 to 226)	20.1 (5.1 to 226)	20.1 (5.1 to 226)	20.1 (5.1 to 226)	20.1 (5.1 to 226)	20.1 (5.1 to 226)	20.1 (5.1 to 226)	20.1 (5.1 to 226)	20.1 (5.1 to 226)	20.1 (5.1 to 226)	20.1 (5.1 to 226)	20.1 (5.1 to 226)	20.1 (5.1 to 226)	20.1 (5.1 to 226)	20.1 (5.1 to 226)	20.1 (5.1 to 226)	1,020
Exposure to mechanical forces	1,090 (1.0 to 283)	1,040 (0.9 to 264)	3,130 (2.8 to 797)	1,910 (1.7 to 487)	714 (0.6 to 182)	1,040 (0.9 to 265)	1,040 (0.9 to 265)	1,040 (0.9 to 265)	1,040 (0.9 to 265)	1,040 (0.9 to 265)	1,040 (0.9 to 265)	1,040 (0.9 to 265)	1,040 (0.9 to 265)	1,040 (0.9 to 265)	1,040 (0.9 to 265)	1,040 (0.9 to 265)	1,040 (0.9 to 265)	1,040 (0.9 to 265)	1,040 (0.9 to 265)	1,040 (0.9 to 265)	1,040 (0.9 to 265)	1,040 (0.9 to 265)	1,040 (0.9 to 265)	9,660
Unintentional firearm injuries	0.5 (0 to 2.2)	0.5 (0 to 0.9)	0.5 (0.7 to 0.8)	0.5 (0.9 to 75.3)	0.5 (0.4 to 52.5)	0.5 (13.6 to 31.5)	0.5 (11.4 to 32.3)	0.5 (11.3 to 38.7)	0.5 (13.8 to 43)	0.5 (10.7 to 40.3)	0.5 (10.1 to 31.9)	0.5 (7.6 to 23)	0.5 (5.6 to 13)	0.5 (4.9 to 12.9)	0.5 (4.9 to 11)	0.5 (3.9 to 8.2)	0.5 (3.1 to 7)	0.5 (2.9 to 5.1)	0.5 (1.5 to 3.5)	0.5 (0.7 to 1.8)	0.5 (0.3 to 0.8)	0.5 (0.1 to 0.4)	0.5 (0 to 0.1)	232
Other exposure to mechanical forces	1,090 (7.7 to 511)	1,040 (7.4 to 1,200)	3,130 (17.1 to 7,400)	1,910 (23.9 to 7,140)	714 (26.2 to 1,940)	1,040 (26.2 to 2,420)	1,040 (26.2 to 2,410)	1,040 (26.2 to 2,390)	1,040 (26.2 to 2,370)	1,040 (26.2 to 2,340)	1,040 (26.2 to 2,300)	1,040 (26.2 to 2,260)	1,040 (26.2 to 2,220)	1,040 (26.2 to 2,180)	1,040 (26.2 to 2,140)	1,040 (26.2 to 2,090)	1,040 (26.2 to 2,050)	1,040 (26.2 to 2,010)	1,040 (26.2 to 1,970)	1,040 (26.2 to 1,930)	1,040 (26.2 to 1,890)	1,040 (26.2 to 1,850)	1,040 (26.2 to 1,810)	1,040 (26.2 to 1,770)	9,130
Adverse effects of medical treatment	69.4 (24.8 to 173)	79 (27.1 to 173)	289 (179 to 1,130)	334 (120 to 939)	219 (120 to 575)	219 (120 to 533)	254 (139 to 674)	219 (120 to 712)	219 (119 to 713)	219 (119 to 706)	219 (119 to 699)	219 (119 to 684)	219 (119 to 664)	219 (119 to 643)	219 (119 to 623)	219 (119 to 603)	219 (119 to 583)	219 (119 to 563)	219 (119 to 539)	219 (119 to 517)	111 (54.7 to 203)	80 (39.4 to 119)	26.2 (6.4 to 47.6)	1.2 (1.0 to 11.8)	9,010
Animal contact	56.5 (28.4 to 56.5)	42.9 (19.4 to 89)	292 (11.7 to 646)	686 (178 to 1,560)	620 (302 to 1,240)	261 (126 to 554)	216 (116 to 417.7)	194 (100 to 417.7)	179 (99.2 to 349)	203 (120 to 365)	343 (172 to 612)	213 (116 to 396)	136 (67.1 to 258)	127 (72.1 to 258)	252 (117 to 496)	199 (97 to 372)	148 (79.2 to 273)	203 (123 to 334)	197 (98.9 to 355)	117 (58.9 to 220)	61.6 (23.3 to 114)	49.1 (12 to 79.7)	11.7 (2.7 to 19.6)	4,790
Venomous animal contact	24.1 (12.2 to 51)	29.4 (14.8 to 61)	208 (82.2 to 497)	608 (139 to 1,320)	629 (221 to 1,180)	163 (60.1 to 406)	175 (60.1 to 344)	123 (60.1 to 301)	132 (60.1 to 301)	175 (77.5 to 344)	206 (77.5 to 427)	175 (77.5 to 361)	99.8 (42.6 to 214)	261 (42.6 to 214)	194 (77.5 to 427)	214 (77.5 to 427)	374 (77.5 to 1,120)	783 (77.5 to 2,120)	156 (77.5 to 1,120)	74.1 (36.7 to 156)	37.2 (18.4 to 74.1)	18.4 (9.8 to 18.4)	3,600
Non-venomous animal contact	1.5 (0.7 to 27.3)	0.5 (0.1 to 22)	63.1 (17.6 to 161)	122 (27.4 to 329)	51.7 (26.2 to 214)	77.8 (26.6 to 161)	40.4 (20.5 to 75.2)	70.8 (34.6 to 143)	48 (24.2 to 77.3)	78.5 (39.9 to 161)	157 (48.6 to 350)	34.6 (20.4 to 95.8)	27.7 (17.1 to 42.4)	33.2 (20.6 to 104)	28.6 (13.7 to 57.4)	20.9 (12.6 to 37.7)	19.6 (11.7 to 28.5)	9.2 (5.4 to 21.5)	6.4 (3.4 to 14.1)	2.9 (1.8 to 5.3)	1.2 (0.8 to 1.8)	0.4 (0.2 to 0.4)	949
Foreign body	1,090 (1.0 to 283)	1,040 (0.9 to 264)	3,130 (2.8 to 797)	1,910 (1.7 to 487)	714 (0.6 to 182)	1,040 (0.9 to 265)	1,040 (0.9 to 265)	1,040 (0.9 to 265)	1,040 (0.9 to 265)	1,040 (0.9 to 265)	1,040 (0.9 to 265)	1,040 (0.9 to 265)	1,040 (0.9 to 265)	1,040 (0.9 to 265)	1,040 (0.9 to 265)	1,040 (0.9 to 265)	1,040 (0.9 to 265)	1,040 (0.9 to 265)	1,040 (0.9 to 265)	1,040 (0.9 to 265)	1,040 (0.9 to 265)	1,040 (0.9 to 265)	1,040 (0.9 to 265)	9,660
Foreign body in eyes	0 (0 to 0.1)	0 (0 to 0.2)	1.9 (0.5 to 4.2)	10.2 (2.3 to 23.2)	10.5 (5.2 to 28.9)	10.8 (6.8 to 44)	20.4 (9.2 to 32.5)	28.2 (11.2 to 57.9)	28.1 (12.5 to 54.7)	28.7 (12.7 to 52.2)	28.3 (13.5 to 50.4)	24.6 (12.6 to 42.9)	19.1 (10.9 to 31.7)	16.8 (9.7 to 30.4)	12.9 (7.6 to 19.6)	11.7 (7.1 to 17.3)	9.8 (5.6 to 14.4)	8.7 (4.2 to 9.6)	4 (2.6 to 5.9)	2.2 (1.5 to 3.2)	0.9 (0.6 to 1.3)	0.3 (0.2 to 0.5)	0.1 (0.1 to 0.1)	256
Foreign body in other body part	1.4 (0.4 to 3.9)	1.4 (0.4 to 3)	1.4 (1.2 to 3.5)	1.4 (1.2 to 3.2)	1.4 (1.2 to 3.2)	1.4 (1.2 to 3.2)	1.4 (1.2 to 3.1)	1.4 (1.2 to 3.1)	1.4 (1.2 to 3.1)	1.4 (1.2 to 3.1)	1.4 (1.2 to 3.1)	1.4 (1.2 to 3.1)	1.4 (1.2 to 3.1)	1.4 (1.2 to 3.1)	1.4 (1.2 to 3.1)	1.4 (1.2 to 3.1)	1.4 (1.2 to 3.1)	1.4 (1.2 to 3.1)	1.4 (1.2 to 3.1)	1.4 (1.2 to 3.1)	1.4 (1.2 to 3.1)	1.4 (1.2 to 3.1)	1.4 (1.2 to 3.1)	1,670
Environmental heat and cold exposure	6.3 (2.1 to 28.8)	6.6 (1.4 to 19.7)	49.7 (12.3 to 126)	79.4 (22.4 to 178)	83.6 (46.8 to 199)	77 (46.6 to 128)	68.6 (33.9 to 168)	68.6 (49.9 to 143)	68.6 (42.4 to 152)	78.6 (39 to 129)	43.2 (31.6 to 131)	68 (27.8 to 123)	54.1 (27 to 93.6)	39.7 (20.2 to 85.7)	40.2 (20.2 to 82.4)	39.1 (20.6 to 71.4)	29.1 (14.9 to 50.3)	17.6 (13.4 to 27.9)	14.2 (8.5 to 29.2)	6.2 (2.9 to 12.3)	3.4 (1.9 to 7.2)	0.2 (0.6 to 1.9)	997
Exposure to forces of nature	1.4 (1.1 to 2.2)	1.4 (0.9 to 2.1)	1.4 (0.9 to 2.1)	1.4 (0.7 to 2.1)	1.4 (0.7 to 2.1)	1.4 (0.7 to 2.1)	1.4 (0.7 to 2.1)	1.4 (0.7 to 2.1)	1.4 (0.7 to 2.1)	1.4 (0.7 to 2.1)	1.4 (0.7 to 2.1)	1.4 (0.7 to 2.1)	1.4 (0.7 to 2.1)	1.4 (0.7 to 2.1)	1.4 (0.7 to 2.1)	1.4 (0.7 to 2.1)	1.4 (0.7 to 2.1)	1.4 (0.7 to 2.1)	1.4 (0.7 to 2.1)	1.4 (0.7 to 2.1)	1.4 (0.7 to 2.1)	1.4 (0.7 to 2.1)	1.4 (0.7 to 2.1)	10,900
Other unintentional injuries	61 (21.3 to 215)	41 (14.9 to 169.9)	250 (169 to 1,200)	591 (209 to 1,200)	396 (179 to 717)	237 (102 to 503)	213 (1.69 to 501)	213 (1.69 to 501)	291 (1.69 to 464)	291 (1.69 to 464)	223 (1.69 to 467)	195 (69.2 to 509)	145 (79.2 to 362)	122 (64.2 to 213)	150 (77.7 to 260)	189 (99.2 to 368)	230 (64.4 to 549)	85.8 (49 to 198)	69.7 (39.5 to 155)	32.5 (17.2 to 64.9)	27.2 (7.9 to 57.4)	13.3 (7.9 to 23.4)	1.6 (0.7 to 9.7)	4,280
Self-harm and interpersonal violence	249 (66.7 to 917)	42.3 (17.7 to 58.3)	402 (178 to 842)	647 (368 to 1,320)	699 (367 to 1,560)	1,170 (736 to 1,670)	7,030 (4.43 to 11.1)	6,790 (4.28 to 10.3)	9,690 (5.79 to 14.9)	9,540 (5.43 to 14.1)	9,070 (5.1 to 14.1)	6,790 (3.98 to 10.5)	9,690 (5.79 to 14.9)	9,070 (5.1 to 14.1)	1,690 (1.02 to 2.57)	1,220 (0.73 to 1.81)	1,040 (0.59 to 1.63)	648 (0.4 to 1.02)	433 (0.26 to 0.82)	186 (0.11 to 0.29)	67 (0.04 to 0.11)	19.7 (0.01 to 0.04)	4.9 (0.1 to 7.4)	48,100
Self-harm	0 (0 to 0)	0 (0 to 0)	0 (0 to 0)	0 (0 to 0)	0 (0 to 0)	0 (0 to 0)	261 (2.12 to 1,020)	4,960 (2.12 to 9,520)	4,210 (2.12 to 7,230)	3,950 (1.69 to 7,160)	3,950 (1.69 to 6,930)	3,130 (1.34 to 5,590)	3,640 (1.56 to 6,730)	3,640 (1.56 to 6,960)	1,630 (0.69 to 3,030)	1,630 (0.69 to 3,030)	961 (0.41 to 1,790)	599 (0.26 to 1,110)	166 (0.07 to 0.31)	83.6 (0.04 to 0.16)	32.5 (0.01 to 0.06)	6.7 (0.1 to 0.1)	0.2 (0 to 0.3)	32,500
Self-harm by firearm	0 (0 to 0)	0 (0 to 0)	0 (0 to 0)	0 (0 to 0)	0 (0 to 0)	0 (0 to 0)	114 (0.9 to 445)	110 (0.9 to 211)	120 (0.9 to 211)	110 (0.9 to 211)	111 (0.9 to 211)	110 (0.9 to 211)	110 (0.9 to 211)	110 (0.9 to 211)	62.4 (0.5 to 120)	39.9 (0.3 to 76.8)	28.5 (0.2 to 54.9)	8.5 (0.1 to 16.4)	10.4 (0.1 to 20.1)	4.9 (0.1 to 9.4)	2.2 (0.1 to 4.2)	0.6 (0 to 1.2)	0.4 (0 to 0.8)	698
Self-harm by other specified means	0 (0 to 0)	0 (0 to 0)	0 (0 to 0)	0 (0 to 0)	0 (0 to 0)	0 (0 to 0)	114 (0.9 to 445)	4,850 (2.12 to 9,310)	4,090 (2.12 to 7,020)	3,840 (1.69 to 6,960)	3,840 (1.69 to 6,740)	3,020 (1.34 to 5,390)	3,530 (1.56 to 6,530)	3,530 (1.56 to 6,760)	1,570 (0.69 to 2,940)	1,590 (0.69 to 2,940)	933 (0.41 to 1,740)	591 (0.26 to 1,080)	156 (0.07 to 0.31)	78.7 (0.04 to 0.16)	30 (0.01 to 0.06)	6.1 (0.1 to 0.1)	0.2 (0 to 0.3)	31,800
Interpersonal violence	249 (66.7 to 911)	39.9 (14.4 to 54.2)	391 (169 to 839)	568 (164 to 1,230)	699 (359 to 1,560)	829 (455 to 1,240)	6,970 (3.1 to 9,340)	6,670 (3.48 to 9,040)	9,470 (5.66 to 14.7)	9,470 (5.38 to 14.1)	9,070 (5.1 to 14.1)	6,670 (3.98 to 10.5)	9,470 (5.66 to 14.7)	9,070 (5.1 to 14.1)	1,690 (1.02 to 2.57)	1,220 (0.73 to 1.81)	1,040 (0.59 to 1.63)	648 (0.4 to 1.02)	433 (0.26 to 0.82)	186 (0.11 to 0.29)	67 (0.04 to 0.11)	19.7 (0.01 to 0.04)	4.9 (0.1 to 7.4)	16,100
Physical violence by firearm	0.2 (0 to 1.8)	1.4 (0.3 to 3.9)	19.6 (6.3 to 43)	13.9 (3.5 to 39.8)	19.6 (6.6 to 55.4)	19.6 (5.3 to 55.2)	1.95 (0.9 to 5.6)	82 (39.7 to 164)	82.5 (39.7 to 164)	73 (27.3 to 157)	93 (32.9 to 217)	33.5 (12.6 to 73.2)	12.7 (5.9 to 29.6)	12.7 (5.9 to 32.9)	8.6 (3.3 to 19)	20.8 (8.8 to 43)	10.4 (4.3 to 21.9)	4.5 (2.4 to 7.8)	0.2 (0.2 to 0.5)	0.2 (0.2 to 0.5)	0.2 (0 to 0.2)	0 (0 to 0)	613
Physical violence by sharp object	1.4 (0.4 to 3)	1.4 (0.4 to 3.5)	23.4 (7.4 to 47.2)	24.9 (7.4 to 59.8)	24.3 (12.2 to 57.9)	24.3 (12.2 to 57.9)	291 (129 to 633)	423 (129 to 633)	234 (129 to 633)	316 (129 to 571)	340 (129 to 571)	233 (129 to 571)	135 (69.2 to 280)	70.4 (32.7 to 154)	31.7 (13.7 to 69.4)	34.7 (17.7 to 69.2)	20.4 (11.2 to 34.2)	9.7 (5.4 to 17.1)	1.4 (1.1 to 2.6)	0.9 (0.7 to 1.4)	0.4 (0.3 to 0.6)	0.1 (0.1 to 0.1)	2,040
Sexual violence	0 (0 to 0)	0 (0 to 0)	0 (0 to 0)	0 (0.2 to 29.1)	0 (0.2 to 27.4)	0 (1.67 to 27.4)	0 (1.67 to 27.4)	0 (1.67 to 27.4)	0 (1.67 to 27.4)	0 (1.67 to 27.4)	0 (1.67 to 27.4)	0 (1.67 to 27.4)	0 (1.67 to 27.4)	0 (1.67 to 27.4)	0 (1.67 to 27.4)	0 (1.67 to 27.4)	0 (1.67 to 27.4)	0 (1.67 to 27.4)	0 (1.67 to 27.4)	0 (1.67 to 27.4)	0 (1.67 to 27.4)	0 (1.67 to 27.4)	0 (1.67 to 27.4)	3,480
Physical violence by other means	0 (0.4 to 2.2)	0 (0.4 to 2.2)	0 (0.4 to 2.2)	0 (0.4 to 2.2)	0 (0.4 to 2.2)	0 (0.4 to 2.2)	1,670 (0.4 to 2.2)	1,670 (0.4 to 2.2)	1,670 (0.4 to 2.2)	1,670 (0.4 to 2.2)	1,670 (0.4 to 2.2)	1,670 (0.4 to 2.2)	1,670 (0.4 to 2.2)	1,670 (0.4 to 2.2)	1,670 (0.4 to 2.2)	1,670 (0.4 to 2.2)	1,670 (0.4 to 2.2)	1,670 (0.4 to 2.2)	1,670 (0.4 to 2.2)	1,670 (0.4 to 2.2)	1,670 (0.4 to 2.2)	1,670 (0.4 to 2.2)	1,670 (0.4 to 2.2)	8,700
Conflict and terrorism	0 (0.2 to 0.2)	0 (0.2 to 0.2)	0 (0.2 to 0.2)	0 (0.2 to 0.2)	0 (0.2 to 0.2)	0 (0.2 to 0.2)	0 (0.2 to 0.2)	0 (0.2 to 0.2)	0 (0.2 to 0.2)	0 (0.2 to 0.2)	0 (0.2 to 0.2)	0 (0.2 to 0.2)	0 (0.2 to 0.2)	0 (0.2 to 0.2)	0 (0.2 to 0.2)	0 (0.2 to 0.2)	0 (0.2 to 0.2)	0 (0.2 to 0.2)	0 (0.2 to 0.2)	0 (0.2 to 0.2)	0 (0.2 to 0.2)	0 (0.2 to 0.2)	0 (0.2 to 0.2)	395

DALYs, Number, Both Sexes, Africa, 2025, 95 % uncertainty intervals

Cause	Age-Standard	Late Neonatal	Post Neonatal	1 to 4	5 to 9	10 to 14	15 to 19	20 to 24	25 to 29	30 to 34	35 to 39	40 to 44	45 to 49	50 to 54	55 to 59	60 to 64	65 to 69	70 to 74	75 to 79	80 to 84	85 to 89	90 to 94	95 plus	Total
All causes	23,298,000 to 36,330,000	3,490,000 to 4,990,000	11,400,000 to 21,200,000	42,000,000 to 53,300,000	29,500,000 to 34,700,000	26,600,000 to 31,200,000	23,200,000 to 27,700,000	20,500,000 to 24,700,000	18,200,000 to 21,900,000	15,900,000 to 19,200,000	13,900,000 to 16,800,000	12,200,000 to 14,800,000	10,600,000 to 12,900,000	9,200,000 to 11,200,000	7,990,000 to 9,700,000	6,950,000 to 8,420,000	5,990,000 to 7,250,000	4,770,000 to 5,810,000	3,700,000 to 4,520,000	2,650,000 to 3,260,000	1,440,000 to 1,760,000	350,000 to 431,000	179,000,000 to 220,000,000
Communicable, maternal, neonatal, and nutritional diseases	21,298,000 to 17,200,000	3,200,000 to 4,550,000	11,000,000 to 19,800,000	41,000,000 to 51,900,000	28,500,000 to 33,500,000	25,600,000 to 30,000,000	22,200,000 to 26,500,000	19,500,000 to 23,400,000	17,200,000 to 20,700,000	14,900,000 to 17,900,000	12,900,000 to 15,600,000	11,200,000 to 13,600,000	9,700,000 to 11,800,000	8,300,000 to 10,100,000	7,200,000 to 8,700,000	6,230,000 to 7,540,000	5,320,000 to 6,430,000	4,220,000 to 5,140,000	3,250,000 to 3,980,000	2,310,000 to 2,830,000	1,240,000 to 1,520,000	301,000 to 371,000	154,000,000 to 191,000,000
HIV/AIDS and sexually transmitted infections	471,000	69,000	470,000	266,000	111,000	113,000	439,000	643,000	891,000	899,000	859,000	749,000	621,000	553,000	549,000	554,000	554,000	494,000	369,000	227,000	63,000	17,000	7,000	9,000
HIV/AIDS	454,000 to 488,000	68,000 to 73,000	457,000 to 490,000	257,000 to 277,000	107,000 to 115,000	109,000 to 117,000	424,000 to 456,000	620,000 to 667,000	860,000 to 925,000	868,000 to 933,000	829,000 to 891,000	723,000 to 778,000	599,000 to 645,000	534,000 to 574,000	530,000 to 570,000	535,000 to 575,000	535,000 to 575,000	477,000 to 513,000	356,000 to 383,000	219,000 to 236,000	61,000 to 66,000	17,000 to 18,000	7,000 to 8,000	9,000 to 10,000
HIV/AIDS - Drug-susceptible Tuberculosis	42.8 to 111	6.3 to 16.6	43.1 to 112	24.2 to 62.9	10.1 to 26.2	10.3 to 26.6	40.0 to 103	58.5 to 151	81.1 to 210	81.9 to 212	78.2 to 202	68.2 to 176	56.5 to 146	50.3 to 130	50.0 to 129	50.4 to 130	50.4 to 130	45.0 to 116	33.6 to 86.8	20.7 to 53.5	5.8 to 15.0	1.6 to 4.1	0.7 to 1.8	0.8 to 2.1
HIV/AIDS - Multidrug-resistant Tuberculosis without extensive drug resistance	0	0.3	0.200	0.200	1.600	1.600	0.200	0.200	0.200	0.200	0.200	0.200	0.200	0.200	0.200	0.200	0.200	0.200	0.200	0.200	0.200	0.200	0.200	0.200
HIV/AIDS - Multidrug-resistant Tuberculosis with extensive drug resistance	0	0.1	0.100	0.100	0.800	0.800	0.100	0.100	0.100	0.100	0.100	0.100	0.100	0.100	0.100	0.100	0.100	0.100	0.100	0.100	0.100	0.100	0.100	0.100
HIV/AIDS resulting in other diseases	16.8 to 43.5	2.5 to 6.5	16.9 to 43.8	9.5 to 24.6	3.9 to 10.2	4.0 to 10.4	15.6 to 40.2	22.9 to 59.1	31.8 to 82.2	32.1 to 83.0	30.7 to 79.2	26.8 to 69.0	22.2 to 57.2	19.8 to 51.0	19.6 to 50.6	19.8 to 51.0	19.8 to 51.0	17.7 to 45.6	13.2 to 34.0	8.1 to 21.0	2.3 to 5.9	0.6 to 1.6	0.3 to 0.7	0.3 to 0.8
Sexually transmitted infections excluding HIV	471,000	69,000	470,000	266,000	111,000	113,000	439,000	643,000	891,000	899,000	859,000	749,000	621,000	553,000	549,000	554,000	554,000	494,000	369,000	227,000	63,000	17,000	7,000	9,000
Syphilis	170,000 to 1,910,000	25,000 to 282,000	169,000 to 1,900,000	96,000 to 1,080,000	40,000 to 450,000	41,000 to 460,000	158,000 to 1,780,000	232,000 to 2,610,000	321,000 to 3,610,000	324,000 to 3,640,000	310,000 to 3,480,000	270,000 to 3,030,000	224,000 to 2,520,000	199,000 to 2,240,000	198,000 to 2,220,000	200,000 to 2,250,000	200,000 to 2,250,000	178,000 to 2,000,000	133,000 to 1,490,000	81,900 to 920,000	22,700 to 255,000	6,000 to 68,000	2,600 to 29,000	3,200 to 36,000
Chlamydial infection	81 to 93	12 to 14	81 to 93	46 to 53	19 to 22	19 to 22	76 to 87	111 to 128	154 to 177	156 to 179	149 to 171	130 to 149	107 to 123	95 to 109	95 to 109	96 to 110	96 to 110	85 to 98	64 to 73	39 to 45	11 to 13	3 to 3	1 to 1	2 to 2
Gonococcal infection	0	0	0	0	0	0	0	0	0	0	0	0	0	0	0	0	0	0	0	0	0	0	0	0
Trichomoniasis	0 to 0	0 to 0	0 to 0	0 to 0	0 to 0	0 to 0	0 to 0	0 to 0	0 to 0	0 to 0	0 to 0	0 to 0	0 to 0	0 to 0	0 to 0	0 to 0	0 to 0	0 to 0	0 to 0	0 to 0	0 to 0	0 to 0	0 to 0	0 to 0
Genital herpes	0 to 0	0 to 0	0 to 0	0 to 0	0 to 0	0 to 0	0 to 0	0 to 0	0 to 0	0 to 0	0 to 0	0 to 0	0 to 0	0 to 0	0 to 0	0 to 0	0 to 0	0 to 0	0 to 0	0 to 0	0 to 0	0 to 0	0 to 0	0 to 0
Other sexually transmitted infections	0	0	0	0	0	0	0	0	0	0	0	0	0	0	0	0	0	0	0	0	0	0	0	0
Respiratory infections and tuberculosis	1,090,000	1,090,000	3,990,000	2,800,000	1,200,000	1,000,000	1,000,000	1,000,000	1,000,000	1,000,000	1,000,000	1,000,000	1,000,000	1,000,000	1,000,000	1,000,000	1,000,000	1,000,000	1,000,000	1,000,000	1,000,000	1,000,000	1,000,000	1,000,000
Respiratory tuberculosis	31,400,000 to 1,750,000	2,600,000 to 1,340,000	21,400,000 to 7,900,000	21,700,000 to 5,980,000	14,200,000 to 1,350,000	12,000,000 to 1,350,000	10,600,000 to 1,350,000	9,200,000 to 1,350,000	8,000,000 to 1,350,000	6,900,000 to 1,350,000	5,900,000 to 1,350,000	5,000,000 to 1,350,000	4,200,000 to 1,350,000	3,500,000 to 1,350,000	2,900,000 to 1,350,000	2,400,000 to 1,350,000	1,900,000 to 1,350,000	1,500,000 to 1,350,000	1,100,000 to 1,350,000	800,000 to 1,350,000	500,000 to 1,350,000	200,000 to 1,350,000	100,000 to 1,350,000
Tuberculosis	1,000,000 to 1,000,000	1,000,000 to 1,000,000	3,900,000 to 3,900,000	2,800,000 to 2,800,000	1,200,000 to 1,200,000	1,000,000 to 1,000,000	1,000,000 to 1,000,000	1,000,000 to 1,000,000	1,000,000 to 1,000,000	1,000,000 to 1,000,000	1,000,000 to 1,000,000	1,000,000 to 1,000,000	1,000,000 to 1,000,000	1,000,000 to 1,000,000	1,000,000 to 1,000,000	1,000,000 to 1,000,000	1,000,000 to 1,000,000	1,000,000 to 1,000,000	1,000,000 to 1,000,000	1,000,000 to 1,000,000	1,000,000 to 1,000,000	1,000,000 to 1,000,000	1,000,000 to 1,000,000
Latent tuberculosis infection	0	0	0	0	0	0	0	0	0	0	0	0	0	0	0	0	0	0	0	0	0	0	0	0
Drug-susceptible tuberculosis	31 to 31	5 to 5	32 to 32	17 to 17	7 to 7	7 to 7	28 to 28	41 to 41	57 to 57	58 to 58	55 to 55	48 to 48	40 to 40	36 to 36	36 to 36	36 to 36	36 to 36	32 to 32	24 to 24	15 to 15	4 to 4	1 to 1	0 to 0	0 to 0
Multidrug-resistant tuberculosis without extensive drug resistance	0 to 0	0 to 0	0 to 0	0 to 0	0 to 0	0 to 0	0 to 0	0 to 0	0 to 0	0 to 0	0 to 0	0 to 0	0 to 0	0 to 0	0 to 0	0 to 0	0 to 0	0 to 0	0 to 0	0 to 0	0 to 0	0 to 0	0 to 0	0 to 0
Extensively drug-resistant tuberculosis	0	0	0	0	0	0	0	0	0	0	0	0	0	0	0	0	0	0	0	0	0	0	0	0
Lower respiratory infections	31,400,000 to 1,750,000	2,600,000 to 1,340,000	17,500,000 to 4,000,000	18,900,000 to 3,200,000	13,000,000 to 150,000	11,000,000 to 150,000	9,600,000 to 150,000	8,200,000 to 150,000	7,000,000 to 150,000	5,900,000 to 150,000	4,900,000 to 150,000	4,000,000 to 150,000	3,200,000 to 150,000	2,500,000 to 150,000	1,900,000 to 150,000	1,400,000 to 150,000	900,000 to 150,000	500,000 to 150,000	200,000 to 150,000	100,000 to 150,000	50,000 to 150,000	20,000 to 150,000	10,000 to 150,000
Upper respiratory infections	204 to 96.3	30.5 to 14.5	204 to 96.3	111 to 52.6	45.6 to 21.6	46.7 to 22.1	180 to 85.1	263 to 124	364 to 172	369 to 174	353 to 167	307 to 145	254 to 120	226 to 107	225 to 106	228 to 108	228 to 108	203 to 96.1	152 to 71.8	92.8 to 43.8	25.8 to 12.2	6.8 to 3.2	3.0 to 1.4
Otitis media	77.6	18.2	2,500	14,900	11,400	9,200	6,900	4,900	3,100	2,000	1,200	710	410	240	140	80.1	45.1	24.1	11.2	5.1	1.8	0.5	0.1	0.0
Sinusitis	153,000 to 285,000	24,000 to 44,000	1,100,000 to 2,100,000	1,700,000 to 3,200,000	1,200,000 to 2,200,000	1,000,000 to 1,900,000	870,000 to 1,600,000	740,000 to 1,400,000	630,000 to 1,200,000	530,000 to 1,000,000	440,000 to 830,000	360,000 to 680,000	290,000 to 550,000	230,000 to 430,000	180,000 to 340,000	130,000 to 250,000	90,000 to 170,000	50,000 to 90,000	20,000 to 40,000	10,000 to 20,000	4,000 to 8,000	1,000 to 2,000	500 to 1,000
Pharyngitis	1,000,000 to 1,000,000	1,000,000 to 1,000,000	3,900,000 to 3,900,000	2,800,000 to 2,800,000	1,200,000 to 1,200,000	1,000,000 to 1,000,000	1,000,000 to 1,000,000	1,000,000 to 1,000,000	1,000,000 to 1,000,000	1,000,000 to 1,000,000	1,000,000 to 1,000,000	1,000,000 to 1,000,000	1,000,000 to 1,000,000	1,000,000 to 1,000,000	1,000,000 to 1,000,000	1,000,000 to 1,000,000	1,000,000 to 1,000,000	1,000,000 to 1,000,000	1,000,000 to 1,000,000	1,000,000 to 1,000,000	1,000,000 to 1,000,000	1,000,000 to 1,000,000	1,000,000 to 1,000,000
Tonsillitis	1,000,000 to 1,000,000	1,000,000 to 1,000,000	3,900,000 to 3,900,000	2,800,000 to 2,800,000	1,200,000 to 1,200,000	1,000,000 to 1,000,000	1,000,000 to 1,000,000	1,000,000 to 1,000,000	1,000,000 to 1,000,000	1,000,000 to 1,000,000	1,000,000 to 1,000,000	1,000,000 to 1,000,000	1,000,000 to 1,000,000	1,000,000 to 1,000,000	1,000,000 to 1,000,000	1,000,000 to 1,000,000	1,000,000 to 1,000,000	1,000,000 to 1,000,000	1,000,000 to 1,000,000	1,000,000 to 1,000,000	1,000,000 to 1,000,000	1,000,000 to 1,000,000	1,000,000 to 1,000,000
Middle ear infections	0	0	0	0	0	0	0	0	0	0	0	0	0	0	0	0	0	0	0	0	0	0	0	0
Enteric infections	1,000,000 to 1,000,000	1,000,000 to 1,000,000	3,900,000 to 3,900,000	2,800,000 to 2,800,000	1,200,000 to 1,200,000	1,000,000 to 1,000,000	1,000,000 to 1,000,000	1,000,000 to 1,000,000	1,000,000 to 1,000,000	1,000,000 to 1,000,000	1,000,000 to 1,000,000	1,000,000 to 1,000,000	1,000,000 to 1,000,000	1,000,000 to 1,000,000	1,000,000 to 1,000,000	1,000,000 to 1,000,000	1,000,000 to 1,000,000	1,000,000 to 1,000,000	1,000,000 to 1,000,000	1,000,000 to 1,000,000	1,000,000 to 1,000,000	1,000,000 to 1,000,000	1,000,000 to 1,000,000
Diarrheal diseases	24,417,000 to 1,000,000	2,417,000 to 1,000,000	11,400,000 to 3,900,000	18,900,000 to 2,800,000	13,000,000 to 1,200,000	11,000,000 to 1,000,000	9,600,000 to 1,000,000	8,200,000 to 1,000,000	7,000,000 to 1,000,000	5,900,000 to 1,000,000	4,900,000 to 1,000,000	4,000,000 to 1,000,000	3,200,000 to 1,000,000	2,500,000 to 1,000,000	1,900,000 to 1,000,000	1,400,000 to 1,000,000	900,000 to 1,000,000	500,000 to 1,000,000	200,000 to 1,000,000	100,000 to 1,000,000	50,000 to 1,000,000	20,000 to 1,000,000	10,000 to 1,000,000
Typhoid and paratyphoid	0	0	0	0	0	0	0	0	0	0	0	0	0	0	0	0	0	0	0	0	0	0	0	0
Typhoid fever	0 to 0	0 to 0	0 to 0	0 to 0	0 to 0	0 to 0	0 to 0	0 to 0	0 to 0	0 to 0	0 to 0	0 to 0	0 to 0	0 to 0	0 to 0	0 to 0	0 to 0	0 to 0	0 to 0	0 to 0	0 to 0	0 to 0	0 to 0	0 to 0
Paratyphoid fever	0 to 0	0 to 0	0 to 0	0 to 0	0 to 0	0 to 0	0 to 0	0 to 0	0 to 0	0 to 0	0 to 0	0 to 0	0 to 0	0 to 0	0 to 0	0 to 0	0 to 0	0 to 0	0 to 0	0 to 0	0 to 0	0 to 0	0 to 0	0 to 0
Invasive Nontyphoidal Salmonella (iNTS)	0	0	0	0	0	0	0	0	0	0	0	0	0	0	0	0	0	0	0	0	0	0	0	0
Other intestinal infectious diseases	0 to 0	0 to 0	0 to 0	0 to 0	0 to 0	0 to 0	0 to 0	0 to 0	0 to 0	0 to 0	0 to 0	0 to 0	0 to 0	0 to 0	0 to 0	0 to 0	0 to 0	0 to 0	0 to 0	0 to 0	0 to 0	0 to 0	0 to 0	0 to 0
Neglected tropical diseases and malaria	21,700,000 to 1,000,000	3,000,000 to 1,000,000	11,000,000 to 3,900,000	19,000,000 to 2,800,000	13,000,000 to 1,200,000	11,000,000 to 1,000,000	9,600,000 to 1,000,000	8,200,000 to 1,000,000	7,000,000 to 1,000,000	5,900,000 to 1,000,000	4,900,000 to 1,000,000	4,000,000 to 1,000,000	3,200,000 to 1,000,000	2,500,000 to 1,000,000	1,900,000 to 1,000,000	1,400,000 to 1,000,000	900,000 to 1,000,000	500,000 to 1,000,000	200,000 to 1,000,000	100,000 to 1,000,000	50,000 to 1,000,000	20,000 to 1,000,000	10,000 to 1,000,000
Malaria	20,000 to 1,000,000	3,000,000 to 1,000,000	6,200,000 to 3,900,000	550,000 to 2,800,000	277,000 to 1,200,000	379,000 to 1,000,000	331,000 to 1,000,000	267,000 to 1,000,000	241,000 to 1,000,000	243,000 to 1,000,000	257,000 to 1,000,000	241,000 to 1,000,000	202,000 to 1,000,000	173,000 to 1,000,000	172,000 to 1,000,000	171,000 to 1,000,000	166,000 to 1,000,000	153,000 to 1,000,000	120,000 to 1,000,000	76,000 to 1,000,000	20,000 to 1,000,000	5,000 to 1,000,000	2,000 to 1,000,000
Chagas disease	0 to 0	0 to 0	0 to 0	0 to 0	0 to 0	0 to 0	0 to 0	0 to 0	0 to 0	0 to 0	0 to 0	0 to 0	0 to 0	0 to 0	0 to 0	0 to 0	0 to 0	0 to 0	0 to 0	0 to 0	0 to 0	0 to 0	0 to 0	0 to 0
Leishmaniasis	0 to 0	0 to 0	0 to 0	0 to 0	0 to 0	0 to 0	0 to 0	0 to 0	0 to 0	0 to 0	0 to 0	0 to 0	0 to 0	0 to 0	0 to 0	0 to 0	0 to 0	0 to 0	0 to 0	0 to 0	0 to 0	0 to 0	0 to 0	0 to 0
Visceral leishmaniasis	0	0	0	0	0	0	0	0	0	0	0	0	0	0	0	0	0	0	0	0	0	0	0	0
Cutaneous and mucocutaneous leishmaniasis	0 to 0	0 to 0	0 to 0	0 to 0	0 to 0	0 to 0	0 to 0	0 to 0	0 to 0	0 to 0	0 to 0	0 to 0	0 to 0	0 to 0	0 to 0	0 to 0	0 to 0	0 to 0	0 to 0	0 to 0	0 to 0	0 to 0	0 to 0	0 to 0
African trypanosomiasis	0 to 0	0 to 0	0 to 0	0 to 0	0 to 0	0 to 0	0 to 0	0 to 0	0 to 0	0 to 0	0 to 0	0 to 0	0 to 0	0 to 0	0 to 0	0 to 0	0 to 0	0 to 0	0 to 0	0 to 0	0 to 0	0 to 0	0 to 0	0 to 0
Schistosomiasis	0	0	0	0	0	0	0	0	0	0	0	0	0	0	0	0	0	0	0	0	0	0	0	0
Cysticercosis	0 to 0	0 to 0	0 to 0	0 to 0	0 to 0	0 to 0	0 to 0	0 to 0	0 to 0	0 to 0	0 to 0	0 to 0	0 to 0	0 to 0	0 to 0	0 to 0	0 to 0	0 to 0	0 to 0	0 to 0	0 to 0	0 to 0	0 to 0	0 to 0
Cystic echinococcosis	0 to 0	0 to 0	0 to 0	0 to 0	0 to 0	0 to 0	0 to 0	0 to 0	0 to 0	0 to 0	0 to 0	0 to 0	0 to 0	0 to 0	0 to 0	0 to 0	0 to 0	0 to 0	0 to 0	0 to 0	0 to 0	0 to 0	0 to 0	0 to 0
Lymphatic filariasis	0	0	0	0	0	0	0	0	0	0	0	0	0	0	0	0	0	0	0	0	0	0	0	0
Onchocerciasis	0 to 0	0 to 0	0 to 0	0 to 0	0 to 0	0 to 0	0 to 0	0 to 0	0 to 0	0 to 0	0 to 0	0 to 0	0 to 0	0 to 0	0 to 0	0 to 0	0 to 0	0 to 0	0 to 0	0 to 0	0 to 0	0 to 0	0 to 0	0 to 0
Trachoma	0 to 0	0 to 0	0 to 0	0 to 0	0 to 0	0 to 0	0 to 0	0 to 0	0 to 0	0 to 0	0 to 0	0 to 0	0 to 0	0 to 0	0 to 0	0 to 0	0 to 0	0 to 0	0 to 0	0 to 0	0 to 0	0 to 0	0 to 0	0 to 0
Dengue	0 to 0	0 to 0	0 to 0	0 to 0	0 to 0	0 to 0	0 to 0	0 to 0	0 to 0	0 to 0	0 to 0	0 to 0	0 to 0	0 to 0	0 to 0	0 to 0	0 to 0	0 to 0	0 to 0	0 to 0	0 to 0	0 to 0	0 to 0	0 to 0
Yellow fever	0 to 0	0 to 0	0 to 0	0 to 0	0 to 0	0 to 0	0 to 0	0 to 0	0 to 0	0 to 0	0 to 0	0 to 0	0 to 0	0 to 0	0 to 0	0 to 0	0 to 0	0 to 0	0 to 0	0 to 0	0 to 0	0 to 0	0 to 0	0 to 0
Rabies	0 to 0	0 to 0	0 to 0	0 to 0	0 to 0	0 to 0	0 to 0	0 to 0	0 to 0	0 to 0	0 to 0	0 to 0	0 to 0	0 to 0	0 to 0	0 to 0	0 to 0	0 to 0	0 to 0	0 to 0	0 to 0	0 to 0	0 to 0	0 to 0
Intestinal nematode infections	0	0	0	0	0	0	0	0	0	0	0	0	0	0	0	0	0	0	0	0	0	0	0	0
Ascariasis	0 to 0	0 to 0	0 to 0	0 to 0	0 to 0	0 to 0	0 to 0	0 to 0	0 to 0	0 to 0	0 to 0	0 to 0	0 to 0	0 to 0	0 to 0	0 to 0	0 to 0	0 to 0	0 to 0	0 to 0	0 to 0	0 to 0	0 to 0	0 to 0
Trichuriasis	0 to 0	0 to 0	0 to 0	0 to 0	0 to 0	0 to 0	0 to 0	0 to 0	0 to 0	0 to 0	0 to 0	0 to 0	0 to 0	0 to 0	0 to 0	0 to 0	0 to 0	0 to 0	0 to 0	0 to 0	0 to 0	0 to 0	0 to 0	0 to 0
Hookworm disease	0 to 0	0 to 0	0 to 0	0 to 0	0 to 0	0 to 0	0 to 0	0 to 0	0 to 0	0 to 0	0 to 0	0 to 0	0 to 0	0 to 0	0 to 0	0 to 0	0 to 0	0 to 0	0 to 0	0 to 0	0 to 0	0 to 0	0 to 0	0 to 0
Foodborne trematodiases	0 to 0	0 to 0	0 to 0	0 to 0	0 to 0	0 to 0	0 to 0	0 to 0	0 to 0	0 to 0	0 to 0	0 to 0	0 to 0	0 to 0	0 to 0	0 to 0	0 to 0	0 to 0	0 to 0	0 to 0	0 to 0	0 to 0	0 to 0	0 to 0
Leprosy	0 to 0	0 to 0	0 to 0	0 to 0	0 to 0	0 to 0	0 to 0	0 to 0	0 to 0	0 to 0	0 to 0	0 to 0	0 to 0	0 to 0	0 to 0	0 to 0	0 to 0	0 to 0	0 to 0	0 to 0	0 to 0	0 to 0	0 to 0	0 to 0
Ebola	0	0	0	0	0	0	0	0	0	0	0	0	0	0	0	0	0	0	0	0	0	0	0	0
Zika virus	0	0	0	0	0	0	0	0	0	0	0	0	0	0	0	0	0	0	0	0	0	0	0	0
Guinea worm disease	0 to 0	0 to 0	0 to 0	0 to 0	0 to 0	0 to 0	0 to 0	0 to 0	0 to 0	0 to 0	0 to 0	0 to 0	0 to 0	0 to 0	0 to 0	0 to 0	0 to 0	0 to 0	0 to 0	0 to 0	0 to 0	0 to 0	0 to 0	0 to 0
Other neglected tropical diseases	0	0	0	0	0	0	0	0	0	0	0	0	0	0	0	0	0	0	0	0	0	0	0	0
Other infectious diseases	2,600,000 to 1,000,000	410,000 to 1,000,000	1,400,000 to 3,900,000	2,300,000 to 2,800,000	1,100,000 to 1,200,000	1,000,000 to 1,000,000	1,000,000 to 1,000,000	1,000,000 to 1,000,000	1,000,000 to 1,000,000	1,000,000 to 1,000,000	1,000,000 to 1,000,000	1,000,000 to 1,000,000	1,000,000 to 1,000,000	1,000,000 to 1,000,000	1,000,000 to 1,000,000	1,000,000 to 1,000,000	1,000,000 to 1,000,000	1,000,000 to 1,000,000	1,000,000 to 1,000,000	1,000,000 to 1,000,000	1,000,000 to 1,000,000	1,000,000 to 1,000,000	1,000,000 to 1,000,000
Measles	153,000	112,000	1,070,000	114,000	11,000	8,000	10,000	11,000	12,000	13,000	13,000	13,000	12,000	11,000	10,000	9,000	8,000	6,000	4,000	2,000	1,000	0	0	0
Meningitis	1,000,000 to 1,000,000	164,000 to 1,000,000	447,000 to 1,000,000	897,000 to 1,000,000	469,000 to 1,000,000	412,000 to 1,000,000	361,000 to 1,000,000	312,000 to 1,000,000	268,000 to 1,000,000	230,000 to 1,000,000	197,000 to 1,000,000	169,000 to 1,000,000	145,000 to 1,000,000	125,000 to 1,000,000	109,000 to 1,000,000	94,000 to 1,000,000	81,000 to 1,000,000	69,000 to 1,000,000	57,000 to 1,000,000	44,000 to 1,000,000	29,000 to 1,000,000	14,000 to 1,000,000	6,000 to 1,000,000	2,000 to 1,000,000
Encephalitis	0	0	0	0	0	0	0	0	0	0	0	0	0	0	0	0	0	0	0	0	0	0	0	0
Diphtheria	0 to 0	0 to 0	0 to 0	0 to 0	0 to 0	0 to 0	0 to 0	0 to 0	0 to 0	0 to 0	0 to 0	0 to 0	0 to 0	0 to 0	0 to 0	0 to 0	0 to 0	0 to 0	0 to 0	0 to 0	0 to 0	0 to 0	0 to 0	0 to 0
Tetanus	0 to 0	0 to 0	0 to 0	0 to 0	0 to 0	0 to 0	0 to 0	0 to 0	0 to 0	0 to 0	0 to 0	0 to 0	0 to 0	0 to 0	0 to 0	0 to 0	0 to 0	0 to 0	0 to 0	0 to 0	0 to 0	0 to 0	0 to 0	0 to 0
Measles	0 to 0	0 to 0	0 to 0	0 to 0	0 to 0	0 to 0	0 to 0	0 to 0	0 to 0	0 to 0	0 to 0	0 to 0	0 to 0	0 to 0	0 to 0	0 to 0	0 to 0	0 to 0	0 to 0	0 to 0	0 to 0	0 to 0	0 to 0	0 to 0
Pertussis	0	0	0	0	0	0	0	0	0	0	0	0	0	0	0	0	0	0	0	0	0	0	0	0
Varicella and herpes zoster	0 to 0	0 to 0	0 to 0	0 to 0	0 to 0	0 to 0	0 to 0	0 to 0	0 to 0	0 to 0	0 to 0	0 to 0	0 to 0	0 to 0	0 to 0	0 to 0	0 to 0	0 to 0	0 to 0	0 to 0	0 to 0	0 to 0	0 to 0	0 to 0
Acute hepatitis	0 to 0	0 to 0	0 to 0	0 to 0	0 to 0	0 to 0	0 to 0	0 to 0	0 to 0	0 to 0	0 to 0	0 to 0	0 to 0	0 to 0	0 to 0	0 to 0	0 to 0	0 to 0	0 to 0	0 to 0	0 to 0	0 to 0	0 to 0	0 to 0
Acute hepatitis A	0 to 0	0 to 0	0 to 0	0 to 0	0 to 0	0 to 0	0 to 0	0 to 0	0 to 0	0 to 0	0 to 0	0 to 0	0 to 0	0 to 0	0 to 0	0 to 0	0 to 0	0



SR Table 2b: Benin DALYS by cause and age group for females with 95% uncertainty intervals, 2019

Cause	Early Neonatal	Late Neonatal	Post Neonatal	1 to 4	5 to 9	10 to 14	15 to 19	20 to 24	25 to 29	30 to 34
All causes	452,000 (378,000 to 547,000)	102,000 (84,900 to 124,000)	480,000 (403,000 to 575,000)	665,000 (569,000 to 792,000)	131,000 (96,900 to 174,000)	93,200 (71,400 to 118,000)	103,000 (78,700 to 129,000)	108,000 (83,700 to 136,000)	107,000 (83,900 to 133,000)	99,000 (79,300 to 121,000)
Communicable, maternal, neonatal, and nutritional diseases	420,000 (349,000 to 512,000)	90,400 (73,200 to 110,000)	397,000 (318,000 to 491,000)	542,000 (437,000 to 659,000)	81,100 (57,700 to 109,000)	39,600 (29,200 to 52,000)	42,900 (31,700 to 54,900)	45,500 (32,900 to 60,200)	45,200 (33,600 to 59,300)	41,800 (31,800 to 53,900)
HIV/AIDS and sexually transmitted infections	4,580 (1,490 to 9,720)	1,220 (378 to 2,700)	4,600 (2,840 to 7,430)	5,650 (3,890 to 7,920)	4,570 (2,670 to 7,070)	3,100 (1,870 to 4,670)	3,630 (2,240 to 5,750)	4,180 (2,580 to 6,820)	5,650 (3,240 to 9,920)	7,200 (4,640 to 11,400)
HIV/AIDS	0·2 (0·2 to 0·3)	0·9 (0·6 to 1·4)	2,540 (1,770 to 3,550)	5,540 (3,770 to 7,840)	4,520 (2,640 to 7,010)	3,040 (1,820 to 4,620)	3,510 (2,150 to 5,620)	3,870 (2,300 to 6,580)	5,190 (2,840 to 9,420)	6,780 (4,200 to 11,000)
HIV/AIDS - Drug-susceptible Tuberculosis	0 (0 to 0)	0·2 (0·1 to 0·2)	595 (360 to 920)	1,310 (795 to 1,980)	940 (582 to 1,440)	633 (394 to 971)	701 (437 to 1,070)	745 (472 to 1,110)	1,050 (671 to 1,540)	1,450 (929 to 2,120)
HIV/AIDS - Multidrug-resistant Tuberculosis without exten	0 (0 to 0)	0 (0 to 0)	34 (4·4 to 104)	74·2 (10·1 to 228)	51·7 (7·1 to 158)	34·8 (4·5 to 106)	38·6 (5·4 to 115)	39·2 (5·5 to 116)	53·8 (7·1 to 161)	73·1 (9·9 to 218)
HIV/AIDS - Extensively drug-resistant Tuberculosis	0 (0 to 0)	0 (0 to 0)	0·5 (0·1 to 1·5)	1 (0·1 to 3·3)	0·7 (0·1 to 2·3)	0·5 (0·1 to 1·5)	0·5 (0·1 to 1·7)	0·5 (0·1 to 1·7)	0·7 (0·1 to 2·3)	1 (0·1 to 3·2)
HIV/AIDS resulting in other diseases	0·2 (0·1 to 0·3)	0·7 (0·5 to 1·2)	1,910 (1,070 to 2,940)	4,160 (2,220 to 6,560)	3,530 (1,600 to 6,170)	2,370 (1,140 to 3,980)	2,770 (1,350 to 4,950)	3,090 (1,450 to 5,800)	4,080 (1,700 to 8,260)	5,260 (2,630 to 9,280)
Sexually transmitted infections excluding HIV	4,580 (1,490 to 9,720)	1,220 (377 to 2,690)	2,060 (620 to 4,680)	107 (32·7 to 242)	46·8 (12·9 to 110)	57·7 (22·2 to 151)	119 (62·1 to 217)	306 (167 to 533)	462 (262 to 770)	420 (241 to 689)
Syphilis	4,580 (1,490 to 9,720)	1,220 (377 to 2,690)	2,060 (620 to 4,680)	107 (32·7 to 242)	46·8 (12·9 to 110)	25·1 (6 to 77·8)	10·5 (3·3 to 24·9)	8·8 (3·1 to 20·4)	26·6 (8·5 to 62·1)	21·4 (7·6 to 53·3)
Chlamydial infection	0 (0 to 0)	0 (0 to 0)	0 (0 to 0)	0 (0 to 0)	0 (0 to 0)	6·2 (2·7 to 15)	13·9 (7·6 to 23)	49·6 (25·7 to 86·8)	71·1 (39·7 to 116)	59 (32·1 to 95·5)
Gonococcal infection	0 (0 to 0)	0 (0 to 0)	0 (0 to 0)	0 (0 to 0)	0 (0 to 0)	7·4 (2 to 21·9)	15·2 (5·7 to 34·9)	42·7 (17·3 to 96·6)	66·6 (25·8 to 140)	48·9 (22·3 to 103)
Trichomoniasis	0 (0 to 0)	0 (0 to 0)	0 (0 to 0)	0 (0 to 0)	0 (0 to 0)	2·4 (0·4 to 6·5)	27·6 (9 to 68·4)	78·9 (27·1 to 190)	89·1 (29·9 to 204)	72·7 (22·2 to 178)
Genital herpes	0 (0 to 0)	0 (0 to 0)	0 (0 to 0)	0 (0 to 0)	0 (0 to 0)	5·2 (1·6 to 12)	19·6 (5·8 to 48·7)	35·1 (11 to 86·3)	43·6 (14 to 109)	43·4 (14 to 107)
Other sexually transmitted infections	0 (0 to 0)	0 (0 to 0)	0 (0 to 0)	0 (0 to 0)	0 (0 to 0)	11·4 (4·6 to 28·9)	32·6 (14·4 to 61·8)	90·5 (47·2 to 149)	165 (95·8 to 266)	175 (101 to 281)
Respiratory infections and tuberculosis	26,300 (12,600 to 46,400)	14,400 (7,100 to 24,200)	107,000 (54,300 to 170,000)	83,700 (42,500 to 138,000)	9,310 (5,170 to 15,400)	4,550 (2,760 to 7,140)	4,900 (3,080 to 7,490)	5,810 (3,610 to 9,140)	5,810 (3,610 to 9,030)	4,620 (2,980 to 7,000)
Tuberculosis	0 (0 to 0)	0·1 (0·1 to 0·3)	6,540 (2,940 to 12,300)	7,610 (3,850 to 14,000)	1,340 (640 to 2,500)	848 (383 to 1,640)	1,680 (886 to 2,950)	2,620 (1,410 to 4,630)	2,800 (1,500 to 4,780)	2,290 (1,250 to 3,910)
Latent tuberculosis infection	0 (0 to 0)	0 (0 to 0)	0 (0 to 0)	0 (0 to 0)	0 (0 to 0)	0 (0 to 0)	0 (0 to 0)	0 (0 to 0)	0 (0 to 0)	0 (0 to 0)
Drug-susceptible tuberculosis	0 (0 to 0)	0·1 (0·1 to 0·3)	6,250 (2,850 to 11,900)	7,280 (3,600 to 13,300)	1,280 (621 to 2,400)	811 (367 to 1,550)	1,620 (858 to 2,840)	2,520 (1,360 to 4,480)	2,690 (1,460 to 4,590)	2,210 (1,210 to 3,780)
Multidrug-resistant tuberculosis without extensive drug res	0 (0 to 0)	0 (0 to 0)	289 (33·3 to 993)	320 (43·4 to 1,130)	51·7 (6·5 to 175)	36·4 (4·7 to 125)	64·9 (8·8 to 213)	98·8 (13 to 343)	106 (13·1 to 360)	86·4 (11·1 to 269)
Extensively drug-resistant tuberculosis	0 (0 to 0)	0 (0 to 0)	3·9 (0·4 to 13·7)	4·3 (0·5 to 14·7)	0·7 (0·1 to 2·4)	0·5 (0·1 to 1·7)	0·8 (0·1 to 2·9)	1·3 (0·1 to 4·2)	1·4 (0·2 to 4·9)	1·1 (0·1 to 3·9)
Lower respiratory infections	26,300 (12,600 to 46,400)	14,400 (7,090 to 24,200)	100,000 (48,500 to 162,000)	74,700 (34,600 to 126,000)	7,030 (3,390 to 12,700)	3,010 (1,570 to 5,140)	2,580 (1,420 to 4,230)	2,600 (1,360 to 4,580)	2,550 (1,440 to 4,310)	1,980 (1,110 to 3,240)
Upper respiratory infections	1·8 (1 to 3·1)	9·6 (5·3 to 15·9)	170 (95 to 276)	961 (459 to 2,000)	637 (341 to 1,100)	551 (293 to 970)	473 (242 to 826)	402 (214 to 713)	314 (169 to 533)	239 (126 to 414)
Otitis media	0·9 (0·1 to 3·8)	1·3 (0·6 to 2·5)	59·8 (30·6 to 109)	438 (235 to 768)	315 (162 to 552)	133 (63·9 to 239)	159 (81·6 to 284)	187 (83·1 to 356)	152 (72·8 to 289)	108 (47·5 to 202)
Enteric infections	2,210 (402 to 6,030)	5,220 (1,360 to 14,800)	70,100 (19,600 to 171,000)	89,000 (35,000 to 206,000)	14,800 (7,590 to 27,000)	6,150 (3,470 to 10,600)	4,280 (2,320 to 8,100)	4,070 (2,030 to 8,140)	3,520 (1,810 to 6,840)	2,910 (1,570 to 5,660)
Diarrheal diseases	2,210 (402 to 6,030)	4,810 (912 to 14,300)	61,400 (11,800 to 162,000)	63,200 (13,600 to 178,000)	7,550 (3,050 to 17,000)	3,390 (1,680 to 7,290)	3,110 (1,460 to 6,770)	3,340 (1,470 to 7,130)	2,920 (1,370 to 6,320)	2,460 (1,190 to 5,170)
Typhoid and paratyphoid	0 (0 to 0)	0 (0 to 0)	33·7 (11·7 to 86·6)	3,460 (1,090 to 7,700)	2,410 (793 to 5,720)	1,530 (507 to 3,400)	691 (230 to 1,600)	329 (108 to 783)	192 (67·9 to 423)	102 (36·8 to 222)
Typhoid fever	0 (0 to 0)	0 (0 to 0)	33·5 (11·6 to 85·8)	3,430 (1,080 to 7,610)	2,400 (786 to 5,680)	1,520 (505 to 3,390)	687 (227 to 1,600)	327 (108 to 778)	191 (67·5 to 422)	101 (36·7 to 221)
Paratyphoid fever	0 (0 to 0)	0 (0 to 0)	0·2 (0·1 to 0·6)	23 (6·1 to 63)	15·6 (4 to 42·2)	9·3 (2·6 to 23·9)	3·8 (1 to 9·9)	1·6 (0·4 to 4·4)	0·9 (0·2 to 2·2)	0·4 (0·1 to 1·1)
Invasive Non-typhoidal Salmonella (iNTS)	0 (0 to 0)	412 (205 to 768)	8,560 (4,060 to 15,100)	22,000 (10,600 to 41,200)	4,800 (1,870 to 10,000)	1,210 (441 to 2,380)	467 (173 to 973)	396 (141 to 862)	403 (141 to 847)	345 (126 to 709)
Other intestinal infectious diseases	0 (0 to 0)	0 (0 to 0)	119 (1 to 436)	302 (4·9 to 1,070)	29·6 (1·1 to 112)	13·1 (0·8 to 46·8)	4·6 (0·5 to 15·9)	3·8 (0·5 to 13·3)	1·6 (0·3 to 4·9)	3 (0·7 to 8·5)
Neglected tropical diseases and malaria	486 (103 to 1,630)	16,800 (6,880 to 32,900)	123,000 (57,000 to 218,000)	222,000 (112,000 to 359,000)	21,000 (12,300 to 34,400)	10,900 (6,770 to 16,700)	15,500 (9,330 to 23,900)	11,200 (6,090 to 19,100)	9,440 (5,300 to 15,800)	7,920 (4,360 to 13,200)
Malaria	4·2 (1·3 to 9·7)	16,500 (6,440 to 32,700)	121,000 (54,300 to 216,000)	216,000 (105,000 to 352,000)	17,200 (9,510 to 29,600)	8,340 (4,810 to 13,600)	13,500 (7,780 to 21,700)	8,820 (3,970 to 16,500)	7,350 (3,540 to 13,600)	6,130 (2,810 to 11,400)
Chagas disease	0 (0 to 0)	0 (0 to 0)	0 (0 to 0)	0 (0 to 0)	0 (0 to 0)	0 (0 to 0)	0 (0 to 0)	0 (0 to 0)	0 (0 to 0)	0 (0 to 0)
Leishmaniasis	0 (0 to 0)	0 (0 to 0)	0 (0 to 0)	0 (0 to 0)	0 (0 to 0)	0 (0 to 0)	0 (0 to 0)	0 (0 to 0)	0 (0 to 0)	0 (0 to 0)
Visceral leishmaniasis	0 (0 to 0)	0 (0 to 0)	0 (0 to 0)	0 (0 to 0)	0 (0 to 0)	0 (0 to 0)	0 (0 to 0)	0 (0 to 0)	0 (0 to 0)	0 (0 to 0)
Cutaneous and mucocutaneous leishmaniasis	0 (0 to 0)	0 (0 to 0)	0 (0 to 0)	0 (0 to 0)	0 (0 to 0)	0 (0 to 0)	0 (0 to 0)	0 (0 to 0)	0 (0 to 0)	0 (0 to 0)
African trypanosomiasis	0 (0 to 0)	0 (0 to 0)	0 (0 to 0)	0 (0 to 0)	0 (0 to 0)	0 (0 to 0)	0 (0 to 0)	0 (0 to 0)	0 (0 to 0)	0 (0 to 0)
Schistosomiasis	0 (0 to 0)	0 (0 to 0)	0 (0 to 0·1)	225 (59·2 to 635)	551 (195 to 1,260)	692 (235 to 1,630)	847 (330 to 1,790)	1,110 (491 to 2,190)	1,080 (479 to 1,930)	959 (451 to 1,740)
Cysticercosis	0 (0 to 0)	0 (0 to 0)	0 (0 to 0)	15·7 (0 to 58·6)	22 (0·2 to 78·5)	36·9 (6·5 to 88·5)	119 (25·6 to 288)	259 (66·8 to 604)	299 (97·1 to 636)	252 (82·7 to 521)
Cystic echinococcosis	0 (0 to 0)	0 (0 to 0)	0 (0 to 0)	82·2 (0 to 211)	26·7 (0·3 to 102)	13 (0·9 to 44·6)	8·1 (1·7 to 19·5)	9·2 (2·2 to 22·8)	9·5 (2 to 25·1)	7·9 (1·6 to 20·8)
Lymphatic filariasis	0 (0 to 0)	0 (0 to 0)	0 (0 to 0)	0 (0 to 0)	178 (104 to 271)	148 (84·5 to 234)	127 (70·7 to 197)	111 (62·2 to 177)	92·9 (53·9 to 148)	74 (43·5 to 116)
Onchocerciasis	0 (0 to 0)	0 (0 to 0)	0 (0 to 0)	0 (0 to 0)	78 (13·8 to 193)	73·2 (17·1 to 165)	64·3 (12·3 to 152)	62·9 (12·1 to 152)	57·7 (9·7 to 139)	52·8 (9·8 to 125)
Trachoma	0 (0 to 0)	0 (0 to 0)	0 (0 to 0)	0 (0 to 0)	0 (0 to 0)	0 (0 to 0)	0·1 (0·1 to 0·3)	0·2 (0·1 to 0·4)	0·5 (0·2 to 0·9)	1·2 (0·6 to 2·1)
Dengue	0 (0 to 0)	0 (0 to 0·1)	11·8 (0·2 to 39·2)	38·2 (0·6 to 137)	69·2 (0·2 to 227)	60·8 (0·1 to 194)	46·2 (0·1 to 158)	38·4 (0·1 to 135)	31 (0·2 to 105)	23·3 (0·2 to 80·1)
Yellow fever	0 (0 to 0)	0·7 (0·1 to 2·4)	14·2 (1·9 to 54·9)	144 (21·6 to 557)	242 (28·6 to 879)	176 (22·7 to 618)	116 (16·3 to 439)	90·2 (9·4 to 351)	60·3 (7·8 to 238)	40·3 (4·6 to 158)
Rabies	0 (0 to 0)	0 (0 to 0)	13·9 (1·7 to 56·8)	399 (40·2 to 1,450)	176 (21·9 to 702)	98·1 (11·8 to 386)	64·1 (9·1 to 223)	33·1 (3·8 to 117)	14·1 (1·8 to 53·1)	41·7 (5·8 to 144)
Intestinal nematode infections	0 (0 to 0)	0 (0 to 0)	106 (9·4 to 311)	1,250 (623 to 2,320)	881 (525 to 1,400)	508 (281 to 856)	466 (234 to 847)	531 (274 to 894)	322 (175 to 543)	242 (129 to 402)
Ascariasis	0 (0 to 0)	0 (0 to 0)	95·7 (1·1 to 299)	990 (384 to 2,000)	233 (87·5 to 506)	59·3 (15·6 to 149)	21·8 (7 to 48·4)	16·9 (5·9 to 36·1)	14 (4·5 to 29)	11·2 (3·7 to 25·2)
Trichuriasis	0 (0 to 0)	0 (0 to 0)	1 (0·2 to 2·3)	22·6 (9·1 to 45·6)	63 (27·2 to 124)	41·2 (18·1 to 81·7)	30·4 (12·3 to 61·1)	25·8 (10·8 to 51)	16·6 (6·5 to 32·4)	9·9 (3·8 to 20·5)
Hookworm disease	0 (0 to 0)	0 (0 to 0)	9·1 (4·3 to 16·3)	240 (129 to 409)	585 (316 to 992)	408 (222 to 701)	414 (203 to 785)	488 (247 to 832)	291 (149 to 495)	221 (115 to 375)
Food-borne trematodiases	0 (0 to 0)	0 (0 to 0)	0 (0 to 0)	0 (0 to 0)	0 (0 to 0)	0 (0 to 0)	0 (0 to 0)	0 (0 to 0)	0 (0 to 0)	0 (0 to 0)
Leprosy	0 (0 to 0)	0 (0 to 0)	0 (0 to 0)	0 (0 to 0)	0 (0 to 0)	0 (0 to 0)	1 (0·6 to 1·6)	1·5 (0·9 to 2·4)	1·9 (1·2 to 2·9)	2·1 (1·3 to 3·3)
Ebola	0 (0 to 0)	0 (0 to 0)	0 (0 to 0)	0 (0 to 0)	0 (0 to 0)	0 (0 to 0)	0 (0 to 0)	0 (0 to 0)	0 (0 to 0)	0 (0 to 0)
Zika virus	0 (0 to 0)	0 (0 to 0)	0 (0 to 0)	0 (0 to 0)	0 (0 to 0)	0 (0 to 0)	0 (0 to 0)	0 (0 to 0)	0 (0 to 0)	0 (0 to 0)

Cause	35 to 39	40 to 44	45 to 49	50 to 54	55 to 59	60 to 64	65 to 69	70 to 74	75 to 79	80 to 84	85 to 89	90 to 94	95 plus	Total
All causes	96,500 (78,200 to 119,000)	93,500 (75,600 to 116,000)	81,400 (66,300 to 99,700)	73,500 (59,300 to 90,500)	66,900 (54,700 to 82,400)	65,700 (54,600 to 79,000)	57,800 (49,800 to 67,400)	56,200 (50,200 to 63,300)	47,500 (44,100 to 51,900)	31,700 (29,600 to 34,600)	14,700 (13,700 to 16,100)	5,830 (5,400 to 6,310)	1,760 (1,630 to 1,890)	3,030,000
Communicable, maternal, neonatal, and nutritional diseases	40,000 (31,800 to 50,700)	36,300 (28,600 to 46,800)	27,900 (21,700 to 36,300)	21,600 (16,100 to 29,200)	18,500 (13,500 to 25,300)	17,300 (12,400 to 24,200)	14,300 (10,500 to 19,400)	15,000 (11,100 to 19,700)	10,300 (7,870 to 13,200)	6,650 (5,110 to 8,740)	2,840 (2,120 to 3,740)	1,160 (840 to 1,560)	416 (297 to 560)	1,960,000
HIV/AIDS and sexually transmitted infections	8,090 (5,750 to 11,300)	7,800 (6,030 to 10,100)	5,690 (4,030 to 7,750)	3,650 (2,480 to 5,100)	1,860 (1,260 to 2,610)	952 (631 to 1,390)	439 (280 to 655)	224 (139 to 344)	106 (67·5 to 161)	21·5 (13·3 to 33·1)	8·2 (5·2 to 12·2)	2·4 (1·5 to 3·4)	0·5 (0·3 to 0·8)	73,200
HIV/AIDS	7,800 (5,530 to 11,100)	7,580 (5,810 to 9,830)	5,560 (3,880 to 7,560)	3,600 (2,420 to 5,020)	1,830 (1,240 to 2,580)	924 (605 to 1,370)	427 (268 to 640)	214 (129 to 333)	99·2 (59·8 to 153)	18·2 (10·6 to 28·8)	6·8 (4 to 10·6)	1·9 (1·1 to 2·8)	0·4 (0·2 to 0·6)	63,100
HIV/AIDS - Drug-susceptible Tuberculosis	1,700 (1,090 to 2,540)	1,770 (1,130 to 2,630)	1,300 (817 to 1,960)	877 (552 to 1,320)	449 (285 to 675)	226 (144 to 339)	101 (64·5 to 150)	51 (33 to 75·3)	23·8 (15 to 35·1)	4·1 (2·5 to 6·1)	1·4 (0·8 to 2·1)	0·4 (0·2 to 0·7)	0·1 (0·1 to 0·2)	13,900
HIV/AIDS - Multidrug-resistant Tuberculosis without exten	85·4 (12·2 to 254)	91·1 (13 to 271)	68·4 (9·8 to 209)	46·7 (6·1 to 142)	23·9 (3·1 to 70·8)	12 (1·6 to 34·2)	5·3 (0·7 to 15·4)	2·7 (0·4 to 7·6)	1·2 (0·2 to 3·5)	0·2 (0 to 0·5)	0·1 (0 to 0·2)	0 (0 to 0·1)	0 (0 to 0)	736
HIV/AIDS - Extensively drug-resistant Tuberculosis	1·1 (0·1 to 3·7)	1·2 (0·2 to 4)	0·9 (0·1 to 3)	0·6 (0·1 to 2)	0·3 (0 to 1·1)	0·2 (0 to 0·5)	0·1 (0 to 0·2)	0 (0 to 0·1)	0 (0 to 0·1)	0 (0 to 0)	0 (0 to 0)	0 (0 to 0)	0 (0 to 0)	9·9
HIV/AIDS resulting in other diseases	6,020 (3,450 to 9,350)	5,720 (3,730 to 8,130)	4,190 (2,470 to 6,350)	2,670 (1,470 to 4,110)	1,360 (749 to 2,120)	687 (367 to 1,160)	321 (168 to 555)	161 (79·6 to 288)	74·2 (37·1 to 131)	13·9 (6·8 to 25·2)	5·3 (2·7 to 9·2)	1·4 (0·7 to 2·4)	0·3 (0·2 to 0·5)	48,400
Sexually transmitted infections excluding HIV	285 (151 to 497)	225 (111 to 423)	137 (66·1 to 271)	52·2 (25·7 to 99·8)	25·8 (11 to 57)	28·1 (11·8 to 58·6)	11·7 (4·8 to 24·7)	9·8 (4·4 to 19)	7 (3·3 to 13·9)	3·4 (1·6 to 6·7)	1·4 (0·7 to 2·8)	0·5 (0·2 to 0·9)	0·1 (0·1 to 0·2)	10,200
Syphilis	4·7 (1·8 to 9·9)	1·6 (0·7 to 3·2)	2·7 (1·1 to 5·9)	1·5 (0·6 to 3·6)	0·2 (0·1 to 0·4)	0·9 (0·3 to 2·3)	0·2 (0·1 to 0·4)	0·4 (0·1 to 0·8)	0·3 (0·1 to 0·7)	0·2 (0·1 to 0·6)	0·1 (0 to 0·3)	0·1 (0 to 0·2)	0 (0 to 0·1)	8,110
Chlamydial infection	42·7 (21·9 to 78·3)	33·3 (16·2 to 61·4)	17·7 (7·6 to 37·1)	2·8 (1·4 to 5·6)	0·7 (0·4 to 1·1)	2·1 (0·5 to 6)	0·2 (0·1 to 0·5)	0·4 (0·1 to 1)	0·4 (0·1 to 1)	0·2 (0·1 to 0·5)	0·1 (0 to 0·2)	0 (0 to 0·1)	0 (0 to 0)	301
Gonococcal infection	20·6 (11·1 to 36·5)	17·1 (8·9 to 32·9)	14 (5·8 to 29·3)	5·7 (1·8 to 14·4)	0·6 (0·3 to 1·2)	5·5 (1·3 to 15·5)	1 (0·3 to 2·6)	1·5 (0·5 to 3·4)	1·5 (0·4 to 3·6)	0·5 (0·2 to 1·2)	0·2 (0·1 to 0·6)	0·1 (0 to 0·2)	0 (0 to 0)	249
Trichomoniasis	58·8 (18·8 to 139)	46·4 (15·3 to 116)	30 (9·5 to 75·6)	16·3 (5 to 38·5)	8·7 (2·8 to 21)	5 (1·7 to 12)	3·1 (1·1 to 7·2)	2 (0·8 to 4·7)	1·2 (0·4 to 2·8)	0·6 (0·2 to 1·3)	0·2 (0·1 to 0·5)	0 (0 to 0·1)	0 (0 to 0)	443
Genital herpes	39·6 (12·7 to 97·2)	33·8 (10·8 to 84·7)	25·5 (7·6 to 61·3)	18·6 (5·7 to 46·8)	13·5 (4·1 to 33·8)	9·9 (3·1 to 25·3)	6·7 (2 to 16·2)	4·7 (1·4 to 11·6)	3·1 (0·9 to 7·9)	1·6 (0·5 to 4)	0·7 (0·2 to 1·7)	0·2 (0·1 to 0·6)	0·1 (0 to 0·1)	305
Other sexually transmitted infections	119 (64 to 199)	92·4 (49·1 to 166)	46·9 (20·4 to 97·4)	7·3 (3 to 13·9)	2·1 (0·6 to 4·5)	4·7 (1·1 to 13·3)	0·5 (0·1 to 1·1)	0·8 (0·3 to 1·8)	0·6 (0·2 to 1·4)	0·2 (0·1 to 0·5)	0·1 (0 to 0·3)	0 (0 to 0·1)	0 (0 to 0)	749
Respiratory infections and tuberculosis	4,530 (2,880 to 7,130)	4,590 (2,940 to 7,140)	4,370 (2,890 to 6,650)	5,270 (3,400 to 7,990)	5,180 (3,330 to 8,020)	5,000 (3,280 to 7,430)	4,770 (3,210 to 6,990)	5,720 (3,960 to 8,030)	4,990 (3,530 to 6,960)	3,740 (2,610 to 5,250)	1,640 (1,150 to 2,200)	677 (457 to 925)	244 (165 to 336)	317,000
Tuberculosis	2,290 (1,150 to 4,190)	2,060 (1,030 to 3,690)	2,120 (1,100 to 3,770)	2,230 (1,150 to 4,080)	2,220 (1,100 to 3,960)	1,900 (930 to 3,380)	1,500 (741 to 2,650)	1,800 (935 to 2,980)	1,320 (713 to 2,300)	801 (422 to 1,360)	349 (180 to 602)	116 (59·9 to 202)	48·4 (24·5 to 85)	44,500
Latent tuberculosis infection	0 (0 to 0)	0 (0 to 0)	0 (0 to 0)	0 (0 to 0)	0 (0 to 0)	0 (0 to 0)	0 (0 to 0)	0 (0 to 0)	0 (0 to 0)	0 (0 to 0)	0 (0 to 0)	0 (0 to 0)	0 (0 to 0)	0
Drug-susceptible tuberculosis	2,200 (1,120 to 4,060)	1,980 (981 to 3,530)	2,030 (1,040 to 3,590)	2,130 (1,090 to 3,860)	2,120 (1,060 to 3,820)	1,810 (897 to 3,190)	1,440 (704 to 2,570)	1,730 (894 to 2,850)	1,270 (661 to 2,220)	767 (410 to 1,300)	334 (173 to 567)	111 (56·2 to 193)	46·2 (23·3 to 81·7)	42,600
Multidrug-resistant tuberculosis without extensive drug res	88·9 (11·5 to 279)	82·5 (10·6 to 268)	88·6 (12 to 286)	93·9 (12·2 to 328)	94·2 (10·9 to 301)	81·2 (9·6 to 246)	64·4 (7·8 to 197)	76·8 (9·7 to 263)	56 (7·1 to 175)	33·8 (4·3 to 109)	14·8 (1·9 to 50)	4·9 (0·6 to 16·3)	2·1 (0·3 to 7·1)	1,840
Extensively drug-resistant tuberculosis	1·2 (0·1 to 4)	1·1 (0·1 to 3·7)	1·2 (0·2 to 3·9)	1·3 (0·1 to 4·5)	1·3 (0·1 to 4·2)	1·1 (0·1 to 3·4)	0·9 (0·1 to 3)	1 (0·1 to 3·7)	0·8 (0·1 to 2·4)	0·5 (0·1 to 1·5)	0·2 (0 to 0·7)	0·1 (0 to 0·2)	0 (0 to 0·1)	24·5
Lower respiratory infections	1,950 (1,120 to 3,160)	2,290 (1,280 to 3,790)	2,070 (1,280 to 3,260)	2,910 (1,680 to 4,640)	2,870 (1,730 to 4,470)	3,040 (1,850 to 4,720)	3,230 (2,000 to 4,930)	3,890 (2,470 to 5,820)	3,650 (2,350 to 5,430)	2,930 (1,950 to 4,260)	1,290 (845 to 1,840)	559 (358 to 783)	195 (125 to 281)	266,000
Upper respiratory infections	199 (98·3 to 338)	158 (84·7 to 275)	110 (57·6 to 193)	79·5 (42·9 to 134)	57·4 (30·4 to 96·5)	42·5 (22·2 to 73·5)	29·5 (14·8 to 51)	23·4 (13·1 to 38·9)	14·4 (7·5 to 24·5)	7·5 (4 to 13·1)	3 (1·6 to 5·2)	1·1 (0·6 to 1·9)	0·3 (0·2 to 0·5)	4,480
Otitis media	91·8 (41·8 to 168)	81 (35·2 to 148)	64 (31·4 to 113)	48·8 (21·6 to 89·3)	35·4 (17·3 to 63·8)	23·7 (10·6 to 47·4)	13·2 (5·9 to 25·1)	7·9 (3·4 to 15·1)	5·6 (2·7 to 10·1)	3·4 (1·5 to 6·4)	1·6 (0·7 to 2·9)	0·6 (0·3 to 1·1)	0·2 (0·1 to 0·3)	1,930
Enteric infections	2,710 (1,440 to 5,370)	2,500 (1,310 to 5,260)	2,390 (1,220 to 5,030)	2,360 (1,170 to 5,140)	2,240 (1,090 to 4,970)	2,420 (1,080 to 5,390)	2,170 (978 to 4,850)	2,080 (914 to 4,670)	2,040 (909 to 4,450)	1,550 (672 to 3,440)	720 (299 to 1,690)	316 (124 to 719)	121 (46·8 to 268)	226,000
Diarrheal diseases	2,320 (1,120 to 5,050)	2,180 (1,050 to 4,920)	2,130 (996 to 4,760)	2,140 (958 to 5,000)	2,050 (917 to 4,760)	2,270 (940 to 5,270)	2,070 (886 to 4,740)	2,010 (860 to 4,610)	1,990 (870 to 4,380)	1,520 (650 to 3,420)	712 (292 to 1,680)	314 (122 to 718)	121 (46·1 to 268)	176,000
Typhoid and paratyphoid	60·1 (21·7 to 125)	40·3 (15·9 to 87·8)	31 (11·4 to 67·5)	23·4 (8·7 to 52·1)	15·6 (5·4 to 36·4)	10·2 (3·5 to 23)	6 (2·4 to 12·8)	3·7 (1·4 to 8·1)	2·4 (0·9 to 4·7)	1·1 (0·4 to 2·3)	0·4 (0·2 to 0·7)	0·1 (0 to 0·2)	0 (0 to 0·1)	8,940
Typhoid fever	59·9 (21·6 to 125)	40·2 (15·8 to 87·6)	30·9 (11·3 to 67·3)	23·3 (8·6 to 51·9)	15·6 (5·4 to 36·3)	10·1 (3·5 to 22·9)	6 (2·3 to 12·8)	3·7 (1·4 to 8·1)	2·3 (0·9 to 4·7)	1·1 (0·4 to 2·3)	0·4 (0·2 to 0·7)	0·1 (0 to 0·2)	0 (0 to 0·1)	8,890
Paratyphoid fever	0·2 (0·1 to 0·6)	0·1 (0 to 0·4)	0·1 (0 to 0·3)	0·1 (0 to 0·2)	0 (0 to 0·1)	0 (0 to 0·1)	0 (0 to 0)	0 (0 to 0)	0 (0 to 0)	0 (0 to 0)	0 (0 to 0)	0 (0 to 0)	0 (0 to 0)	55·5
Invasive Non-typhoidal Salmonella (iNTS)	324 (123 to 689)	283 (116 to 598)	224 (96·8 to 433)	199 (85·3 to 391)	171 (75·1 to 318)	139 (62·1 to 265)	94·9 (43·5 to 174)	62·7 (28·5 to 115)	41·2 (19·5 to 71·9)	21·1 (9·1 to 38·6)	6·7 (2·9 to 12)	1·9 (0·6 to 3·8)	0·5 (0 to 1·2)	40,200
Other intestinal infectious diseases	1·4 (0·3 to 4·5)	1·4 (0·4 to 4·2)	0·8 (0·2 to 2·3)	0·6 (0·1 to 2)	0·4 (0·1 to 1·3)	0·3 (0 to 1·2)	0·5 (0·1 to 1·6)	0·3 (0 to 1·1)	0·2 (0 to 0·8)	0·2 (0 to 0·6)	0·2 (0 to 0·6)	0·1 (0 to 0·2)	0 (0 to 0·1)	484
Neglected tropical diseases and malaria	8,580 (4,750 to 14,600)	9,300 (5,350 to 15,100)	7,390 (3,700 to 13,400)	7,810 (3,640 to 14,200)	7,390 (3,530 to 13,500)	7,710 (3,520 to 14,400)	5,870 (2,690 to 11,100)	5,880 (2,670 to 11,400)	2,410 (1,150 to 4,620)	813 (420 to 1,520)	169 (106 to 270)	37·8 (25·1 to 56·6)	9·8 (6·1 to 14·7)	502,000
Malaria	6,940 (3,320 to 13,000)	8,170 (4,430 to 13,800)	6,480 (2,800 to 12,700)	7,050 (3,020 to 13,500)	6,710 (2,800 to 12,900)	7,140 (2,940 to 14,100)	5,410 (2,260 to 10,600)	5,480 (2,280 to 11,100)	2,100 (832 to 4,320)	645 (261 to 1,360)	90·3 (40·6 to 178)	11 (6·2 to 18·4)	1·5 (0·9 to 2·2)	470,000
Chagas disease	0 (0 to 0)	0 (0 to 0)	0 (0 to 0)	0 (0 to 0)	0 (0 to 0)	0 (0 to 0)	0 (0 to 0)	0 (0 to 0)	0 (0 to 0)	0 (0 to 0)	0 (0 to 0)	0 (0 to 0)	0 (0 to 0)	0
Leishmaniasis	0 (0 to 0)	0 (0 to 0)	0 (0 to 0)	0 (0 to 0)	0 (0 to 0)	0 (0 to 0)	0 (0 to 0)	0 (0 to 0)	0 (0 to 0)	0 (0 to 0)	0 (0 to 0)	0 (0 to 0)	0 (0 to 0)	0
Visceral leishmaniasis	0 (0 to 0)	0 (0 to 0)	0 (0 to 0)	0 (0 to 0)	0 (0 to 0)	0 (0 to 0)	0 (0 to 0)	0 (0 to 0)	0 (0 to 0)	0 (0 to 0)	0 (0 to 0)	0 (0 to 0)	0 (0 to 0)	0
Cutaneous and mucocutaneous leishmaniasis	0 (0 to 0)	0 (0 to 0)	0 (0 to 0)	0 (0 to 0)	0 (0 to 0)	0 (0 to 0)	0 (0 to 0)	0 (0 to 0)	0 (0 to 0)	0 (0 to 0)	0 (0 to 0)	0 (0 to 0)	0 (0 to 0)	0
African trypanosomiasis	0 (0 to 0)	0 (0 to 0)	0 (0 to 0)	0 (0 to 0)	0 (0 to 0)	0 (0 to 0)	0 (0 to 0)	0 (0 to 0)	0 (0 to 0)	0 (0 to 0)	0 (0 to 0)	0 (0 to 0)	0 (0 to 0)	0
Schistosomiasis	838 (414 to 1,490)	535 (244 to 1,020)	348 (139 to 760)	321 (121 to 708)	266 (88·8 to 645)	226 (66·5 to 564)	157 (44·6 to 415)	145 (35·6 to 368)	105 (23·6 to 261)	55·3 (12·6 to 143)	23·6 (5·7 to 67·4)	5·4 (0·8 to 19·4)	0·9 (0·2 to 3·5)	8,490
Cysticercosis	223 (79·1 to 464)	202 (74·8 to 400)	189 (73 to 365)	183 (73·6 to 337)	172 (73·8 to 305)	157 (69·4 to 274)	142 (63 to 250)	132 (63·1 to 234)	109 (50·8 to 191)	67 (32·1 to 113)	32·6 (16 to 55·4)	13·3 (6·4 to 22)	4·7 (2 to 7·9)	2,630
Cystic echinococcosis	7·1 (1 to 21·4)	5·6 (0·6 to 17·3)	4·6 (0·5 to 14·1)	3·9 (0·4 to 12·5)	3·4 (0·3 to 10·4)	2·7 (0·2 to 9·4)	2·1 (0·1 to 7·1)	1·7 (0·1 to 5·4)	1·2 (0·1 to 3·9)	0·7 (0 to 2·2)	0·4 (0 to 1·3)	0·1 (0 to 0·4)	0 (0 to 0·1)	190
Lymphatic filariasis	61 (35·4 to 94·1)	50·3 (29·4 to 76)	37·6 (21·8 to 58·3)	28·6 (15·9 to 44)	21·2 (12·2 to 33·2)	16·5 (9·4 to 25·9)	11·8 (6·8 to 18·1)	8·8 (4·9 to 13·9)	6·2 (3·5 to 9·5)	3·5 (2 to 5·3)	1·6 (0·9 to 2·4)	0·5 (0·3 to 0·8)	0·1 (0·1 to 0·2)	979
Onchocerciasis	56·3 (12·1 to 130)	56·8 (15·3 to 123)	60·8 (22·5 to 122)	66·3 (28·3 to 122)	79·2 (39·4 to 135)	86·9 (48·2 to 139)	63·4 (35 to 101)	40·3 (21·6 to 65·6)	21·1 (10·8 to 35·6)	7·4 (3·6 to 13·6)	3·5 (1·6 to 6·1)	1·5 (0·6 to 2·7)	0·4 (0·2 to 0·7)	933
Trachoma	3 (1·5 to 5·4)	6·9 (2·9 to 14·2)	9·6 (2·6 to 21)	10·7 (3·3 to 22)	13·2 (4·1 to 27·8)	17·6 (7·1 to 36·1)	21 (8·4 to 43·4)	23 (10·3 to 44·7)	20·5 (9·1 to 40·8)	13·9 (6·2 to 26·5)	7·9 (3·6 to 15·1)	3·1 (1·3 to 6)	0·9 (0·3 to 1·8)	153
Dengue	20·6 (0·4 to 63·5)	17·9 (0·4 to 46·7)	13·9 (0·7 to 36·6)	11·6 (1·3 to 29·9)	8·9 (1 to 23·3)	6·9 (0·4 to 17·5)	4·9 (0·2 to 12·6)	3·9 (0·4 to 10)	3·1 (0·2 to 8)	1·7 (0·1 to 4·4)	0·9 (0·1 to 2·4)	0·5 (0·1 to 1·4)	0·3 (0 to 0·8)	414
Yellow fever	31·1 (3·7 to 110)	22·8 (2·8 to 91·9)	16·6 (2 to 69)	11·3 (1·3 to 41·6)	7·4 (0·9 to 27·3)	4·9 (0·6 to 19·3)	2·8 (0·4 to 10·8)	1·6 (0·2 to 6·3)	1 (0·1 to 3·6)	0·4 (0·1 to 1·6)	0·1 (0 to 0·5)	0 (0 to 0·1)	0 (0 to 0)	984
Rabies	77·2 (13·2 to 242)	45·5 (7·2 to 162)	53·6 (8·4 to 176)	18 (3·1 to 61·6)	36·9 (8·1 to 112)	6·9 (1·1 to 22·8)	13·9 (3·3 to 42·1)	2·9 (0·5 to 9·1)	1·1 (0·2 to 3·8)	0 (0 to 0·2)	0·9 (0·2 to 2·9)	0 (0 to 0·1)	0·1 (0 to 0·2)	1,100
Intestinal nematode infections	224 (123 to 391)	116 (58·4 to 203)	50·3 (29·1 to 81)	32·1 (16·7 to 56·1)	24·1 (12·2 to 42·4)	17·7 (8·7 to 30·4)	11·8 (6 to 20·4)	9·7 (4·8 to 16·5)	7·5 (3·8 to 13·2)	4·1 (2·1 to 7)	1·7 (0·9 to 2·8)	0·5 (0·2 to 0·9)	0·1 (0 to 0·2)	4,810
Ascariasis	9·3 (2·7 to 21·7)	7 (2·2 to 15·1)	4·9 (1·4 to 10·9)	3·6 (1 to 8·4)	2·7 (0·8 to 6·5)	3 (0·6 to 8·6)	1·5 (0·3 to 4·1)	1·5 (0·2 to 4·7)	1·1 (0·2 to 3·8)	0·6 (0·1 to 2·1)	0·2 (0 to 0·7)	0·1 (0 to 0·4)	0 (0 to 0·1)	1,480
Trichuriasis	6·6 (2·2 to 13·2)	4·5 (1·7 to 9·3)	2·9 (0·9 to 6·3)	1·8 (0·5 to 4·3)	1·3 (0·4 to 3)	0·9 (0·2 to 1·9)	0·5 (0·1 to 1·2)	0·3 (0·1 to 0·8)	0·2 (0 to 0·5)	0·1 (0 to 0·3)	0 (0 to 0·1)	0 (0 to 0)	0 (0 to 0)	230
Hookworm disease	208 (110 to 370)	105 (50·3 to 188)	42·5 (23·8 to 70·8)	26·7 (13·3 to 48)	20·1 (9·7 to 35·8)	13·9 (6·6 to 24·2)	9·8 (4·6 to 17·9)	7·9 (3·9 to 13·3)	6·2 (3·1 to 11)	3·4 (1·7 to 5·9)	1·5 (0·7 to 2·5)	0·4 (0·2 to 0·7)	0·1 (0 to 0·1)	3,100
Food-borne trematodiases	0 (0 to 0)	0 (0 to 0)	0 (0 to 0)	0 (0 to 0)	0 (0 to 0)	0 (0 to 0)	0 (0 to 0)	0 (0 to 0)	0 (0 to 0)	0 (0 to 0)	0 (0 to 0)	0 (0 to 0)	0 (0 to 0)	0
Leprosy	2·3 (0 to 6·1)	2·3 (0 to 5·7)	2·2 (0 to 5·2)	2·1 (0·4 to 4·8)	1·8 (0·4 to 4)	1·6 (0·3 to 3·3)	1·3 (0·4 to 2·7)	1·1 (0·3 to 2·3)	0·9 (0·3 to 1·8)	0·5 (0·2 to 1)	0·3 (0·1 to 0·5)	0·1 (0 to 0·2)	0 (0 to 0)	23·1
Ebola	0 (0 to 0)	0 (0 to 0)	0 (0 to 0)	0 (0 to 0)	0 (0 to 0)	0 (0 to 0)	0 (0 to 0)	0 (0 to 0)	0 (0 to 0)	0 (0 to 0)	0 (0 to 0)	0 (0 to 0)	0 (0 to 0)	0
Zika virus	0 (0 to 0)	0 (0 to 0)	0 (0 to 0)	0 (0 to 0)	0 (0 to 0)	0 (0 to 0)	0 (0 to 0)	0 (0 to 0)	0 (0 to 0)	0 (0 to 0)	0 (0 to 0)	0 (0 to 0)	0 (0 to 0)	0

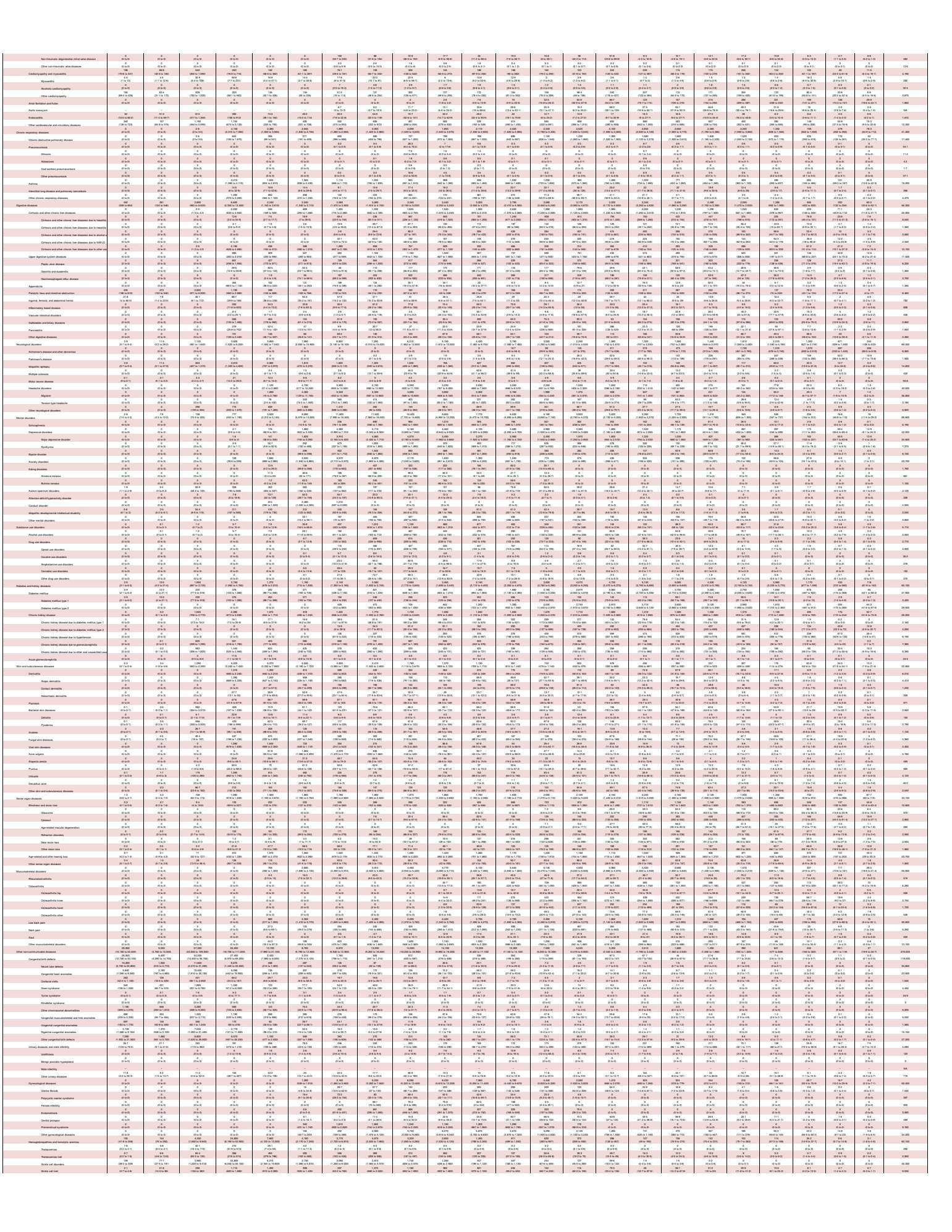



SR Table 2b: Burkina Faso DALYS by cause and age group for females with 95% uncertainty intervals, 2019

Cause	Early Neonatal	Late Neonatal	Post Neonatal	1 to 4	5 to 9	10 to 14	15 to 19	20 to 24	25 to 29	30 to 34	35 to 39	40 to 44	45 to 49	50 to 54	55 to 59	60 to 64	65 to 69	70 to 74	75 to 79	80 to 84	85 to 89	90 to 94	95 plus	Total
All causes	748,000 (601,000 to 939,000)	270,000 (218,000 to 337,000)	1,300,000 (1,060,000 to 1,610,000)	1,850,000 (1,530,000 to 2,220,000)	282,000 (216,000 to 351,000)	185,000 (145,000 to 231,000)	190,000 (150,000 to 232,000)	190,000 (151,000 to 231,000)	192,000 (155,000 to 232,000)	191,000 (156,000 to 229,000)	184,000 (152,000 to 218,000)	173,000 (142,000 to 206,000)	159,000 (135,000 to 185,000)	155,000 (131,000 to 182,000)	148,000 (126,000 to 173,000)	142,000 (123,000 to 164,000)	122,000 (108,000 to 137,000)	116,000 (107,000 to 126,000)	83,700 (78,300 to 89,900)	53,100 (50,000 to 57,100)	24,400 (22,900 to 26,400)	9,720 (9,170 to 10,400)	2,980 (2,810 to 3,150)	6,770,000
Communicable, maternal, neonatal, and nutritional diseases	679,000 (538,000 to 850,000)	233,000 (183,000 to 293,000)	1,050,000 (820,000 to 1,330,000)	1,460,000 (1,160,000 to 1,790,000)	175,000 (131,000 to 223,000)	82,000 (61,300 to 106,000)	79,600 (60,700 to 99,600)	81,100 (60,100 to 104,000)	80,700 (61,600 to 102,000)	77,400 (60,700 to 96,600)	72,800 (58,300 to 89,500)	61,600 (48,100 to 78,000)	53,600 (42,600 to 67,200)	48,400 (37,800 to 61,900)	45,200 (33,700 to 59,800)	42,300 (31,500 to 56,400)	34,300 (25,800 to 44,800)	35,700 (27,300 to 46,000)	21,700 (16,800 to 27,600)	13,100 (10,000 to 17,200)	5,640 (4,250 to 7,390)	2,290 (1,660 to 3,000)	822 (589 to 1,080)	4,430,000
HIV/AIDS and sexually transmitted infections	16,600 (5,630 to 34,300)	4,850 (1,570 to 10,500)	11,700 (6,370 to 20,600)	10,400 (7,790 to 13,700)	5,520 (3,540 to 7,960)	5,020 (3,350 to 6,970)	5,870 (3,540 to 9,270)	5,670 (3,870 to 8,210)	7,200 (4,630 to 11,300)	8,270 (5,490 to 12,300)	8,230 (5,530 to 11,900)	7,920 (5,830 to 10,600)	7,520 (5,430 to 10,300)	5,760 (4,160 to 8,000)	3,310 (2,340 to 4,720)	1,630 (1,090 to 2,440)	683 (454 to 1,000)	332 (219 to 498)	140 (89·2 to 215)	35·2 (21·7 to 53·7)	13·2 (8·2 to 19·8)	3·8 (2·4 to 5·4)	0·9 (0·5 to 1·2)	117,000
HIV/AIDS	0·6 (0·4 to 0·9)	2·3 (1·4 to 3·3)	4,220 (3,100 to 5,640)	9,990 (7,420 to 13,300)	5,370 (3,410 to 7,810)	4,900 (3,280 to 6,840)	5,570 (3,300 to 8,890)	4,920 (3,310 to 7,310)	6,100 (3,670 to 10,200)	7,200 (4,560 to 11,200)	7,500 (4,850 to 11,200)	7,360 (5,300 to 10,000)	7,160 (5,090 to 9,980)	5,600 (4,000 to 7,870)	3,220 (2,270 to 4,630)	1,550 (1,020 to 2,360)	648 (420 to 972)	305 (194 to 478)	124 (74·7 to 198)	27·9 (16·2 to 45·7)	10·3 (5·9 to 16·8)	2·8 (1·7 to 4·3)	0·6 (0·4 to 1)	81,800
HIV/AIDS - Drug-susceptible Tuberculosis	0·1 (0 to 0·1)	0·7 (0·5 to 1)	1,680 (1,170 to 2,260)	3,990 (2,860 to 5,320)	1,930 (1,300 to 2,750)	1,860 (1,250 to 2,560)	2,040 (1,300 to 2,970)	1,770 (1,230 to 2,480)	2,200 (1,410 to 3,180)	2,650 (1,710 to 3,780)	2,810 (1,870 to 3,940)	2,880 (2,050 to 3,850)	2,850 (2,000 to 3,890)	2,240 (1,550 to 3,100)	1,280 (883 to 1,800)	610 (404 to 861)	251 (167 to 352)	118 (74·6 to 166)	47·3 (29·2 to 68·1)	10·2 (5·8 to 15·4)	3·6 (2·1 to 5·4)	1 (0·6 to 1·6)	0·2 (0·1 to 0·4)	31,200
HIV/AIDS - Multidrug-resistant Tuberculosis without exte	0 (0 to 0)	0 (0 to 0·1)	145 (17·2 to 474)	340 (40·8 to 1,110)	161 (18·6 to 542)	152 (18·3 to 508)	167 (19·7 to 558)	140 (16·2 to 472)	170 (18·7 to 569)	203 (22·7 to 674)	210 (24·6 to 710)	214 (25·3 to 714)	208 (25·7 to 681)	166 (20·8 to 535)	97 (12 to 315)	46·9 (5·7 to 156)	19·5 (2·4 to 68)	9 (1·1 to 32)	3·6 (0·4 to 12·5)	0·7 (0·1 to 2·6)	0·2 (0 to 0·8)	0·1 (0 to 0·2)	0 (0 to 0)	2,450
HIV/AIDS - Extensively drug-resistant Tuberculosis	0 (0 to 0)	0 (0 to 0)	2 (0·2 to 6·3)	4·6 (0·5 to 14·8)	2·2 (0·2 to 7)	2 (0·2 to 6·6)	2·2 (0·3 to 7·4)	1·8 (0·2 to 5·8)	2·2 (0·2 to 7·5)	2·7 (0·3 to 8·9)	2·8 (0·3 to 8·9)	2·8 (0·3 to 8·9)	2·7 (0·3 to 8·7)	2·2 (0·2 to 7·1)	1·3 (0·1 to 4·1)	0·6 (0·1 to 2)	0·3 (0 to 0·9)	0·1 (0 to 0·4)	0 (0 to 0·2)	0 (0 to 0)	0 (0 to 0)	0 (0 to 0)	0 (0 to 0)	32·5
HIV/AIDS resulting in other diseases	0·5 (0·4 to 0·8)	1·5 (0·9 to 2·4)	2,390 (1,710 to 3,540)	5,660 (4,070 to 8,350)	3,270 (1,900 to 5,620)	2,890 (1,840 to 4,650)	3,370 (1,830 to 6,470)	3,010 (1,850 to 5,240)	3,730 (2,060 to 7,550)	4,340 (2,590 to 7,950)	4,480 (2,760 to 7,610)	4,260 (3,010 to 6,410)	4,100 (2,880 to 6,230)	3,190 (2,240 to 4,970)	1,840 (1,280 to 2,970)	892 (572 to 1,510)	376 (237 to 654)	178 (109 to 326)	72·9 (42·3 to 133)	17 (8·9 to 32·2)	6·5 (3·3 to 12·2)	1·7 (0·9 to 3)	0·4 (0·2 to 0·6)	48,100
Sexually transmitted infections excluding HIV	16,600 (5,630 to 34,300)	4,850 (1,570 to 10,500)	7,480 (2,490 to 16,200)	397 (132 to 851)	147 (46 to 332)	113 (45·7 to 269)	293 (143 to 537)	748 (402 to 1,300)	1,100 (596 to 1,920)	1,070 (612 to 1,750)	730 (374 to 1,330)	560 (274 to 1,080)	356 (168 to 692)	163 (75·7 to 324)	86·4 (34·9 to 183)	77·7 (34·4 to 150)	35·2 (15·1 to 75·7)	27·1 (12 to 53)	16 (7·7 to 30·5)	7·3 (3·4 to 14·3)	2·9 (1·4 to 5·6)	0·9 (0·5 to 1·7)	0·2 (0·1 to 0·4)	34,800
Syphilis	16,600 (5,630 to 34,300)	4,850 (1,570 to 10,500)	7,480 (2,490 to 16,200)	397 (132 to 851)	147 (46 to 332)	47·1 (10·4 to 135)	22·1 (7·2 to 52·8)	18·4 (7·2 to 39·6)	56 (19·5 to 131)	51·2 (19·2 to 116)	10·7 (4·4 to 21·1)	3·6 (1·5 to 7·1)	6 (2·4 to 12·8)	3·4 (1·3 to 7·5)	0·4 (0·1 to 1·1)	1·9 (0·5 to 5)	0·4 (0·2 to 0·9)	0·8 (0·3 to 2)	0·5 (0·2 to 1·2)	0·4 (0·2 to 1·1)	0·2 (0·1 to 0·5)	0·1 (0 to 0·3)	0 (0 to 0·1)	29,600
Chlamydial infection	0 (0 to 0)	0 (0 to 0)	0 (0 to 0)	0 (0 to 0)	0 (0 to 0)	11·7 (5·2 to 26·3)	27·3 (14·8 to 46·2)	92·3 (47 to 162)	137 (72·4 to 233)	121 (68·2 to 197)	85·8 (46 to 151)	66·4 (34·2 to 121)	34·7 (15·3 to 71·1)	6·3 (3 to 11·8)	1·6 (0·9 to 2·5)	4·7 (1 to 13·1)	0·4 (0·1 to 1·1)	1 (0·3 to 2·4)	0·8 (0·2 to 1·8)	0·4 (0·1 to 1)	0·2 (0·1 to 0·4)	0·1 (0 to 0·1)	0 (0 to 0)	592
Gonococcal infection	0 (0 to 0)	0 (0 to 0)	0 (0 to 0)	0 (0 to 0)	0 (0 to 0)	14·1 (3·9 to 38·7)	31·9 (12·4 to 73·4)	83 (34·8 to 188)	136 (54·2 to 296)	113 (53·6 to 221)	44·8 (24·7 to 77·4)	36·9 (18·8 to 69·9)	30·5 (12·6 to 60·3)	12·7 (4·2 to 30·3)	1·3 (0·6 to 3)	12 (2·6 to 33·7)	2·4 (0·7 to 5·8)	3·3 (1 to 8·3)	2·7 (0·8 to 6·5)	0·9 (0·3 to 2·3)	0·4 (0·1 to 1)	0·1 (0 to 0·3)	0 (0 to 0·1)	526
Trichomoniasis	0 (0 to 0)	0 (0 to 0)	0 (0 to 0)	0 (0 to 0)	0 (0 to 0)	8·7 (2·1 to 22·6)	113 (37·2 to 270)	329 (117 to 742)	383 (134 to 867)	339 (114 to 770)	275 (91·8 to 631)	210 (73·7 to 475)	145 (46·1 to 331)	88·1 (28 to 201)	50·6 (16 to 124)	29 (10·4 to 68·5)	17·8 (6·3 to 41·8)	11·3 (4·2 to 25·6)	5·8 (2·1 to 13·2)	2·6 (1 to 5·9)	0·9 (0·3 to 2)	0·2 (0·1 to 0·5)	0 (0 to 0·1)	2,010
Genital herpes	0 (0 to 0)	0 (0 to 0)	0 (0 to 0)	0 (0 to 0)	0 (0 to 0)	9 (2·7 to 21·7)	32·8 (9·3 to 85·5)	57·1 (18·8 to 146)	73·2 (25·3 to 180)	79·7 (25·1 to 199)	73·6 (22·1 to 179)	60·7 (18·7 to 147)	47·4 (14·4 to 118)	36·5 (11·1 to 90·9)	27·7 (8·4 to 69·2)	19·8 (6 to 49·8)	13·2 (4 to 32·9)	9 (2·8 to 22·9)	5·1 (1·6 to 12·9)	2·6 (0·8 to 6·5)	1·1 (0·3 to 2·8)	0·4 (0·1 to 0·9)	0·1 (0 to 0·2)	549
Other sexually transmitted infections	0 (0 to 0)	0 (0 to 0)	0 (0 to 0)	0 (0 to 0)	0 (0 to 0)	22 (9·8 to 50·1)	65·4 (28·2 to 124)	168 (92·3 to 279)	314 (180 to 508)	362 (213 to 554)	239 (132 to 394)	183 (96·1 to 323)	91·8 (40·8 to 189)	16·1 (6·5 to 30·6)	4·8 (1·5 to 10)	10·3 (2·3 to 29·1)	1 (0·3 to 2·6)	1·7 (0·5 to 4·3)	1·1 (0·3 to 2·5)	0·4 (0·1 to 1)	0·2 (0·1 to 0·5)	0·1 (0 to 0·1)	0 (0 to 0)	1,480
Respiratory infections and tuberculosis	63,100 (32,800 to 110,000)	56,700 (32,400 to 89,400)	361,000 (212,000 to 547,000)	309,000 (178,000 to 474,000)	22,800 (14,200 to 34,000)	9,590 (6,420 to 14,200)	10,300 (6,870 to 14,700)	12,100 (8,080 to 17,300)	13,500 (8,900 to 19,400)	12,500 (8,350 to 18,000)	12,000 (8,070 to 17,200)	11,900 (8,120 to 17,300)	11,400 (7,770 to 15,700)	13,500 (9,090 to 19,000)	13,800 (9,260 to 19,700)	12,800 (8,620 to 18,000)	11,200 (7,870 to 15,400)	13,200 (9,650 to 17,900)	9,980 (7,210 to 13,200)	6,990 (5,070 to 9,110)	3,080 (2,210 to 4,130)	1,260 (887 to 1,690)	459 (313 to 612)	992,000



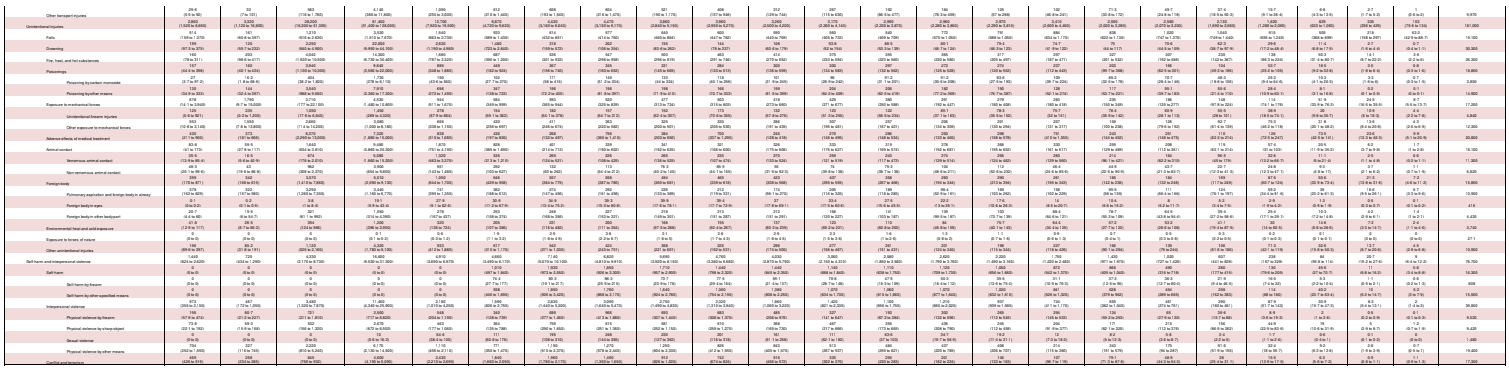

GBD Table 2b: Cameroon DALYS by cause and age groups for females with 95% uncertainty intervals, 2019

Cause	Early Neonatal	Late Neonatal	Post Neonatal	1 to 5	6 to 9	10 to 14	15 to 19	20 to 24	25 to 29	30 to 34	35 to 39	40 to 44	45 to 49	50 to 54	55 to 59	60 to 64	65 to 69	70 to 74	75 to 79	80 to 84	85 to 89	90 to 94	95 plus	Total
All causes	606,000 (520,000 to 692,000)	176,000 (139,000 to 219,000)	423,000 (400,000 to 447,000)	1,660,000 (1,560,000 to 1,770,000)	949,000 (897,000 to 1,000,000)	920,000 (775,000 to 1,070,000)	1,060,000 (937,000 to 1,200,000)	1,280,000 (1,130,000 to 1,450,000)	1,350,000 (1,200,000 to 1,510,000)	1,360,000 (1,210,000 to 1,520,000)	1,360,000 (1,210,000 to 1,520,000)	1,340,000 (1,190,000 to 1,500,000)	1,300,000 (1,150,000 to 1,450,000)	1,260,000 (1,120,000 to 1,410,000)	1,190,000 (1,060,000 to 1,330,000)	1,090,000 (967,000 to 1,210,000)	1,000,000 (885,000 to 1,120,000)	877,000 (777,000 to 980,000)	737,000 (653,000 to 824,000)	587,000 (520,000 to 656,000)	412,000 (364,000 to 461,000)	227,000 (200,000 to 254,000)	77,000 (67,000 to 86,000)	21,100 (18,200 to 24,000)	2,770 (2,200 to 3,400)	6,570,000
Communicable, maternal, neonatal, and nutritional diseases	606,000 (520,000 to 692,000)	176,000 (139,000 to 219,000)	764,000 (693,000 to 835,000)	1,660,000 (1,560,000 to 1,770,000)	949,000 (897,000 to 1,000,000)	920,000 (775,000 to 1,070,000)	1,060,000 (937,000 to 1,200,000)	1,280,000 (1,130,000 to 1,450,000)	1,350,000 (1,200,000 to 1,510,000)	1,360,000 (1,210,000 to 1,520,000)	1,360,000 (1,210,000 to 1,520,000)	1,340,000 (1,190,000 to 1,500,000)	1,300,000 (1,150,000 to 1,450,000)	1,260,000 (1,120,000 to 1,410,000)	1,190,000 (1,060,000 to 1,330,000)	1,090,000 (967,000 to 1,210,000)	1,000,000 (885,000 to 1,120,000)	877,000 (777,000 to 980,000)	737,000 (653,000 to 824,000)	587,000 (520,000 to 656,000)	412,000 (364,000 to 461,000)	227,000 (200,000 to 254,000)	77,000 (67,000 to 86,000)	21,100 (18,200 to 24,000)	2,770 (2,200 to 3,400)	6,570,000
HIV/AIDS and sexually transmitted infections	32,100 (13,100 to 70,900)	8,672 (3,679 to 19,300)	23,000 (13,700 to 41,200)	25,000 (14,700 to 39,300)	15,100 (9,870 to 21,100)	14,600 (12,400 to 16,100)	22,100 (19,500 to 25,100)	49,700 (42,900 to 56,400)	84,700 (66,700 to 99,600)	114,000 (88,600 to 140,000)	123,000 (96,100 to 150,000)	117,000 (90,600 to 144,000)	97,700 (72,400 to 122,000)	77,400 (57,900 to 97,100)	61,000 (46,000 to 77,000)	47,700 (36,600 to 59,200)	37,100 (28,600 to 46,000)	27,700 (21,400 to 34,600)	17,800 (13,600 to 22,400)	11,600 (8,830 to 14,800)	6,930 (5,230 to 8,930)	2,620 (1,970 to 3,320)	1,270 (797 to 1,920)	194 (120 to 282)	884,000 (480 to 4,990)	1,140,000 (1.1 to 23.6)	7,560,000
HIV/AIDS	29,700 (11,800 to 68,500)	8,114 (3,440 to 18,700)	19,200 (10,900 to 34,000)	13,900 (7,900 to 21,900)	7,760 (4,960 to 11,000)	7,060 (5,990 to 7,790)	13,400 (11,800 to 15,200)	40,700 (35,100 to 46,200)	76,600 (60,300 to 90,000)	106,000 (82,100 to 130,000)	115,000 (90,000 to 140,000)	109,000 (84,300 to 134,000)	90,100 (67,000 to 113,000)	71,400 (53,400 to 89,600)	56,400 (42,500 to 71,200)	43,900 (33,800 to 54,600)	34,200 (26,400 to 42,500)	25,500 (19,700 to 31,900)	16,400 (12,500 to 20,600)	10,700 (8,130 to 13,700)	6,380 (4,810 to 8,220)	2,410 (1,810 to 3,060)	1,170 (734 to 1,770)	179 (111 to 260)	814,000 (442 to 4,600)	1,050,000 (1.0 to 21.7)	6,970,000
HIV/AIDS - Drug-susceptible Tuberculosis	2,110 (1,040 to 3,520)	1,140 (564 to 1,900)	2,610 (1,680 to 3,800)	3,560 (1,900 to 5,700)	2,060 (1,360 to 2,960)	3,090 (2,610 to 3,650)	5,130 (4,420 to 5,900)	7,730 (6,420 to 9,200)	12,700 (7,560 to 17,700)	19,800 (7,720 to 32,600)	20,900 (7,710 to 33,900)	17,200 (6,710 to 27,800)	12,600 (4,900 to 20,100)	8,810 (3,490 to 14,000)	6,200 (2,420 to 9,870)	4,330 (1,700 to 6,900)	2,190 (862 to 3,470)	992 (394 to 1,630)	509 (209 to 861)	182 (77 to 316)	55.0 (24 to 98.2)	10.4 (4 to 18.1)	2.6 (1 to 4.1)	124,000
HIV/AIDS - Multidrug-resistant Tuberculosis without extensive drug resistance	0 (0 to 0)	0 (0 to 0)	142 (27 to 359)	248 (32 to 612)	171 (22 to 412)	268 (27 to 748)	345 (34 to 1,000)	1,210 (83 to 2,780)	1,210 (83 to 2,780)	1,210 (83 to 2,780)	1,210 (83 to 2,780)	1,210 (83 to 2,780)	997 (69 to 2,660)	732 (51 to 2,020)	491 (33 to 1,370)	363 (25 to 972)	243 (16 to 646)	163 (11 to 434)	83.1 (5.7 to 221)	29.6 (2 to 78)	12.0 (0.8 to 31.8)	2.1 (0.1 to 5.6)	0.2 (0 to 0.6)	7,480
HIV/AIDS - Extensively drug-resistant Tuberculosis	0 (0 to 0)	0 (0 to 0)	0 (0 to 0)	2 (0 to 5)	2 (0 to 5)	4 (0 to 11)	7 (0 to 19)	22 (0 to 59)	39 (0 to 104)	54 (0 to 145)	61 (0 to 164)	54 (0 to 145)	43 (0 to 116)	32 (0 to 86)	23 (0 to 61)	16 (0 to 43)	10 (0 to 27)	6.1 (0 to 16)	3.2 (0 to 8.5)	1.1 (0 to 3)	0.4 (0 to 1)	0.1 (0 to 0.2)	0 (0 to 0)	101
HIV/AIDS resulting in other diseases	2,290 (1,100 to 4,100)	1,110 (534 to 1,900)	4,110 (2,200 to 7,000)	10,200 (5,400 to 16,300)	5,530 (3,000 to 8,600)	4,380 (3,810 to 4,940)	7,810 (6,910 to 8,770)	20,200 (17,400 to 23,100)	36,200 (27,900 to 44,200)	50,200 (37,900 to 62,600)	54,900 (41,200 to 68,600)	51,900 (38,600 to 65,200)	42,900 (31,900 to 53,900)	34,000 (25,400 to 42,800)	26,900 (20,100 to 33,900)	20,900 (15,600 to 26,300)	16,300 (12,200 to 20,500)	12,200 (9,090 to 15,300)	7,830 (5,830 to 9,850)	5,130 (3,820 to 6,450)	3,320 (2,470 to 4,170)	1,220 (885 to 1,530)	93 (67 to 120)	423,000 (27 to 2,400)	511 (1.1 to 11.3)	3,650,000
Sexually transmitted infections, excluding HIV	2,400 (2,070 to 2,800)	552 (474 to 650)	3,790 (3,170 to 4,500)	11,100 (9,170 to 13,400)	7,340 (6,010 to 8,770)	10,600 (8,610 to 12,900)	16,700 (13,600 to 20,400)	28,900 (23,500 to 35,200)	47,900 (38,900 to 58,400)	58,200 (47,300 to 71,000)	58,200 (47,300 to 71,000)	55,200 (44,900 to 67,300)	47,600 (38,700 to 58,000)	43,400 (35,300 to 52,900)	38,400 (31,200 to 46,800)	33,800 (27,500 to 41,200)	29,000 (23,600 to 35,400)	24,200 (19,700 to 29,500)	17,200 (14,000 to 21,000)	12,000 (9,760 to 14,600)	7,870 (6,410 to 9,600)	3,720 (3,030 to 4,540)	1,270 (1,030 to 1,550)	171 (139 to 208)	1,140,000 (1.1 to 23.6)	1,140,000 (1.1 to 23.6)	7,560,000
Syphilis	32,100 (13,100 to 70,900)	8,672 (3,679 to 19,300)	23,000 (13,700 to 41,200)	25,000 (14,700 to 39,300)	15,100 (9,870 to 21,100)	14,600 (12,400 to 16,100)	22,100 (19,500 to 25,100)	49,700 (42,900 to 56,400)	84,700 (66,700 to 99,600)	114,000 (88,600 to 140,000)	123,000 (96,100 to 150,000)	117,000 (90,600 to 144,000)	97,700 (72,400 to 122,000)	77,400 (57,900 to 97,100)	61,000 (46,000 to 77,000)	47,700 (36,600 to 59,200)	37,100 (28,600 to 46,000)	27,700 (21,400 to 34,600)	17,800 (13,600 to 22,400)	11,600 (8,830 to 14,800)	6,930 (5,230 to 8,930)	2,620 (1,970 to 3,320)	1,270 (797 to 1,920)	194 (120 to 282)	884,000 (480 to 4,990)	1,140,000 (1.1 to 23.6)	7,560,000
Chlamydial infection	0 (0 to 0)	0 (0 to 0)	0 (0 to 0)	0 (0 to 0)	0 (0 to 0)	14.4 (4 to 37)	32.6 (9 to 84)	116 (32 to 301)	170 (47 to 441)	192 (53 to 498)	168 (46 to 436)	79.1 (22 to 205)	48 (13 to 124)	7.2 (2 to 19)	1.4 (0 to 4)	0.3 (0 to 1)	0.2 (0 to 0.6)	0.2 (0 to 0.5)	0.2 (0 to 0.5)	0.2 (0 to 0.5)	0.2 (0 to 0.5)	0.1 (0 to 0.3)	0 (0 to 0)	743
Gonococcal infection	0 (0 to 0)	0 (0 to 0)	0 (0 to 0)	0 (0 to 0)	0 (0 to 0)	14.4 (4 to 38)	32.6 (9 to 84)	116 (32 to 301)	170 (47 to 441)	192 (53 to 498)	168 (46 to 436)	79.1 (22 to 205)	48 (13 to 124)	7.2 (2 to 19)	1.4 (0 to 4)	0.3 (0 to 1)	0.2 (0 to 0.6)	0.2 (0 to 0.5)	0.2 (0 to 0.5)	0.2 (0 to 0.5)	0.2 (0 to 0.5)	0.1 (0 to 0.3)	0 (0 to 0)	743
Trichomoniasis	0 (0 to 0)	0 (0 to 0)	0 (0 to 0)	0 (0 to 0)	0 (0 to 0)	14.4 (4 to 38)	32.6 (9 to 84)	116 (32 to 301)	170 (47 to 441)	192 (53 to 498)	168 (46 to 436)	79.1 (22 to 205)	48 (13 to 124)	7.2 (2 to 19)	1.4 (0 to 4)	0.3 (0 to 1)	0.2 (0 to 0.6)	0.2 (0 to 0.5)	0.2 (0 to 0.5)	0.2 (0 to 0.5)	0.2 (0 to 0.5)	0.1 (0 to 0.3)	0 (0 to 0)	743
Genital herpes	0 (0 to 0)	0 (0 to 0)	0 (0 to 0)	0 (0 to 0)	0 (0 to 0)	14.4 (4 to 38)	32.6 (9 to 84)	116 (32 to 301)	170 (47 to 441)	192 (53 to 498)	168 (46 to 436)	79.1 (22 to 205)	48 (13 to 124)	7.2 (2 to 19)	1.4 (0 to 4)	0.3 (0 to 1)	0.2 (0 to 0.6)	0.2 (0 to 0.5)	0.2 (0 to 0.5)	0.2 (0 to 0.5)	0.2 (0 to 0.5)	0.1 (0 to 0.3)	0 (0 to 0)	743
Other sexually transmitted infections	2,400 (2,070 to 2,800)	552 (474 to 650)	3,790 (3,170 to 4,500)	11,100 (9,170 to 13,400)	7,340 (6,010 to 8,770)	10,600 (8,610 to 12,900)	16,700 (13,600 to 20,400)	28,900 (23,500 to 35,200)	47,900 (38,900 to 58,400)	58,200 (47,300 to 71,000)	58,200 (47,300 to 71,000)	55,200 (44,900 to 67,300)	47,600 (38,700 to 58,000)	43,400 (35,300 to 52,900)	38,400 (31,200 to 46,800)	33,800 (27,500 to 41,200)	29,000 (23,600 to 35,400)	24,200 (19,700 to 29,500)	17,200 (14,000 to 21,000)	12,000 (9,760 to 14,600)	7,870 (6,410 to 9,600)	3,720 (3,030 to 4,540)	1,270 (1,030 to 1,550)	171 (139 to 208)	1,140,000 (1.1 to 23.6)	1,140,000 (1.1 to 23.6)	7,560,000
Respiratory infections and tuberculosis	47,100 (29,000 to 66,000)	27,000 (16,600 to 40,600)	172,000 (98,700 to 264,000)	116,000 (71,600 to 169,000)	19,600 (11,600 to 30,000)	15,000 (8,610 to 23,000)	12,000 (7,020 to 17,200)	14,000 (8,660 to 20,800)	19,900 (12,200 to 29,600)	14,400 (8,880 to 21,400)	15,000 (9,230 to 22,200)	15,400 (9,480 to 22,900)	15,000 (9,230 to 22,200)	11,100 (6,830 to 16,500)	13,400 (8,230 to 19,900)	12,600 (7,750 to 18,700)	11,500 (7,070 to 17,000)	12,700 (7,800 to 18,900)	14,000 (8,600 to 20,700)	9,200 (5,660 to 13,700)	3,240 (1,990 to 4,810)	1,290 (793 to 1,920)	373 (229 to 555)	1,000,000 (629,000 to 1,500,000)
Tuberculosis	0 (0 to 0)	0 (0 to 0)	1,660 (1,170 to 2,300)	11,000 (7,730 to 15,200)	3,350 (2,360 to 4,630)	3,130 (2,210 to 4,330)	4,090 (2,880 to 5,660)	7,140 (5,030 to 9,870)	9,130 (6,430 to 12,600)	7,040 (4,960 to 9,730)	7,140 (5,030 to 9,870)	6,970 (4,910 to 9,630)	6,760 (4,760 to 9,340)	6,140 (4,320 to 8,480)	6,260 (4,410 to 8,650)	6,640 (4,680 to 9,170)	6,730 (4,740 to 9,300)	6,970 (4,910 to 9,630)	7,770 (5,470 to 10,700)	4,660 (3,280 to 6,440)	1,710 (1,200 to 2,360)	760 (534 to 1,050)	209 (147 to 289)	60.6 (42 to 84)	106,000
Latent tuberculosis infection	0 (0 to 0)	0 (0 to 0)	0 (0 to 0)	0 (0 to 0)	0 (0 to 0)	0 (0 to 0)	0 (0 to 0)	0 (0 to 0)	0 (0 to 0)	0 (0 to 0)	0 (0 to 0)	0 (0 to 0)	0 (0 to 0)	0 (0 to 0)	0 (0 to 0)	0 (0 to 0)	0 (0 to 0)	0 (0 to 0)	0 (0 to 0)	0 (0 to 0)	0 (0 to 0)	0 (0 to 0)	0 (0 to 0)	0 (0 to 0)	0
Active tuberculosis	0 (0 to 0)	0 (0 to 0)	1,660 (1,170 to 2,300)	11,000 (7,730 to 15,200)	3,350 (2,360 to 4,630)	3,130 (2,210 to 4,330)	4,090 (2,880 to 5,660)	7,140 (5,030 to 9,870)	9,130 (6,430 to 12,600)	7,040 (4,960 to 9,730)	7,140 (5,030 to 9,870)	6,970 (4,910 to 9,630)	6,760 (4,760 to 9,340)	6,140 (4,320 to 8,480)	6,260 (4,410 to 8,650)	6,640 (4,680 to 9,170)	6,730 (4,740 to 9,300)	6,970 (4,910 to 9,630)	7,770 (5,470 to 10,700)	4,660 (3,280 to 6,440)	1,710 (1,200 to 2,360)	760 (534 to 1,050)	209 (147 to 289)	60.6 (42 to 84)	106,000
Lower respiratory infections	47,100 (29,000 to 66,000)	27,000 (16,600 to 40,600)	171,000 (98,700 to 264,000)	116,000 (71,600 to 169,000)	19,600 (11,600 to 30,000)	15,000 (8,610 to 23,000)	12,000 (7,020 to 17,200)	14,000 (8,660 to 20,800)	19,900 (12,200 to 29,600)	14,400 (8,880 to 21,400)	15,000 (9,230 to 22,200)	15,400 (9,480 to 22,900)	15,000 (9,230 to 22,200)	11,100 (6,830 to 16,500)	13,400 (8,230 to 19,900)	12,600 (7,750 to 18,700)	11,500 (7,070 to 17,000)	12,700 (7,800 to 18,900)	14,000 (8,600 to 20,700)	9,200 (5,660 to 13,700)	3,240 (1,990 to 4,810)	1,290 (793 to 1,920)	373 (229 to 555)	1,000,000 (629,000 to 1,500,000)
Upper respiratory infections	0 (0 to 0)	0 (0 to 0)	0 (0 to 0)	0 (0 to 0)	0 (0 to 0)	0 (0 to 0)	0 (0 to 0)	0 (0 to 0)	0 (0 to 0)	0 (0 to 0)	0 (0 to 0)	0 (0 to 0)	0 (0 to 0)	0 (0 to 0)	0 (0 to 0)	0 (0 to 0)	0 (0 to 0)	0 (0 to 0)	0 (0 to 0)	0 (0 to 0)	0 (0 to 0)	0 (0 to 0)	0 (0 to 0)	0
Otitis media	1,630 (1,140 to 2,220)	1,140 (797 to 1,550)	2,090 (1,460 to 2,850)	2,090 (1,460 to 2,850)	1,630 (1,140 to 2,220)	1,630 (1,140 to 2,220)	1,630 (1,140 to 2,220)	1,630 (1,140 to 2,220)	1,630 (1,140 to 2,220)	1,630 (1,140 to 2,220)	1,630 (1,140 to 2,220)	1,630 (1,140 to 2,220)	1,630 (1,140 to 2,220)	1,630 (1,140 to 2,220)	1,630 (1,140 to 2,220)	1,630 (1,140 to 2,220)	1,630 (1,140 to 2,220)	1,630 (1,140 to 2,220)	1,630 (1,140 to 2,220)	1,630 (1,140 to 2,220)	1,630 (1,140 to 2,220)	1,630 (1,140 to 2,220)	1,630 (1,140 to 2,220)	4,190
Enteric infections	9,800 (2,030 to 21,000)	22,600 (5,210 to 49,000)	229,000 (69,000 to 454,000)	238,000 (80,000 to 412,000)	28,000 (10,000 to 50,000)	11,000 (4,170 to 19,100)	6,490 (2,440 to 11,200)	6,490 (2,440 to 11,200)	6,490 (2,440 to 11,200)	6,490 (2,440 to 11,200)	6,490 (2,440 to 11,200)	6,490 (2,440 to 11,200)	6,490 (2,440 to 11,200)	6,490 (2,440 to 11,200)	6,490 (2,440 to 11,200)	6,490 (2,440 to 11,200)	6,490 (2,440 to 11,200)	6,490 (2,440 to 11,200)	6,490 (2,440 to 11,200)	6,490 (2,440 to 11,200)	6,490 (2,440 to 11,200)	6,490 (2,440 to 11,200)	6,490 (2,440 to 11,200)	427,000
Diarrheal diseases	9,650 (2,030 to 20,900)	21,500 (5,040 to 46,900)	221,000 (66,000 to 439,000)	232,000 (78,000 to 402,000)	14,600 (5,490 to 26,000)	6,060 (2,430 to 10,700)	4,000 (1,500 to 7,000)	4,000 (1,500 to 7,000)	4,000 (1,500 to 7,000)	4,000 (1,500 to 7,000)	4,250 (1,600 to 7,500)	5,270 (1,980 to 9,260)	5,290 (1,980 to 9,260)	4,610 (1,730 to 8,080)	4,630 (1,740 to 8,120)	4,550 (1,710 to 7,980)	4,550 (1,710 to 7,980)	4,750 (1,780 to 8,330)	3,750 (1,410 to 6,580)	3,410 (1,280 to 5,980)	2,660 (1,000 to 4,660)	1,230 (462 to 2,160)	476 (179 to 835)	1,130,000 (1,110 to 4,030)	145 (27 to 1,040)	674,000
Typhoid and paratyphoid	0 (0 to 0)	0 (0 to 0)	4,290 (1,420 to 8,200)	6,040 (2,000 to 11,500)	1,240 (411 to 2,370)	1,470 (487 to 2,810)	621 (206 to 1,190)	621 (206 to 1,190)	621 (206 to 1,190)	358 (119 to 684)	170 (56 to 325)	170 (56 to 325)	170 (56 to 325)	77.4 (26 to 148)	58.2 (19 to 111)	41.4 (14 to 79)	29.7 (10 to 57)	19.6 (6.5 to 37)	12.9 (4.3 to 24)	8.1 (2.7 to 15)	4.3 (1.4 to 8.2)	1.9 (0.6 to 3.6)	0.5 (0.2 to 1)	0.1 (0 to 0.2)	19,200
Other salmonella	9,650 (2,030 to 20,900)	21,500 (5,040 to 46,900)	217,000 (64,000 to 431,000)	226,000 (76,000 to 391,000)	13,400 (5,080 to 24,000)	4,590 (1,940 to 8,490)	3,380 (1,290 to 5,810)	3,380 (1,290 to 5,810)	3,380 (1,290 to 5,810)	3,650 (1,480 to 6,580)	4,080 (1,600 to 7,180)	5,100 (1,920 to 8,940)	5,120 (1,920 to 8,940)	4,530 (1,700 to 7,910)	4,570 (1,720 to 7,960)	4,510 (1,690 to 7,870)	4,520 (1,690 to 7,870)	4,730 (1,770 to 8,250)	3,740 (1,400 to 6,530)	3,400 (1,270 to 5,930)	2,650 (994 to 4,650)	1,230 (462 to 2,160)	476 (179 to 835)	1,130,000 (1,110 to 4,030)	145 (27 to 1,040)	674,000
Typhoid fever	0 (0 to 0)	0 (0 to 0)	4,290 (1,420 to 8,200)	6,040 (2,000 to 11,500)	1,240 (411 to 2,370)	1,470 (487 to 2,810)	621 (206 to 1,190)	621 (206 to 1,190)	621 (206 to 1,190)	358 (119 to 684)	170 (56 to 325)	170 (56 to 325)	170 (56 to 325)	77.4 (26 to 148)	58.2 (19 to 111)	41.4 (14 to 79)	29.7 (10 to 57)	19.6 (6.5 to 37)	12.9 (4.3 to 24)	8.1 (2.7 to 15)	4.3 (1.4 to 8.2)	1.9 (0.6 to 3.6)	0.5 (0.2 to 1)	0.1 (0 to 0.2)	19,200
Paratyphoid fever	0 (0 to 0)	0 (0 to 0)	0 (0 to 0)	0 (0 to 0)	0 (0 to 0)	0 (0 to 0)	0 (0 to 0)	0 (0 to 0)	0 (0 to 0)	0 (0 to 0)	0 (0 to 0)	0 (0 to 0)	0 (0 to 0)	0 (0 to 0)	0 (0 to 0)	0 (0 to 0)	0 (0 to 0)	0 (0 to 0)	0 (0 to 0)	0 (0 to 0)	0 (0 to 0)	0 (0 to 0)	0 (0 to 0)	0 (0 to 0)	0
Invasive Non-typhoidal Salmonella (iNTS)	0 (0 to 0)	0 (0 to 0)	0 (0 to 0)	0 (0 to 0)	0 (0 to 0)	0 (0 to 0)	0 (0 to 0)	0 (0 to 0)	0 (0 to 0)	0 (0 to 0)	0 (0 to 0)	0 (0 to 0)	0 (0 to 0)	0 (0 to 0)	0 (0 to 0)	0 (0 to 0)	0 (0 to 0)	0 (0 to 0)	0 (0 to 0)	0 (0 to 0)	0 (0 to 0)	0 (0 to 0)	0 (0 to 0)	0 (0 to 0)	0
Other intestinal infectious diseases	0 (0 to 0)	0 (0 to 0)	129 (1 to 353)	268 (1 to 810)	62.7 (0.6 to 187)	24.9 (0.2 to 76)	8.9 (0.1 to 27)	7.6 (0.1 to 23)	7.6 (0.1 to 23)	2.4 (0 to 7)	2.4 (0 to 7)	2.4 (0 to 7)	1.4 (0 to 4)	1.4 (0 to 4)	1.4 (0 to 4)	1.1 (0 to 3)	0.8 (0 to 2)	0.3 (0 to 1)	0.3 (0 to 1)	0.3 (0 to 1)	0.3 (0 to 1)	0.3 (0 to 1)	0.3 (0 to 1)	0 (0 to 0)	632
Malaria	9,600 (2,030 to 20,900)	21,200 (5,040 to 46,900)	176,000 (52,000 to 349,000)	208,000 (71,000 to 359,000)	43,400 (15,000 to 75,000)	34,900 (12,000 to 60,000)	31,900 (11,000 to 55,000)	36,600 (12,000 to 63,000)	23,200 (7,760 to 37,000)	21,600 (7,220 to 34,500)	21,600 (7,220 to 34,500)	17,000 (5,660 to 27,200)	16,300 (5,450 to 26,000)	14,600 (4,880 to 23,300)	13,600 (4,550 to 21,700)	13,200 (4,410 to 21,100)	12,400 (4,140 to 19,800)	10,600 (3,540 to 16,900)	9,260 (3,090 to 14,800)	6,900 (2,300 to 11,000)	4,010 (1,340 to 6,410)	2,010 (672 to 3,210)	1,040 (348 to 1,660)	196 (65 to 313)	1,130,000 (1,110 to 4,030)	812,000
Malaria	0 (0 to 11.9)	0 (0 to 0)	167,000 (53,100 to 354,000)	204,000 (71,000 to 355,000)	43,400 (15,000 to 75,000)	34,900 (12,000 to 60,000)	31,900 (11,000 to 55,000)	36,600 (12,000 to 63,000)	23,200 (7,760 to 37,000)	21,600 (7,220 to 34,500)	21,600 (7,220 to 34,500)	17,000 (5,660 to 27,200)	16,300 (5,450 to 26,000)	14,600 (4,880 to 23,300)	13,600 (4,550 to 21,700)	13,200 (4,410 to 21,100)	12,400 (4,140 to 19,800)	10,600 (3,540 to 16,900)	9,260 (3,090 to 14,800)	6,900 (2,300 to 11,000)	4,010 (1,340 to 6,410)	2,010 (672 to 3,210)	1,040 (348 to 1,660)	196 (65 to 313)	1,130,000 (1,110 to 4,030)	812,000
Chagas disease	0 (0 to 0)	0 (0 to 0)	0 (0 to 0)	0 (0 to 0)	0 (0 to 0)	0 (0 to 0)	0 (0 to 0)	0 (0 to 0)	0 (0 to 0)	0 (0 to 0)	0 (0 to 0)	0 (0 to 0)	0 (0 to 0)	0 (0 to 0)	0 (0 to 0)	0 (0 to 0)	0 (0 to 0)	0 (0 to 0)	0 (0 to 0)	0 (0 to 0)	0 (0 to 0)	0 (0 to 0)	0 (0 to 0)	0 (0 to 0)	0
Leishmaniasis	0 (0 to 0)	0 (0 to 0)	0 (0 to 0)	0 (0 to 0)	0 (0 to 0)	0 (0 to 0)	0 (0 to 0)	0 (0 to 0)	0 (0 to 0)	0 (0 to 0)	0 (0 to 0)	0 (0 to 0)	0 (0 to 0)	0 (0 to 0)	0 (0 to 0)	0 (0 to 0)	0 (0 to 0)	0 (0 to 0)	0 (0 to 0)	0 (0 to 0)	0 (0 to 0)	0 (0 to 0)	0 (0 to 0)	0 (0 to 0)	0
Schistosomiasis	0 (0 to 0)	0 (0 to 0)	0 (0 to 0)	0 (0 to 0)	0 (0 to 0)	0 (0 to 0)	0 (0 to 0)	0 (0 to 0)	0 (0 to 0)	0 (0 to 0)	0 (0 to 0)	0 (0 to 0)	0 (0 to 0)	0 (0 to 0)	0 (0 to 0)	0 (0 to 0)	0 (0 to 0)	0 (0 to 0)	0 (0 to 0)	0 (0 to 0)	0 (0 to 0)	0 (0 to 0)	0 (0 to 0)	0 (0 to 0)	0
Cysticercosis	0 (0 to 0)	0 (0 to 0)	0 (0 to 0)	0 (0 to 0)	0 (0 to 0)	0 (0 to 0)	0 (0 to 0)	0 (0 to 0)	0 (0 to 0)	0 (0 to 0)	0 (0 to 0)	0 (0 to 0)	0 (0 to 0)	0 (0 to 0)	0 (0 to 0)	0 (0 to 0)	0 (0 to 0)	0 (0 to 0)	0 (0 to 0)	0 (0 to 0)	0 (0 to 0)	0 (0 to 0)	0 (0 to 0)	0 (0 to 0)	0
Cystic echinococcosis	0 (0 to 0)	0 (0 to 0)	17.4 (0.4 to 52.2)	9.9 (0.2 to 29.7)	6.1 (0.1 to 18.4)	6.1 (0.1 to 18.4)	6.1 (0.1 to 18.4)	6.1 (0.1 to 18.4)	6.1 (0.1 to 18.4)	6.1 (0.1 to 18.4)	6.1 (0.1 to 18.4)	6.1 (0.1 to 18.4)	6.1 (0.1 to 18.4)	6.1 (0.1 to 18.4)	6.1 (0.1 to 18.4)	6.1 (0.1 to 18.4)	6.1 (0.1 to 18.4)	6.1 (0.1 to 18.4)	6.1 (0.1 to 18.4)	6.1 (0.1 to 18.4)	6.1 (0.1 to 18.4)	6.1 (0.1 to 18.4)	6.1 (0.1 to 18.4)	79.9
Lymphatic filariasis	0 (0 to 0)	0 (0 to 0)	0 (0 to 0)	0 (0 to 0)	0 (0 to 0)	0 (0 to 0)	0 (0 to 0)	0 (0 to 0)	0 (0 to 0)	0 (0 to 0)	0 (0 to 0)	0 (0 to 0)	0 (0 to 0)	0 (0 to 0)	0 (0 to 0)	0 (0 to 0)	0 (0 to 0)	0 (0 to 0)	0 (0 to 0)	0 (0 to 0)	0 (0 to 0)	0 (0 to 0)	0 (0 to 0)	0 (0 to 0)	0
Onchocerciasis	0 (0 to 0)	0 (0 to 0)	0 (0 to 0)	0 (0 to 0)	0 (0 to 0)	0 (0 to 0)	0 (0 to 0)	0 (0 to 0)	0 (0 to 0)	0 (0 to 0)	0 (0 to 0)	0 (0 to 0)	0 (0 to 0)	0 (0 to 0)	0 (0 to 0)	0 (0 to 0)	0 (0 to 0)	0 (0 to 0)	0 (0 to 0)	0 (0 to 0)	0 (0 to 0)	0 (0 to 0)	0 (0 to 0)	0 (0 to 0)	0
Trachoma	0 (0 to 0)	0 (0 to 0)	9.6 (0.4 to 32.9)	69.3 (3.4 to 231)	106 (5.4 to 351)	106 (5.4 to 351)	97.2 (4.9 to 323)	97.2 (4.9 to 323)	97.2 (4.9 to 323)	97.2 (4.9 to 323)	97.2 (4.9 to 323)	97.2 (4.9 to 323)	97.2 (4.9 to 323)	97.2 (4.9 to 323)	97.2 (4.9 to 323)	97.2 (4.9 to 323)	97.2 (4.9 to 323)	97.2 (4.9 to 323)	97.2 (4.9 to 323)	97.2 (4.9 to 323)	97.2 (4.9 to 323)	97.2 (4.9 to 323)	97.2 (4.9 to 323)	0
Dengue	0 (0 to 2.2)	0 (0 to 0.5)	0 (0 to 0.6)	0 (0 to 20.1)	0 (0 to 4.4)	0 (0 to 4.4)	0 (0 to 4.4)	0 (0 to 4.4)	0 (0 to 4.4)	0 (0 to 4.4)	0 (0 to 4.4)	0 (0 to 4.4)	0 (0 to 4.4)	0 (0 to 4.4)	0 (0 to 4.4)	0 (0 to 4.4)	0 (0 to 4.4)	0 (0 to 4.4)	0 (0 to 4.4)	0 (0 to 4.4)	0 (0 to 4.4)	0 (0 to 4.4)	0 (0 to 4.4)	0 (0 to 4.4)	0
Yellow fever	0 (0 to 0.1)	0 (0 to 0)	0 (0 to 0.2)	62 (9 to 122)	100 (15 to 200)	100 (15 to 200)	84.3 (11 to 208)	84.3 (11 to 208)	84.3 (11 to 208)	47 (7 to 112)	32.3 (3 to 85)	23.6 (2 to 70)	17.9 (2 to 54)	11.5 (1 to 36)	7.1 (0 to 23)	5.1 (0 to 16)	3.6 (0 to 11)	2.7 (0 to 8)	1.8 (0 to 5)	0.8 (0 to 2)	0.2 (0 to 0.5)	0.1 (0 to 0.3)	0 (0 to 0)	642
Rabies	0 (0 to 0)	0 (0 to 0)	0 (0 to 0)	394 (146 to 1,070)	394 (146 to 1,070)	394 (146 to 1,070)	192 (71 to 522)	192 (71 to 522)	192 (71 to 522)	64.7 (24 to 176)	64.7 (24 to 176)	64.7 (24 to 176)	63 (23 to 171)	63 (23 to 171)	63 (23 to 171)	63 (23 to 171)	63 (23 to 171)	63 (23 to 171)	63 (23 to 171)	63 (23 to 171)	63 (23 to 171)	63 (23 to 171)	63 (23 to 171)	63 (23 to 171)	1,990
Intestinal nematode infections	0 (0 to 0)	0 (0 to 0)	0 (0 to



Other transport injuries	17 6 (4.9 to 32.6)	12 6 (3.1 to 32.3)	161 (39 to 419)	867 (123 to 3,200)	678 (208 to 1,600)	445 (53 to 974)	428 (51 to 948)	466 (53 to 983)	452 (58 to 943)	344 (73 to 841)	344 (78 to 819)	192 (32 to 326)	122 (11 to 333)	118 (8.6 to 295)	87.7 (5.1 to 199)	71.1 (4 to 179)	61.2 (3.3 to 161.4)	34.9 (2.9 to 96.4)	27.6 (1.9 to 84.7)	13.5 (0 to 39)	8.2 (0.5 to 6.4)	2 (0 to 2.3)	6.7 (0 to 1)	4,855
Unintentional injuries	1,643 (958 to 2,139)	2,643 (2,062 to 3,650)	1,920 (1,338 to 22,495)	27,592 (1,520 to 66,258)	17,469 (7,664 to 41,240)	8,139 (5,438 to 13,960)	8,259 (5,179 to 11,795)	8,479 (5,179 to 11,240)	8,499 (5,456 to 12,476)	8,499 (5,480 to 12,476)	8,499 (5,479 to 12,476)	8,499 (2,698 to 12,476)	8,499 (2,698 to 12,476)	8,499 (2,698 to 12,476)	8,499 (2,698 to 12,476)	8,499 (2,698 to 12,476)	8,499 (2,698 to 12,476)	8,499 (2,698 to 12,476)	8,499 (2,698 to 12,476)	8,499 (2,698 to 12,476)	8,499 (2,698 to 12,476)	8,499 (2,698 to 12,476)	8,499 (2,698 to 12,476)	8,499 (2,698 to 12,476)	8,499 (2,698 to 12,476)	8,499 (2,698 to 12,476)	8,499 (2,698 to 12,476)	8,499 (2,698 to 12,476)	114,000
Falls	284 (92.2 to 662)	424 (22.3 to 1,291)	499 (196 to 969)	1,270 (525 to 2,590)	1,260 (713 to 2,290)	1,270 (932 to 1,979)	768 (544 to 1,658)	764 (532 to 1,629)	860 (628 to 1,779)	768 (577 to 1,629)	768 (562 to 1,658)	648 (278 to 864)	604 (148 to 764)	601 (148 to 764)	593 (148 to 764)	593 (148 to 764)	593 (148 to 764)	593 (148 to 764)	593 (148 to 764)	593 (148 to 764)	593 (148 to 764)	593 (148 to 764)	593 (148 to 764)	593 (148 to 764)	593 (148 to 764)	593 (148 to 764)	593 (148 to 764)	593 (148 to 764)	17,300
Drowning	77 (77.7 to 267)	77 (22.9 to 119)	77 (21 to 220)	6,420 (3,520 to 9,990)	6,420 (4,540 to 9,320)	6,420 (4,710 to 9,030)	7,540 (5,540 to 9,990)	7,540 (5,540 to 9,990)	7,540 (5,540 to 9,990)	7,540 (5,540 to 9,990)	7,540 (5,540 to 9,990)	7,540 (5,540 to 9,990)	7,540 (5,540 to 9,990)	7,540 (5,540 to 9,990)	7,540 (5,540 to 9,990)	7,540 (5,540 to 9,990)	7,540 (5,540 to 9,990)	7,540 (5,540 to 9,990)	7,540 (5,540 to 9,990)	7,540 (5,540 to 9,990)	7,540 (5,540 to 9,990)	7,540 (5,540 to 9,990)	7,540 (5,540 to 9,990)	7,540 (5,540 to 9,990)	7,540 (5,540 to 9,990)	7,540 (5,540 to 9,990)	7,540 (5,540 to 9,990)	7,540 (5,540 to 9,990)	13,900
Fire, heat, and hot substances	100 (49.6 to 212)	87.1 (37.4 to 196)	1,630 (627 to 3,540)	4,000 (1,540 to 11,500)	3,810 (632 to 3,130)	1,810 (599 to 1,420)	779 (339 to 1,120)	627 (339 to 1,120)	622 (347 to 1,240)	613 (348 to 1,779)	573 (321 to 1,018)	548 (297 to 878)	427 (240 to 721)	396 (220 to 669)	342 (220 to 669)	312 (199 to 621)	312 (160 to 639)	342 (199 to 621)	305 (197 to 610)	256 (153 to 427)	186 (102 to 269)	82.6 (39.1 to 169)	14.3 (13.2 to 22.2)	3.4 (2.1 to 6.6)	14,900
Poisonings	1,180 (1.1 to 2,110)	1,180 (1.1 to 2,110)	1,180 (1.1 to 2,110)	9,210 (2,660 to 19,100)	9,210 (2,660 to 19,100)	9,210 (2,660 to 19,100)	9,210 (2,660 to 19,100)	9,210 (2,660 to 19,100)	9,210 (2,660 to 19,100)	9,210 (2,660 to 19,100)	9,210 (2,660 to 19,100)	9,210 (2,660 to 19,100)	9,210 (2,660 to 19,100)	9,210 (2,660 to 19,100)	9,210 (2,660 to 19,100)	9,210 (2,660 to 19,100)	9,210 (2,660 to 19,100)	9,210 (2,660 to 19,100)	9,210 (2,660 to 19,100)	9,210 (2,660 to 19,100)	9,210 (2,660 to 19,100)	9,210 (2,660 to 19,100)	9,210 (2,660 to 19,100)	9,210 (2,660 to 19,100)	9,210 (2,660 to 19,100)	9,210 (2,660 to 19,100)	9,210 (2,660 to 19,100)	9,210 (2,660 to 19,100)	9,100
Poisoning by other medicaments and drugs	11.9 (1.9 to 31.5)	8.3 (0.6 to 22.3)	163 (12.2 to 422)	4,820 (69.4 to 1,830)	4,820 (20.1 to 1,396)	4,820 (20.7 to 236)	4,820 (69.6 to 549)	4,820 (69.6 to 279)	4,820 (29.2 to 242)	4,820 (24.7 to 196)	4,820 (23.6 to 179)	4,820 (18.8 to 154)	4,820 (18.8 to 124)	4,820 (12.7 to 91.3)	4,820 (11.4 to 77.7)	4,820 (11.4 to 130)	4,820 (11.4 to 130)	4,820 (2.7 to 46.6)	4,820 (2.7 to 46.6)	4,820 (2.7 to 46.6)	4,820 (2.7 to 46.6)	4,820 (2.7 to 46.6)	4,820 (2.7 to 46.6)	4,820 (2.7 to 46.6)	4,820 (2.7 to 46.6)	4,820 (2.7 to 46.6)	4,820 (2.7 to 46.6)	4,820 (2.7 to 46.6)	4,820 (2.7 to 46.6)	1,840
Poisoning by other means	94.9 (39 to 243)	67.9 (1.8 to 196)	1,490 (342 to 3,500)	2,770 (629 to 6,630)	690 (239 to 1,580)	228 (156 to 679)	243 (69.9 to 529)	243 (69.2 to 633)	201 (69.2 to 633)	197 (62.9 to 574)	213 (62.9 to 633)	265 (62.9 to 631)	197 (70.9 to 580)	149 (61 to 367)	91 (61.4 to 267)	99.4 (42 to 196)	68.3 (42.7 to 169)	73.2 (33 to 180)	49.6 (26.9 to 69.7)	28.4 (10.9 to 82.3)	9 (3.6 to 19.4)	2.6 (0.5 to 6)	0.1 (0 to 0.1)	7,950
Exposure to mechanical forces	162 (75.2 to 339)	1,450 (1,080 to 1,980)	1,450 (1,080 to 1,980)	2,140 (1.1 to 2,610)	2,140 (1.1 to 2,610)	2,140 (954 to 3,270)	2,140 (686 to 3,220)	2,140 (686 to 1,120)	2,140 (686 to 1,120)	2,140 (686 to 1,120)	2,140 (686 to 1,120)	522 (1.1 to 2,610)	494 (1.1 to 2,610)	429 (1.1 to 2,610)	332 (1.1 to 2,610)	332 (1.1 to 2,610)	332 (1.1 to 2,610)	332 (1.1 to 2,610)	332 (1.1 to 2,610)	292 (1.1 to 2,610)	192 (1.1 to 2,610)	192 (1.1 to 2,610)	192 (1.1 to 2,610)	192 (1.1 to 2,610)	192 (1.1 to 2,610)	192 (1.1 to 2,610)	192 (1.1 to 2,610)	192 (1.1 to 2,610)	13,900
Unintentional firearm injuries	79.6 (0.4 to 990)	222 (0.3 to 990)	222 (0.4 to 2,030)	222 (0.5 to 1,810)	222 (86.7 to 644)	222 (57.4 to 343)	179 (69.4 to 417)	179 (69.7 to 399)	179 (67.9 to 340)	179 (69.2 to 397)	179 (62.7 to 397)	179 (43.3 to 249)	179 (49 to 319)	79.7 (29.4 to 156)	69.2 (29 to 134)	69.2 (29.8 to 133)	69.2 (29.8 to 143)	69 (29.7 to 97.1)	69.2 (29 to 93.1)	69.2 (13.9 to 88.9)	69.2 (8 to 39.1)	69.2 (4.1 to 18.9)	69.2 (1.6 to 9.7)	69.2 (0.1 to 6.1)	2,960
Other exposure to mechanical forces	83 (17.9 to 1,000)	83 (9.1 to 1,000)	83 (9.1 to 1,000)	83 (10.1 to 1,000)	83 (17.9 to 1,000)	83 (20.1 to 1,000)	83 (20.1 to 1,000)	83 (20.1 to 1,000)	83 (20.1 to 1,000)	83 (20.1 to 1,000)	83 (20.1 to 1,000)	83 (20.1 to 1,000)	83 (20.1 to 1,000)	83 (20.1 to 1,000)	83 (19.4 to 401)	83 (19.4 to 396)	83 (19.4 to 396)	83 (20.1 to 1,000)	83 (20.1 to 1,000)	83 (20.1 to 1,000)	83 (20.1 to 1,000)	83 (20.1 to 1,000)	83 (20.1 to 1,000)	83 (20.1 to 1,000)	83 (20.1 to 1,000)	83 (20.1 to 1,000)	83 (20.1 to 1,000)	83 (20.1 to 1,000)	13,900
Adverse effects of medical treatment	297 (129 to 369)	1.92 (0.7 to 242)	2,000 (998 to 2,740)	2,240 (999 to 2,210)	995 (291 to 1,220)	431 (290 to 778)	299 (139 to 572)	799 (353 to 1,230)	350 (160 to 671)	772 (333 to 1,290)	242 (139 to 431)	242 (138 to 419)	242 (138 to 419)	202 (137 to 444)	225 (119 to 402)	273 (139 to 476)	998 (139 to 1,160)	222 (137 to 342)	272 (130 to 344)	192 (81 to 308)	126 (79 to 195)	79 (20.5 to 117)	230 (11 to 781.9)	0.1 (0.1 to 0.1)	10,900
Animal contact	50.4 (22.7 to 76.7)	24.2 (10.7 to 37.3)	497 (277 to 1,270)	3,500 (1,120 to 7,540)	1,410 (542 to 2,570)	825 (219 to 1,640)	609 (218 to 713)	1,390 (198 to 2,770)	360 (201 to 729)	350 (179 to 647)	347 (179 to 673)	349 (182 to 673)	337 (187 to 673)	340 (181 to 611)	342 (182 to 630)	342 (182 to 630)	280 (132 to 630)	229 (127 to 426)	177 (82.7 to 293)	100 (52.1 to 178)	68.7 (29 to 154)	21.1 (11.7 to 33.3)	1.4 (0.9 to 2.3)	0.8 (0.3 to 0.9)	9,910
Venomous animal contact	7.9 (1.9 to 20)	7.9 (1.9 to 20)	7.9 (1.9 to 20)	2,120 (700 to 5,090)	1,120 (322 to 2,630)	1,120 (224 to 1,260)	1,120 (52 to 1,260)	1,120 (52 to 1,579)	1,120 (52 to 1,260)	1,120 (52 to 1,260)	1,120 (52 to 1,035)	1,120 (52 to 1,046)	1,120 (52 to 1,046)	1,120 (52 to 1,046)	1,120 (52 to 1,046)	1,120 (52 to 1,046)	1,120 (52 to 1,046)	1,120 (52 to 1,046)	1,120 (52 to 1,046)	1,120 (52 to 1,046)	1,120 (52 to 1,046)	1,120 (52 to 1,046)	1,120 (52 to 1,046)	1,120 (52 to 1,046)	1,120 (52 to 1,046)	1,120 (52 to 1,046)	1,120 (52 to 1,046)	1,120 (52 to 1,046)	7,620
Non-venomous animal contact	22.6 (7.7 to 42)	7.4 (0.3 to 30.6)	253 (77 to 647)	805 (179 to 2,190)	246 (56.6 to 786)	202 (76 to 493)	202 (51.9 to 190)	122 (9.2 to 179)	64.6 (9.2 to 179)	72.2 (47.6 to 117)	79.8 (43.6 to 140)	54.7 (31.9 to 88.3)	59.9 (32.9 to 137)	64.6 (31.6 to 98.8)	69.7 (34 to 121)	72.5 (35.4 to 148)	22.6 (20.6 to 92.3)	27.1 (7.6 to 56)	27.1 (1.6 to 47.3)	13.7 (9.7 to 20.7)	14.3 (9 to 34.6)	2.7 (2.7 to 12.3)	0.7 (0.4 to 0.9)	0.7 (0.6 to 1.2)	3,090
Foreign body	1.9 (1.9 to 20)	1.9 (1.9 to 20)	1.9 (1.9 to 20)	1,450 (1,450 to 5,030)	1,450 (1,450 to 5,030)	1,450 (1,450 to 5,030)	1,450 (1,450 to 5,030)	1,450 (1,450 to 5,030)	1,450 (1,450 to 5,030)	1,450 (1,450 to 5,030)	1,450 (1,450 to 5,030)	1,450 (1,450 to 5,030)	1,450 (1,450 to 5,030)	1,450 (1,450 to 5,030)	1,450 (1,450 to 5,030)	1,450 (1,450 to 5,030)	1,450 (1,450 to 5,030)	1,450 (1,450 to 5,030)	1,450 (1,450 to 5,030)	1,450 (1,450 to 5,030)	1,450 (1,450 to 5,030)	1,450 (1,450 to 5,030)	1,450 (1,450 to 5,030)	1,450 (1,450 to 5,030)	1,450 (1,450 to 5,030)	1,450 (1,450 to 5,030)	1,450 (1,450 to 5,030)	1,450 (1,450 to 5,030)	12,800
Foreign body in eyes	8.1 (0 to 20)	8.2 (0.7 to 20)	8.6 (1 to 20)	283 (6.2 to 46.4)	32 (1.6 to 71.4)	40.1 (1.6 to 96.3)	48.6 (17.8 to 101)	92.5 (22.8 to 198)	98.3 (22.2 to 118)	98.2 (22.8 to 154)	48.6 (22.7 to 92.2)	41.7 (21.7 to 79.9)	33.7 (19.3 to 66.9)	27 (19.9 to 42.9)	21.3 (1.3 to 32.1)	16.9 (1.6 to 24.7)	12.5 (1.7 to 19.3)	9.1 (0 to 13.1)	6.3 (0.1 to 9.1)	2.8 (0 to 9.5)	1.7 (1.1 to 2.2)	0.6 (0 to 0.9)	0.1 (0 to 0.2)	930
Foreign body in other bodypart	0.4 (0 to 3.5)	0.4 (0 to 18.3)	52 (49.7 to 57.9)	644 (21.2 to 2,040)	312 (21.2 to 668)	228 (21.2 to 554)	324 (21.2 to 671)	291 (21.2 to 518)	291 (21.2 to 518)	291 (21.2 to 518)	291 (21.2 to 518)	194 (21.2 to 394)	194 (21.2 to 394)	194 (21.2 to 394)	194 (21.2 to 271)	194 (21.2 to 271)	194 (21.2 to 271)	194 (21.2 to 271)	194 (21.2 to 271)	194 (21.2 to 271)	194 (21.2 to 271)	194 (21.2 to 271)	194 (21.2 to 271)	194 (21.2 to 271)	194 (21.2 to 271)	194 (21.2 to 271)	194 (21.2 to 271)	194 (21.2 to 271)	194 (21.2 to 271)	3,760
Environmental heat and cold exposure	22.1 (0.6 to 69.4)	12.2 (0.6 to 29.1)	1.56 (0.6 to 439)	2,860 (159 to 969)	247 (13 to 648)	167 (13 to 399)	217 (13 to 647)	346 (156 to 544)	346 (16.9 to 250)	346 (16.9 to 264)	192 (13.4 to 234)	112 (9.9 to 194)	64.8 (49.1 to 183)	69.9 (37.4 to 142)	69.9 (29 to 123)	69.2 (29.8 to 98.1)	69.2 (1.6 to 90.9)	44.1 (1.6 to 74.8)	39.5 (1.6 to 74.8)	32.5 (14.7 to 63.7)	26.3 (1.1 to 54.8)	10.6 (0.5 to 29.5)	2.7 (2.6 to 11.6)	1.6 (0.7 to 2.3)	2,400
Exposure to forces of nature	1.7 (1.1 to 1.9)	1.7 (0.4 to 2.1)	1.7 (0.6 to 2.1)	1,210 (77 to 3,710)	1,210 (161 to 1,780)	1,210 (162 to 1,740)	1,210 (69.3 to 1,710)	1,210 (77.4 to 1,740)	1,210 (69.7 to 1,740)	1,210 (62.3 to 642)	1,210 (70.1 to 1,720)	1,210 (70.7 to 1,420)	1,210 (67.1 to 1,420)	1,210 (67.1 to 76.7)	1,210 (21.1 to 96.4)	1,210 (20.1 to 91)	1,210 (19.4 to 23.9)	1,210 (17.4 to 20.1)	1,210 (17.4 to 20.1)	1,210 (17.4 to 20.1)	1,210 (17.4 to 20.1)	1,210 (17.4 to 20.1)	1,210 (17.4 to 20.1)	1,210 (17.4 to 20.1)	1,210 (17.4 to 20.1)	1,210 (17.4 to 20.1)	1,210 (17.4 to 20.1)	1,210 (17.4 to 20.1)	1,210 (17.4 to 20.1)	1,400
Other unintentional injuries	1,180 (99.7 to 340)	236 (14.7 to 99.1)	486 (99.6 to 1,090)	1,810 (549 to 3,090)	695 (421 to 1,740)	794 (361 to 1,430)	695 (324 to 1,210)	1,030 (289 to 561)	470 (270 to 764)	1,030 (289 to 578)	1,030 (210 to 514)	1,030 (196 to 562)	1,030 (196 to 562)	21 (196 to 361)	1,030 (19 to 341)	1,030 (196 to 366)	1,030 (87.9 to 294)	1,030 (23.3 to 238)	1,030 (86.1 to 178)	756 (43.1 to 107)	3.6 (21.9 to 50.1)	2.6 (20.4 to 34.8)	1.2 (0.6 to 1.5)	0.2 (0 to 0.3)	9,150
Other accidental threats	489 (23.2 to 731)	207 (17.9 to 262)	1,020 (12.2 to 1,810)	9,060 (4,230 to 7,910)	3,260 (2,820 to 4,370)	4,290 (3,320 to 5,960)	6,870 (4,960 to 9,290)	7,070 (4,100 to 10,200)	6,020 (4,110 to 8,290)	4,230 (3,210 to 6,890)	4,010 (2,190 to 5,840)	2,760 (1,690 to 3,990)	2,180 (1,690 to 3,000)	1,920 (1,220 to 3,000)	1,790 (1,190 to 2,700)	1,220 (900 to 2,000)	999 (639 to 1,610)	688 (339 to 1,220)	420 (270 to 631)	220 (142 to 355)	77.2 (51.9 to 113)	16.3 (11 to 23.9)	4.1 (2.2 to 8.7)	966,150
Self-harm	29.6 (9 to 29.6)	29.6 (9 to 29.6)	29.6 (9 to 29.6)	29.6 (9 to 29.6)	29.6 (9 to 29.6)	29.6 (9 to 29.6)	29.6 (9 to 29.6)	29.6 (9 to 29.6)	29.6 (9 to 29.6)	29.6 (9 to 29.6)	29.6 (9 to 29.6)	29.6 (9 to 29.6)	29.6 (9 to 29.6)	29.6 (9 to 29.6)	29.6 (9 to 29.6)	29.6 (9 to 29.6)	29.6 (9 to 29.6)	29.6 (9 to 29.6)	29.6 (9 to 29.6)	29.6 (9 to 29.6)	29.6 (9 to 29.6)	29.6 (9 to 29.6)	29.6 (9 to 29.6)	29.6 (9 to 29.6)	29.6 (9 to 29.6)	29.6 (9 to 29.6)	29.6 (9 to 29.6)	29.6 (9 to 29.6)	21,900
Self-harm by firearm	0 (0 to 0)	0 (0 to 0)	0 (0 to 0)	0 (0 to 0)	0 (0 to 0)	0 (0 to 0)	66.6 (34 to 191)	74.4 (17.9 to 204)	53.5 (24.9 to 227)	77.5 (23.3 to 184)	61.8 (29.5 to 185)	62 (19.7 to 141)	74.1 (29.9 to 175)	47.3 (17 to 109)	61 (19.6 to 117)	34.3 (12.8 to 87.8)	21.2 (1.9 to 77.6)	34.6 (11.6 to 82.8)	29.5 (12.6 to 64.8)	23.7 (10.1 to 51.4)	19.6 (8.9 to 37.4)	8.3 (2.8 to 12.1)	1.1 (0 to 2.1)	0.3 (0 to 1)	642
Self-harm by other specified means	29.6 (9 to 29.6)	29.6 (9 to 29.6)	29.6 (9 to 29.6)	29.6 (9 to 29.6)	29.6 (9 to 29.6)	29.6 (9 to 29.6)	29.6 (9 to 29.6)	29.6 (9 to 29.6)	29.6 (9 to 29.6)	29.6 (9 to 29.6)	29.6 (9 to 29.6)	29.6 (9 to 29.6)	29.6 (9 to 29.6)	29.6 (9 to 29.6)	29.6 (9 to 29.6)	29.6 (9 to 29.6)	29.6 (9 to 29.6)	29.6 (9 to 29.6)	29.6 (9 to 29.6)	29.6 (9 to 29.6)	29.6 (9 to 29.6)	29.6 (9 to 29.6)	29.6 (9 to 29.6)	29.6 (9 to 29.6)	29.6 (9 to 29.6)	29.6 (9 to 29.6)	29.6 (9 to 29.6)	29.6 (9 to 29.6)	20,200
Interpersonal violence	1.76 (0.7 to 4.5)	1.76 (1.5 to 19.3)	446 (1.66 to 1,370)	1,860 (610 to 3,940)	1,230 (572 to 1,940)	1,230 (769 to 2,030)	2,060 (1,240 to 3,840)	2,060 (1,490 to 3,460)	2,060 (1,520 to 3,170)	2,060 (1,240 to 3,380)	1,430 (954 to 2,240)	866 (563 to 1,430)	613 (340 to 761)	558 (220 to 961)	558 (141 to 312)	558 (99.9 to 141)	558 (87.9 to 137)	93.1 (43.8 to 79.4)	58.1 (29 to 93.2)	18.7 (14 to 24.1)	3.4 (0.9 to 6.1)	3.4 (1.4 to 3.2)	3.4 (0.5 to 4.3)	3.4 (0.5 to 4.3)	16,800
Physical violence by firearm	20.3 (1.7 to 79.1)	6.3 (1.1 to 31)	43.7 (21.2 to 234)	368 (99.3 to 879)	209 (65.9 to 486)	162 (52.2 to 374)	303 (196 to 760)	489 (169 to 1,130)	303 (180 to 671)	267 (99.9 to 585)	113 (62.8 to 242)	89.1 (29 to 197)	37.6 (1.6 to 82.7)	39.2 (1.9 to 77.8)	26.1 (1.6 to 67.3)	21.9 (0.9 to 42.9)	8.2 (0.5 to 19.5)	1.9 (0.5 to 7.1)	0.5 (0.5 to 1)	0.5 (0.5 to 1)	0.2 (0.1 to 0.2)	0 (0 to 0.1)	0 (0 to 0)	2,660
Physical violence by sharp object	0.4 (0 to 32.9)	0.4 (0 to 9.6)	0.4 (0 to 1.5)	379 (108 to 1,060)	0 (0 to 362)	0 (0 to 227)	154 (114 to 377)	154 (114 to 1,000)	154 (114 to 1,000)	154 (114 to 676)	154 (0 to 661)	154 (0 to 654)	154 (0 to 654)	154 (0 to 1,098)	154 (0 to 190)	154 (0 to 1,138)	154 (0 to 1,138)	21 (0 to 88.3)	154 (0 to 227)	154 (0 to 227)	154 (0 to 227)	154 (0 to 227)	154 (0 to 227)	154 (0 to 227)	154 (0 to 227)	154 (0 to 227)	154 (0 to 227)	154 (0 to 227)	154 (0 to 227)	154 (0 to 227)	3,370
Sexual violence	0 (0 to 0)	0 (0 to 0)	0 (0 to 0)	29.6 (1.9 to 81.4)	211 (127 to 331)	443 (261 to 761)	873 (459 to 1,410)	1,270 (639 to 1,850)	948 (647 to 1,410)	625 (447 to 1,200)	448 (232 to 999)	281 (202 to 629)	222 (136 to 365)	79.6 (67.7 to 193)	49.6 (49.6 to 114)	49.6 (29.9 to 76.4)	29.2 (2.3 to 59.4)	29.2 (2.3 to 59.4)	29.2 (2.3 to 59.4)	29.2 (2.3 to 59.4)	7.1 (2.6 to 9.2)	2.6 (0.6 to 5.9)	0.6 (0 to 0.6)	0 (0 to 0)	5,990
Physical violence by other means	0 (0.1 to 219)	0 (0 to 58.9)	0 (0 to 1.5)	1,460 (112 to 4,110)	1,460 (211 to 4,220)	1,460 (211 to 1,110)	1,460 (219 to 4,220)	1,460 (220 to 4,220)	1,460 (220 to 1,460)	1,460 (220 to 1,460)	1,460 (220 to 1,460)	1,460 (112 to 1,460)	1,460 (112 to 1,460)	1,460 (83.9 to 1,460)	1,460 (83.9 to 1,460)	1,460 (83.9 to 1,460)	1,460 (83.9 to 1,460)	1,460 (83.9 to 1,460)	1,460 (83.9 to 1,460)	1,460 (83.9 to 1,460)	1,460 (83.9 to 1,460)	1,460 (83.9 to 1,460)	1,460 (83.9 to 1,460)	1,460 (83.9 to 1,460)	1,460 (83.9 to 1,460)	1,460 (83.9 to 1,460)	1,460 (83.9 to 1,460)	1,460 (83.9 to 1,460)	6,460
Conflict and terrorism	2 (0.4 to 14.5)	1.12 (1.04 to 169)	466 (0.73 to 3,610)	3,240 (1,100 to 7,610)	2,300 (1,540 to 2,960)	1,340 (1,610 to 2,210)	1,460 (1,460 to 2,210)	1,460 (1,460 to 1,460)	1,460 (1,460 to 1,460)	1,460 (1,460 to 1,460)	1,460 (1,460 to 1,460)	1,460 (1,460 to 1,460)	1,460 (1,460 to 1,460)	1,460 (1,460 to 1,460)	1,460 (1,460 to 1,460)	1,460 (1,460 to 1,460)	1,460 (1,460 to 1,460)	1,460 (1,460 to 1,460)	1,460 (1,460 to 1,460)	1,460 (1,460 to 1,460)	1,460 (1,460 to 1,460)	1,460 (1,460 to 1,460)	1,460 (1,460 to 1,460)	1,460 (1,460 to 1,460)	1,460 (1,460 to 1,460)	1,460 (1,460 to 1,460)	1,460 (1,460 to 1,460)	1,460 (1,460 to 1,460)	1,460 (1,460 to 1,460)	10,400

SR Table 2b: Cabo Verde DALYS by cause and age group for females with 95% uncertainty intervals, 2019

Cause	Early Neonatal	Late Neonatal	Post Neonatal	1 to 4	5 to 9	10 to 14	15 to 19	20 to 24	25 to 29	30 to 34	35 to 39	40 to 44	45 to 49	50 to 54	55 to 59	60 to 64	65 to 69	70 to 74	75 to 79	80 to 84	85 to 89	90 to 94	95 plus	Total
All causes	2,000 (2,240 to 1,880)	1,560 (1,760 to 1,470)	2,060 (2,320 to 1,940)	1,230 (1,340 to 1,150)	1,040 (1,130 to 980)	1,020 (1,450 to 2,090)	1,080 (1,380 to 1,060)	1,230 (2,170 to 2,550)	1,360 (2,580 to 4,310)	1,540 (2,940 to 4,750)	1,660 (3,040 to 4,450)	1,790 (2,520 to 3,600)	2,000 (2,900 to 3,300)	2,300 (3,000 to 4,240)	2,600 (3,310 to 4,630)	3,000 (3,850 to 4,930)	3,500 (4,550 to 6,200)	4,000 (5,340 to 6,940)	4,200 (5,670 to 7,280)	4,200 (5,740 to 7,280)	3,940 (5,660 to 6,930)	3,310 (4,910 to 6,060)	64,200 (76% to 53%)
Communicable, maternal, neonatal, and nutritional diseases	2,000 (2,020 to 2,670)	1,560 (444 to 5,630)	2,060 (1,560 to 3,280)	1,230 (939 to 1,670)	1,040 (573 to 1,140)	1,020 (587 to 719)	1,080 (457 to 765)	1,230 (453 to 855)	1,360 (494 to 948)	1,540 (520 to 1,130)	1,660 (448 to 967)	1,790 (382 to 869)	2,000 (337 to 827)	2,300 (336 to 850)	2,600 (357 to 932)	3,000 (384 to 973)	3,500 (441 to 1,010)	4,000 (535 to 1,260)	4,200 (545 to 1,340)	4,200 (563 to 1,360)	3,940 (552 to 1,440)	3,310 (532 to 1,390)	14,600 (47.2 to 64.4)
HIV/AIDS and sexually transmitted infections	69.3 (18.8 to 181)	174 (5.24 to 46)	91.9 (47.9 to 150)	97.9 (39.6 to 182)	39.1 (19.2 to 59.1)	50.3 (27.5 to 81.2)	60.6 (39.2 to 139)	82.9 (52 to 231)	145 (79.9 to 392)	209 (120 to 539)	293 (77.4 to 537)	165 (68.3 to 400)	140 (52.9 to 338)	112 (46.4 to 342)	79.8 (30.1 to 154)	39.9 (17.1 to 97.3)	17.6 (7.49 to 39.2)	7.2 (3.2 to 16.2)	3.9 (1.8 to 8.4)	1.9 (1 to 3.4)	0.9 (0.5 to 1.7)	0.3 (0.2 to 0.5)	1,610
HIV/AIDS	69.3 (18.8 to 181)	174 (5.24 to 46)	91.9 (47.9 to 150)	96.2 (39.1 to 181)	29.4 (10.4 to 55.6)	49.6 (27.4 to 80.7)	27.1 (22.2 to 132)	27.1 (26.7 to 194)	39.5 (39 to 374)	106 (94.1 to 531)	165 (92 to 391)	152 (90.3 to 390)	232 (45.8 to 556)	159 (41.8 to 538)	127 (34.9 to 513)	67.9 (27.6 to 278)	27.1 (11.9 to 127)	16.2 (6.9 to 87.6)	6.5 (2.8 to 53.1)	3.4 (1.4 to 18.1)	1.4 (0.6 to 3.1)	0.7 (0.3 to 1.4)	1,390
HIV/AIDS - Drug-susceptible Tuberculosis	0 (0 to 0)	0 (0 to 0)	0.7 (0.4 to 0.9)	1.6 (1.6 to 1.6)	2.8 (2.8 to 2.8)	2.9 (2.9 to 2.9)	5.2 (5.2 to 5.2)	9.3 (9.3 to 9.3)	11 (11 to 11)	17 (17 to 17)	19 (19 to 19)	18.1 (18.1 to 18.1)	15.5 (15.5 to 15.5)	13.5 (9.8 to 24.4)	9.4 (6.4 to 21.4)	3.7 (2.3 to 5.7)	1.2 (1 to 2.6)	0.4 (0.4 to 1)	0.2 (0.2 to 0.5)	0.2 (0.2 to 0.5)	0.1 (0.1 to 0.2)	0 (0 to 0)	134
HIV/AIDS - Multidrug-resistant Tuberculosis without extensive drug resistance	0 (0 to 0)	0 (0 to 0)	0.6 (0.1 to 1.2)	1 (0.1 to 2.2)	0.3 (0 to 0.8)	0.4 (0 to 1.4)	0.5 (0 to 1.6)	0.6 (0.1 to 1.6)	1 (0.1 to 3.1)	1.5 (0.2 to 4.6)	1.6 (0.2 to 5.1)	1.4 (0.1 to 4.6)	1.2 (0.1 to 3.8)	0.9 (0.1 to 3.1)	0.6 (0.1 to 1.9)	0.3 (0 to 1.1)	0.1 (0 to 0.5)	0.1 (0 to 0.3)	0 (0 to 0.2)	0 (0 to 0.1)	0 (0 to 0.1)	0 (0 to 0)	12
HIV/AIDS - Extensively drug-resistant Tuberculosis	0 (0 to 0)	0 (0 to 0)	0 (0 to 0)	0 (0 to 0)	0 (0 to 0)	0 (0 to 0)	0 (0 to 0)	0 (0 to 0)	0 (0 to 0)	0 (0 to 0)	0 (0 to 0)	0 (0 to 0)	0 (0 to 0)	0 (0 to 0)	0 (0 to 0)	0 (0 to 0)	0 (0 to 0)	0 (0 to 0)	0 (0 to 0)	0 (0 to 0)	0 (0 to 0)	0 (0 to 0)	0 (0 to 0)	0-2
HIV/AIDS resulting in other diseases	0 (0 to 0)	48.1 (20.3 to 94.9)	86.2 (46.9 to 146)	29.4 (12.4 to 52.7)	44.6 (21.4 to 75)	21=1 (19.1 to 127)	45=1 (19.1 to 167)	113 (24.6 to 364)	167 (40.2 to 514)	166 (43.9 to 479)	135 (40.3 to 372)	117 (32.9 to 312)	95.9 (30.1 to 227)	60.6 (21.9 to 142)	39.7 (11.9 to 91.2)	23.7 (7.5 to 55.9)	14.6 (4.7 to 35.9)	5.8 (1.9 to 14.5)	3 (1 to 7.7)	1.2 (0.5 to 3)	0.6 (0.2 to 1.4)	0.2 (0 to 0.5)	1,230
Sexually transmitted infections excluding HIV	69.3 (18.8 to 181)	174 (5.24 to 46)	374 (191 to 627)	1.7 (0.4 to 4.1)	0.7 (0.1 to 1.7)	0.7 (0.1 to 1.7)	0.8 (0.1 to 2)	0.9 (0.2 to 2.2)	1.1 (0.2 to 2.6)	1.2 (0.2 to 3.1)	1.3 (0.2 to 3.2)	1.2 (0.2 to 3.1)	1.1 (0.2 to 2.8)	0.9 (0.2 to 2.3)	0.7 (0.2 to 1.8)	0.5 (0.2 to 1.2)	0.3 (0.1 to 0.8)	0.2 (0.1 to 0.5)	0.1 (0.1 to 0.3)	0.1 (0.1 to 0.2)	0 (0 to 0.1)	0 (0 to 0.1)	231
Syphilis	69.3 (18.8 to 181)	174 (5.24 to 46)	374 (191 to 627)	1.7 (0.4 to 4.1)	0.7 (0.2 to 1.6)	0.7 (0.1 to 1.7)	0.8 (0.1 to 2)	0.9 (0.2 to 2.2)	1.1 (0.2 to 2.6)	1.2 (0.2 to 3.1)	1.3 (0.2 to 3.2)	1.2 (0.2 to 3.1)	1.1 (0.2 to 2.8)	0.9 (0.2 to 2.3)	0.7 (0.2 to 1.8)	0.5 (0.2 to 1.2)	0.3 (0.1 to 0.8)	0.2 (0.1 to 0.5)	0.1 (0.1 to 0.3)	0.1 (0.1 to 0.2)	0 (0 to 0.1)	0 (0 to 0.1)	122
Chlamydial infection	0 (0 to 0)	0 (0 to 0)	0 (0 to 0)	0 (0 to 0)	0 (0 to 0)	0 (0 to 0)	0 (0 to 0)	0 (0 to 0)	0 (0 to 0)	0 (0 to 0)	0 (0 to 0)	0 (0 to 0)	0 (0 to 0)	0 (0 to 0)	0 (0 to 0)	0 (0 to 0)	0 (0 to 0)	0 (0 to 0)	0 (0 to 0)	0 (0 to 0)	0 (0 to 0)	0 (0 to 0)	0 (0 to 0)	0
Gonococcal infection	0 (0 to 0)	0 (0 to 0)	0 (0 to 0)	0 (0 to 0)	0 (0 to 0)	0 (0 to 0)	0 (0 to 0)	0 (0 to 0)	0 (0 to 0)	0 (0 to 0)	0 (0 to 0)	0 (0 to 0)	0 (0 to 0)	0 (0 to 0)	0 (0 to 0)	0 (0 to 0)	0 (0 to 0)	0 (0 to 0)	0 (0 to 0)	0 (0 to 0)	0 (0 to 0)	0 (0 to 0)	0 (0 to 0)	0
Trichomoniasis	0 (0 to 0)	0 (0 to 0)	0 (0 to 0)	0 (0 to 0)	0 (0 to 0)	0 (0 to 0)	0 (0 to 0)	0 (0 to 0)	0 (0 to 0)	0 (0 to 0)	0 (0 to 0)	0 (0 to 0)	0 (0 to 0)	0 (0 to 0)	0 (0 to 0)	0 (0 to 0)	0 (0 to 0)	0 (0 to 0)	0 (0 to 0)	0 (0 to 0)	0 (0 to 0)	0 (0 to 0)	0 (0 to 0)	0
Genital herpes	0 (0 to 0)	0 (0 to 0)	0 (0 to 0)	0 (0 to 0)	0 (0 to 0)	0 (0 to 0)	0 (0 to 0)	0 (0 to 0)	0 (0 to 0)	0 (0 to 0)	0 (0 to 0)	0 (0 to 0)	0 (0 to 0)	0 (0 to 0)	0 (0 to 0)	0 (0 to 0)	0 (0 to 0)	0 (0 to 0)	0 (0 to 0)	0 (0 to 0)	0 (0 to 0)	0 (0 to 0)	0 (0 to 0)	0
Other sexually transmitted infections	0 (0 to 0)	0 (0 to 0)	0 (0 to 0)	0 (0 to 0)	0 (0 to 0)	0 (0 to 0)	0 (0 to 0)	0 (0 to 0)	0 (0 to 0)	0 (0 to 0)	0 (0 to 0)	0 (0 to 0)	0 (0 to 0)	0 (0 to 0)	0 (0 to 0)	0 (0 to 0)	0 (0 to 0)	0 (0 to 0)	0 (0 to 0)	0 (0 to 0)	0 (0 to 0)	0 (0 to 0)	0 (0 to 0)	0
Respiratory infections and tuberculosis	71.2 (36 to 125)	224.6 (25.4 to 562.2)	651 (180 to 793)	668 (96.3 to 892)	1,060 (99 to 1,930)	1,060 (41.6 to 2,730)	1,060 (40.2 to 114)	1,060 (35.7 to 139)	1,060 (42.3 to 148)	1,060 (63.8 to 153)	1,060 (62.2 to 150)	1,060 (78.4 to 150)	1,060 (80 to 149)	1,060 (102 to 200)	1,060 (132 to 234)	1,060 (139 to 250)	1,060 (128 to 250)	1,060 (128 to 276)	1,060 (158 to 315)	1,060 (200 to 398)	1,060 (239 to 482)	1,060 (197 to 482)	3,540
Tuberculosis	0 (0 to 0)	0 (0 to 0)	38 (11 to 51.4)	0.2 (0 to 0.6)	0.4 (0.2 to 1.4)	0.4 (0.1 to 1.5)	22.1 (13 to 35.4)	45.3 (22.5 to 59.2)	39.9 (25.8 to 62.7)	39.5 (27 to 68.9)	39.2 (27 to 68.9)	39.5 (22.9 to 62.7)	40.1 (7 to 75)	40.1 (32.5 to 66.9)	39.6 (28.2 to 66.1)	39.2 (26.4 to 66.1)	40.2 (28.6 to 66.1)	40.2 (29.4 to 66.1)	40.2 (27.3 to 66.1)	40.2 (27.3 to 66.1)	40.2 (27.3 to 66.1)	40.2 (27.3 to 66.1)	797
Latent tuberculosis infection	0 (0 to 0)	0 (0 to 0)	0 (0 to 0)	0 (0 to 0)	0 (0 to 0)	0 (0 to 0)	0 (0 to 0)	0 (0 to 0)	0 (0 to 0)	0 (0 to 0)	0 (0 to 0)	0 (0 to 0)	0 (0 to 0)	0 (0 to 0)	0 (0 to 0)	0 (0 to 0)	0 (0 to 0)	0 (0 to 0)	0 (0 to 0)	0 (0 to 0)	0 (0 to 0)	0 (0 to 0)	0 (0 to 0)	0
Drug-susceptible tuberculosis	0 (0 to 0)	0 (0 to 0)	38 (11 to 51.4)	0.2 (0 to 0.6)	0.4 (0.2 to 1.4)	0.4 (0.1 to 1.5)	22.1 (13 to 35.4)	45.3 (22.5 to 59.2)	39.9 (25.8 to 62.7)	39.5 (27 to 68.9)	39.2 (27 to 68.9)	39.5 (22.9 to 62.7)	40.1 (7 to 75)	40.1 (32.5 to 66.9)	39.6 (28.2 to 66.1)	39.2 (26.4 to 66.1)	40.2 (28.6 to 66.1)	40.2 (29.4 to 66.1)	40.2 (27.3 to 66.1)	40.2 (27.3 to 66.1)	40.2 (27.3 to 66.1)	40.2 (27.3 to 66.1)	797
Multidrug-resistant tuberculosis without extensive drug resistance	0 (0 to 0)	0 (0 to 0)	0 (0 to 0.6)	0 (0 to 1.5)	0 (0 to 1.5)	0 (0 to 1.5)	0 (0 to 1.5)	0 (0 to 1.5)	0 (0 to 1.5)	0 (0 to 1.5)	0 (0 to 1.5)	0 (0 to 1.5)	0 (0 to 1.5)	0 (0 to 1.5)	0 (0 to 1.5)	0 (0 to 1.5)	0 (0 to 1.5)	0 (0 to 1.5)	0 (0 to 1.5)	0 (0 to 1.5)	0 (0 to 1.5)	0 (0 to 1.5)	0 (0 to 1.5)	52.6
Extensively drug-resistant tuberculosis	0 (0 to 0)	0 (0 to 0)	0 (0 to 0)	0 (0 to 0)	0 (0 to 0)	0 (0 to 0)	0 (0 to 0)	0 (0 to 0)	0 (0 to 0)	0 (0 to 0)	0 (0 to 0)	0 (0 to 0)	0 (0 to 0)	0 (0 to 0)	0 (0 to 0)	0 (0 to 0)	0 (0 to 0)	0 (0 to 0)	0 (0 to 0)	0 (0 to 0)	0 (0 to 0)	0 (0 to 0)	0 (0 to 0)	0.7
Lower respiratory infections	71.2 (36 to 125)	224.6 (25.4 to 562.2)	398 (122 to 734)	122 (43.6 to 208)	47.2 (29.6 to 66.8)	40.1 (19.2 to 58.3)	40.1 (19.2 to 58.3)	40.1 (26.6 to 66.2)	40.1 (26.6 to 66.2)	40.1 (31.8 to 71.7)	40.1 (21.6 to 80.4)	40.1 (27.2 to 86.7)	57.4 (27.3 to 86.7)	64.4 (35.2 to 79.4)	64.7 (32 to 121)	64.7 (33.1 to 146)	139 (64.7 to 167)	128 (64.2 to 189)	146 (93.4 to 206)	174 (110 to 246)	235 (124 to 425)	232 (129 to 326)	2,550 (49.5 to 139)
Upper respiratory infections	0 (0 to 0)	0.2 (0.1 to 0.3)	3.8 (2.1 to 6.2)	16.7 (9.5 to 27.2)	18.2 (10 to 31.7)	19.6 (9.6 to 32.1)	19.6 (9.6 to 32.1)	19.6 (9 to 29.4)	19.6 (9.6 to 29.4)	19.6 (9.6 to 29.4)	19.6 (9.6 to 29.4)	19.6 (9.6 to 29.4)	17.3 (4.5 to 29.4)	7.1 (3.5 to 11.3)	3.6 (3 to 9.4)	1.2 (0.5 to 2.7)	1.2 (1 to 2.9)	1.2 (0.9 to 2.2)	1.2 (0.6 to 2.1)	1.2 (0.6 to 2.1)	1.2 (0.6 to 2.1)	0.4 (0.3 to 1)	177
Otitis media	0 (0 to 0)	0 (0 to 0)	1.2 (0.4 to 2.2)	0.6 (0.2 to 1.7)	0.4 (0.1 to 1.3)	0.4 (0.1 to 1.4)	0.4 (0.2 to 1.2)	0.4 (0.2 to 1.1)	0.4 (0.2 to 1.1)	0.4 (0.2 to 1.1)	0.4 (0.2 to 1.1)	0.4 (0.2 to 1.1)	0.4 (0.2 to 1.1)	0.3 (0.1 to 0.8)	0.3 (0.1 to 0.8)	0.2 (0.1 to 0.6)	0.2 (0.1 to 0.5)	0.2 (0.1 to 0.5)	0.2 (0.1 to 0.5)	0.2 (0.1 to 0.5)	0.2 (0.1 to 0.5)	0.2 (0.1 to 0.5)	62.4
Enteric infections	13.9 (6.07 to 27.4)	23.7 (9.42 to 52.2)	236 (99.6 to 473)	251 (120 to 461)	128 (84.9 to 187)	89.6 (55.1 to 130)	89.6 (42.2 to 87.8)	39.1 (27.9 to 65.4)	34.5 (27.2 to 61)	32.8 (27.2 to 57.8)	32.8 (27.2 to 57.8)	32.8 (27.2 to 57.8)	32.8 (27.2 to 57.8)	32.8 (27.2 to 57.8)	32.8 (27.2 to 57.8)	32.8 (27.2 to 57.8)	32.8 (27.2 to 57.8)	32.8 (27.2 to 57.8)	32.8 (27.2 to 57.8)	32.8 (27.2 to 57.8)	32.8 (27.2 to 57.8)	32.8 (27.2 to 57.8)	1,520
Diarrheal diseases	13.9 (6.07 to 27.4)	22.9 (9.42 to 51.4)	236 (74.1 to 468)	251 (91.7 to 452)	128 (77.3 to 171)	89.6 (39.2 to 62.4)	89.6 (39.2 to 62.4)	39.1 (26.4 to 60.7)	34.5 (27.2 to 60.7)	32.8 (29.3 to 70.3)	32.8 (29.4 to 68.2)	32.8 (29.4 to 68.2)	32.8 (29.4 to 68.2)	32.8 (29.4 to 68.2)	32.8 (29.4 to 68.2)	32.8 (27.3 to 75.4)	32.8 (26.9 to 68.4)	32.8 (26.9 to 68.4)	32.8 (26.9 to 68.4)	32.8 (26.9 to 68.4)	32.8 (26.9 to 68.4)	32.8 (26.9 to 68.4)	1,170
Typhoid and paratyphoid	0 (0 to 0)	0 (0 to 0)	0.2 (0.2 to 0.4)	0.2 (0 to 0.6)	0.2 (0 to 0.6)	0.2 (0 to 0.6)	0.2 (0 to 0.6)	0.2 (0 to 0.6)	0.2 (0 to 0.6)	0.2 (0 to 0.6)	0.2 (0 to 0.6)	0.2 (0 to 0.6)	0.2 (0 to 0.6)	0.2 (0 to 0.6)	0.2 (0 to 0.6)	0.2 (0 to 0.6)	0.2 (0 to 0.6)	0.2 (0 to 0.6)	0.2 (0 to 0.6)	0.2 (0 to 0.6)	0.2 (0 to 0.6)	0.2 (0 to 0.6)	232
Typhoid fever	0 (0 to 0)	0 (0 to 0)	0.2 (0.1 to 0.4)	0.2 (0 to 0.6)	0.2 (0 to 0.6)	0.2 (0 to 0.6)	0.2 (0 to 0.6)	0.2 (0 to 0.6)	0.2 (0 to 0.6)	0.2 (0 to 0.6)	0.2 (0 to 0.6)	0.2 (0 to 0.6)	0.2 (0 to 0.6)	0.2 (0 to 0.6)	0.2 (0 to 0.6)	0.2 (0 to 0.6)	0.2 (0 to 0.6)	0.2 (0 to 0.6)	0.2 (0 to 0.6)	0.2 (0 to 0.6)	0.2 (0 to 0.6)	0.2 (0 to 0.6)	232
Paratyphoid fever	0 (0 to 0)	0 (0 to 0)	0 (0 to 0)	0 (0 to 0)	0 (0 to 0)	0 (0 to 0)	0 (0 to 0)	0 (0 to 0)	0 (0 to 0)	0 (0 to 0)	0 (0 to 0)	0 (0 to 0)	0 (0 to 0)	0 (0 to 0)	0 (0 to 0)	0 (0 to 0)	0 (0 to 0)	0 (0 to 0)	0 (0 to 0)	0 (0 to 0)	0 (0 to 0)	0 (0 to 0)	0 (0 to 0)	1.1
Invasive Non-typhoidal Salmonella (iNTS)	0 (0 to 0)	0 (0 to 0)	0.9 (0.4 to 1.5)	21.8 (8.7 to 36.2)	16.1 (4.1 to 27.7)	2.1 (0.4 to 4.6)	1.9 (0.4 to 4.1)	1.8 (0.4 to 4.1)	1.8 (0.4 to 4.1)	1.8 (0.4 to 4.1)	1.8 (0.4 to 4.1)	1.8 (0.4 to 4.1)	1.8 (0.4 to 4.1)	1.8 (0.4 to 4.1)	1.8 (0.4 to 4.1)	1.8 (0.4 to 4.1)	1.8 (0.4 to 4.1)	1.8 (0.4 to 4.1)	1.8 (0.4 to 4.1)	1.8 (0.4 to 4.1)	1.8 (0.4 to 4.1)	1.8 (0.4 to 4.1)	115
Other intestinal infectious diseases	0 (0 to 0)	0 (0 to 0)	0.5 (0.1 to 1.1)	0.5 (0 to 1.3)	0.2 (0 to 0.6)	0.1 (0 to 0.2)	0.1 (0 to 0.2)	0.1 (0 to 0.1)	0.1 (0 to 0.1)	0.1 (0 to 0.1)	0.1 (0 to 0.1)	0.1 (0 to 0.1)	0.1 (0 to 0.1)	0.1 (0 to 0.1)	0.1 (0 to 0.1)	0.1 (0 to 0.1)	0.1 (0 to 0.1)	0.1 (0 to 0.1)	0.1 (0 to 0.1)	0.1 (0 to 0.1)	0.1 (0 to 0.1)	0.1 (0 to 0.1)	1.8
Neglected tropical diseases and malaria	4 (1.9 to 12.4)	19.6 (11.1 to 98.2)	149 (70.7 to 283)	150 (26.4 to 466)	53.4 (29.6 to 95.7)	29.9 (16.5 to 53.6)	27.9 (15.2 to 50.3)	29.5 (15.2 to 57.2)	39.5 (19.6 to 79.5)	39.5 (17.6 to 74.4)	35.9 (14.6 to 68.8)	35.9 (14.6 to 68.8)	23.1 (12.9 to 46.1)	22.6 (7.9 to 52.3)	24.3 (10.1 to 51.3)	21.1 (9.2 to 45.3)	19.1 (8.6 to 39.9)	14.2 (6.4 to 29.9)	12.3 (5.9 to 23.3)	7.4 (3.9 to 13.3)	3 (1.4 to 5.1)	1.6 (0.9 to 2.6)	788
Malaria	0 (0 to 0)	15.4 (0.9 to 46.4)	116 (0.3 to 369)	88 (1.4 to 422)	9.3 (0.5 to 19.6)	10.1 (0.5 to 24.5)	21 (0.4 to 56.5)	19.4 (0.4 to 79.4)	15.2 (0.4 to 51.2)	15.5 (0.5 to 56.4)	13.7 (0.5 to 53.9)	13.7 (0.5 to 53.9)	7.5 (0.2 to 28.6)	7.5 (0.2 to 31)	7.1 (0.3 to 23.6)	5.6 (0.3 to 19.6)	3.5 (0.2 to 13.6)	3.3 (0.2 to 13.4)	1.4 (0.1 to 5.4)	0.7 (0.1 to 2.6)	0.2 (0 to 0.7)	0.1 (0 to 0.4)	270
Chagas disease	0 (0 to 0)	0 (0 to 0)	0 (0 to 0)	0 (0 to 0)	0 (0 to 0)	0 (0 to 0)	0 (0 to 0)	0 (0 to 0)	0 (0 to 0)	0 (0 to 0)	0 (0 to 0)	0 (0 to 0)	0 (0 to 0)	0 (0 to 0)	0 (0 to 0)	0 (0 to 0)	0 (0 to 0)	0 (0 to 0)	0 (0 to 0)	0 (0 to 0)	0 (0 to 0)	0 (0 to 0)	0 (0 to 0)	0
Leishmaniasis	0 (0 to 0)	0 (0 to 0)	0 (0 to 0)	0 (0 to 0)	0 (0 to 0)	0 (0 to 0)	0 (0 to 0)	0 (0 to 0)	0 (0 to 0)	0 (0 to 0)	0 (0 to 0)	0 (0 to 0)	0 (0 to 0)	0 (0 to 0)	0 (0 to 0)	0 (0 to 0)	0 (0 to 0)	0 (0 to 0)	0 (0 to 0)	0 (0 to 0)	0 (0 to 0)	0 (0 to 0)	0 (0 to 0)	0
Visceral leishmaniasis	0 (0 to 0)	0 (0 to 0)	0 (0 to 0)	0 (0 to 0)	0 (0 to 0)	0 (0 to 0)	0 (0 to 0)	0 (0 to 0)	0 (0 to 0)	0 (0 to 0)	0 (0 to 0)	0 (0 to 0)	0 (0 to 0)	0 (0 to 0)	0 (0 to 0)	0 (0 to 0)	0 (0 to 0)	0 (0 to 0)	0 (0 to 0)	0 (0 to 0)	0 (0 to 0)	0 (0 to 0)	0 (0 to 0)	0
Cutaneous and mucocutaneous leishmaniasis	0 (0 to 0)	0 (0 to 0)	0 (0 to 0)	0 (0 to 0)	0 (0 to 0)	0 (0 to 0)	0 (0 to 0)	0 (0 to 0)	0 (0 to 0)	0 (0 to 0)	0 (0 to 0)	0 (0 to 0)	0 (0 to 0)	0 (0 to 0)	0 (0 to 0)	0 (0 to 0)	0 (0 to 0)	0 (0 to 0)	0 (0 to 0)	0 (0 to 0)	0 (0 to 0)	0 (0 to 0)	0 (0 to 0)	0
African trypanosomiasis	0 (0 to 0)	0 (0 to 0)	0 (0 to 0)	0 (0 to 0)	0 (0 to 0)	0 (0 to 0)	0 (0 to 0)	0 (0 to 0)	0 (0 to 0)	0 (0 to 0)	0 (0 to 0)	0 (0 to 0)	0 (0 to 0)	0 (0 to 0)	0 (0 to 0)	0 (0 to 0)	0 (0 to 0)	0 (0 to 0)	0 (0 to 0)	0 (0 to 0)	0 (0 to 0)	0 (0 to 0)	0 (0 to 0)	0
Schistosomiasis	0 (0 to 0)	0 (0 to 0)	0 (0 to 0)	0 (0 to 0)	0 (0 to 0)	0 (0 to 0)	0 (0 to 0)	0 (0 to 0)	0 (0 to 0)	0 (0 to 0)	0 (0 to 0)	0 (0 to 0)	0 (0 to 0)	0 (0 to 0)	0 (0 to 0)	0 (0 to 0)	0 (0 to 0)	0 (0 to 0)	0 (0 to 0)	0 (0 to 0)	0 (0 to 0)	0 (0 to 0)	0 (0 to 0)	0
Cysticercosis	0 (0 to 0)	0 (0 to 0)	0 (0 to 0)	0 (0 to 0)	0 (0 to 0)	0 (0 to 0)	0 (0 to 0)	0 (0 to 0)	0 (0 to 0)	12.9 (4.4 to 29.9)	12.9 (4.4 to 29.9)	12.9 (4.4 to 29.9)	12.9 (4.4 to 29.9)	12.9 (4.4 to 29.9)	12.9 (4.4 to 29.9)	12.9 (4.4 to 29.9)	12.9 (4.4 to 29.9)	12.9 (4.4 to 29.9)	12.9 (4.4 to 29.9)	12.9 (4.4 to 29.9)	12.9 (4.4 to 29.9)	12.9 (4.4 to 29.9)	154
Cystic echinococcosis	0 (0 to 0)	0 (0 to 0)	0 (0 to 0)	0 (0 to 0.4)	0 (0 to 0.4)	0 (0 to 0.3)	0 (0 to 0.4)	0 (0 to 0.4)	0 (0 to 0.4)	0 (0 to 0.4)	0 (0 to 0.4)	0 (0 to 0.4)	0 (0 to 0.3)	0 (0 to 0.3)	0 (0 to 0.3)	0 (0 to 0.3)	0 (0 to 0.4)	0 (0 to 0.4)	0 (0 to 0.2)	0 (0 to 0.2)	0 (0 to 0.2)	0 (0 to 0.2)	0 (0 to 0.1)	2-4
Lymphatic filariasis	0 (0 to 0)	0 (0 to 0)	0 (0 to 0)	0 (0 to 0)	0 (0 to 0)	0 (0 to 0)	0 (0 to 0)	0 (0 to 0)	0 (0 to 0)	0 (0 to 0)	0 (0 to 0)	0 (0 to 0)	0 (0 to 0)	0 (0 to 0)	0 (0 to 0)	0 (0 to 0)	0 (0 to 0)	0 (0 to 0)	0 (0 to 0)	0 (0 to 0)	0 (0 to 0)	0 (0 to 0)	0 (0 to 0)	0
Onchocerciasis	0 (0 to 0)	0 (0 to 0)	0 (0 to 0)	0 (0 to 0)	0 (0 to 0)	0 (0 to 0)	0 (0 to 0)	0 (0 to 0)	0 (0 to 0)	0 (0 to 0)	0 (0 to 0)	0 (0 to 0)	0 (0 to 0)	0 (0 to 0)	0 (0 to 0)	0 (0 to 0)	0 (0 to 0)	0 (0 to 0)	0 (0 to 0)	0 (0 to 0)	0 (0 to 0)	0 (0 to 0)	0 (0 to 0)	0
Trachoma	0 (0 to 0)	0 (0 to 0)	0 (0 to 0)	0 (0 to 0)	0 (0 to 0)	0 (0 to 0)	0 (0 to 0)	0 (0 to 0)	0 (0 to 0)	0 (0 to 0)	0 (0 to 0)	0 (0 to 0)	0 (0 to 0)	0 (0 to 0)	0 (0 to 0)	0 (0 to 0)	0 (0 to 0)	0 (0 to 0)	0 (0 to 0)	0 (0 to 0)	0 (0 to 0)	0 (0 to 0)	0 (0 to 0)	0
Dengue	0 (0 to 0)	0 (0 to 0)	0.2 (0 to 0.7)	0.7 (0 to 2.6)	1.6 (0 to 5.5)	1.6 (0 to 5.7)	1.4 (0 to 4.5)	1.3 (0 to 4.2)	1.2 (0 to 4)	1.1 (0 to 3.6)	1.1 (0 to 3.1)	0.9 (0 to 2.4)	0.9 (0 to 2.1)	0.9 (0 to 2.2)	0.8 (0 to 2.1)	0.7 (0 to 1.6)	0.6 (0 to 1.4)	0.5 (0 to 1.2)	0.4 (0 to 0.9)	0.3 (0 to 0.6)	0.2 (0 to 0.4)	0.2 (0 to 0.4)	18-1
Yellow fever	0 (0 to 0)	0 (0 to 0)	0 (0 to 0)	0 (0 to 0)	0 (0 to 0)	0 (0 to 0)	0 (0 to 0)	0 (0 to 0)	0 (0 to 0)	0 (0 to 0)	0 (0 to 0)	0 (0 to 0)	0 (0 to 0)	0 (0 to 0)	0 (0 to 0)	0 (0 to 0)	0 (0 to 0)	0 (0 to 0)	0 (0 to 0)	0 (0 to 0)	0 (0 to 0)	0 (0 to 0)	0 (0 to 0)	0
Rabies	0 (0 to 0)	0 (0 to 0)	0 (0 to 0.1)	2.3 (0.1 to 9.2)	1.8 (0.1 to 8.2)	1.2 (0.1 to 5.7)	1.3 (0.1 to 6)	0.7 (0.1 to 3.6)	0.4 (0 to 1.8)	0.4 (0 to 1.8)	0.3 (0 to 1.4)	0.2 (0 to 1.7)	0.2 (0 to 1.3)	0.2 (0 to 1.2)	0.2 (0 to 0.8)	0.1 (0 to 0.6)	0.1 (0 to 0.4)	0.1 (0 to 0.3)	0 (0 to 0.2)	0 (0 to 0.1)	0 (0 to 0.1)	0 (0 to 0.1)	19-9
Intestinal nematode infections	0 (0 to 0)	0 (0 to 0)	0.2 (0 to 0.4)	0.4 (0 to 1.1)	0.3 (0 to 0.8)	0.2 (0 to 0.5)	0.2 (0 to 0.5)	0.2 (0 to 0.5)	0.2 (0 to 0.5)	0.2 (0 to 0.5)	0.2 (0 to 0.5)	0.2 (0 to 0.5)	0.1 (0 to 0.4)	0.1 (0 to 0.3)	0.1 (0 to 0.3)	0.1 (0 to 0.2)	0.1 (0 to 0.2)	0.1 (0 to 0.2)	0 (0 to 0.1)	0 (0 to 0.1)	0 (0 to 0.1)	0 (0 to 0.1)	36-3
Ascariasis	0 (0 to 0)	0 (0 to 0)	0 (0 to 0)	0 (0 to 0.3)	0 (0 to 0.1)	0 (0 to 0.4)	0 (0 to 0.1)	0 (0 to 0.1)	0 (0 to 0.1)	0 (0 to 0.1)	0 (0 to 0.1)	0 (0 to 0.1)	0 (0 to 0.1)	0 (0 to 0.1)	0 (0 to 0.1)	0 (0 to 0.1)	0 (0 to 0.1)	0 (0 to 0.1)	0 (0



Osteoarthritis other	0 (0 to 0)	0 (0 to 0)	0 (0 to 0)	0 (0 to 0)	0 (0 to 0)	0 (0 to 0)	0 (0 to 0)	0 (0 to 0)	0 (0 to 0)	0·1 (0 to 0·3)	0·7 (0·2 to 1·7)	1·7 (0·6 to 3·9)	3·1 (1·2 to 6·8)	5·1 (2·2 to 10·7)	7 (3·1 to 15·3)	8·2 (3·7 to 17·4)	6·8 (3·3 to 14·4)	4·8 (2·3 to 9·7)	4·4 (2·2 to 8·9)	5·1 (2·5 to 10·5)	3 (1·5 to 6·2)	1·3 (0·7 to 2·5)	0·6 (0·3 to 1·1)	51·8
Low back pain	0 (0 to 0)	0 (0 to 0)	0 (0 to 0)	0 (0 to 0)	18·1 (8·2 to 32)	73·8 (43·2 to 122)	98·4 (57·8 to 157)	98·7 (56·5 to 161)	115 (65·7 to 182)	142 (78·6 to 222)	155 (93·9 to 241)	145 (87·7 to 226)	146 (88·3 to 234)	165 (99 to 262)	170 (103 to 260)	164 (104 to 246)	123 (78 to 187)	80·8 (50·7 to 121)	63·3 (38·9 to 97)	61·3 (38·6 to 92·1)	31·5 (19·7 to 45·9)	11·6 (7·3 to 17·3)	4·7 (2·9 to 6·9)	1,870
Neck pain	0 (0 to 0)	0 (0 to 0)	0 (0 to 0)	0 (0 to 0)	0·8 (0·2 to 1·8)	4·3 (1·7 to 9·2)	9·3 (3·8 to 17·8)	14·1 (6 to 27·9)	21·4 (9·7 to 42·8)	32·9 (15·2 to 65·6)	37·3 (18·5 to 65·2)	37·3 (18·5 to 67·9)	39·2 (19·3 to 70·2)	37·3 (18·4 to 70)	34·7 (16 to 63·6)	28·9 (14 to 51)	18 (9·1 to 30·2)	10·2 (5·4 to 17·6)	7·5 (3·7 to 14)	7·1 (3·4 to 12·6)	3·7 (1·9 to 6·5)	1·4 (0·7 to 2·3)	0·6 (0·3 to 1·1)	346
Gout	0 (0 to 0)	0 (0 to 0)	0 (0 to 0)	0 (0 to 0)	0 (0 to 0)	0 (0 to 0)	0 (0 to 0·1)	0·2 (0·1 to 0·3)	0·4 (0·2 to 0·8)	0·8 (0·4 to 1·4)	1 (0·2 to 2·3)	1·2 (0·4 to 2·4)	1·4 (0·5 to 2·7)	1·8 (0·7 to 3·5)	2·1 (0·9 to 3·8)	2·2 (0·9 to 4·1)	2 (0·9 to 3·4)	1·4 (0·6 to 2·5)	1·3 (0·6 to 2·1)	1·4 (0·6 to 2·5)	0·8 (0·4 to 1·4)	0·3 (0·2 to 0·5)	0·1 (0·1 to 0·2)	18·4
Other musculoskeletal disorders	0 (0 to 0)	0 (0 to 0)	0 (0 to 0)	0 (0 to 0)	0·7 (0·4 to 1·2)	4·6 (2·2 to 8·4)	29·1 (16·8 to 44·6)	49·7 (28·4 to 79·6)	90 (52·7 to 139)	119 (70·6 to 186)	103 (62·6 to 156)	100 (63 to 151)	89·6 (57·4 to 135)	90 (55·1 to 138)	87 (52·8 to 132)	78·4 (45 to 123)	54·8 (32·5 to 83·9)	32·2 (18·1 to 51·8)	24·9 (14·9 to 38·3)	20·5 (10·1 to 34·9)	8·1 (3·5 to 13·9)	1·6 (0·5 to 3·5)	0·4 (0·1 to 0·9)	984
Other non-communicable diseases	262 (135 to 477)	92·7 (45·4 to 173)	523 (221 to 953)	268 (144 to 448)	148 (105 to 203)	139 (96·3 to 192)	211 (145 to 303)	405 (273 to 594)	626 (418 to 913)	746 (515 to 1,050)	670 (463 to 945)	521 (353 to 730)	421 (285 to 586)	360 (237 to 500)	286 (195 to 395)	228 (156 to 322)	153 (105 to 214)	92·1 (65·2 to 126)	69·6 (49 to 95·8)	79·2 (57·2 to 105)	38·2 (27·8 to 50·9)	14·6 (10·6 to 19)	6·6 (4·7 to 8·8)	6,360
Congenital birth defects	260 (133 to 475)	87·1 (40·9 to 166)	431 (153 to 839)	136 (62·3 to 257)	46·7 (31 to 71·7)	35·9 (22·9 to 53)	28·4 (17·9 to 43·6)	24·7 (15·4 to 37·2)	22·3 (14·5 to 33·7)	19·9 (12·8 to 30)	15·6 (9·9 to 23)	11·7 (7·3 to 17·7)	9·4 (6 to 13·8)	8·4 (5·3 to 12·9)	7·6 (4·7 to 11·4)	6 (3·8 to 9)	3·8 (2·4 to 5·7)	1·6 (1 to 2·6)	1·2 (0·7 to 2)	1·2 (0·7 to 2)	0·6 (0·3 to 1)	0·2 (0·1 to 0·4)	0·1 (0 to 0·2)	1,160
Neural tube defects	60·7 (17·5 to 152)	11·4 (2·6 to 31·9)	52·2 (9·2 to 158)	22·9 (4·2 to 66·9)	4·4 (2·5 to 8·2)	3·4 (2·1 to 5·3)	2·6 (1·6 to 4·1)	2·1 (1·3 to 3)	1·8 (1·1 to 2·6)	1·4 (0·9 to 2)	1 (0·6 to 1·5)	0·7 (0·4 to 1)	0·5 (0·3 to 0·7)	0·4 (0·2 to 0·6)	0·3 (0·2 to 0·5)	0·2 (0·1 to 0·4)	0·2 (0·1 to 0·4)	0 (0 to 0·1)	0 (0 to 0)	0 (0 to 0)	0 (0 to 0)	0 (0 to 0)	0 (0 to 0)	166
Congenital heart anomalies	43·5 (13·5 to 106)	25 (7·8 to 61·1)	125 (28·5 to 312)	33·2 (9·1 to 81·8)	9·7 (4 to 20·5)	7·3 (3 to 15·1)	5 (1·8 to 11)	4·6 (1·7 to 10·3)	3·9 (1·5 to 8·7)	3 (1·2 to 5·9)	2·4 (0·9 to 4·9)	1·9 (0·7 to 3·9)	1·2 (0·5 to 2·4)	1 (0·4 to 1·9)	1 (0·4 to 1·8)	0·7 (0·3 to 1·4)	0·5 (0·2 to 0·9)	0·1 (0 to 0·3)	0·1 (0 to 0·2)	0·1 (0 to 0·2)	0 (0 to 0·1)	0 (0 to 0)	0 (0 to 0)	269
Orofacial clefts	1·9 (0·4 to 6·8)	0·8 (0·2 to 2·7)	4 (0·8 to 14·1)	1·4 (0·6 to 2·4)	0·8 (0·2 to 1·6)	0·7 (0·2 to 1·6)	0·7 (0·2 to 1·5)	0·7 (0·2 to 1·4)	0·7 (0·2 to 1·4)	0·6 (0·1 to 1·4)	0·5 (0·1 to 1·1)	0·4 (0·1 to 0·8)	0·3 (0·1 to 0·7)	0·3 (0·1 to 0·6)	0·3 (0·1 to 0·6)	0·2 (0·1 to 0·5)	0·2 (0 to 0·3)	0·1 (0 to 0·2)	0·1 (0 to 0·2)	0·1 (0 to 0·2)	0 (0 to 0·1)	0 (0 to 0)	0 (0 to 0)	14·8
Down syndrome	7 (2·2 to 17·3)	3·1 (0·9 to 7·2)	28 (6·6 to 69·1)	9·8 (2·3 to 25·8)	1·7 (0·6 to 3·9)	1·3 (0·5 to 3·1)	1·3 (0·4 to 3·1)	1·3 (0·4 to 2·9)	1·1 (0·4 to 2·5)	1·1 (0·4 to 2·5)	0·9 (0·3 to 2·1)	0·8 (0·2 to 2)	0·7 (0·2 to 1·6)	0·7 (0·2 to 1·6)	0·5 (0·1 to 1·3)	0·3 (0·1 to 0·7)	0·1 (0 to 0·2)	0 (0 to 0)	0 (0 to 0)	0 (0 to 0)	0 (0 to 0)	0 (0 to 0)	0 (0 to 0)	59·6
Turner syndrome	0 (0 to 0)	0 (0 to 0)	0 (0 to 0)	0·1 (0 to 0·1)	0·1 (0 to 0·1)	0·1 (0 to 0·1)	0·1 (0 to 0·2)	0·1 (0 to 0·2)	0·1 (0 to 0·1)	0·1 (0 to 0·1)	0 (0 to 0·1)	0 (0 to 0)	0 (0 to 0)	0 (0 to 0)	0 (0 to 0)	0 (0 to 0)	0 (0 to 0)	0 (0 to 0)	0 (0 to 0)	0 (0 to 0)	0 (0 to 0)	0 (0 to 0)	0 (0 to 0)	0·6
Klinefelter syndrome	0 (0 to 0)	0 (0 to 0)	0 (0 to 0)	0 (0 to 0)	0 (0 to 0)	0 (0 to 0)	0 (0 to 0)	0 (0 to 0)	0 (0 to 0)	0 (0 to 0)	0 (0 to 0)	0 (0 to 0)	0 (0 to 0)	0 (0 to 0)	0 (0 to 0)	0 (0 to 0)	0 (0 to 0)	0 (0 to 0)	0 (0 to 0)	0 (0 to 0)	0 (0 to 0)	0 (0 to 0)	0 (0 to 0)	0
Other chromosomal abnormalities	19·7 (6·6 to 43·1)	11·1 (4·1 to 22·5)	47·4 (12·5 to 117)	7·1 (2·8 to 15·2)	2·2 (1·1 to 4·6)	1·6 (0·7 to 3·4)	1·2 (0·5 to 2·7)	1 (0·5 to 1·9)	0·9 (0·5 to 1·7)	0·6 (0·3 to 1)	0·4 (0·2 to 0·7)	0·3 (0·1 to 0·5)	0·2 (0·1 to 0·2)	0·1 (0·1 to 0·2)	0·1 (0 to 0·1)	0 (0 to 0·1)	0 (0 to 0·1)	0 (0 to 0)	0 (0 to 0)	0 (0 to 0)	0 (0 to 0)	0 (0 to 0)	0 (0 to 0)	93·7
Congenital musculoskeletal and limb anomalies	9 (2·9 to 21·8)	2·4 (0·9 to 5·7)	13·2 (5·8 to 28)	11·5 (6·6 to 17·9)	9·1 (5·1 to 14·5)	8·3 (4·5 to 13·7)	7·3 (3·9 to 11·6)	6·3 (3·4 to 10·2)	5·9 (3·1 to 9·7)	5·8 (3·1 to 9·4)	4·6 (2·5 to 7·5)	3·5 (1·8 to 5·6)	3 (1·6 to 4·9)	2·8 (1·5 to 4·6)	2·5 (1·4 to 4)	2 (1·1 to 3·4)	1·2 (0·6 to 2)	0·6 (0·3 to 1)	0·4 (0·2 to 0·7)	0·3 (0·2 to 0·6)	0·1 (0·1 to 0·3)	0 (0 to 0·1)	0 (0 to 0)	100
Urogenital congenital anomalies	7·3 (2·4 to 17·4)	1·7 (0·5 to 4·3)	4·7 (1·7 to 12)	2·8 (1·5 to 4·7)	1·7 (1 to 2·8)	1·2 (0·7 to 1·8)	0·9 (0·5 to 1·5)	0·7 (0·4 to 1·1)	0·6 (0·3 to 0·9)	0·5 (0·3 to 0·8)	0·3 (0·2 to 0·5)	0·2 (0·1 to 0·4)	0·1 (0·1 to 0·3)	0·1 (0·1 to 0·2)	0·1 (0 to 0·2)	0 (0 to 0·1)	0 (0 to 0·1)	0 (0 to 0)	0 (0 to 0)	0 (0 to 0)	0 (0 to 0)	0 (0 to 0)	0 (0 to 0)	23
Digestive congenital anomalies	31 (11 to 74·2)	12·4 (4·2 to 34·9)	51·7 (12·6 to 148)	8·9 (2·6 to 23·9)	1·2 (0·6 to 3)	0·7 (0·2 to 1·9)	0·3 (0·1 to 1)	0·2 (0·1 to 0·7)	0·1 (0 to 0·4)	0·1 (0 to 0·3)	0·1 (0 to 0·2)	0 (0 to 0·2)	0 (0 to 0·2)	0·1 (0 to 0·2)	0 (0 to 0·2)	0·1 (0 to 0·3)	0·1 (0 to 0·2)	0 (0 to 0)	0 (0 to 0)	0 (0 to 0)	0 (0 to 0)	0 (0 to 0)	0 (0 to 0)	107
Other congenital birth defects	80·2 (31 to 163)	19·1 (6·2 to 41·5)	105 (26·3 to 236)	38·5 (13·1 to 85·2)	15·9 (8·2 to 27·9)	11·4 (5·6 to 19·9)	9 (4·5 to 16·2)	7·8 (3·8 to 14·3)	7·4 (3·5 to 14·1)	6·8 (3·3 to 13)	5·3 (2·5 to 10·2)	3·9 (1·8 to 7·7)	3·4 (1·6 to 6·5)	3 (1·4 to 6·2)	2·8 (1·2 to 5·4)	2·3 (1·1 to 4·6)	1·6 (0·7 to 3·1)	0·8 (0·3 to 1·7)	0·6 (0·2 to 1·3)	0·6 (0·2 to 1·4)	0·3 (0·1 to 0·8)	0·1 (0 to 0·3)	0·1 (0 to 0·1)	326
Urinary diseases and male infertility	0·1 (0 to 0·3)	0·1 (0 to 0·2)	1·9 (0·7 to 3·8)	2·2 (0·9 to 4·9)	1·9 (1·1 to 3·1)	1·2 (0·7 to 1·9)	4·3 (2·6 to 6·6)	4·3 (2·7 to 6·6)	5·6 (3·6 to 8·4)	6 (4 to 8·9)	5·7 (3·7 to 8·4)	5·1 (3·3 to 7·6)	5·2 (3·3 to 7·6)	8·9 (5·6 to 14·3)	5·7 (3·6 to 8·5)	9 (5 to 14·7)	6·4 (3·8 to 10·2)	7·8 (4·4 to 12·4)	3·4 (1·9 to 5·3)	13 (6·7 to 20·8)	5·9 (2·8 to 9·5)	2·7 (1·2 to 4·8)	1·6 (0·7 to 2·8)	108
Urolithiasis	0 (0 to 0)	0 (0 to 0)	0 (0 to 0)	0 (0 to 0)	0 (0 to 0·1)	0·1 (0 to 0·1)	0·1 (0·1 to 0·2)	0·2 (0·1 to 0·4)	0·3 (0·2 to 0·6)	0·5 (0·2 to 0·9)	0·5 (0·2 to 0·9)	0·5 (0·3 to 0·8)	0·6 (0·3 to 1)	0·5 (0·2 to 0·9)	0·4 (0·2 to 0·8)	0·3 (0·1 to 0·5)	0·2 (0·1 to 0·4)	0·1 (0·1 to 0·2)	0·2 (0·1 to 0·4)	0·1 (0 to 0·2)	0·1 (0 to 0·2)	0 (0 to 0)	0 (0 to 0·1)	4·8
Benign prostatic hyperplasia	0 (0 to 0)	0 (0 to 0)	0 (0 to 0)	0 (0 to 0)	0 (0 to 0)	0 (0 to 0)	0 (0 to 0)	0 (0 to 0)	0 (0 to 0)	0 (0 to 0)	0 (0 to 0)	0 (0 to 0)	0 (0 to 0)	0 (0 to 0)	0 (0 to 0)	0 (0 to 0)	0 (0 to 0)	0 (0 to 0)	0 (0 to 0)	0 (0 to 0)	0 (0 to 0)	0 (0 to 0)	0 (0 to 0)	0
Male infertility	--	--	--	--	--	--	--	--	--	--	--	--	--	--	--	--	--	--	--	--	--	--	--	NA
Other urinary diseases	0 (0 to 0·1)	0 (0 to 0·1)	0·1 (0 to 0·3)	0·9 (0·3 to 2·1)	0·5 (0·3 to 1)	0·4 (0·2 to 0·7)	0·7 (0·4 to 1·1)	0·6 (0·3 to 0·9)	2·2 (1·1 to 4·1)	0·8 (0·5 to 1·2)	0·6 (0·4 to 0·9)	0·4 (0·3 to 0·7)	0·6 (0·3 to 0·8)	0·4 (0·2 to 0·6)	0·4 (0·2 to 0·6)	6·8 (3·5 to 11·8)	3 (1 to 6·1)	2·4 (0·6 to 5·4)	1·1 (0·3 to 2·4)	3·8 (0·6 to 9·1)	2·2 (0·4 to 5)	1·1 (0·2 to 2·6)	0·7 (0·2 to 1·7)	29·8
Gynecological diseases	0 (0 to 0)	0 (0 to 0)	0 (0 to 0)	0 (0 to 0)	0 (0 to 0)	34·2 (16·5 to 61·2)	74·6 (40·9 to 129)	224 (141 to 337)	422 (265 to 628)	521 (345 to 755)	472 (311 to 678)	359 (230 to 515)	271 (171 to 389)	201 (116 to 301)	132 (79·5 to 193)	85·2 (49·8 to 130)	50 (29·9 to 76·2)	25·8 (15·9 to 37·7)	17·3 (10·6 to 25·9)	15·5 (9 to 23·7)	7·9 (4·8 to 11·7)	2·8 (1·7 to 4·4)	1·1 (0·6 to 2)	2,920
Uterine fibroids	0 (0 to 0)	0 (0 to 0)	0 (0 to 0)	0 (0 to 0)	0 (0 to 0)	0·5 (0·1 to 1·1)	1 (0·4 to 2·2)	2·7 (1 to 5·8)	6·7 (2·6 to 15)	13·5 (5·8 to 27·7)	17 (7·3 to 34·3)	14·6 (6·4 to 28)	11·6 (5·1 to 22·5)	9·2 (4·1 to 17·6)	6 (2·6 to 11·7)	3·5 (1·5 to 7·1)	1·6 (0·7 to 3·2)	0·6 (0·3 to 1·3)	0·3 (0·1 to 0·7)	0·2 (0·1 to 0·5)	0·1 (0 to 0·2)	0 (0 to 0·1)	0 (0 to 0)	89·2
Polycystic ovarian syndrome	0 (0 to 0)	0 (0 to 0)	0 (0 to 0)	0 (0 to 0)	0 (0 to 0)	0·5 (0·2 to 1·2)	2·7 (1 to 5·7)	3·4 (1·4 to 7·2)	3·4 (1·4 to 7·1)	3·2 (1·3 to 6·8)	2·5 (1 to 5·2)	1·8 (0·8 to 3·8)	1·4 (0·6 to 3)	0·4 (0·1 to 0·8)	0 (0 to 0)	0 (0 to 0)	0 (0 to 0)	0 (0 to 0)	0 (0 to 0)	0 (0 to 0)	0 (0 to 0)	0 (0 to 0)	0 (0 to 0)	19·3
Female infertility	0 (0 to 0)	0 (0 to 0)	0 (0 to 0)	0 (0 to 0)	0 (0 to 0)	0 (0 to 0)	0 (0 to 0)	5·8 (1·3 to 15·7)	6 (0·6 to 20·6)	7·2 (0·2 to 26·1)	7·5 (0·2 to 27·6)	11·7 (0·8 to 34·7)	0·3 (0 to 2·2)	0 (0 to 0)	0 (0 to 0)	0 (0 to 0)	0 (0 to 0)	0 (0 to 0)	0 (0 to 0)	0 (0 to 0)	0 (0 to 0)	0 (0 to 0)	0 (0 to 0)	38·5
Endometriosis	0 (0 to 0)	0 (0 to 0)	0 (0 to 0)	0 (0 to 0)	0 (0 to 0)	0 (0 to 0)	5·4 (2·1 to 10·4)	25·2 (11·3 to 45·6)	30·8 (15·6 to 53·8)	24·8 (12 to 44·7)	17·1 (8·6 to 30·1)	12 (6 to 20·9)	8·7 (4·8 to 14·6)	4·1 (2 to 7·2)	0 (0 to 0)	0 (0 to 0)	0 (0 to 0)	0 (0 to 0)	0 (0 to 0)	0 (0 to 0)	0 (0 to 0)	0 (0 to 0)	0 (0 to 0)	128
Genital prolapse	0 (0 to 0)	0 (0 to 0)	0 (0 to 0)	0 (0 to 0)	0 (0 to 0)	0 (0 to 0)	0 (0 to 0)	0·2 (0·1 to 0·4)	0·5 (0·2 to 1·1)	1 (0·4 to 2·1)	1·5 (0·6 to 3·3)	2 (0·8 to 4·5)	3 (1·3 to 6·3)	4·3 (1·8 to 8·7)	4·5 (1·9 to 8·9)	3·9 (1·7 to 8)	2·7 (1·2 to 5·3)	1·6 (0·8 to 3·2)	1·3 (0·6 to 2·5)	1·3 (0·6 to 2·5)	0·6 (0·3 to 1·2)	0·2 (0·1 to 0·4)	0·1 (0 to 0·2)	28·9
Premenstrual syndrome	0 (0 to 0)	0 (0 to 0)	0 (0 to 0)	0 (0 to 0)	0 (0 to 0)	31·1 (14·3 to 57·5)	63·8 (32·3 to 118)	73·1 (36·3 to 132)	79·8 (45 to 134)	83·6 (44·1 to 136)	77·3 (43 to 126)	60·9 (33·9 to 98·9)	41·1 (22·5 to 69·1)	14·2 (7·1 to 25·7)	0 (0 to 0)	0 (0 to 0)	0 (0 to 0)	0 (0 to 0)	0 (0 to 0)	0 (0 to 0)	0 (0 to 0)	0 (0 to 0)	0 (0 to 0)	525
Other gynecological diseases	0 (0 to 0)	0 (0 to 0)	0 (0 to 0)	0 (0 to 0)	0 (0 to 0)	2·1 (0·6 to 4·5)	1·7 (0·6 to 3·7)	114 (62·3 to 183)	295 (169 to 463)	388 (243 to 583)	349 (221 to 522)	256 (152 to 386)	205 (120 to 303)	169 (89 to 260)	121 (71·4 to 181)	77·8 (44·1 to 120)	45·7 (26·5 to 70·9)	23·5 (13·9 to 35·2)	15·7 (9·4 to 24·1)	14 (8 to 21·9)	7·1 (4·3 to 10·9)	2·6 (1·5 to 4·1)	1 (0·5 to 1·8)	2,090
Hemoglobinopathies and hemolytic anemias	0·6 (0·2 to 1·2)	0·9 (0·5 to 1·4)	21·4 (10·2 to 41·3)	88·9 (35·2 to 196)	52·4 (32·4 to 80·2)	25·6 (14·9 to 38·5)	37·3 (23·3 to 55·1)	57·3 (35·5 to 83·2)	49·5 (29·9 to 74)	49·4 (29·2 to 72·4)	33·7 (19 to 51·2)	18·3 (10·1 to 30·1)	11·1 (6·6 to 16·9)	9·4 (5·3 to 15·3)	8·1 (4·8 to 12·5)	2·8 (1 to 6·2)	4 (2·4 to 6·3)	3·2 (2 to 4·9)	4·5 (2·7 to 6·8)	7·1 (4·3 to 11)	2·1 (1·2 to 3·3)	1 (0·6 to 1·5)	0·5 (0·3 to 0·8)	489
Thalassemias	0·1 (0 to 0·2)	0 (0 to 0·1)	2·7 (0·8 to 6·5)	10·9 (2·5 to 29·1)	2·9 (1·2 to 5·7)	0·7 (0·3 to 1·3)	0·4 (0·1 to 0·7)	0·1 (0 to 0·2)	0·1 (0 to 0·1)	0·1 (0 to 0·2)	0·1 (0 to 0·1)	0·1 (0 to 0·1)	0 (0 to 0·1)	0 (0 to 0·1)	0 (0 to 0)	0 (0 to 0)	0 (0 to 0)	0 (0 to 0)	0 (0 to 0)	0 (0 to 0)	0 (0 to 0)	0 (0 to 0)	0 (0 to 0)	18
Thalassemias trait	0 (0 to 0)	0·1 (0·1 to 0·2)	1·4 (0·8 to 2·4)	6·7 (3·6 to 11·4)	9·9 (5 to 16·6)	4·9 (1·8 to 9·3)	3 (1·2 to 5·6)	9·2 (4·7 to 15·1)	9·2 (5 to 15·3)	9·1 (5 to 14·6)	7·4 (3·8 to 11·8)	2·3 (0·8 to 4·7)	1·8 (0·8 to 3·2)	1·8 (0·7 to 3·6)	1·2 (0·3 to 2·5)	0·5 (0·1 to 1·4)	0·3 (0·1 to 0·8)	0·2 (0·1 to 0·6)	0·2 (0·1 to 0·5)	0·3 (0·1 to 0·7)	0·2 (0·1 to 0·4)	0·1 (0 to 0·2)	0 (0 to 0·1)	70
Sickle cell disorders	0·4 (0·2 to 0·9)	0·2 (0·1 to 0·4)	13·3 (4·4 to 28·8)	52·3 (12·5 to 133)	16·8 (8 to 30·5)	8·7 (4·8 to 14)	18 (10·3 to 29·5)	23 (12·9 to 38)	15·2 (8·1 to 25·4)	11·3 (5·9 to 20·1)	4·5 (2·3 to 7·7)	4 (2 to 7·2)	1·4 (0·6 to 2·8)	0·4 (0·1 to 0·8)	0·1 (0 to 0·2)	0 (0 to 0)	0 (0 to 0)	0 (0 to 0)	0 (0 to 0)	0 (0 to 0)	0 (0 to 0)	0 (0 to 0)	0 (0 to 0)	170
Sickle cell trait	0 (0 to 0)	0·3 (0·1 to 0·4)	1 (0·5 to 1·6)	4·7 (2·5 to 8)	7 (3·7 to 11·6)	3·4 (1·2 to 6·4)	0·5 (0·1 to 1·8)	18·1 (7·8 to 30·3)	18·2 (8·9 to 30·8)	17·8 (8·3 to 28·9)	14·4 (6 to 24·1)	0·8 (0·1 to 2·1)	1·3 (0·5 to 2·4)	1·3 (0·5 to 2·5)	0·8 (0·2 to 1·8)	0·4 (0·1 to 0·9)	0·2 (0 to 0·6)	0·2 (0 to 0·4)	0·2 (0 to 0·4)	0·2 (0·1 to 0·4)	0·2 (0 to 0·3)	0·1 (0 to 0·1)	0 (0 to 0)	91·1
G6PD deficiency	0 (0 to 0)	0 (0 to 0·1)	0·7 (0·2 to 1·6)	4·4 (0·9 to 12·6)	3·6 (1·4 to 7·8)	2·9 (1·3 to 5·2)	7·4 (3·9 to 12·6)	2·7 (1·1 to 5·3)	2·4 (1 to 5)	5·7 (2·5 to 10·9)	2·9 (1·3 to 5·2)	5·1 (2·7 to 8·3)	2·1 (1·1 to 3·4)	1·7 (0·9 to 2·9)	1·9 (1 to 3·1)	0·2 (0·1 to 0·3)	0·6 (0·3 to 1·1)	0·3 (0·1 to 0·5)	0·3 (0·1 to 0·6)	0·3 (0·1 to 0·6)	0 (0 to 0·1)	0 (0 to 0)	0 (0 to 0)	45·3
G6PD trait	0 (0 to 0)	0 (0 to 0)	0 (0 to 0)	0 (0 to 0)	0 (0 to 0)	0 (0 to 0)	0·9 (0·4 to 1·6)	0 (0 to 0)	0 (0 to 0)	0 (0 to 0)	0 (0 to 0)	0·6 (0·2 to 1)	0·1 (0 to 0·3)	0 (0 to 0)	0 (0 to 0)	0 (0 to 0)	0 (0 to 0)	0 (0 to 0)	0 (0 to 0)	0 (0 to 0)	0 (0 to 0)	0 (0 to 0)	0 (0 to 0)	1·6
Other hemoglobinopathies and hemolytic anemias	0 (0 to 0·1)	0·2 (0·1 to 0·3)	2·2 (1·1 to 3·8)	9·8 (4·9 to 16·4)	12·3 (5·8 to 21·5)	5·1 (1·9 to 10·3)	7·1 (3 to 13·2)	4·1 (1·2 to 9·3)	4·3 (1·4 to 9·2)	5·2 (2·2 to 10·2)	4·5 (1·6 to 9)	5·6 (2·6 to 10·1)	4·3 (2 to 7·8)	4·2 (2·1 to 7·3)	4 (2·3 to 6·6)	1·7 (0·6 to 3·8)	2·8 (1·7 to 4·4)	2·4 (1·5 to 3·7)	3·8 (2·2 to 5·9)	6·3 (3·7 to 9·9)	1·7 (1 to 2·6)	0·8 (0·5 to 1·3)	0·5 (0·3 to 0·7)	93·2
Endocrine, metabolic, blood, and immune disorders	0·9 (0·4 to 1·8)	1 (0·6 to 1·8)	11·1 (6·2 to 17·9)	28·6 (17·3 to 42·9)	32·9 (19·1 to 50·7)	26·1 (14·7 to 43·7)	33·5 (18·6 to 54)	34·8 (18·9 to 57·9)	44·8 (24·5 to 74·9)	57·4 (31·5 to 97·8)	60 (34·3 to 97·6)	59 (31·7 to 97·3)	61·7 (33·8 to 98·9)	67·2 (38·4 to 110)	69·7 (39 to 114)	65·3 (37 to 110)	45 (26·3 to 77·7)	25·8 (14·9 to 43)	19·5 (11 to 31·8)	16·9 (9·3 to 27·4)	7·9 (4·7 to 13·5)	2·5 (1·5 to 3·9)	1 (0·5 to 1·7)	773
Oral disorders	0 (0 to 0)	0 (0 to 0)	0 (0 to 0)	12·5 (7 to 20·8)	14·2 (8 to 23·6)	16·3 (8·8 to 28·3)	32·8 (16·5 to 60·4)	59·9 (29·9 to 113)	80·9 (40·5 to 149)	92·6 (45·3 to 169)	82·8 (40·2 to 153)	67·6 (32·5 to 124)	62·8 (31·2 to 114)	64·7 (34·2 to 116)	63·9 (33·9 to 110)	59·8 (33·3 to 101)	43·5 (24·4 to 71·1)	27·9 (16·5 to 44·8)	23·7 (14·4 to 36·9)	25·5 (15·3 to 38·7)	13·8 (8·3 to 20·8)	5·3 (3·1 to 8)	2·2 (1·3 to 3·4)	853
Caries of deciduous teeth	0 (0 to 0)	0 (0 to 0)	0 (0 to 0)	3·3 (1·1 to 7·5)	3·7 (1·5 to 8·1)	0·2 (0 to 0·6)	0 (0 to 0)	0 (0 to 0)	0 (0 to 0)	0 (0 to 0)	0 (0 to 0)	0 (0 to 0)	0 (0 to 0)	0 (0 to 0)	0 (0 to 0)	0 (0 to 0)	0 (0 to 0)	0 (0 to 0)	0 (0 to 0)	0 (0 to 0)	0 (0 to 0)	0 (0 to 0)	0 (0 to 0)	7·2
Caries of permanent teeth	0 (0 to 0)	0 (0 to 0)	0 (0 to 0)	0 (0 to 0)	2·1 (0·7 to 4·9)	7·1 (2·9 to 15·5)	8·9 (3·5 to 18·7)	9·8 (4·1 to 20·6)	9·2 (3·7 to 18·6)	8·4 (3·3 to 17·3)	7·1 (2·9 to 14·3)	5·2 (2·2 to 11)	4·2 (1·7 to 8·9)	3·7 (1·5 to 7·8)	3·2 (1·2 to 7·5)	2·7 (1 to 5·9)	1·8 (0·7 to 3·6)	1 (0·4 to 2·1)	0·7 (0·3 to 1·5)	0·7 (0·3 to 1·5)	0·3 (0·1 to 0·7)	0·1 (0 to 0·2)	0 (0 to 0·1)	76·3
Periodontal diseases	0 (0 to 0)	0 (0 to 0)	0 (0 to 0)	0 (0 to 0)	0 (0 to 0)	0 (0 to 0)	11·5 (3·7 to 28·8)	29·3 (9·7 to 66·9)	45·8 (17·1 to 103)	56 (21·5 to 121)	51·7 (19·7 to 108)	42·7 (16·2 to 91·9)	38·9 (15 to 83·1)	37·5 (14·8 to 78·5)	33·1 (13·3 to 69·4)	27 (10·7 to 54·8)	17 (6·6 to 34·1)	9·4 (3·7 to 18·8)	7 (2·8 to 13·8)	6·8 (2·7 to 13·8)	3·5 (1·3 to 7)	1·3 (0·5 to 2·6)	0·5 (0·2 to 1)	419
Other oral disorders	0 (0 to 0)	0 (0 to 0)	0 (0 to 0)	9·2 (5·4 to 14·4)	8·3 (4·6 to 13·3)	8·9 (5·1 to 14·2)	12·5 (7·4 to 20)	15·4 (9·4 to 23·7)	17 (10·1 to 25·4)	17·4 (10·4 to 25·8)	14·1 (8·5 to 21·7)	11 (6·6 to 16·8)	9·9 (6 to 14·8)	9·5 (5·8 to 14·4)	8·5 (5·1 to 13)	7·2 (4·3 to 10·7)	4·7 (2·8 to 7·2)	2·5 (1·5 to 3·8)	1·6 (1 to 2·4)	1·3 (0·8 to 2)	0·5 (0·3 to 0·8)	0·2 (0·1 to 0·3)	0·1 (0 to 0·1)	160
Sudden infant death syndrome	--	3·5 (1·2 to 7·9)	57·3 (17·5 to 146)	--	--	--	--	--	--	--	--	--	--	--	--	--	--	--	--	--	--	--	--	NA
Injuries	18·2 (11·4 to 28·2)	11·7 (5·8 to 28·5)	155 (74·7 to 262)	259 (112 to 447)	146 (116 to 184)	137 (111 to 164)	206 (152 to 263)	242 (179 to 307)	230 (176 to 286)	236 (181 to 302)	226 (175 to 284)	188 (147 to 237)	193 (155 to 238)	183 (148 to 227)	201 (163 to 245)	180 (148 to 215)	143 (116 to 172)	105 (87·5 to 125)	100 (82·7 to 121)	139 (113 to 168)	93 (74·3 to 118)	36·4 (27·7 to 45·8)	17 (12·9 to 21·3)	3,450
Transport injuries	2·2 (0·8 to 4·5)	1·3 (0·5 to 2·8)	19·8 (7·8 to 38·4)	25·3 (9·3 to 50·4)	26·9 (17·1 to 41·1)	26·9 (19·2 to 36·6)	41·3 (26 to 61·4)	42·6 (28·8 to 60·3)	40·1 (28·9 to 53·5)	41·5 (30·8 to 54)	45·3 (33·1 to 58·1)	41·8 (32·2 to 54·1)	46·6 (35·6 to 58·5)	54·8 (42·3 to 70·4)	60·9 (46·1 to 77·6)	56·2 (42·5 to 71·2)	47·4 (36 to 60)	33·1 (25·4 to 42·1)	27·7 (21·2 to 34·7)	33 (25·4 to 42·2)	16·3 (12·6 to 20·7)	5·6 (4·3 to 7·2)	2·5 (1·9 to 3·3)	739
Road injuries	2·1 (0·8 to 4·4)	1·3 (0·5 to 2·6)	18·8 (7·5 to 36·1)	22·4 (8·1 to 44·3)	23·4 (14·7 to 35·9)	23·6 (16·3 to 32·7)	36·6 (22·8 to 55·2)	37·5 (25·3 to 53·8)	35·2 (25·3 to 46·9)	36·8 (27·1 to 47·6)	41·3 (30·2 to 53)	38·5 (29 to 49·9)	43·6 (33·2 to 55)	51·6 (39·5 to 66·1)	58 (43·8 to 73·8)	53·5 (40·5 to 67·8)	45·5 (34·6 to 57·4)	31·9 (24·5 to 40·7)	26·5 (20·4 to 33·3)	31·9 (24·6 to 40·8)	15·7 (12·1 to 20)	5·4 (4·1 to 6·9)	2·4 (1·8 to 3·1)	683
Pedestrian road injuries	1 (0·3 to 2·5)	0·6 (0·2 to 1·4)	7·7 (2·4 to 15·9)	8·1 (2·2 to 18·8)	9·6 (4·9 to 16·7)	9·3 (5·6 to 14)	10 (5·7 to 16·7)	9·9 (6·1 to 15·5)	10·6 (7 to 15·1)	11·6 (7·8 to 16·1)	13·4 (9·2 to 18·5)	12·8 (9·2 to 17·4)	15 (10·9 to 19·7)	18·6 (13·5 to 25)	21·4 (15·4 to 28·2)	21·3 (15·6 to 28·7)	19 (13·7 to 24·9)	15 (11·1 to 19·9)	13·9 (10 to 18·8)	17·2 (12·8 to 22·5)	8·7 (6·5 to 11·5)	2·8 (2·1 to 3·7)	1·2 (0·9 to 1·6)	259
Cyclist road injuries	0 (0 to 0)	0 (0 to 0)	0 (0 to 0)	1·2 (0·4 to 2·7)	1·5 (0·9 to 2·5)	2·2 (1·5 to 3·3)	3 (2 to 4·1)	3·9 (2·7 to 5·4)	5 (3·5 to 6·9)	6·3 (4·3 to 8·6)	6·6 (4·6 to 8·9)	6·2 (4·3 to 8·4)	7 (4·9 to 9·4)	8·3 (5·8 to 11·1)	9·2 (6·6 to 12·3)	8·7 (6·4 to 11·6)	6·9 (5 to 9·2)	4·1 (3 to 5·3)	2·9 (2·1 to 3·8)	3·1 (2·2 to 4)	1·5 (1·1 to 2)	0·6 (0·4 to 0·8)	0·2 (0·1 to 0·2)	88·2
Motorcyclist road injuries	0·2 (0 to 0·4)	0·1 (0 to 0·3)	1·8 (0·4 to 5)	2·3 (0·5 to 6)	2 (0·9 to 3·9)	2 (1·1 to 3·3)	3·1 (1·7 to 5·3)	3·5 (2 to 5·7)	3·6 (2·4 to 5·2)	4 (2·7 to 5·5)	4·4 (3 to 6)	4·1 (3 to 5·7)	4·4 (3·2 to 6)	5·1 (3·7 to 6·9)	6·1 (4·3 to 8·2)	6 (4·2 to 8·1)	4·9 (3·5 to 6·5)	2·8 (2 to 3·7)	2·2 (1·6 to 2·9)	2·4 (1·7 to 3·2)	1·2 (0·8 to 1·6)	0·5 (0·3 to 0·6)	0·2 (0·1 to 0·3)	66·8
Motor vehicle road injuries	0·9 (0·3 to 2·1)	0·5 (0·2 to 1·3)	9·1 (2·8 to 19·5)	10·5 (2·7 to 26)	10 (5 to 17·8)	9·7 (5·8 to 15·1)	19·7 (10·4 to 32)	19·2 (11·8 to 30)	14·9 (9·7 to 22·3)	13·9 (9·6 to 19·7)	15·6 (10·7 to 22)	14·1 (9·9 to 19·4)	15·8 (11·2 to 21·8)	18·2 (13·1 to 24·9)	19·9 (14·4 to 26·8)	16·8 (12·3 to 22·5)	14·1 (10·2 to 19·2)	9·7 (6·8 to 13·2)	7·3 (5·2 to 10·2)	8·8 (5·7 to 13·2)	4·3 (2·7 to 6·3)	1·5 (0·9 to 2·2)	0·8 (0·4 to 1·2)	255
Other road injuries	0 (0 to 0)	0 (0 to 0)	0·3 (0·1 to 0·7)	0·3 (0·1 to 0·8)	0·3 (0·2 to 0·5)	0·3 (0·2 to 0·5)	0·9 (0·5 to 1·7)	1 (0·6 to 1·8)	1·1 (0·6 to 1·8)	1 (0·7 to 1·6)	1·3 (0·8 to 2·1)	1·2 (0·8 to 1·9)	1·3 (0·8 to 2·1)	1·3 (0·9 to 2)	1·4 (0·9 to 2·1)	0·8 (0·5 to 1)	0·6 (0·4 to 0·8)	0·4 (0·2 to 0·5)	0·3 (0·2 to 0·4)	0·4 (0·3 to 0·6)	0·2 (0·1 to 0·2)	0·1 (0 to 0·1)	0 (0 to 0)	14·4
Other transport injuries	0·1 (0 to 0·2)	0·1 (0 to 0·2)	1 (0·3 to 2·5)	3 (1 to 6·7)	3·6 (1·9 to 6·7)	3·3 (2 to 6)	4·7 (2·5 to 9·7)	5·1 (2·9 to 9·1)	4·8 (2·9 to 8·5)	4·7 (2·8 to 7·7)	4 (2·5 to 6·7)	3·4 (2·1 to 5·9)	3 (2 to 5·5)	3·3 (2 to 6)	2·8 (1·9 to 4·8)	2·6 (1·8 to 4·3)	1·9 (1·3 to 3)	1·1 (0·8 to 1·8)	1·1 (0·7 to 1·8)	1·1 (0·7 to 1·7)	0·6 (0·4 to 0·9)	0·2 (0·2 to 0·4)	0·1 (0·1 to 0·2)	55·7
Unintentional injuries	11·7 (7·3 to 17·9)	8·8 (4·2 to 24)	109 (49·9 to 197)	173 (75·6 to 331)	93·4 (69·5 to 124)	79 (61·1 to 102)	61·3 (44·3 to 79)	65·5 (48·5 to 83)	65·9 (50 to 85·1)	72·2 (55 to 92·8)	64·9 (49·2 to 82·4)	58·2 (44·6 to 74·3)	60·2 (46·3 to 75·4)	60·6 (47·8 to 76·6)	68·6 (55·5 to 84·6)	73·4 (58·9 to 90·5)	58·1 (46·3 to 71·3)	50·1 (40·9 to 60·4)	56·7 (45·2 to 71)	91·6 (70·2 to 118)	68·9 (52·5 to 91·9)	29·3 (21·8 to 38·3)	13·8 (10·3 to 17·9)	1,490
Falls	0·9 (0·3 to 2·2)	0·3 (0·1 to 0·7)	4 (1·5 to 8·8)	8·2 (2·9 to 20·1)	8·4 (5·6 to 12·8)	9 (6·2 to 12·2)	9·9 (6·8 to 13·6)	11·4 (8·1 to 15·5)	14·6 (10·3 to 20·2)	14·9 (10·6 to 19·9)	14·7 (10·6 to 19·6)	12·5 (9·3 to 16·7)	12·9 (9·7 to 16·4)	17·4 (13·3 to 22·1)	20 (15·4 to 25·6)	22·7 (17·2 to 29·1)	20·8 (15·9 to 26·7)	21·2 (16·1 to 27·6)	27·9 (20·4 to 38·9)	52·7 (36·7 to 74·3)	42 (28·5 to 62)	19·4 (12·8 to 27·7)	9·1 (6·1 to 12·6)	375
Drowning	2·7 (1·4 to 4·7)	1·4 (0·6 to 2·8)	22·6 (7·3 to 52·1)	74·6 (23·4 to 191)	37·8 (20 to 68·6)	32·4 (18·8 to 52·5)	11·6 (6 to 19·9)	8·2 (4·3 to 13·8)	6·1 (3·5 to 9·6)	6·5 (3·8 to 10·2)	4·7 (2·8 to 7·6)	3·1 (1·9 to 4·8)	2·3 (1·4 to 3·9)	1·4 (0·9 to 2·2)	1·2 (0·8 to 1·9)	1·1 (0·7 to 1·6)	0·9 (0·6 to 1·4)	0·8 (0·5 to 1·2)	1·1 (0·6 to 1·8)	0·9 (0·5 to 1·6)	0·5 (0·3 to 0·8)	0·1 (0·1 to 0·2)	0 (0 to 0·1)	222
Fire, heat, and hot substances	1·1 (0·6 to 2·3)	0·9 (0·4 to 2·1)	19 (4·5 to 60·4)	38·2 (6·6 to 163)	12·1 (5·4 to 30·4)	7·6 (4·5 to 13·2)	8·8 (4·8 to 15·3)	10·5 (5·8 to 19·1)	10·7 (6·1 to 18·8)	12·1 (7·2 to 20·5)	11·7 (7·3 to 18·5)	10·4 (6·5 to 16)	10·7 (6·8 to 15·9)	11·4 (7·4 to 16·7)	10·8 (7 to 15·4)	10·6 (6·7 to 15·7)	10·9 (6·4 to 16·5)	9·5 (5·8 to 14·6)	9·8 (5·9 to 15·2)	12·8 (7·2 to 20)	7·7 (4·6 to 11·9)	2·3 (1·4 to 3·6)	1 (0·6 to 1·5)	240
Poisonings	0·5 (0·1 to 1·1)	0·3 (0·1 to 0·9)	5·9 (1·3 to 16)	5 (1·4 to 11·5)	2·5 (1·2 to 4·6)	2·1 (1·1 to 3·6)	2·1 (1·1 to 3·6)	1·9 (1·1 to 3·1)	1·8 (1 to 3·1)	1·8 (1 to 2·9)	1·9 (1·1 to 3·4)	1·8 (1 to 3·1)	1·9 (1 to 3·4)	1·5 (0·8 to 2·7)	1·6 (0·8 to 2·8)	1·2 (0·7 to 2·1)	1·1 (0·6 to 1·8)	0·9 (0·5 to 1·4)	0·8 (0·4 to 1·4)	0·8 (0·4 to 1·5)	0·4 (0·2 to 0·7)	0·1 (0 to 0·1)	0 (0 to 0)	37·8
Poisoning by carbon monoxide	0 (0 to 0)	0 (0 to 0)	0·1 (0 to 0·3)	0·4 (0·1 to 0·9)	0·4 (0·2 to 0·7)	0·4 (0·2 to 0·7)	0·5 (0·2 to 0·9)	0·4 (0·2 to 0·8)	0·4 (0·2 to 0·7)	0·4 (0·2 to 0·7)	0·3 (0·2 to 0·5)	0·2 (0·1 to 0·4)	0·2 (0·1 to 0·3)	0·2 (0·1 to 0·3)	0·2 (0·1 to 0·3)	0·2 (0·1 to 0·3)	0·1 (0·1 to 0·2)	0·1 (0 to 0·1)	0·1 (0 to 0·1)	0·1 (0 to 0·1)	0 (0 to 0·1)	0 (0 to 0)	0 (0 to 0)	4·5
Poisoning by other means	0·5 (0·1 to 1·1)	0·3 (0·1 to 0·9)	5·8 (1·3 to 15·8)	4·6 (1·2 to 10·9)	2·1 (1 to 4)	1·7 (0·9 to 3)	1·6 (0·8 to 2·9)	1·5 (0·8 to 2·5)	1·4 (0·8 to 2·4)	1·4 (0·8 to 2·3)	1·6 (0·9 to 2·9)	1·6 (0·8 to 2·8)	1·7 (0·9 to 3·1)	1·3 (0·7 to 2·5)	1·4 (0·7 to 2·6)	1·1 (0·6 to 1·8)	1 (0·6 to 1·6)	0·8 (0·4 to 1·3)	0·7 (0·4 to 1·3)	0·7 (0·4 to 1·4)	0·4 (0·2 to 0·7)	0 (0 to 0)	0 (0 to 0)	33·3
Exposure to mechanical forces	1 (0 to 5·2)	2·3 (0 to 16·2)	9·7 (1 to 45·4)	9·7 (3·7 to 23·8)	6·5 (4·3 to 9·5)	6·4 (4·4 to 9·2)	7·3 (4·8 to 10·6)	8 (5·2 to 11·6)	8·4 (5·6 to 12·5)	9·2 (6·1 to 13·5)	8·3 (5·7 to 12·2)	7·3 (5 to 10·8)	7·4 (5·3 to 10·3)	7·3 (5 to 10·3)	8 (5·7 to 11)	7·8 (5·5 to 10·5)	6·3 (4·4 to 8·8)	3·9 (2·8 to 5·3)	3·4 (2·4 to 4·8)	5·2 (3·5 to 7·6)	3·2 (2·1 to 4·6)	1·5 (1 to 2·1)	0·8 (0·5 to 1·2)	139
Unintentional firearm injuries	0·2 (0 to 1·4)	0·2 (0 to 1·8)	1·4 (0 to 7·6)	1·5 (0·3 to 5·1)	0·8 (0·4 to 1·9)	0·7 (0·4 to 1·3)	0·9 (0·4 to 1·9)	1·1 (0·6 to 2·1)	1·1 (0·6 to 2)	1·3 (0·7 to 2·4)	1·2 (0·7 to 2·2)	1·1 (0·6 to 2)	1·3 (0·7 to 2·2)	1·1 (0·6 to 2·1)	1·3 (0·7 to 2·4)	1·2 (0·6 to 2·4)	1·3 (0·6 to 2·5)	0·8 (0·4 to 1·4)	0·8 (0·4 to 1·5)	1·3 (0·5 to 2·7)	1 (0·4 to 1·8)	0·5 (0·2 to 0·9)	0·3 (0·1 to 0·6)	22·5
Other exposure to mechanical forces	0·8 (0 to 4·4)	2·1 (0 to 14)	8·3 (0·8 to 39·2)	8·2 (3 to 20·2)	5·6 (3·4 to 8·6)	5·7 (3·7 to 8·3)	6·3 (4 to 9·5)	6·9 (4·4 to 10·3)	7·3 (4·8 to 11·1)	7·9 (5 to 12)	7·1 (4·7 to 10·7)	6·2 (4·1 to 9·3)	6·1 (4·2 to 8·8)	6·2 (4·2 to 8·8)	6·7 (4·7 to 9·4)	6·5 (4·5 to 9·1)	5·1 (3·4 to 7·2)	3·1 (2·1 to 4·3)	2·6 (1·8 to 3·8)	3·9 (2·4 to 5·9)	2·2 (1·3 to 3·5)	0·9 (0·6 to 1·5)	0·5 (0·3 to 0·8)	116
Adverse effects of medical treatment	0·9 (0·5 to 1·5)	0·5 (0·3 to 0·9)	8·6 (3·6 to 16·6)	4·9 (2 to 12·3)	2 (1·2 to 3·1)	1·5 (0·9 to 2·2)	1·4 (0·9 to 2·2)	4·2 (2·4 to 6·8)	2·3 (1·4 to 3·4)	4·6 (2·5 to 7·4)	1·8 (1·2 to 2·7)	1·9 (1·2 to 2·8)	2·4 (1·5 to 3·9)	2·3 (1·4 to 3·7)	3·3 (2 to 5·5)	8·9 (5·1 to 13·9)	3 (1·8 to 4·6)	2·8 (1·6 to 4·3)	1·8 (1 to 2·8)	4·6 (2·4 to 7)	4·3 (2 to 6·8)	1·4 (0·6 to 2·4)	0·8 (0·4 to 1·3)	70·6
Animal contact	0·5 (0 to 0·9)	0·3 (0 to 0·5)	6·6 (0·6 to 15·7)	11·3 (1·6 to 32)	5·8 (1·9 to 11·3)	4·5 (1·8 to 7·9)	3·6 (1·8 to 5·7)	3·9 (2 to 6·3)	4·2 (2·1 to 6·5)	4·1 (2·3 to 6·7)	4·2 (2 to 6·8)	4 (1·8 to 6·8)	4·2 (1·8 to 7·2)	5 (2 to 8·6)	5·5 (2 to 9·4)	4·9 (1·8 to 8·5)	4·2 (1·4 to 7·2)	3·1 (0·9 to 5·4)	2·5 (0·8 to 4·7)	3 (0·9 to 5·4)	1·8 (0·5 to 3·3)	0·6 (0·2 to 1·1)	0·3 (0·1 to 0·5)	88·2
Venomous animal contact	0·4 (0 to 0·8)	0·2 (0 to 0·4)	5 (0·4 to 12·1)	9 (1·2 to 25)	4·7 (1·3 to 9·2)	3·4 (1·1 to 6·4)	2·6 (1 to 4·3)	2·8 (1·1 to 4·9)	3 (1·2 to 5·1)	2·9 (1·2 to 5·3)	3·1 (1·1 to 5·6)	3 (1 to 5·6)	3·3 (1 to 6)	3·8 (1·1 to 7·2)	4·2 (1·1 to 7·7)	4 (1·1 to 7·3)	3·4 (0·8 to 6·3)	2·6 (0·5 to 4·7)	2·1 (0·4 to 4·1)	2·3 (0·4 to 4·3)	1·4 (0·2 to 2·7)	0·4 (0·1 to 0·8)	0·2 (0 to 0·4)	67·7
Non-venomous animal contact	0·1 (0 to 0·2)	0·1 (0 to 0·2)	1·5 (0·2 to 4·5)	2·3 (0·5 to 8·6)	1·1 (0·5 to 2·2)	1·1 (0·6 to 1·9)	1 (0·6 to 1·6)	1·1 (0·7 to 1·8)	1·2 (0·7 to 1·9)	1·2 (0·7 to 2·1)	1·1 (0·7 to 1·9)	0·9 (0·6 to 1·5)	1 (0·6 to 1·6)	1·2 (0·7 to 2)	1·4 (0·8 to 2·2)	1 (0·6 to 1·6)	0·8 (0·5 to 1·2)	0·5 (0·3 to 0·9)	0·4 (0·3 to 0·7)	0·7 (0·4 to 1·3)	0·4 (0·2 to 0·7)	0·2 (0·1 to 0·3)	0·1 (0 to 0·2)	20·5
Foreign body	2·8 (1·3 to 6)	2·1 (0·9 to 3·9)	26·8 (9·2 to 56·4)	12·5 (5·8 to 21·2)	10·4 (7·2 to 14·8)	8·1 (5·7 to 10·8)	7·4 (5·1 to 10)	8·8 (6·3 to 11·8)	9·3 (6·7 to 12·4)	9·9 (7·2 to 13)	8·6 (6·1 to 11·2)	9·3 (6·9 to 12·5)	10 (7·4 to 13)	7·5 (5·7 to 9·7)	11·5 (8·3 to 15·3)	9·6 (7·4 to 12·2)	5·4 (4·2 to 6·9)	4·1 (3·1 to 5·3)	5·6 (3·9 to 8·1)	5·8 (4·2 to 8)	5·3 (3·5 to 7·8)	2·2 (1·5 to 3·4)	1 (0·7 to 1·6)	184
Pulmonary aspiration and foreign body in airway	2·8 (1·2 to 5·8)	2·1 (0·9 to 3·9)	25·5 (8·4 to 55·1)	8·2 (2·8 to 16·2)	6·2 (3·5 to 9·8)	3·6 (2·2 to 5·5)	2·4 (1·4 to 3·9)	3·2 (1·9 to 5)	3 (1·8 to 4·7)	3 (1·8 to 4·8)	2·2 (1·4 to 3·4)	4·2 (2·5 to 6·7)	5·1 (3·1 to 7·8)	2·3 (1·4 to 3·5)	6·6 (4 to 10)	5 (3·4 to 7)	2 (1·4 to 2·9)	1·9 (1·2 to 2·8)	3·7 (2·2 to 6·1)	3·7 (2·2 to 5·6)	4·1 (2·5 to 6·6)	1·8 (1·1 to 2·8)	0·8 (0·5 to 1·3)	103
Foreign body in eyes	0 (0 to 0)	0 (0 to 0)	0 (0 to 0)	0·3 (0·1 to 0·6)	0·4 (0·1 to 0·9)	0·6 (0·2 to 1·2)	0·7 (0·3 to 1·6)	1 (0·4 to 2)	1·1 (0·5 to 2·2)	1·3 (0·6 to 2·4)	1·1 (0·5 to 2·1)	1 (0·5 to 1·7)	1 (0·5 to 1·8)	0·9 (0·5 to 1·4)	0·8 (0·5 to 1·2)	0·7 (0·4 to 1)	0·5 (0·3 to 0·7)	0·3 (0·2 to 0·4)	0·3 (0·2 to 0·4)	0·3 (0·2 to 0·4)	0·1 (0 to 0·2)	0 (0 to 0·1)	0 (0 to 0)	12·2
Foreign body in other body part	0·1 (0 to 0·2)	0·1 (0 to 0·1)	1·2 (0·5 to 2·9)	4 (2·1 to 7·5)	3·7 (2·4 to 5·6)	3·9 (2·5 to 5·8)	4·3 (2·8 to 6·2)	4·6 (3·1 to 6·6)	5·2 (3·5 to 7·3)	5·6 (3·9 to 7·8)	5·2 (3·6 to 7·1)	4·2 (3 to 5·6)	4 (2·9 to 5·4)	4·4 (3·2 to 6)	4·1 (2·8 to 5·3)	3·9 (2·8 to 5·3)	2·9 (2 to 3·9)	1·9 (1·4 to 2·5)	1·6 (1·2 to 2·2)	1·9 (1·3 to 2·6)	1 (0·7 to 1·4)	0·4 (0·2 to 0·6)	0·2 (0·1 to 0·3)	68·6
Environmental heat and cold exposure	0·1 (0 to 0·3)	0·1 (0 to 0·2)	1 (0·2 to 3)	1·5 (0·6 to 3·9)	1·4 (0·8 to 2·5)	1·5 (0·9 to 2·4)	1·8 (1·1 to 2·9)	1·9 (1·2 to 2·8)	1·9 (1·2 to 2·8)	2 (1·3 to 3)	1·8 (1·1 to 2·7)	1·6 (0·9 to 2·3)	1·5 (0·9 to 2·4)	1·3 (0·8 to 2)	1·3 (0·8 to 2·2)	1·1 (0·7 to 1·7)	0·9 (0·5 to 1·5)	0·7 (0·4 to 1·1)	0·6 (0·3 to 1·1)	0·8 (0·4 to 1·8)	0·6 (0·3 to 1·2)	0·3 (0·1 to 0·7)	0·2 (0·1 to 0·3)	25·7
Exposure to forces of nature	0 (0 to 0)	0 (0 to 0)	0 (0 to 0)	0 (0 to 0)	0·1 (0 to 0·1)	0·1 (0 to 0·1)	0·2 (0·1 to 0·3)	0·2 (0·1 to 0·3)	0·1 (0 to 0·2)	0·1 (0 to 0·2)	0·4 (0·2 to 0·6)	0·3 (0·2 to 0·5)	0·1 (0 to 0·1)	0·4 (0·2 to 0·7)	0·4 (0·2 to 0·5)	0·4 (0·2 to 0·5)	0·2 (0·1 to 0·4)	0·1 (0 to 0·2)	0·1 (0 to 0·2)	0·1 (0 to 0·1)	0·1 (0 to 0·2)	0 (0 to 0)	0 (0 to 0)	3·9
Other unintentional injuries	1·2 (0·5 to 2·4)	0·5 (0·2 to 1·1)	5·2 (2·1 to 10·2)	7·4 (3·5 to 13·3)	6·5 (3·9 to 10·3)	6 (3·8 to 9·1)	7·3 (4·6 to 11·7)	6·6 (4·4 to 9·7)	6·6 (4·4 to 9·3)	7 (4·8 to 9·9)	6·7 (4·4 to 10)	6 (4 to 8·8)	6·2 (4·2 to 9·6)	5 (3·5 to 7)	5·1 (3·3 to 7·2)	5·2 (3·5 to 7·9)	4·3 (2·8 to 6·4)	3·1 (2 to 4·7)	3·1 (2 to 4·9)	4·7 (2·8 to 7·7)	3 (1·9 to 4·7)	1·3 (0·8 to 2)	0·6 (0·4 to 0·9)	109
Self-harm and interpersonal violence	4·3 (1·5 to 9·5)	1·6 (0·5 to 3·2)	25·6 (8·1 to 56·3)	60·2 (15·3 to 145)	26·1 (14·5 to 43·4)	30·6 (20·4 to 45·5)	104 (64·8 to 151)	134 (86·8 to 190)	124 (83·5 to 172)	122 (80·2 to 179)	116 (78·5 to 163)	87·7 (60 to 125)	86·2 (60·9 to 119)	67·5 (48·1 to 95·1)	72 (51·3 to 99·2)	50·4 (35·7 to 68·9)	37·2 (25·7 to 50·1)	21·5 (15·2 to 29·6)	16 (11·5 to 21·8)	14·7 (10·2 to 21·5)	7·8 (5·2 to 11·7)	1·6 (1·1 to 2)	0·6 (0·4 to 0·9)	1,210
Self-harm	0 (0 to 0)	0 (0 to 0)	0 (0 to 0)	0 (0 to 0)	0 (0 to 0)	3·4 (1·9 to 5·9)	30·5 (16·2 to 50·6)	35·2 (19·2 to 57·5)	35·2 (20·1 to 56·5)	31·6 (19 to 47·7)	45·4 (27 to 69·9)	32·8 (19·4 to 49·7)	44·1 (27·2 to 67·9)	36·8 (22·6 to 57·5)	49·4 (32·1 to 72·6)	34·9 (22·4 to 51·4)	23·3 (14·5 to 35·1)	14 (8·9 to 21)	10·7 (6·7 to 16·5)	11·4 (7·1 to 18·2)	6·2 (3·7 to 10·1)	1 (0·6 to 1·5)	0·5 (0·3 to 0·7)	447
Self-harm by firearm	0 (0 to 0)	0 (0 to 0)	0 (0 to 0)	0 (0 to 0)	0 (0 to 0)	0·4 (0·2 to 0·9)	0·5 (0·1 to 1·2)	0·6 (0·2 to 1·4)	0·6 (0·2 to 1·4)	0·7 (0·3 to 1·4)	0·7 (0·3 to 1·6)	0·9 (0·4 to 1·9)	0·8 (0·3 to 1·6)	0·8 (0·3 to 1·8)	0·7 (0·3 to 1·5)	0·6 (0·3 to 1·3)	0·7 (0·3 to 1·6)	0·6 (0·2 to 1·3)	0·6 (0·3 to 1·3)	1 (0·5 to 1·9)	0·5 (0·2 to 1·1)	0·1 (0 to 0·2)	0 (0 to 0)	11
Self-harm by other specified means	0 (0 to 0)	0 (0 to 0)	0 (0 to 0)	0 (0 to 0)	[illegible]	[illegible]	[illegible]	[illegible]	[illegible]	[illegible]	[illegible]	[illegible]	[illegible]	[illegible]	[illegible]	[illegible]	[illegible]	[illegible]	[illegible]	[illegible]	[illegible]	[illegible]	[illegible]	436
Interpersonal violence	[illegible]	[illegible]	[illegible]	[illegible]	[illegible]	[illegible]	[illegible]	[illegible]	[illegible]	[illegible]	[illegible]	[illegible]	[illegible]	[illegible]	[illegible]	[illegible]	[illegible]	[illegible]	[illegible]	[illegible]	[illegible]	[illegible]	[illegible]	762
Physical violence by firearm	[illegible]	[illegible]	[illegible]	[illegible]	[illegible]	[illegible]	[illegible]	[illegible]	[illegible]	[illegible]	[illegible]	[illegible]	[illegible]	[illegible]	[illegible]	[illegible]	[illegible]	[illegible]	[illegible]	[illegible]	[illegible]	[illegible]	[illegible]	80·1
Physical violence by sharp object	[illegible]	[illegible]	[illegible]	[illegible]	[illegible]	[illegible]	[illegible]	[illegible]	[illegible]	[illegible]	[illegible]	[illegible]	[illegible]	[illegible]	[illegible]	[illegible]	[illegible]	[illegible]	[illegible]	[illegible]	[illegible]	[illegible]	[illegible]	278
Sexual violence	[illegible]	[illegible]	[illegible]	[illegible]	[illegible]	[illegible]	[illegible]	[illegible]	[illegible]	[illegible]	[illegible]	[illegible]	[illegible]	[illegible]	[illegible]	[illegible]	[illegible]	[illegible]	[illegible]	[illegible]	[illegible]	[illegible]	[illegible]	82·8
Physical violence by other means	[illegible]	[illegible]	[illegible]	[illegible]	[illegible]	[illegible]	[illegible]	[illegible]	[illegible]	[illegible]	[illegible]	[illegible]	[illegible]	[illegible]	[illegible]	[illegible]	[illegible]	[illegible]	[illegible]	[illegible]	[illegible]	[illegible]	[illegible]	321
Conflict and terrorism	0 (0 to 0)	0 (0 to 0)	0 (0 to 0)	0 (0 to 0)	0 (0 to 0)	0 (0 to 0)	0 (0 to 0)	0 (0 to 0)	0 (0 to 0)	0 (0 to 0)	0 (0 to 0)	0 (0 to 0)	0 (0 to 0)	0 (0 to 0)	0 (0 to 0)	0 (0 to 0)	0 (0 to 0)	0 (0 to 0)	0 (0 to 0)	0 (0 to 0)	0 (0 to 0)	0 (0 to 0)	0 (0 to 0)	0

SR Table 2b: Chad DALYS by cause and age group for females with 95% uncertainty intervals, 2019

Cause	Early Neonatal	Late Neonatal	Post Neonatal	1 to 4	5 to 9	10 to 14	15 to 19	20 to 24	25 to 29	30 to 34	35 to 39	40 to 44	45 to 49	50 to 54	55 to 59	60 to 64	65 to 69	70 to 74	75 to 79	80 to 84	85 to 89	90 to 94	95 plus	Total
All causes	734,000 (615,000 to 880,000)	198,000 (166,000 to 237,000)	1,170,000 (985,000 to 1,400,000)	1,450,000 (1,240,000 to 1,710,000)	241,000 (184,000 to 290,000)	151,000 (118,000 to 183,000)	159,000 (126,000 to 191,000)	154,000 (121,000 to 186,000)	151,000 (121,000 to 182,000)	143,000 (118,000 to 172,000)	136,000 (112,000 to 161,000)	125,000 (102,000 to 151,000)	110,000 (91,700 to 132,000)	96,700 (80,200 to 116,000)	84,900 (70,800 to 102,000)	76,500 (65,200 to 90,400)	67,400 (59,100 to 77,300)	59,800 (54,400 to 66,800)	44,800 (41,500 to 49,700)	29,200 (27,200 to 32,400)	14,700 (13,800 to 16,400)	5,190 (4,850 to 5,640)	1,580 (1,490 to 1,670)	5,400,000
Communicable, maternal, neonatal, and nutritional diseases	686,000 (570,000 to 827,000)	180,000 (147,000 to 219,000)	1,050,000 (850,000 to 1,250,000)	1,260,000 (1,030,000 to 1,510,000)	157,000 (119,000 to 194,000)	70,500 (52,600 to 87,400)	79,000 (59,700 to 95,000)	80,200 (59,200 to 99,100)	79,400 (61,500 to 99,400)	74,400 (59,100 to 92,700)	68,600 (55,000 to 84,400)	58,000 (45,500 to 72,800)	44,000 (34,700 to 56,000)	31,700 (24,700 to 40,300)	25,800 (19,500 to 33,500)	21,100 (15,900 to 27,700)	17,700 (13,400 to 23,400)	17,300 (13,600 to 22,500)	11,900 (9,200 to 15,400)	7,930 (5,990 to 10,200)	3,820 (2,900 to 5,090)	1,350 (997 to 1,780)	483 (361 to 626)	4,020,000
HIV/AIDS and sexually transmitted infections	31,100 (9,560 to 65,000)	7,280 (2,230 to 16,200)	15,100 (7,300 to 29,900)	13,100 (7,920 to 21,300)	9,060 (5,650 to 12,500)	4,720 (2,910 to 6,720)	7,410 (4,020 to 13,400)	10,100 (5,550 to 17,800)	15,200 (8,050 to 27,500)	18,600 (11,100 to 30,700)	18,400 (11,300 to 28,500)	15,400 (10,100 to 21,800)	11,400 (7,580 to 16,900)	6,620 (4,500 to 9,200)	3,440 (2,330 to 4,800)	1,650 (1,110 to 2,320)	787 (518 to 1,110)	369 (238 to 541)	160 (104 to 232)	31·2 (19·3 to 45·5)	12·3 (7·9 to 17·8)	2·9 (1·9 to 4·1)	0·6 (0·4 to 0·9)	190,000
HIV/AIDS	0·6 (0·3 to 1·1)	2·4 (1·5 to 3·4)	4,440 (3,320 to 5,860)	12,400 (7,240 to 20,700)	8,660 (5,350 to 12,200)	4,600 (2,810 to 6,630)	7,210 (3,800 to 13,200)	9,600 (5,140 to 17,400)	14,500 (7,390 to 26,800)	18,000 (10,500 to 30,100)	18,100 (11,000 to 28,200)	15,100 (9,830 to 21,600)	11,200 (7,380 to 16,600)	6,540 (4,410 to 9,140)	3,400 (2,290 to 4,750)	1,620 (1,080 to 2,290)	772 (503 to 1,100)	358 (228 to 531)	152 (99 to 224)	27·8 (15·9 to 42)	10·7 (6·5 to 15·9)	2·5 (1·5 to 3·6)	0·5 (0·3 to 0·8)	137,000
HIV/AIDS - Drug-susceptible Tuberculosis	0·1 (0 to 0·1)	0·6 (0·4 to 0·9)	1,780 (1,270 to 2,370)	4,840 (2,920 to 7,350)	3,170 (2,060 to 4,370)	1,760 (1,090 to 2,450)	2,530 (1,480 to 3,890)	3,320 (1,980 to 5,040)	5,140 (2,830 to 7,880)	6,620 (3,950 to 9,830)	6,750 (4,150 to 9,630)	5,870 (3,790 to 8,120)	4,440 (2,840 to 6,260)	2,600 (1,700 to 3,620)	1,350 (884 to 1,860)	635 (409 to 892)	299 (192 to 421)	137 (85·5 to 198)	57·8 (36·6 to 82·2)	9·9 (5·5 to 14·5)	3·6 (2·2 to 5·3)	0·8 (0·5 to 1·2)	0·2 (0·1 to 0·3)	51,300
HIV/AIDS - Multidrug-resistant Tuberculosis without exte	0 (0 to 0)	0 (0 to 0·1)	144 (17·8 to 474)	387 (45·7 to 1,330)	247 (30·3 to 827)	136 (17·5 to 454)	196 (23 to 698)	250 (31·5 to 889)	377 (42 to 1,320)	476 (53·7 to 1,650)	466 (55·4 to 1,650)	395 (47·6 to 1,320)	301 (34·6 to 1,020)	183 (21·9 to 610)	98·4 (11·9 to 328)	47·2 (5·7 to 161)	22·4 (2·8 to 76·3)	10·2 (1·2 to 35)	4·3 (0·5 to 14·4)	0·7 (0·1 to 2·4)	0·2 (0 to 0·8)	0·1 (0 to 0·2)	0 (0 to 0)	3,740
HIV/AIDS - Extensively drug-resistant Tuberculosis	0 (0 to 0)	0 (0 to 0)	1·9 (0·2 to 6·6)	5·2 (0·6 to 18·5)	3·3 (0·4 to 11·1)	1·8 (0·2 to 6·2)	2·6 (0·3 to 9·3)	3·3 (0·4 to 11·8)	5 (0·5 to 17·7)	6·4 (0·7 to 21·9)	6·2 (0·7 to 22·1)	5·3 (0·6 to 18·7)	4 (0·4 to 14·7)	2·4 (0·3 to 8·6)	1·3 (0·1 to 4·5)	0·6 (0·1 to 2·1)	0·3 (0 to 1)	0·1 (0 to 0·5)	0·1 (0 to 0·2)	0 (0 to 0)	0 (0 to 0)	0 (0 to 0)	0 (0 to 0)	50
HIV/AIDS resulting in other diseases	0·5 (0·3 to 1)	1·7 (1 to 2·6)	2,510 (1,830 to 3,610)	7,180 (4,010 to 13,800)	5,240 (2,990 to 8,700)	2,710 (1,560 to 4,570)	4,480 (2,150 to 9,770)	6,020 (2,940 to 13,300)	9,020 (4,300 to 19,800)	10,900 (5,990 to 21,700)	10,800 (6,370 to 19,400)	8,870 (5,740 to 14,200)	6,500 (4,170 to 10,600)	3,760 (2,510 to 5,810)	1,950 (1,300 to 2,890)	933 (614 to 1,400)	451 (286 to 702)	210 (132 to 335)	90·3 (56·3 to 144)	17·1 (9·3 to 29·5)	6·9 (3·8 to 11·5)	1·6 (0·8 to 2·5)	0·3 (0·2 to 0·6)	81,700
Sexually transmitted infections excluding HIV	31,100 (9,560 to 65,000)	7,280 (2,230 to 16,200)	10,600 (3,020 to 24,700)	641 (181 to 1,490)	401 (119 to 967)	120 (40·9 to 299)	202 (104 to 359)	461 (251 to 819)	641 (363 to 1,100)	591 (343 to 986)	389 (214 to 693)	293 (148 to 554)	202 (101 to 386)	76 (37·8 to 145)	33·9 (14·7 to 71·2)	37·8 (16·1 to 80·7)	14·7 (6·2 to 29·2)	11·5 (5·6 to 21·8)	7·3 (3·5 to 14·1)	3·4 (1·6 to 6·6)	1·6 (0·8 to 3)	0·4 (0·2 to 0·8)	0·1 (0·1 to 0·2)	53,100
Syphilis	31,100 (9,560 to 65,000)	7,280 (2,230 to 16,200)	10,600 (3,020 to 24,700)	641 (181 to 1,490)	401 (119 to 967)	56·9 (13·6 to 157)	21 (7·5 to 49·3)	17·9 (7·2 to 36·5)	43·1 (16 to 98·2)	36·6 (14·1 to 80·7)	9 (3·8 to 18·3)	3·5 (1·5 to 6·9)	5·1 (2·2 to 10·5)	2·9 (1·1 to 5·7)	0·5 (0·1 to 1·1)	1·4 (0·5 to 3·8)	0·3 (0·1 to 0·7)	0·5 (0·2 to 1·2)	0·3 (0·1 to 0·8)	0·3 (0·1 to 0·7)	0·1 (0 to 0·3)	0·1 (0 to 0·2)	0 (0 to 0·1)	50,200
Chlamydial infection	0 (0 to 0)	0 (0 to 0)	0 (0 to 0)	0 (0 to 0)	0 (0 to 0)	12·5 (4·7 to 30·1)	21·6 (11·9 to 35·6)	67·2 (33·1 to 122)	88·6 (48·4 to 152)	74 (40·4 to 123)	52·1 (28·5 to 91·7)	39·1 (19·5 to 71·8)	25·2 (11·8 to 48·2)	4·2 (1·9 to 8·1)	0·9 (0·5 to 1·4)	3·3 (0·9 to 9·6)	0·3 (0·1 to 0·8)	0·6 (0·2 to 1·4)	0·5 (0·1 to 1·1)	0·3 (0·1 to 0·6)	0·1 (0 to 0·3)	0 (0 to 0·1)	0 (0 to 0)	390
Gonococcal infection	0 (0 to 0)	0 (0 to 0)	0 (0 to 0)	0 (0 to 0)	0 (0 to 0)	16·4 (4·3 to 44·3)	26 (9·6 to 63·3)	63·2 (25·5 to 135)	93·4 (38·7 to 210)	72·3 (32·9 to 148)	28·8 (15·7 to 52·4)	23·6 (11·8 to 43·9)	22·6 (10 to 46·3)	9·5 (3·2 to 20·7)	0·9 (0·3 to 2·2)	8·4 (2·2 to 24·5)	1·6 (0·5 to 4·2)	2 (0·6 to 4·8)	1·7 (0·5 to 4·1)	0·6 (0·2 to 1·4)	0·3 (0·1 to 0·7)	0·1 (0 to 0·2)	0 (0 to 0·1)	371
Trichomoniasis	0 (0 to 0)	0 (0 to 0)	0 (0 to 0)	0 (0 to 0)	0 (0 to 0)	5 (1·3 to 14·2)	59·2 (19·4 to 139)	158 (56·3 to 361)	174 (60·7 to 404)	146 (47·8 to 337)	116 (36·8 to 272)	87·2 (29·4 to 203)	58·6 (18·4 to 139)	31·4 (9·3 to 74·2)	16·6 (5·4 to 42·1)	8·9 (3 to 20·4)	5·7 (2 to 13·4)	3·5 (1·2 to 8·1)	1·9 (0·7 to 4·3)	0·9 (0·3 to 2)	0·3 (0·1 to 0·7)	0·1 (0 to 0·2)	0 (0 to 0)	874
Genital herpes	0 (0 to 0)	0 (0 to 0)	0 (0 to 0)	0 (0 to 0)	0 (0 to 0)	5·9 (1·7 to 14)	21·4 (5·5 to 51·6)	34·5 (10·7 to 85)	41·5 (13·3 to 102)	42·8 (13·3 to 107)	38·5 (12·1 to 94·4)	32·1 (10 to 80·7)	24·8 (7·9 to 62·7)	17·6 (5·4 to 42·7)	12·5 (3·8 to 30·6)	8·6 (2·5 to 21·6)	5·9 (1·7 to 14·5)	3·9 (1·2 to 9·5)	2·3 (0·7 to 5·7)	1·2 (0·4 to 3)	0·6 (0·2 to 1·4)	0·2 (0 to 0·4)	0 (0 to 0·1)	294
Other sexually transmitted infections	0 (0 to 0)	0 (0 to 0)	0 (0 to 0)	0 (0 to 0)	0 (0 to 0)	23·4 (8·5 to 56·4)	52·5 (23·1 to 103)	120 (65·9 to 203)	200 (115 to 332)	220 (133 to 347)	145 (81·8 to 243)	107 (56·4 to 191)	65·7 (30·5 to 129)	10·4 (4·5 to 19·8)	2·5 (0·8 to 5·2)	7·2 (1·9 to 21·2)	0·7 (0·2 to 1·9)	1·1 (0·3 to 2·5)	0·6 (0·2 to 1·6)	0·2 (0·1 to 0·6)	0·1 (0 to 0·3)	0 (0 to 0·1)	0 (0 to 0)	957
Respiratory infections and tuberculosis	60,700 (32,100 to 106,000)	33,300 (16,200 to 56,000)	280,000 (142,000 to 454,000)	232,000 (118,000 to 381,000)	26,400 (16,400 to 37,900)	11,200 (7,290 to 15,300)	9,640 (6,390 to 13,300)	11,000 (7,300 to 15,500)	11,100 (7,340 to 15,400)	9,760 (6,520 to 13,700)	9,370 (6,330 to 13,100)	8,990 (5,750 to 13,000)	9,430 (6,320 to 13,600)	11,000 (7,420 to 15,300)	10,400 (7,000 to 14,700)	8,740 (5,960 to 12,200)	7,950 (5,460 to 10,800)	8,600 (6,030 to 11,600)	6,260 (4,420 to 8,320)	4,370 (3,070 to 5,940)	2,070 (1,490 to 2,800)	707 (505 to 935)	263 (183 to 351)	773,000
Tuberculosis	0 (0 to 0)	0·2 (0 to 0·5)	31,700 (14,400 to 57,300)	36,100 (17,400 to 64,800)	6,970 (3,780 to 11,400)	3,810 (2,090 to 6,100)	4,870 (2,950 to 7,610)	6,620 (3,950 to 10,300)	6,980 (4,080 to 10,500)	6,370 (3,850 to 9,680)	6,180 (3,770 to 9,530)	5,460 (3,030 to 8,590)	5,980 (3,510 to 9,160)	6,230 (3,690 to 9,480)	5,840 (3,240 to 9,270)	4,410 (2,520 to 7,190)	3,380 (1,960 to 5,210)	3,620 (2,160 to 5,530)	2,230 (1,300 to 3,350)	1,380 (819 to 2,100)	649 (402 to 980)	198 (117 to 303)	91·8 (58·3 to 135)	149,000
Latent tuberculosis infection	0 (0 to 0)	0 (0 to 0)	0 (0 to 0)	0 (0 to 0)	0 (0 to 0)	0 (0 to 0)	0 (0 to 0)	0 (0 to 0)	0 (0 to 0)	0 (0 to 0)	0 (0 to 0)	0 (0 to 0)	0 (0 to 0)	0 (0 to 0)	0 (0 to 0)	0 (0 to 0)	0 (0 to 0)	0 (0 to 0)	0 (0 to 0)	0 (0 to 0)	0 (0 to 0)	0 (0 to 0)	0 (0 to 0)	0
Drug-susceptible tuberculosis	0 (0 to 0)	0·2 (0 to 0·5)	29,700 (13,600 to 53,500)	33,900 (15,900 to 60,600)	6,570 (3,540 to 10,900)	3,580 (1,930 to 5,820)	4,600 (2,720 to 7,160)	6,260 (3,640 to 9,870)	6,590 (3,930 to 9,930)	6,030 (3,610 to 9,270)	5,850 (3,530 to 8,910)	5,170 (2,790 to 8,150)	5,660 (3,350 to 8,790)	5,880 (3,500 to 9,240)	5,500 (3,010 to 8,860)	4,150 (2,330 to 6,740)	3,170 (1,820 to 4,910)	3,400 (2,020 to 5,200)	2,090 (1,210 to 3,170)	1,290 (744 to 2,000)	610 (370 to 931)	186 (106 to 293)	86·1 (54 to 128)	140,000
Multidrug-resistant tuberculosis without extensive drug r	0 (0 to 0)	0 (0 to 0)	1,960 (191 to 7,420)	2,180 (230 to 7,730)	399 (40·3 to 1,410)	227 (26·4 to 812)	269 (30·6 to 951)	357 (39·1 to 1,240)	378 (41·5 to 1,350)	341 (37·6 to 1,170)	330 (34·8 to 1,170)	286 (32·7 to 1,060)	322 (34·7 to 1,190)	347 (41·1 to 1,360)	337 (34·8 to 1,170)	261 (29·9 to 981)	205 (22·2 to 735)	214 (25·8 to 742)	132 (15 to 449)	82·4 (8·7 to 288)	38·4 (4·6 to 127)	11·8 (1·3 to 40·8)	5·6 (0·7 to 19·5)	8,680
Extensively drug-resistant tuberculosis	0 (0 to 0)	0 (0 to 0)	26·4 (2·6 to 99)	29·2 (2·8 to 113)	5·3 (0·5 to 19·8)	3 (0·3 to 12·1)	3·5 (0·4 to 12·9)	4·6 (0·5 to 16·3)	5 (0·6 to 18·9)	4·5 (0·5 to 16·6)	4·4 (0·4 to 16·1)	3·8 (0·4 to 14·5)	4·3 (0·4 to 16)	4·7 (0·5 to 17·9)	4·5 (0·5 to 17·6)	3·5 (0·4 to 13·2)	2·8 (0·3 to 10)	2·9 (0·3 to 10·8)	1·8 (0·2 to 6·5)	1·1 (0·1 to 3·9)	0·5 (0·1 to 1·7)	0·2 (0 to 0·5)	0·1 (0 to 0·3)	116
Lower respiratory infections	60,700 (32,100 to 106,000)	33,200 (16,200 to 56,000)	248,000 (119,000 to 415,000)	193,000 (91,500 to 332,000)	17,900 (9,790 to 28,500)	6,290 (3,610 to 9,550)	3,840 (2,230 to 5,900)	3,630 (2,020 to 5,630)	3,520 (2,070 to 5,480)	2,930 (1,670 to 4,760)	2,820 (1,610 to 4,440)	3,250 (1,880 to 5,070)	3,240 (2,010 to 5,090)	4,590 (2,840 to 6,980)	4,410 (2,690 to 6,660)	4,260 (2,710 to 6,680)	4,520 (2,840 to 6,550)	4,940 (3,180 to 7,160)	4,010 (2,550 to 5,880)	2,990 (1,930 to 4,250)	1,410 (930 to 2,050)	507 (327 to 714)	171 (114 to 244)	614,000
Upper respiratory infections	3·5 (1·8 to 6·5)	17·5 (9·6 to 29·1)	310 (171 to 509)	2,050 (810 to 5,170)	1,080 (597 to 1,850)	908 (485 to 1,560)	729 (367 to 1,280)	549 (288 to 923)	415 (223 to 680)	322 (168 to 550)	261 (131 to 436)	201 (105 to 347)	141 (74·2 to 247)	102 (56·1 to 178)	70·4 (37·6 to 117)	48·6 (25·9 to 79·8)	34·9 (17·7 to 60·1)	27·3 (14·5 to 48·1)	14·5 (7·7 to 24·4)	7·5 (3·9 to 13)	3·3 (1·8 to 5·6)	1·1 (0·6 to 1·9)	0·3 (0·2 to 0·5)	7,300
Otitis media	4·3 (0·2 to 24·1)	2·2 (1 to 4)	96 (48·8 to 170)	672 (371 to 1,210)	458 (236 to 800)	185 (86·7 to 349)	212 (101 to 373)	221 (99·5 to 425)	174 (81·8 to 319)	126 (53·7 to 233)	104 (49·7 to 188)	89·6 (38·9 to 164)	72·1 (34·2 to 127)	53·1 (24·2 to 96·8)	38 (18·3 to 67·9)	23·9 (10·5 to 46)	13·7 (6·6 to 26·2)	7·5 (3·2 to 14·8)	4·9 (2·3 to 8·6)	2·9 (1·3 to 5·4)	1·5 (0·7 to 2·6)	0·5 (0·2 to 0·9)	0·1 (0·1 to 0·2)	2,560
Enteric infections	23,900 (8,370 to 53,800)	47,500 (16,700 to 96,500)	481,000 (223,000 to 776,000)	572,000 (264,000 to 933,000)	34,800 (20,100 to 56,900)	13,300 (7,780 to 21,700)	7,680 (4,170 to 14,100)	7,060 (3,520 to 13,300)	5,880 (3,100 to 11,400)	5,300 (2,730 to 9,930)	4,880 (2,490 to 9,020)	4,580 (2,310 to 8,730)	4,990 (2,400 to 9,730)	5,150 (2,450 to 10,900)	4,860 (2,220 to 9,840)	4,990 (2,200 to 9,990)	4,470 (1,960 to 8,960)	3,950 (1,710 to 8,040)	3,330 (1,470 to 6,640)	2,440 (1,050 to 4,780)	1,180 (480 to 2,430)	454 (185 to 914)	161 (64·8 to 316)	1,240,000
Diarrheal diseases	23,900 (8,370 to 53,800)	47,100 (16,000 to 96,100)	473,000 (212,000 to 769,000)	541,000 (226,000 to 908,000)	24,100 (10,800 to 45,700)	9,300 (4,380 to 17,200)	6,470 (3,060 to 12,900)	6,380 (2,930 to 12,500)	5,370 (2,640 to 10,900)	4,890 (2,400 to 9,460)	4,550 (2,250 to 8,680)	4,300 (2,080 to 8,350)	4,730 (2,190 to 9,470)	4,930 (2,210 to 10,500)	4,670 (2,040 to 9,640)	4,860 (2,100 to 9,840)	4,380 (1,880 to 8,890)	3,900 (1,660 to 7,990)	3,300 (1,450 to 6,600)	2,430 (1,030 to 4,760)	1,180 (476 to 2,430)	453 (184 to 913)	161 (64·7 to 315)	1,190,000
Typhoid and paratyphoid	0 (0 to 0)	0 (0 to 0)	37·8 (12·4 to 97·8)	4,480 (1,310 to 9,930)	3,870 (1,360 to 9,040)	2,320 (819 to 5,010)	754 (251 to 1,700)	332 (115 to 763)	184 (69·5 to 405)	107 (38·9 to 237)	62·5 (23·7 to 137)	43·3 (17·4 to 93·5)	38·1 (14·6 to 83·7)	29·5 (11·2 to 63·6)	19·6 (7·2 to 44·7)	12 (4·1 to 26·7)	7·2 (2·9 to 15·4)	4·1 (1·7 to 8·6)	2·2 (0·8 to 4·5)	1 (0·3 to 2)	0·4 (0·2 to 0·7)	0·1 (0 to 0·2)	0 (0 to 0·1)	12,300
Typhoid fever	0 (0 to 0)	0 (0 to 0)	37·6 (12·3 to 97·5)	4,450 (1,300 to 9,890)	3,850 (1,350 to 8,980)	2,310 (814 to 4,990)	750 (251 to 1,690)	331 (115 to 760)	183 (69·3 to 402)	107 (38·6 to 236)	62·3 (23·7 to 137)	43·2 (17·3 to 93·2)	37·9 (14·5 to 83·4)	29·4 (11·1 to 63·5)	19·5 (7·2 to 44·6)	11·9 (4 to 26·6)	7·1 (2·9 to 15·4)	4·1 (1·7 to 8·6)	2·2 (0·8 to 4·5)	1 (0·3 to 2)	0·4 (0·2 to 0·7)	0·1 (0 to 0·2)	0 (0 to 0·1)	12,200
Paratyphoid fever	0 (0 to 0)	0 (0 to 0)	0·2 (0 to 0·5)	22·1 (5·3 to 59·8)	18·7 (5·1 to 51·3)	10·5 (3 to 27)	3·2 (0·9 to 8·2)	1·3 (0·3 to 3·6)	0·7 (0·2 to 1·8)	0·4 (0·1 to 0·9)	0·2 (0·1 to 0·5)	0·1 (0 to 0·3)	0·1 (0 to 0·3)	0·1 (0 to 0·2)	0·1 (0 to 0·1)	0 (0 to 0·1)	0 (0 to 0)	0 (0 to 0)	0 (0 to 0)	0 (0 to 0)	0 (0 to 0)	0 (0 to 0)	0 (0 to 0)	57·6
Invasive Non-typhoidal Salmonella (iNTS)	0 (0 to 0)	470 (228 to 867)	8,470 (3,750 to 15,500)	25,200 (10,700 to 47,600)	6,720 (2,720 to 13,600)	1,630 (625 to 3,100)	447 (167 to 907)	339 (131 to 696)	322 (118 to 692)	293 (112 to 609)	263 (100 to 516)	237 (91·3 to 480)	214 (86·6 to 434)	195 (70·5 to 396)	162 (68·3 to 305)	121 (53·7 to 229)	80·8 (35·3 to 153)	48·6 (20·9 to 83·6)	27 (12·9 to 47)	13·4 (6 to 24·2)	4·2 (1·8 to 7·1)	1 (0·3 to 2)	0·3 (0 to 0·6)	45,300
Other intestinal infectious diseases	0 (0 to 0)	0 (0 to 0)	283 (6·2 to 1,010)	747 (70·7 to 2,570)	97·1 (3·7 to 373)	34·6 (1·8 to 122)	8·8 (0·9 to 28·3)	6·5 (0·9 to 20·4)	2·6 (0·5 to 8·2)	5·4 (1·2 to 14·6)	2·6 (0·6 to 7·8)	2·5 (0·6 to 7·2)	1·4 (0·3 to 4·2)	1·2 (0·2 to 4)	0·8 (0·1 to 2·5)	0·6 (0·1 to 2·2)	0·8 (0·1 to 2·8)	0·5 (0 to 1·7)	0·3 (0 to 1)	0·2 (0 to 0·8)	0·2 (0 to 0·8)	0·1 (0 to 0·2)	0 (0 to 0·1)	1,200
Neglected tropical diseases and malaria	789 (174 to 2,770)	9,330 (2,920 to 23,000)	72,900 (21,900 to 178,000)	151,000 (50,300 to 359,000)	20,100 (12,200 to 32,600)	10,300 (6,600 to 15,900)	10,300 (6,440 to 16,300)	8,370 (5,050 to 13,300)	6,340 (3,870 to 10,500)	5,390 (3,330 to 9,160)	5,200 (3,120 to 8,760)	4,630 (2,730 to 8,260)	4,140 (2,180 to 8,240)	4,360 (2,060 to 8,810)	4,010 (1,910 to 8,760)	3,770 (1,620 to 7,930)	2,820 (1,310 to 5,890)	2,700 (1,180 to 5,670)	1,060 (529 to 2,050)	375 (209 to 711)	112 (73·4 to 172)	28·7 (17·8 to 42·2)	7·8 (4·9 to 12)	328,000
Malaria	4·2 (0·8 to 10·8)	8,850 (2,460 to 22,700)	69,200 (19,500 to 175,000)	138,000 (39,600 to 349,000)	10,400 (4,090 to 23,000)	4,610 (2,040 to 9,210)	5,230 (2,380 to 10,100)	4,620 (2,000 to 9,260)	3,570 (1,510 to 7,270)	3,110 (1,330 to 6,570)	2,980 (1,210 to 6,290)	2,670 (1,000 to 5,950)	2,740 (872 to 6,760)	3,130 (981 to 7,480)	2,900 (867 to 7,360)	2,900 (866 to 7,130)	2,110 (637 to 5,040)	2,170 (648 to 5,060)	709 (208 to 1,720)	200 (56·4 to 519)	25·9 (8·5 to 61·1)	2·8 (1·1 to 6·7)	0·3 (0·1 to 0·8)	271,000
Chagas disease	0 (0 to 0)	0 (0 to 0)	0 (0 to 0)	0 (0 to 0)	0 (0 to 0)	0 (0 to 0)	0 (0 to 0)	0 (0 to 0)	0 (0 to 0)	0 (0 to 0)	0 (0 to 0)	0 (0 to 0)	0 (0 to 0)	0 (0 to 0)	0 (0 to 0)	0 (0 to 0)	0 (0 to 0)	0 (0 to 0)	0 (0 to 0)	0 (0 to 0)	0 (0 to 0)	0 (0 to 0)	0 (0 to 0)	0
Leishmaniasis	0 (0 to 0)	0 (0 to 0)	42·2 (19·2 to 76·9)	397 (172 to 700)	418 (194 to 706)	127 (64·2 to 207)	57·3 (28·8 to 99·1)	46·9 (21·7 to 89·4)	47·9 (22·3 to 90·8)	48 (23·6 to 88·4)	47·4 (22·1 to 93·8)	45·6 (19·5 to 95·8)	42·9 (17·2 to 94·1)	37·8 (14·8 to 86·6)	33·7 (12·1 to 80·5)	28·9 (9·5 to 71·3)	24·9 (7·4 to 64·4)	20·1 (5 to 53·5)	14·9 (3·2 to 41·9)	9·4 (1·9 to 28·1)	5·1 (0·9 to 15·5)	1·8 (0·3 to 5·7)	0·7 (0·1 to 2·6)	1,500



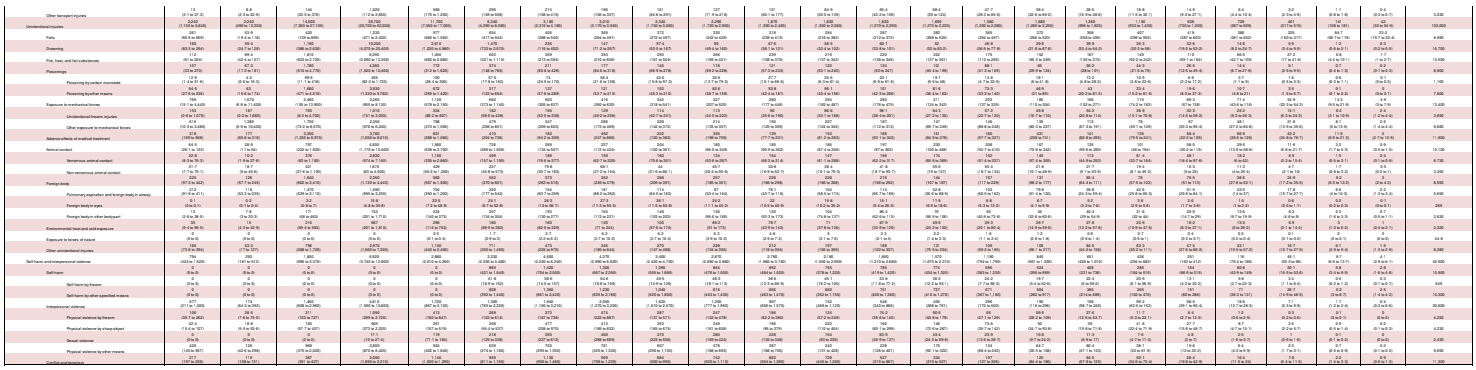



SR Table 2b: Fiji DALYS by cause and age group for females with 95% uncertainty intervals, 2019

Cause	Early Neonatal (0-6 days)	Late Neonatal (7-27 days)	Post Neonatal (28-364 days)	1 to 4	5 to 9	10 to 14	15 to 19	20 to 24	25 to 29	30 to 34	35 to 39	40 to 44	45 to 49	50 to 54	55 to 59	60 to 64	65 to 69	70 to 74	75 to 79	80 to 84	85 to 89	90 to 94	95 plus	Total
All causes	4,615 (3,858-5,502)	1,729 (1,350-2,193)	2,630 (2,070-3,270)	2,370 (1,850-2,955)	1,180 (893-1,495)	763 (563-1,000)	803 (607-1,035)	941 (716-1,224)	894 (686-1,170)	873 (666-1,126)	966 (746-1,250)	776 (596-1,000)	1,112 (868-1,413)	1,402 (1,109-1,755)	1,704 (1,359-2,109)	1,984 (1,599-2,427)	1,939 (1,552-2,389)	2,067 (1,652-2,557)	1,997 (1,600-2,474)	1,889 (1,509-2,350)	1,499 (1,189-1,875)	1,113 (872-1,410)	1,102,000
Communicable, maternal, neonatal, and nutritional diseases	2,662 (2,113-3,324)	1,729 (1,350-2,193)	2,630 (2,070-3,270)	2,370 (1,850-2,955)	1,180 (893-1,495)	763 (563-1,000)	803 (607-1,035)	941 (716-1,224)	894 (686-1,170)	873 (666-1,126)	966 (746-1,250)	776 (596-1,000)	1,112 (868-1,413)	1,402 (1,109-1,755)	1,704 (1,359-2,109)	1,984 (1,599-2,427)	1,939 (1,552-2,389)	2,067 (1,652-2,557)	1,997 (1,600-2,474)	1,889 (1,509-2,350)	1,499 (1,189-1,875)	1,113 (872-1,410)	22,600
HIV/AIDS and sexually transmitted infections	282 (81-619)	80.9 (22.1-184)	116 (42-4.2)239	23.5 (14.6-34.4)	9.7 (6.1-14.7)	14.7 (7.6-27.9)	22 (11.6-34.2)	49.6 (32.9-68.6)	67.4 (42.4-98.4)	74.2 (48.6-107)	77.6 (52.9-104.112)	98.7 (68.3-131)	88.3 (58.3-122.4)	19.4 (12.7-28.5)	16 (10.5-24.1)	17.4 (12.3-24.3)	10.6 (7.3-15.8)	2.2 (1.2-3.5)	1.3 (0.6-2.2)	0.6 (0.4-1)	1.1 (0.6-2.4)	0.1 (0.0-0.1)	999
HIV/AIDS	0 (0-0)	0 (0-0)	19.8 (10.6-32.8)	19 (10.4-29.2)	8.8 (4.2-15.7)	9.5 (4.5-16.9)	18.9 (11.1-30.2)	46.2 (29.2-68.2)	61.4 (41.9-84.4)	69.9 (52.2-92.8)	66.9 (49.2-86.5)	93.2 (70.5-119)	82.4 (60.2-108)	17.6 (11.9-25.5)	14.9 (10.1-21.8)	16.4 (12.3-21.6)	9.8 (6.8-13.9)	2.1 (1.1-3.2)	1.2 (0.6-2.1)	0.5 (0.2-0.9)	1.1 (0.6-2.4)	0.1 (0.0-0.1)	399
HIV/AIDS - Drug-susceptible Tuberculosis	0 (0-0)	0 (0-0)	2.1 (1.2-3.2)	2.1 (1.2-3.2)	0.8 (0.4-1.3)	0.6 (0.4-0.9)	2.2 (1.4-3.3)	4.3 (2.8-6.1)	6.1 (4.1-8.5)	6.3 (4.1-8.9)	5.3 (3.5-7.6)	4 (2.6-5.5)	3.8 (2.5-5.7)	1.4 (0.9-2.1)	1.1 (0.7-1.7)	1 (0.6-1.6)	0.7 (0.4-1.1)	0.1 (0.1-0.2)	0.1 (0.0-0.2)	0.1 (0.0-0.1)	0.1 (0.0-0.2)	0.0 (0.0-0.0)	42.2
HIV/AIDS - Multidrug-resistant Tuberculosis without extensive drug resistance	0 (0-0)	0 (0-0)	0 (0-0)	0 (0-0)	0 (0-0)	0 (0-0)	0 (0-0)	0 (0-0)	0 (0-0)	0 (0-0)	0 (0-0)	0 (0-0)	0 (0-0)	0 (0-0)	0 (0-0)	0 (0-0)	0 (0-0)	0 (0-0)	0 (0-0)	0 (0-0)	0 (0-0)	0 (0-0)	0 (0-0)	0.2
HIV/AIDS - Extensively drug-resistant Tuberculosis	0 (0-0)	0 (0-0)	0 (0-0)	0 (0-0)	0 (0-0)	0 (0-0)	0 (0-0)	0 (0-0)	0 (0-0)	0 (0-0)	0 (0-0)	0 (0-0)	0 (0-0)	0 (0-0)	0 (0-0)	0 (0-0)	0 (0-0)	0 (0-0)	0 (0-0)	0 (0-0)	0 (0-0)	0 (0-0)	0 (0-0)	0
HIV/AIDS resulting in other diseases	0 (0-0)	0 (0-0)	16.8 (9.0-30.7)	15.9 (8.3-29.9)	7.9 (3.6-15.4)	4.9 (2.4-8.7)	16.7 (9.7-26.7)	32.2 (17.9-52.9)	49.3 (29.1-72.3)	49.6 (29.7-73.4)	39.5 (21.7-59.8)	29.6 (15.2-48.8)	28.6 (15.2-46.8)	10.3 (5.4-16.9)	8.6 (4.5-14.4)	7.5 (3.9-12.6)	7.1 (3.9-12.2)	0.4 (0.2-0.8)	0.2 (0.1-0.5)	0.1 (0.0-0.2)	0.1 (0.0-0.2)	0.0 (0.0-0.0)	316
Sexually transmitted infections excluding HIV	282 (81-619)	80.9 (22.1-184)	96.2 (26.9-227)	4.5 (1.5-12.7)	0.9 (0.3-2.7)	4.8 (2.7-7.8)	3.1 (1.5-6.6)	3.4 (1.6-7.4)	5.9 (3.1-10.4)	4.3 (2.1-7.6)	11.1 (5.9-18.2)	21.5 (11.9-33.6)	5.9 (3.1-10.2)	1.8 (1.0-3.1)	1.3 (0.7-2.3)	0.9 (0.5-1.7)	0.3 (0.2-0.6)	0.1 (0.0-0.2)	0.1 (0.0-0.2)	0.1 (0.0-0.2)	0.1 (0.0-0.2)	0.1 (0.0-0.1)	641
Syphilis	282 (81-619)	80.9 (22.1-184)	96.2 (26.9-227)	4.5 (1.5-12.7)	0.9 (0.3-2.7)	4.8 (2.7-7.8)	3.1 (1.5-6.6)	3.4 (1.6-7.4)	5.9 (3.1-10.4)	4.3 (2.1-7.6)	11.1 (5.9-18.2)	21.5 (11.9-33.6)	5.9 (3.1-10.2)	1.8 (1.0-3.1)	1.3 (0.7-2.3)	0.9 (0.5-1.7)	0.3 (0.2-0.6)	0.1 (0.0-0.2)	0.1 (0.0-0.2)	0.1 (0.0-0.2)	0.1 (0.0-0.2)	0.1 (0.0-0.1)	480
Chlamydial infection	0 (0-0)	0 (0-0)	0 (0-0)	0 (0-0)	0 (0-0)	0 (0-0)	0 (0-0.2)	0 (0-0.2)	0 (0-0.1)	0 (0-0.1)	0 (0-0.1)	0 (0-0.1)	0 (0-0.1)	0 (0-0.1)	0 (0-0.1)	0 (0-0.1)	0 (0-0.1)	0 (0-0.1)	0 (0-0.1)	0 (0-0.1)	0 (0-0.1)	0 (0-0.1)	0 (0-0.1)	15.1
Gonococcal infection	0 (0-0)	0 (0-0)	0 (0-0)	0 (0-0)	0 (0-0)	0 (0-0.2)	0 (0-0.2)	0 (0-0.1)	0 (0-0.1)	0 (0-0.1)	0 (0-0.1)	0 (0-0.1)	0 (0-0.1)	0 (0-0.1)	0 (0-0.1)	0 (0-0.1)	0 (0-0.1)	0 (0-0.1)	0 (0-0.1)	0 (0-0.1)	0 (0-0.1)	0 (0-0.1)	0 (0-0.1)	22.6
Trichomoniasis	0 (0-0)	0 (0-0)	0 (0-0)	0 (0-0)	0 (0-0)	0 (0-0.2)	0 (0-0.3)	0 (0-0.2)	0 (0-0.2)	0 (0-0.2)	0 (0-0.2)	0 (0-0.2)	0 (0-0.2)	0 (0-0.2)	0 (0-0.2)	0 (0-0.2)	0 (0-0.2)	0 (0-0.2)	0 (0-0.2)	0 (0-0.2)	0 (0-0.2)	0 (0-0.2)	0 (0-0.2)	61.7
Genital herpes	0 (0-0)	0 (0-0)	0 (0-0)	0 (0-0)	0 (0-0)	0 (0-0.4)	0 (0-1.1)	0 (0-1.7)	0 (0-1.3)	0 (0-0.9)	0 (0-0.6)	0 (0-0.6)	0 (0-0.5)	0 (0-0.4)	0 (0-0.4)	0 (0-0.4)	0 (0-0.4)	0 (0-0.4)	0 (0-0.2)	0 (0-0.1)	0 (0-0.1)	0 (0-0.1)	0 (0-0.1)	19.6
Other sexually transmitted infections	0 (0-0)	0 (0-0)	0 (0-0)	0 (0-0)	0 (0-0)	0 (0-0.4)	0 (0-1.1)	0 (0-1.2)	0 (0-1.1)	0 (0-0.9)	0 (0-0.7)	0 (0-0.6)	0 (0-0.5)	0 (0-0.4)	0 (0-0.4)	0 (0-0.4)	0 (0-0.4)	0 (0-0.4)	0 (0-0.2)	0 (0-0.1)	0 (0-0.1)	0 (0-0.1)	0 (0-0.1)	41.7
Respiratory infections and tuberculosis	115 (97-136)	169 (96-253)	988 (579-1,530)	599 (360-900)	297 (203-403)	139 (104-182)	108 (82-137)	120 (92-157)	141 (107-182)	161 (127-204)	196 (157-239)	196 (159-239)	143 (109-181)	227 (181-283)	239 (191-298)	286 (229-348)	193 (153-242)	162 (129-204)	144 (107-194)	90.7 (67.1-122)	52 (39.6-68.9)	22.6 (16.9-30.1)	3,210
Tuberculosis	0 (0-0)	0 (0-0)	19.3 (9.2-32.8)	18.7 (9.2-31.2)	7.5 (3.4-13.7)	3.5 (1.6-6.2)	3.2 (1.5-5.6)	3.4 (1.6-6.2)	3.5 (1.7-6.2)	3.6 (1.7-6.2)	3.6 (1.7-6.2)	3.6 (1.7-6.2)	3.6 (1.7-6.2)	3.6 (1.7-6.2)	3.6 (1.7-6.2)	3.6 (1.7-6.2)	3.6 (1.7-6.2)	3.6 (1.7-6.2)	3.6 (1.7-6.2)	3.6 (1.7-6.2)	3.6 (1.7-6.2)	3.6 (1.7-6.2)	724
Latent tuberculosis infection	0 (0-0)	0 (0-0)	17.6 (8.4-29.9)	12.2 (6.0-19.4)	3.9 (1.8-6.7)	2.1 (1.0-3.7)	2.1 (1.0-3.7)	2.1 (1.0-3.7)	2.1 (1.0-3.7)	2.1 (1.0-3.7)	2.1 (1.0-3.7)	2.1 (1.0-3.7)	2.1 (1.0-3.7)	2.1 (1.0-3.7)	2.1 (1.0-3.7)	2.1 (1.0-3.7)	2.1 (1.0-3.7)	2.1 (1.0-3.7)	2.1 (1.0-3.7)	2.1 (1.0-3.7)	2.1 (1.0-3.7)	2.1 (1.0-3.7)	724
Drug-susceptible tuberculosis	0 (0-0)	0 (0-0)	17.6 (8.4-29.9)	12.2 (6.0-19.4)	3.9 (1.8-6.7)	2.1 (1.0-3.7)	2.1 (1.0-3.7)	2.1 (1.0-3.7)	2.1 (1.0-3.7)	2.1 (1.0-3.7)	2.1 (1.0-3.7)	2.1 (1.0-3.7)	2.1 (1.0-3.7)	2.1 (1.0-3.7)	2.1 (1.0-3.7)	2.1 (1.0-3.7)	2.1 (1.0-3.7)	2.1 (1.0-3.7)	2.1 (1.0-3.7)	2.1 (1.0-3.7)	2.1 (1.0-3.7)	2.1 (1.0-3.7)	723
Multidrug-resistant tuberculosis without extensive drug resistance	0 (0-0)	0 (0-0)	0 (0-0)	0 (0-0)	0 (0-0)	0 (0-0)	0 (0-0)	0 (0-0)	0 (0-0)	0 (0-0)	0 (0-0)	0 (0-0)	0 (0-0)	0 (0-0)	0 (0-0)	0 (0-0)	0 (0-0)	0 (0-0)	0 (0-0)	0 (0-0)	0 (0-0)	0 (0-0)	0 (0-0)	0.2
Extensively drug-resistant tuberculosis	0 (0-0)	0 (0-0)	0 (0-0)	0 (0-0)	0 (0-0)	0 (0-0)	0 (0-0)	0 (0-0)	0 (0-0)	0 (0-0)	0 (0-0)	0 (0-0)	0 (0-0)	0 (0-0)	0 (0-0)	0 (0-0)	0 (0-0)	0 (0-0)	0 (0-0)	0 (0-0)	0 (0-0)	0 (0-0)	0 (0-0)	0.5
Lower respiratory infections	115 (96-136)	169 (96-253)	968 (566-1,509)	581 (349-871)	288 (196-389)	132 (98-174)	102 (77-130)	109 (83-142)	127 (96-164)	139 (105-179)	172 (130-220)	183 (139-235)	129 (98-166)	209 (166-260)	221 (176-275)	267 (214-329)	179 (143-224)	147 (116-184)	129 (96-173)	78 (57.6-104)	43 (32.6-57.2)	18.7 (13.9-25)	2,960
Upper respiratory infections	0 (0-1)	0 (0-1)	7.6 (4.2-12.4)	34.1 (18.9-56.1)	38.9 (20.9-64.1)	21.7 (11.6-35.6)	27.4 (14.9-46.3)	29.6 (13.9-53.4)	32.3 (12.1-66.8)	22.2 (8.3-46.1)	21.5 (7.9-46.3)	17.2 (6.2-38.6)	13.6 (4.9-30.2)	7.4 (2.6-16.9)	12.8 (4.3-29.1)	11.1 (3.9-24.9)	9.1 (3.2-20.6)	3.7 (1.3-8.4)	2.5 (0.9-5.6)	1.1 (0.4-2.5)	0.4 (0.1-0.9)	0.1 (0.0-0.2)	210
Otitis media	0 (0-0)	0 (0-0)	1.4 (0.7-2.4)	10.5 (5.7-17.2)	21.7 (11.6-35.2)	13.2 (6.8-22.4)	19.4 (9.9-34.1)	9.2 (3.7-19.7)	7.5 (2.5-17.3)	6.4 (2.2-15.1)	6.4 (2.2-15.1)	6.4 (2.2-15.1)	6.4 (2.2-15.1)	6.4 (2.2-15.1)	6.4 (2.2-15.1)	6.4 (2.2-15.1)	6.4 (2.2-15.1)	6.4 (2.2-15.1)	6.4 (2.2-15.1)	6.4 (2.2-15.1)	6.4 (2.2-15.1)	6.4 (2.2-15.1)	119
Enteric infections	53.5 (12.9-139-6)	0 (0-0)	17.6 (12.0-25.7)	139 (132-739)	64.3 (61.1-68.2)	10.2 (9.7-10.8)	6.2 (5.9-6.6)	6.2 (5.9-6.6)	6.2 (5.9-6.6)	6.2 (5.9-6.6)	6.2 (5.9-6.6)	6.2 (5.9-6.6)	6.2 (5.9-6.6)	6.2 (5.9-6.6)	6.2 (5.9-6.6)	6.2 (5.9-6.6)	6.2 (5.9-6.6)	6.2 (5.9-6.6)	6.2 (5.9-6.6)	6.2 (5.9-6.6)	6.2 (5.9-6.6)	6.2 (5.9-6.6)	2,750
Diarrheal diseases	9.3 (3.6-19-4)	0 (0-0)	7.6 (2.2-15.7)	137 (131-723)	58.1 (56.4-62.1)	4.1 (3.8-4.5)	1.8 (1.7-2.1)	1.8 (1.7-2.1)	1.8 (1.7-2.1)	1.8 (1.7-2.1)	1.8 (1.7-2.1)	1.8 (1.7-2.1)	1.8 (1.7-2.1)	1.8 (1.7-2.1)	1.8 (1.7-2.1)	1.8 (1.7-2.1)	1.8 (1.7-2.1)	1.8 (1.7-2.1)	1.8 (1.7-2.1)	1.8 (1.7-2.1)	1.8 (1.7-2.1)	1.8 (1.7-2.1)	2,560
Typhoid and paratyphoid	0 (0-0)	0 (0-0)	0 (0-1.0)	2.8 (0-6.5)	34.3 (12.5-78.2)	0.2 (0-4.1)	0.2 (0-4.1)	0.2 (0-4.1)	0.2 (0-4.1)	0.2 (0-4.1)	0.2 (0-4.1)	0.2 (0-4.1)	0.2 (0-4.1)	0.2 (0-4.1)	0.2 (0-4.1)	0.2 (0-4.1)	0.2 (0-4.1)	0.2 (0-4.1)	0.2 (0-4.1)	0.2 (0-4.1)	0.2 (0-4.1)	0.2 (0-4.1)	152
Typhoid fever	0 (0-0)	0 (0-0)	0 (0-1.0)	2.8 (0-6.5)	33.8 (11.8-73.4)	0.2 (0-4.1)	0.2 (0-4.1)	0.2 (0-4.1)	0.2 (0-4.1)	0.2 (0-4.1)	0.2 (0-4.1)	0.2 (0-4.1)	0.2 (0-4.1)	0.2 (0-4.1)	0.2 (0-4.1)	0.2 (0-4.1)	0.2 (0-4.1)	0.2 (0-4.1)	0.2 (0-4.1)	0.2 (0-4.1)	0.2 (0-4.1)	0.2 (0-4.1)	150
Paratyphoid fever	0 (0-0)	0 (0-0)	0 (0-0.0)	0 (0-0)	0 (0-1.0-1.2)	0 (0-1.1)	0 (0-1.1)	0 (0-1.1)	0 (0-0.0)	0 (0-0.1)	0 (0-0.1)	0 (0-0.1)	0 (0-0.1)	0 (0-0.1)	0 (0-0.1)	0 (0-0.1)	0 (0-0.1)	0 (0-0.1)	0 (0-0.1)	0 (0-0.1)	0 (0-0.1)	0 (0-0.1)	0 (0-0.1)	1.9
Invasive Non-typhoidal Salmonella (iNTS)	0 (0-0)	0 (0-0)	1.7 (0.8-3.3)	2.4 (1.3-3.9)	0.4 (0.2-0.9)	0.2 (0.1-0.4)	0.2 (0.1-0.7)	0.2 (0.1-0.7)	0.2 (0.1-0.7)	0.2 (0.1-0.7)	0.2 (0.1-0.7)	0.2 (0.1-0.7)	0.2 (0.1-0.7)	0.2 (0.1-0.7)	0.2 (0.1-0.7)	0.2 (0.1-0.7)	0.2 (0.1-0.7)	0.2 (0.1-0.7)	0.2 (0.1-0.7)	0.2 (0.1-0.7)	0.2 (0.1-0.7)	0.2 (0.1-0.7)	29.2
Other intestinal infectious diseases	0 (0-0)	0 (0-0)	0 (0-0.3-1)	0.6 (0-1.9-5)	0.4 (0-1.4)	0.1 (0-0.6)	0.1 (0-0.6)	0.1 (0-0.6)	0.1 (0-0.6)	0.1 (0-0.7)	0.1 (0-0.6)	0.1 (0-0.6)	0.1 (0-0.6)	0.1 (0-0.6)	0.1 (0-0.6)	0.1 (0-0.6)	0.1 (0-0.6)	0.1 (0-0.6)	0.1 (0-0.6)	0.1 (0-0.6)	0.1 (0-0.6)	0.1 (0-0.6)	0.1 (0-0.6)	5
Neglected tropical diseases and malaria	0 (0-0.1)	0 (0-0)	0.3 (0-1.1)	22.3 (7.4-51.1)	99.8 (32.9-229.1)	7.9 (2.6-18.1)	7.9 (2.6-18.1)	7.9 (2.6-18.1)	7.9 (2.6-18.1)	7.9 (2.6-18.1)	7.9 (2.6-18.1)	7.9 (2.6-18.1)	7.9 (2.6-18.1)	7.9 (2.6-18.1)	7.9 (2.6-18.1)	7.9 (2.6-18.1)	7.9 (2.6-18.1)	7.9 (2.6-18.1)	7.9 (2.6-18.1)	7.9 (2.6-18.1)	7.9 (2.6-18.1)	7.9 (2.6-18.1)	882
Malaria	0 (0-0)	0 (0-0)	0 (0-0)	0 (0-0)	0 (0-0)	0 (0-0)	0 (0-0)	0 (0-0)	0 (0-0)	0 (0-0)	0 (0-0)	0 (0-0)	0 (0-0)	0 (0-0)	0 (0-0)	0 (0-0)	0 (0-0)	0 (0-0)	0 (0-0)	0 (0-0)	0 (0-0)	0 (0-0)	0 (0-0)	0
Chagas disease	0 (0-0)	0 (0-0)	0 (0-0)	0 (0-0)	0 (0-0)	0 (0-0)	0 (0-0)	0 (0-0)	0 (0-0)	0 (0-0)	0 (0-0)	0 (0-0)	0 (0-0)	0 (0-0)	0 (0-0)	0 (0-0)	0 (0-0)	0 (0-0)	0 (0-0)	0 (0-0)	0 (0-0)	0 (0-0)	0 (0-0)	0
Leishmaniasis	0 (0-0)	0 (0-0)	0 (0-0)	0 (0-0)	0 (0-0)	0 (0-0)	0 (0-0)	0 (0-0)	0 (0-0)	0 (0-0)	0 (0-0)	0 (0-0)	0 (0-0)	0 (0-0)	0 (0-0)	0 (0-0)	0 (0-0)	0 (0-0)	0 (0-0)	0 (0-0)	0 (0-0)	0 (0-0)	0 (0-0)	0
Visceral leishmaniasis	0 (0-0)	0 (0-0)	0 (0-0)	0 (0-0)	0 (0-0)	0 (0-0)	0 (0-0)	0 (0-0)	0 (0-0)	0 (0-0)	0 (0-0)	0 (0-0)	0 (0-0)	0 (0-0)	0 (0-0)	0 (0-0)	0 (0-0)	0 (0-0)	0 (0-0)	0 (0-0)	0 (0-0)	0 (0-0)	0 (0-0)	0
Cutaneous and mucocutaneous leishmaniasis	0 (0-0)	0 (0-0)	0 (0-0)	0 (0-0)	0 (0-0)	0 (0-0)	0 (0-0)	0 (0-0)	0 (0-0)	0 (0-0)	0 (0-0)	0 (0-0)	0 (0-0)	0 (0-0)	0 (0-0)	0 (0-0)	0 (0-0)	0 (0-0)	0 (0-0)	0 (0-0)	0 (0-0)	0 (0-0)	0 (0-0)	0
African trypanosomiasis	0 (0-0)	0 (0-0)	0 (0-0)	0 (0-0)	0 (0-0)	0 (0-0)	0 (0-0)	0 (0-0)	0 (0-0)	0 (0-0)	0 (0-0)	0 (0-0)	0 (0-0)	0 (0-0)	0 (0-0)	0 (0-0)	0 (0-0)	0 (0-0)	0 (0-0)	0 (0-0)	0 (0-0)	0 (0-0)	0 (0-0)	0
Schistosomiasis	0 (0-0)	0 (0-0)	0 (0-0)	0 (0-0)	0 (0-0)	0 (0-0)	0 (0-0)	0 (0-0)	0 (0-0)	0 (0-0)	0 (0-0)	0 (0-0)	0 (0-0)	0 (0-0)	0 (0-0)	0 (0-0)	0 (0-0)	0 (0-0)	0 (0-0)	0 (0-0)	0 (0-0)	0 (0-0)	0 (0-0)	0
Cysticercosis	0 (0-0)	0 (0-0)	0 (0-0)	0 (0-0)	0.1 (0-0.5-1)	0.4 (0-1.9)	1.3 (0-6.1)	2.6 (0-11.9)	3.2 (0-14.7)	3.6 (0-17.0)	3.6 (0-17.0)	3.6 (0-17.0)	4.2 (0-19.2)	5.7 (0-25.9)	7.3 (0-33.1)	7.8 (0-35.4)	7.1 (0-32.4)	5.5 (0-25.1)	4.1 (0-18.6)	2.4 (0-10.9)	1.1 (0-5.2)	0.2 (0-0.9)	485.6
Cystic echinococcosis	0 (0-0)	0 (0-0)	0 (0-0)	0 (0-0)	0 (0-0)	0 (0-0)	0 (0-0)	0 (0-0)	0 (0-0)	0 (0-0)	0 (0-0)	0 (0-0)	0 (0-0)	0 (0-0)	0 (0-0)	0 (0-0)	0 (0-0)	0 (0-0)	0 (0-0)	0 (0-0)	0 (0-0)	0 (0-0)	0 (0-0)	0.4
Lymphatic filariasis	0 (0-0)	0 (0-0)	0 (0-0)	0 (0-0)	0 (0-0)	0 (0-0)	0 (0-0)	0 (0-0)	0 (0-0)	0 (0-0)	0 (0-0)	0 (0-0)	0 (0-0)	0 (0-0)	0 (0-0)	0 (0-0)	0 (0-0)	0 (0-0)	0 (0-0)	0 (0-0)	0 (0-0)	0 (0-0)	0 (0-0)	0
Onchocerciasis	0 (0-0)	0 (0-0)	0 (0-0)	0 (0-0)	0 (0-0)	0 (0-0)	0 (0-0)	0 (0-0)	0 (0-0)	0 (0-0)	0 (0-0)	0 (0-0)	0 (0-0)	0 (0-0)	0 (0-0)	0 (0-0)	0 (0-0)	0 (0-0)	0 (0-0)	0 (0-0)	0 (0-0)	0 (0-0)	0 (0-0)	0
Trachoma	0 (0-0)	0 (0-0)	0 (0-0)	0 (0-0)	0 (0-0)	0 (0-0)	0 (0-0)	0 (0-0)	0 (0-0)	0 (0-0)	0 (0-0)	0 (0-0)	0 (0-0)	0 (0-0)	0 (0-0)	0 (0-0)	0 (0-0)	0 (0-0)	0 (0-0)	0 (0-0)	0 (0-0)	0 (0-0)	0 (0-0)	3.3
Dengue	0 (0-0)	0 (0-0)	0.6 (0-2.9-2)	27.9 (5.6-69.9)	24.9 (9.7-57.2)	2.9 (0-9.8)	2.9 (0-9.8)	2.9 (0-9.8)	2.9 (0-9.8)	2.9 (0-9.8)	2.9 (0-9.8)	2.9 (0-9.8)	2.9 (0-9.8)	2.9 (0-9.8)	2.9 (0-9.8)	2.9 (0-9.8)	2.9 (0-9.8)	2.9 (0-9.8)	2.9 (0-9.8)	2.9 (0-9.8)	2.9 (0-9.8)	2.9 (0-9.8)	2.9 (0-9.8)	255
Yellow fever	0 (0-0)	0 (0-0)	0 (0-0)	0 (0-0)	0 (0-0)	0 (0-0)	0 (0-0)	0 (0-0)	0 (0-0)	0 (0-0)	0 (0-0)	0 (0-0)	0 (0-0)	0 (0-0)	0 (0-0)	0 (0-0)	0 (0-0)	0 (0-0)	0 (0-0)	0 (0-0)	0 (0-0)	0 (0-0)	0 (0-0)	0
Rabies	0 (0-0)	0 (0-0)	0.3 (0-1.2)	0.5 (0-0-4)	0.1 (0-0.4)	0.1 (0-0.4)	0.1 (0-0.4)	0.1 (0-0.4)	0.1 (0-0.4)	0.1 (0-0.4)	0.1 (0-0.4)	0.1 (0-0.4)	0.1 (0-0.4)	0.1 (0-0.4)	0.1 (0-0.4)	0.1 (0-0.4)	0.1 (0-0.4)	0.1 (0-0.4)	0.1 (0-0.4)	0.1 (0-0.4)	0.1 (0-0.4)	0.1 (0-0.4)	0.1 (0-0.4)	1.3
Intestinal nematode infections	0 (0-0)	0 (0-0)	0 (0-1.0-9)	2.7 (0-7.9-17)	9 (0-30.2)	19.6 (19.4-19.9)	19.6 (17.6-19.9)	19.6 (12.6-19.9)	19.6 (12.6-19.9)	19.6 (9.9-19.9)	19.6 (9.9-19.9)	19.6 (9.7-19.7)	19.6 (9.7-19.7)	19.6 (3.9-11.1)	19.6 (2.8-9.9)	19.6 (2.5-9.3)	19.6 (1.9-7.6)	19.6 (1.9-7.6)	19.6 (1.9-7.6)	19.6 (1.9-7.6)	19.6 (1.9-7.6)	19.6 (1.9-7.6)	210
Ascariasis	0 (0-0)	0 (0-0)	0 (0-0)	0.7 (0-4.7)	0.1 (0-0.7)	0.1 (0-0.7)	0.1 (0-0.7)	0.1 (0-0.7)	0.1 (0-0.7)	0.1 (0-0.7)	0.1 (0-0.7)	0.1 (0-0.7)	0.1 (0-0.7)	0.1 (0-0.7)	0.1 (0-0.7)	0.1 (0-0.7)	0.1 (0-0.7)	0.1 (0-0.7)	0.1 (0-0.7)	0.1 (0-0.7)	0.1 (0-0.7)	0.1 (0-0.7)	0.1 (0-0.7)	0.4
Trichuriasis	0 (0-0)	0 (0-0)	0 (0-0.1)	3.4 (1.1-7.6)	11.6 (3.2-22.3)	22.3 (6.1-39.9)	22.1 (6.1-39.9)	19.4 (5.3-34.8)	11.2 (3.0-19.9)	8.8 (2.3-16.4)	2.2 (0.6-3.9)	2.1 (0.6-3.7)	3.8 (1.0-6.7)	3.1 (0.8-5.5)	2.7 (0.7-4.8)	2.1 (0.6-3.7)	2.1 (0.6-3.7)	0.7 (0.2-1.3)	0.5 (0.1-0.9)	0.3 (0.1-0.5)	0.2 (0.1-0.4)	0.1 (0.0-0.2)	130
Hookworm disease	0 (0-0)	0 (0-0)	0 (0-0.1)	1.5 (0.4-3.7)	6.3 (2.0-7.9)	3.7 (1.4-6.7)	6.6 (2.6-11.6)	12.4 (4.1-21.6)	8.1 (2.6-14.3)	6.7 (2.2-12.4)	7.6 (2.5-13.2)	3.4 (1.1-5.7)	6.6 (2.2-11.4)	1 (0.3-1.8)	0.8 (0.2-1.5)	0.7 (0.2-1.3)	0.5 (0.2-0.9)	0.3 (0.1-0.6)	0.2 (0.1-0.4)	0.1 (0.0-0.2)	0.1 (0.0-0.2)	0.0 (0.0-0.1)	69.4
Food-borne trematodiases	0 (0-0)	0 (0-0)	0 (0-0)	0 (0-0)	0 (0-0)	0 (0-0)	0 (0-0)	0 (0-0)	0 (0-0)	0 (0-0)	0 (0-0)	0 (0-0)	0 (0-0)	0 (0-0)	0 (0-0)	0 (0-0)	0 (0-0)	0 (0-0)	0 (0-0)	0 (0-0)	0 (0-0)	0 (0-0)	0 (0-0)	0
Leprosy	0 (0-0)	0 (0-0)	0 (0-0)	0 (0-0)	0 (0-0)	0 (0-0)	0 (0-0)	0 (0-0)	0 (0-0)	0 (0-0)	0 (0-0)	0 (0-0)	0 (0-0)	0 (0-0)	0 (0-0)	0 (0-0)	0 (0-0)	0 (0-0)	0 (0-0)	0 (0-0)	0 (0-0)	0 (0-0)	0 (0-0)	1.1
Ebola	0 (0-0)	0 (0-0)	0 (0-0)	0 (0-0)	0 (0-0)	0 (0-0)	0 (0-0)	0 (0-0)	0 (0-0)	0 (0-0)	0 (0-0)	0 (0-0)	0 (0-0)	0 (0-0)	0 (0-0)	0 (0-0)	0 (0-0)	0 (0-0)	0 (0-0)	0 (0-0)	0 (0-0)	0 (0-0)	0 (0-0)	0
Zika virus	0 (0-0)	0 (0-0)	0 (0-0)	0 (0-0)	0 (0-0)	0 (0-0)	0 (0-0)	0 (0-0)	0 (0-0)	0 (0-0)	0 (0-0)	0 (0-0)	0 (0-0)	0 (0-0)	0 (0-0)	0 (0-0)	0 (0-0)	0 (0-0)	0 (0-0)	0 (0-0)	0 (0-0)	0 (0-0)	0 (0-0)	0
Guinea worm disease	0 (0-0)	0 (0-0)	0 (0-0)	0 (0-0)	0 (0-0)	0 (0-0)	0 (0-0)	0 (0-0)	0 (0-0)	0 (0-0)	0 (0-0)	0 (0-0)	0 (0-0)	0 (0-0)	0 (0-0)	0 (0-0)	0 (0-0)	0 (0-0)	0 (0-0)	0 (0-0)	0 (0-0)	0 (0-0)	0 (0-0)	0
Other neglected tropical diseases	0 (0-0.1)	0 (0-0)	0.3 (0-1.2)	20.6 (5.4-52.3)	90.7 (27.7-220.9)	7.2 (2.0-17.4)	7.2 (2.0-17.4)	7.2 (2.0-17.4)	7.2



Congenital birth defects	736 (413 to 1,178)	310 (169 to 492)	962 (545 to 1,600)	622 (377 to 958)	201 (122 to 284)	133 (89 to 192)	53 (39 to 73)	52-3 (39 2 to 70)	58-3 (39 4 to 85 9)	68 (44 6 to 104)	34-9 (24 1 to 48 9)	33-8 (22 4 to 47 2)	20-6 (14 4 to 28 2)	16-9 (11 5 to 24 2)	19-5 (13 5 to 27 3)	18-9 (13 3 to 26 6)	9-5 (6 7 to 13 3)	3 (1 7 to 5)	1-7 (1 to 2 9)	0-8 (0 5 to 1 4)	0-3 (0 2 to 0 4)	0-1 (0 to 0 1)	0 (0 to 0)	3,360
Neural tube defects	199 (60 7 to 402)	23-9 (9 1 to 42 8)	67-9 (17 4 to 239)	29-8 (8 to 106)	2-3 (1 3 to 4 2)	1-9 (1 1 to 3 1)	1-4 (0 8 to 2 2)	1-1 (0 6 to 1 2)	0-9 (0 5 to 1 2)	0-7 (0 4 to 1 1)	0-3 (0 to 0 7)	0-3 (0 to 0 7)	0-2 (0 to 0 6)	0-2 (0 to 0 5)	0-2 (0 1 to 0 5)	0 (0 to 0 2)	0-1 (0 to 0 2)	0 (0 to 0)	0 (0 to 0)	0 (0 to 0)	0 (0 to 0)	0 (0 to 0)	0 (0 to 0)	391
Congenital heart anomalies	74 (14 to 221)	11-9 (4 4 to 33 6)	34-7 (9 to 118)	16-4 (3 7 to 49 5)	5-2 (2 2 to 11 2)	3-4 (1 4 to 8 2)	1-7 (0 7 to 4 2)	1-4 (0 6 to 3 6)	0-9 (0 4 to 2 6)	0-8 (0 3 to 2 5)	0-4 (0 1 to 1 3)	0-3 (0 1 to 1 2)	0-2 (0 to 0 8)	0-2 (0 to 0 7)	0-2 (0 to 0 7)	0-2 (0 to 0 6)	0-1 (0 to 0 3)	0 (0 to 0 2)	0 (0 to 0 1)	0 (0 to 0 1)	0 (0 to 0 1)	0 (0 to 0)	0 (0 to 0)	1,660
Orofacial clefts	19-9 (7 to 39 6)	7-8 (2 8 to 17 3)	23-8 (5 to 77 2)	9-6 (2 to 31 2)	2-3 (0 5 to 7 2)	1-3 (0 3 to 4 2)	0-6 (0 1 to 2 2)	0-5 (0 1 to 2 1)	0-3 (0 to 1 2)	0-3 (0 to 1 2)	0-2 (0 to 0 8)	0-2 (0 to 0 8)	0-1 (0 to 0 6)	0-1 (0 to 0 5)	0-1 (0 to 0 5)	0-1 (0 to 0 4)	0-1 (0 to 0 3)	0 (0 to 0 2)	0 (0 to 0 1)	0 (0 to 0 1)	0 (0 to 0 1)	0 (0 to 0)	0 (0 to 0)	817
Down syndrome	78 (9 9 to 41 3)	13-2 (5 to 29 1)	54-7 (19 1 to 118)	69-4 (22 1 to 179)	22 (7 1 to 50)	9-3 (3 2 to 17 1)	3-9 (2 to 7)	3-4 (1 6 to 6 3)	2-1 (1 to 4 2)	2-2 (1 to 4 2)	1-6 (0 3 to 3 1)	4 (1 to 7 3)	1-3 (0 4 to 2 5)	2-9 (1 4 to 4 9)	2-7 (1 3 to 1 4)	0-4 (0 2 to 1 4)	3-3 (1 3 to 5 6)	0 (0 to 0)	0 (0 to 0)	0 (0 to 0)	0 (0 to 0)	0 (0 to 0)	0 (0 to 0)	229
Turner syndrome	0 (0 to 0)	0 (0 to 0)	0 (0 to 0 1)	0 (0 to 0 2)	0-1 (0 1 to 0 3)	0-1 (0 to 0 2)	0-1 (0 to 0 2)	0-1 (0 to 0 2)	0-1 (0 to 0 2)	0-1 (0 to 0 1)	0 (0 to 0 1)	0 (0 to 0 1)	0 (0 to 0)	0 (0 to 0)	0 (0 to 0)	0 (0 to 0)	0 (0 to 0)	0 (0 to 0)	0 (0 to 0)	0 (0 to 0)	0 (0 to 0)	0 (0 to 0)	0 (0 to 0)	1
Klinefelter syndrome	0 (0 to 0)	0 (0 to 0)	0 (0 to 0)	0 (0 to 0)	0 (0 to 0)	0 (0 to 0)	0 (0 to 0)	0 (0 to 0)	0 (0 to 0)	0 (0 to 0)	0 (0 to 0)	0 (0 to 0)	0 (0 to 0)	0 (0 to 0)	0 (0 to 0)	0 (0 to 0)	0 (0 to 0)	0 (0 to 0)	0 (0 to 0)	0 (0 to 0)	0 (0 to 0)	0 (0 to 0)	0 (0 to 0)	0
Other chromosomal abnormalities	17-1 (9 8 to 28 4)	39-5 (19 to 74 1)	66-2 (28 3 to 139)	7-2 (4 3 to 12 2)	12-5 (6 4 to 22 4)	6-1 (3 1 to 11 0)	1-6 (1 1 to 2 3)	0-9 (0 6 to 1 6)	3-2 (1 4 to 6)	0-7 (0 4 to 0 9)	0-5 (0 2 to 0 7)	0-3 (0 2 to 0 6)	0-2 (0 1 to 0 3)	0-1 (0 to 0 2)	0-1 (0 1 to 0 2)	0-1 (0 to 0 1)	0-1 (0 to 0 2)	0 (0 to 0)	0 (0 to 0)	0 (0 to 0)	0 (0 to 0)	0 (0 to 0)	0 (0 to 0)	157
Congenital musculoskeletal and limb anomalies	9-6 (3 4 to 20 1)	2-2 (1 to 3 9)	20-3 (7 1 to 42 8)	28-1 (10 5 to 64 6)	17-5 (11 to 30 4)	13-5 (9 7 to 23)	9-4 (7 to 12)	9-1 (6 5 to 13 1)	6-1 (4 1 to 12 1)	5-5 (3 7 to 12 1)	4-2 (2 6 to 9)	3-2 (2 to 5 9)	2-2 (1 4 to 5 2)	2-2 (1 4 to 5 2)	4-6 (2 9 to 8 9)	3-2 (1 7 to 5 4)	1-8 (0 9 to 3 3)	0-9 (0 4 to 1 6)	0-4 (0 2 to 0 7)	0-2 (0 1 to 0 3)	0-1 (0 to 0 1)	0 (0 to 0)	173
Urogenital congenital anomalies	41-3 (16 8 to 89 4)	20-8 (8 9 to 45)	22-5 (7 to 66)	4 (1 7 to 9 3)	2-9 (1 4 to 6 4)	2-5 (1 3 to 5 1)	1-7 (1 to 3 1)	1-2 (0 6 to 2 6)	0-9 (0 4 to 2 1)	0-8 (0 3 to 1 8)	0-6 (0 2 to 1 5)	0-5 (0 2 to 1 3)	0-3 (0 1 to 0 9)	0-2 (0 to 0 7)	0-2 (0 1 to 0 5)	0-2 (0 to 0 5)	0-1 (0 to 0 4)	0 (0 to 0)	0 (0 to 0)	0 (0 to 0)	0 (0 to 0)	0 (0 to 0)	0 (0 to 0)	102
Digestive congenital anomalies	28-5 (11 2 to 64 1)	13-9 (5 4 to 32 6)	34-7 (7 to 120)	19-5 (5 1 to 70 1)	6-5 (2 5 to 16 2)	4-2 (1 6 to 10 1)	2-1 (0 8 to 5 2)	1-8 (0 7 to 4 5)	1-2 (0 5 to 3 4)	1-1 (0 4 to 3 2)	0-7 (0 2 to 2)	0-6 (0 2 to 1 7)	0-4 (0 1 to 1 1)	0-3 (0 1 to 0 7)	0-3 (0 1 to 0 7)	0-2 (0 to 0 6)	0-2 (0 to 0 5)	0 (0 to 0)	0 (0 to 0)	0 (0 to 0)	0 (0 to 0)	0 (0 to 0)	0 (0 to 0)	155
Other congenital birth defects	132 (59 2 to 244)	38-8 (18 3 to 72 5)	113 (47 6 to 217)	69-2 (48 6 to 163)	19-2 (9 to 37 1)	12-8 (6 3 to 27 1)	5-6 (2 9 to 9 4)	4-9 (2 6 to 8 1)	3-3 (1 8 to 5 9)	2-9 (1 6 to 5 2)	1-9 (1 to 3 5)	1-7 (0 9 to 3 2)	1-2 (0 6 to 2 3)	1-2 (0 to 1 9)	1-4 (0 8 to 2 5)	1-2 (0 6 to 2 1)	1-4 (0 6 to 2 5)	0-7 (0 2 to 1 4)	0-3 (0 1 to 0 6)	0-2 (0 to 0 4)	0-2 (0 to 0 3)	0-1 (0 to 0 1)	0-1 (0 to 0 1)	960
Urinary diseases and male infertility	0-7 (0 2 to 1 6)	0-7 (0 to 2 1)	0-5 (0 to 1 4)	0-6 (0 2 to 1 6)	1-9 (0 to 4)	2 (1 to 3 1)	2-1 (1 to 3 4)	4-5 (2 7 to 7 2)	3-7 (2 to 5 8)	8-1 (5 1 to 12 1)	12-6 (8 1 to 19 2)	18-6 (11 1 to 29 5)	14-2 (8 to 23 7)	9-5 (5 1 to 15)	11-7 (6 2 to 18 2)	27-4 (15 to 39 1)	19-3 (10 7 to 29 7)	21-7 (11 to 39 4)	14-9 (8 to 26)	8-1 (4 7 to 12 6)	6-9 (4 to 10 6)	4-2 (2 to 6 9)	2-7 (1 to 3 9)	209
Urolithiasis	0 (0 to 0)	0 (0 to 0)	0 (0 to 0)	0 (0 to 0 2)	0 (0 to 0 1)	0 (0 1 to 0 4)	0 (0 1 to 0 2)	0 (0 1 to 0 2)	0 (0 to 0 2)	0 (0 to 0 1)	0 (0 to 0 2)	0 (0 to 0 2)	0 (0 to 0 1)	0 (0 to 0)	0 (0 to 0)	0 (0 to 0)	0 (0 to 0)	0 (0 to 0)	0 (0 to 0)	0 (0 to 0)	0 (0 to 0)	0 (0 to 0)	0 (0 to 0)	12 6
Benign prostatic hyperplasia	0 (0 to 0)	0 (0 to 0)	0 (0 to 0)	0 (0 to 0)	0 (0 to 0)	0 (0 to 0)	0 (0 to 0)	0 (0 to 0)	0 (0 to 0)	0 (0 to 0)	0 (0 to 0)	0 (0 to 0)	0 (0 to 0)	0 (0 to 0)	0 (0 to 0)	0 (0 to 0)	0 (0 to 0)	0 (0 to 0)	0 (0 to 0)	0 (0 to 0)	0 (0 to 0)	0 (0 to 0)	0 (0 to 0)	0
Male infertility	–	–	–	–	–	–	–	–	–	–	–	–	–	–	–	–	–	–	–	–	–	–	–	NA
Other urinary diseases	0-2 (0 1 to 0 6)	0-1 (0 to 0 1)	0-1 (0 1 to 0 3)	0-3 (0 to 1 2)	0-4 (0 to 1 2)	0-4 (0 to 1 2)	0-3 (0 2 to 0 9)	0-3 (0 2 to 0 8)	0-3 (0 to 0 7)	0-6 (0 to 1 1)	0-6 (0 to 1 2)	0-6 (0 to 1 2)	0-7 (0 to 1 2)	0-7 (0 to 1 1)	0-7 (0 to 1 1)	1-3 (0 to 2 2)	0-5 (0 to 1 2)	0-3 (0 to 0 9)	0-4 (0 to 0 7)	0-2 (0 to 0 5)	0-1 (0 to 0 2)	0 (0 to 0)	0 (0 to 0)	13 3
Gynecological diseases	0 (0 to 0)	0 (0 to 0)	0 (0 to 0)	0 (0 to 0)	0 (0 to 0)	0 (0 to 0)	0 (0 to 0)	0 (0 to 0)	0 (0 to 0)	0 (0 to 0)	0 (0 to 0)	0 (0 to 0)	0 (0 to 0)	0 (0 to 0)	0 (0 to 0)	0 (0 to 0)	0 (0 to 0)	0 (0 to 0)	0 (0 to 0)	0 (0 to 0)	0 (0 to 0)	0 (0 to 0)	0 (0 to 0)	2,880
Uterine fibroids	0 (0 to 0)	0 (0 to 0)	0 (0 to 0)	0 (0 to 0)	0 (0 to 0)	0 (0 to 0)	0 (0 to 0)	0 (0 to 0)	0 (0 to 0)	0 (0 to 0)	0 (0 to 0)	0 (0 to 0)	0 (0 to 0)	0 (0 to 0)	0 (0 to 0)	0 (0 to 0)	0 (0 to 0)	0 (0 to 0)	0 (0 to 0)	0 (0 to 0)	0 (0 to 0)	0 (0 to 0)	0 (0 to 0)	104
Polycystic ovarian syndrome	0 (0 to 0)	0 (0 to 0)	0 (0 to 0)	0 (0 to 0)	0 (0 to 0)	0 (0 to 0)	0 (0 to 0)	0 (0 to 0)	0 (0 to 0)	0 (0 to 0)	0 (0 to 0)	0 (0 to 0)	0 (0 to 0)	0 (0 to 0)	0 (0 to 0)	0 (0 to 0)	0 (0 to 0)	0 (0 to 0)	0 (0 to 0)	0 (0 to 0)	0 (0 to 0)	0 (0 to 0)	0 (0 to 0)	971
Female infertility	0 (0 to 0)	0 (0 to 0)	0 (0 to 0)	0 (0 to 0)	0 (0 to 0)	0 (0 to 0)	0 (0 to 0)	19 5 (7 1 to 29 1)	14 9 (3 4 to 39 4)	17-4 (3 9 to 44 5)	21-7 (5 2 to 54 5)	23-7 (5 1 to 62 4)	0-9 (0 to 4 2)	0-5 (0 to 2)	0-5 (0 to 2)	0-5 (0 to 2)	0-4 (0 to 2)	0-3 (0 to 1 5)	0-2 (0 to 1 2)	0-2 (0 to 1 2)	0-1 (0 to 0 8)	0-1 (0 to 0 4)	0 (0 to 0)	69 3
Endometriosis	0 (0 to 0)	0 (0 to 0)	0 (0 to 0)	0 (0 to 0)	0 (0 to 0)	0 (0 to 0)	10-4 (3 3 to 24 2)	42-3 (13 2 to 103)	32-5 (9 5 to 87 5)	29-8 (8 6 to 84 6)	32-4 (9 7 to 87 4)	40-1 (12 0 to 116)	33-8 (10 1 to 96 9)	15-9 (4 5 to 46 2)	20-3 (5 5 to 77 4)	0 (0 to 0)	0 (0 to 0)	0 (0 to 0)	0 (0 to 0)	0 (0 to 0)	0 (0 to 0)	0 (0 to 0)	0 (0 to 0)	329
Genital prolapse	0 (0 to 0)	0 (0 to 0)	0 (0 to 0)	0 (0 to 0)	0 (0 to 0)	0 (0 to 0)	0-7 (0 2 to 2 1)	2-4 (0 8 to 6 3)	0-9 (0 3 to 2 3)	0-3 (0 1 to 1 4)	0-3 (0 1 to 0 7)	0-2 (0 1 to 0 7)	0-6 (0 2 to 1 4)	1-6 (0 6 to 3 9)	0-7 (0 2 to 1 6)	4-5 (2 1 to 8 9)	2-1 (0 7 to 10 1)	2-9 (1 to 7 4)	2 (0 6 to 5 4)	1-4 (0 4 to 3 5)	0-7 (0 2 to 1 4)	0-3 (0 1 to 0 8)	0-2 (0 to 0 7)	33 4
Premenstrual syndrome	0 (0 to 0)	0 (0 to 0)	0 (0 to 0)	0 (0 to 0)	50-6 (23 2 to 117)	23-7 (10 7 to 57)	122 (57 7 to 226)	121 (66 to 189)	74 (39 to 127)	118 (64 7 to 188)	131 (71 6 to 212)	116 (64 7 to 188)	74-9 (41 4 to 139)	28-4 (13 7 to 66 3)	0 (0 to 0)	0 (0 to 0)	0 (0 to 0)	0 (0 to 0)	0 (0 to 0)	0 (0 to 0)	0 (0 to 0)	0 (0 to 0)	0 (0 to 0)	981
Other gynecological diseases	0 (0 to 0)	0 (0 to 0)	0 (0 to 0)	0 (0 to 0)	2-2 (0 7 to 4 6)	0-7 (0 2 to 2 1)	4-1 (1 6 to 7 6)	7-9 (4 4 to 12 5)	11-7 (6 6 to 18 5)	23-3 (13 to 36 6)	22-7 (13 to 35 4)	17-6 (9 6 to 28 3)	13-9 (7 6 to 23 1)	8-5 (4 to 16 1)	0 (0 to 0)	0 (0 to 0)	0 (0 to 0)	0 (0 to 0)	0 (0 to 0)	0 (0 to 0)	0 (0 to 0)	0 (0 to 0)	0 (0 to 0)	177
Hemoglobinopathies and hemolytic anemias	0-3 (0 1 to 0 5)	0-9 (0 to 2 3)	0-3 (0 to 0 7)	20-8 (11 5 to 39 1)	22-2 (10 5 to 50 3)	21-9 (12 to 36 4)	28-6 (16 1 to 46 9)	43-7 (27 5 to 69 9)	29-4 (16 7 to 48 9)	40-7 (22 to 70 2)	42-7 (26 2 to 68 3)	19-5 (11 to 28 8)	15-4 (8 4 to 26 1)	21-3 (12 to 32 2)	22-1 (12 2 to 31 4)	17-7 (9 6 to 28 6)	19-7 (11 to 29 2)	10-6 (5 4 to 21 6)	7-7 (3 2 to 16 4)	5-4 (2 7 to 10 4)	2-8 (1 4 to 5 2)	0-6 (0 3 to 0 9)	0-2 (0 1 to 0 3)	1,460
Thalassemias	0-2 (0 1 to 0 4)	0-3 (0 1 to 0 6)	1-8 (0 1 to 6 1)	5-1 (1 to 16 5)	8-5 (3 to 23 4)	4-9 (1 6 to 13 3)	1-2 (0 4 to 3 2)	1-2 (0 5 to 2 7)	0-5 (0 1 to 1 6)	0-5 (0 1 to 1 4)	0-5 (0 1 to 1 2)	0-5 (0 1 to 1 2)	0-5 (0 1 to 1 2)	0-5 (0 1 to 1 2)	0-5 (0 1 to 1 2)	0-5 (0 1 to 1 2)	0-5 (0 1 to 1 2)	0-5 (0 1 to 1 2)	0-5 (0 1 to 1 2)	0-5 (0 1 to 1 2)	0-5 (0 1 to 1 2)	0-5 (0 1 to 1 2)	0-5 (0 1 to 1 2)	35 6
Thalassemias trait	0 (0 to 0)	0 (0 1 to 0 5)	0 (0 to 0 4)	0-3 (0 to 1 5)	0-5 (0 1 to 1 9)	0-4 (0 1 to 1 5)	0-2 (0 to 0 8)	0-2 (0 to 0 7)	0-1 (0 to 0 4)	0-1 (0 to 0 4)	0-1 (0 to 0 3)	0-1 (0 to 0 3)	0-1 (0 to 0 3)	0-1 (0 to 0 3)	0-1 (0 to 0 3)	0-1 (0 to 0 3)	0-1 (0 to 0 3)	0-1 (0 to 0 3)	0-1 (0 to 0 3)	0-1 (0 to 0 3)	0-1 (0 to 0 3)	0-1 (0 to 0 3)	0 (0 to 0)	149
Sickle cell disorders	0 (0 to 0)	0 (0 to 0)	0 (0 to 0)	0 (0 to 0)	0 (0 to 0)	0 (0 to 0)	0 (0 to 0 1)	0 (0 to 0)	0 (0 to 0 1)	0 (0 to 0)	0 (0 to 0)	0 (0 to 0)	0 (0 to 0)	0 (0 to 0)	0 (0 to 0)	0 (0 to 0)	0 (0 to 0)	0 (0 to 0)	0 (0 to 0)	0 (0 to 0)	0 (0 to 0)	0 (0 to 0)	0 (0 to 0)	0 1
Sickle cell trait	0 (0 to 0)	0 (0 to 0)	0 (0 to 0 1)	0 (0 1 to 0 4)	0-3 (0 to 0 9)	0-3 (0 1 to 0 8)	1-2 (0 3 to 2 5)	1-2 (0 4 to 2 5)	1-2 (0 4 to 2 4)	1-2 (0 3 to 2 3)	1-2 (0 3 to 2 4)	1-2 (0 3 to 2 3)	0-9 (0 2 to 2 1)	0-7 (0 to 1 7)	0-8 (0 2 to 1 7)	0-7 (0 2 to 1 6)	0-6 (0 2 to 1 5)	0-5 (0 1 to 1 3)	0-4 (0 1 to 1 1)	0-3 (0 1 to 0 8)	0-2 (0 to 0 6)	0-2 (0 to 0 5)	0-1 (0 to 0 3)	8 3
G6PD deficiency	0 (0 to 0)	0 (0 to 0 1)	0-1 (0 to 0 2)	0-2 (0 1 to 0 5)	0-6 (0 2 to 1 3)	0-5 (0 to 1 3)	0-3 (0 1 to 0 8)	0-3 (0 1 to 0 7)	0-2 (0 to 0 6)	0-2 (0 to 0 5)	0-2 (0 to 0 5)	0-2 (0 to 0 5)	0-2 (0 to 0 5)	0-2 (0 to 0 5)	0-2 (0 to 0 5)	0-2 (0 to 0 5)	0-2 (0 to 0 5)	0-2 (0 to 0 5)	0-2 (0 to 0 5)	0-2 (0 to 0 5)	0-2 (0 to 0 5)	0-2 (0 to 0 5)	0-2 (0 to 0 5)	57 4
G6PD trait	0 (0 to 0)	0 (0 to 0)	0 (0 to 0)	0 (0 to 0)	0 (0 to 0)	0 (0 to 0)	0 (0 to 0)	0 (0 to 0 1)	0 (0 to 0 1)	0 (0 to 0 1)	0 (0 to 0 1)	0 (0 to 0 1)	0 (0 to 0)	0 (0 to 0)	0 (0 to 0)	0 (0 to 0)	0 (0 to 0)	0 (0 to 0)	0 (0 to 0)	0 (0 to 0)	0 (0 to 0)	0 (0 to 0)	0 (0 to 0)	2 6
Other hemoglobinopathies and hemolytic anemias	0 (0 to 0)	0-2 (0 1 to 0 4)	2 (0 8 to 3 7)	9 (3 7 to 19 2)	13-7 (6 1 to 25 3)	7 (3 5 to 14 4)	11-4 (5 6 to 17 4)	9-6 (4 6 to 17 6)	11-4 (6 to 19 4)	11-3 (5 6 to 20 1)	11-3 (5 7 to 19 9)	10-8 (5 2 to 17 8)	9-6 (4 6 to 16 5)	12-3 (7 to 21 3)	13-9 (8 1 to 21 4)	10-3 (6 5 to 22 9)	13-3 (8 to 22 6)	10-3 (6 1 to 19 4)	8-8 (4 8 to 17 2)	2-5 (1 3 to 5 2)	0-5 (0 3 to 0 7)	0-1 (0 1 to 0 2)	192
Endocrine, metabolic, blood, and immune disorders	2-4 (1 3 to 4 5)	2-5 (1 2 to 4 2)	19-4 (9 4 to 39 5)	17 (4 9 to 39 6)	4-3 (2 to 9 3)	3 (1 4 to 6 4)	2-5 (1 to 5 2)	2-3 (1 to 4 5)	1-6 (0 8 to 3 4)	1-4 (0 6 to 3 1)	1-3 (0 6 to 2 8)	1-2 (0 6 to 2 5)	1-2 (0 6 to 2 5)	1-2 (0 6 to 2 5)	1-2 (0 6 to 2 5)	1-2 (0 6 to 2 5)	1-2 (0 6 to 2 5)	1-2 (0 6 to 2 5)	1-2 (0 6 to 2 5)	1-2 (0 6 to 2 5)	1-2 (0 6 to 2 5)	1-2 (0 6 to 2 5)	1-2 (0 6 to 2 5)	1,460
Cvid disorders	0 (0 to 0)	0 (0 to 0)	0 (0 to 0)	0 (0 to 0 3)	0-2 (0 to 0 9)	0-2 (0 to 0 8)	0-2 (0 to 0 8)	0-2 (0 to 0 8)	0-2 (0 to 0 8)	0-2 (0 to 0 8)	0-2 (0 to 0 8)	0-2 (0 to 0 8)	0-2 (0 to 0 8)	0-2 (0 to 0 8)	0-2 (0 to 0 8)	0-2 (0 to 0 8)	0-2 (0 to 0 8)	0-2 (0 to 0 8)	0-2 (0 to 0 8)	0-2 (0 to 0 8)	0-2 (0 to 0 8)	0-2 (0 to 0 8)	0-2 (0 to 0 8)	1,060
Caries of deciduous teeth	0 (0 to 0)	0 (0 to 0)	0 (0 to 0)	0-1 (0 to 0 4)	7-9 (3 to 19 6)	6-4 (2 to 15 6)	15-1 (9 to 25)	14-6 (9 to 23 5)	10-2 (6 to 16 5)	6-6 (3 to 12 2)	3-4 (1 to 7 2)	2-3 (0 to 5 2)	1-6 (0 to 3 5)	1-2 (0 to 2 5)	1-2 (0 to 2 5)	1-2 (0 to 2 5)	1-2 (0 to 2 5)	1-2 (0 to 2 5)	1-2 (0 to 2 5)	1-2 (0 to 2 5)	1-2 (0 to 2 5)	1-2 (0 to 2 5)	1-2 (0 to 2 5)	14 6
Caries of permanent teeth	0 (0 to 0)	0 (0 to 0)	0 (0 to 0)	0-1 (0 to 0 3)	8-6 (3 1 to 18 4)	15-5 (6 to 33 9)	19 (9 to 32 2)	14-6 (9 to 24 3)	13-1 (9 to 20 2)	12-3 (9 to 20 2)	12-7 (9 to 20 5)	10-4 (4 1 to 21 4)	8-6 (3 to 17 3)	8-6 (3 4 to 18 7)	7-7 (3 to 17)	9-2 (2 3 to 13 2)	4-4 (1 7 to 8 6)	1-8 (0 2 to 5 9)	0-9 (0 2 to 2 6)	0-3 (0 1 to 0 7)	0-1 (0 to 0 3)	0-1 (0 to 0 3)	0-1 (0 to 0 4)	142
Periodontal diseases	0 (0 to 0)	0 (0 to 0)	0 (0 to 0)	0 (0 to 0)	0 (0 to 0)	0-4 (0 1 to 1 1)	1-1 (0 3 to 2 9)	2-2 (0 6 to 5 6)	1-8 (0 5 to 4 3)	1-3 (0 4 to 3 2)	1-2 (0 3 to 2 9)	1-1 (0 3 to 2 6)	0-8 (0 2 to 2 1)	0-7 (0 2 to 1 7)	0-7 (0 2 to 1 6)	0-6 (0 2 to 1 5)	0-5 (0 2 to 1 3)	0-3 (0 1 to 0 9)	0-3 (0 1 to 0 7)	0-2 (0 to 0 5)	0-2 (0 to 0 4)	0-1 (0 to 0 2)	0-1 (0 to 0 1)	72 3
Other oral disorders	0 (0 to 0)	0 (0 to 0)	19-3 (9 1 to 33 9)	14-1 (6 1 to 33 3)	8-1 (3 to 20 4)	14-3 (6 1 to 33 2)	18-7 (10 to 29 2)	23-4 (13 to 39 4)	17-1 (9 to 33 2)	23-3 (12 to 39 4)	23-8 (14 to 39 4)	23-3 (12 to 39 4)	17-1 (10 to 30 2)	18-1 (10 to 31 2)	17-9 (9 to 31)	16 (8 1 to 28 1)	8-5 (3 to 12 7)	2-6 (0 7 to 7)	1-1 (0 to 3 7)	2-6 (0 to 6 1)	1-1 (0 to 5)	0-3 (0 to 2 1)	0-1 (0 to 0 1)	257
Sudden infant death syndrome	– –	11 (3 1 to 28 5)	80-9 (20 5 to 217)	– –	– –	– –	– –	– –	– –	– –	– –	– –	– –	– –	– –	– –	– –	– –	– –	– –	– –	– –	– –	NA
Injuries	32 (19 to 70 7)	27-2 (14 1 to 52 2)	248 (143 to 408)	730 (466 to 1,200)	536 (405 to 647)	445 (361 to 550)	968 (771 to 1,210)	922 (719 to 1,208)	883 (662 to 1,160)	662 (520 to 855)	570 (461 to 726)	473 (372 to 599)	411 (327 to 503)	387 (319 to 491)	391 (291 to 485)	348 (276 to 432)	280 (197 to 367)	197 (129 to 285)	122 (80 7 to 181)	89-4 (59 to 130)	44-1 (29 to 63)	12-7 (10 1 to 16 4)	3-2 (2 6 to 4 2)	8,460
Transport injuries	2-3 (0 8 to 4 9)	2-9 (1 2 to 6)	21-2 (8 7 to 46 9)	132 (79 to 192)	169 (98 7 to 222)	152 (93 to 209)	190 (118 to 265)	192 (121 to 265)	181 (114 to 264)	128 (82 to 181)	113 (72 to 159)	76-5 (48 9 to 125)	91-5 (58 9 to 125)	68-9 (43 7 to 93)	77-3 (54 to 102)	79-9 (56 to 111)	40-3 (27 to 59)	29-9 (20 to 42)	23 (15 to 34)	19-3 (12 to 28)	11-6 (7 to 17)	4-7 (3 to 6 9)	1-4 (1 to 2 1)	1,760
Road injuries	1-4 (0 6 to 3 4)	2-3 (0 9 to 4 7)	16-3 (6 2 to 37)	93 (53 to 148)	139 (80 7 to 208)	99-3 (58 to 151)	170 (107 to 264)	174 (110 to 271)	163 (101 to 245)	115 (75 1 to 162)	102 (66 to 147)	71-1 (46 to 111)	83-1 (53 to 123)	63-2 (38 to 102)	71-1 (50 to 104)	73-1 (52 to 99)	38-1 (26 to 54)	27-5

SR Table 2b: Côte d'Ivoire DALYS by cause and age group for females with 95% uncertainty intervals, 2019

Cause	Early Neonatal	Late Neonatal	Post Neonatal	1 to 4	5 to 9	10 to 14	15 to 19	20 to 24	25 to 29	30 to 34	35 to 39	40 to 44	45 to 49	50 to 54	55 to 59	60 to 64	65 to 69	70 to 74	75 to 79	80 to 84	85 to 89	90 to 94	95 plus	Total
All causes	916,000 (747,000 to 1,100,000)	186,000 (151,000 to 223,000)	574,000 (419,000 to 781,000)	989,000 (855,000 to 1,140,000)	237,000 (180,000 to 296,000)	180,000 (144,000 to 220,000)	200,000 (155,000 to 244,000)	220,000 (172,000 to 268,000)	248,000 (197,000 to 300,000)	269,000 (217,000 to 323,000)	261,000 (215,000 to 310,000)	227,000 (189,000 to 273,000)	193,000 (162,000 to 230,000)	174,000 (146,000 to 209,000)	157,000 (131,000 to 189,000)	139,000 (117,000 to 164,000)	113,000 (97,900 to 130,000)	96,100 (86,800 to 108,000)	72,100 (66,900 to 79,200)	47,300 (44,100 to 52,200)	23,500 (21,800 to 26,500)	8,880 (8,210 to 9,770)	2,460 (2,280 to 2,640)	5,540,000
Communicable, maternal, neonatal, and nutritional diseases	852,000 (689,000 to 1,030,000)	167,000 (133,000 to 201,000)	497,000 (353,000 to 682,000)	842,000 (706,000 to 996,000)	150,000 (111,000 to 193,000)	85,600 (66,000 to 105,000)	93,300 (70,300 to 118,000)	102,000 (76,700 to 129,000)	117,000 (88,300 to 150,000)	130,000 (102,000 to 163,000)	127,000 (103,000 to 157,000)	107,000 (87,800 to 128,000)	86,200 (70,200 to 105,000)	67,800 (52,300 to 86,000)	53,900 (40,600 to 70,100)	42,300 (30,500 to 58,700)	31,000 (22,600 to 42,800)	28,800 (21,000 to 38,800)	17,100 (12,800 to 21,800)	10,400 (7,840 to 13,200)	4,540 (3,390 to 5,960)	1,700 (1,250 to 2,270)	559 (403 to 734)	3,620,000
HIV/AIDS and sexually transmitted infections	22,500 (7,210 to 51,300)	5,070 (1,580 to 11,600)	21,300 (14,300 to 32,600)	23,600 (17,200 to 31,900)	16,600 (11,400 to 23,000)	19,800 (14,200 to 25,700)	20,500 (11,400 to 34,200)	23,400 (15,200 to 37,000)	36,800 (21,800 to 62,100)	51,200 (34,600 to 77,500)	56,600 (41,900 to 77,500)	50,700 (40,700 to 62,500)	41,400 (31,800 to 53,900)	26,700 (20,500 to 34,900)	14,400 (10,800 to 19,400)	6,630 (4,820 to 9,120)	2,850 (1,970 to 4,070)	1,250 (832 to 1,850)	518 (336 to 784)	97·1 (62 to 148)	37 (24·1 to 54·7)	9·4 (6·4 to 13·4)	1·8 (1·2 to 2·6)	442,000
HIV/AIDS	1·3 (0·8 to 1·9)	4·8 (3 to 7·2)	13,600 (10,400 to 17,700)	23,200 (16,900 to 31,300)	16,400 (11,200 to 22,600)	19,700 (14,100 to 25,600)	20,200 (11,100 to 34,000)	22,800 (14,300 to 36,300)	35,700 (21,000 to 61,000)	50,100 (33,600 to 76,100)	55,900 (41,200 to 76,800)	50,100 (40,300 to 61,900)	41,100 (31,500 to 53,600)	26,500 (20,400 to 34,800)	14,300 (10,700 to 19,300)	6,570 (4,760 to 9,080)	2,820 (1,940 to 4,040)	1,230 (821 to 1,840)	506 (323 to 774)	91·4 (56·6 to 143)	34·3 (21·8 to 51·8)	8·6 (5·6 to 12·9)	1·6 (1 to 2·4)	401,000
HIV/AIDS - Drug-susceptible Tuberculosis	0 (0 to 0·1)	0·6 (0·4 to 0·8)	2,090 (1,160 to 3,400)	5,460 (3,070 to 8,740)	3,050 (1,750 to 4,890)	3,660 (2,110 to 5,870)	3,320 (1,900 to 5,250)	3,670 (2,160 to 5,810)	5,940 (3,490 to 9,380)	8,590 (5,080 to 13,600)	9,900 (5,880 to 15,600)	9,410 (5,520 to 14,900)	7,650 (4,480 to 12,200)	5,080 (2,980 to 8,110)	2,770 (1,600 to 4,410)	1,270 (745 to 2,010)	537 (319 to 843)	242 (146 to 375)	99·9 (60·9 to 151)	17·6 (10·8 to 26·5)	6·2 (3·9 to 9)	1·7 (1·1 to 2·5)	0·4 (0·2 to 0·5)	72,800
HIV/AIDS - Multidrug-resistant Tuberculosis without exte	0 (0 to 0)	0 (0 to 0·1)	206 (24·1 to 692)	536 (63·5 to 1,810)	289 (35·1 to 972)	346 (42·3 to 1,160)	315 (37·3 to 1,060)	333 (42·4 to 1,110)	507 (65·2 to 1,690)	712 (90·6 to 2,370)	799 (99·8 to 2,660)	755 (94 to 2,510)	620 (75 to 2,060)	430 (50 to 1,430)	242 (28·3 to 807)	113 (13·4 to 376)	48·7 (5·9 to 161)	21·9 (2·7 to 72·2)	9 (1·1 to 29·5)	1·5 (0·2 to 4·9)	0·5 (0·1 to 1·6)	0·1 (0 to 0·4)	0 (0 to 0·1)	6,290
HIV/AIDS - Extensively drug-resistant Tuberculosis	0 (0 to 0)	0 (0 to 0)	2·8 (0·3 to 9·4)	7·3 (0·8 to 24·4)	3·9 (0·4 to 13·1)	4·7 (0·5 to 15·6)	4·2 (0·5 to 14·2)	4·5 (0·5 to 14·8)	6·8 (0·8 to 22·7)	9·5 (1·1 to 31·8)	10·7 (1·3 to 35·8)	10·1 (1·2 to 33·9)	8·3 (0·9 to 27·8)	5·7 (0·6 to 19·2)	3·2 (0·4 to 10·8)	1·5 (0·2 to 5)	0·6 (0·1 to 2·1)	0·3 (0 to 1)	0·1 (0 to 0·4)	0 (0 to 0·1)	0 (0 to 0)	0 (0 to 0)	0 (0 to 0)	84·3
HIV/AIDS resulting in other diseases	1·2 (0·7 to 1·9)	4·2 (2·5 to 6·5)	11,300 (7,820 to 15,500)	17,200 (10,300 to 25,600)	13,000 (7,760 to 19,300)	15,700 (9,440 to 22,000)	16,600 (7,380 to 30,200)	18,800 (10,100 to 32,700)	29,300 (14,500 to 54,500)	40,800 (23,500 to 66,900)	45,200 (29,200 to 66,700)	40,000 (28,400 to 53,100)	32,800 (22,100 to 45,500)	21,000 (14,100 to 29,200)	11,300 (7,260 to 16,600)	5,180 (3,160 to 7,730)	2,230 (1,280 to 3,500)	969 (524 to 1,590)	397 (214 to 664)	72·2 (37·6 to 123)	27·6 (14·7 to 45)	6·8 (3·8 to 10·6)	1·2 (0·7 to 2)	322,000
Sexually transmitted infections excluding HIV	22,500 (7,210 to 51,300)	5,060 (1,570 to 11,600)	7,790 (2,250 to 18,100)	414 (111 to 985)	249 (71·2 to 621)	99·9 (40·9 to 241)	244 (128 to 435)	651 (355 to 1,120)	1,070 (621 to 1,790)	1,100 (645 to 1,820)	745 (392 to 1,350)	514 (252 to 976)	325 (149 to 632)	127 (60·2 to 252)	67·7 (28·9 to 143)	62·2 (27·8 to 121)	26·4 (11·1 to 55·7)	19·1 (9 to 38·1)	12·2 (5·7 to 24·8)	5·8 (2·7 to 11·2)	2·6 (1·2 to 4·9)	0·8 (0·4 to 1·6)	0·2 (0·1 to 0·4)	41,100
Syphilis	22,500 (7,210 to 51,300)	5,060 (1,570 to 11,600)	7,790 (2,250 to 18,100)	414 (111 to 985)	249 (71·2 to 621)	41·8 (10·6 to 123)	21·9 (7·6 to 50·8)	21·8 (8·6 to 47)	61·9 (23·3 to 139)	55·3 (19·6 to 126)	13·3 (5·9 to 26·6)	4·7 (1·9 to 9·8)	6 (2·4 to 12·3)	3·5 (1·3 to 7·4)	0·7 (0·2 to 1·8)	1·8 (0·6 to 4·3)	0·4 (0·2 to 0·8)	0·7 (0·2 to 1·6)	0·5 (0·2 to 1·1)	0·4 (0·1 to 0·9)	0·2 (0·1 to 0·5)	0·1 (0 to 0·3)	0 (0 to 0·1)	36,300
Chlamydial infection	0 (0 to 0)	0 (0 to 0)	0 (0 to 0)	0 (0 to 0)	0 (0 to 0)	10·5 (4·5 to 23·7)	25·7 (14·4 to 42·5)	93·7 (50·5 to 166)	150 (83·7 to 242)	142 (76·2 to 237)	102 (54·6 to 180)	69·6 (34·9 to 127)	40·1 (17·3 to 78·6)	5·8 (2·8 to 11·1)	1·5 (0·9 to 2·4)	4·1 (1 to 10·9)	0·4 (0·1 to 0·9)	0·8 (0·2 to 1·8)	0·7 (0·2 to 1·6)	0·4 (0·1 to 0·9)	0·2 (0·1 to 0·4)	0·1 (0 to 0·1)	0 (0 to 0)	648
Gonococcal infection	0 (0 to 0)	0 (0 to 0)	0 (0 to 0)	0 (0 to 0)	0 (0 to 0)	12·3 (3·5 to 34·9)	27·9 (10·6 to 65·1)	81·5 (34·6 to 189)	142 (58·7 to 307)	119 (57 to 246)	49·4 (27·7 to 85·7)	36·4 (19·5 to 65·9)	28·4 (12·2 to 56·6)	11·3 (3·8 to 26·4)	1·2 (0·5 to 2·6)	10·5 (2·5 to 28·1)	2 (0·5 to 5)	2·6 (0·8 to 6·2)	2·3 (0·7 to 5·9)	0·8 (0·3 to 1·9)	0·4 (0·1 to 1)	0·1 (0 to 0·3)	0 (0 to 0·1)	528
Trichomoniasis	0 (0 to 0)	0 (0 to 0)	0 (0 to 0)	0 (0 to 0)	0 (0 to 0)	5·7 (1·2 to 15·7)	69·2 (23 to 165)	211 (72·7 to 482)	269 (90·4 to 621)	247 (80·3 to 574)	196 (65·7 to 457)	137 (45·9 to 334)	88·2 (27·2 to 210)	49·8 (16·1 to 121)	27·8 (9·5 to 67·4)	15·1 (5·2 to 36·4)	8·9 (3·1 to 21·1)	5·1 (1·8 to 12·1)	2·8 (1 to 6·3)	1·2 (0·5 to 2·8)	0·4 (0·2 to 1)	0·1 (0 to 0·2)	0 (0 to 0)	1,330
Genital herpes	0 (0 to 0)	0 (0 to 0)	0 (0 to 0)	0 (0 to 0)	0 (0 to 0)	10·4 (3 to 24·4)	39·2 (11·7 to 96·4)	72·5 (22·2 to 176)	101 (32·7 to 240)	114 (37·9 to 286)	101 (31·3 to 247)	76 (24·1 to 187)	56·1 (17·9 to 139)	41·9 (12·6 to 103)	31·7 (9·8 to 78·7)	21·8 (6·6 to 53·6)	13·9 (4·3 to 34)	8·6 (2·6 to 21·7)	5·1 (1·5 to 12·4)	2·6 (0·8 to 6·4)	1·2 (0·4 to 2·8)	0·4 (0·1 to 0·9)	0·1 (0 to 0·2)	698
Other sexually transmitted infections	0 (0 to 0)	0 (0 to 0)	0 (0 to 0)	0 (0 to 0)	0 (0 to 0)	19·3 (8·3 to 45·3)	60 (27·7 to 113)	170 (97·2 to 288)	348 (194 to 581)	420 (248 to 669)	283 (157 to 477)	190 (97·2 to 345)	106 (44·7 to 218)	14·7 (6 to 29·1)	4·8 (2·8 to 7·6)	9 (2·2 to 24·3)	0·9 (0·2 to 2·2)	1·3 (0·4 to 3·2)	0·9 (0·3 to 2·3)	0·3 (0·1 to 0·8)	0·2 (0·1 to 0·5)	0·1 (0 to 0·1)	0 (0 to 0)	1,630
Respiratory infections and tuberculosis	86,400 (44,100 to 140,000)	34,100 (17,000 to 53,700)	138,000 (71,500 to 229,000)	137,000 (67,500 to 234,000)	17,100 (9,820 to 27,000)	8,350 (5,310 to 12,200)	9,970 (6,080 to 14,800)	12,800 (7,990 to 19,100)	14,200 (8,650 to 21,000)	13,200 (7,840 to 20,100)	12,300 (7,400 to 18,300)	11,200 (6,690 to 17,200)	9,680 (5,630 to 14,800)	11,500 (6,760 to 17,400)	11,700 (7,090 to 17,600)	10,400 (6,310 to 16,000)	9,380 (6,080 to 14,000)	9,890 (6,500 to 14,300)	8,000 (5,410 to 11,100)	6,010 (4,240 to 8,240)	2,820 (1,870 to 3,940)	1,090 (737 to 1,500)	379 (258 to 523)	576,000
Tuberculosis	0 (0 to 0)	0·1 (0 to 0·3)	9,510 (4,490 to 18,100)	13,800 (7,040 to 23,800)	3,410 (1,740 to 6,160)	2,080 (960 to 3,890)	4,220 (2,180 to 7,200)	6,580 (3,380 to 10,700)	7,640 (3,940 to 12,600)	7,410 (3,670 to 12,400)	6,930 (3,260 to 11,400)	5,710 (2,680 to 9,820)	5,220 (2,150 to 9,010)	5,520 (2,240 to 9,850)	5,580 (2,180 to 9,660)	4,390 (1,680 to 7,830)	3,230 (1,230 to 5,910)	3,380 (1,400 to 5,860)	2,300 (1,000 to 3,930)	1,460 (625 to 2,550)	702 (308 to 1,230)	235 (103 to 411)	103 (44·8 to 184)	99,400
Latent tuberculosis infection	0 (0 to 0)	0 (0 to 0)	0 (0 to 0)	0 (0 to 0)	0 (0 to 0)	0 (0 to 0)	0 (0 to 0)	0 (0 to 0)	0 (0 to 0)	0 (0 to 0)	0 (0 to 0)	0 (0 to 0)	0 (0 to 0)	0 (0 to 0)	0 (0 to 0)	0 (0 to 0)	0 (0 to 0)	0 (0 to 0)	0 (0 to 0)	0 (0 to 0)	0 (0 to 0)	0 (0 to 0)	0 (0 to 0)	0
Drug-susceptible tuberculosis	0 (0 to 0)	0·1 (0 to 0·3)	8,800 (4,060 to 17,100)	12,800 (6,340 to 22,800)	3,180 (1,580 to 5,800)	1,930 (881 to 3,620)	3,940 (2,010 to 6,920)	6,160 (3,070 to 10,200)	7,160 (3,650 to 11,900)	6,960 (3,290 to 12,000)	6,500 (3,020 to 10,900)	5,360 (2,390 to 9,530)	4,880 (1,960 to 8,620)	5,160 (2,070 to 9,330)	5,200 (2,070 to 9,160)	4,090 (1,550 to 7,340)	3,000 (1,100 to 5,520)	3,140 (1,310 to 5,520)	2,140 (893 to 3,720)	1,360 (573 to 2,440)	651 (281 to 1,150)	219 (91·5 to 393)	95·8 (39·4 to 173)	92,800
Multidrug-resistant tuberculosis without extensive drug r	0 (0 to 0)	0 (0 to 0)	697 (84·6 to 2,390)	979 (118 to 3,670)	225 (26·3 to 792)	147 (17·8 to 513)	270 (31·6 to 923)	412 (51·1 to 1,340)	471 (60 to 1,750)	447 (51·2 to 1,550)	423 (45·2 to 1,500)	349 (39·9 to 1,210)	327 (36·4 to 1,120)	356 (37 to 1,280)	373 (40 to 1,310)	303 (35·9 to 1,180)	229 (24·7 to 860)	234 (26·1 to 816)	161 (18·2 to 550)	104 (12 to 366)	49·9 (5·6 to 170)	16·6 (2·1 to 55·6)	7·5 (0·9 to 26·5)	6,580



Other transport injuries	16.4 (9.1 to 26.3)	8.1 (3.1 to 19.6)	79.2 (57.2 to 110.1)	626 (111 to 1,812)	1,214 (163 to 3894)	289 (109 to 627)	291 (123 to 603)	303 (120 to 636)	267 (107 to 513)	243 (109 to 513)	199 (119 to 335)	148 (89 to 262)	137 (66 2 to 196)	159 (83 to 178)	179.6 (98 to 132)	168.4 (98 to 132)	164.2 (98 to 132)	181.2 (98 to 132)	181.2 (98 to 132)	69.2 (29 to 79.7)	50.2 (19.6 to 69.7)	24.6 (13.6 to 41.6)	11 (7.7 to 14.9)	8.6 (3.9 to 8.3)	2.1 (1.5 to 3.1)	-0.7 (0.9 to 1.2)	3,413
Unintentional injuries	2,282 (1,540 to 3,413)	810 (490 to 1,538)	1,960 (1,660 to 19,600)	59,600 (13,700 to 69,500)	10,100 (5,900 to 19,300)	2,200 (1,500 to 3,600)	2,170 (2,000 to 2,770)	2,500 (2,100 to 2,900)	2,160 (2,000 to 2,620)	2,060 (2,100 to 2,720)	2,060 (2,000 to 2,620)	2,020 (2,100 to 2,720)	2,020 (2,000 to 2,610)	2,100 (1,900 to 2,340)	2,060 (1,900 to 2,340)	2,060 (1,900 to 2,340)	2,070 (2,010 to 2,350)	2,060 (1,900 to 2,340)	810 (1,400 to 2,200)	1,090 (1,200 to 1,990)	1,360 (1,300 to 1,820)	750 (690 to 951)	476 (371 to 598)	74.0 (39.7 to 95.4)	160,000
Falls	339 (137 to 809)	63.6 (21 3 to 1.46)	397 (119 to 870)	1,260 (509 to 2,910)	11,100 (4,500 to 14,500)	766 (51 6 to 1,190)	666 (500 to 838)	616 (427 to 821)	726 (503 to 995)	557 (427 to 764)	481 (329 to 683)	679 (429 to 795)	616 (368 to 879)	490 (368 to 628)	490 (368 to 628)	490 (368 to 628)	732 (552 to 935)	668 (491 to 857)	739 (539 to 992)	787 (587 to 1,050)	749 (522 to 1,030)	493 (329 to 623)	160 (127 to 202)	49.2 (32.3 to 63.1)	14,000
Drowning	179 (99.1 to 279)	69.7 (27 to 169)	440 (294 to 1,080)	2,080 (2,670 to 10,600)	7,940 (6,400 to 9,400)	2,130 (1,700 to 2,600)	1,320 (420 to 2,300)	394 (72 to 1,000)	352 (69 to 1,020)	732 (72 to 1,000)	732 (72 to 1,000)	732 (47 to 1,000)	732 (47 to 1,000)	97.1 (72 to 1,000)	79.2 (47 to 1,000)	69.2 (72 to 1,000)	95 (72 to 1,000)	152.4 (72 to 1,000)	61.1 (31 to 1,000)	29.6 (20 to 79.4)	29.7 (13 to 1,000)	2.4 (1.1 to 11.1)	0.6 (0.1 to 2.9)	1.3 (0.5 to 2.1)	13,300
Fire, heat, and hot substances	7.05 (1.6 to 24.6)	6.9 (4 2 to 1.82)	1,350 (438 to 2,450)	6,770 (2,140 to 13,500)	1,250 (519 to 2,960)	425 (227 to 1,120)	452 (267 to 850)	505 (302 to 1,300)	337 (219 to 897)	505 (327 to 850)	402 (261 to 731)	373 (222 to 592)	319 (205 to 496)	327 (210 to 517)	299 (177 to 491)	299 (163 to 439)	279 (171 to 427)	234 (142 to 365)	198 (121 to 322)	123 (77 to 196)	48.3 (31 to 72.4)	12.6 (8.3 to 18.9)	2.9 (1.6 to 4.5)	1.4563
Poisonings	1,140 (331 to 3,140)	1,140 (314 to 3,140)	1,140 (247 to 3,140)	1,140 (964 to 3,140)	1,140 (1,140 to 3,140)	1,140 (1,140 to 3,140)	1,140 (1,140 to 3,140)	1,140 (1,140 to 3,140)	1,140 (1,140 to 3,140)	1,140 (1,140 to 3,140)	1,140 (1,140 to 3,140)	1,140 (1,140 to 3,140)	1,140 (1,140 to 3,140)	1,140 (1,140 to 3,140)	1,140 (1,140 to 3,140)	1,140 (1,140 to 3,140)	1,140 (1,140 to 3,140)	1,140 (1,140 to 3,140)	1,140 (1,140 to 3,140)	1,140 (1,140 to 3,140)	1,140 (1,140 to 3,140)	1,140 (1,140 to 3,140)	1,140 (1,140 to 3,140)	1,140 (1,140 to 3,140)	7,290
Poisoning by other medications	8.2 (2.2 to 32.3)	4.8 (0.6 to 29.2)	64.7 (7.2 to 338)	985 (63 7 to 1,260)	961 (512 to 2,560)	96.3 (51 to 193)	95.2 (51.6 to 153)	101 (54.3 to 200)	95.9 (57.3 to 21.2)	79.8 (50.2 to 174)	72.1 (47.9 to 171)	66.2 (41.1 to 127)	68.9 (34.3 to 114)	54.6 (3.7 to 94)	29.4 (7.1 to 70.4)	24.7 (6.4 to 57.3)	36 (9.9 to 88.4)	27.5 (6.4 to 72)	11.3 (2.6 to 24.8)	6.4 (2.2 to 15.4)	1.2 (0.4 to 3)	0.2 (0.1 to 0.5)	0.2 (0.1 to 0.5)	1,260
Poisoning by other means	1.27 (38.1 to 31.6)	62 (15.3 to 1.76)	697 (220 to 2,000)	2,620 (960 to 5,810)	630 (169 to 1,500)	269 (117 to 514)	161 (73 2 to 361)	168 (69 to 368)	162 (79 to 328)	162 (79 to 323)	177 (74 to 354)	168 (79 to 308)	142 (69 to 284)	116 (69 to 233)	113 (51 8 to 238)	79.6 (32 to 159)	64.7 (22 7 to 131)	52.4 (23 to 94.2)	32.4 (10.8 to 67.3)	19.6 (6 to 39.6)	6.1 (2.8 to 11.6)	2.2 (0.9 to 4.2)	0 (0 to 0.1)	8,130
Exposure to mechanical forces	420 (77 to 1,270)	270 (74 to 1,270)	360 (66 to 1,270)	2,230 (762 to 5,810)	949 (61 to 2,160)	429 (58 to 1,020)	474 (58 to 1,020)	504 (58 to 1,020)	474 (58 to 1,020)	90 (58 to 1,020)	450 (58 to 1,020)	450 (58 to 1,020)	384 (58 to 1,020)	267 (58 to 1,020)	267 (58 to 1,020)	267 (58 to 1,020)	150 (58 to 1,020)	152 (58 to 1,020)	1.4 (58 to 1,020)	99.1 (58 to 1,020)	4.9 (58 to 1,020)	31.6 (22 to 42.2)	6.5 (3.1 to 10.2)	12,200
Unintentional firearm injuries	50.2 (0.6 to 502)	1.82 (0.2 to 1,330)	500 (5.3 to 1,730)	500 (80 1 to 1,730)	500 (69 3 to 1,730)	212 (69 3 to 508)	107 (69 3 to 261)	104 (69 3 to 261)	104 (69 3 to 224)	104 (69 to 224)	104 (69 to 224)	104 (69 to 187)	104 (67 3 to 213)	104 (42 8 to 190)	104 (20 3 to 131)	104 (27 7 to 134)	104 (22 to 119)	104 (20 4 to 136)	104 (16 3 to 76.1)	104 (16.6 to 68.2)	104 (11 9 to 68.9)	104 (7 6 to 29.6)	104 (5.1 to 5.3)	2,690
Other exposure to mechanical forces	1.2 (13.4 to 3.200)	1.2 (6.4 to 1,000)	1.2 (66 to 1,000)	1.2 (900 to 1,000)	1.2 (200 to 1,000)	1.2 (200 to 1,000)	1.2 (200 to 1,000)	1.2 (200 to 1,000)	1.2 (200 to 1,000)	1.2 (200 to 1,000)	1.2 (200 to 1,000)	1.2 (200 to 1,000)	1.2 (200 to 1,000)	1.2 (200 to 1,000)	1.2 (200 to 1,000)	1.2 (200 to 1,000)	1.2 (200 to 1,000)	1.2 (200 to 1,000)	1.2 (74 1 to 183)	1.2 (66 to 1,000)	1.2 (49 1 to 1,000)	1.2 (22 1 to 41.3)	1.2 (6 to 9.1)	1.2 (0.1 to 2.2)	9,030
Adverse effects of medical treatment	526 (179 to 1,660)	147 (80 9 to 283)	880 (648 to 2,030)	2,270 (997 to 4,450)	970 (249 to 1,950)	327 (169 to 639)	268 (150 to 346)	267 (209 to 1,710)	332 (173 to 592)	329 (202 to 713)	210 (119 to 327)	210 (119 to 350)	21 (112 to 299)	197 (96 5 to 277)	200 (97 to 286)	302 (200 to 459)	171 (100 to 259)	153 (102 to 231)	75.9 (48 1 to 114)	56.8 (28 7 to 107)	18.2 (11 to 27.9)	2.2 (0.9 to 11.4)	9,240
Animal contact	43.1 (12.3 to 1.45)	51.2 (12.9 to 83.1)	515 (1.82 to 2,200)	3,660 (1,300 to 9,600)	1,650 (6 1 to 3,220)	729 (327 to 1,380)	371 (190 to 671)	363 (190 to 638)	373 (189 to 720)	358 (183 to 717)	358 (189 to 638)	330 (167 to 637)	299 (167 to 538)	326 (169 to 539)	318 (163 to 568)	298 (153 to 496)	297 (156 to 509)	149 (60 4 to 253)	69.8 (30.2 to 167)	19.7 (7 3 to 39.3)	9.6 (3 to 51.1)	1.4 (0.6 to 2.2)	10,400
Venomous animal contact	218 (39.3 to 1,000)	6.2 (5.1 to 1,000)	219 (66 2 to 1,000)	2,290 (900 to 5,000)	1,350 (500 to 3,000)	911 (320 to 1,700)	350 (72 to 1,000)	350 (72 to 1,000)	350 (72 to 1,000)	350 (72 to 1,000)	350 (72 to 1,000)	350 (72 to 1,000)	350 (72 to 1,000)	350 (72 to 1,000)	350 (72 to 1,000)	350 (72 to 1,000)	350 (72 to 1,000)	175 (72 to 1,000)	119 (72 to 1,000)	77.4 (72 to 1,000)	33.1 (16 to 1,000)	2.6 (1.1 to 3.9)	0.6 (0.1 to 1.1)	7,690
Non-venomous animal contact	43.8 (18.3 to 89.4)	21.9 (8.6 to 48.8)	256 (88 4 to 717)	1,410 (348 to 3,060)	353 (129 to 1,220)	253 (64 8to 630)	211 (64 2to 220)	111 (54 1to 221)	79.3 (49 to 128)	90.8 (27 8to 178)	58.8 (34 2to 94.4)	67.7 (26 1to 126)	64.3 (26 1to 118)	62.7 (29 6to 106)	66.5 (21 4to 166)	39.2 (21 to 82.6)	54.2 (19 5to 92.2)	29.6 (10 4to 58.4)	19.8 (9 6to 28.6)	8.1 (4 6to 19.7)	2.1 (1 8to 5.3)	0.9 (0 5to 1.1)	3,320
Foreign body	1.58 (0.8 to 6.15)	1.58 (0.8 to 6.15)	1.58 (0.8 to 6.15)	1.58 (0.8 to 6.15)	1.58 (0.8 to 6.15)	1.58 (0.8 to 6.15)	1.58 (0.8 to 6.15)	1.58 (0.8 to 6.15)	1.58 (0.8 to 6.15)	1.58 (0.8 to 6.15)	1.58 (0.8 to 6.15)	1.58 (0.8 to 6.15)	1.58 (0.8 to 6.15)	1.58 (0.8 to 6.15)	1.58 (0.8 to 6.15)	1.58 (0.8 to 6.15)	1.58 (0.8 to 6.15)	1.58 (0.8 to 6.15)	1.58 (0.8 to 6.15)	1.58 (0.8 to 6.15)	1.58 (0.8 to 6.15)	1.58 (0.8 to 6.15)	1.58 (0.8 to 6.15)	1.58 (0.8 to 6.15)	1,580
Foreign body in eyes	4.2 (1.7 to 9.55)	1.08 (0.6 to 4.31)	698 (217 to 1,880)	2,850 (480 to 7,260)	983 (279 to 1,710)	316 (103 to 548)	295 (119 to 396)	282 (123 to 464)	282 (123 to 370)	282 (113 to 356)	272 (93 to 356)	91 (83 to 356)	260 (109 to 319)	17 (109 to 356)	65.7 (64 1to 136)	170 (96 2to 277)	134 (80 7to 208)	69.3 (29 9to 93.3)	66.6 (21 4to 151)	47.9 (23 1to 141)	42.2 (26 2to 64.4)	7.1 (2 6to 58.9)	2.1 (1 2to 3)	0.7 (0 5to 0.4)	9,600
Foreign body in eyes	0.1 (0to 0.2)	0.2 (0.1 to 0.5)	2.7 (1 to 6.1)	19.1 (6 to 60.7)	28.5 (9.5 to 81.7)	32 (11.7 to 70.4)	37 (14.4 to 81.2)	40.8 (18.1 to 92.7)	49.3 (21.3 to 99.7)	63 (22.6 to 151.2)	46.6 (22.6 to 93.4)	39.2 (18.6 to 87.2)	30.1 (17 to 61.3)	23.6 (12.7 to 50.4)	18.7 (11.5 to 29.3)	7.1 (4.6 to 10.3)	1.6.2 (4.7 to 21.1)	1.9.1 (4.4 to 14.7)	4.7 (3.7 to 6.8)	2.7 (1.9 to 4.1)	0.4 (0.1 to 1.1)	0.1 (0 to 0.3)	0.1 (0.1 to 0.2)	484
Foreign body in other body part	0.9 (0.2 to 3.7)	1.1 (0.2 to 3.7)	19.1 (4 to 53.7)	87 (30 to 230)	174 (72 to 430)	270 (72 to 430)	264 (72 to 430)	263 (72 to 430)	272 (72 to 430)	274 (72 to 430)	263 (72 to 430)	193 (72 to 430)	152 (72 to 430)	14 (72 to 430)	136 (72 to 430)	97.6 (72 to 430)	79.6 (57 to 430)	62.3 (23 to 430)	24.8 (14 to 430)	20.2 (13 to 430)	9.3 (7 to 430)	1.1 (0.2 to 1.4)	0.1 (0 to 0.3)	0.3 (0 to 0.2)	3,060
Environmental heat and cold exposure	34.6 (8.7 to 130)	1.2.4 (3.4 to 33.2)	1.16 (32 3to 268)	461 (147 to 1,210)	239 (100 to 564)	177 (64 3to 354)	161 (100 to 391)	162 (100 to 346)	159 (69 3to 367)	159 (69 4to 356)	159 (79 7to 339)	159 (81 3to 194)	159 (69 to 159)	81 (39 7to 137)	69.6 (20 4to 130)	67 (20 4to 79.4)	42.9 (19 7to 79.3)	27.6 (16 4to 60.4)	25.6 (11 6to 61.3)	19.6 (8 9to 60.6)	7.6 (4 7to 27.1)	1.9 (1 1to 7)	1.3 (0.7 to 3)	2,340
Exposure to forces of nature	21.3 (0 to 0)	21.3 (0 to 0)	21.3 (0 to 0)	21.3 (0 to 0.1)	21.3 (0 to 0.1)	21.3 (1 to 0.1)	21.3 (0 to 0.1)	21.3 (0 to 0.1)	21.3 (0 to 0.1)	21.3 (0 to 0.1)	21.3 (0 to 0.1)	21.3 (0 to 0.1)	21.3 (0 to 0.1)	21.3 (0 to 0.1)	21.3 (0 to 0.1)	21.3 (0 to 0.1)	21.3 (0 to 0.1)	21.3 (0 to 0.1)	21.3 (0 to 0.1)	21.3 (0 to 0.1)	21.3 (0 to 0.1)	21.3 (0 to 0.1)	21.3 (0 to 0.1)	21.3 (0 to 0.1)	23.7
Other unintentional injuries	64.4 (39.2 to 107)	64.4 (16 to 99.7)	574 (193 to 786)	1,760 (967 to 4,080)	833 (369 to 1,710)	511 (209 to 1,150)	511 (209 to 1,150)	511 (209 to 1,150)	511 (209 to 1,150)	487 (201 to 856)	483 (200 to 729)	483 (201 to 846)	483 (211 to 836)	369 (211 to 836)	316 (193 to 536)	269 (153 to 451)	193 (113 to 336)	172 (101 to 284)	139 (77 to 240)	96.1 (57 to 182)	67.9 (38 to 126)	28.7 (17 to 49.7)	11.1 (2 to 19.8)	2.3 (0.2 to 4.9)	7,620
Self-harm and interpersonal violence	427 (229 to 1,410)	179 (62 2to 618)	928 (328 to 2,140)	4,270 (1,660 to 10,200)	1,720 (668 to 3,500)	2,240 (1,410 to 3,640)	4,270 (2,600 to 6,600)	4,690 (2,600 to 7,110)	4,690 (2,600 to 7,960)	5,040 (2,720 to 8,220)	5,040 (2,720 to 8,220)	5,040 (2,720 to 8,220)	1,760 (1,710 to 2,370)	1,360 (991 to 2,210)	1,360 (826 to 2,360)	978 (626 to 1,360)	747 (508 to 1,090)	493 (342 to 697)	303 (213 to 439)	142 (97 to 205)	60.9 (35 to 94)	12.3 (6 to 17.2)	4.8 (2.2 to 7.1)	41,060
Self-harm	0 (0 to 0)	0 (0 to 0)	0 (0 to 0)	0 (0 to 0)	0 (0 to 0)	753 (342 to 1,880)	753 (753 to 1,880)	1,660 (753 to 2,670)	1,660 (827 to 2,670)	1,660 (753 to 2,670)	1,660 (827 to 2,670)	1,660 (753 to 2,670)	989 (827 to 2,670)	940 (827 to 2,670)	940 (827 to 2,670)	940 (827 to 2,670)	941 (827 to 2,670)	917 (827 to 2,670)	1,020 (827 to 2,670)	1,020 (827 to 2,670)	1,020 (827 to 2,670)	1,020 (827 to 2,670)	1,020 (827 to 2,670)	1,020 (827 to 2,670)	1,020 (827 to 2,670)	14,600
Self-harm by firearm	0 (0 to 0)	0 (0 to 0)	0 (0 to 0)	0 (0 to 0)	0 (0 to 0)	82.6 (23 9to 134)	82.6 (14 2to 176)	82.2 (24 4to 196)	80.6 (20 2to 163)	79 (27 6to 157)	67.2 (20 3to 132)	64.6 (20 6to 132)	63.6 (19 6to 86)	44.3 (16 7to 95.2)	31.4 (12 4to 69.1)	29.6 (9 6to 67.4)	29.2 (9 4to 62.8)	17.1 (7 7to 39.8)	14.3 (10to 50.7)	8.9 (7 7to 28.3)	8.6 (5 4to 19.5)	2.9 (2 2to 10.6)	0.6 (0 4to 1.9)	0.6 (0.2to 1)	709
Self-harm by other specified means	0 (0 to 0)	0 (0 to 0)	0 (0 to 0)	0 (0 to 0)	0 (0 to 0)	753 (342 to 1,880)	753 (753 to 1,880)	1,660 (753 to 2,670)	1,660 (827 to 2,670)	1,660 (753 to 2,670)	1,660 (827 to 2,670)	1,660 (753 to 2,670)	989 (827 to 2,670)	940 (827 to 2,670)	940 (827 to 2,670)	940 (827 to 2,670)	941 (827 to 2,670)	917 (827 to 2,670)	1,020 (827 to 2,670)	1,020 (827 to 2,670)	1,020 (827 to 2,670)	1,020 (827 to 2,670)	1,020 (827 to 2,670)	1,020 (827 to 2,670)	1,020 (827 to 2,670)	13,900
Interpersonal violence	422 (227 to 1,400)	178 (66 2to 618)	917 (316 to 2,130)	4,170 (1,640 to 10,000)	1,620 (779 to 3,190)	1,620 (663 to 2,290)	4,210 (1,260 to 6,240)	4,590 (1,640 to 6,590)	4,590 (1,660 to 6,220)	4,940 (1,640 to 7,770)	4,940 (1,640 to 6,220)	4,940 (1,640 to 6,220)	1,710 (1,630 to 2,280)	1,310 (779 to 1,960)	1,310 (1,630 to 2,280)	943 (600 to 1,200)	721 (481 to 1,030)	475 (329 to 679)	292 (205 to 419)	137 (93 to 197)	58.6 (33 to 90.7)	12.1 (5.7 to 17.1)	4.6 (2.1 to 6.9)	0.7 (0.5 to 0.9)	24,960
Physical violence by firearm	1.09 (22 9to 2.24)	23.7 (5 6to 4.73)	175 (48 to 602)	825 (186 to 2,2 3)	354 (119 to 764)	202 (72 2to 536)	368 (129 to 831)	402 (202 to 1,280)	404 (199 to 836)	404 (199 to 821)	266 (129 to 514)	172 (69 3to 356)	80.6 (34 6to 196)	108 (48 7to 231)	86.6 (34 to 167)	81.8 (39 6to 137)	14.7 (9 to 23)	8.2 (3 6to 18.1)	0.6 (2 4to 2.1)	0.1 (0 2to 0.4)	0 (0 to 0)	0 (0 to 0)	4,480
Physical violence by sharp object	24.1 (7 to 71.5)	9.9 (4 3to 71.5)	130 (39 7to 1,000)	663 (224 to 1,660)	241 (69 3to 1,000)	279 (69 3to 1,000)	411 (69 3to 1,000)	630 (69 3to 1,000)	614 (69 3to 1,000)	663 (69 3to 1,000)	394 (69 3to 1,000)	348 (69 3to 1,000)	373 (69 3to 1,000)	192 (69 3to 1,000)	162 (69 3to 1,000)	72.4 (32 to 1,000)	54.6 (22 7to 1,000)	41 (18 to 1,000)	13.6 (5 to 1,000)	1.5 (0 to 1,000)	0.3 (0 to 1,000)	0.3 (0 to 0.9)	9,670
Sexual violence	0 (0 to 0)	0 (0 to 0)	0 (0 to 0)	0 (16 9to 29.3)	0 (69 2to 258)	0 (103to 430)	258 (215to 708)	258 (215to 688)	258 (258to 688)	258 (258to 688)	258 (258to 671)	258 (149to 427)	258 (86 3to 237)	258 (43 1to 129)	258 (24 7to 89.4)	258 (17 4to 43)	258 (11 8to 29)	258 (7 5to 17.8)	258 (5 7to 10.7)	258 (4 2to 8.3)	258 (2 6to 5.3)	258 (2 to 3.2)	258 (2to 3)	3,730
Physical violence by other means	6.4 (1.6 to 17.5)	2.4 (0.7 to 6.2)	6.7 (2.4 to 19.7)	4.420 (1,720 to 10,400)	1,170 (270 to 2,870)	1,170 (270 to 2,870)	1,170 (270 to 2,870)	1,170 (270 to 2,870)	1,170 (270 to 2,870)	1,170 (270 to 2,870)	1,170 (270 to 2,870)	1,170 (270 to 2,870)	1,170 (270 to 2,870)	1,170 (270 to 2,870)	1,170 (270 to 2,870)	1,170 (270 to 2,870)	1,170 (270 to 2,870)	1,170 (270 to 2,870)	1,170 (270 to 2,870)	1,170 (270 to 2,870)	1,170 (270 to 2,870)	1,170 (270 to 2,870)	1,170 (270 to 2,870)	1,170 (270 to 2,870)	11,700
Conflict and terrorism	0.6 (0.2 to 5.8)	0.6 (0.2 to 5.8)	6.7 (2.4 to 19.7)	50.8 (18 to 147)	26.2 (10 to 64.9)	7.1 (2.6 to 20.6)	7.1 (2.6 to 20.6)	7.1 (2.6 to 20.6)	7.1 (2.6 to 20.6)	7.1 (2.6 to 20.6)	7.1 (2.6 to 20.6)	7.1 (2.6 to 20.6)	7.1 (2.6 to 20.6)	7.1 (2.6 to 20.6)	7.1 (2.6 to 20.6)	7.1 (2.6 to 20.6)	7.1 (2.6 to 20.6)	7.1 (2.6 to 20.6)	7.1 (2.6 to 20.6)	7.1 (2.6 to 20.6)	7.1 (2.6 to 20.6)	7.1 (2.6 to 20.6)	7.1 (2.6 to 20.6)	7.1 (2.6 to 20.6)	1,130

SR Table 2b: Gambia DALYS by cause and sex orcus for females with 95% uncertainty intervals, 2019

Cause	Aerin Neonatal	Post Neonatal	1 to 4	5 to 9	10 to 14	15 to 19	20 to 24	25 to 29	30 to 34	35 to 39	40 to 44	45 to 49	50 to 54	55 to 59	60 to 64	65 to 69	70 to 74	75 to 79	80 to 84	85 to 89	90 to 94	95 plus	Total
All causes	16,400 (16,000 to 16,800)	9,420 (9,000 to 9,830)	23,300 (19,300 to 30,000)	28,400 (21,600 to 49,600)	19,400 (13,300 to 33,000)	19,200 (11,500 to 19,100)	19,000 (16,400 to 23,700)	20,300 (16,800 to 33,700)	22,000 (17,500 to 33,400)	23,200 (18,500 to 35,600)	23,200 (18,100 to 37,200)	19,400 (14,600 to 33,400)	15,600 (10,600 to 27,400)	12,900 (8,100 to 23,600)	11,900 (7,100 to 21,600)	10,700 (6,000 to 19,600)	10,700 (5,600 to 19,200)	9,210 (4,600 to 16,600)	3,940 (1,900 to 6,310)	1,190 (1,000 to 1,390)	299 (299 to 318)	396,000
Communicable, maternal, neonatal, and nutritional diseases	43,400 (32,600 to 67,600)	9,560 (7,500 to 23,000)	18,200 (13,900 to 23,000)	29,600 (20,500 to 39,300)	9,960 (7,470 to 12,700)	6,490 (4,560 to 8,390)	7,690 (5,990 to 9,570)	9,020 (7,070 to 11,300)	10,900 (8,560 to 13,400)	11,900 (9,400 to 14,900)	11,300 (8,900 to 14,600)	9,260 (7,110 to 11,900)	7,060 (5,080 to 9,580)	4,990 (3,210 to 6,210)	3,530 (2,040 to 4,590)	3,060 (1,580 to 4,090)	2,640 (1,370 to 3,510)	2,660 (1,370 to 3,530)	2,260 (1,150 to 3,100)	1,760 (1,320 to 2,350)	787 (490 to 1,030)	232 (160 to 303)	409,000 (407,000 to 411,000)
HIV/AIDS and sexually transmitted infections	1,870 (870 to 4,010)	480 (190 to 1,230)	1,450 (780 to 3,490)	1,053 (528 to 1,900)	492 (256 to 810)	537 (276 to 823)	1,260 (671 to 2,220)	2,090 (1,140 to 3,660)	2,980 (1,660 to 5,060)	3,630 (2,130 to 5,830)	4,070 (2,410 to 6,810)	3,700 (1,730 to 6,990)	2,700 (1,230 to 5,660)	1,690 (870 to 3,720)	793 (366 to 1,670)	399 (209 to 874)	199 (98 to 446)	93 (47 to 219)	39 (19 to 91)	13 (9 to 19)	3 (2 to 4)	0.6 (0.1 to 0.2)	33,800
HIV/AIDS	0.1 (0 to 0.1)	0.3 (0.2 to 0.4)	577 (379 to 833)	958 (492 to 1,760)	439 (213 to 709)	529 (258 to 818)	1,230 (643 to 2,190)	1,990 (1,080 to 3,560)	2,970 (1,580 to 5,060)	3,560 (2,090 to 5,800)	4,020 (2,360 to 6,760)	3,670 (1,690 to 6,940)	1,490 (660 to 3,710)	757 (367 to 1,670)	360 (157 to 874)	197 (79 to 446)	98.6 (40 to 219)	43.2 (16 to 91)	16.5 (5 to 19)	3.3 (1 to 4)	0.7 (0 to 0.2)	0.1 (0 to 0.1)	30,000
HIV/AIDS - Drug-susceptible Tuberculosis	0 (0 to 0)	0 (0 to 0.1)	64.2 (44 to 96)	104 (56 to 196)	49.4 (24 to 84)	60.4 (29 to 124)	152 (74 to 282)	249 (126 to 449)	359 (191 to 610)	432 (253 to 703)	488 (292 to 820)	444 (204 to 840)	180 (79 to 448)	91.6 (44 to 202)	43.5 (19 to 107)	23.9 (9 to 54)	11.9 (4 to 26.3)	5.2 (1 to 11)	2 (0 to 5)	0.4 (0 to 1)	0.1 (0 to 0.2)	0 (0 to 0)	4,820
HIV/AIDS - Multidrug-resistant Tuberculosis without extensive d	0 (0 to 0)	0 (0 to 0)	0.6 (0.4 to 0.9)	1.1 (0.6 to 2.1)	0.5 (0.2 to 0.9)	0.6 (0.3 to 1.3)	1.6 (0.8 to 2.9)	2.6 (1.3 to 4.6)	3.8 (2 to 6.5)	4.6 (2.7 to 7.5)	5.2 (3.1 to 8.7)	4.7 (2.1 to 8.9)	1.9 (0.8 to 4.8)	0.9 (0.4 to 2.1)	0.5 (0.2 to 1.1)	0.2 (0.1 to 0.6)	0.1 (0 to 0.3)	0.1 (0 to 0.2)	0 (0 to 0.1)	0 (0 to 0)	0 (0 to 0)	0 (0 to 0)	294
HIV/AIDS - Extensively drug-resistant Tuberculosis	0 (0 to 0)	0 (0 to 0)	0.1 (0 to 0.1)	0.1 (0 to 0.2)	0.1 (0 to 0.1)	0.1 (0 to 0.2)	0.2 (0 to 0.4)	0.3 (0 to 0.7)	0.5 (0 to 1)	0.6 (0 to 1.2)	0.7 (0 to 1.4)	0.6 (0 to 1.3)	0.3 (0 to 0.8)	0.1 (0 to 0.4)	0.1 (0 to 0.2)	0 (0 to 0.1)	0 (0 to 0.1)	0 (0 to 0.1)	0 (0 to 0.1)	0 (0 to 0)	0 (0 to 0)	0 (0 to 0)	3.9
HIV/AIDS resulting in other diseases	0.1 (0 to 0.1)	0.1 (0.1 to 0.3)	283 (183 to 409)	538 (276 to 1,010)	239 (104 to 439)	278 (134 to 426)	1,060 (556 to 1,900)	1,740 (1,000 to 3,120)	2,620 (1,530 to 4,790)	3,130 (2,120 to 5,120)	3,530 (2,160 to 5,980)	3,220 (1,680 to 6,080)	1,310 (640 to 3,260)	664 (361 to 1,660)	316 (155 to 779)	172 (78 to 446)	86.1 (39 to 219)	37.9 (16 to 91)	14.5 (5 to 19)	2.9 (1 to 4)	0.6 (0 to 0.2)	0.1 (0 to 0.1)	26,900
Sexually transmitted infections excluding HIV	1,870 (870 to 4,010)	480 (190 to 1,230)	877 (477 to 2,010)	94.6 (19.8 to 194)	53.5 (12.4 to 124)	8.6 (1.9 to 19.5)	30.2 (7.1 to 69.4)	101 (24.9 to 215)	109 (28.4 to 216)	102 (27.2 to 211)	54.1 (14.9 to 111)	30.4 (7.1 to 73.6)	11.2 (2.9 to 31.1)	3.5 (0.9 to 10.1)	1.2 (0.3 to 3.5)	0.5 (0.1 to 1.5)	0.2 (0 to 0.6)	0.1 (0 to 0.3)	0 (0 to 0.1)	0 (0 to 0)	0 (0 to 0)	0 (0 to 0)	3,400
Syphilis	0 (0 to 0)	0 (0 to 0)	0 (0 to 0)	0 (0 to 0)	0 (0 to 0)	0.9 (0.4 to 2)	2.6 (1.4 to 4.4)	8.6 (4.3 to 15.8)	13.1 (7.3 to 21.8)	11.6 (6.4 to 19.9)	8.7 (4.2 to 15.1)	6.3 (2.3 to 11.6)	3.4 (1.4 to 7)	0.9 (0.3 to 1.7)	0.3 (0.1 to 0.8)	0.1 (0 to 0.3)	0.1 (0 to 0.2)	0.1 (0 to 0.2)	0 (0 to 0.1)	0 (0 to 0)	0 (0 to 0)	0 (0 to 0)	567
Chlamydial infection	0 (0 to 0)	0 (0 to 0)	0 (0 to 0)	0 (0 to 0)	0 (0 to 0)	0.6 (0.3 to 1.2)	1.9 (1 to 3.4)	6.1 (3.1 to 11.1)	9.2 (4.5 to 16.1)	8.2 (4.1 to 14.7)	6.2 (2.9 to 11.1)	4.5 (1.6 to 8.5)	2.4 (1 to 5.4)	0.6 (0.2 to 1.3)	0.2 (0.1 to 0.6)	0.1 (0 to 0.4)	0 (0 to 0.2)	0 (0 to 0.1)	0 (0 to 0.1)	0 (0 to 0)	0 (0 to 0)	0 (0 to 0)	567
Gonococcal infection	0 (0 to 0)	0 (0 to 0)	0 (0 to 0)	0 (0 to 0)	0 (0 to 0)	0.3 (0.1 to 0.6)	0.8 (0.4 to 1.5)	2.6 (1.3 to 4.6)	3.8 (1.9 to 6.9)	3.4 (1.7 to 6.1)	2.6 (1.2 to 4.7)	1.9 (0.7 to 3.7)	1 (0.4 to 2.4)	0.3 (0.1 to 0.7)	0.1 (0 to 0.3)	0 (0 to 0.2)	0 (0 to 0.1)	0 (0 to 0.1)	0 (0 to 0.1)	0 (0 to 0)	0 (0 to 0)	0 (0 to 0)	44.3
Trichomoniasis	0 (0 to 0)	0 (0 to 0)	0 (0 to 0)	0 (0 to 0)	0.4 (0 to 0.9)	2.7 (1.1 to 5.7)	8.5 (3.6 to 16.6)	24.6 (10.6 to 46.6)	38.6 (17.2 to 72.3)	34.2 (15.7 to 64.1)	19.3 (8.2 to 36.8)	14.2 (5.2 to 29.7)	6.8 (2.4 to 16.4)	2.6 (0.9 to 6.5)	1.4 (0.4 to 3.7)	0.6 (0.2 to 1.8)	0.3 (0.1 to 0.8)	0.1 (0 to 0.4)	0 (0 to 0.2)	0 (0 to 0)	0 (0 to 0)	0 (0 to 0)	141
Genital herpes	0 (0 to 0)	0 (0 to 0)	0 (0 to 0)	0 (0 to 0)	0 (0 to 0.2)	0.3 (0.2 to 0.5)	0.8 (0.4 to 1.5)	2.5 (1.2 to 4.5)	3.6 (1.8 to 6.6)	3.2 (1.6 to 5.8)	2.4 (1.1 to 4.4)	1.7 (0.6 to 3.4)	0.9 (0.3 to 2.2)	0.3 (0.1 to 0.6)	0.1 (0 to 0.3)	0 (0 to 0.2)	0 (0 to 0.1)	0 (0 to 0.1)	0 (0 to 0.1)	0 (0 to 0)	0 (0 to 0)	0 (0 to 0)	59.2
Other sexually transmitted infections	0 (0 to 0)	0 (0 to 0)	0 (0 to 0)	0 (0 to 0)	0.1 (0 to 0.2)	1.4 (0.7 to 2.7)	5.9 (2.9 to 11.3)	19.6 (9.9 to 35.9)	29.8 (17.2 to 49.4)	29.2 (20.4 to 44.9)	23.1 (15.7 to 33.2)	17.6 (9.9 to 28.9)	7.4 (3.9 to 14.6)	1.4 (0.6 to 2.7)	0.4 (0.1 to 0.8)	0.1 (0 to 0.2)	0 (0 to 0.1)	0 (0 to 0.1)	0 (0 to 0.1)	0 (0 to 0)	0 (0 to 0)	0 (0 to 0)	143
Respiratory infections and tuberculosis	2,710 (1,390 to 4,990)	767 (280 to 1,340)	4,060 (2,450 to 7,870)	6,960 (2,820 to 9,260)	948 (450 to 1,310)	600 (270 to 839)	648 (304 to 1,150)	1,090 (547 to 1,830)	1,090 (547 to 1,830)	1,070 (552 to 1,770)	1,020 (552 to 1,670)	1,070 (580 to 1,890)	1,060 (604 to 1,930)	1,060 (598 to 1,890)	1,060 (602 to 1,940)	1,060 (602 to 1,940)	1,060 (602 to 1,940)	1,060 (602 to 1,770)	1,060 (602 to 1,800)	1,060 (602 to 1,800)	1,060 (609 to 1,800)	598 (376 to 795)	1,200 (1,090 to 1,200)
Tuberculosis	0 (0 to 0)	0 (0 to 0)	773 (479 to 1,270)	660 (327 to 1,290)	697 (367 to 1,290)	340 (172 to 559)	360 (200 to 560)	547 (286 to 857)	602 (303 to 960)	599 (316 to 978)	574 (331 to 932)	599 (369 to 960)	597 (370 to 961)	597 (377 to 1,040)	597 (382 to 1,040)	597 (382 to 1,040)	597 (382 to 1,040)	597 (386 to 1,040)	597 (386 to 1,040)	597 (386 to 1,040)	597 (386 to 1,040)	337 (177 to 515)	598 (598 to 598)
Latent tuberculosis infection	0 (0 to 0)	0 (0 to 0)	0 (0 to 0)	0 (0 to 0)	0 (0 to 0)	0 (0 to 0)	0 (0 to 0)	0 (0 to 0)	0 (0 to 0)	0 (0 to 0)	0 (0 to 0)	0 (0 to 0)	0 (0 to 0)	0 (0 to 0)	0 (0 to 0)	0 (0 to 0)	0 (0 to 0)	0 (0 to 0)	0 (0 to 0)	0 (0 to 0)	0 (0 to 0)	0 (0 to 0)	0 (0 to 0)	0
Drug-susceptible Tuberculosis	0 (0 to 0)	340 (164 to 1,060)	696 (378 to 1,240)	176 (64.9 to 377)	139 (49.3 to 329)	344 (163 to 729)	577 (278 to 1,220)	976 (482 to 2,060)	1,220 (597 to 2,570)	1,540 (774 to 3,240)	1,690 (854 to 3,560)	1,690 (854 to 3,560)	1,690 (854 to 3,560)	1,690 (854 to 3,560)	1,690 (854 to 3,560)	1,690 (854 to 3,560)	1,690 (854 to 3,560)	1,690 (854 to 3,560)	1,690 (854 to 3,560)	1,690 (854 to 3,560)	1,690 (854 to 3,560)	1,690 (854 to 3,560)	16,400
Multidrug-resistant tuberculosis without extensive drug-resista	0 (0 to 0)	0 (0 to 0)	19.1 (3.9 to 47.9)	21.4 (2.3 to 73.5)	8 (0.9 to 29.3)	7.2 (0.7 to 26.6)	16 (1.7 to 58.7)	23.4 (2.7 to 83.2)	29.7 (3.7 to 102)	29.6 (3.9 to 102)	29.6 (3.9 to 102)	29.2 (3.9 to 101)	29.2 (3.9 to 101)	29.2 (3.9 to 101)	29.6 (3.9 to 101)	29.6 (3.9 to 101)	29.6 (3.9 to 101)	29.6 (3.9 to 101)	23.7 (3.9 to 101)	26.4 (3.9 to 101)	23 (3.9 to 101)	1.7 (0.3 to 6.7)	420
Extensively drug-resistant tuberculosis	0 (0 to 0)	0 (0 to 0)	0.3 (0 to 1.1)	0.4 (0 to 1.4)	0.1 (0 to 0.4)	0.1 (0 to 0.5)	0.3 (0 to 1.2)	0.5 (0 to 1.7)	0.6 (0 to 2.3)	0.6 (0 to 2.3)	0.6 (0 to 2.3)	0.6 (0 to 2.3)	0.6 (0 to 2.3)	0.6 (0 to 2.3)	0.6 (0 to 2.3)	0.6 (0 to 2.3)	0.6 (0 to 2.3)	0.6 (0 to 2.3)	0.5 (0 to 2.3)	0.5 (0 to 2.3)	0.2 (0 to 1.1)	0 (0 to 0.1)	9.6
Lower respiratory infections	2,710 (1,390 to 4,990)	768 (280 to 1,340)	3,360 (1,980 to 7,260)	6,780 (2,800 to 9,060)	749 (433 to 1,210)	260 (98 to 510)	288 (104 to 590)	545 (179 to 1,230)	479 (179 to 1,230)	472 (179 to 1,230)	445 (179 to 1,230)	469 (179 to 1,230)	470 (179 to 1,230)	470 (179 to 1,230)	470 (179 to 1,230)	470 (179 to 1,230)	470 (179 to 1,230)	470 (179 to 1,230)	470 (179 to 1,230)	470 (179 to 1,230)	470 (179 to 1,230)	261 (179 to 579)	6,780
Upper respiratory infections	0.2 (0 to 0.4)	0.6 (0.1 to 1.4)	19.6 (6.1 to 47.9)	81.7 (21.2 to 160)	69.1 (19.6 to 135)	69.2 (19.6 to 135)	63.5 (19.6 to 114)	51.5 (19.6 to 114)	41.6 (19.6 to 114)	34.4 (19.6 to 114)	29.2 (19.6 to 114)	19.4 (19.6 to 114)	9.1 (9.8 to 22.6)	6.4 (9.8 to 14)	6.7 (9.8 to 14)	6.7 (9.8 to 14)	6.7 (9.8 to 14)	6.7 (9.8 to 14)	6.7 (9.8 to 14)	6.7 (9.8 to 14)	6.7 (9.8 to 14)	2.7 (0.9 to 6.7)	524
Otitis media	0 (0 to 0.2)	0 (0 to 0.4)	0.5 (0.3 to 1.5)	86.2 (29.9 to 177)	29.7 (9.8 to 69.6)	0.1 (0.1 to 0.4)	0.1 (0.1 to 0.4)	0.1 (0.1 to 0.4)	0.1 (0.1 to 0.4)	0.1 (0.1 to 0.4)	0.1 (0.1 to 0.4)	0.1 (0.1 to 0.4)	0.1 (0.1 to 0.4)	0.1 (0.1 to 0.4)	0.1 (0.1 to 0.4)	0.1 (0.1 to 0.4)	0.1 (0.1 to 0.4)	0.1 (0.1 to 0.4)	0.1 (0.1 to 0.4)	0.1 (0.1 to 0.4)	0.1 (0.1 to 0.4)	0 (0 to 0)	399
Enteric infections	191 (91.5 to 358)	322 (160 to 1,060)	4,080 (1,960 to 7,870)	2,740 (1,320 to 5,130)	1,360 (676 to 2,630)	894 (439 to 1,720)	1,120 (536 to 2,220)	1,230 (577 to 2,500)	1,220 (572 to 2,510)	1,220 (573 to 2,510)	1,220 (574 to 2,510)	1,220 (576 to 2,510)	1,220 (577 to 2,510)	1,220 (577 to 2,510)	1,220 (577 to 2,510)	1,220 (577 to 2,510)	1,220 (577 to 2,510)	1,220 (577 to 2,510)	1,220 (577 to 2,510)	1,220 (577 to 2,510)	1,220 (577 to 2,510)	1,220 (577 to 2,510)	20,300
Diarrheal diseases	191 (91.5 to 358)	272 (89.7 to 862)	4,080 (1,720 to 7,160)	2,740 (1,320 to 5,130)	1,360 (676 to 2,630)	894 (439 to 1,720)	1,120 (536 to 2,220)	1,230 (577 to 2,500)	1,220 (572 to 2,510)	1,220 (573 to 2,510)	1,220 (574 to 2,510)	1,220 (576 to 2,510)	1,220 (577 to 2,510)	1,220 (577 to 2,510)	1,220 (577 to 2,510)	1,220 (577 to 2,510)	1,220 (577 to 2,510)	1,220 (577 to 2,510)	1,220 (577 to 2,510)	1,220 (577 to 2,510)	1,220 (577 to 2,510)	1,220 (577 to 2,510)	14,700
Typhoid and paratyphoid	0 (0 to 0)	0.4 (0.1 to 1.1)	109 (39.1 to 262)	109 (39.1 to 262)	109 (39.1 to 262)	109 (39.1 to 262)	109 (39.1 to 262)	109 (39.1 to 262)	109 (39.1 to 262)	109 (39.1 to 262)	109 (39.1 to 262)	109 (39.1 to 262)	109 (39.1 to 262)	109 (39.1 to 262)	109 (39.1 to 262)	109 (39.1 to 262)	109 (39.1 to 262)	109 (39.1 to 262)	109 (39.1 to 262)	109 (39.1 to 262)	109 (39.1 to 262)	109 (39.1 to 262)	1,090
Typhoid fever	0 (0 to 0)	0.4 (0.1 to 1.1)	109 (39.1 to 262)	109 (39.1 to 262)	109 (39.1 to 262)	109 (39.1 to 262)	109 (39.1 to 262)	109 (39.1 to 262)	109 (39.1 to 262)	109 (39.1 to 262)	109 (39.1 to 262)	109 (39.1 to 262)	109 (39.1 to 262)	109 (39.1 to 262)	109 (39.1 to 262)	109 (39.1 to 262)	109 (39.1 to 262)	109 (39.1 to 262)	109 (39.1 to 262)	109 (39.1 to 262)	109 (39.1 to 262)	109 (39.1 to 262)	1,090
Paratyphoid fever	0 (0 to 0)	0 (0 to 0)	0.1 (0 to 0.3)	0.7 (0 to 2.6)	1.6 (0.4 to 3.8)	1.2 (0.3 to 2.9)	0.6 (0.1 to 1.4)	0.2 (0 to 0.5)	0.2 (0 to 0.5)	0.1 (0 to 0.3)	0.1 (0 to 0.3)	0.1 (0 to 0.3)	0.1 (0 to 0.3)	0.1 (0 to 0.3)	0.1 (0 to 0.3)	0.1 (0 to 0.3)	0.1 (0 to 0.3)	0.1 (0 to 0.3)	0.1 (0 to 0.3)	0.1 (0 to 0.3)	0.1 (0 to 0.3)	0 (0 to 0)	9.8
Invasive Non-typhoidal Salmonella (iNTS)	0 (0 to 0)	29.9 (12.6 to 57.1)	691 (322 to 1,270)	2,260 (930 to 4,230)	577 (219 to 1,330)	141 (57 to 361)	397 (173 to 1,020)	891 (414 to 2,170)	1,110 (516 to 2,700)	1,110 (516 to 2,700)	1,110 (516 to 2,700)	1,110 (516 to 2,700)	1,110 (516 to 2,700)	1,110 (516 to 2,700)	1,110 (516 to 2,700)	1,110 (516 to 2,700)	1,110 (516 to 2,700)	1,110 (516 to 2,700)	1,110 (516 to 2,700)	1,110 (516 to 2,700)	1,110 (516 to 2,700)	1,110 (516 to 2,700)	4,000
Other intestinal infectious diseases	0 (0 to 0)	0 (0 to 0)	67 (19.9 to 159)	159 (54.9 to 391)	245 (81.1 to 611)	118 (39.1 to 294)	67 (21.9 to 166)	61 (19.7 to 151)	46 (14.7 to 114)	46 (14.7 to 114)	46 (14.7 to 114)	46 (14.7 to 114)	46 (14.7 to 114)	46 (14.7 to 114)	46 (14.7 to 114)	46 (14.7 to 114)	46 (14.7 to 114)	46 (14.7 to 114)	46 (14.7 to 114)	46 (14.7 to 114)	46 (14.7 to 114)	46 (14.7 to 114)	219
Neglected tropical diseases and malaria	614 (117 to 1,770)	399 (73.1 to 1,150)	3,310 (1,020 to 8,960)	4,960 (1,340 to 12,770)	1,340 (364 to 3,450)	894 (242 to 2,300)	1,120 (304 to 2,880)	1,220 (331 to 3,140)	1,220 (331 to 3,140)	1,220 (331 to 3,140)	1,220 (331 to 3,140)	1,220 (331 to 3,140)	1,220 (331 to 3,140)	1,220 (331 to 3,140)	1,220 (331 to 3,140)	1,220 (331 to 3,140)	1,220 (331 to 3,140)	1,220 (331 to 3,140)	1,220 (331 to 3,140)	1,220 (331 to 3,140)	1,220 (331 to 3,140)	1,220 (331 to 3,140)	25,700
Malaria	0 (0 to 0.2)	0.3 (0 to 1.1)	1,760 (920 to 7,290)	4,960 (1,330 to 12,700)	1,340 (359 to 3,430)	894 (239 to 2,300)	1,120 (300 to 2,880)	1,220 (327 to 3,140)	1,220 (327 to 3,140)	1,220 (327 to 3,140)	1,220 (327 to 3,140)	1,220 (327 to 3,140)	1,220 (327 to 3,140)	1,220 (327 to 3,140)	1,220 (327 to 3,140)	1,220 (327 to 3,140)	1,220 (327 to 3,140)	1,220 (327 to 3,140)	1,220 (327 to 3,140)	1,220 (327 to 3,140)	1,220 (327 to 3,140)	1,220 (327 to 3,140)	25,700
Chagas disease	0 (0 to 0)	0 (0 to 0)	0 (0 to 0)	0 (0 to 0)	0 (0 to 0)	0 (0 to 0)	0 (0 to 0)	0 (0 to 0)	0 (0 to 0)	0 (0 to 0)	0 (0 to 0)	0 (0 to 0)	0 (0 to 0)	0 (0 to 0)	0 (0 to 0)	0 (0 to 0)	0 (0 to 0)	0 (0 to 0)	0 (0 to 0)	0 (0 to 0)	0 (0 to 0)	0 (0 to 0)	0 (0 to 0)	0
Leishmaniasis	0 (0 to 0)	0 (0 to 0)	1.5 (0.7 to 2.6)	19.8 (8.6 to 29.8)	12 (5.2 to 20.9)	6.3 (2.7 to 10.7)	2 (0.9 to 3.5)	1.2 (0.5 to 2.1)	0.6 (0.3 to 1.1)	0.7 (0.3 to 1.2)	0.6 (0.3 to 1.1)	0.6 (0.3 to 1.1)	0.6 (0.3 to 1.1)	0.6 (0.3 to 1.1)	0.6 (0.3 to 1.1)	0.6 (0.3 to 1.1)	0.6 (0.3 to 1.1)	0.6 (0.3 to 1.1)	0.6 (0.3 to 1.1)	0.6 (0.3 to 1.1)	0.6 (0.3 to 1.1)	0.6 (0.3 to 1.1)	61.2
Visceral leishmaniasis	0 (0 to 0)	0 (0 to 0)	1.5 (0.7 to 2.6)	19.8 (8.6 to 29.8)	12 (5.2 to 20.9)	6.3 (2.7 to 10.7)	2 (0.9 to 3.5)	1.2 (0.5 to 2.1)	0.6 (0.3 to 1.1)	0.6 (0.3 to 1.1)	0.6 (0.3 to 1.1)	0.6 (0.3 to 1.1)	0.6 (0.3 to 1.1)	0.6 (0.3 to 1.1)	0.6 (0.3 to 1.1)	0.6 (0.3 to 1.1)	0.6 (0.3 to 1.1)	0.6 (0.3 to 1.1)	0.6 (0.3 to 1.1)	0.6 (0.3 to 1.1)	0.6 (0.3 to 1.1)	0.6 (0.3 to 1.1)	60.6
Cutaneous and mucocutaneous leishmaniasis	0 (0 to 0)	0 (0 to 0)	0 (0 to 0)	0 (0 to 0)	0 (0 to 0)	0 (0 to 0)	0 (0 to 0)	0 (0 to 0)	0 (0 to 0)	0 (0 to 0)	0 (0 to 0)	0 (0 to 0)	0 (0 to 0)	0 (0 to 0)	0 (0 to 0)	0 (0 to 0)	0 (0 to 0)	0 (0 to 0)	0 (0 to 0)	0 (0 to 0)	0 (0 to 0)	0 (0 to 0)	0 (0 to 0)	0
African trypanosomiasis	0 (0 to 0)	0 (0 to 0)	0 (0 to 0)	0 (0 to 0)	0 (0 to 0)	0 (0 to 0)	0 (0 to 0)	0 (0 to 0)	0 (0 to 0)	0 (0 to 0)	0 (0 to 0)	0 (0 to 0)	0 (0 to 0)	0 (0 to 0)	0 (0 to 0)	0 (0 to 0)	0 (0 to 0)	0 (0 to 0)	0 (0 to 0)	0 (0 to 0)	0 (0 to 0)	0 (0 to 0)	0 (0 to 0)	0
Schistosomiasis	0 (0 to 0)	0 (0 to 0)	21.1 (4.1 to 66.1)	884.0 (291.5 to 2,350)	127 (23.2 to 354)	327 (74.7 to 875)	282 (72.5 to 743)	350 (93.2 to 899)	299 (79.1 to 768)	194 (51.4 to 497)	161 (79.3 to 299)	97.0 (39.1 to 199)	56 (19.4 to 143)	49.6 (19.4 to 99)	28.6 (9.6 to 72)	29 (9.6 to 72)	28.6 (9.6 to 72)	27.5 (9.6 to 72)	12.8 (3.9 to 34.2)	5.9 (1.9 to 15.7)	2.2 (0.9 to 5.7)	1.1 (0.1 to 4.7)	3,040
Cysticercosis	0 (0 to 0)	0 (0 to 0)	0.1 (0 to 0.4)	0.2 (0 to 0.8)	0.2 (0 to 0.7)	0.1 (0 to 0.4)	0.1 (0 to 0.4)	0.2 (0 to 0.5)	0.2 (0 to 0.5)	0.1 (0 to 0.4)	0.1 (0 to 0.3)	0.1 (0 to 0.3)	0.1 (0 to 0.3)	0.1 (0 to 0.3)	0.1 (0 to 0.3)	0.1 (0 to 0.3)	0.1 (0 to 0.3)	0.1 (0 to 0.3)	0.1 (0 to 0.3)	0.1 (0 to 0.3)	0.1 (0 to 0.3)	0 (0 to 0)	19.9
Cystic echinococcosis	0 (0 to 0)	0 (0 to 0)	1.4 (0.6 to 3.4)	0.7 (0 to 2.3)	0.4 (0 to 1.7)	0.4 (0 to 1.1)	0.4 (0 to 1.1)	0.4 (0 to 1.1)	0.4 (0 to 1.1)	0.4 (0 to 1.1)	0.4 (0 to 1.1)	0.4 (0 to 1.1)	0.4 (0 to 1.1)	0.4 (0 to 1.1)	0.4 (0 to 1.1)	0.4 (0 to 1.1)	0.4 (0 to 1.1)	0.4 (0 to 1.1)	0.4 (0 to 1.1)	0.4 (0 to 1.1)	0.4 (0 to 1.1)	0.4 (0 to 1.1)	7.2
Lymphatic filariasis	0 (0 to 0)	0 (0 to 0)	0 (0 to 0)	0 (0 to 0)	0 (0 to 0)	0 (0 to 0)	0 (0 to 0)	0 (0 to 0)	0 (0 to 0)	0 (0 to 0)	0 (0 to 0)	0 (0 to 0)	0 (0 to 0)	0 (0 to 0)	0 (0 to 0)	0 (0 to 0)	0 (0 to 0)	0 (0 to 0)	0 (0 to 0)	0 (0 to 0)	0 (0 to 0)	0 (0 to 0)	0 (0 to 0)	0
Onchocerciasis	0 (0 to 0)	0 (0 to 0)	0 (0 to 0)	0 (0 to 0)	0 (0 to 0)	0 (0 to 0)	0 (0 to 0)	0 (0 to 0)	0 (0 to 0)	0 (0 to 0)	0 (0 to 0)	0 (0 to 0)	0 (0 to 0)	0 (0 to 0)	0 (0 to 0)	0 (0 to 0)	0 (0 to 0)	0 (0 to 0)	0 (0 to 0)	0 (0 to 0)	0 (0 to 0)	0 (0 to 0)	0 (0 to 0)	0
Trachoma	0 (0 to 0)	0 (0 to 0)	0 (0 to 0)	0 (0 to 0)	0 (0 to 0)	0 (0 to 0)	0 (0 to 0)	0 (0 to 0.1)	0 (0 to 0.1)	0 (0 to 0.2)	0.2 (0 to 0.6)	0.6 (0 to 1.7)	0.7 (0.2 to 2)	1.2 (0.4 to 3)	1.2 (0.4 to 3.6)	1.2 (0.4 to 3.6)	1.2 (0.4 to 3.6)	1.2 (0.4 to 3.6)	1.2 (0.4 to 3.6)	1.2 (0.4 to 3.6)	1.2 (0.4 to 3.6)	1.2 (0.4 to 3.6)	21.9
Dengue	0 (0 to 0)	0 (0 to 0)	1.4 (0.4 to 3.6)	6.7 (2.1 to 19.8)	9.6 (3.1 to 27.3)	7.7 (2.4 to 21.9)	6.5 (2.1 to 20.2)	5.6 (1.8 to 19.6)	5.2 (1.6 to 19.6)	4.9 (1.5 to 19.6)	4.7 (1.4 to 19.6)	4.6 (1.4 to 19.6)	4.5 (1.4 to 19.6)	4.5 (1.4 to 19.6)	4.5 (1.4 to 19.6)	4.5 (1.4 to 19.6)	4.5 (1.4 to 19.6)	4.5 (1.4 to 19.6)	4.5 (1.4 to 19.6)	4.5 (1.4 to 19.6)	4.5 (1.4 to 19.6)	4.5 (1.4 to 19.6)	602
Yellow fever	0 (0 to 0)	0 (0 to 0)	0 (0 to 0)	0 (0 to 0)	0 (0 to 0)	0 (0 to 0)	0 (0 to 0)	0 (0 to 0)	0 (0 to 0)	0 (0 to 0)	0 (0 to 0)	0 (0 to 0)	0 (0 to 0)	0 (0 to 0)	0 (0 to 0)	0 (0 to 0)	0 (0 to 0)	0 (0 to 0)	0 (0 to 0)	0 (0 to 0)	0 (0 to 0)	0 (0 to 0)	0 (0 to 0)	0
Rabies	0 (0 to 0)	0 (0 to 0)	0.6 (0.2 to 1.1)	21.6 (3.9 to 56.3)	12.3 (2.1 to 32.3)	9.1 (1.7 to 24.1)	6.6 (1.2 to 17.6)	5.6 (1.1 to 14.8)	5.1 (1 to 13.6)	4.9 (1 to 13.1)	4.8 (1 to 12.8)	4.7 (1 to 12.6)	4.7 (1 to 12.6)	4.7 (1 to 12.6)	4.7 (1 to 12.6)	4.7 (1 to 12.6)	4.7 (1 to 12.6)	4.7 (1 to 12.6)	4.7 (1 to 12.6)	4.7 (1 to 12.6)	4.7 (1 to 12.6)	4.7 (1 to 12.6)	100
Intestinal nematode infections	0 (0 to 0)	0 (0 to 0)	3.1 (0.5 to 11.9)	924.1 (332.2 to 1,980)	589.9 (264.9 to 1,210)	431.1 (172.6 to 1,020)	748.3 (275.6 to 2,040)	724.4 (269.6 to 1,920)	689.8 (257.3 to 1,860)	333.5 (127.3 to 1,010)	286.9 (112.3 to 1,010)	285.2 (112.3 to 1,010)	8 (3.2 to 24.6)	3



7035

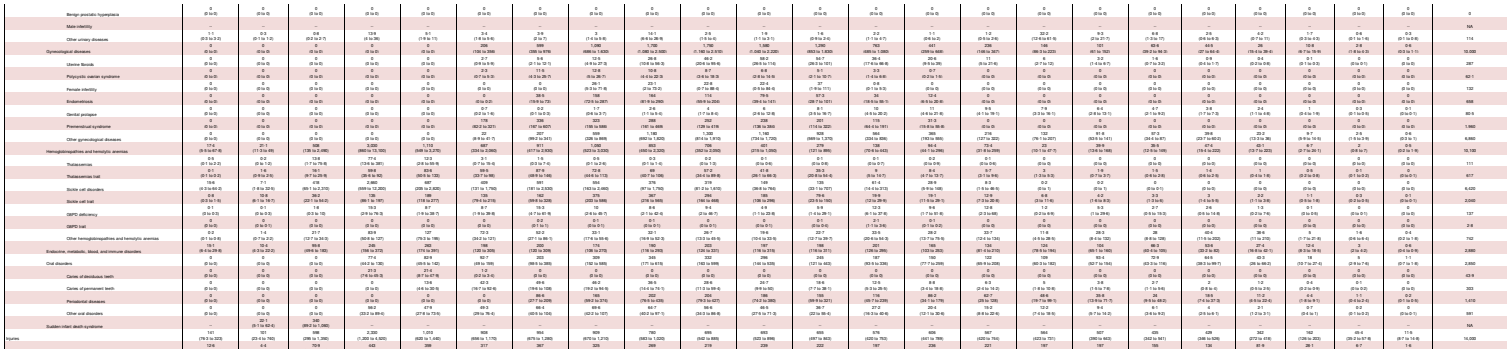

SR Table 2b: Ghana DALYS by cause and age group for females with 95% uncertainty intervals, 2019

Cause	Early Neonatal	Late Neonatal	Post Neonatal	1 to 4	5 to 9	10 to 14	15 to 19	20 to 24	25 to 29	30 to 34	35 to 39	40 to 44	45 to 49	50 to 54	55 to 59	60 to 64	65 to 69	70 to 74	75 to 79	80 to 84	85 to 89	90 to 94	95 plus	Total
All causes	651,000 (456,000 to 899,000)	122,000 (85,400 to 169,000)	482,000 (348,000 to 663,000)	587,000 (474,000 to 730,000)	205,000 (160,000 to 257,000)	173,000 (139,000 to 216,000)	238,000 (191,000 to 290,000)	283,000 (225,000 to 341,000)	323,000 (261,000 to 393,000)	343,000 (280,000 to 414,000)	344,000 (283,000 to 411,000)	324,000 (269,000 to 384,000)	287,000 (241,000 to 342,000)	264,000 (220,000 to 313,000)	240,000 (202,000 to 289,000)	236,000 (201,000 to 275,000)	211,000 (187,000 to 242,000)	181,000 (166,000 to 202,000)	145,000 (134,000 to 160,000)	99,800 (93,200 to 109,000)	48,300 (44,000 to 54,300)	16,900 (15,400 to 18,700)	4,670 (4,310 to 4,990)	5,810,000
Communicable, maternal, neonatal, and nutritional diseases	603,000 (420,000 to 846,000)	108,000 (73,300 to 150,000)	398,000 (281,000 to 553,000)	471,000 (369,000 to 600,000)	119,000 (91,000 to 153,000)	66,900 (53,700 to 83,000)	96,700 (74,600 to 121,000)	118,000 (90,000 to 146,000)	141,000 (108,000 to 182,000)	155,000 (122,000 to 197,000)	153,000 (122,000 to 192,000)	127,000 (105,000 to 152,000)	100,000 (81,200 to 122,000)	76,500 (61,600 to 93,700)	60,100 (46,900 to 77,700)	50,500 (37,100 to 68,200)	39,200 (29,500 to 52,700)	38,000 (28,800 to 51,400)	24,100 (18,200 to 31,400)	15,900 (12,300 to 20,700)	7,060 (5,310 to 9,440)	2,430 (1,800 to 3,260)	770 (545 to 1,040)	2,970,000
HIV/AIDS and sexually transmitted infections	17,400 (5,380 to 40,300)	4,190 (1,260 to 9,290)	10,600 (5,440 to 20,000)	8,870 (5,730 to 13,300)	7,900 (5,340 to 10,700)	9,760 (6,960 to 12,700)	20,200 (11,300 to 32,300)	27,400 (16,600 to 44,600)	54,000 (31,300 to 86,900)	74,900 (50,700 to 111,000)	81,300 (59,100 to 112,000)	68,400 (55,700 to 84,100)	52,100 (40,500 to 67,100)	30,600 (24,100 to 38,000)	16,000 (12,200 to 20,400)	8,210 (6,030 to 10,800)	3,870 (2,770 to 5,330)	1,750 (1,240 to 2,470)	765 (547 to 1,080)	141 (96·2 to 207)	52·6 (36 to 75·7)	13·2 (9·1 to 19·2)	2·5 (1·8 to 3·8)	498,000
HIV/AIDS	0·3 (0·2 to 0·5)	1·4 (0·9 to 2)	3,700 (2,330 to 5,520)	8,530 (5,410 to 12,900)	7,730 (5,150 to 10,600)	9,660 (6,850 to 12,600)	19,900 (11,000 to 31,900)	26,400 (15,800 to 43,600)	52,400 (29,900 to 85,000)	73,400 (49,300 to 111,000)	80,300 (57,900 to 111,000)	67,600 (54,700 to 83,400)	51,500 (40,100 to 66,700)	30,400 (23,900 to 37,700)	15,900 (12,100 to 20,300)	8,090 (5,900 to 10,700)	3,810 (2,720 to 5,270)	1,710 (1,190 to 2,420)	739 (517 to 1,050)	128 (85·1 to 194)	47·4 (31·8 to 70·5)	11·7 (7·7 to 17·5)	2·2 (1·4 to 3·4)	462,000
HIV/AIDS - Drug-susceptible Tuberculosis	0 (0 to 0·1)	0·3 (0·2 to 0·4)	925 (550 to 1,430)	2,100 (1,260 to 3,250)	1,930 (1,180 to 2,960)	2,360 (1,430 to 3,630)	4,710 (2,850 to 7,230)	6,270 (3,870 to 9,350)	12,500 (7,860 to 18,900)	18,000 (11,200 to 26,900)	19,900 (12,300 to 29,900)	17,500 (10,800 to 26,100)	12,900 (7,980 to 19,600)	7,810 (4,830 to 11,800)	4,080 (2,540 to 6,130)	2,090 (1,290 to 3,130)	964 (599 to 1,440)	437 (270 to 648)	189 (120 to 279)	31·9 (19·8 to 46·7)	10·8 (6·9 to 15·5)	2·7 (1·7 to 3·9)	0·6 (0·4 to 0·8)	115,000
HIV/AIDS - Multidrug-resistant Tuberculosis without exte	0 (0 to 0)	0 (0 to 0)	72·5 (8·7 to 241)	163 (19·7 to 548)	144 (17·8 to 467)	175 (21·6 to 565)	354 (43·7 to 1,170)	453 (56·7 to 1,470)	878 (109 to 2,860)	1,230 (151 to 3,980)	1,300 (159 to 4,240)	1,140 (139 to 3,720)	859 (105 to 2,810)	537 (65·7 to 1,750)	288 (35·4 to 935)	150 (18·6 to 484)	69·9 (8·9 to 226)	31·6 (4·1 to 103)	13·5 (1·8 to 43·6)	2·2 (0·3 to 7)	0·7 (0·1 to 2·3)	0·2 (0 to 0·5)	0 (0 to 0·1)	7,860
HIV/AIDS - Extensively drug-resistant Tuberculosis	0 (0 to 0)	0 (0 to 0)	1 (0·1 to 3·3)	2·2 (0·3 to 7·4)	1·9 (0·2 to 6·5)	2·4 (0·3 to 7·9)	4·8 (0·6 to 16·1)	6·1 (0·7 to 20·3)	11·8 (1·4 to 39·2)	16·5 (2 to 54·6)	17·6 (2·1 to 58·6)	15·4 (1·8 to 51·3)	11·6 (1·4 to 38·5)	7·2 (0·9 to 24·3)	3·9 (0·5 to 13)	2 (0·2 to 6·7)	0·9 (0·1 to 3·1)	0·4 (0 to 1·4)	0·2 (0 to 0·6)	0 (0 to 0·1)	0 (0 to 0)	0 (0 to 0)	0 (0 to 0)	106
HIV/AIDS resulting in other diseases	0·3 (0·2 to 0·4)	1 (0·7 to 1·6)	2,700 (1,380 to 4,530)	6,270 (3,140 to 10,500)	5,650 (3,080 to 8,600)	7,120 (4,130 to 10,300)	14,800 (6,530 to 26,700)	19,700 (9,400 to 36,800)	39,000 (18,100 to 73,100)	54,200 (29,600 to 91,500)	59,100 (35,500 to 92,000)	49,000 (33,300 to 66,000)	37,800 (24,100 to 54,100)	22,000 (14,700 to 30,600)	11,500 (7,430 to 16,400)	5,850 (3,640 to 8,560)	2,780 (1,650 to 4,260)	1,240 (720 to 1,970)	537 (312 to 853)	94·3 (52·6 to 157)	35·9 (20·3 to 58·6)	8·8 (5 to 14·4)	1·6 (0·9 to 2·8)	339,000
Sexually transmitted infections excluding HIV	17,400 (5,380 to 40,300)	4,190 (1,260 to 9,290)	6,930 (1,990 to 15,700)	339 (94·4 to 806)	176 (51·6 to 425)	97·2 (42 to 214)	324 (169 to 571)	954 (508 to 1,700)	1,560 (881 to 2,530)	1,490 (839 to 2,410)	1,040 (533 to 1,870)	798 (396 to 1,560)	525 (253 to 1,030)	229 (108 to 445)	120 (50·7 to 255)	119 (51·4 to 234)	56·4 (23·8 to 118)	39·4 (18·2 to 77·7)	25·7 (12 to 50·2)	12·5 (5·7 to 23·9)	5·2 (2·4 to 10·4)	1·5 (0·7 to 2·8)	0·3 (0·2 to 0·6)	36,400
Syphilis	17,400 (5,380 to 40,300)	4,190 (1,260 to 9,290)	6,930 (1,990 to 15,700)	339 (94·4 to 806)	176 (51·6 to 425)	37 (9·7 to 103)	26·8 (9·7 to 56·9)	30·4 (12 to 60·3)	93·3 (33·4 to 203)	77·5 (28·3 to 173)	18·1 (7·4 to 37·5)	6·9 (3·1 to 14·5)	10·4 (4·4 to 21·9)	6 (2·4 to 13·4)	1 (0·4 to 2·4)	3·2 (1·1 to 8·4)	0·8 (0·4 to 1·8)	1·3 (0·5 to 2·9)	0·9 (0·3 to 2)	0·8 (0·3 to 1·8)	0·4 (0·1 to 0·9)	0·2 (0·1 to 0·4)	0·1 (0 to 0·1)	29,300
Chlamydial infection	0 (0 to 0)	0 (0 to 0)	0 (0 to 0)	0 (0 to 0)	0 (0 to 0)	9·8 (4·2 to 21·6)	30·2 (16·5 to 49·3)	126 (62·1 to 224)	204 (112 to 336)	177 (100 to 289)	129 (68·6 to 230)	99·8 (50·7 to 185)	57·6 (26·1 to 117)	9·9 (5 to 19·6)	2·3 (1·3 to 3·9)	7·6 (1·9 to 21·3)	0·8 (0·2 to 2·1)	1·4 (0·5 to 3·4)	1·2 (0·4 to 3)	0·7 (0·2 to 1·7)	0·3 (0·1 to 0·7)	0·1 (0 to 0·2)	0 (0 to 0·1)	858



Other transport injuries	17 (0.9 to 42.9)	8 (7.9 to 23.7)	111 (89.2 to 364)	968 (788 to 1 460)	467 (374 to 647)	378 (299 to 625)	498 (364 to 799)	498 (7.9 to 799)	498 (0.000 to 2 370)	473 (0.000 to 1 800)	395 (0.000 to 1 200)	378 (0.000 to 1 200)	398 (0.000 to 1 200)	272 (1.66 to 571)	398 (1.66 to 1 200)	192 (1.53 to 549)	138 (96.6 to 199)	99.5 (63.3 to 145)	63.8 (43.3 to 96.8)	61.9 (39.9 to 91.1)	29.7 (17.7 to 55.1)	11.9 (6.1 to 19.1)	3.9 (2.8 to 4.9)	1.2 (0.4 to 1.9)	0.853
Unintentional injuries	9 950 (567 to 5 200)	1 243 (930 to 5 660)	8 602 (4 200 to 13 700)	20 150 (10 100 to 34 400)	8 602 (5 620 to 13 700)	6 200 (4 510 to 8 200)	6 210 (3 800 to 8 200)	6 200 (4 200 to 8 270)	6 200 (4 200 to 7 200)	6 200 (4 270 to 7 200)	6 200 (3 700 to 9 200)	6 210 (3 800 to 9 200)	6 200 (3 800 to 9 200)	6 200 (3 800 to 9 200)	6 200 (3 800 to 9 200)	3 200 (2 120 to 5 150)	4 600 (3 070 to 6 260)	3 700 (2 600 to 5 200)	2 300 (2 070 to 3 200)	2 230 (2 070 to 2 230)	2 150 (2 150 to 2 230)	1 300 (1 190 to 1 360)	598 (487 to 672)	148 (73 to 195)	112 000
Falls	518 (58.8 to 951)	99.1 (1.61 to 331)	468 (142 to 899)	1 640 (389 to 2 200)	1 190 (472 to 2 640)	998 (842 to 1 440)	818 (565 to 1 130)	828 (842 to 1 240)	1 060 (765 to 1 470)	1 210 (742 to 1 200)	998 (742 to 1 200)	927 (668 to 1 210)	998 (668 to 1 210)	864 (668 to 1 140)	1 160 (668 to 1 630)	1 200 (629 to 1 890)	1 370 (1 020 to 1 790)	1 400 (1 060 to 1 810)	1 060 (1 190 to 2 060)	1 750 (1 200 to 2 060)	1 690 (1 200 to 2 020)	675 (717 to 1 210)	162 (87 to 189)	98.1 (75.1 to 139)	22 260
Drowning	423 (64 to 2 950)	73.1 (1.65 to 741)	1 270 (210 to 7 360)	3 150 (1 040 to 5 750)	1 270 (429 to 5 720)	1 220 (842 to 1 820)	628 (1 to 1 539)	628 (1 to 1 640)	628 (1 to 1 530)	628 (1 to 1 220)	628 (0.761 to 1 200)	628 (1 to 1 200)	628 (1 to 1 200)	628 (1 to 1 200)	628 (1 to 1 200)	628 (1 to 1 200)	628 (1 to 1 200)	628 (1 to 1 200)	628 (1 to 1 200)	628 (1 to 1 200)	628 (1 to 1 200)	628 (1 to 1 200)	628 (1 to 1 200)	628 (1 to 1 200)	628 (1 to 1 200)	9 660
Fire, heat, and hot substances	105 (10 to 214)	77.1 (27.9 to 164)	1 270 (454 to 3 260)	5 150 (1 030 to 11 300)	1 220 (484 to 2 870)	628 (318 to 1 240)	628 (329 to 1 210)	628 (318 to 1 300)	628 (318 to 1 280)	628 (262 to 1 210)	628 (262 to 999)	628 (323 to 927)	628 (323 to 1 050)	628 (323 to 1 050)	628 (323 to 1 050)	628 (262 to 774)	628 (262 to 858)	628 (262 to 823)	628 (262 to 1 060)	628 (213 to 1 060)	628 (213 to 1 060)	628 (213 to 1 060)	628 (213 to 1 060)	628 (213 to 1 060)	628 (213 to 1 060)	15 100
Poisonings	1 190 (99.8 to 2 950)	1 270 (214 to 3 260)	1 270 (454 to 3 260)	5 150 (1 030 to 11 300)	1 220 (484 to 2 870)	628 (318 to 1 240)	628 (329 to 1 210)	628 (318 to 1 300)	628 (318 to 1 280)	628 (262 to 1 210)	628 (262 to 999)	628 (323 to 927)	628 (323 to 1 050)	628 (323 to 1 050)	628 (323 to 1 050)	628 (262 to 774)	628 (262 to 858)	628 (262 to 823)	628 (262 to 1 060)	628 (213 to 1 060)	628 (213 to 1 060)	628 (213 to 1 060)	628 (213 to 1 060)	628 (213 to 1 060)	628 (213 to 1 060)	7 950
Poisoning by/other/un-/nonviable	1 190 (214 to 2 950)	1 270 (214 to 3 260)	1 270 (454 to 3 260)	5 150 (1 030 to 11 300)	1 220 (484 to 2 870)	628 (318 to 1 240)	628 (329 to 1 210)	628 (318 to 1 300)	628 (318 to 1 280)	628 (262 to 1 210)	628 (262 to 999)	628 (323 to 927)	628 (323 to 1 050)	628 (323 to 1 050)	628 (323 to 1 050)	628 (262 to 774)	628 (262 to 858)	628 (262 to 823)	628 (262 to 1 060)	628 (213 to 1 060)	628 (213 to 1 060)	628 (213 to 1 060)	628 (213 to 1 060)	628 (213 to 1 060)	628 (213 to 1 060)	7 950
Poisoning by/other/un-/nonviable	1 190 (214 to 2 950)	1 270 (214 to 3 260)	1 270 (454 to 3 260)	5 150 (1 030 to 11 300)	1 220 (484 to 2 870)	628 (318 to 1 240)	628 (329 to 1 210)	628 (318 to 1 300)	628 (318 to 1 280)	628 (262 to 1 210)	628 (262 to 999)	628 (323 to 927)	628 (323 to 1 050)	628 (323 to 1 050)	628 (323 to 1 050)	628 (262 to 774)	628 (262 to 858)	628 (262 to 823)	628 (262 to 1 060)	628 (213 to 1 060)	628 (213 to 1 060)	628 (213 to 1 060)	628 (213 to 1 060)	628 (213 to 1 060)	628 (213 to 1 060)	7 950
Exposure to mechanical forces	1 190 (214 to 2 920)	1 270 (214 to 3 260)	1 270 (454 to 3 260)	5 150 (1 030 to 11 300)	1 220 (484 to 2 870)	628 (318 to 1 240)	628 (329 to 1 210)	628 (318 to 1 300)	628 (318 to 1 280)	628 (262 to 1 210)	628 (262 to 999)	628 (323 to 927)	628 (323 to 1 050)	628 (323 to 1 050)	628 (323 to 1 050)	628 (262 to 774)	628 (262 to 858)	628 (262 to 823)	628 (262 to 1 060)	628 (213 to 1 060)	628 (213 to 1 060)	628 (213 to 1 060)	628 (213 to 1 060)	628 (213 to 1 060)	628 (213 to 1 060)	7 950
Exposure to mechanical forces	1 190 (214 to 2 920)	1 270 (214 to 3 260)	1 270 (454 to 3 260)	5 150 (1 030 to 11 300)	1 220 (484 to 2 870)	628 (318 to 1 240)	628 (329 to 1 210)	628 (318 to 1 300)	628 (318 to 1 280)	628 (262 to 1 210)	628 (262 to 999)	628 (323 to 927)	628 (323 to 1 050)	628 (323 to 1 050)	628 (323 to 1 050)	628 (262 to 774)	628 (262 to 858)	628 (262 to 823)	628 (262 to 1 060)	628 (213 to 1 060)	628 (213 to 1 060)	628 (213 to 1 060)	628 (213 to 1 060)	628 (213 to 1 060)	628 (213 to 1 060)	7 950
Unintentional firearm injuries	49.2 (0.5 to 592)	5.63 (0.2 to 527)	29.5 (6.4 to 1 300)	322 (92.6 to 1 230)	149 (64.6 to 426)	1.8 (0.5 to 262)	1.51 (0.5 to 191)	1.51 (0.5 to 262)	1.51 (0.5 to 262)	1.51 (0.5 to 262)	1.51 (0.5 to 262)	1.51 (0.5 to 262)	1.51 (0.5 to 262)	1.51 (0.5 to 262)	1.51 (0.5 to 262)	1.51 (0.5 to 262)	1.51 (0.5 to 262)	1.51 (0.5 to 262)	1.51 (0.5 to 262)	1.51 (0.5 to 262)	1.51 (0.5 to 262)	1.51 (0.5 to 262)	1.51 (0.5 to 262)	1.51 (0.5 to 262)	1.51 (0.5 to 262)	2 960
Other exposure to mechanical forces	1 140 (214 to 2 920)	1 270 (214 to 3 260)	1 270 (454 to 3 260)	5 150 (1 030 to 11 300)	1 220 (484 to 2 870)	628 (318 to 1 240)	628 (329 to 1 210)	628 (318 to 1 300)	628 (318 to 1 280)	628 (262 to 1 210)	628 (262 to 999)	628 (323 to 927)	628 (323 to 1 050)	628 (323 to 1 050)	628 (323 to 1 050)	628 (262 to 774)	628 (262 to 858)	628 (262 to 823)	628 (262 to 1 060)	628 (213 to 1 060)	628 (213 to 1 060)	628 (213 to 1 060)	628 (213 to 1 060)	628 (213 to 1 060)	628 (213 to 1 060)	6 920
Other exposure to mechanical forces	1 140 (214 to 2 920)	1 270 (214 to 3 260)	1 270 (454 to 3 260)	5 150 (1 030 to 11 300)	1 220 (484 to 2 870)	628 (318 to 1 240)	628 (329 to 1 210)	628 (318 to 1 300)	628 (318 to 1 280)	628 (262 to 1 210)	628 (262 to 999)	628 (323 to 927)	628 (323 to 1 050)	628 (323 to 1 050)	628 (323 to 1 050)	628 (262 to 774)	628 (262 to 858)	628 (262 to 823)	628 (262 to 1 060)	628 (213 to 1 060)	628 (213 to 1 060)	628 (213 to 1 060)	628 (213 to 1 060)	628 (213 to 1 060)	628 (213 to 1 060)	6 920
Adverse effects of medical treatment	2 580 (154 to 556)	1 190 (54.9 to 361)	3 150 (568 to 5 260)	2 630 (967 to 5 130)	600 (309 to 1 160)	1 040 (233 to 736)	1 040 (166 to 548)	1 330 (968 to 1 360)	1 040 (27 to 675)	1 050 (967 to 1 870)	1 050 (202 to 587)	1 050 (205 to 535)	1 050 (205 to 535)	1 050 (27 to 672)	1 050 (193 to 539)	1 050 (27 to 644)	1 050 (193 to 539)	1 050 (27 to 644)	1 050 (27 to 641)	1 050 (27 to 641)	1 050 (27 to 641)	1 050 (27 to 641)	1 050 (27 to 641)	1 050 (27 to 641)	1 050 (27 to 641)	13 260
Animal contact	59.2 (38.7 to 113)	19.6 (6.2 to 41.6)	501 (177 to 1 260)	2 240 (769 to 5 150)	1 220 (467 to 2 880)	778 (309 to 1 960)	477 (365 to 854)	912 (278 to 914)	942 (365 to 994)	686 (328 to 969)	686 (328 to 927)	686 (328 to 924)	686 (328 to 924)	687 (327 to 872)	687 (327 to 872)	686 (365 to 853)	637 (365 to 793)	377 (199 to 623)	282 (163 to 518)	178 (163 to 211)	97.7 (51.2 to 160)	38.6 (20.3 to 61.8)	9.6 (5.8 to 19.8)	2.6 (1.5 to 3.3)	16 460
Venomous animal contact	29.5 (1.7 to 60.2)	12.3 (2 to 51.6)	263 (72.7 to 647)	783 (221 to 2 170)	273 (104 to 1 360)	250 (104 to 1 360)	1.16 (104 to 637)	1.26 (104 to 736)	1.26 (104 to 899)	1.26 (104 to 736)	1.26 (104 to 736)	1.26 (104 to 736)	1.26 (104 to 736)	1.26 (104 to 736)	1.26 (104 to 736)	1.26 (104 to 736)	1.26 (104 to 736)	1.26 (104 to 736)	1.26 (104 to 736)	1.26 (104 to 736)	1.26 (104 to 736)	1.26 (104 to 736)	1.26 (104 to 736)	1.26 (104 to 736)	1.26 (104 to 736)	3 890
Non-venomous animal contact	29.5 (1.2 to 57.1)	12.3 (0.9 to 29.3)	263 (7.6 to 699)	783 (168 to 2 440)	273 (91.4 to 758)	250 (91.3 to 495)	1.16 (60.2 to 222)	1.26 (68.3 to 242)	1.26 (60.2 to 175)	1.26 (67.7 to 194)	1.26 (68.6 to 129)	1.26 (68.9 to 148)	1.26 (68.9 to 143)	1.26 (63.5 to 168)	1.26 (54.3 to 199)	1.26 (59.7 to 87.1)	1.26 (29.4 to 63.9)	1.26 (29.7 to 79.9)	1.26 (19.5 to 68.5)	1.26 (16.4 to 62.4)	1.26 (7 to 20.6)	1.26 (2.8 to 8.2)	1.26 (0.9 to 3.3)	1.26 (0.9 to 3.3)	2 760
Foreign body	1 190 (214 to 2 920)	1 270 (214 to 3 260)	1 270 (454 to 3 260)	5 150 (1 030 to 11 300)	1 220 (484 to 2 870)	628 (318 to 1 240)	628 (329 to 1 210)	628 (318 to 1 300)	628 (318 to 1 280)	628 (262 to 1 210)	628 (262 to 999)	628 (323 to 927)	628 (323 to 1 050)	628 (323 to 1 050)	628 (323 to 1 050)	628 (262 to 774)	628 (262 to 858)	628 (262 to 823)	628 (262 to 1 060)	628 (213 to 1 060)	628 (213 to 1 060)	628 (213 to 1 060)	628 (213 to 1 060)	628 (213 to 1 060)	628 (213 to 1 060)	15 850
Foreign body/in/other	247 (17.6 to 431)	118 (47.8 to 211)	768 (269 to 2 200)	858 (270 to 1 960)	486 (243 to 675)	378 (181 to 473)	272 (167 to 430)	498 (181 to 784)	498 (77.9 to 681)	473 (104 to 840)	395 (39 to 548)	378 (104 to 430)	398 (104 to 430)	272 (104 to 430)	398 (104 to 549)	192 (67.8 to 317)	138 (39 to 228)	99.5 (67.1 to 149)	63.8 (39.1 to 98.1)	61.9 (40 to 91.3)	29.7 (21.3 to 52.5)	11.9 (7.6 to 19.1)	3.9 (2.2 to 28.3)	1.2 (0.7 to 4.9)	5 960
Pulmonary aspiration and foreign body in airway	8.1 (0 to 31.2)	0.2 (0 to 0.6)	3.6 (0 to 7.8)	19 (0 to 63.4)	30.5 (0.9 to 68.7)	37.9 (12.9 to 62.4)	47.4 (18.9 to 84)	61.2 (20.3 to 84)	68.9 (28 to 128)	68.3 (28.1 to 77)	68.3 (28.1 to 101)	68.3 (27.9 to 79.6)	68.3 (27.9 to 81)	47.4 (27.9 to 68.2)	38.6 (27.9 to 42)	26.2 (19.7 to 32.1)	29.1 (19.7 to 37.1)	19.6 (13.9 to 28.1)	13.8 (9.9 to 19.9)	9.7 (6.3 to 14.1)	6.7 (3.7 to 9.2)	2.6 (1.1 to 3.7)	0.8 (0.3 to 1.3)	0.2 (0.1 to 0.3)	635
Foreign body in other body part	1 140 (214 to 2 920)	1 270 (214 to 3 260)	1 270 (454 to 3 260)	5 150 (1 030 to 11 300)	1 220 (484 to 2 870)	628 (318 to 1 240)	628 (329 to 1 210)	628 (318 to 1 300)	628 (318 to 1 280)	628 (262 to 1 210)	628 (262 to 999)	628 (323 to 927)	628 (323 to 1 050)	628 (323 to 1 050)	628 (323 to 1 050)	628 (262 to 774)	628 (262 to 858)	628 (262 to 823)	628 (262 to 1 060)	628 (213 to 1 060)	628 (213 to 1 060)	628 (213 to 1 060)	628 (213 to 1 060)	628 (213 to 1 060)	628 (213 to 1 060)	6 140
Foreign body in other body part	1 140 (214 to 2 920)	1 270 (214 to 3 260)	1 270 (454 to 3 260)	5 150 (1 030 to 11 300)	1 220 (484 to 2 870)	628 (318 to 1 240)	628 (329 to 1 210)	628 (318 to 1 300)	628 (318 to 1 280)	628 (262 to 1 210)	628 (262 to 999)	628 (323 to 927)	628 (323 to 1 050)	628 (323 to 1 050)	628 (323 to 1 050)	628 (262 to 774)	628 (262 to 858)	628 (262 to 823)	628 (262 to 1 060)	628 (213 to 1 060)	628 (213 to 1 060)	628 (213 to 1 060)	628 (213 to 1 060)	628 (213 to 1 060)	628 (213 to 1 060)	6 140
Environmental heat and cold exposure	22.8 (0.9 to 58.3)	2.7 (0.9 to 19.6)	7.3 (0.9 to 33.5)	9.3 (1.6 to 196)	2.83 (1.2 to 44.6)	2.83 (1.2 to 34.1)	2.83 (1.2 to 32.7)	2.83 (1.2 to 44.6)	2.83 (1.2 to 44.6)	2.83 (1.2 to 39.1)	2.83 (1.2 to 39.1)	1.8 (1.2 to 39)	1.8 (1.2 to 39)	1.8 (1.2 to 39)	1.8 (1.2 to 39)	1.8 (1.2 to 39)	1.8 (1.2 to 39)	1.8 (1.2 to 39)	1.8 (1.2 to 39)	1.8 (1.2 to 39)	1.8 (1.2 to 39)	1.8 (1.2 to 39)	1.8 (1.2 to 39)	1.8 (1.2 to 39)	1.8 (1.2 to 39)	2 810
Exposure to forces of nature	2.1 (0 to 6)	0.2 (0 to 0.6)	0.6 (0 to 3.4)	0.8 (0 to 16)	0.2 (0 to 4.6)	0.2 (0 to 4.6)	0.2 (0 to 3.3)	0.2 (0 to 4.6)	0.2 (0 to 4.6)	0.2 (0 to 4.6)	0.2 (0 to 4.6)	0.2 (0 to 4.6)	0.2 (0 to 4.6)	0.2 (0 to 4.6)	0.2 (0 to 4.6)	0.2 (0 to 4.6)	0.2 (0 to 4.6)	0.2 (0 to 4.6)	0.2 (0 to 4.6)	0.2 (0 to 4.6)	0.2 (0 to 4.6)	0.2 (0 to 4.6)	0.2 (0 to 4.6)	0.2 (0 to 4.6)	0.2 (0 to 4.6)	19.6
Other unintentional injuries	9 950 (567 to 5 260)	1 240 (930 to 5 660)	8 600 (4 200 to 13 700)	20 150 (10 100 to 34 400)	8 600 (5 620 to 13 700)	6 200 (4 510 to 8 200)	6 210 (3 800 to 8 200)	6 200 (4 200 to 8 270)	6 200 (4 200 to 7 200)	6 200 (4 270 to 7 200)	6 200 (3 700 to 9 200)	6 210 (3 800 to 9 200)	6 200 (3 800 to 9 200)	6 200 (3 800 to 9 200)	6 200 (3 800 to 9 200)	3 200 (2 120 to 5 150)	4 600 (3 070 to 6 260)	3 700 (2 600 to 5 200)	2 300 (2 070 to 3 200)	2 230 (2 070 to 2 230)	2 150 (2 150 to 2 230)	1 300 (1 190 to 1 360)	598 (487 to 672)	148 (73 to 195)	112 000
Self-harm and interpersonal violence	2 660 (98.6 to 984)	94.7 (22.6 to 121)	607 (168 to 1 260)	1 470 (668 to 3 210)	600 (481 to 1 260)	1 810 (1 190 to 2 230)	3 210 (1 120 to 4 600)	4 130 (1 750 to 5 800)	3 760 (1 920 to 5 020)	2 810 (1 220 to 4 120)	2 440 (1 660 to 3 370)	1 720 (1 190 to 2 360)	1 300 (668 to 1 820)	990 (668 to 1 290)	796 (548 to 1 120)	628 (420 to 917)	588 (468 to 699)	332 (249 to 458)	213 (163 to 279)	112 (78.2 to 159)	41.3 (29.1 to 61.9)	8.7 (6.4 to 11.9)	3.3 (2.3 to 5.1)	277 800
Self-harm	69 (9 to 204)	69 (9 to 204)	69 (9 to 204)	69 (9 to 204)	69 (9 to 204)	1.16 (284 to 7 810)	1.16 (509 to 5 140)	1.16 (704 to 8 370)	1.16 (1 to 8 370)	1.16 (1 to 8 370)	1.16 (1 to 8 370)	1.16 (1 to 8 370)	1.16 (1 to 8 370)	1.16 (1 to 8 370)	1.16 (1 to 8 370)	1.16 (1 to 8 370)	1.16 (1 to 8 370)	1.16 (1 to 8 370)	1.16 (1 to 8 370)	1.16 (1 to 8 370)	1.16 (1 to 8 370)	1.16 (1 to 8 370)	1.16 (1 to 8 370)	1.16 (1 to 8 370)	1.16 (1 to 8 370)	9 660
Self-harm by firearm	0 (0 to 0)	0 (0 to 0)	0 (0 to 0)	0 (0 to 0)	0 (0 to 0)	1.16 (0.6 to 260)	62.1 (29.6 to 226)	1.81 (1 to 249)	67.3 (29 to 194)	60.5 (29.7 to 177)	59.3 (21.4 to 134)	62.5 (24.2 to 125)	49.7 (19.5 to 96.3)	49.3 (17.3 to 92.6)	39.2 (19.3 to 78.3)	22 (12.2 to 73)	23.5 (11.6 to 52.6)	28.1 (11.6 to 70.3)	18.3 (11.4 to 46.4)	14.6 (7.2 to 27.8)	5.6 (2.9 to 12)	1.2 (0.4 to 2.3)	0.6 (0.3 to 1.2)	699
Self-harm by other specified means	69 (9 to 204)	69 (9 to 204)	69 (9 to 204)	69 (9 to 204)	69 (9 to 204)	1.16 (284 to 7 810)	1.16 (509 to 5 140)	1.16 (704 to 8 370)	1.16 (1 to 8 370)	1.16 (1 to 8 370)	1.16 (1 to 8 370)	1.16 (1 to 8 370)	1.16 (1 to 8 370)	1.16 (1 to 8 370)	1.16 (1 to 8 370)	1.16 (1 to 8 370)	1.16 (1 to 8 370)	1.16 (1 to 8 370)	1.16 (1 to 8 370)	1.16 (1 to 8 370)	1.16 (1 to 8 370)	1.16 (1 to 8 370)	1.16 (1 to 8 370)	1.16 (1 to 8 370)	1.16 (1 to 8 370)	9 700
Interpersonal violence	2 590 (98 to 926)	24.7 (7.7 to 116)	459 (168 to 1 200)	1 350 (468 to 3 140)	750 (481 to 1 200)	1 810 (1 200 to 2 230)	3 140 (1 120 to 4 600)	4 070 (1 750 to 5 800)	3 760 (1 920 to 5 010)	2 810 (1 220 to 4 120)	2 440 (1 660 to 3 370)	1 650 (731 to 1 960)	1 300 (668 to 1 820)	990 (668 to 1 290)	796 (548 to 1 120)	606 (420 to 917)	565 (468 to 699)	332 (249 to 458)	213 (163 to 279)	112 (78.2 to 159)	35.7 (29.1 to 61.9)	7.5 (6.4 to 11.9)	3.3 (2.3 to 5.1)	277 800
Sexual violence	47.8 (2.8 to 324)	8.2 (0.9 to 29.9)	273 (49.7 to 1 200)	1 120 (67.1 to 3 860)	1 120 (67.1 to 3 860)	1 120 (67.1 to 3 860)	1 120 (67.1 to 3 860)	1 120 (67.1 to 3 860)	1 120 (67.1 to 3 860)	1 120 (67.1 to 3 860)	1 120 (67.1 to 3 860)	1 120 (67.1 to 3 860)	1 120 (67.1 to 3 860)	1 120 (67.1 to 3 860)	1 120 (67.1 to 3 860)	1 120 (67.1 to 3 860)	1 120 (67.1 to 3 860)	1 120 (67.1 to 3 860)	1 120 (67.1 to 3 860)	1 120 (67.1 to 3 860)	1 120 (67.1 to 3 860)	1 120 (67.1 to 3 860)	1 120 (67.1 to 3 860)	1 120 (67.1 to 3 860)	1 120 (67.1 to 3 860)	17 660
Physical violence by/from/in	47.8 (2.8 to 324)	8.2 (0.9 to 29.9)	273 (49.7 to 1 200)	1 120 (67.1 to 3 860)	1 120 (67.1 to 3 860)	1 120 (67.1 to 3 860)	434 (67.1 to 3 860)	322 (1.66 to 717)	266 (1.66 to 579)	242 (1.66 to 579)	242 (1.66 to 579)	1 to 1	66.9 (1.66 to 1 200)	66.9 (1.66 to 1 200)	39.4 (1.66 to 1 200)	29.5 (1.66 to 1 200)	12.7 (1.66 to 42.9)	9.1 (1.66 to 25.6)	3.3 (1.66 to 25.6)	1 (1.66 to 6.1)	0.3 (0.3 to 1.9)	0.1 (0.1 to 0.3)	0 (0 to 0)	2 060
Physical violence by sharp object	1 (0 to 8.9)	1 (0 to 14.2)	95.2 (0 to 1 360)	31.2 (0 to 1 840)	1 (0 to 2 270)	1 (0 to 2 270)	1 (0 to 1 720)	1 (0 to 1 720)	1 (0 to 1 720)	1 (0 to 1 720)	1 (0 to 1 720)	1 (0 to 1 720)	1 (0 to 1 720)	1 (0 to 1 720)	1 (0 to 1 720)	1 (0 to 1 720)	1 (0 to 1 720)	1 (0 to 1 720)	1 (0 to 1 720)	1 (0 to 1 720)	1 (0 to 1 720)	1 (0 to 1 720)	1 (0 to 1 720)	1 (0 to 1 720)	1 (0 to 1 720)	2 760
Sexual violence	0 (0 to 0)	0 (0 to 0)	0 (0 to 33.3)	0 (0 to 1 360)	0 (0 to 1 360)	0 (0 to 1 360)	0 (0 to 1 360)	0 (0 to 1 360)	0 (0 to 1 360)	0 (0 to 1 360)	0 (0 to 1 360)	0 (0 to 1 360)	0 (0 to 1 360)	0 (0 to 1 360)	0 (0 to 1 360)	0 (0 to 1 360)	0 (0 to 1 360)	0 (0 to 1 360)	0 (0 to 1 360)	0 (0 to 1 360)	0 (0 to 1 360)	0 (0 to 1 360)	0 (0 to 1 360)	0 (0 to 1 360)	0 (0 to 1 360)	6 970
Physical violence by other means	46.8 (0 to 324)	7.2 (0 to 29.9)	273 (49.7 to 1 200)	1 120 (67.1 to 3 860)	1 120 (67.1 to 3 860)	1 120 (67.1 to 3 860)	434 (67.1 to 3 860)	322 (1.66 to 717)	266 (1.66 to 579)	242 (1.66 to 579)	242 (1.66 to 579)	1 to 1	66.9 (1.66 to 1 200)	66.9 (1.66 to 1 200)	39.4 (1.66 to 1 200)	29.5 (1.66 to 1 200)	12.7 (1.66 to 42.9)	9.1 (1.66 to 25.6)	3.3 (1.66 to 25.6)	1 (1.66 to 6.1)	0.3 (0.3 to 1.9)	0.1 (0.1 to 0.3)	0 (0 to 0)	4 100
Conflict and terrorism	0 (0 to 14.1)	0 (0 to 0.6)	0 (0 to 14.6)	0 (0 to 141)	0 (0 to 54.1)	0 (0 to 54.6)	0 (0 to 46.9)	0 (0 to 46.9)	0 (0 to 46.9)	0 (0 to 46.9)	0 (0 to 46.9)	0 (0 to 46.9)	0 (0 to 46.9)	0 (0 to 46.9)	0 (0 to 46.9)	0 (0 to 46.9)	0 (0 to 46.9)	0 (0 to 46.9)	0 (0 to 46.9)	0 (0 to 46.9)	0 (0 to 46.9)	0 (0 to 46.9)	0 (0 to 46.9)	0 (0 to 46.9)	0 (0 to 46.9)	697

GBD Table 2b: Guinea-Bi&Ş bn-bissau- ind-ace- aroup for females with 50% uncertainty intervals, 2019

Cause	Early Neonatal	Late Neonatal	Post Neonatal	1 to 4	5 to 9	10 to 14	15 to 19	20 to 24	25 to 29	30 to 34	35 to 39	40 to 44	45 to 49	50 to 54	55 to 59	60 to 64	65 to 69	70 to 74	75 to 79	80 to 84	85 to 89	90 plus	Total
All causes	414,000 (324,000 to 511,000)	136,000 (98,000 to 172,000)	476,000 (381,000 to 578,000)	929,000 (670,000 to 1,000,000)	744,000 (535,000 to 1,000,000)	715,000 (512,000 to 1,000,000)	720,000 (516,000 to 1,000,000)	744,000 (532,000 to 1,000,000)	744,000 (532,000 to 1,000,000)	748,000 (534,000 to 1,000,000)	728,000 (519,000 to 1,000,000)	717,000 (509,000 to 1,000,000)	703,000 (494,000 to 1,000,000)	694,000 (486,000 to 1,000,000)	677,000 (468,000 to 1,000,000)	660,000 (452,000 to 1,000,000)	639,000 (433,000 to 1,000,000)	619,000 (413,000 to 1,000,000)	599,000 (394,000 to 1,000,000)	580,000 (376,000 to 1,000,000)	561,000 (357,000 to 1,000,000)	542,000 (339,000 to 1,000,000)	11,000,000
Communicable, maternal, neonatal, and nutritional diseases	281,000 (220,000 to 347,000)	125,000 (90,000 to 159,000)	409,000 (327,000 to 497,000)	670,000 (484,000 to 866,000)	153,000 (110,000 to 199,000)	69,000 (49,000 to 90,000)	56,700 (40,000 to 74,000)	67,000 (47,000 to 87,000)	75,000 (53,000 to 98,000)	75,400 (53,000 to 98,000)	76,000 (53,000 to 100,000)	82,000 (57,000 to 107,000)	83,000 (58,000 to 108,000)	88,000 (62,000 to 115,000)	94,000 (66,000 to 123,000)	104,000 (73,000 to 135,000)	114,000 (80,000 to 148,000)	124,000 (87,000 to 161,000)	133,000 (93,000 to 173,000)	141,000 (98,000 to 183,000)	147,000 (102,000 to 191,000)	2,500,000
HIV/AIDS and sexually transmitted infections	(3,990 to 27,700)	(1,630 to 7,480)	(3,230 to 12,900)	(4,190 to 9,990)	(2,260 to 5,270)	(2,310 to 4,950)	(3,120 to 10,200)	(3,790 to 19,600)	(4,640 to 31,600)	(4,200 to 36,000)	(3,600 to 30,600)	(3,720 to 21,200)	(3,720 to 21,200)	(7,060 to 16,000)	(6,490 to 8,560)	(2,050 to 4,620)	(1,240 to 2,470)	(991 to 1,250)	(292 to 617)	(130 to 263)	(21 to 48.3)	(10.7 to 22.4)	153,000
HIV/AIDS	(2,140 to 21,400)	(1,114 to 5,710)	(2,210 to 9,810)	(3,120 to 8,000)	(1,720 to 4,350)	(1,740 to 3,900)	(2,340 to 8,000)	(2,770 to 15,300)	(3,310 to 25,000)	(3,000 to 28,000)	(2,610 to 23,200)	(2,660 to 16,000)	(2,660 to 16,000)	(5,060 to 12,000)	(4,650 to 6,130)	(1,470 to 3,310)	(889 to 1,770)	(710 to 896)	(209 to 442)	(93.2 to 188)	(15.4 to 34.6)	(7.69 to 16.1)	109,000
HIV/AIDS - Drug-susceptible Tuberculosis	(0 to 0)	(0 to 0)	(453 to 921)	(1,140 to 2,540)	(797 to 1,780)	(1,040 to 2,310)	(2,020 to 5,040)	(1,910 to 4,630)	(2,390 to 5,770)	(2,020 to 5,210)	(1,610 to 4,270)	(1,660 to 4,320)	(1,660 to 4,320)	(3,970 to 10,300)	(3,650 to 9,470)	(1,150 to 2,980)	(697 to 1,810)	(557 to 1,440)	(164 to 424)	(73.1 to 189)	(12.1 to 31.4)	(6.03 to 15.6)	42,700
HIV/AIDS - Multidrug-resistant Tuberculosis without extensive drug resistance	(0 to 0)	(0 to 0)	43.6 (0 to 74.5)	144 (19.9 to 419)	79.3 (9.43 to 267)	73.1 (9.33 to 253)	104 (13.1 to 351)	157 (20.4 to 533)	212 (28.4 to 723)	216 (28.7 to 740)	226 (28.7 to 780)	205 (26.1 to 708)	227 (28.2 to 784)	182 (19.2 to 648)	79.1 (8.04 to 285)	63 (6.44 to 230)	19.6 (1.97 to 71.6)	8.9 (0.84 to 32.6)	0.7 (0.07 to 2.7)	0.2 (0.02 to 0.8)	0.0 (0 to 0.2)	2,660
HIV/AIDS - Extensively drug-resistant Tuberculosis	(0 to 0)	(0 to 0)	(0.1 to 2.1)	(0.2 to 6.7)	(0.1 to 3.3)	(0.1 to 3.2)	(0.2 to 5.9)	(0.3 to 7.5)	(0.5 to 10.1)	(0.6 to 12.3)	(0.6 to 12.3)	(0.6 to 12.3)	(0.6 to 12.3)	(0.7 to 21.2)	(0.7 to 21.2)	(0.1 to 3.5)	(0.1 to 1.7)	(0.1 to 1.6)	(0 to 0.4)	(0 to 0.2)	(0 to 0.1)	(0 to 0)	34.1
HIV/AIDS resulting in other diseases	(0.2 to 0.6)	(0.5 to 1.5)	(1.8 to 3.9)	(2.1 to 5.2)	(1.2 to 3.1)	(1.2 to 3.1)	(1.7 to 4.5)	(2.1 to 5.6)	(2.6 to 7.1)	(2.7 to 7.4)	(2.7 to 7.4)	(2.7 to 7.4)	(2.7 to 7.4)	(3.1 to 8.5)	(2.8 to 7.7)	(1.1 to 3.1)	(0.7 to 2.1)	(0.5 to 1.4)	(0.2 to 0.6)	(0.1 to 0.3)	(0 to 0.1)	(0 to 0)	2.7
Sexually transmitted infections, excluding HIV	(3,990 to 27,700)	(1,630 to 7,480)	(2,770 to 11,900)	(3,050 to 7,450)	(1,460 to 3,490)	(1,270 to 2,610)	(1,120 to 2,710)	(1,020 to 2,980)	(1,330 to 3,790)	(1,200 to 3,610)	(989 to 3,410)	(1,060 to 3,910)	(1,060 to 3,910)	(2,090 to 5,290)	(2,840 to 3,770)	(582 to 1,640)	(543 to 1,360)	(154 to 379)	(127 to 313)	(56.9 to 140)	(9.42 to 23.2)	(4.69 to 11.5)	66,000
Syphilis	(2,990 to 27,700)	(1,630 to 7,480)	(2,770 to 11,900)	(3,050 to 7,450)	(1,460 to 3,490)	(1,270 to 2,610)	(1,120 to 2,710)	(1,020 to 2,980)	(1,330 to 3,790)	(1,200 to 3,610)	(989 to 3,410)	(1,060 to 3,910)	(1,060 to 3,910)	(2,090 to 5,290)	(2,840 to 3,770)	(582 to 1,640)	(543 to 1,360)	(154 to 379)	(127 to 313)	(56.9 to 140)	(9.42 to 23.2)	(4.69 to 11.5)	21,600
Chlamydial infection	(0 to 0)	(0 to 0)	(0 to 0)	(0 to 0)	(0 to 0)	(0 to 0)	(0 to 0)	(0 to 0)	(0 to 0)	(0 to 0)	(0 to 0)	(0 to 0)	(0 to 0)	(0 to 0)	(0 to 0)	(0 to 0)	(0 to 0)	(0 to 0)	(0 to 0)	(0 to 0)	(0 to 0)	(0 to 0)	357
Gonococcal infection	(0 to 0)	(0 to 0)	(0 to 0)	(0 to 0)	(0 to 0)	(0 to 0)	(0 to 0)	(0 to 0)	(0 to 0)	(0 to 0)	(0 to 0)	(0 to 0)	(0 to 0)	(0 to 0)	(0 to 0)	(0 to 0)	(0 to 0)	(0 to 0)	(0 to 0)	(0 to 0)	(0 to 0)	(0 to 0)	395
Trichomoniasis	(0 to 0)	(0 to 0)	(0 to 0)	(0 to 0)	(0 to 0)	(0 to 0)	(0 to 0)	(0 to 0)	(0 to 0)	(0 to 0)	(0 to 0)	(0 to 0)	(0 to 0)	(0 to 0)	(0 to 0)	(0 to 0)	(0 to 0)	(0 to 0)	(0 to 0)	(0 to 0)	(0 to 0)	(0 to 0)	758
Genital herpes	(0 to 0)	(0 to 0)	(0 to 0)	(0 to 0)	(0 to 0)	(0 to 0)	(0 to 0)	(0 to 0)	(0 to 0)	(0 to 0)	(0 to 0)	(0 to 0)	(0 to 0)	(0 to 0)	(0 to 0)	(0 to 0)	(0 to 0)	(0 to 0)	(0 to 0)	(0 to 0)	(0 to 0)	(0 to 0)	0
Other sexually transmitted infections	(0 to 0)	(0 to 0)	(0 to 0)	(0 to 0)	(0 to 0)	(0 to 0)	(0 to 0)	(0 to 0)	(0 to 0)	(0 to 0)	(0 to 0)	(0 to 0)	(0 to 0)	(0 to 0)	(0 to 0)	(0 to 0)	(0 to 0)	(0 to 0)	(0 to 0)	(0 to 0)	(0 to 0)	(0 to 0)	881
Respiratory infections and tuberculosis	36,000 (19,000 to 56,000)	24,100 (12,000 to 39,000)	12,000 (5,000 to 22,000)	14,700 (6,000 to 29,000)	7,240 (2,700 to 15,000)	7,070 (2,700 to 14,000)	6,720 (2,700 to 13,000)	6,760 (2,700 to 13,000)	6,660 (2,700 to 13,000)	7,000 (2,700 to 13,000)	7,210 (2,700 to 13,000)	7,260 (2,700 to 13,000)	7,230 (2,700 to 13,000)	7,270 (2,700 to 13,000)	7,270 (2,700 to 13,000)	7,230 (2,700 to 13,000)	6,180 (2,600 to 12,000)	6,660 (2,700 to 13,000)	6,720 (2,700 to 13,000)	6,220 (2,600 to 12,000)	5,260 (2,200 to 10,000)	427 (180 to 830)	467,000
Tuberculosis	(0 to 0)	(0 to 0)	7,020 (3,010 to 13,000)	9,600 (4,150 to 20,000)	4,760 (1,770 to 9,870)	4,700 (1,770 to 9,290)	4,650 (1,770 to 8,980)	4,740 (1,770 to 9,120)	4,630 (1,770 to 8,980)	4,630 (1,770 to 8,980)	4,640 (1,770 to 8,980)	4,660 (1,770 to 8,980)	4,640 (1,770 to 8,980)	4,670 (1,770 to 8,980)	4,670 (1,770 to 8,980)	4,640 (1,770 to 8,980)	3,230 (1,360 to 6,270)	4,260 (1,770 to 8,980)	4,670 (1,770 to 8,980)	4,220 (1,770 to 8,980)	3,600 (1,510 to 7,660)	274 (116 to 586)	73,900
Latent tuberculosis infection	(0 to 0)	(0 to 0)	(0 to 0)	(0 to 0)	(0 to 0)	(0 to 0)	(0 to 0)	(0 to 0)	(0 to 0)	(0 to 0)	(0 to 0)	(0 to 0)	(0 to 0)	(0 to 0)	(0 to 0)	(0 to 0)	(0 to 0)	(0 to 0)	(0 to 0)	(0 to 0)	(0 to 0)	(0 to 0)	0
Drug-susceptible tuberculosis	(0 to 0)	(0 to 0)	(0 to 0)	(0 to 0)	(0 to 0)	(0 to 0)	(0 to 0)	(0 to 0)	(0 to 0)	(0 to 0)	(0 to 0)	(0 to 0)	(0 to 0)	(0 to 0)	(0 to 0)	(0 to 0)	(0 to 0)	(0 to 0)	(0 to 0)	(0 to 0)	(0 to 0)	(0 to 0)	0
Multidrug-resistant tuberculosis without extensive drug resistance	(0 to 0)	(0 to 0)	(0 to 0)	(0 to 0)	(0 to 0)	(0 to 0)	(0 to 0)	(0 to 0)	(0 to 0)	(0 to 0)	(0 to 0)	(0 to 0)	(0 to 0)	(0 to 0)	(0 to 0)	(0 to 0)	(0 to 0)	(0 to 0)	(0 to 0)	(0 to 0)	(0 to 0)	(0 to 0)	0
Extensively drug-resistant tuberculosis	(0 to 0)	(0 to 0)	(0 to 0)	(0 to 0)	(0 to 0)	(0 to 0)	(0 to 0)	(0 to 0)	(0 to 0)	(0 to 0)	(0 to 0)	(0 to 0)	(0 to 0)	(0 to 0)	(0 to 0)	(0 to 0)	(0 to 0)	(0 to 0)	(0 to 0)	(0 to 0)	(0 to 0)	(0 to 0)	0
Lower respiratory infections	36,000 (19,000 to 56,000)	24,100 (12,000 to 39,000)	11,000 (4,600 to 20,000)	14,000 (6,000 to 28,000)	6,480 (2,700 to 13,000)	6,370 (2,700 to 12,000)	6,070 (2,700 to 12,000)	6,020 (2,700 to 12,000)	5,930 (2,700 to 12,000)	6,270 (2,700 to 12,000)	6,470 (2,700 to 12,000)	6,600 (2,700 to 12,000)	6,590 (2,700 to 12,000)	6,600 (2,700 to 12,000)	6,600 (2,700 to 12,000)	6,590 (2,700 to 12,000)	5,950 (2,600 to 11,000)	6,400 (2,700 to 12,000)	6,050 (2,700 to 12,000)	5,600 (2,600 to 11,000)	4,660 (2,200 to 9,060)	376,000
Upper respiratory infections	(1 to 3.3)	(0.1 to 19.7)	(0 to 23)	(478 to 3,090)	(302 to 1,130)	(327 to 975)	(327 to 866)	(311 to 764)	(310 to 764)	(161 to 561)	(143 to 493)	(108 to 369)	(85.5 to 276)	(89.2 to 196)	(109 to 122)	(9.3 to 70)	(5.3 to 39.2)	(3.3 to 21.8)	(3.3 to 14.5)	(1.4 to 8.5)	(0.6 to 4.5)	(0.2 to 1)	0.3
Otitis media	(0 to 0)	(0 to 0)	(0 to 0)	(0 to 0)	(0 to 0)	(0 to 0)	(0 to 0)	(0 to 0)	(0 to 0)	(0 to 0)	(0 to 0)	(0 to 0)	(0 to 0)	(0 to 0)	(0 to 0)	(0 to 0)	(0 to 0)	(0 to 0)	(0 to 0)	(0 to 0)	(0 to 0)	(0 to 0)	0
Pneumonia	(0.1 to 0.5)	(0.1 to 0.7)	(0.1 to 0.5)	(0.1 to 0.5)	(0.1 to 0.5)	(0.1 to 0.5)	(0.1 to 0.5)	(0.1 to 0.5)	(0.1 to 0.5)	(0.1 to 0.5)	(0.1 to 0.5)	(0.1 to 0.5)	(0.1 to 0.5)	(0.1 to 0.5)	(0.1 to 0.5)	(0.1 to 0.5)	(0.1 to 0.5)	(0.1 to 0.5)	(0.1 to 0.5)	(0.1 to 0.5)	(0.1 to 0.5)	(0.1 to 0.5)	0
Asthma	2,060 (549 to 5,190)	6,940 (1,660 to 17,000)	99,400 (21,600 to 240,000)	101,000 (22,000 to 240,000)	23,700 (4,830 to 57,000)	21,700 (4,710 to 51,000)	24,110 (4,710 to 57,000)	24,200 (4,710 to 57,000)	24,000 (4,710 to 57,000)	24,000 (4,710 to 57,000)	24,000 (4,710 to 57,000)	24,000 (4,710 to 57,000)	24,000 (4,710 to 57,000)	24,000 (4,710 to 57,000)	24,000 (4,710 to 57,000)	24,000 (4,710 to 57,000)	24,000 (4,710 to 57,000)	24,000 (4,710 to 57,000)	24,000 (4,710 to 57,000)	24,000 (4,710 to 57,000)	24,000 (4,710 to 57,000)	264,000
Diarrheal diseases	2,060 (549 to 5,190)	6,950 (1,660 to 17,000)	46,100 (10,000 to 120,000)	62,000 (13,000 to 160,000)	2,600 (1,000 to 5,000)	2,490 (1,000 to 4,000)	2,450 (1,000 to 4,000)	2,520 (1,000 to 4,000)	2,220 (1,000 to 4,000)	2,500 (1,000 to 4,000)	2,570 (1,000 to 4,000)	2,570 (1,000 to 4,000)	2,570 (1,000 to 4,000)	2,570 (1,000 to 4,000)	2,570 (1,000 to 4,000)	2,570 (1,000 to 4,000)	2,090 (1,000 to 4,000)	2,180 (1,000 to 4,000)	2,260 (1,000 to 4,000)	2,210 (1,000 to 4,000)	1,260 (600 to 2,000)	213 (100 to 400)	184,000
Typhoid and paratyphoid	(0 to 0)	(0 to 0)	(0 to 0)	(0 to 0)	(0 to 0)	(0 to 0)	(0 to 0)	(0 to 0)	(0 to 0)	(0 to 0)	(0 to 0)	(0 to 0)	(0 to 0)	(0 to 0)	(0 to 0)	(0 to 0)	(0 to 0)	(0 to 0)	(0 to 0)	(0 to 0)	(0 to 0)	(0 to 0)	0
Typhoid fever	(0 to 0)	(0 to 0)	(0 to 0)	(0 to 0)	(0 to 0)	(0 to 0)	(0 to 0)	(0 to 0)	(0 to 0)	(0 to 0)	(0 to 0)	(0 to 0)	(0 to 0)	(0 to 0)	(0 to 0)	(0 to 0)	(0 to 0)	(0 to 0)	(0 to 0)	(0 to 0)	(0 to 0)	(0 to 0)	0
Paratyphoid fever	(0 to 0)	(0 to 0)	(0 to 0)	(0 to 0)	(0 to 0)	(0 to 0)	(0 to 0)	(0 to 0)	(0 to 0)	(0 to 0)	(0 to 0)	(0 to 0)	(0 to 0)	(0 to 0)	(0 to 0)	(0 to 0)	(0 to 0)	(0 to 0)	(0 to 0)	(0 to 0)	(0 to 0)	(0 to 0)	0
Invasive Non-typhoidal Salmonella (iNTS)	603 (214 to 1,230)	9,030 (3,650 to 17,000)	33,900 (12,000 to 70,000)	22,200 (5,760 to 53,000)	1,490 (1,000 to 2,000)	(734 to 3,000)	1,490 (1,000 to 2,000)	1,730 (1,000 to 2,000)	1,730 (1,000 to 2,000)	1,730 (1,000 to 2,000)	1,730 (1,000 to 2,000)	1,730 (1,000 to 2,000)	1,730 (1,000 to 2,000)	1,730 (1,000 to 2,000)	1,730 (1,000 to 2,000)	1,730 (1,000 to 2,000)	1,730 (1,000 to 2,000)	1,730 (1,000 to 2,000)	1,730 (1,000 to 2,000)	1,730 (1,000 to 2,000)	1,730 (1,000 to 2,000)	1,730 (1,000 to 2,000)	69,000
Other intestinal infectious diseases	(0 to 0)	(0 to 0)	120 (0 to 1,000)	400 (0 to 3,000)	19.6 (0 to 150)	21.5 (0 to 150)	6.6 (0 to 150)	6.5 (0 to 77.1)	6.5 (0 to 77.1)	6.5 (0 to 77.1)	6.5 (0 to 77.1)	6.5 (0 to 77.1)	6.5 (0 to 77.1)	6.5 (0 to 77.1)	6.5 (0 to 77.1)	6.5 (0 to 77.1)	6.5 (0 to 77.1)	6.5 (0 to 77.1)	6.5 (0 to 77.1)	6.5 (0 to 77.1)	6.5 (0 to 77.1)	6.5 (0 to 77.1)	697
Neglected tropical diseases and malaria	14,300 (7,000 to 24,000)	21,400 (10,000 to 36,000)	136,000 (70,000 to 220,000)	237,000 (120,000 to 380,000)	53,000 (26,000 to 85,000)	13,400 (6,000 to 22,000)	13,400 (6,000 to 22,000)	14,200 (6,000 to 23,000)	8,210 (3,000 to 15,000)	8,210 (3,000 to 15,000)	8,220 (3,000 to 15,000)	8,220 (3,000 to 15,000)	8,220 (3,000 to 15,000)	8,220 (3,000 to 15,000)	8,220 (3,000 to 15,000)	8,220 (3,000 to 15,000)	8,220 (3,000 to 15,000)	8,220 (3,000 to 15,000)	8,220 (3,000 to 15,000)	8,220 (3,000 to 15,000)	8,220 (3,000 to 15,000)	493,000
Malaria	(2.2 to 19.4)	(7,000 to 43,000)	(40,000 to 203,000)	(80,130 to 419,000)	(7,020 to 21,000)	(3,380 to 9,770)	(3,700 to 13,000)	(3,770 to 15,000)	(2,210 to 9,270)	(2,110 to 8,690)	(2,390 to 9,700)	(3,000 to 9,330)	(1,620 to 6,230)	(1,760 to 13,000)	(1,760 to 13,000)	(1,760 to 8,800)	(1,260 to 7,420)	(229 to 2,600)	(121 to 822)	(39.4 to 137)	(7.76 to 19.7)	(1.1 to 9.5)	433,000
Chagas disease	(0 to 0)	(0 to 0)	(0 to 0)	(0 to 0)	(0 to 0)	(0 to 0)	(0 to 0)	(0 to 0)	(0 to 0)	(0 to 0)	(0 to 0)	(0 to 0)	(0 to 0)	(0 to 0)	(0 to 0)	(0 to 0)	(0 to 0)	(0 to 0)	(0 to 0)	(0 to 0)	(0 to 0)	(0 to 0)	0
Leishmaniasis	(0 to 0)	(0 to 0)	(0 to 0)	(0.1 to 0.1)	(0 to 0.2)	(0 to 0.1)	(0 to 0.1)	(0 to 0.1)	(0 to 0.1)	(0 to 0.1)	(0 to 0.1)	(0 to 0.1)	(0 to 0.1)	(0 to 0.1)	(0 to 0.1)	(0 to 0.1)	(0 to 0.1)	(0 to 0.1)	(0 to 0.1)	(0 to 0.1)	(0 to 0.1)	(0 to 0.1)	48
Visceral leishmaniasis	(0 to 0)	(0 to 0)	(0 to 0)	(0 to 0)	(0 to 0)	(0 to 0)	(0 to 0)	(0 to 0)	(0 to 0)	(0 to 0)	(0 to 0)	(0 to 0)	(0 to 0)	(0 to 0)	(0 to 0)	(0 to 0)	(0 to 0)	(0 to 0)	(0 to 0)	(0 to 0)	(0 to 0)	(0 to 0)	0
Cutaneous and mucocutaneous leishmaniasis	(0 to 0)	(0 to 0)	(0 to 0)	(0.1 to 0.1)	(0 to 0.2)	(0 to 0.1)	(0 to 0.1)	(0 to 0.1)	(0 to 0.1)	(0 to 0.1)	(0 to 0.1)	(0 to 0.1)	(0 to 0.1)	(0 to 0.1)	(0 to 0.1)	(0 to 0.1)	(0 to 0.1)	(0 to 0.1)	(0 to 0.1)	(0 to 0.1)	(0 to 0.1)	(0 to 0.1)	48
African trypanosomiasis	(0 to 0)	(0 to 0)	(0 to 0)	(567 to 8,000)	(289 to 7,150)	(164 to 19,600)	(784 to 13,600)	(1,040 to 13,600)	(1,160 to 13,600)	(1,160 to 13,600)	(1,160 to 13,600)	(1,160 to 13,600)	(1,160 to 13,600)	(1,160 to 13,600)	(1,160 to 13,600)	(1,160 to 13,600)	(1,160 to 13,600)	(1,160 to 13,600)	(1,160 to 13,600)	(1,160 to 13,600)	(1,160 to 13,600)	(1,160 to 13,600)	26,700
Schistosomiasis	(0 to 0)	(0 to 0)	(0 to 0)	(0 to 0)	(0 to 0)	(0 to 0)	(0 to 0)	(0 to 0)	(0 to 0)	(0 to 0)	(0 to 0)	(0 to 0)	(0 to 0)	(0 to 0)	(0 to 0)	(0 to 0)	(0 to 0)	(0 to 0)	(0 to 0)	(0 to 0)	(0 to 0)	(0 to 0)	0
Cysticercosis	(0 to 0)	(0 to 0)	(0 to 0)	(0 to 0)	(0 to 0)	(0 to 0)	(0 to 0)	(0 to 0)	(0 to 0)	(0 to 0)	(0 to 0)	(0 to 0)	(0 to 0)	(0 to 0)	(0 to 0)	(0 to 0)	(0 to 0)	(0 to 0)	(0 to 0)	(0 to 0)	(0 to 0)	(0 to 0)	0
Cystic echinococcosis	(0 to 0)	(0 to 0)	34.4 (0 to 72.2)	13.9 (0.1 to 54.7)	6.7 (0.04 to 26.1)	6.5 (0.04 to 25.1)	6.6 (0.04 to 25.1)	6.7 (0.04 to 25.1)	6.7 (0.04 to 25.1)	6.7 (0.04 to 25.1)	6.7 (0.04 to 25.1)	6.7 (0.04 to 25.1)	6.7 (0.04 to 25.1)	6.7 (0.04 to 25.1)	6.7 (0.04 to 25.1)	6.7 (0.04 to 25.1)	6.7 (0.04 to 25.1)	6.7 (0.04 to 25.1)	6.7 (0.04 to 25.1)	6.7 (0.04 to 25.1)	6.7 (0.04 to 25.1)	63.3
Lymphatic filariasis	(0 to 0)	(0 to 0)	(0 to 0)	192 (0 to 1,000)	150 (0 to 1,000)	150 (0 to 1,000)	150 (0 to 1,000)	150 (0 to 1,000)	150 (0 to 1,000)	150 (0 to 1,000)	150 (0 to 1,000)	150 (0 to 1,000)	150 (0 to 1,000)	150 (0 to 1,000)	150 (0 to 1,000)	150 (0 to 1,000)	150 (0 to 1,000)	150 (0 to 1,000)	150 (0 to 1,000)	150 (0 to 1,000)	150 (0 to 1,000)	150 (0 to 1,000)	1,090
Onchocerciasis	(0 to 0)	(0 to 0)	(0 to 0)	(0 to 0)	(0 to 0)	(0 to 0)	(0 to 0)	(0 to 0)	(0 to 0)	(0 to 0)	(0 to 0)	(0 to 0)	(0 to 0)	(0 to 0)	(0 to 0)	(0 to 0)	(0 to 0)	(0 to 0)	(0 to 0)	(0 to 0)	(0 to 0)	(0 to 0)	0
Trachoma	(0 to 0)	(0 to 0)	(0 to 0)	(0 to 0)	(0 to 0)	(0 to 0)	(0 to 0)	(0 to 0)	(0 to 0)	(0 to 0)	(0 to 0)	(0 to 0)	(0 to 0)	(0 to 0)	(0 to 0)	(0 to 0)	(0 to 0)	(0 to 0)	(0 to 0)	(0 to 0)	(0 to 0)	(0 to 0)	0
Dengue	(0 to 0.2)	(0 to 0.2)	(0.2 to 38)	(0.6 to 1,200)	(0.2 to 228)	(0.1 to 74)	(0.2 to 74)	(0.2 to 74)	(0.2 to 74)	(0.2 to 74)	(0.2 to 74)	(0.2 to 74)	(0.2 to 74)	(0.2 to 74)	(0.2 to 74)	(0.2 to 74)	(0.2 to 74)	(0.2 to 74)	(0.2 to 74)	(0.2 to 74)	(0.2 to 74)	(0.2 to 74)	410
Yellow fever	(0 to 0)	(0 to 0)	21.6 (0 to 38)	261 (22.5 to 1,200)	475 (0 to 2,000)	627 (43.7 to 2,000)	211 (0 to 1,000)	155 (0 to 1,000)	114 (0 to 1,000)	69.7 (0 to 1,000)	36.9 (0 to 1,000)	30.2 (0 to 1,000)	22.2 (0 to 1,000)	24.5 (0 to 1,000)	14.6 (0 to 1,000)	9.6 (0 to 1,000)	3.6 (0 to 1,000)	1.8 (0 to 1,000)	0.7 (0 to 1,000)	0.2 (0 to 1,000)	0.1 (0 to 1,000)	1,660
Rabies	(0 to 0)	(0 to 0)	(0 to 0)	429 (0 to 1,000)	230 (0 to 1,000)	151 (0 to 1,000)	114 (0 to 1,000)	114 (0 to 1,000)	114 (0 to 1,000)	114 (0 to 1,000)	114 (0 to 1,000)	114 (0 to 1,000)	114 (0 to 1,000)	114 (0 to 1,000)	114 (0 to 1,000)	114 (0 to 1,000)	114 (0 to 1,000)	114 (0 to 1,000)	114 (0 to 1,000)	114 (0 to 1,000)	114 (0 to 1,000)	114 (0 to 1,000)	1,310
Intestinal nematode infections	(0 to 0)	(0 to 0)	(1.7 to 294)	1,430 (727 to 3,000)	1,720 (687 to 3,890)	1,660 (661 to 3,730)	1,660 (649 to 3,730)	1,660 (649 to 3,730)	1,660 (649 to 3,730)	1,660 (649 to 3,730)	1,660 (649 to 3,730)	1,660 (649 to 3,730)	1,660 (649 to 3,730)	1,660 (649 to 3,730)	1,660 (649 to 3,730)	1,660 (649 to 3,730)	1,660 (649 to 3,730)	1,660 (649 to 3,730)	1,660 (649 to 3,730)	1,660 (649 to 3,730)	1,660 (649 to 3,730)	9,930
Ascariasis	(0 to 0)	(0 to 0)	(0 to 0)	(0 to 0)	(0 to 0)	(0 to 0)	(0 to 0)	(0 to 0)	(0 to 0)	(0 to 0)	(0 to 0)	(0 to 0)	(0 to 0)	(0 to 0)	(0 to 0)	(0 to 0)	(0 to 0)	(0 to 0)	(0 to 0)	(0 to 0)	(0 to 0)	(0 to 0)	0
Trichuriasis	(0 to 0)	(0 to 0.21)	(0 to 9.9)	(0.7 to 427)	(0.4 to 196)	(0.1 to 68.9)	(0.4 to 68.9)	(0.4 to 68.9)	(0.4 to 68.9)	(0.4 to 68.9)	(0.4 to 68.9)	(0.4 to 68.9)	(0.4 to 68.9)	(0.4 to 68.9)	(0.4 to 68.9)	(0.4 to 68.9)	(0.4 to 68.9)	(0.4 to 68.9)	(0.4 to 68.9)	(0.4 to 68.9)	(0.4 to 68.9)	(0.4 to 68.9)	286
Hookworm disease	(0 to 0)	(0 to 0)	9.4 (2 to 19.7)	254 (126 to 427)	545 (274 to 988)	616 (298 to 1,060)	600 (289 to 1,060)	649 (289 to 1,060)	599 (289 to 1,060)	(0 to 0)	(0 to 0)	(0 to 0)	(0 to 0)	(0 to 0)	(0 to 0)	(0 to 0)	(0 to 0)	(0 to 0)	(0 to 0)	(0 to 0)	(0 to 0)	(0 to 0)	3,210
Food-borne trematodiases	(0 to 0)	(0 to 0)	(0 to 0)	(0 to 0)	(0 to 0)	(0 to 0)	(0 to 0)	(0 to 0)	(0 to 0)	(0 to 0)	(0 to 0)	(0 to 0)	(0 to 0)	(0 to 0)	(0 to 0)	(0 to 0)	(0 to 0)	(0 to 0)	(0 to 0)	(0 to 0)	(0 to 0)	(0 to 0)	0
Leprosy	(0 to 0)	(0 to 0)	(0 to 0)	(0 to 0)	(0 to 0)	(0 to 0.1)	(1.4 to 3.5)	(2 to 5)	(2 to 5)	(1.9 to 5)	(1.9 to 5)	(1.9 to 5)	(1.9 to 5)	(1.9 to 5)	(1.9 to 5)	(1.9 to 5)	(1.9 to 5)	(1.9 to 5)	(1.9 to 5)	(1.9 to 5)	(1.9 to 5)	(1.9 to 5)	49.5
Ebola	(0 to 0)	(0 to 0)	(0 to 0)	(0 to 0)	(0 to 0)	(0 to 0)	(0 to 0)	(0 to 0)	(0 to 0)	(0 to 0)	(0 to 0)	(0 to 0)	(0 to 0)	(0 to 0)	(0 to 0)	(0 to 0)	(0 to 0)	(0 to 0)	(0 to 0)	(0 to 0)	(0 to 0)	(0 to 0)	0
Zika virus	(0 to 0)	(0 to 0)	(0 to 0)	(0 to 0)	(0 to 0)	(0 to 0)	(0 to 0)	(0 to 0)	(0 to 0)	(0 to 0)	(0 to 0)	(0 to 0)	(0 to 0)	(0 to 0)	(0 to 0)	(0 to 0)	(0 to 0)	(0 to 0)	(0 to 0)	(0 to 0)	(0 to 0)	(0 to 0)	0
Guinea worm disease	(0 to 0)	(0 to 0)	(0 to 0)	(0 to 0)	(0 to 0)	(0 to 0)	(0 to 0)	(0 to 0)	(0 to 0)	(0 to 0)	(0 to 0)	(0 to 0)	(0 to 0)	(0 to 0)	(0 to 0)	(0 to 0)	(0 to 0)	(0 to 0)	(0 to 0)	(0 to 0)	(0 to 0)	(0 to 0)	0
Other neglected tropical diseases	14,300 (7,000 to 24,000)	21,400 (10,000 to 36,000)	136,000 (70,000 to 220,000)	237,000 (120,000 to 380,000)	53,000 (26,000 to 85,000)	13,400 (6,000 to 22,000)	13,400 (6,000 to 22,000)	14,200 (6,000 to 23,000)	8,210 (3,000 to 15,000)	8,210 (3,000 to 15,000)	8,220 (3,000 to 15,000)	8,220 (3,000 to 15,000)	8,220 (3,000 to 15,000)	8,220 (3,000 to 15,000)	8,220 (3,000 to 15,000)	8,220 (3,000 to 15,000)	8,220 (3,000 to 15,000)	8,220 (3,000 to 15,000)	8,220 (3,000 to 15,000)	8,220 (3,000 to 15,000)	8,220 (3,000 to 15,000)	12,500
Other infectious diseases	4,870 (3,640 to 11,800)	3,440 (2,570 to 8,330)	16,100 (12,000 to 39,000)	16,100 (12,000 to 39,000)	4,970 (3,700 to 12,000)	4,970 (3,700 to 12,000)	4,970 (3,700 to 12,000)	4,970 (3,700 to 12,000)	4,970 (3,700 to 12,000)	4,970 (3,700 to 12,000)	4,970 (3,700 to 12,000)	4,970 (3,700 to 12,000)	4,970 (3,700 to 12,000)	4,970 (3,700 to 12,000)	4,970 (3,700 to 12,000)	4,970 (3,700 to 12,000)	4,970 (3,700 to 12,000)	4,970 (3,700 to 12,000)	4,970 (3,700 to 12,000)	4,970 (3,700 to 12,000)	4,970 (3,700 to 12,000)	275,000
Meningitis	69.5 (20.4 to 164)	152 (39.6 to 360)	440 (109 to 1,000)	586 (154 to 1,350)	136 (34.7 to 317)	117 (30.1 to 276)	149 (38.4 to 351)	166 (42.7 to 392)	164 (42.2 to 387)	123 (31.7 to 290)	93.1 (23.9 to 220)	78.3 (20.1 to 185)	60.0 (15.4 to 142)	42.1 (10.8 to 99.4)	27.5 (7.08 to 64.9)	20.6 (5.29 to 48.6)	15.9 (4.09 to 37.5)	14.7 (3.78 to 34.7)	13.6



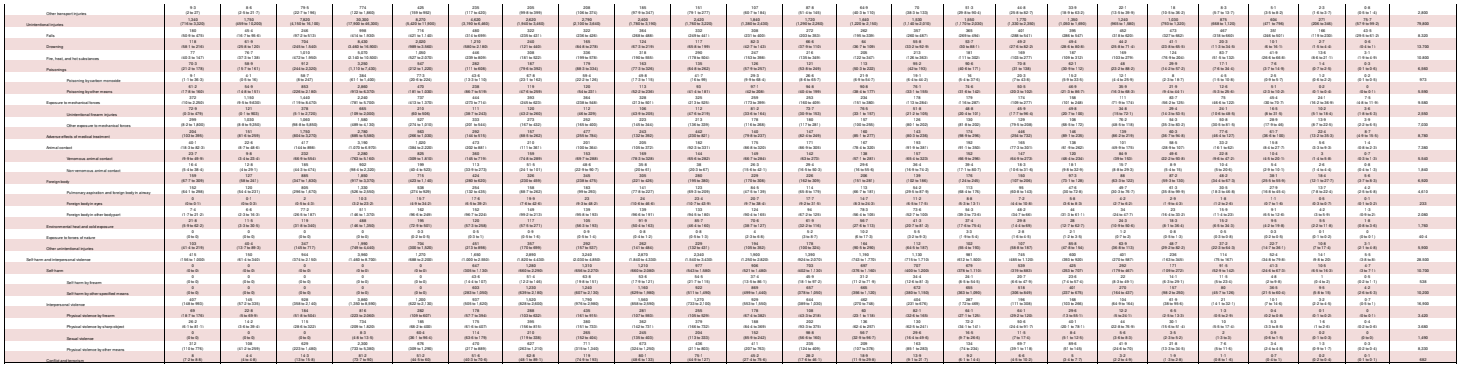

SR Table 2b: Guinea-Bissau DALYS by cause and age group for females with 95% uncertainty intervals, 2019

Cause	Early Neonatal	Late Neonatal	Post Neonatal	1 to 4	5 to 9	10 to 14	15 to 19	20 to 24	25 to 29	30 to 34	35 to 39
All causes	59,400 (49,400 to 70,100)	10,600 (8,800 to 12,500)	43,700 (36,800 to 50,700)	64,000 (44,000 to 89,000)	18,800 (16,200 to 21,800)	14,800 (12,300 to 17,700)	17,800 (14,900 to 21,200)	20,000 (17,100 to 23,500)	23,300 (19,300 to 28,100)	24,500 (20,200 to 29,600)	23,400 (19,000 to 28,000)
Communicable, maternal, neonatal, and nutritional diseases	55,200 (45,100 to 65,500)	9,400 (7,590 to 11,200)	36,900 (29,800 to 44,000)	52,500 (34,900 to 74,100)	11,800 (9,160 to 14,300)	6,430 (5,120 to 7,950)	7,130 (5,600 to 8,940)	8,420 (6,640 to 10,600)	10,200 (7,890 to 13,800)	10,900 (8,250 to 15,100)	10,000 (7,490 to 13,400)
HIV/AIDS and sexually transmitted infections	3,010 (948 to 6,270)	737 (205 to 1,540)	1,550 (677 to 3,110)	745 (380 to 1,280)	807 (397 to 1,330)	934 (554 to 1,330)	1,630 (925 to 2,850)	1,880 (1,080 to 3,330)	3,140 (1,600 to 6,170)	4,280 (2,360 to 7,750)	4,170 (2,370 to 7,040)
HIV/AIDS	0 (0 to 0·1)	0·2 (0·1 to 0·3)	449 (259 to 708)	688 (330 to 1,230)	779 (373 to 1,300)	924 (542 to 1,320)	1,610 (900 to 2,820)	1,810 (1,010 to 3,270)	3,030 (1,490 to 6,050)	4,170 (2,270 to 7,660)	4,110 (2,320 to 6,960)
HIV/AIDS - Drug-susceptible Tuberculosis	0 (0 to 0)	0 (0 to 0·1)	183 (105 to 280)	278 (134 to 459)	309 (145 to 470)	356 (209 to 497)	641 (368 to 1,030)	675 (396 to 1,060)	1,130 (565 to 1,820)	1,610 (863 to 2,560)	1,640 (910 to 2,700)
HIV/AIDS - Multidrug-resistant Tuberculosis without extensive	0 (0 to 0)	0 (0 to 0)	10·3 (1·2 to 37·7)	15·6 (1·6 to 56)	16·1 (1·7 to 59·9)	18·5 (2·1 to 62·1)	33·5 (3·7 to 122)	33·5 (3·8 to 120)	53·6 (6 to 197)	76·2 (8·6 to 270)	74·9 (8·6 to 271)
HIV/AIDS - Extensively drug-resistant Tuberculosis	0 (0 to 0)	0 (0 to 0)	0·1 (0 to 0·5)	0·2 (0 to 0·8)	0·2 (0 to 0·8)	0·2 (0 to 0·9)	0·4 (0·1 to 1·7)	0·4 (0·1 to 1·6)	0·7 (0·1 to 2·6)	1 (0·1 to 3·7)	1 (0·1 to 3·8)
HIV/AIDS resulting in other diseases	0 (0 to 0·1)	0·1 (0·1 to 0·2)	255 (142 to 440)	395 (184 to 836)	454 (218 to 847)	550 (303 to 907)	931 (504 to 1,840)	1,100 (577 to 2,390)	1,850 (855 to 4,380)	2,480 (1,310 to 5,140)	2,390 (1,360 to 4,380)
Sexually transmitted infections excluding HIV	3,010 (948 to 6,270)	736 (205 to 1,540)	1,100 (311 to 2,640)	56·4 (13·6 to 151)	27·3 (7·9 to 65·9)	9·7 (3·6 to 23·4)	24·4 (12·8 to 44·1)	65·7 (36 to 114)	111 (62·3 to 190)	108 (61·9 to 181)	65·5 (35·6 to 116)
Syphilis	3,010 (948 to 6,270)	736 (205 to 1,540)	1,100 (311 to 2,640)	56·4 (13·6 to 151)	27·3 (7·9 to 65·9)	4·2 (1 to 12·1)	2·6 (1 to 5·9)	2·6 (1·1 to 5·3)	8·4 (3·3 to 19·5)	7·9 (3 to 17·4)	1·9 (0·8 to 3·6)
Chlamydial infection	0 (0 to 0)	0 (0 to 0)	0 (0 to 0)	0 (0 to 0)	0 (0 to 0)	1 (0·4 to 2·3)	2·5 (1·4 to 4·1)	9·6 (5 to 17·2)	15·2 (8·2 to 26)	12·8 (7·2 to 20·8)	8·7 (4·7 to 14·4)
Gonococcal infection	0 (0 to 0)	0 (0 to 0)	0 (0 to 0)	0 (0 to 0)	0 (0 to 0)	1·2 (0·3 to 3·4)	3·2 (1·3 to 7·6)	9·5 (3·9 to 20·8)	18·4 (7·5 to 40·2)	15·3 (6·8 to 31·8)	5·8 (2·9 to 9·9)
Trichomoniasis	0 (0 to 0)	0 (0 to 0)	0 (0 to 0)	0 (0 to 0)	0 (0 to 0)	0·5 (0·1 to 1·4)	6·8 (2·2 to 16·1)	21 (7·7 to 47·4)	26·7 (9·1 to 61·6)	23·4 (7·8 to 54)	17·7 (5·8 to 40·4)
Genital herpes	0 (0 to 0)	0 (0 to 0)	0 (0 to 0)	0 (0 to 0)	0 (0 to 0)	0·8 (0·3 to 2)	3·2 (0·9 to 8)	5·9 (1·9 to 14·5)	8·1 (2·7 to 19·4)	8·7 (2·9 to 21·9)	7·4 (2·3 to 18·5)
Other sexually transmitted infections	0 (0 to 0)	0 (0 to 0)	0 (0 to 0)	0 (0 to 0)	0 (0 to 0)	1·9 (0·8 to 4·4)	6·1 (2·9 to 12·3)	17·1 (9·2 to 29·4)	34·2 (19·1 to 55·2)	39·9 (24·1 to 62·4)	24·2 (13·3 to 39·2)
Respiratory infections and tuberculosis	2,290 (1,080 to 3,850)	981 (430 to 1,760)	5,850 (2,700 to 10,300)	5,230 (2,280 to 9,600)	1,180 (762 to 1,700)	716 (492 to 1,000)	983 (674 to 1,390)	1,390 (954 to 2,000)	1,790 (1,230 to 2,530)	1,730 (1,170 to 2,560)	1,680 (1,020 to 2,540)
Tuberculosis	0 (0 to 0)	0 (0 to 0)	513 (244 to 988)	702 (330 to 1,320)	198 (106 to 336)	153 (76·7 to 285)	395 (224 to 653)	686 (393 to 1,150)	926 (537 to 1,550)	941 (514 to 1,600)	913 (477 to 1,600)
Latent tuberculosis infection	0 (0 to 0)	0 (0 to 0)	0 (0 to 0)	0 (0 to 0)	0 (0 to 0)	0 (0 to 0)	0 (0 to 0)	0 (0 to 0)	0 (0 to 0)	0 (0 to 0)	0 (0 to 0)
Drug-susceptible tuberculosis	0 (0 to 0)	0 (0 to 0)	490 (235 to 955)	673 (321 to 1,290)	190 (103 to 325)	146 (73·4 to 277)	381 (212 to 633)	660 (380 to 1,090)	892 (514 to 1,510)	906 (495 to 1,550)	879 (450 to 1,540)
Multidrug-resistant tuberculosis without extensive drug resistar	0 (0 to 0)	0 (0 to 0)	22·6 (2·3 to 85·1)	28·6 (3·4 to 115)	7·3 (0·8 to 26·7)	6·3 (0·7 to 23)	14·6 (1·8 to 53·6)	25 (3 to 98·9)	33·7 (3·9 to 126)	35 (4·2 to 125)	33 (4 to 120)
Extensively drug-resistant tuberculosis	0 (0 to 0)	0 (0 to 0)	0·3 (0 to 1·2)	0·4 (0 to 1·5)	0·1 (0 to 0·4)	0·1 (0 to 0·3)	0·2 (0 to 0·8)	0·3 (0 to 1·3)	0·4 (0·1 to 1·6)	0·5 (0·1 to 1·8)	0·4 (0·1 to 1·7)
Lower respiratory infections	2,290 (1,080 to 3,850)	980 (428 to 1,760)	5,300 (2,280 to 9,590)	4,360 (1,630 to 8,320)	849 (471 to 1,350)	458 (276 to 697)	487 (302 to 739)	606 (380 to 915)	775 (473 to 1,210)	718 (424 to 1,120)	715 (412 to 1,120)
Upper respiratory infections	0·2 (0·1 to 0·4)	1·2 (0·7 to 2)	21·7 (12 to 36)	114 (61·9 to 206)	92·3 (49·4 to 156)	84·7 (43·8 to 147)	74·5 (38·5 to 131)	64·3 (34·3 to 111)	56·4 (30·7 to 95·3)	46·6 (24·1 to 80·4)	36·2 (17·9 to 61·8)
Otitis media	0·4 (0 to 2·6)	0·2 (0·1 to 0·3)	7·6 (3·8 to 13·6)	58·8 (32 to 103)	46 (24·4 to 81)	20·8 (10 to 37·7)	26·1 (13 to 45)	33 (14·8 to 65·2)	30·1 (14·2 to 55·3)	22·7 (9·9 to 42·7)	17·9 (8·4 to 32·4)
Enteric infections	644 (144 to 1,690)	1,240 (259 to 3,170)	11,400 (3,340 to 25,500)	14,000 (3,880 to 34,300)	1,940 (999 to 3,490)	924 (513 to 1,640)	842 (417 to 1,570)	920 (423 to 1,830)	905 (435 to 1,790)	885 (412 to 1,720)	863 (393 to 1,730)
Diarrheal diseases	644 (144 to 1,690)	1,220 (238 to 3,140)	11,000 (2,900 to 25,300)	12,900 (2,990 to 33,700)	1,580 (668 to 3,070)	795 (384 to 1,500)	791 (373 to 1,520)	886 (391 to 1,790)	876 (399 to 1,750)	860 (389 to 1,680)	840 (371 to 1,690)
Typhoid and paratyphoid	0 (0 to 0)	0 (0 to 0)	1 (0·3 to 2·6)	81 (24·1 to 197)	63·8 (21·8 to 145)	39 (13·7 to 86·5)	17·3 (6 to 39·3)	8·2 (3 to 18·7)	5·2 (2·1 to 11·6)	3·3 (1·3 to 7·3)	2·1 (0·8 to 4·7)
Typhoid fever	0 (0 to 0)	0 (0 to 0)	1 (0·3 to 2·6)	80·8 (24·1 to 196)	63·7 (21·8 to 145)	39 (13·7 to 86·3)	17·3 (6 to 39·3)	8·2 (3 to 18·7)	5·2 (2 to 11·6)	3·3 (1·3 to 7·3)	2·1 (0·8 to 4·7)
Paratyphoid fever	0 (0 to 0)	0 (0 to 0)	0 (0 to 0)	0·2 (0 to 0·5)	0·1 (0 to 0·3)	0·1 (0 to 0·2)	0 (0 to 0·1)	0 (0 to 0)	0 (0 to 0)	0 (0 to 0)	0 (0 to 0)
Invasive Non-typhoidal Salmonella (iNTS)	0 (0 to 0)	19·5 (8·9 to 38·5)	354 (151 to 672)	948 (344 to 1,960)	295 (131 to 566)	87·5 (35 to 166)	33·4 (12·5 to 71·8)	24·6 (9·7 to 51·1)	23·6 (8·4 to 51·4)	21·1 (7·9 to 43)	20·2 (7·8 to 42·6)
Other intestinal infectious diseases	0 (0 to 0)	0 (0 to 0)	8·8 (0·1 to 35·7)	22·3 (0·5 to 85·1)	3·7 (0·2 to 14·7)	2 (0·1 to 7·5)	0·9 (0·1 to 3·1)	0·8 (0·1 to 2·9)	0·4 (0·1 to 1·4)	1 (0·2 to 2·8)	0·5 (0·1 to 1·6)
Neglected tropical diseases and malaria	61·6 (13·7 to 210)	946 (195 to 2,440)	5,590 (1,210 to 13,700)	8,630 (2,250 to 23,200)	1,360 (793 to 2,240)	871 (533 to 1,370)	986 (557 to 1,640)	1,020 (595 to 1,720)	913 (516 to 1,500)	834 (459 to 1,420)	798 (436 to 1,450)
Malaria	0·1 (0 to 0·4)	911 (166 to 2,420)	5,330 (1,030 to 13,400)	7,860 (1,580 to 22,600)	603 (199 to 1,440)	342 (140 to 761)	448 (168 to 997)	435 (148 to 1,020)	381 (129 to 891)	373 (114 to 892)	401 (105 to 1,010)
Chagas disease	0 (0 to 0)	0 (0 to 0)	0 (0 to 0)	0 (0 to 0)	0 (0 to 0)	0 (0 to 0)	0 (0 to 0)	0 (0 to 0)	0 (0 to 0)	0 (0 to 0)	0 (0 to 0)
Leishmaniasis	0 (0 to 0)	0 (0 to 0)	0 (0 to 0)	0 (0 to 0)	0 (0 to 0)	0 (0 to 0)	0 (0 to 0)	0 (0 to 0)	0 (0 to 0)	0 (0 to 0)	0 (0 to 0)
Visceral leishmaniasis	0 (0 to 0)	0 (0 to 0)	0 (0 to 0)	0 (0 to 0)	0 (0 to 0)	0 (0 to 0)	0 (0 to 0)	0 (0 to 0)	0 (0 to 0)	0 (0 to 0)	0 (0 to 0)
Cutaneous and mucocutaneous leishmaniasis	0 (0 to 0)	0 (0 to 0)	0 (0 to 0)	0 (0 to 0)	0 (0 to 0)	0 (0 to 0)	0 (0 to 0)	0 (0 to 0)	0 (0 to 0)	0 (0 to 0)	0 (0 to 0)
African trypanosomiasis	0 (0 to 0)	0 (0 to 0)	0 (0 to 0)	0 (0 to 0)	0 (0 to 0)	0 (0 to 0)	0 (0 to 0)	0 (0 to 0)	0 (0 to 0)	0 (0 to 0)	0 (0 to 0)
Schistosomiasis	0 (0 to 0)	0 (0 to 0)	0 (0 to 0)	23·6 (4·4 to 67·8)	91·6 (30·3 to 215)	120 (38·8 to 271)	238 (102 to 452)	231 (93·2 to 460)	258 (101 to 517)	240 (98 to 488)	200 (83·9 to 390)
Cysticercosis	0 (0 to 0)	0 (0 to 0)	0 (0 to 0)	1 (0 to 4·1)	2 (0 to 7·7)	2·6 (0·2 to 7·8)	5·8 (1·1 to 13·8)	11·9 (1·2 to 30·6)	17·4 (2·1 to 39·5)	16·9 (2·4 to 40·1)	13·7 (2·6 to 30·9)
Cystic echinococcosis	0 (0 to 0)	0 (0 to 0)	0 (0 to 0)	5·5 (0 to 22·5)	2·6 (0 to 10·7)	1·6 (0·1 to 5·5)	1·4 (0·2 to 3·6)	1·8 (0·3 to 4·8)	2·7 (0·3 to 8·1)	2·6 (0·3 to 7·7)	2·1 (0·2 to 7·6)
Lymphatic filariasis	0 (0 to 0)	0 (0 to 0)	0 (0 to 0)	0 (0 to 0)	26·6 (15·3 to 42·6)	24·6 (14·3 to 39·1)	22·6 (13·5 to 35·6)	20·9 (11·9 to 32)	19·9 (11·8 to 31·2)	17·4 (10·3 to 27·3)	13·7 (8·4 to 21)
Onchocerciasis	0 (0 to 0)	0 (0 to 0)	0 (0 to 0)	0 (0 to 0)	0·1 (0 to 0·6)	0·1 (0 to 0·5)	0·4 (0·2 to 0·7)	0·2 (0·1 to 0·4)	0·1 (0 to 0·3)	0·1 (0 to 0·2)	0·1 (0 to 0·2)
Trachoma	0 (0 to 0)	0 (0 to 0)	0 (0 to 0)	0 (0 to 0)	0 (0 to 0)	0 (0 to 0)	0 (0 to 0)	0 (0 to 0)	0·1 (0 to 0·1)	0·2 (0·1 to 0·3)	0·3 (0·2 to 0·6)
Dengue	0 (0 to 0)	0 (0 to 0)	1·4 (0 to 4·5)	4·5 (0·1 to 16·5)	8·8 (0 to 29·2)	8 (0 to 27)	6·5 (0 to 20·5)	5·4 (0 to 19·1)	4·8 (0 to 15·3)	3·9 (0 to 13·2)	3·3 (0·1 to 10·3)
Yellow fever	0 (0 to 0)	0·1 (0 to 0·4)	1·7 (0·1 to 8·9)	18·8 (0·9 to 94·1)	32·2 (1·7 to 146)	29·7 (1·5 to 138)	24·8 (1·4 to 112)	20·1 (1 to 97·3)	15·3 (0·8 to 73·2)	12·3 (0·6 to 70·6)	9 (0·4 to 44·8)
Rabies	0 (0 to 0)	0 (0 to 0)	0·8 (0·1 to 3·2)	22·8 (2·1 to 95)	15·6 (2·3 to 55·2)	11 (1·4 to 38·3)	8·2 (1·4 to 27·6)	5·4 (0·7 to 20·4)	2·8 (0·4 to 10·4)	10·8 (1·7 to 36)	19·7 (3·4 to 62·4)
Intestinal nematode infections	0 (0 to 0)	0 (0 to 0)	9·6 (2·2 to 30·5)	164 (72·9 to 322)	278 (158 to 447)	194 (111 to 326)	193 (84·7 to 367)	261 (129 to 455)	184 (93·7 to 321)	133 (68 to 226)	112 (57·4 to 191)
Ascariasis	0 (0 to 0)	0 (0 to 0)	5·6 (0 to 26·7)	57·5 (0·2 to 212)	14·6 (0·2 to 62·6)	3·2 (0·1 to 15·6)	1·1 (0·1 to 4·8)	0·9 (0 to 4)	1·2 (0 to 5·5)	1·2 (0 to 5·4)	0·9 (0 to 4·2)
Trichuriasis	0 (0 to 0)	0 (0 to 0)	0 (0 to 0)	0·1 (0 to 0·1)	0·3 (0·1 to 0·6)	0·2 (0·1 to 0·3)	0·1 (0 to 0·2)	0·1 (0 to 0·2)	0·1 (0 to 0·1)	0 (0 to 0·1)	0 (0 to 0·1)
Hookworm disease	0 (0 to 0)	0 (0 to 0)	4 (2 to 6·7)	107 (60·2 to 177)	263 (148 to 427)	191 (105 to 325)	192 (83·5 to 363)	260 (129 to 454)	182 (93·3 to 316)	132 (65 to 224)	111 (57·4 to 190)
Food-borne trematodiases	0 (0 to 0)	0 (0 to 0)	0 (0 to 0)	0 (0 to 0)	0 (0 to 0)	0 (0 to 0)	0 (0 to 0)	0 (0 to 0)	0 (0 to 0)	0 (0 to 0)	0 (0 to 0)
Leprosy	0 (0 to 0)	0 (0 to 0)	0 (0 to 0)	0 (0 to 0)	0 (0 to 0)	0 (0 to 0)	0·3 (0·2 to 0·5)	0·5 (0·3 to 0·8)	0·6 (0 to 1·7)	0·8 (0 to 1·9)	0·8 (0·1 to 1·8)
Ebola	0 (0 to 0)	0 (0 to 0)	0 (0 to 0)	0 (0 to 0)	0 (0 to 0)	0 (0 to 0)	0 (0 to 0)	0 (0 to 0)	0 (0 to 0)	0 (0 to 0)	0 (0 to 0)
Zika virus	0 (0 to 0)	0 (0 to 0)	0 (0 to 0)	0 (0 to 0)	0 (0 to 0)	0 (0 to 0)	0 (0 to 0)	0 (0 to 0)	0 (0 to 0)	0 (0 to 0)	0 (0 to 0)
Guinea worm disease	0 (0 to 0)	0 (0 to 0)	0 (0 to 0)	0 (0 to 0)	0 (0 to 0)	0 (0 to 0)	0 (0 to 0)	0 (0 to 0)	0 (0 to 0)	0 (0 to 0)	0 (0 to 0)
Other neglected tropical diseases	61·5 (13·5 to 210)	34·9 (8·2 to 119)	250 (64·5 to 816)	528 (193 to 1,450)	296 (152 to 569)	136 (64 to 258)	37·1 (14·5 to 88·2)	27·6 (10·7 to 69·1)	26·6 (9·6 to 67·3)	22·5 (8·9 to 53·7)	22 (8·7 to 57·4)
Other infectious diseases	724 (352 to 1,300)	516 (224 to 1,090)	10,200 (4,370 to 18,500)	19,900 (8,010 to 35,400)	3,500 (1,920 to 5,640)	1,330 (839 to 2,080)	820 (532 to 1,200)	666 (457 to 968)	600 (391 to 889)	558 (365 to 840)	531 (322 to 797)
Meningitis	332 (140 to 674)	212 (78·2 to 452)	1,450 (616 to 2,840)	1,520 (588 to 3,390)	522 (306 to 875)	499 (311 to 744)	483 (296 to 714)	429 (266 to 676)	427 (252 to 684)	408 (231 to 669)	379 (211 to 616)
Encephalitis	7·3 (2·8 to 17·5)	10·3 (2·7 to 27·7)	51·2 (16 to 111)	37·5 (10·1 to 91·6)	17·3 (8·3 to 31·9)	17·2 (9·7 to 28·6)	25·4 (13·2 to 42·7)	15·9 (9·7 to 25)	14·2 (7·1 to 24·4)	21·1 (10·4 to 37·5)	12·4 (6·4 to 20·7)
Diphtheria	0 (0 to 0)	0 (0 to 0)	4 (0·1 to 15·2)	16·9 (0·5 to 61·9)	3·4 (0·2 to 12·3)	1·3 (0 to 4·9)	0·4 (0 to 1·5)	0·2 (0 to 0·9)	0·2 (0 to 0·9)	0·3 (0 to 1)	0·3 (0 to 1)
Tetanus	245 (44·1 to 737)	243 (42·5 to 792)	69·3 (14·2 to 204)	56·9 (7·2 to 219)	36·4 (3·8 to 118)	20 (3·3 to 60·3)	15·2 (2·8 to 44·4)	14·6 (3·2 to 46·1)	10·4 (2·6 to 27·4)	13·2 (3·5 to 32·7)	11·8 (3 to 30·6)
Measles	0 (0 to 0)	0 (0 to 0)	5,680 (1,670 to 12,100)	14,700 (4,680 to 30,500)	2,370 (908 to 4,650)	617 (224 to 1,350)	196 (62·4 to 485)	105 (33·9 to 263)	56·1 (18·2 to 137)	31 (10·1 to 78·2)	15·6 (5 to 39·7)
Varicella and herpes zoster	4·5 (0·3 to 13·8)	11·1 (0·9 to 35)	88·8 (7·1 to 278)	138 (10·9 to 465)	53·7 (5·2 to 169)	16·5 (2 to 51·9)	7·9 (1·5 to 22)	7·2 (1·5 to 19·6)	8 (1·8 to 21·8)	9·7 (1·9 to 26·9)	6·7 (1·6 to 18·4)
Acute hepatitis	0 (0 to 0)	0 (0 to 0)	39·4 (11·3 to 97·7)	64·9 (18·4 to 167)	34·9 (16 to 75)	35·4 (16·4 to 71·6)	40·2 (19·4 to 78·4)	55·4 (22·8 to 114)	51·3 (23·8 to 98·4)	48·9 (22·1 to 91·7)	81·2 (36·5 to 165)
Acute hepatitis A	0 (0 to 0)	0 (0 to 0)	2·6 (0·2 to 10·8)	7·2 (2·4 to 17·3)	10·6 (5·1 to 18·6)	9·7 (4·5 to 18·5)	6·4 (2·9 to 11·6)	6·1 (2·3 to 13·9)	5·2 (1·8 to 12·4)	3·6 (1 to 9·5)	31·6 (5 to 78·6)
Acute hepatitis B	0 (0 to 0)	0 (0 to 0)	35·3 (10 to 87·9)	47·9 (10·9 to 142)	19·5 (5·4 to 53)	23·3 (7·5 to 55·5)	25·4 (9·1 to 56·8)	40·7 (15·4 to 88·6)	37·2 (15·1 to 74·2)	35·7 (15·2 to 68·9)	30·2 (9·3 to 73·2)
Acute hepatitis C	0 (0 to 0)	0 (0 to 0)	1·1 (0·2 to 3·1)	6·6 (0·8 to 25·5)	4·1 (0·5 to 13·5)	1·1 (0·2 to 3·5)	7·2 (0·9 to 22·6)	7·8 (1·3 to 21·4)	6·4 (1·2 to 18·3)	9·2 (1·5 to 27)	19·3 (4·1 to 55)
Acute hepatitis E	0 (0 to 0)	0 (0 to 0)	0·3 (0 to 1·2)	3·2 (0·4 to 12·9)	0·8 (0·3 to 1·4)	1·3 (0·3 to 2·8)	1·2 (0·3 to 2·9)	0·8 (0·4 to 1·5)	2·5 (0·7 to 6·7)	0·4 (0·2 to 0·8)	0·2 (0·1 to 0·3)
Other unspecified infectious diseases	136 (50·7 to 369)	39·2 (14·9 to 89·6)	216 (66·6 to 612)	288 (133 to 642)	156 (85·9 to 248)	74·9 (37 to 133)	34·5 (19·5 to 55·2)	26 (14·3 to 42·2)	24·5 (13·6 to 39·8)	20·8 (11·3 to 33·9)	20·2 (11·6 to 33·9)
Maternal and neonatal disorders	48,500 (39,600 to 58,300)	4,930 (2,950 to 6,670)	1,040 (466 to 1,970)	783 (554 to 1,090)	437 (307 to 605)	425 (294 to 587)	1,320 (852 to 1,980)	2,130 (1,420 to 3,110)	2,440 (1,530 to 3,570)	2,250 (1,480 to 3,240)	1,630 (1,030 to 2,410)
Maternal disorders	0 (0 to 0)	0 (0 to 0)	0 (0 to 0)	0 (0 to 0)	0 (0 to 0)	62 (18·8 to 145)	1,030 (566 to 1,670)	1,880 (1,180 to 2,850)	2,230 (1,310 to 3,370)	2,080 (1,300 to 3,090)	1,500 (921 to 2,280)
Maternal hemorrhage	0 (0 to 0)	0 (0 to 0)	0 (0 to 0)	0 (0 to 0)	0 (0 to 0)	7·1 (2·3 to 18·3)	177 (99·8 to 302)	346 (201 to 558)	417 (232 to 688)	460 (261 to 775)	344 (192 to 540)
Maternal sepsis and other maternal infections	0 (0 to 0)	0 (0 to 0)	0 (0 to 0)	0 (0 to 0)	0 (0 to 0)	5·2 (1·6 to 12·7)	82·5 (38·7 to 148)	136 (69·6 to 237)	149 (71·7 to 262)	136 (69·5 to 241)	110 (54·4 to 202)
Maternal hypertensive disorders	0 (0 to 0)	0 (0 to 0)	0 (0 to 0)	0 (0 to 0)	0 (0 to 0)	12·1 (3·6 to 29·9)	193 (104 to 328)	321 (187 to 500)	394 (223 to 627)	289 (178 to 445)	167 (97 to 267)
Maternal obstructed labor and uterine rupture	0 (0 to 0)	0 (0 to 0)	0 (0 to 0)	0 (0 to 0)	0 (0 to 0)	6·6 (1·6 to 18·1)	98·8 (44·1 to 190)	212 (105 to 401)	261 (135 to 460)	257 (139 to 444)	192 (98·9 to 329)
Maternal abortion and miscarriage	0 (0 to 0)	0 (0 to 0)	0 (0 to 0)	0 (0 to 0)	0 (0 to 0)	3·4 (0·9 to 9·3)	45 (19·1 to 89)	73·1 (31·6 to 146)	77·2 (33·1 to 154)	72·9 (29·2 to 149)	59 (24·6 to 122)
Ectopic pregnancy	0 (0 to 0)	0 (0 to 0)	0 (0 to 0)	0 (0 to 0)	0 (0 to 0)	2·9 (0·8 to 7·5)	45·3 (21·6 to 83·4)	85 (43·8 to 147)	101 (47·9 to 167)	92·5 (47·9 to 159)	64·9 (32·4 to 112)
Indirect maternal deaths	--	--	--	--	--	7·2 (2 to 19·4)	101 (45·7 to 194)	179 (88·7 to 308)	194 (96 to 338)	164 (80·7 to 279)	113 (56·4 to 213)
Late maternal deaths	--	--	--	--	--	7·5 (2 to 19·5)	143 (65·8 to 268)	281 (144 to 495)	333 (159 to 576)	308 (143 to 525)	226 (113 to 403)
Maternal deaths aggravated by HIV/AIDS	--	--	--	--	--	0·7 (0·2 to 1·8)	13·4 (4·7 to 29·4)	20·1 (7·3 to 41·1)	34·9 (14·8 to 64·6)	45 (21·5 to 77·2)	36·9 (17·4 to 63·6)
Neonatal disorders	48,500 (39,600 to 58,300)	4,930 (2,950 to 6,670)	1,040 (466 to 1,970)	783 (554 to 1,090)	437 (307 to 605)	363 (249 to 497)	293 (202 to 397)	247 (170 to 340)	216 (148 to 295)	173 (116 to 241)	125 (85·5 to 177)
Neonatal preterm birth	17,100 (9,440 to 25,500)	877 (359 to 1,680)	245 (128 to 467)	266 (178 to 379)	180 (119 to 258)	147 (98·3 to 207)	116 (78·8 to 163)	93·8 (63·6 to 133)	81·9 (55 to 113)	62·9 (43·4 to 86·3)	44·9 (31·8 to 60·4)
Neonatal encephalopathy due to birth asphyxia and trauma	20,100 (11,800 to 30,700)	721 (252 to 1,810)	123 (52·8 to 311)	202 (111 to 315)	187 (87·5 to 308)	156 (75·5 to 252)	128 (62·8 to 208)	111 (54·1 to 183)	97·7 (48·9 to 158)	80·3 (39·5 to 131)	58·9 (26·3 to 102)
Neonatal sepsis and other neonatal infections	5,850 (2,280 to 12,200)	2,400 (1,140 to 3,800)	238 (72·1 to 585)	83·9 (38·2 to 149)	57·3 (22·8 to 109)	48·8 (18·6 to 94·7)	39·4 (14·6 to 76·5)	34·1 (12 to 67·1)	29·8 (10·4 to 57·4)	24·2 (9 to 47·3)	17·1 (6·4 to 32·8)
Hemolytic disease and other neonatal jaundice	476 (228 to 929)	84·8 (35·1 to 176)	23·2 (7·4 to 61·6)	15·1 (10·7 to 21·1)	12·9 (9·5 to 16·5)	10·8 (8 to 13·8)	9 (6·6 to 11·4)	7·8 (5·8 to 9·9)	7 (5·2 to 8·9)	5·8 (4·3 to 7·3)	4·2 (3·1 to 5·3)
Other neonatal disorders	4,950 (1,920 to 9,290)	842 (302 to 1,620)	411 (148 to 862)	216 (151 to 307)	0 (0 to 0)	0 (0 to 0)	0 (0 to 0)	0 (0 to 0)	0 (0 to 0)	0 (0 to 0)	0 (0 to 0)
Nutritional deficiencies	4·8 (2·8 to 7·6)	53·7 (33·5 to 81)	1,370 (733 to 2,590)	3,280 (1,970 to 5,170)	2,550 (1,420 to 4,080)	1,220 (610 to 2,200)	546 (268 to 947)	422 (220 to 723)	453 (246 to 749)	350 (191 to 614)	330 (190 to 534)
Protein-energy malnutrition	2·9 (1·8 to 4·3)	8·5 (5·3 to 12·7)	848 (325 to 1,910)	1,230 (457 to 2,780)	109 (44·1 to 221)	63·4 (23 to 132)	45 (19·6 to 88·5)	51·7 (24·9 to 94·6)	51·1 (18·9 to 116)	48·9 (22·6 to 95·2)	74·9 (34·3 to 140)
Iodine deficiency	0 (0 to 0)	0 (0 to 0)	0 (0 to 0·1)	3·5 (1·4 to 6·5)	21·2 (7·5 to 44·4)	42·8 (18·5 to 77·3)	57·5 (28·1 to 99)	70·6 (35·5 to 126)	77·4 (40·1 to 140)	71·6 (36·3 to 133)	56·6 (29·1 to 106)
Vitamin A deficiency	1·1 (0·3 to 2·4)	14·7 (6·5 to 28)	40·2 (19·4 to 72·8)	203 (104 to 344)	206 (100 to 362)	84·4 (38·2 to 163)	6 (2 to 12·9)	4·9 (1·5 to 10·4)	4·3 (1·3 to 8·7)	3·5 (1·2 to 7)	2·6 (0·9 to 5·3)
Dietary iron deficiency	0·8 (0·1 to 2·3)	30·6 (16·6 to 49)	455 (247 to 737)	1,800 (998 to 2,830)	2,210 (1,120 to 3,590)	1,030 (456 to 1,950)	432 (173 to 786)	287 (105 to 557)	260 (95·4 to 515)	213 (85·3 to 436)	189 (78·9 to 375)
Other nutritional deficiencies	0 (0 to 0)	0 (0 to 0)	29·9 (10·5 to 81·7)	39·9 (12·3 to 104)	3·8 (1·4 to 8·2)	4·5 (1·6 to 11·4)	5·4 (2 to 11·3)	7·8 (3·5 to 15·1)	60·5 (24·6 to 126)	13·6 (5·2 to 30)	6·5 (2·9 to 14·1)
Non-communicable diseases	4,000 (1,720 to 7,650)	1,060 (569 to 1,750)	5,760 (2,700 to 10,300)	7,990 (3,990 to 16,700)	5,170 (3,820 to 7,600)	6,710 (5,060 to 8,960)	8,520 (6,310 to 11,400)	9,110 (7,010 to 12,000)	10,700 (8,300 to 13,600)	11,600 (9,040 to 14,400)	11,600 (9,220 to 14,100)
Neoplasms	27 (13·8 to 50·3)	37 (9·5 to 111)	174 (80·7 to 316)	252 (113 to 448)	356 (228 to 519)	318 (223 to 428)	261 (183 to 349)	351 (259 to 463)	726 (503 to 1,040)	1,120 (779 to 1,620)	1,680 (1,100 to 2,360)
Lip and oral cavity cancer	0 (0 to 0)	0 (0 to 0)	0 (0 to 0)	0 (0 to 0)	1·4 (0·8 to 2·6)	1·9 (1 to 3·7)	2·2 (1·1 to 3·8)	2·9 (1·6 to 4·8)	5·6 (2·9 to 10·1)	9·1 (5 to 15·5)	12·4 (6·9 to 21·2)
Nasopharynx cancer	0 (0 to 0)	0 (0 to 0)	0 (0 to 0)	0 (0 to 0)	1·2 (0·8 to 1·7)	1·1 (0·8 to 1·4)	0·9 (0·5 to 1·5)	1·2 (0·6 to 2·4)	1·9 (0·9 to 3·3)	2·2 (1·1 to 4)	2·9 (1·4 to 5)
Other pharynx cancer	0 (0 to 0)	0 (0 to 0)	0 (0 to 0)	0 (0 to 0)	0 (0 to 0)	0 (0 to 0)	0 (0 to 0)	0·5 (0·4 to 0·8)	0·7 (0·4 to 1·4)	0·8 (0·4 to 1·6)	1·1 (0·5 to 2·1)
Esophageal cancer	0 (0 to 0)	0 (0 to 0)	0 (0 to 0)	0 (0 to 0)	0 (0 to 0)	0 (0 to 0)	0 (0 to 0)	1·5 (0·7 to 2·6)	4·9 (2·5 to 8·4)	6·9 (3·4 to 12·8)	13·5 (7·2 to 22·7)
Stomach cancer	0 (0 to 0)	0 (0 to 0)	0 (0 to 0)	0 (0 to 0)	0 (0 to 0)	0 (0 to 0)	7·1 (4 to 11·1)	19·9 (11·6 to 30·6)	41·4 (23·2 to 67·4)	63·8 (36·9 to 103)	106 (58·9 to 168)
Colon and rectum cancer	0 (0 to 0)	0 (0 to 0)	0 (0 to 0)	0 (0 to 0)	3·1 (1·6 to 5·7)	3·4 (1·8 to 5·9)	4·7 (2·7 to 7·9)	10·8 (6·3 to 18·4)	19·2 (11·3 to 31·9)	34 (19 to 54·7)	71·9 (41·4 to 115)
Liver cancer	3·3 (0·8 to 9·2)	2 (0·2 to 8·2)	7·8 (2·4 to 18·5)	10·7 (3·8 to 25·8)	6·4 (2·9 to 12)	8 (3·8 to 14·9)	10·1 (3·9 to 22·9)	8·8 (3·8 to 17·9)	19·9 (9·1 to 38·6)	30·7 (13·1 to 60·1)	45 (19·2 to 86·3)
Liver cancer due to hepatitis B	0 (0 to 0)	0 (0 to 0)	0 (0 to 0)	0 (0 to 0)	0 (0 to 0)	3·3 (1·2 to 7·4)	4·4 (1·6 to 10·7)	4·8 (1·9 to 10·1)	12·3 (4·8 to 24·3)	19·5 (7·8 to 40·3)	27·6 (10·9 to 53·5)
Liver cancer due to hepatitis C	0 (0 to 0)	0 (0 to 0)	0 (0 to 0)	0 (0 to 0)	0 (0 to 0)	0·1 (0 to 0·3)	0·1 (0 to 0·4)	0·3 (0·1 to 0·7)	1 (0·3 to 2·5)	2·2 (0·7 to 5·3)	4·7 (1·4 to 12·3)
Liver cancer due to alcohol use	0 (0 to 0)	0 (0 to 0)	0 (0 to 0)	0 (0 to 0)	0 (0 to 0)	0 (0 to 0)	0·1 (0 to 0·3)	0·2 (0·1 to 0·5)	0·7 (0·2 to 1·8)	1·6 (0·5 to 3·6)	3·2 (1 to 7·7)
Liver cancer due to NASH	0 (0 to 0)	0 (0 to 0)	0 (0 to 0)	0 (0 to 0)	0 (0 to 0)	0 (0 to 0)	2·4 (0·8 to 5·7)	1·6 (0·5 to 3·6)	2·5 (0·9 to 5·8)	3·2 (1·1 to 7·1)	4·4 (1·5 to 10·3)
Liver cancer due to other causes	3·3 (0·8 to 9·2)	2 (0·2 to 8·2)	7·8 (2·4 to 18·5)	10·7 (3·8 to 25·8)	6·4 (2·9 to 12)	4·6 (2·4 to 8·2)	3·1 (1 to 7·3)	2 (0·8 to 4·4)	3·4 (1·1 to 7·8)	4·2 (1·4 to 9·7)	5·2 (1·8 to 12·2)
Gallbladder and biliary tract cancer	0 (0 to 0)	0 (0 to 0)	0 (0 to 0)	0 (0 to 0)	0 (0 to 0)	0 (0 to 0)	0 (0 to 0)	0·5 (0·4 to 0·7)	0·8 (0·4 to 1·5)	2·1 (1 to 3·8)	3·8 (1·8 to 7·1)
Pancreatic cancer	0 (0 to 0)	0 (0 to 0)	0 (0 to 0)	0 (0 to 0)	0 (0 to 0)	0 (0 to 0)	1 (0·6 to 1·6)	1·5 (0·8 to 2·8)	8·5 (4·4 to 14)	8·9 (4·8 to 14·9)	19 (10·5 to 30)
Larynx cancer	0 (0 to 0)	0 (0 to 0)	0 (0 to 0)	0 (0 to 0)	0 (0 to 0)	0 (0 to 0)	0 (0 to 0)	0·6 (0·4 to 0·7)	0·6 (0·4 to 1·1)	0·8 (0·4 to 1·4)	1·2 (0·5 to 2·6)
Tracheal, bronchus, and lung cancer	0 (0 to 0)	0 (0 to 0)	0 (0 to 0)	0 (0 to 0)	0 (0 to 0)	3·5 (1·5 to 6·6)	5 (2·3 to 9·2)	10·9 (5·1 to 20·3)	16·2 (8·3 to 28·6)	39 (22·9 to 64·6)	42·9 (24·2 to 68·1)
Malignant skin melanoma	0 (0 to 0)	0 (0 to 0)	0·2 (0·1 to 0·4)	1·4 (0·5 to 4·1)	1·3 (0·8 to 1·9)	1·1 (0·8 to 1·6)	1·6 (0·8 to 2·8)	2·9 (1·5 to 5·1)	4·5 (2·2 to 8·6)	6·5 (3·2 to 12·7)	8·8 (4·3 to 16·2)
Non-melanoma skin cancer	0 (0 to 0)	0 (0 to 0)	0 (0 to 0)	0 (0 to 0)	0 (0 to 0)	0 (0 to 0)	0 (0 to 0)	0·5 (0·4 to 0·7)	0·7 (0·4 to 1·2)	1·5 (0·6 to 3·3)	3·2 (1·3 to 6·4)
Non-melanoma skin cancer (squamous-cell carcinoma)	0 (0 to 0)	0 (0 to 0)	0 (0 to 0)	0 (0 to 0)	0 (0 to 0)	0 (0 to 0)	0 (0 to 0)	0·5 (0·4 to 0·7)	0·7 (0·4 to 1·2)	1·5 (0·6 to 3·3)	3·2 (1·3 to 6·4)
Non-melanoma skin cancer (basal-cell carcinoma)	0 (0 to 0)	0 (0 to 0)	0 (0 to 0)	0 (0 to 0)	0 (0 to 0)	0 (0 to 0)	0 (0 to 0)	0 (0 to 0)	0 (0 to 0)	0 (0 to 0)	0 (0 to 0)
Breast cancer	0 (0 to 0)	0 (0 to 0)	0 (0 to 0)	0 (0 to 0)	0 (0 to 0)	0 (0 to 0)	8·9 (4·2 to 16·1)	36·6 (19·9 to 61·5)	85·8 (46·1 to 149)	210 (113 to 366)	446 (258 to 755)
Cervical cancer	0 (0 to 0)	0 (0 to 0)	0 (0 to 0)	0 (0 to 0)	0 (0 to 0)	0 (0 to 0)	9·5 (3·6 to 19·3)	70·7 (33·7 to 131)	275 (121 to 499)	470 (241 to 813)	676 (331 to 1,110)
Uterine cancer	0 (0 to 0)	0 (0 to 0)	0 (0 to 0)	0 (0 to 0)	0 (0 to 0)	0 (0 to 0)	0 (0 to 0)	1·2 (0·6 to 2·2)	5·4 (2·3 to 10·2)	5·5 (2·6 to 10·5)	4·6 (2·2 to 7·8)
Ovarian cancer	0 (0 to 0)	0 (0 to 0)	0 (0 to 0)	0 (0 to 0)	7 (3·2 to 13·6)	7·7 (3·9 to 13·3)	9·9 (4·7 to 17·9)	19·9 (10·5 to 33·5)	20·3 (11·1 to 34·8)	31·1 (17·2 to 53·5)	36·5 (19·8 to 69·3)
Prostate cancer	0 (0 to 0)	0 (0 to 0)	0 (0 to 0)	0 (0 to 0)	0 (0 to 0)	0 (0 to 0)	0 (0 to 0)	0 (0 to 0)	0 (0 to 0)	0 (0 to 0)	0 (0 to 0)
Testicular cancer	--	--	--	--	--	--	--	--	--	--	--
Kidney cancer	0·4 (0·1 to 1·2)	0·2 (0 to 0·5)	1·4 (0·5 to 3·1)	18·7 (5·5 to 44·3)	12·5 (5·2 to 26·2)	6·7 (2·9 to 13·2)	2 (0·8 to 4·3)	1·5 (0·7 to 3)	2·2 (1 to 4·1)	2·4 (1·1 to 4·6)	6·2 (3·1 to 11·8)
Bladder cancer	0 (0 to 0)	0 (0 to 0)	0 (0 to 0)	0 (0 to 0)	0 (0 to 0)	0 (0 to 0)	0·8 (0·5 to 1·3)	0·9 (0·5 to 1·6)	3·8 (1·8 to 6·8)	3·1 (1·6 to 5·2)	5 (2·6 to 8·7)
Brain and central nervous system cancer	2·6 (0·6 to 8·2)	1·4 (0·3 to 4·5)	16 (6·5 to 34·7)	35·6 (13·6 to 80)	53·1 (26·3 to 88·7)	46·6 (25·9 to 79)	30 (16·3 to 50·6)	18·2 (9·1 to 31·9)	37·8 (15·9 to 66·3)	31·5 (13·5 to 58·8)	33 (14·2 to 59·4)
Thyroid cancer	0 (0 to 0)	0 (0 to 0)	0 (0 to 0)	0 (0 to 0)	1·2 (0·8 to 1·7)	1·1 (0·8 to 1·4)	1 (0·6 to 1·9)	1·2 (0·5 to 2·6)	2·7 (0·9 to 6·4)	4·3 (1·7 to 9·1)	6·7 (3 to 12·6)
Mesothelioma	0 (0 to 0)	0 (0 to 0)	0 (0 to 0)	0 (0 to 0)	0 (0 to 0)	0 (0 to 0)	0 (0 to 0)	0·4 (0·1 to 1·4)	1·2 (0·2 to 4·5)	1·8 (0·4 to 6)	4·2 (0·8 to 15)
Hodgkin lymphoma	0 (0 to 0)	0 (0 to 0)	0 (0 to 0)	1·8 (0·6 to 3·9)	3·6 (1·3 to 7·8)	10·2 (3·6 to 22·7)	7·5 (3·9 to 14·1)	9·3 (5 to 16·6)	11 (6 to 19)	6·5 (3·5 to 11·7)	5·3 (2·8 to 9·7)
Non-Hodgkin lymphoma	0 (0 to 0)	0 (0 to 0)	0 (0 to 0)	21·3 (7·3 to 44·1)	40 (20·5 to 75·9)	35·9 (18·7 to 63·8)	24·3 (13·1 to 41·9)	15·3 (8·6 to 25·5)	41·2 (23·3 to 67·3)	31·9 (17·3 to 52·4)	27·8 (15·3 to 46·1)
Multiple myeloma	0 (0 to 0)	0 (0 to 0)	0 (0 to 0)	0 (0 to 0)	0 (0 to 0)	0 (0 to 0)	0 (0 to 0)	0·6 (0·4 to 1·1)	0·6 (0·3 to 1)	0·8 (0·4 to 1·8)	2·1 (1 to 4·2)
Leukemia	6 (0·9 to 20)	3·4 (0·7 to 11)	33 (14·5 to 65·7)	64·9 (24·8 to 143)	133 (65·6 to 245)	97·5 (54·1 to 167)	66·9 (36·6 to 111)	50·1 (28·9 to 84·4)	48·8 (25·9 to 86·3)	46·5 (26·1 to 79·1)	53·3 (30·4 to 89·8)
Acute lymphoid leukemia	1·1 (0·1 to 4·3)	0·4 (0·1 to 1·7)	5·5 (1·6 to 14)	9·7 (2·7 to 24·2)	65·6 (23·7 to 136)	36·7 (15 to 68·8)	17·6 (6·3 to 35·7)	5 (1·8 to 10·7)	21·9 (9·5 to 39·9)	1·1 (0·3 to 2·7)	8·8 (2·4 to 19·8)
Chronic lymphoid leukemia	0 (0 to 0)	0 (0 to 0)	0 (0 to 0)	0 (0 to 0)	0 (0 to 0)	0 (0 to 0)	0 (0 to 0)	1·4 (0·7 to 2·7)	1 (0·4 to 2)	0·4 (0·2 to 0·8)	0·5 (0·2 to 1·1)
Acute myeloid leukemia	0·7 (0·1 to 2·6)	0·4 (0 to 1·9)	5·2 (1·3 to 12·8)	11·3 (3·1 to 29·5)	27·6 (9·1 to 60·1)	31·7 (11·7 to 65·3)	30·9 (13·6 to 55·7)	26·4 (13·6 to 46·7)	7·2 (2·8 to 15)	4·3 (1·1 to 9·5)	15·1 (4·1 to 31·2)
Chronic myeloid leukemia	0·1 (0 to 0·3)	0·1 (0 to 0·5)	1·8 (0·5 to 4·1)	5·2 (1·4 to 14·5)	4·6 (1·6 to 10·2)	3·9 (1·5 to 8·3)	2·2 (0·9 to 5)	3·7 (1·2 to 8·3)	6·4 (2 to 14·9)	25·3 (9·9 to 45·5)	25·1 (11·5 to 46·3)
Other leukemia	4·1 (0·6 to 14·1)	2·5 (0·5 to 7·7)	20·5 (8 to 42·5)	38·6 (11·9 to 89·5)	35·6 (11·7 to 82·2)	25·2 (10·1 to 54·1)	16·2 (6·3 to 34·4)	13·6 (5·5 to 28)	12·3 (4·5 to 26·7)	15·4 (4·9 to 32·6)	3·8 (1·2 to 9·7)
Other malignant neoplasms	14·7 (5·7 to 30·6)	29·9 (4·8 to 103)	115 (40·6 to 248)	96·5 (37 to 191)	90·5 (56 to 134)	92·1 (59·3 to 133)	66·7 (44·1 to 91·2)	61·8 (45·2 to 84)	64·2 (43·6 to 91·6)	71·4 (48·4 to 102)	43·9 (29·3 to 62·4)
Other neoplasms	0 (0 to 0)	0 (0 to 0)	0·2 (0·1 to 0·4)	1·6 (0·7 to 3·4)	1·3 (0·9 to 1·8)	1·2 (0·9 to 1·4)	0·8 (0·6 to 1)	0·6 (0·4 to 0·7)	0·5 (0·4 to 0·9)	0·4 (0·3 to 0·6)	0·5 (0·3 to 0·8)
Myelodysplastic, myeloproliferative, and other hematopoietic n	0 (0 to 0)	0 (0 to 0)	0·2 (0·1 to 0·4)	1·6 (0·7 to 3·4)	1·3 (0·9 to 1·8)	1·2 (0·9 to 1·4)	0·8 (0·6 to 1)	0·6 (0·4 to 0·7)	0·5 (0·4 to 0·9)	0·4 (0·3 to 0·6)	0·5 (0·3 to 0·8)
Benign and in situ intestinal neoplasms	0 (0 to 0)	0 (0 to 0)	0 (0 to 0)	0 (0 to 0)	0 (0 to 0)	0 (0 to 0)	0 (0 to 0)	0 (0 to 0)	0 (0 to 0)	0 (0 to 0)	0 (0 to 0)
Benign and in situ cervical and uterine neoplasms	0 (0 to 0)	0 (0 to 0)	0 (0 to 0)	0 (0 to 0)	0 (0 to 0)	0 (0 to 0)	0 (0 to 0)	0 (0 to 0)	0 (0 to 0)	0 (0 to 0)	0 (0 to 0)
Other benign and in situ neoplasms	0 (0 to 0)	0 (0 to 0)	0 (0 to 0)	0 (0 to 0)	0 (0 to 0)	0 (0 to 0)	0 (0 to 0)	0 (0 to 0)	0 (0 to 0)	0 (0 to 0)	0 (0 to 0)
Cardiovascular diseases	138 (60·3 to 264)	45·2 (18·1 to 94·1)	310 (125 to 681)	369 (166 to 725)	223 (141 to 334)	340 (217 to 504)	571 (377 to 827)	763 (510 to 1,100)	922 (615 to 1,350)	1,290 (835 to 1,900)	1,670 (1,090 to 2,420)
Rheumatic heart disease	0 (0 to 0)	0 (0 to 0)	0 (0 to 0)	40·6 (14·7 to 92·4)	36·5 (20·6 to 58·7)	82 (45·1 to 131)	113 (67·3 to 172)	143 (88·9 to 211)	118 (74·2 to 176)	103 (67·6 to 153)	76·7 (50·3 to 114)

Cause	40 to 44	45 to 49	50 to 54	55 to 59	60 to 64	65 to 69	70 to 74	75 to 79	80 to 84	85 to 89	90 to 94	95 plus	Total
All causes	20,400 (16,700 to 24,300)	17,500 (14,000 to 21,300)	15,900 (12,800 to 19,200)	14,500 (11,700 to 17,800)	13,200 (11,000 to 15,900)	11,100 (9,400 to 13,300)	9,720 (8,420 to 11,500)	7,130 (6,200 to 8,380)	4,350 (3,910 to 4,980)	2,000 (1,740 to 2,290)	644 (575 to 729)	162 (151 to 175)	437,000
Communicable, maternal, neonatal, and nutritional diseases	7,640 (5,760 to 10,100)	5,790 (4,140 to 7,880)	4,690 (3,470 to 6,270)	3,900 (2,820 to 5,290)	3,150 (2,290 to 4,400)	2,530 (1,850 to 3,410)	2,440 (1,840 to 3,300)	1,640 (1,200 to 2,240)	1,030 (770 to 1,370)	449 (324 to 612)	146 (104 to 198)	42·6 (30·3 to 58·4)	252,000
HIV/AIDS and sexually transmitted infections	3,190 (1,920 to 5,250)	2,120 (1,140 to 3,680)	1,330 (738 to 2,270)	697 (388 to 1,180)	357 (200 to 599)	165 (90·8 to 275)	79·7 (44·3 to 135)	34·1 (19·1 to 57·3)	6·2 (3·1 to 11)	2·2 (1·2 to 3·9)	0·6 (0·3 to 0·9)	0·1 (0·1 to 0·2)	30,800
HIV/AIDS	3,140 (1,870 to 5,200)	2,080 (1,110 to 3,650)	1,310 (725 to 2,260)	691 (382 to 1,170)	351 (195 to 593)	162 (87·5 to 273)	77·7 (42·6 to 134)	32·9 (17·9 to 56·1)	5·7 (2·6 to 10·5)	2 (1 to 3·6)	0·5 (0·3 to 0·9)	0·1 (0·1 to 0·2)	25,400
HIV/AIDS - Drug-susceptible Tuberculosis	1,270 (738 to 2,060)	848 (445 to 1,440)	536 (290 to 885)	281 (148 to 460)	141 (74·3 to 231)	64·6 (33·8 to 106)	30·7 (15·9 to 51·9)	12·9 (7 to 21·1)	2 (1 to 3·3)	0·7 (0·3 to 1·1)	0·2 (0·1 to 0·3)	0 (0 to 0)	10,000
HIV/AIDS - Multidrug-resistant Tuberculosis without extensive	58 (6·7 to 214)	38·6 (4·3 to 147)	24·5 (2·6 to 95·4)	13·4 (1·4 to 51·9)	7 (0·8 to 27·6)	3·3 (0·4 to 12·9)	1·6 (0·2 to 6·2)	0·6 (0·1 to 2·5)	0·1 (0 to 0·4)	0 (0 to 0·1)	0 (0 to 0)	0 (0 to 0)	479
HIV/AIDS - Extensively drug-resistant Tuberculosis	0·8 (0·1 to 3)	0·5 (0·1 to 2)	0·3 (0 to 1·2)	0·2 (0 to 0·6)	0·1 (0 to 0·3)	0 (0 to 0·2)	0 (0 to 0·1)	0 (0 to 0)	0 (0 to 0)	0 (0 to 0)	0 (0 to 0)	0 (0 to 0)	6·4
HIV/AIDS resulting in other diseases	1,810 (1,080 to 3,060)	1,200 (637 to 2,250)	752 (418 to 1,360)	397 (219 to 708)	202 (112 to 367)	94·2 (50·7 to 175)	45·4 (24·4 to 84·1)	19·4 (10·5 to 35·5)	3·5 (1·5 to 7·5)	1·3 (0·6 to 2·7)	0·3 (0·2 to 0·6)	0·1 (0 to 0·1)	14,900
Sexually transmitted infections excluding HIV	45·8 (23·8 to 86·4)	30·3 (15·3 to 58·7)	12·1 (5·9 to 24)	5·5 (2·4 to 11·4)	6·3 (2·8 to 13·1)	2·5 (1·1 to 5·1)	2 (0·9 to 3·8)	1·2 (0·6 to 2·4)	0·5 (0·2 to 1·1)	0·2 (0·1 to 0·4)	0·1 (0 to 0·1)	0 (0 to 0)	5,420
Syphilis	0·6 (0·3 to 1·4)	0·9 (0·4 to 2)	0·5 (0·2 to 1)	0·1 (0 to 0·2)	0·2 (0·1 to 0·6)	0·1 (0 to 0·1)	0·1 (0 to 0·2)	0·1 (0 to 0·1)	0 (0 to 0·1)	0 (0 to 0)	0 (0 to 0)	0 (0 to 0)	4,960
Chlamydial infection	6·1 (3·2 to 11·3)	3·7 (1·7 to 7·8)	0·7 (0·3 to 1·4)	0·1 (0·1 to 0·2)	0·5 (0·1 to 1·5)	0 (0 to 0·1)	0·1 (0 to 0·3)	0·1 (0 to 0·2)	0 (0 to 0·1)	0 (0 to 0)	0 (0 to 0)	0 (0 to 0)	61·2
Gonococcal infection	4·6 (2·2 to 9·2)	4·1 (1·7 to 9·1)	1·6 (0·5 to 3·7)	0·2 (0·1 to 0·4)	1·3 (0·3 to 3·8)	0·3 (0·1 to 0·7)	0·3 (0·1 to 0·9)	0·3 (0·1 to 0·7)	0·1 (0 to 0·2)	0 (0 to 0·1)	0 (0 to 0)	0 (0 to 0)	66
Trichomoniasis	12·3 (4·2 to 28·9)	8 (2·5 to 18·8)	4·5 (1·5 to 10·5)	2·5 (0·8 to 5·9)	1·4 (0·5 to 3·4)	0·9 (0·3 to 2·1)	0·5 (0·2 to 1·2)	0·3 (0·1 to 0·6)	0·1 (0 to 0·3)	0 (0 to 0·1)	0 (0 to 0)	0 (0 to 0)	127
Genital herpes	5·5 (1·7 to 13·8)	4·1 (1·2 to 10·2)	3·1 (0·9 to 7·7)	2·3 (0·7 to 5·5)	1·6 (0·5 to 4)	1·1 (0·3 to 2·7)	0·7 (0·2 to 1·8)	0·4 (0·1 to 1·1)	0·2 (0·1 to 0·5)	0·1 (0 to 0·2)	0 (0 to 0·1)	0 (0 to 0)	53·2
Other sexually transmitted infections	16·7 (9·1 to 29·6)	9·5 (4·5 to 19)	1·7 (0·7 to 3·2)	0·4 (0·1 to 0·8)	1·1 (0·3 to 3·2)	0·1 (0 to 0·3)	0·2 (0·1 to 0·4)	0·1 (0 to 0·3)	0 (0 to 0·1)	0 (0 to 0·1)	0 (0 to 0)	0 (0 to 0)	153
Respiratory infections and tuberculosis	1,610 (1,010 to 2,360)	1,430 (868 to 2,180)	1,550 (955 to 2,340)	1,560 (981 to 2,360)	1,340 (858 to 2,000)	1,170 (760 to 1,720)	1,240 (859 to 1,740)	886 (595 to 1,280)	588 (406 to 825)	247 (171 to 344)	78·4 (54·4 to 110)	22·3 (15·3 to 30·5)	35,500
Tuberculosis	804 (402 to 1,410)	756 (381 to 1,310)	726 (374 to 1,340)	738 (374 to 1,340)	564 (291 to 1,010)	415 (221 to 774)	439 (248 to 754)	266 (145 to 461)	142 (77·2 to 248)	58·5 (30·8 to 103)	15·1 (8·2 to 26·5)	5 (2·8 to 8·9)	10,400
Latent tuberculosis infection	0 (0 to 0)	0 (0 to 0)	0 (0 to 0)	0 (0 to 0)	0 (0 to 0)	0 (0 to 0)	0 (0 to 0)	0 (0 to 0)	0 (0 to 0)	0 (0 to 0)	0 (0 to 0)	0 (0 to 0)	0
Drug-susceptible tuberculosis	775 (384 to 1,360)	728 (366 to 1,260)	699 (363 to 1,280)	709 (358 to 1,280)	541 (279 to 962)	398 (208 to 742)	421 (236 to 721)	255 (139 to 439)	136 (73·7 to 239)	56 (29·4 to 101)	14·4 (7·8 to 25·9)	4·8 (2·6 to 8·5)	9,950
Multidrug-resistant tuberculosis without extensive drug resistar	29·1 (3·5 to 106)	27·7 (3 to 105)	26·6 (3·2 to 98)	28·2 (3·1 to 107)	22·5 (2·4 to 82·2)	17·1 (2 to 61·9)	18 (2·1 to 63·7)	10·9 (1·2 to 37·4)	6 (0·7 to 21·7)	2·5 (0·3 to 8·5)	0·6 (0·1 to 2·3)	0·2 (0 to 0·8)	396
Extensively drug-resistant tuberculosis	0·4 (0 to 1·5)	0·4 (0 to 1·4)	0·4 (0 to 1·3)	0·4 (0 to 1·4)	0·3 (0 to 1·2)	0·2 (0 to 0·8)	0·2 (0 to 0·8)	0·1 (0 to 0·5)	0·1 (0 to 0·3)	0 (0 to 0·1)	0 (0 to 0)	0 (0 to 0)	5·2
Lower respiratory infections	768 (459 to 1,210)	642 (377 to 1,050)	806 (475 to 1,260)	808 (488 to 1,230)	765 (469 to 1,190)	751 (451 to 1,170)	796 (505 to 1,170)	617 (382 to 933)	444 (289 to 653)	188 (123 to 276)	63·1 (42·2 to 92)	17·2 (11·4 to 24·4)	24,200
Upper respiratory infections	25·7 (14·3 to 44·1)	17·3 (9·2 to 30·4)	13·1 (7·1 to 22·5)	9·5 (5·2 to 15·8)	6·9 (3·7 to 11·7)	4·8 (2·5 to 8·5)	3·7 (2·1 to 6·2)	2 (1·1 to 3·3)	1 (0·5 to 1·6)	0·4 (0·2 to 0·6)	0·1 (0·1 to 0·2)	0 (0 to 0)	676
Otitis media	14·1 (6·3 to 25·6)	11 (5·1 to 19·3)	8·5 (3·9 to 15·1)	6·3 (3·1 to 11·2)	4·1 (1·9 to 7·8)	2·3 (1·1 to 4·4)	1·3 (0·6 to 2·5)	0·8 (0·4 to 1·4)	0·5 (0·2 to 0·9)	0·2 (0·1 to 0·4)	0·1 (0 to 0·1)	0 (0 to 0)	313
Enteric infections	744 (334 to 1,480)	708 (304 to 1,440)	674 (288 to 1,450)	667 (278 to 1,370)	702 (290 to 1,410)	617 (252 to 1,320)	569 (234 to 1,170)	465 (188 to 935)	318 (134 to 624)	146 (57·8 to 299)	50·4 (20·5 to 101)	15·9 (6·3 to 32)	40,200
Diarrheal diseases	725 (312 to 1,460)	693 (288 to 1,430)	661 (273 to 1,420)	656 (269 to 1,350)	693 (282 to 1,400)	611 (248 to 1,310)	565 (231 to 1,160)	463 (185 to 933)	316 (133 to 623)	145 (57·5 to 299)	50·3 (20·4 to 101)	15·9 (6·2 to 32)	38,000
Typhoid and paratyphoid	1·4 (0·5 to 3)	1 (0·4 to 2·3)	0·7 (0·3 to 1·7)	0·5 (0·2 to 1·2)	0·3 (0·1 to 0·7)	0·2 (0·1 to 0·4)	0·1 (0 to 0·2)	0·1 (0 to 0·1)	0 (0 to 0·1)	0 (0 to 0)	0 (0 to 0)	0 (0 to 0)	225
Typhoid fever	1·4 (0·5 to 3)	1 (0·4 to 2·3)	0·7 (0·3 to 1·7)	0·5 (0·2 to 1·2)	0·3 (0·1 to 0·7)	0·2 (0·1 to 0·4)	0·1 (0 to 0·2)	0·1 (0 to 0·1)	0 (0 to 0·1)	0 (0 to 0)	0 (0 to 0)	0 (0 to 0)	225
Paratyphoid fever	0 (0 to 0)	0 (0 to 0)	0 (0 to 0)	0 (0 to 0)	0 (0 to 0)	0 (0 to 0)	0 (0 to 0)	0 (0 to 0)	0 (0 to 0)	0 (0 to 0)	0 (0 to 0)	0 (0 to 0)	0·4
Invasive Non-typhoidal Salmonella (iNTS)	17 (6·5 to 33·5)	13·8 (5·4 to 28·3)	12 (4·8 to 24·4)	11 (4·5 to 22)	8·7 (3·8 to 16·8)	6 (2·5 to 11·6)	3·9 (1·6 to 7·3)	2·1 (0·9 to 3·9)	1·1 (0·5 to 2)	0·3 (0·1 to 0·6)	0·1 (0 to 0·2)	0 (0 to 0)	1,900
Other intestinal infectious diseases	0·4 (0·1 to 1·4)	0·2 (0 to 0·6)	0·2 (0 to 0·6)	0·1 (0 to 0·4)	0·1 (0 to 0·3)	0·1 (0 to 0·4)	0·1 (0 to 0·2)	0 (0 to 0·1)	0 (0 to 0·1)	0 (0 to 0·1)	0 (0 to 0)	0 (0 to 0)	41·7
Neglected tropical diseases and malaria	674 (336 to 1,320)	545 (216 to 1,230)	538 (196 to 1,220)	510 (167 to 1,210)	470 (136 to 1,140)	341 (100 to 825)	331 (90·6 to 837)	116 (39·2 to 283)	34·9 (13·3 to 76·9)	9 (4 to 20·9)	2 (0·9 to 4·4)	0·5 (0·2 to 0·9)	25,600
Malaria	396 (98·6 to 1,050)	398 (75·7 to 1,060)	410 (82·3 to 1,100)	402 (75·9 to 1,090)	391 (75·6 to 1,070)	284 (56·7 to 767)	286 (54·8 to 781)	83·8 (16·2 to 237)	18·8 (3·7 to 53·9)	2·1 (0·4 to 5·9)	0·1 (0 to 0·4)	0 (0 to 0)	19,800
Chagas disease	0 (0 to 0)	0 (0 to 0)	0 (0 to 0)	0 (0 to 0)	0 (0 to 0)	0 (0 to 0)	0 (0 to 0)	0 (0 to 0)	0 (0 to 0)	0 (0 to 0)	0 (0 to 0)	0 (0 to 0)	0
Leishmaniasis	0 (0 to 0)	0 (0 to 0)	0 (0 to 0)	0 (0 to 0)	0 (0 to 0)	0 (0 to 0)	0 (0 to 0)	0 (0 to 0)	0 (0 to 0)	0 (0 to 0)	0 (0 to 0)	0 (0 to 0)	0
Visceral leishmaniasis	0 (0 to 0)	0 (0 to 0)	0 (0 to 0)	0 (0 to 0)	0 (0 to 0)	0 (0 to 0)	0 (0 to 0)	0 (0 to 0)	0 (0 to 0)	0 (0 to 0)	0 (0 to 0)	0 (0 to 0)	0
Cutaneous and mucocutaneous leishmaniasis	0 (0 to 0)	0 (0 to 0)	0 (0 to 0)	0 (0 to 0)	0 (0 to 0)	0 (0 to 0)	0 (0 to 0)	0 (0 to 0)	0 (0 to 0)	0 (0 to 0)	0 (0 to 0)	0 (0 to 0)	0
African trypanosomiasis	0 (0 to 0)	0 (0 to 0)	0 (0 to 0)	0 (0 to 0)	0 (0 to 0)	0 (0 to 0)	0 (0 to 0)	0 (0 to 0)	0 (0 to 0)	0 (0 to 0)	0 (0 to 0)	0 (0 to 0)	0
Schistosomiasis	144 (59·9 to 323)	74·3 (18 to 214)	68·7 (17·1 to 191)	58 (12·9 to 170)	46·6 (7·9 to 161)	30·2 (3·4 to 102)	25 (2·6 to 87·4)	15·8 (1·1 to 60·2)	7·9 (0·5 to 32·6)	3·1 (0·2 to 14·9)	0·7 (0·1 to 3·2)	0·1 (0 to 0·5)	1,880
Cysticercosis	11 (2·1 to 25)	9·7 (2·2 to 21·5)	9·6 (2·3 to 22·1)	9·2 (2·6 to 19·9)	8·1 (2·2 to 19·3)	7·3 (2·4 to 16·5)	6·2 (2·1 to 14·4)	5 (1·8 to 11·1)	3·2 (1·1 to 7)	1·5 (0·5 to 3·2)	0·5 (0·2 to 1·2)	0·2 (0·1 to 0·4)	143
Cystic echinococcosis	1·5 (0·1 to 5·3)	1·1 (0·1 to 3·7)	0·9 (0·1 to 3·3)	0·8 (0 to 2·7)	0·6 (0 to 2·3)	0·4 (0 to 1·6)	0·3 (0 to 1)	0·2 (0 to 0·7)	0·1 (0 to 0·3)	0 (0 to 0·2)	0 (0 to 0)	0 (0 to 0)	26·3
Lymphatic filariasis	10·1 (5·7 to 15)	7·6 (4·5 to 11·8)	5·8 (3·5 to 9)	4·5 (2·8 to 6·9)	3·5 (2·1 to 5·3)	2·5 (1·5 to 3·7)	1·8 (1·1 to 2·7)	1·1 (0·7 to 1·7)	0·6 (0·4 to 0·9)	0·2 (0·1 to 0·4)	0·1 (0 to 0·1)	0 (0 to 0)	183
Onchocerciasis	0 (0 to 0·1)	0 (0 to 0·1)	0 (0 to 0)	0 (0 to 0)	0 (0 to 0)	0 (0 to 0)	0 (0 to 0)	0 (0 to 0)	0 (0 to 0)	0 (0 to 0)	0 (0 to 0)	0 (0 to 0)	1·3
Trachoma	0·6 (0·3 to 1·1)	0·9 (0·4 to 1·6)	1 (0·5 to 1·9)	1·3 (0·5 to 2·5)	1·6 (0·6 to 3·1)	1·6 (0·6 to 3·1)	1·6 (0·7 to 3)	1·3 (0·6 to 2·5)	0·8 (0·4 to 1·6)	0·4 (0·2 to 0·9)	0·1 (0·1 to 0·3)	0 (0 to 0·1)	11·9
Dengue	2·6 (0·1 to 7)	1·9 (0·1 to 5·1)	1·5 (0·1 to 3·8)	1·2 (0·1 to 3·4)	1 (0 to 2·6)	0·7 (0 to 1·8)	0·5 (0 to 1·4)	0·3 (0 to 1)	0·2 (0 to 0·5)	0·1 (0 to 0·2)	0 (0 to 0·1)	0 (0 to 0·1)	56·8
Yellow fever	5·4 (0·3 to 24·9)	3·8 (0·1 to 18·8)	2·4 (0·1 to 12·6)	1·7 (0·1 to 8·7)	1 (0·1 to 4·4)	0·6 (0 to 2·7)	0·4 (0 to 1·7)	0·2 (0 to 0·9)	0·1 (0 to 0·4)	0 (0 to 0·1)	0 (0 to 0)	0 (0 to 0)	179
Rabies	10·2 (1·5 to 34·4)	11·2 (1·8 to 38·3)	3·5 (0·6 to 12·4)	7·2 (1·4 to 20·9)	1·2 (0·2 to 3·6)	2·4 (0·5 to 6·5)	0·4 (0·1 to 1·5)	0·1 (0 to 0·4)	0 (0 to 0)	0·1 (0 to 0·3)	0 (0 to 0)	0 (0 to 0)	134
Intestinal nematode infections	74 (39 to 124)	13·4 (7·3 to 24·7)	16 (8·8 to 26·6)	11·9 (6·3 to 20·4)	8·2 (4·5 to 14)	5·5 (2·9 to 9·3)	4·2 (2·3 to 7·1)	2·8 (1·6 to 5)	1·4 (0·8 to 2·4)	0·5 (0·3 to 0·9)	0·1 (0·1 to 0·2)	0 (0 to 0)	1,670
Ascariasis	0·5 (0 to 2·3)	0·4 (0 to 1·6)	0·3 (0 to 1·3)	0·2 (0 to 1·1)	0·4 (0 to 1·7)	0·1 (0 to 0·6)	0·2 (0 to 0·7)	0·1 (0 to 0·5)	0·1 (0 to 0·2)	0 (0 to 0·1)	0 (0 to 0)	0 (0 to 0)	88·5
Trichuriasis	0 (0 to 0)	0 (0 to 0)	0 (0 to 0)	0 (0 to 0)	0 (0 to 0)	0 (0 to 0)	0 (0 to 0)	0 (0 to 0)	0 (0 to 0)	0 (0 to 0)	0 (0 to 0)	0 (0 to 0)	0·9
Hookworm disease	73·5 (38·6 to 124)	13 (6·9 to 23·5)	15·7 (8·6 to 26·1)	11·7 (6·2 to 20·4)	7·8 (4·3 to 13·5)	5·3 (2·8 to 9)	4 (2·2 to 7)	2·7 (1·5 to 4·8)	1·4 (0·8 to 2·3)	0·5 (0·3 to 0·9)	0·1 (0·1 to 0·2)	0 (0 to 0)	1,580
Food-borne trematodiases	0 (0 to 0)	0 (0 to 0)	0 (0 to 0)	0 (0 to 0)	0 (0 to 0)	0 (0 to 0)	0 (0 to 0)	0 (0 to 0)	0 (0 to 0)	0 (0 to 0)	0 (0 to 0)	0 (0 to 0)	0
Leprosy	0·7 (0·1 to 1·6)	0·7 (0·2 to 1·4)	0·6 (0·2 to 1·2)	0·6 (0·2 to 1)	0·5 (0·2 to 0·9)	0·4 (0·2 to 0·7)	0·3 (0·1 to 0·5)	0·2 (0·1 to 0·3)	0·1 (0 to 0·2)	0 (0 to 0·1)	0 (0 to 0)	0 (0 to 0)	7·1
Ebola	0 (0 to 0)	0 (0 to 0)	0 (0 to 0)	0 (0 to 0)	0 (0 to 0)	0 (0 to 0)	0 (0 to 0)	0 (0 to 0)	0 (0 to 0)	0 (0 to 0)	0 (0 to 0)	0 (0 to 0)	0
Zika virus	0 (0 to 0)	0 (0 to 0)	0 (0 to 0)	0 (0 to 0)	0 (0 to 0)	0 (0 to 0)	0 (0 to 0)	0 (0 to 0)	0 (0 to 0)	0 (0 to 0)	0 (0 to 0)	0 (0 to 0)	0
Guinea worm disease	0 (0 to 0)	0 (0 to 0)	0 (0 to 0)	0 (0 to 0)	0 (0 to 0)	0 (0 to 0)	0 (0 to 0)	0 (0 to 0)	0 (0 to 0)	0 (0 to 0)	0 (0 to 0)	0 (0 to 0)	0
Other neglected tropical diseases	18·7 (7·6 to 49·2)	21·9 (9·8 to 47·3)	17·8 (7·3 to 40·8)	12·1 (4·4 to 32·6)	6·9 (1·9 to 21)	5·9 (1·8 to 20·7)	4·9 (1·2 to 16·4)	5 (1·2 to 17·4)	1·8 (0·5 to 6·7)	0·7 (0·2 to 2·6)	0·2 (0·1 to 0·7)	0·1 (0 to 0·3)	1,540
Other infectious diseases	322 (205 to 482)	334 (207 to 516)	263 (171 to 387)	246 (156 to 368)	147 (91·5 to 229)	147 (91·6 to 227)	142 (84·3 to 230)	65·3 (41·7 to 106)	39·5 (25·8 to 61·7)	18·4 (11·3 to 28)	5·1 (2·9 to 8·7)	1·8 (1 to 3·2)	41,000
Meningitis	208 (119 to 343)	244 (138 to 404)	165 (96·7 to 265)	143 (82·7 to 233)	97·8 (51·3 to 165)	94·3 (50·4 to 168)	109 (56·4 to 193)	43·6 (23·2 to 77·5)	28·8 (16·6 to 48·3)	11·8 (6·6 to 19·8)	2·8 (1·7 to 4·5)	1 (0·6 to 1·6)	7,820
Encephalitis	6 (3·3 to 10·1)	10·4 (5·2 to 18·3)	6·7 (3·5 to 11·6)	8·1 (4·2 to 14·1)	9·7 (4·8 to 17·1)	5 (2·5 to 8·8)	3·1 (1·7 to 5·1)	3·2 (1·6 to 5·8)	1·4 (0·7 to 2·4)	0·6 (0·3 to 1·1)	0·1 (0·1 to 0·2)	0 (0 to 0)	284
Diphtheria	0·2 (0 to 0·9)	0·3 (0 to 1·2)	0·2 (0 to 0·8)	0·1 (0 to 0·5)	0 (0 to 0)	0 (0 to 0)	0 (0 to 0)	0 (0 to 0)	0 (0 to 0)	0 (0 to 0)	0 (0 to 0)	0 (0 to 0)	28·1
Tetanus	17·1 (3 to 49·7)	8·6 (2·3 to 21·9)	7·3 (2·1 to 17·8)	5·7 (1·8 to 13·5)	3·8 (1·2 to 8·5)	7·7 (1·4 to 23·3)	3·8 (0·9 to 10·5)	1·1 (0·3 to 3)	0·4 (0·1 to 1)	0·1 (0 to 0·4)	0 (0 to 0·1)	0 (0 to 0)	792
Measles	7·3 (2·4 to 18·1)	3·6 (1·1 to 9·2)	2·1 (0·7 to 5·3)	1·3 (0·4 to 3·3)	0 (0 to 0)	0 (0 to 0)	0 (0 to 0)	0 (0 to 0)	0 (0 to 0)	0 (0 to 0)	0 (0 to 0)	0 (0 to 0)	23,800
Varicella and herpes zoster	3·8 (1 to 9·7)	3·4 (0·9 to 8·1)	3·1 (0·9 to 7·9)	3·1 (0·9 to 7·9)	3·1 (0·9 to 8·1)	4·2 (1 to 11·3)	3·4 (0·7 to 9·7)	3·9 (0·6 to 12·1)	3·9 (0·5 to 11·5)	3·3 (0·3 to 10)	1·5 (0·1 to 4·7)	0·6 (0·1 to 2)	389
Acute hepatitis	61·2 (25·8 to 130)	40·9 (16·5 to 82)	51·1 (19·9 to 103)	59·3 (22·8 to 126)	21 (8·2 to 44·3)	23·4 (8·6 to 49·2)	16·1 (6·5 to 33·9)	7·6 (2·9 to 17)	2 (0·7 to 4·3)	1·4 (0·6 to 2·9)	0·3 (0·1 to 0·6)	0 (0 to 0·1)	736
Acute hepatitis A	33·2 (6·2 to 77·6)	3·9 (0·4 to 13)	32·9 (8·5 to 74·6)	31·4 (4·9 to 87·8)	3·5 (0·3 to 12·8)	0·9 (0·1 to 3·7)	1·4 (0·1 to 5·6)	1·8 (0·1 to 6)	0·1 (0 to 0·5)	0 (0 to 0·2)	0 (0 to 0·1)	0 (0 to 0)	192
Acute hepatitis B	9·6 (3 to 25·4)	26·6 (10·2 to 54·6)	2·8 (1 to 6·3)	18·4 (3·6 to 49·6)	13·8 (4·7 to 31·3)	21·9 (8·1 to 46)	13·6 (5·3 to 28·8)	5·3 (1·6 to 13·1)	0·3 (0·1 to 0·8)	0·8 (0·3 to 1·9)	0·1 (0 to 0·2)	0 (0 to 0)	408
Acute hepatitis C	18·2 (3·4 to 51·9)	9·2 (1·5 to 25·2)	15·4 (2·3 to 49·8)	9·2 (1·4 to 32)	3·5 (0·6 to 10·3)	0·5 (0·1 to 1·6)	1 (0·2 to 3·1)	0 (0 to 0·1)	1·5 (0·5 to 3·3)	0·6 (0·1 to 1·3)	0·2 (0·1 to 0·3)	0 (0 to 0)	122
Acute hepatitis E	0·2 (0·1 to 0·5)	1·2 (0·2 to 3·4)	0·1 (0 to 0·3)	0·3 (0·1 to 0·9)	0·2 (0 to 0·5)	0·1 (0 to 0·1)	0·1 (0 to 0·2)	0·4 (0·1 to 1·3)	0·1 (0 to 0·2)	0 (0 to 0)	0 (0 to 0)	0 (0 to 0)	13·2
Other unspecified infectious diseases	15·8 (9·1 to 25·7)	20·9 (12·3 to 32)	25·7 (14·7 to 42·4)	24·2 (13·4 to 42·4)	11·3 (6·1 to 20·7)	12·3 (6·4 to 23·6)	6·2 (3·1 to 12·5)	5·8 (2·9 to 11·4)	3·1 (1·4 to 6·4)	1·1 (0·5 to 2·4)	0·4 (0·2 to 0·8)	0·1 (0 to 0·2)	1,160
Maternal and neonatal disorders	822 (511 to 1,270)	302 (168 to 508)	53·2 (38·2 to 73·5)	26·9 (18·9 to 36·7)	16·2 (10·9 to 22·6)	8·2 (5·7 to 11·2)	3·9 (2·6 to 5·4)	1·8 (1·2 to 2·6)	0·6 (0·3 to 0·9)	0·2 (0·1 to 0·4)	0·1 (0 to 0·1)	0 (0 to 0)	67,100
Maternal disorders	740 (429 to 1,180)	248 (118 to 446)	18 (10 to 30·4)	4·3 (1·9 to 7·7)	2·6 (1 to 4·8)	1·5 (0·6 to 2·9)	0·9 (0·3 to 1·8)	0·5 (0·1 to 1)	0·2 (0 to 0·4)	0·1 (0 to 0·2)	0 (0 to 0)	0 (0 to 0)	9,790
Maternal hemorrhage	150 (77·4 to 256)	27·6 (13·8 to 49·9)	1 (0·4 to 2·3)	0 (0 to 0)	0 (0 to 0)	0 (0 to 0)	0 (0 to 0)	0 (0 to 0)	0 (0 to 0)	0 (0 to 0)	0 (0 to 0)	0 (0 to 0)	1,930
Maternal sepsis and other maternal infections	68·9 (31·7 to 125)	38·7 (14·6 to 78·5)	1·5 (0·6 to 3·4)	0 (0 to 0)	0 (0 to 0)	0 (0 to 0)	0 (0 to 0)	0 (0 to 0)	0 (0 to 0)	0 (0 to 0)	0 (0 to 0)	0 (0 to 0)	728
Maternal hypertensive disorders	76·9 (42·5 to 129)	23·5 (10·7 to 46)	2·2 (0·8 to 5·2)	0 (0 to 0)	0 (0 to 0)	0 (0 to 0)	0 (0 to 0)	0 (0 to 0)	0 (0 to 0)	0 (0 to 0)	0 (0 to 0)	0 (0 to 0)	1,480
Maternal obstructed labor and uterine rupture	97·3 (49·6 to 171)	42·4 (21·3 to 77·6)	8 (4 to 13·4)	4·3 (1·9 to 7·7)	2·6 (1 to 4·8)	1·5 (0·6 to 2·9)	0·9 (0·3 to 1·8)	0·5 (0·1 to 1)	0·2 (0 to 0·4)	0·1 (0 to 0·2)	0 (0 to 0)	0 (0 to 0)	1,180
Maternal abortion and miscarriage	37·8 (15·3 to 80·5)	17·5 (6 to 39)	0·7 (0·2 to 1·8)	0 (0 to 0)	0 (0 to 0)	0 (0 to 0)	0 (0 to 0)	0 (0 to 0)	0 (0 to 0)	0 (0 to 0)	0 (0 to 0)	0 (0 to 0)	387
Ectopic pregnancy	35·9 (16·9 to 65·2)	10·9 (4·2 to 22)	0·5 (0·2 to 1·3)	0 (0 to 0)	0 (0 to 0)	0 (0 to 0)	0 (0 to 0)	0 (0 to 0)	0 (0 to 0)	0 (0 to 0)	0 (0 to 0)	0 (0 to 0)	439
Indirect maternal deaths	53·2 (23·4 to 99·8)	23·8 (9·2 to 50·8)	0·6 (0·2 to 1·6)	--	--	--	--	--	--	--	--	--	NA
Late maternal deaths	95·5 (41·1 to 182)	20·7 (7·9 to 40·2)	0·6 (0·2 to 1·4)	--	--	--	--	--	--	--	--	--	NA
Maternal deaths aggravated by HIV/AIDS	18 (8 to 32·8)	5·9 (2·2 to 12·4)	0·2 (0·1 to 0·5)	--	--	--	--	--	--	--	--	--	NA
Neonatal disorders	82·2 (55·4 to 111)	53·8 (36·5 to 73·9)	35·3 (24·2 to 50)	22·6 (15·1 to 31·6)	13·6 (8·8 to 19·4)	6·6 (4·5 to 9·3)	3 (2 to 4·1)	1·3 (0·9 to 2)	0·4 (0·2 to 0·6)	0·1 (0·1 to 0·3)	0 (0 to 0·1)	0 (0 to 0)	57,300
Neonatal preterm birth	28·8 (21 to 38·5)	18·5 (13·3 to 24·8)	12 (8·5 to 16·2)	7·6 (5·3 to 10·5)	4·7 (3 to 6·8)	2·8 (1·8 to 4·2)	1·8 (1 to 2·8)	1·1 (0·6 to 1·7)	0·4 (0·2 to 0·6)	0·1 (0·1 to 0·3)	0 (0 to 0·1)	0 (0 to 0)	19,300
Neonatal encephalopathy due to birth asphyxia and trauma	39·1 (18·6 to 65·1)	25·6 (12·1 to 42·5)	16·6 (7·4 to 28·7)	10·8 (4·7 to 18·6)	6·5 (2·7 to 11·6)	2·6 (1·2 to 4·8)	0·7 (0·3 to 1·2)	0·1 (0·1 to 0·2)	0 (0 to 0)	0 (0 to 0)	0 (0 to 0)	0 (0 to 0)	22,100
Neonatal sepsis and other neonatal infections	11·5 (4·1 to 21·6)	7·8 (3·1 to 15·4)	5·4 (2·5 to 9·5)	3·4 (1·5 to 6)	1·9 (0·8 to 3·4)	0·9 (0·4 to 1·7)	0·4 (0·2 to 0·7)	0·1 (0·1 to 0·2)	0 (0 to 0)	0 (0 to 0)	0 (0 to 0)	0 (0 to 0)	8,860
Hemolytic disease and other neonatal jaundice	2·8 (2·1 to 3·6)	1·9 (1·4 to 2·4)	1·3 (1 to 1·6)	0·8 (0·6 to 1·1)	0·5 (0·4 to 0·6)	0·2 (0·2 to 0·3)	0·1 (0·1 to 0·1)	0 (0 to 0)	0 (0 to 0)	0 (0 to 0)	0 (0 to 0)	0 (0 to 0)	664
Other neonatal disorders	0 (0 to 0)	0 (0 to 0)	0 (0 to 0)	0 (0 to 0)	0 (0 to 0)	0 (0 to 0)	0 (0 to 0)	0 (0 to 0)	0 (0 to 0)	0 (0 to 0)	0 (0 to 0)	0 (0 to 0)	6,420
Nutritional deficiencies	280 (158 to 429)	363 (201 to 565)	286 (160 to 452)	189 (103 to 310)	116 (66·3 to 186)	76·4 (41·8 to 129)	78·1 (41·3 to 127)	66·8 (34·9 to 115)	41·5 (21·9 to 69·1)	26·6 (13·3 to 47·7)	9·3 (4·6 to 16·4)	2 (1 to 3·5)	12,100
Protein-energy malnutrition	63·8 (30·6 to 127)	46·5 (20·8 to 95·2)	30·7 (10·9 to 67·6)	22 (7·6 to 50·6)	50·6 (23·2 to 97·1)	32·8 (13·7 to 66·1)	44·6 (17 to 88·3)	43·9 (18·3 to 87·9)	26·5 (11·2 to 50·3)	19 (7·7 to 37·5)	6·8 (2·8 to 13·2)	1·5 (0·6 to 2·8)	2,920
Iodine deficiency	40 (20·4 to 74·5)	28·6 (15·1 to 52)	20·9 (10·9 to 38·5)	15·1 (7·7 to 28)	10·8 (5·4 to 20)	7·3 (3·6 to 13·4)	4·9 (2·6 to 8·6)	2·8 (1·5 to 4·8)	1·3 (0·7 to 2·2)	0·5 (0·2 to 0·8)	0·1 (0·1 to 0·2)	0 (0 to 0)	533
Vitamin A deficiency	1·9 (0·7 to 3·5)	1·5 (0·6 to 3)	1·2 (0·5 to 2·3)	1 (0·4 to 1·8)	0·7 (0·3 to 1·3)	0·5 (0·2 to 0·9)	0·4 (0·2 to 0·7)	0·2 (0·1 to 0·4)	0·1 (0·1 to 0·2)	0 (0 to 0·1)	0 (0 to 0)	0 (0 to 0)	578
Dietary iron deficiency	167 (66·3 to 293)	278 (133 to 465)	201 (88·8 to 349)	111 (44·3 to 213)	48·9 (16·2 to 107)	31·7 (9·7 to 67·9)	26·2 (8·8 to 53·2)	18·2 (6 to 38·1)	10·6 (3·7 to 21·2)	5·5 (2·2 to 10·4)	1·6 (0·6 to 3)	0·4 (0·1 to 0·7)	7,800
Other nutritional deficiencies	7·4 (3·2 to 16)	8·4 (3·2 to 20·2)	32·6 (12·8 to 63·5)	40·7 (18·7 to 76·9)	5·4 (2·1 to 12·4)	4·1 (1·5 to 9·4)	2·1 (0·8 to 4·9)	1·7 (0·6 to 3·9)	3 (0·9 to 7·5)	1·5 (0·5 to 3·7)	0·8 (0·3 to 2·1)	0·2 (0·1 to 0·5)	280
Non-communicable diseases	11,400 (9,220 to 13,900)	10,700 (8,430 to 13,200)	10,300 (8,200 to 12,800)	9,880 (7,840 to 12,200)	9,430 (7,670 to 11,400)	8,110 (6,720 to 9,800)	6,900 (5,810 to 8,210)	5,230 (4,440 to 6,200)	3,160 (2,740 to 3,690)	1,480 (1,240 to 1,730)	477 (403 to 553)	114 (97·4 to 130)	159,000
Neoplasms	2,060 (1,380 to 2,950)	2,010 (1,350 to 2,860)	1,940 (1,310 to 2,710)	1,790 (1,210 to 2,510)	1,560 (1,120 to 2,100)	1,180 (892 to 1,600)	900 (687 to 1,180)	548 (421 to 707)	281 (218 to 362)	99·8 (74·3 to 128)	23 (16·6 to 29·8)	4·4 (3·2 to 5·8)	17,700
Lip and oral cavity cancer	11·4 (6·3 to 19·8)	22·5 (12·1 to 38·9)	16·1 (9·1 to 27·2)	23·4 (13 to 39·5)	23·9 (13·8 to 39·2)	19·7 (11·9 to 30·7)	8·4 (5·2 to 12·9)	5·4 (3·4 to 8·4)	4·3 (2·6 to 6·4)	1·8 (1·1 to 2·8)	0·5 (0·3 to 0·8)	0·1 (0·1 to 0·2)	173
Nasopharynx cancer	6·4 (3·1 to 11·4)	4·6 (2·4 to 7·8)	4·4 (2·4 to 7·6)	4·2 (2·2 to 6·8)	2·2 (1·2 to 3·9)	1·5 (0·8 to 2·6)	1·1 (0·6 to 1·8)	0·5 (0·2 to 0·8)	0·2 (0·1 to 0·4)	0·1 (0 to 0·2)	0 (0 to 0·1)	0 (0 to 0)	36·6
Other pharynx cancer	1·6 (0·8 to 2·9)	2·9 (1·5 to 4·9)	3·1 (1·7 to 5)	3·1 (1·8 to 5·2)	2·8 (1·6 to 4·4)	1·9 (1 to 3·2)	1·4 (0·9 to 2·3)	0·6 (0·4 to 1)	0·6 (0·3 to 1)	0·1 (0·1 to 0·2)	0 (0 to 0·1)	0 (0 to 0)	21·3
Esophageal cancer	18·9 (9·6 to 33·8)	34·8 (18·4 to 60·7)	45·9 (24·4 to 78·2)	41·7 (21·6 to 71·5)	49·3 (27·4 to 81·6)	39·2 (23 to 62·9)	36 (20·7 to 59·2)	23·6 (12·9 to 38·1)	10·4 (5·6 to 17·4)	4·1 (2·2 to 6·7)	0·8 (0·4 to 1·3)	0·1 (0·1 to 0·2)	332
Stomach cancer	115 (66·6 to 178)	154 (88·5 to 242)	156 (91·8 to 237)	140 (85·7 to 213)	160 (99·7 to 248)	149 (99·1 to 218)	122 (81 to 175)	95·9 (62·8 to 140)	53·3 (34·8 to 79·7)	20·8 (13·3 to 29·7)	4·6 (2·8 to 7)	0·8 (0·5 to 1·1)	1,410
Colon and rectum cancer	58 (32·6 to 88·3)	80 (45·6 to 128)	91·5 (52·6 to 148)	82·5 (47·4 to 134)	77·4 (46·4 to 121)	69·2 (42·7 to 104)	61·4 (40·5 to 90·1)	48·9 (33·1 to 69·8)	33·3 (22 to 47·7)	10·9 (7 to 16·1)	3 (2 to 4·6)	0·6 (0·3 to 0·9)	764
Liver cancer	50·8 (22·3 to 100)	49·9 (22·3 to 94·5)	73·3 (35·4 to 141)	60·2 (29·2 to 117)	59 (28·9 to 108)	56 (28·2 to 102)	42·7 (23 to 72·6)	27·7 (14·7 to 47·2)	10·6 (5·9 to 17·2)	3·7 (2·1 to 6·2)	0·9 (0·5 to 1·4)	0·2 (0·1 to 0·3)	587
Liver cancer due to hepatitis B	29·3 (12·5 to 61·7)	25·9 (10·5 to 53)	34·1 (15 to 70·9)	25·7 (10·9 to 54·2)	22·3 (9·8 to 44·1)	17·8 (8 to 34·4)	11·6 (4·7 to 23·7)	6·5 (2·8 to 12·6)	2·1 (0·9 to 4·2)	0·6 (0·3 to 1·2)	0·1 (0·1 to 0·3)	0 (0 to 0·1)	248
Liver cancer due to hepatitis C	7·1 (2·4 to 16·1)	9·2 (3·1 to 20·5)	16·8 (6·7 to 34·6)	16·1 (6 to 35·1)	17·8 (6·6 to 36·1)	18·7 (8·2 to 37·1)	15·8 (7·6 to 29·5)	11·4 (4·9 to 21·6)	5 (2·4 to 8·8)	1·9 (1 to 3·4)	0·5 (0·3 to 0·9)	0·1 (0 to 0·2)	129
Liver cancer due to alcohol use	4·3 (1·4 to 9·7)	4·8 (1·4 to 11·7)	7·8 (2·7 to 17·5)	6·7 (2·2 to 14·1)	7·2 (2·7 to 15·2)	7·8 (3·1 to 16·1)	5·9 (2·5 to 12·4)	3·2 (1·3 to 6·2)	1 (0·4 to 1·9)	0·3 (0·1 to 0·6)	0·1 (0 to 0·1)	0 (0 to 0)	54·7
Liver cancer due to NASH	4·9 (1·6 to 10·6)	5·2 (1·8 to 11·3)	8·2 (3·1 to 17·7)	7 (2·5 to 15·5)	7·5 (2·9 to 15·8)	7·8 (3·1 to 16·1)	6·6 (2·9 to 13·4)	4·9 (2·1 to 9·9)	1·9 (0·9 to 3·8)	0·6 (0·3 to 1·2)	0·1 (0·1 to 0·3)	0 (0 to 0·1)	68·9
Liver cancer due to other causes	5·2 (1·9 to 11·2)	4·8 (1·6 to 10·8)	6·4 (2·2 to 14·3)	4·8 (1·7 to 10·6)	4·3 (1·6 to 9·2)	3·8 (1·4 to 7·9)	2·8 (1·1 to 6)	1·8 (0·7 to 3·6)	0·6 (0·3 to 1·3)	0·2 (0·1 to 0·4)	0 (0 to 0·1)	0 (0 to 0)	87·4
Gallbladder and biliary tract cancer	8 (4·1 to 14·1)	10 (5·4 to 17)	11·7 (6·4 to 20)	18·3 (9·9 to 31·2)	19·8 (10·9 to 32·9)	18 (10·6 to 29·8)	17·2 (10 to 27·3)	10·3 (5·8 to 16·4)	4·9 (2·8 to 8·1)	1·6 (0·9 to 2·7)	0·4 (0·2 to 0·7)	0·1 (0 to 0·1)	128
Pancreatic cancer	19·4 (10·8 to 31·3)	33·7 (18·3 to 55·5)	45·4 (24 to 77·4)	53·4 (28·2 to 93·2)	61·2 (34·3 to 102)	60·1 (35·9 to 95·8)	50·3 (30·8 to 78·4)	27·5 (17·2 to 40·8)	13·4 (8·3 to 20·2)	3·4 (2·1 to 5)	0·7 (0·4 to 1·1)	0·1 (0·1 to 0·2)	407
Larynx cancer	2·5 (1·1 to 4·4)	6·1 (3·2 to 10·8)	5·5 (3 to 9·2)	5·3 (3·1 to 8·4)	4·7 (2·6 to 7·5)	4·4 (2·5 to 7·4)	3·2 (1·8 to 5·1)	1·7 (1 to 2·8)	0·8 (0·4 to 1·2)	0·3 (0·2 to 0·4)	0·1 (0 to 0·1)	0 (0 to 0)	37·7
Tracheal, bronchus, and lung cancer	42·3 (23·5 to 70·3)	64·1 (35·2 to 104)	81·6 (45·9 to 132)	93·5 (54·6 to 154)	81·7 (51·1 to 125)	75 (47·4 to 115)	65·5 (43·1 to 94·9)	37·7 (24·5 to 56·4)	20·1 (12·6 to 29·6)	5·4 (3·4 to 8·5)	1·2 (0·7 to 1·9)	0·2 (0·1 to 0·3)	686
Malignant skin melanoma	6·9 (3·4 to 13·3)	4·6 (2·2 to 9·1)	5·1 (2·5 to 9·4)	4·6 (2·2 to 9)	3·6 (1·8 to 6·6)	3·4 (1·7 to 6·1)	2·7 (1·4 to 4·6)	1·8 (0·9 to 3·1)	0·9 (0·5 to 1·6)	0·4 (0·2 to 0·8)	0·1 (0·1 to 0·2)	0 (0 to 0)	62·5
Non-melanoma skin cancer	1·7 (0·8 to 3·2)	1·1 (0·5 to 2·2)	1·4 (0·6 to 2·9)	1·4 (0·7 to 2·7)	1·2 (0·6 to 2·2)	1·2 (0·5 to 2·2)	1 (0·5 to 1·9)	1 (0·5 to 1·7)	0·6 (0·3 to 1·1)	0·4 (0·2 to 0·7)	0·2 (0·1 to 0·3)	0 (0 to 0·1)	17
Non-melanoma skin cancer (squamous-cell carcinoma)	1·7 (0·8 to 3·2)	1·1 (0·5 to 2·2)	1·4 (0·6 to 2·9)	1·4 (0·7 to 2·7)	1·2 (0·6 to 2·2)	1·2 (0·5 to 2·2)	1 (0·5 to 1·9)	1 (0·5 to 1·7)	0·6 (0·3 to 1·1)	0·4 (0·2 to 0·7)	0·2 (0·1 to 0·3)	0 (0 to 0·1)	17
Non-melanoma skin cancer (basal-cell carcinoma)	0 (0 to 0)	0 (0 to 0)	0 (0 to 0)	0 (0 to 0)	0 (0 to 0)	0 (0 to 0)	0 (0 to 0)	0 (0 to 0)	0 (0 to 0)	0 (0 to 0)	0 (0 to 0)	0 (0 to 0)	0
Breast cancer	518 (302 to 870)	538 (318 to 869)	495 (293 to 830)	393 (235 to 632)	293 (182 to 477)	210 (134 to 327)	145 (94·9 to 216)	70·2 (45·4 to 105)	43 (27·9 to 65·5)	15·4 (10 to 23·3)	3·8 (2·4 to 6)	1 (0·5 to 1·6)	3,510
Cervical cancer	892 (498 to 1,510)	730 (402 to 1,150)	616 (333 to 990)	569 (313 to 925)	417 (242 to 649)	250 (152 to 384)	175 (108 to 264)	89·8 (55·9 to 135)	34·5 (20·6 to 52·3)	13·8 (8·4 to 21·2)	2·6 (1·4 to 4·1)	0·5 (0·3 to 0·8)	5,290
Uterine cancer	23·7 (12·3 to 41·9)	19·4 (10·7 to 33·1)	30·2 (16·4 to 50·6)	44·4 (25 to 75·6)	57·5 (32·9 to 93·6)	47·8 (27·5 to 77·1)	21·8 (12·8 to 34·5)	19·8 (11·8 to 31·7)	6·4 (3·8 to 10)	2 (1·2 to 3)	0·5 (0·3 to 0·8)	0·1 (0·1 to 0·2)	290
Ovarian cancer	50·6 (26·8 to 88·8)	60 (31·8 to 107)	69·8 (37·8 to 133)	63·7 (33·1 to 117)	56·2 (30·5 to 97·7)	37·2 (20·3 to 66·1)	24·9 (13·9 to 42·4)	14·7 (7·9 to 24·8)	4·2 (2·2 to 7·5)	1·4 (0·7 to 2·5)	0·2 (0·1 to 0·4)	0 (0 to 0·1)	515
Prostate cancer	0 (0 to 0)	0 (0 to 0)	0 (0 to 0)	0 (0 to 0)	0 (0 to 0)	0 (0 to 0)	0 (0 to 0)	0 (0 to 0)	0 (0 to 0)	0 (0 to 0)	0 (0 to 0)	0 (0 to 0)	0
Testicular cancer	--	--	--	--	--	--	--	--	--	--	--	--	NA
Kidney cancer	8·5 (4·3 to 15·2)	9 (4·9 to 15·7)	9·4 (5·3 to 15)	7·6 (4·2 to 13·2)	11·6 (6·6 to 19·2)	6·3 (3·6 to 10·3)	4·4 (2·6 to 7)	2·7 (1·6 to 4·4)	1·2 (0·7 to 1·9)	0·5 (0·2 to 0·8)	0·1 (0·1 to 0·2)	0 (0 to 0)	116
Bladder cancer	8·7 (5 to 14·2)	9·8 (5·5 to 15·9)	12·6 (7·2 to 20·1)	16 (9·5 to 25·8)	17·2 (10·3 to 26·4)	16·5 (9·9 to 25·9)	17·3 (11·2 to 26)	13 (8·5 to 19·6)	8 (4·8 to 11·9)	2·5 (1·5 to 3·9)	0·6 (0·3 to 0·9)	0·1 (0·1 to 0·2)	136
Brain and central nervous system cancer	22·8 (10·6 to 43)	16·8 (7·8 to 35)	21·5 (10·6 to 38·6)	19·5 (9·7 to 34·2)	13·3 (6·2 to 25·2)	8·6 (4·3 to 14·5)	4·3 (2·2 to 7·3)	2·2 (1·1 to 4·1)	1·1 (0·5 to 2·1)	0·3 (0·2 to 0·7)	0·1 (0 to 0·1)	0 (0 to 0)	416
Thyroid cancer	5·3 (2·4 to 10·2)	4·3 (2 to 7·5)	4·6 (2·2 to 8·4)	4·9 (2·5 to 8·3)	4·7 (2·4 to 7·7)	3·9 (1·9 to 6·5)	3·3 (1·7 to 5·6)	2·1 (1·1 to 3·5)	1 (0·5 to 1·6)	0·4 (0·2 to 0·7)	0·1 (0 to 0·1)	0 (0 to 0)	52·8
Mesothelioma	8·7 (2·5 to 23·5)	2 (0·5 to 5·6)	2 (0·5 to 6·1)	2·5 (0·7 to 6·8)	1·1 (0·3 to 2·7)	0·7 (0·2 to 1·8)	0·6 (0·2 to 1·6)	0·2 (0·1 to 0·6)	0·3 (0·1 to 0·8)	0·1 (0 to 0·2)	0 (0 to 0·1)	0 (0 to 0)	25·7
Hodgkin lymphoma	7·2 (3·6 to 12·5)	2·8 (1·4 to 5·1)	2·1 (1·1 to 3·8)	1·9 (1 to 3·3)	1·8 (0·9 to 3)	1·6 (0·9 to 2·6)	2·7 (1·5 to 4·5)	0·8 (0·4 to 1·4)	0·3 (0·1 to 0·5)	0·1 (0 to 0·2)	0 (0 to 0)	0 (0 to 0)	76·5
Non-Hodgkin lymphoma	66·3 (38·3 to 105)	52·7 (30·1 to 83·7)	35·6 (21·1 to 56·6)	32·6 (19·2 to 52·8)	32·8 (20·4 to 50·5)	22·9 (14 to 34·8)	12·1 (7·8 to 18·6)	6·9 (4·3 to 10·7)	5·2 (3·1 to 8·4)	0·9 (0·5 to 1·3)	0·2 (0·1 to 0·3)	0 (0 to 0·1)	506
Multiple myeloma	4·6 (2·3 to 8·4)	8·2 (4·3 to 14)	11·5 (6·5 to 19)	14·9 (8·5 to 24·6)	16·4 (9·8 to 25·8)	13·6 (8·6 to 21·3)	10·1 (6·4 to 15)	5·9 (3·7 to 9·1)	2 (1·2 to 3·2)	0·6 (0·3 to 1·1)	0·1 (0·1 to 0·2)	0 (0 to 0)	92·1
Leukemia	46·4 (26·7 to 78·3)	42·3 (24·7 to 68·8)	50·6 (29·6 to 81·9)	42·9 (24·7 to 73)	37·7 (21·2 to 61·5)	28·1 (16·5 to 45·2)	27·8 (16·5 to 44·2)	14·2 (8·3 to 22·3)	5·8 (3·2 to 9·9)	1·8 (1 to 3)	0·5 (0·3 to 0·8)	0·1 (0 to 0·1)	902
Acute lymphoid leukemia	10·3 (2·8 to 21·6)	2·5 (0·8 to 5·7)	0·7 (0·2 to 1·6)	1·5 (0·4 to 3·5)	0·2 (0·1 to 0·6)	0·8 (0·2 to 1·7)	0·2 (0·1 to 0·4)	0·1 (0 to 0·1)	0·1 (0 to 0·2)	0 (0 to 0·1)	0 (0 to 0)	0 (0 to 0)	190
Chronic lymphoid leukemia	0·9 (0·3 to 2·2)	2·4 (0·9 to 5·2)	1·7 (0·7 to 3·6)	6·7 (2·7 to 13·6)	32·2 (18·4 to 51·6)	4·8 (1·9 to 9·5)	1·5 (0·5 to 3·5)	12·3 (7·3 to 19·1)	0·9 (0·3 to 1·9)	0·3 (0·1 to 0·6)	0·1 (0 to 0·1)	0 (0 to 0)	67
Acute myeloid leukemia	3·9 (0·9 to 8·1)	12·2 (3·8 to 23·6)	3·3 (0·8 to 6·8)	7·6 (2·1 to 16·2)	1·2 (0·2 to 2·8)	4 (0·9 to 9)	11·8 (3·7 to 22·2)	0·2 (0 to 0·5)	0·5 (0·1 to 1)	0·1 (0 to 0·3)	0 (0 to 0)	0 (0 to 0)	205
Chronic myeloid leukemia	27·1 (13·6 to 47·9)	11 (4·4 to 22·2)	26·5 (12·6 to 45)	7·8 (3 to 16·4)	0·9 (0·3 to 2·1)	3·7 (1·5 to 7·4)	1 (0·3 to 2·2)	0·2 (0·1 to 0·4)	0·4 (0·2 to 0·9)	0·2 (0 to 0·3)	0 (0 to 0·1)	0 (0 to 0)	157
Other leukemia	4·1 (1·2 to 9·3)	14·1 (5·1 to 27·5)	18·5 (6·1 to 37·6)	19·3 (7·7 to 38·2)	3·2 (0·8 to 8·1)	14·9 (6·7 to 27·8)	13·4 (5·1 to 25·5)	1·5 (0·4 to 3·6)	3·9 (1·8 to 7·2)	1·3 (0·6 to 2·3)	0·4 (0·2 to 0·7)	0·1 (0 to 0·1)	282
Other malignant neoplasms	49·9 (30·6 to 74·7)	40·7 (24·2 to 64·1)	41·1 (25·1 to 63·8)	40·9 (24·5 to 63)	46 (28·5 to 69·2)	36·1 (22·8 to 56·1)	35·4 (22·9 to 52·5)	18·6 (11·7 to 27·6)	13·1 (8·1 to 19·9)	4·8 (3 to 7·8)	1·2 (0·7 to 2)	0·2 (0·1 to 0·4)	1,070
Other neoplasms	0·8 (0·4 to 1·5)	0·8 (0·4 to 1·5)	1·1 (0·6 to 2)	1·3 (0·7 to 2·5)	1·8 (1 to 2·9)	2·2 (1·4 to 3·5)	2·3 (1·3 to 3·7)	4·2 (2·4 to 6·5)	1 (0·6 to 1·7)	2·3 (1·2 to 4)	0·5 (0·2 to 0·9)	0·1 (0 to 0·1)	25·4
Myelodysplastic, myeloproliferative, and other hematopoietic n	0·8 (0·4 to 1·5)	0·8 (0·4 to 1·5)	1·1 (0·6 to 2)	1·3 (0·7 to 2·5)	1·8 (1 to 2·9)	2·2 (1·4 to 3·5)	2·3 (1·3 to 3·7)	4·2 (2·4 to 6·5)	1 (0·6 to 1·7)	2·3 (1·2 to 4)	0·5 (0·2 to 0·9)	0·1 (0 to 0·1)	25·4
Benign and in situ intestinal neoplasms	0 (0 to 0)	0 (0 to 0)	0 (0 to 0)	0 (0 to 0)	0 (0 to 0)	0 (0 to 0)	0 (0 to 0)	0 (0 to 0)	0 (0 to 0)	0 (0 to 0)	0 (0 to 0)	0 (0 to 0)	0
Benign and in situ cervical and uterine neoplasms	0 (0 to 0)	0 (0 to 0)	0 (0 to 0)	0 (0 to 0)	0 (0 to 0)	0 (0 to 0)	0 (0 to 0)	0 (0 to 0)	0 (0 to 0)	0 (0 to 0)	0 (0 to 0)	0 (0 to 0)	0
Other benign and in situ neoplasms	0 (0 to 0)	0 (0 to 0)	0 (0 to 0)	0 (0 to 0)	0 (0 to 0)	0 (0 to 0)	0 (0 to 0)	0 (0 to 0)	0 (0 to 0)	0 (0 to 0)	0 (0 to 0)	0 (0 to 0)	0
Cardiovascular diseases	2,120 (1,400 to 2,940)	2,490 (1,630 to 3,560)	2,970 (2,040 to 4,260)	3,210 (2,200 to 4,350)	3,420 (2,470 to 4,560)	3,170 (2,360 to 4,220)	2,820 (2,070 to 3,670)	2,320 (1,740 to 3,050)	1,390 (1,030 to 1,770)	696 (515 to 893)	232 (169 to 294)	52·7 (37·4 to 66·8)	31,500
Rheumatic heart disease	74·9 (47 to 115)	47·1 (29·9 to 70·5)	44·9 (27·8 to 71·7)	60·7 (34·5 to 97·8)	53·3 (30·3 to 83·7)	42·7 (24·6 to 66·3)	27·1 (15·9 to 42·5)	18·7 (11·3 to 29)	8·4 (4·9 to 13)	4·2 (2·5 to 6·5)	1·3 (0·7 to 2·1)	0·3 (0·2 to 0·4)	1,100





SR Table 2b: Liberia DALYS by cause and age arcoss for females with 95% uncertainty intervals, 2019

Cause	Early Neonatal	Late Neonatal	Post Neonatal	1 to 4	5 to 9	10 to 14	15 to 19	20 to 24	25 to 29	30 to 34	35 to 39	40 to 44	45 to 49	50 to 54	55 to 59	60 to 64	65 to 69	70 to 74	75 to 79	80 to 84	85 to 89	90 to 94	95 plus	Total
All causes	95,200 (76,000 to 115,000)	33,600 (17,200 to 56,100)	112,000 (82,900 to 150,000)	176,000 (96,200 to 310,000)	63,000 (33,300 to 122,000)	39,000 (20,200 to 83,000)	39,000 (18,700 to 84,000)	39,000 (20,100 to 83,000)	39,000 (21,100 to 83,000)	39,000 (21,500 to 83,000)	39,000 (21,500 to 83,000)	39,000 (21,500 to 81,000)	37,000 (20,200 to 80,000)	36,000 (20,300 to 77,000)	36,000 (21,300 to 77,000)	37,000 (21,300 to 81,000)	36,000 (20,200 to 77,000)	34,000 (19,700 to 75,000)	31,000 (19,700 to 69,000)	26,000 (15,000 to 62,000)	9,000 (5,560 to 24,700)	2,250 (2,000 to 2,600)	1,660,000 (974 to 978)
Communicable, maternal, neonatal, and nutritional diseases	95,700 (95,600 to 120,000)	31,400 (15,400 to 54,400)	98,200 (72,700 to 130,000)	99,300 (75,500 to 131,000)	27,600 (22,700 to 33,900)	16,800 (12,900 to 22,700)	22,300 (17,700 to 27,600)	24,900 (19,600 to 32,000)	29,800 (22,500 to 37,600)	26,400 (21,200 to 32,600)	26,800 (21,500 to 33,000)	24,100 (19,300 to 29,600)	19,900 (15,900 to 25,000)	12,000 (9,470 to 16,000)	10,200 (7,990 to 13,000)	8,440 (6,120 to 11,300)	7,040 (5,070 to 9,390)	6,630 (5,130 to 9,180)	4,140 (3,140 to 5,600)	2,640 (1,960 to 3,600)	1,210 (877 to 1,730)	481 (332 to 681)	765 (729 to 819)	577,000
HIV/AIDS and sexually transmitted infections	12,800 (5,870 to 20,200)	2,600 (1,220 to 3,770)	4,060 (1,900 to 5,900)	1,090 (497 to 1,580)	1,120 (776 to 1,560)	1,040 (712 to 1,420)	2,110 (1,110 to 3,630)	3,290 (1,920 to 5,060)	5,080 (2,240 to 9,280)	7,290 (3,400 to 11,900)	7,490 (3,420 to 11,900)	6,020 (2,870 to 9,790)	5,080 (2,360 to 7,770)	2,290 (1,400 to 3,750)	1,170 (822 to 1,690)	934 (587 to 1,560)	663 (376 to 1,070)	586 (261 to 1,160)	66.6 (29.5 to 169)	9.1 (4.9 to 14.1)	3.7 (2.5 to 6)	1 (0.7 to 1.6)	65,700 (0.1 to 0.2)
HIV/AIDS	0 (0 to 0)	611 (321 to 2)	179 (119 to 277)	882 (539 to 1,310)	999 (671 to 1,400)	1,020 (699 to 1,390)	2,200 (1,580 to 3,000)	3,140 (2,270 to 4,180)	5,360 (3,570 to 8,060)	7,140 (4,600 to 11,200)	7,320 (4,270 to 11,300)	6,400 (3,700 to 9,990)	5,020 (2,970 to 7,900)	2,220 (1,370 to 3,570)	1,160 (689 to 1,830)	922 (560 to 1,560)	656 (372 to 1,060)	532 (256 to 1,160)	66.9 (29.5 to 169)	7.7 (4.9 to 12.4)	3 (2.5 to 5.6)	0.8 (0.6 to 1.5)	64,300 (0.1 to 0.2)
HIV/AIDS - Drug-susceptible Tuberculosis	0 (0 to 0)	0 (0 to 0)	0 (0 to 0)	0 (0 to 0)	0 (0 to 0)	0 (0 to 0)	0 (0 to 0)	0 (0 to 0)	0 (0 to 0)	0 (0 to 0)	0 (0 to 0)	0 (0 to 0)	0 (0 to 0)	0 (0 to 0)	0 (0 to 0)	0 (0 to 0)	0 (0 to 0)	0 (0 to 0)	0 (0 to 0)	0 (0 to 0)	0 (0 to 0)	0 (0 to 0)	0 (0 to 0)
HIV/AIDS - Multidrug-resistant Tuberculosis without extensive drug resistance	0 (0 to 0)	0 (0 to 0)	0 (0 to 2.9)	4.2 (0.5 to 13.9)	4.4 (0.4 to 16.7)	4.4 (0.4 to 16.4)	10 (0.7 to 36.1)	17 (1.1 to 61.6)	27 (1.7 to 79.9)	37 (2.3 to 92.9)	42 (2.6 to 104)	37 (2.3 to 93.9)	30 (1.8 to 72.8)	18 (0.9 to 44.2)	8.4 (0.4 to 21.4)	4.1 (0.2 to 10.4)	1.9 (0.1 to 5.1)	0.9 (0.1 to 2.6)	0.4 (0 to 1.1)	0.1 (0 to 0.4)	0 (0 to 0)	0 (0 to 0)	196 (0.1 to 0.2)
HIV/AIDS - Extensively drug-resistant Tuberculosis	0 (0 to 0)	0 (0 to 0)	0 (0 to 0)	0 (0 to 0)	0 (0 to 0)	0 (0 to 0)	0 (0 to 0)	0 (0 to 0)	0 (0 to 1)	0 (0 to 1)	0 (0 to 1)	0 (0 to 1)	0 (0 to 1)	0 (0 to 1)	0 (0 to 0)	0 (0 to 0)	0 (0 to 0)	0 (0 to 0)	0 (0 to 0)	0 (0 to 0)	0 (0 to 0)	0 (0 to 0)	0 (0 to 0)	211 (0.1 to 0.2)
HIV/AIDS resulting in other diseases	0 (0 to 0)	611 (321 to 2)	179 (119 to 277)	878 (539 to 1,310)	995 (671 to 1,400)	1,020 (699 to 1,390)	2,200 (1,580 to 3,000)	3,140 (2,270 to 4,180)	5,330 (3,570 to 8,060)	7,100 (4,600 to 11,200)	7,280 (4,270 to 11,300)	6,360 (3,700 to 9,990)	4,990 (2,970 to 7,900)	2,200 (1,370 to 3,570)	1,150 (689 to 1,830)	918 (560 to 1,560)	654 (372 to 1,060)	531 (256 to 1,160)	66.9 (29.5 to 169)	7.7 (4.9 to 12.4)	3 (2.5 to 5.6)	0.8 (0.6 to 1.5)	64,000 (0.1 to 0.2)
Sexually transmitted infections excluding HIV	12,800 (5,870 to 20,200)	2,000 (899 to 3,150)	3,880 (1,780 to 5,620)	211 (97 to 271)	122 (78 to 159)	19.6 (12.9 to 27.6)	10.2 (6.4 to 15.1)	150 (94 to 219)	1,720 (1,070 to 2,770)	257 (159 to 414)	170 (107 to 274)	21.3 (13.4 to 34.4)	83.2 (52.4 to 134)	70.1 (44.2 to 113)	17.4 (11 to 28.2)	15.9 (10 to 25.7)	8.9 (5.6 to 14.4)	54.8 (34.5 to 88.6)	0.1 (0 to 0.2)	2.1 (1.3 to 3.4)	0.7 (0.4 to 1.1)	0.2 (0.1 to 0.3)	21,400 (0.1 to 0.1)
Syphilis	12,800 (5,870 to 20,200)	2,000 (899 to 3,150)	3,880 (1,780 to 5,620)	211 (97 to 271)	122 (78 to 159)	19.6 (12.9 to 27.6)	10.2 (6.4 to 15.1)	150 (94 to 219)	1,720 (1,070 to 2,770)	257 (159 to 414)	170 (107 to 274)	21.3 (13.4 to 34.4)	83.2 (52.4 to 134)	70.1 (44.2 to 113)	17.4 (11 to 28.2)	15.9 (10 to 25.7)	8.9 (5.6 to 14.4)	54.8 (34.5 to 88.6)	0.1 (0 to 0.2)	2.1 (1.3 to 3.4)	0.7 (0.4 to 1.1)	0.2 (0.1 to 0.3)	20,400 (0 to 0)
Chlamydial infection	0 (0 to 0)	0 (0 to 0)	0 (0 to 0)	0 (0 to 0)	2.6 (1 to 5.6)	6.7 (2.4 to 13.1)	20.7 (7.5 to 39.3)	28.9 (10.1 to 54.9)	29.7 (10.4 to 54.3)	20.1 (7.1 to 34.3)	19.7 (6.9 to 33.5)	16 (5.6 to 27.2)	11 (3.9 to 18.5)	7.3 (2.6 to 12.4)	5.6 (2 to 9.6)	4.2 (1.5 to 7.1)	3.1 (1.1 to 5.3)	2.2 (0.8 to 3.7)	0.1 (0 to 0.2)	0.2 (0 to 0.4)	0.1 (0 to 0.1)	0 (0 to 0)	132 (0 to 0)
Gonococcal infection	0 (0 to 0)	0 (0 to 0)	0 (0 to 0)	0 (0 to 0)	2.9 (0.8 to 8.6)	9.6 (2.7 to 27.6)	19.3 (5.4 to 55.3)	29.8 (8.3 to 85.5)	23.7 (6.5 to 68.1)	10.9 (3 to 31.3)	8.7 (2.4 to 25.2)	6 (1.6 to 17.3)	2.7 (0.7 to 7.8)	2.3 (0.6 to 6.7)	2.3 (0.6 to 6.6)	2.3 (0.6 to 6.7)	2.2 (0.6 to 6.4)	2.2 (0.6 to 6.4)	0.1 (0 to 0.2)	0.2 (0 to 0.4)	0.1 (0 to 0.1)	0 (0 to 0)	176 (0 to 0)
Trichomoniasis	0 (0 to 0)	0 (0 to 0)	0 (0 to 0)	0 (0 to 0)	1.3 (0.4 to 3.8)	17.2 (5.2 to 49.4)	50.4 (15.1 to 145)	69.6 (20.9 to 200)	51.7 (15.5 to 149)	44.9 (13.4 to 129)	39.2 (11.7 to 112)	24.8 (7.4 to 71.1)	11.1 (3.3 to 31.9)	4.1 (1.2 to 11.8)	3.2 (0.9 to 9.1)	2.1 (0.6 to 6)	1.3 (0.4 to 3.8)	0.7 (0.2 to 2.1)	0.1 (0 to 0.2)	0.2 (0 to 0.4)	0.1 (0 to 0.1)	0 (0 to 0)	309 (0 to 0)
Genital herpes	0 (0 to 0)	0 (0 to 0)	0 (0 to 0)	0 (0 to 0)	0 (0 to 0)	0 (0 to 0)	0 (0 to 0)	0 (0 to 0)	0 (0 to 0)	0 (0 to 0)	0 (0 to 0)	0 (0 to 0)	0 (0 to 0)	0 (0 to 0)	0 (0 to 0)	0 (0 to 0)	0 (0 to 0)	0 (0 to 0)	0 (0 to 0)	0 (0 to 0)	0 (0 to 0)	0 (0 to 0)	0 (0 to 0)	0 (0 to 0)
Other sexually transmitted infections	0 (0 to 0)	0 (0 to 0)	0 (0 to 0)	0 (0 to 0)	0 (0 to 0)	0 (0 to 0)	0 (0 to 0)	0 (0 to 0)	0 (0 to 0)	0 (0 to 0)	0 (0 to 0)	0 (0 to 0)	0 (0 to 0)	0 (0 to 0)	0 (0 to 0)	0 (0 to 0)	0 (0 to 0)	0 (0 to 0)	0 (0 to 0)	0 (0 to 0)	0 (0 to 0)	0 (0 to 0)	0 (0 to 0)	0 (0 to 0)
Respiratory infections and tuberculosis	1,180 (1,790 to 7,800)	1,960 (690 to 3,700)	14,000 (6,960 to 26,100)	7,230 (3,060 to 12,300)	2,940 (1,720 to 4,300)	2,940 (1,900 to 4,200)	2,940 (1,720 to 4,200)	2,940 (1,720 to 4,200)	2,940 (1,540 to 4,200)	2,940 (1,540 to 4,200)	2,940 (1,540 to 4,200)	2,940 (1,540 to 4,200)	2,940 (1,540 to 4,200)	2,940 (1,540 to 4,200)	2,940 (1,540 to 4,200)	2,940 (1,540 to 4,200)	2,940 (1,540 to 4,200)	2,940 (1,540 to 4,200)	2,940 (1,540 to 4,200)	1,210 (1,140 to 2,030)	340 (861 to 1,890)	1,660 (489 to 4,660)	84,000 (198 to 347)
Tuberculosis	0 (0 to 0)	0 (0 to 1)	0 (0 to 2.5)	421 (329 to 633)	238 (189 to 297)	190 (151 to 237)	1,540 (1,170 to 1,980)	1,540 (1,170 to 2,000)	1,540 (1,170 to 2,000)	1,540 (1,170 to 2,000)	1,540 (1,170 to 2,000)	1,540 (1,170 to 2,000)	1,540 (1,170 to 2,000)	1,540 (1,170 to 2,000)	1,540 (1,170 to 2,000)	1,540 (1,170 to 2,000)	1,540 (1,170 to 2,000)	1,540 (1,170 to 2,000)	1,540 (1,170 to 2,000)	1,540 (1,140 to 2,030)	340 (861 to 1,890)	1,540 (489 to 4,660)	84,000 (198 to 347)
Latent tuberculosis infection	0 (0 to 0)	0 (0 to 0)	0 (0 to 0)	0 (0 to 0)	0 (0 to 0)	0 (0 to 0)	0 (0 to 0)	0 (0 to 0)	0 (0 to 0)	0 (0 to 0)	0 (0 to 0)	0 (0 to 0)	0 (0 to 0)	0 (0 to 0)	0 (0 to 0)	0 (0 to 0)	0 (0 to 0)	0 (0 to 0)	0 (0 to 0)	0 (0 to 0)	0 (0 to 0)	0 (0 to 0)	0 (0 to 0)	0 (0 to 0)
Drug-susceptible Tuberculosis	0 (0 to 0)	0 (0 to 1)	0 (0 to 2.5)	421 (329 to 633)	238 (189 to 297)	190 (151 to 237)	1,540 (1,170 to 1,980)	1,540 (1,170 to 2,000)	1,540 (1,170 to 2,000)	1,540 (1,170 to 2,000)	1,540 (1,170 to 2,000)	1,540 (1,170 to 2,000)	1,540 (1,170 to 2,000)	1,540 (1,170 to 2,000)	1,540 (1,170 to 2,000)	1,540 (1,170 to 2,000)	1,540 (1,170 to 2,000)	1,540 (1,170 to 2,000)	1,540 (1,170 to 2,000)	1,540 (1,140 to 2,030)	340 (861 to 1,890)	1,540 (489 to 4,660)	84,000 (198 to 347)
Multidrug-resistant tuberculosis without extensive drug resistance	0 (0 to 0)	0 (0 to 0)	0 (0 to 0)	0 (0 to 0)	0 (0 to 0)	0 (0 to 0)	0 (0 to 0)	0 (0 to 0)	0 (0 to 0)	0 (0 to 0)	0 (0 to 0)	0 (0 to 0)	0 (0 to 0)	0 (0 to 0)	0 (0 to 0)	0 (0 to 0)	0 (0 to 0)	0 (0 to 0)	0 (0 to 0)	0 (0 to 0)	0 (0 to 0)	0 (0 to 0)	0 (0 to 0)	0 (0 to 0)
Extensively drug-resistant tuberculosis	0 (0 to 0)	0 (0 to 0)	0 (0 to 2.6)	0 (0 to 0)	0 (0 to 0)	0 (0 to 0)	0 (0 to 0)	0 (0 to 0)	0 (0 to 1)	0 (0 to 1)	0 (0 to 1)	0 (0 to 1)	0 (0 to 1)	0 (0 to 1)	0 (0 to 0)	0 (0 to 0)	0 (0 to 0)	0 (0 to 0)	0 (0 to 0)	0 (0 to 0)	0 (0 to 0)	0 (0 to 0)	0 (0 to 0)	0 (0 to 0)
Lower respiratory infections	1,180 (1,790 to 7,800)	1,960 (690 to 3,700)	13,000 (6,960 to 24,600)	6,950 (2,980 to 12,000)	2,340 (1,080 to 3,900)	1,140 (560 to 2,000)	960 (391 to 1,700)	994 (397 to 1,800)	971 (343 to 1,840)	914 (343 to 1,800)	890 (343 to 1,800)	1,010 (343 to 1,800)	1,020 (343 to 1,800)	1,140 (343 to 1,800)	1,160 (343 to 1,800)	1,080 (343 to 1,800)	1,220 (343 to 1,800)	1,360 (343 to 1,800)	1,160 (343 to 1,800)	977 (859 to 1,300)	697 (489 to 1,890)	154 (119 to 347)	68 (0 to 86.4)
Upper respiratory infections	0 (0 to 0)	0 (0 to 0)	916 (296 to 2,397)	230 (82 to 1,040)	104 (38 to 470)	49 (18 to 220)	20 (7 to 90)	34 (12 to 150)	71 (26 to 310)	76 (27 to 330)	76 (27 to 330)	76 (27 to 330)	76 (27 to 330)	76 (27 to 330)	76 (27 to 330)	76 (27 to 330)	76 (27 to 330)	76 (27 to 330)	76 (27 to 330)	76 (27 to 330)	0 (0 to 0)	0 (0 to 0)	0 (0 to 0)	1,760 (0 to 0)
Otitis media	0 (0 to 0)	0 (0 to 0)	0 (0 to 0)	0 (0 to 0)	0 (0 to 0)	0 (0 to 0)	0 (0 to 0)	0 (0 to 0)	0 (0 to 0)	0 (0 to 0)	0 (0 to 0)	0 (0 to 0)	0 (0 to 0)	0 (0 to 0)	0 (0 to 0)	0 (0 to 0)	0 (0 to 0)	0 (0 to 0)	0 (0 to 0)	0 (0 to 0)	0 (0 to 0)	0 (0 to 0)	0 (0 to 0)	0 (0 to 0)
Enteric infections	1,180 (336 to 2,410)	1,960 (648 to 5,870)	1,000 (6,960 to 18,000)	6,950 (2,980 to 11,000)	2,340 (1,080 to 3,900)	1,140 (560 to 2,000)	960 (391 to 1,700)	994 (397 to 1,800)	971 (343 to 1,840)	914 (343 to 1,800)	890 (343 to 1,800)	1,010 (343 to 1,800)	1,020 (343 to 1,800)	1,140 (343 to 1,800)	1,160 (343 to 1,800)	1,080 (343 to 1,800)	1,220 (343 to 1,800)	1,360 (343 to 1,800)	1,160 (343 to 1,800)	977 (859 to 1,300)	697 (489 to 1,890)	154 (119 to 347)	68 (0 to 86.4)
Diarrheal diseases	327 (336 to 2,410)	1,960 (678 to 5,870)	1,000 (7,900 to 18,700)	6,950 (6,980 to 10,700)	2,340 (1,080 to 3,900)	1,140 (614 to 2,000)	960 (391 to 1,700)	994 (397 to 1,800)	971 (343 to 1,840)	914 (343 to 1,800)	890 (343 to 1,800)	1,010 (343 to 1,800)	1,020 (343 to 1,800)	1,140 (343 to 1,800)	1,160 (343 to 1,800)	1,080 (343 to 1,800)	1,220 (343 to 1,800)	1,360 (343 to 1,800)	1,160 (343 to 1,800)	977 (859 to 1,300)	697 (489 to 1,890)	154 (132 to 347)	68 (48.7 to 86.4)
Typhoid and paratyphoid	0 (0 to 0)	0 (0 to 0)	0 (0 to 1.1)	597 (163 to 1,500)	575 (229 to 1,000)	562 (229 to 1,000)	378 (151 to 661)	700 (277 to 1,200)	1,370 (542 to 2,400)	1,370 (542 to 2,400)	1,370 (542 to 2,400)	1,370 (542 to 2,400)	1,370 (542 to 2,400)	1,370 (542 to 2,400)	1,370 (542 to 2,400)	1,370 (542 to 2,400)	1,370 (542 to 2,400)	1,370 (542 to 2,400)	1,370 (542 to 2,400)	1,370 (542 to 2,400)	1,370 (542 to 2,400)	1,370 (542 to 2,400)	1,370 (542 to 2,400)
Typhoid fever	0 (0 to 0)	0 (0 to 0)	0 (0 to 1.1)	597 (163 to 1,500)	575 (229 to 1,000)	562 (229 to 1,000)	378 (151 to 661)	700 (277 to 1,200)	1,370 (542 to 2,400)	1,370 (542 to 2,400)	1,370 (542 to 2,400)	1,370 (542 to 2,400)	1,370 (542 to 2,400)	1,370 (542 to 2,400)	1,370 (542 to 2,400)	1,370 (542 to 2,400)	1,370 (542 to 2,400)	1,370 (542 to 2,400)	1,370 (542 to 2,400)	1,370 (542 to 2,400)	1,370 (542 to 2,400)	1,370 (542 to 2,400)	1,370 (542 to 2,400)
Paratyphoid fever	0 (0 to 0)	0 (0 to 0)	0 (0 to 0.1)	2.9 (0.4 to 7.4)	4.4 (1.7 to 8.1)	2 (0.8 to 3.7)	1.2 (0.4 to 2.2)	0.3 (0.1 to 0.6)	0.2 (0 to 0.5)	0.2 (0 to 0.4)	0.2 (0 to 0.4)	0.2 (0 to 0.4)	0.2 (0 to 0.4)	0.2 (0 to 0.4)	0.2 (0 to 0.4)	0.2 (0 to 0.4)	0.2 (0 to 0.4)	0.2 (0 to 0.4)	0.2 (0 to 0.4)	0.2 (0 to 0.4)	0.2 (0 to 0.4)	0.2 (0 to 0.4)	0.2 (0 to 0.4)
Invasive Non-typhoidal Salmonella (iNTS)	0 (0 to 0)	77.7 (24 to 127)	1,270 (1,270 to 2,200)	2,360 (1,340 to 3,400)	1,660 (1,340 to 1,790)	491 (397 to 586)	169 (124 to 229)	157 (109 to 216)	149 (97 to 216)	139 (90 to 206)	116 (74 to 174)	101 (64 to 151)	73 (47 to 108)	64.2 (41 to 94.5)	57.1 (37 to 83.5)	49.6 (31 to 72.6)	41.7 (26 to 60.8)	32.6 (20 to 47.5)	24.6 (15 to 35.8)	18.6 (11 to 27.1)	8.6 (5.6 to 12.5)	3.2 (2.1 to 4.6)	8,350 (0 to 0)
Other intestinal infectious diseases	0 (0 to 0)	59.9 (0.3 to 71.1)	260 (1.2 to 310)	87 (0.4 to 103)	4.6 (0.2 to 5.5)	1.7 (0.1 to 2)	1.6 (0.1 to 1.9)	2.6 (0.1 to 3.1)	1.3 (0.1 to 1.5)	0.7 (0 to 0.8)	0.7 (0 to 0.8)	0.4 (0 to 0.5)	0.4 (0 to 0.5)	0.3 (0 to 0.4)	0.2 (0 to 0.3)	0.2 (0 to 0.3)	0.1 (0 to 0.2)	0.1 (0 to 0.2)	0.1 (0 to 0.1)	0.1 (0 to 0.1)	0 (0 to 0)	0 (0 to 0)	693 (0 to 0)
Neglected tropical diseases and malaria	130 (130 to 1,080)	6,360 (1,990 to 10,600)	57,000 (19,200 to 97,000)	11,000 (4,200 to 19,000)	7,500 (2,900 to 12,000)	10,100 (3,900 to 16,000)	9,540 (3,700 to 15,000)	7,400 (2,900 to 11,000)	6,660 (2,600 to 9,900)	5,760 (2,200 to 8,600)	4,870 (1,900 to 7,200)	3,940 (1,500 to 5,800)	3,010 (1,200 to 4,400)	2,270 (900 to 3,300)	1,580 (630 to 2,300)	1,060 (420 to 1,500)	722 (290 to 1,000)	484 (190 to 670)	307 (120 to 420)	183 (71 to 250)	84.3 (32 to 115)	19.7 (7.5 to 26.9)	199,000 (0 to 0)
Malaria	0 (0 to 0)	0 (0 to 0)	0 (0 to 0)	0 (0 to 0)	0 (0 to 0)	0 (0 to 0)	0 (0 to 0)	0 (0 to 0)	0 (0 to 0)	0 (0 to 0)	0 (0 to 0)	0 (0 to 0)	0 (0 to 0)	0 (0 to 0)	0 (0 to 0)	0 (0 to 0)	0 (0 to 0)	0 (0 to 0)	0 (0 to 0)	0 (0 to 0)	0 (0 to 0)	0 (0 to 0)	0 (0 to 0)	0 (0 to 0)
Chagas disease	0 (0 to 0)	0 (0 to 0)	0 (0 to 0)	0 (0 to 0)	0 (0 to 0)	0 (0 to 0)	0 (0 to 0)	0 (0 to 0)	0 (0 to 0)	0 (0 to 0)	0 (0 to 0)	0 (0 to 0)	0 (0 to 0)	0 (0 to 0)	0 (0 to 0)	0 (0 to 0)	0 (0 to 0)	0 (0 to 0)	0 (0 to 0)	0 (0 to 0)	0 (0 to 0)	0 (0 to 0)	0 (0 to 0)	0 (0 to 0)
Leishmaniasis	0 (0 to 0)	0 (0 to 0)	0 (0 to 0)	0 (0 to 0)	0 (0 to 0)	0 (0 to 0)	0 (0 to 0)	0 (0 to 0)	0 (0 to 0)	0 (0 to 0)	0 (0 to 0)	0 (0 to 0)	0 (0 to 0)	0 (0 to 0)	0 (0 to 0)	0 (0 to 0)	0 (0 to 0)	0 (0 to 0)	0 (0 to 0)	0 (0 to 0)	0 (0 to 0)	0 (0 to 0)	0 (0 to 0)	0 (0 to 0)
Visceral leishmaniasis	0 (0 to 0)	0 (0 to 0)	0 (0 to 0)	0 (0 to 0)	0 (0 to 0)	0 (0 to 0)	0 (0 to 0)	0 (0 to 0)	0 (0 to 0)	0 (0 to 0)	0 (0 to 0)	0 (0 to 0)	0 (0 to 0)	0 (0 to 0)	0 (0 to 0)	0 (0 to 0)	0 (0 to 0)	0 (0 to 0)	0 (0 to 0)	0 (0 to 0)	0 (0 to 0)	0 (0 to 0)	0 (0 to 0)	0 (0 to 0)
Cutaneous and mucocutaneous leishmaniasis	0 (0 to 0)	0 (0 to 0)	0 (0 to 0)	0 (0 to 0)	0 (0 to 0)	0 (0 to 0)	0 (0 to 0)	0 (0 to 0)	0 (0 to 0)	0 (0 to 0)	0 (0 to 0)	0 (0 to 0)	0 (0 to 0)	0 (0 to 0)	0 (0 to 0)	0 (0 to 0)	0 (0 to 0)	0 (0 to 0)	0 (0 to 0)	0 (0 to 0)	0 (0 to 0)	0 (0 to 0)	0 (0 to 0)	0 (0 to 0)
African trypanosomiasis	0 (0 to 0)	0 (0 to 0)	0 (0 to 0)	0 (0 to 0)	0 (0 to 0)	0 (0 to 0)	0 (0 to 0)	0 (0 to 0)	0 (0 to 0)	0 (0 to 0)	0 (0 to 0)	0 (0 to 0)	0 (0 to 0)	0 (0 to 0)	0 (0 to 0)	0 (0 to 0)	0 (0 to 0)	0 (0 to 0)	0 (0 to 0)	0 (0 to 0)	0 (0 to 0)	0 (0 to 0)	0 (0 to 0)	0 (0 to 0)
Schistosomiasis	0 (0 to 0.1)	0 (0 to 0)	963 (0 to 2,300)	622 (0 to 1,500)	670 (0 to 1,600)	689 (0 to 1,700)	947 (0 to 2,300)	878 (0 to 2,100)	760 (0 to 1,800)	628 (0 to 1,500)	548 (0 to 1,300)	455 (0 to 1,100)	299 (0 to 720)	184 (0 to 440)	102 (0 to 250)	91.7 (0 to 220)	77.6 (0 to 190)	66.6 (0 to 160)	26.4 (0 to 64.6)	11.6 (0 to 28.4)	3.2 (0 to 7.8)	0.8 (0 to 1.9)	6,930 (0 to 0)
Cysticercosis	0 (0 to 0)	0 (0 to 0)	1.6 (0 to 4.1)	6.4 (1.1 to 24.3)	16.2 (2.8 to 61.5)	66.1 (11.4 to 251)	117 (20.3 to 444)	135 (23.3 to 512)	118 (20.3 to 448)	110 (19 to 418)	98.8 (17 to 375)	89.9 (15.5 to 341)	72.7 (12.5 to 276)	49 (8.4 to 186)	33.6 (5.8 to 128)	22.1 (3.8 to 84)	15.2 (2.6 to 57.8)	10.4 (1.8 to 39.5)	3.3 (0.6 to 12.5)	1.1 (0.2 to 4.2)	0.3 (0 to 1.1)	0.1 (0 to 0.4)	1,100 (0 to 0)
Cystic echinococcosis	0 (0 to 0)	0 (0 to 0)	2.9 (0.4 to 7.4)	1.6 (0.3 to 6.1)	1.4 (0.2 to 5.4)	2.1 (0.3 to 8.1)	2.1 (0.3 to 8.1)	2.1 (0.3 to 8.1)	2.1 (0.3 to 8.1)	2.1 (0.3 to 8.1)	2.1 (0.3 to 8.1)	2.1 (0.3 to 8.1)	2.1 (0.3 to 8.1)	2.1 (0.3 to 8.1)	2.1 (0.3 to 8.1)	2.1 (0.3 to 8.1)	2.1 (0.3 to 8.1)	2.1 (0.3 to 8.1)	2.1 (0.3 to 8.1)	2.1 (0.3 to 8.1)	2.1 (0.3 to 8.1)	2.1 (0.3 to 8.1)	19.4 (0 to 0)
Lymphatic filariasis	0 (0 to 0)	0 (0 to 0)	0 (0 to 0)	0 (0 to 0)	0 (0 to 0)	0 (0 to 0)	0 (0 to 0)	0 (0 to 0)	0 (0 to 0)	0 (0 to 0)	0 (0 to 0)	0 (0 to 0)	0 (0 to 0)	0 (0 to 0)	0 (0 to 0)	0 (0 to 0)	0 (0 to 0)	0 (0 to 0)	0 (0 to 0)	0 (0 to 0)	0 (0 to 0)	0 (0 to 0)	0 (0 to 0)	0 (0 to 0)
Onchocerciasis	0 (0 to 0)	0 (0 to 0)	0 (0 to 0)	0 (0 to 0)	0 (0 to 0)	0 (0 to 0)	0 (0 to 0)	0 (0 to 0)	0 (0 to 0)	0 (0 to 0)	0 (0 to 0)	0 (0 to 0)	0 (0 to 0)	0 (0 to 0)	0 (0 to 0)	0 (0 to 0)	0 (0 to 0)	0 (0 to 0)	0 (0 to 0)	0 (0 to 0)	0 (0 to 0)	0 (0 to 0)	0 (0 to 0)	0 (0 to 0)
Trachoma	0 (0 to 0)	0 (0 to 0)	0 (0 to 0)	0 (0 to 0)	0 (0 to 0)	0 (0 to 0)	0 (0 to 0)	0 (0 to 0)	0 (0 to 0)	0 (0 to 0)	0 (0 to 0)	0 (0 to 0)	0 (0 to 0)	0 (0 to 0)	0 (0 to 0)	0 (0 to 0)	0 (0 to 0)	0 (0 to 0)	0 (0 to 0)	0 (0 to 0)	0 (0 to 0)	0 (0 to 0)	0 (0 to 0)	0 (0 to 0)
Dengue	0 (0 to 0)	3.1 (0 to 12.3)	157 (0.1 to 1,300)	22.2 (0.1 to 71.3)	2.7 (0 to 9.4)	1.7 (0 to 5.6)	1.6 (0 to 5.3)	2.6 (0 to 8.6)	1.3 (0 to 4.3)	0.7 (0 to 2.3)	0.7 (0 to 2.3)	0.4 (0 to 1.3)	0.4 (0 to 1.3)	0.3 (0 to 1)	0.2 (0 to 0.8)	0.2 (0 to 0.7)	0.1 (0 to 0.5)	0.1 (0 to 0.4)	0.1 (0 to 0.2)	0.1 (0 to 0.2)	0 (0 to 0.1)	0 (0 to 0)	190 (0 to 0)
Yellow fever	0 (0 to 0)	0 (0 to 0)	0 (0 to 0)	0 (0 to 0)	0 (0 to 0)	0 (0 to 0)	0 (0 to 0)	0 (0 to 0)	0 (0 to 0)	0 (0 to 0)	0 (0 to 0)	0 (0 to 0)	0 (0 to 0)	0 (0 to 0)	0 (0 to 0)	0 (0 to 0)	0 (0 to 0)	0 (0 to 0)	0 (0 to 0)	0 (0 to 0)	0 (0 to 0)	0 (0 to 0)	0 (0 to 0)	0 (0 to 0)
Rabies	0 (0 to 0)	1.9 (0.1 to 9.3)	224 (0.1 to 1,100)	28 (0.2 to 90.2)	2.5 (0 to 8.7)	1.5 (0 to 5.2)	1.4 (0 to 4.8)	2.3 (0 to 7.8)	1.1 (0 to 3.8)	0.6 (0 to 2.1)	0.6 (0 to 2.1)	0.3 (0 to 1.2)	0.3 (0 to 1.2)	0.3 (0 to 0.9)	0.2 (0 to 0.7)	0.1 (0 to 0.5)	0.1 (0 to 0.4)	0.1 (0 to 0.3)	0 (0 to 0.1)	0 (0 to 0.2)	0 (0 to 0)	0 (0 to 0)	180 (0 to 0)
Intestinal nematode infections	0 (0 to 0)	0 (0 to 0)	18.6 (0 to 58.7)	197 (47.4 to 527)	208 (77.4 to 382)	207 (92.1 to 358)	163 (72.4 to 279)	211 (93.1 to 361)	198 (87.2 to 339)	171 (75.4 to 293)	160 (70.4 to 274)	140 (61.6 to 240)	111 (49.1 to 191)	89.2 (39.3 to 153)	69.2 (30.5 to 118)	47.2 (20.8 to 80.7)	31.1 (13.7 to 53.2)	19.3 (8.5 to 33)	7.2 (3.2 to 12.3)	2.2 (0.9 to 3.8)	0.6 (0.3 to 1.1)	0.2 (0.1 to 0.3)	1,560 (0 to 0)
Ascariasis	0 (0 to 0)	0 (0 to 0)	10.1 (0.1 to 36.6)	104 (24.9 to 278)





SR Table 2b: Mali DALYS by cause and age group for females with 95% uncertainty intervals, 2019

Cause	Early Neonatal	Late Neonatal	Post Neonatal	1 to 4	5 to 9	10 to 14	15 to 19	20 to 24	25 to 29	30 to 34	35 to 39
All causes	1,100,000 (908,000 to 1,330,000)	279,000 (231,000 to 336,000)	1,180,000 (990,000 to 1,420,000)	1,880,000 (1,590,000 to 2,240,000)	293,000 (223,000 to 376,000)	195,000 (149,000 to 246,000)	203,000 (158,000 to 252,000)	205,000 (159,000 to 257,000)	203,000 (161,000 to 250,000)	190,000 (153,000 to 233,000)	179,000 (144,000 to 215,000)
Communicable, maternal, neonatal, and nutritional diseases	1,020,000 (837,000 to 1,240,000)	250,000 (203,000 to 306,000)	999,000 (798,000 to 1,230,000)	1,600,000 (1,290,000 to 1,930,000)	197,000 (147,000 to 258,000)	95,600 (71,300 to 124,000)	89,400 (67,700 to 116,000)	96,600 (71,600 to 127,000)	98,000 (75,200 to 126,000)	89,300 (68,900 to 111,000)	81,300 (63,900 to 101,000)
HIV/AIDS and sexually transmitted infections	47,800 (16,500 to 96,700)	13,300 (4,580 to 27,400)	27,200 (12,000 to 53,100)	10,700 (7,680 to 14,700)	6,640 (4,100 to 9,140)	3,930 (2,520 to 5,510)	6,850 (3,870 to 10,800)	10,500 (6,240 to 17,100)	17,100 (9,800 to 27,400)	21,800 (14,100 to 32,000)	22,400 (15,400 to 31,300)
HIV/AIDS	0·6 (0·4 to 0·8)	2·2 (1·4 to 3·2)	4,690 (3,360 to 6,510)	9,570 (6,600 to 13,600)	6,080 (3,570 to 8,420)	3,780 (2,400 to 5,350)	6,500 (3,520 to 10,500)	9,630 (5,360 to 16,300)	16,000 (8,790 to 26,200)	20,800 (13,200 to 31,100)	21,800 (14,900 to 30,700)
HIV/AIDS - Drug-susceptible Tuberculosis	0 (0 to 0·1)	0·4 (0·3 to 0·6)	1,120 (674 to 1,740)	2,280 (1,390 to 3,530)	1,050 (647 to 1,650)	744 (460 to 1,170)	1,240 (771 to 1,940)	1,790 (1,120 to 2,790)	3,230 (2,020 to 5,000)	4,410 (2,750 to 6,830)	4,720 (2,950 to 7,360)
HIV/AIDS - Multidrug-resistant Tuberculosis without exte	0 (0 to 0)	0 (0 to 0)	87·9 (10·5 to 283)	178 (21·1 to 573)	79·5 (9·7 to 254)	55·8 (6·8 to 177)	93·8 (11·5 to 298)	131 (16 to 420)	231 (27 to 749)	309 (37·2 to 1,010)	323 (38·6 to 1,040)
HIV/AIDS - Extensively drug-resistant Tuberculosis	0 (0 to 0)	0 (0 to 0)	1·2 (0·1 to 4)	2·4 (0·2 to 8·2)	1·1 (0·1 to 3·7)	0·8 (0·1 to 2·5)	1·3 (0·1 to 4·2)	1·8 (0·2 to 5·9)	3·1 (0·3 to 10·6)	4·2 (0·4 to 14·1)	4·3 (0·4 to 14·6)
HIV/AIDS resulting in other diseases	0·5 (0·3 to 0·8)	1·7 (1 to 2·7)	3,490 (2,060 to 5,360)	7,110 (4,020 to 11,100)	4,950 (2,370 to 7,290)	2,970 (1,520 to 4,500)	5,160 (2,190 to 9,110)	7,700 (3,500 to 14,500)	12,500 (5,360 to 22,800)	16,100 (8,450 to 26,500)	16,700 (9,530 to 25,600)
Sexually transmitted infections excluding HIV	47,800 (16,500 to 96,700)	13,300 (4,580 to 27,400)	22,500 (7,420 to 48,000)	1,150 (361 to 2,530)	559 (175 to 1,260)	155 (56·4 to 385)	347 (172 to 619)	831 (438 to 1,510)	1,130 (654 to 1,910)	994 (573 to 1,700)	665 (336 to 1,210)
Syphilis	47,800 (16,500 to 96,700)	13,300 (4,580 to 27,400)	22,500 (7,420 to 48,000)	1,150 (361 to 2,530)	559 (175 to 1,260)	69 (15·9 to 202)	31·3 (11·1 to 71·7)	28·9 (12·1 to 60·3)	67·7 (25 to 152)	52·8 (21·8 to 119)	13·5 (5·9 to 28·3)
Chlamydial infection	0 (0 to 0)	0 (0 to 0)	0 (0 to 0)	0 (0 to 0)	0 (0 to 0)	15·4 (5·9 to 37·8)	30·4 (16·6 to 52·1)	99·5 (49·3 to 184)	135 (75·2 to 227)	108 (61 to 177)	76 (41·2 to 137)
Gonococcal infection	0 (0 to 0)	0 (0 to 0)	0 (0 to 0)	0 (0 to 0)	0 (0 to 0)	19·9 (5 to 57·3)	37·7 (13·7 to 91·7)	92·2 (35·9 to 213)	144 (56·2 to 312)	104 (46·5 to 210)	42·3 (22·7 to 77·6)
Trichomoniasis	0 (0 to 0)	0 (0 to 0)	0 (0 to 0)	0 (0 to 0)	0 (0 to 0)	9·2 (2·5 to 22·8)	126 (42·7 to 288)	354 (130 to 799)	383 (132 to 853)	312 (106 to 718)	243 (82·4 to 547)
Genital herpes	0 (0 to 0)	0 (0 to 0)	0 (0 to 0)	0 (0 to 0)	0 (0 to 0)	12·7 (3·9 to 30)	47·1 (14 to 112)	78·8 (25·9 to 197)	93·3 (30·2 to 220)	91·5 (30 to 225)	78·4 (24·4 to 194)
Other sexually transmitted infections	0 (0 to 0)	0 (0 to 0)	0 (0 to 0)	0 (0 to 0)	0 (0 to 0)	28·7 (10·7 to 71·6)	74·6 (32·1 to 146)	178 (98·9 to 310)	308 (175 to 506)	324 (190 to 498)	211 (120 to 346)
Respiratory infections and tuberculosis	42,500 (22,900 to 71,100)	39,800 (22,400 to 64,300)	318,000 (198,000 to 459,000)	235,000 (145,000 to 358,000)	16,600 (9,270 to 26,200)	7,270 (4,510 to 11,200)	7,910 (5,140 to 11,700)	9,080 (5,800 to 13,600)	9,440 (6,030 to 14,000)	7,670 (4,910 to 11,800)	7,290 (4,500 to 11,000)
Tuberculosis	0 (0 to 0)	0·3 (0·1 to 0·6)	21,600 (12,000 to 36,500)	30,500 (16,900 to 51,000)	4,460 (2,300 to 7,480)	2,900 (1,510 to 5,080)	4,680 (2,660 to 7,450)	6,320 (3,590 to 10,300)	6,830 (4,000 to 10,900)	5,960 (3,500 to 9,640)	5,720 (3,200 to 9,190)
Latent tuberculosis infection	0 (0 to 0)	0 (0 to 0)	0 (0 to 0)	0 (0 to 0)	0 (0 to 0)	0 (0 to 0)	0 (0 to 0)	0 (0 to 0)	0 (0 to 0)	0 (0 to 0)	0 (0 to 0)
Drug-susceptible tuberculosis	0 (0 to 0)	0·3 (0·1 to 0·6)	20,200 (10,900 to 34,400)	28,600 (15,700 to 48,300)	4,210 (2,180 to 7,090)	2,730 (1,380 to 4,760)	4,420 (2,530 to 7,170)	5,980 (3,390 to 9,940)	6,470 (3,800 to 10,500)	5,640 (3,290 to 9,140)	5,420 (3,060 to 8,700)
Multidrug-resistant tuberculosis without extensive drug r	0 (0 to 0)	0 (0 to 0)	1,320 (139 to 4,350)	1,820 (184 to 5,710)	250 (26·6 to 874)	173 (15·6 to 589)	260 (28·8 to 958)	340 (35·7 to 1,130)	359 (36·5 to 1,170)	315 (32·6 to 1,010)	301 (31·6 to 1,030)
Extensively drug-resistant tuberculosis	0 (0 to 0)	0 (0 to 0)	18 (1·6 to 62)	24·6 (2·2 to 83·8)	3·3 (0·3 to 12·9)	2·3 (0·2 to 8·2)	3·4 (0·3 to 12·1)	4·4 (0·4 to 15·4)	4·7 (0·5 to 17·2)	4·2 (0·4 to 14·9)	4 (0·4 to 14·4)
Lower respiratory infections	42,500 (22,900 to 71,100)	39,700 (22,400 to 64,300)	296,000 (180,000 to 434,000)	201,000 (114,000 to 315,000)	10,600 (4,820 to 18,800)	3,220 (1,650 to 5,520)	2,170 (1,110 to 3,630)	1,810 (941 to 3,100)	1,880 (1,020 to 3,140)	1,170 (609 to 2,130)	1,140 (577 to 2,020)
Upper respiratory infections	3·5 (1·7 to 7·7)	16·7 (9 to 28·6)	296 (170 to 480)	2,520 (795 to 7,210)	1,020 (548 to 1,730)	904 (458 to 1,570)	755 (372 to 1,330)	606 (320 to 1,060)	459 (249 to 768)	352 (186 to 590)	280 (138 to 468)
Otitis media	4·6 (0·3 to 23·1)	2·7 (1·2 to 5)	119 (60·2 to 213)	820 (439 to 1,450)	571 (294 to 981)	241 (118 to 437)	300 (148 to 520)	338 (153 to 649)	266 (127 to 501)	189 (80·6 to 342)	153 (71·5 to 280)
Enteric infections	6,690 (2,930 to 13,500)	14,100 (5,930 to 31,300)	123,000 (62,900 to 215,000)	195,000 (111,000 to 312,000)	42,600 (22,400 to 76,900)	17,700 (9,610 to 32,700)	11,400 (5,630 to 24,900)	10,000 (4,400 to 22,000)	8,610 (3,870 to 20,300)	7,480 (3,470 to 17,100)	7,010 (3,300 to 15,800)
Diarrheal diseases	6,690 (2,930 to 13,500)	12,300 (4,290 to 29,500)	83,600 (31,300 to 175,000)	95,100 (37,200 to 197,000)	20,800 (6,840 to 53,000)	9,620 (3,800 to 24,200)	8,310 (3,250 to 22,100)	8,060 (2,890 to 19,800)	6,920 (2,610 to 18,200)	6,050 (2,410 to 15,700)	5,710 (2,270 to 14,500)
Typhoid and paratyphoid	0 (0 to 0)	0 (0 to 0)	66·9 (22·1 to 169)	6,400 (1,940 to 14,400)	3,980 (1,310 to 9,290)	2,860 (981 to 6,350)	1,220 (378 to 2,700)	523 (172 to 1,240)	298 (103 to 672)	167 (57·8 to 353)	99·6 (36·8 to 218)
Typhoid fever	0 (0 to 0)	0 (0 to 0)	66·6 (22 to 168)	6,360 (1,930 to 14,300)	3,960 (1,310 to 9,260)	2,850 (974 to 6,320)	1,220 (377 to 2,690)	521 (172 to 1,240)	296 (103 to 670)	166 (57·6 to 351)	99·3 (36·6 to 218)
Paratyphoid fever	0 (0 to 0)	0 (0 to 0)	0·3 (0·1 to 0·9)	31·8 (8 to 84)	19·2 (4·9 to 53·1)	12·9 (3·4 to 34·4)	5·1 (1·2 to 13·6)	2 (0·5 to 5·6)	1·1 (0·3 to 2·7)	0·6 (0·1 to 1·4)	0·3 (0·1 to 0·8)
Invasive Non-typhoidal Salmonella (iNTS)	0 (0 to 0)	1,830 (905 to 3,220)	38,500 (19,500 to 66,800)	92,700 (47,100 to 163,000)	17,700 (7,610 to 32,900)	5,210 (2,010 to 10,600)	1,900 (732 to 3,960)	1,410 (526 to 2,970)	1,390 (512 to 2,980)	1,250 (491 to 2,560)	1,190 (452 to 2,450)
Other intestinal infectious diseases	0 (0 to 0)	0 (0 to 0)	407 (13·4 to 1,590)	1,140 (118 to 3,970)	99 (3·3 to 384)	40·7 (2 to 137)	12·5 (1·1 to 43·1)	9·2 (1·1 to 31·6)	3·7 (0·6 to 12)	7·4 (1·4 to 21·4)	3·5 (0·7 to 11·1)
Neglected tropical diseases and malaria	1,000 (226 to 3,360)	27,200 (9,960 to 56,300)	198,000 (79,900 to 394,000)	401,000 (172,000 to 766,000)	25,700 (14,400 to 44,600)	12,700 (7,390 to 21,100)	12,900 (7,250 to 22,400)	10,400 (5,970 to 17,200)	8,030 (4,560 to 13,200)	6,440 (3,700 to 10,700)	6,280 (3,580 to 10,700)
Malaria	11·2 (1·3 to 33·1)	26,600 (9,670 to 56,000)	192,000 (76,600 to 391,000)	384,000 (158,000 to 750,000)	17,100 (7,320 to 35,400)	7,790 (3,720 to 15,200)	9,130 (4,530 to 18,700)	7,690 (3,640 to 13,900)	5,930 (2,780 to 10,700)	4,760 (2,270 to 8,640)	4,570 (2,140 to 8,400)
Chagas disease	0 (0 to 0)	0 (0 to 0)	0 (0 to 0)	0 (0 to 0)	0 (0 to 0)	0 (0 to 0)	0 (0 to 0)	0 (0 to 0)	0 (0 to 0)	0 (0 to 0)	0 (0 to 0)
Leishmaniasis	0 (0 to 0)	0 (0 to 0)	0 (0 to 0)	0 (0 to 0)	0·1 (0 to 0·2)	0·4 (0·2 to 0·7)	0·9 (0·4 to 1·8)	2·1 (1 to 3·8)	4 (2 to 6·9)	6·2 (0 to 15·7)	9·4 (1·8 to 22)
Visceral leishmaniasis	0 (0 to 0)	0 (0 to 0)	0 (0 to 0)	0 (0 to 0)	0 (0 to 0)	0 (0 to 0)	0 (0 to 0)	0 (0 to 0)	0 (0 to 0)	0 (0 to 0)	0 (0 to 0)
Cutaneous and mucocutaneous leishmaniasis	0 (0 to 0)	0 (0 to 0)	0 (0 to 0)	0 (0 to 0)	0·1 (0 to 0·2)	0·4 (0·2 to 0·7)	0·9 (0·4 to 1·8)	2·1 (1 to 3·8)	4 (2 to 6·9)	6·2 (0 to 15·7)	9·4 (1·8 to 22)
African trypanosomiasis	0 (0 to 0)	0 (0 to 0)	0 (0 to 0)	0 (0 to 0)	0 (0 to 0)	0 (0 to 0)	0 (0 to 0)	0 (0 to 0)	0 (0 to 0)	0 (0 to 0)	0 (0 to 0)
Schistosomiasis	0 (0 to 0)	0 (0 to 0)	0 (0 to 0·1)	402 (74·5 to 1,180)	417 (134 to 997)	462 (138 to 1,110)	861 (342 to 1,700)	797 (368 to 1,530)	794 (359 to 1,490)	697 (297 to 1,350)	689 (310 to 1,300)
Cysticercosis	0 (0 to 0)	0 (0 to 0)	0 (0 to 0)	15·4 (0 to 58·2)	22·9 (0 to 85·8)	15·9 (0·2 to 55·3)	13·7 (0·9 to 44)	18·7 (2·4 to 55·2)	20·6 (3·2 to 57·1)	18·8 (2·8 to 52·2)	16·7 (2·4 to 47·1)
Cystic echinococcosis	0 (0 to 0)	0 (0 to 0)	0 (0 to 0)	259 (106 to 443)	89·6 (0·7 to 236)	33·9 (1·6 to 108)	17·9 (3·1 to 46·6)	17·7 (3·7 to 44·6)	18·2 (3 to 47)	15·7 (2·6 to 41·1)	14 (1·7 to 41·8)
Lymphatic filariasis	0 (0 to 0)	0 (0 to 0)	0 (0 to 0)	0 (0 to 0)	319 (186 to 503)	273 (161 to 431)	239 (138 to 371)	199 (117 to 304)	161 (90 to 249)	130 (74·8 to 203)	104 (56·5 to 165)
Onchocerciasis	0 (0 to 0)	0 (0 to 0)	0 (0 to 0)	0 (0 to 0)	5·3 (0·2 to 24·9)	4·7 (0·2 to 18·8)	15 (6·9 to 28)	6·3 (1·9 to 14·7)	3·6 (0·6 to 9·3)	2·5 (0·2 to 6·4)	1·7 (0·1 to 4·3)
Trachoma	0 (0 to 0)	0 (0 to 0)	0 (0 to 0)	0 (0 to 0)	0 (0 to 0)	0 (0 to 0)	0·7 (0·3 to 1·3)	0·8 (0·3 to 1·6)	2·6 (1·3 to 4·9)	5·4 (2·5 to 10)	8·3 (3·8 to 15·4)
Dengue	0 (0 to 0)	0·1 (0 to 0·2)	17·9 (0·4 to 59·2)	54·6 (1 to 189)	97·8 (0·7 to 339)	84·6 (0·5 to 282)	68 (0·5 to 224)	52 (0·4 to 182)	40·2 (0·3 to 138)	30·2 (0·3 to 99·1)	26·3 (0·5 to 76·3)
Yellow fever	0 (0 to 0)	0·8 (0·1 to 3·2)	17·6 (2·1 to 65·8)	163 (16·8 to 601)	298 (32·3 to 1,210)	222 (25·5 to 919)	135 (14 to 506)	95·4 (9·5 to 384)	65 (7·1 to 260)	42 (4·7 to 152)	32·9 (3·7 to 133)
Rabies	0 (0 to 0)	0 (0 to 0)	38·9 (4·7 to 142)	1,310 (130 to 5,410)	464 (60 to 1,660)	245 (25·9 to 938)	147 (24·2 to 463)	72 (9·2 to 235)	30·3 (4 to 108)	99·3 (14 to 342)	179 (32·8 to 566)
Intestinal nematode infections	0 (0 to 0)	0 (0 to 0)	303 (96·1 to 646)	3,780 (1,750 to 7,610)	1,590 (945 to 2,450)	837 (457 to 1,350)	1,890 (921 to 3,290)	1,160 (627 to 1,970)	705 (365 to 1,230)	451 (239 to 790)	437 (241 to 738)
Ascariasis	0 (0 to 0)	0 (0 to 0)	284 (81·1 to 624)	3,280 (1,250 to 7,100)	603 (193 to 1,290)	82·4 (0 to 266)	16·4 (0·1 to 67·6)	10·1 (0·1 to 44·4)	8 (0 to 31·8)	7·4 (0 to 33·5)	6·1 (0 to 27·9)
Trichuriasis	0 (0 to 0)	0 (0 to 0)	0 (0 to 0)	0·3 (0·1 to 0·5)	0·1 (0·1 to 0·3)	0·1 (0·1 to 0·2)	0·8 (0·4 to 1·6)	0·7 (0·3 to 1·3)	0·4 (0·2 to 0·8)	0·2 (0·1 to 0·5)	0·2 (0·1 to 0·3)
Hookworm disease	0 (0 to 0)	0 (0 to 0)	19·4 (9·7 to 34·1)	494 (268 to 846)	989 (562 to 1,620)	754 (415 to 1,290)	1,880 (905 to 3,290)	1,150 (605 to 1,960)	696 (351 to 1,220)	443 (235 to 776)	431 (235 to 730)
Food-borne trematodiases	0 (0 to 0)	0 (0 to 0)	0 (0 to 0)	0 (0 to 0)	0 (0 to 0)	0 (0 to 0)	0 (0 to 0)	0 (0 to 0)	0 (0 to 0)	0 (0 to 0)	0 (0 to 0)
Leprosy	0 (0 to 0)	0 (0 to 0)	0 (0 to 0)	0 (0 to 0)	0 (0 to 0)	0 (0 to 0)	1·3 (0·7 to 1·9)	1·7 (1 to 2·6)	2·1 (1·2 to 3·2)	2·3 (1·4 to 3·5)	2·4 (1·4 to 3·7)
Ebola	0 (0 to 0)	0 (0 to 0)	0 (0 to 0)	0 (0 to 0)	0 (0 to 0)	0 (0 to 0)	0 (0 to 0)	0 (0 to 0)	0 (0 to 0)	0 (0 to 0)	0 (0 to 0)
Zika virus	0 (0 to 0)	0 (0 to 0)	0 (0 to 0)	0 (0 to 0)	0 (0 to 0)	0 (0 to 0)	0 (0 to 0)	0 (0 to 0)	0 (0 to 0)	0 (0 to 0)	0 (0 to 0)
Guinea worm disease	0 (0 to 0)	0 (0 to 0)	0 (0 to 0)	0 (0 to 0)	0 (0 to 0)	0 (0 to 0)	0 (0 to 0)	0 (0 to 0)	0 (0 to 0)	0 (0 to 0)	0 (0 to 0)
Other neglected tropical diseases	989 (211 to 3,340)	636 (136 to 2,130)	5,120 (1,500 to 15,800)	11,200 (4,270 to 33,700)	5,330 (3,250 to 8,670)	2,710 (1,470 to 4,520)	425 (180 to 974)	299 (125 to 712)	255 (103 to 591)	187 (77·8 to 423)	195 (84·6 to 465)
Other infectious diseases	14,600 (8,320 to 24,100)	13,000 (6,300 to 25,400)	127,000 (59,600 to 253,000)	192,000 (92,800 to 355,000)	32,500 (18,500 to 55,100)	15,000 (9,270 to 22,300)	7,780 (4,800 to 12,300)	5,460 (3,230 to 8,770)	3,910 (2,300 to 6,190)	3,220 (2,000 to 5,120)	3,180 (1,900 to 5,120)
Meningitis	6,900 (3,230 to 13,400)	5,800 (2,560 to 11,300)	34,800 (15,800 to 65,400)	50,200 (23,300 to 88,800)	12,500 (6,190 to 22,500)	9,160 (4,990 to 14,900)	5,480 (3,040 to 9,410)	3,640 (1,930 to 6,550)	2,640 (1,440 to 4,590)	2,100 (1,160 to 3,750)	1,920 (996 to 3,440)
Encephalitis	199 (72·6 to 458)	268 (85·1 to 662)	1,370 (487 to 2,930)	1,440 (479 to 3,010)	281 (125 to 534)	260 (132 to 468)	361 (175 to 666)	194 (111 to 317)	153 (79·7 to 252)	211 (100 to 381)	117 (59·8 to 197)
Diphtheria	0 (0 to 0)	0 (0 to 0)	279 (8·6 to 1,110)	1,160 (35·5 to 3,980)	139 (4·6 to 534)	37·4 (1·4 to 138)	7·8 (0·3 to 27·6)	3·7 (0·1 to 14·1)	2·8 (0·1 to 10·5)	2·6 (0·1 to 9·9)	2·8 (0·1 to 10·3)
Tetanus	5,250 (1,650 to 12,300)	6,000 (1,580 to 15,600)	1,740 (503 to 4,680)	1,700 (176 to 6,460)	656 (53·7 to 2,380)	324 (40·6 to 1,010)	208 (36·4 to 663)	184 (33·5 to 620)	104 (22·8 to 272)	118 (23·7 to 348)	100 (18·8 to 285)
Measles	0 (0 to 0)	0 (0 to 0)	27,600 (8,280 to 64,900)	67,600 (20,100 to 160,000)	9,510 (2,770 to 23,000)	2,050 (587 to 4,910)	503 (147 to 1,260)	213 (59·9 to 517)	89·7 (25 to 223)	45·1 (12·5 to 113)	24·8 (7·1 to 60·7)
Varicella and herpes zoster	50·8 (4·6 to 161)	151 (12·6 to 482)	1,330 (142 to 4,210)	2,050 (170 to 6,550)	619 (63·5 to 1,930)	179 (25·8 to 560)	68·7 (14·3 to 186)	53·6 (13·2 to 132)	47·5 (13·3 to 120)	50·4 (13·2 to 130)	39 (11·6 to 101)
Acute hepatitis	0·1 (0 to 0·2)	0·3 (0·1 to 0·7)	909 (334 to 2,060)	1,910 (637 to 4,410)	599 (241 to 1,370)	603 (240 to 1,310)	543 (216 to 1,240)	747 (276 to 1,850)	569 (222 to 1,320)	470 (187 to 1,100)	763 (306 to 1,700)
Acute hepatitis A	0 (0 to 0)	0 (0 to 0)	60 (3·2 to 264)	171 (38·4 to 530)	143 (66·5 to 281)	131 (56·8 to 287)	80 (35·5 to 163)	73·7 (25·6 to 195)	53·8 (14·9 to 150)	32·8 (8·2 to 94·1)	273 (32·6 to 796)
Acute hepatitis B	0 (0 to 0)	0·1 (0 to 0·1)	812 (286 to 1,900)	1,400 (368 to 3,560)	354 (88·7 to 981)	431 (125 to 1,090)	335 (85·8 to 915)	552 (170 to 1,440)	421 (134 to 1,090)	342 (115 to 887)	298 (65·8 to 933)
Acute hepatitis C	0·1 (0 to 0·2)	0·3 (0 to 0·7)	29·9 (5·1 to 94)	244 (19·5 to 1,000)	92·9 (11 to 317)	24·7 (4 to 95·4)	114 (10·4 to 377)	112 (17·1 to 359)	72·5 (11 to 221)	91·9 (13·1 to 283)	190 (42·1 to 561)
Acute hepatitis E	0 (0 to 0)	0 (0 to 0)	6·6 (0·8 to 24·7)	91·5 (9 to 369)	9·2 (4·3 to 16·8)	16·6 (3·8 to 40·5)	13·4 (2·6 to 33·6)	8 (3·5 to 15·5)	21·2 (5·4 to 57·7)	3·1 (1·4 to 6·2)	1·6 (0·8 to 2·8)
Other unspecified infectious diseases	2,180 (703 to 5,070)	738 (303 to 1,500)	4,560 (1,610 to 10,900)	6,610 (3,030 to 15,700)	3,050 (1,910 to 4,510)	1,610 (893 to 2,540)	422 (246 to 696)	303 (170 to 485)	249 (134 to 420)	188 (101 to 312)	190 (109 to 317)
Maternal and neonatal disorders	911,000 (745,000 to 1,120,000)	142,000 (102,000 to 187,000)	44,400 (23,900 to 79,300)	10,500 (6,850 to 16,500)	2,840 (1,820 to 4,120)	5,300 (2,830 to 10,100)	32,900 (20,800 to 48,300)	44,100 (28,900 to 64,000)	43,400 (29,200 to 61,100)	38,200 (25,900 to 52,300)	29,900 (20,100 to 41,300)
Maternal disorders	0 (0 to 0)	0 (0 to 0)	0 (0 to 0)	0 (0 to 0)	0 (0 to 0)	3,080 (893 to 7,690)	31,100 (19,000 to 46,700)	42,700 (27,300 to 62,300)	42,300 (28,200 to 60,100)	37,400 (25,200 to 51,300)	29,300 (19,100 to 40,700)
Maternal hemorrhage	0 (0 to 0)	0 (0 to 0)	0 (0 to 0)	0 (0 to 0)	0 (0 to 0)	575 (160 to 1,500)	6,860 (3,710 to 11,000)	9,970 (5,530 to 16,000)	9,120 (5,280 to 15,100)	8,100 (4,750 to 13,100)	4,980 (2,870 to 8,110)
Maternal sepsis and other maternal infections	0 (0 to 0)	0 (0 to 0)	0 (0 to 0)	0 (0 to 0)	0 (0 to 0)	318 (81·1 to 849)	3,400 (1,680 to 6,100)	4,470 (2,240 to 7,830)	4,480 (2,440 to 7,800)	3,890 (2,090 to 6,460)	3,350 (1,730 to 5,860)
Maternal hypertensive disorders	0 (0 to 0)	0 (0 to 0)	0 (0 to 0)	0 (0 to 0)	0 (0 to 0)	304 (88·7 to 759)	2,380 (1,400 to 3,830)	2,910 (1,800 to 4,350)	2,950 (1,860 to 4,250)	1,840 (1,210 to 2,670)	996 (653 to 1,420)
Maternal obstructed labor and uterine rupture	0 (0 to 0)	0 (0 to 0)	0 (0 to 0)	0 (0 to 0)	0 (0 to 0)	339 (83·9 to 951)	3,290 (1,550 to 6,150)	4,760 (2,260 to 8,890)	5,060 (2,540 to 9,280)	4,950 (2,530 to 8,620)	4,440 (2,200 to 7,970)
Maternal abortion and miscarriage	0 (0 to 0)	0 (0 to 0)	0 (0 to 0)	0 (0 to 0)	0 (0 to 0)	175 (41 to 485)	1,390 (617 to 2,840)	1,600 (732 to 3,140)	1,640 (729 to 3,180)	1,630 (772 to 3,120)	1,790 (757 to 3,370)
Ectopic pregnancy	0 (0 to 0)	0 (0 to 0)	0 (0 to 0)	0 (0 to 0)	0 (0 to 0)	123 (33·3 to 308)	811 (407 to 1,410)	1,010 (528 to 1,690)	1,030 (575 to 1,670)	849 (481 to 1,420)	630 (336 to 1,050)
Indirect maternal deaths	--	--	--	--	--	754 (198 to 2,020)	7,480 (3,950 to 12,100)	9,910 (5,500 to 16,000)	9,810 (5,400 to 15,700)	8,660 (4,920 to 13,700)	6,880 (3,780 to 10,600)
Late maternal deaths	--	--	--	--	--	289 (74·5 to 721)	3,410 (1,650 to 5,950)	5,040 (2,640 to 8,400)	4,950 (2,600 to 8,420)	4,410 (2,370 to 7,220)	3,500 (1,860 to 5,790)
Maternal deaths aggravated by HIV/AIDS	--	--	--	--	--	2 (0·4 to 5)	43·4 (18·7 to 84·5)	142 (62·6 to 267)	251 (116 to 440)	284 (137 to 485)	266 (127 to 446)
Neonatal disorders	911,000 (745,000 to 1,120,000)	142,000 (102,000 to 187,000)	44,400 (23,900 to 79,300)	10,500 (6,850 to 16,500)	2,840 (1,820 to 4,120)	2,220 (1,410 to 3,290)	1,790 (1,110 to 2,690)	1,410 (893 to 2,120)	1,100 (684 to 1,650)	847 (532 to 1,260)	643 (398 to 983)
Neonatal preterm birth	237,000 (128,000 to 390,000)	23,500 (9,890 to 46,200)	9,080 (4,210 to 18,200)	2,930 (1,900 to 4,500)	1,090 (768 to 1,490)	852 (584 to 1,180)	676 (457 to 945)	525 (361 to 744)	412 (274 to 580)	314 (211 to 451)	240 (160 to 339)
Neonatal encephalopathy due to birth asphyxia and trau	445,000 (281,000 to 616,000)	30,100 (14,000 to 52,900)	8,060 (3,160 to 17,600)	2,680 (1,290 to 5,000)	923 (249 to 1,990)	724 (177 to 1,570)	598 (159 to 1,330)	476 (126 to 1,070)	373 (105 to 865)	290 (75·1 to 650)	220 (52·6 to 500)
Neonatal sepsis and other neonatal infections	185,000 (81,000 to 334,000)	73,600 (41,300 to 114,000)	10,900 (4,220 to 23,400)	1,830 (942 to 3,310)	676 (250 to 1,320)	533 (182 to 1,040)	423 (149 to 816)	332 (119 to 658)	260 (82·8 to 505)	197 (70·1 to 388)	150 (59·3 to 290)
Hemolytic disease and other neonatal jaundice	7,020 (3,280 to 12,900)	2,900 (1,200 to 5,820)	2,300 (635 to 6,400)	404 (184 to 1,110)	145 (108 to 187)	116 (85·7 to 150)	94·3 (69·8 to 122)	75 (55·4 to 96·8)	59 (43·6 to 76·2)	45·5 (33·5 to 58·8)	34·4 (25·4 to 44·5)
Other neonatal disorders	37,100 (18,300 to 70,200)	12,000 (5,060 to 23,400)	14,000 (5,910 to 29,100)	2,700 (1,710 to 4,340)	0 (0 to 0)	0 (0 to 0)	0 (0 to 0)	0 (0 to 0)	0 (0 to 0)	0 (0 to 0)	0 (0 to 0)
Nutritional deficiencies	91·1 (55·4 to 140)	793 (506 to 1,170)	162,000 (80,800 to 292,000)	551,000 (320,000 to 837,000)	70,500 (47,400 to 100,000)	33,600 (19,900 to 49,500)	9,520 (5,470 to 14,800)	7,110 (4,140 to 11,200)	7,560 (4,170 to 11,900)	4,500 (2,660 to 7,290)	5,220 (3,210 to 7,690)
Protein-energy malnutrition	57·2 (35·3 to 85·9)	176 (108 to 262)	152,000 (70,700 to 281,000)	510,000 (275,000 to 799,000)	21,900 (9,950 to 39,700)	7,630 (2,930 to 14,800)	3,300 (1,590 to 6,320)	2,610 (1,290 to 4,700)	1,930 (658 to 3,920)	1,530 (729 to 2,920)	2,460 (1,280 to 4,400)
Iodine deficiency	0 (0 to 0)	0 (0 to 0)	0·2 (0·1 to 0·3)	16·1 (6·8 to 31·4)	93·4 (41·9 to 172)	186 (72·7 to 357)	250 (111 to 456)	266 (125 to 488)	236 (112 to 411)	202 (97·6 to 354)	163 (80·6 to 281)
Vitamin A deficiency	21·1 (7·4 to 42·6)	259 (77·4 to 501)	733 (379 to 1,240)	4,360 (2,430 to 7,030)	3,470 (1,830 to 5,850)	1,660 (770 to 2,960)	92·1 (29·8 to 196)	64·5 (18·1 to 144)	42·4 (14·8 to 89)	28 (9·3 to 57·4)	20·3 (10·8 to 34·3)
Dietary iron deficiency	12·8 (4·2 to 29·5)	358 (180 to 597)	8,320 (5,160 to 12,600)	34,500 (21,400 to 52,000)	44,600 (27,000 to 67,100)	23,800 (12,400 to 38,400)	5,650 (2,360 to 10,400)	3,910 (1,710 to 7,360)	3,290 (1,400 to 6,610)	2,400 (1,010 to 4,570)	2,420 (1,140 to 4,440)
Other nutritional deficiencies	0 (0 to 0)	0 (0 to 0)	1,270 (395 to 3,220)	1,780 (485 to 4,380)	433 (132 to 1,050)	358 (84·7 to 993)	236 (73·3 to 624)	266 (89·8 to 643)	2,070 (754 to 4,370)	344 (117 to 829)	149 (55·1 to 381)
Non-communicable diseases	67,000 (27,500 to 134,000)	24,400 (11,700 to 42,700)	155,000 (69,400 to 285,000)	173,000 (77,200 to 318,000)	66,000 (48,500 to 86,900)	78,400 (58,300 to 103,000)	93,200 (69,300 to 122,000)	90,100 (67,600 to 118,000)	90,800 (69,100 to 117,000)	88,900 (69,400 to 112,000)	87,500 (69,000 to 109,000)
Neoplasms	457 (220 to 877)	636 (186 to 1,660)	2,870 (1,580 to 5,080)	4,160 (2,570 to 6,400)	3,770 (2,110 to 6,180)	2,950 (1,780 to 4,460)	2,120 (1,300 to 3,130)	2,310 (1,430 to 3,400)	3,900 (2,470 to 5,930)	5,970 (3,710 to 9,310)	9,560 (6,270 to 13,400)
Lip and oral cavity cancer	0 (0 to 0)	0 (0 to 0)	0 (0 to 0)	0 (0 to 0)	23·9 (13·1 to 44)	28·7 (13·1 to 58·1)	31·6 (15·3 to 56·7)	34·8 (17·1 to 61·5)	52·4 (25·1 to 92·5)	70·6 (34·2 to 124)	91·1 (48·1 to 152)
Nasopharynx cancer	0 (0 to 0)	0 (0 to 0)	0 (0 to 0)	0 (0 to 0)	13·9 (8·7 to 20·4)	12·3 (8 to 17·6)	7·6 (4·9 to 10·6)	5·8 (3·4 to 10·5)	6 (3·1 to 10·9)	7 (3·4 to 13·5)	8·9 (4·4 to 15·7)
Other pharynx cancer	0 (0 to 0)	0 (0 to 0)	0 (0 to 0)	0 (0 to 0)	0 (0 to 0)	0 (0 to 0)	0 (0 to 0)	5·4 (3·4 to 8·7)	4·9 (2·8 to 9·7)	5·6 (2·6 to 11·5)	8·4 (3·7 to 16·8)
Esophageal cancer	0 (0 to 0)	0 (0 to 0)	0 (0 to 0)	0 (0 to 0)	0 (0 to 0)	0 (0 to 0)	0 (0 to 0)	12·6 (5·4 to 24·4)	27·7 (13·7 to 50·8)	36·7 (17·5 to 71)	69 (35·7 to 124)
Stomach cancer	0 (0 to 0)	0 (0 to 0)	0 (0 to 0)	0 (0 to 0)	0 (0 to 0)	0 (0 to 0)	128 (64·2 to 234)	323 (164 to 592)	604 (320 to 1,090)	908 (477 to 1,580)	1,360 (775 to 2,300)
Colon and rectum cancer	0 (0 to 0)	0 (0 to 0)	0 (0 to 0)	0 (0 to 0)	53·2 (25·1 to 102)	51·4 (23·6 to 92)	52·3 (25·8 to 91)	90·7 (43·6 to 169)	132 (67 to 229)	207 (105 to 365)	393 (212 to 689)
Liver cancer	230 (58·6 to 617)	202 (20·5 to 840)	361 (103 to 934)	388 (156 to 866)	144 (64·1 to 302)	157 (66·6 to 330)	153 (54·8 to 336)	123 (48·3 to 241)	228 (96·1 to 438)	324 (141 to 602)	466 (202 to 916)
Liver cancer due to hepatitis B	0 (0 to 0)	0 (0 to 0)	0 (0 to 0)	0 (0 to 0)	0 (0 to 0)	63·3 (21·9 to 141)	59·1 (19·9 to 145)	58·8 (22·6 to 115)	123 (48·8 to 251)	175 (69·4 to 335)	237 (88·8 to 480)
Liver cancer due to hepatitis C	0 (0 to 0)	0 (0 to 0)	0 (0 to 0)	0 (0 to 0)	0 (0 to 0)	5 (1·1 to 13·8)	4·6 (1·1 to 12·5)	8·9 (2·6 to 21·4)	26·8 (7·6 to 62·4)	54·9 (18·3 to 128)	105 (36 to 238)
Liver cancer due to alcohol use	0 (0 to 0)	0 (0 to 0)	0 (0 to 0)	0 (0 to 0)	0 (0 to 0)	0 (0 to 0)	1·1 (0·2 to 3·6)	2·4 (0·7 to 6)	7·2 (1·9 to 19·5)	14 (4·4 to 33·2)	26·8 (7·7 to 64·6)
Liver cancer due to NASH	0 (0 to 0)	0 (0 to 0)	0 (0 to 0)	0 (0 to 0)	0 (0 to 0)	0 (0 to 0)	38·1 (11·7 to 95·4)	22·5 (7·6 to 50·4)	29·8 (9·6 to 65·6)	33·8 (11·7 to 76·4)	43·2 (14·4 to 97·6)
Liver cancer due to other causes	230 (58·6 to 617)	202 (20·5 to 840)	361 (103 to 934)	388 (156 to 866)	144 (64·1 to 302)	88·4 (38·7 to 180)	49·7 (16·9 to 121)	30·1 (10·8 to 63·7)	41·4 (13·9 to 90·8)	45·7 (16·9 to 104)	53·8 (18·7 to 120)
Gallbladder and biliary tract cancer	0 (0 to 0)	0 (0 to 0)	0 (0 to 0)	0 (0 to 0)	0 (0 to 0)	0 (0 to 0)	0 (0 to 0)	5·2 (3·3 to 7·4)	4·2 (2·6 to 7)	7·8 (3·6 to 14·8)	13 (6·6 to 24·8)
Pancreatic cancer	0 (0 to 0)	0 (0 to 0)	0 (0 to 0)	0 (0 to 0)	0 (0 to 0)	0 (0 to 0)	11·8 (6·8 to 20·4)	12·2 (5·4 to 24)	38·8 (18·8 to 71·6)	37·4 (19·5 to 65·2)	77·7 (44·3 to 124)
Larynx cancer	0 (0 to 0)	0 (0 to 0)	0 (0 to 0)	0 (0 to 0)	0 (0 to 0)	0 (0 to 0)	0 (0 to 0)	11 (4·4 to 24·8)	13·7 (6·3 to 25·6)	15·6 (6·5 to 31·7)	24·7 (9·4 to 52·9)
Tracheal, bronchus, and lung cancer	0 (0 to 0)	0 (0 to 0)	0 (0 to 0)	0 (0 to 0)	0 (0 to 0)	37·7 (15·8 to 79)	28 (12·7 to 53·1)	41·9 (16·7 to 88·2)	49·2 (23·1 to 94·4)	111 (59·8 to 190)	168 (90·9 to 276)
Malignant skin melanoma	0·4 (0·2 to 0·8)	0·5 (0·2 to 1)	8·1 (4 to 17·8)	63·1 (15·4 to 203)	19·9 (9·5 to 43·4)	18·6 (9 to 38·7)	32·6 (15·7 to 61·8)	55·3 (25·2 to 106)	72·8 (34 to 132)	93·6 (42·3 to 171)	121 (53·9 to 214)
Non-melanoma skin cancer	0 (0 to 0)	0 (0 to 0)	0 (0 to 0)	0 (0 to 0)	0 (0 to 0)	0 (0 to 0)	0 (0 to 0)	5·2 (3·3 to 7·5)	5 (2·8 to 9·2)	10 (4·1 to 20)	19·8 (8·3 to 39·8)
Non-melanoma skin cancer (squamous-cell carcinoma	0 (0 to 0)	0 (0 to 0)	0 (0 to 0)	0 (0 to 0)	0 (0 to 0)	0 (0 to 0)	0 (0 to 0)	5·2 (3·3 to 7·5)	5 (2·8 to 9·2)	10 (4·1 to 20)	19·8 (8·3 to 39·8)
Non-melanoma skin cancer (basal-cell carcinoma)	0 (0 to 0)	0 (0 to 0)	0 (0 to 0)	0 (0 to 0)	0 (0 to 0)	0 (0 to 0)	0 (0 to 0)	0 (0 to 0)	0 (0 to 0)	0 (0 to 0)	0 (0 to 0)
Breast cancer	0 (0 to 0)	0 (0 to 0)	0 (0 to 0)	0 (0 to 0)	0 (0 to 0)	0 (0 to 0)	28·9 (12·9 to 56·3)	106 (59·2 to 179)	303 (164 to 505)	999 (531 to 1,700)	2,390 (1,380 to 3,810)
Cervical cancer	0 (0 to 0)	0 (0 to 0)	0 (0 to 0)	0 (0 to 0)	0 (0 to 0)	0 (0 to 0)	62 (22·4 to 130)	374 (175 to 703)	1,250 (617 to 2,320)	2,200 (1,080 to 3,920)	3,370 (1,850 to 5,760)
Uterine cancer	0 (0 to 0)	0 (0 to 0)	0 (0 to 0)	0 (0 to 0)	0 (0 to 0)	0 (0 to 0)	0 (0 to 0)	8·1 (4·1 to 15·6)	26·2 (10·2 to 54·2)	32 (14·7 to 65·9)	34·4 (16·7 to 65)
Ovarian cancer	0 (0 to 0)	0 (0 to 0)	0 (0 to 0)	0 (0 to 0)	100 (41·1 to 204)	82·5 (40 to 155)	69·3 (32·8 to 130)	108 (48·7 to 195)	89 (44·6 to 150)	126 (59·9 to 217)	164 (87 to 269)
Prostate cancer	0 (0 to 0)	0 (0 to 0)	0 (0 to 0)	0 (0 to 0)	0 (0 to 0)	0 (0 to 0)	0 (0 to 0)	0 (0 to 0)	0 (0 to 0)	0 (0 to 0)	0 (0 to 0)
Testicular cancer	--	--	--	--	--	--	--	--	--	--	--
Kidney cancer	7·1 (1·5 to 19·5)	3·6 (0·8 to 11)	29·5 (12·1 to 60·9)	350 (108 to 814)	139 (56·6 to 288)	61 (26·6 to 124)	19·9 (7·2 to 45·2)	12 (5 to 25·4)	14·6 (6·8 to 26)	13·6 (6·2 to 25·7)	28·2 (13·7 to 55·1)
Bladder cancer	0 (0 to 0)	0 (0 to 0)	0 (0 to 0)	0 (0 to 0)	0 (0 to 0)	0 (0 to 0)	23 (8·3 to 48·7)	26·8 (9·8 to 51·7)	88·6 (24·9 to 176)	64 (17·6 to 119)	101 (23·6 to 197)
Brain and central nervous system cancer	24·1 (5·5 to 70·4)	19·2 (4·5 to 63·6)	279 (93·9 to 596)	658 (226 to 1,390)	847 (267 to 1,640)	576 (200 to 1,100)	251 (99·7 to 458)	96·8 (40 to 178)	117 (52·6 to 204)	75·8 (34·9 to 135)	85·7 (39·1 to 147)
Thyroid cancer	0 (0 to 0)	0 (0 to 0)	0 (0 to 0)	0 (0 to 0)	20·9 (9·9 to 51·6)	29·4 (12·3 to 58·4)	38·5 (14·6 to 86·8)	41·7 (12·9 to 113)	65·7 (21·2 to 162)	63·7 (24·1 to 142)	66·4 (29·5 to 131)
Mesothelioma	0 (0 to 0)	0 (0 to 0)	0 (0 to 0)	0 (0 to 0)	0 (0 to 0)	0 (0 to 0)	0 (0 to 0)	3·8 (0·6 to 13·4)	8·6 (1 to 35·4)	12·5 (2·7 to 37·3)	28 (5·5 to 94·3)
Hodgkin lymphoma	0 (0 to 0)	0 (0 to 0)	0 (0 to 0)	42 (15·4 to 125)	44·7 (14·7 to 126)	94 (36 to 250)	61·8 (26·3 to 131)	72·4 (32·8 to 146)	80·2 (36·4 to 157)	43·3 (18·8 to 84·6)	29·9 (14·2 to 53·8)
Non-Hodgkin lymphoma	0 (0 to 0)	0 (0 to 0)	0 (0 to 0)	106 (40·1 to 213)	130 (61·1 to 241)	125 (60·8 to 237)	91·5 (45·2 to 167)	37·6 (17·5 to 67·5)	67 (33·7 to 118)	42·2 (22·1 to 74·5)	35·9 (19·3 to 61·9)
Multiple myeloma	0 (0 to 0)	0 (0 to 0)	0 (0 to 0)	0 (0 to 0)	0 (0 to 0)	0 (0 to 0)	0 (0 to 0)	5·2 (3·4 to 7·6)	4 (2·6 to 5·7)	3·5 (2·2 to 6·4)	8·1 (3·7 to 14·8)
Leukemia	53·2 (7·2 to 214)	45·8 (8·3 to 152)	515 (227 to 1,110)	1,020 (490 to 1,860)	1,220 (517 to 2,480)	721 (342 to 1,320)	425 (200 to 793)	265 (125 to 494)	209 (105 to 386)	178 (90·1 to 319)	208 (113 to 358)
Acute lymphoid leukemia	10·7 (1 to 46·6)	5·7 (0·8 to 21·6)	94·3 (29·4 to 249)	165 (52·2 to 428)	604 (227 to 1,350)	300 (118 to 629)	125 (43·4 to 275)	32·6 (11·5 to 73·6)	101 (45·3 to 210)	6·1 (2·5 to 12·8)	39·3 (15·3 to 77·3)
Chronic lymphoid leukemia	0 (0 to 0)	0 (0 to 0)	0 (0 to 0)	0 (0 to 0)	0 (0 to 0)	0 (0 to 0)	0 (0 to 0)	18·8 (8·3 to 35·4)	12·4 (5·6 to 23·4)	5·8 (2·5 to 11·5)	6·5 (2·8 to 13·2)
Acute myeloid leukemia	4 (0·4 to 18·2)	4 (0·5 to 15·5)	65·1 (23 to 176)	135 (45·4 to 336)	279 (89·8 to 667)	229 (86·4 to 484)	190 (74·1 to 371)	123 (56 to 246)	20·5 (8 to 44·2)	9·6 (3·6 to 20·8)	38·1 (14·9 to 75·9)
Chronic myeloid leukemia	1·8 (0·2 to 8·1)	4·8 (0·5 to 22·4)	59·9 (21·5 to 163)	188 (60·7 to 429)	61 (20·8 to 143)	41·8 (15·8 to 97·6)	22·4 (9 to 48·5)	27·7 (10 to 64)	33·4 (11·5 to 76·6)	105 (45·4 to 204)	107 (49 to 203)
Other leukemia	36·7 (4·7 to 144)	31·3 (5·5 to 104)	296 (127 to 650)	537 (186 to 1,070)	273 (81·1 to 654)	150 (53·4 to 332)	87·4 (29·5 to 200)	62·1 (22·1 to 142)	41·4 (14·6 to 86·8)	52·3 (19·2 to 109)	17·3 (5·8 to 39·9)
Other malignant neoplasms	142 (56·5 to 287)	365 (60·6 to 1,160)	1,670 (688 to 3,420)	1,490 (743 to 2,830)	1,000 (567 to 1,630)	943 (540 to 1,500)	595 (366 to 925)	426 (260 to 668)	336 (211 to 515)	280 (176 to 415)	196 (121 to 299)
Other neoplasms	0·3 (0·1 to 0·5)	0·2 (0·2 to 0·3)	5·2 (3·7 to 7·5)	35·6 (15·6 to 98·7)	15·5 (10 to 23·4)	13·3 (8·7 to 19·3)	8·2 (5·5 to 11·3)	5·6 (3·8 to 8)	4·5 (2·9 to 7·4)	3·3 (2·3 to 4·6)	3·1 (2 to 4·9)
Myelodysplastic, myeloproliferative, and other hematopoi	0·3 (0·1 to 0·5)	0·2 (0·2 to 0·3)	5·2 (3·7 to 7·5)	35·6 (15·6 to 98·7)	15·5 (10 to 23·4)	13·3 (8·7 to 19·3)	8·2 (5·5 to 11·3)	5·6 (3·8 to 8)	4·5 (2·9 to 7·4)	3·3 (2·3 to 4·6)	3·1 (2 to 4·9)
Benign and in situ intestinal neoplasms	0 (0 to 0)	0 (0 to 0)	0 (0 to 0)	0 (0 to 0)	0 (0 to 0)	0 (0 to 0)	0 (0 to 0)	0 (0 to 0)	0 (0 to 0)	0 (0 to 0)	0 (0 to 0)
Benign and in situ cervical and uterine neoplasms	0 (0 to 0)	0 (0 to 0)	0 (0 to 0)	0 (0 to 0)	0 (0 to 0)	0 (0 to 0)	0 (0 to 0)	0 (0 to 0)	0 (0 to 0)	0 (0 to 0)	0 (0 to 0)
Other benign and in situ neoplasms	0 (0 to 0)	0 (0 to 0)	0 (0 to 0)	0 (0 to 0)	0 (0 to 0)	0 (0 to 0)	0 (0 to 0)	0 (0 to 0)	0 (0 to 0)	0 (0 to 0)	0 (0 to 0)
Cardiovascular diseases	3,670 (1,590 to 7,390)	1,730 (768 to 3,400)	11,100 (5,240 to 22,300)	10,400 (5,440 to 20,200)	2,780 (1,720 to 4,240)	4,550 (2,830 to 7,090)	7,380 (4,610 to 11,100)	8,650 (5,540 to 13,200)	8,650 (5,400 to 13,500)	10,800 (6,730 to 16,300)	12,000 (7,650 to 17,400)
Rheumatic heart disease	0 (0 to 0)	0 (0 to 0)	0 (0 to 0)	1,050 (389 to 2,230)	472 (259 to 780)	1,080 (601 to 1,730)	1,450 (877 to 2,260)	1,680 (1,020 to 2,740)	1,160 (737 to 1,790)	970 (601 to 1,500)	676 (432 to 1,020)
Ischemic heart disease	0 (0 to 0)	0 (0 to 0)	0 (0 to 0)	0 (0 to 0)	0 (0 to 0)	0 (0 to 0)	1,090 (502 to 1,960)	1,000 (477 to 1,950)	790 (361 to 1,490)	2,150 (1,090 to 3,870)	2,350 (1,230 to 3,890)
Stroke	1,890 (740 to 4,060)	790 (324 to 1,670)	5,280 (1,990 to 12,400)	4,310 (1,770 to 10,800)	1,300 (703 to 2,270)	2,280 (1,310 to 3,950)	2,350 (1,340 to 3,790)	3,240 (1,900 to 5,300)	3,260 (1,840 to 5,480)	4,420 (2,670 to 7,150)	5,600 (3,400 to 8,600)
Ischemic stroke	709 (211 to 1,800)	287 (81·9 to 693)	1,780 (489 to 4,890)	265 (160 to 486)	356 (166 to 642)	409 (188 to 695)	555 (313 to 874)	701 (391 to 1,150)	668 (400 to 1,070)	949 (572 to 1,540)	813 (516 to 1,290)
Intracerebral hemorrhage	1,150 (399 to 2,560)	484 (175 to 1,100)	3,390 (1,130 to 8,030)	3,640 (1,220 to 9,900)	883 (401 to 1,790)	1,760 (866 to 3,360)	1,640 (832 to 2,890)	2,400 (1,310 to 4,230)	2,430 (1,250 to 4,250)	3,190 (1,810 to 5,430)	4,440 (2,590 to 7,030)
Subarachnoid hemorrhage	33·5 (7·6 to 92)	18·7 (4·8 to 52·1)	113 (18·8 to 352)	406 (50·4 to 1,320)	63·6 (19·8 to 169)	112 (36·6 to 282)	150 (58·8 to 347)	136 (58·8 to 290)	168 (76·8 to 335)	289 (131 to 576)	346 (171 to 727)
Hypertensive heart disease	0 (0 to 0)	0 (0 to 0)	0 (0 to 0)	0 (0 to 0)	0 (0 to 0)	0 (0 to 0)	691 (199 to 1,440)	525 (160 to 1,060)	932 (337 to 1,830)	1,200 (454 to 2,230)	1,840 (720 to 3,370)
Non-rheumatic valvular heart disease	0 (0 to 0)	0 (0 to 0)	0 (0 to 0)	0 (0 to 0)	0 (0 to 0)	0 (0 to 0)	395 (117 to 934)	267 (82 to 647)	243 (66·2 to 558)	82·9 (27 to 199)	142 (45 to 319)
Non-rheumatic calcific aortic valve disease	0 (0 to 0)	0 (0 to 0)	0 (0 to 0)	0 (0 to 0)	0 (0 to 0)	0 (0 to 0)	41·5 (7 to 125)	40·5 (5·4 to 166)	42·5 (5 to 171)	25·4 (4·7 to 87·2)	54·3 (9·5 to 179)
Non-rheumatic degenerative mitral valve disease	0 (0 to 0)	0 (0 to 0)	0 (0 to 0)	0 (0 to 0)	0 (0 to 0)	0 (0 to 0)	345 (103 to 812)	219 (70·7 to 526)	196 (56·8 to 452)	54·8 (18·2 to 130)	83 (26·4 to 190)
Other non-rheumatic valve diseases	0 (0 to 0)	0 (0 to 0)	0 (0 to 0)	0 (0 to 0)	0 (0 to 0)	0 (0 to 0)	8·1 (1·6 to 26·1)	7·3 (1·2 to 27·6)	4·7 (0·7 to 16·2)	2·7 (0·6 to 8·7)	4·7 (1·1 to 14·1)
Cardiomyopathy and myocarditis	580 (192 to 1,330)	268 (94·4 to 612)	1,400 (430 to 3,320)	503 (121 to 1,530)	214 (68·1 to 541)	324 (110 to 763)	178 (63·2 to 374)	400 (160 to 824)	859 (355 to 1,750)	427 (174 to 839)	458 (195 to 836)
Myocarditis	13·4 (2·5 to 44·7)	14·5 (2·9 to 46·9)	73·8 (9·1 to 254)	129 (8·5 to 601)	24·6 (3·9 to 86·6)	28 (5·2 to 83·1)	40·1 (11 to 97·2)	82·6 (22·3 to 208)	60·2 (14·5 to 154)	16·4 (4·9 to 41·4)	35·1 (10·6 to 80·6)
Alcoholic cardiomyopathy	0 (0 to 0)	0 (0 to 0)	0 (0 to 0)	0 (0 to 0)	0 (0 to 0)	0 (0 to 0)	16 (4·4 to 38·6)	11·7 (3·4 to 28·8)	10·2 (2·6 to 25·4)	4·7 (1·4 to 11·3)	4·7 (1·5 to 10·2)
Other cardiomyopathy	566 (188 to 1,320)	254 (87·8 to 584)	1,320 (415 to 3,180)	374 (88·9 to 1,140)	189 (58·8 to 495)	296 (99·5 to 684)	122 (43·4 to 261)	306 (122 to 652)	789 (327 to 1,610)	406 (165 to 797)	418 (179 to 776)
Atrial fibrillation and flutter	0 (0 to 0)	0 (0 to 0)	0 (0 to 0)	0 (0 to 0)	0 (0 to 0)	0 (0 to 0)	0 (0 to 0)	0 (0 to 0)	0 (0 to 0)	6·4 (3·9 to 9·9)	13 (7 to 22·3)
Aortic aneurysm	--	--	--	--	--	--	13·9 (6·1 to 28·8)	20·1 (7·6 to 42·3)	27·9 (10·7 to 61·4)	36 (13·4 to 78)	74·1 (31·8 to 149)
Endocarditis	102 (30·8 to 265)	108 (34·3 to 261)	1,480 (433 to 3,620)	847 (155 to 2,080)	116 (32·3 to 272)	105 (30·3 to 245)	49·8 (19 to 105)	150 (58·2 to 331)	217 (82·7 to 444)	108 (45·7 to 218)	131 (56·4 to 255)

Cause	40 to 44	45 to 49	50 to 54	55 to 59	60 to 64	65 to 69	70 to 74	75 to 79	80 to 84	85 to 89	90 to 94	95 plus	Total
All causes	161,000 (131,000 to 195,000)	144,000 (118,000 to 172,000)	138,000 (114,000 to 167,000)	131,000 (110,000 to 159,000)	127,000 (108,000 to 153,000)	112,000 (98,100 to 131,000)	100,000 (90,800 to 112,000)	72,100 (67,300 to 78,100)	46,100 (43,200 to 49,600)	21,600 (20,300 to 23,100)	8,290 (7,740 to 8,870)	2,210 (2,070 to 2,340)	6,970,000
Communicable, maternal, neonatal, and nutritional diseases	65,900 (52,700 to 82,300)	50,600 (39,700 to 64,100)	39,600 (30,300 to 52,200)	34,900 (26,200 to 47,000)	30,200 (22,100 to 43,200)	24,900 (18,100 to 35,200)	25,600 (19,000 to 35,100)	15,900 (11,700 to 23,500)	10,500 (7,430 to 15,800)	4,800 (3,410 to 7,150)	1,810 (1,240 to 2,760)	509 (342 to 787)	4,920,000
HIV/AIDS and sexually transmitted infections	18,800 (14,300 to 24,800)	13,800 (9,980 to 18,500)	8,270 (5,820 to 11,300)	4,460 (3,130 to 6,150)	2,330 (1,570 to 3,320)	1,090 (702 to 1,590)	517 (328 to 764)	212 (136 to 313)	43·3 (27·8 to 64·9)	15·8 (10·2 to 22·8)	4 (2·6 to 6)	0·8 (0·5 to 1·1)	238,000
HIV/AIDS	18,300 (13,900 to 24,200)	13,400 (9,680 to 18,300)	8,110 (5,690 to 11,200)	4,380 (3,040 to 6,080)	2,250 (1,490 to 3,210)	1,060 (668 to 1,550)	489 (302 to 737)	196 (123 to 296)	35·8 (21·2 to 56·5)	12·8 (7·7 to 20)	3·1 (1·8 to 4·9)	0·6 (0·3 to 0·9)	147,000
HIV/AIDS - Drug-susceptible Tuberculosis	4,250 (2,640 to 6,610)	3,240 (1,990 to 4,910)	2,010 (1,250 to 3,050)	1,090 (681 to 1,650)	552 (350 to 827)	249 (156 to 380)	117 (75·5 to 176)	46·7 (29·4 to 70)	7·8 (4·8 to 11·6)	2·4 (1·4 to 3·6)	0·7 (0·4 to 1·1)	0·1 (0·1 to 0·2)	32,200
HIV/AIDS - Multidrug-resistant Tuberculosis without exte	293 (35 to 939)	228 (27·3 to 732)	146 (17·3 to 469)	80·8 (9·5 to 260)	41·1 (4·9 to 132)	18·6 (2·2 to 59·8)	8·7 (1 to 28·1)	3·4 (0·4 to 11·1)	0·6 (0·1 to 1·8)	0·2 (0 to 0·5)	0 (0 to 0·1)	0 (0 to 0)	2,310
HIV/AIDS - Extensively drug-resistant Tuberculosis	3·9 (0·4 to 13·3)	3·1 (0·3 to 10·4)	2 (0·2 to 6·6)	1·1 (0·1 to 3·6)	0·6 (0·1 to 1·8)	0·2 (0 to 0·8)	0·1 (0 to 0·4)	0 (0 to 0·2)	0 (0 to 0)	0 (0 to 0)	0 (0 to 0)	0 (0 to 0)	31·1
HIV/AIDS resulting in other diseases	13,700 (8,930 to 20,000)	9,940 (6,140 to 15,200)	5,950 (3,490 to 9,260)	3,210 (1,850 to 5,080)	1,650 (907 to 2,660)	787 (418 to 1,280)	364 (185 to 616)	146 (75·1 to 255)	27·4 (13·4 to 48·7)	10·2 (5·2 to 17·5)	2·4 (1·2 to 4·1)	0·4 (0·2 to 0·7)	113,000
Sexually transmitted infections excluding HIV	495 (242 to 964)	339 (161 to 637)	156 (69·4 to 308)	80·7 (32·6 to 172)	82·5 (38·1 to 159)	36·2 (15·8 to 76·8)	27·1 (13 to 52·3)	16 (7·6 to 30·2)	7·5 (3·5 to 14·7)	3 (1·4 to 5·7)	0·9 (0·4 to 1·8)	0·2 (0·1 to 0·4)	90,600
Syphilis	5·2 (2·3 to 10·6)	7·6 (3 to 16·3)	4·4 (1·8 to 9·4)	0·7 (0·3 to 1·8)	2·4 (0·7 to 5·9)	0·5 (0·2 to 1·2)	1 (0·3 to 2·3)	0·6 (0·2 to 1·4)	0·5 (0·2 to 1·3)	0·2 (0·1 to 0·5)	0·1 (0 to 0·3)	0 (0 to 0·1)	85,500
Chlamydial infection	56·3 (28·5 to 101)	35·1 (15·8 to 69·8)	6·6 (3 to 14)	1·4 (0·8 to 2·3)	5·7 (1·4 to 14·6)	0·5 (0·2 to 1·3)	1·1 (0·3 to 2·6)	0·8 (0·2 to 2·2)	0·5 (0·1 to 1·2)	0·2 (0·1 to 0·4)	0·1 (0 to 0·1)	0 (0 to 0)	573
Gonococcal infection	35·2 (17 to 69·6)	33 (13·1 to 72·2)	14·8 (4·6 to 36·2)	1·5 (0·6 to 3·5)	14·6 (3·5 to 37·5)	2·8 (0·9 to 7·1)	3·8 (1·2 to 9)	3 (0·8 to 7·7)	1 (0·3 to 2·6)	0·5 (0·1 to 1·1)	0·1 (0 to 0·3)	0 (0 to 0·1)	551
Trichomoniasis	182 (63·4 to 412)	125 (41·2 to 276)	76·8 (23·6 to 184)	44·4 (15·1 to 108)	26·4 (8·7 to 63·3)	16·8 (5·6 to 39·7)	10 (3·6 to 23·2)	5·2 (1·9 to 11·9)	2·3 (0·8 to 5·1)	0·8 (0·3 to 1·7)	0·2 (0·1 to 0·4)	0 (0 to 0·1)	1,920
Genital herpes	62·3 (19·9 to 159)	47·5 (15 to 118)	36·9 (11·1 to 89·8)	28·2 (8·2 to 69·5)	20·7 (6·2 to 50·7)	14·3 (4·4 to 35·2)	9·2 (2·8 to 22·3)	5·3 (1·6 to 13·2)	2·7 (0·9 to 6·6)	1·1 (0·3 to 2·8)	0·4 (0·1 to 0·9)	0·1 (0 to 0·2)	630
Other sexually transmitted infections	154 (78 to 275)	90·9 (40·6 to 185)	16·2 (6·7 to 32·6)	4·4 (1·4 to 8·9)	12·6 (3 to 32·4)	1·3 (0·4 to 3·1)	2 (0·6 to 4·6)	1·2 (0·3 to 3)	0·4 (0·1 to 1·1)	0·2 (0·1 to 0·6)	0·1 (0 to 0·1)	0 (0 to 0)	1,410
Respiratory infections and tuberculosis	6,800 (4,240 to 10,400)	6,680 (4,250 to 9,710)	7,910 (5,050 to 12,300)	8,600 (5,540 to 13,400)	8,030 (5,150 to 12,600)	7,830 (5,090 to 12,400)	9,510 (6,260 to 15,000)	5,440 (3,570 to 8,330)	3,610 (2,420 to 5,210)	1,450 (932 to 2,160)	484 (304 to 720)	133 (84 to 196)	767,000
Tuberculosis	4,920 (2,780 to 7,880)	4,780 (2,750 to 7,730)	4,470 (2,610 to 7,790)	4,780 (2,660 to 8,630)	4,430 (2,450 to 8,300)	4,060 (2,330 to 7,810)	5,300 (3,010 to 10,300)	3,030 (1,670 to 5,930)	1,440 (791 to 2,780)	482 (279 to 1,080)	109 (62·5 to 221)	26·7 (14·7 to 55·5)	127,000
Latent tuberculosis infection	0 (0 to 0)	0 (0 to 0)	0 (0 to 0)	0 (0 to 0)	0 (0 to 0)	0 (0 to 0)	0 (0 to 0)	0 (0 to 0)	0 (0 to 0)	0 (0 to 0)	0 (0 to 0)	0 (0 to 0)	0
Drug-susceptible tuberculosis	4,660 (2,610 to 7,550)	4,520 (2,550 to 7,280)	4,210 (2,460 to 7,420)	4,510 (2,470 to 8,020)	4,170 (2,310 to 7,740)	3,810 (2,150 to 7,570)	4,980 (2,800 to 9,680)	2,850 (1,550 to 5,560)	1,360 (725 to 2,570)	454 (249 to 1,030)	103 (55·8 to 210)	25·1 (13·5 to 52·6)	119,000
Multidrug-resistant tuberculosis without extensive drug r	259 (28·7 to 901)	260 (29·2 to 884)	252 (27·5 to 855)	273 (29·3 to 928)	257 (25 to 877)	238 (24·9 to 824)	311 (33·2 to 1,110)	177 (19·6 to 623)	83·4 (8·8 to 292)	27·8 (2·6 to 102)	6·1 (0·7 to 21·2)	1·5 (0·2 to 5·2)	7,280
Extensively drug-resistant tuberculosis	3·5 (0·4 to 11·9)	3·5 (0·4 to 12)	3·4 (0·4 to 11·7)	3·7 (0·4 to 12·9)	3·5 (0·3 to 12·9)	3·2 (0·3 to 11·5)	4·2 (0·4 to 15·2)	2·4 (0·2 to 9·1)	1·1 (0·1 to 4·1)	0·4 (0 to 1·4)	0·1 (0 to 0·3)	0 (0 to 0·1)	97·8
Lower respiratory infections	1,530 (852 to 2,660)	1,650 (942 to 2,610)	3,240 (1,850 to 5,370)	3,660 (2,100 to 6,050)	3,500 (1,970 to 5,660)	3,710 (2,080 to 5,810)	4,160 (2,410 to 6,550)	2,380 (1,400 to 3,640)	2,160 (1,280 to 3,280)	963 (571 to 1,520)	373 (212 to 573)	106 (61·8 to 163)	629,000
Upper respiratory infections	215 (114 to 365)	149 (78·5 to 260)	120 (66·1 to 199)	89·1 (45·7 to 152)	65·9 (34·3 to 113)	46·6 (24·4 to 81·4)	36·9 (19·8 to 65·9)	18 (9·4 to 30·7)	9·2 (4·7 to 16·3)	3·7 (2 to 6·5)	1·3 (0·7 to 2·3)	0·3 (0·2 to 0·6)	7,970
Otitis media	129 (60·7 to 235)	105 (49·8 to 187)	85·1 (37·6 to 151)	65 (32·3 to 119)	43·6 (18·8 to 84)	24·6 (11·3 to 47·5)	13·7 (5·8 to 26)	8·4 (4 to 14·8)	4·9 (2·1 to 9·2)	2·3 (1·1 to 4)	0·8 (0·4 to 1·5)	0·2 (0·1 to 0·4)	3,490
Enteric infections	6,600 (2,990 to 15,400)	6,840 (2,970 to 16,500)	7,440 (3,050 to 19,000)	7,540 (3,060 to 19,300)	7,950 (2,920 to 20,800)	6,980 (2,480 to 18,500)	6,130 (2,060 to 15,900)	4,920 (1,700 to 13,400)	3,610 (1,180 to 9,600)	1,550 (471 to 3,950)	621 (189 to 1,700)	198 (57·5 to 506)	504,000
Diarrheal diseases	5,430 (2,050 to 14,300)	5,800 (2,110 to 15,600)	6,450 (2,170 to 17,900)	6,670 (2,270 to 18,700)	7,270 (2,320 to 20,200)	6,540 (2,090 to 18,000)	5,870 (1,840 to 15,600)	4,780 (1,570 to 13,300)	3,540 (1,120 to 9,540)	1,530 (456 to 3,930)	617 (184 to 1,690)	197 (56·7 to 505)	318,000
Typhoid and paratyphoid	68·4 (26·8 to 146)	58·4 (21·1 to 129)	47·7 (17·8 to 102)	34·5 (12 to 80·9)	22·1 (7·5 to 50·9)	13 (5 to 27·7)	7·4 (2·8 to 15·8)	3·8 (1·4 to 7·7)	1·8 (0·6 to 3·7)	0·6 (0·2 to 1)	0·2 (0·1 to 0·3)	0 (0 to 0·1)	15,900
Typhoid fever	68·2 (26·7 to 145)	58·3 (21 to 128)	47·5 (17·8 to 102)	34·4 (12 to 80·6)	22 (7·5 to 50·8)	12·9 (4·9 to 27·6)	7·3 (2·8 to 15·8)	3·8 (1·4 to 7·7)	1·8 (0·6 to 3·7)	0·6 (0·2 to 1)	0·2 (0·1 to 0·3)	0 (0 to 0·1)	15,800
Paratyphoid fever	0·2 (0·1 to 0·5)	0·2 (0 to 0·4)	0·1 (0 to 0·3)	0·1 (0 to 0·2)	0·1 (0 to 0·1)	0 (0 to 0·1)	0 (0 to 0)	0 (0 to 0)	0 (0 to 0)	0 (0 to 0)	0 (0 to 0)	0 (0 to 0)	74·1
Invasive Non-typhoidal Salmonella (iNTS)	1,100 (434 to 2,210)	986 (421 to 1,880)	946 (377 to 1,810)	841 (375 to 1,590)	649 (283 to 1,190)	424 (196 to 746)	255 (118 to 446)	136 (67·4 to 235)	67·2 (29·9 to 124)	18·4 (8·7 to 31·6)	4·7 (1·5 to 8·8)	1 (0·1 to 2·5)	169,000
Other intestinal infectious diseases	3·3 (0·7 to 10·5)	1·9 (0·3 to 5·7)	1·8 (0·3 to 5·8)	1·3 (0·2 to 4·2)	1 (0·1 to 3·6)	1·4 (0·1 to 4·8)	0·9 (0·1 to 3)	0·5 (0 to 1·7)	0·4 (0 to 1·4)	0·3 (0 to 1·2)	0·1 (0 to 0·3)	0 (0 to 0·1)	1,740
Neglected tropical diseases and malaria	5,680 (3,130 to 10,400)	5,290 (2,710 to 10,200)	5,770 (2,700 to 11,200)	5,830 (2,710 to 11,500)	5,790 (2,440 to 11,800)	4,220 (1,820 to 8,600)	4,090 (1,790 to 8,320)	1,450 (664 to 2,860)	449 (220 to 854)	96·4 (49·7 to 172)	19·1 (9·5 to 40·3)	4·3 (2·3 to 7·9)	748,000
Malaria	4,170 (1,830 to 8,790)	4,100 (1,620 to 8,770)	4,820 (1,890 to 10,200)	4,910 (1,910 to 10,700)	5,110 (1,930 to 11,200)	3,690 (1,390 to 8,000)	3,670 (1,400 to 7,860)	1,180 (442 to 2,610)	308 (113 to 666)	34·1 (13·7 to 71)	4·1 (1·4 to 9·9)	0·7 (0·1 to 1·9)	692,000
Chagas disease	0 (0 to 0)	0 (0 to 0)	0 (0 to 0)	0 (0 to 0)	0 (0 to 0)	0 (0 to 0)	0 (0 to 0)	0 (0 to 0)	0 (0 to 0)	0 (0 to 0)	0 (0 to 0)	0 (0 to 0)	0
Leishmaniasis	12·4 (4·3 to 23·6)	15·1 (6·6 to 26·8)	17·5 (8·3 to 30·5)	19·3 (10 to 32·6)	19·5 (10·6 to 33·4)	18 (10·2 to 29·1)	15·2 (8·7 to 24·1)	11 (5·8 to 18·3)	7 (3·8 to 11·7)	3·6 (1·9 to 6·2)	1·4 (0·7 to 2·5)	0·5 (0·2 to 1)	164
Visceral leishmaniasis	0 (0 to 0)	0 (0 to 0)	0 (0 to 0)	0 (0 to 0)	0 (0 to 0)	0 (0 to 0)	0 (0 to 0)	0 (0 to 0)	0 (0 to 0)	0 (0 to 0)	0 (0 to 0)	0 (0 to 0)	0
Cutaneous and mucocutaneous leishmaniasis	12·4 (4·3 to 23·6)	15·1 (6·6 to 26·8)	17·5 (8·3 to 30·5)	19·3 (10 to 32·6)	19·5 (10·6 to 33·4)	18 (10·2 to 29·1)	15·2 (8·7 to 24·1)	11 (5·8 to 18·3)	7 (3·8 to 11·7)	3·6 (1·9 to 6·2)	1·4 (0·7 to 2·5)	0·5 (0·2 to 1)	164
African trypanosomiasis	0 (0 to 0)	0 (0 to 0)	0 (0 to 0)	0 (0 to 0)	0 (0 to 0)	0 (0 to 0)	0 (0 to 0)	0 (0 to 0)	0 (0 to 0)	0 (0 to 0)	0 (0 to 0)	0 (0 to 0)	0
Schistosomiasis	634 (240 to 1,340)	530 (210 to 1,200)	471 (107 to 1,310)	462 (90 to 1,250)	411 (73·2 to 1,140)	292 (49·1 to 759)	257 (46·1 to 690)	155 (25·1 to 449)	82·2 (11·2 to 236)	34 (5·4 to 96·9)	5·8 (0·4 to 26·9)	0·7 (0·1 to 3·7)	8,450
Cysticercosis	14·1 (2·3 to 38·3)	13·1 (2·5 to 33·3)	13·7 (2·9 to 33·6)	12·6 (0 to 33·3)	11·4 (0 to 32·6)	10 (0 to 27·4)	7·8 (1·1 to 22·1)	6·5 (0·9 to 17·1)	4·4 (0·8 to 11·9)	2·3 (0·4 to 6·7)	1·1 (0·2 to 3·8)	0·4 (0·1 to 1·5)	240
Cystic echinococcosis	10·5 (1 to 32·5)	8·8 (0·8 to 26·3)	8·1 (0·6 to 25·8)	7·5 (0·5 to 22·9)	6 (0·3 to 20)	4·5 (0·2 to 14·7)	3·3 (0·2 to 10·5)	1·9 (0·1 to 6·5)	1·1 (0 to 3·7)	0·6 (0 to 2)	0·2 (0 to 0·5)	0 (0 to 0·1)	518
Lymphatic filariasis	81·3 (48·9 to 128)	63·1 (37·1 to 95·7)	49·9 (29·1 to 76·5)	40 (24·1 to 62·9)	31·4 (17·8 to 50)	22·8 (13·2 to 35·2)	15·7 (9·2 to 23·6)	9·4 (5·5 to 14·5)	5·2 (3 to 8)	2·3 (1·3 to 3·5)	0·8 (0·5 to 1·2)	0·2 (0·1 to 0·3)	1,750
Onchocerciasis	1·2 (0·1 to 2·9)	0·8 (0·1 to 2)	0·6 (0 to 1·4)	0·4 (0 to 1·1)	0·3 (0 to 0·7)	0·2 (0 to 0·5)	0·1 (0 to 0·3)	0·1 (0 to 0·1)	0 (0 to 0·1)	0 (0 to 0)	0 (0 to 0)	0 (0 to 0)	42·7
Trachoma	13·5 (6·6 to 24·2)	19·7 (7·4 to 39·6)	25·8 (9·1 to 48)	36·6 (16·5 to 66·5)	41·3 (18·5 to 75·9)	39·3 (17·5 to 73·8)	33 (16·2 to 60·2)	21·6 (11 to 37·1)	12·6 (6 to 22·6)	6·6 (3·2 to 11·8)	2·2 (1 to 4)	0·5 (0·2 to 0·9)	270
Dengue	21·5 (0·7 to 58·2)	17·5 (0·7 to 44)	15·3 (0·7 to 38·6)	11·9 (0·6 to 29·9)	9·7 (0·4 to 24·8)	7 (0·3 to 17·5)	5·1 (0·1 to 13·3)	3·4 (0·2 to 8·2)	1·9 (0·1 to 4·6)	1 (0·1 to 2·5)	0·6 (0·1 to 1·3)	0·3 (0 to 0·7)	567
Yellow fever	23·8 (2·6 to 88·9)	19·1 (2·1 to 69·1)	14·4 (1·4 to 52·4)	10·1 (1·1 to 44·1)	6·6 (0·7 to 27)	3·7 (0·4 to 13·5)	2·2 (0·2 to 8·7)	1 (0·1 to 4·1)	0·4 (0·1 to 1·6)	0·1 (0 to 0·5)	0 (0 to 0·1)	0 (0 to 0)	1,150
Rabies	99·6 (15·4 to 318)	123 (20·8 to 393)	46·6 (7·9 to 143)	102 (23·4 to 302)	17·8 (3·1 to 55·6)	36 (8·1 to 109)	6·8 (1·2 to 22)	2·2 (0·4 to 7·3)	0·1 (0 to 0·3)	1·6 (0·3 to 5·1)	0 (0 to 0·1)	0·1 (0 to 0·4)	3,020
Intestinal nematode infections	406 (183 to 701)	141 (84·2 to 219)	59·6 (30·9 to 103)	49·9 (25·8 to 85·5)	36 (18·5 to 62)	22·3 (11·1 to 39·6)	16·6 (8·3 to 29)	10·9 (5·5 to 18·5)	5·8 (2·9 to 10·2)	2·4 (1·2 to 4·2)	0·7 (0·3 to 1·2)	0·1 (0·1 to 0·2)	11,900
Ascariasis	3·6 (0 to 15·1)	2·9 (0 to 14·1)	2·7 (0 to 12·8)	2·2 (0 to 10·2)	3·9 (0 to 17·4)	1·4 (0 to 6·3)	1·8 (0 to 8)	1·2 (0 to 5·7)	0·6 (0 to 2·9)	0·2 (0 to 1·2)	0·1 (0 to 0·5)	0 (0 to 0·1)	4,320
Trichuriasis	0·1 (0 to 0·2)	0·1 (0 to 0·1)	0 (0 to 0·1)	0 (0 to 0·1)	0 (0 to 0)	0 (0 to 0)	0 (0 to 0)	0 (0 to 0)	0 (0 to 0)	0 (0 to 0)	0 (0 to 0)	0 (0 to 0)	3·1
Hookworm disease	402 (176 to 698)	138 (83 to 218)	56·8 (29·5 to 98·9)	47·6 (24·5 to 83·1)	32·2 (16·5 to 55·5)	20·9 (10·2 to 37·4)	14·8 (7·6 to 26·3)	9·8 (4·9 to 16·8)	5·2 (2·7 to 9)	2·1 (1·1 to 3·7)	0·6 (0·3 to 1)	0·1 (0·1 to 0·2)	7,590
Food-borne trematodiases	0 (0 to 0)	0 (0 to 0)	0 (0 to 0)	0 (0 to 0)	0 (0 to 0)	0 (0 to 0)	0 (0 to 0)	0 (0 to 0)	0 (0 to 0)	0 (0 to 0)	0 (0 to 0)	0 (0 to 0)	0
Leprosy	2·3 (1·4 to 3·6)	2·1 (1·3 to 3·2)	1·8 (0 to 4·5)	1·6 (0 to 4·3)	1·3 (0 to 3·2)	1 (0 to 2·6)	0·7 (0 to 1·8)	0·5 (0 to 1·1)	0·3 (0 to 0·6)	0·1 (0 to 0·3)	0 (0 to 0·1)	0 (0 to 0)	21·4
Ebola	0 (0 to 0)	0 (0 to 0)	0 (0 to 0)	0 (0 to 0)	0 (0 to 0)	0 (0 to 0)	0 (0 to 0)	0 (0 to 0)	0 (0 to 0)	0 (0 to 0)	0 (0 to 0)	0 (0 to 0)	0
Zika virus	0 (0 to 0)	0 (0 to 0)	0 (0 to 0)	0 (0 to 0)	0 (0 to 0)	0 (0 to 0)	0 (0 to 0)	0 (0 to 0)	0 (0 to 0)	0 (0 to 0)	0 (0 to 0)	0 (0 to 0)	0
Guinea worm disease	0 (0 to 0)	0 (0 to 0)	0 (0 to 0)	0 (0 to 0)	0 (0 to 0)	0 (0 to 0)	0 (0 to 0)	0 (0 to 0)	0 (0 to 0)	0 (0 to 0)	0 (0 to 0)	0 (0 to 0)	0
Other neglected tropical diseases	189 (74·8 to 425)	242 (129 to 470)	227 (116 to 495)	170 (76 to 384)	80·1 (24·5 to 247)	64·9 (17·3 to 228)	50·1 (12·6 to 167)	49 (11·1 to 172)	19·3 (4·8 to 73·9)	7·6 (2·1 to 26·1)	2·2 (0·6 to 8·2)	0·8 (0·2 to 2·9)	28,500
Other infectious diseases	2,190 (1,370 to 3,510)	2,680 (1,720 to 4,080)	3,010 (1,970 to 4,500)	2,740 (1,760 to 4,320)	1,780 (1,090 to 2,780)	2,010 (1,220 to 3,120)	1,950 (1,180 to 3,240)	753 (471 to 1,180)	518 (314 to 806)	216 (131 to 328)	55·7 (31·8 to 93·4)	16·2 (8·3 to 31·3)	435,000
Meningitis	1,110 (593 to 1,920)	1,690 (972 to 2,780)	1,760 (1,030 to 2,840)	1,400 (819 to 2,290)	1,110 (585 to 1,890)	1,300 (691 to 2,180)	1,510 (796 to 2,590)	469 (253 to 802)	378 (207 to 643)	135 (68·8 to 236)	26·5 (14·8 to 43·7)	6·8 (3·7 to 11·2)	146,000
Encephalitis	63·4 (34·7 to 104)	126 (60·4 to 222)	93·6 (47·7 to 161)	116 (57·6 to 198)	151 (69·2 to 273)	75·3 (37·2 to 137)	44·3 (20·9 to 75·4)	46·7 (20 to 82·5)	20·9 (9·3 to 37·5)	9 (3·7 to 16·2)	2·3 (1 to 3·9)	0·5 (0·2 to 0·8)	5,600
Diphtheria	2·8 (0·1 to 10·6)	4·4 (0·2 to 16·6)	3·4 (0·1 to 12·1)	2·1 (0·1 to 7·7)	0 (0 to 0)	0 (0 to 0)	0 (0 to 0)	0 (0 to 0)	0 (0 to 0)	0 (0 to 0)	0 (0 to 0)	0 (0 to 0)	1,640
Tetanus	149 (25·2 to 488)	80·9 (22 to 212)	77·4 (23·7 to 194)	60·2 (17·6 to 148)	40·8 (12·9 to 103)	81·4 (15·8 to 241)	39·4 (10·8 to 107)	12·1 (3·4 to 31·2)	4·2 (1·1 to 11·3)	1·5 (0·5 to 3·8)	0·4 (0·1 to 1·1)	0·1 (0 to 0·3)	16,900
Measles	13·6 (4 to 34·8)	7·9 (2·3 to 19·6)	5·4 (1·6 to 13·4)	3·7 (1·1 to 9·1)	0 (0 to 0)	0 (0 to 0)	0 (0 to 0)	0 (0 to 0)	0 (0 to 0)	0 (0 to 0)	0 (0 to 0)	0 (0 to 0)	108,000
Varicella and herpes zoster	26·3 (7·8 to 59·6)	26·4 (8·6 to 60·2)	27·2 (8·2 to 65·6)	28·7 (9·2 to 72·9)	29·4 (8·8 to 68·8)	39·1 (9·5 to 98·5)	30·5 (7·1 to 79·1)	33·6 (5·7 to 99·7)	39·1 (5·4 to 113)	30·7 (4·2 to 86·9)	15·3 (1·6 to 47·6)	6·9 (0·7 to 20·5)	4,970
Acute hepatitis	625 (238 to 1,620)	486 (179 to 1,130)	700 (237 to 1,630)	799 (289 to 1,900)	309 (99·7 to 805)	362 (120 to 896)	257 (83·1 to 677)	124 (37·3 to 328)	37·5 (11·9 to 101)	26·5 (9 to 66·2)	6·2 (2·3 to 15)	0·8 (0·3 to 2)	10,800
Acute hepatitis A	323 (40·4 to 952)	43·4 (3·3 to 166)	435 (74 to 1,160)	379 (50·1 to 1,060)	43·5 (2·7 to 166)	12·9 (0·6 to 60·6)	20·3 (1 to 91·9)	26·6 (1·9 to 108)	2·1 (0·1 to 8·9)	0·8 (0 to 3·5)	0·7 (0·1 to 2·6)	0·2 (0 to 0·6)	2,300
Acute hepatitis B	98·1 (20·9 to 372)	321 (102 to 843)	31·6 (7 to 118)	284 (40·6 to 1,000)	213 (54·3 to 632)	340 (108 to 844)	220 (69·9 to 622)	91·9 (19·5 to 268)	5·9 (1 to 24·7)	15·1 (3·4 to 45·9)	2·1 (0·5 to 7·4)	0·3 (0·1 to 1)	6,570
Acute hepatitis C	202 (34·9 to 593)	112 (20·4 to 338)	233 (31·9 to 707)	132 (22·6 to 424)	51 (7·5 to 159)	8 (1·2 to 27·8)	16·4 (2·7 to 51·2)	0·6 (0·2 to 1·8)	28·5 (8·5 to 78·6)	10·4 (2·4 to 30·3)	3·2 (0·9 to 8·8)	0·3 (0·1 to 0·9)	1,770
Acute hepatitis E	2·1 (0·8 to 6)	10·4 (2·3 to 32·7)	1·4 (0·5 to 4·7)	3·7 (1 to 11·3)	1·8 (0·5 to 4·4)	0·6 (0·2 to 1·6)	0·7 (0·2 to 2·1)	4·8 (0·7 to 19·3)	1 (0·2 to 3·5)	0·2 (0·1 to 0·5)	0·2 (0 to 0·5)	0 (0 to 0·1)	198
Other unspecified infectious diseases	178 (100 to 279)	245 (154 to 372)	324 (195 to 491)	317 (189 to 517)	140 (78·4 to 230)	148 (74·1 to 283)	69·6 (35·7 to 127)	68·2 (31·7 to 139)	38·6 (16·7 to 76·4)	12·8 (6·3 to 24·8)	5 (2·1 to 11·1)	1·1 (0·5 to 2·5)	21,600
Maternal and neonatal disorders	20,800 (13,400 to 31,300)	9,320 (4,670 to 16,400)	835 (472 to 1,590)	197 (129 to 279)	129 (83·4 to 189)	72·8 (47·5 to 104)	36·7 (23·3 to 52·6)	17·5 (10·6 to 25·7)	5·9 (2·8 to 9·7)	2·4 (1·1 to 4·2)	0·8 (0·4 to 1·5)	0·2 (0·1 to 0·3)	1,340,000
Maternal disorders	20,300 (13,000 to 30,800)	8,990 (4,350 to 16,100)	593 (247 to 1,360)	23·4 (6·9 to 45·4)	14 (3·2 to 29·3)	8·4 (2 to 18·1)	4·9 (0·4 to 11)	2·4 (0·2 to 5·8)	1·1 (0·1 to 2·7)	0·4 (0 to 1·1)	0·2 (0·1 to 0·3)	0 (0 to 0·1)	216,000
Maternal hemorrhage	2,300 (1,250 to 3,970)	321 (173 to 562)	28·1 (9·4 to 66·8)	0 (0 to 0)	0 (0 to 0)	0 (0 to 0)	0 (0 to 0)	0 (0 to 0)	0 (0 to 0)	0 (0 to 0)	0 (0 to 0)	0 (0 to 0)	42,200
Maternal sepsis and other maternal infections	2,590 (1,340 to 4,520)	1,230 (516 to 2,370)	78·4 (25·7 to 202)	0 (0 to 0)	0 (0 to 0)	0 (0 to 0)	0 (0 to 0)	0 (0 to 0)	0 (0 to 0)	0 (0 to 0)	0 (0 to 0)	0 (0 to 0)	23,800
Maternal hypertensive disorders	400 (257 to 598)	70·1 (40·3 to 114)	10·5 (3·7 to 25·3)	0 (0 to 0)	0 (0 to 0)	0 (0 to 0)	0 (0 to 0)	0 (0 to 0)	0 (0 to 0)	0 (0 to 0)	0 (0 to 0)	0 (0 to 0)	11,900
Maternal obstructed labor and uterine rupture	3,460 (1,690 to 6,280)	1,790 (730 to 3,520)	117 (52·3 to 246)	23·4 (6·9 to 45·4)	14 (3·2 to 29·3)	8·4 (2 to 18·1)	4·9 (0·4 to 11)	2·4 (0·2 to 5·8)	1·1 (0·1 to 2·7)	0·4 (0 to 1·1)	0·2 (0·1 to 0·3)	0 (0 to 0·1)	28,300
Maternal abortion and miscarriage	2,020 (887 to 3,950)	1,040 (367 to 2,340)	102 (31·2 to 263)	0 (0 to 0)	0 (0 to 0)	0 (0 to 0)	0 (0 to 0)	0 (0 to 0)	0 (0 to 0)	0 (0 to 0)	0 (0 to 0)	0 (0 to 0)	11,400
Ectopic pregnancy	433 (216 to 723)	100 (43·7 to 192)	24·9 (7·7 to 62·4)	0 (0 to 0)	0 (0 to 0)	0 (0 to 0)	0 (0 to 0)	0 (0 to 0)	0 (0 to 0)	0 (0 to 0)	0 (0 to 0)	0 (0 to 0)	5,020
Indirect maternal deaths	4,870 (2,670 to 7,990)	3,160 (1,400 to 5,830)	136 (44·6 to 323)	--	--	--	--	--	--	--	--	--	NA
Late maternal deaths	2,120 (1,040 to 3,780)	626 (271 to 1,140)	28 (9·2 to 70·2)	--	--	--	--	--	--	--	--	--	NA
Maternal deaths aggravated by HIV/AIDS	254 (114 to 444)	108 (41·1 to 212)	5·5 (1·8 to 14·2)	--	--	--	--	--	--	--	--	--	NA
Neonatal disorders	473 (297 to 715)	334 (217 to 499)	242 (153 to 370)	173 (111 to 250)	115 (72·2 to 175)	64·5 (41 to 92·9)	31·8 (19·9 to 46·3)	15·1 (9 to 22·5)	4·8 (2 to 8·3)	2 (0·8 to 3·6)	0·7 (0·3 to 1·2)	0·2 (0·1 to 0·3)	1,120,000
Neonatal preterm birth	176 (115 to 254)	127 (81·1 to 184)	93·2 (58·1 to 139)	67·9 (40·5 to 102)	47·4 (27·5 to 75·3)	31·7 (17·6 to 50·2)	20·2 (10·7 to 33)	11·8 (6·2 to 18·7)	4·5 (1·7 to 8)	2 (0·8 to 3·6)	0·7 (0·3 to 1·2)	0·2 (0·1 to 0·3)	278,000
Neonatal encephalopathy due to birth asphyxia and trau	161 (40·9 to 364)	110 (30·6 to 251)	79·3 (20·7 to 184)	56·4 (15·7 to 121)	37·5 (11·4 to 84·8)	17 (5·9 to 36·3)	5 (1·9 to 10·1)	1·3 (0·5 to 2·5)	0 (0 to 0·1)	0 (0 to 0)	0 (0 to 0)	0 (0 to 0)	490,000
Neonatal sepsis and other neonatal infections	110 (38·6 to 219)	79 (30·3 to 144)	57 (22·4 to 111)	40·2 (17·6 to 71·5)	24·8 (10·9 to 44·4)	12·8 (5·8 to 23·4)	5·3 (2·5 to 9·4)	1·7 (0·7 to 3)	0·2 (0·1 to 0·4)	0 (0 to 0)	0 (0 to 0)	0 (0 to 0)	274,000
Hemolytic disease and other neonatal jaundice	25·2 (18·6 to 32·6)	17·9 (13·2 to 23·2)	12·8 (9·5 to 16·5)	8·8 (6·6 to 11·4)	5·5 (4·1 to 7·1)	2·9 (2·2 to 3·8)	1·2 (0·9 to 1·7)	0·4 (0·3 to 0·5)	0·1 (0 to 0·1)	0 (0 to 0)	0 (0 to 0)	0 (0 to 0)	13,300
Other neonatal disorders	0 (0 to 0)	0 (0 to 0)	0 (0 to 0)	0 (0 to 0)	0 (0 to 0)	0 (0 to 0)	0 (0 to 0)	0 (0 to 0)	0 (0 to 0)	0 (0 to 0)	0 (0 to 0)	0 (0 to 0)	65,800
Nutritional deficiencies	5,080 (3,060 to 7,560)	5,990 (3,870 to 8,610)	6,400 (4,230 to 9,320)	5,500 (3,540 to 8,020)	4,170 (2,560 to 6,500)	2,730 (1,520 to 4,370)	3,340 (1,790 to 5,690)	3,140 (1,760 to 5,040)	2,250 (1,220 to 3,730)	1,460 (858 to 2,340)	627 (371 to 989)	157 (89·6 to 261)	892,000
Protein-energy malnutrition	2,220 (1,180 to 3,720)	1,840 (871 to 3,230)	1,610 (637 to 3,060)	1,220 (463 to 2,370)	2,990 (1,600 to 4,920)	2,090 (1,040 to 3,530)	2,930 (1,460 to 5,240)	2,850 (1,480 to 4,730)	1,950 (1,000 to 3,260)	1,310 (748 to 2,090)	551 (313 to 879)	136 (75 to 226)	725,000
Iodine deficiency	127 (61·9 to 222)	96·7 (48·5 to 176)	74·4 (37·2 to 128)	56·9 (27·9 to 99·3)	41·7 (20·5 to 74·2)	29·4 (14·8 to 51·9)	19·3 (9·7 to 33·6)	11·2 (5·9 to 18·7)	5·4 (2·6 to 9·4)	2·1 (1·1 to 3·5)	0·6 (0·3 to 1·1)	0·1 (0·1 to 0·2)	1,880
Vitamin A deficiency	15·7 (8·3 to 26·7)	13 (7 to 22·3)	10·9 (4 to 20·7)	9·2 (4 to 17·9)	7·3 (2·6 to 14·6)	5 (1·6 to 10·6)	3·1 (1 to 6·4)	1·8 (0·5 to 3·7)	0·9 (0·2 to 1·9)	0·4 (0·1 to 0·8)	0·1 (0 to 0·2)	0 (0 to 0)	10,800
Dietary iron deficiency	2,520 (1,060 to 4,490)	3,760 (2,100 to 5,920)	3,180 (1,630 to 5,200)	2,190 (1,040 to 3,770)	891 (331 to 1,750)	412 (128 to 882)	293 (86 to 607)	191 (58·7 to 398)	116 (36 to 237)	64·9 (22·3 to 122)	21·8 (7·2 to 41·5)	5·1 (1·7 to 10)	143,000
Other nutritional deficiencies	195 (63·5 to 466)	276 (92·1 to 651)	1,530 (651 to 2,970)	2,030 (1,060 to 3,440)	235 (89·7 to 519)	190 (64·6 to 461)	98·1 (33 to 240)	78·9 (24·8 to 192)	174 (62·5 to 388)	83·4 (28·2 to 186)	53·4 (19·5 to 116)	15·6 (5·6 to 37·8)	11,800
Non-communicable diseases	86,700 (67,200 to 108,000)	85,800 (68,200 to 105,000)	90,500 (72,900 to 112,000)	88,400 (72,000 to 108,000)	89,900 (73,800 to 109,000)	81,800 (68,900 to 96,200)	70,000 (59,000 to 80,400)	53,000 (45,300 to 59,700)	33,500 (28,300 to 37,500)	15,800 (13,200 to 17,600)	6,130 (5,150 to 6,890)	1,610 (1,310 to 1,820)	1,720,000
Neoplasms	12,300 (8,010 to 18,000)	14,200 (9,850 to 19,400)	16,600 (12,000 to 22,600)	16,000 (11,600 to 21,500)	14,700 (11,100 to 19,300)	11,300 (8,780 to 14,200)	8,150 (6,490 to 10,100)	4,770 (3,730 to 5,880)	2,490 (1,930 to 3,120)	845 (640 to 1,060)	206 (154 to 262)	40·4 (28·8 to 53)	140,000
Lip and oral cavity cancer	96·3 (53·5 to 162)	179 (104 to 296)	160 (94·1 to 257)	194 (118 to 309)	173 (104 to 259)	134 (86·9 to 204)	67·7 (43·3 to 100)	39·5 (25·5 to 57·3)	26·3 (15·9 to 40·2)	10·7 (6·8 to 15·9)	3·3 (2 to 4·8)	0·7 (0·4 to 1·1)	1,420
Nasopharynx cancer	17·7 (8·5 to 31·4)	15·1 (8·6 to 25·1)	16·9 (8·9 to 28·5)	17·2 (9·7 to 27·6)	10·2 (5·8 to 16·9)	7 (3·8 to 11·5)	4·7 (2·7 to 7·5)	2·2 (1·2 to 3·6)	1·1 (0·6 to 1·9)	0·4 (0·2 to 0·7)	0·1 (0·1 to 0·3)	0 (0 to 0·1)	154
Other pharynx cancer	11·6 (5·5 to 22·1)	20 (11·3 to 35·5)	23·8 (13 to 39·3)	24 (13·2 to 39·3)	21·3 (12 to 34·8)	15 (8·8 to 25·1)	10·6 (6·3 to 16·7)	4 (2·2 to 6·3)	3 (1·5 to 5)	0·7 (0·4 to 1·2)	0·2 (0·1 to 0·3)	0 (0 to 0·1)	159
Esophageal cancer	102 (53 to 191)	189 (104 to 306)	292 (169 to 456)	300 (175 to 473)	342 (207 to 544)	270 (171 to 417)	221 (137 to 337)	132 (82·1 to 206)	61·3 (36·9 to 96·4)	23·2 (14·6 to 35)	4·6 (2·6 to 7·1)	0·8 (0·4 to 1·2)	2,080
Stomach cancer	1,470 (833 to 2,440)	1,870 (1,170 to 2,860)	2,200 (1,370 to 3,380)	2,100 (1,280 to 3,150)	2,320 (1,540 to 3,380)	1,990 (1,350 to 2,900)	1,360 (933 to 1,950)	911 (626 to 1,290)	500 (324 to 719)	181 (120 to 263)	40·4 (25·5 to 60·1)	7·2 (4·2 to 11·5)	18,300
Colon and rectum cancer	376 (199 to 638)	569 (323 to 888)	767 (447 to 1,220)	771 (470 to 1,220)	750 (451 to 1,120)	678 (439 to 1,020)	576 (389 to 832)	429 (290 to 613)	282 (183 to 401)	90·6 (57·8 to 134)	28·3 (17·3 to 41·5)	5·7 (3·3 to 9·1)	6,300
Liver cancer	592 (269 to 1,100)	657 (315 to 1,210)	1,060 (563 to 1,860)	1,050 (541 to 1,880)	1,070 (603 to 1,810)	965 (538 to 1,610)	682 (391 to 1,140)	405 (230 to 649)	155 (89·1 to 238)	42·5 (23·3 to 70)	9 (5·2 to 14·5)	1·8 (0·9 to 3·1)	9,460
Liver cancer due to hepatitis B	268 (110 to 526)	253 (105 to 519)	345 (147 to 675)	302 (125 to 649)	264 (108 to 529)	194 (76·3 to 389)	112 (46·4 to 218)	54·8 (22·2 to 114)	17·8 (7 to 36·7)	4·5 (1·8 to 8·8)	0·9 (0·4 to 1·9)	0·2 (0·1 to 0·4)	2,530
Liver cancer due to hepatitis C	174 (65·4 to 373)	241 (99·4 to 507)	458 (211 to 837)	503 (222 to 997)	557 (277 to 993)	543 (277 to 981)	411 (224 to 708)	259 (142 to 430)	105 (57·7 to 169)	29·6 (16·3 to 50·3)	6·4 (3·6 to 10·6)	1·3 (0·6 to 2·3)	3,490
Liver cancer due to alcohol use	39·2 (13·2 to 91·5)	46·7 (14·6 to 99·6)	78·1 (27·6 to 166)	78·2 (27·7 to 180)	84·7 (32·4 to 188)	82·1 (34·5 to 169)	54·3 (23 to 111)	25·8 (10·7 to 53)	8 (3·4 to 15·4)	1·8 (0·8 to 3·5)	0·3 (0·1 to 0·7)	0·1 (0 to 0·1)	551
Liver cancer due to NASH	52·5 (19·1 to 112)	59·4 (22·3 to 125)	97·2 (40·3 to 209)	98·1 (38·1 to 210)	104 (40·2 to 220)	97·4 (40·6 to 198)	72·8 (33·1 to 134)	47·3 (20·9 to 93·3)	18·6 (8 to 35·5)	4·9 (2·2 to 9·5)	1 (0·4 to 2·1)	0·2 (0·1 to 0·5)	821
Liver cancer due to other causes	58·6 (21·2 to 129)	56·2 (21·3 to 120)	78·6 (31·6 to 177)	67·5 (25·1 to 143)	60·8 (24·4 to 123)	48·7 (20·3 to 96·9)	31·4 (13·8 to 61·9)	17·6 (7·4 to 36)	6·3 (2·6 to 12·4)	1·6 (0·7 to 3·2)	0·3 (0·2 to 0·7)	0·1 (0 to 0·2)	2,060
Gallbladder and biliary tract cancer	28·5 (15 to 51·2)	50 (27·3 to 88·8)	78·9 (43·8 to 135)	132 (75·3 to 215)	156 (85·6 to 251)	148 (87·2 to 237)	135 (85·1 to 209)	84·1 (51·7 to 128)	49·3 (27·4 to 78·3)	17·2 (9·3 to 26·8)	4·8 (2·6 to 7·4)	1 (0·5 to 1·6)	916
Pancreatic cancer	102 (60·5 to 163)	202 (127 to 322)	307 (190 to 480)	374 (234 to 560)	429 (277 to 646)	394 (262 to 561)	325 (218 to 478)	183 (122 to 267)	104 (64·1 to 153)	30·4 (18·5 to 45·4)	7·1 (4·3 to 10·8)	1·3 (0·8 to 2)	2,640
Larynx cancer	41·6 (19·8 to 73·9)	81·1 (42·3 to 144)	92 (46·1 to 156)	87·5 (52 to 144)	79·4 (45·7 to 131)	65·1 (37·3 to 104)	43·5 (25·8 to 69·9)	19·8 (11·4 to 31·5)	8·4 (4·8 to 13·5)	2·7 (1·5 to 4·2)	0·5 (0·2 to 0·8)	0·1 (0 to 0·1)	587
Tracheal, bronchus, and lung cancer	241 (133 to 383)	423 (247 to 677)	611 (364 to 945)	733 (445 to 1,150)	716 (440 to 1,100)	633 (400 to 905)	515 (335 to 750)	287 (184 to 413)	164 (100 to 251)	48·3 (29·2 to 74·4)	12 (7·1 to 18·8)	2 (1·1 to 3·1)	4,820
Malignant skin melanoma	108 (49·5 to 200)	89·3 (39·5 to 161)	103 (49·9 to 179)	92·8 (46·1 to 161)	73·1 (37·8 to 121)	59·3 (31·7 to 101)	40·9 (23 to 70·8)	24·2 (13·5 to 44·1)	12·7 (6·5 to 25·5)	4·9 (2·4 to 10·1)	1·4 (0·7 to 3·1)	0·4 (0·2 to 0·8)	1,100
Non-melanoma skin cancer	11·5 (5·3 to 21·7)	9·1 (4·2 to 17·9)	12·8 (5·9 to 25)	13·6 (6·7 to 25·1)	12·8 (6 to 24·8)	12·2 (5·6 to 22·5)	10·8 (5·1 to 20·2)	9·9 (4·5 to 18·4)	6·7 (3·3 to 12)	4 (1·8 to 7·7)	1·9 (0·8 to 3·8)	0·6 (0·3 to 1·2)	146
Non-melanoma skin cancer (squamous-cell carcinoma	11·5 (5·3 to 21·7)	9·1 (4·2 to 17·9)	12·8 (5·9 to 25)	13·6 (6·7 to 25·1)	12·8 (6 to 24·8)	12·2 (5·6 to 22·5)	10·8 (5·1 to 20·2)	9·9 (4·5 to 18·3)	6·7 (3·3 to 12)	4 (1·8 to 7·7)	1·9 (0·8 to 3·8)	0·6 (0·3 to 1·2)	146
Non-melanoma skin cancer (basal-cell carcinoma)	0 (0 to 0)	0 (0 to 0)	0 (0 to 0)	0 (0 to 0)	0 (0 to 0)	0 (0 to 0)	0 (0 to 0)	0 (0 to 0)	0 (0 to 0)	0 (0 to 0)	0 (0 to 0)	0 (0 to 0)	0·1
Breast cancer	3,120 (1,820 to 4,910)	3,780 (2,390 to 5,580)	4,230 (2,650 to 6,210)	3,710 (2,390 to 5,330)	2,950 (1,940 to 4,210)	1,980 (1,360 to 2,780)	1,270 (893 to 1,730)	594 (408 to 817)	323 (212 to 466)	101 (63·4 to 147)	24·4 (15·3 to 36·2)	5·3 (2·7 to 8·7)	25,900
Cervical cancer	4,560 (2,570 to 7,770)	4,500 (2,650 to 7,120)	4,450 (2,580 to 7,030)	3,970 (2,490 to 6,230)	3,060 (1,930 to 4,710)	1,890 (1,210 to 2,840)	1,260 (816 to 1,830)	615 (392 to 881)	249 (153 to 377)	88·1 (56 to 129)	16 (9·1 to 25·5)	3·6 (2·1 to 5·7)	31,900
Uterine cancer	136 (69·4 to 255)	130 (71·1 to 213)	211 (123 to 353)	292 (165 to 476)	356 (210 to 569)	306 (178 to 476)	153 (94·1 to 240)	120 (72·1 to 189)	44·7 (26·4 to 71·3)	13·2 (8 to 20·2)	3·8 (2·3 to 5·7)	0·8 (0·5 to 1·4)	1,870
Ovarian cancer	260 (118 to 428)	367 (172 to 603)	461 (236 to 717)	423 (203 to 689)	376 (203 to 604)	245 (133 to 375)	152 (83·1 to 230)	88·4 (47·4 to 136)	26·3 (14·4 to 42·5)	9 (4·7 to 14·9)	1·6 (0·8 to 2·6)	0·2 (0·1 to 0·4)	3,150
Prostate cancer	0 (0 to 0)	0 (0 to 0)	0 (0 to 0)	0 (0 to 0)	0 (0 to 0)	0 (0 to 0)	0 (0 to 0)	0 (0 to 0)	0 (0 to 0)	0 (0 to 0)	0 (0 to 0)	0 (0 to 0)	0
Testicular cancer	--	--	--	--	--	--	--	--	--	--	--	--	NA
Kidney cancer	42·3 (20·2 to 76·1)	60·4 (32·2 to 99)	87·3 (50·1 to 147)	84·5 (48·6 to 138)	123 (69·2 to 200)	82·2 (47 to 135)	58·3 (34·9 to 91·6)	35·5 (21·1 to 55·8)	16·9 (9·4 to 27·5)	6 (3·2 to 10·3)	1·6 (0·8 to 2·6)	0·3 (0·1 to 0·4)	1,280
Bladder cancer	191 (43 to 350)	250 (54·5 to 425)	391 (88·7 to 663)	539 (121 to 903)	637 (134 to 1,050)	612 (119 to 978)	601 (117 to 952)	406 (73·8 to 649)	246 (44·1 to 399)	84·5 (15·1 to 137)	21 (3·6 to 32·9)	4·4 (0·6 to 7·2)	4,290
Brain and central nervous system cancer	82·5 (36 to 148)	76·8 (37 to 133)	115 (50·9 to 210)	112 (52·3 to 201)	74 (37·6 to 124)	55·9 (28·5 to 91·9)	26·3 (13 to 45·3)	12·6 (6·4 to 21·2)	6·6 (3·1 to 12·8)	2·2 (1 to 4·4)	0·5 (0·3 to 1)	0·1 (0 to 0·1)	3,590
Thyroid cancer	51·2 (23·3 to 97·5)	48·8 (24·4 to 86·4)	59·7 (30·3 to 102)	62·2 (35·4 to 103)	61·1 (36·2 to 99·5)	48·9 (29·3 to 78·9)	38·7 (22·8 to 63·9)	23·2 (13·2 to 39·1)	11·7 (6·6 to 19)	4·3 (2·5 to 6·9)	1·1 (0·6 to 1·8)	0·2 (0·1 to 0·3)	737
Mesothelioma	58·6 (17·7 to 151)	16·5 (5 to 43·9)	19·1 (4·8 to 52·3)	25·4 (7 to 71·9)	11 (3·5 to 28·8)	7·4 (2·2 to 20·5)	6·7 (2 to 16·6)	2·6 (0·7 to 6·6)	3·5 (1 to 10·3)	0·6 (0·1 to 2·1)	0·3 (0·1 to 0·9)	0·1 (0 to 0·5)	205
Hodgkin lymphoma	34·3 (18·5 to 58·1)	15·4 (8·8 to 26·2)	14·2 (8·1 to 23·8)	13 (7·4 to 20·7)	11·5 (6·5 to 18·7)	9·7 (5·7 to 15·5)	12·8 (7 to 22·4)	3·9 (2·2 to 6·4)	1·4 (0·7 to 2·5)	0·4 (0·2 to 0·7)	0·1 (0 to 0·1)	0 (0 to 0)	585
Non-Hodgkin lymphoma	87·7 (43·1 to 156)	84·3 (44·3 to 141)	70·9 (37·9 to 121)	71·4 (38·9 to 124)	75·7 (42·2 to 127)	56·3 (32·8 to 94)	29·8 (16·7 to 49·6)	16·7 (9·6 to 28·8)	13·8 (7 to 24·5)	2·2 (1·2 to 3·8)	0·5 (0·3 to 1)	0·1 (0·1 to 0·2)	1,140
Multiple myeloma	21 (10·2 to 37·2)	46·1 (24·3 to 73)	78·9 (41·8 to 129)	111 (65·5 to 174)	128 (75·2 to 197)	109 (65·4 to 160)	77·9 (49·9 to 112)	44·5 (26·9 to 65·5)	16·5 (9·5 to 26·3)	4·3 (2·4 to 7·5)	1·1 (0·7 to 1·8)	0·2 (0·1 to 0·3)	659
Leukemia	211 (117 to 347)	241 (140 to 384)	327 (193 to 529)	303 (180 to 492)	283 (166 to 455)	214 (129 to 335)	188 (120 to 284)	95·4 (59·8 to 149)	42·5 (24·4 to 69·7)	13·3 (7·3 to 22·6)	4 (2·2 to 6·5)	0·7 (0·4 to 1·1)	6,780
Acute lymphoid leukemia	48 (19·1 to 96·5)	16 (7·5 to 31·7)	5·1 (2·2 to 11)	9·5 (4·5 to 19·8)	0·7 (0·2 to 1·7)	4·5 (1·7 to 9·9)	1·4 (0·5 to 3)	0·1 (0 to 0·3)	0·5 (0·2 to 1·1)	0·1 (0 to 0·3)	0 (0 to 0·1)	0 (0 to 0)	1,570
Chronic lymphoid leukemia	12·9 (4·4 to 28·5)	37·9 (16·8 to 72·2)	31·4 (12·7 to 63·2)	105 (49·8 to 194)	268 (155 to 430)	79·3 (37·8 to 146)	33·8 (14·6 to 65·8)	90·8 (56·8 to 142)	14·7 (6·5 to 27·2)	4·4 (1·8 to 9·3)	1 (0·4 to 2·1)	0·1 (0 to 0·2)	723
Acute myeloid leukemia	11·1 (4·6 to 22·6)	41·7 (18·6 to 79·7)	12·7 (5 to 25·2)	24·6 (9·7 to 50·5)	1·9 (0·6 to 4·2)	12 (4·5 to 24·4)	41·5 (16·8 to 87·1)	0·3 (0·1 to 0·6)	1·3 (0·5 to 2·9)	0·4 (0·1 to 0·8)	0·1 (0 to 0·2)	0 (0 to 0)	1,250
Chronic myeloid leukemia	118 (56·2 to 221)	67·7 (29·9 to 137)	164 (82·6 to 301)	56·8 (22·5 to 115)	4 (1·2 to 10·5)	32 (12·4 to 64·3)	11·5 (4·7 to 24)	0·7 (0·2 to 1·6)	4 (1·6 to 8·3)	1·3 (0·5 to 2·6)	0·3 (0·1 to 0·7)	0 (0 to 0·1)	1,110
Other leukemia	20·4 (7·3 to 43·1)	77·3 (34·9 to 137)	114 (50·3 to 202)	108 (50·9 to 193)	8·8 (3 to 21·3)	86·2 (41·5 to 154)	99·7 (55·4 to 170)	3·5 (1·2 to 7·9)	21·9 (10·3 to 39·3)	7·2 (3·3 to 13·1)	2·5 (1·2 to 4·5)	0·5 (0·3 to 0·9)	2,130
Other malignant neoplasms	253 (148 to 411)	270 (167 to 414)	337 (213 to 521)	359 (229 to 538)	370 (241 to 548)	294 (193 to 436)	256 (170 to 375)	140 (91·3 to 204)	98·4 (60·4 to 148)	36·6 (22·3 to 55·6)	10·8 (6·4 to 17·1)	2·1 (1·2 to 3·4)	9,870
Other neoplasms	5·7 (2·8 to 10·3)	6·6 (3·2 to 11·6)	10·5 (5·8 to 17·5)	13·1 (7 to 21·6)	17·5 (9·4 to 28·2)	22·2 (11·7 to 35·4)	22·5 (11·5 to 38·7)	42·4 (20·8 to 70·6)	11·3 (5·2 to 19·9)	22·2 (10·1 to 40·3)	5·5 (2·2 to 11·1)	0·9 (0·3 to 1·7)	275
Myelodysplastic, myeloproliferative, and other hematopoi	5·7 (2·8 to 10·3)	6·6 (3·2 to 11·6)	10·5 (5·8 to 17·5)	13·1 (7 to 21·6)	17·5 (9·4 to 28·2)	22·2 (11·7 to 35·4)	22·5 (11·5 to 38·7)	42·4 (20·8 to 70·6)	11·3 (5·2 to 19·9)	22·2 (10·1 to 40·3)	5·5 (2·2 to 11·1)	0·9 (0·3 to 1·7)	275
Benign and in situ intestinal neoplasms	0 (0 to 0)	0 (0 to 0)	0 (0 to 0)	0 (0 to 0)	0 (0 to 0)	0 (0 to 0)	0 (0 to 0)	0 (0 to 0)	0 (0 to 0)	0 (0 to 0)	0 (0 to 0)	0 (0 to 0)	0
Benign and in situ cervical and uterine neoplasms	0 (0 to 0)	0 (0 to 0)	0 (0 to 0)	0 (0 to 0)	0 (0 to 0)	0 (0 to 0)	0 (0 to 0)	0 (0 to 0)	0 (0 to 0)	0 (0 to 0)	0 (0 to 0)	0 (0 to 0)	0
Other benign and in situ neoplasms	0 (0 to 0)	0 (0 to 0)	0 (0 to 0)	0 (0 to 0)	0 (0 to 0)	0 (0 to 0)	0 (0 to 0)	0 (0 to 0)	0 (0 to 0)	0 (0 to 0)	0 (0 to 0)	0 (0 to 0)	0
Cardiovascular diseases	14,500 (9,460 to 20,700)	17,300 (11,800 to 24,100)	22,500 (15,100 to 31,700)	23,600 (16,400 to 32,200)	29,100 (20,500 to 38,900)	29,600 (21,500 to 38,500)	28,200 (20,700 to 35,900)	23,600 (17,400 to 29,200)	14,500 (10,500 to 18,200)	7,420 (5,180 to 9,190)	3,050 (2,110 to 3,750)	804 (549 to 1,000)	296,000
Rheumatic heart disease	636 (404 to 993)	420 (273 to 631)	403 (246 to 616)	477 (293 to 778)	477 (277 to 771)	411 (255 to 644)	274 (161 to 422)	191 (116 to 300)	87·9 (51·8 to 136)	43·8 (25·1 to 66·6)	16 (9·1 to 25·3)	4·1 (2·2 to 6·5)	12,000
Ischemic heart disease	3,140 (1,690 to 5,300)	5,260 (3,060 to 8,110)	6,850 (3,990 to 10,500)	7,310 (4,490 to 10,900)	10,600 (6,770 to 15,300)	12,400 (8,310 to 17,600)	12,500 (8,420 to 17,500)	9,720 (6,610 to 13,200)	5,860 (3,870 to 8,070)	3,110 (2,080 to 4,180)	1,220 (809 to 1,650)	340 (222 to 463)	85,700
Stroke	7,170 (4,420 to 10,900)	7,670 (4,930 to 11,500)	10,600 (6,760 to 15,300)	10,400 (6,880 to 15,000)	11,500 (7,880 to 16,300)	11,500 (7,690 to 15,800)	10,700 (7,110 to 14,900)	9,720 (6,580 to 13,300)	5,800 (3,940 to 7,830)	2,880 (1,890 to 3,910)	1,200 (743 to 1,610)	289 (181 to 399)	124,000
Ischemic stroke	1,100 (700 to 1,670)	990 (649 to 1,510)	1,570 (1,020 to 2,350)	1,570 (1,090 to 2,310)	2,980 (1,930 to 4,400)	3,100 (2,030 to 4,600)	3,800 (2,500 to 5,600)	3,440 (2,280 to 4,880)	3,060 (2,010 to 4,270)	1,420 (921 to 2,010)	583 (370 to 838)	143 (88·3 to 205)	31,300
Intracerebral hemorrhage	5,670 (3,380 to 8,700)	6,360 (3,980 to 9,660)	8,680 (5,470 to 12,900)	8,520 (5,420 to 12,600)	8,330 (5,380 to 12,100)	8,240 (5,320 to 11,600)	6,750 (4,260 to 9,780)	6,180 (3,900 to 8,600)	2,690 (1,530 to 3,910)	1,440 (840 to 2,050)	608 (330 to 877)	144 (80·8 to 210)	89,000
Subarachnoid hemorrhage	403 (185 to 900)	316 (150 to 735)	302 (140 to 665)	267 (133 to 600)	214 (107 to 488)	176 (84·3 to 390)	139 (64·7 to 327)	102 (44·8 to 244)	57·7 (22·6 to 152)	24·3 (10 to 58·1)	9·8 (4 to 25·7)	2·2 (0·9 to 6·1)	3,850
Hypertensive heart disease	1,570 (616 to 2,970)	2,400 (1,030 to 4,120)	2,810 (1,190 to 4,980)	3,140 (1,380 to 5,200)	3,430 (1,540 to 5,750)	3,430 (1,540 to 5,750)	2,830 (1,290 to 4,850)	2,190 (982 to 3,680)	1,380 (633 to 2,280)	669 (307 to 1,110)	286 (122 to 478)	85·2 (42·8 to 141)	29,400
Non-rheumatic valvular heart disease	62·8 (22·5 to 136)	58·5 (19·6 to 139)	153 (55·6 to 344)	138 (53·4 to 286)	48·2 (18·8 to 102)	53·7 (23·2 to 103)	54·2 (23·1 to 105)	59·6 (28·6 to 110)	62·2 (25·7 to 119)	20·6 (7·8 to 41·6)	8·2 (3·1 to 15·8)	1·5 (0·5 to 3)	1,850
Non-rheumatic calcific aortic valve disease	21·3 (4·6 to 64·6)	19 (4·2 to 59·8)	35·4 (6·7 to 117)	29·2 (7·1 to 92)	27·1 (8·4 to 66·5)	32 (12·5 to 73·9)	30·5 (10·5 to 71·1)	32·1 (13 to 69·6)	39 (14·7 to 83·2)	11·3 (3·6 to 26·2)	4 (1·2 to 8·7)	0·6 (0·1 to 1·5)	486
Non-rheumatic degenerative mitral valve disease	40·6 (15 to 89·7)	38·7 (13·7 to 86·1)	118 (44·5 to 248)	109 (43·2 to 221)	20·6 (8·2 to 41·8)	21·5 (9 to 42·7)	23·5 (10 to 45·5)	27·3 (12·6 to 51·7)	22·9 (8·8 to 47·5)	9·3 (3·1 to 20·3)	4·2 (1·5 to 8·8)	0·9 (0·3 to 1·9)	1,330
Other non-rheumatic valve diseases	0·9 (0·2 to 2·8)	0·7 (0·2 to 2·2)	0·5 (0·1 to 1·9)	0·5 (0·1 to 1·2)	0·6 (0·1 to 1·7)	0·2 (0·1 to 0·7)	0·2 (0 to 0·5)	0·2 (0 to 0·5)	0·2 (0 to 0·5)	0·1 (0 to 0·2)	0 (0 to 0·1)	0 (0 to 0)	31·5
Cardiomyopathy and myocarditis	425 (183 to 823)	343 (150 to 667)	209 (97·3 to 392)	503 (228 to 940)	491 (235 to 927)	218 (121 to 343)	314 (170 to 523)	397 (214 to 685)	188 (105 to 308)	142 (78·1 to 242)	57 (30·1 to 91·3)	16 (8·2 to 28·7)	8,910
Myocarditis	27·1 (9·1 to 62·1)	5·9 (2·3 to 13)	5·7 (2·1 to 13·8)	5·2 (2 to 11·7)	2·9 (1·3 to 6·2)	4·7 (2·3 to 8·6)	2·6 (1·3 to 4·8)	1·9 (0·9 to 3·9)	2 (1 to 3·7)	21·4 (10·1 to 41·9)	7·7 (3·8 to 14)	1·9 (0·9 to 3·8)	606
Alcoholic cardiomyopathy	3·2 (1·1 to 7·2)	2·4 (0·8 to 6·1)	2·4 (0·8 to 6)	2 (0·6 to 5·4)	2·2 (0·6 to 5·8)	3·7 (1·5 to 8·1)	3·4 (1·4 to 7·3)	2 (0·8 to 4·7)	1 (0·4 to 2)	1·1 (0·4 to 2·5)	0·5 (0·2 to 1·1)	0·1 (0·1 to 0·4)	71·3
Other cardiomyopathy	394 (170 to 787)	335 (145 to 647)	201 (92·9 to 378)	496 (225 to 929)	486 (232 to 917)	209 (115 to 333)	309 (166 to 515)	393 (211 to 677)	185 (102 to 305)	120 (63·4 to 210)	48·8 (25·2 to 78·7)	13·9 (7 to 25·1)	8,230
Atrial fibrillation and flutter	30·5 (11 to 59·2)	54·7 (25·9 to 92·7)	95·1 (55·6 to 149)	155 (99·2 to 227)	230 (154 to 333)	291 (201 to 411)	367 (251 to 520)	420 (299 to 598)	447 (308 to 651)	272 (182 to 407)	153 (99 to 224)	39·5 (23·4 to 63·1)	2,570
Aortic aneurysm	54·3 (24·5 to 109)	49·6 (23·4 to 94·9)	36·8 (17·5 to 67·7)	131 (65·4 to 244)	76·8 (40·6 to 135)	108 (57·2 to 186)	83·9 (44·3 to 147)	73·5 (38·4 to 120)	42·5 (22·7 to 69·8)	21·2 (11·3 to 33·3)	6·9 (3·5 to 11·3)	1·2 (0·5 to 2·2)	NA
Endocarditis	92·5 (41 to 178)	27·9 (12·2 to 52·2)	34·1 (16·2 to 63)	39 (18 to 71·6)	39·3 (20 to 70·5)	37·2 (20·2 to 62)	55·8 (30·2 to 94·4)	47·1 (24·8 to 80·1)	9·5 (5 to 15·8)	9·9 (5 to 17·2)	3·9 (2 to 6·6)	0·9 (0·5 to 1·5)	3,810



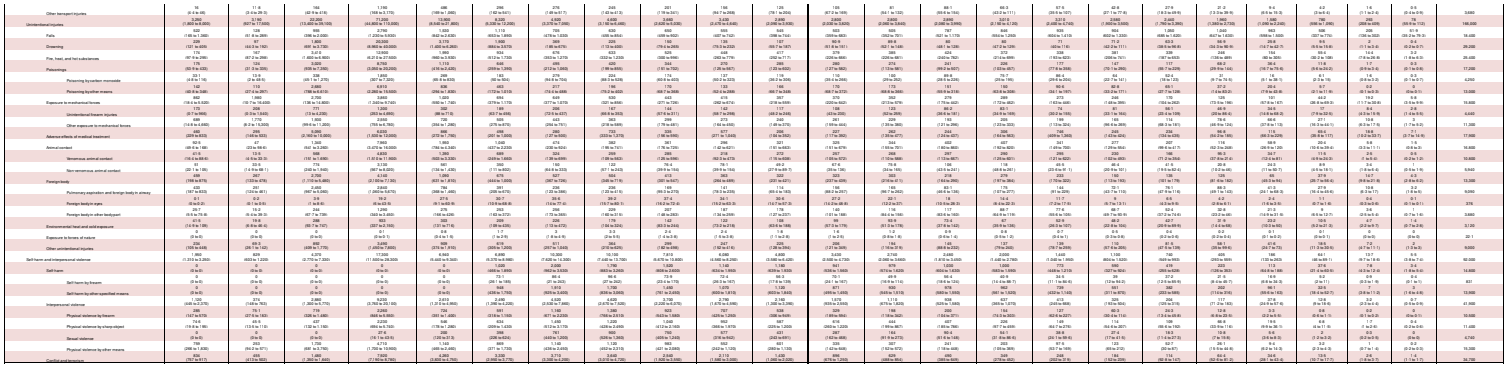

SR Table 2b: Mauritania DALYS by cause and age group for females with 95% uncertainty intervals, 2019

Cause	Early Neonatal	Late Neonatal	Post Neonatal	1 to 4	5 to 9	10 to 14	15 to 19	20 to 24	25 to 29	30 to 34	35 to 39	40 to 44
All causes	74,300 (60,600 to 92,800)	22,400 (18,200 to 28,100)	49,500 (31,500 to 78,100)	48,400 (39,300 to 60,700)	29,900 (21,800 to 38,900)	25,800 (19,800 to 32,800)	29,200 (22,400 to 36,300)	30,500 (23,300 to 37,900)	29,400 (23,000 to 36,800)	28,600 (22,400 to 35,600)	27,600 (21,900 to 34,400)	27,700 (22,000 to 34,400)
Communicable, maternal, neonatal, and nutritional diseases	69,000 (55,200 to 85,800)	20,300 (16,100 to 25,500)	43,200 (26,800 to 68,300)	39,700 (30,800 to 50,700)	16,100 (11,000 to 22,000)	8,920 (6,310 to 12,200)	10,000 (7,200 to 13,300)	11,300 (7,970 to 14,800)	10,700 (7,840 to 14,400)	10,300 (7,710 to 13,700)	9,600 (7,200 to 13,000)	8,750 (6,420 to 12,000)
HIV/AIDS and sexually transmitted infections	3,920 (1,230 to 8,470)	965 (295 to 2,250)	1,070 (275 to 2,790)	61·8 (14·6 to 170)	45·1 (12·1 to 107)	20·2 (7·3 to 56·8)	47·9 (23·9 to 90·2)	133 (72·1 to 246)	215 (112 to 405)	225 (113 to 438)	158 (75·6 to 351)	113 (56·7 to 218)
HIV/AIDS	0 (0 to 0)	0 (0 to 0)	3 (0·1 to 20·4)	12·9 (0·3 to 87)	4·5 (0·5 to 19·7)	5·3 (0·4 to 33·2)	6 (1 to 30·1)	26·8 (5·9 to 110)	62 (13·2 to 248)	75·1 (9·6 to 277)	49·1 (5·7 to 193)	26·6 (6·4 to 110)
HIV/AIDS - Drug-susceptible Tuberculosis	0 (0 to 0)	0 (0 to 0)	0·8 (0·1 to 6·1)	3·4 (0·3 to 26·2)	1·2 (0·4 to 6·2)	1·4 (0·4 to 8·6)	2·2 (0·8 to 10·5)	12·1 (4·6 to 46·1)	26·5 (10·7 to 96·6)	29·4 (6·5 to 113)	19·5 (3·8 to 79·5)	12 (5·4 to 44)
HIV/AIDS - Multidrug-resistant Tuberculosis without extensive d	0 (0 to 0)	0 (0 to 0)	0·1 (0 to 0·6)	0·3 (0 to 2·4)	0·1 (0 to 0·5)	0·1 (0 to 0·7)	0·1 (0 to 0·7)	0·7 (0 to 3·7)	1·4 (0·1 to 7·1)	1·6 (0·1 to 9·2)	1 (0·1 to 5·8)	0·6 (0 to 3·3)
HIV/AIDS - Extensively drug-resistant Tuberculosis	0 (0 to 0)	0 (0 to 0)	0 (0 to 0)	0 (0 to 0)	0 (0 to 0)	0 (0 to 0)	0 (0 to 0)	0 (0 to 0)	0 (0 to 0·1)	0 (0 to 0·1)	0 (0 to 0·1)	0 (0 to 0)
HIV/AIDS resulting in other diseases	0 (0 to 0)	0 (0 to 0)	2·2 (0 to 12·2)	9·3 (0 to 51·8)	3·2 (0 to 14·4)	3·8 (0 to 23·4)	3·6 (0·1 to 16·2)	14 (0·6 to 60·6)	34·1 (1·1 to 141)	44·1 (0·8 to 168)	28·5 (0·4 to 106)	14 (0·3 to 59·1)
Sexually transmitted infections excluding HIV	3,920 (1,230 to 8,470)	965 (295 to 2,250)	1,070 (270 to 2,790)	48·9 (12·7 to 135)	40·7 (11·1 to 97·6)	14·9 (6·2 to 33·1)	42 (20·9 to 80·4)	106 (58·1 to 191)	153 (84·6 to 258)	150 (84·9 to 248)	109 (56·4 to 202)	86·6 (42·6 to 172)
Syphilis	3,920 (1,230 to 8,470)	965 (295 to 2,250)	1,070 (270 to 2,790)	48·9 (12·7 to 135)	40·7 (11·1 to 97·6)	5·8 (1·5 to 16·1)	3·1 (1·1 to 7·8)	3·4 (1·4 to 7·5)	7 (2·6 to 14·9)	6·1 (2·4 to 12·5)	1·8 (0·8 to 4)	0·9 (0·3 to 1·9)
Chlamydial infection	0 (0 to 0)	0 (0 to 0)	0 (0 to 0)	0 (0 to 0)	0 (0 to 0)	1·5 (0·7 to 3·3)	4 (2·1 to 7·1)	13·1 (6·9 to 22)	19·8 (11 to 32·4)	18·7 (10 to 30·7)	14·1 (7·4 to 25)	11 (5·7 to 20·5)
Gonococcal infection	0 (0 to 0)	0 (0 to 0)	0 (0 to 0)	0 (0 to 0)	0 (0 to 0)	1·7 (0·5 to 4·6)	3·7 (1·4 to 9·3)	9·8 (4·4 to 20·5)	15·6 (6·6 to 32·5)	13·2 (6·7 to 25·3)	6·1 (3·5 to 10·3)	5·2 (2·7 to 9·6)
Trichomoniasis	0 (0 to 0)	0 (0 to 0)	0 (0 to 0)	0 (0 to 0)	0 (0 to 0)	1·2 (0·3 to 3·2)	15·1 (4·9 to 35·9)	43·1 (15·2 to 101)	48·9 (16·2 to 110)	41·8 (13·4 to 98·4)	34 (11·3 to 77·9)	27 (8·9 to 66·4)
Genital herpes	0 (0 to 0)	0 (0 to 0)	0 (0 to 0)	0 (0 to 0)	0 (0 to 0)	1·8 (0·6 to 4·4)	7 (2 to 17·6)	12 (3·8 to 29·2)	14·8 (5 to 35·5)	15·5 (5 to 38·1)	14·2 (4·4 to 34·7)	12·2 (3·8 to 30)
Other sexually transmitted infections	0 (0 to 0)	0 (0 to 0)	0 (0 to 0)	0 (0 to 0)	0 (0 to 0)	2·8 (1·2 to 6·3)	9 (4 to 18·8)	24·2 (13·6 to 38·7)	46·5 (26·2 to 76·7)	54·3 (31·7 to 85·6)	39·1 (21 to 65·9)	30·3 (15·7 to 55·9)
Respiratory infections and tuberculosis	5,890 (2,980 to 10,100)	3,800 (1,790 to 6,440)	8,390 (3,290 to 17,500)	3,630 (1,760 to 6,820)	1,750 (980 to 2,890)	1,050 (670 to 1,550)	1,020 (674 to 1,500)	1,200 (765 to 1,780)	1,160 (748 to 1,710)	1,050 (669 to 1,570)	1,020 (656 to 1,570)	1,180 (744 to 1,830)
Tuberculosis	0 (0 to 0)	0 (0 to 0)	393 (152 to 905)	302 (154 to 554)	246 (120 to 439)	186 (89·7 to 334)	314 (166 to 526)	486 (248 to 855)	497 (257 to 860)	485 (237 to 858)	474 (226 to 830)	499 (228 to 911)
Latent tuberculosis infection	0 (0 to 0)	0 (0 to 0)	0 (0 to 0)	0 (0 to 0)	0 (0 to 0)	0 (0 to 0)	0 (0 to 0)	0 (0 to 0)	0 (0 to 0)	0 (0 to 0)	0 (0 to 0)	0 (0 to 0)
Drug-susceptible tuberculosis	0 (0 to 0)	0 (0 to 0)	372 (146 to 863)	288 (148 to 531)	234 (114 to 429)	176 (85·4 to 322)	299 (154 to 502)	464 (230 to 833)	474 (246 to 805)	462 (230 to 805)	451 (216 to 806)	474 (217 to 863)
Multidrug-resistant tuberculosis without extensive drug resistar	0 (0 to 0)	0 (0 to 0)	20·8 (1·5 to 79·4)	13·6 (1·2 to 52·2)	11·7 (1·1 to 43)	9·5 (0·9 to 34·9)	14·6 (1·4 to 49·6)	22 (2·3 to 75·3)	22·8 (2·2 to 80·5)	22·9 (2·2 to 85·1)	22·6 (2·1 to 78)	24·3 (2·4 to 88·8)
Extensively drug-resistant tuberculosis	0 (0 to 0)	0 (0 to 0)	0·3 (0 to 1·1)	0·2 (0 to 0·7)	0·2 (0 to 0·6)	0·1 (0 to 0·5)	0·2 (0 to 0·7)	0·3 (0 to 1)	0·3 (0 to 1·1)	0·3 (0 to 1·1)	0·3 (0 to 1·1)	0·3 (0 to 1·3)
Lower respiratory infections	5,890 (2,980 to 10,100)	3,790 (1,790 to 6,430)	7,950 (2,970 to 16,500)	3,060 (1,290 to 6,210)	1,230 (574 to 2,200)	641 (358 to 1,050)	495 (265 to 825)	531 (282 to 884)	511 (282 to 876)	446 (245 to 762)	444 (250 to 710)	603 (335 to 977)
Upper respiratory infections	0·4 (0·2 to 0·6)	2·1 (1·2 to 3·6)	37·8 (20·9 to 62·9)	168 (93·9 to 273)	188 (102 to 329)	186 (97·3 to 322)	166 (82·2 to 295)	134 (70·1 to 235)	104 (56 to 171)	83·9 (43·7 to 143)	70 (34 to 119)	55·7 (29·9 to 99·9)
Otitis media	0·1 (0 to 0·1)	0·3 (0·1 to 0·5)	12·7 (6·3 to 23·2)	102 (53·2 to 179)	84·6 (42·5 to 151)	40·3 (19·1 to 72·9)	49 (23·8 to 87·9)	52·7 (24 to 101)	42·7 (20·6 to 78·6)	32·4 (13·7 to 60·5)	27·6 (13·1 to 52·8)	24·8 (11·4 to 46·5)
Enteric infections	1,130 (297 to 2,700)	2,540 (596 to 6,620)	16,100 (4,020 to 34,700)	14,900 (4,170 to 26,600)	2,950 (1,540 to 5,740)	1,470 (842 to 2,610)	963 (544 to 1,890)	887 (473 to 1,910)	752 (415 to 1,560)	687 (397 to 1,420)	636 (360 to 1,320)	624 (346 to 1,330)
Diarrheal diseases	1,130 (297 to 2,700)	2,520 (583 to 6,600)	15,900 (3,790 to 34,300)	13,800 (3,070 to 25,700)	1,790 (839 to 4,350)	883 (460 to 1,900)	729 (387 to 1,640)	756 (372 to 1,800)	665 (343 to 1,450)	623 (338 to 1,340)	587 (322 to 1,280)	582 (307 to 1,280)
Typhoid and paratyphoid	0 (0 to 0)	0 (0 to 0)	4 (1·1 to 11·5)	411 (107 to 1,170)	767 (235 to 1,800)	482 (155 to 1,060)	197 (57·4 to 444)	97·6 (30·6 to 238)	53·8 (19·5 to 120)	30·9 (10·9 to 67·3)	17·7 (6·5 to 38·3)	12·3 (4·9 to 27·3)
Typhoid fever	0 (0 to 0)	0 (0 to 0)	4 (1·1 to 11·4)	409 (106 to 1,160)	764 (234 to 1,790)	480 (155 to 1,050)	196 (57·2 to 442)	97·2 (30·5 to 237)	53·6 (19·4 to 120)	30·8 (10·8 to 67·1)	17·6 (6·5 to 38·2)	12·3 (4·8 to 27·3)
Paratyphoid fever	0 (0 to 0)	0 (0 to 0)	0 (0 to 0·1)	2 (0·5 to 6)	3·7 (0·9 to 10·5)	2·2 (0·6 to 5·9)	0·8 (0·2 to 2·3)	0·4 (0·1 to 1·1)	0·2 (0 to 0·5)	0·1 (0 to 0·3)	0·1 (0 to 0·1)	0 (0 to 0·1)
Invasive Non-typhoidal Salmonella (iNTS)	0 (0 to 0)	17·3 (8 to 31·9)	243 (87·2 to 526)	625 (230 to 1,410)	390 (139 to 799)	104 (37·3 to 219)	36·2 (11·8 to 80·8)	32·4 (10·5 to 69·3)	32·9 (10·9 to 73·3)	32 (12·2 to 67·3)	30·7 (12·3 to 61·4)	29·6 (12·1 to 57·9)
Other intestinal infectious diseases	0 (0 to 0)	0 (0 to 0)	5·4 (0·3 to 24·1)	8·9 (1·6 to 29·3)	5 (0·6 to 19·5)	2·6 (0·3 to 9·6)	0·9 (0·2 to 3)	0·8 (0·2 to 2·5)	0·3 (0·1 to 0·9)	0·8 (0·3 to 1·9)	0·4 (0·1 to 1)	0·4 (0·2 to 1·1)

Cause	45 to 49	50 to 54	55 to 59	60 to 64	65 to 69	70 to 74	75 to 79	80 to 84	85 to 89	90 to 94	95 plus	Total
All causes	26,600 (21,700 to 32,400)	26,200 (21,400 to 31,700)	25,800 (21,600 to 31,000)	26,500 (22,200 to 31,000)	24,300 (21,000 to 27,900)	21,600 (19,600 to 24,100)	17,200 (16,200 to 18,700)	12,400 (11,600 to 13,300)	6,710 (6,280 to 7,220)	2,210 (2,080 to 2,390)	826 (748 to 893)	613,000
Communicable, maternal, neonatal, and nutritional diseases	7,650 (5,380 to 10,600)	5,990 (3,900 to 9,620)	5,790 (3,590 to 9,360)	5,830 (3,490 to 9,720)	5,120 (3,190 to 8,190)	5,260 (3,360 to 8,150)	3,430 (2,340 to 4,870)	2,430 (1,780 to 3,360)	1,240 (895 to 1,810)	415 (293 to 612)	177 (120 to 249)	301,000
HIV/AIDS and sexually transmitted infections	72·8 (36·5 to 144)	35·2 (17·3 to 76)	19·7 (9·4 to 39·3)	19·5 (9·6 to 38·4)	11·1 (5·6 to 23·4)	7·3 (3·8 to 14·2)	4·1 (2·2 to 7·7)	2·2 (1·2 to 4)	1·1 (0·6 to 1·9)	0·3 (0·2 to 0·5)	0·1 (0·1 to 0·2)	7,140
HIV/AIDS	13·8 (4 to 49·7)	10 (3 to 50·4)	5·8 (0·9 to 21·5)	5·9 (1·2 to 21·2)	4·7 (1·1 to 15)	2·5 (0·6 to 7·8)	1 (0·2 to 3·2)	0·7 (0·3 to 1·8)	0·3 (0·1 to 0·8)	0·1 (0 to 0·2)	0 (0 to 0·1)	316
HIV/AIDS - Drug-susceptible Tuberculosis	6·7 (3·5 to 22·6)	5·1 (2·5 to 18·5)	3·3 (0·6 to 8·7)	3·5 (0·8 to 8·3)	3 (0·8 to 6·4)	1·7 (0·4 to 3·6)	0·7 (0·1 to 1·6)	0·4 (0·3 to 0·7)	0·2 (0·1 to 0·3)	0·1 (0 to 0·1)	0 (0 to 0)	133
HIV/AIDS - Multidrug-resistant Tuberculosis without extensive d	0·3 (0 to 1·6)	0·2 (0 to 1·3)	0·1 (0 to 0·6)	0·1 (0 to 0·6)	0·1 (0 to 0·5)	0·1 (0 to 0·2)	0 (0 to 0·1)	0 (0 to 0·1)	0 (0 to 0)	0 (0 to 0)	0 (0 to 0)	6·8
HIV/AIDS - Extensively drug-resistant Tuberculosis	0 (0 to 0)	0 (0 to 0)	0 (0 to 0)	0 (0 to 0)	0 (0 to 0)	0 (0 to 0)	0 (0 to 0)	0 (0 to 0)	0 (0 to 0)	0 (0 to 0)	0 (0 to 0)	0·1
HIV/AIDS resulting in other diseases	6·7 (0·2 to 28·9)	4·6 (0·1 to 28·2)	2·3 (0 to 13·4)	2·2 (0 to 13·2)	1·6 (0 to 10·5)	0·8 (0 to 5·2)	0·3 (0 to 2·1)	0·2 (0 to 1·1)	0·1 (0 to 0·5)	0 (0 to 0·1)	0 (0 to 0)	176
Sexually transmitted infections excluding HIV	59·1 (27·4 to 117)	25·3 (11·5 to 49·2)	13·9 (5·8 to 29·6)	13·6 (6·2 to 28·1)	6·4 (2·7 to 13·6)	4·8 (2·3 to 9·3)	3·1 (1·5 to 5·9)	1·6 (0·7 to 3)	0·7 (0·4 to 1·4)	0·2 (0·1 to 0·4)	0·1 (0 to 0·1)	6,830
Syphilis	1·1 (0·5 to 2·3)	0·7 (0·3 to 1·4)	0·2 (0·1 to 0·4)	0·4 (0·1 to 1)	0·1 (0 to 0·2)	0·2 (0·1 to 0·4)	0·1 (0 to 0·3)	0·1 (0 to 0·3)	0·1 (0 to 0·1)	0 (0 to 0·1)	0 (0 to 0)	6,070
Chlamydial infection	6·7 (2·9 to 13·5)	1 (0·5 to 2)	0·3 (0·2 to 0·4)	0·9 (0·2 to 2·5)	0·1 (0 to 0·2)	0·2 (0·1 to 0·4)	0·2 (0 to 0·4)	0·1 (0 to 0·2)	0 (0 to 0·1)	0 (0 to 0)	0 (0 to 0)	91·7
Gonococcal infection	4·6 (2·1 to 9·2)	2 (0·6 to 4·8)	0·2 (0·1 to 0·5)	2·2 (0·5 to 6·4)	0·4 (0·1 to 1·1)	0·6 (0·2 to 1·5)	0·5 (0·2 to 1·4)	0·2 (0·1 to 0·5)	0·1 (0 to 0·3)	0 (0 to 0·1)	0 (0 to 0)	66·1
Trichomoniasis	19·1 (6 to 44·8)	11·3 (3·4 to 26·7)	6·5 (2 to 15·8)	3·8 (1·4 to 9·1)	2·5 (0·9 to 5·8)	1·5 (0·6 to 3·5)	0·8 (0·3 to 1·8)	0·4 (0·2 to 0·9)	0·1 (0·1 to 0·3)	0 (0 to 0·1)	0 (0 to 0)	257
Genital herpes	9·9 (3·1 to 25·2)	7·7 (2·2 to 19)	5·9 (1·8 to 14·9)	4·4 (1·3 to 11·2)	3·1 (0·9 to 7·6)	2 (0·6 to 5·1)	1·2 (0·4 to 3·1)	0·7 (0·2 to 1·7)	0·3 (0·1 to 0·8)	0·1 (0 to 0·2)	0 (0 to 0·1)	113
Other sexually transmitted infections	17·7 (7·6 to 37·8)	2·6 (1·1 to 5·3)	0·9 (0·5 to 1·4)	1·9 (0·4 to 5·5)	0·2 (0·1 to 0·5)	0·3 (0·1 to 0·8)	0·2 (0·1 to 0·5)	0·1 (0 to 0·2)	0·1 (0 to 0·1)	0 (0 to 0)	0 (0 to 0)	230
Respiratory infections and tuberculosis	1,230 (770 to 1,910)	1,670 (1,030 to 2,570)	1,780 (1,090 to 2,780)	1,790 (1,090 to 2,690)	1,800 (1,120 to 2,670)	2,020 (1,320 to 2,910)	1,710 (1,140 to 2,430)	1,410 (972 to 1,940)	725 (487 to 996)	246 (163 to 351)	107 (68·6 to 154)	45,600
Tuberculosis	558 (240 to 1,070)	645 (253 to 1,210)	663 (250 to 1,230)	561 (203 to 1,070)	452 (156 to 866)	504 (201 to 921)	354 (154 to 643)	247 (106 to 460)	128 (56·2 to 227)	37·7 (16·3 to 68·2)	21·7 (9·2 to 40·3)	8,050
Latent tuberculosis infection	0 (0 to 0)	0 (0 to 0)	0 (0 to 0)	0 (0 to 0)	0 (0 to 0)	0 (0 to 0)	0 (0 to 0)	0 (0 to 0)	0 (0 to 0)	0 (0 to 0)	0 (0 to 0)	0
Drug-susceptible tuberculosis	530 (229 to 1,010)	612 (240 to 1,170)	628 (236 to 1,170)	532 (188 to 1,010)	428 (146 to 823)	478 (191 to 874)	336 (141 to 616)	234 (102 to 432)	122 (52·7 to 222)	35·7 (15·3 to 63·7)	20·5 (8·3 to 39·1)	7,650
Multidrug-resistant tuberculosis without extensive drug resistar	28·1 (2·4 to 102)	32·7 (2·6 to 117)	34·2 (2·8 to 121)	28·8 (2·3 to 109)	23·6 (1·8 to 80·6)	25·8 (2 to 91·6)	17·9 (1·5 to 63·6)	12·8 (1·1 to 44·7)	6·6 (0·6 to 22·3)	2 (0·2 to 6·4)	1·1 (0·1 to 3·9)	398
Extensively drug-resistant tuberculosis	0·4 (0 to 1·4)	0·4 (0 to 1·6)	0·5 (0 to 1·8)	0·4 (0 to 1·5)	0·3 (0 to 1·2)	0·3 (0 to 1·3)	0·2 (0 to 0·9)	0·2 (0 to 0·6)	0·1 (0 to 0·3)	0 (0 to 0·1)	0 (0 to 0·1)	5·3
Lower respiratory infections	612 (357 to 950)	977 (564 to 1,550)	1,080 (603 to 1,750)	1,200 (688 to 1,840)	1,330 (784 to 2,070)	1,500 (920 to 2,290)	1,350 (829 to 2,040)	1,160 (733 to 1,690)	594 (379 to 842)	207 (131 to 309)	84·9 (52·8 to 126)	35,700
Upper respiratory infections	41·7 (21·2 to 75·4)	32·2 (17·4 to 54·8)	25·1 (13 to 41·4)	19 (9·7 to 32·6)	13·6 (7 to 23·7)	9·6 (5·1 to 16·1)	5·6 (3 to 9·4)	3 (1·5 to 5·3)	1·4 (0·7 to 2·5)	0·4 (0·2 to 0·7)	0·1 (0·1 to 0·3)	1,350
Otitis media	21·3 (9·8 to 39·3)	17·2 (7·6 to 31·5)	13·2 (6·4 to 24·1)	9·1 (4·1 to 18·3)	5·2 (2·5 to 9·9)	2·9 (1·2 to 5·5)	1·9 (0·9 to 3·6)	1·2 (0·5 to 2·3)	0·6 (0·3 to 1·1)	0·2 (0·1 to 0·4)	0·1 (0 to 0·1)	543
Enteric infections	644 (335 to 1,410)	688 (337 to 1,680)	704 (329 to 1,730)	788 (341 to 1,990)	739 (317 to 1,950)	657 (269 to 1,690)	588 (232 to 1,590)	470 (173 to 1,310)	256 (89·9 to 690)	88·1 (30·2 to 244)	41·2 (12·5 to 113)	49,300
Diarrheal diseases	607 (295 to 1,380)	653 (308 to 1,650)	674 (305 to 1,690)	764 (318 to 1,980)	722 (302 to 1,930)	646 (260 to 1,680)	582 (228 to 1,580)	467 (169 to 1,310)	255 (89 to 689)	87·8 (29·9 to 243)	41·1 (12·5 to 113)	45,500
Typhoid and paratyphoid	10·4 (3·8 to 22·7)	8·6 (3·1 to 19·5)	6·3 (2·1 to 14·6)	4·4 (1·5 to 10·2)	2·8 (1·1 to 5·9)	1·6 (0·6 to 3·5)	0·9 (0·3 to 1·9)	0·5 (0·2 to 1)	0·2 (0·1 to 0·4)	0 (0 to 0·1)	0 (0 to 0)	2,110
Typhoid fever	10·4 (3·8 to 22·6)	8·6 (3·1 to 19·4)	6·3 (2·1 to 14·6)	4·4 (1·5 to 10·2)	2·8 (1·1 to 5·9)	1·6 (0·6 to 3·5)	0·9 (0·3 to 1·9)	0·5 (0·2 to 1)	0·2 (0·1 to 0·4)	0 (0 to 0·1)	0 (0 to 0)	2,100
Paratyphoid fever	0 (0 to 0·1)	0 (0 to 0·1)	0 (0 to 0)	0 (0 to 0)	0 (0 to 0)	0 (0 to 0)	0 (0 to 0)	0 (0 to 0)	0 (0 to 0)	0 (0 to 0)	0 (0 to 0)	9·6
Invasive Non-typhoidal Salmonella (iNTS)	26 (12 to 47·6)	25·2 (11·5 to 46·7)	23 (10·6 to 41·8)	19·7 (8·8 to 35·7)	14 (6·4 to 25·8)	8·7 (3·7 to 16·4)	5·2 (2·4 to 9·6)	2·6 (1·1 to 5·1)	1 (0·4 to 1·8)	0·2 (0·1 to 0·4)	0·1 (0 to 0·2)	1,700
Other intestinal infectious diseases	0·2 (0·1 to 0·6)	0·2 (0·1 to 0·6)	0·2 (0 to 0·5)	0·1 (0 to 0·4)	0·2 (0 to 0·6)	0·1 (0 to 0·4)	0·1 (0 to 0·2)	0·1 (0 to 0·2)	0·1 (0 to 0·2)	0 (0 to 0·1)	0 (0 to 0)	26·8





SR Table 2b: Niger DALYS by cause and age group for females with 95% uncertainty intervals, 2019

Cause	Early Neonatal	Late Neonatal	Post Neonatal	1 to 4	5 to 9	10 to 14	15 to 19	20 to 24	25 to 29	30 to 34	35 to 39	40 to 44	45 to 49	50 to 54	55 to 59	60 to 64	65 to 69	70 to 74	75 to 79	80 to 84	85 to 89	90 to 94	95 plus	Total
All causes	779,000 (670,000 to 906,000)	296,000 (176,000 to 479,000)	1,330,000 (1,160,000 to 1,540,000)	2,600,000 (2,220,000 to 3,070,000)	335,000 (250,000 to 437,000)	205,000 (157,000 to 260,000)	202,000 (158,000 to 253,000)	191,000 (148,000 to 238,000)	169,000 (134,000 to 208,000)	148,000 (118,000 to 180,000)	147,000 (118,000 to 178,000)	141,000 (114,000 to 173,000)	128,000 (106,000 to 154,000)	132,000 (108,000 to 159,000)	129,000 (109,000 to 157,000)	123,000 (106,000 to 147,000)	107,000 (93,500 to 124,000)	90,700 (82,300 to 101,000)	66,800 (62,700 to 72,300)	34,100 (31,900 to 36,800)	13,200 (12,400 to 14,200)	5,430 (5,060 to 5,820)	1,430 (1,340 to 1,520)	7,380,000
Communicable, maternal, neonatal, and nutritional diseases	722,000 (619,000 to 843,000)	267,000 (157,000 to 432,000)	1,180,000 (980,000 to 1,390,000)	2,260,000 (1,850,000 to 2,720,000)	228,000 (166,000 to 302,000)	95,700 (69,300 to 126,000)	88,300 (64,200 to 115,000)	87,500 (62,500 to 116,000)	76,800 (58,000 to 100,000)	65,500 (49,300 to 83,900)	63,700 (48,600 to 80,800)	55,700 (42,400 to 71,000)	45,300 (34,500 to 57,500)	38,300 (28,300 to 50,600)	36,000 (26,400 to 48,600)	32,500 (23,000 to 43,600)	27,400 (20,200 to 37,000)	26,400 (19,900 to 34,200)	16,300 (12,500 to 21,000)	8,240 (6,160 to 10,800)	2,940 (2,180 to 3,940)	1,200 (859 to 1,630)	366 (256 to 498)	5,420,000
HIV/AIDS and sexually transmitted infections	4,520 (1,420 to 9,730)	1,170 (344 to 2,740)	2,670 (1,480 to 4,620)	2,200 (1,530 to 3,110)	1,910 (1,020 to 3,020)	1,990 (1,240 to 2,920)	2,470 (1,470 to 3,990)	3,020 (2,000 to 4,650)	4,320 (2,570 to 7,050)	5,270 (3,220 to 8,130)	6,030 (3,900 to 8,830)	5,710 (3,990 to 7,830)	4,430 (2,940 to 6,390)	2,850 (1,900 to 4,010)	1,550 (1,040 to 2,250)	789 (515 to 1,140)	349 (217 to 542)	161 (99·4 to 253)	72·5 (45·7 to 111)	13·7 (8·5 to 21·2)	4·4 (2·8 to 6·6)	1·3 (0·8 to 1·9)	0·3 (0·2 to 0·4)	51,500
HIV/AIDS	0·1 (0·1 to 0·2)	0·4 (0·3 to 0·6)	1,120 (776 to 1,580)	2,110 (1,450 to 3,000)	1,870 (983 to 2,970)	1,860 (1,090 to 2,790)	2,190 (1,190 to 3,670)	2,380 (1,430 to 3,990)	3,460 (1,800 to 6,200)	4,530 (2,590 to 7,220)	5,510 (3,430 to 8,270)	5,310 (3,590 to 7,430)	4,170 (2,710 to 6,140)	2,730 (1,800 to 3,860)	1,490 (963 to 2,170)	724 (454 to 1,070)	322 (194 to 501)	142 (83·5 to 227)	60·8 (35·8 to 98·7)	9·5 (5 to 15·9)	2·9 (1·7 to 4·8)	0·8 (0·5 to 1·4)	0·1 (0·1 to 0·3)	40,000
HIV/AIDS - Drug-susceptible Tuberculosis	0 (0 to 0·1)	0·1 (0·1 to 0·2)	437 (300 to 592)	823 (560 to 1,110)	607 (379 to 892)	660 (413 to 942)	742 (456 to 1,080)	797 (508 to 1,130)	1,190 (679 to 1,740)	1,630 (987 to 2,300)	2,010 (1,300 to 2,850)	2,020 (1,330 to 2,790)	1,590 (1,020 to 2,200)	1,060 (693 to 1,460)	578 (374 to 804)	279 (175 to 393)	122 (75·7 to 178)	52·8 (31·9 to 78·5)	22·4 (13·7 to 32·9)	3·3 (2 to 4·8)	0·9 (0·6 to 1·3)	0·3 (0·2 to 0·4)	0·1 (0 to 0·1)	14,600
HIV/AIDS - Multidrug-resistant Tuberculosis without exte	0 (0 to 0)	0 (0 to 0)	31·2 (3·6 to 109)	58·3 (6·8 to 201)	41·8 (4·9 to 146)	46·1 (5·1 to 163)	51·2 (6 to 174)	52·7 (5·8 to 179)	76·6 (8·6 to 264)	104 (11·7 to 364)	131 (15 to 445)	134 (16·8 to 427)	107 (13·3 to 339)	71·8 (8·9 to 229)	39 (4·7 to 125)	18·7 (2·3 to 61·3)	8·1 (1 to 27·1)	3·5 (0·4 to 11·7)	1·5 (0·2 to 4·9)	0·2 (0 to 0·7)	0·1 (0 to 0·2)	0 (0 to 0)	0 (0 to 0)	976
HIV/AIDS - Extensively drug-resistant Tuberculosis	0 (0 to 0)	0 (0 to 0)	0·4 (0·1 to 1·5)	0·8 (0·1 to 2·8)	0·6 (0·1 to 2)	0·6 (0·1 to 2·3)	0·7 (0·1 to 2·6)	0·7 (0·1 to 2·5)	1 (0·1 to 3·7)	1·4 (0·2 to 5)	1·7 (0·2 to 6·4)	1·8 (0·2 to 6·2)	1·4 (0·2 to 4·7)	1 (0·1 to 3·2)	0·5 (0·1 to 1·7)	0·2 (0 to 0·9)	0·1 (0 to 0·4)	0 (0 to 0·2)	0 (0 to 0·1)	0 (0 to 0)	0 (0 to 0)	0 (0 to 0)	0 (0 to 0)	13
HIV/AIDS resulting in other diseases	0·1 (0 to 0·1)	0·3 (0·2 to 0·5)	649 (431 to 1,080)	1,220 (805 to 2,030)	1,220 (543 to 2,320)	1,160 (605 to 2,030)	1,400 (686 to 2,780)	1,530 (806 to 3,070)	2,190 (1,010 to 4,800)	2,800 (1,480 to 5,440)	3,370 (1,960 to 6,030)	3,160 (2,060 to 5,250)	2,480 (1,530 to 4,170)	1,600 (1,010 to 2,590)	874 (543 to 1,430)	427 (255 to 712)	193 (110 to 335)	85·6 (47·8 to 153)	36·9 (20·3 to 66·2)	5·9 (2·9 to 11·2)	1·9 (0·9 to 3·6)	0·5 (0·2 to 1)	0·1 (0 to 0·2)	24,400
Sexually transmitted infections excluding HIV	4,520 (1,420 to 9,730)	1,170 (343 to 2,740)	1,550 (493 to 3,520)	92·7 (28·1 to 210)	44·8 (13·5 to 107)	131 (46·8 to 306)	281 (143 to 499)	643 (354 to 1,090)	863 (504 to 1,470)	736 (423 to 1,190)	520 (272 to 937)	407 (202 to 777)	260 (124 to 507)	117 (52·7 to 220)	61·3 (26·2 to 128)	64·2 (26·6 to 130)	26·1 (10·8 to 53·1)	18·8 (8·7 to 36·7)	11·7 (5·3 to 22·2)	4·2 (2 to 8·1)	1·5 (0·7 to 2·9)	0·5 (0·2 to 0·9)	0·1 (0 to 0·2)	11,500
Syphilis	4,520 (1,420 to 9,730)	1,170 (343 to 2,740)	1,550 (493 to 3,520)	92·7 (28·1 to 210)	44·8 (13·5 to 107)	55·8 (11 to 156)	20·6 (4·6 to 51)	13·3 (3·8 to 31·3)	43·5 (10·8 to 107)	32·9 (8·9 to 81·9)	6·8 (2 to 15·2)	2 (0·7 to 4·5)	4·2 (1·3 to 10·6)	2·9 (0·8 to 7·5)	0·2 (0·1 to 0·4)	1·9 (0·4 to 5·2)	0·4 (0·1 to 0·9)	0·7 (0·2 to 1·7)	0·4 (0·1 to 1·1)	0·3 (0·1 to 0·7)	0·1 (0 to 0·3)	0·1 (0 to 0·2)	0 (0 to 0)	7,570
Chlamydial infection	0 (0 to 0)	0 (0 to 0)	0 (0 to 0)	0 (0 to 0)	0 (0 to 0)	13·9 (5·3 to 31·4)	30·3 (16·9 to 50·2)	91·5 (46·9 to 162)	122 (67·3 to 205)	95·4 (53·9 to 155)	70·8 (36·2 to 125)	54·9 (26·8 to 100)	30·6 (12·2 to 63·9)	5·8 (2·5 to 12·4)	1·5 (0·9 to 2·4)	4·9 (0·9 to 13·8)	0·4 (0·1 to 1·1)	0·8 (0·2 to 2)	0·7 (0·2 to 1·7)	0·3 (0·1 to 0·7)	0·1 (0 to 0·2)	0 (0 to 0·1)	0 (0 to 0)	524



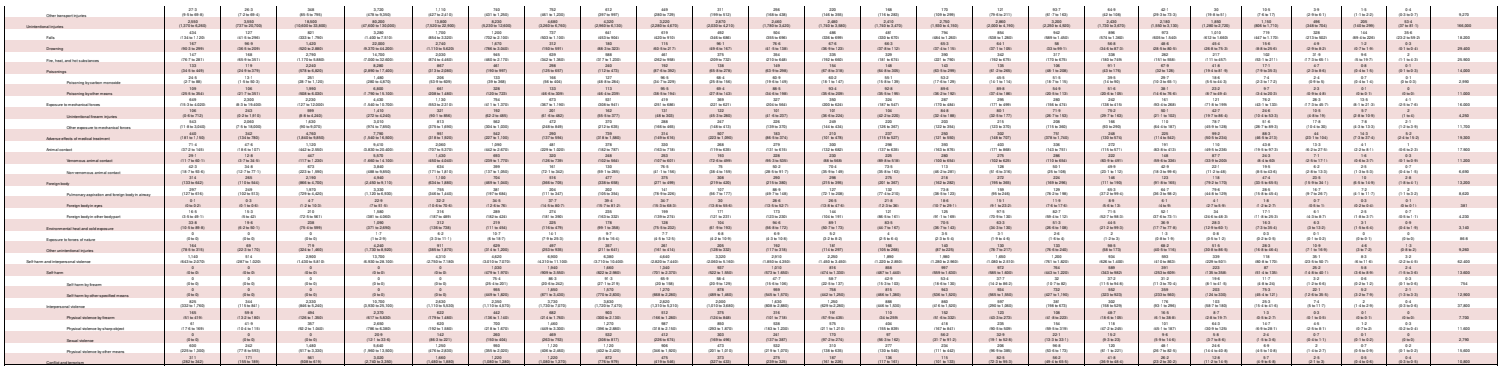

SR Table 2b: Nigeria DALYS by cause and age group for females with 95% uncertainty intervals, 2019

Cause	Early Neonatal	Late Neonatal	Post Neonatal	1 to 4	5 to 9	10 to 14	15 to 19	20 to 24	25 to 29	30 to 34	35 to 39	40 to 44	45 to 49	50 to 54	55 to 59	60 to 64	65 to 69	70 to 74	75 to 79	80 to 84	85 to 89	90 to 94	95 plus	Total
All causes	8,030,000 (6 650 000 to 9 780 000)	2,120,000 (1 760 000 to 2 580 000)	8,720,000 (7 270 000 to 10 500 000)	12,800,000 (10 800 000 to 15 200 000)	2,170,000 (1 790 000 to 2 740 000)	1,660,000 (1 320 000 to 2 100 000)	1,820,000 (1 450 000 to 2 320 000)	1,800,000	1,890,000	1,910,000	1,860,000	1,740,000	1,650,000	1,570,000	1,430,000	1,250,000	1,020,000	753,000	743,000	432,000	198,000	86,700	34,800	55,700,000
Communicable, maternal, neonatal, and nutritional diseases	7,460,000 (6 080 000 to 9 100 000)	1,890,000 (1 540 000 to 2 320 000)	7,440,000 (6 010 000 to 9 160 000)	10,700,000 (8 810 000 to 13 000 000)	1,420,000 (1 150 000 to 1 870 000)	746,000 (586 000 to 984 000)	806,000 (636 000 to 1 070 000)	836,000	935,000	981,000	951,000	821,000	706,000	577,000	477,000	383,000	282,000	220,000	174,000	93,500	39,100	17,000	8,020	38,000,000
HIV/AIDS and sexually transmitted infections	248,000 (77 700 to 567 000)	41,600 (13 100 to 91 900)	132,000 (91 100 to 199 000)	176,000 (146 000 to 212 000)	30,600 (24 700 to 38 400)	32,800 (26 000 to 41 200)	106,000 (88 500 to 126 000)	173,000	317,000	422,000	438,000	386,000	309,000	209,000	117,000	56,700	23,100	8,820	4,100	494	190	61	17·9	3,230,000
HIV/AIDS	10·2 (6·6 to 14·6)	36·4 (23·7 to 52·8)	78,100 (65 200 to 93 700)	172,000 (141 000 to 208 000)	29,100 (23 000 to 37 000)	32,000 (25 100 to 40 400)	104,000 (86 700 to 124 000)	168,000	309,000	415,000	432,000	382,000	306,000	208,000	116,000	56,100	22,800	8,650	3,970	436	166	52·3	14·8	2,840,000
HIV/AIDS - Drug-susceptible Tuberculosis	0·3 (0·2 to 0·5)	3·4 (2·2 to 4·8)	11,000 (6 720 to 16 600)	24,900 (15 100 to 37 600)	4,230 (2 690 to 6 200)	4,580 (2 880 to 6 670)	15,300 (9 660 to 22 400)	22,400	41,400	56,900	60,600	55,200	44,800	31,900	17,900	8,640	3,540	1,360	703	69·2	23	7·5	2·3	406,000
HIV/AIDS - Multidrug-resistant Tuberculosis without	0 (0 to 0·1)	0·2 (0 to 0·5)	1,280 (236 to 3 760)	2,870 (536 to 8 480)	451 (82·8 to 1 290)	491 (89·6 to 1 390)	1,660 (306 to 4 760)	2,400	4,320	5,820	6,040	5,520	4,630	3,410	1,960	957	397	154	79·2	7·1	2·2	0·7	0·2	42,500
HIV/AIDS - Extensively drug-resistant Tuberculosis	0 (0 to 0)	0 (0 to 0)	17·3 (3·2 to 51·3)	38·7 (7·3 to 114)	6 (1·1 to 17·6)	6·5 (1·2 to 18·6)	22·2 (4·4 to 64·4)	31·8	57·3	77·2	80·2	73·4	61·6	45·3	26	12·7	5·2	2	1	0·1	0	0	0	564
HIV/AIDS resulting in other diseases	9·8 (6·3 to 14·2)	32·8 (20·7 to 48·4)	65,800 (52 400 to 81 600)	144,000 (110 000 to 182 000)	24,400 (18 100 to 32 200)	26,900 (19 900 to 35 500)	87,300 (67 700 to 108 000)	143,000	263,000	352,000	365,000	321,000	257,000	173,000	95,800	46,500	18,900	7,130	3,190	360	140	44·1	12·3	2,390,000
Sexually transmitted infections excluding HIV	248,000 (77 700 to 567 000)	41,500 (13 100 to 91 900)	53,900 (16 700 to 121 000)	4,560 (1 360 to 10 600)	1,540 (428 to 3 790)	812 (477 to 1 340)	1,900 (1 130 to 3 220)	4,970	7,800	7,470	5,380	4,250	3,120	1,450	796	638	282	166	135	57·5	23·9	8·7	3	389,000
Syphilis	248,000 (77 700 to 567 000)	41,500 (13 100 to 91 900)	53,900 (16 700 to 121 000)	4,560 (1 360 to 10 600)	1,540 (428 to 3 790)	338 (173 to 614)	149 (87·5 to 237)	134	362	304	73·9	28·3	47·1	29·3	5	15·2	3·5	5·1	4·5	3·6	1·7	1·1	0·5	351,000
Chlamydial infection	0 (0 to 0)	0 (0 to 0)	0 (0 to 0)	0 (0 to 0)	0 (0 to 0)	86·5 (52·6 to 137)	208 (129 to 319)	662	981	866	655	511	340	57·4	15·9	35·8	3·3	5·6	6·4	3·2	1·4	0·5	0·3	4,440
Gonococcal infection	0 (0 to 0)	0 (0 to 0)	0 (0 to 0)	0 (0 to 0)	0 (0 to 0)	98·7 (51·5 to 175)	195 (122 to 314)	502	813	622	256	214	217	98·7	10·4	91·6	17·6	19·2	22·7	7·2	3·5	1·3	0·5	3,190
Trichomoniasis	0 (0 to 0)	0 (0 to 0)	0 (0 to 0)	0 (0 to 0)	0 (0 to 0)	32·2 (9·4 to 81·2)	505 (157 to 1 220)	1,790	2,520	2,260	1,780	1,400	1,040	652	369	187	107	51·6	35·4	14·3	4·8	1·3	0·2	12,700



SII Table 2b: Kiribati DALYs by cause and age group for females with 95% uncertainty intervals, 2019

Cause	Early Neonatal	Late Neonatal	Post Neonatal	1 to 4	5 to 9	10 to 14	15 to 19	20 to 24	25 to 29	30 to 34	35 to 39	40 to 44	45 to 49	50 to 54	55 to 59	60 to 64	65 to 69	70 to 74	75 to 79	80 to 84	85 to 89	90 to 94	95 plus	Total
All causes	1,000 (848 to 1,246)	1,000 (989 to 1,000)	1,000 (1,000 to 1,000)	1,000 (1,000 to 1,000)	1,000 (997 to 1,000)	1,000 (999 to 1,000)	1,000 (997 to 1,000)	1,000 (996 to 1,000)	1,000 (996 to 1,000)	1,000 (996 to 1,000)	1,000 (996 to 1,000)	1,000 (996 to 1,000)	1,000 (996 to 1,000)	1,000 (996 to 1,000)	1,000 (996 to 1,000)	1,000 (996 to 1,000)	1,000 (996 to 1,000)	1,000 (997 to 1,000)	1,000 (997 to 1,000)	1,000 (997 to 1,000)	1,000 (997 to 1,000)	1,000 (997 to 1,000)	1,000 (997 to 1,000)	23,000
	(7,913 to 7,913)	(7,913 to 7,913)	(7,913 to 7,913)	(7,913 to 7,913)	(7,913 to 7,913)	(7,913 to 7,913)	(7,913 to 7,913)	(7,913 to 7,913)	(7,913 to 7,913)	(7,913 to 7,913)	(7,913 to 7,913)	(7,913 to 7,913)	(7,913 to 7,913)	(7,913 to 7,913)	(7,913 to 7,913)	(7,913 to 7,913)	(7,913 to 7,913)	(7,913 to 7,913)	(7,913 to 7,913)	(7,913 to 7,913)	(7,913 to 7,913)	(7,913 to 7,913)	(7,913 to 7,913)	
Communicable, maternal, neonatal, and nutritional diseases	1,000 (784 to 1,460)	1,000 (916 to 1,000)	1,000 (728 to 1,000)	1,000 (554 to 1,000)	1,000 (462 to 1,000)	1,000 (276 to 1,000)	1,000 (201 to 1,000)	1,000 (319 to 1,000)	1,000 (223 to 1,000)	1,000 (240 to 1,000)	1,000 (272 to 1,000)	1,000 (316 to 1,000)	1,000 (158 to 1,000)	1,000 (174 to 1,000)	1,000 (173 to 1,000)	1,000 (173 to 1,000)	1,000 (173 to 1,000)	1,000 (167 to 1,000)	1,000 (121 to 1,000)	1,000 (132 to 1,000)	1,000 (151 to 1,000)	1,000 (44 to 1,000)	1,000 (4 to 1,000)	7,776
HIV/AIDS and sexually transmitted infections	119 (27.6 to 244)	34 (9.4 to 72)	40.8 (13.7 to 93.1)	5 (3.9 to 6.3)	1.9 (0.7 to 4.1)	(0.7 to 4)	1.8 (1.2 to 2.6)	4.1 (2.6 to 6.4)	6.8 (4.5 to 10.2)	9.8 (6.2 to 15.1)	8.7 (5.7 to 13.2)	6.7 (3.8 to 9.7)	5.5 (3.2 to 8)	1.4 (0.4 to 3.7)	1.2 (0.4 to 2.7)	0.5 (0.2 to 0.9)	0.2 (0.1 to 0.3)	0.1 (0 to 0.1)	0.1 (0 to 0.1)	0 (0 to 0)	0 (0 to 0)	0 (0 to 0)	0 (0 to 0)	349
HIV/AIDS	0 (0 to 0)	0 (0 to 0)	2.1 (1.2 to 3.5)	2.8 (1.7 to 4.4)	0.4 (0.4 to 0.5)	0.3 (0.2 to 0.5)	1.1 (0.7 to 1.6)	2.2 (1.4 to 3.4)	3.8 (2.5 to 5.3)	3.7 (2.4 to 5.7)	2.8 (1.6 to 4.5)	1.5 (1.0 to 2.3)	1.5 (0.9 to 2.4)	0.4 (0.2 to 0.6)	0.3 (0.2 to 0.5)	0.3 (0.2 to 0.4)	0.2 (0.2 to 0.4)	0.2 (0.1 to 0.3)	0.1 (0 to 0.2)	0 (0 to 0)	0 (0 to 0)	0 (0 to 0)	0 (0 to 0)	24.4
HIV/AIDS - Drug-susceptible Tuberculosis	0 (0 to 0)	0 (0 to 0)	1 (0.4 to 1.5)	1.2 (0.7 to 1.9)	0.2 (0.2 to 0.4)	0.2 (0.1 to 0.2)	0.4 (0.2 to 0.7)	0.9 (0.4 to 1.4)	1.5 (1 to 2.2)	1.4 (1 to 2)	1.2 (0.7 to 1.8)	0.8 (0.4 to 1.2)	0.7 (0.4 to 1)	0.2 (0.1 to 0.3)	0.1 (0.1 to 0.2)	0.1 (0.1 to 0.2)	0.1 (0.1 to 0.2)	0.1 (0 to 0.1)	0 (0 to 0)	0 (0 to 0)	0 (0 to 0)	0 (0 to 0)	0 (0 to 0)	10
HIV/AIDS - Multidrug-resistant Tuberculosis without extensive dr...	0 (0 to 0)	0 (0 to 0)	0 (0 to 0)	0 (0 to 0)	0 (0 to 0)	0 (0 to 0)	0 (0 to 0)	0 (0 to 0)	0 (0 to 0)	0 (0 to 0)	0 (0 to 0)	0 (0 to 0)	0 (0 to 0)	0 (0 to 0)	0 (0 to 0)	0 (0 to 0)	0 (0 to 0)	0 (0 to 0)	0 (0 to 0)	0 (0 to 0)	0 (0 to 0)	0 (0 to 0)	0 (0 to 0)	0 (0 to 0)	0.1
HIV/AIDS - Extensively drug-resistant Tuberculosis	0 (0 to 0)	0 (0 to 0)	0 (0 to 0)	0 (0 to 0)	0 (0 to 0)	0 (0 to 0)	0 (0 to 0)	0 (0 to 0)	0 (0 to 0)	0 (0 to 0)	0 (0 to 0)	0 (0 to 0)	0 (0 to 0)	0 (0 to 0)	0 (0 to 0)	0 (0 to 0)	0 (0 to 0)	0 (0 to 0)	0 (0 to 0)	0 (0 to 0)	0 (0 to 0)	0 (0 to 0)	0 (0 to 0)	0 (0 to 0)	0
HIV/AIDS resulting in other diseases	0 (0 to 0)	0 (0 to 0)	1.2 (0.6 to 2.3)	1.6 (0.9 to 2.5)	0.2 (0.1 to 0.3)	0.2 (0.1 to 0.3)	0.6 (0.4 to 0.9)	1.3 (0.8 to 2.1)	2.4 (1.4 to 4.2)	2.3 (1.4 to 4.1)	1.7 (1 to 2.8)	1.1 (0.7 to 1.7)	0.9 (0.5 to 1.3)	0.2 (0.2 to 0.4)	0.2 (0.1 to 0.3)	0.2 (0.1 to 0.2)	0.2 (0.1 to 0.2)	0.2 (0.1 to 0.2)	0.1 (0 to 0.1)	0 (0 to 0)	0 (0 to 0)	0 (0 to 0)	0 (0 to 0)	14.3
Sexually transmitted infections excluding HIV	119 (27.6 to 244)	34 (9.4 to 72)	40.7 (11.5 to 91.4)	2.2 (1.5 to 3.1)	1.5 (0.4 to 3.7)	1.4 (0.4 to 3.4)	0.7 (0.2 to 1.6)	1.9 (0.6 to 4.3)	2.9 (1.1 to 6.2)	3.8 (1.4 to 8.1)	6 (2.2 to 13.3)	2.7 (0.9 to 5.9)	3.9 (1.2 to 7.9)	0.7 (0.2 to 1.4)	1 (0.4 to 2.2)	0.2 (0.1 to 0.5)	0.1 (0 to 0.3)	0.1 (0 to 0.2)	0 (0 to 0.1)	0 (0 to 0)	0 (0 to 0)	0 (0 to 0)	0 (0 to 0)	224
Syphilis	119 (27.6 to 244)	34 (9.4 to 72)	40.7 (11.5 to 91.4)	2.2 (1.5 to 3.1)	1.5 (0.4 to 3.7)	1.4 (0.4 to 3.4)	0.7 (0.2 to 1.6)	1.9 (0.6 to 4.3)	2.9 (1.1 to 6.2)	3.8 (1.4 to 8.1)	6 (2.2 to 13.3)	2.7 (0.9 to 5.9)	3.9 (1.2 to 7.9)	0.7 (0.2 to 1.4)	1 (0.4 to 2.2)	0.2 (0.1 to 0.5)	0.1 (0 to 0.3)	0.1 (0 to 0.2)	0 (0 to 0.1)	0 (0 to 0)	0 (0 to 0)	0 (0 to 0)	0 (0 to 0)	159
Chlamydial infection	0 (0 to 0)	0 (0 to 0)	0 (0 to 0)	0 (0 to 0)	0 (0 to 0)	0 (0 to 0)	0 (0 to 0)	0 (0 to 0)	0 (0 to 0)	0 (0 to 0)	0 (0 to 0)	0 (0 to 0)	0 (0 to 0)	0 (0 to 0)	0 (0 to 0)	0 (0 to 0)	0 (0 to 0)	0 (0 to 0)	0 (0 to 0)	0 (0 to 0)	0 (0 to 0)	0 (0 to 0)	0 (0 to 0)	0 (0 to 0)	2.4
Gonococcal infection	0 (0 to 0)	0 (0 to 0)	0 (0 to 0)	0 (0 to 0)	0 (0 to 0)	0 (0 to 0)	0 (0 to 0)	0 (0 to 0)	0 (0 to 0)	0 (0 to 0)	0 (0 to 0)	0 (0 to 0)	0 (0 to 0)	0 (0 to 0)	0 (0 to 0)	0 (0 to 0)	0 (0 to 0)	0 (0 to 0)	0 (0 to 0)	0 (0 to 0)	0 (0 to 0)	0 (0 to 0)	0 (0 to 0)	0 (0 to 0)	4.1
Trichomoniasis	0 (0 to 0)	0 (0 to 0)	0 (0 to 0)	0 (0 to 0)	0 (0 to 0)	0 (0 to 0)	0 (0 to 0)	0 (0 to 0)	0 (0 to 0)	0 (0 to 0)	0 (0 to 0)	0 (0 to 0)	0 (0 to 0)	0 (0 to 0)	0 (0 to 0)	0 (0 to 0)	0 (0 to 0)	0 (0 to 0)	0 (0 to 0)	0 (0 to 0)	0 (0 to 0)	0 (0 to 0)	0 (0 to 0)	0 (0 to 0)	9.7
Genital herpes	0 (0 to 0)	0 (0 to 0)	0 (0 to 0)	0 (0 to 0)	0 (0 to 0)	0 (0 to 0)	0 (0 to 0)	0 (0 to 0)	0 (0 to 0)	0 (0 to 0)	0 (0 to 0)	0 (0 to 0)	0 (0 to 0)	0 (0 to 0)	0 (0 to 0)	0 (0 to 0)	0 (0 to 0)	0 (0 to 0)	0 (0 to 0)	0 (0 to 0)	0 (0 to 0)	0 (0 to 0)	0 (0 to 0)	0 (0 to 0)	2.4
Other sexually transmitted infections	0 (0 to 0)	0 (0 to 0)	0 (0 to 0)	0 (0 to 0)	0 (0 to 0)	0 (0 to 0)	0 (0 to 0)	0 (0 to 0)	0 (0 to 0)	0 (0 to 0)	0 (0 to 0)	0 (0 to 0)	0 (0 to 0)	0 (0 to 0)	0 (0 to 0)	0 (0 to 0)	0 (0 to 0)	0 (0 to 0)	0 (0 to 0)	0 (0 to 0)	0 (0 to 0)	0 (0 to 0)	0 (0 to 0)	0 (0 to 0)	0.7
Respiratory infections and tuberculosis	167 (9.9 to 364)	166 (19.9 to 489)	166 (49.2 to 332)	166 (64.8 to 199)	166 (52.2 to 88.6)	166 (32.4 to 44.2)	166 (20.4 to 30.1)	166 (17.6 to 24.1)	166 (16.7 to 22.4)	166 (16.7 to 22.4)	166 (16.7 to 22.4)	166 (16.7 to 22.4)	166 (16.7 to 22.4)	166 (16.7 to 22.4)	166 (16.7 to 22.4)	166 (16.7 to 22.4)	166 (16.7 to 22.4)	166 (16.7 to 22.4)	166 (16.7 to 22.4)	166 (16.7 to 22.4)	166 (16.7 to 22.4)	166 (16.7 to 22.4)	166 (16.7 to 22.4)	2,650
Tuberculosis	0 (0 to 0)	0 (0 to 0)	0 (0 to 0)	0 (0 to 0)	0 (0 to 0)	0 (0 to 0)	0 (0 to 0)	0 (0 to 0)	0 (0 to 0)	0 (0 to 0)	0 (0 to 0)	0 (0 to 0)	0 (0 to 0)	0 (0 to 0)	0 (0 to 0)	0 (0 to 0)	0 (0 to 0)	0 (0 to 0)	0 (0 to 0)	0 (0 to 0)	0 (0 to 0)	0 (0 to 0)	0 (0 to 0)	0 (0 to 0)	0
Latent tuberculosis infection	0 (0 to 0)	0 (0 to 0)	0 (0 to 0)	0 (0 to 0)	0 (0 to 0)	0 (0 to 0)	0 (0 to 0)	0 (0 to 0)	0 (0 to 0)	0 (0 to 0)	0 (0 to 0)	0 (0 to 0)	0 (0 to 0)	0 (0 to 0)	0 (0 to 0)	0 (0 to 0)	0 (0 to 0)	0 (0 to 0)	0 (0 to 0)	0 (0 to 0)	0 (0 to 0)	0 (0 to 0)	0 (0 to 0)	0 (0 to 0)	0
Drug-susceptible tuberculosis	0 (0 to 0)	0 (0 to 0)	0 (0 to 0)	0 (0 to 0)	0 (0 to 0)	0 (0 to 0)	0 (0 to 0)	0 (0 to 0)	0 (0 to 0)	0 (0 to 0)	0 (0 to 0)	0 (0 to 0)	0 (0 to 0)	0 (0 to 0)	0 (0 to 0)	0 (0 to 0)	0 (0 to 0)	0 (0 to 0)	0 (0 to 0)	0 (0 to 0)	0 (0 to 0)	0 (0 to 0)	0 (0 to 0)	0 (0 to 0)	0
Multidrug-resistant tuberculosis without extensive drug-resistance	0 (0 to 0)	0 (0 to 0)	0 (0 to 0)	0 (0 to 0)	0 (0 to 0)	0 (0 to 0)	0 (0 to 0)	0 (0 to 0)	0 (0 to 0)	0 (0 to 0)	0 (0 to 0)	0 (0 to 0)	0 (0 to 0)	0 (0 to 0)	0 (0 to 0)	0 (0 to 0)	0 (0 to 0)	0 (0 to 0)	0 (0 to 0)	0 (0 to 0)	0 (0 to 0)	0 (0 to 0)	0 (0 to 0)	0 (0 to 0)	7.5
Extensively drug-resistant tuberculosis	0 (0 to 0)	0 (0 to 0)	0 (0 to 0)	0 (0 to 0)	0 (0 to 0)	0 (0 to 0)	0 (0 to 0)	0 (0 to 0)	0 (0 to 0)	0 (0 to 0)	0 (0 to 0)	0 (0 to 0)	0 (0 to 0)	0 (0 to 0)	0 (0 to 0)	0 (0 to 0)	0 (0 to 0)	0 (0 to 0)	0 (0 to 0)	0 (0 to 0)	0 (0 to 0)	0 (0 to 0)	0 (0 to 0)	0 (0 to 0)	1.4
Lower respiratory infections	167 (9.9 to 364)	166 (19.7 to 489)	166 (49.2 to 332)	166 (47.3 to 198)	166 (52.1 to 88.5)	166 (32.3 to 44.1)	166 (20.3 to 30.1)	166 (17.5 to 24.1)	166 (16.6 to 22.4)	166 (16.6 to 22.4)	166 (16.6 to 22.4)	166 (16.6 to 22.4)	166 (16.6 to 22.4)	166 (16.6 to 22.4)	166 (16.6 to 22.4)	166 (16.6 to 22.4)	166 (16.6 to 22.4)	166 (16.6 to 22.4)	166 (16.6 to 22.4)	166 (16.6 to 22.4)	166 (16.6 to 22.4)	166 (16.6 to 22.4)	166 (16.6 to 22.4)	741
Upper respiratory infections	0 (0 to 0.2)	0 (0 to 0)	0.5 (0 to 0.7)	0.4 (0.2 to 0.4)	0.4 (0.3 to 10.7)	0.4 (0.2 to 0.7)	0.4 (0.1 to 1.7)	0.4 (0.2 to 0.6)	0.4 (0.2 to 0.6)	0.4 (0.2 to 0.6)	0.4 (0.2 to 0.6)	0.4 (0.2 to 0.6)	0.4 (0.2 to 0.6)	0.4 (0.2 to 0.6)	0.4 (0.2 to 0.6)	0.4 (0.2 to 0.6)	0.4 (0.2 to 0.6)	0.4 (0.2 to 0.6)	0.4 (0.2 to 0.6)	0.4 (0.2 to 0.6)	0.4 (0.2 to 0.6)	0.4 (0.2 to 0.6)	0.4 (0.2 to 0.6)	0.4
Otitis media	0 (0 to 0)	0 (0 to 0)	0.3 (0.1 to 0.4)	0.8 (0.5 to 4.7)	0.1 (0.1 to 0.4)	0.1 (0.1 to 0.3)	0.1 (0.1 to 0.3)	0.1 (0.1 to 0.3)	0.1 (0.1 to 0.3)	0.1 (0.1 to 0.3)	0.1 (0.1 to 0.3)	0.1 (0.1 to 0.3)	0.1 (0.1 to 0.3)	0.1 (0.1 to 0.3)	0.1 (0.1 to 0.3)	0.1 (0.1 to 0.3)	0.1 (0.1 to 0.3)	0.1 (0.1 to 0.3)	0.1 (0.1 to 0.3)	0.1 (0.1 to 0.3)	0.1 (0.1 to 0.3)	0.1 (0.1 to 0.3)	0.1 (0.1 to 0.3)	32.6
Enteric infections	4 (1.5 to 8.4)	10.7 (4.6 to 32.9)	119 (41 to 290)	197 (58 to 399)	37 (22.4 to 58.7)	25.7 (16.4 to 40.7)	23.4 (14.4 to 39.2)	39.7 (17.6 to 83.5)	17.9 (10.6 to 32.9)	17.9 (10.6 to 32.9)	28.7 (16.7 to 49.1)	30.8 (15.6 to 66.1)	30.8 (15.2 to 59.5)	49.8 (20.1 to 101)	71.2 (30.4 to 147)	46.1 (20.6 to 98)	59.6 (23.6 to 121)	46.5 (18.4 to 94.6)	52.7 (20.3 to 98.2)	19.7 (7.4 to 40.5)	4.8 (1.8 to 9.7)	0.6 (0.2 to 1.4)	947
Diarrheal diseases	4 (1.5 to 8.4)	10.5 (4.4 to 32.8)	119 (39.8 to 289)	197 (56.7 to 377)	37 (19.2 to 56.2)	25.7 (14.7 to 40.7)	23.4 (12.4 to 39.2)	39.7 (15.3 to 83.5)	17.9 (9.2 to 32.9)	17.9 (9.2 to 32.9)	28.7 (14.4 to 49.1)	30.8 (13.5 to 66.1)	30.8 (13.1 to 59.5)	49.8 (17.4 to 101)	71.2 (26.1 to 147)	46.1 (17.8 to 98)	59.6 (20.3 to 121)	46.5 (15.9 to 94.6)	52.7 (17.5 to 98.2)	19.7 (6.4 to 40.5)	4.8 (1.6 to 9.7)	0.6 (0.2 to 1.4)	934
Typhoid and paraphoid	0 (0 to 0)	0 (0 to 0)	0.3 (0.1 to 0.8)	1.3 (0.4 to 3.1)	0.2 (0.1 to 0.4)	0.2 (0.1 to 0.4)	0.2 (0.1 to 0.4)	0.2 (0.1 to 0.4)	0.2 (0.1 to 0.4)	0.2 (0.1 to 0.4)	0.2 (0.1 to 0.4)	0.2 (0.1 to 0.4)	0.2 (0.1 to 0.4)	0.2 (0.1 to 0.4)	0.2 (0.1 to 0.4)	0.2 (0.1 to 0.4)	0.2 (0.1 to 0.4)	0.2 (0.1 to 0.4)	0.2 (0.1 to 0.4)	0.2 (0.1 to 0.4)	0.2 (0.1 to 0.4)	0.2 (0.1 to 0.4)	0.2 (0.1 to 0.4)	35.1
Typhoid fever	0 (0 to 0)	0 (0 to 0)	0.1 (0 to 0.2)	0.9 (0.3 to 2.5)	0.1 (0.1 to 0.3)	0.1 (0 to 0.2)	0.1 (0 to 0.1)	0.1 (0 to 0.2)	0.1 (0 to 0.2)	0.1 (0 to 0.2)	0.1 (0 to 0.2)	0.1 (0 to 0.2)	0.1 (0 to 0.2)	0.1 (0 to 0.2)	0.1 (0 to 0.2)	0.1 (0 to 0.2)	0.1 (0 to 0.2)	0.1 (0 to 0.2)	0.1 (0 to 0.2)	0.1 (0 to 0.2)	0.1 (0 to 0.2)	0.1 (0 to 0.2)	0.1 (0 to 0.2)	34.7
Paratyphoid fever	0 (0 to 0)	0 (0 to 0)	0 (0 to 0)	0 (0 to 0)	0 (0 to 0)	0 (0 to 0)	0 (0 to 0)	0 (0 to 0)	0 (0 to 0)	0 (0 to 0)	0 (0 to 0)	0 (0 to 0)	0 (0 to 0)	0 (0 to 0)	0 (0 to 0)	0 (0 to 0)	0 (0 to 0)	0 (0 to 0)	0 (0 to 0)	0 (0 to 0)	0 (0 to 0)	0 (0 to 0)	0 (0 to 0)	0 (0 to 0)	0.4
Invasive Non-typhoidal Salmonella (iNTS)	0 (0 to 0)	0.1 (0 to 0.1)	4.3 (0.4 to 21.7)	2.4 (1.6 to 3.4)	2.1 (0.5 to 9.4)	1.3 (0.6 to 3.1)	0.7 (0.3 to 1.4)	0.4 (0.1 to 0.8)	0.2 (0 to 0.5)	0.2 (0 to 0.5)	0.2 (0 to 0.5)	0.2 (0 to 0.5)	0.2 (0 to 0.5)	0.1 (0 to 0.4)	0.1 (0 to 0.4)	0.2 (0 to 0.4)	0.2 (0 to 0.5)	0.2 (0 to 0.5)	0.1 (0 to 0.3)	0.1 (0 to 0.3)	0.1 (0 to 0.3)	0.1 (0 to 0.3)	0.1 (0 to 0.3)	19.2
Other intestinal infectious diseases	0 (0 to 0)	0.3 (0 to 1.6)	9.5 (1.6 to 32.1)	0.6 (0 to 1.5)	0.2 (0 to 0.5)	0.1 (0 to 0.3)	0.1 (0 to 0.3)	0.1 (0 to 0.4)	0.1 (0 to 0.2)	0.1 (0 to 0.2)	0.1 (0 to 0.2)	0.1 (0 to 0.2)	0.1 (0 to 0.1)	0.1 (0 to 0.1)	0.1 (0 to 0.1)	0.1 (0 to 0.1)	0.1 (0 to 0.1)	0.1 (0 to 0.1)	0.1 (0 to 0.1)	0.1 (0 to 0.1)	0.1 (0 to 0.1)	0.1 (0 to 0.1)	0.1 (0 to 0.1)	1.7
Neglected tropical diseases and malaria	0 (0 to 0)	0.2 (0 to 1.9)	13.6 (4.5 to 27.2)	27 (13.7 to 47.4)	23.7 (11.1 to 45.5)	16.7 (7.1 to 35.2)	17 (7.4 to 35.2)	15.5 (5.5 to 32.6)	11.1 (3.9 to 23.6)	9.9 (3.2 to 17.8)	7.6 (2.4 to 15.5)	5.6 (1.9 to 10.2)	5.2 (2.9 to 9.2)	2.8 (1.1 to 5.8)	4 (2.1 to 7.4)	2.2 (1.7 to 5.9)	1.9 (1.1 to 3.6)	0.7 (0.4 to 1.5)	0.5 (0.2 to 1.3)	0.1 (0 to 0.3)	0 (0 to 0.1)	0 (0 to 0.1)	0 (0 to 0.1)	175
Malaria	0 (0 to 0)	0 (0 to 0)	0 (0 to 0)	0 (0 to 0)	0 (0 to 0)	0 (0 to 0)	0 (0 to 0)	0 (0 to 0)	0 (0 to 0)	0 (0 to 0)	0 (0 to 0)	0 (0 to 0)	0 (0 to 0)	0 (0 to 0)	0 (0 to 0)	0 (0 to 0)	0 (0 to 0)	0 (0 to 0)	0 (0 to 0)	0 (0 to 0)	0 (0 to 0)	0 (0 to 0)	0 (0 to 0)	0 (0 to 0)	0
Chagas disease	0 (0 to 0)	0 (0 to 0)	0 (0 to 0)	0 (0 to 0)	0 (0 to 0)	0 (0 to 0)	0 (0 to 0)	0 (0 to 0)	0 (0 to 0)	0 (0 to 0)	0 (0 to 0)	0 (0 to 0)	0 (0 to 0)	0 (0 to 0)	0 (0 to 0)	0 (0 to 0)	0 (0 to 0)	0 (0 to 0)	0 (0 to 0)	0 (0 to 0)	0 (0 to 0)	0 (0 to 0)	0 (0 to 0)	0 (0 to 0)	0
Leishmaniasis	0 (0 to 0)	0 (0 to 0)	0 (0 to 0)	0 (0 to 0)	0 (0 to 0)	0 (0 to 0)	0 (0 to 0)	0 (0 to 0)	0 (0 to 0)	0 (0 to 0)	0 (0 to 0)	0 (0 to 0)	0 (0 to 0)	0 (0 to 0)	0 (0 to 0)	0 (0 to 0)	0 (0 to 0)	0 (0 to 0)	0 (0 to 0)	0 (0 to 0)	0 (0 to 0)	0 (0 to 0)	0 (0 to 0)	0 (0 to 0)	0
Visceral leishmaniasis	0 (0 to 0)	0 (0 to 0)	0 (0 to 0)	0 (0 to 0)	0 (0 to 0)	0 (0 to 0)	0 (0 to 0)	0 (0 to 0)	0 (0 to 0)	0 (0 to 0)	0 (0 to 0)	0 (0 to 0)	0 (0 to 0)	0 (0 to 0)	0 (0 to 0)	0 (0 to 0)	0 (0 to 0)	0 (0 to 0)	0 (0 to 0)	0 (0 to 0)	0 (0 to 0)	0 (0 to 0)	0 (0 to 0)	0 (0 to 0)	0
Cutaneous and mucocutaneous leishmaniasis	0 (0 to 0)	0 (0 to 0)	0 (0 to 0)	0 (0 to 0)	0 (0 to 0)	0 (0 to 0)	0 (0 to 0)	0 (0 to 0)	0 (0 to 0)	0 (0 to 0)	0 (0 to 0)	0 (0 to 0)	0 (0 to 0)	0 (0 to 0)	0 (0 to 0)	0 (0 to 0)	0 (0 to 0)	0 (0 to 0)	0 (0 to 0)	0 (0 to 0)	0 (0 to 0)	0 (0 to 0)	0 (0 to 0)	0 (0 to 0)	0
African trypanosomiasis	0 (0 to 0)	0 (0 to 0)	0 (0 to 0)	0 (0 to 0)	0 (0 to 0)	0 (0 to 0)	0 (0 to 0)	0 (0 to 0)	0 (0 to 0)	0 (0 to 0)	0 (0 to 0)	0 (0 to 0)	0 (0 to 0)	0 (0 to 0)	0 (0 to 0)	0 (0 to 0)	0 (0 to 0)	0 (0 to 0)	0 (0 to 0)	0 (0 to 0)	0 (0 to 0)	0 (0 to 0)	0 (0 to 0)	0 (0 to 0)	0
Schistosomiasis	0 (0 to 0)	0 (0 to 0)	0 (0 to 0)	0 (0 to 0)	0 (0 to 0)	0 (0 to 0)	0 (0 to 0)	0 (0 to 0)	0 (0 to 0)	0 (0 to 0)	0 (0 to 0)	0 (0 to 0)	0 (0 to 0)	0 (0 to 0)	0 (0 to 0)	0 (0 to 0)	0 (0 to 0)	0 (0 to 0)	0 (0 to 0)	0 (0 to 0)	0 (0 to 0)	0 (0 to 0)	0 (0 to 0)	0 (0 to 0)	0
Cysticercosis	0 (0 to 0)	0 (0 to 0)	0 (0 to 0)	0 (0 to 0)	0 (0 to 0)	0 (0 to 0)	0 (0 to 0)	0 (0 to 0)	0 (0 to 0)	0 (0 to 0)	0 (0 to 0)	0 (0 to 0)	0 (0 to 0)	0 (0 to 0)	0 (0 to 0)	0 (0 to 0)	0 (0 to 0)	0 (0 to 0)	0 (0 to 0)	0 (0 to 0)	0 (0 to 0)	0 (0 to 0)	0 (0 to 0)	0 (0 to 0)	0
Cystic echinococcosis	0 (0 to 0)	0 (0 to 0)	0 (0 to 0)	0 (0 to 0)	0 (0 to 0)	0 (0 to 0)	0 (0 to 0)	0 (0 to 0)	0 (0 to 0)	0 (0 to 0)	0 (0 to 0)	0 (0 to 0)	0 (0 to 0)	0 (0 to 0)	0 (0 to 0)	0 (0 to 0)	0 (0 to 0)	0 (0 to 0)	0 (0 to 0)	0 (0 to 0)	0 (0 to 0)	0 (0 to 0)	0 (0 to 0)	0 (0 to 0)	0.2
Lymphatic filariasis	0 (0 to 0)	0 (0 to 0)	0 (0 to 0)	0 (0 to 0)	0 (0 to 0)	0 (0 to 0)	0 (0 to 0)	0 (0 to 0)	0 (0 to 0)	0 (0 to 0)	0 (0 to 0)	0 (0 to 0)	0 (0 to 0)	0 (0 to 0)	0 (0 to 0)	0 (0 to 0)	0 (0 to 0)	0 (0 to 0)	0 (0 to 0)	0 (0 to 0)	0 (0 to 0)	0 (0 to 0)	0 (0 to 0)	0 (0 to 0)	0.9
Onchocerciasis	0 (0 to 0)	0 (0 to 0)	0 (0 to 0)	0 (0 to 0)	0 (0 to 0)	0 (0 to 0)	0 (0 to 0)	0 (0 to 0)	0 (0 to 0)	0 (0 to 0)	0 (0 to 0)	0 (0 to 0)	0 (0 to 0)	0 (0 to 0)	0 (0 to 0)	0 (0 to 0)	0 (0 to 0)	0 (0 to 0)	0 (0 to 0)	0 (0 to 0)	0 (0 to 0)	0 (0 to 0)	0 (0 to 0)	0 (0 to 0)	0
Trachoma	0 (0 to 0)	0 (0 to 0)	0 (0 to 0)	0 (0 to 0)	0 (0 to 0)	0 (0 to 0)	0 (0 to 0)	0 (0 to 0)	0 (0 to 0)	0 (0 to 0)	0 (0 to 0)	0 (0 to 0)	0 (0 to 0)	0 (0 to 0)	0 (0 to 0)	0 (0 to 0)	0 (0 to 0)	0 (0 to 0)	0 (0 to 0)	0 (0 to 0)	0 (0 to 0)	0 (0 to 0)	0 (0 to 0)	0 (0 to 0)	1.2
Dengue	0 (0 to 0)	0 (0 to 0.1)	1.4 (0.1 to 9.1)	2.9 (0.3 to 17.6)	0.7 (0.4 to 23.5)	0.4 (0.2 to 27.4)	0.6 (0.5 to 25.2)	0.7 (0.4 to 22.2)	0.5 (0.3 to 19.5)	0.7 (0.4 to 22.8)	0.6 (0.3 to 19.6)	0.6 (0.2 to 29.9)	0.6 (0.2 to 24)	0.6 (0.2 to 23.2)	1.7 (0.2 to 9.5)	0.6 (0.1 to 7.1)	0.6 (0.2 to 23.2)	0.6 (0.2 to 23)	0.7 (0.2 to 21)	0.6 (0.2 to 19.7)	0.6 (0.2 to 9.9)	0.6 (0.2 to 9.5)	0.6 (0.2 to 9.5)	54.5
Yellow fever	0 (0 to 0)	0 (0 to 0)	0 (0 to 0)	0 (0 to 0)	0 (0 to 0)	0 (0 to 0)	0 (0 to 0)	0 (0 to 0)	0 (0 to 0)	0 (0 to 0)	0 (0 to 0)	0 (0 to 0)	0 (0 to 0)	0 (0 to 0)	0 (0 to 0)	0 (0 to 0)	0 (0 to 0)	0 (0 to 0)	0 (0 to 0)	0 (0 to 0)	0 (0 to 0)	0 (0 to 0)	0 (0 to 0)	0 (0 to 0)	0
Rabies	0 (0 to 0)	0 (0 to 0)	0 (0 to 0)	0 (0 to 0)	0 (0 to 0)	0 (0 to 0)	0 (0 to 0)	0 (0 to 0)	0 (0 to 0)	0 (0 to 0)	0 (0 to 0)	0 (0 to 0)	0 (0 to 0)	0 (0 to 0)	0 (0 to 0)	0 (0 to 0)	0 (0 to 0)	0 (0 to 0)	0 (0 to 0)	0 (0 to 0)	0 (0 to 0)	0 (0 to 0)	0 (0 to 0)	0 (0 to 0)	0.3
Intestinal nematode infections	0 (0 to 0)	0.2 (0 to 1.4)	3.4 (1.4 to 6.4)	14.1 (6.7 to 26.1)	11.3 (5.4 to 20.9)	6.9 (3.6 to 12.8)	7.8 (4.1 to 13.8)	5.8 (2.6 to 10.3)	3.8 (1.6 to 6.9)	3.1 (1.2 to 5.6)	2 (0.7 to 3.5)	1.2 (0.3 to 2.4)	0.7 (0.2 to 1.5)	0.4 (0.1 to 1.1)	0.4 (0.1 to 1.2)	0.3 (0.1 to 1.2)	0.3 (0.1 to 1.2)	0.2 (0.1 to 0.6)	0.1 (0 to 0.



Osteoarthritis other	0 (0 to 0)	0 (0 to 0)	0 (0 to 0)	0 (0 to 0)	0 (0 to 0)	0 (0 to 0)	0 (0 to 0)	0 (0 to 0)	0 (0 to 0)	0 (0 to 0·1)	0·1 (0 to 0·3)	0·4 (0·1 to 0·9)	0·6 (0·3 to 1·5)	1 (0·5 to 2·2)	1·4 (0·6 to 2·8)	1·5 (0·7 to 3·1)	1·2 (0·6 to 2·5)	0·9 (0·4 to 1·8)	0·6 (0·3 to 1·3)	0·3 (0·2 to 0·6)	0·1 (0·1 to 0·2)	0 (0 to 0·1)	0 (0 to 0)	8·2
Low back pain	0 (0 to 0)	0 (0 to 0)	0 (0 to 0)	0 (0 to 0)	5·8 (2·8 to 10·2)	24 (14·1 to 38·9)	34·8 (20·4 to 56·4)	40·9 (24·3 to 64·4)	49·3 (28·7 to 77·8)	50 (28·7 to 77·1)	54·6 (33·3 to 83·2)	54·6 (32·8 to 82·5)	49 (29·6 to 76)	51·3 (32·1 to 78·6)	51·1 (32·1 to 75·2)	44·5 (28·8 to 64·9)	31·4 (20 to 47·4)	20·5 (12·9 to 29·9)	12·9 (8·1 to 19)	6·1 (3·9 to 8·9)	2·1 (1·3 to 3)	0·4 (0·3 to 0·7)	0·1 (0 to 0·1)	584
Neck pain	0 (0 to 0)	0 (0 to 0)	0 (0 to 0)	0 (0 to 0)	0·4 (0·1 to 1)	2·3 (1 to 4·5)	4·8 (2·1 to 8·9)	8 (3·6 to 16·2)	12·9 (6·1 to 25)	17·3 (8·6 to 32·4)	21·4 (11·2 to 35·7)	22·7 (11·4 to 39·7)	20·6 (10·4 to 36·4)	18·3 (9·2 to 34·1)	16·9 (8·3 to 30)	13·5 (6·8 to 23·4)	9 (4·7 to 15·2)	5·6 (3 to 9·5)	3·1 (1·7 to 5·7)	1·1 (0·6 to 2)	0·3 (0·2 to 0·6)	0·1 (0 to 0·1)	0 (0 to 0)	178
Gout	0 (0 to 0)	0 (0 to 0)	0 (0 to 0)	0 (0 to 0)	0 (0 to 0)	0 (0 to 0)	0 (0 to 0)	0 (0 to 0·1)	0·1 (0·1 to 0·2)	0·2 (0 to 0·5)	0·3 (0·1 to 0·6)	0·4 (0·1 to 0·8)	0·4 (0·2 to 0·8)	0·5 (0·2 to 1)	0·6 (0·3 to 1·1)	0·6 (0·3 to 1·1)	0·5 (0·3 to 0·9)	0·4 (0·2 to 0·7)	0·3 (0·1 to 0·4)	0·1 (0·1 to 0·2)	0 (0 to 0·1)	0 (0 to 0)	0 (0 to 0)	4·7
Other musculoskeletal disorders	0 (0 to 0)	0 (0 to 0)	0 (0 to 0)	0 (0 to 0)	0·5 (0·2 to 0·8)	1·2 (0·4 to 2·2)	6·2 (3·5 to 10)	12·1 (7·4 to 18·5)	21·5 (13·2 to 32·8)	23·5 (14·3 to 36·1)	23·2 (14·3 to 35·2)	21·5 (13·2 to 32·7)	18·3 (11·4 to 28·2)	18·3 (11·1 to 28·5)	18 (11 to 27·5)	15·2 (8·8 to 23·4)	10·3 (6·1 to 15·5)	6·3 (3·7 to 10·1)	3·4 (2·1 to 5·2)	1·3 (0·7 to 2·1)	0·4 (0·2 to 0·6)	0·1 (0 to 0·1)	0 (0 to 0)	201
Other non-communicable diseases	110 (36·1 to 211)	49·8 (20·5 to 86·2)	171 (57 to 334)	118 (54·8 to 216)	47·5 (31·7 to 65)	48·8 (34·6 to 67)	53·9 (37·9 to 77·3)	84·4 (58·8 to 118)	118 (81·9 to 160)	111 (78·1 to 151)	105 (74·8 to 143)	93·5 (66·7 to 125)	69·2 (50 to 90·6)	57·9 (41·6 to 77·2)	54·3 (39·7 to 73·1)	45·1 (32·6 to 60·5)	33·5 (24·2 to 44·5)	25·4 (18·6 to 34·5)	15·3 (11·4 to 20·7)	7·9 (5·6 to 10·8)	2·9 (2·1 to 4)	0·7 (0·5 to 0·9)	0·1 (0·1 to 0·2)	1,420
Congenital birth defects	109 (35·2 to 210)	46·1 (18·4 to 82·3)	144 (45·3 to 305)	98·6 (37·7 to 192)	29·7 (17 to 45·3)	24·6 (14·1 to 39·9)	11·3 (7 to 17·6)	12·1 (5·9 to 21·8)	14·7 (5·7 to 30·2)	13·5 (5·1 to 28)	6·1 (3·1 to 10·2)	6 (3·1 to 10·5)	3·1 (1·9 to 4·9)	2·2 (1·4 to 3·3)	2·6 (1·6 to 4)	2·6 (1·7 to 3·9)	1·2 (0·8 to 1·7)	0·3 (0·2 to 0·5)	0·2 (0·1 to 0·3)	0·1 (0 to 0·1)	0 (0 to 0)	0 (0 to 0)	0 (0 to 0)	528
Neural tube defects	35·2 (7·8 to 86·1)	5·4 (0·9 to 16·3)	22·5 (3·2 to 67·5)	8·1 (1 to 33·7)	0·5 (0·3 to 1)	0·4 (0·2 to 0·9)	0·3 (0·2 to 0·7)	0·2 (0·1 to 0·5)	0·2 (0·1 to 0·6)	0·1 (0·1 to 0·2)	0·1 (0 to 0·1)	0·1 (0 to 0·1)	0 (0 to 0·1)	0 (0 to 0·1)	0 (0 to 0)	0 (0 to 0)	0 (0 to 0·2)	0 (0 to 0)	0 (0 to 0)	0 (0 to 0)	0 (0 to 0)	0 (0 to 0)	0 (0 to 0)	73·3
Congenital heart anomalies	40 (11 to 89·8)	24·6 (10·2 to 47·8)	74·4 (20·9 to 168)	55·6 (16·8 to 121)	14·1 (6·3 to 25·1)	15·4 (7·1 to 28·5)	3·6 (1·7 to 7·1)	7·2 (2·3 to 15·3)	7·1 (1·8 to 18·9)	8·5 (2·3 to 20·1)	1·9 (0·7 to 4·5)	3·6 (1·3 to 7·3)	0·9 (0·4 to 1·7)	0·5 (0·2 to 0·9)	0·8 (0·4 to 1·6)	0·9 (0·4 to 1·7)	0·4 (0·2 to 0·7)	0 (0 to 0)	0 (0 to 0)	0 (0 to 0)	0 (0 to 0)	0 (0 to 0)	0 (0 to 0)	259
Orofacial clefts	0 (0 to 0·1)	0 (0 to 0)	0·1 (0 to 0·1)	0·2 (0·1 to 0·4)	0·1 (0·1 to 0·2)	0·1 (0·1 to 0·2)	0·1 (0·1 to 0·1)	0·1 (0·1 to 0·1)	0·1 (0·1 to 0·1)	0·1 (0 to 0·1)	0·1 (0 to 0·1)	0·1 (0 to 0·1)	0 (0 to 0·1)	0 (0 to 0·1)	0 (0 to 0·1)	0 (0 to 0)	0 (0 to 0)	0 (0 to 0)	0 (0 to 0)	0 (0 to 0)	0 (0 to 0)	0 (0 to 0)	0 (0 to 0)	1·2
Down syndrome	1·1 (0·2 to 3)	0·7 (0·2 to 1·9)	2·5 (0·4 to 7·2)	3·8 (0·8 to 11·5)	0·8 (0·3 to 1·9)	0·3 (0·2 to 0·6)	0·3 (0·1 to 0·5)	0·3 (0·1 to 0·6)	0·2 (0·1 to 0·5)	0·1 (0 to 0·3)	0·3 (0·1 to 1)	0·3 (0·1 to 0·8)	0·1 (0 to 0·2)	0·2 (0·1 to 0·5)	0 (0 to 0·1)	0 (0 to 0)	0·1 (0 to 0·2)	0 (0 to 0)	0 (0 to 0)	0 (0 to 0)	0 (0 to 0)	0 (0 to 0)	0 (0 to 0)	11·1
Turner syndrome	0 (0 to 0)	0 (0 to 0)	0 (0 to 0)	0 (0 to 0·1)	0 (0 to 0·1)	0 (0 to 0)	0 (0 to 0)	0 (0 to 0)	0 (0 to 0)	0 (0 to 0)	0 (0 to 0)	0 (0 to 0)	0 (0 to 0)	0 (0 to 0)	0 (0 to 0)	0 (0 to 0)	0 (0 to 0)	0 (0 to 0)	0 (0 to 0)	0 (0 to 0)	0 (0 to 0)	0 (0 to 0)	0 (0 to 0)	0·2
Klinefelter syndrome	0 (0 to 0)	0 (0 to 0)	0 (0 to 0)	0 (0 to 0)	0 (0 to 0)	0 (0 to 0)	0 (0 to 0)	0 (0 to 0)	0 (0 to 0)	0 (0 to 0)	0 (0 to 0)	0 (0 to 0)	0 (0 to 0)	0 (0 to 0)	0 (0 to 0)	0 (0 to 0)	0 (0 to 0)	0 (0 to 0)	0 (0 to 0)	0 (0 to 0)	0 (0 to 0)	0 (0 to 0)	0 (0 to 0)	0
Other chromosomal abnormalities	1·5 (0·4 to 4·2)	2·8 (0·9 to 6·8)	5·4 (1·6 to 15·3)	1 (0·5 to 1·8)	1·1 (0·5 to 2·3)	0·7 (0·3 to 1·5)	0·3 (0·2 to 0·4)	0·2 (0·1 to 0·3)	0·4 (0·1 to 1·1)	0·1 (0 to 0·1)	0 (0 to 0·1)	0 (0 to 0)	0 (0 to 0)	0 (0 to 0)	0 (0 to 0)	0 (0 to 0)	0 (0 to 0)	0 (0 to 0)	0 (0 to 0)	0 (0 to 0)	0 (0 to 0)	0 (0 to 0)	0 (0 to 0)	13·4
Congenital musculoskeletal and limb anomalies	1·8 (0·5 to 4·9)	0·6 (0·3 to 1)	5·2 (2·8 to 9·1)	6·9 (3·9 to 10·7)	4·1 (2·3 to 6·8)	3·6 (2 to 5·8)	2·5 (1·4 to 4·1)	1·5 (0·8 to 2·4)	1·2 (0·7 to 2)	1·6 (0·8 to 3·4)	0·9 (0·5 to 1·4)	0·7 (0·4 to 1·1)	0·5 (0·3 to 0·9)	0·5 (0·3 to 0·8)	0·4 (0·2 to 0·7)	0·3 (0·1 to 0·5)	0·1 (0·1 to 0·2)	0·1 (0 to 0·1)	0 (0 to 0)	0 (0 to 0)	0 (0 to 0)	0 (0 to 0)	0 (0 to 0)	32·5
Urogenital congenital anomalies	2·9 (0·6 to 8·1)	1·8 (0·5 to 4·2)	2·1 (0·4 to 7)	0·6 (0·3 to 0·9)	0·4 (0·2 to 0·7)	0·4 (0·2 to 0·7)	0·2 (0·1 to 0·4)	0·2 (0·1 to 0·3)	0·1 (0·1 to 0·3)	0·1 (0·1 to 0·2)	0·1 (0 to 0·1)	0·1 (0 to 0·1)	0 (0 to 0·1)	0 (0 to 0·1)	0 (0 to 0·1)	0 (0 to 0·1)	0 (0 to 0·1)	0 (0 to 0)	0 (0 to 0)	0 (0 to 0)	0 (0 to 0)	0 (0 to 0)	0 (0 to 0)	9·1
Digestive congenital anomalies	6 (1·1 to 20·5)	3·6 (0·8 to 10·1)	10·9 (1·5 to 41·9)	2·7 (0·5 to 9·3)	0·3 (0·1 to 0·7)	0·2 (0·1 to 0·6)	0·1 (0 to 0·3)	0·1 (0 to 0·4)	0·1 (0 to 0·5)	0 (0 to 0·1)	0 (0 to 0·1)	0 (0 to 0)	0 (0 to 0)	0 (0 to 0)	0 (0 to 0)	0 (0 to 0)	0 (0 to 0)	0 (0 to 0)	0 (0 to 0)	0 (0 to 0)	0 (0 to 0)	0 (0 to 0)	0 (0 to 0)	24·1
Other congenital birth defects	20·8 (4·1 to 60·1)	6·7 (1·6 to 18·1)	20·8 (3·8 to 63·4)	19·7 (5 to 55·3)	8·2 (3·5 to 15·8)	3·5 (1·7 to 6·2)	3·9 (1·8 to 7·1)	2·3 (1 to 4·2)	5·2 (1·6 to 13·9)	3 (1 to 7·2)	2·7 (1·1 to 5·6)	1·2 (0·5 to 2·3)	1·5 (0·7 to 2·8)	0·8 (0·4 to 1·6)	1·2 (0·6 to 2·2)	1·3 (0·6 to 2·2)	0·4 (0·2 to 0·7)	0·2 (0·1 to 0·4)	0·1 (0 to 0·3)	0·1 (0 to 0·1)	0 (0 to 0)	0 (0 to 0)	0 (0 to 0)	104
Urinary diseases and male infertility	0·1 (0 to 0·3)	0·7 (0·3 to 1·5)	1·4 (0·5 to 3·3)	1·2 (0·5 to 2·6)	0·3 (0·1 to 0·5)	0·3 (0·2 to 0·6)	0·7 (0·3 to 1·2)	1·2 (0·7 to 2·2)	1·6 (0·9 to 2·8)	2 (1·2 to 3·4)	3 (1·7 to 5·2)	4·6 (2·4 to 7·5)	3 (1·5 to 5·3)	3·4 (1·8 to 5·8)	3·7 (2 to 6·3)	2·4 (1·2 to 4·1)	3·1 (1·7 to 5·6)	2·2 (1·2 to 3·8)	1·3 (0·7 to 2·1)	1·3 (0·7 to 2·5)	0·6 (0·3 to 1·1)	0·2 (0·1 to 0·3)	0 (0 to 0·1)	38·2
Urolithiasis	0 (0 to 0)	0 (0 to 0)	0 (0 to 0)	0 (0 to 0·1)	0 (0 to 0)	0·1 (0 to 0·2)	0 (0 to 0)	0 (0 to 0·1)	0·1 (0 to 0·1)	0·2 (0·1 to 0·4)	0·6 (0·3 to 1·3)	0·6 (0·3 to 1·2)	0·2 (0·1 to 0·5)	0·3 (0·1 to 0·7)	0·6 (0·2 to 1·4)	0·2 (0·1 to 0·4)	0·5 (0·2 to 1·4)	0·3 (0·1 to 0·7)	0·2 (0·1 to 0·6)	0 (0 to 0·1)	0 (0 to 0)	0 (0 to 0)	0 (0 to 0)	4·1
Benign prostatic hyperplasia	0 (0 to 0)	0 (0 to 0)	0 (0 to 0)	0 (0 to 0)	0 (0 to 0)	0 (0 to 0)	0 (0 to 0)	0 (0 to 0)	0 (0 to 0)	0 (0 to 0)	0 (0 to 0)	0 (0 to 0)	0 (0 to 0)	0 (0 to 0)	0 (0 to 0)	0 (0 to 0)	0 (0 to 0)	0 (0 to 0)	0 (0 to 0)	0 (0 to 0)	0 (0 to 0)	0 (0 to 0)	0 (0 to 0)	0
Male infertility	--	--	--	--	--	--	--	--	--	--	--	--	--	--	--	--	--	--	--	--	--	--	--	NA
Other urinary diseases	0·1 (0 to 0·1)	0 (0 to 0·1)	0 (0 to 0·2)	0·7 (0·2 to 1·8)	0·1 (0 to 0·2)	0·1 (0 to 0·2)	0·1 (0 to 0·2)	0·1 (0 to 0·1)	0·1 (0·1 to 0·2)	0·2 (0·1 to 0·5)	0·1 (0·1 to 0·2)	0·1 (0·1 to 0·2)	0·1 (0·1 to 0·3)	0·1 (0·1 to 0·3)	0·3 (0·1 to 0·7)	0·1 (0 to 0·2)	0·1 (0 to 0·2)	0·2 (0 to 0·5)	0 (0 to 0)	0 (0 to 0)	0 (0 to 0)	0 (0 to 0)	0 (0 to 0)	2·7
Gynecological diseases	0 (0 to 0)	0 (0 to 0)	0 (0 to 0)	0 (0 to 0)	0 (0 to 0)	8·9 (4·4 to 15·3)	20·8 (11·5 to 35)	44 (27·6 to 68·3)	62·6 (40·2 to 91·2)	61·4 (40·6 to 89·8)	58·4 (39·1 to 84·7)	49·1 (32·6 to 71·7)	30·6 (20 to 43·5)	18·6 (11·4 to 28)	10 (6·1 to 15)	6·3 (3·6 to 10)	3·7 (2·2 to 5·5)	2·1 (1·3 to 3·1)	1·1 (0·7 to 1·7)	0·4 (0·2 to 0·6)	0·1 (0·1 to 0·2)	0 (0 to 0·1)	0 (0 to 0)	378
Uterine fibroids	0 (0 to 0)	0 (0 to 0)	0 (0 to 0)	0 (0 to 0)	0 (0 to 0)	0·1 (0 to 0·2)	0·2 (0·1 to 0·4)	0·4 (0·2 to 0·8)	1·7 (0·6 to 4·3)	1·6 (0·7 to 3·3)	2 (0·9 to 4)	2·1 (1 to 3·8)	1·2 (0·6 to 2·4)	1 (0·5 to 2)	0·8 (0·4 to 1·6)	0·3 (0·1 to 0·6)	0·2 (0·1 to 0·4)	0·2 (0·1 to 0·4)	0 (0 to 0·1)	0 (0 to 0)	0 (0 to 0)	0 (0 to 0)	0 (0 to 0)	11·7
Polycystic ovarian syndrome	0 (0 to 0)	0 (0 to 0)	0 (0 to 0)	0 (0 to 0)	0 (0 to 0)	0·4 (0·2 to 0·9)	1·6 (0·7 to 3·3)	2 (0·8 to 4)	1·9 (0·8 to 3·8)	1·5 (0·6 to 3·2)	1·3 (0·6 to 2·6)	1·1 (0·4 to 2·1)	0·7 (0·3 to 1·5)	0·2 (0·1 to 0·3)	0 (0 to 0)	0 (0 to 0)	0 (0 to 0)	0 (0 to 0)	0 (0 to 0)	0 (0 to 0)	0 (0 to 0)	0 (0 to 0)	0 (0 to 0)	10·7
Female infertility	0 (0 to 0)	0 (0 to 0)	0 (0 to 0)	0 (0 to 0)	0 (0 to 0)	0 (0 to 0)	0 (0 to 0)	1·5 (0·3 to 4·3)	2·2 (0·5 to 6·1)	2·4 (0·5 to 6·8)	2·6 (0·4 to 7·9)	2·8 (0·5 to 7·7)	0·1 (0 to 0·6)	0 (0 to 0)	0 (0 to 0)	0 (0 to 0)	0 (0 to 0)	0 (0 to 0)	0 (0 to 0)	0 (0 to 0)	0 (0 to 0)	0 (0 to 0)	0 (0 to 0)	11·7
Endometriosis	0 (0 to 0)	0 (0 to 0)	0 (0 to 0)	0 (0 to 0)	0 (0 to 0)	0 (0 to 0)	1·8 (0·7 to 3·4)	9 (4·2 to 16·6)	11·4 (5·8 to 20)	9 (4·4 to 15·9)	7·7 (3·9 to 13·6)	6·6 (3·4 to 11·5)	4·4 (2·4 to 7·1)	1·9 (1 to 3·2)	0 (0 to 0)	0 (0 to 0)	0 (0 to 0)	0 (0 to 0)	0 (0 to 0)	0 (0 to 0)	0 (0 to 0)	0 (0 to 0)	0 (0 to 0)	51·8
Genital prolapse	0 (0 to 0)	0 (0 to 0)	0 (0 to 0)	0 (0 to 0)	0 (0 to 0)	0 (0 to 0)	0·1 (0 to 0·3)	0·1 (0 to 0·4)	0 (0 to 0·1)	0 (0 to 0·1)	0·1 (0 to 0·2)	0·2 (0·1 to 0·4)	0·4 (0·2 to 0·9)	0·4 (0·2 to 0·8)	0·5 (0·2 to 0·9)	0·4 (0·2 to 0·8)	0·3 (0·1 to 0·5)	0·2 (0·1 to 0·3)	0·1 (0·1 to 0·2)	0·1 (0 to 0·1)	0 (0 to 0)	0 (0 to 0)	0 (0 to 0)	3
Premenstrual syndrome	0 (0 to 0)	0 (0 to 0)	0 (0 to 0)	0 (0 to 0)	0 (0 to 0)	8·1 (3·8 to 14·3)	16·3 (8 to 29·2)	18·5 (9·2 to 33·7)	17·3 (9·8 to 28·8)	15·3 (7·9 to 25·2)	15·8 (8·8 to 25·6)	14·4 (8·2 to 23·4)	8·4 (4·7 to 14·4)	2·8 (1·3 to 5)	0 (0 to 0)	0 (0 to 0)	0 (0 to 0)	0 (0 to 0)	0 (0 to 0)	0 (0 to 0)	0 (0 to 0)	0 (0 to 0)	0 (0 to 0)	117
Other gynecological diseases	0 (0 to 0)	0 (0 to 0)	0 (0 to 0)	0 (0 to 0)	0 (0 to 0)	0·3 (0·1 to 0·7)	0·8 (0·3 to 1·5)	12·4 (7·1 to 19·8)	28·1 (15·5 to 44·2)	31·7 (18·5 to 49·1)	28·8 (17·3 to 44·7)	22 (11·8 to 35·5)	15·3 (8·2 to 24·2)	12·4 (6·1 to 20·2)	8·7 (5 to 13·6)	5·7 (3 to 9·2)	3·2 (1·8 to 5)	1·7 (1 to 2·7)	1 (0·6 to 1·5)	0·4 (0·2 to 0·6)	0·1 (0·1 to 0·2)	0 (0 to 0)	0 (0 to 0)	172
Hemoglobinopathies and hemolytic anemias	0·1 (0 to 0·1)	0·2 (0·1 to 0·3)	2·5 (1·4 to 4·5)	5·3 (3·1 to 8·1)	6·3 (3·7 to 9·8)	5 (3 to 8·2)	8·8 (5·4 to 13·7)	11·6 (7·4 to 17)	17 (11·2 to 24·9)	12·5 (8·2 to 18·1)	9·9 (6·4 to 14·7)	5 (3·2 to 7·4)	4·2 (2·8 to 6)	3·9 (2·6 to 5·6)	3·8 (2·6 to 5·5)	2·7 (1·6 to 4·3)	2·9 (1·9 to 4·2)	2·5 (1·7 to 3·4)	1·6 (1·1 to 2·3)	0·6 (0·4 to 0·9)	0·3 (0·2 to 0·4)	0 (0 to 0·1)	0 (0 to 0)	107
Thalassemias	0·1 (0 to 0·1)	0·1 (0 to 0·2)	1·6 (0·6 to 3·4)	1·6 (0·7 to 3·5)	2·4 (1·1 to 4·5)	2·3 (1·1 to 4·5)	2·2 (1 to 4·2)	0·6 (0·2 to 1·2)	0·5 (0·1 to 1·2)	0·1 (0 to 0·2)	0 (0 to 0)	0 (0 to 0)	0 (0 to 0)	0 (0 to 0)	0 (0 to 0)	0 (0 to 0)	0 (0 to 0)	0 (0 to 0)	0 (0 to 0)	0 (0 to 0)	0 (0 to 0)	0 (0 to 0)	0 (0 to 0)	11·5
Thalassemias trait	0 (0 to 0)	0·1 (0 to 0·1)	0·4 (0·2 to 0·6)	1·5 (0·8 to 2·5)	1·7 (0·9 to 3)	0·9 (0·4 to 1·7)	0·6 (0·2 to 1·2)	6 (3·3 to 9·7)	6·2 (3·4 to 9·8)	5·2 (3 to 8·2)	4·8 (2·7 to 7·7)	0·4 (0·2 to 0·8)	0·5 (0·2 to 0·8)	0·6 (0·3 to 1)	0·5 (0·3 to 0·9)	0·4 (0·2 to 0·6)	0·3 (0·1 to 0·4)	0·2 (0·1 to 0·3)	0·1 (0·1 to 0·2)	0·1 (0 to 0·1)	0 (0 to 0)	0 (0 to 0)	0 (0 to 0)	30·5
Sickle cell disorders	0 (0 to 0)	0 (0 to 0)	0 (0 to 0)	0 (0 to 0)	0 (0 to 0)	0 (0 to 0)	0 (0 to 0)	0 (0 to 0)	0 (0 to 0)	0 (0 to 0)	0 (0 to 0)	0 (0 to 0)	0 (0 to 0)	0 (0 to 0)	0 (0 to 0)	0 (0 to 0)	0 (0 to 0)	0 (0 to 0)	0 (0 to 0)	0 (0 to 0)	0 (0 to 0)	0 (0 to 0)	0 (0 to 0)	0
Sickle cell trait	0 (0 to 0)	0 (0 to 0)	0 (0 to 0)	0 (0 to 0·1)	0 (0 to 0·1)	0 (0 to 0·1)	0·2 (0·1 to 0·5)	0·2 (0·1 to 0·5)	0·3 (0·1 to 0·5)	0·2 (0·1 to 0·5)	0·2 (0·1 to 0·4)	0·2 (0·1 to 0·4)	0 (0 to 0·1)	0 (0 to 0)	0 (0 to 0)	0 (0 to 0)	0 (0 to 0)	0 (0 to 0)	0 (0 to 0)	0 (0 to 0)	0 (0 to 0)	0 (0 to 0)	0 (0 to 0)	1·6
G6PD deficiency	0 (0 to 0)	0 (0 to 0)	0 (0 to 0)	0 (0 to 0·1)	0·2 (0·1 to 0·4)	0·6 (0·3 to 1·3)	3·1 (1·8 to 5·2)	2·2 (1·1 to 3·7)	6 (3·1 to 10·8)	3·9 (2 to 6·8)	2·1 (1·1 to 3·6)	1·6 (1 to 2·5)	1·5 (0·8 to 2·4)	1 (0·5 to 1·7)	0·8 (0·4 to 1·4)	0·1 (0·1 to 0·2)	0·3 (0·1 to 0·5)	0·2 (0·1 to 0·3)	0·1 (0 to 0·1)	0 (0 to 0)	0 (0 to 0)	0 (0 to 0)	0 (0 to 0)	23·7
G6PD trait	0 (0 to 0)	0 (0 to 0)	0 (0 to 0)	0 (0 to 0)	0 (0 to 0)	0 (0 to 0)	0·2 (0·1 to 0·4)	0 (0 to 0)	0 (0 to 0)	0 (0 to 0)	0 (0 to 0)	0·2 (0·1 to 0·3)	0·1 (0 to 0·1)	0 (0 to 0)	0 (0 to 0)	0 (0 to 0)	0 (0 to 0)	0 (0 to 0)	0 (0 to 0)	0 (0 to 0)	0 (0 to 0)	0 (0 to 0)	0 (0 to 0)	0·5
Other hemoglobinopathies and hemolytic anemias	0 (0 to 0)	0 (0 to 0·1)	0·5 (0·2 to 0·9)	2 (0·9 to 3·5)	2 (0·8 to 3·7)	1·1 (0·5 to 2·1)	2·4 (1·2 to 4·2)	2·6 (1·2 to 4·4)	4 (2·3 to 6·7)	3 (1·7 to 4·8)	2·8 (1·5 to 4·4)	2·6 (1·4 to 4·1)	2·2 (1·3 to 3·4)	2·2 (1·4 to 3·5)	2·5 (1·6 to 3·6)	2·2 (1·2 to 3·6)	2·4 (1·5 to 3·5)	2·1 (1·4 to 3)	1·4 (1 to 2)	0·6 (0·4 to 0·8)	0·2 (0·2 to 0·3)	0 (0 to 0·1)	0 (0 to 0)	38·9
Endocrine, metabolic, blood, and immune disorders	0·7 (0·3 to 1·6)	0·6 (0·3 to 1·3)	4·1 (1·8 to 7·6)	9·6 (5·4 to 15·6)	6·5 (3·9 to 10·1)	5·2 (3·2 to 7·9)	7·3 (4·5 to 11·2)	9·2 (5·5 to 14·1)	14·2 (8 to 23)	13·5 (8·1 to 20·8)	19·5 (11·8 to 30·2)	20·9 (12·6 to 31·2)	20·8 (13 to 30·4)	20·8 (13 to 31·1)	22·9 (14·7 to 33·9)	18·3 (11·5 to 28)	11·4 (7·1 to 17·8)	9·6 (5·9 to 16)	5 (2·9 to 9·1)	2·6 (1·3 to 5)	0·9 (0·4 to 1·6)	0·2 (0·1 to 0·4)	0 (0 to 0·1)	224
Oral disorders	0 (0 to 0)	0 (0 to 0)	0 (0 to 0)	3·6 (2 to 5·9)	4·8 (2·5 to 8·4)	4·7 (2·5 to 8·3)	5 (2·7 to 8·6)	6·4 (3·6 to 10·7)	7·6 (4·4 to 12·1)	7·7 (4·6 to 11·9)	8·1 (4·8 to 12·8)	8 (4·8 to 12·4)	7·6 (4·6 to 11·7)	9 (5·4 to 13·8)	11·4 (6·8 to 17·3)	12·7 (7·8 to 20)	11·3 (6·8 to 17·3)	8·8 (5·5 to 13·1)	6·1 (3·8 to 8·9)	2·8 (1·8 to 4)	1 (0·7 to 1·5)	0·2 (0·1 to 0·3)	0 (0 to 0·1)	127
Caries of deciduous teeth	0 (0 to 0)	0 (0 to 0)	0 (0 to 0)	1·1 (0·4 to 2·2)	1·2 (0·5 to 2·6)	0·1 (0 to 0·1)	0 (0 to 0)	0 (0 to 0)	0 (0 to 0)	0 (0 to 0)	0 (0 to 0)	0 (0 to 0)	0 (0 to 0)	0 (0 to 0)	0 (0 to 0)	0 (0 to 0)	0 (0 to 0)	0 (0 to 0)	0 (0 to 0)	0 (0 to 0)	0 (0 to 0)	0 (0 to 0)	0 (0 to 0)	2·3
Caries of permanent teeth	0 (0 to 0)	0 (0 to 0)	0 (0 to 0)	0 (0 to 0)	1·4 (0·5 to 3·1)	2·5 (1 to 5·2)	2·2 (0·9 to 4·5)	2·2 (0·9 to 4·7)	2 (0·8 to 4·2)	1·7 (0·7 to 3·7)	1·7 (0·7 to 3·4)	1·4 (0·6 to 2·8)	1 (0·4 to 2)	0·9 (0·4 to 1·9)	0·8 (0·3 to 1·8)	0·7 (0·2 to 1·4)	0·4 (0·2 to 0·9)	0·3 (0·1 to 0·6)	0·2 (0·1 to 0·3)	0·1 (0 to 0·1)	0 (0 to 0)	0 (0 to 0)	0 (0 to 0)	19·5
Periodontal diseases	0 (0 to 0)	0 (0 to 0)	0 (0 to 0)	0 (0 to 0)	0 (0 to 0)	0 (0 to 0)	0·1 (0 to 0·2)	0·1 (0 to 0·4)	0·3 (0·1 to 0·7)	0·4 (0·1 to 1·1)	0·6 (0·2 to 1·7)	0·8 (0·2 to 2)	0·8 (0·2 to 2)	0·9 (0·3 to 2·1)	0·9 (0·3 to 2·1)	0·7 (0·2 to 1·7)	0·4 (0·2 to 1)	0·3 (0·1 to 0·6)	0·1 (0·1 to 0·3)	0·1 (0 to 0·2)	0 (0 to 0·1)	0 (0 to 0)	0 (0 to 0)	6·5
Other oral disorders	0 (0 to 0)	0 (0 to 0)	0 (0 to 0)	2·5 (1·4 to 3·9)	2·2 (1·3 to 3·4)	2·2 (1·2 to 3·4)	2·8 (1·6 to 4·3)	3·3 (2 to 5·1)	3·5 (2·2 to 5·4)	3·2 (2 to 4·9)	2·9 (1·8 to 4·5)	2·5 (1·5 to 3·8)	2 (1·2 to 3·1)	1·8 (1·1 to 2·7)	1·6 (1 to 2·4)	1·3 (0·8 to 1·9)	0·8 (0·5 to 1·2)	0·5 (0·3 to 0·7)	0·2 (0·1 to 0·3)	0·1 (0 to 0·1)	0 (0 to 0)	0 (0 to 0)	0 (0 to 0)	33·4
Sudden infant death syndrome	--	2·2 (0·6 to 7·4)	19·1 (3·7 to 65·4)	--	--	--	--	--	--	--	--	--	--	--	--	--	--	--	--	--	--	--	--	NA
Injuries	3 (1·7 to 5·8)	2·6 (1·4 to 5·1)	18·9 (10·3 to 33·6)	72·8 (41·3 to 120)	42·6 (31·4 to 56·1)	47·2 (37·1 to 59)	147 (113 to 187)	148 (111 to 197)	167 (123 to 225)	99 (75·2 to 129)	78·9 (60·7 to 99·4)	62·8 (49·4 to 78·3)	49·5 (39·2 to 62·1)	39·9 (32·1 to 50·5)	36 (28·2 to 45·7)	35·2 (27·8 to 44·6)	18·9 (15·2 to 23·9)	14·7 (11·6 to 19)	12·4 (9·4 to 16·9)	7·6 (5·4 to 10·7)	2·7 (1·9 to 3·6)	0·6 (0·5 to 0·8)	0·1 (0·1 to 0·1)	1,110
Transport injuries	0·2 (0·1 to 0·5)	0·3 (0·1 to 0·6)	2·7 (1·2 to 5·2)	10·9 (5·2 to 20·1)	13·3 (7·5 to 21·6)	7·6 (5 to 11·4)	27·3 (16·2 to 43·7)	35 (21·2 to 54·8)	38·1 (23·3 to 58·7)	21·4 (13·7 to 32·2)	17·9 (11·7 to 27·1)	13·3 (8·9 to 19·1)	12·7 (8·8 to 17·9)	8·9 (6·5 to 12·4)	7·8 (5·5 to 10·6)	8 (5·6 to 11·6)	3·6 (2·7 to 4·8)	2·6 (1·9 to 3·6)	2 (1·4 to 2·7)	1·1 (0·8 to 1·5)	0·3 (0·2 to 0·3)	0·1 (0 to 0·1)	0 (0 to 0)	235
Road injuries	0·2 (0·1 to 0·4)	0·2 (0·1 to 0·5)	2·4 (1 to 4·6)	10·1 (4·7 to 18·7)	12·4 (6·8 to 20·2)	6·6 (4·1 to 9·9)	25·8 (15 to 41·3)	32·3 (19·4 to 51)	35·1 (21 to 55·2)	19 (12 to 28·8)	16·4 (10·6 to 25·1)	12·1 (8·1 to 17·5)	11·8 (8·2 to 16·7)	8·4 (6 to 11·7)	7·3 (5·1 to 10·1)	7·6 (5·2 to 11)	3·4 (2·5 to 4·5)	2·4 (1·8 to 3·4)	1·9 (1·3 to 2·6)	1·1 (0·8 to 1·4)	0·2 (0·2 to 0·3)	0·1 (0 to 0·1)	0 (0 to 0)	217
Pedestrian road injuries	0 (0 to 0)	0 (0 to 0)	0·1 (0 to 0·2)	1·1 (0·3 to 2·6)	0·7 (0·3 to 1·7)	0·6 (0·3 to 1·2)	1·5 (0·6 to 3)	2·4 (1·1 to 4·6)	2·3 (1·2 to 4·3)	1·6 (0·9 to 3)	1·8 (1 to 3·3)	0·9 (0·6 to 1·5)	1·1 (0·7 to 1·8)	0·7 (0·5 to 1·1)	0·8 (0·5 to 1·3)	0·9 (0·5 to 1·6)	0·4 (0·3 to 0·6)	0·3 (0·2 to 0·5)	0·2 (0·2 to 0·4)	0·1 (0·1 to 0·2)	0 (0 to 0·1)	0 (0 to 0)	0 (0 to 0)	17·7
Cyclist road injuries	0 (0 to 0)	0 (0 to 0)	0 (0 to 0)	0·2 (0·1 to 0·4)	0·4 (0·2 to 0·8)	0·2 (0·1 to 0·3)	0·3 (0·2 to 0·5)	0·5 (0·3 to 0·8)	0·6 (0·4 to 0·9)	0·6 (0·4 to 0·9)	0·6 (0·4 to 0·8)	0·6 (0·4 to 0·8)	0·8 (0·5 to 1·1)	0·5 (0·4 to 0·7)	0·5 (0·4 to 0·7)	0·5 (0·3 to 0·6)	0·3 (0·2 to 0·4)	0·2 (0·2 to 0·3)	0·2 (0·1 to 0·2)	0·1 (0·1 to 0·1)	0 (0 to 0)	0 (0 to 0)	0 (0 to 0)	7·2
Motorcyclist road injuries	0·1 (0 to 0·2)	0·1 (0 to 0·3)	0·9 (0·3 to 2·1)	3·2 (1·1 to 7·4)	3·5 (1·2 to 7)	2·2 (1 to 4)	9·8 (4·1 to 17·5)	11·8 (4·6 to 21·9)	13·4 (5·2 to 24·7)	7·6 (3·4 to 14)	6·2 (3·2 to 11·2)	5·9 (3·4 to 9·4)	3·9 (2·2 to 6·2)	3 (1·8 to 4·8)	2·4 (1·5 to 3·7)	3 (1·7 to 5)	1·2 (0·8 to 1·8)	0·8 (0·5 to 1·3)	0·6 (0·4 to 1)	0·4 (0·2 to 0·6)	0·1 (0·1 to 0·1)	0 (0 to 0)	0 (0 to 0)	80·2
Motor vehicle road injuries	0·1 (0 to 0·2)	0·1 (0 to 0·2)	1·3 (0·5 to 2·8)	5·4 (2·2 to 10·3)	7·6 (3·8 to 13·3)	3·5 (1·9 to 5·8)	14 (7·2 to 24·6)	17·1 (8·6 to 30·1)	17·3 (8·5 to 31)	8·8 (4·4 to 15)	7·4 (3·9 to 12·5)	4·5 (2·4 to 7·4)	5·9 (3·5 to 9·2)	4 (2·5 to 6·1)	3·4 (2·1 to 5·2)	3·1 (1·8 to 5·2)	1·4 (0·9 to 2)	1 (0·6 to 1·6)	0·8 (0·5 to 1·3)	0·4 (0·3 to 0·7)	0·1 (0 to 0·1)	0 (0 to 0)	0 (0 to 0)	107
Other road injuries	0 (0 to 0·1)	0 (0 to 0·1)	0·1 (0 to 0·3)	0·2 (0 to 0·7)	0·2 (0 to 0·5)	0·1 (0 to 0·3)	0·3 (0·1 to 0·6)	0·5 (0·1 to 1·2)	1·5 (0·2 to 3·5)	0·3 (0·1 to 0·6)	0·4 (0·1 to 0·9)	0·2 (0·1 to 0·5)	0·2 (0·1 to 0·4)	0·1 (0·1 to 0·3)	0·1 (0·1 to 0·2)	0·1 (0·1 to 0·2)	0 (0 to 0·1)	0 (0 to 0)	0 (0 to 0)	0 (0 to 0)	0 (0 to 0)	0 (0 to 0)	0 (0 to 0)	4·4
Other transport injuries	0 (0 to 0·1)	0·1 (0 to 0·1)	0·3 (0·1 to 0·7)	0·8 (0·4 to 1·9)	0·9 (0·5 to 1·7)	1·1 (0·7 to 1·8)	1·4 (0·8 to 2·6)	2·6 (1·4 to 4·9)	3 (1·5 to 5·7)	2·4 (1·3 to 4·4)	1·5 (0·9 to 2·6)	1·2 (0·8 to 2)	0·9 (0·6 to 1·5)	0·5 (0·4 to 0·7)	0·5 (0·3 to 0·6)	0·4 (0·3 to 0·6)	0·3 (0·2 to 0·3)	0·2 (0·1 to 0·2)	0·1 (0·1 to 0·2)	0·1 (0 to 0·1)	0 (0 to 0)	0 (0 to 0)	0 (0 to 0)	18·4
Unintentional injuries	2·6 (1·5 to 5·4)	2·3 (1·1 to 4·6)	15·2 (8·2 to 28·7)	58·3 (31·9 to 99·5)	26·2 (18·1 to 36·6)	22·7 (17·4 to 29·4)	41 (31·2 to 53·5)	51·1 (37·1 to 71·5)	57 (40·6 to 79)	38·9 (29 to 50·8)	31·9 (24·5 to 41·5)	28·4 (22·1 to 36·3)	24·7 (19·1 to 31·8)	19·3 (15 to 24·6)	19·1 (14·3 to 25)	18·6 (14·3 to 24·7)	11·3 (8·7 to 15·1)	9·6 (7·3 to 12·8)	8·8 (6·3 to 13)	6 (4 to 8·9)	2·2 (1·5 to 3·2)	0·5 (0·3 to 0·7)	0·1 (0·1 to 0·1)	496
Falls	0·2 (0·1 to 0·7)	0·3 (0·1 to 0·6)	1·3 (0·4 to 3·2)	4·5 (1·8 to 10·1)	4·5 (2·8 to 7·2)	4·9 (3·2 to 6·9)	5·8 (4 to 8·1)	7·6 (5·2 to 10·6)	12·7 (8 to 17·9)	10·1 (7·1 to 13·7)	9·3 (6·5 to 12·7)	9 (6·5 to 12·1)	7·8 (5·7 to 10·5)	7·5 (5·4 to 10)	6·9 (5·1 to 9·2)	6·2 (4·6 to 8·1)	4·2 (3·1 to 5·5)	3·8 (2·8 to 5·1)	3·4 (2·4 to 4·8)	2·8 (1·9 to 4·1)	1·4 (0·9 to 2·1)	0·3 (0·2 to 0·4)	0 (0 to 0·1)	114
Drowning	0·7 (0·3 to 1·2)	0·1 (0·1 to 0·2)	2·5 (1 to 5)	27·8 (11·6 to 54·8)	8·2 (4 to 14·9)	6·6 (3·5 to 11)	8·7 (4·6 to 14·7)	13 (6·9 to 22·8)	11·4 (6·2 to 19·4)	8·7 (4·6 to 14·9)	3·2 (1·8 to 5·3)	3·8 (2·1 to 6·3)	4·3 (2·4 to 7·2)	2·4 (1·4 to 3·8)	1·5 (0·9 to 2·3)	2·1 (1·2 to 3·5)	1·3 (0·8 to 2·1)	1·1 (0·6 to 1·7)	0·3 (0·2 to 0·4)	0·1 (0·1 to 0·2)	0 (0 to 0)	0 (0 to 0)	0 (0 to 0)	108
Fire, heat, and hot substances	0·1 (0 to 0·1)	0·1 (0 to 0·1)	1·7 (0·7 to 5·1)	4·5 (1·8 to 14·1)	3 (1·5 to 7)	2·2 (1·3 to 3·8)	5·1 (2·7 to 10·7)	8·2 (4 to 18·5)	10·1 (4·6 to 22·9)	5·6 (3·1 to 10·7)	4·9 (3 to 8·9)	3 (2·1 to 4·4)	2·2 (1·6 to 3·2)	1·8 (1·3 to 2·5)	1·6 (1·1 to 2·2)	1·4 (1 to 2)	0·6 (0·4 to 0·9)	0·5 (0·3 to 0·8)	0·4 (0·2 to 0·6)	0·3 (0·1 to 0·5)	0·1 (0 to 0·2)	0 (0 to 0)	0 (0 to 0)	57·2
Poisonings	0·4 (0·1 to 1)	0·5 (0·1 to 1·4)	1·8 (0·5 to 4·5)	8·6 (2·8 to 20·6)	2·4 (0·9 to 5·1)	1·9 (0·8 to 3·8)	3·1 (1·3 to 6·4)	3·5 (1·7 to 6·1)	2·4 (1·1 to 4·8)	0·6 (0·3 to 1·2)	1·3 (0·6 to 2·6)	0·6 (0·3 to 1·1)	0·3 (0·2 to 0·6)	1·3 (0·6 to 2·7)	0·3 (0·2 to 0·6)	0·2 (0·1 to 0·4)	0·1 (0·1 to 0·2)	0·1 (0·1 to 0·3)	0·2 (0·1 to 0·3)	0·1 (0 to 0·2)	0 (0 to 0)	0 (0 to 0)	0 (0 to 0)	30
Poisoning by carbon monoxide	0·1 (0 to 0·2)	0 (0 to 0·1)	0·1 (0 to 0·4)	0·4 (0·1 to 1·5)	0·1 (0 to 0·3)	0·1 (0 to 0·3)	0·5 (0·1 to 1·6)	0·9 (0·3 to 2·1)	0·5 (0·1 to 1·3)	0·2 (0·1 to 0·4)	0·2 (0·1 to 0·7)	0·1 (0 to 0·2)	0·1 (0 to 0·2)	1·1 (0·4 to 2·2)	0·1 (0 to 0·2)	0·1 (0 to 0·1)	0 (0 to 0·1)	0 (0 to 0·1)	0 (0 to 0)	0 (0 to 0)	0 (0 to 0)	0 (0 to 0)	0 (0 to 0)	4·7
Poisoning by other means	0·4 (0·1 to 1)	0·5 (0·1 to 1·4)	1·7 (0·4 to 4·3)	8·2 (2·7 to 19·4)	2·3 (0·9 to 4·8)	1·8 (0·8 to 3·6)	2·5 (1 to 5·4)	2·6 (1·1 to 4·7)	1·9 (0·8 to 4)	0·5 (0·2 to 0·9)	1·1 (0·5 to 2·2)	0·5 (0·2 to 0·9)	0·3 (0·1 to 0·5)	0·3 (0·1 to 0·6)	0·2 (0·1 to 0·4)	0·2 (0·1 to 0·3)	0·1 (0·1 to 0·2)	0·1 (0·1 to 0·2)	0·2 (0·1 to 0·3)	0·1 (0 to 0·2)	0 (0 to 0)	0 (0 to 0)	0 (0 to 0)	25·3
Exposure to mechanical forces	0·5 (0 to 3)	0·4 (0 to 2·7)	2 (0·1 to 12)	3·4 (1·1 to 8·2)	2·4 (1·3 to 4·2)	2 (1·2 to 3·3)	1·9 (1·2 to 3)	2·4 (1·6 to 3·5)	4 (2·5 to 6·5)	1·8 (1·3 to 2·5)	2 (1·5 to 2·8)	1·8 (1·3 to 2·5)	1·7 (1·2 to 2·4)	1·2 (0·9 to 1·7)	1·3 (0·9 to 1·9)	1 (0·7 to 1·4)	0·7 (0·5 to 1)	0·5 (0·3 to 0·7)	0·3 (0·2 to 0·5)	0·2 (0·1 to 0·4)	0·1 (0 to 0·1)	0 (0 to 0)	0 (0 to 0)	31·7
Unintentional firearm injuries	0 (0 to 0·3)	0·1 (0 to 0·7)	0·4 (0 to 2·3)	0·5 (0·2 to 1·9)	0·5 (0·2 to 1·1)	0·3 (0·2 to 0·4)	0·3 (0·2 to 0·5)	0·6 (0·4 to 1)	0·4 (0·3 to 0·6)	0·4 (0·3 to 0·5)	0·3 (0·2 to 0·5)	0·3 (0·2 to 0·4)	0·3 (0·2 to 0·3)	0·2 (0·2 to 0·3)	0·2 (0·2 to 0·3)	0·2 (0·1 to 0·2)	0·1 (0·1 to 0·1)	0·1 (0 to 0·1)	0 (0 to 0·1)	0 (0 to 0)	0 (0 to 0)	0 (0 to 0)	0 (0 to 0)	5·3
Other exposure to mechanical forces	0·4 (0 to 2·7)	0·3 (0 to 2·2)	1·7 (0·1 to 9·6)	2·8 (0·9 to 7)	1·9 (1 to 3·5)	1·7 (1 to 2·9)	1·6 (1 to 2·5)	1·8 (1·1 to 2·7)	3·6 (2·1 to 6)	1·5 (1 to 2)	1·7 (1·2 to 2·4)	1·5 (1 to 2·1)	1·4 (1 to 2·1)	1 (0·7 to 1·4)	1·1 (0·8 to 1·7)	0·9 (0·6 to 1·2)	0·6 (0·4 to 0·9)	0·4 (0·3 to 0·6)	0·3 (0·2 to 0·5)	0·2 (0·1 to 0·3)	0·1 (0 to 0·1)	0 (0 to 0)	0 (0 to 0)	26·3
Adverse effects of medical treatment	0·3 (0·1 to 0·6)	0·4 (0·2 to 0·9)	1·6 (0·7 to 3)	4·3 (1·8 to 8·1)	1·2 (0·6 to 2)	1·4 (0·7 to 2·6)	11·5 (5·9 to 20·4)	9·1 (4·3 to 16·3)	8·5 (3·3 to 16)	5·9 (2·2 to 11·6)	4·8 (2·2 to 9)	4·7 (2·5 to 8·6)	4·5 (2·1 to 8·4)	2·2 (1 to 4·3)	4·7 (2·1 to 9·6)	4·2 (1·9 to 8·7)	1·8 (0·9 to 4·1)	2·1 (0·9 to 5)	2·8 (1·2 to 6·7)	1·7 (0·7 to 4·4)	0·4 (0·2 to 1·1)	0·1 (0 to 0·2)	0 (0 to 0·1)	78·5
Animal contact	0·2 (0·1 to 0·4)	0·1 (0·1 to 0·3)	1 (0·4 to 2·6)	1·1 (0·5 to 2·7)	1 (0·5 to 1·8)	1 (0·6 to 1·7)	0·9 (0·6 to 1·4)	1·1 (0·7 to 1·6)	1·6 (1 to 2·7)	2·2 (1·2 to 4)	1·6 (1 to 2·7)	1 (0·6 to 1·4)	0·6 (0·4 to 0·9)	0·7 (0·5 to 1)	0·5 (0·4 to 0·8)	0·6 (0·4 to 0·8)	0·4 (0·2 to 0·6)	0·2 (0·2 to 0·4)	0·2 (0·1 to 0·4)	0·2 (0·1 to 0·3)	0 (0 to 0·1)	0 (0 to 0)	0 (0 to 0)	16·3
Venomous animal contact	0·2 (0·1 to 0·4)	0·1 (0 to 0·3)	0·9 (0·3 to 2·3)	0·9 (0·4 to 2·2)	0·8 (0·4 to 1·4)	0·8 (0·4 to 1·4)	0·6 (0·4 to 1)	0·7 (0·4 to 1·1)	1·2 (0·7 to 2·1)	1·8 (0·9 to 3·5)	1·3 (0·7 to 2·3)	0·6 (0·4 to 1)	0·4 (0·2 to 0·6)	0·4 (0·2 to 0·7)	0·3 (0·2 to 0·4)	0·3 (0·2 to 0·6)	0·2 (0·1 to 0·4)	0·1 (0·1 to 0·2)	0·1 (0·1 to 0·2)	0·1 (0 to 0·2)	0 (0 to 0)	0 (0 to 0)	0 (0 to 0)	11·9
Non-venomous animal contact	0 (0 to 0)	0 (0 to 0)	0·1 (0 to 0·3)	0·2 (0·1 to 0·5)	0·2 (0·1 to 0·4)	0·3 (0·1 to 0·4)	0·3 (0·2 to 0·5)	0·4 (0·2 to 0·6)	0·4 (0·3 to 0·8)	0·4 (0·2 to 0·6)	0·3 (0·2 to 0·5)	0·3 (0·2 to 0·5)	0·3 (0·2 to 0·4)	0·3 (0·2 to 0·4)	0·2 (0·2 to 0·4)	0·2 (0·1 to 0·3)	0·1 (0·1 to 0·2)	0·1 (0·1 to 0·2)	0·1 (0·1 to 0·1)	0·1 (0 to 0·1)	0 (0 to 0)	0 (0 to 0)	0 (0 to 0)	4·4
Foreign body	0·1 (0·1 to 0·3)	0·1 (0·1 to 0·3)	2·3 (0·9 to 5·1)	1·8 (0·9 to 3·4)	0·8 (0·5 to 1·2)	0·9 (0·6 to 1·4)	0·9 (0·6 to 1·4)	1 (0·6 to 1·5)	1·1 (0·7 to 1·7)	0·6 (0·4 to 0·9)	0·7 (0·5 to 0·9)	0·7 (0·5 to 1)	0·4 (0·3 to 0·5)	0·7 (0·5 to 1)	0·6 (0·4 to 0·9)	0·5 (0·4 to 0·7)	0·4 (0·3 to 0·5)	0·3 (0·2 to 0·4)	0·2 (0·2 to 0·3)	0·1 (0·1 to 0·2)	0 (0 to 0·1)	0 (0 to 0)	0 (0 to 0)	14·4
Pulmonary aspiration and foreign body in airway	0·1 (0·1 to 0·3)	0·1 (0·1 to 0·3)	2·2 (0·9 to 5)	1·6 (0·7 to 3)	0·6 (0·3 to 0·9)	0·7 (0·4 to 1·1)	0·7 (0·4 to 1·1)	0·7 (0·4 to 1·2)	0·8 (0·5 to 1·4)	0·3 (0·2 to 0·5)	0·4 (0·2 to 0·7)	0·5 (0·3 to 0·7)	0·2 (0·1 to 0·3)	0·5 (0·3 to 0·8)	0·4 (0·3 to 0·7)	0·4 (0·2 to 0·5)	0·3 (0·2 to 0·4)	0·2 (0·1 to 0·3)	0·2 (0·1 to 0·3)	0·1 (0·1 to 0·2)	0 (0 to 0)	0 (0 to 0)	0 (0 to 0)	11
Foreign body in eyes	0 (0 to 0)	0 (0 to 0)	0 (0 to 0)	0 (0 to 0·1)	0·1 (0 to 0·2)	0·1 (0 to 0·2)	0·1 (0 to 0·2)	0·1 (0 to 0·2)	0·1 (0 to 0·2)	0·1 (0 to 0·2)	0·1 (0 to 0·2)	0·1 (0 to 0·2)	0·1 (0 to 0·1)	0·1 (0 to 0·1)	0·1 (0 to 0·1)	0 (0 to 0·1)	0 (0 to 0·1)	0 (0 to 0)	0 (0 to 0)	0 (0 to 0)	0 (0 to 0)	0 (0 to 0)	0 (0 to 0)	1
Foreign body in other body part	0 (0 to 0)	0 (0 to 0)	0·1 (0 to 0·2)	0·2 (0·1 to 0·3)	0·2 (0·1 to 0·2)	0·2 (0·1 to 0·2)	0·2 (0·1 to 0·3)	0·2 (0·1 to 0·2)	0·2 (0·1 to 0·2)	0·2 (0·1 to 0·3)	0·2 (0·1 to 0·2)	0·2 (0·1 to 0·2)	0·1 (0·1 to 0·2)	0·2 (0·1 to 0·2)	0·1 (0·1 to 0·2)	0·1 (0·1 to 0·2)	0·1 (0·1 to 0·1)	0·1 (0 to 0·1)	0 (0 to 0)	0 (0 to 0)	0 (0 to 0)	0 (0 to 0)	0 (0 to 0)	2·4
Environmental heat and cold exposure	0·1 (0 to 0·2)	0·1 (0 to 0·3)	0·5 (0 to 1·8)	1 (0·2 to 3)	1·4 (0·4 to 3·7)	0·8 (0·4 to 1·6)	0·9 (0·5 to 1·9)	2·8 (0·6 to 7·5)	1·2 (0·6 to 2·2)	0·9 (0·5 to 1·5)	1·9 (0·5 to 4·5)	1·6 (0·4 to 3·7)	1·4 (0·4 to 3·1)	0·4 (0·3 to 0·6)	0·4 (0·2 to 0·6)	1·3 (0·3 to 3·5)	1·3 (0·2 to 3·5)	0·5 (0·1 to 1·3)	0·6 (0·1 to 1·6)	0·3 (0·1 to 0·8)	0·1 (0 to 0·2)	0 (0 to 0)	0 (0 to 0)	19·4
Exposure to forces of nature	0 (0 to 0)	0 (0 to 0)	0 (0 to 0)	0 (0 to 0)	0 (0 to 0)	0 (0 to 0)	0 (0 to 0)	0 (0 to 0)	0 (0 to 0)	0 (0 to 0)	0 (0 to 0)	0 (0 to 0)	0 (0 to 0)	0 (0 to 0)	0 (0 to 0)	0 (0 to 0)	0 (0 to 0)	0 (0 to 0)	0 (0 to 0)	0 (0 to 0)	0 (0 to 0)	0 (0 to 0)	0 (0 to 0)	0
Other unintentional injuries	0·1 (0 to 0·2)	0·1 (0 to 0·2)	0·5 (0·2 to 1)	1·3 (0·7 to 2·4)	1·4 (0·8 to 2·5)	1 (0·7 to 1·5)	2·1 (1·2 to 3·8)	2·4 (1·4 to 4·1)	3·9 (2·1 to 7·1)	2·4 (1·5 to 3·8)	2·2 (1·3 to 3·5)	2·2 (1·4 to 3·6)	1·5 (0·9 to 2·2)	1·1 (0·7 to 1·6)	1·2 (0·8 to 1·8)	1 (0·7 to 1·5)	0·5 (0·4 to 0·7)	0·4 (0·3 to 0·6)	0·4 (0·2 to 0·6)	0·1 (0·1 to 0·2)	0 (0 to 0·1)	0 (0 to 0)	0 (0 to 0)	25·9
Self-harm and interpersonal violence	0·2 (0·1 to 0·5)	0·1 (0 to 0·1)	0·9 (0·3 to 2·2)	3·6 (1·4 to 8·5)	3·1 (2 to 4·6)	16·8 (11·1 to 24)	78·7 (52·2 to 115)	62·2 (41·1 to 93·2)	72·2 (47·3 to 107)	38·8 (26·9 to 56·2)	29·1 (20·5 to 39·7)	21·1 (15·2 to 28·4)	12·1 (8·8 to 16·2)	11·6 (8·4 to 15·9)	9·1 (6·7 to 12·7)	8·6 (6·2 to 12·2)	3·9 (2·8 to 5·3)	2·5 (1·9 to 3·4)	1·7 (1·2 to 2·3)	0·5 (0·4 to 0·7)	0·2 (0·1 to 0·3)	0·1 (0·1 to 0·1)	0 (0 to 0)	377
Self-harm	0 (0 to 0)	0 (0 to 0)	0 (0 to 0)	0 (0 to 0)	0 (0 to 0)	10·5 (5·4 to 17·9)	66·7 (41·1 to 102)	46·3 (26·6 to 74·2)	55·8 (32·6 to 90)	26·4 (15·8 to 42·8)	18·7 (11·6 to 28·6)	13·6 (8·6 to 20·1)	7·2 (4·5 to 10·9)	8 (5·2 to 12)	6·4 (4·2 to 9·6)	6·7 (4·3 to 10·1)	2·8 (1·8 to 4·1)	1·8 (1·2 to 2·6)	1·2 (0·8 to 1·8)	0·4 (0·2 to 0·6)	0·1 (0·1 to 0·2)	0·1 (0 to 0·1)	0 (0 to 0)	273
Self-harm by firearm	0 (0 to 0)	0 (0 to 0)	0 (0 to 0)	0 (0 to 0)	0 (0 to 0)	0·2 (0 to 0·4)	0·2 (0·1 to 0·5)	0·4 (0·1 to 0·8)	0·1 (0 to 0·2)	0·1 (0 to 0·1)	0·3 (0·1 to 0·7)	0·2 (0·1 to 0·5)	0 (0 to 0·1)	0 (0 to 0)	0 (0 to 0)	0 (0 to 0)	0 (0 to 0)	0 (0 to 0)	0 (0 to 0)	0 (0 to 0)	0 (0 to 0)	0 (0 to 0)	0 (0 to 0)	1·6
Self-harm by other specified means	0 (0 to 0)	0 (0 to 0)	0 (0 to 0)	0 (0 to 0)	0 (0 to 0)	10·3 (5·3 to 17·6)	66·5 (41 to 102)	45·9 (26·2 to 73·8)	55·7 (32·5 to 89·8)	26·4 (15·7 to 42·7)	18·4 (11·4 to 28·1)	13·3 (8·5 to 19·8)	7·2 (4·5 to 10·9)	8 (5·2 to 11·9)	6·4 (4·1 to 9·5)	6·7 (4·3 to 10·1)	2·7 (1·7 to 4·1)	1·8 (1·2 to 2·6)	1·2 (0·8 to 1·8)	0·4 (0·2 to 0·6)	0·1 (0·1 to 0·2)	0·1 (0 to 0·1)	0 (0 to 0)	271
Interpersonal violence	0·2 (0·1 to 0·5)	0·1 (0 to 0·1)	0·9 (0·3 to 2·2)	3·6 (1·3 to 8·5)	3 (2 to 4·5)	6·2 (4·2 to 8·8)	11·9 (8 to 17)	15·9 (10·3 to 22·4)	15·7 (10·2 to 22·8)	11·6 (7·8 to 16·6)	9·2 (6·2 to 13·1)	7·3 (5 to 10·4)	4·8 (3·3 to 6·8)	3·5 (2·5 to 4·8)	2·6 (1·9 to 3·5)	1·9 (1·5 to 2·4)	1·1 (0·9 to 1·5)	0·7 (0·5 to 0·9)	0·4 (0·3 to 0·6)	0·1 (0·1 to 0·2)	0 (0 to 0·1)	0 (0 to 0)	0 (0 to 0)	101
Physical violence by firearm	0 (0 to 0·1)	0 (0 to 0)	0·1 (0 to 0·3)	0·3 (0·1 to 0·9)	0·4 (0·1 to 0·8)	0·1 (0 to 0·2)	0·1 (0 to 0·2)	0·3 (0·1 to 0·7)	1·2 (0·4 to 2·5)	0·7 (0·3 to 1·4)	0·9 (0·3 to 1·8)	0·4 (0·2 to 0·8)	0·1 (0 to 0·1)	0·1 (0·1 to 0·2)	0·2 (0·1 to 0·3)	0 (0 to 0)	0 (0 to 0)	0 (0 to 0)	0 (0 to 0)	0 (0 to 0)	0 (0 to 0)	0 (0 to 0)	0 (0 to 0)	4·8
Physical violence by sharp object	0·1 (0 to 0·2)	0 (0 to 0)	0 (0 to 0·1)	0·2 (0·1 to 0·6)	0·1 (0·1 to 0·3)	0·2 (0·1 to 0·3)	0·2 (0·1 to 0·5)	0·6 (0·3 to 1·3)	1·2 (0·5 to 2·6)	1·3 (0·6 to 2·6)	0·6 (0·3 to 1·3)	0·2 (0·1 to 0·4)	0·3 (0·2 to 0·6)	0·3 (0·2 to 0·5)	0·1 (0·1 to 0·2)	0·2 (0·1 to 0·2)	0·1 (0·1 to 0·2)	0 (0 to 0)	0 (0 to 0)	0 (0 to 0)	0 (0 to 0)	0 (0 to 0)	0 (0 to 0)	6
Sexual violence	0 (0 to 0)	0 (0 to 0)	0 (0 to 0)	0·2 (0·1 to 0·3)	1·7 (1 to 2·7)	4·1 (2·4 to 6·2)	8·4 (5 to 13)	10·5 (6·2 to 15·6)	8·9 (5 to 14·4)	6·5 (3·6 to 10·4)	5·2 (3 to 8·4)	4·1 (2·3 to 6·9)	2·9 (1·6 to 4·8)	1·9 (1·1 to 3·1)	1·2 (0·7 to 1·9)	0·8 (0·5 to 1·2)	0·5 (0·3 to 0·8)	0·3 (0·2 to 0·5)	0·2 (0·1 to 0·3)	0·1 (0 to 0·1)	0 (0 to 0)	0 (0 to 0)	0 (0 to 0)	57·5
Physical violence by other means	0·1 (0 to 0·3)	0 (0 to 0·1)	0·8 (0·3 to 1·9)	2·9 (0·9 to 7·3)	0·8 (0·4 to 1·6)	1·9 (1 to 3·5)	3·1 (1·6 to 5·8)	4·4 (2·2 to 7·7)	4·5 (2·3 to 8·3)	3·1 (1·7 to 5·2)	2·5 (1·5 to 4·2)	2·6 (1·6 to 4)	1·5 (1 to 2·2)	1·1 (0·8 to 1·6)	1·1 (0·8 to 1·6)	0·9 (0·7 to 1·2)	0·5 (0·4 to 0·7)	0·3 (0·3 to 0·5)	0·2 (0·2 to 0·3)	0·1 (0 to 0·1)	0 (0 to 0)	0 (0 to 0)	0 (0 to 0)	32·5
Conflict and terrorism	0 (0 to 0)	0 (0 to 0)	0 (0 to 0)	0 (0 to 0)	0 (0 to 0)	0 (0 to 0)	0 (0 to 0)	0·1 (0 to 0·1)	0·7 (0·4 to 1·2)	0·7 (0·4 to 1·4)	1 (0·6 to 1·8)	0·2 (0·1 to 0·3)	0·1 (0·1 to 0·2)	0·1 (0 to 0·1)	0·1 (0 to 0·1)	0 (0 to 0·1)	0 (0 to 0)	0 (0 to 0)	0 (0 to 0)	0 (0 to 0)	0 (0 to 0)	0 (0 to 0)	0 (0 to 0)	3

SR Table 2b: Sao Tome and Principe DALYS by cause and age group for females with 95% uncertainty intervals, 2019

Cause	Early Neonatal	Late Neonatal	Post Neonatal	1 to 4	5 to 9	10 to 14	15 to 19	20 to 24	25 to 29	30 to 34	35 to 39
All causes	1,580 (1,170 to 2,110)	528 (391 to 705)	1,870 (1,420 to 2,450)	1,330 (1,060 to 1,640)	869 (716 to 1,060)	1,030 (815 to 1,300)	1,350 (1,100 to 1,670)	1,290 (1,030 to 1,590)	1,290 (1,040 to 1,590)	1,370 (1,110 to 1,690)	1,440 (1,170 to 1,790)
Communicable, maternal, neonatal, and nutritional diseases	1,380 (1,000 to 1,840)	406 (287 to 550)	1,230 (873 to 1,660)	842 (631 to 1,090)	367 (291 to 476)	285 (220 to 386)	339 (272 to 418)	317 (247 to 392)	292 (230 to 369)	273 (214 to 347)	263 (206 to 339)
HIV/AIDS and sexually transmitted infections	69·5 (21·4 to 154)	22·3 (6·5 to 51·9)	34·8 (10·5 to 79·3)	1·8 (0·6 to 4·4)	0·9 (0·3 to 1·9)	0·6 (0·3 to 1·3)	2·1 (1·1 to 3·8)	5·6 (3·2 to 9·1)	8·7 (5·3 to 14·1)	9·4 (5·8 to 14·9)	7 (4 to 12·1)
HIV/AIDS	0 (0 to 0)	0 (0 to 0)	0·1 (0 to 0·5)	0·5 (0·1 to 2·1)	0·1 (0 to 0·3)	0·1 (0 to 0·3)	0·1 (0 to 0·2)	0·5 (0·2 to 0·8)	1 (0·5 to 1·4)	1·2 (0·7 to 1·6)	0·9 (0·6 to 1·3)
HIV/AIDS - Drug-susceptible Tuberculosis	0 (0 to 0)	0 (0 to 0)	0 (0 to 0·2)	0·2 (0 to 0·9)	0 (0 to 0·1)	0 (0 to 0·1)	0 (0 to 0·1)	0·3 (0·2 to 0·4)	0·6 (0·4 to 0·8)	0·7 (0·5 to 1)	0·6 (0·4 to 0·8)
HIV/AIDS - Multidrug-resistant Tuberculosis without extensive dru	0 (0 to 0)	0 (0 to 0)	0 (0 to 0)	0 (0 to 0·1)	0 (0 to 0)	0 (0 to 0)	0 (0 to 0)	0 (0 to 0·1)	0 (0 to 0·1)	0 (0 to 0·2)	0 (0 to 0·1)
HIV/AIDS - Extensively drug-resistant Tuberculosis	0 (0 to 0)	0 (0 to 0)	0 (0 to 0)	0 (0 to 0)	0 (0 to 0)	0 (0 to 0)	0 (0 to 0)	0 (0 to 0)	0 (0 to 0)	0 (0 to 0)	0 (0 to 0)
HIV/AIDS resulting in other diseases	0 (0 to 0)	0 (0 to 0)	0·1 (0 to 0·3)	0·3 (0 to 1·1)	0 (0 to 0·2)	0 (0 to 0·1)	0 (0 to 0·1)	0·2 (0·1 to 0·4)	0·4 (0·1 to 0·6)	0·4 (0·2 to 0·6)	0·3 (0·1 to 0·5)
Sexually transmitted infections excluding HIV	69·5 (21·4 to 154)	22·3 (6·5 to 51·9)	34·7 (10·4 to 79·2)	1·4 (0·4 to 3·5)	0·8 (0·2 to 1·8)	0·6 (0·3 to 1·2)	2 (1 to 3·7)	5 (2·8 to 8·5)	7·7 (4·4 to 13·2)	8·2 (4·7 to 13·7)	6·1 (3·1 to 11·2)
Syphilis	69·5 (21·4 to 154)	22·3 (6·5 to 51·9)	34·7 (10·4 to 79·2)	1·4 (0·4 to 3·5)	0·8 (0·2 to 1·8)	0·2 (0·1 to 0·5)	0·1 (0 to 0·3)	0·1 (0 to 0·2)	0·3 (0·1 to 0·6)	0·3 (0·1 to 0·6)	0·1 (0 to 0·2)
Chlamydial infection	0 (0 to 0)	0 (0 to 0)	0 (0 to 0)	0 (0 to 0)	0 (0 to 0)	0·1 (0 to 0·1)	0·2 (0·1 to 0·3)	0·6 (0·3 to 1·1)	1 (0·6 to 1·8)	1 (0·5 to 1·8)	0·8 (0·4 to 1·4)
Gonococcal infection	0 (0 to 0)	0 (0 to 0)	0 (0 to 0)	0 (0 to 0)	0 (0 to 0)	0·1 (0 to 0·2)	0·2 (0·1 to 0·4)	0·5 (0·2 to 1)	0·8 (0·3 to 1·5)	0·7 (0·3 to 1·4)	0·3 (0·2 to 0·6)
Trichomoniasis	0 (0 to 0)	0 (0 to 0)	0 (0 to 0)	0 (0 to 0)	0 (0 to 0)	0·1 (0 to 0·2)	0·7 (0·2 to 1·8)	2 (0·7 to 4·8)	2·5 (0·8 to 5·6)	2·3 (0·7 to 5·3)	1·9 (0·6 to 4·5)
Genital herpes	0 (0 to 0)	0 (0 to 0)	0 (0 to 0)	0 (0 to 0)	0 (0 to 0)	0·1 (0 to 0·2)	0·3 (0·1 to 0·9)	0·6 (0·2 to 1·4)	0·8 (0·3 to 1·8)	0·9 (0·3 to 2·1)	0·8 (0·3 to 2)
Other sexually transmitted infections	0 (0 to 0)	0 (0 to 0)	0 (0 to 0)	0 (0 to 0)	0 (0 to 0)	0·1 (0·1 to 0·2)	0·4 (0·2 to 0·8)	1·2 (0·7 to 2)	2·4 (1·4 to 4)	3 (1·7 to 5)	2·2 (1·1 to 3·8)
Respiratory infections and tuberculosis	80·8 (37·3 to 151)	84·4 (37·2 to 146)	445 (233 to 746)	114 (58·8 to 190)	73·3 (51·6 to 102)	50·2 (36·3 to 69·3)	66 (48·6 to 87·6)	71·1 (49·7 to 99·6)	73·6 (51·4 to 103)	72·2 (49·5 to 105)	77·8 (52·8 to 112)
Tuberculosis	0 (0 to 0)	0 (0 to 0)	9·8 (4·8 to 18·9)	6·5 (3·7 to 10·9)	4·7 (2·7 to 7·9)	3·9 (2 to 7·5)	10·4 (6·1 to 16·9)	16 (9·5 to 25·6)	17·8 (10·7 to 30·6)	18·1 (10·8 to 30·9)	19·7 (11·6 to 35·4)
Latent tuberculosis infection	0 (0 to 0)	0 (0 to 0)	0 (0 to 0)	0 (0 to 0)	0 (0 to 0)	0 (0 to 0)	0 (0 to 0)	0 (0 to 0)	0 (0 to 0)	0 (0 to 0)	0 (0 to 0)
Drug-susceptible tuberculosis	0 (0 to 0)	0 (0 to 0)	9·1 (4·3 to 17·9)	6·1 (3·4 to 10·3)	4·4 (2·4 to 7·4)	3·6 (1·8 to 6·7)	9·7 (5·5 to 15·5)	14·9 (8·8 to 24)	16·7 (10·1 to 28·6)	16·8 (10 to 28·9)	18·4 (10·6 to 33·4)
Multidrug-resistant tuberculosis without extensive drug resistanc	0 (0 to 0)	0 (0 to 0)	0·8 (0·1 to 2·9)	0·4 (0 to 1·3)	0·3 (0 to 0·9)	0·3 (0 to 1·1)	0·7 (0·1 to 2·5)	1 (0·1 to 3·4)	1·2 (0·1 to 3·9)	1·2 (0·1 to 4·3)	1·4 (0·1 to 5·1)
Extensively drug-resistant tuberculosis	0 (0 to 0)	0 (0 to 0)	0 (0 to 0)	0 (0 to 0)	0 (0 to 0)	0 (0 to 0)	0 (0 to 0)	0 (0 to 0)	0 (0 to 0·1)	0 (0 to 0·1)	0 (0 to 0·1)
Lower respiratory infections	80·8 (37·3 to 151)	84·3 (37·1 to 146)	433 (222 to 734)	94·7 (40·7 to 171)	55·9 (35·1 to 83·5)	35·1 (23·3 to 52·8)	44·7 (28·8 to 64·7)	46 (28 to 71·3)	48·2 (28·5 to 73·6)	47·6 (27·3 to 75·5)	52·3 (30·8 to 83·2)
Upper respiratory infections	0 (0 to 0)	0·1 (0·1 to 0·2)	1·7 (0·9 to 2·8)	7·7 (4·3 to 12·7)	8·8 (4·7 to 15·4)	9·3 (4·9 to 16·3)	8·4 (4·3 to 14·9)	6·5 (3·5 to 11·2)	5·3 (2·8 to 8·8)	4·7 (2·5 to 8)	4·2 (2·1 to 7)
Otitis media	0 (0 to 0)	0 (0 to 0)	0·5 (0·3 to 1)	4·6 (2·4 to 8·2)	3·9 (1·9 to 7·3)	2 (1 to 3·6)	2·5 (1·2 to 4·4)	2·6 (1·2 to 5)	2·2 (1 to 4·1)	1·8 (0·8 to 3·5)	1·6 (0·8 to 3)
Enteric infections	2·8 (0·8 to 7·3)	10·2 (3·2 to 27)	110 (45·5 to 247)	154 (91·2 to 246)	81·2 (52 to 125)	52·3 (33·5 to 77·9)	35·7 (22·8 to 55·4)	26·6 (16·5 to 41·4)	22·6 (14·7 to 35·9)	21·5 (13·7 to 33)	20·7 (13·5 to 32·6)
Diarrheal diseases	2·8 (0·8 to 7·3)	9·1 (2·4 to 26·3)	88·6 (28·1 to 225)	76·8 (40·1 to 150)	33 (19·7 to 53·6)	24·4 (15 to 38·2)	20·4 (13 to 33·3)	18·3 (10·7 to 31·7)	17 (10·2 to 27·4)	17·2 (10·4 to 27·3)	17·2 (10·7 to 28·8)
Typhoid and paratyphoid	0 (0 to 0)	0 (0 to 0)	0·4 (0·1 to 0·9)	31·8 (9 to 79·2)	32·4 (11·6 to 69·7)	23·1 (8·9 to 47·4)	12·9 (4·5 to 27·5)	6·3 (2·2 to 14·2)	3·6 (1·4 to 7·8)	2·1 (0·8 to 4·5)	1·4 (0·5 to 2·7)
Typhoid fever	0 (0 to 0)	0 (0 to 0)	0·4 (0·1 to 0·9)	31·6 (9 to 78·6)	32·2 (11·5 to 69·4)	23 (8·8 to 47·1)	12·9 (4·4 to 27·4)	6·2 (2·1 to 14·1)	3·6 (1·4 to 7·8)	2·1 (0·8 to 4·5)	1·3 (0·5 to 2·7)
Paratyphoid fever	0 (0 to 0)	0 (0 to 0)	0 (0 to 0)	0·2 (0 to 0·4)	0·2 (0 to 0·4)	0·1 (0 to 0·3)	0·1 (0 to 0·1)	0 (0 to 0·1)	0 (0 to 0)	0 (0 to 0)	0 (0 to 0)
Invasive Non-typhoidal Salmonella (iNTS)	0 (0 to 0)	1·1 (0·5 to 2)	20·6 (10·5 to 36·5)	45·3 (18·8 to 91·2)	15·7 (6·9 to 30·7)	4·7 (1·8 to 9·3)	2·3 (0·8 to 4·8)	2 (0·7 to 4·2)	2·1 (0·7 to 4·5)	2·1 (0·8 to 4·3)	2·1 (0·9 to 4·3)
Other intestinal infectious diseases	0 (0 to 0)	0 (0 to 0)	0·4 (0 to 1·9)	0·4 (0 to 1·4)	0·2 (0 to 0·6)	0·1 (0 to 0·4)	0·1 (0 to 0·2)	0 (0 to 0·1)	0 (0 to 0)	0 (0 to 0·1)	0 (0 to 0·1)
Neglected tropical diseases and malaria	9 (2·1 to 24·5)	22 (7·8 to 49·6)	214 (78·7 to 453)	190 (81·2 to 358)	35·6 (20·3 to 66·2)	27·5 (17·7 to 42·5)	58·6 (31·5 to 103)	44·9 (24·4 to 78·5)	29·5 (18·1 to 47·8)	26·2 (16·2 to 43·2)	26·1 (15·1 to 44·6)
Malaria	0 (0 to 0)	14·9 (3·8 to 39·5)	167 (45·8 to 386)	124 (35·7 to 290)	7·4 (4·4 to 11·3)	8·6 (5·3 to 12·5)	43·5 (18·5 to 87)	31 (13·4 to 63·3)	17·4 (8·4 to 34·1)	15·5 (7·2 to 31·2)	15·5 (6·8 to 31·9)
Chagas disease	0 (0 to 0)	0 (0 to 0)	0 (0 to 0)	0 (0 to 0)	0 (0 to 0)	0 (0 to 0)	0 (0 to 0)	0 (0 to 0)	0 (0 to 0)	0 (0 to 0)	0 (0 to 0)
Leishmaniasis	0 (0 to 0)	0 (0 to 0)	0 (0 to 0)	0 (0 to 0)	0 (0 to 0)	0 (0 to 0)	0 (0 to 0)	0 (0 to 0)	0 (0 to 0)	0 (0 to 0)	0 (0 to 0)
Visceral leishmaniasis	0 (0 to 0)	0 (0 to 0)	0 (0 to 0)	0 (0 to 0)	0 (0 to 0)	0 (0 to 0)	0 (0 to 0)	0 (0 to 0)	0 (0 to 0)	0 (0 to 0)	0 (0 to 0)
Cutaneous and mucocutaneous leishmaniasis	0 (0 to 0)	0 (0 to 0)	0 (0 to 0)	0 (0 to 0)	0 (0 to 0)	0 (0 to 0)	0 (0 to 0)	0 (0 to 0)	0 (0 to 0)	0 (0 to 0)	0 (0 to 0)
African trypanosomiasis	0 (0 to 0)	0 (0 to 0)	0 (0 to 0)	0 (0 to 0)	0 (0 to 0)	0 (0 to 0)	0 (0 to 0)	0 (0 to 0)	0 (0 to 0)	0 (0 to 0)	0 (0 to 0)
Schistosomiasis	0 (0 to 0)	0 (0 to 0)	0 (0 to 0)	0 (0 to 0·1)	0 (0 to 0·2)	0·1 (0 to 0·3)	0·1 (0 to 0·4)	0·1 (0 to 0·6)	0·1 (0 to 0·6)	0·1 (0 to 0·6)	0·2 (0 to 1)
Cysticercosis	0 (0 to 0)	0 (0 to 0)	0 (0 to 0)	0 (0 to 0)	0·1 (0 to 0·3)	0·4 (0·1 to 1)	1·7 (0·3 to 4·5)	3·4 (1 to 8)	3·8 (1·2 to 8·3)	3·3 (1·1 to 7)	2·9 (1 to 6)
Cystic echinococcosis	0 (0 to 0)	0 (0 to 0)	0 (0 to 0)	0 (0 to 0)	0 (0 to 0·1)	0 (0 to 0)	0 (0 to 0)	0 (0 to 0)	0 (0 to 0)	0 (0 to 0)	0 (0 to 0)
Lymphatic filariasis	0 (0 to 0)	0 (0 to 0)	0 (0 to 0)	0 (0 to 0)	2·6 (1·5 to 4)	2·7 (1·5 to 4·2)	2·5 (1·4 to 3·8)	2·1 (1·2 to 3·2)	1·9 (1·1 to 2·8)	1·7 (1 to 2·7)	1·5 (0·9 to 2·4)
Onchocerciasis	0 (0 to 0)	0 (0 to 0)	0 (0 to 0)	0 (0 to 0)	0 (0 to 0)	0 (0 to 0)	0 (0 to 0)	0 (0 to 0)	0 (0 to 0)	0 (0 to 0)	0 (0 to 0)
Trachoma	0 (0 to 0)	0 (0 to 0)	0 (0 to 0)	0 (0 to 0)	0 (0 to 0)	0 (0 to 0)	0 (0 to 0)	0 (0 to 0)	0 (0 to 0)	0 (0 to 0)	0 (0 to 0)
Dengue	0 (0 to 0)	0 (0 to 0)	0·2 (0 to 0·5)	0·4 (0 to 1·4)	1 (0 to 3·4)	1 (0 to 3·4)	0·8 (0 to 2·7)	0·7 (0 to 2·2)	0·5 (0 to 1·8)	0·5 (0 to 1·5)	0·4 (0 to 1·3)
Yellow fever	0 (0 to 0)	0 (0 to 0)	0·1 (0 to 0·4)	0·9 (0·1 to 3·5)	2·5 (0·4 to 8·3)	2·1 (0·3 to 7·4)	1·6 (0·2 to 5·7)	1·2 (0·2 to 4·5)	0·9 (0·1 to 2·8)	0·6 (0·1 to 2·3)	0·5 (0·1 to 1·8)
Rabies	0 (0 to 0)	0 (0 to 0)	0 (0 to 0·2)	0·5 (0 to 2·2)	0·7 (0·1 to 2·5)	0·5 (0·1 to 1·9)	0·5 (0·1 to 1·5)	0·3 (0 to 1)	0·1 (0 to 0·4)	0·4 (0·1 to 1·6)	0·8 (0·1 to 2·6)
Intestinal nematode infections	0 (0 to 0)	0 (0 to 0)	0·2 (0 to 1·2)	1·5 (0·5 to 4)	2·3 (1·1 to 4·7)	1·5 (0·8 to 2·7)	2·8 (1·3 to 5·2)	1·9 (1 to 3·2)	1·2 (0·7 to 2·2)	0·9 (0·5 to 1·5)	0·9 (0·5 to 1·5)
Ascariasis	0 (0 to 0)	0 (0 to 0)	0·2 (0 to 1·2)	1·1 (0·3 to 3·6)	1·5 (0·5 to 3·6)	0·8 (0·3 to 1·5)	0·6 (0·2 to 1·1)	0·4 (0·2 to 0·8)	0·3 (0·2 to 0·7)	0·3 (0·1 to 0·6)	0·3 (0·1 to 0·5)
Trichuriasis	0 (0 to 0)	0 (0 to 0)	0 (0 to 0)	0·1 (0 to 0·2)	0·2 (0·1 to 0·5)	0·2 (0·1 to 0·4)	0·2 (0·1 to 0·5)	0·2 (0·1 to 0·4)	0·1 (0 to 0·2)	0·1 (0 to 0·2)	0·1 (0 to 0·1)
Hookworm disease	0 (0 to 0)	0 (0 to 0)	0 (0 to 0)	0·3 (0·1 to 0·5)	0·6 (0·2 to 1·1)	0·5 (0·2 to 1)	2 (0·8 to 4)	1·3 (0·6 to 2·4)	0·8 (0·3 to 1·5)	0·5 (0·2 to 1)	0·6 (0·2 to 1)
Food-borne trematodiases	0 (0 to 0)	0 (0 to 0)	0 (0 to 0)	0 (0 to 0)	0 (0 to 0)	0 (0 to 0)	0 (0 to 0)	0 (0 to 0)	0 (0 to 0)	0 (0 to 0)	0 (0 to 0)
Leprosy	0 (0 to 0)	0 (0 to 0)	0 (0 to 0)	0 (0 to 0)	0 (0 to 0)	0 (0 to 0)	0 (0 to 0)	0 (0 to 0)	0 (0 to 0)	0 (0 to 0)	0 (0 to 0)
Ebola	0 (0 to 0)	0 (0 to 0)	0 (0 to 0)	0 (0 to 0)	0 (0 to 0)	0 (0 to 0)	0 (0 to 0)	0 (0 to 0)	0 (0 to 0)	0 (0 to 0)	0 (0 to 0)
Zika virus	0 (0 to 0)	0 (0 to 0)	0 (0 to 0)	0 (0 to 0)	0 (0 to 0)	0 (0 to 0)	0 (0 to 0)	0 (0 to 0)	0 (0 to 0)	0 (0 to 0)	0 (0 to 0)
Guinea worm disease	0 (0 to 0)	0 (0 to 0)	0 (0 to 0)	0 (0 to 0)	0 (0 to 0)	0 (0 to 0)	0 (0 to 0)	0 (0 to 0)	0 (0 to 0)	0 (0 to 0)	0 (0 to 0)
Other neglected tropical diseases	9 (2·1 to 24·5)	7·1 (1·7 to 20)	46 (10·1 to 151)	61·9 (14·7 to 182)	19 (6·2 to 48·4)	10·5 (4·1 to 23·4)	5·1 (2·2 to 10·5)	4·3 (2 to 8·8)	3·6 (1·4 to 8·2)	3 (1·2 to 7)	3·3 (1·3 to 8·7)
Other infectious diseases	14·5 (7·5 to 27·1)	18·8 (9·6 to 36·1)	183 (86·8 to 335)	161 (79·8 to 291)	49·8 (32·3 to 76)	31·2 (22·3 to 43·5)	32·7 (22·3 to 46·2)	22·9 (15·4 to 32·5)	17·2 (12·2 to 24·1)	20·6 (13·8 to 30·5)	19·4 (12·8 to 29·5)
Meningitis	4·9 (2 to 10·6)	8·2 (3 to 19·2)	43·9 (17·9 to 89·8)	12·7 (5·4 to 31·6)	12 (7·6 to 18·4)	12·9 (8·3 to 19·4)	12·9 (8·1 to 19·9)	9·7 (5·7 to 15·3)	7·7 (4·6 to 12·1)	7·5 (4·3 to 12·1)	8·1 (4·3 to 13·8)
Encephalitis	1·1 (0·3 to 2·6)	3·9 (1·1 to 10)	33 (10·3 to 83·6)	27·7 (5·2 to 74·4)	11·9 (4·4 to 29)	6·7 (3·1 to 13·7)	11·3 (5·1 to 21·5)	5 (2·4 to 9·2)	3·5 (1·7 to 6·4)	7·1 (3·2 to 13·3)	4·4 (2·2 to 9)
Diphtheria	0 (0 to 0)	0 (0 to 0)	0·1 (0 to 0·4)	0·1 (0 to 0·4)	0·1 (0 to 0·2)	0 (0 to 0·1)	0 (0 to 0)	0 (0 to 0)	0 (0 to 0)	0 (0 to 0)	0 (0 to 0)
Tetanus	2·2 (0·6 to 7·1)	3·7 (0·7 to 11·8)	1·1 (0·2 to 3·1)	5·2 (0·9 to 17·9)	3·4 (0·6 to 10·2)	2·4 (0·4 to 7·5)	2·4 (0·4 to 7·3)	2·5 (0·4 to 8·6)	1·7 (0·3 to 4·9)	2·1 (0·4 to 6·6)	2·2 (0·3 to 6·3)
Measles	0 (0 to 0)	0 (0 to 0)	9·8 (2·8 to 24)	21·5 (5·8 to 54·9)	4·5 (1·3 to 10·9)	1·1 (0·3 to 2·8)	0·3 (0·1 to 0·8)	0·2 (0 to 0·4)	0·1 (0 to 0·2)	0 (0 to 0·1)	0 (0 to 0·1)
Varicella and herpes zoster	0·1 (0 to 0·5)	0·5 (0 to 1·6)	4·3 (0·3 to 13·3)	5·6 (0·6 to 17·5)	2·6 (0·3 to 7·4)	0·9 (0·2 to 2·6)	0·5 (0·1 to 1·1)	0·4 (0·1 to 1)	0·4 (0·1 to 0·9)	0·4 (0·1 to 1)	0·4 (0·1 to 0·9)
Acute hepatitis	0 (0 to 0)	0 (0 to 0)	1·2 (0·4 to 3·2)	1·2 (0·4 to 4·5)	1·6 (0·8 to 2·6)	1·6 (0·9 to 2·7)	1·6 (0·9 to 2·7)	2 (1 to 3·7)	1·6 (0·8 to 2·8)	1·6 (0·8 to 2·7)	2·4 (1·3 to 4·8)
Acute hepatitis A	0 (0 to 0)	0 (0 to 0)	0 (0 to 0·2)	0·3 (0·1 to 0·6)	0·9 (0·4 to 1·6)	0·9 (0·5 to 1·5)	0·6 (0·3 to 1·1)	0·4 (0·2 to 0·7)	0·3 (0·1 to 0·5)	0·2 (0·1 to 0·3)	0·6 (0·2 to 1·7)
Acute hepatitis B	0 (0 to 0)	0 (0 to 0)	1·1 (0·4 to 3)	0·8 (0·1 to 3·4)	0·5 (0·1 to 1·4)	0·6 (0·2 to 1·4)	0·7 (0·3 to 1·6)	1·4 (0·5 to 2·8)	1·1 (0·5 to 2·1)	1·2 (0·5 to 2·2)	1·3 (0·6 to 2·6)
Acute hepatitis C	0 (0 to 0)	0 (0 to 0)	0 (0 to 0·1)	0·1 (0 to 0·3)	0·1 (0 to 0·3)	0 (0 to 0·1)	0·2 (0 to 0·5)	0·2 (0 to 0·5)	0·1 (0 to 0·3)	0·1 (0 to 0·4)	0·5 (0·1 to 1·2)
Acute hepatitis E	0 (0 to 0)	0 (0 to 0)	0 (0 to 0·1)	0·1 (0 to 0·3)	0·1 (0 to 0·1)	0·1 (0 to 0·2)	0·1 (0 to 0·2)	0·1 (0 to 0·1)	0·1 (0 to 0·2)	0 (0 to 0·1)	0 (0 to 0)
Other unspecified infectious diseases	6·1 (2 to 15·5)	2·6 (0·9 to 5·8)	16·7 (4·5 to 49·7)	17·8 (5·8 to 44·6)	4·6 (1·9 to 9)	3·9 (1·4 to 8·7)	3·3 (1·7 to 5·8)	2·8 (1·7 to 4·5)	2·2 (1·2 to 3·5)	1·8 (1 to 2·9)	1·8 (1 to 3)
Maternal and neonatal disorders	1,200 (848 to 1,610)	245 (146 to 362)	105 (53 to 214)	75·2 (55·3 to 103)	63·9 (47·1 to 83)	64·8 (48·3 to 83·4)	94·2 (71·3 to 125)	100 (73·3 to 133)	103 (74 to 145)	94·4 (67·8 to 132)	82·7 (59·3 to 119)
Maternal disorders	0 (0 to 0)	0 (0 to 0)	0 (0 to 0)	0 (0 to 0)	0 (0 to 0)	1·9 (0·6 to 4·8)	41·8 (24 to 68·6)	59·3 (36·1 to 91·6)	69·3 (41·6 to 109)	65·6 (40·1 to 103)	59·3 (36·5 to 94·1)
Maternal hemorrhage	0 (0 to 0)	0 (0 to 0)	0 (0 to 0)	0 (0 to 0)	0 (0 to 0)	0·1 (0 to 0·3)	5 (2·8 to 8·3)	9·7 (5·9 to 15·5)	8·7 (5·2 to 14)	9·4 (5·6 to 15·1)	8·5 (4·9 to 13·8)
Maternal sepsis and other maternal infections	0 (0 to 0)	0 (0 to 0)	0 (0 to 0)	0 (0 to 0)	0 (0 to 0)	0·1 (0 to 0·2)	2·1 (1·1 to 3·7)	3·1 (1·7 to 5·6)	3·3 (1·7 to 5·8)	2·9 (1·5 to 5·1)	2·5 (1·3 to 4·5)
Maternal hypertensive disorders	0 (0 to 0)	0 (0 to 0)	0 (0 to 0)	0 (0 to 0)	0 (0 to 0)	0·3 (0·1 to 0·8)	5·7 (3·1 to 9·4)	7·3 (4·3 to 11)	10·5 (6·3 to 16·7)	8·8 (5·5 to 13·7)	6·8 (4·3 to 10·8)
Maternal obstructed labor and uterine rupture	0 (0 to 0)	0 (0 to 0)	0 (0 to 0)	0 (0 to 0)	0 (0 to 0)	0·2 (0 to 0·4)	3·6 (1·6 to 6·8)	5·7 (2·6 to 10·8)	7·3 (3·5 to 13·4)	7·4 (3·7 to 13·7)	6·9 (3·5 to 12·9)
Maternal abortion and miscarriage	0 (0 to 0)	0 (0 to 0)	0 (0 to 0)	0 (0 to 0)	0 (0 to 0)	0·2 (0·1 to 0·7)	2·5 (1 to 5)	2·5 (1·1 to 4·7)	2·6 (1·2 to 5·2)	2·4 (1 to 4·9)	2·5 (1·1 to 4·9)
Ectopic pregnancy	0 (0 to 0)	0 (0 to 0)	0 (0 to 0)	0 (0 to 0)	0 (0 to 0)	0·2 (0 to 0·4)	2·3 (1·1 to 4·4)	2·7 (1·2 to 4·8)	3·2 (1·6 to 5·8)	2·9 (1·4 to 5·3)	2·5 (1·3 to 4·7)
Indirect maternal deaths	--	--	--	--	--	0·3 (0·1 to 0·8)	7·6 (3·6 to 14·2)	10·2 (4·9 to 17·4)	12 (5·8 to 21·2)	10·8 (5·5 to 19·6)	9·6 (5·2 to 17·2)
Late maternal deaths	--	--	--	--	--	0·3 (0·1 to 0·7)	6·8 (3·2 to 12·7)	9·4 (4·6 to 16·8)	11·8 (5·6 to 22)	10·9 (5·1 to 20·4)	10·3 (5·1 to 18·5)
Maternal deaths aggravated by HIV/AIDS	--	--	--	--	--	0 (0 to 0)	0 (0 to 0)	0 (0 to 0)	0 (0 to 0)	0 (0 to 0)	0 (0 to 0)
Neonatal disorders	1,200 (848 to 1,610)	245 (146 to 362)	105 (53 to 214)	75·2 (55·3 to 103)	63·9 (47·1 to 83)	62·9 (46·5 to 81·6)	52·4 (38·9 to 68·2)	40·6 (30·1 to 52·4)	33·5 (24·7 to 43·6)	28·8 (21·6 to 38·1)	23·4 (17·4 to 31)
Neonatal preterm birth	370 (166 to 625)	40·8 (15·7 to 80·8)	23·8 (12·2 to 48·9)	29·9 (21·3 to 39·6)	35·1 (25·1 to 47·4)	34·1 (24·4 to 45·4)	27·9 (19·9 to 37·5)	21·2 (15 to 28·7)	17·4 (12·3 to 23·8)	14·8 (10·5 to 20·4)	11·9 (8·3 to 16·1)
Neonatal encephalopathy due to birth asphyxia and trauma	466 (239 to 790)	33 (12·1 to 76·6)	10·4 (4·2 to 29·6)	15·1 (9·2 to 25)	18·9 (12 to 27·8)	18·8 (11·6 to 28)	16·1 (10 to 23·5)	12·6 (7·8 to 18·5)	10·5 (6·3 to 15·8)	9·1 (5·5 to 13·7)	7·5 (4·6 to 11·2)
Neonatal sepsis and other neonatal infections	258 (93·9 to 504)	133 (68·1 to 219)	32·5 (10·7 to 81·5)	9·6 (4·9 to 18·7)	8·9 (4·5 to 14·8)	9 (4·7 to 14·9)	7·6 (3·9 to 12·8)	6·1 (3·1 to 10)	5 (2·6 to 8·4)	4·4 (2·2 to 7·4)	3·6 (1·9 to 5·9)
Hemolytic disease and other neonatal jaundice	8·2 (3·5 to 16·3)	3·5 (1·5 to 7·1)	1·8 (0·5 to 5·5)	0·9 (0·6 to 1·2)	1 (0·7 to 1·2)	1 (0·7 to 1·2)	0·8 (0·6 to 1·1)	0·7 (0·5 to 0·8)	0·5 (0·4 to 0·7)	0·5 (0·3 to 0·6)	0·4 (0·3 to 0·5)
Other neonatal disorders	99·9 (37·2 to 191)	34·6 (13·9 to 69·7)	36·8 (15·1 to 75·9)	19·7 (14·6 to 26·2)	0 (0 to 0)	0 (0 to 0)	0 (0 to 0)	0 (0 to 0)	0 (0 to 0)	0 (0 to 0)	0 (0 to 0)
Nutritional deficiencies	0·2 (0·1 to 0·4)	3·5 (2 to 5·4)	138 (67·8 to 262)	147 (87·3 to 230)	61·8 (22·6 to 136)	58·3 (20·5 to 135)	49·8 (20·6 to 98·3)	45·7 (24 to 80·1)	37·1 (18·2 to 62·4)	28·3 (12·9 to 48·8)	29 (13·6 to 48·4)
Protein-energy malnutrition	0·2 (0·1 to 0·3)	0·6 (0·4 to 0·8)	103 (40·7 to 223)	51·4 (23·3 to 98·5)	8·7 (4·4 to 15·4)	4·5 (2·2 to 8·6)	3·2 (1·8 to 5·4)	2·8 (1·6 to 4·5)	2·2 (1·1 to 3·9)	2 (1·2 to 3·1)	3·2 (1·9 to 5·1)
Iodine deficiency	0 (0 to 0)	0 (0 to 0)	0 (0 to 0)	0·1 (0 to 0·2)	0·7 (0·3 to 1·2)	1·6 (0·6 to 3·2)	2·1 (0·9 to 3·8)	2·1 (1 to 3·9)	2·1 (1 to 3·7)	2 (1 to 3·7)	1·8 (0·9 to 3·2)
Vitamin A deficiency	0 (0 to 0·1)	0·5 (0·2 to 1)	1·8 (0·8 to 3·3)	7·2 (3·1 to 14·1)	6 (2 to 13·7)	4 (1·5 to 8·8)	0·6 (0·2 to 1·3)	0·4 (0·1 to 0·9)	0·4 (0·1 to 0·8)	0·3 (0·1 to 0·6)	0·2 (0·1 to 0·5)
Dietary iron deficiency	0 (0 to 0·1)	2·5 (1·3 to 3·9)	28·7 (15 to 47·6)	86·1 (41 to 150)	46 (10·4 to 116)	47·7 (12·4 to 120)	43·2 (14·5 to 90·6)	39·6 (18·9 to 72·3)	30·1 (11·9 to 55)	23·3 (9 to 43·1)	23·3 (8·5 to 41·9)
Other nutritional deficiencies	0 (0 to 0)	0 (0 to 0)	4·8 (1·2 to 12·8)	2·5 (0·9 to 6·9)	0·5 (0·2 to 0·8)	0·5 (0·2 to 1)	0·7 (0·4 to 1·3)	0·7 (0·4 to 1·2)	2·3 (1·2 to 4·2)	0·7 (0·4 to 1·1)	0·6 (0·3 to 0·9)
Non-communicable diseases	193 (105 to 333)	113 (62 to 181)	562 (363 to 841)	403 (285 to 554)	433 (339 to 546)	682 (516 to 898)	924 (709 to 1,190)	878 (683 to 1,110)	918 (714 to 1,160)	1,030 (809 to 1,280)	1,110 (892 to 1,390)
Neoplasms	7 (2·6 to 16·1)	18·6 (3·4 to 57·8)	83·6 (29·8 to 185)	47·2 (13·9 to 96·4)	48·1 (30·3 to 69·8)	41·6 (29·4 to 57·7)	34·2 (25·1 to 45·8)	39·8 (27·2 to 56)	59·3 (40·4 to 86)	96·7 (67·7 to 137)	147 (103 to 206)
Lip and oral cavity cancer	0 (0 to 0)	0 (0 to 0)	0 (0 to 0)	0 (0 to 0)	0·2 (0·1 to 0·2)	0·1 (0·1 to 0·2)	0·1 (0·1 to 0·1)	0·1 (0·1 to 0·2)	0·2 (0·1 to 0·4)	0·3 (0·2 to 0·5)	0·5 (0·3 to 0·8)
Nasopharynx cancer	0 (0 to 0)	0 (0 to 0)	0 (0 to 0)	0 (0 to 0)	0·1 (0·1 to 0·2)	0·1 (0·1 to 0·2)	0·1 (0·1 to 0·1)	0·1 (0·1 to 0·2)	0·1 (0·1 to 0·2)	0·1 (0·1 to 0·2)	0·2 (0·1 to 0·3)
Other pharynx cancer	0 (0 to 0)	0 (0 to 0)	0 (0 to 0)	0 (0 to 0)	0 (0 to 0)	0 (0 to 0)	0 (0 to 0)	0·1 (0·1 to 0·1)	0·1 (0 to 0·1)	0 (0 to 0·1)	0·1 (0 to 0·1)
Esophageal cancer	0 (0 to 0)	0 (0 to 0)	0 (0 to 0)	0 (0 to 0)	0 (0 to 0)	0 (0 to 0)	0 (0 to 0)	0·1 (0·1 to 0·2)	0·3 (0·1 to 0·5)	0·4 (0·2 to 0·7)	0·8 (0·4 to 1·4)
Stomach cancer	0 (0 to 0)	0 (0 to 0)	0 (0 to 0)	0 (0 to 0)	0 (0 to 0)	0 (0 to 0)	0·7 (0·4 to 1·1)	1·2 (0·7 to 2)	1·8 (1 to 2·9)	2·5 (1·4 to 4·1)	5·3 (3 to 8·9)
Colon and rectum cancer	0 (0 to 0)	0 (0 to 0)	0 (0 to 0)	0 (0 to 0)	0·4 (0·2 to 0·9)	0·5 (0·2 to 0·9)	0·7 (0·3 to 1·2)	1·1 (0·5 to 2·1)	1·7 (0·8 to 3)	3·1 (1·5 to 5·5)	7·4 (3·8 to 12·8)
Liver cancer	0 (0 to 0·1)	0 (0 to 0·2)	0·2 (0·1 to 0·6)	0·3 (0·1 to 0·6)	0·3 (0·2 to 0·5)	0·3 (0·2 to 0·4)	0·3 (0·1 to 0·8)	0·3 (0·1 to 0·6)	0·9 (0·4 to 1·8)	1·3 (0·6 to 2·5)	1·9 (0·8 to 3·6)
Liver cancer due to hepatitis B	0 (0 to 0)	0 (0 to 0)	0 (0 to 0)	0 (0 to 0)	0 (0 to 0)	0 (0 to 0·1)	0·1 (0 to 0·3)	0·2 (0·1 to 0·3)	0·6 (0·2 to 1·1)	0·8 (0·4 to 1·6)	1·1 (0·5 to 2·3)
Liver cancer due to hepatitis C	0 (0 to 0)	0 (0 to 0)	0 (0 to 0)	0 (0 to 0)	0 (0 to 0)	0 (0 to 0)	0 (0 to 0)	0 (0 to 0)	0 (0 to 0·1)	0·1 (0 to 0·2)	0·2 (0·1 to 0·4)
Liver cancer due to alcohol use	0 (0 to 0)	0 (0 to 0)	0 (0 to 0)	0 (0 to 0)	0 (0 to 0)	0 (0 to 0)	0 (0 to 0)	0 (0 to 0)	0 (0 to 0·1)	0·1 (0 to 0·2)	0·2 (0·1 to 0·4)
Liver cancer due to NASH	0 (0 to 0)	0 (0 to 0)	0 (0 to 0)	0 (0 to 0)	0 (0 to 0)	0 (0 to 0)	0·1 (0 to 0·2)	0·1 (0 to 0·1)	0·1 (0 to 0·3)	0·2 (0·1 to 0·3)	0·2 (0·1 to 0·5)
Liver cancer due to other causes	0 (0 to 0·1)	0 (0 to 0·2)	0·2 (0·1 to 0·6)	0·3 (0·1 to 0·6)	0·3 (0·2 to 0·5)	0·2 (0·1 to 0·3)	0·1 (0 to 0·3)	0·1 (0 to 0·2)	0·2 (0·1 to 0·3)	0·2 (0·1 to 0·4)	0·2 (0·1 to 0·5)
Gallbladder and biliary tract cancer	0 (0 to 0)	0 (0 to 0)	0 (0 to 0)	0 (0 to 0)	0 (0 to 0)	0 (0 to 0)	0 (0 to 0)	0·1 (0·1 to 0·2)	0·2 (0·1 to 0·3)	0·3 (0·1 to 0·5)	0·5 (0·2 to 1)
Pancreatic cancer	0 (0 to 0)	0 (0 to 0)	0 (0 to 0)	0 (0 to 0)	0 (0 to 0)	0 (0 to 0)	0·1 (0·1 to 0·1)	0·1 (0·1 to 0·2)	0·5 (0·2 to 0·8)	0·6 (0·3 to 0·9)	1·5 (0·8 to 2·4)
Larynx cancer	0 (0 to 0)	0 (0 to 0)	0 (0 to 0)	0 (0 to 0)	0 (0 to 0)	0 (0 to 0)	0 (0 to 0)	0·1 (0·1 to 0·1)	0·1 (0 to 0·1)	0 (0 to 0·1)	0 (0 to 0·1)
Tracheal, bronchus, and lung cancer	0 (0 to 0)	0 (0 to 0)	0 (0 to 0)	0 (0 to 0)	0 (0 to 0)	2·4 (0·8 to 4·9)	3·3 (1·5 to 6·1)	4 (1·6 to 7·5)	3·7 (1·7 to 6·5)	7·8 (3·8 to 13·4)	7·8 (3·9 to 13)
Malignant skin melanoma	0 (0 to 0)	0 (0 to 0)	0 (0 to 0)	0·1 (0·1 to 0·2)	0·1 (0·1 to 0·2)	0·1 (0·1 to 0·2)	0·2 (0·1 to 0·3)	0·2 (0·1 to 0·5)	0·3 (0·1 to 0·5)	0·4 (0·2 to 0·7)	0·5 (0·3 to 0·9)
Non-melanoma skin cancer	0 (0 to 0)	0 (0 to 0)	0 (0 to 0)	0 (0 to 0)	0 (0 to 0)	0 (0 to 0)	0 (0 to 0)	0·1 (0·1 to 0·1)	0·1 (0 to 0·1)	0·1 (0 to 0·1)	0·1 (0 to 0·2)
Non-melanoma skin cancer (squamous-cell carcinoma)	0 (0 to 0)	0 (0 to 0)	0 (0 to 0)	0 (0 to 0)	0 (0 to 0)	0 (0 to 0)	0 (0 to 0)	0·1 (0·1 to 0·1)	0·1 (0 to 0·1)	0·1 (0 to 0·1)	0·1 (0 to 0·2)
Non-melanoma skin cancer (basal-cell carcinoma)	0 (0 to 0)	0 (0 to 0)	0 (0 to 0)	0 (0 to 0)	0 (0 to 0)	0 (0 to 0)	0 (0 to 0)	0 (0 to 0)	0 (0 to 0)	0 (0 to 0)	0 (0 to 0)
Breast cancer	0 (0 to 0)	0 (0 to 0)	0 (0 to 0)	0 (0 to 0)	0 (0 to 0)	0 (0 to 0)	0·6 (0·3 to 1·2)	3 (1·6 to 5)	6 (3·4 to 10·2)	16·1 (9 to 27·6)	38·4 (22·2 to 62·3)
Cervical cancer	0 (0 to 0)	0 (0 to 0)	0 (0 to 0)	0 (0 to 0)	0 (0 to 0)	0 (0 to 0)	1·2 (0·5 to 2·5)	6·8 (3·4 to 13)	20·7 (10 to 37·5)	36·8 (20·1 to 66·1)	57·9 (33·1 to 95·4)
Uterine cancer	0 (0 to 0)	0 (0 to 0)	0 (0 to 0)	0 (0 to 0)	0 (0 to 0)	0 (0 to 0)	0 (0 to 0)	0·3 (0·1 to 0·5)	0·8 (0·3 to 1·6)	0·6 (0·3 to 1·1)	0·5 (0·2 to 1)
Ovarian cancer	0 (0 to 0)	0 (0 to 0)	0 (0 to 0)	0 (0 to 0)	2·2 (0·6 to 4·5)	2·6 (0·9 to 4·9)	3·6 (1·3 to 7·7)	5·4 (1·8 to 10·7)	3·2 (1·1 to 6·7)	5·3 (2 to 10·5)	6·3 (2·6 to 12·9)
Prostate cancer	0 (0 to 0)	0 (0 to 0)	0 (0 to 0)	0 (0 to 0)	0 (0 to 0)	0 (0 to 0)	0 (0 to 0)	0 (0 to 0)	0 (0 to 0)	0 (0 to 0)	0 (0 to 0)
Testicular cancer	--	--	--	--	--	--	--	--	--	--	--
Kidney cancer	0·1 (0 to 0·2)	0 (0 to 0·1)	0·2 (0 to 0·4)	1 (0·2 to 2·6)	0·9 (0·3 to 2)	0·4 (0·2 to 0·8)	0·2 (0·1 to 0·3)	0·1 (0·1 to 0·2)	0·2 (0·1 to 0·3)	0·2 (0·1 to 0·4)	0·5 (0·2 to 0·9)
Bladder cancer	0 (0 to 0)	0 (0 to 0)	0 (0 to 0)	0 (0 to 0)	0 (0 to 0)	0 (0 to 0)	0·3 (0·1 to 0·7)	0·2 (0·1 to 0·3)	1 (0·5 to 2)	0·3 (0·1 to 0·5)	0·4 (0·2 to 0·7)
Brain and central nervous system cancer	0 (0 to 0·1)	0·1 (0 to 0·2)	0·8 (0·2 to 2)	1·8 (0·2 to 4·5)	3 (0·9 to 6·1)	2·5 (0·9 to 4·7)	1·3 (0·6 to 2·3)	0·7 (0·3 to 1·2)	1 (0·4 to 1·8)	0·8 (0·4 to 1·5)	1 (0·5 to 1·8)
Thyroid cancer	0 (0 to 0)	0 (0 to 0)	0 (0 to 0)	0 (0 to 0)	0·1 (0·1 to 0·2)	0·1 (0·1 to 0·2)	0·1 (0·1 to 0·1)	0·1 (0·1 to 0·1)	0·1 (0 to 0·2)	0·1 (0 to 0·2)	0·1 (0 to 0·3)
Mesothelioma	0 (0 to 0)	0 (0 to 0)	0 (0 to 0)	0 (0 to 0)	0 (0 to 0)	0 (0 to 0)	0 (0 to 0)	0 (0 to 0·1)	0·1 (0 to 0·3)	0·2 (0 to 0·5)	0·3 (0·1 to 1·1)
Hodgkin lymphoma	0 (0 to 0)	0 (0 to 0)	0 (0 to 0)	0·1 (0·1 to 0·2)	0·1 (0·1 to 0·2)	0·2 (0·1 to 0·3)	0·1 (0·1 to 0·2)	0·2 (0·1 to 0·3)	0·2 (0·1 to 0·3)	0·1 (0 to 0·2)	0·1 (0 to 0·1)
Non-Hodgkin lymphoma	0 (0 to 0)	0 (0 to 0)	0 (0 to 0)	1·2 (0·4 to 3·2)	4·3 (1·9 to 9·2)	4 (1·8 to 8·4)	3·2 (1·5 to 5·9)	1·8 (0·8 to 3·6)	4 (2 to 7·4)	3 (1·5 to 5·7)	2·8 (1·5 to 4·8)
Multiple myeloma	0 (0 to 0)	0 (0 to 0)	0 (0 to 0)	0 (0 to 0)	0 (0 to 0)	0 (0 to 0)	0 (0 to 0)	0·1 (0·1 to 0·1)	0·1 (0 to 0·1)	0·1 (0 to 0·2)	0·2 (0·1 to 0·4)
Leukemia	0·3 (0 to 1)	0·3 (0·1 to 1·2)	3·3 (1 to 9·9)	2·5 (0·5 to 7·7)	9 (3·9 to 20·2)	7·1 (3·6 to 12·6)	6·2 (3·5 to 10·8)	4·6 (2·4 to 8·1)	3·8 (2·1 to 6·8)	3·6 (2·2 to 6·5)	4·5 (2·5 to 7·5)
Acute lymphoid leukemia	0·1 (0 to 0·3)	0·1 (0 to 0·2)	0·7 (0·1 to 2·2)	0·6 (0·1 to 2·1)	4·4 (1·1 to 10·8)	2·6 (0·8 to 5·4)	1·7 (0·5 to 3·6)	0·6 (0·2 to 1·3)	2·1 (0·9 to 4)	0·2 (0 to 0·4)	0·9 (0·2 to 1·9)
Chronic lymphoid leukemia	0 (0 to 0)	0 (0 to 0)	0 (0 to 0)	0 (0 to 0)	0 (0 to 0)	0 (0 to 0)	0 (0 to 0)	0·2 (0·1 to 0·3)	0·1 (0 to 0·2)	0·1 (0 to 0·1)	0 (0 to 0·1)
Acute myeloid leukemia	0·1 (0 to 0·2)	0·1 (0 to 0·2)	0·7 (0·2 to 2·1)	0·7 (0·1 to 2·4)	2·6 (0·6 to 6·4)	3 (1·2 to 5·8)	3·3 (1·5 to 5·8)	2·9 (1·4 to 5·2)	0·7 (0·2 to 1·6)	0·6 (0·2 to 1·2)	1·7 (0·5 to 3·3)

Cause	40 to 44	45 to 49	50 to 54	55 to 59	60 to 64	65 to 69	70 to 74	75 to 79	80 to 84	85 to 89	90 to 94	95 plus	Total
All causes	1,480 (1,210 to 1,790)	1,490 (1,240 to 1,770)	1,450 (1,200 to 1,720)	1,460 (1,210 to 1,720)	1,350 (1,150 to 1,570)	1,190 (1,040 to 1,350)	998 (889 to 1,090)	922 (842 to 987)	741 (690 to 781)	408 (377 to 428)	152 (139 to 161)	39·6 (36·5 to 42·1)	25,600
Communicable, maternal, neonatal, and nutritional diseases	232 (175 to 313)	203 (157 to 268)	183 (137 to 237)	178 (131 to 243)	152 (111 to 211)	138 (101 to 187)	136 (100 to 182)	123 (88·6 to 168)	110 (78·7 to 155)	58·4 (40·8 to 82·3)	22·5 (15·8 to 32·7)	6·4 (4·4 to 9)	7,530
HIV/AIDS and sexually transmitted infections	5·5 (3 to 10·3)	3·4 (1·8 to 6·2)	1·7 (0·9 to 2·9)	0·9 (0·5 to 1·8)	0·8 (0·4 to 1·5)	0·4 (0·2 to 0·7)	0·3 (0·1 to 0·4)	0·2 (0·1 to 0·3)	0·1 (0 to 0·2)	0 (0 to 0·1)	0 (0 to 0)	0 (0 to 0)	176
HIV/AIDS	0·6 (0·4 to 0·9)	0·4 (0·3 to 0·6)	0·3 (0·2 to 0·4)	0·2 (0·1 to 0·2)	0·1 (0 to 0·3)	0·1 (0 to 0·2)	0·1 (0 to 0·1)	0 (0 to 0)	0 (0 to 0)	0 (0 to 0)	0 (0 to 0)	0 (0 to 0)	6·2
HIV/AIDS - Drug-susceptible Tuberculosis	0·4 (0·3 to 0·5)	0·3 (0·2 to 0·4)	0·2 (0·1 to 0·3)	0·1 (0·1 to 0·2)	0·1 (0 to 0·2)	0·1 (0 to 0·2)	0 (0 to 0·1)	0 (0 to 0)	0 (0 to 0)	0 (0 to 0)	0 (0 to 0)	0 (0 to 0)	3·8
HIV/AIDS - Multidrug-resistant Tuberculosis without extensive dru	0 (0 to 0·1)	0 (0 to 0·1)	0 (0 to 0)	0 (0 to 0)	0 (0 to 0)	0 (0 to 0)	0 (0 to 0)	0 (0 to 0)	0 (0 to 0)	0 (0 to 0)	0 (0 to 0)	0 (0 to 0)	0·3
HIV/AIDS - Extensively drug-resistant Tuberculosis	0 (0 to 0)	0 (0 to 0)	0 (0 to 0)	0 (0 to 0)	0 (0 to 0)	0 (0 to 0)	0 (0 to 0)	0 (0 to 0)	0 (0 to 0)	0 (0 to 0)	0 (0 to 0)	0 (0 to 0)	0
HIV/AIDS resulting in other diseases	0·2 (0·1 to 0·3)	0·1 (0 to 0·2)	0·1 (0 to 0·1)	0 (0 to 0·1)	0 (0 to 0·1)	0 (0 to 0)	0 (0 to 0)	0 (0 to 0)	0 (0 to 0)	0 (0 to 0)	0 (0 to 0)	0 (0 to 0)	2·2
Sexually transmitted infections excluding HIV	4·9 (2·3 to 9·7)	3 (1·4 to 5·9)	1·4 (0·6 to 2·7)	0·8 (0·3 to 1·6)	0·6 (0·3 to 1·3)	0·3 (0·1 to 0·6)	0·2 (0·1 to 0·4)	0·1 (0·1 to 0·3)	0·1 (0 to 0·2)	0 (0 to 0·1)	0 (0 to 0)	0 (0 to 0)	170
Syphilis	0 (0 to 0·1)	0 (0 to 0·1)	0 (0 to 0·1)	0 (0 to 0)	0 (0 to 0)	0 (0 to 0)	0 (0 to 0)	0 (0 to 0)	0 (0 to 0)	0 (0 to 0)	0 (0 to 0)	0 (0 to 0)	130
Chlamydial infection	0·6 (0·3 to 1·1)	0·3 (0·1 to 0·6)	0·1 (0 to 0·1)	0 (0 to 0)	0 (0 to 0·1)	0 (0 to 0)	0 (0 to 0)	0 (0 to 0)	0 (0 to 0)	0 (0 to 0)	0 (0 to 0)	0 (0 to 0)	4·8
Gonococcal infection	0·3 (0·2 to 0·5)	0·2 (0·1 to 0·5)	0·1 (0 to 0·2)	0 (0 to 0)	0·1 (0 to 0·3)	0 (0 to 0)	0 (0 to 0·1)	0 (0 to 0·1)	0 (0 to 0)	0 (0 to 0)	0 (0 to 0)	0 (0 to 0)	3·3
Trichomoniasis	1·5 (0·5 to 3·7)	1·1 (0·3 to 2·5)	0·6 (0·2 to 1·4)	0·4 (0·1 to 0·8)	0·2 (0·1 to 0·4)	0·1 (0 to 0·3)	0·1 (0 to 0·1)	0 (0 to 0·1)	0 (0 to 0)	0 (0 to 0)	0 (0 to 0)	0 (0 to 0)	13·6
Genital herpes	0·7 (0·2 to 1·7)	0·6 (0·2 to 1·4)	0·4 (0·1 to 1·1)	0·3 (0·1 to 0·8)	0·2 (0·1 to 0·6)	0·2 (0 to 0·4)	0·1 (0 to 0·2)	0·1 (0 to 0·2)	0 (0 to 0·1)	0 (0 to 0)	0 (0 to 0)	0 (0 to 0)	6·1
Other sexually transmitted infections	1·7 (0·9 to 3·1)	0·8 (0·3 to 1·7)	0·1 (0·1 to 0·3)	0 (0 to 0·1)	0·1 (0 to 0·2)	0 (0 to 0)	0 (0 to 0)	0 (0 to 0)	0 (0 to 0)	0 (0 to 0)	0 (0 to 0)	0 (0 to 0)	12·2
Respiratory infections and tuberculosis	87·8 (58 to 130)	85·2 (57·4 to 123)	101 (66·1 to 146)	108 (68·7 to 162)	100 (63·8 to 151)	98·8 (64·4 to 144)	104 (70·2 to 147)	96·3 (64 to 140)	89·8 (59·5 to 134)	46·7 (30·1 to 69·9)	18·1 (11·7 to 26·9)	5·1 (3·3 to 7·6)	2,150
Tuberculosis	20 (11·5 to 36·4)	22·3 (12·8 to 40·3)	21·2 (11·5 to 39·2)	23·1 (12·3 to 43·4)	19·8 (10·8 to 38·2)	16·1 (8·8 to 32·6)	16 (8·9 to 29·4)	11·2 (6·3 to 22·5)	7·3 (3·9 to 15·8)	3·3 (1·8 to 6·7)	0·9 (0·5 to 1·9)	0·3 (0·1 to 0·5)	268
Latent tuberculosis infection	0 (0 to 0)	0 (0 to 0)	0 (0 to 0)	0 (0 to 0)	0 (0 to 0)	0 (0 to 0)	0 (0 to 0)	0 (0 to 0)	0 (0 to 0)	0 (0 to 0)	0 (0 to 0)	0 (0 to 0)	0
Drug-susceptible tuberculosis	18·6 (10·5 to 34·4)	20·6 (11·2 to 37·8)	19·6 (10·5 to 36·4)	21·4 (11·2 to 40·8)	18·3 (10 to 36)	14·9 (7·9 to 29·3)	14·8 (7·9 to 28·5)	10·4 (5·7 to 21·4)	6·8 (3·6 to 14·3)	3 (1·7 to 6·1)	0·8 (0·5 to 1·8)	0·2 (0·1 to 0·5)	249
Multidrug-resistant tuberculosis without extensive drug resistanc	1·4 (0·1 to 5·1)	1·6 (0·2 to 5·9)	1·6 (0·2 to 5·6)	1·7 (0·2 to 6)	1·5 (0·2 to 5·5)	1·2 (0·1 to 4·7)	1·2 (0·1 to 4)	0·8 (0·1 to 3·1)	0·5 (0·1 to 2)	0·2 (0 to 0·9)	0·1 (0 to 0·2)	0 (0 to 0·1)	19
Extensively drug-resistant tuberculosis	0 (0 to 0·1)	0 (0 to 0·1)	0 (0 to 0·1)	0 (0 to 0·1)	0 (0 to 0·1)	0 (0 to 0·1)	0 (0 to 0·1)	0 (0 to 0)	0 (0 to 0)	0 (0 to 0)	0 (0 to 0)	0 (0 to 0)	0·2
Lower respiratory infections	63·1 (35·6 to 100)	59·3 (35·9 to 90)	77·4 (46·1 to 118)	82·5 (47 to 130)	78·7 (48·5 to 124)	81·8 (49·8 to 123)	87·2 (53·8 to 128)	84·7 (52·8 to 126)	82·2 (52·5 to 124)	43·4 (26·1 to 66·4)	17·2 (10·7 to 26)	4·8 (3 to 7·2)	1,780
Upper respiratory infections	3·2 (1·7 to 5·7)	2·4 (1·3 to 4·3)	1·8 (1 to 3·2)	1·4 (0·7 to 2·4)	1 (0·5 to 1·7)	0·7 (0·3 to 1·2)	0·4 (0·2 to 0·7)	0·3 (0·1 to 0·5)	0·2 (0·1 to 0·3)	0·1 (0 to 0·1)	0 (0 to 0)	0 (0 to 0)	68·4
Otitis media	1·4 (0·6 to 2·7)	1·2 (0·6 to 2·2)	1 (0·4 to 1·7)	0·7 (0·3 to 1·3)	0·5 (0·2 to 0·9)	0·3 (0·1 to 0·5)	0·1 (0·1 to 0·3)	0·1 (0 to 0·2)	0·1 (0 to 0·1)	0 (0 to 0·1)	0 (0 to 0)	0 (0 to 0)	27·1
Enteric infections	18·5 (12 to 29·9)	18 (11·3 to 30·6)	16·5 (10·1 to 29·6)	15·8 (9·1 to 29·8)	15·3 (8·7 to 28·9)	13·6 (7·7 to 25·3)	11·2 (6·1 to 23·3)	10·7 (5·8 to 22·7)	8·9 (4·5 to 19·2)	4·6 (2·2 to 10·2)	1·8 (0·8 to 4·3)	0·6 (0·2 to 1·5)	673
Diarrheal diseases	15·8 (9·6 to 27·4)	15·6 (9 to 28·7)	14·6 (8·3 to 27·2)	14·2 (7·6 to 27·9)	14·2 (7·6 to 27·9)	12·8 (7 to 24·8)	10·8 (5·8 to 22·9)	10·4 (5·6 to 22·4)	8·7 (4·4 to 19·1)	4·5 (2·1 to 10·1)	1·8 (0·8 to 4·3)	0·6 (0·2 to 1·5)	449
Typhoid and paratyphoid	0·8 (0·3 to 1·8)	0·7 (0·2 to 1·4)	0·5 (0·2 to 1)	0·3 (0·1 to 0·8)	0·2 (0·1 to 0·5)	0·1 (0 to 0·3)	0·1 (0 to 0·1)	0 (0 to 0·1)	0 (0 to 0)	0 (0 to 0)	0 (0 to 0)	0 (0 to 0)	117
Typhoid fever	0·8 (0·3 to 1·8)	0·7 (0·2 to 1·4)	0·5 (0·2 to 1)	0·3 (0·1 to 0·8)	0·2 (0·1 to 0·5)	0·1 (0 to 0·3)	0·1 (0 to 0·1)	0 (0 to 0·1)	0 (0 to 0)	0 (0 to 0)	0 (0 to 0)	0 (0 to 0)	116
Paratyphoid fever	0 (0 to 0)	0 (0 to 0)	0 (0 to 0)	0 (0 to 0)	0 (0 to 0)	0 (0 to 0)	0 (0 to 0)	0 (0 to 0)	0 (0 to 0)	0 (0 to 0)	0 (0 to 0)	0 (0 to 0)	0·5
Invasive Non-typhoidal Salmonella (iNTS)	1·9 (0·8 to 3·4)	1·6 (0·8 to 3·1)	1·4 (0·6 to 2·6)	1·2 (0·6 to 2·2)	0·9 (0·4 to 1·7)	0·6 (0·3 to 1·1)	0·3 (0·2 to 0·6)	0·2 (0·1 to 0·4)	0·1 (0 to 0·2)	0 (0 to 0·1)	0 (0 to 0)	0 (0 to 0)	106
Other intestinal infectious diseases	0 (0 to 0·1)	0 (0 to 0)	0 (0 to 0)	0 (0 to 0)	0 (0 to 0)	0 (0 to 0)	0 (0 to 0)	0 (0 to 0)	0 (0 to 0)	0 (0 to 0)	0 (0 to 0)	0 (0 to 0)	1·4
Neglected tropical diseases and malaria	17·5 (11 to 27·6)	16·2 (9·9 to 26·6)	15·9 (9·1 to 27·2)	14·8 (8·4 to 25·4)	10·8 (6·4 to 18·5)	7·8 (4·7 to 12·2)	6·5 (3·7 to 10·9)	4·6 (2·8 to 7·5)	2·6 (1·6 to 3·9)	1·1 (0·6 to 1·6)	0·3 (0·2 to 0·5)	0·1 (0·1 to 0·2)	781
Malaria	9 (4·4 to 18·1)	7·8 (3·2 to 17)	8·4 (3·2 to 18·6)	7·8 (2·7 to 17·9)	5·4 (1·8 to 12·2)	3 (1 to 6·8)	2·9 (0·9 to 6·9)	1·3 (0·4 to 3)	0·5 (0·2 to 1·2)	0·1 (0 to 0·1)	0 (0 to 0)	0 (0 to 0)	491
Chagas disease	0 (0 to 0)	0 (0 to 0)	0 (0 to 0)	0 (0 to 0)	0 (0 to 0)	0 (0 to 0)	0 (0 to 0)	0 (0 to 0)	0 (0 to 0)	0 (0 to 0)	0 (0 to 0)	0 (0 to 0)	0
Leishmaniasis	0 (0 to 0)	0 (0 to 0)	0 (0 to 0)	0 (0 to 0)	0 (0 to 0)	0 (0 to 0)	0 (0 to 0)	0 (0 to 0)	0 (0 to 0)	0 (0 to 0)	0 (0 to 0)	0 (0 to 0)	0
Visceral leishmaniasis	0 (0 to 0)	0 (0 to 0)	0 (0 to 0)	0 (0 to 0)	0 (0 to 0)	0 (0 to 0)	0 (0 to 0)	0 (0 to 0)	0 (0 to 0)	0 (0 to 0)	0 (0 to 0)	0 (0 to 0)	0
Cutaneous and mucocutaneous leishmaniasis	0 (0 to 0)	0 (0 to 0)	0 (0 to 0)	0 (0 to 0)	0 (0 to 0)	0 (0 to 0)	0 (0 to 0)	0 (0 to 0)	0 (0 to 0)	0 (0 to 0)	0 (0 to 0)	0 (0 to 0)	0
African trypanosomiasis	0 (0 to 0)	0 (0 to 0)	0 (0 to 0)	0 (0 to 0)	0 (0 to 0)	0 (0 to 0)	0 (0 to 0)	0 (0 to 0)	0 (0 to 0)	0 (0 to 0)	0 (0 to 0)	0 (0 to 0)	0
Schistosomiasis	0·2 (0 to 0·9)	0·2 (0 to 1·1)	0·2 (0 to 1·3)	0·2 (0 to 1·4)	0·2 (0 to 1·2)	0·1 (0 to 0·8)	0·1 (0 to 0·7)	0·1 (0 to 0·5)	0·1 (0 to 0·3)	0 (0 to 0·2)	0 (0 to 0)	0 (0 to 0)	2·1
Cysticercosis	2·7 (0·9 to 5·5)	2·8 (1·1 to 5·5)	3 (1·2 to 5·5)	3·2 (1·4 to 5·8)	3 (1·3 to 5·3)	2·8 (1·2 to 4·7)	2·2 (1 to 3·8)	1·9 (0·9 to 3·3)	1·4 (0·6 to 2·4)	0·7 (0·3 to 1·1)	0·2 (0·1 to 0·4)	0·1 (0 to 0·1)	39·5
Cystic echinococcosis	0 (0 to 0)	0 (0 to 0)	0 (0 to 0)	0 (0 to 0)	0 (0 to 0)	0 (0 to 0)	0 (0 to 0)	0 (0 to 0)	0 (0 to 0)	0 (0 to 0)	0 (0 to 0)	0 (0 to 0)	0·1
Lymphatic filariasis	1·3 (0·7 to 1·9)	1 (0·6 to 1·6)	0·8 (0·5 to 1·3)	0·7 (0·4 to 1)	0·5 (0·3 to 0·7)	0·3 (0·2 to 0·5)	0·2 (0·1 to 0·3)	0·2 (0·1 to 0·2)	0·1 (0·1 to 0·2)	0 (0 to 0·1)	0 (0 to 0)	0 (0 to 0)	20·2
Onchocerciasis	0 (0 to 0)	0 (0 to 0)	0 (0 to 0)	0 (0 to 0)	0 (0 to 0)	0 (0 to 0)	0 (0 to 0)	0 (0 to 0)	0 (0 to 0)	0 (0 to 0)	0 (0 to 0)	0 (0 to 0)	0
Trachoma	0 (0 to 0)	0 (0 to 0)	0 (0 to 0)	0 (0 to 0)	0 (0 to 0)	0 (0 to 0)	0 (0 to 0)	0 (0 to 0)	0 (0 to 0)	0 (0 to 0)	0 (0 to 0)	0 (0 to 0)	0
Dengue	0·4 (0 to 1)	0·3 (0 to 0·8)	0·3 (0 to 0·7)	0·2 (0 to 0·5)	0·2 (0 to 0·4)	0·1 (0 to 0·3)	0·1 (0 to 0·2)	0·1 (0 to 0·2)	0 (0 to 0·1)	0 (0 to 0·1)	0 (0 to 0)	0 (0 to 0)	7·3
Yellow fever	0·3 (0 to 1·1)	0·2 (0 to 0·9)	0·2 (0 to 0·6)	0·1 (0 to 0·4)	0·1 (0 to 0·2)	0 (0 to 0·1)	0 (0 to 0·1)	0 (0 to 0)	0 (0 to 0)	0 (0 to 0)	0 (0 to 0)	0 (0 to 0)	11·5
Rabies	0·5 (0·1 to 1·4)	0·6 (0·1 to 2·2)	0·2 (0 to 0·7)	0·4 (0·1 to 1·4)	0·1 (0 to 0·2)	0·2 (0 to 0·5)	0 (0 to 0·1)	0 (0 to 0)	0 (0 to 0)	0 (0 to 0)	0 (0 to 0)	0 (0 to 0)	5·8
Intestinal nematode infections	0·6 (0·3 to 1·2)	0·3 (0·1 to 0·5)	0·2 (0·1 to 0·3)	0·2 (0·1 to 0·3)	0·1 (0·1 to 0·2)	0·1 (0 to 0·1)	0·1 (0 to 0·1)	0 (0 to 0·1)	0 (0 to 0·1)	0 (0 to 0)	0 (0 to 0)	0 (0 to 0)	14·9
Ascariasis	0·2 (0·1 to 0·4)	0·2 (0·1 to 0·3)	0·1 (0 to 0·2)	0·1 (0 to 0·2)	0·1 (0 to 0·2)	0 (0 to 0·1)	0 (0 to 0·1)	0 (0 to 0·1)	0 (0 to 0)	0 (0 to 0)	0 (0 to 0)	0 (0 to 0)	6·4
Trichuriasis	0 (0 to 0·1)	0 (0 to 0·1)	0 (0 to 0)	0 (0 to 0)	0 (0 to 0)	0 (0 to 0)	0 (0 to 0)	0 (0 to 0)	0 (0 to 0)	0 (0 to 0)	0 (0 to 0)	0 (0 to 0)	1·3
Hookworm disease	0·4 (0·1 to 0·8)	0·1 (0 to 0·2)	0·1 (0 to 0·1)	0 (0 to 0·1)	0 (0 to 0·1)	0 (0 to 0)	0 (0 to 0)	0 (0 to 0)	0 (0 to 0)	0 (0 to 0)	0 (0 to 0)	0 (0 to 0)	7·2
Food-borne trematodiases	0 (0 to 0)	0 (0 to 0)	0 (0 to 0)	0 (0 to 0)	0 (0 to 0)	0 (0 to 0)	0 (0 to 0)	0 (0 to 0)	0 (0 to 0)	0 (0 to 0)	0 (0 to 0)	0 (0 to 0)	0
Leprosy	0 (0 to 0)	0 (0 to 0)	0 (0 to 0)	0 (0 to 0)	0 (0 to 0)	0 (0 to 0)	0 (0 to 0)	0 (0 to 0)	0 (0 to 0)	0 (0 to 0)	0 (0 to 0)	0 (0 to 0)	0·2
Ebola	0 (0 to 0)	0 (0 to 0)	0 (0 to 0)	0 (0 to 0)	0 (0 to 0)	0 (0 to 0)	0 (0 to 0)	0 (0 to 0)	0 (0 to 0)	0 (0 to 0)	0 (0 to 0)	0 (0 to 0)	0
Zika virus	0 (0 to 0)	0 (0 to 0)	0 (0 to 0)	0 (0 to 0)	0 (0 to 0)	0 (0 to 0)	0 (0 to 0)	0 (0 to 0)	0 (0 to 0)	0 (0 to 0)	0 (0 to 0)	0 (0 to 0)	0
Guinea worm disease	0 (0 to 0)	0 (0 to 0)	0 (0 to 0)	0 (0 to 0)	0 (0 to 0)	0 (0 to 0)	0 (0 to 0)	0 (0 to 0)	0 (0 to 0)	0 (0 to 0)	0 (0 to 0)	0 (0 to 0)	0
Other neglected tropical diseases	2·5 (0·9 to 6·1)	2·9 (1·1 to 7·2)	2·6 (0·9 to 6·2)	2 (0·7 to 5·2)	1·3 (0·4 to 4)	1·1 (0·3 to 3)	0·9 (0·2 to 2·5)	1·1 (0·3 to 3)	0·4 (0·1 to 1·2)	0·2 (0·1 to 0·5)	0 (0 to 0·1)	0 (0 to 0·1)	188
Other infectious diseases	13·3 (8·5 to 21·1)	17·7 (11·9 to 26·3)	15·2 (10·2 to 22)	15·7 (10·4 to 22·7)	11·5 (7·3 to 18·2)	10·2 (6·6 to 16·8)	7·7 (5·1 to 11·8)	5·2 (3·5 to 7·7)	3·6 (2·3 to 5·3)	1·9 (1·2 to 2·9)	0·6 (0·3 to 0·9)	0·2 (0·1 to 0·3)	673
Meningitis	4·8 (2·8 to 7·8)	7·2 (4 to 12·5)	5·4 (3 to 8·9)	5 (2·7 to 8·7)	3·2 (1·8 to 5·6)	3·5 (1·7 to 6·3)	4·3 (2·1 to 7·6)	2·1 (1 to 3·9)	2 (0·9 to 3·5)	0·9 (0·4 to 1·6)	0·3 (0·1 to 0·5)	0·1 (0 to 0·2)	179
Encephalitis	1·9 (1·1 to 3·4)	4·9 (2·3 to 10·1)	3 (1·4 to 5·8)	3·8 (1·8 to 7·5)	4·8 (2·1 to 10)	2·4 (1·1 to 4·9)	1·1 (0·6 to 2·2)	1·5 (0·7 to 2·9)	0·7 (0·3 to 1·4)	0·4 (0·2 to 0·7)	0·1 (0 to 0·2)	0 (0 to 0)	140
Diphtheria	0 (0 to 0)	0 (0 to 0)	0 (0 to 0)	0 (0 to 0)	0 (0 to 0)	0 (0 to 0)	0 (0 to 0)	0 (0 to 0)	0 (0 to 0)	0 (0 to 0)	0 (0 to 0)	0 (0 to 0)	0·3
Tetanus	3 (0·6 to 10·1)	2·1 (0·4 to 6·8)	2·1 (0·4 to 6·1)	1·9 (0·4 to 5·5)	1·5 (0·3 to 4·4)	2·2 (0·4 to 7·7)	1·1 (0·2 to 3·5)	0·5 (0·1 to 1·6)	0·3 (0 to 0·9)	0·1 (0 to 0·5)	0 (0 to 0·1)	0 (0 to 0)	43·7
Measles	0 (0 to 0)	0 (0 to 0)	0 (0 to 0)	0 (0 to 0)	0 (0 to 0)	0 (0 to 0)	0 (0 to 0)	0 (0 to 0)	0 (0 to 0)	0 (0 to 0)	0 (0 to 0)	0 (0 to 0)	37·5
Varicella and herpes zoster	0·3 (0·1 to 0·5)	0·2 (0·1 to 0·5)	0·2 (0·1 to 0·5)	0·2 (0·1 to 0·5)	0·2 (0·1 to 0·5)	0·3 (0·1 to 0·7)	0·2 (0·1 to 0·5)	0·2 (0·1 to 0·6)	0·3 (0·1 to 0·8)	0·2 (0 to 0·7)	0·1 (0 to 0·3)	0·1 (0 to 0·2)	18·7
Acute hepatitis	2 (1 to 3·7)	1·6 (0·7 to 3·1)	1·9 (0·8 to 4)	2·2 (0·9 to 4·5)	0·8 (0·4 to 1·8)	0·9 (0·4 to 2)	0·6 (0·2 to 1·4)	0·4 (0·1 to 0·8)	0·1 (0·1 to 0·3)	0·1 (0 to 0·2)	0 (0 to 0·1)	0 (0 to 0)	25·5
Acute hepatitis A	0·8 (0·2 to 1·8)	0·1 (0 to 0·2)	1·1 (0·3 to 2·7)	0·9 (0·2 to 2·3)	0·1 (0 to 0·2)	0 (0 to 0·1)	0 (0 to 0·1)	0 (0 to 0·2)	0 (0 to 0)	0 (0 to 0)	0 (0 to 0)	0 (0 to 0)	7·2
Acute hepatitis B	0·6 (0·2 to 1·2)	1·2 (0·5 to 2·4)	0·2 (0·1 to 0·5)	1 (0·3 to 2·3)	0·6 (0·3 to 1·4)	0·9 (0·3 to 1·9)	0·6 (0·2 to 1·2)	0·3 (0·1 to 0·6)	0 (0 to 0·1)	0·1 (0 to 0·2)	0 (0 to 0)	0 (0 to 0)	14·3
Acute hepatitis C	0·5 (0·1 to 1·4)	0·2 (0·1 to 0·7)	0·6 (0·1 to 1·6)	0·3 (0·1 to 1)	0·1 (0 to 0·3)	0 (0 to 0·1)	0 (0 to 0·1)	0 (0 to 0)	0·1 (0 to 0·2)	0 (0 to 0·1)	0 (0 to 0)	0 (0 to 0)	3·3
Acute hepatitis E	0 (0 to 0)	0·1 (0 to 0·2)	0 (0 to 0)	0 (0 to 0·1)	0 (0 to 0)	0 (0 to 0)	0 (0 to 0)	0 (0 to 0·1)	0 (0 to 0)	0 (0 to 0)	0 (0 to 0)	0 (0 to 0)	0·7
Other unspecified infectious diseases	1·2 (0·6 to 2·1)	1·7 (0·9 to 2·7)	2·6 (1·3 to 4·8)	2·4 (1·2 to 4·3)	1·1 (0·5 to 1·9)	1 (0·4 to 1·8)	0·4 (0·2 to 0·8)	0·4 (0·2 to 0·8)	0·3 (0·1 to 0·5)	0·1 (0 to 0·2)	0 (0 to 0·1)	0 (0 to 0)	74·8
Maternal and neonatal disorders	70·5 (47·3 to 103)	38·1 (23·6 to 60·9)	11 (8·3 to 14·5)	7 (5·2 to 9·4)	4·3 (3·1 to 5·7)	2 (1·4 to 2·7)	0·8 (0·6 to 1)	0·3 (0·2 to 0·4)	0·1 (0 to 0·1)	0 (0 to 0)	0 (0 to 0)	0 (0 to 0)	2,360
Maternal disorders	52·5 (30 to 85·1)	24·4 (10·8 to 46·6)	1·3 (0·6 to 2·7)	0·1 (0 to 0·3)	0·1 (0 to 0·1)	0 (0 to 0·1)	0 (0 to 0)	0 (0 to 0)	0 (0 to 0)	0 (0 to 0)	0 (0 to 0)	0 (0 to 0)	376
Maternal hemorrhage	5·7 (3 to 10·1)	1·1 (0·5 to 2·5)	0·1 (0 to 0·1)	0 (0 to 0)	0 (0 to 0)	0 (0 to 0)	0 (0 to 0)	0 (0 to 0)	0 (0 to 0)	0 (0 to 0)	0 (0 to 0)	0 (0 to 0)	48·3
Maternal sepsis and other maternal infections	2 (1 to 3·8)	1 (0·4 to 2·1)	0·1 (0 to 0·1)	0 (0 to 0)	0 (0 to 0)	0 (0 to 0)	0 (0 to 0)	0 (0 to 0)	0 (0 to 0)	0 (0 to 0)	0 (0 to 0)	0 (0 to 0)	17
Maternal hypertensive disorders	5·9 (3·3 to 10)	3·3 (1·4 to 6·7)	0·3 (0·1 to 0·6)	0 (0 to 0)	0 (0 to 0)	0 (0 to 0)	0 (0 to 0)	0 (0 to 0)	0 (0 to 0)	0 (0 to 0)	0 (0 to 0)	0 (0 to 0)	48·9
Maternal obstructed labor and uterine rupture	6·4 (2·9 to 12)	3·1 (1·3 to 6·8)	0·3 (0·1 to 0·6)	0·1 (0 to 0·3)	0·1 (0 to 0·1)	0 (0 to 0·1)	0 (0 to 0)	0 (0 to 0)	0 (0 to 0)	0 (0 to 0)	0 (0 to 0)	0 (0 to 0)	41·1
Maternal abortion and miscarriage	3·2 (1·2 to 7·1)	2·5 (0·8 to 5·5)	0·1 (0 to 0·3)	0 (0 to 0)	0 (0 to 0)	0 (0 to 0)	0 (0 to 0)	0 (0 to 0)	0 (0 to 0)	0 (0 to 0)	0 (0 to 0)	0 (0 to 0)	18·6
Ectopic pregnancy	2·6 (1·2 to 5)	1·4 (0·5 to 3)	0·1 (0 to 0·2)	0 (0 to 0)	0 (0 to 0)	0 (0 to 0)	0 (0 to 0)	0 (0 to 0)	0 (0 to 0)	0 (0 to 0)	0 (0 to 0)	0 (0 to 0)	17·9
Indirect maternal deaths	8·7 (4·3 to 16)	4·4 (1·7 to 9)	0·1 (0 to 0·3)	--	--	--	--	--	--	--	--	--	NA
Late maternal deaths	8·3 (3·7 to 16·3)	2·7 (1·1 to 5·2)	0·1 (0 to 0·2)	--	--	--	--	--	--	--	--	--	NA
Maternal deaths aggravated by HIV/AIDS	0 (0 to 0)	0 (0 to 0)	0 (0 to 0)	--	--	--	--	--	--	--	--	--	NA
Neonatal disorders	18 (13·4 to 23·9)	13·7 (10·3 to 17·9)	9·7 (7·2 to 13)	6·9 (5·1 to 9·2)	4·2 (3·1 to 5·7)	2 (1·4 to 2·6)	0·7 (0·5 to 1)	0·3 (0·2 to 0·4)	0·1 (0 to 0·1)	0 (0 to 0)	0 (0 to 0)	0 (0 to 0)	1,990
Neonatal preterm birth	8·9 (6·2 to 12·3)	6·6 (4·6 to 9·1)	4·6 (3·1 to 6·2)	3 (2·1 to 4·2)	1·7 (1·2 to 2·3)	0·8 (0·6 to 1·1)	0·3 (0·2 to 0·4)	0·2 (0·1 to 0·2)	0 (0 to 0·1)	0 (0 to 0)	0 (0 to 0)	0 (0 to 0)	653
Neonatal encephalopathy due to birth asphyxia and trauma	5·9 (3·7 to 8·9)	4·6 (2·8 to 6·9)	3·4 (2 to 5)	2·5 (1·5 to 3·9)	1·6 (1 to 2·6)	0·7 (0·3 to 1·1)	0·2 (0·1 to 0·3)	0 (0 to 0·1)	0 (0 to 0)	0 (0 to 0)	0 (0 to 0)	0 (0 to 0)	637
Neonatal sepsis and other neonatal infections	2·9 (1·4 to 4·7)	2·2 (1·2 to 3·7)	1·7 (0·9 to 2·7)	1·2 (0·6 to 2·1)	0·8 (0·4 to 1·4)	0·4 (0·2 to 0·7)	0·2 (0·1 to 0·3)	0·1 (0 to 0·1)	0 (0 to 0)	0 (0 to 0)	0 (0 to 0)	0 (0 to 0)	487
Hemolytic disease and other neonatal jaundice	0·3 (0·2 to 0·4)	0·2 (0·2 to 0·3)	0·2 (0·1 to 0·2)	0·1 (0·1 to 0·2)	0·1 (0·1 to 0·1)	0 (0 to 0·1)	0 (0 to 0)	0 (0 to 0)	0 (0 to 0)	0 (0 to 0)	0 (0 to 0)	0 (0 to 0)	20·2
Other neonatal disorders	0 (0 to 0)	0 (0 to 0)	0 (0 to 0)	0 (0 to 0)	0 (0 to 0)	0 (0 to 0)	0 (0 to 0)	0 (0 to 0)	0 (0 to 0)	0 (0 to 0)	0 (0 to 0)	0 (0 to 0)	191
Nutritional deficiencies	19·1 (8·6 to 37·3)	24·9 (11·3 to 45·2)	21·6 (10 to 37·9)	15·9 (8 to 28·9)	9·3 (5·1 to 16)	5·7 (3·2 to 9·8)	5·6 (3·1 to 9·2)	5·8 (3·2 to 9·5)	5·1 (2·9 to 8·5)	4 (2·2 to 6·7)	1·8 (1 to 3)	0·5 (0·2 to 0·8)	719
Protein-energy malnutrition	2·8 (1·7 to 4·6)	2·3 (1·4 to 3·8)	2 (1 to 3·8)	1·6 (0·9 to 2·9)	3·4 (2 to 5·9)	2·4 (1·2 to 4)	3·2 (1·6 to 5·9)	4·1 (2 to 7·4)	3·5 (1·7 to 6·7)	3·1 (1·6 to 5·5)	1·4 (0·7 to 2·5)	0·4 (0·2 to 0·7)	212
Iodine deficiency	1·5 (0·8 to 2·6)	1·2 (0·6 to 2·1)	0·9 (0·4 to 1·5)	0·7 (0·3 to 1·2)	0·5 (0·2 to 0·8)	0·3 (0·1 to 0·5)	0·2 (0·1 to 0·3)	0·1 (0·1 to 0·2)	0·1 (0 to 0·1)	0 (0 to 0·1)	0 (0 to 0)	0 (0 to 0)	18
Vitamin A deficiency	0·2 (0·1 to 0·4)	0·2 (0·1 to 0·3)	0·1 (0·1 to 0·3)	0·1 (0 to 0·2)	0·1 (0 to 0·2)	0·1 (0 to 0·1)	0 (0 to 0·1)	0 (0 to 0)	0 (0 to 0)	0 (0 to 0)	0 (0 to 0)	0 (0 to 0)	22·3
Dietary iron deficiency	14·1 (4 to 31·5)	20·6 (7·7 to 40·5)	16·6 (5·6 to 32·7)	11 (3·6 to 23·6)	4·8 (1·3 to 11·2)	2·6 (0·6 to 6·2)	2 (0·5 to 4·4)	1·4 (0·4 to 3·4)	1·1 (0·3 to 2·4)	0·6 (0·2 to 1·3)	0·2 (0 to 0·4)	0 (0 to 0·1)	446
Other nutritional deficiencies	0·6 (0·3 to 0·9)	0·6 (0·3 to 0·9)	1·9 (0·9 to 3·6)	2·5 (1·4 to 4·3)	0·5 (0·3 to 0·9)	0·4 (0·2 to 0·7)	0·2 (0·1 to 0·4)	0·2 (0·1 to 0·5)	0·5 (0·2 to 1)	0·3 (0·1 to 0·7)	0·2 (0·1 to 0·4)	0·1 (0 to 0·1)	21·2
Non-communicable diseases	1,180 (964 to 1,450)	1,230 (1,010 to 1,470)	1,220 (1,010 to 1,450)	1,230 (1,020 to 1,460)	1,160 (976 to 1,360)	1,020 (882 to 1,160)	836 (731 to 927)	776 (695 to 840)	610 (548 to 659)	338 (304 to 363)	125 (111 to 136)	32 (28·1 to 35)	17,000
Neoplasms	205 (144 to 294)	239 (173 to 318)	250 (181 to 332)	254 (180 to 338)	227 (171 to 299)	170 (131 to 217)	126 (97 to 159)	94 (74·3 to 116)	62·8 (47·2 to 78·8)	26·7 (19·2 to 34·2)	7·5 (5 to 10·1)	1·6 (1·1 to 2·2)	2,290
Lip and oral cavity cancer	0·6 (0·3 to 0·9)	1·1 (0·6 to 1·8)	0·9 (0·5 to 1·6)	1·2 (0·7 to 2)	1·1 (0·6 to 1·8)	0·9 (0·5 to 1·4)	0·5 (0·3 to 0·8)	0·4 (0·2 to 0·7)	0·4 (0·2 to 0·7)	0·2 (0·1 to 0·4)	0·1 (0 to 0·1)	0 (0 to 0)	9
Nasopharynx cancer	0·6 (0·3 to 1·2)	0·4 (0·2 to 0·6)	0·3 (0·2 to 0·5)	0·3 (0·2 to 0·5)	0·2 (0·1 to 0·3)	0·1 (0·1 to 0·2)	0·1 (0 to 0·1)	0 (0 to 0·1)	0 (0 to 0)	0 (0 to 0)	0 (0 to 0)	0 (0 to 0)	2·9
Other pharynx cancer	0·1 (0·1 to 0·3)	0·3 (0·2 to 0·5)	0·4 (0·2 to 0·7)	0·4 (0·2 to 0·7)	0·4 (0·2 to 0·6)	0·3 (0·1 to 0·4)	0·2 (0·1 to 0·3)	0·1 (0·1 to 0·1)	0·1 (0·1 to 0·2)	0 (0 to 0)	0 (0 to 0)	0 (0 to 0)	2·5
Esophageal cancer	1·3 (0·7 to 2·3)	2·8 (1·5 to 4·6)	4 (2·2 to 6·6)	3·9 (2·1 to 6·6)	4·6 (2·6 to 7·6)	3·8 (2·2 to 6·1)	3·4 (1·8 to 5·3)	2·8 (1·5 to 4·4)	1·6 (0·8 to 2·7)	0·8 (0·4 to 1·2)	0·2 (0·1 to 0·3)	0 (0 to 0·1)	30·8
Stomach cancer	7·3 (4 to 11·9)	13·8 (8·2 to 22·1)	16·5 (9·6 to 26·3)	15·4 (8·9 to 24·5)	19·3 (11·8 to 29·5)	18·9 (12·1 to 29·2)	14·7 (9·7 to 22·3)	14·5 (9·4 to 21·4)	11·2 (7·1 to 16·7)	5·4 (3·4 to 8)	1·5 (0·9 to 2·2)	0·3 (0·2 to 0·4)	150
Colon and rectum cancer	6·8 (3·7 to 11·4)	9·9 (5·5 to 16·3)	11·4 (6·4 to 18·8)	11·1 (6·4 to 18·5)	10·3 (5·7 to 16·9)	9 (5·2 to 14·3)	7·7 (4·6 to 11·9)	7·5 (4·5 to 11·6)	6·6 (4 to 10·5)	2·7 (1·5 to 4·6)	0·9 (0·5 to 1·6)	0·2 (0·1 to 0·4)	99
Liver cancer	2 (0·9 to 3·6)	1·8 (0·8 to 3·4)	3·3 (1·6 to 5·8)	2·3 (1·1 to 4·1)	2·5 (1·3 to 4·4)	2·9 (1·5 to 5·3)	2·4 (1·2 to 4·2)	1·9 (1 to 3·4)	0·8 (0·4 to 1·5)	0·3 (0·1 to 0·5)	0·1 (0 to 0·1)	0 (0 to 0)	26·3
Liver cancer due to hepatitis B	1·1 (0·5 to 2)	0·9 (0·4 to 1·8)	1·4 (0·6 to 2·8)	0·9 (0·4 to 1·8)	0·9 (0·4 to 1·8)	0·9 (0·4 to 1·8)	0·6 (0·2 to 1·2)	0·4 (0·2 to 0·8)	0·2 (0·1 to 0·3)	0 (0 to 0·1)	0 (0 to 0)	0 (0 to 0)	10·2
Liver cancer due to hepatitis C	0·3 (0·1 to 0·6)	0·3 (0·1 to 0·7)	0·7 (0·3 to 1·5)	0·6 (0·2 to 1·3)	0·7 (0·3 to 1·4)	0·9 (0·4 to 1·8)	0·8 (0·4 to 1·6)	0·7 (0·3 to 1·4)	0·4 (0·2 to 0·7)	0·1 (0·1 to 0·3)	0 (0 to 0·1)	0 (0 to 0)	6
Liver cancer due to alcohol use	0·2 (0·1 to 0·5)	0·2 (0·1 to 0·5)	0·4 (0·1 to 0·9)	0·3 (0·1 to 0·7)	0·4 (0·1 to 0·8)	0·5 (0·2 to 1)	0·4 (0·2 to 0·9)	0·3 (0·1 to 0·5)	0·1 (0 to 0·2)	0 (0 to 0·1)	0 (0 to 0)	0 (0 to 0)	3·1
Liver cancer due to NASH	0·2 (0·1 to 0·5)	0·2 (0·1 to 0·5)	0·4 (0·2 to 0·9)	0·3 (0·1 to 0·7)	0·4 (0·1 to 0·7)	0·4 (0·2 to 0·9)	0·4 (0·2 to 0·8)	0·4 (0·2 to 0·7)	0·2 (0·1 to 0·3)	0·1 (0 to 0·1)	0 (0 to 0)	0 (0 to 0)	3·6
Liver cancer due to other causes	0·2 (0·1 to 0·5)	0·2 (0·1 to 0·4)	0·3 (0·1 to 0·6)	0·2 (0·1 to 0·4)	0·2 (0·1 to 0·4)	0·2 (0·1 to 0·4)	0·1 (0·1 to 0·3)	0·1 (0 to 0·2)	0 (0 to 0·1)	0 (0 to 0)	0 (0 to 0)	0 (0 to 0)	3·4
Gallbladder and biliary tract cancer	1·6 (0·9 to 2·9)	2·5 (1·4 to 4·3)	3 (1·7 to 4·9)	7·3 (3·8 to 12·3)	6·8 (3·9 to 11·5)	5·4 (3·2 to 9·1)	4·6 (2·8 to 7·5)	2·9 (1·8 to 4·5)	1·6 (1 to 2·8)	0·7 (0·4 to 1·1)	0·2 (0·1 to 0·3)	0 (0 to 0·1)	37·7
Pancreatic cancer	2 (1 to 3·3)	3·8 (1·8 to 6·2)	4·8 (2·4 to 8·1)	5·8 (2·8 to 9·7)	6·3 (3·2 to 10·4)	5·6 (2·8 to 9)	4·4 (2·3 to 7·3)	3 (1·5 to 4·7)	1·8 (0·8 to 3·2)	0·6 (0·3 to 1·1)	0·1 (0·1 to 0·2)	0 (0 to 0)	40·9
Larynx cancer	0·1 (0 to 0·2)	0·3 (0·1 to 0·5)	0·3 (0·2 to 0·6)	0·4 (0·2 to 0·6)	0·3 (0·2 to 0·6)	0·3 (0·2 to 0·5)	0·2 (0·1 to 0·3)	0·1 (0·1 to 0·2)	0·1 (0 to 0·1)	0 (0 to 0)	0 (0 to 0)	0 (0 to 0)	2·4
Tracheal, bronchus, and lung cancer	7·9 (3·8 to 13·5)	13·1 (6·3 to 23·1)	18·7 (9·1 to 31·9)	22·4 (10·5 to 39·3)	19·1 (9·7 to 33·3)	18·1 (9·4 to 29·7)	15·1 (7·9 to 24·4)	10·2 (5·1 to 16·6)	7·1 (3·4 to 12)	2·1 (0·9 to 3·8)	0·6 (0·2 to 1·1)	0·1 (0 to 0·2)	163
Malignant skin melanoma	0·4 (0·2 to 0·8)	0·3 (0·2 to 0·6)	0·3 (0·2 to 0·6)	0·3 (0·2 to 0·6)	0·3 (0·2 to 0·5)	0·3 (0·1 to 0·4)	0·2 (0·1 to 0·3)	0·1 (0·1 to 0·3)	0·1 (0·1 to 0·2)	0·1 (0 to 0·1)	0 (0 to 0)	0 (0 to 0)	4·5
Non-melanoma skin cancer	0·1 (0 to 0·1)	0·1 (0 to 0·1)	0·1 (0 to 0·2)	0·1 (0 to 0·2)	0·1 (0 to 0·2)	0·1 (0 to 0·1)	0 (0 to 0·1)	0 (0 to 0·1)	0 (0 to 0·1)	0 (0 to 0)	0 (0 to 0)	0 (0 to 0)	0·9
Non-melanoma skin cancer (squamous-cell carcinoma)	0·1 (0 to 0·1)	0·1 (0 to 0·1)	0·1 (0 to 0·2)	0·1 (0 to 0·2)	0·1 (0 to 0·2)	0·1 (0 to 0·1)	0 (0 to 0·1)	0 (0 to 0·1)	0 (0 to 0·1)	0 (0 to 0)	0 (0 to 0)	0 (0 to 0)	0·9
Non-melanoma skin cancer (basal-cell carcinoma)	0 (0 to 0)	0 (0 to 0)	0 (0 to 0)	0 (0 to 0)	0 (0 to 0)	0 (0 to 0)	0 (0 to 0)	0 (0 to 0)	0 (0 to 0)	0 (0 to 0)	0 (0 to 0)	0 (0 to 0)	0
Breast cancer	49·6 (29 to 81·3)	61·7 (35·2 to 99·8)	60·8 (34·6 to 98·4)	54·3 (29·5 to 89·3)	40·6 (23·2 to 63·8)	25·9 (15·3 to 40·8)	17 (9·9 to 28)	10·3 (5·6 to 16·8)	7·6 (4 to 13)	3·9 (2 to 6·5)	1·3 (0·6 to 2·3)	0·4 (0·1 to 0·7)	398
Cervical cancer	83·6 (49·9 to 132)	82·4 (51·1 to 128)	74·3 (45·1 to 114)	70·3 (42·3 to 109)	51·8 (31·2 to 77·9)	33 (20·9 to 50·1)	21·8 (13·9 to 32)	14 (9 to 20·9)	7·1 (4·2 to 11·4)	3·4 (2·2 to 5·3)	0·7 (0·4 to 1·1)	0·2 (0·1 to 0·2)	566
Uterine cancer	3·2 (1·6 to 5·7)	3 (1·5 to 5·1)	5 (2·6 to 8·9)	8·4 (4·6 to 14·5)	11·7 (6·4 to 19·8)	10·4 (5·7 to 17·1)	4·3 (2·5 to 6·7)	5·5 (2·9 to 9·1)	2·6 (1·3 to 4·2)	1 (0·5 to 1·7)	0·4 (0·2 to 0·6)	0·1 (0 to 0·2)	57·4
Ovarian cancer	10·8 (4·5 to 20·7)	15·5 (7 to 29·2)	20·6 (10·2 to 41·8)	21 (9·4 to 40·6)	18·5 (8 to 34·7)	10·1 (4·6 to 19·1)	6 (2·8 to 11·7)	4·8 (2 to 9·6)	1·2 (0·6 to 2·7)	0·4 (0·2 to 1)	0·1 (0 to 0·2)	0 (0 to 0)	138
Prostate cancer	0 (0 to 0)	0 (0 to 0)	0 (0 to 0)	0 (0 to 0)	0 (0 to 0)	0 (0 to 0)	0 (0 to 0)	0 (0 to 0)	0 (0 to 0)	0 (0 to 0)	0 (0 to 0)	0 (0 to 0)	0
Testicular cancer	--	--	--	--	--	--	--	--	--	--	--	--	NA
Kidney cancer	0·7 (0·4 to 1·2)	0·9 (0·5 to 1·6)	1 (0·6 to 1·8)	0·9 (0·5 to 1·6)	1·4 (0·8 to 2·5)	0·8 (0·4 to 1·5)	0·5 (0·3 to 1)	0·4 (0·2 to 0·7)	0·2 (0·1 to 0·4)	0·1 (0 to 0·2)	0 (0 to 0·1)	0 (0 to 0)	10·9
Bladder cancer	0·9 (0·5 to 1·5)	0·9 (0·5 to 1·6)	1·1 (0·6 to 1·7)	1·4 (0·8 to 2·2)	1·5 (0·9 to 2·4)	1·9 (1·1 to 3·1)	3·8 (2·3 to 6·1)	3·7 (2·2 to 5·7)	2·8 (1·6 to 4·4)	0·8 (0·4 to 1·3)	0·2 (0·1 to 0·3)	0 (0 to 0·1)	21·1
Brain and central nervous system cancer	1 (0·5 to 1·7)	0·8 (0·4 to 1·5)	1·1 (0·6 to 1·8)	1·1 (0·6 to 1·8)	0·7 (0·4 to 1·1)	0·5 (0·3 to 0·8)	0·2 (0·1 to 0·4)	0·1 (0·1 to 0·2)	0·1 (0 to 0·1)	0 (0 to 0)	0 (0 to 0)	0 (0 to 0)	18·5
Thyroid cancer	0·1 (0 to 0·2)	0·1 (0 to 0·2)	0·1 (0 to 0·3)	0·1 (0 to 0·3)	0·1 (0 to 0·3)	0·1 (0 to 0·2)	0 (0 to 0·2)	0 (0 to 0·1)	0 (0 to 0·1)	0 (0 to 0)	0 (0 to 0)	0 (0 to 0)	1·2
Mesothelioma	0·7 (0·3 to 1·9)	0·2 (0·1 to 0·5)	0·2 (0·1 to 0·6)	0·3 (0·1 to 0·7)	0·1 (0 to 0·3)	0·1 (0 to 0·2)	0·1 (0 to 0·2)	0 (0 to 0·1)	0 (0 to 0·1)	0 (0 to 0)	0 (0 to 0)	0 (0 to 0)	2·4
Hodgkin lymphoma	0·1 (0·1 to 0·2)	0·1 (0 to 0·1)	0·1 (0 to 0·1)	0 (0 to 0·1)	0 (0 to 0·1)	0 (0 to 0·1)	0·1 (0 to 0·1)	0 (0 to 0)	0 (0 to 0)	0 (0 to 0)	0 (0 to 0)	0 (0 to 0)	1·5
Non-Hodgkin lymphoma	7·3 (4 to 12·2)	6·9 (4·1 to 11·2)	4·9 (3 to 8·1)	4·7 (2·7 to 7·8)	4·8 (2·8 to 7·9)	3·4 (2·1 to 5·5)	1·7 (1 to 2·7)	1·2 (0·7 to 1·9)	1·2 (0·7 to 1·9)	0·2 (0·1 to 0·4)	0·1 (0 to 0·1)	0 (0 to 0)	61
Multiple myeloma	0·5 (0·2 to 0·9)	1 (0·5 to 1·8)	1·5 (0·8 to 2·5)	2 (1·2 to 3·5)	2·2 (1·3 to 3·6)	1·9 (1·1 to 3)	1·3 (0·8 to 2)	0·9 (0·5 to 1·5)	0·4 (0·2 to 0·7)	0·1 (0·1 to 0·3)	0 (0 to 0·1)	0 (0 to 0)	12·4
Leukemia	4·4 (2·6 to 7·1)	4·7 (2·9 to 7·6)	5·5 (3·3 to 8·6)	4·8 (2·8 to 7·5)	4·2 (2·4 to 6·7)	2·9 (1·8 to 4·6)	2·4 (1·5 to 3·6)	1·4 (0·9 to 2·2)	0·7 (0·4 to 1·1)	0·3 (0·1 to 0·5)	0·1 (0 to 0·1)	0 (0 to 0)	76·8
Acute lymphoid leukemia	1·2 (0·3 to 2·5)	0·3 (0·1 to 0·7)	0·1 (0 to 0·2)	0·2 (0·1 to 0·4)	0 (0 to 0·1)	0·1 (0 to 0·2)	0 (0 to 0)	0 (0 to 0)	0 (0 to 0)	0 (0 to 0)	0 (0 to 0)	0 (0 to 0)	15·7
Chronic lymphoid leukemia	0·1 (0 to 0·2)	0·3 (0·1 to 0·6)	0·2 (0·1 to 0·5)	0·9 (0·4 to 1·8)	3·7 (2·1 to 5·9)	0·7 (0·3 to 1·3)	0·2 (0·1 to 0·5)	1·3 (0·8 to 2)	0·2 (0·1 to 0·3)	0·1 (0 to 0·1)	0 (0 to 0)	0 (0 to 0)	8
Acute myeloid leukemia	0·6 (0·1 to 1·2)	1·8 (0·5 to 3·3)	0·5 (0·1 to 1·1)	1·1 (0·3 to 2·2)	0·2 (0 to 0·4)	0·5 (0·1 to 1·1)	1·2 (0·5 to 2·1)	0 (0 to 0)	0·1 (0 to 0·1)	0 (0 to 0)	0 (0 to 0)	0 (0 to 0)	22·3

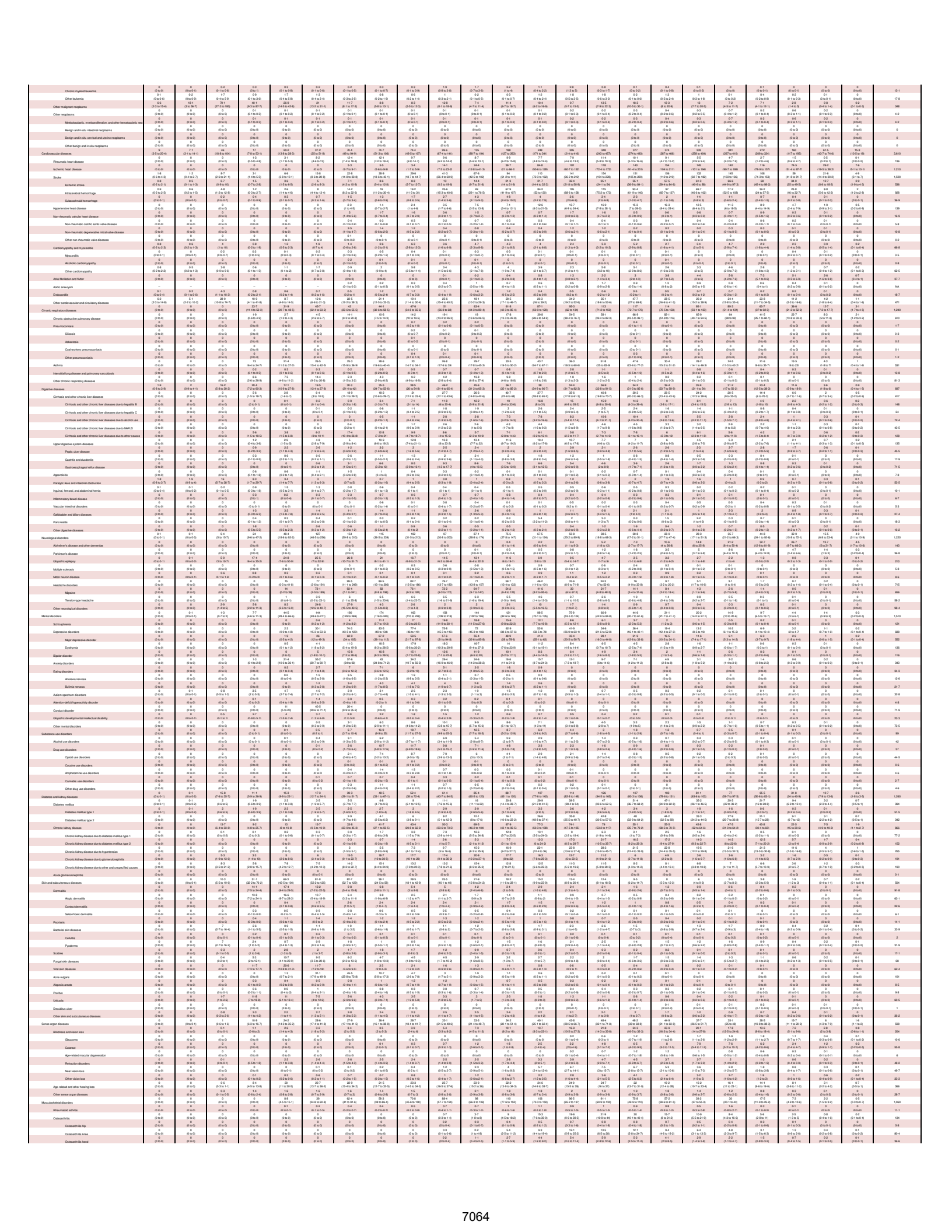

Osteoarthritis other	0 (0 to 0)	0 (0 to 0)	0 (0 to 0)	0 (0 to 0)	0 (0 to 0)	0 (0 to 0)	0 (0 to 0)	0 (0 to 0)	0 (0 to 0)	0 (0 to 0)	0 (0 to 1)	0.2 (0.1 to 0.5)	0.6 (0.2 to 1.4)	1 (0.4 to 2.2)	1.4 (0.6 to 3)	1.4 (0.7 to 3)	1.7 (0.8 to 3.7)	1.7 (0.8 to 3.7)	1.5 (0.7 to 3.1)	1.1 (0.6 to 2.2)	1 (0.5 to 2)	0.7 (0.4 to 1.4)	0.4 (0.2 to 0.9)	0.1 (0.1 to 0.3)	0 (0 to 0.1)	11.9
Low back pain	0 (0 to 0)	0 (0 to 0)	0 (0 to 0)	0 (0 to 0)	7.6 (3.6 to 13.9)	39 (19.4 to 64.3)	41 (20.5 to 66.3)	29.5 (16.1 to 54.6)	33.5 (19.5 to 53.5)	39.4 (22.3 to 61.4)	46.7 (27.6 to 71.7)	47.9 (27.6 to 74.4)	49.2 (27.4 to 75)	49.2 (24.9 to 84.5)	41.1 (23.5 to 58.3)	38.2 (19.9 to 68.5)	33.2 (16.3 to 62.9)	25 (11.2 to 49.5)	17.6 (7.9 to 39.9)	11.1 (5 to 23.1)	5.3 (2.2 to 12.1)	2.3 (0.7 to 6.6)	0.3 (0.2 to 0.8)	0 (0 to 0.1)	539
Neck pain	0 (0 to 0)	0 (0 to 0)	0.4 (0 to 1.9)	2.2 (0.8 to 4.4)	4.3 (1.7 to 9.3)	5.3 (2.2 to 10.4)	5.2 (2.1 to 10.4)	5.1 (2.1 to 10.2)	5.3 (2.1 to 10.6)	5.4 (2.1 to 10.8)	10.3 (4.1 to 21.4)	13.5 (5.7 to 28.2)	15.2 (6.7 to 34.2)	16.2 (6.9 to 36.5)	15.2 (6.9 to 34.2)	14.2 (6.4 to 32.9)	13.2 (5.9 to 30.1)	10.2 (4.6 to 23.1)	7.1 (3.2 to 16.2)	4.7 (2.1 to 10.6)	2.5 (1.1 to 5.6)	0.9 (0.3 to 2.1)	0.4 (0.2 to 0.8)	0.1 (0 to 0.1)	163
Gout	0 (0 to 0)	0 (0 to 0)	0 (0 to 0)	0 (0 to 0)	0 (0 to 0)	0 (0 to 0)	0 (0 to 0)	0 (0 to 0)	0 (0 to 0)	0 (0 to 0)	0 (0 to 0)	0 (0 to 0)	0 (0 to 0)	0 (0 to 0)	0 (0 to 0)	0 (0 to 0)	0 (0 to 0)	0 (0 to 0)	0 (0 to 0)	0 (0 to 0)	0 (0 to 0)	0 (0 to 0)	0 (0 to 0)	0 (0 to 0)	0 (0 to 0)	4.6
Other musculoskeletal disorders	0 (0 to 0)	0 (0 to 0)	0 (0 to 0)	0 (0 to 0)	0.6 (0.3 to 1.4)	2.6 (1.1 to 5.4)	16.7 (10.3 to 25.4)	19 (11.5 to 28.9)	29.3 (17.4 to 45.6)	27.3 (22.3 to 56.7)	34.2 (20.6 to 52.9)	38.5 (22.5 to 59.2)	20.9 (10.7 to 40.6)	24.2 (14.5 to 37.6)	22.9 (12.4 to 31.9)	16.7 (9.3 to 25.4)	16.2 (9.1 to 25.9)	11.4 (6.3 to 18)	7.1 (4 to 11.7)	5 (2.9 to 7.9)	2.4 (1.4 to 4.2)	0.7 (0.2 to 1.4)	0.1 (0 to 0.3)	0 (0 to 0.1)	268
Other non-communicable diseases	175 (91.5 to 310)	84.9 (45.4 to 144)	379 (210.5 to 635)	190 (109.6 to 317)	105 (71.6 to 147)	98.9 (70.3 to 136)	206 (150.6 to 265)	207 (147 to 288)	234 (162 to 325)	257 (185 to 357)	238 (166 to 329)	215 (150 to 292)	196 (106.6 to 312)	116 (61 to 198)	82 (38.1 to 151)	66.2 (27.9 to 131)	49.8 (20.1 to 93.7)	32.7 (14.3 to 62.4)	22 (10.4 to 38.4)	14.1 (7.2 to 24)	8.6 (4.1 to 12.1)	3.2 (2.2 to 4.5)	0.9 (0.6 to 1.3)	0.6 (0.4 to 0.8)	2,600
Congenital birth defects	171 (67.1 to 333)	77.3 (40.1 to 132)	289 (143 to 521)	86.2 (41.2 to 158)	32.6 (21.6 to 49.6)	20.3 (17.3 to 25.5)	17.3 (11.6 to 24.1)	12.2 (8.1 to 17.6)	9.3 (6.2 to 13.2)	5.2 (1.1 to 10.9)	6.2 (4.3 to 8.7)	4.3 (2.3 to 7.2)	5 (2.3 to 7.3)	3.6 (2.4 to 5.3)	2.7 (1.8 to 4)	2.2 (1.4 to 3.2)	1.4 (0.9 to 2.2)	0.9 (0.6 to 1.4)	0.4 (0.2 to 0.6)	0.3 (0.1 to 0.5)	0.2 (0.1 to 0.3)	0.1 (0 to 0.1)	0 (0 to 0)	0 (0 to 0)	744
Neural tube defects	42.3 (12.9 to 90.4)	13 (2.9 to 32.2)	53.1 (13.2 to 141)	17 (3.2 to 49.4)	2.8 (0.6 to 9.2)	2.9 (0.4 to 9.2)	1.7 (0.4 to 4.9)	1 (0.4 to 1.4)	0.7 (0.4 to 1.1)	0.5 (0.3 to 0.7)	0.4 (0.2 to 0.5)	0.3 (0.2 to 0.4)	0.2 (0.1 to 0.3)	0.1 (0.1 to 0.2)	0.1 (0 to 0.2)	0.1 (0 to 0.1)	0 (0 to 0.1)	0 (0 to 0.1)	0 (0 to 0)	0 (0 to 0)	0 (0 to 0)	0 (0 to 0)	0 (0 to 0)	0 (0 to 0)	0 (0 to 0)	137
Congenital heart anomalies	28.4 (10 to 62.9)	20.9 (8.2 to 46.4)	75.8 (25.9 to 170)	19.3 (5 to 47.1)	7.2 (3.5 to 14.6)	5.7 (2.9 to 10.5)	3.5 (1.9 to 7)	2.7 (1.3 to 5.5)	2 (1 to 3.7)	1.4 (0.7 to 2.5)	1.1 (0.5 to 1.8)	1 (0.5 to 1.6)	0.5 (0.2 to 1)	0.4 (0.2 to 0.7)	0.3 (0.1 to 0.6)	0.2 (0.1 to 0.4)	0.2 (0.1 to 0.3)	0.2 (0.1 to 0.3)	0.1 (0 to 0.1)	0 (0 to 0)	0 (0 to 0)	0 (0 to 0)	0 (0 to 0)	0 (0 to 0)	0 (0 to 0)	170
Orofacial clefts	1.2 (0.2 to 4.2)	0.7 (0.1 to 2.3)	2 (0.4 to 7)	0.6 (0.1 to 1.9)	0.4 (0.1 to 0.9)	0.4 (0.1 to 0.9)	0.3 (0.1 to 0.6)	0.2 (0.1 to 0.5)	0.2 (0.1 to 0.3)	0.2 (0.1 to 0.4)	0.2 (0 to 0.4)	0.1 (0 to 0.2)	0.1 (0 to 0.2)	0.1 (0 to 0.2)	0.1 (0 to 0.2)	0.1 (0 to 0.2)	0.1 (0 to 0.2)	0 (0 to 0.1)	0 (0 to 0.1)	0 (0 to 0)	0 (0 to 0)	0 (0 to 0)	0 (0 to 0)	0 (0 to 0)	0 (0 to 0)	6.6
Down syndrome	5.3 (1.6 to 12.1)	3 (1.1 to 6.9)	18.6 (5.4 to 47.4)	6.3 (1.5 to 16.5)	1.6 (0.4 to 3.6)	1.3 (0.4 to 2.9)	1.1 (0.4 to 2.1)	0.8 (0.5 to 2.1)	0.6 (0.3 to 1.4)	0.7 (0.3 to 1.5)	0.6 (0.3 to 1.1)	0.5 (0.2 to 1)	0.4 (0.2 to 1)	0.4 (0.2 to 0.7)	0.3 (0.1 to 0.6)	0.1 (0 to 0.3)	0.1 (0 to 0.3)	0 (0 to 0.1)	0 (0 to 0.1)	0 (0 to 0)	0 (0 to 0)	0 (0 to 0)	0 (0 to 0)	0 (0 to 0)	0 (0 to 0)	42
Turner syndrome	0 (0 to 0)	0 (0 to 0)	0 (0 to 0)	0 (0 to 0)	0 (0 to 0.1)	0 (0 to 0.1)	0 (0 to 0.1)	0 (0 to 0.1)	0 (0 to 0)	0 (0 to 0)	0 (0 to 0)	0 (0 to 0)	0 (0 to 0)	0 (0 to 0)	0 (0 to 0)	0 (0 to 0)	0 (0 to 0)	0 (0 to 0)	0 (0 to 0)	0 (0 to 0)	0 (0 to 0)	0 (0 to 0)	0 (0 to 0)	0 (0 to 0)	0 (0 to 0)	0.3
Klinefelter syndrome	0 (0 to 0)	0 (0 to 0)	0 (0 to 0)	0 (0 to 0)	0 (0 to 0)	0 (0 to 0)	0 (0 to 0)	0 (0 to 0)	0 (0 to 0)	0 (0 to 0)	0 (0 to 0)	0 (0 to 0)	0 (0 to 0)	0 (0 to 0)	0 (0 to 0)	0 (0 to 0)	0 (0 to 0)	0 (0 to 0)	0 (0 to 0)	0 (0 to 0)	0 (0 to 0)	0 (0 to 0)	0 (0 to 0)	0 (0 to 0)	0 (0 to 0)	0
Other chromosomal abnormalities	14.2 (4.8 to 34.6)	9.6 (4.9 to 22.3)	29 (9.6 to 72.3)	4 (1.4 to 9.9)	1.8 (0.8 to 3.7)	1.3 (0.4 to 2.8)	0.9 (0.4 to 1.7)	0.6 (0.3 to 1.1)	0.5 (0.2 to 0.9)	0.3 (0.2 to 0.5)	0.2 (0.1 to 0.3)	0.1 (0.1 to 0.2)	0.1 (0.1 to 0.1)	0.1 (0 to 0.1)	0 (0 to 0.1)	0 (0 to 0)	0 (0 to 0)	0 (0 to 0)	0 (0 to 0)	0 (0 to 0)	0 (0 to 0)	0 (0 to 0)	0 (0 to 0)	0 (0 to 0)	0 (0 to 0)	62.6
Congenital musculoskeletal and limb anomalies	5.8 (2.1 to 13)	1.9 (0.6 to 4)	6.4 (1.9 to 16)	1.2 (0.2 to 3.2)	0.2 (0 to 0.7)	0.2 (0 to 0.7)	0.1 (0 to 0.4)	0.1 (0 to 0.4)	0 (0 to 0.1)	0 (0 to 0.1)	0 (0 to 0.1)	0 (0 to 0.1)	0 (0 to 0.1)	0 (0 to 0.1)	0 (0 to 0.1)	0 (0 to 0.1)	0 (0 to 0.1)	0 (0 to 0.1)	0 (0 to 0.1)	0 (0 to 0.1)	0 (0 to 0.1)	0 (0 to 0.1)	0 (0 to 0.1)	0 (0 to 0.1)	0 (0 to 0.1)	51.4
Urogenital congenital anomalies	4.4 (1.3 to 11.1)	1.3 (0.4 to 3.8)	2.5 (0.6 to 6.9)	1.2 (0.2 to 3.6)	0.8 (0.1 to 2.1)	0.6 (0.1 to 1.6)	0.4 (0.1 to 1.1)	0.3 (0.1 to 0.8)	0.2 (0.1 to 0.5)	0.2 (0.1 to 0.5)	0.1 (0.1 to 0.2)	0.1 (0.1 to 0.2)	0.1 (0.1 to 0.1)	0.1 (0 to 0.1)	0 (0 to 0.1)	0 (0 to 0.1)	0 (0 to 0.1)	0 (0 to 0.1)	0 (0 to 0)	0 (0 to 0)	0 (0 to 0)	0 (0 to 0)	0 (0 to 0)	0 (0 to 0)	0 (0 to 0)	12.3
Digestive congenital anomalies	49.2 (7.4 to 140.8)	4.4 (0.5 to 24.1)	44.1 (4.1 to 158.1)	2.1 (0.1 to 13.2)	0.3 (0 to 2.1)	0.2 (0 to 0.9)	0.1 (0 to 0.4)	0.1 (0 to 0.2)	0 (0 to 0.1)	0 (0 to 0.1)	0 (0 to 0.1)	0 (0 to 0.1)	0 (0 to 0.1)	0 (0 to 0.1)	0 (0 to 0.1)	0 (0 to 0.1)	0 (0 to 0.1)	0 (0 to 0.1)	0 (0 to 0.1)	0 (0 to 0)	0 (0 to 0)	0 (0 to 0)	0 (0 to 0)	0 (0 to 0)	0 (0 to 0)	78.6
Other congenital birth defects	49.9 (18.6 to 104)	14.4 (4.1 to 37.4)	58.1 (21.4 to 131)	20.2 (6.2 to 44.8)	10.3 (5.7 to 19.1)	7.5 (4.1 to 11.8)	5.1 (2.8 to 8.3)	3.5 (1.9 to 6.1)	2.7 (1.5 to 4.5)	1.9 (1.2 to 2.9)	1.5 (1 to 2.2)	1.3 (0.8 to 2.1)	1 (0.6 to 1.6)	0.8 (0.4 to 1.4)	0.6 (0.3 to 1.1)	0.4 (0.2 to 0.7)	0.3 (0.1 to 0.5)	0.2 (0.1 to 0.4)	0.1 (0 to 0.2)	0.1 (0 to 0.1)	0 (0 to 0)	0 (0 to 0)	0 (0 to 0)	0 (0 to 0)	0 (0 to 0)	183
Urinary diseases and male infertility	5.2 (0.1 to 0.5)	0.3 (0.1 to 0.7)	4.2 (1.3 to 12.1)	1.2 (0.2 to 3.9)	0.8 (0.1 to 2.1)	1.5 (0.2 to 5.2)	7.9 (4.2 to 14.2)	6.8 (3.5 to 12.4)	7.7 (3.9 to 14)	7.4 (3.8 to 13.2)	6.8 (4 to 10.1)	7.6 (4.5 to 11.3)	7.8 (4.6 to 11.9)	7.4 (3.5 to 13.7)	5.6 (2.6 to 11.3)	5.8 (2.5 to 11.4)	5.4 (2.5 to 11.3)	4.5 (1.9 to 9.6)	3.1 (1.2 to 6.5)	2.1 (0.8 to 4.3)	1.4 (0.5 to 2.8)	0.6 (0.2 to 1.3)	0.3 (0.1 to 0.7)	0.3 (0.1 to 0.6)	126
Urolithiasis	0 (0 to 0)	0 (0 to 0)	0 (0 to 0)	0 (0 to 0.1)	0 (0 to 0.1)	0 (0 to 0.1)	0 (0 to 0.2)	0 (0 to 0.1)	0 (0 to 0.1)	0 (0 to 0.2)	0 (0 to 0.4)	0 (0 to 0.2)	0 (0 to 0.2)	0 (0 to 0.2)	0 (0 to 0.1)	0 (0 to 0.1)	0 (0 to 0.1)	0 (0 to 0.2)	0 (0 to 0.2)	0 (0 to 0.1)	0 (0 to 0.1)	0 (0 to 0.2)	0 (0 to 0.1)	0 (0 to 0.1)	0 (0 to 0)	3
Benign prostatic hyperplasia	0 (0 to 0)	0 (0 to 0)	0 (0 to 0)	0 (0 to 0)	0 (0 to 0)	0 (0 to 0)	0 (0 to 0)	0 (0 to 0)	0 (0 to 0)	0 (0 to 0)	0 (0 to 0)	0 (0 to 0)	0 (0 to 0)	0 (0 to 0)	0 (0 to 0)	0 (0 to 0)	0 (0 to 0)	0 (0 to 0)	0 (0 to 0)	0 (0 to 0)	0 (0 to 0)	0 (0 to 0)	0 (0 to 0)	0 (0 to 0)	0 (0 to 0)	0
Male infertility	–	–	–	–	–	–	–	–	–	–	–	–	–	–	–	–	–	–	–	–	–	–	–	–	–	NA
Other urinary diseases	0.1 (0 to 0.2)	0 (0 to 0.2)	0.2 (0 to 0.7)	1.7 (0.4 to 4.9)	1 (0.3 to 2.4)	0.6 (0.3 to 1.4)	0.8 (0.3 to 1.6)	0.6 (0.3 to 1.4)	3.5 (1.1 to 7.8)	0.5 (0.2 to 0.9)	0.5 (0.2 to 1.2)	0.4 (0.2 to 0.8)	0.3 (0.1 to 0.6)	0.4 (0.2 to 0.9)	0.2 (0 to 0.5)	0.2 (0 to 0.5)	0.1 (0 to 0.3)	0.1 (0 to 0.2)	0.1 (0 to 0.2)	0.1 (0 to 0.1)	0.1 (0 to 0.1)	0.7 (0.1 to 1.6)	0.4 (0.1 to 0.9)	0.2 (0 to 0.5)	0.1 (0 to 0.2)	21.8
Gynecological diseases	0 (0 to 0)	0 (0 to 0)	0 (0 to 0)	0 (0 to 0)	85.5 (59.3 to 124)	174.6 (124.6 to 242)	401.2 (284.3 to 570.4)	465.7 (341.1 to 628)	1,136 (864.6 to 1,494)	1,136 (1,106 to 1,229)	1,136 (1,101 to 1,223)	1,136 (1,101 to 1,224)	1,136 (1,101 to 1,224)	1,136 (1,101 to 1,224)	1,136 (1,101 to 1,224)	1,136 (1,101 to 1,224)	1,136 (1,101 to 1,224)	1,136 (1,101 to 1,224)	1,136 (1,101 to 1,224)	1,136 (1,101 to 1,224)	1,136 (1,101 to 1,224)	1,136 (1,101 to 1,224)	1,136 (1,101 to 1,224)	1,136 (1,101 to 1,224)	1,136 (1,101 to 1,224)	952
Uterine fibroids	0 (0 to 0)	0 (0 to 0)	0 (0 to 0)	0 (0 to 0)	0 (0 to 0)	0 (0 to 0.1)	0 (0.1 to 0.2)	0 (0.1 to 0.2)	0 (0.1 to 0.2)	0 (0.1 to 0.3)	0 (0.1 to 0.4)	0 (0.1 to 0.5)	0 (0.2 to 0.6)	0 (0.2 to 0.7)	0 (0.2 to 0.6)	0 (0.2 to 0.6)	0 (0.2 to 0.6)	0 (0.2 to 0.6)	0 (0.2 to 0.6)	0 (0.1 to 0.5)	0 (0.1 to 0.5)	0 (0.1 to 0.5)	0 (0.1 to 0.5)	0 (0.1 to 0.5)	0 (0.1 to 0.5)	29.4
Polycystic ovarian syndrome	0 (0 to 0)	0 (0 to 0)	0 (0 to 0)	0 (0 to 0)	0 (0 to 0)	0 (0 to 0.1)	0 (0.1 to 0.2)	0 (0 to 0.1)	0 (0 to 0.2)	0 (0 to 0.2)	0 (0 to 0.1)	0 (0 to 0.2)	0 (0 to 0.2)	0 (0 to 0.2)	0 (0 to 0.2)	0 (0 to 0.2)	0 (0 to 0.2)	0 (0 to 0.2)	0 (0 to 0.2)	0 (0 to 0.1)	0 (0 to 0.1)	0 (0 to 0.1)	0 (0 to 0.1)	0 (0 to 0.1)	0 (0 to 0.1)	6
Female infertility	0 (0 to 0)	0 (0 to 0)	0 (0 to 0)	0 (0 to 0)	0 (0 to 0)	0 (0 to 0)	0 (0 to 0)	0 (0 to 0.2)	0.9 (0 to 3)	0.6 (0 to 2.3)	0.7 (0 to 3.8)	1.6 (0 to 6.8)	0 (0 to 0.1)	0 (0 to 0.1)	0 (0 to 0.1)	0 (0 to 0.1)	0 (0 to 0.1)	0 (0 to 0.1)	0 (0 to 0.1)	0 (0 to 0.1)	0 (0 to 0.1)	0 (0 to 0.1)	0 (0 to 0.1)	0 (0 to 0.1)	0 (0 to 0.1)	4.7
Endometriosis	0 (0 to 0)	0 (0 to 0)	0 (0 to 0)	0 (0 to 0)	0 (0 to 0)	0 (0 to 0)	0 (0 to 0.1)	0 (0 to 0.4)	0.6 (0 to 1.9)	0.4 (0 to 1.3)	0.5 (0 to 1.5)	0.8 (0 to 2.5)	0.5 (0 to 1.5)	0.5 (0 to 1.5)	0.3 (0 to 1.1)	0.3 (0 to 1.1)	0.2 (0 to 0.8)	0.2 (0 to 0.8)	0.1 (0 to 0.5)	0.1 (0 to 0.4)	0.1 (0 to 0.3)	0.1 (0 to 0.3)	0 (0 to 0.1)	0 (0 to 0.1)	0 (0 to 0.1)	44.1
Genital prolapse	0 (0 to 0)	0 (0 to 0)	0 (0 to 0)	0 (0 to 0)	0 (0 to 0)	0 (0 to 0.1)	0 (0 to 0.1)	0 (0 to 0.1)	0 (0 to 0.1)	0 (0 to 0.1)	0 (0 to 0.1)	0 (0 to 0.1)	0 (0 to 0.1)	0 (0 to 0.1)	0 (0 to 0.1)	0 (0 to 0.1)	0 (0 to 0.1)	0 (0 to 0.1)	0 (0 to 0.1)	0 (0 to 0.1)	0 (0 to 0.1)	0 (0 to 0.1)	0 (0 to 0.1)	0 (0 to 0.1)	0 (0 to 0.1)	0 (0 to 0.1)	9.7
Premenstrual syndrome	0 (0 to 0)	0 (0 to 0)	0 (0 to 0)	0 (0 to 0)	15.7 (7.4 to 29.9)	28.9 (14.3 to 52.6)	39.6 (19.5 to 67.6)	39.1 (19.3 to 69)	36.8 (17.5 to 64.5)	35 (16.1 to 61.5)	35.3 (14.1 to 61.4)	20.9 (12.2 to 35.7)	14 (7.8 to 23.3)	7.5 (3.7 to 13.1)	4.1 (1.9 to 7.5)	2.1 (0.9 to 4.2)	0.9 (0.4 to 1.8)	0.4 (0.2 to 0.8)	0.2 (0.1 to 0.4)	0.1 (0 to 0.2)	0 (0 to 0.1)	0 (0 to 0.1)	0 (0 to 0.1)	0 (0 to 0.1)	0 (0 to 0.1)	169
Other gynecological diseases	0 (0 to 0)	0 (0 to 0)	0 (0 to 0)	0 (0 to 0)	1.1 (0.4 to 2.4)	4.6 (2.3 to 9.1)	9.2 (4.6 to 18)	8.6 (4.3 to 17.1)	45.6 (22.4 to 72.1)	97.3 (54.2 to 153)	119 (75.3 to 180)	117 (72.4 to 174)	59.9 (37.4 to 94)	59 (37.4 to 89)	29.9 (17.9 to 44.6)	16.6 (9.5 to 25.6)	10.2 (5.4 to 16.8)	5.7 (2.8 to 9.7)	2.8 (1.2 to 5.2)	1.4 (0.6 to 2.7)	0.6 (0.2 to 1.2)	0.2 (0.1 to 0.4)	0.1 (0 to 0.2)	0 (0 to 0.1)	0 (0 to 0.1)	671
Hemoglobinopathies and hemolytic anemias	0.6 (0.1 to 1.3)	1.3 (0.6 to 2.1)	35.2 (16.5 to 64)	76.4 (32.5 to 205.5)	47.2 (16.2 to 93.5)	32.8 (12.5 to 67.2)	86.2 (38.2 to 166.2)	64.1 (26.2 to 132.2)	35.2 (16.4 to 63.9)	19.4 (8.5 to 36)	32.8 (16.4 to 53.9)	19.4 (8.7 to 33)	8.3 (4.2 to 12.8)	6.1 (3.1 to 9.9)	3.9 (2.5 to 7.6)	1.6 (0.7 to 3.4)	2.2 (1.3 to 3.8)	1.8 (0.8 to 2.9)	0.8 (0.4 to 1.4)	1.9 (0.7 to 3.8)	1.7 (0.7 to 2.8)	0.4 (0.2 to 0.6)	0.1 (0 to 0.2)	0.1 (0 to 0.1)	477
Thalassemias	0 (0 to 0)	0 (0 to 0)	0.4 (0.1 to 1.4)	1.4 (0.4 to 4.1)	0.4 (0.1 to 1.1)	0.1 (0 to 0.3)	0.1 (0 to 0.1)	0 (0 to 0)	0 (0 to 0)	0 (0 to 0)	0 (0 to 0)	0 (0 to 0)	0 (0 to 0)	0 (0 to 0)	0 (0 to 0)	0 (0 to 0)	0 (0 to 0)	0 (0 to 0)	0 (0 to 0)	0 (0 to 0)	0 (0 to 0)	0 (0 to 0)	0 (0 to 0)	0 (0 to 0)	0 (0 to 0)	2.6
Thalassemias trait	0 (0 to 0)	0.1 (0 to 0.1)	1 (0.5 to 1.6)	3.6 (2 to 6.1)	2.7 (1.1 to 7.7)	3 (1.1 to 6.6)	2.4 (1.1 to 4.2)	2.5 (1.1 to 4.3)	4.3 (2.4 to 6.8)	2.4 (1.3 to 4.2)	3.8 (2.1 to 6.7)	2 (1.3 to 2.8)	1.3 (0.8 to 2)	0.8 (0.4 to 1.4)	0.7 (0.3 to 1.2)	0.3 (0.2 to 0.6)	0.2 (0.1 to 0.4)	0.1 (0.1 to 0.3)	0.1 (0 to 0.2)	0.1 (0 to 0.2)	0.1 (0 to 0.1)	0 (0 to 0)	0 (0 to 0)	0 (0 to 0)	0 (0 to 0)	39
Sickle cell disorders	0.6 (0.1 to 1.2)	0.4 (0.1 to 1)	20 (4.7 to 48.1)	46.9 (8.3 to 166)	21.3 (7.5 to 39.4)	19.6 (7.1 to 37.9)	20.7 (7.1 to 54.4)	28.6 (12.1 to 54.1)	18 (6.4 to 35.3)	15.9 (6 to 33)	3.8 (2.1 to 6.2)	7.6 (2.6 to 15)	7 (2.2 to 12.6)	3.6 (1.3 to 7.2)	1.8 (0.4 to 4.1)	0.7 (0.3 to 1.2)	0.3 (0.1 to 0.6)	0.2 (0.1 to 0.4)	0.1 (0 to 0.3)	0.1 (0 to 0.2)	0 (0 to 0.1)	0 (0 to 0)	0 (0 to 0)	0 (0 to 0)	0 (0 to 0)	247
Sickle cell trait	0 (0 to 0.1)	0.7 (0.4 to 1.1)	2.5 (1 to 5.3)	9.8 (2.6 to 19.7)	9.6 (2.7 to 15.4)	7.7 (2.7 to 15.4)	46 (23.4 to 78)	26.7 (11.6 to 49.2)	10.4 (4.6 to 24.2)	11.1 (2.7 to 22.4)	4.7 (2.4 to 8.2)	7.4 (3.6 to 12.7)	2.2 (1.1 to 3.8)	1.6 (0.8 to 3.2)	0.4 (0.2 to 1.4)	0.7 (0.2 to 1.6)	0.4 (0.1 to 0.9)	0.3 (0.1 to 0.7)	0.3 (0.1 to 0.6)	0.2 (0.1 to 0.4)	0.1 (0 to 0.3)	0.1 (0 to 0.2)	0 (0 to 0.1)	0 (0 to 0.1)	151
G6PD deficiency	0 (0 to 0)	0.1 (0 to 0.3)	0.4 (0 to 1.5)	0.5 (0.1 to 1.7)	0.5 (0.1 to 1.2)	0.5 (0.1 to 1.2)	1.3 (0.4 to 2.8)	0.7 (0.2 to 1.4)	0.6 (0.2 to 1.2)	0.6 (0.2 to 1.2)	0.3 (0.1 to 0.7)	0.2 (0.1 to 0.7)	0.2 (0.1 to 0.7)	0.3 (0.1 to 0.6)	0.1 (0 to 0.3)	0.1 (0 to 0.2)	0.1 (0 to 0.3)	0.1 (0 to 0.2)	0.1 (0 to 0.3)	0.1 (0 to 0.2)	0.1 (0 to 0.2)	0.1 (0 to 0.2)	0 (0 to 0.1)	0 (0 to 0.1)	0 (0 to 0.1)	7.7
G6PD trait	0 (0 to 0)	0 (0 to 0)	0 (0 to 0)	0 (0 to 0)	0 (0 to 0)	0 (0 to 0)	0 (0 to 0.1)	0 (0 to 0.1)	0 (0 to 0)	0 (0 to 0)	0 (0 to 0)	0 (0 to 0)	0 (0 to 0)	0 (0 to 0.1)	0 (0 to 0)	0 (0 to 0)	0 (0 to 0)	0 (0 to 0)	0 (0 to 0)	0 (0 to 0)	0 (0 to 0)	0 (0 to 0)	0 (0 to 0)	0 (0 to 0)	0 (0 to 0)	0 (0 to 0)	0.2
Other hemoglobinopathies and hemolytic anemias	0 (0 to 0)	0.1 (0 to 0.1)	1.1 (0.4 to 1.8)	3.2 (1 to 5.7)	1.8 (0.4 to 4.4)	1.9 (0.5 to 4.1)	2.6 (1 to 5.2)	2.4 (1.1 to 4.3)	1.8 (0.8 to 3.3)	1.5 (0.4 to 3.7)	1.4 (0.6 to 2.6)	0.9 (0.3 to 1.8)	1.3 (0.5 to 2.4)	1.3 (0.6 to 2.4)	1.2 (0.5 to 2.2)	1.1 (0.5 to 2.1)	1.2 (0.5 to 2.1)	1.4 (0.6 to 2.5)	1.3 (0.5 to 2.3)	1.2 (0.5 to 2.1)	1.4 (0.6 to 2.5)	1.3 (0.5 to 2.3)	0.2 (0.1 to 0.4)	0.1 (0 to 0.2)	29.1
Endocrine, metabolic, blood, and immune disorders	3.2 (1.2 to 6.4)	2 (1.0 to 3.4)	19.5 (7.7 to 46.7)	20.2 (8.6 to 46.6)	13.4 (4.2 to 24.6)	13.1 (4.2 to 26.8)	15.5 (6.3 to 29.1)	16.5 (8.5 to 28.6)	17.9 (10.1 to 27.8)	17.9 (10.2 to 27.6)	22.6 (14.5 to 33.4)	23.3 (14.5 to 34.8)	21.3 (12.2 to 32.2)	22.6 (14.7 to 32.4)	21.9 (13.3 to 34)	19.8 (11.9 to 32.1)	22.3 (14.1 to 32.7)	19.3 (9.9 to 33.7)	7.5 (4.7 to 11.1)	3.8 (2.4 to 5.6)	1.2 (0.7 to 2.1)	0.3 (0.1 to 0.5)	0.3 (0.1 to 0.5)	0.3 (0.1 to 0.5)	321
Oral disorders	0 (0 to 0)	0 (0 to 0)	1.6 (0.1 to 9.1)	0.9 (0.1 to 4.1)	0.9 (0.1 to 3.1)	0.7 (0.1 to 2.6)	1.4 (0.1 to 5.3)	14.9 (7.5 to 28.1)	22.2 (10.8 to 41.5)	29.1 (12.9 to 69.4)	28.3 (13.8 to 51.7)	27.3 (12.3 to 49.8)	21.1 (10.7 to 39.2)	17.7 (8.3 to 32.2)	15.7 (7.1 to 29.8)	12.7 (7.1 to 22.6)	9.6 (5.4 to 15.6)	6.8 (3.2 to 9.9)	5.4 (2.3 to 9.4)	3.7 (2.2 to 5.6)	1.7 (1 to 2.6)	0.6 (0.3 to 1.1)	0.3 (0.1 to 0.6)	0.1 (0 to 0.2)	259
Caries of deciduous teeth	0 (0 to 0)	0 (0 to 0)	0 (0 to 0)	0 (0 to 0.3)	0 (0 to 0.3)	0 (0 to 0.3)	0 (0 to 0.3)	0 (0 to 0.3)	0 (0 to 0.3)	0 (0 to 0.3)	0 (0 to 0.3)	0 (0 to 0.3)	0 (0 to 0.3)	0 (0 to 0.3)	0 (0 to 0.3)	0 (0 to 0.3)	0 (0 to 0.3)	0 (0 to 0.3)	0 (0 to 0.3)	0 (0 to 0.3)	0 (0 to 0.3)	0 (0 to 0.3)	0 (0 to 0.3)	0 (0 to 0.3)	0 (0 to 0.3)	3.4
Caries of permanent teeth	0 (0 to 0)	0 (0 to 0)	0 (0 to 0)	0 (0 to 0)	3.2 (1.4 to 6.2)	3.7 (1.6 to 7.4)	4.6 (1.7 to 9.4)	3.6 (1.4 to 7.6)	3.6 (1.2 to 8.1)	2.6 (1.1 to 5.6)	2.4 (1 to 4.8)	2.4 (0.8 to 4.6)	1.5 (0.4 to 3.2)	1.5 (0.3 to 3.2)	0.8 (0.2 to 1.2)	0.4 (0.2 to 0.8)	0.3 (0.1 to 0.5)	0.2 (0.1 to 0.4)	0.2 (0.1 to 0.4)	0.1 (0 to 0.3)	0.1 (0 to 0.2)	0 (0 to 0.1)	0 (0 to 0)	0 (0 to 0)	0 (0 to 0)	27.8
Periodontal diseases	0 (0 to 0)	0 (0 to 0)	0 (0 to 0)	0 (0 to 0)	0.1 (0 to 0.5)	0.1 (0 to 0.5)	0.2 (0 to 1.2)	0.2 (0 to 1.2)	0.4 (0 to 2.1)	0.4 (0 to 2.1)	0.4 (0 to 2.1)	0.4 (0 to 2.1)	0.4 (0 to 2.1)	0.4 (0 to 2.1)	0.4 (0 to 2.1)	0.4 (0 to 2.1)	0.4 (0 to 2

SR Table 2b: Senegal DALYS by cause and age group for females with 95% uncertainty intervals, 2019

Cause	Early Neonatal	Late Neonatal	Post Neonatal	1 to 4	5 to 9	10 to 14	15 to 19	20 to 24	25 to 29	30 to 34	35 to 39
All causes	340,000 (287,000 to 405,000)	106,000 (88,200 to 127,000)	234,000 (165,000 to 336,000)	282,000 (239,000 to 336,000)	114,000 (85,600 to 143,000)	97,100 (76,400 to 124,000)	112,000 (89,200 to 138,000)	118,000 (92,300 to 143,000)	122,000 (97,900 to 146,000)	120,000 (96,600 to 143,000)	114,000 (93,300 to 136,000)
Communicable, maternal, neonatal, and nutritional diseases	314,000 (264,000 to 373,000)	92,700 (75,700 to 113,000)	188,000 (129,000 to 274,000)	222,000 (179,000 to 271,000)	67,000 (48,600 to 86,900)	40,800 (30,500 to 53,600)	46,600 (35,600 to 57,400)	50,600 (37,800 to 62,200)	50,500 (39,000 to 61,100)	49,700 (39,300 to 59,900)	45,600 (37,100 to 55,900)
HIV/AIDS and sexually transmitted infections	3,780 (1,170 to 8,690)	1,110 (350 to 2,500)	2,740 (1,540 to 4,950)	1,300 (884 to 1,870)	1,280 (839 to 1,820)	1,580 (1,100 to 2,130)	2,590 (1,530 to 4,120)	3,440 (2,210 to 5,500)	6,220 (3,910 to 10,400)	8,500 (5,790 to 12,700)	9,080 (6,600 to 12,500)
HIV/AIDS	0·1 (0·1 to 0·1)	0·4 (0·3 to 0·5)	1,190 (859 to 1,630)	1,220 (810 to 1,780)	1,230 (799 to 1,780)	1,520 (1,050 to 2,060)	2,440 (1,400 to 4,000)	3,050 (1,820 to 5,130)	5,620 (3,270 to 9,730)	7,920 (5,260 to 12,000)	8,670 (6,220 to 12,000)
HIV/AIDS - Drug-susceptible Tuberculosis	0 (0 to 0)	0·1 (0 to 0·1)	264 (162 to 411)	272 (169 to 425)	285 (182 to 432)	322 (204 to 495)	502 (321 to 760)	639 (415 to 962)	1,160 (745 to 1,730)	1,660 (1,070 to 2,480)	1,810 (1,150 to 2,750)
HIV/AIDS - Multidrug-resistant Tuberculosis without exten	0 (0 to 0)	0 (0 to 0)	18 (4 to 47·3)	18·3 (4·1 to 48·2)	18·6 (4·2 to 48·2)	21 (4·8 to 55·2)	32·9 (7·5 to 85·8)	40·7 (9·3 to 106)	72·9 (16·7 to 189)	103 (23·3 to 264)	111 (25·3 to 285)
HIV/AIDS - Extensively drug-resistant Tuberculosis	0 (0 to 0)	0 (0 to 0)	0·2 (0·1 to 0·7)	0·2 (0·1 to 0·7)	0·3 (0·1 to 0·7)	0·3 (0·1 to 0·8)	0·4 (0·1 to 1·3)	0·5 (0·1 to 1·6)	1 (0·2 to 2·9)	1·4 (0·3 to 4·1)	1·5 (0·3 to 4·4)
HIV/AIDS resulting in other diseases	0·1 (0·1 to 0·1)	0·3 (0·2 to 0·4)	908 (560 to 1,360)	932 (504 to 1,480)	930 (490 to 1,490)	1,180 (684 to 1,760)	1,900 (846 to 3,440)	2,370 (1,130 to 4,480)	4,380 (2,060 to 8,590)	6,160 (3,310 to 10,300)	6,740 (4,050 to 10,200)
Sexually transmitted infections excluding HIV	3,780 (1,170 to 8,690)	1,110 (350 to 2,500)	1,550 (422 to 3,710)	78·3 (22 to 184)	41·4 (11·4 to 101)	56·4 (23·4 to 131)	148 (74·6 to 268)	389 (218 to 676)	608 (343 to 1,030)	585 (327 to 991)	410 (215 to 750)
Syphilis	3,780 (1,170 to 8,690)	1,110 (350 to 2,500)	1,550 (422 to 3,710)	78·3 (22 to 184)	41·4 (11·4 to 101)	23·2 (6·2 to 64·5)	10·1 (3·1 to 24·6)	7·8 (3 to 17·4)	25·8 (9·2 to 57·5)	21·8 (7·8 to 50·2)	4·7 (1·8 to 10·3)
Chlamydial infection	0 (0 to 0)	0 (0 to 0)	0 (0 to 0)	0 (0 to 0)	0 (0 to 0)	6·2 (2·8 to 13·3)	15·8 (8·8 to 25·8)	53·1 (27·4 to 88·3)	83·4 (49·1 to 136)	76·1 (42·1 to 126)	54·9 (30·2 to 100)
Gonococcal infection	0 (0 to 0)	0 (0 to 0)	0 (0 to 0)	0 (0 to 0)	0 (0 to 0)	6·9 (2 to 18·6)	15·2 (5·9 to 35·6)	41·5 (18·1 to 89·5)	69·5 (30·5 to 139)	55·6 (28·7 to 105)	25 (14·1 to 44·1)
Trichomoniasis	0 (0 to 0)	0 (0 to 0)	0 (0 to 0)	0 (0 to 0)	0 (0 to 0)	4 (0·9 to 10·6)	52 (16·5 to 128)	155 (54·5 to 356)	187 (62·9 to 431)	161 (51·3 to 384)	128 (41·9 to 292)
Genital herpes	0 (0 to 0)	0 (0 to 0)	0 (0 to 0)	0 (0 to 0)	0 (0 to 0)	4·9 (1·4 to 11·8)	19·2 (5·3 to 48·8)	34·1 (10·4 to 83·2)	45·3 (14·9 to 111)	48·4 (14·7 to 116)	43·7 (13·9 to 102)
Other sexually transmitted infections	0 (0 to 0)	0 (0 to 0)	0 (0 to 0)	0 (0 to 0)	0 (0 to 0)	11·2 (4·9 to 24·6)	35·3 (14·2 to 71·4)	97·5 (54·4 to 155)	197 (114 to 320)	222 (126 to 358)	154 (85·4 to 262)
Respiratory infections and tuberculosis	17,800 (9,320 to 30,500)	15,600 (8,180 to 26,600)	46,800 (20,700 to 81,500)	26,300 (12,600 to 43,400)	7,440 (4,360 to 11,400)	4,370 (2,840 to 6,210)	4,850 (3,170 to 6,660)	5,990 (3,870 to 8,450)	6,590 (4,320 to 9,220)	5,860 (3,890 to 8,210)	5,570 (3,710 to 8,210)
Tuberculosis	0 (0 to 0)	0·1 (0·1 to 0·2)	2,860 (1,300 to 5,650)	2,700 (1,400 to 4,740)	1,150 (597 to 1,950)	911 (463 to 1,570)	1,860 (1,050 to 2,940)	3,090 (1,800 to 4,930)	3,680 (2,200 to 5,810)	3,520 (2,090 to 5,500)	3,390 (1,960 to 5,640)
Latent tuberculosis infection	0 (0 to 0)	0 (0 to 0)	0 (0 to 0)	0 (0 to 0)	0 (0 to 0)	0 (0 to 0)	0 (0 to 0)	0 (0 to 0)	0 (0 to 0)	0 (0 to 0)	0 (0 to 0)
Drug-susceptible tuberculosis	0 (0 to 0)	0·1 (0·1 to 0·2)	2,710 (1,210 to 5,350)	2,570 (1,330 to 4,490)	1,100 (571 to 1,890)	864 (444 to 1,510)	1,780 (996 to 2,870)	2,950 (1,690 to 4,680)	3,510 (2,100 to 5,560)	3,360 (1,970 to 5,290)	3,230 (1,880 to 5,340)
Multidrug-resistant tuberculosis without extensive drug res	0 (0 to 0)	0 (0 to 0)	148 (28·4 to 438)	127 (24·8 to 366)	53·1 (11 to 156)	46·2 (9 to 125)	85·5 (18·5 to 238)	140 (28·8 to 382)	167 (36·4 to 430)	162 (34·8 to 454)	157 (33·4 to 394)
Extensively drug-resistant tuberculosis	0 (0 to 0)	0 (0 to 0)	2 (0·4 to 6·2)	1·6 (0·3 to 5)	0·7 (0·1 to 2·1)	0·6 (0·1 to 1·8)	1·1 (0·2 to 3·4)	1·8 (0·4 to 5·3)	2·2 (0·4 to 6·1)	2·1 (0·4 to 6·4)	2·1 (0·4 to 5·7)
Lower respiratory infections	17,800 (9,310 to 30,500)	15,600 (8,170 to 26,600)	43,700 (18,700 to 77,400)	22,400 (9,430 to 39,300)	5,270 (2,610 to 8,730)	2,650 (1,510 to 4,180)	2,220 (1,220 to 3,460)	2,200 (1,230 to 3,500)	2,320 (1,320 to 3,630)	1,880 (1,060 to 2,980)	1,800 (1,040 to 2,880)
Upper respiratory infections	1·7 (0·9 to 2·9)	9·3 (5·1 to 15·7)	165 (92·2 to 271)	811 (449 to 1,360)	702 (370 to 1,190)	664 (351 to 1,140)	582 (300 to 1,040)	489 (257 to 839)	407 (225 to 690)	326 (173 to 543)	265 (132 to 448)
Otitis media	0·5 (0·1 to 2)	1·2 (0·6 to 2·4)	55·2 (27·9 to 102)	420 (223 to 733)	319 (160 to 556)	145 (68 to 266)	180 (88·9 to 312)	204 (91·3 to 386)	178 (84·2 to 327)	134 (58·3 to 256)	111 (52·4 to 200)
Enteric infections	1,650 (551 to 3,640)	5,520 (1,670 to 13,400)	53,200 (17,100 to 115,000)	76,300 (32,600 to 142,000)	13,300 (7,430 to 23,100)	6,260 (3,860 to 9,920)	4,440 (2,500 to 7,910)	4,180 (2,200 to 8,120)	3,760 (2,050 to 6,940)	3,220 (1,800 to 6,020)	2,900 (1,660 to 5,300)
Diarrheal diseases	1,650 (551 to 3,640)	5,380 (1,560 to 13,300)	50,700 (14,700 to 112,000)	66,900 (23,400 to 132,000)	8,030 (3,640 to 16,900)	3,780 (1,990 to 7,070)	3,390 (1,700 to 6,830)	3,590 (1,690 to 7,570)	3,320 (1,690 to 6,640)	2,930 (1,540 to 5,630)	2,680 (1,440 to 5,060)
Typhoid and paratyphoid	0 (0 to 0)	0 (0 to 0)	27·3 (8·2 to 73·4)	2,820 (813 to 6,930)	2,990 (1,030 to 6,590)	1,870 (641 to 4,040)	823 (267 to 1,750)	394 (130 to 900)	235 (88·2 to 517)	125 (45·2 to 273)	70·9 (27·7 to 150)
Typhoid fever	0 (0 to 0)	0 (0 to 0)	27·1 (8·1 to 73)	2,800 (810 to 6,820)	2,970 (1,020 to 6,550)	1,860 (637 to 3,990)	818 (264 to 1,740)	391 (129 to 895)	234 (87·9 to 515)	125 (45·1 to 271)	70·5 (27·5 to 149)
Paratyphoid fever	0 (0 to 0)	0 (0 to 0)	0·2 (0·1 to 0·7)	22·9 (5·1 to 63·7)	24·1 (6·2 to 65·7)	14·1 (4·3 to 35·5)	5·7 (1·5 to 14·6)	2·5 (0·6 to 6·4)	1·3 (0·4 to 3·5)	0·6 (0·2 to 1·7)	0·3 (0·1 to 0·8)
Invasive Non-typhoidal Salmonella (iNTS)	0 (0 to 0)	133 (68·8 to 238)	2,400 (991 to 4,730)	6,480 (2,640 to 12,700)	2,260 (851 to 4,320)	588 (223 to 1,170)	220 (74·2 to 473)	185 (65 to 389)	194 (69·4 to 402)	169 (66·8 to 341)	153 (60·8 to 301)
Other intestinal infectious diseases	0 (0 to 0)	0 (0 to 0)	54·6 (1·1 to 201)	111 (6·8 to 417)	25·2 (1·8 to 92·4)	13·2 (1·1 to 44·2)	4·7 (0·7 to 16)	3·9 (0·7 to 12·2)	1·8 (0·4 to 5·2)	3·7 (1·1 to 9·1)	1·8 (0·5 to 5)
Neglected tropical diseases and malaria	361 (88·7 to 1,180)	9,040 (1,430 to 25,900)	39,900 (7,100 to 110,000)	51,900 (12,200 to 127,000)	12,800 (6,090 to 26,800)	7,230 (3,900 to 13,600)	11,200 (5,550 to 21,200)	9,540 (4,370 to 19,700)	7,880 (3,610 to 16,300)	6,820 (3,140 to 14,600)	6,640 (2,860 to 14,500)
Malaria	0·9 (0·2 to 3)	8,760 (1,130 to 25,800)	38,200 (5,760 to 109,000)	47,100 (8,110 to 122,000)	7,870 (1,720 to 22,300)	3,760 (1,050 to 9,400)	6,430 (1,660 to 16,400)	6,040 (1,450 to 15,700)	4,980 (1,180 to 13,400)	4,430 (1,040 to 12,300)	4,510 (927 to 11,900)
Chagas disease	0 (0 to 0)	0 (0 to 0)	0 (0 to 0)	0 (0 to 0)	0 (0 to 0)	0 (0 to 0)	0 (0 to 0)	0 (0 to 0)	0 (0 to 0)	0 (0 to 0)	0 (0 to 0)
Leishmaniasis	0 (0 to 0)	0 (0 to 0)	12·9 (5·2 to 24·9)	109 (44·4 to 208)	107 (44·2 to 199)	37·4 (17·5 to 63·7)	15·6 (7·5 to 26·7)	9·7 (4·7 to 16·1)	9·3 (4·8 to 15·1)	7·4 (4 to 11·8)	5·8 (3·3 to 9·1)
Visceral leishmaniasis	0 (0 to 0)	0 (0 to 0)	12·9 (5·2 to 24·9)	109 (44·4 to 208)	107 (44·1 to 199)	37·1 (17·3 to 63·3)	15·1 (6·9 to 26·4)	9 (4·1 to 15·4)	8·4 (4 to 14·2)	6·4 (3 to 10·8)	4·7 (2·3 to 7·8)
Cutaneous and mucocutaneous leishmaniasis	0 (0 to 0)	0 (0 to 0)	0 (0 to 0)	0 (0 to 0·1)	0·2 (0 to 0·4)	0·3 (0·1 to 0·6)	0·5 (0·2 to 0·9)	0·6 (0·3 to 1·1)	0·9 (0·4 to 1·5)	1 (0·6 to 1·7)	1·1 (0·7 to 1·8)
African trypanosomiasis	0 (0 to 0)	0 (0 to 0)	0 (0 to 0)	0 (0 to 0)	0 (0 to 0)	0 (0 to 0)	0 (0 to 0)	0 (0 to 0)	0 (0 to 0)	0 (0 to 0)	0 (0 to 0)
Schistosomiasis	0 (0 to 0)	0 (0 to 0)	0 (0 to 0·1)	126 (25·7 to 338)	495 (167 to 1,110)	712 (226 to 1,730)	1,960 (908 to 3,490)	1,620 (738 to 3,080)	1,600 (750 to 2,960)	1,410 (677 to 2,570)	1,200 (631 to 2,080)
Cysticercosis	0 (0 to 0)	0 (0 to 0)	0 (0 to 0)	0·8 (0 to 3·7)	2·4 (0 to 10)	2·7 (0·1 to 9·3)	3·2 (0·4 to 9·5)	5 (1·1 to 13)	6·4 (1·4 to 15·2)	6·1 (1·2 to 15·2)	5·5 (1·3 to 13)

Cause	40 to 44	45 to 49	50 to 54	55 to 59	60 to 64	65 to 69	70 to 74	75 to 79	80 to 84	85 to 89	90 to 94	95 plus	Total
All causes	111,000 (90,400 to 133,000)	104,000 (86,700 to 126,000)	105,000 (87,200 to 125,000)	103,000 (87,000 to 124,000)	102,000 (86,700 to 119,000)	91,200 (80,200 to 104,000)	80,500 (73,300 to 90,700)	64,600 (59,600 to 72,300)	46,600 (43,300 to 51,100)	23,500 (21,700 to 27,100)	9,370 (8,650 to 10,700)	2,710 (2,480 to 2,960)	2,600,000
Communicable, maternal, neonatal, and nutritional diseases	40,100 (31,400 to 50,400)	34,100 (26,400 to 44,600)	27,700 (20,300 to 39,100)	25,400 (18,100 to 37,100)	22,700 (15,100 to 34,100)	19,200 (13,500 to 28,700)	19,200 (13,700 to 27,900)	12,900 (9,340 to 17,500)	9,040 (6,680 to 12,000)	4,120 (3,040 to 5,510)	1,600 (1,100 to 2,230)	543 (375 to 753)	1,380,000
HIV/AIDS and sexually transmitted infections	8,150 (6,360 to 10,400)	6,480 (4,710 to 8,600)	4,110 (2,940 to 5,440)	2,340 (1,640 to 3,140)	1,220 (845 to 1,680)	571 (382 to 800)	264 (174 to 377)	118 (78·5 to 165)	24·7 (16·4 to 35·6)	9·9 (6·5 to 14·3)	3 (2 to 4·3)	0·6 (0·4 to 0·9)	64,900
HIV/AIDS	7,840 (6,080 to 10,100)	6,260 (4,540 to 8,420)	4,020 (2,840 to 5,370)	2,290 (1,600 to 3,100)	1,180 (800 to 1,640)	548 (361 to 782)	248 (160 to 360)	107 (69·5 to 156)	19·3 (11·7 to 29·9)	7·6 (4·7 to 11·7)	2·2 (1·4 to 3·3)	0·4 (0·3 to 0·7)	55,400
HIV/AIDS - Drug-susceptible Tuberculosis	1,710 (1,090 to 2,650)	1,340 (847 to 2,050)	889 (570 to 1,350)	510 (330 to 775)	266 (169 to 395)	121 (77·3 to 181)	55·5 (35·7 to 82·7)	24 (15·4 to 35·6)	4·3 (3·1 to 6)	1·6 (1·1 to 2·1)	0·5 (0·3 to 0·6)	0·1 (0·1 to 0·1)	11,800
HIV/AIDS - Multidrug-resistant Tuberculosis without exten	105 (24 to 270)	83·7 (18·9 to 215)	56·4 (12·6 to 145)	32·6 (7·3 to 83·8)	17 (3·8 to 43·9)	7·7 (1·8 to 19·9)	3·5 (0·8 to 9)	1·5 (0·3 to 3·8)	0·2 (0·1 to 0·6)	0·1 (0 to 0·2)	0 (0 to 0·1)	0 (0 to 0)	744
HIV/AIDS - Extensively drug-resistant Tuberculosis	1·4 (0·3 to 4·2)	1·1 (0·2 to 3·3)	0·8 (0·2 to 2·2)	0·4 (0·1 to 1·3)	0·2 (0 to 0·7)	0·1 (0 to 0·3)	0 (0 to 0·1)	0 (0 to 0·1)	0 (0 to 0)	0 (0 to 0)	0 (0 to 0)	0 (0 to 0)	10
HIV/AIDS resulting in other diseases	6,020 (4,000 to 8,310)	4,840 (3,010 to 6,980)	3,070 (1,860 to 4,410)	1,750 (1,040 to 2,520)	892 (499 to 1,340)	419 (227 to 656)	189 (95·6 to 302)	81·8 (43·2 to 130)	14·8 (7·6 to 25·4)	5·9 (3·1 to 10·1)	1·7 (0·9 to 2·8)	0·3 (0·2 to 0·6)	42,800
Sexually transmitted infections excluding HIV	317 (152 to 618)	218 (102 to 430)	90·8 (42·6 to 185)	49·7 (20·8 to 105)	48·6 (20·5 to 97·2)	22·1 (8·8 to 45·5)	16·2 (7·6 to 30·7)	10·5 (4·8 to 19·9)	5·4 (2·3 to 10·3)	2·4 (1·1 to 4·5)	0·8 (0·4 to 1·4)	0·2 (0·1 to 0·3)	9,540
Syphilis	1·6 (0·7 to 3·3)	3·1 (1·2 to 7·2)	1·9 (0·7 to 4·3)	0·2 (0·1 to 0·5)	1·3 (0·4 to 3·6)	0·3 (0·1 to 0·7)	0·6 (0·2 to 1·2)	0·4 (0·1 to 0·9)	0·4 (0·1 to 0·9)	0·2 (0·1 to 0·4)	0·1 (0 to 0·2)	0 (0 to 0·1)	6,660
Chlamydial infection	41·8 (20·7 to 75·9)	26·1 (11·6 to 56·2)	3·9 (1·9 to 7·3)	1·1 (0·6 to 1·8)	3·2 (0·7 to 9·4)	0·3 (0·1 to 0·8)	0·6 (0·2 to 1·5)	0·5 (0·2 to 1·3)	0·3 (0·1 to 0·8)	0·1 (0 to 0·3)	0 (0 to 0·1)	0 (0 to 0)	368
Gonococcal infection	21 (10·7 to 39·1)	18·3 (7·6 to 37·9)	7·5 (2·3 to 17·2)	0·8 (0·4 to 1·8)	8·2 (1·9 to 24·1)	1·7 (0·5 to 4·3)	2·1 (0·7 to 5)	1·9 (0·6 to 4·8)	0·8 (0·2 to 1·9)	0·4 (0·1 to 0·9)	0·1 (0 to 0·3)	0 (0 to 0·1)	277
Trichomoniasis	99·1 (33·7 to 232)	70 (23 to 160)	42·9 (13·9 to 100)	24·9 (8·2 to 58·8)	14·6 (4·9 to 33·4)	9·3 (3·3 to 21·3)	5·5 (2 to 12·5)	3·1 (1·1 to 6·8)	1·5 (0·5 to 3·2)	0·5 (0·2 to 1·2)	0·1 (0 to 0·3)	0 (0 to 0)	959
Genital herpes	37·2 (11·7 to 91)	30·4 (9·3 to 76)	24·4 (7·2 to 59·5)	19·2 (5·8 to 46·7)	14·1 (4·3 to 35)	9·7 (3 to 23·5)	6·2 (1·9 to 15·5)	3·9 (1·1 to 9·8)	2·1 (0·7 to 5·3)	0·9 (0·3 to 2·3)	0·3 (0·1 to 0·8)	0·1 (0 to 0·2)	344
Other sexually transmitted infections	116 (58·7 to 209)	69·8 (30 to 149)	10·1 (4·1 to 19·2)	3·5 (2 to 5·6)	7·1 (1·6 to 20·8)	0·8 (0·2 to 1·9)	1·1 (0·4 to 2·6)	0·7 (0·2 to 1·8)	0·3 (0·1 to 0·8)	0·2 (0·1 to 0·4)	0·1 (0 to 0·1)	0 (0 to 0)	926
Respiratory infections and tuberculosis	5,840 (3,740 to 8,540)	5,990 (3,890 to 8,790)	7,920 (5,040 to 11,700)	8,370 (5,370 to 12,500)	7,970 (5,130 to 11,200)	7,650 (5,330 to 10,600)	8,610 (5,830 to 12,000)	7,020 (5,020 to 9,700)	5,450 (3,920 to 7,410)	2,520 (1,760 to 3,440)	992 (668 to 1,350)	328 (213 to 457)	216,000
Tuberculosis	3,250 (1,790 to 5,430)	3,520 (1,970 to 5,660)	4,360 (2,420 to 7,250)	4,570 (2,570 to 7,850)	3,930 (2,240 to 6,200)	3,270 (1,880 to 5,330)	3,730 (2,250 to 6,110)	2,620 (1,560 to 4,210)	1,730 (1,030 to 2,930)	785 (474 to 1,300)	258 (150 to 423)	97·9 (55·7 to 164)	55,300
Latent tuberculosis infection	0 (0 to 0)	0 (0 to 0)	0 (0 to 0)	0 (0 to 0)	0 (0 to 0)	0 (0 to 0)	0 (0 to 0)	0 (0 to 0)	0 (0 to 0)	0 (0 to 0)	0 (0 to 0)	0 (0 to 0)	0
Drug-susceptible tuberculosis	3,100 (1,710 to 5,120)	3,350 (1,910 to 5,470)	4,140 (2,320 to 6,890)	4,340 (2,450 to 7,440)	3,730 (2,100 to 5,780)	3,100 (1,770 to 5,060)	3,540 (2,110 to 5,820)	2,480 (1,480 to 3,970)	1,640 (974 to 2,810)	745 (445 to 1,250)	245 (142 to 403)	92·9 (52·6 to 157)	52,600
Multidrug-resistant tuberculosis without extensive drug res	153 (31·9 to 423)	171 (33·4 to 483)	216 (42·7 to 604)	230 (44·3 to 614)	199 (41·3 to 556)	167 (33·1 to 468)	188 (37·7 to 502)	132 (25·8 to 368)	87·3 (18·4 to 240)	39·6 (7·7 to 107)	13·1 (2·5 to 37·2)	5 (1 to 13·6)	2,690
Extensively drug-resistant tuberculosis	2 (0·4 to 6·2)	2·3 (0·4 to 7·1)	2·9 (0·5 to 8·9)	3·1 (0·6 to 9·2)	2·7 (0·5 to 8·3)	2·3 (0·4 to 6·8)	2·5 (0·5 to 7·3)	1·8 (0·3 to 5·5)	1·2 (0·2 to 3·5)	0·5 (0·1 to 1·6)	0·2 (0 to 0·5)	0·1 (0 to 0·2)	35·9
Lower respiratory infections	2,280 (1,300 to 3,740)	2,230 (1,300 to 3,530)	3,360 (1,960 to 5,080)	3,640 (2,160 to 5,770)	3,930 (2,220 to 6,230)	4,300 (2,670 to 6,440)	4,840 (2,880 to 7,120)	4,370 (2,710 to 6,570)	3,700 (2,360 to 5,360)	1,730 (1,080 to 2,510)	730 (456 to 1,050)	229 (137 to 341)	153,000
Upper respiratory infections	207 (109 to 355)	156 (81·5 to 272)	124 (67·7 to 211)	96·7 (52·2 to 160)	72·1 (38·2 to 122)	51·2 (25·9 to 88)	37·3 (20·7 to 63·4)	21·5 (11·4 to 36·1)	11·8 (5·9 to 20·5)	4·9 (2·6 to 8·5)	1·8 (1 to 3·1)	0·5 (0·3 to 0·8)	5,210
Otitis media	98·1 (43·3 to 180)	82·5 (39·5 to 144)	69·1 (31·3 to 127)	53·6 (25·4 to 98·1)	36·6 (16·7 to 69·3)	20·8 (9·9 to 39·8)	11·5 (4·8 to 22·3)	7·8 (3·5 to 14·1)	4·9 (2·2 to 9·5)	2·4 (1·1 to 4·2)	0·9 (0·4 to 1·6)	0·2 (0·1 to 0·4)	2,140
Enteric infections	2,750 (1,540 to 5,280)	2,770 (1,480 to 5,340)	3,050 (1,580 to 6,600)	3,160 (1,590 to 6,480)	3,520 (1,670 to 7,830)	3,240 (1,540 to 7,010)	2,860 (1,290 to 6,090)	2,600 (1,160 to 5,620)	2,100 (903 to 4,690)	1,050 (434 to 2,320)	438 (174 to 951)	164 (63·8 to 370)	202,000
Diarrheal diseases	2,550 (1,350 to 5,070)	2,610 (1,310 to 5,200)	2,900 (1,420 to 6,450)	3,030 (1,440 to 6,360)	3,410 (1,560 to 7,700)	3,170 (1,470 to 6,940)	2,810 (1,240 to 6,020)	2,570 (1,130 to 5,600)	2,090 (895 to 4,680)	1,050 (430 to 2,320)	437 (173 to 950)	164 (63·2 to 370)	179,000
Typhoid and paratyphoid	48·6 (18·7 to 105)	39·2 (14·4 to 88·8)	33 (12·3 to 73·5)	24 (8·8 to 55·4)	16·3 (5·6 to 35·9)	10 (3·9 to 21·2)	5·7 (2·2 to 11·9)	3·3 (1·3 to 6·7)	1·7 (0·6 to 3·5)	0·6 (0·3 to 1·2)	0·2 (0·1 to 0·4)	0 (0 to 0·1)	9,540
Typhoid fever	48·4 (18·7 to 104)	39·1 (14·4 to 88·6)	32·9 (12·3 to 73·2)	24 (8·7 to 55·2)	16·2 (5·6 to 35·7)	10 (3·9 to 21·1)	5·7 (2·2 to 11·9)	3·3 (1·3 to 6·7)	1·7 (0·6 to 3·5)	0·6 (0·3 to 1·2)	0·2 (0·1 to 0·4)	0 (0 to 0·1)	9,470
Paratyphoid fever	0·2 (0·1 to 0·5)	0·2 (0 to 0·4)	0·1 (0 to 0·3)	0·1 (0 to 0·2)	0·1 (0 to 0·1)	0 (0 to 0·1)	0 (0 to 0)	0 (0 to 0)	0 (0 to 0)	0 (0 to 0)	0 (0 to 0)	0 (0 to 0)	72·6
Invasive Non-typhoidal Salmonella (iNTS)	140 (60·7 to 270)	117 (51·1 to 236)	116 (49·1 to 229)	108 (47 to 214)	90·7 (41·5 to 175)	61·8 (27·4 to 113)	37·4 (16 to 68·7)	22·5 (10·4 to 40·1)	12·1 (5·2 to 22·9)	4·2 (1·8 to 7·6)	1·1 (0·3 to 2·2)	0·2 (0 to 0·6)	13,500
Other intestinal infectious diseases	1·8 (0·5 to 5·1)	1 (0·3 to 2·8)	1 (0·2 to 3)	0·7 (0·1 to 2·1)	0·6 (0·1 to 2)	0·8 (0·1 to 2·7)	0·5 (0·1 to 1·6)	0·3 (0 to 1·1)	0·3 (0 to 1)	0·3 (0 to 1)	0·1 (0 to 0·3)	0 (0 to 0·1)	227
Neglected tropical diseases and malaria	6,650 (2,610 to 15,200)	6,100 (1,680 to 15,200)	7,310 (1,810 to 18,600)	7,480 (1,740 to 19,000)	7,640 (1,590 to 20,200)	5,940 (1,250 to 16,000)	5,880 (1,210 to 16,200)	2,150 (466 to 6,050)	747 (175 to 2,080)	145 (54·2 to 338)	22·5 (9·7 to 47·8)	4·3 (2·1 to 9·2)	213,000
Malaria	4,800 (954 to 13,400)	5,210 (817 to 14,400)	6,480 (969 to 17,900)	6,710 (970 to 18,400)	7,100 (984 to 19,800)	5,540 (755 to 15,700)	5,560 (769 to 16,100)	1,910 (232 to 5,770)	620 (75·8 to 1,910)	85·6 (12·1 to 271)	6·3 (1·3 to 17·7)	0·4 (0·1 to 0·8)	176,000
Chagas disease	0 (0 to 0)	0 (0 to 0)	0 (0 to 0)	0 (0 to 0)	0 (0 to 0)	0 (0 to 0)	0 (0 to 0)	0 (0 to 0)	0 (0 to 0)	0 (0 to 0)	0 (0 to 0)	0 (0 to 0)	0
Leishmaniasis	4·4 (2·6 to 6·8)	3·3 (2 to 4·9)	2·8 (1·8 to 4·2)	2·5 (1·6 to 3·7)	2 (0·6 to 3·9)	1·5 (0·5 to 3·2)	1·1 (0·3 to 2·3)	0·7 (0·2 to 1·6)	0·5 (0·1 to 1)	0·2 (0 to 0·5)	0·1 (0 to 0·2)	0 (0 to 0·1)	333
Visceral leishmaniasis	3·2 (1·5 to 5·5)	2·1 (1 to 3·5)	1·6 (0·8 to 2·6)	1·2 (0·6 to 2)	0·9 (0·4 to 1·4)	0·6 (0·3 to 1)	0·3 (0·2 to 0·5)	0·2 (0·1 to 0·3)	0·1 (0 to 0·1)	0 (0 to 0·1)	0 (0 to 0)	0 (0 to 0)	320
Cutaneous and mucocutaneous leishmaniasis	1·2 (0·7 to 1·9)	1·2 (0·7 to 2)	1·3 (0·7 to 2·1)	1·3 (0·7 to 2·1)	1·1 (0 to 3)	0·9 (0 to 2·5)	0·8 (0 to 2)	0·5 (0 to 1·4)	0·4 (0 to 0·9)	0·2 (0 to 0·5)	0·1 (0 to 0·2)	0 (0 to 0·1)	13·7
African trypanosomiasis	0 (0 to 0)	0 (0 to 0)	0 (0 to 0)	0 (0 to 0)	0 (0 to 0)	0 (0 to 0)	0 (0 to 0)	0 (0 to 0)	0 (0 to 0)	0 (0 to 0)	0 (0 to 0)	0 (0 to 0)	0
Schistosomiasis	1,020 (555 to 1,690)	441 (186 to 928)	463 (185 to 1,010)	427 (143 to 1,000)	362 (95·5 to 916)	256 (67·3 to 650)	220 (48·2 to 595)	154 (31·4 to 405)	83·9 (17·1 to 233)	36·8 (8·7 to 104)	9·2 (1·3 to 29·6)	1·4 (0·3 to 5·6)	12,600
Cysticercosis	5·2 (1·1 to 12·9)	5·5 (1·4 to 12·9)	6·2 (1·6 to 14·5)	6·6 (1·9 to 15·3)	6·3 (1·7 to 15·8)	5·2 (0 to 14·3)	4·1 (0 to 12·6)	3·8 (0·4 to 10·8)	2·8 (0·3 to 7·8)	1·5 (0·2 to 4·4)	0·7 (0·1 to 2·6)	0·3 (0 to 1·2)	80·2





SR Table 2b: Sierra Leone DALYS by cause and age group for females with 95% uncertainty intervals, 2019

Cause	Early Neonatal	Late Neonatal	Post Neonatal	1 to 4	5 to 9	10 to 14	15 to 19	20 to 24	25 to 29	30 to 34	35 to 39	40 to 44	45 to 49	50 to 54	55 to 59	60 to 64	65 to 69	70 to 74	75 to 79	80 to 84	85 to 89	90 to 94	95 plus	Total
All causes	229,000 (196,000 to 267,000)	72,000 (42,100 to 109,000)	496,000 (370,000 to 636,000)	411,000 (327,000 to 499,000)	99,900 (73,000 to 129,000)	66,900 (53,100 to 84,900)	63,400 (47,900 to 80,000)	66,000 (50,000 to 84,000)	66,000 (49,000 to 85,000)	66,000 (49,000 to 85,000)	64,000 (46,000 to 83,000)	60,700 (42,900 to 80,000)	54,000 (36,000 to 74,000)	49,000 (32,000 to 68,000)	44,000 (28,000 to 62,000)	37,000 (23,000 to 54,000)	31,000 (19,000 to 46,000)	24,000 (14,000 to 36,000)	17,000 (9,700 to 26,000)	11,000 (5,900 to 17,000)	6,000 (2,900 to 9,700)	3,000 (1,300 to 4,900)	2,200,000
Communicable, maternal, neonatal, and nutritional diseases	207,000 (177,000 to 239,000)	61,900 (37,100 to 98,900)	398,000 (277,000 to 546,000)	327,000 (262,000 to 401,000)	65,200 (46,300 to 79,200)	31,600 (22,700 to 40,000)	21,700 (15,400 to 28,000)	20,000 (14,000 to 26,000)	18,000 (12,000 to 24,000)	16,000 (10,000 to 22,000)	14,000 (8,900 to 19,000)	12,000 (7,400 to 17,000)	9,400 (5,600 to 13,000)	7,400 (4,200 to 10,000)	5,600 (3,000 to 7,900)	4,100 (2,000 to 5,900)	2,900 (1,300 to 4,200)	1,900 (800 to 2,800)	1,100 (400 to 1,600)	600 (200 to 900)	300 (100 to 400)	100 (30 to 200)	1,490,000
HIV/AIDS and sexually transmitted infections	6,200 (4,400 to 7,900)	1,400 (1,000 to 1,900)	3,400 (2,400 to 4,600)	1,000 (700 to 1,400)	2,000 (1,400 to 2,800)	2,200 (1,600 to 3,000)	5,000 (3,600 to 6,800)	6,900 (4,900 to 9,400)	6,900 (4,900 to 9,400)	6,900 (4,900 to 9,400)	6,200 (4,400 to 8,500)	5,300 (3,800 to 7,300)	4,200 (2,900 to 5,800)	3,400 (2,300 to 4,600)	2,600 (1,700 to 3,600)	1,900 (1,200 to 2,600)	1,300 (800 to 1,800)	900 (500 to 1,200)	600 (300 to 800)	300 (100 to 400)	100 (50 to 200)	50 (20 to 100)	96,600
HIV/AIDS	1,900 (0 to 5,100)	1,000 (0 to 2,900)	900 (0 to 2,400)	900 (0 to 2,400)	1,400 (0 to 3,700)	1,900 (0 to 5,100)	4,600 (0 to 12,000)	6,000 (0 to 16,000)	6,000 (0 to 16,000)	6,000 (0 to 16,000)	5,700 (0 to 15,000)	5,000 (0 to 13,000)	4,000 (0 to 10,000)	3,300 (0 to 8,900)	2,500 (0 to 6,800)	1,800 (0 to 4,900)	1,200 (0 to 3,200)	800 (0 to 2,200)	500 (0 to 1,400)	300 (0 to 800)	100 (0 to 400)	50 (0 to 100)	20 (0 to 50)	64,900
HIV/AIDS - Drug-susceptible Tuberculosis	0 (0 to 0)	0 (0 to 0)	0 (0 to 0)	0 (0 to 0)	0 (0 to 0)	0 (0 to 0)	0 (0 to 0)	0 (0 to 0)	0 (0 to 0)	0 (0 to 0)	0 (0 to 0)	0 (0 to 0)	0 (0 to 0)	0 (0 to 0)	0 (0 to 0)	0 (0 to 0)	0 (0 to 0)	0 (0 to 0)	0 (0 to 0)	0 (0 to 0)	0 (0 to 0)	0 (0 to 0)	0 (0 to 0)	0
HIV/AIDS - Multidrug-resistant Tuberculosis without extensi	0 (0 to 0)	0 (0 to 0)	0 (0 to 0)	0 (0 to 0)	0 (0 to 0)	0 (0 to 0)	0 (0 to 0)	0 (0 to 0)	0 (0 to 0)	0 (0 to 0)	0 (0 to 0)	0 (0 to 0)	0 (0 to 0)	0 (0 to 0)	0 (0 to 0)	0 (0 to 0)	0 (0 to 0)	0 (0 to 0)	0 (0 to 0)	0 (0 to 0)	0 (0 to 0)	0 (0 to 0)	0 (0 to 0)	0
HIV/AIDS - Extensively drug-resistant Tuberculosis	0 (0 to 0)	0 (0 to 0)	0 (0 to 0)	0 (0 to 0)	0 (0 to 0)	0 (0 to 0)	0 (0 to 0)	0 (0 to 0)	0 (0 to 0)	0 (0 to 0)	0 (0 to 0)	0 (0 to 0)	0 (0 to 0)	0 (0 to 0)	0 (0 to 0)	0 (0 to 0)	0 (0 to 0)	0 (0 to 0)	0 (0 to 0)	0 (0 to 0)	0 (0 to 0)	0 (0 to 0)	0 (0 to 0)	0
HIV/AIDS resulting in other diseases	0 (0 to 0)	0 (0 to 0)	0 (0 to 0)	0 (0 to 0)	0 (0 to 0)	0 (0 to 0)	0 (0 to 0)	0 (0 to 0)	0 (0 to 0)	0 (0 to 0)	0 (0 to 0)	0 (0 to 0)	0 (0 to 0)	0 (0 to 0)	0 (0 to 0)	0 (0 to 0)	0 (0 to 0)	0 (0 to 0)	0 (0 to 0)	0 (0 to 0)	0 (0 to 0)	0 (0 to 0)	0 (0 to 0)	0
Sexually transmitted infections excluding HIV	5,200 (3,600 to 6,900)	1,400 (1,000 to 1,900)	2,500 (1,800 to 3,400)	100 (100 to 200)	500 (400 to 700)	300 (200 to 400)	400 (300 to 600)	900 (600 to 1,200)	900 (600 to 1,200)	900 (600 to 1,200)	600 (400 to 900)	400 (300 to 600)	300 (200 to 400)	200 (100 to 300)	200 (100 to 300)	100 (100 to 200)	100 (100 to 200)	100 (100 to 100)	100 (100 to 100)	100 (100 to 100)	100 (100 to 100)	100 (100 to 100)	100 (100 to 100)	17,700
Syphilis	2,900 (1,600 to 4,500)	1,000 (370 to 2,300)	2,000 (900 to 3,300)	100 (39 to 200)	400 (150 to 1,000)	200 (70 to 500)	300 (100 to 800)	700 (200 to 1,900)	700 (200 to 1,900)	700 (200 to 1,900)	500 (200 to 1,300)	400 (100 to 1,000)	300 (100 to 800)	200 (100 to 600)	200 (100 to 500)	100 (100 to 400)	100 (100 to 300)	100 (100 to 200)	100 (100 to 200)	100 (100 to 100)	100 (100 to 100)	100 (100 to 100)	100 (100 to 100)	9,500
Chlamydial infection	0 (0 to 0)	0 (0 to 0)	0 (0 to 0)	0 (0 to 0)	0 (0 to 0)	0 (0 to 0)	0 (0 to 0)	0 (0 to 0)	0 (0 to 0)	0 (0 to 0)	0 (0 to 0)	0 (0 to 0)	0 (0 to 0)	0 (0 to 0)	0 (0 to 0)	0 (0 to 0)	0 (0 to 0)	0 (0 to 0)	0 (0 to 0)	0 (0 to 0)	0 (0 to 0)	0 (0 to 0)	0 (0 to 0)	0
Gonococcal infection	0 (0 to 0)	0 (0 to 0)	0 (0 to 0)	0 (0 to 0)	0 (0 to 0)	0 (0 to 0)	0 (0 to 0)	0 (0 to 0)	0 (0 to 0)	0 (0 to 0)	0 (0 to 0)	0 (0 to 0)	0 (0 to 0)	0 (0 to 0)	0 (0 to 0)	0 (0 to 0)	0 (0 to 0)	0 (0 to 0)	0 (0 to 0)	0 (0 to 0)	0 (0 to 0)	0 (0 to 0)	0 (0 to 0)	0
Trichomoniasis	0 (0 to 0)	0 (0 to 0)	0 (0 to 0)	0 (0 to 0)	0 (0 to 0)	0 (0 to 0)	0 (0 to 0)	0 (0 to 0)	0 (0 to 0)	0 (0 to 0)	0 (0 to 0)	0 (0 to 0)	0 (0 to 0)	0 (0 to 0)	0 (0 to 0)	0 (0 to 0)	0 (0 to 0)	0 (0 to 0)	0 (0 to 0)	0 (0 to 0)	0 (0 to 0)	0 (0 to 0)	0 (0 to 0)	0
Genital herpes	0 (0 to 0)	0 (0 to 0)	0 (0 to 0)	0 (0 to 0)	0 (0 to 0)	0 (0 to 0)	0 (0 to 0)	0 (0 to 0)	0 (0 to 0)	0 (0 to 0)	0 (0 to 0)	0 (0 to 0)	0 (0 to 0)	0 (0 to 0)	0 (0 to 0)	0 (0 to 0)	0 (0 to 0)	0 (0 to 0)	0 (0 to 0)	0 (0 to 0)	0 (0 to 0)	0 (0 to 0)	0 (0 to 0)	0
Other sexually transmitted infections	0 (0 to 0)	0 (0 to 0)	0 (0 to 0)	0 (0 to 0)	0 (0 to 0)	0 (0 to 0)	0 (0 to 0)	0 (0 to 0)	0 (0 to 0)	0 (0 to 0)	0 (0 to 0)	0 (0 to 0)	0 (0 to 0)	0 (0 to 0)	0 (0 to 0)	0 (0 to 0)	0 (0 to 0)	0 (0 to 0)	0 (0 to 0)	0 (0 to 0)	0 (0 to 0)	0 (0 to 0)	0 (0 to 0)	0
Respiratory infections and tuberculosis	11,000 (8,400 to 13,900)	6,100 (4,400 to 8,100)	17,000 (11,900 to 22,000)	2,400 (1,900 to 3,000)	1,000 (800 to 1,300)	1,100 (900 to 1,400)	1,100 (900 to 1,400)	1,100 (900 to 1,400)	1,100 (900 to 1,400)	1,100 (900 to 1,400)	1,100 (900 to 1,400)	1,000 (800 to 1,300)	1,000 (800 to 1,300)	1,000 (800 to 1,300)	1,000 (800 to 1,300)	1,000 (800 to 1,300)	1,000 (800 to 1,300)	1,000 (800 to 1,300)	1,000 (800 to 1,300)	1,000 (800 to 1,300)	1,000 (800 to 1,300)	1,000 (800 to 1,300)	1,000 (800 to 1,300)	267,000
Tuberculosis	8,200 (6,100 to 10,600)	5,400 (4,000 to 7,100)	14,000 (9,900 to 18,000)	1,400 (1,200 to 1,600)	700 (600 to 800)	800 (700 to 900)	800 (700 to 900)	800 (700 to 900)	800 (700 to 900)	800 (700 to 900)	800 (700 to 900)	800 (700 to 900)	800 (700 to 900)	800 (700 to 900)	800 (700 to 900)	800 (700 to 900)	800 (700 to 900)	800 (700 to 900)	800 (700 to 900)	800 (700 to 900)	800 (700 to 900)	800 (700 to 900)	800 (700 to 900)	200,000
Latent tuberculosis infection	0 (0 to 0)	0 (0 to 0)	0 (0 to 0)	0 (0 to 0)	0 (0 to 0)	0 (0 to 0)	0 (0 to 0)	0 (0 to 0)	0 (0 to 0)	0 (0 to 0)	0 (0 to 0)	0 (0 to 0)	0 (0 to 0)	0 (0 to 0)	0 (0 to 0)	0 (0 to 0)	0 (0 to 0)	0 (0 to 0)	0 (0 to 0)	0 (0 to 0)	0 (0 to 0)	0 (0 to 0)	0 (0 to 0)	0
Drug-susceptible tuberculosis	8,200 (6,100 to 10,600)	5,400 (4,000 to 7,100)	14,000 (9,900 to 18,000)	1,400 (1,200 to 1,600)	700 (600 to 800)	800 (700 to 900)	800 (700 to 900)	800 (700 to 900)	800 (700 to 900)	800 (700 to 900)	800 (700 to 900)	800 (700 to 900)	800 (700 to 900)	800 (700 to 900)	800 (700 to 900)	800 (700 to 900)	800 (700 to 900)	800 (700 to 900)	800 (700 to 900)	800 (700 to 900)	800 (700 to 900)	800 (700 to 900)	800 (700 to 900)	200,000
Multidrug-resistant tuberculosis without extensive drug-re	0 (0 to 0)	0 (0 to 0)	0 (0 to 0)	0 (0 to 0)	0 (0 to 0)	0 (0 to 0)	0 (0 to 0)	0 (0 to 0)	0 (0 to 0)	0 (0 to 0)	0 (0 to 0)	0 (0 to 0)	0 (0 to 0)	0 (0 to 0)	0 (0 to 0)	0 (0 to 0)	0 (0 to 0)	0 (0 to 0)	0 (0 to 0)	0 (0 to 0)	0 (0 to 0)	0 (0 to 0)	0 (0 to 0)	0
Extensively drug-resistant tuberculosis	0 (0 to 0)	0 (0 to 0)	0 (0 to 0)	0 (0 to 0)	0 (0 to 0)	0 (0 to 0)	0 (0 to 0)	0 (0 to 0)	0 (0 to 0)	0 (0 to 0)	0 (0 to 0)	0 (0 to 0)	0 (0 to 0)	0 (0 to 0)	0 (0 to 0)	0 (0 to 0)	0 (0 to 0)	0 (0 to 0)	0 (0 to 0)	0 (0 to 0)	0 (0 to 0)	0 (0 to 0)	0 (0 to 0)	0
Lower respiratory infections	11,000 (8,400 to 13,900)	6,100 (4,400 to 8,100)	17,000 (11,900 to 22,000)	2,400 (1,900 to 3,000)	1,000 (800 to 1,300)	1,100 (900 to 1,400)	1,100 (900 to 1,400)	1,100 (900 to 1,400)	1,100 (900 to 1,400)	1,100 (900 to 1,400)	1,100 (900 to 1,400)	1,000 (800 to 1,300)	1,000 (800 to 1,300)	1,000 (800 to 1,300)	1,000 (800 to 1,300)	1,000 (800 to 1,300)	1,000 (800 to 1,300)	1,000 (800 to 1,300)	1,000 (800 to 1,300)	1,000 (800 to 1,300)	1,000 (800 to 1,300)	1,000 (800 to 1,300)	1,000 (800 to 1,300)	213,000
Upper respiratory infections	0 (0 to 1.4)	0 (0 to 7.4)	0 (0 to 1.6)	0 (0 to 1.6)	0 (0 to 1.6)	0 (0 to 1.6)	0 (0 to 1.6)	0 (0 to 1.6)	0 (0 to 1.6)	0 (0 to 1.6)	0 (0 to 1.6)	0 (0 to 1.6)	0 (0 to 1.6)	0 (0 to 1.6)	0 (0 to 1.6)	0 (0 to 1.6)	0 (0 to 1.6)	0 (0 to 1.6)	0 (0 to 1.6)	0 (0 to 1.6)	0 (0 to 1.6)	0 (0 to 1.6)	0 (0 to 1.6)	0 (0 to 1.6)	0
Otitis media	0 (0 to 0)	0 (0 to 0)	0 (0 to 0)	0 (0 to 0)	0 (0 to 0)	0 (0 to 0)	0 (0 to 0)	0 (0 to 0)	0 (0 to 0)	0 (0 to 0)	0 (0 to 0)	0 (0 to 0)	0 (0 to 0)	0 (0 to 0)	0 (0 to 0)	0 (0 to 0)	0 (0 to 0)	0 (0 to 0)	0 (0 to 0)	0 (0 to 0)	0 (0 to 0)	0 (0 to 0)	0 (0 to 0)	0 (0 to 0)	0
Enteric infections	700 (564 to 1,810)	1,800 (497 to 6,200)	43,000 (4,430 to 102,000)	46,000 (17,600 to 136,000)	6,000 (1,900 to 16,000)	2,000 (1,000 to 4,200)	1,000 (500 to 2,600)	1,000 (500 to 2,600)	1,000 (500 to 2,600)	1,000 (500 to 2,600)	1,000 (500 to 2,600)	1,000 (500 to 2,600)	1,000 (500 to 2,600)	1,000 (500 to 2,600)	1,000 (500 to 2,600)	1,000 (500 to 2,600)	1,000 (500 to 2,600)	1,000 (500 to 2,600)	1,000 (500 to 2,600)	1,000 (500 to 2,600)	1,000 (500 to 2,600)	1,000 (500 to 2,600)	1,000 (500 to 2,600)	140,000
Cholera	0 (0 to 0)	0 (0 to 0)	0 (0 to 0)	0 (0 to 0)	0 (0 to 0)	0 (0 to 0)	0 (0 to 0)	0 (0 to 0)	0 (0 to 0)	0 (0 to 0)	0 (0 to 0)	0 (0 to 0)	0 (0 to 0)	0 (0 to 0)	0 (0 to 0)	0 (0 to 0)	0 (0 to 0)	0 (0 to 0)	0 (0 to 0)	0 (0 to 0)	0 (0 to 0)	0 (0 to 0)	0 (0 to 0)	0 (0 to 0)	0
Diarrheal diseases	700 (564 to 1,810)	1,800 (497 to 6,200)	43,000 (4,430 to 102,000)	46,000 (17,600 to 136,000)	6,000 (1,900 to 16,000)	2,000 (1,000 to 4,200)	1,000 (500 to 2,600)	1,000 (500 to 2,600)	1,000 (500 to 2,600)	1,000 (500 to 2,600)	1,000 (500 to 2,600)	1,000 (500 to 2,600)	1,000 (500 to 2,600)	1,000 (500 to 2,600)	1,000 (500 to 2,600)	1,000 (500 to 2,600)	1,000 (500 to 2,600)	1,000 (500 to 2,600)	1,000 (500 to 2,600)	1,000 (500 to 2,600)	1,000 (500 to 2,600)	1,000 (500 to 2,600)	1,000 (500 to 2,600)	140,000
Typhoid and paratyphoid	0 (0 to 0)	0 (0 to 0)	29 (14 to 54)	2,410 (764 to 5,600)	1,600 (670 to 3,900)	1,000 (1 to 2,200)	1,000 (1 to 2,200)	1,000 (1 to 2,200)	1,000 (1 to 2,200)	1,000 (1 to 2,200)	1,000 (1 to 2,200)	1,000 (1 to 2,200)	1,000 (1 to 2,200)	1,000 (1 to 2,200)	1,000 (1 to 2,200)	1,000 (1 to 2,200)	1,000 (1 to 2,200)	1,000 (1 to 2,200)	1,000 (1 to 2,200)	1,000 (1 to 2,200)	1,000 (1 to 2,200)	1,000 (1 to 2,200)	1,000 (1 to 2,200)	6,000
Typhoid fever	0 (0 to 0)	0 (0 to 0)	24 (9 to 54)	2,400 (753 to 5,600)	1,600 (670 to 3,900)	1,000 (1 to 2,200)	1,000 (1 to 2,200)	1,000 (1 to 2,200)	1,000 (1 to 2,200)	1,000 (1 to 2,200)	1,000 (1 to 2,200)	1,000 (1 to 2,200)	1,000 (1 to 2,200)	1,000 (1 to 2,200)	1,000 (1 to 2,200)	1,000 (1 to 2,200)	1,000 (1 to 2,200)	1,000 (1 to 2,200)	1,000 (1 to 2,200)	1,000 (1 to 2,200)	1,000 (1 to 2,200)	1,000 (1 to 2,200)	1,000 (1 to 2,200)	6,000
Paratyphoid fever	0 (0 to 0)	0 (0 to 0)	5 (2 to 10)	10 (2 to 25)	0 (0 to 0)	0 (0 to 0)	0 (0 to 0)	0 (0 to 0)	0 (0 to 0)	0 (0 to 0)	0 (0 to 0)	0 (0 to 0)	0 (0 to 0)	0 (0 to 0)	0 (0 to 0)	0 (0 to 0)	0 (0 to 0)	0 (0 to 0)	0 (0 to 0)	0 (0 to 0)	0 (0 to 0)	0 (0 to 0)	0 (0 to 0)	0 (0 to 0)	29
Invasive Non-typhoidal Salmonella (iNTS)	300 (133 to 699)	100 (4,000 to 14,700)	18,000 (6,700 to 39,000)	18,000 (1,600 to 2,200)	2,000 (424 to 1,900)	800 (140 to 733)	400 (131 to 879)	400 (134 to 713)	400 (133 to 904)	400 (107 to 929)	400 (105 to 845)	400 (98 to 1,090)	400 (77 to 1,090)	400 (72 to 1,090)	400 (68 to 1,090)	400 (66 to 1,090)	400 (59 to 1,090)	400 (56 to 1,090)	400 (53 to 1,090)	400 (49 to 1,090)	400 (47 to 1,090)	400 (44 to 1,090)	400 (43 to 1,090)	39,000
Other intestinal infectious diseases	0 (0 to 0)	0 (0 to 0)	221 (0 to 1,180)	199 (0 to 721)	69 (0 to 414)	64 (0 to 413)	64 (0 to 414)	64 (0 to 414)	64 (0 to 414)	64 (0 to 414)	64 (0 to 414)	64 (0 to 414)	64 (0 to 414)	64 (0 to 414)	64 (0 to 414)	64 (0 to 414)	64 (0 to 414)	64 (0 to 414)	64 (0 to 414)	64 (0 to 414)	64 (0 to 414)	64 (0 to 414)	64 (0 to 414)	1,300
Respiratory and tuberculosis diseases	700 (564 to 1,810)	1,800 (497 to 6,200)	43,000 (4,430 to 102,000)	46,000 (17,600 to 136,000)	6,000 (1,900 to 16,000)	2,000 (1,000 to 4,200)	1,000 (500 to 2,600)	1,000 (500 to 2,600)	1,000 (500 to 2,600)	1,000 (500 to 2,600)	1,000 (500 to 2,600)	1,000 (500 to 2,600)	1,000 (500 to 2,600)	1,000 (500 to 2,600)	1,000 (500 to 2,600)	1,000 (500 to 2,600)	1,000 (500 to 2,600)	1,000 (500 to 2,600)	1,000 (500 to 2,600)	1,000 (500 to 2,600)	1,000 (500 to 2,600)	1,000 (500 to 2,600)	1,000 (500 to 2,600)	140,000
Malaria	0 (0 to 11.4)	0 (0 to 29.2)	11,700 (7,700 to 17,000)	116,000 (77,000 to 168,000)	17,000 (10,000 to 26,000)	11,000 (6,900 to 16,000)	9,700 (6,000 to 14,000)	9,200 (5,800 to 13,000)	7,900 (4,900 to 11,000)	7,010 (4,300 to 10,000)	7,060 (4,300 to 10,000)	7,040 (4,300 to 10,000)	6,030 (3,600 to 8,600)	6,700 (4,000 to 9,600)	6,060 (3,600 to 8,600)	5,240 (3,100 to 7,500)	4,530 (2,600 to 6,500)	3,600 (2,000 to 5,200)	2,200 (1,200 to 3,200)	984 (500 to 1,500)	384 (200 to 600)	74 (30 to 120)	409,000
Chagas disease	0 (0 to 0)	0 (0 to 0)	0 (0 to 0)	0 (0 to 0)	0 (0 to 0)	0 (0 to 0)	0 (0 to 0)	0 (0 to 0)	0 (0 to 0)	0 (0 to 0)	0 (0 to 0)	0 (0 to 0)	0 (0 to 0)	0 (0 to 0)	0 (0 to 0)	0 (0 to 0)	0 (0 to 0)	0 (0 to 0)	0 (0 to 0)	0 (0 to 0)	0 (0 to 0)	0 (0 to 0)	0 (0 to 0)	0
Leishmaniasis	0 (0 to 0)	0 (0 to 0)	0 (0 to 0)	0 (0 to 0)	0 (0 to 0)	0 (0 to 0)	0 (0 to 0)	0 (0 to 0)	0 (0 to 0)	0 (0 to 0)	0 (0 to 0)	0 (0 to 0)	0 (0 to 0)	0 (0 to 0)	0 (0 to 0)	0 (0 to 0)	0 (0 to 0)	0 (0 to 0)	0 (0 to 0)	0 (0 to 0)	0 (0 to 0)	0 (0 to 0)	0 (0 to 0)	0
Visceral leishmaniasis	0 (0 to 0)	0 (0 to 0)	0 (0 to 0)	0 (0 to 0)	0 (0 to 0)	0 (0 to 0)	0 (0 to 0)	0 (0 to 0)	0 (0 to 0)	0 (0 to 0)	0 (0 to 0)	0 (0 to 0)	0 (0 to 0)	0 (0 to 0)	0 (0 to 0)	0 (0 to 0)	0 (0 to 0)	0 (0 to 0)	0 (0 to 0)	0 (0 to 0)	0 (0 to 0)	0 (0 to 0)	0 (0 to 0)	0
Cutaneous and mucocutaneous leishmaniasis	0 (0 to 0)	0 (0 to 0)	0 (0 to 0)	0 (0 to 0)	0 (0 to 0)	0 (0 to 0)	0 (0 to 0)	0 (0 to 0)	0 (0 to 0)	0 (0 to 0)	0 (0 to 0)	0 (0 to 0)	0 (0 to 0)	0 (0 to 0)	0 (0 to 0)	0 (0 to 0)	0 (0 to 0)	0 (0 to 0)	0 (0 to 0)	0 (0 to 0)	0 (0 to 0)	0 (0 to 0)	0 (0 to 0)	0
African trypanosomiasis	0 (0 to 0)	0 (0 to 0)	0 (0 to 0)	0 (0 to 0)	0 (0 to 0)	0 (0 to 0)	0 (0 to 0)	0 (0 to 0)	0 (0 to 0)	0 (0 to 0)	0 (0 to 0)	0 (0 to 0)	0 (0 to 0)	0 (0 to 0)	0 (0 to 0)	0 (0 to 0)	0 (0 to 0)	0 (0 to 0)	0 (0 to 0)	0 (0 to 0)	0 (0 to 0)	0 (0 to 0)	0 (0 to 0)	0
Schistosomiasis	0 (0 to 0)	0 (0 to 0)	0 (0 to 0)	0 (0 to 0)	0 (0 to 0)	0 (0 to 0)	0 (0 to 0)	0 (0 to 0)	0 (0 to 0)	0 (0 to 0)	0 (0 to 0)	0 (0 to 0)	0 (0 to 0)	0 (0 to 0)	0 (0 to 0)	0 (0 to 0)	0 (0 to 0)	0 (0 to 0)	0 (0 to 0)	0 (0 to 0)	0 (0 to 0)	0 (0 to 0)	0 (0 to 0)	0
Cysticercosis	0 (0 to 0)	0 (0 to 0)	0 (0 to 0)	0 (0 to 0)	0 (0 to 0)	0 (0 to 0)	0 (0 to 0)	0 (0 to 0)	0 (0 to 0)	0 (0 to 0)	0 (0 to 0)	0 (0 to 0)	0 (0 to 0)	0 (0 to 0)	0 (0 to 0)	0 (0 to 0)	0 (0 to 0)	0 (0 to 0)	0 (0 to 0)	0 (0 to 0)	0 (0 to 0)	0 (0 to 0)	0 (0 to 0)	0
Cystic echinococcosis	0 (0 to 0)	0 (0 to 0)	0 (0 to 0)	0 (0 to 0)	0 (0 to 0)	0 (0 to 0)	0 (0 to 0)	0 (0 to 0)	0 (0 to 0)	0 (0 to 0)	0 (0 to 0)	0 (0 to 0)	0 (0 to 0)	0 (0 to 0)	0 (0 to 0)	0 (0 to 0)	0 (0 to 0)	0 (0 to 0)	0 (0 to 0)	0 (0 to 0)	0 (0 to 0)	0 (0 to 0)	0 (0 to 0)	0
Lymphatic filariasis	0 (0 to 0)	0 (0 to 0)	0 (0 to 0)	0 (0 to 0)	0 (0 to 0)	0 (0 to 0)	0 (0 to 0)	0 (0 to 0)	0 (0 to 0)	0 (0 to 0)	0 (0 to 0)	0 (0 to 0)	0 (0 to 0)	0 (0 to 0)	0 (0 to 0)	0 (0 to 0)	0 (0 to 0)	0 (0 to 0)	0 (0 to 0)	0 (0 to 0)	0 (0 to 0)	0 (0 to 0)	0 (0 to 0)	0
Onchocerciasis	0 (0 to 0)	0 (0 to 0)	0 (0 to 0)	0 (0 to 0)	0 (0 to 0)	0 (0 to 0)	0 (0 to 0)	0 (0 to 0)	0 (0 to 0)	0 (0 to 0)	0 (0 to 0)	0 (0 to 0)	0 (0 to 0)	0 (0 to 0)	0 (0 to 0)	0 (0 to 0)	0 (0 to 0)	0 (0 to 0)	0 (0 to 0)	0 (0 to 0)	0 (0 to 0)	0 (0 to 0)	0 (0 to 0)	0
Trachoma	0 (0 to 0)	0 (0 to 0)	0 (0 to 0)	0 (0 to 0)	0 (0 to 0)	0 (0 to 0)	0 (0 to 0)	0 (0 to 0)	0 (0 to 0)	0 (0 to 0)	0 (0 to 0)	0 (0 to 0)	0 (0 to 0)	0 (0 to 0)	0 (0 to 0)	0 (0 to 0)	0 (0 to 0)	0 (0 to 0)	0 (0 to 0)	0 (0 to 0)	0 (0 to 0)	0 (0 to 0)	0 (0 to 0)	0
Dengue	0 (0 to 0)	0 (0 to 0)	1,700 (1 to 7,100)	1,700 (1 to 7,100)	0 (0 to 0)	0 (0 to 0)	0 (0 to 0)	0 (0 to 0)	0 (0 to 0)	0 (0 to 0)	0 (0 to 0)	0 (0 to 0)	0 (0 to 0)	0 (0 to 0)	0 (0 to 0)	0 (0 to 0)	0 (0 to 0)	0 (0 to 0)	0 (0 to 0)	0 (0 to 0)	0 (0 to 0)	0 (0 to 0)	0 (0 to 0)	3,400
Yellow fever	0 (0 to 0)	1 (1 to 1)	29 (14 to 57)	242 (84 to 579)	27 (11 to 62)	16 (6 to 36)	16 (6 to 36)	16 (6 to 36)	16 (6 to 36)	16 (6 to 36)	16 (6 to 36)	16 (6 to 36)	16 (6 to 36)	16 (6 to 36)	16 (6 to 36)	16 (6 to 36)	16 (6 to 36)	16 (6 to 36)	16 (6 to 36)	16 (6 to 36)	16 (6 to 36)	16 (6 to 36)	16 (6 to 36)	1,700
Rabies	0 (0 to 0)	0 (0 to 0)	0 (0 to 0)	0 (0 to 0)	0 (0 to 0)	0 (0 to 0)	0 (0 to 0)	0 (0 to 0)	0 (0 to 0)	0 (0 to 0)	0 (0 to 0)	0 (0 to 0)	0 (0 to 0)	0 (0 to 0)	0 (0 to 0)	0 (0 to 0)	0 (0 to 0)	0 (0 to 0)	0 (0 to 0)	0 (0 to 0)	0 (0 to 0)	0 (0 to 0)	0 (0 to 0)	0
Intestinal nematode infections	0 (0 to 0)	0 (0 to 0)	0 (0 to 0)	0 (0 to 0)	0 (0 to 0)	0 (0 to 0)	0 (0 to 0)	0 (0 to 0)	0 (0 to 0)	0 (0 to 0)	0 (0 to 0)	0 (0 to 0)	0 (0 to 0)	0 (0 to 0)	0 (0 to 0)	0 (0 to 0)	0 (0 to 0)	0 (0 to 0)	0 (0 to 0)	0 (0 to 0)	0 (0 to 0)	0 (0 to 0)	0 (0 to 0)	0
Ascariasis	0 (0 to 0)	0 (0 to 0)	0 (0 to 0)	0 (0 to 0)	0 (0 to 0)	0 (0 to 0)	0 (0 to 0)	0 (0 to 0)	0 (0 to 0)	0 (0 to 0)	0 (0 to 0)	0 (0 to 0)	0 (0 to 0)	0 (0 to 0)	0 (0 to 0)	0 (0 to 0)	0 (0 to 0)	0 (0 to 0)	0 (0 to 0)	0 (0 to 0)	0 (0 to 0)	0 (0 to 0)	0 (0 to 0)	0
Trichuriasis	0 (0 to 0)	0 (0 to 0)	0 (0 to 0)	0 (0 to 0)	0 (0 to 0)	0 (0 to 0)	0 (0 to 0)	0 (0 to 0)	0 (0 to 0)	0 (0 to 0)	0 (0 to 0)	0 (0 to 0)	0 (0 to 0)	0 (0 to 0)	0 (0 to 0)	0 (0 to 0)	0 (0 to 0)	0 (0 to 0)	0 (0 to 0)	0 (0 to 0)	0 (0 to 0)	0 (0 to 0)	0 (0 to 0)	0
Hookworm disease	0 (0 to 0)	0 (0 to 0)	0 (0 to 0)	0 (0 to 0)	0 (0 to 0)	0 (0 to 0)	0 (0 to 0)	0 (0 to 0)	0 (0 to 0)	0 (0 to 0)	0 (0 to 0)	0 (0 to 0)	0 (0 to 0)	0 (0 to 0)	0 (0 to 0)	0 (0 to 0)	0 (0 to 0)	0 (0 to 0)	0 (0 to 0)	0 (0 to 0)	0 (0 to 0)	0 (0 to 0)	0 (0 to 0)	0
Food-borne trematodiases	0 (0 to 0)	0 (0 to 0)	0 (0 to 0)	0 (0 to 0)	0 (0 to 0)	0 (0 to 0)	0 (0 to 0)	0 (0 to 0)	0 (0 to 0)	0 (0 to 0)	0 (0 to 0)	0 (0 to 0)	0 (0 to 0)	0 (0 to 0)	0 (0 to 0)	0 (0 to 0)	0 (0 to 0)





SR Table 2b: Togo DALYS by cause and age group for females with 95% uncertainty intervals, 2019

Cause	Early Neonatal	Late Neonatal	Post Neonatal	1 to 4	5 to 9	10 to 14	15 to 19
All causes	182,000 (149,000 to 222,000)	30,000 (20,400 to 43,700)	161,000 (134,000 to 194,000)	239,000 (169,000 to 345,000)	72,400 (54,600 to 89,700)	56,200 (44,500 to 69,900)	61,600 (49,600 to 73,800)
Communicable, maternal, neonatal, and nutritional diseases	169,000 (137,000 to 205,000)	27,100 (18,300 to 39,500)	142,000 (115,000 to 172,000)	203,000 (139,000 to 293,000)	44,100 (32,400 to 56,000)	24,900 (19,000 to 32,300)	25,600 (19,900 to 31,900)
HIV/AIDS and sexually transmitted infections	2,820 (881 to 6,130)	534 (149 to 1,290)	2,600 (1,840 to 4,070)	3,570 (1,960 to 6,190)	2,330 (1,380 to 3,530)	3,590 (2,300 to 4,820)	5,270 (2,680 to 9,100)
HIV/AIDS	0·2 (0·1 to 0·3)	0·7 (0·4 to 1·1)	1,790 (1,380 to 2,310)	3,530 (1,930 to 6,170)	2,300 (1,340 to 3,500)	3,560 (2,280 to 4,790)	5,200 (2,630 to 9,020)
HIV/AIDS - Drug-susceptible Tuberculosis	0 (0 to 0)	0·1 (0·1 to 0·1)	279 (157 to 460)	552 (316 to 897)	368 (215 to 582)	545 (310 to 881)	749 (436 to 1,190)
HIV/AIDS - Multidrug-resistant Tuberculosis without exten	0 (0 to 0)	0 (0 to 0)	20·5 (2·4 to 67·6)	40·3 (4·8 to 133)	26·3 (3·2 to 87·7)	39·1 (4·7 to 130)	53 (6·4 to 177)
HIV/AIDS - Extensively drug-resistant Tuberculosis	0 (0 to 0)	0 (0 to 0)	0·3 (0 to 1)	0·5 (0·1 to 1·9)	0·4 (0 to 1·2)	0·5 (0·1 to 1·8)	0·7 (0·1 to 2·4)
HIV/AIDS resulting in other diseases	0·2 (0·1 to 0·3)	0·6 (0·4 to 1)	1,490 (1,030 to 2,030)	2,940 (1,270 to 5,480)	1,900 (913 to 3,060)	2,980 (1,610 to 4,210)	4,400 (1,830 to 8,150)
Sexually transmitted infections excluding HIV	2,820 (881 to 6,130)	533 (149 to 1,290)	815 (207 to 2,210)	44·8 (11·3 to 120)	28·5 (8·3 to 67·9)	27·1 (11·7 to 59·8)	68 (36·6 to 123)
Syphilis	2,820 (881 to 6,130)	533 (149 to 1,290)	815 (207 to 2,210)	44·8 (11·3 to 120)	28·5 (8·3 to 67·9)	10·9 (2·9 to 28·3)	5·5 (1·9 to 13·4)
Chlamydial infection	0 (0 to 0)	0 (0 to 0)	0 (0 to 0)	0 (0 to 0)	0 (0 to 0)	2·9 (1·3 to 6)	7·6 (4·2 to 12·7)
Gonococcal infection	0 (0 to 0)	0 (0 to 0)	0 (0 to 0)	0 (0 to 0)	0 (0 to 0)	3·3 (1 to 8·1)	8·1 (3·2 to 18·1)
Trichomoniasis	0 (0 to 0)	0 (0 to 0)	0 (0 to 0)	0 (0 to 0)	0 (0 to 0)	1·5 (0·3 to 4)	16·8 (5·6 to 43·1)
Genital herpes	0 (0 to 0)	0 (0 to 0)	0 (0 to 0)	0 (0 to 0)	0 (0 to 0)	3·2 (1 to 7·8)	12·1 (3·5 to 29·1)
Other sexually transmitted infections	0 (0 to 0)	0 (0 to 0)	0 (0 to 0)	0 (0 to 0)	0 (0 to 0)	5·4 (2·5 to 11·4)	17·9 (7·9 to 34·8)
Respiratory infections and tuberculosis	12,800 (6,930 to 21,300)	3,540 (1,660 to 6,570)	25,500 (12,500 to 44,800)	22,500 (9,960 to 44,300)	4,820 (2,850 to 7,240)	2,540 (1,650 to 3,610)	3,070 (2,020 to 4,340)
Tuberculosis	0 (0 to 0)	0·1 (0 to 0·1)	2,330 (950 to 5,380)	2,990 (1,300 to 7,100)	926 (494 to 1,760)	595 (306 to 1,110)	1,250 (700 to 2,150)
Latent tuberculosis infection	0 (0 to 0)	0 (0 to 0)	0 (0 to 0)	0 (0 to 0)	0 (0 to 0)	0 (0 to 0)	0 (0 to 0)
Drug-susceptible tuberculosis	0 (0 to 0)	0·1 (0 to 0·1)	2,190 (897 to 5,150)	2,830 (1,230 to 6,610)	878 (453 to 1,640)	562 (284 to 1,060)	1,190 (674 to 2,040)
Multidrug-resistant tuberculosis without extensive drug res	0 (0 to 0)	0 (0 to 0)	131 (12·4 to 493)	158 (15·2 to 598)	47·1 (5·6 to 166)	32·5 (3·9 to 114)	60·9 (7·5 to 209)
Extensively drug-resistant tuberculosis	0 (0 to 0)	0 (0 to 0)	1·8 (0·2 to 7·3)	2·1 (0·2 to 8·4)	0·6 (0·1 to 2·2)	0·4 (0 to 1·4)	0·8 (0·1 to 2·7)
Lower respiratory infections	12,800 (6,930 to 21,300)	3,540 (1,660 to 6,570)	23,000 (10,900 to 41,100)	18,900 (7,600 to 38,300)	3,310 (1,740 to 5,480)	1,500 (862 to 2,300)	1,410 (797 to 2,210)
Upper respiratory infections	0·9 (0·5 to 1·5)	5·1 (2·8 to 8·5)	91·7 (50·6 to 150)	426 (242 to 707)	404 (219 to 695)	366 (199 to 640)	314 (160 to 566)
Otitis media	0·2 (0 to 0·7)	0·6 (0·3 to 1·1)	28·1 (14·2 to 51·3)	226 (120 to 398)	180 (92·5 to 321)	80·9 (38·2 to 149)	96·8 (50·1 to 171)
Enteric infections	4,880 (1,010 to 13,000)	7,200 (1,340 to 16,500)	67,100 (24,700 to 105,000)	91,900 (34,600 to 171,000)	9,910 (5,550 to 15,800)	3,940 (2,370 to 6,120)	2,660 (1,500 to 4,670)
Diarrheal diseases	4,880 (1,010 to 13,000)	7,010 (1,150 to 16,300)	63,500 (20,000 to 103,000)	80,200 (22,000 to 159,000)	4,280 (1,890 to 9,410)	1,940 (953 to 3,850)	1,830 (867 to 3,860)
Typhoid and paratyphoid	0 (0 to 0)	0 (0 to 0)	9·9 (3 to 24·5)	1,180 (321 to 3,050)	1,500 (539 to 3,410)	950 (331 to 2,030)	436 (143 to 963)
Typhoid fever	0 (0 to 0)	0 (0 to 0)	9·9 (3 to 24·4)	1,180 (320 to 3,040)	1,490 (537 to 3,380)	946 (329 to 2,020)	434 (142 to 960)
Paratyphoid fever	0 (0 to 0)	0 (0 to 0)	0 (0 to 0·1)	5·8 (1·3 to 16)	7·2 (1·8 to 20)	4·3 (1·2 to 10·8)	1·8 (0·5 to 4·9)
Invasive Non-typhoidal Salmonella (iNTS)	0 (0 to 0)	193 (77·9 to 402)	3,610 (1,540 to 7,290)	10,400 (3,780 to 22,800)	4,120 (1,720 to 7,630)	1,040 (439 to 1,980)	393 (152 to 789)
Other intestinal infectious diseases	0 (0 to 0)	0 (0 to 0)	21·2 (0·6 to 79)	60·7 (2·9 to 219)	12·4 (0·8 to 47·4)	5·8 (0·5 to 19·4)	2·3 (0·3 to 7·8)
Neglected tropical diseases and malaria	193 (45·4 to 617)	4,170 (1,450 to 9,040)	31,200 (10,900 to 63,600)	61,400 (24,500 to 127,000)	11,400 (7,020 to 17,300)	6,180 (4,040 to 8,990)	8,450 (5,220 to 12,500)
Malaria	6·5 (3·6 to 10·8)	4,080 (1,420 to 8,860)	30,400 (10,500 to 62,800)	59,200 (22,800 to 125,000)	8,940 (5,110 to 14,400)	4,580 (2,810 to 7,130)	7,700 (4,640 to 11,700)
Chagas disease	0 (0 to 0)	0 (0 to 0)	0 (0 to 0)	0 (0 to 0)	0 (0 to 0)	0 (0 to 0)	0 (0 to 0)
Leishmaniasis	0 (0 to 0)	0 (0 to 0)	0 (0 to 0)	0 (0 to 0)	0 (0 to 0)	0 (0 to 0)	0 (0 to 0)



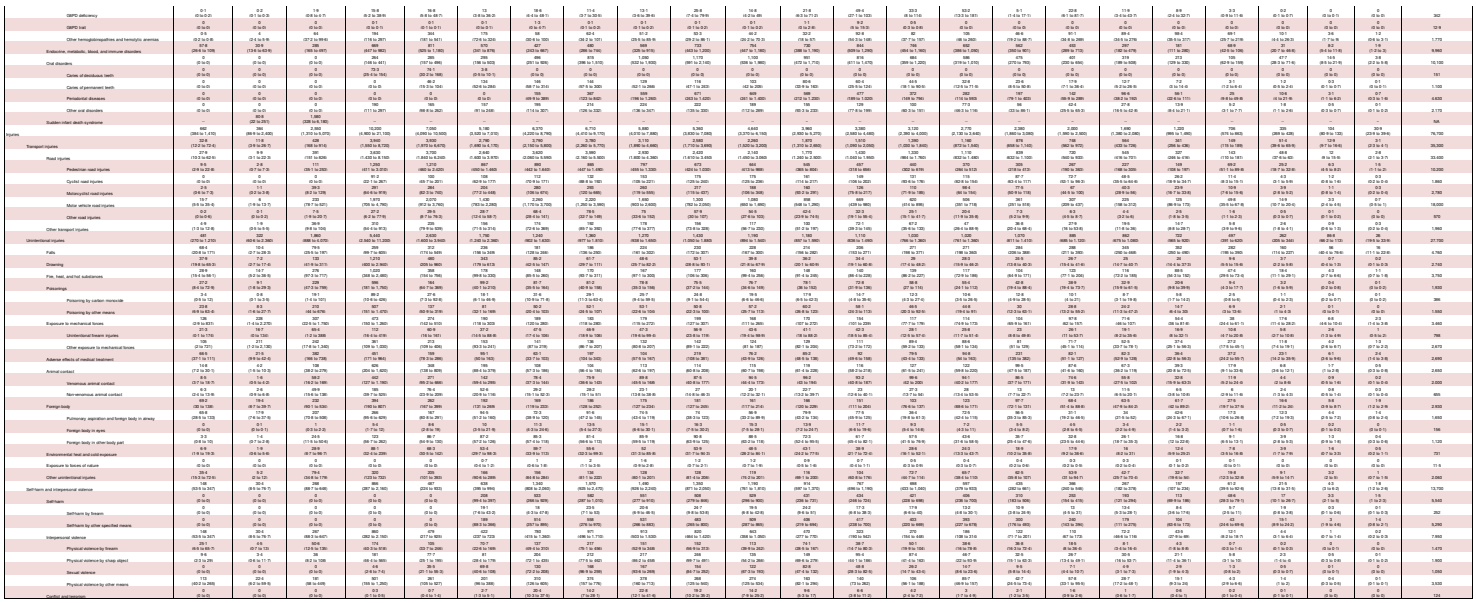

SR Table 2b: American Samoa DALYS by cause and age group for females with 95% uncertainty intervals, 2019

Cause	Early Neonatal	Late Neonatal	Post Neonatal	1 to 4	5 to 9	10 to 14	15 to 19	20 to 24	25 to 29	30 to 34	35 to 39	40 to 44	45 to 49	50 to 54	55 to 59	60 to 64	65 to 69	70 to 74	75 to 79	80 to 84	85 to 89	90 to 94	95 plus	Total
All causes	136 (101 to 176)	80·3 (56·3 to 109)	139 (104 to 181)	182 (126 to 262)	122 (96·8 to 153)	184 (143 to 230)	304 (244 to 376)	338 (272 to 415)	315 (255 to 384)	298 (240 to 363)	363 (296 to 439)	461 (382 to 549)	563 (467 to 667)	704 (596 to 825)	735 (625 to 852)	673 (583 to 775)	559 (491 to 639)	473 (414 to 539)	381 (334 to 435)	301 (263 to 347)	187 (165 to 211)	81·8 (73·4 to 91·8)	24·1 (22·2 to 26·4)	7,600
Communicable, maternal, neonatal, and nutritional diseases	115 (85·2 to 150)	68·3 (48 to 93·7)	95·4 (68·2 to 128)	95·2 (63·7 to 143)	34·6 (26·4 to 45·6)	27·5 (21·4 to 34·8)	40·2 (30·6 to 52·2)	50·5 (37·4 to 67·1)	41·8 (31·3 to 54·9)	34·9 (26 to 47)	40·1 (30·3 to 53)	36·5 (26·8 to 48·9)	34 (25·5 to 46·2)	36·2 (26·5 to 47·6)	32·9 (24·3 to 44·3)	27·8 (21 to 36·2)	21·7 (16·7 to 28)	20·9 (16·1 to 27)	20·5 (15·4 to 26·7)	20·7 (15·3 to 27·7)	13·7 (10·2 to 18·2)	8·5 (6·3 to 11·3)	1·9 (1·4 to 2·5)	918
HIV/AIDS and sexually transmitted infections	27·2 (9·4 to 52·1)	8·8 (2·9 to 19·1)	10·2 (3·1 to 21·7)	0·7 (0·3 to 1·6)	0·4 (0·2 to 0·7)	0·1 (0·1 to 0·2)	0·5 (0·3 to 0·8)	1·5 (0·9 to 2·4)	1·9 (1·2 to 3·1)	1·9 (1·2 to 3)	1·9 (1·2 to 3)	1·8 (1·1 to 2·9)	1·6 (1 to 2·5)	0·7 (0·4 to 1·3)	0·5 (0·3 to 0·9)	0·4 (0·2 to 0·6)	0·2 (0·1 to 0·4)	0·1 (0 to 0·2)	0·1 (0 to 0·1)	0 (0 to 0·1)	0 (0 to 0·1)	0 (0 to 0)	0 (0 to 0)	60·6
HIV/AIDS	0 (0 to 0)	0 (0 to 0)	0·1 (0·1 to 0·2)	0·2 (0·1 to 0·3)	0·1 (0 to 0·1)	0·1 (0 to 0·1)	0·3 (0·2 to 0·4)	0·8 (0·5 to 1·2)	1 (0·6 to 1·5)	1 (0·6 to 1·6)	0·8 (0·4 to 1·3)	0·6 (0·4 to 1)	0·5 (0·3 to 0·8)	0·2 (0·1 to 0·3)	0·1 (0·1 to 0·2)	0·1 (0·1 to 0·2)	0·1 (0·1 to 0·2)	0 (0 to 0)	0 (0 to 0)	0 (0 to 0)	0 (0 to 0)	0 (0 to 0)	0 (0 to 0)	6
HIV/AIDS - Drug-susceptible Tuberculosis	0 (0 to 0)	0 (0 to 0)	0 (0 to 0)	0 (0 to 0)	0 (0 to 0)	0 (0 to 0)	0 (0 to 0)	0 (0 to 0·1)	0 (0 to 0·1)	0 (0 to 0·1)	0 (0 to 0·1)	0 (0 to 0)	0 (0 to 0)	0 (0 to 0)	0 (0 to 0)	0 (0 to 0)	0 (0 to 0)	0 (0 to 0)	0 (0 to 0)	0 (0 to 0)	0 (0 to 0)	0 (0 to 0)	0 (0 to 0)	0·3
HIV/AIDS - Multidrug-resistant Tuberculosis without extensive dru	0 (0 to 0)	0 (0 to 0)	0 (0 to 0)	0 (0 to 0)	0 (0 to 0)	0 (0 to 0)	0 (0 to 0)	0 (0 to 0)	0 (0 to 0)	0 (0 to 0)	0 (0 to 0)	0 (0 to 0)	0 (0 to 0)	0 (0 to 0)	0 (0 to 0)	0 (0 to 0)	0 (0 to 0)	0 (0 to 0)	0 (0 to 0)	0 (0 to 0)	0 (0 to 0)	0 (0 to 0)	0 (0 to 0)	0
HIV/AIDS - Extensively drug-resistant Tuberculosis	0 (0 to 0)	0 (0 to 0)	0 (0 to 0)	0 (0 to 0)	0 (0 to 0)	0 (0 to 0)	0 (0 to 0)	0 (0 to 0)	0 (0 to 0)	0 (0 to 0)	0 (0 to 0)	0 (0 to 0)	0 (0 to 0)	0 (0 to 0)	0 (0 to 0)	0 (0 to 0)	0 (0 to 0)	0 (0 to 0)	0 (0 to 0)	0 (0 to 0)	0 (0 to 0)	0 (0 to 0)	0 (0 to 0)	0
HIV/AIDS resulting in other diseases	0 (0 to 0)	0 (0 to 0)	0·1 (0·1 to 0·2)	0·2 (0·1 to 0·2)	0·1 (0 to 0·1)	0·1 (0 to 0·1)	0·3 (0·2 to 0·4)	0·7 (0·4 to 1·1)	0·9 (0·5 to 1·4)	0·9 (0·6 to 1·5)	0·8 (0·4 to 1·2)	0·6 (0·4 to 1)	0·5 (0·3 to 0·8)	0·2 (0·1 to 0·3)	0·1 (0·1 to 0·2)	0·1 (0·1 to 0·2)	0·1 (0 to 0·2)	0 (0 to 0)	0 (0 to 0)	0 (0 to 0)	0 (0 to 0)	0 (0 to 0)	0 (0 to 0)	5·8
Sexually transmitted infections excluding HIV	27·2 (9·4 to 52·1)	8·8 (2·9 to 19·1)	10·1 (3 to 21·5)	0·5 (0·1 to 1·4)	0·3 (0·1 to 0·7)	0·1 (0 to 0·1)	0·3 (0·1 to 0·5)	0·7 (0·3 to 1·6)	1 (0·4 to 2)	0·9 (0·4 to 1·8)	1·1 (0·6 to 2·1)	1·1 (0·6 to 2·2)	1·1 (0·5 to 1·9)	0·5 (0·2 to 1·1)	0·3 (0·1 to 0·7)	0·3 (0·1 to 0·5)	0·1 (0 to 0·3)	0·1 (0 to 0·2)	0 (0 to 0·1)	0 (0 to 0·1)	0 (0 to 0)	0 (0 to 0)	0 (0 to 0)	54·6
Syphilis	27·2 (9·4 to 52·1)	8·8 (2·9 to 19·1)	10·1 (3 to 21·5)	0·5 (0·1 to 1·4)	0·3 (0·1 to 0·7)	0 (0 to 0·1)	0 (0 to 0)	0 (0 to 0)	0 (0 to 0)	0 (0 to 0)	0 (0 to 0·1)	0 (0 to 0)	0 (0 to 0)	0 (0 to 0)	0 (0 to 0)	0 (0 to 0)	0 (0 to 0)	0 (0 to 0)	0 (0 to 0)	0 (0 to 0)	0 (0 to 0)	0 (0 to 0)	0 (0 to 0)	47·1
Chlamydial infection	0 (0 to 0)	0 (0 to 0)	0 (0 to 0)	0 (0 to 0)	0 (0 to 0)	0 (0 to 0)	0 (0 to 0)	0 (0 to 0)	0 (0 to 0·1)	0 (0 to 0·1)	0·1 (0 to 0·1)	0·1 (0 to 0·2)	0 (0 to 0·2)	0 (0 to 0)	0 (0 to 0)	0 (0 to 0)	0 (0 to 0)	0 (0 to 0)	0 (0 to 0)	0 (0 to 0)	0 (0 to 0)	0 (0 to 0)	0 (0 to 0)	0·4
Gonococcal infection	0 (0 to 0)	0 (0 to 0)	0 (0 to 0)	0 (0 to 0)	0 (0 to 0)	0 (0 to 0)	0 (0 to 0)	0 (0 to 0)	0 (0 to 0)	0 (0 to 0)	0·1 (0 to 0·1)	0 (0 to 0·1)	0·1 (0 to 0·2)	0 (0 to 0)	0 (0 to 0)	0 (0 to 0·1)	0 (0 to 0)	0 (0 to 0)	0 (0 to 0)	0 (0 to 0)	0 (0 to 0)	0 (0 to 0)	0 (0 to 0)	0·3
Trichomoniasis	0 (0 to 0)	0 (0 to 0)	0 (0 to 0)	0 (0 to 0)	0 (0 to 0)	0 (0 to 0)	0·1 (0 to 0·3)	0·5 (0·2 to 1·2)	0·7 (0·2 to 1·6)	0·6 (0·2 to 1·3)	0·5 (0·2 to 1·3)	0·5 (0·2 to 1·3)	0·5 (0·1 to 1·1)	0·3 (0·1 to 0·8)	0·2 (0·1 to 0·5)	0·1 (0 to 0·3)	0·1 (0 to 0·2)	0 (0 to 0·1)	0 (0 to 0)	0 (0 to 0)	0 (0 to 0)	0 (0 to 0)	0 (0 to 0)	4·2
Genital herpes	0 (0 to 0)	0 (0 to 0)	0 (0 to 0)	0 (0 to 0)	0 (0 to 0)	0 (0 to 0)	0·1 (0 to 0·1)	0·1 (0 to 0·2)	0·1 (0 to 0·3)	0·1 (0 to 0·3)	0·1 (0 to 0·3)	0·1 (0 to 0·3)	0·1 (0 to 0·3)	0·1 (0 to 0·3)	0·1 (0 to 0·2)	0·1 (0 to 0·2)	0 (0 to 0·1)	0 (0 to 0·1)	0 (0 to 0)	0 (0 to 0)	0 (0 to 0)	0 (0 to 0)	0 (0 to 0)	1·1
Other sexually transmitted infections	0 (0 to 0)	0 (0 to 0)	0 (0 to 0)	0 (0 to 0)	0 (0 to 0)	0 (0 to 0)	0 (0 to 0)	0·1 (0 to 0·1)	0·1 (0 to 0·2)	0·2 (0·1 to 0·3)	0·3 (0·2 to 0·5)	0·3 (0·2 to 0·5)	0·3 (0·1 to 0·5)	0·1 (0 to 0·2)	0 (0 to 0·2)	0 (0 to 0·1)	0 (0 to 0)	0 (0 to 0)	0 (0 to 0)	0 (0 to 0)	0 (0 to 0)	0 (0 to 0)	0 (0 to 0)	1·4
Respiratory infections and tuberculosis	3 (1·5 to 5·4)	6·9 (3·5 to 12·3)	24·7 (14·1 to 39·3)	18 (9·9 to 31·2)	7·5 (5·3 to 10·3)	6·3 (4·5 to 8·7)	9·8 (6·8 to 13·3)	11·7 (8·2 to 16·2)	8·9 (6·3 to 12·1)	7·5 (5·2 to 10·5)	9·4 (6·5 to 13·2)	7·1 (5·1 to 9·6)	7·6 (5·3 to 10·5)	11·4 (8·1 to 15·7)	11·3 (7·9 to 15·7)	10·9 (7·5 to 15·8)	8·8 (6·1 to 12·6)	8·9 (6·1 to 12·5)	10·3 (6·7 to 14·9)	9·8 (6·5 to 14·4)	6·2 (4·1 to 9·1)	3·7 (2·5 to 5·2)	0·8 (0·5 to 1·2)	211
Tuberculosis	0 (0 to 0)	0 (0 to 0)	0·1 (0·1 to 0·2)	0·1 (0·1 to 0·2)	0·3 (0·2 to 0·6)	0·3 (0·1 to 0·5)	0·6 (0·4 to 1·1)	1·4 (0·9 to 2·2)	1·1 (0·6 to 1·8)	0·9 (0·5 to 1·3)	0·9 (0·6 to 1·4)	1 (0·6 to 1·5)	0·8 (0·5 to 1·1)	1 (0·7 to 1·4)	1 (0·6 to 1·5)	0·9 (0·6 to 1·4)	0·7 (0·5 to 1·1)	0·8 (0·5 to 1·2)	0·6 (0·4 to 0·9)	0·3 (0·2 to 0·5)	0·1 (0 to 0·1)	0 (0 to 0)	0 (0 to 0)	13·2
Latent tuberculosis infection	0 (0 to 0)	0 (0 to 0)	0 (0 to 0)	0 (0 to 0)	0 (0 to 0)	0 (0 to 0)	0 (0 to 0)	0 (0 to 0)	0 (0 to 0)	0 (0 to 0)	0 (0 to 0)	0 (0 to 0)	0 (0 to 0)	0 (0 to 0)	0 (0 to 0)	0 (0 to 0)	0 (0 to 0)	0 (0 to 0)	0 (0 to 0)	0 (0 to 0)	0 (0 to 0)	0 (0 to 0)	0 (0 to 0)	0
Drug-susceptible tuberculosis	0 (0 to 0)	0 (0 to 0)	0·1 (0·1 to 0·2)	0·1 (0·1 to 0·2)	0·3 (0·2 to 0·6)	0·3 (0·1 to 0·5)	0·6 (0·4 to 1·1)	1·4 (0·9 to 2·2)	1·1 (0·6 to 1·8)	0·9 (0·5 to 1·3)	0·9 (0·6 to 1·4)	1 (0·6 to 1·5)	0·8 (0·5 to 1·1)	1 (0·7 to 1·4)	1 (0·6 to 1·5)	0·9 (0·6 to 1·4)	0·7 (0·5 to 1·1)	0·8 (0·5 to 1·2)	0·6 (0·4 to 0·9)	0·3 (0·2 to 0·5)	0·1 (0 to 0·1)	0 (0 to 0)	0 (0 to 0)	13·1
Multidrug-resistant tuberculosis without extensive drug resistanc	0 (0 to 0)	0 (0 to 0)	0 (0 to 0)	0 (0 to 0)	0 (0 to 0)	0 (0 to 0)	0 (0 to 0)	0 (0 to 0)	0 (0 to 0)	0 (0 to 0)	0 (0 to 0)	0 (0 to 0)	0 (0 to 0)	0 (0 to 0)	0 (0 to 0)	0 (0 to 0)	0 (0 to 0)	0 (0 to 0)	0 (0 to 0)	0 (0 to 0)	0 (0 to 0)	0 (0 to 0)	0 (0 to 0)	0·1
Extensively drug-resistant tuberculosis	0 (0 to 0)	0 (0 to 0)	0 (0 to 0)	0 (0 to 0)	0 (0 to 0)	0 (0 to 0)	0 (0 to 0)	0 (0 to 0)	0 (0 to 0)	0 (0 to 0)	0 (0 to 0)	0 (0 to 0)	0 (0 to 0)	0 (0 to 0)	0 (0 to 0)	0 (0 to 0)	0 (0 to 0)	0 (0 to 0)	0 (0 to 0)	0 (0 to 0)	0 (0 to 0)	0 (0 to 0)	0 (0 to 0)	0
Lower respiratory infections	3 (1·5 to 5·4)	6·9 (3·5 to 12·3)	24 (13·5 to 38·5)	15·1 (7·2 to 27·9)	3·7 (2·3 to 5·7)	3 (2 to 4·4)	6·2 (4 to 9·2)	7·9 (4·9 to 12)	6·2 (3·8 to 9·2)	5·4 (3·4 to 8·1)	7·2 (4·5 to 10·8)	4·8 (3 to 7·2)	5·7 (3·5 to 8·4)	9·2 (6·2 to 13·4)	9·4 (6 to 13·5)	9·3 (6 to 14·2)	7·7 (4·9 to 11·4)	7·8 (5·1 to 11·4)	9·5 (5·9 to 14·2)	9·4 (6 to 14)	6 (4 to 9)	3·7 (2·4 to 5·2)	0·8 (0·5 to 1·2)	172
Upper respiratory infections	0 (0 to 0)	0 (0 to 0)	0·5 (0·2 to 0·8)	2 (1·1 to 3·4)	2·3 (1·2 to 3·9)	2·2 (1·1 to 3·8)	2·2 (1·1 to 3·9)	1·8 (0·9 to 3·2)	1·3 (0·7 to 2·2)	1 (0·5 to 1·8)	1 (0·5 to 1·7)	1 (0·5 to 1·7)	0·9 (0·4 to 1·5)	0·9 (0·5 to 1·5)	0·7 (0·4 to 1·2)	0·5 (0·3 to 0·8)	0·3 (0·2 to 0·6)	0·2 (0·1 to 0·4)	0·1 (0·1 to 0·2)	0·1 (0 to 0·1)	0 (0 to 0·1)	0 (0 to 0)	0 (0 to 0)	19
Otitis media	0 (0 to 0)	0 (0 to 0)	0·1 (0 to 0·1)	0·9 (0·5 to 1·4)	1·2 (0·6 to 2)	0·8 (0·4 to 1·4)	0·7 (0·3 to 1·3)	0·5 (0·2 to 1)	0·4 (0·2 to 0·7)	0·2 (0·1 to 0·5)	0·3 (0·1 to 0·5)	0·3 (0·1 to 0·5)	0·3 (0·1 to 0·5)	0·3 (0·1 to 0·6)	0·3 (0·1 to 0·5)	0·2 (0·1 to 0·3)	0·1 (0 to 0·2)	0 (0 to 0·1)	0 (0 to 0·1)	0 (0 to 0·1)	0 (0 to 0)	0 (0 to 0)	0 (0 to 0)	6·5
Enteric infections	0·1 (0·1 to 0·3)	0·6 (0·3 to 1·3)	5·2 (2·8 to 9·6)	11·7 (6·8 to 19·6)	5·5 (3·6 to 8·3)	4·9 (3·1 to 7·3)	4·6 (3 to 7)	4·4 (2·8 to 6·7)	3·3 (2·2 to 4·7)	2·6 (1·7 to 3·6)	2·9 (2 to 4·1)	3·8 (2·6 to 5·6)	4·2 (2·8 to 6·1)	5·3 (3·5 to 8·1)	5·2 (3·4 to 8)	5·9 (3·5 to 9·5)	4·6 (3 to 7·2)	5·1 (3·1 to 8·8)	4·2 (2·5 to 6·8)	5·2 (2·7 to 9·7)	3·2 (1·5 to 6·4)	1·5 (0·7 to 3·1)	0·3 (0·2 to 0·7)	94·5
Diarrheal diseases	0·1 (0·1 to 0·3)	0·6 (0·3 to 1·3)	5·1 (2·7 to 9·5)	10·4 (6 to 18·1)	4·2 (2·6 to 6·8)	3·2 (1·8 to 5)	3·1 (1·9 to 4·6)	3·6 (2·2 to 5·7)	2·9 (1·9 to 4·3)	2·4 (1·6 to 3·4)	2·8 (1·9 to 4)	3·7 (2·5 to 5·5)	4·1 (2·7 to 6)	5·2 (3·4 to 8)	5·1 (3·3 to 7·8)	5·8 (3·4 to 9·4)	4·6 (3 to 7·2)	5·1 (3·1 to 8·8)	4·1 (2·5 to 6·8)	5·2 (2·6 to 9·7)	3·2 (1·5 to 6·4)	1·5 (0·7 to 3·1)	0·3 (0·2 to 0·7)	86·2
Typhoid and paratyphoid	0 (0 to 0)	0 (0 to 0)	0 (0 to 0)	1 (0·3 to 2·5)	1·1 (0·4 to 2·6)	1·6 (0·6 to 3·5)	1·4 (0·5 to 3)	0·7 (0·2 to 1·6)	0·3 (0·1 to 0·7)	0·2 (0·1 to 0·4)	0·1 (0 to 0·3)	0·1 (0 to 0·2)	0·1 (0 to 0·2)	0·1 (0 to 0·2)	0·1 (0 to 0·2)	0 (0 to 0·1)	0 (0 to 0·1)	0 (0 to 0)	0 (0 to 0)	0 (0 to 0)	0 (0 to 0)	0 (0 to 0)	0 (0 to 0)	7
Typhoid fever	0 (0 to 0)	0 (0 to 0)	0 (0 to 0)	1 (0·3 to 2·5)	1·1 (0·4 to 2·5)	1·6 (0·6 to 3·4)	1·4 (0·4 to 3)	0·7 (0·2 to 1·6)	0·3 (0·1 to 0·7)	0·2 (0·1 to 0·4)	0·1 (0 to 0·3)	0·1 (0 to 0·2)	0·1 (0 to 0·2)	0·1 (0 to 0·2)	0·1 (0 to 0·2)	0 (0 to 0·1)	0 (0 to 0·1)	0 (0 to 0)	0 (0 to 0)	0 (0 to 0)	0 (0 to 0)	0 (0 to 0)	0 (0 to 0)	6·9
Paratyphoid fever	0 (0 to 0)	0 (0 to 0)	0 (0 to 0)	0 (0 to 0)	0 (0 to 0)	0 (0 to 0·1)	0 (0 to 0)	0 (0 to 0)	0 (0 to 0)	0 (0 to 0)	0 (0 to 0)	0 (0 to 0)	0 (0 to 0)	0 (0 to 0)	0 (0 to 0)	0 (0 to 0)	0 (0 to 0)	0 (0 to 0)	0 (0 to 0)	0 (0 to 0)	0 (0 to 0)	0 (0 to 0)	0 (0 to 0)	0·1
Invasive Non-typhoidal Salmonella (iNTS)	0 (0 to 0)	0 (0 to 0)	0·1 (0 to 0·1)	0·3 (0·1 to 0·6)	0·2 (0·1 to 0·4)	0·1 (0·1 to 0·3)	0·1 (0 to 0·3)	0·1 (0 to 0·2)	0 (0 to 0·1)	0 (0 to 0)	0 (0 to 0)	0 (0 to 0·1)	0 (0 to 0·1)	0 (0 to 0·1)	0 (0 to 0·1)	0 (0 to 0·1)	0 (0 to 0·1)	0 (0 to 0)	0 (0 to 0)	0 (0 to 0)	0 (0 to 0)	0 (0 to 0)	0 (0 to 0)	1·1
Other intestinal infectious diseases	0 (0 to 0)	0 (0 to 0)	0 (0 to 0·1)	0 (0 to 0·2)	0 (0 to 0)	0 (0 to 0)	0 (0 to 0)	0 (0 to 0)	0 (0 to 0)	0 (0 to 0)	0 (0 to 0)	0 (0 to 0)	0 (0 to 0)	0 (0 to 0)	0 (0 to 0)	0 (0 to 0)	0 (0 to 0)	0 (0 to 0)	0 (0 to 0)	0 (0 to 0)	0 (0 to 0)	0 (0 to 0)	0 (0 to 0)	0·2
Neglected tropical diseases and malaria	0 (0 to 0)	0 (0 to 0·1)	0·9 (0·4 to 2)	2·4 (1·1 to 5)	2·4 (1·2 to 4·5)	2·1 (1 to 4·7)	3·4 (1·7 to 6·8)	3 (1·5 to 6·2)	2·7 (1·3 to 5·4)	1·6 (0·8 to 3·4)	1·6 (0·8 to 3·1)	2·2 (1·2 to 4·1)	2 (1 to 3·9)	2·1 (1 to 4·2)	1·8 (0·9 to 3·5)	1·6 (0·7 to 3·3)	1·3 (0·6 to 2·8)	0·9 (0·4 to 2)	0·9 (0·4 to 1·6)	0·5 (0·2 to 1)	0·6 (0·3 to 1·2)	0·1 (0·1 to 0·2)	0 (0 to 0·1)	34
Malaria	0 (0 to 0)	0 (0 to 0)	0 (0 to 0)	0 (0 to 0)	0 (0 to 0)	0 (0 to 0)	0 (0 to 0)	0 (0 to 0)	0 (0 to 0)	0 (0 to 0)	0 (0 to 0)	0 (0 to 0)	0 (0 to 0)	0 (0 to 0)	0 (0 to 0)	0 (0 to 0)	0 (0 to 0)	0 (0 to 0)	0 (0 to 0)	0 (0 to 0)	0 (0 to 0)	0 (0 to 0)	0 (0 to 0)	0
Chagas disease	0 (0 to 0)	0 (0 to 0)	0 (0 to 0)	0 (0 to 0)	0 (0 to 0)	0 (0 to 0)	0 (0 to 0)	0 (0 to 0)	0 (0 to 0)	0 (0 to 0)	0 (0 to 0)	0 (0 to 0)	0 (0 to 0)	0 (0 to 0)	0 (0 to 0)	0 (0 to 0)	0 (0 to 0)	0 (0 to 0)	0 (0 to 0)	0 (0 to 0)	0 (0 to 0)	0 (0 to 0)	0 (0 to 0)	0
Leishmaniasis	0 (0 to 0)	0 (0 to 0)	0 (0 to 0)	0 (0 to 0)	0 (0 to 0)	0 (0 to 0)	0 (0 to 0)	0 (0 to 0)	0 (0 to 0)	0 (0 to 0)	0 (0 to 0)	0 (0 to 0)	0 (0 to 0)	0 (0 to 0)	0 (0 to 0)	0 (0 to 0)	0 (0 to 0)	0 (0 to 0)	0 (0 to 0)	0 (0 to 0)	0 (0 to 0)	0 (0 to 0)	0 (0 to 0)	0
Visceral leishmaniasis	0 (0 to 0)	0 (0 to 0)	0 (0 to 0)	0 (0 to 0)	0 (0 to 0)	0 (0 to 0)	0 (0 to 0)	0 (0 to 0)	0 (0 to 0)	0 (0 to 0)	0 (0 to 0)	0 (0 to 0)	0 (0 to 0)	0 (0 to 0)	0 (0 to 0)	0 (0 to 0)	0 (0 to 0)	0 (0 to 0)	0 (0 to 0)	0 (0 to 0)	0 (0 to 0)	0 (0 to 0)	0 (0 to 0)	0
Cutaneous and mucocutaneous leishmaniasis	0 (0 to 0)	0 (0 to 0)	0 (0 to 0)	0 (0 to 0)	0 (0 to 0)	0 (0 to 0)	0 (0 to 0)	0 (0 to 0)	0 (0 to 0)	0 (0 to 0)	0 (0 to 0)	0 (0 to 0)	0 (0 to 0)	0 (0 to 0)	0 (0 to 0)	0 (0 to 0)	0 (0 to 0)	0 (0 to 0)	0 (0 to 0)	0 (0 to 0)	0 (0 to 0)	0 (0 to 0)	0 (0 to 0)	0
African trypanosomiasis	0 (0 to 0)	0 (0 to 0)	0 (0 to 0)	0 (0 to 0)	0 (0 to 0)	0 (0 to 0)	0 (0 to 0)	0 (0 to 0)	0 (0 to 0)	0 (0 to 0)	0 (0 to 0)	0 (0 to 0)	0 (0 to 0)	0 (0 to 0)	0 (0 to 0)	0 (0 to 0)	0 (0 to 0)	0 (0 to 0)	0 (0 to 0)	0 (0 to 0)	0 (0 to 0)	0 (0 to 0)	0 (0 to 0)	0
Schistosomiasis	0 (0 to 0)	0 (0 to 0)	0 (0 to 0)	0 (0 to 0)	0 (0 to 0)	0 (0 to 0)	0 (0 to 0)	0 (0 to 0)	0 (0 to 0)	0 (0 to 0)	0 (0 to 0)	0 (0 to 0)	0 (0 to 0)	0 (0 to 0)	0 (0 to 0)	0 (0 to 0)	0 (0 to 0)	0 (0 to 0)	0 (0 to 0)	0 (0 to 0)	0 (0 to 0)	0 (0 to 0)	0 (0 to 0)	0
Cysticercosis	0 (0 to 0)	0 (0 to 0)	0 (0 to 0)	0 (0 to 0)	0 (0 to 0)	0 (0 to 0)	0 (0 to 0·1)	0·1 (0 to 0·2)	0·1 (0 to 0·3)	0·1 (0 to 0·3)	0·2 (0 to 0·4)	0·2 (0 to 0·4)	0·2 (0 to 0·6)	0·3 (0·1 to 0·7)	0·4 (0·1 to 0·8)	0·4 (0·1 to 0·9)	0·3 (0·1 to 0·7)	0·3 (0·1 to 0·6)	0·2 (0·1 to 0·5)	0·2 (0·1 to 0·4)	0·1 (0 to 0·2)	0 (0 to 0·1)	0 (0 to 0)	3
Cystic echinococcosis	0 (0 to 0)	0 (0 to 0)	0 (0 to 0)	0 (0 to 0)	0 (0 to 0)	0 (0 to 0)	0 (0 to 0)	0 (0 to 0)	0 (0 to 0)	0 (0 to 0)	0 (0 to 0)	0 (0 to 0)	0 (0 to 0)	0 (0 to 0)	0 (0 to 0)	0 (0 to 0)	0 (0 to 0)	0 (0 to 0)	0 (0 to 0)	0 (0 to 0)	0 (0 to 0)	0 (0 to 0)	0 (0 to 0)	0·1
Lymphatic filariasis	0 (0 to 0)	0 (0 to 0)	0 (0 to 0)	0 (0 to 0)	0·6 (0·3 to 0·9)	0·6 (0·4 to 1)	0·7 (0·4 to 1·1)	0·6 (0·4 to 1)	0·5 (0·3 to 0·8)	0·4 (0·2 to 0·6)	0·4 (0·2 to 0·6)	0·4 (0·3 to 0·7)	0·4 (0·3 to 0·6)	0·4 (0·3 to 0·7)	0·3 (0·2 to 0·5)	0·3 (0·2 to 0·4)	0·2 (0·1 to 0·3)	0·1 (0·1 to 0·2)	0·1 (0·1 to 0·1)	0 (0 to 0·1)	0 (0 to 0)	0 (0 to 0)	0 (0 to 0)	6·3
Onchocerciasis	0 (0 to 0)	0 (0 to 0)	0 (0 to 0)	0 (0 to 0)	0 (0 to 0)	0 (0 to 0)	0 (0 to 0)	0 (0 to 0)	0 (0 to 0)	0 (0 to 0)	0 (0 to 0)	0 (0 to 0)	0 (0 to 0)	0 (0 to 0)	0 (0 to 0)	0 (0 to 0)	0 (0 to 0)	0 (0 to 0)	0 (0 to 0)	0 (0 to 0)	0 (0 to 0)	0 (0 to 0)	0 (0 to 0)	0
Trachoma	0 (0 to 0)	0 (0 to 0)	0 (0 to 0)	0 (0 to 0)	0 (0 to 0)	0 (0 to 0)	0 (0 to 0)	0 (0 to 0)	0 (0 to 0)	0 (0 to 0)	0 (0 to 0)	0 (0 to 0)	0 (0 to 0)	0 (0 to 0)	0 (0 to 0)	0 (0 to 0)	0 (0 to 0)	0 (0 to 0)	0 (0 to 0)	0 (0 to 0)	0 (0 to 0)	0 (0 to 0)	0 (0 to 0)	0·1
Dengue	0 (0 to 0)	0 (0 to 0·1)	0·5 (0·1 to 1·6)	1·4 (0·3 to 3·8)	1·3 (0·4 to 3·3)	1·1 (0·3 to 3·6)	2·4 (0·7 to 5·6)	1·9 (0·5 to 4·9)	1·7 (0·4 to 4·4)	0·8 (0·2 to 2·4)	0·6 (0·1 to 1·9)	1·1 (0·3 to 2·9)	0·9 (0·2 to 2·6)	0·9 (0·2 to 2·9)	0·6 (0·2 to 2·2)	0·8 (0·1 to 2·5)	0·6 (0·1 to 2)	0·4 (0 to 1·4)	0·4 (0·1 to 1·2)	0·2 (0 to 0·6)	0·4 (0·1 to 0·9)	0 (0 to 0·1)	0 (0 to 0)	17·9
Yellow fever	0 (0 to 0)	0 (0 to 0)	0 (0 to 0)	0 (0 to 0)	0 (0 to 0)	0 (0 to 0)	0 (0 to 0)	0 (0 to 0)	0 (0 to 0)	0 (0 to 0)	0 (0 to 0)	0 (0 to 0)	0 (0 to 0)	0 (0 to 0)	0 (0 to 0)	0 (0 to 0)	0 (0 to 0)	0 (0 to 0)	0 (0 to 0)	0 (0 to 0)	0 (0 to 0)	0 (0 to 0)	0 (0 to 0)	0
Rabies	0 (0 to 0)	0 (0 to 0)	0 (0 to 0)	0 (0 to 0)	0 (0 to 0)	0 (0 to 0)	0 (0 to 0)	0 (0 to 0)	0 (0 to 0)	0 (0 to 0)	0 (0 to 0)	0 (0 to 0)	0 (0 to 0)	0 (0 to 0)	0 (0 to 0)	0 (0 to 0)	0 (0 to 0)	0 (0 to 0)	0 (0 to 0)	0 (0 to 0)	0 (0 to 0)	0 (0 to 0)	0 (0 to 0)	0
Intestinal nematode infections	0 (0 to 0)	0 (0 to 0)	0 (0 to 0)	0 (0 to 0)	0 (0 to 0)	0 (0 to 0)	0 (0 to 0)	0 (0 to 0)	0 (0 to 0)	0 (0 to 0)	0 (0 to 0)	0 (0 to 0)	0 (0 to 0)	0 (0 to 0)	0 (0 to 0)	0 (0 to 0)	0 (0 to 0)	0 (0 to 0)	0 (0 to 0)	0 (0 to 0)	0 (0 to 0)	0 (0 to 0)	0 (0 to 0)	0
Ascariasis	0 (0 to 0)	0 (0 to 0)	0 (0 to 0)	0 (0 to 0)	0 (0 to 0)	0 (0 to 0)	0 (0 to 0)	0 (0 to 0)	0 (0 to 0)	0 (0 to 0)	0 (0 to 0)	0 (0 to 0)	0 (0 to 0)	0 (0 to 0)	0 (0 to 0)	0 (0 to 0)	0 (0 to 0)	0 (0 to 0)	0 (0 to 0)	0 (0 to 0)	0 (0 to 0)	0 (0 to 0)	0 (0 to 0)	0
Trichuriasis	0 (0 to 0)	0 (0 to 0)	0 (0 to 0)	0 (0 to 0)	0 (0 to 0)	0 (0 to 0)	0 (0 to 0)	0 (0 to 0)	0 (0 to 0)	0 (0 to 0)	0 (0 to 0)	0 (0 to 0)	0 (0 to 0)	0 (0 to 0)	0 (0 to 0)	0 (0 to 0)	0 (0 to 0)	0 (0 to 0)	0 (0 to 0)	0 (0 to 0)	0 (0 to 0)	0 (0 to 0)	0 (0 to 0)	
Hookworm disease	0 (0 to 0)	0 (0 to 0)	0 (0 to 0)	0 (0 to 0)	0 (0 to 0)	0 (0 to 0)	0 (0 to 0)	0 (0 to 0)	0 (0 to 0)	0 (0 to 0)	0 (0 to 0)	0 (0 to 0)	0 (0 to 0)	0 (0 to 0)	0 (0 to 0)	0 (0 to 0)	0 (0 to 0)	0 (0 to 0)	0 (0 to 0)	0 (0 to 0)	0 (0 to 0)	0 (0 to 0)	0 (0 to 0)	0
Food-borne trematodiases	0 (0 to 0)	0 (0 to 0)	0 (0 to 0)	0 (0 to 0)	0 (0 to 0)	0 (0 to 0)	0 (0 to 0)	0 (0 to 0)	0 (0 to 0)	0 (0 to 0)	0 (0 to 0)	0 (0 to 0)	0 (0 to 0)	0 (0 to 0)	0 (0 to 0)	0 (0 to 0)	0 (0 to 0)	0 (0 to 0)	0 (0 to 0)	0 (0 to 0)	0 (0 to 0)	0 (0 to 0)	0 (0 to 0)	0
Leprosy	0 (0 to 0)	0 (0 to 0)	0 (0 to 0)	0 (0 to 0)	0 (0 to 0)	0 (0 to 0)	0 (0 to 0)	0 (0 to 0)	0 (0 to 0)	0 (0 to 0)	0 (0 to 0)	0 (0 to 0)	0 (0 to 0)	0 (0 to 0)	0 (0 to 0)	0 (0 to 0)	0 (0 to 0)	0 (0 to 0)	0 (0 to 0)	0 (0 to 0)	0 (0 to 0)	0 (0 to 0)	0 (0 to 0)	0·1
Ebola	0 (0 to 0)	0 (0 to 0)	0 (0 to 0)	0 (0 to 0)	0 (0 to 0)	0 (0 to 0)	0 (0 to 0)	0 (0 to 0)	0 (0 to 0)	0 (0 to 0)	0 (0 to 0)	0 (0 to 0)	0 (0 to 0)	0 (0 to 0)	0 (0 to 0)	0 (0 to 0)	0 (0 to 0)	0 (0 to 0)	0 (0 to 0)	0 (0 to 0)	0 (0 to 0)	0 (0 to 0)	0 (0 to 0)	0
Zika virus	0 (0 to 0)	0 (0 to 0)	0 (0 to 0)	0 (0 to 0)	0 (0 to 0)	0 (0 to 0)	0 (0 to 0)	0 (0 to 0)	0 (0 to 0)	0 (0 to 0)	0 (0 to 0)	0 (0 to 0)	0 (0 to 0)	0 (0 to 0)	0 (0 to 0)	0 (0 to 0)	0 (0 to 0)	0 (0 to 0)	0 (0 to 0)	0 (0 to 0)	0 (0 to 0)	0 (0 to 0)	0 (0 to 0)	0
Guinea worm disease	0 (0 to 0)	0 (0 to 0)	0 (0 to 0)	0 (0 to 0)	0 (0 to 0)	0 (0 to 0)	0 (0 to 0)	0 (0 to 0)	0 (0 to 0)	0 (0 to 0)	0 (0 to 0)	0 (0 to 0)	0 (0 to 0)	0 (0 to 0)	0 (0 to 0)	0 (0 to 0)	0 (0 to 0)	0 (0 to 0)	0 (0 to 0)	0 (0 to 0)	0 (0 to 0)	0 (0 to 0)	0 (0 to 0)	0
Other neglected tropical diseases	0 (0 to 0)	0 (0 to 0·1)	0·3 (0·2 to 0·6)	1 (0·4 to 2·1)	0·5 (0·1 to 1·1)	0·3 (0·1 to 0·7)	0·3 (0·1 to 0·7)	0·4 (0·1 to 0·9)	0·4 (0·1 to 0·8)	0·3 (0·1 to 0·7)	0·4 (0·2 to 0·8)	0·5 (0·2 to 0·9)	0·4 (0·1 to 0·7)	0·4 (0·2 to 0·8)	0·4 (0·2 to 0·7)	0·1 (0 to 0·3)	0·2 (0·1 to 0·3)	0·1 (0 to 0·2)	0·1 (0·1 to 0·3)	0·1 (0 to 0·1)	0·1 (0 to 0·3)	0 (0 to 0)	0 (0 to 0)	6·4
Other infectious diseases	0·4 (0·2 to 0·7)	0·8 (0·4 to 1·5)	18·9 (8·1 to 37·8)	34·8 (15·6 to 66·1)	7·6 (4·7 to 11·8)	5 (3·5 to 7)	4·7 (3·5 to 6·5)	3·6 (2·6 to 5·1)	2·9 (2·1 to 4)	2·2 (1·6 to 3)	2·6 (1·9 to 3·6)	1·8 (1·3 to 2·5)	2 (1·4 to 2·7)	2·5 (1·8 to 3·4)	2·1 (1·5 to 2·8)	1·5 (1·1 to 2)	0·9 (0·6 to 1·2)	0·9 (0·6 to 1·1)	0·7 (0·5 to 0·9)	0·5 (0·4 to 0·8)	0·4 (0·2 to 0·6)	0·2 (0·1 to 0·3)	0·1 (0·1 to 0·2)	97·1
Meningitis	0·2 (0·1 to 0·5)	0·6 (0·2 to 1·2)	2·2 (1·1 to 4·1)	3 (1·3 to 6·6)	1·7 (1·1 to 2·6)	2·6 (1·7 to 3·9)	1·7 (1 to 2·5)	1·4 (0·9 to 2·1)	0·7 (0·4 to 1)	1 (0·6 to 1·6)	0·6 (0·4 to 0·9)	0·5 (0·3 to 0·8)	0·6 (0·4 to 0·9)	1 (0·6 to 1·4)	0·4 (0·3 to 0·6)	0·6 (0·4 to 0·9)	0·3 (0·2 to 0·4)	0·3 (0·2 to 0·5)	0·2 (0·1 to 0·3)	0·1 (0·1 to 0·2)	0·1 (0·1 to 0·1)	0 (0 to 0·1)	0·1 (0 to 0·1)	20·1
Encephalitis	0 (0 to 0·1)	0 (0 to 0)	0·5 (0·2 to 1)	1·6 (0·6 to 3·7)	0·5 (0·2 to 1)	0·3 (0·2 to 0·5)	1·2 (0·6 to 2·3)	0·2 (0·1 to 0·2)	0·8 (0·4 to 1·4)	0·1 (0·1 to 0·2)	0·7 (0·3 to 1·1)	0·1 (0·1 to 0·1)	0·1 (0·1 to 0·2)	0·5 (0·3 to 0·8)	0·4 (0·2 to 0·6)	0·2 (0·1 to 0·4)	0·1 (0 to 0·1)	0·1 (0·1 to 0·2)	0·1 (0·1 to 0·2)	0·1 (0 to 0·2)	0 (0 to 0·1)	0 (0 to 0·1)	0 (0 to 0)	7·7
Diphtheria	0 (0 to 0)	0 (0 to 0)	0 (0 to 0)	0 (0 to 0·1)	0 (0 to 0)	0 (0 to 0)	0 (0 to 0)	0 (0 to 0)	0 (0 to 0)	0 (0 to 0)	0 (0 to 0)	0 (0 to 0)	0 (0 to 0)	0 (0 to 0)	0 (0 to 0)	0 (0 to 0)	0 (0 to 0)	0 (0 to 0)	0 (0 to 0)	0 (0 to 0)	0 (0 to 0)	0 (0 to 0)	0 (0 to 0)	0·1
Tetanus	0 (0 to 0)	0 (0 to 0)	0 (0 to 0·1)	0 (0 to 0·1)	0 (0 to 0)	0 (0 to 0)	0 (0 to 0)	0 (0 to 0)	0 (0 to 0)	0 (0 to 0)	0 (0 to 0)	0 (0 to 0)	0 (0 to 0)	0 (0 to 0)	0 (0 to 0)	0 (0 to 0)	0 (0 to 0)	0 (0 to 0)	0 (0 to 0)	0 (0 to 0)	0 (0 to 0)	0 (0 to 0)	0 (0 to 0)	0·2
Measles	0 (0 to 0)	0 (0 to 0)	5·8 (1·8 to 13·4)	16·4 (5 to 39·4)	3·1 (1 to 7)	0·9 (0·3 to 2·2)	0·4 (0·1 to 1)	0·2 (0·1 to 0·5)	0·1 (0 to 0·2)	0 (0 to 0·1)	0 (0 to 0·1)	0 (0 to 0)	0 (0 to 0)	0 (0 to 0)	0 (0 to 0)	0 (0 to 0)	0 (0 to 0)	0 (0 to 0)	0 (0 to 0)	0 (0 to 0)	0 (0 to 0)	0 (0 to 0)	0 (0 to 0)	27
Varicella and herpes zoster	0 (0 to 0)	0 (0 to 0·1)	0·3 (0 to 0·8)	0·5 (0·1 to 1·5)	0·2 (0 to 0·6)	0·1 (0 to 0·2)	0·1 (0 to 0·2)	0·1 (0 to 0·2)	0·1 (0 to 0·1)	0·1 (0 to 0·1)	0·1 (0 to 0·1)	0·1 (0 to 0·1)	0·1 (0 to 0·1)	0·1 (0·1 to 0·2)	0·1 (0·1 to 0·2)	0·1 (0·1 to 0·2)	0·1 (0·1 to 0·2)	0·1 (0 to 0·2)	0·1 (0 to 0·2)	0·1 (0 to 0·2)	0·1 (0 to 0·2)	0 (0 to 0·1)	0 (0 to 0·1)	2·4
Acute hepatitis	0 (0 to 0)	0 (0 to 0)	0 (0 to 0·1)	0·1 (0 to 0·1)	0·2 (0·1 to 0·4)	0·3 (0·2 to 0·5)	0·4 (0·2 to 0·5)	0·2 (0·1 to 0·4)	0·2 (0·1 to 0·3)	0·2 (0·1 to 0·3)	0·2 (0·1 to 0·3)	0·2 (0·1 to 0·3)	0·1 (0·1 to 0·3)	0·1 (0·1 to 0·2)	0·1 (0·1 to 0·2)	0·1 (0·1 to 0·2)	0·1 (0·1 to 0·2)	0·1 (0 to 0·1)	0 (0 to 0)	0 (0 to 0)	0 (0 to 0)	0 (0 to 0)	0 (0 to 0)	2·8
Acute hepatitis A	0 (0 to 0)	0 (0 to 0)	0 (0 to 0)	0 (0 to 0·1)	0·2 (0·1 to 0·3)	0·2 (0·1 to 0·4)	0·2 (0·1 to 0·4)	0·1 (0 to 0·2)	0·1 (0 to 0·2)	0·1 (0 to 0·1)	0 (0 to 0·1)	0 (0 to 0·1)	0 (0 to 0)	0 (0 to 0)	0 (0 to 0)	0 (0 to 0)	0 (0 to 0·1)	0 (0 to 0)	0 (0 to 0)	0 (0 to 0)	0 (0 to 0)	0 (0 to 0)	0 (0 to 0)	1·2
Acute hepatitis B	0 (0 to 0)	0 (0 to 0)	0 (0 to 0·1)	0 (0 to 0·1)	0·1 (0 to 0·1)	0·1 (0 to 0·2)	0·1 (0 to 0·2)	0·1 (0 to 0·2)	0·1 (0 to 0·2)	0·1 (0 to 0·2)	0·1 (0·1 to 0·2)	0·1 (0·1 to 0·2)	0·1 (0 to 0·2)	0·1 (0 to 0·2)	0·1 (0 to 0·2)	0·1 (0·1 to 0·2)	0·1 (0 to 0·2)	0 (0 to 0·1)	0 (0 to 0)	0 (0 to 0)	0 (0 to 0)	0 (0 to 0)	0 (0 to 0)	1·4
Acute hepatitis C	0 (0 to 0)	0 (0 to 0)	0 (0 to 0)	0 (0 to 0)	0 (0 to 0)	0 (0 to 0)	0 (0 to 0)	0 (0 to 0)	0 (0 to 0)	0 (0 to 0)	0 (0 to 0)	0 (0 to 0)	0 (0 to 0)	0 (0 to 0)	0 (0 to 0)	0 (0 to 0)	0 (0 to 0)	0 (0 to 0)	0 (0 to 0)	0 (0 to 0)	0 (0 to 0)	0 (0 to 0)	0 (0 to 0)	0·1
Acute hepatitis E	0 (0 to 0)	0 (0 to 0)	0 (0 to 0)	0 (0 to 0)	0 (0 to 0)	0 (0 to 0)	0 (0 to 0·1)	0 (0 to 0)	0 (0 to 0)	0 (0 to 0)	0 (0 to 0)	0 (0 to 0)	0 (0 to 0)	0 (0 to 0)	0 (0 to 0)	0 (0 to 0)	0 (0 to 0)	0 (0 to 0)	0 (0 to 0)	0 (0 to 0)	0 (0 to 0)	0 (0 to 0)	0 (0 to 0)	0·1
Other unspecified infectious diseases	0·1 (0 to 0·2)	0·2 (0·1 to 0·3)	0·5 (0·2 to 1·1)	1·1 (0·5 to 2·1)	0·4 (0·1 to 0·8)	0·3 (0·1 to 0·5)	0·9 (0·5 to 1·4)	1·4 (0·8 to 2·4)	1·1 (0·6 to 1·7)	0·7 (0·4 to 1·3)	1 (0·6 to 1·8)	0·9 (0·5 to 1·4)	1 (0·6 to 1·6)	0·8 (0·5 to 1·3)	1·1 (0·6 to 1·6)	0·4 (0·2 to 0·6)	0·3 (0·2 to 0·5)	0·3 (0·2 to 0·5)	0·2 (0·1 to 0·4)	0·2 (0·1 to 0·4)	0·2 (0·1 to 0·3)	0 (0 to 0·1)	0 (0 to 0)	13·1
Maternal and neonatal disorders	83·9 (58·6 to 117)	50·6 (33·8 to 72)	27·4 (15·8 to 44·6)	8·1 (5·8 to 11·1)	5·3 (3·8 to 7·1)	5·8 (4·2 to 7·6)	10·7 (8 to 14·3)	15·7 (11 to 21·9)	12 (8·5 to 16·9)	11·1 (7·7 to 16·1)	12·3 (8·4 to 17·8)	8·3 (5·7 to 11·8)	6·8 (4·2 to 10·8)	2·7 (2 to 3·8)	1·4 (1 to 1·8)	0·8 (0·6 to 1·1)	0·4 (0·3 to 0·5)	0·1 (0·1 to 0·2)	0 (0 to 0·1)	0 (0 to 0)	0 (0 to 0)	0 (0 to 0)	0 (0 to 0)	263
Maternal disorders	0 (0 to 0)	0 (0 to 0)	0 (0 to 0)	0 (0 to 0)	0 (0 to 0)	0·1 (0 to 0·2)	5·1 (3 to 8·3)	11·2 (6·8 to 17·3)	8·5 (5·3 to 13·1)	8·4 (5·3 to 13·4)	9·8 (6·1 to 15·2)	5·9 (3·3 to 9·3)	4·7 (2·1 to 8·6)	0·8 (0·3 to 1·8)	0 (0 to 0)	0 (0 to 0)	0 (0 to 0)	0 (0 to 0)	0 (0 to 0)	0 (0 to 0)	0 (0 to 0)	0 (0 to 0)	0 (0 to 0)	54·5
Maternal hemorrhage	0 (0 to 0)	0 (0 to 0)	0 (0 to 0)	0 (0 to 0)	0 (0 to 0)	0 (0 to 0)	0·2 (0·1 to 0·4)	0·7 (0·3 to 1·1)	0·7 (0·4 to 1·4)	0·6 (0·3 to 1·1)	0·5 (0·3 to 0·8)	0·1 (0·1 to 0·2)	0 (0 to 0·1)	0 (0 to 0)	0 (0 to 0)	0 (0 to 0)	0 (0 to 0)	0 (0 to 0)	0 (0 to 0)	0 (0 to 0)	0 (0 to 0)	0 (0 to 0)	0 (0 to 0)	3
Maternal sepsis and other maternal infections	0 (0 to 0)	0 (0 to 0)	0 (0 to 0)	0 (0 to 0)	0 (0 to 0)	0 (0 to 0)	0·3 (0·2 to 0·6)	0·7 (0·4 to 1·2)	0·4 (0·2 to 0·7)	0·4 (0·2 to 0·6)	0·5 (0·3 to 0·9)	0·3 (0·1 to 0·6)	0·2 (0·1 to 0·5)	0 (0 to 0)	0 (0 to 0)	0 (0 to 0)	0 (0 to 0)	0 (0 to 0)	0 (0 to 0)	0 (0 to 0)	0 (0 to 0)	0 (0 to 0)	0 (0 to 0)	2·9
Maternal hypertensive disorders	0 (0 to 0)	0 (0 to 0)	0 (0 to 0)	0 (0 to 0)	0 (0 to 0)	0 (0 to 0)	0·6 (0·3 to 1)	1·4 (0·8 to 2·3)	1·5 (0·8 to 2·5)	1·4 (0·8 to 2·3)	1·6 (0·9 to 2·4)	0·9 (0·4 to 1·5)	0·7 (0·3 to 1·3)	0·1 (0 to 0·3)	0 (0 to 0)	0 (0 to 0)	0 (0 to 0)	0 (0 to 0)	0 (0 to 0)	0 (0 to 0)	0 (0 to 0)	0 (0 to 0)	0 (0 to 0)	8·1
Maternal obstructed labor and uterine rupture	0 (0 to 0)	0 (0 to 0)	0 (0 to 0)	0 (0 to 0)	0 (0 to 0)	0 (0 to 0)	0·2 (0·1 to 0·3)	0·4 (0·2 to 0·7)	0·3 (0·1 to 0·6)	0·3 (0·1 to 0·6)	0·4 (0·2 to 0·7)	0·2 (0·1 to 0·4)	0·1 (0 to 0·3)	0 (0 to 0)	0 (0 to 0)	0 (0 to 0)	0 (0 to 0)	0 (0 to 0)	0 (0 to 0)	0 (0 to 0)	0 (0 to 0)	0 (0 to 0)	0 (0 to 0)	1·9
Maternal abortion and miscarriage	0 (0 to 0)	0 (0 to 0)	0 (0 to 0)	0 (0 to 0)	0 (0 to 0)	0 (0 to 0)	0·3 (0·1 to 0·5)	0·4 (0·2 to 0·7)	0·2 (0·1 to 0·4)	0·2 (0·1 to 0·5)	0·4 (0·2 to 0·8)	0·3 (0·1 to 0·6)	0·4 (0·1 to 0·9)	0·1 (0 to 0·2)	0 (0 to 0)	0 (0 to 0)	0 (0 to 0)	0 (0 to 0)	0 (0 to 0)	0 (0 to 0)	0 (0 to 0)	0 (0 to 0)	0 (0 to 0)	2·2
Ectopic pregnancy	0 (0 to 0)	0 (0 to 0)	0 (0 to 0)	0 (0 to 0)	0 (0 to 0)	0 (0 to 0)	0·1 (0·1 to 0·2)	0·4 (0·2 to 0·8)	0·3 (0·1 to 0·5)	0·2 (0·1 to 0·4)	0·2 (0·1 to 0·4)	0·1 (0 to 0·2)	0·1 (0 to 0·1)	0·2 (0·1 to 0·5)	0 (0 to 0)	0 (0 to 0)	0 (0 to 0)	0 (0 to 0)	0 (0 to 0)	0 (0 to 0)	0 (0 to 0)	0 (0 to 0)	0 (0 to 0)	1·7
Indirect maternal deaths	--	--	--	--	--	0 (0 to 0)	0·5 (0·2 to 0·9)	1·1 (0·5 to 2·1)	0·7 (0·3 to 1·4)	0·8 (0·4 to 1·5)	0·8 (0·4 to 1·6)	0·5 (0·2 to 0·9)	0·3 (0·1 to 0·6)	0 (0 to 0)	--	--	--	--	--	--	--	--	--	NA
Late maternal deaths	--	--	--	--	--	0 (0 to 0)	0·1 (0 to 0·2)	0·2 (0·1 to 0·3)	0·1 (0 to 0·2)	0·1 (0 to 0·2)	0·1 (0 to 0·2)	0·1 (0 to 0·2)	0·1 (0 to 0·1)	0 (0 to 0)	--	--	--	--	--	--	--	--	--	NA
Maternal deaths aggravated by HIV/AIDS	--	--	--	--	--	0 (0 to 0)	0 (0 to 0)	0 (0 to 0)	0 (0 to 0)	0 (0 to 0)	0 (0 to 0)	0 (0 to 0)	0 (0 to 0)	0 (0 to 0)	--	--	--	--	--	--	--	--	--	NA
Neonatal disorders	83·9 (58·6 to 117)	50·6 (33·8 to 72)	27·4 (15·8 to 44·6)	8·1 (5·8 to 11·1)	5·3 (3·8 to 7·1)	5·7 (4·1 to 7·6)	5·6 (4·1 to 7·5)	4·5 (3·2 to 6)	3·4 (2·5 to 4·5)	2·6 (1·9 to 3·5)	2·5 (1·8 to 3·3)	2·4 (1·7 to 3·2)	2·1 (1·5 to 2·9)	1·9 (1·4 to 2·5)	1·4 (1 to 1·8)	0·8 (0·6 to 1·1)	0·4 (0·3 to 0·5)	0·1 (0·1 to 0·2)	0 (0 to 0·1)	0 (0 to 0)	0 (0 to 0)	0 (0 to 0)	0 (0 to 0)	209
Neonatal preterm birth	44·6 (27·1 to 67·5)	29·1 (17·8 to 43·8)	10·3 (5·1 to 18·1)	4·3 (3 to 6)	4·1 (2·8 to 5·7)	4·4 (3·1 to 6)	4·3 (3 to 5·9)	3·5 (2·4 to 4·7)	2·6 (1·9 to 3·5)	2 (1·4 to 2·8)	1·9 (1·3 to 2·6)	1·8 (1·2 to 2·5)	1·6 (1·1 to 2·2)	1·4 (1 to 1·9)	1 (0·7 to 1·3)	0·6 (0·4 to 0·7)	0·2 (0·2 to 0·3)	0·1 (0·1 to 0·1)	0 (0 to 0·1)	0 (0 to 0)	0 (0 to 0)	0 (0 to 0)	0 (0 to 0)	118
Neonatal encephalopathy due to birth asphyxia and trauma	32·7 (19·4 to 51)	14·9 (7·7 to 25·3)	10·8 (5·2 to 19·2)	1·8 (0·9 to 3·1)	0·9 (0·4 to 1·5)	0·9 (0·4 to 1·6)	1 (0·4 to 1·7)	0·8 (0·4 to 1·4)	0·6 (0·3 to 1)	0·5 (0·2 to 0·8)	0·5 (0·2 to 0·8)	0·4 (0·2 to 0·7)	0·4 (0·2 to 0·7)	0·4 (0·2 to 0·7)	0·3 (0·2 to 0·5)	0·2 (0·1 to 0·3)	0·1 (0 to 0·1)	0 (0 to 0)	0 (0 to 0)	0 (0 to 0)	0 (0 to 0)	0 (0 to 0)	0 (0 to 0)	67·2
Neonatal sepsis and other neonatal infections	1·4 (0·5 to 3·2)	2·3 (0·9 to 4·7)	1·1 (0·3 to 2·4)	0·2 (0·1 to 0·3)	0·1 (0·1 to 0·2)	0·1 (0·1 to 0·2)	0·1 (0·1 to 0·2)	0·1 (0·1 to 0·2)	0·1 (0·1 to 0·1)	0·1 (0 to 0·1)	0·1 (0 to 0·1)	0·1 (0 to 0·1)	0·1 (0 to 0·1)	0·1 (0 to 0·1)	0 (0 to 0·1)	0 (0 to 0)	0 (0 to 0)	0 (0 to 0)	0 (0 to 0)	0 (0 to 0)	0 (0 to 0)	0 (0 to 0)	0 (0 to 0)	5·9
Hemolytic disease and other neonatal jaundice	0·1 (0 to 0·1)	0 (0 to 0·1)	0 (0 to 0)	0·2 (0·1 to 0·2)	0·2 (0·1 to 0·2)	0·2 (0·1 to 0·2)	0·2 (0·1 to 0·2)	0·1 (0·1 to 0·2)	0·1 (0·1 to 0·1)	0·1 (0·1 to 0·1)	0·1 (0·1 to 0·1)	0·1 (0 to 0·1)	0·1 (0·1 to 0·1)	0·1 (0·1 to 0·1)	0·1 (0 to 0·1)	0 (0 to 0)	0 (0 to 0)	0 (0 to 0)	0 (0 to 0)	0 (0 to 0)	0 (0 to 0)	0 (0 to 0)	0 (0 to 0)	1·6
Other neonatal disorders	5·1 (2·4 to 9·9)	4·3 (2 to 7·8)	5·2 (2·2 to 10·7)	1·7 (1·2 to 2·3)	0 (0 to 0)	0 (0 to 0)	0 (0 to 0)	0 (0 to 0)	0 (0 to 0)	0 (0 to 0)	0 (0 to 0)	0 (0 to 0)	0 (0 to 0)	0 (0 to 0)	0 (0 to 0)	0 (0 to 0)	0 (0 to 0)	0 (0 to 0)	0 (0 to 0)	0 (0 to 0)	0 (0 to 0)	0 (0 to 0)	0 (0 to 0)	16·4
Nutritional deficiencies	0 (0 to 0)	0·4 (0·2 to 0·8)	8·1 (4·8 to 13)	19·5 (10·7 to 32·8)	5·9 (2·1 to 12·6)	3·3 (1·4 to 7)	6·5 (2·2 to 14·6)	10·5 (4 to 21·2)	10 (3·7 to 19·2)	8 (2·9 to 15·7)	9·4 (4·1 to 17·2)	11·5 (4·9 to 21·2)	9·8 (4·7 to 17·4)	11·3 (5·2 to 19·8)	10·6 (5 to 19)	6·8 (3·3 to 11·8)	5·5 (3 to 9·1)	4·9 (2·9 to 7·8)	4·4 (2·7 to 6·4)	4·6 (2·9 to 6·8)	3·4 (2·3 to 4·8)	3 (1·9 to 4·6)	0·6 (0·3 to 0·9)	158
Protein-energy malnutrition	0 (0 to 0)	0·1 (0 to 0·1)	5·1 (2·6 to 9·5)	9 (3·7 to 18·7)	0·9 (0·5 to 1·6)	1 (0·5 to 1·7)	0·5 (0·2 to 0·8)	0·8 (0·5 to 1·2)	0·5 (0·3 to 0·8)	0·4 (0·2 to 0·7)	0·9 (0·6 to 1·3)	1 (0·7 to 1·4)	1·5 (1 to 2·1)	1·4 (1 to 2)	1·3 (0·9 to 1·8)	1·1 (0·7 to 1·5)	1·2 (0·8 to 1·8)	1·7 (1 to 2·8)	2·1 (1·2 to 3·5)	2·9 (1·6 to 4·7)	2·4 (1·4 to 3·8)	2·7 (1·6 to 4·2)	0·5 (0·3 to 0·8)	38·9
Iodine deficiency	0 (0 to 0)	0 (0 to 0)	0 (0 to 0)	0 (0 to 0)	0 (0 to 0)	0 (0 to 0)	0 (0 to 0)	0 (0 to 0)	0 (0 to 0)	0 (0 to 0)	0 (0 to 0)	0 (0 to 0)	0 (0 to 0)	0 (0 to 0)	0 (0 to 0)	0 (0 to 0)	0 (0 to 0)	0 (0 to 0)	0 (0 to 0)	0 (0 to 0)	0 (0 to 0)	0 (0 to 0)	0 (0 to 0)	0·1
Vitamin A deficiency	0 (0 to 0)	0 (0 to 0·1)	0·1 (0 to 0·2)	0·4 (0·1 to 1)	0·2 (0 to 0·6)	0·1 (0 to 0·3)	0 (0 to 0)	0 (0 to 0)	0 (0 to 0)	0 (0 to 0)	0 (0 to 0)	0 (0 to 0)	0 (0 to 0)	0 (0 to 0)	0 (0 to 0)	0 (0 to 0)	0 (0 to 0)	0 (0 to 0)	0 (0 to 0)	0 (0 to 0)	0 (0 to 0)	0 (0 to 0)	0 (0 to 0)	0·9
Dietary iron deficiency	0 (0 to 0)	0·3 (0·1 to 0·6)	2·8 (1·1 to 5·4)	9·9 (3·8 to 20·6)	4·7 (1·1 to 11·1)	2 (0·4 to 5·5)	5·7 (1·5 to 13·7)	9·5 (2·9 to 20·1)	9·2 (3 to 18·4)	7·4 (2·3 to 15·2)	8·2 (2·9 to 15·8)	10·3 (3·8 to 19·6)	8·1 (3·2 to 15·9)	9·6 (3·7 to 18)	9·1 (3·7 to 17·1)	5·4 (2 to 10·3)	4 (1·7 to 7·6)	3·1 (1·3 to 5·9)	2·1 (0·9 to 3·9)	1·6 (0·7 to 2·6)	0·9 (0·5 to 1·6)	0·3 (0·2 to 0·6)	0·1 (0 to 0·1)	114
Other nutritional deficiencies	0 (0 to 0)	0 (0 to 0)	0·1 (0 to 0·2)	0·1 (0 to 0·1)	0·1 (0 to 0·2)	0·1 (0·1 to 0·2)	0·2 (0·1 to 0·4)	0·2 (0·1 to 0·4)	0·2 (0·2 to 0·5)	0·2 (0·1 to 0·3)	0·2 (0·1 to 0·3)	0·2 (0·1 to 0·4)	0·2 (0·1 to 0·4)	0·2 (0·1 to 0·5)	0·2 (0·1 to 0·4)	0·2 (0·2 to 0·5)	0·1 (0·1 to 0·3)	0·1 (0·1 to 0·2)	0·1 (0·1 to 0·2)	0·1 (0 to 0·2)	0 (0 to 0·1)	0 (0 to 0)	0 (0 to 0)	3·5
Non-communicable diseases	20 (11·4 to 32·2)	10·9 (6·5 to 16·9)	36·1 (24 to 53·8)	65·8 (45·3 to 92·9)	72·7 (55·2 to 93·9)	138 (104 to 181)	212 (164 to 275)	234 (180 to 294)	233 (183 to 292)	237 (188 to 291)	298 (242 to 364)	398 (328 to 476)	503 (415 to 597)	644 (546 to 754)	681 (580 to 793)	626 (542 to 721)	525 (460 to 600)	441 (386 to 505)	351 (308 to 403)	272 (237 to 314)	168 (147 to 190)	70·7 (63·3 to 80·1)	21·4 (19·7 to 23·7)	6,260
Neoplasms	2·1 (0·7 to 5·5)	0·2 (0·1 to 0·3)	1·2 (0·7 to 2)	6·5 (3·4 to 11·3)	4·8 (3·4 to 6·6)	7·9 (5·9 to 10·6)	11·7 (8·6 to 15·7)	11·5 (8·5 to 15·6)	18·4 (13·4 to 24·9)	25·6 (18·8 to 34·1)	42·5 (31·5 to 55·1)	66·9 (50·5 to 86·9)	92·9 (71·6 to 119)	121 (94·7 to 150)	126 (99·7 to 159)	106 (86·4 to 130)	87·8 (71·2 to 109)	69·8 (56·7 to 85·8)	48·7 (39·4 to 60·1)	34·7 (27·6 to 43·5)	16·3 (12·8 to 20·2)	6·2 (4·8 to 7·9)	1·5 (1·1 to 1·9)	910
Lip and oral cavity cancer	0 (0 to 0)	0 (0 to 0)	0 (0 to 0)	0 (0 to 0)	0 (0 to 0)	0 (0 to 0)	0 (0 to 0)	0·2 (0·1 to 0·3)	0 (0 to 0)	0·1 (0·1 to 0·2)	0·3 (0·2 to 0·5)	0·3 (0·2 to 0·4)	0·6 (0·4 to 0·9)	0·6 (0·4 to 0·9)	0·7 (0·4 to 1·1)	0·6 (0·4 to 0·9)	0·7 (0·4 to 1)	0·5 (0·3 to 0·7)	0·4 (0·3 to 0·6)	0·4 (0·2 to 0·6)	0·2 (0·1 to 0·3)	0 (0 to 0·1)	0 (0 to 0)	5·9
Nasopharynx cancer	0 (0 to 0)	0 (0 to 0)	0 (0 to 0)	0 (0 to 0)	0 (0 to 0)	0 (0 to 0)	0 (0 to 0)	0·3 (0·1 to 0·5)	0 (0 to 0)	0·3 (0·1 to 0·5)	0·1 (0·1 to 0·2)	0·4 (0·2 to 0·7)	0·9 (0·5 to 1·5)	1·3 (0·8 to 2)	0·6 (0·4 to 1)	0·3 (0·2 to 0·4)	0·5 (0·3 to 0·8)	0·3 (0·2 to 0·4)	0·3 (0·2 to 0·5)	0·1 (0·1 to 0·2)	0 (0 to 0)	0 (0 to 0)	0 (0 to 0)	5·6
Other pharynx cancer	0 (0 to 0)	0 (0 to 0)	0 (0 to 0)	0 (0 to 0)	0 (0 to 0)	0 (0 to 0)	0 (0 to 0)	0 (0 to 0)	0 (0 to 0)	0 (0 to 0·1)	0 (0 to 0)	0 (0 to 0·1)	0·1 (0 to 0·1)	0·1 (0·1 to 0·2)	0·2 (0·1 to 0·3)	0·1 (0 to 0·1)	0·1 (0 to 0·1)	0·1 (0 to 0·1)	0 (0 to 0)	0 (0 to 0)	0 (0 to 0)	0 (0 to 0)	0 (0 to 0)	0·8
Esophageal cancer	0 (0 to 0)	0 (0 to 0)	0 (0 to 0)	0 (0 to 0)	0 (0 to 0)	0 (0 to 0)	0 (0 to 0)	0 (0 to 0)	0·1 (0 to 0·1)	0 (0 to 0)	0 (0 to 0·1)	0·2 (0·1 to 0·2)	0·2 (0·1 to 0·3)	0·7 (0·4 to 1)	0·3 (0·2 to 0·4)	0·5 (0·3 to 0·7)	0·3 (0·2 to 0·5)	0·3 (0·2 to 0·4)	0·2 (0·2 to 0·4)	0·1 (0 to 0·1)	0·1 (0·1 to 0·2)	0·2 (0·1 to 0·3)	0 (0 to 0)	3·2
Stomach cancer	0 (0 to 0)	0 (0 to 0)	0 (0 to 0)	0 (0 to 0)	0 (0 to 0)	0 (0 to 0)	0·6 (0·4 to 0·9)	1·1 (0·7 to 1·7)	1·6 (1 to 2·5)	1·5 (0·9 to 2·4)	3·6 (2·2 to 5·6)	4·8 (3 to 7·1)	4·4 (2·9 to 6·3)	6·5 (4·4 to 9·2)	6·3 (4·3 to 9·2)	7·4 (5·1 to 10·1)	6·8 (4·8 to 9·3)	7·7 (5·4 to 10·7)	5·4 (3·8 to 7·4)	2·9 (2 to 4·2)	1·8 (1·2 to 2·5)	1·6 (1·2 to 3)	0·2 (0·2 to 0·4)	64·2
Colon and rectum cancer	0 (0 to 0)	0 (0 to 0)	0 (0 to 0)	0 (0 to 0)	0·1 (0 to 0·2)	0·1 (0 to 0·2)	0·6 (0·3 to 1)	0·5 (0·3 to 0·8)	1·4 (0·8 to 2·3)	1·5 (0·9 to 2·4)	2·5 (1·6 to 3·8)	3·1 (2 to 4·7)	5·7 (3·8 to 8·3)	8·2 (5·5 to 11·9)	11·1 (7·3 to 15·8)	9·9 (6·7 to 14·2)	8·5 (5·7 to 12)	6·9 (4·9 to 9·8)	5·8 (4 to 8)	4·9 (3·3 to 6·9)	2·9 (1·9 to 4·2)	0·7 (0·5 to 1·1)	0·3 (0·2 to 0·4)	74·6
Liver cancer	0 (0 to 0)	0 (0 to 0)	0 (0 to 0)	0·1 (0·1 to 0·2)	0·1 (0 to 0·1)	0·2 (0·1 to 0·3)	0·8 (0·3 to 1·6)	0·1 (0·1 to 0·3)	0·8 (0·4 to 1·4)	0·7 (0·3 to 1·2)	1·4 (0·7 to 2·6)	1·3 (0·7 to 2·3)	2·7 (1·4 to 4·6)	5·1 (2·9 to 8·6)	5 (2·9 to 8·1)	4·6 (2·7 to 7·3)	3·1 (1·8 to 4·9)	1·6 (1 to 2·6)	2·1 (1·3 to 3·3)	1·2 (0·8 to 2)	0·6 (0·4 to 1)	0·1 (0 to 0·1)	0 (0 to 0)	31·7
Liver cancer due to hepatitis B	0 (0 to 0)	0 (0 to 0)	0 (0 to 0)	0 (0 to 0)	0 (0 to 0)	0·1 (0 to 0·1)	0·4 (0·1 to 0·8)	0·1 (0 to 0·2)	0·5 (0·2 to 1)	0·4 (0·2 to 0·8)	0·9 (0·4 to 1·8)	0·8 (0·4 to 1·4)	1·5 (0·7 to 2·7)	2·5 (1·2 to 4·4)	2·2 (1·1 to 3·9)	1·9 (0·9 to 3·3)	1·1 (0·5 to 1·9)	0·5 (0·2 to 0·9)	0·5 (0·3 to 1)	0·3 (0·1 to 0·5)	0·1 (0·1 to 0·2)	0 (0 to 0)	0 (0 to 0)	13·8
Liver cancer due to hepatitis C	0 (0 to 0)	0 (0 to 0)	0 (0 to 0)	0 (0 to 0)	0 (0 to 0)	0 (0 to 0)	0 (0 to 0)	0 (0 to 0)	0 (0 to 0·1)	0 (0 to 0·1)	0·1 (0 to 0·3)	0·2 (0·1 to 0·3)	0·4 (0·2 to 0·9)	1·1 (0·5 to 2·1)	1·3 (0·5 to 2·5)	1·4 (0·6 to 2·5)	1 (0·5 to 1·9)	0·6 (0·3 to 1·1)	0·9 (0·4 to 1·5)	0·6 (0·3 to 1)	0·3 (0·2 to 0·5)	0 (0 to 0·1)	0 (0 to 0)	8·1
Liver cancer due to alcohol use	0 (0 to 0)	0 (0 to 0)	0 (0 to 0)	0 (0 to 0)	0 (0 to 0)	0 (0 to 0)	0 (0 to 0)	0 (0 to 0)	0 (0 to 0)	0 (0 to 0·1)	0·1 (0 to 0·2)	0·1 (0 to 0·2)	0·2 (0·1 to 0·4)	0·4 (0·1 to 0·8)	0·4 (0·1 to 0·8)	0·4 (0·2 to 0·8)	0·3 (0·1 to 0·5)	0·1 (0·1 to 0·3)	0·2 (0·1 to 0·3)	0·1 (0 to 0·1)	0 (0 to 0·1)	0 (0 to 0)	0 (0 to 0)	2·2
Liver cancer due to NASH	0 (0 to 0)	0 (0 to 0)	0 (0 to 0)	0 (0 to 0)	0 (0 to 0)	0 (0 to 0)	0·2 (0·1 to 0·5)	0 (0 to 0·1)	0·1 (0 to 0·3)	0·1 (0 to 0·2)	0·2 (0·1 to 0·4)	0·2 (0·1 to 0·3)	0·4 (0·1 to 0·8)	0·7 (0·3 to 1·5)	0·7 (0·3 to 1·5)	0·7 (0·3 to 1·4)	0·5 (0·2 to 1)	0·3 (0·2 to 0·6)	0·5 (0·2 to 0·8)	0·3 (0·1 to 0·5)	0·1 (0·1 to 0·2)	0 (0 to 0)	0 (0 to 0)	5·1
Liver cancer due to other causes	0 (0 to 0)	0 (0 to 0)	0 (0 to 0)	0·1 (0·1 to 0·2)	0·1 (0 to 0·1)	0·1 (0·1 to 0·2)	0·2 (0·1 to 0·4)	0 (0 to 0·1)	0·1 (0 to 0·2)	0·1 (0 to 0·2)	0·1 (0·1 to 0·3)	0·1 (0 to 0·2)	0·2 (0·1 to 0·5)	0·4 (0·2 to 0·8)	0·3 (0·1 to 0·6)	0·3 (0·1 to 0·5)	0·2 (0·1 to 0·3)	0·1 (0 to 0·2)	0·1 (0 to 0·2)	0·1 (0 to 0·1)	0 (0 to 0)	0 (0 to 0)	0 (0 to 0)	2·5
Gallbladder and biliary tract cancer	0 (0 to 0)	0 (0 to 0)	0 (0 to 0)	0 (0 to 0)	0 (0 to 0)	0 (0 to 0)	0 (0 to 0)	0 (0 to 0)	0 (0 to 0)	0 (0 to 0·1)	0·2 (0·1 to 0·3)	0·4 (0·2 to 0·6)	0·6 (0·3 to 0·9)	0·6 (0·4 to 1)	0·7 (0·4 to 1·2)	0·7 (0·5 to 1·2)	0·7 (0·4 to 1·2)	0·6 (0·3 to 0·9)	0·4 (0·3 to 0·7)	0·4 (0·2 to 0·6)	0·1 (0·1 to 0·2)	0 (0 to 0)	0 (0 to 0)	5·5
Pancreatic cancer	0 (0 to 0)	0 (0 to 0)	0 (0 to 0)	0 (0 to 0)	0 (0 to 0)	0 (0 to 0)	0·1 (0 to 0·1)	0 (0 to 0·1)	0·4 (0·2 to 0·7)	0·2 (0·1 to 0·3)	0·2 (0·2 to 0·4)	0·6 (0·4 to 1)	1·5 (0·9 to 2·2)	2·2 (1·3 to 3·2)	3·2 (2 to 4·8)	3 (1·9 to 4·4)	2·7 (1·8 to 3·9)	2·4 (1·5 to 3·4)	1·8 (1·2 to 2·5)	1·1 (0·7 to 1·6)	0·6 (0·4 to 1)	0·1 (0·1 to 0·1)	0 (0 to 0)	20·1
Larynx cancer	0 (0 to 0)	0 (0 to 0)	0 (0 to 0)	0 (0 to 0)	0 (0 to 0)	0 (0 to 0)	0 (0 to 0)	0 (0 to 0)	0 (0 to 0)	0 (0 to 0)	0 (0 to 0)	0 (0 to 0)	0·1 (0 to 0·1)	0·1 (0·1 to 0·2)	0·1 (0·1 to 0·2)	0·2 (0·1 to 0·2)	0·1 (0·1 to 0·2)	0 (0 to 0·1)	0·1 (0 to 0·1)	0 (0 to 0)	0 (0 to 0)	0 (0 to 0)	0 (0 to 0)	0·8
Tracheal, bronchus, and lung cancer	0 (0 to 0)	0 (0 to 0)	0 (0 to 0)	0 (0 to 0)	0 (0 to 0)	0·1 (0 to 0·2)	0·2 (0·1 to 0·4)	0·2 (0·1 to 0·3)	0·7 (0·4 to 1·2)	0·9 (0·5 to 1·5)	1·7 (1 to 2·5)	3·4 (2·1 to 5·2)	7·5 (4·7 to 11·2)	12·5 (8·3 to 18·7)	13·2 (8·6 to 19·2)	15 (10 to 21·2)	15·1 (10·3 to 21·4)	10·5 (7 to 15)	7·8 (5·2 to 11·3)	4·5 (2·9 to 6·8)	1·2 (0·7 to 1·8)	0·5 (0·3 to 0·8)	0·1 (0·1 to 0·2)	95·2
Malignant skin melanoma	0 (0 to 0)	0 (0 to 0)	0 (0 to 0)	0 (0 to 0)	0 (0 to 0)	0 (0 to 0)	0·1 (0 to 0·1)	0·1 (0·1 to 0·2)	0 (0 to 0·1)	0 (0 to 0·1)	0·1 (0·1 to 0·3)	0·1 (0 to 0·1)	0·1 (0 to 0·1)	0·1 (0 to 0·2)	0·1 (0·1 to 0·2)	0·1 (0·1 to 0·2)	0·2 (0·1 to 0·3)	0·1 (0·1 to 0·2)	0·1 (0·1 to 0·1)	0·1 (0·1 to 0·1)	0 (0 to 0·1)	0 (0 to 0)	0 (0 to 0·1)	1·4
Non-melanoma skin cancer	0 (0 to 0)	0 (0 to 0)	0 (0 to 0)	0 (0 to 0)	0 (0 to 0)	0 (0 to 0)	0 (0 to 0)	0 (0 to 0)	0 (0 to 0)	0 (0 to 0)	0 (0 to 0·1)	0·3 (0·1 to 0·5)	0·1 (0 to 0·1)	0·1 (0·1 to 0·2)	0·3 (0·2 to 0·5)	0·1 (0·1 to 0·2)	0·1 (0 to 0·2)	0·3 (0·1 to 0·4)	0·1 (0 to 0·2)	0·1 (0·1 to 0·2)	0·3 (0·2 to 0·6)	0 (0 to 0·1)	0 (0 to 0)	1·9
Non-melanoma skin cancer (squamous-cell carcinoma)	0 (0 to 0)	0 (0 to 0)	0 (0 to 0)	0 (0 to 0)	0 (0 to 0)	0 (0 to 0)	0 (0 to 0)	0 (0 to 0)	0 (0 to 0)	0 (0 to 0)	0 (0 to 0·1)	0·3 (0·1 to 0·5)	0·1 (0 to 0·1)	0·1 (0·1 to 0·2)	0·3 (0·2 to 0·5)	0·1 (0·1 to 0·2)	0·1 (0 to 0·2)	0·3 (0·1 to 0·4)	0·1 (0 to 0·2)	0·1 (0·1 to 0·2)	0·3 (0·2 to 0·6)	0 (0 to 0·1)	0 (0 to 0)	1·9
Non-melanoma skin cancer (basal-cell carcinoma)	0 (0 to 0)	0 (0 to 0)	0 (0 to 0)	0 (0 to 0)	0 (0 to 0)	0 (0 to 0)	0 (0 to 0)	0 (0 to 0)	0 (0 to 0)	0 (0 to 0)	0 (0 to 0)	0 (0 to 0)	0 (0 to 0)	0 (0 to 0)	0 (0 to 0)	0 (0 to 0)	0 (0 to 0)	0 (0 to 0)	0 (0 to 0)	0 (0 to 0)	0 (0 to 0)	0 (0 to 0)	0 (0 to 0)	0
Breast cancer	0 (0 to 0)	0 (0 to 0)	0 (0 to 0)	0 (0 to 0)	0 (0 to 0)	0 (0 to 0)	1 (0·5 to 1·8)	1·1 (0·7 to 1·8)	3·9 (2·3 to 6)	8 (5 to 12·4)	15·9 (10·3 to 22·5)	24·9 (16·2 to 35·9)	31·9 (22·1 to 44·8)	35 (24·8 to 47·7)	35·2 (25·4 to 47·4)	23·8 (17 to 32·2)	16 (11·3 to 21·9)	14·1 (10·3 to 18·9)	9·3 (6·6 to 12·9)	7·9 (5·4 to 11·3)	3·7 (2·6 to 5·3)	1·2 (0·8 to 1·7)	0·2 (0·1 to 0·4)	233
Cervical cancer	0 (0 to 0)	0 (0 to 0)	0 (0 to 0)	0 (0 to 0)	0 (0 to 0)	0 (0 to 0)	0·2 (0·1 to 0·4)	0·5 (0·2 to 0·8)	1·4 (0·7 to 2·3)	3 (1·6 to 5)	5·9 (3·3 to 9·5)	10·6 (6·5 to 16·2)	10·2 (6·4 to 14·8)	12 (7·7 to 17·7)	11·4 (7·4 to 16·8)	6·2 (4 to 9)	5·5 (3·6 to 7·9)	4·2 (2·7 to 6)	2·2 (1·4 to 3·1)	1·2 (0·8 to 1·9)	1 (0·6 to 1·4)	0·4 (0·2 to 0·5)	0·1 (0·1 to 0·1)	75·8
Uterine cancer	0 (0 to 0)	0 (0 to 0)	0 (0 to 0)	0 (0 to 0)	0 (0 to 0)	0 (0 to 0)	0 (0 to 0)	0·9 (0·4 to 1·7)	0·2 (0·1 to 0·4)	1·7 (0·8 to 3·1)	1·9 (1 to 3·1)	3 (1·7 to 4·9)	7·6 (4·3 to 11·9)	11·4 (6·8 to 17·3)	12 (7 to 19·1)	12·4 (7·4 to 18·6)	11·5 (7·1 to 17·7)	6·1 (3·7 to 9·3)	2·5 (1·5 to 3·7)	3·1 (1·9 to 4·9)	0·8 (0·5 to 1·1)	0·1 (0 to 0·1)	0 (0 to 0)	75·1
Ovarian cancer	0 (0 to 0)	0 (0 to 0)	0 (0 to 0)	0 (0 to 0)	0·3 (0·1 to 0·6)	0·4 (0·2 to 0·7)	0·5 (0·2 to 0·8)	0·5 (0·3 to 0·9)	2·1 (1·2 to 3·2)	2·3 (1·4 to 3·6)	2·9 (1·7 to 4·5)	6·1 (3·8 to 9·3)	9·8 (6·3 to 15·2)	11·8 (7·4 to 18)	11·2 (7 to 17)	7·8 (5 to 12·3)	6·7 (4·4 to 10·1)	4·5 (2·9 to 6·9)	3·1 (2 to 4·6)	2·5 (1·6 to 4)	0·9 (0·5 to 1·4)	0·3 (0·2 to 0·4)	0 (0 to 0)	73·7
Prostate cancer	0 (0 to 0)	0 (0 to 0)	0 (0 to 0)	0 (0 to 0)	0 (0 to 0)	0 (0 to 0)	0 (0 to 0)	0 (0 to 0)	0 (0 to 0)	0 (0 to 0)	0 (0 to 0)	0 (0 to 0)	0 (0 to 0)	0 (0 to 0)	0 (0 to 0)	0 (0 to 0)	0 (0 to 0)	0 (0 to 0)	0 (0 to 0)	0 (0 to 0)	0 (0 to 0)	0 (0 to 0)	0 (0 to 0)	0
Testicular cancer	--	--	--	--	--	--	--	--	--	--	--	--	--	--	--	--	--	--	--	--	--	--	--	NA
Kidney cancer	0 (0 to 0)	0 (0 to 0)	0 (0 to 0·1)	0·3 (0·1 to 0·7)	0·2 (0·1 to 0·5)	0·1 (0 to 0·1)	0·1 (0 to 0·1)	0·1 (0 to 0·1)	0 (0 to 0)	0 (0 to 0·1)	0·1 (0·1 to 0·2)	0·1 (0·1 to 0·2)	0·3 (0·2 to 0·4)	0·4 (0·2 to 0·6)	0·4 (0·3 to 0·6)	0·4 (0·3 to 0·7)	0·4 (0·2 to 0·6)	0·3 (0·2 to 0·4)	0·3 (0·2 to 0·4)	0·2 (0·1 to 0·3)	0 (0 to 0·1)	0 (0 to 0·1)	0 (0 to 0)	3·8
Bladder cancer	0 (0 to 0)	0 (0 to 0)	0 (0 to 0)	0 (0 to 0)	0 (0 to 0)	0 (0 to 0)	0 (0 to 0·1)	0 (0 to 0)	0 (0 to 0)	0·1 (0·1 to 0·2)	0·3 (0·2 to 0·5)	0·6 (0·3 to 0·9)	0·5 (0·3 to 0·7)	1·4 (0·9 to 2)	1·5 (1 to 2·2)	1·4 (0·9 to 2)	1 (0·7 to 1·5)	1·2 (0·8 to 1·8)	0·9 (0·6 to 1·3)	0·6 (0·4 to 0·9)	0·2 (0·1 to 0·3)	0·1 (0 to 0·1)	0·2 (0·1 to 0·2)	9·9
Brain and central nervous system cancer	2 (0·6 to 5·4)	0 (0 to 0·1)	0·1 (0·1 to 0·2)	0·9 (0·4 to 1·9)	0·9 (0·5 to 1·5)	0·8 (0·5 to 1·3)	0·7 (0·4 to 1·1)	0·4 (0·2 to 0·6)	0·4 (0·2 to 0·6)	0·4 (0·3 to 0·7)	0·7 (0·4 to 1·1)	0·7 (0·4 to 1·1)	1·1 (0·7 to 1·6)	1 (0·7 to 1·7)	1·3 (0·8 to 2)	1 (0·6 to 1·6)	0·8 (0·5 to 1·1)	0·5 (0·3 to 0·7)	0·3 (0·2 to 0·5)	0·3 (0·1 to 0·5)	0·1 (0 to 0·1)	0·1 (0·1 to 0·2)	0 (0 to 0)	14·5
Thyroid cancer	0 (0 to 0)	0 (0 to 0)	0 (0 to 0)	0 (0 to 0)	0 (0 to 0)	0·1 (0 to 0·1)	0·1 (0 to 0·1)	0·1 (0 to 0·2)	0·1 (0 to 0·1)	0·2 (0·1 to 0·3)	0·2 (0·1 to 0·4)	0·4 (0·2 to 0·8)	0·3 (0·2 to 0·5)	1·4 (0·8 to 2·2)	1·8 (1 to 2·7)	1·2 (0·8 to 1·9)	0·9 (0·6 to 1·3)	1·4 (0·8 to 2·3)	0·6 (0·4 to 0·9)	0·3 (0·2 to 0·5)	0·4 (0·2 to 0·6)	0·3 (0·1 to 0·4)	0 (0 to 0)	9·6
Mesothelioma	0 (0 to 0)	0 (0 to 0)	0 (0 to 0)	0 (0 to 0)	0 (0 to 0)	0 (0 to 0)	0 (0 to 0)	0 (0 to 0·1)	0 (0 to 0)	0 (0 to 0·1)	0 (0 to 0·1)	0 (0 to 0·1)	0·1 (0 to 0·2)	0·2 (0·1 to 0·5)	0·1 (0 to 0·2)	0·1 (0 to 0·2)	0·1 (0 to 0·3)	0·1 (0 to 0·1)	0 (0 to 0·1)	0 (0 to 0·1)	0 (0 to 0)	0 (0 to 0)	0 (0 to 0)	0·9
Hodgkin lymphoma	0 (0 to 0)	0 (0 to 0)	0 (0 to 0)	0 (0 to 0)	0 (0 to 0)	0 (0 to 0)	0·1 (0 to 0·1)	0·4 (0·2 to 0·7)	0·2 (0·1 to 0·3)	0·2 (0·1 to 0·5)	0 (0 to 0·1)	0 (0 to 0·1)	0·1 (0·1 to 0·2)	0·1 (0 to 0·1)	0·1 (0·1 to 0·2)	0·2 (0·1 to 0·4)	0·1 (0 to 0·1)	0·1 (0·1 to 0·2)	0 (0 to 0·1)	0 (0 to 0)	0 (0 to 0)	0 (0 to 0)	0 (0 to 0)	1·8
Non-Hodgkin lymphoma	0 (0 to 0)	0 (0 to 0)	0 (0 to 0)	0·9 (0·4 to 1·9)	0·2 (0·1 to 0·3)	1·5 (0·8 to 2·6)	1·5 (0·9 to 2·5)	1·3 (0·7 to 2·2)	1·4 (0·8 to 2·2)	1·7 (1 to 2·7)	1 (0·6 to 1·5)	1·8 (1·1 to 2·7)	1·3 (0·8 to 2)	1·1 (0·7 to 1·6)	2 (1·2 to 3)	2·2 (1·4 to 3·2)	1·2 (0·8 to 1·7)	1·5 (1·1 to 2·2)	1·6 (1 to 2·4)	0·7 (0·4 to 1·1)	0·3 (0·2 to 0·5)	0·1 (0·1 to 0·1)	0 (0 to 0)	23·1
Multiple myeloma	0 (0 to 0)	0 (0 to 0)	0 (0 to 0)	0 (0 to 0)	0 (0 to 0)	0 (0 to 0)	0 (0 to 0)	0 (0 to 0)	0 (0 to 0·1)	0·3 (0·1 to 0·5)	0·2 (0·1 to 0·3)	0·1 (0·1 to 0·2)	0·3 (0·2 to 0·5)	1·3 (0·8 to 1·8)	1·5 (1 to 2·2)	1·3 (0·9 to 1·8)	0·8 (0·6 to 1·2)	0·8 (0·5 to 1·1)	0·5 (0·4 to 0·8)	0·1 (0·1 to 0·1)	0 (0 to 0·1)	0·1 (0 to 0·1)	0 (0 to 0)	7·3
Leukemia	0·1 (0 to 0·2)	0·1 (0 to 0·2)	0·6 (0·3 to 1·1)	1·7 (0·7 to 3·4)	1·8 (1 to 2·9)	2·5 (1·5 to 3·9)	2·4 (1·4 to 3·8)	1·8 (1 to 3)	2 (1·2 to 3·2)	1 (0·6 to 1·6)	1·1 (0·7 to 1·7)	1·2 (0·7 to 1·8)	2·5 (1·6 to 3·8)	2·7 (1·8 to 4·1)	1·9 (1·2 to 2·9)	2 (1·3 to 3)	1·2 (0·7 to 1·8)	1·2 (0·8 to 1·9)	1·1 (0·7 to 1·8)	0·5 (0·3 to 0·9)	0·2 (0·1 to 0·4)	0·1 (0·1 to 0·1)	0·1 (0·1 to 0·2)	29·9
Acute lymphoid leukemia	0 (0 to 0·1)	0 (0 to 0)	0·2 (0·1 to 0·4)	0·6 (0·2 to 1·3)	0·8 (0·3 to 1·5)	1·2 (0·6 to 2·1)	0·6 (0·2 to 1·1)	0·5 (0·2 to 1)	0·4 (0·2 to 0·7)	0 (0 to 0·1)	0·3 (0·1 to 0·6)	0·1 (0 to 0·1)	0·3 (0·1 to 0·5)	0·3 (0·1 to 0·6)	0·3 (0·1 to 0·6)	0·1 (0 to 0·1)	0·1 (0 to 0·1)	0 (0 to 0·1)	0·1 (0 to 0·2)	0 (0 to 0·1)	0 (0 to 0)	0 (0 to 0)	0 (0 to 0)	5·8
Chronic lymphoid leukemia	0 (0 to 0)	0 (0 to 0)	0 (0 to 0)	0 (0 to 0)	0 (0 to 0)	0 (0 to 0)	0 (0 to 0)	0 (0 to 0·1)	0 (0 to 0·1)	0 (0 to 0)	0 (0 to 0)	0 (0 to 0)	0 (0 to 0)	0·1 (0 to 0·1)	0·1 (0 to 0·2)	0·1 (0 to 0·1)	0·1 (0·1 to 0·3)	0 (0 to 0·1)	0 (0 to 0·1)	0 (0 to 0)	0 (0 to 0)	0 (0 to 0)	0 (0 to 0)	0·6
Acute myeloid leukemia	0 (0 to 0)	0 (0 to 0)	0 (0 to 0·1)	0·6 (0·2 to 1·4)	0·4 (0·1 to 0·7)	0·6 (0·2 to 1·2)	0·8 (0·3 to 1·4)	0·3 (0·2 to 0·7)	0·7 (0·3 to 1·2)	0·2 (0·1 to 0·4)	0·4 (0·2 to 0·7)	0·3 (0·1 to 0·5)	0·8 (0·4 to 1·3)	0·6 (0·3 to 1)	0·5 (0·2 to 0·9)	0·3 (0·1 to 0·6)	0·2 (0·1 to 0·4)	0·1 (0·1 to 0·3)	0·1 (0·1 to 0·3)	0 (0 to 0·1)	0 (0 to 0·1)	0 (0 to 0)	0 (0 to 0)	7



Osteoarthritis other	0 (0 to 0)	0	0 (0 to 0)	0	0 (0 to 0)	0	0 (0 to 0)	0	0 (0 to 0)	0	0 (0 to 0)	0	0 (0 to 0)	0	0 (0 to 0)	0	0 (0 to 0)	0	0 (0 to 0)	0	0 (0 to 0)	0	0 (0 to 0)	0	0 (0 to 0)	0	0 (0 to 0)	0	0 (0 to 0)	0	5-9
Low back pain	0 (0 to 0)	0	0 (0 to 0)	0	0 (0 to 0)	0	0 (0 to 0)	0	0 (0 to 0)	0	0 (0 to 0)	0	0 (0 to 0)	0	0 (0 to 0)	0	0 (0 to 0)	0	0 (0 to 0)	0	0 (0 to 0)	0	0 (0 to 0)	0	0 (0 to 0)	0	0 (0 to 0)	0	0 (0 to 0)	0	285
Neck pain	0 (0 to 0)	0	0 (0 to 0)	0	0 (0 to 0)	0	0 (0 to 0)	0	0 (0 to 0)	0	0 (0 to 0)	0	0 (0 to 0)	0	0 (0 to 0)	0	0 (0 to 0)	0	0 (0 to 0)	0	0 (0 to 0)	0	0 (0 to 0)	0	0 (0 to 0)	0	0 (0 to 0)	0	0 (0 to 0)	0	92-2
Gout	0 (0 to 0)	0	0 (0 to 0)	0	0 (0 to 0)	0	0 (0 to 0)	0	0 (0 to 0)	0	0 (0 to 0)	0	0 (0 to 0)	0	0 (0 to 0)	0	0 (0 to 0)	0	0 (0 to 0)	0	0 (0 to 0)	0	0 (0 to 0)	0	0 (0 to 0)	0	0 (0 to 0)	0	0 (0 to 0)	0	3-3
Other musculoskeletal disorders	0 (0 to 0)	0	0 (0 to 0)	0	0 (0 to 0)	0	0 (0 to 0)	0	0 (0 to 0)	0	0 (0 to 0)	0	0 (0 to 0)	0	0 (0 to 0)	0	0 (0 to 0)	0	0 (0 to 0)	0	0 (0 to 0)	0	0 (0 to 0)	0	0 (0 to 0)	0	0 (0 to 0)	0	0 (0 to 0)	0	119
Other non-communicable diseases	17 (9 to 27.9)	0	10.4 (6 to 16.6)	0	27.7 (17.1 to 46.2)	0	44.3 (14.6 to 38.7)	0	19.1 (7.5 to 34.5)	0	14.3 (5.5 to 19.4)	0	21.6 (14.8 to 31.9)	0	37 (26.7 to 50.3)	0	33.8 (22.6 to 49.7)	0	39.9 (28.1 to 53.2)	0	45.2 (32.7 to 59.3)	0	49.7 (32.9 to 57.4)	0	41.6 (21.5 to 54.3)	0	28.5 (20.2 to 46.9)	0	26.9 (22.6 to 41)	0	547
Congenital birth defects	16.4 (9.1 to 27.2)	0	9 (5.1 to 14.3)	0	22.3 (12.2 to 37.2)	0	17.3 (9.1 to 29.8)	0	5.5 (2.3 to 7.6)	0	2.3 (0.7 to 4.6)	0	3.3 (0.7 to 4.2)	0	3.1 (0.7 to 4.2)	0	2.7 (1.6 to 3.9)	0	2.6 (1.7 to 3.8)	0	1.7 (1.1 to 2.4)	0	1.2 (0.8 to 1.7)	0	1.1 (0.7 to 1.5)	0	1.1 (0.8 to 1.5)	0	1 (0.7 to 1.3)	0	96.1
Neural tube defects	3 (0.6 to 7.3)	0	0.7 (0.2 to 1.8)	0	1.8 (0.4 to 5.1)	0	0.6 (0.1 to 2.2)	0	0.1 (0 to 0.4)	0	0.1 (0 to 0.1)	0	0.1 (0 to 0.1)	0	0.1 (0 to 0.1)	0	0.1 (0 to 0.1)	0	0 (0 to 0)	0	0 (0 to 0)	0	0 (0 to 0)	0	0 (0 to 0)	0	0 (0 to 0)	0	0 (0 to 0)	0	6-5
Congenital heart anomalies	6 (2.5 to 11.2)	0	4.5 (2.3 to 7.7)	0	11.4 (5.5 to 20.3)	0	9.6 (3.9 to 18.8)	0	2.9 (1.2 to 3.2)	0	2.9 (1.7 to 4.4)	0	3.4 (1.5 to 4.1)	0	1.4 (0.6 to 2.2)	0	0.9 (0.3 to 1.4)	0	1.4 (0.6 to 2.2)	0	0.3 (0.2 to 0.5)	0	0.8 (0.5 to 1.2)	0	0.2 (0 to 0.4)	0	0.2 (0 to 0.4)	0	0.1 (0 to 0.2)	0	42-1
Orofacial clefts	0 (0 to 0)	0	0 (0 to 0)	0	0.1 (0 to 0.1)	0	0 (0 to 0)	0	0 (0 to 0)	0	0 (0 to 0)	0	0.1 (0 to 0.1)	0	0 (0 to 0)	0	0 (0 to 0)	0	0 (0 to 0)	0	0 (0 to 0)	0	0 (0 to 0)	0	0 (0 to 0)	0	0 (0 to 0)	0	0 (0 to 0)	0	0-5
Down syndrome	0.3 (0.1 to 0.9)	0	0.2 (0.1 to 0.3)	0	0.8 (0.2 to 1.9)	0	1.3 (0.4 to 3)	0	0.2 (0.1 to 0.4)	0	0.1 (0 to 0.1)	0	0.1 (0 to 0.1)	0	0.1 (0 to 0.1)	0	0.1 (0 to 0.1)	0	0.1 (0 to 0.2)	0	0.1 (0 to 0.2)	0	0.1 (0 to 0.2)	0	0.1 (0 to 0.3)	0	0.1 (0 to 0.3)	0	0 (0 to 0.1)	0	3-4
Turner syndrome	0 (0 to 0)	0	0 (0 to 0)	0	0 (0 to 0)	0	0 (0 to 0)	0	0 (0 to 0)	0	0 (0 to 0)	0	0 (0 to 0)	0	0 (0 to 0)	0	0 (0 to 0)	0	0 (0 to 0)	0	0 (0 to 0)	0	0 (0 to 0)	0	0 (0 to 0)	0	0 (0 to 0)	0	0 (0 to 0)	0	0-1
Klinefelter syndrome	0 (0 to 0)	0	0 (0 to 0)	0	0 (0 to 0)	0	0 (0 to 0)	0	0 (0 to 0)	0	0 (0 to 0)	0	0 (0 to 0)	0	0 (0 to 0)	0	0 (0 to 0)	0	0 (0 to 0)	0	0 (0 to 0)	0	0 (0 to 0)	0	0 (0 to 0)	0	0 (0 to 0)	0	0 (0 to 0)	0	0
Other chromosomal abnormalities	0.2 (0.1 to 0.5)	0	0.4 (0.2 to 0.8)	0	0.7 (0.3 to 1.4)	0	0.2 (0.1 to 0.5)	0	0.1 (0.1 to 0.2)	0	0.1 (0.1 to 0.1)	0	0.1 (0.1 to 0.1)	0	0.1 (0.1 to 0.1)	0	0.1 (0.1 to 0.1)	0	0 (0 to 0)	0	0 (0 to 0)	0	0 (0 to 0)	0	0 (0 to 0)	0	0 (0 to 0)	0	0 (0 to 0)	0	2-1
Congenital musculoskeletal and limb anomalies	0.2 (0.1 to 0.4)	0	0.1 (0.1 to 0.2)	0	0.8 (0.3 to 1.4)	0	1.2 (0.7 to 1.9)	0	0.6 (0.4 to 1.1)	0	0.1 (0 to 1.4)	0	0.1 (0.1 to 0.1)	0	0.7 (0.4 to 1.1)	0	0.5 (0.2 to 0.8)	0	0.4 (0.2 to 0.7)	0	0.4 (0.2 to 0.6)	0	0.4 (0.2 to 0.6)	0	0.3 (0.2 to 0.5)	0	0.2 (0.1 to 0.4)	0	0.1 (0.1 to 0.2)	0	9-2
Urogenital congenital anomalies	0.4 (0.1 to 0.9)	0	0.2 (0 to 0.5)	0	0.2 (0 to 0.5)	0	0.1 (0 to 0.2)	0	0.1 (0 to 0.1)	0	0.1 (0 to 0.1)	0	0.1 (0 to 0.1)	0	0.1 (0 to 0.1)	0	0 (0 to 0)	0	0 (0 to 0)	0	0 (0 to 0)	0	0 (0 to 0)	0	0 (0 to 0)	0	0 (0 to 0)	0	0 (0 to 0)	0	1-6
Digestive congenital anomalies	0.4 (0.2 to 0.9)	0	0.3 (0.1 to 0.7)	0	0.2 (0 to 1.5)	0	0.1 (0 to 0.4)	0	0.1 (0 to 0.1)	0	0.1 (0 to 0.1)	0	0.1 (0 to 0.1)	0	0.1 (0 to 0.1)	0	0 (0 to 0)	0	0 (0 to 0)	0	0 (0 to 0)	0	0 (0 to 0)	0	0 (0 to 0)	0	0 (0 to 0)	0	0 (0 to 0)	0	1-8
Other congenital birth defects	6.4 (2.6 to 12.9)	0	3.3 (1.2 to 6.8)	0	8.7 (2.5 to 22)	0	2.7 (0.4 to 11.8)	0	0.7 (0.2 to 2)	0	0.3 (0.2 to 1.2)	0	0.4 (0.1 to 1.2)	0	0.5 (0.2 to 1.1)	0	0.4 (0.2 to 1.1)	0	0.6 (0.2 to 1.8)	0	0.5 (0.2 to 2.7)	0	0.5 (0.3 to 0.8)	0	0.5 (0.2 to 0.8)	0	0.5 (0.3 to 0.8)	0	0.3 (0.1 to 0.5)	0	28-8
Urinary diseases and male infertility	0.1 (0 to 0.1)	0	0.4 (0.2 to 0.7)	0	0.5 (0.2 to 0.9)	0	1.5 (0.1 to 5.2)	0	0.2 (0 to 0.5)	0	0.2 (0 to 0.7)	0	0.7 (0.4 to 1.2)	0	0.4 (0 to 1.1)	0	0.5 (0.1 to 1.4)	0	0.5 (0.1 to 1.4)	0	0.5 (0.1 to 1.4)	0	0.4 (0.2 to 0.7)	0	0.3 (0.1 to 0.6)	0	0.3 (0.1 to 0.6)	0	0.2 (0 to 0.4)	0	33-9
Urolithiasis	0 (0 to 0)	0	0 (0 to 0)	0	0 (0 to 0)	0	0 (0 to 0)	0	0 (0 to 0)	0	0 (0 to 0)	0	0 (0 to 0)	0	0 (0 to 0)	0	0 (0 to 0)	0	0 (0 to 0)	0	0 (0 to 0)	0	0 (0 to 0)	0	0 (0 to 0)	0	0 (0 to 0)	0	0 (0 to 0)	0	0-8
Benign prostatic hyperplasia	0 (0 to 0)	0	0 (0 to 0)	0	0 (0 to 0)	0	0 (0 to 0)	0	0 (0 to 0)	0	0 (0 to 0)	0	0 (0 to 0)	0	0 (0 to 0)	0	0 (0 to 0)	0	0 (0 to 0)	0	0 (0 to 0)	0	0 (0 to 0)	0	0 (0 to 0)	0	0 (0 to 0)	0	0 (0 to 0)	0	0
Male infertility	–	–	–	–	–	–	–	–	–	–	–	–	–	–	–	–	–	–	–	–	–	–	–	–	–	–	–	–	–	–	NA
Other urinary diseases	0 (0 to 0)	0	0 (0 to 0)	0	0.2 (0 to 0.3)	0	0 (0 to 0)	0	0 (0 to 0)	0	0 (0 to 0.1)	0	0 (0 to 0.1)	0	0 (0 to 0.1)	0	0 (0 to 0.1)	0	0 (0 to 0)	0	0 (0 to 0)	0	0 (0 to 0.1)	0	0 (0 to 0.1)	0	0 (0 to 0)	0	0 (0 to 0)	0	0-7
Gynecological diseases	0 (0 to 0)	0	0 (0 to 0)	0	0 (0 to 0)	0	3.6 (1.9 to 6.7)	0	16.7 (9 to 18)	0	19.1 (12 to 29.2)	0	23.1 (14.6 to 31.6)	0	21.7 (14.6 to 31.4)	0	21.7 (14.5 to 31.4)	0	22.2 (14.4 to 32.2)	0	22.5 (14.4 to 32.2)	0	17.5 (11.6 to 24.9)	0	17.5 (7.2 to 17.7)	0	11.8 (3.4 to 9.1)	0	2.2 (0 to 5.2)	0	165
Uterine fibroids	0 (0 to 0)	0	0 (0 to 0)	0	0 (0 to 0)	0	0 (0 to 0.1)	0	0.1 (0 to 0.2)	0	0.2 (0 to 0.4)	0	0.4 (0.2 to 0.8)	0	0.5 (0.2 to 1.1)	0	0.8 (0.3 to 1.4)	0	0.9 (0.4 to 1.7)	0	0.7 (0.4 to 1.4)	0	0.7 (0.3 to 1.3)	0	0.7 (0.3 to 0.9)	0	0.1 (0 to 0.3)	0	0 (0 to 0.1)	0	5-4
Polycystic ovarian syndrome	0 (0 to 0)	0	0 (0 to 0)	0	0 (0 to 0)	0	0.1 (0 to 0.6)	0	0.2 (0.1 to 2.5)	0	0.1 (0.1 to 2.6)	0	0.1 (0 to 0.4)	0	0.2 (0.1 to 0.4)	0	0.1 (0.1 to 0.3)	0	0.1 (0.1 to 0.3)	0	0.7 (0.3 to 1.4)	0	0.6 (0.1 to 0.3)	0	0.6 (0.2 to 0.8)	0	0.1 (0 to 0.3)	0	0 (0 to 0.1)	0	6-8
Female infertility	0 (0 to 0)	0	0 (0 to 0)	0	0 (0 to 0)	0	0 (0 to 0)	0	0.1 (0 to 0.2)	0	0.2 (0 to 0.3)	0	0.8 (0.2 to 2.2)	0	0.8 (0.3 to 2)	0	1 (0.2 to 3.1)	0	1 (0.3 to 3.5)	0	1.3 (0.3 to 3.5)	0	0.7 (0.3 to 0.4)	0	0 (0 to 0)	0	0 (0 to 0)	0	0 (0 to 0)	0	4-7
Endometriosis	0 (0 to 0)	0	0 (0 to 0)	0	0 (0 to 0)	0	0 (0 to 0)	0	0.3 (0 to 1.5)	0	0.4 (0 to 1.5)	0	2.5 (0.6 to 5.9)	0	3.5 (1.6 to 6.2)	0	3.9 (2 to 6.9)	0	3.5 (1.3 to 4.2)	0	2.1 (1.3 to 3.4)	0	1.3 (0.5 to 1.6)	0	0.5 (0 to 0.9)	0	0.3 (0 to 0.6)	0	0.2 (0 to 0.5)	0	18-2
Genital prolapse	0 (0 to 0)	0	0 (0 to 0)	0	0 (0 to 0)	0	0 (0 to 0)	0	0 (0 to 0)	0	0 (0 to 0)	0	0 (0 to 0)	0	0 (0 to 0)	0	0 (0 to 0)	0	0 (0 to 0)	0	0 (0 to 0)	0	0 (0 to 0)	0	0 (0 to 0)	0	0 (0 to 0)	0	0 (0 to 0)	0	2-2
Premenstrual syndrome	0 (0 to 0)	0	0 (0 to 0)	0	0 (0 to 0)	0	0 (0 to 0)	0	2.4 (1.4 to 4.4)	0	6.4 (4.1 to 14.4)	0	9.4 (5.4 to 15.3)	0	12.7 (8.3 to 18.7)	0	10.7 (6.3 to 16.7)	0	9.5 (5.4 to 16.5)	0	6.5 (3.4 to 13.4)	0	4.7 (2.6 to 7.8)	0	1.7 (0.9 to 3.1)	0	0.5 (0.2 to 0.9)	0	0 (0 to 0)	0	59.7
Other gynecological diseases	0 (0 to 0)	0	0 (0 to 0)	0	0 (0 to 0)	0	0 (0 to 0.1)	0	0.1 (0 to 0.5)	0	0.2 (0 to 0.8)	0	5 (2.4 to 8.1)	0	10 (5.4 to 15.9)	0	10.6 (6.3 to 16.4)	0	10.7 (6.3 to 16.7)	0	9.2 (5.4 to 16.5)	0	8.9 (4.4 to 14.1)	0	3.8 (1.9 to 6.1)	0	1.2 (0.7 to 2.1)	0	0.8 (0.3 to 1.5)	0	76.7
Hemoglobinopathies and hemolytic anemias	0.3 (0 to 1.4)	0	0.3 (0.2 to 0.5)	0	0.4 (0.2 to 0.9)	0	0.2 (0.1 to 0.5)	0	1.1 (0.5 to 2.1)	0	2.5 (1.2 to 4.1)	0	2.5 (1.3 to 3.9)	0	1.8 (1 to 2.9)	0	1.8 (1 to 2.9)	0	1.6 (0.9 to 1.9)	0	1.1 (0.6 to 1.6)	0	0.8 (0.4 to 1.4)	0	0.6 (0.3 to 1.1)	0	0.3 (0.2 to 0.5)	0	0.2 (0 to 0.3)	0	18-3
Thalassemias	0 (0 to 0)	0	0 (0 to 0)	0	0 (0 to 0)	0	0 (0 to 0)	0	0 (0 to 0)	0	0 (0 to 0)	0	0 (0 to 0)	0	0 (0 to 0)	0	0 (0 to 0)	0	0 (0 to 0)	0	0 (0 to 0)	0	0 (0 to 0)	0	0 (0 to 0)	0	0 (0 to 0)	0	0 (0 to 0)	0	0-5
Thalassemias trait	0 (0 to 0)	0	0 (0 to 0)	0	0.2 (0 to 0.4)	0	0.2 (0 to 0.5)	0	1.6 (0.9 to 2.6)	0	1.6 (0.9 to 2.4)	0	1.5 (0.8 to 2.4)	0	1.2 (0.6 to 1.9)	0	1.2 (0.6 to 1.9)	0	1.1 (0.6 to 1.6)	0	0.9 (0.5 to 1.6)	0	0.8 (0.4 to 1.4)	0	0.2 (0.1 to 0.5)	0	0.2 (0.1 to 0.5)	0	0.1 (0.1 to 0.1)	0	7-7
Sickle cell disorders	0 (0 to 0)	0	0 (0 to 0)	0	0 (0 to 0)	0	0 (0 to 0)	0	0 (0 to 0)	0	0 (0 to 0)	0	0 (0 to 0)	0	0 (0 to 0)	0	0 (0 to 0)	0	0 (0 to 0)	0	0 (0 to 0)	0	0 (0 to 0)	0	0 (0 to 0)	0	0 (0 to 0)	0	0 (0 to 0)	0	0
Sickle cell trait	0 (0 to 0)	0	0 (0 to 0)	0	0 (0 to 0)	0	0 (0 to 0)	0	0 (0 to 0.2)	0	0 (0 to 0.2)	0	0 (0 to 0.1)	0	0 (0 to 0.1)	0	0 (0 to 0.1)	0	0 (0 to 0.1)	0	0 (0 to 0.1)	0	0 (0 to 0.1)	0	0 (0 to 0.1)	0	0 (0 to 0.1)	0	0 (0 to 0.1)	0	0-4
G6PD deficiency	0 (0 to 0)	0	0 (0 to 0)	0	0 (0 to 0)	0	0 (0 to 0)	0	0.3 (0.1 to 0.4)	0	0.1 (0.1 to 0.2)	0	0.2 (0.1 to 0.3)	0	0.1 (0.1 to 0.2)	0	0.1 (0.1 to 0.2)	0	0.1 (0.1 to 0.2)	0	0.2 (0.1 to 0.4)	0	0.1 (0.1 to 0.1)	0	0.1 (0.1 to 0.1)	0	0.1 (0.1 to 0.1)	0	0 (0 to 0.1)	0	1-4
G6PD trait	0 (0 to 0)	0	0 (0 to 0)	0	0 (0 to 0)	0	0 (0 to 0)	0	0.1 (0 to 0.2)	0	0.1 (0 to 0.2)	0	0.1 (0 to 0.2)	0	0.1 (0 to 0.2)	0	0.1 (0 to 0.2)	0	0.1 (0 to 0.2)	0	0.1 (0 to 0.2)	0	0.1 (0 to 0.2)	0	0.1 (0 to 0.2)	0	0.1 (0 to 0.2)	0	0 (0 to 0.1)	0	0-2
Other hemoglobinopathies and hemolytic anemias	0 (0 to 0)	0	0 (0 to 0)	0	0.4 (0.2 to 0.8)	0	0.2 (0 to 0.5)	0	0.5 (0.2 to 1.1)	0	0.6 (0.2 to 1.1)	0	0.6 (0.2 to 0.9)	0	0.5 (0.2 to 0.9)	0	0.5 (0.2 to 0.9)	0	0.5 (0.2 to 1.2)	0	0.4 (0.2 to 0.9)	0	0.3 (0.2 to 0.6)	0	0.2 (0.1 to 0.4)	0	0.2 (0.1 to 0.4)	0	0.1 (0 to 0.2)	0	8-1
Endocrine, metabolic, blood, and immune disorders	0.5 (0.2 to 0.9)	0	0.3 (0 to 0.8)	0	2 (1 to 3.6)	0	4.5 (2.4 to 8.2)	0	2.2 (1.4 to 3.3)	0	2.5 (1.5 to 3.5)	0	3.5 (2.2 to 5.2)	0	4.7 (2.9 to 6.8)	0	5.6 (3.7 to 8.4)	0	7.4 (5.1 to 10.4)	0	10.6 (7.1 to 14.9)	0	12.8 (9.1 to 19.6)	0	17.6 (11.8 to 25.2)	0	19.3 (13.2 to 27.5)	0	16.7 (11.1 to 24.4)	0	167
Oral disorders	0 (0 to 0)	0	1.3 (0.7 to 2.1)	0	1.8 (0.9 to 3.2)	0	2.1 (1.1 to 3.7)	0	2.4 (1.4 to 4.4)	0	2.8 (1.6 to 4.7)	0	2.6 (1.5 to 4.2)	0	2.4 (1.4 to 3.8)	0	2.8 (1.6 to 4.6)	0	2.4 (1.4 to 3.4)	0	2.4 (1.4 to 3.4)	0	4 (2.4 to 6.1)	0	2.3 (1.2 to 3.1)	0	1.4 (0.9 to 2.3)	0	2.7 (1.7 to 3.9)	0	63-2
Caries of deciduous teeth	0 (0 to 0)	0	0 (0 to 0)	0	0 (0 to 0.2)	0	0 (0 to 0.9)	0	0 (0 to 0.6)	0	0 (0 to 0.6)	0	0 (0 to 0.1)	0	0 (0 to 0)	0	0 (0 to 0)	0	0 (0 to 0)	0	0 (0 to 0)	0	0 (0 to 0)	0	0 (0 to 0)	0	0 (0 to 0)	0	0 (0 to 0)	0	0-8
Caries of permanent teeth	0 (0 to 0)	0	0 (0 to 0)	0	0 (0 to 0)	0	0.2 (0 to 1.1)	0	0.4 (0 to 2.3)	0	0.4 (0 to 2)	0	0.7 (0 to 3.1)	0	0.6 (0 to 2.1)	0	0.6 (0 to 2.1)	0	0.6 (0 to 1.2)	0	0.6 (0 to 1.2)	0	0.5 (0 to 1.1)	0	0.4 (0 to 1.1)	0	0.2 (0 to 0.7)	0	0.1 (0 to 0.1)	0	8-5
Periodontal diseases	0 (0 to 0)	0	0 (0 to 0)	0	0 (0 to 0)	0	0 (0 to 0)	0	0 (0 to 0.1)	0	0 (0 to 0.2)	0	0.1 (0 to 0.3)	0	0.2 (0 to 0.5)	0	0.1 (0 to 0.5)	0	0.1 (0 to 0.5)	0	0.2 (0 to 0.6)	0	0.2 (0 to 1.1)	0	0.2 (0 to 0.5)	0	0.1 (0 to 0.5)	0	0.1 (0 to 0.2)	0	4-9
Other oral disorders	0 (0 to 0)	0	0 (0 to 0)	0	0.8 (0.5 to 1.3)	0	0.8 (0.4 to 1.6)	0	1.5 (0.9 to 2.3)	0	1.5 (0.9 to 2.3)	0	1.3 (0.8 to 2)	0	1.1 (0.7 to 1.7)	0	1.1 (0.7 to 1.6)	0	1.2 (0.7 to 1.8)	0	1.2 (0.7 to 1.8)	0	1.2 (0.7 to 1.8)	0	0.7 (0.4 to 1.2)	0	0.7 (0.5 to 1.1)	0	0.5 (0.3 to 0.8)	0	15-6
Sudden infant death syndrome	2.6 (2.2 to 3.1)	0	2.6 (2.4 to 4.1)	0	–	–	–	–	–	–	–	–	–	–	–	–	–	–	–	–	–	–	–	–	–	–	–	–	–	–	NA
Injuries	0.9 (0.5 to 1.5)	0	1.1 (0.4 to 2.2)	0	7.7 (4.5 to 12.4)	0	21 (11.3 to 34.5)	0	18 (11.1 to 19.4)	0	18 (14.7 to 21.9)	0	51.3 (41.9 to 64.2)	0	53.4 (42.6 to 68.3)	0	59.5 (51.4 to 72)	0	58.7 (47.9 to 74.1)	0	56.1 (41.1 to 71.4)	0	49.9 (31.7 to 61.6)	0	23.9 (19.4 to 29.6)	0	21.2 (17.3 to 25.5)	0	12.2 (10 to 14.8)	0	427
Transport injuries	0.1 (0 to 0.1)	0	0.5 (0.1 to 0.3)	0	2.7 (1.2 to 1.2)	0	6.6 (2.5 to 4.4)	0	9.2 (6.1 to 9.6)	0	14.6 (9.7 to 22.1)	0	11.4 (7.3 to 16.5)	0	7.1 (4.9 to 10)	0	4.7 (2.7 to 6.9)	0	4.7 (2.9 to 6.3)	0	4.2 (2.6 to 5.6)	0	6.3 (4.9 to 8.3)	0	6.4 (4.9 to 8.3)	0	5.2 (4.1 to 7)	0	3.2 (2.3 to 4.6)	0	104
Road injuries	0.1 (0 to 0.1)	0	0.1 (0 to 0.2)	0	0.6 (0.2 to 1.1)	0	1.9 (1.1 to 3.4)	0	4.4 (2.2 to 7.2)	0	13.4 (7.5 to 18.6)	0	13.4 (9.3 to 20.4)	0	10.5 (6.7 to 15.1)	0	6.1 (4.3 to 8)	0	6.7 (4.1 to 8.5)	0	5.7 (4.1 to 7.7)	0	6.9 (5.1 to 9.1)	0	6.9 (4.6 to 7.8)	0	5.1 (3.8 to 6.5)	0	4.8 (3.4 to 6.2)	0	95.7
Pedestrian road injuries	0 (0 to 0)	0	0 (0 to 0)	0	0.1 (0 to 0.2)	0	0.4 (0.2 to 0.5)	0	0.5 (0.2 to 1.1)	0	2.3 (1.1 to 4.1)	0	2.3 (1.2 to 4.4)	0	2.1 (1.1 to 3.5)	0	1.2 (0.6 to 2)	0	1.1 (0.6 to 1.8)	0	1.5 (1 to 2.2)	0	1.9 (1.2 to 2.7)	0	1.8 (0.9 to 1.8)	0	1.4 (1 to 2)	0	1.1 (0.7 to 1.6)	0	28-7
Cyclist road injuries	0 (0 to 0)	0	0 (0 to 0)	0	0 (0 to 0)	0	0.1 (0 to 0.4)	0	0.2 (0 to 0.7)	0	0.2 (0 to 0.5)	0	0.3 (0 to 0.8)	0	0.2 (0 to 0.6)	0	0.2 (0 to 0.6)	0	0.3 (0 to 0.9)	0	0.2 (0 to 0.6)	0	0.4 (0 to 1.2)	0	0.3 (0 to 0.9)	0	0.3 (0 to 0.8)	0	0.2 (0 to 0.5)	0	6-1
Motorcyclist road injuries	0 (0 to 0)	0	0 (0 to 0.1)	0	0.1 (0 to 0.5)	0	0.5 (0 to 1.5)	0	1.5 (0 to 3.6)	0	1.7 (0.7 to 2.5)	0	1.5 (0.9 to 2.6)	0	1.1 (0.6 to 1.6)	0	0.7 (0.4 to 1.2)	0	0.8 (0.4 to 1.4)	0	0.7 (0.3 to 1.4)	0	1 (0.6 to 2.3)	0	1.4 (0.7 to 1.6)	0	1.1 (0.6 to 1.7)	0	0.8 (0.4 to 1.2)	0	14-1
Motor vehicle road injuries	0.7 (0 to 0)	0	0.3 (0 to 0.7)	0	1.4 (0.4 to 3.4)	0	2.2 (1.2 to 3.4)	0	1.2 (0.7 to 2)	0	2.1 (0.9 to 3.6)	0	1.7 (0.8 to 3.1)	0	1.5 (0.7 to 2.6)	0	2.7 (1.4 to 4.2)	0	2.7 (1.4 to 4.3)	0	2.3 (1.4 to 3.2)	0	2.3 (1.2 to 4.1)	0	2.1 (1.1 to 3.4)	0	2.1 (1.1 to 3.4)	0	1.7 (1.1 to 2.7)	0	44-8
Other road injuries	0 (0 to 0)	0	0 (0 to 0)	0	0 (0 to 0)	0	0 (0 to 0)	0	0.1 (0 to 0.4)	0	0.1 (0 to 0.4)	0	0.2 (0 to 0.9)	0	0.1 (0 to 0.5)	0	0.1 (0 to 0.2)	0	0.1 (0 to 0.3)	0	0.1 (0 to 0.2)	0	0.2 (0 to 0.6)	0	0.1 (0 to 0.5)	0	0.1 (0 to 0.5)	0	0 (0 to 0.2)	0	2
Other transport injuries	0.1 (0 to 0.1)	0	0.1 (0 to 0.2)	0	0.3 (0 to 0.7)	0	0.7 (0.2 to 1.4)	0	1.3 (0.6 to 2.1)	0	2.1 (0.9 to 3.6)	0	2.1 (0.9 to 3.6)	0	1.6 (0.8 to 2.4)	0	1.1 (0.5 to 1.6)	0	1.1 (0.5 to 1.6)	0	0.9 (0.4 to 1.5)	0	1.1 (0.4 to 2.6)	0	0.9 (0.4 to 2.2)	0	0.8 (0.3 to 2.2)	0	0.6 (0.3 to 1.5)	0	8-3
Unintentional injuries	0.8 (0.4 to 1.3)	0	1 (0.7 to 1.7)	0	6.7 (3.8 to 11.2)	0	15.8 (8.1 to 27)	0	8.8 (4.6 to 11.5)	0	10.4 (6.3 to 12.1)	0	18.7 (14.7 to 24.7)	0	26.6 (16.1 to 37.4)	0	16.7 (10.9 to 22)	0	11.8 (8.4 to 14.9)	0	11.8 (8.2 to 15)	0	14 (11.3 to 17.4)	0	12.3 (9.9 to 16.1)	0	11.3 (9.2 to 13.8)	0	7.8 (5.9 to 9.7)	0	224
Falls	0.1 (0 to 0.2)	0	0.1 (0

SR Table 2b: Bermuda DALYS by cause and age group for females with 95% uncertainty intervals, 2019

Cause	Early Neonatal	Late Neonatal	Post Neonatal	1 to 4	5 to 9	10 to 14	15 to 19	20 to 24	25 to 29	30 to 34	35 to 39	40 to 44	45 to 49	50 to 54	55 to 59	60 to 64	65 to 69	70 to 74	75 to 79	80 to 84	85 to 89	90 to 94	95 plus	Total
All causes	16 (13-20 1)	16 (14-19 2)	16 (14-19 3)	16 (14-19 4)	17 (14-20 5)	17 (14-20 6)	18 (15-22 7)	19 (16-23 8)	20 (17-24 9)	21 (18-25 10)	23 (20-27 11)	27 (23-32 12)	33 (28-39 13)	41 (35-48 14)	52 (44-61 15)	67 (57-78 16)	87 (74-101 17)	113 (96-132 18)	144 (122-168 19)	181 (154-211 20)	224 (190-261 21)	274 (232-319 22)	9,270
Communicable, maternal, neonatal, and nutritional diseases	16 (14-22 8)	16 (13-22 9)	16 (13-22 10)	16 (13-22 11)	16 (13-22 12)	16 (13-22 13)	16 (13-22 14)	16 (13-22 15)	16 (13-22 16)	16 (13-22 17)	16 (13-22 18)	16 (13-22 19)	16 (13-22 20)	16 (13-22 21)	16 (13-22 22)	16 (13-22 23)	16 (13-22 24)	16 (13-22 25)	16 (13-22 26)	16 (13-22 27)	16 (13-22 28)	16 (13-22 29)	510
HIV/AIDS and sexually transmitted infections	0 (0-0 0)	0 (0-0 0)	0 (0-2 0)	0 (0-0 0)	0 (0-0 0)	0 (0-0 0)	0 (0-0 1)	1 (0-1 1)	3 (2-4 3)	6 (4-7 6)	10 (8-13 11)	11 (9-14 12)	10 (8-13 10)	9 (7-12 9)	9 (7-12 9)	6 (5-7 6)	5 (4-7 5)	3 (2-5 3)	2 (1-3 2)	1 (0-2 1)	0 (0-1 0)	0 (0-1 0)	75.7
HIV/AIDS	0 (0-0 0)	0 (0-0 0)	0 (0-2 0)	0 (0-0 0)	0 (0-0 0)	0 (0-0 0)	0 (0-0 1)	1 (0-1 1)	3 (2-3 3)	6 (4-7 6)	10 (8-12 10)	11 (9-13 12)	10 (8-13 10)	9 (7-12 9)	9 (7-12 9)	6 (5-7 6)	5 (4-7 5)	3 (2-5 3)	2 (1-3 2)	1 (0-2 1)	0 (0-1 0)	0 (0-1 0)	66.7
HIV/AIDS - Drug-susceptible Tuberculosis	0 (0-0 0)	0 (0-0 0)	0 (0-0 0)	0 (0-0 0)	0 (0-0 0)	0 (0-0 0)	0 (0-0 0)	0 (0-0 1)	0 (0-1 0)	0 (0-1 0)	0 (0-1 0)	0 (0-1 0)	0 (0-1 0)	0 (0-1 0)	0 (0-1 0)	0 (0-1 0)	0 (0-1 0)	0 (0-1 0)	0 (0-1 0)	0 (0-1 0)	0 (0-1 0)	0 (0-1 0)	0.6
HIV/AIDS - Multidrug-resistant Tuberculosis without extensive dr	0 (0-0 0)	0 (0-0 0)	0 (0-0 0)	0 (0-0 0)	0 (0-0 0)	0 (0-0 0)	0 (0-0 0)	0 (0-0 0)	0 (0-0 0)	0 (0-0 0)	0 (0-0 0)	0 (0-0 0)	0 (0-0 0)	0 (0-0 0)	0 (0-0 0)	0 (0-0 0)	0 (0-0 0)	0 (0-0 0)	0 (0-0 0)	0 (0-0 0)	0 (0-0 0)	0 (0-0 0)	0
HIV/AIDS - Extensively drug-resistant Tuberculosis	0 (0-0 0)	0 (0-0 0)	0 (0-0 0)	0 (0-0 0)	0 (0-0 0)	0 (0-0 0)	0 (0-0 0)	0 (0-0 0)	0 (0-0 0)	0 (0-0 0)	0 (0-0 0)	0 (0-0 0)	0 (0-0 0)	0 (0-0 0)	0 (0-0 0)	0 (0-0 0)	0 (0-0 0)	0 (0-0 0)	0 (0-0 0)	0 (0-0 0)	0 (0-0 0)	0 (0-0 0)	0
HIV/AIDS resulting in other diseases	0 (0-0 0)	0 (0-0 0)	0 (0-0 0)	0 (0-0 0)	0 (0-0 0)	0 (0-0 0)	0 (0-0 1)	0 (0-1 0)	3 (2-5 3)	6 (4-8 6)	8 (6-11 8)	9 (6-12 9)	9 (6-12 9)	8 (6-11 8)	8 (6-11 8)	6 (4-8 6)	5 (4-7 5)	3 (2-5 3)	2 (1-3 2)	1 (0-2 1)	0 (0-1 0)	0 (0-1 0)	66.1
Sexually transmitted infections excluding HIV	0 (0-0 0)	0 (0-0 0)	0 (0-0 0)	0 (0-0 0)	0 (0-0 0)	0 (0-0 0)	0 (0-1 0)	0 (0-2 0)	0 (0-1 0)	0 (0-1 0)	1 (0-2 1)	1 (0-2 2)	1 (0-2 2)	1 (0-2 2)	1 (0-2 2)	1 (0-2 2)	1 (0-2 2)	1 (0-2 2)	1 (0-2 2)	0 (0-1 0)	0 (0-1 0)	0 (0-1 0)	8.9
Syphilis	0 (0-0 0)	0 (0-0 0)	0 (0-0 0)	0 (0-0 0)	0 (0-0 0)	0 (0-0 0)	0 (0-0 0)	0 (0-0 0)	0 (0-0 0)	0 (0-0 0)	0 (0-0 0)	0 (0-0 0)	0 (0-0 0)	0 (0-0 0)	0 (0-0 0)	0 (0-0 0)	0 (0-0 0)	0 (0-0 0)	0 (0-0 0)	0 (0-0 0)	0 (0-0 0)	0 (0-0 0)	0.1
Chlamydial infection	0 (0-0 0)	0 (0-0 0)	0 (0-0 0)	0 (0-0 0)	0 (0-0 0)	0 (0-0 0)	0 (0-0 0)	0 (0-0 1)	0 (0-0 1)	0 (0-0 1)	0 (0-1 0)	0 (0-1 0)	0 (0-1 0)	0 (0-1 0)	0 (0-1 0)	0 (0-1 0)	0 (0-1 0)	0 (0-1 0)	0 (0-1 0)	0 (0-1 0)	0 (0-1 0)	0 (0-1 0)	0.6
Gonococcal infection	0 (0-0 0)	0 (0-0 0)	0 (0-0 0)	0 (0-0 0)	0 (0-0 0)	0 (0-0 0)	0 (0-0 0)	0 (0-0 0)	0 (0-0 0)	0 (0-0 0)	0 (0-0 0)	0 (0-0 1)	0 (0-0 1)	0 (0-0 1)	0 (0-0 1)	0 (0-0 1)	0 (0-0 1)	0 (0-0 1)	0 (0-0 1)	0 (0-0 1)	0 (0-0 1)	0 (0-0 1)	0.4
Trichomoniasis	0 (0-0 0)	0 (0-0 0)	0 (0-0 0)	0 (0-0 0)	0 (0-0 0)	0 (0-0 1)	0 (0-0 1)	0 (0-0 1)	0 (0-0 2)	0 (0-1 0)	0 (0-1 0)	0 (0-1 0)	0 (0-1 0)	0 (0-1 0)	0 (0-1 0)	0 (0-1 0)	0 (0-1 0)	0 (0-1 0)	0 (0-1 0)	0 (0-1 0)	0 (0-1 0)	0 (0-1 0)	3.4
Genital herpes	0 (0-0 0)	0 (0-0 0)	0 (0-0 0)	0 (0-0 0)	0 (0-0 0)	0 (0-0 1)	0 (0-1 0)	0 (0-1 0)	0 (0-2 0)	0 (0-1 0)	0 (0-2 0)	0 (0-2 0)	0 (0-2 0)	0 (0-2 0)	0 (0-2 0)	0 (0-2 0)	0 (0-2 0)	0 (0-2 0)	0 (0-2 0)	0 (0-2 0)	0 (0-2 0)	0 (0-2 0)	3
Other sexually transmitted infections	0 (0-0 0)	0 (0-0 0)	0 (0-0 0)	0 (0-0 0)	0 (0-0 0)	0 (0-0 0)	0 (0-0 0)	0 (0-0 1)	0 (0-1 0)	0 (0-1 0)	0 (0-2 0)	0 (0-2 0)	0 (0-2 0)	0 (0-2 0)	0 (0-2 0)	0 (0-2 0)	0 (0-2 0)	0 (0-2 0)	0 (0-2 0)	0 (0-2 0)	0 (0-2 0)	0 (0-2 0)	1.5
Respiratory infections and tuberculosis	2 (2-3 2)	2 (1-3 2)	2 (1-3 2)	2 (1-3 2)	2 (1-3 2)	2 (1-3 2)	2 (1-3 2)	2 (1-3 2)	2 (1-3 2)	2 (2-3 2)	2 (2-3 2)	2 (2-3 2)	2 (2-3 2)	2 (2-3 2)	2 (2-3 2)	2 (2-3 2)	2 (2-3 2)	2 (2-3 2)	2 (2-3 2)	2 (2-3 2)	2 (2-3 2)	2 (2-3 2)	146
Tuberculosis	0 (0-0 0)	0 (0-0 0)	0 (0-0 0)	0 (0-0 0)	0 (0-0 0)	0 (0-0 0)	0 (0-0 1)	0 (0-1 0)	0 (0-1 0)	0 (0-1 0)	0 (0-1 0)	0 (0-1 0)	0 (0-1 0)	0 (0-1 0)	0 (0-1 0)	0 (0-1 0)	0 (0-1 0)	0 (0-1 0)	0 (0-1 0)	0 (0-1 0)	0 (0-1 0)	0 (0-1 0)	5.2
Latent tuberculosis infection	0 (0-0 0)	0 (0-0 0)	0 (0-0 0)	0 (0-0 0)	0 (0-0 0)	0 (0-0 0)	0 (0-0 0)	0 (0-0 0)	0 (0-0 0)	0 (0-0 0)	0 (0-0 0)	0 (0-0 0)	0 (0-0 0)	0 (0-0 0)	0 (0-0 0)	0 (0-0 0)	0 (0-0 0)	0 (0-0 0)	0 (0-0 0)	0 (0-0 0)	0 (0-0 0)	0 (0-0 0)	0
Drug-susceptible tuberculosis	0 (0-0 0)	0 (0-0 0)	0 (0-0 0)	0 (0-0 0)	0 (0-0 0)	0 (0-0 0)	0 (0-0 1)	0 (0-1 0)	0 (0-1 0)	0 (0-1 0)	0 (0-1 0)	0 (0-1 0)	0 (0-1 0)	0 (0-1 0)	0 (0-1 0)	0 (0-1 0)	0 (0-1 0)	0 (0-1 0)	0 (0-1 0)	0 (0-1 0)	0 (0-1 0)	0 (0-1 0)	5.1
Multidrug-resistant tuberculosis without extensive drug-resistanc	0 (0-0 0)	0 (0-0 0)	0 (0-0 0)	0 (0-0 0)	0 (0-0 0)	0 (0-0 0)	0 (0-0 0)	0 (0-0 0)	0 (0-0 0)	0 (0-0 0)	0 (0-0 0)	0 (0-0 0)	0 (0-0 0)	0 (0-0 0)	0 (0-0 0)	0 (0-0 0)	0 (0-0 0)	0 (0-0 0)	0 (0-0 0)	0 (0-0 0)	0 (0-0 0)	0 (0-0 0)	0
Extensively drug-resistant tuberculosis	0 (0-0 0)	0 (0-0 0)	0 (0-0 0)	0 (0-0 0)	0 (0-0 0)	0 (0-0 0)	0 (0-0 0)	0 (0-0 0)	0 (0-0 0)	0 (0-0 0)	0 (0-0 0)	0 (0-0 0)	0 (0-0 0)	0 (0-0 0)	0 (0-0 0)	0 (0-0 0)	0 (0-0 0)	0 (0-0 0)	0 (0-0 0)	0 (0-0 0)	0 (0-0 0)	0 (0-0 0)	0
Lower respiratory infections	0.4 (0.2-0.7)	1.1 (0.7-1.8)	2.1 (1.2-3.2)	2.9 (1.9-4.4)	2.5 (1.4-3.8)	2.3 (1.2-3.4)	2.5 (1.3-3.7)	2.5 (1.3-3.7)	2.5 (1.3-3.7)	2.5 (1.4-3.6)	2.5 (1.4-3.6)	2.5 (1.4-3.6)	2.5 (1.4-3.6)	2.5 (1.4-3.6)	2.5 (1.4-3.6)	2.5 (1.4-3.6)	2.5 (1.4-3.6)	2.5 (1.4-3.6)	2.5 (1.4-3.6)	2.5 (1.4-3.6)	2.5 (1.4-3.6)	112
Upper respiratory infections	0 (0-0 0)	0 (0-0 0)	0.3 (0-2 0)	1.3 (0-6 2)	1.5 (0-6 2)	1.5 (0-6 2)	1.3 (0-7 2)	1.4 (0-6 2)	1.4 (0-6 2)	1.6 (0-6 2)	1.8 (0-6 2)	1.7 (0-6 2)	1.6 (0-6 2)	1.6 (0-6 2)	1.6 (0-6 2)	1.5 (0-6 2)	1.2 (0-6 2)	0.9 (0-4 1)	0.6 (0-3 1)	0.4 (0-2 1)	0.2 (0-2 0)	0.2 (0-1 0)	23.5
Otitis media	0 (0-0 0)	0 (0-0 0)	0 (0-0 1)	0 (0-2 0)	0 (0-2 0)	0 (0-2 0)	0 (0-2 0)	0 (0-1 0)	0 (0-1 0)	0 (0-1 0)	0 (0-1 0)	0 (0-1 0)	0 (0-2 0)	0 (0-2 0)	0 (0-2 0)	0 (0-2 0)	0 (0-1 0)	0 (0-1 0)	0 (0-1 0)	0 (0-1 0)	0 (0-1 0)	0 (0-1 0)	5.1
Enteric infections	0 (0-0 0)	0.2 (0-1 0)	1.4 (1-2 1)	3 (1-5 2)	2.4 (1-4 2)	2.1 (1-3 2)	1.2 (0-2 1)	1 (0-1 1)	1.2 (0-2 2)	1.3 (0-2 2)	1.8 (1-3 2)	2.4 (1-3 3)	2.7 (1-4 3)	3.2 (2-5 4)	3.2 (2-5 4)	3.5 (2-5 4)	3.6 (2-5 4)	3.5 (2-5 4)	3.4 (2-5 4)	3.5 (2-5 4)	3.5 (2-5 4)	3.5 (2-5 4)	67.1
Diarrheal diseases	0 (0-0 0)	0.2 (0-1 0)	1.4 (1-2 1)	3 (1-4 2)	2.4 (1-4 2)	2.1 (1-3 2)	1.2 (0-2 1)	1 (0-1 1)	1.2 (0-2 2)	1.3 (0-2 2)	1.8 (1-3 2)	2.4 (1-3 3)	2.7 (1-4 3)	3.2 (2-5 4)	3.2 (2-5 4)	3.5 (2-5 4)	3.6 (2-5 4)	3.5 (2-5 4)	3.4 (2-5 4)	3.5 (2-5 4)	3.5 (2-5 4)	3.5 (2-5 4)	67
Typhoid and paratyphoid	0 (0-0 0)	0 (0-0 0)	0 (0-0 0)	0 (0-0 0)	0 (0-0 0)	0 (0-0 0)	0 (0-0 0)	0 (0-0 0)	0 (0-0 0)	0 (0-0 0)	0 (0-0 0)	0 (0-0 0)	0 (0-0 0)	0 (0-0 0)	0 (0-0 0)	0 (0-0 0)	0 (0-0 0)	0 (0-0 0)	0 (0-0 0)	0 (0-0 0)	0 (0-0 0)	0 (0-0 0)	0
Typhoid fever	0 (0-0 0)	0 (0-0 0)	0 (0-0 0)	0 (0-0 0)	0 (0-0 0)	0 (0-0 0)	0 (0-0 0)	0 (0-0 0)	0 (0-0 0)	0 (0-0 0)	0 (0-0 0)	0 (0-0 0)	0 (0-0 0)	0 (0-0 0)	0 (0-0 0)	0 (0-0 0)	0 (0-0 0)	0 (0-0 0)	0 (0-0 0)	0 (0-0 0)	0 (0-0 0)	0 (0-0 0)	0
Paratyphoid fever	0 (0-0 0)	0 (0-0 0)	0 (0-0 0)	0 (0-0 0)	0 (0-0 0)	0 (0-0 0)	0 (0-0 0)	0 (0-0 0)	0 (0-0 0)	0 (0-0 0)	0 (0-0 0)	0 (0-0 0)	0 (0-0 0)	0 (0-0 0)	0 (0-0 0)	0 (0-0 0)	0 (0-0 0)	0 (0-0 0)	0 (0-0 0)	0 (0-0 0)	0 (0-0 0)	0 (0-0 0)	0
Invasive Non-typhoidal Salmonella (iNTS)	0 (0-0 0)	0 (0-0 0)	0 (0-0 0)	0 (0-0 0)	0 (0-0 0)	0 (0-0 0)	0 (0-0 0)	0 (0-0 0)	0 (0-0 0)	0 (0-0 0)	0 (0-0 0)	0 (0-0 0)	0 (0-0 0)	0 (0-0 0)	0 (0-0 0)	0 (0-0 0)	0 (0-0 0)	0 (0-0 0)	0 (0-0 0)	0 (0-0 0)	0 (0-0 0)	0 (0-0 0)	0
Other intestinal infectious diseases	0 (0-0 0)	0 (0-0 0)	0 (0-0 0)	0 (0-0 0)	0 (0-0 0)	0 (0-0 0)	0 (0-0 0)	0 (0-0 0)	0 (0-0 0)	0 (0-0 0)	0 (0-0 0)	0 (0-0 0)	0 (0-0 0)	0 (0-0 0)	0 (0-0 0)	0 (0-0 0)	0 (0-0 0)	0 (0-0 0)	0 (0-0 0)	0 (0-0 0)	0 (0-0 0)	0 (0-0 0)	0.1
Neglected tropical diseases and malaria	0 (0-0 0)	0.1 (0-0 0)	0.2 (0-1 0)	0.4 (0-1 0)	0.3 (0-1 0)	0.3 (0-1 0)	0.5 (0-2 0)	0.7 (0-2 1)	0.8 (0-3 1)	1.1 (0-4 1)	1.2 (0-4 2)	1.6 (0-5 2)	1.6 (0-5 2)	1.6 (0-5 2)	1.6 (0-5 2)	1.6 (0-5 2)	1.6 (0-5 2)	1.7 (0-5 2)	1.6 (0-5 2)	1.1 (0-4 2)	0.5 (0-2 1)	0.2 (0-1 0)	23.3
Malaria	0 (0-0 0)	0 (0-0 0)	0 (0-0 0)	0 (0-0 0)	0 (0-0 0)	0 (0-0 0)	0 (0-0 0)	0 (0-0 0)	0 (0-0 0)	0 (0-0 0)	0 (0-0 0)	0 (0-0 0)	0 (0-0 0)	0 (0-0 0)	0 (0-0 0)	0 (0-0 0)	0 (0-0 0)	0 (0-0 0)	0 (0-0 0)	0 (0-0 0)	0 (0-0 0)	0 (0-0 0)	0
Chagas disease	0 (0-0 0)	0 (0-0 0)	0 (0-0 0)	0 (0-0 0)	0 (0-0 0)	0 (0-0 0)	0 (0-0 0)	0 (0-0 0)	0 (0-0 0)	0 (0-0 0)	0 (0-0 0)	0 (0-0 0)	0 (0-0 0)	0 (0-0 0)	0 (0-0 0)	0 (0-0 0)	0 (0-0 0)	0 (0-0 0)	0 (0-0 0)	0 (0-0 0)	0 (0-0 0)	0 (0-0 0)	0
Leishmaniasis	0 (0-0 0)	0 (0-0 0)	0 (0-0 0)	0 (0-0 0)	0 (0-0 0)	0 (0-0 0)	0 (0-0 0)	0 (0-0 0)	0 (0-0 0)	0 (0-0 0)	0 (0-0 0)	0 (0-0 0)	0 (0-0 0)	0 (0-0 0)	0 (0-0 0)	0 (0-0 0)	0 (0-0 0)	0 (0-0 0)	0 (0-0 0)	0 (0-0 0)	0 (0-0 0)	0 (0-0 0)	0
Visceral leishmaniasis	0 (0-0 0)	0 (0-0 0)	0 (0-0 0)	0 (0-0 0)	0 (0-0 0)	0 (0-0 0)	0 (0-0 0)	0 (0-0 0)	0 (0-0 0)	0 (0-0 0)	0 (0-0 0)	0 (0-0 0)	0 (0-0 0)	0 (0-0 0)	0 (0-0 0)	0 (0-0 0)	0 (0-0 0)	0 (0-0 0)	0 (0-0 0)	0 (0-0 0)	0 (0-0 0)	0 (0-0 0)	0
Cutaneous and mucocutaneous leishmaniasis	0 (0-0 0)	0 (0-0 0)	0 (0-0 0)	0 (0-0 0)	0 (0-0 0)	0 (0-0 0)	0 (0-0 0)	0 (0-0 0)	0 (0-0 0)	0 (0-0 0)	0 (0-0 0)	0 (0-0 0)	0 (0-0 0)	0 (0-0 0)	0 (0-0 0)	0 (0-0 0)	0 (0-0 0)	0 (0-0 0)	0 (0-0 0)	0 (0-0 0)	0 (0-0 0)	0 (0-0 0)	0
African trypanosomiasis	0 (0-0 0)	0 (0-0 0)	0 (0-0 0)	0 (0-0 0)	0 (0-0 0)	0 (0-0 0)	0 (0-0 0)	0 (0-0 0)	0 (0-0 0)	0 (0-0 0)	0 (0-0 0)	0 (0-0 0)	0 (0-0 0)	0 (0-0 0)	0 (0-0 0)	0 (0-0 0)	0 (0-0 0)	0 (0-0 0)	0 (0-0 0)	0 (0-0 0)	0 (0-0 0)	0 (0-0 0)	0
Schistosomiasis	0 (0-0 0)	0 (0-0 0)	0 (0-0 0)	0 (0-0 0)	0 (0-0 0)	0 (0-0 0)	0 (0-0 0)	0 (0-0 0)	0 (0-0 0)	0 (0-0 0)	0 (0-0 0)	0 (0-0 0)	0 (0-0 0)	0 (0-0 0)	0 (0-0 0)	0 (0-0 0)	0 (0-0 0)	0 (0-0 0)	0 (0-0 0)	0 (0-0 0)	0 (0-0 0)	0 (0-0 0)	0
Cysticercosis	0 (0-0 0)	0 (0-0 0)	0 (0-0 0)	0 (0-0 0)	0 (0-0 0)	0 (0-0 0)	0 (0-0 0)	0 (0-0 0)	0 (0-0 0)	0 (0-0 0)	0 (0-0 0)	0 (0-0 0)	0 (0-0 0)	0 (0-0 0)	0 (0-0 0)	0 (0-0 0)	0 (0-0 0)	0 (0-0 0)	0 (0-0 0)	0 (0-0 0)	0 (0-0 0)	0 (0-0 0)	0
Cystic echinococcosis	0 (0-0 0)	0 (0-0 0)	0 (0-0 0)	0 (0-0 0)	0 (0-0 0)	0 (0-0 0)	0 (0-0 0)	0 (0-0 0)	0 (0-0 0)	0 (0-0 0)	0 (0-0 0)	0 (0-0 0)	0 (0-0 0)	0 (0-0 0)	0 (0-0 0)	0 (0-0 0)	0 (0-0 0)	0 (0-0 0)	0 (0-0 0)	0 (0-0 0)	0 (0-0 0)	0 (0-0 0)	0
Lymphatic filariasis	0 (0-0 0)	0 (0-0 0)	0 (0-0 0)	0 (0-0 0)	0 (0-0 0)	0 (0-0 0)	0 (0-0 0)	0 (0-0 0)	0 (0-0 0)	0 (0-0 0)	0 (0-0 0)	0 (0-0 0)	0 (0-0 0)	0 (0-0 0)	0 (0-0 0)	0 (0-0 0)	0 (0-0 0)	0 (0-0 0)	0 (0-0 0)	0 (0-0 0)	0 (0-0 0)	0 (0-0 0)	0
Onchocerciasis	0 (0-0 0)	0 (0-0 0)	0 (0-0 0)	0 (0-0 0)	0 (0-0 0)	0 (0-0 0)	0 (0-0 0)	0 (0-0 0)	0 (0-0 0)	0 (0-0 0)	0 (0-0 0)	0 (0-0 0)	0 (0-0 0)	0 (0-0 0)	0 (0-0 0)	0 (0-0 0)	0 (0-0 0)	0 (0-0 0)	0 (0-0 0)	0 (0-0 0)	0 (0-0 0)	0 (0-0 0)	0
Trachoma	0 (0-0 0)	0 (0-0 0)	0 (0-0 0)	0 (0-0 0)	0 (0-0 0)	0 (0-0 0)	0 (0-0 0)	0 (0-0 0)	0 (0-0 0)	0 (0-0 0)	0 (0-0 0)	0 (0-0 0)	0 (0-0 0)	0 (0-0 0)	0 (0-0 0)	0 (0-0 0)	0 (0-0 0)	0 (0-0 0)	0 (0-0 0)	0 (0-0 0)	0 (0-0 0)	0 (0-0 0)	0
Dengue	0 (0-0 0)	0 (0-0 0)	0 (0-0 0)	0 (0-0 0)	0 (0-0 0)	0 (0-0 0)	0 (0-0 0)	0 (0-0 0)	0 (0-0 0)	0 (0-0 0)	0 (0-0 0)	0 (0-0 0)	0 (0-0 0)	0 (0-0 0)	0 (0-0 0)	0 (0-0 0)	0 (0-0 0)	0 (0-0 0)	0 (0-0 0)	0 (0-0 0)	0 (0-0 0)	0 (0-0 0)	0.1
Yellow fever	0 (0-0 0)	0 (0-0 0)	0 (0-0 0)	0 (0-0 0)	0 (0-0 0)	0 (0-0 0)	0 (0-0 0)	0 (0-0 0)	0 (0-0 0)	0 (0-0 0)	0 (0-0 0)	0 (0-0 0)	0 (0-0 0)	0 (0-0 0)	0 (0-0 0)	0 (0-0 0)	0 (0-0 0)	0 (0-0 0)	0 (0-0 0)	0 (0-0 0)	0 (0-0 0)	0 (0-0 0)	0
Rabies	0 (0-0 0)	0 (0-0 0)	0 (0-0 0)	0 (0-0 0)	0 (0-0 0)	0 (0-0 0)	0 (0-0 0)	0 (0-0 0)	0 (0-0 0)	0 (0-0 0)	0 (0-0 0)	0 (0-0 0)	0 (0-0 0)	0 (0-0 0)	0 (0-0 0)	0 (0-0 0)	0 (0-0 0)	0 (0-0 0)	0 (0-0 0)	0 (0-0 0)	0 (0-0 0)	0 (0-0 0)	0
Intestinal nematode infections	0 (0-0 0)	0 (0-0 0)	0 (0-0 0)	0 (0-0 0)	0 (0-0 1)	0 (0-0 1)	0 (0-1 0)	0 (0-2 0)	0 (0-2 0)	0 (0-2 0)	0 (0-2 0)	0 (0-2 0)	0 (0-2 0)	0 (0-2 0)	0 (0-2 0)	0 (0-2 0)	0 (0-2 0)	0 (0-2 0)	0 (0-2 0)	0 (0-2 0)	0 (0-2 0)	0 (0-2 0)	1.1
Ascariasis	0 (0-0 0)	0 (0-0 0)	0 (0-0 0)	0 (0-0 0)	0 (0-0 0)	0 (0-0 0)	0 (0-0 0)	0 (0-0 0)	0 (0-0 0)	0 (0-0 0)	0 (0-0 0)	0 (0-0 0)	0 (0-0 0)	0 (0-0 0)	0 (0-0 0)	0 (0-0 0)	0 (0-0 0)	0 (0-0 0)	0 (0-0 0)	0 (0-0 0)	0 (0-0 0)	0 (0-0 0)	0.1
Trichuriasis	0 (0-0 0)	0 (0-0 0)	0 (0-0 0)	0 (0-0 0)	0 (0-0 0)	0 (0-0 0)	0 (0-0 0)	0 (0-0 0)	0 (0-0 0)	0 (0-0 0)	0 (0-0 0)	0 (0-0 0)	0 (0-0 0)	0 (0-0 0)	0 (0-0 0)	0 (0-0 0)	0 (0-0 0)	0 (0-0 0)	0 (0-0 0)	0 (0-0 0)	0 (0-0 0)	0 (0-0 0)	0.2
Hookworm disease	0 (0-0 0)	0 (0-0 0)	0 (0-0 0)	0 (0-0 0)	0 (0-0 1)	0 (0-0 1)	0 (0-0 1)	0 (0-0 2)	0 (0-0 2)	0 (0-0 2)	0 (0-0 2)	0 (0-0 2)	0 (0-0 2)	0 (0-0 2)	0 (0-0 2)	0 (0-0 2)	0 (0-0 2)	0 (0-0 2)	0 (0-0 2)	0 (0-0 2)	0 (0-0 2)	0 (0-0 2)	0.9
Food-borne trematodiases	0 (0-0 0)	0 (0-0 0)	0 (0-0 0)	0 (0-0 0)	0 (0-0 0)	0 (0-0 0)	0 (0-0 0)	0 (0-0 0)	0 (0-0 0)	0 (0-0 0)	0 (0-0 0)	0 (0-0 0)	0 (0-0 0)	0 (0-0 0)	0 (0-0 0)	0 (0-0 0)	0 (0-0 0)	0 (0-0 0)	0 (0-0 0)	0 (0-0 0)	0 (0-0 0)	0 (0-0 0)	0
Leprosy	0 (0-0 0)	0 (0-0 0)	0 (0-0 0)	0 (0-0 0)	0 (0-0 0)	0 (0-0 0)	0 (0-0 0)	0 (0-0 0)	0 (0-0 0)	0 (0-0 0)	0 (0-0 0)	0 (0-0 0)	0 (0-0 0)	0 (0-0 0)	0 (0-0 0)	0 (0-0 0)	0 (0-0 0)	0 (0-0 0)	0 (0-0 0)	0 (0-0 0)	0 (0-0 0)	0 (0-0 0)	0
Ebola	0 (0-0 0)	0 (0-0 0)	0 (0-0 0)	0 (0-0 0)	0 (0-0 0)	0 (0-0 0)	0 (0-0 0)	0 (0-0 0)	0 (0-0 0)	0 (0-0 0)	0 (0-0 0)	0 (0-0 0)	0 (0-0 0)	0 (0-0 0)	0 (0-0 0)	0 (0-0 0)	0 (0-0 0)	0 (0-0 0)	0 (0-0 0)	0 (0-0 0)	0 (0-0 0)	0 (0-0 0)	0
Zika virus	0 (0-0 0)	0 (0-0 0)	0 (0-0 0)	0 (0-0 0)	0 (0-0 0)	0 (0-0 0)	0 (0-0 1)	0 (0-0 1)	0 (0-0 4)	0 (0-0 1)	0 (0-0 1)	0 (0-0 1)	0 (0-0 2)	0 (0-0 2)	0 (0-0 2)	0 (0-0 2)	0 (0-0 1)	0 (0-0 1)	0 (0-0 1)	0 (0-0 1)	0 (0-0 1)	0 (0-0 1)	0.6
Guinea worm disease	0 (0-0 0)	0 (0-0 0)	0 (0-0 0)	0 (0-0 0)	0 (0-0 0)	0 (0-0 0)	0 (0-0 0)	0 (0-0 0)	0 (0-0 0)	0 (0-0 0)	0 (0-0 0)	0 (0-0 0)	0 (0-0 0)	0 (0-0 0)	0 (0-0 0)	0 (0-0 0)	0 (0-0 0)	0 (0-0 0)	0 (0-0 0)	0 (0-0 0)	0 (0-0 0)	0 (0-0 0)	0
Other neglected tropical diseases	0 (0-0 0)	0 (0-0 0)	0 (0-0 2)	0 (0-1 0)	0 (0-1 0)	0 (0-1 0)	0 (0-1 0)	0 (0-1 0)	0 (0-1 0)	0 (0-1 0)	0 (0-1 0)	0 (0-1 0)	0 (0-1 0)	0 (0-1 0)	0 (0-1 0)	0 (0-1 0)	0 (0-1 0)	0 (0-1 0)	0 (0-1 0)	0 (0-1 0)	0 (0-1 0)	0 (0-1 0)	2.9
Other infectious diseases	0 (0-1 0)	0 (0-0 3)	1 (0-3 2)	2.2 (1-4 3)	1.1 (0-3 2)	0.8 (0-2 1)	0.8 (0-2 1)	0.8 (0-2 1)	0.8 (0-2 1)	1 (0-2 1)	1 (0-2 1)	1 (0-2 1)	1 (0-2 1)	1.1 (0-2 1)	1.2 (0-2 1)	1.3 (0-2 1)	1.5 (0-2 1)	1.3 (0-2 1)	1.1 (0-2 1)	0.9 (0-2 1)	0.8 (0-2 1)	0.5 (0-2 0)	0.2 (0-1 0)	20.9
Meningitis	0 (0-0 1)	0 (0-1 0)	0.4 (0-2 0)	0.7 (0-4 1)	0.2 (0-2 0)	0.2 (0-1 0)	0.2 (0-1 0)	0.2 (0-2 0)	0.1 (0-1 0)	0.2 (0-2 0)	0.2 (0-2 0)	0.2 (0-2 0)	0.2 (0-2 0)	0.2 (0-2 0)	0.3 (0-2 0)	0.3 (0-2 0)	0.3 (0-2 0)	0.4 (0-2 0)	0.4 (0-2 0)	0.3 (0-2 0)	0.2 (0-2 0)	0.1 (0-1 0)	5.8
Encephalitis	0 (0-0 1)	0 (0

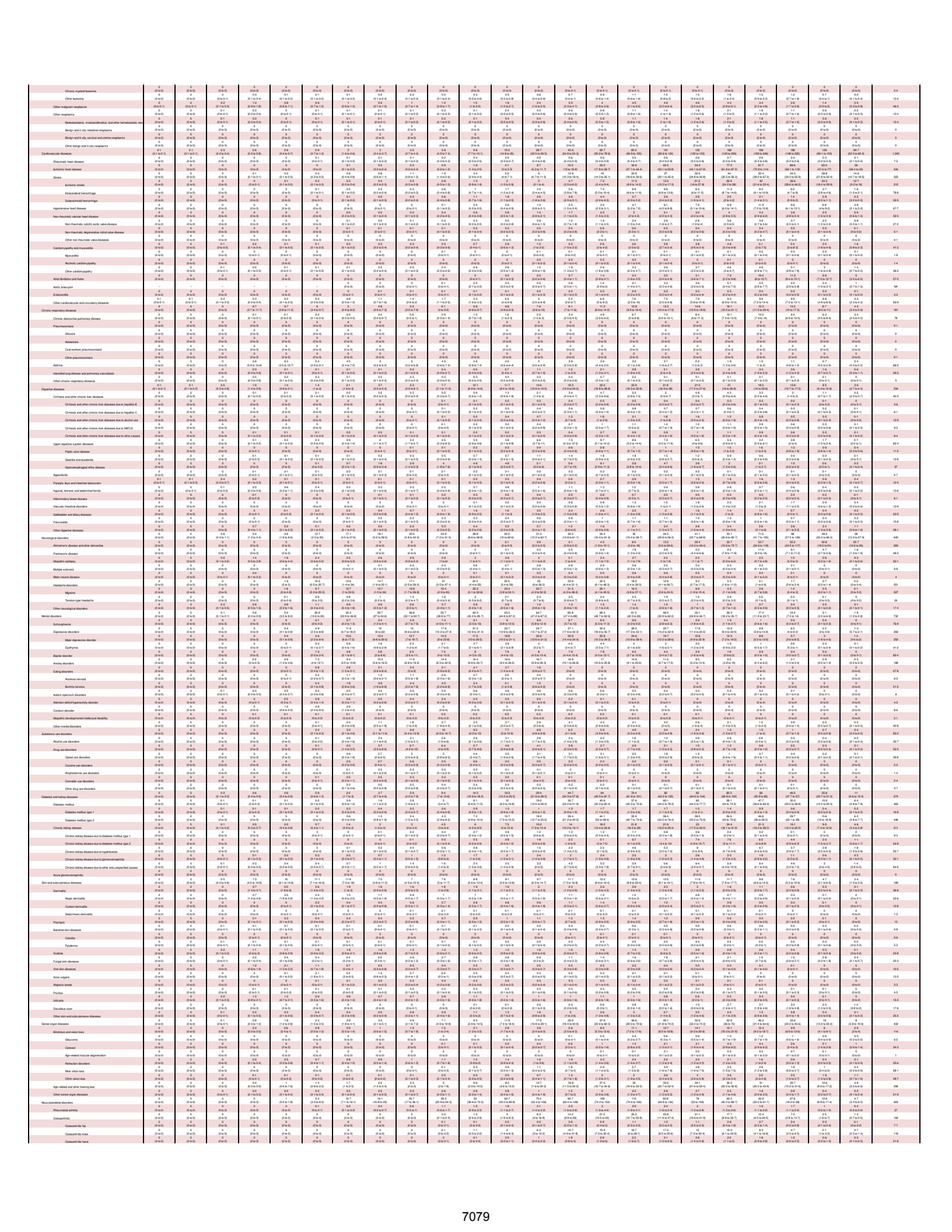

Osteoarthritis other	0 (0 to 0)	0	0 (0 to 0)	0 (0 to 0)	0 (0 to 0)	0 (0 to 0)	0 (0 to 0)	0 (0 to 0)	0 (0 to 0)	0 (0 to 0)	0 (0 to 0)	0 (0 to 0)	0 (0 to 0.2)	0 (0 to 0.2)	0 (0.1 to 0.7)	0.6 (0.2 to 1.4)	1.1 (0.5 to 2.4)	1.6 (0.8 to 4)	2.3 (1.1 to 4.9)	2.3 (1.1 to 4.8)	2 (1 to 4.2)	1.4 (0.8 to 3.2)	1.1 (0.5 to 2)	0.6 (0.2 to 1.5)	0.2 (0.1 to 0.5)		19.3
Low back pain	0 (0 to 0)	0	0 (0 to 0)	0.9 (0.4 to 1.7)	4.6 (2.7 to 7.4)	7.9 (4.8 to 12.9)	9.9 (5.6 to 15.7)	10.3 (7.7 to 20.4)	10.5 (10.5 to 28.9)	9.8 (5.1 to 38.2)	28.1 (17.1 to 43.2)	29.5 (19.9 to 53.9)	28.2 (22.1 to 59.5)	38.2 (27.6 to 66.1)	44.6 (32.6 to 66.5)	44.3 (32.7 to 67.2)	44.2 (29.4 to 67.2)	37.3 (23.7 to 58.1)	30.4 (19.4 to 47.2)	26.1 (16.4 to 40.1)	19.8 (12.3 to 29.7)	15.4 (8.6 to 16.3)	11.6 (2.9 to 9.9)	4.6 (1.3 to 2.5)		401
Neck pain	0 (0 to 0)	0	0 (0 to 0)	0.3 (0 to 0.4)	0.6 (0.2 to 1.1)	0.6 (0.2 to 1.1)	0.9 (0.4 to 1.9)	1.7 (0.6 to 3.2)	2.2 (1.0 to 4.1)	1.5 (0.6 to 3.1)	2.9 (1.2 to 6.6)	3.2 (1.5 to 6.4)	3.2 (1.4 to 11.4)	5.4 (2.3 to 13.6)	7.6 (3.9 to 13.6)	7.7 (3.7 to 13.7)	7.1 (4 to 14.6)	5.4 (2.7 to 10.7)	3.9 (2.1 to 6.7)	2.4 (1.3 to 4.2)	1.3 (0.7 to 2.3)	0.6 (0.2 to 1.4)	0.3 (0.1 to 0.5)	0.1 (0 to 0.3)		69.6
Gout	0 (0 to 0)	0	0 (0 to 0)	0 (0 to 0)	0 (0 to 0)	0 (0 to 0)	0 (0 to 0)	0 (0 to 0)	0 (0 to 0)	0 (0 to 0)	0 (0 to 0)	0 (0 to 0)	0 (0 to 0)	0 (0 to 0)	0 (0 to 0)	0 (0 to 0)	0 (0 to 0)	0 (0 to 0)	0 (0 to 0)	0 (0 to 0)	0 (0 to 0)	0 (0 to 0)	0 (0 to 0)	0 (0 to 0)	0 (0 to 0)		3.4
Other musculoskeletal disorders	0 (0 to 0)	0	0 (0 to 0)	0.1 (0 to 0.1)	0.3 (0.1 to 0.5)	2.1 (1.2 to 3.2)	2.1 (1.2 to 3.2)	3.5 (2.3 to 7.3)	10 (6.4 to 15.3)	15.9 (10.3 to 22.9)	19.8 (13.2 to 28.6)	21.9 (14.1 to 32.9)	27.7 (17.7 to 40.2)	29.6 (18.5 to 36.7)	27.7 (17.7 to 40.2)	31.1 (19.9 to 45.4)	29.4 (17.7 to 43.4)	23.6 (14.5 to 35.4)	19.1 (10.4 to 28.4)	12.5 (7.4 to 19.1)	7.5 (3.9 to 12.4)	4.1 (2.4 to 6.8)	2.8 (1.5 to 4.3)	1.1 (0.5 to 1.6)		390
Other non-communicable diseases	4.6 (2.8 to 6.5)	6.1 (3.8 to 8.2)	10.9 (7.3 to 16)	11.5 (8.6 to 14.9)	9.1 (6.7 to 12.7)	7.4 (5.3 to 10.1)	10.4 (7.8 to 13.8)	19.4 (13.5 to 28.1)	31.1 (21.2 to 45)	39.4 (26.6 to 52.1)	44.4 (31.5 to 58.1)	49.5 (34.1 to 66.1)	61.3 (41.8 to 84.5)	61.1 (41.6 to 83.8)	69.3 (48.5 to 88.3)	61.6 (42.4 to 85.6)	61.6 (41.7 to 84.5)	53.4 (37.2 to 74.3)	46.2 (32.8 to 62.7)	39.9 (28.4 to 53.5)	29.3 (21.8 to 39.9)	20.6 (15.9 to 26.4)	11.4 (8.6 to 14.4)	5.7 (3.7 to 6.4)		736
Congenital birth defects	4.4 (2.6 to 6.4)	4.6 (2.9 to 7.4)	6.4 (3.8 to 10.2)	8.3 (5.2 to 12.9)	2.4 (1.6 to 3.1)	1.9 (1.4 to 2.6)	1.6 (1.2 to 2.1)	1.6 (1.2 to 2.1)	1.6 (1.2 to 2.2)	1.7 (1.2 to 2.3)	1.7 (1.2 to 2.3)	1.9 (1.4 to 2.5)	1.8 (1.3 to 2.5)	1.9 (1.4 to 2.5)	2 (1.4 to 2.6)	2 (1.4 to 2.7)	1.6 (1.1 to 2.2)	1.2 (0.8 to 1.7)	0.6 (0.4 to 1)	0.4 (0.2 to 0.7)	0.3 (0.2 to 0.4)	0.1 (0.1 to 0.2)	0.1 (0 to 0.1)	0 (0 to 0)		47
Neural tube defects	0.2 (0.1 to 0.3)	0.1 (0 to 0.3)	0.1 (0 to 0.2)	0.1 (0 to 0.2)	0.1 (0 to 0.1)	0.1 (0 to 0.1)	0.1 (0 to 0.1)	0.1 (0 to 0.1)	0.1 (0 to 0.2)	0.1 (0 to 0.1)	0.1 (0 to 0.1)	0.1 (0 to 0.1)	0.1 (0 to 0.1)	0.1 (0 to 0.1)	0.1 (0 to 0.1)	0.1 (0 to 0.1)	0 (0 to 0.1)	0 (0 to 0.1)	0 (0 to 0.1)	0 (0 to 0)	0 (0 to 0)	0 (0 to 0)	0 (0 to 0)	0 (0 to 0)	0 (0 to 0)		1-2
Congenital heart anomalies	1-6 (0.4 to 4)	2-3 (1.2 to 3.8)	2-7 (1.2 to 5.1)	2-6 (1.5 to 4.5)	0.7 (0.4 to 0.9)	0.4 (0.2 to 0.6)	0.4 (0.2 to 0.6)	0.3 (0.2 to 0.5)	0.3 (0.2 to 0.5)	0.2 (0.1 to 0.4)	0.2 (0.1 to 0.4)	0.3 (0.2 to 0.5)	0.3 (0.2 to 0.6)	0.3 (0.2 to 0.6)	0.3 (0.2 to 0.6)	0.2 (0.1 to 0.4)	0.2 (0.1 to 0.4)	0.2 (0.1 to 0.3)	0.2 (0.1 to 0.3)	0 (0 to 0.1)	0 (0 to 0.1)	0 (0 to 0.1)	0 (0 to 0.1)	0 (0 to 0)	0 (0 to 0)		13-6
Orofacial clefts	0 (0 to 0)	0 (0 to 0)	0 (0 to 0)	0 (0 to 0)	0 (0 to 0.1)	0 (0 to 0.1)	0 (0 to 0.1)	0 (0 to 0.1)	0 (0 to 0.1)	0 (0 to 0.1)	0 (0 to 0.1)	0 (0 to 0.1)	0 (0 to 0.1)	0 (0 to 0.1)	0 (0 to 0.1)	0 (0 to 0.1)	0 (0 to 0.1)	0 (0 to 0.1)	0 (0 to 0.1)	0 (0 to 0.1)	0 (0 to 0.1)	0 (0 to 0.1)	0 (0 to 0.1)	0 (0 to 0)	0 (0 to 0)		0-7
Down syndrome	0.1 (0.1 to 0.3)	0.2 (0.1 to 0.3)	0.5 (0.2 to 0.8)	0.8 (0.4 to 1.3)	0.2 (0.1 to 0.3)	0.1 (0 to 0.2)	0.1 (0 to 0.2)	0.1 (0 to 0.2)	0.2 (0.1 to 0.3)	0.2 (0 to 0.3)	0.2 (0 to 0.4)	0.2 (0 to 0.4)	0.2 (0.1 to 0.4)	0.3 (0.2 to 0.5)	0.4 (0.2 to 0.6)	0.2 (0.1 to 0.3)	0.2 (0.1 to 0.3)	0.1 (0 to 0.1)	0.1 (0 to 0.1)	0 (0 to 0)	0 (0 to 0)	0 (0 to 0)	0 (0 to 0)	0 (0 to 0)	0 (0 to 0)		4-2
Turner syndrome	0 (0 to 0)	0 (0 to 0)	0 (0 to 0)	0 (0 to 0)	0 (0 to 0)	0 (0 to 0)	0 (0 to 0)	0 (0 to 0)	0 (0 to 0)	0 (0 to 0)	0 (0 to 0)	0 (0 to 0)	0 (0 to 0)	0 (0 to 0)	0 (0 to 0)	0 (0 to 0)	0 (0 to 0)	0 (0 to 0)	0 (0 to 0)	0 (0 to 0)	0 (0 to 0)	0 (0 to 0)	0 (0 to 0)	0 (0 to 0)	0 (0 to 0)		0-1
Klinefelter syndrome	0 (0 to 0)	0 (0 to 0)	0 (0 to 0)	0 (0 to 0)	0 (0 to 0)	0 (0 to 0)	0 (0 to 0)	0 (0 to 0)	0 (0 to 0)	0 (0 to 0)	0 (0 to 0)	0 (0 to 0)	0 (0 to 0)	0 (0 to 0)	0 (0 to 0)	0 (0 to 0)	0 (0 to 0)	0 (0 to 0)	0 (0 to 0)	0 (0 to 0)	0 (0 to 0)	0 (0 to 0)	0 (0 to 0)	0 (0 to 0)	0 (0 to 0)		0
Other chromosomal abnormalities	1 (0.4 to 2.7)	1-2 (0.4 to 2.4)	2 (1 to 3.4)	0.8 (0.4 to 1.5)	0.3 (0.1 to 0.4)	0.2 (0.1 to 0.3)	0.2 (0.1 to 0.3)	0.2 (0.1 to 0.3)	0.1 (0.1 to 0.2)	0.1 (0 to 0.2)	0.1 (0.1 to 0.2)	0.1 (0.1 to 0.1)	0.1 (0.1 to 0.1)	0.1 (0.1 to 0.1)	0 (0 to 0.1)	0 (0 to 0.1)	0 (0 to 0.1)	0 (0 to 0)	0 (0 to 0)	0 (0 to 0)	0 (0 to 0)	0 (0 to 0)	0 (0 to 0)	0 (0 to 0)	0 (0 to 0)		6-4
Congenital musculoskeletal and limb anomalies	0.1 (0 to 0.1)	0 (0 to 0.1)	0.2 (0.1 to 0.4)	0.6 (0.3 to 0.9)	0.7 (0.4 to 1.1)	0.8 (0.4 to 1.2)	0.7 (0.4 to 1.1)	0.6 (0.4 to 1.1)	0.7 (0.4 to 1.1)	0.8 (0.5 to 1.2)	0.9 (0.5 to 1.4)	0.9 (0.5 to 1.4)	0.9 (0.5 to 1.4)	0.9 (0.5 to 1.4)	0.9 (0.5 to 1.4)	0.8 (0.5 to 1.3)	0.6 (0.3 to 1.1)	0.4 (0.2 to 0.8)	0.3 (0.2 to 0.5)	0.2 (0.1 to 0.3)	0.1 (0.1 to 0.2)	0.1 (0 to 0.1)	0.1 (0 to 0.1)	0 (0 to 0)		12-6
Congenital anomalies	0.1 (0 to 0.2)	0.1 (0 to 0.2)	0.1 (0 to 0.2)	0.1 (0.1 to 0.2)	0.1 (0 to 0.1)	0.1 (0 to 0.1)	0.1 (0 to 0.1)	0.1 (0 to 0.1)	0 (0 to 0)	0 (0 to 0)	0 (0 to 0)	0 (0 to 0)	0 (0 to 0)	0 (0 to 0)	0 (0 to 0)	0 (0 to 0)	0 (0 to 0)	0 (0 to 0)	0 (0 to 0)	0 (0 to 0)	0 (0 to 0)	0 (0 to 0)	0 (0 to 0)	0 (0 to 0)	0 (0 to 0)		0-8
Digestive congenital anomalies	0.2 (0.1 to 0.5)	0.2 (0.1 to 0.4)	0.1 (0 to 0.3)	0 (0 to 0.1)	0 (0 to 0.1)	0 (0 to 0.1)	0 (0 to 0.1)	0 (0 to 0.1)	0 (0 to 0.1)	0 (0 to 0)	0 (0 to 0)	0 (0 to 0)	0 (0 to 0)	0 (0 to 0)	0 (0 to 0)	0 (0 to 0)	0 (0 to 0)	0 (0 to 0)	0 (0 to 0)	0 (0 to 0)	0 (0 to 0)	0 (0 to 0)	0 (0 to 0)	0 (0 to 0)	0 (0 to 0)		1-1
Other congenital birth defects	0.6 (0.4 to 0.9)	0.6 (0.3 to 1.1)	1.7 (0.9 to 2.9)	0.4 (0.2 to 0.7)	0.2 (0.2 to 0.4)	0.2 (0.1 to 0.4)	0.2 (0.1 to 0.3)	0.2 (0.1 to 0.3)	0.2 (0.1 to 0.3)	0.2 (0.1 to 0.4)	0.2 (0.1 to 0.4)	0.2 (0.1 to 0.4)	0.2 (0.1 to 0.4)	0.2 (0.1 to 0.4)	0.2 (0.1 to 0.4)	0.2 (0.1 to 0.4)	0.2 (0.1 to 0.4)	0.1 (0.1 to 0.2)	0.1 (0 to 0.2)	0 (0 to 0)	0 (0 to 0)	0 (0 to 0)	0 (0 to 0)	0 (0 to 0)	0 (0 to 0)		6-2
Urinary diseases and male infertility	0 (0 to 0)	0 (0 to 0)	0.1 (0 to 0.3)	0.2 (0 to 0.3)	0.2 (0 to 0.3)	0.2 (0.2 to 0.4)	0.3 (0.2 to 0.5)	0.4 (0.3 to 0.6)	0.7 (0.4 to 1)	0.8 (0.4 to 1.2)	1.1 (0.7 to 1.6)	1.2 (0.8 to 1.8)	1.3 (0.8 to 2)	1.4 (0.9 to 2.1)	1.5 (1 to 2.1)	1.4 (0.9 to 2)	1.7 (1.2 to 2.4)	1.2 (0.8 to 1.8)	0.9 (0.6 to 1.3)	0.6 (0.4 to 0.9)	0.4 (0.2 to 0.6)	0.3 (0.2 to 0.4)	0.2 (0.1 to 0.3)	0.1 (0 to 0.2)	0 (0 to 0)		34
Urolithiasis	0 (0 to 0)	0 (0 to 0)	0 (0 to 0)	0 (0 to 0)	0 (0 to 0)	0 (0 to 0)	0 (0 to 0)	0 (0 to 0)	0 (0 to 0.1)	0 (0 to 0.1)	0 (0 to 0.2)	0 (0 to 0.2)	0 (0 to 0.3)	0 (0 to 0.3)	0 (0 to 0.3)	0 (0 to 0.3)	0 (0 to 0.4)	0 (0 to 0.5)	0 (0 to 0.4)	0 (0 to 0.3)	0 (0 to 0.3)	0 (0 to 0.2)	0 (0 to 0.1)	0 (0 to 0.1)	0 (0 to 0.1)	0 (0 to 0)		2-6
Benign prostatic hyperplasia	0 (0 to 0)	0 (0 to 0)	0 (0 to 0)	0 (0 to 0)	0 (0 to 0)	0 (0 to 0)	0 (0 to 0)	0 (0 to 0)	0 (0 to 0)	0 (0 to 0)	0 (0 to 0)	0 (0 to 0)	0 (0 to 0)	0 (0 to 0)	0 (0 to 0)	0 (0 to 0)	0 (0 to 0)	0 (0 to 0)	0 (0 to 0)	0 (0 to 0)	0 (0 to 0)	0 (0 to 0)	0 (0 to 0)	0 (0 to 0)	0 (0 to 0)	0 (0 to 0)		0
Male infertility	–	–	–	–	–	–	–	–	–	–	–	–	–	–	–	–	–	–	–	–	–	–	–	–	–		NA
Other urinary diseases	0 (0 to 0)	0 (0 to 0)	0 (0 to 0)	0.1 (0 to 0.1)	0.1 (0 to 0.1)	0.1 (0 to 0.1)	0.1 (0 to 0.1)	0.1 (0 to 0.1)	0.1 (0 to 0.1)	0.1 (0 to 0.2)	0.1 (0 to 0.2)	0.2 (0 to 0.3)	0.2 (0 to 0.3)	0.2 (0 to 0.3)	0.2 (0 to 0.3)	0.2 (0 to 0.3)	0.2 (0 to 0.3)	0.2 (0 to 0.4)	0.2 (0 to 0.3)	0.1 (0 to 0.3)	0.2 (0 to 0.3)	0.1 (0 to 0.3)	0.1 (0 to 0.2)	0.1 (0 to 0.1)	0 (0 to 0)		2-6
Gynecological diseases	0 (0 to 0)	0 (0 to 0)	0 (0 to 0)	2.3 (1.1 to 3.6)	5.7 (3.2 to 9.8)	11.6 (7.2 to 18.5)	20.6 (12.4 to 32.4)	29.4 (19.3 to 42.2)	36.8 (24.9 to 53.3)	39.4 (24.2 to 54.6)	37.4 (24.2 to 54.6)	32.8 (21.2 to 47.1)	25.1 (14.6 to 37.5)	19.2 (10.4 to 29)	12.4 (7.1 to 19.5)	7.9 (4.5 to 13.7)	4.8 (2.9 to 7.1)	2.3 (1.4 to 4.7)	1.8 (1.1 to 2.7)		258
Uterine fibroids	0 (0 to 0)	0 (0 to 0)	0 (0 to 0)	0 (0 to 0)	0 (0 to 0.1)	0 (0 to 0.2)	0 (0 to 0.2)	0 (0 to 0.3)	0 (0 to 0.3)	1.6 (0.7 to 3.4)	3.1 (1.4 to 6.1)	3.6 (1.7 to 6.8)	3.4 (1.5 to 7.1)	3.2 (1.4 to 6.7)	2.8 (1.3 to 5.2)	2.1 (1 to 4.1)	1.4 (0.6 to 2.8)	0.8 (0.3 to 1.6)	0.5 (0.2 to 0.9)	0.3 (0.1 to 0.5)	0.1 (0 to 0.1)	0.1 (0 to 0.1)	0 (0 to 0.1)	0 (0 to 0)	0 (0 to 0)		20-9
Polycystic ovarian syndrome	0 (0 to 0)	0 (0 to 0)	0 (0 to 0)	0 (0 to 0)	0 (0 to 0.2)	0.5 (0.2 to 1)	0.5 (0.2 to 1.2)	0.3 (0.1 to 1.2)	0.3 (0.1 to 1.4)	0.7 (0.3 to 1.9)	0.7 (0.3 to 1.5)	0.7 (0.3 to 1.6)	0.6 (0.3 to 1.6)	0.6 (0.3 to 1.6)	0.5 (0.2 to 1.4)	0.3 (0.1 to 0.8)	0.2 (0 to 0.6)	0.1 (0 to 0.3)	0 (0 to 0.1)	0 (0 to 0)	0 (0 to 0)	0 (0 to 0)	0 (0 to 0)	0 (0 to 0)	0 (0 to 0)		4-9
Female infertility	0 (0 to 0)	0 (0 to 0)	0 (0 to 0)	0 (0 to 0)	0 (0 to 0)	0 (0 to 0)	0.4 (0.1 to 1.2)	0.7 (0.2 to 1.9)	1 (0.2 to 3)	1 (0.2 to 3.7)	1.2 (0.3 to 4.1)	1.2 (0.3 to 4.1)	1.2 (0.3 to 4.1)	1.2 (0.3 to 4.1)	1.2 (0.3 to 4.1)	1.2 (0.3 to 4.1)	1.2 (0.3 to 4.1)	1.2 (0.3 to 4.1)	1.2 (0.3 to 4.1)	1.2 (0.3 to 4.1)	1.2 (0.3 to 4.1)	1.2 (0.3 to 4.1)	1.2 (0.3 to 4.1)	1.2 (0.3 to 4.1)	1.2 (0.3 to 4.1)		4-6
Endometriosis	0 (0 to 0)	0 (0 to 0)	0 (0 to 0)	0 (0 to 0)	0 (0 to 0)	0 (0 to 0.2)	1-9 (0.9 to 3.4)	2-5 (1.3 to 4.2)	2-5 (1.2 to 4.4)	2-4 (1.1 to 4.2)	2-4 (1.2 to 4.2)	2-4 (1.1 to 4.2)	2-4 (1.1 to 4.2)	2-2 (1.2 to 3.8)	2-2 (1.1 to 3.6)	2-2 (1.1 to 3.6)	2-2 (1.1 to 3.6)	2-2 (1.1 to 3.6)	2-2 (1.1 to 3.6)	2-2 (1.1 to 3.6)	2-2 (1.1 to 3.6)	2-2 (1.1 to 3.6)	2-2 (1.1 to 3.6)	2-2 (1.1 to 3.6)	2-2 (1.1 to 3.6)		15-4
Genital prolapse	0 (0 to 0)	0 (0 to 0)	0 (0 to 0)	0 (0 to 0)	0 (0 to 0)	0 (0 to 0)	0 (0 to 0)	0 (0 to 0.1)	0 (0 to 0.1)	0 (0 to 0.2)	0 (0 to 0.3)	0 (0 to 0.4)	0 (0 to 0.5)	0 (0 to 0.5)	0 (0 to 0.5)	0 (0 to 0.5)	0 (0 to 0.5)	0 (0 to 0.5)	0 (0 to 0.5)	0 (0 to 0.5)	0 (0 to 0.5)	0 (0 to 0.5)	0 (0 to 0.5)	0 (0 to 0.5)	0 (0 to 0.5)	0 (0 to 0.5)		6-1
Premenstrual syndrome	0 (0 to 0)	0 (0 to 0)	0 (0 to 0)	0 (0 to 0)	2 (0.9 to 3.6)	4-6 (2.3 to 9.2)	3-6 (2.3 to 10.7)	2-7 (2.3 to 11)	2-8 (1.6 to 12.4)	2-7 (1.4 to 12.9)	2-6 (1.2 to 12.9)	2-6 (1.2 to 12.9)	2-7 (1.3 to 13.5)	2-6 (1.2 to 12.9)	2-6 (1.2 to 12.9)	2-6 (1.2 to 12.9)	2-6 (1.2 to 12.9)	2-6 (1.2 to 12.9)	2-6 (1.2 to 12.9)	2-6 (1.2 to 12.9)	2-6 (1.2 to 12.9)	2-6 (1.2 to 12.9)	2-6 (1.2 to 12.9)	2-6 (1.2 to 12.9)	2-6 (1.2 to 12.9)		56-3
Other gynecological diseases	0 (0 to 0)	0 (0 to 0)	0 (0 to 0)	0 (0 to 0)	0 (0 to 0.1)	0 (0.1 to 0.2)	2-5 (1.3 to 4.2)	4-9 (2.5 to 15.2)	15-8 (9.3 to 29.4)	19-3 (11.6 to 29.4)	19-3 (11.6 to 29.4)	18-8 (10.4 to 29.4)	17-5 (9.3 to 27.9)	16-5 (8.5 to 27.4)	14-2 (7.3 to 22.4)	12-4 (6.4 to 19.7)	10-4 (5.4 to 16.4)	8-4 (4.4 to 13.2)	6-4 (3.3 to 9.8)	4-3 (2.4 to 6.2)	2-6 (1.4 to 4.2)	1-6 (0.9 to 2.4)	0-8 (0.4 to 1.3)	0-3 (0.1 to 0.5)		192
Hemoglobinopathies and hemolytic anemias	0 (0 to 0)	0-2 (0 to 0.6)	1-2 (0.7 to 1.7)	1-1 (0.5 to 1.7)	0-9 (0.5 to 2.1)	1-4 (0.6 to 2.2)	1-5 (0.6 to 2.2)	1-7 (0.8 to 3.2)	2-1 (1.0 to 4.1)	2-1 (1.0 to 4)	2 (1.0 to 4)	1-8 (1.1 to 2.8)	1-7 (1.1 to 2.6)	2 (1.1 to 2.6)	1-9 (1.2 to 2.6)	1-8 (1.1 to 2.6)	1-8 (1.1 to 2.6)	1-2 (0.7 to 1.8)	1-1 (0.7 to 1.5)	1-1 (0.7 to 1.5)	0-9 (0.6 to 1.2)	0-8 (0.6 to 1.1)	0-7 (0.5 to 1)	0-3 (0.2 to 0.4)		27-6
Thalassemias	0 (0 to 0)	0 (0 to 0)	0 (0 to 0)	0 (0 to 0)	0 (0 to 0)	0 (0 to 0)	0 (0 to 0)	0 (0 to 0)	0 (0 to 0)	0 (0 to 0)	0 (0 to 0)	0 (0 to 0)	0 (0 to 0)	0 (0 to 0)	0 (0 to 0)	0 (0 to 0)	0 (0 to 0)	0 (0 to 0)	0 (0 to 0)	0 (0 to 0)	0 (0 to 0)	0 (0 to 0)	0 (0 to 0)	0 (0 to 0)	0 (0 to 0)		0
Thalassemias trait	0 (0 to 0)	0 (0 to 0)	0 (0 to 0)	0 (0 to 0)	0 (0 to 0)	0 (0 to 0.1)	0 (0 to 0.1)	0 (0 to 0.2)	0 (0 to 0.2)	0 (0 to 0.2)	0 (0 to 0.2)	0 (0 to 0.3)	0 (0 to 0.3)	0 (0 to 0.3)	0 (0 to 0.1)	0 (0 to 0.1)	0 (0 to 0.1)	0 (0 to 0.1)	0 (0 to 0.1)	0 (0 to 0.1)	0 (0 to 0.1)	0 (0 to 0.1)	0 (0 to 0.1)	0 (0 to 0.1)	0 (0 to 0.1)	0 (0 to 0.1)		0-9
Sickle cell disorders	0 (0 to 0)	0-1 (0 to 0.3)	0-9 (0.5 to 1.4)	0-8 (0.5 to 1.4)	0-4 (0.2 to 0.6)	1 (0.4 to 1.4)	0-9 (0.5 to 1.3)	0-8 (0.5 to 1.3)	0-6 (0.4 to 1)	0-6 (0.3 to 1)	0-7 (0.4 to 1.1)	0-9 (0.5 to 1.4)	0-9 (0.5 to 1.4)	0-9 (0.5 to 1.4)	0-9 (0.5 to 1.4)	0-6 (0.3 to 0.9)	0-2 (0.1 to 0.4)	0-1 (0 to 0.2)	0-1 (0 to 0.2)	0-1 (0 to 0.2)	0-1 (0 to 0.2)	0-1 (0 to 0.2)	0-1 (0 to 0.2)	0-1 (0 to 0.2)	0-1 (0 to 0.2)		9-8
Sickle cell trait	0 (0 to 0)	0 (0 to 0)	0-2 (0 to 0.4)	0-2 (0 to 0.5)	0-1 (0 to 0.2)	0-2 (0 to 0.5)	0-5 (0 to 1.6)	0-5 (0 to 2.3)	1-1 (0 to 3.9)	0-6 (0 to 2.9)	0-5 (0 to 2.9)	0-5 (0 to 2.9)	0-4 (0 to 2.9)	0-4 (0 to 2.9)	0-3 (0 to 2.9)	0-3 (0 to 2.4)	0-3 (0 to 2.4)	0-2 (0 to 1.7)	0-1 (0 to 0.9)	0-1 (0 to 0.9)	0-1 (0 to 0.9)	0-1 (0 to 0.9)	0-1 (0 to 0.9)	0-1 (0 to 0.9)	0-1 (0 to 0.9)		5-2
G6PD deficiency	0 (0 to 0)	0 (0 to 0)	0 (0 to 0)	0 (0 to 0)	0 (0 to 0)	0 (0 to 0)	0 (0 to 0.1)	0 (0 to 0.3)	0 (0 to 0.5)	0 (0 to 0.7)	0 (0 to 1)	0 (0 to 1)	0 (0 to 1)	0 (0 to 1)	0 (0 to 1)	0 (0 to 1)	0 (0 to 1)	0 (0 to 1)	0 (0 to 1)	0 (0 to 1)	0 (0 to 1)	0 (0 to 1)	0 (0 to 1)	0 (0 to 1)	0 (0 to 1)	0 (0 to 1)		1-2
G6PD trait	0 (0 to 0)	0 (0 to 0)	0 (0 to 0)	0 (0 to 0)	0 (0 to 0)	0 (0 to 0)	0 (0 to 0)	0 (0 to 0)	0 (0 to 0)	0 (0 to 0)	0 (0 to 0)	0 (0 to 0)	0 (0 to 0)	0 (0 to 0)	0 (0 to 0)	0 (0 to 0)	0 (0 to 0)	0 (0 to 0)	0 (0 to 0)	0 (0 to 0)	0 (0 to 0)	0 (0 to 0)	0 (0 to 0)	0 (0 to 0)	0 (0 to 0)	0 (0 to 0)		0-1
Other hemoglobinopathies and hemolytic anemias	0 (0 to 0)	0 (0 to 0)	0-1 (0 to 0.2)	0-1 (0 to 0.2)	0-2 (0.1 to 0.5)	0-2 (0.1 to 0.5)	0-2 (0.1 to 0.5)	0-2 (0.1 to 0.4)	0-2 (0.1 to 0.4)	0-3 (0.1 to 0.4)	0-4 (0.2 to 0.6)	0-4 (0.2 to 0.6)	0-4 (0.2 to 0.7)	0-4 (0.2 to 1.1)	0-8 (0.4 to 1.3)	0-7 (0.3 to 1.1)	0-6 (0.3 to 1.1)	0-9 (0.4 to 1.4)	0-9 (0.4 to 1.4)	0-9 (0.4 to 1.4)	0-8 (0.4 to 1.1)	0-7 (0.3 to 1.1)	0-7 (0.3 to 1.4)	0-7 (0.4 to 1)	0-2 (0.2 to 0.4)		10-4
Endocrine, metabolic, blood, and immune disorders	0-1 (0.1 to 0.3)	0-3 (0.2 to 0.5)	2 (1.1 to 4)	3-1 (2 to 4.4)	1-4 (0.8 to 2.2)	1-7 (1.1 to 2.6)	2 (1.3 to 3.1)	2-8 (1.6 to 4.2)	4-3 (2.6 to 6.8)	6-8 (4.4 to 10.1)	9-5 (6.5 to 13.6)	9-8 (6.7 to 13.7)	12-3 (7.5 to 18.7)	16 (10 to 25.4)	21-3 (13.9 to 33.7)	25-3 (16.3 to 39.3)	27-5 (17.6 to 42.6)	19-6 (12.1 to 30.6)	14-7 (8.9 to 22.4)	10-8 (6.6 to 16.4)	8 (4.9 to 12.4)	4-6 (2.9 to 6.4)	2-2 (1.4 to 3.2)		181
Oral disorders	0 (0 to 0)	0-7 (0.4 to 1.1)	0-9 (0.5 to 1.5)	0-9 (0.5 to 1.6)	1-5 (0.9 to 2.5)	2-4 (1.2 to 4.4)	4 (2.2 to 7.5)	6-1 (3.6 to 11.3)	9-1 (5.8 to 15)	8-4 (4.5 to 17.7)	11-4 (6.8 to 22.4)	14-1 (8.5 to 27.4)	16-7 (9.7 to 32.6)	19-7 (11.4 to 31.8)	22-7 (13.1 to 36)	19-5 (12.1 to 28.5)	21-7 (13.2 to 33.2)	19-5 (12.1 to 28.5)	16-4 (10.3 to 24.7)	11-5 (7.4 to 16.9)	6-8 (4.2 to 10.2)	3-2 (2.2 to 4.4)	1-2 (0.8 to 1.6)		182
Caries of deciduous teeth	0 (0 to 0)	0 (0 to 0)	0 (0 to 0)	0 (0 to 0.4)	0 (0 to 0.5)	0 (0 to 0.5)	0 (0 to 0.5)	0 (0 to 0.5)	0 (0 to 0.5)	0 (0 to 0.5)	0 (0 to 0.5)	0 (0 to 0.5)	0 (0 to 0.5)	0 (0 to 0.5)	0 (0 to 0.5)	0 (0 to 0.5)	0 (0 to 0.5)	0 (0 to 0.5)	0 (0 to 0.5)	0 (0 to 0.5)	0 (0 to 0.5)	0 (0 to 0.5)	0 (0 to 0.5)	0 (0 to 0.5)	0 (0 to 0.5)		0-4
Caries of permanent teeth	0 (0 to 0)	0 (0 to 0)	0 (0 to 0)	0-3 (0 to 0.9)	0-5 (0.2 to 1)	0-5 (0.2 to 1)	0-5 (0.2 to 1)	0-6 (0.2 to 1.2)	0-7 (0.3 to 1.4)	0-7 (0.3 to 1.5)	0-7 (0.3 to 1.4)	0-7 (0.3 to 1.5)	0-7 (0.3 to 1.4)	0-7 (0.3 to 1.4)	0-6 (0.2 to 1.3)	0-6 (0.2 to 1.2)	0-5 (0.2 to 1.2)	0-4 (0.2 to 0.9)	0-3 (0.1 to 0.6)	0-2 (0.1 to 0.5)	0-2 (0 to 0.5)	0-2 (0 to 0.1)	0-1 (0 to 0.1)	0-1 (0 to 0.1)	0-1 (0 to 0.1)		8-3
Periodontal diseases	0 (0 to 0)	0 (0 to 0)	0 (0 to 0)	0 (0 to 0)	0 (0 to 0.1)	0 (0 to 0.4)	0-3 (0 to 2.1)	0-6 (0 to 4.6)	1-2 (0 to 8)	1-4 (0 to 11.1)	2-1 (0 to 12.1)	2-6 (0 to 13.4)	3-2 (0 to 15.5)	3-4 (0 to 16.7)	3-4 (0 to 16.7)	3-2 (0 to 15.7)	3-1 (0 to 15.1)	2-6 (0 to 13.1)	2-1 (0 to 10.6)	1-5 (0 to 7.6)	1-1 (0 to 5.4)	0-8 (0 to 4.3)	0-5

SR Table 2b: Cook Islands DALYS by cause and age group for females with 95% uncertainty intervals, 2019

Cause	Early Neonatal	Late Neonatal	Post Neonatal	1 to 4	5 to 9	10 to 14	15 to 19	20 to 24	25 to 29	30 to 34	35 to 39	40 to 44	45 to 49	50 to 54	55 to 59	60 to 64	65 to 69	70 to 74	75 to 79	80 to 84	85 to 89	90 to 94	95 plus	Total
All causes	44 (42 to 47)	44 (42 to 46)	77 (74 to 80)	284 (272 to 296)	84 (79 to 89)	84 (79 to 89)	84 (79 to 89)	84 (79 to 89)	84 (79 to 89)	84 (79 to 89)	84 (79 to 89)	84 (79 to 89)	84 (79 to 89)	84 (79 to 89)	84 (79 to 89)	84 (79 to 89)	84 (79 to 89)	84 (79 to 89)	84 (79 to 89)	84 (79 to 89)	84 (79 to 89)	84 (79 to 89)	84 (79 to 89)	2,550
Communicable, maternal, neonatal, and nutritional diseases	44 (42 to 47)	44 (42 to 46)	77 (74 to 80)	284 (272 to 296)	84 (79 to 89)	84 (79 to 89)	84 (79 to 89)	84 (79 to 89)	84 (79 to 89)	84 (79 to 89)	84 (79 to 89)	84 (79 to 89)	84 (79 to 89)	84 (79 to 89)	84 (79 to 89)	84 (79 to 89)	84 (79 to 89)	84 (79 to 89)	84 (79 to 89)	84 (79 to 89)	84 (79 to 89)	84 (79 to 89)	84 (79 to 89)	204
HIV/AIDS and sexually transmitted infections	2.7 (1.8 to 3.6)	1.4 (0.4 to 2.4)	1.7 (0.4 to 3.7)	1.3 (0.1 to 2.6)	0.2 (0 to 1.6)	0.2 (0 to 1.6)	0.6 (0.1 to 2.2)	1.7 (0.2 to 7.5)	2.5 (0.3 to 10)	4.7 (0.4 to 24.7)	4.6 (0.4 to 25.4)	4.6 (0.5 to 22.7)	4 (0.4 to 18.5)	2.4 (0.2 to 11.1)	2.2 (0.2 to 9.1)	1.1 (0.1 to 4.6)	0.4 (0 to 1.4)	0.1 (0 to 1.1)	0 (0 to 0.5)	0 (0 to 0.1)	0 (0 to 0)	0 (0 to 0)	39.4
HIV/AIDS	0 (0 to 0)	0 (0 to 0)	0.3 (0 to 1.9)	1.2 (0 to 6.7)	0.3 (0 to 1.6)	0.2 (0 to 1.1)	0.5 (0 to 2.2)	1.5 (0 to 7.3)	2.2 (0 to 10.7)	4.1 (0 to 24.5)	4.4 (0 to 25.1)	4.3 (0 to 22.2)	3.6 (0 to 18.1)	2.2 (0 to 10.8)	1.8 (0 to 8.6)	1 (0 to 4.6)	0.2 (0 to 1.1)	0.1 (0 to 0.5)	0 (0 to 0.1)	0 (0 to 0)	0 (0 to 0)	0 (0 to 0)	30.2
HIV/AIDS - Drug-susceptible Tuberculosis	0 (0 to 0)	0 (0 to 0)	0 (0 to 0)	0 (0 to 0)	0 (0 to 0)	0 (0 to 0)	0 (0 to 0)	0 (0 to 0)	0 (0 to 0)	0 (0 to 0)	0 (0 to 0)	0 (0 to 0)	0 (0 to 0)	0 (0 to 0)	0 (0 to 0)	0 (0 to 0)	0 (0 to 0)	0 (0 to 0)	0 (0 to 0)	0 (0 to 0)	0 (0 to 0)	0 (0 to 0)	0 (0 to 0)	0.5
HIV/AIDS - Multidrug-resistant Tuberculosis without extensive dru	0 (0 to 0)	0 (0 to 0)	0 (0 to 0)	0 (0 to 0)	0 (0 to 0)	0 (0 to 0)	0 (0 to 0)	0 (0 to 0)	0 (0 to 0)	0 (0 to 0)	0 (0 to 0)	0 (0 to 0)	0 (0 to 0)	0 (0 to 0)	0 (0 to 0)	0 (0 to 0)	0 (0 to 0)	0 (0 to 0)	0 (0 to 0)	0 (0 to 0)	0 (0 to 0)	0 (0 to 0)	0 (0 to 0)	0
HIV/AIDS - Extensively drug-resistant Tuberculosis	0 (0 to 0)	0 (0 to 0)	0 (0 to 0)	0 (0 to 0)	0 (0 to 0)	0 (0 to 0)	0 (0 to 0)	0 (0 to 0)	0 (0 to 0)	0 (0 to 0)	0 (0 to 0)	0 (0 to 0)	0 (0 to 0)	0 (0 to 0)	0 (0 to 0)	0 (0 to 0)	0 (0 to 0)	0 (0 to 0)	0 (0 to 0)	0 (0 to 0)	0 (0 to 0)	0 (0 to 0)	0 (0 to 0)	0
HIV/AIDS resulting in other diseases	0 (0 to 0)	0 (0 to 0)	0.3 (0 to 1.9)	1.2 (0 to 6.6)	0.3 (0 to 1.5)	0.2 (0 to 1.1)	0.5 (0 to 2.2)	1.5 (0 to 7.2)	2.2 (0 to 10.7)	4.1 (0 to 24.4)	4.4 (0 to 25)	4.2 (0 to 22.2)	3.6 (0 to 18.1)	2.2 (0 to 10.8)	1.8 (0 to 8.6)	1 (0 to 4.7)	0.2 (0 to 1.1)	0.1 (0 to 0.5)	0 (0 to 0.1)	0 (0 to 0)	0 (0 to 0)	0 (0 to 0)	29.7
Sexually transmitted infections excluding HIV	2.7 (1.8 to 3.6)	1.4 (0.4 to 2.4)	1.4 (0.5 to 2.7)	0.1 (0 to 0.2)	0 (0 to 0.1)	0 (0 to 0)	0.1 (0 to 0.1)	0.2 (0 to 1.1)	0.3 (0 to 1.9)	0.6 (0 to 3.7)	0.3 (0.2 to 0.7)	0.3 (0.2 to 0.8)	0.4 (0 to 1.9)	0.2 (0 to 1.1)	0.3 (0 to 1.4)	0.1 (0 to 0.6)	0.2 (0 to 0.8)	0.1 (0 to 0.6)	0 (0 to 0.1)	0 (0 to 0)	0 (0 to 0)	0 (0 to 0)	9.2
Syphilis	2.7 (1.8 to 3.6)	1.4 (0.4 to 2.4)	1.4 (0.5 to 2.7)	0.1 (0 to 0.2)	0 (0 to 0.1)	0 (0 to 0)	0.1 (0 to 0.1)	0.2 (0 to 1.1)	0.3 (0 to 1.9)	0.6 (0 to 3.7)	0.3 (0.2 to 0.7)	0.3 (0.2 to 0.8)	0.4 (0 to 1.9)	0.2 (0 to 1.1)	0.3 (0 to 1.4)	0.1 (0 to 0.6)	0.2 (0 to 0.8)	0.1 (0 to 0.6)	0 (0 to 0.1)	0 (0 to 0)	0 (0 to 0)	0 (0 to 0)	6.7
Chlamydial infection	0 (0 to 0)	0 (0 to 0)	0 (0 to 0)	0 (0 to 0)	0 (0 to 0)	0 (0 to 0)	0 (0 to 0)	0 (0 to 0)	0 (0 to 0)	0 (0 to 0)	0 (0 to 0)	0 (0 to 0)	0 (0 to 0)	0 (0 to 0)	0 (0 to 0)	0 (0 to 0)	0 (0 to 0)	0 (0 to 0)	0 (0 to 0)	0 (0 to 0)	0 (0 to 0)	0 (0 to 0)	0 (0 to 0)	0.1
Gonococcal infection	0 (0 to 0)	0 (0 to 0)	0 (0 to 0)	0 (0 to 0)	0 (0 to 0)	0 (0 to 0)	0 (0 to 0)	0 (0 to 0)	0 (0 to 0)	0 (0 to 0)	0 (0 to 0)	0 (0 to 0)	0 (0 to 0)	0 (0 to 0)	0 (0 to 0)	0 (0 to 0)	0 (0 to 0)	0 (0 to 0)	0 (0 to 0)	0 (0 to 0)	0 (0 to 0)	0 (0 to 0)	0 (0 to 0)	0
Trichomoniasis	0 (0 to 0)	0 (0 to 0)	0 (0 to 0)	0 (0 to 0)	0 (0 to 0)	0 (0 to 0)	0 (0 to 0)	0.1 (0 to 0.5)	0.2 (0 to 1.1)	0.2 (0 to 1.1)	0.2 (0 to 0.4)	0.2 (0 to 0.5)	0.2 (0 to 0.4)	0.1 (0 to 0.3)	0.2 (0 to 0.4)	0.1 (0 to 0.3)	0 (0 to 0.1)	0 (0 to 0.1)	0 (0 to 0)	0 (0 to 0)	0 (0 to 0)	0 (0 to 0)	1.5
Genital herpes	0 (0 to 0)	0 (0 to 0)	0 (0 to 0)	0 (0 to 0)	0 (0 to 0)	0 (0 to 0)	0 (0 to 0)	0 (0 to 0)	0 (0 to 0)	0 (0 to 0)	0 (0 to 0)	0 (0 to 0)	0 (0 to 0)	0 (0 to 0)	0 (0 to 0)	0 (0 to 0)	0 (0 to 0)	0 (0 to 0)	0 (0 to 0)	0 (0 to 0)	0 (0 to 0)	0 (0 to 0)	0 (0 to 0)	0.4
Other sexually transmitted infections	0 (0 to 0)	0 (0 to 0)	0 (0 to 0)	0 (0 to 0)	0 (0 to 0)	0 (0 to 0)	0 (0 to 0)	0 (0 to 0)	0 (0 to 0)	0 (0 to 0)	0 (0 to 0)	0 (0 to 0)	0 (0 to 0)	0 (0 to 0)	0 (0 to 0)	0 (0 to 0)	0 (0 to 0)	0 (0 to 0)	0 (0 to 0)	0 (0 to 0)	0 (0 to 0)	0 (0 to 0)	0 (0 to 0)	0.4
Respiratory infections and tuberculosis	0.1 (0 to 0.2)	0.2 (0 to 0.6)	1.4 (1 to 2.4)	1.4 (0.6 to 2.9)	1.4 (1 to 2)	1.4 (1 to 2)	0.6 (0.3 to 2.5)	0.5 (0.1 to 2.4)	0.5 (0.1 to 3.7)	0.6 (0.1 to 4)	0.6 (0.2 to 4.8)	0.6 (0.1 to 3.9)	0.6 (0.2 to 4.4)	0.5 (0.2 to 3.2)	0.5 (0.2 to 3.4)	0.5 (0.2 to 3.6)	0.5 (0.2 to 3.7)	0.5 (0.2 to 3.8)	0.5 (0.2 to 3.7)	0.5 (0.2 to 3.8)	0.4 (0.2 to 3.9)	0.4 (0.2 to 4.6)	80.1
Tuberculosis	0 (0 to 0)	0 (0 to 0)	0 (0 to 0)	0 (0 to 0)	0 (0 to 0)	0 (0 to 0)	0 (0 to 0)	0 (0 to 0)	0 (0 to 0)	0 (0 to 0)	0 (0 to 0)	0 (0 to 0)	0 (0 to 0)	0 (0 to 0)	0 (0 to 0)	0 (0 to 0)	0 (0 to 0)	0 (0 to 0)	0 (0 to 0)	0 (0 to 0)	0 (0 to 0)	0 (0 to 0)	0 (0 to 0)	4.2
Latent tuberculosis infection	0 (0 to 0)	0 (0 to 0)	0 (0 to 0)	0 (0 to 0)	0 (0 to 0)	0 (0 to 0)	0 (0 to 0)	0 (0 to 0)	0 (0 to 0)	0 (0 to 0)	0 (0 to 0)	0 (0 to 0)	0 (0 to 0)	0 (0 to 0)	0 (0 to 0)	0 (0 to 0)	0 (0 to 0)	0 (0 to 0)	0 (0 to 0)	0 (0 to 0)	0 (0 to 0)	0 (0 to 0)	0 (0 to 0)	0
Drug-susceptible tuberculosis	0 (0 to 0)	0 (0 to 0)	0 (0 to 0)	0 (0 to 0)	0 (0 to 0)	0 (0 to 0)	0.1 (0 to 0.5)	0.3 (0 to 2.5)	0.3 (0 to 3.5)	0.3 (0 to 4)	0.3 (0 to 4.5)	0.3 (0 to 3.5)	0.3 (0 to 4)	0.2 (0 to 3.1)	0.3 (0 to 3.6)	0.4 (0 to 3.9)	0.4 (0 to 4.2)	0.4 (0 to 4.3)	0.4 (0 to 4.2)	0.4 (0 to 4.3)	0.4 (0 to 4.2)	0.3 (0 to 4.6)	4.2
Multidrug-resistant tuberculosis without extensive drug-resistanc	0 (0 to 0)	0 (0 to 0)	0 (0 to 0)	0 (0 to 0)	0 (0 to 0)	0 (0 to 0)	0 (0 to 0)	0 (0 to 0)	0 (0 to 0)	0 (0 to 0)	0 (0 to 0)	0 (0 to 0)	0 (0 to 0)	0 (0 to 0)	0 (0 to 0)	0 (0 to 0)	0 (0 to 0)	0 (0 to 0)	0 (0 to 0)	0 (0 to 0)	0 (0 to 0)	0 (0 to 0)	0 (0 to 0)	0
Extensively drug-resistant tuberculosis	0 (0 to 0)	0 (0 to 0)	0 (0 to 0)	0 (0 to 0)	0 (0 to 0)	0 (0 to 0)	0 (0 to 0)	0 (0 to 0)	0 (0 to 0)	0 (0 to 0)	0 (0 to 0)	0 (0 to 0)	0 (0 to 0)	0 (0 to 0)	0 (0 to 0)	0 (0 to 0)	0 (0 to 0)	0 (0 to 0)	0 (0 to 0)	0 (0 to 0)	0 (0 to 0)	0 (0 to 0)	0 (0 to 0)	0
Lower respiratory infections	0.5 (0.1 to 0.2)	0.5 (0.3 to 0.6)	1.2 (0.9 to 2.2)	0.5 (0.2 to 0.7)	0.4 (0.3 to 0.7)	0.4 (0.4 to 0.9)	1.1 (0.7 to 1.4)	1.7 (1.1 to 2.2)	1.9 (0.3 to 2.3)	2.5 (0.7 to 4)	1.9 (0.6 to 3)	1.9 (0.6 to 3)	2.4 (1.5 to 3.5)	2.4 (0.8 to 4.5)	2.4 (0.8 to 4.5)	2.4 (0.8 to 4.6)	2.4 (0.8 to 4.6)	2.4 (0.8 to 4.7)	2.4 (0.8 to 4.6)	2.4 (0.8 to 4.6)	2.4 (0.8 to 4.6)	2.4 (0.8 to 4.7)	68
Upper respiratory infections	0 (0 to 0)	0 (0 to 0.2)	0.5 (0.3 to 0.9)	0.3 (0 to 0.6)	0.4 (0 to 1)	0.5 (0 to 1)	0.5 (0 to 1)	0.4 (0 to 0.7)	0.4 (0 to 0.8)	0.4 (0 to 0.8)	0.4 (0 to 0.8)	0.4 (0 to 0.8)	0.4 (0 to 0.8)	0.3 (0 to 0.6)	0.3 (0 to 0.6)	0.3 (0 to 0.6)	0.3 (0 to 0.6)	0.3 (0 to 0.6)	0.3 (0 to 0.6)	0.3 (0 to 0.6)	0.3 (0 to 0.6)	0.3 (0 to 0.6)	0.3 (0 to 0.6)	6.1
Otitis media	0 (0 to 0)	0 (0 to 0)	0 (0 to 0)	0.1 (0 to 0.4)	0.3 (0.2 to 0.5)	0.2 (0 to 0.5)	0.1 (0 to 0.3)	0.1 (0 to 0.2)	0.1 (0 to 0.2)	0.1 (0 to 0.2)	0.1 (0 to 0.2)	0.1 (0 to 0.2)	0.1 (0 to 0.2)	0.1 (0 to 0.2)	0.1 (0 to 0.2)	0.1 (0 to 0.2)	0.1 (0 to 0.1)	0.1 (0 to 0.1)	0.1 (0 to 0.1)	0.1 (0 to 0.1)	0.1 (0 to 0.1)	0.1 (0 to 0.1)	0.1 (0 to 0.1)	1.8
Enteric infections	0 (0 to 0)	0 (0 to 0.1)	0.4 (0.4 to 0.6)	1.3 (1.2 to 2.3)	1.3 (0.8 to 2)	0.9 (0.6 to 1.3)	0.6 (0.5 to 1.3)	0.6 (0.4 to 1.2)	0.6 (0.4 to 1.2)	0.9 (0.6 to 1.3)	1 (0.7 to 1.4)	1.3 (0.9 to 1.8)	1.5 (1 to 2.1)	1.7 (1.2 to 2.4)	1.7 (1.1 to 2.4)	1.8 (1.2 to 2.6)	1.9 (1.2 to 2.6)	2 (1.3 to 2.7)	2.1 (1.4 to 2.8)	2.2 (1.5 to 2.9)	2.3 (1.6 to 3.1)	2.3 (1.6 to 3.2)	2.3 (1.6 to 3.2)	27.8
Diarrheal diseases	0 (0 to 0)	0 (0 to 0.1)	0.4 (0.4 to 0.6)	1.3 (1.2 to 2.3)	1.1 (0.6 to 1.8)	0.7 (0.4 to 1.1)	0.4 (0.4 to 1)	0.4 (0.3 to 1.2)	0.4 (0.3 to 1.2)	0.8 (0.4 to 1.2)	1 (0.6 to 1.4)	1.2 (0.8 to 1.6)	1.4 (1 to 2)	1.6 (1.1 to 2.2)	1.6 (1.1 to 2.2)	1.7 (1.2 to 2.4)	1.8 (1.2 to 2.5)	1.9 (1.3 to 2.6)	2 (1.4 to 2.8)	2.1 (1.5 to 2.9)	2.2 (1.6 to 3.1)	2.2 (1.6 to 3.2)	2.2 (1.6 to 3.2)	26.3
Typhoid and paratyphoid	0 (0 to 0)	0 (0 to 0)	0 (0 to 0)	0 (0 to 0)	0 (0 to 0)	0 (0 to 0)	0 (0 to 0)	0 (0 to 0)	0 (0 to 0)	0 (0 to 0)	0 (0 to 0)	0 (0 to 0)	0 (0 to 0)	0 (0 to 0)	0 (0 to 0)	0 (0 to 0)	0 (0 to 0)	0 (0 to 0)	0 (0 to 0)	0 (0 to 0)	0 (0 to 0)	0 (0 to 0)	0 (0 to 0)	0 (0 to 0)	1.3
Typhoid fever	0 (0 to 0)	0 (0 to 0)	0 (0 to 0)	0 (0 to 0)	0 (0 to 0)	0 (0 to 0)	0 (0 to 0)	0 (0 to 0)	0 (0 to 0)	0 (0 to 0)	0 (0 to 0)	0 (0 to 0)	0 (0 to 0)	0 (0 to 0)	0 (0 to 0)	0 (0 to 0)	0 (0 to 0)	0 (0 to 0)	0 (0 to 0)	0 (0 to 0)	0 (0 to 0)	0 (0 to 0)	0 (0 to 0)	0 (0 to 0)	1.3
Paratyphoid fever	0 (0 to 0)	0 (0 to 0)	0 (0 to 0)	0 (0 to 0)	0 (0 to 0)	0 (0 to 0)	0 (0 to 0)	0 (0 to 0)	0 (0 to 0)	0 (0 to 0)	0 (0 to 0)	0 (0 to 0)	0 (0 to 0)	0 (0 to 0)	0 (0 to 0)	0 (0 to 0)	0 (0 to 0)	0 (0 to 0)	0 (0 to 0)	0 (0 to 0)	0 (0 to 0)	0 (0 to 0)	0 (0 to 0)	0 (0 to 0)	0
Invasive Non-typhoidal Salmonella (iNTS)	0 (0 to 0)	0 (0 to 0)	0 (0 to 0)	0 (0 to 0)	0 (0 to 0)	0 (0 to 0)	0 (0 to 0)	0 (0 to 0)	0 (0 to 0)	0 (0 to 0)	0 (0 to 0)	0 (0 to 0)	0 (0 to 0)	0 (0 to 0)	0 (0 to 0)	0 (0 to 0)	0 (0 to 0)	0 (0 to 0)	0 (0 to 0)	0 (0 to 0)	0 (0 to 0)	0 (0 to 0)	0 (0 to 0)	0 (0 to 0)	0.2
Other intestinal infectious diseases	0 (0 to 0)	0 (0 to 0)	0 (0 to 0)	0 (0 to 0)	0 (0 to 0)	0 (0 to 0)	0 (0 to 0)	0 (0 to 0)	0 (0 to 0)	0 (0 to 0)	0 (0 to 0)	0 (0 to 0)	0 (0 to 0)	0 (0 to 0)	0 (0 to 0)	0 (0 to 0)	0 (0 to 0)	0 (0 to 0)	0 (0 to 0)	0 (0 to 0)	0 (0 to 0)	0 (0 to 0)	0 (0 to 0)	0 (0 to 0)	0
Neglected tropical diseases and malaria	0 (0 to 0)	0.1 (0 to 0.2)	0.5 (0.2 to 1)	0.7 (0.2 to 1.7)	0.7 (0.1 to 2.2)	0.8 (0.2 to 2.3)	0.8 (0.2 to 1.9)	0.6 (0.2 to 1.5)	0.5 (0.1 to 1.3)	0.5 (0.2 to 1.2)	0.5 (0.2 to 1.3)	0.4 (0.1 to 1.1)	0.4 (0.1 to 1.1)	0.5 (0.2 to 1.2)	0.4 (0.1 to 1.1)	0.4 (0.2 to 1.2)	0.3 (0.1 to 0.8)	0.3 (0.1 to 0.8)	0.4 (0.1 to 1.1)	0.2 (0.1 to 0.4)	0.2 (0.1 to 0.3)	0 (0 to 0)	9.1
Malaria	0 (0 to 0)	0 (0 to 0)	0 (0 to 0)	0 (0 to 0)	0 (0 to 0)	0 (0 to 0)	0 (0 to 0)	0 (0 to 0)	0 (0 to 0)	0 (0 to 0)	0 (0 to 0)	0 (0 to 0)	0 (0 to 0)	0 (0 to 0)	0 (0 to 0)	0 (0 to 0)	0 (0 to 0)	0 (0 to 0)	0 (0 to 0)	0 (0 to 0)	0 (0 to 0)	0 (0 to 0)	0 (0 to 0)	0 (0 to 0)	0
Chagas disease	0 (0 to 0)	0 (0 to 0)	0 (0 to 0)	0 (0 to 0)	0 (0 to 0)	0 (0 to 0)	0 (0 to 0)	0 (0 to 0)	0 (0 to 0)	0 (0 to 0)	0 (0 to 0)	0 (0 to 0)	0 (0 to 0)	0 (0 to 0)	0 (0 to 0)	0 (0 to 0)	0 (0 to 0)	0 (0 to 0)	0 (0 to 0)	0 (0 to 0)	0 (0 to 0)	0 (0 to 0)	0 (0 to 0)	0 (0 to 0)	0
Leishmaniasis	0 (0 to 0)	0 (0 to 0)	0 (0 to 0)	0 (0 to 0)	0 (0 to 0)	0 (0 to 0)	0 (0 to 0)	0 (0 to 0)	0 (0 to 0)	0 (0 to 0)	0 (0 to 0)	0 (0 to 0)	0 (0 to 0)	0 (0 to 0)	0 (0 to 0)	0 (0 to 0)	0 (0 to 0)	0 (0 to 0)	0 (0 to 0)	0 (0 to 0)	0 (0 to 0)	0 (0 to 0)	0 (0 to 0)	0 (0 to 0)	0
Visceral leishmaniasis	0 (0 to 0)	0 (0 to 0)	0 (0 to 0)	0 (0 to 0)	0 (0 to 0)	0 (0 to 0)	0 (0 to 0)	0 (0 to 0)	0 (0 to 0)	0 (0 to 0)	0 (0 to 0)	0 (0 to 0)	0 (0 to 0)	0 (0 to 0)	0 (0 to 0)	0 (0 to 0)	0 (0 to 0)	0 (0 to 0)	0 (0 to 0)	0 (0 to 0)	0 (0 to 0)	0 (0 to 0)	0 (0 to 0)	0 (0 to 0)	0
Cutaneous and mucocutaneous leishmaniasis	0 (0 to 0)	0 (0 to 0)	0 (0 to 0)	0 (0 to 0)	0 (0 to 0)	0 (0 to 0)	0 (0 to 0)	0 (0 to 0)	0 (0 to 0)	0 (0 to 0)	0 (0 to 0)	0 (0 to 0)	0 (0 to 0)	0 (0 to 0)	0 (0 to 0)	0 (0 to 0)	0 (0 to 0)	0 (0 to 0)	0 (0 to 0)	0 (0 to 0)	0 (0 to 0)	0 (0 to 0)	0 (0 to 0)	0 (0 to 0)	0
African trypanosomiasis	0 (0 to 0)	0 (0 to 0)	0 (0 to 0)	0 (0 to 0)	0 (0 to 0)	0 (0 to 0)	0 (0 to 0)	0 (0 to 0)	0 (0 to 0)	0 (0 to 0)	0 (0 to 0)	0 (0 to 0)	0 (0 to 0)	0 (0 to 0)	0 (0 to 0)	0 (0 to 0)	0 (0 to 0)	0 (0 to 0)	0 (0 to 0)	0 (0 to 0)	0 (0 to 0)	0 (0 to 0)	0 (0 to 0)	0 (0 to 0)	0
Schistosomiasis	0 (0 to 0)	0 (0 to 0)	0 (0 to 0)	0 (0 to 0)	0 (0 to 0)	0 (0 to 0)	0 (0 to 0)	0 (0 to 0)	0 (0 to 0)	0 (0 to 0)	0 (0 to 0)	0 (0 to 0)	0 (0 to 0)	0 (0 to 0)	0 (0 to 0)	0 (0 to 0)	0 (0 to 0)	0 (0 to 0)	0 (0 to 0)	0 (0 to 0)	0 (0 to 0)	0 (0 to 0)	0 (0 to 0)	0 (0 to 0)	0
Cysticercosis	0 (0 to 0)	0 (0 to 0)	0 (0 to 0)	0 (0 to 0)	0 (0 to 0)	0 (0 to 0)	0 (0 to 0)	0 (0 to 0)	0 (0 to 0)	0 (0 to 0)	0 (0 to 0)	0 (0 to 0)	0 (0 to 0)	0 (0 to 0)	0 (0 to 0)	0 (0 to 0)	0 (0 to 0)	0 (0 to 0)	0 (0 to 0)	0 (0 to 0)	0 (0 to 0)	0 (0 to 0)	0 (0 to 0)	0 (0 to 0)	1
Cystic echinococcosis	0 (0 to 0)	0 (0 to 0)	0 (0 to 0)	0 (0 to 0)	0 (0 to 0)	0 (0 to 0)	0 (0 to 0)	0 (0 to 0)	0 (0 to 0)	0 (0 to 0)	0 (0 to 0)	0 (0 to 0)	0 (0 to 0)	0 (0 to 0)	0 (0 to 0)	0 (0 to 0)	0 (0 to 0)	0 (0 to 0)	0 (0 to 0)	0 (0 to 0)	0 (0 to 0)	0 (0 to 0)	0 (0 to 0)	0 (0 to 0)	0
Lymphatic filariasis	0 (0 to 0)	0 (0 to 0)	0 (0 to 0)	0 (0 to 0)	0 (0 to 0)	0 (0 to 0)	0 (0 to 0)	0 (0 to 0)	0 (0 to 0)	0 (0 to 0)	0 (0 to 0)	0 (0 to 0)	0 (0 to 0)	0 (0 to 0)	0 (0 to 0)	0 (0 to 0)	0 (0 to 0)	0 (0 to 0)	0 (0 to 0)	0 (0 to 0)	0 (0 to 0)	0 (0 to 0)	0 (0 to 0)	0 (0 to 0)	0
Onchocerciasis	0 (0 to 0)	0 (0 to 0)	0 (0 to 0)	0 (0 to 0)	0 (0 to 0)	0 (0 to 0)	0 (0 to 0)	0 (0 to 0)	0 (0 to 0)	0 (0 to 0)	0 (0 to 0)	0 (0 to 0)	0 (0 to 0)	0 (0 to 0)	0 (0 to 0)	0 (0 to 0)	0 (0 to 0)	0 (0 to 0)	0 (0 to 0)	0 (0 to 0)	0 (0 to 0)	0 (0 to 0)	0 (0 to 0)	0 (0 to 0)	0
Trachoma	0 (0 to 0)	0 (0 to 0)	0 (0 to 0)	0 (0 to 0)	0 (0 to 0)	0 (0 to 0)	0 (0 to 0)	0 (0 to 0)	0 (0 to 0)	0 (0 to 0)	0 (0 to 0)	0 (0 to 0)	0 (0 to 0)	0 (0 to 0)	0 (0 to 0)	0 (0 to 0)	0 (0 to 0)	0 (0 to 0)	0 (0 to 0)	0 (0 to 0)	0 (0 to 0)	0 (0 to 0)	0 (0 to 0)	0 (0 to 0)	0
Dengue	0 (0 to 0)	0 (0 to 0)	0 (0 to 0.1)	0 (0 to 0.4)	0.4 (0 to 1.4)	0.6 (0 to 2.1)	0.5 (0 to 2.1)	0.4 (0 to 1.4)	0.4 (0 to 1.2)	0.3 (0 to 1.1)	0.3 (0 to 0.9)	0.3 (0 to 1)	0.3 (0 to 1)	0.3 (0 to 0.9)	0.3 (0 to 1.2)	0.3 (0 to 0.9)	0.3 (0 to 1.1)	0.2 (0 to 0.8)	0.2 (0 to 0.8)	0.2 (0 to 0.8)	0.1 (0 to 0.4)	0.1 (0 to 0.2)	0.1 (0 to 0.2)	5.2
Yellow fever	0 (0 to 0)	0 (0 to 0)	0 (0 to 0)	0 (0 to 0)	0 (0 to 0)	0 (0 to 0)	0 (0 to 0)	0 (0 to 0)	0 (0 to 0)	0 (0 to 0)	0 (0 to 0)	0 (0 to 0)	0 (0 to 0)	0 (0 to 0)	0 (0 to 0)	0 (0 to 0)	0 (0 to 0)	0 (0 to 0)	0 (0 to 0)	0 (0 to 0)	0 (0 to 0)	0 (0 to 0)	0 (0 to 0)	0 (0 to 0)	0
Rabies	0 (0 to 0)	0 (0 to 0)	0 (0 to 0)	0 (0 to 0)	0 (0 to 0)	0 (0 to 0)	0 (0 to 0)	0 (0 to 0)	0 (0 to 0)	0 (0 to 0)	0 (0 to 0)	0 (0 to 0)	0 (0 to 0)	0 (0 to 0)	0 (0 to 0)	0 (0 to 0)	0 (0 to 0)	0 (0 to 0)	0 (0 to 0)	0 (0 to 0)	0 (0 to 0)	0 (0 to 0)	0 (0 to 0)	0 (0 to 0)	0
Intestinal nematode infections	0 (0 to 0)	0 (0 to 0)	0 (0 to 0)	0.1 (0 to 0.5)	0.1 (0 to 0.2)	0.1 (0 to 0.3)	0.2 (0 to 1.3)	0.2 (0 to 1.3)	0.2 (0 to 1.4)	0.2 (0 to 1.5)	0.2 (0 to 1.2)	0.2 (0 to 1.2)	0.2 (0 to 1.1)	0.2 (0 to 1.2)	0.2 (0 to 1.1)	0.2 (0 to 1.1)	0.2 (0 to 1.1)	0.2 (0 to 1.1)	0.2 (0 to 1.1)	0.2 (0 to 1.1)	0.2 (0 to 1.1)	0.2 (0 to 1.1)	0.2 (0 to 1.1)	1.2
Ascariasis	0 (0 to 0)	0 (0 to 0)	0 (0 to 0)	0 (0 to 0)	0 (0 to 0)	0 (0 to 0)	0 (0 to 0)	0 (0 to 0)	0 (0 to 0)	0 (0 to 0)	0 (0 to 0)	0 (0 to 0)	0 (0 to 0)	0 (0 to 0)	0 (0 to 0)	0 (0 to 0)	0 (0 to 0)	0 (0 to 0)	0 (0 to 0)	0 (0 to 0)	0 (0 to 0)	0 (0 to 0)	0 (0 to 0)	0 (0 to 0)	0.1
Trichuriasis	0 (0 to 0)	0 (0 to 0)	0 (0 to 0)	0 (0 to 0)	0 (0 to 0)	0 (0 to 0)	0 (0 to 0)	0 (0 to 0.1)	0 (0 to 0.1)	0 (0 to 0.1)	0 (0 to 0)	0 (0 to 0)	0 (0 to 0)	0 (0 to 0)	0 (0 to 0)	0 (0 to 0)	0 (0 to 0)	0 (0 to 0)	0 (0 to 0)	0 (0 to 0)	0 (0 to 0)	0 (0 to 0)	0 (0 to 0)	0 (0 to 0)	0.5
Hookworm disease	0 (0 to 0)	0 (0 to 0)	0 (0 to 0)	0 (0 to 0)	0 (0 to 0)	0 (0 to 0)	0 (0 to 0)	0.2 (0 to 0.9)	0.2 (0 to 1.3)	0.2 (0 to 1.4)	0.2 (0 to 1.2)	0.2 (0 to 1.2)	0.2 (0 to 1.1)	0.2 (0 to 1.2)	0.2 (0 to 1.1)	0.2 (0 to 1.1)	0.2 (0 to 1.1)	0.2 (0 to 1.1)	0.2 (0 to 1.1)	0.2 (0 to 1.1)	0.2 (0 to 1.1)	0.2 (0 to 1.1)	0.2 (0 to 1.1)	0.7
Food-borne trematodiases	0 (0 to 0)	0 (0 to 0)	0 (0 to 0)	0 (0 to 0)	0 (0 to 0)	0 (0 to 0)	0 (0 to 0)	0 (0 to 0)	0 (0 to 0)	0 (0 to 0)	0 (0 to 0)	0 (0 to 0)	0 (0 to 0)	0 (0 to 0)	0 (0 to 0)	0 (0 to 0)	0 (0 to 0)	0 (0 to 0)	0 (0 to 0)	0 (0 to 0)





Osteoarthritis other	0 (0 to 0)	0 (0 to 0)	0 (0 to 0)	0 (0 to 0)	0 (0 to 0)	0 (0 to 0)	0 (0 to 0)	0 (0 to 0)	0 (0 to 0)	0 (0 to 0)	0 (0 to 0)	0 (0 to 0)	0 (0 to 1)	0 (0 to 2)	0 (1 to 0.4)	0.2 (0 to 0.4)	0.3 (0 to 0.4)	0.5 (0.2 to 1)	0.4 (0.2 to 0.9)	0.5 (0.2 to 1)	0.3 (0.2 to 0.4)	0.4 (0.2 to 0.8)	0.2 (0.1 to 0.5)	0.1 (0.1 to 0.3)	0 (0 to 0.1)	0 (0 to 0)		3.1
Low back pain	0 (0 to 0)	0 (0 to 0)	0 (0 to 0)	0.5 (0.2 to 0.9)	3.6 (1.6 to 8.2)	4.3 (2.5 to 8.9)	5.5 (3.2 to 9.4)	6.1 (3.6 to 9.4)	7.5 (4.3 to 15.9)	7.2 (3.9 to 13)	7.9 (3.9 to 17.5)	9.1 (5.5 to 13.7)	9.1 (6.4 to 16.1)	10.4 (7.4 to 18.4)	10.6 (9.1 to 21.3)	10.6 (7.3 to 19.2)	11.2 (7.3 to 19.9)	7.2 (4 to 9.9)	7.2 (4 to 10.5)	7.2 (2.7 to 9.1)	2.3 (1.5 to 3.2)	0.7 (0.4 to 1)	0.2 (0.1 to 0.3)				121
Neck pain	0 (0 to 0)	0 (0 to 0)	0 (0 to 0)	0 (0 to 0)	0.3 (0.1 to 0.5)	0.6 (0.3 to 1.1)	1 (0.5 to 2.1)	2.2 (1.1 to 4.2)	2.9 (1.5 to 5.5)	3.9 (2 to 6.7)	4.6 (2.4 to 9.1)	5 (2.5 to 8.1)	5.5 (3.4 to 9.7)	6.6 (3.9 to 11.3)	7.4 (3.9 to 13.5)	7.2 (3.9 to 13.5)	7.7 (3.9 to 14.4)	5.1 (2.5 to 9.5)	5.1 (2.5 to 9.5)	5.1 (2.5 to 9.5)	1.6 (1 to 2.3)	0.5 (0.3 to 0.7)	0.1 (0 to 0.2)				38
Gout	0 (0 to 0)	0 (0 to 0)	0 (0 to 0)	0 (0 to 0)	0 (0 to 0)	0 (0 to 0)	0 (0 to 0)	0 (0 to 0)	0 (0 to 0)	0 (0 to 0)	0 (0 to 0)	0 (0 to 0)	0 (0 to 0)	0 (0 to 0)	0 (0 to 0)	0 (0 to 0)	0 (0 to 0)	0 (0 to 0)	0 (0 to 0)	0 (0 to 0)	0 (0 to 0)	0 (0 to 0)	0 (0 to 0)	0 (0 to 0)				1.6
Other musculoskeletal disorders	0 (0 to 0)	0 (0 to 0)	0 (0 to 0)	0 (0 to 0)	0 (0 to 0)	0.6 (0.2 to 1)	1.5 (0.6 to 3.4)	2.5 (1.5 to 4)	2.2 (1.6 to 3.1)	3.2 (2.1 to 5.2)	3.5 (2.1 to 5.2)	4.1 (2.2 to 6.5)	4.6 (2.6 to 7.1)	5 (2.6 to 7.8)	5.7 (3.4 to 9.7)	4.1 (2.4 to 6.4)	4.1 (2.5 to 6.5)	4.2 (2.7 to 6.5)	4.2 (2.7 to 6.5)	2.1 (1.2 to 3.3)	2.1 (1.2 to 3.3)	1 (0.6 to 1.7)	0.4 (0.2 to 0.7)	0.1 (0 to 0.2)				44.7
Other non-communicable diseases	0.6 (0.2 to 1.3)	0.5 (0.2 to 0.8)	1.3 (0.6 to 2.1)	2.1 (1.3 to 3.1)	1.7 (1.2 to 2.5)	2.8 (1.6 to 4)	4.8 (3.1 to 7.3)	8.1 (5.2 to 12)	10.8 (7.3 to 15.6)	11.4 (7.8 to 16.1)	12.8 (8.6 to 18)	12 (8.2 to 16.7)	10.6 (7.1 to 14.8)	10.6 (7.2 to 15.2)	10.7 (7.5 to 15.2)	7.6 (5.1 to 11)	7.7 (5.1 to 11)	4.2 (2.9 to 6)	4.9 (3.2 to 6.8)	2.7 (1.8 to 3.7)	1.5 (1 to 2)	0.5 (0.3 to 0.7)	0.2 (0.1 to 0.3)				129
Congenital birth defects	0.6 (0.2 to 1.3)	0.4 (0.2 to 0.8)	0.9 (0.5 to 1.8)	1.1 (0.6 to 1.9)	0.7 (0.5 to 1)	0.9 (0.6 to 1.2)	0.6 (0.4 to 0.9)	0.7 (0.5 to 1)	0.5 (0.3 to 0.7)	0.5 (0.3 to 0.7)	0.4 (0.2 to 0.5)	0.4 (0.2 to 0.5)	0.4 (0.2 to 0.5)	0.3 (0.2 to 0.5)	0.4 (0.2 to 0.5)	0.3 (0.2 to 0.4)	0.3 (0.1 to 0.5)	0.2 (0.1 to 0.3)	0.1 (0 to 0.1)	0.1 (0 to 0.1)	0 (0 to 0.1)	0 (0 to 0.1)	0 (0 to 0.1)	0 (0 to 0.1)				9.5
Neural tube defects	0.1 (0 to 0.3)	0 (0 to 0)	0 (0 to 0.1)	0 (0 to 0.1)	0 (0 to 0)	0 (0 to 0)	0 (0 to 0)	0 (0 to 0)	0 (0 to 0)	0 (0 to 0)	0 (0 to 0)	0 (0 to 0)	0 (0 to 0)	0 (0 to 0)	0 (0 to 0)	0 (0 to 0)	0 (0 to 0)	0 (0 to 0)	0 (0 to 0)	0 (0 to 0)	0 (0 to 0)	0 (0 to 0)	0 (0 to 0)	0 (0 to 0)				0.2
Congenital heart anomalies	0.3 (0.1 to 0.7)	0.2 (0.1 to 0.4)	0.4 (0.1 to 1)	0.4 (0.1 to 1)	0.2 (0.1 to 0.3)	0.3 (0.2 to 0.6)	0.1 (0.1 to 0.2)	0.3 (0.1 to 0.6)	0.1 (0 to 0.2)	0.2 (0.1 to 0.3)	0.1 (0 to 0.1)	0.1 (0 to 0.2)	0.1 (0 to 0.1)	0.1 (0 to 0.1)	0.1 (0 to 0.1)	0.1 (0 to 0.1)	0 (0 to 0.1)	0 (0 to 0.1)	0 (0 to 0.1)	0 (0 to 0.1)	0 (0 to 0.1)	0 (0 to 0.1)	0 (0 to 0.1)	0 (0 to 0.1)				3
Orofacial clefts	0 (0 to 0)	0 (0 to 0)	0 (0 to 0)	0 (0 to 0)	0 (0 to 0)	0 (0 to 0)	0 (0 to 0)	0 (0 to 0)	0 (0 to 0)	0 (0 to 0)	0 (0 to 0)	0 (0 to 0)	0 (0 to 0)	0 (0 to 0)	0 (0 to 0)	0 (0 to 0)	0 (0 to 0)	0 (0 to 0)	0 (0 to 0)	0 (0 to 0)	0 (0 to 0)	0 (0 to 0)	0 (0 to 0)	0 (0 to 0)				0.2
Down syndrome	0 (0 to 0)	0 (0 to 0)	0 (0 to 0.1)	0 (0 to 0.2)	0 (0 to 0)	0 (0 to 0)	0 (0 to 0)	0 (0 to 0)	0 (0 to 0)	0 (0 to 0)	0 (0 to 0)	0 (0 to 0)	0 (0 to 0)	0 (0 to 0)	0 (0 to 0)	0 (0 to 0)	0 (0 to 0)	0 (0 to 0)	0 (0 to 0)	0 (0 to 0)	0 (0 to 0)	0 (0 to 0)	0 (0 to 0)	0 (0 to 0)				0.2
Turner syndrome	0 (0 to 0)	0 (0 to 0)	0 (0 to 0)	0 (0 to 0)	0 (0 to 0)	0 (0 to 0)	0 (0 to 0)	0 (0 to 0)	0 (0 to 0)	0 (0 to 0)	0 (0 to 0)	0 (0 to 0)	0 (0 to 0)	0 (0 to 0)	0 (0 to 0)	0 (0 to 0)	0 (0 to 0)	0 (0 to 0)	0 (0 to 0)	0 (0 to 0)	0 (0 to 0)	0 (0 to 0)	0 (0 to 0)	0 (0 to 0)				0
Klinefelter syndrome	0 (0 to 0)	0 (0 to 0)	0 (0 to 0)	0 (0 to 0)	0 (0 to 0)	0 (0 to 0)	0 (0 to 0)	0 (0 to 0)	0 (0 to 0)	0 (0 to 0)	0 (0 to 0)	0 (0 to 0)	0 (0 to 0)	0 (0 to 0)	0 (0 to 0)	0 (0 to 0)	0 (0 to 0)	0 (0 to 0)	0 (0 to 0)	0 (0 to 0)	0 (0 to 0)	0 (0 to 0)	0 (0 to 0)	0 (0 to 0)				0
Other chromosomal abnormalities	0.1 (0 to 0.2)	0.1 (0 to 0.2)	0.1 (0 to 0.1)	0 (0 to 0.1)	0 (0 to 0.1)	0 (0 to 0.1)	0 (0 to 0)	0 (0 to 0)	0 (0 to 0)	0 (0 to 0)	0 (0 to 0)	0 (0 to 0)	0 (0 to 0)	0 (0 to 0)	0 (0 to 0)	0 (0 to 0)	0 (0 to 0)	0 (0 to 0)	0 (0 to 0)	0 (0 to 0)	0 (0 to 0)	0 (0 to 0)	0 (0 to 0)	0 (0 to 0)				0.4
Congenital musculoskeletal and limb anomalies	0 (0 to 0)	0 (0 to 0)	0.1 (0 to 0.2)	0.2 (0.1 to 0.4)	0.2 (0.1 to 0.3)	0.2 (0.1 to 0.4)	0.2 (0.1 to 0.3)	0.2 (0.1 to 0.3)	0.1 (0 to 0.2)	0.1 (0 to 0.2)	0.1 (0 to 0.2)	0.1 (0 to 0.2)	0.1 (0 to 0.2)	0.1 (0 to 0.2)	0.1 (0 to 0.2)	0.1 (0 to 0.2)	0 (0 to 0.1)	0 (0 to 0.1)	0 (0 to 0.1)	0 (0 to 0.1)	0 (0 to 0.1)	0 (0 to 0.1)	0 (0 to 0.1)	0 (0 to 0.1)				2.4
Urogenital congenital anomalies	0 (0 to 0.1)	0 (0 to 0)	0 (0 to 0.1)	0 (0 to 0.1)	0 (0 to 0)	0 (0 to 0)	0 (0 to 0)	0 (0 to 0)	0 (0 to 0)	0 (0 to 0)	0 (0 to 0)	0 (0 to 0)	0 (0 to 0)	0 (0 to 0)	0 (0 to 0)	0 (0 to 0)	0 (0 to 0)	0 (0 to 0)	0 (0 to 0)	0 (0 to 0)	0 (0 to 0)	0 (0 to 0)	0 (0 to 0)	0 (0 to 0)				0.3
Digestive congenital anomalies	0 (0 to 0.1)	0 (0 to 0.1)	0 (0 to 0.1)	0 (0 to 0.1)	0 (0 to 0)	0 (0 to 0)	0 (0 to 0)	0 (0 to 0)	0 (0 to 0)	0 (0 to 0)	0 (0 to 0)	0 (0 to 0)	0 (0 to 0)	0 (0 to 0)	0 (0 to 0)	0 (0 to 0)	0 (0 to 0)	0 (0 to 0)	0 (0 to 0)	0 (0 to 0)	0 (0 to 0)	0 (0 to 0)	0 (0 to 0)	0 (0 to 0)				0.2
Other congenital birth defects	0.2 (0 to 0.4)	0.2 (0 to 0.2)	0.2 (0.1 to 0.3)	0.2 (0.1 to 0.4)	0.2 (0.1 to 0.3)	0.2 (0.1 to 0.4)	0.1 (0.1 to 0.3)	0.2 (0.1 to 0.3)	0.2 (0.1 to 0.3)	0.2 (0.1 to 0.2)	0.2 (0.1 to 0.2)	0.2 (0.1 to 0.2)	0.1 (0.1 to 0.2)	0.1 (0.1 to 0.2)	0.1 (0 to 0.2)	0.1 (0.1 to 0.3)	0.1 (0.1 to 0.2)	0.1 (0 to 0.2)	0.1 (0 to 0.2)	0.1 (0 to 0.1)	0.1 (0 to 0.1)	0 (0 to 0)	0 (0 to 0)	0 (0 to 0)				2.6
Urinary diseases and male infertility	0 (0 to 0)	0 (0 to 0)	0 (0 to 0)	0 (0 to 0)	0 (0 to 0)	0 (0 to 0.1)	0 (0 to 0.1)	0 (0 to 0.2)	0 (0 to 0.2)	0 (0 to 0.2)	0 (0 to 0.2)	0 (0 to 0.2)	0 (0 to 0.2)	0 (0 to 0.2)	0 (0 to 0.1)	0 (0 to 0.2)	0 (0 to 0.1)	0 (0 to 0.1)	0 (0 to 0.1)	0 (0 to 0.1)	0 (0 to 0.1)	0 (0 to 0.1)	0 (0 to 0.2)	0 (0 to 0.1)	0 (0 to 0.1)				1.9
Urolithiasis	0 (0 to 0)	0 (0 to 0)	0 (0 to 0)	0 (0 to 0)	0 (0 to 0)	0 (0 to 0)	0 (0 to 0)	0 (0 to 0)	0 (0 to 0)	0 (0 to 0.1)	0 (0 to 0.1)	0 (0 to 0.1)	0 (0 to 0.1)	0 (0 to 0.1)	0 (0 to 0.1)	0 (0 to 0.1)	0 (0 to 0.1)	0 (0 to 0.1)	0 (0 to 0.1)	0 (0 to 0.1)	0 (0 to 0.1)	0 (0 to 0)	0 (0 to 0)	0 (0 to 0)	0 (0 to 0)				0.4
Benign prostatic hyperplasia	0 (0 to 0)	0 (0 to 0)	0 (0 to 0)	0 (0 to 0)	0 (0 to 0)	0 (0 to 0)	0 (0 to 0)	0 (0 to 0)	0 (0 to 0)	0 (0 to 0)	0 (0 to 0)	0 (0 to 0)	0 (0 to 0)	0 (0 to 0)	0 (0 to 0)	0 (0 to 0)	0 (0 to 0)	0 (0 to 0)	0 (0 to 0)	0 (0 to 0)	0 (0 to 0)	0 (0 to 0)	0 (0 to 0)	0 (0 to 0)	0 (0 to 0)				0
Male infertility	–	–	–	–	–	–	–	–	–	–	–	–	–	–	–	–	–	–	–	–	–	–	–	–				NA
Other urinary diseases	0 (0 to 0)	0 (0 to 0)	0 (0 to 0)	0 (0 to 0)	0 (0 to 0)	0 (0 to 0.1)	0 (0 to 0.1)	0 (0 to 0.1)	0 (0 to 0.1)	0 (0 to 0)	0 (0 to 0)	0 (0 to 0)	0 (0 to 0)	0 (0 to 0)	0 (0 to 0)	0 (0 to 0)	0 (0 to 0)	0 (0 to 0)	0 (0 to 0)	0 (0 to 0)	0 (0 to 0)	0 (0 to 0)	0 (0 to 0)	0 (0 to 0)	0 (0 to 0)				0.4
Gynecological diseases	0 (0 to 0)	0 (0 to 0)	0 (0 to 0)	0 (0 to 0)	0.9 (0.5 to 1.6)	2.5 (1.4 to 4.3)	7.2 (3.2 to 12.8)	7.2 (4.4 to 10.1)	7.4 (3.6 to 11)	7.4 (3.6 to 10.9)	8.1 (5.4 to 12.1)	6.7 (4.2 to 9.4)	6.7 (4.4 to 9.4)	2.8 (1.6 to 4.2)	1.2 (0.6 to 2.5)	1.3 (0.8 to 2)	0.4 (0.2 to 0.6)	0.3 (0.2 to 0.5)	0.3 (0.2 to 0.5)	0.2 (0.1 to 0.3)	0.1 (0.1 to 0.2)	0 (0 to 0.1)	57.2
Uterine fibroids	0 (0 to 0)	0 (0 to 0)	0 (0 to 0)	0 (0 to 0)	0 (0 to 0)	0 (0 to 0)	0 (0 to 0.1)	0 (0 to 0.2)	0 (0 to 0.2)	0 (0 to 0.4)	0 (0 to 0.3)	0 (0 to 0.4)	0 (0 to 0.4)	0 (0 to 0.4)	0 (0 to 0.4)	0 (0 to 0.4)	0 (0 to 0.3)	0 (0 to 0.2)	0 (0 to 0.1)	0 (0 to 0.1)	0 (0 to 0.1)	0 (0 to 0)	0 (0 to 0)	0 (0 to 0)	0 (0 to 0)				1.9
Polycystic ovarian syndrome	0 (0 to 0)	0 (0 to 0)	0 (0 to 0)	0 (0 to 0)	0 (0 to 0)	0.1 (0 to 0.2)	0.4 (0.1 to 0.7)	0.4 (0.2 to 0.6)	0.4 (0.1 to 0.7)	0.4 (0.1 to 0.6)	0.3 (0.1 to 0.6)	0.4 (0.1 to 0.6)	0.4 (0.1 to 0.6)	0.2 (0.1 to 0.5)	0.1 (0 to 0.3)	0.1 (0 to 0.2)	0 (0 to 0.2)	0 (0 to 0.2)	0 (0 to 0.2)	0 (0 to 0.2)	0 (0 to 0.1)	0 (0 to 0.1)	0 (0 to 0.1)	0 (0 to 0.1)	0 (0 to 0.1)				2.4
Female infertility	0 (0 to 0)	0 (0 to 0)	0 (0 to 0)	0 (0 to 0)	0 (0 to 0)	0 (0 to 0)	0 (0 to 0.1)	0 (0 to 0.1)	0 (0 to 0.2)	0 (0 to 0.2)	0 (0 to 0.2)	0 (0 to 0.2)	0 (0 to 0.2)	0 (0 to 0.2)	0 (0 to 0.2)	0 (0 to 0.2)	0 (0 to 0.2)	0 (0 to 0.2)	0 (0 to 0.2)	0 (0 to 0.2)	0 (0 to 0.2)	0 (0 to 0.2)	0 (0 to 0.2)	0 (0 to 0.2)	0 (0 to 0.2)				1.6
Endometriosis	0 (0 to 0)	0 (0 to 0)	0 (0 to 0)	0 (0 to 0)	0 (0 to 0)	0 (0 to 0.2)	0.4 (0.1 to 0.8)	0.4 (0.2 to 0.8)	0.4 (0.2 to 0.8)	0.4 (0.2 to 0.8)	0.4 (0.1 to 0.8)	0.4 (0.1 to 0.8)	0.4 (0.1 to 0.8)	0.4 (0.1 to 0.8)	0.4 (0.1 to 0.8)	0.4 (0.1 to 0.8)	0.4 (0.1 to 0.8)	0.4 (0.1 to 0.8)	0.4 (0.1 to 0.8)	0.4 (0.1 to 0.8)	0.4 (0.1 to 0.8)	0.4 (0.1 to 0.8)	0.4 (0.1 to 0.8)	0.4 (0.1 to 0.8)	0.4 (0.1 to 0.8)				5.8
Genital prolapse	0 (0 to 0)	0 (0 to 0)	0 (0 to 0)	0 (0 to 0)	0 (0 to 0)	0 (0 to 0)	0 (0 to 0)	0 (0 to 0)	0 (0 to 0)	0 (0 to 0)	0 (0 to 0)	0 (0 to 0)	0 (0 to 0)	0 (0 to 0)	0 (0 to 0)	0 (0 to 0)	0 (0 to 0)	0 (0 to 0)	0 (0 to 0)	0 (0 to 0)	0 (0 to 0)	0 (0 to 0)	0 (0 to 0)	0 (0 to 0)	0 (0 to 0)				0.7
Premenstrual syndrome	0 (0 to 0)	0 (0 to 0)	0 (0 to 0)	0 (0 to 0)	0.8 (0.4 to 1.5)	2.5 (1.4 to 4.3)	2.4 (1.3 to 4.4)	2.4 (1.2 to 4.2)	2.1 (1.2 to 3.4)	2.1 (1.2 to 3.6)	2.4 (1.2 to 3.6)	1.6 (1 to 2.7)	1.6 (1 to 2.7)	0.6 (0.3 to 1.2)	0.2 (0.1 to 0.5)	0.2 (0.1 to 0.5)	0 (0 to 0.1)	0 (0 to 0.1)	0 (0 to 0.1)	0 (0 to 0.1)	0 (0 to 0.1)	0 (0 to 0.1)	0 (0 to 0.1)	0 (0 to 0.1)	0 (0 to 0.1)				19.2
Other gynecological diseases	0 (0 to 0)	0 (0 to 0)	0 (0 to 0)	0 (0 to 0)	0 (0 to 0)	0.1 (0 to 0.1)	1.3 (0.7 to 2.2)	2.6 (1.4 to 4.4)	3 (1.6 to 5.2)	2.6 (1.4 to 4.4)	3.7 (2.2 to 5.8)	3.7 (2.2 to 5.8)	3.4 (1.9 to 5.5)	3 (1.4 to 4.9)	2.5 (1.4 to 3.9)	1.4 (0.7 to 2.2)	1.2 (0.7 to 1.9)	0.5 (0.3 to 0.8)	0.5 (0.3 to 0.8)	0.3 (0.1 to 0.4)	0.1 (0.1 to 0.2)	0 (0 to 0.1)	28.6
Hemoglobinopathies and hemolytic anemias	0 (0 to 0)	0 (0 to 0)	0.2 (0.1 to 0.4)	0.1 (0 to 0.2)	0.1 (0 to 0.2)	0.3 (0.1 to 0.6)	0.5 (0.2 to 0.9)	0.5 (0.2 to 0.9)	0.4 (0.2 to 0.8)	0.4 (0.2 to 0.8)	0.3 (0.1 to 0.6)	0.3 (0.1 to 0.6)	0.2 (0.1 to 0.4)	0.2 (0.1 to 0.4)	0.3 (0.1 to 0.5)	0.2 (0.1 to 0.4)	0.2 (0.1 to 0.5)	0.2 (0.1 to 0.4)	0.2 (0.1 to 0.4)	0.1 (0.1 to 0.2)	0.1 (0.1 to 0.2)	0 (0 to 0.1)	0 (0 to 0.1)	0 (0 to 0.1)	0 (0 to 0.1)				4.6
Thalassemias	0 (0 to 0)	0 (0 to 0)	0 (0 to 0)	0 (0 to 0)	0 (0 to 0)	0 (0 to 0)	0 (0 to 0)	0 (0 to 0)	0 (0 to 0)	0 (0 to 0)	0 (0 to 0)	0 (0 to 0)	0 (0 to 0)	0 (0 to 0)	0 (0 to 0)	0 (0 to 0)	0 (0 to 0)	0 (0 to 0)	0 (0 to 0)	0 (0 to 0)	0 (0 to 0)	0 (0 to 0)	0 (0 to 0)	0 (0 to 0)	0 (0 to 0)				0
Thalassemias trait	0 (0 to 0)	0 (0 to 0)	0 (0 to 0.1)	0 (0 to 0.1)	0 (0 to 0.1)	0 (0 to 0.1)	0.4 (0.2 to 0.7)	0.3 (0.2 to 0.6)	0.3 (0.1 to 0.5)	0.3 (0.1 to 0.5)	0.3 (0.1 to 0.5)	0.3 (0.1 to 0.5)	0.3 (0.1 to 0.5)	0.1 (0 to 0.1)	0.1 (0 to 0.1)	0.1 (0 to 0.1)	0 (0 to 0.1)	0 (0 to 0.1)	0 (0 to 0.1)	0 (0 to 0.1)	0 (0 to 0.1)	0 (0 to 0.1)	0 (0 to 0.1)	0 (0 to 0.1)	0 (0 to 0.1)				2
Sickle cell disorders	0 (0 to 0)	0 (0 to 0)	0 (0 to 0)	0 (0 to 0)	0 (0 to 0)	0 (0 to 0)	0 (0 to 0)	0 (0 to 0)	0 (0 to 0)	0 (0 to 0)	0 (0 to 0)	0 (0 to 0)	0 (0 to 0)	0 (0 to 0)	0 (0 to 0)	0 (0 to 0)	0 (0 to 0)	0 (0 to 0)	0 (0 to 0)	0 (0 to 0)	0 (0 to 0)	0 (0 to 0)	0 (0 to 0)	0 (0 to 0)	0 (0 to 0)				0
Sickle cell trait	0 (0 to 0)	0 (0 to 0)	0 (0 to 0)	0 (0 to 0)	0 (0 to 0)	0 (0 to 0)	0 (0 to 0)	0 (0 to 0)	0 (0 to 0)	0 (0 to 0)	0 (0 to 0)	0 (0 to 0)	0 (0 to 0)	0 (0 to 0)	0 (0 to 0)	0 (0 to 0)	0 (0 to 0)	0 (0 to 0)	0 (0 to 0)	0 (0 to 0)	0 (0 to 0)	0 (0 to 0)	0 (0 to 0)	0 (0 to 0)	0 (0 to 0)				0.1
G6PD deficiency	0 (0 to 0)	0 (0 to 0)	0 (0 to 0)	0 (0 to 0)	0 (0 to 0)	0.1 (0 to 0.2)	0 (0 to 0)	0 (0 to 0)	0 (0 to 0)	0 (0 to 0)	0 (0 to 0)	0 (0 to 0)	0 (0 to 0.1)	0 (0 to 0)	0 (0 to 0)	0 (0 to 0)	0 (0 to 0)	0 (0 to 0)	0 (0 to 0)	0 (0 to 0)	0 (0 to 0)	0 (0 to 0)	0 (0 to 0)	0 (0 to 0)	0 (0 to 0)				0.2
G6PD trait	0 (0 to 0)	0 (0 to 0)	0 (0 to 0)	0 (0 to 0)	0 (0 to 0)	0 (0 to 0)	0 (0 to 0)	0 (0 to 0)	0 (0 to 0)	0 (0 to 0)	0 (0 to 0)	0 (0 to 0)	0 (0 to 0)	0 (0 to 0)	0 (0 to 0)	0 (0 to 0)	0 (0 to 0)	0 (0 to 0)	0 (0 to 0)	0 (0 to 0)	0 (0 to 0)	0 (0 to 0)	0 (0 to 0)	0 (0 to 0)	0 (0 to 0)				0
Other hemoglobinopathies and hemolytic anemias	0 (0 to 0)	0 (0 to 0)	0 (0 to 0.1)	0 (0 to 0.2)	0 (0 to 0.1)	0 (0 to 0.2)	0 (0 to 0.1)	0 (0 to 0.2)	0 (0 to 0.1)	0 (0 to 0.2)	0 (0 to 0.2)	0 (0 to 0.2)	0 (0 to 0.3)	0 (0 to 0.2)	0 (0 to 0.2)	0 (0 to 0.2)	0 (0 to 0.2)	0 (0 to 0.2)	0 (0 to 0.2)	0 (0 to 0.2)	0 (0 to 0.2)	0 (0 to 0.2)	0 (0 to 0.2)	0 (0 to 0.2)	0 (0 to 0.2)	0 (0 to 0.2)				2.2
Endocrine, metabolic, blood, and immune disorders	0 (0 to 0)	0 (0 to 0)	0.4 (0.2 to 0.7)	0.4 (0.2 to 0.7)	0.4 (0.2 to 0.7)	0.6 (0.3 to 1)	0.7 (0.4 to 1.2)	0.7 (0.4 to 1.2)	1.2 (0.7 to 2.2)	1.1 (0.7 to 2)	1.8 (1.1 to 3)	2.6 (1.4 to 4.2)	3.1 (1.7 to 5)	2.6 (1.4 to 4.2)	4.2 (2.4 to 7.2)	2.7 (1.5 to 4.6)	2.2 (1.2 to 3.8)	1.1 (0.6 to 1.5)	0.4 (0.2 to 0.6)	0.2 (0.1 to 0.3)	0.1 (0 to 0.1)	0 (0 to 0.1)	28.1
Oral disorders	0 (0 to 0)	0 (0 to 0)	0.3 (0.2 to 0.5)	0.4 (0.2 to 0.8)	0.5 (0.3 to 0.9)	0.6 (0.3 to 1.1)	0.8 (0.4 to 1.5)	0.8 (0.5 to 1.5)	0.9 (0.5 to 1.4)	1 (0.5 to 1.4)	1 (0.7 to 2)	1.2 (0.7 to 2)	1.6 (0.9 to 2.4)	2 (1.2 to 3.1)	2.8 (1.7 to 4.4)	2.7 (1.6 to 4.2)	3.5 (1.9 to 5.5)	2.3 (1.4 to 3.5)	2.9 (1.8 to 4.4)	1.7 (1.1 to 2.5)	1 (0.6 to 1.4)	0.3 (0.2 to 0.5)	0.1 (0.1 to 0.1)				27.5
Caries of deciduous teeth	0 (0 to 0)	0 (0 to 0)	0 (0 to 0)	0 (0 to 0.1)	0 (0 to 0)	0 (0 to 0)	0 (0 to 0)	0 (0 to 0)	0 (0 to 0)	0 (0 to 0)	0 (0 to 0)	0 (0 to 0)	0 (0 to 0)	0 (0 to 0)	0 (0 to 0)	0 (0 to 0)	0 (0 to 0)	0 (0 to 0)	0 (0 to 0)	0 (0 to 0)	0 (0 to 0)	0 (0 to 0)	0 (0 to 0)	0 (0 to 0)	0 (0 to 0)				0.2
Caries of permanent teeth	0 (0 to 0)	0 (0 to 0)	0 (0 to 0)	0.1 (0 to 0.2)	0.3 (0.1 to 0.6)	0.2 (0.1 to 0.5)	0.3 (0.1 to 0.5)	0.3 (0.1 to 0.6)	0.3 (0.1 to 0.6)	0.3 (0.1 to 0.6)	0.2 (0.1 to 0.4)	0.3 (0.1 to 0.6)	0.3 (0.1 to 0.6)	0.2 (0.1 to 0.4)	0.3 (0.1 to 0.6)	0.3 (0.1 to 0.6)	0.3 (0.1 to 0.6)	0.3 (0.1 to 0.6)	0.3 (0.1 to 0.6)	0.2 (0.1 to 0.4)	0.2 (0.1 to 0.4)	0.1 (0 to 0.1)	0 (0 to 0)	0 (0 to 0)	0 (0 to 0)				2.8
Periodontal diseases	0 (0 to 0)	0 (0 to 0)	0 (0 to 0)	0 (0 to 0)	0 (0 to 0)	0 (0 to 0)	0 (0 to 0.1)	0 (0 to 0.1)	0 (0 to 0.1)	0 (0 to 0.2)	0 (0 to 0.1)	0 (0 to 0.2)	0 (0 to 0.2)	0 (0 to 0.2)	0 (0 to 0.2)	0 (0 to 0.2)	0 (0 to 0.2)	0 (0 to 0.2)	0 (0 to 0.2)	0 (0 to 0.2)	0 (0 to 0.2)	0 (0 to 0.2)	0 (0 to 0.1)	0 (0 to 0.1)	0 (0 to 0.2)	0 (0 to 0.1)	0 (0 to 0.1)	0 (0 to 0.1)		2.4
Other oral disorders	0 (0 to 0)	0 (0 to 0)	0 (0 to 0)	0.2 (0.1 to 0.4)	0.2 (0.1 to 0.3)	0.4 (0.2 to 0.6)	0.4 (0.2 to 0.7)	0.4 (0.2 to 0.6)	0.4 (0.2 to 0.6)	0.4 (0.2 to 0.6)	0.4 (0.2 to 0.6)	0.4 (0.3 to 0.7)	0.5 (0.3 to 0.7)	0.5 (0.3 to 0.7)	0.5 (0.3 to 0.7)	0.5 (0.3 to 0.7)	0.5 (0.3 to 0.7)	0.5 (0.3 to 0.7)	0.5 (0.2 to 0.5)	0.3 (0.2 to 0.5)	0.3 (0.1 to 0.5)	0.1 (0.1 to 0.2)	0.1 (0.1 to 0.2)	0.1 (0.1 to 0.2)	0.1 (0.1 to 0.1)	0 (0 to 0)	0 (0 to 0)		5.5
Sudden infant death syndrome	– (0 to 0.1)	– (0 to 0.1)	– (0 to 0.1)	– (0 to 0.1)	– (0 to 0.1)	– (0 to 0.1)	– (0 to 0.1)	– (0 to 0.1)	– (0 to 0.1)	– (0 to 0.1)	– (0 to 0.1)	– (0 to 0.1)	– (0 to 0.1)	– (0 to 0.1)	– (0 to 0.1)	– (0 to 0.1)	– (0 to 0.1)	– (0 to 0.1)	– (0 to 0.1)	– (0 to 0.1)	– (0 to 0.1)	– (0 to 0.1)	– (0 to 0.1)	– (0 to 0.1)	– (0 to 0.1)	– (0 to 0.1)	– (0 to 0.1)		NA
Injuries	0 (0 to 0)	0.2 (0 to 0.4)	1 (0.4 to 1.9)	1.1 (0.6 to 2.3)	1.7 (1.2 to 2.3)	2.5 (2.5 to 3.6)	3.1 (2.2 to 4.2)	3.2 (2.2 to 5.1)	3.5 (2.4 to 5.4)	4.2 (2.9 to 6.2)	4.2 (2.9 to 6.2)	4.2 (2.9 to 6.2)	4.2 (2.9 to 6.2)	4.2 (2.9 to 6.2)	4.2 (2.9 to 6.2)	4.2 (2.9 to 6.2)	4.2 (2.9 to 6.2)	4.2 (2.9 to 6.2)	4.2 (2.9 to 6.2)	4.2 (2.9 to 6.2)	4.2 (2.9 to 6.2)	4.2 (2.9 to 6.2)	4.2 (2.9 to 6.2)	4.2 (2.9 to 6.2)	4.2 (2.9 to 6.2)	4.2 (2.9

SR Table 2b: Greenland DALYS by cause and age group for females with 95% uncertainty intervals, 2019

Cause	Early Neonatal	Late Neonatal	Post Neonatal	1 to 4	5 to 9	10 to 14	15 to 19	20 to 24	25 to 29	30 to 34	35 to 39
All causes	144 (94·9 to 214)	31·9 (21·2 to 47·3)	93 (64·8 to 134)	93·5 (70·3 to 123)	80·2 (63·1 to 102)	126 (97·5 to 164)	239 (187 to 303)	357 (283 to 448)	439 (352 to 542)	453 (367 to 554)	460 (377 to 558)
Communicable, maternal, neonatal, and nutritional diseases	117 (76·6 to 172)	21·8 (14 to 32·3)	35·7 (22·6 to 52·1)	29·2 (20·4 to 41)	15·4 (10·7 to 22·8)	11·8 (8·2 to 18·2)	13·4 (8·9 to 21·5)	17·6 (12·5 to 25·4)	20·6 (15·1 to 28·3)	20·8 (15·8 to 28·4)	23·1 (17·4 to 31·2)
HIV/AIDS and sexually transmitted infections	0·8 (0·2 to 2)	0·2 (0·1 to 0·6)	0·8 (0·6 to 1·3)	1·1 (0·9 to 1·2)	0·2 (0·1 to 0·2)	0·1 (0·1 to 0·1)	0·2 (0·1 to 0·3)	2 (1·6 to 2·5)	2·5 (2 to 3·3)	3·3 (2·6 to 4·2)	5·5 (4·3 to 7·1)
HIV/AIDS	0 (0 to 0)	0 (0 to 0)	0·5 (0·4 to 0·6)	1·1 (0·9 to 1·2)	0·2 (0·1 to 0·2)	0·1 (0·1 to 0·1)	0·1 (0·1 to 0·1)	1·5 (1·3 to 1·8)	1·7 (1·4 to 2·1)	2·4 (1·9 to 3)	4·6 (3·6 to 6)
HIV/AIDS - Drug-susceptible Tuberculosis	0 (0 to 0)	0 (0 to 0)	0·2 (0·1 to 0·2)	0·3 (0·2 to 0·5)	0 (0 to 0·1)	0 (0 to 0)	0 (0 to 0)	0·4 (0·3 to 0·6)	0·5 (0·3 to 0·7)	0·7 (0·5 to 0·9)	1·2 (0·8 to 1·5)
HIV/AIDS - Multidrug-resistant Tuberculosis without extensive dru	0 (0 to 0)	0 (0 to 0)	0 (0 to 0)	0 (0 to 0·1)	0 (0 to 0)	0 (0 to 0)	0 (0 to 0)	0 (0 to 0·1)	0 (0 to 0·1)	0 (0 to 0·1)	0·1 (0 to 0·2)
HIV/AIDS - Extensively drug-resistant Tuberculosis	0 (0 to 0)	0 (0 to 0)	0 (0 to 0)	0 (0 to 0)	0 (0 to 0)	0 (0 to 0)	0 (0 to 0)	0 (0 to 0)	0 (0 to 0)	0 (0 to 0)	0 (0 to 0·1)
HIV/AIDS resulting in other diseases	0 (0 to 0)	0 (0 to 0)	0·3 (0·2 to 0·4)	0·7 (0·5 to 0·9)	0·1 (0·1 to 0·2)	0·1 (0·1 to 0·1)	0·1 (0 to 0·1)	1·1 (0·8 to 1·4)	1·2 (0·9 to 1·6)	1·6 (1·2 to 2·2)	3·4 (2·3 to 4·7)
Sexually transmitted infections excluding HIV	0·8 (0·2 to 2)	0·2 (0·1 to 0·6)	0·3 (0·1 to 0·8)	0 (0 to 0)	0 (0 to 0)	0 (0 to 0)	0·1 (0·1 to 0·2)	0·4 (0·2 to 0·8)	0·8 (0·4 to 1·5)	0·9 (0·4 to 1·6)	0·8 (0·4 to 1·5)
Syphilis	0·8 (0·2 to 2)	0·2 (0·1 to 0·6)	0·3 (0·1 to 0·8)	0 (0 to 0)	0 (0 to 0)	0 (0 to 0)	0 (0 to 0)	0 (0 to 0)	0 (0 to 0)	0 (0 to 0)	0 (0 to 0)
Chlamydial infection	0 (0 to 0)	0 (0 to 0)	0 (0 to 0)	0 (0 to 0)	0 (0 to 0)	0 (0 to 0)	0 (0 to 0)	0 (0 to 0·1)	0·1 (0 to 0·1)	0·1 (0 to 0·1)	0·1 (0 to 0·1)
Gonococcal infection	0 (0 to 0)	0 (0 to 0)	0 (0 to 0)	0 (0 to 0)	0 (0 to 0)	0 (0 to 0)	0 (0 to 0)	0 (0 to 0)	0 (0 to 0·1)	0 (0 to 0·1)	0 (0 to 0·1)
Trichomoniasis	0 (0 to 0)	0 (0 to 0)	0 (0 to 0)	0 (0 to 0)	0 (0 to 0)	0 (0 to 0)	0 (0 to 0·1)	0·2 (0·1 to 0·5)	0·4 (0·1 to 0·9)	0·4 (0·1 to 0·9)	0·3 (0·1 to 0·7)
Genital herpes	0 (0 to 0)	0 (0 to 0)	0 (0 to 0)	0 (0 to 0)	0 (0 to 0)	0 (0 to 0)	0 (0 to 0·1)	0·1 (0 to 0·1)	0·1 (0 to 0·2)	0·1 (0 to 0·2)	0·1 (0 to 0·2)
Other sexually transmitted infections	0 (0 to 0)	0 (0 to 0)	0 (0 to 0)	0 (0 to 0)	0 (0 to 0)	0 (0 to 0)	0 (0 to 0·1)	0·1 (0 to 0·2)	0·2 (0·1 to 0·4)	0·3 (0·2 to 0·5)	0·3 (0·2 to 0·5)
Respiratory infections and tuberculosis	0·6 (0·3 to 1·1)	0·7 (0·4 to 1·3)	6·2 (3·4 to 10·7)	5·8 (3·9 to 8·5)	3·8 (2·5 to 6)	2·9 (1·8 to 4·7)	3 (1·9 to 4·6)	3·6 (2·3 to 5·3)	4·6 (3·1 to 6·5)	5·1 (3·7 to 7)	5·3 (3·8 to 7·2)
Tuberculosis	0 (0 to 0)	0 (0 to 0)	0·1 (0·1 to 0·2)	0·2 (0·1 to 0·3)	0 (0 to 0·1)	0·1 (0 to 0·1)	0·1 (0 to 0·3)	0·2 (0·1 to 0·4)	0·6 (0·3 to 0·9)	0·6 (0·4 to 0·9)	0·5 (0·3 to 0·8)
Latent tuberculosis infection	0 (0 to 0)	0 (0 to 0)	0 (0 to 0)	0 (0 to 0)	0 (0 to 0)	0 (0 to 0)	0 (0 to 0)	0 (0 to 0)	0 (0 to 0)	0 (0 to 0)	0 (0 to 0)
Drug-susceptible tuberculosis	0 (0 to 0)	0 (0 to 0)	0·1 (0·1 to 0·2)	0·2 (0·1 to 0·3)	0 (0 to 0·1)	0·1 (0 to 0·1)	0·1 (0 to 0·3)	0·2 (0·1 to 0·4)	0·5 (0·3 to 0·9)	0·6 (0·3 to 0·8)	0·5 (0·3 to 0·8)
Multidrug-resistant tuberculosis without extensive drug resistanc	0 (0 to 0)	0 (0 to 0)	0 (0 to 0)	0 (0 to 0)	0 (0 to 0)	0 (0 to 0)	0 (0 to 0)	0 (0 to 0)	0 (0 to 0·1)	0 (0 to 0·1)	0 (0 to 0·1)
Extensively drug-resistant tuberculosis	0 (0 to 0)	0 (0 to 0)	0 (0 to 0)	0 (0 to 0)	0 (0 to 0)	0 (0 to 0)	0 (0 to 0)	0 (0 to 0)	0 (0 to 0)	0 (0 to 0)	0 (0 to 0)
Lower respiratory infections	0·6 (0·3 to 1·1)	0·7 (0·4 to 1·2)	5·4 (2·7 to 9·7)	2·5 (1·3 to 4·2)	0·7 (0·4 to 1)	0·5 (0·3 to 0·8)	0·5 (0·3 to 0·8)	0·6 (0·4 to 1·4)	1·3 (0·7 to 2·2)	2·1 (1·3 to 3·2)	2·7 (1·7 to 4·1)
Upper respiratory infections	0 (0 to 0)	0 (0 to 0·1)	0·6 (0·3 to 0·9)	2·6 (1·5 to 4·3)	2·7 (1·4 to 4·5)	2 (1·1 to 3·7)	2·1 (1·1 to 3·6)	2·5 (1·3 to 4·2)	2·5 (1·4 to 4·3)	2·2 (1·2 to 3·8)	2 (1 to 3·2)
Otitis media	0 (0 to 0)	0 (0 to 0)	0·1 (0 to 0·1)	0·5 (0·3 to 1)	0·5 (0·3 to 0·8)	0·3 (0·2 to 0·5)	0·3 (0·1 to 0·5)	0·3 (0·1 to 0·5)	0·2 (0·1 to 0·5)	0·2 (0·1 to 0·4)	0·1 (0·1 to 0·3)
Enteric infections	0·2 (0·1 to 0·3)	0·1 (0·1 to 0·2)	2·4 (1·2 to 4·8)	2·1 (1·4 to 3·1)	1·5 (0·8 to 2·4)	1·1 (0·6 to 1·8)	1·4 (0·9 to 2)	1·8 (1·1 to 2·6)	1·9 (1·2 to 2·8)	1·8 (1·2 to 2·6)	1·6 (1·1 to 2·4)
Diarrheal diseases	0·2 (0·1 to 0·3)	0·1 (0·1 to 0·2)	2·4 (1·2 to 4·8)	2 (1·3 to 3·1)	1·4 (0·8 to 2·4)	1·1 (0·6 to 1·7)	1·3 (0·9 to 2)	1·8 (1·1 to 2·6)	1·9 (1·2 to 2·8)	1·8 (1·2 to 2·6)	1·6 (1·1 to 2·4)
Typhoid and paratyphoid	0 (0 to 0)	0 (0 to 0)	0 (0 to 0)	0 (0 to 0)	0 (0 to 0)	0 (0 to 0)	0 (0 to 0)	0 (0 to 0)	0 (0 to 0)	0 (0 to 0)	0 (0 to 0)
Typhoid fever	0 (0 to 0)	0 (0 to 0)	0 (0 to 0)	0 (0 to 0)	0 (0 to 0)	0 (0 to 0)	0 (0 to 0)	0 (0 to 0)	0 (0 to 0)	0 (0 to 0)	0 (0 to 0)
Paratyphoid fever	0 (0 to 0)	0 (0 to 0)	0 (0 to 0)	0 (0 to 0)	0 (0 to 0)	0 (0 to 0)	0 (0 to 0)	0 (0 to 0)	0 (0 to 0)	0 (0 to 0)	0 (0 to 0)
Invasive Non-typhoidal Salmonella (iNTS)	0 (0 to 0)	0 (0 to 0)	0 (0 to 0)	0 (0 to 0·1)	0 (0 to 0·1)	0 (0 to 0)	0 (0 to 0)	0 (0 to 0)	0 (0 to 0)	0 (0 to 0)	0 (0 to 0)
Other intestinal infectious diseases	0 (0 to 0)	0 (0 to 0)	0 (0 to 0·1)	0 (0 to 0·1)	0 (0 to 0)	0 (0 to 0)	0 (0 to 0)	0 (0 to 0)	0 (0 to 0)	0 (0 to 0)	0 (0 to 0)
Neglected tropical diseases and malaria	0 (0 to 0)	0 (0 to 0)	0·1 (0 to 0·3)	0·2 (0·1 to 0·6)	0·3 (0·1 to 0·8)	0·3 (0·1 to 0·7)	0·2 (0 to 0·4)	0·2 (0 to 0·4)	0·1 (0 to 0·4)	0·2 (0 to 0·4)	0·2 (0·1 to 0·5)
Malaria	0 (0 to 0)	0 (0 to 0)	0 (0 to 0)	0 (0 to 0)	0 (0 to 0)	0 (0 to 0)	0 (0 to 0)	0 (0 to 0)	0 (0 to 0)	0 (0 to 0)	0 (0 to 0)
Chagas disease	0 (0 to 0)	0 (0 to 0)	0 (0 to 0)	0 (0 to 0)	0 (0 to 0)	0 (0 to 0)	0 (0 to 0)	0 (0 to 0)	0 (0 to 0)	0 (0 to 0)	0 (0 to 0)
Leishmaniasis	0 (0 to 0)	0 (0 to 0)	0 (0 to 0)	0 (0 to 0)	0 (0 to 0)	0 (0 to 0)	0 (0 to 0)	0 (0 to 0)	0 (0 to 0)	0 (0 to 0)	0 (0 to 0)
Visceral leishmaniasis	0 (0 to 0)	0 (0 to 0)	0 (0 to 0)	0 (0 to 0)	0 (0 to 0)	0 (0 to 0)	0 (0 to 0)	0 (0 to 0)	0 (0 to 0)	0 (0 to 0)	0 (0 to 0)
Cutaneous and mucocutaneous leishmaniasis	0 (0 to 0)	0 (0 to 0)	0 (0 to 0)	0 (0 to 0)	0 (0 to 0)	0 (0 to 0)	0 (0 to 0)	0 (0 to 0)	0 (0 to 0)	0 (0 to 0)	0 (0 to 0)
African trypanosomiasis	0 (0 to 0)	0 (0 to 0)	0 (0 to 0)	0 (0 to 0)	0 (0 to 0)	0 (0 to 0)	0 (0 to 0)	0 (0 to 0)	0 (0 to 0)	0 (0 to 0)	0 (0 to 0)
Schistosomiasis	0 (0 to 0)	0 (0 to 0)	0 (0 to 0)	0 (0 to 0)	0 (0 to 0)	0 (0 to 0)	0 (0 to 0)	0 (0 to 0)	0 (0 to 0)	0 (0 to 0)	0 (0 to 0)
Cysticercosis	0 (0 to 0)	0 (0 to 0)	0 (0 to 0)	0 (0 to 0)	0 (0 to 0)	0 (0 to 0)	0 (0 to 0)	0 (0 to 0)	0 (0 to 0)	0 (0 to 0)	0 (0 to 0)
Cystic echinococcosis	0 (0 to 0)	0 (0 to 0)	0 (0 to 0)	0 (0 to 0)	0 (0 to 0)	0 (0 to 0)	0 (0 to 0)	0 (0 to 0)	0 (0 to 0)	0 (0 to 0)	0 (0 to 0)
Lymphatic filariasis	0 (0 to 0)	0 (0 to 0)	0 (0 to 0)	0 (0 to 0)	0 (0 to 0)	0 (0 to 0)	0 (0 to 0)	0 (0 to 0)	0 (0 to 0)	0 (0 to 0)	0 (0 to 0)
Onchocerciasis	0 (0 to 0)	0 (0 to 0)	0 (0 to 0)	0 (0 to 0)	0 (0 to 0)	0 (0 to 0)	0 (0 to 0)	0 (0 to 0)	0 (0 to 0)	0 (0 to 0)	0 (0 to 0)
Trachoma	0 (0 to 0)	0 (0 to 0)	0 (0 to 0)	0 (0 to 0)	0 (0 to 0)	0 (0 to 0)	0 (0 to 0)	0 (0 to 0)	0 (0 to 0)	0 (0 to 0)	0 (0 to 0)
Dengue	0 (0 to 0)	0 (0 to 0)	0 (0 to 0)	0 (0 to 0)	0 (0 to 0)	0 (0 to 0)	0 (0 to 0)	0 (0 to 0)	0 (0 to 0)	0 (0 to 0)	0 (0 to 0)
Yellow fever	0 (0 to 0)	0 (0 to 0)	0 (0 to 0)	0 (0 to 0)	0 (0 to 0)	0 (0 to 0)	0 (0 to 0)	0 (0 to 0)	0 (0 to 0)	0 (0 to 0)	0 (0 to 0)
Rabies	0 (0 to 0)	0 (0 to 0)	0 (0 to 0)	0 (0 to 0)	0 (0 to 0)	0 (0 to 0)	0 (0 to 0)	0 (0 to 0)	0 (0 to 0)	0 (0 to 0)	0 (0 to 0)
Intestinal nematode infections	0 (0 to 0)	0 (0 to 0)	0 (0 to 0)	0 (0 to 0)	0 (0 to 0)	0 (0 to 0)	0 (0 to 0)	0 (0 to 0)	0 (0 to 0)	0 (0 to 0)	0 (0 to 0)
Ascariasis	0 (0 to 0)	0 (0 to 0)	0 (0 to 0)	0 (0 to 0)	0 (0 to 0)	0 (0 to 0)	0 (0 to 0)	0 (0 to 0)	0 (0 to 0)	0 (0 to 0)	0 (0 to 0)
Trichuriasis	0 (0 to 0)	0 (0 to 0)	0 (0 to 0)	0 (0 to 0)	0 (0 to 0)	0 (0 to 0)	0 (0 to 0)	0 (0 to 0)	0 (0 to 0)	0 (0 to 0)	0 (0 to 0)
Hookworm disease	0 (0 to 0)	0 (0 to 0)	0 (0 to 0)	0 (0 to 0)	0 (0 to 0)	0 (0 to 0)	0 (0 to 0)	0 (0 to 0)	0 (0 to 0)	0 (0 to 0)	0 (0 to 0)
Food-borne trematodiases	0 (0 to 0)	0 (0 to 0)	0 (0 to 0)	0 (0 to 0)	0 (0 to 0)	0 (0 to 0)	0 (0 to 0)	0 (0 to 0)	0 (0 to 0)	0 (0 to 0)	0 (0 to 0)
Leprosy	0 (0 to 0)	0 (0 to 0)	0 (0 to 0)	0 (0 to 0)	0 (0 to 0)	0 (0 to 0)	0 (0 to 0)	0 (0 to 0)	0 (0 to 0)	0 (0 to 0)	0 (0 to 0)
Ebola	0 (0 to 0)	0 (0 to 0)	0 (0 to 0)	0 (0 to 0)	0 (0 to 0)	0 (0 to 0)	0 (0 to 0)	0 (0 to 0)	0 (0 to 0)	0 (0 to 0)	0 (0 to 0)
Zika virus	0 (0 to 0)	0 (0 to 0)	0 (0 to 0)	0 (0 to 0)	0 (0 to 0)	0 (0 to 0)	0 (0 to 0)	0 (0 to 0)	0 (0 to 0)	0 (0 to 0)	0 (0 to 0)
Guinea worm disease	0 (0 to 0)	0 (0 to 0)	0 (0 to 0)	0 (0 to 0)	0 (0 to 0)	0 (0 to 0)	0 (0 to 0)	0 (0 to 0)	0 (0 to 0)	0 (0 to 0)	0 (0 to 0)
Other neglected tropical diseases	0 (0 to 0)	0 (0 to 0)	0·1 (0 to 0·3)	0·2 (0·1 to 0·6)	0·3 (0·1 to 0·8)	0·3 (0·1 to 0·7)	0·2 (0 to 0·4)	0·2 (0 to 0·4)	0·1 (0 to 0·4)	0·2 (0 to 0·4)	0·2 (0·1 to 0·5)
Other infectious diseases	0·2 (0·1 to 0·4)	0·5 (0·3 to 0·8)	8·8 (4 to 17·1)	11·5 (5·2 to 21·1)	2·4 (1·4 to 4)	1·1 (0·8 to 1·6)	0·9 (0·6 to 1·3)	0·9 (0·6 to 1·3)	1 (0·7 to 1·4)	1·1 (0·8 to 1·6)	1·2 (0·9 to 1·7)
Meningitis	0·2 (0·1 to 0·4)	0·4 (0·2 to 0·6)	2·5 (1·3 to 4·4)	2·2 (1·2 to 3·8)	0·4 (0·2 to 0·6)	0·3 (0·2 to 0·4)	0·3 (0·2 to 0·4)	0·3 (0·2 to 0·5)	0·4 (0·2 to 0·6)	0·4 (0·3 to 0·6)	0·5 (0·3 to 0·8)
Encephalitis	0 (0 to 0)	0 (0 to 0·1)	0·2 (0·1 to 0·3)	0·3 (0·1 to 0·6)	0·2 (0·1 to 0·4)	0·2 (0·1 to 0·4)	0·1 (0·1 to 0·2)	0·1 (0·1 to 0·2)	0·1 (0·1 to 0·3)	0·2 (0·1 to 0·3)	0·1 (0·1 to 0·2)
Diphtheria	0 (0 to 0)	0 (0 to 0)	0 (0 to 0)	0 (0 to 0)	0 (0 to 0)	0 (0 to 0)	0 (0 to 0)	0 (0 to 0)	0 (0 to 0)	0 (0 to 0)	0 (0 to 0)
Tetanus	0 (0 to 0)	0 (0 to 0)	0 (0 to 0)	0 (0 to 0)	0 (0 to 0)	0 (0 to 0)	0 (0 to 0)	0 (0 to 0)	0 (0 to 0)	0 (0 to 0)	0 (0 to 0)
Measles	0 (0 to 0)	0 (0 to 0)	1·6 (0·5 to 4)	4 (1·2 to 9·4)	0·8 (0·2 to 1·8)	0·2 (0·1 to 0·4)	0·1 (0 to 0·1)	0 (0 to 0·1)	0 (0 to 0·1)	0 (0 to 0)	0 (0 to 0)
Varicella and herpes zoster	0 (0 to 0)	0 (0 to 0·1)	0·1 (0 to 0·4)	0·2 (0 to 0·7)	0·1 (0 to 0·3)	0 (0 to 0·1)	0 (0 to 0·1)	0 (0 to 0·1)	0·1 (0 to 0·1)	0·1 (0 to 0·1)	0·1 (0 to 0·1)
Acute hepatitis	0 (0 to 0)	0 (0 to 0)	0 (0 to 0·1)	0 (0 to 0·1)	0·1 (0 to 0·2)	0·1 (0·1 to 0·2)	0·1 (0·1 to 0·2)	0·1 (0·1 to 0·2)	0·1 (0·1 to 0·2)	0·2 (0·1 to 0·2)	0·1 (0·1 to 0·2)
Acute hepatitis A	0 (0 to 0)	0 (0 to 0)	0 (0 to 0)	0 (0 to 0)	0·1 (0 to 0·1)	0·1 (0 to 0·2)	0·1 (0·1 to 0·2)	0·1 (0·1 to 0·2)	0·1 (0 to 0·2)	0·1 (0 to 0·1)	0·1 (0 to 0·1)
Acute hepatitis B	0 (0 to 0)	0 (0 to 0)	0 (0 to 0)	0 (0 to 0)	0 (0 to 0)	0 (0 to 0)	0 (0 to 0)	0 (0 to 0)	0 (0 to 0)	0·1 (0 to 0·1)	0 (0 to 0·1)
Acute hepatitis C	0 (0 to 0)	0 (0 to 0)	0 (0 to 0)	0 (0 to 0)	0 (0 to 0)	0 (0 to 0)	0 (0 to 0)	0 (0 to 0)	0 (0 to 0)	0 (0 to 0)	0 (0 to 0)
Acute hepatitis E	0 (0 to 0)	0 (0 to 0)	0 (0 to 0)	0 (0 to 0)	0 (0 to 0)	0 (0 to 0)	0 (0 to 0)	0 (0 to 0)	0 (0 to 0)	0 (0 to 0)	0 (0 to 0)
Other unspecified infectious diseases	0 (0 to 0·1)	0·1 (0 to 0·2)	0·3 (0·1 to 0·5)	0·3 (0·1 to 0·5)	0·3 (0·1 to 0·7)	0·2 (0·1 to 0·5)	0·3 (0·1 to 0·6)	0·3 (0·1 to 0·5)	0·3 (0·1 to 0·6)	0·3 (0·1 to 0·6)	0·4 (0·2 to 0·7)
Maternal and neonatal disorders	115 (75·4 to 169)	20·1 (12·7 to 29·9)	16·6 (9·4 to 26·8)	6·3 (4·6 to 8·6)	3·7 (2·6 to 5)	3·6 (2·5 to 4·8)	3·7 (2·7 to 4·8)	5·5 (4·2 to 7)	6·8 (5·1 to 8·5)	5·5 (4·2 to 7)	3·9 (2·9 to 4·9)
Maternal disorders	0 (0 to 0)	0 (0 to 0)	0 (0 to 0)	0 (0 to 0)	0 (0 to 0)	0 (0 to 0)	0·5 (0·3 to 0·7)	2·1 (1·4 to 3·1)	3·1 (2·1 to 4·4)	2·2 (1·6 to 3·1)	1 (0·7 to 1·4)
Maternal hemorrhage	0 (0 to 0)	0 (0 to 0)	0 (0 to 0)	0 (0 to 0)	0 (0 to 0)	0 (0 to 0)	0·1 (0 to 0·1)	0·3 (0·1 to 0·5)	0·5 (0·2 to 0·9)	0·5 (0·2 to 0·8)	0·2 (0·1 to 0·3)
Maternal sepsis and other maternal infections	0 (0 to 0)	0 (0 to 0)	0 (0 to 0)	0 (0 to 0)	0 (0 to 0)	0 (0 to 0)	0·1 (0 to 0·1)	0·1 (0 to 0·3)	0·1 (0 to 0·2)	0·1 (0 to 0·1)	0 (0 to 0)
Maternal hypertensive disorders	0 (0 to 0)	0 (0 to 0)	0 (0 to 0)	0 (0 to 0)	0 (0 to 0)	0 (0 to 0)	0 (0 to 0·1)	0·2 (0·1 to 0·3)	0·2 (0·1 to 0·4)	0·1 (0·1 to 0·2)	0·1 (0 to 0·1)
Maternal obstructed labor and uterine rupture	0 (0 to 0)	0 (0 to 0)	0 (0 to 0)	0 (0 to 0)	0 (0 to 0)	0 (0 to 0)	0·1 (0 to 0·1)	0·3 (0·1 to 0·5)	0·4 (0·2 to 0·6)	0·3 (0·1 to 0·5)	0·2 (0·1 to 0·3)
Maternal abortion and miscarriage	0 (0 to 0)	0 (0 to 0)	0 (0 to 0)	0 (0 to 0)	0 (0 to 0)	0 (0 to 0)	0 (0 to 0·1)	0 (0 to 0·1)	0 (0 to 0·1)	0 (0 to 0·1)	0 (0 to 0)
Ectopic pregnancy	0 (0 to 0)	0 (0 to 0)	0 (0 to 0)	0 (0 to 0)	0 (0 to 0)	0 (0 to 0)	0 (0 to 0)	0 (0 to 0·1)	0 (0 to 0·1)	0 (0 to 0)	0 (0 to 0)
Indirect maternal deaths	--	--	--	--	--	0 (0 to 0)	0 (0 to 0)	0·1 (0 to 0·2)	0·2 (0·1 to 0·3)	0·1 (0·1 to 0·2)	0 (0 to 0·1)
Late maternal deaths	--	--	--	--	--	0 (0 to 0)	0 (0 to 0)	0·1 (0·1 to 0·2)	0·2 (0·1 to 0·3)	0·1 (0·1 to 0·2)	0 (0 to 0·1)
Maternal deaths aggravated by HIV/AIDS	--	--	--	--	--	0 (0 to 0)	0 (0 to 0)	0 (0 to 0)	0 (0 to 0)	0 (0 to 0)	0 (0 to 0)
Neonatal disorders	115 (75·4 to 169)	20·1 (12·7 to 29·9)	16·6 (9·4 to 26·8)	6·3 (4·6 to 8·6)	3·7 (2·6 to 5)	3·6 (2·5 to 4·8)	3·2 (2·2 to 4·3)	3·4 (2·4 to 4·5)	3·6 (2·5 to 4·9)	3·3 (2·4 to 4·5)	2·9 (2·1 to 3·8)
Neonatal preterm birth	88·5 (57·4 to 132)	14·6 (9·2 to 22)	13·8 (7·5 to 22·2)	3·6 (2·6 to 4·8)	3·2 (2·2 to 4·3)	3 (2·1 to 4·2)	2·7 (1·9 to 3·7)	2·8 (2 to 3·9)	3 (2·1 to 4·1)	2·8 (1·9 to 3·8)	2·4 (1·7 to 3·2)
Neonatal encephalopathy due to birth asphyxia and trauma	16·5 (8·9 to 26·8)	2·8 (1·5 to 4·9)	1·2 (0·5 to 2·3)	1 (0·5 to 1·7)	0·4 (0·2 to 0·8)	0·4 (0·2 to 0·8)	0·4 (0·2 to 0·7)	0·4 (0·2 to 0·7)	0·5 (0·2 to 0·8)	0·4 (0·2 to 0·8)	0·4 (0·2 to 0·6)
Neonatal sepsis and other neonatal infections	0·7 (0·3 to 1·3)	0·7 (0·3 to 1·2)	0·2 (0·1 to 0·4)	0 (0 to 0·1)	0 (0 to 0·1)	0 (0 to 0·1)	0 (0 to 0·1)	0 (0 to 0·1)	0 (0 to 0·1)	0 (0 to 0·1)	0 (0 to 0·1)
Hemolytic disease and other neonatal jaundice	0 (0 to 0·1)	0 (0 to 0)	0 (0 to 0)	0·1 (0·1 to 0·2)	0·1 (0·1 to 0·1)	0·1 (0·1 to 0·1)	0·1 (0·1 to 0·1)	0·1 (0·1 to 0·1)	0·1 (0·1 to 0·1)	0·1 (0·1 to 0·1)	0·1 (0·1 to 0·1)
Other neonatal disorders	9·1 (4·6 to 16·5)	2 (1 to 3·6)	1·4 (0·7 to 2·6)	1·6 (1·2 to 2·2)	0 (0 to 0)	0 (0 to 0)	0 (0 to 0)	0 (0 to 0)	0 (0 to 0)	0 (0 to 0)	0 (0 to 0)
Nutritional deficiencies	0 (0 to 0)	0·1 (0 to 0·2)	0·7 (0·3 to 1·4)	2·1 (0·5 to 5·3)	3·5 (0·9 to 8·4)	2·8 (0·8 to 6·8)	4·1 (1·2 to 10·2)	3·7 (0·9 to 9)	3·7 (0·9 to 9·2)	3·8 (1 to 9·5)	5·3 (1·8 to 11·2)
Protein-energy malnutrition	0 (0 to 0)	0 (0 to 0)	0·1 (0·1 to 0·2)	0 (0 to 0)	0·1 (0 to 0·2)	0·1 (0 to 0·2)	0·1 (0·1 to 0·3)	0·2 (0·1 to 0·3)	0·2 (0·1 to 0·4)	0·3 (0·1 to 0·5)	0·3 (0·1 to 0·4)
Iodine deficiency	0 (0 to 0)	0 (0 to 0)	0 (0 to 0)	0 (0 to 0)	0 (0 to 0)	0 (0 to 0·1)	0·1 (0 to 0·1)	0·1 (0 to 0·1)	0·1 (0 to 0·2)	0·1 (0 to 0·2)	0·1 (0 to 0·1)
Vitamin A deficiency	0 (0 to 0)	0 (0 to 0)	0 (0 to 0)	0 (0 to 0·1)	0 (0 to 0·1)	0 (0 to 0·1)	0 (0 to 0)	0 (0 to 0)	0 (0 to 0)	0 (0 to 0)	0 (0 to 0)
Dietary iron deficiency	0 (0 to 0)	0·1 (0 to 0·2)	0·5 (0·1 to 1·2)	2·1 (0·4 to 5·2)	3·2 (0·7 to 8·1)	2·5 (0·6 to 6·5)	3·8 (0·9 to 9·8)	3·3 (0·6 to 8·6)	3·2 (0·5 to 8·7)	3·4 (0·6 to 8·9)	4·9 (1·4 to 10·7)
Other nutritional deficiencies	0 (0 to 0)	0 (0 to 0)	0 (0 to 0)	0 (0 to 0)	0 (0 to 0·1)	0 (0 to 0·1)	0·1 (0 to 0·1)	0·1 (0 to 0·2)	0·2 (0·1 to 0·3)	0·1 (0·1 to 0·2)	0·1 (0·1 to 0·2)
Non-communicable diseases	26·2 (15·5 to 43·1)	8·9 (5·7 to 13·8)	41·2 (27 to 62·2)	39·8 (29·6 to 52·8)	50·6 (38·1 to 66·2)	94 (67·4 to 128)	170 (124 to 228)	259 (191 to 342)	325 (246 to 414)	343 (267 to 432)	356 (282 to 444)
Neoplasms	0·1 (0·1 to 0·2)	0·1 (0 to 0·1)	0·7 (0·4 to 1·1)	3·3 (1·9 to 5·5)	4·8 (3·2 to 6·9)	3·8 (2·6 to 5·5)	3·8 (2·8 to 5·2)	6·6 (5·1 to 8·7)	14·6 (11 to 19·8)	27·9 (20·8 to 36·5)	45 (34·8 to 58·3)
Lip and oral cavity cancer	0 (0 to 0)	0 (0 to 0)	0 (0 to 0)	0 (0 to 0)	0 (0 to 0)	0 (0 to 0)	0 (0 to 0)	0·1 (0 to 0·1)	0·1 (0 to 0·1)	0·1 (0·1 to 0·1)	0·3 (0·2 to 0·5)
Nasopharynx cancer	0 (0 to 0)	0 (0 to 0)	0 (0 to 0)	0 (0 to 0)	0 (0 to 0·1)	0 (0 to 0·1)	0·1 (0 to 0·1)	0·3 (0·1 to 0·5)	0·7 (0·4 to 1·2)	0·9 (0·5 to 1·6)	1·9 (1·1 to 3·2)
Other pharynx cancer	0 (0 to 0)	0 (0 to 0)	0 (0 to 0)	0 (0 to 0)	0 (0 to 0)	0 (0 to 0)	0 (0 to 0)	0 (0 to 0·1)	0 (0 to 0·1)	0 (0 to 0·1)	0·1 (0 to 0·1)
Esophageal cancer	0 (0 to 0)	0 (0 to 0)	0 (0 to 0)	0 (0 to 0)	0 (0 to 0)	0 (0 to 0)	0 (0 to 0)	0 (0 to 0·1)	0·1 (0·1 to 0·2)	0·4 (0·2 to 0·6)	0·7 (0·4 to 1·1)
Stomach cancer	0 (0 to 0)	0 (0 to 0)	0 (0 to 0)	0 (0 to 0)	0 (0 to 0)	0 (0 to 0)	0·1 (0 to 0·1)	0·2 (0·1 to 0·3)	0·7 (0·4 to 1)	1·4 (0·9 to 2·2)	2·2 (1·4 to 3·3)
Colon and rectum cancer	0 (0 to 0)	0 (0 to 0)	0 (0 to 0)	0 (0 to 0)	0·1 (0 to 0·1)	0·1 (0 to 0·2)	0·2 (0·1 to 0·3)	0·5 (0·3 to 0·8)	1·2 (0·7 to 1·9)	3 (1·9 to 4·7)	4·6 (2·9 to 7)
Liver cancer	0 (0 to 0)	0 (0 to 0)	0 (0 to 0·1)	0·1 (0·1 to 0·2)	0·1 (0·1 to 0·2)	0·1 (0·1 to 0·2)	0·1 (0 to 0·2)	0·1 (0·1 to 0·3)	0·3 (0·2 to 0·6)	0·4 (0·2 to 0·7)	0·7 (0·3 to 1·2)
Liver cancer due to hepatitis B	0 (0 to 0)	0 (0 to 0)	0 (0 to 0)	0 (0 to 0)	0 (0 to 0)	0 (0 to 0)	0 (0 to 0)	0 (0 to 0·1)	0·1 (0 to 0·2)	0·1 (0·1 to 0·2)	0·2 (0·1 to 0·4)
Liver cancer due to hepatitis C	0 (0 to 0)	0 (0 to 0)	0 (0 to 0)	0 (0 to 0)	0 (0 to 0)	0 (0 to 0)	0 (0 to 0)	0 (0 to 0)	0 (0 to 0·1)	0 (0 to 0·1)	0·1 (0 to 0·3)
Liver cancer due to alcohol use	0 (0 to 0)	0 (0 to 0)	0 (0 to 0)	0 (0 to 0)	0 (0 to 0)	0 (0 to 0)	0 (0 to 0)	0 (0 to 0)	0 (0 to 0·1)	0·1 (0 to 0·1)	0·1 (0 to 0·3)
Liver cancer due to NASH	0 (0 to 0)	0 (0 to 0)	0 (0 to 0)	0 (0 to 0)	0 (0 to 0)	0 (0 to 0)	0 (0 to 0·1)	0 (0 to 0·1)	0·1 (0 to 0·1)	0·1 (0 to 0·1)	0·1 (0 to 0·2)
Liver cancer due to other causes	0 (0 to 0)	0 (0 to 0)	0 (0 to 0·1)	0·1 (0·1 to 0·2)	0·1 (0·1 to 0·2)	0·1 (0·1 to 0·2)	0·1 (0 to 0·1)	0·1 (0 to 0·1)	0·1 (0·1 to 0·2)	0·1 (0·1 to 0·2)	0·2 (0·1 to 0·3)
Gallbladder and biliary tract cancer	0 (0 to 0)	0 (0 to 0)	0 (0 to 0)	0 (0 to 0)	0 (0 to 0)	0 (0 to 0)	0 (0 to 0)	0 (0 to 0)	0 (0 to 0·1)	0·1 (0 to 0·2)	0·3 (0·2 to 0·4)
Pancreatic cancer	0 (0 to 0)	0 (0 to 0)	0 (0 to 0)	0 (0 to 0)	0 (0 to 0)	0 (0 to 0)	0 (0 to 0)	0·1 (0 to 0·2)	0·2 (0·1 to 0·4)	0·9 (0·5 to 1·4)	1·6 (1 to 2·3)
Larynx cancer	0 (0 to 0)	0 (0 to 0)	0 (0 to 0)	0 (0 to 0)	0 (0 to 0)	0 (0 to 0)	0 (0 to 0)	0 (0 to 0)	0 (0 to 0)	0 (0 to 0)	0 (0 to 0)
Tracheal, bronchus, and lung cancer	0 (0 to 0)	0 (0 to 0)	0 (0 to 0)	0 (0 to 0)	0 (0 to 0)	0·1 (0 to 0·2)	0·1 (0·1 to 0·3)	0·3 (0·1 to 0·5)	0·8 (0·5 to 1·4)	2·5 (1·5 to 3·8)	5·8 (3·8 to 8·7)
Malignant skin melanoma	0 (0 to 0)	0 (0 to 0)	0 (0 to 0)	0 (0 to 0)	0 (0 to 0)	0 (0 to 0)	0 (0 to 0·1)	0·1 (0·1 to 0·2)	0·2 (0·1 to 0·4)	0·3 (0·2 to 0·7)	0·4 (0·2 to 0·8)
Non-melanoma skin cancer	0 (0 to 0)	0 (0 to 0)	0 (0 to 0)	0 (0 to 0)	0 (0 to 0)	0 (0 to 0)	0 (0 to 0)	0 (0 to 0)	0 (0 to 0)	0 (0 to 0)	0·1 (0 to 0·1)
Non-melanoma skin cancer (squamous-cell carcinoma)	0 (0 to 0)	0 (0 to 0)	0 (0 to 0)	0 (0 to 0)	0 (0 to 0)	0 (0 to 0)	0 (0 to 0)	0 (0 to 0)	0 (0 to 0)	0 (0 to 0)	0·1 (0 to 0·1)
Non-melanoma skin cancer (basal-cell carcinoma)	0 (0 to 0)	0 (0 to 0)	0 (0 to 0)	0 (0 to 0)	0 (0 to 0)	0 (0 to 0)	0 (0 to 0)	0 (0 to 0)	0 (0 to 0)	0 (0 to 0)	0 (0 to 0)
Breast cancer	0 (0 to 0)	0 (0 to 0)	0 (0 to 0)	0 (0 to 0)	0 (0 to 0)	0 (0 to 0)	0 (0 to 0·1)	0·2 (0·1 to 0·3)	1·1 (0·6 to 1·6)	4·5 (2·8 to 6·7)	8·5 (5·5 to 12·4)
Cervical cancer	0 (0 to 0)	0 (0 to 0)	0 (0 to 0)	0 (0 to 0)	0 (0 to 0)	0 (0 to 0)	0·1 (0 to 0·2)	0·5 (0·3 to 0·9)	3·1 (1·7 to 5·3)	6 (3·5 to 9·8)	8·7 (5 to 13·5)
Uterine cancer	0 (0 to 0)	0 (0 to 0)	0 (0 to 0)	0 (0 to 0)	0 (0 to 0)	0 (0 to 0)	0 (0 to 0)	0 (0 to 0)	0 (0 to 0)	0·1 (0 to 0·1)	0·1 (0·1 to 0·2)
Ovarian cancer	0 (0 to 0)	0 (0 to 0)	0 (0 to 0)	0 (0 to 0)	0·1 (0 to 0·2)	0·2 (0·1 to 0·3)	0·2 (0·1 to 0·4)	0·5 (0·3 to 0·9)	1·1 (0·5 to 1·7)	1·6 (0·8 to 2·5)	2·5 (1·4 to 3·9)
Prostate cancer	0 (0 to 0)	0 (0 to 0)	0 (0 to 0)	0 (0 to 0)	0 (0 to 0)	0 (0 to 0)	0 (0 to 0)	0 (0 to 0)	0 (0 to 0)	0 (0 to 0)	0 (0 to 0)
Testicular cancer	--	--	--	--	--	--	--	--	--	--	--
Kidney cancer	0 (0 to 0)	0 (0 to 0)	0 (0 to 0·1)	0·2 (0·1 to 0·3)	0·3 (0·1 to 0·5)	0·1 (0 to 0·1)	0 (0 to 0·1)	0·1 (0 to 0·2)	0·1 (0·1 to 0·2)	0·3 (0·1 to 0·4)	0·6 (0·3 to 1)
Bladder cancer	0 (0 to 0)	0 (0 to 0)	0 (0 to 0)	0 (0 to 0)	0 (0 to 0)	0 (0 to 0)	0 (0 to 0)	0 (0 to 0)	0 (0 to 0)	0·1 (0 to 0·1)	0·1 (0 to 0·1)
Brain and central nervous system cancer	0 (0 to 0)	0 (0 to 0)	0·2 (0·1 to 0·4)	1 (0·4 to 2·1)	2·4 (1·2 to 4)	1·6 (0·8 to 2·7)	0·9 (0·5 to 1·4)	1·1 (0·6 to 1·7)	1·6 (1 to 2·4)	2 (1·2 to 2·9)	2·3 (1·4 to 3·5)
Thyroid cancer	0 (0 to 0)	0 (0 to 0)	0 (0 to 0)	0 (0 to 0)	0 (0 to 0)	0 (0 to 0)	0 (0 to 0)	0 (0 to 0·1)	0·1 (0 to 0·1)	0·1 (0 to 0·2)	0·1 (0·1 to 0·2)
Mesothelioma	0 (0 to 0)	0 (0 to 0)	0 (0 to 0)	0 (0 to 0)	0 (0 to 0)	0 (0 to 0)	0 (0 to 0)	0 (0 to 0)	0 (0 to 0·1)	0·1 (0 to 0·2)	0·2 (0 to 0·6)
Hodgkin lymphoma	0 (0 to 0)	0 (0 to 0)	0 (0 to 0)	0 (0 to 0)	0 (0 to 0)	0 (0 to 0)	0·1 (0 to 0·1)	0·2 (0·1 to 0·3)	0·3 (0·1 to 0·5)	0·3 (0·1 to 0·4)	0·2 (0·1 to 0·3)
Non-Hodgkin lymphoma	0 (0 to 0)	0 (0 to 0)	0 (0 to 0)	0·1 (0 to 0·2)	0·2 (0·1 to 0·3)	0·2 (0·1 to 0·3)	0·3 (0·2 to 0·5)	0·5 (0·3 to 0·9)	0·5 (0·3 to 0·8)	0·6 (0·4 to 1)	0·7 (0·4 to 1)
Multiple myeloma	0 (0 to 0)	0 (0 to 0)	0 (0 to 0)	0 (0 to 0)	0 (0 to 0)	0 (0 to 0)	0 (0 to 0)	0 (0 to 0)	0 (0 to 0)	0 (0 to 0·1)	0·1 (0·1 to 0·2)
Leukemia	0 (0 to 0)	0 (0 to 0)	0·1 (0·1 to 0·3)	0·6 (0·3 to 1·1)	0·6 (0·3 to 0·9)	0·4 (0·3 to 0·7)	0·4 (0·3 to 0·6)	0·5 (0·3 to 0·8)	0·6 (0·4 to 1)	0·7 (0·5 to 1)	0·7 (0·5 to 1·1)
Acute lymphoid leukemia	0 (0 to 0)	0 (0 to 0)	0·1 (0 to 0·1)	0·3 (0·1 to 0·6)	0·4 (0·2 to 0·7)	0·3 (0·1 to 0·5)	0·2 (0·1 to 0·4)	0·2 (0·1 to 0·3)	0·2 (0·1 to 0·3)	0·1 (0·1 to 0·3)	0·1 (0 to 0·2)
Chronic lymphoid leukemia	0 (0 to 0)	0 (0 to 0)	0 (0 to 0)	0 (0 to 0)	0 (0 to 0)	0 (0 to 0)	0 (0 to 0)	0·1 (0 to 0·1)	0·1 (0·1 to 0·2)	0·2 (0·1 to 0·4)	0·4 (0·2 to 0·6)
Acute myeloid leukemia	0 (0 to 0)	0 (0 to 0)	0 (0 to 0·1)	0·2 (0·1 to 0·4)	0·1 (0 to 0·2)	0·1 (0·1 to 0·3)	0·2 (0·1 to 0·3)	0·2 (0·1 to 0·4)	0·3 (0·2 to 0·5)	0·3 (0·1 to 0·4)	0·2 (0·1 to 0·4)

Cause	40 to 44	45 to 49	50 to 54	55 to 59	60 to 64	65 to 69	70 to 74	75 to 79	80 to 84	85 to 89	90 to 94	95 plus	Total
All causes	392 (324 to 472)	516 (429 to 615)	958 (803 to 1,130)	973 (818 to 1,140)	809 (688 to 941)	618 (532 to 715)	471 (408 to 539)	476 (416 to 543)	337 (298 to 381)	254 (226 to 284)	92 (83·5 to 101)	20 (18·6 to 21·4)	8,430
Communicable, maternal, neonatal, and nutritional diseases	18·8 (13·7 to 26)	21·4 (16·4 to 28·5)	34·2 (26·4 to 44·4)	29·6 (22·9 to 39·2)	23·2 (18·2 to 29·1)	17 (13·3 to 21·7)	13·5 (10·1 to 17·8)	17·1 (12·6 to 22·4)	13·9 (10 to 18·3)	13·6 (10 to 17·8)	5·6 (4 to 7·3)	1·5 (1·1 to 2)	536
HIV/AIDS and sexually transmitted infections	4 (3 to 5·4)	4·4 (3·5 to 5·6)	5·7 (4·6 to 7·2)	4·3 (3·5 to 5·4)	3 (2·5 to 3·8)	2·2 (1·8 to 2·7)	0·7 (0·5 to 0·9)	0·5 (0·3 to 0·6)	0·1 (0 to 0·1)	0 (0 to 0·1)	0 (0 to 0)	0 (0 to 0)	41·5
HIV/AIDS	3·4 (2·6 to 4·6)	4 (3·2 to 5)	5·2 (4·2 to 6·6)	4 (3·3 to 5)	2·8 (2·3 to 3·5)	2·1 (1·7 to 2·5)	0·6 (0·5 to 0·8)	0·4 (0·3 to 0·6)	0 (0 to 0·1)	0 (0 to 0)	0 (0 to 0)	0 (0 to 0)	34·7
HIV/AIDS - Drug-susceptible Tuberculosis	0·9 (0·6 to 1·1)	1·1 (0·8 to 1·4)	1·6 (1·1 to 2)	1·1 (0·7 to 1·4)	0·8 (0·5 to 1)	0·5 (0·3 to 0·8)	0·1 (0·1 to 0·2)	0·1 (0 to 0·1)	0 (0 to 0)	0 (0 to 0)	0 (0 to 0)	0 (0 to 0)	9·5
HIV/AIDS - Multidrug-resistant Tuberculosis without extensive dru	0 (0 to 0·2)	0·1 (0 to 0·2)	0·1 (0 to 0·3)	0·1 (0 to 0·2)	0 (0 to 0·1)	0 (0 to 0·1)	0 (0 to 0)	0 (0 to 0)	0 (0 to 0)	0 (0 to 0)	0 (0 to 0)	0 (0 to 0)	0·5
HIV/AIDS - Extensively drug-resistant Tuberculosis	0 (0 to 0)	0 (0 to 0)	0 (0 to 0·1)	0 (0 to 0)	0 (0 to 0)	0 (0 to 0)	0 (0 to 0)	0 (0 to 0)	0 (0 to 0)	0 (0 to 0)	0 (0 to 0)	0 (0 to 0)	0·1
HIV/AIDS resulting in other diseases	2·5 (1·6 to 3·6)	2·8 (2 to 3·9)	3·6 (2·6 to 4·9)	2·8 (2 to 3·9)	2 (1·4 to 2·7)	1·5 (1·1 to 2)	0·5 (0·3 to 0·7)	0·3 (0·2 to 0·5)	0 (0 to 0·1)	0 (0 to 0)	0 (0 to 0)	0 (0 to 0)	24·5
Sexually transmitted infections excluding HIV	0·6 (0·3 to 1·1)	0·4 (0·2 to 0·8)	0·5 (0·2 to 1)	0·3 (0·1 to 0·7)	0·2 (0·1 to 0·4)	0·1 (0·1 to 0·2)	0·1 (0 to 0·1)	0·1 (0 to 0·1)	0 (0 to 0·1)	0 (0 to 0)	0 (0 to 0)	0 (0 to 0)	6·8
Syphilis	0 (0 to 0)	0 (0 to 0)	0 (0 to 0)	0 (0 to 0)	0 (0 to 0)	0 (0 to 0)	0 (0 to 0)	0 (0 to 0)	0 (0 to 0)	0 (0 to 0)	0 (0 to 0)	0 (0 to 0)	1·6
Chlamydial infection	0 (0 to 0·1)	0 (0 to 0)	0 (0 to 0)	0 (0 to 0)	0 (0 to 0)	0 (0 to 0)	0 (0 to 0)	0 (0 to 0)	0 (0 to 0)	0 (0 to 0)	0 (0 to 0)	0 (0 to 0)	0·3
Gonococcal infection	0 (0 to 0)	0 (0 to 0)	0 (0 to 0)	0 (0 to 0)	0 (0 to 0)	0 (0 to 0)	0 (0 to 0)	0 (0 to 0)	0 (0 to 0)	0 (0 to 0)	0 (0 to 0)	0 (0 to 0)	0·3
Trichomoniasis	0·2 (0·1 to 0·5)	0·2 (0·1 to 0·5)	0·2 (0·1 to 0·6)	0·1 (0 to 0·4)	0·1 (0 to 0·2)	0 (0 to 0·1)	0 (0 to 0·1)	0 (0 to 0)	0 (0 to 0)	0 (0 to 0)	0 (0 to 0)	0 (0 to 0)	2·3
Genital herpes	0·1 (0 to 0·2)	0·1 (0 to 0·2)	0·1 (0 to 0·4)	0·1 (0 to 0·3)	0·1 (0 to 0·2)	0 (0 to 0·1)	0 (0 to 0·1)	0 (0 to 0·1)	0 (0 to 0)	0 (0 to 0)	0 (0 to 0)	0 (0 to 0)	1
Other sexually transmitted infections	0·2 (0·1 to 0·4)	0·1 (0 to 0·2)	0·1 (0 to 0·1)	0 (0 to 0)	0 (0 to 0)	0 (0 to 0)	0 (0 to 0)	0 (0 to 0)	0 (0 to 0)	0 (0 to 0)	0 (0 to 0)	0 (0 to 0)	1·4
Respiratory infections and tuberculosis	4·8 (3·4 to 6·7)	6·5 (4·6 to 9)	13·9 (9·8 to 19)	13·1 (9·1 to 18·6)	12·1 (8·3 to 16·8)	9·7 (6·8 to 13·6)	9·2 (6·3 to 13·1)	12·6 (8·7 to 17·6)	11·1 (7·6 to 15·3)	10·8 (7·5 to 14·8)	4·4 (3 to 6·1)	1·3 (0·9 to 1·7)	151
Tuberculosis	0·6 (0·4 to 1)	1 (0·6 to 1·5)	2·8 (1·7 to 4·3)	2·5 (1·5 to 3·6)	2·6 (1·6 to 4)	2·2 (1·5 to 3·2)	2·3 (1·5 to 3·4)	2·1 (1·4 to 3)	1·3 (0·8 to 1·9)	0·7 (0·4 to 1)	0·2 (0·1 to 0·3)	0 (0 to 0·1)	20·6
Latent tuberculosis infection	0 (0 to 0)	0 (0 to 0)	0 (0 to 0)	0 (0 to 0)	0 (0 to 0)	0 (0 to 0)	0 (0 to 0)	0 (0 to 0)	0 (0 to 0)	0 (0 to 0)	0 (0 to 0)	0 (0 to 0)	0
Drug-susceptible tuberculosis	0·6 (0·4 to 0·9)	1 (0·6 to 1·4)	2·7 (1·6 to 4·1)	2·3 (1·4 to 3·6)	2·4 (1·5 to 3·8)	2·1 (1·4 to 3·1)	2·2 (1·4 to 3·3)	2 (1·3 to 2·9)	1·2 (0·8 to 1·9)	0·7 (0·4 to 1)	0·2 (0·1 to 0·2)	0 (0 to 0·1)	19·6
Multidrug-resistant tuberculosis without extensive drug resistanc	0 (0 to 0·1)	0 (0 to 0·1)	0·1 (0 to 0·4)	0·1 (0 to 0·4)	0·1 (0 to 0·4)	0·1 (0 to 0·3)	0·1 (0 to 0·3)	0·1 (0 to 0·3)	0·1 (0 to 0·2)	0 (0 to 0·1)	0 (0 to 0)	0 (0 to 0)	0·8
Extensively drug-resistant tuberculosis	0 (0 to 0)	0 (0 to 0)	0 (0 to 0·1)	0 (0 to 0·1)	0 (0 to 0·1)	0 (0 to 0·1)	0 (0 to 0·1)	0 (0 to 0·1)	0 (0 to 0·1)	0 (0 to 0)	0 (0 to 0)	0 (0 to 0)	0·2
Lower respiratory infections	2·7 (1·7 to 4·3)	4 (2·5 to 6·1)	8·8 (5·4 to 13·3)	8·8 (5·5 to 13·7)	8·4 (5·1 to 12·7)	6·8 (4·2 to 10·6)	6·5 (4·1 to 10·1)	10·2 (6·5 to 14·9)	9·7 (6·3 to 13·8)	10 (6·8 to 13·9)	4·2 (2·8 to 5·9)	1·2 (0·8 to 1·7)	98·9
Upper respiratory infections	1·3 (0·7 to 2·3)	1·4 (0·7 to 2·4)	2 (1·1 to 3·4)	1·6 (0·8 to 2·7)	1·1 (0·6 to 1·7)	0·6 (0·3 to 1·1)	0·4 (0·2 to 0·6)	0·3 (0·1 to 0·5)	0·2 (0·1 to 0·3)	0·1 (0 to 0·1)	0 (0 to 0)	0 (0 to 0)	28·1
Otitis media	0·1 (0 to 0·2)	0·2 (0·1 to 0·3)	0·3 (0·1 to 0·6)	0·2 (0·1 to 0·4)	0·1 (0·1 to 0·3)	0·1 (0 to 0·1)	0 (0 to 0·1)	0 (0 to 0)	0 (0 to 0)	0 (0 to 0)	0 (0 to 0)	0 (0 to 0)	3·5
Enteric infections	1·2 (0·8 to 1·8)	1·5 (1 to 2·1)	2·7 (1·7 to 4·2)	2·4 (1·6 to 3·7)	2·1 (1·2 to 3·4)	1·6 (0·9 to 2·7)	1·2 (0·6 to 2·5)	1·5 (0·7 to 3·1)	1·2 (0·5 to 2·5)	1 (0·4 to 2·3)	0·4 (0·1 to 0·8)	0·1 (0 to 0·2)	32·7
Diarrheal diseases	1·2 (0·8 to 1·8)	1·5 (1 to 2·1)	2·6 (1·7 to 4·1)	2·4 (1·6 to 3·7)	2 (1·2 to 3·4)	1·5 (0·9 to 2·7)	1·2 (0·6 to 2·4)	1·5 (0·7 to 3·1)	1·2 (0·5 to 2·5)	1 (0·4 to 2·3)	0·4 (0·1 to 0·8)	0·1 (0 to 0·2)	32·4
Typhoid and paratyphoid	0 (0 to 0)	0 (0 to 0)	0 (0 to 0)	0 (0 to 0)	0 (0 to 0)	0 (0 to 0)	0 (0 to 0)	0 (0 to 0)	0 (0 to 0)	0 (0 to 0)	0 (0 to 0)	0 (0 to 0)	0
Typhoid fever	0 (0 to 0)	0 (0 to 0)	0 (0 to 0)	0 (0 to 0)	0 (0 to 0)	0 (0 to 0)	0 (0 to 0)	0 (0 to 0)	0 (0 to 0)	0 (0 to 0)	0 (0 to 0)	0 (0 to 0)	0
Paratyphoid fever	0 (0 to 0)	0 (0 to 0)	0 (0 to 0)	0 (0 to 0)	0 (0 to 0)	0 (0 to 0)	0 (0 to 0)	0 (0 to 0)	0 (0 to 0)	0 (0 to 0)	0 (0 to 0)	0 (0 to 0)	0
Invasive Non-typhoidal Salmonella (iNTS)	0 (0 to 0)	0 (0 to 0)	0 (0 to 0)	0 (0 to 0)	0 (0 to 0)	0 (0 to 0)	0 (0 to 0)	0 (0 to 0)	0 (0 to 0)	0 (0 to 0)	0 (0 to 0)	0 (0 to 0)	0·2
Other intestinal infectious diseases	0 (0 to 0)	0 (0 to 0)	0 (0 to 0)	0 (0 to 0)	0 (0 to 0)	0 (0 to 0)	0 (0 to 0)	0 (0 to 0)	0 (0 to 0)	0 (0 to 0)	0 (0 to 0)	0 (0 to 0)	0·1
Neglected tropical diseases and malaria	0·2 (0·1 to 0·5)	0·2 (0·1 to 0·4)	0·2 (0·1 to 0·5)	0·2 (0 to 0·4)	0·1 (0 to 0·2)	0 (0 to 0·1)	0 (0 to 0·1)	0 (0 to 0·1)	0 (0 to 0)	0 (0 to 0)	0 (0 to 0)	0 (0 to 0)	2·9
Malaria	0 (0 to 0)	0 (0 to 0)	0 (0 to 0)	0 (0 to 0)	0 (0 to 0)	0 (0 to 0)	0 (0 to 0)	0 (0 to 0)	0 (0 to 0)	0 (0 to 0)	0 (0 to 0)	0 (0 to 0)	0
Chagas disease	0 (0 to 0)	0 (0 to 0)	0 (0 to 0)	0 (0 to 0)	0 (0 to 0)	0 (0 to 0)	0 (0 to 0)	0 (0 to 0)	0 (0 to 0)	0 (0 to 0)	0 (0 to 0)	0 (0 to 0)	0
Leishmaniasis	0 (0 to 0)	0 (0 to 0)	0 (0 to 0)	0 (0 to 0)	0 (0 to 0)	0 (0 to 0)	0 (0 to 0)	0 (0 to 0)	0 (0 to 0)	0 (0 to 0)	0 (0 to 0)	0 (0 to 0)	0
Visceral leishmaniasis	0 (0 to 0)	0 (0 to 0)	0 (0 to 0)	0 (0 to 0)	0 (0 to 0)	0 (0 to 0)	0 (0 to 0)	0 (0 to 0)	0 (0 to 0)	0 (0 to 0)	0 (0 to 0)	0 (0 to 0)	0
Cutaneous and mucocutaneous leishmaniasis	0 (0 to 0)	0 (0 to 0)	0 (0 to 0)	0 (0 to 0)	0 (0 to 0)	0 (0 to 0)	0 (0 to 0)	0 (0 to 0)	0 (0 to 0)	0 (0 to 0)	0 (0 to 0)	0 (0 to 0)	0
African trypanosomiasis	0 (0 to 0)	0 (0 to 0)	0 (0 to 0)	0 (0 to 0)	0 (0 to 0)	0 (0 to 0)	0 (0 to 0)	0 (0 to 0)	0 (0 to 0)	0 (0 to 0)	0 (0 to 0)	0 (0 to 0)	0
Schistosomiasis	0 (0 to 0)	0 (0 to 0)	0 (0 to 0)	0 (0 to 0)	0 (0 to 0)	0 (0 to 0)	0 (0 to 0)	0 (0 to 0)	0 (0 to 0)	0 (0 to 0)	0 (0 to 0)	0 (0 to 0)	0
Cysticercosis	0 (0 to 0)	0 (0 to 0)	0 (0 to 0)	0 (0 to 0)	0 (0 to 0)	0 (0 to 0)	0 (0 to 0)	0 (0 to 0)	0 (0 to 0)	0 (0 to 0)	0 (0 to 0)	0 (0 to 0)	0
Cystic echinococcosis	0 (0 to 0)	0 (0 to 0)	0 (0 to 0)	0 (0 to 0)	0 (0 to 0)	0 (0 to 0)	0 (0 to 0)	0 (0 to 0)	0 (0 to 0)	0 (0 to 0)	0 (0 to 0)	0 (0 to 0)	0
Lymphatic filariasis	0 (0 to 0)	0 (0 to 0)	0 (0 to 0)	0 (0 to 0)	0 (0 to 0)	0 (0 to 0)	0 (0 to 0)	0 (0 to 0)	0 (0 to 0)	0 (0 to 0)	0 (0 to 0)	0 (0 to 0)	0
Onchocerciasis	0 (0 to 0)	0 (0 to 0)	0 (0 to 0)	0 (0 to 0)	0 (0 to 0)	0 (0 to 0)	0 (0 to 0)	0 (0 to 0)	0 (0 to 0)	0 (0 to 0)	0 (0 to 0)	0 (0 to 0)	0
Trachoma	0 (0 to 0)	0 (0 to 0)	0 (0 to 0)	0 (0 to 0)	0 (0 to 0)	0 (0 to 0)	0 (0 to 0)	0 (0 to 0)	0 (0 to 0)	0 (0 to 0)	0 (0 to 0)	0 (0 to 0)	0
Dengue	0 (0 to 0)	0 (0 to 0)	0 (0 to 0)	0 (0 to 0)	0 (0 to 0)	0 (0 to 0)	0 (0 to 0)	0 (0 to 0)	0 (0 to 0)	0 (0 to 0)	0 (0 to 0)	0 (0 to 0)	0
Yellow fever	0 (0 to 0)	0 (0 to 0)	0 (0 to 0)	0 (0 to 0)	0 (0 to 0)	0 (0 to 0)	0 (0 to 0)	0 (0 to 0)	0 (0 to 0)	0 (0 to 0)	0 (0 to 0)	0 (0 to 0)	0
Rabies	0 (0 to 0)	0 (0 to 0)	0 (0 to 0)	0 (0 to 0)	0 (0 to 0)	0 (0 to 0)	0 (0 to 0)	0 (0 to 0)	0 (0 to 0)	0 (0 to 0)	0 (0 to 0)	0 (0 to 0)	0
Intestinal nematode infections	0 (0 to 0)	0 (0 to 0)	0 (0 to 0)	0 (0 to 0)	0 (0 to 0)	0 (0 to 0)	0 (0 to 0)	0 (0 to 0)	0 (0 to 0)	0 (0 to 0)	0 (0 to 0)	0 (0 to 0)	0
Ascariasis	0 (0 to 0)	0 (0 to 0)	0 (0 to 0)	0 (0 to 0)	0 (0 to 0)	0 (0 to 0)	0 (0 to 0)	0 (0 to 0)	0 (0 to 0)	0 (0 to 0)	0 (0 to 0)	0 (0 to 0)	0
Trichuriasis	0 (0 to 0)	0 (0 to 0)	0 (0 to 0)	0 (0 to 0)	0 (0 to 0)	0 (0 to 0)	0 (0 to 0)	0 (0 to 0)	0 (0 to 0)	0 (0 to 0)	0 (0 to 0)	0 (0 to 0)	0
Hookworm disease	0 (0 to 0)	0 (0 to 0)	0 (0 to 0)	0 (0 to 0)	0 (0 to 0)	0 (0 to 0)	0 (0 to 0)	0 (0 to 0)	0 (0 to 0)	0 (0 to 0)	0 (0 to 0)	0 (0 to 0)	0
Food-borne trematodiases	0 (0 to 0)	0 (0 to 0)	0 (0 to 0)	0 (0 to 0)	0 (0 to 0)	0 (0 to 0)	0 (0 to 0)	0 (0 to 0)	0 (0 to 0)	0 (0 to 0)	0 (0 to 0)	0 (0 to 0)	0
Leprosy	0 (0 to 0)	0 (0 to 0)	0 (0 to 0)	0 (0 to 0)	0 (0 to 0)	0 (0 to 0)	0 (0 to 0)	0 (0 to 0)	0 (0 to 0)	0 (0 to 0)	0 (0 to 0)	0 (0 to 0)	0
Ebola	0 (0 to 0)	0 (0 to 0)	0 (0 to 0)	0 (0 to 0)	0 (0 to 0)	0 (0 to 0)	0 (0 to 0)	0 (0 to 0)	0 (0 to 0)	0 (0 to 0)	0 (0 to 0)	0 (0 to 0)	0
Zika virus	0 (0 to 0)	0 (0 to 0)	0 (0 to 0)	0 (0 to 0)	0 (0 to 0)	0 (0 to 0)	0 (0 to 0)	0 (0 to 0)	0 (0 to 0)	0 (0 to 0)	0 (0 to 0)	0 (0 to 0)	0
Guinea worm disease	0 (0 to 0)	0 (0 to 0)	0 (0 to 0)	0 (0 to 0)	0 (0 to 0)	0 (0 to 0)	0 (0 to 0)	0 (0 to 0)	0 (0 to 0)	0 (0 to 0)	0 (0 to 0)	0 (0 to 0)	0
Other neglected tropical diseases	0·2 (0·1 to 0·5)	0·2 (0·1 to 0·4)	0·2 (0·1 to 0·5)	0·2 (0 to 0·4)	0·1 (0 to 0·2)	0 (0 to 0·1)	0 (0 to 0·1)	0 (0 to 0·1)	0 (0 to 0)	0 (0 to 0)	0 (0 to 0)	0 (0 to 0)	2·9
Other infectious diseases	1 (0·7 to 1·4)	1·5 (1 to 2)	2·4 (1·8 to 3·3)	2·3 (1·7 to 3·1)	1·5 (1·1 to 2)	0·8 (0·6 to 1)	0·4 (0·3 to 0·5)	0·5 (0·4 to 0·6)	0·3 (0·2 to 0·4)	0·2 (0·1 to 0·3)	0·1 (0·1 to 0·1)	0 (0 to 0)	40·8
Meningitis	0·4 (0·3 to 0·7)	0·8 (0·5 to 1·1)	1·2 (0·8 to 1·8)	1·2 (0·8 to 1·9)	0·7 (0·5 to 1·2)	0·2 (0·1 to 0·3)	0·1 (0·1 to 0·1)	0·2 (0·1 to 0·3)	0·1 (0·1 to 0·2)	0 (0 to 0·1)	0 (0 to 0·1)	0 (0 to 0)	12·9
Encephalitis	0·1 (0 to 0·1)	0·2 (0·1 to 0·3)	0·3 (0·2 to 0·5)	0·3 (0·2 to 0·4)	0·2 (0·1 to 0·4)	0·2 (0·1 to 0·3)	0·1 (0 to 0·1)	0·1 (0 to 0·1)	0 (0 to 0·1)	0 (0 to 0·1)	0 (0 to 0)	0 (0 to 0)	3
Diphtheria	0 (0 to 0)	0 (0 to 0)	0 (0 to 0)	0 (0 to 0)	0 (0 to 0)	0 (0 to 0)	0 (0 to 0)	0 (0 to 0)	0 (0 to 0)	0 (0 to 0)	0 (0 to 0)	0 (0 to 0)	0
Tetanus	0 (0 to 0)	0 (0 to 0)	0 (0 to 0)	0 (0 to 0)	0 (0 to 0)	0 (0 to 0)	0 (0 to 0)	0 (0 to 0)	0 (0 to 0)	0 (0 to 0)	0 (0 to 0)	0 (0 to 0)	0·1
Measles	0 (0 to 0)	0 (0 to 0)	0 (0 to 0)	0 (0 to 0)	0 (0 to 0)	0 (0 to 0)	0 (0 to 0)	0 (0 to 0)	0 (0 to 0)	0 (0 to 0)	0 (0 to 0)	0 (0 to 0)	6·8
Varicella and herpes zoster	0 (0 to 0·1)	0·1 (0 to 0·1)	0·1 (0·1 to 0·2)	0·1 (0·1 to 0·2)	0·1 (0 to 0·2)	0·1 (0 to 0·2)	0·1 (0 to 0·1)	0·1 (0 to 0·1)	0·1 (0 to 0·2)	0·1 (0 to 0·2)	0 (0 to 0·1)	0 (0 to 0)	1·7
Acute hepatitis	0·1 (0·1 to 0·1)	0·1 (0 to 0·1)	0·2 (0·1 to 0·2)	0·2 (0·1 to 0·3)	0·1 (0 to 0·1)	0 (0 to 0·1)	0 (0 to 0)	0 (0 to 0)	0 (0 to 0)	0 (0 to 0)	0 (0 to 0)	0 (0 to 0)	1·6
Acute hepatitis A	0 (0 to 0·1)	0·1 (0 to 0·1)	0·1 (0 to 0·2)	0·1 (0·1 to 0·2)	0 (0 to 0·1)	0 (0 to 0)	0 (0 to 0)	0 (0 to 0)	0 (0 to 0)	0 (0 to 0)	0 (0 to 0)	0 (0 to 0)	1·1
Acute hepatitis B	0 (0 to 0·1)	0 (0 to 0·1)	0·1 (0 to 0·1)	0 (0 to 0·1)	0 (0 to 0)	0 (0 to 0)	0 (0 to 0)	0 (0 to 0)	0 (0 to 0)	0 (0 to 0)	0 (0 to 0)	0 (0 to 0)	0·4
Acute hepatitis C	0 (0 to 0)	0 (0 to 0)	0 (0 to 0)	0 (0 to 0)	0 (0 to 0)	0 (0 to 0)	0 (0 to 0)	0 (0 to 0)	0 (0 to 0)	0 (0 to 0)	0 (0 to 0)	0 (0 to 0)	0
Acute hepatitis E	0 (0 to 0)	0 (0 to 0)	0 (0 to 0)	0 (0 to 0)	0 (0 to 0)	0 (0 to 0)	0 (0 to 0)	0 (0 to 0)	0 (0 to 0)	0 (0 to 0)	0 (0 to 0)	0 (0 to 0)	0·1
Other unspecified infectious diseases	0·3 (0·2 to 0·6)	0·4 (0·2 to 0·6)	0·6 (0·3 to 0·9)	0·5 (0·3 to 0·8)	0·3 (0·2 to 0·5)	0·2 (0·2 to 0·4)	0·1 (0·1 to 0·2)	0·1 (0·1 to 0·2)	0·1 (0 to 0·1)	0 (0 to 0·1)	0 (0 to 0)	0 (0 to 0)	5·5
Maternal and neonatal disorders	2·4 (1·7 to 3·1)	2·3 (1·6 to 3)	2·9 (2·1 to 3·9)	2·1 (1·6 to 2·8)	1·2 (0·9 to 1·5)	0·5 (0·4 to 0·6)	0·2 (0·1 to 0·2)	0·1 (0·1 to 0·1)	0 (0 to 0)	0 (0 to 0)	0 (0 to 0)	0 (0 to 0)	202
Maternal disorders	0·4 (0·2 to 0·5)	0·2 (0·1 to 0·4)	0·1 (0 to 0·2)	0 (0 to 0)	0 (0 to 0)	0 (0 to 0)	0 (0 to 0)	0 (0 to 0)	0 (0 to 0)	0 (0 to 0)	0 (0 to 0)	0 (0 to 0)	9·6
Maternal hemorrhage	0 (0 to 0·1)	0 (0 to 0)	0 (0 to 0)	0 (0 to 0)	0 (0 to 0)	0 (0 to 0)	0 (0 to 0)	0 (0 to 0)	0 (0 to 0)	0 (0 to 0)	0 (0 to 0)	0 (0 to 0)	1·5
Maternal sepsis and other maternal infections	0 (0 to 0)	0 (0 to 0)	0 (0 to 0)	0 (0 to 0)	0 (0 to 0)	0 (0 to 0)	0 (0 to 0)	0 (0 to 0)	0 (0 to 0)	0 (0 to 0)	0 (0 to 0)	0 (0 to 0)	0·4
Maternal hypertensive disorders	0 (0 to 0)	0 (0 to 0)	0 (0 to 0)	0 (0 to 0)	0 (0 to 0)	0 (0 to 0)	0 (0 to 0)	0 (0 to 0)	0 (0 to 0)	0 (0 to 0)	0 (0 to 0)	0 (0 to 0)	0·6
Maternal obstructed labor and uterine rupture	0·1 (0 to 0·1)	0·1 (0·1 to 0·2)	0 (0 to 0)	0 (0 to 0)	0 (0 to 0)	0 (0 to 0)	0 (0 to 0)	0 (0 to 0)	0 (0 to 0)	0 (0 to 0)	0 (0 to 0)	0 (0 to 0)	1·3
Maternal abortion and miscarriage	0 (0 to 0)	0 (0 to 0)	0 (0 to 0)	0 (0 to 0)	0 (0 to 0)	0 (0 to 0)	0 (0 to 0)	0 (0 to 0)	0 (0 to 0)	0 (0 to 0)	0 (0 to 0)	0 (0 to 0)	0·2
Ectopic pregnancy	0 (0 to 0)	0 (0 to 0)	0 (0 to 0)	0 (0 to 0)	0 (0 to 0)	0 (0 to 0)	0 (0 to 0)	0 (0 to 0)	0 (0 to 0)	0 (0 to 0)	0 (0 to 0)	0 (0 to 0)	0·1
Indirect maternal deaths	0 (0 to 0)	0 (0 to 0)	0 (0 to 0)	--	--	--	--	--	--	--	--	--	NA
Late maternal deaths	0 (0 to 0)	0 (0 to 0)	0 (0 to 0)	--	--	--	--	--	--	--	--	--	NA
Maternal deaths aggravated by HIV/AIDS	0 (0 to 0)	0 (0 to 0)	0 (0 to 0)	--	--	--	--	--	--	--	--	--	NA
Neonatal disorders	2 (1·4 to 2·7)	2 (1·4 to 2·8)	2·9 (2·1 to 3·8)	2·1 (1·6 to 2·8)	1·2 (0·9 to 1·5)	0·5 (0·4 to 0·6)	0·2 (0·1 to 0·2)	0·1 (0·1 to 0·1)	0 (0 to 0)	0 (0 to 0)	0 (0 to 0)	0 (0 to 0)	193
Neonatal preterm birth	1·6 (1·1 to 2·2)	1·7 (1·2 to 2·3)	2·3 (1·6 to 3·2)	1·7 (1·2 to 2·3)	0·9 (0·7 to 1·2)	0·4 (0·3 to 0·5)	0·1 (0·1 to 0·2)	0·1 (0 to 0·1)	0 (0 to 0)	0 (0 to 0)	0 (0 to 0)	0 (0 to 0)	149
Neonatal encephalopathy due to birth asphyxia and trauma	0·3 (0·1 to 0·5)	0·3 (0·2 to 0·5)	0·4 (0·2 to 0·8)	0·4 (0·2 to 0·5)	0·2 (0·1 to 0·3)	0·1 (0·1 to 0·1)	0 (0 to 0)	0 (0 to 0)	0 (0 to 0)	0 (0 to 0)	0 (0 to 0)	0 (0 to 0)	26·3
Neonatal sepsis and other neonatal infections	0 (0 to 0)	0 (0 to 0)	0 (0 to 0·1)	0 (0 to 0·1)	0 (0 to 0)	0 (0 to 0)	0 (0 to 0)	0 (0 to 0)	0 (0 to 0)	0 (0 to 0)	0 (0 to 0)	0 (0 to 0)	2·1
Hemolytic disease and other neonatal jaundice	0 (0 to 0·1)	0·1 (0 to 0·1)	0·1 (0·1 to 0·1)	0·1 (0 to 0·1)	0 (0 to 0)	0 (0 to 0)	0 (0 to 0)	0 (0 to 0)	0 (0 to 0)	0 (0 to 0)	0 (0 to 0)	0 (0 to 0)	1
Other neonatal disorders	0 (0 to 0)	0 (0 to 0)	0 (0 to 0)	0 (0 to 0)	0 (0 to 0)	0 (0 to 0)	0 (0 to 0)	0 (0 to 0)	0 (0 to 0)	0 (0 to 0)	0 (0 to 0)	0 (0 to 0)	14
Nutritional deficiencies	5·2 (2 to 10·8)	5·1 (2 to 10·5)	6·3 (2·6 to 13·2)	5·2 (2·2 to 11·2)	3·3 (1·6 to 6·5)	2·2 (1·2 to 4·2)	1·8 (1 to 3·1)	1·9 (1·1 to 3·2)	1·2 (0·8 to 1·8)	1·4 (0·9 to 2·1)	0·7 (0·4 to 0·9)	0·2 (0·1 to 0·2)	64·2
Protein-energy malnutrition	0·3 (0·2 to 0·4)	0·5 (0·3 to 0·7)	0·9 (0·6 to 1·2)	1 (0·7 to 1·3)	0·9 (0·6 to 1·2)	0·8 (0·5 to 1·1)	0·7 (0·5 to 0·9)	0·7 (0·5 to 1·1)	0·5 (0·3 to 0·7)	0·8 (0·4 to 1·2)	0·4 (0·2 to 0·6)	0·1 (0·1 to 0·2)	8·9
Iodine deficiency	0 (0 to 0·1)	0·1 (0 to 0·1)	0·1 (0 to 0·2)	0·1 (0 to 0·1)	0 (0 to 0·1)	0 (0 to 0·1)	0 (0 to 0)	0 (0 to 0)	0 (0 to 0)	0 (0 to 0)	0 (0 to 0)	0 (0 to 0)	0·7
Vitamin A deficiency	0 (0 to 0)	0 (0 to 0)	0 (0 to 0)	0 (0 to 0)	0 (0 to 0)	0 (0 to 0)	0 (0 to 0)	0 (0 to 0)	0 (0 to 0)	0 (0 to 0)	0 (0 to 0)	0 (0 to 0)	0·1
Dietary iron deficiency	4·8 (1·5 to 10·3)	4·4 (1·4 to 9·8)	5·2 (1·4 to 12)	3·9 (1·1 to 9·8)	2·2 (0·6 to 5·2)	1·3 (0·3 to 3·2)	0·9 (0·2 to 2·2)	0·9 (0·2 to 2·1)	0·5 (0·1 to 1)	0·3 (0·1 to 0·7)	0·1 (0 to 0·2)	0 (0 to 0)	51·5
Other nutritional deficiencies	0·1 (0·1 to 0·2)	0·1 (0·1 to 0·2)	0·2 (0·1 to 0·4)	0·2 (0·1 to 0·3)	0·1 (0·1 to 0·2)	0·1 (0·1 to 0·2)	0·2 (0·1 to 0·3)	0·3 (0·2 to 0·5)	0·2 (0·1 to 0·4)	0·4 (0·2 to 0·7)	0·2 (0·1 to 0·3)	0 (0 to 0·1)	2·8
Non-communicable diseases	310 (252 to 378)	425 (349 to 510)	815 (681 to 974)	856 (716 to 1,010)	726 (618 to 850)	559 (484 to 649)	427 (372 to 490)	425 (371 to 484)	296 (261 to 335)	217 (193 to 244)	76·9 (69·6 to 84·8)	16·4 (15·2 to 17·6)	6,860
Neoplasms	56 (43·9 to 71·4)	105 (82·4 to 133)	250 (200 to 311)	306 (246 to 374)	266 (217 to 322)	201 (165 to 244)	139 (115 to 168)	117 (96·6 to 141)	63·5 (51·7 to 76·2)	37·2 (29·3 to 45)	9·2 (7·1 to 11·3)	1·4 (1·1 to 1·7)	1,660
Lip and oral cavity cancer	0·5 (0·3 to 0·8)	0·7 (0·5 to 1)	2·8 (1·9 to 4·1)	4·6 (3·2 to 6·4)	4 (2·5 to 5·7)	3 (2 to 4·2)	1·8 (1·3 to 2·5)	1·4 (1 to 1·9)	1·2 (0·8 to 1·6)	0·6 (0·4 to 0·9)	0·1 (0·1 to 0·2)	0 (0 to 0)	21·1
Nasopharynx cancer	1·8 (1 to 2·9)	3·1 (1·9 to 4·8)	7·1 (4·3 to 11)	6·5 (4·1 to 10·4)	4·2 (2·5 to 6·5)	3·1 (1·8 to 4·8)	1·8 (1·1 to 2·9)	1 (0·6 to 1·6)	0·5 (0·3 to 0·9)	0·2 (0·1 to 0·4)	0 (0 to 0·1)	0 (0 to 0)	33·4
Other pharynx cancer	0·2 (0·1 to 0·4)	0·4 (0·2 to 0·6)	1 (0·6 to 1·6)	1·4 (0·8 to 2·2)	0·9 (0·5 to 1·4)	0·8 (0·5 to 1·2)	0·6 (0·4 to 0·8)	0·4 (0·2 to 0·6)	0·1 (0·1 to 0·2)	0·1 (0·1 to 0·1)	0 (0 to 0)	0 (0 to 0)	6
Esophageal cancer	0·9 (0·5 to 1·5)	2·7 (1·7 to 4·2)	8·7 (5·5 to 13)	11·3 (7 to 17·1)	9·2 (5·8 to 13·7)	6·5 (4 to 9·7)	4·7 (3 to 7)	4·2 (2·7 to 6·3)	2·3 (1·4 to 3·6)	1·5 (1 to 2·2)	0·3 (0·2 to 0·5)	0 (0 to 0·1)	53·6
Stomach cancer	2·1 (1·4 to 3·1)	3·3 (2·2 to 4·7)	6·7 (4·4 to 9·6)	7·3 (5 to 10·5)	6·1 (4·2 to 8·7)	4·8 (3·4 to 6·8)	3·4 (2·4 to 4·9)	3·8 (2·6 to 5·1)	2·2 (1·5 to 3·1)	1·4 (1 to 2·1)	0·4 (0·3 to 0·6)	0·1 (0 to 0·1)	46·2
Colon and rectum cancer	6·5 (4·3 to 9·9)	12·8 (8·4 to 18·4)	30·2 (19·8 to 43·8)	35·1 (23·8 to 50·9)	31·7 (22 to 45·3)	23·9 (16·7 to 33·4)	17·9 (12·7 to 24·5)	18·1 (12·8 to 24·1)	12·2 (8·4 to 16·6)	8 (5·4 to 11·3)	2·3 (1·5 to 3·4)	0·4 (0·2 to 0·5)	209
Liver cancer	0·8 (0·4 to 1·4)	1·6 (0·8 to 2·7)	4·5 (2·6 to 7·2)	5·9 (3·2 to 9·8)	5·2 (3 to 8·7)	4·1 (2·4 to 6·5)	2·8 (1·6 to 4·5)	2·4 (1·4 to 3·8)	1·2 (0·7 to 1·9)	0·6 (0·4 to 1)	0·1 (0·1 to 0·2)	0 (0 to 0·1)	31·2
Liver cancer due to hepatitis B	0·2 (0·1 to 0·4)	0·3 (0·1 to 0·6)	0·6 (0·3 to 1·2)	0·7 (0·3 to 1·4)	0·5 (0·2 to 1·1)	0·4 (0·2 to 0·8)	0·2 (0·1 to 0·5)	0·2 (0·1 to 0·3)	0·1 (0 to 0·2)	0 (0 to 0·1)	0 (0 to 0)	0 (0 to 0)	3·6
Liver cancer due to hepatitis C	0·2 (0·1 to 0·4)	0·5 (0·2 to 1)	1·8 (0·9 to 3·1)	2·5 (1·2 to 4·6)	2·3 (1·1 to 4·1)	1·8 (0·9 to 3)	1·2 (0·6 to 2)	1 (0·5 to 1·8)	0·6 (0·3 to 1)	0·3 (0·2 to 0·5)	0·1 (0 to 0·1)	0 (0 to 0)	12·5
Liver cancer due to alcohol use	0·2 (0·1 to 0·3)	0·3 (0·1 to 0·7)	0·9 (0·4 to 1·7)	1·1 (0·5 to 2·2)	1·1 (0·4 to 2)	0·9 (0·4 to 1·7)	0·6 (0·3 to 1·1)	0·5 (0·2 to 0·8)	0·2 (0·1 to 0·4)	0·1 (0 to 0·2)	0 (0 to 0)	0 (0 to 0)	6
Liver cancer due to NASH	0·1 (0 to 0·2)	0·2 (0·1 to 0·4)	0·5 (0·2 to 1·1)	0·7 (0·3 to 1·5)	0·7 (0·3 to 1·4)	0·6 (0·3 to 1·2)	0·5 (0·2 to 0·9)	0·5 (0·2 to 0·8)	0·3 (0·1 to 0·5)	0·1 (0·1 to 0·2)	0 (0 to 0·1)	0 (0 to 0)	4·5
Liver cancer due to other causes	0·2 (0·1 to 0·3)	0·3 (0·1 to 0·5)	0·7 (0·3 to 1·3)	0·8 (0·3 to 1·6)	0·6 (0·3 to 1·3)	0·4 (0·2 to 0·8)	0·3 (0·1 to 0·6)	0·2 (0·1 to 0·5)	0·1 (0·1 to 0·2)	0·1 (0 to 0·1)	0 (0 to 0)	0 (0 to 0)	4·6
Gallbladder and biliary tract cancer	0·3 (0·1 to 0·5)	0·7 (0·4 to 1·1)	2·7 (1·6 to 4·1)	2·9 (1·7 to 4·4)	3 (1·8 to 4·5)	2·7 (1·6 to 4)	1·7 (1·1 to 2·6)	1·8 (1 to 2·6)	0·9 (0·5 to 1·3)	0·6 (0·3 to 0·8)	0·2 (0·1 to 0·3)	0 (0 to 0)	17·8
Pancreatic cancer	2·8 (1·9 to 4·1)	6·4 (4·2 to 9·2)	17·8 (11·7 to 25·7)	24·6 (16·3 to 35·3)	23·8 (15·9 to 34·7)	18·9 (13·2 to 25·8)	14·4 (10 to 19·6)	12 (8·6 to 16·6)	6·1 (4 to 8·8)	3·9 (2·6 to 5·5)	0·9 (0·6 to 1·3)	0·1 (0·1 to 0·2)	135
Larynx cancer	0·1 (0 to 0·1)	0·1 (0·1 to 0·2)	0·4 (0·2 to 0·6)	0·4 (0·2 to 0·6)	0·3 (0·2 to 0·5)	0·2 (0·1 to 0·4)	0·1 (0·1 to 0·2)	0·1 (0·1 to 0·2)	0 (0 to 0·1)	0 (0 to 0)	0 (0 to 0)	0 (0 to 0)	1·8
Tracheal, bronchus, and lung cancer	10·7 (7 to 15·7)	25·7 (17 to 36)	66·8 (43·7 to 94·7)	98·4 (69·8 to 137)	94·6 (69·6 to 127)	75·9 (54·3 to 101)	51·5 (37·3 to 68·1)	39·2 (27·7 to 52·9)	18·1 (12·2 to 25·6)	8·6 (5·5 to 12·3)	1·8 (1·1 to 2·7)	0·2 (0·1 to 0·4)	501
Malignant skin melanoma	0·5 (0·3 to 0·8)	0·7 (0·4 to 1·1)	1·3 (0·7 to 2·2)	1·1 (0·6 to 1·9)	0·8 (0·4 to 1·4)	0·5 (0·3 to 0·9)	0·3 (0·2 to 0·5)	0·3 (0·2 to 0·5)	0·2 (0·1 to 0·3)	0·1 (0·1 to 0·2)	0 (0 to 0)	0 (0 to 0)	6·9
Non-melanoma skin cancer	0·1 (0·1 to 0·2)	0·3 (0·1 to 0·5)	0·7 (0·4 to 1·2)	1 (0·5 to 1·8)	1·3 (0·7 to 2·2)	1·3 (0·8 to 2)	1·2 (0·7 to 1·8)	1·2 (0·8 to 1·9)	0·9 (0·6 to 1·5)	0·8 (0·5 to 1·2)	0·3 (0·2 to 0·5)	0·1 (0 to 0·1)	9·3
Non-melanoma skin cancer (squamous-cell carcinoma)	0·1 (0·1 to 0·2)	0·3 (0·1 to 0·5)	0·7 (0·4 to 1·2)	1 (0·5 to 1·8)	1·3 (0·7 to 2·2)	1·3 (0·8 to 2)	1·2 (0·7 to 1·8)	1·2 (0·8 to 1·9)	0·9 (0·6 to 1·5)	0·8 (0·5 to 1·2)	0·3 (0·2 to 0·5)	0·1 (0 to 0·1)	9·3
Non-melanoma skin cancer (basal-cell carcinoma)	0 (0 to 0)	0 (0 to 0)	0 (0 to 0)	0 (0 to 0)	0 (0 to 0)	0 (0 to 0)	0 (0 to 0)	0 (0 to 0)	0 (0 to 0)	0 (0 to 0)	0 (0 to 0)	0 (0 to 0)	0
Breast cancer	10·4 (7 to 14·8)	17·7 (12·2 to 25·1)	37·9 (26·3 to 51·7)	37·6 (26·7 to 50·8)	26·8 (18·7 to 36)	16·7 (11·9 to 22·8)	10·4 (7·5 to 14)	8·3 (5·9 to 11·4)	4·7 (3·2 to 6·4)	2·8 (2 to 4·1)	0·7 (0·5 to 1)	0·1 (0·1 to 0·2)	188
Cervical cancer	8·1 (5 to 12·5)	10·7 (6·8 to 15·9)	17·5 (11 to 26·3)	16·2 (10·7 to 23·7)	10·3 (6·7 to 15·3)	6·5 (4·2 to 9·7)	3·8 (2·5 to 5·5)	2·8 (1·9 to 4·1)	1·6 (1 to 2·3)	0·8 (0·5 to 1·2)	0·2 (0·1 to 0·3)	0 (0 to 0)	96·8
Uterine cancer	0·2 (0·1 to 0·4)	0·5 (0·3 to 0·8)	1·4 (0·8 to 2·1)	2 (1·1 to 3·1)	2 (1·2 to 3·3)	1·5 (0·9 to 2·2)	1 (0·6 to 1·6)	0·8 (0·5 to 1·3)	0·4 (0·3 to 0·7)	0·2 (0·1 to 0·3)	0·1 (0 to 0·1)	0 (0 to 0)	10·3
Ovarian cancer	3·4 (1·9 to 5·5)	7 (4 to 10·9)	16·8 (9·9 to 25·5)	18·1 (11·4 to 26·9)	14·2 (9·2 to 20·6)	9·3 (5·9 to 13·8)	5·7 (3·5 to 9)	4·5 (2·6 to 7·6)	2·1 (1·2 to 3·6)	1·1 (0·6 to 1·9)	0·2 (0·1 to 0·4)	0 (0 to 0·1)	88·7
Prostate cancer	0 (0 to 0)	0 (0 to 0)	0 (0 to 0)	0 (0 to 0)	0 (0 to 0)	0 (0 to 0)	0 (0 to 0)	0 (0 to 0)	0 (0 to 0)	0 (0 to 0)	0 (0 to 0)	0 (0 to 0)	0
Testicular cancer	--	--	--	--	--	--	--	--	--	--	--	--	NA
Kidney cancer	0·7 (0·4 to 1·1)	1·9 (1·1 to 2·9)	4·9 (3·1 to 7·5)	6·3 (4 to 9·6)	5·2 (3·1 to 8·3)	4·5 (2·8 to 6·9)	3·5 (2·2 to 5·5)	2·8 (1·8 to 4·3)	1·6 (1 to 2·5)	0·9 (0·5 to 1·4)	0·2 (0·1 to 0·3)	0 (0 to 0·1)	34·2
Bladder cancer	0·1 (0·1 to 0·2)	0·3 (0·2 to 0·5)	1·3 (0·8 to 1·9)	1·4 (1 to 2)	1·2 (0·9 to 1·7)	1·2 (0·8 to 1·6)	1·3 (0·9 to 1·8)	1·6 (1·1 to 2·3)	1·1 (0·8 to 1·6)	0·9 (0·6 to 1·2)	0·2 (0·2 to 0·3)	0 (0 to 0·1)	10·9
Brain and central nervous system cancer	2·1 (1·3 to 3·1)	3 (1·8 to 4·7)	6·4 (3·7 to 9·6)	6·6 (4 to 9·8)	5·2 (3 to 8·2)	3·5 (2·1 to 5·5)	2·3 (1·3 to 3·5)	1·6 (1 to 2·5)	0·7 (0·4 to 1·1)	0·3 (0·1 to 0·5)	0·1 (0 to 0·1)	0 (0 to 0)	44·9
Thyroid cancer	0·2 (0·1 to 0·4)	0·3 (0·2 to 0·5)	0·9 (0·5 to 1·4)	1·4 (0·7 to 2·3)	1·3 (0·6 to 2)	0·9 (0·5 to 1·4)	0·7 (0·4 to 1·1)	0·5 (0·3 to 0·8)	0·4 (0·2 to 0·6)	0·2 (0·1 to 0·4)	0·1 (0 to 0·1)	0 (0 to 0)	7·2
Mesothelioma	0·1 (0 to 0·1)	0·1 (0 to 0·2)	0·8 (0·2 to 2·1)	1 (0·3 to 2·5)	0·8 (0·3 to 2)	0·5 (0·2 to 1·1)	0·2 (0·1 to 0·3)	0·4 (0·1 to 1)	0·1 (0 to 0·2)	0 (0 to 0·1)	0 (0 to 0)	0 (0 to 0)	4·2
Hodgkin lymphoma	0·1 (0·1 to 0·2)	0·1 (0·1 to 0·2)	0·2 (0·1 to 0·4)	0·2 (0·1 to 0·3)	0·2 (0·1 to 0·3)	0·1 (0·1 to 0·2)	0·1 (0·1 to 0·2)	0·1 (0·1 to 0·1)	0 (0 to 0·1)	0 (0 to 0)	0 (0 to 0)	0 (0 to 0)	2·3
Non-Hodgkin lymphoma	0·7 (0·4 to 1)	1·1 (0·7 to 1·6)	2·5 (1·6 to 3·8)	2·9 (1·9 to 4·4)	3·2 (2·1 to 4·8)	2·7 (1·8 to 4)	2·2 (1·4 to 3·2)	2·2 (1·4 to 3·2)	1·3 (0·8 to 2)	0·8 (0·5 to 1·3)	0·2 (0·1 to 0·3)	0 (0 to 0)	23
Multiple myeloma	0·2 (0·1 to 0·3)	0·5 (0·3 to 0·8)	1·6 (0·9 to 2·4)	2 (1·2 to 2·9)	2·3 (1·4 to 3·3)	1·8 (1·1 to 2·6)	1·2 (0·8 to 1·8)	1·1 (0·7 to 1·6)	0·6 (0·3 to 0·9)	0·3 (0·2 to 0·6)	0·1 (0 to 0·1)	0 (0 to 0)	11·9
Leukemia	0·6 (0·4 to 0·9)	1 (0·7 to 1·4)	2·1 (1·5 to 2·9)	2·4 (1·7 to 3·4)	2·2 (1·5 to 3)	1·6 (1·1 to 2·2)	1·3 (0·9 to 1·8)	1·2 (0·8 to 1·7)	0·7 (0·5 to 1)	0·5 (0·4 to 0·7)	0·1 (0·1 to 0·2)	0 (0 to 0)	18·6
Acute lymphoid leukemia	0·1 (0 to 0·1)	0 (0 to 0·1)	0·1 (0 to 0·1)	0 (0 to 0·1)	0 (0 to 0·1)	0 (0 to 0)	0 (0 to 0)	0 (0 to 0)	0 (0 to 0)	0 (0 to 0)	0 (0 to 0)	0 (0 to 0)	2·1
Chronic lymphoid leukemia	0·4 (0·3 to 0·6)	0·8 (0·5 to 1·1)	1·8 (1·2 to 2·5)	2·2 (1·5 to 3·1)	2 (1·4 to 2·8)	1·5 (1·1 to 2·1)	1·2 (0·8 to 1·7)	1·2 (0·8 to 1·6)	0·7 (0·5 to 1)	0·5 (0·4 to 0·7)	0·1 (0·1 to 0·2)	0 (0 to 0)	13·2
Acute myeloid leukemia	0·1 (0·1 to 0·2)	0·1 (0·1 to 0·3)	0·2 (0·1 to 0·3)	0·1 (0·1 to 0·3)	0·1 (0 to 0·2)	0·1 (0 to 0·1)	0 (0 to 0·1)	0 (0 to 0)	0 (0 to 0)	0 (0 to 0)	0 (0 to 0)	0 (0 to 0)	2·4



Osteoarthritis other	0 (0 to 0)	0 (0 to 0)	0 (0 to 0)	0 (0 to 0)	0 (0 to 0)	0 (0 to 0)	0 (0 to 0)	0 (0 to 0)	0 (0 to 0)	0 (0 to 0·1)	0·1 (0 to 0·3)	0·2 (0·1 to 0·5)	0·4 (0·2 to 1)	1·1 (0·5 to 2·2)	1·3 (0·6 to 2·8)	1·2 (0·6 to 2·5)	0·9 (0·4 to 1·9)	0·7 (0·3 to 1·4)	0·6 (0·3 to 1·3)	0·4 (0·2 to 0·8)	0·3 (0·1 to 0·6)	0·1 (0 to 0·2)	0 (0 to 0)	7·4
Low back pain	0 (0 to 0)	0 (0 to 0)	0 (0 to 0)	0 (0 to 0)	1·6 (0·7 to 2·7)	7·4 (4·5 to 11·6)	13·3 (8·1 to 21·4)	19·5 (11·7 to 30·7)	28 (16·9 to 44·1)	30·9 (18·2 to 46·7)	31·6 (19·3 to 47·5)	25·4 (15·2 to 38)	30·8 (19 to 46·7)	53 (32·8 to 79·4)	47·7 (30·2 to 71·9)	35·5 (22·2 to 54·2)	24·1 (15·5 to 36·4)	15·7 (10 to 23·1)	13·2 (8·3 to 19·5)	7·5 (4·8 to 11·2)	4·1 (2·6 to 5·9)	1·1 (0·7 to 1·6)	0·2 (0·1 to 0·3)	391
Neck pain	0 (0 to 0)	0 (0 to 0)	0 (0 to 0)	0 (0 to 0)	0·2 (0 to 0·4)	0·9 (0·4 to 1·8)	1·7 (0·7 to 3·1)	3·1 (1·4 to 6)	5·4 (2·6 to 10·8)	7·6 (3·8 to 14·3)	8·9 (4·7 to 15)	8·2 (4·3 to 14)	10·8 (5·6 to 18·6)	17·1 (8·7 to 30)	14·2 (7·2 to 24·5)	9·8 (5·2 to 16·5)	6·4 (3·5 to 10·8)	4 (2·2 to 6·4)	3·2 (1·7 to 5·5)	1·6 (0·9 to 2·9)	0·9 (0·5 to 1·5)	0·3 (0·1 to 0·4)	0 (0 to 0·1)	105
Gout	0 (0 to 0)	0 (0 to 0)	0 (0 to 0)	0 (0 to 0)	0 (0 to 0)	0 (0 to 0)	0 (0 to 0)	0 (0 to 0)	0 (0 to 0·1)	0·1 (0 to 0·2)	0·1 (0 to 0·2)	0·1 (0 to 0·2)	0·2 (0·1 to 0·4)	0·4 (0·2 to 0·8)	0·6 (0·2 to 1·1)	0·6 (0·3 to 1·2)	0·6 (0·3 to 1)	0·5 (0·3 to 0·8)	0·5 (0·3 to 0·8)	0·3 (0·2 to 0·5)	0·2 (0·1 to 0·3)	0·1 (0 to 0·1)	0 (0 to 0)	4·5
Other musculoskeletal disorders	0 (0 to 0)	0 (0 to 0)	0 (0 to 0)	0 (0 to 0)	0 (0 to 0·1)	3·5 (2 to 5·5)	13·3 (8·1 to 19·9)	21·3 (13·5 to 32·3)	24·5 (15·8 to 36·6)	24·5 (15·9 to 36·3)	25·2 (16·3 to 37)	20·7 (13·2 to 31·1)	25 (16·2 to 36·7)	42·7 (27·5 to 64·6)	38·5 (24·3 to 57·5)	27·4 (16·3 to 41·9)	17·3 (10·4 to 26·5)	9·6 (5·3 to 15·6)	6·7 (3·4 to 10·7)	2·1 (0·4 to 4·4)	0·4 (0·2 to 0·9)	0·1 (0·1 to 0·2)	0 (0 to 0·1)	303
Other non-communicable diseases	24·6 (14·2 to 40·9)	8 (5 to 12·6)	34 (21·3 to 52·8)	11·1 (7·6 to 16·2)	6·5 (4·8 to 8·8)	7·9 (5·5 to 11)	12·4 (8·3 to 18·5)	21·1 (14·4 to 31·1)	32·3 (22·2 to 46·2)	37·1 (25·8 to 53·5)	34·9 (24·6 to 48·7)	27·4 (19·3 to 38)	31·2 (22 to 42·7)	46 (32·5 to 62)	38·9 (28 to 52·9)	29·4 (21·2 to 40·3)	20 (14·6 to 27·4)	14·2 (10·5 to 18·9)	14·3 (10·7 to 18·8)	9·6 (7·2 to 12·4)	7 (5·2 to 9·3)	2·6 (1·7 to 3·6)	0·5 (0·3 to 0·6)	471
Congenital birth defects	24·2 (13·9 to 40·4)	6·8 (4 to 10·8)	17·6 (10 to 29·4)	8·3 (5·5 to 12·8)	3·7 (2·7 to 5·2)	2·7 (2 to 3·6)	2·2 (1·6 to 3)	2·3 (1·7 to 3·1)	2·1 (1·5 to 2·9)	2 (1·5 to 2·7)	1·8 (1·3 to 2·4)	1·3 (0·9 to 1·8)	1·3 (0·9 to 1·7)	2·6 (1·9 to 3·5)	2·3 (1·7 to 3·1)	1·4 (1 to 1·9)	0·7 (0·5 to 1)	0·2 (0·1 to 0·2)	0·1 (0·1 to 0·2)	0·1 (0 to 0·1)	0 (0 to 0)	0 (0 to 0)	0 (0 to 0)	83·7
Neural tube defects	3·9 (1 to 10)	0·3 (0·1 to 1)	0·9 (0·2 to 2·9)	0·8 (0·1 to 2·5)	0·2 (0·1 to 0·5)	0·2 (0·1 to 0·3)	0·1 (0·1 to 0·3)	0·2 (0·1 to 0·3)	0·2 (0·1 to 0·4)	0·2 (0·1 to 0·4)	0·1 (0 to 0·3)	0·1 (0 to 0·2)	0·1 (0 to 0·1)	0·1 (0 to 0·2)	0 (0 to 0·1)	0 (0 to 0)	0 (0 to 0·1)	0 (0 to 0)	0 (0 to 0)	0 (0 to 0)	0 (0 to 0)	0 (0 to 0)	0 (0 to 0)	7·3
Congenital heart anomalies	2·4 (1 to 6·3)	1·8 (0·9 to 4·5)	4·7 (2·1 to 11·6)	1·7 (0·8 to 3·5)	0·7 (0·4 to 1·2)	0·5 (0·3 to 0·9)	0·4 (0·2 to 0·7)	0·5 (0·3 to 0·9)	0·4 (0·2 to 0·8)	0·5 (0·3 to 0·8)	0·4 (0·3 to 0·7)	0·4 (0·2 to 0·6)	0·3 (0·2 to 0·5)	0·7 (0·3 to 1·1)	0·5 (0·3 to 0·9)	0·3 (0·1 to 0·5)	0·2 (0·1 to 0·3)	0 (0 to 0)	0 (0 to 0)	0 (0 to 0)	0 (0 to 0)	0 (0 to 0)	0 (0 to 0)	16·6
Orofacial clefts	0 (0 to 0)	0 (0 to 0)	0 (0 to 0·1)	0·1 (0 to 0·1)	0 (0 to 0)	0 (0 to 0)	0 (0 to 0)	0 (0 to 0)	0 (0 to 0)	0 (0 to 0)	0 (0 to 0)	0 (0 to 0)	0 (0 to 0)	0 (0 to 0)	0 (0 to 0)	0 (0 to 0)	0 (0 to 0)	0 (0 to 0)	0 (0 to 0)	0 (0 to 0)	0 (0 to 0)	0 (0 to 0)	0 (0 to 0)	0·3
Down syndrome	0·3 (0·1 to 0·8)	0·1 (0 to 0·3)	0·6 (0·2 to 1·7)	0·3 (0·2 to 0·8)	0·2 (0·1 to 0·3)	0·2 (0·1 to 0·3)	0·2 (0·1 to 0·2)	0·2 (0·1 to 0·4)	0·2 (0·1 to 0·4)	0·2 (0·1 to 0·4)	0·2 (0·1 to 0·4)	0·2 (0·1 to 0·3)	0·2 (0·1 to 0·4)	0·7 (0·4 to 1·2)	0·8 (0·4 to 1·3)	0·4 (0·2 to 0·7)	0·1 (0 to 0·3)	0 (0 to 0)	0 (0 to 0)	0 (0 to 0)	0 (0 to 0)	0 (0 to 0)	0 (0 to 0)	5·2
Turner syndrome	0 (0 to 0)	0 (0 to 0)	0 (0 to 0)	0 (0 to 0·1)	0 (0 to 0·1)	0 (0 to 0·1)	0 (0 to 0·1)	0 (0 to 0·1)	0 (0 to 0·1)	0 (0 to 0)	0 (0 to 0)	0 (0 to 0)	0 (0 to 0)	0 (0 to 0)	0 (0 to 0)	0 (0 to 0)	0 (0 to 0)	0 (0 to 0)	0 (0 to 0)	0 (0 to 0)	0 (0 to 0)	0 (0 to 0)	0 (0 to 0)	0·2
Klinefelter syndrome	0 (0 to 0)	0 (0 to 0)	0 (0 to 0)	0 (0 to 0)	0 (0 to 0)	0 (0 to 0)	0 (0 to 0)	0 (0 to 0)	0 (0 to 0)	0 (0 to 0)	0 (0 to 0)	0 (0 to 0)	0 (0 to 0)	0 (0 to 0)	0 (0 to 0)	0 (0 to 0)	0 (0 to 0)	0 (0 to 0)	0 (0 to 0)	0 (0 to 0)	0 (0 to 0)	0 (0 to 0)	0 (0 to 0)	0
Other chromosomal abnormalities	3·8 (1 to 8·1)	1·5 (0·5 to 3)	3·2 (1·1 to 6·4)	1 (0·5 to 1·7)	0·4 (0·2 to 0·6)	0·3 (0·2 to 0·5)	0·3 (0·1 to 0·4)	0·3 (0·1 to 0·4)	0·2 (0·1 to 0·3)	0·2 (0·1 to 0·2)	0·1 (0·1 to 0·2)	0·1 (0 to 0·1)	0 (0 to 0·1)	0 (0 to 0·1)	0 (0 to 0·1)	0 (0 to 0)	0 (0 to 0)	0 (0 to 0)	0 (0 to 0)	0 (0 to 0)	0 (0 to 0)	0 (0 to 0)	0 (0 to 0)	11·4
Congenital musculoskeletal and limb anomalies	4·8 (0·4 to 9·9)	1·4 (0·2 to 2·7)	4·3 (1 to 8·6)	2·1 (1·2 to 3·3)	1·1 (0·6 to 1·7)	1 (0·6 to 1·5)	0·8 (0·5 to 1·4)	0·7 (0·4 to 1·2)	0·7 (0·4 to 1·1)	0·7 (0·4 to 1·1)	0·6 (0·3 to 1)	0·4 (0·2 to 0·7)	0·5 (0·3 to 0·7)	0·7 (0·4 to 1·2)	0·6 (0·4 to 1)	0·6 (0·3 to 0·9)	0·3 (0·2 to 0·5)	0·1 (0 to 0·2)	0·1 (0 to 0·1)	0 (0 to 0)	0 (0 to 0)	0 (0 to 0)	0 (0 to 0)	21·6
Urogenital congenital anomalies	0·6 (0·2 to 1·2)	0·1 (0 to 0·1)	0·1 (0·1 to 0·2)	0·1 (0·1 to 0·2)	0·1 (0·1 to 0·1)	0·1 (0 to 0·1)	0 (0 to 0·1)	0 (0 to 0·1)	0 (0 to 0·1)	0 (0 to 0·1)	0 (0 to 0·1)	0 (0 to 0)	0 (0 to 0)	0 (0 to 0)	0 (0 to 0)	0 (0 to 0)	0 (0 to 0)	0 (0 to 0)	0 (0 to 0)	0 (0 to 0)	0 (0 to 0)	0 (0 to 0)	0 (0 to 0)	1·3
Digestive congenital anomalies	4·4 (0·5 to 9·1)	0·9 (0·2 to 1·9)	1·7 (0·3 to 3·7)	0·9 (0·2 to 2·1)	0·2 (0·1 to 0·4)	0·1 (0 to 0·1)	0 (0 to 0·1)	0 (0 to 0·1)	0 (0 to 0·1)	0 (0 to 0)	0 (0 to 0)	0 (0 to 0)	0 (0 to 0)	0 (0 to 0)	0·1 (0 to 0·1)	0 (0 to 0)	0 (0 to 0)	0 (0 to 0)	0 (0 to 0)	0 (0 to 0)	0 (0 to 0)	0 (0 to 0)	0 (0 to 0)	8·5
Other congenital birth defects	3·9 (1·7 to 8)	0·6 (0·3 to 1·2)	2 (0·9 to 4)	1·3 (0·7 to 2·5)	0·8 (0·4 to 1·4)	0·4 (0·2 to 0·6)	0·3 (0·2 to 0·5)	0·3 (0·2 to 0·5)	0·3 (0·1 to 0·5)	0·2 (0·1 to 0·4)	0·2 (0·1 to 0·4)	0·1 (0·1 to 0·3)	0·1 (0·1 to 0·3)	0·2 (0·1 to 0·5)	0·2 (0·1 to 0·4)	0·1 (0·1 to 0·3)	0·1 (0 to 0·2)	0 (0 to 0·1)	0 (0 to 0·1)	0 (0 to 0)	0 (0 to 0)	0 (0 to 0)	0 (0 to 0)	11·2
Urinary diseases and male infertility	0·1 (0·1 to 0·2)	0·1 (0 to 0·2)	0·1 (0 to 0·2)	0·1 (0·1 to 0·2)	0·1 (0·1 to 0·2)	0·1 (0·1 to 0·2)	0·2 (0·1 to 0·3)	0·4 (0·3 to 0·6)	0·6 (0·4 to 0·9)	0·8 (0·5 to 1·1)	0·7 (0·5 to 1)	0·7 (0·5 to 1)	1·2 (0·8 to 1·7)	2·5 (1·6 to 3·6)	2·6 (1·8 to 3·7)	2·5 (1·6 to 3·5)	2·6 (1·7 to 3·7)	2·8 (1·8 to 4·1)	4 (2·6 to 6)	3·7 (2·3 to 5·7)	3·5 (2·1 to 5·3)	1·4 (0·8 to 2·4)	0·3 (0·2 to 0·4)	31
Urolithiasis	0 (0 to 0)	0 (0 to 0)	0 (0 to 0)	0 (0 to 0)	0 (0 to 0)	0 (0 to 0)	0 (0 to 0)	0 (0 to 0·1)	0·1 (0 to 0·1)	0·1 (0 to 0·1)	0·1 (0 to 0·1)	0·1 (0 to 0·1)	0·1 (0 to 0·1)	0·1 (0 to 0·2)	0·1 (0 to 0·2)	0·1 (0 to 0·1)	0·1 (0 to 0·1)	0 (0 to 0·1)	0 (0 to 0·1)	0 (0 to 0)	0 (0 to 0)	0 (0 to 0)	0 (0 to 0)	0·8
Benign prostatic hyperplasia	0 (0 to 0)	0 (0 to 0)	0 (0 to 0)	0 (0 to 0)	0 (0 to 0)	0 (0 to 0)	0 (0 to 0)	0 (0 to 0)	0 (0 to 0)	0 (0 to 0)	0 (0 to 0)	0 (0 to 0)	0 (0 to 0)	0 (0 to 0)	0 (0 to 0)	0 (0 to 0)	0 (0 to 0)	0 (0 to 0)	0 (0 to 0)	0 (0 to 0)	0 (0 to 0)	0 (0 to 0)	0 (0 to 0)	0
Male infertility	--	--	--	--	--	--	--	--	--	--	--	--	--	--	--	--	--	--	--	--	--	--	--	NA
Other urinary diseases	0·1 (0 to 0·1)	0·1 (0 to 0·2)	0 (0 to 0)	0 (0 to 0·1)	0 (0 to 0·1)	0 (0 to 0·1)	0 (0 to 0·1)	0 (0 to 0·1)	0·1 (0 to 0·1)	0·1 (0·1 to 0·1)	0·1 (0 to 0·1)	0 (0 to 0·1)	0·1 (0 to 0·2)	0·1 (0·1 to 0·2)	0·2 (0·1 to 0·4)	0·2 (0·1 to 0·4)	0·1 (0 to 0·3)	0·1 (0 to 0·2)	0·1 (0 to 0·2)	0·1 (0 to 0·1)	0·1 (0 to 0·2)	0 (0 to 0·1)	0 (0 to 0)	1·7
Gynecological diseases	0 (0 to 0)	0 (0 to 0)	0 (0 to 0)	0 (0 to 0)	0 (0 to 0)	2·5 (1·2 to 4·4)	5·9 (3·4 to 9·9)	12·4 (7·8 to 19·2)	20·4 (13·3 to 30·2)	22·7 (14·7 to 33)	18·9 (12·5 to 27·5)	13·8 (9·2 to 20·3)	14·6 (9·6 to 21·2)	14·9 (9·1 to 22·3)	7·1 (4·2 to 10·9)	4·2 (2·4 to 6·6)	2·4 (1·4 to 3·6)	1·3 (0·8 to 2)	1 (0·6 to 1·5)	0·5 (0·3 to 0·7)	0·2 (0·1 to 0·4)	0·1 (0 to 0·1)	0 (0 to 0)	143
Uterine fibroids	0 (0 to 0)	0 (0 to 0)	0 (0 to 0)	0 (0 to 0)	0 (0 to 0)	0 (0 to 0)	0 (0 to 0·1)	0·1 (0 to 0·2)	0·3 (0·1 to 0·7)	0·7 (0·3 to 1·5)	1·1 (0·5 to 2·3)	1 (0·5 to 2)	1 (0·5 to 1·9)	1·2 (0·5 to 2·3)	0·7 (0·3 to 1·4)	0·3 (0·2 to 0·6)	0·1 (0·1 to 0·3)	0·1 (0 to 0·1)	0 (0 to 0·1)	0 (0 to 0)	0 (0 to 0)	0 (0 to 0)	0 (0 to 0)	6·9
Polycystic ovarian syndrome	0 (0 to 0)	0 (0 to 0)	0 (0 to 0)	0 (0 to 0)	0 (0 to 0)	0·1 (0 to 0·1)	0·3 (0·1 to 0·7)	0·6 (0·3 to 1·3)	0·7 (0·3 to 1·4)	0·6 (0·3 to 1·3)	0·5 (0·2 to 1·1)	0·3 (0·1 to 0·7)	0·3 (0·1 to 0·6)	0·1 (0·1 to 0·3)	0 (0 to 0)	0 (0 to 0)	0 (0 to 0)	0 (0 to 0)	0 (0 to 0)	0 (0 to 0)	0 (0 to 0)	0 (0 to 0)	0 (0 to 0)	3·6
Female infertility	0 (0 to 0)	0 (0 to 0)	0 (0 to 0)	0 (0 to 0)	0 (0 to 0)	0 (0 to 0)	0 (0 to 0)	0·1 (0 to 0·5)	0·2 (0 to 0·9)	0·2 (0 to 0·9)	0·1 (0 to 0·6)	0·1 (0 to 0·3)	0 (0 to 0)	0 (0 to 0)	0 (0 to 0)	0 (0 to 0)	0 (0 to 0)	0 (0 to 0)	0 (0 to 0)	0 (0 to 0)	0 (0 to 0)	0 (0 to 0)	0 (0 to 0)	0·8
Endometriosis	0 (0 to 0)	0 (0 to 0)	0 (0 to 0)	0 (0 to 0)	0 (0 to 0)	0 (0 to 0)	0·4 (0·1 to 0·8)	1·6 (0·7 to 3·2)	2·4 (1·2 to 4·2)	2·3 (1·1 to 4)	2 (1 to 3·5)	1·4 (0·7 to 2·4)	1·2 (0·7 to 2·1)	1 (0·5 to 1·7)	0 (0 to 0)	0 (0 to 0)	0 (0 to 0)	0 (0 to 0)	0 (0 to 0)	0 (0 to 0)	0 (0 to 0)	0 (0 to 0)	0 (0 to 0)	12·3
Genital prolapse	0 (0 to 0)	0 (0 to 0)	0 (0 to 0)	0 (0 to 0)	0 (0 to 0)	0 (0 to 0)	0 (0 to 0·1)	0 (0 to 0·1)	0 (0 to 0·1)	0 (0 to 0)	0 (0 to 0)	0 (0 to 0·1)	0·2 (0·1 to 0·4)	0·5 (0·2 to 1·1)	0·6 (0·2 to 1·1)	0·4 (0·2 to 0·8)	0·3 (0·1 to 0·6)	0·2 (0·1 to 0·5)	0·2 (0·1 to 0·4)	0·1 (0·1 to 0·2)	0·1 (0 to 0·1)	0 (0 to 0)	0 (0 to 0)	2·8
Premenstrual syndrome	0 (0 to 0)	0 (0 to 0)	0 (0 to 0)	0 (0 to 0)	0 (0 to 0)	2·4 (1·1 to 4·3)	4·7 (2·4 to 8·4)	5·9 (2·8 to 10·7)	6·9 (3·8 to 11·3)	6·8 (3·6 to 11·4)	6·8 (3·7 to 10·9)	5·7 (3·2 to 9·2)	6·2 (3·4 to 10·3)	3·9 (2 to 6·9)	0 (0 to 0)	0 (0 to 0)	0 (0 to 0)	0 (0 to 0)	0 (0 to 0)	0 (0 to 0)	0 (0 to 0)	0 (0 to 0)	0 (0 to 0)	49·4
Other gynecological diseases	0 (0 to 0)	0 (0 to 0)	0 (0 to 0)	0 (0 to 0)	0 (0 to 0)	0 (0 to 0·1)	0·4 (0·2 to 0·9)	4 (2·3 to 6·4)	9·9 (5·6 to 15·9)	12 (7 to 18·5)	8·3 (4·7 to 13·1)	5·3 (2·8 to 8·5)	5·6 (3 to 8·9)	8·1 (3·8 to 13·4)	5·9 (3·4 to 9·2)	3·5 (1·8 to 5·7)	1·9 (1·1 to 3)	1 (0·6 to 1·6)	0·7 (0·4 to 1·1)	0·3 (0·2 to 0·6)	0·2 (0·1 to 0·3)	0 (0 to 0·1)	0 (0 to 0)	67·3
Hemoglobinopathies and hemolytic anemias	0 (0 to 0)	0 (0 to 0)	0·1 (0 to 0·1)	0·1 (0·1 to 0·3)	0·2 (0·1 to 0·5)	0·1 (0 to 0·3)	0·6 (0·2 to 1·2)	0·4 (0·2 to 0·8)	0·4 (0·2 to 0·8)	0·4 (0·2 to 0·8)	0·8 (0·3 to 1·6)	0·5 (0·2 to 0·9)	0·3 (0·2 to 0·6)	0·4 (0·2 to 0·8)	0·4 (0·2 to 0·7)	0·4 (0·2 to 0·8)	0·3 (0·2 to 0·5)	0·2 (0·1 to 0·4)	0·2 (0·1 to 0·4)	0·2 (0·1 to 0·3)	0·1 (0·1 to 0·2)	0 (0 to 0·1)	0 (0 to 0)	6·2
Thalassemias	0 (0 to 0)	0 (0 to 0)	0 (0 to 0)	0 (0 to 0·1)	0·1 (0 to 0·1)	0 (0 to 0)	0 (0 to 0)	0 (0 to 0)	0 (0 to 0)	0 (0 to 0)	0 (0 to 0)	0 (0 to 0)	0 (0 to 0)	0 (0 to 0)	0 (0 to 0)	0 (0 to 0)	0 (0 to 0)	0 (0 to 0)	0 (0 to 0)	0 (0 to 0)	0 (0 to 0)	0 (0 to 0)	0 (0 to 0)	0·1
Thalassemias trait	0 (0 to 0)	0 (0 to 0)	0 (0 to 0)	0 (0 to 0)	0 (0 to 0)	0 (0 to 0)	0·1 (0 to 0·1)	0·1 (0 to 0·2)	0·1 (0 to 0·2)	0·1 (0 to 0·2)	0·1 (0 to 0·2)	0·1 (0 to 0·1)	0 (0 to 0)	0 (0 to 0)	0 (0 to 0)	0 (0 to 0)	0 (0 to 0)	0 (0 to 0)	0 (0 to 0)	0 (0 to 0)	0 (0 to 0)	0 (0 to 0)	0 (0 to 0)	0·6
Sickle cell disorders	0 (0 to 0)	0 (0 to 0)	0 (0 to 0)	0 (0 to 0)	0 (0 to 0)	0 (0 to 0)	0 (0 to 0)	0 (0 to 0)	0 (0 to 0)	0 (0 to 0)	0 (0 to 0)	0 (0 to 0)	0 (0 to 0)	0 (0 to 0)	0 (0 to 0)	0 (0 to 0)	0 (0 to 0)	0 (0 to 0)	0 (0 to 0)	0 (0 to 0)	0 (0 to 0)	0 (0 to 0)	0 (0 to 0)	0·1
Sickle cell trait	0 (0 to 0)	0 (0 to 0)	0 (0 to 0)	0 (0 to 0)	0 (0 to 0)	0 (0 to 0)	0 (0 to 0·1)	0·1 (0 to 0·1)	0·1 (0 to 0·1)	0·1 (0 to 0·1)	0·1 (0 to 0·1)	0 (0 to 0·1)	0 (0 to 0)	0 (0 to 0)	0 (0 to 0)	0 (0 to 0)	0 (0 to 0)	0 (0 to 0)	0 (0 to 0)	0 (0 to 0)	0 (0 to 0)	0 (0 to 0)	0 (0 to 0)	0·4
G6PD deficiency	0 (0 to 0)	0 (0 to 0)	0 (0 to 0)	0 (0 to 0)	0 (0 to 0)	0 (0 to 0)	0·2 (0 to 0·4)	0 (0 to 0·1)	0 (0 to 0·1)	0 (0 to 0)	0·3 (0·1 to 0·6)	0·1 (0 to 0·1)	0 (0 to 0·1)	0 (0 to 0)	0 (0 to 0)	0 (0 to 0)	0 (0 to 0)	0 (0 to 0)	0 (0 to 0)	0 (0 to 0)	0 (0 to 0)	0 (0 to 0)	0 (0 to 0)	0·8
G6PD trait	0 (0 to 0)	0 (0 to 0)	0 (0 to 0)	0 (0 to 0)	0 (0 to 0)	0 (0 to 0)	0 (0 to 0·1)	0 (0 to 0)	0 (0 to 0)	0 (0 to 0)	0 (0 to 0·1)	0 (0 to 0·1)	0 (0 to 0)	0 (0 to 0)	0 (0 to 0)	0 (0 to 0)	0 (0 to 0)	0 (0 to 0)	0 (0 to 0)	0 (0 to 0)	0 (0 to 0)	0 (0 to 0)	0 (0 to 0)	0·1
Other hemoglobinopathies and hemolytic anemias	0 (0 to 0)	0 (0 to 0)	0 (0 to 0)	0·1 (0 to 0·2)	0·1 (0 to 0·3)	0·1 (0 to 0·3)	0·2 (0·1 to 0·6)	0·2 (0 to 0·5)	0·2 (0 to 0·5)	0·2 (0 to 0·5)	0·3 (0·1 to 0·7)	0·3 (0·1 to 0·6)	0·3 (0·1 to 0·6)	0·3 (0·1 to 0·7)	0·3 (0·1 to 0·6)	0·4 (0·2 to 0·7)	0·3 (0·1 to 0·5)	0·2 (0·1 to 0·4)	0·2 (0·1 to 0·4)	0·2 (0·1 to 0·2)	0·1 (0·1 to 0·2)	0 (0 to 0·1)	0 (0 to 0)	4·1
Endocrine, metabolic, blood, and immune disorders	0·3 (0·1 to 0·5)	0·2 (0·1 to 0·3)	1 (0·5 to 1·9)	1·6 (0·9 to 2·6)	1·4 (0·9 to 2·1)	1·4 (0·9 to 2·1)	2 (1·1 to 3·2)	3·2 (1·9 to 5)	5·2 (3 to 8·4)	6·9 (4·3 to 11·1)	7·8 (4·8 to 12·4)	6·6 (3·9 to 10·1)	7·7 (4·7 to 11·5)	14·3 (9·4 to 20·8)	15 (9·5 to 23·2)	11·7 (7·2 to 18·2)	7·4 (4·8 to 11·2)	5·2 (3·3 to 7·8)	5 (3·2 to 7·4)	3 (1·9 to 4·5)	1·8 (1·2 to 2·7)	0·6 (0·4 to 0·9)	0·1 (0·1 to 0·2)	110
Oral disorders	0 (0 to 0)	0 (0 to 0)	0 (0 to 0)	0·9 (0·5 to 1·4)	1 (0·5 to 1·7)	1·1 (0·6 to 1·8)	1·5 (0·8 to 2·4)	2·4 (1·3 to 3·9)	3·5 (1·9 to 5·8)	4·3 (2·4 to 7·5)	4·9 (2·7 to 8·6)	4·5 (2·5 to 7·8)	6·1 (3·5 to 10·3)	11·4 (6·5 to 18·7)	11·5 (6·7 to 18·3)	9·2 (5·5 to 14·4)	6·7 (4 to 10·4)	4·5 (2·7 to 7)	3·9 (2·4 to 5·8)	2·3 (1·4 to 3·4)	1·3 (0·8 to 2)	0·4 (0·2 to 0·6)	0·1 (0 to 0·1)	81·3
Caries of deciduous teeth	0 (0 to 0)	0 (0 to 0)	0 (0 to 0)	0·3 (0·1 to 0·6)	0·3 (0·1 to 0·7)	0 (0 to 0)	0 (0 to 0)	0 (0 to 0)	0 (0 to 0)	0 (0 to 0)	0 (0 to 0)	0 (0 to 0)	0 (0 to 0)	0 (0 to 0)	0 (0 to 0)	0 (0 to 0)	0 (0 to 0)	0 (0 to 0)	0 (0 to 0)	0 (0 to 0)	0 (0 to 0)	0 (0 to 0)	0 (0 to 0)	0·6
Caries of permanent teeth	0 (0 to 0)	0 (0 to 0)	0 (0 to 0)	0 (0 to 0)	0·1 (0 to 0·3)	0·4 (0·2 to 1)	0·4 (0·2 to 0·9)	0·6 (0·3 to 1·3)	0·7 (0·3 to 1·4)	0·6 (0·2 to 1·3)	0·5 (0·2 to 1·1)	0·4 (0·2 to 0·7)	0·4 (0·2 to 0·8)	0·6 (0·2 to 1·2)	0·5 (0·2 to 1·1)	0·3 (0·1 to 0·7)	0·2 (0·1 to 0·4)	0·1 (0 to 0·3)	0·1 (0 to 0·2)	0 (0 to 0·1)	0 (0 to 0·1)	0 (0 to 0)	0 (0 to 0)	6·1
Periodontal diseases	0 (0 to 0)	0 (0 to 0)	0 (0 to 0)	0 (0 to 0)	0 (0 to 0)	0 (0 to 0)	0·1 (0 to 0·2)	0·3 (0·1 to 0·7)	0·7 (0·2 to 1·7)	1·1 (0·4 to 2·9)	1·6 (0·5 to 4·1)	1·6 (0·5 to 3·9)	2·2 (0·8 to 5·2)	4·1 (1·5 to 9·1)	3·7 (1·4 to 7·8)	2·6 (1 to 5·4)	1·6 (0·6 to 3·3)	1 (0·4 to 2)	0·8 (0·3 to 1·6)	0·5 (0·2 to 0·9)	0·3 (0·1 to 0·6)	0·1 (0 to 0·2)	0 (0 to 0)	22·1
Other oral disorders	0 (0 to 0)	0 (0 to 0)	0 (0 to 0)	0·6 (0·3 to 0·9)	0·6 (0·3 to 0·9)	0·6 (0·4 to 1)	0·9 (0·6 to 1·5)	1·3 (0·8 to 2)	1·5 (0·9 to 2·4)	1·5 (0·9 to 2·3)	1·4 (0·8 to 2·1)	1 (0·6 to 1·6)	1·2 (0·7 to 1·8)	1·8 (1·1 to 2·7)	1·6 (1 to 2·3)	1 (0·6 to 1·6)	0·6 (0·4 to 0·9)	0·3 (0·2 to 0·5)	0·2 (0·1 to 0·4)	0·1 (0·1 to 0·2)	0·1 (0 to 0·1)	0 (0 to 0)	0 (0 to 0)	16·4
Sudden infant death syndrome	--	1 (0·4 to 2·1)	15·2 (7 to 28·4)	--	--	--	--	--	--	--	--	--	--	--	--	--	--	--	--	--	--	--	--	NA
Injuries	1 (0·6 to 1·6)	1·2 (0·7 to 2)	16·1 (9·2 to 25·8)	24·5 (14·6 to 38·6)	14·1 (10·6 to 18·7)	20·6 (16·6 to 25·5)	55·2 (46·4 to 67·4)	80·9 (67·9 to 99)	92·6 (76·4 to 115)	88·5 (71·3 to 109)	80·8 (65·1 to 101)	62·8 (49·3 to 77·7)	69·6 (55·2 to 87·2)	110 (88·5 to 132)	87·2 (70·7 to 107)	59·3 (47·8 to 71·6)	41·7 (33·9 to 51·2)	30·5 (24·6 to 37·2)	34·4 (27·7 to 42·8)	27·7 (22·2 to 34·2)	23·5 (18·5 to 29·1)	9·6 (7·6 to 11·9)	2·1 (1·7 to 2·6)	1,030
Transport injuries	0 (0 to 0)	0 (0 to 0)	0·3 (0·1 to 0·5)	1·8 (1 to 3·1)	2·1 (1·3 to 3·1)	2·1 (1·4 to 3·2)	6 (4 to 8·5)	7 (4·9 to 10·2)	7·5 (5·5 to 10·2)	6·9 (5·1 to 9)	6·3 (4·9 to 8·1)	4·6 (3·5 to 5·9)	5·4 (4·2 to 6·8)	8·9 (7 to 11·3)	7·6 (5·8 to 9·5)	5·4 (4·3 to 6·8)	3·7 (2·9 to 4·5)	2·3 (1·8 to 2·9)	2·2 (1·7 to 2·8)	1·4 (1·1 to 1·7)	0·8 (0·6 to 1·1)	0·3 (0·2 to 0·4)	0·1 (0·1 to 0·1)	82·8
Road injuries	0 (0 to 0)	0 (0 to 0)	0·2 (0·1 to 0·4)	1·2 (0·6 to 2·2)	1·2 (0·7 to 2)	1 (0·6 to 1·7)	4·6 (2·8 to 6·8)	4·6 (3 to 7·1)	4·6 (3·2 to 6·4)	4 (2·8 to 5·3)	3·5 (2·5 to 4·7)	2·7 (2 to 3·6)	3·2 (2·4 to 4·2)	5·2 (3·9 to 6·8)	4·6 (3·5 to 5·9)	3·1 (2·5 to 4)	2·1 (1·6 to 2·6)	1·3 (1 to 1·6)	1·2 (1 to 1·5)	0·7 (0·6 to 0·9)	0·4 (0·3 to 0·5)	0·1 (0·1 to 0·2)	0 (0 to 0)	49·7
Pedestrian road injuries	0 (0 to 0)	0 (0 to 0)	0·1 (0 to 0·1)	0·8 (0·4 to 1·6)	0·6 (0·3 to 1·1)	0·4 (0·2 to 0·7)	0·9 (0·5 to 1·7)	0·9 (0·5 to 1·6)	1·2 (0·7 to 2)	1·2 (0·7 to 1·8)	1·1 (0·6 to 1·7)	0·7 (0·5 to 1·1)	0·9 (0·6 to 1·3)	1·4 (0·9 to 2·1)	1·2 (0·8 to 1·7)	0·8 (0·6 to 1·2)	0·6 (0·4 to 0·8)	0·3 (0·3 to 0·5)	0·4 (0·3 to 0·5)	0·2 (0·2 to 0·3)	0·2 (0·1 to 0·2)	0 (0 to 0·1)	0 (0 to 0)	14
Cyclist road injuries	0 (0 to 0)	0 (0 to 0)	0 (0 to 0)	0 (0 to 0·1)	0·3 (0·1 to 0·5)	0·2 (0·1 to 0·5)	0·2 (0·1 to 0·3)	0·2 (0·1 to 0·4)	0·2 (0·1 to 0·3)	0·2 (0·1 to 0·2)	0·2 (0·1 to 0·2)	0·2 (0·1 to 0·2)	0·2 (0·1 to 0·2)	0·3 (0·2 to 0·5)	0·4 (0·3 to 0·5)	0·2 (0·2 to 0·3)	0·2 (0·1 to 0·2)	0·1 (0·1 to 0·1)	0·1 (0·1 to 0·1)	0·1 (0 to 0·1)	0 (0 to 0)	0 (0 to 0)	0 (0 to 0)	3·2
Motorcyclist road injuries	0 (0 to 0)	0 (0 to 0)	0 (0 to 0)	0 (0 to 0)	0 (0 to 0·1)	0·1 (0 to 0·1)	0·4 (0·2 to 0·7)	0·5 (0·2 to 0·9)	0·6 (0·3 to 1)	0·5 (0·3 to 0·9)	0·4 (0·3 to 0·7)	0·3 (0·2 to 0·6)	0·4 (0·3 to 0·7)	0·7 (0·5 to 1·1)	0·5 (0·4 to 0·7)	0·4 (0·3 to 0·5)	0·2 (0·1 to 0·3)	0·1 (0·1 to 0·2)	0·1 (0·1 to 0·2)	0·1 (0·1 to 0·1)	0 (0 to 0·1)	0 (0 to 0)	0 (0 to 0)	5·5
Motor vehicle road injuries	0 (0 to 0)	0 (0 to 0)	0·1 (0·1 to 0·2)	0·3 (0·1 to 0·7)	0·3 (0·2 to 0·6)	0·3 (0·2 to 0·5)	3 (1·8 to 4·7)	3 (1·8 to 4·7)	2·5 (1·7 to 3·7)	2·1 (1·5 to 2·9)	1·8 (1·2 to 2·6)	1·4 (1 to 1·9)	1·7 (1·2 to 2·3)	2·7 (2 to 3·6)	2·4 (1·8 to 3·2)	1·6 (1·2 to 2·1)	1·1 (0·8 to 1·4)	0·7 (0·5 to 0·9)	0·6 (0·5 to 0·8)	0·3 (0·3 to 0·4)	0·2 (0·1 to 0·2)	0·1 (0 to 0·1)	0 (0 to 0)	26·4
Other road injuries	0 (0 to 0)	0 (0 to 0)	0 (0 to 0)	0 (0 to 0)	0 (0 to 0)	0 (0 to 0)	0 (0 to 0·1)	0 (0 to 0·1)	0 (0 to 0·1)	0 (0 to 0·1)	0 (0 to 0·1)	0 (0 to 0)	0 (0 to 0·1)	0·1 (0·1 to 0·1)	0·1 (0·1 to 0·1)	0·1 (0 to 0·1)	0 (0 to 0)	0 (0 to 0)	0 (0 to 0)	0 (0 to 0)	0 (0 to 0)	0 (0 to 0)	0 (0 to 0)	0·6
Other transport injuries	0 (0 to 0)	0 (0 to 0)	0·1 (0 to 0·1)	0·6 (0·3 to 1·2)	0·9 (0·5 to 1·4)	1·1 (0·7 to 1·7)	1·5 (0·8 to 2·4)	2·4 (1·5 to 3·8)	2·9 (1·9 to 4·5)	2·9 (1·9 to 4·1)	2·9 (2 to 4)	1·9 (1·3 to 2·6)	2·1 (1·6 to 2·9)	3·7 (2·8 to 4·8)	3 (2·2 to 3·9)	2·3 (1·7 to 2·9)	1·6 (1·2 to 2·1)	1 (0·7 to 1·4)	1 (0·7 to 1·4)	0·6 (0·4 to 0·8)	0·4 (0·3 to 0·5)	0·2 (0·1 to 0·2)	0 (0 to 0·1)	33·2
Unintentional injuries	0·4 (0·2 to 0·7)	1 (0·6 to 1·7)	10·3 (5·5 to 17·5)	15·1 (8·6 to 26)	9 (6·3 to 12·9)	7·1 (5·5 to 8·9)	8·6 (6·7 to 10·9)	14·4 (11·1 to 18·6)	19·2 (14·9 to 24·3)	21·2 (16·7 to 26·8)	21·7 (17·1 to 27·6)	17·7 (13·9 to 22·2)	22·5 (17·8 to 28·2)	43·5 (34·2 to 55)	43·3 (34·5 to 54·3)	36 (28·5 to 45)	29·2 (23·2 to 36·9)	24·7 (19·4 to 30·8)	30 (23·9 to 37·6)	25·5 (20·2 to 31·9)	22·2 (17·4 to 27·5)	9·2 (7·2 to 11·4)	2 (1·6 to 2·5)	434
Falls	0 (0 to 0·1)	0 (0 to 0)	0·2 (0·1 to 0·8)	1 (0·6 to 2)	1·1 (0·7 to 1·5)	1·9 (1·2 to 2·6)	3·2 (2·1 to 4·4)	5·2 (3·5 to 7·2)	7·1 (4·9 to 9·8)	7·8 (5·8 to 10·3)	8·5 (6·3 to 11·2)	7·3 (5·6 to 9·6)	10·4 (7·9 to 13·3)	22·5 (17·2 to 28·8)	24·8 (19·2 to 31·6)	23·1 (17·9 to 28·9)	20·4 (15·7 to 26·3)	18·7 (14·3 to 23·8)	24 (18·5 to 30·8)	21·5 (16·7 to 27·4)	19·3 (15 to 24·4)	8·1 (6·3 to 10·3)	1·8 (1·4 to 2·2)	238
Drowning	0 (0 to 0)	0 (0 to 0)	0·4 (0·2 to 0·7)	3·2 (1·6 to 5·5)	1·7 (1 to 2·9)	1·1 (0·6 to 1·7)	0·9 (0·6 to 1·4)	1·5 (0·9 to 2·4)	1·9 (1·2 to 3)	2·1 (1·3 to 3·2)	2·1 (1·4 to 3·4)	1·5 (1 to 2·4)	1·6 (1·1 to 2·5)	2·5 (1·6 to 3·7)	2·1 (1·4 to 3·1)	1 (0·6 to 1·4)	0·5 (0·3 to 0·7)	0·2 (0·1 to 0·3)	0·2 (0·2 to 0·3)	0·1 (0·1 to 0·1)	0·1 (0 to 0·1)	0 (0 to 0)	0 (0 to 0)	24·8
Fire, heat, and hot substances	0 (0 to 0·1)	0·1 (0 to 0·2)	1·9 (0·7 to 4·7)	7 (2·5 to 16·3)	3·9 (1·9 to 7·6)	1·8 (1·1 to 3)	1·4 (0·8 to 2·4)	2·7 (1·6 to 4·3)	3·7 (2·4 to 5·6)	3·9 (2·5 to 6)	3·8 (2·6 to 5·5)	3 (2 to 4·3)	3·7 (2·5 to 5·6)	5·8 (3·8 to 9·2)	5·2 (3·5 to 7·8)	3·7 (2·3 to 5·7)	2·5 (1·8 to 3·8)	1·7 (1·1 to 2·6)	1·6 (1·1 to 2·4)	1 (0·7 to 1·7)	0·7 (0·4 to 1·2)	0·3 (0·2 to 0·4)	0·1 (0 to 0·1)	59·4
Poisonings	0 (0 to 0)	0 (0 to 0)	0·1 (0·1 to 0·2)	0·5 (0·2 to 0·8)	0·3 (0·2 to 0·5)	0·5 (0·3 to 0·7)	0·4 (0·3 to 0·6)	0·6 (0·4 to 0·9)	0·8 (0·6 to 1·2)	0·8 (0·6 to 1·2)	0·7 (0·5 to 1)	0·6 (0·4 to 0·8)	0·6 (0·4 to 0·8)	1 (0·7 to 1·5)	0·7 (0·5 to 1)	0·4 (0·3 to 0·5)	0·2 (0·1 to 0·3)	0·1 (0·1 to 0·2)	0·1 (0·1 to 0·1)	0·1 (0 to 0·1)	0 (0 to 0)	0 (0 to 0)	0 (0 to 0)	8·6
Poisoning by carbon monoxide	0 (0 to 0)	0 (0 to 0)	0·1 (0 to 0·2)	0·3 (0·1 to 0·6)	0·2 (0·1 to 0·3)	0·2 (0·1 to 0·5)	0·3 (0·2 to 0·4)	0·4 (0·2 to 0·6)	0·6 (0·3 to 0·9)	0·6 (0·4 to 0·9)	0·5 (0·3 to 0·7)	0·4 (0·2 to 0·6)	0·3 (0·2 to 0·5)	0·6 (0·4 to 1)	0·4 (0·2 to 0·6)	0·2 (0·1 to 0·3)	0·1 (0·1 to 0·1)	0·1 (0 to 0·1)	0 (0 to 0·1)	0 (0 to 0)	0 (0 to 0)	0 (0 to 0)	0 (0 to 0)	5·1
Poisoning by other means	0 (0 to 0)	0 (0 to 0)	0 (0 to 0·1)	0·1 (0·1 to 0·3)	0·2 (0·1 to 0·3)	0·2 (0·1 to 0·3)	0·2 (0·1 to 0·3)	0·2 (0·1 to 0·3)	0·3 (0·2 to 0·4)	0·3 (0·2 to 0·4)	0·2 (0·2 to 0·4)	0·2 (0·1 to 0·3)	0·2 (0·1 to 0·3)	0·4 (0·3 to 0·7)	0·4 (0·2 to 0·5)	0·2 (0·1 to 0·3)	0·1 (0·1 to 0·2)	0·1 (0 to 0·1)	0·1 (0 to 0·1)	0 (0 to 0·1)	0 (0 to 0)	0 (0 to 0)	0 (0 to 0)	3·5
Exposure to mechanical forces	0 (0 to 0)	0 (0 to 0)	0·2 (0·1 to 0·3)	0·8 (0·4 to 1·6)	0·9 (0·5 to 1·4)	0·8 (0·6 to 1·2)	1·1 (0·8 to 1·6)	1·9 (1·3 to 2·7)	2·2 (1·6 to 3·1)	2·4 (1·7 to 3·3)	2·3 (1·7 to 3·2)	1·8 (1·3 to 2·5)	2·1 (1·5 to 3)	3·8 (2·6 to 5·3)	3·3 (2·3 to 4·7)	2·5 (1·7 to 3·5)	1·6 (1·1 to 2·4)	1·1 (0·8 to 1·6)	1 (0·7 to 1·4)	0·6 (0·4 to 0·9)	0·5 (0·3 to 0·6)	0·2 (0·1 to 0·2)	0 (0 to 0·1)	31·2
Unintentional firearm injuries	0 (0 to 0)	0 (0 to 0)	0 (0 to 0)	0 (0 to 0·1)	0·1 (0 to 0·3)	0·1 (0·1 to 0·2)	0·3 (0·1 to 0·5)	0·7 (0·3 to 1·2)	0·5 (0·3 to 0·8)	0·5 (0·3 to 0·8)	0·4 (0·2 to 0·7)	0·3 (0·1 to 0·5)	0·3 (0·1 to 0·4)	0·4 (0·2 to 0·6)	0·3 (0·2 to 0·4)	0·1 (0·1 to 0·2)	0·1 (0 to 0·1)	0 (0 to 0·1)	0 (0 to 0)	0 (0 to 0)	0 (0 to 0)	0 (0 to 0)	0 (0 to 0)	4·3
Other exposure to mechanical forces	0 (0 to 0)	0 (0 to 0)	0·2 (0·1 to 0·3)	0·8 (0·4 to 1·5)	0·7 (0·4 to 1·1)	0·7 (0·5 to 1)	0·8 (0·6 to 1·2)	1·2 (0·8 to 1·8)	1·7 (1·1 to 2·5)	1·9 (1·4 to 2·8)	1·9 (1·3 to 2·8)	1·5 (1 to 2·2)	1·9 (1·2 to 2·7)	3·4 (2·3 to 4·9)	3 (2 to 4·4)	2·3 (1·6 to 3·4)	1·6 (1·1 to 2·3)	1·1 (0·7 to 1·5)	1 (0·7 to 1·4)	0·6 (0·4 to 0·9)	0·4 (0·3 to 0·6)	0·2 (0·1 to 0·2)	0 (0 to 0·1)	26·9
Adverse effects of medical treatment	0 (0 to 0·1)	0 (0 to 0)	0·2 (0·1 to 0·4)	0·3 (0·1 to 0·4)	0·1 (0·1 to 0·2)	0·1 (0·1 to 0·1)	0·1 (0·1 to 0·2)	0·2 (0·1 to 0·3)	0·3 (0·2 to 0·5)	0·4 (0·3 to 0·6)	0·4 (0·3 to 0·6)	0·3 (0·2 to 0·5)	0·5 (0·3 to 0·7)	0·9 (0·6 to 1·3)	0·9 (0·6 to 1·3)	1 (0·6 to 1·4)	0·8 (0·5 to 1·2)	0·6 (0·4 to 0·8)	0·6 (0·4 to 0·9)	0·4 (0·3 to 0·7)	0·3 (0·2 to 0·4)	0·1 (0·1 to 0·1)	0 (0 to 0)	8·5
Animal contact	0 (0 to 0)	0 (0 to 0)	0 (0 to 0)	0·1 (0·1 to 0·3)	0·1 (0·1 to 0·2)	0·1 (0·1 to 0·2)	0·1 (0·1 to 0·1)	0·1 (0·1 to 0·2)	0·2 (0·1 to 0·2)	0·2 (0·1 to 0·3)	0·2 (0·1 to 0·3)	0·1 (0·1 to 0·2)	0·2 (0·1 to 0·3)	0·3 (0·2 to 0·5)	0·3 (0·2 to 0·5)	0·2 (0·1 to 0·3)	0·2 (0·1 to 0·3)	0·1 (0·1 to 0·2)	0·1 (0·1 to 0·2)	0·1 (0 to 0·1)	0 (0 to 0·1)	0 (0 to 0)	0 (0 to 0)	2·9
Venomous animal contact	0 (0 to 0)	0 (0 to 0)	0 (0 to 0)	0 (0 to 0·1)	0 (0 to 0·1)	0 (0 to 0·1)	0 (0 to 0·1)	0·1 (0 to 0·1)	0·1 (0 to 0·1)	0·1 (0 to 0·1)	0·1 (0 to 0·1)	0 (0 to 0·1)	0·1 (0 to 0·1)	0·1 (0·1 to 0·1)	0·1 (0 to 0·1)	0·1 (0 to 0·1)	0 (0 to 0)	0 (0 to 0)	0 (0 to 0)	0 (0 to 0)	0 (0 to 0)	0 (0 to 0)	0 (0 to 0)	0·8
Non-venomous animal contact	0 (0 to 0)	0 (0 to 0)	0 (0 to 0)	0·1 (0 to 0·3)	0·1 (0 to 0·2)	0·1 (0 to 0·1)	0 (0 to 0·1)	0·1 (0 to 0·1)	0·1 (0·1 to 0·2)	0·1 (0·1 to 0·2)	0·1 (0·1 to 0·2)	0·1 (0·1 to 0·2)	0·1 (0·1 to 0·2)	0·2 (0·1 to 0·4)	0·2 (0·2 to 0·4)	0·2 (0·1 to 0·3)	0·1 (0·1 to 0·2)	0·1 (0·1 to 0·1)	0·1 (0·1 to 0·1)	0·1 (0 to 0·1)	0 (0 to 0·1)	0 (0 to 0)	0 (0 to 0)	2·1
Foreign body	0·3 (0·2 to 0·6)	0·9 (0·5 to 1·6)	7·3 (3·6 to 12·7)	2·1 (1·1 to 3·6)	0·7 (0·5 to 1·1)	0·5 (0·4 to 0·8)	0·6 (0·4 to 0·8)	0·9 (0·6 to 1·3)	1 (0·7 to 1·3)	1·4 (0·9 to 1·9)	1 (0·7 to 1·4)	0·7 (0·5 to 1)	0·8 (0·6 to 1)	1·5 (1·1 to 2·1)	1·7 (1·2 to 2·3)	1·2 (0·9 to 1·7)	1 (0·7 to 1·3)	0·8 (0·6 to 1·1)	0·8 (0·6 to 1·2)	0·7 (0·5 to 0·9)	0·6 (0·4 to 0·8)	0·2 (0·2 to 0·3)	0·1 (0 to 0·1)	26·9
Pulmonary aspiration and foreign body in airway	0·3 (0·2 to 0·6)	0·9 (0·5 to 1·6)	7·2 (3·6 to 12·7)	2 (1 to 3·5)	0·6 (0·4 to 1)	0·4 (0·2 to 0·6)	0·4 (0·3 to 0·6)	0·7 (0·4 to 1)	0·7 (0·5 to 1·1)	1·1 (0·7 to 1·6)	0·7 (0·5 to 1·1)	0·5 (0·3 to 0·8)	0·5 (0·3 to 0·7)	1 (0·6 to 1·5)	1·2 (0·7 to 1·8)	0·8 (0·5 to 1·3)	0·7 (0·5 to 1)	0·6 (0·4 to 0·9)	0·6 (0·4 to 1)	0·5 (0·3 to 0·8)	0·5 (0·3 to 0·7)	0·2 (0·1 to 0·3)	0·1 (0 to 0·1)	22·3
Foreign body in eyes	0 (0 to 0)	0 (0 to 0)	0 (0 to 0)	0 (0 to 0·1)	0 (0 to 0·1)	0 (0 to 0·1)	0·1 (0 to 0·1)	0·1 (0 to 0·2)	0·1 (0 to 0·2)	0·1 (0 to 0·2)	0·1 (0 to 0·2)	0·1 (0 to 0·1)	0·1 (0 to 0·1)	0·1 (0·1 to 0·2)	0·1 (0·1 to 0·2)	0·1 (0·1 to 0·1)	0·1 (0 to 0·1)	0 (0 to 0·1)	0 (0 to 0·1)	0 (0 to 0)	0 (0 to 0)	0 (0 to 0)	0 (0 to 0)	1·2
Foreign body in other body part	0 (0 to 0)	0 (0 to 0)	0 (0 to 0)	0·1 (0 to 0·1)	0·1 (0 to 0·1)	0·1 (0·1 to 0·1)	0·1 (0·1 to 0·1)	0·1 (0·1 to 0·2)	0·2 (0·1 to 0·2)	0·2 (0·1 to 0·3)	0·2 (0·1 to 0·3)	0·2 (0·1 to 0·2)	0·2 (0·2 to 0·3)	0·4 (0·3 to 0·5)	0·4 (0·3 to 0·5)	0·3 (0·2 to 0·4)	0·2 (0·2 to 0·3)	0·2 (0·1 to 0·2)	0·2 (0·1 to 0·2)	0·1 (0·1 to 0·2)	0·1 (0·1 to 0·1)	0 (0 to 0)	0 (0 to 0)	3·4
Environmental heat and cold exposure	0 (0 to 0)	0 (0 to 0)	0·1 (0 to 0·5)	0·1 (0 to 0·5)	0 (0 to 0·1)	0·1 (0 to 0·2)	0·4 (0·1 to 0·8)	0·8 (0·2 to 1·8)	1·1 (0·3 to 2·2)	1·2 (0·3 to 2·4)	1·5 (0·4 to 3)	1·3 (0·4 to 2·5)	1·5 (0·5 to 2·7)	2·8 (1 to 5·5)	2 (0·9 to 3·5)	1·3 (0·7 to 2·1)	0·7 (0·5 to 1·1)	0·5 (0·3 to 0·9)	0·6 (0·4 to 1)	0·4 (0·3 to 0·8)	0·3 (0·2 to 0·6)	0·1 (0·1 to 0·2)	0 (0 to 0·1)	17·1
Exposure to forces of nature	0 (0 to 0)	0 (0 to 0)	0 (0 to 0)	0 (0 to 0)	0 (0 to 0)	0 (0 to 0)	0 (0 to 0)	0 (0 to 0)	0 (0 to 0)	0 (0 to 0)	0 (0 to 0)	0 (0 to 0)	0 (0 to 0)	0 (0 to 0)	0 (0 to 0)	0 (0 to 0)	0 (0 to 0)	0 (0 to 0)	0 (0 to 0)	0 (0 to 0)	0 (0 to 0)	0 (0 to 0)	0 (0 to 0)	0·2
Other unintentional injuries	0 (0 to 0)	0 (0 to 0)	0 (0 to 0·1)	0·1 (0·1 to 0·1)	0·1 (0·1 to 0·2)	0·2 (0·1 to 0·3)	0·3 (0·2 to 0·5)	0·5 (0·3 to 0·8)	0·8 (0·5 to 1·2)	1 (0·7 to 1·5)	1·1 (0·8 to 1·6)	0·9 (0·7 to 1·3)	1·2 (0·8 to 1·6)	2·2 (1·5 to 3)	2·1 (1·4 to 2·9)	1·6 (1·1 to 2·3)	1·2 (0·8 to 1·6)	0·8 (0·6 to 1·1)	0·8 (0·6 to 1·1)	0·5 (0·4 to 0·7)	0·4 (0·3 to 0·5)	0·1 (0·1 to 0·2)	0 (0 to 0)	16·2
Self-harm and interpersonal violence	0·5 (0·3 to 0·9)	0·2 (0·1 to 0·3)	5·5 (2·5 to 10·4)	7·6 (3·6 to 14)	3 (1·8 to 5)	11·4 (8·3 to 15·3)	40·6 (32·7 to 51·1)	59·5 (48·1 to 74·8)	66 (51·7 to 84·5)	60·5 (46 to 77·8)	52·8 (39 to 69·2)	40·5 (29·3 to 53·6)	41·7 (29·9 to 55·7)	57·2 (40·8 to 74·9)	36·3 (26·2 to 49·9)	17·9 (12·9 to 24·4)	8·8 (6·7 to 11·5)	3·5 (2·7 to 4·4)	2·1 (1·7 to 2·6)	0·9 (0·7 to 1·1)	0·5 (0·4 to 0·6)	0·1 (0·1 to 0·1)	0 (0 to 0)	517
Self-harm	0 (0 to 0)	0 (0 to 0)	0 (0 to 0)	0 (0 to 0)	0 (0 to 0)	8·7 (5·4 to 12·2)	33·1 (25·8 to 42·2)	47·1 (37·1 to 60·4)	51 (38·2 to 67)	44·5 (31·5 to 58·7)	40·4 (28·9 to 54·7)	31·7 (21·8 to 43·5)	33·8 (22·9 to 46·5)	46·7 (31·1 to 63·2)	29·2 (19·8 to 41·1)	14·4 (9·7 to 20·3)	6·4 (4·5 to 8·9)	2·2 (1·6 to 3)	1·2 (0·9 to 1·6)	0·5 (0·4 to 0·7)	0·3 (0·2 to 0·4)	0·1 (0·1 to 0·1)	0 (0 to 0)	391
Self-harm by firearm	0 (0 to 0)	0 (0 to 0)	0 (0 to 0)	0 (0 to 0)	0 (0 to 0)	0·5 (0·1 to 1·4)	2·7 (1·3 to 5)	4·6 (2·6 to 7·6)	5·2 (2·6 to 9·1)	4·4 (2·4 to 7·5)	4·1 (2 to 7·2)	3·2 (1·8 to 5·3)	3·4 (1·8 to 5·8)	4·5 (2·3 to 7·7)	2·5 (1·3 to 4·5)	1·4 (0·7 to 2·8)	0·6 (0·3 to 1·2)	0·2 (0·1 to 0·4)	0·1 (0·1 to 0·2)	0·1 (0 to 0·1)	0·1 (0 to 0·1)	0 (0 to 0)	0 (0 to 0)	37·5
Self-harm by other specified means	0 (0 to 0)	0 (0 to 0)	0 (0 to 0)	0 (0 to 0)	0 (0 to 0)	8·2 (5·2 to 11·5)	30·4 (23·4 to 39·6)	42·4 (33 to 55)	45·8 (33·7 to 60·4)	40·2 (27·8 to 53·1)	36·3 (26 to 49·8)	28·5 (19·7 to 39·3)	30·4 (20·3 to 41·7)	42·2 (28·1 to 57·5)	26·7 (18·1 to 38)	13 (8·7 to 18·2)	5·7 (4·1 to 8·1)	2 (1·4 to 2·7)	1·1 (0·9 to 1·5)	0·5 (0·4 to 0·6)	0·3 (0·2 to 0·4)	0·1 (0·1 to 0·1)	0 (0 to 0)	354
Interpersonal violence	0·5 (0·3 to 0·9)	0·2 (0·1 to 0·3)	5·5 (2·5 to 10·4)	7·5 (3·6 to 14)	3 (1·8 to 5)	2·7 (1·7 to 4·3)	7·5 (4·9 to 11·8)	12·4 (7·5 to 18·8)	15 (9·5 to 22·9)	15·9 (9·8 to 23·8)	12·4 (7·9 to 18·2)	8·8 (5·8 to 12·7)	7·9 (5·5 to 11·5)	10·5 (7·4 to 14·4)	7·1 (5·3 to 9·8)	3·5 (2·6 to 4·7)	2·4 (1·8 to 3·2)	1·2 (0·9 to 1·6)	0·9 (0·7 to 1·2)	0·3 (0·3 to 0·4)	0·2 (0·1 to 0·2)	0 (0 to 0·1)	0 (0 to 0)	126
Physical violence by firearm	0 (0 to 0)	0 (0 to 0)	0·1 (0 to 0·3)	0·6 (0·2 to 1·4)	0·5 (0·2 to 1)	0·6 (0·3 to 1·1)	2·3 (1·1 to 4·2)	3·5 (1·7 to 6·5)	3·3 (1·7 to 5·6)	3·2 (1·5 to 5·7)	2·5 (1·5 to 3·9)	2·1 (1·1 to 3·5)	1·9 (1 to 3·2)	1·6 (0·9 to 2·7)	0·8 (0·4 to 1·3)	0·3 (0·1 to 0·4)	0·2 (0·1 to 0·3)	0·1 (0·1 to 0·2)	0·1 (0 to 0·2)	0 (0 to 0)	0 (0 to 0)	0 (0 to 0)	0 (0 to 0)	23·9
Physical violence by sharp object	0·1 (0 to 0·2)	0 (0 to 0)	0 (0 to 0·1)	0·3 (0·1 to 0·6)	0·3 (0·1 to 0·6)	0·3 (0·1 to 0·6)	0·9 (0·4 to 1·7)	2·3 (1·1 to 4·2)	4 (2·1 to 7)	4·4 (2·3 to 7·9)	3·3 (2 to 5)	2·4 (1·3 to 3·9)	1·8 (1·1 to 3)	2·2 (1·3 to 3·4)	1·6 (1 to 2·5)	0·8 (0·5 to 1·3)	0·6 (0·4 to 1)	0·2 (0·1 to 0·3)	0·1 (0·1 to 0·1)	0 (0 to 0)	0 (0 to 0)	0 (0 to 0)	0 (0 to 0)	25·7
Sexual violence	0 (0 to 0)	0 (0 to 0)	0 (0 to 0)	0 (0 to 0)	0·1 (0·1 to 0·2)	0·3 (0·2 to 0·5)	0·9 (0·5 to 1·5)	0·8 (0·5 to 1·3)	0·5 (0·2 to 0·7)	0·3 (0·2 to 0·5)	0·2 (0·1 to 0·4)	0·2 (0·1 to 0·3)	0·2 (0·1 to 0·3)	0·2 (0·1 to 0·3)	0·1 (0·1 to 0·2)	0·1 (0 to 0·1)	0 (0 to 0·1)	0 (0 to 0)	0 (0 to 0)	0 (0 to 0)	0 (0 to 0)	0 (0 to 0)	0 (0 to 0)	4
Physical violence by other means	0·4 (0·2 to 0·8)	0·2 (0·1 to 0·3)	5·4 (2·4 to 10·1)	6·7 (3·1 to 12·7)	2·1 (1·2 to 3·6)	1·5 (0·9 to 2·5)	3·4 (1·9 to 5·7)	5·7 (3·2 to 9·2)	7·2 (4·3 to 11·7)	8 (4·5 to 12·7)	6·3 (3·5 to 10·5)	4 (2·5 to 6·2)	4 (2·7 to 6)	6·5 (4·5 to 8·9)	4·6 (3·3 to 6·4)	2·4 (1·7 to 3·2)	1·6 (1·1 to 2·1)	0·9 (0·7 to 1·2)	0·7 (0·5 to 0·9)	0·3 (0·2 to 0·4)	0·1 (0·1 to 0·2)	0 (0 to 0)	0 (0 to 0)	72·1
Conflict and terrorism	0 (0 to 0)	0 (0 to 0)	0 (0 to 0)	0 (0 to 0)	0 (0 to 0)	0 (0 to 0)	0 (0 to 0)	0 (0 to 0)	0 (0 to 0)	0 (0 to 0)	0 (0 to 0)	0 (0 to 0)	0 (0 to 0)	0 (0 to 0)	0 (0 to 0)	0 (0 to 0)	0 (0 to 0)	0 (0 to 0)	0 (0 to 0)	0 (0 to 0)	0 (0 to 0)	0 (0 to 0)	0 (0 to 0)	0

SR Table 2b: Guam DALYS by cause and age group for females with 95% uncertainty intervals, 2019

Cause	Early Neonatal	Late Neonatal	Post Neonatal	1 to 4	5 to 9	10 to 14	15 to 19	20 to 24	25 to 29	30 to 34	35 to 39	40 to 44
All causes	700 (533 to 904)	319 (239 to 411)	553 (426 to 700)	460 (378 to 552)	361 (290 to 451)	491 (391 to 607)	719 (589 to 881)	797 (641 to 975)	820 (650 to 1,010)	815 (656 to 1,000)	960 (787 to 1,180)	1,110 (920 to 1,340)
Communicable, maternal, neonatal, and nutritional diseases	584 (435 to 755)	273 (203 to 354)	382 (287 to 498)	236 (184 to 300)	107 (78·9 to 150)	74·7 (58 to 98)	90·2 (67·3 to 123)	103 (75·6 to 143)	95·8 (70·3 to 133)	85·5 (63·7 to 115)	98 (73·6 to 131)	87·7 (64·2 to 122)
HIV/AIDS and sexually transmitted infections	87·6 (28·6 to 178)	26·3 (7·9 to 59·8)	34·8 (11·3 to 75·3)	2·5 (1·3 to 4·7)	1·3 (0·7 to 2·4)	0·8 (0·5 to 1·2)	1·8 (1·2 to 2·7)	4·7 (3 to 7·3)	8·8 (5·7 to 13·1)	7 (4·5 to 10·8)	7·6 (5·1 to 11·6)	6·5 (4 to 10·1)
HIV/AIDS	0 (0 to 0)	0 (0 to 0)	1·4 (0·8 to 2·2)	0·8 (0·5 to 1·4)	0·5 (0·3 to 0·9)	0·4 (0·3 to 0·7)	1·3 (0·8 to 2)	2·8 (1·8 to 4·2)	5·9 (3·6 to 9·1)	4·1 (2·4 to 6·5)	4·1 (2·4 to 6·8)	3·2 (1·8 to 5·3)
HIV/AIDS - Drug-susceptible Tuberculosis	0 (0 to 0)	0 (0 to 0)	0·1 (0 to 0·1)	0 (0 to 0·1)	0 (0 to 0)	0 (0 to 0)	0·1 (0 to 0·1)	0·1 (0·1 to 0·2)	0·3 (0·2 to 0·4)	0·2 (0·1 to 0·3)	0·2 (0·1 to 0·3)	0·2 (0·1 to 0·2)
HIV/AIDS - Multidrug-resistant Tuberculosis without extensive dru	0 (0 to 0)	0 (0 to 0)	0 (0 to 0)	0 (0 to 0)	0 (0 to 0)	0 (0 to 0)	0 (0 to 0)	0 (0 to 0)	0 (0 to 0)	0 (0 to 0)	0 (0 to 0)	0 (0 to 0)
HIV/AIDS - Extensively drug-resistant Tuberculosis	0 (0 to 0)	0 (0 to 0)	0 (0 to 0)	0 (0 to 0)	0 (0 to 0)	0 (0 to 0)	0 (0 to 0)	0 (0 to 0)	0 (0 to 0)	0 (0 to 0)	0 (0 to 0)	0 (0 to 0)
HIV/AIDS resulting in other diseases	0 (0 to 0)	0 (0 to 0)	1·3 (0·8 to 2·1)	0·8 (0·4 to 1·3)	0·5 (0·3 to 0·8)	0·4 (0·2 to 0·7)	1·2 (0·7 to 1·9)	2·6 (1·6 to 4·1)	5·7 (3·3 to 8·8)	3·9 (2·2 to 6·4)	3·9 (2·2 to 6·5)	3 (1·7 to 5·1)
Sexually transmitted infections excluding HIV	87·6 (28·6 to 178)	26·3 (7·9 to 59·8)	33·4 (10·1 to 73·9)	1·7 (0·5 to 4)	0·8 (0·2 to 1·8)	0·3 (0·1 to 0·8)	0·5 (0·3 to 1·1)	1·9 (0·8 to 4)	2·9 (1·2 to 5·9)	2·9 (1·3 to 5·9)	3·5 (1·8 to 6·6)	3·3 (1·6 to 6·5)
Syphilis	87·6 (28·6 to 178)	26·3 (7·9 to 59·8)	33·4 (10·1 to 73·9)	1·7 (0·5 to 4)	0·8 (0·2 to 1·8)	0·2 (0·1 to 0·4)	0 (0 to 0·1)	0 (0 to 0·1)	0 (0 to 0·1)	0 (0 to 0·1)	0·1 (0 to 0·2)	0 (0 to 0·1)
Chlamydial infection	0 (0 to 0)	0 (0 to 0)	0 (0 to 0)	0 (0 to 0)	0 (0 to 0)	0 (0 to 0·1)	0 (0 to 0)	0·1 (0 to 0·1)	0·1 (0·1 to 0·2)	0·1 (0·1 to 0·3)	0·3 (0·1 to 0·4)	0·3 (0·1 to 0·4)
Gonococcal infection	0 (0 to 0)	0 (0 to 0)	0 (0 to 0)	0 (0 to 0)	0 (0 to 0)	0 (0 to 0·1)	0 (0 to 0)	0 (0 to 0·1)	0 (0 to 0·1)	0·1 (0 to 0·1)	0·2 (0·1 to 0·4)	0·1 (0·1 to 0·2)
Trichomoniasis	0 (0 to 0)	0 (0 to 0)	0 (0 to 0)	0 (0 to 0)	0 (0 to 0)	0 (0 to 0)	0·3 (0·1 to 0·7)	1·4 (0·5 to 3·2)	2 (0·7 to 4·7)	1·8 (0·6 to 4·3)	1·7 (0·6 to 3·9)	1·6 (0·6 to 3·8)
Genital herpes	0 (0 to 0)	0 (0 to 0)	0 (0 to 0)	0 (0 to 0)	0 (0 to 0)	0 (0 to 0·1)	0·1 (0 to 0·3)	0·2 (0·1 to 0·6)	0·3 (0·1 to 0·8)	0·3 (0·1 to 0·8)	0·4 (0·1 to 0·9)	0·4 (0·1 to 0·9)
Other sexually transmitted infections	0 (0 to 0)	0 (0 to 0)	0 (0 to 0)	0 (0 to 0)	0 (0 to 0)	0·1 (0 to 0·1)	0·1 (0 to 0·1)	0·2 (0·1 to 0·2)	0·3 (0·1 to 0·6)	0·5 (0·3 to 0·8)	0·9 (0·5 to 1·4)	0·9 (0·5 to 1·6)
Respiratory infections and tuberculosis	17·1 (8·8 to 30)	26·2 (13·6 to 46·8)	115 (69·1 to 173)	47·6 (32·1 to 68·2)	23·3 (17·5 to 30·8)	19·3 (14·1 to 25·6)	23·1 (17·3 to 30·5)	24·4 (18·4 to 31·3)	19·6 (14·4 to 25·6)	18 (13·2 to 24·1)	24 (17·6 to 32·4)	17·9 (13·1 to 23·8)
Tuberculosis	0 (0 to 0)	0 (0 to 0)	1·8 (1 to 3·1)	0·7 (0·4 to 1·3)	2·3 (1·4 to 3·5)	1·8 (1·1 to 2·7)	3·4 (2·1 to 5·4)	5·7 (3·5 to 8·4)	4 (2·3 to 6·3)	3·5 (2·2 to 5·2)	4·1 (2·7 to 5·8)	4·5 (2·9 to 6·7)
Latent tuberculosis infection	0 (0 to 0)	0 (0 to 0)	0 (0 to 0)	0 (0 to 0)	0 (0 to 0)	0 (0 to 0)	0 (0 to 0)	0 (0 to 0)	0 (0 to 0)	0 (0 to 0)	0 (0 to 0)	0 (0 to 0)
Drug-susceptible tuberculosis	0 (0 to 0)	0 (0 to 0)	1·8 (1 to 3·1)	0·7 (0·4 to 1·2)	2·3 (1·4 to 3·4)	1·8 (1·1 to 2·7)	3·4 (2·1 to 5·3)	5·6 (3·5 to 8·3)	3·9 (2·3 to 6·3)	3·5 (2·1 to 5·1)	4·1 (2·7 to 5·8)	4·5 (2·8 to 6·6)
Multidrug-resistant tuberculosis without extensive drug resistanc	0 (0 to 0)	0 (0 to 0)	0 (0 to 0·1)	0 (0 to 0)	0 (0 to 0·1)	0 (0 to 0·1)	0 (0 to 0·1)	0 (0 to 0·2)	0 (0 to 0·1)	0 (0 to 0·1)	0 (0 to 0·1)	0 (0 to 0·2)
Extensively drug-resistant tuberculosis	0 (0 to 0)	0 (0 to 0)	0 (0 to 0)	0 (0 to 0)	0 (0 to 0)	0 (0 to 0)	0 (0 to 0)	0 (0 to 0)	0 (0 to 0)	0 (0 to 0)	0 (0 to 0)	0 (0 to 0)
Lower respiratory infections	17·1 (8·8 to 30)	26·1 (13·6 to 46·7)	111 (65·4 to 170)	38·3 (23·4 to 58·4)	11·6 (8 to 15·7)	10·6 (7·2 to 14·9)	13·8 (9·3 to 19·8)	13·1 (8·8 to 18·6)	10·8 (7 to 15·6)	10·6 (6·8 to 15·6)	16·1 (10·5 to 23·4)	9·8 (6·2 to 14·6)
Upper respiratory infections	0 (0 to 0)	0·1 (0 to 0·1)	1·4 (0·8 to 2·3)	6 (3·3 to 10·1)	6·5 (3·4 to 11·3)	5·4 (2·7 to 9·5)	4·7 (2·4 to 8·4)	4·7 (2·5 to 8·2)	4 (2·2 to 6·8)	3·3 (1·7 to 5·8)	3·2 (1·6 to 5·5)	3 (1·6 to 5·4)
Otitis media	0 (0 to 0)	0 (0 to 0)	0·2 (0·1 to 0·4)	2·5 (1·3 to 4·2)	2·9 (1·5 to 4·9)	1·6 (0·8 to 2·8)	1·2 (0·6 to 2·1)	1 (0·4 to 2)	0·8 (0·3 to 1·5)	0·6 (0·2 to 1·2)	0·6 (0·3 to 1·1)	0·6 (0·3 to 1·2)
Enteric infections	0·4 (0·2 to 0·8)	1·7 (0·8 to 3·2)	16·6 (9·8 to 29·1)	33·7 (22·4 to 48·8)	18·6 (11·6 to 28·6)	12·1 (7·2 to 19·2)	10·1 (6·6 to 15·6)	10·9 (7 to 15·6)	10·3 (6·9 to 14·5)	9·6 (6·3 to 13·7)	10·6 (7·2 to 14·9)	12·3 (8·5 to 17·2)
Diarrheal diseases	0·4 (0·2 to 0·8)	1·6 (0·8 to 3·2)	16·3 (9·5 to 28·7)	29·9 (19·5 to 44)	13·8 (8·2 to 22)	8·3 (4·7 to 13)	7·4 (4·6 to 11·1)	9·2 (5·6 to 13·6)	9·4 (6·2 to 13·4)	9 (5·9 to 12·9)	10·1 (6·8 to 14·4)	12 (8·1 to 16·8)
Typhoid and paratyphoid	0 (0 to 0)	0 (0 to 0)	0 (0 to 0·1)	3 (0·7 to 8·2)	4·2 (1·1 to 11)	3·5 (1 to 9·5)	2·6 (0·6 to 7)	1·6 (0·4 to 4·4)	0·8 (0·2 to 2)	0·5 (0·1 to 1·3)	0·4 (0·1 to 0·9)	0·3 (0·1 to 0·7)
Typhoid fever	0 (0 to 0)	0 (0 to 0)	0 (0 to 0·1)	3 (0·7 to 8)	4·1 (1·1 to 10·9)	3·5 (0·9 to 9·4)	2·5 (0·6 to 6·9)	1·6 (0·4 to 4·3)	0·8 (0·2 to 2)	0·5 (0·1 to 1·3)	0·4 (0·1 to 0·9)	0·3 (0·1 to 0·7)
Paratyphoid fever	0 (0 to 0)	0 (0 to 0)	0 (0 to 0)	0 (0 to 0·1)	0·1 (0 to 0·2)	0 (0 to 0·1)	0 (0 to 0·1)	0 (0 to 0·1)	0 (0 to 0)	0 (0 to 0)	0 (0 to 0)	0 (0 to 0)
Invasive Non-typhoidal Salmonella (iNTS)	0 (0 to 0)	0 (0 to 0)	0·2 (0·1 to 0·4)	0·7 (0·3 to 1·4)	0·6 (0·2 to 1·2)	0·3 (0·1 to 0·6)	0·2 (0 to 0·4)	0·1 (0 to 0·3)	0·1 (0 to 0·2)	0·1 (0 to 0·1)	0·1 (0 to 0·1)	0·1 (0 to 0·1)
Other intestinal infectious diseases	0 (0 to 0)	0 (0 to 0)	0·1 (0 to 0·3)	0·1 (0 to 0·3)	0 (0 to 0·1)	0 (0 to 0·1)	0 (0 to 0·1)	0 (0 to 0)	0 (0 to 0)	0 (0 to 0)	0 (0 to 0)	0 (0 to 0)
Neglected tropical diseases and malaria	0 (0 to 0)	0·1 (0·1 to 0·2)	1·4 (0·6 to 2·4)	4·4 (1·9 to 8)	3·4 (1·4 to 6·6)	2·1 (1 to 4)	2·5 (1·1 to 4·8)	3·4 (1·4 to 6·5)	2·6 (1·1 to 4·8)	2 (0·9 to 3·7)	2·3 (1·1 to 4·1)	2·1 (0·9 to 3·7)
Malaria	0 (0 to 0)	0 (0 to 0)	0 (0 to 0)	0 (0 to 0)	0 (0 to 0)	0 (0 to 0)	0 (0 to 0)	0 (0 to 0)	0 (0 to 0)	0 (0 to 0)	0 (0 to 0)	0 (0 to 0)
Chagas disease	0 (0 to 0)	0 (0 to 0)	0 (0 to 0)	0 (0 to 0)	0 (0 to 0)	0 (0 to 0)	0 (0 to 0)	0 (0 to 0)	0 (0 to 0)	0 (0 to 0)	0 (0 to 0)	0 (0 to 0)
Leishmaniasis	0 (0 to 0)	0 (0 to 0)	0 (0 to 0)	0 (0 to 0)	0 (0 to 0)	0 (0 to 0)	0 (0 to 0)	0 (0 to 0)	0 (0 to 0)	0 (0 to 0)	0 (0 to 0)	0 (0 to 0)
Visceral leishmaniasis	0 (0 to 0)	0 (0 to 0)	0 (0 to 0)	0 (0 to 0)	0 (0 to 0)	0 (0 to 0)	0 (0 to 0)	0 (0 to 0)	0 (0 to 0)	0 (0 to 0)	0 (0 to 0)	0 (0 to 0)
Cutaneous and mucocutaneous leishmaniasis	0 (0 to 0)	0 (0 to 0)	0 (0 to 0)	0 (0 to 0)	0 (0 to 0)	0 (0 to 0)	0 (0 to 0)	0 (0 to 0)	0 (0 to 0)	0 (0 to 0)	0 (0 to 0)	0 (0 to 0)
African trypanosomiasis	0 (0 to 0)	0 (0 to 0)	0 (0 to 0)	0 (0 to 0)	0 (0 to 0)	0 (0 to 0)	0 (0 to 0)	0 (0 to 0)	0 (0 to 0)	0 (0 to 0)	0 (0 to 0)	0 (0 to 0)
Schistosomiasis	0 (0 to 0)	0 (0 to 0)	0 (0 to 0)	0 (0 to 0)	0 (0 to 0)	0 (0 to 0)	0 (0 to 0)	0 (0 to 0)	0 (0 to 0)	0 (0 to 0)	0 (0 to 0)	0 (0 to 0)
Cysticercosis	0 (0 to 0)	0 (0 to 0)	0 (0 to 0)	0 (0 to 0)	0 (0 to 0)	0 (0 to 0)	0 (0 to 0·1)	0·1 (0 to 0·3)	0·2 (0 to 0·6)	0·2 (0 to 0·7)	0·3 (0 to 0·8)	0·3 (0 to 0·9)
Cystic echinococcosis	0 (0 to 0)	0 (0 to 0)	0 (0 to 0)	0 (0 to 0)	0 (0 to 0)	0 (0 to 0)	0 (0 to 0)	0 (0 to 0)	0 (0 to 0)	0 (0 to 0)	0 (0 to 0)	0 (0 to 0)
Lymphatic filariasis	0 (0 to 0)	0 (0 to 0)	0 (0 to 0)	0 (0 to 0)	0 (0 to 0)	0 (0 to 0)	0 (0 to 0)	0 (0 to 0)	0 (0 to 0)	0 (0 to 0)	0 (0 to 0)	0 (0 to 0)
Onchocerciasis	0 (0 to 0)	0 (0 to 0)	0 (0 to 0)	0 (0 to 0)	0 (0 to 0)	0 (0 to 0)	0 (0 to 0)	0 (0 to 0)	0 (0 to 0)	0 (0 to 0)	0 (0 to 0)	0 (0 to 0)
Trachoma	0 (0 to 0)	0 (0 to 0)	0 (0 to 0)	0 (0 to 0)	0 (0 to 0)	0 (0 to 0)	0 (0 to 0)	0 (0 to 0)	0 (0 to 0)	0 (0 to 0)	0 (0 to 0)	0 (0 to 0)
Dengue	0 (0 to 0)	0 (0 to 0)	0 (0 to 0)	0 (0 to 0)	0 (0 to 0)	0 (0 to 0)	0 (0 to 0)	0 (0 to 0)	0 (0 to 0)	0 (0 to 0)	0 (0 to 0)	0 (0 to 0)
Yellow fever	0 (0 to 0)	0 (0 to 0)	0 (0 to 0)	0 (0 to 0)	0 (0 to 0)	0 (0 to 0)	0 (0 to 0)	0 (0 to 0)	0 (0 to 0)	0 (0 to 0)	0 (0 to 0)	0 (0 to 0)
Rabies	0 (0 to 0)	0 (0 to 0)	0 (0 to 0)	0 (0 to 0)	0 (0 to 0)	0 (0 to 0)	0 (0 to 0)	0 (0 to 0)	0 (0 to 0)	0 (0 to 0)	0 (0 to 0)	0 (0 to 0)
Intestinal nematode infections	0 (0 to 0)	0 (0 to 0)	0 (0 to 0·1)	0·6 (0·3 to 1)	1 (0·6 to 1·9)	0·8 (0·4 to 1·5)	1·6 (0·7 to 2·9)	2·3 (1 to 4·3)	1·5 (0·6 to 2·8)	1 (0·5 to 1·8)	1 (0·4 to 1·9)	0·7 (0·3 to 1·2)
Ascariasis	0 (0 to 0)	0 (0 to 0)	0 (0 to 0)	0·1 (0 to 0·2)	0·1 (0 to 0·2)	0·1 (0 to 0·1)	0 (0 to 0·1)	0 (0 to 0·1)	0 (0 to 0·1)	0 (0 to 0·1)	0 (0 to 0·1)	0 (0 to 0·1)
Trichuriasis	0 (0 to 0)	0 (0 to 0)	0 (0 to 0)	0·3 (0·1 to 0·6)	0·6 (0·3 to 1·2)	0·5 (0·2 to 1)	0·6 (0·3 to 1·2)	0·6 (0·3 to 1·2)	0·4 (0·2 to 0·8)	0·3 (0·1 to 0·5)	0·2 (0·1 to 0·4)	0·2 (0·1 to 0·3)
Hookworm disease	0 (0 to 0)	0 (0 to 0)	0 (0 to 0)	0·2 (0·1 to 0·4)	0·4 (0·2 to 0·7)	0·3 (0·1 to 0·5)	0·9 (0·3 to 1·9)	1·7 (0·6 to 3·4)	1·1 (0·3 to 2·2)	0·7 (0·2 to 1·4)	0·8 (0·3 to 1·6)	0·5 (0·2 to 1)
Food-borne trematodiases	0 (0 to 0)	0 (0 to 0)	0 (0 to 0)	0 (0 to 0)	0 (0 to 0)	0 (0 to 0)	0 (0 to 0)	0 (0 to 0)	0 (0 to 0)	0 (0 to 0)	0 (0 to 0)	0 (0 to 0)
Leprosy	0 (0 to 0)	0 (0 to 0)	0 (0 to 0)	0 (0 to 0)	0 (0 to 0)	0 (0 to 0)	0 (0 to 0)	0 (0 to 0)	0 (0 to 0)	0 (0 to 0)	0 (0 to 0)	0 (0 to 0)
Ebola	0 (0 to 0)	0 (0 to 0)	0 (0 to 0)	0 (0 to 0)	0 (0 to 0)	0 (0 to 0)	0 (0 to 0)	0 (0 to 0)	0 (0 to 0)	0 (0 to 0)	0 (0 to 0)	0 (0 to 0)
Zika virus	0 (0 to 0)	0 (0 to 0)	0 (0 to 0)	0 (0 to 0)	0 (0 to 0)	0 (0 to 0)	0 (0 to 0)	0 (0 to 0)	0 (0 to 0)	0 (0 to 0)	0 (0 to 0)	0 (0 to 0)
Guinea worm disease	0 (0 to 0)	0 (0 to 0)	0 (0 to 0)	0 (0 to 0)	0 (0 to 0)	0 (0 to 0)	0 (0 to 0)	0 (0 to 0)	0 (0 to 0)	0 (0 to 0)	0 (0 to 0)	0 (0 to 0)
Other neglected tropical diseases	0 (0 to 0)	0·1 (0·1 to 0·2)	1·3 (0·6 to 2·4)	3·8 (1·5 to 7·2)	2·4 (0·7 to 5·3)	1·3 (0·5 to 2·8)	0·9 (0·3 to 2)	0·9 (0·2 to 2·3)	0·9 (0·2 to 2·1)	0·8 (0·2 to 1·7)	1 (0·3 to 2)	1·1 (0·4 to 2·2)
Other infectious diseases	1·6 (0·8 to 2·7)	2·9 (1·4 to 5·7)	44·7 (20·9 to 87·7)	67·4 (34·9 to 112)	15·3 (10 to 23·2)	11·1 (7·9 to 14·9)	6·7 (5·1 to 8·8)	5·6 (4 to 7·6)	4·5 (3·2 to 6·2)	4·4 (3·1 to 5·9)	4·6 (3·4 to 6·5)	3·7 (2·6 to 5·2)
Meningitis	1·1 (0·5 to 2·2)	2·3 (1 to 4·9)	9·8 (4·8 to 17·9)	7·6 (4·1 to 13)	4·8 (3·2 to 6·9)	7·1 (4·6 to 10·1)	2·8 (1·8 to 4·1)	2·1 (1·3 to 3·1)	1·1 (0·7 to 1·8)	2 (1·2 to 3)	1·3 (0·8 to 2)	1·1 (0·6 to 1·6)
Encephalitis	0 (0 to 0·1)	0 (0 to 0·1)	0·5 (0·2 to 1)	0·9 (0·4 to 1·8)	0·4 (0·2 to 0·7)	0·3 (0·2 to 0·5)	0·7 (0·4 to 1·2)	0·2 (0·2 to 0·3)	0·5 (0·3 to 0·8)	0·2 (0·1 to 0·2)	0·6 (0·4 to 1·1)	0·2 (0·1 to 0·2)
Diphtheria	0 (0 to 0)	0 (0 to 0)	0 (0 to 0·1)	0 (0 to 0·1)	0 (0 to 0)	0 (0 to 0)	0 (0 to 0)	0 (0 to 0)	0 (0 to 0)	0 (0 to 0)	0 (0 to 0)	0 (0 to 0)
Tetanus	0 (0 to 0)	0 (0 to 0)	0 (0 to 0)	0·1 (0·1 to 0·1)	0·1 (0·1 to 0·1)	0 (0 to 0·1)	0 (0 to 0·1)	0 (0 to 0·1)	0 (0 to 0)	0 (0 to 0)	0 (0 to 0)	0 (0 to 0)
Measles	0 (0 to 0)	0 (0 to 0)	12·1 (3·6 to 28·5)	31·8 (10·7 to 68·4)	5 (1·7 to 11·6)	1·3 (0·4 to 3)	0·4 (0·1 to 0·9)	0·2 (0·1 to 0·5)	0·1 (0 to 0·3)	0·1 (0 to 0·2)	0 (0 to 0·1)	0 (0 to 0·1)
Varicella and herpes zoster	0 (0 to 0·1)	0·1 (0 to 0·3)	0·6 (0·1 to 1·7)	0·9 (0·1 to 2·8)	0·4 (0·1 to 1)	0·2 (0 to 0·4)	0·1 (0 to 0·3)	0·2 (0 to 0·3)	0·2 (0·1 to 0·3)	0·2 (0·1 to 0·4)	0·2 (0·1 to 0·4)	0·2 (0·1 to 0·4)
Acute hepatitis	0 (0 to 0)	0 (0 to 0)	0·2 (0·1 to 0·3)	0·2 (0·1 to 0·3)	0·6 (0·4 to 1)	0·8 (0·5 to 1·2)	0·7 (0·4 to 1·1)	0·5 (0·3 to 0·8)	0·5 (0·3 to 0·8)	0·5 (0·2 to 0·8)	0·5 (0·3 to 0·8)	0·4 (0·2 to 0·8)
Acute hepatitis A	0 (0 to 0)	0 (0 to 0)	0 (0 to 0·1)	0·1 (0 to 0·2)	0·4 (0·2 to 0·8)	0·5 (0·3 to 0·8)	0·5 (0·3 to 0·7)	0·4 (0·2 to 0·6)	0·3 (0·1 to 0·4)	0·2 (0·1 to 0·3)	0·1 (0·1 to 0·2)	0·1 (0 to 0·2)
Acute hepatitis B	0 (0 to 0)	0 (0 to 0)	0·1 (0 to 0·2)	0·1 (0 to 0·1)	0·2 (0·1 to 0·3)	0·2 (0·1 to 0·4)	0·2 (0·1 to 0·4)	0·2 (0·1 to 0·3)	0·2 (0·1 to 0·5)	0·3 (0·1 to 0·6)	0·3 (0·1 to 0·6)	0·3 (0·1 to 0·6)
Acute hepatitis C	0 (0 to 0)	0 (0 to 0)	0 (0 to 0)	0 (0 to 0)	0 (0 to 0)	0 (0 to 0)	0 (0 to 0)	0 (0 to 0)	0 (0 to 0)	0 (0 to 0)	0 (0 to 0·1)	0 (0 to 0·1)
Acute hepatitis E	0 (0 to 0)	0 (0 to 0)	0 (0 to 0)	0 (0 to 0)	0 (0 to 0·1)	0 (0 to 0·1)	0 (0 to 0·1)	0 (0 to 0·1)	0 (0 to 0)	0 (0 to 0)	0 (0 to 0)	0 (0 to 0)
Other unspecified infectious diseases	0·4 (0·1 to 0·9)	0·4 (0·2 to 0·9)	1·7 (0·8 to 3·4)	3·2 (1·5 to 5·7)	1·8 (0·6 to 3·5)	1 (0·4 to 2)	1·8 (1 to 3)	2·3 (1·2 to 3·8)	1·9 (1 to 3·3)	1·5 (0·7 to 2·5)	2 (1·1 to 3·5)	1·8 (1 to 3·1)
Maternal and neonatal disorders	477 (343 to 632)	214 (149 to 284)	146 (92·4 to 215)	27·8 (20·8 to 36·2)	18·1 (13·1 to 24·2)	17·1 (12·2 to 22·8)	25·2 (19·5 to 32·6)	30·8 (23·5 to 39·3)	27·1 (20·4 to 35)	25·9 (19·5 to 33·7)	27·2 (20·2 to 35·5)	18·6 (14 to 24·3)
Maternal disorders	0 (0 to 0)	0 (0 to 0)	0 (0 to 0)	0 (0 to 0)	0 (0 to 0)	0·2 (0·1 to 0·4)	10·7 (6·5 to 16·8)	16·4 (10·9 to 23·8)	14·2 (9·5 to 20·4)	15·2 (9·8 to 22·2)	17·2 (11·1 to 25·2)	9·1 (5·7 to 13·8)
Maternal hemorrhage	0 (0 to 0)	0 (0 to 0)	0 (0 to 0)	0 (0 to 0)	0 (0 to 0)	0 (0 to 0)	1·3 (0·7 to 2·1)	3 (1·7 to 4·8)	3 (1·7 to 4·9)	3·3 (2 to 5·2)	3·5 (2·1 to 5·7)	1·5 (0·8 to 2·6)
Maternal sepsis and other maternal infections	0 (0 to 0)	0 (0 to 0)	0 (0 to 0)	0 (0 to 0)	0 (0 to 0)	0 (0 to 0)	0·3 (0·2 to 0·6)	0·8 (0·4 to 1·5)	0·6 (0·3 to 1·1)	0·4 (0·2 to 0·8)	0·3 (0·2 to 0·6)	0·2 (0·1 to 0·3)
Maternal hypertensive disorders	0 (0 to 0)	0 (0 to 0)	0 (0 to 0)	0 (0 to 0)	0 (0 to 0)	0 (0 to 0·1)	1·5 (0·9 to 2·5)	2·5 (1·5 to 3·9)	2·7 (1·6 to 4·3)	2·8 (1·6 to 4·1)	2·8 (1·7 to 4·3)	1·3 (0·8 to 2·1)
Maternal obstructed labor and uterine rupture	0 (0 to 0)	0 (0 to 0)	0 (0 to 0)	0 (0 to 0)	0 (0 to 0)	0 (0 to 0)	0·8 (0·3 to 1·5)	1 (0·5 to 2)	0·9 (0·4 to 1·6)	0·9 (0·4 to 1·7)	1 (0·5 to 2)	0·5 (0·2 to 1)
Maternal abortion and miscarriage	0 (0 to 0)	0 (0 to 0)	0 (0 to 0)	0 (0 to 0)	0 (0 to 0)	0 (0 to 0)	0·6 (0·3 to 1·1)	0·7 (0·4 to 1·2)	0·4 (0·2 to 0·8)	0·4 (0·2 to 0·8)	0·6 (0·3 to 1·2)	0·4 (0·2 to 0·9)
Ectopic pregnancy	0 (0 to 0)	0 (0 to 0)	0 (0 to 0)	0 (0 to 0)	0 (0 to 0)	0 (0 to 0)	0·2 (0·1 to 0·4)	0·4 (0·2 to 0·7)	0·3 (0·2 to 0·5)	0·3 (0·2 to 0·5)	0·3 (0·1 to 0·4)	0·1 (0 to 0·2)
Indirect maternal deaths	--	--	--	--	--	0 (0 to 0)	0·2 (0·1 to 0·5)	0·4 (0·2 to 0·7)	0·2 (0·1 to 0·5)	0·3 (0·1 to 0·6)	0·3 (0·1 to 0·6)	0·1 (0·1 to 0·3)
Late maternal deaths	--	--	--	--	--	0 (0 to 0)	0·3 (0·1 to 0·5)	0·3 (0·1 to 0·5)	0·2 (0·1 to 0·4)	0·2 (0·1 to 0·4)	0·3 (0·2 to 0·5)	0·2 (0·1 to 0·3)
Maternal deaths aggravated by HIV/AIDS	--	--	--	--	--	0 (0 to 0)	0 (0 to 0)	0 (0 to 0)	0 (0 to 0)	0 (0 to 0)	0 (0 to 0)	0 (0 to 0)
Neonatal disorders	477 (343 to 632)	214 (149 to 284)	146 (92·4 to 215)	27·8 (20·8 to 36·2)	18·1 (13·1 to 24·2)	16·9 (12 to 22·6)	14·5 (10·7 to 19·1)	14·4 (10·5 to 19·1)	12·9 (9·4 to 17·6)	10·7 (7·7 to 14·2)	10 (7·2 to 13·2)	9·4 (6·8 to 12·6)
Neonatal preterm birth	291 (193 to 404)	104 (64·1 to 152)	51·9 (28·3 to 86·6)	14·2 (10 to 18·9)	13 (9 to 17·6)	12·1 (8·3 to 16·8)	10·3 (7·3 to 13·7)	10·2 (7·1 to 13·8)	9·1 (6·5 to 12·6)	7·5 (5·2 to 10)	7 (4·9 to 9·6)	6·5 (4·5 to 8·9)
Neonatal encephalopathy due to birth asphyxia and trauma	133 (75·9 to 213)	49·8 (25·2 to 85)	44·8 (19·6 to 77·6)	4·9 (2·8 to 8·1)	2·7 (1·3 to 4·6)	2·4 (1·1 to 4)	2·1 (1 to 3·7)	2·2 (1·1 to 3·6)	2 (0·9 to 3·5)	1·6 (0·8 to 2·7)	1·5 (0·7 to 2·7)	1·5 (0·7 to 2·4)
Neonatal sepsis and other neonatal infections	12·6 (4·9 to 26·3)	31·8 (14·8 to 57·9)	9 (3·3 to 18·7)	2·1 (1·1 to 3·6)	2·2 (0·9 to 4)	2 (0·9 to 3·7)	1·8 (0·8 to 3·3)	1·8 (0·8 to 3·2)	1·6 (0·7 to 3)	1·4 (0·6 to 2·5)	1·3 (0·6 to 2·4)	1·2 (0·6 to 2·2)
Hemolytic disease and other neonatal jaundice	0·5 (0·2 to 0·9)	0·3 (0·1 to 0·5)	0·1 (0·1 to 0·2)	0·4 (0·3 to 0·5)	0·3 (0·2 to 0·4)	0·3 (0·2 to 0·3)	0·2 (0·2 to 0·3)	0·2 (0·2 to 0·3)	0·2 (0·2 to 0·3)	0·2 (0·1 to 0·2)	0·2 (0·1 to 0·2)	0·2 (0·1 to 0·2)
Other neonatal disorders	39·3 (19 to 72·1)	28·5 (13·6 to 50·7)	40·3 (20·1 to 70)	6·2 (4·7 to 8·2)	0 (0 to 0)	0 (0 to 0)	0 (0 to 0)	0 (0 to 0)	0 (0 to 0)	0 (0 to 0)	0 (0 to 0)	0 (0 to 0)
Nutritional deficiencies	0·1 (0 to 0·1)	1·4 (0·7 to 2·5)	24·4 (14·2 to 40·7)	53 (26 to 89·3)	27 (8·7 to 54·8)	12·3 (4·4 to 28·5)	20·6 (6·7 to 43·1)	23·2 (6·9 to 51·3)	22·9 (6·4 to 49·6)	18·7 (5·7 to 38·7)	21·7 (7·3 to 44·4)	26·6 (10·5 to 50·9)
Protein-energy malnutrition	0·1 (0 to 0·1)	0·2 (0·1 to 0·3)	14·5 (7·4 to 26·9)	14·9 (7·2 to 27·5)	2·1 (1·3 to 3·3)	2·2 (1·2 to 3·5)	1 (0·5 to 1·7)	1·4 (0·8 to 2·2)	1·2 (0·6 to 2)	1·2 (0·6 to 2)	1·8 (1·1 to 2·6)	1·9 (1·2 to 2·7)
Iodine deficiency	0 (0 to 0)	0 (0 to 0)	0 (0 to 0)	0 (0 to 0)	0 (0 to 0)	0 (0 to 0·1)	0 (0 to 0·1)	0 (0 to 0·1)	0 (0 to 0·1)	0 (0 to 0·1)	0 (0 to 0·1)	0 (0 to 0·1)
Vitamin A deficiency	0 (0 to 0)	0·1 (0 to 0·1)	0·2 (0·1 to 0·4)	0·9 (0·3 to 1·9)	0·7 (0·1 to 1·7)	0·2 (0 to 0·7)	0 (0 to 0)	0 (0 to 0)	0 (0 to 0)	0 (0 to 0)	0 (0 to 0)	0 (0 to 0)
Dietary iron deficiency	0 (0 to 0)	1·1 (0·5 to 2·1)	9·6 (3·8 to 18·5)	37·1 (13·1 to 71·3)	24 (6·7 to 52·4)	9·6 (2·3 to 25)	19·2 (5·3 to 41·4)	21·2 (5·1 to 49)	20·8 (4·4 to 47·1)	17 (4·2 to 36·4)	19·3 (5·1 to 41·7)	24·1 (8·2 to 47·8)
Other nutritional deficiencies	0 (0 to 0)	0 (0 to 0)	0·1 (0·1 to 0·2)	0·2 (0·1 to 0·3)	0·3 (0·1 to 0·4)	0·3 (0·1 to 0·5)	0·5 (0·2 to 0·8)	0·6 (0·3 to 1)	0·8 (0·4 to 1·3)	0·5 (0·3 to 0·8)	0·6 (0·3 to 0·9)	0·6 (0·3 to 1)
Non-communicable diseases	113 (67·8 to 176)	43·2 (26·1 to 64·8)	150 (101 to 213)	177 (138 to 221)	212 (164 to 271)	358 (274 to 458)	461 (353 to 598)	561 (427 to 711)	614 (473 to 772)	648 (507 to 800)	783 (629 to 963)	947 (779 to 1,140)
Neoplasms	13·1 (3·2 to 39·6)	0·5 (0·2 to 1·2)	5·5 (3·2 to 8·9)	17·9 (12·3 to 24·9)	17·1 (13 to 22·6)	26 (19·4 to 33·5)	23·4 (17·5 to 29·9)	18·7 (14·3 to 23·8)	32·4 (24·6 to 41·4)	49·9 (38·1 to 63·9)	88·4 (69·1 to 112)	129 (102 to 162)
Lip and oral cavity cancer	0 (0 to 0)	0 (0 to 0)	0 (0 to 0)	0 (0 to 0)	0·1 (0·1 to 0·1)	0·1 (0 to 0·1)	0·2 (0·1 to 0·4)	0·3 (0·2 to 0·5)	0·1 (0 to 0·1)	0·3 (0·2 to 0·5)	0·7 (0·4 to 1·1)	0·6 (0·4 to 0·9)
Nasopharynx cancer	0 (0 to 0)	0 (0 to 0)	0 (0 to 0)	0 (0 to 0)	0·1 (0·1 to 0·1)	0 (0 to 0·1)	0·1 (0 to 0·1)	0·8 (0·4 to 1·4)	0·1 (0 to 0·1)	0·9 (0·5 to 1·5)	0·4 (0·2 to 0·7)	1·4 (0·8 to 2·4)
Other pharynx cancer	0 (0 to 0)	0 (0 to 0)	0 (0 to 0)	0 (0 to 0)	0 (0 to 0)	0 (0 to 0)	0 (0 to 0)	0 (0 to 0·1)	0 (0 to 0)	0·1 (0 to 0·1)	0 (0 to 0·1)	0·1 (0 to 0·2)
Esophageal cancer	0 (0 to 0)	0 (0 to 0)	0 (0 to 0)	0 (0 to 0)	0 (0 to 0)	0 (0 to 0)	0 (0 to 0)	0 (0 to 0·1)	0·1 (0·1 to 0·2)	0·1 (0 to 0·1)	0·1 (0·1 to 0·2)	0·4 (0·2 to 0·6)
Stomach cancer	0 (0 to 0)	0 (0 to 0)	0 (0 to 0)	0 (0 to 0)	0 (0 to 0)	0 (0 to 0)	0·7 (0·4 to 1·1)	1 (0·7 to 1·5)	1·6 (1 to 2·4)	1·8 (1·1 to 2·8)	4·7 (2·9 to 7·1)	5·7 (3·7 to 8·3)
Colon and rectum cancer	0 (0 to 0)	0 (0 to 0)	0 (0 to 0)	0 (0 to 0)	0·3 (0·1 to 0·5)	0·3 (0·2 to 0·5)	1·4 (0·8 to 2·1)	1 (0·6 to 1·6)	3 (1·8 to 4·6)	3·6 (2·2 to 5·6)	6·5 (4 to 9·9)	7·4 (5 to 10·8)
Liver cancer	0 (0 to 0)	0 (0 to 0)	0·1 (0 to 0·1)	0·2 (0·1 to 0·4)	0·2 (0·1 to 0·4)	0·4 (0·2 to 0·5)	0·8 (0·3 to 1·4)	0·1 (0·1 to 0·2)	0·7 (0·4 to 1·3)	0·7 (0·3 to 1·2)	1·7 (0·8 to 3·1)	1·4 (0·8 to 2·4)
Liver cancer due to hepatitis B	0 (0 to 0)	0 (0 to 0)	0 (0 to 0)	0 (0 to 0)	0 (0 to 0)	0·1 (0 to 0·1)	0·4 (0·1 to 0·7)	0·1 (0 to 0·1)	0·5 (0·2 to 0·9)	0·4 (0·2 to 0·8)	1·1 (0·5 to 2)	0·8 (0·4 to 1·5)
Liver cancer due to hepatitis C	0 (0 to 0)	0 (0 to 0)	0 (0 to 0)	0 (0 to 0)	0 (0 to 0)	0 (0 to 0)	0 (0 to 0)	0 (0 to 0)	0 (0 to 0·1)	0 (0 to 0·1)	0·1 (0 to 0·3)	0·2 (0·1 to 0·3)
Liver cancer due to alcohol use	0 (0 to 0)	0 (0 to 0)	0 (0 to 0)	0 (0 to 0)	0 (0 to 0)	0 (0 to 0)	0 (0 to 0)	0 (0 to 0)	0 (0 to 0)	0 (0 to 0·1)	0·1 (0 to 0·2)	0·1 (0 to 0·2)
Liver cancer due to NASH	0 (0 to 0)	0 (0 to 0)	0 (0 to 0)	0 (0 to 0)	0 (0 to 0)	0 (0 to 0)	0·2 (0·1 to 0·5)	0 (0 to 0·1)	0·1 (0 to 0·2)	0·1 (0 to 0·2)	0·2 (0·1 to 0·4)	0·2 (0·1 to 0·4)
Liver cancer due to other causes	0 (0 to 0)	0 (0 to 0)	0·1 (0 to 0·1)	0·2 (0·1 to 0·4)	0·2 (0·1 to 0·4)	0·3 (0·2 to 0·4)	0·2 (0·1 to 0·4)	0 (0 to 0)	0·1 (0 to 0·2)	0·1 (0 to 0·2)	0·2 (0·1 to 0·3)	0·1 (0·1 to 0·2)
Gallbladder and biliary tract cancer	0 (0 to 0)	0 (0 to 0)	0 (0 to 0)	0 (0 to 0)	0 (0 to 0)	0 (0 to 0)	0 (0 to 0)	0 (0 to 0·1)	0 (0 to 0)	0·1 (0 to 0·1)	0·2 (0·1 to 0·4)	0·5 (0·3 to 0·9)
Pancreatic cancer	0 (0 to 0)	0 (0 to 0)	0 (0 to 0)	0 (0 to 0)	0 (0 to 0)	0 (0 to 0)	0·2 (0·1 to 0·3)	0·1 (0·1 to 0·2)	1·6 (0·9 to 2·5)	1 (0·6 to 1·5)	1·2 (0·7 to 1·8)	2·8 (1·9 to 4·1)
Larynx cancer	0 (0 to 0)	0 (0 to 0)	0 (0 to 0)	0 (0 to 0)	0 (0 to 0)	0 (0 to 0)	0 (0 to 0)	0 (0 to 0·1)	0 (0 to 0)	0 (0 to 0)	0 (0 to 0)	0 (0 to 0·1)
Tracheal, bronchus, and lung cancer	0 (0 to 0)	0 (0 to 0)	0 (0 to 0)	0 (0 to 0)	0 (0 to 0)	0·7 (0·3 to 1·5)	0·9 (0·4 to 1·6)	0·6 (0·3 to 1·1)	2·7 (1·5 to 4·5)	3·9 (2·4 to 6)	7·9 (4·8 to 12·1)	14·8 (9·7 to 21·9)
Malignant skin melanoma	0 (0 to 0)	0 (0 to 0)	0 (0 to 0)	0 (0 to 0·1)	0·1 (0·1 to 0·1)	0 (0 to 0·1)	0·1 (0 to 0·1)	0·1 (0·1 to 0·3)	0 (0 to 0·1)	0·1 (0 to 0·1)	0·2 (0·1 to 0·5)	0·1 (0·1 to 0·3)
Non-melanoma skin cancer	0 (0 to 0)	0 (0 to 0)	0 (0 to 0)	0 (0 to 0)	0 (0 to 0)	0 (0 to 0)	0 (0 to 0)	0 (0 to 0·1)	0 (0 to 0)	0 (0 to 0·1)	0·1 (0 to 0·1)	0·4 (0·2 to 0·6)
Non-melanoma skin cancer (squamous-cell carcinoma)	0 (0 to 0)	0 (0 to 0)	0 (0 to 0)	0 (0 to 0)	0 (0 to 0)	0 (0 to 0)	0 (0 to 0)	0 (0 to 0·1)	0 (0 to 0)	0 (0 to 0·1)	0·1 (0 to 0·1)	0·4 (0·2 to 0·6)
Non-melanoma skin cancer (basal-cell carcinoma)	0 (0 to 0)	0 (0 to 0)	0 (0 to 0)	0 (0 to 0)	0 (0 to 0)	0 (0 to 0)	0 (0 to 0)	0 (0 to 0)	0 (0 to 0)	0 (0 to 0)	0 (0 to 0)	0 (0 to 0)
Breast cancer	0 (0 to 0)	0 (0 to 0)	0 (0 to 0)	0 (0 to 0)	0 (0 to 0)	0 (0 to 0)	1·9 (1 to 3·2)	1·8 (1·1 to 2·6)	6·1 (3·8 to 9)	15·3 (10 to 22·3)	32·3 (22·1 to 44·7)	44·9 (31·6 to 61·6)
Cervical cancer	0 (0 to 0)	0 (0 to 0)	0 (0 to 0)	0 (0 to 0)	0 (0 to 0)	0 (0 to 0)	0·4 (0·2 to 0·7)	0·8 (0·4 to 1·4)	2·5 (1·4 to 4·1)	6·2 (3·7 to 9·6)	13·5 (8·3 to 20·8)	22·3 (14·3 to 33·6)
Uterine cancer	0 (0 to 0)	0 (0 to 0)	0 (0 to 0)	0 (0 to 0)	0 (0 to 0)	0 (0 to 0)	0 (0 to 0)	0·7 (0·4 to 1·4)	0·2 (0·1 to 0·4)	1·6 (0·8 to 2·9)	2 (1·1 to 3·2)	2·9 (1·7 to 4·8)
Ovarian cancer	0 (0 to 0)	0 (0 to 0)	0 (0 to 0)	0 (0 to 0)	0·5 (0·2 to 0·9)	0·5 (0·3 to 0·8)	0·5 (0·3 to 0·8)	0·5 (0·3 to 0·9)	2·3 (1·4 to 3·5)	2·8 (1·8 to 4)	3·7 (2·4 to 5·5)	7·8 (5 to 11·5)
Prostate cancer	0 (0 to 0)	0 (0 to 0)	0 (0 to 0)	0 (0 to 0)	0 (0 to 0)	0 (0 to 0)	0 (0 to 0)	0 (0 to 0)	0 (0 to 0)	0 (0 to 0)	0 (0 to 0)	0 (0 to 0)
Testicular cancer	--	--	--	--	--	--	--	--	--	--	--	--
Kidney cancer	0 (0 to 0·1)	0 (0 to 0·1)	0·2 (0·1 to 0·4)	1·2 (0·5 to 2·4)	1 (0·5 to 1·8)	0·2 (0·1 to 0·3)	0·1 (0·1 to 0·3)	0·1 (0·1 to 0·2)	0·1 (0·1 to 0·2)	0·2 (0·1 to 0·3)	0·5 (0·3 to 0·8)	0·4 (0·2 to 0·6)
Bladder cancer	0 (0 to 0)	0 (0 to 0)	0 (0 to 0)	0 (0 to 0)	0 (0 to 0)	0 (0 to 0)	0·1 (0 to 0·1)	0 (0 to 0·1)	0 (0 to 0)	0·2 (0·1 to 0·3)	0·5 (0·3 to 0·8)	0·8 (0·5 to 1·2)
Brain and central nervous system cancer	12·4 (2·5 to 38·2)	0·1 (0 to 0·2)	0·6 (0·2 to 1·2)	4 (1·8 to 7·6)	4 (2·1 to 6·4)	3·3 (1·6 to 5·4)	1·7 (0·9 to 3)	0·9 (0·5 to 1·3)	1·1 (0·6 to 1·7)	1·3 (0·8 to 2)	2·2 (1·3 to 3·5)	2·1 (1·2 to 3·3)
Thyroid cancer	0 (0 to 0)	0 (0 to 0)	0 (0 to 0)	0 (0 to 0)	0·1 (0·1 to 0·1)	0·1 (0·1 to 0·2)	0·1 (0 to 0·1)	0·1 (0 to 0·2)	0 (0 to 0·1)	0·3 (0·1 to 0·5)	0·4 (0·2 to 0·6)	0·7 (0·4 to 1·2)
Mesothelioma	0 (0 to 0)	0 (0 to 0)	0 (0 to 0)	0 (0 to 0)	0 (0 to 0)	0 (0 to 0)	0 (0 to 0)	0 (0 to 0)	0 (0 to 0)	0 (0 to 0)	0 (0 to 0·1)	0·1 (0 to 0·1)
Hodgkin lymphoma	0 (0 to 0)	0 (0 to 0)	0 (0 to 0)	0·1 (0 to 0·1)	0·1 (0·1 to 0·1)	0 (0 to 0·1)	0·1 (0 to 0·1)	0·4 (0·2 to 0·8)	0·2 (0·1 to 0·4)	0·3 (0·2 to 0·6)	0·1 (0 to 0·1)	0·1 (0·1 to 0·2)
Non-Hodgkin lymphoma	0 (0 to 0)	0 (0 to 0)	0 (0 to 0)	2·8 (1·5 to 5)	0·6 (0·4 to 1)	5·3 (3 to 8·5)	4 (2·2 to 6·3)	2·7 (1·6 to 4·3)	3·1 (2 to 5)	4·5 (2·8 to 6·9)	2·9 (1·9 to 4·3)	4·7 (3 to 6·8)
Multiple myeloma	0 (0 to 0)	0 (0 to 0)	0 (0 to 0)	0 (0 to 0)	0 (0 to 0)	0 (0 to 0)	0 (0 to 0)	0 (0 to 0·1)	0 (0 to 0)	0·4 (0·2 to 0·8)	0·3 (0·2 to 0·6)	0·2 (0·1 to 0·3)
Leukemia	0·5 (0·1 to 1·4)	0·2 (0·1 to 0·7)	3·4 (1·7 to 6·3)	5·5 (2·8 to 9·2)	7·7 (4·6 to 11·8)	10·9 (6·5 to 16·5)	6·9 (4·1 to 10·8)	4 (2·4 to 6·2)	4·6 (2·8 to 7·2)	2·8 (1·7 to 4·2)	3·4 (2·1 to 5·2)	3·3 (2·1 to 5)
Acute lymphoid leukemia	0·1 (0 to 0·2)	0 (0 to 0·1)	0·4 (0·1 to 1)	0·6 (0·2 to 1·5)	1·3 (0·4 to 2·8)	1·9 (0·7 to 3·8)	0·6 (0·2 to 1·3)	0·5 (0·2 to 1·1)	0·4 (0·2 to 0·7)	0·1 (0 to 0·2)	0·4 (0·2 to 0·9)	0·1 (0 to 0·2)
Chronic lymphoid leukemia	0 (0 to 0)	0 (0 to 0)	0 (0 to 0)	0 (0 to 0)	0 (0 to 0)	0 (0 to 0)	0 (0 to 0)	0·1 (0·1 to 0·2)	0·1 (0 to 0·1)	0·1 (0 to 0·1)	0·1 (0·1 to 0·2)	0·1 (0 to 0·1)
Acute myeloid leukemia	0·1 (0 to 0·2)	0 (0 to 0·1)	0·2 (0·1 to 0·5)	2·4 (1·1 to 4·6)	1·6 (0·6 to 3·6)	3·3 (1·4 to 6·5)	2·1 (0·9 to 4·3)	1·1 (0·5 to 2·2)	2·1 (1 to 3·8)	0·7 (0·3 to 1·6)	1·7 (1 to 3·1)	0·9 (0·4 to 1·8)

Cause	45 to 49	50 to 54	55 to 59	60 to 64	65 to 69	70 to 74	75 to 79	80 to 84	85 to 89	90 to 94	95 plus	Total
All causes	1,450 (1,210 to 1,730)	1,730 (1,470 to 2,030)	1,750 (1,470 to 2,060)	1,850 (1,580 to 2,140)	1,740 (1,510 to 2,000)	1,290 (1,120 to 1,480)	1,110 (984 to 1,260)	1,000 (891 to 1,120)	710 (637 to 793)	368 (332 to 409)	210 (193 to 228)	21,300
Communicable, maternal, neonatal, and nutritional diseases	90·2 (67·2 to 122)	92·2 (69·4 to 124)	85·5 (62·6 to 117)	78·8 (59·5 to 103)	70·6 (53·7 to 92·9)	56 (43·4 to 72·7)	54 (42·3 to 69·9)	54·2 (41·7 to 69·3)	41·3 (31·2 to 53·3)	26·7 (19·7 to 34·9)	11·2 (7·3 to 15·4)	2,880
HIV/AIDS and sexually transmitted infections	7·5 (4·7 to 11·1)	2·9 (1·7 to 4·9)	2·2 (1·4 to 3·6)	1·9 (1·2 to 2·9)	1·6 (0·9 to 2·6)	0·5 (0·2 to 1)	0·2 (0·1 to 0·5)	0·2 (0·1 to 0·3)	0·2 (0·1 to 0·3)	0 (0 to 0·1)	0 (0 to 0)	207
HIV/AIDS	4·2 (2·5 to 6·6)	1·4 (0·8 to 2·2)	1·1 (0·6 to 1·8)	1 (0·6 to 1·7)	1·1 (0·6 to 1·8)	0·2 (0 to 0·5)	0·1 (0 to 0·2)	0 (0 to 0·1)	0 (0 to 0)	0 (0 to 0)	0 (0 to 0)	33·6
HIV/AIDS - Drug-susceptible Tuberculosis	0·2 (0·1 to 0·3)	0·1 (0 to 0·1)	0·1 (0 to 0·1)	0 (0 to 0·1)	0·1 (0 to 0·1)	0 (0 to 0)	0 (0 to 0)	0 (0 to 0)	0 (0 to 0)	0 (0 to 0)	0 (0 to 0)	1·6
HIV/AIDS - Multidrug-resistant Tuberculosis without extensive dru	0 (0 to 0)	0 (0 to 0)	0 (0 to 0)	0 (0 to 0)	0 (0 to 0)	0 (0 to 0)	0 (0 to 0)	0 (0 to 0)	0 (0 to 0)	0 (0 to 0)	0 (0 to 0)	0
HIV/AIDS - Extensively drug-resistant Tuberculosis	0 (0 to 0)	0 (0 to 0)	0 (0 to 0)	0 (0 to 0)	0 (0 to 0)	0 (0 to 0)	0 (0 to 0)	0 (0 to 0)	0 (0 to 0)	0 (0 to 0)	0 (0 to 0)	0
HIV/AIDS resulting in other diseases	4 (2·3 to 6·4)	1·3 (0·7 to 2·1)	1 (0·6 to 1·7)	0·9 (0·5 to 1·6)	1 (0·5 to 1·8)	0·2 (0 to 0·5)	0·1 (0 to 0·2)	0 (0 to 0·1)	0 (0 to 0)	0 (0 to 0)	0 (0 to 0)	32
Sexually transmitted infections excluding HIV	3·3 (1·6 to 6·3)	1·6 (0·7 to 3·4)	1·1 (0·5 to 2·4)	0·9 (0·4 to 1·8)	0·5 (0·2 to 1·1)	0·3 (0·1 to 0·7)	0·2 (0·1 to 0·4)	0·1 (0 to 0·3)	0·1 (0·1 to 0·2)	0 (0 to 0·1)	0 (0 to 0)	173
Syphilis	0·1 (0 to 0·1)	0 (0 to 0)	0 (0 to 0)	0 (0 to 0)	0 (0 to 0)	0 (0 to 0)	0 (0 to 0)	0 (0 to 0)	0 (0 to 0)	0 (0 to 0)	0 (0 to 0)	150
Chlamydial infection	0·3 (0·1 to 0·4)	0 (0 to 0·1)	0 (0 to 0)	0 (0 to 0·1)	0 (0 to 0)	0 (0 to 0)	0 (0 to 0)	0 (0 to 0)	0 (0 to 0)	0 (0 to 0)	0 (0 to 0)	1·3
Gonococcal infection	0·2 (0·1 to 0·5)	0 (0 to 0)	0 (0 to 0)	0·1 (0 to 0·2)	0 (0 to 0)	0 (0 to 0)	0 (0 to 0)	0 (0 to 0)	0 (0 to 0·1)	0 (0 to 0)	0 (0 to 0)	1
Trichomoniasis	1·5 (0·5 to 3·4)	1 (0·3 to 2·4)	0·7 (0·2 to 1·6)	0·4 (0·1 to 1)	0·3 (0·1 to 0·7)	0·2 (0·1 to 0·4)	0·1 (0 to 0·2)	0·1 (0 to 0·1)	0 (0 to 0·1)	0 (0 to 0)	0 (0 to 0)	13·1
Genital herpes	0·4 (0·1 to 1)	0·4 (0·1 to 1)	0·3 (0·1 to 0·9)	0·3 (0·1 to 0·7)	0·2 (0·1 to 0·5)	0·1 (0 to 0·3)	0·1 (0 to 0·2)	0·1 (0 to 0·1)	0 (0 to 0·1)	0 (0 to 0)	0 (0 to 0)	3·7
Other sexually transmitted infections	0·8 (0·4 to 1·5)	0·1 (0 to 0·2)	0·1 (0 to 0·1)	0·1 (0 to 0·2)	0 (0 to 0)	0 (0 to 0)	0 (0 to 0)	0 (0 to 0)	0 (0 to 0)	0 (0 to 0)	0 (0 to 0)	4
Respiratory infections and tuberculosis	20·7 (15·4 to 27·5)	30·6 (21·9 to 41·8)	27·6 (19·6 to 37·5)	31·3 (22·3 to 44·1)	27·8 (19·7 to 37·7)	21·8 (15·4 to 30·1)	27·8 (19·1 to 38·8)	26 (17·5 to 36·8)	20·2 (13·1 to 28)	13·1 (8·7 to 18·2)	4·9 (2·6 to 7·3)	627
Tuberculosis	3·8 (2·4 to 5·5)	5·6 (3·5 to 8·3)	5·2 (3·4 to 7·8)	6 (3·9 to 8·8)	5 (3·2 to 7·4)	4·4 (2·9 to 6·6)	3·8 (2·4 to 5·7)	2·2 (1·4 to 3·4)	0·6 (0·4 to 0·8)	0·3 (0·2 to 0·4)	0·1 (0·1 to 0·2)	69
Latent tuberculosis infection	0 (0 to 0)	0 (0 to 0)	0 (0 to 0)	0 (0 to 0)	0 (0 to 0)	0 (0 to 0)	0 (0 to 0)	0 (0 to 0)	0 (0 to 0)	0 (0 to 0)	0 (0 to 0)	0
Drug-susceptible tuberculosis	3·8 (2·4 to 5·4)	5·5 (3·5 to 8·2)	5·1 (3·3 to 7·6)	5·9 (3·9 to 8·7)	4·9 (3·2 to 7·3)	4·4 (2·8 to 6·5)	3·8 (2·4 to 5·6)	2·2 (1·4 to 3·3)	0·6 (0·4 to 0·8)	0·3 (0·2 to 0·4)	0·1 (0·1 to 0·2)	68·2
Multidrug-resistant tuberculosis without extensive drug resistanc	0 (0 to 0·1)	0·1 (0 to 0·2)	0·1 (0 to 0·2)	0·1 (0 to 0·2)	0 (0 to 0·2)	0 (0 to 0·2)	0 (0 to 0·2)	0 (0 to 0·1)	0 (0 to 0)	0 (0 to 0)	0 (0 to 0)	0·6
Extensively drug-resistant tuberculosis	0 (0 to 0)	0 (0 to 0)	0 (0 to 0)	0 (0 to 0)	0 (0 to 0)	0 (0 to 0)	0 (0 to 0)	0 (0 to 0)	0 (0 to 0)	0 (0 to 0)	0 (0 to 0)	0·1
Lower respiratory infections	13·2 (8·6 to 19)	21·6 (14 to 32)	19·4 (12·1 to 28·3)	23 (15 to 34·9)	21·1 (13·6 to 30·5)	16·2 (10·5 to 24·2)	23·3 (15·1 to 33·9)	23·2 (15 to 34·1)	19·3 (12·4 to 27)	12·7 (8·3 to 17·7)	4·7 (2·5 to 7·1)	487
Upper respiratory infections	3 (1·6 to 5·3)	2·7 (1·5 to 4·7)	2·3 (1·3 to 4)	1·8 (1 to 3)	1·4 (0·8 to 2·5)	1 (0·5 to 1·7)	0·6 (0·3 to 0·9)	0·4 (0·2 to 0·7)	0·2 (0·1 to 0·4)	0·1 (0·1 to 0·2)	0·1 (0 to 0·1)	56·1
Otitis media	0·7 (0·3 to 1·3)	0·7 (0·3 to 1·3)	0·6 (0·3 to 1·1)	0·4 (0·2 to 0·9)	0·3 (0·1 to 0·5)	0·1 (0·1 to 0·3)	0·1 (0 to 0·2)	0·1 (0 to 0·2)	0·1 (0 to 0·1)	0 (0 to 0·1)	0 (0 to 0)	15
Enteric infections	14·3 (9·7 to 19·9)	15·8 (11 to 22·2)	16 (10·9 to 22·7)	17·5 (11·9 to 25·6)	16·7 (11·6 to 23·5)	15·6 (10·9 to 22·7)	12 (8·4 to 17·7)	14·3 (8·9 to 22·8)	9·6 (5·7 to 16·3)	5·1 (3 to 8·8)	2·9 (1·5 to 5·7)	287
Diarrheal diseases	14 (9·5 to 19·6)	15·5 (10·5 to 21·9)	15·7 (10·7 to 22·5)	17·3 (11·7 to 25·4)	16·5 (11·4 to 23·3)	15·5 (10·8 to 22·6)	12 (8·3 to 17·6)	14·3 (8·9 to 22·8)	9·6 (5·7 to 16·3)	5·1 (3 to 8·8)	2·9 (1·5 to 5·7)	266
Typhoid and paratyphoid	0·2 (0·1 to 0·6)	0·2 (0·1 to 0·6)	0·2 (0·1 to 0·6)	0·2 (0 to 0·4)	0·1 (0 to 0·3)	0 (0 to 0·1)	0 (0 to 0·1)	0 (0 to 0)	0 (0 to 0)	0 (0 to 0)	0 (0 to 0)	18
Typhoid fever	0·2 (0·1 to 0·6)	0·2 (0·1 to 0·6)	0·2 (0·1 to 0·6)	0·2 (0 to 0·4)	0·1 (0 to 0·2)	0 (0 to 0·1)	0 (0 to 0·1)	0 (0 to 0)	0 (0 to 0)	0 (0 to 0)	0 (0 to 0)	17·7
Paratyphoid fever	0 (0 to 0)	0 (0 to 0)	0 (0 to 0)	0 (0 to 0)	0 (0 to 0)	0 (0 to 0)	0 (0 to 0)	0 (0 to 0)	0 (0 to 0)	0 (0 to 0)	0 (0 to 0)	0·2
Invasive Non-typhoidal Salmonella (iNTS)	0·1 (0 to 0·1)	0·1 (0 to 0·1)	0·1 (0 to 0·2)	0·1 (0 to 0·2)	0·1 (0 to 0·2)	0·1 (0 to 0·1)	0 (0 to 0·1)	0 (0 to 0·1)	0 (0 to 0)	0 (0 to 0)	0 (0 to 0)	2·8
Other intestinal infectious diseases	0 (0 to 0)	0 (0 to 0)	0 (0 to 0)	0 (0 to 0)	0 (0 to 0)	0 (0 to 0)	0 (0 to 0)	0 (0 to 0)	0 (0 to 0)	0 (0 to 0)	0 (0 to 0)	0·4
Neglected tropical diseases and malaria	1·7 (0·8 to 3)	1·9 (1 to 3·2)	2·1 (1 to 3·6)	1·5 (0·7 to 2·9)	1·7 (0·9 to 3·1)	1·2 (0·6 to 2·3)	1·1 (0·6 to 1·9)	0·8 (0·4 to 1·3)	0·8 (0·5 to 1·4)	0·3 (0·1 to 0·5)	0·2 (0·1 to 0·3)	39·6
Malaria	0 (0 to 0)	0 (0 to 0)	0 (0 to 0)	0 (0 to 0)	0 (0 to 0)	0 (0 to 0)	0 (0 to 0)	0 (0 to 0)	0 (0 to 0)	0 (0 to 0)	0 (0 to 0)	0
Chagas disease	0 (0 to 0)	0 (0 to 0)	0 (0 to 0)	0 (0 to 0)	0 (0 to 0)	0 (0 to 0)	0 (0 to 0)	0 (0 to 0)	0 (0 to 0)	0 (0 to 0)	0 (0 to 0)	0
Leishmaniasis	0 (0 to 0)	0 (0 to 0)	0 (0 to 0)	0 (0 to 0)	0 (0 to 0)	0 (0 to 0)	0 (0 to 0)	0 (0 to 0)	0 (0 to 0)	0 (0 to 0)	0 (0 to 0)	0
Visceral leishmaniasis	0 (0 to 0)	0 (0 to 0)	0 (0 to 0)	0 (0 to 0)	0 (0 to 0)	0 (0 to 0)	0 (0 to 0)	0 (0 to 0)	0 (0 to 0)	0 (0 to 0)	0 (0 to 0)	0
Cutaneous and mucocutaneous leishmaniasis	0 (0 to 0)	0 (0 to 0)	0 (0 to 0)	0 (0 to 0)	0 (0 to 0)	0 (0 to 0)	0 (0 to 0)	0 (0 to 0)	0 (0 to 0)	0 (0 to 0)	0 (0 to 0)	0
African trypanosomiasis	0 (0 to 0)	0 (0 to 0)	0 (0 to 0)	0 (0 to 0)	0 (0 to 0)	0 (0 to 0)	0 (0 to 0)	0 (0 to 0)	0 (0 to 0)	0 (0 to 0)	0 (0 to 0)	0
Schistosomiasis	0 (0 to 0)	0 (0 to 0)	0 (0 to 0)	0 (0 to 0)	0 (0 to 0)	0 (0 to 0)	0 (0 to 0)	0 (0 to 0)	0 (0 to 0)	0 (0 to 0)	0 (0 to 0)	0
Cysticercosis	0·4 (0·1 to 1·2)	0·6 (0·1 to 1·5)	0·8 (0·2 to 2)	0·9 (0·3 to 2·2)	1 (0·3 to 2·2)	0·8 (0·3 to 1·8)	0·6 (0·2 to 1·2)	0·5 (0·2 to 1)	0·3 (0·1 to 0·6)	0·1 (0 to 0·3)	0·1 (0 to 0·2)	7·3
Cystic echinococcosis	0 (0 to 0)	0 (0 to 0)	0 (0 to 0)	0 (0 to 0)	0 (0 to 0)	0 (0 to 0)	0 (0 to 0)	0 (0 to 0)	0 (0 to 0)	0 (0 to 0)	0 (0 to 0)	0·1
Lymphatic filariasis	0 (0 to 0)	0 (0 to 0)	0 (0 to 0)	0 (0 to 0)	0 (0 to 0)	0 (0 to 0)	0 (0 to 0)	0 (0 to 0)	0 (0 to 0)	0 (0 to 0)	0 (0 to 0)	0
Onchocerciasis	0 (0 to 0)	0 (0 to 0)	0 (0 to 0)	0 (0 to 0)	0 (0 to 0)	0 (0 to 0)	0 (0 to 0)	0 (0 to 0)	0 (0 to 0)	0 (0 to 0)	0 (0 to 0)	0
Trachoma	0 (0 to 0)	0 (0 to 0)	0 (0 to 0)	0 (0 to 0)	0 (0 to 0)	0 (0 to 0)	0 (0 to 0)	0 (0 to 0)	0 (0 to 0)	0 (0 to 0)	0 (0 to 0)	0
Dengue	0 (0 to 0)	0 (0 to 0)	0 (0 to 0)	0 (0 to 0)	0 (0 to 0)	0 (0 to 0)	0 (0 to 0)	0 (0 to 0)	0 (0 to 0)	0 (0 to 0)	0 (0 to 0)	0·1
Yellow fever	0 (0 to 0)	0 (0 to 0)	0 (0 to 0)	0 (0 to 0)	0 (0 to 0)	0 (0 to 0)	0 (0 to 0)	0 (0 to 0)	0 (0 to 0)	0 (0 to 0)	0 (0 to 0)	0
Rabies	0 (0 to 0)	0 (0 to 0)	0 (0 to 0)	0 (0 to 0)	0 (0 to 0)	0 (0 to 0)	0 (0 to 0)	0 (0 to 0)	0 (0 to 0)	0 (0 to 0)	0 (0 to 0)	0
Intestinal nematode infections	0·3 (0·1 to 0·5)	0·3 (0·1 to 0·5)	0·2 (0·1 to 0·4)	0·2 (0·1 to 0·3)	0·1 (0·1 to 0·2)	0·1 (0 to 0·2)	0·1 (0 to 0·1)	0 (0 to 0·1)	0 (0 to 0)	0 (0 to 0)	0 (0 to 0)	11·7
Ascariasis	0 (0 to 0)	0 (0 to 0)	0 (0 to 0)	0 (0 to 0)	0 (0 to 0)	0 (0 to 0)	0 (0 to 0)	0 (0 to 0)	0 (0 to 0)	0 (0 to 0)	0 (0 to 0)	0·5
Trichuriasis	0·2 (0·1 to 0·3)	0·1 (0 to 0·3)	0·1 (0 to 0·2)	0·1 (0 to 0·1)	0 (0 to 0·1)	0 (0 to 0·1)	0 (0 to 0)	0 (0 to 0)	0 (0 to 0)	0 (0 to 0)	0 (0 to 0)	4·2
Hookworm disease	0·1 (0 to 0·2)	0·1 (0 to 0·2)	0·1 (0 to 0·2)	0·1 (0 to 0·2)	0·1 (0 to 0·1)	0·1 (0 to 0·1)	0 (0 to 0·1)	0 (0 to 0·1)	0 (0 to 0)	0 (0 to 0)	0 (0 to 0)	7
Food-borne trematodiases	0 (0 to 0)	0 (0 to 0)	0 (0 to 0)	0 (0 to 0)	0 (0 to 0)	0 (0 to 0)	0 (0 to 0)	0 (0 to 0)	0 (0 to 0)	0 (0 to 0)	0 (0 to 0)	0
Leprosy	0 (0 to 0)	0 (0 to 0)	0 (0 to 0)	0 (0 to 0)	0 (0 to 0)	0 (0 to 0)	0 (0 to 0)	0 (0 to 0)	0 (0 to 0)	0 (0 to 0)	0 (0 to 0)	0·2
Ebola	0 (0 to 0)	0 (0 to 0)	0 (0 to 0)	0 (0 to 0)	0 (0 to 0)	0 (0 to 0)	0 (0 to 0)	0 (0 to 0)	0 (0 to 0)	0 (0 to 0)	0 (0 to 0)	0
Zika virus	0 (0 to 0)	0 (0 to 0)	0 (0 to 0)	0 (0 to 0)	0 (0 to 0)	0 (0 to 0)	0 (0 to 0)	0 (0 to 0)	0 (0 to 0)	0 (0 to 0)	0 (0 to 0)	0
Guinea worm disease	0 (0 to 0)	0 (0 to 0)	0 (0 to 0)	0 (0 to 0)	0 (0 to 0)	0 (0 to 0)	0 (0 to 0)	0 (0 to 0)	0 (0 to 0)	0 (0 to 0)	0 (0 to 0)	0
Other neglected tropical diseases	0·9 (0·3 to 1·9)	1 (0·4 to 2·1)	1·1 (0·4 to 2)	0·4 (0·1 to 0·8)	0·6 (0·3 to 1)	0·3 (0·1 to 0·6)	0·5 (0·2 to 0·9)	0·2 (0·1 to 0·4)	0·5 (0·2 to 1·1)	0·1 (0·1 to 0·2)	0·1 (0 to 0·2)	20·3
Other infectious diseases	4·3 (3·1 to 6)	4·8 (3·5 to 6·5)	4 (2·8 to 5·5)	3·2 (2·4 to 4·3)	2·4 (1·8 to 3·1)	1·9 (1·4 to 2·5)	1·4 (1 to 1·9)	1·3 (0·9 to 1·8)	1 (0·7 to 1·6)	0·5 (0·3 to 0·8)	0·7 (0·4 to 1·1)	198
Meningitis	1·3 (0·9 to 1·9)	2 (1·2 to 2·9)	0·8 (0·5 to 1·3)	1·4 (0·9 to 2·2)	0·8 (0·5 to 1·1)	0·7 (0·4 to 1)	0·5 (0·3 to 0·8)	0·4 (0·2 to 0·5)	0·3 (0·2 to 0·4)	0·1 (0·1 to 0·2)	0·4 (0·2 to 0·7)	51·9
Encephalitis	0·2 (0·1 to 0·3)	0·4 (0·3 to 0·6)	0·3 (0·2 to 0·5)	0·3 (0·2 to 0·4)	0·1 (0·1 to 0·2)	0·1 (0·1 to 0·2)	0·1 (0·1 to 0·2)	0·1 (0 to 0·1)	0 (0 to 0·1)	0 (0 to 0·1)	0 (0 to 0)	6·3
Diphtheria	0 (0 to 0)	0 (0 to 0)	0 (0 to 0)	0 (0 to 0)	0 (0 to 0)	0 (0 to 0)	0 (0 to 0)	0 (0 to 0)	0 (0 to 0)	0 (0 to 0)	0 (0 to 0)	0·1
Tetanus	0 (0 to 0)	0 (0 to 0)	0 (0 to 0)	0 (0 to 0)	0 (0 to 0)	0 (0 to 0)	0 (0 to 0)	0 (0 to 0)	0 (0 to 0)	0 (0 to 0)	0 (0 to 0)	0·5
Measles	0 (0 to 0)	0 (0 to 0)	0 (0 to 0)	0 (0 to 0)	0 (0 to 0)	0 (0 to 0)	0 (0 to 0)	0 (0 to 0)	0 (0 to 0)	0 (0 to 0)	0 (0 to 0)	51·1
Varicella and herpes zoster	0·2 (0·1 to 0·4)	0·3 (0·1 to 0·5)	0·3 (0·2 to 0·6)	0·4 (0·2 to 0·6)	0·4 (0·2 to 0·7)	0·3 (0·1 to 0·5)	0·2 (0·1 to 0·4)	0·3 (0·1 to 0·6)	0·2 (0·1 to 0·6)	0·2 (0 to 0·5)	0·1 (0 to 0·3)	6·1
Acute hepatitis	0·4 (0·2 to 0·7)	0·3 (0·2 to 0·6)	0·3 (0·2 to 0·6)	0·3 (0·2 to 0·5)	0·3 (0·1 to 0·5)	0·2 (0·1 to 0·3)	0·1 (0 to 0·1)	0·1 (0 to 0·1)	0 (0 to 0·1)	0 (0 to 0)	0 (0 to 0)	6·9
Acute hepatitis A	0·1 (0 to 0·2)	0·1 (0 to 0·1)	0 (0 to 0·1)	0 (0 to 0)	0 (0 to 0·1)	0 (0 to 0·1)	0 (0 to 0)	0 (0 to 0)	0 (0 to 0)	0 (0 to 0)	0 (0 to 0)	2·9
Acute hepatitis B	0·3 (0·1 to 0·6)	0·2 (0·1 to 0·5)	0·2 (0·1 to 0·5)	0·3 (0·1 to 0·5)	0·2 (0·1 to 0·3)	0·1 (0 to 0·2)	0·1 (0 to 0·1)	0 (0 to 0·1)	0 (0 to 0·1)	0 (0 to 0)	0 (0 to 0)	3·4
Acute hepatitis C	0 (0 to 0)	0 (0 to 0)	0 (0 to 0·1)	0 (0 to 0)	0 (0 to 0·1)	0 (0 to 0)	0 (0 to 0)	0 (0 to 0)	0 (0 to 0)	0 (0 to 0)	0 (0 to 0)	0·2
Acute hepatitis E	0 (0 to 0)	0 (0 to 0)	0 (0 to 0)	0 (0 to 0)	0 (0 to 0)	0 (0 to 0)	0 (0 to 0)	0 (0 to 0)	0 (0 to 0)	0 (0 to 0)	0 (0 to 0)	0·3
Other unspecified infectious diseases	2 (1·1 to 3·3)	1·7 (0·9 to 2·8)	2·1 (1·2 to 3·2)	0·9 (0·5 to 1·4)	0·9 (0·5 to 1·4)	0·6 (0·4 to 1)	0·5 (0·3 to 0·8)	0·5 (0·3 to 0·8)	0·4 (0·2 to 0·7)	0·2 (0·1 to 0·3)	0·1 (0·1 to 0·2)	29·5
Maternal and neonatal disorders	17·7 (12·4 to 24·5)	9·6 (7·2 to 12·8)	6·5 (4·7 to 8·5)	4·6 (3·3 to 6)	2·8 (2·1 to 3·6)	1·3 (1 to 1·6)	0·4 (0·3 to 0·6)	0·1 (0·1 to 0·2)	0 (0 to 0·1)	0 (0 to 0)	0 (0 to 0)	1,100
Maternal disorders	8·2 (3·8 to 14·4)	1·5 (0·6 to 3·2)	0 (0 to 0)	0 (0 to 0)	0 (0 to 0)	0 (0 to 0)	0 (0 to 0)	0 (0 to 0)	0 (0 to 0)	0 (0 to 0)	0 (0 to 0)	92·8
Maternal hemorrhage	1·6 (0·7 to 3·1)	0·1 (0 to 0·3)	0 (0 to 0)	0 (0 to 0)	0 (0 to 0)	0 (0 to 0)	0 (0 to 0)	0 (0 to 0)	0 (0 to 0)	0 (0 to 0)	0 (0 to 0)	17·4
Maternal sepsis and other maternal infections	0·1 (0 to 0·2)	0 (0 to 0·1)	0 (0 to 0)	0 (0 to 0)	0 (0 to 0)	0 (0 to 0)	0 (0 to 0)	0 (0 to 0)	0 (0 to 0)	0 (0 to 0)	0 (0 to 0)	2·8
Maternal hypertensive disorders	1 (0·4 to 1·8)	0·3 (0·1 to 0·5)	0 (0 to 0)	0 (0 to 0)	0 (0 to 0)	0 (0 to 0)	0 (0 to 0)	0 (0 to 0)	0 (0 to 0)	0 (0 to 0)	0 (0 to 0)	14·8
Maternal obstructed labor and uterine rupture	0·3 (0·1 to 0·7)	0 (0 to 0·1)	0 (0 to 0)	0 (0 to 0)	0 (0 to 0)	0 (0 to 0)	0 (0 to 0)	0 (0 to 0)	0 (0 to 0)	0 (0 to 0)	0 (0 to 0)	5·5
Maternal abortion and miscarriage	0·7 (0·2 to 1·5)	0·2 (0·1 to 0·4)	0 (0 to 0)	0 (0 to 0)	0 (0 to 0)	0 (0 to 0)	0 (0 to 0)	0 (0 to 0)	0 (0 to 0)	0 (0 to 0)	0 (0 to 0)	4·2
Ectopic pregnancy	0 (0 to 0·1)	0·2 (0·1 to 0·4)	0 (0 to 0)	0 (0 to 0)	0 (0 to 0)	0 (0 to 0)	0 (0 to 0)	0 (0 to 0)	0 (0 to 0)	0 (0 to 0)	0 (0 to 0)	1·8
Indirect maternal deaths	0·1 (0 to 0·2)	0 (0 to 0)	--	--	--	--	--	--	--	--	--	NA
Late maternal deaths	0·2 (0·1 to 0·4)	0 (0 to 0·1)	--	--	--	--	--	--	--	--	--	NA
Maternal deaths aggravated by HIV/AIDS	0 (0 to 0)	0 (0 to 0)	--	--	--	--	--	--	--	--	--	NA
Neonatal disorders	9·5 (7 to 12·6)	8·1 (5·9 to 10·8)	6·5 (4·7 to 8·5)	4·6 (3·3 to 6)	2·8 (2·1 to 3·6)	1·3 (1 to 1·6)	0·4 (0·3 to 0·6)	0·1 (0·1 to 0·2)	0 (0 to 0·1)	0 (0 to 0)	0 (0 to 0)	1,000
Neonatal preterm birth	6·5 (4·6 to 8·8)	5·4 (3·8 to 7·4)	4·2 (3 to 5·7)	2·9 (2 to 3·9)	1·7 (1·3 to 2·2)	0·8 (0·6 to 1)	0·3 (0·2 to 0·3)	0·1 (0 to 0·1)	0 (0 to 0)	0 (0 to 0)	0 (0 to 0)	559
Neonatal encephalopathy due to birth asphyxia and trauma	1·5 (0·7 to 2·7)	1·3 (0·6 to 2·3)	1·1 (0·5 to 2)	0·8 (0·4 to 1·5)	0·5 (0·3 to 0·7)	0·2 (0·1 to 0·3)	0 (0 to 0·1)	0 (0 to 0)	0 (0 to 0)	0 (0 to 0)	0 (0 to 0)	254
Neonatal sepsis and other neonatal infections	1·3 (0·6 to 2·4)	1·2 (0·6 to 2·2)	1 (0·5 to 1·8)	0·8 (0·4 to 1·4)	0·6 (0·3 to 0·9)	0·3 (0·2 to 0·5)	0·1 (0·1 to 0·2)	0·1 (0 to 0·1)	0 (0 to 0)	0 (0 to 0)	0 (0 to 0)	74·1
Hemolytic disease and other neonatal jaundice	0·2 (0·1 to 0·2)	0·2 (0·1 to 0·2)	0·1 (0·1 to 0·2)	0·1 (0·1 to 0·1)	0·1 (0 to 0·1)	0 (0 to 0)	0 (0 to 0)	0 (0 to 0)	0 (0 to 0)	0 (0 to 0)	0 (0 to 0)	3·7
Other neonatal disorders	0 (0 to 0)	0 (0 to 0)	0 (0 to 0)	0 (0 to 0)	0 (0 to 0)	0 (0 to 0)	0 (0 to 0)	0 (0 to 0)	0 (0 to 0)	0 (0 to 0)	0 (0 to 0)	114
Nutritional deficiencies	24 (9·3 to 47·2)	26·6 (12·3 to 49·4)	27·2 (11·4 to 49·6)	18·8 (8·1 to 35·4)	17·7 (8 to 33)	13·8 (7 to 23·9)	10·9 (6·2 to 17·4)	11·6 (6·9 to 17·6)	9·5 (6·2 to 13·5)	7·7 (4·9 to 11)	2·6 (1·6 to 3·8)	422
Protein-energy malnutrition	2·8 (1·9 to 4)	2·7 (1·8 to 3·9)	2·5 (1·6 to 3·5)	2·5 (1·7 to 3·5)	2·7 (1·8 to 3·8)	2·7 (1·8 to 4)	3·4 (2·1 to 5·3)	4·9 (2·9 to 7·7)	4·5 (2·7 to 7·1)	5·4 (3·1 to 8·6)	1·4 (0·7 to 2·4)	77·8
Iodine deficiency	0 (0 to 0·1)	0 (0 to 0·1)	0 (0 to 0·1)	0 (0 to 0·1)	0 (0 to 0·1)	0 (0 to 0)	0 (0 to 0)	0 (0 to 0)	0 (0 to 0)	0 (0 to 0)	0 (0 to 0)	0·5
Vitamin A deficiency	0 (0 to 0)	0 (0 to 0)	0 (0 to 0)	0 (0 to 0)	0 (0 to 0)	0 (0 to 0)	0 (0 to 0)	0 (0 to 0)	0 (0 to 0)	0 (0 to 0)	0 (0 to 0)	2·1
Dietary iron deficiency	20·6 (6·2 to 43·5)	23 (9·1 to 45·6)	23·9 (8·7 to 45·5)	15·7 (5 to 32)	14·4 (5·2 to 29·4)	10·7 (3·9 to 20·2)	7·3 (2·9 to 13·7)	6·5 (2·7 to 12)	4·9 (2·3 to 8·4)	2·2 (1 to 3·8)	1·1 (0·5 to 2)	333
Other nutritional deficiencies	0·6 (0·3 to 0·9)	0·8 (0·5 to 1·2)	0·8 (0·4 to 1·2)	0·6 (0·4 to 0·9)	0·6 (0·3 to 0·9)	0·4 (0·2 to 0·5)	0·2 (0·1 to 0·3)	0·2 (0·1 to 0·3)	0·1 (0·1 to 0·1)	0 (0 to 0·1)	0 (0 to 0)	8·6
Non-communicable diseases	1,280 (1,060 to 1,530)	1,560 (1,320 to 1,840)	1,600 (1,340 to 1,870)	1,700 (1,460 to 1,970)	1,620 (1,410 to 1,860)	1,200 (1,040 to 1,370)	1,030 (909 to 1,170)	919 (815 to 1,030)	648 (577 to 723)	330 (296 to 369)	192 (176 to 209)	17,100
Neoplasms	202 (157 to 253)	269 (211 to 330)	265 (210 to 329)	274 (219 to 335)	262 (211 to 325)	162 (131 to 200)	130 (106 to 158)	95·5 (74·9 to 117)	51·4 (39·4 to 63·8)	21·4 (15·6 to 27)	8·3 (4·9 to 11·3)	2,160
Lip and oral cavity cancer	1·5 (1 to 2·2)	1·4 (0·9 to 2·2)	1·6 (1·1 to 2·5)	1·5 (0·9 to 2·2)	2 (1·3 to 3)	1·1 (0·7 to 1·7)	1 (0·7 to 1·5)	1 (0·6 to 1·4)	0·6 (0·4 to 0·9)	0·3 (0·2 to 0·4)	0 (0 to 0·1)	14·4
Nasopharynx cancer	3·5 (2·1 to 5·3)	4·9 (3 to 7·3)	2·1 (1·3 to 3·3)	1·2 (0·7 to 1·9)	2·4 (1·4 to 3·8)	0·9 (0·5 to 1·5)	1·1 (0·7 to 1·8)	0·5 (0·3 to 0·9)	0·1 (0·1 to 0·2)	0 (0 to 0·1)	0 (0 to 0)	20·6
Other pharynx cancer	0·2 (0·1 to 0·3)	0·3 (0·2 to 0·5)	0·4 (0·2 to 0·6)	0·3 (0·2 to 0·4)	0·2 (0·1 to 0·4)	0·1 (0·1 to 0·2)	0·1 (0 to 0·1)	0·1 (0 to 0·1)	0 (0 to 0·1)	0 (0 to 0)	0 (0 to 0)	2
Esophageal cancer	0·5 (0·3 to 0·8)	1·7 (1·1 to 2·5)	0·7 (0·4 to 1)	1·5 (0·9 to 2·2)	1·1 (0·7 to 1·6)	0·7 (0·4 to 1)	0·7 (0·4 to 1)	0·2 (0·1 to 0·4)	0·5 (0·3 to 0·7)	0·8 (0·5 to 1·2)	0 (0 to 0)	9·2
Stomach cancer	6·1 (3·9 to 8·9)	8·8 (6·1 to 12·5)	7·6 (5·1 to 11·1)	10·8 (7·4 to 15·3)	11 (7·7 to 15·7)	9·7 (6·9 to 13·9)	7·8 (5·3 to 10·7)	4·5 (3 to 6·5)	3·3 (2·3 to 4·7)	3·2 (2·1 to 4·8)	0·8 (0·4 to 1·2)	89·1
Colon and rectum cancer	15·9 (10·7 to 23·3)	21·7 (14·5 to 31·7)	27·4 (18·5 to 39·5)	28·6 (18·7 to 42)	27·6 (19·2 to 39·3)	17·3 (12·1 to 24·4)	16·3 (11·2 to 22)	14·3 (9·8 to 20)	10·6 (7·2 to 15·3)	3·1 (2 to 4·6)	1·9 (1 to 2·9)	208
Liver cancer	3 (1·6 to 5·1)	5·5 (3·1 to 9·1)	5·3 (3·1 to 8·8)	5·7 (3·3 to 9·1)	4·5 (2·6 to 7·3)	2·3 (1·4 to 3·7)	2·9 (1·8 to 4·5)	1·9 (1·1 to 2·8)	1·1 (0·6 to 1·7)	0·2 (0·1 to 0·3)	0 (0 to 0·1)	38·6
Liver cancer due to hepatitis B	1·6 (0·8 to 2·8)	2·7 (1·3 to 4·8)	2·4 (1·2 to 4·2)	2·3 (1·1 to 4)	1·6 (0·7 to 2·9)	0·7 (0·3 to 1·3)	0·7 (0·3 to 1·3)	0·4 (0·2 to 0·8)	0·2 (0·1 to 0·4)	0 (0 to 0·1)	0 (0 to 0)	16
Liver cancer due to hepatitis C	0·5 (0·2 to 1)	1·2 (0·5 to 2·2)	1·4 (0·6 to 2·6)	1·7 (0·7 to 3·3)	1·5 (0·7 to 2·7)	0·8 (0·4 to 1·5)	1·2 (0·6 to 2)	0·9 (0·5 to 1·4)	0·6 (0·3 to 0·9)	0·1 (0·1 to 0·2)	0 (0 to 0)	10·1
Liver cancer due to alcohol use	0·2 (0·1 to 0·5)	0·4 (0·2 to 0·9)	0·4 (0·2 to 0·9)	0·5 (0·2 to 1)	0·4 (0·2 to 0·8)	0·2 (0·1 to 0·4)	0·2 (0·1 to 0·4)	0·1 (0·1 to 0·2)	0·1 (0 to 0·1)	0 (0 to 0)	0 (0 to 0)	2·8
Liver cancer due to NASH	0·4 (0·2 to 0·9)	0·8 (0·4 to 1·6)	0·8 (0·3 to 1·6)	0·9 (0·4 to 1·7)	0·8 (0·4 to 1·5)	0·4 (0·2 to 0·8)	0·6 (0·3 to 1·1)	0·4 (0·2 to 0·7)	0·2 (0·1 to 0·4)	0 (0 to 0·1)	0 (0 to 0)	6·3
Liver cancer due to other causes	0·2 (0·1 to 0·5)	0·4 (0·2 to 0·8)	0·3 (0·1 to 0·7)	0·3 (0·1 to 0·6)	0·2 (0·1 to 0·4)	0·1 (0 to 0·2)	0·1 (0·1 to 0·2)	0·1 (0 to 0·2)	0 (0 to 0·1)	0 (0 to 0)	0 (0 to 0)	3·4
Gallbladder and biliary tract cancer	0·9 (0·5 to 1·5)	1·1 (0·6 to 1·7)	1·3 (0·8 to 2)	1·6 (1 to 2·5)	1·7 (1·1 to 2·7)	1·1 (0·7 to 1·7)	0·9 (0·6 to 1·5)	0·8 (0·5 to 1·3)	0·4 (0·2 to 0·6)	0·1 (0·1 to 0·2)	0 (0 to 0·1)	10·6
Pancreatic cancer	7·8 (5·1 to 11·1)	10·6 (6·8 to 15·4)	14 (9·1 to 19·8)	13·8 (9·3 to 19·6)	14·6 (9·8 to 20·7)	10·4 (7·3 to 14·5)	8·9 (6·1 to 12·4)	6·2 (4 to 9·1)	4 (2·6 to 5·7)	0·4 (0·3 to 0·7)	0·1 (0·1 to 0·2)	97·5
Larynx cancer	0·4 (0·2 to 0·7)	0·6 (0·4 to 1)	0·7 (0·4 to 1·1)	0·9 (0·5 to 1·3)	0·7 (0·4 to 1)	0·2 (0·1 to 0·3)	0·3 (0·2 to 0·4)	0·1 (0 to 0·1)	0 (0 to 0·1)	0 (0 to 0)	0 (0 to 0)	4
Tracheal, bronchus, and lung cancer	35·8 (23·1 to 52)	62·4 (40·9 to 90·7)	59·6 (40·1 to 84·1)	78·3 (52·2 to 112)	88 (61·5 to 121)	46·8 (31·6 to 64·8)	37·4 (25·4 to 52·2)	23·9 (15·8 to 34·9)	7·9 (5·1 to 11·5)	4·2 (2·6 to 6·2)	1·5 (0·7 to 2·4)	477
Malignant skin melanoma	0·1 (0·1 to 0·2)	0·2 (0·1 to 0·3)	0·2 (0·1 to 0·3)	0·2 (0·1 to 0·3)	0·3 (0·2 to 0·6)	0·2 (0·1 to 0·3)	0·1 (0·1 to 0·3)	0·2 (0·1 to 0·3)	0·1 (0 to 0·1)	0 (0 to 0·1)	0·1 (0 to 0·2)	2·5
Non-melanoma skin cancer	0·1 (0·1 to 0·2)	0·2 (0·1 to 0·4)	0·4 (0·2 to 0·7)	0·2 (0·1 to 0·3)	0·2 (0·1 to 0·4)	0·4 (0·2 to 0·7)	0·2 (0·1 to 0·3)	0·3 (0·1 to 0·4)	0·7 (0·4 to 1·3)	0·1 (0·1 to 0·2)	0 (0 to 0·1)	3·4
Non-melanoma skin cancer (squamous-cell carcinoma)	0·1 (0·1 to 0·2)	0·2 (0·1 to 0·4)	0·4 (0·2 to 0·7)	0·2 (0·1 to 0·3)	0·2 (0·1 to 0·4)	0·4 (0·2 to 0·7)	0·2 (0·1 to 0·3)	0·3 (0·1 to 0·4)	0·7 (0·4 to 1·3)	0·1 (0·1 to 0·2)	0 (0 to 0·1)	3·4
Non-melanoma skin cancer (basal-cell carcinoma)	0 (0 to 0)	0 (0 to 0)	0 (0 to 0)	0 (0 to 0)	0 (0 to 0)	0 (0 to 0)	0 (0 to 0)	0 (0 to 0)	0 (0 to 0)	0 (0 to 0)	0 (0 to 0)	0
Breast cancer	58·8 (40·6 to 82·5)	66·8 (46·6 to 91·8)	64·7 (46·4 to 89·1)	54·4 (39·7 to 72)	41·9 (30·4 to 56·4)	29·3 (20·9 to 40·5)	21·5 (15·5 to 29·1)	19·9 (13·7 to 27·9)	10·7 (7·2 to 15·1)	4 (2·6 to 5·7)	1·1 (0·5 to 1·8)	476
Cervical cancer	23·4 (15 to 34·3)	26·7 (16·7 to 39·2)	23·1 (15·2 to 33·8)	15·3 (10 to 22·4)	15 (9·9 to 22·3)	8·8 (5·8 to 12·9)	5·4 (3·5 to 7·5)	3·3 (2·1 to 4·8)	3·1 (2 to 4·6)	1·2 (0·8 to 1·9)	0·5 (0·2 to 0·8)	172
Uterine cancer	8·6 (5 to 13·6)	12·4 (7·5 to 19·5)	11·1 (6·7 to 17·2)	14 (8·8 to 21·5)	14·7 (9·2 to 22·7)	6 (3·7 to 9·1)	2·9 (1·9 to 4·4)	4 (2·4 to 6·2)	1·1 (0·7 to 1·7)	0·1 (0·1 to 0·1)	0 (0 to 0)	82·4
Ovarian cancer	14 (9·5 to 19·8)	16·5 (10·8 to 23·8)	15·7 (10·2 to 22·9)	12·7 (8·4 to 18·6)	11·7 (7·8 to 16·4)	6·9 (4·5 to 10)	4·5 (3 to 6·7)	4 (2·5 to 6)	1·7 (1·1 to 2·6)	0·6 (0·3 to 0·9)	0 (0 to 0·1)	107
Prostate cancer	0 (0 to 0)	0 (0 to 0)	0 (0 to 0)	0 (0 to 0)	0 (0 to 0)	0 (0 to 0)	0 (0 to 0)	0 (0 to 0)	0 (0 to 0)	0 (0 to 0)	0 (0 to 0)	0
Testicular cancer	--	--	--	--	--	--	--	--	--	--	--	NA
Kidney cancer	0·9 (0·5 to 1·4)	1·1 (0·6 to 1·7)	1·2 (0·7 to 1·8)	1·5 (0·9 to 2·4)	1·6 (1 to 2·4)	0·9 (0·6 to 1·5)	1 (0·6 to 1·5)	0·7 (0·4 to 1·1)	0·2 (0·1 to 0·3)	0·2 (0·1 to 0·4)	0 (0 to 0)	13·3
Bladder cancer	0·8 (0·5 to 1·1)	2·2 (1·4 to 3·2)	2·2 (1·4 to 3·2)	2·5 (1·6 to 3·6)	2 (1·3 to 3)	2 (1·3 to 2·9)	1·7 (1·1 to 2·4)	1·2 (0·8 to 1·9)	0·6 (0·4 to 0·9)	0·2 (0·1 to 0·3)	0·8 (0·4 to 1·2)	17·8
Brain and central nervous system cancer	3·5 (2·1 to 5·5)	3·2 (1·9 to 4·9)	3·8 (2·2 to 5·8)	3 (1·9 to 4·7)	2·5 (1·6 to 3·7)	1·3 (0·8 to 2)	1 (0·6 to 1·7)	1 (0·5 to 1·9)	0·2 (0·1 to 0·3)	0·5 (0·2 to 0·9)	0 (0 to 0)	53·8
Thyroid cancer	0·5 (0·2 to 0·8)	2·1 (1·1 to 3·5)	2·4 (1·4 to 3·7)	2·1 (1·3 to 3·3)	1·6 (1 to 2·5)	2 (1·2 to 3·3)	1 (0·6 to 1·6)	0·6 (0·3 to 0·9)	0·8 (0·4 to 1·2)	0·5 (0·3 to 0·9)	0 (0 to 0)	15·3
Mesothelioma	0·1 (0 to 0·2)	0·1 (0·1 to 0·3)	0·1 (0 to 0·2)	0·1 (0 to 0·2)	0·1 (0 to 0·2)	0 (0 to 0·1)	0 (0 to 0)	0 (0 to 0)	0 (0 to 0)	0 (0 to 0)	0 (0 to 0)	0·7
Hodgkin lymphoma	0·2 (0·1 to 0·4)	0·1 (0 to 0·2)	0·2 (0·1 to 0·4)	0·4 (0·2 to 0·7)	0·1 (0·1 to 0·2)	0·2 (0·1 to 0·3)	0·1 (0 to 0·1)	0 (0 to 0·1)	0 (0 to 0)	0 (0 to 0)	0 (0 to 0)	2·7
Non-Hodgkin lymphoma	3·6 (2·3 to 5·7)	3 (2 to 4·6)	5·2 (3·4 to 8)	7·2 (4·5 to 10·4)	4·2 (2·7 to 6)	4·3 (2·8 to 6·3)	5 (3·3 to 7·5)	2·4 (1·5 to 3·5)	1·2 (0·8 to 1·9)	0·3 (0·2 to 0·4)	0·1 (0 to 0·1)	67·2
Multiple myeloma	0·7 (0·4 to 1·1)	2·3 (1·4 to 3·6)	2·6 (1·7 to 3·8)	2·7 (1·8 to 3·9)	2 (1·4 to 2·9)	1·5 (1 to 2·2)	1·2 (0·8 to 1·7)	0·3 (0·2 to 0·4)	0·1 (0 to 0·1)	0·2 (0·1 to 0·3)	0 (0 to 0)	14·5
Leukemia	7·7 (4·9 to 11·4)	8·2 (5·3 to 12·2)	5·3 (3·4 to 7·6)	6·7 (4·3 to 10·3)	4·3 (2·8 to 6·4)	3·5 (2·3 to 5·3)	3·7 (2·5 to 5·4)	2 (1·2 to 3)	1·1 (0·6 to 1·7)	0·4 (0·2 to 0·6)	1 (0·5 to 1·7)	97·3
Acute lymphoid leukemia	0·3 (0·1 to 0·6)	0·3 (0·1 to 0·8)	0·3 (0·1 to 0·6)	0·1 (0·1 to 0·2)	0·1 (0·1 to 0·3)	0 (0 to 0·1)	0·1 (0 to 0·2)	0 (0 to 0)	0 (0 to 0)	0 (0 to 0)	0 (0 to 0·1)	7·8
Chronic lymphoid leukemia	0·1 (0 to 0·1)	0·1 (0·1 to 0·2)	0·2 (0·1 to 0·3)	0·1 (0·1 to 0·3)	0·2 (0·1 to 0·3)	0·1 (0 to 0·1)	0 (0 to 0·1)	0 (0 to 0)	0 (0 to 0)	0 (0 to 0)	0 (0 to 0)	1·2
Acute myeloid leukemia	3·1 (1·6 to 5·5)	2·2 (1·1 to 4·4)	1·9 (0·9 to 3·7)	1·2 (0·5 to 2·5)	0·8 (0·3 to 1·9)	0·4 (0·2 to 1·2)	0·5 (0·2 to 1·4)	0·2 (0·1 to 0·5)	0·2 (0·1 to 0·5)	0 (0 to 0)	0 (0 to 0)	27

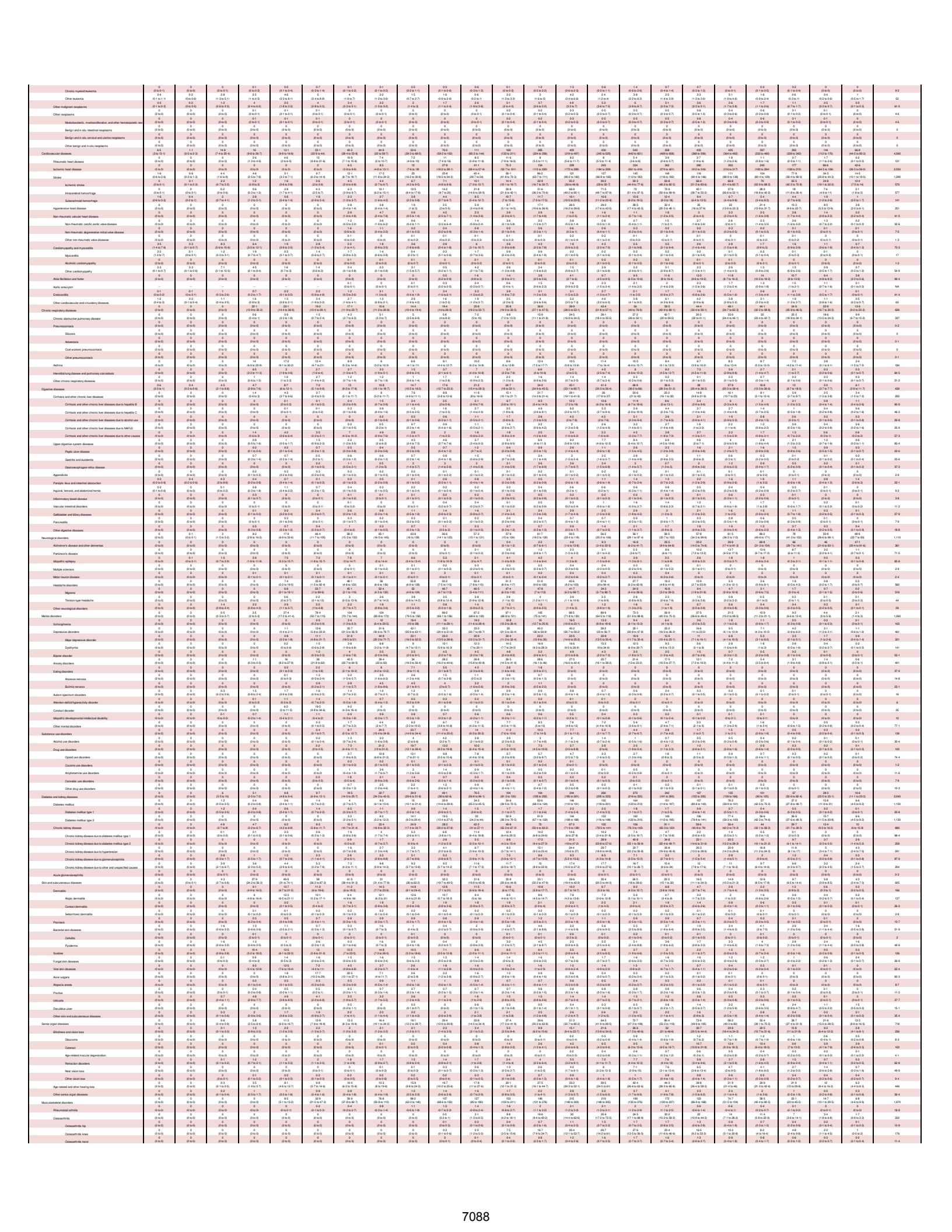

Osteoarthritis other	0 (0 to 0)	0 (0 to 0)	0 (0 to 0)	0 (0 to 0)	0 (0 to 0)	0 (0 to 0)	0 (0 to 0)	0 (0 to 0)	0 (0 to 0)	0 (0 to 0)	0 (0 to 1)	0.2 (0 to 0.5)	0.6 (0 to 1.5)	1.4 (0.4 to 3.1)	2.3 (1.0 to 4.8)	3.2 (1.4 to 7)	3.5 (1.4 to 7.5)	3.5 (1.4 to 7.3)	2.8 (1.4 to 5.6)	2 (1.0 to 4.1)	1.7 (0.9 to 3.5)	1.2 (0.4 to 3.4)	0.6 (0.3 to 1.3)	0.3 (0.2 to 0.7)	23.5
Low back pain	0 (0 to 0)	0 (0 to 0)	0 (0 to 0)	0 (0 to 0)	5.6 (2.4 to 10.3)	20 (10 to 38.5)	27.6 (22.2 to 40.1)	46.7 (37.6 to 72.9)	59.1 (50.1 to 81.6)	61.3 (50.3 to 80.4)	57.1 (47.1 to 67.9)	52.4 (42.4 to 63.4)	50.9 (41.1 to 61.2)	50.5 (43.9 to 58)	50.1 (43.9 to 59)	50.2 (43.9 to 60)	50.1 (43.5 to 59.5)	50.2 (43.2 to 59.2)	50.2 (43.2 to 59.2)	50.2 (43.2 to 59.2)	50.2 (43.2 to 59.2)	50.2 (43.2 to 59.2)	50.2 (43.2 to 59.2)	50.2 (43.2 to 59.2)	982
Neck pain	0 (0 to 0)	0 (0 to 0)	0 (0 to 0)	0.4 (0 to 1)	2.5 (1.1 to 5)	5.5 (2.4 to 10.3)	9.7 (4.2 to 19.3)	14.5 (6.6 to 27.9)	19.2 (9.3 to 36.3)	25.6 (12.9 to 49.7)	32.6 (16.4 to 62)	39.9 (20.1 to 74.9)	47.2 (23.8 to 87.7)	54.5 (27.5 to 100.6)	61.8 (31.2 to 113.8)	69.1 (34.9 to 126.9)	76.4 (38.6 to 139.8)	83.7 (42.3 to 153.5)	91 (46 to 167.2)	98.3 (49.7 to 180.6)	105.6 (53.4 to 194)	112.9 (57.1 to 207.3)	120.2 (60.8 to 220.7)	127.5 (64.5 to 234.1)	313
Gout	0 (0 to 0)	0 (0 to 0)	0 (0 to 0)	0 (0 to 0)	0 (0 to 0)	0 (0 to 0)	0 (0 to 0)	0 (0 to 0)	0 (0 to 0)	0 (0 to 0)	0 (0 to 0)	0 (0 to 0)	0 (0 to 0)	0 (0 to 0)	0 (0 to 0)	0 (0 to 0)	0 (0 to 0)	0 (0 to 0)	0 (0 to 0)	0 (0 to 0)	0 (0 to 0)	0 (0 to 0)	0 (0 to 0)	0 (0 to 0)	0 (0 to 0)	10.5
Other musculoskeletal disorders	0 (0 to 0)	0 (0 to 0)	0 (0 to 0)	2.2 (1.3 to 3.5)	5.2 (2.9 to 8.4)	9.4 (5.2 to 15)	19.4 (13.3 to 29.6)	30.3 (19.4 to 45.5)	41.2 (21.1 to 69.5)	54.3 (22.1 to 100)	67.4 (22.2 to 126.3)	80.8 (22.2 to 156.9)	94.2 (22.2 to 187.5)	107.6 (22.2 to 218.1)	121 (22.2 to 249.7)	134.4 (22.2 to 281.3)	147.8 (22.2 to 313)	161.2 (22.2 to 344.8)	174.6 (22.2 to 376.4)	188 (22.2 to 408)	201.4 (22.2 to 439.6)	214.8 (22.2 to 471.2)	228.2 (22.2 to 502.8)	241.6 (22.2 to 534.4)	424
Other non-communicable diseases	60.3 (52.4 to 148)	40.9 (24.4 to 67.9)	111 (68.4 to 182)	55.7 (39.3 to 78.9)	28.6 (16.3 to 47.5)	34 (19.2 to 56.2)	45.3 (30.2 to 68.1)	77.3 (57.8 to 117)	121.8 (97.2 to 161)	169.9 (138.9 to 192)	218.1 (177.5 to 251)	266.2 (215.7 to 310)	314.4 (252.9 to 369)	362.6 (290.1 to 428)	410.8 (327.3 to 487)	459 (364.5 to 546)	507.2 (401.7 to 605)	555.4 (438.9 to 664)	603.6 (476 to 723)	651.8 (513.2 to 782)	700 (550.4 to 841)	748.2 (587.6 to 900)	796.4 (624.8 to 959)	844.6 (662 to 1,018)	1,020
Congenital birth defects	91.2 (51.1 to 148)	36 (20.4 to 58.4)	89.5 (48.9 to 146)	39.9 (21.5 to 67.9)	15.6 (11.3 to 21.4)	13.2 (9.3 to 18.4)	6.2 (4.4 to 8.4)	4.6 (3.3 to 6.2)	3.6 (2.6 to 5.1)	3.1 (2.2 to 4.2)	2.8 (2 to 3.8)	2.7 (1.9 to 3.7)	2.6 (1.9 to 3.5)	2.6 (1.9 to 3.5)	2.6 (1.9 to 3.5)	2.6 (1.9 to 3.5)	2.6 (1.9 to 3.5)	2.6 (1.9 to 3.5)	2.6 (1.9 to 3.5)	2.6 (1.9 to 3.5)	2.6 (1.9 to 3.5)	2.6 (1.9 to 3.5)	2.6 (1.9 to 3.5)	2.6 (1.9 to 3.5)	332
Neural tube defects	24.3 (7 to 52.3)	3.7 (0.4 to 10.9)	11.1 (2.3 to 29.9)	2.1 (0.2 to 7.7)	0.3 (0.2 to 0.4)	0.3 (0.2 to 0.4)	0.2 (0.1 to 0.3)	0.2 (0.1 to 0.3)	0.1 (0.1 to 0.2)	0.1 (0.1 to 0.1)	0.1 (0.1 to 0.1)	0.1 (0.1 to 0.1)	0.1 (0.1 to 0.1)	0.1 (0.1 to 0.1)	0.1 (0.1 to 0.1)	0.1 (0.1 to 0.1)	0.1 (0.1 to 0.1)	0.1 (0.1 to 0.1)	0.1 (0.1 to 0.1)	0.1 (0.1 to 0.1)	0.1 (0.1 to 0.1)	0.1 (0.1 to 0.1)	0.1 (0.1 to 0.1)	0.1 (0.1 to 0.1)	42.7
Congenital heart anomalies	24.6 (10.1 to 43)	14.1 (6.4 to 24.5)	37.1 (17.4 to 62.1)	16.6 (8.6 to 28)	4.9 (2.6 to 8)	6.9 (3.7 to 10.5)	1.2 (0.7 to 1.9)	2.2 (1.3 to 3.4)	1.4 (0.8 to 2.2)	1.4 (0.8 to 2.2)	2.4 (1.4 to 3.7)	3.4 (1.9 to 5.1)	4.5 (2.5 to 6.9)	5.5 (3.1 to 8.4)	6.6 (3.7 to 10)	7.6 (4.3 to 11.6)	8.7 (4.9 to 13.2)	9.7 (5.5 to 14.7)	10.8 (6.1 to 16.4)	11.8 (6.7 to 17.9)	12.9 (7.3 to 19.5)	13.9 (7.9 to 21.1)	15 (8.5 to 22.7)	16 (9.1 to 24.2)	116
Orofacial clefts	0 (0 to 0)	0 (0 to 0)	0.3 (0 to 0.5)	0.2 (0 to 0.5)	0.1 (0 to 0.2)	0.1 (0 to 0.2)	0.1 (0 to 0.2)	0.1 (0 to 0.2)	0.1 (0 to 0.2)	0.1 (0 to 0.2)	0.1 (0 to 0.1)	0.1 (0 to 0.1)	0.1 (0 to 0.1)	0.1 (0 to 0.1)	0.1 (0 to 0.1)	0.1 (0 to 0.1)	0.1 (0 to 0.1)	0.1 (0 to 0.1)	0.1 (0 to 0.1)	0.1 (0 to 0.1)	0.1 (0 to 0.1)	0.1 (0 to 0.1)	0.1 (0 to 0.1)	0.1 (0 to 0.1)	0.1 (0 to 0.1)	1.7
Down syndrome	1.7 (0.4 to 3.9)	1.3 (0.4 to 2.8)	3 (1.1 to 6.7)	2.4 (0.9 to 5.1)	0.4 (0.2 to 0.6)	0.3 (0.2 to 0.5)	0.2 (0.1 to 0.3)	0.1 (0.1 to 0.2)	0.1 (0.1 to 0.2)	0.1 (0.1 to 0.2)	0.2 (0.1 to 0.3)	0.2 (0.1 to 0.3)	0.3 (0.1 to 0.5)	0.3 (0.1 to 0.5)	0.3 (0.1 to 0.5)	0.2 (0.1 to 0.4)	0.2 (0.1 to 0.4)	0.2 (0.1 to 0.4)	0.2 (0.1 to 0.4)	0.2 (0.1 to 0.4)	0.2 (0.1 to 0.4)	0.2 (0.1 to 0.4)	0.2 (0.1 to 0.4)	0.2 (0.1 to 0.4)	10.4
Turner syndrome	0 (0 to 0)	0 (0 to 0)	0 (0 to 0)	0 (0 to 0)	0 (0 to 0)	0 (0 to 0)	0 (0 to 0)	0 (0 to 0)	0 (0 to 0)	0 (0 to 0)	0 (0 to 0)	0 (0 to 0)	0 (0 to 0)	0 (0 to 0)	0 (0 to 0)	0 (0 to 0)	0 (0 to 0)	0 (0 to 0)	0 (0 to 0)	0 (0 to 0)	0 (0 to 0)	0 (0 to 0)	0 (0 to 0)	0 (0 to 0)	0 (0 to 0)	0.1
Klinefelter syndrome	0 (0 to 0)	0 (0 to 0)	0 (0 to 0)	0 (0 to 0)	0 (0 to 0)	0 (0 to 0)	0 (0 to 0)	0 (0 to 0)	0 (0 to 0)	0 (0 to 0)	0 (0 to 0)	0 (0 to 0)	0 (0 to 0)	0 (0 to 0)	0 (0 to 0)	0 (0 to 0)	0 (0 to 0)	0 (0 to 0)	0 (0 to 0)	0 (0 to 0)	0 (0 to 0)	0 (0 to 0)	0 (0 to 0)	0 (0 to 0)	0 (0 to 0)	0
Other chromosomal abnormalities	2.3 (0.6 to 5.2)	3.8 (1.4 to 8)	6.6 (2.4 to 14.9)	0.9 (0.4 to 1.6)	0.8 (0.4 to 1.4)	0.5 (0.2 to 1.1)	0.2 (0.1 to 0.2)	0.2 (0.1 to 0.2)	0.2 (0.1 to 0.3)	0.1 (0.1 to 0.1)	0.1 (0.1 to 0.1)	0.1 (0.0 to 0.1)	0.1 (0.0 to 0.1)	0.1 (0.0 to 0.1)	0.1 (0.0 to 0.1)	0.1 (0.0 to 0.1)	0.1 (0.0 to 0.1)	0.1 (0.0 to 0.1)	0.1 (0.0 to 0.1)	0.1 (0.0 to 0.1)	0.1 (0.0 to 0.1)	0.1 (0.0 to 0.1)	0.1 (0.0 to 0.1)	0.1 (0.0 to 0.1)	15.7
Congenital musculoskeletal and limb anomalies	2.2 (0.6 to 5.7)	0.4 (0.1 to 0.7)	0.3 (0.1 to 1.4)	2.4 (1.4 to 3.6)	2.4 (1.3 to 3.8)	1.9 (1.1 to 3.1)	1.6 (0.9 to 2.5)	1.4 (0.8 to 2.1)	1.4 (0.8 to 2.1)	1.1 (0.6 to 1.8)	1.1 (0.6 to 1.8)	1.1 (0.6 to 1.8)	1.1 (0.6 to 1.8)	1.1 (0.6 to 1.8)	1.1 (0.6 to 1.8)	1.1 (0.6 to 1.8)	1.1 (0.6 to 1.8)	1.1 (0.6 to 1.8)	1.1 (0.6 to 1.8)	1.1 (0.6 to 1.8)	1.1 (0.6 to 1.8)	1.1 (0.6 to 1.8)	1.1 (0.6 to 1.8)	1.1 (0.6 to 1.8)	27
Urogenital congenital anomalies	1.8 (0.4 to 3.8)	0.9 (0.2 to 2.1)	1.1 (0.3 to 3.1)	0.6 (0.2 to 1.2)	0.4 (0.2 to 0.7)	0.3 (0.2 to 0.5)	0.2 (0.1 to 0.3)	0.2 (0.1 to 0.3)	0.1 (0.1 to 0.2)	0.1 (0.1 to 0.2)	0.1 (0.1 to 0.1)	0.1 (0.1 to 0.1)	0.1 (0.1 to 0.1)	0.1 (0.1 to 0.1)	0.1 (0.1 to 0.1)	0.1 (0.1 to 0.1)	0.1 (0.1 to 0.1)	0.1 (0.1 to 0.1)	0.1 (0.1 to 0.1)	0.1 (0.1 to 0.1)	0.1 (0.1 to 0.1)	0.1 (0.1 to 0.1)	0.1 (0.1 to 0.1)	0.1 (0.1 to 0.1)	6.1
Digestive congenital anomalies	7.2 (1.2 to 17.9)	4.6 (0.9 to 12)	4.6 (1.7 to 10.6)	1.2 (0.4 to 1.6)	0.6 (0.1 to 1.2)	0.6 (0.1 to 1.2)	0.5 (0.1 to 1.1)	0.5 (0 to 1)	0.5 (0 to 1)	0.5 (0 to 1)	0.5 (0 to 1)	0.5 (0 to 1)	0.5 (0 to 1)	0.5 (0 to 1)	0.5 (0 to 1)	0.5 (0 to 1)	0.5 (0 to 1)	0.5 (0 to 1)	0.5 (0 to 1)	0.5 (0 to 1)	0.5 (0 to 1)	0.5 (0 to 1)	0.5 (0 to 1)	0.5 (0 to 1)	0.5 (0 to 1)	11.3
Other congenital birth defects	9.6 (1.2 to 28.6)	5.6 (1.1 to 19)	10.1 (2.7 to 22.4)	4.1 (1.4 to 9.4)	1.5 (0.7 to 3.3)	1.5 (0.7 to 3.4)	1.4 (0.7 to 2.6)	1.4 (0.7 to 2.6)	1.3 (0.7 to 2.1)	1.3 (0.7 to 2)	1.3 (0.7 to 2)	1.3 (0.7 to 2)	1.3 (0.7 to 2)	1.3 (0.7 to 2)	1.3 (0.7 to 2)	1.3 (0.7 to 2)	1.3 (0.7 to 2)	1.3 (0.7 to 2)	1.3 (0.7 to 2)	1.3 (0.7 to 2)	1.3 (0.7 to 2)	1.3 (0.7 to 2)	1.3 (0.7 to 2)	1.3 (0.7 to 2)	101
Urinary diseases and male infertility	0.3 (0.1 to 0.6)	1.6 (0.6 to 3.1)	2.1 (0.4 to 3.9)	1.1 (0.4 to 1.9)	0.5 (0.2 to 0.9)	0.6 (0.3 to 0.8)	0.8 (0.5 to 1.5)	1.2 (0.7 to 2)	1.2 (0.7 to 1.8)	1.8 (1.2 to 2.7)	2.2 (1.5 to 3.2)	2.5 (1.7 to 3.5)	2.7 (1.8 to 3.9)	2.7 (1.8 to 3.9)	2.7 (1.8 to 3.9)	2.7 (1.8 to 3.9)	2.7 (1.8 to 3.9)	2.7 (1.8 to 3.9)	2.7 (1.8 to 3.9)	2.7 (1.8 to 3.9)	2.7 (1.8 to 3.9)	2.7 (1.8 to 3.9)	2.7 (1.8 to 3.9)	2.7 (1.8 to 3.9)	78.5
Urolithiasis	0 (0 to 0)	0 (0 to 0)	0 (0 to 0)	0 (0 to 0)	0 (0 to 0)	0 (0 to 0)	0 (0 to 0)	0 (0 to 0)	0 (0 to 0)	0 (0 to 0)	0 (0 to 0)	0 (0 to 0)	0 (0 to 0)	0 (0 to 0)	0 (0 to 0)	0 (0 to 0)	0 (0 to 0)	0 (0 to 0)	0 (0 to 0)	0 (0 to 0)	0 (0 to 0)	0 (0 to 0)	0 (0 to 0)	0 (0 to 0)	0 (0 to 0)	2.2
Benign prostatic hyperplasia	0 (0 to 0)	0 (0 to 0)	0 (0 to 0)	0 (0 to 0)	0 (0 to 0)	0 (0 to 0)	0 (0 to 0)	0 (0 to 0)	0 (0 to 0)	0 (0 to 0)	0 (0 to 0)	0 (0 to 0)	0 (0 to 0)	0 (0 to 0)	0 (0 to 0)	0 (0 to 0)	0 (0 to 0)	0 (0 to 0)	0 (0 to 0)	0 (0 to 0)	0 (0 to 0)	0 (0 to 0)	0 (0 to 0)	0 (0 to 0)	0 (0 to 0)	0
Male infertility	–	–	–	–	–	–	–	–	–	–	–	–	–	–	–	–	–	–	–	–	–	–	–	–	–	NA
Other urinary diseases	0 (0 to 0.2)	0 (0 to 0)	0.4 (0.2 to 1)	0.1 (0 to 0.2)	0.1 (0 to 0.2)	0.1 (0 to 0.2)	0.1 (0 to 0.2)	0.1 (0 to 0.2)	0.1 (0 to 0.2)	0.1 (0 to 0.2)	0.1 (0 to 0.2)	0.1 (0 to 0.2)	0.1 (0 to 0.2)	0.2 (0 to 0.3)	0.1 (0 to 0.2)	0.1 (0 to 0.2)	0.1 (0 to 0.2)	0.1 (0 to 0.2)	0.1 (0 to 0.2)	0.1 (0 to 0.2)	0.1 (0 to 0.2)	0.1 (0 to 0.2)	0.1 (0 to 0.2)	0.1 (0 to 0.2)	0.1 (0 to 0.2)	2.2
Gynecological diseases	0 (0 to 0)	0 (0 to 0)	0 (0 to 0)	0 (0 to 0)	46 (24.5 to 75.3)	46 (25.5 to 75.3)	46 (24.8 to 74.2)	46 (24.8 to 68.1)	46 (24.8 to 66.2)	46 (24.8 to 67.8)	46 (24.8 to 67.8)	46 (24.8 to 67.8)	46 (24.8 to 67.8)	46 (24.8 to 67.8)	46 (24.8 to 67.8)	46 (24.8 to 67.8)	46 (24.8 to 67.8)	46 (24.8 to 67.8)	46 (24.8 to 67.8)	46 (24.8 to 67.8)	46 (24.8 to 67.8)	46 (24.8 to 67.8)	46 (24.8 to 67.8)	46 (24.8 to 67.8)	499
Uterine fibroids	0 (0 to 0)	0 (0 to 0)	0 (0 to 0)	0 (0 to 0)	0.1 (0 to 0.2)	0.1 (0 to 0.4)	0.1 (0 to 0.4)	0.2 (0 to 0.6)	0.2 (0 to 0.6)	0.3 (0 to 0.8)	0.3 (0 to 0.8)	0.4 (0 to 0.9)	0.4 (0 to 1)	0.5 (0 to 1.1)	0.5 (0 to 1.2)	0.6 (0 to 1.3)	0.6 (0 to 1.4)	0.7 (0 to 1.5)	0.7 (0 to 1.6)	0.8 (0 to 1.7)	0.8 (0 to 1.8)	0.9 (0 to 1.9)	0.9 (0 to 2)	1 (0 to 2.1)	1 (0 to 2.2)	15.9
Polycystic ovarian syndrome	0 (0 to 0)	0 (0 to 0)	0 (0 to 0)	0 (0 to 0)	0 (0.3 to 1.8)	0.3 (1.3 to 4.2)	0.9 (4.6 to 9.3)	2.5 (14.8 to 7.2)	3.5 (14.8 to 7.2)	3.5 (14.8 to 7.2)	3.5 (14.8 to 7.2)	3.5 (14.8 to 7.2)	3.5 (14.8 to 7.2)	3.5 (14.8 to 7.2)	3.5 (14.8 to 7.2)	3.5 (14.8 to 7.2)	3.5 (14.8 to 7.2)	3.5 (14.8 to 7.2)	3.5 (14.8 to 7.2)	3.5 (14.8 to 7.2)	3.5 (14.8 to 7.2)	3.5 (14.8 to 7.2)	3.5 (14.8 to 7.2)	3.5 (14.8 to 7.2)	22.1
Female infertility	0 (0 to 0)	0 (0 to 0)	0 (0 to 0)	0 (0 to 0)	0 (0 to 0)	0 (0 to 0)	1.7 (0.5 to 4.8)	2.4 (0.5 to 7.4)	2.6 (0.5 to 7.4)	2.6 (0.5 to 6.4)	2.6 (0.5 to 6.4)	2.6 (0.7 to 11.4)	2.6 (0.7 to 11.4)	2.6 (0.7 to 11.4)	2.6 (0.7 to 11.4)	2.6 (0.7 to 11.4)	2.6 (0.7 to 11.4)	2.6 (0.7 to 11.4)	2.6 (0.7 to 11.4)	2.6 (0.7 to 11.4)	2.6 (0.7 to 11.4)	2.6 (0.7 to 11.4)	2.6 (0.7 to 11.4)	2.6 (0.7 to 11.4)	2.6 (0.7 to 11.4)	14.1
Endometriosis	0 (0 to 0)	0 (0 to 0)	0 (0 to 0)	0 (0 to 0)	0 (0 to 0)	0 (0 to 0)	1.7 (0.7 to 3.3)	3.1 (1.3 to 6.1)	4.6 (1.9 to 9.2)	6.1 (2.5 to 12.1)	7.6 (3.1 to 15)	9.1 (3.7 to 17.9)	10.6 (4.3 to 20.9)	12.1 (4.9 to 23.8)	13.6 (5.5 to 26.7)	15.1 (6.1 to 29.7)	16.6 (6.7 to 32.6)	18.1 (7.3 to 35.6)	19.6 (7.9 to 38.5)	21.1 (8.5 to 41.5)	22.6 (9.1 to 44.4)	24.1 (9.7 to 47.4)	25.6 (10.3 to 50.3)	27.1 (10.9 to 53.2)	55
Genital prolapse	0 (0 to 0)	0 (0 to 0)	0 (0 to 0)	0 (0 to 0)	0 (0 to 0)	0 (0 to 0)	0 (0 to 0)	0 (0 to 0)	0 (0 to 0)	0 (0 to 0)	0 (0 to 0)	0 (0 to 0)	0 (0 to 0)	0 (0 to 0)	0 (0 to 0)	0 (0 to 0)	0 (0 to 0)	0 (0 to 0)	0 (0 to 0)	0 (0 to 0)	0 (0 to 0)	0 (0 to 0)	0 (0 to 0)	0 (0 to 0)	0 (0 to 0)	0
Premenstrual syndrome	0 (0 to 0)	0 (0 to 0)	0 (0 to 0)	0 (0 to 0)	0 (0 to 0)	0 (0 to 0)	0 (0 to 0)	0 (0 to 0)	0 (0 to 0)	0 (0 to 0)	0 (0 to 0)	0 (0 to 0)	0 (0 to 0)	0 (0 to 0)	0 (0 to 0)	0 (0 to 0)	0 (0 to 0)	0 (0 to 0)	0 (0 to 0)	0 (0 to 0)	0 (0 to 0)	0 (0 to 0)	0 (0 to 0)	0 (0 to 0)	0 (0 to 0)	0
Other gynecological diseases	0 (0 to 0)	0 (0 to 0)	0 (0 to 0)	0 (0 to 0)	0 (0 to 0)	0 (0 to 0)	0 (0 to 0)	0 (0 to 0)	0 (0 to 0)	0 (0 to 0)	0 (0 to 0)	0 (0 to 0)	0 (0 to 0)	0 (0 to 0)	0 (0 to 0)	0 (0 to 0)	0 (0 to 0)	0 (0 to 0)	0 (0 to 0)	0 (0 to 0)	0 (0 to 0)	0 (0 to 0)	0 (0 to 0)	0 (0 to 0)	0 (0 to 0)	141
Hemoglobinopathies and hemolytic anemias	0.1 (0.1 to 0.2)	0.9 (0.3 to 1.5)	2.6 (0.8 to 4.1)	2.1 (0.4 to 2.2)	1.2 (0.5 to 2.1)	2.4 (1.1 to 4.5)	5.6 (3.5 to 9.6)	4.8 (2.6 to 7.9)	4.8 (2.6 to 7.9)	4.8 (2.6 to 8.3)	2.7 (1.2 to 4.9)	2.7 (1.2 to 4.9)	2.1 (0.9 to 4)	2.1 (0.9 to 4)	2.4 (1.2 to 4.2)	2.5 (1.2 to 4.3)	2.6 (1.3 to 4.6)	2.7 (1.4 to 4.6)	2.7 (1.4 to 4.6)	2.8 (1.5 to 4.6)	1.6 (0.8 to 3.5)	1.3 (0.7 to 2)	1 (0.4 to 1.5)	0.5 (0.2 to 0.7)	53.7
Thalassemias	0.3 (0.2 to 0.5)	0.3 (0.2 to 0.5)	0.3 (0.2 to 0.5)	0.4 (0.2 to 0.6)	0.3 (0.2 to 0.5)	0.4 (0.2 to 0.6)	0.3 (0.2 to 0.5)	0.3 (0 to 0.1)	0.3 (0 to 0.1)	0.3 (0 to 0.1)	0.3 (0 to 0.1)	0.3 (0 to 0.1)	0.3 (0 to 0.1)	0.3 (0 to 0.1)	0.3 (0 to 0.1)	0.3 (0 to 0.1)	0.3 (0 to 0.1)	0.3 (0 to 0.1)	0.3 (0 to 0.1)	0.3 (0 to 0.1)	0.3 (0 to 0.1)	0.3 (0 to 0.1)	0.3 (0 to 0.1)	0.3 (0 to 0.1)	0.3 (0 to 0.1)	1.8
Thalassemias trait	0 (0 to 0)	0 (0 to 0)	1.1 (0.4 to 1.9)	0.9 (0.1 to 0.9)	0.3 (0 to 0.6)	0.4 (0.2 to 1.3)	4.2 (2.2 to 7.4)	4 (2.1 to 6.6)	3.3 (1.8 to 5.7)	3.3 (1.7 to 5.6)	3.3 (1.7 to 5.6)	3.3 (1.7 to 5.6)	3.3 (1.7 to 5.6)	3.5 (2.2 to 5.1)	0.7 (0.3 to 1.2)	0.7 (0.3 to 1.2)	0.7 (0.3 to 1.2)	0.8 (0.3 to 1.2)	0.8 (0.3 to 1.2)	0.8 (0.3 to 1.2)	0.8 (0.3 to 1.2)	0.8 (0.3 to 1.2)	0.8 (0.3 to 1.2)	0.8 (0.3 to 1.2)	22.1
Sickle cell disorders	0 (0 to 0)	0 (0 to 0)	0 (0 to 0)	0 (0 to 0)	0 (0 to 0)	0 (0 to 0)	0 (0 to 0)	0 (0 to 0)	0 (0 to 0)	0 (0 to 0)	0 (0 to 0)	0 (0 to 0)	0 (0 to 0)	0 (0 to 0)	0 (0 to 0)	0 (0 to 0)	0 (0 to 0)	0 (0 to 0)	0 (0 to 0)	0 (0 to 0)	0 (0 to 0)	0 (0 to 0)	0 (0 to 0)	0 (0 to 0)	0 (0 to 0)	0
Sickle cell trait	0 (0 to 0)	0 (0 to 0)	0 (0 to 0)	0 (0 to 0)	0 (0 to 0)	0 (0 to 0)	0.2 (0 to 0.6)	0.2 (0 to 0.6)	0.2 (0 to 0.6)	0.1 (0 to 0.3)	0.1 (0 to 0.3)	0.1 (0 to 0.3)	0.1 (0 to 0.3)	0.1 (0 to 0.3)	0.1 (0 to 0.3)	0.1 (0 to 0.3)	0.1 (0 to 0.3)	0.1 (0 to 0.3)	0.1 (0 to 0.3)	0.1 (0 to 0.3)	0.1 (0 to 0.3)	0.1 (0 to 0.3)	0.1 (0 to 0.3)	0.1 (0 to 0.3)	0.1 (0 to 0.3)	1.1
G6PD deficiency	0 (0 to 0)	0 (0 to 0)	0 (0 to 0)	0 (0 to 0)	0.1 (0 to 0.2)	0.1 (0 to 0.3)	0.3 (0 to 0.5)	0.3 (0 to 0.4)	0.3 (0 to 0.4)	0.3 (0 to 0.5)	0.3 (0 to 0.5)	0.3 (0 to 0.4)	0.3 (0 to 0.4)	0.4 (0 to 1.1)	0.3 (0 to 0.4)	0.2 (0 to 0.4)	0.2 (0 to 0.4)	0.2 (0 to 0.4)	0.2 (0 to 0.4)	0.2 (0 to 0.4)	0.2 (0 to 0.4)	0.2 (0 to 0.4)	0.2 (0 to 0.4)	0.2 (0 to 0.4)	0.2 (0 to 0.4)	4
G6PD trait	0 (0 to 0)	0 (0 to 0)	0 (0 to 0)	0 (0 to 0)	0 (0 to 0)	0 (0 to 0)	0.2 (0 to 0.6)	0.2 (0 to 0.6)	0.2 (0 to 0.6)	0.2 (0 to 0.6)	0.2 (0 to 0.6)	0.2 (0 to 0.6)	0.2 (0 to 0.6)	0.2 (0 to 0.6)	0.2 (0 to 0.6)	0.2 (0 to 0.6)	0.2 (0 to 0.6)	0.2 (0 to 0.6)	0.2 (0 to 0.6)	0.2 (0 to 0.6)	0.2 (0 to 0.6)	0.2 (0 to 0.6)	0.2 (0 to 0.6)	0.2 (0 to 0.6)	0.2 (0 to 0.6)	0.4
Other hemoglobinopathies and hemolytic anemias	0.3 (0 to 0.7)	1.4 (0.4 to 2.7)	0.9 (0.2 to 2)	0.4 (0.1 to 1)	0.4 (0.2 to 0.8)	1.2 (0.5 to 2.6)	1.2 (0.5 to 2.7)	1.2 (0.5 to 2.7)	1 (0.3 to 2.1)	1.1 (0.4 to 2.4)	1.1 (0.4 to 2.4)	1.5 (0.6 to 2.8)	1.3 (0.5 to 2.4)	1.3 (0.5 to 2.4)	1.4 (0.6 to 2.7)	1.5 (0.7 to 2.7)	1.6 (0.7 to 2.8)	1.7 (0.8 to 2.9)	1.8 (0.8 to 3.1)	1.9 (0.9 to 3.2)	1.3 (0.7 to 2.1)	1.1 (0.4 to 1.7)	0.6 (0.3 to 1)	0.4 (0.2 to 0.6)	24.3
Endocrine, metabolic, blood, and immune disorders	0.8 (0.4 to 1.5)	0.7 (0.3 to 1.2)	2.6 (1.3 to 4.1)	9.1 (5.1 to 13.2)	5.7 (3.4 to 8.7)	6.3 (3.9 to 9.2)	7.9 (4.6 to 12.3)	11.5 (6.8 to 19.1)	13.5 (7.6 to 22.5)	13.5 (7.6 to 22.5)	13.5 (7.6 to 22.5)	13.5 (7.6 to 22.5)	13.5 (7.6 to 22.5)	13.5 (7.6 to 22.5)	13.5 (7.6 to 22.5)	13.5 (7.6 to 22.5)	13.5 (7.6 to 22.5)	13.5 (7.6 to 22.5)	13.5 (7.6 to 22.5)	13.5 (7.6 to 22.5)	13.5 (7.6 to 22.5)	13.5 (7.6 to 22.5)	13.5 (7.6 to 22.5)	13.5 (7.6 to 22.5)	315
Oral disorders	3.6 (1.9 to 6.5)	3.6 (1.9 to 6.5)	4.8 (2.5 to 8.4)	4.9 (2.6 to 8.5)	5.6 (3 to 9.2)	7.2 (4.1 to 11.8)	7.7 (4.5 to 12.4)	7.7 (4.4 to 12.1)	8.6 (5 to 13.8)	10 (5.8 to 16.4)	11.4 (6.7 to 20.9)	13.1 (7.6 to 23.9)	14.1 (8.2 to 25.7)	15.2 (8.8 to 27.8)	16.2 (9.4 to 29.6)	17.3 (10 to 31.6)	18.3 (10.6 to 33.4)	19.4 (11.2 to 35.3)	20.4 (11.8 to 37.3)	21.5 (12.4 to 39.2)	12.6 (6.9 to 19.7)	7.9 (4.9 to 11.7)	3.1 (2.5 to 5.3)	1.2 (1.1 to 2.2)	220
Caries of deciduous teeth	0 (0 to 0)	0 (0 to 0)	0 (0 to 0)	0 (0 to 0)	0 (0 to 0)	0 (0 to 0)	0 (0 to 0)	0 (0 to 0)	0 (0 to 0)	0 (0 to 0)	0 (0 to 0)	0 (0 to 0)	0 (0 to 0)	0 (0 to 0)	0 (0 to 0)	0 (0 to 0)	0 (0 to 0)	0 (0 to 0)	0 (0 to 0)	0 (0 to 0)	0 (0 to 0)	0 (0 to 0)	0 (0 to 0)	0 (0 to 0)	0 (0 to 0)	2.4
Caries of permanent teeth	0 (0 to 0)	0 (0 to 0)	0 (0 to 0)	1.3 (0 to 3)	2.4 (1.5 to 3.2)	2.4 (0.9 to 4.7)	2.4 (1 to 5)	2.4 (0.9 to 4.4)	1.7 (0.7 to 3.5)	1.7 (0.7 to 3.4)	1.6 (0.7 to 3.4)	1.6 (0.7 to 3.5)	1.6 (0.7 to 3.5)	1.6 (0.7 to 3.5)	1.6 (0.7 to 3.5)	1.6 (0.7 to 3.5)	1.6 (0.7 to 3.5)	1.6 (0.7 to 3.5)	1.6 (0.7 to 3.5)	1.6 (0.7 to 3.5)	1.6 (0.7 to 3.5)	1.6 (0.7 to 3.5)	1.6 (0.7 to 3.5)	1.6 (0.7 to 3.5)	24.2
Periodontal diseases	0 (0 to 0)	0 (0 to 0)	0 (0 to 0)	0 (0 to 0)	0 (0 to 0)	0 (0 to 0)	0 (0 to 0)	0 (0 to 0)	0 (0 to 0)	0 (0 to 0)	0 (0 to 0)	0 (0 to 0)	0 (0 to

SII Table 2b: Morocco DALYS by cause and age group for females with 95% uncertainty intervals, 2019

Cause	Early Neonatal	Late Neonatal	Post Neonatal	1 to 4	5 to 9	10 to 14	15 to 19	20 to 24	25 to 29	30 to 34	35 to 39	40 to 44	45 to 49	50 to 54	55 to 59	60 to 64	65 to 69	70 to 74	75 to 79	80 to 84	85 to 89	90 to 94	95 plus	Total
All causes	1,000 (9.6 to 12.9)	1,000 (7.9 to 9.4)	1,000 (7.2 to 10.6)	1,000 (20.1 to 36.4)	1,000 (24.1 to 42.3)	1,000 (40.2 to 71.7)	1,000 (70.9 to 123)	1,000 (94.4 to 160)	1,000 (114 to 192)	1,000 (140 to 239)	1,000 (164 to 307)	1,000 (205 to 413)	1,000 (265 to 550)	1,000 (365 to 680)	1,000 (487 to 886)	1,000 (629 to 1,044)	1,000 (782 to 1,262)	1,000 (933 to 1,504)	1,000 (991 to 1,662)	1,000 (1,032 to 731)	1,000 (1,027 to 427)	1,000 (337 to 408)	1,000 (199 to 226)	6,770
Communicable, maternal, neonatal, and nutritional diseases	1,000 (9.4 to 10.7)	1,000 (7.8 to 9.2)	1,000 (7.2 to 9.3)	1,000 (19.9 to 23.2)	1,000 (23.8 to 28.3)	1,000 (39.8 to 47.5)	1,000 (70.2 to 83.5)	1,000 (93.5 to 111)	1,000 (113 to 135)	1,000 (139 to 165)	1,000 (163 to 194)	1,000 (204 to 243)	1,000 (264 to 313)	1,000 (364 to 432)	1,000 (486 to 577)	1,000 (627 to 745)	1,000 (780 to 928)	1,000 (931 to 1,107)	1,000 (989 to 1,171)	1,000 (1,030 to 731)	1,000 (1,025 to 427)	1,000 (337 to 408)	1,000 (199 to 226)	346
HIV/AIDS and sexually transmitted infections	0.3 (0.1 to 0.6)	0.1 (0 to 0.2)	0.1 (0 to 0.4)	0.2 (0.1 to 0.3)	0.2 (0 to 0.3)	0.1 (0 to 0.1)	0.1 (0 to 0.1)	0.1 (0.1 to 0.2)	0.7 (0.2 to 2.7)	1.3 (0.2 to 5.3)	1.8 (0.4 to 7.4)	1.9 (0.4 to 7.3)	2.1 (0.4 to 7.4)	2 (0.4 to 7)	1.4 (0.4 to 4.8)	1.1 (0.3 to 3.5)	0.8 (0.2 to 2.7)	0.7 (0.2 to 2.3)	0.3 (0.1 to 1)	0.1 (0 to 0.1)	0 (0 to 0)	0 (0 to 0)	15.5
HIV/AIDS	0 (0 to 0)	0 (0 to 0)	0 (0 to 0.2)	0 (0 to 0.1)	0 (0 to 0.1)	0 (0 to 0.1)	0 (0 to 0.1)	0.1 (0.1 to 0.3)	0.6 (0.1 to 2.6)	1.2 (0.2 to 5.1)	1.7 (0.3 to 6.8)	1.8 (0.3 to 6.8)	2 (0.3 to 7.4)	1.9 (0.3 to 6.9)	1.3 (0.3 to 4.7)	1 (0.2 to 3.5)	0.7 (0.1 to 2.7)	0.6 (0.1 to 2.3)	0.2 (0 to 0.1)	0 (0 to 0.1)	0 (0 to 0)	0 (0 to 0)	13.6
HIV/AIDS - Drug-susceptible Tuberculosis	0 (0 to 0)	0 (0 to 0)	0 (0 to 0)	0 (0 to 0)	0 (0 to 0)	0 (0 to 0)	0 (0 to 0)	0 (0 to 0)	0.1 (0 to 0.1)	0.2 (0 to 0.9)	0.2 (0 to 0.9)	0.2 (0 to 0.9)	0.3 (0 to 1.1)	0.3 (0 to 0.9)	0.2 (0 to 0.6)	0.1 (0 to 0.3)	0.1 (0 to 0.3)	0.1 (0 to 0.3)	0 (0 to 0.1)	0 (0 to 0.1)	0 (0 to 0)	0 (0 to 0)	2
HIV/AIDS - Multidrug-resistant Tuberculosis without extensive drug resistance	0 (0 to 0)	0 (0 to 0)	0 (0 to 0)	0 (0 to 0)	0 (0 to 0)	0 (0 to 0)	0 (0 to 0)	0 (0 to 0)	0 (0 to 0)	0 (0 to 0)	0 (0 to 0)	0 (0 to 0)	0 (0 to 0)	0 (0 to 0)	0 (0 to 0)	0 (0 to 0)	0 (0 to 0)	0 (0 to 0)	0 (0 to 0)	0 (0 to 0)	0 (0 to 0)	0 (0 to 0)	0 (0 to 0)	0.1
HIV/AIDS - Extensively drug-resistant Tuberculosis	0 (0 to 0)	0 (0 to 0)	0 (0 to 0)	0 (0 to 0)	0 (0 to 0)	0 (0 to 0)	0 (0 to 0)	0 (0 to 0)	0 (0 to 0)	0 (0 to 0)	0 (0 to 0)	0 (0 to 0)	0 (0 to 0)	0 (0 to 0)	0 (0 to 0)	0 (0 to 0)	0 (0 to 0)	0 (0 to 0)	0 (0 to 0)	0 (0 to 0)	0 (0 to 0)	0 (0 to 0)	0 (0 to 0)	0
HIV/AIDS resulting in other diseases	0 (0 to 0)	0 (0 to 0)	0 (0 to 0)	0 (0 to 0.1)	0 (0 to 0.1)	0 (0 to 0)	0 (0 to 0)	0 (0 to 0)	0.5 (0.1 to 2.1)	1 (0.1 to 4.5)	1.4 (0.1 to 7.2)	1.5 (0.1 to 6.5)	1.4 (0.2 to 7.2)	1.6 (0.2 to 6.4)	1.1 (0.2 to 4.5)	0.8 (0.1 to 3.3)	0.6 (0.1 to 2.5)	0.5 (0.1 to 2)	0.2 (0 to 0.1)	0 (0 to 0.1)	0 (0 to 0)	0 (0 to 0)	11.4
Sexually transmitted infections excluding HIV	0.3 (0 to 0.6)	0.1 (0 to 0.2)	0.1 (0 to 0.2)	0 (0 to 0)	0 (0 to 0)	0 (0 to 0)	0 (0 to 0)	0 (0 to 0)	0.1 (0 to 0.2)	0.1 (0 to 0.2)	0.1 (0 to 0.3)	0.1 (0 to 0.3)	0.2 (0 to 0.3)	0.2 (0 to 0.3)	0.1 (0 to 0.3)	0.1 (0 to 0.3)	0.1 (0 to 0.2)	0.1 (0 to 0.2)	0 (0 to 0.1)	0 (0 to 0.1)	0 (0 to 0)	0 (0 to 0)	2
Syphilis	0.3 (0 to 0.6)	0.1 (0 to 0.2)	0.1 (0 to 0.2)	0 (0 to 0)	0 (0 to 0)	0 (0 to 0)	0 (0 to 0)	0 (0 to 0)	0 (0 to 0)	0 (0 to 0)	0 (0 to 0)	0 (0 to 0)	0 (0 to 0)	0 (0 to 0)	0 (0 to 0)	0 (0 to 0)	0 (0 to 0)	0 (0 to 0)	0 (0 to 0)	0 (0 to 0)	0 (0 to 0)	0 (0 to 0)	0 (0 to 0)	0.5
Chlamydial infection	0 (0 to 0)	0 (0 to 0)	0 (0 to 0)	0 (0 to 0)	0 (0 to 0)	0 (0 to 0)	0 (0 to 0)	0 (0 to 0)	0 (0 to 0)	0 (0 to 0)	0 (0 to 0)	0 (0 to 0)	0 (0 to 0)	0 (0 to 0)	0 (0 to 0)	0 (0 to 0)	0 (0 to 0)	0 (0 to 0)	0 (0 to 0)	0 (0 to 0)	0 (0 to 0)	0 (0 to 0)	0 (0 to 0)	0.1
Gonococcal infection	0 (0 to 0)	0 (0 to 0)	0 (0 to 0)	0 (0 to 0)	0 (0 to 0)	0 (0 to 0)	0 (0 to 0)	0 (0 to 0)	0 (0 to 0)	0 (0 to 0)	0 (0 to 0)	0 (0 to 0)	0 (0 to 0)	0 (0 to 0)	0 (0 to 0)	0 (0 to 0)	0 (0 to 0)	0 (0 to 0)	0 (0 to 0)	0 (0 to 0)	0 (0 to 0)	0 (0 to 0)	0 (0 to 0)	0.1
Trichomoniasis	0 (0 to 0)	0 (0 to 0)	0 (0 to 0)	0 (0 to 0)	0 (0 to 0)	0 (0 to 0)	0 (0 to 0)	0 (0 to 0)	0 (0 to 0)	0 (0 to 0)	0 (0 to 0)	0 (0 to 0)	0 (0 to 0)	0 (0 to 0)	0 (0 to 0)	0 (0 to 0)	0 (0 to 0)	0 (0 to 0)	0 (0 to 0)	0 (0 to 0)	0 (0 to 0)	0 (0 to 0)	0 (0 to 0)	0.4
Genital herpes	0 (0 to 0)	0 (0 to 0)	0 (0 to 0)	0 (0 to 0)	0 (0 to 0)	0 (0 to 0)	0 (0 to 0)	0 (0 to 0)	0 (0 to 0)	0 (0 to 0)	0 (0 to 0)	0 (0 to 0)	0 (0 to 0)	0 (0 to 0)	0 (0 to 0)	0 (0 to 0)	0 (0 to 0)	0 (0 to 0)	0 (0 to 0)	0 (0 to 0)	0 (0 to 0)	0 (0 to 0)	0 (0 to 0)	0.7
Other sexually transmitted infections	0 (0 to 0)	0 (0 to 0)	0 (0 to 0)	0 (0 to 0)	0 (0 to 0)	0 (0 to 0)	0 (0 to 0)	0 (0 to 0)	0 (0 to 0)	0 (0 to 0)	0 (0 to 0)	0 (0 to 0)	0 (0 to 0)	0 (0 to 0)	0 (0 to 0)	0 (0 to 0)	0 (0 to 0)	0 (0 to 0)	0 (0 to 0)	0 (0 to 0)	0 (0 to 0)	0 (0 to 0)	0 (0 to 0)	0.2
Respiratory infections and tuberculosis	0.9 (0.6 to 1.1)	0.4 (0.3 to 0.5)	0.4 (0.3 to 0.8)	1.1 (1.4 to 3.1)	1.1 (0.9 to 2.4)	1.1 (0.7 to 1.7)	1.1 (0.7 to 1.9)	1.2 (0.8 to 1.9)	1.4 (0.9 to 2.2)	1.4 (0.9 to 2.1)	1.6 (1 to 2.5)	1.8 (1.2 to 2.7)	1.8 (1.3 to 2.7)	2.4 (1.6 to 3.3)	2.7 (2.1 to 4.2)	3.1 (2.3 to 4.9)	3.6 (2.6 to 5.6)	4.1 (2.9 to 6.3)	4.7 (3.2 to 7.1)	5.1 (7.5 to 17.5)	27.5 (10.4 to 54.2)	27.5 (14.6 to 33)	148
Tuberculosis	0.9 (0.6 to 1.1)	0.4 (0.3 to 0.5)	0.4 (0.3 to 0.8)	1.1 (1.4 to 3.1)	1.1 (0.9 to 2.4)	1.1 (0.7 to 1.7)	1.1 (0.7 to 1.9)	1.2 (0.8 to 1.9)	1.4 (0.9 to 2.2)	1.4 (0.9 to 2.1)	1.6 (1 to 2.5)	1.8 (1.2 to 2.7)	1.8 (1.3 to 2.7)	2.4 (1.6 to 3.3)	2.7 (2.1 to 4.2)	3.1 (2.3 to 4.9)	3.6 (2.6 to 5.6)	4.1 (2.9 to 6.3)	4.7 (3.2 to 7.1)	5.1 (7.5 to 17.5)	27.5 (10.4 to 54.2)	27.5 (14.6 to 33)	148
Latent tuberculosis infection	0 (0 to 0)	0 (0 to 0)	0 (0 to 0)	0 (0 to 0)	0 (0 to 0)	0 (0 to 0)	0 (0 to 0)	0 (0 to 0)	0 (0 to 0)	0 (0 to 0)	0 (0 to 0)	0 (0 to 0)	0 (0 to 0)	0 (0 to 0)	0 (0 to 0)	0 (0 to 0)	0 (0 to 0)	0 (0 to 0)	0 (0 to 0)	0 (0 to 0)	0 (0 to 0)	0 (0 to 0)	0 (0 to 0)	0
Drug-susceptible tuberculosis	0 (0 to 0)	0 (0 to 0)	0 (0 to 0)	0 (0 to 0)	0 (0 to 0)	0 (0 to 0)	0 (0 to 0)	0 (0 to 0)	0 (0 to 0)	0 (0 to 0)	0 (0 to 0)	0 (0 to 0)	0 (0 to 0)	0 (0 to 0)	0 (0 to 0)	0 (0 to 0)	0 (0 to 0)	0 (0 to 0)	0 (0 to 0)	0 (0 to 0)	0 (0 to 0)	0 (0 to 0)	0 (0 to 0)	0.1
Multidrug-resistant tuberculosis without extensive drug resistance	0 (0 to 0)	0 (0 to 0)	0 (0 to 0)	0 (0 to 0)	0 (0 to 0)	0 (0 to 0)	0 (0 to 0)	0 (0 to 0)	0 (0 to 0)	0 (0 to 0)	0 (0 to 0)	0 (0 to 0)	0 (0 to 0)	0 (0 to 0)	0 (0 to 0)	0 (0 to 0)	0 (0 to 0)	0 (0 to 0)	0 (0 to 0)	0 (0 to 0)	0 (0 to 0)	0 (0 to 0)	0 (0 to 0)	0
Extensively drug-resistant tuberculosis	0 (0 to 0)	0 (0 to 0)	0 (0 to 0)	0 (0 to 0)	0 (0 to 0)	0 (0 to 0)	0 (0 to 0)	0 (0 to 0)	0 (0 to 0)	0 (0 to 0)	0 (0 to 0)	0 (0 to 0)	0 (0 to 0)	0 (0 to 0)	0 (0 to 0)	0 (0 to 0)	0 (0 to 0)	0 (0 to 0)	0 (0 to 0)	0 (0 to 0)	0 (0 to 0)	0 (0 to 0)	0 (0 to 0)	0
Lower respiratory infections	0.1 (0 to 0.1)	0.1 (0 to 0.1)	0.2 (0.2 to 0.4)	0.2 (0.5 to 1.4)	0.2 (0.1 to 0.3)	0.3 (0.1 to 0.5)	0.3 (0.2 to 0.5)	0.4 (0.2 to 0.6)	0.4 (0.3 to 0.7)	0.5 (0.3 to 0.8)	0.6 (0.4 to 1)	0.8 (0.5 to 1.2)	1.1 (0.7 to 1.6)	1.7 (1.1 to 2.4)	2.2 (1.3 to 3.4)	2.8 (1.9 to 4.8)	3.4 (2.6 to 7.4)	4.1 (2.9 to 15.1)	4.8 (3.2 to 22.9)	5.1 (3.2 to 27.7)	27.5 (12.2 to 29.9)	27.5 (17.3 to 28.1)	127
Upper respiratory infections	0 (0 to 0)	0 (0 to 0)	0 (0 to 0.2)	0 (0.5 to 1.4)	0 (0.1 to 0.2)	0 (0.1 to 0.3)	0 (0.1 to 0.3)	0 (0.1 to 0.4)	0.4 (0.2 to 0.7)	0.4 (0.2 to 0.8)	0.5 (0.3 to 1)	0.6 (0.4 to 1.2)	0.8 (0.5 to 1.6)	1.1 (0.6 to 1.9)	1.5 (0.9 to 2.4)	2 (1.4 to 3.4)	2.6 (1.9 to 5.1)	3.3 (2.3 to 9.8)	3.9 (2.5 to 16.1)	4.1 (2.5 to 22.9)	27.5 (12.2 to 29.9)	27.5 (17.3 to 28.1)	144
Otitis media	0 (0 to 0)	0 (0 to 0)	0 (0 to 0.1)	0 (0 to 0.4)	0 (0 to 0.1)	0 (0 to 0.1)	0 (0 to 0.1)	0 (0 to 0.2)	0 (0 to 0.1)	0 (0 to 0.1)	0 (0 to 0.2)	0 (0 to 0.2)	0 (0 to 0.2)	0 (0 to 0.1)	0 (0 to 0.1)	0 (0 to 0.1)	0 (0 to 0.1)	0 (0 to 0.1)	0 (0 to 0.1)	0 (0 to 0.1)	0 (0 to 0.1)	0 (0 to 0)	0 (0 to 0)	1.8
Enteric infections	0.7 (0.5 to 1.1)	0.7 (0.4 to 1.6)	0.7 (0.4 to 3.9)	1.1 (0.9 to 3.5)	1.1 (0.7 to 2.4)	1.1 (0.7 to 2.3)	1.1 (0.7 to 2.3)	1.2 (0.8 to 2.5)	1.3 (0.9 to 2.6)	1.3 (0.9 to 2.5)	1.4 (0.9 to 2.6)	1.5 (0.9 to 2.8)	1.6 (0.9 to 2.9)	1.8 (1.1 to 3.4)	1.9 (1.2 to 3.7)	2.1 (1.3 to 4.1)	2.3 (1.4 to 4.7)	2.5 (1.5 to 5.1)	2.6 (1.6 to 5.6)	2.7 (1.6 to 6.1)	2.7 (1.6 to 6.1)	2.7 (1.6 to 6.1)	13.4
Diarrheal diseases	0.7 (0.5 to 1.1)	0.7 (0.4 to 1.6)	0.7 (0.4 to 3.9)	1.1 (0.9 to 3.5)	1.1 (0.7 to 2.4)	1.1 (0.7 to 2.3)	1.1 (0.7 to 2.3)	1.2 (0.8 to 2.5)	1.3 (0.9 to 2.6)	1.3 (0.9 to 2.5)	1.4 (0.9 to 2.6)	1.5 (0.9 to 2.8)	1.6 (0.9 to 2.9)	1.8 (1.1 to 3.4)	1.9 (1.2 to 3.7)	2.1 (1.3 to 4.1)	2.3 (1.4 to 4.7)	2.5 (1.5 to 5.1)	2.6 (1.6 to 5.6)	2.7 (1.6 to 6.1)	2.7 (1.6 to 6.1)	2.7 (1.6 to 6.1)	13.2
Typhoid and paratyphoid	0 (0 to 0)	0 (0 to 0)	0 (0 to 0)	0 (0 to 0)	0 (0 to 0)	0 (0 to 0)	0 (0 to 0)	0 (0 to 0)	0 (0 to 0)	0 (0 to 0)	0 (0 to 0)	0 (0 to 0)	0 (0 to 0)	0 (0 to 0)	0 (0 to 0)	0 (0 to 0)	0 (0 to 0)	0 (0 to 0)	0 (0 to 0)	0 (0 to 0)	0 (0 to 0)	0 (0 to 0)	0 (0 to 0)	0
Typhoid fever	0 (0 to 0)	0 (0 to 0)	0 (0 to 0)	0 (0 to 0)	0 (0 to 0)	0 (0 to 0)	0 (0 to 0)	0 (0 to 0)	0 (0 to 0)	0 (0 to 0)	0 (0 to 0)	0 (0 to 0)	0 (0 to 0)	0 (0 to 0)	0 (0 to 0)	0 (0 to 0)	0 (0 to 0)	0 (0 to 0)	0 (0 to 0)	0 (0 to 0)	0 (0 to 0)	0 (0 to 0)	0 (0 to 0)	0
Paratyphoid fever	0 (0 to 0)	0 (0 to 0)	0 (0 to 0)	0 (0 to 0)	0 (0 to 0)	0 (0 to 0)	0 (0 to 0)	0 (0 to 0)	0 (0 to 0)	0 (0 to 0)	0 (0 to 0)	0 (0 to 0)	0 (0 to 0)	0 (0 to 0)	0 (0 to 0)	0 (0 to 0)	0 (0 to 0)	0 (0 to 0)	0 (0 to 0)	0 (0 to 0)	0 (0 to 0)	0 (0 to 0)	0 (0 to 0)	0
Invasive Non-typhoidal Salmonella (iNTS)	0 (0 to 0)	0 (0 to 0)	0 (0 to 0)	0 (0 to 0)	0 (0 to 0)	0 (0 to 0)	0 (0 to 0)	0 (0 to 0)	0 (0 to 0)	0 (0 to 0)	0 (0 to 0)	0 (0 to 0)	0 (0 to 0)	0 (0 to 0)	0 (0 to 0)	0 (0 to 0)	0 (0 to 0)	0 (0 to 0)	0 (0 to 0)	0 (0 to 0)	0 (0 to 0)	0 (0 to 0)	0 (0 to 0)	0.1
Other intestinal infectious diseases	0 (0 to 0)	0 (0 to 0)	0 (0 to 0)	0 (0 to 0)	0 (0 to 0)	0 (0 to 0)	0 (0 to 0)	0 (0 to 0)	0 (0 to 0)	0 (0 to 0)	0 (0 to 0)	0 (0 to 0)	0 (0 to 0)	0 (0 to 0)	0 (0 to 0)	0 (0 to 0)	0 (0 to 0)	0 (0 to 0)	0 (0 to 0)	0 (0 to 0)	0 (0 to 0)	0 (0 to 0)	0 (0 to 0)	0
Neglected tropical diseases and malaria	0 (0 to 0)	0 (0 to 0)	0 (0 to 0)	0.1 (0 to 0.2)	0 (0 to 0.2)	0 (0 to 0.1)	0 (0 to 0.1)	0 (0 to 0.1)	0.1 (0 to 0.2)	0.1 (0 to 0.2)	0.2 (0 to 0.6)	0.2 (0 to 0.6)	0.3 (0 to 1.1)	0.5 (0 to 1.6)	0.6 (0 to 1.9)	0.7 (0 to 2.1)	0.8 (0 to 2.3)	0.8 (0 to 2.3)	0.9 (0 to 2.3)	0.8 (0 to 2.1)	0.4 (0 to 1.2)	0.2 (0 to 0.5)	0.1 (0 to 0.3)	6.9
Malaria	0 (0 to 0)	0 (0 to 0)	0 (0 to 0)	0 (0 to 0)	0 (0 to 0)	0 (0 to 0)	0 (0 to 0)	0 (0 to 0)	0 (0 to 0)	0 (0 to 0)	0 (0 to 0)	0 (0 to 0)	0 (0 to 0)	0 (0 to 0)	0 (0 to 0)	0 (0 to 0)	0 (0 to 0)	0 (0 to 0)	0 (0 to 0)	0 (0 to 0)	0 (0 to 0)	0 (0 to 0)	0 (0 to 0)	0
Chagas disease	0 (0 to 0)	0 (0 to 0)	0 (0 to 0)	0 (0 to 0)	0 (0 to 0)	0 (0 to 0)	0 (0 to 0)	0 (0 to 0)	0 (0 to 0)	0 (0 to 0)	0 (0 to 0)	0 (0 to 0)	0 (0 to 0)	0 (0 to 0)	0 (0 to 0)	0 (0 to 0)	0 (0 to 0)	0 (0 to 0)	0 (0 to 0)	0 (0 to 0)	0 (0 to 0)	0 (0 to 0)	0 (0 to 0)	0
Leishmaniasis	0 (0 to 0)	0 (0 to 0)	0 (0 to 0)	0 (0 to 0)	0 (0 to 0)	0 (0 to 0)	0 (0 to 0)	0 (0 to 0)	0 (0 to 0)	0 (0 to 0)	0 (0 to 0)	0 (0 to 0)	0 (0 to 0)	0 (0 to 0)	0 (0 to 0)	0 (0 to 0)	0 (0 to 0)	0 (0 to 0)	0 (0 to 0)	0 (0 to 0)	0 (0 to 0)	0 (0 to 0)	0 (0 to 0)	0
Visceral leishmaniasis	0 (0 to 0)	0 (0 to 0)	0 (0 to 0)	0 (0 to 0)	0 (0 to 0)	0 (0 to 0)	0 (0 to 0)	0 (0 to 0)	0 (0 to 0)	0 (0 to 0)	0 (0 to 0)	0 (0 to 0)	0 (0 to 0)	0 (0 to 0)	0 (0 to 0)	0 (0 to 0)	0 (0 to 0)	0 (0 to 0)	0 (0 to 0)	0 (0 to 0)	0 (0 to 0)	0 (0 to 0)	0 (0 to 0)	0
Cutaneous and mucocutaneous leishmaniasis	0 (0 to 0)	0 (0 to 0)	0 (0 to 0)	0 (0 to 0)	0 (0 to 0)	0 (0 to 0)	0 (0 to 0)	0 (0 to 0)	0 (0 to 0)	0 (0 to 0)	0 (0 to 0)	0 (0 to 0)	0 (0 to 0)	0 (0 to 0)	0 (0 to 0)	0 (0 to 0)	0 (0 to 0)	0 (0 to 0)	0 (0 to 0)	0 (0 to 0)	0 (0 to 0)	0 (0 to 0)	0 (0 to 0)	0
African trypanosomiasis	0 (0 to 0)	0 (0 to 0)	0 (0 to 0)	0 (0 to 0)	0 (0 to 0)	0 (0 to 0)	0 (0 to 0)	0 (0 to 0)	0 (0 to 0)	0 (0 to 0)	0 (0 to 0)	0 (0 to 0)	0 (0 to 0)	0 (0 to 0)	0 (0 to 0)	0 (0 to 0)	0 (0 to 0)	0 (0 to 0)	0 (0 to 0)	0 (0 to 0)	0 (0 to 0)	0 (0 to 0)	0 (0 to 0)	0
Schistosomiasis	0 (0 to 0)	0 (0 to 0)	0 (0 to 0)	0 (0 to 0)	0 (0 to 0)	0 (0 to 0)	0 (0 to 0)	0 (0 to 0)	0 (0 to 0)	0 (0 to 0)	0 (0 to 0)	0 (0 to 0)	0 (0 to 0)	0 (0 to 0)	0 (0 to 0)	0 (0 to 0)	0 (0 to 0)	0 (0 to 0)	0 (0 to 0)	0 (0 to 0)	0 (0 to 0)	0 (0 to 0)	0 (0 to 0)	0
Cysticercosis	0 (0 to 0)	0 (0 to 0)	0 (0 to 0)	0 (0 to 0)	0 (0 to 0)	0 (0 to 0)	0 (0 to 0)	0 (0 to 0)	0 (0 to 0)	0 (0 to 0)	0 (0 to 0)	0 (0 to 0)	0 (0 to 0)	0 (0 to 0)	0 (0 to 0)	0 (0 to 0)	0 (0 to 0)	0 (0 to 0)	0 (0 to 0)	0 (0 to 0)	0 (0 to 0)	0 (0 to 0)	0 (0 to 0)	0
Cystic echinococcosis	0 (0 to 0)	0 (0 to 0)	0 (0 to 0)	0 (0 to 0)	0 (0 to 0)	0 (0 to 0)	0 (0 to 0)	0 (0 to 0)	0 (0 to 0)	0 (0 to 0)	0 (0 to 0)	0 (0 to 0)	0 (0 to 0)	0 (0 to 0)	0 (0 to 0)	0 (0 to 0)	0 (0 to 0)	0 (0 to 0)	0 (0 to 0)	0 (0 to 0)	0 (0 to 0)	0 (0 to 0)	0 (0 to 0)	0
Lymphatic filariasis	0 (0 to 0)	0 (0 to 0)	0 (0 to 0)	0 (0 to 0)	0 (0 to 0)	0 (0 to 0)	0 (0 to 0)	0 (0 to 0)	0 (0 to 0)	0 (0 to 0)	0 (0 to 0)	0 (0 to 0)	0 (0 to 0)	0 (0 to 0)	0 (0 to 0)	0 (0 to 0)	0 (0 to 0)	0 (0 to 0)	0 (0 to 0)	0 (0 to 0)	0 (0 to 0)	0 (0 to 0)	0 (0 to 0)	0
Onchocerciasis	0 (0 to 0)	0 (0 to 0)	0 (0 to 0)	0 (0 to 0)	0 (0 to 0)	0 (0 to 0)	0 (0 to 0)	0 (0 to 0)	0 (0 to 0)	0 (0 to 0)	0 (0 to 0)	0 (0 to 0)	0 (0 to 0)	0 (0 to 0)	0 (0 to 0)	0 (0 to 0)	0 (0 to 0)	0 (0 to 0)	0 (0 to 0)	0 (0 to 0)	0 (0 to 0)	0 (0 to 0)	0 (0 to 0)	0
Trachoma	0 (0 to 0)	0 (0 to 0)	0 (0 to 0)	0 (0 to 0)	0 (0 to 0)	0 (0 to 0)	0 (0 to 0)	0 (0 to 0)	0 (0 to 0)	0 (0 to 0)	0 (0 to 0)	0 (0 to 0)	0 (0 to 0)	0 (0 to 0)	0 (0 to 0)	0 (0 to 0)	0 (0 to 0)	0 (0 to 0)	0 (0 to 0)	0 (0 to 0)	0 (0 to 0)	0 (0 to 0)	0 (0 to 0)	0
Dengue	0 (0 to 0)	0 (0 to 0)	0 (0 to 0)	0 (0 to 0)	0 (0 to 0)	0 (0 to 0)	0 (0 to 0)	0 (0 to 0)	0 (0 to 0)	0 (0 to 0)	0 (0 to 0)	0 (0 to 0)	0 (0 to 0)	0 (0 to 0)	0 (0 to 0)	0 (0 to 0)	0 (0 to 0)	0 (0 to 0)	0 (0 to 0)	0 (0 to 0)	0 (0 to 0)	0 (0 to 0)	0 (0 to 0)	0
Yellow fever	0 (0 to 0)	0 (0 to 0)	0 (0 to 0)	0 (0 to 0)	0 (0 to 0)	0 (0 to 0)	0 (0 to 0)	0 (0 to 0)	0 (0 to 0)	0 (0 to 0)	0 (0 to 0)	0 (0 to 0)	0 (0 to 0)	0 (0 to 0)	0 (0 to 0)	0 (0 to 0)	0 (0 to 0)	0 (0 to 0)	0 (0 to 0)	0 (0 to 0)	0 (0 to 0)	0 (0 to 0)	0 (0 to 0)	0
Rabies	0 (0 to 0)	0 (0 to 0)	0 (0 to 0)	0 (0 to 0)	0 (0 to 0)	0 (0 to 0)	0 (0 to 0)	0 (0 to 0)	0 (0 to 0)	0 (0 to 0)	0 (0 to 0)	0 (0 to 0)	0 (0 to 0)	0 (0 to 0)	0 (0 to 0)	0 (0 to 0)	0 (0 to 0)	0 (0 to 0)	0 (0 to 0)	0 (0 to 0)	0 (0 to 0)	0 (0 to 0)	0 (0 to 0)	0
Intestinal nematode infections	0 (0 to 0)	0 (0 to 0)	0 (0 to 0)	0 (0 to 0)	0 (0 to 0)	0 (0 to 0)	0 (0 to 0)	0 (0 to 0)	0 (0 to 0)	0 (0 to 0)	0 (0 to 0)	0 (0 to 0)	0 (0 to 0)	0 (0 to 0)	0 (0 to 0)	0 (0 to 0)	0 (0 to 0)	0 (0 to 0)	0 (0 to 0)	0 (0 to 0)	0 (0 to 0)	0 (0 to 0)	0 (0 to 0)	0.1
Ascariasis	0 (0 to 0)	0 (0 to 0)	0 (0 to 0)	0 (0 to 0)	0 (0 to 0)	0 (0 to 0)	0 (0 to 0)	0 (0 to 0)	0 (0 to 0)	0 (0 to 0)	0 (0 to 0)	0 (0 to 0)	0 (0 to 0)	0 (0 to 0)	0 (0 to 0)	0 (0 to 0)	0 (0 to 0)	0 (0 to 0)	0 (0 to 0)	0 (0 to 0)	0 (0 to 0)	0 (0 to 0)	0 (0 to 0)	0
Trichuriasis	0 (0 to 0)	0 (0 to 0)	0 (0 to 0)	0 (0 to 0)	0 (0 to 0)	0 (0 to 0)	0 (0 to 0)	0 (0 to 0)	0 (0 to 0)	0 (0 to 0)	0 (0 to 0)	0 (0 to 0)	0 (0 to 0)	0 (0 to 0)	0 (0 to 0)	0 (0 to 0)	0 (0 to 0)	0 (0 to 0)	0 (0 to 0)	0 (0 to 0)	0 (0 to 0)	0 (0 to 0)	0 (0 to 0)	0
Hookworm disease	0 (0 to 0)	0 (0 to 0)	0 (0 to 0)	0 (0 to 0)	0 (0 to 0)	0 (0 to 0)	0 (0 to 0)	0 (0 to 0)	0 (0 to 0)	0 (0 to 0)	0 (0 to 0)	0 (0 to 0)	0 (0 to 0)	0 (0 to 0)	0 (0 to 0)	0 (0 to 0)	0 (0 to 0)	0 (0 to 0)	0 (0 to 0)	0 (0 to 0)	0 (0 to 0)	0 (0 to 0)	0 (0 to 0)	0.1
Food-borne trematodiases	0 (0 to 0)	0 (0 to 0)	0 (0 to 0)	0 (0 to 0)	0 (0 to 0)	0 (0 to 0)	0 (0 to 0)	0 (0 to 0)	0 (0 to 0)	0 (0 to 0)	0 (0 to 0)	0 (0 to 0)	0 (0 to 0)	0 (0 to 0)	0 (0 to 0)	0 (0 to 0)	0 (0 to 0)	0 (0 to 0)	0 (0 to 0)	0 (0 to 0)	0 (0 to 0)	0 (0 to 0)	0 (0 to 0)	0
Leprosy	0 (0 to 0)	0 (0 to 0)	0 (0 to 0)	0 (0 to 0)	0 (0 to 0)	0 (0 to 0)	0 (0 to 0)	0 (0 to 0)	0 (0 to 0)	0 (0 to 0)	0 (0 to 0)	0 (0 to 0)	0 (0 to 0)	0 (0 to 0)	0 (0 to 0)	0 (0 to 0)	0 (0 to 0)	0 (0 to 0)	0 (0 to 0)	0 (0 to 0)	0 (0 to 0)	0 (0 to 0)	0 (0 to 0)	0
Ebola	0 (0 to 0)	0 (0 to 0)	0 (0 to 0)



Osteoarthritis other	0 (0 to 0)	0 (0 to 0)	0 (0 to 0)	0 (0 to 0)	0 (0 to 0)	0 (0 to 0)	0 (0 to 0)	0 (0 to 0)	0 (0 to 0)	0 (0 to 0)	0·1 (0 to 0·1)	0·2 (0·1 to 0·4)	0·4 (0·2 to 0·9)	0·8 (0·3 to 1·6)	1 (0·5 to 2·2)	1·2 (0·6 to 2·6)	1·4 (0·7 to 2·8)	1·8 (0·8 to 3·7)	1·5 (0·7 to 3)	1·1 (0·6 to 2·3)	0·8 (0·4 to 1·7)	0·5 (0·2 to 1)	0·2 (0·1 to 0·5)	11
Low back pain	0 (0 to 0)	0 (0 to 0)	0 (0 to 0)	0 (0 to 0)	0·7 (0·3 to 1·3)	3·5 (2·2 to 5·7)	6·9 (4·1 to 11·2)	7·6 (4·5 to 11·9)	9·2 (5·5 to 14·2)	11·6 (6·8 to 17·7)	16·6 (10 to 25·3)	19·5 (12·1 to 29·5)	25·1 (15·3 to 38·3)	32·8 (20·5 to 49)	33·3 (21·1 to 49·6)	33·5 (20·4 to 49·5)	31·8 (20·3 to 48·2)	36·6 (23·2 to 54·2)	27 (16·8 to 40)	17·9 (11 to 27)	11·6 (7·2 to 16·7)	5·4 (3·5 to 7·9)	2·1 (1·3 to 3·1)	333
Neck pain	0 (0 to 0)	0 (0 to 0)	0 (0 to 0)	0 (0 to 0)	0·3 (0·1 to 0·6)	1·5 (0·7 to 2·8)	2·6 (1·3 to 4·7)	2·4 (1·2 to 4·4)	2·6 (1·4 to 5)	4·1 (2·1 to 7·6)	6·8 (3·6 to 11·3)	8·8 (4·6 to 15·2)	11·6 (6·2 to 19·7)	13 (6·7 to 22·5)	11·4 (6 to 19·3)	10·1 (5·3 to 17)	9 (4·8 to 15·1)	9·8 (5·5 to 16)	7 (3·8 to 12·3)	4·4 (2·3 to 7·9)	2·9 (1·5 to 4·8)	1·4 (0·7 to 2·3)	0·6 (0·3 to 1)	111
Gout	0 (0 to 0)	0 (0 to 0)	0 (0 to 0)	0 (0 to 0)	0 (0 to 0)	0 (0 to 0)	0 (0 to 0)	0 (0 to 0)	0 (0 to 0)	0 (0 to 0)	0 (0 to 0·1)	0 (0 to 0·1)	0·1 (0 to 0·2)	0·2 (0 to 0·3)	0·2 (0·1 to 0·4)	0·3 (0·1 to 0·6)	0·4 (0·2 to 0·7)	0·6 (0·3 to 1·1)	0·6 (0·3 to 1)	0·4 (0·2 to 0·7)	0·3 (0·2 to 0·5)	0·2 (0·1 to 0·3)	0·1 (0 to 0·1)	3·5
Other musculoskeletal disorders	0 (0 to 0)	0 (0 to 0)	0 (0 to 0)	0 (0 to 0)	0 (0 to 0)	0·3 (0·1 to 0·6)	2 (1·1 to 3·3)	3·4 (2 to 5·3)	4·3 (2·6 to 6·8)	5·5 (3·3 to 8·5)	7·8 (4·9 to 11·9)	9·2 (5·6 to 14·6)	11·8 (7·4 to 17·9)	14·5 (8·9 to 22·9)	13·9 (8·6 to 21·1)	13·2 (7·7 to 20·8)	12·1 (7·2 to 19)	13 (6·7 to 21·1)	9 (4·8 to 15·2)	4·8 (1·8 to 9)	2 (0·5 to 4·1)	0·5 (0·2 to 1·4)	0·2 (0·1 to 0·4)	128
Other non-communicable diseases	1·6 (1 to 2·6)	0·9 (0·6 to 1·3)	3·6 (2·6 to 4·8)	4·1 (3·1 to 5·5)	2·8 (1·9 to 4)	4·2 (2·8 to 6·1)	8·1 (5·5 to 11·9)	14·1 (9·6 to 20·3)	21·7 (14·6 to 31·2)	26·7 (18·2 to 38·5)	33·5 (23 to 47·3)	35·9 (24·3 to 50·4)	42·7 (28·8 to 59·5)	46·7 (30·9 to 65·1)	41·6 (27·6 to 58·9)	39·4 (26·5 to 57)	35·8 (23·7 to 51·6)	39·7 (27·1 to 54·9)	28·9 (20·1 to 40·2)	17·6 (12·1 to 24·1)	11 (7·9 to 15·1)	5·6 (4 to 7·5)	2·6 (1·8 to 3·4)	469
Congenital birth defects	1·6 (1 to 2·6)	0·7 (0·5 to 1·2)	1·8 (1·1 to 3)	2·3 (1·6 to 3·2)	1 (0·7 to 1·4)	0·9 (0·7 to 1·3)	1·2 (0·8 to 1·6)	1·1 (0·7 to 1·5)	0·9 (0·6 to 1·3)	0·8 (0·6 to 1·1)	0·8 (0·6 to 1·1)	0·8 (0·6 to 1·1)	0·9 (0·6 to 1·2)	0·9 (0·7 to 1·3)	0·8 (0·6 to 1·2)	0·7 (0·5 to 1)	0·6 (0·4 to 0·8)	0·4 (0·2 to 0·6)	0·2 (0·1 to 0·3)	0·1 (0·1 to 0·2)	0·1 (0 to 0·1)	0 (0 to 0·1)	0 (0 to 0)	18·9
Neural tube defects	0·1 (0 to 0·3)	0·1 (0 to 0·1)	0·2 (0·1 to 0·5)	0·3 (0·1 to 0·9)	0 (0 to 0·1)	0 (0 to 0·1)	0 (0 to 0·1)	0 (0 to 0·1)	0 (0 to 0)	0 (0 to 0)	0 (0 to 0)	0 (0 to 0)	0 (0 to 0)	0 (0 to 0)	0 (0 to 0)	0 (0 to 0)	0 (0 to 0)	0 (0 to 0)	0 (0 to 0)	0 (0 to 0)	0 (0 to 0)	0 (0 to 0)	0 (0 to 0)	1·1
Congenital heart anomalies	0·8 (0·4 to 1·6)	0·5 (0·3 to 0·8)	0·8 (0·4 to 1·7)	0·9 (0·4 to 1·5)	0·2 (0·1 to 0·4)	0·3 (0·2 to 0·4)	0·4 (0·2 to 0·7)	0·4 (0·2 to 0·7)	0·3 (0·2 to 0·6)	0·2 (0·1 to 0·4)	0·2 (0·1 to 0·3)	0·2 (0·1 to 0·3)	0·2 (0·1 to 0·3)	0·2 (0·1 to 0·3)	0·2 (0·1 to 0·4)	0·2 (0·1 to 0·3)	0·1 (0·1 to 0·2)	0 (0 to 0·1)	0 (0 to 0·1)	0 (0 to 0)	0 (0 to 0)	0 (0 to 0)	0 (0 to 0)	6·3
Orofacial clefts	0 (0 to 0)	0 (0 to 0)	0 (0 to 0)	0 (0 to 0·1)	0 (0 to 0)	0 (0 to 0)	0 (0 to 0)	0 (0 to 0)	0 (0 to 0)	0 (0 to 0)	0 (0 to 0)	0 (0 to 0)	0 (0 to 0)	0 (0 to 0)	0 (0 to 0)	0 (0 to 0)	0 (0 to 0)	0 (0 to 0)	0 (0 to 0)	0 (0 to 0)	0 (0 to 0)	0 (0 to 0)	0 (0 to 0)	0·2
Down syndrome	0 (0 to 0·1)	0 (0 to 0)	0 (0 to 0·1)	0·1 (0 to 0·1)	0·1 (0 to 0·1)	0·1 (0 to 0·1)	0·1 (0·1 to 0·1)	0·1 (0·1 to 0·2)	0·1 (0·1 to 0·2)	0·1 (0·1 to 0·1)	0·1 (0·1 to 0·1)	0·1 (0·1 to 0·1)	0·1 (0·1 to 0·1)	0·1 (0·1 to 0·1)	0·1 (0 to 0·1)	0 (0 to 0·1)	0 (0 to 0)	0 (0 to 0)	0 (0 to 0)	0 (0 to 0)	0 (0 to 0)	0 (0 to 0)	0 (0 to 0)	1·2
Turner syndrome	0 (0 to 0)	0 (0 to 0)	0 (0 to 0)	0 (0 to 0)	0 (0 to 0)	0 (0 to 0)	0 (0 to 0)	0 (0 to 0)	0 (0 to 0)	0 (0 to 0)	0 (0 to 0)	0 (0 to 0)	0 (0 to 0)	0 (0 to 0)	0 (0 to 0)	0 (0 to 0)	0 (0 to 0)	0 (0 to 0)	0 (0 to 0)	0 (0 to 0)	0 (0 to 0)	0 (0 to 0)	0 (0 to 0)	0·1
Klinefelter syndrome	0 (0 to 0)	0 (0 to 0)	0 (0 to 0)	0 (0 to 0)	0 (0 to 0)	0 (0 to 0)	0 (0 to 0)	0 (0 to 0)	0 (0 to 0)	0 (0 to 0)	0 (0 to 0)	0 (0 to 0)	0 (0 to 0)	0 (0 to 0)	0 (0 to 0)	0 (0 to 0)	0 (0 to 0)	0 (0 to 0)	0 (0 to 0)	0 (0 to 0)	0 (0 to 0)	0 (0 to 0)	0 (0 to 0)	0
Other chromosomal abnormalities	0·1 (0 to 0·3)	0·1 (0 to 0·1)	0·2 (0·1 to 0·3)	0·2 (0·1 to 0·3)	0·1 (0·1 to 0·2)	0·1 (0·1 to 0·2)	0·1 (0·1 to 0·2)	0·1 (0·1 to 0·2)	0·1 (0·1 to 0·2)	0·1 (0·1 to 0·2)	0·1 (0·1 to 0·2)	0·1 (0·1 to 0·2)	0·1 (0·1 to 0·1)	0·1 (0 to 0·1)	0 (0 to 0·1)	0 (0 to 0)	0 (0 to 0)	0 (0 to 0)	0 (0 to 0)	0 (0 to 0)	0 (0 to 0)	0 (0 to 0)	0 (0 to 0)	1·7
Congenital musculoskeletal and limb anomalies	0·1 (0 to 0·1)	0 (0 to 0)	0·3 (0·1 to 0·5)	0·4 (0·2 to 0·7)	0·3 (0·2 to 0·5)	0·3 (0·2 to 0·5)	0·3 (0·2 to 0·5)	0·2 (0·1 to 0·4)	0·2 (0·1 to 0·4)	0·2 (0·1 to 0·4)	0·3 (0·2 to 0·5)	0·3 (0·2 to 0·5)	0·4 (0·2 to 0·6)	0·4 (0·2 to 0·7)	0·4 (0·2 to 0·6)	0·3 (0·2 to 0·6)	0·3 (0·2 to 0·5)	0·3 (0·1 to 0·4)	0·2 (0·1 to 0·3)	0·1 (0 to 0·1)	0 (0 to 0·1)	0 (0 to 0)	0 (0 to 0)	5·5
Urogenital congenital anomalies	0·1 (0 to 0·2)	0 (0 to 0)	0 (0 to 0·1)	0·1 (0 to 0·1)	0 (0 to 0·1)	0 (0 to 0·1)	0 (0 to 0)	0 (0 to 0)	0 (0 to 0)	0 (0 to 0)	0 (0 to 0)	0 (0 to 0)	0 (0 to 0)	0 (0 to 0)	0 (0 to 0)	0 (0 to 0)	0 (0 to 0)	0 (0 to 0)	0 (0 to 0)	0 (0 to 0)	0 (0 to 0)	0 (0 to 0)	0 (0 to 0)	0·5
Digestive congenital anomalies	0·1 (0 to 0·2)	0 (0 to 0·1)	0·1 (0 to 0·2)	0·1 (0·1 to 0·2)	0 (0 to 0·1)	0 (0 to 0)	0 (0 to 0)	0 (0 to 0)	0 (0 to 0)	0 (0 to 0)	0 (0 to 0)	0 (0 to 0)	0 (0 to 0)	0 (0 to 0)	0 (0 to 0)	0 (0 to 0)	0 (0 to 0)	0 (0 to 0)	0 (0 to 0)	0 (0 to 0)	0 (0 to 0)	0 (0 to 0)	0 (0 to 0)	0·5
Other congenital birth defects	0·3 (0·1 to 0·7)	0·1 (0 to 0·2)	0·2 (0·1 to 0·4)	0·2 (0·1 to 0·4)	0·1 (0·1 to 0·2)	0·1 (0·1 to 0·1)	0·1 (0·1 to 0·2)	0·1 (0·1 to 0·1)	0·1 (0 to 0·1)	0·1 (0 to 0·1)	0·1 (0 to 0·1)	0·1 (0 to 0·1)	0·1 (0 to 0·1)	0·1 (0 to 0·1)	0·1 (0 to 0·1)	0·1 (0 to 0·1)	0 (0 to 0·1)	0 (0 to 0·1)	0 (0 to 0·1)	0 (0 to 0)	0 (0 to 0)	0 (0 to 0)	0 (0 to 0)	1·8
Urinary diseases and male infertility	0 (0 to 0)	0 (0 to 0)	0 (0 to 0)	0 (0 to 0·1)	0 (0 to 0·1)	0·1 (0 to 0·1)	0·1 (0·1 to 0·2)	0·2 (0·1 to 0·3)	0·3 (0·2 to 0·4)	0·3 (0·2 to 0·5)	0·3 (0·2 to 0·4)	0·2 (0·1 to 0·4)	0·3 (0·2 to 0·4)	0·3 (0·2 to 0·5)	0·3 (0·2 to 0·4)	0·3 (0·2 to 0·4)	0·3 (0·2 to 0·4)	0·4 (0·3 to 0·7)	0·5 (0·3 to 0·9)	0·5 (0·3 to 1)	0·5 (0·3 to 0·9)	0·4 (0·2 to 0·7)	0·2 (0·1 to 0·4)	5·6
Urolithiasis	0 (0 to 0)	0 (0 to 0)	0 (0 to 0)	0 (0 to 0)	0 (0 to 0)	0 (0 to 0)	0 (0 to 0)	0 (0 to 0)	0 (0 to 0)	0 (0 to 0·1)	0 (0 to 0·1)	0 (0 to 0·1)	0·1 (0 to 0·1)	0·1 (0 to 0·2)	0·1 (0 to 0·1)	0·1 (0 to 0·1)	0·1 (0 to 0·1)	0·1 (0 to 0·1)	0 (0 to 0·1)	0 (0 to 0)	0 (0 to 0)	0 (0 to 0)	0 (0 to 0)	0·6
Benign prostatic hyperplasia	0 (0 to 0)	0 (0 to 0)	0 (0 to 0)	0 (0 to 0)	0 (0 to 0)	0 (0 to 0)	0 (0 to 0)	0 (0 to 0)	0 (0 to 0)	0 (0 to 0)	0 (0 to 0)	0 (0 to 0)	0 (0 to 0)	0 (0 to 0)	0 (0 to 0)	0 (0 to 0)	0 (0 to 0)	0 (0 to 0)	0 (0 to 0)	0 (0 to 0)	0 (0 to 0)	0 (0 to 0)	0 (0 to 0)	0
Male infertility	--	--	--	--	--	--	--	--	--	--	--	--	--	--	--	--	--	--	--	--	--	--	--	NA
Other urinary diseases	0 (0 to 0)	0 (0 to 0)	0 (0 to 0)	0 (0 to 0)	0 (0 to 0)	0 (0 to 0)	0 (0 to 0·1)	0 (0 to 0·1)	0 (0 to 0·1)	0·1 (0 to 0·1)	0·1 (0 to 0·1)	0 (0 to 0·1)	0·1 (0 to 0·1)	0 (0 to 0·1)	0 (0 to 0·1)	0 (0 to 0·1)	0 (0 to 0)	0 (0 to 0)	0 (0 to 0)	0 (0 to 0)	0 (0 to 0)	0 (0 to 0)	0 (0 to 0)	0·6
Gynecological diseases	0 (0 to 0)	0 (0 to 0)	0 (0 to 0)	0 (0 to 0)	0 (0 to 0)	1·2 (0·6 to 2)	4·1 (2·4 to 6·6)	9·6 (6·2 to 14·6)	16·1 (10·3 to 24·3)	19·5 (12·6 to 28·4)	23·2 (15·3 to 33·6)	23·5 (15·2 to 34·5)	26·2 (16·9 to 37·3)	24·2 (14·3 to 36·1)	16·4 (10 to 24·3)	12·5 (7·2 to 19·2)	9·6 (5·8 to 14·5)	8·8 (5·5 to 12·9)	5·2 (3·2 to 7·5)	2·7 (1·6 to 4·2)	1·7 (1 to 2·5)	0·8 (0·5 to 1·2)	0·3 (0·2 to 0·6)	206
Uterine fibroids	0 (0 to 0)	0 (0 to 0)	0 (0 to 0)	0 (0 to 0)	0 (0 to 0)	0 (0 to 0)	0 (0 to 0·1)	0·1 (0 to 0·2)	0·2 (0·1 to 0·4)	0·6 (0·2 to 1·1)	1·2 (0·5 to 2·5)	1·6 (0·7 to 3)	1·9 (0·9 to 3·7)	1·8 (0·8 to 3·5)	1·1 (0·5 to 2·2)	0·7 (0·3 to 1·4)	0·4 (0·2 to 0·8)	0·3 (0·1 to 0·6)	0·1 (0·1 to 0·3)	0·1 (0 to 0·1)	0 (0 to 0·1)	0 (0 to 0)	0 (0 to 0)	10·2
Polycystic ovarian syndrome	0 (0 to 0)	0 (0 to 0)	0 (0 to 0)	0 (0 to 0)	0 (0 to 0)	0·1 (0 to 0·2)	0·4 (0·2 to 0·9)	0·6 (0·2 to 1·2)	0·6 (0·2 to 1·2)	0·6 (0·3 to 1·2)	0·7 (0·3 to 1·5)	0·7 (0·3 to 1·4)	0·7 (0·3 to 1·5)	0·2 (0·1 to 0·4)	0 (0 to 0)	0 (0 to 0)	0 (0 to 0)	0 (0 to 0)	0 (0 to 0)	0 (0 to 0)	0 (0 to 0)	0 (0 to 0)	0 (0 to 0)	4·7
Female infertility	0 (0 to 0)	0 (0 to 0)	0 (0 to 0)	0 (0 to 0)	0 (0 to 0)	0 (0 to 0)	0 (0 to 0)	0 (0 to 0·2)	0·1 (0 to 0·3)	0·1 (0 to 0·5)	0·3 (0 to 0·9)	0·4 (0 to 1·1)	0 (0 to 0·1)	0 (0 to 0)	0 (0 to 0)	0 (0 to 0)	0 (0 to 0)	0 (0 to 0)	0 (0 to 0)	0 (0 to 0)	0 (0 to 0)	0 (0 to 0)	0 (0 to 0)	0·9
Endometriosis	0 (0 to 0)	0 (0 to 0)	0 (0 to 0)	0 (0 to 0)	0 (0 to 0)	0 (0 to 0)	0·4 (0·2 to 1)	1 (0·5 to 1·8)	1 (0·5 to 1·9)	0·9 (0·4 to 1·6)	0·9 (0·4 to 1·6)	0·9 (0·4 to 1·6)	0·9 (0·5 to 1·5)	0·5 (0·2 to 0·9)	0 (0 to 0)	0 (0 to 0)	0 (0 to 0)	0 (0 to 0)	0 (0 to 0)	0 (0 to 0)	0 (0 to 0)	0 (0 to 0)	0 (0 to 0)	6·5
Genital prolapse	0 (0 to 0)	0 (0 to 0)	0 (0 to 0)	0 (0 to 0)	0 (0 to 0)	0 (0 to 0)	0 (0 to 0)	0 (0 to 0)	0 (0 to 0·1)	0 (0 to 0·1)	0·1 (0 to 0·2)	0·2 (0·1 to 0·4)	0·3 (0·1 to 0·6)	0·4 (0·2 to 0·8)	0·5 (0·2 to 0·9)	0·5 (0·2 to 1)	0·5 (0·2 to 0·9)	0·5 (0·2 to 1)	0·4 (0·2 to 0·7)	0·2 (0·1 to 0·5)	0·2 (0·1 to 0·3)	0·1 (0 to 0·2)	0 (0 to 0·1)	4
Premenstrual syndrome	0 (0 to 0)	0 (0 to 0)	0 (0 to 0)	0 (0 to 0)	0 (0 to 0)	1·1 (0·5 to 1·9)	2·5 (1·3 to 4·5)	3·1 (1·5 to 5·7)	3 (1·8 to 5)	3·1 (1·5 to 5·1)	4·2 (2·3 to 6·9)	4·8 (2·7 to 7·8)	4·8 (2·7 to 8·1)	2·1 (1·1 to 3·8)	0 (0 to 0)	0 (0 to 0)	0 (0 to 0)	0 (0 to 0)	0 (0 to 0)	0 (0 to 0)	0 (0 to 0)	0 (0 to 0)	0 (0 to 0)	28·7
Other gynecological diseases	0 (0 to 0)	0 (0 to 0)	0 (0 to 0)	0 (0 to 0)	0 (0 to 0)	0 (0 to 0)	0·6 (0·3 to 1·3)	4·8 (2·8 to 7·5)	11·2 (6·4 to 17·6)	14·3 (8·7 to 21·5)	15·8 (9·7 to 24·1)	15 (8·7 to 23·4)	17·5 (9·8 to 26·8)	19·2 (9·9 to 29·7)	14·9 (8·9 to 22·1)	11·3 (6·3 to 17·6)	8·8 (5 to 13·3)	8 (4·8 to 12·2)	4·6 (2·7 to 6·9)	2·4 (1·3 to 3·8)	1·5 (0·9 to 2·3)	0·7 (0·4 to 1·1)	0·3 (0·1 to 0·5)	151
Hemoglobinopathies and hemolytic anemias	0 (0 to 0)	0 (0 to 0)	0 (0 to 0·1)	0·1 (0 to 0·2)	0·1 (0 to 0·3)	0 (0 to 0·1)	0 (0 to 0·1)	0·1 (0 to 0·2)	0·2 (0·1 to 0·6)	0·3 (0·1 to 0·7)	0·3 (0·1 to 0·9)	0·1 (0 to 0·3)	0·1 (0 to 0·4)	0·2 (0·1 to 0·4)	0·1 (0 to 0·3)	0·2 (0·1 to 0·4)	0·1 (0·1 to 0·3)	0·2 (0·1 to 0·4)	0·2 (0·1 to 0·4)	0·2 (0·1 to 0·3)	0·2 (0·1 to 0·3)	0·1 (0·1 to 0·2)	0·1 (0 to 0·1)	3
Thalassemias	0 (0 to 0)	0 (0 to 0)	0 (0 to 0)	0 (0 to 0)	0 (0 to 0)	0 (0 to 0)	0 (0 to 0)	0 (0 to 0)	0 (0 to 0)	0 (0 to 0)	0 (0 to 0)	0 (0 to 0)	0 (0 to 0)	0 (0 to 0)	0 (0 to 0)	0 (0 to 0)	0 (0 to 0)	0 (0 to 0)	0 (0 to 0)	0 (0 to 0)	0 (0 to 0)	0 (0 to 0)	0 (0 to 0)	0·1
Thalassemias trait	0 (0 to 0)	0 (0 to 0)	0 (0 to 0)	0 (0 to 0·1)	0 (0 to 0·1)	0 (0 to 0)	0 (0 to 0)	0 (0 to 0·1)	0·1 (0 to 0·4)	0·2 (0 to 0·4)	0·2 (0 to 0·5)	0 (0 to 0·1)	0·1 (0 to 0·2)	0·1 (0 to 0·2)	0·1 (0 to 0·1)	0 (0 to 0·1)	0 (0 to 0·1)	0 (0 to 0·1)	0 (0 to 0·1)	0 (0 to 0·1)	0 (0 to 0·1)	0 (0 to 0)	0 (0 to 0)	1·1
Sickle cell disorders	0 (0 to 0)	0 (0 to 0)	0 (0 to 0)	0 (0 to 0)	0 (0 to 0)	0 (0 to 0)	0 (0 to 0)	0 (0 to 0)	0 (0 to 0)	0 (0 to 0)	0 (0 to 0)	0 (0 to 0)	0 (0 to 0)	0 (0 to 0)	0 (0 to 0)	0 (0 to 0)	0 (0 to 0)	0 (0 to 0)	0 (0 to 0)	0 (0 to 0)	0 (0 to 0)	0 (0 to 0)	0 (0 to 0)	0·1
Sickle cell trait	0 (0 to 0)	0 (0 to 0)	0 (0 to 0)	0 (0 to 0)	0 (0 to 0)	0 (0 to 0)	0 (0 to 0)	0 (0 to 0)	0·1 (0 to 0·2)	0·1 (0 to 0·2)	0·1 (0 to 0·4)	0 (0 to 0)	0 (0 to 0)	0 (0 to 0·1)	0 (0 to 0·1)	0 (0 to 0)	0 (0 to 0)	0 (0 to 0)	0 (0 to 0)	0 (0 to 0)	0 (0 to 0)	0 (0 to 0)	0 (0 to 0)	0·4
G6PD deficiency	0 (0 to 0)	0 (0 to 0)	0 (0 to 0)	0 (0 to 0)	0 (0 to 0)	0 (0 to 0)	0 (0 to 0)	0 (0 to 0·1)	0 (0 to 0)	0 (0 to 0)	0 (0 to 0)	0 (0 to 0)	0 (0 to 0)	0 (0 to 0)	0 (0 to 0)	0 (0 to 0)	0 (0 to 0)	0 (0 to 0)	0 (0 to 0)	0 (0 to 0)	0 (0 to 0)	0 (0 to 0)	0 (0 to 0)	0·1
G6PD trait	0 (0 to 0)	0 (0 to 0)	0 (0 to 0)	0 (0 to 0)	0 (0 to 0)	0 (0 to 0)	0 (0 to 0)	0 (0 to 0)	0 (0 to 0)	0 (0 to 0)	0 (0 to 0)	0 (0 to 0)	0 (0 to 0)	0 (0 to 0)	0 (0 to 0)	0 (0 to 0)	0 (0 to 0)	0 (0 to 0)	0 (0 to 0)	0 (0 to 0)	0 (0 to 0)	0 (0 to 0)	0 (0 to 0)	0
Other hemoglobinopathies and hemolytic anemias	0 (0 to 0)	0 (0 to 0)	0 (0 to 0)	0 (0 to 0·1)	0 (0 to 0·1)	0 (0 to 0)	0 (0 to 0)	0 (0 to 0·1)	0 (0 to 0)	0 (0 to 0)	0 (0 to 0·1)	0·1 (0 to 0·1)	0·1 (0 to 0·1)	0·1 (0 to 0·2)	0·1 (0 to 0·1)	0·1 (0 to 0·2)	0·1 (0 to 0·2)	0·1 (0·1 to 0·2)	0·2 (0·1 to 0·3)	0·1 (0·1 to 0·2)	0·1 (0·1 to 0·2)	0·1 (0·1 to 0·1)	0 (0 to 0·1)	1·2
Endocrine, metabolic, blood, and immune disorders	0 (0 to 0·1)	0 (0 to 0·1)	0·3 (0·2 to 0·6)	1·4 (0·9 to 2·1)	1·2 (0·7 to 2)	1·5 (0·9 to 2·6)	1·9 (1 to 3·2)	2·1 (1·1 to 3·5)	2·6 (1·4 to 4·4)	3·6 (1·9 to 6·4)	5·7 (3 to 9·3)	7·2 (3·8 to 12)	9·7 (5·1 to 16)	13·4 (7·6 to 22)	15·1 (8·2 to 25·1)	15·4 (8·3 to 26·1)	13·6 (7·7 to 23)	15 (8·7 to 24·5)	10·9 (6·4 to 17·5)	6 (3·6 to 9·4)	3·2 (2 to 5·2)	1·4 (0·9 to 2·1)	0·7 (0·4 to 1)	132
Oral disorders	0 (0 to 0)	0 (0 to 0)	0 (0 to 0)	0·3 (0·2 to 0·5)	0·4 (0·2 to 0·8)	0·5 (0·3 to 0·9)	0·8 (0·4 to 1·3)	1·1 (0·6 to 1·9)	1·6 (0·9 to 2·9)	2·2 (1·1 to 4)	3·2 (1·6 to 5·9)	4 (2 to 7·3)	5·5 (2·9 to 9·9)	7·7 (4·2 to 13·3)	8·8 (5 to 14·1)	10·4 (6·3 to 16·6)	11·6 (7·1 to 18·1)	14·8 (9·3 to 22·8)	11·8 (7·5 to 17·7)	8 (5·1 to 12)	5·4 (3·4 to 8·1)	2·8 (1·8 to 4·2)	1·3 (0·8 to 1·9)	102
Caries of deciduous teeth	0 (0 to 0)	0 (0 to 0)	0 (0 to 0)	0·1 (0 to 0·1)	0·1 (0 to 0·2)	0 (0 to 0)	0 (0 to 0)	0 (0 to 0)	0 (0 to 0)	0 (0 to 0)	0 (0 to 0)	0 (0 to 0)	0 (0 to 0)	0 (0 to 0)	0 (0 to 0)	0 (0 to 0)	0 (0 to 0)	0 (0 to 0)	0 (0 to 0)	0 (0 to 0)	0 (0 to 0)	0 (0 to 0)	0 (0 to 0)	0·2
Caries of permanent teeth	0 (0 to 0)	0 (0 to 0)	0 (0 to 0)	0 (0 to 0)	0·1 (0 to 0·2)	0·2 (0·1 to 0·5)	0·3 (0·1 to 0·5)	0·3 (0·1 to 0·6)	0·3 (0·1 to 0·6)	0·3 (0·1 to 0·6)	0·4 (0·2 to 0·7)	0·4 (0·2 to 0·8)	0·4 (0·2 to 0·9)	0·5 (0·2 to 1·1)	0·5 (0·2 to 1)	0·4 (0·2 to 0·9)	0·4 (0·1 to 0·8)	0·4 (0·2 to 0·8)	0·3 (0·1 to 0·5)	0·2 (0·1 to 0·3)	0·1 (0 to 0·2)	0 (0 to 0·1)	0 (0 to 0)	5·3
Periodontal diseases	0 (0 to 0)	0 (0 to 0)	0 (0 to 0)	0 (0 to 0)	0 (0 to 0)	0 (0 to 0)	0·1 (0 to 0·1)	0·2 (0·1 to 0·5)	0·5 (0·1 to 1·1)	0·9 (0·3 to 2·1)	1·5 (0·5 to 3·5)	2 (0·7 to 4·7)	2·7 (1 to 6·2)	3·4 (1·3 to 7·5)	3·1 (1·2 to 6·7)	2·6 (1 to 5·6)	2·1 (0·8 to 4·3)	2·1 (0·8 to 4·3)	1·5 (0·6 to 2·9)	0·9 (0·4 to 1·9)	0·6 (0·2 to 1·3)	0·3 (0·1 to 0·7)	0·1 (0·1 to 0·3)	24·7
Other oral disorders	0 (0 to 0)	0 (0 to 0)	0 (0 to 0)	0·3 (0·2 to 0·4)	0·3 (0·1 to 0·4)	0·3 (0·2 to 0·4)	0·5 (0·3 to 0·7)	0·5 (0·3 to 0·8)	0·6 (0·4 to 0·9)	0·7 (0·4 to 1)	0·8 (0·5 to 1·3)	0·9 (0·5 to 1·4)	1·1 (0·6 to 1·6)	1·2 (0·7 to 1·9)	1·1 (0·7 to 1·7)	1 (0·6 to 1·5)	0·9 (0·5 to 1·3)	0·8 (0·5 to 1·3)	0·5 (0·3 to 0·8)	0·3 (0·2 to 0·4)	0·2 (0·1 to 0·2)	0·1 (0 to 0·1)	0 (0 to 0·1)	12
Sudden infant death syndrome	--	0·2 (0·1 to 0·3)	1·4 (0·6 to 2·5)	--	--	--	--	--	--	--	--	--	--	--	--	--	--	--	--	--	--	--	--	NA
Injuries	0·1 (0·1 to 0·2)	0·1 (0 to 0·2)	0·8 (0·4 to 1·3)	4·9 (3·6 to 6·5)	3 (2·3 to 3·8)	3·9 (3 to 5)	9·3 (7·6 to 11·2)	11·6 (9·4 to 14·6)	11·4 (9·1 to 14·7)	12·1 (9·5 to 15·7)	15·2 (11·6 to 19·5)	16·6 (12·7 to 21·1)	21·1 (16·3 to 27·2)	26·8 (20·8 to 33·7)	26·4 (20·7 to 33·3)	26·6 (20·3 to 33·5)	27·5 (21 to 34·4)	35·8 (27·6 to 44·7)	33·7 (26·6 to 41·5)	30·4 (24·1 to 38)	28·8 (22·2 to 36)	20·2 (15·8 to 25·5)	11·7 (8·9 to 14·9)	378
Transport injuries	0 (0 to 0)	0 (0 to 0)	0 (0 to 0·1)	0·6 (0·3 to 1)	0·4 (0·3 to 0·6)	0·7 (0·5 to 0·9)	2·8 (2 to 4)	3 (2·1 to 4·5)	2·1 (1·5 to 3)	1·7 (1·2 to 2·3)	1·8 (1·4 to 2·4)	1·9 (1·4 to 2·4)	2·3 (1·7 to 2·9)	2·8 (2·1 to 3·6)	2·7 (2 to 3·5)	2·6 (2 to 3·4)	2·6 (1·9 to 3·3)	3 (2·3 to 3·9)	2·4 (1·8 to 3·1)	1·6 (1·2 to 2)	1 (0·7 to 1·3)	0·5 (0·4 to 0·6)	0·2 (0·2 to 0·3)	36·8
Road injuries	0 (0 to 0)	0 (0 to 0)	0 (0 to 0·1)	0·5 (0·3 to 0·9)	0·4 (0·3 to 0·6)	0·6 (0·4 to 0·8)	2·7 (1·8 to 3·8)	2·9 (2 to 4·3)	2 (1·4 to 2·8)	1·6 (1·1 to 2·1)	1·7 (1·2 to 2·2)	1·7 (1·3 to 2·2)	2·1 (1·6 to 2·7)	2·5 (2 to 3·2)	2·5 (1·8 to 3·1)	2·4 (1·8 to 3)	2·4 (1·8 to 3)	2·8 (2·1 to 3·5)	2·2 (1·6 to 2·8)	1·4 (1·1 to 1·8)	0·9 (0·7 to 1·1)	0·4 (0·3 to 0·5)	0·2 (0·1 to 0·2)	33·8
Pedestrian road injuries	0 (0 to 0)	0 (0 to 0)	0 (0 to 0)	0·2 (0·1 to 0·4)	0·1 (0·1 to 0·2)	0·2 (0·1 to 0·3)	0·5 (0·3 to 0·8)	0·4 (0·2 to 0·7)	0·3 (0·2 to 0·5)	0·3 (0·2 to 0·4)	0·3 (0·2 to 0·4)	0·3 (0·2 to 0·4)	0·4 (0·3 to 0·6)	0·6 (0·4 to 0·7)	0·6 (0·4 to 0·7)	0·6 (0·4 to 0·8)	0·6 (0·4 to 0·8)	0·8 (0·6 to 1·1)	0·7 (0·5 to 0·9)	0·5 (0·3 to 0·6)	0·3 (0·2 to 0·4)	0·1 (0·1 to 0·2)	0·1 (0 to 0·1)	7·8
Cyclist road injuries	0 (0 to 0)	0 (0 to 0)	0 (0 to 0)	0 (0 to 0·1)	0 (0 to 0·1)	0·1 (0·1 to 0·1)	0·1 (0·1 to 0·2)	0·1 (0·1 to 0·2)	0·1 (0·1 to 0·2)	0·1 (0·1 to 0·2)	0·2 (0·1 to 0·2)	0·2 (0·2 to 0·3)	0·3 (0·2 to 0·4)	0·4 (0·3 to 0·5)	0·4 (0·3 to 0·5)	0·4 (0·3 to 0·5)	0·4 (0·3 to 0·5)	0·4 (0·3 to 0·6)	0·3 (0·3 to 0·5)	0·2 (0·2 to 0·3)	0·1 (0·1 to 0·2)	0·1 (0 to 0·1)	0 (0 to 0)	4·2
Motorcyclist road injuries	0 (0 to 0)	0 (0 to 0)	0 (0 to 0)	0 (0 to 0)	0 (0 to 0)	0·1 (0 to 0·1)	0·4 (0·2 to 0·7)	0·3 (0·2 to 0·5)	0·2 (0·1 to 0·4)	0·2 (0·1 to 0·3)	0·2 (0·2 to 0·3)	0·3 (0·2 to 0·4)	0·3 (0·2 to 0·4)	0·4 (0·3 to 0·5)	0·4 (0·3 to 0·5)	0·3 (0·2 to 0·5)	0·3 (0·2 to 0·4)	0·4 (0·3 to 0·5)	0·3 (0·2 to 0·4)	0·2 (0·1 to 0·2)	0·1 (0·1 to 0·2)	0·1 (0 to 0·1)	0 (0 to 0)	4·4
Motor vehicle road injuries	0 (0 to 0)	0 (0 to 0)	0 (0 to 0)	0·3 (0·1 to 0·5)	0·2 (0·1 to 0·3)	0·3 (0·2 to 0·4)	1·6 (1·1 to 2·4)	2 (1·3 to 3)	1·3 (0·9 to 2)	0·9 (0·6 to 1·3)	0·9 (0·7 to 1·3)	0·9 (0·6 to 1·2)	1 (0·8 to 1·3)	1·2 (0·9 to 1·5)	1·1 (0·8 to 1·4)	1 (0·7 to 1·3)	1 (0·7 to 1·3)	1·1 (0·8 to 1·4)	0·8 (0·6 to 1·1)	0·5 (0·4 to 0·7)	0·3 (0·2 to 0·4)	0·1 (0·1 to 0·2)	0·1 (0 to 0·1)	16·7
Other road injuries	0 (0 to 0)	0 (0 to 0)	0 (0 to 0)	0 (0 to 0)	0 (0 to 0)	0 (0 to 0)	0 (0 to 0·1)	0 (0 to 0·1)	0 (0 to 0·1)	0 (0 to 0)	0 (0 to 0·1)	0 (0 to 0·1)	0·1 (0 to 0·1)	0·1 (0 to 0·1)	0·1 (0 to 0·1)	0·1 (0 to 0·1)	0·1 (0 to 0·1)	0·1 (0 to 0·1)	0 (0 to 0·1)	0 (0 to 0)	0 (0 to 0)	0 (0 to 0)	0 (0 to 0)	0·7
Other transport injuries	0 (0 to 0)	0 (0 to 0)	0 (0 to 0)	0 (0 to 0·1)	0 (0 to 0·1)	0·1 (0 to 0·1)	0·1 (0·1 to 0·2)	0·1 (0·1 to 0·2)	0·1 (0·1 to 0·2)	0·1 (0·1 to 0·2)	0·1 (0·1 to 0·2)	0·2 (0·1 to 0·2)	0·2 (0·1 to 0·3)	0·2 (0·2 to 0·3)	0·2 (0·2 to 0·3)	0·2 (0·2 to 0·3)	0·2 (0·2 to 0·3)	0·3 (0·2 to 0·4)	0·2 (0·2 to 0·3)	0·1 (0·1 to 0·2)	0·1 (0·1 to 0·1)	0·1 (0 to 0·1)	0 (0 to 0)	3
Unintentional injuries	0·1 (0 to 0·1)	0·1 (0 to 0·1)	0·7 (0·4 to 1·2)	4·2 (3 to 5·7)	2·4 (1·8 to 3·2)	2·8 (2·1 to 3·8)	3·9 (2·9 to 5·2)	4·6 (3·4 to 6)	5·2 (3·8 to 7)	6·2 (4·6 to 8·3)	8·4 (6·2 to 11·3)	9·7 (7·1 to 12·9)	12·9 (9·6 to 16·9)	17·3 (12·8 to 22·7)	18·1 (13·7 to 23·8)	19·4 (14·5 to 25·1)	20·9 (15·8 to 26·8)	28·7 (22·1 to 36·7)	28·5 (22·3 to 35·5)	27·3 (21·3 to 34·3)	26·9 (20·7 to 33·7)	19·3 (15 to 24·6)	11·3 (8·7 to 14·4)	279
Falls	0 (0 to 0)	0 (0 to 0)	0·1 (0 to 0·1)	0·6 (0·4 to 0·8)	1·1 (0·7 to 1·6)	1·5 (0·9 to 2·1)	2·1 (1·4 to 3)	2·4 (1·7 to 3·4)	2·8 (1·9 to 4·1)	3·5 (2·4 to 4·8)	4·8 (3·3 to 6·8)	5·7 (4·1 to 8)	7·6 (5·4 to 10·5)	10·3 (7·3 to 14)	10·8 (7·8 to 14·8)	11·6 (8·3 to 15·7)	12·4 (9 to 16·6)	17·3 (12·8 to 22·9)	17·7 (13·3 to 23·3)	18·3 (13·9 to 23·9)	19·1 (14·3 to 25·2)	14·3 (10·8 to 18·9)	8·5 (6·2 to 11·3)	172
Drowning	0 (0 to 0)	0 (0 to 0)	0 (0 to 0·1)	1·6 (0·9 to 2·7)	0·4 (0·2 to 0·6)	0·3 (0·2 to 0·5)	0·3 (0·2 to 0·6)	0·3 (0·2 to 0·6)	0·3 (0·2 to 0·5)	0·3 (0·2 to 0·5)	0·4 (0·2 to 0·6)	0·4 (0·2 to 0·7)	0·5 (0·3 to 0·8)	0·6 (0·4 to 1)	0·6 (0·4 to 1)	0·6 (0·3 to 0·9)	0·6 (0·4 to 0·9)	0·8 (0·5 to 1·2)	0·6 (0·4 to 0·9)	0·4 (0·2 to 0·6)	0·2 (0·1 to 0·3)	0·1 (0·1 to 0·1)	0 (0 to 0·1)	9·4
Fire, heat, and hot substances	0 (0 to 0)	0 (0 to 0)	0 (0 to 0·1)	0·2 (0·1 to 0·4)	0·1 (0·1 to 0·2)	0·2 (0·1 to 0·2)	0·2 (0·1 to 0·3)	0·3 (0·2 to 0·4)	0·3 (0·2 to 0·5)	0·5 (0·3 to 0·8)	0·6 (0·4 to 1)	0·7 (0·4 to 1·1)	0·9 (0·5 to 1·4)	1·1 (0·7 to 1·8)	1·1 (0·6 to 1·7)	1 (0·6 to 1·6)	1 (0·6 to 1·5)	1·1 (0·7 to 1·8)	1 (0·6 to 1·4)	0·7 (0·5 to 1·1)	0·6 (0·4 to 0·8)	0·3 (0·2 to 0·5)	0·2 (0·1 to 0·3)	12·2
Poisonings	0 (0 to 0)	0 (0 to 0)	0 (0 to 0)	0 (0 to 0·1)	0·1 (0 to 0·1)	0·1 (0 to 0·1)	0·1 (0·1 to 0·2)	0·1 (0·1 to 0·2)	0·1 (0·1 to 0·2)	0·1 (0·1 to 0·2)	0·1 (0·1 to 0·2)	0·1 (0·1 to 0·2)	0·2 (0·1 to 0·2)	0·2 (0·1 to 0·3)	0·2 (0·1 to 0·3)	0·1 (0·1 to 0·2)	0·1 (0·1 to 0·2)	0·2 (0·1 to 0·2)	0·1 (0·1 to 0·2)	0·1 (0 to 0·1)	0·1 (0 to 0·1)	0 (0 to 0)	0 (0 to 0)	2·1
Poisoning by carbon monoxide	0 (0 to 0)	0 (0 to 0)	0 (0 to 0)	0 (0 to 0)	0 (0 to 0)	0 (0 to 0)	0 (0 to 0·1)	0 (0 to 0·1)	0 (0 to 0·1)	0 (0 to 0)	0 (0 to 0)	0 (0 to 0)	0 (0 to 0)	0 (0 to 0)	0 (0 to 0)	0 (0 to 0)	0 (0 to 0)	0 (0 to 0)	0 (0 to 0)	0 (0 to 0)	0 (0 to 0)	0 (0 to 0)	0 (0 to 0)	0·4
Poisoning by other means	0 (0 to 0)	0 (0 to 0)	0 (0 to 0)	0 (0 to 0·1)	0·1 (0 to 0·1)	0·1 (0 to 0·1)	0·1 (0 to 0·1)	0·1 (0·1 to 0·1)	0·1 (0·1 to 0·1)	0·1 (0 to 0·1)	0·1 (0·1 to 0·2)	0·1 (0·1 to 0·2)	0·1 (0·1 to 0·2)	0·1 (0·1 to 0·2)	0·1 (0·1 to 0·2)	0·1 (0·1 to 0·2)	0·1 (0·1 to 0·2)	0·1 (0·1 to 0·2)	0·1 (0 to 0·1)	0·1 (0 to 0·1)	0 (0 to 0·1)	0 (0 to 0)	0 (0 to 0)	1·7
Exposure to mechanical forces	0 (0 to 0)	0 (0 to 0)	0 (0 to 0·1)	0·2 (0·1 to 0·4)	0·2 (0·1 to 0·3)	0·2 (0·2 to 0·4)	0·3 (0·2 to 0·5)	0·4 (0·3 to 0·6)	0·5 (0·3 to 0·7)	0·6 (0·4 to 0·9)	0·8 (0·5 to 1·2)	0·9 (0·6 to 1·4)	1·2 (0·8 to 1·7)	1·5 (1 to 2·2)	1·5 (1 to 2·2)	1·5 (1 to 2·2)	1·4 (0·9 to 2·1)	1·7 (1·1 to 2·5)	1·4 (0·9 to 2)	1 (0·7 to 1·5)	0·8 (0·6 to 1·1)	0·5 (0·3 to 0·7)	0·3 (0·2 to 0·4)	16·9
Unintentional firearm injuries	0 (0 to 0)	0 (0 to 0)	0 (0 to 0)	0 (0 to 0)	0 (0 to 0)	0 (0 to 0)	0 (0 to 0)	0 (0 to 0)	0 (0 to 0·1)	0 (0 to 0·1)	0 (0 to 0·1)	0 (0 to 0·1)	0 (0 to 0·1)	0·1 (0 to 0·1)	0·1 (0 to 0·1)	0·1 (0 to 0·1)	0·1 (0 to 0·1)	0·1 (0 to 0·1)	0 (0 to 0·1)	0 (0 to 0)	0 (0 to 0)	0 (0 to 0)	0 (0 to 0)	0·7
Other exposure to mechanical forces	0 (0 to 0)	0 (0 to 0)	0 (0 to 0·1)	0·2 (0·1 to 0·4)	0·2 (0·1 to 0·3)	0·2 (0·1 to 0·4)	0·3 (0·2 to 0·5)	0·4 (0·3 to 0·6)	0·4 (0·3 to 0·7)	0·5 (0·4 to 0·8)	0·7 (0·5 to 1·1)	0·8 (0·5 to 1·3)	1·1 (0·7 to 1·6)	1·4 (0·9 to 2·1)	1·4 (0·9 to 2·1)	1·4 (0·9 to 2·1)	1·4 (0·9 to 2)	1·6 (1·1 to 2·4)	1·3 (0·9 to 1·9)	1 (0·7 to 1·4)	0·8 (0·5 to 1·1)	0·5 (0·3 to 0·7)	0·2 (0·2 to 0·3)	16·2
Adverse effects of medical treatment	0 (0 to 0·1)	0 (0 to 0·1)	0·1 (0·1 to 0·4)	0·5 (0·3 to 0·8)	0·2 (0·1 to 0·3)	0·2 (0·1 to 0·3)	0·3 (0·2 to 0·5)	0·4 (0·2 to 0·6)	0·4 (0·2 to 0·7)	0·5 (0·2 to 0·8)	0·6 (0·4 to 1)	0·7 (0·4 to 1·1)	1·1 (0·6 to 1·7)	1·6 (1 to 2·5)	1·9 (1·1 to 3·1)	2·3 (1·4 to 3·6)	3 (1·9 to 4·6)	4·7 (2·9 to 7)	4·8 (3 to 7·2)	4·2 (2·6 to 6)	3·8 (2·4 to 5·5)	2·3 (1·5 to 3·5)	1·2 (0·8 to 1·8)	35
Animal contact	0 (0 to 0)	0 (0 to 0)	0 (0 to 0)	0 (0 to 0)	0 (0 to 0)	0 (0 to 0)	0 (0 to 0)	0 (0 to 0)	0 (0 to 0)	0 (0 to 0)	0 (0 to 0·1)	0 (0 to 0·1)	0·1 (0 to 0·1)	0·1 (0·1 to 0·1)	0·1 (0·1 to 0·1)	0·1 (0 to 0·1)	0·1 (0 to 0·1)	0·1 (0·1 to 0·1)	0·1 (0 to 0·1)	0 (0 to 0·1)	0 (0 to 0·1)	0 (0 to 0)	0 (0 to 0)	0·9
Venomous animal contact	0 (0 to 0)	0 (0 to 0)	0 (0 to 0)	0 (0 to 0)	0 (0 to 0)	0 (0 to 0)	0 (0 to 0)	0 (0 to 0)	0 (0 to 0)	0 (0 to 0)	0 (0 to 0)	0 (0 to 0)	0 (0 to 0)	0 (0 to 0)	0 (0 to 0)	0 (0 to 0)	0 (0 to 0)	0 (0 to 0)	0 (0 to 0)	0 (0 to 0)	0 (0 to 0)	0 (0 to 0)	0 (0 to 0)	0·3
Non-venomous animal contact	0 (0 to 0)	0 (0 to 0)	0 (0 to 0)	0 (0 to 0)	0 (0 to 0)	0 (0 to 0)	0 (0 to 0)	0 (0 to 0)	0 (0 to 0)	0 (0 to 0)	0 (0 to 0)	0 (0 to 0)	0 (0 to 0·1)	0 (0 to 0·1)	0 (0 to 0·1)	0 (0 to 0·1)	0 (0 to 0·1)	0·1 (0 to 0·1)	0 (0 to 0·1)	0 (0 to 0·1)	0 (0 to 0)	0 (0 to 0)	0 (0 to 0)	0·6
Foreign body	0 (0 to 0·1)	0 (0 to 0·1)	0·4 (0·1 to 0·8)	0·8 (0·4 to 1·7)	0·2 (0·1 to 0·3)	0·2 (0·1 to 0·3)	0·2 (0·1 to 0·3)	0·3 (0·2 to 0·5)	0·3 (0·2 to 0·4)	0·3 (0·2 to 0·5)	0·4 (0·3 to 0·7)	0·5 (0·3 to 0·9)	0·7 (0·4 to 1·1)	0·9 (0·6 to 1·5)	0·9 (0·6 to 1·6)	1·1 (0·7 to 1·8)	1·1 (0·7 to 1·9)	1·6 (0·9 to 2·9)	1·8 (0·9 to 3·3)	1·7 (0·9 to 3·2)	1·6 (0·8 to 3·2)	1·3 (0·6 to 2·7)	0·8 (0·4 to 1·6)	17·1
Pulmonary aspiration and foreign body in airway	0 (0 to 0·1)	0 (0 to 0·1)	0·4 (0·1 to 0·8)	0·8 (0·3 to 1·6)	0·1 (0·1 to 0·2)	0·1 (0·1 to 0·2)	0·1 (0·1 to 0·2)	0·2 (0·1 to 0·3)	0·2 (0·1 to 0·3)	0·2 (0·1 to 0·4)	0·2 (0·1 to 0·5)	0·3 (0·1 to 0·6)	0·4 (0·2 to 0·8)	0·6 (0·3 to 1·2)	0·6 (0·3 to 1·3)	0·7 (0·4 to 1·5)	0·8 (0·4 to 1·6)	1·3 (0·6 to 2·6)	1·5 (0·7 to 3)	1·5 (0·7 to 3·1)	1·5 (0·7 to 3·1)	1·2 (0·5 to 2·6)	0·8 (0·4 to 1·6)	13·6
Foreign body in eyes	0 (0 to 0)	0 (0 to 0)	0 (0 to 0)	0 (0 to 0)	0 (0 to 0)	0 (0 to 0)	0 (0 to 0·1)	0 (0 to 0·1)	0 (0 to 0·1)	0 (0 to 0·1)	0 (0 to 0·1)	0·1 (0 to 0·1)	0·1 (0 to 0·1)	0·1 (0 to 0·1)	0·1 (0 to 0·1)	0·1 (0 to 0·1)	0·1 (0 to 0·1)	0·1 (0 to 0·1)	0·1 (0 to 0·1)	0 (0 to 0·1)	0 (0 to 0)	0 (0 to 0)	0 (0 to 0)	0·8
Foreign body in other body part	0 (0 to 0)	0 (0 to 0)	0 (0 to 0)	0 (0 to 0·1)	0 (0 to 0·1)	0 (0 to 0·1)	0·1 (0 to 0·1)	0·1 (0 to 0·1)	0·1 (0·1 to 0·1)	0·1 (0·1 to 0·1)	0·1 (0·1 to 0·2)	0·1 (0·1 to 0·2)	0·2 (0·1 to 0·3)	0·2 (0·2 to 0·3)	0·2 (0·2 to 0·3)	0·2 (0·2 to 0·3)	0·2 (0·2 to 0·3)	0·3 (0·2 to 0·4)	0·2 (0·1 to 0·3)	0·1 (0·1 to 0·2)	0·1 (0·1 to 0·1)	0·1 (0 to 0·1)	0 (0 to 0)	2·6
Environmental heat and cold exposure	0 (0 to 0)	0 (0 to 0)	0 (0 to 0)	0 (0 to 0)	0 (0 to 0)	0 (0 to 0)	0 (0 to 0)	0 (0 to 0·1)	0 (0 to 0·1)	0 (0 to 0·1)	0·1 (0 to 0·1)	0·1 (0 to 0·1)	0·1 (0·1 to 0·2)	0·1 (0·1 to 0·2)	0·1 (0·1 to 0·2)	0·2 (0·1 to 0·2)	0·2 (0·1 to 0·3)	0·2 (0·1 to 0·3)	0·2 (0·1 to 0·3)	0·2 (0·1 to 0·2)	0·1 (0·1 to 0·2)	0·1 (0·1 to 0·1)	0 (0 to 0·1)	1·9
Exposure to forces of nature	0 (0 to 0)	0 (0 to 0)	0 (0 to 0)	0 (0 to 0)	0 (0 to 0)	0 (0 to 0)	0 (0 to 0)	0 (0 to 0)	0 (0 to 0)	0 (0 to 0)	0 (0 to 0)	0 (0 to 0)	0 (0 to 0)	0 (0 to 0)	0 (0 to 0)	0 (0 to 0)	0 (0 to 0)	0 (0 to 0)	0 (0 to 0)	0 (0 to 0)	0 (0 to 0)	0 (0 to 0)	0 (0 to 0)	0
Other unintentional injuries	0 (0 to 0)	0 (0 to 0)	0 (0 to 0)	0·1 (0·1 to 0·2)	0·2 (0·1 to 0·2)	0·2 (0·1 to 0·3)	0·2 (0·2 to 0·4)	0·3 (0·2 to 0·4)	0·3 (0·2 to 0·4)	0·4 (0·2 to 0·5)	0·5 (0·3 to 0·7)	0·6 (0·4 to 0·8)	0·7 (0·5 to 1)	0·9 (0·6 to 1·3)	0·9 (0·6 to 1·3)	0·9 (0·6 to 1·3)	0·9 (0·6 to 1·3)	1·1 (0·7 to 1·5)	0·9 (0·6 to 1·3)	0·7 (0·5 to 0·9)	0·5 (0·4 to 0·8)	0·4 (0·2 to 0·5)	0·2 (0·1 to 0·3)	10·7
Self-harm and interpersonal violence	0 (0 to 0)	0 (0 to 0)	0 (0 to 0·1)	0·1 (0·1 to 0·2)	0·2 (0·1 to 0·2)	0·4 (0·3 to 0·6)	2·6 (1·8 to 3·6)	4 (2·8 to 5·6)	4·1 (2·8 to 6)	4·3 (2·9 to 6·4)	5 (3·2 to 7·4)	5 (3·3 to 7·4)	5·9 (3·8 to 9)	6·7 (4·3 to 9·7)	5·6 (3·6 to 8·3)	4·5 (2·9 to 6·7)	4 (2·5 to 6)	4 (2·7 to 5·8)	2·8 (1·8 to 4)	1·6 (1 to 2·4)	1 (0·7 to 1·4)	0·4 (0·3 to 0·6)	0·1 (0·1 to 0·2)	62·4
Self-harm	0 (0 to 0)	0 (0 to 0)	0 (0 to 0)	0 (0 to 0)	0 (0 to 0)	0·2 (0·1 to 0·4)	2 (1·2 to 3)	3·1 (2 to 4·7)	3·5 (2·2 to 5·3)	3·8 (2·5 to 5·8)	4·5 (2·8 to 6·8)	4·5 (2·8 to 6·9)	5·3 (3·3 to 8·4)	6·1 (3·8 to 9·2)	5·1 (3·2 to 7·8)	4·2 (2·5 to 6·3)	3·6 (2·2 to 5·7)	3·6 (2·3 to 5·4)	2·5 (1·5 to 3·7)	1·4 (0·9 to 2·2)	0·9 (0·5 to 1·3)	0·3 (0·2 to 0·5)	0·1 (0·1 to 0·2)	54·8
Self-harm by firearm	0 (0 to 0)	0 (0 to 0)	0 (0 to 0)	0 (0 to 0)	0 (0 to 0)	0 (0 to 0·1)	0·3 (0·1 to 0·6)	0·4 (0·1 to 0·8)	0·4 (0·2 to 0·9)	0·6 (0·3 to 1·1)	0·8 (0·3 to 1·5)	0·9 (0·4 to 1·7)	1 (0·5 to 1·9)	1·1 (0·5 to 2·1)	0·8 (0·4 to 1·6)	0·6 (0·2 to 1·1)	0·4 (0·2 to 0·9)	0·4 (0·1 to 0·7)	0·2 (0·1 to 0·5)	0·1 (0·1 to 0·3)	0·1 (0 to 0·1)	0 (0 to 0·1)	0 (0 to 0)	8·1
Self-harm by other specified means	0 (0 to 0)	0 (0 to 0)	0 (0 to 0)	0 (0 to 0)	0 (0 to 0)	0·2 (0·1 to 0·3)	1·7 (1 to 2·6)	2·8 (1·7 to 4·2)	3 (2 to 4·8)	3·2 (2·1 to 5·1)	3·7 (2·2 to 5·7)	3·6 (2·2 to 5·7)	4·3 (2·6 to 6·9)	5 (3·1 to 7·6)	4·3 (2·6 to 6·3)	3·6 (2·1 to 5·5)	3·2 (1·8 to 5)	3·3 (2·1 to 4·9)	2·2 (1·4 to 3·3)	1·3 (0·8 to 2)	0·8 (0·5 to 1·2)	0·3 (0·2 to 0·4)	0·1 (0·1 to 0·2)	46·7
Interpersonal violence	0 (0 to 0)	0 (0 to 0)	0 (0 to 0·1)	0·1 (0·1 to 0·2)	0·1 (0·1 to 0·2)	0·2 (0·2 to 0·3)	0·7 (0·5 to 1)	0·8 (0·6 to 1·2)	0·6 (0·4 to 0·9)	0·5 (0·4 to 0·7)	0·5 (0·4 to 0·7)	0·5 (0·4 to 0·7)	0·5 (0·4 to 0·7)	0·5 (0·4 to 0·7)	0·5 (0·3 to 0·6)	0·4 (0·3 to 0·5)	0·4 (0·3 to 0·5)	0·4 (0·3 to 0·5)	0·3 (0·2 to 0·4)	0·2 (0·1 to 0·2)	0·1 (0·1 to 0·2)	0·1 (0 to 0·1)	0 (0 to 0)	7·6
Physical violence by firearm	0 (0 to 0)	0 (0 to 0)	0 (0 to 0)	0 (0 to 0)	0 (0 to 0)	0 (0 to 0)	0 (0 to 0)	0 (0 to 0)	0 (0 to 0)	0 (0 to 0)	0 (0 to 0)	0 (0 to 0)	0 (0 to 0)	0 (0 to 0)	0 (0 to 0)	0 (0 to 0)	0 (0 to 0)	0 (0 to 0)	0 (0 to 0)	0 (0 to 0)	0 (0 to 0)	0 (0 to 0)	0 (0 to 0)	0·3
Physical violence by sharp object	0 (0 to 0)	0 (0 to 0)	0 (0 to 0)	0 (0 to 0)	0 (0 to 0)	0 (0 to 0)	0·1 (0 to 0·1)	0·1 (0 to 0·2)	0·1 (0·1 to 0·2)	0·1 (0 to 0·2)	0·1 (0 to 0·2)	0·1 (0 to 0·1)	0·1 (0 to 0·1)	0·1 (0 to 0·1)	0·1 (0 to 0·1)	0 (0 to 0·1)	0 (0 to 0·1)	0 (0 to 0·1)	0 (0 to 0·1)	0 (0 to 0)	0 (0 to 0)	0 (0 to 0)	0 (0 to 0)	1
Sexual violence	0 (0 to 0)	0 (0 to 0)	0 (0 to 0)	0 (0 to 0)	0 (0 to 0·1)	0·1 (0·1 to 0·2)	0·4 (0·3 to 0·7)	0·5 (0·3 to 0·7)	0·3 (0·1 to 0·4)	0·2 (0·1 to 0·3)	0·2 (0·1 to 0·3)	0·2 (0·1 to 0·3)	0·2 (0·1 to 0·3)	0·1 (0·1 to 0·2)	0·1 (0·1 to 0·1)	0·1 (0 to 0·1)	0·1 (0 to 0·1)	0·1 (0 to 0·1)	0 (0 to 0·1)	0 (0 to 0·1)	0 (0 to 0)	0 (0 to 0)	0 (0 to 0)	2·7
Physical violence by other means	0 (0 to 0)	0 (0 to 0)	0 (0 to 0·1)	0·1 (0 to 0·2)	0·1 (0 to 0·1)	0·1 (0 to 0·1)	0·2 (0·1 to 0·3)	0·2 (0·1 to 0·4)	0·2 (0·1 to 0·4)	0·2 (0·1 to 0·3)	0·2 (0·2 to 0·3)	0·2 (0·2 to 0·3)	0·3 (0·2 to 0·4)	0·3 (0·2 to 0·4)	0·3 (0·2 to 0·4)	0·3 (0·2 to 0·3)	0·2 (0·2 to 0·3)	0·3 (0·2 to 0·4)	0·2 (0·1 to 0·3)	0·1 (0·1 to 0·2)	0·1 (0·1 to 0·1)	0 (0 to 0·1)	0 (0 to 0)	3·6
Conflict and terrorism	0 (0 to 0)	0 (0 to 0)	0 (0 to 0)	0 (0 to 0)	0 (0 to 0)	0 (0 to 0)	0 (0 to 0)	0 (0 to 0)	0 (0 to 0)	0 (0 to 0)	0 (0 to 0)	0 (0 to 0)	0 (0 to 0)	0 (0 to 0)	0 (0 to 0)	0 (0 to 0)	0 (0 to 0)	0 (0 to 0)	0 (0 to 0)	0 (0 to 0)	0 (0 to 0)	0 (0 to 0)	0 (0 to 0)	0

SII Table 2b: Marshall Islands DALYS by cause and age group for females with 95% uncertainty intervals, 2019

Cause	Early Neonatal	Late Neonatal	Post Neonatal	1 to 4	5 to 9	10 to 14	15 to 19	20 to 24	25 to 29	30 to 34	35 to 39	40 to 44	45 to 49	50 to 54	55 to 59	60 to 64	65 to 69	70 to 74	75 to 79	80 to 84	85 to 89	90 to 94	95 plus	Total
All causes	592 (339 to 778)	1,166 (1,116 to 1,222)	2,088 (2,033 to 2,152)	2,599 (2,530 to 2,670)	1,763 (1,702 to 1,832)	1,194 (1,151 to 1,241)	1,444 (1,390 to 1,501)	1,607 (1,551 to 1,662)	1,889 (1,829 to 1,950)	1,979 (1,917 to 2,043)	2,109 (2,045 to 2,175)	2,140 (2,076 to 2,206)	2,160 (2,096 to 2,225)	2,166 (2,102 to 2,230)	2,166 (2,102 to 2,230)	2,166 (2,102 to 2,230)	2,166 (2,102 to 2,230)	2,166 (2,102 to 2,230)	2,166 (2,102 to 2,230)	2,166 (2,102 to 2,230)	2,166 (2,102 to 2,230)	2,166 (2,102 to 2,230)	9,460
Communicable, maternal, neonatal, and nutritional diseases	592 (339 to 321)	1,166 (90.9 to 144)	2,088 (162 to 288)	2,599 (2,530 to 2,670)	1,763 (1,702 to 1,832)	1,194 (1,151 to 1,241)	1,444 (1,390 to 1,501)	1,607 (1,551 to 1,662)	1,889 (1,829 to 1,950)	1,979 (1,917 to 2,043)	2,109 (2,045 to 2,175)	2,140 (2,076 to 2,206)	2,160 (2,096 to 2,225)	2,166 (2,102 to 2,230)	2,166 (2,102 to 2,230)	2,166 (2,102 to 2,230)	2,166 (2,102 to 2,230)	2,166 (2,102 to 2,230)	2,166 (2,102 to 2,230)	2,166 (2,102 to 2,230)	2,166 (2,102 to 2,230)	2,166 (2,102 to 2,230)	1,860
HIV/AIDS and sexually transmitted infections	27.6 (13.0 to 71.1)	10.5 (3.3 to 27.4)	13.4 (4.2 to 35.9)	7.5 (2.3 to 19.4)	1.7 (0.1 to 7.2)	1.4 (0.1 to 7.2)	3.6 (0.3 to 22.1)	9.8 (3.6 to 23.1)	18.6 (7.2 to 39.7)	21.4 (7.4 to 59.6)	18.5 (4.6 to 124)	12.8 (1.2 to 62.4)	9.1 (1.5 to 33.3)	3.4 (0.4 to 26.7)	3.4 (0.3 to 21.6)	2.5 (0.2 to 22.9)	0.9 (0.1 to 9.3)	0.2 (0.0 to 1.1)	0.0 (0.0 to 0.1)	0.0 (0.0 to 0.0)	0.0 (0.0 to 0.0)	0.0 (0.0 to 0.0)	181
HIV/AIDS	0 (0 to 0)	0 (0 to 0)	1.6 (0.0 to 12.3)	0.8 (0.0 to 6.6)	0.1 (0.0 to 1.0)	1.2 (0.1 to 7.1)	3.2 (0.3 to 22.1)	9.1 (0.3 to 62.7)	17.7 (0.5 to 129)	19.9 (0.5 to 157)	17.3 (0.4 to 137)	11.4 (0.1 to 81.5)	7.9 (0.1 to 59.2)	4.6 (0.1 to 38.2)	3.2 (0.1 to 32.8)	2.6 (0.1 to 19.4)	2.4 (0.1 to 18.6)	0.8 (0.0 to 6.8)	0.1 (0.0 to 1.1)	0.0 (0.0 to 0.1)	0.0 (0.0 to 0.0)	0.0 (0.0 to 0.0)	111
HIV/AIDS - Drug-susceptible Tuberculosis	0 (0 to 0)	0 (0 to 0)	0 (0 to 0.1)	0.2 (0.0 to 0.4)	0 (0 to 0.1)	0 (0 to 0.1)	0.1 (0.0 to 0.2)	0.3 (0.1 to 0.5)	0.5 (0.1 to 0.9)	0.5 (0.1 to 1.1)	0.4 (0.1 to 0.9)	0.3 (0.0 to 0.9)	0.2 (0.0 to 0.6)	0.2 (0.0 to 0.7)	0.1 (0.0 to 0.5)	0.1 (0.0 to 0.3)	0.1 (0.0 to 0.3)	0.0 (0.0 to 0.1)	0.0 (0.0 to 0.1)	0.0 (0.0 to 0.0)	0.0 (0.0 to 0.0)	0.0 (0.0 to 0.0)	3.2
HIV/AIDS - Multidrug-resistant Tuberculosis without extensive drug resistance	0 (0 to 0)	0 (0 to 0)	0 (0 to 0)	0 (0 to 0)	0 (0 to 0)	0 (0 to 0)	0 (0 to 0)	0 (0 to 0)	0 (0 to 0)	0 (0 to 0)	0 (0 to 0)	0 (0 to 0)	0 (0 to 0)	0 (0 to 0)	0 (0 to 0)	0 (0 to 0)	0 (0 to 0)	0 (0 to 0)	0 (0 to 0)	0 (0 to 0)	0 (0 to 0)	0 (0 to 0)	0 (0 to 0)	0.1
HIV/AIDS - Extensively drug-resistant Tuberculosis	0 (0 to 0)	0 (0 to 0)	0 (0 to 0)	0 (0 to 0)	0 (0 to 0)	0 (0 to 0)	0 (0 to 0)	0 (0 to 0)	0 (0 to 0)	0 (0 to 0)	0 (0 to 0)	0 (0 to 0)	0 (0 to 0)	0 (0 to 0)	0 (0 to 0)	0 (0 to 0)	0 (0 to 0)	0 (0 to 0)	0 (0 to 0)	0 (0 to 0)	0 (0 to 0)	0 (0 to 0)	0 (0 to 0)	0
HIV/AIDS resulting in other diseases	0 (0 to 0)	1.6 (0.1 to 12.3)	0.6 (0.0 to 5.2)	0.3 (0.0 to 2.5)	0.1 (0.0 to 0.7)	0.2 (0.0 to 1.1)	0.7 (0.1 to 4.2)	2.2 (0.1 to 12.7)	4.2 (0.1 to 28.1)	4.8 (0.1 to 38.1)	4.1 (0.1 to 33.1)	2.6 (0.0 to 20.8)	1.8 (0.0 to 14.5)	1.0 (0.0 to 8.6)	0.7 (0.0 to 6.1)	0.5 (0.0 to 4.4)	0.5 (0.0 to 4.2)	0.2 (0.0 to 1.6)	0.0 (0.0 to 0.2)	0.0 (0.0 to 0.0)	0.0 (0.0 to 0.0)	0.0 (0.0 to 0.0)	108
Sexually transmitted infections excluding HIV	27.6 (13.0 to 71.1)	10.5 (3.3 to 27.4)	11.8 (3.7 to 35.4)	6.6 (2.0 to 19.4)	1.6 (0.1 to 6.9)	0.2 (0.0 to 0.5)	0.3 (0.1 to 0.5)	0.5 (0.2 to 1.4)	0.9 (0.3 to 2.3)	1.5 (0.5 to 4.1)	1.4 (0.7 to 3.7)	1.8 (0.7 to 7.4)	1.2 (0.4 to 6.2)	0.4 (0.2 to 2.9)	0.3 (0.1 to 2.5)	0.2 (0.1 to 2.0)	0.1 (0.0 to 0.9)	0.0 (0.0 to 0.3)	0.0 (0.0 to 0.1)	0.0 (0.0 to 0.0)	0.0 (0.0 to 0.0)	0.0 (0.0 to 0.0)	70.2
Syphilis	27.6 (13.0 to 71.1)	10.5 (3.3 to 27.4)	11.8 (3.7 to 35.4)	6.6 (2.0 to 19.4)	1.6 (0.1 to 6.9)	0.1 (0.0 to 0.2)	0.2 (0.0 to 0.5)	0.3 (0.0 to 0.5)	0.5 (0.0 to 1.1)	0.9 (0.0 to 2.1)	0.8 (0.0 to 2.1)	1.2 (0.0 to 5.9)	0.8 (0.0 to 4.5)	0.3 (0.0 to 2.5)	0.2 (0.0 to 2.1)	0.1 (0.0 to 1.8)	0.1 (0.0 to 1.6)	0.0 (0.0 to 0.8)	0.0 (0.0 to 0.2)	0.0 (0.0 to 0.1)	0.0 (0.0 to 0.0)	0.0 (0.0 to 0.0)	61.3
Chlamydial infection	0 (0 to 0)	0 (0 to 0)	0 (0 to 0)	0 (0 to 0)	0 (0 to 0)	0 (0 to 0)	0 (0 to 0)	0 (0 to 0)	0 (0 to 0)	0 (0 to 0)	0 (0 to 0)	0 (0 to 0)	0 (0 to 0)	0 (0 to 0)	0 (0 to 0)	0 (0 to 0)	0 (0 to 0)	0 (0 to 0)	0 (0 to 0)	0 (0 to 0)	0 (0 to 0)	0 (0 to 0)	0 (0 to 0)	0
Gonococcal infection	0 (0 to 0)	0 (0 to 0)	0 (0 to 0)	0 (0 to 0)	0 (0 to 0)	0 (0 to 0)	0 (0 to 0)	0 (0 to 0)	0 (0 to 0)	0 (0 to 0)	0 (0 to 0)	0 (0 to 0)	0 (0 to 0)	0 (0 to 0)	0 (0 to 0)	0 (0 to 0)	0 (0 to 0)	0 (0 to 0)	0 (0 to 0)	0 (0 to 0)	0 (0 to 0)	0 (0 to 0)	0 (0 to 0)	0
Trichomoniasis	0 (0 to 0)	0 (0 to 0)	0 (0 to 0)	0 (0 to 0)	0 (0 to 0)	0 (0 to 0)	0 (0 to 0)	0.5 (0.2 to 1.1)	0.8 (0.3 to 1.9)	0.8 (0.3 to 1.9)	0.7 (0.3 to 1.7)	0.6 (0.2 to 1.4)	0.4 (0.1 to 1.1)	0.2 (0.1 to 0.4)	0.2 (0.0 to 0.3)	0.1 (0.0 to 0.3)	0.1 (0.0 to 0.2)	0.0 (0.0 to 0.1)	0.0 (0.0 to 0.0)	0.0 (0.0 to 0.0)	0.0 (0.0 to 0.0)	0.0 (0.0 to 0.0)	4.5
Genital herpes	0 (0 to 0)	0 (0 to 0)	0 (0 to 0)	0 (0 to 0)	0 (0 to 0)	0 (0 to 0)	0 (0 to 0)	0 (0 to 0)	0 (0 to 0)	0 (0 to 0)	0 (0 to 0)	0 (0 to 0)	0 (0 to 0)	0 (0 to 0)	0 (0 to 0)	0 (0 to 0)	0 (0 to 0)	0 (0 to 0)	0 (0 to 0)	0 (0 to 0)	0 (0 to 0)	0 (0 to 0)	0 (0 to 0)	1.1
Other sexually transmitted infections	0 (0 to 0)	0 (0 to 0)	0 (0 to 0)	0 (0 to 0)	0 (0 to 0)	0 (0 to 0)	0 (0 to 0)	0 (0 to 0)	0 (0 to 0)	0 (0 to 0)	0 (0 to 0)	0 (0 to 0)	0 (0 to 0)	0 (0 to 0)	0 (0 to 0)	0 (0 to 0)	0 (0 to 0)	0 (0 to 0)	0 (0 to 0)	0 (0 to 0)	0 (0 to 0)	0 (0 to 0)	0 (0 to 0)	0
Respiratory infections and tuberculosis	13.2 (4.5 to 23.2)	99.5 (9.4 to 284)	66.5 (47.4 to 117)	77.1 (27.7 to 76.1)	14.4 (10.1 to 19.5)	26.4 (19.4 to 34.3)	19.6 (12.4 to 29.7)	22.5 (12.9 to 39.4)	30.2 (17.7 to 52.2)	34.2 (18.2 to 61.1)	39.2 (20.4 to 69)	39.4 (19.9 to 69.2)	39.4 (16.2 to 78)	39.4 (20.1 to 67.7)	39.4 (19.9 to 66.7)	39.4 (17.7 to 61.4)	39.4 (12.4 to 71.3)	39.4 (4.4 to 81)	39.4 (1.4 to 37)	39.4 (0.4 to 13.3)	39.4 (0.1 to 5.2)	39.4 (0.1 to 5.2)	575
Tuberculosis	0 (0 to 0)	2.1 (0.7 to 6.4)	2.1 (0.5 to 2.4)	1.4 (0.4 to 1.6)	4.1 (1.4 to 5.2)	3.0 (1.0 to 3.8)	5.3 (2.2 to 7.1)	13.2 (6.1 to 21)	13.2 (4.2 to 16.1)	11.3 (4.6 to 19.7)	14.5 (4.6 to 34.9)	14.8 (5.9 to 24.4)	7.2 (3.7 to 14.6)	11.3 (4.5 to 19.5)	11.3 (3.9 to 18.8)	2.9 (3.6 to 16.4)	2.9 (2.4 to 11.6)	0.1 (1.9 to 10.4)	2.9 (0.4 to 6.7)	0.1 (0.3 to 1.8)	0.1 (0.0 to 0.2)	0.1 (0.0 to 0.1)	141
Latent tuberculosis infection	0 (0 to 0)	0 (0 to 0)	0 (0 to 0)	0 (0 to 0)	0 (0 to 0)	0 (0 to 0)	0 (0 to 0)	0 (0 to 0)	0 (0 to 0)	0 (0 to 0)	0 (0 to 0)	0 (0 to 0)	0 (0 to 0)	0 (0 to 0)	0 (0 to 0)	0 (0 to 0)	0 (0 to 0)	0 (0 to 0)	0 (0 to 0)	0 (0 to 0)	0 (0 to 0)	0 (0 to 0)	0 (0 to 0)	0
Drug-susceptible tuberculosis	0 (0 to 0)	2.1 (0.6 to 6.4)	1.3 (0.3 to 2.3)	0.8 (0.2 to 1.6)	2.5 (1.0 to 4.1)	1.8 (0.7 to 3.3)	3.2 (1.3 to 6.2)	8.0 (3.6 to 20.4)	8.0 (2.5 to 16.1)	6.8 (2.7 to 19.7)	8.7 (2.7 to 34.9)	8.9 (3.6 to 25.9)	4.3 (2.2 to 14.6)	6.8 (2.7 to 19.5)	6.8 (2.3 to 18.3)	1.7 (2.2 to 15.7)	1.7 (1.4 to 11.6)	0.1 (1.1 to 10.4)	1.7 (0.2 to 6.7)	0.1 (0.2 to 1.8)	0.1 (0.0 to 0.2)	0.1 (0.0 to 0.1)	127
Multidrug-resistant tuberculosis without extensive drug resistance	0 (0 to 0)	0 (0 to 0)	0 (0 to 0.2)	0 (0 to 0.1)	0 (0 to 0.2)	0 (0 to 0.2)	0 (0 to 0.4)	0 (0 to 0.6)	0 (0 to 1.1)	0 (0 to 1.1)	0 (0 to 1.1)	0 (0 to 1.1)	0 (0 to 1.1)	0 (0 to 1.1)	0 (0 to 1.1)	0 (0 to 1.1)	0 (0 to 1.1)	0 (0 to 1.1)	0 (0 to 1.1)	0 (0 to 1.1)	0 (0 to 0.2)	0 (0 to 0.1)	0 (0 to 0.1)	2.9
Extensively drug-resistant tuberculosis	0 (0 to 0)	0 (0 to 0)	0 (0 to 0)	0 (0 to 0)	0 (0 to 0)	0 (0 to 0)	0 (0 to 0)	0 (0 to 0)	0 (0 to 0)	0 (0 to 0)	0 (0 to 0)	0 (0 to 0)	0 (0 to 0)	0 (0 to 0)	0 (0 to 0)	0 (0 to 0)	0 (0 to 0)	0 (0 to 0)	0 (0 to 0)	0 (0 to 0)	0 (0 to 0)	0 (0 to 0)	0 (0 to 0)	0.5
Lower respiratory infections	13.2 (4.5 to 23.2)	99.5 (9.4 to 284)	77.7 (45.7 to 114)	46.1 (25.3 to 75.8)	2.7 (0.9 to 14)	7.9 (4.8 to 12.4)	13.4 (8.5 to 20.5)	9.4 (2.2 to 31.9)	16.4 (5.8 to 35.1)	20.8 (9.8 to 39.4)	28.5 (10.3 to 47.4)	24.6 (9.3 to 54.4)	32.1 (11.8 to 61.8)	32.1 (11.4 to 59.4)	32.1 (10.3 to 56.2)	37.5 (8.4 to 21.5)	37.5 (6.3 to 17.3)	39.3 (4.9 to 13)	39.4 (1.4 to 3.6)	39.4 (0.3 to 2.3)	39.4 (0.1 to 2.3)	39.4 (0.1 to 5.2)	406
Upper respiratory infections	0 (0 to 0)	0 (0 to 0)	0.3 (0.1 to 0.9)	0.7 (0.2 to 2.1)	11.7 (4.4 to 44)	19.2 (7.2 to 54)	17 (5.3 to 49.2)	13.5 (3.8 to 44)	14 (3.7 to 42.2)	13.4 (3.5 to 41.6)	11 (2.7 to 33.1)	14.1 (3.4 to 44.1)	7.1 (1.7 to 24.6)	0.4 (0.1 to 1.4)	0.1 (0.0 to 0.5)	0.1 (0.0 to 0.3)	0.1 (0.0 to 0.2)	0.1 (0.0 to 0.2)	0.0 (0.0 to 0.1)	0.0 (0.0 to 0.0)	0.0 (0.0 to 0.0)	0.0 (0.0 to 0.0)	19.7
Otitis media	0 (0 to 0)	0 (0 to 0)	0.1 (0.1 to 0.2)	0.1 (0.4 to 1.9)	0.4 (0.9 to 2.8)	0.7 (0.4 to 1.4)	0.7 (0.4 to 1.6)	0.5 (0.3 to 1.1)	0.5 (0.2 to 1)	0.5 (0.2 to 1)	0.5 (0.2 to 0.9)	0.5 (0.2 to 0.9)	0.4 (0.2 to 0.7)	0.4 (0.1 to 0.9)	0.4 (0.1 to 0.9)	0.4 (0.1 to 0.9)	0.4 (0.1 to 0.9)	0.4 (0.1 to 0.9)	0.4 (0.1 to 0.9)	0.4 (0.1 to 0.9)	0.4 (0.1 to 0.9)	0.4 (0.1 to 0.9)	9
Enteric infections	0.4 (0.1 to 0.9)	1.4 (0.4 to 3.4)	22 (4.8 to 35.5)	22 (11.0 to 46)	9.2 (5.8 to 14.1)	7.7 (4.8 to 11.6)	6 (3.8 to 9.2)	8.7 (4.5 to 15.8)	7.1 (3.7 to 12.1)	5.5 (2.5 to 9.4)	4.6 (1.4 to 10.2)	3.8 (0.9 to 10.4)	2.5 (0.6 to 9.9)	1.9 (0.4 to 7.5)	1.4 (0.3 to 5.7)	1.1 (0.2 to 4.6)	0.9 (0.2 to 3.6)	0.7 (0.1 to 2.7)	0.4 (0.1 to 1.7)	0.1 (0.0 to 0.6)	0.1 (0.0 to 0.2)	0.1 (0.0 to 0.2)	168
Diarrheal diseases	0.4 (0.1 to 0.9)	1.4 (0.4 to 3.4)	22.8 (4.9 to 36.2)	22.7 (9.9 to 46.1)	9.2 (3.9 to 13.3)	7.7 (2.7 to 11.6)	6 (2.4 to 8.6)	8.7 (2.4 to 14.7)	7.1 (2.2 to 11.5)	5.5 (1.5 to 9.1)	4.6 (1.3 to 8.9)	3.8 (0.9 to 9.5)	2.5 (0.6 to 8.9)	1.9 (0.4 to 7.2)	1.4 (0.3 to 5.5)	1.1 (0.2 to 4.4)	0.9 (0.2 to 3.6)	0.7 (0.1 to 2.7)	0.4 (0.1 to 1.7)	0.1 (0.0 to 0.6)	0.1 (0.0 to 0.2)	0.1 (0.0 to 0.2)	154
Typhoid and paratyphoid	0 (0 to 0)	0 (0 to 0)	0 (0 to 0.2)	0.3 (0.1 to 0.8)	0.4 (0.1 to 1.1)	0.5 (0.1 to 1.4)	0.4 (0.1 to 1.1)	0.3 (0.1 to 1)	0.2 (0.1 to 0.8)	0.2 (0.1 to 0.8)	0.2 (0.1 to 0.8)	0.2 (0.1 to 0.8)	0.2 (0.1 to 0.8)	0.2 (0.1 to 0.8)	0.2 (0.1 to 0.8)	0.2 (0.1 to 0.8)	0.2 (0.1 to 0.8)	0.2 (0.1 to 0.8)	0.2 (0.1 to 0.8)	0.2 (0.1 to 0.8)	0.2 (0.1 to 0.8)	0.2 (0.1 to 0.8)	0.9
Typhoid fever	0 (0 to 0)	0 (0 to 0)	0 (0 to 0.2)	1.3 (0.3 to 4.1)	1.8 (0.4 to 5.6)	2.6 (0.5 to 8.1)	1.7 (0.4 to 5.3)	1 (0.2 to 3.7)	0.6 (0.1 to 2.3)	0.4 (0.1 to 1.6)	0.2 (0.1 to 0.8)	0.2 (0.1 to 0.8)	0.2 (0.1 to 0.8)	0.1 (0.1 to 0.8)	0.1 (0.1 to 0.8)	0.1 (0.1 to 0.8)	0.1 (0.1 to 0.8)	0.1 (0.1 to 0.8)	0.1 (0.1 to 0.8)	0.1 (0.1 to 0.8)	0.1 (0.1 to 0.8)	0.1 (0.1 to 0.8)	10.1
Paratyphoid fever	0 (0 to 0)	0 (0 to 0)	0 (0 to 0)	0 (0 to 0)	0 (0 to 0)	0 (0 to 0)	0 (0 to 0)	0 (0 to 0)	0 (0 to 0)	0 (0 to 0)	0 (0 to 0)	0 (0 to 0)	0 (0 to 0)	0 (0 to 0)	0 (0 to 0)	0 (0 to 0)	0 (0 to 0)	0 (0 to 0)	0 (0 to 0)	0 (0 to 0)	0 (0 to 0)	0 (0 to 0)	0 (0 to 0)	0
Paratyphoid fever	0 (0 to 0)	0 (0 to 0)	0 (0 to 0)	0 (0 to 0)	0 (0 to 0)	0 (0 to 0)	0 (0 to 0)	0 (0 to 0)	0 (0 to 0)	0 (0 to 0)	0 (0 to 0)	0 (0 to 0)	0 (0 to 0)	0 (0 to 0)	0 (0 to 0)	0 (0 to 0)	0 (0 to 0)	0 (0 to 0)	0 (0 to 0)	0 (0 to 0)	0 (0 to 0)	0 (0 to 0)	0 (0 to 0)	0.1
Invasive Non-typhoidal Salmonella (iNTS)	0 (0 to 0)	0 (0 to 0)	0.6 (0.4 to 1.5)	0.6 (0.2 to 0.9)	0.3 (0.2 to 0.7)	0.3 (0.1 to 0.4)	0.2 (0.1 to 0.4)	0.1 (0.0 to 0.3)	0.2 (0.1 to 0.3)	0.2 (0.1 to 0.3)	0.2 (0.1 to 0.3)	0.1 (0.1 to 0.3)	0.1 (0.1 to 0.3)	0.1 (0.1 to 0.3)	0.1 (0.1 to 0.3)	0.1 (0.1 to 0.3)	0.1 (0.1 to 0.3)	0.1 (0.1 to 0.3)	0.1 (0.1 to 0.3)	0.1 (0.1 to 0.3)	0.1 (0.1 to 0.3)	0.1 (0.1 to 0.3)	3.3
Other intestinal infectious diseases	0 (0 to 0)	0 (0 to 0)	0.1 (0.0 to 0.3)	0.1 (0.0 to 0.3)	0 (0 to 0.1)	0 (0 to 0.1)	0 (0 to 0.1)	0 (0 to 0.1)	0 (0 to 0.1)	0 (0 to 0.1)	0 (0 to 0.1)	0 (0 to 0.1)	0 (0 to 0.1)	0 (0 to 0.1)	0 (0 to 0.1)	0 (0 to 0.1)	0 (0 to 0.1)	0 (0 to 0.1)	0 (0 to 0.1)	0 (0 to 0.1)	0 (0 to 0.1)	0 (0 to 0.1)	0 (0 to 0.1)	0.4
Neglected tropical diseases and malaria	0 (0 to 0)	1.2 (0.7 to 2)	4.7 (2.4 to 7.4)	7.3 (3.5 to 12.6)	6.1 (2.5 to 12)	5.3 (2.7 to 9.7)	4.5 (2.2 to 7.9)	3.7 (2.0 to 6.7)	2.5 (1.3 to 4.6)	1.9 (1.0 to 3.6)	1.4 (0.7 to 2.8)	1.1 (0.5 to 2.3)	0.8 (0.3 to 1.8)	0.6 (0.2 to 1.4)	0.4 (0.1 to 1.1)	0.3 (0.1 to 0.8)	0.2 (0.1 to 0.6)	0.2 (0.0 to 0.4)	0.1 (0.0 to 0.3)	0.0 (0.0 to 0.1)	0.0 (0.0 to 0.1)	0.0 (0.0 to 0.1)	53.7
Malaria	0 (0 to 0)	0 (0 to 0)	0 (0 to 0)	0 (0 to 0)	0 (0 to 0)	0 (0 to 0)	0 (0 to 0)	0 (0 to 0)	0 (0 to 0)	0 (0 to 0)	0 (0 to 0)	0 (0 to 0)	0 (0 to 0)	0 (0 to 0)	0 (0 to 0)	0 (0 to 0)	0 (0 to 0)	0 (0 to 0)	0 (0 to 0)	0 (0 to 0)	0 (0 to 0)	0 (0 to 0)	0 (0 to 0)	0
Chagas disease	0 (0 to 0)	0 (0 to 0)	0 (0 to 0)	0 (0 to 0)	0 (0 to 0)	0 (0 to 0)	0 (0 to 0)	0 (0 to 0)	0 (0 to 0)	0 (0 to 0)	0 (0 to 0)	0 (0 to 0)	0 (0 to 0)	0 (0 to 0)	0 (0 to 0)	0 (0 to 0)	0 (0 to 0)	0 (0 to 0)	0 (0 to 0)	0 (0 to 0)	0 (0 to 0)	0 (0 to 0)	0 (0 to 0)	0
Leishmaniasis	0 (0 to 0)	0 (0 to 0)	0 (0 to 0)	0 (0 to 0)	0 (0 to 0)	0 (0 to 0)	0 (0 to 0)	0 (0 to 0)	0 (0 to 0)	0 (0 to 0)	0 (0 to 0)	0 (0 to 0)	0 (0 to 0)	0 (0 to 0)	0 (0 to 0)	0 (0 to 0)	0 (0 to 0)	0 (0 to 0)	0 (0 to 0)	0 (0 to 0)	0 (0 to 0)	0 (0 to 0)	0 (0 to 0)	0
Visceral leishmaniasis	0 (0 to 0)	0 (0 to 0)	0 (0 to 0)	0 (0 to 0)	0 (0 to 0)	0 (0 to 0)	0 (0 to 0)	0 (0 to 0)	0 (0 to 0)	0 (0 to 0)	0 (0 to 0)	0 (0 to 0)	0 (0 to 0)	0 (0 to 0)	0 (0 to 0)	0 (0 to 0)	0 (0 to 0)	0 (0 to 0)	0 (0 to 0)	0 (0 to 0)	0 (0 to 0)	0 (0 to 0)	0 (0 to 0)	0
Cutaneous and mucocutaneous leishmaniasis	0 (0 to 0)	0 (0 to 0)	0 (0 to 0)	0 (0 to 0)	0 (0 to 0)	0 (0 to 0)	0 (0 to 0)	0 (0 to 0)	0 (0 to 0)	0 (0 to 0)	0 (0 to 0)	0 (0 to 0)	0 (0 to 0)	0 (0 to 0)	0 (0 to 0)	0 (0 to 0)	0 (0 to 0)	0 (0 to 0)	0 (0 to 0)	0 (0 to 0)	0 (0 to 0)	0 (0 to 0)	0 (0 to 0)	0
African trypanosomiasis	0 (0 to 0)	0 (0 to 0)	0 (0 to 0)	0 (0 to 0)	0 (0 to 0)	0 (0 to 0)	0 (0 to 0)	0 (0 to 0)	0 (0 to 0)	0 (0 to 0)	0 (0 to 0)	0 (0 to 0)	0 (0 to 0)	0 (0 to 0)	0 (0 to 0)	0 (0 to 0)	0 (0 to 0)	0 (0 to 0)	0 (0 to 0)	0 (0 to 0)	0 (0 to 0)	0 (0 to 0)	0 (0 to 0)	0
Schistosomiasis	0 (0 to 0)	0 (0 to 0)	0 (0 to 0)	0 (0 to 0)	0 (0 to 0)	0 (0 to 0)	0 (0 to 0)	0 (0 to 0)	0 (0 to 0)	0 (0 to 0)	0 (0 to 0)	0 (0 to 0)	0 (0 to 0)	0 (0 to 0)	0 (0 to 0)	0 (0 to 0)	0 (0 to 0)	0 (0 to 0)	0 (0 to 0)	0 (0 to 0)	0 (0 to 0)	0 (0 to 0)	0 (0 to 0)	0
Cysticercosis	0 (0 to 0)	0 (0 to 0)	0 (0 to 0)	0 (0 to 0)	0 (0 to 0)	0 (0 to 0)	0 (0 to 0)	0 (0 to 0)	0 (0 to 0)	0 (0 to 0)	0 (0 to 0)	0 (0 to 0)	0 (0 to 0)	0 (0 to 0)	0 (0 to 0)	0 (0 to 0)	0 (0 to 0)	0 (0 to 0)	0 (0 to 0)	0 (0 to 0)	0 (0 to 0)	0 (0 to 0)	0 (0 to 0)	2.9
Cystic echinococcosis	0 (0 to 0)	0 (0 to 0)	0 (0 to 0)	0 (0 to 0)	0 (0 to 0)	0 (0 to 0)	0 (0 to 0)	0 (0 to 0)	0 (0 to 0)	0 (0 to 0)	0 (0 to 0)	0 (0 to 0)	0 (0 to 0)	0 (0 to 0)	0 (0 to 0)	0 (0 to 0)	0 (0 to 0)	0 (0 to 0)	0 (0 to 0)	0 (0 to 0)	0 (0 to 0)	0 (0 to 0)	0 (0 to 0)	0.1
Lymphatic filariasis	0 (0 to 0)	0 (0 to 0)	0 (0 to 0)	0.6 (0.3 to 1.5)	0.6 (0.3 to 1.5)	0.5 (0.3 to 0.9)	0.4 (0.2 to 0.7)	0.3 (0.2 to 0.6)	0.2 (0.1 to 0.4)	0.2 (0.1 to 0.3)	0.1 (0.1 to 0.3)	0.1 (0.1 to 0.3)	0.1 (0.1 to 0.3)	0.1 (0.1 to 0.3)	0.1 (0.1 to 0.3)	0.1 (0.1 to 0.3)	0.1 (0.1 to 0.3)	0.1 (0.1 to 0.3)	0.1 (0.1 to 0.3)	0.1 (0.1 to 0.3)	0.1 (0.1 to 0.3)	0.1 (0.1 to 0.3)	4.5
Onchocerciasis	0 (0 to 0)	0 (0 to 0)	0 (0 to 0)	0 (0 to 0)	0 (0 to 0)	0 (0 to 0)	0 (0 to 0)	0 (0 to 0)	0 (0 to 0)	0 (0 to 0)	0 (0 to 0)	0 (0 to 0)	0 (0 to 0)	0 (0 to 0)	0 (0 to 0)	0 (0 to 0)	0 (0 to 0)	0 (0 to 0)	0 (0 to 0)	0 (0 to 0)	0 (0 to 0)	0 (0 to 0)	0 (0 to 0)	0
Trachoma	0 (0 to 0)	0 (0 to 0)	0 (0 to 0)	0 (0 to 0)	0 (0 to 0)	0 (0 to 0)	0 (0 to 0)	0 (0 to 0)	0 (0 to 0)	0 (0 to 0)	0 (0 to 0)	0 (0 to 0)	0 (0 to 0)	0 (0 to 0)	0 (0 to 0)	0 (0 to 0)	0 (0 to 0)	0 (0 to 0)	0 (0 to 0)	0 (0 to 0)	0 (0 to 0)	0 (0 to 0)	0 (0 to 0)	0
Dengue	0 (0 to 0)	0 (0 to 0)	0.3 (0.1 to 1)	0.9 (0.2 to 2.8)	1.8 (0.3 to 5.7)	2.1 (0.2 to 7.2)	2 (0.2 to 6.6)	1.5 (0.2 to 5.2)	1.1 (0.2 to 4.6)	0.9 (0.2 to 3.9)	0.8 (0.1 to 3.8)	0.8 (0.1 to 3.2)	0.6 (0.1 to 3.2)	0.4 (0.1 to 1.7)	0.3 (0.1 to 1.5)	0.3 (0.1 to 1.4)	0.3 (0.1 to 1.1)	0.2 (0.0 to 0.7)	0.1 (0.0 to 0.4)	0.0 (0.0 to 0.2)	0.0 (0.0 to 0.1)	0.0 (0.0 to 0.1)	15.3
Yellow fever	0 (0 to 0)	0 (0 to 0)	0 (0 to 0)	0 (0 to 0)	0 (0 to 0)	0 (0 to 0)	0 (0 to 0)	0 (0 to 0)	0 (0 to 0)	0 (0 to 0)	0 (0 to 0)	0 (0 to 0)	0 (0 to 0)	0 (0 to 0)	0 (0 to 0)	0 (0 to 0)	0 (0 to 0)	0 (0 to 0)	0 (0 to 0)	0 (0 to 0)	0 (0 to 0)	0 (0 to 0)	0 (0 to 0)	0
Rabies	0 (0 to 0)	0 (0 to 0)	0 (0 to 0)	0 (0 to 0)	0 (0 to 0)	0 (0 to 0)	0 (0 to 0)	0 (0 to 0)	0 (0 to 0)	0 (0 to 0)	0 (0 to 0)	0 (0 to 0)	0 (0 to 0)	0 (0 to 0)	0 (0 to 0)	0 (0 to 0)	0 (0 to 0)	0 (0 to 0)	0 (0 to 0)	0 (0 to 0)	0 (0 to 0)	0 (0 to 0)	0 (0 to 0)	0
Intestinal nematode infections	0 (0 to 0)	0 (0 to 0)	0.9 (0.5

Chronic myeloid leukemia	0 (0 to 0)	6·2
Other leukemia	0·1 (0 to 0·4)	25·3
Other malignant neoplasms	0·1 (0 to 0·2)	40·9
Other neoplasms	0 (0 to 0)	1·7
Myelodysplastic, myeloproliferative, and other hematopoietic neo	0 (0 to 0)	1·7
Benign and in situ intestinal neoplasms	0 (0 to 0)	0
Benign and in situ cervical and uterine neoplasms	0 (0 to 0)	0
Other benign and in situ neoplasms	0 (0 to 0)	0
Cardiovascular diseases	1·7 (0·7 to 3·6)	1,950
Rheumatic heart disease	0 (0 to 0)	166
Ischemic heart disease	0 (0 to 0)	775
Stroke	0·6 (0·2 to 1·3)	729
Ischemic stroke	0 (0 to 0)	158
Intracerebral hemorrhage	0 (0 to 0)	471
Subarachnoid hemorrhage	0·6 (0·2 to 1·3)	100
Hypertensive heart disease	0 (0 to 0)	160
Non-rheumatic valvular heart disease	0 (0 to 0)	6·9
Non-rheumatic calcific aortic valve disease	0 (0 to 0)	2·6
Non-rheumatic degenerative mitral valve disease	0 (0 to 0)	3·3
Other non-rheumatic valve diseases	0 (0 to 0)	1·1
Cardiomyopathy and myocarditis	0·8 (0·2 to 1·8)	24·5
Myocarditis	0·7 (0·2 to 1·6)	5·3
Alcoholic cardiomyopathy	0 (0 to 0)	1·1
Other cardiomyopathy	0·1 (0 to 0·3)	18·1
Atrial fibrillation and flutter	0 (0 to 0)	20
Aortic aneurysm	--	NA
Endocarditis	0 (0 to 0)	21·7
Other cardiovascular and circulatory diseases	0·3 (0·1 to 0·9)	39·1
Chronic respiratory diseases	0 (0 to 0)	424
Chronic obstructive pulmonary disease	0 (0 to 0)	220
Pneumoconiosis	0 (0 to 0)	0·5
Silicosis	0 (0 to 0)	0
Asbestosis	0 (0 to 0)	0·3
Coal workers pneumoconiosis	0 (0 to 0)	0
Other pneumoconiosis	0 (0 to 0)	0·2
Asthma	0 (0 to 0)	168
Interstitial lung disease and pulmonary sarcoidosis	0 (0 to 0)	18
Other chronic respiratory diseases	0 (0 to 0)	17·3
Digestive diseases	0·2 (0·1 to 0·3)	220
Cirrhosis and other chronic liver diseases	0 (0 to 0)	109
Cirrhosis and other chronic liver diseases due to hepatitis B	0 (0 to 0)	30
Cirrhosis and other chronic liver diseases due to hepatitis C	0 (0 to 0)	24·7
Cirrhosis and other chronic liver diseases due to alcohol use	0 (0 to 0)	13·7
Cirrhosis and other chronic liver diseases due to NAFLD	0 (0 to 0)	11·8
Cirrhosis and other chronic liver diseases due to other causes	0 (0 to 0)	28·6
Upper digestive system diseases	0 (0 to 0)	54·8
Peptic ulcer disease	0 (0 to 0)	36·4
Gastritis and duodenitis	0 (0 to 0)	8
Gastroesophageal reflux disease	0 (0 to 0)	10·4
Appendicitis	0 (0 to 0)	2·4
Paralytic ileus and intestinal obstruction	0·1 (0 to 0·2)	8·5
Inguinal, femoral, and abdominal hernia	0·1 (0 to 0·2)	3·4
Inflammatory bowel disease	0 (0 to 0)	2·5
Vascular intestinal disorders	0 (0 to 0)	2·7
Gallbladder and biliary diseases	0 (0 to 0)	23·6
Pancreatitis	0 (0 to 0)	6·6
Other digestive diseases	0 (0 to 0)	7·2
Neurological disorders	0 (0 to 0)	296
Alzheimer's disease and other dementias	0 (0 to 0)	35·5
Parkinson's disease	0 (0 to 0)	19·3
Idiopathic epilepsy	0 (0 to 0)	41·4
Multiple sclerosis	0 (0 to 0)	1·4
Motor neuron disease	0 (0 to 0)	1·1
Headache disorders	0 (0 to 0)	185
Migraine	0 (0 to 0)	172
Tension-type headache	0 (0 to 0)	13·7
Other neurological disorders	0 (0 to 0)	12·3
Mental disorders	0 (0 to 0)	384
Schizophrenia	0 (0 to 0)	42·9
Depressive disorders	0 (0 to 0)	130
Major depressive disorder	0 (0 to 0)	89·8
Dysthymia	0 (0 to 0)	40·1
Bipolar disorder	0 (0 to 0)	15·2
Anxiety disorders	0 (0 to 0)	130
Eating disorders	0 (0 to 0)	6·6
Anorexia nervosa	0 (0 to 0)	2·8
Bulimia nervosa	0 (0 to 0)	3·8
Autism spectrum disorders	0 (0 to 0)	5·5
Attention-deficit/hyperactivity disorder	0 (0 to 0)	2·4
Conduct disorder	0 (0 to 0)	14·8
Idiopathic developmental intellectual disability	0 (0 to 0)	14·5
Other mental disorders	0 (0 to 0)	21·9
Substance use disorders	0 (0 to 0)	46·8
Alcohol use disorders	0 (0 to 0)	13·1
Drug use disorders	0 (0 to 0)	33·8
Opioid use disorders	0 (0 to 0)	22·8
Cocaine use disorders	0 (0 to 0)	0·4
Amphetamine use disorders	0 (0 to 0)	3·7
Cannabis use disorders	0 (0 to 0)	3
Other drug use disorders	0 (0 to 0)	3·9
Diabetes and kidney diseases	0 (0 to 0)	1,300
Diabetes mellitus	0 (0 to 0)	968
Diabetes mellitus type 1	0 (0 to 0)	26·7
Diabetes mellitus type 2	0 (0 to 0)	941
Chronic kidney disease	0 (0 to 0)	332
Chronic kidney disease due to diabetes mellitus type 1	0 (0 to 0)	59·2
Chronic kidney disease due to diabetes mellitus type 2	0 (0 to 0)	87·8
Chronic kidney disease due to hypertension	0 (0 to 0)	76
Chronic kidney disease due to glomerulonephritis	0 (0 to 0)	38·1
Chronic kidney disease due to other and unspecified causes	0 (0 to 0)	70·6
Acute glomerulonephritis	0 (0 to 0)	0·4
Skin and subcutaneous diseases	0 (0 to 0)	193
Dermatitis	0 (0 to 0)	54·6
Atopic dermatitis	0 (0 to 0)	46·2
Contact dermatitis	0 (0 to 0)	7·6
Seborrhoeic dermatitis	0 (0 to 0)	0·8
Psoriasis	0 (0 to 0)	5·3
Bacterial skin diseases	0 (0 to 0)	7·8
Cellulitis	0 (0 to 0)	0·7
Pyoderma	0 (0 to 0)	7·1
Scabies	0 (0 to 0)	44·7
Fungal skin diseases	0 (0 to 0)	7·5
Viral skin diseases	0 (0 to 0)	19·5
Acne vulgaris	0 (0 to 0)	21·4
Alopecia areata	0 (0 to 0)	2·9
Pruritus	0 (0 to 0)	2·9
Urticaria	0 (0 to 0)	13·3
Decubitus ulcer	0 (0 to 0)	3·1
Other skin and subcutaneous diseases	0 (0 to 0)	9·9
Sense organ diseases	0 (0 to 0)	161
Blindness and vision loss	0 (0 to 0)	47·2
Glaucoma	0 (0 to 0)	1·4
Cataract	0 (0 to 0)	17·4
Age-related macular degeneration	0 (0 to 0)	0·7
Refraction disorders	0 (0 to 0)	15
Near vision loss	0 (0 to 0)	9·7
Other vision loss	0 (0 to 0)	3
Age-related and other hearing loss	0 (0 to 0)	105
Other sense organ diseases	0 (0 to 0)	8·2
Musculoskeletal disorders	0 (0 to 0)	488
Rheumatoid arthritis	0 (0 to 0)	5·9
Osteoarthritis	0 (0 to 0)	37·1
Osteoarthritis hip	0 (0 to 0)	1·5
Osteoarthritis knee	0 (0 to 0)	30·2
Osteoarthritis hand	0 (0 to 0)	2

Osteoarthritis other	0 (0 to 0)	0 (0 to 0)	0 (0 to 0)	0 (0 to 0)	0 (0 to 0)	0 (0 to 0)	0 (0 to 0)	0 (0 to 0)	0 (0 to 0)	0 (0 to 0)	0·1 (0 to 0·2)	0·2 (0·1 to 0·5)	0·3 (0·1 to 0·8)	0·5 (0·2 to 1)	0·6 (0·3 to 1·3)	0·6 (0·3 to 1·3)	0·5 (0·2 to 1·1)	0·3 (0·2 to 0·7)	0·2 (0·1 to 0·4)	0·1 (0 to 0·2)	0 (0 to 0·1)	0 (0 to 0)	0 (0 to 0)	3·5
Low back pain	0 (0 to 0)	0 (0 to 0)	0 (0 to 0)	0 (0 to 0)	2·4 (1·1 to 4)	10·5 (6·3 to 16·9)	15·9 (9·4 to 26·1)	16·8 (9·9 to 26)	19·1 (11·2 to 30·4)	22·3 (13·2 to 34)	26·2 (15·8 to 40·3)	26 (15·6 to 39·4)	24·3 (14·8 to 37·9)	23·4 (14·5 to 36)	21·4 (13·2 to 31·5)	18·2 (11·8 to 27·2)	13·4 (8·7 to 20)	7·7 (5 to 11·3)	3·6 (2·3 to 5·4)	1·7 (1·1 to 2·5)	0·6 (0·4 to 0·9)	0·1 (0·1 to 0·2)	0 (0 to 0)	254
Neck pain	0 (0 to 0)	0 (0 to 0)	0 (0 to 0)	0 (0 to 0)	0·2 (0·1 to 0·4)	1·1 (0·5 to 2·1)	2·4 (1 to 4·4)	3·5 (1·6 to 6·9)	5·4 (2·6 to 10·4)	8·2 (4 to 15·7)	10·9 (5·7 to 18·4)	11·5 (5·9 to 19·9)	10·9 (5·6 to 19·1)	8·9 (4·6 to 16·3)	7·5 (3·5 to 13·2)	5·9 (3 to 10·2)	4·1 (2·1 to 6·9)	2·2 (1·2 to 3·7)	0·9 (0·5 to 1·7)	0·3 (0·2 to 0·6)	0·1 (0·1 to 0·2)	0 (0 to 0)	0 (0 to 0)	84
Gout	0 (0 to 0)	0 (0 to 0)	0 (0 to 0)	0 (0 to 0)	0 (0 to 0)	0 (0 to 0)	0 (0 to 0)	0 (0 to 0)	0·1 (0 to 0·1)	0·1 (0 to 0·2)	0·2 (0 to 0·3)	0·2 (0·1 to 0·4)	0·2 (0·1 to 0·4)	0·2 (0·1 to 0·5)	0·3 (0·1 to 0·5)	0·3 (0·1 to 0·5)	0·2 (0·1 to 0·4)	0·2 (0·1 to 0·3)	0·1 (0 to 0·1)	0 (0 to 0·1)	0 (0 to 0)	0 (0 to 0)	0 (0 to 0)	2·1
Other musculoskeletal disorders	0 (0 to 0)	0 (0 to 0)	0 (0 to 0)	0 (0 to 0)	0·6 (0·3 to 1)	1·5 (0·7 to 2·6)	4 (2·2 to 6·1)	6·6 (4 to 10·1)	11 (6·7 to 16·7)	13 (8·2 to 19·6)	12·9 (8·4 to 19·2)	11·8 (7·3 to 18·3)	10·4 (6·7 to 16·1)	9·5 (5·9 to 14·6)	8·3 (5·2 to 12·4)	6·8 (4 to 10·6)	4·8 (3 to 7·2)	2·6 (1·6 to 4·1)	1 (0·6 to 1·5)	0·4 (0·2 to 0·6)	0·1 (0 to 0·2)	0 (0 to 0)	0 (0 to 0)	105
Other non-communicable diseases	32·9 (16·6 to 55)	14·2 (8·5 to 22·1)	41·4 (23·4 to 68·1)	32 (20·3 to 48·2)	15·7 (11·3 to 21·4)	18·5 (13·3 to 24·8)	24 (15·7 to 34·8)	32·1 (22·5 to 46·8)	42·3 (29·7 to 59·1)	48·2 (34 to 65·9)	49·8 (35·7 to 67·8)	45·4 (32·7 to 60·7)	33·8 (24·7 to 45·3)	25·8 (18·7 to 34·2)	21·8 (15·9 to 29·2)	17·5 (12·8 to 23·7)	13·5 (9·8 to 18·1)	8·4 (6·1 to 11·2)	3·7 (2·7 to 5)	2 (1·4 to 2·6)	0·8 (0·6 to 1·1)	0·2 (0·2 to 0·3)	0·1 (0 to 0·1)	524
Congenital birth defects	32·6 (16·5 to 54·5)	13·1 (7·7 to 20·8)	35·2 (18·4 to 61·1)	24·7 (13·7 to 40·5)	9·5 (6·5 to 13·9)	9·2 (6 to 13·4)	4·4 (3 to 6·5)	4·5 (2·8 to 7·2)	5 (2·6 to 8·6)	5·8 (3 to 10)	2·8 (1·7 to 4·5)	2·8 (1·7 to 4·3)	1·5 (1 to 2·2)	1 (0·6 to 1·4)	1 (0·7 to 1·5)	0·9 (0·6 to 1·4)	0·4 (0·3 to 0·7)	0·1 (0·1 to 0·2)	0 (0 to 0·1)	0 (0 to 0)	0 (0 to 0)	0 (0 to 0)	0 (0 to 0)	155
Neural tube defects	9·2 (2·8 to 21)	1·2 (0·3 to 3·2)	4·1 (0·8 to 11·5)	1·6 (0·2 to 5·9)	0·2 (0·1 to 0·3)	0·2 (0·1 to 0·3)	0·1 (0·1 to 0·2)	0·1 (0·1 to 0·2)	0·1 (0 to 0·1)	0 (0 to 0·1)	0 (0 to 0·1)	0 (0 to 0)	0 (0 to 0)	0 (0 to 0)	0 (0 to 0)	0 (0 to 0)	0 (0 to 0·1)	0 (0 to 0)	0 (0 to 0)	0 (0 to 0)	0 (0 to 0)	0 (0 to 0)	0 (0 to 0)	16·8
Congenital heart anomalies	12·4 (5·4 to 24·6)	6·9 (3·7 to 11·4)	18·9 (8·4 to 35·9)	13·4 (6·2 to 24·7)	4 (2·1 to 6·7)	5·3 (2·9 to 8·8)	1·2 (0·6 to 2)	2·5 (1·2 to 4·7)	2·3 (0·9 to 4·9)	3·6 (1·5 to 6·8)	0·8 (0·4 to 1·6)	1·6 (0·8 to 2·9)	0·4 (0·2 to 0·7)	0·2 (0·1 to 0·4)	0·3 (0·1 to 0·5)	0·3 (0·1 to 0·5)	0·1 (0·1 to 0·2)	0 (0 to 0)	0 (0 to 0)	0 (0 to 0)	0 (0 to 0)	0 (0 to 0)	0 (0 to 0)	74·1
Orofacial clefts	0 (0 to 0)	0 (0 to 0)	0 (0 to 0)	0·1 (0 to 0·2)	0·1 (0 to 0·1)	0·1 (0 to 0·1)	0 (0 to 0·1)	0 (0 to 0·1)	0 (0 to 0·1)	0 (0 to 0·1)	0 (0 to 0·1)	0 (0 to 0)	0 (0 to 0)	0 (0 to 0)	0 (0 to 0)	0 (0 to 0)	0 (0 to 0)	0 (0 to 0)	0 (0 to 0)	0 (0 to 0)	0 (0 to 0)	0 (0 to 0)	0 (0 to 0)	0·6
Down syndrome	0·4 (0·1 to 0·9)	0·2 (0·1 to 0·5)	0·7 (0·2 to 1·8)	1·1 (0·3 to 2·5)	0·3 (0·1 to 0·6)	0·1 (0·1 to 0·2)	0·1 (0·1 to 0·2)	0·1 (0·1 to 0·2)	0·1 (0 to 0·1)	0·1 (0 to 0·1)	0·2 (0·1 to 0·4)	0·1 (0 to 0·3)	0 (0 to 0·1)	0·1 (0 to 0·2)	0 (0 to 0)	0 (0 to 0)	0 (0 to 0·1)	0 (0 to 0)	0 (0 to 0)	0 (0 to 0)	0 (0 to 0)	0 (0 to 0)	0 (0 to 0)	3·7
Turner syndrome	0 (0 to 0)	0 (0 to 0)	0 (0 to 0)	0 (0 to 0)	0 (0 to 0)	0 (0 to 0)	0 (0 to 0)	0 (0 to 0)	0 (0 to 0)	0 (0 to 0)	0 (0 to 0)	0 (0 to 0)	0 (0 to 0)	0 (0 to 0)	0 (0 to 0)	0 (0 to 0)	0 (0 to 0)	0 (0 to 0)	0 (0 to 0)	0 (0 to 0)	0 (0 to 0)	0 (0 to 0)	0 (0 to 0)	0·1
Klinefelter syndrome	0 (0 to 0)	0 (0 to 0)	0 (0 to 0)	0 (0 to 0)	0 (0 to 0)	0 (0 to 0)	0 (0 to 0)	0 (0 to 0)	0 (0 to 0)	0 (0 to 0)	0 (0 to 0)	0 (0 to 0)	0 (0 to 0)	0 (0 to 0)	0 (0 to 0)	0 (0 to 0)	0 (0 to 0)	0 (0 to 0)	0 (0 to 0)	0 (0 to 0)	0 (0 to 0)	0 (0 to 0)	0 (0 to 0)	0
Other chromosomal abnormalities	0·6 (0·2 to 1·4)	1 (0·4 to 2)	1·8 (0·7 to 4)	0·4 (0·2 to 0·6)	0·4 (0·2 to 0·8)	0·3 (0·1 to 0·6)	0·1 (0·1 to 0·2)	0·1 (0·1 to 0·1)	0·2 (0·1 to 0·4)	0 (0 to 0·1)	0 (0 to 0)	0 (0 to 0)	0 (0 to 0)	0 (0 to 0)	0 (0 to 0)	0 (0 to 0)	0 (0 to 0)	0 (0 to 0)	0 (0 to 0)	0 (0 to 0)	0 (0 to 0)	0 (0 to 0)	0 (0 to 0)	5
Congenital musculoskeletal and limb anomalies	0·6 (0·2 to 1·4)	0·2 (0·1 to 0·3)	1·6 (0·9 to 2·5)	2·3 (1·4 to 3·6)	1·6 (0·9 to 2·6)	1·5 (0·9 to 2·5)	1·1 (0·6 to 1·8)	0·7 (0·4 to 1·1)	0·5 (0·3 to 0·9)	0·8 (0·4 to 1·4)	0·5 (0·3 to 0·8)	0·4 (0·2 to 0·6)	0·3 (0·2 to 0·5)	0·3 (0·1 to 0·4)	0·2 (0·1 to 0·3)	0·1 (0·1 to 0·2)	0·1 (0 to 0·1)	0 (0 to 0)	0 (0 to 0)	0 (0 to 0)	0 (0 to 0)	0 (0 to 0)	0 (0 to 0)	12·9
Urogenital congenital anomalies	1 (0·4 to 2·4)	0·6 (0·2 to 1·2)	0·6 (0·2 to 1·3)	0·2 (0·1 to 0·4)	0·2 (0·1 to 0·3)	0·2 (0·1 to 0·3)	0·1 (0·1 to 0·2)	0·1 (0·1 to 0·1)	0·1 (0 to 0·1)	0·1 (0 to 0·1)	0 (0 to 0·1)	0 (0 to 0·1)	0 (0 to 0)	0 (0 to 0)	0 (0 to 0)	0 (0 to 0)	0 (0 to 0)	0 (0 to 0)	0 (0 to 0)	0 (0 to 0)	0 (0 to 0)	0 (0 to 0)	0 (0 to 0)	3·2
Digestive congenital anomalies	1·7 (0·5 to 4·7)	0·9 (0·3 to 2·2)	2·2 (0·6 to 5·5)	0·6 (0·2 to 1·4)	0·1 (0 to 0·2)	0·1 (0 to 0·2)	0 (0 to 0·1)	0 (0 to 0·1)	0 (0 to 0·1)	0 (0 to 0)	0 (0 to 0)	0 (0 to 0)	0 (0 to 0)	0 (0 to 0)	0 (0 to 0)	0 (0 to 0)	0 (0 to 0)	0 (0 to 0)	0 (0 to 0)	0 (0 to 0)	0 (0 to 0)	0 (0 to 0)	0 (0 to 0)	5·7
Other congenital birth defects	6·7 (2·4 to 13·9)	2·1 (0·9 to 4·1)	5·4 (1·9 to 12·2)	5·1 (2·2 to 10)	2·7 (1·5 to 4·4)	1·4 (0·8 to 2·4)	1·5 (0·8 to 2·5)	0·8 (0·4 to 1·6)	1·7 (0·7 to 3·8)	1·2 (0·5 to 2·3)	1·2 (0·6 to 2·2)	0·5 (0·2 to 1)	0·7 (0·3 to 1·1)	0·3 (0·1 to 0·7)	0·5 (0·2 to 0·8)	0·5 (0·2 to 0·8)	0·1 (0·1 to 0·3)	0·1 (0 to 0·1)	0 (0 to 0·1)	0 (0 to 0)	0 (0 to 0)	0 (0 to 0)	0 (0 to 0)	32·5
Urinary diseases and male infertility	0·1 (0 to 0·1)	0·2 (0·1 to 0·5)	0·5 (0·2 to 1)	0·5 (0·2 to 1·1)	0·1 (0·1 to 0·3)	0·2 (0·1 to 0·5)	0·5 (0·3 to 0·9)	1 (0·5 to 1·9)	1·1 (0·5 to 1·9)	1·6 (0·8 to 2·8)	2·4 (1·3 to 4·4)	3·8 (2·1 to 6·8)	2·5 (1·3 to 4·4)	2·5 (1·4 to 4·3)	2·4 (1·3 to 4·1)	1·4 (0·7 to 2·7)	1·8 (1 to 3·3)	1·1 (0·5 to 2)	0·4 (0·2 to 0·8)	0·4 (0·2 to 0·8)	0·2 (0·1 to 0·4)	0·1 (0 to 0·2)	0 (0 to 0)	24·9
Urolithiasis	0 (0 to 0)	0 (0 to 0)	0 (0 to 0)	0 (0 to 0)	0 (0 to 0)	0 (0 to 0·1)	0 (0 to 0)	0 (0 to 0)	0 (0 to 0)	0·1 (0·1 to 0·3)	0·4 (0·1 to 0·9)	0·4 (0·1 to 0·9)	0·1 (0·1 to 0·3)	0·1 (0 to 0·3)	0·3 (0·1 to 0·6)	0·1 (0 to 0·1)	0·2 (0·1 to 0·4)	0·1 (0 to 0·2)	0 (0 to 0·1)	0 (0 to 0)	0 (0 to 0)	0 (0 to 0)	0 (0 to 0)	1·9
Benign prostatic hyperplasia	0 (0 to 0)	0 (0 to 0)	0 (0 to 0)	0 (0 to 0)	0 (0 to 0)	0 (0 to 0)	0 (0 to 0)	0 (0 to 0)	0 (0 to 0)	0 (0 to 0)	0 (0 to 0)	0 (0 to 0)	0 (0 to 0)	0 (0 to 0)	0 (0 to 0)	0 (0 to 0)	0 (0 to 0)	0 (0 to 0)	0 (0 to 0)	0 (0 to 0)	0 (0 to 0)	0 (0 to 0)	0 (0 to 0)	0
Male infertility	--	--	--	--	--	--	--	--	--	--	--	--	--	--	--	--	--	--	--	--	--	--	--	NA
Other urinary diseases	0 (0 to 0·1)	0 (0 to 0)	0 (0 to 0)	0·2 (0·1 to 0·6)	0 (0 to 0·1)	0·1 (0 to 0·1)	0·1 (0 to 0·1)	0 (0 to 0·1)	0·1 (0 to 0·1)	0·1 (0 to 0·2)	0·1 (0 to 0·1)	0·1 (0 to 0·1)	0·1 (0 to 0·1)	0·1 (0 to 0·1)	0·1 (0·1 to 0·3)	0 (0 to 0·1)	0 (0 to 0·1)	0 (0 to 0·1)	0 (0 to 0)	0 (0 to 0)	0 (0 to 0)	0 (0 to 0)	0 (0 to 0)	1·1
Gynecological diseases	0 (0 to 0)	0 (0 to 0)	0 (0 to 0)	0 (0 to 0)	0 (0 to 0)	4·2 (2·1 to 7·3)	11·4 (6·6 to 18·6)	17·9 (11 to 27·6)	25·4 (16·4 to 37)	28·6 (18·4 to 41·5)	29 (19·5 to 41·9)	24·2 (15·8 to 35·4)	15·8 (10·3 to 22·4)	8·8 (5·2 to 13·2)	4·4 (2·6 to 6·7)	2·7 (1·6 to 4·3)	1·6 (1 to 2·5)	0·8 (0·5 to 1·2)	0·3 (0·2 to 0·5)	0·1 (0·1 to 0·2)	0 (0 to 0·1)	0 (0 to 0)	0 (0 to 0)	175
Uterine fibroids	0 (0 to 0)	0 (0 to 0)	0 (0 to 0)	0 (0 to 0)	0 (0 to 0)	0 (0 to 0·1)	0·1 (0 to 0·2)	0·2 (0·1 to 0·3)	0·6 (0·2 to 1·2)	0·7 (0·3 to 1·4)	1 (0·4 to 1·9)	1 (0·5 to 1·8)	0·6 (0·3 to 1·2)	0·5 (0·2 to 0·9)	0·3 (0·2 to 0·6)	0·1 (0·1 to 0·2)	0·1 (0 to 0·1)	0·1 (0 to 0·1)	0 (0 to 0)	0 (0 to 0)	0 (0 to 0)	0 (0 to 0)	0 (0 to 0)	5·2
Polycystic ovarian syndrome	0 (0 to 0)	0 (0 to 0)	0 (0 to 0)	0 (0 to 0)	0 (0 to 0)	0·2 (0·1 to 0·4)	0·8 (0·3 to 1·6)	0·8 (0·3 to 1·7)	0·7 (0·3 to 1·5)	0·7 (0·3 to 1·4)	0·6 (0·3 to 1·3)	0·5 (0·2 to 1·1)	0·4 (0·2 to 0·8)	0·1 (0 to 0·2)	0 (0 to 0)	0 (0 to 0)	0 (0 to 0)	0 (0 to 0)	0 (0 to 0)	0 (0 to 0)	0 (0 to 0)	0 (0 to 0)	0 (0 to 0)	4·8
Female infertility	0 (0 to 0)	0 (0 to 0)	0 (0 to 0)	0 (0 to 0)	0 (0 to 0)	0 (0 to 0)	0 (0 to 0)	0·7 (0·2 to 2)	1 (0·2 to 2·7)	1·1 (0·2 to 3·2)	1·4 (0·2 to 4·1)	1·5 (0·3 to 3·9)	0 (0 to 0·3)	0 (0 to 0)	0 (0 to 0)	0 (0 to 0)	0 (0 to 0)	0 (0 to 0)	0 (0 to 0)	0 (0 to 0)	0 (0 to 0)	0 (0 to 0)	0 (0 to 0)	5·7
Endometriosis	0 (0 to 0)	0 (0 to 0)	0 (0 to 0)	0 (0 to 0)	0 (0 to 0)	0 (0 to 0)	0·7 (0·3 to 1·4)	3·3 (1·5 to 5·9)	3·9 (2 to 6·8)	3·5 (1·8 to 6·2)	3·2 (1·6 to 5·5)	2·7 (1·4 to 4·7)	1·9 (1·1 to 3)	0·7 (0·4 to 1·2)	0 (0 to 0)	0 (0 to 0)	0 (0 to 0)	0 (0 to 0)	0 (0 to 0)	0 (0 to 0)	0 (0 to 0)	0 (0 to 0)	0 (0 to 0)	19·9
Genital prolapse	0 (0 to 0)	0 (0 to 0)	0 (0 to 0)	0 (0 to 0)	0 (0 to 0)	0 (0 to 0)	0 (0 to 0·1)	0·1 (0 to 0·1)	0 (0 to 0·1)	0 (0 to 0)	0·1 (0 to 0·1)	0·1 (0 to 0·2)	0·2 (0·1 to 0·5)	0·2 (0·1 to 0·4)	0·2 (0·1 to 0·4)	0·2 (0·1 to 0·4)	0·1 (0·1 to 0·2)	0·1 (0 to 0·1)	0 (0 to 0·1)	0 (0 to 0)	0 (0 to 0)	0 (0 to 0)	0 (0 to 0)	1·4
Premenstrual syndrome	0 (0 to 0)	0 (0 to 0)	0 (0 to 0)	0 (0 to 0)	0 (0 to 0)	3·9 (1·8 to 7)	7·7 (3·9 to 13·9)	7·9 (3·9 to 14·1)	7·7 (4·5 to 12·5)	7·7 (4 to 12·8)	8·4 (4·8 to 13·4)	7·4 (4·3 to 12)	4·5 (2·5 to 7·5)	1·4 (0·7 to 2·5)	0 (0 to 0)	0 (0 to 0)	0 (0 to 0)	0 (0 to 0)	0 (0 to 0)	0 (0 to 0)	0 (0 to 0)	0 (0 to 0)	0 (0 to 0)	56·6
Other gynecological diseases	0 (0 to 0)	0 (0 to 0)	0 (0 to 0)	0 (0 to 0)	0 (0 to 0)	0·1 (0 to 0·2)	2·1 (0·8 to 4·1)	5 (2·7 to 8·2)	11·4 (6·3 to 18·4)	14·9 (8·8 to 22·9)	14·4 (8·5 to 22·4)	11 (6 to 18·2)	8·1 (4·4 to 12·8)	6 (2·9 to 9·7)	3·9 (2·2 to 6)	2·4 (1·3 to 3·9)	1·4 (0·8 to 2·3)	0·7 (0·4 to 1)	0·3 (0·2 to 0·4)	0·1 (0·1 to 0·2)	0 (0 to 0·1)	0 (0 to 0)	0 (0 to 0)	81·8
Hemoglobinopathies and hemolytic anemias	0 (0 to 0)	0·1 (0 to 0·1)	0·6 (0·3 to 0·9)	1·9 (1·1 to 3)	1·6 (0·8 to 2·7)	0·8 (0·4 to 1·3)	3 (1·6 to 4·9)	3 (1·7 to 5)	3·2 (1·8 to 5)	3 (1·8 to 4·7)	3 (1·6 to 5·3)	1·3 (0·7 to 2·2)	0·9 (0·5 to 1·5)	0·8 (0·5 to 1·3)	0·9 (0·6 to 1·3)	0·9 (0·5 to 1·6)	0·9 (0·5 to 1·3)	0·6 (0·4 to 0·9)	0·3 (0·2 to 0·4)	0·1 (0·1 to 0·2)	0·1 (0 to 0·1)	0 (0 to 0)	0 (0 to 0)	27
Thalassemias	0 (0 to 0)	0 (0 to 0)	0·2 (0·1 to 0·3)	0·2 (0·1 to 0·3)	0·2 (0·1 to 0·4)	0·2 (0·1 to 0·4)	0·2 (0·1 to 0·4)	0·1 (0 to 0·1)	0 (0 to 0·1)	0 (0 to 0)	0 (0 to 0)	0 (0 to 0)	0 (0 to 0)	0 (0 to 0)	0 (0 to 0)	0 (0 to 0)	0 (0 to 0)	0 (0 to 0)	0 (0 to 0)	0 (0 to 0)	0 (0 to 0)	0 (0 to 0)	0 (0 to 0)	1·1
Thalassemias trait	0 (0 to 0)	0 (0 to 0·1)	0·2 (0·1 to 0·3)	0·7 (0·4 to 1·1)	0·6 (0·3 to 1·1)	0·2 (0·1 to 0·5)	2·1 (0·9 to 3·5)	2·1 (1·1 to 3·7)	2 (1·1 to 3·4)	2 (1·1 to 3·1)	2 (1 to 3·8)	0·2 (0·1 to 0·3)	0·2 (0·1 to 0·3)	0·2 (0·1 to 0·3)	0·2 (0·1 to 0·3)	0·1 (0·1 to 0·2)	0·1 (0·1 to 0·2)	0·1 (0 to 0·1)	0 (0 to 0)	0 (0 to 0)	0 (0 to 0)	0 (0 to 0)	0 (0 to 0)	13
Sickle cell disorders	0 (0 to 0)	0 (0 to 0)	0 (0 to 0)	0 (0 to 0)	0 (0 to 0)	0 (0 to 0)	0 (0 to 0)	0 (0 to 0)	0 (0 to 0)	0 (0 to 0)	0 (0 to 0)	0 (0 to 0)	0 (0 to 0)	0 (0 to 0)	0 (0 to 0)	0 (0 to 0)	0 (0 to 0)	0 (0 to 0)	0 (0 to 0)	0 (0 to 0)	0 (0 to 0)	0 (0 to 0)	0 (0 to 0)	0
Sickle cell trait	0 (0 to 0)	0 (0 to 0)	0 (0 to 0)	0 (0 to 0)	0 (0 to 0·1)	0 (0 to 0)	0·1 (0 to 0·2)	0·1 (0 to 0·2)	0·1 (0 to 0·2)	0·1 (0 to 0·2)	0·1 (0 to 0·2)	0·1 (0 to 0·1)	0 (0 to 0)	0 (0 to 0)	0 (0 to 0)	0 (0 to 0)	0 (0 to 0)	0 (0 to 0)	0 (0 to 0)	0 (0 to 0)	0 (0 to 0)	0 (0 to 0)	0 (0 to 0)	0·6
G6PD deficiency	0 (0 to 0)	0 (0 to 0)	0 (0 to 0)	0 (0 to 0)	0 (0 to 0)	0·1 (0 to 0·1)	0·2 (0·1 to 0·4)	0·2 (0·1 to 0·3)	0·4 (0·2 to 0·8)	0·3 (0·2 to 0·6)	0·2 (0·1 to 0·4)	0·3 (0·2 to 0·4)	0·2 (0·1 to 0·3)	0·1 (0·1 to 0·2)	0·1 (0·1 to 0·2)	0 (0 to 0)	0·1 (0 to 0·1)	0 (0 to 0·1)	0 (0 to 0)	0 (0 to 0)	0 (0 to 0)	0 (0 to 0)	0 (0 to 0)	2·3
G6PD trait	0 (0 to 0)	0 (0 to 0)	0 (0 to 0)	0 (0 to 0)	0 (0 to 0)	0 (0 to 0)	0 (0 to 0)	0 (0 to 0)	0 (0 to 0)	0 (0 to 0)	0 (0 to 0)	0·1 (0 to 0·1)	0 (0 to 0)	0 (0 to 0)	0 (0 to 0)	0 (0 to 0)	0 (0 to 0)	0 (0 to 0)	0 (0 to 0)	0 (0 to 0)	0 (0 to 0)	0 (0 to 0)	0 (0 to 0)	0·1
Other hemoglobinopathies and hemolytic anemias	0 (0 to 0)	0 (0 to 0)	0·2 (0·1 to 0·4)	1 (0·5 to 1·7)	0·7 (0·3 to 1·4)	0·2 (0·1 to 0·5)	0·4 (0·1 to 0·9)	0·5 (0·2 to 1·1)	0·7 (0·3 to 1·2)	0·6 (0·2 to 1·2)	0·7 (0·3 to 1·2)	0·7 (0·3 to 1·3)	0·5 (0·3 to 0·9)	0·5 (0·2 to 0·8)	0·6 (0·3 to 0·9)	0·8 (0·4 to 1·3)	0·7 (0·4 to 1·1)	0·5 (0·3 to 0·7)	0·3 (0·2 to 0·4)	0·1 (0·1 to 0·2)	0·1 (0 to 0·1)	0 (0 to 0)	0 (0 to 0)	9·8
Endocrine, metabolic, blood, and immune disorders	0·2 (0·1 to 0·4)	0·2 (0·1 to 0·3)	1·2 (0·7 to 2)	3·4 (2·1 to 5·1)	2·4 (1·4 to 3·8)	1·9 (1·2 to 3)	2·3 (1·3 to 3·6)	3 (1·8 to 4·7)	4·7 (2·8 to 7·3)	5·6 (3·4 to 9·1)	8·6 (5·4 to 12·9)	9·3 (5·7 to 14)	9·3 (5·8 to 14)	8·5 (5·5 to 12·5)	8·4 (5·5 to 12·4)	6·4 (4·2 to 9·7)	4 (2·7 to 5·8)	2·5 (1·7 to 3·7)	0·9 (0·6 to 1·3)	0·4 (0·3 to 0·7)	0·2 (0·1 to 0·2)	0 (0 to 0·1)	0 (0 to 0)	83·4
Oral disorders	0 (0 to 0)	0 (0 to 0)	0 (0 to 0)	1·5 (0·8 to 2·5)	2·1 (1·1 to 3·6)	2·2 (1·1 to 3·8)	2·4 (1·3 to 4)	2·7 (1·6 to 4·4)	3·1 (1·8 to 4·9)	3·5 (2 to 5·5)	3·9 (2·3 to 6·2)	3·9 (2·3 to 6·1)	3·8 (2·3 to 5·9)	4·2 (2·5 to 6·3)	4·7 (2·9 to 7·1)	5·1 (3·1 to 8)	4·7 (2·9 to 7·3)	3·2 (2 to 4·9)	1·7 (1·1 to 2·5)	0·8 (0·5 to 1·2)	0·3 (0·2 to 0·4)	0·1 (0 to 0·1)	0 (0 to 0)	54
Caries of deciduous teeth	0 (0 to 0)	0 (0 to 0)	0 (0 to 0)	0·5 (0·2 to 1)	0·5 (0·2 to 1·1)	0 (0 to 0·1)	0 (0 to 0)	0 (0 to 0)	0 (0 to 0)	0 (0 to 0)	0 (0 to 0)	0 (0 to 0)	0 (0 to 0)	0 (0 to 0)	0 (0 to 0)	0 (0 to 0)	0 (0 to 0)	0 (0 to 0)	0 (0 to 0)	0 (0 to 0)	0 (0 to 0)	0 (0 to 0)	0 (0 to 0)	1
Caries of permanent teeth	0 (0 to 0)	0 (0 to 0)	0 (0 to 0)	0 (0 to 0)	0·6 (0·2 to 1·3)	1·1 (0·5 to 2·4)	1 (0·4 to 2·2)	0·9 (0·4 to 2)	0·8 (0·3 to 1·7)	0·8 (0·3 to 1·7)	0·8 (0·3 to 1·6)	0·7 (0·3 to 1·4)	0·5 (0·2 to 1·1)	0·4 (0·2 to 0·9)	0·4 (0·1 to 0·8)	0·3 (0·1 to 0·6)	0·2 (0·1 to 0·4)	0·1 (0 to 0·2)	0 (0 to 0·1)	0 (0 to 0)	0 (0 to 0)	0 (0 to 0)	0 (0 to 0)	8·8
Periodontal diseases	0 (0 to 0)	0 (0 to 0)	0 (0 to 0)	0 (0 to 0)	0 (0 to 0)	0 (0 to 0)	0 (0 to 0·1)	0·1 (0 to 0·2)	0·1 (0 to 0·3)	0·2 (0·1 to 0·6)	0·3 (0·1 to 0·9)	0·4 (0·1 to 1·1)	0·5 (0·1 to 1·1)	0·5 (0·2 to 1·1)	0·4 (0·1 to 1)	0·3 (0·1 to 0·8)	0·2 (0·1 to 0·5)	0·1 (0 to 0·3)	0 (0 to 0·1)	0 (0 to 0·1)	0 (0 to 0)	0 (0 to 0)	0 (0 to 0)	3·3
Other oral disorders	0 (0 to 0)	0 (0 to 0)	0 (0 to 0)	1 (0·6 to 1·6)	1 (0·5 to 1·5)	1 (0·6 to 1·6)	1·4 (0·8 to 2·1)	1·4 (0·9 to 2·2)	1·5 (0·9 to 2·2)	1·5 (0·9 to 2·3)	1·5 (0·9 to 2·3)	1·3 (0·8 to 1·9)	1·1 (0·7 to 1·6)	0·9 (0·5 to 1·4)	0·7 (0·4 to 1·1)	0·5 (0·3 to 0·8)	0·4 (0·2 to 0·6)	0·2 (0·1 to 0·3)	0·1 (0 to 0·1)	0 (0 to 0)	0 (0 to 0)	0 (0 to 0)	0 (0 to 0)	15·5
Sudden infant death syndrome	--	0·6 (0·2 to 1·7)	4 (1·4 to 11·4)	--	--	--	--	--	--	--	--	--	--	--	--	--	--	--	--	--	--	--	--	NA
Injuries	1·5 (0·9 to 3)	1·2 (0·6 to 3·2)	9 (5·2 to 14·8)	30·3 (17·1 to 46·6)	23·4 (17·8 to 29·9)	27·8 (21·5 to 35·3)	83·2 (62·2 to 105)	92·5 (66·7 to 126)	91 (51·8 to 128)	68·4 (40·8 to 93·9)	59·7 (41·3 to 80·8)	49·7 (36·7 to 67·1)	41 (30·7 to 54·1)	31·2 (24 to 39·8)	25·8 (19·8 to 33·6)	24·4 (18·6 to 31·4)	12·9 (10·3 to 16·7)	9·2 (7·2 to 11·7)	5·5 (4·3 to 7·1)	3·6 (2·7 to 4·6)	1·5 (1·1 to 1·9)	0·4 (0·3 to 0·5)	0·1 (0·1 to 0·1)	693
Transport injuries	0·1 (0 to 0·3)	0·2 (0·1 to 0·3)	1·5 (0·7 to 2·8)	6·4 (3·1 to 11·7)	8·7 (5·1 to 13·5)	5·9 (3·7 to 9)	18·3 (10·8 to 28·9)	23·2 (13·8 to 35·8)	22·9 (11·1 to 36)	16·5 (8·7 to 26·1)	16·8 (9·8 to 25·4)	13·5 (8·9 to 20·8)	14·7 (9·6 to 21·6)	10·7 (7·3 to 15·7)	9·3 (6·5 to 13·4)	9·6 (6·5 to 13·7)	4·5 (3·2 to 6·4)	3·2 (2·2 to 4·5)	1·9 (1·3 to 2·8)	1·2 (0·8 to 1·7)	0·3 (0·2 to 0·4)	0·1 (0·1 to 0·1)	0 (0 to 0)	189
Road injuries	0·1 (0 to 0·2)	0·1 (0·1 to 0·3)	1·3 (0·6 to 2·5)	5·8 (2·8 to 10·8)	8·1 (4·7 to 12·6)	5 (3·1 to 7·7)	17·3 (10·1 to 27·5)	21·3 (12·7 to 33·4)	20·8 (10 to 33·6)	14·4 (7·4 to 23·3)	15·3 (8·9 to 23·6)	12·3 (8 to 19·2)	13·6 (8·8 to 20)	10·2 (7 to 14·7)	8·9 (6·2 to 12·8)	9·2 (6·2 to 13·2)	4·3 (3 to 6)	3·1 (2·1 to 4·3)	1·8 (1·2 to 2·7)	1·1 (0·8 to 1·6)	0·3 (0·2 to 0·4)	0·1 (0·1 to 0·1)	0 (0 to 0)	174
Pedestrian road injuries	0 (0 to 0·1)	0 (0 to 0·1)	0·2 (0 to 0·4)	2·3 (0·9 to 4·7)	1·9 (0·8 to 3·8)	1·6 (0·7 to 2·8)	5·2 (2·3 to 9·7)	7·4 (3·3 to 13·1)	6 (2·6 to 10·6)	5 (2·5 to 8·7)	6·3 (3·3 to 10·4)	3·5 (2 to 6)	4 (2·2 to 6·8)	2·1 (1·3 to 3·5)	2·4 (1·5 to 3·8)	2·8 (1·6 to 4·5)	1 (0·6 to 1·5)	0·7 (0·4 to 1·1)	0·4 (0·3 to 0·7)	0·2 (0·2 to 0·4)	0·1 (0 to 0·1)	0 (0 to 0)	0 (0 to 0)	53·3
Cyclist road injuries	0 (0 to 0)	0 (0 to 0)	0 (0 to 0)	0·1 (0 to 0·3)	0·4 (0·2 to 0·7)	0·2 (0·1 to 0·3)	0·3 (0·2 to 0·5)	0·4 (0·2 to 0·6)	0·4 (0·2 to 0·8)	0·4 (0·3 to 0·7)	0·4 (0·3 to 0·7)	0·5 (0·3 to 0·7)	0·9 (0·5 to 1·5)	0·4 (0·3 to 0·6)	0·4 (0·3 to 0·5)	0·3 (0·2 to 0·5)	0·2 (0·2 to 0·3)	0·2 (0·1 to 0·2)	0·1 (0·1 to 0·1)	0·1 (0 to 0·1)	0 (0 to 0)	0 (0 to 0)	0 (0 to 0)	5·6
Motorcyclist road injuries	0 (0 to 0)	0 (0 to 0)	0·1 (0 to 0·3)	0·2 (0·1 to 0·4)	0·2 (0·1 to 0·5)	0·2 (0·1 to 0·4)	0·9 (0·4 to 1·8)	1·1 (0·5 to 2·3)	1·3 (0·6 to 2·7)	1 (0·5 to 1·7)	1 (0·6 to 1·7)	1·4 (0·8 to 2·5)	0·8 (0·5 to 1·2)	0·7 (0·4 to 1)	0·5 (0·4 to 0·7)	0·6 (0·4 to 1)	0·3 (0·2 to 0·4)	0·2 (0·1 to 0·3)	0·1 (0·1 to 0·1)	0·1 (0 to 0·1)	0 (0 to 0)	0 (0 to 0)	0 (0 to 0)	10·7
Motor vehicle road injuries	0 (0 to 0·1)	0·1 (0 to 0·2)	1 (0·4 to 2·1)	3·3 (1·4 to 6·3)	5·6 (3·1 to 9·2)	3 (1·7 to 5)	10·7 (5·6 to 18)	12·3 (6·5 to 20·3)	12·8 (5·6 to 22·3)	7·9 (3·8 to 14·1)	7·5 (3·9 to 12·8)	6·8 (4 to 11·1)	7·9 (4·7 to 12·5)	6·9 (4·4 to 10·7)	5·5 (3·5 to 8·4)	5·3 (3·4 to 8·2)	2·7 (1·8 to 4)	2 (1·3 to 2·9)	1·2 (0·8 to 1·9)	0·8 (0·5 to 1·2)	0·2 (0·1 to 0·3)	0·1 (0 to 0·1)	0 (0 to 0)	104
Other road injuries	0 (0 to 0)	0 (0 to 0)	0 (0 to 0·1)	0 (0 to 0·1)	0 (0 to 0·1)	0 (0 to 0·1)	0·1 (0 to 0·1)	0·1 (0 to 0·2)	0·3 (0·1 to 0·7)	0·1 (0 to 0·2)	0·1 (0·1 to 0·2)	0·1 (0·1 to 0·2)	0·1 (0 to 0·2)	0·1 (0 to 0·2)	0·1 (0 to 0·1)	0·1 (0 to 0·1)	0 (0 to 0)	0 (0 to 0)	0 (0 to 0)	0 (0 to 0)	0 (0 to 0)	0 (0 to 0)	0 (0 to 0)	1·2
Other transport injuries	0 (0 to 0·1)	0 (0 to 0·1)	0·2 (0·1 to 0·4)	0·5 (0·2 to 1·1)	0·6 (0·3 to 1·1)	0·8 (0·5 to 1·4)	1 (0·5 to 1·9)	2 (0·9 to 3·6)	2·1 (0·9 to 4·3)	2·1 (0·9 to 4·1)	1·5 (0·7 to 2·9)	1·3 (0·7 to 2·2)	1·1 (0·6 to 1·9)	0·5 (0·3 to 0·8)	0·4 (0·3 to 0·7)	0·4 (0·2 to 0·7)	0·2 (0·1 to 0·4)	0·1 (0·1 to 0·2)	0·1 (0 to 0·1)	0·1 (0 to 0·1)	0 (0 to 0)	0 (0 to 0)	0 (0 to 0)	15·1
Unintentional injuries	1·2 (0·7 to 2·6)	1 (0·5 to 3)	7·2 (4 to 12·5)	22·9 (12·2 to 35·5)	13·4 (9·8 to 17·8)	13·2 (9·8 to 17·2)	21·3 (15·7 to 29·4)	25·8 (18·3 to 35·5)	27·5 (17 to 38·7)	22·8 (14·9 to 31·4)	19 (14 to 25)	18·3 (13·8 to 24)	16 (12 to 21)	11·5 (8·8 to 14·5)	10·1 (7·7 to 13)	9·1 (7 to 11·5)	5·8 (4·5 to 7·3)	4·6 (3·5 to 5·9)	3 (2·3 to 3·9)	2·2 (1·6 to 2·9)	1·1 (0·8 to 1·5)	0·3 (0·2 to 0·4)	0·1 (0 to 0·1)	257
Falls	0·1 (0 to 0·3)	0·1 (0 to 0·3)	0·5 (0·2 to 1)	1·8 (0·8 to 3·8)	2·1 (1·4 to 3)	2·5 (1·7 to 3·4)	2·8 (2 to 3·9)	3·5 (2·4 to 4·8)	5·7 (3·8 to 8·4)	5·2 (3·8 to 7·2)	5 (3·6 to 6·8)	5·1 (3·6 to 7)	4·7 (3·4 to 6·4)	4·2 (3·1 to 5·5)	3·5 (2·6 to 4·6)	3·2 (2·4 to 4·2)	2·4 (1·7 to 3·1)	2·2 (1·6 to 3)	1·6 (1·1 to 2·2)	1·4 (1 to 2·1)	0·8 (0·5 to 1·2)	0·2 (0·1 to 0·3)	0 (0 to 0·1)	58·9
Drowning	0·3 (0·2 to 0·6)	0·1 (0 to 0·1)	1·1 (0·4 to 2·5)	12·2 (5·4 to 22·1)	5·2 (2·7 to 9·1)	4·7 (2·5 to 7·9)	6·6 (3·3 to 11·4)	9·2 (4·8 to 16)	6·9 (2·9 to 12·1)	6·7 (3 to 11·3)	2·8 (1·5 to 4·8)	3·6 (1·9 to 6·1)	4 (2·1 to 6·6)	2·1 (1·2 to 3·4)	1·2 (0·6 to 1·9)	1·5 (0·8 to 2·4)	0·9 (0·5 to 1·6)	0·6 (0·4 to 1)	0·1 (0·1 to 0·2)	0 (0 to 0·1)	0 (0 to 0)	0 (0 to 0)	0 (0 to 0)	69·9
Fire, heat, and hot substances	0 (0 to 0)	0 (0 to 0)	0·5 (0·2 to 1)	1·4 (0·6 to 2·7)	1·1 (0·7 to 1·8)	0·9 (0·6 to 1·3)	2·2 (1·2 to 3·6)	3·2 (1·6 to 5·7)	3·4 (1·6 to 5·9)	2·5 (1·4 to 4)	2·4 (1·4 to 3·8)	1·5 (1 to 2·2)	1·2 (0·8 to 1·7)	0·9 (0·6 to 1·3)	0·7 (0·5 to 1)	0·6 (0·4 to 0·9)	0·3 (0·2 to 0·4)	0·2 (0·1 to 0·3)	0·1 (0·1 to 0·2)	0·1 (0 to 0·1)	0 (0 to 0)	0 (0 to 0)	0 (0 to 0)	23·4
Poisonings	0 (0 to 0·1)	0·1 (0 to 0·2)	0·2 (0 to 0·4)	0·8 (0·3 to 1·8)	0·3 (0·2 to 0·6)	0·4 (0·2 to 0·7)	0·6 (0·3 to 1·1)	0·7 (0·3 to 1·3)	0·4 (0·2 to 0·9)	0·2 (0·1 to 0·3)	0·4 (0·2 to 0·8)	0·2 (0·1 to 0·4)	0·1 (0·1 to 0·2)	0·4 (0·2 to 0·8)	0·1 (0·1 to 0·2)	0·1 (0 to 0·1)	0 (0 to 0·1)	0 (0 to 0·1)	0 (0 to 0)	0 (0 to 0)	0 (0 to 0)	0 (0 to 0)	0 (0 to 0)	5·1
Poisoning by carbon monoxide	0 (0 to 0)	0 (0 to 0)	0 (0 to 0·1)	0·1 (0 to 0·3)	0 (0 to 0·1)	0·1 (0 to 0·1)	0·2 (0·1 to 0·5)	0·3 (0·1 to 0·7)	0·2 (0·1 to 0·4)	0·1 (0 to 0·2)	0·1 (0 to 0·3)	0·1 (0 to 0·1)	0 (0 to 0·1)	0·3 (0·1 to 0·6)	0 (0 to 0·1)	0 (0 to 0·1)	0 (0 to 0)	0 (0 to 0)	0 (0 to 0)	0 (0 to 0)	0 (0 to 0)	0 (0 to 0)	0 (0 to 0)	1·6
Poisoning by other means	0 (0 to 0·1)	0 (0 to 0·1)	0·1 (0 to 0·4)	0·7 (0·2 to 1·6)	0·3 (0·1 to 0·6)	0·3 (0·1 to 0·6)	0·4 (0·2 to 0·7)	0·4 (0·1 to 0·8)	0·3 (0·1 to 0·6)	0·1 (0·1 to 0·2)	0·3 (0·1 to 0·6)	0·2 (0·1 to 0·3)	0·1 (0·1 to 0·2)	0·1 (0 to 0·2)	0·1 (0 to 0·1)	0 (0 to 0·1)	0 (0 to 0)	0 (0 to 0)	0 (0 to 0)	0 (0 to 0)	0 (0 to 0)	0 (0 to 0)	0 (0 to 0)	3·5
Exposure to mechanical forces	0·3 (0 to 1·8)	0·3 (0 to 2·1)	1 (0·1 to 5·4)	1·9 (0·7 to 4·7)	1·5 (0·8 to 2·7)	1·4 (0·8 to 2·4)	1·2 (0·7 to 1·9)	1·5 (0·8 to 2·4)	2·4 (1·2 to 4·4)	1·1 (0·8 to 1·6)	1·4 (0·9 to 2·2)	1·3 (0·8 to 2)	1·4 (0·9 to 2·2)	0·7 (0·5 to 1)	0·9 (0·6 to 1·3)	0·6 (0·4 to 0·8)	0·4 (0·3 to 0·6)	0·3 (0·2 to 0·4)	0·1 (0·1 to 0·2)	0·1 (0·1 to 0·2)	0 (0 to 0·1)	0 (0 to 0)	0 (0 to 0)	19·8
Unintentional firearm injuries	0 (0 to 0·2)	0·1 (0 to 0·7)	0·2 (0 to 1·4)	0·3 (0·1 to 1)	0·3 (0·1 to 0·7)	0·1 (0·1 to 0·2)	0·2 (0·1 to 0·3)	0·4 (0·2 to 0·8)	0·2 (0·1 to 0·4)	0·2 (0·1 to 0·3)	0·2 (0·1 to 0·3)	0·2 (0·1 to 0·3)	0·2 (0·1 to 0·3)	0·1 (0·1 to 0·2)	0·1 (0·1 to 0·2)	0·1 (0·1 to 0·2)	0·1 (0 to 0·1)	0 (0 to 0·1)	0 (0 to 0)	0 (0 to 0)	0 (0 to 0)	0 (0 to 0)	0 (0 to 0)	3·1
Other exposure to mechanical forces	0·2 (0 to 1·5)	0·2 (0 to 1·5)	0·8 (0 to 4·4)	1·6 (0·5 to 4·1)	1·2 (0·6 to 2·2)	1·2 (0·7 to 2·2)	1·1 (0·6 to 1·7)	1·1 (0·5 to 1·9)	2·2 (1 to 4·1)	0·9 (0·6 to 1·3)	1·2 (0·7 to 1·9)	1·1 (0·7 to 1·7)	1·2 (0·7 to 1·9)	0·6 (0·4 to 0·8)	0·7 (0·5 to 1·1)	0·5 (0·3 to 0·7)	0·4 (0·2 to 0·5)	0·2 (0·2 to 0·3)	0·1 (0·1 to 0·2)	0·1 (0 to 0·1)	0 (0 to 0)	0 (0 to 0)	0 (0 to 0)	16·7
Adverse effects of medical treatment	0·1 (0 to 0·2)	0·1 (0·1 to 0·2)	0·3 (0·2 to 0·7)	1 (0·5 to 1·9)	0·3 (0·2 to 0·6)	0·4 (0·2 to 0·9)	3·6 (1·8 to 6·2)	3 (1·5 to 5·2)	2·5 (1·1 to 4·5)	2·2 (0·9 to 4·2)	2 (1 to 3·6)	2 (1 to 3·4)	1·8 (0·8 to 3·2)	0·8 (0·4 to 1·5)	1·5 (0·7 to 2·7)	1·2 (0·6 to 2·2)	0·5 (0·3 to 1)	0·5 (0·3 to 1)	0·4 (0·2 to 0·9)	0·3 (0·1 to 0·5)	0·1 (0 to 0·2)	0 (0 to 0)	0 (0 to 0)	24·7
Animal contact	0·1 (0 to 0·1)	0 (0 to 0·1)	0·3 (0·1 to 0·6)	0·3 (0·2 to 0·6)	0·4 (0·2 to 0·6)	0·5 (0·3 to 0·8)	0·4 (0·2 to 0·6)	0·4 (0·3 to 0·7)	0·6 (0·3 to 1)	1 (0·5 to 2)	0·8 (0·5 to 1·5)	0·5 (0·3 to 0·8)	0·3 (0·2 to 0·5)	0·3 (0·2 to 0·5)	0·2 (0·2 to 0·4)	0·2 (0·2 to 0·4)	0·2 (0·1 to 0·3)	0·1 (0·1 to 0·2)	0·1 (0 to 0·1)	0 (0 to 0·1)	0 (0 to 0)	0 (0 to 0)	0 (0 to 0)	6·9
Venomous animal contact	0·1 (0 to 0·1)	0 (0 to 0·1)	0·2 (0·1 to 0·5)	0·3 (0·1 to 0·5)	0·3 (0·1 to 0·5)	0·3 (0·2 to 0·6)	0·2 (0·1 to 0·4)	0·2 (0·1 to 0·4)	0·4 (0·2 to 0·7)	0·8 (0·3 to 1·6)	0·6 (0·3 to 1·2)	0·3 (0·2 to 0·5)	0·2 (0·1 to 0·3)	0·2 (0·1 to 0·3)	0·1 (0·1 to 0·2)	0·1 (0·1 to 0·2)	0·1 (0·1 to 0·2)	0 (0 to 0·1)	0 (0 to 0·1)	0 (0 to 0)	0 (0 to 0)	0 (0 to 0)	0 (0 to 0)	4·6
Non-venomous animal contact	0 (0 to 0)	0 (0 to 0)	0·1 (0 to 0·2)	0·1 (0 to 0·2)	0·1 (0 to 0·2)	0·1 (0·1 to 0·2)	0·2 (0·1 to 0·3)	0·2 (0·1 to 0·3)	0·2 (0·1 to 0·4)	0·2 (0·1 to 0·4)	0·2 (0·1 to 0·3)	0·2 (0·1 to 0·3)	0·2 (0·1 to 0·3)	0·1 (0·1 to 0·2)	0·1 (0·1 to 0·2)	0·1 (0·1 to 0·2)	0·1 (0 to 0·1)	0·1 (0 to 0·1)	0 (0 to 0·1)	0 (0 to 0·1)	0 (0 to 0)	0 (0 to 0)	0 (0 to 0)	2·3
Foreign body	0·2 (0·1 to 0·4)	0·2 (0·1 to 0·4)	2·9 (1·2 to 6·5)	2·3 (1 to 4·3)	1·1 (0·6 to 1·7)	1·5 (0·9 to 2·4)	1·4 (0·8 to 2·2)	1·6 (0·9 to 2·7)	1·8 (0·8 to 3·2)	1 (0·5 to 1·8)	1·1 (0·6 to 1·8)	1 (0·6 to 1·6)	0·4 (0·2 to 0·5)	0·8 (0·5 to 1·2)	0·7 (0·4 to 1·1)	0·5 (0·3 to 0·8)	0·4 (0·3 to 0·7)	0·3 (0·2 to 0·4)	0·2 (0·1 to 0·3)	0·1 (0·1 to 0·2)	0 (0 to 0)	0 (0 to 0)	0 (0 to 0)	19·5
Pulmonary aspiration and foreign body in airway	0·2 (0·1 to 0·4)	0·2 (0·1 to 0·4)	2·9 (1·1 to 6·3)	2·2 (0·9 to 4·2)	1 (0·5 to 1·6)	1·4 (0·8 to 2·3)	1·3 (0·7 to 2·1)	1·5 (0·8 to 2·5)	1·7 (0·7 to 3·1)	0·9 (0·4 to 1·6)	1 (0·5 to 1·6)	0·9 (0·5 to 1·5)	0·2 (0·1 to 0·4)	0·7 (0·4 to 1·1)	0·6 (0·3 to 1)	0·5 (0·3 to 0·8)	0·4 (0·2 to 0·6)	0·2 (0·1 to 0·4)	0·2 (0·1 to 0·3)	0·1 (0·1 to 0·2)	0 (0 to 0)	0 (0 to 0)	0 (0 to 0)	18
Foreign body in eyes	0 (0 to 0)	0 (0 to 0)	0 (0 to 0)	0 (0 to 0)	0 (0 to 0·1)	0 (0 to 0·1)	0 (0 to 0·1)	0 (0 to 0·1)	0 (0 to 0·1)	0 (0 to 0·1)	0 (0 to 0·1)	0 (0 to 0·1)	0 (0 to 0·1)	0 (0 to 0·1)	0 (0 to 0)	0 (0 to 0)	0 (0 to 0)	0 (0 to 0)	0 (0 to 0)	0 (0 to 0)	0 (0 to 0)	0 (0 to 0)	0 (0 to 0)	0·5
Foreign body in other body part	0 (0 to 0)	0 (0 to 0)	0 (0 to 0·1)	0·1 (0 to 0·1)	0·1 (0 to 0·1)	0·1 (0 to 0·1)	0·1 (0·1 to 0·1)	0·1 (0·1 to 0·1)	0·1 (0·1 to 0·1)	0·1 (0·1 to 0·2)	0·1 (0·1 to 0·1)	0·1 (0·1 to 0·1)	0·1 (0·1 to 0·1)	0·1 (0·1 to 0·2)	0·1 (0 to 0·1)	0 (0 to 0·1)	0 (0 to 0)	0 (0 to 0)	0 (0 to 0)	0 (0 to 0)	0 (0 to 0)	0 (0 to 0)	0 (0 to 0)	1·1
Environmental heat and cold exposure	0 (0 to 0)	0 (0 to 0)	0 (0 to 0·1)	0·1 (0·1 to 0·2)	0·2 (0·1 to 0·3)	0·2 (0·2 to 0·3)	0·3 (0·2 to 0·4)	0·4 (0·3 to 0·6)	0·3 (0·2 to 0·4)	0·3 (0·2 to 0·4)	0·4 (0·2 to 0·5)	0·3 (0·2 to 0·5)	0·3 (0·2 to 0·5)	0·2 (0·1 to 0·2)	0·1 (0·1 to 0·2)	0·2 (0·1 to 0·4)	0·2 (0·1 to 0·3)	0·1 (0 to 0·1)	0 (0 to 0·1)	0 (0 to 0)	0 (0 to 0)	0 (0 to 0)	0 (0 to 0)	3·6
Exposure to forces of nature	0 (0 to 0)	0 (0 to 0)	0 (0 to 0)	0 (0 to 0)	0 (0 to 0)	0 (0 to 0)	0 (0 to 0)	0 (0 to 0)	0 (0 to 0)	0 (0 to 0)	0 (0 to 0)	0 (0 to 0)	0 (0 to 0)	0 (0 to 0)	0 (0 to 0)	0 (0 to 0)	0 (0 to 0)	0 (0 to 0)	0 (0 to 0)	0 (0 to 0)	0 (0 to 0)	0 (0 to 0)	0 (0 to 0)	0
Other unintentional injuries	0·1 (0 to 0·1)	0·1 (0 to 0·2)	0·4 (0·2 to 0·7)	0·9 (0·4 to 1·9)	1·2 (0·6 to 2·1)	0·7 (0·5 to 1·1)	2·3 (1 to 4·5)	2·3 (1·1 to 4·1)	3·5 (1·5 to 6·8)	2·6 (1·3 to 4·7)	2·7 (1·3 to 5·2)	2·9 (1·6 to 5·1)	1·8 (1 to 3)	1·1 (0·7 to 1·6)	1·1 (0·7 to 2)	0·9 (0·5 to 1·4)	0·4 (0·3 to 0·6)	0·3 (0·2 to 0·4)	0·2 (0·1 to 0·4)	0·1 (0 to 0·1)	0 (0 to 0)	0 (0 to 0)	0 (0 to 0)	25·5
Self-harm and interpersonal violence	0·2 (0·1 to 0·4)	0 (0 to 0·1)	0·3 (0·1 to 0·7)	1·1 (0·4 to 2·3)	1·2 (0·8 to 1·8)	8·7 (5·6 to 12·6)	43·7 (27·9 to 60·6)	43·4 (27·7 to 65·3)	40·5 (21·5 to 61·3)	29 (15·8 to 44·6)	23·9 (15 to 36·7)	17·9 (12·1 to 26·1)	10·3 (7·2 to 14·6)	9 (6·2 to 12·9)	6·5 (4·5 to 9·1)	5·6 (3·7 to 8·1)	2·6 (1·8 to 3·7)	1·4 (1 to 1·8)	0·7 (0·5 to 0·9)	0·2 (0·1 to 0·3)	0·1 (0·1 to 0·1)	0 (0 to 0·1)	0 (0 to 0)	246
Self-harm	0 (0 to 0)	0 (0 to 0)	0 (0 to 0)	0 (0 to 0)	0 (0 to 0)	5·7 (3 to 9·3)	36·8 (21·5 to 53)	33·2 (18·3 to 53·7)	30 (14·2 to 49·1)	19·4 (9·4 to 32·9)	15·5 (8·7 to 25·9)	11·2 (6·7 to 17·9)	6·1 (3·7 to 9·5)	6·1 (3·8 to 9·5)	4·5 (2·9 to 6·9)	4·3 (2·6 to 6·7)	1·9 (1·2 to 2·9)	1 (0·7 to 1·4)	0·5 (0·3 to 0·7)	0·1 (0·1 to 0·2)	0·1 (0 to 0·1)	0 (0 to 0·1)	0 (0 to 0)	176
Self-harm by firearm	0 (0 to 0)	0 (0 to 0)	0 (0 to 0)	0 (0 to 0)	0 (0 to 0)	0·1 (0 to 0·2)	0·1 (0 to 0·3)	0·2 (0·1 to 0·4)	0 (0 to 0·1)	0 (0 to 0·1)	0·2 (0·1 to 0·6)	0·2 (0·1 to 0·4)	0 (0 to 0·1)	0 (0 to 0)	0 (0 to 0)	0 (0 to 0)	0 (0 to 0)	0 (0 to 0)	0 (0 to 0)	0 (0 to 0)	0 (0 to 0)	0 (0 to 0)	0 (0 to 0)	1
Self-harm by other specified means	0 (0 to 0)	0 (0 to 0)	0 (0 to 0)	0 (0 to 0)	0 (0 to 0)	5·6 (3 to 9·2)	36·7 (21·4 to 52·9)	33 (18·3 to 53·4)	30 (14·2 to 49)	19·4 (9·3 to 32·8)	15·3 (8·5 to 25·5)	11 (6·6 to 17·5)	6 (3·7 to 9·5)	6·1 (3·7 to 9·4)	4·5 (2·9 to 6·9)	4·3 (2·6 to 6·7)	1·8 (1·2 to 2·9)	1 (0·6 to 1·4)	0·5 (0·3 to 0·7)	0·1 (0·1 to 0·2)	0·1 (0 to 0·1)	0 (0 to 0·1)	0 (0 to 0)	175
Interpersonal violence	0·2 (0·1 to 0·4)	0 (0 to 0·1)	0·3 (0·1 to 0·7)	1·1 (0·4 to 2·3)	1·2 (0·8 to 1·8)	3 (2 to 4·5)	6·8 (4·3 to 10·4)	10·2 (6·3 to 16·5)	10·5 (5·7 to 17·9)	9·6 (5·4 to 15·9)	8·4 (4·9 to 13·7)	6·7 (4·2 to 10·6)	4·2 (2·9 to 6·3)	2·9 (2 to 4·1)	2 (1·4 to 2·7)	1·3 (0·9 to 1·7)	0·7 (0·6 to 1)	0·4 (0·3 to 0·5)	0·2 (0·1 to 0·2)	0·1 (0 to 0·1)	0 (0 to 0)	0 (0 to 0)	0 (0 to 0)	69·6
Physical violence by firearm	0 (0 to 0)	0 (0 to 0)	0 (0 to 0·1)	0·1 (0 to 0·2)	0·2 (0·1 to 0·4)	0·1 (0 to 0·1)	0 (0 to 0·1)	0·4 (0·1 to 0·9)	1·2 (0·3 to 2·9)	0·8 (0·3 to 1·9)	1·4 (0·5 to 3·1)	0·7 (0·2 to 1·5)	0·1 (0 to 0·2)	0·2 (0·1 to 0·4)	0·2 (0·1 to 0·4)	0 (0 to 0)	0 (0 to 0)	0 (0 to 0)	0 (0 to 0)	0 (0 to 0)	0 (0 to 0)	0 (0 to 0)	0 (0 to 0)	5·5
Physical violence by sharp object	0·1 (0 to 0·2)	0 (0 to 0)	0 (0 to 0)	0·1 (0 to 0·3)	0·1 (0 to 0·1)	0·1 (0·1 to 0·2)	0·2 (0·1 to 0·5)	0·8 (0·4 to 1·8)	2·1 (0·7 to 4·4)	2·9 (1·1 to 5·8)	1·6 (0·7 to 3·3)	0·4 (0·2 to 0·7)	0·8 (0·4 to 1·5)	0·7 (0·4 to 1·2)	0·1 (0·1 to 0·2)	0·2 (0·1 to 0·4)	0·1 (0·1 to 0·2)	0 (0 to 0)	0 (0 to 0)	0 (0 to 0)	0 (0 to 0)	0 (0 to 0)	0 (0 to 0)	10·4
Sexual violence	0 (0 to 0)	0 (0 to 0)	0 (0 to 0)	0·1 (0 to 0·1)	0·5 (0·3 to 0·8)	1·3 (0·8 to 2·1)	2·9 (1·7 to 4·6)	3·3 (2 to 5·1)	2·6 (1·4 to 4·3)	2·2 (1·2 to 3·5)	1·8 (1·1 to 3)	1·5 (0·9 to 2·4)	1·1 (0·6 to 1·8)	0·7 (0·4 to 1·1)	0·4 (0·2 to 0·6)	0·2 (0·1 to 0·4)	0·2 (0·1 to 0·2)	0·1 (0·1 to 0·1)	0 (0 to 0·1)	0 (0 to 0)	0 (0 to 0)	0 (0 to 0)	0 (0 to 0)	19
Physical violence by other means	0·1 (0 to 0·2)	0 (0 to 0·1)	0·3 (0·1 to 0·6)	0·8 (0·3 to 1·9)	0·4 (0·2 to 0·8)	1·5 (0·8 to 2·8)	3·6 (1·7 to 6·7)	5·6 (2·8 to 10·7)	4·5 (1·9 to 8·7)	3·6 (1·7 to 6·7)	3·5 (1·8 to 6·5)	4·1 (2·3 to 7·3)	2·2 (1·4 to 3·6)	1·3 (0·9 to 2)	1·3 (0·8 to 1·9)	0·8 (0·6 to 1·2)	0·4 (0·3 to 0·6)	0·3 (0·2 to 0·4)	0·1 (0·1 to 0·2)	0 (0 to 0)	0 (0 to 0)	0 (0 to 0)	0 (0 to 0)	34·7
Conflict and terrorism	0 (0 to 0)	0 (0 to 0)	0 (0 to 0)	0 (0 to 0)	0 (0 to 0)	0 (0 to 0)	0 (0 to 0)	0 (0 to 0)	0 (0 to 0)	0 (0 to 0)	0 (0 to 0)	0 (0 to 0)	0 (0 to 0)	0 (0 to 0)	0 (0 to 0)	0 (0 to 0)	0 (0 to 0)	0 (0 to 0)	0 (0 to 0)	0 (0 to 0)	0 (0 to 0)	0 (0 to 0)	0 (0 to 0)	0

SR Table 2b: Nauru DALYS by cause and age group for females with 95% uncertainty intervals, 2019

Cause	Early Neonatal	Late Neonatal	Post Neonatal	1 to 4	5 to 9	10 to 14	15 to 19	20 to 24	25 to 29	30 to 34	35 to 39	40 to 44	45 to 49	50 to 54	55 to 59	60 to 64	65 to 69	70 to 74	75 to 79	80 to 84	85 to 89	90 to 94	95 plus	Total
All causes	79·3 (64·9 to 99·2)	33·9 (27·9 to 42·3)	78·6 (65 to 96)	109 (88·9 to 132)	42·3 (35·3 to 51)	49·4 (39·7 to 61)	77·9 (64·3 to 93·6)	93·7 (74·8 to 114)	105 (80·9 to 133)	112 (86·5 to 144)	120 (93·1 to 152)	125 (100 to 155)	130 (104 to 161)	125 (101 to 154)	124 (101 to 152)	107 (88·4 to 128)	65 (55·1 to 76·4)	40·3 (34·9 to 46·4)	24 (21·1 to 27·1)	5·5 (5 to 6)	2·7 (2·5 to 2·9)	1·6 (1·6 to 1·7)	0·4 (0·4 to 0·4)	1,650
Communicable, maternal, neonatal, and nutritional diseases	68·7 (54·5 to 86·6)	29·6 (24 to 36·5)	56·9 (44·3 to 70·7)	55·5 (41·2 to 73·1)	13·2 (9·8 to 18·1)	9·2 (6·8 to 12·2)	12·1 (8·9 to 16)	17 (12·4 to 23·5)	17·1 (11·2 to 28·1)	17·1 (10·6 to 32·4)	17·6 (11·2 to 31·5)	12 (7·8 to 21·2)	9·2 (6 to 15·6)	7·5 (5·1 to 10·9)	6·4 (4·4 to 9·1)	5·3 (3·7 to 7·5)	3 (2·2 to 4)	2·1 (1·5 to 2·9)	1·5 (1·1 to 2·1)	0·4 (0·3 to 0·6)	0·2 (0·2 to 0·3)	0·2 (0·1 to 0·2)	0 (0 to 0)	362
HIV/AIDS and sexually transmitted infections	8·5 (2·5 to 19·3)	2·3 (0·7 to 5·3)	3·5 (1·1 to 7·4)	1·5 (0·1 to 8·4)	0·3 (0·1 to 1·4)	0·2 (0 to 0·8)	0·5 (0·1 to 1·8)	1·2 (0·2 to 5·1)	2·6 (0·3 to 13)	3·4 (0·3 to 17·7)	3·2 (0·4 to 16·4)	2·3 (0·3 to 10·9)	1·6 (0·2 to 7·3)	0·8 (0·1 to 3·6)	0·4 (0 to 2)	0·3 (0 to 1·2)	0·1 (0 to 0·5)	0 (0 to 0·2)	0 (0 to 0)	0 (0 to 0)	0 (0 to 0)	0 (0 to 0)	0 (0 to 0)	32·9
HIV/AIDS	0 (0 to 0)	0 (0 to 0)	0·3 (0 to 2)	1·3 (0 to 8·2)	0·2 (0 to 1·4)	0·2 (0 to 0·8)	0·4 (0 to 1·8)	1·1 (0·1 to 4·9)	2·4 (0·1 to 12·8)	3·2 (0·1 to 17·3)	2·9 (0·1 to 16·2)	2·1 (0·1 to 10·7)	1·4 (0 to 7·1)	0·7 (0 to 3·5)	0·4 (0 to 1·9)	0·2 (0 to 1·1)	0·1 (0 to 0·5)	0 (0 to 0·1)	0 (0 to 0)	0 (0 to 0)	0 (0 to 0)	0 (0 to 0)	0 (0 to 0)	17·1
HIV/AIDS - Drug-susceptible Tuberculosis	0 (0 to 0)	0 (0 to 0)	0 (0 to 0)	0 (0 to 0·1)	0 (0 to 0)	0 (0 to 0)	0 (0 to 0)	0·1 (0 to 0·1)	0·1 (0 to 0·2)	0·1 (0 to 0·2)	0·1 (0 to 0·2)	0·1 (0 to 0·2)	0·1 (0 to 0·1)	0 (0 to 0·1)	0 (0 to 0)	0 (0 to 0)	0 (0 to 0)	0 (0 to 0)	0 (0 to 0)	0 (0 to 0)	0 (0 to 0)	0 (0 to 0)	0 (0 to 0)	0·8
HIV/AIDS - Multidrug-resistant Tuberculosis without extensive dru	0 (0 to 0)	0 (0 to 0)	0 (0 to 0)	0 (0 to 0)	0 (0 to 0)	0 (0 to 0)	0 (0 to 0)	0 (0 to 0)	0 (0 to 0)	0 (0 to 0)	0 (0 to 0)	0 (0 to 0)	0 (0 to 0)	0 (0 to 0)	0 (0 to 0)	0 (0 to 0)	0 (0 to 0)	0 (0 to 0)	0 (0 to 0)	0 (0 to 0)	0 (0 to 0)	0 (0 to 0)	0 (0 to 0)	0
HIV/AIDS - Extensively drug-resistant Tuberculosis	0 (0 to 0)	0 (0 to 0)	0 (0 to 0)	0 (0 to 0)	0 (0 to 0)	0 (0 to 0)	0 (0 to 0)	0 (0 to 0)	0 (0 to 0)	0 (0 to 0)	0 (0 to 0)	0 (0 to 0)	0 (0 to 0)	0 (0 to 0)	0 (0 to 0)	0 (0 to 0)	0 (0 to 0)	0 (0 to 0)	0 (0 to 0)	0 (0 to 0)	0 (0 to 0)	0 (0 to 0)	0 (0 to 0)	0
HIV/AIDS resulting in other diseases	0 (0 to 0)	0 (0 to 0)	0·3 (0 to 2)	1·3 (0 to 8·1)	0·2 (0 to 1·4)	0·2 (0 to 0·8)	0·4 (0 to 1·8)	1 (0 to 4·9)	2·3 (0 to 12·7)	3 (0·1 to 17·2)	2·8 (0·1 to 16)	2 (0 to 10·7)	1·4 (0 to 7·1)	0·7 (0 to 3·5)	0·4 (0 to 1·9)	0·2 (0 to 1·1)	0·1 (0 to 0·5)	0 (0 to 0·1)	0 (0 to 0)	0 (0 to 0)	0 (0 to 0)	0 (0 to 0)	0 (0 to 0)	16·3
Sexually transmitted infections excluding HIV	8·5 (2·5 to 19·3)	2·3 (0·7 to 5·3)	3·1 (1 to 7·2)	0·2 (0·1 to 0·5)	0·1 (0 to 0·2)	0 (0 to 0·1)	0 (0 to 0·1)	0·1 (0·1 to 0·3)	0·2 (0·1 to 0·5)	0·3 (0·1 to 0·5)	0·3 (0·2 to 0·5)	0·2 (0·1 to 0·4)	0·2 (0·1 to 0·3)	0·1 (0 to 0·1)	0 (0 to 0·1)	0 (0 to 0·1)	0 (0 to 0)	0 (0 to 0)	0 (0 to 0)	0 (0 to 0)	0 (0 to 0)	0 (0 to 0)	0 (0 to 0)	15·8
Syphilis	8·5 (2·5 to 19·3)	2·3 (0·7 to 5·3)	3·1 (1 to 7·2)	0·2 (0·1 to 0·5)	0·1 (0 to 0·2)	0 (0 to 0)	0 (0 to 0)	0 (0 to 0)	0 (0 to 0)	0 (0 to 0)	0 (0 to 0)	0 (0 to 0)	0 (0 to 0)	0 (0 to 0)	0 (0 to 0)	0 (0 to 0)	0 (0 to 0)	0 (0 to 0)	0 (0 to 0)	0 (0 to 0)	0 (0 to 0)	0 (0 to 0)	0 (0 to 0)	14·3
Chlamydial infection	0 (0 to 0)	0 (0 to 0)	0 (0 to 0)	0 (0 to 0)	0 (0 to 0)	0 (0 to 0)	0 (0 to 0)	0 (0 to 0)	0 (0 to 0)	0 (0 to 0)	0 (0 to 0)	0 (0 to 0)	0 (0 to 0)	0 (0 to 0)	0 (0 to 0)	0 (0 to 0)	0 (0 to 0)	0 (0 to 0)	0 (0 to 0)	0 (0 to 0)	0 (0 to 0)	0 (0 to 0)	0 (0 to 0)	0·1
Gonococcal infection	0 (0 to 0)	0 (0 to 0)	0 (0 to 0)	0 (0 to 0)	0 (0 to 0)	0 (0 to 0)	0 (0 to 0)	0 (0 to 0)	0 (0 to 0)	0 (0 to 0)	0 (0 to 0·1)	0 (0 to 0)	0 (0 to 0·1)	0 (0 to 0)	0 (0 to 0)	0 (0 to 0)	0 (0 to 0)	0 (0 to 0)	0 (0 to 0)	0 (0 to 0)	0 (0 to 0)	0 (0 to 0)	0 (0 to 0)	0·1
Trichomoniasis	0 (0 to 0)	0 (0 to 0)	0 (0 to 0)	0 (0 to 0)	0 (0 to 0)	0 (0 to 0)	0 (0 to 0·1)	0·1 (0 to 0·2)	0·2 (0·1 to 0·3)	0·1 (0 to 0·3)	0·1 (0 to 0·3)	0·1 (0 to 0·2)	0·1 (0 to 0·2)	0 (0 to 0·1)	0 (0 to 0·1)	0 (0 to 0)	0 (0 to 0)	0 (0 to 0)	0 (0 to 0)	0 (0 to 0)	0 (0 to 0)	0 (0 to 0)	0 (0 to 0)	0·8
Genital herpes	0 (0 to 0)	0 (0 to 0)	0 (0 to 0)	0 (0 to 0)	0 (0 to 0)	0 (0 to 0)	0 (0 to 0)	0 (0 to 0)	0 (0 to 0·1)	0 (0 to 0·1)	0 (0 to 0·1)	0 (0 to 0·1)	0 (0 to 0)	0 (0 to 0)	0 (0 to 0)	0 (0 to 0)	0 (0 to 0)	0 (0 to 0)	0 (0 to 0)	0 (0 to 0)	0 (0 to 0)	0 (0 to 0)	0 (0 to 0)	0·2
Other sexually transmitted infections	0 (0 to 0)	0 (0 to 0)	0 (0 to 0)	0 (0 to 0)	0 (0 to 0)	0 (0 to 0)	0 (0 to 0)	0 (0 to 0)	0 (0 to 0·1)	0·1 (0 to 0·1)	0·1 (0 to 0·1)	0·1 (0 to 0·1)	0·1 (0 to 0·1)	0 (0 to 0)	0 (0 to 0)	0 (0 to 0)	0 (0 to 0)	0 (0 to 0)	0 (0 to 0)	0 (0 to 0)	0 (0 to 0)	0 (0 to 0)	0 (0 to 0)	0·3
Respiratory infections and tuberculosis	3·3 (1·7 to 6·1)	4·5 (2·4 to 8)	26·3 (17·1 to 36·3)	25·6 (15·7 to 38·9)	4·1 (3 to 5·5)	2·8 (2 to 3·8)	4·2 (2·9 to 5·8)	5·8 (4 to 8·4)	5·1 (3·2 to 8)	4·8 (2·9 to 7·5)	5·7 (3·5 to 9)	3·7 (2·4 to 5·7)	3·1 (2 to 4·8)	3·7 (2·4 to 5·7)	3·4 (2·2 to 5·1)	3 (1·9 to 4·5)	1·7 (1·1 to 2·5)	1·3 (0·8 to 1·9)	1 (0·6 to 1·5)	0·3 (0·2 to 0·4)	0·1 (0·1 to 0·2)	0·1 (0·1 to 0·1)	0 (0 to 0)	114
Tuberculosis	0 (0 to 0)	0 (0 to 0)	0·4 (0·2 to 0·7)	0·4 (0·2 to 0·6)	0·6 (0·4 to 0·9)	0·4 (0·2 to 0·6)	0·9 (0·5 to 1·5)	1·5 (0·9 to 2·3)	1 (0·6 to 1·6)	1·1 (0·6 to 1·8)	1·2 (0·7 to 2·1)	1·2 (0·7 to 2)	0·7 (0·4 to 1·2)	0·8 (0·4 to 1·4)	0·8 (0·5 to 1·3)	0·7 (0·4 to 1·1)	0·4 (0·2 to 0·5)	0·3 (0·2 to 0·4)	0·1 (0·1 to 0·2)	0 (0 to 0)	0 (0 to 0)	0 (0 to 0)	0 (0 to 0)	12·3
Latent tuberculosis infection	0 (0 to 0)	0 (0 to 0)	0 (0 to 0)	0 (0 to 0)	0 (0 to 0)	0 (0 to 0)	0 (0 to 0)	0 (0 to 0)	0 (0 to 0)	0 (0 to 0)	0 (0 to 0)	0 (0 to 0)	0 (0 to 0)	0 (0 to 0)	0 (0 to 0)	0 (0 to 0)	0 (0 to 0)	0 (0 to 0)	0 (0 to 0)	0 (0 to 0)	0 (0 to 0)	0 (0 to 0)	0 (0 to 0)	0
Drug-susceptible tuberculosis	0 (0 to 0)	0 (0 to 0)	0·4 (0·2 to 0·6)	0·4 (0·2 to 0·6)	0·6 (0·4 to 0·9)	0·4 (0·2 to 0·6)	0·9 (0·5 to 1·5)	1·5 (0·9 to 2·3)	1 (0·6 to 1·6)	1·1 (0·6 to 1·8)	1·2 (0·7 to 2·1)	1·2 (0·6 to 2)	0·7 (0·4 to 1·2)	0·8 (0·4 to 1·4)	0·8 (0·5 to 1·3)	0·6 (0·4 to 1·1)	0·4 (0·2 to 0·5)	0·3 (0·2 to 0·4)	0·1 (0·1 to 0·2)	0 (0 to 0)	0 (0 to 0)	0 (0 to 0)	0 (0 to 0)	12·2
Multidrug-resistant tuberculosis without extensive drug resistanc	0 (0 to 0)	0 (0 to 0)	0 (0 to 0)	0 (0 to 0)	0 (0 to 0)	0 (0 to 0)	0 (0 to 0)	0 (0 to 0)	0 (0 to 0)	0 (0 to 0)	0 (0 to 0)	0 (0 to 0)	0 (0 to 0)	0 (0 to 0)	0 (0 to 0)	0 (0 to 0)	0 (0 to 0)	0 (0 to 0)	0 (0 to 0)	0 (0 to 0)	0 (0 to 0)	0 (0 to 0)	0 (0 to 0)	0·1
Extensively drug-resistant tuberculosis	0 (0 to 0)	0 (0 to 0)	0 (0 to 0)	0 (0 to 0)	0 (0 to 0)	0 (0 to 0)	0 (0 to 0)	0 (0 to 0)	0 (0 to 0)	0 (0 to 0)	0 (0 to 0)	0 (0 to 0)	0 (0 to 0)	0 (0 to 0)	0 (0 to 0)	0 (0 to 0)	0 (0 to 0)	0 (0 to 0)	0 (0 to 0)	0 (0 to 0)	0 (0 to 0)	0 (0 to 0)	0 (0 to 0)	0
Lower respiratory infections	3·3 (1·7 to 6·1)	4·5 (2·4 to 8)	25·7 (16·6 to 35·7)	24·5 (14·8 to 38)	2·7 (1·8 to 3·9)	1·8 (1·1 to 2·6)	2·7 (1·7 to 4·1)	3·9 (2·3 to 6·1)	3·7 (2·1 to 6·2)	3·4 (1·8 to 5·7)	4·2 (2·2 to 7·2)	2·2 (1·3 to 3·7)	2·2 (1·3 to 3·7)	2·7 (1·6 to 4·3)	2·5 (1·5 to 4)	2·3 (1·3 to 3·6)	1·3 (0·8 to 2)	1 (0·6 to 1·6)	0·9 (0·5 to 1·3)	0·2 (0·2 to 0·4)	0·1 (0·1 to 0·2)	0·1 (0·1 to 0·1)	0 (0 to 0)	96
Upper respiratory infections	0 (0 to 0)	0 (0 to 0)	0·1 (0·1 to 0·2)	0·5 (0·3 to 0·9)	0·5 (0·3 to 0·9)	0·4 (0·2 to 0·8)	0·4 (0·2 to 0·7)	0·4 (0·2 to 0·6)	0·3 (0·2 to 0·5)	0·3 (0·1 to 0·5)	0·2 (0·1 to 0·4)	0·2 (0·1 to 0·3)	0·1 (0·1 to 0·2)	0·1 (0·1 to 0·2)	0·1 (0 to 0·1)	0·1 (0 to 0·1)	0 (0 to 0)	0 (0 to 0)	0 (0 to 0)	0 (0 to 0)	0 (0 to 0)	0 (0 to 0)	0 (0 to 0)	3·8
Otitis media	0 (0 to 0)	0 (0 to 0)	0 (0 to 0)	0·2 (0·1 to 0·4)	0·3 (0·2 to 0·5)	0·2 (0·1 to 0·3)	0·1 (0·1 to 0·3)	0·1 (0 to 0·2)	0·1 (0 to 0·2)	0·1 (0 to 0·1)	0·1 (0 to 0·1)	0·1 (0 to 0·1)	0·1 (0 to 0·1)	0 (0 to 0·1)	0 (0 to 0·1)	0 (0 to 0)	0 (0 to 0)	0 (0 to 0)	0 (0 to 0)	0 (0 to 0)	0 (0 to 0)	0 (0 to 0)	0 (0 to 0)	1·4
Enteric infections	0·1 (0 to 0·1)	0·2 (0·1 to 0·5)	2·5 (1·1 to 5)	5·6 (3 to 10·5)	1·7 (1·1 to 2·5)	1·3 (0·8 to 2)	1 (0·6 to 1·5)	1·1 (0·7 to 1·9)	1 (0·6 to 1·6)	0·8 (0·5 to 1·2)	0·9 (0·6 to 1·2)	1 (0·6 to 1·6)	0·9 (0·6 to 1·5)	1 (0·6 to 1·7)	0·9 (0·5 to 1·6)	1 (0·5 to 1·8)	0·6 (0·3 to 1)	0·5 (0·2 to 0·9)	0·3 (0·1 to 0·5)	0·1 (0·1 to 0·2)	0·1 (0 to 0·1)	0 (0 to 0·1)	0 (0 to 0)	22·4
Diarrheal diseases	0·1 (0 to 0·1)	0·2 (0·1 to 0·5)	2·4 (1·1 to 5)	4·9 (2·5 to 9·5)	1·2 (0·7 to 1·8)	0·8 (0·5 to 1·2)	0·6 (0·4 to 1)	0·9 (0·5 to 1·8)	0·9 (0·5 to 1·5)	0·8 (0·5 to 1·1)	0·8 (0·5 to 1·2)	0·9 (0·6 to 1·6)	0·9 (0·5 to 1·4)	0·9 (0·5 to 1·7)	0·9 (0·5 to 1·6)	1 (0·5 to 1·8)	0·5 (0·3 to 1)	0·5 (0·2 to 0·9)	0·3 (0·1 to 0·5)	0·1 (0·1 to 0·2)	0·1 (0 to 0·1)	0 (0 to 0·1)	0 (0 to 0)	19·7
Typhoid and paratyphoid	0 (0 to 0)	0 (0 to 0)	0 (0 to 0)	0·5 (0·1 to 1·1)	0·4 (0·2 to 1)	0·5 (0·2 to 1·1)	0·3 (0·1 to 0·7)	0·2 (0·1 to 0·4)	0·1 (0 to 0·2)	0·1 (0 to 0·1)	0 (0 to 0·1)	0 (0 to 0)	0 (0 to 0)	0 (0 to 0)	0 (0 to 0)	0 (0 to 0)	0 (0 to 0)	0 (0 to 0)	0 (0 to 0)	0 (0 to 0)	0 (0 to 0)	0 (0 to 0)	0 (0 to 0)	2·2
Typhoid fever	0 (0 to 0)	0 (0 to 0)	0 (0 to 0)	0·5 (0·1 to 1·1)	0·4 (0·1 to 1)	0·5 (0·2 to 1·1)	0·3 (0·1 to 0·7)	0·2 (0·1 to 0·4)	0·1 (0 to 0·2)	0·1 (0 to 0·1)	0 (0 to 0·1)	0 (0 to 0)	0 (0 to 0)	0 (0 to 0)	0 (0 to 0)	0 (0 to 0)	0 (0 to 0)	0 (0 to 0)	0 (0 to 0)	0 (0 to 0)	0 (0 to 0)	0 (0 to 0)	0 (0 to 0)	2·1
Paratyphoid fever	0 (0 to 0)	0 (0 to 0)	0 (0 to 0)	0 (0 to 0)	0 (0 to 0)	0 (0 to 0)	0 (0 to 0)	0 (0 to 0)	0 (0 to 0)	0 (0 to 0)	0 (0 to 0)	0 (0 to 0)	0 (0 to 0)	0 (0 to 0)	0 (0 to 0)	0 (0 to 0)	0 (0 to 0)	0 (0 to 0)	0 (0 to 0)	0 (0 to 0)	0 (0 to 0)	0 (0 to 0)	0 (0 to 0)	0
Invasive Non-typhoidal Salmonella (iNTS)	0 (0 to 0)	0 (0 to 0)	0 (0 to 0·1)	0·2 (0·1 to 0·3)	0·1 (0 to 0·2)	0·1 (0 to 0·1)	0 (0 to 0·1)	0 (0 to 0)	0 (0 to 0)	0 (0 to 0)	0 (0 to 0)	0 (0 to 0)	0 (0 to 0)	0 (0 to 0)	0 (0 to 0)	0 (0 to 0)	0 (0 to 0)	0 (0 to 0)	0 (0 to 0)	0 (0 to 0)	0 (0 to 0)	0 (0 to 0)	0 (0 to 0)	0·5
Other intestinal infectious diseases	0 (0 to 0)	0 (0 to 0)	0 (0 to 0·1)	0 (0 to 0·2)	0 (0 to 0)	0 (0 to 0)	0 (0 to 0)	0 (0 to 0)	0 (0 to 0)	0 (0 to 0)	0 (0 to 0)	0 (0 to 0)	0 (0 to 0)	0 (0 to 0)	0 (0 to 0)	0 (0 to 0)	0 (0 to 0)	0 (0 to 0)	0 (0 to 0)	0 (0 to 0)	0 (0 to 0)	0 (0 to 0)	0 (0 to 0)	0·1
Neglected tropical diseases and malaria	0 (0 to 0)	0 (0 to 0)	0·3 (0·1 to 0·5)	0·9 (0·4 to 1·9)	1 (0·2 to 2·7)	0·9 (0·2 to 2·8)	1 (0·2 to 2·7)	0·8 (0·2 to 2·1)	0·6 (0·2 to 1·4)	0·4 (0·1 to 0·8)	0·3 (0·1 to 0·5)	0·2 (0·1 to 0·4)	0·2 (0·1 to 0·3)	0·1 (0·1 to 0·2)	0·1 (0·1 to 0·2)	0·1 (0 to 0·2)	0·1 (0 to 0·1)	0 (0 to 0·1)	0 (0 to 0)	0 (0 to 0)	0 (0 to 0)	0 (0 to 0)	0 (0 to 0)	6·9
Malaria	0 (0 to 0)	0 (0 to 0)	0 (0 to 0)	0 (0 to 0)	0 (0 to 0)	0 (0 to 0)	0 (0 to 0)	0 (0 to 0)	0 (0 to 0)	0 (0 to 0)	0 (0 to 0)	0 (0 to 0)	0 (0 to 0)	0 (0 to 0)	0 (0 to 0)	0 (0 to 0)	0 (0 to 0)	0 (0 to 0)	0 (0 to 0)	0 (0 to 0)	0 (0 to 0)	0 (0 to 0)	0 (0 to 0)	0
Chagas disease	0 (0 to 0)	0 (0 to 0)	0 (0 to 0)	0 (0 to 0)	0 (0 to 0)	0 (0 to 0)	0 (0 to 0)	0 (0 to 0)	0 (0 to 0)	0 (0 to 0)	0 (0 to 0)	0 (0 to 0)	0 (0 to 0)	0 (0 to 0)	0 (0 to 0)	0 (0 to 0)	0 (0 to 0)	0 (0 to 0)	0 (0 to 0)	0 (0 to 0)	0 (0 to 0)	0 (0 to 0)	0 (0 to 0)	0
Leishmaniasis	0 (0 to 0)	0 (0 to 0)	0 (0 to 0)	0 (0 to 0)	0 (0 to 0)	0 (0 to 0)	0 (0 to 0)	0 (0 to 0)	0 (0 to 0)	0 (0 to 0)	0 (0 to 0)	0 (0 to 0)	0 (0 to 0)	0 (0 to 0)	0 (0 to 0)	0 (0 to 0)	0 (0 to 0)	0 (0 to 0)	0 (0 to 0)	0 (0 to 0)	0 (0 to 0)	0 (0 to 0)	0 (0 to 0)	0
Visceral leishmaniasis	0 (0 to 0)	0 (0 to 0)	0 (0 to 0)	0 (0 to 0)	0 (0 to 0)	0 (0 to 0)	0 (0 to 0)	0 (0 to 0)	0 (0 to 0)	0 (0 to 0)	0 (0 to 0)	0 (0 to 0)	0 (0 to 0)	0 (0 to 0)	0 (0 to 0)	0 (0 to 0)	0 (0 to 0)	0 (0 to 0)	0 (0 to 0)	0 (0 to 0)	0 (0 to 0)	0 (0 to 0)	0 (0 to 0)	0
Cutaneous and mucocutaneous leishmaniasis	0 (0 to 0)	0 (0 to 0)	0 (0 to 0)	0 (0 to 0)	0 (0 to 0)	0 (0 to 0)	0 (0 to 0)	0 (0 to 0)	0 (0 to 0)	0 (0 to 0)	0 (0 to 0)	0 (0 to 0)	0 (0 to 0)	0 (0 to 0)	0 (0 to 0)	0 (0 to 0)	0 (0 to 0)	0 (0 to 0)	0 (0 to 0)	0 (0 to 0)	0 (0 to 0)	0 (0 to 0)	0 (0 to 0)	0
African trypanosomiasis	0 (0 to 0)	0 (0 to 0)	0 (0 to 0)	0 (0 to 0)	0 (0 to 0)	0 (0 to 0)	0 (0 to 0)	0 (0 to 0)	0 (0 to 0)	0 (0 to 0)	0 (0 to 0)	0 (0 to 0)	0 (0 to 0)	0 (0 to 0)	0 (0 to 0)	0 (0 to 0)	0 (0 to 0)	0 (0 to 0)	0 (0 to 0)	0 (0 to 0)	0 (0 to 0)	0 (0 to 0)	0 (0 to 0)	0
Schistosomiasis	0 (0 to 0)	0 (0 to 0)	0 (0 to 0)	0 (0 to 0)	0 (0 to 0)	0 (0 to 0)	0 (0 to 0)	0 (0 to 0)	0 (0 to 0)	0 (0 to 0)	0 (0 to 0)	0 (0 to 0)	0 (0 to 0)	0 (0 to 0)	0 (0 to 0)	0 (0 to 0)	0 (0 to 0)	0 (0 to 0)	0 (0 to 0)	0 (0 to 0)	0 (0 to 0)	0 (0 to 0)	0 (0 to 0)	0
Cysticercosis	0 (0 to 0)	0 (0 to 0)	0 (0 to 0)	0 (0 to 0)	0 (0 to 0)	0 (0 to 0)	0 (0 to 0)	0 (0 to 0)	0 (0 to 0·1)	0 (0 to 0·1)	0 (0 to 0·1)	0 (0 to 0·1)	0 (0 to 0·1)	0 (0 to 0·1)	0 (0 to 0·1)	0 (0 to 0·1)	0 (0 to 0·1)	0 (0 to 0)	0 (0 to 0)	0 (0 to 0)	0 (0 to 0)	0 (0 to 0)	0 (0 to 0)	0·4
Cystic echinococcosis	0 (0 to 0)	0 (0 to 0)	0 (0 to 0)	0 (0 to 0)	0 (0 to 0)	0 (0 to 0)	0 (0 to 0)	0 (0 to 0)	0 (0 to 0)	0 (0 to 0)	0 (0 to 0)	0 (0 to 0)	0 (0 to 0)	0 (0 to 0)	0 (0 to 0)	0 (0 to 0)	0 (0 to 0)	0 (0 to 0)	0 (0 to 0)	0 (0 to 0)	0 (0 to 0)	0 (0 to 0)	0 (0 to 0)	0
Lymphatic filariasis	0 (0 to 0)	0 (0 to 0)	0 (0 to 0)	0 (0 to 0)	0 (0 to 0)	0 (0 to 0)	0 (0 to 0)	0 (0 to 0)	0 (0 to 0)	0 (0 to 0)	0 (0 to 0)	0 (0 to 0)	0 (0 to 0)	0 (0 to 0)	0 (0 to 0)	0 (0 to 0)	0 (0 to 0)	0 (0 to 0)	0 (0 to 0)	0 (0 to 0)	0 (0 to 0)	0 (0 to 0)	0 (0 to 0)	0
Onchocerciasis	0 (0 to 0)	0 (0 to 0)	0 (0 to 0)	0 (0 to 0)	0 (0 to 0)	0 (0 to 0)	0 (0 to 0)	0 (0 to 0)	0 (0 to 0)	0 (0 to 0)	0 (0 to 0)	0 (0 to 0)	0 (0 to 0)	0 (0 to 0)	0 (0 to 0)	0 (0 to 0)	0 (0 to 0)	0 (0 to 0)	0 (0 to 0)	0 (0 to 0)	0 (0 to 0)	0 (0 to 0)	0 (0 to 0)	0
Trachoma	0 (0 to 0)	0 (0 to 0)	0 (0 to 0)	0 (0 to 0)	0 (0 to 0)	0 (0 to 0)	0 (0 to 0)	0 (0 to 0)	0 (0 to 0)	0 (0 to 0)	0 (0 to 0)	0 (0 to 0)	0 (0 to 0)	0 (0 to 0)	0 (0 to 0)	0 (0 to 0)	0 (0 to 0)	0 (0 to 0)	0 (0 to 0)	0 (0 to 0)	0 (0 to 0)	0 (0 to 0)	0 (0 to 0)	0
Dengue	0 (0 to 0)	0 (0 to 0)	0·1 (0 to 0·3)	0·4 (0 to 1·3)	0·6 (0 to 2·2)	0·7 (0 to 2·5)	0·6 (0 to 2·3)	0·5 (0 to 1·8)	0·3 (0 to 1·1)	0·2 (0 to 0·6)	0·1 (0 to 0·3)	0·1 (0 to 0·2)	0 (0 to 0·1)	0 (0 to 0·1)	0 (0 to 0·1)	0 (0 to 0·1)	0 (0 to 0)	0 (0 to 0)	0 (0 to 0)	0 (0 to 0)	0 (0 to 0)	0 (0 to 0)	0 (0 to 0)	3·6
Yellow fever	0 (0 to 0)	0 (0 to 0)	0 (0 to 0)	0 (0 to 0)	0 (0 to 0)	0 (0 to 0)	0 (0 to 0)	0 (0 to 0)	0 (0 to 0)	0 (0 to 0)	0 (0 to 0)	0 (0 to 0)	0 (0 to 0)	0 (0 to 0)	0 (0 to 0)	0 (0 to 0)	0 (0 to 0)	0 (0 to 0)	0 (0 to 0)	0 (0 to 0)	0 (0 to 0)	0 (0 to 0)	0 (0 to 0)	0
Rabies	0 (0 to 0)	0 (0 to 0)	0 (0 to 0)	0 (0 to 0)	0 (0 to 0)	0 (0 to 0)	0 (0 to 0)	0 (0 to 0)	0 (0 to 0)	0 (0 to 0)	0 (0 to 0)	0 (0 to 0)	0 (0 to 0)	0 (0 to 0)	0 (0 to 0)	0 (0 to 0)	0 (0 to 0)	0 (0 to 0)	0 (0 to 0)	0 (0 to 0)	0 (0 to 0)	0 (0 to 0)	0 (0 to 0)	0
Intestinal nematode infections	0 (0 to 0)	0 (0 to 0)	0 (0 to 0)	0·1 (0 to 0·3)	0·1 (0·1 to 0·2)	0·1 (0 to 0·1)	0·3 (0·1 to 0·5)	0·2 (0·1 to 0·4)	0·1 (0·1 to 0·2)	0·1 (0 to 0·2)	0·1 (0 to 0·2)	0·1 (0 to 0·1)	0 (0 to 0)	0 (0 to 0)	0 (0 to 0)	0 (0 to 0)	0 (0 to 0)	0 (0 to 0)	0 (0 to 0)	0 (0 to 0)	0 (0 to 0)	0 (0 to 0)	0 (0 to 0)	1·2
Ascariasis	0 (0 to 0)	0 (0 to 0)	0 (0 to 0)	0·1 (0 to 0·2)	0 (0 to 0·1)	0 (0 to 0)	0 (0 to 0)	0 (0 to 0)	0 (0 to 0)	0 (0 to 0)	0 (0 to 0)	0 (0 to 0)	0 (0 to 0)	0 (0 to 0)	0 (0 to 0)	0 (0 to 0)	0 (0 to 0)	0 (0 to 0)	0 (0 to 0)	0 (0 to 0)	0 (0 to 0)	0 (0 to 0)	0 (0 to 0)	0·2
Trichuriasis	0 (0 to 0)	0 (0 to 0)	0 (0 to 0)	0 (0 to 0·1)	0 (0 to 0·1)	0 (0 to 0·1)	0·1 (0 to 0·1)	0 (0 to 0·1)	0 (0 to 0·1)	0 (0 to 0)	0 (0 to 0)	0 (0 to 0)	0 (0 to 0)	0 (0 to 0)	0 (0 to 0)	0 (0 to 0)	0 (0 to 0)	0 (0 to 0)	0 (0 to 0)	0 (0 to 0)	0 (0 to 0)	0 (0 to 0)	0 (0 to 0)	0·3
Hookworm disease	0 (0 to 0)	0 (0 to 0)	0 (0 to 0)	0 (0 to 0)	0 (0 to 0·1)	0 (0 to 0)	0·2 (0·1 to 0·4)	0·1 (0·1 to 0·3)	0·1 (0 to 0·2)	0·1 (0 to 0·1)	0·1 (0 to 0·1)	0 (0 to 0·1)	0 (0 to 0)	0 (0 to 0)	0 (0 to 0)	0 (0 to 0)	0 (0 to 0)	0 (0 to 0)	0 (0 to 0)	0 (0 to 0)	0 (0 to 0)	0 (0 to 0)	0 (0 to 0)	0·7
Food-borne trematodiases	0 (0 to 0)	0 (0 to 0)	0 (0 to 0)	0 (0 to 0)	0 (0 to 0)	0 (0 to 0)	0 (0 to 0)	0 (0 to 0)	0 (0 to 0)	0 (0 to 0)	0 (0 to 0)	0 (0 to 0)	0 (0 to 0)	0 (0 to 0)	0 (0 to 0)	0 (0 to 0)	0 (0 to 0)	0 (0 to 0)	0 (0 to 0)	0 (0 to 0)	0 (0 to 0)	0 (0 to 0)	0 (0 to 0)	0
Leprosy	0 (0 to 0)	0 (0 to 0)	0 (0 to 0)	0 (0 to 0)	0 (0 to 0)	0 (0 to 0)	0 (0 to 0)	0 (0 to 0)	0 (0 to 0)	0 (0 to 0)	0 (0 to 0)	0 (0 to 0)	0 (0 to 0)	0 (0 to 0)	0 (0 to 0)	0 (0 to 0)	0 (0 to 0)	0 (0 to 0)	0 (0 to 0)	0 (0 to 0)	0 (0 to 0)	0 (0 to 0)	0 (0 to 0)	0
Ebola	0 (0 to 0)	0 (0 to 0)	0 (0 to 0)	0 (0 to 0)	0 (0 to 0)	0 (0 to 0)	0 (0 to 0)	0 (0 to 0)	0 (0 to 0)	0 (0 to 0)	0 (0 to 0)	0 (0 to 0)	0 (0 to 0)	0 (0 to 0)	0 (0 to 0)	0 (0 to 0)	0 (0 to 0)	0 (0 to 0)	0 (0 to 0)	0 (0 to 0)	0 (0 to 0)	0 (0 to 0)	0 (0 to 0)	0
Zika virus	0 (0 to 0)	0 (0 to 0)	0 (0 to 0)	0 (0 to 0)	0 (0 to 0)	0 (0 to 0)	0 (0 to 0)	0 (0 to 0)	0 (0 to 0)	0 (0 to 0)	0 (0 to 0)	0 (0 to 0)	0 (0 to 0)	0 (0 to 0)	0 (0 to 0)	0 (0 to 0)	0 (0 to 0)	0 (0 to 0)	0 (0 to 0)	0 (0 to 0)	0 (0 to 0)	0 (0 to 0)	0 (0 to 0)	0
Guinea worm disease	0 (0 to 0)	0 (0 to 0)	0 (0 to 0)	0 (0 to 0)	0 (0 to 0)	0 (0 to 0)	0 (0 to 0)	0 (0 to 0)	0 (0 to 0)	0 (0 to 0)	0 (0 to 0)	0 (0 to 0)	0 (0 to 0)	0 (0 to 0)	0 (0 to 0)	0 (0 to 0)	0 (0 to 0)	0 (0 to 0)	0 (0 to 0)	0 (0 to 0)	0 (0 to 0)	0 (0 to 0)	0 (0 to 0)	0
Other neglected tropical diseases	0 (0 to 0)	0 (0 to 0)	0·1 (0·1 to 0·3)	0·4 (0·2 to 0·8)	0·3 (0·1 to 0·6)	0·2 (0·1 to 0·4)	0·1 (0 to 0·2)	0·1 (0 to 0·2)	0·1 (0 to 0·2)	0·1 (0 to 0·2)	0·1 (0 to 0·2)	0·1 (0 to 0·2)	0·1 (0 to 0·1)	0·1 (0 to 0·1)	0 (0 to 0·1)	0 (0 to 0)	0 (0 to 0)	0 (0 to 0)	0 (0 to 0)	0 (0 to 0)	0 (0 to 0)	0 (0 to 0)	0 (0 to 0)	1·7
Other infectious diseases	0·2 (0·1 to 0·3)	0·3 (0·2 to 0·6)	3·2 (1·7 to 5·9)	6·6 (3·7 to 10·7)	1·5 (1·1 to 2·1)	1·3 (0·9 to 1·8)	0·9 (0·6 to 1·2)	0·8 (0·5 to 1·2)	0·7 (0·5 to 1·1)	0·7 (0·4 to 1)	0·6 (0·4 to 0·9)	0·4 (0·2 to 0·5)	0·3 (0·2 to 0·5)	0·3 (0·2 to 0·4)	0·2 (0·2 to 0·4)	0·2 (0·1 to 0·2)	0·1 (0·1 to 0·1)	0·1 (0 to 0·1)	0 (0 to 0)	0 (0 to 0)	0 (0 to 0)	0 (0 to 0)	0 (0 to 0)	18·4
Meningitis	0·1 (0 to 0·2)	0·2 (0·1 to 0·5)	1·4 (0·6 to 2·7)	3·2 (1·3 to 5·9)	0·8 (0·5 to 1·2)	0·9 (0·6 to 1·4)	0·4 (0·2 to 0·6)	0·4 (0·2 to 0·6)	0·2 (0·1 to 0·4)	0·4 (0·2 to 0·6)	0·2 (0·1 to 0·3)	0·1 (0·1 to 0·2)	0·1 (0·1 to 0·2)	0·1 (0·1 to 0·2)	0 (0 to 0·1)	0·1 (0 to 0·1)	0 (0 to 0)	0 (0 to 0)	0 (0 to 0)	0 (0 to 0)	0 (0 to 0)	0 (0 to 0)	0 (0 to 0)	8·8
Encephalitis	0 (0 to 0)	0 (0 to 0)	0·1 (0·1 to 0·3)	0·4 (0·1 to 0·9)	0·1 (0 to 0·2)	0·1 (0 to 0·1)	0·1 (0·1 to 0·3)	0 (0 to 0)	0·1 (0·1 to 0·3)	0 (0 to 0)	0·1 (0 to 0·2)	0 (0 to 0)	0 (0 to 0)	0 (0 to 0·1)	0 (0 to 0)	0 (0 to 0)	0 (0 to 0)	0 (0 to 0)	0 (0 to 0)	0 (0 to 0)	0 (0 to 0)	0 (0 to 0)	0 (0 to 0)	1·2
Diphtheria	0 (0 to 0)	0 (0 to 0)	0 (0 to 0)	0 (0 to 0)	0 (0 to 0)	0 (0 to 0)	0 (0 to 0)	0 (0 to 0)	0 (0 to 0)	0 (0 to 0)	0 (0 to 0)	0 (0 to 0)	0 (0 to 0)	0 (0 to 0)	0 (0 to 0)	0 (0 to 0)	0 (0 to 0)	0 (0 to 0)	0 (0 to 0)	0 (0 to 0)	0 (0 to 0)	0 (0 to 0)	0 (0 to 0)	0
Tetanus	0 (0 to 0)	0 (0 to 0)	0 (0 to 0)	0 (0 to 0)	0 (0 to 0)	0 (0 to 0)	0 (0 to 0)	0 (0 to 0)	0 (0 to 0)	0 (0 to 0)	0 (0 to 0)	0 (0 to 0)	0 (0 to 0)	0 (0 to 0)	0 (0 to 0)	0 (0 to 0)	0 (0 to 0)	0 (0 to 0)	0 (0 to 0)	0 (0 to 0)	0 (0 to 0)	0 (0 to 0)	0 (0 to 0)	0·1
Measles	0 (0 to 0)	0 (0 to 0)	0·3 (0·1 to 0·6)	0·9 (0·3 to 1·9)	0·1 (0 to 0·3)	0 (0 to 0·1)	0 (0 to 0)	0 (0 to 0)	0 (0 to 0)	0 (0 to 0)	0 (0 to 0)	0 (0 to 0)	0 (0 to 0)	0 (0 to 0)	0 (0 to 0)	0 (0 to 0)	0 (0 to 0)	0 (0 to 0)	0 (0 to 0)	0 (0 to 0)	0 (0 to 0)	0 (0 to 0)	0 (0 to 0)	1·3
Varicella and herpes zoster	0 (0 to 0)	0 (0 to 0)	0·1 (0 to 0·3)	0·2 (0 to 0·7)	0·1 (0 to 0·2)	0 (0 to 0·1)	0 (0 to 0)	0 (0 to 0)	0 (0 to 0)	0 (0 to 0)	0 (0 to 0)	0 (0 to 0)	0 (0 to 0)	0 (0 to 0)	0 (0 to 0)	0 (0 to 0)	0 (0 to 0)	0 (0 to 0)	0 (0 to 0)	0 (0 to 0)	0 (0 to 0)	0 (0 to 0)	0 (0 to 0)	0·6
Acute hepatitis	0 (0 to 0)	0 (0 to 0)	0 (0 to 0·1)	0 (0 to 0·1)	0·1 (0 to 0·1)	0·1 (0·1 to 0·2)	0·1 (0·1 to 0·2)	0·1 (0 to 0·1)	0·1 (0 to 0·1)	0·1 (0 to 0·1)	0·1 (0 to 0·1)	0·1 (0 to 0·1)	0 (0 to 0·1)	0 (0 to 0)	0 (0 to 0·1)	0 (0 to 0)	0 (0 to 0)	0 (0 to 0)	0 (0 to 0)	0 (0 to 0)	0 (0 to 0)	0 (0 to 0)	0 (0 to 0)	0·8
Acute hepatitis A	0 (0 to 0)	0 (0 to 0)	0 (0 to 0)	0 (0 to 0)	0 (0 to 0·1)	0 (0 to 0·1)	0 (0 to 0·1)	0 (0 to 0·1)	0 (0 to 0·1)	0 (0 to 0)	0 (0 to 0)	0 (0 to 0)	0 (0 to 0)	0 (0 to 0)	0 (0 to 0)	0 (0 to 0)	0 (0 to 0)	0 (0 to 0)	0 (0 to 0)	0 (0 to 0)	0 (0 to 0)	0 (0 to 0)	0 (0 to 0)	0·3
Acute hepatitis B	0 (0 to 0)	0 (0 to 0)	0 (0 to 0·1)	0 (0 to 0)	0 (0 to 0·1)	0 (0 to 0·1)	0 (0 to 0·1)	0 (0 to 0)	0 (0 to 0·1)	0 (0 to 0·1)	0 (0 to 0·1)	0 (0 to 0·1)	0 (0 to 0)	0 (0 to 0)	0 (0 to 0)	0 (0 to 0)	0 (0 to 0)	0 (0 to 0)	0 (0 to 0)	0 (0 to 0)	0 (0 to 0)	0 (0 to 0)	0 (0 to 0)	0·4
Acute hepatitis C	0 (0 to 0)	0 (0 to 0)	0 (0 to 0)	0 (0 to 0)	0 (0 to 0)	0 (0 to 0)	0 (0 to 0)	0 (0 to 0)	0 (0 to 0)	0 (0 to 0)	0 (0 to 0)	0 (0 to 0)	0 (0 to 0)	0 (0 to 0)	0 (0 to 0)	0 (0 to 0)	0 (0 to 0)	0 (0 to 0)	0 (0 to 0)	0 (0 to 0)	0 (0 to 0)	0 (0 to 0)	0 (0 to 0)	0
Acute hepatitis E	0 (0 to 0)	0 (0 to 0)	0 (0 to 0)	0 (0 to 0)	0 (0 to 0)	0 (0 to 0)	0 (0 to 0)	0 (0 to 0)	0 (0 to 0)	0 (0 to 0)	0 (0 to 0)	0 (0 to 0)	0 (0 to 0)	0 (0 to 0)	0 (0 to 0)	0 (0 to 0)	0 (0 to 0)	0 (0 to 0)	0 (0 to 0)	0 (0 to 0)	0 (0 to 0)	0 (0 to 0)	0 (0 to 0)	0
Other unspecified infectious diseases	0·1 (0 to 0·1)	0·1 (0 to 0·1)	0·3 (0·1 to 0·6)	0·5 (0·2 to 1)	0·2 (0·1 to 0·4)	0·1 (0·1 to 0·3)	0·2 (0·1 to 0·4)	0·3 (0·1 to 0·6)	0·3 (0·1 to 0·6)	0·2 (0·1 to 0·4)	0·2 (0·1 to 0·5)	0·2 (0·1 to 0·3)	0·2 (0·1 to 0·3)	0·1 (0·1 to 0·2)	0·1 (0·1 to 0·2)	0 (0 to 0·1)	0 (0 to 0·1)	0 (0 to 0)	0 (0 to 0)	0 (0 to 0)	0 (0 to 0)	0 (0 to 0)	0 (0 to 0)	3·1
Maternal and neonatal disorders	56·6 (42·9 to 72·7)	22 (16·5 to 28·2)	18·1 (10·9 to 28)	4 (2·5 to 6·2)	1·3 (0·9 to 1·7)	1·2 (0·8 to 1·6)	2·8 (2 to 4·2)	5·1 (3·2 to 7·9)	4·9 (3 to 8·2)	5 (2·9 to 8·6)	4·8 (2·8 to 8·2)	2·4 (1·4 to 4·2)	1·5 (0·7 to 3)	0·3 (0·2 to 0·6)	0·1 (0·1 to 0·1)	0 (0 to 0·1)	0 (0 to 0)	0 (0 to 0)	0 (0 to 0)	0 (0 to 0)	0 (0 to 0)	0 (0 to 0)	0 (0 to 0)	130
Maternal disorders	0 (0 to 0)	0 (0 to 0)	0 (0 to 0)	0 (0 to 0)	0 (0 to 0)	0 (0 to 0·1)	1·8 (1 to 3·1)	4·2 (2·4 to 7·1)	4·2 (2·3 to 7·5)	4·4 (2·3 to 8)	4·4 (2·3 to 7·7)	2·1 (1·1 to 3·8)	1·3 (0·5 to 2·7)	0·2 (0·1 to 0·4)	0 (0 to 0)	0 (0 to 0)	0 (0 to 0)	0 (0 to 0)	0 (0 to 0)	0 (0 to 0)	0 (0 to 0)	0 (0 to 0)	0 (0 to 0)	22·7
Maternal hemorrhage	0 (0 to 0)	0 (0 to 0)	0 (0 to 0)	0 (0 to 0)	0 (0 to 0)	0 (0 to 0)	0·2 (0·1 to 0·3)	0·5 (0·3 to 0·8)	0·4 (0·2 to 0·8)	0·5 (0·3 to 1)	0·5 (0·3 to 0·9)	0·2 (0·1 to 0·4)	0·1 (0 to 0·2)	0 (0 to 0)	0 (0 to 0)	0 (0 to 0)	0 (0 to 0)	0 (0 to 0)	0 (0 to 0)	0 (0 to 0)	0 (0 to 0)	0 (0 to 0)	0 (0 to 0)	2·4
Maternal sepsis and other maternal infections	0 (0 to 0)	0 (0 to 0)	0 (0 to 0)	0 (0 to 0)	0 (0 to 0)	0 (0 to 0)	0·1 (0·1 to 0·2)	0·2 (0·1 to 0·4)	0·2 (0·1 to 0·4)	0·2 (0·1 to 0·4)	0·2 (0·1 to 0·4)	0·1 (0 to 0·2)	0·1 (0 to 0·1)	0 (0 to 0)	0 (0 to 0)	0 (0 to 0)	0 (0 to 0)	0 (0 to 0)	0 (0 to 0)	0 (0 to 0)	0 (0 to 0)	0 (0 to 0)	0 (0 to 0)	1·1
Maternal hypertensive disorders	0 (0 to 0)	0 (0 to 0)	0 (0 to 0)	0 (0 to 0)	0 (0 to 0)	0 (0 to 0)	0·3 (0·1 to 0·5)	0·7 (0·3 to 1·2)	0·8 (0·4 to 1·5)	0·7 (0·4 to 1·4)	0·6 (0·3 to 1·1)	0·3 (0·1 to 0·5)	0·1 (0·1 to 0·3)	0 (0 to 0·1)	0 (0 to 0)	0 (0 to 0)	0 (0 to 0)	0 (0 to 0)	0 (0 to 0)	0 (0 to 0)	0 (0 to 0)	0 (0 to 0)	0 (0 to 0)	3·6
Maternal obstructed labor and uterine rupture	0 (0 to 0)	0 (0 to 0)	0 (0 to 0)	0 (0 to 0)	0 (0 to 0)	0 (0 to 0)	0·1 (0 to 0·2)	0·2 (0·1 to 0·4)	0·2 (0·1 to 0·4)	0·2 (0·1 to 0·4)	0·2 (0·1 to 0·4)	0·1 (0 to 0·2)	0 (0 to 0·1)	0 (0 to 0)	0 (0 to 0)	0 (0 to 0)	0 (0 to 0)	0 (0 to 0)	0 (0 to 0)	0 (0 to 0)	0 (0 to 0)	0 (0 to 0)	0 (0 to 0)	1
Maternal abortion and miscarriage	0 (0 to 0)	0 (0 to 0)	0 (0 to 0)	0 (0 to 0)	0 (0 to 0)	0 (0 to 0)	0·1 (0·1 to 0·3)	0·2 (0·1 to 0·5)	0·2 (0·1 to 0·4)	0·2 (0·1 to 0·5)	0·3 (0·1 to 0·6)	0·2 (0·1 to 0·4)	0·2 (0·1 to 0·5)	0 (0 to 0·1)	0 (0 to 0)	0 (0 to 0)	0 (0 to 0)	0 (0 to 0)	0 (0 to 0)	0 (0 to 0)	0 (0 to 0)	0 (0 to 0)	0 (0 to 0)	1·5
Ectopic pregnancy	0 (0 to 0)	0 (0 to 0)	0 (0 to 0)	0 (0 to 0)	0 (0 to 0)	0 (0 to 0)	0·1 (0 to 0·1)	0·2 (0·1 to 0·3)	0·2 (0·1 to 0·3)	0·2 (0·1 to 0·3)	0·1 (0·1 to 0·3)	0 (0 to 0·1)	0 (0 to 0·1)	0 (0 to 0)	0 (0 to 0)	0 (0 to 0)	0 (0 to 0)	0 (0 to 0)	0 (0 to 0)	0 (0 to 0)	0 (0 to 0)	0 (0 to 0)	0 (0 to 0)	0·8
Indirect maternal deaths	--	--	--	--	--	0 (0 to 0)	0·1 (0 to 0·2)	0·2 (0·1 to 0·5)	0·2 (0·1 to 0·5)	0·2 (0·1 to 0·5)	0·2 (0·1 to 0·4)	0·1 (0 to 0·2)	0 (0 to 0·1)	0 (0 to 0)	--	--	--	--	--	--	--	--	--	NA
Late maternal deaths	--	--	--	--	--	0 (0 to 0)	0 (0 to 0·1)	0·1 (0 to 0·1)	0·1 (0 to 0·1)	0·1 (0 to 0·1)	0·1 (0 to 0·1)	0 (0 to 0·1)	0 (0 to 0)	0 (0 to 0)	--	--	--	--	--	--	--	--	--	NA
Maternal deaths aggravated by HIV/AIDS	--	--	--	--	--	0 (0 to 0)	0 (0 to 0)	0 (0 to 0)	0 (0 to 0)	0 (0 to 0)	0 (0 to 0)	0 (0 to 0)	0 (0 to 0)	0 (0 to 0)	--	--	--	--	--	--	--	--	--	NA
Neonatal disorders	56·6 (42·9 to 72·7)	22 (16·5 to 28·2)	18·1 (10·9 to 28)	4 (2·5 to 6·2)	1·3 (0·9 to 1·7)	1·1 (0·8 to 1·6)	1 (0·7 to 1·3)	0·8 (0·6 to 1·1)	0·7 (0·5 to 1)	0·6 (0·4 to 0·8)	0·5 (0·4 to 0·6)	0·3 (0·3 to 0·5)	0·2 (0·2 to 0·3)	0·2 (0·1 to 0·2)	0·1 (0·1 to 0·1)	0 (0 to 0·1)	0 (0 to 0)	0 (0 to 0)	0 (0 to 0)	0 (0 to 0)	0 (0 to 0)	0 (0 to 0)	0 (0 to 0)	108
Neonatal preterm birth	33·3 (21·2 to 45·9)	11·3 (7·3 to 16)	5·9 (3 to 10·1)	2 (1·2 to 3·2)	0·9 (0·6 to 1·2)	0·8 (0·5 to 1·1)	0·7 (0·5 to 0·9)	0·5 (0·4 to 0·7)	0·5 (0·3 to 0·7)	0·4 (0·3 to 0·5)	0·3 (0·2 to 0·4)	0·2 (0·1 to 0·3)	0·1 (0·1 to 0·2)	0·1 (0·1 to 0·1)	0·1 (0 to 0·1)	0 (0 to 0)	0 (0 to 0)	0 (0 to 0)	0 (0 to 0)	0 (0 to 0)	0 (0 to 0)	0 (0 to 0)	0 (0 to 0)	57·1
Neonatal encephalopathy due to birth asphyxia and trauma	16·8 (8·6 to 27·8)	5·2 (2·6 to 8·8)	5·6 (2·6 to 10·7)	1·2 (0·5 to 2·3)	0·2 (0·1 to 0·4)	0·2 (0·1 to 0·3)	0·2 (0·1 to 0·3)	0·2 (0·1 to 0·3)	0·1 (0·1 to 0·2)	0·1 (0·1 to 0·2)	0·1 (0 to 0·2)	0·1 (0 to 0·1)	0·1 (0 to 0·1)	0 (0 to 0·1)	0 (0 to 0)	0 (0 to 0)	0 (0 to 0)	0 (0 to 0)	0 (0 to 0)	0 (0 to 0)	0 (0 to 0)	0 (0 to 0)	0 (0 to 0)	30·1
Neonatal sepsis and other neonatal infections	1·6 (0·5 to 3·7)	2·5 (1·1 to 4·8)	1 (0·4 to 2·3)	0·2 (0·1 to 0·3)	0·1 (0·1 to 0·2)	0·1 (0·1 to 0·2)	0·1 (0·1 to 0·2)	0·1 (0·1 to 0·1)	0·1 (0·1 to 0·1)	0·1 (0 to 0·1)	0·1 (0 to 0·1)	0 (0 to 0·1)	0 (0 to 0·1)	0 (0 to 0)	0 (0 to 0)	0 (0 to 0)	0 (0 to 0)	0 (0 to 0)	0 (0 to 0)	0 (0 to 0)	0 (0 to 0)	0 (0 to 0)	0 (0 to 0)	6·1
Hemolytic disease and other neonatal jaundice	0·2 (0·1 to 0·3)	0·1 (0 to 0·1)	0 (0 to 0·1)	0·1 (0 to 0·1)	0 (0 to 0·1)	0 (0 to 0)	0 (0 to 0)	0 (0 to 0)	0 (0 to 0)	0 (0 to 0)	0 (0 to 0)	0 (0 to 0)	0 (0 to 0)	0 (0 to 0)	0 (0 to 0)	0 (0 to 0)	0 (0 to 0)	0 (0 to 0)	0 (0 to 0)	0 (0 to 0)	0 (0 to 0)	0 (0 to 0)	0 (0 to 0)	0·6
Other neonatal disorders	4·7 (2 to 9·2)	2·9 (1·3 to 5·4)	5·5 (2·4 to 10·5)	0·6 (0·4 to 1)	0 (0 to 0)	0 (0 to 0)	0 (0 to 0)	0 (0 to 0)	0 (0 to 0)	0 (0 to 0)	0 (0 to 0)	0 (0 to 0)	0 (0 to 0)	0 (0 to 0)	0 (0 to 0)	0 (0 to 0)	0 (0 to 0)	0 (0 to 0)	0 (0 to 0)	0 (0 to 0)	0 (0 to 0)	0 (0 to 0)	0 (0 to 0)	13·8
Nutritional deficiencies	0 (0 to 0)	0·2 (0·1 to 0·3)	3·2 (1·7 to 5·5)	11·2 (6 to 19·3)	3·2 (1·3 to 6·7)	1·6 (0·6 to 3·4)	1·8 (0·5 to 3·9)	2·2 (0·8 to 4·5)	2·1 (0·8 to 4·1)	1·9 (0·7 to 3·9)	2·1 (0·9 to 4)	2 (0·9 to 3·7)	1·5 (0·7 to 3)	1·3 (0·6 to 2·4)	1·2 (0·6 to 2)	0·7 (0·3 to 1·3)	0·4 (0·2 to 0·7)	0·3 (0·2 to 0·4)	0·2 (0·1 to 0·3)	0·1 (0 to 0·1)	0 (0 to 0·1)	0 (0 to 0·1)	0 (0 to 0)	37·3
Protein-energy malnutrition	0 (0 to 0)	0 (0 to 0)	2·1 (0·9 to 4·3)	7·1 (3 to 15·1)	0·4 (0·2 to 0·6)	0·3 (0·1 to 0·6)	0·1 (0 to 0·1)	0·2 (0·1 to 0·2)	0·1 (0 to 0·1)	0·1 (0 to 0·1)	0·2 (0·1 to 0·4)	0·2 (0·1 to 0·3)	0·2 (0·1 to 0·4)	0·2 (0·1 to 0·3)	0·1 (0·1 to 0·2)	0·1 (0·1 to 0·2)	0·1 (0·1 to 0·1)	0·1 (0 to 0·2)	0·1 (0 to 0·1)	0 (0 to 0·1)	0 (0 to 0)	0 (0 to 0·1)	0 (0 to 0)	11·6
Iodine deficiency	0 (0 to 0)	0 (0 to 0)	0 (0 to 0)	0 (0 to 0)	0 (0 to 0)	0 (0 to 0)	0 (0 to 0)	0 (0 to 0)	0 (0 to 0)	0 (0 to 0)	0 (0 to 0)	0 (0 to 0)	0 (0 to 0)	0 (0 to 0)	0 (0 to 0)	0 (0 to 0)	0 (0 to 0)	0 (0 to 0)	0 (0 to 0)	0 (0 to 0)	0 (0 to 0)	0 (0 to 0)	0 (0 to 0)	0
Vitamin A deficiency	0 (0 to 0)	0 (0 to 0)	0·1 (0 to 0·1)	0·3 (0·1 to 0·5)	0·2 (0·1 to 0·5)	0·1 (0 to 0·2)	0 (0 to 0)	0 (0 to 0)	0 (0 to 0)	0 (0 to 0)	0 (0 to 0)	0 (0 to 0)	0 (0 to 0)	0 (0 to 0)	0 (0 to 0)	0 (0 to 0)	0 (0 to 0)	0 (0 to 0)	0 (0 to 0)	0 (0 to 0)	0 (0 to 0)	0 (0 to 0)	0 (0 to 0)	0·7
Dietary iron deficiency	0 (0 to 0)	0·1 (0·1 to 0·2)	1 (0·5 to 1·9)	3·9 (1·7 to 7·2)	2·7 (0·8 to 5·9)	1·2 (0·3 to 3)	1·6 (0·4 to 3·8)	2 (0·6 to 4·2)	2 (0·7 to 3·9)	1·8 (0·5 to 3·8)	1·8 (0·6 to 3·6)	1·8 (0·7 to 3·5)	1·3 (0·5 to 2·7)	1·1 (0·5 to 2·1)	1 (0·4 to 1·9)	0·6 (0·2 to 1·1)	0·3 (0·1 to 0·6)	0·2 (0·1 to 0·3)	0·1 (0 to 0·2)	0 (0 to 0)	0 (0 to 0)	0 (0 to 0)	0 (0 to 0)	24·5
Other nutritional deficiencies	0 (0 to 0)	0 (0 to 0)	0 (0 to 0)	0 (0 to 0)	0 (0 to 0)	0 (0 to 0)	0 (0 to 0·1)	0 (0 to 0·1)	0·1 (0 to 0·1)	0 (0 to 0)	0 (0 to 0·1)	0 (0 to 0·1)	0 (0 to 0)	0 (0 to 0)	0 (0 to 0)	0 (0 to 0)	0 (0 to 0)	0 (0 to 0)	0 (0 to 0)	0 (0 to 0)	0 (0 to 0)	0 (0 to 0)	0 (0 to 0)	0·4
Non-communicable diseases	10·2 (5·5 to 16·1)	4 (2·4 to 6·2)	18·1 (11·4 to 27)	34·5 (24·5 to 47)	21·8 (17·2 to 26·7)	33·4 (25·9 to 42·7)	46·6 (36 to 59·1)	55·5 (43·7 to 68·8)	68 (53·4 to 84·5)	81·8 (64·1 to 104)	92·2 (72·8 to 115)	105 (84 to 130)	114 (91·5 to 141)	113 (90·9 to 139)	114 (93·1 to 140)	98·1 (81 to 118)	60·7 (51·4 to 71·4)	37·4 (32·2 to 43)	22 (19·3 to 24·9)	4·9 (4·4 to 5·4)	2·4 (2·2 to 2·6)	1·4 (1·3 to 1·5)	0·4 (0·3 to 0·4)	1,140
Neoplasms	0·7 (0·2 to 2)	0·1 (0 to 0·1)	0·6 (0·3 to 1)	3·8 (2·4 to 5·6)	2·1 (1·6 to 2·9)	2·8 (2 to 3·8)	2·9 (2 to 4)	3 (1·9 to 4·4)	6 (3·5 to 9·2)	9 (5·3 to 13·6)	14·2 (8·5 to 21·3)	18·2 (11·2 to 26·4)	20·3 (13·2 to 29·3)	19·4 (12·8 to 27·6)	18·6 (12·5 to 26·2)	13·8 (9·6 to 19)	8·1 (5·9 to 10·9)	4·5 (3·3 to 6)	2·3 (1·7 to 3)	0·4 (0·3 to 0·6)	0·2 (0·1 to 0·2)	0·1 (0·1 to 0·1)	0 (0 to 0)	151
Lip and oral cavity cancer	0 (0 to 0)	0 (0 to 0)	0 (0 to 0)	0 (0 to 0)	0 (0 to 0)	0 (0 to 0)	0 (0 to 0·1)	0·1 (0 to 0·2)	0 (0 to 0)	0·1 (0 to 0·1)	0·2 (0·1 to 0·3)	0·1 (0 to 0·2)	0·2 (0·1 to 0·3)	0·1 (0·1 to 0·2)	0·1 (0·1 to 0·3)	0·1 (0·1 to 0·2)	0·1 (0·1 to 0·2)	0 (0 to 0·1)	0 (0 to 0)	0 (0 to 0)	0 (0 to 0)	0 (0 to 0)	0 (0 to 0)	1·2
Nasopharynx cancer	0 (0 to 0)	0 (0 to 0)	0 (0 to 0)	0 (0 to 0)	0 (0 to 0)	0 (0 to 0)	0 (0 to 0)	0·1 (0 to 0·1)	0 (0 to 0)	0·1 (0 to 0·2)	0 (0 to 0·1)	0·1 (0 to 0·2)	0·2 (0·1 to 0·3)	0·2 (0·1 to 0·3)	0·1 (0 to 0·2)	0 (0 to 0·1)	0 (0 to 0·1)	0 (0 to 0)	0 (0 to 0)	0 (0 to 0)	0 (0 to 0)	0 (0 to 0)	0 (0 to 0)	0·9
Other pharynx cancer	0 (0 to 0)	0 (0 to 0)	0 (0 to 0)	0 (0 to 0)	0 (0 to 0)	0 (0 to 0)	0 (0 to 0)	0 (0 to 0)	0 (0 to 0)	0 (0 to 0·1)	0 (0 to 0)	0 (0 to 0·1)	0 (0 to 0·1)	0 (0 to 0·1)	0·1 (0 to 0·1)	0 (0 to 0)	0 (0 to 0)	0 (0 to 0)	0 (0 to 0)	0 (0 to 0)	0 (0 to 0)	0 (0 to 0)	0 (0 to 0)	0·3
Esophageal cancer	0 (0 to 0)	0 (0 to 0)	0 (0 to 0)	0 (0 to 0)	0 (0 to 0)	0 (0 to 0)	0 (0 to 0)	0 (0 to 0)	0 (0 to 0·1)	0 (0 to 0)	0 (0 to 0·1)	0·1 (0 to 0·2)	0·1 (0 to 0·1)	0·2 (0·1 to 0·4)	0·1 (0 to 0·1)	0·1 (0·1 to 0·2)	0·1 (0 to 0·1)	0 (0 to 0·1)	0 (0 to 0)	0 (0 to 0)	0 (0 to 0)	0 (0 to 0)	0 (0 to 0)	0·9
Stomach cancer	0 (0 to 0)	0 (0 to 0)	0 (0 to 0)	0 (0 to 0)	0 (0 to 0)	0 (0 to 0)	0·1 (0·1 to 0·2)	0·2 (0·1 to 0·4)	0·4 (0·2 to 0·8)	0·5 (0·2 to 0·8)	1 (0·5 to 1·6)	1·1 (0·5 to 1·7)	0·8 (0·4 to 1·3)	0·9 (0·5 to 1·4)	0·8 (0·5 to 1·3)	0·8 (0·5 to 1·3)	0·6 (0·4 to 0·8)	0·4 (0·3 to 0·7)	0·2 (0·1 to 0·3)	0 (0 to 0·1)	0 (0 to 0)	0 (0 to 0)	0 (0 to 0)	8
Colon and rectum cancer	0 (0 to 0)	0 (0 to 0)	0 (0 to 0)	0 (0 to 0)	0 (0 to 0)	0 (0 to 0)	0·1 (0·1 to 0·2)	0·1 (0 to 0·2)	0·4 (0·2 to 0·8)	0·5 (0·2 to 0·9)	0·7 (0·3 to 1·3)	0·7 (0·3 to 1·3)	1·1 (0·5 to 1·9)	1·2 (0·6 to 2)	1·4 (0·7 to 2·4)	1·2 (0·6 to 1·9)	0·7 (0·4 to 1·2)	0·4 (0·2 to 0·7)	0·3 (0·1 to 0·4)	0·1 (0 to 0·1)	0 (0 to 0)	0 (0 to 0)	0 (0 to 0)	9·1
Liver cancer	0 (0 to 0)	0 (0 to 0)	0 (0 to 0)	0·1 (0 to 0·2)	0 (0 to 0·1)	0·1 (0 to 0·1)	0·2 (0·1 to 0·4)	0 (0 to 0·1)	0·2 (0·1 to 0·5)	0·2 (0·1 to 0·5)	0·4 (0·1 to 0·9)	0·3 (0·1 to 0·7)	0·5 (0·2 to 1·1)	0·7 (0·3 to 1·5)	0·7 (0·3 to 1·4)	0·6 (0·3 to 1·1)	0·3 (0·2 to 0·6)	0·1 (0·1 to 0·2)	0·1 (0·1 to 0·2)	0 (0 to 0)	0 (0 to 0)	0 (0 to 0)	0 (0 to 0)	4·7
Liver cancer due to hepatitis B	0 (0 to 0)	0 (0 to 0)	0 (0 to 0)	0 (0 to 0)	0 (0 to 0)	0 (0 to 0)	0·1 (0 to 0·2)	0 (0 to 0·1)	0·1 (0·1 to 0·3)	0·1 (0 to 0·3)	0·2 (0·1 to 0·6)	0·2 (0·1 to 0·4)	0·3 (0·1 to 0·6)	0·3 (0·1 to 0·7)	0·3 (0·1 to 0·6)	0·2 (0·1 to 0·5)	0·1 (0 to 0·2)	0 (0 to 0·1)	0 (0 to 0)	0 (0 to 0)	0 (0 to 0)	0 (0 to 0)	0 (0 to 0)	2·1
Liver cancer due to hepatitis C	0 (0 to 0)	0 (0 to 0)	0 (0 to 0)	0 (0 to 0)	0 (0 to 0)	0 (0 to 0)	0 (0 to 0)	0 (0 to 0)	0 (0 to 0)	0 (0 to 0)	0 (0 to 0·1)	0 (0 to 0·1)	0·1 (0 to 0·2)	0·2 (0·1 to 0·4)	0·2 (0·1 to 0·5)	0·2 (0·1 to 0·4)	0·1 (0 to 0·2)	0 (0 to 0·1)	0 (0 to 0·1)	0 (0 to 0)	0 (0 to 0)	0 (0 to 0)	0 (0 to 0)	1
Liver cancer due to alcohol use	0 (0 to 0)	0 (0 to 0)	0 (0 to 0)	0 (0 to 0)	0 (0 to 0)	0 (0 to 0)	0 (0 to 0)	0 (0 to 0)	0 (0 to 0)	0 (0 to 0)	0 (0 to 0·1)	0 (0 to 0·1)	0 (0 to 0·1)	0·1 (0 to 0·2)	0·1 (0 to 0·2)	0·1 (0 to 0·1)	0 (0 to 0·1)	0 (0 to 0)	0 (0 to 0)	0 (0 to 0)	0 (0 to 0)	0 (0 to 0)	0 (0 to 0)	0·4
Liver cancer due to NASH	0 (0 to 0)	0 (0 to 0)	0 (0 to 0)	0 (0 to 0)	0 (0 to 0)	0 (0 to 0)	0 (0 to 0·1)	0 (0 to 0)	0 (0 to 0·1)	0 (0 to 0·1)	0 (0 to 0·1)	0 (0 to 0·1)	0·1 (0 to 0·2)	0·1 (0 to 0·2)	0·1 (0 to 0·2)	0·1 (0 to 0·2)	0 (0 to 0·1)	0 (0 to 0)	0 (0 to 0)	0 (0 to 0)	0 (0 to 0)	0 (0 to 0)	0 (0 to 0)	0·6
Liver cancer due to other causes	0 (0 to 0)	0 (0 to 0)	0 (0 to 0)	0·1 (0 to 0·2)	0 (0 to 0·1)	0 (0 to 0·1)	0 (0 to 0·1)	0 (0 to 0)	0 (0 to 0·1)	0 (0 to 0·1)	0 (0 to 0·1)	0 (0 to 0·1)	0 (0 to 0·1)	0·1 (0 to 0·1)	0 (0 to 0·1)	0 (0 to 0·1)	0 (0 to 0)	0 (0 to 0)	0 (0 to 0)	0 (0 to 0)	0 (0 to 0)	0 (0 to 0)	0 (0 to 0)	0·6
Gallbladder and biliary tract cancer	0 (0 to 0)	0 (0 to 0)	0 (0 to 0)	0 (0 to 0)	0 (0 to 0)	0 (0 to 0)	0 (0 to 0)	0 (0 to 0)	0 (0 to 0)	0 (0 to 0)	0·1 (0 to 0·1)	0·1 (0·1 to 0·2)	0·1 (0·1 to 0·2)	0·1 (0·1 to 0·2)	0·1 (0·1 to 0·2)	0·1 (0·1 to 0·2)	0·1 (0·1 to 0·1)	0·1 (0 to 0·1)	0 (0 to 0)	0 (0 to 0)	0 (0 to 0)	0 (0 to 0)	0 (0 to 0)	0·9
Pancreatic cancer	0 (0 to 0)	0 (0 to 0)	0 (0 to 0)	0 (0 to 0)	0 (0 to 0)	0 (0 to 0)	0 (0 to 0)	0 (0 to 0)	0·1 (0·1 to 0·3)	0·1 (0 to 0·2)	0·1 (0·1 to 0·2)	0·2 (0·1 to 0·4)	0·4 (0·2 to 0·7)	0·4 (0·2 to 0·8)	0·6 (0·3 to 1)	0·5 (0·2 to 0·8)	0·3 (0·2 to 0·5)	0·2 (0·1 to 0·3)	0·1 (0·1 to 0·2)	0 (0 to 0)	0 (0 to 0)	0 (0 to 0)	0 (0 to 0)	3·1
Larynx cancer	0 (0 to 0)	0 (0 to 0)	0 (0 to 0)	0 (0 to 0)	0 (0 to 0)	0 (0 to 0)	0 (0 to 0)	0 (0 to 0)	0 (0 to 0)	0 (0 to 0)	0 (0 to 0)	0 (0 to 0)	0·1 (0 to 0·1)	0·1 (0 to 0·1)	0·1 (0 to 0·1)	0·1 (0 to 0·1)	0 (0 to 0·1)	0 (0 to 0)	0 (0 to 0)	0 (0 to 0)	0 (0 to 0)	0 (0 to 0)	0 (0 to 0)	0·4
Tracheal, bronchus, and lung cancer	0 (0 to 0)	0 (0 to 0)	0 (0 to 0)	0 (0 to 0)	0 (0 to 0)	0 (0 to 0·1)	0·1 (0 to 0·1)	0·1 (0 to 0·1)	0·3 (0·1 to 0·6)	0·4 (0·2 to 0·8)	0·7 (0·3 to 1·3)	1·2 (0·5 to 2·1)	2 (0·9 to 3·6)	2·4 (1·2 to 4·2)	2·4 (1·1 to 4)	2·2 (1·2 to 3·7)	1·6 (0·9 to 2·6)	0·8 (0·4 to 1·2)	0·4 (0·2 to 0·6)	0·1 (0 to 0·1)	0 (0 to 0)	0 (0 to 0)	0 (0 to 0)	14·6
Malignant skin melanoma	0 (0 to 0)	0 (0 to 0)	0 (0 to 0)	0 (0 to 0)	0 (0 to 0)	0 (0 to 0)	0 (0 to 0)	0 (0 to 0·1)	0 (0 to 0)	0 (0 to 0)	0·1 (0 to 0·1)	0 (0 to 0·1)	0 (0 to 0)	0 (0 to 0)	0 (0 to 0)	0 (0 to 0)	0 (0 to 0)	0 (0 to 0)	0 (0 to 0)	0 (0 to 0)	0 (0 to 0)	0 (0 to 0)	0 (0 to 0)	0·3
Non-melanoma skin cancer	0 (0 to 0)	0 (0 to 0)	0 (0 to 0)	0 (0 to 0)	0 (0 to 0)	0 (0 to 0)	0 (0 to 0)	0 (0 to 0)	0 (0 to 0)	0 (0 to 0)	0 (0 to 0)	0·1 (0 to 0·2)	0 (0 to 0)	0 (0 to 0·1)	0·1 (0 to 0·1)	0 (0 to 0)	0 (0 to 0)	0 (0 to 0)	0 (0 to 0)	0 (0 to 0)	0 (0 to 0)	0 (0 to 0)	0 (0 to 0)	0·3
Non-melanoma skin cancer (squamous-cell carcinoma)	0 (0 to 0)	0 (0 to 0)	0 (0 to 0)	0 (0 to 0)	0 (0 to 0)	0 (0 to 0)	0 (0 to 0)	0 (0 to 0)	0 (0 to 0)	0 (0 to 0)	0 (0 to 0)	0·1 (0 to 0·2)	0 (0 to 0)	0 (0 to 0·1)	0·1 (0 to 0·1)	0 (0 to 0)	0 (0 to 0)	0 (0 to 0)	0 (0 to 0)	0 (0 to 0)	0 (0 to 0)	0 (0 to 0)	0 (0 to 0)	0·3
Non-melanoma skin cancer (basal-cell carcinoma)	0 (0 to 0)	0 (0 to 0)	0 (0 to 0)	0 (0 to 0)	0 (0 to 0)	0 (0 to 0)	0 (0 to 0)	0 (0 to 0)	0 (0 to 0)	0 (0 to 0)	0 (0 to 0)	0 (0 to 0)	0 (0 to 0)	0 (0 to 0)	0 (0 to 0)	0 (0 to 0)	0 (0 to 0)	0 (0 to 0)	0 (0 to 0)	0 (0 to 0)	0 (0 to 0)	0 (0 to 0)	0 (0 to 0)	0
Breast cancer	0 (0 to 0)	0 (0 to 0)	0 (0 to 0)	0 (0 to 0)	0 (0 to 0)	0 (0 to 0)	0·2 (0·1 to 0·4)	0·3 (0·1 to 0·5)	1·2 (0·6 to 2·1)	2·8 (1·3 to 4·9)	5·3 (2·6 to 9·1)	6·9 (3·6 to 10·9)	7·5 (4·1 to 12)	6 (3·4 to 9·4)	5·6 (3·4 to 8·5)	3·5 (2·2 to 5·1)	1·7 (1·1 to 2·4)	1 (0·7 to 1·4)	0·5 (0·3 to 0·7)	0·1 (0·1 to 0·2)	0 (0 to 0·1)	0 (0 to 0)	0 (0 to 0)	42·7
Cervical cancer	0 (0 to 0)	0 (0 to 0)	0 (0 to 0)	0 (0 to 0)	0 (0 to 0)	0 (0 to 0)	0·1 (0 to 0·1)	0·2 (0·1 to 0·5)	0·8 (0·3 to 1·6)	1·8 (0·8 to 3·5)	3·2 (1·4 to 5·8)	4·5 (2·2 to 7·8)	3·5 (1·8 to 6)	3·1 (1·6 to 5·2)	2·7 (1·5 to 4·5)	1·3 (0·7 to 2·2)	0·8 (0·5 to 1·3)	0·4 (0·2 to 0·7)	0·2 (0·1 to 0·2)	0 (0 to 0)	0 (0 to 0)	0 (0 to 0)	0 (0 to 0)	22·8
Uterine cancer	0 (0 to 0)	0 (0 to 0)	0 (0 to 0)	0 (0 to 0)	0 (0 to 0)	0 (0 to 0)	0 (0 to 0)	0·1 (0 to 0·3)	0 (0 to 0·1)	0·3 (0·1 to 0·6)	0·3 (0·1 to 0·6)	0·4 (0·2 to 0·8)	0·9 (0·3 to 1·5)	1 (0·4 to 1·7)	0·9 (0·4 to 1·6)	0·9 (0·4 to 1·5)	0·6 (0·3 to 1)	0·2 (0·1 to 0·3)	0·1 (0 to 0·1)	0 (0 to 0)	0 (0 to 0)	0 (0 to 0)	0 (0 to 0)	5·7
Ovarian cancer	0 (0 to 0)	0 (0 to 0)	0 (0 to 0)	0 (0 to 0)	0 (0 to 0·1)	0 (0 to 0·1)	0 (0 to 0·1)	0·1 (0 to 0·1)	0·2 (0·1 to 0·5)	0·3 (0·1 to 0·6)	0·3 (0·2 to 0·7)	0·6 (0·3 to 1·1)	0·8 (0·4 to 1·6)	0·8 (0·4 to 1·4)	0·7 (0·4 to 1·3)	0·4 (0·3 to 0·8)	0·3 (0·2 to 0·5)	0·1 (0·1 to 0·2)	0·1 (0 to 0·1)	0 (0 to 0)	0 (0 to 0)	0 (0 to 0)	0 (0 to 0)	4·7
Prostate cancer	0 (0 to 0)	0 (0 to 0)	0 (0 to 0)	0 (0 to 0)	0 (0 to 0)	0 (0 to 0)	0 (0 to 0)	0 (0 to 0)	0 (0 to 0)	0 (0 to 0)	0 (0 to 0)	0 (0 to 0)	0 (0 to 0)	0 (0 to 0)	0 (0 to 0)	0 (0 to 0)	0 (0 to 0)	0 (0 to 0)	0 (0 to 0)	0 (0 to 0)	0 (0 to 0)	0 (0 to 0)	0 (0 to 0)	0
Testicular cancer	--	--	--	--	--	--	--	--	--	--	--	--	--	--	--	--	--	--	--	--	--	--	--	NA
Kidney cancer	0 (0 to 0)	0 (0 to 0)	0 (0 to 0)	0·2 (0·1 to 0·4)	0·1 (0 to 0·2)	0 (0 to 0)	0 (0 to 0)	0 (0 to 0)	0 (0 to 0)	0 (0 to 0)	0 (0 to 0·1)	0 (0 to 0·1)	0·1 (0 to 0·1)	0·1 (0 to 0·1)	0·1 (0 to 0·1)	0·1 (0 to 0·1)	0 (0 to 0·1)	0 (0 to 0)	0 (0 to 0)	0 (0 to 0)	0 (0 to 0)	0 (0 to 0)	0 (0 to 0)	0·8
Bladder cancer	0 (0 to 0)	0 (0 to 0)	0 (0 to 0)	0 (0 to 0)	0 (0 to 0)	0 (0 to 0)	0 (0 to 0)	0 (0 to 0)	0 (0 to 0)	0 (0 to 0·1)	0·1 (0 to 0·2)	0·1 (0·1 to 0·2)	0·1 (0·1 to 0·2)	0·2 (0·1 to 0·3)	0·2 (0·1 to 0·4)	0·2 (0·1 to 0·3)	0·1 (0·1 to 0·2)	0·1 (0·1 to 0·1)	0 (0 to 0·1)	0 (0 to 0)	0 (0 to 0)	0 (0 to 0)	0 (0 to 0)	1·2
Brain and central nervous system cancer	0·7 (0·2 to 1·9)	0 (0 to 0)	0 (0 to 0·1)	0·6 (0·2 to 1·3)	0·4 (0·2 to 0·7)	0·3 (0·2 to 0·5)	0·2 (0·1 to 0·3)	0·1 (0·1 to 0·2)	0·1 (0·1 to 0·3)	0·2 (0·1 to 0·3)	0·2 (0·1 to 0·5)	0·2 (0·1 to 0·4)	0·2 (0·1 to 0·5)	0·2 (0·1 to 0·4)	0·2 (0·1 to 0·4)	0·1 (0·1 to 0·3)	0·1 (0 to 0·2)	0 (0 to 0·1)	0 (0 to 0)	0 (0 to 0)	0 (0 to 0)	0 (0 to 0)	0 (0 to 0)	3·9
Thyroid cancer	0 (0 to 0)	0 (0 to 0)	0 (0 to 0)	0 (0 to 0)	0 (0 to 0)	0 (0 to 0)	0 (0 to 0)	0 (0 to 0·1)	0 (0 to 0)	0·1 (0 to 0·1)	0·1 (0 to 0·1)	0·1 (0 to 0·2)	0 (0 to 0·1)	0·1 (0·1 to 0·3)	0·2 (0·1 to 0·3)	0·1 (0·1 to 0·2)	0·1 (0 to 0·1)	0·1 (0 to 0·1)	0 (0 to 0)	0 (0 to 0)	0 (0 to 0)	0 (0 to 0)	0 (0 to 0)	0·8
Mesothelioma	0 (0 to 0)	0 (0 to 0)	0 (0 to 0)	0 (0 to 0)	0 (0 to 0)	0 (0 to 0)	0 (0 to 0)	0 (0 to 0)	0 (0 to 0)	0 (0 to 0)	0 (0 to 0)	0 (0 to 0)	0 (0 to 0)	0 (0 to 0·1)	0 (0 to 0)	0 (0 to 0)	0 (0 to 0)	0 (0 to 0)	0 (0 to 0)	0 (0 to 0)	0 (0 to 0)	0 (0 to 0)	0 (0 to 0)	0·1
Hodgkin lymphoma	0 (0 to 0)	0 (0 to 0)	0 (0 to 0)	0 (0 to 0)	0 (0 to 0)	0 (0 to 0)	0 (0 to 0)	0·1 (0 to 0·1)	0 (0 to 0·1)	0 (0 to 0·1)	0 (0 to 0)	0 (0 to 0)	0 (0 to 0)	0 (0 to 0)	0 (0 to 0)	0 (0 to 0)	0 (0 to 0)	0 (0 to 0)	0 (0 to 0)	0 (0 to 0)	0 (0 to 0)	0 (0 to 0)	0 (0 to 0)	0·2
Non-Hodgkin lymphoma	0 (0 to 0)	0 (0 to 0)	0 (0 to 0)	0·5 (0·2 to 0·9)	0·1 (0 to 0·1)	0·4 (0·2 to 0·6)	0·3 (0·1 to 0·5)	0·3 (0·1 to 0·5)	0·4 (0·2 to 0·7)	0·5 (0·2 to 0·9)	0·3 (0·1 to 0·5)	0·4 (0·2 to 0·7)	0·3 (0·1 to 0·4)	0·2 (0·1 to 0·3)	0·3 (0·2 to 0·5)	0·3 (0·2 to 0·5)	0·1 (0·1 to 0·2)	0·1 (0·1 to 0·2)	0·1 (0 to 0·1)	0 (0 to 0)	0 (0 to 0)	0 (0 to 0)	0 (0 to 0)	4·3
Multiple myeloma	0 (0 to 0)	0 (0 to 0)	0 (0 to 0)	0 (0 to 0)	0 (0 to 0)	0 (0 to 0)	0 (0 to 0)	0 (0 to 0)	0 (0 to 0)	0·1 (0 to 0·2)	0 (0 to 0·1)	0 (0 to 0·1)	0·1 (0 to 0·1)	0·2 (0·1 to 0·3)	0·2 (0·1 to 0·4)	0·2 (0·1 to 0·3)	0·1 (0 to 0·1)	0 (0 to 0·1)	0 (0 to 0)	0 (0 to 0)	0 (0 to 0)	0 (0 to 0)	0 (0 to 0)	0·9
Leukemia	0 (0 to 0·2)	0 (0 to 0·1)	0·4 (0·2 to 0·7)	1·5 (0·7 to 2·9)	1·1 (0·6 to 1·7)	1·3 (0·7 to 2·1)	0·9 (0·4 to 1·6)	0·7 (0·3 to 1·3)	1 (0·4 to 1·8)	0·5 (0·2 to 0·9)	0·5 (0·2 to 1)	0·4 (0·2 to 0·8)	0·8 (0·4 to 1·3)	0·6 (0·3 to 1)	0·4 (0·2 to 0·7)	0·4 (0·2 to 0·7)	0·2 (0·1 to 0·3)	0·1 (0·1 to 0·2)	0·1 (0 to 0·1)	0 (0 to 0)	0 (0 to 0)	0 (0 to 0)	0 (0 to 0)	11
Acute lymphoid leukemia	0 (0 to 0)	0 (0 to 0)	0·1 (0 to 0·2)	0·3 (0·1 to 0·8)	0·3 (0·1 to 0·6)	0·4 (0·2 to 0·8)	0·1 (0 to 0·3)	0·1 (0 to 0·3)	0·1 (0 to 0·3)	0 (0 to 0)	0·1 (0 to 0·2)	0 (0 to 0·1)	0·1 (0 to 0·1)	0 (0 to 0·1)	0 (0 to 0·1)	0 (0 to 0)	0 (0 to 0)	0 (0 to 0)	0 (0 to 0)	0 (0 to 0)	0 (0 to 0)	0 (0 to 0)	0 (0 to 0)	1·7
Chronic lymphoid leukemia	0 (0 to 0)	0 (0 to 0)	0 (0 to 0)	0 (0 to 0)	0 (0 to 0)	0 (0 to 0)	0 (0 to 0)	0 (0 to 0)	0 (0 to 0)	0 (0 to 0)	0 (0 to 0)	0 (0 to 0)	0 (0 to 0)	0 (0 to 0)	0 (0 to 0)	0 (0 to 0)	0 (0 to 0)	0 (0 to 0)	0 (0 to 0)	0 (0 to 0)	0 (0 to 0)	0 (0 to 0)	0 (0 to 0)	0·1
Acute myeloid leukemia	0 (0 to 0)	0 (0 to 0)	0 (0 to 0)	0·5 (0·2 to 1·1)	0·2 (0·1 to 0·5)	0·4 (0·2 to 0·8)	0·3 (0·1 to 0·6)	0·1 (0 to 0·3)	0·3 (0·1 to 0·7)	0·1 (0 to 0·2)	0·2 (0·1 to 0·4)	0·1 (0 to 0·2)	0·2 (0·1 to 0·4)	0·1 (0 to 0·2)	0·1 (0 to 0·2)	0·1 (0 to 0·1)	0 (0 to 0)	0 (0 to 0)	0 (0 to 0)	0 (0 to 0)	0 (0 to 0)	0 (0 to 0)	0 (0 to 0)	2·9

Chronic myeloid leukemia	0 (0 to 0)	0 (0 to 0)	0 (0 to 0)	0 (0 to 0·1)	0 (0 to 0)	0·1 (0 to 0·2)	0 (0 to 0)	0 (0 to 0)	0·2 (0 to 0·4)	0·1 (0 to 0·2)	0·1 (0 to 0·3)	0 (0 to 0)	0·2 (0·1 to 0·4)	0·1 (0 to 0·3)	0·1 (0 to 0·2)	0·1 (0 to 0·2)	0 (0 to 0·1)	0 (0 to 0·1)	0 (0 to 0)	0 (0 to 0)	0 (0 to 0)	0 (0 to 0)	0 (0 to 0)	1·2
Other leukemia	0 (0 to 0·1)	0 (0 to 0·1)	0·3 (0·1 to 0·5)	0·7 (0·2 to 1·6)	0·5 (0·2 to 1)	0·4 (0·2 to 0·8)	0·5 (0·2 to 0·9)	0·4 (0·1 to 0·9)	0·3 (0·1 to 0·8)	0·3 (0·1 to 0·6)	0·1 (0 to 0·2)	0·3 (0·1 to 0·6)	0·3 (0·1 to 0·6)	0·3 (0·1 to 0·6)	0·2 (0·1 to 0·4)	0·2 (0·1 to 0·4)	0·1 (0 to 0·2)	0·1 (0 to 0·1)	0·1 (0 to 0·1)	0 (0 to 0)	0 (0 to 0)	0 (0 to 0)	0 (0 to 0)	5·1
Other malignant neoplasms	0 (0 to 0)	0 (0 to 0·1)	0·2 (0·1 to 0·3)	1 (0·5 to 1·6)	0·4 (0·3 to 0·6)	0·6 (0·4 to 0·9)	0·6 (0·4 to 1)	0·4 (0·3 to 0·7)	0·5 (0·2 to 0·8)	0·3 (0·2 to 0·6)	0·5 (0·3 to 0·7)	0·5 (0·3 to 0·8)	0·4 (0·2 to 0·7)	0·4 (0·3 to 0·7)	0·4 (0·3 to 0·7)	0·4 (0·2 to 0·7)	0·2 (0·1 to 0·3)	0·1 (0·1 to 0·2)	0·1 (0 to 0·1)	0 (0 to 0)	0 (0 to 0)	0 (0 to 0)	0 (0 to 0)	7·2
Other neoplasms	0 (0 to 0)	0 (0 to 0)	0 (0 to 0)	0 (0 to 0)	0 (0 to 0)	0 (0 to 0)	0 (0 to 0)	0 (0 to 0)	0 (0 to 0)	0 (0 to 0)	0 (0 to 0)	0 (0 to 0·1)	0 (0 to 0)	0 (0 to 0·1)	0 (0 to 0·1)	0 (0 to 0·1)	0 (0 to 0)	0 (0 to 0)	0 (0 to 0)	0 (0 to 0)	0 (0 to 0)	0 (0 to 0)	0 (0 to 0)	0·3
Myelodysplastic, myeloproliferative, and other hematopoietic neo	0 (0 to 0)	0 (0 to 0)	0 (0 to 0)	0 (0 to 0)	0 (0 to 0)	0 (0 to 0)	0 (0 to 0)	0 (0 to 0)	0 (0 to 0)	0 (0 to 0)	0 (0 to 0)	0 (0 to 0·1)	0 (0 to 0)	0 (0 to 0·1)	0 (0 to 0·1)	0 (0 to 0·1)	0 (0 to 0)	0 (0 to 0)	0 (0 to 0)	0 (0 to 0)	0 (0 to 0)	0 (0 to 0)	0 (0 to 0)	0·3
Benign and in situ intestinal neoplasms	0 (0 to 0)	0 (0 to 0)	0 (0 to 0)	0 (0 to 0)	0 (0 to 0)	0 (0 to 0)	0 (0 to 0)	0 (0 to 0)	0 (0 to 0)	0 (0 to 0)	0 (0 to 0)	0 (0 to 0)	0 (0 to 0)	0 (0 to 0)	0 (0 to 0)	0 (0 to 0)	0 (0 to 0)	0 (0 to 0)	0 (0 to 0)	0 (0 to 0)	0 (0 to 0)	0 (0 to 0)	0 (0 to 0)	0
Benign and in situ cervical and uterine neoplasms	0 (0 to 0)	0 (0 to 0)	0 (0 to 0)	0 (0 to 0)	0 (0 to 0)	0 (0 to 0)	0 (0 to 0)	0 (0 to 0)	0 (0 to 0)	0 (0 to 0)	0 (0 to 0)	0 (0 to 0)	0 (0 to 0)	0 (0 to 0)	0 (0 to 0)	0 (0 to 0)	0 (0 to 0)	0 (0 to 0)	0 (0 to 0)	0 (0 to 0)	0 (0 to 0)	0 (0 to 0)	0 (0 to 0)	0
Other benign and in situ neoplasms	0 (0 to 0)	0 (0 to 0)	0 (0 to 0)	0 (0 to 0)	0 (0 to 0)	0 (0 to 0)	0 (0 to 0)	0 (0 to 0)	0 (0 to 0)	0 (0 to 0)	0 (0 to 0)	0 (0 to 0)	0 (0 to 0)	0 (0 to 0)	0 (0 to 0)	0 (0 to 0)	0 (0 to 0)	0 (0 to 0)	0 (0 to 0)	0 (0 to 0)	0 (0 to 0)	0 (0 to 0)	0 (0 to 0)	0
Cardiovascular diseases	0·6 (0·2 to 1·4)	0·1 (0 to 0·2)	1·8 (0·8 to 3·5)	5·5 (2·6 to 9·4)	1·8 (1·2 to 2·6)	3·9 (2·5 to 5·9)	6·4 (3·9 to 9·7)	9·8 (5·9 to 14·7)	13·8 (8·5 to 20·7)	20·6 (12·8 to 31)	23 (14·2 to 34)	31·6 (21·2 to 44)	37·5 (25·8 to 52·5)	36·7 (25·1 to 50·4)	41·1 (28·9 to 55·7)	37·5 (27·2 to 48·8)	24·4 (18·5 to 30·8)	16·1 (12·2 to 20·4)	10·2 (8 to 12·4)	2·4 (1·9 to 2·8)	1·2 (1 to 1·5)	0·7 (0·6 to 0·8)	0·2 (0·1 to 0·2)	327
Rheumatic heart disease	0 (0 to 0)	0 (0 to 0)	0 (0 to 0)	1·3 (0·4 to 2·6)	0·6 (0·3 to 1)	2·1 (1·2 to 3·3)	2·1 (1 to 3·6)	2·1 (0·9 to 3·7)	1·8 (0·7 to 3·4)	3·4 (1·5 to 6)	2 (0·9 to 3·6)	2·5 (1·1 to 4·1)	1·2 (0·5 to 2)	1 (0·5 to 1·7)	1 (0·5 to 1·7)	0·5 (0·3 to 0·9)	0·2 (0·1 to 0·4)	0·2 (0·1 to 0·2)	0·1 (0 to 0·1)	0 (0 to 0)	0 (0 to 0)	0 (0 to 0)	0 (0 to 0)	22
Ischemic heart disease	0 (0 to 0)	0 (0 to 0)	0 (0 to 0)	0 (0 to 0)	0 (0 to 0)	0 (0 to 0)	1 (0·4 to 1·7)	1·7 (0·8 to 3)	3·1 (1·5 to 5·3)	6·7 (3·6 to 11·2)	7·7 (4 to 12·9)	13·4 (7·9 to 21)	17·7 (11 to 27·1)	17·2 (10·6 to 25·6)	20·3 (12·8 to 29)	19·6 (13·2 to 27·1)	12·1 (8·1 to 16·3)	8·2 (5·7 to 11·1)	5 (3·7 to 6·7)	1·2 (0·8 to 1·6)	0·7 (0·5 to 0·8)	0·4 (0·3 to 0·5)	0·1 (0·1 to 0·1)	136
Stroke	0·2 (0·1 to 0·6)	0·1 (0 to 0·1)	0·9 (0·3 to 1·9)	2·3 (1 to 4·4)	0·8 (0·5 to 1·3)	1·1 (0·7 to 1·8)	2·5 (1·5 to 3·9)	4·5 (2·5 to 7·3)	7·2 (4·3 to 11·4)	8·2 (4·8 to 13·3)	10·5 (6·2 to 16·2)	12·8 (8 to 19·3)	14·9 (9·6 to 21·9)	14·9 (10 to 21·7)	15·5 (10·1 to 22·8)	13·8 (9·3 to 19·4)	9·5 (6·6 to 13·1)	6 (4·2 to 8·3)	4 (2·9 to 5·3)	0·9 (0·6 to 1·2)	0·4 (0·3 to 0·6)	0·2 (0·2 to 0·3)	0 (0 to 0·1)	131
Ischemic stroke	0 (0 to 0)	0 (0 to 0)	0·4 (0·1 to 1)	0·5 (0·2 to 1·1)	0·1 (0·1 to 0·2)	0·4 (0·2 to 0·6)	0·7 (0·4 to 1)	0·6 (0·4 to 0·9)	1·4 (0·8 to 2·1)	1·4 (0·9 to 2·2)	1·8 (1·1 to 2·7)	2·3 (1·5 to 3·5)	2·7 (1·8 to 3·9)	3·1 (2·1 to 4·5)	3·1 (2·1 to 4·4)	4·3 (3 to 6)	3 (2·1 to 4)	2·7 (1·9 to 3·6)	2 (1·4 to 2·6)	0·5 (0·4 to 0·7)	0·3 (0·2 to 0·4)	0·1 (0·1 to 0·2)	0 (0 to 0)	31·4
Intracerebral hemorrhage	0 (0 to 0)	0 (0 to 0)	0 (0 to 0·1)	0·4 (0·1 to 0·9)	0·6 (0·3 to 1)	0·5 (0·3 to 1)	1·4 (0·7 to 2·3)	3·3 (1·8 to 5·7)	4·9 (2·8 to 8)	5·8 (3·1 to 9·8)	7·1 (4 to 11·5)	8·8 (5·2 to 13·8)	10·8 (6·7 to 16·4)	10·4 (6·7 to 15·8)	11·1 (7 to 16·7)	8·6 (5·5 to 12·5)	6 (3·9 to 8·6)	3 (2 to 4·4)	1·8 (1·3 to 2·6)	0·3 (0·2 to 0·5)	0·1 (0·1 to 0·2)	0·1 (0 to 0·1)	0 (0 to 0)	85·2
Subarachnoid hemorrhage	0·2 (0·1 to 0·5)	0 (0 to 0·1)	0·4 (0·1 to 0·9)	1·4 (0·5 to 2·7)	0·1 (0·1 to 0·2)	0·2 (0·1 to 0·5)	0·4 (0·2 to 0·8)	0·6 (0·2 to 1·1)	0·9 (0·4 to 1·7)	1 (0·4 to 1·9)	1·6 (0·7 to 3·1)	1·7 (0·8 to 3·2)	1·4 (0·7 to 2·5)	1·4 (0·7 to 2·5)	1·4 (0·7 to 2·4)	0·9 (0·4 to 1·5)	0·5 (0·3 to 0·9)	0·3 (0·2 to 0·6)	0·2 (0·1 to 0·3)	0 (0 to 0·1)	0 (0 to 0)	0 (0 to 0)	0 (0 to 0)	14·8
Hypertensive heart disease	0 (0 to 0)	0 (0 to 0)	0 (0 to 0)	0 (0 to 0)	0 (0 to 0)	0 (0 to 0)	0·1 (0 to 0·2)	0·2 (0·1 to 0·3)	0·4 (0·2 to 0·9)	0·8 (0·3 to 1·6)	1·1 (0·4 to 2·1)	1·4 (0·6 to 2·5)	2 (0·9 to 3·7)	2·4 (1 to 4·1)	2·8 (1·3 to 4·7)	2·2 (1 to 3·7)	1·6 (0·8 to 2·7)	1 (0·5 to 1·7)	0·6 (0·3 to 1)	0·1 (0·1 to 0·2)	0·1 (0 to 0·1)	0 (0 to 0·1)	0 (0 to 0)	17
Non-rheumatic valvular heart disease	0 (0 to 0)	0 (0 to 0)	0 (0 to 0)	0 (0 to 0)	0 (0 to 0)	0 (0 to 0)	0·1 (0·1 to 0·2)	0·3 (0·1 to 0·6)	0·1 (0 to 0·1)	0·3 (0·1 to 0·5)	0·1 (0 to 0·2)	0·2 (0·1 to 0·3)	0·1 (0 to 0·2)	0·1 (0 to 0·1)	0·1 (0 to 0·1)	0 (0 to 0·1)	0 (0 to 0)	0 (0 to 0·1)	0 (0 to 0)	0 (0 to 0)	0 (0 to 0)	0 (0 to 0)	0 (0 to 0)	1·3
Non-rheumatic calcific aortic valve disease	0 (0 to 0)	0 (0 to 0)	0 (0 to 0)	0 (0 to 0)	0 (0 to 0)	0 (0 to 0)	0 (0 to 0)	0·1 (0 to 0·3)	0 (0 to 0)	0·1 (0 to 0·3)	0 (0 to 0·1)	0·1 (0 to 0·2)	0 (0 to 0·1)	0 (0 to 0)	0 (0 to 0)	0 (0 to 0)	0 (0 to 0)	0 (0 to 0)	0 (0 to 0)	0 (0 to 0)	0 (0 to 0)	0 (0 to 0)	0 (0 to 0)	0·6
Non-rheumatic degenerative mitral valve disease	0 (0 to 0)	0 (0 to 0)	0 (0 to 0)	0 (0 to 0)	0 (0 to 0)	0 (0 to 0)	0·1 (0 to 0·2)	0·2 (0·1 to 0·4)	0 (0 to 0·1)	0·1 (0 to 0·2)	0·1 (0 to 0·1)	0 (0 to 0·1)	0·1 (0 to 0·1)	0 (0 to 0·1)	0 (0 to 0·1)	0 (0 to 0)	0 (0 to 0)	0 (0 to 0)	0 (0 to 0)	0 (0 to 0)	0 (0 to 0)	0 (0 to 0)	0 (0 to 0)	0·6
Other non-rheumatic valve diseases	0 (0 to 0)	0 (0 to 0)	0 (0 to 0)	0 (0 to 0)	0 (0 to 0)	0 (0 to 0)	0 (0 to 0)	0 (0 to 0)	0 (0 to 0)	0 (0 to 0·1)	0 (0 to 0)	0 (0 to 0·1)	0 (0 to 0)	0 (0 to 0)	0 (0 to 0)	0 (0 to 0)	0 (0 to 0)	0 (0 to 0)	0 (0 to 0)	0 (0 to 0)	0 (0 to 0)	0 (0 to 0)	0 (0 to 0)	0·1
Cardiomyopathy and myocarditis	0·2 (0·1 to 0·5)	0 (0 to 0)	0·7 (0·2 to 1·5)	1 (0·3 to 2·3)	0·1 (0·1 to 0·3)	0·2 (0·1 to 0·4)	0·2 (0·1 to 0·4)	0·2 (0·1 to 0·5)	0·4 (0·1 to 1)	0·1 (0 to 0·2)	0·5 (0·2 to 1·1)	0·3 (0·1 to 0·6)	0·3 (0·1 to 0·6)	0·1 (0 to 0·2)	0·2 (0·1 to 0·4)	0·2 (0·1 to 0·4)	0·1 (0·1 to 0·3)	0 (0 to 0·1)	0 (0 to 0·1)	0 (0 to 0)	0 (0 to 0)	0 (0 to 0)	0 (0 to 0)	4·8
Myocarditis	0·2 (0·1 to 0·5)	0 (0 to 0)	0·1 (0 to 0·3)	0·3 (0 to 0·8)	0 (0 to 0)	0·1 (0 to 0·2)	0·1 (0 to 0·3)	0·1 (0 to 0·4)	0 (0 to 0·1)	0 (0 to 0·1)	0·1 (0 to 0·3)	0 (0 to 0·2)	0 (0 to 0·1)	0 (0 to 0)	0 (0 to 0)	0 (0 to 0)	0 (0 to 0)	0 (0 to 0)	0 (0 to 0)	0 (0 to 0)	0 (0 to 0)	0 (0 to 0)	0 (0 to 0)	1·2
Alcoholic cardiomyopathy	0 (0 to 0)	0 (0 to 0)	0 (0 to 0)	0 (0 to 0)	0 (0 to 0)	0 (0 to 0)	0 (0 to 0)	0 (0 to 0)	0·1 (0 to 0·2)	0 (0 to 0)	0 (0 to 0)	0 (0 to 0)	0 (0 to 0)	0 (0 to 0)	0 (0 to 0)	0 (0 to 0)	0 (0 to 0)	0 (0 to 0)	0 (0 to 0)	0 (0 to 0)	0 (0 to 0)	0 (0 to 0)	0 (0 to 0)	0·1
Other cardiomyopathy	0 (0 to 0·1)	0 (0 to 0)	0·6 (0·2 to 1·3)	0·7 (0·2 to 1·7)	0·1 (0·1 to 0·3)	0·1 (0 to 0·3)	0·1 (0 to 0·1)	0·1 (0 to 0·2)	0·3 (0·1 to 0·7)	0·1 (0 to 0·2)	0·4 (0·1 to 0·8)	0·2 (0·1 to 0·4)	0·2 (0·1 to 0·5)	0·1 (0 to 0·1)	0·2 (0·1 to 0·3)	0·2 (0·1 to 0·4)	0·1 (0·1 to 0·2)	0 (0 to 0·1)	0 (0 to 0·1)	0 (0 to 0)	0 (0 to 0)	0 (0 to 0)	0 (0 to 0)	3·5
Atrial fibrillation and flutter	0 (0 to 0)	0 (0 to 0)	0 (0 to 0)	0 (0 to 0)	0 (0 to 0)	0 (0 to 0)	0 (0 to 0)	0 (0 to 0)	0 (0 to 0)	0·1 (0 to 0·2)	0·2 (0·1 to 0·5)	0·1 (0·1 to 0·2)	0·3 (0·2 to 0·5)	0·2 (0·1 to 0·3)	0·3 (0·2 to 0·5)	0·4 (0·2 to 0·5)	0·3 (0·2 to 0·4)	0·3 (0·2 to 0·4)	0·2 (0·1 to 0·2)	0·1 (0 to 0·1)	0 (0 to 0)	0 (0 to 0)	0 (0 to 0)	2·4
Aortic aneurysm	--	--	--	--	--	--	0 (0 to 0)	0 (0 to 0)	0 (0 to 0)	0 (0 to 0·1)	0·1 (0 to 0·1)	0·1 (0 to 0·2)	0·2 (0·1 to 0·4)	0·1 (0·1 to 0·3)	0·2 (0·1 to 0·4)	0·1 (0·1 to 0·3)	0·1 (0·1 to 0·2)	0·1 (0·1 to 0·2)	0 (0 to 0·1)	0 (0 to 0)	0 (0 to 0)	0 (0 to 0)	0 (0 to 0)	NA
Endocarditis	0 (0 to 0)	0 (0 to 0)	0·1 (0 to 0·2)	0·2 (0 to 0·4)	0 (0 to 0·1)	0·2 (0·1 to 0·4)	0·1 (0 to 0·3)	0·5 (0·2 to 1·2)	0·2 (0 to 0·4)	0·6 (0·2 to 1·3)	0·5 (0·1 to 1)	0·5 (0·2 to 0·9)	0·3 (0·1 to 0·6)	0·2 (0·1 to 0·5)	0·2 (0·1 to 0·4)	0·1 (0·1 to 0·2)	0·1 (0 to 0·1)	0·1 (0 to 0·1)	0 (0 to 0)	0 (0 to 0)	0 (0 to 0)	0 (0 to 0)	0 (0 to 0)	3·9
Other cardiovascular and circulatory diseases	0·2 (0 to 0·4)	0 (0 to 0)	0·2 (0·1 to 0·4)	0·7 (0·3 to 1·4)	0·2 (0·1 to 0·4)	0·4 (0·2 to 0·6)	0·4 (0·2 to 0·6)	0·3 (0·1 to 0·5)	0·7 (0·3 to 1·2)	0·4 (0·2 to 0·7)	0·4 (0·2 to 0·6)	0·5 (0·3 to 0·8)	0·5 (0·2 to 0·8)	0·5 (0·3 to 0·8)	0·5 (0·3 to 0·8)	0·5 (0·3 to 0·8)	0·3 (0·2 to 0·5)	0·2 (0·1 to 0·3)	0·1 (0·1 to 0·2)	0 (0 to 0)	0 (0 to 0)	0 (0 to 0)	0 (0 to 0)	6·9
Chronic respiratory diseases	0 (0 to 0)	0 (0 to 0)	0 (0 to 0)	4·9 (2·2 to 8·4)	2·4 (1·6 to 3·4)	2 (1·4 to 2·8)	2·4 (1·4 to 3·5)	2·8 (1·5 to 4·2)	2·9 (1·6 to 4·3)	4·2 (2·2 to 6·6)	5·1 (2·7 to 7·8)	4·5 (2·5 to 6·7)	5·5 (3·1 to 8·2)	5 (3 to 7·5)	5·4 (3·2 to 8·1)	5·4 (3 to 8·3)	3·7 (2·1 to 5·5)	2·4 (1·4 to 3·5)	1·7 (0·9 to 2·4)	0·4 (0·2 to 0·6)	0·2 (0·1 to 0·3)	0·1 (0·1 to 0·2)	0 (0 to 0·1)	61·2
Chronic obstructive pulmonary disease	0 (0 to 0)	0 (0 to 0)	0 (0 to 0)	0·8 (0·2 to 1·6)	0·1 (0·1 to 0·2)	0·2 (0·1 to 0·3)	0·9 (0·5 to 1·5)	1·6 (0·8 to 2·7)	1·4 (0·7 to 2·2)	1·9 (1 to 3·1)	2 (1·1 to 3·4)	2·4 (1·4 to 3·7)	3 (1·7 to 4·5)	3·5 (2·1 to 5·2)	3·6 (2·2 to 5·3)	4·1 (2·3 to 6·2)	3 (1·8 to 4·4)	1·9 (1·1 to 2·7)	1·2 (0·7 to 1·8)	0·3 (0·2 to 0·4)	0·1 (0·1 to 0·2)	0·1 (0·1 to 0·2)	0 (0 to 0)	32·2
Pneumoconiosis	0 (0 to 0)	0 (0 to 0)	0 (0 to 0)	0 (0 to 0)	0 (0 to 0)	0 (0 to 0)	0 (0 to 0)	0 (0 to 0)	0 (0 to 0)	0 (0 to 0)	0 (0 to 0)	0 (0 to 0·1)	0 (0 to 0)	0 (0 to 0)	0 (0 to 0)	0 (0 to 0)	0 (0 to 0)	0 (0 to 0)	0 (0 to 0)	0 (0 to 0)	0 (0 to 0)	0 (0 to 0)	0 (0 to 0)	0·1
Silicosis	0 (0 to 0)	0 (0 to 0)	0 (0 to 0)	0 (0 to 0)	0 (0 to 0)	0 (0 to 0)	0 (0 to 0)	0 (0 to 0)	0 (0 to 0)	0 (0 to 0)	0 (0 to 0)	0 (0 to 0)	0 (0 to 0)	0 (0 to 0)	0 (0 to 0)	0 (0 to 0)	0 (0 to 0)	0 (0 to 0)	0 (0 to 0)	0 (0 to 0)	0 (0 to 0)	0 (0 to 0)	0 (0 to 0)	0
Asbestosis	0 (0 to 0)	0 (0 to 0)	0 (0 to 0)	0 (0 to 0)	0 (0 to 0)	0 (0 to 0)	0 (0 to 0)	0 (0 to 0)	0 (0 to 0)	0 (0 to 0)	0 (0 to 0)	0 (0 to 0)	0 (0 to 0)	0 (0 to 0)	0 (0 to 0)	0 (0 to 0)	0 (0 to 0)	0 (0 to 0)	0 (0 to 0)	0 (0 to 0)	0 (0 to 0)	0 (0 to 0)	0 (0 to 0)	0
Coal workers pneumoconiosis	0 (0 to 0)	0 (0 to 0)	0 (0 to 0)	0 (0 to 0)	0 (0 to 0)	0 (0 to 0)	0 (0 to 0)	0 (0 to 0)	0 (0 to 0)	0 (0 to 0)	0 (0 to 0)	0 (0 to 0)	0 (0 to 0)	0 (0 to 0)	0 (0 to 0)	0 (0 to 0)	0 (0 to 0)	0 (0 to 0)	0 (0 to 0)	0 (0 to 0)	0 (0 to 0)	0 (0 to 0)	0 (0 to 0)	0
Other pneumoconiosis	0 (0 to 0)	0 (0 to 0)	0 (0 to 0)	0 (0 to 0)	0 (0 to 0)	0 (0 to 0)	0 (0 to 0)	0 (0 to 0)	0 (0 to 0)	0 (0 to 0)	0 (0 to 0)	0 (0 to 0)	0 (0 to 0)	0 (0 to 0)	0 (0 to 0)	0 (0 to 0)	0 (0 to 0)	0 (0 to 0)	0 (0 to 0)	0 (0 to 0)	0 (0 to 0)	0 (0 to 0)	0 (0 to 0)	0
Asthma	0 (0 to 0)	0 (0 to 0)	0 (0 to 0)	1·9 (1 to 3·3)	1·5 (0·9 to 2·5)	1·2 (0·7 to 1·8)	1·1 (0·6 to 1·8)	0·7 (0·4 to 1·2)	1·3 (0·6 to 2·1)	1·8 (0·8 to 3)	2·5 (1·2 to 4·2)	1·6 (0·7 to 2·7)	2·2 (0·9 to 3·7)	1·3 (0·5 to 2·2)	1·6 (0·7 to 2·7)	1·2 (0·5 to 2·3)	0·6 (0·3 to 1·1)	0·5 (0·2 to 0·9)	0·4 (0·2 to 0·7)	0·1 (0 to 0·2)	0·1 (0 to 0·1)	0 (0 to 0·1)	0 (0 to 0)	21·7
Interstitial lung disease and pulmonary sarcoidosis	0 (0 to 0)	0 (0 to 0)	0 (0 to 0)	1·7 (0·6 to 3·4)	0·4 (0·2 to 0·6)	0·2 (0·1 to 0·4)	0·2 (0 to 0·3)	0·2 (0·1 to 0·4)	0·1 (0 to 0·1)	0·2 (0·1 to 0·4)	0·3 (0·1 to 0·5)	0·2 (0·1 to 0·3)	0·2 (0·1 to 0·3)	0·1 (0 to 0·1)	0·1 (0 to 0·2)	0·1 (0·1 to 0·2)	0·1 (0 to 0·1)	0·1 (0 to 0·1)	0 (0 to 0·1)	0 (0 to 0)	0 (0 to 0)	0 (0 to 0)	0 (0 to 0)	3·9
Other chronic respiratory diseases	0 (0 to 0)	0 (0 to 0)	0 (0 to 0)	0·5 (0·1 to 1·4)	0·3 (0·2 to 0·5)	0·4 (0·2 to 0·7)	0·2 (0·1 to 0·4)	0·2 (0·1 to 0·3)	0·2 (0·1 to 0·3)	0·4 (0·2 to 0·9)	0·2 (0·1 to 0·6)	0·4 (0·1 to 0·8)	0·2 (0·1 to 0·4)	0·1 (0·1 to 0·3)	0·1 (0·1 to 0·3)	0 (0 to 0·1)	0 (0 to 0)	0 (0 to 0)	0 (0 to 0)	0 (0 to 0)	0 (0 to 0)	0 (0 to 0)	0 (0 to 0)	3·4
Digestive diseases	0 (0 to 0·1)	0 (0 to 0·1)	0·4 (0·2 to 1)	0·9 (0·4 to 1·7)	1 (0·6 to 1·5)	0·8 (0·5 to 1·1)	1·5 (0·8 to 2·4)	1·8 (0·9 to 3·1)	2·3 (1·1 to 4)	2·7 (1·4 to 4·7)	2·7 (1·5 to 4·5)	2·8 (1·4 to 4·4)	3 (1·7 to 4·9)	3·2 (1·7 to 5·3)	2·9 (1·6 to 4·6)	2·7 (1·5 to 4·3)	1·5 (0·9 to 2·3)	0·9 (0·5 to 1·4)	0·6 (0·4 to 0·9)	0·1 (0·1 to 0·2)	0·1 (0 to 0·1)	0 (0 to 0)	0 (0 to 0)	32·1
Cirrhosis and other chronic liver diseases	0 (0 to 0)	0 (0 to 0)	0 (0 to 0)	0·2 (0 to 0·5)	0·4 (0·2 to 0·7)	0·3 (0·1 to 0·5)	0·7 (0·3 to 1·3)	1·1 (0·4 to 2·1)	1·2 (0·4 to 2·5)	1·2 (0·4 to 2·5)	1·3 (0·4 to 2·6)	1·6 (0·6 to 2·9)	1·8 (0·8 to 3·3)	1·6 (0·7 to 3·1)	1·7 (0·8 to 3)	1·3 (0·6 to 2·4)	0·7 (0·3 to 1·2)	0·4 (0·2 to 0·6)	0·2 (0·1 to 0·4)	0 (0 to 0·1)	0 (0 to 0)	0 (0 to 0)	0 (0 to 0)	15·8
Cirrhosis and other chronic liver diseases due to hepatitis B	0 (0 to 0)	0 (0 to 0)	0 (0 to 0)	0 (0 to 0)	0 (0 to 0)	0 (0 to 0)	0 (0 to 0)	0·1 (0 to 0·3)	0·2 (0·1 to 0·6)	0·3 (0·1 to 0·7)	0·4 (0·1 to 1)	0·5 (0·2 to 1·1)	0·6 (0·2 to 1·2)	0·5 (0·2 to 1·1)	0·5 (0·2 to 1)	0·4 (0·1 to 0·7)	0·2 (0·1 to 0·4)	0·1 (0 to 0·2)	0·1 (0 to 0·1)	0 (0 to 0)	0 (0 to 0)	0 (0 to 0)	0 (0 to 0)	4
Cirrhosis and other chronic liver diseases due to hepatitis C	0 (0 to 0)	0 (0 to 0)	0 (0 to 0)	0 (0 to 0)	0 (0 to 0)	0 (0 to 0)	0 (0 to 0·1)	0·1 (0 to 0·3)	0·2 (0·1 to 0·6)	0·3 (0·1 to 0·7)	0·3 (0·1 to 0·8)	0·4 (0·1 to 0·9)	0·5 (0·2 to 1)	0·4 (0·1 to 0·9)	0·4 (0·2 to 0·8)	0·3 (0·1 to 0·7)	0·2 (0·1 to 0·3)	0·1 (0 to 0·1)	0 (0 to 0·1)	0 (0 to 0)	0 (0 to 0)	0 (0 to 0)	0 (0 to 0)	3·4
Cirrhosis and other chronic liver diseases due to alcohol use	0 (0 to 0)	0 (0 to 0)	0 (0 to 0)	0 (0 to 0)	0 (0 to 0)	0 (0 to 0)	0 (0 to 0)	0 (0 to 0·1)	0·1 (0 to 0·1)	0·1 (0 to 0·2)	0·1 (0 to 0·3)	0·2 (0·1 to 0·4)	0·3 (0·1 to 0·6)	0·3 (0·1 to 0·6)	0·3 (0·1 to 0·7)	0·3 (0·1 to 0·5)	0·1 (0 to 0·3)	0·1 (0 to 0·1)	0 (0 to 0·1)	0 (0 to 0)	0 (0 to 0)	0 (0 to 0)	0 (0 to 0)	1·8
Cirrhosis and other chronic liver diseases due to NAFLD	0 (0 to 0)	0 (0 to 0)	0 (0 to 0)	0 (0 to 0)	0 (0 to 0)	0 (0 to 0)	0 (0 to 0·1)	0·1 (0 to 0·2)	0·1 (0 to 0·3)	0·2 (0 to 0·4)	0·1 (0 to 0·4)	0·2 (0·1 to 0·4)	0·2 (0·1 to 0·5)	0·2 (0·1 to 0·5)	0·2 (0·1 to 0·5)	0·2 (0·1 to 0·4)	0·1 (0 to 0·2)	0·1 (0 to 0·1)	0 (0 to 0·1)	0 (0 to 0)	0 (0 to 0)	0 (0 to 0)	0 (0 to 0)	1·7
Cirrhosis and other chronic liver diseases due to other causes	0 (0 to 0)	0 (0 to 0)	0 (0 to 0)	0·2 (0 to 0·5)	0·4 (0·2 to 0·7)	0·2 (0·1 to 0·4)	0·6 (0·2 to 1·2)	0·7 (0·2 to 1·4)	0·5 (0·2 to 1·2)	0·4 (0·1 to 0·8)	0·2 (0·1 to 0·6)	0·2 (0·1 to 0·5)	0·3 (0·1 to 0·6)	0·2 (0·1 to 0·6)	0·3 (0·1 to 0·6)	0·2 (0·1 to 0·5)	0·1 (0·1 to 0·3)	0·1 (0 to 0·2)	0·1 (0 to 0·1)	0 (0 to 0)	0 (0 to 0)	0 (0 to 0)	0 (0 to 0)	4·9
Upper digestive system diseases	0 (0 to 0)	0 (0 to 0)	0 (0 to 0)	0·2 (0·1 to 0·5)	0·2 (0·1 to 0·3)	0·3 (0·2 to 0·5)	0·4 (0·2 to 0·6)	0·4 (0·3 to 0·7)	0·6 (0·3 to 0·9)	0·7 (0·4 to 1·2)	0·9 (0·5 to 1·5)	0·4 (0·3 to 0·7)	0·6 (0·4 to 1)	0·9 (0·5 to 1·5)	0·5 (0·3 to 0·9)	0·7 (0·4 to 1·1)	0·4 (0·2 to 0·6)	0·2 (0·1 to 0·4)	0·2 (0·1 to 0·3)	0 (0 to 0·1)	0 (0 to 0)	0 (0 to 0)	0 (0 to 0)	7·8
Peptic ulcer disease	0 (0 to 0)	0 (0 to 0)	0 (0 to 0)	0·2 (0 to 0·4)	0·1 (0 to 0·2)	0·2 (0·1 to 0·4)	0·2 (0·1 to 0·4)	0·2 (0·1 to 0·4)	0·3 (0·1 to 0·5)	0·4 (0·2 to 0·8)	0·6 (0·2 to 1·1)	0·1 (0·1 to 0·3)	0·3 (0·1 to 0·7)	0·6 (0·3 to 1·2)	0·3 (0·1 to 0·6)	0·5 (0·2 to 0·9)	0·3 (0·1 to 0·5)	0·2 (0·1 to 0·3)	0·1 (0·1 to 0·2)	0 (0 to 0)	0 (0 to 0)	0 (0 to 0)	0 (0 to 0)	4·8
Gastritis and duodenitis	0 (0 to 0)	0 (0 to 0)	0 (0 to 0)	0·1 (0 to 0·1)	0·1 (0 to 0·1)	0 (0 to 0·1)	0·1 (0 to 0·1)	0·1 (0 to 0·1)	0·1 (0 to 0·1)	0·1 (0 to 0·2)	0·1 (0·1 to 0·2)	0·1 (0·1 to 0·2)	0·1 (0·1 to 0·2)	0·1 (0·1 to 0·2)	0·1 (0·1 to 0·2)	0·1 (0·1 to 0·2)	0 (0 to 0·1)	0 (0 to 0)	0 (0 to 0)	0 (0 to 0)	0 (0 to 0)	0 (0 to 0)	0 (0 to 0)	1·2
Gastroesophageal reflux disease	0 (0 to 0)	0 (0 to 0)	0 (0 to 0)	0 (0 to 0)	0 (0 to 0)	0 (0 to 0)	0·1 (0 to 0·2)	0·2 (0·1 to 0·4)	0·2 (0·1 to 0·4)	0·2 (0·1 to 0·5)	0·2 (0·1 to 0·4)	0·2 (0·1 to 0·4)	0·2 (0·1 to 0·3)	0·1 (0·1 to 0·2)	0·1 (0·1 to 0·2)	0·1 (0 to 0·2)	0 (0 to 0·1)	0 (0 to 0)	0 (0 to 0)	0 (0 to 0)	0 (0 to 0)	0 (0 to 0)	0 (0 to 0)	1·8
Appendicitis	0 (0 to 0)	0 (0 to 0)	0 (0 to 0)	0 (0 to 0)	0·1 (0 to 0·1)	0 (0 to 0·1)	0 (0 to 0)	0 (0 to 0)	0 (0 to 0·1)	0 (0 to 0)	0 (0 to 0)	0 (0 to 0)	0 (0 to 0·1)	0 (0 to 0)	0 (0 to 0)	0 (0 to 0)	0 (0 to 0)	0 (0 to 0)	0 (0 to 0)	0 (0 to 0)	0 (0 to 0)	0 (0 to 0)	0 (0 to 0)	0·4
Paralytic ileus and intestinal obstruction	0 (0 to 0)	0 (0 to 0)	0·4 (0·2 to 1)	0·1 (0 to 0·1)	0·1 (0 to 0·2)	0 (0 to 0)	0 (0 to 0)	0·1 (0 to 0·2)	0 (0 to 0)	0·1 (0 to 0·2)	0·1 (0 to 0·1)	0 (0 to 0·1)	0 (0 to 0·1)	0·1 (0 to 0·1)	0·1 (0 to 0·1)	0·1 (0 to 0·1)	0 (0 to 0·1)	0·1 (0 to 0·1)	0 (0 to 0·1)	0 (0 to 0)	0 (0 to 0)	0 (0 to 0)	0 (0 to 0)	1·3
Inguinal, femoral, and abdominal hernia	0 (0 to 0·1)	0 (0 to 0)	0 (0 to 0)	0·1 (0 to 0·2)	0·1 (0 to 0·2)	0·1 (0 to 0·1)	0 (0 to 0·1)	0 (0 to 0)	0 (0 to 0)	0 (0 to 0·1)	0 (0 to 0)	0 (0 to 0)	0 (0 to 0)	0 (0 to 0·1)	0 (0 to 0·1)	0 (0 to 0)	0 (0 to 0·1)	0 (0 to 0)	0 (0 to 0)	0 (0 to 0)	0 (0 to 0)	0 (0 to 0)	0 (0 to 0)	0·6
Inflammatory bowel disease	0 (0 to 0)	0 (0 to 0)	0 (0 to 0)	0·1 (0 to 0·4)	0 (0 to 0)	0 (0 to 0)	0 (0 to 0·1)	0 (0 to 0)	0 (0 to 0)	0 (0 to 0·1)	0 (0 to 0)	0·1 (0 to 0·1)	0·1 (0 to 0·2)	0 (0 to 0)	0 (0 to 0)	0 (0 to 0)	0 (0 to 0)	0 (0 to 0)	0 (0 to 0)	0 (0 to 0)	0 (0 to 0)	0 (0 to 0)	0 (0 to 0)	0·5
Vascular intestinal disorders	0 (0 to 0)	0 (0 to 0)	0 (0 to 0)	0 (0 to 0)	0 (0 to 0)	0 (0 to 0)	0 (0 to 0)	0 (0 to 0)	0 (0 to 0)	0 (0 to 0·1)	0 (0 to 0·1)	0 (0 to 0)	0 (0 to 0·1)	0 (0 to 0)	0·1 (0 to 0·1)	0·1 (0 to 0·1)	0 (0 to 0·1)	0 (0 to 0·1)	0 (0 to 0)	0 (0 to 0)	0 (0 to 0)	0 (0 to 0)	0 (0 to 0)	0·4
Gallbladder and biliary diseases	0 (0 to 0)	0 (0 to 0)	0 (0 to 0)	0 (0 to 0·1)	0 (0 to 0·1)	0·1 (0 to 0·1)	0·1 (0·1 to 0·2)	0·1 (0·1 to 0·2)	0·3 (0·1 to 0·5)	0·4 (0·2 to 0·7)	0·3 (0·1 to 0·5)	0·4 (0·2 to 0·8)	0·2 (0·1 to 0·4)	0·3 (0·2 to 0·5)	0·3 (0·1 to 0·4)	0·3 (0·2 to 0·6)	0·1 (0·1 to 0·2)	0·2 (0·1 to 0·3)	0·1 (0 to 0·1)	0 (0 to 0)	0 (0 to 0)	0 (0 to 0)	0 (0 to 0)	3·3
Pancreatitis	0 (0 to 0)	0 (0 to 0)	0 (0 to 0)	0 (0 to 0)	0·1 (0 to 0·2)	0 (0 to 0)	0·1 (0 to 0·2)	0·1 (0 to 0·2)	0·1 (0 to 0·2)	0 (0 to 0·1)	0 (0 to 0·1)	0·1 (0 to 0·2)	0·1 (0 to 0·1)	0·1 (0 to 0·2)	0·1 (0 to 0·2)	0·1 (0 to 0·2)	0·1 (0 to 0·1)	0 (0 to 0)	0 (0 to 0)	0 (0 to 0)	0 (0 to 0)	0 (0 to 0)	0 (0 to 0)	1
Other digestive diseases	0 (0 to 0)	0 (0 to 0)	0 (0 to 0)	0·1 (0 to 0·2)	0·1 (0 to 0·1)	0 (0 to 0·1)	0·1 (0 to 0·2)	0 (0 to 0·1)	0·1 (0 to 0·3)	0·1 (0 to 0·4)	0 (0 to 0·1)	0·1 (0 to 0·2)	0·1 (0 to 0·1)	0·1 (0 to 0·1)	0·1 (0 to 0·2)	0·1 (0 to 0·2)	0·1 (0 to 0·1)	0 (0 to 0·1)	0 (0 to 0·1)	0 (0 to 0)	0 (0 to 0)	0 (0 to 0)	0 (0 to 0)	1
Neurological disorders	0 (0 to 0)	0 (0 to 0)	0·4 (0·2 to 0·6)	1·1 (0·5 to 1·8)	1·7 (0·8 to 3)	3·9 (1 to 8·8)	5·3 (1·5 to 11·8)	5·2 (1·5 to 11)	5·3 (1·6 to 11·1)	5 (1·5 to 10·5)	4·6 (1·5 to 9·2)	3·7 (1·2 to 7·7)	3·1 (1·1 to 6·4)	2·5 (1·1 to 4·8)	2·1 (1·1 to 3·8)	1·9 (1·1 to 3·2)	1·4 (0·8 to 2·4)	1·1 (0·7 to 2·1)	0·9 (0·5 to 1·7)	0·3 (0·2 to 0·7)	0·2 (0·1 to 0·5)	0·2 (0·1 to 0·3)	0 (0 to 0·1)	49·9
Alzheimer's disease and other dementias	0 (0 to 0)	0 (0 to 0)	0 (0 to 0)	0 (0 to 0)	0 (0 to 0)	0 (0 to 0)	0 (0 to 0)	0 (0 to 0)	0 (0 to 0)	0 (0 to 0)	0 (0 to 0)	0 (0 to 0·1)	0·1 (0 to 0·3)	0·2 (0·1 to 0·5)	0·4 (0·1 to 0·9)	0·6 (0·2 to 1·4)	0·6 (0·2 to 1·5)	0·6 (0·2 to 1·5)	0·5 (0·2 to 1·3)	0·2 (0·1 to 0·6)	0·2 (0·1 to 0·4)	0·1 (0·1 to 0·3)	0 (0 to 0·1)	3·4
Parkinson's disease	0 (0 to 0)	0 (0 to 0)	0 (0 to 0)	0 (0 to 0)	0 (0 to 0)	0 (0 to 0)	0 (0 to 0)	0 (0 to 0)	0 (0 to 0)	0 (0 to 0)	0 (0 to 0)	0·1 (0 to 0·1)	0·1 (0·1 to 0·2)	0·2 (0·1 to 0·3)	0·2 (0·1 to 0·3)	0·3 (0·2 to 0·4)	0·3 (0·2 to 0·4)	0·4 (0·2 to 0·5)	0·3 (0·2 to 0·4)	0·1 (0·1 to 0·1)	0 (0 to 0)	0 (0 to 0)	0 (0 to 0)	2·1
Idiopathic epilepsy	0 (0 to 0)	0 (0 to 0)	0·2 (0·1 to 0·3)	0·8 (0·4 to 1·4)	0·7 (0·3 to 1·4)	0·6 (0·2 to 1·3)	0·9 (0·4 to 1·6)	0·8 (0·3 to 1·3)	0·9 (0·4 to 1·6)	0·8 (0·4 to 1·3)	0·7 (0·3 to 1·2)	0·4 (0·2 to 0·7)	0·3 (0·1 to 0·5)	0·2 (0·1 to 0·4)	0·2 (0·1 to 0·4)	0·2 (0·1 to 0·3)	0·1 (0 to 0·1)	0 (0 to 0·1)	0 (0 to 0)	0 (0 to 0)	0 (0 to 0)	0 (0 to 0)	0 (0 to 0)	7·9
Multiple sclerosis	0 (0 to 0)	0 (0 to 0)	0 (0 to 0)	0 (0 to 0)	0 (0 to 0)	0 (0 to 0)	0 (0 to 0)	0 (0 to 0)	0 (0 to 0)	0 (0 to 0)	0 (0 to 0)	0 (0 to 0)	0 (0 to 0·1)	0 (0 to 0)	0 (0 to 0)	0 (0 to 0)	0 (0 to 0)	0 (0 to 0)	0 (0 to 0)	0 (0 to 0)	0 (0 to 0)	0 (0 to 0)	0 (0 to 0)	0·2
Motor neuron disease	0 (0 to 0)	0 (0 to 0)	0 (0 to 0)	0 (0 to 0)	0 (0 to 0)	0 (0 to 0)	0 (0 to 0)	0 (0 to 0)	0 (0 to 0)	0 (0 to 0)	0 (0 to 0)	0 (0 to 0)	0 (0 to 0)	0 (0 to 0)	0 (0 to 0·1)	0 (0 to 0)	0 (0 to 0)	0 (0 to 0)	0 (0 to 0)	0 (0 to 0)	0 (0 to 0)	0 (0 to 0)	0 (0 to 0)	0·2
Headache disorders	0 (0 to 0)	0 (0 to 0)	0 (0 to 0)	0 (0 to 0)	0·6 (0 to 1·7)	3 (0·1 to 7·7)	4·2 (0·4 to 10·6)	4·2 (0·5 to 10·1)	4·2 (0·5 to 9·8)	4·1 (0·6 to 9·4)	3·7 (0·6 to 8·4)	3·1 (0·5 to 7)	2·4 (0·5 to 5·5)	1·7 (0·4 to 3·9)	1·2 (0·3 to 2·8)	0·8 (0·2 to 1·7)	0·3 (0·1 to 0·8)	0·1 (0 to 0·3)	0·1 (0 to 0·1)	0 (0 to 0)	0 (0 to 0)	0 (0 to 0)	0 (0 to 0)	33·8
Migraine	0 (0 to 0)	0 (0 to 0)	0 (0 to 0)	0 (0 to 0)	0·6 (0 to 1·6)	2·8 (0·1 to 7·5)	3·9 (0·3 to 10·6)	3·9 (0·4 to 9·8)	3·9 (0·4 to 9·6)	3·8 (0·4 to 9·2)	3·4 (0·4 to 8·1)	2·9 (0·4 to 6·8)	2·2 (0·3 to 5·3)	1·6 (0·2 to 3·7)	1·1 (0·2 to 2·6)	0·7 (0·1 to 1·6)	0·3 (0·1 to 0·7)	0·1 (0 to 0·3)	0 (0 to 0·1)	0 (0 to 0)	0 (0 to 0)	0 (0 to 0)	0 (0 to 0)	31·3
Tension-type headache	0 (0 to 0)	0 (0 to 0)	0 (0 to 0)	0 (0 to 0)	0·1 (0 to 0·3)	0·2 (0 to 1·1)	0·3 (0 to 1·2)	0·3 (0·1 to 1·1)	0·3 (0·1 to 1·1)	0·3 (0·1 to 1)	0·3 (0·1 to 0·9)	0·2 (0·1 to 0·7)	0·2 (0·1 to 0·5)	0·1 (0 to 0·4)	0·1 (0 to 0·3)	0·1 (0 to 0·2)	0 (0 to 0·1)	0 (0 to 0·1)	0 (0 to 0)	0 (0 to 0)	0 (0 to 0)	0 (0 to 0)	0 (0 to 0)	2·4
Other neurological disorders	0 (0 to 0)	0 (0 to 0)	0·2 (0·1 to 0·3)	0·2 (0·1 to 0·4)	0·3 (0·1 to 0·5)	0·3 (0·1 to 0·6)	0·2 (0·1 to 0·4)	0·2 (0·1 to 0·4)	0·1 (0·1 to 0·2)	0·1 (0 to 0·2)	0·2 (0·1 to 0·3)	0·1 (0·1 to 0·2)	0·1 (0·1 to 0·2)	0·1 (0·1 to 0·2)	0·1 (0 to 0·1)	0·1 (0·1 to 0·2)	0·1 (0 to 0·1)	0 (0 to 0)	0 (0 to 0)	0 (0 to 0)	0 (0 to 0)	0 (0 to 0)	0 (0 to 0)	2·4
Mental disorders	0 (0 to 0)	0 (0 to 0)	0·1 (0 to 0·1)	0·4 (0·2 to 0·6)	2·5 (1·6 to 3·6)	6·5 (4·2 to 9·6)	8·7 (6 to 12·2)	8·9 (6·1 to 12·4)	8·7 (5·9 to 12·2)	8·1 (5·6 to 11·4)	7·1 (5 to 9·6)	5·9 (4·1 to 8·2)	4·9 (3·4 to 6·6)	3·8 (2·7 to 5·2)	3 (2·1 to 4)	2·1 (1·5 to 2·9)	1 (0·7 to 1·4)	0·5 (0·3 to 0·6)	0·2 (0·2 to 0·3)	0 (0 to 0·1)	0 (0 to 0)	0 (0 to 0)	0 (0 to 0)	72·4
Schizophrenia	0 (0 to 0)	0 (0 to 0)	0 (0 to 0)	0 (0 to 0)	0 (0 to 0)	0 (0 to 0·1)	0·3 (0·1 to 0·5)	0·8 (0·4 to 1·4)	1·2 (0·7 to 1·8)	1·3 (0·8 to 2)	1·2 (0·8 to 1·8)	1 (0·6 to 1·3)	0·7 (0·5 to 1·1)	0·5 (0·4 to 0·7)	0·4 (0·2 to 0·5)	0·2 (0·1 to 0·3)	0·1 (0·1 to 0·1)	0 (0 to 0·1)	0 (0 to 0)	0 (0 to 0)	0 (0 to 0)	0 (0 to 0)	0 (0 to 0)	7·9
Depressive disorders	0 (0 to 0)	0 (0 to 0)	0 (0 to 0)	0 (0 to 0)	0·1 (0 to 0·2)	1 (0·5 to 1·8)	2·9 (1·6 to 4·8)	3·7 (2 to 6·1)	3·4 (2 to 5·4)	3·1 (1·8 to 5·1)	2·7 (1·7 to 4·2)	2·3 (1·4 to 3·7)	2 (1·3 to 3·1)	1·7 (1·1 to 2·5)	1·4 (0·8 to 2)	1 (0·6 to 1·5)	0·5 (0·3 to 0·7)	0·2 (0·1 to 0·3)	0·1 (0·1 to 0·1)	0 (0 to 0)	0 (0 to 0)	0 (0 to 0)	0 (0 to 0)	26·2
Major depressive disorder	0 (0 to 0)	0 (0 to 0)	0 (0 to 0)	0 (0 to 0)	0·1 (0 to 0·1)	0·9 (0·4 to 1·6)	2·5 (1·3 to 4·3)	3·2 (1·6 to 5·5)	2·8 (1·5 to 4·6)	2·3 (1·2 to 4·1)	1·8 (1 to 3)	1·5 (0·8 to 2·5)	1·3 (0·7 to 2)	1 (0·6 to 1·6)	0·9 (0·5 to 1·4)	0·6 (0·3 to 1)	0·3 (0·2 to 0·5)	0·1 (0·1 to 0·2)	0·1 (0 to 0·1)	0 (0 to 0)	0 (0 to 0)	0 (0 to 0)	0 (0 to 0)	19·4
Dysthymia	0 (0 to 0)	0 (0 to 0)	0 (0 to 0)	0 (0 to 0)	0 (0 to 0)	0·1 (0 to 0·2)	0·3 (0·1 to 0·6)	0·5 (0·2 to 0·9)	0·7 (0·4 to 1·2)	0·8 (0·5 to 1·3)	0·9 (0·5 to 1·5)	0·9 (0·5 to 1·5)	0·8 (0·4 to 1·3)	0·6 (0·4 to 1)	0·5 (0·3 to 0·8)	0·4 (0·2 to 0·6)	0·2 (0·1 to 0·3)	0·1 (0 to 0·1)	0 (0 to 0)	0 (0 to 0)	0 (0 to 0)	0 (0 to 0)	0 (0 to 0)	6·8
Bipolar disorder	0 (0 to 0)	0 (0 to 0)	0 (0 to 0)	0 (0 to 0)	0 (0 to 0)	0·1 (0 to 0·2)	0·3 (0·1 to 0·6)	0·4 (0·2 to 0·7)	0·4 (0·2 to 0·7)	0·3 (0·2 to 0·6)	0·3 (0·1 to 0·5)	0·3 (0·1 to 0·4)	0·2 (0·1 to 0·4)	0·2 (0·1 to 0·3)	0·1 (0·1 to 0·2)	0·1 (0 to 0·1)	0 (0 to 0·1)	0 (0 to 0)	0 (0 to 0)	0 (0 to 0)	0 (0 to 0)	0 (0 to 0)	0 (0 to 0)	2·7
Anxiety disorders	0 (0 to 0)	0 (0 to 0)	0 (0 to 0)	0·1 (0 to 0·2)	1·3 (0·7 to 2·2)	3·1 (1·8 to 5·2)	3·5 (2·1 to 5·5)	3 (1·7 to 4·8)	2·6 (1·4 to 4·3)	2·3 (1·3 to 3·6)	2 (1·1 to 3)	1·6 (0·9 to 2·6)	1·3 (0·8 to 2·1)	1 (0·6 to 1·6)	0·8 (0·5 to 1·3)	0·6 (0·4 to 1)	0·3 (0·2 to 0·5)	0·2 (0·1 to 0·2)	0·1 (0 to 0·1)	0 (0 to 0)	0 (0 to 0)	0 (0 to 0)	0 (0 to 0)	23·9
Eating disorders	0 (0 to 0)	0 (0 to 0)	0 (0 to 0)	0 (0 to 0)	0 (0 to 0)	0·1 (0·1 to 0·2)	0·3 (0·2 to 0·6)	0·4 (0·2 to 0·6)	0·3 (0·2 to 0·5)	0·3 (0·1 to 0·4)	0·2 (0·1 to 0·3)	0·1 (0 to 0·2)	0 (0 to 0·1)	0 (0 to 0)	0 (0 to 0)	0 (0 to 0)	0 (0 to 0)	0 (0 to 0)	0 (0 to 0)	0 (0 to 0)	0 (0 to 0)	0 (0 to 0)	0 (0 to 0)	1·7
Anorexia nervosa	0 (0 to 0)	0 (0 to 0)	0 (0 to 0)	0 (0 to 0)	0 (0 to 0)	0·1 (0 to 0·1)	0·2 (0·1 to 0·3)	0·2 (0·1 to 0·3)	0·1 (0·1 to 0·2)	0·1 (0 to 0·1)	0 (0 to 0·1)	0 (0 to 0·1)	0 (0 to 0)	0 (0 to 0)	0 (0 to 0)	0 (0 to 0)	0 (0 to 0)	0 (0 to 0)	0 (0 to 0)	0 (0 to 0)	0 (0 to 0)	0 (0 to 0)	0 (0 to 0)	0·7
Bulimia nervosa	0 (0 to 0)	0 (0 to 0)	0 (0 to 0)	0 (0 to 0)	0 (0 to 0)	0·1 (0 to 0·1)	0·1 (0·1 to 0·3)	0·2 (0·1 to 0·4)	0·2 (0·1 to 0·4)	0·2 (0·1 to 0·3)	0·1 (0·1 to 0·2)	0·1 (0 to 0·1)	0 (0 to 0·1)	0 (0 to 0)	0 (0 to 0)	0 (0 to 0)	0 (0 to 0)	0 (0 to 0)	0 (0 to 0)	0 (0 to 0)	0 (0 to 0)	0 (0 to 0)	0 (0 to 0)	1
Autism spectrum disorders	0 (0 to 0)	0 (0 to 0)	0 (0 to 0·1)	0·1 (0·1 to 0·2)	0·1 (0·1 to 0·2)	0·1 (0·1 to 0·2)	0·1 (0·1 to 0·2)	0·1 (0·1 to 0·2)	0·1 (0 to 0·1)	0·1 (0 to 0·1)	0·1 (0 to 0·1)	0·1 (0 to 0·1)	0 (0 to 0·1)	0 (0 to 0)	0 (0 to 0)	0 (0 to 0)	0 (0 to 0)	0 (0 to 0)	0 (0 to 0)	0 (0 to 0)	0 (0 to 0)	0 (0 to 0)	0 (0 to 0)	1·1
Attention-deficit/hyperactivity disorder	0 (0 to 0)	0 (0 to 0)	0 (0 to 0)	0 (0 to 0)	0·1 (0 to 0·2)	0·1 (0·1 to 0·2)	0·1 (0 to 0·2)	0·1 (0 to 0·1)	0 (0 to 0·1)	0 (0 to 0)	0 (0 to 0)	0 (0 to 0)	0 (0 to 0)	0 (0 to 0)	0 (0 to 0)	0 (0 to 0)	0 (0 to 0)	0 (0 to 0)	0 (0 to 0)	0 (0 to 0)	0 (0 to 0)	0 (0 to 0)	0 (0 to 0)	0·5
Conduct disorder	0 (0 to 0)	0 (0 to 0)	0 (0 to 0)	0 (0 to 0)	0·5 (0·2 to 1)	1·6 (0·8 to 3)	0·8 (0·4 to 1·4)	0 (0 to 0)	0 (0 to 0)	0 (0 to 0)	0 (0 to 0)	0 (0 to 0)	0 (0 to 0)	0 (0 to 0)	0 (0 to 0)	0 (0 to 0)	0 (0 to 0)	0 (0 to 0)	0 (0 to 0)	0 (0 to 0)	0 (0 to 0)	0 (0 to 0)	0 (0 to 0)	3
Idiopathic developmental intellectual disability	0 (0 to 0)	0 (0 to 0)	0 (0 to 0·1)	0·2 (0·1 to 0·3)	0·2 (0·1 to 0·4)	0·2 (0·1 to 0·4)	0·2 (0·1 to 0·3)	0·2 (0·1 to 0·3)	0·2 (0·1 to 0·3)	0·1 (0·1 to 0·2)	0·1 (0 to 0·2)	0·1 (0 to 0·1)	0·1 (0 to 0·1)	0 (0 to 0)	0 (0 to 0·1)	0 (0 to 0)	0 (0 to 0)	0 (0 to 0)	0 (0 to 0)	0 (0 to 0)	0 (0 to 0)	0 (0 to 0)	0 (0 to 0)	1·7
Other mental disorders	0 (0 to 0)	0 (0 to 0)	0 (0 to 0)	0 (0 to 0)	0 (0 to 0)	0 (0 to 0)	0·2 (0·1 to 0·3)	0·3 (0·2 to 0·6)	0·5 (0·3 to 0·8)	0·5 (0·3 to 0·9)	0·5 (0·3 to 0·9)	0·5 (0·3 to 0·7)	0·4 (0·2 to 0·6)	0·3 (0·2 to 0·5)	0·2 (0·1 to 0·4)	0·2 (0·1 to 0·3)	0·1 (0·1 to 0·1)	0 (0 to 0·1)	0 (0 to 0)	0 (0 to 0)	0 (0 to 0)	0 (0 to 0)	0 (0 to 0)	3·8
Substance use disorders	0 (0 to 0)	0 (0 to 0)	0 (0 to 0)	0 (0 to 0)	0 (0 to 0)	0 (0 to 0·1)	0·7 (0·5 to 1)	1·8 (1·2 to 2·5)	1·7 (1·1 to 2·5)	1·4 (1 to 2)	1 (0·7 to 1·4)	0·7 (0·5 to 1)	0·5 (0·3 to 0·7)	0·3 (0·2 to 0·4)	0·2 (0·1 to 0·2)	0·1 (0·1 to 0·2)	0·1 (0 to 0·1)	0 (0 to 0)	0 (0 to 0)	0 (0 to 0)	0 (0 to 0)	0 (0 to 0)	0 (0 to 0)	8·5
Alcohol use disorders	0 (0 to 0)	0 (0 to 0)	0 (0 to 0)	0 (0 to 0)	0 (0 to 0)	0 (0 to 0)	0·1 (0·1 to 0·2)	0·3 (0·1 to 0·5)	0·3 (0·2 to 0·6)	0·4 (0·2 to 0·7)	0·3 (0·2 to 0·5)	0·3 (0·2 to 0·5)	0·2 (0·1 to 0·3)	0·1 (0·1 to 0·2)	0·1 (0 to 0·1)	0 (0 to 0·1)	0 (0 to 0)	0 (0 to 0)	0 (0 to 0)	0 (0 to 0)	0 (0 to 0)	0 (0 to 0)	0 (0 to 0)	2·2
Drug use disorders	0 (0 to 0)	0 (0 to 0)	0 (0 to 0)	0 (0 to 0)	0 (0 to 0)	0 (0 to 0)	0·6 (0·4 to 0·9)	1·5 (1 to 2·3)	1·4 (0·9 to 2)	1 (0·6 to 1·4)	0·7 (0·4 to 1)	0·4 (0·2 to 0·6)	0·3 (0·2 to 0·5)	0·2 (0·1 to 0·3)	0·1 (0·1 to 0·2)	0·1 (0·1 to 0·1)	0 (0 to 0·1)	0 (0 to 0)	0 (0 to 0)	0 (0 to 0)	0 (0 to 0)	0 (0 to 0)	0 (0 to 0)	6·3
Opioid use disorders	0 (0 to 0)	0 (0 to 0)	0 (0 to 0)	0 (0 to 0)	0 (0 to 0)	0 (0 to 0)	0·3 (0·1 to 0·5)	0·9 (0·5 to 1·5)	0·9 (0·5 to 1·4)	0·7 (0·4 to 1·1)	0·5 (0·3 to 0·8)	0·3 (0·2 to 0·5)	0·2 (0·1 to 0·4)	0·2 (0·1 to 0·2)	0·1 (0 to 0·2)	0·1 (0 to 0·1)	0 (0 to 0)	0 (0 to 0)	0 (0 to 0)	0 (0 to 0)	0 (0 to 0)	0 (0 to 0)	0 (0 to 0)	4·2
Cocaine use disorders	0 (0 to 0)	0 (0 to 0)	0 (0 to 0)	0 (0 to 0)	0 (0 to 0)	0 (0 to 0)	0 (0 to 0)	0 (0 to 0)	0 (0 to 0)	0 (0 to 0)	0 (0 to 0)	0 (0 to 0)	0 (0 to 0)	0 (0 to 0)	0 (0 to 0)	0 (0 to 0)	0 (0 to 0)	0 (0 to 0)	0 (0 to 0)	0 (0 to 0)	0 (0 to 0)	0 (0 to 0)	0 (0 to 0)	0·1
Amphetamine use disorders	0 (0 to 0)	0 (0 to 0)	0 (0 to 0)	0 (0 to 0)	0 (0 to 0)	0 (0 to 0)	0·1 (0 to 0·1)	0·2 (0·1 to 0·5)	0·2 (0·1 to 0·4)	0·1 (0 to 0·2)	0 (0 to 0·1)	0 (0 to 0)	0 (0 to 0)	0 (0 to 0)	0 (0 to 0)	0 (0 to 0)	0 (0 to 0)	0 (0 to 0)	0 (0 to 0)	0 (0 to 0)	0 (0 to 0)	0 (0 to 0)	0 (0 to 0)	0·7
Cannabis use disorders	0 (0 to 0)	0 (0 to 0)	0 (0 to 0)	0 (0 to 0)	0 (0 to 0)	0 (0 to 0)	0·2 (0 to 0·3)	0·2 (0·1 to 0·3)	0·1 (0 to 0·2)	0·1 (0 to 0·1)	0 (0 to 0·1)	0 (0 to 0)	0 (0 to 0)	0 (0 to 0)	0 (0 to 0)	0 (0 to 0)	0 (0 to 0)	0 (0 to 0)	0 (0 to 0)	0 (0 to 0)	0 (0 to 0)	0 (0 to 0)	0 (0 to 0)	0·6
Other drug use disorders	0 (0 to 0)	0 (0 to 0)	0 (0 to 0)	0 (0 to 0)	0 (0 to 0)	0 (0 to 0)	0·1 (0 to 0·1)	0·2 (0·1 to 0·3)	0·2 (0·1 to 0·3)	0·1 (0 to 0·2)	0·1 (0 to 0·1)	0 (0 to 0·1)	0 (0 to 0·1)	0 (0 to 0)	0 (0 to 0)	0 (0 to 0)	0 (0 to 0)	0 (0 to 0)	0 (0 to 0)	0 (0 to 0)	0 (0 to 0)	0 (0 to 0)	0 (0 to 0)	0·7
Diabetes and kidney diseases	0 (0 to 0)	0 (0 to 0)	0·8 (0·5 to 1·4)	1·2 (0·7 to 1·8)	0·9 (0·6 to 1·3)	1·2 (0·8 to 1·7)	2·6 (1·9 to 3·5)	4·9 (3·5 to 7)	6·6 (4·6 to 9·2)	8·7 (5·8 to 12·5)	12·9 (9 to 18)	17·1 (11·9 to 24·7)	21·4 (15·1 to 30·9)	26·6 (19·1 to 38·1)	27·5 (19·9 to 39·2)	23·6 (16·9 to 33·3)	14·2 (10·2 to 19·6)	8·2 (6·1 to 11)	4·2 (3·1 to 5·7)	0·8 (0·6 to 1·1)	0·4 (0·3 to 0·5)	0·2 (0·1 to 0·2)	0 (0 to 0·1)	184
Diabetes mellitus	0 (0 to 0)	0 (0 to 0)	0·4 (0·1 to 0·8)	0·2 (0·1 to 0·4)	0·2 (0·1 to 0·3)	0·4 (0·2 to 0·6)	0·8 (0·5 to 1·2)	1·7 (1·1 to 2·5)	2·7 (1·7 to 4·2)	4·3 (2·7 to 6·9)	7·5 (5 to 11·9)	11·6 (7·7 to 18)	15·5 (10·2 to 23·8)	20·5 (13·9 to 30·4)	21 (14·2 to 31·6)	18·6 (12·5 to 28)	11·4 (7·8 to 16·6)	6·6 (4·6 to 9·3)	3·2 (2·2 to 4·6)	0·6 (0·4 to 0·9)	0·3 (0·2 to 0·4)	0·1 (0·1 to 0·2)	0 (0 to 0)	127
Diabetes mellitus type 1	0 (0 to 0)	0 (0 to 0)	0·4 (0·1 to 0·8)	0·2 (0·1 to 0·4)	0·2 (0·1 to 0·3)	0·4 (0·2 to 0·6)	0·1 (0·1 to 0·2)	0·4 (0·2 to 0·7)	0·3 (0·1 to 0·5)	0·5 (0·2 to 0·9)	0·3 (0·1 to 0·6)	0·4 (0·2 to 0·7)	0·2 (0·1 to 0·4)	0·2 (0·1 to 0·4)	0·2 (0·1 to 0·4)	0·1 (0·1 to 0·2)	0·1 (0 to 0·1)	0 (0 to 0·1)	0 (0 to 0)	0 (0 to 0)	0 (0 to 0)	0 (0 to 0)	0 (0 to 0)	4
Diabetes mellitus type 2	0 (0 to 0)	0 (0 to 0)	0 (0 to 0)	0 (0 to 0)	0 (0 to 0)	0 (0 to 0)	0·7 (0·5 to 1·1)	1·3 (0·8 to 2)	2·4 (1·6 to 3·7)	3·9 (2·5 to 6·2)	7·2 (4·8 to 11·3)	11·2 (7·4 to 17·6)	15·2 (10 to 23·4)	20·3 (13·7 to 30·1)	20·8 (14 to 31·4)	18·4 (12·4 to 27·9)	11·3 (7·8 to 16·5)	6·5 (4·6 to 9·2)	3·2 (2·2 to 4·5)	0·6 (0·4 to 0·9)	0·3 (0·2 to 0·4)	0·1 (0·1 to 0·2)	0 (0 to 0)	123
Chronic kidney disease	0 (0 to 0)	0 (0 to 0)	0·4 (0·2 to 0·8)	1 (0·5 to 1·6)	0·7 (0·5 to 1·1)	0·8 (0·5 to 1·2)	1·8 (1·2 to 2·5)	3·2 (2 to 5)	3·9 (2·4 to 6)	4·3 (2·6 to 6·7)	5·4 (3·4 to 8·3)	5·5 (3·3 to 8·9)	6 (3·8 to 9·2)	6·1 (3·7 to 9·7)	6·5 (4 to 9·9)	5 (3 to 8)	2·8 (1·8 to 4·4)	1·6 (1 to 2·5)	1 (0·6 to 1·6)	0·2 (0·1 to 0·3)	0·1 (0·1 to 0·1)	0 (0 to 0·1)	0 (0 to 0)	56·3
Chronic kidney disease due to diabetes mellitus type 1	0 (0 to 0)	0 (0 to 0)	0 (0 to 0)	0 (0 to 0·1)	0 (0 to 0·1)	0·1 (0 to 0·1)	0·2 (0·1 to 0·5)	0·7 (0·3 to 1·4)	1·1 (0·5 to 2·1)	1·3 (0·6 to 2·4)	1·7 (0·8 to 3·1)	1·6 (0·7 to 3·2)	1·4 (0·5 to 2·8)	1 (0·4 to 2·2)	0·7 (0·2 to 1·6)	0·4 (0·1 to 0·9)	0·2 (0·1 to 0·4)	0·1 (0 to 0·2)	0 (0 to 0·1)	0 (0 to 0)	0 (0 to 0)	0 (0 to 0)	0 (0 to 0)	10·5
Chronic kidney disease due to diabetes mellitus type 2	0 (0 to 0)	0 (0 to 0)	0 (0 to 0)	0 (0 to 0)	0 (0 to 0)	0 (0 to 0)	0·1 (0 to 0·3)	0·3 (0·1 to 0·7)	0·4 (0·1 to 0·8)	0·5 (0·2 to 1)	0·8 (0·3 to 1·6)	1 (0·4 to 2)	1·5 (0·8 to 2·7)	2 (1·1 to 3·6)	2·5 (1·4 to 4·2)	2 (1·1 to 3·4)	1·1 (0·6 to 1·8)	0·6 (0·4 to 1)	0·4 (0·2 to 0·6)	0·1 (0 to 0·1)	0 (0 to 0)	0 (0 to 0)	0 (0 to 0)	13·4
Chronic kidney disease due to hypertension	0 (0 to 0)	0 (0 to 0)	0 (0 to 0)	0 (0 to 0)	0 (0 to 0)	0 (0 to 0)	0·2 (0·1 to 0·3)	0·4 (0·2 to 0·6)	0·5 (0·2 to 0·9)	0·6 (0·3 to 1)	0·8 (0·5 to 1·4)	1 (0·6 to 1·8)	1·3 (0·7 to 2·2)	1·5 (0·8 to 2·6)	1·8 (1 to 3·1)	1·6 (0·9 to 2·7)	0·9 (0·5 to 1·6)	0·6 (0·3 to 0·9)	0·4 (0·2 to 0·6)	0·1 (0 to 0·1)	0 (0 to 0·1)	0 (0 to 0)	0 (0 to 0)	11·7
Chronic kidney disease due to glomerulonephritis	0 (0 to 0)	0 (0 to 0)	0·1 (0 to 0·2)	0·2 (0·1 to 0·4)	0·2 (0·1 to 0·3)	0·2 (0·1 to 0·4)	0·4 (0·2 to 0·7)	0·7 (0·3 to 1·3)	0·7 (0·4 to 1·3)	0·7 (0·4 to 1·3)	0·8 (0·4 to 1·5)	0·8 (0·4 to 1·4)	0·7 (0·3 to 1·2)	0·5 (0·3 to 1)	0·5 (0·2 to 1)	0·3 (0·1 to 0·6)	0·2 (0·1 to 0·3)	0·1 (0 to 0·2)	0 (0 to 0·1)	0 (0 to 0)	0 (0 to 0)	0 (0 to 0)	0 (0 to 0)	7·2
Chronic kidney disease due to other and unspecified causes	0 (0 to 0)	0 (0 to 0)	0·3 (0·2 to 0·6)	0·8 (0·4 to 1·2)	0·5 (0·3 to 0·8)	0·5 (0·3 to 0·8)	0·8 (0·5 to 1·3)	1·2 (0·7 to 2)	1·2 (0·7 to 1·9)	1·2 (0·7 to 2)	1·3 (0·8 to 2·2)	1·1 (0·6 to 1·8)	1·1 (0·6 to 1·8)	1 (0·6 to 1·6)	0·9 (0·5 to 1·6)	0·7 (0·4 to 1·2)	0·4 (0·2 to 0·7)	0·3 (0·2 to 0·4)	0·2 (0·1 to 0·3)	0 (0 to 0·1)	0 (0 to 0)	0 (0 to 0)	0 (0 to 0)	13·6
Acute glomerulonephritis	0 (0 to 0)	0 (0 to 0)	0 (0 to 0)	0 (0 to 0)	0 (0 to 0)	0 (0 to 0)	0 (0 to 0)	0 (0 to 0)	0 (0 to 0)	0 (0 to 0)	0 (0 to 0)	0 (0 to 0)	0 (0 to 0)	0 (0 to 0)	0 (0 to 0)	0 (0 to 0)	0 (0 to 0)	0 (0 to 0)	0 (0 to 0)	0 (0 to 0)	0 (0 to 0)	0 (0 to 0)	0 (0 to 0)	0
Skin and subcutaneous diseases	0 (0 to 0)	0 (0 to 0)	0·4 (0·2 to 0·6)	3·3 (2·1 to 5)	4·2 (2·6 to 6·2)	4·8 (3 to 7·2)	5·2 (3·3 to 7·8)	3·7 (2·3 to 5·6)	3·1 (2 to 4·7)	2·6 (1·6 to 4)	2·2 (1·4 to 3·2)	1·8 (1·1 to 2·6)	1·5 (1 to 2·1)	1·1 (0·7 to 1·6)	1 (0·6 to 1·4)	0·7 (0·5 to 1)	0·4 (0·3 to 0·6)	0·2 (0·1 to 0·3)	0·1 (0·1 to 0·2)	0 (0 to 0)	0 (0 to 0)	0 (0 to 0)	0 (0 to 0)	36·3
Dermatitis	0 (0 to 0)	0 (0 to 0)	0 (0 to 0)	0·8 (0·4 to 1·4)	1·1 (0·6 to 1·8)	0·9 (0·5 to 1·6)	1 (0·5 to 1·6)	1·1 (0·6 to 1·8)	1·1 (0·6 to 1·9)	1·1 (0·6 to 1·8)	0·8 (0·5 to 1·4)	0·6 (0·4 to 1·1)	0·5 (0·3 to 0·8)	0·4 (0·2 to 0·6)	0·3 (0·2 to 0·5)	0·2 (0·1 to 0·4)	0·1 (0·1 to 0·2)	0·1 (0 to 0·1)	0 (0 to 0)	0 (0 to 0)	0 (0 to 0)	0 (0 to 0)	0 (0 to 0)	10·2
Atopic dermatitis	0 (0 to 0)	0 (0 to 0)	0 (0 to 0)	0·8 (0·4 to 1·4)	1 (0·5 to 1·8)	0·8 (0·4 to 1·4)	0·8 (0·4 to 1·4)	0·9 (0·5 to 1·6)	1 (0·5 to 1·6)	0·9 (0·4 to 1·6)	0·7 (0·4 to 1·2)	0·5 (0·3 to 0·9)	0·4 (0·2 to 0·7)	0·3 (0·2 to 0·5)	0·2 (0·1 to 0·4)	0·2 (0·1 to 0·3)	0·1 (0 to 0·1)	0 (0 to 0·1)	0 (0 to 0)	0 (0 to 0)	0 (0 to 0)	0 (0 to 0)	0 (0 to 0)	8·7
Contact dermatitis	0 (0 to 0)	0 (0 to 0)	0 (0 to 0)	0 (0 to 0)	0 (0 to 0)	0·1 (0 to 0·2)	0·1 (0·1 to 0·3)	0·1 (0·1 to 0·3)	0·2 (0·1 to 0·3)	0·2 (0·1 to 0·3)	0·1 (0·1 to 0·3)	0·1 (0 to 0·2)	0·1 (0 to 0·2)	0·1 (0 to 0·2)	0·1 (0 to 0·2)	0·1 (0 to 0·1)	0 (0 to 0·1)	0 (0 to 0)	0 (0 to 0)	0 (0 to 0)	0 (0 to 0)	0 (0 to 0)	0 (0 to 0)	1·3
Seborrhoeic dermatitis	0 (0 to 0)	0 (0 to 0)	0 (0 to 0)	0 (0 to 0)	0 (0 to 0)	0 (0 to 0)	0 (0 to 0)	0 (0 to 0)	0 (0 to 0)	0 (0 to 0)	0 (0 to 0)	0 (0 to 0)	0 (0 to 0)	0 (0 to 0)	0 (0 to 0)	0 (0 to 0)	0 (0 to 0)	0 (0 to 0)	0 (0 to 0)	0 (0 to 0)	0 (0 to 0)	0 (0 to 0)	0 (0 to 0)	0·2
Psoriasis	0 (0 to 0)	0 (0 to 0)	0 (0 to 0)	0 (0 to 0)	0 (0 to 0·1)	0·1 (0 to 0·1)	0·1 (0 to 0·1)	0·1 (0 to 0·1)	0·1 (0 to 0·1)	0·1 (0 to 0·1)	0·1 (0 to 0·1)	0·1 (0 to 0·1)	0·1 (0 to 0·1)	0 (0 to 0·1)	0 (0 to 0·1)	0 (0 to 0)	0 (0 to 0)	0 (0 to 0)	0 (0 to 0)	0 (0 to 0)	0 (0 to 0)	0 (0 to 0)	0 (0 to 0)	0·8
Bacterial skin diseases	0 (0 to 0)	0 (0 to 0)	0·1 (0 to 0·2)	0·1 (0·1 to 0·3)	0·1 (0 to 0·1)	0 (0 to 0·1)	0 (0 to 0)	0·1 (0 to 0·2)	0 (0 to 0·1)	0 (0 to 0·1)	0·1 (0 to 0·2)	0·1 (0 to 0·3)	0·1 (0 to 0·3)	0·1 (0 to 0·2)	0·1 (0·1 to 0·3)	0·1 (0 to 0·2)	0 (0 to 0·1)	0 (0 to 0)	0 (0 to 0)	0 (0 to 0)	0 (0 to 0)	0 (0 to 0)	0 (0 to 0)	1·2
Cellulitis	0 (0 to 0)	0 (0 to 0)	0 (0 to 0)	0 (0 to 0)	0 (0 to 0)	0 (0 to 0)	0 (0 to 0)	0 (0 to 0)	0 (0 to 0)	0 (0 to 0)	0 (0 to 0)	0 (0 to 0)	0 (0 to 0)	0 (0 to 0·1)	0 (0 to 0)	0 (0 to 0)	0 (0 to 0)	0 (0 to 0)	0 (0 to 0)	0 (0 to 0)	0 (0 to 0)	0 (0 to 0)	0 (0 to 0)	0·1
Pyoderma	0 (0 to 0)	0 (0 to 0)	0·1 (0 to 0·2)	0·1 (0 to 0·3)	0·1 (0 to 0·1)	0 (0 to 0·1)	0 (0 to 0)	0·1 (0 to 0·2)	0 (0 to 0·1)	0 (0 to 0·1)	0·1 (0 to 0·2)	0·1 (0 to 0·3)	0·1 (0 to 0·3)	0 (0 to 0·1)	0·1 (0·1 to 0·3)	0·1 (0 to 0·2)	0 (0 to 0·1)	0 (0 to 0)	0 (0 to 0)	0 (0 to 0)	0 (0 to 0)	0 (0 to 0)	0 (0 to 0)	1·1
Scabies	0 (0 to 0)	0 (0 to 0)	0·1 (0·1 to 0·3)	0·9 (0·5 to 1·6)	1·1 (0·5 to 1·9)	1 (0·5 to 1·8)	1·2 (0·6 to 2)	1·1 (0·6 to 2)	0·8 (0·4 to 1·4)	0·6 (0·3 to 1)	0·5 (0·2 to 0·8)	0·4 (0·2 to 0·7)	0·3 (0·2 to 0·5)	0·2 (0·1 to 0·4)	0·2 (0·1 to 0·3)	0·1 (0·1 to 0·2)	0·1 (0 to 0·1)	0 (0 to 0)	0 (0 to 0)	0 (0 to 0)	0 (0 to 0)	0 (0 to 0)	0 (0 to 0)	8·6
Fungal skin diseases	0 (0 to 0)	0 (0 to 0)	0 (0 to 0)	0·1 (0 to 0·2)	0·1 (0 to 0·3)	0·1 (0 to 0·3)	0·1 (0 to 0·3)	0·1 (0 to 0·3)	0·1 (0 to 0·3)	0·1 (0 to 0·2)	0·1 (0 to 0·2)	0·1 (0 to 0·2)	0·1 (0 to 0·2)	0·1 (0 to 0·1)	0·1 (0 to 0·1)	0 (0 to 0·1)	0 (0 to 0·1)	0 (0 to 0)	0 (0 to 0)	0 (0 to 0)	0 (0 to 0)	0 (0 to 0)	0 (0 to 0)	1·3
Viral skin diseases	0 (0 to 0)	0 (0 to 0)	0 (0 to 0)	0·7 (0·5 to 1·1)	1·1 (0·7 to 1·6)	0·6 (0·4 to 0·9)	0·4 (0·2 to 0·6)	0·3 (0·2 to 0·4)	0·2 (0·1 to 0·3)	0·2 (0·1 to 0·2)	0·1 (0·1 to 0·2)	0·1 (0·1 to 0·1)	0·1 (0 to 0·1)	0·1 (0 to 0·1)	0 (0 to 0·1)	0 (0 to 0·1)	0 (0 to 0)	0 (0 to 0)	0 (0 to 0)	0 (0 to 0)	0 (0 to 0)	0 (0 to 0)	0 (0 to 0)	3·9
Acne vulgaris	0 (0 to 0)	0 (0 to 0)	0 (0 to 0)	0 (0 to 0)	0·1 (0·1 to 0·3)	1·4 (0·8 to 2·3)	1·8 (1 to 3)	0·5 (0·3 to 0·8)	0·3 (0·1 to 0·4)	0·2 (0·1 to 0·3)	0·1 (0·1 to 0·2)	0·1 (0 to 0·1)	0 (0 to 0·1)	0 (0 to 0)	0 (0 to 0)	0 (0 to 0)	0 (0 to 0)	0 (0 to 0)	0 (0 to 0)	0 (0 to 0)	0 (0 to 0)	0 (0 to 0)	0 (0 to 0)	4·5
Alopecia areata	0 (0 to 0)	0 (0 to 0)	0 (0 to 0)	0 (0 to 0)	0 (0 to 0)	0 (0 to 0·1)	0 (0 to 0·1)	0·1 (0 to 0·1)	0·1 (0 to 0·1)	0·1 (0 to 0·1)	0·1 (0 to 0·1)	0 (0 to 0·1)	0 (0 to 0)	0 (0 to 0)	0 (0 to 0)	0 (0 to 0)	0 (0 to 0)	0 (0 to 0)	0 (0 to 0)	0 (0 to 0)	0 (0 to 0)	0 (0 to 0)	0 (0 to 0)	0·5
Pruritus	0 (0 to 0)	0 (0 to 0)	0 (0 to 0)	0 (0 to 0·1)	0 (0 to 0·1)	0 (0 to 0·1)	0 (0 to 0·1)	0 (0 to 0·1)	0·1 (0 to 0·1)	0·1 (0 to 0·1)	0 (0 to 0·1)	0 (0 to 0·1)	0 (0 to 0·1)	0 (0 to 0·1)	0 (0 to 0·1)	0 (0 to 0)	0 (0 to 0)	0 (0 to 0)	0 (0 to 0)	0 (0 to 0)	0 (0 to 0)	0 (0 to 0)	0 (0 to 0)	0·5
Urticaria	0 (0 to 0)	0 (0 to 0)	0·1 (0 to 0·1)	0·4 (0·2 to 0·7)	0·4 (0·2 to 0·7)	0·3 (0·2 to 0·6)	0·3 (0·2 to 0·5)	0·2 (0·1 to 0·4)	0·2 (0·1 to 0·3)	0·2 (0·1 to 0·3)	0·1 (0·1 to 0·2)	0·1 (0 to 0·2)	0·1 (0 to 0·1)	0·1 (0 to 0·1)	0 (0 to 0·1)	0 (0 to 0·1)	0 (0 to 0)	0 (0 to 0)	0 (0 to 0)	0 (0 to 0)	0 (0 to 0)	0 (0 to 0)	0 (0 to 0)	2·6
Decubitus ulcer	0 (0 to 0)	0 (0 to 0)	0 (0 to 0)	0 (0 to 0)	0 (0 to 0)	0 (0 to 0)	0 (0 to 0·1)	0 (0 to 0)	0 (0 to 0·1)	0 (0 to 0)	0·1 (0 to 0·1)	0 (0 to 0·1)	0 (0 to 0·1)	0 (0 to 0·1)	0 (0 to 0·1)	0 (0 to 0·1)	0 (0 to 0)	0 (0 to 0·1)	0 (0 to 0·1)	0 (0 to 0)	0 (0 to 0)	0 (0 to 0)	0 (0 to 0)	0·4
Other skin and subcutaneous diseases	0 (0 to 0)	0 (0 to 0)	0 (0 to 0)	0·2 (0·1 to 0·3)	0·1 (0·1 to 0·3)	0·2 (0·1 to 0·3)	0·2 (0·1 to 0·3)	0·2 (0·1 to 0·3)	0·2 (0·1 to 0·3)	0·2 (0·1 to 0·3)	0·1 (0·1 to 0·3)	0·1 (0·1 to 0·2)	0·1 (0·1 to 0·2)	0·1 (0 to 0·2)	0·1 (0 to 0·2)	0·1 (0 to 0·1)	0 (0 to 0·1)	0 (0 to 0)	0 (0 to 0)	0 (0 to 0)	0 (0 to 0)	0 (0 to 0)	0 (0 to 0)	1·9
Sense organ diseases	0 (0 to 0)	0 (0 to 0)	0·1 (0 to 0·1)	0·5 (0·3 to 0·8)	1 (0·6 to 1·5)	1·1 (0·7 to 1·7)	1·2 (0·7 to 1·8)	1·3 (0·8 to 1·9)	1·5 (1 to 2·3)	1·7 (1·1 to 2·6)	1·7 (1·1 to 2·6)	1·7 (1·1 to 2·6)	1·9 (1·2 to 3)	2·1 (1·3 to 3·2)	2·2 (1·4 to 3·4)	2·2 (1·5 to 3·3)	1·6 (1 to 2·2)	1 (0·7 to 1·4)	0·6 (0·4 to 0·9)	0·1 (0·1 to 0·2)	0·1 (0·1 to 0·1)	0 (0 to 0·1)	0 (0 to 0)	23·9
Blindness and vision loss	0 (0 to 0)	0 (0 to 0)	0 (0 to 0)	0·1 (0·1 to 0·2)	0·2 (0·1 to 0·3)	0·2 (0·1 to 0·3)	0·2 (0·1 to 0·3)	0·2 (0·1 to 0·3)	0·2 (0·1 to 0·3)	0·2 (0·1 to 0·3)	0·3 (0·2 to 0·4)	0·4 (0·2 to 0·6)	0·5 (0·3 to 0·8)	0·6 (0·4 to 1)	0·8 (0·5 to 1·2)	0·8 (0·5 to 1·3)	0·6 (0·4 to 0·9)	0·4 (0·3 to 0·6)	0·3 (0·2 to 0·4)	0·1 (0 to 0·1)	0 (0 to 0)	0 (0 to 0)	0 (0 to 0)	6
Glaucoma	0 (0 to 0)	0 (0 to 0)	0 (0 to 0)	0 (0 to 0)	0 (0 to 0)	0 (0 to 0)	0 (0 to 0)	0 (0 to 0)	0 (0 to 0)	0 (0 to 0)	0 (0 to 0)	0 (0 to 0)	0 (0 to 0)	0 (0 to 0)	0 (0 to 0)	0 (0 to 0)	0 (0 to 0)	0 (0 to 0)	0 (0 to 0)	0 (0 to 0)	0 (0 to 0)	0 (0 to 0)	0 (0 to 0)	0·1
Cataract	0 (0 to 0)	0 (0 to 0)	0 (0 to 0)	0 (0 to 0)	0 (0 to 0)	0 (0 to 0)	0 (0 to 0)	0 (0 to 0)	0 (0 to 0·1)	0·1 (0 to 0·1)	0·1 (0 to 0·1)	0·1 (0·1 to 0·2)	0·1 (0·1 to 0·2)	0·2 (0·1 to 0·3)	0·2 (0·2 to 0·3)	0·3 (0·2 to 0·4)	0·3 (0·2 to 0·4)	0·2 (0·2 to 0·3)	0·2 (0·1 to 0·2)	0 (0 to 0·1)	0 (0 to 0)	0 (0 to 0)	0 (0 to 0)	1·9
Age-related macular degeneration	0 (0 to 0)	0 (0 to 0)	0 (0 to 0)	0 (0 to 0)	0 (0 to 0)	0 (0 to 0)	0 (0 to 0)	0 (0 to 0)	0 (0 to 0)	0 (0 to 0)	0 (0 to 0)	0 (0 to 0)	0 (0 to 0)	0 (0 to 0)	0 (0 to 0)	0 (0 to 0)	0 (0 to 0)	0 (0 to 0)	0 (0 to 0)	0 (0 to 0)	0 (0 to 0)	0 (0 to 0)	0 (0 to 0)	0·1
Refraction disorders	0 (0 to 0)	0 (0 to 0)	0 (0 to 0)	0·1 (0·1 to 0·2)	0·2 (0·1 to 0·3)	0·2 (0·1 to 0·3)	0·2 (0·1 to 0·3)	0·1 (0·1 to 0·2)	0·1 (0·1 to 0·2)	0·1 (0·1 to 0·2)	0·1 (0·1 to 0·2)	0·2 (0·1 to 0·2)	0·2 (0·1 to 0·3)	0·2 (0·1 to 0·4)	0·2 (0·1 to 0·4)	0·2 (0·1 to 0·4)	0·1 (0·1 to 0·2)	0·1 (0 to 0·1)	0 (0 to 0·1)	0 (0 to 0)	0 (0 to 0)	0 (0 to 0)	0 (0 to 0)	2·4
Near vision loss	0 (0 to 0)	0 (0 to 0)	0 (0 to 0)	0 (0 to 0)	0 (0 to 0)	0 (0 to 0)	0 (0 to 0)	0 (0 to 0)	0 (0 to 0)	0 (0 to 0·1)	0 (0 to 0·1)	0·1 (0 to 0·2)	0·1 (0·1 to 0·3)	0·2 (0·1 to 0·4)	0·2 (0·1 to 0·5)	0·2 (0·1 to 0·5)	0·2 (0·1 to 0·3)	0·1 (0 to 0·2)	0·1 (0 to 0·1)	0 (0 to 0)	0 (0 to 0)	0 (0 to 0)	0 (0 to 0)	1·3
Other vision loss	0 (0 to 0)	0 (0 to 0)	0 (0 to 0)	0 (0 to 0)	0 (0 to 0)	0 (0 to 0·1)	0 (0 to 0·1)	0 (0 to 0·1)	0 (0 to 0)	0 (0 to 0)	0 (0 to 0)	0 (0 to 0·1)	0 (0 to 0·1)	0 (0 to 0·1)	0 (0 to 0·1)	0 (0 to 0·1)	0 (0 to 0)	0 (0 to 0)	0 (0 to 0)	0 (0 to 0)	0 (0 to 0)	0 (0 to 0)	0 (0 to 0)	0·4
Age-related and other hearing loss	0 (0 to 0)	0 (0 to 0)	0 (0 to 0)	0·3 (0·2 to 0·6)	0·8 (0·4 to 1·2)	0·9 (0·5 to 1·4)	1 (0·6 to 1·5)	1·1 (0·6 to 1·6)	1·3 (0·8 to 1·9)	1·4 (0·9 to 2·1)	1·4 (0·8 to 2)	1·2 (0·7 to 1·9)	1·3 (0·8 to 2·1)	1·3 (0·8 to 2·1)	1·4 (0·9 to 2·1)	1·3 (0·8 to 1·9)	0·8 (0·5 to 1·2)	0·5 (0·4 to 0·8)	0·3 (0·2 to 0·5)	0·1 (0·1 to 0·1)	0 (0 to 0·1)	0 (0 to 0)	0 (0 to 0)	16·5
Other sense organ diseases	0 (0 to 0)	0 (0 to 0)	0 (0 to 0)	0·1 (0 to 0·1)	0·1 (0 to 0·1)	0·1 (0 to 0·1)	0·1 (0 to 0·2)	0·1 (0 to 0·1)	0·1 (0 to 0·2)	0·1 (0 to 0·2)	0·1 (0·1 to 0·2)	0·1 (0 to 0·2)	0·1 (0 to 0·2)	0·1 (0 to 0·2)	0·1 (0 to 0·2)	0·1 (0 to 0·2)	0·1 (0 to 0·1)	0 (0 to 0·1)	0 (0 to 0)	0 (0 to 0)	0 (0 to 0)	0 (0 to 0)	0 (0 to 0)	1·4
Musculoskeletal disorders	0 (0 to 0)	0 (0 to 0)	0 (0 to 0)	0 (0 to 0)	0·7 (0·4 to 1·1)	2·8 (1·8 to 4·1)	4·8 (3·2 to 7·2)	5·8 (3·8 to 8·4)	7·6 (5 to 10·6)	8·7 (5·7 to 12·3)	9·2 (6·2 to 13·1)	9·2 (6·1 to 12·8)	8·9 (6·1 to 12·6)	8 (5·5 to 11·4)	7·1 (4·8 to 9·8)	5·6 (3·8 to 7·8)	3 (2·1 to 4·3)	1·6 (1·1 to 2·1)	0·8 (0·5 to 1)	0·1 (0·1 to 0·2)	0·1 (0 to 0·1)	0 (0 to 0)	0 (0 to 0)	84
Rheumatoid arthritis	0 (0 to 0)	0 (0 to 0)	0 (0 to 0)	0 (0 to 0)	0 (0 to 0)	0 (0 to 0)	0 (0 to 0·1)	0·1 (0 to 0·1)	0·1 (0 to 0·1)	0·1 (0·1 to 0·2)	0·1 (0 to 0·2)	0·1 (0 to 0·2)	0·1 (0·1 to 0·2)	0·1 (0 to 0·1)	0·1 (0 to 0·1)	0·1 (0 to 0·1)	0 (0 to 0·1)	0 (0 to 0)	0 (0 to 0)	0 (0 to 0)	0 (0 to 0)	0 (0 to 0)	0 (0 to 0)	0·9
Osteoarthritis	0 (0 to 0)	0 (0 to 0)	0 (0 to 0)	0 (0 to 0)	0 (0 to 0)	0 (0 to 0)	0 (0 to 0)	0 (0 to 0)	0 (0 to 0)	0 (0 to 0·1)	0·2 (0·1 to 0·4)	0·5 (0·2 to 1)	0·8 (0·4 to 1·7)	1·1 (0·5 to 2·1)	1·1 (0·5 to 2·2)	0·9 (0·5 to 1·8)	0·5 (0·3 to 1)	0·3 (0·1 to 0·5)	0·1 (0·1 to 0·3)	0 (0 to 0·1)	0 (0 to 0)	0 (0 to 0)	0 (0 to 0)	5·6
Osteoarthritis hip	0 (0 to 0)	0 (0 to 0)	0 (0 to 0)	0 (0 to 0)	0 (0 to 0)	0 (0 to 0)	0 (0 to 0)	0 (0 to 0)	0 (0 to 0)	0 (0 to 0)	0 (0 to 0)	0 (0 to 0)	0 (0 to 0·1)	0 (0 to 0·1)	0 (0 to 0·1)	0 (0 to 0·1)	0 (0 to 0·1)	0 (0 to 0)	0 (0 to 0)	0 (0 to 0)	0 (0 to 0)	0 (0 to 0)	0 (0 to 0)	0·2
Osteoarthritis knee	0 (0 to 0)	0 (0 to 0)	0 (0 to 0)	0 (0 to 0)	0 (0 to 0)	0 (0 to 0)	0 (0 to 0)	0 (0 to 0)	0 (0 to 0)	0 (0 to 0)	0·2 (0·1 to 0·4)	0·4 (0·2 to 0·9)	0·7 (0·3 to 1·5)	0·9 (0·4 to 1·8)	0·9 (0·4 to 1·8)	0·7 (0·4 to 1·5)	0·4 (0·2 to 0·8)	0·2 (0·1 to 0·4)	0·1 (0 to 0·2)	0 (0 to 0)	0 (0 to 0)	0 (0 to 0)	0 (0 to 0)	4·6
Osteoarthritis hand	0 (0 to 0)	0 (0 to 0)	0 (0 to 0)	0 (0 to 0)	0 (0 to 0)	0 (0 to 0)	0 (0 to 0)	0 (0 to 0)	0 (0 to 0)	0 (0 to 0)	0 (0 to 0)	0 (0 to 0·1)	0 (0 to 0·1)	0 (0 to 0·1)	0 (0 to 0·1)	0 (0 to 0·1)	0 (0 to 0·1)	0 (0 to 0)	0 (0 to 0)	0 (0 to 0)	0 (0 to 0)	0 (0 to 0)	0 (0 to 0)	0·3



SR Table 2b: Nue DALYS by cause and age group for females with 95% uncertainty intervals, 2019

Cause	Early Neonatal	Late Neonatal	Post Neonatal	1 to 4	5 to 9	10 to 14	15 to 19	20 to 24	25 to 29	30 to 34	35 to 39	40 to 44	45 to 49	50 to 54	55 to 59	60 to 64	65 to 69	70 to 74	75 to 79	80 to 84	85 to 89	90 to 94	95 plus	Total
All causes	7.1 (5.4 to 9.9)	2.1 (2.0 to 3.9)	9.8 (5.4 to 8.4)	3.6 (2.8 to 4.7)	2.8 (2.3 to 4.4)	4.6 (3.4 to 5.7)	6.3 (5.5 to 9.5)	7.8 (6.1 to 9.8)	9.8 (9.4 to 11.4)	9.7 (9.4 to 12)	11.7 (9.7 to 15.2)	14.6 (11.3 to 19.4)	18.9 (15 to 23.4)	24.5 (19.4 to 29.4)	28.8 (23.6 to 34.2)	29.5 (24.7 to 34.4)	29.5 (23.1 to 34.9)	27.3 (22.1 to 31.4)	27.8 (22.9 to 32.3)	26.7 (20.2 to 31)	25.6 (19.2 to 25.2)	14.5 (12.1 to 19.8)	6.1 (5.5 to 7)	1.6 (1.5 to 1.9)	315
Communicable, maternal, neonatal, and nutritional diseases	6.1 (4.7 to 7.7)	2.1 (2.1 to 3.4)	4.8 (3.7 to 6.1)	1.9 (1.4 to 2.7)	1.1 (0.8 to 1.6)	0.8 (0.6 to 1.1)	0.7 (0.7 to 1.4)	1.2 (0.8 to 1.8)	1.3 (0.8 to 2.4)	1.2 (0.7 to 2.9)	1.5 (0.9 to 3.4)	1.4 (0.8 to 3)	1.4 (0.9 to 2.7)	1.5 (1 to 2.3)	1.5 (1 to 2.1)	1.4 (1 to 1.9)	1.2 (0.9 to 1.6)	1.3 (1 to 1.8)	1.5 (1.1 to 2.1)	1.5 (1.1 to 2.1)	1.1 (0.8 to 1.5)	0.4 (0.4 to 0.8)	0.1 (0.1 to 0.2)	39.2
HIV/AIDS and sexually transmitted infections	0.6 (0.2 to 2)	0.2 (0.1 to 0.4)	0.3 (0.1 to 0.7)	0.1 (0 to 0.4)	0 (0 to 0.2)	0 (0 to 0.1)	0.1 (0 to 0.2)	0.1 (0.1 to 0.4)	0.3 (0.1 to 0.9)	0.4 (0.2 to 1)	0.4 (0.2 to 2.3)	0.4 (0.1 to 1.6)	0.3 (0.1 to 1.6)	0.2 (0 to 1)	0.1 (0 to 0.7)	0.1 (0 to 0.4)	0.1 (0 to 0.3)	0 (0 to 0.2)	0 (0 to 0)	0 (0 to 0)	0 (0 to 0)	0 (0 to 0)	0 (0 to 0)	4.2
HIV/AIDS	0 (0 to 0)	0 (0 to 0)	0 (0 to 0.2)	0 (0 to 0.7)	0 (0 to 0.1)	0 (0 to 0.1)	0 (0 to 0.2)	0 (0 to 0.4)	0 (0 to 1.5)	0 (0 to 2)	0 (0 to 2.3)	0 (0 to 1.6)	0 (0 to 1.6)	0 (0 to 1)	0 (0 to 0.7)	0 (0 to 0.4)	0 (0 to 0.3)	0 (0 to 0.1)	0 (0 to 0)	0 (0 to 0)	0 (0 to 0)	0 (0 to 0)	0 (0 to 0)	2.6
HIV/AIDS - Drug-susceptible Tuberculosis	0 (0 to 0)	0 (0 to 0)	0 (0 to 0)	0 (0 to 0)	0 (0 to 0)	0 (0 to 0)	0 (0 to 0)	0 (0 to 0)	0 (0 to 0)	0 (0 to 0)	0 (0 to 0)	0 (0 to 0)	0 (0 to 0)	0 (0 to 0)	0 (0 to 0)	0 (0 to 0)	0 (0 to 0)	0 (0 to 0)	0 (0 to 0)	0 (0 to 0)	0 (0 to 0)	0 (0 to 0)	0 (0 to 0)	0.1
HIV/AIDS - Multidrug-resistant Tuberculosis without extensive drug re	0 (0 to 0)	0 (0 to 0)	0 (0 to 0)	0 (0 to 0)	0 (0 to 0)	0 (0 to 0)	0 (0 to 0)	0 (0 to 0)	0 (0 to 0)	0 (0 to 0)	0 (0 to 0)	0 (0 to 0)	0 (0 to 0)	0 (0 to 0)	0 (0 to 0)	0 (0 to 0)	0 (0 to 0)	0 (0 to 0)	0 (0 to 0)	0 (0 to 0)	0 (0 to 0)	0 (0 to 0)	0 (0 to 0)	0
HIV/AIDS - Extensively drug-resistant Tuberculosis	0 (0 to 0)	0 (0 to 0)	0 (0 to 0)	0 (0 to 0)	0 (0 to 0)	0 (0 to 0)	0 (0 to 0)	0 (0 to 0)	0 (0 to 0)	0 (0 to 0)	0 (0 to 0)	0 (0 to 0)	0 (0 to 0)	0 (0 to 0)	0 (0 to 0)	0 (0 to 0)	0 (0 to 0)	0 (0 to 0)	0 (0 to 0)	0 (0 to 0)	0 (0 to 0)	0 (0 to 0)	0 (0 to 0)	0
HIV/AIDS resulting in other diseases	0 (0 to 0)	0 (0 to 0)	0 (0 to 0)	0 (0 to 0)	0 (0 to 0)	0 (0 to 0)	0 (0 to 0)	0 (0 to 0)	0 (0 to 0)	0 (0 to 0)	0 (0 to 0)	0 (0 to 0)	0 (0 to 0)	0 (0 to 0)	0 (0 to 0)	0 (0 to 0)	0 (0 to 0)	0 (0 to 0)	0 (0 to 0)	0 (0 to 0)	0 (0 to 0)	0 (0 to 0)	0 (0 to 0)	2.5
Sexually transmitted infections excluding HIV	0.6 (0.2 to 2)	0.2 (0.1 to 0.4)	0.3 (0.1 to 0.7)	0.1 (0 to 0.4)	0 (0 to 0.2)	0 (0 to 0.1)	0.1 (0 to 0.2)	0.1 (0 to 0.4)	0.3 (0 to 0.9)	0.4 (0 to 1)	0.4 (0 to 2.3)	0.4 (0 to 1.6)	0.3 (0 to 1.6)	0.2 (0 to 1)	0.1 (0 to 0.7)	0.1 (0 to 0.4)	0.1 (0 to 0.3)	0 (0 to 0.2)	0 (0 to 0)	0 (0 to 0)	0 (0 to 0)	0 (0 to 0)	0 (0 to 0)	1.6
Syphilis	0.2 (0.2 to 2)	0.2 (0.1 to 0.4)	0.3 (0.1 to 0.7)	0 (0 to 0)	0 (0 to 0)	0 (0 to 0)	0 (0 to 0)	0 (0 to 0)	0 (0 to 0)	0 (0 to 0)	0 (0 to 0)	0 (0 to 0)	0 (0 to 0)	0 (0 to 0)	0 (0 to 0)	0 (0 to 0)	0 (0 to 0)	0 (0 to 0)	0 (0 to 0)	0 (0 to 0)	0 (0 to 0)	0 (0 to 0)	0 (0 to 0)	1.3
Chlamydial infection	0 (0 to 0)	0 (0 to 0)	0 (0 to 0)	0 (0 to 0)	0 (0 to 0)	0 (0 to 0)	0 (0 to 0)	0 (0 to 0)	0 (0 to 0)	0 (0 to 0)	0 (0 to 0)	0 (0 to 0)	0 (0 to 0)	0 (0 to 0)	0 (0 to 0)	0 (0 to 0)	0 (0 to 0)	0 (0 to 0)	0 (0 to 0)	0 (0 to 0)	0 (0 to 0)	0 (0 to 0)	0 (0 to 0)	0
Gonococcal infection	0 (0 to 0)	0 (0 to 0)	0 (0 to 0)	0 (0 to 0)	0 (0 to 0)	0 (0 to 0)	0 (0 to 0)	0 (0 to 0)	0 (0 to 0)	0 (0 to 0)	0 (0 to 0)	0 (0 to 0)	0 (0 to 0)	0 (0 to 0)	0 (0 to 0)	0 (0 to 0)	0 (0 to 0)	0 (0 to 0)	0 (0 to 0)	0 (0 to 0)	0 (0 to 0)	0 (0 to 0)	0 (0 to 0)	0
Trichomoniasis	0 (0 to 0)	0 (0 to 0)	0 (0 to 0)	0 (0 to 0)	0 (0 to 0)	0 (0 to 0)	0 (0 to 0)	0 (0 to 0)	0 (0 to 0)	0 (0 to 0)	0 (0 to 0)	0 (0 to 0)	0 (0 to 0)	0 (0 to 0)	0 (0 to 0)	0 (0 to 0)	0 (0 to 0)	0 (0 to 0)	0 (0 to 0)	0 (0 to 0)	0 (0 to 0)	0 (0 to 0)	0 (0 to 0)	0.1
Genital herpes	0 (0 to 0)	0 (0 to 0)	0 (0 to 0)	0 (0 to 0)	0 (0 to 0)	0 (0 to 0)	0 (0 to 0)	0 (0 to 0)	0 (0 to 0)	0 (0 to 0)	0 (0 to 0)	0 (0 to 0)	0 (0 to 0)	0 (0 to 0)	0 (0 to 0)	0 (0 to 0)	0 (0 to 0)	0 (0 to 0)	0 (0 to 0)	0 (0 to 0)	0 (0 to 0)	0 (0 to 0)	0 (0 to 0)	0
Other sexually transmitted infections	0 (0 to 0)	0 (0 to 0)	0 (0 to 0)	0 (0 to 0)	0 (0 to 0)	0 (0 to 0)	0 (0 to 0)	0 (0 to 0)	0 (0 to 0)	0 (0 to 0)	0 (0 to 0)	0 (0 to 0)	0 (0 to 0)	0 (0 to 0)	0 (0 to 0)	0 (0 to 0)	0 (0 to 0)	0 (0 to 0)	0 (0 to 0)	0 (0 to 0)	0 (0 to 0)	0 (0 to 0)	0 (0 to 0)	0
Respiratory infections and tuberculosis	0.3 (0.1 to 0.5)	0.4 (0.2 to 0.7)	2 (1.2 to 3)	0.4 (0.2 to 0.9)	0.2 (0.2 to 0.5)	0.3 (0.2 to 0.6)	0.3 (0.2 to 0.6)	0.3 (0.2 to 0.5)	0.3 (0.2 to 0.6)	0.3 (0.1 to 0.4)	0.3 (0.2 to 0.5)	0.3 (0.2 to 0.4)	0.3 (0.2 to 0.5)	0.5 (0.3 to 0.7)	0.4 (0.4 to 0.9)	0.4 (0.4 to 0.9)	0.4 (0.4 to 0.8)	0.7 (0.4 to 1.1)	0.9 (0.4 to 1.4)	0.6 (0.4 to 1.4)	0.4 (0.4 to 1.1)	0.1 (0.2 to 0.5)	0.1 (0 to 0.1)	11.4
Tuberculosis	0 (0 to 0)	0 (0 to 0)	0 (0 to 0)	0 (0 to 0)	0 (0 to 0)	0 (0 to 0)	0 (0 to 0.1)	0 (0 to 0.1)	0 (0 to 0.1)	0 (0 to 0.1)	0 (0 to 0.1)	0 (0 to 0.1)	0 (0 to 0.1)	0 (0 to 0.1)	0 (0 to 0.1)	0 (1 to 0.1)	0 (1 to 0.2)	0 (0 to 0.1)	0 (0 to 0.1)	0 (0 to 0.1)	0 (0 to 0.1)	0 (0 to 0)	0 (0 to 0)	1
Latent tuberculosis infection	0 (0 to 0)	0 (0 to 0)	0 (0 to 0)	0 (0 to 0)	0 (0 to 0)	0 (0 to 0)	0 (0 to 0)	0 (0 to 0)	0 (0 to 0)	0 (0 to 0)	0 (0 to 0)	0 (0 to 0)	0 (0 to 0)	0 (0 to 0)	0 (0 to 0)	0 (0 to 0)	0 (0 to 0)	0 (0 to 0)	0 (0 to 0)	0 (0 to 0)	0 (0 to 0)	0 (0 to 0)	0 (0 to 0)	0
Drug-susceptible tuberculosis	0 (0 to 0)	0 (0 to 0)	0 (0 to 0)	0 (0 to 0)	0 (0 to 0)	0 (0 to 0)	0 (0 to 0.1)	0 (0 to 0.1)	0 (0 to 0.1)	0 (0 to 0.1)	0 (0 to 0.1)	0 (0 to 0.1)	0 (0 to 0.1)	0 (0 to 0.1)	0 (0 to 0.1)	0 (1 to 0.1)	0 (1 to 0.2)	0 (0 to 0.1)	0 (0 to 0.1)	0 (0 to 0.1)	0 (0 to 0.1)	0 (0 to 0)	0 (0 to 0)	1
Multidrug-resistant tuberculosis without extensive drug resistance	0 (0 to 0)	0 (0 to 0)	0 (0 to 0)	0 (0 to 0)	0 (0 to 0)	0 (0 to 0)	0 (0 to 0)	0 (0 to 0)	0 (0 to 0)	0 (0 to 0)	0 (0 to 0)	0 (0 to 0)	0 (0 to 0)	0 (0 to 0)	0 (0 to 0)	0 (0 to 0)	0 (0 to 0)	0 (0 to 0)	0 (0 to 0)	0 (0 to 0)	0 (0 to 0)	0 (0 to 0)	0 (0 to 0)	0
Extensively drug-resistant tuberculosis	0 (0 to 0)	0 (0 to 0)	0 (0 to 0)	0 (0 to 0)	0 (0 to 0)	0 (0 to 0)	0 (0 to 0)	0 (0 to 0)	0 (0 to 0)	0 (0 to 0)	0 (0 to 0)	0 (0 to 0)	0 (0 to 0)	0 (0 to 0)	0 (0 to 0)	0 (0 to 0)	0 (0 to 0)	0 (0 to 0)	0 (0 to 0)	0 (0 to 0)	0 (0 to 0)	0 (0 to 0)	0 (0 to 0)	0
Lower respiratory infections	0.3 (0.1 to 0.5)	0.4 (0.2 to 0.7)	2 (1.1 to 2.9)	0.3 (0.2 to 0.5)	0.2 (0.1 to 0.3)	0.1 (0.1 to 0.2)	0.2 (0.1 to 0.3)	0.2 (0.1 to 0.3)	0.2 (0.1 to 0.3)	0.2 (0.1 to 0.3)	0.2 (0.1 to 0.3)	0.2 (0.1 to 0.3)	0.2 (0.1 to 0.4)	0.4 (0.2 to 0.6)	0.3 (0.2 to 0.7)	0.3 (0.2 to 0.6)	0.3 (0.2 to 0.7)	0.6 (0.3 to 0.9)	0.8 (0.5 to 1.3)	0.6 (0.5 to 1.3)	0.4 (0.4 to 0.9)	0.1 (0.2 to 0.5)	0.1 (0 to 0.1)	9.7
Upper respiratory infections	0 (0 to 0)	0 (0 to 0)	0 (0 to 0)	0 (0 to 0.1)	0 (0 to 0.1)	0 (0 to 0.1)	0 (0 to 0.1)	0 (0 to 0.1)	0 (0 to 0.1)	0 (0 to 0.1)	0 (0 to 0.1)	0 (0 to 0.1)	0 (0 to 0.1)	0 (0 to 0.1)	0 (0 to 0.1)	0 (0 to 0.1)	0 (0 to 0.1)	0 (0 to 0.1)	0 (0 to 0.1)	0 (0 to 0.1)	0 (0 to 0.1)	0 (0 to 0.1)	0 (0 to 0)	0 (0 to 0)	0.5
Otitis media	0 (0 to 0)	0 (0 to 0)	0 (0 to 0)	0 (0 to 0.1)	0 (0 to 0.1)	0 (0 to 0)	0 (0 to 0)	0 (0 to 0)	0 (0 to 0)	0 (0 to 0)	0 (0 to 0)	0 (0 to 0)	0 (0 to 0)	0 (0 to 0)	0 (0 to 0)	0 (0 to 0)	0 (0 to 0)	0 (0 to 0)	0 (0 to 0)	0 (0 to 0)	0 (0 to 0)	0 (0 to 0)	0 (0 to 0)	0 (0 to 0)	0.2
Enteric infections	0 (0 to 0)	0 (0 to 0)	0.2 (0.1 to 0.4)	0.3 (0.2 to 0.4)	0.2 (0.1 to 0.2)	0.1 (0.1 to 0.1)	0.1 (0.1 to 0.1)	0.1 (0.1 to 0.2)	0.1 (0.1 to 0.1)	0.1 (0.1 to 0.1)	0.1 (0.1 to 0.2)	0.1 (0.1 to 0.2)	0.2 (0.1 to 0.2)	0.2 (0.1 to 0.3)	0.2 (0.2 to 0.4)	0.3 (0.2 to 0.4)	0.3 (0.2 to 0.5)	0.3 (0.2 to 0.4)	0.3 (0.2 to 0.5)	0.3 (0.2 to 0.7)	0.2 (0.1 to 0.5)	0.1 (0 to 0.2)	0 (0 to 0)	3.8
Diarrheal diseases	0 (0 to 0)	0 (0 to 0)	0.2 (0.1 to 0.4)	0.2 (0.2 to 0.4)	0.2 (0.1 to 0.2)	0.1 (0.1 to 0.1)	0.1 (0.1 to 0.1)	0.1 (0.1 to 0.1)	0.1 (0.1 to 0.1)	0.1 (0.1 to 0.1)	0.1 (0.1 to 0.2)	0.1 (0.1 to 0.2)	0.2 (0.1 to 0.2)	0.2 (0.1 to 0.3)	0.2 (0.2 to 0.4)	0.3 (0.2 to 0.4)	0.3 (0.2 to 0.4)	0.3 (0.2 to 0.4)	0.3 (0.2 to 0.5)	0.3 (0.2 to 0.7)	0.2 (0.1 to 0.5)	0.1 (0 to 0.2)	0 (0 to 0)	3.6
Typhoid and paratyphoid	0 (0 to 0)	0 (0 to 0)	0 (0 to 0)	0 (0 to 0)	0 (0 to 0)	0 (0 to 0)	0 (0 to 0.1)	0 (0 to 0.1)	0 (0 to 0)	0 (0 to 0)	0 (0 to 0)	0 (0 to 0)	0 (0 to 0)	0 (0 to 0)	0 (0 to 0)	0 (0 to 0)	0 (0 to 0)	0 (0 to 0)	0 (0 to 0)	0 (0 to 0)	0 (0 to 0)	0 (0 to 0)	0 (0 to 0)	0 (0 to 0)	0.2
Typhoid fever	0 (0 to 0)	0 (0 to 0)	0 (0 to 0)	0 (0 to 0)	0 (0 to 0)	0 (0 to 0)	0 (0 to 0.1)	0 (0 to 0.1)	0 (0 to 0)	0 (0 to 0)	0 (0 to 0)	0 (0 to 0)	0 (0 to 0)	0 (0 to 0)	0 (0 to 0)	0 (0 to 0)	0 (0 to 0)	0 (0 to 0)	0 (0 to 0)	0 (0 to 0)	0 (0 to 0)	0 (0 to 0)	0 (0 to 0)	0 (0 to 0)	0.2
Paratyphoid fever	0 (0 to 0)	0 (0 to 0)	0 (0 to 0)	0 (0 to 0)	0 (0 to 0)	0 (0 to 0)	0 (0 to 0)	0 (0 to 0)	0 (0 to 0)	0 (0 to 0)	0 (0 to 0)	0 (0 to 0)	0 (0 to 0)	0 (0 to 0)	0 (0 to 0)	0 (0 to 0)	0 (0 to 0)	0 (0 to 0)	0 (0 to 0)	0 (0 to 0)	0 (0 to 0)	0 (0 to 0)	0 (0 to 0)	0 (0 to 0)	0
Invasive Non-typhoidal Salmonella (NTS)	0 (0 to 0)	0 (0 to 0)	0 (0 to 0)	0 (0 to 0)	0 (0 to 0)	0 (0 to 0)	0 (0 to 0)	0 (0 to 0)	0 (0 to 0)	0 (0 to 0)	0 (0 to 0)	0 (0 to 0)	0 (0 to 0)	0 (0 to 0)	0 (0 to 0)	0 (0 to 0)	0 (0 to 0)	0 (0 to 0)	0 (0 to 0)	0 (0 to 0)	0 (0 to 0)	0 (0 to 0)	0 (0 to 0)	0 (0 to 0)	0
Other intestinal infectious diseases	0 (0 to 0)	0 (0 to 0)	0 (0 to 0)	0 (0 to 0)	0 (0 to 0)	0 (0 to 0)	0 (0 to 0)	0 (0 to 0)	0 (0 to 0)	0 (0 to 0)	0 (0 to 0)	0 (0 to 0)	0 (0 to 0)	0 (0 to 0)	0 (0 to 0)	0 (0 to 0)	0 (0 to 0)	0 (0 to 0)	0 (0 to 0)	0 (0 to 0)	0 (0 to 0)	0 (0 to 0)	0 (0 to 0)	0 (0 to 0)	0
Neglected tropical diseases and malaria	0 (0 to 0)	0 (0 to 0)	0 (0 to 0)	0 (0 to 0)	0 (0 to 0)	0 (0 to 0)	0 (0 to 0)	0 (0 to 0)	0 (0 to 0)	0 (0 to 0)	0 (0 to 0)	0 (0 to 0)	0 (0 to 0)	0 (0 to 0)	0 (0 to 0)	0 (0 to 0)	0 (0 to 0)	0 (0 to 0)	0 (0 to 0)	0 (0 to 0)	0 (0 to 0)	0 (0 to 0)	0 (0 to 0)	0 (0 to 0)	1.4
Malaria	0 (0 to 0)	0 (0 to 0)	0 (0 to 0)	0 (0 to 0)	0 (0 to 0)	0 (0 to 0)	0 (0 to 0)	0 (0 to 0)	0 (0 to 0)	0 (0 to 0)	0 (0 to 0)	0 (0 to 0)	0 (0 to 0)	0 (0 to 0)	0 (0 to 0)	0 (0 to 0)	0 (0 to 0)	0 (0 to 0)	0 (0 to 0)	0 (0 to 0)	0 (0 to 0)	0 (0 to 0)	0 (0 to 0)	0 (0 to 0)	0
Chagas disease	0 (0 to 0)	0 (0 to 0)	0 (0 to 0)	0 (0 to 0)	0 (0 to 0)	0 (0 to 0)	0 (0 to 0)	0 (0 to 0)	0 (0 to 0)	0 (0 to 0)	0 (0 to 0)	0 (0 to 0)	0 (0 to 0)	0 (0 to 0)	0 (0 to 0)	0 (0 to 0)	0 (0 to 0)	0 (0 to 0)	0 (0 to 0)	0 (0 to 0)	0 (0 to 0)	0 (0 to 0)	0 (0 to 0)	0 (0 to 0)	0
Leishmaniasis	0 (0 to 0)	0 (0 to 0)	0 (0 to 0)	0 (0 to 0)	0 (0 to 0)	0 (0 to 0)	0 (0 to 0)	0 (0 to 0)	0 (0 to 0)	0 (0 to 0)	0 (0 to 0)	0 (0 to 0)	0 (0 to 0)	0 (0 to 0)	0 (0 to 0)	0 (0 to 0)	0 (0 to 0)	0 (0 to 0)	0 (0 to 0)	0 (0 to 0)	0 (0 to 0)	0 (0 to 0)	0 (0 to 0)	0 (0 to 0)	0
Visceral leishmaniasis	0 (0 to 0)	0 (0 to 0)	0 (0 to 0)	0 (0 to 0)	0 (0 to 0)	0 (0 to 0)	0 (0 to 0)	0 (0 to 0)	0 (0 to 0)	0 (0 to 0)	0 (0 to 0)	0 (0 to 0)	0 (0 to 0)	0 (0 to 0)	0 (0 to 0)	0 (0 to 0)	0 (0 to 0)	0 (0 to 0)	0 (0 to 0)	0 (0 to 0)	0 (0 to 0)	0 (0 to 0)	0 (0 to 0)	0 (0 to 0)	0
Cutaneous and mucocutaneous leishmaniasis	0 (0 to 0)	0 (0 to 0)	0 (0 to 0)	0 (0 to 0)	0 (0 to 0)	0 (0 to 0)	0 (0 to 0)	0 (0 to 0)	0 (0 to 0)	0 (0 to 0)	0 (0 to 0)	0 (0 to 0)	0 (0 to 0)	0 (0 to 0)	0 (0 to 0)	0 (0 to 0)	0 (0 to 0)	0 (0 to 0)	0 (0 to 0)	0 (0 to 0)	0 (0 to 0)	0 (0 to 0)	0 (0 to 0)	0 (0 to 0)	0
African trypanosomiasis	0 (0 to 0)	0 (0 to 0)	0 (0 to 0)	0 (0 to 0)	0 (0 to 0)	0 (0 to 0)	0 (0 to 0)	0 (0 to 0)	0 (0 to 0)	0 (0 to 0)	0 (0 to 0)	0 (0 to 0)	0 (0 to 0)	0 (0 to 0)	0 (0 to 0)	0 (0 to 0)	0 (0 to 0)	0 (0 to 0)	0 (0 to 0)	0 (0 to 0)	0 (0 to 0)	0 (0 to 0)	0 (0 to 0)	0 (0 to 0)	0
Schistosomiasis	0 (0 to 0)	0 (0 to 0)	0 (0 to 0)	0 (0 to 0)	0 (0 to 0)	0 (0 to 0)	0 (0 to 0)	0 (0 to 0)	0 (0 to 0)	0 (0 to 0)	0 (0 to 0)	0 (0 to 0)	0 (0 to 0)	0 (0 to 0)	0 (0 to 0)	0 (0 to 0)	0 (0 to 0)	0 (0 to 0)	0 (0 to 0)	0 (0 to 0)	0 (0 to 0)	0 (0 to 0)	0 (0 to 0)	0 (0 to 0)	0
Cysticercosis	0 (0 to 0)	0 (0 to 0)	0 (0 to 0)	0 (0 to 0)	0 (0 to 0)	0 (0 to 0)	0 (0 to 0)	0 (0 to 0)	0 (0 to 0)	0 (0 to 0)	0 (0 to 0)	0 (0 to 0)	0 (0 to 0)	0 (0 to 0)	0 (0 to 0)	0 (0 to 0)	0 (0 to 0)	0 (0 to 0)	0 (0 to 0)	0 (0 to 0)	0 (0 to 0)	0 (0 to 0)	0 (0 to 0)	0 (0 to 0)	0.2
Cystic echinococcosis	0 (0 to 0)	0 (0 to 0)	0 (0 to 0)	0 (0 to 0)	0 (0 to 0)	0 (0 to 0)	0 (0 to 0)	0 (0 to 0)	0 (0 to 0)	0 (0 to 0)	0 (0 to 0)	0 (0 to 0)	0 (0 to 0)	0 (0 to 0)	0 (0 to 0)	0 (0 to 0)	0 (0 to 0)	0 (0 to 0)	0 (0 to 0)	0 (0 to 0)	0 (0 to 0)	0 (0 to 0)	0 (0 to 0)	0 (0 to 0)	0
Lymphatic filariasis	0 (0 to 0)	0 (0 to 0)	0 (0 to 0)	0 (0 to 0)	0 (0 to 0)	0 (0 to 0)	0 (0 to 0)	0 (0 to 0)	0 (0 to 0)	0 (0 to 0)	0 (0 to 0)	0 (0 to 0)	0 (0 to 0)	0 (0 to 0)	0 (0 to 0)	0 (0 to 0)	0 (0 to 0)	0 (0 to 0)	0 (0 to 0)	0 (0 to 0)	0 (0 to 0)	0 (0 to 0)	0 (0 to 0)	0 (0 to 0)	0.1
Onchocerciasis	0 (0 to 0)	0 (0 to 0)	0 (0 to 0)	0 (0 to 0)	0 (0 to 0)	0 (0 to 0)	0 (0 to 0)	0 (0 to 0)	0 (0 to 0)	0 (0 to 0)	0 (0 to 0)	0 (0 to 0)	0 (0 to 0)	0 (0 to 0)	0 (0 to 0)	0 (0 to 0)	0 (0 to 0)	0 (0 to 0)	0 (0 to 0)	0 (0 to 0)	0 (0 to 0)	0 (0 to 0)	0 (0 to 0)	0 (0 to 0)	0
Trachoma	0 (0 to 0)	0 (0 to 0)	0 (0 to 0)	0 (0 to 0)	0 (0 to 0)	0 (0 to 0)	0 (0 to 0)	0 (0 to 0)	0 (0 to 0)	0 (0 to 0)	0 (0 to 0)	0 (0 to 0)	0 (0 to 0)	0 (0 to 0)	0 (0 to 0)	0 (0 to 0)	0 (0 to 0)	0 (0 to 0)	0 (0 to 0)	0 (0 to 0)	0 (0 to 0)	0 (0 to 0)	0 (0 to 0)	0 (0 to 0)	0
Dengue	0 (0 to 0)	0 (0 to 0)	0 (0 to 0)	0 (0 to 0.1)	0 (0 to 0.1)	0 (0 to 0.1)	0 (0 to 0.2)	0 (0 to 0.2)	0 (0 to 0.1)	0 (0 to 0.2)	0 (0 to 0.1)	0 (0 to 0.1)	0 (0 to 0.1)	0 (0 to 0.2)	0 (0 to 0.2)	0 (0 to 0.2)	0 (0 to 0.1)	0 (0 to 0.1)	0 (0 to 0.1)	0 (0 to 0.1)	0 (0 to 0.1)	0 (0 to 0.1)	0 (0 to 0)	0 (0 to 0)	0.8
Yellow fever	0 (0 to 0)	0 (0 to 0)	0 (0 to 0)	0 (0 to 0)	0 (0 to 0)	0 (0 to 0)	0 (0 to 0)	0 (0 to 0)	0 (0 to 0)	0 (0 to 0)	0 (0 to 0)	0 (0 to 0)	0 (0 to 0)	0 (0 to 0)	0 (0 to 0)	0 (0 to 0)	0 (0 to 0)	0 (0 to 0)	0 (0 to 0)	0 (0 to 0)	0 (0 to 0)	0 (0 to 0)	0 (0 to 0)	0 (0 to 0)	0
Rabies	0 (0 to 0)	0 (0 to 0)	0 (0 to 0)	0 (0 to 0)	0 (0 to 0)	0 (0 to 0)	0 (0 to 0)	0 (0 to 0)	0 (0 to 0)	0 (0 to 0)	0 (0 to 0)	0 (0 to 0)	0 (0 to 0)	0 (0 to 0)	0 (0 to 0)	0 (0 to 0)	0 (0 to 0)	0 (0 to 0)	0 (0 to 0)	0 (0 to 0)	0 (0 to 0)	0 (0 to 0)	0 (0 to 0)	0 (0 to 0)	0
Intestinal nematode infections	0 (0 to 0)	0 (0 to 0)	0 (0 to 0)	0 (0 to 0)	0 (0 to 0)	0 (0 to 0)	0 (0 to 0)	0 (0 to 0)	0 (0 to 0)	0 (0 to 0)	0 (0 to 0)	0 (0 to 0)	0 (0 to 0)	0 (0 to 0)	0 (0 to 0)	0 (0 to 0)	0 (0 to 0)	0 (0 to 0)	0 (0 to 0)	0 (0 to 0)	0 (0 to 0)	0 (0 to 0)	0 (0 to 0)	0 (0 to 0)	0.1
Ascariasis	0 (0 to 0)	0 (0 to 0)	0 (0 to 0)	0 (0 to 0)	0 (0 to 0)	0 (0 to 0)	0 (0 to 0)	0 (0 to 0)	0 (0 to 0)	0 (0 to 0)	0 (0 to 0)	0 (0 to 0)	0 (0 to 0)	0 (0 to 0)	0 (0 to 0)	0 (0 to 0)	0 (0 to 0)	0 (0 to 0)	0 (0 to 0)	0 (0 to 0)	0 (0 to 0)	0 (0 to 0)	0 (0 to 0)	0 (0 to 0)	0
Trichuriasis	0 (0 to 0)	0 (0 to 0)	0 (0 to 0)	0 (0 to 0)	0 (0 to 0)	0 (0 to 0)	0 (0 to 0)	0 (0 to 0)	0 (0 to 0)	0 (0 to 0)	0 (0 to 0)	0 (0 to 0)	0 (0 to 0)	0 (0 to 0)	0 (0 to 0)	0 (0 to 0)	0 (0 to 0)	0 (0 to 0)	0 (0 to 0)	0 (0 to 0)	0 (0 to 0)	0 (0 to 0)	0 (0 to 0)	0 (0 to 0)	0
Hookworm disease	0 (0 to 0)	0 (0 to 0)	0 (0 to 0)	0 (0 to 0)	0 (0 to 0)	0 (0 to 0)	0 (0 to 0)	0 (0 to 0)	0 (0 to 0)	0 (0 to 0)	0 (0 to 0)	0 (0 to 0)	0 (0 to 0)	0 (0 to 0)	0 (0 to 0)	0 (0 to 0)	0 (0 to 0)	0 (0 to 0)	0 (0 to 0)	0 (0 to 0)	0 (0 to 0)	0 (0 to 0)	0 (0 to 0)	0 (0 to 0)	0.1
Food-borne trematodiases	0 (0 to 0)	0 (0 to 0)	0 (0 to 0)	0 (0 to 0)	0 (0 to 0)	0 (0 to 0)	0 (0 to 0)	0 (0 to 0)	0 (0 to 0)	0 (0 to 0)	0 (0 to 0)	0 (0 to 0)	0 (0 to 0)	0 (0 to 0)	0 (0 to 0)	0 (0 to 0)	0 (0 to 0)	0 (0 to 0)	0 (0 to 0)	0 (0 to 0)	0 (0 to 0)	0 (0 to 0)	0 (0 to 0)	0 (0 to 0)	0
Leprosy	0 (0 to 0)	0 (0 to 0)	0 (0 to 0)	0 (0 to 0)	0 (0 to 0)	0 (0 to 0)	0 (0 to 0)	0 (0 to 0)	0 (0 to 0)	0 (0 to 0)	0 (0 to 0)	0 (0 to 0)	0 (0 to 0

Non-Hodgkin lymphoma	0 (0 to 0)	0 (0 to 0)	0 (0 to 0)	0 (0 to 0)	0 (0 to 0)	0 (0 to 0·1)	0 (0 to 0)	0 (0 to 0)	0 (0 to 0·1)	0 (0 to 0·1)	0 (0 to 0)	0 (0 to 0·1)	0 (0 to 0·1)	0 (0 to 0·1)	0·1 (0 to 0·1)	0·1 (0 to 0·1)	0·1 (0 to 0·1)	0·1 (0 to 0·1)	0·1 (0 to 0·1)	0 (0 to 0·1)	0 (0 to 0)	0 (0 to 0)	0 (0 to 0)	0·7
Multiple myeloma	0 (0 to 0)	0 (0 to 0)	0 (0 to 0)	0 (0 to 0)	0 (0 to 0)	0 (0 to 0)	0 (0 to 0)	0 (0 to 0)	0 (0 to 0)	0 (0 to 0)	0 (0 to 0)	0 (0 to 0)	0 (0 to 0)	0 (0 to 0·1)	0 (0 to 0·1)	0 (0 to 0·1)	0 (0 to 0·1)	0 (0 to 0·1)	0 (0 to 0)	0 (0 to 0)	0 (0 to 0)	0 (0 to 0)	0 (0 to 0)	0·3
Leukemia	0 (0 to 0)	0 (0 to 0)	0 (0 to 0·1)	0 (0 to 0·1)	0·1 (0 to 0·1)	0·1 (0·1 to 0·2)	0·1 (0 to 0·1)	0 (0 to 0·1)	0·1 (0 to 0·1)	0 (0 to 0·1)	0 (0 to 0·1)	0 (0 to 0·1)	0·1 (0·1 to 0·2)	0·1 (0·1 to 0·2)	0·1 (0·1 to 0·1)	0·1 (0·1 to 0·2)	0·1 (0 to 0·1)	0·1 (0 to 0·1)	0·1 (0 to 0·1)	0 (0 to 0·1)	0 (0 to 0)	0 (0 to 0)	0 (0 to 0)	1·3
Acute lymphoid leukemia	0 (0 to 0)	0 (0 to 0)	0 (0 to 0)	0 (0 to 0)	0 (0 to 0)	0 (0 to 0·1)	0 (0 to 0)	0 (0 to 0)	0 (0 to 0)	0 (0 to 0)	0 (0 to 0)	0 (0 to 0)	0 (0 to 0)	0 (0 to 0)	0 (0 to 0)	0 (0 to 0)	0 (0 to 0)	0 (0 to 0)	0 (0 to 0)	0 (0 to 0)	0 (0 to 0)	0 (0 to 0)	0 (0 to 0)	0·1
Chronic lymphoid leukemia	0 (0 to 0)	0 (0 to 0)	0 (0 to 0)	0 (0 to 0)	0 (0 to 0)	0 (0 to 0)	0 (0 to 0)	0 (0 to 0)	0 (0 to 0)	0 (0 to 0)	0 (0 to 0)	0 (0 to 0)	0 (0 to 0)	0 (0 to 0)	0 (0 to 0)	0 (0 to 0)	0 (0 to 0)	0 (0 to 0)	0 (0 to 0)	0 (0 to 0)	0 (0 to 0)	0 (0 to 0)	0 (0 to 0)	0
Acute myeloid leukemia	0 (0 to 0)	0 (0 to 0)	0 (0 to 0)	0 (0 to 0)	0 (0 to 0·1)	0 (0 to 0·1)	0 (0 to 0·1)	0 (0 to 0)	0 (0 to 0·1)	0 (0 to 0)	0 (0 to 0)	0 (0 to 0)	0 (0 to 0·1)	0 (0 to 0·1)	0 (0 to 0·1)	0 (0 to 0)	0 (0 to 0)	0 (0 to 0)	0 (0 to 0)	0 (0 to 0)	0 (0 to 0)	0 (0 to 0)	0 (0 to 0)	0·4
Chronic myeloid leukemia	0 (0 to 0)	0 (0 to 0)	0 (0 to 0)	0 (0 to 0)	0 (0 to 0)	0 (0 to 0)	0 (0 to 0)	0 (0 to 0)	0 (0 to 0)	0 (0 to 0)	0 (0 to 0)	0 (0 to 0)	0 (0 to 0)	0 (0 to 0)	0 (0 to 0)	0 (0 to 0·1)	0 (0 to 0)	0 (0 to 0)	0 (0 to 0)	0 (0 to 0)	0 (0 to 0)	0 (0 to 0)	0 (0 to 0)	0·2
Other leukemia	0 (0 to 0)	0 (0 to 0)	0 (0 to 0)	0 (0 to 0)	0 (0 to 0·1)	0 (0 to 0·1)	0 (0 to 0·1)	0 (0 to 0)	0 (0 to 0)	0 (0 to 0)	0 (0 to 0)	0 (0 to 0·1)	0 (0 to 0·1)	0 (0 to 0·1)	0 (0 to 0·1)	0 (0 to 0·1)	0 (0 to 0·1)	0 (0 to 0·1)	0·1 (0 to 0·1)	0 (0 to 0·1)	0 (0 to 0)	0 (0 to 0)	0 (0 to 0)	0·6
Other malignant neoplasms	0 (0 to 0)	0 (0 to 0)	0 (0 to 0)	0 (0 to 0·1)	0 (0 to 0·1)	0·1 (0 to 0·1)	0·1 (0 to 0·1)	0 (0 to 0·1)	0 (0 to 0·1)	0 (0 to 0·1)	0·1 (0 to 0·1)	0·1 (0 to 0·1)	0·1 (0 to 0·1)	0·1 (0·1 to 0·2)	0·1 (0·1 to 0·2)	0·1 (0·1 to 0·2)	0·1 (0·1 to 0·2)	0·1 (0·1 to 0·2)	0·1 (0·1 to 0·1)	0·1 (0 to 0·1)	0 (0 to 0)	0 (0 to 0)	0 (0 to 0)	1·3
Other neoplasms	0 (0 to 0)	0 (0 to 0)	0 (0 to 0)	0 (0 to 0)	0 (0 to 0)	0 (0 to 0)	0 (0 to 0)	0 (0 to 0)	0 (0 to 0)	0 (0 to 0)	0 (0 to 0)	0 (0 to 0)	0 (0 to 0)	0 (0 to 0)	0 (0 to 0)	0 (0 to 0)	0 (0 to 0)	0 (0 to 0)	0 (0 to 0)	0 (0 to 0)	0 (0 to 0)	0 (0 to 0)	0 (0 to 0)	0·1
Myelodysplastic, myeloproliferative, and other hematopoietic neoplas	0 (0 to 0)	0 (0 to 0)	0 (0 to 0)	0 (0 to 0)	0 (0 to 0)	0 (0 to 0)	0 (0 to 0)	0 (0 to 0)	0 (0 to 0)	0 (0 to 0)	0 (0 to 0)	0 (0 to 0)	0 (0 to 0)	0 (0 to 0)	0 (0 to 0)	0 (0 to 0)	0 (0 to 0)	0 (0 to 0)	0 (0 to 0)	0 (0 to 0)	0 (0 to 0)	0 (0 to 0)	0 (0 to 0)	0·1
Benign and in situ intestinal neoplasms	0 (0 to 0)	0 (0 to 0)	0 (0 to 0)	0 (0 to 0)	0 (0 to 0)	0 (0 to 0)	0 (0 to 0)	0 (0 to 0)	0 (0 to 0)	0 (0 to 0)	0 (0 to 0)	0 (0 to 0)	0 (0 to 0)	0 (0 to 0)	0 (0 to 0)	0 (0 to 0)	0 (0 to 0)	0 (0 to 0)	0 (0 to 0)	0 (0 to 0)	0 (0 to 0)	0 (0 to 0)	0 (0 to 0)	0
Benign and in situ cervical and uterine neoplasms	0 (0 to 0)	0 (0 to 0)	0 (0 to 0)	0 (0 to 0)	0 (0 to 0)	0 (0 to 0)	0 (0 to 0)	0 (0 to 0)	0 (0 to 0)	0 (0 to 0)	0 (0 to 0)	0 (0 to 0)	0 (0 to 0)	0 (0 to 0)	0 (0 to 0)	0 (0 to 0)	0 (0 to 0)	0 (0 to 0)	0 (0 to 0)	0 (0 to 0)	0 (0 to 0)	0 (0 to 0)	0 (0 to 0)	0
Other benign and in situ neoplasms	0 (0 to 0)	0 (0 to 0)	0 (0 to 0)	0 (0 to 0)	0 (0 to 0)	0 (0 to 0)	0 (0 to 0)	0 (0 to 0)	0 (0 to 0)	0 (0 to 0)	0 (0 to 0)	0 (0 to 0)	0 (0 to 0)	0 (0 to 0)	0 (0 to 0)	0 (0 to 0)	0 (0 to 0)	0 (0 to 0)	0 (0 to 0)	0 (0 to 0)	0 (0 to 0)	0 (0 to 0)	0 (0 to 0)	0
Cardiovascular diseases	0 (0 to 0·1)	0 (0 to 0)	0·1 (0·1 to 0·3)	0·1 (0 to 0·1)	0·1 (0·1 to 0·2)	0·2 (0·2 to 0·3)	0·3 (0·2 to 0·5)	0·5 (0·3 to 0·7)	0·6 (0·3 to 1)	0·9 (0·3 to 1·4)	1·2 (0·6 to 1·9)	2·1 (1·3 to 3·2)	3·3 (2·2 to 4·8)	4·7 (3·2 to 6·5)	6·5 (4·6 to 8·6)	7·6 (5·4 to 9·9)	7·8 (5·6 to 10)	8·8 (6·5 to 11·3)	9·3 (7 to 11·6)	7·8 (5·8 to 9·9)	5·7 (4·3 to 7)	2·3 (1·7 to 3)	0·6 (0·5 to 0·8)	70·7
Rheumatic heart disease	0 (0 to 0)	0 (0 to 0)	0 (0 to 0)	0 (0 to 0)	0 (0 to 0·1)	0·1 (0·1 to 0·2)	0·1 (0 to 0·2)	0·1 (0 to 0·2)	0·1 (0 to 0·1)	0·1 (0 to 0·3)	0·1 (0 to 0·2)	0·2 (0·1 to 0·3)	0·1 (0 to 0·2)	0·1 (0·1 to 0·2)	0·2 (0·1 to 0·3)	0·1 (0 to 0·2)	0·1 (0 to 0·1)	0·1 (0 to 0·1)	0·1 (0 to 0·1)	0 (0 to 0·1)	0 (0 to 0)	0 (0 to 0·1)	0 (0 to 0)	1·6
Ischemic heart disease	0 (0 to 0)	0 (0 to 0)	0 (0 to 0)	0 (0 to 0)	0 (0 to 0)	0 (0 to 0)	0 (0 to 0·1)	0·1 (0 to 0·1)	0·1 (0 to 0·2)	0·3 (0·1 to 0·5)	0·4 (0·2 to 0·6)	0·9 (0·5 to 1·4)	1·6 (1 to 2·4)	2·2 (1·4 to 3·2)	3·2 (2·1 to 4·6)	4 (2·6 to 5·4)	3·9 (2·5 to 5·3)	4·5 (3 to 6)	4·6 (3·3 to 6·1)	4 (2·7 to 5·3)	3 (2·2 to 4)	1·2 (0·8 to 1·7)	0·4 (0·3 to 0·5)	34·2
Stroke	0 (0 to 0)	0 (0 to 0)	0·1 (0 to 0·1)	0 (0 to 0)	0·1 (0 to 0·1)	0·1 (0 to 0·1)	0·1 (0·1 to 0·2)	0·2 (0·1 to 0·3)	0·3 (0·2 to 0·5)	0·3 (0·1 to 0·5)	0·5 (0·3 to 0·8)	0·8 (0·5 to 1·3)	1·2 (0·8 to 1·9)	1·8 (1·2 to 2·6)	2·3 (1·6 to 3·2)	2·7 (1·8 to 3·8)	2·9 (2 to 4)	3·2 (2·2 to 4·5)	3·5 (2·4 to 4·7)	2·8 (1·8 to 3·7)	1·9 (1·3 to 2·6)	0·7 (0·4 to 0·9)	0·2 (0·1 to 0·2)	25·7
Ischemic stroke	0 (0 to 0)	0 (0 to 0)	0 (0 to 0·1)	0 (0 to 0)	0 (0 to 0)	0 (0 to 0)	0 (0 to 0·1)	0 (0 to 0·1)	0·1 (0 to 0·1)	0·1 (0 to 0·1)	0·1 (0·1 to 0·2)	0·2 (0·1 to 0·2)	0·2 (0·2 to 0·4)	0·4 (0·3 to 0·6)	0·5 (0·4 to 0·7)	0·8 (0·6 to 1·2)	0·9 (0·7 to 1·3)	1·4 (1 to 2)	1·7 (1·2 to 2·3)	1·6 (1·1 to 2·1)	1·1 (0·8 to 1·6)	0·4 (0·3 to 0·6)	0·1 (0·1 to 0·1)	9·8
Intracerebral hemorrhage	0 (0 to 0)	0 (0 to 0)	0 (0 to 0)	0 (0 to 0)	0 (0 to 0·1)	0 (0 to 0·1)	0·1 (0 to 0·1)	0·1 (0·1 to 0·2)	0·2 (0·1 to 0·3)	0·2 (0·1 to 0·4)	0·3 (0·1 to 0·5)	0·5 (0·3 to 0·9)	0·9 (0·5 to 1·4)	1·2 (0·7 to 1·9)	1·6 (1 to 2·4)	1·6 (1·1 to 2·4)	1·8 (1·1 to 2·6)	1·6 (1 to 2·4)	1·6 (1·1 to 2·4)	1·1 (0·7 to 1·5)	0·6 (0·4 to 1)	0·2 (0·1 to 0·3)	0·1 (0 to 0·1)	13·8
Subarachnoid hemorrhage	0 (0 to 0)	0 (0 to 0)	0 (0 to 0·1)	0 (0 to 0)	0 (0 to 0)	0 (0 to 0)	0 (0 to 0)	0 (0 to 0·1)	0 (0 to 0·1)	0·1 (0 to 0·1)	0·1 (0 to 0·2)	0·1 (0·1 to 0·2)	0·1 (0·1 to 0·2)	0·2 (0·1 to 0·3)	0·2 (0·1 to 0·4)	0·2 (0·1 to 0·3)	0·2 (0·1 to 0·3)	0·2 (0·1 to 0·3)	0·2 (0·1 to 0·3)	0·1 (0·1 to 0·2)	0·1 (0 to 0·2)	0 (0 to 0·1)	0 (0 to 0)	2
Hypertensive heart disease	0 (0 to 0)	0 (0 to 0)	0 (0 to 0)	0 (0 to 0)	0 (0 to 0)	0 (0 to 0)	0 (0 to 0)	0 (0 to 0)	0 (0 to 0)	0 (0 to 0·1)	0·1 (0 to 0·1)	0·1 (0 to 0·2)	0·2 (0·1 to 0·4)	0·3 (0·2 to 0·6)	0·5 (0·2 to 0·9)	0·5 (0·2 to 0·8)	0·6 (0·3 to 0·9)	0·6 (0·3 to 1)	0·6 (0·3 to 1)	0·5 (0·3 to 0·9)	0·3 (0·2 to 0·5)	0·2 (0·1 to 0·2)	0 (0 to 0·1)	4·6
Non-rheumatic valvular heart disease	0 (0 to 0)	0 (0 to 0)	0 (0 to 0)	0 (0 to 0)	0 (0 to 0)	0 (0 to 0)	0 (0 to 0)	0 (0 to 0)	0 (0 to 0)	0 (0 to 0)	0 (0 to 0)	0 (0 to 0)	0 (0 to 0)	0 (0 to 0)	0 (0 to 0)	0 (0 to 0)	0 (0 to 0)	0 (0 to 0)	0 (0 to 0)	0 (0 to 0)	0 (0 to 0)	0 (0 to 0)	0 (0 to 0)	0·2
Non-rheumatic calcific aortic valve disease	0 (0 to 0)	0 (0 to 0)	0 (0 to 0)	0 (0 to 0)	0 (0 to 0)	0 (0 to 0)	0 (0 to 0)	0 (0 to 0)	0 (0 to 0)	0 (0 to 0)	0 (0 to 0)	0 (0 to 0)	0 (0 to 0)	0 (0 to 0)	0 (0 to 0)	0 (0 to 0)	0 (0 to 0)	0 (0 to 0)	0 (0 to 0)	0 (0 to 0)	0 (0 to 0)	0 (0 to 0)	0 (0 to 0)	0·1
Non-rheumatic degenerative mitral valve disease	0 (0 to 0)	0 (0 to 0)	0 (0 to 0)	0 (0 to 0)	0 (0 to 0)	0 (0 to 0)	0 (0 to 0)	0 (0 to 0)	0 (0 to 0)	0 (0 to 0)	0 (0 to 0)	0 (0 to 0)	0 (0 to 0)	0 (0 to 0)	0 (0 to 0)	0 (0 to 0)	0 (0 to 0)	0 (0 to 0)	0 (0 to 0)	0 (0 to 0)	0 (0 to 0)	0 (0 to 0)	0 (0 to 0)	0·1
Other non-rheumatic valve diseases	0 (0 to 0)	0 (0 to 0)	0 (0 to 0)	0 (0 to 0)	0 (0 to 0)	0 (0 to 0)	0 (0 to 0)	0 (0 to 0)	0 (0 to 0)	0 (0 to 0)	0 (0 to 0)	0 (0 to 0)	0 (0 to 0)	0 (0 to 0)	0 (0 to 0)	0 (0 to 0)	0 (0 to 0)	0 (0 to 0)	0 (0 to 0)	0 (0 to 0)	0 (0 to 0)	0 (0 to 0)	0 (0 to 0)	0
Cardiomyopathy and myocarditis	0 (0 to 0)	0 (0 to 0)	0 (0 to 0·1)	0 (0 to 0)	0 (0 to 0)	0 (0 to 0)	0 (0 to 0)	0 (0 to 0)	0 (0 to 0·1)	0 (0 to 0)	0 (0 to 0·1)	0 (0 to 0·1)	0 (0 to 0·1)	0 (0 to 0)	0 (0 to 0·1)	0·1 (0 to 0·1)	0·1 (0 to 0·1)	0 (0 to 0·1)	0 (0 to 0·1)	0 (0 to 0)	0 (0 to 0)	0 (0 to 0)	0 (0 to 0)	0·6
Myocarditis	0 (0 to 0)	0 (0 to 0)	0 (0 to 0)	0 (0 to 0)	0 (0 to 0)	0 (0 to 0)	0 (0 to 0)	0 (0 to 0)	0 (0 to 0)	0 (0 to 0)	0 (0 to 0)	0 (0 to 0)	0 (0 to 0)	0 (0 to 0)	0 (0 to 0)	0 (0 to 0)	0 (0 to 0)	0 (0 to 0)	0 (0 to 0)	0 (0 to 0)	0 (0 to 0)	0 (0 to 0)	0 (0 to 0)	0·1
Alcoholic cardiomyopathy	0 (0 to 0)	0 (0 to 0)	0 (0 to 0)	0 (0 to 0)	0 (0 to 0)	0 (0 to 0)	0 (0 to 0)	0 (0 to 0)	0 (0 to 0)	0 (0 to 0)	0 (0 to 0)	0 (0 to 0)	0 (0 to 0)	0 (0 to 0)	0 (0 to 0)	0 (0 to 0)	0 (0 to 0)	0 (0 to 0)	0 (0 to 0)	0 (0 to 0)	0 (0 to 0)	0 (0 to 0)	0 (0 to 0)	0
Other cardiomyopathy	0 (0 to 0)	0 (0 to 0)	0 (0 to 0·1)	0 (0 to 0)	0 (0 to 0)	0 (0 to 0)	0 (0 to 0)	0 (0 to 0)	0 (0 to 0·1)	0 (0 to 0)	0 (0 to 0·1)	0 (0 to 0)	0 (0 to 0·1)	0 (0 to 0)	0 (0 to 0·1)	0 (0 to 0·1)	0 (0 to 0·1)	0 (0 to 0·1)	0 (0 to 0·1)	0 (0 to 0)	0 (0 to 0)	0 (0 to 0)	0 (0 to 0)	0·5
Atrial fibrillation and flutter	0 (0 to 0)	0 (0 to 0)	0 (0 to 0)	0 (0 to 0)	0 (0 to 0)	0 (0 to 0)	0 (0 to 0)	0 (0 to 0)	0 (0 to 0)	0 (0 to 0)	0 (0 to 0)	0 (0 to 0)	0·1 (0 to 0·1)	0·1 (0 to 0·1)	0·1 (0·1 to 0·1)	0·1 (0·1 to 0·2)	0·1 (0·1 to 0·2)	0·2 (0·2 to 0·3)	0·2 (0·2 to 0·3)	0·3 (0·2 to 0·3)	0·2 (0·1 to 0·3)	0·1 (0·1 to 0·1)	0 (0 to 0)	1·5
Aortic aneurysm	--	--	--	--	--	--	0 (0 to 0)	0 (0 to 0)	0 (0 to 0)	0 (0 to 0)	0 (0 to 0)	0 (0 to 0)	0 (0 to 0·1)	0 (0 to 0·1)	0·1 (0 to 0·1)	0 (0 to 0·1)	0 (0 to 0·1)	0·1 (0 to 0·1)	0·1 (0 to 0·1)	0 (0 to 0·1)	0 (0 to 0·1)	0 (0 to 0)	0 (0 to 0)	NA
Endocarditis	0 (0 to 0)	0 (0 to 0)	0 (0 to 0)	0 (0 to 0)	0 (0 to 0)	0 (0 to 0)	0 (0 to 0)	0 (0 to 0·1)	0 (0 to 0)	0 (0 to 0·1)	0 (0 to 0·1)	0 (0 to 0·1)	0 (0 to 0·1)	0 (0 to 0·1)	0 (0 to 0·1)	0 (0 to 0·1)	0 (0 to 0)	0 (0 to 0·1)	0 (0 to 0)	0·1 (0 to 0·1)	0 (0 to 0·1)	0 (0 to 0)	0 (0 to 0)	0·5
Other cardiovascular and circulatory diseases	0 (0 to 0·1)	0 (0 to 0)	0 (0 to 0·1)	0 (0 to 0)	0 (0 to 0)	0 (0 to 0·1)	0 (0 to 0)	0 (0 to 0)	0 (0 to 0·1)	0 (0 to 0)	0 (0 to 0)	0·1 (0 to 0·1)	0·1 (0 to 0·1)	0·1 (0 to 0·1)	0·1 (0·1 to 0·2)	0·1 (0·1 to 0·2)	0·1 (0·1 to 0·2)	0·1 (0·1 to 0·2)	0·1 (0·1 to 0·2)	0·1 (0·1 to 0·2)	0·1 (0 to 0·1)	0 (0 to 0)	0 (0 to 0)	1·3
Chronic respiratory diseases	0 (0 to 0)	0 (0 to 0)	0 (0 to 0)	0·2 (0·1 to 0·3)	0·2 (0·1 to 0·4)	0·2 (0·1 to 0·3)	0·2 (0·1 to 0·3)	0·2 (0·1 to 0·3)	0·2 (0·1 to 0·3)	0·3 (0·2 to 0·4)	0·4 (0·3 to 0·6)	0·5 (0·3 to 0·7)	0·7 (0·5 to 1)	0·9 (0·6 to 1·3)	1·2 (0·8 to 1·7)	1·4 (0·9 to 2)	1·5 (1 to 2·1)	1·6 (1 to 2·3)	1·8 (1·1 to 2·5)	1·5 (1 to 2·2)	1·1 (0·7 to 1·5)	0·5 (0·3 to 0·8)	0·2 (0·1 to 0·2)	15
Chronic obstructive pulmonary disease	0 (0 to 0)	0 (0 to 0)	0 (0 to 0)	0 (0 to 0)	0 (0 to 0)	0 (0 to 0)	0·1 (0 to 0·1)	0·1 (0·1 to 0·2)	0·1 (0·1 to 0·1)	0·1 (0·1 to 0·2)	0·2 (0·1 to 0·3)	0·2 (0·2 to 0·4)	0·4 (0·3 to 0·6)	0·7 (0·5 to 1)	0·9 (0·6 to 1·2)	1·1 (0·7 to 1·6)	1·2 (0·8 to 1·7)	1·3 (0·9 to 1·8)	1·4 (0·9 to 2)	1·2 (0·8 to 1·6)	0·8 (0·5 to 1·1)	0·4 (0·3 to 0·6)	0·1 (0·1 to 0·1)	10·4
Pneumoconiosis	0 (0 to 0)	0 (0 to 0)	0 (0 to 0)	0 (0 to 0)	0 (0 to 0)	0 (0 to 0)	0 (0 to 0)	0 (0 to 0)	0 (0 to 0)	0 (0 to 0)	0 (0 to 0)	0 (0 to 0)	0 (0 to 0)	0 (0 to 0)	0 (0 to 0)	0 (0 to 0)	0 (0 to 0)	0 (0 to 0)	0 (0 to 0)	0 (0 to 0)	0 (0 to 0)	0 (0 to 0)	0 (0 to 0)	0
Silicosis	0 (0 to 0)	0 (0 to 0)	0 (0 to 0)	0 (0 to 0)	0 (0 to 0)	0 (0 to 0)	0 (0 to 0)	0 (0 to 0)	0 (0 to 0)	0 (0 to 0)	0 (0 to 0)	0 (0 to 0)	0 (0 to 0)	0 (0 to 0)	0 (0 to 0)	0 (0 to 0)	0 (0 to 0)	0 (0 to 0)	0 (0 to 0)	0 (0 to 0)	0 (0 to 0)	0 (0 to 0)	0 (0 to 0)	0
Asbestosis	0 (0 to 0)	0 (0 to 0)	0 (0 to 0)	0 (0 to 0)	0 (0 to 0)	0 (0 to 0)	0 (0 to 0)	0 (0 to 0)	0 (0 to 0)	0 (0 to 0)	0 (0 to 0)	0 (0 to 0)	0 (0 to 0)	0 (0 to 0)	0 (0 to 0)	0 (0 to 0)	0 (0 to 0)	0 (0 to 0)	0 (0 to 0)	0 (0 to 0)	0 (0 to 0)	0 (0 to 0)	0 (0 to 0)	0
Coal workers pneumoconiosis	0 (0 to 0)	0 (0 to 0)	0 (0 to 0)	0 (0 to 0)	0 (0 to 0)	0 (0 to 0)	0 (0 to 0)	0 (0 to 0)	0 (0 to 0)	0 (0 to 0)	0 (0 to 0)	0 (0 to 0)	0 (0 to 0)	0 (0 to 0)	0 (0 to 0)	0 (0 to 0)	0 (0 to 0)	0 (0 to 0)	0 (0 to 0)	0 (0 to 0)	0 (0 to 0)	0 (0 to 0)	0 (0 to 0)	0
Other pneumoconiosis	0 (0 to 0)	0 (0 to 0)	0 (0 to 0)	0 (0 to 0)	0 (0 to 0)	0 (0 to 0)	0 (0 to 0)	0 (0 to 0)	0 (0 to 0)	0 (0 to 0)	0 (0 to 0)	0 (0 to 0)	0 (0 to 0)	0 (0 to 0)	0 (0 to 0)	0 (0 to 0)	0 (0 to 0)	0 (0 to 0)	0 (0 to 0)	0 (0 to 0)	0 (0 to 0)	0 (0 to 0)	0 (0 to 0)	0
Asthma	0 (0 to 0)	0 (0 to 0)	0 (0 to 0)	0·1 (0·1 to 0·2)	0·2 (0·1 to 0·3)	0·1 (0·1 to 0·2)	0·1 (0·1 to 0·2)	0·1 (0 to 0·1)	0·1 (0 to 0·1)	0·1 (0·1 to 0·2)	0·2 (0·1 to 0·3)	0·1 (0·1 to 0·2)	0·2 (0·1 to 0·4)	0·2 (0·1 to 0·3)	0·3 (0·1 to 0·5)	0·3 (0·1 to 0·4)	0·2 (0·1 to 0·4)	0·3 (0·1 to 0·5)	0·4 (0·1 to 0·6)	0·3 (0·1 to 0·6)	0·3 (0·1 to 0·5)	0·1 (0 to 0·2)	0 (0 to 0·1)	3·6
Interstitial lung disease and pulmonary sarcoidosis	0 (0 to 0)	0 (0 to 0)	0 (0 to 0)	0 (0 to 0·1)	0 (0 to 0·1)	0 (0 to 0)	0 (0 to 0)	0 (0 to 0)	0 (0 to 0)	0 (0 to 0)	0 (0 to 0·1)	0 (0 to 0)	0 (0 to 0·1)	0 (0 to 0)	0 (0 to 0)	0 (0 to 0·1)	0 (0 to 0·1)	0 (0 to 0·1)	0 (0 to 0·1)	0 (0 to 0)	0 (0 to 0)	0 (0 to 0)	0 (0 to 0)	0·5
Other chronic respiratory diseases	0 (0 to 0)	0 (0 to 0)	0 (0 to 0)	0 (0 to 0)	0 (0 to 0)	0 (0 to 0·1)	0 (0 to 0)	0 (0 to 0)	0 (0 to 0)	0 (0 to 0·1)	0 (0 to 0·1)	0 (0 to 0·1)	0 (0 to 0·1)	0 (0 to 0·1)	0 (0 to 0·1)	0 (0 to 0)	0 (0 to 0)	0 (0 to 0)	0 (0 to 0)	0 (0 to 0)	0 (0 to 0)	0 (0 to 0)	0 (0 to 0)	0·4
Digestive diseases	0 (0 to 0)	0 (0 to 0)	0 (0 to 0·1)	0 (0 to 0·1)	0·1 (0·1 to 0·1)	0·1 (0 to 0·1)	0·1 (0·1 to 0·2)	0·1 (0·1 to 0·2)	0·2 (0·1 to 0·3)	0·2 (0·1 to 0·3)	0·2 (0·1 to 0·4)	0·3 (0·2 to 0·5)	0·4 (0·3 to 0·7)	0·6 (0·4 to 0·9)	0·7 (0·4 to 0·9)	0·7 (0·5 to 1)	0·6 (0·4 to 0·9)	0·6 (0·4 to 0·9)	0·7 (0·4 to 1)	0·5 (0·3 to 0·7)	0·3 (0·2 to 0·4)	0·1 (0·1 to 0·2)	0 (0 to 0·1)	6·6
Cirrhosis and other chronic liver diseases	0 (0 to 0)	0 (0 to 0)	0 (0 to 0)	0 (0 to 0)	0 (0 to 0·1)	0 (0 to 0)	0·1 (0 to 0·1)	0·1 (0 to 0·1)	0·1 (0 to 0·1)	0·1 (0 to 0·2)	0·1 (0·1 to 0·2)	0·2 (0·1 to 0·3)	0·2 (0·1 to 0·4)	0·3 (0·2 to 0·5)	0·4 (0·2 to 0·6)	0·4 (0·2 to 0·6)	0·3 (0·2 to 0·5)	0·3 (0·1 to 0·4)	0·3 (0·1 to 0·4)	0·1 (0·1 to 0·2)	0·1 (0 to 0·1)	0 (0 to 0)	0 (0 to 0)	3
Cirrhosis and other chronic liver diseases due to hepatitis B	0 (0 to 0)	0 (0 to 0)	0 (0 to 0)	0 (0 to 0)	0 (0 to 0)	0 (0 to 0)	0 (0 to 0)	0 (0 to 0)	0 (0 to 0)	0 (0 to 0)	0 (0 to 0·1)	0·1 (0 to 0·1)	0·1 (0 to 0·2)	0·1 (0 to 0·2)	0·1 (0·1 to 0·2)	0·1 (0 to 0·2)	0·1 (0 to 0·1)	0·1 (0 to 0·1)	0·1 (0 to 0·1)	0 (0 to 0·1)	0 (0 to 0)	0 (0 to 0)	0 (0 to 0)	0·8
Cirrhosis and other chronic liver diseases due to hepatitis C	0 (0 to 0)	0 (0 to 0)	0 (0 to 0)	0 (0 to 0)	0 (0 to 0)	0 (0 to 0)	0 (0 to 0)	0 (0 to 0)	0 (0 to 0)	0 (0 to 0)	0 (0 to 0·1)	0 (0 to 0·1)	0·1 (0 to 0·1)	0·1 (0 to 0·1)	0·1 (0 to 0·2)	0·1 (0 to 0·2)	0·1 (0 to 0·1)	0·1 (0 to 0·1)	0·1 (0 to 0·1)	0 (0 to 0)	0 (0 to 0)	0 (0 to 0)	0 (0 to 0)	0·7
Cirrhosis and other chronic liver diseases due to alcohol use	0 (0 to 0)	0 (0 to 0)	0 (0 to 0)	0 (0 to 0)	0 (0 to 0)	0 (0 to 0)	0 (0 to 0)	0 (0 to 0)	0 (0 to 0)	0 (0 to 0)	0 (0 to 0)	0 (0 to 0)	0 (0 to 0·1)	0·1 (0 to 0·1)	0·1 (0 to 0·1)	0·1 (0 to 0·1)	0·1 (0 to 0·1)	0 (0 to 0·1)	0 (0 to 0·1)	0 (0 to 0)	0 (0 to 0)	0 (0 to 0)	0 (0 to 0)	0·4
Cirrhosis and other chronic liver diseases due to NAFLD	0 (0 to 0)	0 (0 to 0)	0 (0 to 0)	0 (0 to 0)	0 (0 to 0)	0 (0 to 0)	0 (0 to 0)	0 (0 to 0)	0 (0 to 0)	0 (0 to 0)	0 (0 to 0)	0 (0 to 0)	0 (0 to 0·1)	0 (0 to 0·1)	0 (0 to 0·1)	0 (0 to 0·1)	0 (0 to 0·1)	0 (0 to 0·1)	0 (0 to 0·1)	0 (0 to 0)	0 (0 to 0)	0 (0 to 0)	0 (0 to 0)	0·4
Cirrhosis and other chronic liver diseases due to other causes	0 (0 to 0)	0 (0 to 0)	0 (0 to 0)	0 (0 to 0)	0 (0 to 0·1)	0 (0 to 0)	0 (0 to 0·1)	0 (0 to 0·1)	0 (0 to 0·1)	0 (0 to 0)	0 (0 to 0)	0 (0 to 0·1)	0 (0 to 0·1)	0 (0 to 0·1)	0·1 (0 to 0·1)	0·1 (0 to 0·1)	0·1 (0 to 0·1)	0·1 (0 to 0·1)	0·1 (0 to 0·1)	0 (0 to 0·1)	0 (0 to 0)	0 (0 to 0)	0 (0 to 0)	0·7
Upper digestive system diseases	0 (0 to 0)	0 (0 to 0)	0 (0 to 0)	0 (0 to 0)	0 (0 to 0)	0 (0 to 0)	0 (0 to 0)	0 (0 to 0·1)	0 (0 to 0·1)	0·1 (0 to 0·1)	0·1 (0 to 0·1)	0·1 (0 to 0·1)	0·1 (0·1 to 0·1)	0·2 (0·1 to 0·2)	0·1 (0·1 to 0·2)	0·2 (0·1 to 0·2)	0·1 (0·1 to 0·2)	0·1 (0·1 to 0·2)	0·2 (0·1 to 0·2)	0·1 (0·1 to 0·2)	0·1 (0 to 0·1)	0 (0 to 0·1)	0 (0 to 0)	1·6
Peptic ulcer disease	0 (0 to 0)	0 (0 to 0)	0 (0 to 0)	0 (0 to 0)	0 (0 to 0)	0 (0 to 0)	0 (0 to 0)	0 (0 to 0)	0 (0 to 0)	0 (0 to 0)	0 (0 to 0·1)	0 (0 to 0)	0 (0 to 0·1)	0·1 (0 to 0·1)	0 (0 to 0·1)	0·1 (0·1 to 0·2)	0·1 (0 to 0·2)	0·1 (0 to 0·2)	0·1 (0·1 to 0·2)	0·1 (0 to 0·2)	0·1 (0 to 0·1)	0 (0 to 0·1)	0 (0 to 0)	0·9
Gastritis and duodenitis	0 (0 to 0)	0 (0 to 0)	0 (0 to 0)	0 (0 to 0)	0 (0 to 0)	0 (0 to 0)	0 (0 to 0)	0 (0 to 0)	0 (0 to 0)	0 (0 to 0)	0 (0 to 0)	0 (0 to 0)	0 (0 to 0)	0 (0 to 0·1)	0 (0 to 0·1)	0 (0 to 0·1)	0 (0 to 0)	0 (0 to 0)	0 (0 to 0)	0 (0 to 0)	0 (0 to 0)	0 (0 to 0)	0 (0 to 0)	0·3
Gastroesophageal reflux disease	0 (0 to 0)	0 (0 to 0)	0 (0 to 0)	0 (0 to 0)	0 (0 to 0)	0 (0 to 0)	0 (0 to 0)	0 (0 to 0)	0 (0 to 0·1)	0 (0 to 0·1)	0 (0 to 0·1)	0 (0 to 0·1)	0 (0 to 0·1)	0 (0 to 0·1)	0 (0 to 0·1)	0 (0 to 0·1)	0 (0 to 0·1)	0 (0 to 0)	0 (0 to 0)	0 (0 to 0)	0 (0 to 0)	0 (0 to 0)	0 (0 to 0)	0·4
Appendicitis	0 (0 to 0)	0 (0 to 0)	0 (0 to 0)	0 (0 to 0)	0 (0 to 0)	0 (0 to 0)	0 (0 to 0)	0 (0 to 0)	0 (0 to 0)	0 (0 to 0)	0 (0 to 0)	0 (0 to 0)	0 (0 to 0)	0 (0 to 0)	0 (0 to 0)	0 (0 to 0)	0 (0 to 0)	0 (0 to 0)	0 (0 to 0)	0 (0 to 0)	0 (0 to 0)	0 (0 to 0)	0 (0 to 0)	0
Paralytic ileus and intestinal obstruction	0 (0 to 0)	0 (0 to 0)	0 (0 to 0·1)	0 (0 to 0)	0 (0 to 0)	0 (0 to 0)	0 (0 to 0)	0 (0 to 0)	0 (0 to 0)	0 (0 to 0)	0 (0 to 0)	0 (0 to 0)	0 (0 to 0)	0 (0 to 0)	0 (0 to 0)	0 (0 to 0)	0 (0 to 0)	0 (0 to 0·1)	0 (0 to 0·1)	0 (0 to 0·1)	0 (0 to 0)	0 (0 to 0)	0 (0 to 0)	0·3
Inguinal, femoral, and abdominal hernia	0 (0 to 0)	0 (0 to 0)	0 (0 to 0)	0 (0 to 0)	0 (0 to 0)	0 (0 to 0)	0 (0 to 0)	0 (0 to 0)	0 (0 to 0)	0 (0 to 0)	0 (0 to 0)	0 (0 to 0)	0 (0 to 0)	0 (0 to 0)	0 (0 to 0)	0 (0 to 0)	0 (0 to 0)	0 (0 to 0)	0 (0 to 0)	0 (0 to 0)	0 (0 to 0)	0 (0 to 0)	0 (0 to 0)	0·1
Inflammatory bowel disease	0 (0 to 0)	0 (0 to 0)	0 (0 to 0)	0 (0 to 0)	0 (0 to 0)	0 (0 to 0)	0 (0 to 0)	0 (0 to 0)	0 (0 to 0)	0 (0 to 0)	0 (0 to 0)	0 (0 to 0)	0 (0 to 0)	0 (0 to 0)	0 (0 to 0)	0 (0 to 0)	0 (0 to 0)	0 (0 to 0)	0 (0 to 0·1)	0 (0 to 0)	0 (0 to 0)	0 (0 to 0)	0 (0 to 0)	0·1
Vascular intestinal disorders	0 (0 to 0)	0 (0 to 0)	0 (0 to 0)	0 (0 to 0)	0 (0 to 0)	0 (0 to 0)	0 (0 to 0)	0 (0 to 0)	0 (0 to 0)	0 (0 to 0)	0 (0 to 0)	0 (0 to 0)	0 (0 to 0)	0 (0 to 0)	0 (0 to 0)	0 (0 to 0)	0 (0 to 0)	0 (0 to 0)	0 (0 to 0)	0 (0 to 0·1)	0 (0 to 0)	0 (0 to 0)	0 (0 to 0)	0·2
Gallbladder and biliary diseases	0 (0 to 0)	0 (0 to 0)	0 (0 to 0)	0 (0 to 0)	0 (0 to 0)	0 (0 to 0)	0 (0 to 0)	0 (0 to 0)	0 (0 to 0)	0 (0 to 0·1)	0 (0 to 0)	0 (0 to 0·1)	0 (0 to 0·1)	0·1 (0 to 0·1)	0·1 (0 to 0·1)	0·1 (0·1 to 0·1)	0·1 (0 to 0·1)	0·1 (0·1 to 0·2)	0·1 (0·1 to 0·2)	0·1 (0 to 0·1)	0·1 (0 to 0·1)	0 (0 to 0)	0 (0 to 0)	0·8
Pancreatitis	0 (0 to 0)	0 (0 to 0)	0 (0 to 0)	0 (0 to 0)	0 (0 to 0)	0 (0 to 0)	0 (0 to 0)	0 (0 to 0)	0 (0 to 0)	0 (0 to 0)	0 (0 to 0)	0 (0 to 0)	0 (0 to 0)	0 (0 to 0)	0 (0 to 0)	0 (0 to 0)	0 (0 to 0)	0 (0 to 0)	0 (0 to 0·1)	0 (0 to 0)	0 (0 to 0)	0 (0 to 0)	0 (0 to 0)	0·2
Other digestive diseases	0 (0 to 0)	0 (0 to 0)	0 (0 to 0)	0 (0 to 0)	0 (0 to 0)	0 (0 to 0)	0 (0 to 0)	0 (0 to 0)	0 (0 to 0)	0 (0 to 0)	0 (0 to 0)	0 (0 to 0)	0 (0 to 0)	0 (0 to 0)	0 (0 to 0)	0 (0 to 0·1)	0 (0 to 0)	0 (0 to 0·1)	0 (0 to 0·1)	0 (0 to 0)	0 (0 to 0)	0 (0 to 0)	0 (0 to 0)	0·3
Neurological disorders	0 (0 to 0)	0 (0 to 0)	0 (0 to 0·1)	0·1 (0 to 0·1)	0·2 (0·1 to 0·3)	0·4 (0·1 to 1)	0·6 (0·1 to 1·3)	0·6 (0·1 to 1·2)	0·6 (0·2 to 1·3)	0·6 (0·1 to 1·2)	0·6 (0·2 to 1·3)	0·6 (0·2 to 1·3)	0·7 (0·2 to 1·3)	0·7 (0·3 to 1·3)	0·7 (0·3 to 1·2)	0·7 (0·4 to 1·2)	0·7 (0·4 to 1·2)	0·9 (0·6 to 1·6)	1·1 (0·7 to 2)	1·4 (0·8 to 2·9)	1·2 (0·6 to 2·5)	0·6 (0·3 to 1·3)	0·2 (0·1 to 0·3)	13·2
Alzheimer's disease and other dementias	0 (0 to 0)	0 (0 to 0)	0 (0 to 0)	0 (0 to 0)	0 (0 to 0)	0 (0 to 0)	0 (0 to 0)	0 (0 to 0)	0 (0 to 0)	0 (0 to 0)	0 (0 to 0)	0 (0 to 0)	0 (0 to 0·1)	0·1 (0 to 0·1)	0·1 (0 to 0·3)	0·2 (0·1 to 0·5)	0·3 (0·1 to 0·7)	0·5 (0·2 to 1·1)	0·6 (0·3 to 1·5)	1 (0·4 to 2·5)	1 (0·4 to 2·2)	0·6 (0·2 to 1·2)	0·1 (0·1 to 0·3)	4·5
Parkinson's disease	0 (0 to 0)	0 (0 to 0)	0 (0 to 0)	0 (0 to 0)	0 (0 to 0)	0 (0 to 0)	0 (0 to 0)	0 (0 to 0)	0 (0 to 0)	0 (0 to 0)	0 (0 to 0)	0 (0 to 0)	0 (0 to 0)	0 (0 to 0)	0·1 (0 to 0·1)	0·1 (0·1 to 0·1)	0·1 (0·1 to 0·2)	0·3 (0·2 to 0·3)	0·4 (0·2 to 0·5)	0·3 (0·2 to 0·4)	0·2 (0·1 to 0·3)	0·1 (0 to 0·1)	0 (0 to 0)	1·6
Idiopathic epilepsy	0 (0 to 0)	0 (0 to 0)	0 (0 to 0)	0 (0 to 0·1)	0·1 (0 to 0·1)	0·1 (0 to 0·1)	0·1 (0 to 0·2)	0·1 (0 to 0·1)	0·1 (0 to 0·1)	0·1 (0 to 0·1)	0·1 (0 to 0·1)	0·1 (0 to 0·1)	0 (0 to 0·1)	0 (0 to 0·1)	0·1 (0 to 0·1)	0 (0 to 0·1)	0 (0 to 0·1)	0 (0 to 0·1)	0 (0 to 0·1)	0 (0 to 0·1)	0 (0 to 0)	0 (0 to 0)	0 (0 to 0)	1
Multiple sclerosis	0 (0 to 0)	0 (0 to 0)	0 (0 to 0)	0 (0 to 0)	0 (0 to 0)	0 (0 to 0)	0 (0 to 0)	0 (0 to 0)	0 (0 to 0)	0 (0 to 0)	0 (0 to 0)	0 (0 to 0)	0 (0 to 0)	0 (0 to 0)	0 (0 to 0)	0 (0 to 0)	0 (0 to 0)	0 (0 to 0)	0 (0 to 0)	0 (0 to 0)	0 (0 to 0)	0 (0 to 0)	0 (0 to 0)	0·1
Motor neuron disease	0 (0 to 0)	0 (0 to 0)	0 (0 to 0)	0 (0 to 0)	0 (0 to 0)	0 (0 to 0)	0 (0 to 0)	0 (0 to 0)	0 (0 to 0)	0 (0 to 0)	0 (0 to 0)	0 (0 to 0)	0 (0 to 0)	0 (0 to 0)	0 (0 to 0)	0 (0 to 0)	0 (0 to 0)	0 (0 to 0)	0 (0 to 0)	0 (0 to 0)	0 (0 to 0)	0 (0 to 0)	0 (0 to 0)	0
Headache disorders	0 (0 to 0)	0 (0 to 0)	0 (0 to 0)	0 (0 to 0)	0·1 (0 to 0·2)	0·3 (0 to 0·9)	0·5 (0 to 1·2)	0·5 (0·1 to 1·2)	0·5 (0·1 to 1·2)	0·5 (0·1 to 1·1)	0·5 (0·1 to 1·2)	0·5 (0·1 to 1·2)	0·5 (0·1 to 1·2)	0·5 (0·1 to 1·1)	0·4 (0·1 to 0·9)	0·3 (0·1 to 0·7)	0·2 (0 to 0·4)	0·1 (0 to 0·3)	0·1 (0 to 0·2)	0·1 (0 to 0·1)	0 (0 to 0·1)	0 (0 to 0)	0 (0 to 0)	5·7
Migraine	0 (0 to 0)	0 (0 to 0)	0 (0 to 0)	0 (0 to 0)	0·1 (0 to 0·2)	0·3 (0 to 0·9)	0·4 (0 to 1·2)	0·5 (0 to 1·1)	0·5 (0 to 1·1)	0·5 (0 to 1·1)	0·5 (0·1 to 1·2)	0·5 (0·1 to 1·2)	0·5 (0·1 to 1·1)	0·5 (0·1 to 1·1)	0·4 (0·1 to 0·9)	0·3 (0 to 0·7)	0·2 (0 to 0·4)	0·1 (0 to 0·3)	0·1 (0 to 0·2)	0 (0 to 0·1)	0 (0 to 0)	0 (0 to 0)	0 (0 to 0)	5·2
Tension-type headache	0 (0 to 0)	0 (0 to 0)	0 (0 to 0)	0 (0 to 0)	0 (0 to 0)	0 (0 to 0·1)	0 (0 to 0·1)	0 (0 to 0·1)	0 (0 to 0·1)	0 (0 to 0·1)	0 (0 to 0·1)	0 (0 to 0·1)	0 (0 to 0·1)	0 (0 to 0·1)	0 (0 to 0·1)	0 (0 to 0·1)	0 (0 to 0·1)	0 (0 to 0·1)	0 (0 to 0·1)	0 (0 to 0)	0 (0 to 0)	0 (0 to 0)	0 (0 to 0)	0·5
Other neurological disorders	0 (0 to 0)	0 (0 to 0)	0 (0 to 0)	0 (0 to 0)	0 (0 to 0·1)	0 (0 to 0·1)	0 (0 to 0)	0 (0 to 0)	0 (0 to 0)	0 (0 to 0)	0 (0 to 0)	0 (0 to 0)	0 (0 to 0)	0 (0 to 0)	0 (0 to 0)	0 (0 to 0·1)	0 (0 to 0)	0 (0 to 0)	0 (0 to 0)	0 (0 to 0)	0 (0 to 0)	0 (0 to 0)	0 (0 to 0)	0·4
Mental disorders	0 (0 to 0)	0 (0 to 0)	0 (0 to 0)	0 (0 to 0·1)	0·3 (0·2 to 0·4)	0·7 (0·5 to 1·1)	1 (0·7 to 1·4)	1 (0·7 to 1·5)	1·1 (0·7 to 1·5)	1 (0·7 to 1·4)	1 (0·7 to 1·4)	1 (0·7 to 1·4)	1·1 (0·8 to 1·5)	1·1 (0·8 to 1·5)	1 (0·7 to 1·4)	0·8 (0·6 to 1·1)	0·6 (0·4 to 0·8)	0·5 (0·3 to 0·6)	0·3 (0·2 to 0·5)	0·2 (0·2 to 0·3)	0·1 (0·1 to 0·2)	0 (0 to 0·1)	0 (0 to 0)	13
Schizophrenia	0 (0 to 0)	0 (0 to 0)	0 (0 to 0)	0 (0 to 0)	0 (0 to 0)	0 (0 to 0)	0 (0 to 0·1)	0·1 (0·1 to 0·2)	0·2 (0·1 to 0·2)	0·2 (0·1 to 0·2)	0·2 (0·1 to 0·3)	0·2 (0·1 to 0·2)	0·2 (0·1 to 0·2)	0·2 (0·1 to 0·2)	0·1 (0·1 to 0·2)	0·1 (0·1 to 0·1)	0·1 (0 to 0·1)	0 (0 to 0·1)	0 (0 to 0)	0 (0 to 0)	0 (0 to 0)	0 (0 to 0)	0 (0 to 0)	1·5
Depressive disorders	0 (0 to 0)	0 (0 to 0)	0 (0 to 0)	0 (0 to 0)	0 (0 to 0)	0·1 (0·1 to 0·2)	0·3 (0·2 to 0·5)	0·4 (0·2 to 0·7)	0·4 (0·2 to 0·7)	0·4 (0·2 to 0·6)	0·4 (0·2 to 0·6)	0·4 (0·2 to 0·7)	0·5 (0·3 to 0·7)	0·5 (0·3 to 0·7)	0·5 (0·3 to 0·7)	0·4 (0·2 to 0·6)	0·3 (0·2 to 0·4)	0·2 (0·1 to 0·3)	0·2 (0·1 to 0·2)	0·1 (0·1 to 0·2)	0·1 (0 to 0·1)	0 (0 to 0)	0 (0 to 0)	5·1
Major depressive disorder	0 (0 to 0)	0 (0 to 0)	0 (0 to 0)	0 (0 to 0)	0 (0 to 0)	0·1 (0 to 0·2)	0·3 (0·2 to 0·5)	0·4 (0·2 to 0·6)	0·3 (0·2 to 0·6)	0·3 (0·1 to 0·5)	0·3 (0·2 to 0·4)	0·3 (0·1 to 0·4)	0·3 (0·2 to 0·4)	0·3 (0·2 to 0·5)	0·3 (0·2 to 0·5)	0·2 (0·1 to 0·4)	0·2 (0·1 to 0·3)	0·1 (0·1 to 0·2)	0·1 (0·1 to 0·2)	0·1 (0 to 0·1)	0 (0 to 0·1)	0 (0 to 0)	0 (0 to 0)	3·6
Dysthymia	0 (0 to 0)	0 (0 to 0)	0 (0 to 0)	0 (0 to 0)	0 (0 to 0)	0 (0 to 0)	0 (0 to 0·1)	0·1 (0 to 0·1)	0·1 (0 to 0·1)	0·1 (0·1 to 0·2)	0·1 (0·1 to 0·2)	0·2 (0·1 to 0·3)	0·2 (0·1 to 0·3)	0·2 (0·1 to 0·3)	0·2 (0·1 to 0·3)	0·1 (0·1 to 0·2)	0·1 (0·1 to 0·2)	0·1 (0 to 0·1)	0 (0 to 0·1)	0 (0 to 0)	0 (0 to 0)	0 (0 to 0)	0 (0 to 0)	1·5
Bipolar disorder	0 (0 to 0)	0 (0 to 0)	0 (0 to 0)	0 (0 to 0)	0 (0 to 0)	0 (0 to 0)	0 (0 to 0·1)	0 (0 to 0·1)	0 (0 to 0·1)	0 (0 to 0·1)	0 (0 to 0·1)	0 (0 to 0·1)	0·1 (0 to 0·1)	0·1 (0 to 0·1)	0 (0 to 0·1)	0 (0 to 0·1)	0 (0 to 0)	0 (0 to 0)	0 (0 to 0)	0 (0 to 0)	0 (0 to 0)	0 (0 to 0)	0 (0 to 0)	0·5
Anxiety disorders	0 (0 to 0)	0 (0 to 0)	0 (0 to 0)	0 (0 to 0)	0·1 (0·1 to 0·2)	0·4 (0·2 to 0·6)	0·4 (0·2 to 0·6)	0·3 (0·2 to 0·5)	0·3 (0·2 to 0·5)	0·3 (0·2 to 0·4)	0·3 (0·2 to 0·4)	0·3 (0·2 to 0·5)	0·3 (0·2 to 0·5)	0·3 (0·2 to 0·5)	0·3 (0·2 to 0·4)	0·2 (0·2 to 0·4)	0·2 (0·1 to 0·3)	0·2 (0·1 to 0·2)	0·1 (0·1 to 0·2)	0·1 (0 to 0·1)	0 (0 to 0·1)	0 (0 to 0)	0 (0 to 0)	4·1
Eating disorders	0 (0 to 0)	0 (0 to 0)	0 (0 to 0)	0 (0 to 0)	0 (0 to 0)	0 (0 to 0)	0 (0 to 0·1)	0 (0 to 0·1)	0 (0 to 0·1)	0 (0 to 0·1)	0 (0 to 0)	0 (0 to 0)	0 (0 to 0)	0 (0 to 0)	0 (0 to 0)	0 (0 to 0)	0 (0 to 0)	0 (0 to 0)	0 (0 to 0)	0 (0 to 0)	0 (0 to 0)	0 (0 to 0)	0 (0 to 0)	0·2
Anorexia nervosa	0 (0 to 0)	0 (0 to 0)	0 (0 to 0)	0 (0 to 0)	0 (0 to 0)	0 (0 to 0)	0 (0 to 0)	0 (0 to 0)	0 (0 to 0)	0 (0 to 0)	0 (0 to 0)	0 (0 to 0)	0 (0 to 0)	0 (0 to 0)	0 (0 to 0)	0 (0 to 0)	0 (0 to 0)	0 (0 to 0)	0 (0 to 0)	0 (0 to 0)	0 (0 to 0)	0 (0 to 0)	0 (0 to 0)	0·1
Bulimia nervosa	0 (0 to 0)	0 (0 to 0)	0 (0 to 0)	0 (0 to 0)	0 (0 to 0)	0 (0 to 0)	0 (0 to 0)	0 (0 to 0)	0 (0 to 0)	0 (0 to 0)	0 (0 to 0)	0 (0 to 0)	0 (0 to 0)	0 (0 to 0)	0 (0 to 0)	0 (0 to 0)	0 (0 to 0)	0 (0 to 0)	0 (0 to 0)	0 (0 to 0)	0 (0 to 0)	0 (0 to 0)	0 (0 to 0)	0·1
Autism spectrum disorders	0 (0 to 0)	0 (0 to 0)	0 (0 to 0)	0 (0 to 0)	0 (0 to 0)	0 (0 to 0)	0 (0 to 0)	0 (0 to 0)	0 (0 to 0)	0 (0 to 0)	0 (0 to 0)	0 (0 to 0)	0 (0 to 0)	0 (0 to 0)	0 (0 to 0)	0 (0 to 0)	0 (0 to 0)	0 (0 to 0)	0 (0 to 0)	0 (0 to 0)	0 (0 to 0)	0 (0 to 0)	0 (0 to 0)	0·2
Attention-deficit/hyperactivity disorder	0 (0 to 0)	0 (0 to 0)	0 (0 to 0)	0 (0 to 0)	0 (0 to 0)	0 (0 to 0)	0 (0 to 0)	0 (0 to 0)	0 (0 to 0)	0 (0 to 0)	0 (0 to 0)	0 (0 to 0)	0 (0 to 0)	0 (0 to 0)	0 (0 to 0)	0 (0 to 0)	0 (0 to 0)	0 (0 to 0)	0 (0 to 0)	0 (0 to 0)	0 (0 to 0)	0 (0 to 0)	0 (0 to 0)	0·1
Conduct disorder	0 (0 to 0)	0 (0 to 0)	0 (0 to 0)	0 (0 to 0)	0·1 (0 to 0·1)	0·2 (0·1 to 0·3)	0·1 (0 to 0·2)	0 (0 to 0)	0 (0 to 0)	0 (0 to 0)	0 (0 to 0)	0 (0 to 0)	0 (0 to 0)	0 (0 to 0)	0 (0 to 0)	0 (0 to 0)	0 (0 to 0)	0 (0 to 0)	0 (0 to 0)	0 (0 to 0)	0 (0 to 0)	0 (0 to 0)	0 (0 to 0)	0·3
Idiopathic developmental intellectual disability	0 (0 to 0)	0 (0 to 0)	0 (0 to 0)	0 (0 to 0)	0 (0 to 0)	0 (0 to 0)	0 (0 to 0)	0 (0 to 0)	0 (0 to 0)	0 (0 to 0)	0 (0 to 0)	0 (0 to 0)	0 (0 to 0)	0 (0 to 0)	0 (0 to 0)	0 (0 to 0)	0 (0 to 0)	0 (0 to 0)	0 (0 to 0)	0 (0 to 0)	0 (0 to 0)	0 (0 to 0)	0 (0 to 0)	0·2
Other mental disorders	0 (0 to 0)	0 (0 to 0)	0 (0 to 0)	0 (0 to 0)	0 (0 to 0)	0 (0 to 0)	0 (0 to 0)	0 (0 to 0·1)	0·1 (0 to 0·1)	0·1 (0 to 0·1)	0·1 (0 to 0·1)	0·1 (0 to 0·1)	0·1 (0·1 to 0·1)	0·1 (0·1 to 0·1)	0·1 (0 to 0·1)	0·1 (0 to 0·1)	0 (0 to 0·1)	0 (0 to 0·1)	0 (0 to 0)	0 (0 to 0)	0 (0 to 0)	0 (0 to 0)	0 (0 to 0)	0·8
Substance use disorders	0 (0 to 0)	0 (0 to 0)	0 (0 to 0)	0 (0 to 0)	0 (0 to 0)	0 (0 to 0)	0·1 (0 to 0·1)	0·2 (0·1 to 0·3)	0·2 (0·1 to 0·3)	0·2 (0·1 to 0·2)	0·1 (0·1 to 0·2)	0·1 (0·1 to 0·2)	0·1 (0·1 to 0·1)	0·1 (0·1 to 0·1)	0·1 (0 to 0·1)	0 (0 to 0·1)	0 (0 to 0)	0 (0 to 0)	0 (0 to 0)	0 (0 to 0)	0 (0 to 0)	0 (0 to 0)	0 (0 to 0)	1·3
Alcohol use disorders	0 (0 to 0)	0 (0 to 0)	0 (0 to 0)	0 (0 to 0)	0 (0 to 0)	0 (0 to 0)	0 (0 to 0)	0 (0 to 0·1)	0 (0 to 0·1)	0 (0 to 0·1)	0 (0 to 0·1)	0 (0 to 0·1)	0 (0 to 0·1)	0 (0 to 0)	0 (0 to 0)	0 (0 to 0)	0 (0 to 0)	0 (0 to 0)	0 (0 to 0)	0 (0 to 0)	0 (0 to 0)	0 (0 to 0)	0 (0 to 0)	0·3
Drug use disorders	0 (0 to 0)	0 (0 to 0)	0 (0 to 0)	0 (0 to 0)	0 (0 to 0)	0 (0 to 0)	0·1 (0 to 0·1)	0·2 (0·1 to 0·3)	0·2 (0·1 to 0·3)	0·1 (0·1 to 0·2)	0·1 (0·1 to 0·1)	0·1 (0 to 0·1)	0·1 (0 to 0·1)	0·1 (0 to 0·1)	0 (0 to 0·1)	0 (0 to 0·1)	0 (0 to 0)	0 (0 to 0)	0 (0 to 0)	0 (0 to 0)	0 (0 to 0)	0 (0 to 0)	0 (0 to 0)	1
Opioid use disorders	0 (0 to 0)	0 (0 to 0)	0 (0 to 0)	0 (0 to 0)	0 (0 to 0)	0 (0 to 0)	0 (0 to 0·1)	0·1 (0·1 to 0·2)	0·1 (0·1 to 0·2)	0·1 (0·1 to 0·1)	0·1 (0 to 0·1)	0·1 (0 to 0·1)	0·1 (0 to 0·1)	0 (0 to 0·1)	0 (0 to 0·1)	0 (0 to 0·1)	0 (0 to 0)	0 (0 to 0)	0 (0 to 0)	0 (0 to 0)	0 (0 to 0)	0 (0 to 0)	0 (0 to 0)	0·7
Cocaine use disorders	0 (0 to 0)	0 (0 to 0)	0 (0 to 0)	0 (0 to 0)	0 (0 to 0)	0 (0 to 0)	0 (0 to 0)	0 (0 to 0)	0 (0 to 0)	0 (0 to 0)	0 (0 to 0)	0 (0 to 0)	0 (0 to 0)	0 (0 to 0)	0 (0 to 0)	0 (0 to 0)	0 (0 to 0)	0 (0 to 0)	0 (0 to 0)	0 (0 to 0)	0 (0 to 0)	0 (0 to 0)	0 (0 to 0)	0
Amphetamine use disorders	0 (0 to 0)	0 (0 to 0)	0 (0 to 0)	0 (0 to 0)	0 (0 to 0)	0 (0 to 0)	0 (0 to 0)	0 (0 to 0·1)	0 (0 to 0)	0 (0 to 0)	0 (0 to 0)	0 (0 to 0)	0 (0 to 0)	0 (0 to 0)	0 (0 to 0)	0 (0 to 0)	0 (0 to 0)	0 (0 to 0)	0 (0 to 0)	0 (0 to 0)	0 (0 to 0)	0 (0 to 0)	0 (0 to 0)	0·1
Cannabis use disorders	0 (0 to 0)	0 (0 to 0)	0 (0 to 0)	0 (0 to 0)	0 (0 to 0)	0 (0 to 0)	0 (0 to 0)	0 (0 to 0)	0 (0 to 0)	0 (0 to 0)	0 (0 to 0)	0 (0 to 0)	0 (0 to 0)	0 (0 to 0)	0 (0 to 0)	0 (0 to 0)	0 (0 to 0)	0 (0 to 0)	0 (0 to 0)	0 (0 to 0)	0 (0 to 0)	0 (0 to 0)	0 (0 to 0)	0·1
Other drug use disorders	0 (0 to 0)	0 (0 to 0)	0 (0 to 0)	0 (0 to 0)	0 (0 to 0)	0 (0 to 0)	0 (0 to 0)	0 (0 to 0)	0 (0 to 0)	0 (0 to 0)	0 (0 to 0)	0 (0 to 0)	0 (0 to 0)	0 (0 to 0)	0 (0 to 0)	0 (0 to 0)	0 (0 to 0)	0 (0 to 0)	0 (0 to 0)	0 (0 to 0)	0 (0 to 0)	0 (0 to 0)	0 (0 to 0)	0·1
Diabetes and kidney diseases	0 (0 to 0)	0 (0 to 0)	0·1 (0 to 0·1)	0 (0 to 0·1)	0·1 (0·1 to 0·1)	0·1 (0·1 to 0·1)	0·2 (0·2 to 0·3)	0·4 (0·3 to 0·6)	0·6 (0·4 to 0·8)	0·7 (0·5 to 1·1)	1·3 (0·9 to 1·8)	2·2 (1·5 to 2·9)	3·5 (2·6 to 4·8)	5·8 (4·4 to 7·6)	7·3 (5·6 to 9·5)	7·5 (5·7 to 9·5)	6·9 (5·2 to 8·9)	6·6 (5 to 8·6)	5·5 (4·2 to 7·2)	3·9 (2·9 to 5·2)	2·3 (1·7 to 3·1)	0·8 (0·6 to 1·1)	0·2 (0·2 to 0·3)	56·1
Diabetes mellitus	0 (0 to 0)	0 (0 to 0)	0 (0 to 0·1)	0 (0 to 0)	0 (0 to 0)	0 (0 to 0)	0·1 (0·1 to 0·1)	0·2 (0·1 to 0·2)	0·3 (0·2 to 0·4)	0·4 (0·3 to 0·6)	0·9 (0·6 to 1·2)	1·6 (1 to 2·2)	2·6 (1·9 to 3·7)	4·6 (3·4 to 6·2)	5·7 (4·1 to 7·7)	6·1 (4·3 to 7·9)	5·6 (4·1 to 7·5)	5·3 (3·8 to 7·4)	4·3 (3 to 5·8)	3 (2·1 to 4·2)	1·8 (1·2 to 2·5)	0·6 (0·4 to 0·9)	0·1 (0·1 to 0·2)	43·3
Diabetes mellitus type 1	0 (0 to 0)	0 (0 to 0)	0 (0 to 0·1)	0 (0 to 0)	0 (0 to 0)	0 (0 to 0)	0 (0 to 0)	0 (0 to 0)	0 (0 to 0)	0 (0 to 0)	0 (0 to 0)	0 (0 to 0·1)	0 (0 to 0)	0 (0 to 0·1)	0 (0 to 0·1)	0 (0 to 0·1)	0 (0 to 0·1)	0 (0 to 0)	0 (0 to 0)	0 (0 to 0)	0 (0 to 0)	0 (0 to 0)	0 (0 to 0)	0·5
Diabetes mellitus type 2	0 (0 to 0)	0 (0 to 0)	0 (0 to 0)	0 (0 to 0)	0 (0 to 0)	0 (0 to 0)	0·1 (0 to 0·1)	0·1 (0·1 to 0·2)	0·3 (0·2 to 0·4)	0·4 (0·3 to 0·6)	0·8 (0·5 to 1·2)	1·5 (1 to 2·1)	2·6 (1·8 to 3·7)	4·6 (3·3 to 6·2)	5·7 (4·1 to 7·6)	6 (4·3 to 7·9)	5·6 (4·1 to 7·5)	5·3 (3·8 to 7·3)	4·3 (3 to 5·7)	3 (2·1 to 4·2)	1·8 (1·2 to 2·5)	0·6 (0·4 to 0·9)	0·1 (0·1 to 0·2)	42·9
Chronic kidney disease	0 (0 to 0)	0 (0 to 0)	0 (0 to 0·1)	0 (0 to 0)	0·1 (0 to 0·1)	0·1 (0 to 0·1)	0·1 (0·1 to 0·2)	0·2 (0·2 to 0·4)	0·3 (0·2 to 0·4)	0·3 (0·2 to 0·5)	0·5 (0·3 to 0·7)	0·6 (0·4 to 0·9)	0·9 (0·6 to 1·2)	1·2 (0·8 to 1·8)	1·6 (1 to 2·3)	1·5 (0·9 to 2·2)	1·3 (0·8 to 1·9)	1·2 (0·8 to 1·8)	1·2 (0·8 to 1·8)	0·9 (0·6 to 1·3)	0·5 (0·3 to 0·8)	0·2 (0·1 to 0·3)	0·1 (0 to 0·1)	12·8
Chronic kidney disease due to diabetes mellitus type 1	0 (0 to 0)	0 (0 to 0)	0 (0 to 0)	0 (0 to 0)	0 (0 to 0)	0 (0 to 0)	0 (0 to 0)	0 (0 to 0·1)	0·1 (0 to 0·1)	0·1 (0 to 0·2)	0·1 (0·1 to 0·3)	0·2 (0·1 to 0·3)	0·2 (0·1 to 0·3)	0·2 (0·1 to 0·4)	0·2 (0·1 to 0·4)	0·1 (0 to 0·2)	0·1 (0 to 0·2)	0 (0 to 0·1)	0 (0 to 0·1)	0 (0 to 0)	0 (0 to 0)	0 (0 to 0)	0 (0 to 0)	1·3
Chronic kidney disease due to diabetes mellitus type 2	0 (0 to 0)	0 (0 to 0)	0 (0 to 0)	0 (0 to 0)	0 (0 to 0)	0 (0 to 0)	0 (0 to 0)	0 (0 to 0)	0 (0 to 0·1)	0 (0 to 0·1)	0·1 (0 to 0·1)	0·1 (0·1 to 0·2)	0·2 (0·1 to 0·4)	0·4 (0·2 to 0·7)	0·6 (0·3 to 0·9)	0·6 (0·3 to 0·9)	0·5 (0·3 to 0·8)	0·5 (0·3 to 0·8)	0·5 (0·3 to 0·7)	0·3 (0·2 to 0·5)	0·2 (0·1 to 0·3)	0·1 (0 to 0·1)	0 (0 to 0)	4·1
Chronic kidney disease due to hypertension	0 (0 to 0)	0 (0 to 0)	0 (0 to 0)	0 (0 to 0)	0 (0 to 0)	0 (0 to 0)	0 (0 to 0)	0 (0 to 0·1)	0 (0 to 0·1)	0 (0 to 0·1)	0·1 (0 to 0·1)	0·1 (0·1 to 0·2)	0·2 (0·1 to 0·3)	0·3 (0·2 to 0·5)	0·4 (0·2 to 0·7)	0·5 (0·3 to 0·7)	0·4 (0·2 to 0·7)	0·4 (0·3 to 0·7)	0·4 (0·3 to 0·7)	0·3 (0·2 to 0·5)	0·2 (0·1 to 0·3)	0·1 (0 to 0·1)	0 (0 to 0·1)	3·6
Chronic kidney disease due to glomerulonephritis	0 (0 to 0)	0 (0 to 0)	0 (0 to 0)	0 (0 to 0)	0 (0 to 0)	0 (0 to 0)	0 (0 to 0·1)	0·1 (0 to 0·1)	0·1 (0 to 0·1)	0·1 (0 to 0·1)	0·1 (0 to 0·1)	0·1 (0 to 0·2)	0·1 (0·1 to 0·2)	0·1 (0·1 to 0·2)	0·1 (0·1 to 0·2)	0·1 (0 to 0·2)	0·1 (0 to 0·1)	0·1 (0 to 0·1)	0·1 (0 to 0·1)	0 (0 to 0·1)	0 (0 to 0)	0 (0 to 0)	0 (0 to 0)	1·1
Chronic kidney disease due to other and unspecified causes	0 (0 to 0)	0 (0 to 0)	0 (0 to 0·1)	0 (0 to 0)	0 (0 to 0·1)	0 (0 to 0·1)	0·1 (0 to 0·1)	0·1 (0·1 to 0·2)	0·1 (0·1 to 0·2)	0·1 (0·1 to 0·2)	0·1 (0·1 to 0·2)	0·1 (0·1 to 0·2)	0·2 (0·1 to 0·3)	0·2 (0·1 to 0·3)	0·2 (0·1 to 0·4)	0·2 (0·1 to 0·4)	0·2 (0·1 to 0·3)	0·2 (0·1 to 0·4)	0·2 (0·1 to 0·4)	0·2 (0·1 to 0·3)	0·1 (0·1 to 0·2)	0 (0 to 0·1)	0 (0 to 0)	2·6
Acute glomerulonephritis	0 (0 to 0)	0 (0 to 0)	0 (0 to 0)	0 (0 to 0)	0 (0 to 0)	0 (0 to 0)	0 (0 to 0)	0 (0 to 0)	0 (0 to 0)	0 (0 to 0)	0 (0 to 0)	0 (0 to 0)	0 (0 to 0)	0 (0 to 0)	0 (0 to 0)	0 (0 to 0)	0 (0 to 0)	0 (0 to 0)	0 (0 to 0)	0 (0 to 0)	0 (0 to 0)	0 (0 to 0)	0 (0 to 0)	0
Skin and subcutaneous diseases	0 (0 to 0)	0 (0 to 0)	0 (0 to 0)	0·3 (0·2 to 0·5)	0·4 (0·3 to 0·7)	0·5 (0·3 to 0·8)	0·6 (0·4 to 0·9)	0·4 (0·3 to 0·7)	0·4 (0·2 to 0·6)	0·3 (0·2 to 0·5)	0·3 (0·2 to 0·5)	0·3 (0·2 to 0·5)	0·3 (0·2 to 0·5)	0·3 (0·2 to 0·5)	0·3 (0·2 to 0·5)	0·3 (0·2 to 0·4)	0·2 (0·1 to 0·3)	0·2 (0·1 to 0·3)	0·2 (0·1 to 0·3)	0·1 (0·1 to 0·2)	0·1 (0·1 to 0·2)	0 (0 to 0·1)	0 (0 to 0)	5·8
Dermatitis	0 (0 to 0)	0 (0 to 0)	0 (0 to 0)	0·1 (0 to 0·1)	0·1 (0·1 to 0·2)	0·1 (0·1 to 0·2)	0·1 (0·1 to 0·2)	0·1 (0·1 to 0·2)	0·1 (0·1 to 0·2)	0·1 (0·1 to 0·2)	0·1 (0·1 to 0·2)	0·1 (0·1 to 0·2)	0·1 (0·1 to 0·2)	0·1 (0·1 to 0·2)	0·1 (0·1 to 0·2)	0·1 (0·1 to 0·1)	0·1 (0 to 0·1)	0·1 (0 to 0·1)	0 (0 to 0·1)	0 (0 to 0)	0 (0 to 0)	0 (0 to 0)	0 (0 to 0)	1·7
Atopic dermatitis	0 (0 to 0)	0 (0 to 0)	0 (0 to 0)	0·1 (0 to 0·1)	0·1 (0·1 to 0·2)	0·1 (0 to 0·2)	0·1 (0 to 0·2)	0·1 (0·1 to 0·2)	0·1 (0·1 to 0·2)	0·1 (0·1 to 0·2)	0·1 (0·1 to 0·2)	0·1 (0 to 0·2)	0·1 (0 to 0·2)	0·1 (0 to 0·1)	0·1 (0 to 0·1)	0·1 (0 to 0·1)	0 (0 to 0·1)	0 (0 to 0·1)	0 (0 to 0·1)	0 (0 to 0)	0 (0 to 0)	0 (0 to 0)	0 (0 to 0)	1·4
Contact dermatitis	0 (0 to 0)	0 (0 to 0)	0 (0 to 0)	0 (0 to 0)	0 (0 to 0)	0 (0 to 0)	0 (0 to 0)	0 (0 to 0)	0 (0 to 0)	0 (0 to 0)	0 (0 to 0)	0 (0 to 0)	0 (0 to 0)	0 (0 to 0)	0 (0 to 0·1)	0 (0 to 0)	0 (0 to 0)	0 (0 to 0)	0 (0 to 0)	0 (0 to 0)	0 (0 to 0)	0 (0 to 0)	0 (0 to 0)	0·3
Seborrhoeic dermatitis	0 (0 to 0)	0 (0 to 0)	0 (0 to 0)	0 (0 to 0)	0 (0 to 0)	0 (0 to 0)	0 (0 to 0)	0 (0 to 0)	0 (0 to 0)	0 (0 to 0)	0 (0 to 0)	0 (0 to 0)	0 (0 to 0)	0 (0 to 0)	0 (0 to 0)	0 (0 to 0)	0 (0 to 0)	0 (0 to 0)	0 (0 to 0)	0 (0 to 0)	0 (0 to 0)	0 (0 to 0)	0 (0 to 0)	0
Psoriasis	0 (0 to 0)	0 (0 to 0)	0 (0 to 0)	0 (0 to 0)	0 (0 to 0)	0 (0 to 0)	0 (0 to 0)	0 (0 to 0)	0 (0 to 0)	0 (0 to 0)	0 (0 to 0)	0 (0 to 0)	0 (0 to 0)	0 (0 to 0)	0 (0 to 0)	0 (0 to 0)	0 (0 to 0)	0 (0 to 0)	0 (0 to 0)	0 (0 to 0)	0 (0 to 0)	0 (0 to 0)	0 (0 to 0)	0·2
Bacterial skin diseases	0 (0 to 0)	0 (0 to 0)	0 (0 to 0)	0 (0 to 0)	0 (0 to 0)	0 (0 to 0)	0 (0 to 0)	0 (0 to 0)	0 (0 to 0)	0 (0 to 0)	0 (0 to 0)	0 (0 to 0)	0 (0 to 0)	0 (0 to 0)	0 (0 to 0·1)	0 (0 to 0·1)	0 (0 to 0)	0 (0 to 0)	0 (0 to 0)	0 (0 to 0)	0 (0 to 0)	0 (0 to 0)	0 (0 to 0)	0·3
Cellulitis	0 (0 to 0)	0 (0 to 0)	0 (0 to 0)	0 (0 to 0)	0 (0 to 0)	0 (0 to 0)	0 (0 to 0)	0 (0 to 0)	0 (0 to 0)	0 (0 to 0)	0 (0 to 0)	0 (0 to 0)	0 (0 to 0)	0 (0 to 0)	0 (0 to 0)	0 (0 to 0)	0 (0 to 0)	0 (0 to 0)	0 (0 to 0)	0 (0 to 0)	0 (0 to 0)	0 (0 to 0)	0 (0 to 0)	0
Pyoderma	0 (0 to 0)	0 (0 to 0)	0 (0 to 0)	0 (0 to 0)	0 (0 to 0)	0 (0 to 0)	0 (0 to 0)	0 (0 to 0)	0 (0 to 0)	0 (0 to 0)	0 (0 to 0)	0 (0 to 0)	0 (0 to 0)	0 (0 to 0)	0 (0 to 0·1)	0 (0 to 0·1)	0 (0 to 0)	0 (0 to 0)	0 (0 to 0)	0 (0 to 0)	0 (0 to 0)	0 (0 to 0)	0 (0 to 0)	0·2
Scabies	0 (0 to 0)	0 (0 to 0)	0 (0 to 0)	0·1 (0 to 0·2)	0·1 (0·1 to 0·2)	0·1 (0·1 to 0·2)	0·1 (0·1 to 0·2)	0·1 (0·1 to 0·2)	0·1 (0 to 0·2)	0·1 (0 to 0·1)	0·1 (0 to 0·1)	0·1 (0 to 0·1)	0·1 (0 to 0·1)	0·1 (0 to 0·1)	0·1 (0 to 0·1)	0 (0 to 0·1)	0 (0 to 0·1)	0 (0 to 0)	0 (0 to 0)	0 (0 to 0)	0 (0 to 0)	0 (0 to 0)	0 (0 to 0)	1·2
Fungal skin diseases	0 (0 to 0)	0 (0 to 0)	0 (0 to 0)	0 (0 to 0)	0 (0 to 0)	0 (0 to 0)	0 (0 to 0)	0 (0 to 0)	0 (0 to 0)	0 (0 to 0)	0 (0 to 0)	0 (0 to 0)	0 (0 to 0)	0 (0 to 0)	0 (0 to 0)	0 (0 to 0)	0 (0 to 0)	0 (0 to 0)	0 (0 to 0)	0 (0 to 0)	0 (0 to 0)	0 (0 to 0)	0 (0 to 0)	0·3
Viral skin diseases	0 (0 to 0)	0 (0 to 0)	0 (0 to 0)	0·1 (0 to 0·1)	0·1 (0·1 to 0·2)	0·1 (0 to 0·1)	0 (0 to 0·1)	0 (0 to 0)	0 (0 to 0)	0 (0 to 0)	0 (0 to 0)	0 (0 to 0)	0 (0 to 0)	0 (0 to 0)	0 (0 to 0)	0 (0 to 0)	0 (0 to 0)	0 (0 to 0)	0 (0 to 0)	0 (0 to 0)	0 (0 to 0)	0 (0 to 0)	0 (0 to 0)	0·5
Acne vulgaris	0 (0 to 0)	0 (0 to 0)	0 (0 to 0)	0 (0 to 0)	0 (0 to 0)	0·2 (0·1 to 0·3)	0·2 (0·1 to 0·4)	0·1 (0 to 0·1)	0 (0 to 0·1)	0 (0 to 0)	0 (0 to 0)	0 (0 to 0)	0 (0 to 0)	0 (0 to 0)	0 (0 to 0)	0 (0 to 0)	0 (0 to 0)	0 (0 to 0)	0 (0 to 0)	0 (0 to 0)	0 (0 to 0)	0 (0 to 0)	0 (0 to 0)	0·6
Alopecia areata	0 (0 to 0)	0 (0 to 0)	0 (0 to 0)	0 (0 to 0)	0 (0 to 0)	0 (0 to 0)	0 (0 to 0)	0 (0 to 0)	0 (0 to 0)	0 (0 to 0)	0 (0 to 0)	0 (0 to 0)	0 (0 to 0)	0 (0 to 0)	0 (0 to 0)	0 (0 to 0)	0 (0 to 0)	0 (0 to 0)	0 (0 to 0)	0 (0 to 0)	0 (0 to 0)	0 (0 to 0)	0 (0 to 0)	0·1
Pruritus	0 (0 to 0)	0 (0 to 0)	0 (0 to 0)	0 (0 to 0)	0 (0 to 0)	0 (0 to 0)	0 (0 to 0)	0 (0 to 0)	0 (0 to 0)	0 (0 to 0)	0 (0 to 0)	0 (0 to 0)	0 (0 to 0)	0 (0 to 0)	0 (0 to 0)	0 (0 to 0)	0 (0 to 0)	0 (0 to 0)	0 (0 to 0)	0 (0 to 0)	0 (0 to 0)	0 (0 to 0)	0 (0 to 0)	0·1
Urticaria	0 (0 to 0)	0 (0 to 0)	0 (0 to 0)	0 (0 to 0·1)	0 (0 to 0·1)	0 (0 to 0·1)	0 (0 to 0·1)	0 (0 to 0)	0 (0 to 0)	0 (0 to 0)	0 (0 to 0)	0 (0 to 0)	0 (0 to 0)	0 (0 to 0)	0 (0 to 0)	0 (0 to 0)	0 (0 to 0)	0 (0 to 0)	0 (0 to 0)	0 (0 to 0)	0 (0 to 0)	0 (0 to 0)	0 (0 to 0)	0·4
Decubitus ulcer	0 (0 to 0)	0 (0 to 0)	0 (0 to 0)	0 (0 to 0)	0 (0 to 0)	0 (0 to 0)	0 (0 to 0)	0 (0 to 0)	0 (0 to 0)	0 (0 to 0)	0 (0 to 0)	0 (0 to 0)	0 (0 to 0)	0 (0 to 0)	0 (0 to 0)	0 (0 to 0)	0 (0 to 0)	0 (0 to 0)	0 (0 to 0·1)	0 (0 to 0·1)	0 (0 to 0·1)	0 (0 to 0)	0 (0 to 0)	0·2
Other skin and subcutaneous diseases	0 (0 to 0)	0 (0 to 0)	0 (0 to 0)	0 (0 to 0)	0 (0 to 0)	0 (0 to 0)	0 (0 to 0)	0 (0 to 0)	0 (0 to 0)	0 (0 to 0)	0 (0 to 0)	0 (0 to 0)	0 (0 to 0)	0 (0 to 0·1)	0 (0 to 0)	0 (0 to 0·1)	0 (0 to 0)	0 (0 to 0)	0 (0 to 0)	0 (0 to 0)	0 (0 to 0)	0 (0 to 0)	0 (0 to 0)	0·4
Sense organ diseases	0 (0 to 0)	0 (0 to 0)	0 (0 to 0)	0 (0 to 0·1)	0·1 (0·1 to 0·2)	0·1 (0·1 to 0·2)	0·1 (0·1 to 0·2)	0·1 (0·1 to 0·2)	0·2 (0·1 to 0·3)	0·2 (0·1 to 0·3)	0·2 (0·2 to 0·4)	0·3 (0·2 to 0·4)	0·4 (0·3 to 0·6)	0·6 (0·4 to 0·9)	0·7 (0·5 to 1·1)	0·8 (0·6 to 1·3)	0·9 (0·6 to 1·3)	0·9 (0·6 to 1·4)	1 (0·7 to 1·3)	0·8 (0·6 to 1·1)	0·5 (0·4 to 0·7)	0·2 (0·2 to 0·3)	0·1 (0 to 0·1)	8·3
Blindness and vision loss	0 (0 to 0)	0 (0 to 0)	0 (0 to 0)	0 (0 to 0)	0 (0 to 0)	0 (0 to 0)	0 (0 to 0)	0 (0 to 0)	0 (0 to 0)	0 (0 to 0)	0 (0 to 0·1)	0·1 (0 to 0·1)	0·1 (0·1 to 0·2)	0·2 (0·1 to 0·3)	0·2 (0·2 to 0·4)	0·3 (0·2 to 0·5)	0·3 (0·2 to 0·5)	0·4 (0·3 to 0·6)	0·4 (0·3 to 0·6)	0·3 (0·2 to 0·4)	0·2 (0·1 to 0·3)	0·1 (0·1 to 0·1)	0 (0 to 0)	2·8
Glaucoma	0 (0 to 0)	0 (0 to 0)	0 (0 to 0)	0 (0 to 0)	0 (0 to 0)	0 (0 to 0)	0 (0 to 0)	0 (0 to 0)	0 (0 to 0)	0 (0 to 0)	0 (0 to 0)	0 (0 to 0)	0 (0 to 0)	0 (0 to 0)	0 (0 to 0)	0 (0 to 0)	0 (0 to 0)	0 (0 to 0)	0 (0 to 0)	0 (0 to 0)	0 (0 to 0)	0 (0 to 0)	0 (0 to 0)	0·1
Cataract	0 (0 to 0)	0 (0 to 0)	0 (0 to 0)	0 (0 to 0)	0 (0 to 0)	0 (0 to 0)	0 (0 to 0)	0 (0 to 0)	0 (0 to 0)	0 (0 to 0)	0 (0 to 0)	0 (0 to 0)	0 (0 to 0)	0 (0 to 0·1)	0·1 (0 to 0·1)	0·1 (0·1 to 0·2)	0·2 (0·1 to 0·2)	0·2 (0·1 to 0·3)	0·2 (0·2 to 0·3)	0·2 (0·1 to 0·3)	0·1 (0·1 to 0·2)	0·1 (0 to 0·1)	0 (0 to 0)	1·2

Age-related macular degeneration	0 (0 to 0)	0 (0 to 0)	0 (0 to 0)	0 (0 to 0)	0 (0 to 0)	0 (0 to 0)	0 (0 to 0)	0 (0 to 0)	0 (0 to 0)	0 (0 to 0)	0 (0 to 0)	0 (0 to 0)	0 (0 to 0)	0 (0 to 0)	0 (0 to 0)	0 (0 to 0)	0 (0 to 0)	0 (0 to 0)	0 (0 to 0)	0 (0 to 0)	0 (0 to 0)	0 (0 to 0)	0 (0 to 0)	0 (0 to 0)	0 (0 to 0)	0 (0 to 0)	0
Refraction disorders	0 (0 to 0)	0 (0 to 0)	0 (0 to 0)	0 (0 to 0)	0 (0 to 0)	0 (0 to 0)	0 (0 to 0)	0 (0 to 0)	0 (0 to 0)	0 (0 to 0)	0 (0 to 0)	0 (0 to 0)	0 (0 to 0)	0 (0 to 0)	0 (0 to 0)	0 (0 to 0)	0 (0 to 0)	0 (0 to 0)	0 (0 to 0)	0 (0 to 0)	0 (0 to 0)	0 (0 to 0)	0 (0 to 0)	0 (0 to 0)	0 (0 to 0)	0 (0 to 0)	0.7
Near vision loss	0 (0 to 0)	0 (0 to 0)	0 (0 to 0)	0 (0 to 0)	0 (0 to 0)	0 (0 to 0)	0 (0 to 0)	0 (0 to 0)	0 (0 to 0)	0 (0 to 0)	0 (0 to 0)	0 (0 to 0)	0 (0 to 0)	0 (0 to 0)	0 (0 to 0)	0 (0 to 0)	0 (0 to 0)	0 (0 to 0)	0 (0 to 0)	0 (0 to 0)	0 (0 to 0)	0 (0 to 0)	0 (0 to 0)	0 (0 to 0)	0 (0 to 0)	0 (0 to 0)	0.6
Other vision loss	0 (0 to 0)	0 (0 to 0)	0 (0 to 0)	0 (0 to 0)	0 (0 to 0)	0 (0 to 0)	0 (0 to 0)	0 (0 to 0)	0 (0 to 0)	0 (0 to 0)	0 (0 to 0)	0 (0 to 0)	0 (0 to 0)	0 (0 to 0)	0 (0 to 0)	0 (0 to 0)	0 (0 to 0)	0 (0 to 0)	0 (0 to 0)	0 (0 to 0)	0 (0 to 0)	0 (0 to 0)	0 (0 to 0)	0 (0 to 0)	0 (0 to 0)	0 (0 to 0)	0.1
Age-related and other hearing loss	0 (0 to 0)	0 (0 to 0)	0 (0 to 0)	0 (0 to 0)	0 (0 to 0.1)	0.1 (0 to 0.1)	0.1 (0.1 to 0.2)	0.1 (0.1 to 0.2)	0.1 (0.1 to 0.2)	0.1 (0.1 to 0.2)	0.2 (0.1 to 0.2)	0.2 (0.1 to 0.3)	0.2 (0.1 to 0.3)	0.3 (0.2 to 0.5)	0.3 (0.2 to 0.5)	0.4 (0.2 to 0.6)	0.5 (0.3 to 0.7)	0.5 (0.3 to 0.7)	0.5 (0.3 to 0.7)	0.5 (0.4 to 0.8)	0.6 (0.3 to 0.9)	0.7 (0.4 to 0.9)	0.7 (0.5 to 1.0)	0.8 (0.5 to 1.2)	0.8 (0.5 to 1.2)	5.1
Other sense organ diseases	0 (0 to 0)	0 (0 to 0)	0 (0 to 0)	0 (0 to 0)	0 (0 to 0)	0 (0 to 0)	0 (0 to 0)	0 (0 to 0)	0 (0 to 0)	0 (0 to 0)	0 (0 to 0)	0 (0 to 0)	0 (0 to 0)	0 (0 to 0)	0 (0 to 0)	0 (0 to 0)	0 (0 to 0)	0 (0 to 0)	0 (0 to 0)	0 (0 to 0)	0 (0 to 0)	0 (0 to 0)	0 (0 to 0)	0 (0 to 0)	0 (0 to 0)	0 (0 to 0)	0.4
Musculoskeletal disorders	0 (0 to 0)	0 (0 to 0)	0 (0 to 0)	0 (0 to 0)	0 (0 to 0.1)	0.3 (0.2 to 0.4)	0.7 (0.3 to 0.9)	0.7 (0.4 to 1.1)	0.9 (0.4 to 1.3)	1.3 (0.7 to 1.4)	1.3 (0.9 to 1.9)	1.6 (1.1 to 2.2)	2 (1.4 to 2.8)	2.4 (1.6 to 3.4)	2.5 (1.7 to 3.4)	2.2 (1.6 to 3.2)	1.8 (1.3 to 2.5)	1.5 (1.1 to 2.1)	1.2 (0.8 to 1.7)	0.8 (0.4 to 1.1)	0.4 (0.2 to 0.6)	0.1 (0.1 to 0.2)	0 (0 to 0)	0 (0 to 0)	21.5
Rheumatoid arthritis	0 (0 to 0)	0 (0 to 0)	0 (0 to 0)	0 (0 to 0)	0 (0 to 0)	0 (0 to 0)	0 (0 to 0)	0 (0 to 0)	0 (0 to 0)	0 (0 to 0)	0 (0 to 0)	0 (0 to 0)	0 (0 to 0)	0 (0 to 0)	0 (0 to 0)	0 (0 to 0)	0 (0 to 0)	0 (0 to 0)	0 (0 to 0)	0 (0 to 0)	0 (0 to 0)	0 (0 to 0)	0 (0 to 0)	0 (0 to 0)	0 (0 to 0)	0 (0 to 0)	0.2
Osteoarthritis	0 (0 to 0)	0 (0 to 0)	0 (0 to 0)	0 (0 to 0)	0 (0 to 0)	0 (0 to 0)	0 (0 to 0)	0 (0 to 0)	0 (0 to 0)	0 (0 to 0)	0 (0 to 0.1)	0.1 (0 to 0.2)	0.2 (0.1 to 0.4)	0.2 (0.1 to 0.4)	0.3 (0.2 to 0.5)	0.4 (0.2 to 0.6)	0.4 (0.2 to 0.6)	0.3 (0.2 to 0.5)	0.3 (0.2 to 0.4)	0.2 (0.1 to 0.4)	0.2 (0.1 to 0.3)	0.1 (0.1 to 0.2)	0 (0 to 0.1)	0 (0 to 0)	0 (0 to 0)	2.5
Osteoarthritis hip	0 (0 to 0)	0 (0 to 0)	0 (0 to 0)	0 (0 to 0)	0 (0 to 0)	0 (0 to 0)	0 (0 to 0)	0 (0 to 0)	0 (0 to 0)	0 (0 to 0)	0 (0 to 0)	0 (0 to 0)	0 (0 to 0)	0 (0 to 0)	0 (0 to 0)	0 (0 to 0)	0 (0 to 0)	0 (0 to 0)	0 (0 to 0)	0 (0 to 0)	0 (0 to 0)	0 (0 to 0)	0 (0 to 0)	0 (0 to 0)	0 (0 to 0)	0 (0 to 0)	0.1
Osteoarthritis knee	0 (0 to 0)	0 (0 to 0)	0 (0 to 0)	0 (0 to 0)	0 (0 to 0)	0 (0 to 0)	0 (0 to 0)	0 (0 to 0)	0 (0 to 0)	0 (0 to 0)	0 (0 to 0.1)	0.1 (0 to 0.2)	0.2 (0.1 to 0.4)	0.2 (0.1 to 0.4)	0.3 (0.2 to 0.7)	0.3 (0.2 to 0.6)	0.3 (0.2 to 0.6)	0.2 (0.1 to 0.5)	0.2 (0.1 to 0.4)	0.2 (0.1 to 0.4)	0.2 (0.1 to 0.3)	0.1 (0.1 to 0.2)	0 (0 to 0.1)	0 (0 to 0)	0 (0 to 0)	2
Osteoarthritis hand	0 (0 to 0)	0 (0 to 0)	0 (0 to 0)	0 (0 to 0)	0 (0 to 0)	0 (0 to 0)	0 (0 to 0)	0 (0 to 0)	0 (0 to 0)	0 (0 to 0)	0 (0 to 0)	0 (0 to 0)	0 (0 to 0)	0 (0 to 0)	0 (0 to 0)	0 (0 to 0)	0 (0 to 0)	0 (0 to 0)	0 (0 to 0)	0 (0 to 0)	0 (0 to 0)	0 (0 to 0)	0 (0 to 0)	0 (0 to 0)	0 (0 to 0)	0 (0 to 0)	0.1
Osteoarthritis other	0 (0 to 0)	0 (0 to 0)	0 (0 to 0)	0 (0 to 0)	0 (0 to 0)	0 (0 to 0)	0 (0 to 0)	0 (0 to 0)	0 (0 to 0)	0 (0 to 0)	0 (0 to 0)	0 (0 to 0)	0 (0 to 0)	0 (0 to 0)	0 (0 to 0)	0 (0 to 0)	0 (0 to 0)	0 (0 to 0)	0 (0 to 0)	0 (0 to 0)	0 (0 to 0)	0 (0 to 0)	0 (0 to 0)	0 (0 to 0)	0 (0 to 0)	0 (0 to 0)	0.3
Low back pain	0 (0 to 0)	0 (0 to 0)	0 (0 to 0)	0 (0 to 0)	0.1 (0 to 0.1)	0.2 (0.1 to 0.4)	0.4 (0.2 to 0.6)	0.4 (0.3 to 0.7)	0.5 (0.3 to 0.8)	0.7 (0.4 to 1)	0.8 (0.5 to 1.2)	0.9 (0.6 to 1.4)	0.9 (0.6 to 1.4)	1.1 (0.7 to 1.7)	1.1 (0.7 to 1.7)	1.2 (0.7 to 1.8)	1.1 (0.6 to 1.7)	0.8 (0.5 to 1.1)	0.6 (0.4 to 0.9)	0.4 (0.2 to 0.7)	0.2 (0.2 to 0.4)	0.1 (0.1 to 0.1)	0 (0 to 0)	0 (0 to 0)	10.9
Neck pain	0 (0 to 0)	0 (0 to 0)	0 (0 to 0)	0 (0 to 0)	0 (0 to 0)	0 (0 to 0.1)	0.1 (0 to 0.1)	0.1 (0.1 to 0.2)	0.1 (0.1 to 0.2)	0.2 (0.1 to 0.2)	0.3 (0.1 to 0.5)	0.3 (0.2 to 0.4)	0.4 (0.2 to 0.7)	0.4 (0.2 to 0.8)	0.4 (0.2 to 0.7)	0.4 (0.2 to 0.6)	0.3 (0.1 to 0.4)	0.2 (0.1 to 0.4)	0.2 (0.1 to 0.3)	0.1 (0.1 to 0.2)	0.1 (0.0 to 0.2)	0 (0 to 0.1)	0 (0 to 0)	0 (0 to 0)	0 (0 to 0)	3.4
Gout	0 (0 to 0)	0 (0 to 0)	0 (0 to 0)	0 (0 to 0)	0 (0 to 0)	0 (0 to 0)	0 (0 to 0)	0 (0 to 0)	0 (0 to 0)	0 (0 to 0)	0 (0 to 0)	0 (0 to 0)	0 (0 to 0)	0 (0 to 0)	0 (0 to 0)	0 (0 to 0)	0 (0 to 0)	0 (0 to 0)	0 (0 to 0)	0 (0 to 0)	0 (0 to 0)	0 (0 to 0)	0 (0 to 0)	0 (0 to 0)	0 (0 to 0)	0 (0 to 0)	0.1
Other musculoskeletal disorders	0 (0 to 0)	0 (0 to 0)	0 (0 to 0)	0 (0 to 0)	0 (0 to 0)	0 (0 to 0.1)	0.2 (0.1 to 0.2)	0.3 (0.2 to 0.4)	0.3 (0.2 to 0.5)	0.3 (0.2 to 0.5)	0.3 (0.2 to 0.5)	0.4 (0.2 to 0.6)	0.4 (0.3 to 0.6)	0.5 (0.3 to 0.7)	0.5 (0.3 to 0.7)	0.4 (0.2 to 0.7)	0.3 (0.2 to 0.5)	0.3 (0.2 to 0.4)	0.2 (0.1 to 0.3)	0.2 (0.1 to 0.3)	0.1 (0.1 to 0.2)	0.1 (0.1 to 0.1)	0 (0 to 0)	0 (0 to 0)	0 (0 to 0)	4.3
Other non-communicable diseases	0.4 (0.4 to 1.4)	0.4 (0.2 to 0.6)	1.3 (0.7 to 2.1)	0.4 (0.3 to 0.6)	0.3 (0.2 to 0.4)	0.4 (0.2 to 0.5)	0.4 (0.3 to 0.7)	0.7 (0.5 to 1)	0.9 (0.7 to 1.3)	1 (0.7 to 1.4)	1.1 (0.8 to 1.4)	1.2 (0.9 to 1.7)	1.2 (0.9 to 1.6)	1.2 (0.9 to 1.6)	1.1 (0.8 to 1.5)	1 (0.7 to 1.4)	0.9 (0.6 to 1.2)	0.7 (0.5 to 1)	0.6 (0.4 to 0.9)	0.4 (0.3 to 0.7)	0.3 (0.2 to 0.5)	0.2 (0.1 to 0.3)	0 (0 to 0)	0 (0 to 0)	0 (0 to 0)	15.8
Congenital birth defects	0.8 (0.4 to 1.4)	0.3 (0.2 to 0.4)	1.1 (0.5 to 1.8)	0.3 (0.2 to 0.5)	0.2 (0.1 to 0.3)	0.1 (0.1 to 0.2)	0.1 (0 to 0.1)	0.1 (0 to 0.1)	0.1 (0 to 0.1)	0.1 (0 to 0.1)	0.1 (0 to 0.1)	0.1 (0 to 0.1)	0.1 (0 to 0.1)	0.1 (0 to 0.1)	0.1 (0 to 0.1)	0 (0 to 0.1)	0 (0 to 0.1)	0 (0 to 0.1)	0 (0 to 0)	0 (0 to 0)	0 (0 to 0)	0 (0 to 0)	0 (0 to 0)	0 (0 to 0)	0 (0 to 0)	0 (0 to 0)	3.5
Neural tube defects	0.2 (0.1 to 0.5)	0.1 (0 to 0.1)	0.1 (0 to 0.3)	0 (0 to 0)	0 (0 to 0)	0 (0 to 0)	0 (0 to 0)	0 (0 to 0)	0 (0 to 0)	0 (0 to 0)	0 (0 to 0)	0 (0 to 0)	0 (0 to 0)	0 (0 to 0)	0 (0 to 0)	0 (0 to 0)	0 (0 to 0)	0 (0 to 0)	0 (0 to 0)	0 (0 to 0)	0 (0 to 0)	0 (0 to 0)	0 (0 to 0)	0 (0 to 0)	0 (0 to 0)	0 (0 to 0)	0.4
Congenital heart anomalies	0.3 (0.1 to 0.6)	0.2 (0.1 to 0.3)	0.5 (0.2 to 1)	0.2 (0.1 to 0.3)	0.1 (0 to 0.1)	0.1 (0 to 0.1)	0.1 (0 to 0.1)	0.1 (0 to 0.1)	0.1 (0 to 0.1)	0.1 (0 to 0.1)	0.1 (0 to 0.1)	0.1 (0 to 0.1)	0.1 (0 to 0.1)	0.1 (0 to 0.1)	0.1 (0 to 0.1)	0.1 (0 to 0.1)	0.1 (0 to 0.1)	0.1 (0 to 0.1)	0.1 (0 to 0.1)	0.1 (0 to 0.1)	0.1 (0 to 0.1)	0.1 (0 to 0.1)	0 (0 to 0)	0 (0 to 0)	0 (0 to 0)	1.5
Orofacial clefts	0 (0 to 0)	0 (0 to 0)	0 (0 to 0)	0 (0 to 0)	0 (0 to 0)	0 (0 to 0)	0 (0 to 0)	0 (0 to 0)	0 (0 to 0)	0 (0 to 0)	0 (0 to 0)	0 (0 to 0)	0 (0 to 0)	0 (0 to 0)	0 (0 to 0)	0 (0 to 0)	0 (0 to 0)	0 (0 to 0)	0 (0 to 0)	0 (0 to 0)	0 (0 to 0)	0 (0 to 0)	0 (0 to 0)	0 (0 to 0)	0 (0 to 0)	0 (0 to 0)	0
Down syndrome	0 (0 to 0)	0 (0 to 0)	0 (0 to 0.1)	0 (0 to 0)	0 (0 to 0)	0 (0 to 0)	0 (0 to 0)	0 (0 to 0)	0 (0 to 0)	0 (0 to 0)	0 (0 to 0)	0 (0 to 0)	0 (0 to 0)	0 (0 to 0)	0 (0 to 0)	0 (0 to 0)	0 (0 to 0)	0 (0 to 0)	0 (0 to 0)	0 (0 to 0)	0 (0 to 0)	0 (0 to 0)	0 (0 to 0)	0 (0 to 0)	0 (0 to 0)	0 (0 to 0)	0.1
Turner syndrome	0 (0 to 0)	0 (0 to 0)	0 (0 to 0)	0 (0 to 0)	0 (0 to 0)	0 (0 to 0)	0 (0 to 0)	0 (0 to 0)	0 (0 to 0)	0 (0 to 0)	0 (0 to 0)	0 (0 to 0)	0 (0 to 0)	0 (0 to 0)	0 (0 to 0)	0 (0 to 0)	0 (0 to 0)	0 (0 to 0)	0 (0 to 0)	0 (0 to 0)	0 (0 to 0)	0 (0 to 0)	0 (0 to 0)	0 (0 to 0)	0 (0 to 0)	0 (0 to 0)	0
Klinefelter syndrome	0 (0 to 0)	0 (0 to 0)	0 (0 to 0)	0 (0 to 0)	0 (0 to 0)	0 (0 to 0)	0 (0 to 0)	0 (0 to 0)	0 (0 to 0)	0 (0 to 0)	0 (0 to 0)	0 (0 to 0)	0 (0 to 0)	0 (0 to 0)	0 (0 to 0)	0 (0 to 0)	0 (0 to 0)	0 (0 to 0)	0 (0 to 0)	0 (0 to 0)	0 (0 to 0)	0 (0 to 0)	0 (0 to 0)	0 (0 to 0)	0 (0 to 0)	0 (0 to 0)	0
Other chromosomal abnormalities	0 (0 to 0.1)	0 (0 to 0.1)	0 (0 to 0.2)	0 (0 to 0)	0 (0 to 0)	0 (0 to 0)	0 (0 to 0)	0 (0 to 0)	0 (0 to 0)	0 (0 to 0)	0 (0 to 0)	0 (0 to 0)	0 (0 to 0)	0 (0 to 0)	0 (0 to 0)	0 (0 to 0)	0 (0 to 0)	0 (0 to 0)	0 (0 to 0)	0 (0 to 0)	0 (0 to 0)	0 (0 to 0)	0 (0 to 0)	0 (0 to 0)	0 (0 to 0)	0 (0 to 0)	0.2
Congenital musculoskeletal and limb anomalies	0 (0 to 0)	0 (0 to 0)	0 (0 to 0)	0 (0 to 0)	0 (0 to 0)	0 (0 to 0)	0 (0 to 0)	0 (0 to 0)	0 (0 to 0)	0 (0 to 0)	0 (0 to 0)	0 (0 to 0)	0 (0 to 0)	0 (0 to 0)	0 (0 to 0)	0 (0 to 0)	0 (0 to 0)	0 (0 to 0)	0 (0 to 0)	0 (0 to 0)	0 (0 to 0)	0 (0 to 0)	0 (0 to 0)	0 (0 to 0)	0 (0 to 0)	0 (0 to 0)	0.2
Urogenital congenital anomalies	0 (0 to 0.1)	0 (0 to 0)	0 (0 to 0)	0 (0 to 0)	0 (0 to 0)	0 (0 to 0)	0 (0 to 0)	0 (0 to 0)	0 (0 to 0)	0 (0 to 0)	0 (0 to 0)	0 (0 to 0)	0 (0 to 0)	0 (0 to 0)	0 (0 to 0)	0 (0 to 0)	0 (0 to 0)	0 (0 to 0)	0 (0 to 0)	0 (0 to 0)	0 (0 to 0)	0 (0 to 0)	0 (0 to 0)	0 (0 to 0)	0 (0 to 0)	0 (0 to 0)	0.1
Digestive congenital anomalies	0.1 (0 to 0.1)	0 (0 to 0.1)	0.1 (0 to 0.2)	0 (0 to 0)	0 (0 to 0)	0 (0 to 0)	0 (0 to 0)	0 (0 to 0)	0 (0 to 0)	0 (0 to 0)	0 (0 to 0)	0 (0 to 0)	0 (0 to 0)	0 (0 to 0)	0 (0 to 0)	0 (0 to 0)	0 (0 to 0)	0 (0 to 0)	0 (0 to 0)	0 (0 to 0)	0 (0 to 0)	0 (0 to 0)	0 (0 to 0)	0 (0 to 0)	0 (0 to 0)	0 (0 to 0)	0.2
Other congenital birth defects	0.2 (0.1 to 0.4)	0.1 (0.1 to 0.4)	0.2 (0.1 to 0.4)	0.1 (0 to 0.1)	0.1 (0 to 0.1)	0 (0 to 0)	0 (0 to 0)	0 (0 to 0)	0 (0 to 0)	0 (0 to 0)	0 (0 to 0)	0 (0 to 0)	0 (0 to 0)	0 (0 to 0)	0 (0 to 0)	0 (0 to 0)	0 (0 to 0)	0 (0 to 0)	0 (0 to 0)	0 (0 to 0)	0 (0 to 0)	0 (0 to 0)	0 (0 to 0)	0 (0 to 0)	0 (0 to 0)	0 (0 to 0)	0.7
Urinary diseases and male infertility	0 (0 to 0)	0 (0 to 0)	0 (0 to 0)	0 (0 to 0)	0 (0 to 0)	0 (0 to 0)	0 (0 to 0)	0 (0 to 0)	0 (0 to 0)	0 (0 to 0)	0 (0 to 0)	0 (0 to 0.1)	0 (0 to 0.1)	0 (0 to 0.1)	0 (0 to 0.1)	0 (0 to 0.1)	0 (0 to 0.1)	0 (0 to 0.1)	0 (0 to 0.1)	0 (0 to 0.1)	0 (0 to 0.1)	0 (0 to 0.1)	0 (0 to 0.1)	0 (0 to 0)	0 (0 to 0)	0 (0 to 0)	0.7
Urolithiasis	0 (0 to 0)	0 (0 to 0)	0 (0 to 0)	0 (0 to 0)	0 (0 to 0)	0 (0 to 0)	0 (0 to 0)	0 (0 to 0)	0 (0 to 0)	0 (0 to 0)	0 (0 to 0)	0 (0 to 0)	0 (0 to 0)	0 (0 to 0)	0 (0 to 0)	0 (0 to 0)	0 (0 to 0)	0 (0 to 0)	0 (0 to 0)	0 (0 to 0)	0 (0 to 0)	0 (0 to 0)	0 (0 to 0)	0 (0 to 0)	0 (0 to 0)	0 (0 to 0)	0.1
Benign prostatic hyperplasia	0 (0 to 0)	0 (0 to 0)	0 (0 to 0)	0 (0 to 0)	0 (0 to 0)	0 (0 to 0)	0 (0 to 0)	0 (0 to 0)	0 (0 to 0)	0 (0 to 0)	0 (0 to 0)	0 (0 to 0)	0 (0 to 0)	0 (0 to 0)	0 (0 to 0)	0 (0 to 0)	0 (0 to 0)	0 (0 to 0)	0 (0 to 0)	0 (0 to 0)	0 (0 to 0)	0 (0 to 0)	0 (0 to 0)	0 (0 to 0)	0 (0 to 0)	0 (0 to 0)	0
Male infertility	..	..	..	..	..	..	..	..	..	..	..	..	..	..	..	..	..	..	..	..	..	..	..	..	..	..	NA
Other urinary diseases	0 (0 to 0)	0 (0 to 0)	0 (0 to 0)	0 (0 to 0)	0 (0 to 0)	0 (0 to 0)	0 (0 to 0)	0 (0 to 0)	0 (0 to 0)	0 (0 to 0)	0 (0 to 0)	0 (0 to 0)	0 (0 to 0)	0 (0 to 0)	0 (0 to 0)	0 (0 to 0)	0 (0 to 0)	0 (0 to 0)	0 (0 to 0)	0 (0 to 0)	0 (0 to 0)	0 (0 to 0)	0 (0 to 0)	0 (0 to 0)	0 (0 to 0)	0 (0 to 0)	0
Gynecological diseases	0 (0 to 0)	0 (0 to 0)	0 (0 to 0)	0 (0 to 0)	0.1 (0 to 0.2)	0.2 (0.1 to 0.4)	0.4 (0.2 to 0.7)	0.6 (0.4 to 0.9)	0.7 (0.5 to 1)	0.7 (0.5 to 1.1)	0.7 (0.5 to 1.1)	0.6 (0.4 to 0.9)	0.5 (0.3 to 0.8)	0.4 (0.2 to 0.6)	0.3 (0.1 to 0.5)	0.2 (0.1 to 0.3)	0.1 (0.1 to 0.2)	0.1 (0 to 0.1)	0.1 (0 to 0.1)	0 (0 to 0)	0 (0 to 0)	0 (0 to 0)	0 (0 to 0)	0 (0 to 0)	0 (0 to 0)	5.1
Uterine fibroids	0 (0 to 0)	0 (0 to 0)	0 (0 to 0)	0 (0 to 0)	0 (0 to 0)	0 (0 to 0)	0 (0 to 0)	0 (0 to 0)	0 (0 to 0)	0 (0 to 0)	0 (0 to 0.1)	0 (0 to 0.1)	0 (0 to 0.1)	0 (0 to 0)	0 (0 to 0)	0 (0 to 0)	0 (0 to 0)	0 (0 to 0)	0 (0 to 0)	0 (0 to 0)	0 (0 to 0)	0 (0 to 0)	0 (0 to 0)	0 (0 to 0)	0 (0 to 0)	0 (0 to 0)	0.2
Polycystic ovarian syndrome	0 (0 to 0)	0 (0 to 0)	0 (0 to 0)	0 (0 to 0)	0 (0 to 0)	0 (0 to 0.1)	0 (0 to 0.1)	0 (0 to 0.1)	0 (0 to 0.1)	0 (0 to 0.1)	0 (0 to 0.1)	0 (0 to 0)	0 (0 to 0)	0 (0 to 0)	0 (0 to 0)	0 (0 to 0)	0 (0 to 0)	0 (0 to 0)	0 (0 to 0)	0 (0 to 0)	0 (0 to 0)	0 (0 to 0)	0 (0 to 0)	0 (0 to 0)	0 (0 to 0)	0 (0 to 0)	0.2
Female infertility	0 (0 to 0)	0 (0 to 0)	0 (0 to 0)	0 (0 to 0)	0 (0 to 0)	0 (0 to 0)	0 (0 to 0)	0 (0 to 0)	0 (0 to 0.1)	0 (0 to 0.1)	0 (0 to 0.1)	0 (0 to 0.1)	0 (0 to 0.1)	0 (0 to 0)	0 (0 to 0)	0 (0 to 0)	0 (0 to 0)	0 (0 to 0)	0 (0 to 0)	0 (0 to 0)	0 (0 to 0)	0 (0 to 0)	0 (0 to 0)	0 (0 to 0)	0 (0 to 0)	0 (0 to 0)	0.1
Endometriosis	0 (0 to 0)	0 (0 to 0)	0 (0 to 0)	0 (0 to 0)	0 (0 to 0)	0 (0 to 0)	0 (0 to 0)	0 (0 to 0)	0 (0 to 0.1)	0 (0 to 0.1)	0 (0 to 0.1)	0 (0 to 0.1)	0 (0 to 0.1)	0 (0 to 0)	0 (0 to 0)	0 (0 to 0)	0 (0 to 0)	0 (0 to 0)	0 (0 to 0)	0 (0 to 0)	0 (0 to 0)	0 (0 to 0)	0 (0 to 0)	0 (0 to 0)	0 (0 to 0)	0 (0 to 0)	0.5
Genital prolapse	0 (0 to 0)	0 (0 to 0)	0 (0 to 0)	0 (0 to 0)	0 (0 to 0)	0 (0 to 0)	0 (0 to 0)	0 (0 to 0)	0 (0 to 0)	0 (0 to 0)	0 (0 to 0)	0 (0 to 0)	0 (0 to 0)	0 (0 to 0)	0 (0 to 0)	0 (0 to 0)	0 (0 to 0)	0 (0 to 0)	0 (0 to 0)	0 (0 to 0)	0 (0 to 0)	0 (0 to 0)	0 (0 to 0)	0 (0 to 0)	0 (0 to 0)	0 (0 to 0)	0.1
Premenstrual syndrome	0 (0 to 0)	0 (0 to 0)	0 (0 to 0)	0 (0 to 0)	0 (0 to 0.1)	0.2 (0.1 to 0.3)	0.2 (0.1 to 0.3)	0.2 (0.1 to 0.3)	0.2 (0.1 to 0.3)	0.2 (0.1 to 0.3)	0.2 (0.1 to 0.3)	0.2 (0.1 to 0.3)	0.2 (0.1 to 0.3)	0.1 (0.1 to 0.2)	0.1 (0.1 to 0.2)	0.1 (0.1 to 0.2)	0.1 (0.1 to 0.2)	0.1 (0.1 to 0.2)	0.1 (0.1 to 0.2)	0.1 (0.1 to 0.2)	0.1 (0.1 to 0.2)	0.1 (0.1 to 0.2)	0 (0 to 0)	0 (0 to 0)	0 (0 to 0)	1.4
Other gynecological diseases	0 (0 to 0)	0 (0 to 0)	0 (0 to 0)	0 (0 to 0)	0 (0 to 0)	0 (0 to 0.2)	0.3 (0.1 to 0.6)	0.3 (0.1 to 0.6)	0.3 (0.2 to 0.4)	0.3 (0.2 to 0.5)	0.3 (0.2 to 0.5)	0.3 (0.2 to 0.5)	0.3 (0.2 to 0.5)	0.3 (0.2 to 0.5)	0.3 (0.1 to 0.4)	0.2 (0.1 to 0.4)	0.2 (0.1 to 0.4)	0.1 (0.1 to 0.3)	0.1 (0.1 to 0.3)	0.1 (0.1 to 0.3)	0.1 (0.1 to 0.2)	0.1 (0.1 to 0.2)	0 (0 to 0)	0 (0 to 0)	0 (0 to 0)	2.5
Hemoglobinopathies and hemolytic anemias	0 (0 to 0)	0 (0 to 0)	0 (0 to 0)	0 (0 to 0)	0 (0 to 0)	0 (0 to 0)	0 (0 to 0.1)	0 (0 to 0.1)	0 (0 to 0.1)	0 (0 to 0.1)	0 (0 to 0.1)	0 (0 to 0.1)	0 (0 to 0.1)	0 (0 to 0.1)	0 (0 to 0.1)	0 (0 to 0.1)	0 (0 to 0.1)	0 (0 to 0.1)	0 (0 to 0.1)	0 (0 to 0.1)	0 (0 to 0.1)	0 (0 to 0.1)	0 (0 to 0.1)	0 (0 to 0)	0 (0 to 0)	0 (0 to 0)	0.5
Thalassemias	0 (0 to 0)	0 (0 to 0)	0 (0 to 0)	0 (0 to 0)	0 (0 to 0)	0 (0 to 0)	0 (0 to 0)	0 (0 to 0)	0 (0 to 0)	0 (0 to 0)	0 (0 to 0)	0 (0 to 0)	0 (0 to 0)	0 (0 to 0)	0 (0 to 0)	0 (0 to 0)	0 (0 to 0)	0 (0 to 0)	0 (0 to 0)	0 (0 to 0)	0 (0 to 0)	0 (0 to 0)	0 (0 to 0)	0 (0 to 0)	0 (0 to 0)	0 (0 to 0)	0
Thalassemia trait	0 (0 to 0)	0 (0 to 0)	0 (0 to 0)	0 (0 to 0)	0 (0 to 0)	0 (0 to 0)	0 (0 to 0)	0 (0 to 0)	0 (0 to 0)	0 (0 to 0)	0 (0 to 0.1)	0 (0 to 0.1)	0 (0 to 0.1)	0 (0 to 0)	0 (0 to 0)	0 (0 to 0)	0 (0 to 0)	0 (0 to 0)	0 (0 to 0)	0 (0 to 0)	0 (0 to 0)	0 (0 to 0)	0 (0 to 0)	0 (0 to 0)	0 (0 to 0)	0 (0 to 0)	0.2
Sickle cell disorders	0 (0 to 0)	0 (0 to 0)	0 (0 to 0)	0 (0 to 0)	0 (0 to 0)	0 (0 to 0)	0 (0 to 0)	0 (0 to 0)	0 (0 to 0)	0 (0 to 0)	0 (0 to 0)	0 (0 to 0)	0 (0 to 0)	0 (0 to 0)	0 (0 to 0)	0 (0 to 0)	0 (0 to 0)	0 (0 to 0)	0 (0 to 0)	0 (0 to 0)	0 (0 to 0)	0 (0 to 0)	0 (0 to 0)	0 (0 to 0)	0 (0 to 0)	0 (0 to 0)	0
Sickle cell trait	0 (0 to 0)	0 (0 to 0)	0 (0 to 0)	0 (0 to 0)	0 (0 to 0)	0 (0 to 0)	0 (0 to 0)	0 (0 to 0)	0 (0 to 0)	0 (0 to 0)	0 (0 to 0)	0 (0 to 0)	0 (0 to 0)	0 (0 to 0)	0 (0 to 0)	0 (0 to 0)	0 (0 to 0)	0 (0 to 0)	0 (0 to 0)	0 (0 to 0)	0 (0 to 0)	0 (0 to 0)	0 (0 to 0)	0 (0 to 0)	0 (0 to 0)	0 (0 to 0)	0
G6PD deficiency	0 (0 to 0)	0 (0 to 0)	0 (0 to 0)	0 (0 to 0)	0 (0 to 0)	0 (0 to 0)	0 (0 to 0)	0 (0 to 0)	0 (0 to 0)	0 (0 to 0)	0 (0 to 0)	0 (0 to 0)	0 (0 to 0)	0 (0 to 0)	0 (0 to 0)	0 (0 to 0)	0 (0 to 0)	0 (0 to 0)	0 (0 to 0)	0 (0 to 0)	0 (0 to 0)	0 (0 to 0)	0 (0 to 0)	0 (0 to 0)	0 (0 to 0)	0 (0 to 0)	0

SR Table 2b: Northern Mariana Islands DALYS by cause and age group for females with 95% uncertainty intervals, 2019

Cause	Early Neonatal	Late Neonatal	Post Neonatal	1 to 4	5 to 9	10 to 14	15 to 19	20 to 24	25 to 29	30 to 34	35 to 39	40 to 44	45 to 49	50 to 54	55 to 59	60 to 64	65 to 69	70 to 74	75 to 79	80 to 84	85 to 89	90 to 94	95 plus	Total
All causes	750.2 (450.7 to 1,054.5)	1,054.2 (644.2 to 1,473.9)	1,267.6 (884.2 to 1,677.3)	1,124.4 (1,000.1 to 1,251.1)	1,124.4 (1,000.1 to 1,251.1)	1,124.4 (1,000.1 to 1,251.1)	1,124.4 (1,000.1 to 1,251.1)	1,124.4 (1,000.1 to 1,251.1)	1,124.4 (1,000.1 to 1,251.1)	1,124.4 (1,000.1 to 1,251.1)	1,124.4 (1,000.1 to 1,251.1)	1,124.4 (1,000.1 to 1,251.1)	1,124.4 (1,000.1 to 1,251.1)	1,124.4 (1,000.1 to 1,251.1)	1,124.4 (1,000.1 to 1,251.1)	1,124.4 (1,000.1 to 1,251.1)	1,124.4 (1,000.1 to 1,251.1)	1,124.4 (1,000.1 to 1,251.1)	1,124.4 (1,000.1 to 1,251.1)	1,124.4 (1,000.1 to 1,251.1)	1,124.4 (1,000.1 to 1,251.1)	1,124.4 (1,000.1 to 1,251.1)	6,130
Communicable, maternal, neonatal, and nutritional diseases	750.2 (450.7 to 1,054.5)	1,054.2 (644.2 to 1,473.9)	1,267.6 (884.2 to 1,677.3)	1,124.4 (1,000.1 to 1,251.1)	1,124.4 (1,000.1 to 1,251.1)	1,124.4 (1,000.1 to 1,251.1)	1,124.4 (1,000.1 to 1,251.1)	1,124.4 (1,000.1 to 1,251.1)	1,124.4 (1,000.1 to 1,251.1)	1,124.4 (1,000.1 to 1,251.1)	1,124.4 (1,000.1 to 1,251.1)	1,124.4 (1,000.1 to 1,251.1)	1,124.4 (1,000.1 to 1,251.1)	1,124.4 (1,000.1 to 1,251.1)	1,124.4 (1,000.1 to 1,251.1)	1,124.4 (1,000.1 to 1,251.1)	1,124.4 (1,000.1 to 1,251.1)	1,124.4 (1,000.1 to 1,251.1)	1,124.4 (1,000.1 to 1,251.1)	1,124.4 (1,000.1 to 1,251.1)	1,124.4 (1,000.1 to 1,251.1)	1,124.4 (1,000.1 to 1,251.1)	536
HIV/AIDS and sexually transmitted infections	11.1 (3.9 to 21.1)	3.8 (1.2 to 9.1)	3.8 (1.2 to 9.1)	0.4 (0.2 to 0.7)	0.1 (0.1 to 0.2)	0.3 (0.1 to 0.6)	0.7 (0.3 to 1.1)	1.2 (0.6 to 1.8)	1.1 (0.6 to 1.6)	1.2 (0.7 to 1.8)	2.6 (1.4 to 3.9)	1.7 (1.1 to 2.4)	1.9 (1.1 to 2.9)	1.5 (0.9 to 2.3)	0.7 (0.4 to 1.2)	0.7 (0.4 to 1.4)	0.4 (0.2 to 0.8)	0.1 (0.0 to 0.3)	0.1 (0.0 to 0.1)	0.1 (0.0 to 0.1)	0.0 (0.0 to 0.0)	0.0 (0.0 to 0.0)	23.5
HIV/AIDS	0 (0 to 0)	0 (0 to 0)	0.1 (0.1 to 0.2)	0.1 (0.1 to 0.2)	0.1 (0.1 to 0.2)	0.1 (0.1 to 0.2)	0.6 (0.3 to 0.9)	0.9 (0.4 to 1.4)	0.9 (0.5 to 1.4)	0.9 (0.4 to 1.4)	0.5 (0.3 to 0.7)	0.6 (0.4 to 1.7)	0.6 (0.4 to 0.9)	0.3 (0.2 to 0.5)	0.3 (0.2 to 0.5)	0.3 (0.2 to 0.5)	0.2 (0.1 to 0.3)	0.2 (0.1 to 0.3)	0.1 (0.0 to 0.1)	0.0 (0.0 to 0.0)	0.0 (0.0 to 0.0)	0.0 (0.0 to 0.0)	6.5
HIV/AIDS - Drug-susceptible Tuberculosis	0 (0 to 0)	0 (0 to 0)	0 (0 to 0)	0 (0 to 0)	0 (0 to 0)	0 (0 to 0)	0 (0 to 0)	0 (0 to 0)	0 (0 to 0)	0 (0 to 0)	0 (0 to 0)	0 (0 to 0)	0 (0 to 0)	0 (0 to 0)	0 (0 to 0)	0 (0 to 0)	0 (0 to 0)	0 (0 to 0)	0 (0 to 0)	0 (0 to 0)	0 (0 to 0)	0 (0 to 0)	0 (0 to 0)	0.5
HIV/AIDS - Multidrug-resistant Tuberculosis without extensive drug-resistance	0 (0 to 0)	0 (0 to 0)	0 (0 to 0)	0 (0 to 0)	0 (0 to 0)	0 (0 to 0)	0 (0 to 0)	0 (0 to 0)	0 (0 to 0)	0 (0 to 0)	0 (0 to 0)	0 (0 to 0)	0 (0 to 0)	0 (0 to 0)	0 (0 to 0)	0 (0 to 0)	0 (0 to 0)	0 (0 to 0)	0 (0 to 0)	0 (0 to 0)	0 (0 to 0)	0 (0 to 0)	0 (0 to 0)	0
HIV/AIDS - Extensively drug-resistant Tuberculosis	0 (0 to 0)	0 (0 to 0)	0 (0 to 0)	0 (0 to 0)	0 (0 to 0)	0 (0 to 0)	0 (0 to 0)	0 (0 to 0)	0 (0 to 0)	0 (0 to 0)	0 (0 to 0)	0 (0 to 0)	0 (0 to 0)	0 (0 to 0)	0 (0 to 0)	0 (0 to 0)	0 (0 to 0)	0 (0 to 0)	0 (0 to 0)	0 (0 to 0)	0 (0 to 0)	0 (0 to 0)	0 (0 to 0)	0
HIV/AIDS resulting in other diseases	0 (0 to 0)	0 (0 to 0)	0.1 (0.1 to 0.2)	0.1 (0.1 to 0.2)	0.1 (0.0 to 0.1)	0.5 (0.3 to 0.7)	0.6 (0.4 to 1)	0.8 (0.5 to 1.3)	0.8 (0.5 to 1.2)	0.6 (0.3 to 0.9)	0.4 (0.2 to 0.7)	0.9 (0.5 to 1.4)	0.5 (0.3 to 0.9)	0.5 (0.3 to 0.8)	0.3 (0.2 to 0.5)	0.3 (0.1 to 0.4)	0.2 (0.1 to 0.3)	0.1 (0.0 to 0.2)	0.0 (0.0 to 0.1)	0.0 (0.0 to 0.0)	0.0 (0.0 to 0.0)	0.0 (0.0 to 0.0)	4
Sexually transmitted infections excluding HIV	11.1 (3.9 to 21.1)	3.8 (1.2 to 9.1)	3.8 (1.1 to 9.1)	0.2 (0.1 to 0.4)	0 (0 to 0.2)	0.2 (0.1 to 0.4)	0.1 (0.1 to 0.4)	0.3 (0.2 to 0.5)	0.2 (0.1 to 0.4)	0.3 (0.1 to 0.5)	0.7 (0.4 to 1.2)	0.5 (0.3 to 0.8)	0.7 (0.3 to 1.2)	0.9 (0.4 to 1.6)	0.4 (0.2 to 0.9)	0.4 (0.2 to 1.0)	0.2 (0.1 to 0.5)	0.1 (0.0 to 0.1)	0.1 (0.0 to 0.1)	0.0 (0.0 to 0.1)	0.0 (0.0 to 0.0)	0.0 (0.0 to 0.0)	27.1
Syphilis	11.1 (3.9 to 21.1)	3.8 (1.1 to 9.1)	3.8 (1.1 to 9.1)	0.2 (0.1 to 0.4)	0.1 (0.0 to 0.3)	0.2 (0.1 to 0.4)	0.1 (0.0 to 0.3)	0.2 (0.1 to 0.4)	0.2 (0.1 to 0.3)	0.2 (0.1 to 0.4)	0.1 (0.0 to 0.1)	0.2 (0.1 to 0.4)	0.1 (0.0 to 0.1)	0.1 (0.0 to 0.1)	0.1 (0.0 to 0.1)	0.1 (0.0 to 0.1)	0.1 (0.0 to 0.1)	0.1 (0.0 to 0.1)	0.0 (0.0 to 0.1)	0.0 (0.0 to 0.1)	0.0 (0.0 to 0.0)	0.0 (0.0 to 0.0)	19.2
Chlamydial infection	0 (0 to 0)	0 (0 to 0)	0 (0 to 0)	0 (0 to 0)	0 (0 to 0)	0 (0 to 0)	0 (0 to 0)	0 (0 to 0)	0 (0 to 0)	0 (0 to 0)	0 (0 to 0)	0 (0 to 0)	0 (0 to 0)	0 (0 to 0)	0 (0 to 0)	0 (0 to 0)	0 (0 to 0)	0 (0 to 0)	0 (0 to 0)	0 (0 to 0)	0 (0 to 0)	0 (0 to 0)	0 (0 to 0)	0.4
Gonococcal infection	0 (0 to 0)	0 (0 to 0)	0 (0 to 0)	0 (0 to 0)	0 (0 to 0)	0 (0 to 0)	0 (0 to 0)	0 (0 to 0)	0 (0 to 0)	0 (0 to 0)	0 (0 to 0)	0 (0 to 0)	0 (0 to 0)	0 (0 to 0)	0 (0 to 0)	0 (0 to 0)	0 (0 to 0)	0 (0 to 0)	0 (0 to 0)	0 (0 to 0)	0 (0 to 0)	0 (0 to 0)	0 (0 to 0)	1
Trichomoniasis	0 (0 to 0)	0 (0 to 0)	0 (0 to 0)	0 (0 to 0)	0 (0 to 0)	0 (0 to 0)	0 (0 to 0)	0 (0 to 0)	0 (0 to 0)	0 (0 to 0)	0 (0 to 0)	0 (0 to 0)	0 (0 to 0)	0 (0 to 0)	0 (0 to 0)	0 (0 to 0)	0 (0 to 0)	0 (0 to 0)	0 (0 to 0)	0 (0 to 0)	0 (0 to 0)	0 (0 to 0)	0 (0 to 0)	3.5
Genital herpes	0 (0 to 0)	0 (0 to 0)	0 (0 to 0)	0 (0 to 0)	0 (0 to 0)	0 (0 to 0)	0 (0 to 0)	0 (0 to 0)	0 (0 to 0)	0 (0 to 0)	0 (0 to 0)	0 (0 to 0)	0 (0 to 0)	0 (0 to 0)	0 (0 to 0)	0 (0 to 0)	0 (0 to 0)	0 (0 to 0)	0 (0 to 0)	0 (0 to 0)	0 (0 to 0)	0 (0 to 0)	0 (0 to 0)	1.1
Other sexually transmitted infections	0 (0 to 0)	0 (0 to 0)	0 (0 to 0)	0 (0 to 0)	0 (0 to 0)	0 (0 to 0)	0 (0 to 0)	0 (0 to 0)	0 (0 to 0)	0 (0 to 0)	0 (0 to 0)	0 (0 to 0)	0 (0 to 0)	0 (0 to 0)	0 (0 to 0)	0 (0 to 0)	0 (0 to 0)	0 (0 to 0)	0 (0 to 0)	0 (0 to 0)	0 (0 to 0)	0 (0 to 0)	0 (0 to 0)	1.7
Respiratory infections and tuberculosis	5.6 (3.4 to 8.2)	5.6 (3.4 to 8.9)	5.6 (3.4 to 11.5)	5.6 (3.9 to 9.3)	5.6 (3.7 to 8.6)	5.6 (3.7 to 8.6)	5.6 (4.1 to 7.7)	5.6 (4.1 to 8.4)	5.6 (3.7 to 7.3)	5.6 (3.9 to 8)	5.6 (3.3 to 8.7)	5.6 (3.3 to 8.7)	5.6 (3.3 to 8.7)	5.6 (3.4 to 8.6)	5.6 (3.3 to 8.7)	5.6 (3.3 to 8.7)	5.6 (3.3 to 8.7)	5.6 (3.3 to 8.7)	5.6 (3.3 to 8.7)	5.6 (3.3 to 8.7)	5.6 (3.3 to 8.7)	5.6 (3.3 to 8.7)	139
Tuberculosis	0 (0 to 0)	0 (0 to 0)	0 (0 to 0.2)	0 (0 to 0.2)	0 (0 to 0.2)	0 (0 to 0.4)	0.5 (0.2 to 1.2)	1.4 (0.6 to 2.2)	0.9 (0.4 to 1.5)	0.9 (0.3 to 1.6)	0.6 (0.3 to 0.9)	0.6 (0.4 to 0.9)	0.6 (0.2 to 0.9)	0.3 (0.2 to 0.4)	0.3 (0.2 to 0.4)	0.2 (0.1 to 0.3)	0.2 (0.1 to 0.3)	0.1 (0.0 to 0.2)	0.1 (0.0 to 0.1)	0.0 (0.0 to 0.1)	0.0 (0.0 to 0.0)	0.0 (0.0 to 0.0)	29.7
Latent tuberculosis infection	0 (0 to 0)	0 (0 to 0)	0 (0 to 0)	0 (0 to 0)	0 (0 to 0)	0 (0 to 0)	0 (0 to 0)	0 (0 to 0)	0 (0 to 0)	0 (0 to 0)	0 (0 to 0)	0 (0 to 0)	0 (0 to 0)	0 (0 to 0)	0 (0 to 0)	0 (0 to 0)	0 (0 to 0)	0 (0 to 0)	0 (0 to 0)	0 (0 to 0)	0 (0 to 0)	0 (0 to 0)	0 (0 to 0)	0
Active tuberculosis	0 (0 to 0)	0 (0 to 0)	0 (0 to 0.2)	0 (0 to 0.2)	0 (0 to 0.2)	0 (0 to 0.4)	0.5 (0.2 to 1.2)	1.4 (0.6 to 2.1)	0.9 (0.4 to 1.5)	0.9 (0.3 to 1.6)	0.6 (0.3 to 0.9)	0.6 (0.4 to 0.9)	0.6 (0.2 to 0.9)	0.3 (0.2 to 0.4)	0.3 (0.2 to 0.4)	0.2 (0.1 to 0.3)	0.2 (0.1 to 0.3)	0.1 (0.0 to 0.2)	0.1 (0.0 to 0.1)	0.0 (0.0 to 0.1)	0.0 (0.0 to 0.0)	0.0 (0.0 to 0.0)	29.3
Drug-susceptible tuberculosis	0 (0 to 0)	0 (0 to 0)	0 (0 to 0.2)	0 (0 to 0.2)	0 (0 to 0.2)	0 (0 to 0.4)	0.5 (0.2 to 1.2)	1.4 (0.6 to 2.1)	0.9 (0.4 to 1.5)	0.9 (0.3 to 1.6)	0.6 (0.3 to 0.9)	0.6 (0.4 to 0.9)	0.6 (0.2 to 0.9)	0.3 (0.2 to 0.4)	0.3 (0.2 to 0.4)	0.2 (0.1 to 0.3)	0.2 (0.1 to 0.3)	0.1 (0.0 to 0.2)	0.1 (0.0 to 0.1)	0.0 (0.0 to 0.1)	0.0 (0.0 to 0.0)	0.0 (0.0 to 0.0)	29.3
Multidrug-resistant tuberculosis without extensive drug-resistance	0 (0 to 0)	0 (0 to 0)	0 (0 to 0)	0 (0 to 0)	0 (0 to 0)	0 (0 to 0)	0 (0 to 0)	0 (0 to 0)	0 (0 to 0)	0 (0 to 0)	0 (0 to 0)	0 (0 to 0)	0 (0 to 0)	0 (0 to 0)	0 (0 to 0)	0 (0 to 0)	0 (0 to 0)	0 (0 to 0)	0 (0 to 0)	0 (0 to 0)	0 (0 to 0)	0 (0 to 0)	0 (0 to 0)	0.4
Extensively drug-resistant tuberculosis	0 (0 to 0)	0 (0 to 0)	0 (0 to 0)	0 (0 to 0)	0 (0 to 0)	0 (0 to 0)	0 (0 to 0)	0 (0 to 0)	0 (0 to 0)	0 (0 to 0)	0 (0 to 0)	0 (0 to 0)	0 (0 to 0)	0 (0 to 0)	0 (0 to 0)	0 (0 to 0)	0 (0 to 0)	0 (0 to 0)	0 (0 to 0)	0 (0 to 0)	0 (0 to 0)	0 (0 to 0)	0 (0 to 0)	0.1
Lower respiratory infections	1.2 (0.6 to 2)	2.8 (1.4 to 4.9)	4.6 (3.4 to 12.4)	5.6 (3.7 to 12.4)	5.6 (3.7 to 8.6)	5.6 (3.7 to 8.6)	5.6 (3.9 to 8.2)	5.6 (3.9 to 8.2)	5.6 (3.7 to 8.1)	5.6 (3.9 to 8)	5.6 (3.3 to 8.7)	5.6 (3.3 to 8.7)	5.6 (3.3 to 8.7)	5.6 (3.4 to 8.6)	5.6 (3.3 to 8.7)	5.6 (3.3 to 8.7)	5.6 (3.3 to 8.7)	5.6 (3.3 to 8.7)	5.6 (3.3 to 8.7)	5.6 (3.3 to 8.7)	5.6 (3.3 to 8.7)	5.6 (3.3 to 8.7)	101
Upper respiratory infections	0 (0 to 0)	0 (0 to 0)	0 (0 to 0.4)	0 (0 to 1.7)	0 (0 to 1.6)	0 (0 to 1.6)	0.5 (0.2 to 1.2)	0.5 (0.2 to 1.2)	0.5 (0.2 to 1.1)	0.5 (0.2 to 1.1)	0.4 (0.2 to 0.7)	0.5 (0.2 to 1.1)	0.4 (0.2 to 0.7)	0.4 (0.2 to 0.7)	0.4 (0.2 to 0.7)	0.4 (0.2 to 0.7)	0.4 (0.2 to 0.7)	0.4 (0.2 to 0.7)	0.4 (0.2 to 0.7)	0.4 (0.2 to 0.7)	0.4 (0.2 to 0.7)	0.4 (0.2 to 0.7)	13.3
Otitis media	0 (0 to 0)	0 (0 to 0)	0.4 (0 to 0.9)	0.4 (0.2 to 0.9)	0.4 (0.2 to 0.9)	0.4 (0.2 to 0.9)	0.3 (0.1 to 0.6)	0.3 (0.1 to 0.6)	0.3 (0.1 to 0.5)	0.3 (0.1 to 0.5)	0.2 (0.1 to 0.3)	0.2 (0.1 to 0.3)	0.2 (0.1 to 0.3)	0.2 (0.1 to 0.3)	0.2 (0.1 to 0.3)	0.2 (0.1 to 0.3)	0.2 (0.1 to 0.3)	0.2 (0.1 to 0.3)	0.2 (0.1 to 0.3)	0.2 (0.1 to 0.3)	0.2 (0.1 to 0.3)	0.2 (0.1 to 0.3)	3.9
Enteric infections	0.1 (0.0 to 0.1)	0.3 (0.1 to 0.5)	2.6 (1.4 to 4.8)	2.3 (1.4 to 3.5)	2.3 (1.3 to 3.3)	2 (1.2 to 3.1)	2.7 (1.7 to 4)	2.4 (1.6 to 3.5)	2.4 (1.6 to 3.3)	1.3 (0.9 to 1.9)	1.5 (1 to 2)	1.4 (1 to 2)	2.1 (1.4 to 3)	2.7 (1.9 to 3.8)	3.1 (2.1 to 4.3)	3.2 (2.1 to 4.5)	3.2 (2.1 to 4.5)	3.2 (2.1 to 4.5)	3.2 (2.1 to 4.5)	3.2 (2.1 to 4.5)	3.2 (2.1 to 4.5)	3.2 (2.1 to 4.5)	79.9
Diarrheal diseases	0.1 (0.0 to 0.1)	0.3 (0.1 to 0.5)	2.6 (1.4 to 4.7)	2.3 (1.4 to 3.5)	2.3 (1.3 to 3.3)	2 (1.2 to 3.1)	2.7 (1.7 to 4)	2.4 (1.6 to 3.5)	2.4 (1.6 to 3.3)	1.3 (0.9 to 1.9)	1.5 (1 to 2)	1.4 (1 to 2)	2.1 (1.4 to 3)	2.7 (1.9 to 3.8)	3.1 (2.1 to 4.3)	3.2 (2.1 to 4.5)	3.2 (2.1 to 4.5)	3.2 (2.1 to 4.5)	3.2 (2.1 to 4.5)	3.2 (2.1 to 4.5)	3.2 (2.1 to 4.5)	3.2 (2.1 to 4.5)	79.2
Typhoid and paratyphoid	0 (0 to 0)	0 (0 to 0)	0 (0 to 0)	0 (0 to 0.1)	0 (0 to 0.1)	0 (0 to 0.1)	0 (0 to 0.1)	0 (0 to 0.1)	0 (0 to 0.1)	0 (0 to 0.1)	0 (0 to 0.1)	0 (0 to 0.1)	0 (0 to 0.1)	0 (0 to 0.1)	0 (0 to 0.1)	0 (0 to 0.1)	0 (0 to 0.1)	0 (0 to 0.1)	0 (0 to 0.1)	0 (0 to 0.1)	0 (0 to 0.1)	0 (0 to 0.1)	0 (0 to 0.1)	3.1
Typhoid fever	0 (0 to 0)	0 (0 to 0)	0 (0 to 0)	0.4 (0.1 to 1.1)	0.4 (0.1 to 1.1)	0.4 (0.1 to 1.1)	0.7 (0.2 to 1.7)	0.3 (0.1 to 0.8)	0.2 (0.1 to 0.4)	0.1 (0.0 to 0.3)	0.1 (0.0 to 0.1)	0.1 (0.0 to 0.2)	0.1 (0.0 to 0.2)	0.1 (0.0 to 0.2)	0.1 (0.0 to 0.2)	0.1 (0.0 to 0.2)	0.1 (0.0 to 0.2)	0.1 (0.0 to 0.2)	0.1 (0.0 to 0.2)	0.1 (0.0 to 0.2)	0.1 (0.0 to 0.2)	0.1 (0.0 to 0.2)	0.5
Paratyphoid fever	0 (0 to 0)	0 (0 to 0)	0 (0 to 0)	0 (0 to 0)	0 (0 to 0)	0 (0 to 0)	0 (0 to 0)	0 (0 to 0)	0 (0 to 0)	0 (0 to 0)	0 (0 to 0)	0 (0 to 0)	0 (0 to 0)	0 (0 to 0)	0 (0 to 0)	0 (0 to 0)	0 (0 to 0)	0 (0 to 0)	0 (0 to 0)	0 (0 to 0)	0 (0 to 0)	0 (0 to 0)	0 (0 to 0)	0
Invasive Non-typhoidal Salmonella (iNTS)	0 (0 to 0)	0 (0 to 0)	0 (0 to 0)	0.1 (0 to 0.1)	0.1 (0 to 0.1)	0.1 (0 to 0.1)	0.1 (0 to 0.1)	0.1 (0 to 0.1)	0.1 (0 to 0.1)	0.1 (0 to 0.1)	0 (0 to 0)	0 (0 to 0)	0 (0 to 0)	0 (0 to 0.1)	0 (0 to 0.1)	0 (0 to 0.1)	0 (0 to 0.1)	0 (0 to 0.1)	0 (0 to 0.1)	0 (0 to 0.1)	0 (0 to 0.1)	0 (0 to 0.1)	0 (0 to 0.1)	0.5
Other intestinal infectious diseases	0 (0 to 0)	0 (0 to 0)	0 (0 to 0)	0 (0 to 0)	0 (0 to 0)	0 (0 to 0)	0 (0 to 0)	0 (0 to 0)	0 (0 to 0)	0 (0 to 0)	0 (0 to 0)	0 (0 to 0)	0 (0 to 0)	0 (0 to 0)	0 (0 to 0)	0 (0 to 0)	0 (0 to 0)	0 (0 to 0)	0 (0 to 0)	0 (0 to 0)	0 (0 to 0)	0 (0 to 0)	0 (0 to 0)	0.1
Neglected tropical diseases and malaria	0 (0 to 0.1)	0.3 (0.1 to 0.7)	1.1 (0.4 to 2.4)	1.6 (0.4 to 3.7)	2.2 (0.4 to 5.2)	3.4 (0.6 to 10.2)	2.6 (0.6 to 7.1)	2.1 (0.5 to 5.8)	0.9 (0.2 to 2.6)	0.8 (0.2 to 2.3)	2 (0.5 to 5.6)	1.2 (0.3 to 3.3)	3.1 (0.8 to 8.6)	1.9 (0.5 to 5.3)	2 (0.4 to 5.4)	1.5 (0.4 to 4.1)	0.7 (0.2 to 1.9)	0.6 (0.2 to 1.5)	0.3 (0.1 to 0.8)	0.2 (0.0 to 0.5)	0.0 (0.0 to 0.1)	0.0 (0.0 to 0.1)	28.6
Malaria	0 (0 to 0)	0 (0 to 0)	0 (0 to 0)	0 (0 to 0)	0 (0 to 0)	0 (0 to 0)	0 (0 to 0)	0 (0 to 0)	0 (0 to 0)	0 (0 to 0)	0 (0 to 0)	0 (0 to 0)	0 (0 to 0)	0 (0 to 0)	0 (0 to 0)	0 (0 to 0)	0 (0 to 0)	0 (0 to 0)	0 (0 to 0)	0 (0 to 0)	0 (0 to 0)	0 (0 to 0)	0 (0 to 0)	0
Chagas disease	0 (0 to 0)	0 (0 to 0)	0 (0 to 0)	0 (0 to 0)	0 (0 to 0)	0 (0 to 0)	0 (0 to 0)	0 (0 to 0)	0 (0 to 0)	0 (0 to 0)	0 (0 to 0)	0 (0 to 0)	0 (0 to 0)	0 (0 to 0)	0 (0 to 0)	0 (0 to 0)	0 (0 to 0)	0 (0 to 0)	0 (0 to 0)	0 (0 to 0)	0 (0 to 0)	0 (0 to 0)	0 (0 to 0)	0
Leishmaniasis	0 (0 to 0)	0 (0 to 0)	0 (0 to 0)	0 (0 to 0)	0 (0 to 0)	0 (0 to 0)	0 (0 to 0)	0 (0 to 0)	0 (0 to 0)	0 (0 to 0)	0 (0 to 0)	0 (0 to 0)	0 (0 to 0)	0 (0 to 0)	0 (0 to 0)	0 (0 to 0)	0 (0 to 0)	0 (0 to 0)	0 (0 to 0)	0 (0 to 0)	0 (0 to 0)	0 (0 to 0)	0 (0 to 0)	0
Visceral leishmaniasis	0 (0 to 0)	0 (0 to 0)	0 (0 to 0)	0 (0 to 0)	0 (0 to 0)	0 (0 to 0)	0 (0 to 0)	0 (0 to 0)	0 (0 to 0)	0 (0 to 0)	0 (0 to 0)	0 (0 to 0)	0 (0 to 0)	0 (0 to 0)	0 (0 to 0)	0 (0 to 0)	0 (0 to 0)	0 (0 to 0)	0 (0 to 0)	0 (0 to 0)	0 (0 to 0)	0 (0 to 0)	0 (0 to 0)	0
Cutaneous and mucocutaneous leishmaniasis	0 (0 to 0)	0 (0 to 0)	0 (0 to 0)	0 (0 to 0)	0 (0 to 0)	0 (0 to 0)	0 (0 to 0)	0 (0 to 0)	0 (0 to 0)	0 (0 to 0)	0 (0 to 0)	0 (0 to 0)	0 (0 to 0)	0 (0 to 0)	0 (0 to 0)	0 (0 to 0)	0 (0 to 0)	0 (0 to 0)	0 (0 to 0)	0 (0 to 0)	0 (0 to 0)	0 (0 to 0)	0 (0 to 0)	0
African trypanosomiasis	0 (0 to 0)	0 (0 to 0)	0 (0 to 0)	0 (0 to 0)	0 (0 to 0)	0 (0 to 0)	0 (0 to 0)	0 (0 to 0)	0 (0 to 0)	0 (0 to 0)	0 (0 to 0)	0 (0 to 0)	0 (0 to 0)	0 (0 to 0)	0 (0 to 0)	0 (0 to 0)	0 (0 to 0)	0 (0 to 0)	0 (0 to 0)	0 (0 to 0)	0 (0 to 0)	0 (0 to 0)	0 (0 to 0)	0
Schistosomiasis	0 (0 to 0)	0 (0 to 0)	0 (0 to 0)	0 (0 to 0)	0 (0 to 0)	0 (0 to 0)	0 (0 to 0)	0 (0 to 0)	0 (0 to 0)	0 (0 to 0)	0 (0 to 0)	0 (0 to 0)	0 (0 to 0)	0 (0 to 0)	0 (0 to 0)	0 (0 to 0)	0 (0 to 0)	0 (0 to 0)	0 (0 to 0)	0 (0 to 0)	0 (0 to 0)	0 (0 to 0)	0 (0 to 0)	0
Cysticercosis	0 (0 to 0)	0 (0 to 0)	0 (0 to 0)	0 (0 to 0)	0 (0 to 0)	0 (0 to 0)	0 (0 to 0)	0 (0 to 0)	0 (0 to 0)	0 (0 to 0)	0 (0 to 0)	0 (0 to 0)	0 (0 to 0)	0 (0 to 0)	0 (0 to 0)	0 (0 to 0)	0 (0 to 0)	0 (0 to 0)	0 (0 to 0)	0 (0 to 0)	0 (0 to 0)	0 (0 to 0)	0 (0 to 0)	2.2
Cystic echinococcosis	0 (0 to 0)	0 (0 to 0)	0 (0 to 0)	0 (0 to 0)	0 (0 to 0)	0 (0 to 0)	0 (0 to 0)	0 (0 to 0)	0 (0 to 0)	0 (0 to 0)	0 (0 to 0)	0 (0 to 0)	0 (0 to 0)	0 (0 to 0)	0 (0 to 0)	0 (0 to 0)	0 (0 to 0)	0 (0 to 0)	0 (0 to 0)	0 (0 to 0)	0 (0 to 0)	0 (0 to 0)	0 (0 to 0)	0
Lymphatic filariasis	0 (0 to 0)	0 (0 to 0)	0 (0 to 0)	0 (0 to 0)	0 (0 to 0)	0 (0 to 0)	0 (0 to 0)	0 (0 to 0)	0 (0 to 0)	0 (0 to 0)	0 (0 to 0)	0 (0 to 0)	0 (0 to 0)	0 (0 to 0)	0 (0 to 0)	0 (0 to 0)	0 (0 to 0)	0 (0 to 0)	0 (0 to 0)	0 (0 to 0)	0 (0 to 0)	0 (0 to 0)	0 (0 to 0)	0
Onchocerciasis	0 (0 to 0)	0 (0 to 0)	0 (0 to 0)	0 (0 to 0)	0 (0 to 0)	0 (0 to 0)	0 (0 to 0)	0 (0 to 0)	0 (0 to 0)	0 (0 to 0)	0 (0 to 0)	0 (0 to 0)	0 (0 to 0)	0 (0 to 0)	0 (0 to 0)	0 (0 to 0)	0 (0 to 0)	0 (0 to 0)	0 (0 to 0)	0 (0 to 0)	0 (0 to 0)	0 (0 to 0)	0 (0 to 0)	0
Trachoma	0 (0 to 0)	0 (0 to 0)	0 (0 to 0)	0 (0 to 0)	0 (0 to 0)	0 (0 to 0)	0 (0 to 0)	0 (0 to 0)	0 (0 to 0)	0 (0 to 0)	0 (0 to 0)	0 (0 to 0)	0 (0 to 0)	0 (0 to 0)	0 (0 to 0)	0 (0 to 0)	0 (0 to 0)	0 (0 to 0)	0 (0 to 0)	0 (0 to 0)	0 (0 to 0)	0 (0 to 0)	0 (0 to 0)	0
Dengue	0 (0 to 0)	0 (0 to 0)	0 (0 to 0.4)	0.5 (0.1 to 1.6)	1.2 (0.1 to 4.1)	1.8 (0.1 to 6.7)	2.7 (0.1 to 9.5)	1.8 (0.1 to 6.2)	1.4 (0.1 to 5.2)	0.8 (0.1 to 2.4)	0.4 (0.1 to 1.7)	0.5 (0.1 to 1.5)	1.4 (0.1 to 3.4)	0.9 (0.1 to 1.7)	1.2 (0.1 to 4.5)	1.4 (0.1 to 5.2)	0.5 (0.1 to 3.3)	0.5 (0.1 to 1.6)	0.4 (0.1 to 1.3)	0.2 (0.0 to 0.6)	0.0 (0.0 to 0.2)	0.0 (0.0 to 0.1)	19.5
Yellow fever	0 (0 to 0)	0 (0 to 0)	0 (0 to 0)	0 (0 to 0)	0 (0 to 0)	0 (0 to 0)	0 (0 to 0)	0 (0 to 0)	0 (0 to 0)	0 (0 to 0)	0 (0 to 0)	0 (0 to 0)	0 (0 to 0)	0 (0 to 0)	0 (0 to 0)	0 (0 to 0)	0 (0 to 0)	0 (0 to 0)	0 (0 to 0)	0 (0 to 0)	0 (0 to 0)	0 (0 to 0)	0 (0 to 0)	0
Rabies	0 (0 to 0)	0 (0 to 0)	0 (0 to 0)	0 (0 to 0)	0 (0 to 0)	0 (0 to 0)	0 (0 to 0)	0 (0 to 0)	0 (0 to 0)	0 (0 to 0)	0 (0 to 0)	0 (0 to 0)	0 (0 to 0)	0 (0 to 0)	0 (0 to 0)	0 (0 to 0)	0 (0 to 0)	0 (0 to 0)	0 (0 to 0)	0 (0 to 0)	0 (0 to 0)	0 (0 to 0)	0 (0 to 0)	0
Intestinal nematode infections	0 (0 to 0)	0 (0 to 0)	0.1 (0 to 0.2)	0.2 (0.1 to 0.3)	0.2 (0.1 to 0.3)	0.4 (0.2 to 0.6)	0.4 (0.2 to 0.7)	0.4 (0.2 to 0.7)	0.1 (0.1 to 0.2)	0.1 (0.1 to 0.2)	0.2 (0.1 to 0.3)	0.2 (0.1 to 0.3)	0.2 (0.1 to 0.

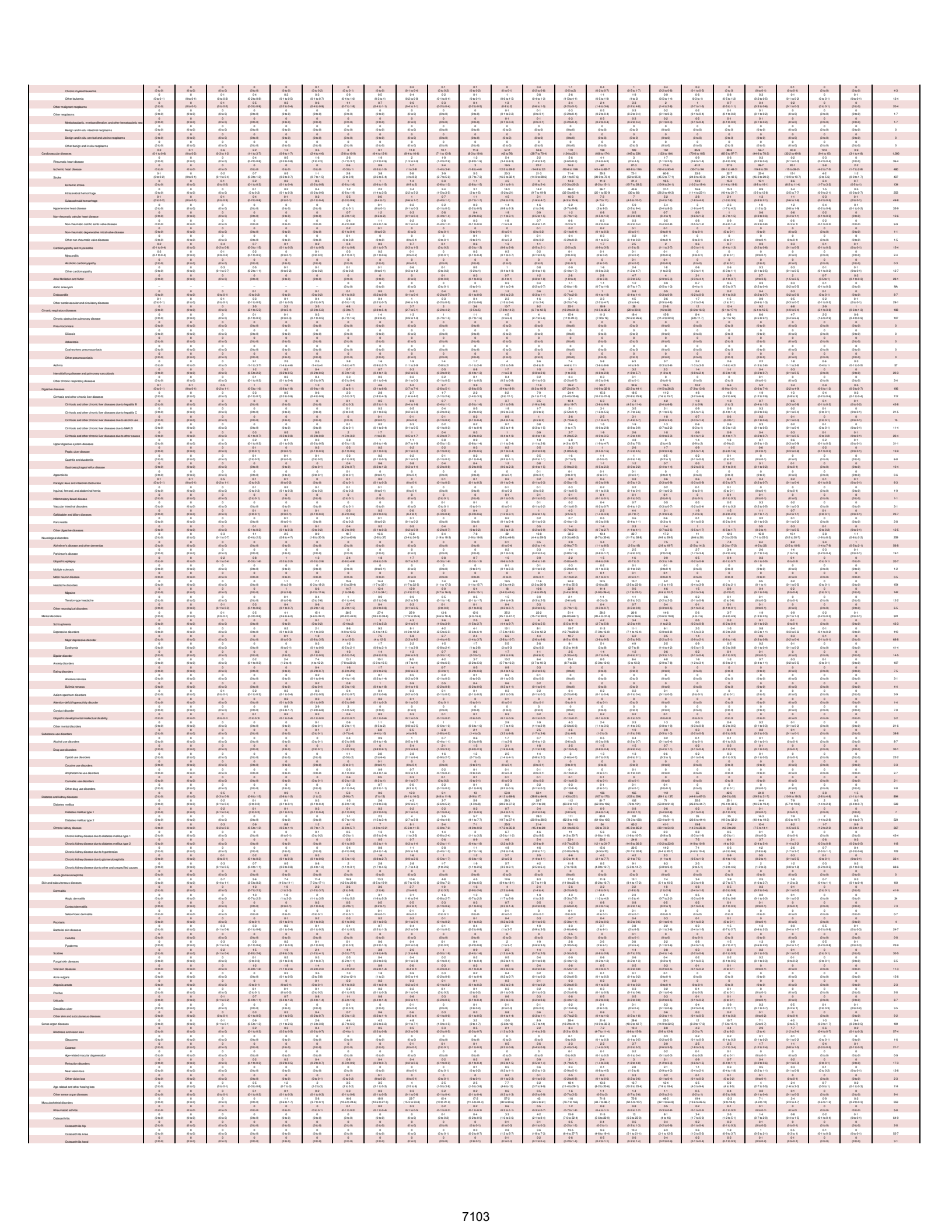

Osteoarthritis other	0 (0 to 0)	0 (0 to 0)	0 (0 to 0)	0 (0 to 0)	0 (0 to 0)	0 (0 to 0)	0 (0 to 0)	0 (0 to 0)	0 (0 to 0)	0 (0 to 0)	0 (0 to 0·1)	0·2 (0·1 to 0·5)	0·3 (0·1 to 0·7)	1·2 (0·5 to 2·7)	1 (0·5 to 2·1)	1·3 (0·6 to 2·8)	0·9 (0·4 to 2)	0·4 (0·2 to 0·9)	0·4 (0·2 to 0·7)	0·2 (0·1 to 0·4)	0·1 (0·1 to 0·3)	0 (0 to 0·1)	0 (0 to 0)	6·2
Low back pain	0 (0 to 0)	0 (0 to 0)	0 (0 to 0)	0 (0 to 0)	0·9 (0·4 to 1·5)	4·9 (2·9 to 7·8)	12·2 (7·2 to 19·4)	12·1 (7·3 to 18·9)	13 (7·6 to 20·1)	7·7 (4·5 to 12·1)	8·6 (5·1 to 13·3)	27·7 (16·4 to 42·7)	20 (12·2 to 30·5)	54·1 (34·1 to 82·8)	33·5 (21·2 to 49·5)	35·7 (22·7 to 52·6)	22·1 (14·1 to 33·4)	9·5 (6·1 to 13·8)	6·9 (4·4 to 10·3)	4 (2·6 to 6)	2·1 (1·3 to 3)	0·5 (0·3 to 0·8)	0·1 (0·1 to 0·2)	276
Neck pain	0 (0 to 0)	0 (0 to 0)	0 (0 to 0)	0 (0 to 0)	0·1 (0 to 0·2)	0·5 (0·2 to 1)	1·8 (0·8 to 3·3)	2·5 (1·1 to 5)	3·6 (1·7 to 7·1)	2·8 (1·4 to 5·3)	3·5 (1·8 to 6)	12·1 (6·3 to 21·2)	8·9 (4·6 to 15·9)	20·4 (10·4 to 37)	11·6 (5·6 to 20·4)	11·4 (5·7 to 20·1)	6·7 (3·5 to 11)	2·7 (1·5 to 4·6)	1·7 (0·9 to 3·1)	0·8 (0·4 to 1·4)	0·3 (0·2 to 0·6)	0·1 (0 to 0·1)	0 (0 to 0)	91·6
Gout	0 (0 to 0)	0 (0 to 0)	0 (0 to 0)	0 (0 to 0)	0 (0 to 0)	0 (0 to 0)	0 (0 to 0)	0 (0 to 0)	0 (0 to 0·1)	0 (0 to 0·1)	0·1 (0 to 0·1)	0·2 (0·1 to 0·4)	0·2 (0·1 to 0·4)	0·6 (0·3 to 1·2)	0·5 (0·2 to 0·8)	0·6 (0·2 to 1·1)	0·4 (0·2 to 0·7)	0·2 (0·1 to 0·4)	0·2 (0·1 to 0·3)	0·1 (0 to 0·2)	0·1 (0 to 0·1)	0 (0 to 0)	0 (0 to 0)	3·3
Other musculoskeletal disorders	0 (0 to 0)	0 (0 to 0)	0 (0 to 0)	0 (0 to 0)	0·1 (0·1 to 0·2)	0·4 (0·2 to 0·6)	2·5 (1·3 to 4)	4·2 (2·7 to 6·3)	6·9 (4·3 to 10·4)	4·5 (2·9 to 7)	4·4 (2·7 to 6·7)	13·2 (8 to 20·4)	9·1 (5·6 to 13·9)	23·4 (13·6 to 37)	13·9 (8·5 to 21)	14·3 (8·4 to 21·8)	8·5 (5·2 to 13)	3·3 (1·9 to 5·4)	1·9 (1·1 to 3)	0·7 (0·2 to 1·3)	0·1 (0 to 0·3)	0 (0 to 0·1)	0 (0 to 0)	112
Other non-communicable diseases	6 (3·6 to 9·5)	3·8 (2·4 to 5·7)	9 (5·1 to 14·8)	9·2 (5·8 to 14·1)	3·6 (2·6 to 4·9)	6 (4 to 8·3)	14·1 (9·2 to 21·1)	19·7 (13·4 to 28·7)	24·6 (16·8 to 35·1)	14·7 (10·2 to 21)	15·1 (10·8 to 20·7)	45 (32·5 to 61·4)	26·8 (19·4 to 35·9)	59 (42·2 to 78·9)	33·7 (24·6 to 45·1)	34·2 (24·7 to 45·5)	22·2 (16·6 to 29·5)	10·5 (7·7 to 13·7)	7 (5·3 to 9·1)	5 (3·8 to 6·6)	3·1 (2·3 to 4·1)	1·1 (0·8 to 1·5)	0·4 (0·2 to 0·5)	374
Congenital birth defects	5·9 (3·4 to 9·4)	3·3 (2 to 5)	7·2 (3·4 to 13·4)	6·7 (3·8 to 10·9)	1·8 (1·3 to 2·5)	2 (1·4 to 2·9)	1·9 (1·3 to 2·7)	1·6 (1·1 to 2·2)	1·5 (1·1 to 2·2)	0·9 (0·6 to 1·3)	0·5 (0·4 to 0·7)	1·6 (1·1 to 2·2)	0·8 (0·6 to 1·1)	1·6 (1·1 to 2·4)	1·1 (0·7 to 1·5)	1·2 (0·8 to 1·6)	0·5 (0·4 to 0·8)	0·1 (0·1 to 0·2)	0·1 (0·1 to 0·1)	0 (0 to 0·1)	0 (0 to 0)	0 (0 to 0)	0 (0 to 0)	40·5
Neural tube defects	1·5 (0·5 to 3·2)	0·3 (0·1 to 0·9)	0·5 (0·1 to 1·5)	0·4 (0·1 to 1·6)	0 (0 to 0·1)	0 (0 to 0·1)	0·1 (0 to 0·1)	0·1 (0 to 0·1)	0 (0 to 0)	0 (0 to 0)	0 (0 to 0)	0 (0 to 0)	0 (0 to 0)	0 (0 to 0)	0 (0 to 0)	0 (0 to 0)	0 (0 to 0)	0 (0 to 0)	0 (0 to 0)	0 (0 to 0)	0 (0 to 0)	0 (0 to 0)	0 (0 to 0)	3·1
Congenital heart anomalies	1·9 (0·8 to 3·6)	1·4 (0·7 to 2·5)	3·5 (0·9 to 7·5)	3·4 (1·6 to 6)	0·6 (0·3 to 1)	0·9 (0·5 to 1·4)	0·4 (0·2 to 0·6)	0·6 (0·3 to 0·9)	0·4 (0·2 to 0·7)	0·4 (0·2 to 0·6)	0·1 (0·1 to 0·2)	0·7 (0·4 to 1·1)	0·1 (0·1 to 0·2)	0·3 (0·2 to 0·5)	0·2 (0·1 to 0·3)	0·3 (0·2 to 0·4)	0·1 (0·1 to 0·2)	0 (0 to 0)	0 (0 to 0)	0 (0 to 0)	0 (0 to 0)	0 (0 to 0)	0 (0 to 0)	15·3
Orofacial clefts	0 (0 to 0)	0 (0 to 0)	0 (0 to 0)	0 (0 to 0·1)	0 (0 to 0)	0 (0 to 0)	0 (0 to 0·1)	0 (0 to 0)	0 (0 to 0)	0 (0 to 0)	0 (0 to 0)	0 (0 to 0)	0 (0 to 0)	0 (0 to 0·1)	0 (0 to 0)	0 (0 to 0)	0 (0 to 0)	0 (0 to 0)	0 (0 to 0)	0 (0 to 0)	0 (0 to 0)	0 (0 to 0)	0 (0 to 0)	0·4
Down syndrome	0·1 (0 to 0·1)	0 (0 to 0·1)	0·1 (0 to 0·2)	0·1 (0 to 0·2)	0 (0 to 0)	0 (0 to 0)	0 (0 to 0·1)	0·1 (0 to 0·1)	0 (0 to 0·1)	0 (0 to 0)	0 (0 to 0)	0 (0 to 0·1)	0 (0 to 0)	0·1 (0 to 0·1)	0 (0 to 0)	0 (0 to 0)	0 (0 to 0)	0 (0 to 0)	0 (0 to 0)	0 (0 to 0)	0 (0 to 0)	0 (0 to 0)	0 (0 to 0)	0·6
Turner syndrome	0 (0 to 0)	0 (0 to 0)	0 (0 to 0)	0 (0 to 0)	0 (0 to 0)	0 (0 to 0)	0 (0 to 0)	0 (0 to 0)	0 (0 to 0)	0 (0 to 0)	0 (0 to 0)	0 (0 to 0)	0 (0 to 0)	0 (0 to 0)	0 (0 to 0)	0 (0 to 0)	0 (0 to 0)	0 (0 to 0)	0 (0 to 0)	0 (0 to 0)	0 (0 to 0)	0 (0 to 0)	0 (0 to 0)	0
Klinefelter syndrome	0 (0 to 0)	0 (0 to 0)	0 (0 to 0)	0 (0 to 0)	0 (0 to 0)	0 (0 to 0)	0 (0 to 0)	0 (0 to 0)	0 (0 to 0)	0 (0 to 0)	0 (0 to 0)	0 (0 to 0)	0 (0 to 0)	0 (0 to 0)	0 (0 to 0)	0 (0 to 0)	0 (0 to 0)	0 (0 to 0)	0 (0 to 0)	0 (0 to 0)	0 (0 to 0)	0 (0 to 0)	0 (0 to 0)	0
Other chromosomal abnormalities	0·2 (0·1 to 0·5)	0·5 (0·2 to 1)	0·9 (0·3 to 2)	0·1 (0·1 to 0·2)	0·1 (0 to 0·2)	0·1 (0 to 0·2)	0·1 (0 to 0·1)	0 (0 to 0·1)	0·1 (0 to 0·1)	0 (0 to 0)	0 (0 to 0)	0 (0 to 0)	0 (0 to 0)	0 (0 to 0)	0 (0 to 0)	0 (0 to 0)	0 (0 to 0)	0 (0 to 0)	0 (0 to 0)	0 (0 to 0)	0 (0 to 0)	0 (0 to 0)	0 (0 to 0)	2·2
Congenital musculoskeletal and limb anomalies	0·3 (0·1 to 0·7)	0·1 (0 to 0·1)	0·4 (0·2 to 0·8)	0·5 (0·3 to 0·9)	0·4 (0·2 to 0·6)	0·5 (0·2 to 0·8)	0·6 (0·3 to 0·9)	0·4 (0·2 to 0·7)	0·3 (0·2 to 0·6)	0·2 (0·1 to 0·4)	0·2 (0·1 to 0·2)	0·4 (0·2 to 0·7)	0·3 (0·1 to 0·4)	0·6 (0·3 to 1)	0·3 (0·2 to 0·5)	0·3 (0·2 to 0·5)	0·2 (0·1 to 0·3)	0·1 (0 to 0·1)	0 (0 to 0·1)	0 (0 to 0)	0 (0 to 0)	0 (0 to 0)	0 (0 to 0)	6·1
Urogenital congenital anomalies	0·2 (0·1 to 0·4)	0·1 (0 to 0·3)	0·1 (0 to 0·4)	0·1 (0·1 to 0·1)	0·1 (0 to 0·1)	0·1 (0 to 0·1)	0·1 (0 to 0·1)	0 (0 to 0·1)	0 (0 to 0·1)	0 (0 to 0)	0 (0 to 0)	0 (0 to 0)	0 (0 to 0)	0 (0 to 0)	0 (0 to 0)	0 (0 to 0)	0 (0 to 0)	0 (0 to 0)	0 (0 to 0)	0 (0 to 0)	0 (0 to 0)	0 (0 to 0)	0 (0 to 0)	0·9
Digestive congenital anomalies	0·2 (0·1 to 0·6)	0·2 (0·1 to 0·4)	0·3 (0·1 to 0·8)	0·2 (0·1 to 0·3)	0 (0 to 0)	0 (0 to 0)	0 (0 to 0)	0 (0 to 0)	0 (0 to 0)	0 (0 to 0)	0 (0 to 0)	0 (0 to 0)	0 (0 to 0)	0 (0 to 0)	0 (0 to 0)	0 (0 to 0)	0 (0 to 0)	0 (0 to 0)	0 (0 to 0)	0 (0 to 0)	0 (0 to 0)	0 (0 to 0)	0 (0 to 0)	1
Other congenital birth defects	1·5 (0·7 to 2·9)	0·7 (0·3 to 1·1)	1·4 (0·4 to 3·2)	1·8 (0·9 to 3·4)	0·6 (0·4 to 1·1)	0·4 (0·2 to 0·7)	0·6 (0·4 to 1·1)	0·4 (0·2 to 0·7)	0·6 (0·3 to 1)	0·2 (0·1 to 0·4)	0·2 (0·1 to 0·3)	0·4 (0·2 to 0·7)	0·3 (0·2 to 0·5)	0·5 (0·2 to 1·1)	0·4 (0·3 to 0·7)	0·5 (0·3 to 0·8)	0·2 (0·1 to 0·3)	0·1 (0 to 0·1)	0 (0 to 0·1)	0 (0 to 0)	0 (0 to 0)	0 (0 to 0)	0 (0 to 0)	10·9
Urinary diseases and male infertility	0 (0 to 0·1)	0·2 (0·1 to 0·3)	0·2 (0·1 to 0·5)	0·2 (0·1 to 0·5)	0 (0 to 0·1)	0·1 (0 to 0·1)	0·2 (0·1 to 0·4)	0·4 (0·2 to 0·6)	0·4 (0·2 to 0·6)	0·3 (0·2 to 0·5)	0·5 (0·3 to 0·8)	3 (1·7 to 4·6)	1·6 (0·9 to 2·5)	5·2 (3 to 8·3)	3·5 (2·1 to 5·4)	3 (1·7 to 5)	3·7 (2·2 to 6)	1·7 (1 to 2·6)	1·1 (0·6 to 1·7)	1·6 (0·9 to 2·5)	1·2 (0·7 to 1·9)	0·5 (0·3 to 0·9)	0·2 (0·1 to 0·3)	28·8
Urolithiasis	0 (0 to 0)	0 (0 to 0)	0 (0 to 0)	0 (0 to 0)	0 (0 to 0)	0 (0 to 0)	0 (0 to 0)	0 (0 to 0)	0 (0 to 0)	0 (0 to 0)	0 (0 to 0·1)	0·1 (0 to 0·2)	0·1 (0 to 0·1)	0·2 (0·1 to 0·3)	0·1 (0 to 0·3)	0·1 (0 to 0·2)	0·1 (0 to 0·2)	0 (0 to 0·1)	0 (0 to 0·1)	0 (0 to 0)	0 (0 to 0)	0 (0 to 0)	0 (0 to 0)	0·8
Benign prostatic hyperplasia	0 (0 to 0)	0 (0 to 0)	0 (0 to 0)	0 (0 to 0)	0 (0 to 0)	0 (0 to 0)	0 (0 to 0)	0 (0 to 0)	0 (0 to 0)	0 (0 to 0)	0 (0 to 0)	0 (0 to 0)	0 (0 to 0)	0 (0 to 0)	0 (0 to 0)	0 (0 to 0)	0 (0 to 0)	0 (0 to 0)	0 (0 to 0)	0 (0 to 0)	0 (0 to 0)	0 (0 to 0)	0 (0 to 0)	0
Male infertility	--	--	--	--	--	--	--	--	--	--	--	--	--	--	--	--	--	--	--	--	--	--	--	NA
Other urinary diseases	0 (0 to 0)	0 (0 to 0)	0 (0 to 0)	0·1 (0 to 0·2)	0 (0 to 0)	0 (0 to 0)	0 (0 to 0)	0 (0 to 0)	0 (0 to 0)	0 (0 to 0)	0 (0 to 0)	0 (0 to 0·1)	0 (0 to 0·1)	0·1 (0 to 0·1)	0·1 (0 to 0·1)	0 (0 to 0·1)	0 (0 to 0)	0 (0 to 0)	0 (0 to 0)	0 (0 to 0)	0 (0 to 0)	0 (0 to 0)	0 (0 to 0)	0·5
Gynecological diseases	0 (0 to 0)	0 (0 to 0)	0 (0 to 0)	0 (0 to 0)	0 (0 to 0)	1·8 (0·9 to 3·3)	7·4 (4 to 12·4)	12·5 (7·9 to 19·3)	16·3 (10·7 to 24·1)	9·6 (6·3 to 14·1)	9·3 (6·2 to 13·3)	25·1 (16·3 to 37)	12·6 (8·2 to 17·9)	19·5 (11·7 to 29·4)	6·7 (3·9 to 10·1)	5·2 (2·9 to 8·2)	2·6 (1·5 to 4)	1 (0·6 to 1·4)	0·6 (0·4 to 0·9)	0·3 (0·2 to 0·4)	0·1 (0·1 to 0·2)	0 (0 to 0·1)	0 (0 to 0)	130
Uterine fibroids	0 (0 to 0)	0 (0 to 0)	0 (0 to 0)	0 (0 to 0)	0 (0 to 0)	0 (0 to 0)	0·1 (0 to 0·1)	0·1 (0 to 0·2)	0·3 (0·1 to 0·5)	0·2 (0·1 to 0·5)	0·3 (0·1 to 0·7)	1 (0·4 to 1·9)	0·5 (0·2 to 1)	1 (0·4 to 1·9)	0·4 (0·2 to 0·8)	0·3 (0·1 to 0·5)	0·1 (0·1 to 0·2)	0 (0 to 0·1)	0 (0 to 0)	0 (0 to 0)	0 (0 to 0)	0 (0 to 0)	0 (0 to 0)	4·3
Polycystic ovarian syndrome	0 (0 to 0)	0 (0 to 0)	0 (0 to 0)	0 (0 to 0)	0 (0 to 0)	0·1 (0 to 0·3)	0·8 (0·4 to 1·7)	0·9 (0·4 to 1·8)	0·7 (0·3 to 1·5)	0·4 (0·2 to 0·7)	0·3 (0·1 to 0·6)	0·8 (0·3 to 1·6)	0·5 (0·2 to 0·9)	0·2 (0·1 to 0·5)	0 (0 to 0)	0 (0 to 0)	0 (0 to 0)	0 (0 to 0)	0 (0 to 0)	0 (0 to 0)	0 (0 to 0)	0 (0 to 0)	0 (0 to 0)	4·7
Female infertility	0 (0 to 0)	0 (0 to 0)	0 (0 to 0)	0 (0 to 0)	0 (0 to 0)	0 (0 to 0)	0 (0 to 0)	0·4 (0·1 to 1·3)	0·6 (0·1 to 1·7)	0·4 (0·1 to 1·1)	0·4 (0·1 to 1·3)	1·6 (0·3 to 4·3)	0 (0 to 0·3)	0 (0 to 0)	0 (0 to 0)	0 (0 to 0)	0 (0 to 0)	0 (0 to 0)	0 (0 to 0)	0 (0 to 0)	0 (0 to 0)	0 (0 to 0)	0 (0 to 0)	3·5
Endometriosis	0 (0 to 0)	0 (0 to 0)	0 (0 to 0)	0 (0 to 0)	0 (0 to 0)	0 (0 to 0)	0·5 (0·2 to 1)	2 (1 to 3·8)	2·3 (1·2 to 4·1)	1·1 (0·5 to 1·8)	0·9 (0·5 to 1·6)	2·5 (1·3 to 4·5)	1·3 (0·7 to 2·2)	1·5 (0·8 to 2·5)	0 (0 to 0)	0 (0 to 0)	0 (0 to 0)	0 (0 to 0)	0 (0 to 0)	0 (0 to 0)	0 (0 to 0)	0 (0 to 0)	0 (0 to 0)	12·2
Genital prolapse	0 (0 to 0)	0 (0 to 0)	0 (0 to 0)	0 (0 to 0)	0 (0 to 0)	0 (0 to 0)	0 (0 to 0·1)	0 (0 to 0·1)	0 (0 to 0)	0 (0 to 0)	0 (0 to 0)	0·1 (0·1 to 0·2)	0·1 (0·1 to 0·3)	0·4 (0·2 to 0·9)	0·3 (0·1 to 0·6)	0·3 (0·1 to 0·6)	0·2 (0·1 to 0·4)	0·1 (0 to 0·2)	0·1 (0 to 0·1)	0 (0 to 0·1)	0 (0 to 0)	0 (0 to 0)	0 (0 to 0)	1·8
Premenstrual syndrome	0 (0 to 0)	0 (0 to 0)	0 (0 to 0)	0 (0 to 0)	0 (0 to 0)	1·7 (0·8 to 3)	5·8 (2·8 to 10·3)	5·8 (2·9 to 10·3)	5·1 (2·9 to 8·5)	2·6 (1·3 to 4·2)	2·7 (1·5 to 4·3)	7·6 (4·2 to 12·2)	3·5 (2 to 5·9)	2·9 (1·5 to 5·2)	0 (0 to 0)	0 (0 to 0)	0 (0 to 0)	0 (0 to 0)	0 (0 to 0)	0 (0 to 0)	0 (0 to 0)	0 (0 to 0)	0 (0 to 0)	37·6
Other gynecological diseases	0 (0 to 0)	0 (0 to 0)	0 (0 to 0)	0 (0 to 0)	0 (0 to 0)	0 (0 to 0·1)	0·2 (0·1 to 0·4)	3·2 (1·8 to 5·2)	7·3 (4 to 11·9)	5 (2·9 to 7·7)	4·6 (2·7 to 7·1)	11·5 (6·1 to 18·8)	6·6 (3·6 to 10·4)	13·4 (6·2 to 21·9)	6 (3·4 to 9·2)	4·6 (2·5 to 7·6)	2·3 (1·3 to 3·7)	0·8 (0·5 to 1·3)	0·5 (0·3 to 0·8)	0·2 (0·1 to 0·4)	0·1 (0·1 to 0·2)	0 (0 to 0·1)	0 (0 to 0)	66·4
Hemoglobinopathies and hemolytic anemias	0 (0 to 0)	0 (0 to 0)	0·1 (0·1 to 0·2)	0·3 (0·1 to 0·6)	0·2 (0·1 to 0·5)	0·2 (0·1 to 0·3)	0·9 (0·4 to 1·8)	1·4 (0·7 to 2·4)	1·3 (0·7 to 2·2)	0·6 (0·3 to 1·1)	0·6 (0·3 to 1·2)	0·9 (0·4 to 1·7)	0·4 (0·2 to 0·7)	1·2 (0·6 to 2·2)	0·8 (0·4 to 1·3)	0·8 (0·3 to 1·6)	0·7 (0·3 to 1·2)	0·3 (0·2 to 0·6)	0·3 (0·2 to 0·4)	0·2 (0·1 to 0·2)	0·1 (0·1 to 0·2)	0 (0 to 0)	0 (0 to 0)	11·4
Thalassemias	0 (0 to 0)	0 (0 to 0)	0 (0 to 0)	0 (0 to 0·1)	0 (0 to 0)	0 (0 to 0·1)	0·1 (0·1 to 0·2)	0 (0 to 0)	0 (0 to 0)	0 (0 to 0)	0 (0 to 0)	0 (0 to 0)	0 (0 to 0)	0 (0 to 0)	0 (0 to 0)	0 (0 to 0)	0 (0 to 0)	0 (0 to 0)	0 (0 to 0)	0 (0 to 0)	0 (0 to 0)	0 (0 to 0)	0 (0 to 0)	0·3
Thalassemias trait	0 (0 to 0)	0 (0 to 0)	0 (0 to 0·1)	0·1 (0·1 to 0·3)	0·1 (0 to 0·2)	0·1 (0 to 0·2)	0·1 (0 to 0·3)	1 (0·5 to 1·6)	0·9 (0·5 to 1·5)	0·4 (0·2 to 0·7)	0·4 (0·2 to 0·8)	0·1 (0 to 0·3)	0·1 (0 to 0·2)	0·3 (0·1 to 0·7)	0·2 (0·1 to 0·4)	0·2 (0·1 to 0·3)	0·1 (0 to 0·2)	0 (0 to 0·1)	0 (0 to 0·1)	0 (0 to 0)	0 (0 to 0)	0 (0 to 0)	0 (0 to 0)	4·3
Sickle cell disorders	0 (0 to 0)	0 (0 to 0)	0 (0 to 0)	0 (0 to 0)	0 (0 to 0)	0 (0 to 0)	0 (0 to 0)	0 (0 to 0)	0 (0 to 0)	0 (0 to 0)	0 (0 to 0)	0 (0 to 0)	0 (0 to 0)	0 (0 to 0)	0 (0 to 0)	0 (0 to 0)	0 (0 to 0)	0 (0 to 0)	0 (0 to 0)	0 (0 to 0)	0 (0 to 0)	0 (0 to 0)	0 (0 to 0)	0
Sickle cell trait	0 (0 to 0)	0 (0 to 0)	0 (0 to 0)	0 (0 to 0)	0 (0 to 0)	0 (0 to 0)	0 (0 to 0·1)	0 (0 to 0·1)	0 (0 to 0·1)	0 (0 to 0)	0 (0 to 0)	0 (0 to 0·1)	0 (0 to 0·1)	0 (0 to 0)	0 (0 to 0)	0 (0 to 0)	0 (0 to 0)	0 (0 to 0)	0 (0 to 0)	0 (0 to 0)	0 (0 to 0)	0 (0 to 0)	0 (0 to 0)	0·3
G6PD deficiency	0 (0 to 0)	0 (0 to 0)	0 (0 to 0)	0 (0 to 0)	0 (0 to 0)	0 (0 to 0)	0·3 (0·1 to 0·5)	0·1 (0 to 0·1)	0·1 (0·1 to 0·2)	0 (0 to 0·1)	0 (0 to 0·1)	0·1 (0·1 to 0·3)	0·1 (0 to 0·1)	0·1 (0·1 to 0·2)	0·1 (0 to 0·1)	0 (0 to 0)	0 (0 to 0·1)	0 (0 to 0)	0 (0 to 0)	0 (0 to 0)	0 (0 to 0)	0 (0 to 0)	0 (0 to 0)	1·1
G6PD trait	0 (0 to 0)	0 (0 to 0)	0 (0 to 0)	0 (0 to 0)	0 (0 to 0)	0 (0 to 0)	0·1 (0 to 0·1)	0 (0 to 0)	0 (0 to 0)	0 (0 to 0)	0 (0 to 0)	0·1 (0 to 0·1)	0 (0 to 0)	0 (0 to 0)	0 (0 to 0)	0 (0 to 0)	0 (0 to 0)	0 (0 to 0)	0 (0 to 0)	0 (0 to 0)	0 (0 to 0)	0 (0 to 0)	0 (0 to 0)	0·1
Other hemoglobinopathies and hemolytic anemias	0 (0 to 0)	0 (0 to 0)	0 (0 to 0·1)	0·2 (0·1 to 0·3)	0·1 (0 to 0·2)	0·1 (0 to 0·1)	0·3 (0·1 to 0·7)	0·3 (0·1 to 0·6)	0·3 (0·1 to 0·6)	0·1 (0 to 0·3)	0·1 (0 to 0·3)	0·5 (0·2 to 1)	0·2 (0·1 to 0·5)	0·7 (0·3 to 1·4)	0·5 (0·2 to 0·9)	0·7 (0·2 to 1·3)	0·5 (0·2 to 0·9)	0·3 (0·2 to 0·5)	0·2 (0·1 to 0·4)	0·1 (0·1 to 0·2)	0·1 (0·1 to 0·1)	0 (0 to 0)	0 (0 to 0)	5·4
Endocrine, metabolic, blood, and immune disorders	0·1 (0 to 0·2)	0·1 (0 to 0·2)	0·5 (0·3 to 1·1)	1·4 (0·8 to 2·2)	0·8 (0·5 to 1·3)	0·9 (0·5 to 1·5)	1·9 (1·1 to 3)	2 (1·2 to 3·1)	3 (1·9 to 4·7)	2 (1·2 to 3·2)	3 (1·9 to 4·4)	10·7 (6·7 to 15·8)	8·5 (5·4 to 12·5)	22·6 (14·6 to 34·3)	14·9 (9·9 to 22·2)	14·9 (9·9 to 21·8)	7·8 (5·2 to 11·7)	3·8 (2·6 to 5·4)	2·1 (1·5 to 3)	1·4 (0·9 to 2)	0·7 (0·5 to 1·2)	0·2 (0·1 to 0·3)	0·1 (0 to 0·1)	103
Oral disorders	0 (0 to 0)	0 (0 to 0)	0 (0 to 0)	0·6 (0·3 to 0·9)	0·7 (0·4 to 1·3)	1 (0·5 to 1·7)	1·8 (1 to 3)	1·9 (1·1 to 3·1)	1·9 (1·1 to 3·1)	1·1 (0·7 to 1·8)	1·2 (0·7 to 1·9)	3·8 (2·2 to 6·3)	3 (1·8 to 4·7)	8·9 (5·4 to 13·9)	6·7 (4·1 to 10·3)	9·1 (5·5 to 14·3)	6·9 (4·2 to 10·9)	3·5 (2·2 to 5·4)	2·8 (1·8 to 4·2)	1·7 (1·1 to 2·5)	0·9 (0·6 to 1·3)	0·2 (0·2 to 0·4)	0·1 (0 to 0·1)	58
Caries of deciduous teeth	0 (0 to 0)	0 (0 to 0)	0 (0 to 0)	0·2 (0·1 to 0·3)	0·2 (0·1 to 0·4)	0 (0 to 0)	0 (0 to 0)	0 (0 to 0)	0 (0 to 0)	0 (0 to 0)	0 (0 to 0)	0 (0 to 0)	0 (0 to 0)	0 (0 to 0)	0 (0 to 0)	0 (0 to 0)	0 (0 to 0)	0 (0 to 0)	0 (0 to 0)	0 (0 to 0)	0 (0 to 0)	0 (0 to 0)	0 (0 to 0)	0·4
Caries of permanent teeth	0 (0 to 0)	0 (0 to 0)	0 (0 to 0)	0 (0 to 0)	0·2 (0·1 to 0·4)	0·5 (0·2 to 1·1)	0·7 (0·3 to 1·6)	0·6 (0·3 to 1·3)	0·5 (0·2 to 1·1)	0·3 (0·1 to 0·5)	0·2 (0·1 to 0·5)	0·6 (0·3 to 1·3)	0·4 (0·2 to 0·8)	0·9 (0·4 to 1·9)	0·5 (0·2 to 1·1)	0·5 (0·2 to 1·1)	0·3 (0·1 to 0·6)	0·1 (0 to 0·2)	0·1 (0 to 0·2)	0 (0 to 0·1)	0 (0 to 0)	0 (0 to 0)	0 (0 to 0)	6·5
Periodontal diseases	0 (0 to 0)	0 (0 to 0)	0 (0 to 0)	0 (0 to 0)	0 (0 to 0)	0 (0 to 0)	0 (0 to 0·1)	0·1 (0 to 0·2)	0·1 (0 to 0·3)	0·1 (0 to 0·3)	0·1 (0 to 0·4)	0·6 (0·2 to 1·6)	0·5 (0·2 to 1·3)	1·4 (0·5 to 3·5)	0·9 (0·3 to 2·1)	0·9 (0·3 to 2·2)	0·5 (0·2 to 1·1)	0·2 (0·1 to 0·4)	0·1 (0·1 to 0·3)	0·1 (0 to 0·2)	0 (0 to 0·1)	0 (0 to 0)	0 (0 to 0)	5·8
Other oral disorders	0 (0 to 0)	0 (0 to 0)	0 (0 to 0)	0·4 (0·2 to 0·6)	0·4 (0·2 to 0·5)	0·5 (0·3 to 0·7)	1 (0·6 to 1·6)	1 (0·6 to 1·6)	1 (0·6 to 1·5)	0·5 (0·3 to 0·8)	0·5 (0·3 to 0·7)	1·3 (0·8 to 2·1)	0·9 (0·5 to 1·3)	2 (1·3 to 3·1)	1·1 (0·7 to 1·6)	1·1 (0·6 to 1·6)	0·6 (0·4 to 0·9)	0·2 (0·1 to 0·3)	0·1 (0·1 to 0·2)	0·1 (0 to 0·1)	0 (0 to 0)	0 (0 to 0)	0 (0 to 0)	12·7
Sudden infant death syndrome	--	0·2 (0·1 to 0·5)	1 (0·4 to 2·1)	--	--	--	--	--	--	--	--	--	--	--	--	--	--	--	--	--	--	--	--	NA
Injuries	0·6 (0·4 to 1)	0·7 (0·5 to 1·5)	3·5 (2·2 to 5·5)	16·4 (9·8 to 25·4)	7·1 (5·8 to 8·6)	9·4 (7·9 to 11·4)	37·9 (31·9 to 46·5)	37·3 (29·7 to 48·3)	34·3 (26·8 to 45·2)	15·3 (11·9 to 19·9)	12·5 (9·7 to 15·7)	35·9 (27·8 to 44·8)	23 (18·4 to 28·8)	50·5 (40·8 to 61·6)	29·1 (23·6 to 35·5)	35·3 (28·7 to 42·3)	17·5 (14·3 to 21·4)	9·3 (7·7 to 11·2)	8·9 (7·3 to 10·9)	7·5 (5·8 to 9·3)	5·1 (4 to 6·5)	1·8 (1·4 to 2·2)	0·6 (0·4 to 0·7)	399
Transport injuries	0 (0 to 0·1)	0·1 (0 to 0·2)	0·4 (0·2 to 0·8)	2·9 (1·4 to 5·3)	2·1 (1·4 to 3)	1·9 (1·3 to 2·7)	10·1 (6·6 to 14·8)	10·9 (7·3 to 15·8)	9·8 (6·6 to 14·2)	4·1 (2·7 to 5·8)	3·5 (2·3 to 4·9)	9·2 (6·6 to 12·9)	7·2 (5·2 to 9·8)	14·4 (10·7 to 18·8)	7·9 (6 to 10·1)	10·3 (7·6 to 13·5)	4·3 (3·3 to 5·6)	2 (1·6 to 2·6)	1·8 (1·3 to 2·4)	1·3 (1 to 1·7)	0·5 (0·4 to 0·6)	0·2 (0·1 to 0·2)	0·1 (0 to 0·1)	105
Road injuries	0 (0 to 0·1)	0·1 (0 to 0·2)	0·3 (0·1 to 0·7)	2·6 (1·2 to 5)	1·9 (1·2 to 2·7)	1·6 (1·1 to 2·3)	9·6 (6·2 to 14·2)	10·1 (6·7 to 14·7)	8·9 (6 to 13)	3·6 (2·4 to 5·2)	3·2 (2·1 to 4·5)	8·2 (6 to 11·6)	6·6 (4·7 to 9·1)	13·5 (10 to 17·7)	7·4 (5·6 to 9·6)	9·6 (7·1 to 12·6)	4 (3·1 to 5·2)	1·9 (1·5 to 2·4)	1·6 (1·2 to 2·2)	1·2 (0·9 to 1·5)	0·4 (0·3 to 0·6)	0·1 (0·1 to 0·2)	0 (0 to 0·1)	96·5
Pedestrian road injuries	0 (0 to 0)	0 (0 to 0·1)	0·1 (0 to 0·2)	1·5 (0·7 to 2·9)	0·7 (0·3 to 1·1)	0·7 (0·4 to 1·1)	3·4 (1·8 to 5·6)	4 (2·4 to 6·4)	3 (1·8 to 4·8)	1·5 (0·9 to 2·4)	1·5 (0·9 to 2·4)	2·7 (1·8 to 4·2)	2·3 (1·5 to 3·4)	3·8 (2·6 to 5·6)	2·7 (1·8 to 3·8)	4·1 (2·7 to 5·9)	1·4 (1 to 1·9)	0·7 (0·5 to 0·9)	0·6 (0·4 to 0·9)	0·4 (0·3 to 0·6)	0·2 (0·1 to 0·2)	0 (0 to 0·1)	0 (0 to 0)	35·3
Cyclist road injuries	0 (0 to 0)	0 (0 to 0)	0 (0 to 0)	0·1 (0 to 0·3)	0·2 (0·1 to 0·3)	0·1 (0·1 to 0·1)	0·3 (0·2 to 0·6)	0·4 (0·2 to 0·6)	0·4 (0·2 to 0·6)	0·2 (0·1 to 0·3)	0·2 (0·1 to 0·3)	0·6 (0·4 to 0·9)	0·9 (0·5 to 1·4)	1 (0·7 to 1·4)	0·6 (0·4 to 0·8)	0·7 (0·5 to 0·9)	0·4 (0·3 to 0·5)	0·2 (0·1 to 0·3)	0·2 (0·1 to 0·2)	0·1 (0·1 to 0·2)	0·1 (0 to 0·1)	0 (0 to 0)	0 (0 to 0)	6·5
Motorcyclist road injuries	0 (0 to 0)	0 (0 to 0)	0·1 (0 to 0·2)	0·2 (0·1 to 0·4)	0·1 (0·1 to 0·3)	0·2 (0·1 to 0·3)	1·2 (0·6 to 2·2)	1·2 (0·7 to 2·2)	1·4 (0·8 to 2·2)	0·6 (0·4 to 0·9)	0·5 (0·3 to 0·7)	2 (1·3 to 3·1)	0·9 (0·6 to 1·3)	2·2 (1·6 to 3·1)	1·1 (0·8 to 1·5)	1·5 (1·1 to 2·2)	0·7 (0·5 to 1)	0·3 (0·2 to 0·4)	0·2 (0·2 to 0·3)	0·2 (0·1 to 0·3)	0·1 (0·1 to 0·1)	0 (0 to 0)	0 (0 to 0)	14·9
Motor vehicle road injuries	0 (0 to 0)	0 (0 to 0)	0·2 (0·1 to 0·4)	0·8 (0·3 to 1·7)	0·9 (0·5 to 1·5)	0·6 (0·4 to 1·1)	4·6 (2·6 to 7·2)	4·3 (2·5 to 6·9)	3·9 (2·3 to 6·3)	1·3 (0·8 to 2)	0·9 (0·6 to 1·5)	2·8 (1·8 to 4·2)	2·5 (1·6 to 3·8)	6·2 (4·1 to 9·1)	2·9 (2 to 4·1)	3·2 (2·1 to 4·7)	1·4 (1 to 2)	0·7 (0·5 to 1)	0·6 (0·4 to 0·9)	0·4 (0·3 to 0·6)	0·1 (0·1 to 0·2)	0 (0 to 0·1)	0 (0 to 0)	38·4
Other road injuries	0 (0 to 0)	0 (0 to 0)	0 (0 to 0)	0 (0 to 0·1)	0 (0 to 0)	0 (0 to 0)	0·1 (0 to 0·1)	0·1 (0·1 to 0·2)	0·3 (0·1 to 0·5)	0 (0 to 0·1)	0·1 (0 to 0·1)	0·2 (0·1 to 0·3)	0·1 (0·1 to 0·1)	0·2 (0·1 to 0·4)	0·1 (0·1 to 0·2)	0·1 (0·1 to 0·2)	0·1 (0 to 0·1)	0 (0 to 0)	0 (0 to 0)	0 (0 to 0)	0 (0 to 0)	0 (0 to 0)	0 (0 to 0)	1·5
Other transport injuries	0 (0 to 0)	0 (0 to 0·1)	0·1 (0 to 0·1)	0·2 (0·1 to 0·5)	0·2 (0·1 to 0·3)	0·3 (0·2 to 0·5)	0·5 (0·3 to 0·9)	0·8 (0·5 to 1·5)	0·8 (0·4 to 1·5)	0·5 (0·3 to 0·9)	0·3 (0·2 to 0·6)	1 (0·6 to 1·6)	0·6 (0·4 to 1)	0·9 (0·6 to 1·3)	0·5 (0·3 to 0·7)	0·7 (0·4 to 1)	0·3 (0·2 to 0·5)	0·1 (0·1 to 0·2)	0·1 (0·1 to 0·2)	0·1 (0·1 to 0·2)	0·1 (0 to 0·1)	0 (0 to 0)	0 (0 to 0)	8·2
Unintentional injuries	0·5 (0·3 to 0·9)	0·6 (0·4 to 1·3)	2·9 (1·7 to 4·8)	12 (7·1 to 19·1)	4·4 (3·4 to 5·5)	5 (3·9 to 6·3)	12·9 (10 to 16·6)	13 (9·7 to 17·6)	13·2 (9·9 to 17·7)	6·4 (4·9 to 8·5)	5·3 (4 to 6·9)	16·9 (12·9 to 21·4)	11·4 (8·9 to 14·5)	25 (19·5 to 31·4)	15·5 (12·3 to 19·5)	18·5 (14·6 to 23·1)	10·4 (8·2 to 12·9)	6 (4·9 to 7·5)	6·2 (5 to 7·7)	5·9 (4·6 to 7·4)	4·4 (3·4 to 5·7)	1·5 (1·1 to 1·9)	0·5 (0·4 to 0·6)	198
Falls	0 (0 to 0·1)	0·1 (0 to 0·1)	0·2 (0·1 to 0·4)	0·8 (0·4 to 1·4)	0·7 (0·5 to 1)	1·1 (0·8 to 1·5)	2·2 (1·5 to 3·1)	2·5 (1·7 to 3·5)	3·6 (2·6 to 4·9)	2 (1·4 to 2·8)	1·9 (1·4 to 2·7)	6·2 (4·5 to 8·6)	4·5 (3·2 to 6)	11·5 (8·3 to 15·5)	6·7 (4·9 to 9·1)	7·7 (5·8 to 10·3)	4·9 (3·7 to 6·4)	3·1 (2·4 to 4)	3·5 (2·6 to 4·5)	3·8 (2·8 to 5·1)	3·5 (2·6 to 4·7)	1·2 (0·9 to 1·6)	0·4 (0·3 to 0·5)	72
Drowning	0·1 (0·1 to 0·2)	0 (0 to 0·1)	0·4 (0·1 to 0·8)	6·2 (2·9 to 10·9)	1·7 (1 to 2·7)	1·6 (0·9 to 2·6)	3·5 (1·9 to 5·5)	3·6 (2·1 to 6)	2·6 (1·5 to 4·5)	1·5 (0·9 to 2·5)	0·6 (0·3 to 1)	2·6 (1·5 to 4·2)	2·3 (1·4 to 3·8)	3·8 (2·5 to 5·8)	1·5 (0·9 to 2·2)	2·6 (1·6 to 4·2)	1·5 (0·9 to 2·2)	0·8 (0·5 to 1·2)	0·3 (0·2 to 0·4)	0·1 (0·1 to 0·2)	0 (0 to 0)	0 (0 to 0)	0 (0 to 0)	37·5
Fire, heat, and hot substances	0 (0 to 0)	0 (0 to 0)	0·2 (0 to 0·4)	0·5 (0·2 to 1·3)	0·2 (0·1 to 0·4)	0·2 (0·1 to 0·4)	1·1 (0·5 to 2·5)	1·6 (0·6 to 3·5)	1·5 (0·6 to 3·2)	0·6 (0·3 to 1·1)	0·6 (0·3 to 1)	1·1 (0·6 to 1·9)	0·7 (0·4 to 1·1)	1·6 (1 to 2·5)	1 (0·6 to 1·5)	1·1 (0·7 to 1·8)	0·5 (0·3 to 0·7)	0·2 (0·2 to 0·4)	0·2 (0·1 to 0·3)	0·2 (0·1 to 0·3)	0·1 (0·1 to 0·1)	0 (0 to 0)	0 (0 to 0)	13·3
Poisonings	0 (0 to 0)	0 (0 to 0)	0 (0 to 0)	0·1 (0 to 0·1)	0 (0 to 0)	0 (0 to 0·1)	0·1 (0·1 to 0·2)	0·1 (0·1 to 0·1)	0·1 (0 to 0·1)	0 (0 to 0)	0 (0 to 0)	0·1 (0 to 0·1)	0 (0 to 0·1)	0·2 (0·1 to 0·3)	0·1 (0 to 0·1)	0·1 (0 to 0·1)	0 (0 to 0·1)	0 (0 to 0)	0 (0 to 0)	0 (0 to 0)	0 (0 to 0)	0 (0 to 0)	0 (0 to 0)	0·9
Poisoning by carbon monoxide	0 (0 to 0)	0 (0 to 0)	0 (0 to 0)	0 (0 to 0)	0 (0 to 0)	0 (0 to 0)	0 (0 to 0·1)	0 (0 to 0·1)	0 (0 to 0)	0 (0 to 0)	0 (0 to 0)	0 (0 to 0)	0 (0 to 0)	0·1 (0 to 0·2)	0 (0 to 0)	0 (0 to 0)	0 (0 to 0)	0 (0 to 0)	0 (0 to 0)	0 (0 to 0)	0 (0 to 0)	0 (0 to 0)	0 (0 to 0)	0·4
Poisoning by other means	0 (0 to 0)	0 (0 to 0)	0 (0 to 0)	0 (0 to 0·1)	0 (0 to 0)	0 (0 to 0·1)	0·1 (0 to 0·1)	0 (0 to 0·1)	0 (0 to 0·1)	0 (0 to 0)	0 (0 to 0)	0 (0 to 0·1)	0 (0 to 0)	0·1 (0 to 0·1)	0 (0 to 0·1)	0 (0 to 0·1)	0 (0 to 0)	0 (0 to 0)	0 (0 to 0)	0 (0 to 0)	0 (0 to 0)	0 (0 to 0)	0 (0 to 0)	0·5
Exposure to mechanical forces	0·1 (0 to 0·4)	0·1 (0 to 0·7)	0·3 (0 to 1·3)	0·7 (0·3 to 1·6)	0·4 (0·2 to 0·7)	0·4 (0·3 to 0·7)	0·7 (0·5 to 1·1)	0·8 (0·5 to 1·1)	1·1 (0·7 to 1·7)	0·3 (0·2 to 0·4)	0·4 (0·2 to 0·5)	1·1 (0·8 to 1·6)	0·9 (0·6 to 1·3)	1·5 (1·1 to 2·2)	1·2 (0·8 to 1·6)	1·1 (0·8 to 1·5)	0·7 (0·5 to 1)	0·3 (0·2 to 0·4)	0·3 (0·2 to 0·4)	0·2 (0·2 to 0·3)	0·1 (0·1 to 0·2)	0 (0 to 0·1)	0 (0 to 0)	12·9
Unintentional firearm injuries	0 (0 to 0·1)	0·1 (0 to 0·4)	0·1 (0 to 0·6)	0·3 (0·1 to 0·7)	0·1 (0 to 0·3)	0·1 (0 to 0·2)	0·1 (0·1 to 0·3)	0·3 (0·1 to 0·5)	0·1 (0·1 to 0·3)	0·1 (0 to 0·1)	0·1 (0 to 0·1)	0·2 (0·1 to 0·3)	0·1 (0·1 to 0·2)	0·3 (0·2 to 0·4)	0·2 (0·1 to 0·3)	0·2 (0·1 to 0·3)	0·1 (0·1 to 0·2)	0·1 (0 to 0·1)	0·1 (0 to 0·1)	0·1 (0 to 0·1)	0 (0 to 0·1)	0 (0 to 0)	0 (0 to 0)	2·7
Other exposure to mechanical forces	0·1 (0 to 0·3)	0 (0 to 0·4)	0·2 (0 to 0·9)	0·4 (0·2 to 1·1)	0·3 (0·1 to 0·6)	0·3 (0·2 to 0·6)	0·6 (0·4 to 0·9)	0·5 (0·3 to 0·7)	1 (0·6 to 1·5)	0·2 (0·2 to 0·4)	0·3 (0·2 to 0·5)	1 (0·7 to 1·4)	0·8 (0·5 to 1·1)	1·2 (0·8 to 1·8)	1 (0·7 to 1·4)	0·9 (0·6 to 1·3)	0·6 (0·4 to 0·8)	0·3 (0·2 to 0·4)	0·2 (0·2 to 0·3)	0·2 (0·1 to 0·2)	0·1 (0·1 to 0·1)	0 (0 to 0)	0 (0 to 0)	10·2
Adverse effects of medical treatment	0 (0 to 0·1)	0·1 (0 to 0·1)	0·1 (0·1 to 0·2)	0·5 (0·3 to 1)	0·1 (0·1 to 0·2)	0·2 (0·1 to 0·2)	2·2 (1·3 to 3·8)	1·6 (0·9 to 2·8)	1·1 (0·6 to 1·8)	0·6 (0·3 to 1·1)	0·5 (0·3 to 0·9)	1·7 (0·9 to 2·7)	1·2 (0·7 to 2)	1·5 (0·9 to 2·4)	2 (1·1 to 3·2)	2·1 (1·3 to 3·3)	0·8 (0·5 to 1·1)	0·6 (0·4 to 0·9)	0·8 (0·5 to 1·3)	0·7 (0·4 to 1·1)	0·3 (0·2 to 0·5)	0·1 (0·1 to 0·1)	0·1 (0 to 0·1)	18·9
Animal contact	0 (0 to 0)	0 (0 to 0)	0·1 (0 to 0·2)	0·2 (0·1 to 0·3)	0·1 (0·1 to 0·2)	0·1 (0·1 to 0·2)	0·2 (0·1 to 0·3)	0·2 (0·1 to 0·3)	0·3 (0·2 to 0·5)	0·3 (0·2 to 0·5)	0·2 (0·1 to 0·3)	0·4 (0·3 to 0·6)	0·2 (0·1 to 0·3)	0·7 (0·4 to 1)	0·3 (0·2 to 0·5)	0·4 (0·3 to 0·6)	0·3 (0·2 to 0·4)	0·1 (0·1 to 0·2)	0·1 (0·1 to 0·2)	0·1 (0·1 to 0·2)	0·1 (0 to 0·1)	0 (0 to 0)	0 (0 to 0)	4·6
Venomous animal contact	0 (0 to 0)	0 (0 to 0)	0·1 (0 to 0·2)	0·1 (0·1 to 0·2)	0·1 (0 to 0·2)	0·1 (0·1 to 0·2)	0·1 (0·1 to 0·2)	0·1 (0·1 to 0·2)	0·2 (0·1 to 0·3)	0·2 (0·1 to 0·4)	0·2 (0·1 to 0·3)	0·2 (0·1 to 0·4)	0·1 (0·1 to 0·2)	0·3 (0·2 to 0·6)	0·1 (0·1 to 0·2)	0·2 (0·1 to 0·4)	0·1 (0·1 to 0·2)	0·1 (0 to 0·1)	0·1 (0 to 0·1)	0·1 (0 to 0·1)	0 (0 to 0)	0 (0 to 0)	0 (0 to 0)	2·7
Non-venomous animal contact	0 (0 to 0)	0 (0 to 0)	0 (0 to 0·1)	0 (0 to 0·1)	0 (0 to 0·1)	0 (0 to 0·1)	0·1 (0·1 to 0·2)	0·1 (0·1 to 0·2)	0·1 (0·1 to 0·2)	0·1 (0 to 0·1)	0·1 (0 to 0·1)	0·2 (0·1 to 0·3)	0·1 (0·1 to 0·2)	0·3 (0·2 to 0·5)	0·2 (0·1 to 0·3)	0·2 (0·1 to 0·3)	0·1 (0·1 to 0·2)	0·1 (0 to 0·1)	0·1 (0 to 0·1)	0·1 (0 to 0·1)	0 (0 to 0·1)	0 (0 to 0)	0 (0 to 0)	2
Foreign body	0·1 (0·1 to 0·3)	0·3 (0·1 to 0·5)	1·5 (0·6 to 2·8)	2·5 (1·2 to 4·5)	0·7 (0·4 to 1·1)	0·9 (0·6 to 1·4)	1·3 (0·9 to 2)	1·2 (0·8 to 1·9)	1·1 (0·7 to 1·8)	0·3 (0·2 to 0·5)	0·3 (0·2 to 0·5)	1 (0·6 to 1·5)	0·2 (0·2 to 0·3)	1·8 (1·2 to 2·6)	1·1 (0·7 to 1·6)	1·3 (0·9 to 1·8)	0·9 (0·6 to 1·2)	0·4 (0·3 to 0·6)	0·5 (0·3 to 0·7)	0·4 (0·2 to 0·5)	0·1 (0·1 to 0·2)	0·1 (0 to 0·1)	0 (0 to 0)	18·2
Pulmonary aspiration and foreign body in airway	0·1 (0·1 to 0·3)	0·3 (0·1 to 0·5)	1·5 (0·6 to 2·8)	2·5 (1·2 to 4·5)	0·6 (0·4 to 1)	0·9 (0·5 to 1·4)	1·2 (0·8 to 1·9)	1·1 (0·7 to 1·8)	1·1 (0·6 to 1·7)	0·3 (0·2 to 0·5)	0·3 (0·2 to 0·5)	0·8 (0·5 to 1·3)	0·1 (0·1 to 0·2)	1·5 (0·9 to 2·3)	1 (0·6 to 1·4)	1·1 (0·8 to 1·6)	0·8 (0·5 to 1·1)	0·4 (0·2 to 0·6)	0·4 (0·3 to 0·7)	0·3 (0·2 to 0·5)	0·1 (0·1 to 0·2)	0·1 (0 to 0·1)	0 (0 to 0)	16·5
Foreign body in eyes	0 (0 to 0)	0 (0 to 0)	0 (0 to 0)	0 (0 to 0)	0 (0 to 0)	0 (0 to 0)	0 (0 to 0·1)	0 (0 to 0·1)	0 (0 to 0·1)	0 (0 to 0)	0 (0 to 0)	0·1 (0 to 0·1)	0 (0 to 0·1)	0·1 (0·1 to 0·2)	0·1 (0 to 0·1)	0·1 (0 to 0·1)	0 (0 to 0·1)	0 (0 to 0)	0 (0 to 0)	0 (0 to 0)	0 (0 to 0)	0 (0 to 0)	0 (0 to 0)	0·6
Foreign body in other body part	0 (0 to 0)	0 (0 to 0)	0 (0 to 0)	0 (0 to 0·1)	0 (0 to 0)	0 (0 to 0·1)	0·1 (0 to 0·1)	0·1 (0 to 0·1)	0·1 (0 to 0·1)	0 (0 to 0)	0 (0 to 0)	0·1 (0·1 to 0·1)	0·1 (0 to 0·1)	0·2 (0·1 to 0·3)	0·1 (0·1 to 0·1)	0·1 (0·1 to 0·2)	0·1 (0·1 to 0·1)	0 (0 to 0)	0 (0 to 0)	0 (0 to 0)	0 (0 to 0)	0 (0 to 0)	0 (0 to 0)	1·1
Environmental heat and cold exposure	0 (0 to 0)	0 (0 to 0)	0 (0 to 0)	0 (0 to 0)	0 (0 to 0·1)	0·1 (0 to 0·1)	0·1 (0·1 to 0·2)	0·1 (0·1 to 0·2)	0·1 (0·1 to 0·2)	0·1 (0 to 0·1)	0·1 (0 to 0·1)	0·2 (0·1 to 0·2)	0·1 (0·1 to 0·2)	0·2 (0·2 to 0·4)	0·1 (0·1 to 0·2)	0·2 (0·1 to 0·3)	0·1 (0·1 to 0·2)	0 (0 to 0·1)	0 (0 to 0·1)	0 (0 to 0)	0 (0 to 0)	0 (0 to 0)	0 (0 to 0)	1·7
Exposure to forces of nature	0 (0 to 0)	0 (0 to 0)	0 (0 to 0)	0 (0 to 0)	0 (0 to 0)	0 (0 to 0)	0 (0 to 0·1)	0 (0 to 0·1)	0 (0 to 0·1)	0 (0 to 0)	0 (0 to 0)	0 (0 to 0·1)	0 (0 to 0)	0·1 (0 to 0·1)	0 (0 to 0·1)	0 (0 to 0·1)	0 (0 to 0)	0 (0 to 0)	0 (0 to 0)	0 (0 to 0)	0 (0 to 0)	0 (0 to 0)	0 (0 to 0)	0·5
Other unintentional injuries	0 (0 to 0·1)	0·1 (0 to 0·1)	0·1 (0·1 to 0·3)	0·5 (0·2 to 1·1)	0·4 (0·2 to 0·7)	0·3 (0·2 to 0·4)	1·4 (0·7 to 2·5)	1·2 (0·7 to 2·2)	1·6 (0·9 to 2·9)	0·7 (0·4 to 1·2)	0·6 (0·4 to 1·1)	2·4 (1·4 to 4)	1·2 (0·7 to 2)	2·1 (1·3 to 3·2)	1·6 (0·9 to 2·6)	1·8 (1·1 to 2·9)	0·7 (0·4 to 1·1)	0·4 (0·2 to 0·6)	0·5 (0·3 to 0·9)	0·3 (0·2 to 0·4)	0·1 (0·1 to 0·2)	0 (0 to 0)	0 (0 to 0)	18·1
Self-harm and interpersonal violence	0 (0 to 0·1)	0 (0 to 0)	0·3 (0·1 to 0·5)	1·5 (0·6 to 3)	0·6 (0·4 to 1)	2·5 (1·8 to 3·5)	14·9 (10·7 to 20·1)	13·4 (9·7 to 18·7)	11·4 (7·8 to 16·8)	4·8 (3·4 to 6·8)	3·7 (2·5 to 5·2)	9·8 (7 to 13·7)	4·3 (3·2 to 5·8)	11 (8·1 to 14·8)	5·7 (4·3 to 7·5)	6·6 (4·9 to 8·8)	2·9 (2·2 to 3·7)	1·2 (0·9 to 1·5)	0·9 (0·7 to 1·2)	0·3 (0·2 to 0·4)	0·2 (0·1 to 0·3)	0·1 (0·1 to 0·2)	0 (0 to 0)	96·2
Self-harm	0 (0 to 0)	0 (0 to 0)	0 (0 to 0)	0 (0 to 0)	0 (0 to 0)	1 (0·6 to 1·6)	10·7 (6·7 to 15·8)	8·1 (5 to 12·9)	6·4 (3·7 to 10·6)	2·4 (1·4 to 3·8)	1·7 (1 to 2·6)	4·1 (2·5 to 6·3)	1·6 (1 to 2·5)	5·3 (3·4 to 8)	2·7 (1·7 to 4)	3·7 (2·5 to 5·5)	1·4 (0·9 to 2)	0·6 (0·4 to 0·9)	0·5 (0·3 to 0·7)	0·2 (0·1 to 0·3)	0·1 (0·1 to 0·2)	0·1 (0·1 to 0·2)	0 (0 to 0)	50·6
Self-harm by firearm	0 (0 to 0)	0 (0 to 0)	0 (0 to 0)	0 (0 to 0)	0 (0 to 0)	0 (0 to 0)	0 (0 to 0)	0 (0 to 0)	0 (0 to 0)	0 (0 to 0)	0 (0 to 0)	0 (0 to 0)	0 (0 to 0)	0 (0 to 0)	0 (0 to 0)	0 (0 to 0)	0 (0 to 0)	0 (0 to 0)	0 (0 to 0)	0 (0 to 0)	0 (0 to 0)	0 (0 to 0)	0 (0 to 0)	0·1
Self-harm by other specified means	0 (0 to 0)	0 (0 to 0)	0 (0 to 0)	0 (0 to 0)	0 (0 to 0)	1 (0·6 to 1·6)	10·7 (6·7 to 15·8)	8·1 (5 to 12·9)	6·4 (3·7 to 10·6)	2·4 (1·4 to 3·8)	1·7 (1 to 2·6)	4·1 (2·4 to 6·3)	1·6 (1 to 2·5)	5·3 (3·4 to 8)	2·7 (1·7 to 4)	3·7 (2·4 to 5·5)	1·4 (0·9 to 2)	0·6 (0·4 to 0·8)	0·5 (0·3 to 0·7)	0·2 (0·1 to 0·3)	0·1 (0·1 to 0·2)	0·1 (0·1 to 0·2)	0 (0 to 0)	50·5
Interpersonal violence	0 (0 to 0·1)	0 (0 to 0)	0·3 (0·1 to 0·5)	1·5 (0·6 to 3)	0·6 (0·4 to 1)	1·5 (1 to 2·3)	4·2 (2·9 to 6·2)	5·3 (3·5 to 7·8)	5 (3·3 to 7·3)	2·4 (1·6 to 3·5)	2 (1·3 to 3)	5·7 (3·9 to 8·4)	2·7 (1·9 to 3·6)	5·7 (4·1 to 7·7)	3 (2·2 to 4·2)	2·9 (2·1 to 3·9)	1·5 (1·1 to 2)	0·6 (0·5 to 0·8)	0·4 (0·3 to 0·6)	0·1 (0·1 to 0·2)	0·1 (0 to 0·1)	0 (0 to 0)	0 (0 to 0)	45·5
Physical violence by firearm	0 (0 to 0)	0 (0 to 0)	0 (0 to 0)	0·1 (0 to 0·2)	0·2 (0·1 to 0·3)	0 (0 to 0·1)	0 (0 to 0)	0·1 (0 to 0·2)	0·3 (0·1 to 0·6)	0·1 (0 to 0·2)	0·2 (0·1 to 0·4)	0·4 (0·2 to 0·8)	0·1 (0 to 0·1)	0·4 (0·2 to 0·7)	0·3 (0·1 to 0·5)	0 (0 to 0·1)	0 (0 to 0·1)	0 (0 to 0)	0 (0 to 0)	0 (0 to 0)	0 (0 to 0)	0 (0 to 0)	0 (0 to 0)	2·2
Physical violence by sharp object	0 (0 to 0)	0 (0 to 0)	0 (0 to 0)	0·1 (0 to 0·2)	0 (0 to 0)	0 (0 to 0·1)	0·1 (0 to 0·2)	0·2 (0·1 to 0·5)	0·6 (0·3 to 1·1)	0·4 (0·2 to 0·9)	0·3 (0·1 to 0·5)	0·2 (0·1 to 0·4)	0·3 (0·2 to 0·6)	1 (0·5 to 1·6)	0·1 (0·1 to 0·2)	0·3 (0·2 to 0·6)	0·2 (0·1 to 0·3)	0 (0 to 0)	0 (0 to 0)	0 (0 to 0)	0 (0 to 0)	0 (0 to 0)	0 (0 to 0)	3·9
Sexual violence	0 (0 to 0)	0 (0 to 0)	0 (0 to 0)	0 (0 to 0)	0·2 (0·1 to 0·3)	0·6 (0·4 to 1)	2·2 (1·3 to 3·5)	2·4 (1·4 to 3·6)	1·8 (1 to 2·9)	0·7 (0·4 to 1·2)	0·6 (0·3 to 1)	1·6 (0·9 to 2·5)	0·9 (0·5 to 1·5)	1·5 (0·8 to 2·4)	0·5 (0·3 to 0·9)	0·5 (0·3 to 0·7)	0·3 (0·2 to 0·4)	0·1 (0·1 to 0·1)	0·1 (0 to 0·1)	0 (0 to 0·1)	0 (0 to 0)	0 (0 to 0)	0 (0 to 0)	13·9
Physical violence by other means	0 (0 to 0·1)	0 (0 to 0)	0·2 (0·1 to 0·5)	1·3 (0·5 to 2·7)	0·3 (0·1 to 0·5)	0·8 (0·4 to 1·5)	1·9 (1 to 3·4)	2·6 (1·4 to 4·4)	2·3 (1·3 to 3·9)	1·1 (0·6 to 1·8)	1 (0·5 to 1·6)	3·6 (2·2 to 5·6)	1·4 (1 to 2·1)	2·9 (2 to 4·2)	2·1 (1·4 to 3·1)	2·1 (1·4 to 2·9)	1 (0·7 to 1·4)	0·5 (0·3 to 0·7)	0·3 (0·2 to 0·5)	0·1 (0·1 to 0·1)	0 (0 to 0·1)	0 (0 to 0)	0 (0 to 0)	25·5
Conflict and terrorism	0 (0 to 0)	0 (0 to 0)	0 (0 to 0)	0 (0 to 0)	0 (0 to 0)	0 (0 to 0)	0 (0 to 0)	0 (0 to 0)	0 (0 to 0)	0 (0 to 0)	0 (0 to 0)	0 (0 to 0)	0 (0 to 0)	0 (0 to 0)	0 (0 to 0)	0 (0 to 0)	0 (0 to 0)	0 (0 to 0)	0 (0 to 0)	0 (0 to 0)	0 (0 to 0)	0 (0 to 0)	0 (0 to 0)	0

SR Table 2b: Palau DALYS by cause and age group for females with 95% uncertainty intervals. 2019

Cause	Early Neonatal	Late Neonatal	Post Neonatal	1 to 4	5 to 9	10 to 14	15 to 19	20 to 24	25 to 29	30 to 34	35 to 39	40 to 44	45 to 49	50 to 54	55 to 59	60 to 64	65 to 69	70 to 74	75 to 79	80 to 84	85 to 89	90 to 94	95 plus	Total
All causes	291 (252-332)	83 (72-95)	282 (243-322)	1,160 (1,000-1,324)	1,163 (1,000-1,327)	1,164 (1,000-1,329)	1,165 (1,000-1,331)	1,166 (1,000-1,332)	1,167 (1,000-1,333)	1,168 (1,000-1,333)	1,169 (1,000-1,334)	1,170 (1,000-1,335)	1,171 (1,000-1,336)	1,172 (1,000-1,337)	1,173 (1,000-1,338)	1,174 (1,000-1,339)	1,175 (1,000-1,340)	1,176 (1,000-1,341)	1,177 (1,000-1,342)	1,178 (1,000-1,343)	1,179 (1,000-1,344)	1,180 (1,000-1,345)	1,181 (1,000-1,346)	3,310
Communicable, maternal, neonatal, and nutritional diseases	291 (252-332)	83 (72-95)	282 (243-322)	1,160 (1,000-1,324)	1,163 (1,000-1,327)	1,164 (1,000-1,329)	1,165 (1,000-1,331)	1,166 (1,000-1,332)	1,167 (1,000-1,333)	1,168 (1,000-1,333)	1,169 (1,000-1,334)	1,170 (1,000-1,335)	1,171 (1,000-1,336)	1,172 (1,000-1,337)	1,173 (1,000-1,338)	1,174 (1,000-1,339)	1,175 (1,000-1,340)	1,176 (1,000-1,341)	1,177 (1,000-1,342)	1,178 (1,000-1,343)	1,179 (1,000-1,344)	1,180 (1,000-1,345)	1,181 (1,000-1,346)	453
HIV/AIDS and sexually transmitted infections	0.7 (0.4-1.3)	1.3 (0.4-3.2)	1.8 (0.4-3.8)	1 (0.0-1.7)	0.3 (0.0-1.2)	0.2 (0.0-0.6)	0.4 (0.1-1.4)	1.1 (0.2-4.4)	2.3 (0.3-11.4)	2.5 (0.2-16.1)	4.5 (0.4-23.3)	4.7 (0.5-22.6)	4.3 (0.4-20.3)	2.7 (0.2-12.7)	1.8 (0.2-9.5)	1.2 (0.1-5.2)	0.7 (0.1-3.9)	0.2 (0.0-1.2)	0.1 (0.0-0.5)	0 (0.0-0.2)	0 (0.0-0.1)	0 (0.0-0.1)	39.8
HIV/AIDS	0 (0.0-0)	0 (0.0-0)	0.2 (0.0-1.0)	0.9 (0.0-5.6)	0.2 (0.0-1.3)	0.2 (0.0-0.6)	0.4 (0.1-1.4)	2.1 (0.1-11.4)	3.3 (0.1-19.7)	3.3 (0.1-22.2)	4.1 (0.1-22.2)	4.2 (0.1-22.2)	3.9 (0.1-19.8)	2.5 (0.1-12.3)	1.7 (0.0-9.2)	1.1 (0.0-5.2)	0.6 (0.0-2.9)	0.2 (0.0-1.1)	0.1 (0.0-0.5)	0 (0.0-0.2)	0 (0.0-0.1)	0 (0.0-0.1)	26.6
HIV/AIDS - Drug-susceptible Tuberculosis	0 (0.0-0)	0 (0.0-0)	0 (0.0-0)	0 (0.0-0)	0 (0.0-0)	0 (0.0-0)	0 (0.0-0)	0 (0.0-0)	0 (0.0-0)	0 (0.0-0)	0 (0.0-0)	0 (0.0-0)	0 (0.0-0)	0 (0.0-0)	0 (0.0-0)	0 (0.0-0)	0 (0.0-0)	0 (0.0-0)	0 (0.0-0)	0 (0.0-0)	0 (0.0-0)	0 (0.0-0)	0 (0.0-0)	0
HIV/AIDS - Multidrug-resistant Tuberculosis without extensive dr...	0 (0.0-0)	0 (0.0-0)	0 (0.0-0)	0 (0.0-0)	0 (0.0-0)	0 (0.0-0)	0 (0.0-0)	0 (0.0-0)	0 (0.0-0)	0 (0.0-0)	0 (0.0-0)	0 (0.0-0)	0 (0.0-0)	0 (0.0-0)	0 (0.0-0)	0 (0.0-0)	0 (0.0-0)	0 (0.0-0)	0 (0.0-0)	0 (0.0-0)	0 (0.0-0)	0 (0.0-0)	0 (0.0-0)	0
HIV/AIDS - Extensively drug-resistant Tuberculosis	0 (0.0-0)	0 (0.0-0)	0 (0.0-0)	0 (0.0-0)	0 (0.0-0)	0 (0.0-0)	0 (0.0-0)	0 (0.0-0)	0 (0.0-0)	0 (0.0-0)	0 (0.0-0)	0 (0.0-0)	0 (0.0-0)	0 (0.0-0)	0 (0.0-0)	0 (0.0-0)	0 (0.0-0)	0 (0.0-0)	0 (0.0-0)	0 (0.0-0)	0 (0.0-0)	0 (0.0-0)	0 (0.0-0)	0
HIV/AIDS resulting in other diseases	0 (0.0-0)	0.2 (0.0-1.2)	0.9 (0.0-5.4)	0.2 (0.1-1.2)	0.2 (0.0-1.2)	0.2 (0.0-0.6)	0.4 (0.0-1.4)	0.9 (0.0-4.5)	2 (0.0-11.3)	2.2 (0.1-12.4)	4 (0.1-22.1)	4.1 (0.1-21.6)	3.8 (0.1-19.4)	2.4 (0.1-12.4)	1.6 (0.0-9.2)	1.1 (0.0-5.2)	0.6 (0.0-2.8)	0.2 (0.0-1.1)	0.1 (0.0-0.5)	0 (0.0-0.2)	0 (0.0-0.1)	0 (0.0-0.1)	25.6
Sexually transmitted infections excluding HIV	0.7 (0.4-1.3)	1.3 (0.4-3.2)	1.6 (0.3-3.4)	0.1 (0.0-0.5)	0 (0.0-0.1)	0 (0.0-0.1)	0 (0.0-0.1)	0.1 (0.1-0.3)	0.2 (0.1-0.6)	0.3 (0.1-0.9)	0.4 (0.2-0.7)	0.5 (0.2-0.9)	0.4 (0.2-0.9)	0.3 (0.1-0.5)	0.2 (0.1-0.3)	0.2 (0.1-0.3)	0.1 (0.0-0.2)	0.1 (0.0-0.1)	0 (0.0-0.1)	0 (0.0-0.1)	0 (0.0-0.1)	0 (0.0-0.1)	12.2
Syphilis	0.7 (0.4-1.3)	1.3 (0.4-3.2)	1.6 (0.3-3.4)	0.1 (0.0-0.5)	0 (0.0-0.1)	0 (0.0-0.1)	0 (0.0-0.1)	0 (0.0-0.1)	0 (0.0-0.1)	0 (0.0-0.1)	0 (0.0-0.1)	0 (0.0-0.1)	0 (0.0-0.1)	0 (0.0-0.1)	0 (0.0-0.1)	0 (0.0-0.1)	0 (0.0-0.1)	0 (0.0-0.1)	0 (0.0-0.1)	0 (0.0-0.1)	0 (0.0-0.1)	0 (0.0-0.1)	0 (0.0-0.1)	9.8
Chlamydial infection	0 (0.0-0)	0 (0.0-0)	0 (0.0-0)	0 (0.0-0)	0 (0.0-0)	0 (0.0-0)	0 (0.0-0)	0 (0.0-0)	0 (0.0-0)	0 (0.0-0)	0 (0.0-0)	0 (0.0-0)	0 (0.0-0)	0 (0.0-0)	0 (0.0-0)	0 (0.0-0)	0 (0.0-0)	0 (0.0-0)	0 (0.0-0)	0 (0.0-0)	0 (0.0-0)	0 (0.0-0)	0 (0.0-0)	0.1
Gonococcal infection	0 (0.0-0)	0 (0.0-0)	0 (0.0-0)	0 (0.0-0)	0 (0.0-0)	0 (0.0-0)	0 (0.0-0)	0 (0.0-0)	0 (0.0-0)	0 (0.0-0)	0 (0.0-0)	0 (0.0-0)	0 (0.0-0)	0 (0.0-0)	0 (0.0-0)	0 (0.0-0)	0 (0.0-0)	0 (0.0-0)	0 (0.0-0)	0 (0.0-0)	0 (0.0-0)	0 (0.0-0)	0 (0.0-0)	0
Trichomoniasis	0 (0.0-0)	0 (0.0-0)	0 (0.0-0)	0 (0.0-0)	0 (0.0-0)	0 (0.0-0)	0 (0.0-0.1)	0 (0.0-0.2)	0 (0.0-0.1)	0 (0.0-0.4)	0 (0.0-0.4)	0.2 (0.1-0.6)	0.2 (0.1-0.6)	0.2 (0.1-0.5)	0.2 (0.1-0.5)	0.1 (0.0-0.4)	0.1 (0.0-0.3)	0.1 (0.0-0.3)	0 (0.0-0.2)	0 (0.0-0.1)	0 (0.0-0.1)	0 (0.0-0.1)	0 (0.0-0.1)	1.4
Genital herpes	0 (0.0-0)	0 (0.0-0)	0 (0.0-0)	0 (0.0-0)	0 (0.0-0)	0 (0.0-0)	0 (0.0-0)	0 (0.0-0)	0 (0.0-0.1)	0 (0.0-0.1)	0 (0.0-0.1)	0 (0.0-0.1)	0 (0.0-0.1)	0 (0.0-0.1)	0 (0.0-0.1)	0 (0.0-0.1)	0 (0.0-0.1)	0 (0.0-0.1)	0 (0.0-0.1)	0 (0.0-0.1)	0 (0.0-0.1)	0 (0.0-0.1)	0 (0.0-0.1)	0.4
Other sexually transmitted infections	0 (0.0-0)	0 (0.0-0)	0 (0.0-0)	0 (0.0-0)	0 (0.0-0)	0 (0.0-0)	0 (0.0-0)	0 (0.0-0)	0 (0.0-0)	0 (0.0-0)	0 (0.0-0)	0 (0.0-0)	0 (0.0-0)	0 (0.0-0)	0 (0.0-0)	0 (0.0-0)	0 (0.0-0)	0 (0.0-0)	0 (0.0-0)	0 (0.0-0)	0 (0.0-0)	0 (0.0-0)	0 (0.0-0)	0.4
Respiratory infections and tuberculosis	2.2 (2.0-2.7)	4.2 (4.0-4.8)	16.4 (12.2-23.2)	10.2 (7.2-15.2)	3.2 (2.0-5.4)	3.2 (2.0-5.4)	3.2 (2.0-5.4)	3.3 (2.0-5.5)	3.4 (2.0-5.6)	3.5 (2.0-5.7)	3.6 (2.0-5.8)	3.7 (2.0-5.9)	3.8 (2.0-6.1)	3.9 (2.0-6.2)	4 (2.0-6.4)	4.1 (2.0-6.5)	4.2 (2.0-6.7)	4.3 (2.0-6.8)	4.4 (2.0-6.9)	4.5 (2.0-7.1)	4.6 (2.0-7.2)	4.7 (2.0-7.3)	266
Tuberculosis	0 (0.0-0)	0 (0.0-0)	0.1 (0.0-0.1)	0.2 (0.1-0.3)	0.1 (0.0-0.2)	0.1 (0.0-0.2)	0.3 (0.2-0.5)	0.6 (0.3-0.8)	0.8 (0.4-1.2)	0.9 (0.4-1.3)	0.9 (0.4-1.3)	0.9 (0.4-1.3)	0.9 (0.4-1.3)	0.9 (0.4-1.3)	0.9 (0.4-1.3)	0.9 (0.4-1.3)	0.9 (0.4-1.3)	0.9 (0.4-1.3)	0.9 (0.4-1.3)	0.9 (0.4-1.3)	0.9 (0.4-1.3)	0.9 (0.4-1.3)	12.7
Latent tuberculosis infection	0 (0.0-0)	0 (0.0-0)	0 (0.0-0)	0 (0.0-0)	0 (0.0-0)	0 (0.0-0)	0 (0.0-0)	0 (0.0-0)	0 (0.0-0)	0 (0.0-0)	0 (0.0-0)	0 (0.0-0)	0 (0.0-0)	0 (0.0-0)	0 (0.0-0)	0 (0.0-0)	0 (0.0-0)	0 (0.0-0)	0 (0.0-0)	0 (0.0-0)	0 (0.0-0)	0 (0.0-0)	0 (0.0-0)	0
Drug-susceptible tuberculosis	0 (0.0-0)	0 (0.0-0)	0.1 (0.0-0.1)	0.2 (0.1-0.3)	0.1 (0.1-0.2)	0.1 (0.0-0.2)	0.3 (0.2-0.5)	0.6 (0.3-0.8)	0.8 (0.4-1.2)	0.9 (0.4-1.3)	0.9 (0.4-1.3)	0.9 (0.4-1.3)	0.9 (0.4-1.3)	0.9 (0.4-1.3)	0.9 (0.4-1.3)	0.9 (0.4-1.3)	0.9 (0.4-1.3)	0.9 (0.4-1.3)	0.9 (0.4-1.3)	0.9 (0.4-1.3)	0.9 (0.4-1.3)	0.9 (0.4-1.3)	12.6
Multidrug-resistant tuberculosis without extensive drug-resistance	0 (0.0-0)	0 (0.0-0)	0 (0.0-0)	0 (0.0-0)	0 (0.0-0)	0 (0.0-0)	0 (0.0-0)	0 (0.0-0)	0 (0.0-0)	0 (0.0-0)	0 (0.0-0)	0 (0.0-0)	0 (0.0-0)	0 (0.0-0)	0 (0.0-0)	0 (0.0-0)	0 (0.0-0)	0 (0.0-0)	0 (0.0-0)	0 (0.0-0)	0 (0.0-0)	0 (0.0-0)	0 (0.0-0)	0.1
Extensively drug-resistant tuberculosis	0 (0.0-0)	0 (0.0-0)	0 (0.0-0)	0 (0.0-0)	0 (0.0-0)	0 (0.0-0)	0 (0.0-0)	0 (0.0-0)	0 (0.0-0)	0 (0.0-0)	0 (0.0-0)	0 (0.0-0)	0 (0.0-0)	0 (0.0-0)	0 (0.0-0)	0 (0.0-0)	0 (0.0-0)	0 (0.0-0)	0 (0.0-0)	0 (0.0-0)	0 (0.0-0)	0 (0.0-0)	0 (0.0-0)	0
Lower respiratory infections	4.2 (2.2-6.7)	8.3 (4.4-9.6)	14.6 (12.2-21.4)	9.9 (10.4-19.4)	2.9 (1.9-3.7)	2.9 (1.8-3.4)	4.2 (2.8-5.7)	5.2 (3.6-7.1)	6.4 (3.5-9.4)	7.3 (3.7-11.2)	8.2 (3.9-12.9)	9.7 (4.2-15.9)	11.2 (5.2-18.2)	12 (7.2-18.2)	12.7 (11.3-20.2)	13.2 (9.7-20.2)	13.5 (12.4-20.4)	13.7 (12.9-20.4)	13.8 (13.2-20.4)	13.9 (13.3-20.4)	13.9 (13.4-20.4)	13.9 (13.4-20.4)	226
Upper respiratory infections	0 (0.0-0)	0 (0.0-0)	0.4 (0.2-0.9)	0.5 (0.3-0.8)	0.5 (0.2-0.8)	0.5 (0.2-0.7)	0.5 (0.2-0.8)	0.5 (0.2-0.8)	0.5 (0.2-0.8)	0.5 (0.2-0.8)	0.5 (0.2-0.8)	0.4 (0.2-0.6)	0.4 (0.2-0.7)	0.4 (0.2-0.7)	0.3 (0.2-0.6)	0.2 (0.1-0.5)	0.2 (0.1-0.4)	0.2 (0.1-0.3)	0.2 (0.1-0.3)	0.1 (0.0-0.2)	0.1 (0.0-0.2)	0.1 (0.0-0.2)	5.3
Otitis media	0 (0.0-0)	0 (0.0-0)	0.2 (0.1-0.3)	0.2 (0.1-0.4)	0.2 (0.1-0.3)	0.2 (0.1-0.3)	0.1 (0.1-0.2)	0.1 (0.0-0.2)	0.1 (0.0-0.1)	0.1 (0.0-0.2)	0.1 (0.0-0.2)	0.1 (0.0-0.2)	0.1 (0.0-0.2)	0.1 (0.0-0.1)	0.1 (0.0-0.1)	0.1 (0.0-0.2)	0.1 (0.0-0.1)	0.1 (0.0-0.1)	0.1 (0.0-0.1)	0 (0.0-0.1)	0 (0.0-0.1)	0 (0.0-0.1)	1.8
Enteric infections	0 (0.0-0.1)	0.2 (0.1-0.4)	1.2 (0.4-2.2)	2.4 (1.7-4.4)	1.6 (1.2-2.3)	2 (1.2-2.3)	1.4 (0.8-2.4)	1.3 (0.8-2.1)	1.1 (0.7-1.6)	1.1 (0.8-1.6)	1.2 (1.0-1.6)	1.4 (1.1-2.2)	2.2 (1.7-3.4)	2.5 (1.7-3.4)	2.1 (1.2-4.8)	1.4 (0.9-2.3)	1.1 (0.9-1.6)	1.1 (0.9-1.6)	1.1 (1.0-1.6)	1.1 (1.0-1.6)	1.1 (1.0-1.6)	1.1 (1.0-1.6)	47.7
Diarrheal diseases	0 (0.0-0.1)	0.2 (0.1-0.4)	1.2 (0.4-2.2)	2.1 (1.7-4.3)	1.5 (1.2-2.3)	1.9 (1.2-2.3)	1.3 (0.8-2.4)	1.2 (0.8-2.1)	1 (0.7-1.6)	1 (0.8-1.6)	1.1 (0.9-1.6)	1.3 (1.1-2.2)	2.1 (1.7-3.4)	2.4 (1.7-3.4)	2 (1.2-4.8)	1.3 (0.9-2.3)	1 (0.9-1.6)	1 (0.9-1.6)	1 (1.0-1.6)	1 (1.0-1.6)	1 (1.0-1.6)	1 (1.0-1.6)	45.1
Typhoid and paraphyoid	0 (0.0-0)	0 (0.0-0)	0 (0.0-0)	0.2 (0.2-1.4)	0.2 (0.2-0.3)	0.2 (0.2-0.4)	0.2 (0.2-0.4)	0.2 (0.2-0.4)	0.2 (0.2-0.4)	0.2 (0.2-0.4)	0.2 (0.2-0.4)	0.2 (0.2-0.4)	0.2 (0.2-0.4)	0.2 (0.2-0.4)	0.2 (0.2-0.4)	0.2 (0.2-0.4)	0.2 (0.2-0.4)	0.2 (0.2-0.4)	0.2 (0.2-0.4)	0.2 (0.2-0.4)	0.2 (0.2-0.4)	0.2 (0.2-0.4)	5.4
Typhoid fever	0 (0.0-0)	0 (0.0-0)	0 (0.0-0)	0.2 (0.2-1.4)	0.2 (0.2-0.3)	0.2 (0.2-0.4)	0.2 (0.2-0.4)	0.2 (0.2-0.4)	0.2 (0.2-0.4)	0.2 (0.2-0.4)	0.2 (0.2-0.4)	0.2 (0.2-0.4)	0.2 (0.2-0.4)	0.2 (0.2-0.4)	0.2 (0.2-0.4)	0.2 (0.2-0.4)	0.2 (0.2-0.4)	0.2 (0.2-0.4)	0.2 (0.2-0.4)	0.2 (0.2-0.4)	0.2 (0.2-0.4)	0.2 (0.2-0.4)	5.3
Paratyphoid fever	0 (0.0-0)	0 (0.0-0)	0 (0.0-0)	0 (0.0-0)	0 (0.0-0)	0 (0.0-0)	0 (0.0-0)	0 (0.0-0)	0 (0.0-0)	0 (0.0-0)	0 (0.0-0)	0 (0.0-0)	0 (0.0-0)	0 (0.0-0)	0 (0.0-0)	0 (0.0-0)	0 (0.0-0)	0 (0.0-0)	0 (0.0-0)	0 (0.0-0)	0 (0.0-0)	0 (0.0-0)	0 (0.0-0)	0.1
Invasive Non-typhoidal Salmonella (iNTS)	0 (0.0-0)	0 (0.0-0)	0 (0.0-0)	0 (0.0-0.1)	0 (0.0-0.1)	0 (0.0-0)	0 (0.0-0)	0 (0.0-0)	0 (0.0-0)	0 (0.0-0)	0 (0.0-0)	0 (0.0-0)	0 (0.0-0)	0 (0.0-0)	0 (0.0-0)	0 (0.0-0)	0 (0.0-0)	0 (0.0-0)	0 (0.0-0)	0 (0.0-0)	0 (0.0-0)	0 (0.0-0)	0 (0.0-0)	0.2
Other intestinal infectious diseases	0 (0.0-0)	0 (0.0-0)	0 (0.0-0)	0 (0.0-0)	0 (0.0-0)	0 (0.0-0)	0 (0.0-0)	0 (0.0-0)	0 (0.0-0)	0 (0.0-0)	0 (0.0-0)	0 (0.0-0)	0 (0.0-0)	0 (0.0-0)	0 (0.0-0)	0 (0.0-0)	0 (0.0-0)	0 (0.0-0)	0 (0.0-0)	0 (0.0-0)	0 (0.0-0)	0 (0.0-0)	0 (0.0-0)	0
Neglected tropical diseases and malaria	0 (0.0-0)	0.1 (0.0-0.2)	0.4 (0.2-0.8)	0.8 (0.2-2.2)	0.6 (0.2-0.8)	0.6 (0.2-0.8)	0.6 (0.2-0.8)	0.6 (0.2-0.8)	0.6 (0.2-1.6)	0.7 (0.2-1.6)	0.8 (0.2-1.6)	0.8 (0.2-1.6)	0.9 (0.3-2.2)	0.9 (0.3-2.2)	0.9 (0.4-2.2)	0.7 (0.2-1.6)	0.6 (0.2-1.5)	0.6 (0.2-1.5)	0.4 (0.1-0.9)	0.4 (0.2-0.9)	0.3 (0.1-0.8)	0.2 (0.0-0.5)	12.5
Malaria	0 (0.0-0)	0 (0.0-0)	0 (0.0-0)	0 (0.0-0)	0 (0.0-0)	0 (0.0-0)	0 (0.0-0)	0 (0.0-0)	0 (0.0-0)	0 (0.0-0)	0 (0.0-0)	0 (0.0-0)	0 (0.0-0)	0 (0.0-0)	0 (0.0-0)	0 (0.0-0)	0 (0.0-0)	0 (0.0-0)	0 (0.0-0)	0 (0.0-0)	0 (0.0-0)	0 (0.0-0)	0 (0.0-0)	0
Chagas disease	0 (0.0-0)	0 (0.0-0)	0 (0.0-0)	0 (0.0-0)	0 (0.0-0)	0 (0.0-0)	0 (0.0-0)	0 (0.0-0)	0 (0.0-0)	0 (0.0-0)	0 (0.0-0)	0 (0.0-0)	0 (0.0-0)	0 (0.0-0)	0 (0.0-0)	0 (0.0-0)	0 (0.0-0)	0 (0.0-0)	0 (0.0-0)	0 (0.0-0)	0 (0.0-0)	0 (0.0-0)	0 (0.0-0)	0
Leishmaniasis	0 (0.0-0)	0 (0.0-0)	0 (0.0-0)	0 (0.0-0)	0 (0.0-0)	0 (0.0-0)	0 (0.0-0)	0 (0.0-0)	0 (0.0-0)	0 (0.0-0)	0 (0.0-0)	0 (0.0-0)	0 (0.0-0)	0 (0.0-0)	0 (0.0-0)	0 (0.0-0)	0 (0.0-0)	0 (0.0-0)	0 (0.0-0)	0 (0.0-0)	0 (0.0-0)	0 (0.0-0)	0 (0.0-0)	0
Visceral leishmaniasis	0 (0.0-0)	0 (0.0-0)	0 (0.0-0)	0 (0.0-0)	0 (0.0-0)	0 (0.0-0)	0 (0.0-0)	0 (0.0-0)	0 (0.0-0)	0 (0.0-0)	0 (0.0-0)	0 (0.0-0)	0 (0.0-0)	0 (0.0-0)	0 (0.0-0)	0 (0.0-0)	0 (0.0-0)	0 (0.0-0)	0 (0.0-0)	0 (0.0-0)	0 (0.0-0)	0 (0.0-0)	0 (0.0-0)	0
Cutaneous and mucocutaneous leishmaniasis	0 (0.0-0)	0 (0.0-0)	0 (0.0-0)	0 (0.0-0)	0 (0.0-0)	0 (0.0-0)	0 (0.0-0)	0 (0.0-0)	0 (0.0-0)	0 (0.0-0)	0 (0.0-0)	0 (0.0-0)	0 (0.0-0)	0 (0.0-0)	0 (0.0-0)	0 (0.0-0)	0 (0.0-0)	0 (0.0-0)	0 (0.0-0)	0 (0.0-0)	0 (0.0-0)	0 (0.0-0)	0 (0.0-0)	0
African trypanosomiasis	0 (0.0-0)	0 (0.0-0)	0 (0.0-0)	0 (0.0-0)	0 (0.0-0)	0 (0.0-0)	0 (0.0-0)	0 (0.0-0)	0 (0.0-0)	0 (0.0-0)	0 (0.0-0)	0 (0.0-0)	0 (0.0-0)	0 (0.0-0)	0 (0.0-0)	0 (0.0-0)	0 (0.0-0)	0 (0.0-0)	0 (0.0-0)	0 (0.0-0)	0 (0.0-0)	0 (0.0-0)	0 (0.0-0)	0
Schistosomiasis	0 (0.0-0)	0 (0.0-0)	0 (0.0-0)	0 (0.0-0)	0 (0.0-0)	0 (0.0-0)	0 (0.0-0)	0 (0.0-0)	0 (0.0-0)	0 (0.0-0)	0 (0.0-0)	0 (0.0-0)	0 (0.0-0)	0 (0.0-0)	0 (0.0-0)	0 (0.0-0)	0 (0.0-0)	0 (0.0-0)	0 (0.0-0)	0 (0.0-0)	0 (0.0-0)	0 (0.0-0)	0 (0.0-0)	0
Cysticercosis	0 (0.0-0)	0 (0.0-0)	0 (0.0-0)	0 (0.0-0)	0 (0.0-0)	0 (0.0-0)	0 (0.0-0)	0 (0.0-0)	0 (0.0-0)	0 (0.0-0)	0 (0.0-0)	0 (0.0-0)	0 (0.0-0)	0 (0.0-0)	0 (0.0-0)	0 (0.0-0)	0 (0.0-0)	0 (0.0-0)	0 (0.0-0)	0 (0.0-0)	0 (0.0-0)	0 (0.0-0)	0 (0.0-0)	0.9
Cystic echinococcosis	0 (0.0-0)	0 (0.0-0)	0 (0.0-0)	0 (0.0-0)	0 (0.0-0)	0 (0.0-0)	0 (0.0-0)	0 (0.0-0)	0 (0.0-0)	0 (0.0-0)	0 (0.0-0)	0 (0.0-0)	0 (0.0-0)	0 (0.0-0)	0 (0.0-0)	0 (0.0-0)	0 (0.0-0)	0 (0.0-0)	0 (0.0-0)	0 (0.0-0)	0 (0.0-0)	0 (0.0-0)	0 (0.0-0)	0
Lymphatic filariasis	0 (0.0-0)	0 (0.0-0)	0 (0.0-0)	0 (0.0-0)	0 (0.0-0)	0 (0.0-0)	0 (0.0-0)	0 (0.0-0)	0 (0.0-0)	0 (0.0-0)	0 (0.0-0)	0 (0.0-0)	0 (0.0-0)	0 (0.0-0)	0 (0.0-0)	0 (0.0-0)	0 (0.0-0)	0 (0.0-0)	0 (0.0-0)	0 (0.0-0)	0 (0.0-0)	0 (0.0-0)	0 (0.0-0)	1.4
Onchocerciasis	0 (0.0-0)	0 (0.0-0)	0 (0.0-0)	0 (0.0-0)	0 (0.0-0)	0 (0.0-0)	0 (0.0-0)	0 (0.0-0)	0 (0.0-0)	0 (0.0-0)	0 (0.0-0)	0 (0.0-0)	0 (0.0-0)	0 (0.0-0)	0 (0.0-0)	0 (0.0-0)	0 (0.0-0)	0 (0.0-0)	0 (0.0-0)	0 (0.0-0)	0 (0.0-0)	0 (0.0-0)	0 (0.0-0)	0
Trachoma	0 (0.0-0)	0 (0.0-0)	0 (0.0-0)	0 (0.0-0)	0 (0.0-0)	0 (0.0-0)	0 (0.0-0)	0 (0.0-0)	0 (0.0-0)	0 (0.0-0)	0 (0.0-0)	0 (0.0-0)	0 (0.0-0)	0 (0.0-0)	0 (0.0-0)	0 (0.0-0)	0 (0.0-0)	0 (0.0-0)	0 (0.0-0)	0 (0.0-0)	0 (0.0-0)	0 (0.0-0)	0 (0.0-0)	0
Dengue	0 (0.0-0)	0 (0.0-0)	0 (0.0-0.1)	0.2 (0.0-0.7)	0.7 (0.6-1.6)	0.6 (0.0-2.2)	0.4 (0.0-1.4)	0.3 (0.0-1.4)	0.3 (0.0-1.2)	0.3 (0.0-1.3)	0.3 (0.0-1.4)	0.3 (0.0-1.4)	0.4 (0.0-1.6)	0.5 (0.0-1.7)	0.5 (0.0-1.8)	0.4 (0.0-1.4)	0.3 (0.0-1.2)	0.2 (0.0-1.1)	0.1 (0.0-0.5)	0.1 (0.0-0.2)	0 (0.0-0.1)	0 (0.0-0.1)	6.6
Yellow fever	0 (0.0-0)	0 (0.0-0)	0 (0.0-0)	0 (0.0-0)	0 (0.0-0)	0 (0.0-0)	0 (0.0-0)	0 (0.0-0)	0 (0.0-0)	0 (0.0-0)	0 (0.0-0)	0 (0.0-0)	0 (0.0-0)	0 (0.0-0)	0 (0.0-0)	0 (0.0-0)	0 (0.0-0)	0 (0.0-0)	0 (0.0-0)	0 (0.0-0)	0 (0.0-0)	0 (0.0-0)	0 (0.0-0)	0
Rabies	0 (0.0-0)	0 (0.0-0)	0 (0.0-0)	0 (0.0-0)	0 (0.0-0)	0 (0.0-0)	0 (0.0-0)	0 (0.0-0)	0 (0.0-0)	0 (0.0-0)	0 (0.0-0)	0 (0.0-0)	0 (0.0-0)	0 (0.0-0)	0.2 (0.0-0.6)	0.2 (0.0-0.6)	0.1 (0.0-0.6)	0.1 (0.0-0.6)	0.1 (0.0-0.6)	0.1 (0.0-0.6)	0.1 (0.0-0.6)	0.1 (0.0-0.6)	0.1 (0.0-0.6)	1
Intestinal nematode infections	0 (0.0-0)	0 (0.0-0)	0 (0.0-0)	0 (0.0-0.1)	0.1 (0.0-0.1)	0.1 (0.0-0.1)	0.2 (0.1-0.3)	0.2 (0.1-0.3)	0.2 (0.0-0.2)	0.2 (0.0-0.2)	0.2 (0.1-0.2)	0.2 (0.1-0.2)	0.2 (0.0-0.1)	0.2 (0.0-0.1)	0.1 (0.0-0.1)	0.1 (0.0-0.1)	0.1 (0.0-0.1)	0.1 (0.0-0.1)	0.1 (0.0-0.1)	0.1 (0.0-0.1)	0.1 (0.0-0.1)	0.1 (0.0-0.1)	1.1
Ascariasis	0 (0.0-0)	0 (0.0-0)	0 (0.0-0)	0 (0.0-0)	0 (0.0-0)	0 (0.0-0)	0 (0.0-0)	0 (0.0-0)	0 (0.0-0)	0 (0.0-0)	0 (0.0-0)	0 (0.0-0)	0 (0.0-0)	0 (0.0-0)	0 (0.0-0)	0 (0.0-0)	0 (0.0-0)	0 (0.0-0)	0 (0.0-0)	0 (0.0-0)	0 (0.0-0)	0 (0.0-0)	0 (0.0-0)	0.1
Trichuriasis	0 (0.0-0)	0 (0.0-0)	0 (0.0-0)	0 (0.0-0.1)	0 (0.0-0.1)	0 (0.0-0.1)	0 (0.0-0.1)	0 (0.0-0.2)	0 (0.0-0.2)	0 (0.0-0.1)	0 (0.0-0.1)	0 (0.0-0.1)	0 (0.0-0.1)	0 (0.0-0.1)	0 (0.0-0.1)	0 (0.0-0.1)	0 (0.0-0.1)	0 (0.0-0.1)	0 (0.0-0.1)	0 (0.0-0.1)	0 (0.0-0.1)	0 (0.0-0.1)	0 (0.0-0.1)	0.4
Hookworm disease	0 (0.0-0)	0 (0.0-0)	0 (0.0-0)	0 (0.0-0.1)	0 (0.0-0.1)	0 (0.0-0.1)	0 (0.0-0.2)	0 (0.0-0.2)	0 (0.0-0.1)	0 (0.0-0.1)	0 (0.0-0.2)	0 (0.0-0.1)	0 (0.0-0.1)	0 (0.0-0.1)	0 (0.0-0.1)	0 (0.0-0.1)	0 (0.0-0.1)	0 (0.0-0.1)	0 (0.0-0.1)	0 (0.0-0.1)	0 (0.0-0.1)	0 (0.0-0.1)	0 (0.0-0.1)	0.6
Food-borne trematodiases	0 (0.0-0)	0 (0.0-0)	0 (0.0-0)	0 (0.0-0)	0 (0.0-0)	0 (0.0-0)	0 (0.0-0)	0 (0.0-0)	0 (0.0-0)	0 (0.0-0)	0 (0.0-0)	0 (0.0-0)	0 (0.0-0)	0 (0.0-0)	0 (0.0-0)	0 (0.0-0)	0 (0.0-0)	0 (0.0-0)	0 (0.0-0)	0 (0.0-0)	0 (0.0-0)	0 (0.0-0)	0 (0.0-0)	0
Leprosy	0 (0.0-0



Osteoarthritis other	0 (0 to 0)	0 (0 to 0)	0 (0 to 0)	0 (0 to 0)	0 (0 to 0)	0 (0 to 0)	0 (0 to 0)	0 (0 to 0)	0 (0 to 0)	0 (0 to 0)	0 (0 to 0)	0 (0 to 0)	0 (0 to 0)	0 (0 to 0)	0 (0 to 0)	0 (0 to 0)	0 (0 to 0)	0 (0 to 0)	0 (0 to 0)	0 (0 to 0)	0 (0 to 0)	0 (0 to 0)	0 (0 to 0)	0 (0 to 0)	0 (0 to 0)	0 (0 to 0)	0 (0 to 0)	2-6
Low back pain	0 (0 to 0)	0 (0 to 0)	0 (0 to 0)	0 (0 to 0)	0 (0 to 0)	0 (0 to 0)	0 (0 to 0)	0 (0 to 0)	0 (0 to 0)	0 (0 to 0)	0 (0 to 0)	0 (0 to 0)	0 (0 to 0)	0 (0 to 0)	0 (0 to 0)	0 (0 to 0)	0 (0 to 0)	0 (0 to 0)	0 (0 to 0)	0 (0 to 0)	0 (0 to 0)	0 (0 to 0)	0 (0 to 0)	0 (0 to 0)	0 (0 to 0)	0 (0 to 0)	0 (0 to 0)	112
Neck pain	0 (0 to 0)	0 (0 to 0)	0 (0 to 0)	0 (0 to 0)	0 (0 to 0)	0 (0 to 0)	0 (0 to 0)	0 (0 to 0)	0 (0 to 0)	0 (0 to 0)	0 (0 to 0)	0 (0 to 0)	0 (0 to 0)	0 (0 to 0)	0 (0 to 0)	0 (0 to 0)	0 (0 to 0)	0 (0 to 0)	0 (0 to 0)	0 (0 to 0)	0 (0 to 0)	0 (0 to 0)	0 (0 to 0)	0 (0 to 0)	0 (0 to 0)	0 (0 to 0)	0 (0 to 0)	37
Gout	0 (0 to 0)	0 (0 to 0)	0 (0 to 0)	0 (0 to 0)	0 (0 to 0)	0 (0 to 0)	0 (0 to 0)	0 (0 to 0)	0 (0 to 0)	0 (0 to 0)	0 (0 to 0)	0 (0 to 0)	0 (0 to 0)	0 (0 to 0)	0 (0 to 0)	0 (0 to 0)	0 (0 to 0)	0 (0 to 0)	0 (0 to 0)	0 (0 to 0)	0 (0 to 0)	0 (0 to 0)	0 (0 to 0)	0 (0 to 0)	0 (0 to 0)	0 (0 to 0)	0 (0 to 0)	1-4
Other musculoskeletal disorders	0 (0 to 0)	0 (0 to 0)	0 (0 to 0)	0 (0 to 0)	0 (0 to 0)	0 (0 to 0)	0 (0 to 0)	0 (0 to 0)	0 (0 to 0)	0 (0 to 0)	0 (0 to 0)	0 (0 to 0)	0 (0 to 0)	0 (0 to 0)	0 (0 to 0)	0 (0 to 0)	0 (0 to 0)	0 (0 to 0)	0 (0 to 0)	0 (0 to 0)	0 (0 to 0)	0 (0 to 0)	0 (0 to 0)	0 (0 to 0)	0 (0 to 0)	0 (0 to 0)	0 (0 to 0)	42-8
Other non-communicable diseases	2-6 (1-6 to 4-4)	1-2 (0-4 to 2-2)	3 (1-6 to 4-9)	2-7 (1-9 to 3-7)	1-8 (1-3 to 2-5)	2-6 (1-8 to 3-4)	2-6 (1-8 to 3-5)	5-7 (3-9 to 8-4)	7-2 (4-9 to 10-2)	6-4 (4-5 to 12-3)	12-4 (8-6 to 17-1)	9-4 (5-8 to 14-2)	10-5 (7-0 to 16-2)	13-7 (9-4 to 19-3)	12-8 (8-1 to 17-6)	9-9 (7-0 to 13-4)	7-6 (5-4 to 10-5)	5-4 (3-8 to 7-2)	2-8 (2-0 to 3-7)	1-6 (1-1 to 2-1)	2-9 (2-7 to 1-3)	0-3 (0-2 to 0-4)	0-1 (0 to 0-1)	139
Congenital birth defects	2-6 (1-6 to 4-4)	1-1 (0-5 to 2-2)	2-4 (1-3 to 4-2)	1-9 (1-2 to 3-3)	0-9 (0-4 to 1-5)	0-9 (0-4 to 1-2)	0-5 (0-3 to 0-8)	0-5 (0-3 to 0-7)	0-5 (0-3 to 0-7)	0-6 (0-4 to 0-9)	0-4 (0-2 to 0-6)	0-6 (0-4 to 0-9)	0-6 (0-4 to 0-9)	0-5 (0-3 to 0-7)	0-4 (0-2 to 0-6)	0-4 (0-2 to 0-5)	0-2 (0-1 to 0-3)	0-1 (0 to 0-1)	0-1 (0 to 0-1)	0 (0 to 0)	0 (0 to 0)	0 (0 to 0)	0 (0 to 0)	14-9
Neural tube defects	0-7 (0-2 to 1-9)	0-1 (0 to 0-3)	0-2 (0 to 0-6)	0-1 (0 to 0-3)	0-1 (0 to 0-3)	0 (0 to 0)	0 (0 to 0)	0 (0 to 0)	0 (0 to 0)	0 (0 to 0)	0 (0 to 0)	0 (0 to 0)	0 (0 to 0)	0 (0 to 0)	0 (0 to 0)	0 (0 to 0)	0 (0 to 0)	0 (0 to 0)	0 (0 to 0)	0 (0 to 0)	0 (0 to 0)	0 (0 to 0)	0 (0 to 0)	0 (0 to 0)	1-2
Congenital heart anomalies	0-7 (0-2 to 1-5)	0-4 (0-1 to 0-9)	0-9 (0 to 1-7)	0-6 (0-1 to 1-4)	0-3 (0-2 to 0-4)	0-4 (0 to 0-7)	0-1 (0-1 to 0-2)	0-2 (0-1 to 0-3)	0-1 (0-1 to 0-2)	0-3 (0 to 0-4)	0-1 (0 to 0-1)	0-3 (0-2 to 0-4)	0-3 (0-2 to 0-4)	0-1 (0 to 0-1)	0-1 (0 to 0-1)	0-1 (0 to 0-1)	0-1 (0 to 0-1)	0-1 (0 to 0-1)	0-1 (0 to 0-1)	0 (0 to 0)	0 (0 to 0)	0 (0 to 0)	0 (0 to 0)	4-8
Orofacial clefts	0 (0 to 0)	0 (0 to 0)	0 (0 to 0)	0 (0 to 0)	0 (0 to 0)	0 (0 to 0)	0 (0 to 0)	0 (0 to 0)	0 (0 to 0)	0 (0 to 0)	0 (0 to 0)	0 (0 to 0)	0 (0 to 0)	0 (0 to 0)	0 (0 to 0)	0 (0 to 0)	0 (0 to 0)	0 (0 to 0)	0 (0 to 0)	0 (0 to 0)	0 (0 to 0)	0 (0 to 0)	0 (0 to 0)	0 (0 to 0)	0-2
Down syndrome	0 (0 to 0)	0 (0 to 0)	0 (0 to 0)	0 (0 to 0)	0 (0 to 0)	0 (0 to 0)	0 (0 to 0)	0 (0 to 0)	0 (0 to 0)	0 (0 to 0)	0 (0 to 0)	0 (0 to 0)	0 (0 to 0)	0 (0 to 0)	0 (0 to 0)	0 (0 to 0)	0 (0 to 0)	0 (0 to 0)	0 (0 to 0)	0 (0 to 0)	0 (0 to 0)	0 (0 to 0)	0 (0 to 0)	0 (0 to 0)	0-2
Turner syndrome	0 (0 to 0)	0 (0 to 0)	0 (0 to 0)	0 (0 to 0)	0 (0 to 0)	0 (0 to 0)	0 (0 to 0)	0 (0 to 0)	0 (0 to 0)	0 (0 to 0)	0 (0 to 0)	0 (0 to 0)	0 (0 to 0)	0 (0 to 0)	0 (0 to 0)	0 (0 to 0)	0 (0 to 0)	0 (0 to 0)	0 (0 to 0)	0 (0 to 0)	0 (0 to 0)	0 (0 to 0)	0 (0 to 0)	0 (0 to 0)	0
Klinefelter syndrome	0 (0 to 0)	0 (0 to 0)	0 (0 to 0)	0 (0 to 0)	0 (0 to 0)	0 (0 to 0)	0 (0 to 0)	0 (0 to 0)	0 (0 to 0)	0 (0 to 0)	0 (0 to 0)	0 (0 to 0)	0 (0 to 0)	0 (0 to 0)	0 (0 to 0)	0 (0 to 0)	0 (0 to 0)	0 (0 to 0)	0 (0 to 0)	0 (0 to 0)	0 (0 to 0)	0 (0 to 0)	0 (0 to 0)	0 (0 to 0)	0
Other chromosomal abnormalities	0-1 (0 to 0-2)	0-2 (0-1 to 0-5)	0-3 (0-1 to 0-7)	0-1 (0 to 0-1)	0-1 (0 to 0-1)	0-1 (0 to 0-1)	0 (0 to 0)	0 (0 to 0-1)	0 (0 to 0-1)	0 (0 to 0)	0 (0 to 0)	0 (0 to 0)	0 (0 to 0)	0 (0 to 0)	0 (0 to 0)	0 (0 to 0)	0 (0 to 0)	0 (0 to 0)	0 (0 to 0)	0 (0 to 0)	0 (0 to 0)	0 (0 to 0)	0 (0 to 0)	0-9
Congenital musculoskeletal and limb anomalies	0-1 (0 to 0)	0-1 (0 to 0)	0-2 (0-1 to 0-2)	0-2 (0-1 to 0-4)	0-2 (0-1 to 0-2)	0-2 (0-1 to 0-2)	0-1 (0-1 to 0-1)	0-1 (0-1 to 0-1)	0-1 (0-1 to 0-2)	0-1 (0-1 to 0-2)	0-1 (0-1 to 0-2)	0-1 (0-1 to 0-2)	0-1 (0-1 to 0-2)	0-1 (0-1 to 0-2)	0-1 (0-1 to 0-2)	0-1 (0-1 to 0-2)	0-1 (0-1 to 0-2)	0-1 (0-0 to 0-1)	0 (0 to 0)	0 (0 to 0)	0 (0 to 0)	0 (0 to 0)	0 (0 to 0)	2-2
Urogenital congenital anomalies	0-1 (0 to 0-2)	0-1 (0 to 0-1)	0-1 (0 to 0-1)	0-1 (0 to 0-1)	0 (0 to 0)	0 (0 to 0)	0 (0 to 0)	0 (0 to 0)	0 (0 to 0)	0 (0 to 0)	0 (0 to 0)	0 (0 to 0)	0 (0 to 0)	0 (0 to 0)	0 (0 to 0)	0 (0 to 0)	0 (0 to 0)	0 (0 to 0)	0 (0 to 0)	0 (0 to 0)	0 (0 to 0)	0 (0 to 0)	0 (0 to 0)	0-4
Digestive congenital anomalies	0-2 (0 to 0-4)	0-1 (0 to 0-2)	0 (0 to 0-1)	0 (0 to 0)	0 (0 to 0)	0 (0 to 0)	0 (0 to 0)	0 (0 to 0)	0 (0 to 0)	0 (0 to 0)	0 (0 to 0)	0 (0 to 0)	0 (0 to 0)	0 (0 to 0)	0 (0 to 0)	0 (0 to 0)	0 (0 to 0)	0 (0 to 0)	0 (0 to 0)	0 (0 to 0)	0 (0 to 0)	0 (0 to 0)	0 (0 to 0)	0-6
Other congenital birth defects	0-2 (0 to 1-4)	0-1 (0 to 0-2)	0-1 (0 to 0-1)	0-2 (0 to 0-5)	0-1 (0 to 0-3)	0-1 (0 to 0-2)	0-1 (0 to 0-2)	0-1 (0 to 0-2)	0-1 (0 to 0-3)	0-2 (0 to 0-3)	0-2 (0 to 0-3)	0-3 (0 to 0-3)	0-3 (0 to 0-3)	0-2 (0 to 0-3)	0-2 (0 to 0-3)	0-2 (0 to 0-3)	0-1 (0 to 0-2)	0-1 (0 to 0-1)	0-1 (0 to 0-1)	0 (0 to 0)	0 (0 to 0)	0 (0 to 0)	0 (0 to 0)	4-3
Urinary diseases and male infertility	0 (0 to 0)	0 (0 to 0)	0 (0 to 0)	0 (0 to 0)	0 (0 to 0)	0 (0 to 0)	0-1 (0 to 0-2)	0-1 (0 to 0-2)	0-2 (0 to 0-3)	0-2 (0 to 0-3)	0-3 (0 to 0-3)	0-3 (0 to 0-4)	0-7 (0 to 0-9)	0-7 (0 to 0-9)	0-6 (0 to 0-8)	0-4 (0 to 0-6)	0-3 (0 to 0-4)	0-2 (0 to 0-3)	0-2 (0 to 0-3)	0-1 (0 to 0-2)	0-1 (0 to 0-2)	0-1 (0 to 0-2)	0-1 (0 to 0-2)	6-6
Urolithiasis	0 (0 to 0)	0 (0 to 0)	0 (0 to 0)	0 (0 to 0)	0 (0 to 0)	0 (0 to 0)	0 (0 to 0)	0 (0 to 0)	0 (0 to 0)	0 (0 to 0)	0 (0 to 0)	0-1 (0 to 0-1)	0-1 (0 to 0-2)	0-1 (0 to 0-1)	0-1 (0 to 0-1)	0-1 (0 to 0-2)	0 (0 to 0-1)	0-1 (0 to 0-2)	0 (0 to 0-1)	0 (0 to 0-1)	0 (0 to 0)	0 (0 to 0)	0 (0 to 0)	0-6
Benign prostatic hyperplasia	0 (0 to 0)	0 (0 to 0)	0 (0 to 0)	0 (0 to 0)	0 (0 to 0)	0 (0 to 0)	0 (0 to 0)	0 (0 to 0)	0 (0 to 0)	0 (0 to 0)	0 (0 to 0)	0 (0 to 0)	0 (0 to 0)	0 (0 to 0)	0 (0 to 0)	0 (0 to 0)	0 (0 to 0)	0 (0 to 0)	0 (0 to 0)	0 (0 to 0)	0 (0 to 0)	0 (0 to 0)	0 (0 to 0)	0
Male infertility	–	–	–	–	–	–	–	–	–	–	–	–	–	–	–	–	–	–	–	–	–	–	–	NA
Other urinary diseases	0 (0 to 0)	0 (0 to 0)	0 (0 to 0)	0 (0 to 0)	0 (0 to 0)	0 (0 to 0)	0 (0 to 0)	0 (0 to 0)	0 (0 to 0)	0 (0 to 0)	0 (0 to 0)	0 (0 to 0)	0 (0 to 0)	0 (0 to 0)	0 (0 to 0)	0 (0 to 0)	0 (0 to 0)	0 (0 to 0)	0 (0 to 0)	0 (0 to 0)	0 (0 to 0)	0 (0 to 0)	0 (0 to 0)	0-3
Gynecological diseases	0 (0 to 0)	0 (0 to 0)	0 (0 to 0)	0 (0 to 0)	0 (0 to 0)	2 (0-4 to 1-4)	3-4 (1-5 to 3-4)	2-9 (2-3 to 3-4)	4-3 (2-1 to 7-2)	5-2 (4-1 to 9-1)	7-8 (5-2 to 11-4)	7-8 (5-4 to 13-4)	7-8 (5-1 to 11-1)	7-2 (3to 7-7)	7-9 (1-7 to 4-2)	1-7 (1 to 2-8)	1-1 (0-6 to 1-9)	0-6 (0-4 to 0-9)	0-1 (0-1 to 0-2)	0 (0 to 0)	0 (0 to 0)	0 (0 to 0)	0 (0 to 0)	53-9
Uterine fibroids	0 (0 to 0)	0 (0 to 0)	0 (0 to 0)	0 (0 to 0)	0 (0 to 0)	0 (0 to 0)	0 (0 to 0)	0-1 (0 to 0-1)	0-1 (0 to 0-2)	0-2 (0 to 0-2)	0-3 (0 to 0-6)	0-4 (0 to 0-7)	0-3 (0 to 0-6)	0-3 (0 to 0-5)	0-3 (0 to 0-5)	0-2 (0 to 0-3)	0-2 (0 to 0-3)	0-1 (0 to 0-2)	0-1 (0 to 0-2)	0 (0 to 0)	0 (0 to 0)	0 (0 to 0)	0 (0 to 0)	1-8
Polycystic ovarian syndrome	0 (0 to 0)	0 (0 to 0)	0 (0 to 0)	0 (0 to 0)	0 (0 to 0)	0 (0 to 0-1)	0 (0 to 0)	0 (0 to 0)	0-1 (0 to 0-2)	0-2 (0 to 0-2)	0-3 (0 to 0-5)	0-3 (0 to 0-6)	0-3 (0 to 0-6)	0-3 (0 to 0-5)	0-3 (0 to 0-5)	0-2 (0 to 0-3)	0-2 (0 to 0-3)	0-1 (0 to 0-2)	0-1 (0 to 0-2)	0 (0 to 0)	0 (0 to 0)	0 (0 to 0)	0 (0 to 0)	2
Female infertility	0 (0 to 0)	0 (0 to 0)	0 (0 to 0)	0 (0 to 0)	0 (0 to 0)	0 (0 to 0)	0 (0 to 0)	0-1 (0 to 0-1)	0-2 (0 to 0-3)	0-2 (0 to 0-7)	0-4 (0 to 0-11)	0-6 (0 to 0-13)	0-5 (0 to 0-11)	0-3 (0 to 0-9)	0-3 (0 to 0-8)	0-2 (0 to 0-5)	0-2 (0 to 0-3)	0-1 (0 to 0-2)	0-1 (0 to 0-2)	0 (0 to 0)	0 (0 to 0)	0 (0 to 0)	0 (0 to 0)	1-5
Endometriosis	0 (0 to 0)	0 (0 to 0)	0 (0 to 0)	0 (0 to 0)	0 (0 to 0)	0 (0 to 0)	0 (0 to 0)	0 (0 to 0-1)	0-1 (0 to 0-1)	0-7 (0 to 0-7)	0-8 (0 to 1-2)	0-9 (0 to 1-3)	0-8 (0 to 1-4)	0-5 (0 to 1-2)	0-5 (0 to 1-6)	0-3 (0 to 0-7)	0-3 (0 to 0-5)	0-2 (0 to 0-3)	0-2 (0 to 0-3)	0-1 (0 to 0-2)	0 (0 to 0)	0 (0 to 0)	0 (0 to 0)	3-2
Genital prolapse	0 (0 to 0)	0 (0 to 0)	0 (0 to 0)	0 (0 to 0)	0 (0 to 0)	0 (0 to 0)	0 (0 to 0)	0 (0 to 0)	0 (0 to 0)	0 (0 to 0)	0 (0 to 0)	0 (0 to 0)	0 (0 to 0)	0 (0 to 0)	0 (0 to 0)	0 (0 to 0)	0 (0 to 0)	0 (0 to 0)	0 (0 to 0)	0 (0 to 0)	0 (0 to 0)	0 (0 to 0)	0 (0 to 0)	0-6
Premenstrual syndrome	0 (0 to 0)	0 (0 to 0)	0 (0 to 0)	0 (0 to 0)	0-7 (0-3 to 1-3)	1-6 (0-6 to 2-9)	1-7 (0-9 to 3)	1-5 (0-9 to 2-7)	2-2 (1-3 to 3-6)	2-7 (1-5 to 4-4)	3-9 (1-9 to 7-3)	4-1 (2-2 to 7-3)	2-9 (1-4 to 5-1)	2-4 (1-1 to 4-6)	2-6 (1-1 to 5-6)	1-5 (0-9 to 2-5)	0-9 (0-5 to 1-5)	0-5 (0-3 to 0-8)	0-2 (0-1 to 0-4)	0-1 (0 to 0-2)	0-1 (0 to 0-2)	0-1 (0 to 0-2)	0-1 (0 to 0-2)	1-6
Other gynecological diseases	0 (0 to 0)	0 (0 to 0)	0 (0 to 0)	0 (0 to 0)	0 (0 to 0)	0 (0 to 0-1)	0 (0 to 0-1)	0-1 (0 to 0-1)	0-2 (0 to 0-3)	0-2 (0 to 0-4)	0-3 (0 to 0-6)	0-4 (0 to 0-7)	0-3 (0 to 0-6)	0-2 (0 to 0-4)	0-2 (0 to 0-4)	0-1 (0 to 0-2)	0-1 (0 to 0-2)	0-1 (0 to 0-2)	0-1 (0 to 0-2)	0-1 (0 to 0-1)	0-1 (0 to 0-1)	0-1 (0 to 0-1)	0-1 (0 to 0-1)	27-8
Hemoglobinopathies and hemolytic anemias	0 (0 to 0)	0 (0 to 0)	0-2 (0 to 0-5)	0-1 (0 to 0-2)	0-1 (0 to 0-4)	0-1 (0 to 0-3)	0-4 (0-2 to 0-7)	0-4 (0-2 to 0-7)	0-4 (0-2 to 0-7)	0-4 (0-2 to 0-7)	0-6 (0-3 to 1-2)	0-3 (0 to 0-6)	0-3 (0 to 0-6)	0-2 (0 to 0-5)	0-3 (0 to 0-5)	0-3 (0 to 0-5)	0-3 (0 to 0-5)	0-2 (0 to 0-3)	0-2 (0 to 0-3)	0-1 (0 to 0-2)	0 (0 to 0)	0 (0 to 0)	0 (0 to 0)	4-5
Thalassemias	0 (0 to 0)	0 (0 to 0)	0 (0 to 0)	0 (0 to 0)	0 (0 to 0)	0 (0 to 0)	0 (0 to 0)	0 (0 to 0)	0 (0 to 0)	0 (0 to 0)	0 (0 to 0)	0 (0 to 0)	0 (0 to 0)	0 (0 to 0)	0 (0 to 0)	0 (0 to 0)	0 (0 to 0)	0 (0 to 0)	0 (0 to 0)	0 (0 to 0)	0 (0 to 0)	0 (0 to 0)	0 (0 to 0)	0
Thalassemias trait	0 (0 to 0)	0 (0 to 0)	0-1 (0 to 0-1)	0-1 (0 to 0-1)	0 (0 to 0-1)	0 (0 to 0-1)	0-3 (0-2 to 0-5)	0-2 (0-1 to 0-3)	0-3 (0-1 to 0-5)	0-4 (0-2 to 0-6)	0 (0 to 0-1)	0-1 (0 to 0-1)	0-1 (0 to 0-1)	0-1 (0 to 0-2)	0-1 (0 to 0-2)	0-1 (0 to 0-1)	0-1 (0 to 0-1)	0-1 (0 to 0-1)	0-1 (0 to 0-1)	0 (0 to 0)	0 (0 to 0)	0 (0 to 0)	0 (0 to 0)	2
Sickle cell disorders	0 (0 to 0)	0 (0 to 0)	0 (0 to 0)	0 (0 to 0)	0 (0 to 0)	0 (0 to 0)	0 (0 to 0)	0 (0 to 0)	0 (0 to 0)	0 (0 to 0)	0 (0 to 0)	0 (0 to 0)	0 (0 to 0)	0 (0 to 0)	0 (0 to 0)	0 (0 to 0)	0 (0 to 0)	0 (0 to 0)	0 (0 to 0)	0 (0 to 0)	0 (0 to 0)	0 (0 to 0)	0 (0 to 0)	0
Sickle cell trait	0 (0 to 0)	0 (0 to 0)	0 (0 to 0)	0 (0 to 0)	0 (0 to 0)	0 (0 to 0)	0 (0 to 0)	0 (0 to 0)	0 (0 to 0)	0 (0 to 0)	0 (0 to 0)	0 (0 to 0)	0 (0 to 0)	0 (0 to 0)	0 (0 to 0)	0 (0 to 0)	0 (0 to 0)	0 (0 to 0)	0 (0 to 0)	0 (0 to 0)	0 (0 to 0)	0 (0 to 0)	0 (0 to 0)	0-1
G6PD deficiency	0 (0 to 0)	0 (0 to 0)	0 (0 to 0)	0 (0 to 0)	0 (0 to 0)	0 (0 to 0)	0-1 (0 to 0-1)	0 (0 to 0)	0 (0 to 0)	0 (0 to 0)	0 (0 to 0)	0-1 (0 to 0-1)	0 (0 to 0)	0 (0 to 0)	0 (0 to 0)	0 (0 to 0)	0 (0 to 0)	0 (0 to 0)	0 (0 to 0)	0 (0 to 0)	0 (0 to 0)	0 (0 to 0)	0 (0 to 0)	0-2
G6PD trait	0 (0 to 0)	0 (0 to 0)	0 (0 to 0)	0 (0 to 0)	0 (0 to 0)	0 (0 to 0)	0 (0 to 0)	0 (0 to 0)	0 (0 to 0)	0 (0 to 0)	0 (0 to 0)	0 (0 to 0)	0 (0 to 0)	0 (0 to 0)	0 (0 to 0)	0 (0 to 0)	0 (0 to 0)	0 (0 to 0)	0 (0 to 0)	0 (0 to 0)	0 (0 to 0)	0 (0 to 0)	0 (0 to 0)	0-1
Other hemoglobinopathies and hemolytic anemias	0 (0 to 0)	0 (0 to 0)	0-1 (0 to 0-2)	0-1 (0 to 0-1)	0-1 (0 to 0-2)	0-1 (0 to 0-2)	0-1 (0 to 0-3)	0-1 (0 to 0-2)	0-1 (0 to 0-2)	0-1 (0 to 0-3)	0-1 (0 to 0-3)	0-1 (0 to 0-3)	0-2 (0 to 0-4)	0-2 (0 to 0-3)	0-2 (0 to 0-3)	0-2 (0 to 0-4)	0-2 (0 to 0-4)	0-1 (0 to 0-3)	0-1 (0 to 0-3)	0-1 (0 to 0-1)	0 (0 to 0)	0 (0 to 0)	0 (0 to 0)	2-1
Endocrine, metabolic, blood, and immune disorders	0 (0 to 0-1)	0-2 (0 to 0-2)	0-4 (0-2 to 0-7)	0-4 (0-2 to 0-6)	0-4 (0-2 to 0-6)	0-5 (0-3 to 0-8)	0-6 (0-3 to 0-9)	0-8 (0-5 to 1-3)	1-2 (0-7 to 1-8)	2-2 (1-3 to 2-4)	2-4 (2-0 to 2-8)	4-5 (2-7 to 6-7)	4-6 (3-0 to 7-2)	3-9 (2-3 to 6-8)	4-8 (2-6 to 8-1)	3-9 (2-4 to 6-1)	2-5 (1-6 to 3-8)	1-8 (1-1 to 2-6)	0-7 (0-5 to 1-1)	0-4 (0-2 to 0-6)	0-2 (0 to 0-3)	0-1 (0 to 0-2)	34
Oral disorders	0 (0 to 0)	0 (0 to 0)	0-2 (0-1 to 0-4)	0-4 (0-2 to 0-7)	0-4 (0-2 to 0-6)	0-6 (0-3 to 0-9)	0-6 (0-3 to 0-9)	0-8 (0-4 to 1-2)	0-9 (0-4 to 1-4)	1-4 (0-6 to 2-2)	1-9 (0-9 to 2-9)	2-4 (1-1 to 3-6)	1-9 (1-0 to 3-1)	2-1 (1-0 to 3-4)	1-9 (0-9 to 3-1)	1-3 (0-6 to 2-1)	1-1 (0-5 to 1-8)	0-9 (0-4 to 1-4)	0-7 (0-3 to 1-1)	0-4 (0-2 to 0-6)	0-2 (0 to 0-3)	0-1 (0 to 0-2)	26-1
Caries of deciduous teeth	0 (0 to 0)	0 (0 to 0)	0 (0 to 0)	0-2 (0 to 0-2)	0 (0 to 0)	0 (0 to 0)	0 (0 to 0)	0 (0 to 0)	0 (0 to 0)	0 (0 to 0)	0 (0 to 0)	0 (0 to 0)	0 (0 to 0)	0 (0 to 0)	0 (0 to 0)	0 (0 to 0)	0 (0 to 0)	0 (0 to 0)	0 (0 to 0)	0 (0 to 0)	0 (0 to 0)	0 (0 to 0)	0 (0 to 0)	0-2
Caries of permanent teeth	0 (0 to 0)	0 (0 to 0)	0 (0 to 0)	0 (0 to 0)	0-2 (0 to 0-5)	0-2 (0 to 0-4)	0-2 (0 to 0-4)	0-2 (0 to 0-3)	0-2 (0 to 0-3)	0-2 (0 to 0-3)	0-2 (0 to 0-4)	0-2 (0 to 0-5)	0-2 (0 to 0-5)	0-2 (0 to 0-5)	0-2 (0 to 0-5)	0-2 (0 to 0-4)	0-1 (0 to 0-2)	0-1 (0 to 0-2)	0-1 (0 to 0-1)	0 (0 to 0)	0 (0 to 0)	0 (0 to 0)	0 (0 to 0)	2-6
Periodontal diseases	0 (0 to 0)	0 (0 to 0)	0 (0 to 0)	0 (0 to 0)	0 (0 to 0)	0 (0 to 0)	0 (0 to 0)	0 (0 to 0-1)	0 (0 to 0-1)	0 (0 to 0-2)	0 (0 to 0-3)	0 (0 to 0-3)	0 (0 to 0-5)	0 (0 to 0-5)	0 (0 to 0-5)	0 (0 to 0-4)	0 (0 to 0-3)	0 (0 to 0-2)	0 (0 to 0-1)	0 (0 to 0-1)	0 (0 to 0)	0 (0 to 0)	0 (0 to 0)	0 (0 to 0)	2
Other oral disorders	0 (0 to 0)	0 (0 to 0)	0 (0 to 0)	0-2 (0-1 to 0-3)	0-2 (0 to 0-3)	0-3 (0-1 to 0-5)	0-3 (0-2 to 0-4)	0-3 (0-2 to 0-5)	0-3 (0-2 to 0-4)	0-3 (0-2 to 0-5)	0-4 (0-2 to 0-6)	0-5 (0-3 to 0-7)	0-5 (0-3 to 0-8)	0-5 (0-3 to 0-8)	0-5 (0-3 to 0-7)	0-4 (0-2 to 0-5)	0-3 (0-1 to 0-4)	0-2 (0-1 to 0-3)	0-1 (0 to 0-1)	0 (0 to 0)	0 (0 to 0)	0 (0 to 0)	0 (0 to 0)	5
Sudden infant death syndrome	–	0-4 (0-2 to 0-5)	–	–	–	–	–	–	–	–	–	–	–	–	–	–	–	–	–	–	–	–	–	NA
Injuries	0-5 (0-3 to 1-1)	0-4 (0-2 to 1-3)	2-3 (1-5 to 3-5)	6-4 (4-2 to 8-8)	5-2 (4-5 to 6-7)	6-4 (5-1 to 7-8)	16-2 (13 to 19-5)	17-8 (13-1 to 23-1)	16-9 (11-1 to 22-6)	16-1 (10-7 to 21-9)	17-6 (12-6 to 23-6)	21-1 (15-6 to 27-6)	22-8 (17-4 to 29-7)	19-3 (15 to 24-2)	19-2 (15 to 24-2)	17-6 (13-6 to 22)	13-4 (9-3 to 17-6)	8-8 (7 to 10-8)	6-9 (5-4 to 8-6)	5-3 (4-1 to 6-7)	3-3 (2-6 to 4-2)	1-1 (0-9 to 1-4)	0-2 (0-2 to 0-3)	242
Transport injuries	0 (0 to 0-1)	0 (0 to 0)	0-2 (0-1 to 0-4)	0-9 (0-5 to 1-6)	1-5 (1 to 2-3)	2-7 (1-7 to 4-1)	3-7 (2-3 to 5-4)	4-6 (3 to 6-8)	4-2 (2-6 to 6-3)	3-6 (2-2 to 5-6)	4-2 (2-6 to 6-1)	3-7 (2-1 to 5-7)	4-3 (2-8 to 6-3)	4-3 (2-8 to 6-4)	4-4 (3 to 6)	3-7 (2-1 to 5-2)	2-1 (1-5 to 2-9)	1-5 (1 to 2)	1-1 (0-7 to 1-6)	0-7 (0-4 to 0-9)	0-2 (0-2 to 0-3)	0-1 (0 to 0-1)	0-1 (0 to 0-2)	54-4
Road injuries	0 (0 to 0-1)	0 (0 to 0)	0-2 (0-1 to 0-3)	0-6 (0-4 to 1-4)	1-4 (0-9 to 2-1)	2-4 (1-6 to 3-4)	4-1 (2-1 to 6-2)	3-7 (2-6 to 4-9)	3 (2-2 to 3-9)	3 (1-8 to 4-7)	3-6 (2-3 to 5-2)	2-9 (1-6 to 4-5)	3-6 (2-6 to 5-1)	2-5 (1-6 to 3-6)	4-5 (3-2 to 6-1)	3-9 (2-6 to 5-1)	3-9 (2-6 to 5-5)	2-9 (1-9 to 4-1)	1-9 (1-4 to 2-6)	1-4 (1 to 1-9)	0-6 (0-4 to 0-8)	0-2 (0-1 to 0-3)	0-1 (0 to 0-1)	49-4
Pedestrian road injuries	0 (0 to 0)	0 (0 to 0)	0 (0 to 0-1)	0-2 (0 to 0-7)	0-2 (0 to 0-6)	0-2 (0 to 0-6)	0-4 (0 to 1-1)	0-6 (0 to 1-2)	0-6 (0 to 1-2)	0-6 (0 to 1-2)	0-7 (0 to 1-3)	0-6 (0 to 1-2)	0-7 (0 to 1-3)	0-7 (0 to 1-2)	0-7 (0 to 1-2)	0-6 (0 to 1-2)	0-5 (0 to 1-2)	0-4 (0 to 0-9)	0-3 (0 to 0-7)	0-2 (0 to 0-5)	0-1 (0 to 0-3)	0 (0 to 0-1)	0 (0 to 0)	17
Cyclist road injuries	0 (0 to 0)	0 (0 to 0)	0 (0 to 0)	0 (0 to 0)	0 (0 to 0)	0 (0 to 0)	0 (0 to 0)	0 (0 to 0)	0 (0 to 0)	0 (0 to 0-1)	0 (0 to 0-1)	0 (0 to 0-1)	0 (0 to 0-1)	0 (0 to 0-2)	0 (0 to 0-2)	0 (0 to 0-2)	0 (0 to 0-2)	0 (0 to 0-1)	0 (0 to 0-1)	0 (0 to 0-1)	0 (0 to 0)	0 (0 to 0)	0 (0 to 0)	1-1

SR Table 2b: Puerto Rico DALYS by cause and age group for females with 95% uncertainty intervals, 2019

Cause	Early Neonatal	Late Neonatal	Post Neonatal	1 to 4	5 to 9	10 to 14	15 to 19	20 to 24	25 to 29	30 to 34	35 to 39	40 to 44	45 to 49	50 to 54	55 to 59	60 to 64	65 to 69	70 to 74	75 to 79	80 to 84	85 to 89	90 to 94	95 plus	Total
All causes	3,220 (2,430 to 4,240)	1,590 (1,210 to 2,080)	2,200 (1,770 to 2,740)	2,650 (2,080 to 3,460)	3,900 (2,920 to 4,990)	6,130 (4,470 to 8,110)	9,940 (7,570 to 13,000)	12,500 (9,700 to 15,700)	15,300 (12,000 to 19,100)	16,800 (13,200 to 21,000)	19,900 (15,900 to 24,900)	23,900 (19,300 to 29,500)	26,900 (21,600 to 32,800)	33,200 (26,900 to 40,700)	39,600 (32,000 to 48,100)	44,900 (37,000 to 54,000)	48,200 (40,100 to 57,000)	54,500 (45,800 to 64,400)	47,300 (39,800 to 55,600)	41,900 (35,500 to 48,500)	31,500 (26,700 to 36,500)	19,300 (16,700 to 22,000)	12,600 (11,400 to 13,800)	518,000
Communicable, maternal, neonatal, and nutritional diseases	2,610 (1,960 to 3,420)	1,160 (874 to 1,530)	935 (729 to 1,200)	801 (586 to 1,090)	1,010 (699 to 1,500)	1,000 (708 to 1,380)	1,210 (853 to 1,720)	1,330 (997 to 1,820)	1,570 (1,220 to 2,110)	1,750 (1,370 to 2,280)	1,940 (1,530 to 2,600)	2,060 (1,620 to 2,730)	2,080 (1,670 to 2,690)	2,100 (1,640 to 2,730)	2,070 (1,620 to 2,670)	2,020 (1,600 to 2,520)	2,040 (1,610 to 2,510)	2,290 (1,800 to 2,830)	2,130 (1,710 to 2,650)	2,110 (1,650 to 2,650)	1,700 (1,310 to 2,150)	1,070 (812 to 1,340)	715 (502 to 917)	37,700
HIV/AIDS and sexually transmitted infections	0·3 (0·2 to 0·5)	0 (0 to 0)	13 (12·2 to 14)	13·2 (12·4 to 14·2)	18·6 (17·3 to 19·9)	14·3 (13·1 to 15·7)	33·2 (28·5 to 40·8)	136 (118 to 161)	289 (253 to 340)	428 (377 to 494)	489 (439 to 558)	512 (460 to 587)	558 (508 to 625)	391 (354 to 441)	259 (229 to 303)	145 (123 to 178)	112 (94 to 135)	45·6 (32·9 to 66)	26·1 (18·4 to 39·3)	13·7 (9·3 to 21·5)	8·1 (5·5 to 12·6)	3 (1·8 to 5·1)	1·2 (0·7 to 2·1)	3,510
HIV/AIDS	0 (0 to 0)	0 (0 to 0)	13 (12·2 to 14)	13·2 (12·4 to 14·2)	18·6 (17·3 to 19·9)	12·4 (11·5 to 13·4)	24·7 (23 to 26·4)	112 (102 to 122)	246 (224 to 280)	374 (341 to 419)	430 (396 to 470)	447 (412 to 483)	506 (472 to 545)	352 (326 to 380)	226 (207 to 244)	119 (108 to 129)	89·8 (80·6 to 97·3)	26·6 (21·9 to 30·3)	13·3 (11·1 to 15·3)	5·4 (4·6 to 6·2)	2·7 (2·2 to 3·1)	0·5 (0·3 to 0·8)	0·1 (0 to 0·2)	3,030
HIV/AIDS - Drug-susceptible Tuberculosis	0 (0 to 0)	0 (0 to 0)	0·4 (0·3 to 0·6)	0·4 (0·3 to 0·6)	0·6 (0·4 to 0·9)	0·4 (0·2 to 0·6)	0·8 (0·5 to 1·1)	3·6 (2·4 to 5·2)	8 (5·4 to 11·7)	12·1 (8·2 to 17·8)	13·7 (9·2 to 20·2)	14·3 (9·4 to 21·1)	15·7 (10·3 to 23·4)	11·1 (7·3 to 16·5)	7·2 (4·8 to 10·6)	3·8 (2·6 to 5·6)	2·9 (1·9 to 4·2)	0·9 (0·6 to 1·2)	0·4 (0·3 to 0·6)	0·2 (0·1 to 0·3)	0·1 (0·1 to 0·1)	0 (0 to 0)	0 (0 to 0)	96·3
HIV/AIDS - Multidrug-resistant Tuberculosis without extensive d	0 (0 to 0)	0 (0 to 0)	0 (0 to 0)	0 (0 to 0)	0 (0 to 0·1)	0 (0 to 0)	0 (0 to 0·1)	0·1 (0 to 0·4)	0·3 (0 to 0·8)	0·4 (0·1 to 1·2)	0·4 (0·1 to 1·4)	0·5 (0·1 to 1·5)	0·5 (0·1 to 1·8)	0·4 (0·1 to 1·2)	0·2 (0 to 0·8)	0·1 (0 to 0·4)	0·1 (0 to 0·3)	0 (0 to 0·1)	0 (0 to 0)	0 (0 to 0)	0 (0 to 0)	0 (0 to 0)	0 (0 to 0)	3·2
HIV/AIDS - Extensively drug-resistant Tuberculosis	0 (0 to 0)	0 (0 to 0)	0 (0 to 0)	0 (0 to 0)	0 (0 to 0)	0 (0 to 0)	0 (0 to 0)	0 (0 to 0·1)	0 (0 to 0·1)	0·1 (0 to 0·2)	0·1 (0 to 0·2)	0·1 (0 to 0·3)	0·1 (0 to 0·3)	0·1 (0 to 0·2)	0 (0 to 0·1)	0 (0 to 0·1)	0 (0 to 0·1)	0 (0 to 0)	0 (0 to 0)	0 (0 to 0)	0 (0 to 0)	0 (0 to 0)	0 (0 to 0)	0·5
HIV/AIDS resulting in other diseases	0 (0 to 0)	0 (0 to 0)	12·6 (11·7 to 13·6)	12·8 (11·9 to 13·8)	18 (16·8 to 19·3)	12 (11·1 to 13·1)	23·9 (22·2 to 25·7)	108 (98·5 to 119)	238 (216 to 270)	362 (330 to 407)	416 (382 to 456)	432 (397 to 468)	490 (455 to 528)	340 (313 to 368)	219 (200 to 236)	115 (104 to 125)	86·8 (77·5 to 94·3)	25·7 (21 to 29·5)	12·8 (10·6 to 14·8)	5·2 (4·4 to 6)	2·6 (2·1 to 3)	0·5 (0·3 to 0·7)	0·1 (0 to 0·2)	2,930
Sexually transmitted infections excluding HIV	0·3 (0·2 to 0·5)	0 (0 to 0)	0 (0 to 0)	0 (0 to 0)	0 (0 to 0)	1·9 (1·2 to 2·9)	8·5 (4·4 to 15·8)	24 (11·7 to 46·7)	42·3 (20·8 to 81·3)	53·4 (25·5 to 102)	59·8 (28·7 to 113)	65 (32 to 132)	52 (23·2 to 102)	38·9 (16·3 to 83·7)	33·1 (13·9 to 70·4)	26 (10·7 to 55·8)	21·8 (9·8 to 45·5)	19 (8·7 to 39)	12·9 (6·2 to 25·6)	8·3 (4·2 to 15·9)	5·4 (3 to 9·8)	2·5 (1·4 to 4·5)	1·1 (0·6 to 2)	476
Syphilis	0·3 (0·2 to 0·5)	0 (0 to 0)	0 (0 to 0)	0 (0 to 0)	0 (0 to 0)	0·4 (0·3 to 0·5)	0·3 (0·2 to 0·6)	0·4 (0·1 to 1)	0·5 (0·2 to 1·1)	0·7 (0·4 to 1·2)	0·5 (0·3 to 0·9)	0·4 (0·2 to 0·7)	0·4 (0·2 to 0·7)	0·4 (0·2 to 0·6)	0·3 (0·2 to 0·4)	0·3 (0·2 to 0·5)	0·4 (0·3 to 0·5)	0·5 (0·4 to 0·8)	0·4 (0·3 to 0·6)	0·5 (0·4 to 0·7)	0·5 (0·3 to 0·7)	0·3 (0·2 to 0·5)	0·2 (0·1 to 0·2)	7·7
Chlamydial infection	0 (0 to 0)	0 (0 to 0)	0 (0 to 0)	0 (0 to 0)	0 (0 to 0)	0·2 (0·1 to 0·3)	0·8 (0·5 to 1·4)	2·2 (1·3 to 3·5)																
Gonococcal infection	0 (0 to 0)	0 (0 to 0)	0 (0 to 0)	0 (0 to 0)	0 (0 to 0)	0·2 (0·1 to 0·2)	0·5 (0·3 to 0·8)	0·9 (0·6 to 1·4)																
Trichomoniasis	0 (0 to 0)	0 (0 to 0)	0 (0 to 0)	0 (0 to 0)	0 (0 to 0)	0·1 (0 to 0·4)	2·1 (0·7 to 5·3)	10 (3·3 to 23·6)																
Genital herpes	0 (0 to 0)	0 (0 to 0)	0 (0 to 0)	0 (0 to 0)	0 (0 to 0)	0·6 (0·2 to 1·5)	3 (0·8 to 7·6)	6·5 (2·2 to 15·7)																
Other sexually transmitted infections	0 (0 to 0)	0 (0 to 0)	0 (0 to 0)	0 (0 to 0)	0 (0 to 0)	0·4	1·6	4																
Respiratory infections and tuberculosis	53·8 (35·1 to 79·6)																							
Tuberculosis	0 (0 to 0)																							
Latent tuberculosis infection	0 (0 to 0)																							
Drug-susceptible tuberculosis	0 (0 to 0)																							
Multidrug-resistant tuberculosis without extensive drug resistar	0 (0 to 0)																							
Extensively drug-resistant tuberculosis	0 (0 to 0)																							
Lower respiratory infections	53·6 (35 to 79·5)																							
Upper respiratory infections	0·1 (0·1 to 0·2)																							
Otitis media	0 (0 to 0)																							
Enteric infections	4·9 (3·1 to 7·4)																							
Diarrheal diseases	4·9 (3·1 to 7·4)																							
Typhoid and paratyphoid	0 (0 to 0)																							
Typhoid fever	0 (0 to 0)																							
Paratyphoid fever	0 (0 to 0)																							
Invasive Non-typhoidal Salmonella (iNTS)	0 (0 to 0)																							
Other intestinal infectious diseases	0 (0 to 0)																							
Neglected tropical diseases and malaria	0·1 (0 to 0·3)																							
Malaria	0 (0 to 0)																							
Chagas disease	0 (0 to 0)																							
Leishmaniasis	0 (0 to 0)																							
Visceral leishmaniasis	0 (0 to 0)																							
Cutaneous and mucocutaneous leishmaniasis	0 (0 to 0)																							
African trypanosomiasis	0 (0 to 0)																							
Schistosomiasis	0 (0 to 0)																							
Cysticercosis	0 (0 to 0)																							
Cystic echinococcosis	0 (0 to 0)																							
Lymphatic filariasis	0 (0 to 0)																							
Onchocerciasis	0 (0 to 0)																							
Trachoma	0 (0 to 0)																							
Dengue	0 (0 to 0)																							
Yellow fever	0 (0 to 0)																							
Rabies	0 (0 to 0)																							
Intestinal nematode infections	0 (0 to 0)																							
Ascariasis	0 (0 to 0)																							
Trichuriasis	0 (0 to 0)																							
Hookworm disease	0 (0 to 0)																							
Food-borne trematodiases	0 (0 to 0)																							
Leprosy	0 (0 to 0)																							
Ebola	0 (0 to 0)																							
Zika virus	0·1 (0 to 0·3)																							
Guinea worm disease	0 (0 to 0)																							
Other neglected tropical diseases	0 (0 to 0·1)																							
Other infectious diseases	4·8 (3·1 to 7)																							
Meningitis	2 (1·3 to 3)																							
Encephalitis	0·8 (0·3 to 2·3)																							
Diphtheria	0 (0 to 0)																							
Tetanus	0 (0 to 0)																							
Measles	0 (0 to 0)																							
Varicella and herpes zoster	0 (0 to 0·1)																							
Acute hepatitis	0 (0 to 0)																							
Acute hepatitis A	0 (0 to 0)																							
Acute hepatitis B	0 (0 to 0)																							
Acute hepatitis C	0 (0 to 0)																							
Acute hepatitis E	0 (0 to 0)																							
Other unspecified infectious diseases	1·9 (1·1 to 3)																							
Maternal and neonatal disorders	2,550 (1,910 to 3,340)																							
Maternal disorders	0 (0 to 0)																							
Maternal hemorrhage	0 (0 to 0)																							
Maternal sepsis and other maternal infections	0 (0 to 0)																							
Maternal hypertensive disorders	0 (0 to 0)																							
Maternal obstructed labor and uterine rupture	0 (0 to 0)																							
Maternal abortion and miscarriage	0 (0 to 0)																							
Ectopic pregnancy	0 (0 to 0)																							
Indirect maternal deaths	--																							
Late maternal deaths	--																							
Maternal deaths aggravated by HIV/AIDS	--																							
Neonatal disorders	2,550 (1,910 to 3,340)																							
Neonatal preterm birth	1,260 (892 to 1,730)																							
Neonatal encephalopathy due to birth asphyxia and trauma	294 (196 to 420)																							
Neonatal sepsis and other neonatal infections	309 (211 to 441)																							
Hemolytic disease and other neonatal jaundice	1·7 (1 to 2·8)																							
Other neonatal disorders	681 (454 to 967)																							
Nutritional deficiencies	0·3 (0·2 to 0·5)																							
Protein-energy malnutrition	0·3 (0·2 to 0·5)																							
Iodine deficiency	0 (0 to 0)																							
Vitamin A deficiency	0 (0 to 0)																							
Dietary iron deficiency	0 (0 to 0)																							
Other nutritional deficiencies	0 (0 to 0)																							
Non-communicable diseases	587 (410 to 826)																							
Neoplasms	3·4 (2·3 to 5·1)																							
Lip and oral cavity cancer	0 (0 to 0)																							
Nasopharynx cancer	0 (0 to 0)																							
Other pharynx cancer	0 (0 to 0)																							
Esophageal cancer	0 (0 to 0)																							
Stomach cancer	0 (0 to 0)																							
Colon and rectum cancer	0 (0 to 0)																							
Liver cancer	0 (0 to 0)																							
Liver cancer due to hepatitis B	0 (0 to 0)																							
Liver cancer due to hepatitis C	0 (0 to 0)																							
Liver cancer due to alcohol use	0 (0 to 0)																							
Liver cancer due to NASH	0 (0 to 0)																							
Liver cancer due to other causes	0 (0 to 0)																							
Gallbladder and biliary tract cancer	0 (0 to 0)																							
Pancreatic cancer	0 (0 to 0)																							
Larynx cancer	0 (0 to 0)																							
Tracheal, bronchus, and lung cancer	0 (0 to 0)																							
Malignant skin melanoma	0 (0 to 0)																							
Non-melanoma skin cancer	0 (0 to 0)																							
Non-melanoma skin cancer (squamous-cell carcinoma)	0 (0 to 0)																							
Non-melanoma skin cancer (basal-cell carcinoma)	0 (0 to 0)																							
Breast cancer	0 (0 to 0)																							
Cervical cancer	0 (0 to 0)																							
Uterine cancer	0 (0 to 0)																							
Ovarian cancer	0 (0 to 0)																							
Prostate cancer	0 (0 to 0)																							
Testicular cancer	--																							
Kidney cancer	0·1 (0·1 to 0·1)																							
Bladder cancer	0 (0 to 0)																							
Brain and central nervous system cancer	1 (0·6 to 1·5)																							
Thyroid cancer	0 (0 to 0)																							
Mesothelioma	0 (0 to 0)																							
Hodgkin lymphoma	0 (0 to 0)																							
Non-Hodgkin lymphoma	0 (0 to 0)																							
Multiple myeloma	0 (0 to 0)																							
Leukemia	0·9 (0·6 to 1·4)																							
Acute lymphoid leukemia	0·2 (0·1 to 0·4)																							
Chronic lymphoid leukemia	0 (0 to 0)																							
Acute myeloid leukemia	0·2 (0·1 to 0·4)																							
Chronic myeloid leukemia	0·1 (0 to 0·2)																							
Other leukemia	0·4 (0·3 to 0·7)																							
Other malignant neoplasms	1·3 (0·8 to 2·9)																							
Other neoplasms	0 (0 to 0·1)																							
Myelodysplastic, myeloproliferative, and other hematopoietic n	0 (0 to 0·1)																							
Benign and in situ intestinal neoplasms	0 (0 to 0)																							
Benign and in situ cervical and uterine neoplasms	0 (0 to 0)																							
Other benign and in situ neoplasms	0 (0 to 0)																							
Cardiovascular diseases	14·6 (9·5 to 21·1)																							
Rheumatic heart disease	0 (0 to 0)																							





SR Table 2b: Saint Kitts and Nevis DALYS by cause and age group for females with 95% uncertainty intervals, 2019

Cause	Early Neonatal	Late Neonatal	Post Neonatal	1 to 4	5 to 9	10 to 14	15 to 19	20 to 24	25 to 29	30 to 34	35 to 39	40 to 44	45 to 49	50 to 54	55 to 59	60 to 64	65 to 69	70 to 74	75 to 79	80 to 84	85 to 89	90 to 94	95 plus	Total
All causes	698 (165 to 2,61)	1,760 (1,070 to 1,12)	1,760 (994 to 2,67)	1,760 (1,07 to 1,94)	1,760 (1,17 to 1,94)	1,760 (1,19 to 2,06)	1,760 (1,19 to 2,06)	1,760 (1,19 to 2,06)	1,760 (1,19 to 2,06)	1,760 (1,19 to 2,06)	1,760 (1,19 to 2,06)	1,760 (1,19 to 2,06)	1,760 (1,19 to 2,06)	1,760 (1,19 to 2,06)	1,760 (1,19 to 2,06)	1,760 (1,19 to 2,06)	1,760 (1,19 to 2,06)	1,760 (1,19 to 2,06)	1,760 (1,19 to 2,06)	1,760 (1,19 to 2,06)	1,760 (1,19 to 2,06)	1,760 (1,19 to 2,06)	9,070
Communicable, maternal, neonatal, and nutritional diseases	698 (165 to 2,61)	1,760 (1,070 to 1,12)	1,760 (994 to 2,67)	1,760 (1,07 to 1,94)	1,760 (1,17 to 1,94)	1,760 (1,19 to 2,06)	1,760 (1,19 to 2,06)	1,760 (1,19 to 2,06)	1,760 (1,19 to 2,06)	1,760 (1,19 to 2,06)	1,760 (1,19 to 2,06)	1,760 (1,19 to 2,06)	1,760 (1,19 to 2,06)	1,760 (1,19 to 2,06)	1,760 (1,19 to 2,06)	1,760 (1,19 to 2,06)	1,760 (1,19 to 2,06)	1,760 (1,19 to 2,06)	1,760 (1,19 to 2,06)	1,760 (1,19 to 2,06)	1,760 (1,19 to 2,06)	1,760 (1,19 to 2,06)	1,390
HIV/AIDS and sexually transmitted infections	0 (0 to 0)	0 (0 to 0)	4-6 (2-2 to 20-8)	18-6 (0-4 to 48-6)	2-2 (0-2 to 6-4)	1-8 (0-2 to 4-6)	6-8 (1-5 to 21-4)	18 (3-4 to 56-7)	43-2 (7-7 to 108)	60-2 (8-6 to 148)	69-1 (7-3 to 171)	71-2 (9-1 to 203)	60-7 (7-6 to 169)	37-9 (4-5 to 109)	28-4 (2-4 to 91-1)	21-9 (2-4 to 77-2)	13-8 (1-2 to 49-1)	4-2 (0-3 to 15-4)	1-3 (0-2 to 7)	0-2 (0-1 to 0-5)	0-1 (0-0 to 0)	0 (0 to 0)	482
HIV/AIDS	0 (0 to 0)	0 (0 to 0)	4-6 (2-2 to 20-7)	18-6 (0-4 to 48-5)	2-2 (0-2 to 6-4)	1-7 (0-2 to 4)	6-5 (1-2 to 21-4)	17-3 (3-2 to 56-2)	41-2 (7-1 to 108)	58-9 (5-4 to 146)	67-7 (6-4 to 170)	69-7 (6-4 to 202)	59-3 (5-4 to 167)	37 (3-1 to 108)	28-2 (2-3 to 79-4)	21-4 (1-9 to 76-8)	13-5 (0-9 to 48-4)	4-1 (0-3 to 15-2)	1-2 (0-1 to 4-6)	0-1 (0-0 to 0-2)	0-1 (0-0 to 0)	0 (0 to 0)	490
HIV/AIDS - Drug-susceptible Tuberculosis	0 (0 to 0)	0 (0 to 0)	0-1 (0-0 to 0-2)	0-4 (0-2 to 0-9)	0 (0 to 0-1)	0 (0 to 0-1)	0-1 (0-1 to 0-2)	0-4 (0-1 to 1-2)	0-8 (0-4 to 1-7)	1-2 (0-7 to 1-7)	1-4 (0-9 to 2-1)	1-4 (0-9 to 2-1)	1-2 (0-8 to 1-9)	0-8 (0-5 to 1-2)	0-6 (0-4 to 0-8)	0-5 (0-3 to 0-7)	0-3 (0-2 to 0-4)	0-1 (0-1 to 0-1)	0 (0 to 0)	0 (0 to 0)	0 (0 to 0)	0 (0 to 0)	9-3
HIV/AIDS - Multidrug-resistant Tuberculosis without extensive dr...	0 (0 to 0)	0 (0 to 0)	0 (0 to 0)	0 (0 to 0)	0 (0 to 0)	0 (0 to 0)	0 (0 to 0)	0 (0 to 0)	0 (0 to 0)	0 (0 to 0)	0 (0 to 0)	0 (0 to 0)	0 (0 to 0)	0 (0 to 0)	0 (0 to 0)	0 (0 to 0)	0 (0 to 0)	0 (0 to 0)	0 (0 to 0)	0 (0 to 0)	0 (0 to 0)	0 (0 to 0)	0 (0 to 0)	0-1
HIV/AIDS - Extensively drug-resistant Tuberculosis	0 (0 to 0)	0 (0 to 0)	0 (0 to 0)	0 (0 to 0)	0 (0 to 0)	0 (0 to 0)	0 (0 to 0)	0 (0 to 0)	0 (0 to 0)	0 (0 to 0)	0 (0 to 0)	0 (0 to 0)	0 (0 to 0)	0 (0 to 0)	0 (0 to 0)	0 (0 to 0)	0 (0 to 0)	0 (0 to 0)	0 (0 to 0)	0 (0 to 0)	0 (0 to 0)	0 (0 to 0)	0 (0 to 0)	0
HIV/AIDS resulting in other diseases	0 (0 to 0)	0 (0 to 0)	4-5 (1-1 to 20-7)	18-2 (0-3 to 48-3)	2-1 (0-2 to 6-6)	1-7 (0-2 to 4-6)	6-4 (1-1 to 21-2)	17 (2-6 to 52-4)	40-4 (3-6 to 107)	57-8 (4-2 to 145)	66-3 (4-3 to 168)	68-3 (5 to 200)	58-1 (3-9 to 166)	36-2 (3-2 to 107)	25-2 (2-4 to 78-6)	21 (1-4 to 76-3)	12-2 (0-9 to 43)	4 (0-3 to 15-4)	1-2 (0-1 to 4-6)	0-1 (0-0 to 0-2)	0-1 (0-0 to 0)	0 (0 to 0)	441
Sexually transmitted infections excluding HIV	0 (0 to 0-2)	0 (0 to 0-1)	0 (0 to 0-1)	0 (0 to 0-1)	0 (0 to 0-1)	0-1 (0 to 0-5)	0-3 (0-2 to 0-5)	0-6 (0-4 to 1-1)	1 (0-7 to 2-1)	1-3 (0-9 to 2-6)	1-4 (0-7 to 2-5)	1-5 (0-8 to 2-9)	1-4 (0-7 to 2-4)	0-9 (0-6 to 1-6)	0-7 (0-4 to 1-2)	0-5 (0-3 to 0-9)	0-3 (0-2 to 0-5)	0-2 (0-1 to 0-3)	0-1 (0-1 to 0-2)	0 (0 to 0-1)	0 (0 to 0)	0 (0 to 0)	10-5
Syphilis	0 (0 to 0)	0 (0 to 0)	0 (0 to 0)	0 (0 to 0)	0 (0 to 0)	0 (0 to 0)	0 (0 to 0-1)	0 (0 to 0)	0 (0 to 0)	0 (0 to 0)	0 (0 to 0)	0 (0 to 0)	0 (0 to 0)	0 (0 to 0)	0 (0 to 0)	0 (0 to 0)	0 (0 to 0)	0 (0 to 0)	0 (0 to 0)	0 (0 to 0)	0 (0 to 0)	0 (0 to 0)	0 (0 to 0)	0-6
Chlamydial infection	0 (0 to 0)	0 (0 to 0)	0 (0 to 0)	0 (0 to 0)	0 (0 to 0)	0 (0 to 0)	0 (0 to 0)	0 (0 to 0)	0 (0 to 0)	0 (0 to 0)	0 (0 to 0)	0 (0 to 0)	0 (0 to 0)	0 (0 to 0)	0 (0 to 0)	0 (0 to 0)	0 (0 to 0)	0 (0 to 0)	0 (0 to 0)	0 (0 to 0)	0 (0 to 0)	0 (0 to 0)	0 (0 to 0)	0-9
Gonococcal infection	0 (0 to 0)	0 (0 to 0)	0 (0 to 0)	0 (0 to 0)	0 (0 to 0)	0 (0 to 0)	0 (0 to 0-1)	0 (0 to 0-1)	0 (0 to 0-1)	0 (0 to 0-2)	0 (0 to 0-2)	0 (0 to 0-2)	0 (0 to 0-2)	0 (0 to 0-1)	0 (0 to 0-1)	0 (0 to 0-1)	0 (0 to 0-1)	0 (0 to 0-1)	0 (0 to 0-1)	0 (0 to 0)	0 (0 to 0)	0 (0 to 0)	0 (0 to 0)	1-3
Trichomoniasis	0 (0 to 0)	0 (0 to 0)	0 (0 to 0)	0 (0 to 0)	0 (0 to 0)	0 (0 to 0)	0-2 (0 to 0-5)	0-4 (0 to 1-1)	0-4 (0 to 1-1)	0-4 (0 to 1-1)	0-4 (0 to 1-1)	0-4 (0 to 1-1)	0-4 (0 to 1-1)	0-3 (0 to 1-0)	0-2 (0 to 0-7)	0-2 (0 to 0-5)	0-1 (0 to 0-3)	0-1 (0 to 0-2)	0 (0 to 0-1)	0 (0 to 0)	0 (0 to 0)	0 (0 to 0)	0 (0 to 0)	3
Genital herpes	0 (0 to 0)	0 (0 to 0)	0 (0 to 0)	0 (0 to 0)	0 (0 to 0)	0-1 (0 to 0-1)	0-1 (0 to 0-1)	0-2 (0 to 0-3)	0-2 (0 to 0-3)	0-3 (0 to 0-4)	0-3 (0 to 0-4)	0-3 (0 to 0-4)	0-3 (0 to 0-4)	0-2 (0 to 0-3)	0-2 (0 to 0-3)	0-2 (0 to 0-3)	0-1 (0 to 0-2)	0-1 (0 to 0-2)	0 (0 to 0-1)	0 (0 to 0)	0 (0 to 0)	0 (0 to 0)	0 (0 to 0)	2-4
Other sexually transmitted infections	0 (0 to 0)	0 (0 to 0)	0 (0 to 0)	0 (0 to 0)	0 (0 to 0)	0 (0 to 0)	0 (0 to 0)	0 (0 to 0)	0 (0 to 0)	0 (0 to 0)	0 (0 to 0)	0 (0 to 0)	0 (0 to 0)	0 (0 to 0)	0 (0 to 0)	0 (0 to 0)	0 (0 to 0)	0 (0 to 0)	0 (0 to 0)	0 (0 to 0)	0 (0 to 0)	0 (0 to 0)	0 (0 to 0)	2-3
Respiratory infections and tuberculosis	3-5 (2-5 to 7-4)	4-7 (4-7 to 9-2)	14-8 (9-1 to 20-9)	10-1 (4-6 to 17-1)	4-3 (4-5 to 8-2)	3 (3-5 to 6-5)	2-2 (3-3 to 6-7)	2-2 (2-8 to 7)	2-2 (2-3 to 7-3)	2-2 (2-2 to 7)	2-2 (2-1 to 6-9)	2-2 (2-6 to 6-9)	2-2 (2-6 to 6-7)	4-4 (4-5 to 12-4)	6-7 (7-3 to 15-3)	9-2 (9-8 to 20-1)	10-1 (10-9 to 23-9)	10-1 (13-4 to 28-9)	10-4 (11-4 to 22-4)	10-4 (11-2 to 22-4)	10-2 (12-3 to 22-1)	9-2 (10-1 to 19-9)	236
Tuberculosis	0 (0 to 0)	0-1 (0-1 to 0-1)	0-1 (0-1 to 0-4)	0-3 (0-1 to 0-5)	0-3 (0-1 to 0-5)	0-3 (0-2 to 0-4)	0-3 (0-2 to 0-4)	0-7 (0-4 to 0-1)	0-7 (0-3 to 1-3)	0-7 (0-3 to 1-2)	0-7 (0-2 to 1-1)	0-7 (0-2 to 1-1)	0-7 (0-4 to 1-1)	0-8 (0-5 to 1-2)	0-8 (0-5 to 1-1)	0-5 (0-3 to 1-1)	0-4 (0-3 to 0-7)	0-3 (0-2 to 0-5)	0-2 (0-2 to 0-4)	0-2 (0-1 to 0-3)	0-1 (0-1 to 0-2)	0-1 (0 to 0-1)	9-1
Latent tuberculosis infection	0 (0 to 0)	0 (0 to 0)	0 (0 to 0)	0 (0 to 0)	0 (0 to 0)	0 (0 to 0)	0 (0 to 0)	0 (0 to 0)	0 (0 to 0)	0 (0 to 0)	0 (0 to 0)	0 (0 to 0)	0 (0 to 0)	0 (0 to 0)	0 (0 to 0)	0 (0 to 0)	0 (0 to 0)	0 (0 to 0)	0 (0 to 0)	0 (0 to 0)	0 (0 to 0)	0 (0 to 0)	0 (0 to 0)	0
Drug-susceptible tuberculosis	0 (0 to 0)	0-1 (0-1 to 0-1)	0-2 (0-1 to 0-4)	0-3 (0-1 to 0-5)	0-3 (0-2 to 0-4)	0-3 (0-2 to 0-4)	0-3 (0-2 to 0-4)	0-7 (0-4 to 0-1)	0-7 (0-3 to 1-2)	0-7 (0-2 to 1-1)	0-7 (0-2 to 1-1)	0-7 (0-2 to 1-1)	0-7 (0-4 to 1-1)	0-8 (0-5 to 1-1)	0-8 (0-5 to 1-1)	0-5 (0-3 to 1-1)	0-4 (0-3 to 0-7)	0-3 (0-2 to 0-5)	0-2 (0-2 to 0-4)	0-2 (0-1 to 0-3)	0-1 (0-1 to 0-2)	0-1 (0 to 0-1)	9
Multidrug-resistant tuberculosis without extensive drug-resistance	0 (0 to 0)	0 (0 to 0)	0 (0 to 0)	0 (0 to 0)	0 (0 to 0)	0 (0 to 0)	0 (0 to 0)	0 (0 to 0)	0 (0 to 0)	0 (0 to 0)	0 (0 to 0)	0 (0 to 0)	0 (0 to 0)	0 (0 to 0)	0 (0 to 0)	0 (0 to 0)	0 (0 to 0)	0 (0 to 0)	0 (0 to 0)	0 (0 to 0)	0 (0 to 0)	0 (0 to 0)	0 (0 to 0)	0-1
Extensively drug-resistant tuberculosis	0 (0 to 0)	0 (0 to 0)	0 (0 to 0)	0 (0 to 0)	0 (0 to 0)	0 (0 to 0)	0-2 (0 to 0-5)	0-4 (0 to 1-1)	0-4 (0 to 1-1)	0-4 (0 to 1-1)	0-4 (0 to 1-1)	0-4 (0 to 1-1)	0-4 (0 to 1-1)	0-3 (0 to 1-0)	0-2 (0 to 0-7)	0-2 (0 to 0-5)	0-1 (0 to 0-3)	0-1 (0 to 0-2)	0 (0 to 0-1)	0 (0 to 0)	0 (0 to 0)	0 (0 to 0)	0 (0 to 0)	0
Lower respiratory infections	5-2 (2-5 to 7-4)	6-7 (4-6 to 9-3)	14-2 (9-1 to 20-4)	8-4 (2-2 to 14)	1-9 (0-3 to 2-6)	1-4 (0-3 to 2-6)	1-2 (1-2 to 2-9)	1-7 (0-7 to 3-2)	1-9 (0-3 to 3-2)	2-5 (0-3 to 4-5)	2-6 (0-3 to 4-5)	2-6 (0-3 to 4-6)	2-5 (0-3 to 4-6)	2-9 (0-3 to 5-2)	3-3 (0-3 to 6-2)	4-3 (0-3 to 8-3)	4-5 (0-3 to 9-2)	4-4 (0-3 to 9-2)	4-1 (0-3 to 8-9)	3-6 (0-3 to 7-2)	3-1 (0-2 to 6-2)	2-1 (0-2 to 4-5)	188
Upper respiratory infections	0 (0 to 0)	0 (0 to 0)	0-4 (0-2 to 0-7)	1-8 (1-1 to 3-4)	2-1 (1-3 to 3-4)	1-9 (1-3 to 3-4)	1-6 (1-3 to 3-1)	1-6 (1-3 to 3-1)	1-6 (1-3 to 3-1)	1-6 (1-3 to 3-1)	1-6 (1-3 to 3-1)	1-6 (1-3 to 3-1)	1-6 (1-3 to 3-1)	1-5 (0-9 to 2-7)	1-3 (0-6 to 2-4)	1-2 (0-6 to 2-3)	0-9 (0-5 to 1-7)	0-8 (0-4 to 1-7)	0-6 (0-3 to 1-5)	0-5 (0-3 to 1-2)	0-4 (0-2 to 1-1)	0-3 (0-1 to 0-8)	22-9
Otitis media	0 (0 to 0)	0 (0 to 0)	0-1 (0-0 to 0-1)	0-7 (0-4 to 1-2)	0-6 (0-3 to 1-1)	0-5 (0-3 to 1-1)	0-3 (0-2 to 0-7)	0-3 (0-2 to 0-6)	0-3 (0-1 to 0-7)	0-3 (0-2 to 0-7)	0-3 (0-2 to 0-7)	0-3 (0-2 to 0-7)	0-4 (0-2 to 0-7)	0-4 (0-2 to 0-7)	0-3 (0-2 to 0-6)	0-3 (0-2 to 0-6)	0-3 (0-2 to 0-6)	0-3 (0-2 to 0-6)	0-3 (0-2 to 0-6)	0-3 (0-2 to 0-6)	0-3 (0-2 to 0-6)	0-3 (0-2 to 0-6)	9-3
Enteric infections	0-7 (0-4 to 1-1)	2-1 (1-2 to 3-2)	6-3 (3-3 to 10-7)	7 (3-5 to 10-7)	3-4 (2-1 to 5-2)	2-1 (1-4 to 3-2)	2-1 (1-5 to 3-1)	2 (1-2 to 3-1)	2 (1-2 to 3-1)	2-3 (1-4 to 3-7)	2-3 (1-5 to 4-3)	2-4 (1-6 to 4-3)	2-3 (1-5 to 4-2)	2-5 (1-6 to 4-2)	2-5 (1-6 to 4-2)	2-5 (1-6 to 4-2)	2-4 (1-5 to 4-2)	2-4 (1-5 to 4-2)	2-3 (1-5 to 4-2)	2-3 (1-4 to 4-2)	2-1 (1-3 to 3-8)	1-1 (0-3 to 2-6)	85-4
Diarrheal diseases	0-7 (0-4 to 1-1)	2-1 (1-2 to 3-2)	6-3 (3-3 to 10-6)	7 (3-5 to 10-6)	3-4 (2-1 to 5-2)	2-1 (1-4 to 3-2)	2-1 (1-5 to 3-1)	2 (1-2 to 3-1)	2 (1-2 to 3-1)	2-3 (1-4 to 3-7)	2-3 (1-5 to 4-3)	2-4 (1-6 to 4-3)	2-3 (1-5 to 4-2)	2-5 (1-6 to 4-2)	2-5 (1-6 to 4-2)	2-5 (1-6 to 4-2)	2-4 (1-5 to 4-2)	2-4 (1-5 to 4-2)	2-3 (1-5 to 4-2)	2-3 (1-4 to 4-2)	2-1 (1-3 to 3-8)	1-1 (0-3 to 2-6)	85-4
Typhoid and paraphoid	0 (0 to 0)	0 (0 to 0)	0 (0 to 0)	0 (0 to 0)	0 (0 to 0)	0 (0 to 0)	0 (0 to 0)	0 (0 to 0)	0 (0 to 0)	0 (0 to 0)	0 (0 to 0)	0 (0 to 0)	0 (0 to 0)	0 (0 to 0)	0 (0 to 0)	0 (0 to 0)	0 (0 to 0)	0 (0 to 0)	0 (0 to 0)	0 (0 to 0)	0 (0 to 0)	0 (0 to 0)	0 (0 to 0)	0
Typhoid fever	0 (0 to 0)	0 (0 to 0)	0 (0 to 0)	0 (0 to 0)	0 (0 to 0)	0 (0 to 0)	0 (0 to 0)	0 (0 to 0)	0 (0 to 0)	0 (0 to 0)	0 (0 to 0)	0 (0 to 0)	0 (0 to 0)	0 (0 to 0)	0 (0 to 0)	0 (0 to 0)	0 (0 to 0)	0 (0 to 0)	0 (0 to 0)	0 (0 to 0)	0 (0 to 0)	0 (0 to 0)	0 (0 to 0)	0
Paratyphoid fever	0 (0 to 0)	0 (0 to 0)	0 (0 to 0)	0 (0 to 0)	0 (0 to 0)	0 (0 to 0)	0 (0 to 0)	0 (0 to 0)	0 (0 to 0)	0 (0 to 0)	0 (0 to 0)	0 (0 to 0)	0 (0 to 0)	0 (0 to 0)	0 (0 to 0)	0 (0 to 0)	0 (0 to 0)	0 (0 to 0)	0 (0 to 0)	0 (0 to 0)	0 (0 to 0)	0 (0 to 0)	0 (0 to 0)	0
Invasive Non-typhoidal Salmonella (iNTS)	0 (0 to 0)	0 (0 to 0)	0 (0 to 0)	0 (0 to 0)	0 (0 to 0)	0 (0 to 0)	0 (0 to 0)	0 (0 to 0)	0 (0 to 0)	0 (0 to 0)	0 (0 to 0)	0 (0 to 0)	0 (0 to 0)	0 (0 to 0)	0 (0 to 0)	0 (0 to 0)	0 (0 to 0)	0 (0 to 0)	0 (0 to 0)	0 (0 to 0)	0 (0 to 0)	0 (0 to 0)	0 (0 to 0)	0-1
Other intestinal infectious diseases	0 (0 to 0)	0 (0 to 0)	0 (0 to 0)	0 (0 to 0)	0 (0 to 0)	0 (0 to 0)	0 (0 to 0)	0 (0 to 0)	0 (0 to 0)	0 (0 to 0)	0 (0 to 0)	0 (0 to 0)	0 (0 to 0)	0 (0 to 0)	0 (0 to 0)	0 (0 to 0)	0 (0 to 0)	0 (0 to 0)	0 (0 to 0)	0 (0 to 0)	0 (0 to 0)	0 (0 to 0)	0 (0 to 0)	0-1
Neglected tropical diseases and malaria	0 (0 to 0-1)	0-1 (0 to 0-1)	0-5 (0-3 to 0-9)	1-2 (0-5 to 2-3)	1-4 (0-7 to 2-3)	1-1 (0-5 to 2-1)	1-1 (0-6 to 1-9)	1-2 (0-6 to 2-1)	1-4 (0-7 to 2-6)	1-6 (0-8 to 2-9)	1-9 (0-9 to 3-4)	1-9 (0-9 to 3-4)	2-1 (1 to 3-8)	2-5 (1-2 to 4-5)	2-9 (1-4 to 5-2)	3 (1-4 to 5-4)	2-3 (1 to 4-3)	1-4 (0-7 to 2-8)	1 (0-5 to 1-9)	0-6 (0-3 to 1-1)	0-4 (0-2 to 0-8)	0-2 (0 to 0-3)	29-2
Malaria	0 (0 to 0)	0 (0 to 0)	0 (0 to 0)	0 (0 to 0)	0 (0 to 0)	0 (0 to 0)	0 (0 to 0)	0 (0 to 0)	0 (0 to 0)	0 (0 to 0)	0 (0 to 0)	0 (0 to 0)	0 (0 to 0)	0 (0 to 0)	0 (0 to 0)	0 (0 to 0)	0 (0 to 0)	0 (0 to 0)	0 (0 to 0)	0 (0 to 0)	0 (0 to 0)	0 (0 to 0)	0 (0 to 0)	0
Chagas disease	0 (0 to 0)	0 (0 to 0)	0 (0 to 0)	0 (0 to 0)	0 (0 to 0)	0 (0 to 0)	0 (0 to 0)	0 (0 to 0)	0 (0 to 0)	0 (0 to 0)	0 (0 to 0)	0 (0 to 0)	0 (0 to 0)	0 (0 to 0)	0 (0 to 0)	0 (0 to 0)	0 (0 to 0)	0 (0 to 0)	0 (0 to 0)	0 (0 to 0)	0 (0 to 0)	0 (0 to 0)	0 (0 to 0)	0
Leishmaniasis	0 (0 to 0)	0 (0 to 0)	0 (0 to 0)	0 (0 to 0)	0 (0 to 0)	0 (0 to 0)	0 (0 to 0)	0 (0 to 0)	0 (0 to 0)	0 (0 to 0)	0 (0 to 0)	0 (0 to 0)	0 (0 to 0)	0 (0 to 0)	0 (0 to 0)	0 (0 to 0)	0 (0 to 0)	0 (0 to 0)	0 (0 to 0)	0 (0 to 0)	0 (0 to 0)	0 (0 to 0)	0 (0 to 0)	0
Visceral leishmaniasis	0 (0 to 0)	0 (0 to 0)	0 (0 to 0)	0 (0 to 0)	0 (0 to 0)	0 (0 to 0)	0 (0 to 0)	0 (0 to 0)	0 (0 to 0)	0 (0 to 0)	0 (0 to 0)	0 (0 to 0)	0 (0 to 0)	0 (0 to 0)	0 (0 to 0)	0 (0 to 0)	0 (0 to 0)	0 (0 to 0)	0 (0 to 0)	0 (0 to 0)	0 (0 to 0)	0 (0 to 0)	0 (0 to 0)	0
Cutaneous and mucocutaneous leishmaniasis	0 (0 to 0)	0 (0 to 0)	0 (0 to 0)	0 (0 to 0)	0 (0 to 0)	0 (0 to 0)	0 (0 to 0)	0 (0 to 0)	0 (0 to 0)	0 (0 to 0)	0 (0 to 0)	0 (0 to 0)	0 (0 to 0)	0 (0 to 0)	0 (0 to 0)	0 (0 to 0)	0 (0 to 0)	0 (0 to 0)	0 (0 to 0)	0 (0 to 0)	0 (0 to 0)	0 (0 to 0)	0 (0 to 0)	0
African trypanosomiasis	0 (0 to 0)	0 (0 to 0)	0 (0 to 0)	0 (0 to 0)	0 (0 to 0)	0 (0 to 0)	0 (0 to 0)	0 (0 to 0)	0 (0 to 0)	0 (0 to 0)	0 (0 to 0)	0 (0 to 0)	0 (0 to 0)	0 (0 to 0)	0 (0 to 0)	0 (0 to 0)	0 (0 to 0)	0 (0 to 0)	0 (0 to 0)	0 (0 to 0)	0 (0 to 0)	0 (0 to 0)	0 (0 to 0)	0
Schistosomiasis	0 (0 to 0)	0 (0 to 0)	0 (0 to 0)	0 (0 to 0)	0 (0 to 0)	0 (0 to 0)	0 (0 to 0)	0 (0 to 0)	0 (0 to 0)	0 (0 to 0)	0 (0 to 0)	0 (0 to 0)	0 (0 to 0)	0 (0 to 0)	0 (0 to 0)	0 (0 to 0)	0 (0 to 0)	0 (0 to 0)	0 (0 to 0)	0 (0 to 0)	0 (0 to 0)	0 (0 to 0)	0 (0 to 0)	0
Cysticercosis	0 (0 to 0)	0 (0 to 0)	0 (0 to 0)	0 (0 to 0)	0 (0 to 0-1)	0-1 (0 to 0-1)	0-4 (0-1 to 0-9)	0-5 (0-2 to 1-2)	0-6 (0-2 to 1-3)	0-7 (0-2 to 1-5)	0-7 (0-2 to 1-5)	0-7 (0-2 to 1-5)	0-7 (0-3 to 1-4)	0-5 (0-3 to 1-1)	0-4 (0-2 to 0-9)	0-3 (0-2 to 0-7)	0-2 (0-1 to 0-4)	0-2 (0-1 to 0-3)	0-1 (0-1 to 0-2)	0-1 (0-1 to 0-2)	0-1 (0-1 to 0-2)	0-1 (0 to 0-1)	17-1
Cystic echinococcosis	0 (0 to 0)	0 (0 to 0)	0 (0 to 0)	0 (0 to 0)	0 (0 to 0)	0 (0 to 0)	0 (0 to 0)	0 (0 to 0)	0 (0 to 0)	0 (0 to 0)	0 (0 to 0)	0 (0 to 0)	0 (0 to 0)	0 (0 to 0)	0 (0 to 0)	0 (0 to 0)	0 (0 to 0)	0 (0 to 0)	0 (0 to 0)	0 (0 to 0)	0 (0 to 0)	0 (0 to 0)	0 (0 to 0)	0
Lymphatic filariasis	0 (0 to 0)	0 (0 to 0)	0 (0 to 0)	0 (0 to 0)	0 (0 to 0)	0 (0 to 0)	0 (0 to 0)	0 (0 to 0)	0 (0 to 0)	0 (0 to 0)	0 (0 to 0)	0 (0 to 0)	0 (0 to 0)	0 (0 to 0)	0 (0 to 0)	0 (0 to 0)	0 (0 to 0)	0 (0 to 0)	0 (0 to 0)	0 (0 to 0)	0 (0 to 0)	0 (0 to 0)	0 (0 to 0)	0
Onchocerciasis	0 (0 to 0)	0 (0 to 0)	0 (0 to 0)	0 (0 to 0)	0 (0 to 0)	0 (0 to 0)	0 (0 to 0)	0 (0 to 0)	0 (0 to 0)	0 (0 to 0)	0 (0 to 0)	0 (0 to 0)	0 (0 to 0)	0 (0 to 0)	0 (0 to 0)	0 (0 to 0)	0 (0 to 0)	0 (0 to 0)	0 (0 to 0)	0 (0 to 0)	0 (0 to 0)	0 (0 to 0)	0 (0 to 0)	0
Trachoma	0 (0 to 0)	0 (0 to 0)	0 (0 to 0)	0 (0 to 0)	0 (0 to 0)	0 (0 to 0)	0 (0 to 0)	0 (0 to 0)	0 (0 to 0)	0 (0 to 0)	0 (0 to 0)	0 (0 to 0)	0 (0 to 0)	0 (0 to 0)	0 (0 to 0)	0 (0 to 0)	0 (0 to 0)	0 (0 to 0)	0 (0 to 0)	0 (0 to 0)	0 (0 to 0)	0 (0 to 0)	0 (0 to 0)	0
Dengue	0 (0 to 0)	0 (0 to 0)	0-2 (0-1 to 0-6)	0-4 (0-1 to 1-1)	0-5 (0-1 to 1)	0-4 (0-2 to 1-2)	0-4 (0-2 to 1-1)	0-3 (0-1 to 0-7)	0-3 (0-1 to 0-7)	0-3 (0-1 to 0-6)	0-3 (0-1 to 0-6)	0-3 (0-1 to 0-7)	0-3 (0-1 to 0-6)	0-3 (0-1 to 0-6)	0-3 (0-1 to 0-6)	0-3 (0-1 to 0-6)	0-2 (0-1 to 0-5)	0-2 (0-1 to 0-4)	0-1 (0-0 to 0-3)	0-1 (0-0 to 0-1)	0-1 (0-0 to 0-1)	0 (0 to 0)	5-7
Yellow fever	0 (0 to 0)	0 (0 to 0)	0 (0 to 0)	0 (0 to 0)	0 (0 to 0)	0 (0 to 0)	0 (0 to 0)	0 (0 to 0)	0 (0 to 0)	0 (0 to 0)	0 (0 to 0)	0 (0 to 0)	0 (0 to 0)	0 (0 to 0)	0 (0 to 0)	0 (0 to 0)	0 (0 to 0)	0 (0 to 0)	0 (0 to 0)	0 (0 to 0)	0 (0 to 0)	0 (0 to 0)	0 (0 to 0)	0
Rabies	0 (0 to 0)	0 (0 to 0)	0 (0 to 0)	0 (0 to 0)	0 (0 to 0)	0 (0 to 0)	0 (0 to 0)	0 (0 to 0)	0 (0 to 0)	0 (0 to 0)	0 (0 to 0)	0 (0 to 0)	0 (0 to 0)	0 (0 to 0)	0 (0 to 0)	0 (0 to 0)	0 (0 to 0)	0 (0 to 0)	0 (0 to 0)	0 (0 to 0)	0 (0 to 0)	0 (0 to 0)	0 (0 to 0)	0
Intestinal nematode infections	0 (0 to 0)	0 (0 to 0)	0 (0 to 0)	0 (0 to 0)	0 (0 to 0)	0 (0 to 0)	0 (0 to 0)	0 (0 to 0)	0 (0 to 0)	0 (0 to 0)	0 (0 to 0)	0 (0 to 0)	0 (0 to 0)	0 (0 to 0)	0 (0 to 0)	0 (0 to 0)	0 (0 to 0)	0 (0 to 0)	0 (0 to 0)	0 (0 to 0)	0 (0 to 0)	0 (0 to 0)	0 (0 to 0)	0
Ascariasis	0 (0 to 0)	0 (0 to 0)	0 (0 to 0)	0 (0 to 0)	0 (0 to 0)	0 (0 to 0)	0 (0 to 0)	0 (0 to 0)	0 (0 to 0)	0 (0 to 0)	0 (0 to 0)	0 (0 to 0)	0 (0 to 0)	0 (0 to 0)	0 (0 to 0)	0 (0 to 0)	0 (0 to 0)	0 (0 to 0)	0 (0 to 0)	0 (0 to 0)	0 (0 to 0)	0 (0 to 0)	0 (0 to 0)	0
Trichuriasis	0 (0 to 0)	0 (0 to 0)	0 (0 to 0)	0 (0 to 0)	0 (0 to 0)	0 (0 to 0)	0 (0 to 0)	0 (0 to 0)	0 (0 to 0)	0 (0 to 0)	0 (0 to 0)	0 (0 to 0)	0 (0 to 0)	0 (0 to 0)	0 (0 to 0)	0 (0 to 0)	0 (0 to 0)	0 (0 to 0)	0 (0 to 0)	0 (0 to 0)	0 (0 to 0)	0 (0 to 0)	0 (0 to 0)	0
Hookworm disease	0 (0 to 0)	0 (0 to 0)	0 (0 to 0)	0 (0 to 0)	0 (0 to 0)	0 (0 to 0)



Osteoarthritis other	0 (0 to 0)	0 (0 to 0)	0 (0 to 0)	0 (0 to 0)	0 (0 to 0)	0 (0 to 0)	0 (0 to 0)	0 (0 to 0)	0 (0 to 0)	0 (0 to 0)	0·1 (0 to 0·2)	0·3 (0·1 to 0·6)	0·5 (0·2 to 1·2)	0·9 (0·4 to 1·9)	1·3 (0·6 to 2·7)	1·5 (0·7 to 3·2)	1·2 (0·6 to 2·5)	0·8 (0·4 to 1·6)	0·5 (0·3 to 1·1)	0·4 (0·2 to 0·9)	0·3 (0·1 to 0·5)	0·1 (0·1 to 0·3)	0·1 (0 to 0·1)	7·9
Low back pain	0 (0 to 0)	0 (0 to 0)	0 (0 to 0)	0 (0 to 0)	1·2 (0·6 to 2·2)	6·1 (3·5 to 9·9)	11·3 (6·7 to 17·9)	13·9 (8·2 to 21·7)	17·3 (10·1 to 27·3)	20·9 (11·9 to 32·5)	23·6 (14·1 to 36·9)	25·5 (15·5 to 38·7)	28·2 (17·1 to 43·8)	29·4 (17·8 to 46·7)	30·5 (18·9 to 45·9)	29·1 (18·3 to 44·6)	19·7 (12·6 to 30)	11 (6·8 to 16·1)	7·1 (4·4 to 10·8)	5·4 (3·4 to 8·1)	2·8 (1·7 to 4·1)	1·1 (0·7 to 1·7)	0·4 (0·2 to 0·5)	284
Neck pain	0 (0 to 0)	0 (0 to 0)	0 (0 to 0)	0 (0 to 0)	0·1 (0 to 0·1)	0·4 (0·1 to 0·7)	0·9 (0·3 to 1·6)	1·4 (0·6 to 2·7)	2·2 (1 to 4·4)	3·7 (1·7 to 6·9)	4·8 (2·4 to 8·3)	5·8 (3 to 10·5)	6·7 (3·4 to 11·7)	6 (3·1 to 11·4)	5·9 (2·8 to 10·4)	5·2 (2·6 to 9·2)	3·4 (1·7 to 5·6)	1·8 (0·9 to 3·1)	1 (0·5 to 2)	0·7 (0·3 to 1·2)	0·3 (0·2 to 0·6)	0·2 (0·1 to 0·3)	0·1 (0 to 0·1)	50·4
Gout	0 (0 to 0)	0 (0 to 0)	0 (0 to 0)	0 (0 to 0)	0 (0 to 0)	0 (0 to 0)	0 (0 to 0)	0 (0 to 0)	0·1 (0 to 0·1)	0·1 (0 to 0·2)	0·1 (0 to 0·3)	0·2 (0 to 0·3)	0·2 (0·1 to 0·4)	0·2 (0·1 to 0·4)	0·3 (0·1 to 0·5)	0·3 (0·1 to 0·5)	0·2 (0·1 to 0·4)	0·1 (0·1 to 0·2)	0·1 (0 to 0·1)	0·1 (0 to 0·1)	0 (0 to 0·1)	0 (0 to 0)	0 (0 to 0)	2
Other musculoskeletal disorders	0 (0 to 0)	0 (0 to 0)	0 (0 to 0)	0 (0 to 0)	0·2 (0·1 to 0·3)	0·7 (0·3 to 1·1)	3·8 (2·4 to 5·9)	7·7 (5·1 to 10·7)	12·9 (7·8 to 19·2)	17·6 (10·5 to 26)	18·7 (11·9 to 28·1)	20·1 (12·6 to 30·3)	22·1 (14·5 to 32·3)	22·6 (14·8 to 32·8)	22·9 (14·9 to 32·9)	20·4 (12·8 to 30·2)	12·8 (8·2 to 19·4)	6·4 (3·8 to 10·2)	3·3 (2 to 5·1)	2 (1 to 3·3)	1·5 (0·8 to 2·2)	0·6 (0·3 to 0·9)	0·2 (0·1 to 0·3)	196
Other non-communicable diseases	23·5 (15·7 to 34·2)	14·3 (10·1 to 19·9)	24·5 (16·5 to 34·6)	17·2 (7·7 to 25·4)	12·7 (9·9 to 16)	14 (10·5 to 18·2)	21·9 (16·1 to 30·5)	32·3 (22·5 to 47)	43·2 (28·1 to 61·8)	52 (34·7 to 73·9)	56·2 (37·5 to 78·4)	58·3 (39 to 80·1)	58·5 (40·7 to 79·1)	54 (38·6 to 72·5)	52 (37·9 to 69·4)	48·8 (35·5 to 65·2)	34·8 (25·9 to 46·2)	20·3 (15·3 to 26·3)	13·8 (10·4 to 17·9)	10·7 (8·3 to 13·6)	7 (5·5 to 8·8)	3·4 (2·6 to 4·3)	1·2 (0·9 to 1·5)	674
Congenital birth defects	22·8 (15·1 to 33·4)	13 (8·9 to 18·4)	17·1 (10·9 to 25)	9·4 (3·7 to 14·6)	5 (3·8 to 6·6)	4·1 (3·1 to 5·3)	3·7 (2·7 to 4·8)	2·7 (1·8 to 3·7)	2·2 (1·2 to 3·6)	2 (1·1 to 3·1)	2 (1·1 to 3·1)	1·9 (1·1 to 2·8)	2 (1·4 to 2·8)	2 (1·4 to 2·6)	1·9 (1·4 to 2·5)	1·3 (0·9 to 1·7)	0·8 (0·6 to 1)	0·2 (0·1 to 0·3)	0·1 (0·1 to 0·2)	0·1 (0 to 0·1)	0 (0 to 0)	0 (0 to 0)	0 (0 to 0)	94·2
Neural tube defects	3·2 (1·7 to 5·4)	1·1 (0·6 to 1·9)	1·6 (0·6 to 3·2)	0·9 (0·2 to 1·9)	0·2 (0·1 to 0·3)	0·3 (0·2 to 0·5)	0·2 (0·2 to 0·4)	0·1 (0·1 to 0·1)	0·1 (0·1 to 0·2)	0·1 (0·1 to 0·2)	0·1 (0 to 0·1)	0·1 (0 to 0·1)	0·1 (0 to 0·1)	0 (0 to 0·1)	0·1 (0 to 0·1)	0 (0 to 0·1)	0 (0 to 0·1)	0 (0 to 0)	0 (0 to 0)	0 (0 to 0)	0 (0 to 0)	0 (0 to 0)	0 (0 to 0)	8·3
Congenital heart anomalies	13 (8 to 19·8)	8·5 (5·6 to 12·1)	11·5 (7 to 17·6)	5·8 (1·6 to 9·9)	2·6 (1·7 to 3·7)	1·7 (1·2 to 2·4)	1·5 (1 to 2·2)	1 (0·5 to 1·7)	0·7 (0·2 to 1·8)	0·5 (0·1 to 1·4)	0·7 (0·1 to 1·5)	0·7 (0·2 to 1·3)	0·8 (0·4 to 1·3)	0·9 (0·6 to 1·3)	0·7 (0·5 to 1·1)	0·4 (0·3 to 0·6)	0·3 (0·2 to 0·4)	0 (0 to 0)	0 (0 to 0)	0 (0 to 0)	0 (0 to 0)	0 (0 to 0)	0 (0 to 0)	51·5
Orofacial clefts	0 (0 to 0)	0 (0 to 0)	0 (0 to 0)	0·1 (0 to 0·1)	0·1 (0 to 0·1)	0·1 (0 to 0·1)	0·1 (0 to 0·1)	0·1 (0 to 0·1)	0·1 (0 to 0·1)	0·1 (0 to 0·1)	0 (0 to 0·1)	0 (0 to 0·1)	0 (0 to 0·1)	0 (0 to 0·1)	0 (0 to 0·1)	0 (0 to 0·1)	0 (0 to 0·1)	0 (0 to 0)	0 (0 to 0)	0 (0 to 0)	0 (0 to 0)	0 (0 to 0)	0 (0 to 0)	0·7
Down syndrome	0·1 (0·1 to 0·3)	0 (0 to 0·1)	0·1 (0·1 to 0·2)	0·1 (0·1 to 0·2)	0·1 (0·1 to 0·1)	0·1 (0·1 to 0·1)	0·1 (0·1 to 0·1)	0·1 (0·1 to 0·1)	0·1 (0 to 0·1)	0·1 (0 to 0·1)	0·1 (0 to 0·1)	0·1 (0 to 0·1)	0·1 (0 to 0·1)	0·1 (0 to 0·1)	0·1 (0 to 0·2)	0 (0 to 0·1)	0 (0 to 0)	0 (0 to 0)	0 (0 to 0)	0 (0 to 0)	0 (0 to 0)	0 (0 to 0)	0 (0 to 0)	1·3
Turner syndrome	0 (0 to 0)	0 (0 to 0)	0 (0 to 0)	0 (0 to 0)	0 (0 to 0)	0 (0 to 0)	0 (0 to 0)	0 (0 to 0)	0 (0 to 0)	0 (0 to 0)	0 (0 to 0)	0 (0 to 0)	0 (0 to 0)	0 (0 to 0)	0 (0 to 0)	0 (0 to 0)	0 (0 to 0)	0 (0 to 0)	0 (0 to 0)	0 (0 to 0)	0 (0 to 0)	0 (0 to 0)	0 (0 to 0)	0·1
Klinefelter syndrome	0 (0 to 0)	0 (0 to 0)	0 (0 to 0)	0 (0 to 0)	0 (0 to 0)	0 (0 to 0)	0 (0 to 0)	0 (0 to 0)	0 (0 to 0)	0 (0 to 0)	0 (0 to 0)	0 (0 to 0)	0 (0 to 0)	0 (0 to 0)	0 (0 to 0)	0 (0 to 0)	0 (0 to 0)	0 (0 to 0)	0 (0 to 0)	0 (0 to 0)	0 (0 to 0)	0 (0 to 0)	0 (0 to 0)	0
Other chromosomal abnormalities	1·6 (0·8 to 2·8)	0·9 (0·5 to 1·6)	1·4 (0·7 to 2·5)	0·4 (0·2 to 0·8)	0·3 (0·2 to 0·4)	0·2 (0·1 to 0·3)	0·2 (0·1 to 0·3)	0·2 (0·1 to 0·3)	0·1 (0·1 to 0·2)	0·1 (0·1 to 0·2)	0·1 (0 to 0·1)	0·1 (0 to 0·1)	0 (0 to 0)	0 (0 to 0·1)	0 (0 to 0)	0 (0 to 0)	0 (0 to 0)	0 (0 to 0)	0 (0 to 0)	0 (0 to 0)	0 (0 to 0)	0 (0 to 0)	0 (0 to 0)	5·7
Congenital musculoskeletal and limb anomalies	0·2 (0·1 to 0·3)	0·1 (0 to 0·1)	0·4 (0·2 to 0·6)	1 (0·5 to 1·6)	1·2 (0·7 to 1·9)	1·3 (0·7 to 2)	1·2 (0·7 to 1·9)	0·9 (0·5 to 1·4)	0·9 (0·5 to 1·4)	0·9 (0·5 to 1·4)	0·8 (0·5 to 1·3)	0·8 (0·5 to 1·3)	0·8 (0·4 to 1·2)	0·7 (0·4 to 1·2)	0·7 (0·4 to 1·1)	0·6 (0·4 to 0·9)	0·3 (0·2 to 0·5)	0·1 (0·1 to 0·2)	0·1 (0 to 0·1)	0 (0 to 0·1)	0 (0 to 0)	0 (0 to 0)	0 (0 to 0)	13·1
Urogenital congenital anomalies	0·2 (0·1 to 0·5)	0·1 (0 to 0·2)	0·1 (0 to 0·1)	0·1 (0·1 to 0·2)	0·1 (0·1 to 0·1)	0·1 (0 to 0·1)	0·1 (0 to 0·1)	0·1 (0 to 0·1)	0 (0 to 0·1)	0 (0 to 0·1)	0 (0 to 0)	0 (0 to 0)	0 (0 to 0)	0 (0 to 0)	0 (0 to 0)	0 (0 to 0)	0 (0 to 0)	0 (0 to 0)	0 (0 to 0)	0 (0 to 0)	0 (0 to 0)	0 (0 to 0)	0 (0 to 0)	1
Digestive congenital anomalies	3·4 (1·8 to 6·5)	1·9 (1·1 to 3·3)	1·5 (0·7 to 3)	0·6 (0·2 to 1·1)	0·2 (0·1 to 0·3)	0·1 (0 to 0·1)	0 (0 to 0·1)	0 (0 to 0)	0 (0 to 0)	0 (0 to 0)	0 (0 to 0)	0 (0 to 0)	0 (0 to 0)	0 (0 to 0)	0 (0 to 0·1)	0 (0 to 0·1)	0 (0 to 0)	0 (0 to 0)	0 (0 to 0)	0 (0 to 0)	0 (0 to 0)	0 (0 to 0)	0 (0 to 0)	7·8
Other congenital birth defects	1·1 (0·6 to 1·8)	0·3 (0·2 to 0·5)	0·4 (0·2 to 0·8)	0·4 (0·2 to 0·7)	0·3 (0·2 to 0·6)	0·3 (0·2 to 0·5)	0·2 (0·1 to 0·4)	0·2 (0·1 to 0·4)	0·2 (0·1 to 0·4)	0·2 (0·1 to 0·4)	0·2 (0·1 to 0·4)	0·2 (0·1 to 0·3)	0·2 (0·1 to 0·3)	0·2 (0·1 to 0·3)	0·1 (0·1 to 0·3)	0·1 (0·1 to 0·3)	0·1 (0 to 0·2)	0 (0 to 0·1)	0 (0 to 0)	0 (0 to 0)	0 (0 to 0)	0 (0 to 0)	0 (0 to 0)	4·7
Urinary diseases and male infertility	0 (0 to 0·1)	0·1 (0·1 to 0·1)	0·3 (0·2 to 0·5)	0·3 (0·2 to 0·5)	0·3 (0·2 to 0·4)	0·4 (0·3 to 0·6)	0·6 (0·4 to 0·8)	0·6 (0·4 to 0·9)	0·7 (0·3 to 1·2)	0·9 (0·4 to 1·6)	1·1 (0·4 to 1·9)	1·6 (0·6 to 2·6)	2 (1·1 to 3)	2·8 (1·9 to 3·9)	3·4 (2·3 to 4·9)	3·7 (2·5 to 5·2)	3·3 (2·2 to 4·5)	2·5 (1·7 to 3·4)	2·2 (1·4 to 3·1)	2·3 (1·5 to 3·3)	1·7 (1 to 2·5)	0·9 (0·6 to 1·3)	0·3 (0·2 to 0·5)	32·2
Urolithiasis	0 (0 to 0)	0 (0 to 0)	0 (0 to 0)	0 (0 to 0)	0 (0 to 0)	0 (0 to 0)	0 (0 to 0)	0 (0 to 0)	0 (0 to 0·1)	0·1 (0 to 0·1)	0·1 (0 to 0·2)	0·1 (0·1 to 0·2)	0·2 (0·1 to 0·3)	0·2 (0·1 to 0·3)	0·2 (0·1 to 0·3)	0·1 (0·1 to 0·2)	0·1 (0·1 to 0·1)	0 (0 to 0·1)	0 (0 to 0)	0 (0 to 0)	0 (0 to 0)	0 (0 to 0)	0 (0 to 0)	1·1
Benign prostatic hyperplasia	0 (0 to 0)	0 (0 to 0)	0 (0 to 0)	0 (0 to 0)	0 (0 to 0)	0 (0 to 0)	0 (0 to 0)	0 (0 to 0)	0 (0 to 0)	0 (0 to 0)	0 (0 to 0)	0 (0 to 0)	0 (0 to 0)	0 (0 to 0)	0 (0 to 0)	0 (0 to 0)	0 (0 to 0)	0 (0 to 0)	0 (0 to 0)	0 (0 to 0)	0 (0 to 0)	0 (0 to 0)	0 (0 to 0)	0
Male infertility	--	--	--	--	--	--	--	--	--	--	--	--	--	--	--	--	--	--	--	--	--	--	--	NA
Other urinary diseases	0 (0 to 0)	0·1 (0 to 0·1)	0 (0 to 0·1)	0·1 (0 to 0·1)	0·1 (0 to 0·1)	0·1 (0·1 to 0·2)	0·1 (0 to 0·1)	0·1 (0 to 0·1)	0·1 (0 to 0·1)	0·1 (0·1 to 0·2)	0·1 (0·1 to 0·2)	0·1 (0·1 to 0·2)	0·1 (0·1 to 0·2)	0·1 (0·1 to 0·2)	0·1 (0·1 to 0·2)	0·2 (0·1 to 0·2)	0·1 (0 to 0·1)	0 (0 to 0·1)	0 (0 to 0·1)	0 (0 to 0)	0 (0 to 0)	0 (0 to 0)	0 (0 to 0)	1·7
Gynecological diseases	0 (0 to 0)	0 (0 to 0)	0 (0 to 0)	0 (0 to 0)	0 (0 to 0)	2·9 (1·5 to 5·3)	8·2 (4·7 to 13·9)	18 (11·3 to 27·8)	27·3 (17·5 to 40·4)	34 (22·4 to 49·6)	35·4 (23·6 to 50·8)	34·2 (22·3 to 50)	29·2 (19·2 to 41·8)	19·8 (11·8 to 29·3)	12·4 (7·5 to 18·2)	8·4 (5 to 13)	5 (3 to 7·3)	2·4 (1·5 to 3·5)	1·3 (0·8 to 1·9)	0·9 (0·5 to 1·3)	0·5 (0·3 to 0·7)	0·2 (0·1 to 0·3)	0·1 (0 to 0·1)	240
Uterine fibroids	0 (0 to 0)	0 (0 to 0)	0 (0 to 0)	0 (0 to 0)	0 (0 to 0)	0 (0 to 0·1)	0·1 (0 to 0·2)	0·3 (0·1 to 0·6)	0·8 (0·3 to 1·7)	1·8 (0·8 to 3·8)	2·8 (1·2 to 5·7)	3·1 (1·4 to 5·8)	2·9 (1·4 to 5·5)	2·1 (1 to 3·9)	1·5 (0·7 to 2·8)	0·9 (0·4 to 1·8)	0·4 (0·2 to 0·8)	0·2 (0·1 to 0·3)	0·1 (0 to 0·1)	0 (0 to 0·1)	0 (0 to 0)	0 (0 to 0)	0 (0 to 0)	17
Polycystic ovarian syndrome	0 (0 to 0)	0 (0 to 0)	0 (0 to 0)	0 (0 to 0)	0 (0 to 0)	0·1 (0 to 0·3)	0·6 (0·3 to 1·3)	0·7 (0·3 to 1·5)	0·7 (0·3 to 1·5)	0·7 (0·3 to 1·4)	0·6 (0·3 to 1·3)	0·6 (0·2 to 1·2)	0·5 (0·2 to 1)	0·1 (0·1 to 0·3)	0 (0 to 0)	0 (0 to 0)	0 (0 to 0)	0 (0 to 0)	0 (0 to 0)	0 (0 to 0)	0 (0 to 0)	0 (0 to 0)	0 (0 to 0)	4·8
Female infertility	0 (0 to 0)	0 (0 to 0)	0 (0 to 0)	0 (0 to 0)	0 (0 to 0)	0 (0 to 0)	0 (0 to 0)	0·6 (0·1 to 1·7)	0·9 (0·2 to 2·5)	1·2 (0·3 to 3·5)	1·2 (0·2 to 3·6)	1·1 (0·1 to 3)	0 (0 to 0·2)	0 (0 to 0)	0 (0 to 0)	0 (0 to 0)	0 (0 to 0)	0 (0 to 0)	0 (0 to 0)	0 (0 to 0)	0 (0 to 0)	0 (0 to 0)	0 (0 to 0)	5
Endometriosis	0 (0 to 0)	0 (0 to 0)	0 (0 to 0)	0 (0 to 0)	0 (0 to 0)	0 (0 to 0)	0·6 (0·2 to 1·4)	2·7 (1·2 to 5·1)	3·2 (1·6 to 5·9)	2·7 (1·3 to 4·8)	2·3 (1·1 to 4)	2·1 (1 to 3·7)	1·9 (1 to 3·2)	0·9 (0·5 to 1·5)	0 (0 to 0)	0 (0 to 0)	0 (0 to 0)	0 (0 to 0)	0 (0 to 0)	0 (0 to 0)	0 (0 to 0)	0 (0 to 0)	0 (0 to 0)	16·4
Genital prolapse	0 (0 to 0)	0 (0 to 0)	0 (0 to 0)	0 (0 to 0)	0 (0 to 0)	0 (0 to 0)	0 (0 to 0)	0 (0 to 0)	0·1 (0 to 0·1)	0·1 (0 to 0·3)	0·2 (0·1 to 0·5)	0·4 (0·1 to 0·8)	0·5 (0·2 to 1)	0·6 (0·2 to 1·1)	0·6 (0·2 to 1·1)	0·5 (0·2 to 1·1)	0·4 (0·2 to 0·7)	0·2 (0·1 to 0·4)	0·1 (0·1 to 0·2)	0·1 (0 to 0·2)	0·1 (0 to 0·1)	0 (0 to 0)	0 (0 to 0)	3·8
Premenstrual syndrome	0 (0 to 0)	0 (0 to 0)	0 (0 to 0)	0 (0 to 0)	0 (0 to 0)	2·7 (1·3 to 5)	6·5 (3·3 to 11·4)	8·3 (4·1 to 15)	8·7 (4·9 to 14·3)	9·1 (4·7 to 14·7)	9·6 (5·4 to 15·3)	9·1 (5·2 to 15)	6·5 (3·6 to 10·9)	2·2 (1·1 to 3·8)	0 (0 to 0)	0 (0 to 0)	0 (0 to 0)	0 (0 to 0)	0 (0 to 0)	0 (0 to 0)	0 (0 to 0)	0 (0 to 0)	0 (0 to 0)	62·5
Other gynecological diseases	0 (0 to 0)	0 (0 to 0)	0 (0 to 0)	0 (0 to 0)	0 (0 to 0)	0·1 (0 to 0·2)	0·4 (0·2 to 0·7)	5·3 (3·1 to 8·5)	13 (7·3 to 20·7)	18·4 (11·1 to 28·3)	18·6 (11 to 29·4)	17·9 (10·1 to 28·3)	17 (9·6 to 26·3)	13·9 (6·9 to 22·4)	10·3 (6·1 to 15·6)	7 (3·8 to 11·1)	4·2 (2·4 to 6·4)	2 (1·3 to 3·1)	1·1 (0·7 to 1·7)	0·8 (0·5 to 1·2)	0·4 (0·3 to 0·6)	0·2 (0·1 to 0·3)	0·1 (0 to 0·1)	131
Hemoglobinopathies and hemolytic anemias	0·1 (0·1 to 0·2)	0·1 (0·1 to 0·2)	0·7 (0·4 to 0·9)	2·2 (1 to 3·8)	3·4 (2·2 to 4·9)	2·8 (1·8 to 4)	4 (2·6 to 5·8)	4·4 (2 to 8)	3·9 (1 to 7·9)	3 (1 to 6·1)	2·8 (1·1 to 4·7)	2·8 (1·3 to 4·4)	2·9 (1·6 to 4·3)	3·2 (2 to 4·5)	3 (2 to 4·2)	2·7 (1·8 to 4)	1·5 (1·1 to 2·2)	0·9 (0·6 to 1·2)	0·6 (0·4 to 0·9)	0·5 (0·3 to 0·6)	0·4 (0·3 to 0·6)	0·2 (0·2 to 0·3)	0·1 (0 to 0·1)	46·2
Thalassemias	0 (0 to 0)	0 (0 to 0)	0 (0 to 0)	0 (0 to 0)	0 (0 to 0)	0 (0 to 0)	0 (0 to 0)	0 (0 to 0)	0 (0 to 0)	0 (0 to 0)	0 (0 to 0)	0 (0 to 0)	0 (0 to 0)	0 (0 to 0)	0 (0 to 0)	0 (0 to 0)	0 (0 to 0)	0 (0 to 0)	0 (0 to 0)	0 (0 to 0)	0 (0 to 0)	0 (0 to 0)	0 (0 to 0)	0
Thalassemias trait	0 (0 to 0)	0 (0 to 0)	0 (0 to 0)	0 (0 to 0·1)	0·1 (0 to 0·2)	0 (0 to 0·1)	0·2 (0·1 to 0·4)	0·2 (0·1 to 0·4)	0·2 (0·1 to 0·4)	0·2 (0·1 to 0·4)	0·2 (0·1 to 0·4)	0·1 (0 to 0·3)	0 (0 to 0·1)	0·1 (0 to 0·1)	0·1 (0 to 0·1)	0 (0 to 0·1)	0 (0 to 0)	0 (0 to 0)	0 (0 to 0)	0 (0 to 0)	0 (0 to 0)	0 (0 to 0)	0 (0 to 0)	1·7
Sickle cell disorders	0·1 (0·1 to 0·2)	0·1 (0·1 to 0·1)	0·5 (0·3 to 0·7)	1·5 (0·4 to 2·8)	2·3 (1·5 to 3·3)	2 (1·3 to 3)	2·7 (1·7 to 4)	1·9 (0·8 to 3)	1·3 (0·2 to 2·8)	0·9 (0·1 to 2·1)	1·1 (0·2 to 2·4)	1·1 (0·2 to 2·1)	1·4 (0·6 to 2·3)	1·3 (0·7 to 2)	0·7 (0·4 to 1·2)	0·2 (0·1 to 0·4)	0 (0 to 0·1)	0 (0 to 0)	0 (0 to 0)	0 (0 to 0)	0 (0 to 0)	0 (0 to 0)	0 (0 to 0)	19·4
Sickle cell trait	0 (0 to 0)	0 (0 to 0·1)	0·1 (0 to 0·2)	0·5 (0·2 to 0·9)	0·7 (0·2 to 1·4)	0·4 (0·1 to 1)	0·2 (0·1 to 0·4)	1·8 (0·2 to 4·9)	1·9 (0·2 to 5·4)	1·3 (0·2 to 3·6)	0·3 (0·1 to 0·5)	0·5 (0·2 to 1)	0·6 (0·2 to 1)	0·6 (0·2 to 1)	0·6 (0·2 to 1)	0·4 (0·2 to 0·8)	0·2 (0 to 0·4)	0·1 (0 to 0·2)	0·1 (0 to 0·2)	0·1 (0 to 0·1)	0 (0 to 0·1)	0 (0 to 0)	0 (0 to 0)	10·4
G6PD deficiency	0 (0 to 0)	0 (0 to 0)	0 (0 to 0)	0 (0 to 0)	0 (0 to 0)	0 (0 to 0)	0·4 (0·1 to 0·8)	0·1 (0 to 0·1)	0·1 (0 to 0·2)	0·1 (0 to 0·2)	0·5 (0·2 to 0·9)	0·2 (0·1 to 0·3)	0·2 (0 to 0·3)	0·2 (0·1 to 0·4)	0·2 (0·1 to 0·4)	0·2 (0·1 to 0·3)	0·1 (0 to 0·2)	0 (0 to 0)	0 (0 to 0)	0 (0 to 0)	0 (0 to 0)	0 (0 to 0)	0 (0 to 0)	2·2
G6PD trait	0 (0 to 0)	0 (0 to 0)	0 (0 to 0)	0 (0 to 0)	0 (0 to 0)	0 (0 to 0)	0 (0 to 0·1)	0 (0 to 0)	0 (0 to 0)	0 (0 to 0)	0 (0 to 0·1)	0 (0 to 0·1)	0 (0 to 0)	0 (0 to 0)	0 (0 to 0)	0 (0 to 0)	0 (0 to 0)	0 (0 to 0)	0 (0 to 0)	0 (0 to 0)	0 (0 to 0)	0 (0 to 0)	0 (0 to 0)	0·1
Other hemoglobinopathies and hemolytic anemias	0 (0 to 0)	0 (0 to 0)	0·1 (0 to 0·1)	0·2 (0·1 to 0·4)	0·3 (0·1 to 0·7)	0·2 (0·1 to 0·5)	0·5 (0·1 to 1)	0·4 (0·1 to 0·8)	0·4 (0·1 to 0·8)	0·4 (0·1 to 0·9)	0·6 (0·3 to 1·3)	0·7 (0·3 to 1·3)	0·7 (0·4 to 1·4)	1·1 (0·6 to 1·7)	1·4 (0·9 to 2)	1·9 (1·2 to 2·8)	1·2 (0·8 to 1·7)	0·7 (0·5 to 1)	0·5 (0·4 to 0·7)	0·4 (0·3 to 0·5)	0·4 (0·3 to 0·5)	0·2 (0·1 to 0·3)	0·1 (0 to 0·1)	12·4
Endocrine, metabolic, blood, and immune disorders	0·5 (0·3 to 1)	0·8 (0·5 to 1·4)	5·5 (3·2 to 9·3)	4·3 (1·7 to 7·6)	2·8 (2 to 4·2)	2·4 (1·6 to 3·6)	3·3 (2·2 to 5)	3·2 (1·9 to 5·2)	3·9 (1·6 to 6·9)	5·3 (2·3 to 9·7)	7·3 (3·7 to 12·3)	9·4 (5·1 to 14·7)	12·4 (7·6 to 18·5)	14·7 (9·8 to 21·8)	17·5 (11·7 to 25·6)	17·2 (11·3 to 25·5)	12·4 (8·4 to 18·7)	7·3 (5·1 to 10·2)	5 (3·4 to 7·3)	3·7 (2·5 to 5·3)	2·5 (1·7 to 3·5)	1·2 (0·8 to 1·7)	0·4 (0·3 to 0·7)	143
Oral disorders	0 (0 to 0)	0 (0 to 0)	0 (0 to 0)	0·9 (0·5 to 1·5)	1·2 (0·6 to 2)	1·4 (0·7 to 2·4)	2·1 (1·1 to 3·7)	3·4 (1·8 to 6·3)	5·1 (2·6 to 9·3)	6·8 (3·2 to 12·7)	7·6 (3·6 to 14·5)	8·4 (4·1 to 15·2)	9·9 (5·1 to 17·8)	11·5 (6·4 to 19·8)	13·9 (8 to 22·4)	15·4 (9·3 to 23·9)	11·8 (7·2 to 18·2)	7 (4·4 to 10·7)	4·6 (2·9 to 6·8)	3·3 (2·1 to 4·9)	1·8 (1·1 to 2·7)	0·8 (0·5 to 1·2)	0·3 (0·2 to 0·4)	117
Caries of deciduous teeth	0 (0 to 0)	0 (0 to 0)	0 (0 to 0)	0·3 (0·1 to 0·6)	0·3 (0·1 to 0·7)	0 (0 to 0)	0 (0 to 0)	0 (0 to 0)	0 (0 to 0)	0 (0 to 0)	0 (0 to 0)	0 (0 to 0)	0 (0 to 0)	0 (0 to 0)	0 (0 to 0)	0 (0 to 0)	0 (0 to 0)	0 (0 to 0)	0 (0 to 0)	0 (0 to 0)	0 (0 to 0)	0 (0 to 0)	0 (0 to 0)	0·6
Caries of permanent teeth	0 (0 to 0)	0 (0 to 0)	0 (0 to 0)	0 (0 to 0)	0·3 (0·1 to 0·6)	0·6 (0·2 to 1·4)	0·7 (0·3 to 1·5)	0·8 (0·3 to 1·7)	0·8 (0·3 to 1·7)	0·8 (0·3 to 1·7)	0·7 (0·3 to 1·5)	0·7 (0·3 to 1·4)	0·6 (0·3 to 1·4)	0·6 (0·2 to 1·2)	0·5 (0·2 to 1·1)	0·4 (0·1 to 0·9)	0·2 (0·1 to 0·5)	0·1 (0 to 0·2)	0·1 (0 to 0·1)	0 (0 to 0·1)	0 (0 to 0)	0 (0 to 0)	0 (0 to 0)	8
Periodontal diseases	0 (0 to 0)	0 (0 to 0)	0 (0 to 0)	0 (0 to 0)	0 (0 to 0)	0 (0 to 0)	0·3 (0·1 to 0·8)	1·1 (0·3 to 2·7)	2·5 (0·8 to 5·8)	3·8 (1·3 to 8·7)	4·6 (1·6 to 10·4)	5 (1·8 to 10·8)	5·3 (2·1 to 11·4)	5 (2 to 10·5)	4·5 (1·8 to 9·3)	3·6 (1·4 to 7·3)	2 (0·8 to 4·2)	1 (0·4 to 2)	0·6 (0·2 to 1·1)	0·4 (0·2 to 0·8)	0·2 (0·1 to 0·4)	0·1 (0 to 0·2)	0 (0 to 0·1)	40
Other oral disorders	0 (0 to 0)	0 (0 to 0)	0 (0 to 0)	0·6 (0·4 to 1)	0·6 (0·4 to 1)	0·7 (0·4 to 1·1)	1·1 (0·7 to 1·8)	1·4 (0·8 to 2·1)	1·5 (0·9 to 2·4)	1·7 (1 to 2·5)	1·6 (0·9 to 2·4)	1·6 (0·9 to 2·4)	1·6 (1 to 2·5)	1·5 (0·9 to 2·2)	1·4 (0·9 to 2·1)	1·2 (0·7 to 1·8)	0·8 (0·5 to 1·2)	0·4 (0·2 to 0·6)	0·2 (0·1 to 0·3)	0·1 (0·1 to 0·2)	0 (0 to 0·1)	0 (0 to 0)	0 (0 to 0)	18·1
Sudden infant death syndrome	--	0·2 (0·2 to 0·4)	1 (0·5 to 1·7)	--	--	--	--	--	--	--	--	--	--	--	--	--	--	--	--	--	--	--	--	NA
Injuries	1·1 (0·8 to 1·5)	0·7 (0·5 to 1)	3·5 (2·2 to 4·9)	11·4 (3·8 to 17·8)	12·8 (10·3 to 16)	13·9 (11·4 to 16·8)	23·8 (18·9 to 29·4)	22·2 (13·7 to 29·2)	18 (8·5 to 26·9)	18·1 (9·2 to 27·6)	18·7 (9·6 to 27·2)	19·6 (11·2 to 27)	21·5 (14·7 to 27·7)	21·6 (17 to 26·7)	21·8 (17·3 to 27)	21·3 (17·1 to 26·3)	15·9 (12·9 to 19·3)	10·5 (8·6 to 12·7)	8·3 (6·8 to 10·1)	8·4 (7 to 10)	6·4 (5·3 to 7·7)	3·9 (3·2 to 4·6)	1·8 (1·4 to 2·1)	305
Transport injuries	0·1 (0 to 0·1)	0 (0 to 0·1)	0·3 (0·2 to 0·4)	1·6 (0·5 to 2·7)	2·8 (1·9 to 3·9)	3·1 (2·2 to 4·2)	6·3 (4·4 to 8·9)	5 (2·6 to 7·6)	3·5 (1·4 to 5·9)	3·2 (1·5 to 5·4)	3·5 (1·6 to 5·6)	3·9 (2 to 5·8)	4·5 (2·9 to 6·1)	4·5 (3·5 to 5·5)	4·4 (3·5 to 5·6)	4·1 (3·2 to 5)	3 (2·4 to 3·7)	1·6 (1·3 to 1·9)	1 (0·8 to 1·2)	0·7 (0·6 to 0·9)	0·4 (0·3 to 0·5)	0·2 (0·1 to 0·2)	0·1 (0·1 to 0·1)	57·7
Road injuries	0 (0 to 0·1)	0 (0 to 0)	0·2 (0·1 to 0·3)	1·3 (0·4 to 2·3)	2·4 (1·6 to 3·5)	2·6 (1·8 to 3·7)	5·7 (3·8 to 8·2)	4·5 (2·2 to 6·9)	3·1 (1·2 to 5·3)	2·8 (1·3 to 4·8)	3·1 (1·4 to 5)	3·4 (1·7 to 5)	4 (2·6 to 5·4)	3·9 (3 to 4·9)	3·9 (3 to 5)	3·7 (2·9 to 4·5)	2·7 (2·2 to 3·4)	1·4 (1·1 to 1·8)	0·9 (0·7 to 1·1)	0·6 (0·5 to 0·8)	0·3 (0·3 to 0·4)	0·2 (0·1 to 0·2)	0·1 (0 to 0·1)	51
Pedestrian road injuries	0 (0 to 0)	0 (0 to 0)	0 (0 to 0)	0·4 (0·1 to 0·7)	0·7 (0·4 to 1)	0·6 (0·4 to 0·9)	0·6 (0·4 to 0·9)	0·5 (0·3 to 0·7)	0·4 (0·2 to 0·6)	0·5 (0·3 to 0·7)	0·5 (0·3 to 0·8)	0·6 (0·4 to 0·9)	0·8 (0·5 to 1·1)	0·9 (0·7 to 1·1)	0·9 (0·7 to 1·1)	1 (0·7 to 1·2)	0·8 (0·6 to 1)	0·5 (0·3 to 0·6)	0·3 (0·2 to 0·4)	0·2 (0·2 to 0·3)	0·1 (0·1 to 0·2)	0·1 (0 to 0·1)	0 (0 to 0)	10·3
Cyclist road injuries	0 (0 to 0)	0 (0 to 0)	0 (0 to 0)	0·1 (0 to 0·2)	0·1 (0·1 to 0·2)	0·3 (0·2 to 0·4)	0·4 (0·2 to 0·6)	0·3 (0·2 to 0·5)	0·3 (0·2 to 0·5)	0·4 (0·2 to 0·5)	0·4 (0·2 to 0·6)	0·4 (0·3 to 0·6)	0·5 (0·3 to 0·6)	0·5 (0·4 to 0·7)	0·5 (0·3 to 0·6)	0·4 (0·3 to 0·5)	0·3 (0·2 to 0·4)	0·1 (0·1 to 0·2)	0·1 (0·1 to 0·1)	0·1 (0 to 0·1)	0 (0 to 0)	0 (0 to 0)	0 (0 to 0)	5·3
Motorcyclist road injuries	0 (0 to 0)	0 (0 to 0)	0 (0 to 0)	0·1 (0 to 0·1)	0·2 (0·1 to 0·3)	0·3 (0·2 to 0·4)	1 (0·7 to 1·5)	0·9 (0·5 to 1·3)	0·6 (0·3 to 1)	0·5 (0·3 to 0·8)	0·6 (0·3 to 0·8)	0·5 (0·3 to 0·8)	0·6 (0·4 to 0·9)	0·5 (0·4 to 0·7)	0·5 (0·4 to 0·7)	0·5 (0·4 to 0·6)	0·4 (0·3 to 0·5)	0·2 (0·1 to 0·2)	0·1 (0·1 to 0·2)	0·1 (0·1 to 0·1)	0·1 (0 to 0·1)	0 (0 to 0)	0 (0 to 0)	7·6
Motor vehicle road injuries	0 (0 to 0)	0 (0 to 0)	0·1 (0·1 to 0·2)	0·7 (0·2 to 1·3)	1·3 (0·9 to 1·9)	1·4 (0·9 to 2·1)	3·5 (2·3 to 5·1)	2·7 (1·1 to 4·3)	1·7 (0·5 to 3·3)	1·4 (0·4 to 2·7)	1·5 (0·5 to 2·8)	1·7 (0·6 to 2·8)	2 (1·1 to 2·9)	1·9 (1·4 to 2·4)	1·8 (1·4 to 2·4)	1·7 (1·3 to 2·1)	1·2 (0·9 to 1·5)	0·6 (0·5 to 0·8)	0·3 (0·3 to 0·4)	0·2 (0·2 to 0·3)	0·1 (0·1 to 0·1)	0·1 (0 to 0·1)	0 (0 to 0)	26·1
Other road injuries	0 (0 to 0)	0 (0 to 0)	0 (0 to 0)	0·1 (0 to 0·1)	0·1 (0 to 0·2)	0·1 (0 to 0·1)	0·1 (0·1 to 0·2)	0·1 (0·1 to 0·2)	0·1 (0·1 to 0·2)	0·1 (0·1 to 0·2)	0·1 (0·1 to 0·2)	0·1 (0·1 to 0·2)	0·1 (0·1 to 0·2)	0·1 (0·1 to 0·2)	0·1 (0·1 to 0·2)	0·1 (0·1 to 0·2)	0·1 (0·1 to 0·1)	0 (0 to 0)	0 (0 to 0)	0 (0 to 0)	0 (0 to 0)	0 (0 to 0)	0 (0 to 0)	1·7
Other transport injuries	0 (0 to 0)	0 (0 to 0)	0·1 (0 to 0·1)	0·3 (0·1 to 0·5)	0·4 (0·2 to 0·6)	0·4 (0·3 to 0·6)	0·7 (0·4 to 1·1)	0·6 (0·3 to 0·9)	0·4 (0·2 to 0·7)	0·4 (0·2 to 0·7)	0·4 (0·2 to 0·7)	0·5 (0·2 to 0·9)	0·5 (0·3 to 0·7)	0·5 (0·4 to 0·8)	0·6 (0·4 to 0·8)	0·4 (0·3 to 0·6)	0·2 (0·2 to 0·3)	0·1 (0·1 to 0·2)	0·1 (0·1 to 0·2)	0·1 (0 to 0·1)	0 (0 to 0·1)	0 (0 to 0)	0 (0 to 0)	6·7
Unintentional injuries	0·6 (0·5 to 0·9)	0·6 (0·4 to 0·8)	2·8 (1·8 to 4)	8·6 (2·9 to 14)	8·7 (6·6 to 11·1)	8·4 (6·4 to 10·7)	9·1 (6·8 to 12)	8·7 (5·9 to 11·7)	8·6 (5 to 12·5)	9·7 (5·8 to 13·9)	10·3 (6·2 to 14·8)	11 (6·9 to 15·7)	12·3 (8·7 to 16·7)	13·3 (9·9 to 17·4)	14·2 (10·7 to 18·7)	14·5 (11·2 to 18·7)	11·1 (8·8 to 14·1)	8 (6·5 to 9·9)	6·8 (5·5 to 8·4)	7·4 (6·1 to 8·9)	5·9 (4·9 to 7·1)	3·6 (3 to 4·4)	1·7 (1·4 to 2)	186
Falls	0 (0 to 0)	0 (0 to 0)	0·1 (0·1 to 0·1)	0·4 (0·2 to 0·6)	0·6 (0·4 to 0·8)	0·9 (0·6 to 1·2)	1·1 (0·8 to 1·6)	1·4 (0·9 to 2)	1·6 (1·1 to 2·2)	1·9 (1·3 to 2·7)	2·1 (1·4 to 3)	2·3 (1·6 to 3·3)	2·8 (2 to 3·8)	3·3 (2·4 to 4·4)	3·8 (2·8 to 5·1)	4·5 (3·4 to 5·8)	4 (3·1 to 5)	3·5 (2·8 to 4·2)	3·5 (2·8 to 4·3)	4·5 (3·7 to 5·5)	3·9 (3·2 to 4·7)	2·4 (2 to 2·9)	1·1 (0·9 to 1·4)	49·8
Drowning	0·1 (0 to 0·1)	0 (0 to 0·1)	0·3 (0·2 to 0·5)	2·5 (0·7 to 4·1)	2·5 (1·8 to 3·5)	2·4 (1·7 to 3·2)	1·6 (1·1 to 2·3)	0·7 (0·3 to 1)	0·5 (0·1 to 0·9)	0·4 (0·1 to 0·8)	0·4 (0·1 to 0·8)	0·4 (0·1 to 0·7)	0·5 (0·3 to 0·8)	0·5 (0·3 to 0·6)	0·4 (0·3 to 0·6)	0·4 (0·3 to 0·5)	0·3 (0·2 to 0·4)	0·1 (0·1 to 0·2)	0·1 (0·1 to 0·1)	0·1 (0·1 to 0·1)	0·1 (0 to 0·1)	0 (0 to 0·1)	0 (0 to 0)	14·4
Fire, heat, and hot substances	0·1 (0 to 0·1)	0·1 (0·1 to 0·2)	0·6 (0·4 to 0·9)	2·6 (0·8 to 4·4)	2·1 (1·6 to 2·7)	1·7 (1·2 to 2·4)	2·5 (1·8 to 3·5)	2·5 (1·5 to 3·6)	2·5 (1·2 to 3·9)	2·9 (1·5 to 4·6)	3·2 (1·6 to 5)	3·3 (1·8 to 4·9)	3·4 (2·2 to 5·1)	3·6 (2·5 to 5·2)	3·8 (2·6 to 5·4)	3·5 (2·5 to 5·1)	2·4 (1·8 to 3·4)	1·6 (1·1 to 2·1)	1·1 (0·8 to 1·4)	0·9 (0·7 to 1·2)	0·7 (0·5 to 0·8)	0·4 (0·3 to 0·5)	0·2 (0·1 to 0·2)	45·6
Poisonings	0 (0 to 0)	0 (0 to 0)	0·1 (0 to 0·1)	0·3 (0·1 to 0·5)	0·2 (0·1 to 0·3)	0·2 (0·1 to 0·3)	0·2 (0·1 to 0·3)	0·2 (0·1 to 0·3)	0·2 (0·1 to 0·3)	0·2 (0·1 to 0·3)	0·2 (0·1 to 0·3)	0·2 (0·1 to 0·3)	0·2 (0·1 to 0·3)	0·2 (0·1 to 0·3)	0·2 (0·1 to 0·3)	0·2 (0·1 to 0·2)	0·1 (0·1 to 0·2)	0·1 (0·1 to 0·1)	0 (0 to 0·1)	0 (0 to 0·1)	0 (0 to 0)	0 (0 to 0)	0 (0 to 0)	3
Poisoning by carbon monoxide	0 (0 to 0)	0 (0 to 0)	0 (0 to 0)	0 (0 to 0)	0 (0 to 0·1)	0 (0 to 0·1)	0 (0 to 0·1)	0 (0 to 0·1)	0 (0 to 0·1)	0 (0 to 0·1)	0 (0 to 0·1)	0 (0 to 0·1)	0 (0 to 0·1)	0 (0 to 0·1)	0 (0 to 0·1)	0 (0 to 0·1)	0 (0 to 0)	0 (0 to 0)	0 (0 to 0)	0 (0 to 0)	0 (0 to 0)	0 (0 to 0)	0 (0 to 0)	0·6
Poisoning by other means	0 (0 to 0)	0 (0 to 0)	0·1 (0 to 0·1)	0·3 (0·1 to 0·5)	0·2 (0·1 to 0·2)	0·1 (0·1 to 0·2)	0·2 (0·1 to 0·3)	0·2 (0·1 to 0·3)	0·1 (0·1 to 0·2)	0·1 (0·1 to 0·2)	0·1 (0·1 to 0·2)	0·2 (0·1 to 0·2)	0·2 (0·1 to 0·2)	0·1 (0·1 to 0·2)	0·1 (0·1 to 0·2)	0·1 (0·1 to 0·2)	0·1 (0·1 to 0·1)	0·1 (0 to 0·1)	0 (0 to 0·1)	0 (0 to 0)	0 (0 to 0)	0 (0 to 0)	0 (0 to 0)	2·5
Exposure to mechanical forces	0 (0 to 0·1)	0·1 (0 to 0·1)	0·2 (0·1 to 0·3)	1·2 (0·5 to 2)	1·7 (1·2 to 2·2)	1·7 (1·2 to 2·2)	1·9 (1·4 to 2·6)	1·9 (1·3 to 2·7)	1·8 (1 to 2·7)	1·9 (1·1 to 2·8)	2 (1·2 to 3·1)	2·2 (1·3 to 3·2)	2·3 (1·6 to 3·2)	2·4 (1·7 to 3·3)	2·3 (1·6 to 3·2)	2·1 (1·5 to 3)	1·5 (1 to 2)	0·9 (0·6 to 1·2)	0·6 (0·5 to 0·9)	0·5 (0·4 to 0·7)	0·4 (0·3 to 0·5)	0·3 (0·2 to 0·3)	0·1 (0·1 to 0·2)	29·9
Unintentional firearm injuries	0 (0 to 0)	0 (0 to 0)	0 (0 to 0·1)	0·2 (0·1 to 0·4)	0·3 (0·2 to 0·6)	0·6 (0·4 to 0·8)	0·8 (0·5 to 1·1)	0·7 (0·4 to 1·1)	0·5 (0·1 to 0·8)	0·5 (0·2 to 0·8)	0·5 (0·2 to 0·9)	0·5 (0·2 to 0·8)	0·5 (0·3 to 0·7)	0·4 (0·3 to 0·5)	0·4 (0·3 to 0·5)	0·3 (0·2 to 0·4)	0·2 (0·1 to 0·2)	0·2 (0·1 to 0·2)	0·1 (0·1 to 0·2)	0·1 (0·1 to 0·2)	0·1 (0·1 to 0·2)	0·1 (0·1 to 0·1)	0·1 (0 to 0·1)	7·1
Other exposure to mechanical forces	0 (0 to 0)	0 (0 to 0·1)	0·2 (0·1 to 0·2)	1 (0·4 to 1·7)	1·3 (0·9 to 1·8)	1·1 (0·8 to 1·6)	1·1 (0·7 to 1·7)	1·2 (0·7 to 1·8)	1·3 (0·8 to 2)	1·4 (0·9 to 2·2)	1·6 (1 to 2·4)	1·6 (1·1 to 2·5)	1·8 (1·2 to 2·7)	1·9 (1·3 to 2·8)	1·9 (1·3 to 2·7)	1·8 (1·2 to 2·6)	1·3 (0·9 to 1·8)	0·7 (0·5 to 1)	0·5 (0·4 to 0·7)	0·4 (0·3 to 0·5)	0·3 (0·2 to 0·3)	0·2 (0·1 to 0·2)	0·1 (0·1 to 0·1)	22·7
Adverse effects of medical treatment	0·1 (0·1 to 0·2)	0·1 (0·1 to 0·2)	0·4 (0·2 to 0·6)	0·4 (0·2 to 0·6)	0·2 (0·1 to 0·3)	0·2 (0·1 to 0·3)	0·2 (0·1 to 0·3)	0·4 (0·1 to 0·7)	0·4 (0·1 to 0·8)	0·5 (0·1 to 1·1)	0·4 (0·1 to 1)	0·6 (0·1 to 1·2)	0·9 (0·4 to 1·5)	0·9 (0·6 to 1·4)	1·2 (0·7 to 1·9)	1·4 (0·9 to 2)	1 (0·7 to 1·5)	0·7 (0·5 to 1·1)	0·6 (0·4 to 0·8)	0·5 (0·4 to 0·7)	0·4 (0·3 to 0·5)	0·2 (0·1 to 0·3)	0·1 (0 to 0·1)	11·8
Animal contact	0 (0 to 0)	0 (0 to 0)	0 (0 to 0)	0·1 (0 to 0·1)	0·1 (0·1 to 0·2)	0·1 (0·1 to 0·2)	0·1 (0·1 to 0·2)	0·1 (0·1 to 0·2)	0·2 (0·1 to 0·2)	0·2 (0·1 to 0·3)	0·2 (0·1 to 0·3)	0·2 (0·1 to 0·3)	0·2 (0·1 to 0·3)	0·2 (0·1 to 0·3)	0·2 (0·2 to 0·3)	0·2 (0·2 to 0·3)	0·2 (0·1 to 0·2)	0·1 (0·1 to 0·2)	0·1 (0·1 to 0·1)	0·1 (0·1 to 0·2)	0·1 (0·1 to 0·1)	0·1 (0·1 to 0·1)	0 (0 to 0·1)	2·8
Venomous animal contact	0 (0 to 0)	0 (0 to 0)	0 (0 to 0)	0 (0 to 0·1)	0·1 (0 to 0·1)	0·1 (0 to 0·1)	0·1 (0 to 0·1)	0·1 (0·1 to 0·1)	0·1 (0·1 to 0·2)	0·1 (0·1 to 0·2)	0·1 (0·1 to 0·1)	0·1 (0·1 to 0·2)	0·1 (0·1 to 0·1)	0·1 (0·1 to 0·1)	0·1 (0·1 to 0·2)	0·1 (0·1 to 0·1)	0·1 (0 to 0·1)	0·1 (0 to 0·1)	0 (0 to 0·1)	0·1 (0 to 0·1)	0·1 (0 to 0·1)	0·1 (0 to 0·1)	0 (0 to 0)	1·5
Non-venomous animal contact	0 (0 to 0)	0 (0 to 0)	0 (0 to 0)	0 (0 to 0·1)	0·1 (0 to 0·1)	0 (0 to 0·1)	0·1 (0 to 0·1)	0·1 (0 to 0·1)	0·1 (0 to 0·1)	0·1 (0 to 0·1)	0·1 (0 to 0·1)	0·1 (0 to 0·1)	0·1 (0·1 to 0·2)	0·1 (0·1 to 0·2)	0·1 (0·1 to 0·2)	0·1 (0·1 to 0·2)	0·1 (0·1 to 0·1)	0·1 (0 to 0·1)	0 (0 to 0·1)	0 (0 to 0·1)	0 (0 to 0·1)	0 (0 to 0)	0 (0 to 0)	1·3
Foreign body	0·3 (0·2 to 0·4)	0·2 (0·1 to 0·3)	1 (0·6 to 1·5)	0·8 (0·3 to 1·3)	0·5 (0·4 to 0·6)	0·4 (0·3 to 0·5)	0·3 (0·2 to 0·5)	0·4 (0·2 to 0·5)	0·4 (0·2 to 0·5)	0·4 (0·2 to 0·6)	0·4 (0·2 to 0·6)	0·4 (0·3 to 0·6)	0·5 (0·4 to 0·7)	0·6 (0·4 to 0·7)	0·6 (0·5 to 0·8)	0·6 (0·5 to 0·8)	0·5 (0·4 to 0·6)	0·4 (0·3 to 0·5)	0·3 (0·2 to 0·4)	0·3 (0·2 to 0·4)	0·2 (0·1 to 0·2)	0·1 (0·1 to 0·1)	0 (0 to 0·1)	9·5
Pulmonary aspiration and foreign body in airway	0·3 (0·2 to 0·4)	0·2 (0·1 to 0·3)	1 (0·6 to 1·5)	0·7 (0·2 to 1·1)	0·3 (0·3 to 0·4)	0·2 (0·2 to 0·3)	0·1 (0·1 to 0·1)	0·1 (0 to 0·1)	0·1 (0 to 0·1)	0·1 (0 to 0·1)	0·1 (0 to 0·2)	0·1 (0 to 0·2)	0·2 (0·1 to 0·2)	0·2 (0·2 to 0·3)	0·3 (0·2 to 0·4)	0·3 (0·2 to 0·4)	0·3 (0·2 to 0·4)	0·2 (0·2 to 0·3)	0·2 (0·2 to 0·3)	0·2 (0·2 to 0·3)	0·1 (0·1 to 0·1)	0·1 (0·1 to 0·1)	0 (0 to 0)	5·4
Foreign body in eyes	0 (0 to 0)	0 (0 to 0)	0 (0 to 0)	0 (0 to 0·1)	0 (0 to 0·1)	0·1 (0 to 0·1)	0·1 (0 to 0·2)	0·1 (0 to 0·2)	0·1 (0·1 to 0·2)	0·1 (0·1 to 0·3)	0·2 (0·1 to 0·3)	0·2 (0·1 to 0·3)	0·2 (0·1 to 0·3)	0·2 (0·1 to 0·3)	0·2 (0·1 to 0·2)	0·1 (0·1 to 0·2)	0·1 (0·1 to 0·1)	0·1 (0 to 0·1)	0 (0 to 0·1)	0 (0 to 0)	0 (0 to 0)	0 (0 to 0)	0 (0 to 0)	1·8
Foreign body in other body part	0 (0 to 0)	0 (0 to 0)	0 (0 to 0)	0·1 (0·1 to 0·1)	0·1 (0·1 to 0·2)	0·1 (0·1 to 0·2)	0·1 (0·1 to 0·2)	0·2 (0·1 to 0·2)	0·2 (0·1 to 0·2)	0·2 (0·1 to 0·2)	0·2 (0·1 to 0·2)	0·2 (0·1 to 0·2)	0·2 (0·1 to 0·2)	0·2 (0·1 to 0·2)	0·2 (0·1 to 0·2)	0·2 (0·1 to 0·2)	0·1 (0·1 to 0·2)	0·1 (0·1 to 0·1)	0·1 (0 to 0·1)	0 (0 to 0·1)	0 (0 to 0)	0 (0 to 0)	0 (0 to 0)	2·3
Environmental heat and cold exposure	0 (0 to 0)	0 (0 to 0)	0 (0 to 0)	0·1 (0·1 to 0·2)	0·3 (0·2 to 0·4)	0·3 (0·2 to 0·5)	0·4 (0·3 to 0·7)	0·5 (0·3 to 0·7)	0·5 (0·3 to 0·8)	0·6 (0·4 to 1)	0·6 (0·4 to 1)	0·7 (0·4 to 1)	0·7 (0·5 to 1·1)	0·7 (0·5 to 1·1)	0·8 (0·5 to 1·2)	0·8 (0·5 to 1·2)	0·6 (0·4 to 0·9)	0·4 (0·2 to 0·6)	0·3 (0·2 to 0·4)	0·2 (0·2 to 0·3)	0·2 (0·1 to 0·2)	0·1 (0·1 to 0·1)	0 (0 to 0·1)	9·1
Exposure to forces of nature	0 (0 to 0)	0 (0 to 0)	0 (0 to 0)	0 (0 to 0)	0 (0 to 0)	0 (0 to 0)	0 (0 to 0)	0 (0 to 0·1)	0 (0 to 0·1)	0·1 (0 to 0·1)	0 (0 to 0·1)	0 (0 to 0·1)	0 (0 to 0·1)	0 (0 to 0·1)	0 (0 to 0·1)	0 (0 to 0·1)	0 (0 to 0)	0 (0 to 0)	0 (0 to 0)	0 (0 to 0)	0 (0 to 0)	0 (0 to 0)	0 (0 to 0)	0·5
Other unintentional injuries	0 (0 to 0)	0 (0 to 0)	0·1 (0·1 to 0·1)	0·3 (0·2 to 0·5)	0·5 (0·3 to 0·6)	0·5 (0·4 to 0·7)	0·6 (0·4 to 0·8)	0·6 (0·4 to 0·8)	0·6 (0·4 to 0·8)	0·6 (0·4 to 0·9)	0·7 (0·4 to 0·9)	0·7 (0·5 to 1)	0·8 (0·5 to 1·1)	0·8 (0·6 to 1·1)	0·8 (0·6 to 1·1)	0·8 (0·5 to 1)	0·5 (0·4 to 0·7)	0·3 (0·2 to 0·4)	0·2 (0·2 to 0·3)	0·2 (0·1 to 0·2)	0·1 (0·1 to 0·1)	0 (0 to 0·1)	0 (0 to 0)	9·6
Self-harm and interpersonal violence	0·4 (0·3 to 0·7)	0·1 (0·1 to 0·2)	0·4 (0·2 to 0·7)	1·2 (0·4 to 2·1)	1·4 (1 to 1·8)	2·4 (1·8 to 3·1)	8·4 (5·9 to 11·1)	8·5 (4·2 to 12·5)	5·9 (1·7 to 10·5)	5·2 (1·7 to 10)	4·8 (1·5 to 8·7)	4·6 (1·5 to 7·4)	4·6 (2·5 to 6·7)	3·8 (2·8 to 5)	3·2 (2·5 to 4·1)	2·6 (2·1 to 3·4)	1·8 (1·4 to 2·2)	0·9 (0·7 to 1·1)	0·5 (0·4 to 0·6)	0·3 (0·2 to 0·3)	0·1 (0·1 to 0·2)	0 (0 to 0·1)	0 (0 to 0)	61·5
Self-harm	0 (0 to 0)	0 (0 to 0)	0 (0 to 0)	0 (0 to 0)	0 (0 to 0)	0·3 (0·2 to 0·5)	1·8 (1·2 to 2·7)	1·4 (0·6 to 2·3)	0·9 (0·2 to 1·8)	0·8 (0·1 to 1·8)	0·8 (0·1 to 1·6)	0·9 (0·2 to 1·6)	1·1 (0·5 to 1·7)	1·2 (0·8 to 1·6)	1·1 (0·8 to 1·6)	1 (0·7 to 1·4)	0·7 (0·5 to 0·9)	0·3 (0·2 to 0·4)	0·2 (0·1 to 0·2)	0·1 (0·1 to 0·1)	0 (0 to 0·1)	0 (0 to 0)	0 (0 to 0)	12·7
Self-harm by firearm	0 (0 to 0)	0 (0 to 0)	0 (0 to 0)	0 (0 to 0)	0 (0 to 0)	0 (0 to 0)	0·1 (0 to 0·1)	0·1 (0 to 0·1)	0 (0 to 0·1)	0 (0 to 0·1)	0 (0 to 0·1)	0 (0 to 0)	0 (0 to 0)	0 (0 to 0)	0 (0 to 0)	0 (0 to 0)	0 (0 to 0)	0 (0 to 0)	0 (0 to 0)	0 (0 to 0)	0 (0 to 0)	0 (0 to 0)	0 (0 to 0)	0·4
Self-harm by other specified means	0 (0 to 0)	0 (0 to 0)	0 (0 to 0)	0 (0 to 0)	0 (0 to 0)	0·3 (0·2 to 0·5)	1·8 (1·1 to 2·6)	1·3 (0·6 to 2·2)	0·8 (0·2 to 1·7)	0·8 (0·1 to 1·7)	0·8 (0·1 to 1·6)	0·9 (0·2 to 1·6)	1·1 (0·5 to 1·7)	1·1 (0·8 to 1·6)	1·1 (0·7 to 1·5)	1 (0·7 to 1·4)	0·7 (0·5 to 0·9)	0·3 (0·2 to 0·4)	0·2 (0·1 to 0·2)	0·1 (0·1 to 0·1)	0 (0 to 0·1)	0 (0 to 0)	0 (0 to 0)	12·3
Interpersonal violence	0·4 (0·3 to 0·7)	0·1 (0·1 to 0·2)	0·4 (0·2 to 0·7)	1·2 (0·3 to 2·1)	1·3 (1 to 1·8)	2 (1·5 to 2·7)	6·5 (4·4 to 8·8)	7·1 (3·6 to 10·5)	5 (1·6 to 9)	4·4 (1·5 to 8·4)	4 (1·3 to 7·2)	3·7 (1·3 to 6)	3·5 (1·9 to 5·2)	2·7 (2 to 3·6)	2·1 (1·6 to 2·8)	1·6 (1·2 to 2·1)	1·1 (0·9 to 1·4)	0·5 (0·4 to 0·7)	0·3 (0·3 to 0·4)	0·2 (0·1 to 0·2)	0·1 (0·1 to 0·1)	0 (0 to 0)	0 (0 to 0)	48·6
Physical violence by firearm	0 (0 to 0)	0 (0 to 0)	0 (0 to 0)	0·1 (0 to 0·3)	0·2 (0·1 to 0·3)	0·5 (0·3 to 0·6)	2·5 (1·5 to 3·5)	2·6 (1 to 4)	1·5 (0·2 to 3·1)	1·2 (0·2 to 2·6)	1·1 (0·2 to 2·2)	0·8 (0·2 to 1·5)	0·9 (0·4 to 1·5)	0·6 (0·4 to 0·9)	0·5 (0·3 to 0·7)	0·3 (0·2 to 0·4)	0·1 (0·1 to 0·2)	0·1 (0 to 0·1)	0 (0 to 0)	0 (0 to 0)	0 (0 to 0)	0 (0 to 0)	0 (0 to 0)	13·1
Physical violence by sharp object	0 (0 to 0)	0 (0 to 0)	0 (0 to 0)	0·1 (0 to 0·1)	0·1 (0·1 to 0·2)	0·3 (0·2 to 0·3)	1·6 (1 to 2·2)	1·9 (0·8 to 3)	1·4 (0·2 to 2·7)	1·1 (0·2 to 2·4)	1·1 (0·2 to 2·2)	1 (0·2 to 1·8)	0·8 (0·4 to 1·2)	0·5 (0·4 to 0·7)	0·4 (0·3 to 0·5)	0·2 (0·2 to 0·3)	0·2 (0·1 to 0·2)	0·1 (0·1 to 0·1)	0 (0 to 0)	0 (0 to 0)	0 (0 to 0)	0 (0 to 0)	0 (0 to 0)	10·8
Sexual violence	0 (0 to 0)	0 (0 to 0)	0 (0 to 0)	0 (0 to 0)	0·1 (0·1 to 0·2)	0·3 (0·2 to 0·5)	0·8 (0·4 to 1·2)	1 (0·6 to 1·6)	1 (0·6 to 1·6)	0·9 (0·5 to 1·6)	0·8 (0·5 to 1·3)	0·6 (0·4 to 1·1)	0·5 (0·3 to 0·9)	0·4 (0·2 to 0·6)	0·3 (0·1 to 0·4)	0·2 (0·1 to 0·3)	0·1 (0·1 to 0·2)	0·1 (0 to 0·1)	0 (0 to 0·1)	0 (0 to 0)	0 (0 to 0)	0 (0 to 0)	0 (0 to 0)	7·2
Physical violence by other means	0·4 (0·2 to 0·6)	0·1 (0·1 to 0·1)	0·4 (0·2 to 0·6)	0·9 (0·3 to 1·7)	0·9 (0·6 to 1·2)	1 (0·7 to 1·4)	1·8 (1·1 to 2·5)	1·6 (0·7 to 2·5)	1·2 (0·3 to 2·3)	1·1 (0·3 to 2·3)	1 (0·3 to 1·9)	1·2 (0·3 to 2)	1·3 (0·7 to 1·9)	1·2 (0·8 to 1·6)	1 (0·7 to 1·4)	0·9 (0·7 to 1·2)	0·7 (0·5 to 0·9)	0·4 (0·3 to 0·5)	0·2 (0·2 to 0·3)	0·1 (0·1 to 0·2)	0·1 (0 to 0·1)	0 (0 to 0)	0 (0 to 0)	17·5
Conflict and terrorism	0 (0 to 0)	0 (0 to 0)	0 (0 to 0)	0 (0 to 0)	0 (0 to 0)	0 (0 to 0)	0 (0 to 0)	0 (0 to 0)	0 (0 to 0)	0 (0 to 0)	0 (0 to 0)	0 (0 to 0)	0 (0 to 0)	0 (0 to 0)	0 (0 to 0)	0 (0 to 0)	0 (0 to 0)	0 (0 to 0)	0 (0 to 0)	0 (0 to 0)	0 (0 to 0)	0 (0 to 0)	0 (0 to 0)	0

SR Table 2b: San Marino DALYS by cause and age group for females with 95% uncertainty intervals, 2019

Cause	Early Neonatal	Late Neonatal	Post Neonatal	1 to 4	5 to 9	10 to 14	15 to 19	20 to 24	25 to 29	30 to 34	35 to 39	40 to 44	45 to 49	50 to 54	55 to 59	60 to 64	65 to 69	70 to 74	75 to 79	80 to 84	85 to 89	90 to 94	95 plus	Total
All causes	20.6 (16.3 to 26.1)	4.6 (3.4 to 5.4)	11.1 (9.6 to 14.2)	24.7 (20.2 to 28)	20.1 (16.4 to 24.4)	22.1 (18.1 to 26.9)	19.4 (16 to 23.6)	20.1 (16.7 to 24.1)	19.4 (16.1 to 23.4)	20.4 (16.9 to 24.6)	21.2 (17.6 to 25.5)	22.1 (18.4 to 26.6)	23.1 (19.2 to 27.8)	24.1 (20 to 29.1)	25.1 (20.8 to 30.3)	26.2 (21.6 to 31.6)	27.3 (22.5 to 33)	28.4 (23.4 to 34.2)	29.6 (24.4 to 35.6)	30.8 (25.4 to 37.1)	32.1 (26.5 to 38.6)	33.4 (27.6 to 40.2)	4,600
Communicable, maternal, neonatal, and nutritional diseases	12.3 (9.2 to 16.3)	2.5 (1.8 to 3.2)	2.1 (1.6 to 2.7)	3.2 (2.4 to 4.1)	1.2 (0.9 to 1.6)	1.1 (0.8 to 1.5)	1.1 (0.8 to 1.5)	1.2 (0.9 to 1.6)	1.2 (0.9 to 1.6)	1.3 (0.9 to 1.7)	1.4 (1 to 1.8)	1.5 (1.1 to 1.9)	1.6 (1.2 to 2.1)	1.7 (1.2 to 2.2)	1.8 (1.3 to 2.3)	1.9 (1.4 to 2.5)	2 (1.5 to 2.6)	2.1 (1.5 to 2.8)	2.2 (1.6 to 2.9)	2.3 (1.7 to 3)	2.4 (1.7 to 3.2)	2.5 (1.8 to 3.3)	179
HIV/AIDS and sexually transmitted infections	0.2 (0.1 to 0.4)	0.1 (0 to 0.2)	0.1 (0 to 0.4)	0.2 (0.1 to 0.3)	0.1 (0 to 0.1)	0.1 (0 to 0.1)	0.4 (0.1 to 1.7)	0.9 (0.2 to 3.3)	1.2 (0.2 to 4)	1.3 (0.3 to 4.4)	1.6 (0.4 to 5.2)	1.7 (0.4 to 5.6)	1.9 (0.5 to 6.2)	2.1 (0.4 to 7.1)	1.6 (0.3 to 5.4)	1.1 (0.3 to 3.7)	0.7 (0.2 to 2.4)	0.5 (0.1 to 1.8)	0.4 (0.1 to 1.2)	0.2 (0 to 0.6)	0.1 (0 to 0.3)	0.1 (0 to 0.2)	13.9
HIV/AIDS	0 (0 to 0)	0 (0 to 0)	0.2 (0 to 0.3)	0.2 (0 to 0.3)	0.1 (0 to 0.1)	0.1 (0 to 0.1)	0.4 (0.1 to 1.6)	0.8 (0.2 to 3.2)	1.2 (0.1 to 3.8)	1.3 (0.2 to 4.2)	1.6 (0.3 to 5)	1.7 (0.4 to 5.4)	1.9 (0.5 to 6)	2.1 (0.4 to 6.9)	1.5 (0.2 to 5.2)	1.1 (0.2 to 3.6)	0.6 (0.1 to 2.3)	0.3 (0 to 1.7)	0.1 (0 to 1.1)	0 (0 to 0.5)	0 (0 to 0.1)	0 (0 to 0)	12.1
HIV/AIDS - Drug-susceptible Tuberculosis	0 (0 to 0)	0 (0 to 0)	0 (0 to 0)	0 (0 to 0)	0 (0 to 0)	0 (0 to 0)	0 (0 to 0)	0 (0 to 0)	0 (0 to 0)	0 (0 to 0)	0 (0 to 0)	0 (0 to 0)	0 (0 to 0)	0 (0 to 0)	0 (0 to 0)	0 (0 to 0)	0 (0 to 0)	0 (0 to 0)	0 (0 to 0)	0 (0 to 0)	0 (0 to 0)	0 (0 to 0)	0 (0 to 0)	0.6
HIV/AIDS - Multidrug-resistant Tuberculosis without extensive dr...	0 (0 to 0)	0 (0 to 0)	0 (0 to 0)	0 (0 to 0)	0 (0 to 0)	0 (0 to 0)	0 (0 to 0)	0 (0 to 0)	0 (0 to 0)	0 (0 to 0)	0 (0 to 0)	0 (0 to 0)	0 (0 to 0)	0 (0 to 0)	0 (0 to 0)	0 (0 to 0)	0 (0 to 0)	0 (0 to 0)	0 (0 to 0)	0 (0 to 0)	0 (0 to 0)	0 (0 to 0)	0 (0 to 0)	0
HIV/AIDS - Extensively drug-resistant Tuberculosis	0 (0 to 0)	0 (0 to 0)	0 (0 to 0)	0 (0 to 0)	0 (0 to 0)	0 (0 to 0)	0 (0 to 0)	0 (0 to 0)	0 (0 to 0)	0 (0 to 0)	0 (0 to 0)	0 (0 to 0)	0 (0 to 0)	0 (0 to 0)	0 (0 to 0)	0 (0 to 0)	0 (0 to 0)	0 (0 to 0)	0 (0 to 0)	0 (0 to 0)	0 (0 to 0)	0 (0 to 0)	0 (0 to 0)	0
HIV/AIDS resulting in other diseases	0 (0 to 0)	0 (0 to 0)	0 (0 to 0)	0.2 (0 to 0.3)	0 (0 to 0.1)	0 (0 to 0.1)	0.1 (0 to 0.3)	0.1 (0 to 0.4)	0.7 (0.1 to 3.1)	1.3 (0.1 to 5.8)	1.5 (0.1 to 7.4)	1.6 (0.1 to 8.8)	1.8 (0.1 to 7.3)	1.4 (0.1 to 5.4)	0.9 (0.1 to 3.3)	0.4 (0.1 to 1.2)	0.3 (0.1 to 1.7)	0.3 (0 to 1.1)	0.1 (0 to 0.4)	0 (0 to 0.1)	0 (0 to 0.1)	0 (0 to 0)	11.4
Sexually transmitted infections excluding HIV	0.1 (0 to 0.2)	0.1 (0 to 0.2)	0.1 (0 to 0.2)	0 (0 to 0)	0 (0 to 0)	0 (0 to 0.1)	0.1 (0 to 0.2)	0.1 (0 to 0.2)	0.1 (0 to 0.2)	0.1 (0 to 0.2)	0.2 (0 to 0.3)	0.2 (0 to 0.3)	0.2 (0 to 0.4)	0.2 (0 to 0.4)	0.2 (0 to 0.4)	0.1 (0 to 0.3)	0.1 (0 to 0.2)	0.1 (0 to 0.2)	0.1 (0 to 0.1)	0 (0 to 0.1)	0 (0 to 0.1)	0 (0 to 0)	1.6
Syphilis	0.2 (0 to 0.4)	0.1 (0 to 0.2)	0 (0 to 0.2)	0 (0 to 0)	0 (0 to 0)	0 (0 to 0)	0 (0 to 0)	0 (0 to 0)	0 (0 to 0)	0 (0 to 0)	0 (0 to 0)	0 (0 to 0)	0 (0 to 0)	0 (0 to 0)	0 (0 to 0)	0 (0 to 0)	0 (0 to 0)	0 (0 to 0)	0 (0 to 0)	0 (0 to 0)	0 (0 to 0)	0 (0 to 0)	0 (0 to 0)	0.5
Chlamydial infection	0 (0 to 0)	0 (0 to 0)	0 (0 to 0)	0 (0 to 0)	0 (0 to 0)	0 (0 to 0)	0 (0 to 0)	0 (0 to 0)	0 (0 to 0)	0 (0 to 0)	0 (0 to 0)	0 (0 to 0)	0 (0 to 0)	0 (0 to 0)	0 (0 to 0)	0 (0 to 0)	0 (0 to 0)	0 (0 to 0)	0 (0 to 0)	0 (0 to 0)	0 (0 to 0)	0 (0 to 0)	0 (0 to 0)	0.1
Gonococcal infection	0 (0 to 0)	0 (0 to 0)	0 (0 to 0)	0 (0 to 0)	0 (0 to 0)	0 (0 to 0)	0 (0 to 0)	0 (0 to 0)	0 (0 to 0)	0 (0 to 0)	0 (0 to 0)	0 (0 to 0)	0 (0 to 0)	0 (0 to 0)	0 (0 to 0)	0 (0 to 0)	0 (0 to 0)	0 (0 to 0)	0 (0 to 0)	0 (0 to 0)	0 (0 to 0)	0 (0 to 0)	0 (0 to 0)	0.1
Trichomoniasis	0 (0 to 0)	0 (0 to 0)	0 (0 to 0)	0 (0 to 0)	0 (0 to 0)	0 (0 to 0)	0 (0 to 0.1)	0 (0 to 0.1)	0 (0 to 0.1)	0 (0 to 0.1)	0 (0 to 0.1)	0 (0 to 0.1)	0 (0 to 0.1)	0 (0 to 0.1)	0 (0 to 0.1)	0 (0 to 0.1)	0 (0 to 0.1)	0 (0 to 0.1)	0 (0 to 0.1)	0 (0 to 0.1)	0 (0 to 0.1)	0 (0 to 0.1)	0 (0 to 0)	0.4
Genital herpes	0 (0 to 0)	0 (0 to 0)	0 (0 to 0)	0 (0 to 0)	0 (0 to 0)	0 (0 to 0)	0 (0 to 0)	0 (0 to 0)	0 (0 to 0)	0 (0 to 0)	0 (0 to 0)	0 (0 to 0)	0 (0 to 0)	0 (0 to 0)	0 (0 to 0)	0 (0 to 0)	0 (0 to 0)	0 (0 to 0)	0 (0 to 0)	0 (0 to 0)	0 (0 to 0)	0 (0 to 0)	0 (0 to 0)	0.6
Other sexually transmitted infections	0 (0 to 0)	0 (0 to 0)	0 (0 to 0)	0 (0 to 0)	0 (0 to 0)	0 (0 to 0)	0 (0 to 0)	0 (0 to 0)	0 (0 to 0)	0 (0 to 0)	0 (0 to 0)	0 (0 to 0)	0 (0 to 0)	0 (0 to 0)	0 (0 to 0)	0 (0 to 0)	0 (0 to 0)	0 (0 to 0)	0 (0 to 0)	0 (0 to 0)	0 (0 to 0)	0 (0 to 0)	0 (0 to 0)	0.2
Respiratory infections and tuberculosis	0.1 (0 to 0.1)	0.1 (0 to 0.1)	0.1 (0.4 to 1.1)	1.1 (1.4 to 3.5)	1.2 (0.7 to 2)	1.3 (0.8 to 2.2)	1.5 (0.9 to 2.3)	1.5 (0.9 to 2.2)	1.5 (0.9 to 2.2)	1.4 (0.9 to 2.2)	1.4 (0.9 to 2.2)	1.4 (0.9 to 2.2)	1.4 (1 to 2.4)	1.4 (1 to 2.6)	1.4 (1 to 2.8)	1.4 (1 to 2.9)	1.4 (1 to 3.2)	1.4 (1 to 3.3)	1.4 (1 to 3.5)	1.4 (1 to 3.6)	1.4 (1 to 3.7)	1.5 (1 to 3.8)	54.9
Tuberculosis	0 (0 to 0)	0 (0 to 0)	0 (0 to 0)	0 (0 to 0)	0 (0 to 0)	0 (0 to 0)	0 (0 to 0)	0 (0 to 0)	0 (0 to 0)	0 (0 to 0)	0 (0 to 0)	0 (0 to 0)	0 (0 to 0)	0 (0 to 0)	0 (0 to 0)	0 (0 to 0)	0 (0 to 0)	0 (0 to 0)	0 (0 to 0)	0 (0 to 0)	0 (0 to 0)	0 (0 to 0)	0 (0 to 0)	0
Latent tuberculosis infection	0 (0 to 0)	0 (0 to 0)	0 (0 to 0)	0 (0 to 0)	0 (0 to 0)	0 (0 to 0)	0 (0 to 0)	0 (0 to 0)	0 (0 to 0)	0 (0 to 0)	0 (0 to 0)	0 (0 to 0)	0 (0 to 0)	0 (0 to 0)	0 (0 to 0)	0 (0 to 0)	0 (0 to 0)	0 (0 to 0)	0 (0 to 0)	0 (0 to 0)	0 (0 to 0)	0 (0 to 0)	0 (0 to 0)	0
Drug-susceptible tuberculosis	0 (0 to 0)	0 (0 to 0)	0 (0 to 0)	0 (0 to 0)	0 (0 to 0)	0 (0 to 0)	0 (0 to 0)	0 (0 to 0)	0 (0 to 0)	0 (0 to 0)	0 (0 to 0)	0 (0 to 0)	0 (0 to 0)	0 (0 to 0)	0 (0 to 0)	0 (0 to 0)	0 (0 to 0)	0 (0 to 0)	0 (0 to 0)	0 (0 to 0)	0 (0 to 0)	0 (0 to 0)	0 (0 to 0)	2.3
Multidrug-resistant tuberculosis without extensive drug-resistance	0 (0 to 0)	0 (0 to 0)	0 (0 to 0)	0 (0 to 0)	0 (0 to 0)	0 (0 to 0)	0 (0 to 0)	0 (0 to 0)	0 (0 to 0)	0 (0 to 0)	0 (0 to 0)	0 (0 to 0)	0 (0 to 0)	0 (0 to 0)	0 (0 to 0)	0 (0 to 0)	0 (0 to 0)	0 (0 to 0)	0 (0 to 0)	0 (0 to 0)	0 (0 to 0)	0 (0 to 0)	0 (0 to 0)	0.1
Extensively drug-resistant tuberculosis	0 (0 to 0)	0 (0 to 0)	0 (0 to 0)	0 (0 to 0)	0 (0 to 0)	0 (0 to 0)	0 (0 to 0)	0 (0 to 0)	0 (0 to 0)	0 (0 to 0)	0 (0 to 0)	0 (0 to 0)	0 (0 to 0)	0 (0 to 0)	0 (0 to 0)	0 (0 to 0)	0 (0 to 0)	0 (0 to 0)	0 (0 to 0)	0 (0 to 0)	0 (0 to 0)	0 (0 to 0)	0 (0 to 0)	0
Lower respiratory infections	0.1 (0 to 0.1)	0.1 (0 to 0.1)	0.1 (0.4 to 1.1)	1.1 (1.4 to 3.5)	1.2 (0.7 to 2)	1.3 (0.8 to 2.2)	1.5 (0.9 to 2.3)	1.5 (0.9 to 2.2)	1.5 (0.9 to 2.2)	1.4 (0.9 to 2.2)	1.4 (0.9 to 2.2)	1.4 (0.9 to 2.2)	1.4 (1 to 2.4)	1.4 (1 to 2.6)	1.4 (1 to 2.8)	1.4 (1 to 2.9)	1.4 (1 to 3.2)	1.4 (1 to 3.3)	1.4 (1 to 3.5)	1.4 (1 to 3.6)	1.4 (1 to 3.7)	1.5 (1 to 3.8)	34.5
Upper respiratory infections	0 (0 to 0)	0 (0 to 0)	0 (0 to 0.4)	1 (0.4 to 2.7)	1.2 (0.7 to 2)	1.3 (0.5 to 1.7)	1 (0.5 to 1.8)	0.9 (0.5 to 1.6)	1 (0.5 to 1.6)	1 (0.5 to 1.6)	1 (0.5 to 1.7)	1 (0.5 to 1.8)	1 (0.5 to 1.8)	1 (0.5 to 1.9)	1 (0.5 to 1.9)	1 (0.5 to 1.9)	1 (0.5 to 2)	1 (0.5 to 2)	1 (0.5 to 2)	1 (0.5 to 2)	1 (0.5 to 2)	1 (0.5 to 2)	15.5
Otitis media	0 (0 to 0)	0 (0 to 0)	0 (0 to 0)	0.2 (0.1 to 0.5)	0.2 (0.1 to 0.4)	0.2 (0.1 to 0.5)	0.2 (0.1 to 0.5)	0.2 (0.1 to 0.5)	0.2 (0.1 to 0.5)	0.2 (0.1 to 0.5)	0.2 (0.1 to 0.5)	0.2 (0.1 to 0.5)	0.2 (0.1 to 0.5)	0.2 (0.1 to 0.5)	0.2 (0.1 to 0.5)	0.2 (0.1 to 0.5)	0.2 (0.1 to 0.5)	0.2 (0.1 to 0.5)	0.2 (0.1 to 0.5)	0.2 (0.1 to 0.5)	0.2 (0.1 to 0.5)	0.2 (0.1 to 0.5)	2.5
Enteric infections	0.1 (0 to 0.1)	0.1 (0 to 0.1)	0.4 (0.1 to 1.1)	0.4 (0.1 to 1.1)	0.3 (0.2 to 0.5)	0.2 (0.1 to 0.4)	0.2 (0.1 to 0.4)	0.2 (0.1 to 0.4)	0.3 (0.2 to 0.4)	0.3 (0.2 to 0.5)	0.3 (0.2 to 0.5)	0.3 (0.2 to 0.5)	0.3 (0.2 to 0.5)	0.3 (0.2 to 0.5)	0.3 (0.2 to 0.5)	0.3 (0.2 to 0.5)	0.3 (0.2 to 0.5)	0.3 (0.2 to 0.5)	0.3 (0.2 to 0.5)	0.3 (0.2 to 0.5)	0.3 (0.2 to 0.5)	0.3 (0.2 to 0.5)	11.2
Diarrheal diseases	0 (0 to 0)	0 (0 to 0)	0.4 (0.1 to 1.1)	0.4 (0.1 to 1.1)	0.3 (0.2 to 0.5)	0.2 (0.1 to 0.4)	0.2 (0.1 to 0.4)	0.2 (0.1 to 0.4)	0.3 (0.2 to 0.5)	0.3 (0.2 to 0.5)	0.3 (0.2 to 0.5)	0.3 (0.2 to 0.5)	0.3 (0.2 to 0.5)	0.3 (0.2 to 0.5)	0.3 (0.2 to 0.5)	0.3 (0.2 to 0.5)	0.3 (0.2 to 0.5)	0.3 (0.2 to 0.5)	0.3 (0.2 to 0.5)	0.3 (0.2 to 0.5)	0.3 (0.2 to 0.5)	0.3 (0.2 to 0.5)	11.1
Typhoid and paratyphoid	0 (0 to 0)	0 (0 to 0)	0 (0 to 0)	0 (0 to 0)	0 (0 to 0)	0 (0 to 0)	0 (0 to 0)	0 (0 to 0)	0 (0 to 0)	0 (0 to 0)	0 (0 to 0)	0 (0 to 0)	0 (0 to 0)	0 (0 to 0)	0 (0 to 0)	0 (0 to 0)	0 (0 to 0)	0 (0 to 0)	0 (0 to 0)	0 (0 to 0)	0 (0 to 0)	0 (0 to 0)	0 (0 to 0)	0
Typhoid fever	0 (0 to 0)	0 (0 to 0)	0 (0 to 0)	0 (0 to 0)	0 (0 to 0)	0 (0 to 0)	0 (0 to 0)	0 (0 to 0)	0 (0 to 0)	0 (0 to 0)	0 (0 to 0)	0 (0 to 0)	0 (0 to 0)	0 (0 to 0)	0 (0 to 0)	0 (0 to 0)	0 (0 to 0)	0 (0 to 0)	0 (0 to 0)	0 (0 to 0)	0 (0 to 0)	0 (0 to 0)	0 (0 to 0)	0
Paratyphoid fever	0 (0 to 0)	0 (0 to 0)	0 (0 to 0)	0 (0 to 0)	0 (0 to 0)	0 (0 to 0)	0 (0 to 0)	0 (0 to 0)	0 (0 to 0)	0 (0 to 0)	0 (0 to 0)	0 (0 to 0)	0 (0 to 0)	0 (0 to 0)	0 (0 to 0)	0 (0 to 0)	0 (0 to 0)	0 (0 to 0)	0 (0 to 0)	0 (0 to 0)	0 (0 to 0)	0 (0 to 0)	0 (0 to 0)	0
Invasive Non-typhoidal Salmonella (iNTS)	0 (0 to 0)	0 (0 to 0)	0 (0 to 0)	0 (0 to 0)	0 (0 to 0)	0 (0 to 0)	0 (0 to 0)	0 (0 to 0)	0 (0 to 0)	0 (0 to 0)	0 (0 to 0)	0 (0 to 0)	0 (0 to 0)	0 (0 to 0)	0 (0 to 0)	0 (0 to 0)	0 (0 to 0)	0 (0 to 0)	0 (0 to 0)	0 (0 to 0)	0 (0 to 0)	0 (0 to 0)	0 (0 to 0)	0.1
Other intestinal infectious diseases	0 (0 to 0)	0 (0 to 0)	0 (0 to 0)	0 (0 to 0)	0 (0 to 0)	0 (0 to 0)	0 (0 to 0)	0 (0 to 0)	0 (0 to 0)	0 (0 to 0)	0 (0 to 0)	0 (0 to 0)	0 (0 to 0)	0 (0 to 0)	0 (0 to 0)	0 (0 to 0)	0 (0 to 0)	0 (0 to 0)	0 (0 to 0)	0 (0 to 0)	0 (0 to 0)	0 (0 to 0)	0 (0 to 0)	0
Neglected tropical diseases and malaria	0.1 (0 to 0.2)	0.1 (0 to 0.1)	0.2 (0 to 0.5)	0.2 (0.1 to 0.4)	0.1 (0 to 0.2)	0.2 (0.1 to 0.4)	0.1 (0.1 to 0.2)	0.1 (0.1 to 0.2)	0.2 (0.1 to 0.4)	0.2 (0.1 to 0.4)	0.2 (0.1 to 0.4)	0.4 (0.2 to 0.8)	0.4 (0.2 to 0.8)	0.5 (0.2 to 1.1)	0.5 (0.2 to 1.1)	0.5 (0.2 to 1.1)	0.7 (0.3 to 1.4)	0.7 (0.3 to 1.5)	0.7 (0.3 to 1.5)	0.7 (0.3 to 1.5)	0.4 (0.2 to 0.9)	0.3 (0.1 to 0.6)	8.2
Malaria	0 (0 to 0)	0 (0 to 0)	0 (0 to 0)	0 (0 to 0)	0 (0 to 0)	0 (0 to 0)	0 (0 to 0)	0 (0 to 0)	0 (0 to 0)	0 (0 to 0)	0 (0 to 0)	0 (0 to 0)	0 (0 to 0)	0 (0 to 0)	0 (0 to 0)	0 (0 to 0)	0 (0 to 0)	0 (0 to 0)	0 (0 to 0)	0 (0 to 0)	0 (0 to 0)	0 (0 to 0)	0 (0 to 0)	0
Chagas disease	0 (0 to 0)	0 (0 to 0)	0 (0 to 0)	0 (0 to 0)	0 (0 to 0)	0 (0 to 0)	0 (0 to 0)	0 (0 to 0)	0 (0 to 0)	0 (0 to 0)	0 (0 to 0)	0 (0 to 0)	0 (0 to 0)	0 (0 to 0)	0 (0 to 0)	0 (0 to 0)	0 (0 to 0)	0 (0 to 0)	0 (0 to 0)	0 (0 to 0)	0 (0 to 0)	0 (0 to 0)	0 (0 to 0)	0
Leishmaniasis	0 (0 to 0)	0 (0 to 0)	0 (0 to 0)	0 (0 to 0)	0 (0 to 0)	0 (0 to 0)	0 (0 to 0)	0 (0 to 0)	0 (0 to 0)	0 (0 to 0)	0 (0 to 0)	0 (0 to 0)	0 (0 to 0)	0 (0 to 0)	0 (0 to 0)	0 (0 to 0)	0 (0 to 0)	0 (0 to 0)	0 (0 to 0)	0 (0 to 0)	0 (0 to 0)	0 (0 to 0)	0 (0 to 0)	0
Visceral leishmaniasis	0 (0 to 0)	0 (0 to 0)	0 (0 to 0)	0 (0 to 0)	0 (0 to 0)	0 (0 to 0)	0 (0 to 0)	0 (0 to 0)	0 (0 to 0)	0 (0 to 0)	0 (0 to 0)	0 (0 to 0)	0 (0 to 0)	0 (0 to 0)	0 (0 to 0)	0 (0 to 0)	0 (0 to 0)	0 (0 to 0)	0 (0 to 0)	0 (0 to 0)	0 (0 to 0)	0 (0 to 0)	0 (0 to 0)	0
Cutaneous and mucocutaneous leishmaniasis	0 (0 to 0)	0 (0 to 0)	0 (0 to 0)	0 (0 to 0)	0 (0 to 0)	0 (0 to 0)	0 (0 to 0)	0 (0 to 0)	0 (0 to 0)	0 (0 to 0)	0 (0 to 0)	0 (0 to 0)	0 (0 to 0)	0 (0 to 0)	0 (0 to 0)	0 (0 to 0)	0 (0 to 0)	0 (0 to 0)	0 (0 to 0)	0 (0 to 0)	0 (0 to 0)	0 (0 to 0)	0 (0 to 0)	0
African trypanosomiasis	0 (0 to 0)	0 (0 to 0)	0 (0 to 0)	0 (0 to 0)	0 (0 to 0)	0 (0 to 0)	0 (0 to 0)	0 (0 to 0)	0 (0 to 0)	0 (0 to 0)	0 (0 to 0)	0 (0 to 0)	0 (0 to 0)	0 (0 to 0)	0 (0 to 0)	0 (0 to 0)	0 (0 to 0)	0 (0 to 0)	0 (0 to 0)	0 (0 to 0)	0 (0 to 0)	0 (0 to 0)	0 (0 to 0)	0
Schistosomiasis	0 (0 to 0)	0 (0 to 0)	0 (0 to 0)	0 (0 to 0)	0 (0 to 0)	0 (0 to 0)	0 (0 to 0)	0 (0 to 0)	0 (0 to 0)	0 (0 to 0)	0 (0 to 0)	0 (0 to 0)	0 (0 to 0)	0 (0 to 0)	0 (0 to 0)	0 (0 to 0)	0 (0 to 0)	0 (0 to 0)	0 (0 to 0)	0 (0 to 0)	0 (0 to 0)	0 (0 to 0)	0 (0 to 0)	0
Cysticercosis	0 (0 to 0)	0 (0 to 0)	0 (0 to 0)	0 (0 to 0)	0 (0 to 0)	0 (0 to 0)	0 (0 to 0)	0 (0 to 0)	0 (0 to 0)	0 (0 to 0)	0 (0 to 0)	0 (0 to 0)	0 (0 to 0)	0 (0 to 0)	0 (0 to 0)	0 (0 to 0)	0 (0 to 0)	0 (0 to 0)	0 (0 to 0)	0 (0 to 0)	0 (0 to 0)	0 (0 to 0)	0 (0 to 0)	0
Cystic echinococcosis	0 (0 to 0)	0 (0 to 0)	0 (0 to 0)	0 (0 to 0)	0 (0 to 0)	0 (0 to 0)	0 (0 to 0)	0 (0 to 0)	0 (0 to 0)	0 (0 to 0)	0 (0 to 0)	0 (0 to 0)	0 (0 to 0)	0 (0 to 0)	0 (0 to 0)	0 (0 to 0)	0 (0 to 0)	0 (0 to 0)	0 (0 to 0)	0 (0 to 0)	0 (0 to 0)	0 (0 to 0)	0 (0 to 0)	0
Lymphatic filariasis	0 (0 to 0)	0 (0 to 0)	0 (0 to 0)	0 (0 to 0)	0 (0 to 0)	0 (0 to 0)	0 (0 to 0)	0 (0 to 0)	0 (0 to 0)	0 (0 to 0)	0 (0 to 0)	0 (0 to 0)	0 (0 to 0)	0 (0 to 0)	0 (0 to 0)	0 (0 to 0)	0 (0 to 0)	0 (0 to 0)	0 (0 to 0)	0 (0 to 0)	0 (0 to 0)	0 (0 to 0)	0 (0 to 0)	0
Onchocerciasis	0 (0 to 0)	0 (0 to 0)	0 (0 to 0)	0 (0 to 0)	0 (0 to 0)	0 (0 to 0)	0 (0 to 0)	0 (0 to 0)	0 (0 to 0)	0 (0 to 0)	0 (0 to 0)	0 (0 to 0)	0 (0 to 0)	0 (0 to 0)	0 (0 to 0)	0 (0 to 0)	0 (0 to 0)	0 (0 to 0)	0 (0 to 0)	0 (0 to 0)	0 (0 to 0)	0 (0 to 0)	0 (0 to 0)	0
Trachoma	0 (0 to 0)	0 (0 to 0)	0 (0 to 0)	0 (0 to 0)	0 (0 to 0)	0 (0 to 0)	0 (0 to 0)	0 (0 to 0)	0 (0 to 0)	0 (0 to 0)	0 (0 to 0)	0 (0 to 0)	0 (0 to 0)	0 (0 to 0)	0 (0 to 0)	0 (0 to 0)	0 (0 to 0)	0 (0 to 0)	0 (0 to 0)	0 (0 to 0)	0 (0 to 0)	0 (0 to 0)	0 (0 to 0)	0
Dengue	0 (0 to 0)	0 (0 to 0)	0 (0 to 0)	0 (0 to 0)	0 (0 to 0)	0 (0 to 0)	0 (0 to 0)	0 (0 to 0)	0 (0 to 0)	0 (0 to 0)	0 (0 to 0)	0 (0 to 0)	0 (0 to 0)	0 (0 to 0)	0 (0 to 0)	0 (0 to 0)	0 (0 to 0)	0 (0 to 0)	0 (0 to 0)	0 (0 to 0)	0 (0 to 0)	0 (0 to 0)	0 (0 to 0)	0
Yellow fever	0 (0 to 0)	0 (0 to 0)	0 (0 to 0)	0 (0 to 0)	0 (0 to 0)	0 (0 to 0)	0 (0 to 0)	0 (0 to 0)	0 (0 to 0)	0 (0 to 0)	0 (0 to 0)	0 (0 to 0)	0 (0 to 0)	0 (0 to 0)	0 (0 to 0)	0 (0 to 0)	0 (0 to 0)	0 (0 to 0)	0 (0 to 0)	0 (0 to 0)	0 (0 to 0)	0 (0 to 0)	0 (0 to 0)	0
Rabies	0 (0 to 0)	0 (0 to 0)	0 (0 to 0)	0 (0 to 0)	0 (0 to 0)	0 (0 to 0)	0 (0 to 0)	0 (0 to 0)	0 (0 to 0)	0 (0 to 0)	0 (0 to 0)	0 (0 to 0)	0 (0 to 0)	0 (0 to 0)	0 (0 to 0)	0 (0 to 0)	0 (0 to 0)	0 (0 to 0)	0 (0 to 0)	0 (0 to 0)	0 (0 to 0)	0 (0 to 0)	0 (0 to 0)	0.2
Intestinal nematode infections	0 (0 to 0)	0 (0 to 0)	0 (0 to 0)	0 (0 to 0)	0 (0 to 0)	0 (0 to 0)	0 (0 to 0)	0 (0 to 0)	0 (0 to 0)	0 (0 to 0)	0 (0 to 0)	0 (0 to 0)	0 (0 to 0)	0 (0 to 0)	0 (0 to 0)	0 (0 to 0)	0 (0 to 0)	0 (0 to 0)	0 (0 to 0)	0 (0 to 0)	0 (0 to 0)	0 (0 to 0)	0 (0 to 0)	0.1
Ascariasis	0 (0 to 0)	0 (0 to 0)	0 (0 to 0)	0 (0 to 0)	0 (0 to 0)	0 (0 to 0)	0 (0 to 0)	0 (0 to 0)	0 (0 to 0)	0 (0 to 0)	0 (0 to 0)	0 (0 to 0)	0 (0 to 0)	0 (0 to 0)	0 (0 to 0)	0 (0 to 0)	0 (0 to 0)	0 (0 to 0)	0 (0 to 0)	0 (0 to 0)	0 (0 to 0)	0 (0 to 0)	0 (0 to 0)	0
Trichuriasis	0 (0 to 0)	0 (0 to 0)	0 (0 to 0)	0 (0 to 0)	0 (0 to 0)	0 (0 to 0)	0 (0 to 0)	0 (0 to 0)	0 (0 to 0)	0 (0 to 0)	0 (0 to 0)	0 (0 to 0)	0 (0 to 0)	0 (0 to 0)	0 (0 to 0)	0 (0 to 0)	0 (0 to 0)	0 (0 to 0)	0 (0 to 0)	0 (0 to 0)	0 (0 to 0)	0 (0 to 0)	0 (0 to 0)	0
Hookworm disease	0 (0 to 0)	0 (0 to 0)	0 (0 to 0)	0 (0 to 0)	0 (0 to 0)	0 (0 to 0)	0 (0 to 0)	0 (0 to 0)	0 (0 to 0)	0 (0 to 0)	0 (0 to 0)	0 (0 to 0)	0 (0 to 0)	0 (0 to 0)	0 (0 to 0)	0 (0 to 0)	0 (0 to 0)	0 (0 to 0)	0 (0 to 0)	0 (0 to 0)	0 (0 to 0)	0 (0 to 0)	0 (0 to 0)	0.1
Food-borne trematodiases	0 (0 to 0)	0 (0 to 0)	0 (0 to 0)	0 (0 to 0)	0 (0 to 0)	0 (0 to 0)	0 (0 to 0)	0 (0 to 0)	0 (0 to 0)	0 (0 to 0)	0 (0 to 0)	0 (0 to 0)	0 (0 to 0)	0 (0 to 0)	0 (0 to 0)	0 (0 to 0)	0 (0 to 0)	0 (0 to 0)	0 (0 to 0)	0 (0 to 0)	0 (0 to 0)	0 (0 to 0)	0 (0 to 0)	0
Leprosy	0 (0 to 0)	0 (0 to 0)	0 (0 to 0)	0 (0 to 0)	0 (0 to 0)	0 (0 to 0)	0 (0 to 0)	0 (0 to 0)	0 (0 to 0)	0 (0 to 0)	0 (0 to 0)	0 (0 to 0)	0 (0 to 0)	0 (0 to 0)	0 (0 to 0)	0 (0 to 0)	0 (0 to 0)	0 (0 to 0)	0 (0 to 0)	0 (0 to 0)	0 (0 to 0)	0 (0 to 0)	0 (0 to 0)	0
Ebola	0 (0 to 0)	0

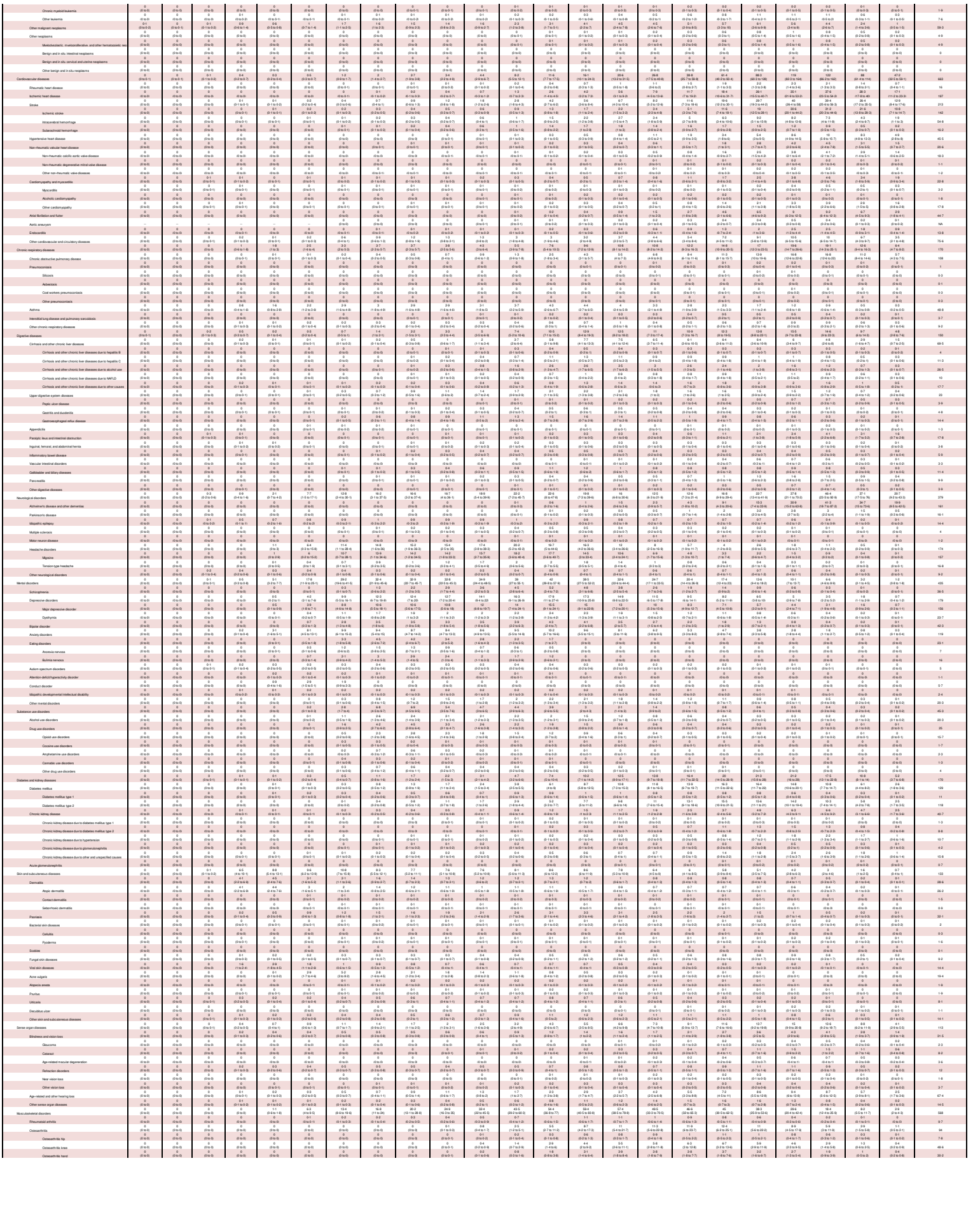

Osteoarthritis other	0 (0 to 0)	0 (0 to 0)	0 (0 to 0)	0 (0 to 0)	0 (0 to 0)	0 (0 to 0)	0 (0 to 0)	0 (0 to 0)	0 (0 to 0)	0 (0 to 0)	0·1 (0 to 0·1)	0·2 (0·1 to 0·4)	0·4 (0·2 to 0·8)	0·6 (0·3 to 1·3)	0·8 (0·3 to 1·7)	0·8 (0·4 to 1·7)	0·9 (0·4 to 1·7)	0·9 (0·4 to 1·9)	0·9 (0·4 to 1·9)	0·8 (0·4 to 1·7)	0·6 (0·3 to 1·3)	0·3 (0·2 to 0·7)	0·1 (0·1 to 0·3)	7·4
Low back pain	0 (0 to 0)	0 (0 to 0)	0 (0 to 0)	0 (0 to 0)	0·7 (0·4 to 1·3)	4·1 (2·5 to 6·6)	7·9 (4·6 to 12·9)	9·4 (5·6 to 15·2)	11·4 (6·8 to 17·8)	13·4 (7·8 to 20)	16·6 (10 to 25)	21 (12·7 to 31·5)	25 (15 to 38·8)	27·1 (16·8 to 41)	25·8 (16·2 to 38·9)	21·9 (13·8 to 33·6)	20·3 (12·8 to 30·6)	19·5 (12·5 to 29)	16·6 (10·5 to 25)	13·2 (8·2 to 19·7)	8·5 (5·2 to 12·1)	3·8 (2·4 to 5·5)	1·2 (0·8 to 1·8)	267
Neck pain	0 (0 to 0)	0 (0 to 0)	0 (0 to 0)	0 (0 to 0)	0·3 (0·1 to 0·7)	1·8 (0·9 to 3·2)	3 (1·5 to 5·4)	3 (1·4 to 5·4)	3·2 (1·6 to 6)	4·8 (2·4 to 8·6)	6·8 (3·6 to 11·5)	9·5 (4·9 to 16·3)	11·5 (6 to 19·7)	10·6 (5·4 to 18·5)	8·8 (4·5 to 14·8)	6·6 (3·5 to 11·1)	5·8 (3·1 to 9·6)	5·3 (3 to 8·6)	4·3 (2·3 to 7·5)	3·3 (1·7 to 6)	2·1 (1·1 to 3·5)	1 (0·5 to 1·6)	0·3 (0·2 to 0·6)	91·9
Gout	0 (0 to 0)	0 (0 to 0)	0 (0 to 0)	0 (0 to 0)	0 (0 to 0)	0 (0 to 0)	0 (0 to 0)	0 (0 to 0)	0 (0 to 0)	0 (0 to 0)	0 (0 to 0·1)	0·1 (0 to 0·1)	0·1 (0 to 0·2)	0·1 (0 to 0·3)	0·2 (0·1 to 0·3)	0·2 (0·1 to 0·4)	0·3 (0·1 to 0·5)	0·3 (0·2 to 0·6)	0·4 (0·2 to 0·6)	0·3 (0·2 to 0·5)	0·2 (0·1 to 0·4)	0·1 (0·1 to 0·2)	0 (0 to 0·1)	2·4
Other musculoskeletal disorders	0 (0 to 0)	0 (0 to 0)	0 (0 to 0)	0 (0 to 0)	0 (0 to 0)	0·3 (0·1 to 0·7)	2·3 (1·3 to 3·7)	4·1 (2·4 to 6·3)	5·2 (3·2 to 8·2)	6·2 (3·8 to 9·9)	7·7 (4·8 to 11·5)	9·7 (5·9 to 15·1)	11·5 (7·1 to 17·7)	11·8 (6·9 to 18·8)	10·6 (6·4 to 16·1)	8·5 (4·8 to 13·8)	7·5 (4·3 to 11·9)	6·7 (3·5 to 11·4)	5·3 (2·9 to 8·5)	3·4 (1·2 to 6·2)	1·4 (0·4 to 2·9)	0·4 (0·2 to 1)	0·2 (0·1 to 0·3)	103
Other non-communicable diseases	3·1 (1·9 to 4·7)	1·1 (0·8 to 1·6)	4·5 (3·2 to 6)	4·4 (3·3 to 5·9)	3 (2·2 to 4·2)	5 (3·4 to 7)	9·6 (6·4 to 13·7)	17·8 (12·1 to 25·4)	26·9 (18·2 to 38·2)	30·7 (21·1 to 44)	33·3 (22·7 to 46·7)	38·2 (26·2 to 53·1)	41·8 (28·4 to 57·9)	37·9 (25·2 to 53)	32·2 (21·8 to 44·9)	26·2 (18 to 36·8)	23·8 (16·2 to 33·1)	22·6 (15·7 to 31)	19·8 (14·2 to 27·1)	15·6 (11·6 to 20·5)	10·6 (7·8 to 14)	5·7 (4·2 to 7·3)	2·5 (1·8 to 3·3)	416
Congenital birth defects	3 (1·8 to 4·6)	0·9 (0·6 to 1·3)	2·4 (1·5 to 3·9)	2·4 (1·7 to 3·4)	1·1 (0·8 to 1·4)	1·1 (0·8 to 1·4)	1·4 (1 to 2)	1·4 (0·9 to 2)	1·2 (0·8 to 1·8)	1·1 (0·7 to 1·5)	1 (0·7 to 1·4)	1 (0·7 to 1·4)	0·9 (0·7 to 1·3)	0·9 (0·6 to 1·2)	0·7 (0·5 to 1)	0·5 (0·4 to 0·7)	0·4 (0·3 to 0·5)	0·2 (0·1 to 0·3)	0·2 (0·1 to 0·2)	0·1 (0·1 to 0·2)	0·1 (0 to 0·1)	0 (0 to 0)	0 (0 to 0)	21·9
Neural tube defects	0·4 (0·1 to 0·9)	0·1 (0 to 0·2)	0·1 (0 to 0·3)	0·2 (0·1 to 0·6)	0·1 (0 to 0·1)	0·1 (0 to 0·1)	0·1 (0 to 0·1)	0·1 (0·1 to 0·2)	0·1 (0 to 0·2)	0·1 (0 to 0·1)	0 (0 to 0·1)	0 (0 to 0·1)	0 (0 to 0·1)	0 (0 to 0·1)	0 (0 to 0)	0 (0 to 0)	0 (0 to 0)	0 (0 to 0)	0 (0 to 0)	0 (0 to 0)	0 (0 to 0)	0 (0 to 0)	0 (0 to 0)	1·4
Congenital heart anomalies	0·4 (0·2 to 0·7)	0·2 (0·1 to 0·4)	0·6 (0·2 to 1·2)	0·4 (0·2 to 0·8)	0·1 (0·1 to 0·2)	0·1 (0·1 to 0·2)	0·3 (0·1 to 0·5)	0·4 (0·1 to 0·6)	0·3 (0·1 to 0·6)	0·2 (0·1 to 0·4)	0·2 (0·1 to 0·3)	0·2 (0·1 to 0·3)	0·1 (0·1 to 0·2)	0·1 (0·1 to 0·2)	0·1 (0·1 to 0·2)	0·1 (0 to 0·1)	0 (0 to 0·1)	0 (0 to 0)	0 (0 to 0)	0 (0 to 0)	0 (0 to 0)	0 (0 to 0)	0 (0 to 0)	4
Orofacial clefts	0·1 (0 to 0·2)	0 (0 to 0·1)	0·1 (0·1 to 0·2)	0·2 (0·1 to 0·4)	0 (0 to 0)	0 (0 to 0)	0 (0 to 0)	0 (0 to 0)	0 (0 to 0)	0 (0 to 0)	0 (0 to 0)	0 (0 to 0)	0 (0 to 0)	0 (0 to 0)	0 (0 to 0)	0 (0 to 0)	0 (0 to 0)	0 (0 to 0)	0 (0 to 0)	0 (0 to 0)	0 (0 to 0)	0 (0 to 0)	0 (0 to 0)	0·6
Down syndrome	0 (0 to 0·1)	0 (0 to 0)	0 (0 to 0·1)	0·1 (0 to 0·1)	0·1 (0 to 0·1)	0·1 (0 to 0·1)	0·1 (0·1 to 0·1)	0·1 (0·1 to 0·2)	0·1 (0·1 to 0·2)	0·1 (0·1 to 0·2)	0·1 (0·1 to 0·2)	0·1 (0·1 to 0·2)	0·1 (0·1 to 0·1)	0·1 (0·1 to 0·1)	0·1 (0 to 0·1)	0 (0 to 0)	0 (0 to 0)	0 (0 to 0)	0 (0 to 0)	0 (0 to 0)	0 (0 to 0)	0 (0 to 0)	0 (0 to 0)	1·2
Turner syndrome	0 (0 to 0)	0 (0 to 0)	0 (0 to 0)	0 (0 to 0)	0 (0 to 0)	0 (0 to 0)	0 (0 to 0)	0 (0 to 0)	0 (0 to 0)	0 (0 to 0)	0 (0 to 0)	0 (0 to 0)	0 (0 to 0)	0 (0 to 0)	0 (0 to 0)	0 (0 to 0)	0 (0 to 0)	0 (0 to 0)	0 (0 to 0)	0 (0 to 0)	0 (0 to 0)	0 (0 to 0)	0 (0 to 0)	0·1
Klinefelter syndrome	0 (0 to 0)	0 (0 to 0)	0 (0 to 0)	0 (0 to 0)	0 (0 to 0)	0 (0 to 0)	0 (0 to 0)	0 (0 to 0)	0 (0 to 0)	0 (0 to 0)	0 (0 to 0)	0 (0 to 0)	0 (0 to 0)	0 (0 to 0)	0 (0 to 0)	0 (0 to 0)	0 (0 to 0)	0 (0 to 0)	0 (0 to 0)	0 (0 to 0)	0 (0 to 0)	0 (0 to 0)	0 (0 to 0)	0
Other chromosomal abnormalities	0·3 (0·1 to 0·7)	0·1 (0·1 to 0·3)	0·4 (0·2 to 0·7)	0·2 (0·1 to 0·4)	0·1 (0·1 to 0·2)	0·1 (0·1 to 0·2)	0·2 (0·1 to 0·3)	0·2 (0·1 to 0·3)	0·2 (0·1 to 0·2)	0·1 (0·1 to 0·2)	0·1 (0·1 to 0·2)	0·1 (0·1 to 0·2)	0·1 (0·1 to 0·2)	0·1 (0·1 to 0·1)	0·1 (0 to 0·1)	0 (0 to 0·1)	0 (0 to 0)	0 (0 to 0)	0 (0 to 0)	0 (0 to 0)	0 (0 to 0)	0 (0 to 0)	0 (0 to 0)	2·6
Congenital musculoskeletal and limb anomalies	0·4 (0·2 to 0·8)	0·1 (0 to 0·2)	0·5 (0·2 to 0·9)	0·5 (0·3 to 0·8)	0·4 (0·2 to 0·6)	0·4 (0·2 to 0·6)	0·5 (0·3 to 0·7)	0·4 (0·2 to 0·6)	0·4 (0·2 to 0·6)	0·3 (0·2 to 0·5)	0·4 (0·2 to 0·5)	0·4 (0·2 to 0·6)	0·4 (0·2 to 0·6)	0·4 (0·2 to 0·6)	0·3 (0·2 to 0·5)	0·3 (0·2 to 0·4)	0·2 (0·1 to 0·3)	0·1 (0·1 to 0·2)	0·1 (0·1 to 0·2)	0·1 (0 to 0·1)	0 (0 to 0·1)	0 (0 to 0)	0 (0 to 0)	6·6
Urogenital congenital anomalies	0·1 (0 to 0·2)	0 (0 to 0)	0·1 (0 to 0·1)	0·1 (0 to 0·1)	0 (0 to 0·1)	0 (0 to 0·1)	0 (0 to 0·1)	0 (0 to 0·1)	0 (0 to 0)	0 (0 to 0)	0 (0 to 0)	0 (0 to 0)	0 (0 to 0)	0 (0 to 0)	0 (0 to 0)	0 (0 to 0)	0 (0 to 0)	0 (0 to 0)	0 (0 to 0)	0 (0 to 0)	0 (0 to 0)	0 (0 to 0)	0 (0 to 0)	0·6
Digestive congenital anomalies	0·4 (0·2 to 0·8)	0·1 (0 to 0·2)	0·2 (0·1 to 0·4)	0·3 (0·1 to 0·4)	0·1 (0 to 0·1)	0 (0 to 0·1)	0 (0 to 0·1)	0 (0 to 0·1)	0 (0 to 0)	0 (0 to 0)	0 (0 to 0)	0 (0 to 0)	0 (0 to 0)	0 (0 to 0)	0 (0 to 0)	0 (0 to 0)	0 (0 to 0)	0 (0 to 0)	0 (0 to 0)	0 (0 to 0)	0 (0 to 0)	0 (0 to 0)	0 (0 to 0)	1·4
Other congenital birth defects	0·8 (0·4 to 1·4)	0·2 (0·1 to 0·3)	0·5 (0·2 to 1)	0·4 (0·2 to 0·8)	0·2 (0·1 to 0·3)	0·1 (0·1 to 0·2)	0·2 (0·1 to 0·3)	0·2 (0·1 to 0·4)	0·1 (0·1 to 0·3)	0·1 (0·1 to 0·2)	0·1 (0·1 to 0·2)	0·1 (0·1 to 0·2)	0·1 (0·1 to 0·2)	0·1 (0 to 0·2)	0·1 (0 to 0·1)	0·1 (0 to 0·1)	0 (0 to 0·1)	0 (0 to 0·1)	0 (0 to 0)	0 (0 to 0)	0 (0 to 0)	0 (0 to 0)	0 (0 to 0)	3·5
Urinary diseases and male infertility	0 (0 to 0)	0 (0 to 0)	0 (0 to 0)	0·1 (0 to 0·2)	0·1 (0 to 0·2)	0·1 (0·1 to 0·2)	0·3 (0·1 to 0·5)	0·5 (0·2 to 0·7)	0·5 (0·3 to 0·8)	0·5 (0·3 to 0·8)	0·4 (0·3 to 0·7)	0·4 (0·3 to 0·6)	0·4 (0·3 to 0·7)	0·5 (0·3 to 0·7)	0·5 (0·3 to 0·7)	0·5 (0·3 to 0·8)	0·6 (0·3 to 1)	0·9 (0·5 to 1·6)	1·3 (0·7 to 2·3)	1·8 (0·9 to 3·1)	1·8 (0·9 to 3·2)	1·4 (0·7 to 2·5)	0·7 (0·4 to 1·4)	13·3
Urolithiasis	0 (0 to 0)	0 (0 to 0)	0 (0 to 0)	0 (0 to 0)	0 (0 to 0)	0 (0 to 0)	0 (0 to 0·1)	0·1 (0 to 0·2)	0·1 (0 to 0·1)	0·1 (0 to 0·2)	0·1 (0 to 0·2)	0·1 (0 to 0·2)	0·1 (0·1 to 0·2)	0·1 (0·1 to 0·2)	0·1 (0·1 to 0·2)	0·1 (0·1 to 0·2)	0·1 (0·1 to 0·3)	0·2 (0·1 to 0·4)	0·2 (0·1 to 0·5)	0·3 (0·1 to 0·6)	0·2 (0·1 to 0·5)	0·1 (0 to 0·3)	0·1 (0 to 0·2)	2·2
Benign prostatic hyperplasia	0 (0 to 0)	0 (0 to 0)	0 (0 to 0)	0 (0 to 0)	0 (0 to 0)	0 (0 to 0)	0 (0 to 0)	0 (0 to 0)	0 (0 to 0)	0 (0 to 0)	0 (0 to 0)	0 (0 to 0)	0 (0 to 0)	0 (0 to 0)	0 (0 to 0)	0 (0 to 0)	0 (0 to 0)	0 (0 to 0)	0 (0 to 0)	0 (0 to 0)	0 (0 to 0)	0 (0 to 0)	0 (0 to 0)	0
Male infertility	--	--	--	--	--	--	--	--	--	--	--	--	--	--	--	--	--	--	--	--	--	--	--	NA
Other urinary diseases	0 (0 to 0)	0 (0 to 0)	0 (0 to 0)	0·1 (0 to 0·1)	0·1 (0 to 0·1)	0·1 (0 to 0·1)	0·1 (0 to 0·2)	0·1 (0 to 0·2)	0·1 (0 to 0·2)	0·1 (0·1 to 0·2)	0·1 (0·1 to 0·2)	0·1 (0·1 to 0·2)	0·1 (0·1 to 0·2)	0·1 (0·1 to 0·2)	0·1 (0·1 to 0·2)	0·1 (0·1 to 0·3)	0·1 (0·1 to 0·3)	0·2 (0·1 to 0·4)	0·2 (0·1 to 0·5)	0·3 (0·1 to 0·6)	0·3 (0·1 to 0·6)	0·2 (0·1 to 0·5)	0·1 (0 to 0·2)	2·9
Gynecological diseases	0 (0 to 0)	0 (0 to 0)	0 (0 to 0)	0 (0 to 0)	0 (0 to 0)	1·4 (0·7 to 2·4)	4·7 (2·8 to 7·5)	11·9 (7·6 to 17·7)	19·9 (12·5 to 29·3)	22·5 (14·7 to 32·6)	23·1 (15·3 to 33·2)	25·1 (16·2 to 36·8)	25·9 (16·5 to 36·9)	19·8 (11·7 to 29·1)	12·6 (7·6 to 18·4)	8·1 (4·7 to 12·3)	6·1 (3·6 to 9·2)	4·7 (2·9 to 6·9)	3·2 (2 to 4·7)	2 (1·2 to 3·1)	1·2 (0·8 to 1·9)	0·6 (0·3 to 0·9)	0·2 (0·1 to 0·4)	193
Uterine fibroids	0 (0 to 0)	0 (0 to 0)	0 (0 to 0)	0 (0 to 0)	0 (0 to 0)	0 (0 to 0)	0 (0 to 0·1)	0·1 (0 to 0·2)	0·3 (0·1 to 0·5)	0·6 (0·3 to 1·4)	1·2 (0·5 to 2·5)	1·7 (0·7 to 3·3)	1·9 (0·9 to 3·7)	1·4 (0·6 to 2·8)	0·9 (0·4 to 1·6)	0·4 (0·2 to 0·9)	0·3 (0·1 to 0·5)	0·2 (0·1 to 0·3)	0·1 (0 to 0·2)	0 (0 to 0·1)	0 (0 to 0)	0 (0 to 0)	0 (0 to 0)	9·1
Polycystic ovarian syndrome	0 (0 to 0)	0 (0 to 0)	0 (0 to 0)	0 (0 to 0)	0 (0 to 0)	0·1 (0 to 0·3)	0·5 (0·2 to 1)	0·7 (0·3 to 1·4)	0·7 (0·3 to 1·4)	0·7 (0·3 to 1·4)	0·7 (0·3 to 1·4)	0·7 (0·3 to 1·5)	0·7 (0·3 to 1·4)	0·1 (0·1 to 0·3)	0 (0 to 0)	0 (0 to 0)	0 (0 to 0)	0 (0 to 0)	0 (0 to 0)	0 (0 to 0)	0 (0 to 0)	0 (0 to 0)	0 (0 to 0)	5
Female infertility	0 (0 to 0)	0 (0 to 0)	0 (0 to 0)	0 (0 to 0)	0 (0 to 0)	0 (0 to 0)	0 (0 to 0)	0 (0 to 0·2)	0·1 (0 to 0·4)	0·1 (0 to 0·5)	0·3 (0 to 0·9)	0·4 (0·1 to 1·2)	0 (0 to 0·1)	0 (0 to 0)	0 (0 to 0)	0 (0 to 0)	0 (0 to 0)	0 (0 to 0)	0 (0 to 0)	0 (0 to 0)	0 (0 to 0)	0 (0 to 0)	0 (0 to 0)	1
Endometriosis	0 (0 to 0)	0 (0 to 0)	0 (0 to 0)	0 (0 to 0)	0 (0 to 0)	0 (0 to 0)	0·5 (0·2 to 1·1)	1·2 (0·6 to 2·3)	1·2 (0·6 to 2·3)	1 (0·5 to 1·8)	0·9 (0·5 to 1·6)	1 (0·5 to 1·7)	0·9 (0·4 to 1·4)	0·4 (0·2 to 0·7)	0 (0 to 0)	0 (0 to 0)	0 (0 to 0)	0 (0 to 0)	0 (0 to 0)	0 (0 to 0)	0 (0 to 0)	0 (0 to 0)	0 (0 to 0)	7·1
Genital prolapse	0 (0 to 0)	0 (0 to 0)	0 (0 to 0)	0 (0 to 0)	0 (0 to 0)	0 (0 to 0)	0 (0 to 0)	0 (0 to 0)	0 (0 to 0)	0 (0 to 0·1)	0·1 (0 to 0·2)	0·2 (0·1 to 0·4)	0·3 (0·1 to 0·6)	0·3 (0·1 to 0·6)	0·3 (0·1 to 0·7)	0·3 (0·1 to 0·6)	0·3 (0·1 to 0·6)	0·3 (0·1 to 0·5)	0·2 (0·1 to 0·5)	0·2 (0·1 to 0·3)	0·1 (0·1 to 0·2)	0·1 (0 to 0·1)	0 (0 to 0)	2·7
Premenstrual syndrome	0 (0 to 0)	0 (0 to 0)	0 (0 to 0)	0 (0 to 0)	0 (0 to 0)	1·2 (0·6 to 2·3)	3 (1·5 to 5·2)	3·9 (1·9 to 7)	3·8 (2·2 to 6·2)	3·5 (1·8 to 5·8)	4·2 (2·3 to 6·7)	5·1 (2·8 to 8·4)	4·8 (2·6 to 8·2)	1·8 (0·9 to 3·1)	0 (0 to 0)	0 (0 to 0)	0 (0 to 0)	0 (0 to 0)	0 (0 to 0)	0 (0 to 0)	0 (0 to 0)	0 (0 to 0)	0 (0 to 0)	31·3
Other gynecological diseases	0 (0 to 0)	0 (0 to 0)	0 (0 to 0)	0 (0 to 0)	0 (0 to 0)	0 (0 to 0)	0·7 (0·3 to 1·4)	5·9 (3·5 to 9·3)	13·7 (7·8 to 21·5)	16·5 (10·1 to 25·1)	15·8 (9·6 to 23·9)	16 (9·2 to 25)	17·4 (9·6 to 26·4)	15·7 (8·1 to 24·3)	11·4 (6·9 to 16·9)	7·4 (4·1 to 11·4)	5·6 (3·3 to 8·6)	4·3 (2·6 to 6·4)	2·9 (1·7 to 4·3)	1·8 (1 to 2·8)	1·1 (0·7 to 1·7)	0·5 (0·3 to 0·8)	0·2 (0·1 to 0·3)	137
Hemoglobinopathies and hemolytic anemias	0 (0 to 0)	0 (0 to 0)	0 (0 to 0·1)	0·2 (0·1 to 0·3)	0·1 (0·1 to 0·3)	0·1 (0 to 0·1)	0·1 (0·1 to 0·2)	0·1 (0·1 to 0·3)	0·3 (0·1 to 0·8)	0·3 (0·1 to 0·8)	0·4 (0·1 to 0·9)	0·2 (0·1 to 0·4)	0·2 (0·1 to 0·4)	0·2 (0·1 to 0·4)	0·2 (0·1 to 0·4)	0·2 (0·1 to 0·4)	0·2 (0·1 to 0·4)	0·3 (0·2 to 0·5)	0·4 (0·2 to 0·6)	0·4 (0·3 to 0·7)	0·4 (0·2 to 0·6)	0·3 (0·2 to 0·4)	0·1 (0·1 to 0·2)	4·8
Thalassemias	0 (0 to 0)	0 (0 to 0)	0 (0 to 0)	0·1 (0 to 0·1)	0 (0 to 0·1)	0 (0 to 0)	0 (0 to 0·1)	0 (0 to 0·1)	0 (0 to 0)	0 (0 to 0)	0 (0 to 0)	0 (0 to 0)	0 (0 to 0)	0 (0 to 0)	0 (0 to 0)	0 (0 to 0)	0 (0 to 0)	0 (0 to 0)	0 (0 to 0)	0 (0 to 0)	0 (0 to 0)	0 (0 to 0)	0 (0 to 0)	0·3
Thalassemias trait	0 (0 to 0)	0 (0 to 0)	0 (0 to 0)	0 (0 to 0·1)	0 (0 to 0·1)	0 (0 to 0)	0 (0 to 0)	0 (0 to 0·1)	0·2 (0 to 0·4)	0·2 (0 to 0·4)	0·2 (0 to 0·5)	0 (0 to 0·1)	0·1 (0 to 0·1)	0·1 (0 to 0·2)	0 (0 to 0·1)	0 (0 to 0·1)	0 (0 to 0·1)	0 (0 to 0)	0 (0 to 0·1)	0 (0 to 0·1)	0 (0 to 0·1)	0 (0 to 0)	0 (0 to 0)	1
Sickle cell disorders	0 (0 to 0)	0 (0 to 0)	0 (0 to 0)	0 (0 to 0)	0 (0 to 0)	0 (0 to 0)	0 (0 to 0)	0 (0 to 0)	0 (0 to 0)	0 (0 to 0)	0 (0 to 0)	0 (0 to 0)	0 (0 to 0)	0 (0 to 0)	0 (0 to 0)	0 (0 to 0)	0 (0 to 0)	0 (0 to 0)	0 (0 to 0)	0 (0 to 0)	0 (0 to 0)	0 (0 to 0)	0 (0 to 0)	0·2
Sickle cell trait	0 (0 to 0)	0 (0 to 0)	0 (0 to 0)	0 (0 to 0)	0 (0 to 0)	0 (0 to 0)	0 (0 to 0)	0 (0 to 0)	0·1 (0 to 0·3)	0·1 (0 to 0·2)	0·1 (0 to 0·3)	0 (0 to 0)	0 (0 to 0)	0 (0 to 0)	0 (0 to 0)	0 (0 to 0)	0 (0 to 0)	0 (0 to 0)	0 (0 to 0)	0 (0 to 0)	0 (0 to 0)	0 (0 to 0)	0 (0 to 0)	0·4
G6PD deficiency	0 (0 to 0)	0 (0 to 0)	0 (0 to 0)	0 (0 to 0)	0 (0 to 0)	0 (0 to 0)	0 (0 to 0)	0 (0 to 0·1)	0 (0 to 0)	0 (0 to 0)	0 (0 to 0)	0 (0 to 0·1)	0 (0 to 0·1)	0 (0 to 0·1)	0 (0 to 0·1)	0 (0 to 0)	0 (0 to 0)	0 (0 to 0)	0 (0 to 0)	0 (0 to 0)	0 (0 to 0)	0 (0 to 0)	0 (0 to 0)	0·3
G6PD trait	0 (0 to 0)	0 (0 to 0)	0 (0 to 0)	0 (0 to 0)	0 (0 to 0)	0 (0 to 0)	0 (0 to 0)	0 (0 to 0)	0 (0 to 0)	0 (0 to 0)	0 (0 to 0)	0 (0 to 0)	0 (0 to 0)	0 (0 to 0)	0 (0 to 0)	0 (0 to 0)	0 (0 to 0)	0 (0 to 0)	0 (0 to 0)	0 (0 to 0)	0 (0 to 0)	0 (0 to 0)	0 (0 to 0)	0
Other hemoglobinopathies and hemolytic anemias	0 (0 to 0)	0 (0 to 0)	0 (0 to 0)	0 (0 to 0·1)	0 (0 to 0·1)	0 (0 to 0)	0 (0 to 0)	0 (0 to 0·1)	0 (0 to 0)	0 (0 to 0·1)	0 (0 to 0·1)	0·1 (0 to 0·2)	0·1 (0 to 0·2)	0·1 (0 to 0·2)	0·1 (0·1 to 0·2)	0·1 (0·1 to 0·3)	0·2 (0·1 to 0·3)	0·2 (0·1 to 0·4)	0·3 (0·2 to 0·6)	0·4 (0·2 to 0·6)	0·4 (0·2 to 0·6)	0·2 (0·1 to 0·4)	0·1 (0·1 to 0·2)	2·5
Endocrine, metabolic, blood, and immune disorders	0·1 (0 to 0·2)	0·1 (0 to 0·1)	0·6 (0·3 to 1)	1·5 (0·9 to 2·2)	1·3 (0·8 to 2)	1·7 (1 to 2·7)	2·1 (1·2 to 3·4)	2·4 (1·4 to 4)	3 (1·6 to 5·1)	3·8 (2·1 to 6·6)	5·3 (2·9 to 8·6)	7·4 (3·8 to 12·2)	8·9 (4·9 to 14·4)	10·2 (5·9 to 16·3)	11 (6·3 to 17·9)	9·5 (5·5 to 15·5)	8·2 (4·9 to 13·7)	7·7 (4·6 to 12·2)	6·8 (4·1 to 10·4)	4·7 (3 to 6·9)	2·7 (1·8 to 4·2)	1·3 (0·9 to 1·9)	0·6 (0·3 to 0·9)	101
Oral disorders	0 (0 to 0)	0 (0 to 0)	0 (0 to 0)	0·3 (0·2 to 0·5)	0·5 (0·3 to 0·8)	0·6 (0·3 to 1·1)	0·9 (0·5 to 1·5)	1·4 (0·8 to 2·3)	1·9 (1·1 to 3·3)	2·4 (1·3 to 4·4)	3·1 (1·6 to 5·7)	4·2 (2·2 to 7·6)	5·4 (3 to 9·7)	6·4 (3·6 to 10·9)	7·1 (4·2 to 11·5)	7·4 (4·5 to 11·7)	8·2 (5 to 12·8)	8·8 (5·6 to 13·4)	8·1 (5·1 to 12·1)	6·6 (4·2 to 9·7)	4·4 (2·8 to 6·5)	2·2 (1·4 to 3·2)	0·8 (0·5 to 1·2)	80·8
Caries of deciduous teeth	0 (0 to 0)	0 (0 to 0)	0 (0 to 0)	0·1 (0 to 0·1)	0·1 (0 to 0·2)	0 (0 to 0)	0 (0 to 0)	0 (0 to 0)	0 (0 to 0)	0 (0 to 0)	0 (0 to 0)	0 (0 to 0)	0 (0 to 0)	0 (0 to 0)	0 (0 to 0)	0 (0 to 0)	0 (0 to 0)	0 (0 to 0)	0 (0 to 0)	0 (0 to 0)	0 (0 to 0)	0 (0 to 0)	0 (0 to 0)	0·2
Caries of permanent teeth	0 (0 to 0)	0 (0 to 0)	0 (0 to 0)	0 (0 to 0)	0·1 (0 to 0·2)	0·3 (0·1 to 0·6)	0·3 (0·1 to 0·7)	0·4 (0·2 to 0·7)	0·4 (0·1 to 0·7)	0·4 (0·1 to 0·7)	0·4 (0·2 to 0·8)	0·4 (0·2 to 0·9)	0·5 (0·2 to 1)	0·5 (0·2 to 1)	0·4 (0·2 to 0·9)	0·3 (0·1 to 0·6)	0·3 (0·1 to 0·5)	0·2 (0·1 to 0·5)	0·2 (0·1 to 0·4)	0·1 (0·1 to 0·3)	0·1 (0 to 0·2)	0 (0 to 0·1)	0 (0 to 0)	5·2
Periodontal diseases	0 (0 to 0)	0 (0 to 0)	0 (0 to 0)	0 (0 to 0)	0 (0 to 0)	0 (0 to 0)	0·1 (0 to 0·1)	0·2 (0·1 to 0·5)	0·5 (0·1 to 1·1)	0·8 (0·3 to 2)	1·2 (0·4 to 3·2)	1·9 (0·6 to 4·5)	2·4 (0·9 to 5·7)	2·5 (1 to 5·7)	2·2 (0·8 to 4·6)	1·6 (0·6 to 3·3)	1·2 (0·5 to 2·5)	1 (0·4 to 2)	0·8 (0·3 to 1·6)	0·6 (0·2 to 1·3)	0·4 (0·2 to 0·8)	0·2 (0·1 to 0·4)	0·1 (0 to 0·2)	17·6
Other oral disorders	0 (0 to 0)	0 (0 to 0)	0 (0 to 0)	0·3 (0·1 to 0·4)	0·3 (0·2 to 0·4)	0·3 (0·2 to 0·5)	0·5 (0·3 to 0·8)	0·7 (0·4 to 1)	0·7 (0·4 to 1·1)	0·8 (0·5 to 1·2)	0·8 (0·5 to 1·3)	1 (0·6 to 1·4)	1·1 (0·6 to 1·6)	1 (0·6 to 1·5)	0·9 (0·5 to 1·3)	0·7 (0·4 to 1)	0·6 (0·3 to 0·8)	0·5 (0·3 to 0·7)	0·3 (0·2 to 0·5)	0·2 (0·1 to 0·3)	0·1 (0·1 to 0·2)	0·1 (0 to 0·1)	0 (0 to 0)	10·6
Sudden infant death syndrome	--	0·1 (0·1 to 0·3)	1·4 (0·7 to 2·5)	--	--	--	--	--	--	--	--	--	--	--	--	--	--	--	--	--	--	--	--	NA
Injuries	0·2 (0·1 to 0·2)	0·1 (0·1 to 0·1)	0·8 (0·5 to 1·1)	3·9 (2·9 to 5·2)	3·2 (2·4 to 4)	4·4 (3·4 to 5·8)	10·3 (8 to 13·2)	13·5 (10·1 to 17)	12·8 (9·4 to 16·7)	12·7 (9·6 to 16·8)	14·2 (10·7 to 18·7)	17 (12·5 to 22·6)	20·2 (14·7 to 26·6)	21·1 (15·5 to 27·7)	19·4 (14·3 to 25·4)	16·2 (12·2 to 21·1)	15·9 (11·9 to 20·7)	17·1 (13 to 22·1)	18·2 (13·8 to 23·3)	20 (15·4 to 25·6)	19·3 (14·7 to 24·6)	13·2 (10·1 to 16·7)	6·7 (5·1 to 8·6)	280
Transport injuries	0 (0 to 0)	0 (0 to 0)	0·1 (0 to 0·2)	1·2 (0·6 to 2)	0·8 (0·5 to 1·1)	1·1 (0·7 to 1·5)	3·9 (2·5 to 5·6)	4·5 (3 to 6·5)	3·3 (2·1 to 4·9)	2·6 (1·8 to 3·9)	2·6 (1·8 to 3·8)	2·9 (2 to 4·1)	3·3 (2·3 to 4·8)	3·3 (2·4 to 4·7)	3 (2·1 to 4)	2·4 (1·8 to 3·3)	2·4 (1·7 to 3·2)	2·4 (1·7 to 3·2)	2·2 (1·6 to 3)	1·8 (1·3 to 2·3)	1·1 (0·9 to 1·5)	0·5 (0·4 to 0·6)	0·2 (0·1 to 0·3)	45·7
Road injuries	0 (0 to 0)	0 (0 to 0)	0·1 (0 to 0·1)	1·1 (0·6 to 1·8)	0·7 (0·5 to 1)	1 (0·7 to 1·4)	3·6 (2·4 to 5·3)	4·3 (2·8 to 6·1)	3·1 (2 to 4·5)	2·4 (1·6 to 3·6)	2·4 (1·7 to 3·5)	2·6 (1·8 to 3·8)	3 (2·1 to 4·3)	3 (2·1 to 4·3)	2·7 (1·9 to 3·6)	2·2 (1·6 to 3)	2·1 (1·6 to 2·9)	2·1 (1·6 to 2·9)	2 (1·5 to 2·7)	1·6 (1·2 to 2·1)	1 (0·8 to 1·3)	0·5 (0·3 to 0·6)	0·2 (0·1 to 0·2)	41·8
Pedestrian road injuries	0 (0 to 0)	0 (0 to 0)	0 (0 to 0)	0·1 (0·1 to 0·3)	0·1 (0 to 0·1)	0·1 (0·1 to 0·1)	0·1 (0·1 to 0·2)	0·2 (0·1 to 0·3)	0·2 (0·1 to 0·2)	0·2 (0·1 to 0·2)	0·2 (0·1 to 0·3)	0·2 (0·2 to 0·3)	0·3 (0·2 to 0·4)	0·3 (0·2 to 0·5)	0·3 (0·2 to 0·4)	0·3 (0·2 to 0·4)	0·3 (0·2 to 0·5)	0·4 (0·3 to 0·5)	0·4 (0·3 to 0·6)	0·3 (0·2 to 0·5)	0·2 (0·2 to 0·3)	0·1 (0·1 to 0·1)	0 (0 to 0)	4·5
Cyclist road injuries	0 (0 to 0)	0 (0 to 0)	0 (0 to 0)	0 (0 to 0)	0 (0 to 0·1)	0·1 (0 to 0·1)	0·1 (0·1 to 0·1)	0·1 (0·1 to 0·1)	0·1 (0·1 to 0·1)	0·1 (0·1 to 0·2)	0·1 (0·1 to 0·2)	0·2 (0·1 to 0·2)	0·2 (0·2 to 0·3)	0·2 (0·2 to 0·3)	0·2 (0·2 to 0·3)	0·2 (0·2 to 0·3)	0·2 (0·2 to 0·3)	0·2 (0·2 to 0·3)	0·2 (0·2 to 0·3)	0·2 (0·1 to 0·2)	0·1 (0·1 to 0·1)	0 (0 to 0·1)	0 (0 to 0)	2·7
Motorcyclist road injuries	0 (0 to 0)	0 (0 to 0)	0 (0 to 0)	0·2 (0·1 to 0·5)	0·2 (0·1 to 0·3)	0·3 (0·2 to 0·6)	1·9 (1·1 to 3)	1·9 (1·1 to 3·1)	1·3 (0·7 to 2·1)	0·9 (0·6 to 1·5)	0·8 (0·5 to 1·3)	0·9 (0·6 to 1·5)	1 (0·6 to 1·6)	1 (0·6 to 1·5)	0·8 (0·5 to 1·2)	0·6 (0·4 to 0·9)	0·6 (0·4 to 0·8)	0·5 (0·3 to 0·7)	0·4 (0·3 to 0·5)	0·3 (0·2 to 0·4)	0·2 (0·1 to 0·3)	0·1 (0·1 to 0·1)	0 (0 to 0·1)	13·9
Motor vehicle road injuries	0 (0 to 0)	0 (0 to 0)	0 (0 to 0·1)	0·5 (0·2 to 0·9)	0·3 (0·2 to 0·5)	0·3 (0·2 to 0·5)	1·2 (0·6 to 1·9)	1·6 (0·9 to 2·5)	1·1 (0·6 to 1·8)	0·9 (0·5 to 1·4)	0·9 (0·6 to 1·4)	1 (0·6 to 1·4)	1·1 (0·7 to 1·6)	1·1 (0·7 to 1·6)	1 (0·7 to 1·5)	0·9 (0·6 to 1·3)	0·8 (0·6 to 1·2)	0·8 (0·6 to 1·2)	0·7 (0·5 to 1·1)	0·5 (0·4 to 0·8)	0·3 (0·2 to 0·5)	0·1 (0·1 to 0·2)	0·1 (0 to 0·1)	15·2
Other road injuries	0 (0 to 0)	0 (0 to 0)	0 (0 to 0)	0·2 (0·1 to 0·5)	0·1 (0·1 to 0·3)	0·2 (0·1 to 0·3)	0·4 (0·2 to 0·8)	0·5 (0·2 to 0·9)	0·4 (0·2 to 0·7)	0·3 (0·2 to 0·6)	0·3 (0·2 to 0·6)	0·3 (0·2 to 0·6)	0·4 (0·2 to 0·8)	0·4 (0·2 to 0·7)	0·3 (0·2 to 0·6)	0·2 (0·1 to 0·4)	0·2 (0·1 to 0·4)	0·2 (0·1 to 0·4)	0·3 (0·2 to 0·5)	0·3 (0·1 to 0·4)	0·2 (0·1 to 0·3)	0·1 (0 to 0·1)	0 (0 to 0·1)	5·5
Other transport injuries	0 (0 to 0)	0 (0 to 0)	0 (0 to 0)	0·1 (0 to 0·3)	0·1 (0 to 0·1)	0·1 (0·1 to 0·2)	0·2 (0·1 to 0·4)	0·2 (0·1 to 0·4)	0·2 (0·1 to 0·4)	0·2 (0·1 to 0·4)	0·2 (0·1 to 0·4)	0·3 (0·2 to 0·4)	0·3 (0·2 to 0·5)	0·3 (0·2 to 0·5)	0·3 (0·2 to 0·4)	0·2 (0·2 to 0·3)	0·2 (0·2 to 0·3)	0·2 (0·1 to 0·3)	0·2 (0·1 to 0·3)	0·2 (0·1 to 0·2)	0·1 (0·1 to 0·1)	0·1 (0 to 0·1)	0 (0 to 0)	3·8
Unintentional injuries	0·1 (0·1 to 0·1)	0·1 (0 to 0·1)	0·6 (0·4 to 0·9)	2·4 (1·7 to 3·1)	2·1 (1·5 to 2·9)	2·9 (2 to 4)	4·1 (2·9 to 5·6)	5·1 (3·7 to 6·9)	5·8 (4·2 to 7·9)	6·6 (4·7 to 9)	7·8 (5·7 to 10·7)	9·8 (7 to 13·4)	12 (8·7 to 16·2)	13·1 (9·5 to 17·7)	12·8 (9·4 to 17·3)	11·4 (8·4 to 15·2)	11·6 (8·6 to 15)	13 (9·7 to 17·1)	14·7 (11 to 19)	17·3 (13·2 to 22·3)	17·6 (13·3 to 22·5)	12·5 (9·5 to 15·8)	6·4 (4·8 to 8·3)	190
Falls	0 (0 to 0)	0 (0 to 0)	0·1 (0 to 0·1)	0·5 (0·3 to 0·8)	1·1 (0·7 to 1·7)	1·7 (1·1 to 2·5)	2·4 (1·6 to 3·5)	3 (2 to 4·2)	3·5 (2·4 to 4·9)	4 (2·8 to 5·7)	4·8 (3·4 to 6·7)	6·1 (4·2 to 8·6)	7·6 (5·3 to 10·4)	8·4 (6 to 11·5)	8·3 (6 to 11·2)	7·5 (5·4 to 10·1)	7·7 (5·6 to 10·2)	8·9 (6·6 to 11·7)	10·3 (7·7 to 13·4)	13 (9·6 to 17)	13·8 (10·3 to 18·1)	10·1 (7·5 to 13·1)	5·3 (3·9 to 6·9)	128
Drowning	0 (0 to 0)	0 (0 to 0)	0 (0 to 0)	0·2 (0·1 to 0·4)	0·1 (0 to 0·1)	0 (0 to 0·1)	0·1 (0·1 to 0·2)	0·1 (0·1 to 0·3)	0·1 (0·1 to 0·2)	0·1 (0·1 to 0·2)	0·1 (0·1 to 0·2)	0·1 (0·1 to 0·2)	0·1 (0·1 to 0·2)	0·1 (0 to 0·1)	0·1 (0 to 0·1)	0·1 (0 to 0·1)	0 (0 to 0·1)	0·1 (0 to 0·1)	0 (0 to 0·1)	0 (0 to 0·1)	0 (0 to 0)	0 (0 to 0)	0 (0 to 0)	1·6
Fire, heat, and hot substances	0 (0 to 0)	0 (0 to 0)	0 (0 to 0)	0·2 (0·1 to 0·2)	0·1 (0·1 to 0·2)	0·2 (0·1 to 0·3)	0·2 (0·1 to 0·4)	0·3 (0·2 to 0·5)	0·4 (0·2 to 0·6)	0·5 (0·3 to 0·9)	0·6 (0·3 to 1)	0·7 (0·4 to 1·1)	0·8 (0·5 to 1·3)	0·9 (0·5 to 1·4)	0·8 (0·5 to 1·3)	0·6 (0·4 to 1)	0·6 (0·4 to 0·9)	0·6 (0·4 to 0·9)	0·5 (0·4 to 0·8)	0·5 (0·3 to 0·7)	0·4 (0·3 to 0·6)	0·2 (0·1 to 0·3)	0·1 (0·1 to 0·1)	9·2
Poisonings	0 (0 to 0)	0 (0 to 0)	0 (0 to 0)	0·2 (0·1 to 0·5)	0·1 (0·1 to 0·2)	0·2 (0·1 to 0·3)	0·2 (0·1 to 0·4)	0·3 (0·2 to 0·5)	0·3 (0·2 to 0·4)	0·2 (0·1 to 0·4)	0·3 (0·1 to 0·4)	0·3 (0·2 to 0·5)	0·3 (0·2 to 0·6)	0·3 (0·2 to 0·5)	0·3 (0·2 to 0·4)	0·2 (0·1 to 0·3)	0·2 (0·1 to 0·3)	0·2 (0·1 to 0·3)	0·2 (0·1 to 0·3)	0·2 (0·1 to 0·3)	0·2 (0·1 to 0·3)	0·1 (0 to 0·1)	0 (0 to 0·1)	4·3
Poisoning by carbon monoxide	0 (0 to 0)	0 (0 to 0)	0 (0 to 0)	0 (0 to 0·1)	0 (0 to 0)	0 (0 to 0)	0·1 (0 to 0·1)	0·1 (0 to 0·1)	0·1 (0 to 0·1)	0 (0 to 0·1)	0 (0 to 0·1)	0·1 (0 to 0·1)	0 (0 to 0·1)	0 (0 to 0·1)	0 (0 to 0·1)	0 (0 to 0·1)	0 (0 to 0·1)	0 (0 to 0·1)	0 (0 to 0·1)	0 (0 to 0·1)	0 (0 to 0·1)	0 (0 to 0)	0 (0 to 0)	0·7
Poisoning by other means	0 (0 to 0)	0 (0 to 0)	0 (0 to 0)	0·2 (0·1 to 0·4)	0·1 (0·1 to 0·2)	0·2 (0·1 to 0·3)	0·2 (0·1 to 0·3)	0·2 (0·1 to 0·4)	0·2 (0·1 to 0·4)	0·2 (0·1 to 0·3)	0·2 (0·1 to 0·3)	0·2 (0·1 to 0·4)	0·3 (0·2 to 0·5)	0·3 (0·2 to 0·5)	0·2 (0·1 to 0·4)	0·2 (0·1 to 0·3)	0·1 (0·1 to 0·2)	0·2 (0·1 to 0·2)	0·2 (0·1 to 0·2)	0·2 (0·1 to 0·3)	0·1 (0·1 to 0·2)	0·1 (0 to 0·1)	0 (0 to 0·1)	3·6
Exposure to mechanical forces	0 (0 to 0)	0 (0 to 0)	0 (0 to 0·1)	0·3 (0·1 to 0·5)	0·3 (0·2 to 0·4)	0·3 (0·2 to 0·5)	0·4 (0·3 to 0·6)	0·5 (0·4 to 0·8)	0·6 (0·4 to 0·9)	0·7 (0·5 to 1)	0·8 (0·5 to 1·2)	1 (0·7 to 1·5)	1·2 (0·8 to 1·8)	1·3 (0·8 to 1·8)	1·2 (0·8 to 1·7)	1 (0·7 to 1·5)	1 (0·6 to 1·4)	1 (0·6 to 1·4)	0·9 (0·6 to 1·3)	0·8 (0·6 to 1·2)	0·6 (0·4 to 0·9)	0·4 (0·3 to 0·5)	0·2 (0·1 to 0·2)	14·5
Unintentional firearm injuries	0 (0 to 0)	0 (0 to 0)	0 (0 to 0)	0 (0 to 0·1)	0 (0 to 0·1)	0 (0 to 0·1)	0 (0 to 0·1)	0 (0 to 0·1)	0 (0 to 0·1)	0 (0 to 0·1)	0·1 (0 to 0·1)	0·1 (0 to 0·1)	0·1 (0 to 0·1)	0·1 (0 to 0·1)	0·1 (0 to 0·1)	0 (0 to 0·1)	0 (0 to 0·1)	0 (0 to 0·1)	0 (0 to 0·1)	0 (0 to 0)	0 (0 to 0)	0 (0 to 0)	0 (0 to 0)	0·8
Other exposure to mechanical forces	0 (0 to 0)	0 (0 to 0)	0 (0 to 0·1)	0·2 (0·1 to 0·4)	0·2 (0·1 to 0·3)	0·3 (0·2 to 0·4)	0·4 (0·2 to 0·6)	0·5 (0·3 to 0·7)	0·6 (0·4 to 0·9)	0·6 (0·4 to 1)	0·8 (0·5 to 1·2)	0·9 (0·6 to 1·4)	1·1 (0·7 to 1·7)	1·2 (0·8 to 1·8)	1·1 (0·8 to 1·6)	1 (0·6 to 1·4)	0·9 (0·6 to 1·3)	0·9 (0·6 to 1·3)	0·9 (0·6 to 1·2)	0·8 (0·6 to 1·1)	0·6 (0·4 to 0·9)	0·4 (0·3 to 0·5)	0·2 (0·1 to 0·2)	13·7
Adverse effects of medical treatment	0 (0 to 0·1)	0 (0 to 0)	0·1 (0·1 to 0·2)	0·2 (0·1 to 0·4)	0·1 (0 to 0·1)	0·1 (0 to 0·1)	0·1 (0·1 to 0·2)	0·1 (0·1 to 0·2)	0·2 (0·1 to 0·3)	0·2 (0·1 to 0·3)	0·3 (0·1 to 0·4)	0·3 (0·2 to 0·5)	0·5 (0·3 to 0·8)	0·6 (0·3 to 1)	0·7 (0·4 to 1·1)	0·7 (0·4 to 1·2)	0·8 (0·5 to 1·4)	1 (0·6 to 1·9)	1·2 (0·7 to 2·1)	1·3 (0·8 to 2·1)	1·2 (0·7 to 1·9)	0·8 (0·4 to 1·2)	0·4 (0·2 to 0·6)	10·9
Animal contact	0 (0 to 0)	0 (0 to 0)	0 (0 to 0)	0 (0 to 0)	0 (0 to 0)	0 (0 to 0)	0 (0 to 0·1)	0 (0 to 0·1)	0 (0 to 0·1)	0 (0 to 0·1)	0·1 (0 to 0·1)	0·1 (0 to 0·1)	0·1 (0·1 to 0·1)	0·1 (0·1 to 0·1)	0·1 (0·1 to 0·1)	0·1 (0 to 0·1)	0·1 (0 to 0·1)	0·1 (0 to 0·1)	0·1 (0 to 0·1)	0 (0 to 0·1)	0 (0 to 0·1)	0 (0 to 0)	0 (0 to 0)	1
Venomous animal contact	0 (0 to 0)	0 (0 to 0)	0 (0 to 0)	0 (0 to 0)	0 (0 to 0)	0 (0 to 0)	0 (0 to 0)	0 (0 to 0)	0 (0 to 0)	0 (0 to 0)	0 (0 to 0)	0 (0 to 0)	0 (0 to 0)	0 (0 to 0)	0 (0 to 0)	0 (0 to 0)	0 (0 to 0)	0 (0 to 0)	0 (0 to 0)	0 (0 to 0)	0 (0 to 0)	0 (0 to 0)	0 (0 to 0)	0·4
Non-venomous animal contact	0 (0 to 0)	0 (0 to 0)	0 (0 to 0)	0 (0 to 0)	0 (0 to 0)	0 (0 to 0)	0 (0 to 0)	0 (0 to 0)	0 (0 to 0)	0 (0 to 0)	0 (0 to 0·1)	0 (0 to 0·1)	0·1 (0 to 0·1)	0·1 (0 to 0·1)	0·1 (0 to 0·1)	0 (0 to 0·1)	0 (0 to 0·1)	0 (0 to 0·1)	0 (0 to 0·1)	0 (0 to 0·1)	0 (0 to 0)	0 (0 to 0)	0 (0 to 0)	0·7
Foreign body	0 (0 to 0·1)	0 (0 to 0·1)	0·3 (0·1 to 0·6)	0·5 (0·2 to 0·8)	0·1 (0·1 to 0·2)	0·1 (0·1 to 0·2)	0·2 (0·1 to 0·2)	0·2 (0·2 to 0·3)	0·2 (0·2 to 0·3)	0·2 (0·2 to 0·4)	0·3 (0·2 to 0·4)	0·4 (0·3 to 0·5)	0·4 (0·3 to 0·6)	0·5 (0·4 to 0·7)	0·5 (0·3 to 0·7)	0·4 (0·3 to 0·6)	0·4 (0·3 to 0·6)	0·5 (0·3 to 0·7)	0·6 (0·4 to 0·9)	0·6 (0·4 to 1)	0·6 (0·4 to 1)	0·5 (0·3 to 0·8)	0·3 (0·2 to 0·4)	8
Pulmonary aspiration and foreign body in airway	0 (0 to 0·1)	0 (0 to 0·1)	0·3 (0·1 to 0·6)	0·4 (0·2 to 0·7)	0·1 (0 to 0·1)	0·1 (0 to 0·1)	0·1 (0 to 0·1)	0·1 (0·1 to 0·2)	0·1 (0·1 to 0·2)	0·1 (0·1 to 0·2)	0·1 (0·1 to 0·2)	0·2 (0·1 to 0·3)	0·2 (0·1 to 0·3)	0·2 (0·1 to 0·4)	0·2 (0·1 to 0·4)	0·2 (0·1 to 0·4)	0·2 (0·1 to 0·4)	0·3 (0·2 to 0·5)	0·4 (0·2 to 0·7)	0·5 (0·3 to 0·9)	0·5 (0·3 to 0·9)	0·4 (0·2 to 0·7)	0·3 (0·1 to 0·4)	5·1
Foreign body in eyes	0 (0 to 0)	0 (0 to 0)	0 (0 to 0)	0 (0 to 0)	0 (0 to 0)	0 (0 to 0)	0 (0 to 0·1)	0 (0 to 0·1)	0 (0 to 0·1)	0 (0 to 0·1)	0 (0 to 0·1)	0·1 (0 to 0·1)	0·1 (0 to 0·1)	0·1 (0 to 0·1)	0·1 (0 to 0·1)	0 (0 to 0·1)	0 (0 to 0·1)	0 (0 to 0·1)	0 (0 to 0·1)	0 (0 to 0)	0 (0 to 0)	0 (0 to 0)	0 (0 to 0)	0·7
Foreign body in other body part	0 (0 to 0)	0 (0 to 0)	0 (0 to 0)	0·1 (0 to 0·1)	0 (0 to 0·1)	0·1 (0 to 0·1)	0·1 (0 to 0·1)	0·1 (0·1 to 0·1)	0·1 (0·1 to 0·1)	0·1 (0·1 to 0·1)	0·1 (0·1 to 0·2)	0·2 (0·1 to 0·2)	0·2 (0·1 to 0·3)	0·2 (0·1 to 0·3)	0·2 (0·1 to 0·3)	0·2 (0·1 to 0·2)	0·2 (0·1 to 0·2)	0·2 (0·1 to 0·2)	0·1 (0·1 to 0·2)	0·1 (0·1 to 0·2)	0·1 (0·1 to 0·1)	0 (0 to 0·1)	0 (0 to 0)	2·2
Environmental heat and cold exposure	0 (0 to 0)	0 (0 to 0)	0 (0 to 0)	0 (0 to 0)	0 (0 to 0)	0 (0 to 0)	0 (0 to 0·1)	0 (0 to 0·1)	0·1 (0 to 0·1)	0·1 (0 to 0·1)	0·1 (0 to 0·1)	0·1 (0·1 to 0·1)	0·1 (0·1 to 0·2)	0·1 (0·1 to 0·2)	0·1 (0·1 to 0·2)	0·1 (0·1 to 0·2)	0·1 (0·1 to 0·2)	0·1 (0·1 to 0·2)	0·2 (0·1 to 0·3)	0·2 (0·1 to 0·3)	0·2 (0·1 to 0·3)	0·1 (0·1 to 0·2)	0·1 (0 to 0·1)	1·8
Exposure to forces of nature	0 (0 to 0)	0 (0 to 0)	0 (0 to 0)	0 (0 to 0)	0 (0 to 0)	0 (0 to 0)	0 (0 to 0)	0 (0 to 0)	0 (0 to 0)	0 (0 to 0)	0 (0 to 0)	0 (0 to 0)	0 (0 to 0)	0 (0 to 0)	0 (0 to 0)	0 (0 to 0)	0 (0 to 0)	0 (0 to 0)	0 (0 to 0)	0 (0 to 0)	0 (0 to 0)	0 (0 to 0)	0 (0 to 0)	0
Other unintentional injuries	0 (0 to 0)	0 (0 to 0)	0 (0 to 0·1)	0·2 (0·1 to 0·3)	0·2 (0·1 to 0·3)	0·2 (0·2 to 0·4)	0·3 (0·2 to 0·5)	0·4 (0·3 to 0·6)	0·4 (0·3 to 0·6)	0·5 (0·3 to 0·7)	0·6 (0·4 to 0·8)	0·7 (0·5 to 1)	0·8 (0·6 to 1·2)	0·8 (0·6 to 1·2)	0·8 (0·5 to 1·1)	0·7 (0·5 to 0·9)	0·6 (0·5 to 0·9)	0·7 (0·5 to 0·9)	0·7 (0·5 to 0·9)	0·6 (0·4 to 0·8)	0·5 (0·4 to 0·7)	0·3 (0·2 to 0·4)	0·2 (0·1 to 0·2)	10·2
Self-harm and interpersonal violence	0·1 (0 to 0·1)	0 (0 to 0)	0·1 (0 to 0·2)	0·4 (0·2 to 0·7)	0·2 (0·2 to 0·4)	0·5 (0·3 to 0·7)	2·4 (1·6 to 3·5)	3·9 (2·5 to 5·5)	3·7 (2·3 to 5·7)	3·5 (2·1 to 5·5)	3·7 (2·2 to 6)	4·3 (2·5 to 7)	4·9 (2·8 to 8·1)	4·6 (2·6 to 7·5)	3·6 (2 to 5·9)	2·4 (1·4 to 3·9)	2 (1·1 to 3·3)	1·7 (1 to 2·8)	1·3 (0·8 to 2·1)	0·9 (0·6 to 1·4)	0·6 (0·4 to 0·9)	0·2 (0·2 to 0·4)	0·1 (0·1 to 0·1)	45
Self-harm	0 (0 to 0)	0 (0 to 0)	0 (0 to 0)	0 (0 to 0)	0 (0 to 0)	0·2 (0·1 to 0·3)	1·5 (0·8 to 2·5)	2·7 (1·5 to 4·1)	2·8 (1·5 to 4·6)	2·7 (1·4 to 4·5)	2·9 (1·6 to 5)	3·5 (1·8 to 5·9)	4·1 (2·1 to 7)	3·9 (2 to 6·7)	3 (1·6 to 5·2)	2 (1·1 to 3·5)	1·7 (0·9 to 3)	1·4 (0·8 to 2·5)	1·1 (0·6 to 1·8)	0·7 (0·4 to 1·2)	0·5 (0·3 to 0·8)	0·2 (0·1 to 0·3)	0·1 (0 to 0·1)	34·8
Self-harm by firearm	0 (0 to 0)	0 (0 to 0)	0 (0 to 0)	0 (0 to 0)	0 (0 to 0)	0 (0 to 0)	0·1 (0 to 0·2)	0·1 (0 to 0·3)	0·1 (0 to 0·3)	0·1 (0 to 0·2)	0·1 (0 to 0·2)	0·1 (0 to 0·2)	0·1 (0 to 0·3)	0·1 (0 to 0·2)	0·1 (0 to 0·2)	0 (0 to 0·1)	0 (0 to 0·1)	0 (0 to 0)	0 (0 to 0)	0 (0 to 0)	0 (0 to 0)	0 (0 to 0)	0 (0 to 0)	1·1
Self-harm by other specified means	0 (0 to 0)	0 (0 to 0)	0 (0 to 0)	0 (0 to 0)	0 (0 to 0)	0·2 (0·1 to 0·3)	1·4 (0·8 to 2·4)	2·6 (1·4 to 3·9)	2·6 (1·4 to 4·4)	2·6 (1·4 to 4·3)	2·8 (1·5 to 4·8)	3·3 (1·7 to 5·7)	4 (2 to 6·8)	3·8 (2 to 6·5)	3 (1·6 to 5·1)	2 (1·1 to 3·4)	1·6 (0·8 to 3)	1·4 (0·8 to 2·4)	1 (0·6 to 1·8)	0·7 (0·4 to 1·2)	0·5 (0·3 to 0·8)	0·2 (0·1 to 0·3)	0·1 (0 to 0·1)	33·7
Interpersonal violence	0·1 (0 to 0·1)	0 (0 to 0)	0·1 (0 to 0·2)	0·4 (0·2 to 0·7)	0·2 (0·2 to 0·4)	0·3 (0·2 to 0·4)	0·9 (0·6 to 1·3)	1·2 (0·8 to 1·7)	0·9 (0·6 to 1·4)	0·8 (0·5 to 1·2)	0·8 (0·5 to 1·2)	0·8 (0·6 to 1·3)	0·8 (0·6 to 1·2)	0·7 (0·5 to 1)	0·5 (0·4 to 0·7)	0·4 (0·3 to 0·5)	0·3 (0·2 to 0·4)	0·3 (0·2 to 0·4)	0·3 (0·2 to 0·4)	0·2 (0·1 to 0·2)	0·1 (0·1 to 0·2)	0·1 (0 to 0·1)	0 (0 to 0)	10·2
Physical violence by firearm	0 (0 to 0)	0 (0 to 0)	0 (0 to 0)	0 (0 to 0·1)	0 (0 to 0)	0 (0 to 0)	0 (0 to 0·1)	0·1 (0 to 0·1)	0·1 (0 to 0·1)	0·1 (0 to 0·1)	0·1 (0 to 0·2)	0·1 (0 to 0·2)	0·1 (0 to 0·2)	0·1 (0 to 0·1)	0 (0 to 0·1)	0 (0 to 0·1)	0 (0 to 0)	0 (0 to 0)	0 (0 to 0)	0 (0 to 0)	0 (0 to 0)	0 (0 to 0)	0 (0 to 0)	0·8
Physical violence by sharp object	0 (0 to 0)	0 (0 to 0)	0 (0 to 0)	0 (0 to 0·1)	0 (0 to 0)	0 (0 to 0)	0·1 (0 to 0·2)	0·1 (0·1 to 0·3)	0·2 (0·1 to 0·3)	0·1 (0·1 to 0·3)	0·2 (0·1 to 0·3)	0·1 (0·1 to 0·3)	0·1 (0·1 to 0·3)	0·1 (0·1 to 0·2)	0·1 (0 to 0·1)	0 (0 to 0·1)	0 (0 to 0·1)	0 (0 to 0·1)	0 (0 to 0·1)	0 (0 to 0)	0 (0 to 0)	0 (0 to 0)	0 (0 to 0)	1·4
Sexual violence	0 (0 to 0)	0 (0 to 0)	0 (0 to 0)	0 (0 to 0)	0 (0 to 0·1)	0·2 (0·1 to 0·2)	0·5 (0·3 to 0·8)	0·6 (0·4 to 0·9)	0·3 (0·2 to 0·5)	0·2 (0·1 to 0·4)	0·2 (0·1 to 0·3)	0·2 (0·1 to 0·3)	0·2 (0·1 to 0·3)	0·1 (0·1 to 0·2)	0·1 (0 to 0·1)	0 (0 to 0·1)	0 (0 to 0·1)	0 (0 to 0·1)	0 (0 to 0)	0 (0 to 0)	0 (0 to 0)	0 (0 to 0)	0 (0 to 0)	2·8
Physical violence by other means	0·1 (0 to 0·1)	0 (0 to 0)	0·1 (0 to 0·1)	0·3 (0·1 to 0·6)	0·1 (0·1 to 0·2)	0·1 (0·1 to 0·2)	0·3 (0·1 to 0·4)	0·4 (0·2 to 0·6)	0·4 (0·2 to 0·7)	0·4 (0·2 to 0·6)	0·4 (0·2 to 0·6)	0·4 (0·3 to 0·7)	0·4 (0·3 to 0·7)	0·4 (0·3 to 0·6)	0·3 (0·2 to 0·5)	0·2 (0·2 to 0·3)	0·2 (0·1 to 0·3)	0·2 (0·1 to 0·3)	0·2 (0·1 to 0·2)	0·1 (0·1 to 0·2)	0·1 (0·1 to 0·1)	0 (0 to 0)	0 (0 to 0)	5·1
Conflict and terrorism	0 (0 to 0)	0 (0 to 0)	0 (0 to 0)	0 (0 to 0)	0 (0 to 0)	0 (0 to 0)	0 (0 to 0)	0 (0 to 0)	0 (0 to 0)	0 (0 to 0)	0 (0 to 0)	0 (0 to 0)	0 (0 to 0)	0 (0 to 0)	0 (0 to 0)	0 (0 to 0)	0 (0 to 0)	0 (0 to 0)	0 (0 to 0)	0 (0 to 0)	0 (0 to 0)	0 (0 to 0)	0 (0 to 0)	0

SR Table 2b: Tokelau DALYS by cause and age group for females with 95% uncertainty intervals, 2019

Cause	Early Neonatal	Late Neonatal	Post Neonatal	1 to 4	5 to 9	10 to 14	15 to 19	20 to 24	25 to 29	30 to 34	35 to 39	40 to 44	45 to 49	50 to 54	55 to 59	60 to 64	65 to 69	70 to 74	75 to 79	80 to 84	85 to 89	90 to 94	95 plus	Total
All causes	2·4 (2·0–2·8)	1·3 (1·1–1·4)	2·7 (2·2–3·2)	9·3 (8–10·1)	3·5 (2·7–4·4)	4·2 (3·2–5·3)	6·1 (4·6–7·4)	7·9 (6·1–9·8)	7·2 (5·4–9·1)	7·9 (6·1–10·2)	9 (6·9–11·6)	11·2 (8·5–14·7)	10·8 (8·1–14·2)	11·1 (8·1–15·4)	10·1 (7·2–14·1)	9·1 (6·4–13·1)	8·4 (5·8–12·4)	7·5 (5·1–11·2)	6·6 (4·5–10·1)	5·6 (3·8–8·9)	4·6 (3·1–7·5)	3·7 (2·3–5·9)	1·3 (0·7–2·1)	230
Communicable, maternal, neonatal, and nutritional diseases	2 (1·4–2·5)	1·1 (0·8–1·4)	1·9 (1·4–2·5)	4·9 (3·7–6·2)	1·3 (0·9–1·8)	0·9 (0·6–1·1)	0·9 (0·7–1·3)	1·5 (1·1–2·2)	1·2 (0·7–2·1)	2 (1·2–3·1)	1·7 (1·1–3·3)	1·7 (1·1–3·3)	1·1 (0·7–1·9)	1·2 (0·8–1·7)	1·3 (0·9–1·9)	1·4 (0·9–2·1)	1·4 (0·9–2·2)	1·1 (0·7–1·8)	0·9 (0·6–1·2)	0·8 (0·5–1·2)	0·4 (0·2–0·5)	0·4 (0·2–0·6)	0·1 (0·1–0·1)	29·7
HIV/AIDS and sexually transmitted infections	0·6 (0·2–1·1)	0·2 (0·1–0·4)	0·2 (0·1–0·5)	0·2 (0·1–0·5)	0 (0·0–0·2)	0 (0·0–0·1)	0·1 (0·0–0·2)	0·1 (0·0–0·4)	0·2 (0·1–0·5)	0·3 (0·1–0·8)	0·3 (0·1–1·0)	0·4 (0·1–1·6)	0·2 (0·1–1·0)	0·4 (0·1–1·7)	0·3 (0·1–1·5)	0·3 (0·1–1·4)	0·1 (0·0–0·8)	0·1 (0·0–0·3)	0 (0·0–0·1)	0 (0·0–0·1)	0 (0·0–0·1)	0 (0·0–0·1)	0 (0·0–0·1)	3·4
HIV/AIDS	0 (0·0–0·1)	0 (0·0–0·2)	0 (0·0–0·3)	0·2 (0·1–1·1)	0 (0·0–0·2)	0 (0·0–0·1)	0 (0·0–0·2)	0 (0·0–0·4)	0·2 (0·1–0·5)	0·2 (0·1–0·8)	0·2 (0·1–1·0)	0·4 (0·1–1·6)	0·2 (0·1–1·0)	0·4 (0·1–1·7)	0·3 (0·1–1·5)	0·3 (0·1–1·4)	0·1 (0·0–0·8)	0·1 (0·0–0·3)	0 (0·0–0·1)	0 (0·0–0·1)	0 (0·0–0·1)	0 (0·0–0·1)	0 (0·0–0·1)	2·2
HIV/AIDS - Drug-susceptible Tuberculosis	0 (0·0–0·1)	0 (0·0–0·1)	0 (0·0–0·1)	0 (0·0–0·1)	0 (0·0–0·2)	0 (0·0–0·1)	0 (0·0–0·2)	0 (0·0–0·3)	0 (0·0–0·3)	0 (0·0–0·3)	0 (0·0–0·3)	0 (0·0–0·3)	0 (0·0–0·3)	0 (0·0–0·3)	0 (0·0–0·3)	0 (0·0–0·3)	0 (0·0–0·3)	0 (0·0–0·3)	0 (0·0–0·3)	0 (0·0–0·3)	0 (0·0–0·3)	0 (0·0–0·3)	0 (0·0–0·3)	0·1
HIV/AIDS - Multidrug-resistant Tuberculosis without extensive drug resistance	0 (0·0–0·0)	0 (0·0–0·0)	0 (0·0–0·0)	0 (0·0–0·0)	0 (0·0–0·0)	0 (0·0–0·0)	0 (0·0–0·0)	0 (0·0–0·0)	0 (0·0–0·0)	0 (0·0–0·0)	0 (0·0–0·0)	0 (0·0–0·0)	0 (0·0–0·0)	0 (0·0–0·0)	0 (0·0–0·0)	0 (0·0–0·0)	0 (0·0–0·0)	0 (0·0–0·0)	0 (0·0–0·0)	0 (0·0–0·0)	0 (0·0–0·0)	0 (0·0–0·0)	0 (0·0–0·0)	0
HIV/AIDS - Extensively drug-resistant Tuberculosis	0 (0·0–0·0)	0 (0·0–0·0)	0 (0·0–0·0)	0 (0·0–0·0)	0 (0·0–0·0)	0 (0·0–0·0)	0 (0·0–0·0)	0 (0·0–0·1)	0 (0·0–0·2)	0 (0·0–0·3)	0 (0·0–0·3)	0 (0·0–0·3)	0 (0·0–0·3)	0 (0·0–0·3)	0 (0·0–0·3)	0 (0·0–0·3)	0 (0·0–0·3)	0 (0·0–0·3)	0 (0·0–0·3)	0 (0·0–0·3)	0 (0·0–0·3)	0 (0·0–0·3)	0 (0·0–0·3)	0
HIV/AIDS resulting in other diseases	0 (0·0–0·0)	0 (0·0–0·0)	0 (0·0–0·0)	0·2 (0·1–0·5)	0 (0·0–0·2)	0 (0·0–0·1)	0 (0·0–0·2)	0 (0·0–0·4)	0·2 (0·1–0·6)	0·2 (0·1–0·8)	0·2 (0·1–1·0)	0·3 (0·1–1·6)	0·2 (0·1–1·0)	0·3 (0·1–1·7)	0·2 (0·1–1·5)	0·2 (0·1–1·4)	0·1 (0·0–0·8)	0·1 (0·0–0·3)	0 (0·0–0·1)	0 (0·0–0·1)	0 (0·0–0·1)	0 (0·0–0·1)	0 (0·0–0·1)	2·1
Sexually transmitted infections excluding HIV	0·6 (0·2–1·1)	0·2 (0·1–0·4)	0·2 (0·1–0·4)	0 (0·0–0·1)	0 (0·0–0·1)	0 (0·0–0·1)	0 (0·0–0·1)	0 (0·0–0·1)	0 (0·0–0·1)	0 (0·0–0·1)	0 (0·0–0·1)	0 (0·0–0·1)	0 (0·0–0·1)	0 (0·0–0·1)	0 (0·0–0·1)	0 (0·0–0·1)	0 (0·0–0·1)	0 (0·0–0·1)	0 (0·0–0·1)	0 (0·0–0·1)	0 (0·0–0·1)	0 (0·0–0·1)	0 (0·0–0·1)	1·2
Syphilis	0·6 (0·2–1·1)	0·2 (0·1–0·4)	0·2 (0·1–0·4)	0 (0·0–0·1)	0 (0·0–0·1)	0 (0·0–0·1)	0 (0·0–0·1)	0 (0·0–0·1)	0 (0·0–0·1)	0 (0·0–0·1)	0 (0·0–0·1)	0 (0·0–0·1)	0 (0·0–0·1)	0 (0·0–0·1)	0 (0·0–0·1)	0 (0·0–0·1)	0 (0·0–0·1)	0 (0·0–0·1)	0 (0·0–0·1)	0 (0·0–0·1)	0 (0·0–0·1)	0 (0·0–0·1)	0 (0·0–0·1)	1
Chlamydial infection	0 (0·0–0·0)	0 (0·0–0·0)	0 (0·0–0·0)	0 (0·0–0·0)	0 (0·0–0·0)	0 (0·0–0·0)	0 (0·0–0·0)	0 (0·0–0·0)	0 (0·0–0·0)	0 (0·0–0·0)	0 (0·0–0·0)	0 (0·0–0·0)	0 (0·0–0·0)	0 (0·0–0·0)	0 (0·0–0·0)	0 (0·0–0·0)	0 (0·0–0·0)	0 (0·0–0·0)	0 (0·0–0·0)	0 (0·0–0·0)	0 (0·0–0·0)	0 (0·0–0·0)	0 (0·0–0·0)	0
Gonococcal infection	0 (0·0–0·0)	0 (0·0–0·0)	0 (0·0–0·0)	0 (0·0–0·0)	0 (0·0–0·0)	0 (0·0–0·0)	0 (0·0–0·0)	0 (0·0–0·0)	0 (0·0–0·0)	0 (0·0–0·0)	0 (0·0–0·0)	0 (0·0–0·0)	0 (0·0–0·0)	0 (0·0–0·0)	0 (0·0–0·0)	0 (0·0–0·0)	0 (0·0–0·0)	0 (0·0–0·0)	0 (0·0–0·0)	0 (0·0–0·0)	0 (0·0–0·0)	0 (0·0–0·0)	0 (0·0–0·0)	0
Trichomoniasis	0 (0·0–0·0)	0 (0·0–0·0)	0 (0·0–0·0)	0 (0·0–0·0)	0 (0·0–0·0)	0 (0·0–0·0)	0 (0·0–0·0)	0 (0·0–0·0)	0 (0·0–0·0)	0 (0·0–0·0)	0 (0·0–0·0)	0 (0·0–0·0)	0 (0·0–0·0)	0 (0·0–0·0)	0 (0·0–0·0)	0 (0·0–0·0)	0 (0·0–0·0)	0 (0·0–0·0)	0 (0·0–0·0)	0 (0·0–0·0)	0 (0·0–0·0)	0 (0·0–0·0)	0 (0·0–0·0)	0·1
Genital herpes	0 (0·0–0·0)	0 (0·0–0·0)	0 (0·0–0·0)	0 (0·0–0·0)	0 (0·0–0·0)	0 (0·0–0·0)	0 (0·0–0·0)	0 (0·0–0·0)	0 (0·0–0·0)	0 (0·0–0·0)	0 (0·0–0·0)	0 (0·0–0·0)	0 (0·0–0·0)	0 (0·0–0·0)	0 (0·0–0·0)	0 (0·0–0·0)	0 (0·0–0·0)	0 (0·0–0·0)	0 (0·0–0·0)	0 (0·0–0·0)	0 (0·0–0·0)	0 (0·0–0·0)	0 (0·0–0·0)	0
Other sexually transmitted infections	0 (0·0–0·0)	0 (0·0–0·0)	0 (0·0–0·0)	0 (0·0–0·0)	0 (0·0–0·0)	0 (0·0–0·0)	0 (0·0–0·0)	0 (0·0–0·0)	0 (0·0–0·0)	0 (0·0–0·0)	0 (0·0–0·0)	0 (0·0–0·0)	0 (0·0–0·0)	0 (0·0–0·0)	0 (0·0–0·0)	0 (0·0–0·0)	0 (0·0–0·0)	0 (0·0–0·0)	0 (0·0–0·0)	0 (0·0–0·0)	0 (0·0–0·0)	0 (0·0–0·0)	0 (0·0–0·0)	0
Respiratory infections and tuberculosis	0·1 (0·0–0·1)	0·1 (0·1–0·2)	0·4 (0·2–0·7)	1·3 (0·8–1·9)	0·2 (0·2–0·2)	0·2 (0·1–0·2)	0·3 (0·2–0·4)	0·3 (0·3–0·7)	0·3 (0·2–0·5)	0·4 (0·2–0·6)	0·5 (0·2–0·9)	0·5 (0·3–0·7)	0·3 (0·2–0·5)	0·5 (0·3–0·7)	0·4 (0·4–1·1)	0·4 (0·3–0·8)	0·4 (0·3–0·6)	0·4 (0·2–0·5)	0·2 (0·2–0·3)	0·2 (0·1–0·3)	0·2 (0·1–0·2)	0·2 (0·2–0·3)	0·1 (0·0–0·1)	9·3
Tuberculosis	0 (0·0–0·0)	0 (0·0–0·0)	0 (0·0–0·0)	0 (0·0–0·0)	0 (0·0–0·0)	0 (0·0–0·0)	0 (0·0–0·1)	0 (0·1–0·2)	0 (0·0–0·1)	0 (0·1–0·2)	0·1 (0·0–0·1)	0·1 (0·1–0·2)	0·1 (0·0–0·1)	0·1 (0·1–0·2)	0·1 (0·1–0·2)	0·1 (0·0–0·1)	0·1 (0·1–0·2)	0·1 (0·0–0·1)	0·1 (0·1–0·2)	0·1 (0·0–0·1)	0·1 (0·0–0·1)	0·1 (0·0–0·1)	0 (0·0–0·1)	1·3
Latent tuberculosis infection	0 (0·0–0·0)	0 (0·0–0·0)	0 (0·0–0·0)	0 (0·0–0·0)	0 (0·0–0·0)	0 (0·0–0·0)	0 (0·0–0·0)	0 (0·0–0·0)	0 (0·0–0·0)	0 (0·0–0·0)	0 (0·0–0·0)	0 (0·0–0·0)	0 (0·0–0·0)	0 (0·0–0·0)	0 (0·0–0·0)	0 (0·0–0·0)	0 (0·0–0·0)	0 (0·0–0·0)	0 (0·0–0·0)	0 (0·0–0·0)	0 (0·0–0·0)	0 (0·0–0·0)	0 (0·0–0·0)	0
Drug-susceptible tuberculosis	0 (0·0–0·0)	0 (0·0–0·0)	0 (0·0–0·0)	0 (0·0–0·0)	0 (0·0–0·0)	0 (0·0–0·0)	0 (0·0–0·1)	0 (0·1–0·2)	0 (0·0–0·1)	0 (0·1–0·2)	0·1 (0·0–0·1)	0·1 (0·1–0·2)	0·1 (0·0–0·1)	0·1 (0·1–0·2)	0·1 (0·1–0·2)	0·1 (0·0–0·1)	0·1 (0·1–0·2)	0·1 (0·0–0·1)	0·1 (0·1–0·2)	0·1 (0·0–0·1)	0·1 (0·0–0·1)	0·1 (0·0–0·1)	0 (0·0–0·1)	1·3
Multidrug-resistant tuberculosis without extensive drug resistance	0 (0·0–0·0)	0 (0·0–0·0)	0 (0·0–0·0)	0 (0·0–0·0)	0 (0·0–0·0)	0 (0·0–0·0)	0 (0·0–0·0)	0 (0·0–0·0)	0 (0·0–0·0)	0 (0·0–0·0)	0 (0·0–0·0)	0 (0·0–0·0)	0 (0·0–0·0)	0 (0·0–0·0)	0 (0·0–0·0)	0 (0·0–0·0)	0 (0·0–0·0)	0 (0·0–0·0)	0 (0·0–0·0)	0 (0·0–0·0)	0 (0·0–0·0)	0 (0·0–0·0)	0 (0·0–0·0)	0
Extensively drug-resistant tuberculosis	0 (0·0–0·0)	0 (0·0–0·0)	0 (0·0–0·0)	0 (0·0–0·0)	0 (0·0–0·0)	0 (0·0–0·0)	0 (0·0–0·0)	0 (0·0–0·0)	0 (0·0–0·0)	0 (0·0–0·0)	0 (0·0–0·0)	0 (0·0–0·0)	0 (0·0–0·0)	0 (0·0–0·0)	0 (0·0–0·0)	0 (0·0–0·0)	0 (0·0–0·0)	0 (0·0–0·0)	0 (0·0–0·0)	0 (0·0–0·0)	0 (0·0–0·0)	0 (0·0–0·0)	0 (0·0–0·0)	0
Lower respiratory infections	0·1 (0·0–0·1)	0·1 (0·1–0·2)	0·4 (0·2–0·7)	1·3 (0·7–1·9)	0·2 (0·1–0·1)	0·1 (0·1–0·1)	0·2 (0·1–0·2)	0·2 (0·2–0·5)	0·2 (0·1–0·4)	0·3 (0·2–0·6)	0·4 (0·1–0·9)	0·3 (0·2–0·5)	0·2 (0·1–0·4)	0·3 (0·2–0·5)	0·3 (0·1–0·8)	0·3 (0·2–0·5)	0·3 (0·2–0·5)	0·3 (0·2–0·4)	0·2 (0·1–0·3)	0·2 (0·1–0·2)	0·2 (0·1–0·2)	0·1 (0·1–0·3)	0·1 (0·0–0·1)	7·3
Upper respiratory infections	0 (0·0–0·0)	0 (0·0–0·0)	0 (0·0–0·0)	0·1 (0·0–0·1)	0 (0·0–0·1)	0 (0·0–0·1)	0 (0·0–0·1)	0 (0·0–0·1)	0 (0·0–0·1)	0 (0·0–0·1)	0 (0·0–0·1)	0 (0·0–0·1)	0 (0·0–0·1)	0 (0·0–0·1)	0 (0·0–0·1)	0 (0·0–0·1)	0 (0·0–0·1)	0 (0·0–0·1)	0 (0·0–0·1)	0 (0·0–0·1)	0 (0·0–0·1)	0 (0·0–0·1)	0 (0·0–0·1)	0·5
Otitis media	0 (0·0–0·0)	0 (0·0–0·0)	0 (0·0–0·0)	0·1 (0·0–0·1)	0 (0·0–0·1)	0 (0·0–0·1)	0 (0·0–0·1)	0 (0·0–0·1)	0 (0·0–0·1)	0 (0·0–0·1)	0 (0·0–0·1)	0 (0·0–0·1)	0 (0·0–0·1)	0 (0·0–0·1)	0 (0·0–0·1)	0 (0·0–0·1)	0 (0·0–0·1)	0 (0·0–0·1)	0 (0·0–0·1)	0 (0·0–0·1)	0 (0·0–0·1)	0 (0·0–0·1)	0 (0·0–0·1)	0·2
Enteric infections	0 (0·0–0·0)	0·2 (0·0–0·1)	0·5 (0·1–1·0·4)	0·5 (0·3–0·7)	0·2 (0·1–0·2)	0·2 (0·1–0·2)	0·1 (0·1–0·1)	0·1 (0·1–0·2)	0·1 (0·0–0·1)	0·1 (0·1–0·1)	0·1 (0·0–0·1)	0·1 (0·1–0·2)	0·1 (0·0–0·1)	0·1 (0·1–0·2)	0·1 (0·1–0·3)	0·2 (0·1–0·3)	0·2 (0·1–0·3)	0·1 (0·1–0·3)	0·2 (0·2–0·5)	0·1 (0·1–0·3)	0·1 (0·1–0·2)	0·2 (0·1–0·5)	0·1 (0·0–0·2)	3·2
Diarrheal diseases	0 (0·0–0·1)	0 (0·0–0·1)	0·4 (0·1–1·0·4)	0·4 (0·2–0·7)	0·1 (0·1–0·2)	0·1 (0·0–0·1)	0·1 (0·0–0·1)	0·1 (0·1–0·2)	0·1 (0·0–0·1)	0·1 (0·1–0·1)	0·1 (0·0–0·1)	0·1 (0·1–0·2)	0·1 (0·0–0·1)	0·1 (0·1–0·2)	0·1 (0·1–0·3)	0·2 (0·1–0·3)	0·2 (0·2–0·5)	0·1 (0·1–0·3)	0·2 (0·1–0·3)	0·2 (0·1–0·5)	0·1 (0·0–0·2)	0·1 (0·0–0·2)	0·1 (0·0–0·2)	2·9
Typhoid and paratyphoid	0 (0·0–0·0)	0 (0·0–0·0)	0 (0·0–0·0)	0 (0·0–0·1)	0 (0·0–0·1)	0 (0·0–0·1)	0 (0·0–0·1)	0 (0·0–0·1)	0 (0·0–0·1)	0 (0·0–0·1)	0 (0·0–0·1)	0 (0·0–0·1)	0 (0·0–0·1)	0 (0·0–0·1)	0 (0·0–0·1)	0 (0·0–0·1)	0 (0·0–0·1)	0 (0·0–0·1)	0 (0·0–0·1)	0 (0·0–0·1)	0 (0·0–0·1)	0 (0·0–0·1)	0 (0·0–0·1)	0·2
Typhoid fever	0 (0·0–0·0)	0 (0·0–0·0)	0 (0·0–0·0)	0 (0·0–0·1)	0 (0·0–0·1)	0 (0·0–0·1)	0 (0·0–0·1)	0 (0·0–0·1)	0 (0·0–0·1)	0 (0·0–0·1)	0 (0·0–0·1)	0 (0·0–0·1)	0 (0·0–0·1)	0 (0·0–0·1)	0 (0·0–0·1)	0 (0·0–0·1)	0 (0·0–0·1)	0 (0·0–0·1)	0 (0·0–0·1)	0 (0·0–0·1)	0 (0·0–0·1)	0 (0·0–0·1)	0 (0·0–0·1)	0·2
Paratyphoid fever	0 (0·0–0·0)	0 (0·0–0·0)	0 (0·0–0·0)	0 (0·0–0·0)	0 (0·0–0·0)	0 (0·0–0·0)	0 (0·0–0·0)	0 (0·0–0·0)	0 (0·0–0·0)	0 (0·0–0·0)	0 (0·0–0·0)	0 (0·0–0·0)	0 (0·0–0·0)	0 (0·0–0·0)	0 (0·0–0·0)	0 (0·0–0·0)	0 (0·0–0·0)	0 (0·0–0·0)	0 (0·0–0·0)	0 (0·0–0·0)	0 (0·0–0·0)	0 (0·0–0·0)	0 (0·0–0·0)	0
Invasive Non-typhoidal Salmonella (NTS)	0 (0·0–0·0)	0 (0·0–0·0)	0 (0·0–0·0)	0 (0·0–0·0)	0 (0·0–0·0)	0 (0·0–0·0)	0 (0·0–0·0)	0 (0·0–0·0)	0 (0·0–0·0)	0 (0·0–0·0)	0 (0·0–0·0)	0 (0·0–0·0)	0 (0·0–0·0)	0 (0·0–0·0)	0 (0·0–0·0)	0 (0·0–0·0)	0 (0·0–0·0)	0 (0·0–0·0)	0 (0·0–0·0)	0 (0·0–0·0)	0 (0·0–0·0)	0 (0·0–0·0)	0 (0·0–0·0)	0·1
Other intestinal infectious diseases	0 (0·0–0·0)	0 (0·0–0·0)	0 (0·0–0·0)	0 (0·0–0·0)	0 (0·0–0·0)	0 (0·0–0·0)	0 (0·0–0·0)	0 (0·0–0·1)	0 (0·0–0·0)	0 (0·0–0·0)	0 (0·0–0·0)	0 (0·0–0·1)	0 (0·0–0·0)	0 (0·0–0·0)	0 (0·0–0·0)	0 (0·0–0·0)	0 (0·0–0·0)	0 (0·0–0·0)	0 (0·0–0·0)	0 (0·0–0·0)	0 (0·0–0·0)	0 (0·0–0·0)	0 (0·0–0·0)	0
Neglected tropical diseases and malaria	0 (0·0–0·0)	0 (0·0–0·0)	0 (0·0–0·2)	0 (0·0–0·2)	0 (0·0–0·2)	0 (0·0–0·2)	0 (0·0–0·2)	0 (0·0–0·2)	0 (0·0–0·1)	0 (0·0–0·1)	0 (0·0–0·1)	0 (0·0–0·1)	0 (0·0–0·1)	0 (0·0–0·1)	0 (0·0–0·1)	0 (0·0–0·1)	0 (0·0–0·1)	0 (0·0–0·1)	0 (0·0–0·1)	0 (0·0–0·1)	0 (0·0–0·1)	0 (0·0–0·1)	0 (0·0–0·1)	0·9
Malaria	0 (0·0–0·0)	0 (0·0–0·0)	0 (0·0–0·0)	0 (0·0–0·0)	0 (0·0–0·0)	0 (0·0–0·0)	0 (0·0–0·0)	0 (0·0–0·0)	0 (0·0–0·0)	0 (0·0–0·0)	0 (0·0–0·0)	0 (0·0–0·0)	0 (0·0–0·0)	0 (0·0–0·0)	0 (0·0–0·0)	0 (0·0–0·0)	0 (0·0–0·0)	0 (0·0–0·0)	0 (0·0–0·0)	0 (0·0–0·0)	0 (0·0–0·0)	0 (0·0–0·0)	0 (0·0–0·0)	0
Chagas disease	0 (0·0–0·0)	0 (0·0–0·0)	0 (0·0–0·0)	0 (0·0–0·0)	0 (0·0–0·0)	0 (0·0–0·0)	0 (0·0–0·0)	0 (0·0–0·0)	0 (0·0–0·0)	0 (0·0–0·0)	0 (0·0–0·0)	0 (0·0–0·0)	0 (0·0–0·0)	0 (0·0–0·0)	0 (0·0–0·0)	0 (0·0–0·0)	0 (0·0–0·0)	0 (0·0–0·0)	0 (0·0–0·0)	0 (0·0–0·0)	0 (0·0–0·0)	0 (0·0–0·0)	0 (0·0–0·0)	0
Leishmaniasis	0 (0·0–0·0)	0 (0·0–0·0)	0 (0·0–0·0)	0 (0·0–0·0)	0 (0·0–0·0)	0 (0·0–0·0)	0 (0·0–0·0)	0 (0·0–0·0)	0 (0·0–0·0)	0 (0·0–0·0)	0 (0·0–0·0)	0 (0·0–0·0)	0 (0·0–0·0)	0 (0·0–0·0)	0 (0·0–0·0)	0 (0·0–0·0)	0 (0·0–0·0)	0 (0·0–0·0)	0 (0·0–0·0)	0 (0·0–0·0)	0 (0·0–0·0)	0 (0·0–0·0)	0 (0·0–0·0)	0
Visceral leishmaniasis	0 (0·0–0·0)	0 (0·0–0·0)	0 (0·0–0·0)	0 (0·0–0·0)	0 (0·0–0·0)	0 (0·0–0·0)	0 (0·0–0·0)	0 (0·0–0·0)	0 (0·0–0·0)	0 (0·0–0·0)	0 (0·0–0·0)	0 (0·0–0·0)	0 (0·0–0·0)	0 (0·0–0·0)	0 (0·0–0·0)	0 (0·0–0·0)	0 (0·0–0·0)	0 (0·0–0·0)	0 (0·0–0·0)	0 (0·0–0·0)	0 (0·0–0·0)	0 (0·0–0·0)	0 (0·0–0·0)	0
Cutaneous and mucocutaneous leishmaniasis	0 (0·0–0·0)	0 (0·0–0·0)	0 (0·0–0·0)	0 (0·0–0·0)	0 (0·0–0·0)	0 (0·0–0·0)	0 (0·0–0·0)	0 (0·0–0·0)	0 (0·0–0·0)	0 (0·0–0·0)	0 (0·0–0·0)	0 (0·0–0·0)	0 (0·0–0·0)	0 (0·0–0·0)	0 (0·0–0·0)	0 (0·0–0·0)	0 (0·0–0·0)	0 (0·0–0·0)	0 (0·0–0·0)	0 (0·0–0·0)	0 (0·0–0·0)	0 (0·0–0·0)	0 (0·0–0·0)	0
African trypanosomiasis	0 (0·0–0·0)	0 (0·0–0·0)	0 (0·0–0·0)	0 (0·0–0·0)	0 (0·0–0·0)	0 (0·0–0·0)	0 (0·0–0·0)	0 (0·0–0·0)	0 (0·0–0·0)	0 (0·0–0·0)	0 (0·0–0·0)	0 (0·0–0·0)	0 (0·0–0·0)	0 (0·0–0·0)	0 (0·0–0·0)	0 (0·0–0·0)	0 (0·0–0·0)	0 (0·0–0·0)	0 (0·0–0·0)	0 (0·0–0·0)	0 (0·0–0·0)	0 (0·0–0·0)	0 (0·0–0·0)	0
Schistosomiasis	0 (0·0–0·0)	0 (0·0–0·0)	0 (0·0–0·0)	0 (0·0–0·0)	0 (0·0–0·0)	0 (0·0–0·0)	0 (0·0–0·0)	0 (0·0–0·0)	0 (0·0–0·0)	0 (0·0–0·0)	0 (0·0–0·0)	0 (0·0–0·0)	0 (0·0–0·0)	0 (0·0–0·0)	0 (0·0–0·0)	0 (0·0–0·0)	0 (0·0–0·0)	0 (0·0–0·0)	0 (0·0–0·0)	0 (0·0–0·0)	0 (0·0–0·0)	0 (0·0–0·0)	0 (0·0–0·0)	0
Cysticercosis	0 (0·0–0·0)	0 (0·0–0·0)	0 (0·0–0·0)	0 (0·0–0·0)	0 (0·0–0·0)	0 (0·0–0·0)	0 (0·0–0·0)	0 (0·0–0·0)	0 (0·0–0·0)	0 (0·0–0·0)	0 (0·0–0·0)	0 (0·0–0·0)	0 (0·0–0·0)	0 (0·0–0·0)	0 (0·0–0·0)	0 (0·0–0·0)	0 (0·0–0·0)	0 (0·0–0·0)	0 (0·0–0·0)	0 (0·0–0·0)	0 (0·0–0·0)	0 (0·0–0·0)	0 (0·0–0·0)	0·1
Cystic echinococcosis	0 (0·0–0·0)	0 (0·0–0·0)	0 (0·0–0·0)	0 (0·0–0·0)	0 (0·0–0·0)	0 (0·0–0·0)	0 (0·0–0·0)	0 (0·0–0·0)	0 (0·0–0·0)	0 (0·0–0·0)	0 (0·0–0·0)	0 (0·0–0·0)	0 (0·0–0·0)	0 (0·0–0·0)	0 (0·0–0·0)	0 (0·0–0·0)	0 (0·0–0·0)	0 (0·0–0·0)	0 (0·0–0·0)	0 (0·0–0·0)	0 (0·0–0·0)	0 (0·0–0·0)	0 (0·0–0·0)	0
Lymphatic filariasis	0 (0·0–0·0)	0 (0·0–0·0)	0 (0·0–0·0)	0 (0·0–0·0)	0 (0·0–0·0)	0 (0·0–0·0)	0 (0·0–0·0)	0 (0·0–0·0)	0 (0·0–0·0)	0 (0·0–0·0)	0 (0·0–0·0)	0 (0·0–0·0)	0 (0·0–0·0)	0 (0·0–0·0)	0 (0·0–0·0)	0 (0·0–0·0)	0 (0·0–0·0)	0 (0·0–0·0)	0 (0·0–0·0)	0 (0·0–0·0)	0 (0·0–0·0)	0 (0·0–0·0)	0 (0·0–0·0)	0
Onchocerciasis	0 (0·0–0·0)	0 (0·0–0·0)	0 (0·0–0·0)	0 (0·0–0·0)	0 (0·0–0·0)	0 (0·0–0·0)	0 (0·0–0·0)	0 (0·0–0·0)	0 (0·0–0·0)	0 (0·0–0·0)	0 (0·0–0·0)	0 (0·0–0·0)	0 (0·0–0·0)	0 (0·0–0·0)	0 (0·0–0·0)	0 (0·0–0·0)	0 (0·0–0·0)	0 (0·0–0·0)	0 (0·0–0·0)	0 (0·0–0·0)	0 (0·0–0·0)	0 (0·0–0·0)	0 (0·0–0·0)	0
Trachoma	0 (0·0–0·0)	0 (0·0–0·0)	0 (0·0–0·0)	0 (0·0–0·0)	0 (0·0–0·1)	0 (0·0–0·0)	0 (0·0–0·0)	0 (0·0–0·0)	0 (0·0–0·0)	0 (0·0–0·0)	0 (0·0–0·0)	0 (0·0–0·0)	0 (0·0–0·0)	0 (0·0–0·0)	0 (0·0–0·0)	0 (0·0–0·0)	0 (0·0–0·0)	0 (0·0–0·0)	0 (0·0–0·0)	0 (0·0–0·0)	0 (0·0–0·0)	0 (0·0–0·0)	0 (0·0–0·0)	0
Dengue	0 (0·0–0·0)	0 (0·0–0·0)	0 (0·0–0·1)	0 (0·0–0·2)	0 (0·0–0·2)	0 (0·0–0·2)	0 (0·0–0·2)	0 (0·0–0·1)	0 (0·0–0·1)	0 (0·0–0·1)	0 (0·0–0·1)	0 (0·0–0·1)	0 (0·0–0·1)	0 (0·0–0·1)	0 (0·0–0·1)	0 (0·0–0·1)	0 (0·0–0·1)	0 (0·0–0·1)	0 (0·0–0·1)	0 (0·0–0·1)	0 (0·0–0·1)	0 (0·0–0·1)	0 (0·0–0·1)	0·4
Yellow fever	0 (0·0–0·0)	0 (0·0–0·0)	0 (0·0–0·0)	0 (0·0–0·0)	0 (0·0–0·0)	0 (0·0–0·0)	0 (0·0–0·0)	0 (0·0–0·0)	0 (0·0–0·0)	0 (0·0–0·0)	0 (0·0–0·0)	0 (0·0–0·0)	0 (0·0–0·0)	0 (0·0–0·0)	0 (0·0–0·0)	0 (0·0–0·0)	0 (0·0–0·0)	0 (0·0–0·0)	0 (0·0–0·0)	0 (0·0–0·0)	0 (0·0–0·0)	0 (0·0–0·0)	0 (0·0–0·0)	0
Rabies	0 (0·0–0·0)	0 (0·0–0·0)	0 (0·0–0·0)	0 (0·0–0·0)	0 (0·0–0·0)	0 (0·0–0·0)	0 (0·0–0·0)	0 (0·0–0·0)	0 (0·0–0·0)	0 (0·0–0·0)	0 (0·0–0·0)	0 (0·0–0·0)	0 (0·0–0·0)	0 (0·0–0·0)	0 (0·0–0·0)	0 (0·0–0·0)	0 (0·0–0·0)	0 (0·0–0·0)	0 (0·0–0·0)	0 (0·0–0·0)	0 (0·0–0·0)	0 (0·0–0·0)	0 (0·0–0·0)	0
Intestinal nematode infections	0 (0·0–0·0)	0 (0·0–0·0)	0 (0·0–0·0)	0 (0·0–0·0)	0 (0·0–0·0)	0 (0·0–0·0)	0 (0·0–0·0)	0 (0·0–0·0)	0 (0·0–0·0)	0 (0·0–0·0)	0 (0·0–0·0)	0 (0·0–0·0)	0 (0·0–0·0)	0 (0·0–0·0)	0 (0·0–0·0)	0 (0·0–0·0)	0 (0·0–0·0)	0 (0·0–0·0)	0 (0·0–0·0)	0 (0·0–0·0)	0 (0·0–0·0)	0 (0·0–0·0)	0 (0·0–0·0)	0·1
Ascariasis	0 (0·0–0·0

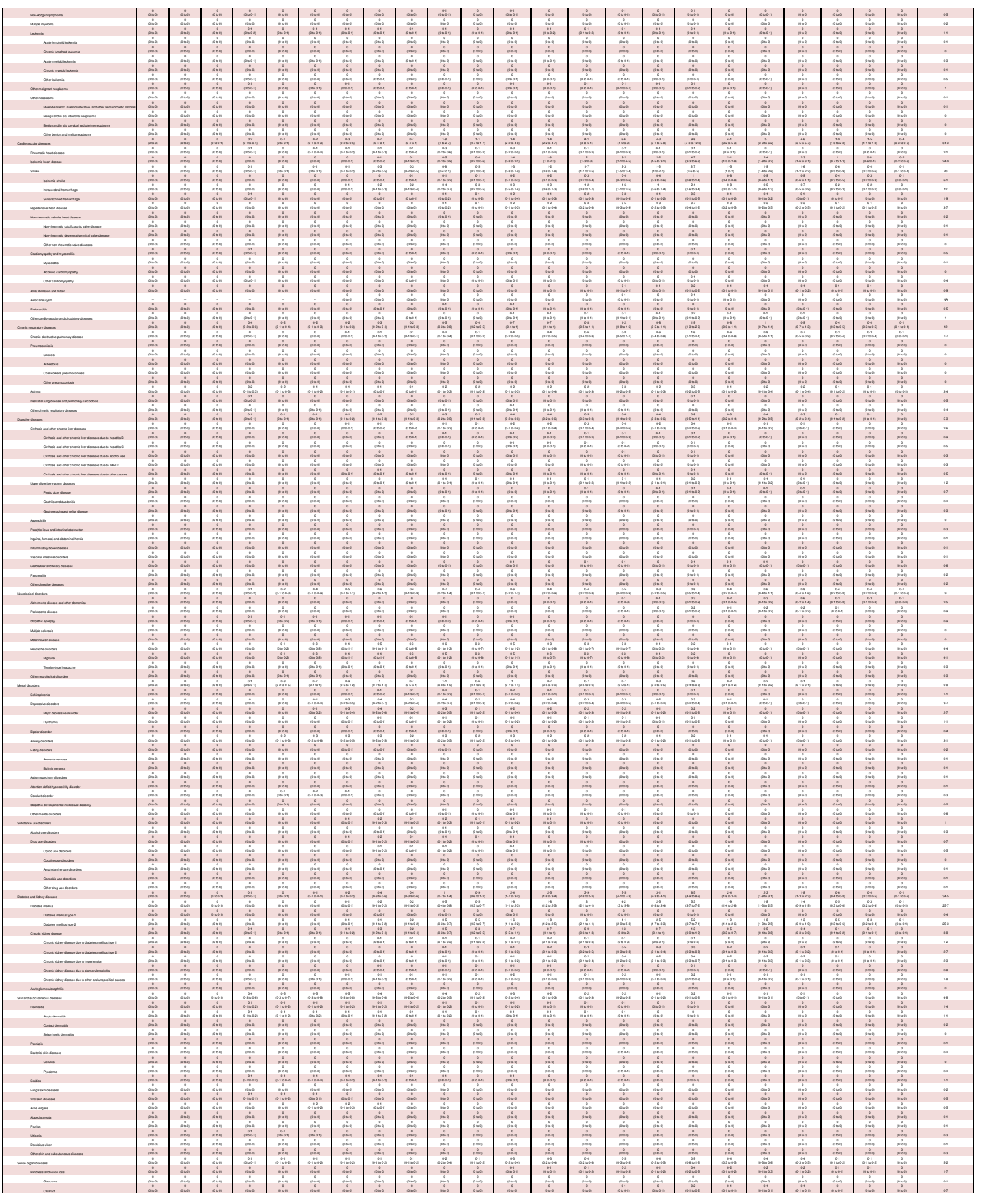



Age-related macular degeneration	0 (0 to 0)	0 (0 to 0)	0 (0 to 0)	0 (0 to 0)	0 (0 to 0)	0 (0 to 0)	0 (0 to 0)	0 (0 to 0)	0 (0 to 0)	0 (0 to 0)	0 (0 to 0)	0 (0 to 0)	0 (0 to 0)	0 (0 to 0)	0 (0 to 0)	0 (0 to 0)	0 (0 to 0)	0 (0 to 0)	0 (0 to 0)	0 (0 to 0)	0 (0 to 0)	0 (0 to 0)	0 (0 to 0)	0 (0 to 0)	0 (0 to 0)	0 (0 to 0)	0
Refraction disorders	0 (0 to 0)	0 (0 to 0)	0 (0 to 0)	0 (0 to 0)	0 (0 to 0)	0 (0 to 0)	0 (0 to 0)	0 (0 to 0)	0 (0 to 0)	0 (0 to 0)	0 (0 to 0)	0 (0 to 0)	0 (0 to 0)	0 (0 to 0)	0 (0 to 0)	0 (0 to 0)	0 (0 to 0)	0 (0 to 1)	0 (0 to 1)	0 (0 to 0)	0 (0 to 0)	0 (0 to 0)	0 (0 to 0)	0 (0 to 0)	0 (0 to 0)	0 (0 to 0)	0.5
Near vision loss	0 (0 to 0)	0 (0 to 0)	0 (0 to 0)	0 (0 to 0)	0 (0 to 0)	0 (0 to 0)	0 (0 to 0)	0 (0 to 0)	0 (0 to 0)	0 (0 to 0)	0 (0 to 0)	0 (0 to 0)	0 (0 to 0)	0 (0 to 0)	0 (0 to 0)	0 (0 to 0)	0 (0 to 1)	0 (0 to 1)	0 (0 to 1)	0 (0 to 1)	0 (0 to 0)	0 (0 to 0)	0 (0 to 0)	0 (0 to 0)	0 (0 to 0)	0 (0 to 0)	0.4
Other vision loss	0 (0 to 0)	0 (0 to 0)	0 (0 to 0)	0 (0 to 0)	0 (0 to 0)	0 (0 to 0)	0 (0 to 0)	0 (0 to 0)	0 (0 to 0)	0 (0 to 0)	0 (0 to 0)	0 (0 to 0)	0 (0 to 0)	0 (0 to 0)	0 (0 to 0)	0 (0 to 0)	0 (0 to 0)	0 (0 to 0)	0 (0 to 0)	0 (0 to 0)	0 (0 to 0)	0 (0 to 0)	0 (0 to 0)	0 (0 to 0)	0 (0 to 0)	0 (0 to 0)	0.1
Age-related and other hearing loss	0 (0 to 0)	0 (0 to 0)	0 (0 to 0)	0 (0 to 0)	0 (0 to 1)	0 (0 to 1)	0 (0 to 1)	0 (0 to 1)	0 (0 to 1)	0 (0 to 2)	0 (0 to 1)	0 (0 to 2)	0 (0 to 2)	0 (0 to 2)	0 (0 to 3)	0 (0 to 3)	0 (0 to 3)	0 (0 to 4)	0 (0 to 5)	0 (0 to 3)	0 (0 to 3)	0 (0 to 3)	0 (0 to 3)	0 (0 to 3)	0 (0 to 3)	0 (0 to 3)	3.3
Other sense organ diseases	0 (0 to 0)	0 (0 to 0)	0 (0 to 0)	0 (0 to 0)	0 (0 to 0)	0 (0 to 0)	0 (0 to 0)	0 (0 to 0)	0 (0 to 0)	0 (0 to 0)	0 (0 to 0)	0 (0 to 0)	0 (0 to 0)	0 (0 to 0)	0 (0 to 0)	0 (0 to 0)	0 (0 to 0)	0 (0 to 0)	0 (0 to 0)	0 (0 to 0)	0 (0 to 0)	0 (0 to 0)	0 (0 to 0)	0 (0 to 0)	0 (0 to 0)	0 (0 to 0)	0.3
Musculoskeletal disorders	0 (0 to 0)	0 (0 to 0)	0 (0 to 0)	0 (0 to 0)	0 (0 to 1)	0 (0 to 1)	0.3 (0.2 to 0.4)	0.3 (0.3 to 0.7)	0.6 (0.4 to 0.9)	0.6 (0.4 to 0.9)	1.2 (0.8 to 1.7)	0.7 (0.5 to 1)	1.5 (1 to 2.1)	1.2 (0.8 to 1.6)	1.2 (0.8 to 1.7)	1.4 (1 to 2)	1.7 (1.1 to 2.3)	1.2 (0.8 to 1.3)	0.9 (0.6 to 1.2)	1.7 (1.2 to 2.4)	0.6 (0.4 to 0.8)	0.5 (0.4 to 0.7)	0.4 (0.3 to 0.5)	0.1 (0.1 to 0.2)	0.1 (0.1 to 0.1)	14.2
Rheumatoid arthritis	0 (0 to 0)	0 (0 to 0)	0 (0 to 0)	0 (0 to 0)	0 (0 to 0)	0 (0 to 0)	0 (0 to 0)	0 (0 to 0)	0 (0 to 0)	0 (0 to 0)	0 (0 to 0)	0 (0 to 0)	0 (0 to 0)	0 (0 to 0)	0 (0 to 0)	0 (0 to 0)	0 (0 to 0)	0 (0 to 0)	0 (0 to 0)	0 (0 to 0)	0 (0 to 0)	0 (0 to 0)	0 (0 to 0)	0 (0 to 0)	0 (0 to 0)	0 (0 to 0)	0.1
Osteoarthritis	0 (0 to 0)	0 (0 to 0)	0 (0 to 0)	0 (0 to 0)	0 (0 to 0)	0 (0 to 0)	0 (0 to 0)	0 (0 to 0)	0 (0 to 0)	0 (0 to 0)	0 (0 to 0)	0 (0 to 0)	0 (0 to 0)	0 (0 to 0)	0 (0 to 0)	0 (0 to 0)	0 (0 to 0)	0 (0 to 0)	0 (0 to 0)	0 (0 to 0)	0 (0 to 0)	0 (0 to 0)	0 (0 to 0)	0 (0 to 0)	0 (0 to 0)	0 (0 to 0)	1.4
Osteoarthritis hip	0 (0 to 0)	0 (0 to 0)	0 (0 to 0)	0 (0 to 0)	0 (0 to 0)	0 (0 to 0)	0 (0 to 0)	0 (0 to 0)	0 (0 to 0)	0 (0 to 0)	0 (0 to 0)	0 (0 to 0)	0 (0 to 0)	0 (0 to 0)	0 (0 to 0)	0 (0 to 0)	0 (0 to 0)	0 (0 to 0)	0 (0 to 0)	0 (0 to 0)	0 (0 to 0)	0 (0 to 0)	0 (0 to 0)	0 (0 to 0)	0 (0 to 0)	0 (0 to 0)	0.1
Osteoarthritis knee	0 (0 to 0)	0 (0 to 0)	0 (0 to 0)	0 (0 to 0)	0 (0 to 0)	0 (0 to 0)	0 (0 to 0)	0 (0 to 0)	0 (0 to 0)	0 (0 to 0)	0 (0 to 0)	0 (0 to 0)	0 (0 to 0)	0 (0 to 0)	0 (0 to 0)	0 (0 to 0)	0 (0 to 0)	0 (0 to 0)	0 (0 to 0)	0 (0 to 0)	0 (0 to 0)	0 (0 to 0)	0 (0 to 0)	0 (0 to 0)	0 (0 to 0)	0 (0 to 0)	1.1
Osteoarthritis hand	0 (0 to 0)	0 (0 to 0)	0 (0 to 0)	0 (0 to 0)	0 (0 to 0)	0 (0 to 0)	0 (0 to 0)	0 (0 to 0)	0 (0 to 0)	0 (0 to 0)	0 (0 to 0)	0 (0 to 0)	0 (0 to 0)	0 (0 to 0)	0 (0 to 0)	0 (0 to 0)	0 (0 to 0)	0 (0 to 0)	0 (0 to 0)	0 (0 to 0)	0 (0 to 0)	0 (0 to 0)	0 (0 to 0)	0 (0 to 0)	0 (0 to 0)	0 (0 to 0)	0.1
Osteoarthritis other	0 (0 to 0)	0 (0 to 0)	0 (0 to 0)	0 (0 to 0)	0 (0 to 0)	0 (0 to 0)	0 (0 to 0)	0 (0 to 0)	0 (0 to 0)	0 (0 to 0)	0 (0 to 0)	0 (0 to 0)	0 (0 to 0)	0 (0 to 0)	0 (0 to 0)	0 (0 to 0)	0 (0 to 0)	0 (0 to 1)	0 (0 to 1)	0 (0 to 0)	0 (0 to 0)	0 (0 to 0)	0 (0 to 0)	0 (0 to 0)	0 (0 to 0)	0 (0 to 0)	0.2
Low back pain	0 (0 to 0)	0 (0 to 0)	0 (0 to 0)	0 (0 to 1)	0 (0 to 1)	0 (0 to 1)	0.3 (0.2 to 0.4)	0.4 (0.2 to 0.5)	0.3 (0.2 to 0.4)	0.4 (0.2 to 0.5)	0.6 (0.3 to 0.9)	0.4 (0.2 to 0.6)	0.8 (0.5 to 1.1)	0.6 (0.4 to 0.9)	0.7 (0.4 to 1)	0.8 (0.5 to 1.2)	0.8 (0.5 to 1.2)	0.4 (0.3 to 0.7)	0.4 (0.3 to 0.6)	0.3 (0.2 to 0.4)	0.2 (0.2 to 0.4)	0.1 (0.1 to 0.2)	0.1 (0.1 to 0.1)	0.1 (0.1 to 0.1)	0.1 (0.1 to 0.1)	7.4
Neck pain	0 (0 to 0)	0 (0 to 0)	0 (0 to 0)	0 (0 to 0)	0 (0 to 0)	0 (0 to 0)	0 (0 to 0)	0 (0 to 0)	0 (0 to 0)	0 (0 to 0)	0 (0 to 0)	0 (0 to 0)	0 (0 to 0)	0 (0 to 0)	0 (0 to 0)	0 (0 to 0)	0 (0 to 0)	0 (0 to 0)	0 (0 to 0)	0 (0 to 0)	0 (0 to 0)	0 (0 to 0)	0 (0 to 0)	0 (0 to 0)	0 (0 to 0)	0 (0 to 0)	2.3
Gout	0 (0 to 0)	0 (0 to 0)	0 (0 to 0)	0 (0 to 0)	0 (0 to 0)	0 (0 to 0)	0 (0 to 0)	0 (0 to 0)	0 (0 to 0)	0 (0 to 0)	0 (0 to 0)	0 (0 to 0)	0 (0 to 0)	0 (0 to 0)	0 (0 to 0)	0 (0 to 0)	0 (0 to 0)	0 (0 to 0)	0 (0 to 0)	0 (0 to 0)	0 (0 to 0)	0 (0 to 0)	0 (0 to 0)	0 (0 to 0)	0 (0 to 0)	0 (0 to 0)	0.1
Other musculoskeletal disorders	0 (0 to 0)	0 (0 to 0)	0 (0 to 0)	0 (0 to 0)	0 (0 to 0)	0 (0 to 0)	0.1 (0.1 to 0.2)	0.2 (0.1 to 0.3)	0.2 (0.2 to 0.5)	0.2 (0.1 to 0.3)	0.2 (0.2 to 0.5)	0.2 (0.1 to 0.3)	0.3 (0.2 to 0.5)	0.3 (0.2 to 0.4)	0.3 (0.2 to 0.4)	0.3 (0.2 to 0.4)	0.3 (0.2 to 0.5)	0.2 (0.1 to 0.3)	0.2 (0.2 to 0.3)	0.1 (0.1 to 0.2)	0.1 (0.1 to 0.2)	0.1 (0.1 to 0.1)	0.1 (0.1 to 0.1)	0.1 (0.1 to 0.1)	0.1 (0.1 to 0.1)	2.9
Other non-communicable diseases	0.4 (0.2 to 0.8)	0.2 (0.1 to 0.4)	0.5 (0.2 to 0.9)	0.9 (0.4 to 1.3)	0.3 (0.2 to 0.4)	0.5 (0.3 to 0.7)	0.7 (0.5 to 1)	0.7 (0.5 to 0.9)	1.2 (0.8 to 1.7)	0.7 (0.5 to 0.9)	1.2 (0.8 to 1.7)	1.2 (0.8 to 1.7)	1.2 (0.9 to 1.7)	0.9 (0.6 to 1.1)	0.7 (0.5 to 0.9)	0.4 (0.3 to 0.6)	0.4 (0.3 to 0.5)	0.3 (0.2 to 0.4)	0.8 (0.6 to 1)	0.2 (0.2 to 0.3)	0.2 (0.2 to 0.3)	0.1 (0.1 to 0.1)	0.1 (0.1 to 0.1)	0.1 (0.1 to 0.1)	0.4 (0.3 to 0.5)	11.8
Congenital birth defects	0.4 (0.2 to 0.8)	0.4 (0.1 to 0.4)	0.4 (0.2 to 0.6)	0.7 (0.4 to 1.1)	0.1 (0.1 to 0.2)	0.1 (0.1 to 0.2)	0.1 (0.0 to 0.1)	0.1 (0.1 to 0.1)	0.1 (0.0 to 0.1)	0.1 (0.1 to 0.2)	0.1 (0.0 to 0.2)	0.1 (0.0 to 0.2)	0.1 (0.0 to 0.1)	0.1 (0.0 to 0.1)	0 (0 to 0)	0 (0 to 0)	0 (0 to 0)	0 (0 to 0)	0 (0 to 0)	0 (0 to 0)	0 (0 to 0)	0 (0 to 0)	0 (0 to 0)	0 (0 to 0)	0 (0 to 0)	0 (0 to 0)	2.5
Neural tube defects	0.1 (0 to 0.1)	0 (0 to 0)	0 (0 to 0.1)	0 (0 to 0.1)	0 (0 to 0)	0 (0 to 0)	0 (0 to 0)	0 (0 to 0)	0 (0 to 0)	0 (0 to 0)	0 (0 to 0)	0 (0 to 0)	0 (0 to 0)	0 (0 to 0)	0 (0 to 0)	0 (0 to 0)	0 (0 to 0)	0 (0 to 0)	0 (0 to 0)	0 (0 to 0)	0 (0 to 0)	0 (0 to 0)	0 (0 to 0)	0 (0 to 0)	0 (0 to 0)	0 (0 to 0)	0.1
Congenital heart anomalies	0.2 (0 to 0.4)	0.1 (0 to 0.2)	0.4 (0.2 to 0.6)	0.4 (0.2 to 0.6)	0.1 (0 to 0.1)	0 (0 to 0)	0 (0 to 0.1)	0 (0 to 0.1)	0 (0 to 0.1)	0 (0 to 0)	0 (0 to 0)	0 (0 to 0)	0 (0 to 0)	0 (0 to 0)	0 (0 to 0)	0 (0 to 0)	0 (0 to 0)	0 (0 to 0)	0 (0 to 0)	0 (0 to 0)	0 (0 to 0)	0 (0 to 0)	0 (0 to 0)	0 (0 to 0)	0 (0 to 0)	0 (0 to 0)	1.2
Orofacial clefts	0 (0 to 0)	0 (0 to 0)	0 (0 to 0)	0 (0 to 0)	0 (0 to 0)	0 (0 to 0)	0 (0 to 0)	0 (0 to 0)	0 (0 to 0)	0 (0 to 0)	0 (0 to 0)	0 (0 to 0)	0 (0 to 0)	0 (0 to 0)	0 (0 to 0)	0 (0 to 0)	0 (0 to 0)	0 (0 to 0)	0 (0 to 0)	0 (0 to 0)	0 (0 to 0)	0 (0 to 0)	0 (0 to 0)	0 (0 to 0)	0 (0 to 0)	0 (0 to 0)	0
Down syndrome	0 (0 to 0)	0 (0 to 0)	0 (0 to 0)	0 (0 to 0)	0 (0 to 0)	0 (0 to 0)	0 (0 to 0)	0 (0 to 0)	0 (0 to 0)	0 (0 to 0)	0 (0 to 0)	0 (0 to 0)	0 (0 to 0)	0 (0 to 0)	0 (0 to 0)	0 (0 to 0)	0 (0 to 0)	0 (0 to 0)	0 (0 to 0)	0 (0 to 0)	0 (0 to 0)	0 (0 to 0)	0 (0 to 0)	0 (0 to 0)	0 (0 to 0)	0 (0 to 0)	0.1
Turner syndrome	0 (0 to 0)	0 (0 to 0)	0 (0 to 0)	0 (0 to 0)	0 (0 to 0)	0 (0 to 0)	0 (0 to 0)	0 (0 to 0)	0 (0 to 0)	0 (0 to 0)	0 (0 to 0)	0 (0 to 0)	0 (0 to 0)	0 (0 to 0)	0 (0 to 0)	0 (0 to 0)	0 (0 to 0)	0 (0 to 0)	0 (0 to 0)	0 (0 to 0)	0 (0 to 0)	0 (0 to 0)	0 (0 to 0)	0 (0 to 0)	0 (0 to 0)	0 (0 to 0)	0
Klinefelter syndrome	0 (0 to 0)	0 (0 to 0)	0 (0 to 0)	0 (0 to 0)	0 (0 to 0)	0 (0 to 0)	0 (0 to 0)	0 (0 to 0)	0 (0 to 0)	0 (0 to 0)	0 (0 to 0)	0 (0 to 0)	0 (0 to 0)	0 (0 to 0)	0 (0 to 0)	0 (0 to 0)	0 (0 to 0)	0 (0 to 0)	0 (0 to 0)	0 (0 to 0)	0 (0 to 0)	0 (0 to 0)	0 (0 to 0)	0 (0 to 0)	0 (0 to 0)	0 (0 to 0)	0
Other chromosomal abnormalities	0 (0 to 0)	0 (0 to 0.1)	0 (0 to 0.1)	0 (0 to 0)	0 (0 to 0)	0 (0 to 0)	0 (0 to 0)	0 (0 to 0)	0 (0 to 0)	0 (0 to 0)	0 (0 to 0)	0 (0 to 0)	0 (0 to 0)	0 (0 to 0)	0 (0 to 0)	0 (0 to 0)	0 (0 to 0)	0 (0 to 0)	0 (0 to 0)	0 (0 to 0)	0 (0 to 0)	0 (0 to 0)	0 (0 to 0)	0 (0 to 0)	0 (0 to 0)	0 (0 to 0)	0.1
Congenital musculoskeletal and limb anomalies	0 (0 to 0)	0 (0 to 0)	0 (0 to 0.1)	0 (0 to 0.1)	0 (0 to 0)	0 (0 to 0)	0 (0 to 0)	0 (0 to 0)	0 (0 to 0)	0 (0 to 0)	0 (0 to 0)	0 (0 to 0)	0 (0 to 0)	0 (0 to 0)	0 (0 to 0)	0 (0 to 0)	0 (0 to 0)	0 (0 to 0)	0 (0 to 0)	0 (0 to 0)	0 (0 to 0)	0 (0 to 0)	0 (0 to 0)	0 (0 to 0)	0 (0 to 0)	0 (0 to 0)	0.3
Urogenital congenital anomalies	0 (0 to 0)	0 (0 to 0)	0 (0 to 0)	0 (0 to 0)	0 (0 to 0)	0 (0 to 0)	0 (0 to 0)	0 (0 to 0)	0 (0 to 0)	0 (0 to 0)	0 (0 to 0)	0 (0 to 0)	0 (0 to 0)	0 (0 to 0)	0 (0 to 0)	0 (0 to 0)	0 (0 to 0)	0 (0 to 0)	0 (0 to 0)	0 (0 to 0)	0 (0 to 0)	0 (0 to 0)	0 (0 to 0)	0 (0 to 0)	0 (0 to 0)	0 (0 to 0)	0.1
Digestive congenital anomalies	0 (0 to 0.1)	0 (0 to 0)	0 (0 to 0.1)	0 (0 to 0)	0 (0 to 0)	0 (0 to 0)	0 (0 to 0)	0 (0 to 0)	0 (0 to 0)	0 (0 to 0)	0 (0 to 0)	0 (0 to 0)	0 (0 to 0)	0 (0 to 0)	0 (0 to 0)	0 (0 to 0)	0 (0 to 0)	0 (0 to 0)	0 (0 to 0)	0 (0 to 0)	0 (0 to 0)	0 (0 to 0)	0 (0 to 0)	0 (0 to 0)	0 (0 to 0)	0 (0 to 0)	0.1
Other congenital birth defects	0.1 (0 to 0.2)	0 (0 to 0.1)	0.2 (0.1 to 0.3)	0.2 (0 to 0.1)	0 (0 to 0)	0 (0 to 0)	0 (0 to 0)	0 (0 to 0)	0 (0 to 0)	0 (0 to 0)	0 (0 to 0)	0 (0 to 0)	0 (0 to 0)	0 (0 to 0)	0 (0 to 0)	0 (0 to 0)	0 (0 to 0)	0 (0 to 0)	0 (0 to 0)	0 (0 to 0)	0 (0 to 0)	0 (0 to 0)	0 (0 to 0)	0 (0 to 0)	0 (0 to 0)	0 (0 to 0)	0.6
Urinary diseases and male infertility	0 (0 to 0)	0 (0 to 0)	0 (0 to 0)	0 (0 to 0)	0 (0 to 0)	0 (0 to 0)	0 (0 to 0)	0 (0 to 0)	0 (0 to 0)	0 (0 to 0)	0 (0 to 0)	0 (0 to 0)	0 (0 to 0)	0 (0 to 0)	0 (0 to 0)	0 (0 to 0)	0 (0 to 1)	0 (0 to 0)	0 (0 to 0)	0 (0 to 0)	0 (0 to 0)	0 (0 to 0)	0 (0 to 0)	0 (0 to 0)	0 (0 to 0)	0 (0 to 0)	0.6
Urolithiasis	0 (0 to 0)	0 (0 to 0)	0 (0 to 0)	0 (0 to 0)	0 (0 to 0)	0 (0 to 0)	0 (0 to 0)	0 (0 to 0)	0 (0 to 0)	0 (0 to 0)	0 (0 to 0)	0 (0 to 0)	0 (0 to 0)	0 (0 to 0)	0 (0 to 0)	0 (0 to 0)	0 (0 to 0)	0 (0 to 0)	0 (0 to 0)	0 (0 to 0)	0 (0 to 0)	0 (0 to 0)	0 (0 to 0)	0 (0 to 0)	0 (0 to 0)	0 (0 to 0)	0
Benign prostatic hyperplasia	0 (0 to 0)	0 (0 to 0)	0 (0 to 0)	0 (0 to 0)	0 (0 to 0)	0 (0 to 0)	0 (0 to 0)	0 (0 to 0)	0 (0 to 0)	0 (0 to 0)	0 (0 to 0)	0 (0 to 0)	0 (0 to 0)	0 (0 to 0)	0 (0 to 0)	0 (0 to 0)	0 (0 to 0)	0 (0 to 0)	0 (0 to 0)	0 (0 to 0)	0 (0 to 0)	0 (0 to 0)	0 (0 to 0)	0 (0 to 0)	0 (0 to 0)	0 (0 to 0)	0
Male infertility	–	–	–	–	–	–	–	–	–	–	–	–	–	–	–	–	–	–	–	–	–	–	–	–	–	–	NA
Other urinary diseases	0 (0 to 0)	0 (0 to 0)	0 (0 to 0)	0 (0 to 0)	0 (0 to 0)	0 (0 to 0)	0 (0 to 0)	0 (0 to 0)	0 (0 to 0)	0 (0 to 0)	0 (0 to 0)	0 (0 to 0)	0 (0 to 0)	0 (0 to 0)	0 (0 to 0)	0 (0 to 0)	0 (0 to 0)	0 (0 to 0)	0 (0 to 0)	0 (0 to 0)	0 (0 to 0)	0 (0 to 0)	0 (0 to 0)	0 (0 to 0)	0 (0 to 0)	0 (0 to 0)	0
Gynecological diseases	0 (0 to 0)	0 (0 to 0)	0 (0 to 0)	0 (0 to 0)	0.1 (0 to 0.2)	0.2 (0.1 to 0.4)	0.4 (0.3 to 0.7)	0.4 (0.3 to 0.6)	0.7 (0.5 to 1.1)	0.4 (0.3 to 0.6)	0.7 (0.5 to 1)	0.4 (0.3 to 0.5)	0.7 (0.5 to 1)	0.4 (0.3 to 0.5)	0.3 (0.2 to 0.4)	0.2 (0.1 to 0.2)	0.1 (0 to 0.1)	0.1 (0 to 0.1)	0 (0 to 0.1)	0 (0 to 0)	0 (0 to 0)	0 (0 to 0)	0 (0 to 0)	0 (0 to 0)	0 (0 to 0)	0 (0 to 0)	4.1
Uterine fibroids	0 (0 to 0)	0 (0 to 0)	0 (0 to 0)	0 (0 to 0)	0 (0 to 0)	0 (0 to 0)	0 (0 to 0)	0 (0 to 0)	0 (0 to 0)	0 (0 to 0)	0 (0 to 0)	0 (0 to 0)	0 (0 to 0)	0 (0 to 0)	0 (0 to 0)	0 (0 to 0)	0 (0 to 0)	0 (0 to 0)	0 (0 to 0)	0 (0 to 0)	0 (0 to 0)	0 (0 to 0)	0 (0 to 0)	0 (0 to 0)	0 (0 to 0)	0 (0 to 0)	0.1
Polycystic ovarian syndrome	0 (0 to 0)	0 (0 to 0)	0 (0 to 0)	0 (0 to 0)	0 (0 to 0)	0 (0 to 0)	0 (0 to 0)	0 (0 to 0)	0 (0 to 0)	0 (0 to 0)	0 (0 to 0)	0 (0 to 0)	0 (0 to 0)	0 (0 to 0)	0 (0 to 0)	0 (0 to 0)	0 (0 to 0)	0 (0 to 0)	0 (0 to 0)	0 (0 to 0)	0 (0 to 0)	0 (0 to 0)	0 (0 to 0)	0 (0 to 0)	0 (0 to 0)	0 (0 to 0)	0.1
Female infertility	0 (0 to 0)	0 (0 to 0)	0 (0 to 0)	0 (0 to 0)	0 (0 to 0)	0 (0 to 0)	0 (0 to 0)	0 (0 to 0)	0 (0 to 0)	0 (0 to 0)	0 (0 to 0)	0 (0 to 0)	0 (0 to 0)	0 (0 to 0)	0 (0 to 0)	0 (0 to 0)	0 (0 to 0)	0 (0 to 0)	0 (0 to 0)	0 (0 to 0)	0 (0 to 0)	0 (0 to 0)	0 (0 to 0)	0 (0 to 0)	0 (0 to 0)	0 (0 to 0)	0.1
Endometriosis	0 (0 to 0)	0 (0 to 0)	0 (0 to 0)	0 (0 to 0)	0 (0 to 0)	0 (0 to 0)	0 (0 to 0)	0 (0 to 0)	0 (0 to 0)	0 (0 to 0)	0 (0 to 0)	0 (0 to 0)	0 (0 to 0)	0 (0 to 0)	0 (0 to 0)	0 (0 to 0)	0 (0 to 0)	0 (0 to 0)	0 (0 to 0)	0 (0 to 0)	0 (0 to 0)	0 (0 to 0)	0 (0 to 0)	0 (0 to 0)	0 (0 to 0)	0 (0 to 0)	0.5
Genital prolapse	0 (0 to 0)	0 (0 to 0)	0 (0 to 0)	0 (0 to 0)	0 (0 to 0)	0 (0 to 0)	0 (0 to 0)	0 (0 to 0)	0 (0 to 0)	0 (0 to 0)	0 (0 to 0)	0 (0 to 0)	0 (0 to 0)	0 (0 to 0)	0 (0 to 0)	0 (0 to 0)	0 (0 to 0)	0 (0 to 0)	0 (0 to 0)	0 (0 to 0)	0 (0 to 0)	0 (0 to 0)	0 (0 to 0)	0 (0 to 0)	0 (0 to 0)	0 (0 to 0)	0.1
Premenstrual syndrome	0 (0 to 0)	0 (0 to 0)	0 (0 to 0)	0 (0 to 0)	0 (0 to 0.1)	0 (0 to 0.1)	0.2 (0.1 to 0.3)	0.1 (0 to 0.2)	0.2 (0.1 to 0.3)	0.1 (0 to 0.2)	0.2 (0.1 to 0.3)	0.1 (0 to 0.2)	0.2 (0.1 to 0.3)	0.1 (0 to 0.2)	0.1 (0 to 0.2)	0.1 (0 to 0.2)	0 (0 to 0.1)	0 (0 to 0.1)	0 (0 to 0.1)	0 (0 to 0)	0 (0 to 0)	0 (0 to 0)	0 (0 to 0)	0 (0 to 0)	0 (0 to 0)	0 (0 to 0)	1.1
Other gynecological diseases	0 (0 to 0)	0 (0 to 0)	0 (0 to 0)	0 (0 to 0)	0 (0 to 0)	0 (0 to 0)	0.1 (0 to 0.2)	0.2 (0.1 to 0.3)	0.4 (0.2 to 0.6)	0.2 (0.1 to 0.3)	0.3 (0.2 to 0.5)	0.2 (0.1 to 0.3)	0.3 (0.2 to 0.5)	0.2 (0.1 to 0.3)	0.2 (0.1 to 0.3)	0.2 (0.1 to 0.3)	0.1 (0.1 to 0.2)	0.1 (0.0 to 0.1)	0.1 (0.1 to 0.1)	0 (0 to 0)	0 (0 to 0)	0 (0 to 0)	0 (0 to 0)	0 (0 to 0)	0 (0 to 0)	0 (0 to 0)	2
Hemoglobinopathies and hemolytic anemias	0 (0 to 0)	0 (0 to 0)	0 (0 to 0)	0 (0 to 0.1)	0 (0 to 0.1)	0 (0 to 0.1)	0 (0 to 0.1)	0 (0 to 0.1)	0.1 (0 to 0.1)	0 (0 to 0.1)	0 (0 to 0.1)	0 (0 to 0.1)	0 (0 to 0.1)	0 (0 to 0.1)	0 (0 to 0.1)	0 (0 to 0.1)	0 (0 to 0.1)	0 (0 to 0.1)	0 (0 to 0.1)	0 (0 to 0.1)	0 (0 to 0)	0 (0 to 0)	0 (0 to 0)	0 (0 to 0)	0 (0 to 0)	0 (0 to 0)	0.6
Thalassemias	0 (0 to 0)	0 (0 to 0)	0 (0 to 0)	0 (0 to 0)	0 (0 to 0)	0 (0 to 0)	0 (0 to 0)	0 (0 to 0)	0 (0 to 0)	0 (0 to 0)	0 (0 to 0)	0 (0 to 0)	0 (0 to 0)	0 (0 to 0)	0 (0 to 0)	0 (0 to 0)	0 (0 to 0)	0 (0 to 0)	0 (0 to 0)	0 (0 to 0)	0 (0 to 0)	0 (0 to 0)	0 (0 to 0)	0 (0 to 0)	0 (0 to 0)	0 (0 to 0)	0
Thalassemia trait	0 (0 to 0)	0 (0 to 0)	0 (0 to 0)	0 (0 to 0)	0 (0 to 0)	0 (0 to 0)	0 (0 to 0.1)	0 (0 to 0.1)	0 (0 to 0.1)	0 (0 to 0)	0 (0 to 0)	0 (0 to 0)	0 (0 to 0)	0 (0 to 0)	0 (0 to 0)	0 (0 to 0)	0 (0 to 0)	0 (0 to 0)	0 (0 to 0)	0 (0 to 0)	0 (0 to 0)	0 (0 to 0)	0 (0 to 0)	0 (0 to 0)	0 (0 to 0)	0 (0 to 0)	0.2
Sickle cell disorders	0 (0 to 0)	0 (0 to 0)	0 (0 to 0)	0 (0 to 0)	0 (0 to 0)	0 (0 to 0)	0 (0 to 0)	0 (0 to 0)	0 (0 to 0)	0 (0 to 0)	0 (0 to 0)	0 (0 to 0)	0 (0 to 0)	0 (0 to 0)	0 (0 to 0)	0 (0 to 0)	0 (0 to 0)	0 (0 to 0)	0 (0 to 0)	0 (0 to 0)	0 (0 to 0)	0 (0 to 0)	0 (0 to 0)	0 (0 to 0)	0 (0 to 0)	0 (0 to 0)	0
Sickle cell trait	0 (0 to 0)	0 (0 to 0)	0 (0 to 0)	0 (0 to 0)	0 (0 to 0)	0 (0 to 0)	0 (0 to 0)	0 (0 to 0)	0 (0 to 0)	0 (0 to 0)	0 (0 to 0)	0 (0 to 0)	0 (0 to 0)	0 (0 to 0)	0 (0 to 0)	0 (0 to 0)	0 (0 to 0)	0 (0 to 0)	0 (0 to 0)	0 (0 to 0)	0 (0 to 0)	0 (0 to 0)	0 (0 to 0)	0 (0 to 0)	0 (0 to 0)	0 (0 to 0)	0
G6PD deficiency	0 (0 to 0)	0 (0 to 0)	0 (0 to 0)	0 (0 to 0)	0 (0 to 0)	0 (0 to 0)	0 (0 to 0)	0 (0 to 0)	0 (0 to 0)	0 (0 to 0)	0 (0 to 0)	0 (0 to 0)	0 (0 to 0)	0 (0 to 0)	0 (0 to 0)	0 (0 to 0)	0 (0 to 0)	0 (0 to 0)	0 (0 to 0)	0 (0 to 0)	0 (0 to 0)	0 (0 to 0)	0 (0 to 0)	0 (0 to 0)	0 (0 to 0)	0 (0 to 0)	0
G6PD trait	0 (0 to 0)	0 (0 to 0)	0 (0 to 0)	0 (0 to 0)	0 (0 to 0)	0 (0 to 0)	0 (0 to 0)	0 (0 to 0)	0 (0 to 0)	0 (0 to 0)	0 (0 to 0)	0 (0 to 0)	0 (0 to 0)	0 (0 to 0)	0 (0 to 0)	0 (0 to 0)	0 (0 to 0)	0 (0 to 0)	0 (0 to 0)	0 (0 to 0)	0 (0 to 0)	0 (0 to 0)	0 (0 to 0)	0 (0 to 0)	0 (0 to 0)	0 (0 to 0)	0
Other hemoglobinopathies and hemolytic anemias	0 (0 to 0)	0 (0 to 0)	0 (0 to 0)	0 (0 to 0)	0 (0 to 0)	0 (0 to 0)	0 (0 to 0)	0

SR Table 2b: Tuvalu DALYS by cause and age group for females with 95% uncertainty intervals, 2019

Cause	Early Neonatal	Late Neonatal	Post Neonatal	1 to 4	5 to 9	10 to 14	15 to 19	20 to 24	25 to 29	30 to 34	35 to 39	40 to 44	45 to 49	50 to 54	55 to 59	60 to 64	65 to 69	70 to 74	75 to 79	80 to 84	85 to 89	90 to 94	95 plus	Total
All causes	205.6 (27.1 to 649.9)	153.1 (13.1 to 522.4)	270.1 (27.2 to 814.9)	1,162.1 (265.7 to 2,813.2)	283.7 (30.5 to 677.9)	215.2 (24.1 to 514.8)	253.5 (32.3 to 611.0)	307.7 (67.1 to 705.1)	354.1 (76.7 to 814.1)	379.1 (72.1 to 1,000.7)	444.1 (73.7 to 1,144.0)	488.7 (88.1 to 1,150.7)	1,107.2 (106.8 to 2,962.0)	1,194.4 (129.1 to 3,119.3)	1,144.0 (144.0 to 3,022.0)	1,168.5 (156.5 to 3,106.3)	1,163.9 (153.9 to 3,220.1)	1,164.1 (154.1 to 3,196.1)	1,153.4 (153.1 to 146)	1,164.1 (84.3 to 89.2)	1,164.1 (34.7 to 49.2)	1,164.1 (12.7 to 15.8)	1,164.1 (2.4 to 3.3)	2,010
Communicable, maternal, neonatal, and nutritional diseases	205.6 (22.8 to 611.1)	153.1 (13.0 to 504)	270.1 (22.2 to 787.2)	1,162.1 (264.9 to 2,811.1)	283.7 (28.1 to 670.7)	215.2 (23.9 to 513.1)	253.5 (32.1 to 610.9)	307.7 (66.9 to 705.1)	354.1 (73.2 to 813.9)	379.1 (71.9 to 1,000.5)	444.1 (73.2 to 1,144.0)	488.7 (87.9 to 1,150.7)	1,107.2 (104.9 to 2,962.0)	1,194.4 (127.4 to 3,119.3)	1,144.0 (143.1 to 3,022.0)	1,168.5 (155.1 to 3,106.3)	1,163.9 (152.9 to 3,220.1)	1,164.1 (153.1 to 3,196.1)	1,153.4 (152.1 to 146)	1,164.1 (83.8 to 89.2)	1,164.1 (34.5 to 49.2)	1,164.1 (12.6 to 15.8)	1,164.1 (2.4 to 3.3)	390
HIV/AIDS and sexually transmitted infections	0 (0 to 0)	0 (0 to 0)	0 (0 to 0)	0 (0 to 0)	0 (0 to 0)	0 (0 to 0)	0 (0 to 0)	0 (0 to 0)	0 (0 to 0)	0 (0 to 0)	0 (0 to 0)	0 (0 to 0)	0 (0 to 0)	0 (0 to 0)	0 (0 to 0)	0 (0 to 0)	0 (0 to 0)	0 (0 to 0)	0 (0 to 0)	0 (0 to 0)	0 (0 to 0)	0 (0 to 0)	0 (0 to 0)	0
HIV/AIDS	0 (0 to 0)	0 (0 to 0)	0 (0 to 0)	0 (0 to 0)	0 (0 to 0)	0 (0 to 0)	0 (0 to 0)	0 (0 to 0)	0 (0 to 0)	0 (0 to 0)	0 (0 to 0)	0 (0 to 0)	0 (0 to 0)	0 (0 to 0)	0 (0 to 0)	0 (0 to 0)	0 (0 to 0)	0 (0 to 0)	0 (0 to 0)	0 (0 to 0)	0 (0 to 0)	0 (0 to 0)	0 (0 to 0)	0
HIV/AIDS - Drug-susceptible Tuberculosis	0 (0 to 0)	0 (0 to 0)	0 (0 to 0)	0 (0 to 0)	0 (0 to 0)	0 (0 to 0)	0 (0 to 0)	0 (0 to 0)	0 (0 to 0)	0 (0 to 0)	0 (0 to 0)	0 (0 to 0)	0 (0 to 0)	0 (0 to 0)	0 (0 to 0)	0 (0 to 0)	0 (0 to 0)	0 (0 to 0)	0 (0 to 0)	0 (0 to 0)	0 (0 to 0)	0 (0 to 0)	0 (0 to 0)	0
HIV/AIDS - Multidrug-resistant Tuberculosis without extensive drug	0 (0 to 0)	0 (0 to 0)	0 (0 to 0)	0 (0 to 0)	0 (0 to 0)	0 (0 to 0)	0 (0 to 0)	0 (0 to 0)	0 (0 to 0)	0 (0 to 0)	0 (0 to 0)	0 (0 to 0)	0 (0 to 0)	0 (0 to 0)	0 (0 to 0)	0 (0 to 0)	0 (0 to 0)	0 (0 to 0)	0 (0 to 0)	0 (0 to 0)	0 (0 to 0)	0 (0 to 0)	0 (0 to 0)	0
HIV/AIDS - Extensively drug-resistant Tuberculosis	0 (0 to 0)	0 (0 to 0)	0 (0 to 0)	0 (0 to 0)	0 (0 to 0)	0 (0 to 0)	0 (0 to 0)	0 (0 to 0)	0 (0 to 0)	0 (0 to 0)	0 (0 to 0)	0 (0 to 0)	0 (0 to 0)	0 (0 to 0)	0 (0 to 0)	0 (0 to 0)	0 (0 to 0)	0 (0 to 0)	0 (0 to 0)	0 (0 to 0)	0 (0 to 0)	0 (0 to 0)	0 (0 to 0)	0
HIV/AIDS resulting in other diseases	0 (0 to 0)	0 (0 to 0)	0 (0 to 0)	0 (0 to 0)	0 (0 to 0)	0 (0 to 0)	0 (0 to 0)	0 (0 to 0)	0 (0 to 0)	0 (0 to 0)	0 (0 to 0)	0 (0 to 0)	0 (0 to 0)	0 (0 to 0)	0 (0 to 0)	0 (0 to 0)	0 (0 to 0)	0 (0 to 0)	0 (0 to 0)	0 (0 to 0)	0 (0 to 0)	0 (0 to 0)	0 (0 to 0)	0
Sexually transmitted infections excluding HIV	6 (2 to 11.7)	6 (0 to 14.2)	6 (0 to 14.2)	6 (0 to 14.2)	0 (0 to 0)	0 (0 to 0.1)	0 (0 to 0.1)	0 (0 to 0.1)	0 (0 to 0.2)	0 (0 to 0.2)	0 (0 to 0.3)	0 (0 to 0.2)	0 (0 to 0.2)	0 (0 to 0.2)	0 (0 to 0.2)	0 (0 to 0.1)	0 (0 to 0.1)	0 (0 to 0.1)	0 (0 to 0.1)	0 (0 to 0.1)	0 (0 to 0)	0 (0 to 0)	0 (0 to 0)	11.7
Syphilis	6 (2 to 11.7)	6 (0 to 14.2)	6 (0 to 14.2)	6 (0 to 14.2)	0 (0 to 0)	0 (0 to 0.1)	0 (0 to 0.1)	0 (0 to 0.1)	0 (0 to 0.2)	0 (0 to 0.2)	0 (0 to 0.3)	0 (0 to 0.2)	0 (0 to 0.2)	0 (0 to 0.2)	0 (0 to 0.2)	0 (0 to 0.1)	0 (0 to 0.1)	0 (0 to 0.1)	0 (0 to 0.1)	0 (0 to 0.1)	0 (0 to 0)	0 (0 to 0)	0 (0 to 0)	10
Chlamydial infection	0 (0 to 0)	0 (0 to 0)	0 (0 to 0)	0 (0 to 0)	0 (0 to 0)	0 (0 to 0)	0 (0 to 0)	0 (0 to 0)	0 (0 to 0)	0 (0 to 0)	0 (0 to 0)	0 (0 to 0)	0 (0 to 0)	0 (0 to 0)	0 (0 to 0)	0 (0 to 0)	0 (0 to 0)	0 (0 to 0)	0 (0 to 0)	0 (0 to 0)	0 (0 to 0)	0 (0 to 0)	0 (0 to 0)	0
Gonococcal infection	0 (0 to 0)	0 (0 to 0)	0 (0 to 0)	0 (0 to 0)	0 (0 to 0)	0 (0 to 0)	0 (0 to 0)	0 (0 to 0)	0 (0 to 0)	0 (0 to 0)	0 (0 to 0)	0 (0 to 0)	0 (0 to 0)	0 (0 to 0)	0 (0 to 0)	0 (0 to 0)	0 (0 to 0)	0 (0 to 0)	0 (0 to 0)	0 (0 to 0)	0 (0 to 0)	0 (0 to 0)	0 (0 to 0)	0
Trichomoniasis	0 (0 to 0)	0 (0 to 0)	0 (0 to 0)	0 (0 to 0)	0 (0 to 0)	0 (0 to 0)	0 (0 to 0)	0 (0 to 0)	0 (0 to 0)	0 (0 to 0)	0 (0 to 0)	0 (0 to 0)	0 (0 to 0)	0 (0 to 0)	0 (0 to 0)	0 (0 to 0)	0 (0 to 0)	0 (0 to 0)	0 (0 to 0)	0 (0 to 0)	0 (0 to 0)	0 (0 to 0)	0 (0 to 0)	0
Genital herpes	0 (0 to 0)	0 (0 to 0)	0 (0 to 0)	0 (0 to 0)	0 (0 to 0)	0 (0 to 0)	0 (0 to 0)	0 (0 to 0)	0 (0 to 0)	0 (0 to 0)	0 (0 to 0)	0 (0 to 0)	0 (0 to 0)	0 (0 to 0)	0 (0 to 0)	0 (0 to 0)	0 (0 to 0)	0 (0 to 0)	0 (0 to 0)	0 (0 to 0)	0 (0 to 0)	0 (0 to 0)	0 (0 to 0)	0
Other sexually transmitted infections	0 (0 to 0)	0 (0 to 0)	0 (0 to 0)	0 (0 to 0)	0 (0 to 0)	0 (0 to 0)	0 (0 to 0)	0 (0 to 0)	0 (0 to 0)	0 (0 to 0)	0 (0 to 0)	0 (0 to 0)	0 (0 to 0)	0 (0 to 0)	0 (0 to 0)	0 (0 to 0)	0 (0 to 0)	0 (0 to 0)	0 (0 to 0)	0 (0 to 0)	0 (0 to 0)	0 (0 to 0)	0 (0 to 0)	0
Respiratory infections and tuberculosis	2.3 (0.7 to 2.4)	2.3 (1.2 to 2.9)	2.3 (0.5 to 2.9)	2.3 (0.5 to 2.9)	2.3 (1.7 to 2.3)	2.3 (1.4 to 2.8)	2.3 (2.1 to 2.6)	2.3 (2.1 to 2.5)	2.3 (2.1 to 2.6)	2.3 (2.1 to 2.5)	2.3 (2.1 to 2.6)	2.3 (2.1 to 2.5)	2.3 (2.1 to 2.6)	2.3 (2.1 to 2.5)	2.3 (2.1 to 2.6)	2.3 (2.1 to 2.5)	2.3 (2.1 to 2.6)	2.3 (2.1 to 2.5)	2.3 (2.1 to 2.6)	2.3 (2.1 to 2.5)	2.3 (2.1 to 2.6)	2.3 (2.1 to 2.5)	92.3
Tuberculosis	0 (0 to 0)	0 (0 to 0)	0 (0 to 0)	0 (0 to 0)	0 (0 to 0)	0 (0 to 0)	0 (0 to 0)	0 (0 to 0)	0 (0 to 0)	0 (0 to 0)	0 (0 to 0)	0 (0 to 0)	0 (0 to 0)	0 (0 to 0)	0 (0 to 0)	0 (0 to 0)	0 (0 to 0)	0 (0 to 0)	0 (0 to 0)	0 (0 to 0)	0 (0 to 0)	0 (0 to 0)	0 (0 to 0)	0
Latent tuberculosis infection	0 (0 to 0)	0 (0 to 0)	0 (0 to 0)	0 (0 to 0)	0 (0 to 0)	0 (0 to 0)	0 (0 to 0)	0 (0 to 0)	0 (0 to 0)	0 (0 to 0)	0 (0 to 0)	0 (0 to 0)	0 (0 to 0)	0 (0 to 0)	0 (0 to 0)	0 (0 to 0)	0 (0 to 0)	0 (0 to 0)	0 (0 to 0)	0 (0 to 0)	0 (0 to 0)	0 (0 to 0)	0 (0 to 0)	0
Drug-susceptible tuberculosis	0 (0 to 0)	0 (0 to 0)	0 (0 to 0)	0 (0 to 0)	0 (0 to 0)	0 (0 to 0)	0 (0 to 0)	0 (0 to 0)	0 (0 to 0)	0 (0 to 0)	0 (0 to 0)	0 (0 to 0)	0 (0 to 0)	0 (0 to 0)	0 (0 to 0)	0 (0 to 0)	0 (0 to 0)	0 (0 to 0)	0 (0 to 0)	0 (0 to 0)	0 (0 to 0)	0 (0 to 0)	0 (0 to 0)	0
Multidrug-resistant tuberculosis without extensive drug-resistance	0 (0 to 0)	0 (0 to 0)	0 (0 to 0)	0 (0 to 0)	0 (0 to 0)	0 (0 to 0)	0 (0 to 0)	0 (0 to 0)	0 (0 to 0)	0 (0 to 0)	0 (0 to 0)	0 (0 to 0)	0 (0 to 0)	0 (0 to 0)	0 (0 to 0)	0 (0 to 0)	0 (0 to 0)	0 (0 to 0)	0 (0 to 0)	0 (0 to 0)	0 (0 to 0)	0 (0 to 0)	0 (0 to 0)	0
Extensively drug-resistant tuberculosis	0 (0 to 0)	0 (0 to 0)	0 (0 to 0)	0 (0 to 0)	0 (0 to 0)	0 (0 to 0)	0 (0 to 0)	0 (0 to 0)	0 (0 to 0)	0 (0 to 0)	0 (0 to 0)	0 (0 to 0)	0 (0 to 0)	0 (0 to 0)	0 (0 to 0)	0 (0 to 0)	0 (0 to 0)	0 (0 to 0)	0 (0 to 0)	0 (0 to 0)	0 (0 to 0)	0 (0 to 0)	0 (0 to 0)	0
Lower respiratory infections	1.4 (0.7 to 2.4)	2.3 (1.2 to 3.5)	2.3 (2.0 to 2.4)	2.3 (1.9 to 2.4)	2.3 (1.7 to 2.3)	2.1 (1.7 to 1.7)	2.3 (1.3 to 3.2)	2.3 (2 to 2.5)	2.3 (1.7 to 4.8)	2.3 (1.5 to 4.7)	2.3 (1.6 to 5.4)	2 (1.2 to 3.2)	2.3 (1.4 to 3.5)	2.3 (2 to 2.5)	2.3 (2.3 to 5)	2.3 (2 to 2.5)	2.3 (2 to 4.6)	2.3 (2.5 to 4.6)	2.3 (2.7 to 7)	2.3 (1.5 to 5.1)	2.3 (1.2 to 2.8)	2.3 (0.9 to 1.3)	69.3
Upper respiratory infections	0 (0 to 0)	0 (0 to 0.2)	0 (0 to 0.2)	0 (0 to 0.7)	0 (0 to 0.5)	0 (0 to 0.6)	0 (0 to 0.4)	0 (0 to 0.2)	0 (0 to 0.5)	0 (0 to 0.3)	0 (0 to 0.4)	0 (0 to 0.2)	0 (0 to 0.2)	0 (0 to 0.2)	0 (0 to 0.2)	0 (0 to 0.1)	0 (0 to 0.1)	0 (0 to 0.2)	0 (0 to 0.2)	0 (0 to 0.1)	0 (0 to 0)	0 (0 to 0)	0 (0 to 0)	3.9
Otitis media	0 (0 to 0)	0 (0 to 0)	0 (0 to 0)	0 (0 to 0.3)	0 (0 to 0.5)	0 (0 to 0.4)	0 (0 to 0.1)	0 (0 to 0.1)	0 (0 to 0.2)	0 (0 to 0.2)	0 (0 to 0.1)	0 (0 to 0.1)	0 (0 to 0.2)	0 (0 to 0.1)	0 (0 to 0.1)	0 (0 to 0.1)	0 (0 to 0.1)	0 (0 to 0.1)	0 (0 to 0.1)	0 (0 to 0.1)	0 (0 to 0)	0 (0 to 0)	0 (0 to 0)	1.9
Enteric infections	0 (0 to 0.1)	0.2 (0.1 to 0.3)	3.1 (0.7 to 3.1)	3.1 (1.8 to 3.5)	1.4 (0.9 to 2.1)	1.2 (0.8 to 1.9)	1 (0.7 to 1.1)	0.9 (0.6 to 1.2)	0.8 (0.7 to 1.7)	0.8 (0.5 to 1.2)	0.9 (0.6 to 1.3)	1.1 (0.7 to 1.8)	1.2 (0.7 to 2)	1.4 (0.9 to 2.1)	1.6 (1.0 to 2.1)	2.5 (1.3 to 4.4)	2.1 (1.1 to 3.8)	1.9 (1.0 to 3.4)	1.9 (1.0 to 3.4)	1.2 (0.5 to 2.0)	0.4 (0.2 to 0.9)	0.1 (0.0 to 0.1)	31.1
Diarrheal diseases	0.2 (0.0 to 0.1)	2.4 (1.0 to 3.3)	2.4 (1.5 to 3.5)	2.4 (1.6 to 3.4)	0.7 (0.4 to 1.1)	0.7 (0.4 to 1.1)	0.6 (0.4 to 0.9)	0.6 (0.4 to 1.1)	0.6 (0.4 to 1.4)	0.6 (0.3 to 1.1)	0.6 (0.3 to 1.2)	0.7 (0.3 to 1.7)	0.8 (0.3 to 1.7)	0.9 (0.4 to 1.8)	1.1 (0.5 to 2.2)	1.6 (0.7 to 3.2)	1.4 (0.6 to 3.2)	1.2 (0.5 to 3.4)	1.2 (0.5 to 3.4)	0.8 (0.3 to 2.3)	0.4 (0.2 to 0.9)	0.2 (0.0 to 0.5)	39.6
Typhoid and paratyphoid	0 (0 to 0)	0 (0 to 0)	0 (0 to 0)	0 (0 to 0.1)	0 (0 to 0.1)	0 (0 to 0.1)	0 (0 to 0.1)	0 (0 to 0.1)	0 (0 to 0.1)	0 (0 to 0.1)	0 (0 to 0.1)	0 (0 to 0.1)	0 (0 to 0.1)	0 (0 to 0.1)	0 (0 to 0.1)	0 (0 to 0.1)	0 (0 to 0.1)	0 (0 to 0.1)	0 (0 to 0.1)	0 (0 to 0.1)	0 (0 to 0)	0 (0 to 0)	0 (0 to 0)	1.6
Typhoid fever	0 (0 to 0)	0 (0 to 0)	0 (0 to 0)	0 (0 to 0.1)	0 (0 to 0.1)	0 (0 to 0.1)	0 (0 to 0.1)	0 (0 to 0.1)	0 (0 to 0.1)	0 (0 to 0.1)	0 (0 to 0.1)	0 (0 to 0.1)	0 (0 to 0.1)	0 (0 to 0.1)	0 (0 to 0.1)	0 (0 to 0.1)	0 (0 to 0.1)	0 (0 to 0.1)	0 (0 to 0.1)	0 (0 to 0.1)	0 (0 to 0)	0 (0 to 0)	0 (0 to 0)	1.6
Paratyphoid fever	0 (0 to 0)	0 (0 to 0)	0 (0 to 0)	0 (0 to 0)	0 (0 to 0)	0 (0 to 0)	0 (0 to 0)	0 (0 to 0)	0 (0 to 0)	0 (0 to 0)	0 (0 to 0)	0 (0 to 0)	0 (0 to 0)	0 (0 to 0)	0 (0 to 0)	0 (0 to 0)	0 (0 to 0)	0 (0 to 0)	0 (0 to 0)	0 (0 to 0)	0 (0 to 0)	0 (0 to 0)	0 (0 to 0)	0
Invasive Non-typhoidal Salmonella (iNTS)	0 (0 to 0)	0 (0 to 0)	0 (0 to 0.2)	0 (0 to 0.1)	0 (0 to 0.1)	0 (0 to 0.1)	0 (0 to 0.1)	0 (0 to 0.1)	0 (0 to 0.1)	0 (0 to 0.1)	0 (0 to 0.1)	0 (0 to 0.1)	0 (0 to 0.1)	0 (0 to 0.1)	0 (0 to 0.1)	0 (0 to 0.1)	0 (0 to 0.1)	0 (0 to 0.1)	0 (0 to 0.1)	0 (0 to 0.1)	0 (0 to 0)	0 (0 to 0)	0 (0 to 0)	0.4
Other intestinal infectious diseases	0 (0 to 0)	0 (0 to 0)	0 (0 to 0)	0 (0 to 0)	0 (0 to 0)	0 (0 to 0)	0 (0 to 0)	0 (0 to 0)	0 (0 to 0)	0 (0 to 0)	0 (0 to 0)	0 (0 to 0)	0 (0 to 0)	0 (0 to 0)	0 (0 to 0)	0 (0 to 0)	0 (0 to 0)	0 (0 to 0)	0 (0 to 0)	0 (0 to 0)	0 (0 to 0)	0 (0 to 0)	0 (0 to 0)	0.1
Neglected tropical diseases and malaria	0.2 (0 to 0.3)	0.2 (0.2 to 0.1)	0.7 (0.2 to 1.7)	0.7 (0.2 to 1.7)	0.7 (0.2 to 1.7)	0.7 (0.2 to 1.8)	0.7 (0.3 to 1.4)	0.6 (0.2 to 0.8)	0.6 (0.2 to 0.8)	0.6 (0.2 to 0.8)	0.6 (0.2 to 0.8)	0.6 (0.1 to 0.7)	0.6 (0.2 to 0.8)	0.6 (0.1 to 0.7)	0.6 (0.1 to 0.8)	0.6 (0.1 to 0.8)	0.6 (0.1 to 0.8)	0.6 (0.1 to 0.8)	0.6 (0.1 to 0.8)	0.6 (0.1 to 0.8)	0.6 (0.1 to 0.8)	0.6 (0.1 to 0.8)	0.6 (0.1 to 0.8)	7.2
Malaria	0 (0 to 0)	0 (0 to 0)	0 (0 to 0)	0 (0 to 0)	0 (0 to 0)	0 (0 to 0)	0 (0 to 0)	0 (0 to 0)	0 (0 to 0)	0 (0 to 0)	0 (0 to 0)	0 (0 to 0)	0 (0 to 0)	0 (0 to 0)	0 (0 to 0)	0 (0 to 0)	0 (0 to 0)	0 (0 to 0)	0 (0 to 0)	0 (0 to 0)	0 (0 to 0)	0 (0 to 0)	0 (0 to 0)	0
Chagas disease	0 (0 to 0)	0 (0 to 0)	0 (0 to 0)	0 (0 to 0)	0 (0 to 0)	0 (0 to 0)	0 (0 to 0)	0 (0 to 0)	0 (0 to 0)	0 (0 to 0)	0 (0 to 0)	0 (0 to 0)	0 (0 to 0)	0 (0 to 0)	0 (0 to 0)	0 (0 to 0)	0 (0 to 0)	0 (0 to 0)	0 (0 to 0)	0 (0 to 0)	0 (0 to 0)	0 (0 to 0)	0 (0 to 0)	0
Leishmaniasis	0 (0 to 0)	0 (0 to 0)	0 (0 to 0)	0 (0 to 0)	0 (0 to 0)	0 (0 to 0)	0 (0 to 0)	0 (0 to 0)	0 (0 to 0)	0 (0 to 0)	0 (0 to 0)	0 (0 to 0)	0 (0 to 0)	0 (0 to 0)	0 (0 to 0)	0 (0 to 0)	0 (0 to 0)	0 (0 to 0)	0 (0 to 0)	0 (0 to 0)	0 (0 to 0)	0 (0 to 0)	0 (0 to 0)	0
Visceral leishmaniasis	0 (0 to 0)	0 (0 to 0)	0 (0 to 0)	0 (0 to 0)	0 (0 to 0)	0 (0 to 0)	0 (0 to 0)	0 (0 to 0)	0 (0 to 0)	0 (0 to 0)	0 (0 to 0)	0 (0 to 0)	0 (0 to 0)	0 (0 to 0)	0 (0 to 0)	0 (0 to 0)	0 (0 to 0)	0 (0 to 0)	0 (0 to 0)	0 (0 to 0)	0 (0 to 0)	0 (0 to 0)	0 (0 to 0)	0
Cutaneous and mucocutaneous leishmaniasis	0 (0 to 0)	0 (0 to 0)	0 (0 to 0)	0 (0 to 0)	0 (0 to 0)	0 (0 to 0)	0 (0 to 0)	0 (0 to 0)	0 (0 to 0)	0 (0 to 0)	0 (0 to 0)	0 (0 to 0)	0 (0 to 0)	0 (0 to 0)	0 (0 to 0)	0 (0 to 0)	0 (0 to 0)	0 (0 to 0)	0 (0 to 0)	0 (0 to 0)	0 (0 to 0)	0 (0 to 0)	0 (0 to 0)	0
African trypanosomiasis	0 (0 to 0)	0 (0 to 0)	0 (0 to 0)	0 (0 to 0)	0 (0 to 0)	0 (0 to 0)	0 (0 to 0)	0 (0 to 0)	0 (0 to 0)	0 (0 to 0)	0 (0 to 0)	0 (0 to 0)	0 (0 to 0)	0 (0 to 0)	0 (0 to 0)	0 (0 to 0)	0 (0 to 0)	0 (0 to 0)	0 (0 to 0)	0 (0 to 0)	0 (0 to 0)	0 (0 to 0)	0 (0 to 0)	0
Schistosomiasis	0 (0 to 0)	0 (0 to 0)	0 (0 to 0)	0 (0 to 0)	0 (0 to 0)	0 (0 to 0)	0 (0 to 0)	0 (0 to 0)	0 (0 to 0)	0 (0 to 0)	0 (0 to 0)	0 (0 to 0)	0 (0 to 0)	0 (0 to 0)	0 (0 to 0)	0 (0 to 0)	0 (0 to 0)	0 (0 to 0)	0 (0 to 0)	0 (0 to 0)	0 (0 to 0)	0 (0 to 0)	0 (0 to 0)	0
Cysticercosis	0 (0 to 0)	0 (0 to 0)	0 (0 to 0)	0 (0 to 0)	0 (0 to 0)	0 (0 to 0)	0 (0 to 0)	0 (0 to 0)	0 (0 to 0)	0 (0 to 0)	0 (0 to 0)	0 (0 to 0)	0 (0 to 0)	0 (0 to 0)	0 (0 to 0)	0 (0 to 0)	0 (0 to 0)	0 (0 to 0)	0 (0 to 0)	0 (0 to 0)	0 (0 to 0)	0 (0 to 0)	0 (0 to 0)	0
Cystic echinococcosis	0 (0 to 0)	0 (0 to 0)	0 (0 to 0)	0 (0 to 0)	0 (0 to 0)	0 (0 to 0)	0 (0 to 0)	0 (0 to 0)	0 (0 to 0)	0 (0 to 0)	0 (0 to 0)	0 (0 to 0)	0 (0 to 0)	0 (0 to 0)	0 (0 to 0)	0 (0 to 0)	0 (0 to 0)	0 (0 to 0)	0 (0 to 0)	0 (0 to 0)	0 (0 to 0)	0 (0 to 0)	0 (0 to 0)	0
Lymphatic filariasis	0 (0 to 0)	0 (0 to 0)	0 (0 to 0)	0 (0 to 0)	0 (0 to 0)	0 (0 to 0)	0 (0 to 0)	0 (0 to 0)	0 (0 to 0)	0 (0 to 0)	0 (0 to 0)	0 (0 to 0)	0 (0 to 0)	0 (0 to 0)	0 (0 to 0)	0 (0 to 0)	0 (0 to 0)	0 (0 to 0)	0 (0 to 0)	0 (0 to 0)	0 (0 to 0)	0 (0 to 0)	0 (0 to 0)	0
Onchocerciasis	0 (0 to 0)	0 (0 to 0)	0 (0 to 0)	0 (0 to 0)	0 (0 to 0)	0 (0 to 0)	0 (0 to 0)	0 (0 to 0)	0 (0 to 0)	0 (0 to 0)	0 (0 to 0)	0 (0 to 0)	0 (0 to 0)	0 (0 to 0)	0 (0 to 0)	0 (0 to 0)	0 (0 to 0)	0 (0 to 0)	0 (0 to 0)	0 (0 to 0)	0 (0 to 0)	0 (0 to 0)	0 (0 to 0)	0
Trachoma	0 (0 to 0)	0 (0 to 0)	0 (0 to 0)	0 (0 to 0)	0 (0 to 0)	0 (0 to 0)	0 (0 to 0)	0 (0 to 0)	0 (0 to 0)	0 (0 to 0)	0 (0 to 0)	0 (0 to 0)	0 (0 to 0)	0 (0 to 0)	0 (0 to 0)	0 (0 to 0)	0 (0 to 0)	0 (0 to 0)	0 (0 to 0)	0 (0 to 0)	0 (0 to 0)	0 (0 to 0)	0 (0 to 0)	0
Dengue	0 (0 to 0)	0 (0 to 0)	0 (0 to 0.2)	0 (0 to 0.5)	0 (0 to 1.2)	0.4 (0 to 1.5)	0.4 (0 to 1.5)	0.3 (0 to 1.2)	0.3 (0 to 1)	0.2 (0 to 0.7)	0.3 (0 to 0.5)	0.1 (0 to 0.4)	0.1 (0 to 0.5)	0.1 (0 to 0.4)	0.1 (0 to 0.4)	0.1 (0 to 0.5)	0.1 (0 to 0.4)	0.1 (0 to 0.3)	0.1 (0 to 0.3)	0.1 (0 to 0.1)	0.1 (0 to 0.1)	0 (0 to 0)	3.2
Yellow fever	0 (0 to 0)	0 (0 to 0)	0 (0 to 0)	0 (0 to 0)	0 (0 to 0)	0 (0 to 0)	0 (0 to 0)	0 (0 to 0)	0 (0 to 0)	0 (0 to 0)	0 (0 to 0)	0 (0 to 0)	0 (0 to 0)	0 (0 to 0)	0 (0 to 0)	0 (0 to 0)	0 (0 to 0)	0 (0 to 0)	0 (0 to 0)	0 (0 to 0)	0 (0 to 0)	0 (0 to 0)	0 (0 to 0)	0
Rabies	0 (0 to 0)	0 (0 to 0)	0 (0 to 0)	0 (0 to 0)	0 (0 to 0)	0 (0 to 0)	0 (0 to 0)	0 (0 to 0)	0 (0 to 0)	0 (0 to 0)	0 (0 to 0)	0 (0 to 0)	0 (0 to 0)	0 (0 to 0)	0 (0 to 0)	0 (0 to 0)	0 (0 to 0)	0 (0 to 0)	0 (0 to 0)	0 (0 to 0)	0 (0 to 0)	0 (0 to 0)	0 (0 to 0)	0
Intestinal nematode infections	0 (0 to 0)	0 (0 to 0)	0 (0 to 0)	0 (0 to 0.1)	0 (0 to 0.2)	0 (0 to 0.2)	0 (0 to 0.2)	0 (0 to 0.2)	0 (0 to 0.2)	0 (0 to 0.2)	0 (0 to 0.2)	0 (0 to 0.1)	0 (0 to 0.1)	0 (0 to 0.1)	0 (0 to 0.1)	0 (0 to 0.1)	0 (0 to 0.1)	0 (0 to 0.1)	0 (0 to 0.1)	0 (0 to 0.1)	0 (0 to 0)	0 (0 to 0)	0 (0 to 0)	1.2
Ascariasis	0 (0 to 0)	0 (0 to 0)	0 (0 to 0)	0 (0 to 0.1)	0 (0 to 0.1)	0 (0 to 0.1)	0 (0 to 0.1)	0 (0 to 0.1)	0 (0 to 0.1)	0 (0 to 0.1)	0 (0 to 0.1)	0 (0 to 0.1)	0 (0 to 0.1)	0 (0 to 0.1)	0 (0 to 0.1)	0 (0 to 0.1)	0 (0 to 0.1)	0 (0 to 0.1)	0 (0 to 0.1)	0 (0 to 0.1)	0 (0 to 0)	0 (0 to 0)	0 (0 to 0)	0.2
Trichuriasis	0 (0 to 0)	0 (0 to 0)	0 (0 to 0)	0 (0 to 0.1)	0 (0 to 0.1)	0 (0 to 0.1)	0 (0 to 0.1)	0 (0 to 0.1)	0 (0 to 0.1)	0 (0 to 0.1)	0 (0 to 0.1)	0 (0 to 0.1)	0 (0 to 0.1)	0 (0 to 0.1)	0 (0 to 0.1)	0 (0 to 0.1)	0 (0 to 0.1)	0 (0 to 0.1)	0 (0 to 0.1)	0 (0 to 0.1)	0 (0 to 0)	0 (0 to 0)	0 (0 to 0)	0.3
Hookworm disease	0 (0 to 0)	0 (0 to 0)	0 (0 to 0)	0 (0 to 0.1)	0 (0 to 0.1)	0 (0 to 0.1)	0 (0 to 0.1)	0 (0 to 0.2)	0 (0 to 0.2)	0 (0 to 0.2)	0 (0 to 0.1)	0 (0 to 0.1)	0 (0 to 0.1)	0 (0 to 0.1)	0 (0 to 0.1)	0 (0 to 0.1)	0 (0 to 0.1)	0 (0 to 0.1)	0 (0 to 0.1)	0 (0 to 0.1)	0 (0 to 0)	0 (0 to 0)	0 (0 to 0)	0.7
Food-borne trematodiases	0 (0 to 0)	0 (0 to 0)	0 (0 to 0)	0 (0 to 0)	0 (0 to 0)	0 (0 to 0)	0 (0 to 0)	0 (0 to 0)	0 (0 to 0)	0 (0 to 0)	0 (0 to 0)	0 (0 to 0)	0 (0 to 0)	0 (0 to 0)	0 (0 to 0)	0 (0 to 0)	0 (0 to 0)	0 (0 to 0)	0 (0 to 0)	0 (0 to 0)	0 (0 to 0)	0 (0 to 0)	0 (0 to 0)	0
Leprosy	0 (0 to 0)	0 (0 to 0)	0 (0 to 0)	0 (0 to 0)	0 (0 to 0)	0 (0 to 0)	0 (0 to 0)	0 (0 to 0)	0 (0 to 0)	0 (0 to 0)	0 (0 to 0)	0 (0 to 0)	0 (0 to 0)	0 (0 to 0)	0 (0 to 0



Osteoarthritis other	0 (0 to 0)	0 (0 to 0)	0 (0 to 0)	0 (0 to 0)	0 (0 to 0)	0 (0 to 0)	0 (0 to 0)	0 (0 to 0)	0 (0 to 0)	0 (0 to 0)	0 (0 to 0)	0 (0 to 0·1)	0·1 (0 to 0·2)	0·1 (0·1 to 0·2)	0·2 (0·1 to 0·4)	0·2 (0·1 to 0·4)	0·2 (0·1 to 0·4)	0·2 (0·1 to 0·3)	0·1 (0·1 to 0·2)	0·1 (0 to 0·1)	0 (0 to 0·1)	0 (0 to 0)	0 (0 to 0)	1·2
Low back pain	0 (0 to 0)	0 (0 to 0)	0 (0 to 0)	0 (0 to 0)	0·4 (0·2 to 0·8)	2 (1·2 to 3·3)	3·3 (2 to 5·4)	3·7 (2·2 to 5·8)	4·1 (2·4 to 6·2)	4·2 (2·4 to 6·5)	4·4 (2·7 to 6·8)	4·7 (2·8 to 7·2)	5·1 (3·1 to 7·8)	5·7 (3·5 to 8·7)	5·9 (3·7 to 8·6)	5·8 (3·7 to 8·5)	5 (3·2 to 7·5)	3·6 (2·3 to 5·3)	2·4 (1·5 to 3·5)	1·3 (0·9 to 1·9)	0·6 (0·4 to 0·8)	0·2 (0·1 to 0·2)	0 (0 to 0)	62·4
Neck pain	0 (0 to 0)	0 (0 to 0)	0 (0 to 0)	0 (0 to 0)	0 (0 to 0·1)	0·2 (0·1 to 0·4)	0·5 (0·2 to 0·9)	0·7 (0·3 to 1·5)	1·1 (0·5 to 2·1)	1·5 (0·7 to 2·8)	1·8 (0·9 to 3·1)	2 (1 to 3·4)	2·2 (1·1 to 3·8)	2·1 (1·1 to 3·8)	2 (0·9 to 3·5)	1·8 (0·9 to 3·1)	1·5 (0·8 to 2·4)	1 (0·5 to 1·7)	0·6 (0·3 to 1·1)	0·2 (0·1 to 0·4)	0·1 (0 to 0·2)	0 (0 to 0)	0 (0 to 0)	19·2
Gout	0 (0 to 0)	0 (0 to 0)	0 (0 to 0)	0 (0 to 0)	0 (0 to 0)	0 (0 to 0)	0 (0 to 0)	0 (0 to 0)	0 (0 to 0)	0 (0 to 0)	0 (0 to 0·1)	0 (0 to 0·1)	0 (0 to 0·1)	0·1 (0 to 0·1)	0·1 (0 to 0·1)	0·1 (0 to 0·2)	0·1 (0 to 0·2)	0·1 (0 to 0·1)	0·1 (0 to 0·1)	0 (0 to 0·1)	0 (0 to 0)	0 (0 to 0)	0 (0 to 0)	0·6
Other musculoskeletal disorders	0 (0 to 0)	0 (0 to 0)	0 (0 to 0)	0 (0 to 0)	0·1 (0 to 0·1)	0·2 (0·1 to 0·4)	0·8 (0·5 to 1·4)	1·4 (0·8 to 2·1)	2·1 (1·3 to 3·2)	2·3 (1·4 to 3·5)	2·1 (1·4 to 3·2)	2 (1·2 to 3·2)	2·1 (1·3 to 3·2)	2·2 (1·4 to 3·4)	2·2 (1·3 to 3·3)	2·1 (1·2 to 3·3)	1·7 (1·1 to 2·6)	1·2 (0·7 to 1·9)	0·6 (0·4 to 1)	0·3 (0·1 to 0·5)	0·1 (0 to 0·1)	0 (0 to 0)	0 (0 to 0)	23·6
Other non-communicable diseases	4·1 (2·2 to 6·6)	2 (1·2 to 3)	5·3 (3 to 8·5)	4·7 (3 to 7·3)	2·5 (1·8 to 3·3)	3·1 (2·2 to 4·3)	4·2 (2·9 to 6·2)	6·8 (4·7 to 9·8)	8·4 (5·9 to 11·6)	8·5 (6 to 11·8)	7·9 (5·6 to 10·8)	7·5 (5·5 to 10·2)	6·5 (4·6 to 8·7)	5·8 (4·1 to 7·8)	5·4 (3·8 to 7·2)	5 (3·6 to 6·8)	4·5 (3·3 to 6·1)	3·6 (2·6 to 4·7)	2·2 (1·6 to 2·9)	1·3 (1 to 1·7)	0·6 (0·5 to 0·8)	0·2 (0·2 to 0·3)	0 (0 to 0·1)	100
Congenital birth defects	4 (2·2 to 6·6)	1·8 (1·1 to 2·9)	4·5 (2·5 to 7·7)	3·7 (2·1 to 6·1)	1·4 (1 to 2)	1·4 (0·9 to 2·1)	0·8 (0·5 to 1·1)	0·8 (0·5 to 1·2)	0·8 (0·5 to 1·4)	0·9 (0·5 to 1·5)	0·4 (0·3 to 0·6)	0·4 (0·3 to 0·6)	0·3 (0·2 to 0·4)	0·2 (0·1 to 0·3)	0·2 (0·2 to 0·3)	0·2 (0·2 to 0·4)	0·1 (0·1 to 0·2)	0·1 (0 to 0·1)	0 (0 to 0)	0 (0 to 0)	0 (0 to 0)	0 (0 to 0)	0 (0 to 0)	22·2
Neural tube defects	0·9 (0·3 to 2·1)	0·1 (0 to 0·3)	0·4 (0·1 to 1·1)	0·2 (0 to 0·6)	0 (0 to 0)	0 (0 to 0)	0 (0 to 0)	0 (0 to 0)	0 (0 to 0)	0 (0 to 0)	0 (0 to 0)	0 (0 to 0)	0 (0 to 0)	0 (0 to 0)	0 (0 to 0)	0 (0 to 0)	0 (0 to 0)	0 (0 to 0)	0 (0 to 0)	0 (0 to 0)	0 (0 to 0)	0 (0 to 0)	0 (0 to 0)	1·8
Congenital heart anomalies	1·6 (0·7 to 3)	1 (0·5 to 1·7)	2·5 (1·1 to 4·6)	2 (1 to 3·8)	0·6 (0·3 to 1)	0·8 (0·4 to 1·3)	0·2 (0·1 to 0·3)	0·4 (0·2 to 0·8)	0·4 (0·2 to 0·7)	0·5 (0·2 to 1)	0·1 (0·1 to 0·2)	0·2 (0·1 to 0·4)	0·1 (0 to 0·1)	0 (0 to 0·1)	0·1 (0 to 0·1)	0·1 (0 to 0·1)	0 (0 to 0·1)	0 (0 to 0)	0 (0 to 0)	0 (0 to 0)	0 (0 to 0)	0 (0 to 0)	0 (0 to 0)	10·6
Orofacial clefts	0 (0 to 0)	0 (0 to 0)	0 (0 to 0)	0 (0 to 0)	0 (0 to 0)	0 (0 to 0)	0 (0 to 0)	0 (0 to 0)	0 (0 to 0)	0 (0 to 0)	0 (0 to 0)	0 (0 to 0)	0 (0 to 0)	0 (0 to 0)	0 (0 to 0)	0 (0 to 0)	0 (0 to 0)	0 (0 to 0)	0 (0 to 0)	0 (0 to 0)	0 (0 to 0)	0 (0 to 0)	0 (0 to 0)	0·1
Down syndrome	0·1 (0 to 0·1)	0 (0 to 0·1)	0·1 (0 to 0·3)	0·2 (0·1 to 0·5)	0 (0 to 0·1)	0 (0 to 0)	0 (0 to 0)	0 (0 to 0)	0 (0 to 0)	0 (0 to 0)	0 (0 to 0·1)	0 (0 to 0)	0 (0 to 0)	0 (0 to 0)	0 (0 to 0)	0 (0 to 0)	0 (0 to 0)	0 (0 to 0)	0 (0 to 0)	0 (0 to 0)	0 (0 to 0)	0 (0 to 0)	0 (0 to 0)	0·6
Turner syndrome	0 (0 to 0)	0 (0 to 0)	0 (0 to 0)	0 (0 to 0)	0 (0 to 0)	0 (0 to 0)	0 (0 to 0)	0 (0 to 0)	0 (0 to 0)	0 (0 to 0)	0 (0 to 0)	0 (0 to 0)	0 (0 to 0)	0 (0 to 0)	0 (0 to 0)	0 (0 to 0)	0 (0 to 0)	0 (0 to 0)	0 (0 to 0)	0 (0 to 0)	0 (0 to 0)	0 (0 to 0)	0 (0 to 0)	0
Klinefelter syndrome	0 (0 to 0)	0 (0 to 0)	0 (0 to 0)	0 (0 to 0)	0 (0 to 0)	0 (0 to 0)	0 (0 to 0)	0 (0 to 0)	0 (0 to 0)	0 (0 to 0)	0 (0 to 0)	0 (0 to 0)	0 (0 to 0)	0 (0 to 0)	0 (0 to 0)	0 (0 to 0)	0 (0 to 0)	0 (0 to 0)	0 (0 to 0)	0 (0 to 0)	0 (0 to 0)	0 (0 to 0)	0 (0 to 0)	0
Other chromosomal abnormalities	0·1 (0 to 0·2)	0·2 (0·1 to 0·4)	0·3 (0·1 to 0·6)	0·1 (0 to 0·1)	0·1 (0 to 0·1)	0·1 (0 to 0·1)	0 (0 to 0)	0 (0 to 0)	0 (0 to 0·1)	0 (0 to 0)	0 (0 to 0)	0 (0 to 0)	0 (0 to 0)	0 (0 to 0)	0 (0 to 0)	0 (0 to 0)	0 (0 to 0)	0 (0 to 0)	0 (0 to 0)	0 (0 to 0)	0 (0 to 0)	0 (0 to 0)	0 (0 to 0)	0·9
Congenital musculoskeletal and limb anomalies	0·1 (0 to 0·2)	0 (0 to 0)	0·2 (0·1 to 0·4)	0·4 (0·2 to 0·6)	0·2 (0·1 to 0·4)	0·2 (0·1 to 0·4)	0·2 (0·1 to 0·3)	0·1 (0·1 to 0·2)	0·1 (0·1 to 0·2)	0·1 (0·1 to 0·2)	0·1 (0 to 0·1)	0·1 (0 to 0·1)	0·1 (0 to 0·1)	0·1 (0 to 0·1)	0·1 (0 to 0·1)	0 (0 to 0·1)	0 (0 to 0)	0 (0 to 0)	0 (0 to 0)	0 (0 to 0)	0 (0 to 0)	0 (0 to 0)	0 (0 to 0)	2·2
Urogenital congenital anomalies	0·1 (0 to 0·3)	0·1 (0 to 0·2)	0·1 (0 to 0·2)	0 (0 to 0·1)	0 (0 to 0)	0 (0 to 0)	0 (0 to 0)	0 (0 to 0)	0 (0 to 0)	0 (0 to 0)	0 (0 to 0)	0 (0 to 0)	0 (0 to 0)	0 (0 to 0)	0 (0 to 0)	0 (0 to 0)	0 (0 to 0)	0 (0 to 0)	0 (0 to 0)	0 (0 to 0)	0 (0 to 0)	0 (0 to 0)	0 (0 to 0)	0·5
Digestive congenital anomalies	0·2 (0·1 to 0·5)	0·1 (0 to 0·2)	0·3 (0·1 to 0·6)	0·1 (0 to 0·2)	0 (0 to 0)	0 (0 to 0)	0 (0 to 0)	0 (0 to 0)	0 (0 to 0)	0 (0 to 0)	0 (0 to 0)	0 (0 to 0)	0 (0 to 0)	0 (0 to 0)	0 (0 to 0)	0 (0 to 0)	0 (0 to 0)	0 (0 to 0)	0 (0 to 0)	0 (0 to 0)	0 (0 to 0)	0 (0 to 0)	0 (0 to 0)	0·7
Other congenital birth defects	0·9 (0·4 to 1·8)	0·3 (0·1 to 0·5)	0·7 (0·3 to 1·5)	0·8 (0·4 to 1·4)	0·4 (0·2 to 0·7)	0·2 (0·1 to 0·4)	0·3 (0·1 to 0·4)	0·2 (0·1 to 0·3)	0·3 (0·1 to 0·5)	0·2 (0·1 to 0·3)	0·2 (0·1 to 0·3)	0·1 (0 to 0·2)	0·1 (0·1 to 0·2)	0·1 (0 to 0·1)	0·1 (0·1 to 0·2)	0·1 (0·1 to 0·2)	0 (0 to 0·1)	0 (0 to 0·1)	0 (0 to 0)	0 (0 to 0)	0 (0 to 0)	0 (0 to 0)	0 (0 to 0)	4·9
Urinary diseases and male infertility	0 (0 to 0)	0 (0 to 0·1)	0·1 (0 to 0·1)	0·1 (0 to 0·1)	0 (0 to 0)	0 (0 to 0·1)	0·1 (0 to 0·1)	0·2 (0·1 to 0·3)	0·2 (0·1 to 0·3)	0·2 (0·1 to 0·4)	0·3 (0·2 to 0·5)	0·5 (0·3 to 0·9)	0·4 (0·2 to 0·7)	0·4 (0·2 to 0·8)	0·5 (0·3 to 0·8)	0·3 (0·2 to 0·6)	0·5 (0·3 to 0·9)	0·4 (0·2 to 0·7)	0·2 (0·1 to 0·4)	0·3 (0·1 to 0·5)	0·2 (0·1 to 0·3)	0·1 (0 to 0·1)	0 (0 to 0)	4·8
Urolithiasis	0 (0 to 0)	0 (0 to 0)	0 (0 to 0)	0 (0 to 0)	0 (0 to 0)	0 (0 to 0)	0 (0 to 0)	0 (0 to 0)	0 (0 to 0)	0 (0 to 0)	0 (0 to 0·1)	0 (0 to 0·1)	0 (0 to 0)	0 (0 to 0·1)	0·1 (0 to 0·1)	0 (0 to 0)	0 (0 to 0·1)	0 (0 to 0·1)	0 (0 to 0·1)	0 (0 to 0)	0 (0 to 0)	0 (0 to 0)	0 (0 to 0)	0·3
Benign prostatic hyperplasia	0 (0 to 0)	0 (0 to 0)	0 (0 to 0)	0 (0 to 0)	0 (0 to 0)	0 (0 to 0)	0 (0 to 0)	0 (0 to 0)	0 (0 to 0)	0 (0 to 0)	0 (0 to 0)	0 (0 to 0)	0 (0 to 0)	0 (0 to 0)	0 (0 to 0)	0 (0 to 0)	0 (0 to 0)	0 (0 to 0)	0 (0 to 0)	0 (0 to 0)	0 (0 to 0)	0 (0 to 0)	0 (0 to 0)	0
Male infertility	--	--	--	--	--	--	--	--	--	--	--	--	--	--	--	--	--	--	--	--	--	--	--	NA
Other urinary diseases	0 (0 to 0)	0 (0 to 0)	0 (0 to 0)	0 (0 to 0·1)	0 (0 to 0)	0 (0 to 0)	0 (0 to 0)	0 (0 to 0)	0 (0 to 0)	0 (0 to 0)	0 (0 to 0)	0 (0 to 0)	0 (0 to 0)	0 (0 to 0)	0 (0 to 0·1)	0 (0 to 0)	0 (0 to 0)	0 (0 to 0·1)	0 (0 to 0)	0 (0 to 0)	0 (0 to 0)	0 (0 to 0)	0 (0 to 0)	0·2
Gynecological diseases	0 (0 to 0)	0 (0 to 0)	0 (0 to 0)	0 (0 to 0)	0 (0 to 0)	0·8 (0·4 to 1·3)	2 (1·1 to 3·3)	3·9 (2·4 to 6)	5·2 (3·4 to 7·6)	5·2 (3·4 to 7·6)	4·7 (3·2 to 6·8)	4·2 (2·8 to 6·2)	3·1 (2 to 4·5)	2 (1·2 to 3·1)	1·1 (0·7 to 1·7)	0·8 (0·5 to 1·3)	0·6 (0·4 to 0·9)	0·4 (0·2 to 0·5)	0·2 (0·1 to 0·3)	0·1 (0·1 to 0·1)	0 (0 to 0·1)	0 (0 to 0)	0 (0 to 0)	34·3
Uterine fibroids	0 (0 to 0)	0 (0 to 0)	0 (0 to 0)	0 (0 to 0)	0 (0 to 0)	0 (0 to 0)	0 (0 to 0)	0 (0 to 0·1)	0·1 (0 to 0·2)	0·1 (0·1 to 0·3)	0·2 (0·1 to 0·3)	0·2 (0·1 to 0·3)	0·1 (0·1 to 0·2)	0·1 (0·1 to 0·2)	0·1 (0 to 0·2)	0 (0 to 0·1)	0 (0 to 0)	0 (0 to 0·1)	0 (0 to 0)	0 (0 to 0)	0 (0 to 0)	0 (0 to 0)	0 (0 to 0)	1·1
Polycystic ovarian syndrome	0 (0 to 0)	0 (0 to 0)	0 (0 to 0)	0 (0 to 0)	0 (0 to 0)	0 (0 to 0·1)	0·2 (0·1 to 0·4)	0·2 (0·1 to 0·4)	0·2 (0·1 to 0·4)	0·2 (0·1 to 0·3)	0·1 (0·1 to 0·3)	0·1 (0 to 0·2)	0·1 (0 to 0·2)	0 (0 to 0)	0 (0 to 0)	0 (0 to 0)	0 (0 to 0)	0 (0 to 0)	0 (0 to 0)	0 (0 to 0)	0 (0 to 0)	0 (0 to 0)	0 (0 to 0)	1·1
Female infertility	0 (0 to 0)	0 (0 to 0)	0 (0 to 0)	0 (0 to 0)	0 (0 to 0)	0 (0 to 0)	0 (0 to 0)	0·1 (0 to 0·4)	0·2 (0 to 0·5)	0·2 (0 to 0·6)	0·2 (0 to 0·6)	0·2 (0 to 0·7)	0 (0 to 0·1)	0 (0 to 0)	0 (0 to 0)	0 (0 to 0)	0 (0 to 0)	0 (0 to 0)	0 (0 to 0)	0 (0 to 0)	0 (0 to 0)	0 (0 to 0)	0 (0 to 0)	1
Endometriosis	0 (0 to 0)	0 (0 to 0)	0 (0 to 0)	0 (0 to 0)	0 (0 to 0)	0 (0 to 0)	0·1 (0·1 to 0·3)	0·7 (0·3 to 1·3)	0·8 (0·4 to 1·4)	0·6 (0·3 to 1·1)	0·5 (0·3 to 0·9)	0·5 (0·2 to 0·8)	0·4 (0·2 to 0·6)	0·2 (0·1 to 0·3)	0 (0 to 0)	0 (0 to 0)	0 (0 to 0)	0 (0 to 0)	0 (0 to 0)	0 (0 to 0)	0 (0 to 0)	0 (0 to 0)	0 (0 to 0)	3·9
Genital prolapse	0 (0 to 0)	0 (0 to 0)	0 (0 to 0)	0 (0 to 0)	0 (0 to 0)	0 (0 to 0)	0 (0 to 0)	0 (0 to 0)	0 (0 to 0)	0 (0 to 0)	0 (0 to 0)	0 (0 to 0)	0 (0 to 0·1)	0 (0 to 0·1)	0·1 (0 to 0·1)	0 (0 to 0·1)	0 (0 to 0·1)	0 (0 to 0·1)	0 (0 to 0)	0 (0 to 0)	0 (0 to 0)	0 (0 to 0)	0 (0 to 0)	0·3
Premenstrual syndrome	0 (0 to 0)	0 (0 to 0)	0 (0 to 0)	0 (0 to 0)	0 (0 to 0)	0·7 (0·3 to 1·3)	1·6 (0·8 to 2·8)	1·7 (0·9 to 3·1)	1·5 (0·9 to 2·5)	1·4 (0·7 to 2·2)	1·3 (0·7 to 2·1)	1·2 (0·7 to 2·1)	0·9 (0·5 to 1·5)	0·3 (0·2 to 0·5)	0 (0 to 0)	0 (0 to 0)	0 (0 to 0)	0 (0 to 0)	0 (0 to 0)	0 (0 to 0)	0 (0 to 0)	0 (0 to 0)	0 (0 to 0)	10·6
Other gynecological diseases	0 (0 to 0)	0 (0 to 0)	0 (0 to 0)	0 (0 to 0)	0 (0 to 0)	0 (0 to 0·1)	0 (0 to 0·1)	1·1 (0·6 to 1·8)	2·3 (1·3 to 3·7)	2·7 (1·6 to 4·1)	2·3 (1·4 to 3·7)	1·9 (1·1 to 3·1)	1·6 (0·9 to 2·6)	1·4 (0·7 to 2·2)	1 (0·6 to 1·6)	0·7 (0·4 to 1·2)	0·5 (0·3 to 0·8)	0·3 (0·2 to 0·5)	0·2 (0·1 to 0·3)	0·1 (0 to 0·1)	0 (0 to 0·1)	0 (0 to 0)	0 (0 to 0)	16·3
Hemoglobinopathies and hemolytic anemias	0 (0 to 0)	0 (0 to 0)	0·1 (0 to 0·1)	0·3 (0·1 to 0·4)	0·2 (0·1 to 0·4)	0·2 (0·1 to 0·3)	0·4 (0·2 to 0·6)	0·7 (0·4 to 1·1)	0·7 (0·4 to 1·1)	0·6 (0·3 to 0·9)	0·5 (0·3 to 0·8)	0·3 (0·1 to 0·4)	0·2 (0·1 to 0·3)	0·2 (0·1 to 0·3)	0·2 (0·1 to 0·3)	0·2 (0·1 to 0·4)	0·3 (0·2 to 0·4)	0·2 (0·1 to 0·3)	0·2 (0·1 to 0·2)	0·1 (0·1 to 0·1)	0 (0 to 0·1)	0 (0 to 0)	0 (0 to 0)	5·4
Thalassemias	0 (0 to 0)	0 (0 to 0)	0 (0 to 0)	0 (0 to 0)	0 (0 to 0·1)	0 (0 to 0·1)	0 (0 to 0·1)	0 (0 to 0)	0 (0 to 0)	0 (0 to 0)	0 (0 to 0)	0 (0 to 0)	0 (0 to 0)	0 (0 to 0)	0 (0 to 0)	0 (0 to 0)	0 (0 to 0)	0 (0 to 0)	0 (0 to 0)	0 (0 to 0)	0 (0 to 0)	0 (0 to 0)	0 (0 to 0)	0·2
Thalassemias trait	0 (0 to 0)	0 (0 to 0)	0 (0 to 0)	0·1 (0 to 0·2)	0·1 (0 to 0·2)	0·1 (0 to 0·1)	0 (0 to 0·1)	0·5 (0·2 to 0·7)	0·4 (0·2 to 0·7)	0·4 (0·2 to 0·6)	0·3 (0·2 to 0·5)	0 (0 to 0·1)	0 (0 to 0·1)	0·1 (0 to 0·1)	0·1 (0 to 0·1)	0 (0 to 0·1)	0 (0 to 0·1)	0 (0 to 0)	0 (0 to 0)	0 (0 to 0)	0 (0 to 0)	0 (0 to 0)	0 (0 to 0)	2·2
Sickle cell disorders	0 (0 to 0)	0 (0 to 0)	0 (0 to 0)	0 (0 to 0)	0 (0 to 0)	0 (0 to 0)	0 (0 to 0)	0 (0 to 0)	0 (0 to 0)	0 (0 to 0)	0 (0 to 0)	0 (0 to 0)	0 (0 to 0)	0 (0 to 0)	0 (0 to 0)	0 (0 to 0)	0 (0 to 0)	0 (0 to 0)	0 (0 to 0)	0 (0 to 0)	0 (0 to 0)	0 (0 to 0)	0 (0 to 0)	0
Sickle cell trait	0 (0 to 0)	0 (0 to 0)	0 (0 to 0)	0 (0 to 0)	0 (0 to 0)	0 (0 to 0)	0 (0 to 0)	0 (0 to 0)	0 (0 to 0)	0 (0 to 0)	0 (0 to 0)	0 (0 to 0)	0 (0 to 0)	0 (0 to 0)	0 (0 to 0)	0 (0 to 0)	0 (0 to 0)	0 (0 to 0)	0 (0 to 0)	0 (0 to 0)	0 (0 to 0)	0 (0 to 0)	0 (0 to 0)	0·1
G6PD deficiency	0 (0 to 0)	0 (0 to 0)	0 (0 to 0)	0 (0 to 0)	0 (0 to 0)	0 (0 to 0)	0·1 (0 to 0·2)	0 (0 to 0·1)	0·1 (0 to 0·1)	0·1 (0 to 0·1)	0 (0 to 0·1)	0·1 (0 to 0·1)	0 (0 to 0)	0 (0 to 0)	0 (0 to 0)	0 (0 to 0)	0 (0 to 0)	0 (0 to 0)	0 (0 to 0)	0 (0 to 0)	0 (0 to 0)	0 (0 to 0)	0 (0 to 0)	0·5
G6PD trait	0 (0 to 0)	0 (0 to 0)	0 (0 to 0)	0 (0 to 0)	0 (0 to 0)	0 (0 to 0)	0 (0 to 0)	0 (0 to 0)	0 (0 to 0)	0 (0 to 0)	0 (0 to 0)	0 (0 to 0)	0 (0 to 0)	0 (0 to 0)	0 (0 to 0)	0 (0 to 0)	0 (0 to 0)	0 (0 to 0)	0 (0 to 0)	0 (0 to 0)	0 (0 to 0)	0 (0 to 0)	0 (0 to 0)	0
Other hemoglobinopathies and hemolytic anemias	0 (0 to 0)	0 (0 to 0)	0 (0 to 0·1)	0·1 (0·1 to 0·2)	0·1 (0 to 0·2)	0·1 (0 to 0·1)	0·2 (0·1 to 0·3)	0·2 (0·1 to 0·3)	0·2 (0·1 to 0·3)	0·1 (0·1 to 0·3)	0·1 (0·1 to 0·2)	0·1 (0·1 to 0·2)	0·1 (0·1 to 0·2)	0·1 (0·1 to 0·2)	0·1 (0·1 to 0·2)	0·2 (0·1 to 0·3)	0·2 (0·1 to 0·3)	0·2 (0·1 to 0·3)	0·1 (0·1 to 0·2)	0·1 (0 to 0·1)	0 (0 to 0·1)	0 (0 to 0)	0 (0 to 0)	2·4
Endocrine, metabolic, blood, and immune disorders	0 (0 to 0·1)	0 (0 to 0)	0·2 (0·1 to 0·3)	0·5 (0·3 to 0·8)	0·4 (0·2 to 0·6)	0·4 (0·2 to 0·6)	0·6 (0·3 to 1)	0·7 (0·4 to 1·1)	0·9 (0·6 to 1·4)	1 (0·6 to 1·6)	1·4 (0·9 to 2)	1·6 (1 to 2·2)	1·8 (1·1 to 2·6)	1·9 (1·2 to 2·8)	2·1 (1·4 to 3·2)	1·8 (1·2 to 2·7)	1·3 (0·9 to 2)	1·1 (0·7 to 1·6)	0·5 (0·3 to 0·8)	0·3 (0·2 to 0·4)	0·1 (0·1 to 0·2)	0 (0 to 0·1)	0 (0 to 0)	18·6
Oral disorders	0 (0 to 0)	0 (0 to 0)	0 (0 to 0)	0·3 (0·1 to 0·4)	0·4 (0·2 to 0·7)	0·4 (0·2 to 0·7)	0·5 (0·3 to 0·8)	0·6 (0·3 to 1)	0·6 (0·4 to 1)	0·6 (0·4 to 1)	0·6 (0·4 to 1)	0·7 (0·4 to 1·1)	0·8 (0·5 to 1·2)	1 (0·6 to 1·5)	1·2 (0·7 to 1·9)	1·6 (1 to 2·5)	1·7 (1 to 2·6)	1·5 (0·9 to 2·3)	1·1 (0·7 to 1·6)	0·6 (0·4 to 0·9)	0·3 (0·2 to 0·4)	0·1 (0·1 to 0·1)	0 (0 to 0)	14·5
Caries of deciduous teeth	0 (0 to 0)	0 (0 to 0)	0 (0 to 0)	0·1 (0 to 0·2)	0·1 (0 to 0·2)	0 (0 to 0)	0 (0 to 0)	0 (0 to 0)	0 (0 to 0)	0 (0 to 0)	0 (0 to 0)	0 (0 to 0)	0 (0 to 0)	0 (0 to 0)	0 (0 to 0)	0 (0 to 0)	0 (0 to 0)	0 (0 to 0)	0 (0 to 0)	0 (0 to 0)	0 (0 to 0)	0 (0 to 0)	0 (0 to 0)	0·2
Caries of permanent teeth	0 (0 to 0)	0 (0 to 0)	0 (0 to 0)	0 (0 to 0)	0·1 (0 to 0·2)	0·2 (0·1 to 0·5)	0·2 (0·1 to 0·4)	0·2 (0·1 to 0·4)	0·2 (0·1 to 0·4)	0·1 (0·1 to 0·3)	0·1 (0·1 to 0·3)	0·1 (0 to 0·2)	0·1 (0 to 0·2)	0·1 (0 to 0·2)	0·1 (0 to 0·2)	0·1 (0 to 0·2)	0·1 (0 to 0·1)	0 (0 to 0·1)	0 (0 to 0·1)	0 (0 to 0)	0 (0 to 0)	0 (0 to 0)	0 (0 to 0)	1·8
Periodontal diseases	0 (0 to 0)	0 (0 to 0)	0 (0 to 0)	0 (0 to 0)	0 (0 to 0)	0 (0 to 0)	0 (0 to 0)	0 (0 to 0)	0 (0 to 0·1)	0 (0 to 0·1)	0·1 (0 to 0·1)	0·1 (0 to 0·2)	0·1 (0 to 0·2)	0·1 (0 to 0·3)	0·1 (0 to 0·3)	0·1 (0 to 0·2)	0·1 (0 to 0·2)	0·1 (0 to 0·1)	0 (0 to 0·1)	0 (0 to 0)	0 (0 to 0)	0 (0 to 0)	0 (0 to 0)	0·8
Other oral disorders	0 (0 to 0)	0 (0 to 0)	0 (0 to 0)	0·2 (0·1 to 0·3)	0·2 (0·1 to 0·3)	0·2 (0·1 to 0·3)	0·3 (0·2 to 0·4)	0·3 (0·2 to 0·5)	0·3 (0·2 to 0·5)	0·3 (0·2 to 0·4)	0·2 (0·1 to 0·4)	0·2 (0·1 to 0·3)	0·2 (0·1 to 0·3)	0·2 (0·1 to 0·3)	0·2 (0·1 to 0·3)	0·2 (0·1 to 0·3)	0·1 (0·1 to 0·2)	0·1 (0·1 to 0·1)	0 (0 to 0·1)	0 (0 to 0)	0 (0 to 0)	0 (0 to 0)	0 (0 to 0)	3·2
Sudden infant death syndrome	--	0·1 (0 to 0·2)	0·5 (0·2 to 1·2)	--	--	--	--	--	--	--	--	--	--	--	--	--	--	--	--	--	--	--	--	NA
Injuries	0·2 (0·1 to 0·4)	0·2 (0·1 to 0·5)	1·2 (0·7 to 1·9)	4·4 (2·6 to 6·8)	3·6 (2·7 to 4·7)	4·5 (3·5 to 6)	14·4 (11·1 to 18·4)	17·6 (12·7 to 23·8)	16·3 (11·1 to 22·4)	11·1 (7·4 to 15·4)	8·7 (6·2 to 12)	7·7 (5·8 to 10·4)	7·2 (5·5 to 9·5)	6·3 (4·8 to 8·1)	5·7 (4·4 to 7·2)	6·2 (4·7 to 8)	4 (3·2 to 5)	3·4 (2·8 to 4·3)	2·8 (2·2 to 3·5)	2 (1·6 to 2·6)	1·1 (0·8 to 1·4)	0·4 (0·3 to 0·5)	0·1 (0·1 to 0·1)	129
Transport injuries	0 (0 to 0·1)	0 (0 to 0·1)	0·2 (0·1 to 0·4)	1 (0·5 to 2)	1·5 (0·9 to 2·3)	1·1 (0·7 to 1·6)	4·5 (2·6 to 6·7)	6·4 (3·9 to 10)	5·9 (3·4 to 9·3)	3·8 (2·2 to 5·9)	3·1 (2 to 4·9)	2·5 (1·7 to 3·9)	3 (2 to 4·3)	2·2 (1·6 to 3·3)	2 (1·4 to 2·8)	2·3 (1·6 to 3·3)	1·2 (0·9 to 1·7)	1 (0·7 to 1·3)	0·8 (0·5 to 1·1)	0·5 (0·4 to 0·7)	0·1 (0·1 to 0·2)	0·1 (0 to 0·1)	0 (0 to 0)	43·4
Road injuries	0 (0 to 0)	0 (0 to 0·1)	0·2 (0·1 to 0·4)	1 (0·4 to 1·9)	1·4 (0·9 to 2·2)	1 (0·6 to 1·5)	4·3 (2·5 to 6·4)	6·1 (3·7 to 9·4)	5·5 (3·1 to 8·7)	3·4 (1·9 to 5·4)	2·9 (1·8 to 4·6)	2·3 (1·5 to 3·6)	2·8 (1·8 to 4)	2·1 (1·5 to 3·1)	1·9 (1·4 to 2·7)	2·2 (1·5 to 3·1)	1·2 (0·9 to 1·6)	0·9 (0·7 to 1·3)	0·7 (0·5 to 1)	0·5 (0·3 to 0·7)	0·1 (0·1 to 0·2)	0 (0 to 0·1)	0 (0 to 0)	40·6
Pedestrian road injuries	0 (0 to 0)	0 (0 to 0)	0 (0 to 0·1)	0·5 (0·2 to 0·9)	0·5 (0·2 to 0·8)	0·4 (0·2 to 0·7)	1·5 (0·7 to 2·7)	2·7 (1·4 to 4·7)	2·2 (1 to 4·1)	1·7 (0·8 to 2·8)	1·6 (0·9 to 2·8)	1 (0·5 to 1·7)	1·2 (0·7 to 2)	0·7 (0·4 to 1·2)	0·8 (0·5 to 1·3)	1·1 (0·7 to 1·7)	0·5 (0·3 to 0·7)	0·4 (0·3 to 0·6)	0·3 (0·2 to 0·5)	0·2 (0·1 to 0·3)	0·1 (0 to 0·1)	0 (0 to 0)	0 (0 to 0)	17·3
Cyclist road injuries	0 (0 to 0)	0 (0 to 0)	0 (0 to 0)	0 (0 to 0·1)	0·1 (0 to 0·2)	0 (0 to 0·1)	0·1 (0 to 0·1)	0·1 (0·1 to 0·2)	0·1 (0·1 to 0·2)	0·1 (0·1 to 0·2)	0·1 (0·1 to 0·1)	0·1 (0·1 to 0·2)	0·2 (0·1 to 0·4)	0·1 (0·1 to 0·2)	0·1 (0·1 to 0·2)	0·1 (0·1 to 0·2)	0·1 (0·1 to 0·1)	0·1 (0·1 to 0·1)	0 (0 to 0·1)	0 (0 to 0·1)	0 (0 to 0)	0 (0 to 0)	0 (0 to 0)	1·6
Motorcyclist road injuries	0 (0 to 0)	0 (0 to 0)	0 (0 to 0·1)	0 (0 to 0·1)	0·1 (0 to 0·1)	0·1 (0 to 0·1)	0·4 (0·2 to 0·8)	0·5 (0·2 to 0·9)	0·5 (0·3 to 1)	0·3 (0·2 to 0·7)	0·3 (0·2 to 0·5)	0·4 (0·2 to 0·7)	0·2 (0·2 to 0·4)	0·2 (0·2 to 0·4)	0·2 (0·1 to 0·3)	0·2 (0·2 to 0·4)	0·1 (0·1 to 0·2)	0·1 (0·1 to 0·1)	0·1 (0·1 to 0·1)	0·1 (0 to 0·1)	0 (0 to 0)	0 (0 to 0)	0 (0 to 0)	4
Motor vehicle road injuries	0 (0 to 0)	0 (0 to 0)	0·1 (0 to 0·2)	0·4 (0·1 to 0·8)	0·8 (0·4 to 1·3)	0·5 (0·2 to 0·8)	2·3 (1·2 to 3·8)	2·7 (1·5 to 4·6)	2·5 (1·3 to 4·1)	1·3 (0·7 to 2·2)	0·9 (0·5 to 1·6)	0·8 (0·5 to 1·4)	1·1 (0·6 to 1·7)	1·1 (0·7 to 1·6)	0·8 (0·5 to 1·2)	0·7 (0·4 to 1·2)	0·5 (0·3 to 0·7)	0·3 (0·2 to 0·5)	0·3 (0·2 to 0·4)	0·2 (0·1 to 0·3)	0 (0 to 0·1)	0 (0 to 0)	0 (0 to 0)	17·3
Other road injuries	0 (0 to 0)	0 (0 to 0)	0 (0 to 0)	0 (0 to 0)	0 (0 to 0)	0 (0 to 0)	0 (0 to 0)	0 (0 to 0·1)	0·1 (0 to 0·3)	0 (0 to 0)	0 (0 to 0·1)	0 (0 to 0·1)	0 (0 to 0)	0 (0 to 0·1)	0 (0 to 0)	0 (0 to 0)	0 (0 to 0)	0 (0 to 0)	0 (0 to 0)	0 (0 to 0)	0 (0 to 0)	0 (0 to 0)	0 (0 to 0)	0·4
Other transport injuries	0 (0 to 0)	0 (0 to 0)	0 (0 to 0·1)	0·1 (0 to 0·2)	0·1 (0 to 0·2)	0·1 (0·1 to 0·2)	0·2 (0·1 to 0·3)	0·4 (0·2 to 0·8)	0·4 (0·2 to 0·8)	0·4 (0·2 to 0·8)	0·2 (0·1 to 0·4)	0·2 (0·1 to 0·4)	0·2 (0·1 to 0·4)	0·1 (0·1 to 0·2)	0·1 (0·1 to 0·2)	0·1 (0·1 to 0·2)	0·1 (0 to 0·1)	0·1 (0 to 0·1)	0 (0 to 0·1)	0 (0 to 0·1)	0 (0 to 0)	0 (0 to 0)	0 (0 to 0)	2·8
Unintentional injuries	0·1 (0·1 to 0·3)	0·1 (0·1 to 0·4)	0·9 (0·5 to 1·5)	2·8 (1·6 to 4·6)	1·8 (1·3 to 2·4)	1·9 (1·4 to 2·5)	3·1 (2·4 to 4·1)	4·1 (3 to 5·5)	4·2 (2·9 to 5·7)	3·2 (2·3 to 4·2)	2·5 (1·9 to 3·2)	2·6 (2 to 3·4)	2·6 (2 to 3·4)	2·3 (1·8 to 3)	2·3 (1·8 to 2·9)	2·4 (1·9 to 3·1)	1·9 (1·5 to 2·4)	1·9 (1·5 to 2·4)	1·6 (1·2 to 2·1)	1·4 (1·1 to 1·9)	0·9 (0·6 to 1·2)	0·3 (0·2 to 0·4)	0·1 (0 to 0·1)	44·9
Falls	0 (0 to 0)	0 (0 to 0)	0·1 (0 to 0·1)	0·3 (0·1 to 0·6)	0·3 (0·2 to 0·5)	0·4 (0·3 to 0·6)	0·6 (0·4 to 0·8)	0·8 (0·5 to 1)	1·1 (0·8 to 1·6)	1 (0·7 to 1·4)	0·9 (0·7 to 1·2)	1 (0·7 to 1·3)	1 (0·8 to 1·4)	1·1 (0·8 to 1·4)	1 (0·8 to 1·3)	1·1 (0·8 to 1·4)	0·9 (0·7 to 1·2)	1 (0·7 to 1·3)	0·9 (0·7 to 1·3)	0·9 (0·7 to 1·3)	0·7 (0·5 to 1)	0·2 (0·2 to 0·3)	0 (0 to 0·1)	15·4
Drowning	0 (0 to 0·1)	0 (0 to 0)	0·1 (0 to 0·3)	1·4 (0·6 to 2·9)	0·7 (0·3 to 1·2)	0·6 (0·3 to 1·1)	0·9 (0·5 to 1·5)	1·3 (0·7 to 2·3)	0·9 (0·5 to 1·6)	0·8 (0·4 to 1·4)	0·3 (0·2 to 0·5)	0·4 (0·2 to 0·7)	0·6 (0·3 to 1)	0·4 (0·2 to 0·6)	0·2 (0·1 to 0·4)	0·3 (0·2 to 0·6)	0·3 (0·1 to 0·4)	0·2 (0·1 to 0·4)	0·1 (0 to 0·1)	0 (0 to 0)	0 (0 to 0)	0 (0 to 0)	0 (0 to 0)	9·7
Fire, heat, and hot substances	0 (0 to 0)	0 (0 to 0)	0·1 (0 to 0·1)	0·2 (0·1 to 0·4)	0·1 (0·1 to 0·2)	0·1 (0·1 to 0·2)	0·3 (0·2 to 0·4)	0·5 (0·2 to 0·8)	0·5 (0·2 to 0·9)	0·3 (0·2 to 0·5)	0·3 (0·2 to 0·4)	0·2 (0·1 to 0·3)	0·2 (0·1 to 0·3)	0·2 (0·1 to 0·2)	0·2 (0·1 to 0·2)	0·2 (0·1 to 0·3)	0·1 (0·1 to 0·1)	0·1 (0·1 to 0·1)	0·1 (0 to 0·1)	0·1 (0 to 0·1)	0 (0 to 0)	0 (0 to 0)	0 (0 to 0)	3·5
Poisonings	0 (0 to 0)	0 (0 to 0)	0 (0 to 0)	0·1 (0 to 0·2)	0 (0 to 0·1)	0·1 (0 to 0·1)	0·1 (0 to 0·2)	0·1 (0·1 to 0·2)	0·1 (0 to 0·1)	0 (0 to 0)	0 (0 to 0·1)	0 (0 to 0)	0 (0 to 0)	0·1 (0 to 0·1)	0 (0 to 0)	0 (0 to 0)	0 (0 to 0)	0 (0 to 0)	0 (0 to 0)	0 (0 to 0)	0 (0 to 0)	0 (0 to 0)	0 (0 to 0)	0·8
Poisoning by carbon monoxide	0 (0 to 0)	0 (0 to 0)	0 (0 to 0)	0 (0 to 0)	0 (0 to 0)	0 (0 to 0)	0 (0 to 0·1)	0 (0 to 0·1)	0 (0 to 0·1)	0 (0 to 0)	0 (0 to 0)	0 (0 to 0)	0 (0 to 0)	0·1 (0 to 0·1)	0 (0 to 0)	0 (0 to 0)	0 (0 to 0)	0 (0 to 0)	0 (0 to 0)	0 (0 to 0)	0 (0 to 0)	0 (0 to 0)	0 (0 to 0)	0·3
Poisoning by other means	0 (0 to 0)	0 (0 to 0)	0 (0 to 0)	0·1 (0 to 0·2)	0 (0 to 0·1)	0 (0 to 0·1)	0·1 (0 to 0·1)	0·1 (0 to 0·1)	0 (0 to 0·1)	0 (0 to 0)	0 (0 to 0·1)	0 (0 to 0)	0 (0 to 0)	0 (0 to 0)	0 (0 to 0)	0 (0 to 0)	0 (0 to 0)	0 (0 to 0)	0 (0 to 0)	0 (0 to 0)	0 (0 to 0)	0 (0 to 0)	0 (0 to 0)	0·5
Exposure to mechanical forces	0 (0 to 0·2)	0 (0 to 0·3)	0·1 (0 to 0·6)	0·2 (0·1 to 0·6)	0·2 (0·1 to 0·4)	0·2 (0·1 to 0·3)	0·2 (0·1 to 0·3)	0·2 (0·1 to 0·4)	0·3 (0·2 to 0·6)	0·1 (0·1 to 0·2)	0·2 (0·1 to 0·2)	0·2 (0·1 to 0·3)	0·2 (0·1 to 0·3)	0·1 (0·1 to 0·2)	0·2 (0·1 to 0·3)	0·1 (0·1 to 0·2)	0·1 (0·1 to 0·2)	0·1 (0·1 to 0·1)	0·1 (0 to 0·1)	0·1 (0 to 0·1)	0 (0 to 0)	0 (0 to 0)	0 (0 to 0)	3
Unintentional firearm injuries	0 (0 to 0)	0 (0 to 0·1)	0 (0 to 0·1)	0 (0 to 0·1)	0 (0 to 0·1)	0 (0 to 0)	0 (0 to 0)	0 (0 to 0·1)	0 (0 to 0)	0 (0 to 0)	0 (0 to 0)	0 (0 to 0)	0 (0 to 0)	0 (0 to 0)	0 (0 to 0)	0 (0 to 0)	0 (0 to 0)	0 (0 to 0)	0 (0 to 0)	0 (0 to 0)	0 (0 to 0)	0 (0 to 0)	0 (0 to 0)	0·4
Other exposure to mechanical forces	0 (0 to 0·2)	0 (0 to 0·2)	0·1 (0 to 0·6)	0·2 (0·1 to 0·6)	0·2 (0·1 to 0·3)	0·2 (0·1 to 0·3)	0·2 (0·1 to 0·3)	0·2 (0·1 to 0·3)	0·3 (0·2 to 0·6)	0·1 (0·1 to 0·2)	0·1 (0·1 to 0·2)	0·1 (0·1 to 0·2)	0·2 (0·1 to 0·3)	0·1 (0·1 to 0·2)	0·2 (0·1 to 0·2)	0·1 (0·1 to 0·2)	0·1 (0·1 to 0·2)	0·1 (0·1 to 0·1)	0·1 (0 to 0·1)	0 (0 to 0·1)	0 (0 to 0)	0 (0 to 0)	0 (0 to 0)	2·6
Adverse effects of medical treatment	0 (0 to 0)	0 (0 to 0)	0 (0 to 0·1)	0·1 (0·1 to 0·2)	0 (0 to 0·1)	0·1 (0 to 0·1)	0·5 (0·3 to 0·8)	0·4 (0·2 to 0·8)	0·3 (0·2 to 0·6)	0·3 (0·1 to 0·5)	0·2 (0·1 to 0·4)	0·2 (0·1 to 0·4)	0·3 (0·1 to 0·5)	0·1 (0·1 to 0·2)	0·3 (0·1 to 0·5)	0·3 (0·1 to 0·5)	0·1 (0·1 to 0·2)	0·2 (0·1 to 0·3)	0·2 (0·1 to 0·4)	0·2 (0·1 to 0·3)	0·1 (0 to 0·1)	0 (0 to 0)	0 (0 to 0)	4
Animal contact	0 (0 to 0)	0 (0 to 0)	0 (0 to 0·1)	0 (0 to 0·1)	0·1 (0 to 0·1)	0·1 (0 to 0·1)	0·1 (0 to 0·1)	0·1 (0·1 to 0·1)	0·1 (0·1 to 0·2)	0·1 (0·1 to 0·3)	0·1 (0·1 to 0·2)	0·1 (0·1 to 0·1)	0·1 (0 to 0·1)	0·1 (0·1 to 0·1)	0·1 (0 to 0·1)	0·1 (0·1 to 0·1)	0·1 (0 to 0·1)	0 (0 to 0·1)	0 (0 to 0·1)	0 (0 to 0·1)	0 (0 to 0)	0 (0 to 0)	0 (0 to 0)	1·3
Venomous animal contact	0 (0 to 0)	0 (0 to 0)	0 (0 to 0·1)	0 (0 to 0·1)	0 (0 to 0·1)	0 (0 to 0·1)	0 (0 to 0·1)	0 (0 to 0·1)	0·1 (0 to 0·1)	0·1 (0 to 0·2)	0·1 (0 to 0·1)	0 (0 to 0·1)	0 (0 to 0)	0 (0 to 0·1)	0 (0 to 0)	0 (0 to 0·1)	0 (0 to 0)	0 (0 to 0)	0 (0 to 0)	0 (0 to 0)	0 (0 to 0)	0 (0 to 0)	0 (0 to 0)	0·7
Non-venomous animal contact	0 (0 to 0)	0 (0 to 0)	0 (0 to 0)	0 (0 to 0)	0 (0 to 0)	0 (0 to 0)	0 (0 to 0·1)	0 (0 to 0·1)	0 (0 to 0·1)	0 (0 to 0·1)	0 (0 to 0·1)	0 (0 to 0·1)	0 (0 to 0·1)	0 (0 to 0·1)	0 (0 to 0·1)	0 (0 to 0·1)	0 (0 to 0·1)	0 (0 to 0)	0 (0 to 0)	0 (0 to 0)	0 (0 to 0)	0 (0 to 0)	0 (0 to 0)	0·6
Foreign body	0 (0 to 0)	0 (0 to 0·1)	0·4 (0·1 to 0·8)	0·3 (0·1 to 0·6)	0·2 (0·1 to 0·3)	0·2 (0·1 to 0·4)	0·3 (0·2 to 0·5)	0·3 (0·2 to 0·5)	0·3 (0·2 to 0·5)	0·1 (0·1 to 0·2)	0·1 (0·1 to 0·2)	0·1 (0·1 to 0·2)	0·1 (0 to 0·1)	0·2 (0·1 to 0·2)	0·1 (0·1 to 0·2)	0·1 (0·1 to 0·2)	0·1 (0·1 to 0·2)	0·1 (0·1 to 0·1)	0·1 (0·1 to 0·2)	0·1 (0 to 0·1)	0 (0 to 0)	0 (0 to 0)	0 (0 to 0)	3·4
Pulmonary aspiration and foreign body in airway	0 (0 to 0)	0 (0 to 0·1)	0·4 (0·1 to 0·8)	0·3 (0·1 to 0·6)	0·1 (0·1 to 0·2)	0·2 (0·1 to 0·4)	0·3 (0·1 to 0·4)	0·3 (0·1 to 0·5)	0·3 (0·1 to 0·5)	0·1 (0·1 to 0·2)	0·1 (0·1 to 0·2)	0·1 (0·1 to 0·2)	0 (0 to 0·1)	0·1 (0·1 to 0·2)	0·1 (0·1 to 0·2)	0·1 (0·1 to 0·2)	0·1 (0·1 to 0·1)	0·1 (0 to 0·1)	0·1 (0 to 0·1)	0·1 (0 to 0·1)	0 (0 to 0)	0 (0 to 0)	0 (0 to 0)	2·9
Foreign body in eyes	0 (0 to 0)	0 (0 to 0)	0 (0 to 0)	0 (0 to 0)	0 (0 to 0)	0 (0 to 0)	0 (0 to 0)	0 (0 to 0)	0 (0 to 0)	0 (0 to 0)	0 (0 to 0)	0 (0 to 0)	0 (0 to 0)	0 (0 to 0)	0 (0 to 0)	0 (0 to 0)	0 (0 to 0)	0 (0 to 0)	0 (0 to 0)	0 (0 to 0)	0 (0 to 0)	0 (0 to 0)	0 (0 to 0)	0·1
Foreign body in other body part	0 (0 to 0)	0 (0 to 0)	0 (0 to 0)	0 (0 to 0)	0 (0 to 0)	0 (0 to 0)	0 (0 to 0)	0 (0 to 0)	0 (0 to 0)	0 (0 to 0)	0 (0 to 0)	0 (0 to 0)	0 (0 to 0)	0 (0 to 0)	0 (0 to 0)	0 (0 to 0)	0 (0 to 0)	0 (0 to 0)	0 (0 to 0)	0 (0 to 0)	0 (0 to 0)	0 (0 to 0)	0 (0 to 0)	0·3
Environmental heat and cold exposure	0 (0 to 0)	0 (0 to 0)	0 (0 to 0)	0 (0 to 0)	0 (0 to 0)	0 (0 to 0)	0 (0 to 0)	0·1 (0 to 0·1)	0 (0 to 0)	0 (0 to 0)	0 (0 to 0·1)	0 (0 to 0·1)	0 (0 to 0·1)	0 (0 to 0)	0 (0 to 0)	0 (0 to 0·1)	0 (0 to 0·1)	0 (0 to 0)	0 (0 to 0)	0 (0 to 0)	0 (0 to 0)	0 (0 to 0)	0 (0 to 0)	0·5
Exposure to forces of nature	0 (0 to 0)	0 (0 to 0)	0 (0 to 0)	0 (0 to 0)	0 (0 to 0)	0 (0 to 0)	0 (0 to 0)	0 (0 to 0)	0 (0 to 0)	0 (0 to 0)	0 (0 to 0)	0 (0 to 0)	0 (0 to 0)	0 (0 to 0)	0 (0 to 0)	0 (0 to 0)	0 (0 to 0)	0 (0 to 0)	0 (0 to 0)	0 (0 to 0)	0 (0 to 0)	0 (0 to 0)	0 (0 to 0)	0
Other unintentional injuries	0 (0 to 0)	0 (0 to 0)	0 (0 to 0·1)	0·1 (0 to 0·2)	0·1 (0·1 to 0·2)	0·1 (0 to 0·1)	0·2 (0·1 to 0·5)	0·3 (0·1 to 0·5)	0·4 (0·2 to 0·9)	0·3 (0·1 to 0·5)	0·3 (0·1 to 0·5)	0·3 (0·2 to 0·6)	0·2 (0·1 to 0·4)	0·2 (0·1 to 0·3)	0·2 (0·1 to 0·3)	0·2 (0·1 to 0·3)	0·1 (0·1 to 0·2)	0·1 (0 to 0·1)	0·1 (0·1 to 0·2)	0 (0 to 0·1)	0 (0 to 0)	0 (0 to 0)	0 (0 to 0)	3·2
Self-harm and interpersonal violence	0 (0 to 0·1)	0 (0 to 0)	0·1 (0 to 0·3)	0·5 (0·2 to 1·2)	0·4 (0·2 to 0·6)	1·6 (1 to 2·3)	6·9 (4·6 to 9·8)	7·1 (4·6 to 10·6)	6·2 (3·8 to 9·3)	4·1 (2·6 to 6·3)	3·1 (1·9 to 4·6)	2·5 (1·6 to 3·8)	1·6 (1·2 to 2·4)	1·7 (1·2 to 2·5)	1·4 (1 to 2)	1·5 (1 to 2·1)	0·8 (0·6 to 1·2)	0·6 (0·4 to 0·8)	0·4 (0·3 to 0·5)	0·1 (0·1 to 0·2)	0·1 (0 to 0·1)	0 (0 to 0·1)	0 (0 to 0)	40·8
Self-harm	0 (0 to 0)	0 (0 to 0)	0 (0 to 0)	0 (0 to 0)	0 (0 to 0)	0·7 (0·4 to 1·3)	5·3 (3·2 to 8·1)	4·8 (2·7 to 8)	4 (2·1 to 6·8)	2·4 (1·2 to 4)	1·6 (0·9 to 2·7)	1·3 (0·7 to 2·1)	0·8 (0·5 to 1·3)	1 (0·6 to 1·6)	0·8 (0·5 to 1·2)	0·9 (0·6 to 1·5)	0·5 (0·3 to 0·7)	0·3 (0·2 to 0·5)	0·2 (0·1 to 0·4)	0·1 (0 to 0·1)	0 (0 to 0·1)	0 (0 to 0·1)	0 (0 to 0)	25
Self-harm by firearm	0 (0 to 0)	0 (0 to 0)	0 (0 to 0)	0 (0 to 0)	0 (0 to 0)	0 (0 to 0)	0 (0 to 0)	0 (0 to 0·1)	0 (0 to 0)	0 (0 to 0)	0 (0 to 0·1)	0 (0 to 0·1)	0 (0 to 0)	0 (0 to 0)	0 (0 to 0)	0 (0 to 0)	0 (0 to 0)	0 (0 to 0)	0 (0 to 0)	0 (0 to 0)	0 (0 to 0)	0 (0 to 0)	0 (0 to 0)	0·1
Self-harm by other specified means	0 (0 to 0)	0 (0 to 0)	0 (0 to 0)	0 (0 to 0)	0 (0 to 0)	0·7 (0·4 to 1·3)	5·3 (3·2 to 8·1)	4·8 (2·6 to 8)	4 (2·1 to 6·8)	2·4 (1·2 to 4)	1·6 (0·9 to 2·7)	1·3 (0·7 to 2·1)	0·8 (0·4 to 1·3)	1 (0·6 to 1·6)	0·8 (0·5 to 1·2)	0·9 (0·6 to 1·5)	0·5 (0·3 to 0·7)	0·3 (0·2 to 0·5)	0·2 (0·1 to 0·4)	0·1 (0 to 0·1)	0 (0 to 0·1)	0 (0 to 0·1)	0 (0 to 0)	24·8
Interpersonal violence	0 (0 to 0·1)	0 (0 to 0)	0·1 (0 to 0·3)	0·5 (0·2 to 1·2)	0·4 (0·2 to 0·6)	0·8 (0·5 to 1·3)	1·5 (0·9 to 2·4)	2·3 (1·4 to 3·7)	2·1 (1·3 to 3·4)	1·8 (1·1 to 2·8)	1·4 (0·8 to 2·3)	1·2 (0·8 to 2)	0·9 (0·6 to 1·3)	0·7 (0·5 to 1·1)	0·6 (0·4 to 0·9)	0·5 (0·4 to 0·8)	0·4 (0·2 to 0·5)	0·2 (0·2 to 0·3)	0·2 (0·1 to 0·2)	0 (0 to 0·1)	0 (0 to 0)	0 (0 to 0)	0 (0 to 0)	15·8
Physical violence by firearm	0 (0 to 0)	0 (0 to 0)	0 (0 to 0)	0 (0 to 0·1)	0·1 (0 to 0·2)	0 (0 to 0)	0 (0 to 0)	0·1 (0 to 0·2)	0·3 (0·1 to 0·6)	0·2 (0·1 to 0·3)	0·2 (0·1 to 0·5)	0·1 (0 to 0·3)	0 (0 to 0·1)	0·1 (0 to 0·1)	0·1 (0 to 0·2)	0 (0 to 0)	0 (0 to 0)	0 (0 to 0)	0 (0 to 0)	0 (0 to 0)	0 (0 to 0)	0 (0 to 0)	0 (0 to 0)	1·2
Physical violence by sharp object	0 (0 to 0)	0 (0 to 0)	0 (0 to 0)	0 (0 to 0·1)	0 (0 to 0)	0 (0 to 0·1)	0 (0 to 0·1)	0·2 (0·1 to 0·4)	0·4 (0·2 to 0·9)	0·6 (0·2 to 1·1)	0·3 (0·1 to 0·6)	0·1 (0 to 0·1)	0·2 (0·1 to 0·3)	0·2 (0·1 to 0·3)	0 (0 to 0·1)	0·1 (0 to 0·2)	0·1 (0 to 0·1)	0 (0 to 0)	0 (0 to 0)	0 (0 to 0)	0 (0 to 0)	0 (0 to 0)	0 (0 to 0)	2·3
Sexual violence	0 (0 to 0)	0 (0 to 0)	0 (0 to 0)	0 (0 to 0)	0·1 (0·1 to 0·1)	0·2 (0·1 to 0·4)	0·6 (0·3 to 0·9)	0·7 (0·4 to 1·1)	0·5 (0·3 to 0·9)	0·4 (0·2 to 0·6)	0·3 (0·2 to 0·5)	0·3 (0·2 to 0·4)	0·2 (0·1 to 0·4)	0·2 (0·1 to 0·2)	0·1 (0·1 to 0·1)	0·1 (0 to 0·1)	0·1 (0 to 0·1)	0 (0 to 0·1)	0 (0 to 0)	0 (0 to 0)	0 (0 to 0)	0 (0 to 0)	0 (0 to 0)	3·8
Physical violence by other means	0 (0 to 0)	0 (0 to 0)	0·1 (0 to 0·2)	0·4 (0·1 to 1)	0·2 (0·1 to 0·3)	0·5 (0·2 to 1)	0·9 (0·4 to 1·6)	1·3 (0·6 to 2·4)	0·9 (0·5 to 1·7)	0·7 (0·3 to 1·2)	0·6 (0·3 to 1·1)	0·8 (0·4 to 1·4)	0·5 (0·3 to 0·7)	0·3 (0·2 to 0·5)	0·4 (0·3 to 0·6)	0·3 (0·2 to 0·5)	0·2 (0·1 to 0·3)	0·2 (0·1 to 0·3)	0·1 (0·1 to 0·2)	0 (0 to 0)	0 (0 to 0)	0 (0 to 0)	0 (0 to 0)	8·5
Conflict and terrorism	0 (0 to 0)	0 (0 to 0)	0 (0 to 0)	0 (0 to 0)	0 (0 to 0)	0 (0 to 0)	0 (0 to 0)	0 (0 to 0)	0 (0 to 0)	0 (0 to 0)	0 (0 to 0)	0 (0 to 0)	0 (0 to 0)	0 (0 to 0)	0 (0 to 0)	0 (0 to 0)	0 (0 to 0)	0 (0 to 0)	0 (0 to 0)	0 (0 to 0)	0 (0 to 0)	0 (0 to 0)	0 (0 to 0)	0

SR Table 2b: United States Virgin Islands DALYS by cause and age group for females with 95% uncertainty intervals, 2019

Cause	Early Neonatal	Late Neonatal	Post Neonatal	1 to 4	5 to 9	10 to 14	15 to 19	20 to 24	25 to 29	30 to 34	35 to 39	40 to 44
All causes	134 (98·1 to 181)	69·7 (51·2 to 94)	84·8 (66·4 to 109)	145 (112 to 183)	154 (118 to 201)	215 (162 to 281)	303 (236 to 388)	331 (258 to 422)	387 (302 to 488)	485 (377 to 612)	594 (472 to 751)	708 (572 to 868)
Communicable, maternal, neonatal, and nutritional diseases	104 (72·1 to 142)	46·8 (33·2 to 64·4)	42·7 (29·2 to 60·2)	57·6 (39·5 to 81·4)	43 (28·1 to 65·3)	33·8 (23·5 to 51·7)	37·5 (26 to 54·7)	37 (27·8 to 50·7)	44·1 (34·7 to 57·8)	53·6 (42·2 to 69·9)	60·2 (47 to 81·6)	61·4 (46·6 to 83·9)
HIV/AIDS and sexually transmitted infections	11·4 (3·4 to 26·2)	3·5 (1 to 8·2)	4·5 (1·7 to 9·6)	1 (0·8 to 1·2)	0·8 (0·7 to 0·9)	0·8 (0·7 to 0·9)	2·4 (2·2 to 2·8)	7·2 (6·5 to 8·2)	13·4 (12 to 15·1)	17·6 (16 to 19·8)	20·6 (18·7 to 22·9)	18·5 (16·7 to 20·8)
HIV/AIDS	0 (0 to 0)	0 (0 to 0)	0·7 (0·6 to 0·7)	0·8 (0·8 to 0·9)	0·7 (0·6 to 0·7)	0·7 (0·7 to 0·8)	2·1 (1·9 to 2·3)	6·5 (5·9 to 7·3)	12·2 (11·2 to 13·4)	15·9 (14·6 to 17·5)	18·6 (17·2 to 20·1)	16·3 (15·1 to 17·7)
HIV/AIDS - Drug-susceptible Tuberculosis	0 (0 to 0)	0 (0 to 0)	0 (0 to 0)	0 (0 to 0)	0 (0 to 0)	0 (0 to 0)	0·1 (0 to 0·1)	0·2 (0·1 to 0·2)	0·3 (0·2 to 0·4)	0·3 (0·2 to 0·5)	0·4 (0·3 to 0·6)	0·4 (0·3 to 0·6)
HIV/AIDS - Multidrug-resistant Tuberculosis without extensive dru	0 (0 to 0)	0 (0 to 0)	0 (0 to 0)	0 (0 to 0)	0 (0 to 0)	0 (0 to 0)	0 (0 to 0)	0 (0 to 0)	0 (0 to 0)	0 (0 to 0)	0 (0 to 0)	0 (0 to 0)
HIV/AIDS - Extensively drug-resistant Tuberculosis	0 (0 to 0)	0 (0 to 0)	0 (0 to 0)	0 (0 to 0)	0 (0 to 0)	0 (0 to 0)	0 (0 to 0)	0 (0 to 0)	0 (0 to 0)	0 (0 to 0)	0 (0 to 0)	0 (0 to 0)
HIV/AIDS resulting in other diseases	0 (0 to 0)	0 (0 to 0)	0·6 (0·6 to 0·7)	0·8 (0·7 to 0·8)	0·7 (0·6 to 0·7)	0·7 (0·7 to 0·8)	2·1 (1·9 to 2·3)	6·4 (5·8 to 7·1)	11·9 (10·9 to 13·2)	15·6 (14·2 to 17·1)	18·1 (16·8 to 19·7)	15·9 (14·7 to 17·2)
Sexually transmitted infections excluding HIV	11·4 (3·4 to 26·2)	3·5 (1 to 8·2)	3·8 (1 to 8·9)	0·2 (0 to 0·4)	0·1 (0 to 0·2)	0·1 (0 to 0·1)	0·3 (0·2 to 0·5)	0·7 (0·4 to 1·3)	1·2 (0·6 to 2·2)	1·7 (0·9 to 3·1)	2 (1·1 to 3·6)	2·2 (1·1 to 3·9)
Syphilis	11·4 (3·4 to 26·2)	3·5 (1 to 8·2)	3·8 (1 to 8·9)	0·2 (0 to 0·4)	0·1 (0 to 0·2)	0 (0 to 0·1)	0 (0 to 0·1)	0 (0 to 0)	0 (0 to 0·1)	0·1 (0 to 0·1)	0·1 (0 to 0·1)	0 (0 to 0·1)
Chlamydial infection	0 (0 to 0)	0 (0 to 0)	0 (0 to 0)	0 (0 to 0)	0 (0 to 0)	0 (0 to 0)	0 (0 to 0)	0·1 (0 to 0·1)	0·1 (0 to 0·2)	0·1 (0·1 to 0·3)	0·2 (0·1 to 0·3)	0·2 (0·1 to 0·4)
Gonococcal infection	0 (0 to 0)	0 (0 to 0)	0 (0 to 0)	0 (0 to 0)	0 (0 to 0)	0 (0 to 0)	0 (0 to 0·1)	0·1 (0 to 0·1)	0·1 (0 to 0·1)	0·1 (0·1 to 0·2)	0·2 (0·1 to 0·3)	0·2 (0·1 to 0·5)
Trichomoniasis	0 (0 to 0)	0 (0 to 0)	0 (0 to 0)	0 (0 to 0)	0 (0 to 0)	0 (0 to 0)	0·1 (0 to 0·2)	0·3 (0·1 to 0·6)	0·5 (0·2 to 1·1)	0·6 (0·2 to 1·5)	0·7 (0·2 to 1·6)	0·6 (0·2 to 1·5)
Genital herpes	0 (0 to 0)	0 (0 to 0)	0 (0 to 0)	0 (0 to 0)	0 (0 to 0)	0 (0 to 0)	0·1 (0 to 0·2)	0·2 (0·1 to 0·4)	0·3 (0·1 to 0·7)	0·4 (0·1 to 0·9)	0·4 (0·1 to 1)	0·4 (0·1 to 1·1)
Other sexually transmitted infections	0 (0 to 0)	0 (0 to 0)	0 (0 to 0)	0 (0 to 0)	0 (0 to 0)	0 (0 to 0)	0·1 (0 to 0·1)	0·1 (0·1 to 0·2)	0·2 (0·1 to 0·4)	0·4 (0·2 to 0·6)	0·5 (0·3 to 0·9)	0·6 (0·3 to 1)
Respiratory infections and tuberculosis	1·3 (0·6 to 2·2)	2·1 (1 to 3·7)	4·8 (2·7 to 7·9)	6·9 (4·5 to 10·1)	5·9 (3·8 to 9·1)	4·7 (3 to 7·4)	4·3 (2·6 to 6·8)	4·2 (2·7 to 6·1)	4·4 (3 to 6·3)	5 (3·4 to 7·2)	5·5 (3·7 to 7·8)	6 (4·2 to 8·4)
Tuberculosis	0 (0 to 0)	0 (0 to 0)	0 (0 to 0·1)	0·1 (0·1 to 0·2)	0·2 (0 to 0·4)	0·1 (0·1 to 0·2)	0·2 (0·1 to 0·3)	0·5 (0·3 to 0·9)	0·8 (0·4 to 1·3)	0·9 (0·5 to 1·5)	0·8 (0·4 to 1·4)	0·8 (0·5 to 1·3)
Latent tuberculosis infection	0 (0 to 0)	0 (0 to 0)	0 (0 to 0)	0 (0 to 0)	0 (0 to 0)	0 (0 to 0)	0 (0 to 0)	0 (0 to 0)	0 (0 to 0)	0 (0 to 0)	0 (0 to 0)	0 (0 to 0)
Drug-susceptible tuberculosis	0 (0 to 0)	0 (0 to 0)	0 (0 to 0·1)	0·1 (0·1 to 0·2)	0·2 (0 to 0·4)	0·1 (0·1 to 0·2)	0·2 (0·1 to 0·3)	0·5 (0·3 to 0·9)	0·8 (0·4 to 1·3)	0·9 (0·5 to 1·5)	0·8 (0·4 to 1·4)	0·8 (0·5 to 1·3)
Multidrug-resistant tuberculosis without extensive drug resistanc	0 (0 to 0)	0 (0 to 0)	0 (0 to 0)	0 (0 to 0)	0 (0 to 0)	0 (0 to 0)	0 (0 to 0)	0 (0 to 0)	0 (0 to 0)	0 (0 to 0)	0 (0 to 0)	0 (0 to 0)
Extensively drug-resistant tuberculosis	0 (0 to 0)	0 (0 to 0)	0 (0 to 0)	0 (0 to 0)	0 (0 to 0)	0 (0 to 0)	0 (0 to 0)	0 (0 to 0)	0 (0 to 0)	0 (0 to 0)	0 (0 to 0)	0 (0 to 0)
Lower respiratory infections	1·3 (0·6 to 2·2)	2 (1 to 3·6)	3·9 (1·9 to 7)	2·4 (1·2 to 4·2)	0·9 (0·6 to 1·3)	0·7 (0·4 to 0·9)	0·7 (0·4 to 1)	0·7 (0·4 to 1·2)	0·8 (0·5 to 1·4)	1·2 (0·7 to 2·1)	1·7 (1 to 2·8)	2·3 (1·4 to 3·4)
Upper respiratory infections	0 (0 to 0)	0 (0 to 0·1)	0·7 (0·4 to 1·2)	3·1 (1·8 to 5·1)	3·4 (1·8 to 5·8)	3·1 (1·7 to 5·4)	2·7 (1·4 to 5)	2·4 (1·3 to 4·1)	2·4 (1·3 to 4)	2·5 (1·3 to 4·2)	2·6 (1·3 to 4·4)	2·4 (1·3 to 4·2)
Otitis media	0 (0 to 0)	0 (0 to 0)	0·1 (0·1 to 0·3)	1·2 (0·6 to 2·1)	1·4 (0·7 to 2·3)	0·8 (0·4 to 1·5)	0·7 (0·3 to 1·2)	0·5 (0·2 to 1)	0·4 (0·2 to 0·8)	0·4 (0·2 to 0·9)	0·4 (0·2 to 0·8)	0·5 (0·2 to 0·8)
Enteric infections	0·1 (0·1 to 0·3)	0·6 (0·3 to 1·1)	4·3 (2·7 to 7)	7·6 (4·6 to 11·9)	6·3 (3·7 to 10·4)	5·2 (3 to 8·4)	3·2 (1·9 to 4·8)	2·3 (1·3 to 3·5)	2·7 (1·7 to 4)	3·4 (2·2 to 5)	4·1 (2·6 to 5·7)	4·5 (3 to 6·3)
Diarrheal diseases	0·1 (0·1 to 0·3)	0·6 (0·3 to 1·1)	4·3 (2·7 to 6·9)	7·5 (4·5 to 11·8)	6·3 (3·7 to 10·3)	5·1 (2·9 to 8·3)	3·1 (1·9 to 4·7)	2·2 (1·3 to 3·5)	2·7 (1·7 to 3·9)	3·4 (2·2 to 5)	4 (2·6 to 5·7)	4·4 (2·9 to 6·3)
Typhoid and paratyphoid	0 (0 to 0)	0 (0 to 0)	0 (0 to 0)	0 (0 to 0·1)	0 (0 to 0)	0 (0 to 0)	0 (0 to 0)	0 (0 to 0)	0 (0 to 0)	0 (0 to 0)	0 (0 to 0)	0 (0 to 0)
Typhoid fever	0 (0 to 0)	0 (0 to 0)	0 (0 to 0)	0 (0 to 0·1)	0 (0 to 0)	0 (0 to 0)	0 (0 to 0)	0 (0 to 0)	0 (0 to 0)	0 (0 to 0)	0 (0 to 0)	0 (0 to 0)
Paratyphoid fever	0 (0 to 0)	0 (0 to 0)	0 (0 to 0)	0 (0 to 0)	0 (0 to 0)	0 (0 to 0)	0 (0 to 0)	0 (0 to 0)	0 (0 to 0)	0 (0 to 0)	0 (0 to 0)	0 (0 to 0)
Invasive Non-typhoidal Salmonella (iNTS)	0 (0 to 0)	0 (0 to 0)	0 (0 to 0)	0 (0 to 0·1)	0 (0 to 0·1)	0 (0 to 0·1)	0 (0 to 0·1)	0 (0 to 0)	0 (0 to 0)	0 (0 to 0)	0 (0 to 0)	0 (0 to 0)
Other intestinal infectious diseases	0 (0 to 0)	0 (0 to 0)	0 (0 to 0)	0 (0 to 0·1)	0 (0 to 0)	0 (0 to 0)	0 (0 to 0)	0 (0 to 0)	0 (0 to 0)	0 (0 to 0)	0 (0 to 0)	0 (0 to 0)
Neglected tropical diseases and malaria	0 (0 to 0)	0·1 (0 to 0·2)	0·7 (0·3 to 1·6)	1·9 (0·8 to 3·6)	2·4 (1 to 4·4)	1·6 (0·7 to 3·1)	1·3 (0·6 to 2·2)	1·2 (0·5 to 2)	1·4 (0·7 to 2·5)	1·8 (0·9 to 2·9)	2 (1 to 3·5)	2·4 (1·2 to 4)
Malaria	0 (0 to 0)	0 (0 to 0)	0 (0 to 0)	0 (0 to 0)	0 (0 to 0)	0 (0 to 0)	0 (0 to 0)	0 (0 to 0)	0 (0 to 0)	0 (0 to 0)	0 (0 to 0)	0 (0 to 0)
Chagas disease	0 (0 to 0)	0 (0 to 0)	0 (0 to 0)	0 (0 to 0)	0 (0 to 0)	0 (0 to 0)	0 (0 to 0)	0 (0 to 0)	0 (0 to 0)	0 (0 to 0)	0 (0 to 0)	0 (0 to 0)
Leishmaniasis	0 (0 to 0)	0 (0 to 0)	0 (0 to 0)	0 (0 to 0)	0 (0 to 0)	0 (0 to 0)	0 (0 to 0)	0 (0 to 0)	0 (0 to 0)	0 (0 to 0)	0 (0 to 0)	0 (0 to 0)
Visceral leishmaniasis	0 (0 to 0)	0 (0 to 0)	0 (0 to 0)	0 (0 to 0)	0 (0 to 0)	0 (0 to 0)	0 (0 to 0)	0 (0 to 0)	0 (0 to 0)	0 (0 to 0)	0 (0 to 0)	0 (0 to 0)
Cutaneous and mucocutaneous leishmaniasis	0 (0 to 0)	0 (0 to 0)	0 (0 to 0)	0 (0 to 0)	0 (0 to 0)	0 (0 to 0)	0 (0 to 0)	0 (0 to 0)	0 (0 to 0)	0 (0 to 0)	0 (0 to 0)	0 (0 to 0)
African trypanosomiasis	0 (0 to 0)	0 (0 to 0)	0 (0 to 0)	0 (0 to 0)	0 (0 to 0)	0 (0 to 0)	0 (0 to 0)	0 (0 to 0)	0 (0 to 0)	0 (0 to 0)	0 (0 to 0)	0 (0 to 0)
Schistosomiasis	0 (0 to 0)	0 (0 to 0)	0 (0 to 0)	0 (0 to 0)	0 (0 to 0)	0 (0 to 0)	0 (0 to 0)	0 (0 to 0)	0 (0 to 0)	0 (0 to 0)	0 (0 to 0)	0 (0 to 0)
Cysticercosis	0 (0 to 0)	0 (0 to 0)	0 (0 to 0)	0 (0 to 0)	0 (0 to 0)	0 (0 to 0)	0·1 (0 to 0·4)	0·3 (0 to 0·8)	0·5 (0·1 to 1·3)	0·7 (0·2 to 1·6)	0·8 (0·2 to 2)	1 (0·3 to 2·3)
Cystic echinococcosis	0 (0 to 0)	0 (0 to 0)	0 (0 to 0)	0 (0 to 0)	0 (0 to 0)	0 (0 to 0)	0 (0 to 0)	0 (0 to 0)	0 (0 to 0)	0 (0 to 0)	0 (0 to 0)	0 (0 to 0)
Lymphatic filariasis	0 (0 to 0)	0 (0 to 0)	0 (0 to 0)	0 (0 to 0)	0 (0 to 0)	0 (0 to 0)	0 (0 to 0)	0 (0 to 0)	0 (0 to 0)	0 (0 to 0)	0 (0 to 0)	0 (0 to 0)
Onchocerciasis	0 (0 to 0)	0 (0 to 0)	0 (0 to 0)	0 (0 to 0)	0 (0 to 0)	0 (0 to 0)	0 (0 to 0)	0 (0 to 0)	0 (0 to 0)	0 (0 to 0)	0 (0 to 0)	0 (0 to 0)
Trachoma	0 (0 to 0)	0 (0 to 0)	0 (0 to 0)	0 (0 to 0)	0 (0 to 0)	0 (0 to 0)	0 (0 to 0)	0 (0 to 0)	0 (0 to 0)	0 (0 to 0)	0 (0 to 0)	0 (0 to 0)
Dengue	0 (0 to 0)	0 (0 to 0·1)	0·4 (0·1 to 1·2)	0·7 (0·2 to 2·1)	1·1 (0·3 to 2·5)	0·7 (0·2 to 1·5)	0·6 (0·2 to 1·2)	0·4 (0·1 to 0·9)	0·5 (0·2 to 1·1)	0·5 (0·2 to 1·1)	0·5 (0·2 to 1·1)	0·6 (0·2 to 1·4)
Yellow fever	0 (0 to 0)	0 (0 to 0)	0 (0 to 0)	0 (0 to 0)	0 (0 to 0)	0 (0 to 0)	0 (0 to 0)	0 (0 to 0)	0 (0 to 0)	0 (0 to 0)	0 (0 to 0)	0 (0 to 0)
Rabies	0 (0 to 0)	0 (0 to 0)	0 (0 to 0)	0 (0 to 0)	0 (0 to 0)	0 (0 to 0)	0 (0 to 0)	0 (0 to 0)	0 (0 to 0)	0 (0 to 0)	0 (0 to 0)	0 (0 to 0)
Intestinal nematode infections	0 (0 to 0)	0 (0 to 0)	0 (0 to 0)	0 (0 to 0)	0 (0 to 0)	0 (0 to 0)	0 (0 to 0)	0 (0 to 0)	0 (0 to 0)	0 (0 to 0)	0 (0 to 0)	0 (0 to 0)
Ascariasis	0 (0 to 0)	0 (0 to 0)	0 (0 to 0)	0 (0 to 0)	0 (0 to 0)	0 (0 to 0)	0 (0 to 0)	0 (0 to 0)	0 (0 to 0)	0 (0 to 0)	0 (0 to 0)	0 (0 to 0)
Trichuriasis	0 (0 to 0)	0 (0 to 0)	0 (0 to 0)	0 (0 to 0)	0 (0 to 0)	0 (0 to 0)	0 (0 to 0)	0 (0 to 0)	0 (0 to 0)	0 (0 to 0)	0 (0 to 0)	0 (0 to 0)
Hookworm disease	0 (0 to 0)	0 (0 to 0)	0 (0 to 0)	0 (0 to 0)	0 (0 to 0)	0 (0 to 0)	0 (0 to 0)	0 (0 to 0)	0 (0 to 0)	0 (0 to 0)	0 (0 to 0)	0 (0 to 0)
Food-borne trematodiases	0 (0 to 0)	0 (0 to 0)	0 (0 to 0)	0 (0 to 0)	0 (0 to 0)	0 (0 to 0)	0 (0 to 0)	0 (0 to 0)	0 (0 to 0)	0 (0 to 0)	0 (0 to 0)	0 (0 to 0)
Leprosy	0 (0 to 0)	0 (0 to 0)	0 (0 to 0)	0 (0 to 0)	0 (0 to 0)	0 (0 to 0)	0 (0 to 0)	0 (0 to 0)	0 (0 to 0)	0 (0 to 0)	0 (0 to 0)	0 (0 to 0)
Ebola	0 (0 to 0)	0 (0 to 0)	0 (0 to 0)	0 (0 to 0)	0 (0 to 0)	0 (0 to 0)	0 (0 to 0)	0 (0 to 0)	0 (0 to 0)	0 (0 to 0)	0 (0 to 0)	0 (0 to 0)
Zika virus	0 (0 to 0)	0 (0 to 0)	0 (0 to 0)	0 (0 to 0·2)	0·1 (0 to 0·3)	0·1 (0 to 0·3)	0·1 (0 to 0·4)	0·1 (0 to 0·4)	0·1 (0 to 0·5)	0·1 (0 to 0·5)	0·1 (0 to 0·4)	0·1 (0 to 0·3)
Guinea worm disease	0 (0 to 0)	0 (0 to 0)	0 (0 to 0)	0 (0 to 0)	0 (0 to 0)	0 (0 to 0)	0 (0 to 0)	0 (0 to 0)	0 (0 to 0)	0 (0 to 0)	0 (0 to 0)	0 (0 to 0)
Other neglected tropical diseases	0 (0 to 0)	0 (0 to 0·1)	0·3 (0·1 to 0·6)	1·1 (0·3 to 2·4)	1·3 (0·4 to 2·8)	0·8 (0·2 to 2·1)	0·5 (0·1 to 1·1)	0·3 (0·1 to 0·8)	0·3 (0·1 to 0·8)	0·4 (0·1 to 1)	0·5 (0·1 to 1·2)	0·7 (0·2 to 1·4)
Other infectious diseases	0·2 (0·1 to 0·3)	0·4 (0·2 to 0·7)	13·4 (3·5 to 32)	16·5 (5·2 to 35·3)	3·8 (2 to 7·2)	2·1 (1·3 to 3·3)	1·8 (1·2 to 2·5)	1·4 (0·9 to 2·1)	1·3 (0·9 to 2)	1·6 (1·1 to 2·3)	1·8 (1·2 to 2·7)	2·2 (1·5 to 3·2)
Meningitis	0·1 (0 to 0·1)	0·2 (0·1 to 0·4)	0·3 (0·1 to 0·6)	0·3 (0·2 to 0·5)	0·2 (0·2 to 0·3)	0·2 (0·1 to 0·3)	0·2 (0·1 to 0·3)	0·2 (0·1 to 0·2)	0·2 (0·1 to 0·2)	0·2 (0·1 to 0·3)	0·2 (0·2 to 0·3)	0·2 (0·2 to 0·3)
Encephalitis	0·1 (0 to 0·1)	0·1 (0 to 0·2)	0·6 (0·2 to 1·4)	0·8 (0·3 to 1·7)	0·5 (0·3 to 1)	0·5 (0·2 to 0·8)	0·4 (0·2 to 0·7)	0·3 (0·2 to 0·5)	0·3 (0·2 to 0·5)	0·3 (0·2 to 0·5)	0·3 (0·2 to 0·5)	0·4 (0·2 to 0·6)
Diphtheria	0 (0 to 0)	0 (0 to 0)	0 (0 to 0)	0 (0 to 0·1)	0 (0 to 0·1)	0 (0 to 0)	0 (0 to 0)	0 (0 to 0)	0 (0 to 0)	0 (0 to 0)	0 (0 to 0)	0 (0 to 0)
Tetanus	0 (0 to 0)	0 (0 to 0)	0 (0 to 0)	0 (0 to 0·1)	0 (0 to 0)	0 (0 to 0)	0 (0 to 0)	0 (0 to 0)	0 (0 to 0)	0 (0 to 0)	0 (0 to 0)	0 (0 to 0)
Measles	0 (0 to 0)	0 (0 to 0)	0 (0 to 0)	0 (0 to 0)	0 (0 to 0)	0 (0 to 0)	0 (0 to 0)	0 (0 to 0)	0 (0 to 0)	0 (0 to 0)	0 (0 to 0)	0 (0 to 0)
Varicella and herpes zoster	0 (0 to 0)	0 (0 to 0·1)	0·2 (0 to 0·5)	0·3 (0 to 0·8)	0·1 (0 to 0·3)	0·1 (0 to 0·1)	0·1 (0 to 0·1)	0·1 (0 to 0·1)	0·1 (0 to 0·1)	0·1 (0 to 0·2)	0·1 (0 to 0·2)	0·1 (0 to 0·2)
Acute hepatitis	0 (0 to 0)	0 (0 to 0)	0 (0 to 0)	0·1 (0 to 0·1)	0·2 (0·1 to 0·4)	0·3 (0·2 to 0·5)	0·3 (0·2 to 0·4)	0·2 (0·1 to 0·3)	0·2 (0·1 to 0·3)	0·2 (0·1 to 0·3)	0·2 (0·1 to 0·3)	0·2 (0·1 to 0·3)
Acute hepatitis A	0 (0 to 0)	0 (0 to 0)	0 (0 to 0)	0·1 (0 to 0·1)	0·2 (0·1 to 0·4)	0·3 (0·1 to 0·4)	0·2 (0·1 to 0·4)	0·2 (0·1 to 0·3)	0·2 (0·1 to 0·2)	0·2 (0·1 to 0·3)	0·1 (0·1 to 0·2)	0·1 (0·1 to 0·2)
Acute hepatitis B	0 (0 to 0)	0 (0 to 0)	0 (0 to 0)	0 (0 to 0)	0 (0 to 0)	0 (0 to 0)	0 (0 to 0)	0 (0 to 0)	0 (0 to 0·1)	0 (0 to 0)	0 (0 to 0·1)	0 (0 to 0·1)
Acute hepatitis C	0 (0 to 0)	0 (0 to 0)	0 (0 to 0)	0 (0 to 0)	0 (0 to 0)	0 (0 to 0)	0 (0 to 0)	0 (0 to 0)	0 (0 to 0)	0 (0 to 0)	0 (0 to 0)	0 (0 to 0)
Acute hepatitis E	0 (0 to 0)	0 (0 to 0)	0 (0 to 0)	0 (0 to 0)	0 (0 to 0)	0 (0 to 0·1)	0 (0 to 0·1)	0 (0 to 0)	0 (0 to 0)	0 (0 to 0)	0 (0 to 0)	0 (0 to 0)
Other unspecified infectious diseases	0 (0 to 0·1)	0·1 (0 to 0·2)	0·4 (0·2 to 0·8)	0·9 (0·4 to 1·8)	1 (0·4 to 2·1)	0·7 (0·3 to 1·5)	0·7 (0·3 to 1·3)	0·5 (0·2 to 1)	0·5 (0·2 to 1)	0·7 (0·3 to 1·3)	0·9 (0·5 to 1·7)	1·2 (0·7 to 2·1)
Maternal and neonatal disorders	91·4 (61·9 to 126)	39·7 (27·8 to 56)	9·4 (5·5 to 15·3)	11·1 (8·1 to 14·6)	9·7 (7 to 12·8)	9·9 (7·1 to 13)	12·2 (9·2 to 15·7)	12·5 (9·5 to 16·1)	12·8 (9·7 to 16·4)	13·3 (10·2 to 17·1)	12·9 (9·8 to 16·5)	10·1 (7·5 to 12·9)
Maternal disorders	0 (0 to 0)	0 (0 to 0)	0 (0 to 0)	0 (0 to 0)	0 (0 to 0)	0·1 (0·1 to 0·3)	3·4 (2·1 to 5·3)	4·5 (2·8 to 6·7)	4·8 (3 to 7·3)	4·7 (2·8 to 7·6)	4·2 (2·6 to 6·5)	2 (1·2 to 3·3)
Maternal hemorrhage	0 (0 to 0)	0 (0 to 0)	0 (0 to 0)	0 (0 to 0)	0 (0 to 0)	0 (0 to 0)	0·3 (0·1 to 0·5)	0·6 (0·3 to 1·1)	0·8 (0·4 to 1·4)	0·6 (0·3 to 1)	0·5 (0·3 to 1)	0·1 (0·1 to 0·2)
Maternal sepsis and other maternal infections	0 (0 to 0)	0 (0 to 0)	0 (0 to 0)	0 (0 to 0)	0 (0 to 0)	0 (0 to 0)	0·1 (0·1 to 0·2)	0·3 (0·1 to 0·5)	0·3 (0·1 to 0·5)	0·2 (0·1 to 0·3)	0·1 (0·1 to 0·2)	0 (0 to 0·1)
Maternal hypertensive disorders	0 (0 to 0)	0 (0 to 0)	0 (0 to 0)	0 (0 to 0)	0 (0 to 0)	0·1 (0 to 0·1)	1·2 (0·7 to 2)	1·1 (0·6 to 1·8)	1·3 (0·7 to 2·1)	1·2 (0·7 to 2·1)	1·1 (0·6 to 1·7)	0·5 (0·3 to 0·8)
Maternal obstructed labor and uterine rupture	0 (0 to 0)	0 (0 to 0)	0 (0 to 0)	0 (0 to 0)	0 (0 to 0)	0 (0 to 0)	0·2 (0·1 to 0·3)	0·2 (0·1 to 0·4)	0·3 (0·1 to 0·5)	0·4 (0·2 to 0·8)	0·4 (0·2 to 0·8)	0·2 (0·1 to 0·4)
Maternal abortion and miscarriage	0 (0 to 0)	0 (0 to 0)	0 (0 to 0)	0 (0 to 0)	0 (0 to 0)	0 (0 to 0)	0·4 (0·2 to 0·7)	0·6 (0·3 to 1)	0·5 (0·2 to 0·8)	0·4 (0·2 to 0·8)	0·4 (0·2 to 0·7)	0·3 (0·1 to 0·5)
Ectopic pregnancy	0 (0 to 0)	0 (0 to 0)	0 (0 to 0)	0 (0 to 0)	0 (0 to 0)	0 (0 to 0)	0 (0 to 0·1)	0·1 (0 to 0·1)	0·1 (0 to 0·1)	0·1 (0 to 0·1)	0·1 (0 to 0·1)	0 (0 to 0)
Indirect maternal deaths	--	--	--	--	--	0 (0 to 0)	0·3 (0·1 to 0·6)	0·4 (0·2 to 0·8)	0·4 (0·2 to 0·8)	0·4 (0·2 to 0·8)	0·3 (0·2 to 0·6)	0·1 (0·1 to 0·3)
Late maternal deaths	--	--	--	--	--	0 (0 to 0)	0·3 (0·1 to 0·5)	0·3 (0·1 to 0·6)	0·3 (0·1 to 0·6)	0·3 (0·1 to 0·7)	0·3 (0·1 to 0·5)	0·2 (0·1 to 0·3)
Maternal deaths aggravated by HIV/AIDS	--	--	--	--	--	0 (0 to 0)	0 (0 to 0)	0 (0 to 0)	0 (0 to 0)	0 (0 to 0)	0 (0 to 0)	0 (0 to 0)
Neonatal disorders	91·4 (61·9 to 126)	39·7 (27·8 to 56)	9·4 (5·5 to 15·3)	11·1 (8·1 to 14·6)	9·7 (7 to 12·8)	9·8 (7 to 12·9)	8·9 (6·3 to 11·6)	8 (5·9 to 10·6)	8 (5·8 to 10·5)	8·6 (6·2 to 11·4)	8·7 (6·2 to 11·6)	8·1 (5·9 to 10·6)
Neonatal preterm birth	43·4 (26·7 to 65·7)	14·2 (8 to 22·4)	4·1 (2·2 to 6·8)	5·1 (3·6 to 6·8)	6·3 (4·4 to 8·6)	6·3 (4·5 to 8·7)	5·7 (3·9 to 7·8)	5·2 (3·6 to 6·9)	5·2 (3·7 to 6·8)	5·5 (3·9 to 7·5)	5·5 (3·9 to 7·5)	5·1 (3·6 to 6·8)
Neonatal encephalopathy due to birth asphyxia and trauma	16·3 (8 to 27·7)	3·8 (1·8 to 6·9)	1 (0·5 to 2)	1 (0·5 to 1·6)	1 (0·5 to 1·7)	1·1 (0·5 to 1·8)	1 (0·5 to 1·6)	0·9 (0·4 to 1·5)	0·9 (0·4 to 1·5)	0·9 (0·4 to 1·6)	1 (0·5 to 1·6)	0·9 (0·5 to 1·5)
Neonatal sepsis and other neonatal infections	7·4 (2·9 to 16)	8·2 (3·7 to 16·1)	1·4 (0·7 to 2·9)	1·7 (0·9 to 2·8)	2·2 (1·1 to 3·7)	2·2 (1·2 to 3·7)	2 (1·1 to 3·3)	1·9 (1 to 3·1)	1·9 (1 to 3·1)	2 (1·1 to 3·3)	2·1 (1·1 to 3·4)	1·9 (1 to 3·2)
Hemolytic disease and other neonatal jaundice	0·1 (0 to 0·2)	0·1 (0 to 0·1)	0 (0 to 0)	0·1 (0·1 to 0·2)	0·1 (0·1 to 0·2)	0·1 (0·1 to 0·2)	0·1 (0·1 to 0·2)	0·1 (0·1 to 0·2)	0·1 (0·1 to 0·2)	0·1 (0·1 to 0·2)	0·1 (0·1 to 0·2)	0·1 (0·1 to 0·2)
Other neonatal disorders	24·3 (12·5 to 40·4)	13·5 (7·2 to 22·2)	2·9 (1·4 to 5·2)	3·2 (2·4 to 4·2)	0 (0 to 0)	0 (0 to 0)	0 (0 to 0)	0 (0 to 0)	0 (0 to 0)	0 (0 to 0)	0 (0 to 0)	0 (0 to 0)
Nutritional deficiencies	0 (0 to 0)	0·4 (0·2 to 0·8)	5·6 (3·1 to 9·3)	12·7 (4·7 to 25·9)	14·2 (4·6 to 31·3)	9·5 (3 to 22·2)	12·3 (4·1 to 25·6)	8·3 (2·8 to 19·3)	8·1 (2·7 to 18·4)	10·9 (4 to 22·7)	13·3 (4·6 to 29·2)	17·8 (7·4 to 34·9)
Protein-energy malnutrition	0 (0 to 0)	0·1 (0 to 0·1)	2·4 (1·3 to 4·5)	1·6 (0·6 to 3·4)	0·8 (0·4 to 1·3)	0·6 (0·3 to 1)	0·7 (0·4 to 1·1)	0·7 (0·4 to 1·1)	0·8 (0·5 to 1·2)	1 (0·6 to 1·4)	1·2 (0·8 to 1·8)	1·4 (0·9 to 2)
Iodine deficiency	0 (0 to 0)	0 (0 to 0)	0 (0 to 0)	0 (0 to 0)	0 (0 to 0·1)	0·1 (0 to 0·1)	0·1 (0 to 0·2)	0·1 (0 to 0·2)	0·1 (0 to 0·2)	0·1 (0 to 0·2)	0·1 (0·1 to 0·2)	0·1 (0·1 to 0·2)
Vitamin A deficiency	0 (0 to 0)	0 (0 to 0)	0 (0 to 0)	0·1 (0 to 0·2)	0·1 (0 to 0·3)	0·1 (0 to 0·2)	0 (0 to 0)	0 (0 to 0)	0 (0 to 0)	0 (0 to 0)	0 (0 to 0)	0 (0 to 0)
Dietary iron deficiency	0 (0 to 0)	0·4 (0·1 to 0·7)	3·1 (1·1 to 6·3)	11 (3·1 to 23·6)	13·1 (3·6 to 30·1)	8·6 (2·2 to 21·2)	11·3 (3·1 to 24·3)	7·2 (1·9 to 18)	6·9 (1·6 to 17·1)	9·6 (2·7 to 21·3)	11·6 (2·9 to 27·4)	15·9 (5·7 to 32·9)
Other nutritional deficiencies	0 (0 to 0)	0 (0 to 0)	0·1 (0 to 0·1)	0·1 (0 to 0·1)	0·1 (0 to 0·2)	0·1 (0·1 to 0·2)	0·2 (0·1 to 0·4)	0·3 (0·1 to 0·4)	0·4 (0·2 to 0·6)	0·3 (0·2 to 0·5)	0·4 (0·2 to 0·6)	0·4 (0·2 to 0·6)
Non-communicable diseases	27·8 (16·1 to 46·9)	21·3 (13·8 to 32·7)	36·2 (23·1 to 51·6)	70·8 (50·8 to 94·2)	93·5 (68·3 to 121)	158 (115 to 213)	224 (165 to 300)	254 (189 to 328)	305 (231 to 393)	390 (298 to 497)	488 (378 to 619)	599 (480 to 738)
Neoplasms	0·3 (0·1 to 0·5)	0·4 (0·2 to 0·8)	1·1 (0·7 to 1·9)	6·1 (3·5 to 9·6)	7·7 (5·8 to 9·8)	8 (6·2 to 10·2)	9·5 (7·2 to 12·4)	10·2 (7·1 to 15·4)	14·4 (9·1 to 22·7)	29·5 (19·4 to 46·2)	57·8 (40 to 85·5)	101 (73·4 to 136)
Lip and oral cavity cancer	0 (0 to 0)	0 (0 to 0)	0 (0 to 0)	0 (0 to 0)	0 (0 to 0)	0 (0 to 0)	0 (0 to 0)	0 (0 to 0)	0·1 (0 to 0·1)	0·1 (0 to 0·2)	0·1 (0·1 to 0·2)	0·3 (0·1 to 0·4)
Nasopharynx cancer	0 (0 to 0)	0 (0 to 0)	0 (0 to 0)	0 (0 to 0)	0·1 (0 to 0·1)	0 (0 to 0·1)	0·1 (0·1 to 0·2)	0·1 (0 to 0·2)	0·1 (0·1 to 0·2)	0·2 (0·1 to 0·3)	0·2 (0·1 to 0·4)	0·4 (0·2 to 0·7)
Other pharynx cancer	0 (0 to 0)	0 (0 to 0)	0 (0 to 0)	0 (0 to 0)	0 (0 to 0)	0 (0 to 0)	0 (0 to 0)	0 (0 to 0·1)	0 (0 to 0·1)	0·1 (0 to 0·2)	0·1 (0·1 to 0·2)	0·4 (0·2 to 0·7)
Esophageal cancer	0 (0 to 0)	0 (0 to 0)	0 (0 to 0)	0 (0 to 0)	0 (0 to 0)	0 (0 to 0)	0 (0 to 0)	0 (0 to 0)	0 (0 to 0·1)	0·1 (0 to 0·1)	0·2 (0·1 to 0·3)	0·5 (0·3 to 0·8)
Stomach cancer	0 (0 to 0)	0 (0 to 0)	0 (0 to 0)	0 (0 to 0)	0 (0 to 0)	0 (0 to 0)	0·1 (0 to 0·1)	0·1 (0·1 to 0·2)	0·3 (0·2 to 0·5)	0·6 (0·3 to 1·1)	1·2 (0·7 to 1·9)	2·1 (1·3 to 3·4)
Colon and rectum cancer	0 (0 to 0)	0 (0 to 0)	0 (0 to 0)	0 (0 to 0)	0·1 (0 to 0·1)	0·1 (0 to 0·1)	0·3 (0·2 to 0·5)	0·4 (0·2 to 0·8)	0·8 (0·4 to 1·5)	2 (1 to 3·5)	3·8 (2·1 to 6·5)	7·4 (4·3 to 11·5)
Liver cancer	0 (0 to 0)	0 (0 to 0)	0 (0 to 0)	0·1 (0 to 0·1)	0·1 (0·1 to 0·1)	0·1 (0·1 to 0·2)	0 (0 to 0·1)	0·1 (0 to 0·1)	0·1 (0 to 0·2)	0·2 (0·1 to 0·3)	0·3 (0·2 to 0·7)	0·7 (0·4 to 1·2)
Liver cancer due to hepatitis B	0 (0 to 0)	0 (0 to 0)	0 (0 to 0)	0 (0 to 0)	0 (0 to 0)	0 (0 to 0)	0 (0 to 0)	0 (0 to 0·1)	0 (0 to 0·1)	0·1 (0 to 0·2)	0·2 (0·1 to 0·3)	0·3 (0·1 to 0·6)
Liver cancer due to hepatitis C	0 (0 to 0)	0 (0 to 0)	0 (0 to 0)	0 (0 to 0)	0 (0 to 0)	0 (0 to 0)	0 (0 to 0)	0 (0 to 0)	0 (0 to 0)	0 (0 to 0)	0 (0 to 0·1)	0·1 (0 to 0·2)
Liver cancer due to alcohol use	0 (0 to 0)	0 (0 to 0)	0 (0 to 0)	0 (0 to 0)	0 (0 to 0)	0 (0 to 0)	0 (0 to 0)	0 (0 to 0)	0 (0 to 0)	0 (0 to 0)	0·1 (0 to 0·1)	0·1 (0·1 to 0·3)
Liver cancer due to NASH	0 (0 to 0)	0 (0 to 0)	0 (0 to 0)	0 (0 to 0)	0 (0 to 0)	0 (0 to 0)	0 (0 to 0)	0 (0 to 0)	0 (0 to 0)	0 (0 to 0·1)	0·1 (0 to 0·1)	0·1 (0 to 0·2)
Liver cancer due to other causes	0 (0 to 0)	0 (0 to 0)	0 (0 to 0)	0·1 (0 to 0·1)	0·1 (0·1 to 0·1)	0·1 (0·1 to 0·2)	0 (0 to 0)	0 (0 to 0)	0 (0 to 0)	0 (0 to 0·1)	0·1 (0 to 0·1)	0·1 (0 to 0·2)
Gallbladder and biliary tract cancer	0 (0 to 0)	0 (0 to 0)	0 (0 to 0)	0 (0 to 0)	0 (0 to 0)	0 (0 to 0)	0 (0 to 0)	0 (0 to 0)	0 (0 to 0)	0 (0 to 0·1)	0·1 (0·1 to 0·2)	0·3 (0·2 to 0·5)
Pancreatic cancer	0 (0 to 0)	0 (0 to 0)	0 (0 to 0)	0 (0 to 0)	0 (0 to 0)	0 (0 to 0)	0·1 (0 to 0·1)	0·1 (0 to 0·2)	0·2 (0·1 to 0·4)	0·4 (0·2 to 0·7)	1 (0·6 to 1·6)	2·5 (1·6 to 3·8)
Larynx cancer	0 (0 to 0)	0 (0 to 0)	0 (0 to 0)	0 (0 to 0)	0 (0 to 0)	0 (0 to 0)	0 (0 to 0)	0 (0 to 0)	0 (0 to 0)	0 (0 to 0)	0 (0 to 0·1)	0·1 (0 to 0·2)
Tracheal, bronchus, and lung cancer	0 (0 to 0)	0 (0 to 0)	0 (0 to 0)	0 (0 to 0)	0 (0 to 0)	0·1 (0 to 0·1)	0·3 (0·1 to 0·5)	0·2 (0·1 to 0·5)	0·4 (0·2 to 0·7)	1·2 (0·6 to 2·1)	3 (1·7 to 5·2)	6·8 (4·2 to 11)
Malignant skin melanoma	0 (0 to 0)	0 (0 to 0)	0 (0 to 0)	0 (0 to 0·1)	0 (0 to 0·1)	0 (0 to 0·1)	0·1 (0 to 0·1)	0·1 (0·1 to 0·3)	0·2 (0·1 to 0·3)	0·2 (0·1 to 0·5)	0·6 (0·3 to 1·1)	0·6 (0·3 to 1·1)
Non-melanoma skin cancer	0 (0 to 0)	0 (0 to 0)	0 (0 to 0)	0 (0 to 0)	0 (0 to 0)	0 (0 to 0)	0 (0 to 0)	0 (0 to 0)	0 (0 to 0·1)	0 (0 to 0·1)	0·1 (0 to 0·1)	0·1 (0·1 to 0·2)
Non-melanoma skin cancer (squamous-cell carcinoma)	0 (0 to 0)	0 (0 to 0)	0 (0 to 0)	0 (0 to 0)	0 (0 to 0)	0 (0 to 0)	0 (0 to 0)	0 (0 to 0)	0 (0 to 0·1)	0 (0 to 0·1)	0·1 (0 to 0·1)	0·1 (0·1 to 0·2)
Non-melanoma skin cancer (basal-cell carcinoma)	0 (0 to 0)	0 (0 to 0)	0 (0 to 0)	0 (0 to 0)	0 (0 to 0)	0 (0 to 0)	0 (0 to 0)	0 (0 to 0)	0 (0 to 0)	0 (0 to 0)	0 (0 to 0)	0 (0 to 0)
Breast cancer	0 (0 to 0)	0 (0 to 0)	0 (0 to 0)	0 (0 to 0)	0 (0 to 0)	0 (0 to 0)	0·3 (0·2 to 0·6)	0·5 (0·3 to 0·9)	2·1 (1·1 to 3·6)	8·3 (4·8 to 14·7)	19·1 (11·8 to 29·8)	35·3 (23·2 to 51·5)
Cervical cancer	0 (0 to 0)	0 (0 to 0)	0 (0 to 0)	0 (0 to 0)	0 (0 to 0)	0 (0 to 0)	0·2 (0·1 to 0·4)	0·5 (0·3 to 0·9)	1·5 (0·7 to 2·9)	4 (2 to 7·1)	8·7 (4·8 to 15·1)	13·1 (7·8 to 20·8)
Uterine cancer	0 (0 to 0)	0 (0 to 0)	0 (0 to 0)	0 (0 to 0)	0 (0 to 0)	0 (0 to 0)	0 (0 to 0)	0·1 (0·1 to 0·2)	0·3 (0·1 to 0·5)	0·6 (0·3 to 1·4)	1·3 (0·7 to 2·4)	2·5 (1·4 to 4·3)
Ovarian cancer	0 (0 to 0)	0 (0 to 0)	0 (0 to 0)	0 (0 to 0)	0·2 (0·1 to 0·4)	0·4 (0·2 to 0·6)	1 (0·5 to 1·7)	1·3 (0·7 to 2·3)	1·5 (0·7 to 2·8)	2·9 (1·6 to 5·1)	5·4 (3·1 to 8·8)	10 (6·1 to 15·7)
Prostate cancer	0 (0 to 0)	0 (0 to 0)	0 (0 to 0)	0 (0 to 0)	0 (0 to 0)	0 (0 to 0)	0 (0 to 0)	0 (0 to 0)	0 (0 to 0)	0 (0 to 0)	0 (0 to 0)	0 (0 to 0)
Testicular cancer	--	--	--	--	--	--	--	--	--	--	--	--
Kidney cancer	0 (0 to 0)	0 (0 to 0)	0·1 (0 to 0·1)	0·4 (0·1 to 0·8)	0·3 (0·2 to 0·6)	0·2 (0·1 to 0·4)	0·2 (0·1 to 0·5)	0·3 (0·1 to 0·6)	0·3 (0·1 to 0·6)	0·4 (0·2 to 0·9)	0·7 (0·4 to 1·3)	1·5 (0·8 to 2·4)
Bladder cancer	0 (0 to 0)	0 (0 to 0)	0 (0 to 0)	0 (0 to 0)	0 (0 to 0)	0 (0 to 0)	0 (0 to 0)	0 (0 to 0)	0 (0 to 0)	0 (0 to 0·1)	0·1 (0 to 0·1)	0·1 (0·1 to 0·2)
Brain and central nervous system cancer	0·1 (0 to 0·3)	0·1 (0 to 0·4)	0·3 (0·1 to 0·7)	1·6 (0·6 to 3·2)	2·2 (1·2 to 3·5)	1·9 (1·1 to 2·9)	1·2 (0·7 to 1·9)	1·1 (0·6 to 2)	1·4 (0·6 to 2·4)	1·6 (0·9 to 2·9)	2·5 (1·3 to 4·3)	3·2 (1·8 to 5·2)
Thyroid cancer	0 (0 to 0)	0 (0 to 0)	0 (0 to 0)	0 (0 to 0)	0 (0 to 0)	0 (0 to 0)	0 (0 to 0·1)	0 (0 to 0·1)	0 (0 to 0·1)	0·1 (0 to 0·1)	0·1 (0·1 to 0·3)	0·2 (0·1 to 0·4)
Mesothelioma	0 (0 to 0)	0 (0 to 0)	0 (0 to 0)	0 (0 to 0)	0 (0 to 0)	0 (0 to 0)	0 (0 to 0)	0·1 (0 to 0·3)	0·1 (0 to 0·2)	0·1 (0 to 0·3)	0·3 (0·1 to 0·7)	0·4 (0·2 to 0·8)
Hodgkin lymphoma	0 (0 to 0)	0 (0 to 0)	0 (0 to 0)	0 (0 to 0)	0 (0 to 0)	0 (0 to 0)	0·1 (0·1 to 0·2)	0·2 (0·1 to 0·3)	0·1 (0·1 to 0·3)	0·1 (0·1 to 0·2)	0·1 (0·1 to 0·2)	0·2 (0·1 to 0·3)
Non-Hodgkin lymphoma	0 (0 to 0)	0 (0 to 0)	0 (0 to 0)	0·6 (0·3 to 1·3)	0·7 (0·4 to 1·1)	0·9 (0·5 to 1·5)	1·2 (0·6 to 2)	1·4 (0·7 to 2·5)	1·4 (0·8 to 2·6)	1·8 (1 to 3·3)	2·5 (1·3 to 4·2)	3 (1·8 to 4·8)
Multiple myeloma	0 (0 to 0)	0 (0 to 0)	0 (0 to 0)	0 (0 to 0)	0 (0 to 0)	0 (0 to 0)	0 (0 to 0)	0 (0 to 0·1)	0 (0 to 0·1)	0·1 (0·1 to 0·3)	0·4 (0·2 to 0·7)	1 (0·6 to 1·6)
Leukemia	0·1 (0 to 0·2)	0·1 (0 to 0·3)	0·3 (0·1 to 0·6)	1·7 (0·8 to 3·5)	2·1 (1·3 to 3·5)	2·2 (1·3 to 3·5)	2·1 (1·2 to 3·3)	1·6 (0·9 to 2·8)	1·6 (0·9 to 3)	1·7 (0·9 to 3)	2·5 (1·4 to 4·2)	3·2 (2 to 4·9)
Acute lymphoid leukemia	0 (0 to 0·1)	0 (0 to 0)	0 (0 to 0·1)	0·2 (0·1 to 0·6)	0·4 (0·1 to 0·8)	0·3 (0·1 to 0·6)	0·2 (0·1 to 0·4)	0·1 (0 to 0·2)	0·1 (0 to 0·1)	0 (0 to 0·1)	0 (0 to 0·1)	0·1 (0 to 0·1)
Chronic lymphoid leukemia	0 (0 to 0)	0 (0 to 0)	0 (0 to 0)	0 (0 to 0)	0 (0 to 0)	0 (0 to 0)	0 (0 to 0)	0 (0 to 0·1)	0 (0 to 0·1)	0 (0 to 0·1)	0·1 (0 to 0·2)	0·2 (0·1 to 0·4)
Acute myeloid leukemia	0 (0 to 0·1)	0·1 (0 to 0·2)	0·2 (0·1 to 0·4)	1·2 (0·5 to 2·5)	1·5 (0·8 to 2·4)	1·6 (0·9 to 2·6)	1·6 (0·9 to 2·6)	1·1 (0·6 to 2)	1·2 (0·6 to 2·3)	1·2 (0·6 to 2·1)	1·7 (0·9 to 2·9)	1·9 (1·1 to 3)

Cause	45 to 49	50 to 54	55 to 59	60 to 64	65 to 69	70 to 74	75 to 79	80 to 84	85 to 89	90 to 94	95 plus	Total
All causes	934 (764 to 1,130)	1,240 (1,020 to 1,470)	1,470 (1,230 to 1,730)	1,710 (1,450 to 1,980)	1,910 (1,670 to 2,180)	2,270 (2,010 to 2,540)	1,810 (1,640 to 2,000)	1,240 (1,130 to 1,340)	650 (602 to 695)	306 (290 to 324)	110 (104 to 115)	17,300
Communicable, maternal, neonatal, and nutritional diseases	60·6 (46·5 to 81·4)	64·5 (48·3 to 88·2)	62·3 (46·3 to 85·8)	57·8 (45·3 to 76·7)	56·8 (44·9 to 70·5)	66 (51·9 to 82·5)	57·6 (44·4 to 74·4)	42·4 (32·1 to 54·9)	26·5 (19·9 to 34·2)	14 (10·2 to 18·5)	5·6 (4·1 to 7·5)	1,140
HIV/AIDS and sexually transmitted infections	16·6 (15 to 18·7)	12·1 (10·8 to 13·7)	9·2 (8·1 to 10·7)	6·9 (6 to 8)	5·8 (5 to 6·7)	2·4 (1·9 to 3·1)	1·3 (1 to 1·7)	0·6 (0·5 to 0·8)	0·3 (0·2 to 0·3)	0·1 (0·1 to 0·1)	0 (0 to 0)	157
HIV/AIDS	14·6 (13·5 to 15·9)	10·6 (9·8 to 11·5)	8 (7·2 to 8·8)	5·9 (5·3 to 6·6)	5 (4·4 to 5·6)	1·6 (1·4 to 1·9)	0·9 (0·7 to 1)	0·4 (0·3 to 0·4)	0·2 (0·1 to 0·2)	0 (0 to 0)	0 (0 to 0)	122
HIV/AIDS - Drug-susceptible Tuberculosis	0·4 (0·2 to 0·6)	0·3 (0·2 to 0·4)	0·2 (0·1 to 0·3)	0·2 (0·1 to 0·2)	0·1 (0·1 to 0·2)	0 (0 to 0·1)	0 (0 to 0)	0 (0 to 0)	0 (0 to 0)	0 (0 to 0)	0 (0 to 0)	3
HIV/AIDS - Multidrug-resistant Tuberculosis without extensive dru	0 (0 to 0)	0 (0 to 0)	0 (0 to 0)	0 (0 to 0)	0 (0 to 0)	0 (0 to 0)	0 (0 to 0)	0 (0 to 0)	0 (0 to 0)	0 (0 to 0)	0 (0 to 0)	0
HIV/AIDS - Extensively drug-resistant Tuberculosis	0 (0 to 0)	0 (0 to 0)	0 (0 to 0)	0 (0 to 0)	0 (0 to 0)	0 (0 to 0)	0 (0 to 0)	0 (0 to 0)	0 (0 to 0)	0 (0 to 0)	0 (0 to 0)	0
HIV/AIDS resulting in other diseases	14·2 (13·1 to 15·5)	10·3 (9·5 to 11·2)	7·8 (7 to 8·6)	5·8 (5·1 to 6·5)	4·8 (4·3 to 5·4)	1·6 (1·4 to 1·8)	0·8 (0·7 to 1)	0·4 (0·3 to 0·4)	0·2 (0·1 to 0·2)	0 (0 to 0)	0 (0 to 0)	119
Sexually transmitted infections excluding HIV	2 (1·1 to 3·8)	1·5 (0·8 to 3)	1·2 (0·6 to 2·4)	0·9 (0·4 to 1·9)	0·8 (0·4 to 1·6)	0·7 (0·4 to 1·5)	0·4 (0·2 to 0·8)	0·2 (0·1 to 0·4)	0·1 (0·1 to 0·2)	0 (0 to 0·1)	0 (0 to 0)	35·3
Syphilis	0·1 (0 to 0·1)	0 (0 to 0·1)	0 (0 to 0)	0 (0 to 0)	0 (0 to 0)	0 (0 to 0·1)	0 (0 to 0)	0 (0 to 0)	0 (0 to 0)	0 (0 to 0)	0 (0 to 0)	19·5
Chlamydial infection	0·2 (0·1 to 0·3)	0·1 (0 to 0·1)	0·1 (0 to 0·1)	0 (0 to 0·1)	0 (0 to 0·1)	0 (0 to 0·1)	0 (0 to 0·1)	0 (0 to 0)	0 (0 to 0)	0 (0 to 0)	0 (0 to 0)	1·2
Gonococcal infection	0·2 (0·1 to 0·5)	0·2 (0·1 to 0·4)	0·1 (0 to 0·3)	0·1 (0 to 0·2)	0·1 (0 to 0·3)	0·1 (0 to 0·2)	0·1 (0 to 0·2)	0 (0 to 0·1)	0 (0 to 0)	0 (0 to 0)	0 (0 to 0)	1·7
Trichomoniasis	0·6 (0·2 to 1·5)	0·6 (0·2 to 1·4)	0·4 (0·2 to 1·1)	0·3 (0·1 to 0·8)	0·2 (0·1 to 0·6)	0·2 (0·1 to 0·4)	0·1 (0 to 0·2)	0 (0 to 0·1)	0 (0 to 0)	0 (0 to 0)	0 (0 to 0)	5·3
Genital herpes	0·5 (0·1 to 1·1)	0·5 (0·1 to 1·2)	0·5 (0·1 to 1·1)	0·4 (0·1 to 1·1)	0·4 (0·1 to 0·9)	0·3 (0·1 to 0·8)	0·2 (0·1 to 0·4)	0·1 (0 to 0·2)	0 (0 to 0·1)	0 (0 to 0)	0 (0 to 0)	4·5
Other sexually transmitted infections	0·5 (0·2 to 0·9)	0·2 (0·1 to 0·4)	0·1 (0·1 to 0·3)	0·1 (0 to 0·2)	0·1 (0 to 0·1)	0·1 (0 to 0·1)	0 (0 to 0·1)	0 (0 to 0)	0 (0 to 0)	0 (0 to 0)	0 (0 to 0)	3
Respiratory infections and tuberculosis	7·4 (5·3 to 10)	9·3 (6·7 to 12·4)	11·2 (8·2 to 15·2)	14·6 (10·3 to 20·5)	18·5 (12·8 to 26·4)	28·5 (19·7 to 40·5)	30·3 (20·4 to 44·7)	25·5 (17·5 to 36·3)	17·7 (11·8 to 25·1)	9·8 (6·4 to 14)	4 (2·6 to 5·7)	232
Tuberculosis	0·8 (0·5 to 1·3)	1 (0·6 to 1·6)	1 (0·6 to 1·5)	1 (0·6 to 1·6)	1 (0·6 to 1·4)	1·2 (0·8 to 1·8)	0·9 (0·6 to 1·4)	0·6 (0·3 to 0·9)	0·3 (0·2 to 0·5)	0·1 (0·1 to 0·2)	0 (0 to 0)	12·5
Latent tuberculosis infection	0 (0 to 0)	0 (0 to 0)	0 (0 to 0)	0 (0 to 0)	0 (0 to 0)	0 (0 to 0)	0 (0 to 0)	0 (0 to 0)	0 (0 to 0)	0 (0 to 0)	0 (0 to 0)	0
Drug-susceptible tuberculosis	0·8 (0·5 to 1·3)	1 (0·6 to 1·6)	1 (0·6 to 1·5)	1 (0·6 to 1·6)	0·9 (0·6 to 1·4)	1·2 (0·8 to 1·8)	0·9 (0·6 to 1·4)	0·6 (0·3 to 0·9)	0·3 (0·2 to 0·5)	0·1 (0·1 to 0·2)	0 (0 to 0)	12·4
Multidrug-resistant tuberculosis without extensive drug resistanc	0 (0 to 0)	0 (0 to 0)	0 (0 to 0)	0 (0 to 0)	0 (0 to 0)	0 (0 to 0)	0 (0 to 0)	0 (0 to 0)	0 (0 to 0)	0 (0 to 0)	0 (0 to 0)	0·1
Extensively drug-resistant tuberculosis	0 (0 to 0)	0 (0 to 0)	0 (0 to 0)	0 (0 to 0)	0 (0 to 0)	0 (0 to 0)	0 (0 to 0)	0 (0 to 0)	0 (0 to 0)	0 (0 to 0)	0 (0 to 0)	0
Lower respiratory infections	3·5 (2·2 to 5·2)	5·2 (3·3 to 7·8)	7·3 (4·7 to 10·6)	10·9 (6·8 to 16·1)	15·3 (9·9 to 23·2)	25·4 (16·7 to 37·4)	28·2 (18·3 to 42·8)	24·4 (16·3 to 35·1)	17·2 (11·3 to 24·6)	9·6 (6·2 to 13·8)	3·9 (2·6 to 5·6)	169
Upper respiratory infections	2·5 (1·2 to 4·3)	2·5 (1·4 to 4·2)	2·4 (1·2 to 4)	2·2 (1·1 to 3·8)	1·9 (1 to 3·4)	1·7 (0·9 to 2·9)	1 (0·5 to 1·6)	0·5 (0·2 to 0·8)	0·2 (0·1 to 0·3)	0·1 (0 to 0·1)	0 (0 to 0)	40·2
Otitis media	0·6 (0·3 to 1)	0·6 (0·3 to 1·2)	0·6 (0·3 to 1)	0·5 (0·2 to 0·9)	0·3 (0·2 to 0·6)	0·2 (0·1 to 0·5)	0·2 (0·1 to 0·3)	0·1 (0 to 0·2)	0 (0 to 0·1)	0 (0 to 0)	0 (0 to 0)	9·6
Enteric infections	5·4 (3·5 to 7·8)	6·5 (4·4 to 9·3)	7·2 (4·8 to 10·3)	8·8 (5·9 to 12·3)	11·5 (7·9 to 15·8)	14·5 (9·9 to 19·9)	11·6 (7·7 to 16·1)	7·2 (4·9 to 10)	3·2 (2·2 to 4·5)	1·4 (0·9 to 1·9)	0·5 (0·3 to 0·7)	122
Diarrheal diseases	5·4 (3·5 to 7·8)	6·5 (4·3 to 9·3)	7·1 (4·7 to 10·3)	8·8 (5·8 to 12·3)	11·4 (7·8 to 15·7)	14·4 (9·8 to 19·9)	11·6 (7·7 to 16·1)	7·2 (4·9 to 10)	3·2 (2·2 to 4·5)	1·4 (0·9 to 1·9)	0·5 (0·3 to 0·7)	121
Typhoid and paratyphoid	0 (0 to 0)	0 (0 to 0)	0 (0 to 0)	0 (0 to 0)	0 (0 to 0)	0 (0 to 0)	0 (0 to 0)	0 (0 to 0)	0 (0 to 0)	0 (0 to 0)	0 (0 to 0)	0·2
Typhoid fever	0 (0 to 0)	0 (0 to 0)	0 (0 to 0)	0 (0 to 0)	0 (0 to 0)	0 (0 to 0)	0 (0 to 0)	0 (0 to 0)	0 (0 to 0)	0 (0 to 0)	0 (0 to 0)	0·2
Paratyphoid fever	0 (0 to 0)	0 (0 to 0)	0 (0 to 0)	0 (0 to 0)	0 (0 to 0)	0 (0 to 0)	0 (0 to 0)	0 (0 to 0)	0 (0 to 0)	0 (0 to 0)	0 (0 to 0)	0
Invasive Non-typhoidal Salmonella (iNTS)	0 (0 to 0)	0 (0 to 0)	0 (0 to 0·1)	0 (0 to 0·1)	0 (0 to 0·1)	0 (0 to 0·1)	0 (0 to 0)	0 (0 to 0)	0 (0 to 0)	0 (0 to 0)	0 (0 to 0)	0·3
Other intestinal infectious diseases	0 (0 to 0)	0 (0 to 0)	0 (0 to 0)	0 (0 to 0)	0 (0 to 0)	0 (0 to 0)	0 (0 to 0)	0 (0 to 0)	0 (0 to 0)	0 (0 to 0)	0 (0 to 0)	0·1
Neglected tropical diseases and malaria	2·5 (1·3 to 4·5)	3·5 (1·8 to 6·1)	3·9 (2 to 6·8)	4·3 (2 to 7·8)	4·7 (2 to 8·6)	5·1 (2·3 to 9·4)	3·6 (1·6 to 6·9)	2·1 (0·9 to 4)	0·9 (0·4 to 1·7)	0·4 (0·2 to 0·7)	0·1 (0·1 to 0·2)	47·9
Malaria	0 (0 to 0)	0 (0 to 0)	0 (0 to 0)	0 (0 to 0)	0 (0 to 0)	0 (0 to 0)	0 (0 to 0)	0 (0 to 0)	0 (0 to 0)	0 (0 to 0)	0 (0 to 0)	0
Chagas disease	0 (0 to 0)	0 (0 to 0)	0 (0 to 0)	0 (0 to 0)	0 (0 to 0)	0 (0 to 0)	0 (0 to 0)	0 (0 to 0)	0 (0 to 0)	0 (0 to 0)	0 (0 to 0)	0
Leishmaniasis	0 (0 to 0)	0 (0 to 0)	0 (0 to 0)	0 (0 to 0)	0 (0 to 0)	0 (0 to 0)	0 (0 to 0)	0 (0 to 0)	0 (0 to 0)	0 (0 to 0)	0 (0 to 0)	0
Visceral leishmaniasis	0 (0 to 0)	0 (0 to 0)	0 (0 to 0)	0 (0 to 0)	0 (0 to 0)	0 (0 to 0)	0 (0 to 0)	0 (0 to 0)	0 (0 to 0)	0 (0 to 0)	0 (0 to 0)	0
Cutaneous and mucocutaneous leishmaniasis	0 (0 to 0)	0 (0 to 0)	0 (0 to 0)	0 (0 to 0)	0 (0 to 0)	0 (0 to 0)	0 (0 to 0)	0 (0 to 0)	0 (0 to 0)	0 (0 to 0)	0 (0 to 0)	0
African trypanosomiasis	0 (0 to 0)	0 (0 to 0)	0 (0 to 0)	0 (0 to 0)	0 (0 to 0)	0 (0 to 0)	0 (0 to 0)	0 (0 to 0)	0 (0 to 0)	0 (0 to 0)	0 (0 to 0)	0
Schistosomiasis	0 (0 to 0)	0 (0 to 0)	0 (0 to 0)	0 (0 to 0)	0 (0 to 0)	0 (0 to 0)	0 (0 to 0)	0 (0 to 0)	0 (0 to 0)	0 (0 to 0)	0 (0 to 0)	0
Cysticercosis	1·3 (0·3 to 3)	1·8 (0·5 to 3·9)	2·4 (0·8 to 5)	3·2 (1·1 to 6·4)	3·8 (1·3 to 7·5)	4·4 (1·6 to 8·7)	3·1 (1·1 to 6·2)	1·8 (0·6 to 3·6)	0·7 (0·3 to 1·5)	0·3 (0·1 to 0·6)	0·1 (0 to 0·2)	26·4
Cystic echinococcosis	0 (0 to 0)	0 (0 to 0)	0 (0 to 0)	0 (0 to 0)	0 (0 to 0)	0 (0 to 0)	0 (0 to 0)	0 (0 to 0)	0 (0 to 0)	0 (0 to 0)	0 (0 to 0)	0·1
Lymphatic filariasis	0 (0 to 0)	0 (0 to 0)	0 (0 to 0)	0 (0 to 0)	0 (0 to 0)	0 (0 to 0)	0 (0 to 0)	0 (0 to 0)	0 (0 to 0)	0 (0 to 0)	0 (0 to 0)	0
Onchocerciasis	0 (0 to 0)	0 (0 to 0)	0 (0 to 0)	0 (0 to 0)	0 (0 to 0)	0 (0 to 0)	0 (0 to 0)	0 (0 to 0)	0 (0 to 0)	0 (0 to 0)	0 (0 to 0)	0
Trachoma	0 (0 to 0)	0 (0 to 0)	0 (0 to 0)	0 (0 to 0)	0 (0 to 0)	0 (0 to 0)	0 (0 to 0)	0 (0 to 0)	0 (0 to 0)	0 (0 to 0)	0 (0 to 0)	0
Dengue	0·6 (0·2 to 1·2)	0·8 (0·3 to 1·7)	0·7 (0·2 to 1·6)	0·8 (0·2 to 1·9)	0·7 (0·2 to 1·4)	0·6 (0·2 to 1·2)	0·4 (0·1 to 0·9)	0·3 (0·1 to 0·6)	0·1 (0 to 0·3)	0·1 (0 to 0·1)	0 (0 to 0·1)	11·2
Yellow fever	0 (0 to 0)	0 (0 to 0)	0 (0 to 0)	0 (0 to 0)	0 (0 to 0)	0 (0 to 0)	0 (0 to 0)	0 (0 to 0)	0 (0 to 0)	0 (0 to 0)	0 (0 to 0)	0
Rabies	0 (0 to 0)	0 (0 to 0)	0 (0 to 0)	0 (0 to 0)	0 (0 to 0)	0 (0 to 0)	0 (0 to 0)	0 (0 to 0)	0 (0 to 0)	0 (0 to 0)	0 (0 to 0)	0
Intestinal nematode infections	0 (0 to 0)	0 (0 to 0)	0 (0 to 0)	0 (0 to 0)	0 (0 to 0)	0 (0 to 0)	0 (0 to 0)	0 (0 to 0)	0 (0 to 0)	0 (0 to 0)	0 (0 to 0)	0
Ascariasis	0 (0 to 0)	0 (0 to 0)	0 (0 to 0)	0 (0 to 0)	0 (0 to 0)	0 (0 to 0)	0 (0 to 0)	0 (0 to 0)	0 (0 to 0)	0 (0 to 0)	0 (0 to 0)	0
Trichuriasis	0 (0 to 0)	0 (0 to 0)	0 (0 to 0)	0 (0 to 0)	0 (0 to 0)	0 (0 to 0)	0 (0 to 0)	0 (0 to 0)	0 (0 to 0)	0 (0 to 0)	0 (0 to 0)	0
Hookworm disease	0 (0 to 0)	0 (0 to 0)	0 (0 to 0)	0 (0 to 0)	0 (0 to 0)	0 (0 to 0)	0 (0 to 0)	0 (0 to 0)	0 (0 to 0)	0 (0 to 0)	0 (0 to 0)	0
Food-borne trematodiases	0 (0 to 0)	0 (0 to 0)	0 (0 to 0)	0 (0 to 0)	0 (0 to 0)	0 (0 to 0)	0 (0 to 0)	0 (0 to 0)	0 (0 to 0)	0 (0 to 0)	0 (0 to 0)	0
Leprosy	0 (0 to 0)	0 (0 to 0)	0 (0 to 0)	0 (0 to 0)	0 (0 to 0)	0 (0 to 0)	0 (0 to 0)	0 (0 to 0)	0 (0 to 0)	0 (0 to 0)	0 (0 to 0)	0
Ebola	0 (0 to 0)	0 (0 to 0)	0 (0 to 0)	0 (0 to 0)	0 (0 to 0)	0 (0 to 0)	0 (0 to 0)	0 (0 to 0)	0 (0 to 0)	0 (0 to 0)	0 (0 to 0)	0
Zika virus	0·1 (0 to 0·2)	0 (0 to 0·2)	0 (0 to 0·1)	0 (0 to 0·1)	0 (0 to 0·1)	0 (0 to 0)	0 (0 to 0)	0 (0 to 0)	0 (0 to 0)	0 (0 to 0)	0 (0 to 0)	0·9
Guinea worm disease	0 (0 to 0)	0 (0 to 0)	0 (0 to 0)	0 (0 to 0)	0 (0 to 0)	0 (0 to 0)	0 (0 to 0)	0 (0 to 0)	0 (0 to 0)	0 (0 to 0)	0 (0 to 0)	0
Other neglected tropical diseases	0·7 (0·2 to 1·3)	0·8 (0·3 to 1·7)	0·8 (0·2 to 1·6)	0·3 (0·1 to 0·6)	0·1 (0 to 0·3)	0·1 (0 to 0·3)	0·1 (0 to 0·2)	0·1 (0 to 0·1)	0 (0 to 0·1)	0 (0 to 0)	0 (0 to 0)	9·3
Other infectious diseases	2·5 (1·7 to 3·5)	3 (2·1 to 4·2)	3·2 (2·3 to 4·5)	2·7 (1·9 to 3·8)	2·7 (1·9 to 3·8)	2·9 (1·9 to 4·4)	1·9 (1·2 to 2·8)	1·3 (0·8 to 2·2)	0·8 (0·5 to 1·5)	0·3 (0·2 to 0·6)	0·1 (0·1 to 0·2)	67·7
Meningitis	0·3 (0·2 to 0·4)	0·3 (0·3 to 0·5)	0·4 (0·3 to 0·5)	0·4 (0·2 to 0·5)	0·4 (0·2 to 0·6)	0·3 (0·2 to 0·5)	0·3 (0·2 to 0·4)	0·2 (0·1 to 0·3)	0·1 (0 to 0·1)	0 (0 to 0)	0 (0 to 0)	5
Encephalitis	0·4 (0·2 to 0·7)	0·4 (0·2 to 0·7)	0·4 (0·3 to 0·7)	0·5 (0·3 to 0·8)	0·4 (0·2 to 0·7)	0·4 (0·2 to 0·6)	0·2 (0·1 to 0·4)	0·1 (0·1 to 0·2)	0 (0 to 0·1)	0 (0 to 0)	0 (0 to 0)	7·5
Diphtheria	0 (0 to 0·1)	0 (0 to 0·1)	0 (0 to 0·1)	0 (0 to 0)	0 (0 to 0)	0 (0 to 0)	0 (0 to 0)	0 (0 to 0)	0 (0 to 0)	0 (0 to 0)	0 (0 to 0)	0·1
Tetanus	0 (0 to 0)	0 (0 to 0·1)	0 (0 to 0·1)	0 (0 to 0·1)	0 (0 to 0·1)	0·1 (0 to 0·1)	0 (0 to 0·1)	0 (0 to 0)	0 (0 to 0)	0 (0 to 0)	0 (0 to 0)	0·5
Measles	0 (0 to 0)	0 (0 to 0)	0 (0 to 0)	0 (0 to 0)	0 (0 to 0)	0 (0 to 0)	0 (0 to 0)	0 (0 to 0)	0 (0 to 0)	0 (0 to 0)	0 (0 to 0)	0
Varicella and herpes zoster	0·1 (0·1 to 0·2)	0·2 (0·1 to 0·3)	0·2 (0·1 to 0·4)	0·3 (0·1 to 0·5)	0·3 (0·1 to 0·6)	0·3 (0·2 to 0·6)	0·3 (0·1 to 0·5)	0·2 (0·1 to 0·5)	0·2 (0 to 0·4)	0·1 (0 to 0·2)	0 (0 to 0·2)	3·3
Acute hepatitis	0·2 (0·1 to 0·3)	0·2 (0·1 to 0·3)	0·2 (0·1 to 0·3)	0·2 (0·1 to 0·3)	0·1 (0·1 to 0·2)	0·1 (0·1 to 0·3)	0·1 (0 to 0·2)	0 (0 to 0·1)	0 (0 to 0)	0 (0 to 0)	0 (0 to 0)	3·1
Acute hepatitis A	0·1 (0·1 to 0·2)	0·1 (0 to 0·2)	0·1 (0 to 0·2)	0·1 (0 to 0·2)	0 (0 to 0·1)	0 (0 to 0·1)	0 (0 to 0·1)	0 (0 to 0)	0 (0 to 0)	0 (0 to 0)	0 (0 to 0)	2·1
Acute hepatitis B	0·1 (0 to 0·1)	0·1 (0 to 0·1)	0 (0 to 0·1)	0·1 (0 to 0·1)	0 (0 to 0·1)	0 (0 to 0·1)	0 (0 to 0·1)	0 (0 to 0)	0 (0 to 0)	0 (0 to 0)	0 (0 to 0)	0·5
Acute hepatitis C	0 (0 to 0)	0 (0 to 0)	0 (0 to 0·1)	0 (0 to 0·1)	0 (0 to 0·1)	0 (0 to 0·1)	0 (0 to 0)	0 (0 to 0)	0 (0 to 0)	0 (0 to 0)	0 (0 to 0)	0·2
Acute hepatitis E	0 (0 to 0)	0 (0 to 0)	0 (0 to 0)	0 (0 to 0)	0 (0 to 0)	0 (0 to 0)	0 (0 to 0)	0 (0 to 0)	0 (0 to 0)	0 (0 to 0)	0 (0 to 0)	0·3
Other unspecified infectious diseases	1·4 (0·7 to 2·2)	1·7 (1 to 2·8)	1·9 (1·1 to 3·1)	1·4 (0·8 to 2·4)	1·4 (0·8 to 2·5)	1·6 (0·9 to 3)	1 (0·5 to 2)	0·7 (0·3 to 1·5)	0·5 (0·2 to 1·2)	0·2 (0·1 to 0·4)	0·1 (0 to 0·1)	19·8
Maternal and neonatal disorders	9·1 (6·8 to 11·6)	8·4 (6·2 to 11·1)	7·3 (5·3 to 9·6)	6 (4·3 to 8·1)	4·2 (3·1 to 5·6)	2·6 (1·9 to 3·5)	0·9 (0·6 to 1·2)	0·2 (0·1 to 0·2)	0 (0 to 0)	0 (0 to 0)	0 (0 to 0)	284
Maternal disorders	0·7 (0·3 to 1·3)	0·1 (0 to 0·2)	0 (0 to 0)	0 (0 to 0)	0 (0 to 0)	0 (0 to 0)	0 (0 to 0)	0 (0 to 0)	0 (0 to 0)	0 (0 to 0)	0 (0 to 0)	24·5
Maternal hemorrhage	0 (0 to 0)	0 (0 to 0)	0 (0 to 0)	0 (0 to 0)	0 (0 to 0)	0 (0 to 0)	0 (0 to 0)	0 (0 to 0)	0 (0 to 0)	0 (0 to 0)	0 (0 to 0)	2·9
Maternal sepsis and other maternal infections	0 (0 to 0)	0 (0 to 0)	0 (0 to 0)	0 (0 to 0)	0 (0 to 0)	0 (0 to 0)	0 (0 to 0)	0 (0 to 0)	0 (0 to 0)	0 (0 to 0)	0 (0 to 0)	1
Maternal hypertensive disorders	0·1 (0·1 to 0·2)	0 (0 to 0)	0 (0 to 0)	0 (0 to 0)	0 (0 to 0)	0 (0 to 0)	0 (0 to 0)	0 (0 to 0)	0 (0 to 0)	0 (0 to 0)	0 (0 to 0)	6·5
Maternal obstructed labor and uterine rupture	0·1 (0 to 0·1)	0 (0 to 0)	0 (0 to 0)	0 (0 to 0)	0 (0 to 0)	0 (0 to 0)	0 (0 to 0)	0 (0 to 0)	0 (0 to 0)	0 (0 to 0)	0 (0 to 0)	1·7
Maternal abortion and miscarriage	0·2 (0·1 to 0·3)	0 (0 to 0)	0 (0 to 0)	0 (0 to 0)	0 (0 to 0)	0 (0 to 0)	0 (0 to 0)	0 (0 to 0)	0 (0 to 0)	0 (0 to 0)	0 (0 to 0)	2·7
Ectopic pregnancy	0 (0 to 0)	0 (0 to 0)	0 (0 to 0)	0 (0 to 0)	0 (0 to 0)	0 (0 to 0)	0 (0 to 0)	0 (0 to 0)	0 (0 to 0)	0 (0 to 0)	0 (0 to 0)	0·3
Indirect maternal deaths	0 (0 to 0·1)	0 (0 to 0)	--	--	--	--	--	--	--	--	--	NA
Late maternal deaths	0·1 (0 to 0·1)	0 (0 to 0)	--	--	--	--	--	--	--	--	--	NA
Maternal deaths aggravated by HIV/AIDS	0 (0 to 0)	0 (0 to 0)	--	--	--	--	--	--	--	--	--	NA
Neonatal disorders	8·4 (6·1 to 11)	8·3 (6 to 11)	7·3 (5·3 to 9·6)	6 (4·3 to 8·1)	4·2 (3·1 to 5·6)	2·6 (1·9 to 3·5)	0·9 (0·6 to 1·2)	0·2 (0·1 to 0·2)	0 (0 to 0)	0 (0 to 0)	0 (0 to 0)	259
Neonatal preterm birth	5·2 (3·7 to 7·2)	5·1 (3·6 to 6·8)	4·3 (3 to 5·8)	3·3 (2·2 to 4·6)	2·3 (1·7 to 3)	1·3 (1 to 1·7)	0·4 (0·3 to 0·6)	0·1 (0 to 0·1)	0 (0 to 0)	0 (0 to 0)	0 (0 to 0)	134
Neonatal encephalopathy due to birth asphyxia and trauma	1 (0·5 to 1·6)	1 (0·5 to 1·6)	0·9 (0·4 to 1·6)	0·8 (0·5 to 1·3)	0·5 (0·4 to 0·8)	0·3 (0·2 to 0·4)	0·1 (0 to 0·1)	0 (0 to 0)	0 (0 to 0)	0 (0 to 0)	0 (0 to 0)	34·4
Neonatal sepsis and other neonatal infections	2 (1·1 to 3·3)	2·1 (1·1 to 3·5)	1·9 (1 to 3·3)	1·7 (0·9 to 2·9)	1·3 (0·7 to 2·3)	0·9 (0·4 to 1·6)	0·4 (0·2 to 0·7)	0·1 (0·1 to 0·2)	0 (0 to 0)	0 (0 to 0)	0 (0 to 0)	45·4
Hemolytic disease and other neonatal jaundice	0·1 (0·1 to 0·2)	0·1 (0·1 to 0·2)	0·1 (0·1 to 0·2)	0·1 (0·1 to 0·1)	0·1 (0·1 to 0·1)	0·1 (0 to 0·1)	0 (0 to 0)	0 (0 to 0)	0 (0 to 0)	0 (0 to 0)	0 (0 to 0)	2
Other neonatal disorders	0 (0 to 0)	0 (0 to 0)	0 (0 to 0)	0 (0 to 0)	0 (0 to 0)	0 (0 to 0)	0 (0 to 0)	0 (0 to 0)	0 (0 to 0)	0 (0 to 0)	0 (0 to 0)	43·9
Nutritional deficiencies	17·1 (6·8 to 32·3)	21·7 (9·6 to 40·6)	20·3 (8·8 to 38·6)	14·6 (6·8 to 28·1)	9·4 (5 to 17·5)	10·1 (5·8 to 17·3)	8 (4·9 to 13·1)	5·6 (3·4 to 8·9)	3·5 (2·2 to 5·5)	2·1 (1·3 to 3·1)	0·9 (0·5 to 1·4)	226
Protein-energy malnutrition	1·8 (1·2 to 2·5)	2·2 (1·5 to 3·1)	2·6 (1·8 to 3·7)	3·1 (2·2 to 4·2)	3·5 (2·4 to 5·1)	4·9 (3·1 to 7·7)	4·7 (2·9 to 7·3)	3·6 (2·1 to 5·5)	2·5 (1·5 to 4)	1·6 (0·9 to 2·5)	0·8 (0·5 to 1·2)	42·5
Iodine deficiency	0·1 (0·1 to 0·2)	0·1 (0·1 to 0·2)	0·1 (0·1 to 0·2)	0·1 (0·1 to 0·2)	0·1 (0·1 to 0·2)	0·1 (0 to 0·1)	0·1 (0 to 0·1)	0 (0 to 0)	0 (0 to 0)	0 (0 to 0)	0 (0 to 0)	1·6
Vitamin A deficiency	0 (0 to 0)	0 (0 to 0)	0 (0 to 0)	0 (0 to 0)	0 (0 to 0)	0 (0 to 0)	0 (0 to 0)	0 (0 to 0)	0 (0 to 0)	0 (0 to 0)	0 (0 to 0)	0·3
Dietary iron deficiency	14·6 (4·6 to 29·8)	18·7 (6·7 to 37·2)	16·8 (5·6 to 34·7)	10·7 (3·5 to 23·6)	5 (1·2 to 12·8)	4·2 (1 to 10·5)	2·7 (0·6 to 7·3)	1·6 (0·3 to 4·2)	0·8 (0·2 to 2·1)	0·4 (0·1 to 0·8)	0·1 (0 to 0·2)	174
Other nutritional deficiencies	0·5 (0·3 to 0·7)	0·7 (0·4 to 1·1)	0·7 (0·4 to 1)	0·7 (0·4 to 1)	0·8 (0·5 to 1·2)	0·8 (0·5 to 1·2)	0·6 (0·3 to 0·9)	0·4 (0·2 to 0·6)	0·2 (0·1 to 0·4)	0·1 (0 to 0·2)	0 (0 to 0·1)	7·8
Non-communicable diseases	820 (666 to 995)	1,120 (925 to 1,330)	1,350 (1,130 to 1,590)	1,590 (1,350 to 1,850)	1,800 (1,560 to 2,050)	2,140 (1,890 to 2,390)	1,710 (1,540 to 1,870)	1,160 (1,060 to 1,250)	603 (559 to 645)	282 (266 to 297)	99·8 (95 to 105)	15,300
Neoplasms	173 (133 to 223)	264 (207 to 327)	327 (263 to 399)	374 (299 to 449)	404 (338 to 475)	453 (383 to 530)	314 (266 to 370)	175 (143 to 206)	76·1 (60·9 to 91·5)	27·9 (21·9 to 34)	7·6 (5·7 to 9·4)	2,840
Lip and oral cavity cancer	0·5 (0·3 to 0·8)	0·9 (0·6 to 1·3)	1·2 (0·8 to 1·8)	1·6 (1·1 to 2·5)	2 (1·3 to 2·8)	2·5 (1·6 to 3·8)	2 (1·3 to 2·8)	1·2 (0·7 to 1·8)	0·5 (0·3 to 0·7)	0·2 (0·1 to 0·3)	0·1 (0 to 0·1)	13·2
Nasopharynx cancer	0·7 (0·4 to 1·2)	1 (0·6 to 1·6)	1·3 (0·8 to 2)	1·4 (0·8 to 2·2)	1·4 (0·8 to 2·2)	1·6 (1 to 2·5)	0·9 (0·5 to 1·5)	0·6 (0·3 to 0·9)	0·4 (0·2 to 0·7)	0·2 (0·1 to 0·3)	0 (0 to 0·1)	10·7
Other pharynx cancer	0·8 (0·5 to 1·3)	1·2 (0·7 to 1·9)	1·8 (1·1 to 2·7)	2·3 (1·4 to 3·6)	2·1 (1·3 to 3·3)	2·7 (1·7 to 4·1)	1·8 (1·1 to 2·7)	1 (0·6 to 1·8)	0·5 (0·3 to 0·8)	0·2 (0·1 to 0·4)	0·1 (0 to 0·1)	15·2
Esophageal cancer	1·2 (0·7 to 1·8)	2·4 (1·5 to 3·6)	3·2 (2 to 4·8)	4·4 (2·8 to 6·5)	4·8 (3·1 to 7·2)	6 (3·8 to 8·9)	4·7 (3 to 7)	2·7 (1·7 to 4)	1·2 (0·7 to 1·7)	0·4 (0·3 to 0·6)	0·1 (0·1 to 0·2)	31·8
Stomach cancer	4 (2·6 to 5·9)	6·5 (4·3 to 9)	8·5 (5·5 to 12·2)	11·6 (7·9 to 16·2)	14·1 (10·1 to 19·2)	17·2 (12·1 to 23·6)	14·6 (10·1 to 20·1)	8·8 (6 to 12·2)	4·1 (2·8 to 5·8)	1·6 (1 to 2·3)	0·4 (0·3 to 0·6)	95·7
Colon and rectum cancer	14·1 (9·1 to 21)	25·8 (16·9 to 37·6)	36·8 (24·3 to 54·6)	48·2 (31·7 to 71·2)	58·1 (40·3 to 81·5)	74 (52·1 to 101)	60·9 (42·6 to 82·1)	37·4 (26·2 to 52·3)	18 (12 to 25·7)	6·9 (4·7 to 9·9)	1·8 (1·1 to 2·7)	397
Liver cancer	1·3 (0·7 to 2·2)	2·4 (1·4 to 4·1)	3·7 (2 to 6·1)	4·4 (2·5 to 7)	5·5 (3·1 to 8·8)	6·6 (4 to 10·3)	4·9 (3 to 7·5)	2·8 (1·8 to 4·3)	0·9 (0·5 to 1·3)	0·3 (0·2 to 0·4)	0·1 (0 to 0·1)	34·7
Liver cancer due to hepatitis B	0·5 (0·2 to 0·9)	0·7 (0·3 to 1·4)	1 (0·4 to 1·8)	1 (0·5 to 2)	1 (0·4 to 2)	1 (0·4 to 1·9)	0·6 (0·3 to 1·2)	0·3 (0·1 to 0·6)	0·1 (0 to 0·2)	0 (0 to 0·1)	0 (0 to 0)	6·7
Liver cancer due to hepatitis C	0·2 (0·1 to 0·5)	0·5 (0·2 to 1·1)	1 (0·4 to 1·9)	1·3 (0·6 to 2·4)	1·7 (0·8 to 3)	2·2 (1·1 to 3·9)	1·8 (0·9 to 3·1)	1·2 (0·6 to 2)	0·4 (0·2 to 0·7)	0·1 (0·1 to 0·2)	0 (0 to 0·1)	10·6
Liver cancer due to alcohol use	0·3 (0·1 to 0·6)	0·5 (0·2 to 1)	0·8 (0·3 to 1·7)	1·1 (0·5 to 2)	1·5 (0·7 to 2·8)	1·8 (0·9 to 3·2)	1·1 (0·5 to 2)	0·5 (0·2 to 1)	0·1 (0·1 to 0·2)	0 (0 to 0·1)	0 (0 to 0)	8·1
Liver cancer due to NASH	0·2 (0·1 to 0·4)	0·4 (0·2 to 0·7)	0·6 (0·2 to 1·1)	0·7 (0·3 to 1·4)	0·9 (0·4 to 1·8)	1·2 (0·6 to 2·2)	1·1 (0·5 to 1·9)	0·6 (0·3 to 1·1)	0·2 (0·1 to 0·3)	0·1 (0 to 0·1)	0 (0 to 0)	6·1
Liver cancer due to other causes	0·2 (0·1 to 0·3)	0·3 (0·1 to 0·5)	0·3 (0·1 to 0·7)	0·4 (0·2 to 0·7)	0·4 (0·2 to 0·8)	0·5 (0·2 to 0·9)	0·3 (0·2 to 0·6)	0·2 (0·1 to 0·4)	0·1 (0 to 0·1)	0 (0 to 0)	0 (0 to 0)	3·1
Gallbladder and biliary tract cancer	0·7 (0·4 to 1·2)	1·4 (0·8 to 2·2)	2·1 (1·3 to 3·3)	2·7 (1·7 to 4·1)	3·1 (2 to 4·7)	3·7 (2·4 to 5·5)	2·8 (1·8 to 4·1)	1·4 (0·9 to 2·2)	0·5 (0·3 to 0·8)	0·2 (0·1 to 0·3)	0 (0 to 0·1)	19·1
Pancreatic cancer	5·6 (3·5 to 8·5)	10·3 (6·7 to 14·7)	15·9 (10·5 to 22·9)	23·3 (16·2 to 32·1)	28·6 (20 to 40·2)	35·4 (25·5 to 47·7)	25·4 (17·5 to 34·9)	14·3 (9·6 to 20·1)	6 (3·8 to 9·1)	2 (1·3 to 3)	0·5 (0·3 to 0·8)	172
Larynx cancer	0·2 (0·1 to 0·4)	0·5 (0·3 to 0·8)	0·7 (0·4 to 1·1)	1 (0·6 to 1·6)	1·1 (0·6 to 1·7)	1·1 (0·7 to 1·7)	0·8 (0·5 to 1·2)	0·4 (0·2 to 0·6)	0·2 (0·1 to 0·3)	0·1 (0 to 0·1)	0 (0 to 0)	6·2
Tracheal, bronchus, and lung cancer	14·9 (9·3 to 22·1)	27·7 (18 to 40·6)	39·5 (26·3 to 56·8)	51·8 (35·3 to 72·9)	57·1 (40·4 to 78·2)	64·1 (44·6 to 91·1)	41·7 (28·9 to 59·4)	21·1 (13·9 to 30·6)	8·3 (5·5 to 12·3)	2·7 (1·7 to 4·2)	0·7 (0·4 to 1·1)	342
Malignant skin melanoma	1 (0·6 to 1·7)	1·3 (0·8 to 2·1)	1·5 (0·9 to 2·3)	1·8 (1·1 to 2·8)	2 (1·2 to 3·1)	2·3 (1·4 to 3·5)	1·4 (0·8 to 2·1)	0·9 (0·6 to 1·4)	0·5 (0·3 to 0·8)	0·2 (0·1 to 0·3)	0·1 (0 to 0·1)	14·9
Non-melanoma skin cancer	0·1 (0·1 to 0·2)	0·3 (0·1 to 0·4)	0·3 (0·2 to 0·5)	0·3 (0·2 to 0·6)	0·4 (0·2 to 0·8)	0·6 (0·3 to 1)	0·6 (0·3 to 1·1)	0·5 (0·3 to 0·8)	0·3 (0·2 to 0·6)	0·2 (0·1 to 0·4)	0·1 (0 to 0·2)	4·1
Non-melanoma skin cancer (squamous-cell carcinoma)	0·1 (0·1 to 0·2)	0·3 (0·1 to 0·4)	0·3 (0·2 to 0·5)	0·3 (0·2 to 0·6)	0·4 (0·2 to 0·8)	0·6 (0·3 to 1)	0·6 (0·3 to 1·1)	0·5 (0·3 to 0·8)	0·3 (0·2 to 0·6)	0·2 (0·1 to 0·4)	0·1 (0 to 0·2)	4·1
Non-melanoma skin cancer (basal-cell carcinoma)	0 (0 to 0)	0 (0 to 0)	0 (0 to 0)	0 (0 to 0)	0 (0 to 0)	0 (0 to 0)	0 (0 to 0)	0 (0 to 0)	0 (0 to 0)	0 (0 to 0)	0 (0 to 0)	0
Breast cancer	58·9 (40·5 to 82·2)	84·8 (60·1 to 113)	91·8 (66·4 to 124)	87·8 (64·2 to 118)	84·9 (63·4 to 112)	85·9 (64·5 to 111)	56·2 (40·9 to 76·3)	31·9 (21·8 to 43·6)	15·6 (10·3 to 21·7)	5·8 (3·8 to 8·4)	1·8 (1·1 to 2·7)	671
Cervical cancer	18·9 (12 to 28)	23·3 (14·4 to 35·2)	25·2 (16·1 to 37·5)	23 (15·1 to 33·7)	22·4 (14·9 to 32·4)	22·6 (15·2 to 31·6)	14·2 (9·2 to 20·2)	7·3 (4·7 to 10·8)	2·6 (1·7 to 3·8)	1 (0·6 to 1·4)	0·3 (0·2 to 0·4)	189
Uterine cancer	4·9 (2·8 to 7·8)	7·6 (4·7 to 11·6)	10·5 (6·3 to 16·4)	15 (9·2 to 22·8)	16·3 (10·3 to 25)	17·4 (11 to 26·1)	10·5 (6·8 to 15·9)	5·5 (3·3 to 8·5)	1·9 (1·2 to 2·8)	0·7 (0·4 to 1)	0·2 (0·1 to 0·3)	95·3
Ovarian cancer	17·7 (11·2 to 26·6)	26·3 (16·8 to 39·4)	31·2 (20·4 to 45·8)	33·1 (21 to 47·9)	34·9 (22·4 to 50·6)	34·7 (22·3 to 51·5)	20·3 (12·6 to 30·8)	10·3 (6·1 to 15·7)	3·8 (2·3 to 5·8)	1·4 (0·8 to 2·1)	0·2 (0·1 to 0·4)	237
Prostate cancer	0 (0 to 0)	0 (0 to 0)	0 (0 to 0)	0 (0 to 0)	0 (0 to 0)	0 (0 to 0)	0 (0 to 0)	0 (0 to 0)	0 (0 to 0)	0 (0 to 0)	0 (0 to 0)	0
Testicular cancer	--	--	--	--	--	--	--	--	--	--	--	NA
Kidney cancer	2·7 (1·6 to 4·4)	3·9 (2·4 to 6)	5·4 (3·3 to 8·7)	6·2 (3·9 to 9·4)	6·4 (4 to 9·8)	6·6 (4·2 to 10·1)	3·9 (2·3 to 6·1)	2·1 (1·2 to 3·4)	0·7 (0·4 to 1·1)	0·3 (0·1 to 0·4)	0·1 (0 to 0·1)	42·7
Bladder cancer	0·3 (0·2 to 0·4)	0·7 (0·4 to 1·1)	1·1 (0·7 to 1·6)	1·4 (0·9 to 2·1)	2 (1·3 to 2·9)	2·7 (1·8 to 3·9)	2·5 (1·7 to 3·6)	1·6 (1·1 to 2·4)	0·8 (0·5 to 1·2)	0·3 (0·2 to 0·5)	0·1 (0·1 to 0·1)	13·8
Brain and central nervous system cancer	4·4 (2·5 to 7·1)	6·3 (3·5 to 10)	7·8 (4·2 to 12·4)	8 (4·3 to 13)	8·2 (4·6 to 12·5)	7·7 (3·9 to 12·4)	4·7 (2·4 to 7·8)	1·9 (0·9 to 3·5)	0·8 (0·4 to 1·4)	0·2 (0·1 to 0·4)	0·1 (0 to 0·1)	67·4
Thyroid cancer	0·4 (0·2 to 0·7)	0·7 (0·4 to 1·2)	0·9 (0·6 to 1·4)	1·1 (0·7 to 1·6)	1·3 (0·8 to 2)	1·6 (1 to 2·4)	1 (0·7 to 1·6)	0·6 (0·4 to 0·9)	0·2 (0·1 to 0·3)	0·1 (0 to 0·1)	0 (0 to 0)	8·5
Mesothelioma	0·6 (0·2 to 1·2)	1 (0·4 to 2·1)	1·1 (0·4 to 2·3)	0·5 (0·2 to 1)	0·5 (0·2 to 0·9)	0·8 (0·3 to 1·6)	0·3 (0·1 to 0·7)	0·2 (0·1 to 0·5)	0·1 (0 to 0·2)	0 (0 to 0·1)	0 (0 to 0)	5·9
Hodgkin lymphoma	0·2 (0·1 to 0·3)	0·2 (0·1 to 0·3)	0·2 (0·1 to 0·4)	0·2 (0·1 to 0·4)	0·3 (0·2 to 0·4)	0·3 (0·1 to 0·4)	0·2 (0·1 to 0·3)	0·1 (0·1 to 0·2)	0 (0 to 0·1)	0 (0 to 0)	0 (0 to 0)	2·6
Non-Hodgkin lymphoma	5·1 (3·2 to 8)	7·2 (4·5 to 11·1)	9·3 (6·1 to 13·9)	11·1 (7 to 16)	12·7 (8·6 to 18·5)	14·3 (9·4 to 21·3)	9·6 (6·3 to 14)	4·7 (3 to 7·3)	1·6 (1 to 2·4)	0·5 (0·3 to 0·8)	0·1 (0·1 to 0·2)	89·6
Multiple myeloma	2·1 (1·3 to 3·2)	4·5 (2·9 to 6·5)	7·5 (4·8 to 10·9)	9·9 (6·7 to 14·4)	11·2 (7·7 to 15·9)	13·2 (9·3 to 18·3)	9 (6·2 to 12·9)	4·1 (2·6 to 6·3)	1·5 (0·9 to 2·4)	0·4 (0·2 to 0·6)	0·1 (0·1 to 0·1)	65
Leukemia	4·6 (2·8 to 7·1)	5·7 (3·6 to 8·2)	7 (4·5 to 10·3)	8 (5·2 to 11·6)	8·3 (5·4 to 12·4)	10 (6·4 to 15)	6·9 (4·4 to 10·2)	4·1 (2·5 to 6·3)	1·7 (1 to 2·7)	0·6 (0·4 to 0·9)	0·2 (0·1 to 0·3)	76·2
Acute lymphoid leukemia	0·1 (0 to 0·1)	0·1 (0 to 0·2)	0·1 (0 to 0·2)	0·1 (0 to 0·2)	0·1 (0 to 0·2)	0·1 (0 to 0·1)	0·1 (0 to 0·1)	0 (0 to 0·1)	0 (0 to 0)	0 (0 to 0)	0 (0 to 0)	2
Chronic lymphoid leukemia	0·1 (0·1 to 0·3)	0·7 (0·3 to 1·3)	1·2 (0·5 to 2·2)	1·7 (0·8 to 3)	2·4 (1·2 to 4·4)	2·8 (1·4 to 4·9)	2·2 (1·1 to 3·7)	1·3 (0·6 to 2·3)	0·6 (0·3 to 1)	0·2 (0·1 to 0·4)	0 (0 to 0·1)	13·7
Acute myeloid leukemia	3 (1·8 to 4·8)	3·2 (1·9 to 5)	3·7 (2 to 5·8)	3·9 (2·2 to 6·2)	3·4 (1·8 to 5·7)	3·9 (2 to 6·6)	2·1 (1 to 3·7)	1·1 (0·6 to 2·1)	0·3 (0·1 to 0·7)	0·1 (0 to 0·2)	0 (0 to 0·1)	38

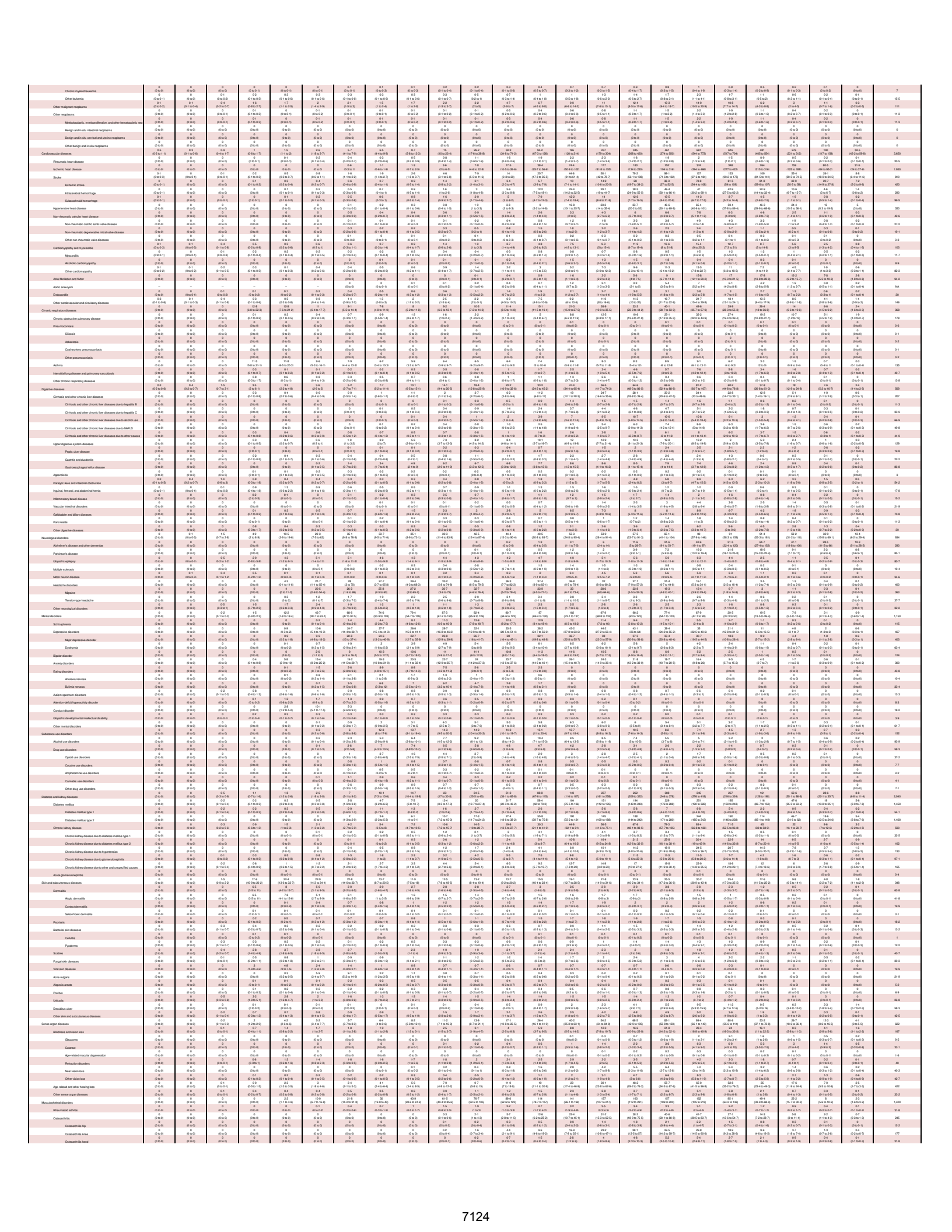

Osteoarthritis other	0 (0 to 0)	0 (0 to 0)	0 (0 to 0)	0 (0 to 0)	0 (0 to 0)	0 (0 to 0)	0 (0 to 0)	0 (0 to 0)	0 (0 to 0)	0 (0 to 0)	0·1 (0 to 0·3)	0·4 (0·1 to 1)	1 (0·4 to 2·2)	1·8 (0·8 to 3·9)	2·7 (1·2 to 5·8)	3·5 (1·6 to 7·5)	3·9 (1·9 to 8·1)	4·3 (2·1 to 8·9)	3·1 (1·5 to 6·4)	1·8 (0·9 to 3·7)	0·8 (0·4 to 1·7)	0·4 (0·2 to 0·7)	0·1 (0·1 to 0·2)	23·9
Low back pain	0 (0 to 0)	0 (0 to 0)	0 (0 to 0)	0 (0 to 0)	2 (0·9 to 3·7)	9·6 (5·6 to 15·2)	15·9 (9·2 to 25)	18 (10·4 to 28·8)	22·4 (12·9 to 34·9)	29 (16·4 to 45)	35·6 (21·3 to 54·4)	39·8 (23·9 to 60·5)	48 (29·2 to 74·7)	58·1 (35·7 to 91·7)	62·3 (38·6 to 93·2)	63·7 (39·9 to 95·8)	60·8 (39·3 to 95·1)	59·6 (36·7 to 91·3)	39·5 (24·2 to 59·4)	21·9 (13·6 to 32·3)	8·4 (5·2 to 12·3)	2·9 (1·8 to 4·3)	0·8 (0·5 to 1·2)	598
Neck pain	0 (0 to 0)	0 (0 to 0)	0 (0 to 0)	0 (0 to 0)	0·1 (0 to 0·2)	0·6 (0·2 to 1·2)	1·2 (0·5 to 2·4)	1·8 (0·7 to 3·5)	2·9 (1·3 to 5·7)	5·1 (2·4 to 9·7)	7·4 (3·8 to 12·8)	9·2 (4·6 to 16·2)	11·4 (5·6 to 20·6)	12 (6 to 22·5)	12·1 (5·7 to 21·9)	11·6 (5·8 to 20·2)	10·5 (5·3 to 17·6)	9·8 (5·1 to 17)	5·8 (2·9 to 10·9)	2·7 (1·3 to 5)	1 (0·5 to 1·8)	0·4 (0·2 to 0·7)	0·1 (0·1 to 0·2)	105
Gout	0 (0 to 0)	0 (0 to 0)	0 (0 to 0)	0 (0 to 0)	0 (0 to 0)	0 (0 to 0)	0 (0 to 0)	0 (0 to 0·1)	0·1 (0 to 0·1)	0·1 (0 to 0·3)	0·2 (0 to 0·5)	0·3 (0·1 to 0·6)	0·4 (0·1 to 0·7)	0·5 (0·2 to 1)	0·6 (0·2 to 1·1)	0·6 (0·3 to 1·2)	0·7 (0·3 to 1·2)	0·7 (0·3 to 1·2)	0·5 (0·2 to 0·8)	0·3 (0·1 to 0·5)	0·1 (0·1 to 0·2)	0·1 (0 to 0·1)	0 (0 to 0)	5·1
Other musculoskeletal disorders	0 (0 to 0)	0 (0 to 0)	0 (0 to 0)	0 (0 to 0)	0·1 (0·1 to 0·2)	0·7 (0·3 to 1·2)	4·4 (2·5 to 7)	9·5 (6·2 to 13·8)	17·5 (11·3 to 26)	25·5 (16·5 to 37·5)	29·6 (19 to 42·8)	32·4 (20·8 to 49·3)	38·6 (25·8 to 55·2)	44·9 (29·3 to 66)	47·2 (30·7 to 67·3)	45·9 (28·4 to 70·2)	41·3 (26·6 to 60·5)	36·9 (21·7 to 56·4)	20 (12·1 to 30·5)	9 (4·9 to 15·1)	5·9 (3·7 to 8·4)	2 (1·1 to 3·3)	0·6 (0·3 to 1·1)	412
Other non-communicable diseases	26·6 (15·2 to 45·6)	20 (12·7 to 31·2)	28·7 (17·3 to 43·1)	20·4 (13·9 to 29)	15 (10·9 to 19·8)	18·1 (13·1 to 24·5)	27·7 (19·6 to 39·8)	41 (27·8 to 60)	56·9 (39·1 to 82·4)	73·3 (50·1 to 105)	86·9 (61·3 to 122)	91·9 (64·5 to 129)	98·6 (69 to 133)	103 (73·8 to 141)	100 (73·3 to 135)	99·5 (71·9 to 136)	98·4 (70·7 to 134)	102 (75·3 to 135)	71·7 (54·5 to 93·6)	42·3 (31·8 to 54·5)	21·4 (16·1 to 27·4)	9·4 (7 to 12·3)	3·2 (2·2 to 4·3)	1,260
Congenital birth defects	26·1 (14·8 to 45·2)	18·4 (11·4 to 29·4)	20·8 (10·6 to 35·5)	11·9 (7·4 to 18·8)	6·8 (4·9 to 9·3)	6·1 (4·3 to 8·4)	5·3 (3·8 to 7·4)	3·8 (2·6 to 5·3)	3·5 (2·4 to 5·3)	3·4 (2·4 to 4·9)	3·8 (2·7 to 5·3)	3·8 (2·7 to 5)	4·1 (3 to 5·6)	4·6 (3·2 to 6·4)	4·3 (3 to 5·8)	3 (2·2 to 4·1)	2·6 (1·8 to 3·4)	1·1 (0·7 to 1·7)	0·6 (0·3 to 0·9)	0·2 (0·1 to 0·4)	0·1 (0·1 to 0·1)	0 (0 to 0)	0 (0 to 0)	135
Neural tube defects	2·6 (0·7 to 6)	1·4 (0·4 to 3·4)	1·4 (0·3 to 3·5)	0·9 (0·2 to 2·8)	0·2 (0·1 to 0·4)	0·4 (0·2 to 0·8)	0·3 (0·2 to 0·7)	0·1 (0·1 to 0·2)	0·2 (0·1 to 0·3)	0·2 (0·1 to 0·3)	0·2 (0·1 to 0·3)	0·1 (0·1 to 0·3)	0·1 (0·1 to 0·1)	0·1 (0·1 to 0·2)	0·1 (0·1 to 0·2)	0·1 (0 to 0·1)	0·1 (0 to 0·3)	0 (0 to 0)	0 (0 to 0)	0 (0 to 0)	0 (0 to 0)	0 (0 to 0)	0 (0 to 0)	8·4
Congenital heart anomalies	6 (2·2 to 12·4)	5·5 (2·4 to 10·3)	6·6 (2·1 to 13·5)	3·3 (1·4 to 6·5)	1·3 (0·7 to 2·4)	1 (0·6 to 1·7)	0·9 (0·5 to 1·6)	0·6 (0·3 to 1·1)	0·7 (0·3 to 1·3)	0·5 (0·3 to 0·8)	0·7 (0·4 to 1·2)	0·7 (0·4 to 1·1)	0·6 (0·4 to 1·1)	0·7 (0·4 to 1·1)	0·5 (0·3 to 0·9)	0·4 (0·2 to 0·6)	0·3 (0·2 to 0·6)	0·1 (0 to 0·2)	0 (0 to 0·1)	0 (0 to 0)	0 (0 to 0)	0 (0 to 0)	0 (0 to 0)	30·5
Orofacial clefts	0 (0 to 0)	0 (0 to 0)	0 (0 to 0·1)	0·1 (0·1 to 0·2)	0·1 (0 to 0·2)	0·1 (0 to 0·2)	0·1 (0 to 0·2)	0·1 (0 to 0·1)	0·1 (0 to 0·1)	0·1 (0 to 0·2)	0·1 (0 to 0·2)	0·1 (0 to 0·2)	0·1 (0 to 0·2)	0·1 (0 to 0·2)	0·1 (0 to 0·2)	0·1 (0 to 0·2)	0·1 (0 to 0·2)	0·1 (0 to 0·1)	0 (0 to 0·1)	0 (0 to 0)	0 (0 to 0)	0 (0 to 0)	0 (0 to 0)	1·3
Down syndrome	0·4 (0·1 to 1·1)	0·4 (0·2 to 0·9)	1·1 (0·3 to 2·5)	1 (0·4 to 2·5)	0·4 (0·2 to 0·7)	0·3 (0·2 to 0·6)	0·3 (0·2 to 0·6)	0·3 (0·2 to 0·6)	0·3 (0·2 to 0·6)	0·4 (0·2 to 0·6)	0·5 (0·3 to 0·9)	0·6 (0·3 to 1)	0·9 (0·5 to 1·6)	1·2 (0·7 to 2·1)	1·2 (0·6 to 2·1)	0·6 (0·3 to 1·1)	0·3 (0·1 to 0·6)	0 (0 to 0)	0 (0 to 0)	0 (0 to 0)	0 (0 to 0)	0 (0 to 0)	0 (0 to 0)	10·4
Turner syndrome	0 (0 to 0)	0 (0 to 0)	0 (0 to 0)	0 (0 to 0)	0 (0 to 0)	0 (0 to 0)	0 (0 to 0)	0 (0 to 0)	0 (0 to 0)	0 (0 to 0)	0 (0 to 0)	0 (0 to 0)	0 (0 to 0)	0 (0 to 0)	0 (0 to 0)	0 (0 to 0)	0 (0 to 0)	0 (0 to 0)	0 (0 to 0)	0 (0 to 0)	0 (0 to 0)	0 (0 to 0)	0 (0 to 0)	0·1
Klinefelter syndrome	0 (0 to 0)	0 (0 to 0)	0 (0 to 0)	0 (0 to 0)	0 (0 to 0)	0 (0 to 0)	0 (0 to 0)	0 (0 to 0)	0 (0 to 0)	0 (0 to 0)	0 (0 to 0)	0 (0 to 0)	0 (0 to 0)	0 (0 to 0)	0 (0 to 0)	0 (0 to 0)	0 (0 to 0)	0 (0 to 0)	0 (0 to 0)	0 (0 to 0)	0 (0 to 0)	0 (0 to 0)	0 (0 to 0)	0
Other chromosomal abnormalities	3·4 (1·4 to 6·8)	3·1 (1·4 to 5·8)	3·8 (1·4 to 7·7)	1 (0·5 to 1·8)	0·6 (0·3 to 1)	0·5 (0·2 to 0·9)	0·5 (0·2 to 1)	0·4 (0·2 to 0·6)	0·3 (0·2 to 0·5)	0·2 (0·1 to 0·4)	0·1 (0·1 to 0·2)	0·2 (0·1 to 0·2)	0·1 (0·1 to 0·1)	0·1 (0·1 to 0·3)	0·1 (0 to 0·1)	0 (0 to 0)	0 (0 to 0·1)	0 (0 to 0)	0 (0 to 0)	0 (0 to 0)	0 (0 to 0)	0 (0 to 0)	0 (0 to 0)	14·3
Congenital musculoskeletal and limb anomalies	0·8 (0·3 to 1·7)	0·5 (0·2 to 1)	1·1 (0·6 to 2)	1·9 (1·1 to 3)	2·2 (1·3 to 3·4)	2·1 (1·2 to 3·4)	1·8 (1·1 to 2·8)	1·3 (0·8 to 2)	1·2 (0·7 to 1·9)	1·3 (0·7 to 2)	1·4 (0·8 to 2·1)	1·4 (0·8 to 2·1)	1·4 (0·8 to 2·2)	1·5 (0·9 to 2·4)	1·5 (0·9 to 2·4)	1·4 (0·8 to 2·1)	1·2 (0·7 to 1·8)	0·8 (0·4 to 1·3)	0·4 (0·2 to 0·7)	0·2 (0·1 to 0·3)	0·1 (0 to 0·1)	0 (0 to 0)	0 (0 to 0)	25·6
Urogenital congenital anomalies	0·9 (0·3 to 2)	0·6 (0·2 to 1·4)	0·3 (0·1 to 0·9)	0·3 (0·2 to 0·5)	0·2 (0·1 to 0·3)	0·2 (0·1 to 0·3)	0·2 (0·1 to 0·3)	0·1 (0 to 0·2)	0·1 (0 to 0·2)	0·1 (0 to 0·1)	0·1 (0 to 0·1)	0 (0 to 0·1)	0·1 (0 to 0·2)	0 (0 to 0·1)	0 (0 to 0)	0 (0 to 0)	0 (0 to 0·1)	0 (0 to 0)	0 (0 to 0)	0 (0 to 0)	0 (0 to 0)	0 (0 to 0)	0 (0 to 0)	3·2
Digestive congenital anomalies	3·3 (1·3 to 7)	2·8 (1·2 to 5·2)	1·8 (0·7 to 3·7)	0·8 (0·4 to 1·3)	0·2 (0·1 to 0·4)	0·1 (0·1 to 0·2)	0·1 (0 to 0·1)	0 (0 to 0·1)	0 (0 to 0)	0 (0 to 0)	0 (0 to 0)	0 (0 to 0·1)	0 (0 to 0·1)	0 (0 to 0)	0 (0 to 0·1)	0·1 (0 to 0·1)	0 (0 to 0)	0 (0 to 0)	0 (0 to 0)	0 (0 to 0)	0 (0 to 0)	0 (0 to 0)	0 (0 to 0)	9·5
Other congenital birth defects	8·6 (3·8 to 16·5)	4·2 (2·1 to 7·7)	4·6 (1·8 to 9)	2·8 (1·2 to 5·3)	1·6 (0·9 to 2·7)	1·4 (0·8 to 2·3)	1·1 (0·6 to 1·9)	0·8 (0·4 to 1·4)	0·7 (0·4 to 1·3)	0·7 (0·4 to 1·3)	0·8 (0·4 to 1·3)	0·7 (0·4 to 1·1)	0·7 (0·4 to 1·3)	0·7 (0·4 to 1·2)	0·7 (0·4 to 1·1)	0·4 (0·2 to 0·8)	0·5 (0·3 to 0·8)	0·1 (0 to 0·4)	0·1 (0 to 0·2)	0 (0 to 0·1)	0 (0 to 0)	0 (0 to 0)	0 (0 to 0)	31·3
Urinary diseases and male infertility	0 (0 to 0·1)	0·1 (0·1 to 0·2)	0·4 (0·2 to 0·7)	0·5 (0·3 to 0·8)	0·5 (0·3 to 0·7)	0·6 (0·4 to 0·9)	0·9 (0·6 to 1·3)	1 (0·6 to 1·4)	1·2 (0·8 to 1·8)	1·9 (1·2 to 2·9)	2·7 (1·7 to 4·3)	3·6 (2·3 to 5·9)	4·9 (3 to 7·7)	7 (4·4 to 10·8)	8·8 (5·5 to 13·7)	10·1 (5·9 to 16·6)	12·2 (7·5 to 19·7)	16·5 (9·9 to 25·8)	15·6 (9·5 to 24·3)	12·8 (7 to 20)	7·5 (4·3 to 12)	3·7 (2 to 5·8)	1·3 (0·7 to 2·2)	114
Urolithiasis	0 (0 to 0)	0 (0 to 0)	0 (0 to 0)	0 (0 to 0)	0 (0 to 0)	0 (0 to 0·1)	0 (0 to 0)	0·1 (0 to 0·1)	0·1 (0·1 to 0·2)	0·3 (0·1 to 0·6)	0·5 (0·2 to 1)	0·5 (0·3 to 1)	1 (0·5 to 2)	1·1 (0·5 to 2·1)	1·7 (0·8 to 3·1)	1·6 (0·7 to 3·1)	1·7 (0·7 to 3·4)	1·4 (0·6 to 2·8)	0·9 (0·4 to 2)	0·5 (0·2 to 1)	0·2 (0·1 to 0·6)	0·1 (0 to 0·2)	0 (0 to 0·1)	11·7
Benign prostatic hyperplasia	0 (0 to 0)	0 (0 to 0)	0 (0 to 0)	0 (0 to 0)	0 (0 to 0)	0 (0 to 0)	0 (0 to 0)	0 (0 to 0)	0 (0 to 0)	0 (0 to 0)	0 (0 to 0)	0 (0 to 0)	0 (0 to 0)	0 (0 to 0)	0 (0 to 0)	0 (0 to 0)	0 (0 to 0)	0 (0 to 0)	0 (0 to 0)	0 (0 to 0)	0 (0 to 0)	0 (0 to 0)	0 (0 to 0)	0
Male infertility	--	--	--	--	--	--	--	--	--	--	--	--	--	--	--	--	--	--	--	--	--	--	--	NA
Other urinary diseases	0 (0 to 0)	0·1 (0 to 0·2)	0·1 (0 to 0·2)	0·2 (0·1 to 0·3)	0·1 (0·1 to 0·2)	0·2 (0·1 to 0·3)	0·1 (0·1 to 0·2)	0·1 (0·1 to 0·3)	0·1 (0·1 to 0·2)	0·2 (0·1 to 0·3)	0·2 (0·1 to 0·3)	0·3 (0·2 to 0·4)	0·3 (0·2 to 0·5)	0·4 (0·2 to 0·7)	0·4 (0·3 to 0·7)	0·5 (0·3 to 1·1)	0·4 (0·2 to 0·7)	0·4 (0·2 to 0·7)	0·3 (0·1 to 0·7)	0·2 (0·1 to 0·4)	0·1 (0 to 0·2)	0 (0 to 0·1)	0 (0 to 0)	4·7
Gynecological diseases	0 (0 to 0)	0 (0 to 0)	0 (0 to 0)	0 (0 to 0)	0 (0 to 0)	4·5 (2·2 to 7·9)	11·6 (6·7 to 19·7)	23 (14·3 to 35·8)	34·8 (22·7 to 51·7)	47 (30·8 to 68·4)	53·9 (36 to 78·1)	53·3 (35·1 to 77·4)	49·4 (31·8 to 70·3)	38·8 (23·4 to 58·1)	25·2 (15·6 to 37·4)	18·7 (10·9 to 28·7)	15·4 (9·5 to 23)	13·1 (8·1 to 19·3)	7·3 (4·6 to 10·8)	3·5 (2·1 to 5·3)	1·5 (0·9 to 2·2)	0·6 (0·4 to 0·9)	0·2 (0·1 to 0·3)	402
Uterine fibroids	0 (0 to 0)	0 (0 to 0)	0 (0 to 0)	0 (0 to 0)	0 (0 to 0)	0·1 (0 to 0·2)	0·2 (0·1 to 0·4)	0·4 (0·1 to 0·8)	1 (0·4 to 2·2)	2·5 (1·1 to 5·2)	4·4 (2 to 8·8)	5 (2·3 to 9·5)	5·1 (2·4 to 9·7)	4·2 (2 to 8)	3 (1·4 to 5·7)	2 (0·9 to 4)	1·3 (0·6 to 2·7)	0·9 (0·4 to 1·8)	0·4 (0·2 to 0·8)	0·2 (0·1 to 0·3)	0 (0 to 0·1)	0 (0 to 0)	0 (0 to 0)	30·8
Polycystic ovarian syndrome	0 (0 to 0)	0 (0 to 0)	0 (0 to 0)	0 (0 to 0)	0 (0 to 0)	0·3 (0·1 to 0·6)	1·1 (0·4 to 2·2)	1·2 (0·5 to 2·5)	1·1 (0·5 to 2·3)	1·2 (0·5 to 2·5)	1·2 (0·5 to 2·4)	1·1 (0·5 to 2·3)	1·1 (0·4 to 2·2)	0·3 (0·1 to 0·7)	0 (0 to 0)	0 (0 to 0)	0 (0 to 0)	0 (0 to 0)	0 (0 to 0)	0 (0 to 0)	0 (0 to 0)	0 (0 to 0)	0 (0 to 0)	8·6
Female infertility	0 (0 to 0)	0 (0 to 0)	0 (0 to 0)	0 (0 to 0)	0 (0 to 0)	0 (0 to 0)	0 (0 to 0)	0·8 (0·1 to 2·1)	1·2 (0·3 to 3·2)	1·7 (0·3 to 4·8)	1·9 (0·2 to 5·7)	1·6 (0·2 to 4·7)	0 (0 to 0·3)	0 (0 to 0)	0 (0 to 0)	0 (0 to 0)	0 (0 to 0)	0 (0 to 0)	0 (0 to 0)	0 (0 to 0)	0 (0 to 0)	0 (0 to 0)	0 (0 to 0)	7·1
Endometriosis	0 (0 to 0)	0 (0 to 0)	0 (0 to 0)	0 (0 to 0)	0 (0 to 0)	0 (0 to 0)	0·8 (0·3 to 1·7)	3·3 (1·6 to 5·9)	3·9 (1·9 to 6·9)	3·5 (1·7 to 6·1)	3·1 (1·6 to 5·5)	3·1 (1·6 to 5·4)	3 (1·6 to 4·8)	1·6 (0·8 to 2·9)	0 (0 to 0)	0 (0 to 0)	0 (0 to 0)	0 (0 to 0)	0 (0 to 0)	0 (0 to 0)	0 (0 to 0)	0 (0 to 0)	0 (0 to 0)	22·3
Genital prolapse	0 (0 to 0)	0 (0 to 0)	0 (0 to 0)	0 (0 to 0)	0 (0 to 0)	0 (0 to 0)	0 (0 to 0)	0 (0 to 0·1)	0·1 (0 to 0·2)	0·2 (0·1 to 0·4)	0·4 (0·2 to 0·8)	0·6 (0·2 to 1·4)	0·9 (0·4 to 1·9)	1·2 (0·5 to 2·4)	1·3 (0·6 to 2·5)	1·3 (0·6 to 2·6)	1·2 (0·5 to 2·4)	1·1 (0·5 to 2·3)	0·7 (0·3 to 1·3)	0·4 (0·2 to 0·7)	0·2 (0·1 to 0·3)	0·1 (0 to 0·1)	0 (0 to 0)	9·7
Premenstrual syndrome	0 (0 to 0)	0 (0 to 0)	0 (0 to 0)	0 (0 to 0)	0 (0 to 0)	4 (1·8 to 7·3)	9·1 (4·5 to 16·2)	10·6 (5·1 to 19·2)	10·8 (6·1 to 17·8)	12·4 (6·4 to 20·4)	14·1 (8·1 to 22·2)	14·1 (7·9 to 23·2)	10·8 (6 to 18·2)	4·2 (2·1 to 7·5)	0 (0 to 0)	0 (0 to 0)	0 (0 to 0)	0 (0 to 0)	0 (0 to 0)	0 (0 to 0)	0 (0 to 0)	0 (0 to 0)	0 (0 to 0)	90·1
Other gynecological diseases	0 (0 to 0)	0 (0 to 0)	0 (0 to 0)	0 (0 to 0)	0 (0 to 0)	0·1 (0 to 0·4)	0·4 (0·2 to 0·7)	6·7 (3·7 to 10·7)	16·7 (9·1 to 26·9)	25·6 (15·1 to 39·5)	28·8 (17·3 to 44·7)	27·8 (15·3 to 44·2)	28·6 (16·1 to 44·6)	27·2 (13·3 to 43·9)	20·9 (12·3 to 31·9)	15·4 (8·3 to 24·6)	12·9 (7·3 to 19·9)	11·1 (6·6 to 16·9)	6·2 (3·8 to 9·5)	3 (1·7 to 4·8)	1·3 (0·8 to 1·9)	0·5 (0·3 to 0·8)	0·2 (0·1 to 0·3)	233
Hemoglobinopathies and hemolytic anemias	0 (0 to 0·1)	0·1 (0 to 0·1)	0·5 (0·3 to 0·8)	1·7 (0·8 to 3)	2·3 (1·2 to 4·1)	1·8 (0·9 to 3)	2·8 (1·6 to 4·3)	5 (1·9 to 8·7)	5·4 (2·3 to 9·5)	3·6 (1·4 to 8)	3·4 (1·8 to 6·1)	2·9 (1·6 to 4·8)	2·9 (1·7 to 4·6)	3·5 (2·1 to 5·4)	3·2 (1·8 to 5·1)	3·2 (1·8 to 5·5)	2·2 (1·2 to 3·7)	2·2 (1·2 to 3·6)	1·5 (0·9 to 2·5)	0·9 (0·5 to 1·5)	0·6 (0·4 to 0·9)	0·3 (0·2 to 0·4)	0·1 (0 to 0·1)	49·9
Thalassemias	0 (0 to 0)	0 (0 to 0)	0 (0 to 0)	0 (0 to 0)	0 (0 to 0)	0 (0 to 0)	0 (0 to 0)	0 (0 to 0)	0 (0 to 0)	0 (0 to 0)	0 (0 to 0)	0 (0 to 0)	0 (0 to 0)	0 (0 to 0)	0 (0 to 0)	0 (0 to 0)	0 (0 to 0)	0 (0 to 0)	0 (0 to 0)	0 (0 to 0)	0 (0 to 0)	0 (0 to 0)	0 (0 to 0)	0
Thalassemias trait	0 (0 to 0)	0 (0 to 0)	0 (0 to 0)	0·1 (0 to 0·2)	0·1 (0 to 0·2)	0·1 (0 to 0·2)	0·3 (0·1 to 0·5)	0·3 (0·1 to 0·5)	0·3 (0·1 to 0·5)	0·3 (0·1 to 0·5)	0·3 (0·1 to 0·6)	0·2 (0·1 to 0·4)	0·1 (0 to 0·2)	0·1 (0 to 0·2)	0·1 (0 to 0·2)	0·1 (0 to 0·2)	0·1 (0 to 0·1)	0·1 (0 to 0·1)	0 (0 to 0·1)	0 (0 to 0·1)	0 (0 to 0)	0 (0 to 0)	0 (0 to 0)	2·4
Sickle cell disorders	0 (0 to 0·1)	0 (0 to 0·1)	0·2 (0·1 to 0·3)	0·5 (0·3 to 1)	0·8 (0·5 to 1·3)	0·8 (0·5 to 1·3)	1·1 (0·6 to 1·7)	0·8 (0·5 to 1·4)	0·7 (0·4 to 1·2)	0·6 (0·3 to 1)	0·8 (0·4 to 1·3)	0·7 (0·4 to 1·2)	0·9 (0·5 to 1·5)	0·9 (0·5 to 1·4)	0·5 (0·3 to 0·9)	0·2 (0·1 to 0·4)	0·1 (0 to 0·1)	0 (0 to 0)	0 (0 to 0)	0 (0 to 0)	0 (0 to 0)	0 (0 to 0)	0 (0 to 0)	9·7
Sickle cell trait	0 (0 to 0)	0 (0 to 0·1)	0·2 (0·1 to 0·3)	0·7 (0·2 to 1·3)	0·9 (0·3 to 1·8)	0·6 (0·1 to 1·2)	0·3 (0·1 to 0·6)	3·4 (0·8 to 6·5)	4 (1·3 to 7·5)	2·1 (0·3 to 5·8)	1·1 (0 to 3·8)	0·7 (0·3 to 1·2)	0·8 (0·3 to 1·5)	1 (0·4 to 1·7)	0·9 (0·4 to 1·7)	0·7 (0·3 to 1·4)	0·5 (0·1 to 1)	0·5 (0·1 to 1)	0·3 (0·1 to 0·7)	0·2 (0·1 to 0·4)	0·1 (0 to 0·2)	0 (0 to 0·1)	0 (0 to 0)	19
G6PD deficiency	0 (0 to 0)	0 (0 to 0)	0 (0 to 0)	0 (0 to 0)	0 (0 to 0)	0 (0 to 0)	0·4 (0·1 to 0·9)	0 (0 to 0·1)	0·1 (0 to 0·1)	0·1 (0 to 0·1)	0·4 (0 to 1·4)	0·2 (0·1 to 0·4)	0·1 (0 to 0·2)	0·1 (0 to 0·2)	0·1 (0·1 to 0·2)	0·1 (0·1 to 0·2)	0·1 (0 to 0·2)	0·1 (0 to 0·1)	0 (0 to 0)	0 (0 to 0)	0 (0 to 0)	0 (0 to 0)	0 (0 to 0)	1·8
G6PD trait	0 (0 to 0)	0 (0 to 0)	0 (0 to 0)	0 (0 to 0)	0 (0 to 0)	0 (0 to 0)	0·1 (0 to 0·1)	0 (0 to 0)	0 (0 to 0)	0 (0 to 0)	0·1 (0 to 0·2)	0·1 (0 to 0·1)	0 (0 to 0)	0 (0 to 0)	0 (0 to 0)	0 (0 to 0)	0 (0 to 0)	0 (0 to 0)	0 (0 to 0)	0 (0 to 0)	0 (0 to 0)	0 (0 to 0)	0 (0 to 0)	0·2
Other hemoglobinopathies and hemolytic anemias	0 (0 to 0)	0 (0 to 0)	0·1 (0 to 0·2)	0·4 (0·1 to 0·9)	0·5 (0·1 to 1·1)	0·3 (0·1 to 0·8)	0·7 (0·2 to 1·5)	0·4 (0·1 to 1)	0·4 (0·1 to 1)	0·6 (0·2 to 1·2)	0·8 (0·2 to 1·7)	1 (0·4 to 2)	1 (0·4 to 1·8)	1·3 (0·7 to 2·4)	1·5 (0·7 to 2·5)	2·1 (1·2 to 3·7)	1·6 (0·9 to 2·5)	1·6 (1 to 2·5)	1·1 (0·7 to 1·8)	0·7 (0·4 to 1)	0·5 (0·3 to 0·8)	0·2 (0·2 to 0·3)	0·1 (0 to 0·1)	16·8
Endocrine, metabolic, blood, and immune disorders	0·4 (0·2 to 1)	0·9 (0·4 to 1·7)	5·3 (2·3 to 12·3)	4·6 (2·6 to 8·5)	3·4 (2·1 to 5·1)	2·9 (1·9 to 4·2)	4·2 (2·6 to 6·1)	3·8 (2·4 to 5·8)	5·1 (3·2 to 7·6)	7·9 (5·1 to 11·8)	11·5 (7·5 to 16·7)	15·4 (9·7 to 22·7)	21·2 (13·5 to 30·8)	28·4 (18·8 to 41·8)	34·2 (22·3 to 52·2)	35·9 (23·1 to 54·1)	35·4 (22·7 to 54·1)	37 (24·2 to 53·5)	25·7 (17·3 to 37·6)	13·7 (9·1 to 20·5)	7·2 (4·6 to 10·6)	3 (2 to 4·6)	1 (0·6 to 1·6)	308
Oral disorders	0 (0 to 0)	0 (0 to 0)	0 (0 to 0)	1·6 (0·9 to 2·6)	2 (1·1 to 3·3)	2·2 (1·1 to 3·7)	3 (1·6 to 5·3)	4·5 (2·3 to 8·3)	6·8 (3·3 to 12·9)	9·5 (4·5 to 17·9)	11·5 (5·4 to 21·8)	12·9 (6·1 to 23·6)	16·1 (8·2 to 29·9)	20·7 (11·3 to 36·6)	24·7 (14 to 40·2)	28·6 (17 to 46·4)	30·5 (18·5 to 48·3)	31·9 (19·7 to 49·3)	21 (13 to 31·6)	11·1 (6·9 to 16·7)	4·5 (2·8 to 6·8)	1·8 (1·1 to 2·7)	0·6 (0·3 to 0·8)	246
Caries of deciduous teeth	0 (0 to 0)	0 (0 to 0)	0 (0 to 0)	0·5 (0·2 to 1)	0·5 (0·2 to 1·1)	0 (0 to 0·1)	0 (0 to 0)	0 (0 to 0)	0 (0 to 0)	0 (0 to 0)	0 (0 to 0)	0 (0 to 0)	0 (0 to 0)	0 (0 to 0)	0 (0 to 0)	0 (0 to 0)	0 (0 to 0)	0 (0 to 0)	0 (0 to 0)	0 (0 to 0)	0 (0 to 0)	0 (0 to 0)	0 (0 to 0)	1
Caries of permanent teeth	0 (0 to 0)	0 (0 to 0)	0 (0 to 0)	0 (0 to 0)	0·5 (0·2 to 1)	1 (0·4 to 2·1)	1 (0·4 to 2·1)	1 (0·4 to 2·1)	1·1 (0·4 to 2·1)	1·1 (0·4 to 2·2)	1·1 (0·5 to 2·3)	1 (0·4 to 2)	1·1 (0·4 to 2·3)	1·1 (0·5 to 2·4)	1 (0·4 to 2·3)	0·9 (0·3 to 1·9)	0·7 (0·3 to 1·5)	0·6 (0·2 to 1·3)	0·4 (0·1 to 0·7)	0·2 (0·1 to 0·4)	0·1 (0 to 0·1)	0 (0 to 0·1)	0 (0 to 0)	13·7
Periodontal diseases	0 (0 to 0)	0 (0 to 0)	0 (0 to 0)	0 (0 to 0)	0 (0 to 0)	0 (0 to 0)	0·5 (0·1 to 1·2)	1·6 (0·5 to 4)	3·5 (1·1 to 7·8)	5·6 (1·9 to 12·7)	7·3 (2·6 to 16·3)	8·2 (3 to 17·1)	9·5 (3·7 to 20·1)	10·4 (4·1 to 21·8)	9·9 (4 to 20·5)	8·7 (3·5 to 17·5)	7·3 (2·8 to 14·6)	6·3 (2·5 to 12·6)	3·7 (1·5 to 7·3)	1·9 (0·7 to 3·7)	0·8 (0·3 to 1·5)	0·3 (0·1 to 0·6)	0·1 (0 to 0·2)	85·4
Other oral disorders	0 (0 to 0)	0 (0 to 0)	0 (0 to 0)	1·1 (0·6 to 1·7)	1 (0·6 to 1·6)	1·1 (0·7 to 1·8)	1·6 (0·9 to 2·5)	1·8 (1·1 to 2·8)	2 (1·2 to 3)	2·3 (1·4 to 3·5)	2·4 (1·4 to 3·7)	2·4 (1·4 to 3·7)	2·7 (1·6 to 4·2)	3 (1·8 to 4·4)	2·9 (1·8 to 4·3)	2·7 (1·6 to 4·2)	2·5 (1·5 to 3·8)	2·1 (1·3 to 3·2)	1·1 (0·6 to 1·6)	0·4 (0·3 to 0·7)	0·1 (0·1 to 0·2)	0 (0 to 0·1)	0 (0 to 0)	33·5
Sudden infant death syndrome	--	0·6 (0·2 to 1·1)	1·7 (0·6 to 3·6)	--	--	--	--	--	--	--	--	--	--	--	--	--	--	--	--	--	--	--	--	NA
Injuries	2·1 (1·1 to 3·6)	1·5 (0·8 to 2·6)	6 (3·4 to 9·6)	16·8 (10·3 to 25·5)	18 (14·5 to 22·1)	23·1 (19 to 27·7)	41 (33·7 to 50·5)	40 (30·6 to 56·1)	37·9 (27·6 to 53·5)	41·4 (30·4 to 58)	46 (34·5 to 61·8)	47·9 (36·9 to 61·8)	53·3 (42 to 66·8)	56·4 (45·4 to 70·2)	56·6 (45 to 69·3)	57·2 (46·1 to 69·6)	59·1 (48 to 71·3)	65·6 (54 to 79·1)	52 (42·9 to 61·8)	36 (29·4 to 43·3)	20·5 (16·4 to 24·8)	10·8 (8·6 to 13·1)	4·2 (3·3 to 5·2)	793
Transport injuries	0·1 (0 to 0·2)	0·1 (0 to 0·2)	0·5 (0·2 to 0·9)	2·5 (1·3 to 4·6)	4·4 (2·9 to 6·4)	5·9 (4·3 to 7·9)	12 (7·8 to 17·2)	10·6 (6·9 to 16·4)	9·3 (6·1 to 14)	9·8 (6·6 to 15)	11·6 (8·1 to 16·6)	12·7 (9·2 to 17·7)	14·7 (10·9 to 19·4)	16 (12·2 to 20·7)	16·1 (12·2 to 20·5)	15·8 (11·7 to 20·7)	16·1 (12·3 to 20·6)	15·6 (11·9 to 20)	10·5 (8·1 to 13·7)	5·5 (4·2 to 6·9)	2·3 (1·8 to 2·9)	1 (0·7 to 1·2)	0·3 (0·2 to 0·5)	193
Road injuries	0·1 (0 to 0·1)	0·1 (0 to 0·1)	0·4 (0·2 to 0·7)	2·1 (1 to 3·8)	3·8 (2·5 to 5·6)	5·1 (3·6 to 6·9)	10·9 (7 to 15·7)	9·6 (6·2 to 14·8)	8·4 (5·4 to 12·6)	8·8 (5·9 to 13)	10·5 (7·4 to 14·9)	11·1 (8·1 to 15·5)	13·4 (9·9 to 17·7)	14·4 (11 to 18·6)	14·4 (10·9 to 18·4)	14·4 (10·7 to 18·8)	15·1 (11·4 to 19·5)	14·5 (11 to 18·6)	9·4 (7·2 to 12·2)	5·1 (3·8 to 6·3)	2·1 (1·6 to 2·7)	0·9 (0·6 to 1·1)	0·3 (0·2 to 0·4)	175
Pedestrian road injuries	0 (0 to 0·1)	0 (0 to 0·1)	0·1 (0 to 0·2)	0·9 (0·4 to 1·8)	1·5 (0·8 to 2·6)	1·7 (1 to 2·7)	2 (1 to 3·4)	1·6 (0·9 to 2·6)	1·4 (0·8 to 2·4)	2 (1·2 to 3·2)	2·5 (1·6 to 4)	2·9 (1·8 to 4·4)	3·8 (2·5 to 5·5)	4·7 (3·1 to 6·8)	4·8 (3·2 to 6·7)	5·3 (3·6 to 7·7)	6·2 (4·3 to 8·6)	6·4 (4·5 to 8·8)	4·5 (3·2 to 6·2)	2·6 (1·9 to 3·4)	1·1 (0·8 to 1·5)	0·4 (0·3 to 0·6)	0·1 (0·1 to 0·2)	56·5
Cyclist road injuries	0 (0 to 0)	0 (0 to 0)	0 (0 to 0)	0·1 (0 to 0·2)	0·2 (0·1 to 0·3)	0·4 (0·3 to 0·7)	0·6 (0·4 to 0·9)	0·6 (0·4 to 0·8)	0·6 (0·4 to 0·9)	0·7 (0·5 to 1)	0·9 (0·6 to 1·2)	1 (0·7 to 1·3)	1·2 (0·8 to 1·6)	1·4 (1 to 1·8)	1·4 (1 to 1·8)	1·3 (1 to 1·8)	1·3 (0·9 to 1·7)	1·2 (0·9 to 1·6)	0·7 (0·5 to 1)	0·4 (0·3 to 0·5)	0·2 (0·1 to 0·2)	0·1 (0·1 to 0·1)	0 (0 to 0)	14·1
Motorcyclist road injuries	0 (0 to 0)	0 (0 to 0)	0 (0 to 0·1)	0·1 (0·1 to 0·3)	0·3 (0·2 to 0·6)	0·5 (0·3 to 0·8)	1·9 (1 to 3·3)	1·9 (1·1 to 3·2)	1·6 (1 to 2·7)	1·5 (0·9 to 2·2)	1·8 (1·2 to 2·7)	1·6 (1·1 to 2·3)	1·9 (1·4 to 2·7)	1·8 (1·3 to 2·4)	1·9 (1·3 to 2·5)	1·8 (1·3 to 2·4)	1·8 (1·3 to 2·4)	1·7 (1·2 to 2·3)	1·1 (0·8 to 1·5)	0·7 (0·5 to 0·9)	0·3 (0·2 to 0·4)	0·1 (0·1 to 0·2)	0 (0 to 0·1)	24·3
Motor vehicle road injuries	0 (0 to 0·1)	0 (0 to 0)	0·2 (0·1 to 0·4)	0·9 (0·4 to 1·8)	1·7 (1 to 2·9)	2·4 (1·5 to 3·5)	6·2 (3·8 to 9·5)	5·4 (3·2 to 9·1)	4·5 (2·6 to 7·2)	4·3 (2·7 to 7·1)	5 (3·1 to 7·8)	5·4 (3·5 to 8)	6·2 (4·2 to 8·8)	6·2 (4·4 to 8·5)	6 (4·3 to 8·2)	5·6 (3·9 to 7·9)	5·4 (3·9 to 7·5)	4·9 (3·5 to 6·9)	2·8 (2 to 3·9)	1·3 (0·9 to 1·8)	0·5 (0·4 to 0·7)	0·2 (0·2 to 0·3)	0·1 (0 to 0·1)	75·4
Other road injuries	0 (0 to 0)	0 (0 to 0)	0 (0 to 0)	0·1 (0 to 0·1)	0·1 (0 to 0·2)	0·1 (0·1 to 0·2)	0·2 (0·1 to 0·3)	0·2 (0·1 to 0·3)	0·2 (0·1 to 0·4)	0·3 (0·2 to 0·4)	0·3 (0·2 to 0·4)	0·3 (0·2 to 0·4)	0·3 (0·2 to 0·5)	0·4 (0·3 to 0·6)	0·4 (0·3 to 0·6)	0·4 (0·3 to 0·6)	0·4 (0·3 to 0·5)	0·3 (0·2 to 0·4)	0·2 (0·2 to 0·3)	0·1 (0·1 to 0·1)	0 (0 to 0·1)	0 (0 to 0)	0 (0 to 0)	4·3
Other transport injuries	0 (0 to 0·1)	0 (0 to 0·1)	0·1 (0 to 0·2)	0·4 (0·2 to 0·8)	0·6 (0·3 to 1)	0·8 (0·5 to 1·2)	1·1 (0·6 to 1·9)	1 (0·6 to 1·7)	0·9 (0·5 to 1·6)	1 (0·5 to 1·9)	1·1 (0·6 to 1·9)	1·6 (0·9 to 2·6)	1·3 (0·8 to 2·1)	1·6 (1 to 2·6)	1·7 (1 to 2·8)	1·4 (0·9 to 2·3)	1·1 (0·7 to 1·6)	1·1 (0·7 to 1·7)	1·1 (0·7 to 1·7)	0·4 (0·3 to 0·7)	0·2 (0·1 to 0·3)	0·1 (0·1 to 0·2)	0 (0 to 0·1)	18·8
Unintentional injuries	1 (0·5 to 1·6)	1·1 (0·6 to 2·2)	4·4 (2·4 to 7·4)	11·7 (7·3 to 18·1)	11·2 (8·6 to 14·3)	12·8 (9·8 to 16·2)	12·9 (9·7 to 17·1)	11·3 (8·3 to 14·9)	12 (8·7 to 16·2)	14·7 (10·7 to 20·1)	17·1 (12·6 to 23·1)	18·5 (13·8 to 24·7)	22·1 (16·6 to 29·2)	26·1 (19·7 to 34·2)	28·3 (21·5 to 37·2)	30·9 (23·8 to 40)	33·1 (25·6 to 42)	41·3 (33·1 to 50·7)	36 (29·1 to 43·9)	28·3 (22·4 to 34·7)	17·2 (13·6 to 21·2)	9·5 (7·5 to 11·8)	3·8 (2·9 to 4·8)	406
Falls	0 (0 to 0)	0 (0 to 0)	0·1 (0 to 0·2)	0·4 (0·2 to 0·6)	0·6 (0·4 to 0·9)	0·9 (0·6 to 1·3)	1·1 (0·8 to 1·6)	1·2 (0·8 to 1·8)	1·5 (1 to 2·1)	1·9 (1·3 to 2·7)	2·3 (1·6 to 3·1)	2·6 (1·9 to 3·6)	3·5 (2·5 to 4·6)	4·7 (3·4 to 6·2)	5·8 (4·2 to 7·6)	7·5 (5·6 to 9·6)	9·2 (6·9 to 11·8)	14·3 (10·9 to 18)	14·7 (10·7 to 19)	14·4 (10·1 to 19·4)	9·9 (6·9 to 13·2)	5·4 (3·8 to 7·2)	2·1 (1·5 to 2·9)	104
Drowning	0·1 (0 to 0·2)	0·1 (0·1 to 0·2)	0·7 (0·3 to 1·4)	4·9 (2·3 to 9·1)	4·3 (2·5 to 6·6)	4·8 (2·9 to 7·2)	3·9 (2·2 to 6·3)	1·8 (1 to 3)	1·5 (0·8 to 2·7)	1·7 (0·9 to 3)	1·9 (1 to 3·2)	1·9 (1·1 to 3·1)	2·2 (1·4 to 3·5)	2 (1·3 to 3·2)	1·9 (1·2 to 2·8)	1·7 (1·1 to 2·6)	1·7 (1·1 to 2·6)	1·5 (1 to 2·1)	1·3 (0·8 to 1·9)	0·6 (0·4 to 1)	0·4 (0·3 to 0·6)	0·3 (0·2 to 0·5)	0·1 (0·1 to 0·2)	41·3
Fire, heat, and hot substances	0 (0 to 0·1)	0·1 (0 to 0·1)	0·4 (0·1 to 1·1)	1·4 (0·6 to 3·3)	1·5 (0·9 to 2·5)	1·8 (1·1 to 2·9)	2·4 (1·4 to 3·6)	2·4 (1·5 to 3·8)	2·8 (1·7 to 4·5)	3·7 (2·3 to 5·9)	4·3 (2·7 to 6·8)	4·4 (2·8 to 7)	4·9 (3 to 7·8)	5·7 (3·6 to 8·8)	5·9 (3·8 to 9·2)	5·9 (3·7 to 9·1)	5·5 (3·6 to 8·4)	5·8 (3·8 to 8·5)	3·9 (2·6 to 5·9)	2·3 (1·6 to 3·3)	1·2 (0·9 to 1·7)	0·6 (0·4 to 0·8)	0·2 (0·1 to 0·3)	67·2
Poisonings	0 (0 to 0·1)	0·1 (0 to 0·2)	0·2 (0 to 0·4)	0·8 (0·3 to 1·6)	0·4 (0·2 to 0·7)	0·4 (0·2 to 0·6)	0·5 (0·3 to 0·8)	0·5 (0·3 to 0·8)	0·4 (0·3 to 0·7)	0·5 (0·3 to 0·8)	0·6 (0·4 to 1)	0·6 (0·4 to 1)	0·6 (0·4 to 1)	0·7 (0·4 to 1·1)	0·7 (0·4 to 1·1)	0·6 (0·4 to 0·9)	0·7 (0·5 to 1·2)	0·8 (0·5 to 1·3)	0·6 (0·4 to 1)	0·4 (0·2 to 0·7)	0·2 (0·1 to 0·3)	0·1 (0 to 0·1)	0 (0 to 0)	10·5
Poisoning by carbon monoxide	0 (0 to 0)	0 (0 to 0·1)	0 (0 to 0·1)	0·2 (0·1 to 0·5)	0·1 (0·1 to 0·3)	0·1 (0·1 to 0·2)	0·2 (0·1 to 0·3)	0·2 (0·1 to 0·4)	0·2 (0·1 to 0·3)	0·2 (0·1 to 0·4)	0·2 (0·1 to 0·4)	0·3 (0·1 to 0·5)	0·2 (0·1 to 0·4)	0·2 (0·1 to 0·4)	0·3 (0·2 to 0·6)	0·3 (0·2 to 0·5)	0·4 (0·2 to 0·7)	0·4 (0·2 to 0·6)	0·3 (0·1 to 0·5)	0·1 (0·1 to 0·3)	0·1 (0 to 0·1)	0 (0 to 0)	0 (0 to 0)	4·2
Poisoning by other means	0 (0 to 0)	0·1 (0 to 0·2)	0·1 (0 to 0·4)	0·6 (0·2 to 1·3)	0·3 (0·1 to 0·5)	0·3 (0·1 to 0·4)	0·3 (0·2 to 0·5)	0·3 (0·2 to 0·4)	0·3 (0·1 to 0·5)	0·3 (0·2 to 0·5)	0·4 (0·2 to 0·7)	0·4 (0·2 to 0·6)	0·4 (0·2 to 0·7)	0·4 (0·2 to 0·7)	0·4 (0·2 to 0·6)	0·3 (0·2 to 0·5)	0·3 (0·2 to 0·6)	0·4 (0·3 to 0·7)	0·3 (0·2 to 0·6)	0·3 (0·1 to 0·5)	0·1 (0·1 to 0·2)	0 (0 to 0·1)	0 (0 to 0)	6·4
Exposure to mechanical forces	0·1 (0 to 0·2)	0·2 (0 to 1·2)	0·3 (0·1 to 1·1)	1·3 (0·7 to 2·6)	1·8 (1·2 to 2·7)	2·2 (1·4 to 3·2)	2·4 (1·7 to 3·5)	2·5 (1·7 to 3·7)	2·6 (1·8 to 3·7)	3 (2·1 to 4·4)	3·6 (2·4 to 5·2)	3·8 (2·7 to 5·5)	4·3 (3 to 6·2)	5·1 (3·5 to 7·2)	5·1 (3·5 to 7·2)	5·1 (3·5 to 7·3)	5 (3·4 to 7·2)	5·3 (3·7 to 7·3)	3·8 (2·7 to 5·3)	2·4 (1·6 to 3·2)	1·3 (0·9 to 1·7)	0·7 (0·5 to 1)	0·3 (0·2 to 0·5)	62·3
Unintentional firearm injuries	0 (0 to 0·1)	0 (0 to 0·2)	0·1 (0 to 0·3)	0·2 (0·1 to 0·5)	0·2 (0·1 to 0·5)	0·4 (0·2 to 0·8)	0·7 (0·4 to 1·2)	0·7 (0·4 to 1·3)	0·6 (0·3 to 1)	0·7 (0·4 to 1·2)	0·8 (0·4 to 1·3)	0·8 (0·5 to 1·3)	0·7 (0·4 to 1·2)	0·7 (0·4 to 1·1)	0·7 (0·4 to 1)	0·6 (0·4 to 0·9)	0·5 (0·3 to 0·8)	0·7 (0·5 to 1)	0·6 (0·4 to 0·8)	0·5 (0·3 to 0·7)	0·3 (0·2 to 0·5)	0·2 (0·1 to 0·4)	0·1 (0·1 to 0·2)	10·8
Other exposure to mechanical forces	0 (0 to 0·1)	0·1 (0 to 0·8)	0·3 (0·1 to 0·9)	1·2 (0·6 to 2·2)	1·6 (1·1 to 2·5)	1·8 (1·1 to 2·6)	1·7 (1·1 to 2·7)	1·8 (1·1 to 2·7)	2 (1·3 to 3)	2·4 (1·6 to 3·5)	2·8 (1·8 to 4·2)	3·1 (2 to 4·5)	3·6 (2·4 to 5·2)	4·4 (3 to 6·3)	4·4 (3 to 6·3)	4·6 (3·1 to 6·5)	4·5 (3 to 6·4)	4·6 (3·1 to 6·4)	3·3 (2·3 to 4·6)	1·9 (1·3 to 2·6)	0·9 (0·7 to 1·3)	0·5 (0·3 to 0·7)	0·2 (0·1 to 0·3)	51·4
Adverse effects of medical treatment	0·1 (0·1 to 0·3)	0·2 (0·1 to 0·3)	0·4 (0·2 to 0·9)	0·5 (0·3 to 0·8)	0·3 (0·2 to 0·4)	0·2 (0·1 to 0·4)	0·4 (0·2 to 0·5)	0·5 (0·3 to 0·9)	0·5 (0·3 to 0·9)	0·8 (0·4 to 1·5)	0·9 (0·5 to 1·5)	1·2 (0·8 to 2)	2 (1·2 to 3·1)	2·3 (1·4 to 3·6)	2·8 (1·6 to 4·4)	3·2 (2 to 4·9)	3·5 (2·3 to 4·9)	4·6 (2·9 to 6·6)	4 (2·5 to 6)	2·7 (1·6 to 3·9)	1·6 (0·9 to 2·3)	0·7 (0·4 to 1·1)	0·2 (0·1 to 0·4)	33·6
Animal contact	0 (0 to 0)	0 (0 to 0)	0 (0 to 0)	0·1 (0·1 to 0·1)	0·1 (0·1 to 0·2)	0·2 (0·1 to 0·3)	0·2 (0·1 to 0·3)	0·2 (0·1 to 0·3)	0·2 (0·1 to 0·3)	0·2 (0·1 to 0·3)	0·2 (0·2 to 0·4)	0·3 (0·2 to 0·4)	0·3 (0·2 to 0·5)	0·4 (0·2 to 0·6)	0·4 (0·3 to 0·6)	0·4 (0·3 to 0·6)	0·4 (0·3 to 0·6)	0·5 (0·4 to 0·7)	0·4 (0·3 to 0·6)	0·4 (0·2 to 0·6)	0·3 (0·1 to 0·4)	0·2 (0·1 to 0·4)	0·1 (0 to 0·2)	5·6
Venomous animal contact	0 (0 to 0)	0 (0 to 0)	0 (0 to 0)	0 (0 to 0·1)	0·1 (0 to 0·1)	0·1 (0·1 to 0·2)	0·1 (0·1 to 0·2)	0·1 (0·1 to 0·2)	0·1 (0·1 to 0·2)	0·1 (0·1 to 0·2)	0·1 (0·1 to 0·2)	0·1 (0·1 to 0·2)	0·1 (0·1 to 0·2)	0·2 (0·1 to 0·2)	0·2 (0·1 to 0·3)	0·2 (0·1 to 0·3)	0·2 (0·1 to 0·2)	0·2 (0·1 to 0·3)	0·1 (0·1 to 0·2)	0·1 (0·1 to 0·2)	0·1 (0 to 0·2)	0·1 (0 to 0·2)	0 (0 to 0·1)	2·4
Non-venomous animal contact	0 (0 to 0)	0 (0 to 0)	0 (0 to 0)	0 (0 to 0·1)	0·1 (0 to 0·1)	0·1 (0 to 0·1)	0·1 (0 to 0·1)	0·1 (0 to 0·1)	0·1 (0 to 0·1)	0·1 (0·1 to 0·2)	0·1 (0·1 to 0·2)	0·1 (0·1 to 0·2)	0·2 (0·1 to 0·3)	0·2 (0·1 to 0·3)	0·3 (0·2 to 0·4)	0·3 (0·2 to 0·4)	0·3 (0·2 to 0·4)	0·3 (0·2 to 0·5)	0·3 (0·2 to 0·4)	0·3 (0·1 to 0·4)	0·2 (0·1 to 0·3)	0·1 (0·1 to 0·2)	0·1 (0 to 0·1)	3·2
Foreign body	0·6 (0·2 to 1·2)	0·5 (0·2 to 1)	2·3 (0·9 to 4·7)	1·8 (0·9 to 3)	1 (0·7 to 1·4)	0·9 (0·6 to 1·3)	0·6 (0·4 to 0·8)	0·7 (0·5 to 1)	0·7 (0·5 to 1)	0·8 (0·6 to 1·2)	1 (0·7 to 1·3)	1·2 (0·8 to 1·6)	1·5 (1·1 to 2)	1·8 (1·3 to 2·5)	2·1 (1·5 to 2·8)	2·4 (1·8 to 3·2)	3 (2·2 to 4)	4·2 (2·9 to 5·8)	4 (2·6 to 6·3)	3·1 (2 to 4·5)	1·4 (0·9 to 2·1)	0·8 (0·5 to 1·3)	0·4 (0·2 to 0·6)	36·7
Pulmonary aspiration and foreign body in airway	0·6 (0·2 to 1·2)	0·5 (0·2 to 1)	2·2 (0·9 to 4·6)	1·6 (0·7 to 2·8)	0·7 (0·4 to 1·2)	0·6 (0·4 to 1)	0·3 (0·2 to 0·5)	0·3 (0·2 to 0·5)	0·3 (0·2 to 0·5)	0·4 (0·2 to 0·6)	0·5 (0·3 to 0·8)	0·6 (0·4 to 1)	0·8 (0·5 to 1·3)	1·2 (0·7 to 1·8)	1·4 (0·9 to 2)	1·7 (1·1 to 2·5)	2·3 (1·6 to 3·3)	3·5 (2·2 to 5·1)	3·5 (2·1 to 5·8)	2·8 (1·8 to 4·2)	1·2 (0·7 to 1·9)	0·7 (0·4 to 1·2)	0·3 (0·2 to 0·5)	28·2
Foreign body in eyes	0 (0 to 0)	0 (0 to 0)	0 (0 to 0)	0 (0 to 0·1)	0·1 (0 to 0·1)	0·1 (0 to 0·2)	0·1 (0 to 0·2)	0·1 (0 to 0·2)	0·2 (0·1 to 0·3)	0·2 (0·1 to 0·4)	0·2 (0·1 to 0·4)	0·3 (0·1 to 0·5)	0·3 (0·2 to 0·5)	0·3 (0·2 to 0·5)	0·3 (0·2 to 0·5)	0·3 (0·2 to 0·5)	0·3 (0·2 to 0·5)	0·3 (0·2 to 0·5)	0·2 (0·1 to 0·3)	0·1 (0·1 to 0·2)	0 (0 to 0·1)	0 (0 to 0)	0 (0 to 0)	3·6
Foreign body in other body part	0 (0 to 0)	0 (0 to 0)	0 (0 to 0·1)	0·2 (0·1 to 0·2)	0·2 (0·1 to 0·3)	0·2 (0·1 to 0·3)	0·2 (0·1 to 0·3)	0·2 (0·1 to 0·3)	0·2 (0·1 to 0·3)	0·3 (0·2 to 0·4)	0·3 (0·2 to 0·4)	0·3 (0·2 to 0·4)	0·3 (0·2 to 0·4)	0·4 (0·3 to 0·5)	0·4 (0·3 to 0·5)	0·4 (0·3 to 0·5)	0·4 (0·3 to 0·5)	0·4 (0·3 to 0·5)	0·3 (0·2 to 0·4)	0·2 (0·1 to 0·3)	0·1 (0·1 to 0·1)	0·1 (0 to 0·1)	0 (0 to 0)	4·9
Environmental heat and cold exposure	0 (0 to 0)	0 (0 to 0)	0·1 (0 to 0·1)	0·3 (0·2 to 0·5)	0·5 (0·3 to 0·8)	0·6 (0·4 to 0·9)	0·7 (0·4 to 1)	0·7 (0·4 to 1·1)	0·8 (0·5 to 1·2)	0·9 (0·6 to 1·4)	1 (0·6 to 1·6)	1·1 (0·7 to 1·6)	1·3 (0·8 to 2)	1·6 (1·1 to 2·3)	1·8 (1·2 to 2·6)	2 (1·3 to 2·9)	2·2 (1·4 to 3·2)	2·5 (1·6 to 3·5)	1·9 (1·3 to 2·8)	1·3 (0·9 to 1·9)	0·8 (0·5 to 1·1)	0·5 (0·3 to 0·8)	0·2 (0·1 to 0·4)	22·7
Exposure to forces of nature	0 (0 to 0)	0 (0 to 0)	0 (0 to 0)	0 (0 to 0)	0 (0 to 0·1)	0·1 (0 to 0·1)	0·1 (0 to 0·1)	0·1 (0 to 0·1)	0·1 (0·1 to 0·1)	0·1 (0·1 to 0·2)	0·1 (0·1 to 0·2)	0·1 (0·1 to 0·2)	0·1 (0·1 to 0·1)	0·1 (0·1 to 0·2)	0·1 (0·1 to 0·2)	0·1 (0·1 to 0·2)	0·1 (0·1 to 0·2)	0·1 (0·1 to 0·2)	0·1 (0 to 0·1)	0 (0 to 0·1)	0 (0 to 0)	0 (0 to 0)	0 (0 to 0)	1·4
Other unintentional injuries	0 (0 to 0)	0 (0 to 0)	0·1 (0 to 0·1)	0·4 (0·2 to 0·6)	0·6 (0·4 to 0·9)	0·7 (0·5 to 1)	0·8 (0·5 to 1·1)	0·8 (0·5 to 1·1)	0·8 (0·6 to 1·2)	1 (0·7 to 1·4)	1·1 (0·8 to 1·6)	1·2 (0·8 to 1·7)	1·4 (1 to 2)	1·7 (1·2 to 2·3)	1·7 (1·2 to 2·4)	1·8 (1·2 to 2·5)	1·7 (1·2 to 2·4)	1·8 (1·2 to 2·4)	1·2 (0·9 to 1·7)	0·7 (0·5 to 0·9)	0·3 (0·2 to 0·4)	0·1 (0·1 to 0·2)	0 (0 to 0·1)	19·9
Self-harm and interpersonal violence	1 (0·4 to 2·3)	0·3 (0·1 to 0·5)	1·1 (0·4 to 2·2)	2·5 (1 to 5·8)	2·4 (1·4 to 3·8)	4·4 (2·8 to 6·9)	16·1 (10·7 to 23·3)	18·1 (11·6 to 28·5)	16·7 (9·8 to 28·4)	17 (10·2 to 27·7)	17·3 (10·4 to 28·2)	16·7 (10·7 to 25)	16·5 (10·8 to 24·3)	14·3 (9·9 to 20·6)	12·2 (8·6 to 17·2)	10·5 (7·8 to 14·3)	9·8 (7·2 to 13·4)	8·7 (6·7 to 11·7)	5·4 (4 to 7·3)	2·1 (1·6 to 2·9)	0·9 (0·7 to 1·2)	0·3 (0·2 to 0·4)	0·1 (0·1 to 0·1)	194
Self-harm	0 (0 to 0)	0 (0 to 0)	0 (0 to 0)	0 (0 to 0)	0 (0 to 0)	0·6 (0·3 to 1)	3·3 (1·8 to 5·5)	2·9 (1·6 to 5·1)	2·2 (1·1 to 4)	2·6 (1·4 to 4·6)	2·9 (1·6 to 4·8)	3·1 (1·9 to 5·1)	3·8 (2·4 to 6)	4·1 (2·5 to 6·3)	4 (2·5 to 5·9)	3·6 (2·3 to 5·3)	3·5 (2·2 to 5·3)	3 (2 to 4·4)	1·8 (1·2 to 2·6)	0·8 (0·5 to 1·2)	0·3 (0·2 to 0·5)	0·1 (0 to 0·1)	0 (0 to 0)	42·6
Self-harm by firearm	0 (0 to 0)	0 (0 to 0)	0 (0 to 0)	0 (0 to 0)	0 (0 to 0)	0 (0 to 0·1)	0·3 (0·1 to 0·6)	0·3 (0·1 to 0·6)	0·2 (0·1 to 0·4)	0·3 (0·1 to 0·6)	0·2 (0·1 to 0·5)	0·2 (0·1 to 0·3)	0·2 (0·1 to 0·4)	0·2 (0·1 to 0·5)	0·2 (0·1 to 0·4)	0·1 (0 to 0·2)	0·1 (0·1 to 0·2)	0·1 (0·1 to 0·3)	0·1 (0·1 to 0·2)	0·1 (0·1 to 0·2)	0·1 (0 to 0·1)	0 (0 to 0)	0 (0 to 0)	2·7
Self-harm by other specified means	0 (0 to 0)	0 (0 to 0)	0 (0 to 0)	0 (0 to 0)	0 (0 to 0)	0·5 (0·3 to 0·9)	3·1 (1·7 to 5·1)	2·6 (1·4 to 4·6)	2 (1 to 3·7)	2·3 (1·2 to 4·2)	2·7 (1·5 to 4·5)	3 (1·8 to 4·8)	3·6 (2·2 to 5·8)	3·9 (2·4 to 6)	3·8 (2·3 to 5·6)	3·5 (2·3 to 5·2)	3·4 (2·1 to 5·1)	2·9 (1·9 to 4·2)	1·6 (1·1 to 2·5)	0·7 (0·4 to 1)	0·2 (0·1 to 0·3)	0·1 (0 to 0·1)	0 (0 to 0)	39·9
Interpersonal violence	1 (0·4 to 2·3)	0·3 (0·1 to 0·5)	1·1 (0·4 to 2·1)	2·5 (1 to 5·8)	2·3 (1·4 to 3·8)	3·8 (2·3 to 6·3)	12·8 (7·8 to 20·2)	15·2 (9·1 to 24·4)	14·4 (8·1 to 25·4)	14·4 (8·3 to 24·3)	14·4 (8·1 to 24·7)	13·3 (8 to 21)	12·6 (7·8 to 20)	10·2 (6·5 to 15·9)	8·1 (5·1 to 12·7)	6·6 (4·4 to 10)	6·3 (4·3 to 9·4)	5·6 (3·9 to 8·3)	3·6 (2·5 to 5·2)	1·4 (0·9 to 2)	0·6 (0·4 to 0·9)	0·2 (0·1 to 0·3)	0·1 (0 to 0·1)	151
Physical violence by firearm	0·1 (0 to 0·2)	0 (0 to 0·1)	0·1 (0 to 0·3)	0·7 (0·2 to 2)	0·8 (0·3 to 1·5)	1·7 (0·7 to 3·1)	7·9 (4·3 to 13·3)	9·1 (4·9 to 15·8)	8·1 (4·1 to 14·9)	7·9 (4 to 14·9)	7·9 (3·9 to 14·3)	6·5 (3·4 to 11·7)	6·5 (3·3 to 11·2)	4·7 (2·4 to 7·8)	3·5 (1·8 to 6·2)	2·3 (1·3 to 4)	1·8 (1 to 3·1)	1·3 (0·7 to 2·2)	0·6 (0·3 to 1·2)	0·2 (0·1 to 0·3)	0·1 (0·1 to 0·2)	0 (0 to 0)	0 (0 to 0)	72
Physical violence by sharp object	0 (0 to 0·1)	0 (0 to 0)	0 (0 to 0·1)	0·1 (0·1 to 0·3)	0·2 (0·1 to 0·3)	0·4 (0·2 to 0·9)	2 (0·8 to 3·9)	2·8 (1·3 to 5·6)	2·9 (1·3 to 5·6)	2·7 (1·2 to 5·6)	2·9 (1·3 to 5·9)	2·9 (1·4 to 5·5)	2·1 (1 to 4·1)	1·6 (0·8 to 2·7)	1·2 (0·6 to 2·1)	0·9 (0·5 to 1·4)	0·8 (0·5 to 1·4)	0·7 (0·5 to 1·2)	0·4 (0·2 to 0·6)	0·2 (0·1 to 0·3)	0·1 (0 to 0·1)	0 (0 to 0)	0 (0 to 0)	25
Sexual violence	0 (0 to 0)	0 (0 to 0)	0 (0 to 0)	0 (0 to 0)	0·2 (0·1 to 0·3)	0·4 (0·2 to 0·6)	0·8 (0·4 to 1·3)	1 (0·6 to 1·5)	1 (0·6 to 1·6)	1 (0·6 to 1·6)	1 (0·5 to 1·6)	0·8 (0·5 to 1·3)	0·7 (0·4 to 1·1)	0·6 (0·3 to 0·9)	0·4 (0·2 to 0·6)	0·3 (0·2 to 0·5)	0·3 (0·2 to 0·4)	0·3 (0·2 to 0·4)	0·2 (0·1 to 0·3)	0·1 (0·1 to 0·1)	0 (0 to 0·1)	0 (0 to 0)	0 (0 to 0)	8·9
Physical violence by other means	0·9 (0·3 to 2)	0·2 (0·1 to 0·5)	0·9 (0·4 to 1·9)	1·6 (0·6 to 3·7)	1·2 (0·6 to 2·2)	1·4 (0·7 to 2·6)	2·1 (1 to 3·8)	2·3 (1·2 to 4·1)	2·4 (1·2 to 4·9)	2·7 (1·4 to 4·9)	2·6 (1·3 to 4·8)	3·1 (1·7 to 5·3)	3·3 (1·8 to 5·4)	3·4 (2 to 5·7)	3 (1·7 to 4·8)	3·1 (2 to 4·9)	3·4 (2·1 to 5·2)	3·3 (2·2 to 5)	2·5 (1·6 to 3·6)	0·9 (0·6 to 1·4)	0·4 (0·3 to 0·6)	0·1 (0·1 to 0·2)	0 (0 to 0·1)	44·8
Conflict and terrorism	0 (0 to 0)	0 (0 to 0)	0 (0 to 0)	0 (0 to 0)	0 (0 to 0)	0 (0 to 0)	0 (0 to 0)	0 (0 to 0)	0 (0 to 0)	0 (0 to 0)	0 (0 to 0)	0·3 (0·1 to 0·5)	0 (0 to 0)	0 (0 to 0)	0·1 (0 to 0·1)	0·3 (0·2 to 0·6)	0 (0 to 0)	0 (0 to 0)	0 (0 to 0)	0 (0 to 0)	0 (0 to 0)	0 (0 to 0)	0 (0 to 0)	0·7

SR Table 2b: Micronesia (Federated States of) DALYS by cause and age group for females with 95% uncertainty intervals, 2019

Cause	Early Neonatal	Late Neonatal	Post Neonatal	1 to 4	5 to 9	10 to 14	15 to 19	20 to 24	25 to 29	30 to 34	35 to 39	40 to 44	45 to 49	50 to 54	55 to 59	60 to 64	65 to 69	70 to 74	75 to 79	80 to 84	85 to 89	90 to 94	95 plus	Total
All causes	249 (249 to 249)	120 (120 to 120)	298 (298 to 298)	1,164 (1,164 to 1,164)	1,164 (1,164 to 1,164)	1,164 (1,164 to 1,164)	1,164 (1,164 to 1,164)	1,164 (1,164 to 1,164)	1,164 (1,164 to 1,164)	1,164 (1,164 to 1,164)	1,164 (1,164 to 1,164)	1,164 (1,164 to 1,164)	1,164 (1,164 to 1,164)	1,164 (1,164 to 1,164)	1,164 (1,164 to 1,164)	1,164 (1,164 to 1,164)	1,164 (1,164 to 1,164)	1,164 (1,164 to 1,164)	1,164 (1,164 to 1,164)	1,164 (1,164 to 1,164)	1,164 (1,164 to 1,164)	1,164 (1,164 to 1,164)	18,200
Communicable, maternal, neonatal, and nutritional diseases	249 (249 to 249)	120 (120 to 120)	298 (298 to 298)	1,164 (1,164 to 1,164)	1,164 (1,164 to 1,164)	1,164 (1,164 to 1,164)	1,164 (1,164 to 1,164)	1,164 (1,164 to 1,164)	1,164 (1,164 to 1,164)	1,164 (1,164 to 1,164)	1,164 (1,164 to 1,164)	1,164 (1,164 to 1,164)	1,164 (1,164 to 1,164)	1,164 (1,164 to 1,164)	1,164 (1,164 to 1,164)	1,164 (1,164 to 1,164)	1,164 (1,164 to 1,164)	1,164 (1,164 to 1,164)	1,164 (1,164 to 1,164)	1,164 (1,164 to 1,164)	1,164 (1,164 to 1,164)	1,164 (1,164 to 1,164)	3,390
HIV/AIDS and sexually transmitted infections	61.5 (27.7 to 116)	19.2 (4.4 to 32.9)	32.3 (7.9 to 120)	34.5 (9.5 to 240)	15.1 (5.5 to 139)	18.5 (5.5 to 139)	13.8 (5.9 to 68.4)	29.4 (7.9 to 145)	49.6 (7.3 to 310)	73.5 (2.1 to 530)	183 (4.4 to 631)	269 (9.2 to 981)	358 (13.4 to 922)	158 (3.6 to 922)	13.5 (0.6 to 73.5)	10.3 (0.4 to 54.1)	10.6 (0.4 to 72.3)	7.9 (0.3 to 54)	5.4 (0.2 to 41.8)	5.5 (0.1 to 46.2)	2.1 (0 to 0.7)	0 (0 to 0)	1,030
HIV/AIDS	0 (0 to 0)	0 (0 to 0)	11.7 (0 to 116)	22.4 (0.1 to 240)	14.4 (0.1 to 139)	18.2 (0.2 to 139)	13.3 (0.2 to 68.2)	22.6 (0.7 to 144)	47.5 (1.3 to 310)	70.2 (1.1 to 548)	181 (3.2 to 629)	267 (6 to 978)	356 (7.5 to 920)	156 (1.5 to 920)	12.7 (0.1 to 73.4)	9.7 (0.1 to 54.1)	9.6 (0.1 to 72.2)	7.7 (0.1 to 53.7)	5.3 (0.1 to 41.7)	5.4 (0.1 to 46.2)	2.1 (0 to 0.7)	0 (0 to 0)	916
HIV/AIDS - Drug-susceptible Tuberculosis	0 (0 to 0)	0 (0 to 0)	0.3 (0 to 3.7)	0.9 (0 to 9.2)	0.4 (0 to 4.6)	0.4 (0 to 4.1)	0.5 (0.1 to 2.6)	0.9 (0.2 to 4.4)	1.5 (0.4 to 9.2)	2.1 (0.4 to 14.9)	5.5 (0.1 to 18.2)	8.5 (0.2 to 29.7)	10.2 (0.2 to 16.7)	5.5 (0 to 26.5)	0.5 (0 to 2.6)	0.4 (0 to 2.1)	0.3 (0 to 2.1)	0.3 (0 to 2.3)	0.2 (0 to 1.4)	0.2 (0 to 2)	0.1 (0 to 0.1)	0 (0 to 0)	39.2
HIV/AIDS - Multidrug-resistant Tuberculosis without extensive drug-resistance	0 (0 to 0)	0 (0 to 0)	0 (0 to 0)	0 (0 to 0)	0 (0 to 0)	0 (0 to 0)	0 (0 to 0)	0 (0 to 0)	0 (0 to 0)	0 (0 to 0)	0 (0 to 0)	0 (0 to 0)	0 (0 to 0)	0 (0 to 0)	0 (0 to 0)	0 (0 to 0)	0 (0 to 0)	0 (0 to 0)	0 (0 to 0)	0 (0 to 0)	0 (0 to 0)	0 (0 to 0)	0 (0 to 0)	0.2
HIV/AIDS - Extensively drug-resistant Tuberculosis	0 (0 to 0)	0 (0 to 0)	0 (0 to 0)	0 (0 to 0)	0 (0 to 0)	0 (0 to 0)	0 (0 to 0)	0 (0 to 0)	0 (0 to 0)	0 (0 to 0)	0 (0 to 0)	0 (0 to 0)	0 (0 to 0)	0 (0 to 0)	0 (0 to 0)	0 (0 to 0)	0 (0 to 0)	0 (0 to 0)	0 (0 to 0)	0 (0 to 0)	0 (0 to 0)	0 (0 to 0)	0 (0 to 0)	0
HIV/AIDS resulting in other diseases	61.5 (0 to 0)	19.2 (0 to 116)	11.4 (0 to 240)	22.5 (0 to 138)	14 (0 to 139)	17.6 (0 to 139)	12.8 (0.2 to 79.4)	22.1 (0.4 to 143)	46 (0.6 to 311)	68.1 (0.6 to 544)	175 (1.7 to 624)	257 (3.6 to 966)	150 (2.1 to 72)	12.2 (0.1 to 72)	9.3 (0.1 to 72.1)	9.6 (0.1 to 72.1)	7.4 (0 to 52.3)	5.1 (0 to 41.2)	5.2 (0 to 45.9)	0.1 (0 to 0.7)	0 (0 to 0)	0 (0 to 0)	886
Sexually transmitted infections excluding HIV	0 (0 to 0)	0 (0 to 0)	20.6 (6.8 to 45.2)	1.1 (0.1 to 2.5)	0.6 (0.1 to 0.7)	0.3 (0.1 to 0.7)	0.5 (0.2 to 1.1)	1.5 (0.4 to 3)	2 (0.5 to 4.1)	2.3 (0.6 to 5.1)	2.6 (1.2 to 4.8)	2.2 (1.1 to 4.2)	2.2 (1.1 to 4.2)	2.2 (1.1 to 4.1)	0.4 (0.1 to 1.7)	0.4 (0.1 to 1.2)	0.2 (0.1 to 1.2)	0.1 (0.1 to 0.4)	0.1 (0 to 0.7)	0.1 (0 to 0.1)	0 (0 to 0.1)	0 (0 to 0)	118
Syphilis	0 (0 to 0)	0 (0 to 0)	1.1 (0.1 to 3.2)	0.6 (0.1 to 1.5)	0.1 (0 to 0.4)	0.1 (0 to 0.1)	0.1 (0 to 0.2)	0.1 (0 to 0.2)	0.1 (0 to 0.2)	0.1 (0 to 0.2)	0.1 (0 to 0.2)	0.1 (0 to 0.2)	0.1 (0 to 0.2)	0.1 (0 to 0.2)	0 (0 to 0)	0 (0 to 0)	0 (0 to 0)	0 (0 to 0)	0 (0 to 0)	0 (0 to 0)	0 (0 to 0)	0 (0 to 0)	0 (0 to 0)	103
Chlamydial infection	0 (0 to 0)	0 (0 to 0)	0 (0 to 0)	0 (0 to 0)	0 (0 to 0)	0 (0 to 0)	0 (0 to 0)	0 (0 to 0)	0 (0 to 0)	0 (0 to 0)	0 (0 to 0)	0 (0 to 0)	0 (0 to 0)	0 (0 to 0)	0 (0 to 0)	0 (0 to 0)	0 (0 to 0)	0 (0 to 0)	0 (0 to 0)	0 (0 to 0)	0 (0 to 0)	0 (0 to 0)	0 (0 to 0)	1.1
Gonococcal infection	0 (0 to 0)	0 (0 to 0)	1.7 (0 to 3.2)	0.3 (0 to 1.8)	0.2 (0 to 0.6)	0.1 (0 to 0.1)	0.1 (0 to 0.2)	0.1 (0 to 0.2)	0.1 (0 to 0.2)	0.1 (0 to 0.2)	0.1 (0 to 0.2)	0.1 (0 to 0.2)	0.1 (0 to 0.2)	0.1 (0 to 0.2)	0 (0 to 0)	0 (0 to 0)	0 (0 to 0)	0 (0 to 0)	0 (0 to 0)	0 (0 to 0)	0 (0 to 0)	0 (0 to 0)	0 (0 to 0)	1.2
Trichomoniasis	0 (0 to 0)	0 (0 to 0)	0 (0 to 0)	0 (0 to 0)	0 (0 to 0)	0 (0 to 0)	0 (0 to 0.7)	0.1 (0 to 0.2)	1.4 (0.4 to 3)	1.2 (0.4 to 2.7)	1.1 (0.4 to 2.4)	0.8 (0.3 to 1.8)	0.5 (0.2 to 1.2)	0.2 (0 to 0.6)	0.1 (0 to 0.2)	0.1 (0 to 0.2)	0.1 (0 to 0.2)	0.1 (0 to 0.2)	0.1 (0 to 0.2)	0.1 (0 to 0.2)	0 (0 to 0.1)	0 (0 to 0)	9.1
Genital herpes	0 (0 to 0)	0 (0 to 0)	0 (0 to 0)	0 (0 to 0)	0 (0 to 0)	0 (0 to 0)	0 (0 to 0.1)	0 (0 to 0.2)	0.2 (0.1 to 0.4)	0.2 (0.1 to 0.5)	0.2 (0.1 to 0.5)	0.2 (0.1 to 0.4)	0.2 (0.1 to 0.4)	0.2 (0.1 to 0.4)	0.2 (0.1 to 0.4)	0.2 (0.1 to 0.4)	0.2 (0.1 to 0.4)	0.1 (0 to 0.3)	0.1 (0 to 0.2)	0.1 (0 to 0.2)	0 (0 to 0.1)	0 (0 to 0)	2
Other sexually transmitted infections	0 (0 to 0)	0 (0 to 0)	0 (0 to 0)	0 (0 to 0)	0 (0 to 0)	0 (0 to 0)	0 (0 to 0.2)	0 (0 to 0.1)	0.1 (0 to 0.2)	0.1 (0 to 0.2)	0.2 (0 to 0.5)	0.2 (0 to 0.5)	0.2 (0 to 0.5)	0.2 (0 to 0.5)	0.2 (0 to 0.5)	0.2 (0 to 0.5)	0.2 (0 to 0.5)	0.2 (0 to 0.5)	0.2 (0 to 0.5)	0.2 (0 to 0.5)	0.1 (0 to 0.1)	0 (0 to 0)	3.2
Respiratory infections and tuberculosis	12.4 (4.9 to 27.5)	19.3 (10.3 to 32.5)	22.3 (12.4 to 75.9)	49.3 (29.9 to 81.2)	29.5 (19.6 to 39.9)	23.3 (12.4 to 37.1)	28.1 (16.1 to 42.6)	31.2 (16.2 to 50)	40.3 (21.2 to 62.2)	46.2 (23.2 to 70.3)	48.3 (24.1 to 72.4)	46.2 (23.1 to 69.2)	44.3 (22.1 to 66.2)	39.1 (19.6 to 59.1)	32.6 (16.3 to 49.1)	26.7 (13.4 to 40.2)	20.1 (9.8 to 30.6)	14.4 (6.7 to 22.1)	9.8 (4.2 to 16.2)	5.4 (1.9 to 10.2)	2.1 (0.6 to 4.9)	0 (0 to 0)	862
Tuberculosis	0 (0 to 0)	0 (0 to 0)	1.7 (0 to 3.6)	3.9 (1.1 to 8.4)	3.6 (1.3 to 5.9)	3.6 (1.3 to 5.9)	11.5 (5.3 to 19.5)	20.1 (10.7 to 33.3)	13.1 (6.5 to 20.1)	12.6 (4.3 to 22.1)	12.6 (4.3 to 22.2)	11.1 (2.1 to 24.9)	10.3 (2.1 to 24.9)	11.1 (2.1 to 24.9)	7.2 (0.4 to 22.2)	6.4 (0.4 to 22.2)	5.9 (0.4 to 17.3)	3.9 (0.2 to 15.4)	2.2 (0.1 to 9.4)	0.5 (0 to 2.8)	0.1 (0 to 0.9)	0 (0 to 0)	188
Latent tuberculosis infection	0 (0 to 0)	0 (0 to 0)	0 (0 to 0)	0 (0 to 0)	0 (0 to 0)	0 (0 to 0)	0 (0 to 0)	0 (0 to 0)	0 (0 to 0)	0 (0 to 0)	0 (0 to 0)	0 (0 to 0)	0 (0 to 0)	0 (0 to 0)	0 (0 to 0)	0 (0 to 0)	0 (0 to 0)	0 (0 to 0)	0 (0 to 0)	0 (0 to 0)	0 (0 to 0)	0 (0 to 0)	0 (0 to 0)	0
Drug-susceptible tuberculosis	0 (0 to 0)	0 (0 to 0)	1.7 (0 to 3.6)	3.9 (1.1 to 8.4)	3.6 (1.3 to 5.9)	3.6 (1.3 to 5.9)	11.5 (5.3 to 19.5)	20.1 (10.7 to 33.3)	13.1 (6.5 to 19.7)	12.6 (4.3 to 21.9)	12.5 (2.4 to 23.3)	11 (2.1 to 24.6)	10.3 (2.1 to 24.6)	11 (2.1 to 24.6)	7.2 (0.4 to 19.9)	6.4 (0.4 to 19.9)	5.9 (0.4 to 17.2)	3.9 (0.2 to 15.1)	2.2 (0.1 to 9.3)	0.5 (0 to 2.8)	0.1 (0 to 0.9)	0 (0 to 0)	186
Multidrug-resistant tuberculosis without extensive drug-resistance	0 (0 to 0)	0 (0 to 0)	0 (0 to 0.1)	0 (0 to 0.1)	0 (0 to 0.1)	0 (0 to 0.1)	0 (0 to 0.4)	0 (0 to 0.6)	0 (0 to 0.4)	0 (0 to 0.4)	0 (0 to 0.4)	0 (0 to 0.4)	0 (0 to 0.4)	0 (0 to 0.4)	0 (0 to 0.4)	0 (0 to 0.4)	0 (0 to 0.4)	0 (0 to 0.3)	0 (0 to 0.2)	0 (0 to 0.1)	0 (0 to 0.1)	0 (0 to 0)	0 (0 to 0)	1.2
Extensively drug-resistant tuberculosis	0 (0 to 0)	0 (0 to 0)	0 (0 to 0)	0 (0 to 0)	0 (0 to 0)	0 (0 to 0)	0 (0 to 0)	0 (0 to 0)	0 (0 to 0)	0 (0 to 0)	0 (0 to 0)	0 (0 to 0)	0 (0 to 0)	0 (0 to 0)	0 (0 to 0)	0 (0 to 0)	0 (0 to 0)	0 (0 to 0)	0 (0 to 0)	0 (0 to 0)	0 (0 to 0)	0 (0 to 0)	0 (0 to 0)	0.2
Lower respiratory infections	12.4 (4.9 to 22.5)	19.3 (10.3 to 32.4)	19.6 (4.6 to 122)	40.3 (4.7 to 68.1)	11.7 (1.8 to 18)	24.6 (2.2 to 28.8)	16.3 (2.2 to 34.5)	10.9 (2.7 to 26.1)	27.3 (3.5 to 61.5)	33.7 (3.5 to 68.1)	35 (2.7 to 82.2)	35 (2.7 to 82.2)	34 (2.7 to 82.2)	28 (2.7 to 82.2)	25.2 (2.7 to 64.1)	20.2 (2.7 to 64.1)	14.7 (2.7 to 64.1)	10.4 (2.7 to 47.7)	7.6 (2.7 to 32.1)	4.8 (2.7 to 16.2)	2.1 (0.6 to 4.9)	0 (0 to 0)	623
Upper respiratory infections	0 (0 to 0)	0 (0 to 0)	0.9 (0 to 1.4)	0.7 (0 to 1.2)	4.4 (3.4 to 7.5)	4.2 (2.1 to 7)	2.7 (2 to 3.8)	2.7 (1.6 to 5.6)	2.7 (1.4 to 4.5)	2.2 (1.2 to 3.8)	2 (1.1 to 3.3)	1.8 (0.9 to 3.1)	1.8 (0.9 to 3.1)	1.7 (0.9 to 2.7)	1.4 (0.8 to 1.9)	1.1 (0.7 to 1.5)	0.8 (0.5 to 1.2)	0.5 (0.3 to 0.8)	0.3 (0.2 to 0.5)	0.2 (0.1 to 0.4)	0.1 (0 to 0.2)	0 (0 to 0)	35.2
Otitis media	0 (0 to 0)	0 (0 to 0)	0.2 (0.1 to 0.3)	1.8 (1 to 3)	2.7 (1.5 to 4.6)	2.7 (0.9 to 2.7)	1.5 (0.5 to 2.1)	1.1 (0.5 to 2.1)	1.1 (0.5 to 2.1)	0.9 (0.3 to 1.4)	0.8 (0.3 to 1.4)	0.7 (0.3 to 1.4)	0.6 (0.3 to 1.4)	0.6 (0.3 to 1.4)	0.4 (0.2 to 1.1)	0.4 (0.2 to 0.9)	0.3 (0.1 to 0.6)	0.2 (0.1 to 0.4)	0.1 (0 to 0.3)	0.1 (0 to 0.1)	0 (0 to 0)	0 (0 to 0)	16.3
Enteric infections	0.4 (0.1 to 1.1)	1.7 (0.4 to 4.4)	16 (4 to 49.8)	30.9 (12.8 to 74.1)	20.9 (7.5 to 23.3)	19.9 (7.5 to 23.3)	13.8 (7.2 to 24.1)	15 (8.4 to 25.2)	10.9 (6 to 18)	7.7 (4.9 to 11.4)	7.1 (4.4 to 12.3)	6.4 (4.9 to 9.2)	5.8 (4.9 to 7.2)	5.2 (4.9 to 6.2)	4.6 (4.4 to 5.2)	4.2 (3.9 to 4.8)	3.7 (3.2 to 4.2)	3.2 (2.5 to 3.8)	2.6 (1.8 to 3.4)	1.8 (1.1 to 2.6)	0.9 (0.4 to 1.6)	0.2 (0 to 0.5)	274
Diarrheal diseases	0.4 (0.1 to 1.1)	1.7 (0.4 to 4.5)	16 (3.4 to 48.4)	30.7 (11.7 to 67.2)	20.9 (5.5 to 23.3)	19.9 (5.4 to 19.7)	13.8 (4.4 to 19.1)	15 (4.6 to 20.5)	10.9 (3.9 to 15)	7.7 (2.1 to 10.5)	7.1 (1.9 to 9.7)	6.4 (1.8 to 8.7)	5.8 (1.8 to 7.9)	5.2 (1.8 to 7.2)	4.6 (1.8 to 6.4)	4.2 (1.8 to 5.8)	3.7 (1.8 to 5.1)	3.2 (1.8 to 4.4)	2.6 (1.8 to 3.6)	1.8 (1.1 to 2.6)	0.9 (0.4 to 1.6)	0.2 (0 to 0.5)	240
Typhoid and paratyphoid	0 (0 to 0)	0 (0 to 0)	0 (0 to 0)	0.4 (0.1 to 1.1)	0.2 (0 to 0.6)	0.2 (0 to 0.6)	0.2 (0 to 0.7)	0.2 (0 to 0.7)	0.2 (0 to 0.7)	0.2 (0 to 0.6)	0.2 (0 to 0.6)	0.2 (0 to 0.6)	0.2 (0 to 0.6)	0.2 (0 to 0.6)	0.2 (0 to 0.6)	0.2 (0 to 0.6)	0.2 (0 to 0.6)	0.2 (0 to 0.6)	0.2 (0 to 0.6)	0.2 (0 to 0.6)	0.2 (0 to 0.6)	0 (0 to 0)	28.5
Typhoid fever	0 (0 to 0)	0 (0 to 0)	0 (0 to 0)	0.2 (0.1 to 0.7)	0.1 (0 to 0.4)	0.1 (0 to 0.4)	0.1 (0 to 0.5)	0.1 (0 to 0.5)	0.1 (0 to 0.5)	0.1 (0 to 0.5)	0.1 (0 to 0.5)	0.1 (0 to 0.5)	0.1 (0 to 0.5)	0.1 (0 to 0.5)	0.1 (0 to 0.5)	0.1 (0 to 0.5)	0.1 (0 to 0.5)	0.1 (0 to 0.5)	0.1 (0 to 0.5)	0.1 (0 to 0.5)	0.1 (0 to 0.5)	0 (0 to 0)	28.2
Paratyphoid fever	0 (0 to 0)	0 (0 to 0)	0 (0 to 0)	0.2 (0.1 to 0.6)	0.1 (0 to 0.3)	0.1 (0 to 0.3)	0.1 (0 to 0.3)	0.1 (0 to 0.3)	0.1 (0 to 0.3)	0.1 (0 to 0.3)	0.1 (0 to 0.3)	0.1 (0 to 0.3)	0.1 (0 to 0.3)	0.1 (0 to 0.3)	0.1 (0 to 0.3)	0.1 (0 to 0.3)	0.1 (0 to 0.3)	0.1 (0 to 0.3)	0.1 (0 to 0.3)	0.1 (0 to 0.3)	0.1 (0 to 0.3)	0 (0 to 0)	0.4
Invasive Non-typhoidal Salmonella (iNTS)	0 (0 to 0)	0.2 (0 to 0.6)	0.9 (0.1 to 2.7)	0.8 (0.1 to 1.9)	0.4 (0.1 to 0.8)	0.4 (0.1 to 0.8)	0.3 (0.1 to 0.6)	0.3 (0.1 to 0.6)	0.3 (0.1 to 0.6)	0.3 (0.1 to 0.6)	0.3 (0.1 to 0.6)	0.3 (0.1 to 0.6)	0.3 (0.1 to 0.6)	0.3 (0.1 to 0.6)	0.3 (0.1 to 0.6)	0.3 (0.1 to 0.6)	0.3 (0.1 to 0.6)	0.3 (0.1 to 0.6)	0.3 (0.1 to 0.6)	0.3 (0.1 to 0.6)	0.3 (0.1 to 0.6)	0 (0 to 0)	4.2
Other intestinal infectious diseases	0 (0 to 0)	0 (0 to 0)	0 (0 to 0)	0 (0 to 0)	0 (0 to 0)	0 (0 to 0)	0 (0 to 0)	0 (0 to 0)	0 (0 to 0)	0 (0 to 0)	0 (0 to 0)	0 (0 to 0)	0 (0 to 0)	0 (0 to 0)	0 (0 to 0)	0 (0 to 0)	0 (0 to 0)	0 (0 to 0)	0 (0 to 0)	0 (0 to 0)	0 (0 to 0)	0 (0 to 0)	0 (0 to 0)	0.5
Neglected tropical diseases and malaria	0 (0 to 1)	1.4 (0.4 to 3.4)	3.7 (0.9 to 14.4)	8.1 (2.3 to 32.3)	7.5 (2.9 to 25.4)	6.8 (2.9 to 15.4)	10.4 (5.7 to 19.4)	8.8 (4.4 to 15.7)	6.2 (2.2 to 11)	5.8 (2.1 to 9.9)	5.6 (2.1 to 9.3)	3.3 (1.6 to 5.6)	2.3 (1.6 to 3.5)	2.3 (1.6 to 3.5)	2.6 (1.1 to 3.5)	2 (1.1 to 3.4)	1.3 (0.7 to 2.2)	0.9 (0.5 to 1.7)	0.4 (0.2 to 0.9)	0.1 (0 to 0.4)	0 (0 to 0.1)	0 (0 to 0)	82.6
Malaria	0 (0 to 0)	0 (0 to 0)	0 (0 to 0)	0 (0 to 0)	0 (0 to 0)	0 (0 to 0)	0 (0 to 0)	0 (0 to 0)	0 (0 to 0)	0 (0 to 0)	0 (0 to 0)	0 (0 to 0)	0 (0 to 0)	0 (0 to 0)	0 (0 to 0)	0 (0 to 0)	0 (0 to 0)	0 (0 to 0)	0 (0 to 0)	0 (0 to 0)	0 (0 to 0)	0 (0 to 0)	0 (0 to 0)	0
Chagas disease	0 (0 to 0)	0 (0 to 0)	0 (0 to 0)	0 (0 to 0)	0 (0 to 0)	0 (0 to 0)	0 (0 to 0)	0 (0 to 0)	0 (0 to 0)	0 (0 to 0)	0 (0 to 0)	0 (0 to 0)	0 (0 to 0)	0 (0 to 0)	0 (0 to 0)	0 (0 to 0)	0 (0 to 0)	0 (0 to 0)	0 (0 to 0)	0 (0 to 0)	0 (0 to 0)	0 (0 to 0)	0 (0 to 0)	0
Leishmaniasis	0 (0 to 0)	0 (0 to 0)	0 (0 to 0)	0 (0 to 0)	0 (0 to 0)	0 (0 to 0)	0 (0 to 0)	0 (0 to 0)	0 (0 to 0)	0 (0 to 0)	0 (0 to 0)	0 (0 to 0)	0 (0 to 0)	0 (0 to 0)	0 (0 to 0)	0 (0 to 0)	0 (0 to 0)	0 (0 to 0)	0 (0 to 0)	0 (0 to 0)	0 (0 to 0)	0 (0 to 0)	0 (0 to 0)	0
Visceral leishmaniasis	0 (0 to 0)	0 (0 to 0)	0 (0 to 0)	0 (0 to 0)	0 (0 to 0)	0 (0 to 0)	0 (0 to 0)	0 (0 to 0)	0 (0 to 0)	0 (0 to 0)	0 (0 to 0)	0 (0 to 0)	0 (0 to 0)	0 (0 to 0)	0 (0 to 0)	0 (0 to 0)	0 (0 to 0)	0 (0 to 0)	0 (0 to 0)	0 (0 to 0)	0 (0 to 0)	0 (0 to 0)	0 (0 to 0)	0
Cutaneous and mucocutaneous leishmaniasis	0 (0 to 0)	0 (0 to 0)	0 (0 to 0)	0 (0 to 0)	0 (0 to 0)	0 (0 to 0)	0 (0 to 0)	0 (0 to 0)	0 (0 to 0)	0 (0 to 0)	0 (0 to 0)	0 (0 to 0)	0 (0 to 0)	0 (0 to 0)	0 (0 to 0)	0 (0 to 0)	0 (0 to 0)	0 (0 to 0)	0 (0 to 0)	0 (0 to 0)	0 (0 to 0)	0 (0 to 0)	0 (0 to 0)	0
African trypanosomiasis	0 (0 to 0)	0 (0 to 0)	0 (0 to 0)	0 (0 to 0)	0 (0 to 0)	0 (0 to 0)	0 (0 to 0)	0 (0 to 0)	0 (0 to 0)	0 (0 to 0)	0 (0 to 0)	0 (0 to 0)	0 (0 to 0)	0 (0 to 0)	0 (0 to 0)	0 (0 to 0)	0 (0 to 0)	0 (0 to 0)	0 (0 to 0)	0 (0 to 0)	0 (0 to 0)	0 (0 to 0)	0 (0 to 0)	0
Schistosomiasis	0 (0 to 0)	0 (0 to 0)	0 (0 to 0)	0 (0 to 0)	0 (0 to 0)	0 (0 to 0)	0 (0 to 0)	0 (0 to 0)	0 (0 to 0)	0 (0 to 0)	0 (0 to 0)	0 (0 to 0)	0 (0 to 0)	0 (0 to 0)	0 (0 to 0)	0 (0 to 0)	0 (0 to 0)	0 (0 to 0)	0 (0 to 0)	0 (0 to 0)	0 (0 to 0)	0 (0 to 0)	0 (0 to 0)	0
Cysticercosis	0 (0 to 0)	0 (0 to 0)	0 (0 to 0)	0 (0 to 0)	0 (0 to 0)	0 (0 to 0)	0 (0 to 0.2)	0.2 (0 to 0.8)	0.4 (0 to 1.1)	0.4 (0 to 1.1)	0.5 (0 to 1.2)	0.5 (0 to 1.2)	0.5 (0 to 1.2)	0.5 (0 to 1.2)	0.5 (0 to 1.2)	0.5 (0 to 1.2)	0.4 (0 to 1.1)	0.3 (0 to 0.9)	0.2 (0 to 0.6)	0.1 (0 to 0.4)	0.1 (0 to 0.2)	0 (0 to 0)	6.5
Cystic echinococcosis	0 (0 to 0)	0 (0 to 0)	0 (0 to 0)	0 (0 to 0)	0 (0 to 0)	0 (0 to 0)	0 (0 to 0)	0 (0 to 0)	0 (0 to 0)	0 (0 to 0)	0 (0 to 0)	0 (0 to 0)	0 (0 to 0)	0 (0 to 0)	0 (0 to 0)	0 (0 to 0)	0 (0 to 0)	0 (0 to 0)	0 (0 to 0)	0 (0 to 0)	0 (0 to 0)	0 (0 to 0)	0 (0 to 0)	0.1
Lymphatic filariasis	0 (0 to 0)	0 (0 to 0)	0 (0 to 0)	0 (0 to 0)	0 (0 to 0)	0 (0 to 0)	0 (0 to 0)	0 (0 to 0)	0 (0 to 0)	0 (0 to 0)	0 (0 to 0)	0 (0 to 0)	0 (0 to 0)	0 (0 to 0)	0 (0 to 0)	0 (0 to 0)	0 (0 to 0)	0 (0 to 0)	0 (0 to 0)	0 (0 to 0)	0 (0 to 0)	0 (0 to 0)	0 (0 to 0)	9
Onchocerciasis	0 (0 to 0)	0 (0 to 0)	0 (0 to 0)	0 (0 to 0)	0 (0 to 0)	0 (0 to 0)	0 (0 to 0)	0 (0 to 0)	0 (0 to 0)	0 (0 to 0)	0 (0 to 0)	0 (0 to 0)	0 (0 to 0)	0 (0 to 0)	0 (0 to 0)	0 (0 to 0)	0 (0 to 0)	0 (0 to 0)	0 (0 to 0)	0 (0 to 0)	0 (0 to 0)	0 (0 to 0)	0 (0 to 0)	0
Trachoma	0 (0 to 0)	0 (0 to 0)	0 (0 to 0)	0 (0 to 0)	0 (0 to 0)	0 (0 to 0)	0 (0 to 0)	0 (0 to 0)	0 (0 to 0)	0 (0 to 0)	0 (0 to 0)	0 (0 to 0)	0 (0 to 0)	0 (0 to 0)	0 (0 to 0)	0 (0 to 0)	0 (0 to 0)	0 (0 to 0)	0 (0 to 0)	0 (0 to 0)	0 (0 to 0)	0 (0 to 0)	0 (0 to 0)	0
Dengue	0 (0 to 0)	0 (0 to 0)	0.4 (0.1 to 1.1)	2.3 (0.2 to 3.2)	2.1 (0.3 to 7.6)	2.3 (0.3 to 11.3)	2.4 (0.3 to 8)	2.2 (0.3 to 7.4)	1.3 (0.2 to 4.5)	0.9 (0.1 to 3.4)	0.9 (0.1 to 3.4)	0.8 (0.1 to 3.3)	0.8 (0.1 to 3.1)	0.7 (0.1 to 2.8)	0.6 (0.1 to 2.7)	0.5 (0.1 to 2.7)	0.4 (0.1 to 2.7)	0.3 (0.1 to 1.9)	0.2 (0.1 to 1.4)	0.2 (0.1 to 0.9)	0.1 (0 to 0.3)	0 (0 to 0)	22.3
Yellow fever	0 (0 to 0)	0 (0 to 0)	0 (0 to 0)	0 (0 to 0)	0 (0 to 0)	0 (0 to 0)	0 (0 to 0)	0 (0 to 0)	0 (0 to 0)	0 (0 to 0)	0 (0 to 0)	0 (0 to 0)	0 (0 to 0)	0 (0 to 0)	0 (0 to 0)	0 (0 to 0)	0 (0 to 0)	0 (0 to 0)	0 (0 to 0)	0 (0 to 0)	0 (0 to 0)	0 (0 to 0)	0 (0 to 0)	0
Rabies	0 (0 to 0)	0 (0 to 0)	0 (0 to 0)	0 (0 to 0)	0 (0 to 0)	0 (0 to 0)	0 (0 to 0)	0 (0 to 0)	0 (0 to 0)	0 (0 to 0)	0 (0 to 0)	0 (0 to 0)	0 (0 to 0)	0 (0 to 0)	0 (0 to 0)	0 (0 to 0)	0 (0 to 0)	0 (0 to 0)	0 (0 to 0)	0 (0 to 0)	0 (0 to 0)	0 (0 to 0)	0 (0 to 0)	0.1
Intestinal nematode infections	0 (0 to 0)	0 (0 to 0)	1.2 (0 to 5.1)	2.4 (0.4 to 4.4)	1.9 (1 to 3.2)	1.5 (0.8 to 2.4)	4.5 (2.8 to 11.9)	4.5 (2.9 to 8.2)	3 (1.3 to 5.7)	2.8 (1.2 to 5.3)	2.8 (1.2 to 5.4)	2.6 (1.1 to 5.1)	2.4 (1.1 to 4.8)	2.1 (0.9 to 4.2)	1.8 (0.8 to 3.6)	1.4 (0.6 to 2.9)	1.1 (0.5 to 2.2)	0.8 (0.3 to 1.6)	0.5 (0.2 to 1.1)	0.2 (0.1 to 0.5)	0.1 (0 to 0.1)	0 (0 to 0)	26.7
Ascariasis	0 (0 to 0)	0 (0 to 0)	0.5 (0 to 2.1)	0.4 (0.1 to 1.7)	0.4 (0.2 to 1.5)	0.4 (0.2 to 0.7)	0.3 (0.1 to 0.6)	0.3 (0.1 to 0.6)	0.2 (0 to 0.5)	0.2 (0 to 0.5)	0.2 (0 to 0.5)	0.2 (0 to 0.5)	0.2 (0 to 0.5)	0.2 (0 to 0.5)	0.2 (0 to 0.5)	0.1 (0 to 0.5)	0.1 (0 to 0.5)	0.1 (0 to 0.5)	0.1 (0 to 0.5)	0.1 (0 to

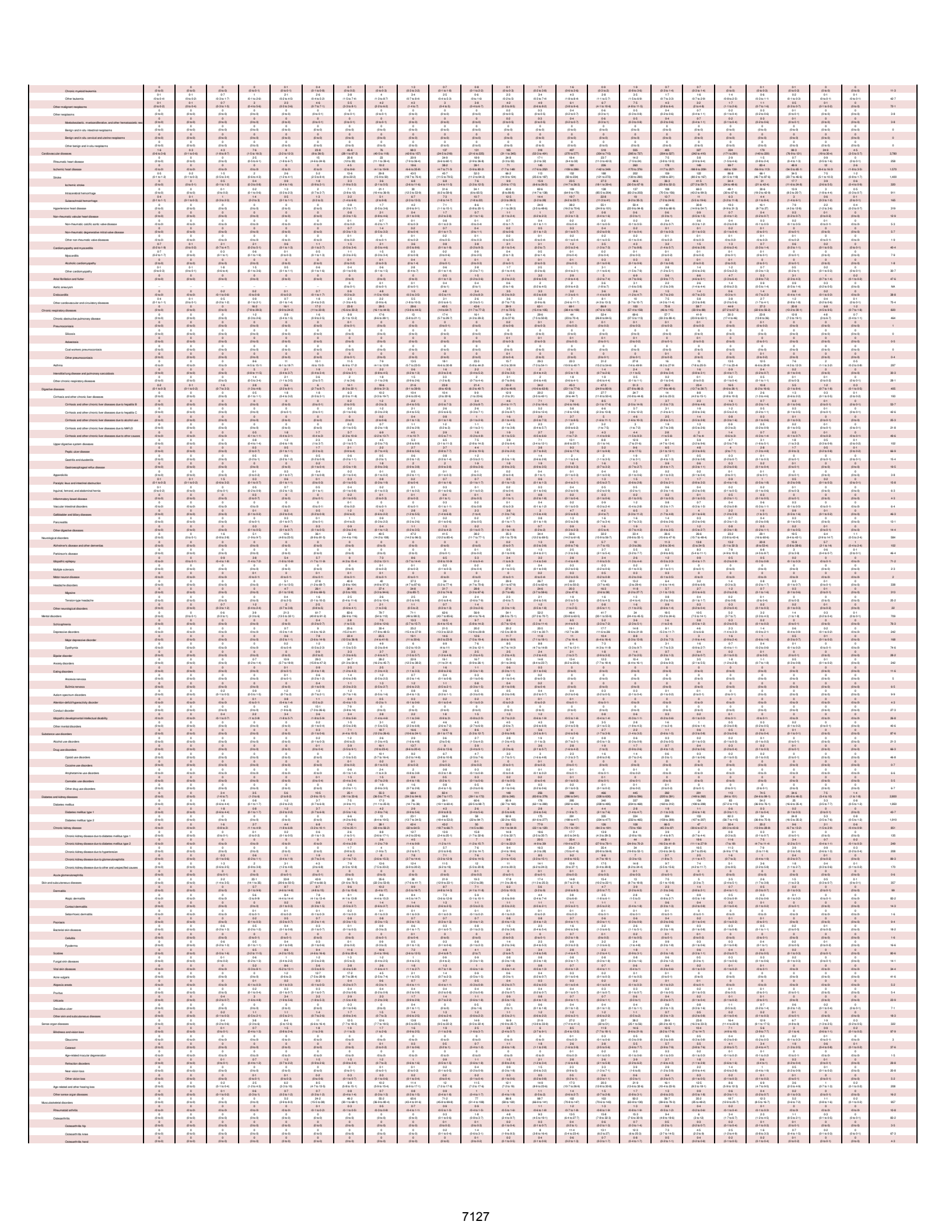

Osteoarthritis other	0 (0 to 0)	0 (0 to 0)	0 (0 to 0)	0 (0 to 0)	0 (0 to 0)	0 (0 to 0)	0 (0 to 0)	0 (0 to 0)	0 (0 to 0)	0 (0 to 0)	0·1 (0 to 0·3)	0·3 (0·1 to 0·8)	0·7 (0·3 to 1·5)	1 (0·4 to 2·2)	1·4 (0·6 to 3·1)	1·6 (0·7 to 3·3)	1·1 (0·5 to 2·3)	0·8 (0·4 to 1·6)	0·5 (0·2 to 1)	0·4 (0·2 to 0·7)	0·2 (0·1 to 0·4)	0 (0 to 0·1)	0 (0 to 0)	8
Low back pain	0 (0 to 0)	0 (0 to 0)	0 (0 to 0)	0 (0 to 0)	4·1 (2 to 7·2)	19·8 (11·7 to 32·4)	32·6 (19·4 to 52·1)	33·9 (20·2 to 53·5)	35·5 (20·7 to 55·4)	36·2 (21·3 to 55·8)	39·2 (23·8 to 60·6)	42·9 (25·4 to 65)	47·2 (28·6 to 71·2)	48·9 (30·7 to 75·2)	48·9 (30·4 to 71·1)	44·9 (28·9 to 66·6)	27·6 (17·9 to 41·3)	17·4 (11·1 to 25·4)	9·7 (6·2 to 14·2)	6·9 (4·5 to 10)	3·1 (2 to 4·4)	0·7 (0·5 to 1)	0·1 (0·1 to 0·2)	500
Neck pain	0 (0 to 0)	0 (0 to 0)	0 (0 to 0)	0 (0 to 0)	0·3 (0·1 to 0·7)	1·9 (0·9 to 3·7)	4·7 (2·1 to 9·2)	6·9 (3·2 to 13·8)	9·7 (4·7 to 18·3)	13 (6·4 to 24·3)	15·9 (8·2 to 26·5)	18·7 (9·5 to 32·7)	20·6 (10·5 to 36·3)	18·1 (9 to 33·7)	16·7 (8·2 to 29·3)	14·1 (7·2 to 24·7)	8·2 (4·4 to 13·5)	5 (2·7 to 8·4)	2·4 (1·3 to 4·3)	1·3 (0·7 to 2·4)	0·5 (0·3 to 0·8)	0·1 (0 to 0·2)	0 (0 to 0)	158
Gout	0 (0 to 0)	0 (0 to 0)	0 (0 to 0)	0 (0 to 0)	0 (0 to 0)	0 (0 to 0)	0 (0 to 0)	0 (0 to 0·1)	0·1 (0·1 to 0·2)	0·2 (0 to 0·4)	0·2 (0·1 to 0·5)	0·3 (0·1 to 0·7)	0·4 (0·2 to 0·8)	0·5 (0·2 to 1)	0·6 (0·3 to 1·1)	0·7 (0·3 to 1·2)	0·5 (0·2 to 0·8)	0·4 (0·2 to 0·6)	0·2 (0·1 to 0·4)	0·2 (0·1 to 0·3)	0·1 (0 to 0·1)	0 (0 to 0)	0 (0 to 0)	4·5
Other musculoskeletal disorders	0 (0 to 0)	0 (0 to 0)	0 (0 to 0)	0 (0 to 0)	0·8 (0·1 to 1·4)	2·4 (0·5 to 4·2)	8·6 (4·8 to 13·3)	13·8 (8·4 to 22·2)	19·6 (12·3 to 29·4)	20·7 (12·9 to 30·3)	18·9 (11·5 to 28·4)	19·1 (11·3 to 28·7)	20 (12·7 to 30·7)	19·9 (12·5 to 30·3)	19·3 (12·1 to 28·9)	17 (10 to 25·9)	10·2 (6·3 to 15·3)	6·1 (3·6 to 9·6)	2·7 (1·6 to 4·2)	1·5 (0·8 to 2·4)	0·5 (0·2 to 0·8)	0·1 (0 to 0·2)	0 (0 to 0)	201
Other non-communicable diseases	35 (19·1 to 56·4)	17·2 (10·4 to 26·5)	51 (28·1 to 82·7)	40·5 (18·4 to 62·5)	23·2 (14·4 to 31·8)	31·5 (20·2 to 43·4)	42·1 (28·8 to 62)	64·6 (45·4 to 91·9)	77·6 (54 to 107)	76·4 (52·6 to 105)	72·5 (48·7 to 99·8)	72·6 (47·4 to 100)	65·9 (45·5 to 88·6)	56 (40·6 to 74·1)	52·4 (38·2 to 69)	45 (32·7 to 60·5)	29·3 (21·5 to 39)	20·5 (15·1 to 27)	10·6 (7·8 to 13·9)	8·5 (6·3 to 11·3)	4·3 (3·2 to 5·6)	1·2 (0·9 to 1·6)	0·2 (0·1 to 0·3)	898
Congenital birth defects	34·6 (18·8 to 55·8)	15·8 (9·2 to 24·9)	43·2 (22·2 to 71·9)	29·8 (9·7 to 51)	13·5 (6·3 to 19·6)	14·5 (6·9 to 21·6)	8·3 (5·6 to 12)	8·7 (5·1 to 14·3)	8·6 (4·1 to 15·7)	8·6 (3·3 to 17)	3·6 (1·7 to 6)	3·7 (1·4 to 6·4)	2·6 (1·4 to 3·9)	1·9 (1·3 to 2·8)	2·2 (1·4 to 3·3)	2·2 (1·5 to 3·3)	0·9 (0·6 to 1·3)	0·2 (0·1 to 0·4)	0·1 (0·1 to 0·2)	0·1 (0 to 0·1)	0 (0 to 0·1)	0 (0 to 0)	0 (0 to 0)	203
Neural tube defects	8·8 (2·5 to 19·9)	1·3 (0·3 to 3·4)	4·2 (0·9 to 11·7)	1·4 (0·2 to 5·8)	0·2 (0·1 to 0·4)	0·3 (0·2 to 0·4)	0·2 (0·2 to 0·4)	0·2 (0·1 to 0·3)	0·1 (0·1 to 0·2)	0·1 (0 to 0·1)	0·1 (0 to 0·1)	0 (0 to 0·1)	0 (0 to 0·1)	0 (0 to 0·1)	0 (0 to 0)	0 (0 to 0)	0 (0 to 0·1)	0 (0 to 0)	0 (0 to 0)	0 (0 to 0)	0 (0 to 0)	0 (0 to 0)	0 (0 to 0)	17·1
Congenital heart anomalies	13·5 (6 to 24·7)	8·2 (4·2 to 14·3)	22·8 (10·2 to 42·2)	15·8 (2·8 to 31)	5·4 (1·1 to 9·3)	8·1 (1·8 to 13·6)	2·2 (1·1 to 4)	5 (2·1 to 9·6)	3·9 (1·2 to 8·7)	5·2 (1·1 to 11·5)	1 (0·2 to 2·2)	1·9 (0·3 to 4·2)	0·6 (0·2 to 1·3)	0·4 (0·2 to 0·7)	0·6 (0·3 to 1·2)	0·7 (0·3 to 1·3)	0·3 (0·1 to 0·5)	0 (0 to 0)	0 (0 to 0)	0 (0 to 0)	0 (0 to 0)	0 (0 to 0)	0 (0 to 0)	95·5
Orofacial clefts	0 (0 to 0)	0 (0 to 0)	0 (0 to 0·1)	0·1 (0·1 to 0·3)	0·1 (0·1 to 0·1)	0·1 (0·1 to 0·1)	0·1 (0·1 to 0·1)	0·1 (0 to 0·1)	0·1 (0 to 0·1)	0·1 (0 to 0·1)	0·1 (0 to 0·1)	0 (0 to 0·1)	0 (0 to 0·1)	0 (0 to 0·1)	0 (0 to 0·1)	0 (0 to 0)	0 (0 to 0)	0 (0 to 0)	0 (0 to 0)	0 (0 to 0)	0 (0 to 0)	0 (0 to 0)	0 (0 to 0)	1
Down syndrome	0·5 (0·2 to 1·2)	0·3 (0·1 to 0·8)	1·1 (0·4 to 2·7)	1·5 (0·3 to 4·1)	0·4 (0·2 to 1)	0·2 (0·1 to 0·4)	0·2 (0·1 to 0·4)	0·2 (0·1 to 0·5)	0·1 (0·1 to 0·3)	0·1 (0 to 0·2)	0·2 (0 to 0·6)	0·2 (0 to 0·5)	0·1 (0 to 0·2)	0·2 (0·1 to 0·5)	0 (0 to 0·1)	0 (0 to 0)	0·1 (0 to 0·2)	0 (0 to 0)	0 (0 to 0)	0 (0 to 0)	0 (0 to 0)	0 (0 to 0)	0 (0 to 0)	5·7
Turner syndrome	0 (0 to 0)	0 (0 to 0)	0 (0 to 0)	0 (0 to 0)	0 (0 to 0)	0 (0 to 0)	0 (0 to 0)	0 (0 to 0)	0 (0 to 0)	0 (0 to 0)	0 (0 to 0)	0 (0 to 0)	0 (0 to 0)	0 (0 to 0)	0 (0 to 0)	0 (0 to 0)	0 (0 to 0)	0 (0 to 0)	0 (0 to 0)	0 (0 to 0)	0 (0 to 0)	0 (0 to 0)	0 (0 to 0)	0·1
Klinefelter syndrome	0 (0 to 0)	0 (0 to 0)	0 (0 to 0)	0 (0 to 0)	0 (0 to 0)	0 (0 to 0)	0 (0 to 0)	0 (0 to 0)	0 (0 to 0)	0 (0 to 0)	0 (0 to 0)	0 (0 to 0)	0 (0 to 0)	0 (0 to 0)	0 (0 to 0)	0 (0 to 0)	0 (0 to 0)	0 (0 to 0)	0 (0 to 0)	0 (0 to 0)	0 (0 to 0)	0 (0 to 0)	0 (0 to 0)	0
Other chromosomal abnormalities	0·9 (0·3 to 1·9)	1·6 (0·7 to 3·1)	2·9 (1·1 to 6·5)	0·6 (0·3 to 0·9)	0·7 (0·3 to 1·4)	0·6 (0·2 to 1·2)	0·2 (0·2 to 0·4)	0·2 (0·1 to 0·3)	0·3 (0·1 to 0·8)	0·1 (0 to 0·1)	0 (0 to 0·1)	0 (0 to 0)	0 (0 to 0)	0 (0 to 0)	0 (0 to 0)	0 (0 to 0)	0 (0 to 0)	0 (0 to 0)	0 (0 to 0)	0 (0 to 0)	0 (0 to 0)	0 (0 to 0)	0 (0 to 0)	8·1
Congenital musculoskeletal and limb anomalies	0·7 (0·3 to 1·5)	0·2 (0·1 to 0·4)	2·2 (1·2 to 3·5)	3·3 (1·8 to 5·2)	2·4 (1·4 to 4)	2·5 (1·5 to 4·2)	2·1 (1·2 to 3·4)	1·3 (0·7 to 2)	0·9 (0·5 to 1·6)	1·2 (0·6 to 2·1)	0·7 (0·4 to 1·1)	0·6 (0·3 to 1)	0·6 (0·3 to 0·9)	0·5 (0·3 to 0·8)	0·5 (0·2 to 0·8)	0·3 (0·2 to 0·6)	0·2 (0·1 to 0·3)	0·1 (0 to 0·1)	0 (0 to 0)	0 (0 to 0)	0 (0 to 0)	0 (0 to 0)	0 (0 to 0)	20·4
Urogenital congenital anomalies	1·1 (0·4 to 2·3)	0·7 (0·3 to 1·5)	0·7 (0·3 to 1·8)	0·4 (0·2 to 0·6)	0·3 (0·2 to 0·4)	0·3 (0·2 to 0·5)	0·2 (0·1 to 0·3)	0·2 (0·1 to 0·3)	0·1 (0·1 to 0·2)	0·1 (0 to 0·1)	0·1 (0 to 0·1)	0 (0 to 0·1)	0 (0 to 0·1)	0 (0 to 0·1)	0 (0 to 0·1)	0 (0 to 0·1)	0 (0 to 0·1)	0 (0 to 0)	0 (0 to 0)	0 (0 to 0)	0 (0 to 0)	0 (0 to 0)	0 (0 to 0)	4·2
Digestive congenital anomalies	1·7 (0·6 to 4)	1 (0·4 to 2·2)	2·5 (0·8 to 6·5)	0·6 (0·1 to 1·4)	0·1 (0·1 to 0·2)	0·1 (0 to 0·3)	0·1 (0 to 0·2)	0·1 (0 to 0·2)	0·1 (0 to 0·2)	0 (0 to 0)	0 (0 to 0)	0 (0 to 0)	0 (0 to 0)	0 (0 to 0)	0 (0 to 0)	0 (0 to 0)	0 (0 to 0)	0 (0 to 0)	0 (0 to 0)	0 (0 to 0)	0 (0 to 0)	0 (0 to 0)	0 (0 to 0)	6·4
Other congenital birth defects	7·4 (2·8 to 14·8)	2·5 (1·1 to 4·7)	6·6 (2·5 to 14·5)	6·2 (2·1 to 12)	3·8 (1·6 to 6·3)	2·2 (1·1 to 3·9)	2·8 (1·5 to 4·8)	1·5 (0·7 to 2·8)	3 (1·1 to 6·6)	1·8 (0·8 to 4)	1·5 (0·6 to 2·9)	0·8 (0·3 to 1·5)	1·2 (0·5 to 2)	0·6 (0·3 to 1·3)	1 (0·5 to 1·8)	1·1 (0·6 to 1·8)	0·3 (0·1 to 0·5)	0·1 (0·1 to 0·3)	0·1 (0 to 0·2)	0 (0 to 0·1)	0 (0 to 0)	0 (0 to 0)	0 (0 to 0)	44·7
Urinary diseases and male infertility	0·1 (0 to 0·1)	0·3 (0·2 to 0·7)	0·6 (0·3 to 1·6)	0·6 (0·1 to 1·5)	0·2 (0 to 0·4)	0·4 (0·1 to 0·8)	1·1 (0·6 to 1·9)	2·3 (1·2 to 4·2)	2·2 (0·9 to 4·1)	2·7 (0·6 to 4·8)	3·3 (0·6 to 6·5)	5·2 (0·8 to 11)	4·7 (0·8 to 8·9)	5·8 (3·1 to 9·9)	6·1 (3·3 to 10·5)	3·8 (2 to 7)	4·3 (2·3 to 7·5)	2·7 (1·5 to 4·7)	1·4 (0·7 to 2·4)	2·1 (1·1 to 3·6)	1·3 (0·7 to 2·2)	0·5 (0·2 to 0·8)	0·1 (0 to 0·1)	51·7
Urolithiasis	0 (0 to 0)	0 (0 to 0)	0 (0 to 0)	0 (0 to 0)	0 (0 to 0)	0·1 (0 to 0·2)	0 (0 to 0·1)	0 (0 to 0·1)	0·1 (0 to 0·1)	0·2 (0·1 to 0·6)	0·5 (0·1 to 1·4)	0·5 (0·1 to 1·2)	0·2 (0·1 to 0·5)	0·3 (0·1 to 0·7)	0·7 (0·2 to 1·6)	0·2 (0·1 to 0·4)	0·4 (0·1 to 1)	0·2 (0·1 to 0·5)	0·1 (0 to 0·4)	0 (0 to 0)	0 (0 to 0)	0 (0 to 0)	0 (0 to 0)	3·6
Benign prostatic hyperplasia	0 (0 to 0)	0 (0 to 0)	0 (0 to 0)	0 (0 to 0)	0 (0 to 0)	0 (0 to 0)	0 (0 to 0)	0 (0 to 0)	0 (0 to 0)	0 (0 to 0)	0 (0 to 0)	0 (0 to 0)	0 (0 to 0)	0 (0 to 0)	0 (0 to 0)	0 (0 to 0)	0 (0 to 0)	0 (0 to 0)	0 (0 to 0)	0 (0 to 0)	0 (0 to 0)	0 (0 to 0)	0 (0 to 0)	0
Male infertility	--	--	--	--	--	--	--	--	--	--	--	--	--	--	--	--	--	--	--	--	--	--	--	NA
Other urinary diseases	0 (0 to 0·1)	0 (0 to 0)	0 (0 to 0)	0·3 (0·1 to 0·8)	0·1 (0 to 0·1)	0·1 (0 to 0·2)	0·1 (0·1 to 0·2)	0·1 (0 to 0·3)	0·1 (0 to 0·3)	0·2 (0·1 to 0·4)	0·1 (0 to 0·2)	0·1 (0 to 0·2)	0·1 (0·1 to 0·3)	0·1 (0·1 to 0·3)	0·4 (0·1 to 0·8)	0·1 (0 to 0·2)	0·1 (0 to 0·2)	0·1 (0 to 0·4)	0 (0 to 0)	0 (0 to 0)	0 (0 to 0)	0 (0 to 0)	0 (0 to 0)	2·2
Gynecological diseases	0 (0 to 0)	0 (0 to 0)	0 (0 to 0)	0 (0 to 0)	0 (0 to 0)	7·5 (3·7 to 13)	19·5 (10·9 to 33)	35·8 (22·2 to 54·8)	45·4 (29·6 to 66·8)	45 (29·5 to 64·7)	42·1 (28·4 to 61)	39·2 (25·7 to 57·7)	29·7 (19·3 to 42·3)	17·9 (10·7 to 26·8)	9·8 (5·9 to 14·7)	6·5 (3·7 to 10·3)	3·3 (2 to 5)	1·8 (1·1 to 2·6)	0·9 (0·5 to 1·3)	0·5 (0·3 to 0·7)	0·2 (0·1 to 0·3)	0·1 (0 to 0·1)	0 (0 to 0)	305
Uterine fibroids	0 (0 to 0)	0 (0 to 0)	0 (0 to 0)	0 (0 to 0)	0 (0 to 0)	0·1 (0 to 0·1)	0·1 (0·1 to 0·3)	0·3 (0·1 to 0·6)	1 (0·4 to 2·2)	1·1 (0·5 to 2·2)	1·4 (0·6 to 3)	1·6 (0·8 to 3)	1·2 (0·6 to 2·4)	1 (0·5 to 1·8)	0·7 (0·3 to 1·4)	0·3 (0·1 to 0·6)	0·2 (0·1 to 0·3)	0·1 (0 to 0·3)	0 (0 to 0)	0 (0 to 0)	0 (0 to 0)	0 (0 to 0)	0 (0 to 0)	9·3
Polycystic ovarian syndrome	0 (0 to 0)	0 (0 to 0)	0 (0 to 0)	0 (0 to 0)	0 (0 to 0)	0·4 (0·1 to 0·8)	1·7 (0·7 to 3·5)	1·8 (0·8 to 3·9)	1·5 (0·6 to 3)	1·2 (0·5 to 2·5)	1·1 (0·4 to 2·2)	1 (0·4 to 2)	0·8 (0·3 to 1·7)	0·2 (0·1 to 0·3)	0 (0 to 0)	0 (0 to 0)	0 (0 to 0)	0 (0 to 0)	0 (0 to 0)	0 (0 to 0)	0 (0 to 0)	0 (0 to 0)	0 (0 to 0)	9·7
Female infertility	0 (0 to 0)	0 (0 to 0)	0 (0 to 0)	0 (0 to 0)	0 (0 to 0)	0 (0 to 0)	0 (0 to 0)	1·3 (0·2 to 3·7)	1·7 (0·4 to 4·6)	1·8 (0·4 to 5·1)	2 (0·3 to 5·7)	2·4 (0·4 to 6·6)	0·1 (0 to 0·7)	0 (0 to 0)	0 (0 to 0)	0 (0 to 0)	0 (0 to 0)	0 (0 to 0)	0 (0 to 0)	0 (0 to 0)	0 (0 to 0)	0 (0 to 0)	0 (0 to 0)	9·2
Endometriosis	0 (0 to 0)	0 (0 to 0)	0 (0 to 0)	0 (0 to 0)	0 (0 to 0)	0 (0 to 0)	1·4 (0·6 to 2·8)	6·3 (3 to 11·3)	6·9 (3·5 to 11·8)	5·4 (2·7 to 9·7)	4·6 (2·4 to 8·1)	4·3 (2·2 to 7·4)	3·5 (2 to 5·8)	1·5 (0·8 to 2·4)	0 (0 to 0)	0 (0 to 0)	0 (0 to 0)	0 (0 to 0)	0 (0 to 0)	0 (0 to 0)	0 (0 to 0)	0 (0 to 0)	0 (0 to 0)	34·1
Genital prolapse	0 (0 to 0)	0 (0 to 0)	0 (0 to 0)	0 (0 to 0)	0 (0 to 0)	0 (0 to 0)	0·1 (0 to 0·2)	0·1 (0 to 0·3)	0 (0 to 0·1)	0 (0 to 0·1)	0·1 (0 to 0·2)	0·2 (0·1 to 0·3)	0·4 (0·2 to 0·9)	0·4 (0·2 to 0·8)	0·5 (0·2 to 0·9)	0·4 (0·2 to 0·8)	0·2 (0·1 to 0·5)	0·2 (0·1 to 0·3)	0·1 (0 to 0·2)	0·1 (0 to 0·1)	0 (0 to 0·1)	0 (0 to 0)	0 (0 to 0)	2·7
Premenstrual syndrome	0 (0 to 0)	0 (0 to 0)	0 (0 to 0)	0 (0 to 0)	0 (0 to 0)	6·9 (3·2 to 12·3)	15·6 (7·8 to 28)	16·2 (8 to 28·7)	13·6 (7·7 to 22·1)	11·9 (6 to 19·5)	11·9 (6·7 to 19·2)	11·9 (6·8 to 19·3)	8·4 (4·6 to 13·9)	2·7 (1·3 to 4·8)	0 (0 to 0)	0 (0 to 0)	0 (0 to 0)	0 (0 to 0)	0 (0 to 0)	0 (0 to 0)	0 (0 to 0)	0 (0 to 0)	0 (0 to 0)	99·1
Other gynecological diseases	0 (0 to 0)	0 (0 to 0)	0 (0 to 0)	0 (0 to 0)	0 (0 to 0)	0·2 (0 to 0·4)	0·5 (0·2 to 1·1)	9·7 (5·5 to 15·3)	20·6 (11·4 to 33)	23·4 (13·8 to 35·8)	21 (12·5 to 32·5)	17·9 (9·7 to 28·9)	15·2 (8·2 to 24·5)	12·2 (5·9 to 19·5)	8·6 (4·9 to 13·4)	5·8 (3·2 to 9·5)	2·9 (1·6 to 4·5)	1·5 (0·9 to 2·3)	0·7 (0·5 to 1·1)	0·4 (0·2 to 0·7)	0·2 (0·1 to 0·3)	0 (0 to 0·1)	0 (0 to 0)	141
Hemoglobinopathies and hemolytic anemias	0 (0 to 0)	0·1 (0 to 0·1)	0·7 (0·4 to 1·1)	2·5 (1·3 to 3·9)	2·1 (1 to 3·8)	1·3 (0·6 to 2·4)	3 (1·4 to 5·3)	5·8 (3·1 to 9·3)	5·9 (3·4 to 9·1)	4·8 (2·7 to 7·9)	4·3 (2·1 to 6·9)	2·4 (1·2 to 4)	2 (1·1 to 3·2)	1·9 (1·1 to 3)	2 (1·2 to 3·2)	2 (1 to 3·5)	1·6 (0·9 to 2·5)	1·2 (0·7 to 1·8)	0·7 (0·5 to 1)	0·5 (0·3 to 0·7)	0·3 (0·2 to 0·4)	0·1 (0 to 0·1)	0 (0 to 0)	45·1
Thalassemias	0 (0 to 0)	0 (0 to 0)	0·2 (0·1 to 0·4)	0·2 (0·1 to 0·4)	0·3 (0·1 to 0·5)	0·4 (0·1 to 0·7)	0·3 (0·2 to 0·6)	0·1 (0 to 0·2)	0·1 (0 to 0·1)	0 (0 to 0)	0 (0 to 0)	0 (0 to 0)	0 (0 to 0)	0 (0 to 0)	0 (0 to 0)	0 (0 to 0)	0 (0 to 0)	0 (0 to 0)	0 (0 to 0)	0 (0 to 0)	0 (0 to 0)	0 (0 to 0)	0 (0 to 0)	1·6
Thalassemias trait	0 (0 to 0)	0 (0 to 0·1)	0·2 (0·1 to 0·4)	1 (0·5 to 1·6)	0·9 (0·4 to 1·8)	0·4 (0·1 to 1)	0·4 (0·1 to 0·9)	4 (2·1 to 6·6)	3·7 (2 to 6)	3·1 (1·7 to 5·2)	2·8 (1·4 to 4·6)	0·3 (0·1 to 0·5)	0·3 (0·1 to 0·5)	0·5 (0·2 to 0·8)	0·5 (0·2 to 0·8)	0·3 (0·2 to 0·6)	0·2 (0·1 to 0·3)	0·1 (0·1 to 0·2)	0·1 (0 to 0·1)	0·1 (0 to 0·1)	0 (0 to 0)	0 (0 to 0)	0 (0 to 0)	19·1
Sickle cell disorders	0 (0 to 0)	0 (0 to 0)	0 (0 to 0)	0 (0 to 0)	0 (0 to 0)	0 (0 to 0)	0 (0 to 0)	0 (0 to 0)	0 (0 to 0)	0 (0 to 0)	0 (0 to 0)	0 (0 to 0)	0 (0 to 0)	0 (0 to 0)	0 (0 to 0)	0 (0 to 0)	0 (0 to 0)	0 (0 to 0)	0 (0 to 0)	0 (0 to 0)	0 (0 to 0)	0 (0 to 0)	0 (0 to 0)	0
Sickle cell trait	0 (0 to 0)	0 (0 to 0)	0 (0 to 0)	0 (0 to 0·1)	0 (0 to 0·1)	0 (0 to 0)	0·2 (0 to 0·3)	0·2 (0 to 0·4)	0·2 (0 to 0·3)	0·1 (0 to 0·3)	0·1 (0 to 0·2)	0·1 (0 to 0·2)	0·1 (0 to 0·2)	0 (0 to 0)	0 (0 to 0)	0 (0 to 0)	0 (0 to 0)	0 (0 to 0)	0 (0 to 0)	0 (0 to 0)	0 (0 to 0)	0 (0 to 0)	0 (0 to 0)	1·1
G6PD deficiency	0 (0 to 0)	0 (0 to 0)	0 (0 to 0)	0 (0 to 0)	0 (0 to 0)	0·1 (0 to 0·2)	0·9 (0·4 to 1·6)	0·4 (0·2 to 0·7)	0·7 (0·2 to 1·2)	0·5 (0·1 to 0·9)	0·3 (0 to 0·5)	0·5 (0·3 to 0·9)	0·4 (0·1 to 0·6)	0·2 (0·1 to 0·4)	0·2 (0·1 to 0·4)	0·1 (0 to 0·1)	0·1 (0 to 0·2)	0·1 (0 to 0·1)	0 (0 to 0)	0 (0 to 0)	0 (0 to 0)	0 (0 to 0)	0 (0 to 0)	4·4
G6PD trait	0 (0 to 0)	0 (0 to 0)	0 (0 to 0)	0 (0 to 0)	0 (0 to 0)	0 (0 to 0)	0·2 (0·1 to 0·3)	0 (0 to 0)	0 (0 to 0)	0 (0 to 0)	0 (0 to 0)	0·1 (0·1 to 0·2)	0·1 (0 to 0·2)	0 (0 to 0)	0 (0 to 0)	0 (0 to 0)	0 (0 to 0)	0 (0 to 0)	0 (0 to 0)	0 (0 to 0)	0 (0 to 0)	0 (0 to 0)	0 (0 to 0)	0·4
Other hemoglobinopathies and hemolytic anemias	0 (0 to 0)	0 (0 to 0)	0·3 (0·1 to 0·5)	1·2 (0·5 to 2)	0·9 (0·3 to 1·8)	0·4 (0·1 to 1)	1 (0·3 to 2·1)	1·1 (0·3 to 2·3)	1·3 (0·6 to 2·4)	1·1 (0·4 to 2·1)	1 (0·3 to 2)	1·3 (0·6 to 2·4)	1·1 (0·5 to 2)	1·2 (0·6 to 2)	1·3 (0·7 to 2·2)	1·6 (0·7 to 2·9)	1·3 (0·7 to 2·1)	1 (0·6 to 1·5)	0·6 (0·4 to 0·9)	0·4 (0·3 to 0·6)	0·2 (0·1 to 0·3)	0·1 (0 to 0·1)	0 (0 to 0)	18·5
Endocrine, metabolic, blood, and immune disorders	0·3 (0·1 to 0·7)	0·3 (0·1 to 0·6)	2 (1·1 to 3·5)	5·2 (2·9 to 8·3)	3·8 (2·3 to 6·1)	3·8 (2·3 to 5·9)	5·3 (3·1 to 8·5)	6·6 (3·8 to 10·5)	9·9 (5·6 to 15·8)	9·7 (5·7 to 15·5)	13·5 (7 to 20·6)	15·9 (8·2 to 25·5)	19·7 (11·6 to 29·7)	19·9 (13 to 28·6)	21·6 (14·1 to 31·4)	17·9 (11·8 to 26·8)	9·5 (6·4 to 14·3)	7·3 (4·7 to 10·7)	3·1 (2 to 4·7)	2·3 (1·4 to 3·7)	1·1 (0·6 to 1·8)	0·3 (0·1 to 0·4)	0 (0 to 0·1)	179
Oral disorders	0 (0 to 0)	0 (0 to 0)	0 (0 to 0)	2·4 (1·3 to 4)	3·5 (1·8 to 6)	4 (2·1 to 7·2)	4·8 (2·7 to 8·2)	5·4 (3·1 to 9·1)	5·6 (3·2 to 8·9)	5·6 (3·3 to 8·8)	5·8 (3·4 to 9·2)	6·3 (3·7 to 10)	7·3 (4·4 to 11·2)	8·6 (5·2 to 12·9)	10·7 (6·5 to 16·4)	12·5 (7·6 to 19·7)	9·7 (5·8 to 14·9)	7·3 (4·5 to 11·1)	4·5 (2·8 to 6·5)	3·1 (2 to 4·5)	1·4 (0·9 to 2·1)	0·4 (0·2 to 0·5)	0·1 (0 to 0·1)	109
Caries of deciduous teeth	0 (0 to 0)	0 (0 to 0)	0 (0 to 0)	0·7 (0·3 to 1·5)	0·8 (0·3 to 1·8)	0 (0 to 0·1)	0 (0 to 0)	0 (0 to 0)	0 (0 to 0)	0 (0 to 0)	0 (0 to 0)	0 (0 to 0)	0 (0 to 0)	0 (0 to 0)	0 (0 to 0)	0 (0 to 0)	0 (0 to 0)	0 (0 to 0)	0 (0 to 0)	0 (0 to 0)	0 (0 to 0)	0 (0 to 0)	0 (0 to 0)	1·6
Caries of permanent teeth	0 (0 to 0)	0 (0 to 0)	0 (0 to 0)	0 (0 to 0)	1 (0·4 to 2·2)	2·1 (0·8 to 4·6)	2·1 (0·8 to 4·4)	1·9 (0·8 to 3·8)	1·5 (0·6 to 3·2)	1·3 (0·5 to 2·7)	1·2 (0·5 to 2·5)	1·1 (0·5 to 2·3)	1 (0·4 to 2)	0·9 (0·4 to 1·8)	0·8 (0·3 to 1·8)	0·7 (0·3 to 1·5)	0·4 (0·2 to 0·8)	0·2 (0·1 to 0·5)	0·1 (0·1 to 0·2)	0·1 (0 to 0·2)	0 (0 to 0·1)	0 (0 to 0)	0 (0 to 0)	16·5
Periodontal diseases	0 (0 to 0)	0 (0 to 0)	0 (0 to 0)	0 (0 to 0)	0 (0 to 0)	0 (0 to 0)	0·1 (0 to 0·2)	0·1 (0 to 0·3)	0·2 (0·1 to 0·6)	0·4 (0·1 to 0·9)	0·5 (0·2 to 1·3)	0·7 (0·2 to 1·7)	0·9 (0·3 to 2)	0·9 (0·3 to 2·1)	0·9 (0·3 to 2·2)	0·8 (0·3 to 1·9)	0·4 (0·2 to 1)	0·2 (0·1 to 0·6)	0·1 (0 to 0·3)	0·1 (0 to 0·2)	0 (0 to 0·1)	0 (0 to 0)	0 (0 to 0)	6·4
Other oral disorders	0 (0 to 0)	0 (0 to 0)	0 (0 to 0)	1·7 (1 to 2·6)	1·6 (0·9 to 2·5)	1·9 (1·1 to 3)	2·7 (1·6 to 4·2)	2·8 (1·7 to 4·4)	2·7 (1·6 to 4)	2·4 (1·5 to 3·6)	2·2 (1·3 to 3·3)	2·1 (1·3 to 3·1)	2 (1·2 to 3·1)	1·8 (1·1 to 2·8)	1·6 (1 to 2·5)	1·3 (0·8 to 2)	0·7 (0·4 to 1·1)	0·4 (0·2 to 0·6)	0·2 (0·1 to 0·3)	0·1 (0·1 to 0·1)	0 (0 to 0)	0 (0 to 0)	0 (0 to 0)	28·2
Sudden infant death syndrome	--	0·7 (0·3 to 1·7)	4·5 (1·7 to 11·1)	--	--	--	--	--	--	--	--	--	--	--	--	--	--	--	--	--	--	--	--	NA
Injuries	1·8 (1 to 4·3)	1·8 (0·9 to 6·4)	12·2 (7·2 to 20·7)	38·6 (7 to 64·1)	36·9 (9·5 to 48·7)	49·9 (16·3 to 65·1)	165 (124 to 204)	197 (136 to 263)	175 (84·9 to 246)	111 (35 to 158)	78·2 (25·2 to 120)	66·1 (24 to 104)	74·1 (27·9 to 103)	66·3 (50·4 to 86·4)	60·3 (46·9 to 77·3)	61·4 (47 to 78·1)	27·6 (21·9 to 33·9)	21·7 (17·3 to 26·7)	15·4 (12·1 to 19·6)	14·6 (11·3 to 18·4)	7·3 (5·7 to 9·3)	2 (1·6 to 2·5)	0·3 (0·3 to 0·4)	1,290
Transport injuries	0·2 (0·1 to 0·5)	0·3 (0·1 to 0·7)	2·8 (1·3 to 5·4)	10·3 (1·4 to 20·8)	15·6 (2·6 to 24·1)	11·9 (2·5 to 18)	42·3 (24·7 to 64·8)	56·8 (33·4 to 87·6)	49·5 (18·7 to 83)	29·2 (6·8 to 47·4)	22·9 (5·3 to 40·2)	17·6 (5·1 to 31·7)	27 (7·1 to 43·8)	23·4 (15·9 to 33·5)	22·1 (14·9 to 31·7)	24·6 (16·6 to 34·9)	9·7 (6·8 to 13·4)	7·7 (5·3 to 10·6)	5·5 (3·7 to 7·9)	5 (3·6 to 6·9)	1·6 (1·1 to 2·1)	0·5 (0·3 to 0·6)	0·1 (0·1 to 0·1)	386
Road injuries	0·2 (0·1 to 0·4)	0·3 (0·1 to 0·6)	2·6 (1·2 to 5)	9·7 (1·2 to 19·8)	14·8 (2·2 to 23·2)	10·7 (2 to 16·4)	40·5 (23·4 to 62·2)	53 (31·1 to 82)	45·8 (17·5 to 75·7)	26·2 (6·1 to 42·1)	21·1 (4·8 to 37·7)	16·2 (4·7 to 29·4)	25·3 (6·6 to 41·3)	22·5 (15·2 to 32·4)	21·2 (14·2 to 30·6)	23·7 (15·9 to 33·9)	9·3 (6·5 to 12·7)	7·4 (5·2 to 10·3)	5·3 (3·5 to 7·7)	4·9 (3·4 to 6·6)	1·5 (1·1 to 2)	0·4 (0·3 to 0·6)	0·1 (0 to 0·1)	363
Pedestrian road injuries	0 (0 to 0·1)	0 (0 to 0·1)	0·1 (0 to 0·3)	1·2 (0·1 to 3)	1·1 (0·2 to 2·4)	1·1 (0·2 to 2·1)	3·4 (1·4 to 6·4)	5·3 (2 to 10·5)	4·1 (1·3 to 8·8)	2·9 (0·8 to 5·6)	2·8 (0·7 to 5·7)	1·5 (0·6 to 3)	2·6 (0·8 to 4·6)	1·9 (1·1 to 3·2)	2·4 (1·4 to 3·7)	3 (1·7 to 5)	1 (0·7 to 1·6)	0·9 (0·6 to 1·4)	0·6 (0·4 to 1)	0·6 (0·4 to 1)	0·2 (0·2 to 0·4)	0·1 (0 to 0·1)	0 (0 to 0)	37
Cyclist road injuries	0 (0 to 0)	0 (0 to 0)	0 (0 to 0)	0·2 (0 to 0·6)	0·7 (0·1 to 1·4)	0·3 (0·2 to 0·6)	0·7 (0·4 to 1·3)	1·1 (0·6 to 2·1)	1·1 (0·5 to 1·9)	1 (0·5 to 1·7)	0·9 (0·5 to 1·4)	0·9 (0·5 to 1·4)	2 (0·8 to 3·8)	1 (0·7 to 1·4)	1 (0·7 to 1·4)	1 (0·7 to 1·4)	0·6 (0·4 to 0·8)	0·4 (0·3 to 0·6)	0·3 (0·2 to 0·4)	0·2 (0·2 to 0·4)	0·1 (0·1 to 0·1)	0 (0 to 0)	0 (0 to 0)	13·5
Motorcyclist road injuries	0 (0 to 0·1)	0 (0 to 0·1)	0·2 (0 to 0·5)	0·4 (0 to 1)	0·4 (0·1 to 1)	0·5 (0·1 to 1·1)	2·6 (1 to 5·4)	3·5 (1·4 to 7·6)	3·5 (1·2 to 7·2)	2·2 (0·8 to 4·1)	1·7 (0·6 to 3·4)	2·2 (0·7 to 4·6)	1·6 (0·7 to 2·7)	1·5 (0·9 to 2·4)	1·2 (0·8 to 1·8)	1·6 (0·9 to 2·9)	0·6 (0·4 to 0·9)	0·4 (0·3 to 0·6)	0·3 (0·2 to 0·4)	0·3 (0·2 to 0·4)	0·1 (0·1 to 0·2)	0 (0 to 0·1)	0 (0 to 0)	24·8
Motor vehicle road injuries	0·1 (0 to 0·3)	0·2 (0·1 to 0·4)	2·3 (1·1 to 4·4)	7·8 (1 to 16)	12·5 (1·8 to 19·5)	8·6 (1·5 to 13·4)	33·7 (18·8 to 53·2)	42·7 (24·6 to 68·2)	36·4 (13·8 to 62·2)	19·9 (3·8 to 32·8)	15·6 (2·9 to 28·9)	11·4 (2·7 to 22)	18·9 (4·2 to 32·3)	17·9 (11·5 to 26·6)	16·5 (10·5 to 24·3)	17·8 (11·6 to 26·1)	7 (4·7 to 10·2)	5·6 (3·8 to 8·1)	4·1 (2·6 to 6·1)	3·7 (2·5 to 5·2)	1 (0·7 to 1·5)	0·3 (0·2 to 0·4)	0 (0 to 0·1)	284
Other road injuries	0 (0 to 0)	0 (0 to 0)	0 (0 to 0·1)	0·1 (0 to 0·2)	0·1 (0 to 0·2)	0·1 (0 to 0·2)	0·2 (0·1 to 0·4)	0·3 (0·1 to 0·7)	0·8 (0·2 to 2·1)	0·2 (0·1 to 0·4)	0·2 (0·1 to 0·6)	0·2 (0·1 to 0·4)	0·2 (0·1 to 0·4)	0·2 (0·1 to 0·4)	0·2 (0·1 to 0·3)	0·2 (0·1 to 0·4)	0·1 (0 to 0·1)	0 (0 to 0·1)	0 (0 to 0·1)	0 (0 to 0·1)	0 (0 to 0)	0 (0 to 0)	0 (0 to 0)	3·1
Other transport injuries	0 (0 to 0·1)	0 (0 to 0·1)	0·2 (0·1 to 0·5)	0·6 (0·2 to 1·3)	0·8 (0·3 to 1·4)	1·2 (0·5 to 2·2)	1·8 (0·9 to 3·3)	3·8 (1·7 to 6·8)	3·7 (1·5 to 7·4)	3 (0·8 to 5·9)	1·7 (0·5 to 3·5)	1·5 (0·4 to 3·1)	1·7 (0·5 to 3·2)	0·9 (0·6 to 1·6)	0·8 (0·5 to 1·3)	0·9 (0·5 to 1·6)	0·4 (0·3 to 0·8)	0·3 (0·2 to 0·5)	0·2 (0·1 to 0·3)	0·2 (0·1 to 0·3)	0·1 (0 to 0·1)	0 (0 to 0)	0 (0 to 0)	23·9
Unintentional injuries	1·4 (0·7 to 3·7)	1·4 (0·6 to 6)	8·3 (4·6 to 15·7)	24 (4·7 to 41·5)	18 (5·8 to 24·7)	21·4 (9 to 29·2)	38·9 (28·4 to 50·7)	50·8 (34·2 to 70·3)	50·3 (27·5 to 71·7)	35·6 (15·7 to 48·8)	24·8 (11·6 to 35·5)	24·5 (11·3 to 36·9)	28·5 (13·7 to 40·1)	23·5 (18·4 to 29·9)	22·5 (17·6 to 29·1)	22·2 (17·2 to 28·5)	12 (9·5 to 14·9)	10·5 (8·2 to 13·3)	7·9 (6·1 to 10·4)	8·8 (6·5 to 11·6)	5·3 (3·9 to 7·2)	1·4 (1 to 1·8)	0·2 (0·2 to 0·3)	442
Falls	0·1 (0 to 0·3)	0·2 (0·1 to 0·4)	0·6 (0·3 to 1·3)	2·3 (0·6 to 4·8)	3·1 (1·7 to 4·5)	4·3 (2·8 to 6)	5·6 (3·9 to 7·8)	6·8 (4·8 to 9·4)	10·1 (6·7 to 14·6)	8·2 (5·9 to 11·5)	7·3 (5·2 to 10·2)	8 (5·5 to 11·1)	8·8 (6·3 to 12)	8·6 (6·2 to 11·6)	8 (5·8 to 10·5)	7·9 (5·9 to 10·5)	4·9 (3·6 to 6·3)	5 (3·6 to 7)	4·2 (3 to 5·9)	5·7 (3·9 to 8·1)	4·2 (2·9 to 5·9)	1·1 (0·8 to 1·5)	0·2 (0·1 to 0·2)	115
Drowning	0·4 (0·2 to 0·7)	0·1 (0 to 0·2)	1·2 (0·5 to 2·6)	12 (1·7 to 26·1)	6·5 (0·9 to 11·5)	7·4 (1·4 to 13·5)	12 (6·4 to 20·1)	18·6 (9 to 31·2)	12·8 (4·6 to 22·7)	10·5 (1·5 to 18·7)	3·4 (0·4 to 6·8)	4·2 (0·5 to 8·9)	7 (1 to 13·1)	4·4 (2·4 to 6·9)	2·7 (1·5 to 4·4)	3·8 (2·1 to 6·2)	2 (1·2 to 3·1)	1·5 (0·9 to 2·5)	0·4 (0·2 to 0·6)	0·2 (0·1 to 0·3)	0 (0 to 0)	0 (0 to 0)	0 (0 to 0)	111
Fire, heat, and hot substances	0 (0 to 0)	0 (0 to 0)	0·6 (0·3 to 1·2)	1·6 (0·3 to 3·3)	1·5 (0·5 to 2·4)	1·4 (0·7 to 2)	3·6 (2 to 5·5)	5·7 (3 to 10·2)	5·9 (2·4 to 11·2)	3·5 (1·6 to 6·1)	2·9 (1·2 to 5)	2 (1 to 3·1)	2 (1·1 to 2·9)	1·7 (1·1 to 2·5)	1·5 (1 to 2·2)	1·5 (1 to 2·3)	0·6 (0·4 to 0·8)	0·5 (0·3 to 0·7)	0·3 (0·2 to 0·5)	0·3 (0·2 to 0·5)	0·2 (0·1 to 0·2)	0 (0 to 0·1)	0 (0 to 0)	37·4
Poisonings	0 (0 to 0·1)	0·1 (0 to 0·2)	0·2 (0 to 0·5)	0·8 (0·1 to 2·1)	0·4 (0·1 to 0·8)	0·6 (0·2 to 1·2)	1·1 (0·5 to 2)	1·3 (0·6 to 2·5)	0·8 (0·3 to 1·6)	0·3 (0·1 to 0·5)	0·5 (0·1 to 1)	0·2 (0·1 to 0·5)	0·2 (0·1 to 0·5)	0·8 (0·4 to 1·4)	0·2 (0·1 to 0·4)	0·2 (0·1 to 0·3)	0·1 (0·1 to 0·2)	0·1 (0 to 0·1)	0·1 (0 to 0·1)	0 (0 to 0·1)	0 (0 to 0)	0 (0 to 0)	0 (0 to 0)	8
Poisoning by carbon monoxide	0 (0 to 0)	0 (0 to 0)	0 (0 to 0·1)	0·1 (0 to 0·4)	0·1 (0 to 0·1)	0·1 (0 to 0·2)	0·4 (0·1 to 0·9)	0·6 (0·2 to 1·3)	0·3 (0·1 to 0·7)	0·1 (0 to 0·3)	0·2 (0 to 0·4)	0·1 (0 to 0·1)	0·1 (0 to 0·1)	0·6 (0·3 to 1·1)	0·1 (0 to 0·2)	0·1 (0 to 0·1)	0 (0 to 0·1)	0 (0 to 0·1)	0 (0 to 0)	0 (0 to 0)	0 (0 to 0)	0 (0 to 0)	0 (0 to 0)	2·8
Poisoning by other means	0 (0 to 0·1)	0 (0 to 0·1)	0·2 (0 to 0·4)	0·7 (0·1 to 1·8)	0·4 (0·1 to 0·7)	0·5 (0·1 to 1)	0·7 (0·3 to 1·3)	0·7 (0·3 to 1·5)	0·5 (0·2 to 1)	0·2 (0·1 to 0·3)	0·3 (0·1 to 0·7)	0·2 (0 to 0·4)	0·2 (0·1 to 0·3)	0·2 (0·1 to 0·4)	0·1 (0·1 to 0·3)	0·1 (0·1 to 0·2)	0·1 (0 to 0·1)	0 (0 to 0·1)	0 (0 to 0·1)	0 (0 to 0·1)	0 (0 to 0)	0 (0 to 0)	0 (0 to 0)	5·2
Exposure to mechanical forces	0·4 (0 to 2·7)	0·6 (0 to 5·1)	1·4 (0·1 to 7·6)	2·6 (0·5 to 7·2)	2·3 (0·6 to 4)	2·4 (0·9 to 3·9)	2·4 (1·5 to 3·8)	3 (1·8 to 5·1)	4·5 (2·1 to 8·3)	1·7 (1·1 to 2·5)	1·9 (1 to 3)	1·8 (1 to 2·9)	2·5 (1·3 to 3·9)	1·5 (1 to 2·1)	1·9 (1·3 to 2·9)	1·5 (1 to 2·1)	0·9 (0·6 to 1·3)	0·6 (0·4 to 0·9)	0·4 (0·3 to 0·5)	0·4 (0·3 to 0·6)	0·2 (0·1 to 0·3)	0·1 (0 to 0·1)	0 (0 to 0)	34·6
Unintentional firearm injuries	0 (0 to 0·2)	0·1 (0 to 0·8)	0·2 (0 to 1·5)	0·3 (0·1 to 1·1)	0·4 (0·1 to 0·9)	0·2 (0·1 to 0·3)	0·3 (0·2 to 0·5)	0·8 (0·4 to 1·5)	0·4 (0·2 to 0·7)	0·3 (0·2 to 0·5)	0·3 (0·2 to 0·4)	0·3 (0·2 to 0·4)	0·3 (0·2 to 0·5)	0·3 (0·2 to 0·4)	0·3 (0·2 to 0·4)	0·2 (0·1 to 0·3)	0·1 (0·1 to 0·2)	0·1 (0 to 0·1)	0 (0 to 0·1)	0 (0 to 0·1)	0 (0 to 0)	0 (0 to 0)	0 (0 to 0)	5
Other exposure to mechanical forces	0·4 (0 to 2·4)	0·4 (0 to 3·8)	1·2 (0·1 to 6·7)	2·2 (0·3 to 6·6)	1·9 (0·5 to 3·6)	2·2 (0·7 to 3·7)	2·1 (1·3 to 3·5)	2·2 (1·2 to 3·9)	4·1 (1·8 to 7·9)	1·4 (0·8 to 2·2)	1·6 (0·8 to 2·6)	1·6 (0·8 to 2·6)	2·1 (1 to 3·5)	1·2 (0·8 to 1·8)	1·7 (1·1 to 2·5)	1·2 (0·8 to 1·8)	0·8 (0·5 to 1·1)	0·5 (0·4 to 0·8)	0·3 (0·2 to 0·5)	0·4 (0·2 to 0·6)	0·2 (0·1 to 0·2)	0 (0 to 0·1)	0 (0 to 0)	29·6
Adverse effects of medical treatment	0·1 (0 to 0·2)	0·1 (0·1 to 0·3)	0·4 (0·2 to 0·7)	1 (0·3 to 2·2)	0·4 (0·1 to 0·7)	0·6 (0·2 to 1·1)	5·8 (3·2 to 9·4)	5·3 (2·5 to 9·5)	4 (1·4 to 7·6)	3·1 (0·5 to 6·2)	2·2 (0·2 to 4·5)	2·1 (0·2 to 4·6)	2·7 (0·4 to 5·5)	1·5 (0·7 to 2·7)	3 (1·5 to 5·3)	2·6 (1·4 to 4·7)	1 (0·5 to 1·7)	1·1 (0·6 to 1·9)	1·1 (0·6 to 2)	1 (0·5 to 1·8)	0·4 (0·2 to 0·7)	0·1 (0 to 0·2)	0 (0 to 0)	39·6
Animal contact	0·1 (0 to 0·2)	0·1 (0 to 0·1)	0·4 (0·1 to 1)	0·5 (0·2 to 1)	0·6 (0·3 to 1)	0·8 (0·4 to 1·4)	0·8 (0·5 to 1·3)	0·9 (0·5 to 1·4)	1·1 (0·6 to 2)	1·6 (0·6 to 3·2)	1·1 (0·4 to 2·1)	0·7 (0·3 to 1·3)	0·6 (0·4 to 1)	0·7 (0·4 to 1·1)	0·6 (0·4 to 0·8)	0·6 (0·4 to 0·9)	0·4 (0·2 to 0·6)	0·2 (0·2 to 0·4)	0·2 (0·1 to 0·3)	0·2 (0·1 to 0·4)	0·1 (0 to 0·1)	0 (0 to 0·1)	0 (0 to 0)	12·3
Venomous animal contact	0·1 (0 to 0·2)	0 (0 to 0·1)	0·3 (0·1 to 0·8)	0·3 (0·1 to 0·8)	0·4 (0·2 to 0·8)	0·6 (0·3 to 1·1)	0·5 (0·3 to 0·8)	0·5 (0·3 to 0·9)	0·7 (0·3 to 1·4)	1·3 (0·4 to 2·6)	0·8 (0·3 to 1·7)	0·4 (0·2 to 0·8)	0·3 (0·2 to 0·6)	0·4 (0·2 to 0·7)	0·3 (0·2 to 0·5)	0·4 (0·2 to 0·6)	0·2 (0·1 to 0·4)	0·1 (0·1 to 0·2)	0·1 (0 to 0·2)	0·1 (0 to 0·2)	0 (0 to 0)	0 (0 to 0)	0 (0 to 0)	8·1
Non-venomous animal contact	0 (0 to 0)	0 (0 to 0)	0·1 (0 to 0·3)	0·1 (0 to 0·3)	0·2 (0·1 to 0·3)	0·2 (0·1 to 0·4)	0·3 (0·2 to 0·5)	0·4 (0·2 to 0·6)	0·4 (0·2 to 0·8)	0·3 (0·2 to 0·7)	0·3 (0·1 to 0·5)	0·3 (0·1 to 0·6)	0·3 (0·2 to 0·5)	0·3 (0·2 to 0·5)	0·3 (0·2 to 0·4)	0·2 (0·1 to 0·4)	0·1 (0·1 to 0·2)	0·1 (0·1 to 0·2)	0·1 (0·1 to 0·2)	0·1 (0·1 to 0·2)	0 (0 to 0·1)	0 (0 to 0)	0 (0 to 0)	4·2
Foreign body	0·2 (0·1 to 0·4)	0·2 (0·1 to 0·5)	3·1 (1·3 to 6·3)	2·1 (0·4 to 4·2)	1·3 (0·3 to 2·2)	2·3 (0·5 to 3·7)	2·9 (1·7 to 4·7)	3·4 (1·8 to 5·8)	3·2 (1·3 to 5·5)	1·4 (0·4 to 2·5)	1·2 (0·3 to 2·2)	1·1 (0·3 to 2·2)	0·6 (0·2 to 0·9)	1·5 (0·9 to 2·4)	1·4 (0·9 to 2·1)	1·2 (0·8 to 1·8)	0·8 (0·5 to 1·1)	0·5 (0·4 to 0·8)	0·4 (0·3 to 0·7)	0·4 (0·2 to 0·6)	0·1 (0·1 to 0·2)	0 (0 to 0·1)	0 (0 to 0)	29·4
Pulmonary aspiration and foreign body in airway	0·2 (0·1 to 0·4)	0·2 (0·1 to 0·5)	3 (1·2 to 6·2)	2 (0·3 to 4·1)	1·2 (0·2 to 2)	2·1 (0·4 to 3·5)	2·7 (1·5 to 4·5)	3·2 (1·6 to 5·6)	3 (1·1 to 5·3)	1·2 (0·2 to 2·2)	1·1 (0·1 to 2)	0·9 (0·1 to 2)	0·4 (0·1 to 0·6)	1·3 (0·8 to 2·1)	1·2 (0·7 to 2)	1 (0·7 to 1·6)	0·7 (0·4 to 1)	0·5 (0·3 to 0·7)	0·4 (0·2 to 0·7)	0·3 (0·2 to 0·5)	0·1 (0·1 to 0·2)	0 (0 to 0·1)	0 (0 to 0)	26·7
Foreign body in eyes	0 (0 to 0)	0 (0 to 0)	0 (0 to 0)	0 (0 to 0·1)	0 (0 to 0·1)	0·1 (0 to 0·1)	0·1 (0 to 0·2)	0·1 (0 to 0·2)	0·1 (0 to 0·2)	0·1 (0 to 0·1)	0·1 (0 to 0·1)	0·1 (0 to 0·1)	0·1 (0 to 0·1)	0·1 (0 to 0·1)	0·1 (0 to 0·1)	0 (0 to 0·1)	0 (0 to 0)	0 (0 to 0)	0 (0 to 0)	0 (0 to 0)	0 (0 to 0)	0 (0 to 0)	0 (0 to 0)	0·9
Foreign body in other body part	0 (0 to 0)	0 (0 to 0)	0 (0 to 0·1)	0·1 (0 to 0·1)	0·1 (0·1 to 0·1)	0·1 (0·1 to 0·2)	0·1 (0·1 to 0·2)	0·1 (0·1 to 0·2)	0·1 (0·1 to 0·2)	0·2 (0·1 to 0·3)	0·1 (0·1 to 0·2)	0·1 (0·1 to 0·2)	0·1 (0·1 to 0·2)	0·2 (0·1 to 0·3)	0·1 (0·1 to 0·2)	0·1 (0·1 to 0·1)	0·1 (0 to 0·1)	0 (0 to 0·1)	0 (0 to 0)	0 (0 to 0)	0 (0 to 0)	0 (0 to 0)	0 (0 to 0)	1·8
Environmental heat and cold exposure	0 (0 to 0)	0 (0 to 0)	0 (0 to 0·1)	0·2 (0·1 to 0·3)	0·3 (0·2 to 0·5)	0·4 (0·3 to 0·6)	0·5 (0·4 to 0·7)	0·7 (0·5 to 1·2)	0·5 (0·3 to 0·7)	0·4 (0·3 to 0·6)	0·5 (0·3 to 0·8)	0·5 (0·3 to 0·7)	0·6 (0·3 to 0·9)	0·3 (0·2 to 0·4)	0·3 (0·2 to 0·5)	0·5 (0·3 to 0·9)	0·3 (0·2 to 0·7)	0·2 (0·1 to 0·3)	0·1 (0·1 to 0·2)	0·1 (0·1 to 0·2)	0 (0 to 0·1)	0 (0 to 0)	0 (0 to 0)	6·6
Exposure to forces of nature	0 (0 to 0)	0 (0 to 0)	0 (0 to 0)	0 (0 to 0)	0·1 (0 to 0·2)	0·1 (0·1 to 0·2)	0·6 (0·3 to 0·9)	0·9 (0·5 to 1·5)	1·1 (0·7 to 1·9)	0·8 (0·5 to 1·3)	0·4 (0·3 to 0·7)	0·5 (0·3 to 0·7)	0·5 (0·3 to 0·7)	0·4 (0·2 to 0·5)	0·3 (0·2 to 0·5)	0·3 (0·2 to 0·4)	0·2 (0·1 to 0·3)	0·1 (0·1 to 0·2)	0·1 (0 to 0·1)	0 (0 to 0·1)	0 (0 to 0)	0 (0 to 0)	0 (0 to 0)	6·4
Other unintentional injuries	0·1 (0 to 0·1)	0·1 (0 to 0·2)	0·4 (0·2 to 0·8)	1 (0·4 to 1·9)	1·5 (0·6 to 2·7)	1·2 (0·7 to 1·9)	3·7 (1·8 to 7)	4·1 (2·1 to 7·4)	6·4 (2·3 to 12·8)	4 (1·4 to 7·2)	3·3 (1 to 6·8)	3·5 (1 to 7·2)	3·1 (1·2 to 5·8)	2·1 (1·4 to 3·4)	2·5 (1·5 to 4·2)	2·1 (1·3 to 3·6)	0·8 (0·5 to 1·4)	0·6 (0·4 to 1)	0·6 (0·4 to 1·1)	0·4 (0·2 to 0·6)	0·2 (0·1 to 0·3)	0 (0 to 0)	0 (0 to 0)	41·9
Self-harm and interpersonal violence	0·3 (0·1 to 0·7)	0·1 (0 to 0·2)	1·1 (0·4 to 2·8)	4·3 (0·5 to 11·3)	3·3 (1·2 to 6)	16·6 (5·1 to 24·5)	84·2 (54·5 to 115)	89·8 (54·3 to 132)	74·9 (36·5 to 116)	46 (12·8 to 71·1)	30·5 (8 to 51)	24 (7 to 42·6)	18·6 (6·8 to 28·4)	19·3 (13·4 to 27·7)	15·8 (11 to 21·9)	14·6 (10·3 to 20·2)	5·9 (4·3 to 7·9)	3·6 (2·6 to 4·9)	2 (1·4 to 2·7)	0·8 (0·6 to 1·1)	0·4 (0·3 to 0·5)	0·2 (0·1 to 0·3)	0 (0 to 0)	456
Self-harm	0 (0 to 0)	0 (0 to 0)	0 (0 to 0)	0 (0 to 0)	0 (0 to 0)	8·2 (1·5 to 14·4)	67·6 (40·4 to 97·1)	65·7 (36·2 to 105)	52·7 (21·2 to 87·9)	28·5 (5·5 to 48·6)	17·4 (3 to 33·2)	12·5 (2·5 to 23·6)	9·7 (2·3 to 16·3)	12 (7·2 to 19)	9·6 (6 to 14·3)	9·8 (6 to 14·7)	3·6 (2·4 to 5·4)	2·2 (1·4 to 3·2)	1·2 (0·8 to 1·8)	0·6 (0·4 to 0·9)	0·3 (0·2 to 0·4)	0·2 (0·1 to 0·3)	0 (0 to 0)	302
Self-harm by firearm	0 (0 to 0)	0 (0 to 0)	0 (0 to 0)	0 (0 to 0)	0 (0 to 0)	0·1 (0 to 0·3)	0·2 (0·1 to 0·5)	0·4 (0·1 to 1)	0·1 (0 to 0·2)	0·1 (0 to 0·2)	0·3 (0 to 0·7)	0·2 (0 to 0·6)	0·1 (0 to 0·1)	0 (0 to 0·1)	0 (0 to 0·1)	0 (0 to 0·1)	0 (0 to 0)	0 (0 to 0)	0 (0 to 0)	0 (0 to 0)	0 (0 to 0)	0 (0 to 0)	0 (0 to 0)	1·6
Self-harm by other specified means	0 (0 to 0)	0 (0 to 0)	0 (0 to 0)	0 (0 to 0)	0 (0 to 0)	8·1 (1·5 to 14·1)	67·4 (40·3 to 96·7)	65·3 (36 to 105)	52·7 (21·1 to 87·8)	28·5 (5·5 to 48·4)	17·1 (3 to 32·5)	12·2 (2·5 to 23·2)	9·6 (2·3 to 16·2)	11·9 (7·2 to 18·9)	9·5 (6 to 14·3)	9·8 (6 to 14·7)	3·6 (2·3 to 5·4)	2·2 (1·4 to 3·2)	1·2 (0·8 to 1·8)	0·6 (0·4 to 0·9)	0·3 (0·2 to 0·4)	0·2 (0·1 to 0·3)	0 (0 to 0)	300
Interpersonal violence	0·3 (0·1 to 0·7)	0·1 (0 to 0·2)	1·1 (0·4 to 2·8)	4·3 (0·5 to 11·3)	3·3 (1·2 to 5·9)	8·3 (3·5 to 14·2)	16·5 (10·1 to 25·5)	24·2 (14·5 to 39·8)	22·1 (10·9 to 38·6)	17·5 (7·2 to 29·6)	13·1 (4·5 to 24·1)	11·5 (4·2 to 21·7)	8·9 (4·5 to 14·3)	7·3 (4·9 to 11·1)	6·2 (4·1 to 9·5)	4·8 (3·3 to 7)	2·3 (1·6 to 3·2)	1·4 (1 to 1·9)	0·7 (0·5 to 1)	0·2 (0·2 to 0·3)	0·1 (0·1 to 0·1)	0 (0 to 0)	0 (0 to 0)	154
Physical violence by firearm	0 (0 to 0)	0 (0 to 0)	0·1 (0 to 0·2)	0·3 (0 to 1)	0·7 (0·1 to 1·8)	0·2 (0 to 0·5)	0·1 (0 to 0·3)	1·1 (0·4 to 2·4)	2·8 (0·7 to 6·1)	1·7 (0·3 to 3·9)	2·2 (0·2 to 5·5)	1·3 (0·1 to 3·3)	0·3 (0 to 0·6)	0·6 (0·2 to 1·3)	0·9 (0·3 to 1·9)	0·1 (0 to 0·2)	0·1 (0 to 0·1)	0 (0 to 0·1)	0 (0 to 0)	0 (0 to 0)	0 (0 to 0)	0 (0 to 0)	0 (0 to 0)	12·4
Physical violence by sharp object	0·2 (0 to 0·4)	0 (0 to 0)	0·1 (0 to 0·2)	0·4 (0 to 1·6)	0·1 (0 to 0·3)	0·3 (0·1 to 0·8)	0·6 (0·2 to 1·3)	2·3 (0·8 to 5·2)	4·7 (1·4 to 10·3)	5·6 (1·1 to 11·5)	2·6 (0·4 to 6·4)	0·7 (0·2 to 1·4)	1·8 (0·3 to 3·6)	2 (1 to 3·6)	0·4 (0·2 to 0·7)	0·9 (0·4 to 1·8)	0·5 (0·3 to 0·9)	0·1 (0 to 0·1)	0 (0 to 0·1)	0 (0 to 0)	0 (0 to 0)	0 (0 to 0)	0 (0 to 0)	23·3
Sexual violence	0 (0 to 0)	0 (0 to 0)	0 (0 to 0)	0·1 (0·1 to 0·1)	0·9 (0·5 to 1·4)	2·4 (1·4 to 3·8)	5·9 (3·4 to 9·2)	6·6 (3·9 to 10)	4·8 (2·6 to 7·8)	3·4 (1·9 to 5·5)	2·7 (1·5 to 4·4)	2·4 (1·4 to 3·9)	2 (1·2 to 3·4)	1·3 (0·7 to 2·1)	0·8 (0·5 to 1·3)	0·6 (0·3 to 0·9)	0·3 (0·2 to 0·5)	0·2 (0·1 to 0·3)	0·1 (0·1 to 0·1)	0·1 (0 to 0·1)	0 (0 to 0)	0 (0 to 0)	0 (0 to 0)	34·5
Physical violence by other means	0·1 (0 to 0·3)	0·1 (0 to 0·2)	1 (0·3 to 2·5)	3·5 (0·3 to 9·5)	1·6 (0·2 to 3·3)	5·3 (1 to 10·7)	10 (4·7 to 18·1)	14·2 (6·7 to 26·3)	9·9 (3·6 to 18·9)	6·8 (2 to 12·8)	5·6 (1·5 to 11·3)	7·2 (1·7 to 15·4)	4·8 (1·8 to 8·6)	3·4 (2·2 to 5·3)	4·1 (2·6 to 6·5)	3·2 (2·1 to 4·9)	1·4 (1 to 2)	1·1 (0·7 to 1·6)	0·6 (0·4 to 0·8)	0·1 (0·1 to 0·2)	0·1 (0 to 0·1)	0 (0 to 0)	0 (0 to 0)	84
Conflict and terrorism	0 (0 to 0)	0 (0 to 0)	0 (0 to 0)	0 (0 to 0)	0 (0 to 0)	0 (0 to 0)	0 (0 to 0)	0 (0 to 0)	0 (0 to 0)	0 (0 to 0)	0 (0 to 0)	0 (0 to 0)	0 (0 to 0)	0 (0 to 0)	0 (0 to 0)	0 (0 to 0)	0 (0 to 0)	0 (0 to 0)	0 (0 to 0)	0 (0 to 0)	0 (0 to 0)	0 (0 to 0)	0 (0 to 0)	0

SR Table 2b: Northern Ireland DALYS by cause and age group for females with 95% uncertainty intervals, 2019

Cause	Early Neonatal	Late Neonatal	Post Neonatal	1 to 4	5 to 9	10 to 14	15 to 19	20 to 24	25 to 29	30 to 34	35 to 39	40 to 44	45 to 49	50 to 54	55 to 59	60 to 64	65 to 69	70 to 74	75 to 79	80 to 84	85 to 89	90 to 94	95 plus	Total
All causes	2,600 (1,740 to 3,780)	473 (322 to 679)	1,020 (674 to 1,510)	1,710 (1,250 to 2,300)	2,580 (1,920 to 3,320)	4,310 (3,180 to 5,750)	6,130 (4,630 to 7,990)	7,890 (5,960 to 10,000)	9,550 (7,130 to 12,200)	11,300 (8,630 to 14,300)	12,200 (9,560 to 15,300)	12,800 (10,300 to 15,900)	15,600 (12,600 to 18,900)	18,800 (15,600 to 22,400)	20,600 (17,500 to 24,200)	20,700 (17,900 to 24,100)	21,700 (19,100 to 24,600)	25,300 (22,700 to 28,100)	24,900 (22,600 to 27,400)	23,100 (21,200 to 25,000)	19,000 (17,700 to 20,500)	11,600 (10,900 to 12,300)	4,930 (4,690 to 5,190)	279,000
Communicable, maternal, neonatal, and nutritional diseases	1,700 (1,120 to 2,490)	252 (159 to 369)	376 (246 to 556)	491 (308 to 792)	379 (261 to 600)	284 (211 to 374)	282 (218 to 357)	361 (266 to 522)	397 (308 to 524)	428 (329 to 567)	437 (330 to 616)	409 (307 to 593)	410 (321 to 550)	504 (368 to 747)	491 (368 to 686)	460 (372 to 591)	515 (404 to 677)	672 (529 to 869)	933 (717 to 1,200)	1,350 (1,020 to 1,720)	1,590 (1,230 to 1,980)	1,380 (1,040 to 1,720)	795 (585 to 975)	14,900
HIV/AIDS and sexually transmitted infections	0 (0 to 0)	0 (0 to 0)	4·1 (3·4 to 4·9)	3·3 (2·8 to 3·9)	2·7 (2·2 to 3·2)	2·3 (2 to 2·8)	4·9 (3·9 to 6·4)	13·9 (10·5 to 18·9)	33·5 (26·1 to 42·4)	37·9 (27·5 to 52·4)	46·5 (33·5 to 64·4)	38 (26 to 56·6)	33·4 (22·4 to 49·9)	22·9 (15·2 to 34·4)	17·1 (11·7 to 25·4)	13 (9·2 to 19)	10·2 (7·3 to 14·9)	7·3 (4·6 to 11·4)	6 (3·9 to 8·9)	4·1 (2·8 to 6·2)	2·7 (1·8 to 3·8)	1·4 (0·9 to 2·1)	0·6 (0·4 to 0·8)	306
HIV/AIDS	0 (0 to 0)	0 (0 to 0)	4·1 (3·4 to 4·9)	3·3 (2·8 to 3·9)	2·7 (2·2 to 3·2)	1·6 (1·4 to 2)	3·2 (2·6 to 3·8)	9·6 (7·6 to 12·4)	26·5 (21·2 to 32·7)	28·3 (20·8 to 39·3)	35·9 (25·4 to 50·9)	27·2 (17·4 to 40·8)	22·6 (14·2 to 36·1)	15·1 (9·8 to 24·1)	10 (6·7 to 15)	6·7 (4·7 to 10)	4·5 (3·2 to 6·7)	1·5 (0·6 to 3·1)	0·9 (0·3 to 2)	0·2 (0·1 to 0·4)	0·1 (0·1 to 0·2)	0·1 (0 to 0·1)	0 (0 to 0)	204
HIV/AIDS - Drug-susceptible Tuberculosis	0 (0 to 0)	0 (0 to 0)	0·6 (0·3 to 0·9)	0·4 (0·2 to 0·7)	0·4 (0·2 to 0·6)	0·2 (0·1 to 0·4)	0·4 (0·2 to 0·6)	0·9 (0·5 to 1·4)	2·8 (1·6 to 4·5)	2·4 (1·4 to 3·7)	2·8 (1·6 to 4·4)	1·7 (1 to 2·6)	1·4 (0·9 to 2·2)	1 (0·6 to 1·6)	0·8 (0·4 to 1·2)	0·6 (0·3 to 0·9)	0·4 (0·2 to 0·7)	0 (0 to 0·1)	0 (0 to 0)	0 (0 to 0)	0 (0 to 0)	0 (0 to 0)	0 (0 to 0)	16·7
HIV/AIDS - Multidrug-resistant Tuberculosis without extensive drug resistance	0 (0 to 0)	0 (0 to 0)	0 (0 to 0·2)	0 (0 to 0·1)	0 (0 to 0·1)	0 (0 to 0·1)	0 (0 to 0·1)	0·1 (0 to 0·2)	0·2 (0 to 0·8)	0·1 (0 to 0·6)	0·2 (0 to 0·7)	0·1 (0 to 0·4)	0·1 (0 to 0·4)	0·1 (0 to 0·3)	0 (0 to 0·2)	0 (0 to 0·2)	0 (0 to 0·1)	0 (0 to 0)	0 (0 to 0)	0 (0 to 0)	0 (0 to 0)	0 (0 to 0)	0 (0 to 0)	1
HIV/AIDS - Extensively drug-resistant Tuberculosis	0 (0 to 0)	0 (0 to 0)	0 (0 to 0)	0 (0 to 0)	0 (0 to 0)	0 (0 to 0)	0 (0 to 0)	0 (0 to 0·1)	0 (0 to 0·2)	0 (0 to 0·2)	0 (0 to 0·2)	0 (0 to 0·1)	0 (0 to 0·1)	0 (0 to 0·1)	0 (0 to 0·1)	0 (0 to 0)	0 (0 to 0)	0 (0 to 0)	0 (0 to 0)	0 (0 to 0)	0 (0 to 0)	0 (0 to 0)	0 (0 to 0)	0·2
HIV/AIDS resulting in other diseases	0 (0 to 0)	0 (0 to 0)	3·5 (2·7 to 4·3)	2·8 (2·2 to 3·5)	2·3 (1·7 to 2·8)	1·4 (1·1 to 1·8)	2·8 (2·2 to 3·5)	8·6 (6·5 to 11·5)	23·5 (18·2 to 30)	25·8 (18·1 to 36·6)	33 (22·5 to 48·4)	25·4 (15·5 to 39·1)	21·1 (12·7 to 34·4)	14·1 (8·7 to 22·9)	9·2 (6 to 14·3)	6 (4 to 9·2)	4·1 (2·8 to 6·2)	1·4 (0·5 to 3·1)	0·9 (0·3 to 1·9)	0·2 (0·1 to 0·4)	0·1 (0·1 to 0·2)	0·1 (0 to 0·1)	0 (0 to 0)	186
Sexually transmitted infections excluding HIV	0 (0 to 0)	0 (0 to 0)	0 (0 to 0)	0 (0 to 0)	0 (0 to 0)	0·7 (0·5 to 1)	1·7 (1 to 3·1)	4·3 (2·3 to 7·9)	7 (3·6 to 12·7)	9·6 (5·1 to 17·3)	10·5 (5·5 to 19·6)	10·9 (6 to 19·5)	10·7 (5·9 to 19·8)	7·7 (4·1 to 14·9)	7·1 (3·8 to 13·1)	6·4 (3·6 to 11·3)	5·7 (3·2 to 9·9)	5·8 (3·6 to 9·8)	5·1 (3·3 to 8)	3·9 (2·6 to 6)	2·5 (1·7 to 3·7)	1·4 (0·9 to 2)	0·6 (0·4 to 0·8)	102
Syphilis	0 (0 to 0)	[illegible]	[illegible]	[illegible]	[illegible]	[illegible]	[illegible]	[illegible]	[illegible]	[illegible]	[illegible]	[illegible]	[illegible]	[illegible]	[illegible]	[illegible]	[illegible]	[illegible]	[illegible]	[illegible]	[illegible]	[illegible]	[illegible]	1
Chlamydial infection	0 (0 to 0)	[illegible]	[illegible]	[illegible]	[illegible]	[illegible]	[illegible]	[illegible]	[illegible]	[illegible]	[illegible]	[illegible]	[illegible]	[illegible]	[illegible]	[illegible]	[illegible]	[illegible]	[illegible]	[illegible]	[illegible]	[illegible]	[illegible]	10·4
Gonococcal infection	0 (0 to 0)	[illegible]	[illegible]	[illegible]	[illegible]	[illegible]	[illegible]	[illegible]	[illegible]	[illegible]	[illegible]	[illegible]	[illegible]	[illegible]	[illegible]	[illegible]	[illegible]	[illegible]	[illegible]	[illegible]	[illegible]	[illegible]	[illegible]	18·4
Trichomoniasis	0 (0 to 0)	[illegible]	[illegible]	[illegible]	[illegible]	[illegible]	[illegible]	[illegible]	[illegible]	[illegible]	[illegible]	[illegible]	[illegible]	[illegible]	[illegible]	[illegible]	[illegible]	[illegible]	[illegible]	[illegible]	[illegible]	[illegible]	[illegible]	22·2
Genital herpes	0 (0 to 0)	[illegible]	[illegible]	[illegible]	[illegible]	[illegible]	[illegible]	[illegible]	[illegible]	[illegible]	[illegible]	[illegible]	[illegible]	[illegible]	[illegible]	[illegible]	[illegible]	[illegible]	[illegible]	[illegible]	[illegible]	[illegible]	[illegible]	32·5
Other sexually transmitted infections	0 (0 to 0)	[illegible]	[illegible]	[illegible]	[illegible]	[illegible]	[illegible]	[illegible]	[illegible]	[illegible]	[illegible]	[illegible]	[illegible]	[illegible]	[illegible]	[illegible]	[illegible]	[illegible]	[illegible]	[illegible]	[illegible]	[illegible]	[illegible]	17·3
Respiratory infections and tuberculosis	21·5 (12·5 to 34·6)	[illegible]	[illegible]	[illegible]	[illegible]	[illegible]	[illegible]	[illegible]	[illegible]	[illegible]	[illegible]	[illegible]	[illegible]	[illegible]	[illegible]	[illegible]	[illegible]	[illegible]	[illegible]	[illegible]	[illegible]	[illegible]	[illegible]	7,970
Tuberculosis	0 (0 to 0)	[illegible]	[illegible]	[illegible]	[illegible]	[illegible]	[illegible]	[illegible]	[illegible]	[illegible]	[illegible]	[illegible]	[illegible]	[illegible]	[illegible]	[illegible]	[illegible]	[illegible]	[illegible]	[illegible]	[illegible]	[illegible]	[illegible]	119
Latent tuberculosis infection	0 (0 to 0)	[illegible]	[illegible]	[illegible]	[illegible]	[illegible]	[illegible]	[illegible]	[illegible]	[illegible]	[illegible]	[illegible]	[illegible]	[illegible]	[illegible]	[illegible]	[illegible]	[illegible]	[illegible]	[illegible]	[illegible]	[illegible]	[illegible]	0
Drug-susceptible tuberculosis	0 (0 to 0)	[illegible]	[illegible]	[illegible]	[illegible]	[illegible]	[illegible]	[illegible]	[illegible]	[illegible]	[illegible]	[illegible]	[illegible]	[illegible]	[illegible]	[illegible]	[illegible]	[illegible]	[illegible]	[illegible]	[illegible]	[illegible]	[illegible]	112
Multidrug-resistant tuberculosis without extensive drug resistance	0 (0 to 0)	[illegible]	[illegible]	[illegible]	[illegible]	[illegible]	[illegible]	[illegible]	[illegible]	[illegible]	[illegible]	[illegible]	[illegible]	[illegible]	[illegible]	[illegible]	[illegible]	[illegible]	[illegible]	[illegible]	[illegible]	[illegible]	[illegible]	5
Extensively drug-resistant tuberculosis	0 (0 to 0)	[illegible]	[illegible]	[illegible]	[illegible]	[illegible]	[illegible]	[illegible]	[illegible]	[illegible]	[illegible]	[illegible]	[illegible]	[illegible]	[illegible]	[illegible]	[illegible]	[illegible]	[illegible]	[illegible]	[illegible]	[illegible]	[illegible]	1·3
Lower respiratory infections	21·3 (12·3 to 34·5)	[illegible]	[illegible]	[illegible]	[illegible]	[illegible]	[illegible]	[illegible]	[illegible]	[illegible]	[illegible]	[illegible]	[illegible]	[illegible]	[illegible]	[illegible]	[illegible]	[illegible]	[illegible]	[illegible]	[illegible]	[illegible]	[illegible]	6,880
Upper respiratory infections	0·1 (0·1 to 0·2)	[illegible]	[illegible]	[illegible]	[illegible]	[illegible]	[illegible]	[illegible]	[illegible]	[illegible]	[illegible]	[illegible]	[illegible]	[illegible]	[illegible]	[illegible]	[illegible]	[illegible]	[illegible]	[illegible]	[illegible]	[illegible]	[illegible]	818
Otitis media	0 (0 to 0)	[illegible]	[illegible]	[illegible]	[illegible]	[illegible]	[illegible]	[illegible]	[illegible]	[illegible]	[illegible]	[illegible]	[illegible]	[illegible]	[illegible]	[illegible]	[illegible]	[illegible]	[illegible]	[illegible]	[illegible]	[illegible]	[illegible]	161
Enteric infections	1·5 (1 to 2·3)	[illegible]	[illegible]	[illegible]	[illegible]	[illegible]	[illegible]	[illegible]	[illegible]	[illegible]	[illegible]	[illegible]	[illegible]	[illegible]	[illegible]	[illegible]	[illegible]	[illegible]	[illegible]	[illegible]	[illegible]	[illegible]	[illegible]	952
Diarrheal diseases	1·5 (1 to 2·3)	[illegible]	[illegible]	[illegible]	[illegible]	[illegible]	[illegible]	[illegible]	[illegible]	[illegible]	[illegible]	[illegible]	[illegible]	[illegible]	[illegible]	[illegible]	[illegible]	[illegible]	[illegible]	[illegible]	[illegible]	[illegible]	[illegible]	949
Typhoid and paratyphoid	0 (0 to 0)	[illegible]	[illegible]	[illegible]	[illegible]	[illegible]	[illegible]	[illegible]	[illegible]	[illegible]	[illegible]	[illegible]	[illegible]	[illegible]	[illegible]	[illegible]	[illegible]	[illegible]	[illegible]	[illegible]	[illegible]	[illegible]	[illegible]	0·1
Typhoid fever	0 (0 to 0)	[illegible]	[illegible]	[illegible]	[illegible]	[illegible]	[illegible]	[illegible]	[illegible]	[illegible]	[illegible]	[illegible]	[illegible]	[illegible]	[illegible]	[illegible]	[illegible]	[illegible]	[illegible]	[illegible]	[illegible]	[illegible]	[illegible]	0
Paratyphoid fever	0 (0 to 0)	[illegible]	[illegible]	[illegible]	[illegible]	[illegible]	[illegible]	[illegible]	[illegible]	[illegible]	[illegible]	[illegible]	[illegible]	[illegible]	[illegible]	[illegible]	[illegible]	[illegible]	[illegible]	[illegible]	[illegible]	[illegible]	[illegible]	0·1
Invasive Non-typhoidal Salmonella (iNTS)	0 (0 to 0)	[illegible]	[illegible]	[illegible]	[illegible]	[illegible]	[illegible]	[illegible]	[illegible]	[illegible]	[illegible]	[illegible]	[illegible]	[illegible]	[illegible]	[illegible]	[illegible]	[illegible]	[illegible]	[illegible]	[illegible]	[illegible]	[illegible]	2
Other intestinal infectious diseases	0 (0 to 0)	[illegible]	[illegible]	[illegible]	[illegible]	[illegible]	[illegible]	[illegible]	[illegible]	[illegible]	[illegible]	[illegible]	[illegible]	[illegible]	[illegible]	[illegible]	[illegible]	[illegible]	[illegible]	[illegible]	[illegible]	[illegible]	[illegible]	1·8
Neglected tropical diseases and malaria	0 (0 to 0·1)	[illegible]	[illegible]	[illegible]	[illegible]	[illegible]	[illegible]	[illegible]	[illegible]	[illegible]	[illegible]	[illegible]	[illegible]	[illegible]	[illegible]	[illegible]	[illegible]	[illegible]	[illegible]	[illegible]	[illegible]	[illegible]	[illegible]	43·4
Malaria	0 (0 to 0)	[illegible]	[illegible]	[illegible]	[illegible]	[illegible]	[illegible]	[illegible]	[illegible]	[illegible]	[illegible]	[illegible]	[illegible]	[illegible]	[illegible]	[illegible]	[illegible]	[illegible]	[illegible]	[illegible]	[illegible]	[illegible]	[illegible]	0
Chagas disease	0 (0 to 0)	[illegible]	[illegible]	[illegible]	[illegible]	[illegible]	[illegible]	[illegible]	[illegible]	[illegible]	[illegible]	[illegible]	[illegible]	[illegible]	[illegible]	[illegible]	[illegible]	[illegible]	[illegible]	[illegible]	[illegible]	[illegible]	[illegible]	0·1
Leishmaniasis	0 (0 to 0)	[illegible]	[illegible]	[illegible]	[illegible]	[illegible]	[illegible]	[illegible]	[illegible]	[illegible]	[illegible]	[illegible]	[illegible]	[illegible]	[illegible]	[illegible]	[illegible]	[illegible]	[illegible]	[illegible]	[illegible]	[illegible]	[illegible]	0
Visceral leishmaniasis	0 (0 to 0)	[illegible]	[illegible]	[illegible]	[illegible]	[illegible]	[illegible]	[illegible]	[illegible]	[illegible]	[illegible]	[illegible]	[illegible]	[illegible]	[illegible]	[illegible]	[illegible]	[illegible]	[illegible]	[illegible]	[illegible]	[illegible]	[illegible]	0
Cutaneous and mucocutaneous leishmaniasis	0 (0 to 0)	[illegible]	[illegible]	[illegible]	[illegible]	[illegible]	[illegible]	[illegible]	[illegible]	[illegible]	[illegible]	[illegible]	[illegible]	[illegible]	[illegible]	[illegible]	[illegible]	[illegible]	[illegible]	[illegible]	[illegible]	[illegible]	[illegible]	0
African trypanosomiasis	0 (0 to 0)	[illegible]	[illegible]	[illegible]	[illegible]	[illegible]	[illegible]	[illegible]	[illegible]	[illegible]	[illegible]	[illegible]	[illegible]	[illegible]	[illegible]	[illegible]	[illegible]	[illegible]	[illegible]	[illegible]	[illegible]	[illegible]	[illegible]	0
Schistosomiasis	0 (0 to 0)	[illegible]	[illegible]	[illegible]	[illegible]	[illegible]	[illegible]	[illegible]	[illegible]	[illegible]	[illegible]	[illegible]	[illegible]	[illegible]	[illegible]	[illegible]	[illegible]	[illegible]	[illegible]	[illegible]	[illegible]	[illegible]	[illegible]	0
Cysticercosis	0 (0 to 0)	[illegible]	[illegible]	[illegible]	[illegible]	[illegible]	[illegible]	[illegible]	[illegible]	[illegible]	[illegible]	[illegible]	[illegible]	[illegible]	[illegible]	[illegible]	[illegible]	[illegible]	[illegible]	[illegible]	[illegible]	[illegible]	[illegible]	0
Cystic echinococcosis	0 (0 to 0)	[illegible]	[illegible]	[illegible]	[illegible]	[illegible]	[illegible]	[illegible]	[illegible]	[illegible]	[illegible]	[illegible]	[illegible]	[illegible]	[illegible]	[illegible]	[illegible]	[illegible]	[illegible]	[illegible]	[illegible]	[illegible]	[illegible]	0·5
Lymphatic filariasis	0 (0 to 0)	[illegible]	[illegible]	[illegible]	[illegible]	[illegible]	[illegible]	[illegible]	[illegible]	[illegible]	[illegible]	[illegible]	[illegible]	[illegible]	[illegible]	[illegible]	[illegible]	[illegible]	[illegible]	[illegible]	[illegible]	[illegible]	[illegible]	0
Onchocerciasis	0 (0 to 0)	[illegible]	[illegible]	[illegible]	[illegible]	[illegible]	[illegible]	[illegible]	[illegible]	[illegible]	[illegible]	[illegible]	[illegible]	[illegible]	[illegible]	[illegible]	[illegible]	[illegible]	[illegible]	[illegible]	[illegible]	[illegible]	[illegible]	0
Trachoma	0 (0 to 0)	[illegible]	[illegible]	[illegible]	[illegible]	[illegible]	[illegible]	[illegible]	[illegible]	[illegible]	[illegible]	[illegible]	[illegible]	[illegible]	[illegible]	[illegible]	[illegible]	[illegible]	[illegible]	[illegible]	[illegible]	[illegible]	[illegible]	0
Dengue	0 (0 to 0)	[illegible]	[illegible]	[illegible]	[illegible]	[illegible]	[illegible]	[illegible]	[illegible]	[illegible]	[illegible]	[illegible]	[illegible]	[illegible]	[illegible]	[illegible]	[illegible]	[illegible]	[illegible]	[illegible]	[illegible]	[illegible]	[illegible]	0
Yellow fever	0 (0 to 0)	[illegible]	[illegible]	[illegible]	[illegible]	[illegible]	[illegible]	[illegible]	[illegible]	[illegible]	[illegible]	[illegible]	[illegible]	[illegible]	[illegible]	[illegible]	[illegible]	[illegible]	[illegible]	[illegible]	[illegible]	[illegible]	[illegible]	0
Rabies	0 (0 to 0)	[illegible]	[illegible]	[illegible]	[illegible]	[illegible]	[illegible]	[illegible]	[illegible]	[illegible]	[illegible]	[illegible]	[illegible]	[illegible]	[illegible]	[illegible]	[illegible]	[illegible]	[illegible]	[illegible]	[illegible]	[illegible]	[illegible]	0·2
Intestinal nematode infections	0 (0 to 0)	[illegible]	[illegible]	[illegible]	[illegible]	[illegible]	[illegible]	[illegible]	[illegible]	[illegible]	[illegible]	[illegible]	[illegible]	[illegible]	[illegible]	[illegible]	[illegible]	[illegible]	[illegible]	[illegible]	[illegible]	[illegible]	[illegible]	0
Ascariasis	0 (0 to 0)	[illegible]	[illegible]	[illegible]	[illegible]	[illegible]	[illegible]	[illegible]	[illegible]	[illegible]	[illegible]	[illegible]	[illegible]	[illegible]	[illegible]	[illegible]	[illegible]	[illegible]	[illegible]	[illegible]	[illegible]	[illegible]	[illegible]	0
Trichuriasis	0 (0 to 0)	[illegible]	[illegible]	[illegible]	[illegible]	[illegible]	[illegible]	[illegible]	[illegible]	[illegible]	[illegible]	[illegible]	[illegible]	[illegible]	[illegible]	[illegible]	[illegible]	[illegible]	[illegible]	[illegible]	[illegible]	[illegible]	[illegible]	0
Hookworm disease	0 (0 to 0)	[illegible]	[illegible]	[illegible]	[illegible]	[illegible]	[illegible]	[illegible]	[illegible]	[illegible]	[illegible]	[illegible]	[illegible]	[illegible]	[illegible]	[illegible]	[illegible]	[illegible]	[illegible]	[illegible]	[illegible]	[illegible]	[illegible]	0
Food-borne trematodiases	0 (0 to 0)	[illegible]	[illegible]	[illegible]	[illegible]	[illegible]	[illegible]	[illegible]	[illegible]	[illegible]	[illegible]	[illegible]	[illegible]	[illegible]	[illegible]	[illegible]	[illegible]	[illegible]	[illegible]	[illegible]	[illegible]	[illegible]	[illegible]	0
Leprosy	0 (0 to 0)	[illegible]	[illegible]	[illegible]	[illegible]	[illegible]	[illegible]	[illegible]	[illegible]	[illegible]	[illegible]	[illegible]	[illegible]	[illegible]	[illegible]	[illegible]	[illegible]	[illegible]	[illegible]	[illegible]	[illegible]	[illegible]	[illegible]	0
Ebola	0 (0 to 0)	[illegible]	[illegible]	[illegible]	[illegible]	[illegible]	[illegible]	[illegible]	[illegible]	[illegible]	[illegible]	[illegible]	[illegible]	[illegible]	[illegible]	[illegible]	[illegible]	[illegible]	[illegible]	[illegible]	[illegible]	[illegible]	[illegible]	0
Zika virus	0 (0 to 0)	[illegible]	[illegible]	[illegible]	[illegible]	[illegible]	[illegible]	[illegible]	[illegible]	[illegible]	[illegible]	[illegible]	[illegible]	[illegible]	[illegible]	[illegible]	[illegible]	[illegible]	[illegible]	[illegible]	[illegible]	[illegible]	[illegible]	0
Guinea worm disease	0 (0 to 0)	[illegible]	[illegible]	[illegible]	[illegible]	[illegible]	[illegible]	[illegible]	[illegible]	[illegible]	[illegible]	[illegible]	[illegible]	[illegible]	[illegible]	[illegible]	[illegible]	[illegible]	[illegible]	[illegible]	[illegible]	[illegible]	[illegible]	0
Other neglected tropical diseases	0 (0 to 0·1)	[illegible]	[illegible]	[illegible]	[illegible]	[illegible]	[illegible]	[illegible]	[illegible]	[illegible]	[illegible]	[illegible]	[illegible]	[illegible]	[illegible]	[illegible]	[illegible]	[illegible]	[illegible]	[illegible]	[illegible]	[illegible]	[illegible]	42·5
Other infectious diseases	11·4 (6·5 to 18·6)	[illegible]	[illegible]	[illegible]	[illegible]	[illegible]	[illegible]	[illegible]	[illegible]	[illegible]	[illegible]	[illegible]	[illegible]	[illegible]	[illegible]	[illegible]	[illegible]	[illegible]	[illegible]	[illegible]	[illegible]	[illegible]	[illegible]	605
Meningitis	4·2 (2·4 to 6·8)	[illegible]	[illegible]	[illegible]	[illegible]	[illegible]	[illegible]	[illegible]	[illegible]	[illegible]	[illegible]	[illegible]	[illegible]	[illegible]	[illegible]	[illegible]	[illegible]	[illegible]	[illegible]	[illegible]	[illegible]	[illegible]	[illegible]	182
Encephalitis	0·5 (0·1 to 1·1)	[illegible]	[illegible]	[illegible]	[illegible]	[illegible]	[illegible]	[illegible]	[illegible]	[illegible]	[illegible]	[illegible]	[illegible]	[illegible]	[illegible]	[illegible]	[illegible]	[illegible]	[illegible]	[illegible]	[illegible]	[illegible]	[illegible]	94·5
Diphtheria	0 (0 to 0)	[illegible]	[illegible]	[illegible]	[illegible]	[illegible]	[illegible]	[illegible]	[illegible]	[illegible]	[illegible]	[illegible]	[illegible]	[illegible]	[illegible]	[illegible]	[illegible]	[illegible]	[illegible]	[illegible]	[illegible]	[illegible]	[illegible]	0·2
Tetanus	0 (0 to 0)	[illegible]	[illegible]	[illegible]	[illegible]	[illegible]	[illegible]	[illegible]	[illegible]	[illegible]	[illegible]	[illegible]	[illegible]	[illegible]	[illegible]	[illegible]	[illegible]	[illegible]	[illegible]	[illegible]	[illegible]	[illegible]	[illegible]	0·1
Measles	0 (0 to 0)	[illegible]	[illegible]	[illegible]	[illegible]	[illegible]	[illegible]	[illegible]	[illegible]	[illegible]	[illegible]	[illegible]	[illegible]	[illegible]	[illegible]	[illegible]	[illegible]	[illegible]	[illegible]	[illegible]	[illegible]	[illegible]	[illegible]	0·5
Varicella and herpes zoster	0·7 (0·1 to 1·2)	[illegible]	[illegible]	[illegible]	[illegible]	[illegible]	[illegible]	[illegible]	[illegible]	[illegible]	[illegible]	[illegible]	[illegible]	[illegible]	[illegible]	[illegible]	[illegible]	[illegible]	[illegible]	[illegible]	[illegible]	[illegible]	[illegible]	68·1
Acute hepatitis	0 (0 to 0)	[illegible]	[illegible]	[illegible]	[illegible]	[illegible]	[illegible]	[illegible]	[illegible]	[illegible]	[illegible]	[illegible]	[illegible]	[illegible]	[illegible]	[illegible]	[illegible]	[illegible]	[illegible]	[illegible]	[illegible]	[illegible]	[illegible]	30·3
Acute hepatitis A	0 (0 to 0)	[illegible]	[illegible]	[illegible]	[illegible]	[illegible]	[illegible]	[illegible]	[illegible]	[illegible]	[illegible]	[illegible]	[illegible]	[illegible]	[illegible]	[illegible]	[illegible]	[illegible]	[illegible]	[illegible]	[illegible]	[illegible]	[illegible]	20·4
Acute hepatitis B	0 (0 to 0)	[illegible]	[illegible]	[illegible]	[illegible]	[illegible]	[illegible]	[illegible]	[illegible]	[illegible]	[illegible]	[illegible]	[illegible]	[illegible]	[illegible]	[illegible]	[illegible]	[illegible]	[illegible]	[illegible]	[illegible]	[illegible]	[illegible]	6·4
Acute hepatitis C	0 (0 to 0)	[illegible]	[illegible]	[illegible]	[illegible]	[illegible]	[illegible]	[illegible]	[illegible]	[illegible]	[illegible]	[illegible]	[illegible]	[illegible]	[illegible]	[illegible]	[illegible]	[illegible]	[illegible]	[illegible]	[illegible]	[illegible]	[illegible]	1·1
Acute hepatitis E	0 (0 to 0)	[illegible]	[illegible]	[illegible]	[illegible]	[illegible]	[illegible]	[illegible]	[illegible]	[illegible]	[illegible]	[illegible]	[illegible]	[illegible]	[illegible]	[illegible]	[illegible]	[illegible]	[illegible]	[illegible]	[illegible]	[illegible]	[illegible]	2·4
Other unspecified infectious diseases	6·1 (3·1 to 10·3)	[illegible]	[illegible]	[illegible]	[illegible]	[illegible]	[illegible]	[illegible]	[illegible]	[illegible]	[illegible]	[illegible]	[illegible]	[illegible]	[illegible]	[illegible]	[illegible]	[illegible]	[illegible]	[illegible]	[illegible]	[illegible]	[illegible]	222
Maternal and neonatal disorders	1,670 (1,090 to 2,440)	[illegible]	[illegible]	[illegible]	[illegible]	[illegible]	[illegible]	[illegible]	[illegible]	[illegible]	[illegible]	[illegible]	[illegible]	[illegible]	[illegible]	[illegible]	[illegible]	[illegible]	[illegible]	[illegible]	[illegible]	[illegible]	[illegible]	3,680
Maternal disorders	0 (0 to 0)	[illegible]	[illegible]	[illegible]	[illegible]	[illegible]	[illegible]	[illegible]	[illegible]	[illegible]	[illegible]	[illegible]	[illegible]	[illegible]	[illegible]	[illegible]	[illegible]	[illegible]	[illegible]	[illegible]	[illegible]	[illegible]	[illegible]	176
Maternal hemorrhage	0 (0 to 0)	[illegible]	[illegible]	[illegible]	[illegible]	[illegible]	[illegible]	[illegible]	[illegible]	[illegible]	[illegible]	[illegible]	[illegible]	[illegible]	[illegible]	[illegible]	[illegible]	[illegible]	[illegible]	[illegible]	[illegible]	[illegible]	[illegible]	33
Maternal sepsis and other maternal infections	0 (0 to 0)	[illegible]	[illegible]	[illegible]	[illegible]	[illegible]	[illegible]	[illegible]	[illegible]	[illegible]	[illegible]	[illegible]	[illegible]	[illegible]	[illegible]	[illegible]	[illegible]	[illegible]	[illegible]	[illegible]	[illegible]	[illegible]	[illegible]	16·1
Maternal hypertensive disorders	0 (0 to 0)	[illegible]	[illegible]	[illegible]	[illegible]	[illegible]	[illegible]	[illegible]	[illegible]	[illegible]	[illegible]	[illegible]	[illegible]	[illegible]	[illegible]	[illegible]	[illegible]	[illegible]	[illegible]	[illegible]	[illegible]	[illegible]	[illegible]	20·9
Maternal obstructed labor and uterine rupture	0 (0 to 0)	[illegible]	[illegible]	[illegible]	[illegible]	[illegible]	[illegible]	[illegible]	[illegible]	[illegible]	[illegible]	[illegible]	[illegible]	[illegible]	[illegible]	[illegible]	[illegible]	[illegible]	[illegible]	[illegible]	[illegible]	[illegible]	[illegible]	17·2
Maternal abortion and miscarriage	0 (0 to 0)	[illegible]	[illegible]	[illegible]	[illegible]	[illegible]	[illegible]	[illegible]	[illegible]	[illegible]	[illegible]	[illegible]	[illegible]	[illegible]	[illegible]	[illegible]	[illegible]	[illegible]	[illegible]	[illegible]	[illegible]	[illegible]	[illegible]	4·9
Ectopic pregnancy	0 (0 to 0)	[illegible]	[illegible]	[illegible]	[illegible]	[illegible]	[illegible]	[illegible]	[illegible]	[illegible]	[illegible]	[illegible]	[illegible]	[illegible]	[illegible]	[illegible]	[illegible]	[illegible]	[illegible]	[illegible]	[illegible]	[illegible]	[illegible]	4·2
Indirect maternal deaths	--	[illegible]	[illegible]	[illegible]	[illegible]	[illegible]	[illegible]	[illegible]	[illegible]	[illegible]	[illegible]	[illegible]	[illegible]	[illegible]	[illegible]	[illegible]	[illegible]	[illegible]	[illegible]	[illegible]	[illegible]	[illegible]	[illegible]	NA
Late maternal deaths	--	[illegible]	[illegible]	[illegible]	[illegible]	[illegible]	[illegible]	[illegible]	[illegible]	[illegible]	[illegible]	[illegible]	[illegible]	[illegible]	[illegible]	[illegible]	[illegible]	[illegible]	[illegible]	[illegible]	[illegible]	[illegible]	[illegible]	NA
Maternal deaths aggravated by HIV/AIDS	--	[illegible]	[illegible]	[illegible]	[illegible]	[illegible]	[illegible]	[illegible]	[illegible]	[illegible]	[illegible]	[illegible]	[illegible]	[illegible]	[illegible]	[illegible]	[illegible]	[illegible]	[illegible]	[illegible]	[illegible]	[illegible]	[illegible]	NA
Neonatal disorders	1,670 (1,090 to 2,440)	[illegible]	[illegible]	[illegible]	[illegible]	[illegible]	[illegible]	[illegible]	[illegible]	[illegible]	[illegible]	[illegible]	[illegible]	[illegible]	[illegible]	[illegible]	[illegible]	[illegible]	[illegible]	[illegible]	[illegible]	[illegible]	[illegible]	3,500
Neonatal preterm birth	1,180 (777 to 1,760)	[illegible]	[illegible]	[illegible]	[illegible]	[illegible]	[illegible]	[illegible]	[illegible]	[illegible]	[illegible]	[illegible]	[illegible]	[illegible]	[illegible]	[illegible]	[illegible]	[illegible]	[illegible]	[illegible]	[illegible]	[illegible]	[illegible]	2,530
Neonatal encephalopathy due to birth asphyxia and trauma	302 (192 to 452)	[illegible]	[illegible]	[illegible]	[illegible]	[illegible]	[illegible]	[illegible]	[illegible]	[illegible]	[illegible]	[illegible]	[illegible]	[illegible]	[illegible]	[illegible]	[illegible]	[illegible]	[illegible]	[illegible]	[illegible]	[illegible]	[illegible]	618
Neonatal sepsis and other neonatal infections	47 (26·4 to 77·4)	[illegible]	[illegible]	[illegible]	[illegible]	[illegible]	[illegible]	[illegible]	[illegible]	[illegible]	[illegible]	[illegible]	[illegible]	[illegible]	[illegible]	[illegible]	[illegible]	[illegible]	[illegible]	[illegible]	[illegible]	[illegible]	[illegible]	105
Hemolytic disease and other neonatal jaundice	2·5 (1·4 to 4·2)	[illegible]	[illegible]	[illegible]	[illegible]	[illegible]	[illegible]	[illegible]	[illegible]	[illegible]	[illegible]	[illegible]	[illegible]	[illegible]	[illegible]	[illegible]	[illegible]	[illegible]	[illegible]	[illegible]	[illegible]	[illegible]	[illegible]	19·7
Other neonatal disorders	137 (73·5 to 231)	[illegible]	[illegible]	[illegible]	[illegible]	[illegible]	[illegible]	[illegible]	[illegible]	[illegible]	[illegible]	[illegible]	[illegible]	[illegible]	[illegible]	[illegible]	[illegible]	[illegible]	[illegible]	[illegible]	[illegible]	[illegible]	[illegible]	230
Nutritional deficiencies	0·1 (0 to 0·2)	[illegible]	[illegible]	[illegible]	[illegible]	[illegible]	[illegible]	[illegible]	[illegible]	[illegible]	[illegible]	[illegible]	[illegible]	[illegible]	[illegible]	[illegible]	[illegible]	[illegible]	[illegible]	[illegible]	[illegible]	[illegible]	[illegible]	1,330
Protein-energy malnutrition	0·1 (0 to 0·2)	[illegible]	[illegible]	[illegible]	[illegible]	[illegible]	[illegible]	[illegible]	[illegible]	[illegible]	[illegible]	[illegible]	[illegible]	[illegible]	[illegible]	[illegible]	[illegible]	[illegible]	[illegible]	[illegible]	[illegible]	[illegible]	[illegible]	366
Iodine deficiency	0 (0 to 0)	[illegible]	[illegible]	[illegible]	[illegible]	[illegible]	[illegible]	[illegible]	[illegible]	[illegible]	[illegible]	[illegible]	[illegible]	[illegible]	[illegible]	[illegible]	[illegible]	[illegible]	[illegible]	[illegible]	[illegible]	[illegible]	[illegible]	111
Vitamin A deficiency	0 (0 to 0)	[illegible]	[illegible]	[illegible]	[illegible]	[illegible]	[illegible]	[illegible]	[illegible]	[illegible]	[illegible]	[illegible]	[illegible]	[illegible]	[illegible]	[illegible]	[illegible]	[illegible]	[illegible]	[illegible]	[illegible]	[illegible]	[illegible]	2·7
Dietary iron deficiency	0 (0 to 0)	[illegible]	[illegible]	[illegible]	[illegible]	[illegible]	[illegible]	[illegible]	[illegible]	[illegible]	[illegible]	[illegible]	[illegible]	[illegible]	[illegible]	[illegible]	[illegible]	[illegible]	[illegible]	[illegible]	[illegible]	[illegible]	[illegible]	704
Other nutritional deficiencies	0 (0 to 0)	[illegible]	[illegible]	[illegible]	[illegible]	[illegible]	[illegible]	[illegible]	[illegible]	[illegible]	[illegible]	[illegible]	[illegible]	[illegible]	[illegible]	[illegible]	[illegible]	[illegible]	[illegible]	[illegible]	[illegible]	[illegible]	[illegible]	142
Non-communicable diseases	895 (576 to 1,330)	[illegible]	[illegible]	[illegible]	[illegible]	[illegible]	[illegible]	[illegible]	[illegible]	[illegible]	[illegible]	[illegible]	[illegible]	[illegible]	[illegible]	[illegible]	[illegible]	[illegible]	[illegible]	[illegible]	[illegible]	[illegible]	[illegible]	249,000
Neoplasms	6·7 (4 to 10·2)	[illegible]	[illegible]	[illegible]	[illegible]	[illegible]	[illegible]	[illegible]	[illegible]	[illegible]	[illegible]	[illegible]	[illegible]	[illegible]	[illegible]	[illegible]	[illegible]	[illegible]	[illegible]	[illegible]	[illegible]	[illegible]	[illegible]	51,500
Lip and oral cavity cancer	0 (0 to 0)	[illegible]	[illegible]	[illegible]	[illegible]	[illegible]	[illegible]	[illegible]	[illegible]	[illegible]	[illegible]	[illegible]	[illegible]	[illegible]	[illegible]	[illegible]	[illegible]	[illegible]	[illegible]	[illegible]	[illegible]	[illegible]	[illegible]	400
Nasopharynx cancer	0 (0 to 0)	[illegible]	[illegible]	[illegible]	[illegible]	[illegible]	[illegible]	[illegible]	[illegible]	[illegible]	[illegible]	[illegible]	[illegible]	[illegible]	[illegible]	[illegible]	[illegible]	[illegible]	[illegible]	[illegible]	[illegible]	[illegible]	[illegible]	74·7
Other pharynx cancer	0 (0 to 0)	[illegible]	[illegible]	[illegible]	[illegible]	[illegible]	[illegible]	[illegible]	[illegible]	[illegible]	[illegible]	[illegible]	[illegible]	[illegible]	[illegible]	[illegible]	[illegible]	[illegible]	[illegible]	[illegible]	[illegible]	[illegible]	[illegible]	144
Esophageal cancer	0 (0 to 0)	[illegible]	[illegible]	[illegible]	[illegible]	[illegible]	[illegible]	[illegible]	[illegible]	[illegible]	[illegible]	[illegible]	[illegible]	[illegible]	[illegible]	[illegible]	[illegible]	[illegible]	[illegible]	[illegible]	[illegible]	[illegible]	[illegible]	1,470
Stomach cancer	0 (0 to 0)	[illegible]	[illegible]	[illegible]	[illegible]	[illegible]	[illegible]	[illegible]	[illegible]	[illegible]	[illegible]	[illegible]	[illegible]	[illegible]	[illegible]	[illegible]	[illegible]	[illegible]	[illegible]	[illegible]	[illegible]	[illegible]	[illegible]	1,530
Colon and rectum cancer	0 (0 to 0)	[illegible]	[illegible]	[illegible]	[illegible]	[illegible]	[illegible]	[illegible]	[illegible]	[illegible]	[illegible]	[illegible]	[illegible]	[illegible]	[illegible]	[illegible]	[illegible]	[illegible]	[illegible]	[illegible]	[illegible]	[illegible]	[illegible]	5,680
Liver cancer	0·2 (0·1 to 0·4)	[illegible]	[illegible]	[illegible]	[illegible]	[illegible]	[illegible]	[illegible]	[illegible]	[illegible]	[illegible]	[illegible]	[illegible]	[illegible]	[illegible]	[illegible]	[illegible]	[illegible]	[illegible]	[illegible]	[illegible]	[illegible]	[illegible]	1,050
Liver cancer due to hepatitis B	0 (0 to 0)	[illegible]	[illegible]	[illegible]	[illegible]	[illegible]	[illegible]	[illegible]	[illegible]	[illegible]	[illegible]	[illegible]	[illegible]	[illegible]	[illegible]	[illegible]	[illegible]	[illegible]	[illegible]	[illegible]	[illegible]	[illegible]	[illegible]	138
Liver cancer due to hepatitis C	0 (0 to 0)	[illegible]	[illegible]	[illegible]	[illegible]	[illegible]	[illegible]	[illegible]	[illegible]	[illegible]	[illegible]	[illegible]	[illegible]	[illegible]	[illegible]	[illegible]	[illegible]	[illegible]	[illegible]	[illegible]	[illegible]	[illegible]	[illegible]	521
Liver cancer due to alcohol use	0 (0 to 0)	[illegible]	[illegible]	[illegible]	[illegible]	[illegible]	[illegible]	[illegible]	[illegible]	[illegible]	[illegible]	[illegible]	[illegible]	[illegible]	[illegible]	[illegible]	[illegible]	[illegible]	[illegible]	[illegible]	[illegible]	[illegible]	[illegible]	191
Liver cancer due to NASH	0 (0 to 0)	[illegible]	[illegible]	[illegible]	[illegible]	[illegible]	[illegible]	[illegible]	[illegible]	[illegible]	[illegible]	[illegible]	[illegible]	[illegible]	[illegible]	[illegible]	[illegible]	[illegible]	[illegible]	[illegible]	[illegible]	[illegible]	[illegible]	112
Liver cancer due to other causes	0·2 (0·1 to 0·4)	[illegible]	[illegible]	[illegible]	[illegible]	[illegible]	[illegible]	[illegible]	[illegible]	[illegible]	[illegible]	[illegible]	[illegible]	[illegible]	[illegible]	[illegible]	[illegible]	[illegible]	[illegible]	[illegible]	[illegible]	[illegible]	[illegible]	85·5
Gallbladder and biliary tract cancer	0 (0 to 0)	[illegible]	[illegible]	[illegible]	[illegible]	[illegible]	[illegible]	[illegible]	[illegible]	[illegible]	[illegible]	[illegible]	[illegible]	[illegible]	[illegible]	[illegible]	[illegible]	[illegible]	[illegible]	[illegible]	[illegible]	[illegible]	[illegible]	374
Pancreatic cancer	0 (0 to 0)	[illegible]	[illegible]	[illegible]	[illegible]	[illegible]	[illegible]	[illegible]	[illegible]	[illegible]	[illegible]	[illegible]	[illegible]	[illegible]	[illegible]	[illegible]	[illegible]	[illegible]	[illegible]	[illegible]	[illegible]	[illegible]	[illegible]	3,020
Larynx cancer	0 (0 to 0)	[illegible]	[illegible]	[illegible]	[illegible]	[illegible]	[illegible]	[illegible]	[illegible]	[illegible]	[illegible]	[illegible]	[illegible]	[illegible]	[illegible]	[illegible]	[illegible]	[illegible]	[illegible]	[illegible]	[illegible]	[illegible]	[illegible]	135
Tracheal, bronchus, and lung cancer	0 (0 to 0)	[illegible]	[illegible]	[illegible]	[illegible]	[illegible]	[illegible]	[illegible]	[illegible]	[illegible]	[illegible]	[illegible]	[illegible]	[illegible]	[illegible]	[illegible]	[illegible]	[illegible]	[illegible]	[illegible]	[illegible]	[illegible]	[illegible]	11,000
Malignant skin melanoma	0 (0 to 0·1)	[illegible]	[illegible]	[illegible]	[illegible]	[illegible]	[illegible]	[illegible]	[illegible]	[illegible]	[illegible]	[illegible]	[illegible]	[illegible]	[illegible]	[illegible]	[illegible]	[illegible]	[illegible]	[illegible]	[illegible]	[illegible]	[illegible]	869
Non-melanoma skin cancer	0 (0 to 0)	[illegible]	[illegible]	[illegible]	[illegible]	[illegible]	[illegible]	[illegible]	[illegible]	[illegible]	[illegible]	[illegible]	[illegible]	[illegible]	[illegible]	[illegible]	[illegible]	[illegible]	[illegible]	[illegible]	[illegible]	[illegible]	[illegible]	132
Non-melanoma skin cancer (squamous-cell carcinoma)	0 (0 to 0)	[illegible]	[illegible]	[illegible]	[illegible]	[illegible]	[illegible]	[illegible]	[illegible]	[illegible]	[illegible]	[illegible]	[illegible]	[illegible]	[illegible]	[illegible]	[illegible]	[illegible]	[illegible]	[illegible]	[illegible]	[illegible]	[illegible]	132
Non-melanoma skin cancer (basal-cell carcinoma)	0 (0 to 0)	[illegible]	[illegible]	[illegible]	[illegible]	[illegible]	[illegible]	[illegible]	[illegible]	[illegible]	[illegible]	[illegible]	[illegible]	[illegible]	[illegible]	[illegible]	[illegible]	[illegible]	[illegible]	[illegible]	[illegible]	[illegible]	[illegible]	0·4
Breast cancer	0 (0 to 0)	[illegible]	[illegible]	[illegible]	[illegible]	[illegible]	[illegible]	[illegible]	[illegible]	[illegible]	[illegible]	[illegible]	[illegible]	[illegible]	[illegible]	[illegible]	[illegible]	[illegible]	[illegible]	[illegible]	[illegible]	[illegible]	[illegible]	10,200
Cervical cancer	0 (0 to 0)	[illegible]	[illegible]	[illegible]	[illegible]	[illegible]	[illegible]	[illegible]	[illegible]	[illegible]	[illegible]	[illegible]	[illegible]	[illegible]	[illegible]	[illegible]	[illegible]	[illegible]	[illegible]	[illegible]	[illegible]	[illegible]	[illegible]	1,200
Uterine cancer	0 (0 to 0)	[illegible]	[illegible]	[illegible]	[illegible]	[illegible]	[illegible]	[illegible]	[illegible]	[illegible]	[illegible]	[illegible]	[illegible]	[illegible]	[illegible]	[illegible]	[illegible]	[illegible]	[illegible]	[illegible]	[illegible]	[illegible]	[illegible]	1,210
Ovarian cancer	0 (0 to 0)	[illegible]	[illegible]	[illegible]	[illegible]	[illegible]	[illegible]	[illegible]	[illegible]	[illegible]	[illegible]	[illegible]	[illegible]	[illegible]	[illegible]	[illegible]	[illegible]	[illegible]	[illegible]	[illegible]	[illegible]	[illegible]	[illegible]	3,270
Prostate cancer	0 (0 to 0)	[illegible]	[illegible]	[illegible]	[illegible]	[illegible]	[illegible]	[illegible]	[illegible]	[illegible]	[illegible]	[illegible]	[illegible]	[illegible]	[illegible]	[illegible]	[illegible]	[illegible]	[illegible]	[illegible]	[illegible]	[illegible]	[illegible]	0
Testicular cancer	--	[illegible]	[illegible]	[illegible]	[illegible]	[illegible]	[illegible]	[illegible]	[illegible]	[illegible]	[illegible]	[illegible]	[illegible]	[illegible]	[illegible]	[illegible]	[illegible]	[illegible]	[illegible]	[illegible]	[illegible]	[illegible]	[illegible]	NA
Kidney cancer	0·1 (0·1 to 0·2)	[illegible]	[illegible]	[illegible]	[illegible]	[illegible]	[illegible]	[illegible]	[illegible]	[illegible]	[illegible]	[illegible]	[illegible]	[illegible]	[illegible]	[illegible]	[illegible]	[illegible]	[illegible]	[illegible]	[illegible]	[illegible]	[illegible]	840
Bladder cancer	0 (0 to 0)	[illegible]	[illegible]	[illegible]	[illegible]	[illegible]	[illegible]	[illegible]	[illegible]	[illegible]	[illegible]	[illegible]	[illegible]	[illegible]	[illegible]	[illegible]	[illegible]	[illegible]	[illegible]	[illegible]	[illegible]	[illegible]	[illegible]	876
Brain and central nervous system cancer	1 (0·4 to 2·2)	[illegible]	[illegible]	[illegible]	[illegible]	[illegible]	[illegible]	[illegible]	[illegible]	[illegible]	[illegible]	[illegible]	[illegible]	[illegible]	[illegible]	[illegible]	[illegible]	[illegible]	[illegible]	[illegible]	[illegible]	[illegible]	[illegible]	1,440
Thyroid cancer	0 (0 to 0)	[illegible]	[illegible]	[illegible]	[illegible]	[illegible]	[illegible]	[illegible]	[illegible]	[illegible]	[illegible]	[illegible]	[illegible]	[illegible]	[illegible]	[illegible]	[illegible]	[illegible]	[illegible]	[illegible]	[illegible]	[illegible]	[illegible]	189
Mesothelioma	0 (0 to 0)	[illegible]	[illegible]	[illegible]	[illegible]	[illegible]	[illegible]	[illegible]	[illegible]	[illegible]	[illegible]	[illegible]	[illegible]	[illegible]	[illegible]	[illegible]	[illegible]	[illegible]	[illegible]	[illegible]	[illegible]	[illegible]	[illegible]	218
Hodgkin lymphoma	0 (0 to 0)	[illegible]	[illegible]	[illegible]	[illegible]	[illegible]	[illegible]	[illegible]	[illegible]	[illegible]	[illegible]	[illegible]	[illegible]	[illegible]	[illegible]	[illegible]	[illegible]	[illegible]	[illegible]	[illegible]	[illegible]	[illegible]	[illegible]	160
Non-Hodgkin lymphoma	0 (0 to 0)	[illegible]	[illegible]	[illegible]	[illegible]	[illegible]	[illegible]	[illegible]	[illegible]	[illegible]	[illegible]	[illegible]	[illegible]	[illegible]	[illegible]	[illegible]	[illegible]	[illegible]	[illegible]	[illegible]	[illegible]	[illegible]	[illegible]	1,570
Multiple myeloma	0 (0 to 0)	[illegible]	[illegible]	[illegible]	[illegible]	[illegible]	[illegible]	[illegible]	[illegible]	[illegible]	[illegible]	[illegible]	[illegible]	[illegible]	[illegible]	[illegible]	[illegible]	[illegible]	[illegible]	[illegible]	[illegible]	[illegible]	[illegible]	890
Leukemia	0·9 (0·5 to 1·5)	[illegible]	[illegible]	[illegible]	[illegible]	[illegible]	[illegible]	[illegible]	[illegible]	[illegible]	[illegible]	[illegible]	[illegible]	[illegible]	[illegible]	[illegible]	[illegible]	[illegible]	[illegible]	[illegible]	[illegible]	[illegible]	[illegible]	1,460
Acute lymphoid leukemia	0·2 (0·1 to 0·3)	[illegible]	[illegible]	[illegible]	[illegible]	[illegible]	[illegible]	[illegible]	[illegible]	[illegible]	[illegible]	[illegible]	[illegible]	[illegible]	[illegible]	[illegible]	[illegible]	[illegible]	[illegible]	[illegible]	[illegible]	[illegible]	[illegible]	200
Chronic lymphoid leukemia	0 (0 to 0)	[illegible]	[illegible]	[illegible]	[illegible]	[illegible]	[illegible]	[illegible]	[illegible]	[illegible]	[illegible]	[illegible]	[illegible]	[illegible]	[illegible]	[illegible]	[illegible]	[illegible]	[illegible]	[illegible]	[illegible]	[illegible]	[illegible]	212
Acute myeloid leukemia	0·3 (0·2 to 0·6)	[illegible]	[illegible]	[illegible]	[illegible]	[illegible]	[illegible]	[illegible]	[illegible]	[illegible]	[illegible]	[illegible]	[illegible]	[illegible]	[illegible]	[illegible]	[illegible]	[illegible]	[illegible]	[illegible]	[illegible]	[illegible]	[illegible]	820
Chronic myeloid leukemia	0 (0 to 0·1)	[illegible]	[illegible]	[illegible]	[illegible]	[illegible]	[illegible]	[illegible]	[illegible]	[illegible]	[illegible]	[illegible]	[illegible]	[illegible]	[illegible]	[illegible]	[illegible]	[illegible]	[illegible]	[illegible]	[illegible]	[illegible]	[illegible]	85·5
Other leukemia	0·4 (0·2 to 0·6)	[illegible]	[illegible]	[illegible]	[illegible]	[illegible]	[illegible]	[illegible]	[illegible]	[illegible]	[illegible]	[illegible]	[illegible]	[illegible]	[illegible]	[illegible]	[illegible]	[illegible]	[illegible]	[illegible]	[illegible]	[illegible]	[illegible]	148
Other malignant neoplasms	3·8 (2·3 to 6·1)	[illegible]	[illegible]	[illegible]	[illegible]	[illegible]	[illegible]	[illegible]	[illegible]	[illegible]	[illegible]	[illegible]	[illegible]	[illegible]	[illegible]	[illegible]	[illegible]	[illegible]	[illegible]	[illegible]	[illegible]	[illegible]	[illegible]	1,700
Other neoplasms	0·6 (0 to 1·2)	[illegible]	[illegible]	[illegible]	[illegible]	[illegible]	[illegible]	[illegible]	[illegible]	[illegible]	[illegible]	[illegible]	[illegible]	[illegible]	[illegible]	[illegible]	[illegible]	[illegible]	[illegible]	[illegible]	[illegible]	[illegible]	[illegible]	321
Myelodysplastic, myeloproliferative, and other hematopoietic neoplasms	0·6 (0 to 1·2)	[illegible]	[illegible]	[illegible]	[illegible]	[illegible]	[illegible]	[illegible]	[illegible]	[illegible]	[illegible]	[illegible]	[illegible]	[illegible]	[illegible]	[illegible]	[illegible]	[illegible]	[illegible]	[illegible]	[illegible]	[illegible]	[illegible]	321
Benign and in situ intestinal neoplasms	0 (0 to 0)	[illegible]	[illegible]	[illegible]	[illegible]	[illegible]	[illegible]	[illegible]	[illegible]	[illegible]	[illegible]	[illegible]	[illegible]	[illegible]	[illegible]	[illegible]	[illegible]	[illegible]	[illegible]	[illegible]	[illegible]	[illegible]	[illegible]	0
Benign and in situ cervical and uterine neoplasms	0 (0 to 0)	[illegible]	[illegible]	[illegible]	[illegible]	[illegible]	[illegible]	[illegible]	[illegible]	[illegible]	[illegible]	[illegible]	[illegible]	[illegible]	[illegible]	[illegible]	[illegible]	[illegible]	[illegible]	[illegible]	[illegible]	[illegible]	[illegible]	0
Other benign and in situ neoplasms	0 (0 to 0)	[illegible]	[illegible]	[illegible]	[illegible]	[illegible]	[illegible]	[illegible]	[illegible]	[illegible]	[illegible]	[illegible]	[illegible]	[illegible]	[illegible]	[illegible]	[illegible]	[illegible]	[illegible]	[illegible]	[illegible]	[illegible]	[illegible]	0
Cardiovascular diseases	6·6 (4 to 10·4)	[illegible]	[illegible]	[illegible]	[illegible]	[illegible]	[illegible]	[illegible]	[illegible]	[illegible]	[illegible]	[illegible]	[illegible]	[illegible]	[illegible]	[illegible]	[illegible]	[illegible]	[illegible]	[illegible]	[illegible]	[illegible]	[illegible]	35,100
Rheumatic heart disease	0 (0 to 0)	[illegible]	[illegible]	[illegible]	[illegible]	[illegible]	[illegible]	[illegible]	[illegible]	[illegible]	[illegible]	[illegible]	[illegible]	[illegible]	[illegible]	[illegible]	[illegible]	[illegible]	[illegible]	[illegible]	[illegible]	[illegible]	[illegible]	430





SR Table 2b: Scotland DALYS by cause and age group for females with 95% uncertainty intervals, 2019

Cause	Early Neonatal	Late Neonatal	Post Neonatal	1 to 4	5 to 9	10 to 14	15 to 19	20 to 24	25 to 29	30 to 34	35 to 39
All causes	3,150 (2,470 to 4,090)	1,200 (948 to 1,540)	2,140 (1,470 to 3,030)	3,770 (2,810 to 5,080)	5,490 (4,020 to 7,230)	9,920 (7,280 to 13,200)	15,000 (11,200 to 19,600)	23,400 (17,500 to 29,900)	30,200 (22,800 to 38,100)	33,700 (25,900 to 42,100)	36,500 (29,000 to 45,200)
Communicable, maternal, neonatal, and nutritional diseases	2,260 (1,630 to 2,980)	707 (511 to 938)	738 (492 to 1,070)	970 (639 to 1,610)	872 (583 to 1,460)	698 (506 to 936)	713 (546 to 924)	974 (724 to 1,250)	1,230 (946 to 1,600)	1,290 (1,020 to 1,610)	1,400 (1,050 to 1,950)
HIV/AIDS and sexually transmitted infections	0 (0 to 0)	0 (0 to 0)	9·7 (7·9 to 11·6)	7·9 (6·6 to 9·5)	4·7 (3·9 to 5·5)	5·7 (4·9 to 6·8)	16·6 (11·8 to 23·3)	54·6 (37·2 to 78·8)	123 (83·7 to 181)	181 (117 to 268)	244 (146 to 387)
HIV/AIDS	0 (0 to 0)	0 (0 to 0)	9·7 (7·9 to 11·6)	7·9 (6·6 to 9·5)	4·7 (3·9 to 5·5)	4 (3·3 to 4·8)	12·3 (8·7 to 17·3)	42·4 (28·5 to 62·6)	102 (67·2 to 153)	153 (93·4 to 234)	213 (121 to 353)
HIV/AIDS - Drug-susceptible Tuberculosis	0 (0 to 0)	0 (0 to 0)	1·6 (0·9 to 2·6)	1·3 (0·8 to 2·1)	0·7 (0·4 to 1·2)	0·6 (0·4 to 1·1)	1·1 (0·6 to 1·7)	2·9 (1·7 to 4·7)	6·8 (4 to 10·9)	9·5 (5·7 to 15·3)	11·1 (6·7 to 17·7)
HIV/AIDS - Multidrug-resistant Tuberculosis without extensive	0 (0 to 0)	0 (0 to 0)	0·1 (0 to 0·4)	0·1 (0 to 0·3)	0 (0 to 0·2)	0 (0 to 0·1)	0·1 (0 to 0·2)	0·1 (0 to 0·6)	0·3 (0 to 1·5)	0·5 (0 to 2)	0·5 (0 to 2·3)
HIV/AIDS - Extensively drug-resistant Tuberculosis	0 (0 to 0)	0 (0 to 0)	0 (0 to 0·1)	0 (0 to 0·1)	0 (0 to 0)	0 (0 to 0)	0 (0 to 0·1)	0 (0 to 0·2)	0·1 (0 to 0·4)	0·1 (0 to 0·5)	0·1 (0 to 0·6)
HIV/AIDS resulting in other diseases	0 (0 to 0)	0 (0 to 0)	8 (6 to 10)	6·5 (4·9 to 8·2)	3·9 (3 to 4·8)	3·4 (2·5 to 4·2)	11·2 (7·5 to 16·2)	39·3 (25·4 to 58·9)	94·7 (59·4 to 145)	143 (83·8 to 225)	202 (108 to 341)
Sexually transmitted infections excluding HIV	0 (0 to 0)	0 (0 to 0)	0 (0 to 0)	0 (0 to 0)	0 (0 to 0)	1·6 (1·3 to 2·4)	4·2 (2·4 to 7·5)	12·2 (6·6 to 22·5)	20·9 (10·9 to 37·8)	27·7 (15 to 49·5)	30·3 (16·8 to 54)
Syphilis	0 (0 to 0)	0 (0 to 0)	0 (0 to 0)	0 (0 to 0)	0 (0 to 0)	0·6 (0·5 to 0·7)	0 (0 to 0·1)	1 (0·7 to 1·4)	0·1 (0 to 0·2)	0·1 (0 to 0·2)	0·1 (0·1 to 0·2)
Chlamydial infection	0 (0 to 0)	0 (0 to 0)	0 (0 to 0)	0 (0 to 0)	0 (0 to 0)	0·2 (0·2 to 0·3)	0·4 (0·3 to 0·6)	1·3 (0·8 to 2)	2·6 (1·7 to 4·1)	2·5 (1·4 to 4·3)	3·6 (2·3 to 5·8)
Gonococcal infection	0 (0 to 0)	0 (0 to 0)	0 (0 to 0)	0 (0 to 0)	0 (0 to 0)	0·2 (0·2 to 0·2)	0·5 (0·4 to 0·7)	0·7 (0·5 to 1)	1·1 (0·7 to 1·5)	3·6 (2·5 to 5·1)	3·2 (2·2 to 4·6)
Trichomoniasis	0 (0 to 0)	0 (0 to 0)	0 (0 to 0)	0 (0 to 0)	0 (0 to 0)	0·1 (0 to 0·3)	1 (0·3 to 2·5)	4·2 (1·3 to 10)	6·9 (2·2 to 15·9)	7 (2·2 to 17)	7·1 (2·2 to 17·6)
Genital herpes	0 (0 to 0)	0 (0 to 0)	0 (0 to 0)	0 (0 to 0)	0 (0 to 0)	0·4 (0·1 to 1)	1·5 (0·5 to 3·7)	3·8 (1·2 to 9·5)	6·2 (2·1 to 15·3)	7·7 (2·4 to 19·4)	8·2 (2·5 to 20·3)
Other sexually transmitted infections	0 (0 to 0)	0 (0 to 0)	0 (0 to 0)	0 (0 to 0)	0 (0 to 0)	0·2 (0·1 to 0·2)	0·8 (0·6 to 1·1)	1·3 (0·7 to 2)	4 (2·5 to 6·5)	6·8 (3·5 to 11·6)	8 (4·5 to 13·4)
Respiratory infections and tuberculosis	23·9 (15·5 to 36·3)	24·2 (16·5 to 34·4)	117 (73·5 to 182)	245 (160 to 364)	255 (151 to 413)	202 (122 to 325)	201 (129 to 315)	268 (176 to 409)	310 (216 to 441)	339 (241 to 470)	358 (251 to 497)
Tuberculosis	0 (0 to 0)	0 (0 to 0)	0·6 (0·3 to 0·9)	1·3 (1 to 1·7)	0·9 (0·6 to 1·2)	1·4 (1·1 to 1·9)	4 (3 to 5·5)	10·6 (7·7 to 14·5)	19·5 (10·3 to 32·4)	20·7 (14·6 to 28·2)	17 (12·2 to 22·7)
Latent tuberculosis infection	0 (0 to 0)	0 (0 to 0)	0 (0 to 0)	0 (0 to 0)	0 (0 to 0)	0 (0 to 0)	0 (0 to 0)	0 (0 to 0)	0 (0 to 0)	0 (0 to 0)	0 (0 to 0)
Drug-susceptible tuberculosis	0 (0 to 0)	0 (0 to 0)	0·5 (0·3 to 0·9)	1·2 (0·9 to 1·6)	0·9 (0·6 to 1·2)	1·4 (1 to 1·8)	3·9 (2·7 to 5·3)	10·2 (7·1 to 14·1)	18·7 (9·6 to 31·8)	19·9 (13·7 to 27·1)	16·3 (11·8 to 22·3)
Multidrug-resistant tuberculosis without extensive drug resistar	0 (0 to 0)	0 (0 to 0)	0 (0 to 0·1)	0 (0 to 0·2)	0 (0 to 0·1)	0 (0 to 0·2)	0·1 (0 to 0·5)	0·4 (0 to 1·4)	0·6 (0 to 2·6)	0·7 (0 to 2·9)	0·6 (0 to 2·3)
Extensively drug-resistant tuberculosis	0 (0 to 0)	0 (0 to 0)	0 (0 to 0)	0 (0 to 0)	0 (0 to 0)	0 (0 to 0)	0 (0 to 0·1)	0·1 (0 to 0·3)	0·1 (0 to 0·6)	0·2 (0 to 0·7)	0·1 (0 to 0·5)
Lower respiratory infections	23·6 (15·3 to 36·1)	22·3 (14·7 to 32·1)	78·5 (39·2 to 137)	51·1 (35·8 to 71·4)	23·5 (16·5 to 32·3)	28·6 (19·7 to 40·4)	40·5 (28·5 to 56·5)	61·4 (42·3 to 86)	84·2 (58·8 to 116)	128 (88·5 to 175)	161 (112 to 223)
Upper respiratory infections	0·3 (0·1 to 0·5)	1·7 (0·9 to 2·8)	32·3 (18·6 to 52·4)	155 (87·2 to 254)	194 (101 to 337)	149 (77·6 to 259)	133 (69·1 to 240)	165 (86·3 to 287)	176 (96·2 to 297)	167 (89·2 to 289)	157 (79·3 to 265)
Otitis media	0 (0 to 0)	0·2 (0·1 to 0·6)	5·7 (2·8 to 10·5)	37·2 (17·6 to 70·7)	36·4 (18·5 to 64·7)	22·5 (11·9 to 39·4)	24·2 (12 to 42·1)	31·3 (13·3 to 61·7)	30·2 (14·1 to 57·6)	23·2 (9·4 to 46·8)	22·7 (10·7 to 43·1)
Enteric infections	2·7 (1·8 to 3·8)	10·4 (7·4 to 14·2)	127 (84·6 to 183)	152 (89·1 to 249)	95·3 (49·2 to 160)	66·2 (35 to 112)	56 (32·4 to 85·9)	64·1 (37·4 to 99·9)	68·6 (39·3 to 107)	67·5 (41 to 103)	62·1 (39·6 to 91·9)
Diarrheal diseases	2·7 (1·8 to 3·8)	10·3 (7·4 to 14·1)	127 (84·4 to 182)	151 (88·4 to 248)	95 (48·9 to 160)	65·8 (34·4 to 111)	55·7 (31·9 to 85·3)	63·8 (37·3 to 99·7)	68·4 (39 to 107)	67 (40·7 to 102)	61·8 (39·2 to 91·6)
Typhoid and paratyphoid	0 (0 to 0)	0 (0 to 0)	0 (0 to 0)	0 (0 to 0)	0 (0 to 0)	0 (0 to 0)	0 (0 to 0·1)	0 (0 to 0)	0 (0 to 0)	0·1 (0 to 0·1)	0 (0 to 0·1)
Typhoid fever	0 (0 to 0)	0 (0 to 0)	0 (0 to 0)	0 (0 to 0)	0 (0 to 0)	0 (0 to 0)	0 (0 to 0)	0 (0 to 0)	0 (0 to 0)	0 (0 to 0)	0 (0 to 0)
Paratyphoid fever	0 (0 to 0)	0 (0 to 0)	0 (0 to 0)	0 (0 to 0)	0 (0 to 0)	0 (0 to 0)	0 (0 to 0·1)	0 (0 to 0)	0 (0 to 0)	0 (0 to 0·1)	0 (0 to 0·1)
Invasive Non-typhoidal Salmonella (iNTS)	0 (0 to 0)	0 (0 to 0·1)	0·1 (0 to 0·9)	0·2 (0 to 1·4)	0·1 (0 to 0·6)	0·1 (0 to 0·5)	0 (0 to 0·1)	0 (0 to 0·1)	0·1 (0 to 0·3)	0·1 (0 to 0·1)	0·1 (0 to 0·2)
Other intestinal infectious diseases	0 (0 to 0)	0 (0 to 0)	0·4 (0·1 to 1·2)	0·5 (0·2 to 1·2)	0·3 (0·1 to 0·7)	0·3 (0 to 0·8)	0·2 (0 to 0·6)	0·2 (0 to 0·7)	0·1 (0 to 0·3)	0·4 (0·1 to 1·1)	0·2 (0 to 0·7)
Neglected tropical diseases and malaria	0 (0 to 0·1)	0·4 (0 to 1·4)	5·2 (1 to 14·3)	20·2 (2·4 to 64·5)	12·3 (0·8 to 52·7)	3·4 (0·4 to 13·4)	0·7 (0·1 to 1·7)	1·8 (0·3 to 6·3)	1·8 (0·1 to 9)	0·7 (0·1 to 2·8)	4·7 (0·3 to 20·4)
Malaria	0 (0 to 0)	0 (0 to 0)	0 (0 to 0)	0 (0 to 0)	0 (0 to 0)	0 (0 to 0)	0 (0 to 0)	0 (0 to 0)	0 (0 to 0)	0 (0 to 0)	0 (0 to 0)
Chagas disease	0 (0 to 0)	0 (0 to 0)	0 (0 to 0)	0 (0 to 0)	0 (0 to 0)	0 (0 to 0)	0 (0 to 0)	0 (0 to 0)	0 (0 to 0)	0 (0 to 0)	0 (0 to 0)
Leishmaniasis	0 (0 to 0)	0 (0 to 0)	0 (0 to 0)	0 (0 to 0)	0 (0 to 0)	0 (0 to 0)	0 (0 to 0)	0 (0 to 0)	0 (0 to 0)	0 (0 to 0)	0 (0 to 0)
Visceral leishmaniasis	0 (0 to 0)	0 (0 to 0)	0 (0 to 0)	0 (0 to 0)	0 (0 to 0)	0 (0 to 0)	0 (0 to 0)	0 (0 to 0)	0 (0 to 0)	0 (0 to 0)	0 (0 to 0)
Cutaneous and mucocutaneous leishmaniasis	0 (0 to 0)	0 (0 to 0)	0 (0 to 0)	0 (0 to 0)	0 (0 to 0)	0 (0 to 0)	0 (0 to 0)	0 (0 to 0)	0 (0 to 0)	0 (0 to 0)	0 (0 to 0)
African trypanosomiasis	0 (0 to 0)	0 (0 to 0)	0 (0 to 0)	0 (0 to 0)	0 (0 to 0)	0 (0 to 0)	0 (0 to 0)	0 (0 to 0)	0 (0 to 0)	0 (0 to 0)	0 (0 to 0)
Schistosomiasis	0 (0 to 0)	0 (0 to 0)	0 (0 to 0)	0 (0 to 0)	0 (0 to 0)	0 (0 to 0)	0 (0 to 0)	0 (0 to 0)	0 (0 to 0)	0 (0 to 0)	0 (0 to 0)
Cysticercosis	0 (0 to 0)	0 (0 to 0)	0 (0 to 0)	0 (0 to 0)	0 (0 to 0)	0 (0 to 0)	0 (0 to 0)	0 (0 to 0)	0 (0 to 0)	0 (0 to 0)	0 (0 to 0)
Cystic echinococcosis	0 (0 to 0)	0 (0 to 0)	0 (0 to 0)	0 (0 to 0)	0 (0 to 0)	0 (0 to 0)	0 (0 to 0)	0 (0 to 0·1)	0 (0 to 0·1)	0 (0 to 0·1)	0 (0 to 0·2)
Lymphatic filariasis	0 (0 to 0)	0 (0 to 0)	0 (0 to 0)	0 (0 to 0)	0 (0 to 0)	0 (0 to 0)	0 (0 to 0)	0 (0 to 0)	0 (0 to 0)	0 (0 to 0)	0 (0 to 0)
Onchocerciasis	0 (0 to 0)	0 (0 to 0)	0 (0 to 0)	0 (0 to 0)	0 (0 to 0)	0 (0 to 0)	0 (0 to 0)	0 (0 to 0)	0 (0 to 0)	0 (0 to 0)	0 (0 to 0)
Trachoma	0 (0 to 0)	0 (0 to 0)	0 (0 to 0)	0 (0 to 0)	0 (0 to 0)	0 (0 to 0)	0 (0 to 0)	0 (0 to 0)	0 (0 to 0)	0 (0 to 0)	0 (0 to 0)
Dengue	0 (0 to 0)	0 (0 to 0)	0 (0 to 0)	0 (0 to 0)	0 (0 to 0)	0 (0 to 0)	0 (0 to 0)	0 (0 to 0)	0 (0 to 0)	0 (0 to 0)	0 (0 to 0)
Yellow fever	0 (0 to 0)	0 (0 to 0)	0 (0 to 0)	0 (0 to 0)	0 (0 to 0)	0 (0 to 0)	0 (0 to 0)	0 (0 to 0)	0 (0 to 0)	0 (0 to 0)	0 (0 to 0)
Rabies	0 (0 to 0)	0 (0 to 0)	0 (0 to 0·1)	0·1 (0 to 0·1)	0 (0 to 0·1)	0 (0 to 0·1)	0 (0 to 0·1)	0·1 (0 to 0·3)	0 (0 to 0)	0 (0 to 0)	0·1 (0 to 0·2)
Intestinal nematode infections	0 (0 to 0)	0 (0 to 0)	0 (0 to 0)	0 (0 to 0)	0 (0 to 0)	0 (0 to 0)	0 (0 to 0)	0 (0 to 0)	0 (0 to 0)	0 (0 to 0)	0 (0 to 0)
Ascariasis	0 (0 to 0)	0 (0 to 0)	0 (0 to 0)	0 (0 to 0)	0 (0 to 0)	0 (0 to 0)	0 (0 to 0)	0 (0 to 0)	0 (0 to 0)	0 (0 to 0)	0 (0 to 0)
Trichuriasis	0 (0 to 0)	0 (0 to 0)	0 (0 to 0)	0 (0 to 0)	0 (0 to 0)	0 (0 to 0)	0 (0 to 0)	0 (0 to 0)	0 (0 to 0)	0 (0 to 0)	0 (0 to 0)
Hookworm disease	0 (0 to 0)	0 (0 to 0)	0 (0 to 0)	0 (0 to 0)	0 (0 to 0)	0 (0 to 0)	0 (0 to 0)	0 (0 to 0)	0 (0 to 0)	0 (0 to 0)	0 (0 to 0)
Food-borne trematodiases	0 (0 to 0)	0 (0 to 0)	0 (0 to 0)	0 (0 to 0)	0 (0 to 0)	0 (0 to 0)	0 (0 to 0)	0 (0 to 0)	0 (0 to 0)	0 (0 to 0)	0 (0 to 0)
Leprosy	0 (0 to 0)	0 (0 to 0)	0 (0 to 0)	0 (0 to 0)	0 (0 to 0)	0 (0 to 0)	0 (0 to 0)	0 (0 to 0)	0 (0 to 0)	0 (0 to 0)	0 (0 to 0)
Ebola	0 (0 to 0)	0 (0 to 0)	0 (0 to 0)	0 (0 to 0)	0 (0 to 0)	0 (0 to 0)	0 (0 to 0)	0 (0 to 0)	0 (0 to 0)	0 (0 to 0)	0 (0 to 0)
Zika virus	0 (0 to 0)	0 (0 to 0)	0 (0 to 0)	0 (0 to 0)	0 (0 to 0)	0 (0 to 0)	0 (0 to 0)	0 (0 to 0)	0 (0 to 0)	0 (0 to 0)	0 (0 to 0)
Guinea worm disease	0 (0 to 0)	0 (0 to 0)	0 (0 to 0)	0 (0 to 0)	0 (0 to 0)	0 (0 to 0)	0 (0 to 0)	0 (0 to 0)	0 (0 to 0)	0 (0 to 0)	0 (0 to 0)
Other neglected tropical diseases	0 (0 to 0·1)	0·4 (0 to 1·4)	5·2 (0·9 to 14·3)	20·2 (2·3 to 64·4)	12·3 (0·7 to 52·6)	3·3 (0·3 to 13·4)	0·7 (0 to 1·7)	1·7 (0·2 to 6·2)	1·8 (0·1 to 8·9)	0·7 (0·1 to 2·8)	4·6 (0·1 to 20·1)
Other infectious diseases	15·8 (10·4 to 23·3)	31 (16 to 49·6)	78·1 (41·7 to 128)	87·9 (62 to 127)	49·9 (35·8 to 81·8)	52·9 (41·6 to 65·8)	82·6 (61·1 to 104)	79·4 (56·9 to 103)	78·5 (55·1 to 103)	84·3 (58·7 to 110)	86·1 (60 to 119)
Meningitis	4·8 (3 to 7·2)	11·7 (7·2 to 18·4)	32·5 (15·8 to 54·6)	39·2 (26·7 to 53·5)	16·7 (12·6 to 21·9)	23 (16·9 to 30·8)	41·6 (29·8 to 56·9)	32·1 (22·3 to 46)	25·8 (18·7 to 34·1)	28·5 (22·2 to 36·5)	26·9 (19·8 to 35·9)
Encephalitis	0·7 (0·2 to 1·4)	1·4 (0·5 to 2·5)	7·5 (2·5 to 14·9)	11·4 (4·7 to 20·1)	6·9 (4·1 to 10·7)	8·4 (4·9 to 13·2)	13·5 (5·2 to 22·7)	13·9 (6·3 to 22·5)	14·2 (7·2 to 22·8)	17·2 (7·5 to 26·7)	15·3 (6·9 to 23·7)
Diphtheria	0 (0 to 0)	0 (0 to 0)	0 (0 to 0·1)	0·1 (0 to 0·2)	0 (0 to 0·1)	0 (0 to 0·1)	0·1 (0 to 0·1)	0·1 (0 to 0·1)	0 (0 to 0·1)	0 (0 to 0·1)	0 (0 to 0·1)
Tetanus	0 (0 to 0)	0 (0 to 0)	0 (0 to 0)	0 (0 to 0)	0 (0 to 0)	0 (0 to 0)	0 (0 to 0)	0 (0 to 0)	0 (0 to 0)	0 (0 to 0)	0 (0 to 0·1)
Measles	0 (0 to 0)	0 (0 to 0)	0·1 (0 to 0·3)	0·2 (0·1 to 0·8)	0·2 (0 to 0·7)	0·1 (0 to 0·3)	0·2 (0 to 0·6)	0·1 (0 to 0·2)	0·2 (0 to 0·8)	0 (0 to 0)	0 (0 to 0·2)
Varicella and herpes zoster	0·9 (0·3 to 1·6)	0·9 (0·5 to 1·6)	2·7 (1·1 to 8·7)	5 (2·4 to 18·2)	3·9 (1·8 to 10·2)	4 (1·8 to 7·5)	3·8 (1·7 to 7)	4·2 (1·7 to 8·1)	6 (2·7 to 10·4)	7 (3·3 to 11·7)	6 (2·7 to 11)
Acute hepatitis	0 (0 to 0)	0 (0 to 0)	0·7 (0·3 to 1·5)	1·2 (0·5 to 2·2)	3·4 (1·4 to 6·6)	4·7 (2·1 to 8·1)	5·1 (2·7 to 8·6)	6·5 (3·7 to 10·8)	7·1 (3·7 to 12·1)	7·2 (3·9 to 12)	7·1 (4·1 to 11·6)
Acute hepatitis A	0 (0 to 0)	0 (0 to 0)	0·1 (0 to 0·1)	0·6 (0·1 to 1·5)	2·7 (0·8 to 5·8)	4 (1·6 to 7·3)	4·1 (1·8 to 7·5)	4·9 (2·2 to 9)	5·3 (2·2 to 9·9)	5·1 (2·1 to 9·4)	4·8 (2·1 to 8·9)
Acute hepatitis B	0 (0 to 0)	0 (0 to 0)	0·4 (0·1 to 0·9)	0·3 (0·1 to 0·6)	0·4 (0·2 to 0·6)	0·4 (0·2 to 0·7)	0·5 (0·2 to 1)	1 (0·4 to 1·7)	1·1 (0·5 to 2)	1·6 (0·9 to 3)	1·8 (1 to 3·1)
Acute hepatitis C	0 (0 to 0)	0 (0 to 0)	0·1 (0 to 0·4)	0·1 (0 to 0·2)	0·1 (0 to 0·1)	0·1 (0 to 0·1)	0·1 (0 to 0·1)	0·1 (0 to 0·2)	0·1 (0 to 0·3)	0·1 (0·1 to 0·3)	0·1 (0·1 to 0·3)
Acute hepatitis E	0 (0 to 0)	0 (0 to 0)	0·2 (0 to 0·5)	0·2 (0·1 to 0·4)	0·2 (0·1 to 0·4)	0·3 (0·1 to 0·5)	0·3 (0·2 to 0·6)	0·6 (0·2 to 1·1)	0·6 (0·2 to 1)	0·4 (0·2 to 0·7)	0·3 (0·2 to 0·6)
Other unspecified infectious diseases	9·4 (5·5 to 15·8)	17 (6·1 to 31·8)	24·3 (10·8 to 43·2)	25·5 (11·3 to 55·2)	17·7 (8·3 to 46·6)	12·2 (7·7 to 20·4)	18·3 (9·4 to 29)	22·3 (11·3 to 37·1)	25·1 (12·3 to 40·2)	24·2 (11·7 to 38·4)	30·6 (14·2 to 53·8)
Maternal and neonatal disorders	2,220 (1,600 to 2,920)	636 (455 to 845)	350 (209 to 551)	250 (178 to 333)	218 (154 to 295)	228 (158 to 312)	230 (162 to 312)	320 (237 to 406)	410 (313 to 525)	424 (327 to 541)	368 (282 to 464)
Maternal disorders	0 (0 to 0)	0 (0 to 0)	0 (0 to 0)	0 (0 to 0)	0 (0 to 0)	1 (0·9 to 1·2)	23·9 (18·1 to 30·9)	72·1 (53·6 to 93·5)	131 (97·4 to 179)	153 (117 to 200)	113 (82 to 162)
Maternal hemorrhage	0 (0 to 0)	0 (0 to 0)	0 (0 to 0)	0 (0 to 0)	0 (0 to 0)	0·1 (0 to 0·2)	1·6 (0·9 to 2·7)	6·3 (3·2 to 11·6)	19·4 (7·4 to 39·8)	17·2 (7·8 to 34·1)	25·3 (9·4 to 51·9)
Maternal sepsis and other maternal infections	0 (0 to 0)	0 (0 to 0)	0 (0 to 0)	0 (0 to 0)	0 (0 to 0)	0·1 (0 to 0·1)	3 (1 to 6)	8·6 (3·7 to 15·8)	11·4 (5·3 to 20·9)	10·1 (4·3 to 18·9)	5·2 (1·9 to 10·6)
Maternal hypertensive disorders	0 (0 to 0)	0 (0 to 0)	0 (0 to 0)	0 (0 to 0)	0 (0 to 0)	0·1 (0 to 0·1)	3·6 (1·6 to 6·5)	11·8 (5·8 to 20·8)	24·9 (12·6 to 42·4)	31·5 (16·1 to 54·8)	20·3 (10·3 to 36·3)
Maternal obstructed labor and uterine rupture	0 (0 to 0)	0 (0 to 0)	0 (0 to 0)	0 (0 to 0)	0 (0 to 0)	0 (0 to 0·1)	1·6 (0·8 to 2·7)	5·4 (2·7 to 9·4)	10·1 (0·3 to 24·6)	12·4 (1·1 to 28·4)	7·7 (0·4 to 19·5)
Maternal abortion and miscarriage	0 (0 to 0)	0 (0 to 0)	0 (0 to 0)	0 (0 to 0)	0 (0 to 0)	0 (0 to 0·1)	1·8 (1 to 2·8)	2·8 (0·3 to 7·4)	2·8 (0·3 to 7·2)	2·9 (1·5 to 4·9)	2·7 (0·3 to 7·3)
Ectopic pregnancy	0 (0 to 0)	0 (0 to 0)	0 (0 to 0)	0 (0 to 0)	0 (0 to 0)	0 (0 to 0)	0·4 (0·2 to 0·6)	1·4 (0·8 to 2·3)	2·8 (1·6 to 4·4)	3·9 (2·4 to 6·3)	2·5 (1·4 to 3·9)
Indirect maternal deaths	--	--	--	--	--	0·2 (0·1 to 0·4)	5 (2·6 to 7·8)	14·6 (7·8 to 22·9)	22·4 (12 to 35·8)	27·5 (14 to 43·7)	16·3 (7·8 to 26)
Late maternal deaths	--	--	--	--	--	0 (0 to 0·1)	0·3 (0·2 to 0·5)	0·4 (0·2 to 0·8)	0·6 (0·4 to 0·9)	0·7 (0·4 to 1)	0·4 (0·3 to 0·6)
Maternal deaths aggravated by HIV/AIDS	--	--	--	--	--	0 (0 to 0)	0 (0 to 0)	0 (0 to 0·1)	0·2 (0·1 to 0·3)	0·3 (0·1 to 0·6)	0·3 (0·1 to 0·5)
Neonatal disorders	2,220 (1,600 to 2,920)	636 (455 to 845)	350 (209 to 551)	250 (178 to 333)	218 (154 to 295)	227 (157 to 311)	206 (141 to 286)	248 (172 to 330)	279 (197 to 381)	271 (186 to 373)	255 (183 to 348)
Neonatal preterm birth	1,300 (936 to 1,740)	379 (268 to 511)	203 (118 to 321)	142 (98·2 to 196)	178 (124 to 245)	185 (127 to 259)	168 (110 to 233)	202 (136 to 270)	227 (159 to 319)	220 (145 to 311)	206 (141 to 287)
Neonatal encephalopathy due to birth asphyxia and trauma	638 (451 to 857)	107 (73·3 to 151)	52·7 (27 to 94·3)	34·5 (20 to 54·5)	33·1 (14·7 to 58·2)	35 (16·4 to 59·3)	31·7 (14 to 54·9)	38·3 (18·4 to 66·1)	42·4 (19·1 to 72·2)	41·6 (19·1 to 72·8)	39·7 (18 to 68·3)
Neonatal sepsis and other neonatal infections	77·1 (47·2 to 117)	76·7 (45·8 to 117)	22·9 (11·7 to 38·6)	3·8 (2·6 to 5·5)	4·2 (2·6 to 6·6)	4·5 (2·7 to 6·9)	4·1 (2·5 to 6·5)	5 (3·1 to 7·8)	5·7 (3·5 to 8·9)	5·6 (3·5 to 8·8)	5·3 (3·3 to 8·3)
Hemolytic disease and other neonatal jaundice	4 (2·2 to 6·6)	1·3 (0·6 to 2·2)	0·8 (0·6 to 1·3)	3·4 (2·5 to 4·5)	2·7 (2 to 3·5)	2·8 (2·1 to 3·7)	2·6 (1·9 to 3·5)	3·2 (2·4 to 4·2)	3·6 (2·7 to 4·8)	3·6 (2·6 to 4·7)	3·4 (2·5 to 4·5)
Other neonatal disorders	201 (119 to 318)	72·2 (44·3 to 106)	70·2 (42·7 to 112)	66·2 (46·8 to 88·7)	0 (0 to 0)	0 (0 to 0)	0 (0 to 0)	0 (0 to 0)	0 (0 to 0)	0 (0 to 0)	0 (0 to 0)
Nutritional deficiencies	0·2 (0 to 0·4)	4·7 (0·7 to 15)	50·4 (7·4 to 146)	208 (22·1 to 703)	237 (86·9 to 663)	139 (66·4 to 271)	126 (65·9 to 220)	186 (94·7 to 324)	242 (122 to 455)	192 (107 to 314)	279 (131 to 641)
Protein-energy malnutrition	0·2 (0 to 0·4)	0·6 (0 to 1·2)	1·4 (0·3 to 6·8)	0·7 (0·5 to 0·8)	89·9 (41·8 to 160)	81·9 (40·3 to 152)	76·3 (37·1 to 135)	93·3 (46 to 157)	107 (55·4 to 185)	108 (58·2 to 182)	104 (58·8 to 171)
Iodine deficiency	0 (0 to 0)	0 (0 to 0)	0 (0 to 0)	0·4 (0·1 to 0·9)	2·6 (0·9 to 5·8)	7 (2·8 to 14·5)	11·7 (5 to 22·6)	21 (9 to 43·2)	29·1 (12·4 to 58·9)	31·5 (13·7 to 62·6)	30·7 (13·4 to 59·8)
Vitamin A deficiency	0 (0 to 0)	0·3 (0 to 0·9)	0·6 (0 to 2·5)	2·8 (0·1 to 10·4)	1·5 (0 to 7·2)	0·2 (0 to 1·2)	0 (0 to 0)	0 (0 to 0)	0 (0 to 0)	0 (0 to 0)	0 (0 to 0)
Dietary iron deficiency	0 (0 to 0)	3·8 (0·2 to 13·9)	48·1 (5·8 to 141)	203 (19·9 to 699)	122 (4·5 to 556)	27·6 (0·4 to 129)	2·6 (0 to 17·7)	23·7 (0·3 to 125)	36·8 (0·5 to 214)	7·4 (0·1 to 52·1)	101 (4·2 to 439)
Other nutritional deficiencies	0 (0 to 0)	0 (0 to 0)	0·3 (0·1 to 0·5)	0·7 (0·5 to 0·8)	20·8 (9·9 to 36·7)	22·6 (11·3 to 41·6)	35·4 (17·4 to 62·3)	47·5 (23·6 to 80·1)	69·3 (35·8 to 120)	44·9 (24·3 to 75·7)	43·1 (24·1 to 70·7)
Non-communicable diseases	880 (589 to 1,430)	483 (352 to 670)	1,310 (864 to 1,890)	2,540 (1,860 to 3,390)	4,230 (3,040 to 5,640)	8,610 (6,190 to 11,600)	13,000 (9,500 to 17,400)	20,400 (14,900 to 26,600)	26,800 (19,900 to 34,200)	29,900 (22,800 to 37,600)	32,500 (25,700 to 40,700)
Neoplasms	9 (6·2 to 13·1)	5·7 (4 to 8·1)	38·9 (21·3 to 63·3)	176 (131 to 224)	215 (170 to 255)	311 (259 to 357)	403 (347 to 466)	677 (590 to 770)	1,180 (1,050 to 1,340)	2,250 (2,010 to 2,530)	3,470 (3,100 to 3,900)
Lip and oral cavity cancer	0 (0 to 0)	0 (0 to 0)	0 (0 to 0)	0 (0 to 0)	1·1 (0·9 to 1·5)	2·3 (1·3 to 3·6)	4 (2·7 to 5·9)	9 (6 to 13·3)	18·2 (12 to 26·8)	37·2 (24·3 to 52·9)	51·8 (36·1 to 71·1)
Nasopharynx cancer	0 (0 to 0)	0 (0 to 0)	0 (0 to 0)	0 (0 to 0)	1·2 (0·9 to 2)	1·8 (1·1 to 2·9)	2·5 (1·6 to 3·8)	4·3 (2·6 to 6·7)	4·2 (2·8 to 6·2)	9·6 (6·2 to 14)	14·1 (9 to 20·8)
Other pharynx cancer	0 (0 to 0)	0 (0 to 0)	0 (0 to 0)	0 (0 to 0)	0 (0 to 0)	0 (0 to 0)	0 (0 to 0)	1·2 (1 to 1·4)	2·2 (1·4 to 3·5)	5·6 (3·5 to 8·7)	12 (7·2 to 18·9)
Esophageal cancer	0 (0 to 0)	0 (0 to 0)	0 (0 to 0)	0 (0 to 0)	0 (0 to 0)	0 (0 to 0)	0 (0 to 0)	3·3 (2·1 to 5)	8·7 (5·9 to 12·6)	20·4 (12·3 to 32·1)	41·4 (28·6 to 58·7)
Stomach cancer	0 (0 to 0)	0 (0 to 0)	0 (0 to 0)	0 (0 to 0)	0 (0 to 0)	0 (0 to 0)	1·8 (1·2 to 2·6)	7·7 (5·6 to 10·4)	24·2 (17·2 to 33·5)	59·6 (41·9 to 80·1)	90·1 (64·6 to 124)
Colon and rectum cancer	0 (0 to 0)	0 (0 to 0)	0 (0 to 0)	0 (0 to 0)	2·1 (1·4 to 3)	4·7 (3·1 to 6·6)	8·9 (6·2 to 12·4)	32·9 (21·8 to 48·2)	85·4 (61·5 to 116)	186 (130 to 265)	284 (211 to 378)
Liver cancer	0·5 (0·2 to 0·9)	0·6 (0·2 to 1·5)	2·2 (1 to 4·2)	5·1 (3·5 to 7)	5·5 (3·8 to 7·9)	7 (5·1 to 10)	7·8 (4·2 to 13·5)	13·4 (7·8 to 21·8)	21·3 (13·2 to 33·4)	38·5 (22·1 to 60·9)	51·7 (30·4 to 80·9)
Liver cancer due to hepatitis B	0 (0 to 0)	0 (0 to 0)	0 (0 to 0)	0 (0 to 0)	0 (0 to 0)	0·8 (0·4 to 1·4)	2 (1 to 3·6)	4·7 (2·7 to 7·7)	9 (5·2 to 14·5)	15·7 (8·6 to 25·6)	18·2 (9·5 to 29·5)
Liver cancer due to hepatitis C	0 (0 to 0)	0 (0 to 0)	0 (0 to 0)	0 (0 to 0)	0 (0 to 0)	0·1 (0 to 0·1)	0·2 (0·1 to 0·3)	0·8 (0·4 to 1·3)	2 (1 to 3·4)	5·9 (3·1 to 9·8)	11·7 (6·2 to 19·6)
Liver cancer due to alcohol use	0 (0 to 0)	0 (0 to 0)	0 (0 to 0)	0 (0 to 0)	0 (0 to 0)	0 (0 to 0)	0·2 (0·1 to 0·3)	1 (0·5 to 1·6)	2·5 (1·4 to 4·2)	6 (3·1 to 10)	9·8 (5·2 to 17·1)
Liver cancer due to NASH	0 (0 to 0)	0 (0 to 0)	0 (0 to 0)	0 (0 to 0)	0 (0 to 0)	0 (0 to 0)	2·1 (1 to 3·8)	2·6 (1·5 to 4·3)	2·9 (1·7 to 4·7)	4·2 (2·2 to 7·1)	4·7 (2·6 to 7·8)
Liver cancer due to other causes	0·5 (0·2 to 0·9)	0·6 (0·2 to 1·5)	2·2 (1 to 4·2)	5·1 (3·5 to 7)	5·5 (3·8 to 7·9)	6·2 (4·6 to 8·7)	3·4 (1·8 to 6)	4·4 (2·4 to 7·3)	4·9 (2·8 to 8·3)	6·7 (3·5 to 11·6)	7·2 (3·9 to 12)
Gallbladder and biliary tract cancer	0 (0 to 0)	0 (0 to 0)	0 (0 to 0)	0 (0 to 0)	0 (0 to 0)	0 (0 to 0)	0 (0 to 0)	1·1 (1 to 1·2)	1·6 (1·1 to 2·4)	4·2 (2·6 to 6·3)	8·9 (5·4 to 13·8)
Pancreatic cancer	0 (0 to 0)	0 (0 to 0)	0 (0 to 0)	0 (0 to 0)	0 (0 to 0)	0 (0 to 0)	2·7 (1·8 to 4)	7·2 (4·3 to 11·2)	16·3 (10·6 to 23·8)	41·5 (27·5 to 59·5)	74 (55·1 to 98·9)
Larynx cancer	0 (0 to 0)	0 (0 to 0)	0 (0 to 0)	0 (0 to 0)	0 (0 to 0)	0 (0 to 0)	0 (0 to 0)	1·8 (1·4 to 2·2)	2 (1·5 to 2·7)	3·1 (1·9 to 4·8)	5·4 (3·2 to 8·8)
Tracheal, bronchus, and lung cancer	0 (0 to 0)	0 (0 to 0)	0 (0 to 0)	0 (0 to 0)	0 (0 to 0)	3·2 (1·8 to 5·3)	8 (4·9 to 12·8)	19·6 (10·8 to 31·8)	48·7 (32·3 to 71·7)	128 (89 to 184)	244 (171 to 330)
Malignant skin melanoma	0 (0 to 0·1)	0 (0 to 0·1)	1 (0·1 to 4·8)	3·7 (0·6 to 17·7)	1·1 (0·9 to 1·4)	1·3 (1·1 to 2·3)	8·4 (4·7 to 14·1)	33·3 (18·2 to 54·5)	66·2 (39·6 to 102)	102 (62·3 to 164)	140 (84·8 to 223)
Non-melanoma skin cancer	0 (0 to 0)	0 (0 to 0)	0 (0 to 0)	0 (0 to 0)	0 (0 to 0)	0 (0 to 0)	0 (0 to 0)	1·5 (1·1 to 2·2)	2·5 (1·7 to 3·5)	4·1 (2·7 to 5·8)	6·1 (4·1 to 8·5)
Non-melanoma skin cancer (squamous-cell carcinoma)	0 (0 to 0)	0 (0 to 0)	0 (0 to 0)	0 (0 to 0)	0 (0 to 0)	0 (0 to 0)	0 (0 to 0)	1·5 (1·1 to 2·2)	2·5 (1·7 to 3·5)	4·1 (2·7 to 5·7)	6·1 (4·1 to 8·4)
Non-melanoma skin cancer (basal-cell carcinoma)	0 (0 to 0)	0 (0 to 0)	0 (0 to 0)	0 (0 to 0)	0 (0 to 0)	0 (0 to 0)	0 (0 to 0)	0 (0 to 0)	0 (0 to 0)	0 (0 to 0)	0 (0 to 0·1)
Breast cancer	0 (0 to 0)	0 (0 to 0)	0 (0 to 0)	0 (0 to 0)	0 (0 to 0)	0 (0 to 0)	4·3 (2·7 to 7·1)	21·3 (14·7 to 29·4)	146 (107 to 192)	521 (383 to 676)	1,010 (801 to 1,300)
Cervical cancer	0 (0 to 0)	0 (0 to 0)	0 (0 to 0)	0 (0 to 0)	0 (0 to 0)	0 (0 to 0)	2·2 (1·3 to 3·5)	21·5 (12·2 to 35·3)	114 (64·8 to 173)	266 (165 to 384)	422 (266 to 592)
Uterine cancer	0 (0 to 0)	0 (0 to 0)	0 (0 to 0)	0 (0 to 0)	0 (0 to 0)	0 (0 to 0)	0 (0 to 0)	2·2 (1·4 to 3·4)	8·3 (4·7 to 13·3)	21·9 (12·9 to 34·1)	41·4 (28 to 61·8)
Ovarian cancer	0 (0 to 0)	0 (0 to 0)	0 (0 to 0)	0 (0 to 0)	4·7 (2·6 to 7·3)	8·5 (5·6 to 12·4)	17·4 (10·8 to 26·6)	36·8 (24·1 to 53·5)	62·8 (43 to 89·5)	108 (73·9 to 151)	149 (104 to 210)
Prostate cancer	0 (0 to 0)	0 (0 to 0)	0 (0 to 0)	0 (0 to 0)	0 (0 to 0)	0 (0 to 0)	0 (0 to 0)	0 (0 to 0)	0 (0 to 0)	0 (0 to 0)	0 (0 to 0)
Testicular cancer	--	--	--	--	--	--	--	--	--	--	--
Kidney cancer	0·2 (0·1 to 0·3)	0·1 (0·1 to 0·2)	3·1 (1·3 to 6)	11·5 (7·1 to 17·7)	10·3 (5·7 to 16·8)	6·4 (3·7 to 10·4)	5 (2·5 to 9·2)	8·4 (4·7 to 13·5)	14·8 (9·1 to 22)	28·6 (16·6 to 43·7)	43·5 (26·6 to 67·4)
Bladder cancer	0 (0 to 0)	0 (0 to 0)	0 (0 to 0)	0 (0 to 0)	0 (0 to 0)	0 (0 to 0)	1·1 (0·9 to 1·2)	1·7 (1·2 to 2·5)	5·4 (3·4 to 8·3)	14·7 (9·5 to 21·4)	25·3 (16·3 to 39·4)
Brain and central nervous system cancer	1·4 (0·7 to 3·5)	0·9 (0·5 to 2)	9·4 (4·2 to 19·7)	47 (25·5 to 81·5)	74·5 (37·4 to 110)	87·8 (47·5 to 128)	71·6 (39·4 to 105)	94·8 (54·1 to 143)	135 (73·7 to 201)	189 (100 to 280)	215 (117 to 309)
Thyroid cancer	0 (0 to 0)	0 (0 to 0)	0 (0 to 0)	0 (0 to 0)	1·2 (1 to 1·5)	1·3 (1·2 to 1·6)	1·4 (1·1 to 2·3)	4·5 (1·7 to 9·2)	7·5 (3·2 to 15·1)	17 (7·2 to 32·7)	23·7 (12·6 to 41·9)
Mesothelioma	0 (0 to 0)	0 (0 to 0)	0 (0 to 0)	0 (0 to 0)	0 (0 to 0)	0 (0 to 0)	0 (0 to 0)	1·7 (1·1 to 2·9)	4·2 (2·3 to 6·6)	5·5 (3·4 to 9·2)	7·4 (4·6 to 14·3)
Hodgkin lymphoma	0 (0 to 0)	0 (0 to 0)	0 (0 to 0)	0·8 (0·6 to 1)	1·2 (0·9 to 1·9)	4 (1·9 to 7)	17·7 (10·2 to 27·5)	35 (21 to 54·2)	42·2 (24·6 to 65·6)	42·6 (23·9 to 68·8)	33·9 (18·7 to 52·7)
Non-Hodgkin lymphoma	0 (0 to 0)	0 (0 to 0)	0 (0 to 0)	4·3 (2·9 to 5·9)	6·3 (4·1 to 8·8)	12·6 (7·8 to 18·4)	28·2 (18·7 to 39·5)	59·1 (41·5 to 82·9)	68·5 (49·8 to 92·1)	90·5 (64·7 to 123)	106 (75·8 to 144)
Multiple myeloma	0 (0 to 0)	0 (0 to 0)	0 (0 to 0)	0 (0 to 0)	0 (0 to 0)	0 (0 to 0)	0 (0 to 0)	1 (0·6 to 1·6)	2·2 (1·3 to 3·3)	7·8 (4·2 to 13)	19·8 (11 to 30·8)
Leukemia	1 (0·7 to 1·6)	1·2 (0·9 to 1·8)	9·8 (4·9 to 16·9)	42·8 (28·3 to 61·9)	51·2 (32·9 to 74·8)	74·8 (50·6 to 106)	89·6 (60·7 to 127)	116 (80·4 to 164)	125 (86·6 to 176)	132 (95·2 to 180)	139 (96·7 to 190)
Acute lymphoid leukemia	0·2 (0·1 to 0·4)	0·2 (0·1 to 0·4)	4 (1·7 to 7·4)	18·8 (9·9 to 31·2)	28·8 (15·3 to 46·1)	32·9 (18·4 to 52·9)	30·6 (16·3 to 52·2)	30·1 (14·6 to 54·3)	25·9 (12·8 to 46·3)	19·8 (9·1 to 37·9)	19·8 (9·9 to 35·9)
Chronic lymphoid leukemia	0 (0 to 0)	0 (0 to 0)	0 (0 to 0)	0 (0 to 0)	0 (0 to 0)	0 (0 to 0)	0 (0 to 0)	1·7 (1·1 to 2·7)	1·8 (1·1 to 2·8)	1·5 (0·9 to 2·2)	1·7 (0·9 to 3·1)
Acute myeloid leukemia	0·4 (0·2 to 0·6)	0·3 (0·2 to 0·6)	4·3 (2 to 7·7)	19·8 (11·8 to 30·8)	17·5 (8·9 to 30·8)	32·4 (17·3 to 52·3)	45·7 (25·8 to 71·6)	62·6 (38·2 to 92·7)	74·1 (48·5 to 110)	83·2 (56·3 to 117)	88 (56·9 to 128)
Chronic myeloid leukemia	0·1 (0 to 0·1)	0 (0 to 0·1)	0·2 (0·1 to 0·4)	0·8 (0·4 to 1·3)	1·4 (0·7 to 2·4)	1·8 (1 to 3·1)	1·8 (1 to 3·5)	2·9 (1·4 to 5·6)	5·5 (2·4 to 10·1)	5·6 (2·5 to 10·4)	6·9 (3·1 to 12·9)
Other leukemia	0·3 (0·2 to 0·5)	0·6 (0·4 to 1)	1·3 (0·5 to 2·7)	3·4 (1·7 to 5·8)	3·5 (1·6 to 6·1)	7·7 (3·6 to 13·7)	11·5 (5·5 to 20·2)	18·7 (9·2 to 33·4)	17·6 (8·9 to 30·8)	22·3 (11·4 to 37·5)	22·5 (11 to 39·8)
Other malignant neoplasms	5·1 (3·1 to 7·7)	2·7 (1·7 to 4)	12·4 (6·5 to 21·2)	59·3 (42·2 to 79·9)	52·9 (41·4 to 67·3)	94·7 (74·2 to 119)	119 (93·5 to 152)	134 (109 to 166)	140 (112 to 171)	163 (128 to 207)	195 (153 to 247)
Other neoplasms	0·8 (0·1 to 1·5)	0 (0 to 0)	0·9 (0·3 to 2)	1·3 (0·7 to 2)	1·5 (0·9 to 2·6)	1·1 (1 to 1·3)	1·8 (1·1 to 3)	2·1 (1·4 to 3·1)	3·8 (2·5 to 5·8)	6·4 (4·1 to 9·2)	6·3 (4·2 to 8·9)
Myelodysplastic, myeloproliferative, and other hematopoietic n	0·8 (0·1 to 1·5)	0 (0 to 0)	0·9 (0·3 to 2)	1·3 (0·7 to 2)	1·5 (0·9 to 2·6)	1·1 (1 to 1·3)	1·8 (1·1 to 3)	2·1 (1·4 to 3·1)	3·8 (2·5 to 5·8)	6·4 (4·1 to 9·2)	6·3 (4·2 to 8·9)
Benign and in situ intestinal neoplasms	0 (0 to 0)	0 (0 to 0)	0 (0 to 0)	0 (0 to 0)	0 (0 to 0)	0 (0 to 0)	0 (0 to 0)	0 (0 to 0)	0 (0 to 0)	0 (0 to 0)	0 (0 to 0)
Benign and in situ cervical and uterine neoplasms	0 (0 to 0)	0 (0 to 0)	0 (0 to 0)	0 (0 to 0)	0 (0 to 0)	0 (0 to 0)	0 (0 to 0)	0 (0 to 0)	0 (0 to 0)	0 (0 to 0)	0 (0 to 0)
Other benign and in situ neoplasms	0 (0 to 0)	0 (0 to 0)	0 (0 to 0)	0 (0 to 0)	0 (0 to 0)	0 (0 to 0)	0 (0 to 0)	0 (0 to 0)	0 (0 to 0)	0 (0 to 0)	0 (0 to 0)
Cardiovascular diseases	7·2 (4·5 to 10·6)	10·1 (6·7 to 15·2)	24·3 (12 to 40·3)	32·5 (24·8 to 41·1)	44·5 (32·1 to 61·4)	81·8 (57·2 to 114)	156 (121 to 200)	289 (228 to 359)	452 (364 to 553)	745 (622 to 883)	1,130 (961 to 1,320)
Rheumatic heart disease	0 (0 to 0)	0 (0 to 0)	0 (0 to 0)	0·9 (0·6 to 1·6)	0·9 (0·6 to 1·4)	1·1 (0·9 to 1·5)	1·6 (1·2 to 2·4)	3·8 (2·6 to 5·2)	5·8 (4 to 8)	10·1 (7·4 to 13·8)	15·6 (10·9 to 21·6)

Cause	40 to 44	45 to 49	50 to 54	55 to 59	60 to 64	65 to 69	70 to 74	75 to 79	80 to 84	85 to 89	90 to 94	95 plus	Total
All causes	37,000 (30,100 to 45,000)	50,000 (41,400 to 60,100)	61,200 (51,500 to 72,100)	71,900 (61,400 to 83,300)	75,400 (66,000 to 86,600)	82,400 (73,000 to 92,400)	95,300 (86,000 to 105,000)	85,900 (78,200 to 93,500)	84,500 (78,000 to 91,200)	66,300 (61,700 to 70,900)	40,100 (37,600 to 42,500)	16,300 (15,400 to 17,200)	931,000
Communicable, maternal, neonatal, and nutritional diseases	1,110 (878 to 1,420)	1,340 (1,060 to 1,660)	1,570 (1,210 to 2,020)	1,570 (1,250 to 1,940)	1,820 (1,410 to 2,390)	1,880 (1,500 to 2,400)	2,370 (1,880 to 2,950)	2,860 (2,240 to 3,620)	3,860 (3,040 to 4,840)	4,330 (3,400 to 5,270)	3,480 (2,680 to 4,270)	1,800 (1,300 to 2,290)	39,800
HIV/AIDS and sexually transmitted infections	202 (117 to 329)	193 (112 to 316)	139 (80·4 to 232)	98·8 (60·9 to 162)	68·8 (44·8 to 108)	52·2 (35·5 to 78·9)	37·1 (22·7 to 59·2)	25·9 (16·6 to 40·2)	15·5 (10·3 to 22·9)	9·4 (6 to 14)	5·1 (3·4 to 7·4)	2 (1·4 to 2·8)	1,490
HIV/AIDS	171 (90·2 to 295)	158 (81·3 to 275)	115 (61·9 to 199)	74·5 (41·9 to 132)	46·4 (27·6 to 79·5)	31·6 (19·6 to 53·6)	15·9 (6·1 to 31·9)	8·9 (3·3 to 19·2)	1·7 (0·5 to 3·9)	1 (0·3 to 2·4)	0·5 (0·1 to 1·2)	0·2 (0 to 0·4)	1,170
HIV/AIDS - Drug-susceptible Tuberculosis	6·8 (4·2 to 10·8)	6·3 (3·9 to 9·9)	4·3 (2·7 to 6·8)	3·5 (2·1 to 5·5)	2·7 (1·6 to 4·3)	2·1 (1·3 to 3·4)	0·2 (0·2 to 0·4)	0·1 (0·1 to 0·2)	0 (0 to 0)	0 (0 to 0)	0 (0 to 0)	0 (0 to 0)	61·6
HIV/AIDS - Multidrug-resistant Tuberculosis without extensive	0·3 (0 to 1·4)	0·3 (0 to 1·3)	0·2 (0 to 0·9)	0·2 (0 to 0·8)	0·1 (0 to 0·6)	0·1 (0 to 0·5)	0 (0 to 0)	0 (0 to 0)	0 (0 to 0)	0 (0 to 0)	0 (0 to 0)	0 (0 to 0)	3·1
HIV/AIDS - Extensively drug-resistant Tuberculosis	0·1 (0 to 0·3)	0·1 (0 to 0·3)	0·1 (0 to 0·2)	0 (0 to 0·2)	0 (0 to 0·1)	0 (0 to 0·1)	0 (0 to 0)	0 (0 to 0)	0 (0 to 0)	0 (0 to 0)	0 (0 to 0)	0 (0 to 0)	0·8
HIV/AIDS resulting in other diseases	164 (83·7 to 289)	152 (75·3 to 268)	110 (57·4 to 195)	70·8 (37·8 to 128)	43·5 (24·6 to 76·6)	29·3 (17·4 to 51)	15·6 (5·8 to 31·7)	8·8 (3·2 to 19·1)	1·7 (0·4 to 3·9)	1 (0·2 to 2·4)	0·5 (0·1 to 1·2)	0·2 (0 to 0·4)	1,110
Sexually transmitted infections excluding HIV	30·6 (17·3 to 56·1)	34·2 (19·6 to 61·4)	24·6 (13·1 to 45·8)	24·3 (13·7 to 44·5)	22·4 (13·2 to 39·1)	20·7 (11·8 to 35·5)	21·2 (12·9 to 34)	16·9 (11 to 25·9)	13·8 (9 to 21)	8·4 (5·4 to 12·6)	4·6 (3 to 6·9)	1·8 (1·2 to 2·6)	321
Syphilis	0·1 (0·1 to 0·2)	0·1 (0·1 to 0·2)	0·1 (0·1 to 0·2)	0·1 (0·1 to 0·2)	0·1 (0·1 to 0·2)	0·1 (0·1 to 0·1)	0·1 (0·1 to 0·1)	0·1 (0·1 to 0·1)	0·1 (0 to 0·1)	0 (0 to 0·1)	0 (0 to 0)	0 (0 to 0)	2·9
Chlamydial infection	3·9 (2·4 to 6)	3·8 (2·3 to 6·2)	1·5 (1 to 2·1)	1·6 (1·1 to 2·2)	1·7 (1·1 to 2·6)	1·1 (0·6 to 1·7)	1·9 (1·1 to 3)	1·9 (1·2 to 2·7)	2·1 (1·3 to 3·1)	1·3 (0·8 to 2)	0·8 (0·5 to 1·1)	0·3 (0·2 to 0·5)	32·4
Gonococcal infection	4·2 (2·9 to 5·9)	5·6 (3·7 to 8·1)	3·6 (2·4 to 5·3)	4·1 (2·8 to 5·8)	5·7 (3·5 to 8·7)	6·4 (3·9 to 10·1)	6·9 (4·2 to 10·7)	7 (4·6 to 10·1)	5·7 (3·5 to 8·4)	3·5 (2·2 to 5·4)	2·1 (1·3 to 3·1)	1·1 (0·7 to 1·5)	65·2
Trichomoniasis	6·5 (2 to 16·7)	6·9 (2 to 17·3)	6 (1·8 to 13·8)	5·3 (1·7 to 13)	4·3 (1·5 to 9·9)	3·5 (1·3 to 8·2)	2·8 (1 to 6·3)	1·8 (0·6 to 3·9)	1·2 (0·4 to 2·6)	0·6 (0·2 to 1·3)	0·2 (0·1 to 0·5)	0 (0 to 0·1)	65·5
Genital herpes	7·8 (2·4 to 18·7)	9·7 (3 to 23·9)	10·5 (3·2 to 25·7)	10·2 (3·1 to 24·7)	8·6 (2·8 to 21·4)	7·4 (2·1 to 19)	6·3 (1·9 to 15·8)	4·3 (1·3 to 10·7)	3·1 (0·9 to 7·8)	1·8 (0·5 to 4·5)	0·8 (0·2 to 2·1)	0·3 (0·1 to 0·6)	98·8
Other sexually transmitted infections	8·1 (5·2 to 12·6)	8·1 (5 to 12·8)	2·9 (2 to 4·1)	3 (2·1 to 4·1)	2 (1·2 to 3)	2·2 (1·4 to 3·5)	3·1 (1·8 to 4·8)	1·8 (1·2 to 2·6)	1·8 (1·1 to 2·7)	1·2 (0·7 to 1·8)	0·7 (0·4 to 1)	0·2 (0·1 to 0·2)	55·9
Respiratory infections and tuberculosis	366 (271 to 499)	514 (391 to 675)	676 (512 to 872)	808 (619 to 1,030)	908 (724 to 1,140)	1,110 (845 to 1,450)	1,650 (1,240 to 2,150)	2,210 (1,620 to 2,900)	3,230 (2,460 to 4,160)	3,800 (2,890 to 4,730)	3,170 (2,400 to 3,950)	1,670 (1,190 to 2,160)	22,400
Tuberculosis	15·1 (10·8 to 20·9)	19·3 (13·9 to 26·4)	24·8 (17·4 to 34·1)	33·3 (23·5 to 46·5)	36·5 (25·7 to 50·5)	41·3 (28 to 57·5)	48·3 (33·6 to 66·3)	45·9 (32·5 to 62·3)	40 (27 to 56·2)	21·5 (14·6 to 30·1)	8·2 (5·3 to 11·7)	2·4 (1·7 to 3·3)	413
Latent tuberculosis infection	0 (0 to 0)	0 (0 to 0)	0 (0 to 0)	0 (0 to 0)	0 (0 to 0)	0 (0 to 0)	0 (0 to 0)	0 (0 to 0)	0 (0 to 0)	0 (0 to 0)	0 (0 to 0)	0 (0 to 0)	0
Drug-susceptible tuberculosis	14·5 (10·2 to 20·2)	18·4 (12·7 to 25·6)	23·7 (16·4 to 32·7)	31·7 (21·7 to 45·5)	34·8 (23·6 to 49·1)	39·3 (25·9 to 55)	46 (31·2 to 63·7)	43·7 (30·1 to 60·6)	38 (25·9 to 53·4)	20·5 (13·4 to 29·5)	7·8 (5 to 11·2)	2·3 (1·5 to 3·2)	394
Multidrug-resistant tuberculosis without extensive drug resistar	0·5 (0 to 2)	0·7 (0 to 2·7)	0·9 (0·1 to 3·8)	1·3 (0·1 to 5·3)	1·4 (0·1 to 6)	1·6 (0·1 to 6·4)	1·8 (0·1 to 7·8)	1·8 (0·1 to 7·4)	1·6 (0·1 to 6·7)	0·8 (0 to 3·5)	0·3 (0 to 1·3)	0·1 (0 to 0·4)	15·3
Extensively drug-resistant tuberculosis	0·1 (0 to 0·5)	0·2 (0 to 0·7)	0·2 (0 to 0·9)	0·3 (0 to 1·2)	0·4 (0 to 1·5)	0·4 (0 to 1·6)	0·5 (0 to 1·8)	0·4 (0 to 1·9)	0·4 (0 to 1·7)	0·2 (0 to 0·9)	0·1 (0 to 0·3)	0 (0 to 0·1)	3·8
Lower respiratory infections	198 (135 to 275)	320 (228 to 438)	469 (333 to 632)	610 (442 to 829)	742 (570 to 955)	962 (697 to 1,300)	1,510 (1,100 to 2,000)	2,100 (1,520 to 2,770)	3,140 (2,360 to 4,080)	3,760 (2,850 to 4,690)	3,150 (2,380 to 3,930)	1,660 (1,190 to 2,150)	19,300
Upper respiratory infections	130 (68 to 228)	141 (73·3 to 255)	142 (74·7 to 245)	129 (68·1 to 219)	105 (56·3 to 183)	91·5 (45·5 to 159)	79·5 (42·8 to 135)	52·5 (27·2 to 88·5)	36·7 (19·3 to 61·5)	20·7 (11·3 to 36·5)	10·9 (6·2 to 18·4)	3·7 (2·1 to 6·3)	2,270
Otitis media	23·7 (10·5 to 44·7)	34·1 (16·5 to 60·6)	40·7 (19·3 to 73·4)	34·9 (17·7 to 62·2)	24·9 (11 to 47·4)	16 (7·8 to 30·6)	10·7 (4·4 to 20·9)	7·2 (3·4 to 13·6)	5·7 (2·5 to 11·1)	3·8 (1·7 to 7)	2 (0·9 to 3·8)	0·8 (0·4 to 1·6)	438
Enteric infections	51·9 (33·2 to 77·7)	61·7 (40·1 to 90·3)	68·1 (44·7 to 101)	70 (45·7 to 104)	102 (72·1 to 139)	193 (141 to 260)	279 (201 to 374)	331 (248 to 432)	382 (282 to 508)	342 (250 to 454)	208 (148 to 289)	87·8 (62·5 to 121)	2,950
Diarrheal diseases	51·5 (32·9 to 77·4)	61·3 (39·6 to 89·9)	67·6 (44·2 to 101)	69·5 (45·3 to 104)	102 (71·8 to 138)	192 (140 to 259)	278 (199 to 373)	330 (248 to 431)	381 (280 to 506)	341 (249 to 453)	208 (147 to 288)	87·4 (62·2 to 120)	2,940
Typhoid and paratyphoid	0 (0 to 0)	0 (0 to 0·1)	0 (0 to 0)	0 (0 to 0)	0 (0 to 0)	0 (0 to 0)	0 (0 to 0)	0 (0 to 0)	0 (0 to 0)	0 (0 to 0)	0 (0 to 0)	0 (0 to 0)	0·3
Typhoid fever	0 (0 to 0)	0 (0 to 0)	0 (0 to 0)	0 (0 to 0)	0 (0 to 0)	0 (0 to 0)	0 (0 to 0)	0 (0 to 0)	0 (0 to 0)	0 (0 to 0)	0 (0 to 0)	0 (0 to 0)	0·1
Paratyphoid fever	0 (0 to 0)	0 (0 to 0·1)	0 (0 to 0)	0 (0 to 0)	0 (0 to 0)	0 (0 to 0)	0 (0 to 0)	0 (0 to 0)	0 (0 to 0)	0 (0 to 0)	0 (0 to 0)	0 (0 to 0)	0·3
Invasive Non-typhoidal Salmonella (iNTS)	0·1 (0·1 to 0·4)	0·2 (0·1 to 0·5)	0·3 (0·1 to 1·4)	0·3 (0·1 to 1·2)	0·4 (0·1 to 1·9)	0·5 (0·1 to 2·2)	0·7 (0·1 to 4·2)	0·8 (0·2 to 5)	0·9 (0·2 to 5·7)	0·8 (0·1 to 4·3)	0·4 (0·1 to 2)	0·2 (0·1 to 1·2)	6·5
Other intestinal infectious diseases	0·2 (0 to 0·8)	0·2 (0 to 0·6)	0·2 (0 to 0·7)	0·2 (0 to 0·6)	0·2 (0 to 0·7)	0·3 (0 to 1·2)	0·3 (0 to 1)	0·2 (0 to 0·7)	0·3 (0 to 0·9)	0·4 (0 to 1·5)	0·2 (0 to 0·8)	0·1 (0 to 0·4)	5·4
Neglected tropical diseases and malaria	1 (0·2 to 3·3)	1·7 (0·3 to 6·2)	5·5 (0·7 to 19·5)	2 (0·3 to 7·5)	6·8 (1·1 to 18·7)	3·1 (0·4 to 10·9)	1·9 (0·1 to 7·1)	1·8 (0·2 to 6·4)	1·7 (0·3 to 5·8)	1·7 (0·3 to 5)	0·7 (0·1 to 2·1)	0·3 (0·1 to 0·9)	79·7
Malaria	0 (0 to 0)	0 (0 to 0)	0 (0 to 0)	0 (0 to 0)	0 (0 to 0)	0 (0 to 0)	0 (0 to 0)	0 (0 to 0)	0 (0 to 0)	0 (0 to 0)	0 (0 to 0)	0 (0 to 0)	0
Chagas disease	0 (0 to 0)	0 (0 to 0)	0 (0 to 0)	0 (0 to 0·1)	0 (0 to 0·1)	0 (0 to 0)	0 (0 to 0)	0 (0 to 0)	0 (0 to 0)	0 (0 to 0)	0 (0 to 0)	0 (0 to 0)	0·4
Leishmaniasis	0 (0 to 0)	0 (0 to 0)	0 (0 to 0)	0 (0 to 0)	0 (0 to 0)	0 (0 to 0)	0 (0 to 0)	0 (0 to 0)	0 (0 to 0)	0 (0 to 0)	0 (0 to 0)	0 (0 to 0)	0
Visceral leishmaniasis	0 (0 to 0)	0 (0 to 0)	0 (0 to 0)	0 (0 to 0)	0 (0 to 0)	0 (0 to 0)	0 (0 to 0)	0 (0 to 0)	0 (0 to 0)	0 (0 to 0)	0 (0 to 0)	0 (0 to 0)	0
Cutaneous and mucocutaneous leishmaniasis	0 (0 to 0)	0 (0 to 0)	0 (0 to 0)	0 (0 to 0)	0 (0 to 0)	0 (0 to 0)	0 (0 to 0)	0 (0 to 0)	0 (0 to 0)	0 (0 to 0)	0 (0 to 0)	0 (0 to 0)	0
African trypanosomiasis	0 (0 to 0)	0 (0 to 0)	0 (0 to 0)	0 (0 to 0)	0 (0 to 0)	0 (0 to 0)	0 (0 to 0)	0 (0 to 0)	0 (0 to 0)	0 (0 to 0)	0 (0 to 0)	0 (0 to 0)	0
Schistosomiasis	0 (0 to 0)	0 (0 to 0)	0 (0 to 0)	0 (0 to 0)	0 (0 to 0)	0 (0 to 0)	0 (0 to 0)	0 (0 to 0)	0 (0 to 0)	0 (0 to 0)	0 (0 to 0)	0 (0 to 0)	0
Cysticercosis	0 (0 to 0)	0 (0 to 0)	0 (0 to 0)	0 (0 to 0)	0 (0 to 0)	0 (0 to 0)	0 (0 to 0)	0 (0 to 0)	0 (0 to 0)	0 (0 to 0)	0 (0 to 0)	0 (0 to 0)	0
Cystic echinococcosis	0·1 (0 to 0·2)	0·1 (0 to 0·2)	0·1 (0 to 0·3)	0·1 (0 to 0·3)	0·1 (0 to 0·3)	0·1 (0 to 0·3)	0·1 (0 to 0·3)	0·1 (0 to 0·3)	0·1 (0 to 0·2)	0 (0 to 0·2)	0 (0 to 0·1)	0 (0 to 0)	0·9
Lymphatic filariasis	0 (0 to 0)	0 (0 to 0)	0 (0 to 0)	0 (0 to 0)	0 (0 to 0)	0 (0 to 0)	0 (0 to 0)	0 (0 to 0)	0 (0 to 0)	0 (0 to 0)	0 (0 to 0)	0 (0 to 0)	0
Onchocerciasis	0 (0 to 0)	0 (0 to 0)	0 (0 to 0)	0 (0 to 0)	0 (0 to 0)	0 (0 to 0)	0 (0 to 0)	0 (0 to 0)	0 (0 to 0)	0 (0 to 0)	0 (0 to 0)	0 (0 to 0)	0
Trachoma	0 (0 to 0)	0 (0 to 0)	0 (0 to 0)	0 (0 to 0)	0 (0 to 0)	0 (0 to 0)	0 (0 to 0)	0 (0 to 0)	0 (0 to 0)	0 (0 to 0)	0 (0 to 0)	0 (0 to 0)	0
Dengue	0 (0 to 0)	0 (0 to 0)	0 (0 to 0)	0 (0 to 0)	0 (0 to 0)	0 (0 to 0)	0 (0 to 0)	0 (0 to 0)	0 (0 to 0)	0 (0 to 0)	0 (0 to 0)	0 (0 to 0)	0
Yellow fever	0 (0 to 0)	0 (0 to 0)	0 (0 to 0)	0 (0 to 0)	0 (0 to 0)	0 (0 to 0)	0 (0 to 0)	0 (0 to 0)	0 (0 to 0)	0 (0 to 0)	0 (0 to 0)	0 (0 to 0)	0
Rabies	0 (0 to 0)	0·1 (0 to 0·2)	0·1 (0 to 0·2)	0·1 (0 to 0·2)	0 (0 to 0)	0 (0 to 0)	0 (0 to 0)	0 (0 to 0)	0 (0 to 0)	0 (0 to 0)	0 (0 to 0)	0 (0 to 0)	0·8
Intestinal nematode infections	0 (0 to 0)	0 (0 to 0)	0 (0 to 0)	0 (0 to 0)	0 (0 to 0)	0 (0 to 0)	0 (0 to 0)	0 (0 to 0)	0 (0 to 0)	0 (0 to 0)	0 (0 to 0)	0 (0 to 0)	0
Ascariasis	0 (0 to 0)	0 (0 to 0)	0 (0 to 0)	0 (0 to 0)	0 (0 to 0)	0 (0 to 0)	0 (0 to 0)	0 (0 to 0)	0 (0 to 0)	0 (0 to 0)	0 (0 to 0)	0 (0 to 0)	0
Trichuriasis	0 (0 to 0)	0 (0 to 0)	0 (0 to 0)	0 (0 to 0)	0 (0 to 0)	0 (0 to 0)	0 (0 to 0)	0 (0 to 0)	0 (0 to 0)	0 (0 to 0)	0 (0 to 0)	0 (0 to 0)	0
Hookworm disease	0 (0 to 0)	0 (0 to 0)	0 (0 to 0)	0 (0 to 0)	0 (0 to 0)	0 (0 to 0)	0 (0 to 0)	0 (0 to 0)	0 (0 to 0)	0 (0 to 0)	0 (0 to 0)	0 (0 to 0)	0
Food-borne trematodiases	0 (0 to 0)	0 (0 to 0)	0 (0 to 0)	0 (0 to 0)	0 (0 to 0)	0 (0 to 0)	0 (0 to 0)	0 (0 to 0)	0 (0 to 0)	0 (0 to 0)	0 (0 to 0)	0 (0 to 0)	0
Leprosy	0 (0 to 0)	0 (0 to 0)	0 (0 to 0)	0 (0 to 0)	0 (0 to 0)	0 (0 to 0)	0 (0 to 0)	0 (0 to 0)	0 (0 to 0)	0 (0 to 0)	0 (0 to 0)	0 (0 to 0)	0
Ebola	0 (0 to 0)	0 (0 to 0)	0 (0 to 0)	0 (0 to 0)	0 (0 to 0)	0 (0 to 0)	0 (0 to 0)	0 (0 to 0)	0 (0 to 0)	0 (0 to 0)	0 (0 to 0)	0 (0 to 0)	0
Zika virus	0 (0 to 0)	0 (0 to 0)	0 (0 to 0)	0 (0 to 0)	0 (0 to 0)	0 (0 to 0)	0 (0 to 0)	0 (0 to 0)	0 (0 to 0)	0 (0 to 0)	0 (0 to 0)	0 (0 to 0)	0
Guinea worm disease	0 (0 to 0)	0 (0 to 0)	0 (0 to 0)	0 (0 to 0)	0 (0 to 0)	0 (0 to 0)	0 (0 to 0)	0 (0 to 0)	0 (0 to 0)	0 (0 to 0)	0 (0 to 0)	0 (0 to 0)	0
Other neglected tropical diseases	0·9 (0·1 to 3·1)	1·5 (0·2 to 6)	5·3 (0·5 to 19·3)	1·8 (0·2 to 7·3)	6·7 (1 to 18·7)	3 (0·3 to 10·9)	1·8 (0·1 to 7)	1·7 (0·2 to 6·3)	1·6 (0·2 to 5·8)	1·6 (0·3 to 4·9)	0·6 (0·1 to 2·1)	0·3 (0·1 to 0·9)	77·7
Other infectious diseases	70·5 (49 to 90·8)	89·8 (67·3 to 114)	108 (81·6 to 136)	123 (93·3 to 155)	125 (97·2 to 153)	121 (95·1 to 149)	116 (93·2 to 150)	94·4 (75 to 127)	77·1 (57·8 to 119)	57·9 (41·8 to 119)	33·5 (22·3 to 79·2)	17·2 (10·2 to 50·4)	1,760
Meningitis	23·4 (17·6 to 30·5)	29 (22 to 37·3)	29·5 (22·3 to 38·5)	32·3 (24·3 to 42·1)	27·9 (22·4 to 35·2)	24·4 (18·5 to 32·6)	23·9 (17·7 to 31·6)	19·1 (13·5 to 26·4)	14·5 (10·3 to 20·3)	7·9 (5·4 to 11·2)	3·9 (2·8 to 5·5)	1·7 (1·2 to 2·2)	520
Encephalitis	13·3 (6·6 to 20)	14·7 (7·9 to 22·2)	18·8 (10·3 to 28·2)	20 (10·8 to 30·4)	20·5 (10·7 to 31·1)	23·8 (11·3 to 36·8)	21·5 (10·2 to 34·8)	17·8 (7·9 to 29·1)	13·6 (6·1 to 23)	9·6 (3·8 to 17·4)	4·1 (1·4 to 6·9)	2 (0·7 to 3·4)	290
Diphtheria	0 (0 to 0·1)	0 (0 to 0·1)	0 (0 to 0·1)	0 (0 to 0·1)	0 (0 to 0)	0 (0 to 0)	0 (0 to 0)	0 (0 to 0)	0 (0 to 0)	0 (0 to 0)	0 (0 to 0)	0 (0 to 0)	0·5
Tetanus	0 (0 to 0)	0·1 (0 to 0·1)	0 (0 to 0·1)	0·1 (0 to 0·1)	0 (0 to 0·1)	0 (0 to 0)	0 (0 to 0·1)	0 (0 to 0·1)	0 (0 to 0·1)	0 (0 to 0·1)	0 (0 to 0)	0 (0 to 0)	0·5
Measles	0 (0 to 0·1)	0·1 (0 to 0·3)	0 (0 to 0)	0 (0 to 0·1)	0 (0 to 0)	0 (0 to 0)	0 (0 to 0)	0 (0 to 0)	0 (0 to 0)	0 (0 to 0)	0 (0 to 0)	0 (0 to 0)	1·3
Varicella and herpes zoster	5·5 (2·4 to 10·5)	7·4 (3·3 to 14·1)	10·1 (4·9 to 17·6)	12·7 (6·2 to 21·9)	12·8 (6 to 23·5)	13·8 (7 to 24·2)	15·2 (8·4 to 28·6)	14·9 (7·8 to 40·5)	18 (9·2 to 57·2)	20·9 (11·1 to 79·7)	16·5 (7·8 to 62·6)	9·4 (4·1 to 42·8)	202
Acute hepatitis	6·2 (3·4 to 10·1)	7·1 (4·2 to 11·4)	7·2 (4 to 11·3)	7·2 (4·4 to 11)	6 (3·6 to 9·3)	4·8 (2·8 to 7·3)	3·9 (2·3 to 6)	2·2 (1·4 to 3·5)	1·3 (0·9 to 1·8)	0·8 (0·5 to 1·1)	0·3 (0·2 to 0·5)	0·1 (0 to 0·2)	90·2
Acute hepatitis A	4·1 (1·7 to 7·7)	4·5 (1·8 to 8·3)	4·6 (1·8 to 8·4)	4·3 (1·8 to 7·9)	3·4 (1·1 to 6·3)	2·5 (0·7 to 4·8)	1·7 (0·5 to 3·5)	1 (0·2 to 2)	0·4 (0·2 to 0·6)	0·2 (0·1 to 0·3)	0·1 (0 to 0·1)	0 (0 to 0)	58·3
Acute hepatitis B	1·6 (0·9 to 2·7)	2 (1·2 to 3)	2 (1·2 to 2·9)	2·1 (1·2 to 3·1)	1·8 (1·1 to 2·6)	1·6 (0·9 to 2·3)	1·3 (0·7 to 2·1)	0·6 (0·3 to 1)	0·4 (0·2 to 0·6)	0·2 (0·1 to 0·4)	0·1 (0 to 0·1)	0 (0 to 0)	21
Acute hepatitis C	0·2 (0·1 to 0·4)	0·3 (0·1 to 0·7)	0·3 (0·1 to 0·7)	0·3 (0·1 to 0·8)	0·3 (0·1 to 0·7)	0·3 (0·1 to 0·7)	0·3 (0·1 to 0·8)	0·3 (0·2 to 0·7)	0·2 (0·1 to 0·4)	0·1 (0 to 0·3)	0·1 (0 to 0·1)	0 (0 to 0)	3·6
Acute hepatitis E	0·3 (0·2 to 0·5)	0·3 (0·2 to 0·6)	0·3 (0·2 to 0·6)	0·5 (0·2 to 0·9)	0·6 (0·2 to 1)	0·4 (0·2 to 0·8)	0·5 (0·2 to 0·9)	0·3 (0·2 to 0·6)	0·4 (0·2 to 0·6)	0·3 (0·1 to 0·5)	0·1 (0·1 to 0·3)	0·1 (0 to 0·1)	7·2
Other unspecified infectious diseases	22 (10·6 to 35)	31·3 (17·8 to 48·1)	42·4 (25·6 to 60·9)	50·5 (32·2 to 71·1)	58·2 (39·1 to 80·5)	54 (37·1 to 77·2)	50·9 (33·3 to 80·8)	40·3 (27·3 to 66·3)	29·6 (17·2 to 52·5)	18·7 (11·2 to 33·2)	8·5 (4·6 to 16·4)	4·1 (2·1 to 7·5)	637
Maternal and neonatal disorders	252 (185 to 330)	268 (191 to 360)	257 (183 to 348)	227 (160 to 312)	172 (122 to 233)	127 (93·2 to 167)	77 (58·4 to 98·1)	30·7 (23 to 40·2)	8·2 (5·4 to 12·2)	2·5 (1·1 to 4·6)	1 (0·4 to 2·1)	0·3 (0·1 to 0·7)	7,080
Maternal disorders	32·6 (25·6 to 40·4)	14·1 (11·2 to 17·8)	1·4 (1·1 to 1·6)	0 (0 to 0)	0 (0 to 0)	0 (0 to 0)	0 (0 to 0)	0 (0 to 0)	0 (0 to 0)	0 (0 to 0)	0 (0 to 0)	0 (0 to 0)	542
Maternal hemorrhage	3 (1·6 to 5)	1·3 (0·6 to 2·7)	0·1 (0·1 to 0·3)	0 (0 to 0)	0 (0 to 0)	0 (0 to 0)	0 (0 to 0)	0 (0 to 0)	0 (0 to 0)	0 (0 to 0)	0 (0 to 0)	0 (0 to 0)	74·3
Maternal sepsis and other maternal infections	1·7 (0·5 to 3·5)	0·6 (0·3 to 1·1)	0·1 (0 to 0·1)	0 (0 to 0)	0 (0 to 0)	0 (0 to 0)	0 (0 to 0)	0 (0 to 0)	0 (0 to 0)	0 (0 to 0)	0 (0 to 0)	0 (0 to 0)	40·8
Maternal hypertensive disorders	4·8 (2·1 to 8·6)	0·8 (0·5 to 1·2)	0 (0 to 0)	0 (0 to 0)	0 (0 to 0)	0 (0 to 0)	0 (0 to 0)	0 (0 to 0)	0 (0 to 0)	0 (0 to 0)	0 (0 to 0)	0 (0 to 0)	97·8
Maternal obstructed labor and uterine rupture	1·8 (0·9 to 3·1)	0·3 (0·2 to 0·6)	0 (0 to 0)	0 (0 to 0)	0 (0 to 0)	0 (0 to 0)	0 (0 to 0)	0 (0 to 0)	0 (0 to 0)	0 (0 to 0)	0 (0 to 0)	0 (0 to 0)	39·4
Maternal abortion and miscarriage	1·2 (0·7 to 2·1)	0·9 (0·4 to 1·7)	0 (0 to 0·1)	0 (0 to 0)	0 (0 to 0)	0 (0 to 0)	0 (0 to 0)	0 (0 to 0)	0 (0 to 0)	0 (0 to 0)	0 (0 to 0)	0 (0 to 0)	15·2
Ectopic pregnancy	0·8 (0·5 to 1·4)	0·2 (0·1 to 0·4)	0 (0 to 0)	0 (0 to 0)	0 (0 to 0)	0 (0 to 0)	0 (0 to 0)	0 (0 to 0)	0 (0 to 0)	0 (0 to 0)	0 (0 to 0)	0 (0 to 0)	12
Indirect maternal deaths	6·1 (2·8 to 10·1)	2·7 (1·2 to 4·8)	0·2 (0·1 to 0·3)	--	--	--	--	--	--	--	--	--	NA
Late maternal deaths	0·2 (0·1 to 0·3)	0·1 (0·1 to 0·2)	0 (0 to 0·1)	--	--	--	--	--	--	--	--	--	NA
Maternal deaths aggravated by HIV/AIDS	0·1 (0·1 to 0·3)	0·1 (0 to 0·1)	0 (0 to 0)	--	--	--	--	--	--	--	--	--	NA
Neonatal disorders	219 (155 to 296)	254 (175 to 345)	256 (182 to 346)	227 (160 to 312)	172 (122 to 233)	127 (93·2 to 167)	77 (58·4 to 98·1)	30·7 (23 to 40·2)	8·2 (5·4 to 12·2)	2·5 (1·1 to 4·6)	1 (0·4 to 2·1)	0·3 (0·1 to 0·7)	6,540
Neonatal preterm birth	176 (120 to 243)	204 (136 to 284)	204 (139 to 280)	178 (119 to 252)	133 (89·3 to 186)	99·3 (72·2 to 132)	62·3 (46·8 to 80·1)	25·5 (18·9 to 33·6)	6·8 (4·3 to 10·6)	2·2 (0·8 to 4·4)	1 (0·3 to 2)	0·3 (0·1 to 0·7)	4,500
Neonatal encephalopathy due to birth asphyxia and trauma	35 (16·7 to 59·6)	41·1 (21·2 to 67·3)	42·6 (24·8 to 68·2)	40·3 (23·6 to 65·5)	32·1 (18 to 54·1)	21·7 (14·8 to 30·3)	10·4 (6·7 to 15·2)	3·1 (1·7 to 4·9)	0·6 (0·2 to 1·2)	0·1 (0 to 0·2)	0 (0 to 0)	0 (0 to 0)	1,320
Neonatal sepsis and other neonatal infections	4·7 (2·9 to 7·4)	5·5 (3·4 to 8·7)	5·7 (3·5 to 9)	5·4 (3·3 to 8·4)	4·3 (2·6 to 6·8)	3·4 (2·1 to 5·4)	2·5 (1·5 to 4)	1·3 (0·8 to 2·1)	0·4 (0·2 to 0·7)	0·1 (0 to 0·2)	0 (0 to 0)	0 (0 to 0)	249
Hemolytic disease and other neonatal jaundice	3 (2·2 to 4)	3·6 (2·6 to 4·7)	3·7 (2·7 to 4·9)	3·5 (2·6 to 4·6)	2·8 (2·1 to 3·7)	2·2 (1·6 to 3)	1·7 (1·2 to 2·2)	0·9 (0·6 to 1·1)	0·4 (0·3 to 0·5)	0·1 (0·1 to 0·1)	0 (0 to 0)	0 (0 to 0)	53·1
Other neonatal disorders	0 (0 to 0)	0 (0 to 0)	0 (0 to 0)	0 (0 to 0)	0 (0 to 0)	0 (0 to 0)	0 (0 to 0)	0 (0 to 0)	0 (0 to 0)	0 (0 to 0)	0 (0 to 0)	0 (0 to 0)	409
Nutritional deficiencies	171 (97·5 to 269)	212 (124 to 367)	320 (158 to 664)	242 (141 to 391)	435 (182 to 890)	271 (131 to 574)	212 (107 to 417)	170 (88·5 to 345)	146 (76 to 315)	115 (57·8 to 252)	55·4 (30·2 to 118)	23·4 (13·4 to 44·8)	4,040
Protein-energy malnutrition	95·2 (52·6 to 149)	116 (64·2 to 188)	124 (71·8 to 195)	126 (72·6 to 200)	110 (62·8 to 173)	101 (59·5 to 154)	96·7 (59·1 to 149)	74·8 (46·9 to 114)	63·6 (41 to 93·2)	45·1 (29·5 to 65·9)	25·9 (17·7 to 37·2)	11·4 (7·7 to 15·9)	1,650
Iodine deficiency	26·5 (12·1 to 51·9)	30·3 (13·9 to 59·2)	30·3 (13·2 to 57)	27·7 (12·4 to 54·7)	22·1 (10·1 to 44·4)	17·9 (8 to 35·1)	14·4 (6·2 to 27·7)	9·2 (4·2 to 18·1)	6·1 (2·7 to 11·4)	3·3 (1·5 to 6·3)	1·4 (0·7 to 2·8)	0·4 (0·2 to 0·9)	324
Vitamin A deficiency	0 (0 to 0)	0 (0 to 0)	0 (0 to 0)	0 (0 to 0)	0 (0 to 0)	0 (0 to 0)	0 (0 to 0)	0 (0 to 0)	0 (0 to 0)	0 (0 to 0)	0 (0 to 0)	0 (0 to 0)	5·4
Dietary iron deficiency	11·2 (0·1 to 53·9)	27·9 (0·8 to 126)	110 (8·9 to 424)	36·2 (2 to 148)	263 (37·7 to 702)	112 (8·4 to 414)	67·7 (3·9 to 266)	62·4 (3·7 to 222)	57·8 (3·8 to 220)	54·3 (4·7 to 190)	20·9 (1·4 to 81·3)	8·6 (0·6 to 29·9)	1,410
Other nutritional deficiencies	38·1 (20·8 to 60)	38 (21 to 61·3)	55·4 (31·1 to 87·6)	52·2 (29·8 to 83·8)	39·9 (22·5 to 62·7)	40·3 (23·2 to 61·9)	32·7 (19·4 to 51)	23·5 (14·6 to 35·9)	18·2 (11·5 to 27·1)	12·3 (7·4 to 18·5)	7·2 (3·7 to 10·6)	3 (1·3 to 4·8)	646
Non-communicable diseases	33,500 (27,000 to 41,000)	45,600 (37,600 to 55,000)	56,300 (47,300 to 66,600)	66,900 (57,100 to 77,400)	70,500 (61,700 to 80,600)	77,300 (68,900 to 86,100)	89,400 (80,700 to 98,300)	79,600 (72,500 to 86,700)	76,700 (71,000 to 82,500)	58,200 (54,400 to 62,300)	34,000 (32,000 to 36,300)	13,400 (12,600 to 14,300)	842,000
Neoplasms	4,830 (4,410 to 5,290)	8,590 (7,850 to 9,410)	13,700 (12,600 to 14,900)	19,000 (17,500 to 20,500)	21,400 (19,500 to 23,500)	24,500 (22,600 to 26,600)	27,700 (25,400 to 30,200)	22,100 (19,900 to 24,300)	17,100 (15,000 to 18,900)	10,500 (8,820 to 11,900)	4,610 (3,740 to 5,230)	1,340 (1,000 to 1,570)	184,000
Lip and oral cavity cancer	86·4 (60·4 to 123)	177 (127 to 239)	290 (219 to 374)	428 (316 to 570)	452 (335 to 589)	441 (329 to 578)	434 (326 to 567)	315 (235 to 415)	240 (173 to 325)	181 (133 to 239)	88·6 (63 to 118)	27 (18·3 to 35·8)	3,280
Nasopharynx cancer	21·4 (14·1 to 32·4)	36 (24·6 to 51)	47·4 (32·2 to 66·7)	58·8 (41·5 to 83·7)	53·7 (34·2 to 80·2)	47·1 (31·1 to 70·1)	46·1 (31·5 to 66)	27·8 (17·7 to 42)	19·6 (12·1 to 30·2)	11·5 (7·1 to 17·8)	4·2 (2·3 to 7·2)	1·5 (0·8 to 2·4)	413
Other pharynx cancer	20·9 (12·7 to 32·8)	42·7 (28 to 61·7)	78·3 (52·3 to 112)	100 (67 to 142)	108 (74·5 to 153)	102 (71·6 to 143)	87·2 (59·9 to 123)	50·2 (34·5 to 69·2)	32·5 (20·3 to 48·2)	17·8 (11·6 to 25·1)	7·2 (4·2 to 11·1)	2·2 (1·3 to 3·3)	670
Esophageal cancer	70·3 (44·6 to 106)	167 (122 to 223)	349 (265 to 455)	565 (417 to 737)	704 (540 to 915)	754 (582 to 977)	895 (671 to 1,170)	838 (630 to 1,090)	726 (511 to 973)	422 (304 to 550)	185 (127 to 251)	50·6 (32·1 to 71·7)	5,800
Stomach cancer	116 (87·4 to 150)	193 (148 to 249)	258 (200 to 326)	405 (318 to 510)	398 (318 to 494)	507 (410 to 621)	621 (504 to 760)	642 (534 to 775)	557 (438 to 690)	406 (306 to 504)	176 (129 to 228)	56 (38·8 to 75·8)	4,520
Colon and rectum cancer	447 (329 to 594)	1,000 (779 to 1,250)	1,510 (1,160 to 1,880)	2,110 (1,680 to 2,650)	2,450 (1,930 to 3,020)	2,670 (2,100 to 3,260)	3,400 (2,780 to 4,130)	3,010 (2,520 to 3,620)	2,950 (2,320 to 3,570)	2,060 (1,560 to 2,630)	975 (725 to 1,230)	291 (204 to 382)	23,500
Liver cancer	80·1 (50·5 to 118)	147 (98·2 to 216)	260 (176 to 364)	408 (280 to 576)	439 (318 to 599)	567 (409 to 760)	652 (479 to 877)	611 (455 to 811)	426 (322 to 558)	262 (187 to 347)	84·8 (60·1 to 113)	23·2 (14·6 to 34)	4,110
Liver cancer due to hepatitis B	23·7 (13·3 to 38·9)	34·8 (20·5 to 56·2)	50·4 (29·4 to 79·1)	69·4 (40·2 to 108)	64·1 (36·1 to 99·7)	68·1 (41·4 to 105)	65·5 (39·9 to 104)	52·5 (33·6 to 78·3)	30·8 (18·2 to 46·7)	16·4 (10·1 to 24·1)	4·6 (2·9 to 7·1)	1·1 (0·5 to 2)	532
Liver cancer due to hepatitis C	23·7 (14 to 37·8)	54 (31·1 to 86·2)	110 (69 to 160)	187 (121 to 277)	209 (141 to 306)	272 (185 to 376)	322 (224 to 437)	321 (231 to 440)	246 (182 to 328)	166 (118 to 222)	57·4 (39·7 to 75·5)	16·6 (10·3 to 25·1)	2,010
Liver cancer due to alcohol use	16·4 (9·2 to 25·9)	30·3 (17·2 to 48·2)	53·3 (31·7 to 82·6)	82·5 (49·3 to 131)	93·5 (57·8 to 141)	133 (83·9 to 197)	150 (99·9 to 225)	121 (81·9 to 173)	69·1 (46·5 to 99·4)	34·6 (22·5 to 48·1)	9·1 (5·9 to 13·1)	2 (1·1 to 3·3)	815
Liver cancer due to NASH	6·9 (3·9 to 11·2)	12·9 (7·6 to 20·5)	23·2 (13·8 to 35·8)	37·2 (21·8 to 56·6)	42·3 (25·4 to 65·1)	58·8 (36·6 to 87·6)	74·6 (49 to 108)	79·7 (51·4 to 117)	56·7 (36·9 to 83·2)	32·3 (20·9 to 45·3)	9·8 (6 to 14·5)	2·5 (1·3 to 4·4)	453
Liver cancer due to other causes	9·5 (5·4 to 14·9)	15·1 (9·2 to 24·1)	23·1 (13·6 to 36)	31·4 (18·9 to 48·5)	30·2 (18·4 to 46·6)	35·4 (23·4 to 52·4)	38·7 (24·6 to 56·9)	36·4 (23·6 to 52·5)	24 (15·6 to 35·3)	13·2 (8·7 to 18·7)	3·9 (2·5 to 5·6)	1 (0·5 to 1·7)	309
Gallbladder and biliary tract cancer	16·9 (10·6 to 24·8)	37·3 (25·1 to 52·5)	64·3 (45·9 to 89·8)	106 (76·7 to 149)	136 (97·1 to 199)	161 (115 to 233)	196 (139 to 284)	161 (115 to 223)	113 (78·8 to 161)	75·1 (52·6 to 106)	32·3 (21·4 to 46·3)	10·3 (6·8 to 14·5)	1,120
Pancreatic cancer	131 (98·1 to 167)	266 (197 to 347)	486 (366 to 629)	860 (655 to 1,110)	1,040 (812 to 1,320)	1,390 (1,110 to 1,730)	1,580 (1,270 to 1,960)	1,200 (960 to 1,480)	965 (732 to 1,240)	565 (405 to 743)	247 (182 to 318)	72·9 (49·8 to 96·8)	8,940
Larynx cancer	11·3 (6·7 to 17·7)	25·3 (16·4 to 36·7)	44·1 (27·8 to 64·4)	68·5 (47·5 to 95)	74·2 (50·4 to 103)	68·4 (45·5 to 98·5)	72·6 (49·2 to 104)	47·3 (32·3 to 66·2)	30·5 (20·5 to 44·1)	18·3 (12·3 to 26·3)	6 (3·7 to 9·4)	1·4 (0·8 to 2·3)	480
Tracheal, bronchus, and lung cancer	406 (297 to 529)	1,050 (812 to 1,350)	2,260 (1,740 to 2,830)	4,320 (3,460 to 5,350)	5,790 (4,620 to 7,050)	7,050 (5,670 to 8,440)	8,380 (6,850 to 10,100)	6,000 (4,830 to 7,340)	4,000 (3,020 to 5,020)	1,910 (1,420 to 2,410)	668 (475 to 888)	166 (110 to 222)	42,500
Malignant skin melanoma	156 (98·5 to 244)	219 (141 to 343)	258 (165 to 386)	293 (190 to 434)	261 (176 to 395)	264 (174 to 395)	247 (162 to 368)	204 (135 to 296)	159 (103 to 232)	106 (67·1 to 152)	45·9 (27·5 to 65·7)	14·6 (8·8 to 22·3)	2,580
Non-melanoma skin cancer	7·9 (5·3 to 11·1)	13·8 (9·1 to 19·6)	21·5 (14·1 to 29·6)	27·9 (18·7 to 39·4)	32·7 (22·6 to 45·2)	40·6 (26·6 to 57·2)	52·9 (37·2 to 70·6)	59·7 (43·2 to 79·4)	59·3 (43·9 to 76·6)	55·8 (42·3 to 72·1)	40·4 (29·9 to 52·2)	22·7 (15·2 to 32·5)	450
Non-melanoma skin cancer (squamous-cell carcinoma)	7·9 (5·2 to 11·1)	13·7 (9 to 19·6)	21·5 (14·1 to 29·5)	27·9 (18·5 to 39·3)	32·6 (22·5 to 45·1)	40·5 (26·6 to 57·1)	52·8 (37 to 70·4)	59·6 (43·1 to 79·3)	59·2 (43·9 to 76·5)	55·7 (42·3 to 72)	40·4 (29·9 to 52·1)	22·7 (15·1 to 32·4)	449
Non-melanoma skin cancer (basal-cell carcinoma)	0 (0 to 0·1)	0 (0 to 0·1)	0·1 (0 to 0·1)	0·1 (0 to 0·2)	0·1 (0 to 0·2)	0·1 (0 to 0·2)	0·1 (0·1 to 0·3)	0·1 (0 to 0·3)	0·1 (0 to 0·3)	0·1 (0 to 0·2)	0 (0 to 0·1)	0 (0 to 0)	0·9
Breast cancer	1,470 (1,170 to 1,790)	2,480 (2,010 to 3,040)	3,640 (2,970 to 4,430)	3,750 (3,100 to 4,530)	3,460 (2,780 to 4,240)	3,480 (2,850 to 4,220)	3,210 (2,670 to 3,870)	2,730 (2,230 to 3,330)	2,060 (1,610 to 2,550)	1,500 (1,150 to 1,920)	765 (585 to 962)	245 (166 to 337)	30,500
Cervical cancer	481 (337 to 651)	581 (424 to 760)	640 (481 to 838)	688 (528 to 901)	588 (451 to 757)	545 (408 to 719)	534 (410 to 687)	364 (283 to 468)	275 (203 to 354)	147 (111 to 189)	51·2 (34·9 to 74·1)	17·1 (11·3 to 23·8)	5,740
Uterine cancer	72·1 (48·4 to 102)	147 (101 to 204)	311 (224 to 423)	547 (392 to 748)	784 (587 to 1,010)	916 (672 to 1,190)	958 (713 to 1,260)	660 (493 to 851)	511 (373 to 686)	268 (201 to 349)	115 (82·8 to 148)	28·9 (19·9 to 39·9)	5,390
Ovarian cancer	261 (183 to 360)	510 (379 to 684)	990 (764 to 1,270)	1,170 (891 to 1,570)	1,220 (903 to 1,600)	1,380 (1,070 to 1,760)	1,450 (1,120 to 1,870)	1,050 (776 to 1,370)	695 (507 to 936)	402 (299 to 534)	150 (105 to 206)	38·4 (23·8 to 56·9)	9,700
Prostate cancer	0 (0 to 0)	0 (0 to 0)	0 (0 to 0)	0 (0 to 0)	0 (0 to 0)	0 (0 to 0)	0 (0 to 0)	0 (0 to 0)	0 (0 to 0)	0 (0 to 0)	0 (0 to 0)	0 (0 to 0)	0
Testicular cancer	--	--	--	--	--	--	--	--	--	--	--	--	NA
Kidney cancer	69 (43·8 to 101)	145 (95·9 to 206)	238 (163 to 331)	388 (276 to 554)	447 (308 to 627)	497 (355 to 668)	565 (410 to 771)	452 (324 to 603)	337 (241 to 466)	213 (143 to 298)	92·6 (62·5 to 132)	22 (13·6 to 31·4)	3,600
Bladder cancer	43·2 (30·4 to 58)	85·8 (61·4 to 116)	139 (104 to 184)	226 (168 to 299)	291 (225 to 371)	403 (312 to 515)	519 (400 to 657)	588 (467 to 734)	546 (417 to 696)	379 (271 to 496)	182 (135 to 238)	57·5 (39 to 76·8)	3,510
Brain and central nervous system cancer	260 (147 to 368)	349 (212 to 495)	507 (295 to 726)	642 (388 to 883)	607 (388 to 833)	652 (380 to 901)	527 (316 to 742)	343 (185 to 521)	175 (93·7 to 287)	87·8 (41·1 to 150)	24 (13·9 to 37·6)	7·9 (4·3 to 13·3)	5,110
Thyroid cancer	28 (15·8 to 46·5)	39·2 (23·4 to 61·7)	52·3 (32·7 to 80·7)	68·8 (47·2 to 100)	70·4 (48·4 to 99·7)	71·3 (50·9 to 100)	83·6 (59·1 to 118)	66·1 (46·6 to 93·3)	49·6 (33·2 to 70·2)	30·1 (19·8 to 43·1)	12 (7·5 to 17·9)	4 (2·5 to 5·9)	632
Mesothelioma	14·3 (9·1 to 24·5)	25·2 (17·4 to 42)	47·7 (32·5 to 70)	75·5 (49·9 to 110)	81·6 (55·3 to 127)	103 (70 to 154)	135 (81·4 to 189)	98·5 (60·9 to 133)	68·7 (38·2 to 93·2)	27·2 (17·3 to 37·9)	9·3 (4·9 to 13)	2·6 (1·4 to 3·7)	707
Hodgkin lymphoma	27·5 (16·4 to 41·3)	28·4 (18·2 to 41·2)	32·5 (20·7 to 46·4)	36·5 (23·4 to 53)	37 (24·1 to 55·5)	42·3 (28·4 to 62·5)	43·2 (29·3 to 62·9)	35·3 (23·5 to 54)	24·9 (15 to 39·7)	14·3 (7·4 to 24·7)	5·7 (2·5 to 10·4)	1 (0·5 to 1·6)	506
Non-Hodgkin lymphoma	121 (86·5 to 162)	178 (129 to 237)	263 (192 to 353)	380 (279 to 509)	485 (362 to 631)	678 (525 to 872)	896 (694 to 1,140)	777 (595 to 1,020)	581 (445 to 748)	383 (282 to 509)	164 (116 to 222)	40·5 (27 to 56)	5,320
Multiple myeloma	36·6 (22·6 to 52·4)	77·7 (54·6 to 108)	140 (98·1 to 190)	244 (177 to 330)	317 (234 to 448)	378 (280 to 533)	482 (370 to 647)	389 (291 to 527)	330 (236 to 454)	184 (117 to 262)	79·9 (48·8 to 119)	12·5 (7·2 to 19·4)	2,700
Leukemia	143 (103 to 192)	197 (145 to 268)	247 (183 to 330)	335 (242 to 452)	379 (273 to 513)	461 (341 to 628)	612 (456 to 799)	514 (379 to 679)	439 (320 to 592)	293 (198 to 426)	147 (97·6 to 211)	42 (26·5 to 59·6)	4,590
Acute lymphoid leukemia	18·3 (9·5 to 31·8)	22·8 (11·8 to 39·7)	25 (12·5 to 44·4)	31·5 (15·4 to 55·2)	28·3 (14·3 to 51·7)	28·9 (14·6 to 53)	29·3 (15·8 to 50·8)	19·9 (9·4 to 35·2)	15 (7·8 to 26·6)	9 (4·3 to 16·9)	3·1 (1·5 to 5·9)	0·7 (0·3 to 1·5)	443
Chronic lymphoid leukemia	3·1 (1·4 to 5·5)	8·2 (4·3 to 15·2)	20·7 (11 to 37)	42·2 (20·3 to 75·1)	64·2 (31·6 to 111)	83·6 (44·3 to 144)	114 (58·1 to 194)	108 (60 to 178)	94·6 (52·7 to 152)	72·2 (37·7 to 120)	48·7 (28·1 to 77·7)	15·9 (8·4 to 26·4)	682
Acute myeloid leukemia	90·4 (62·8 to 128)	121 (83·1 to 169)	138 (92 to 201)	180 (115 to 268)	183 (117 to 291)	215 (131 to 360)	277 (165 to 450)	234 (143 to 353)	168 (103 to 263)	108 (61·3 to 167)	41·5 (23·7 to 65·8)	8·7 (2·5 to 20)	2,190
Chronic myeloid leukemia	6·8 (3·2 to 12·6)	10·6 (5 to 20)	11·5 (6·1 to 19·8)	14·1 (6·6 to 25·7)	14·5 (7·1 to 26)	15·1 (7·5 to 28·6)	19·3 (9·5 to 34·9)	14·3 (7·3 to 25·7)	15·5 (7·9 to 27·4)	11·6 (5·7 to 21·4)	4·9 (2·3 to 9·2)	1·1 (0·5 to 2·1)	166
Other leukemia	24·6 (13 to 40·2)	35·1 (19·5 to 55·9)	51·9 (26·1 to 81·1)	67·4 (35·9 to 115)	88·9 (48·8 to 143)	119 (66·7 to 188)	172 (92·7 to 260)	138 (78 to 215)	145 (82·8 to 226)	92·5 (52·7 to 151)	48·9 (26·3 to 76)	15·4 (8 to 24·8)	1,110
Other malignant neoplasms	225 (170 to 287)	351 (260 to 443)	488 (364 to 612)	642 (472 to 824)	667 (499 to 853)	725 (543 to 916)	819 (580 to 1,040)	659 (484 to 841)	517 (383 to 674)	299 (218 to 402)	142 (99·2 to 193)	42·1 (27·5 to 58·9)	6,550
Other neoplasms	9·2 (6·5 to 13·2)	17·3 (12·5 to 24)	28·8 (19·6 to 40·2)	45·6 (30·9 to 64·1)	60·4 (44·2 to 82·7)	103 (77·1 to 137)	164 (121 to 220)	184 (141 to 237)	210 (153 to 283)	192 (136 to 253)	113 (72·3 to 156)	34·3 (20·1 to 51·1)	1,190
Myelodysplastic, myeloproliferative, and other hematopoietic n	9·2 (6·5 to 13·2)	17·3 (12·5 to 24)	28·8 (19·6 to 40·2)	45·6 (30·9 to 64·1)	60·4 (44·2 to 82·7)	103 (77·1 to 137)	164 (121 to 220)	184 (141 to 237)	210 (153 to 283)	192 (136 to 253)	113 (72·3 to 156)	34·3 (20·1 to 51·1)	1,190
Benign and in situ intestinal neoplasms	0 (0 to 0)	0 (0 to 0)	0 (0 to 0)	0 (0 to 0)	0 (0 to 0)	0 (0 to 0)	0 (0 to 0)	0 (0 to 0)	0 (0 to 0)	0 (0 to 0)	0 (0 to 0)	0 (0 to 0)	0
Benign and in situ cervical and uterine neoplasms	0 (0 to 0)	0 (0 to 0)	0 (0 to 0)	0 (0 to 0)	0 (0 to 0)	0 (0 to 0)	0 (0 to 0)	0 (0 to 0)	0 (0 to 0)	0 (0 to 0)	0 (0 to 0)	0 (0 to 0)	0
Other benign and in situ neoplasms	0 (0 to 0)	0 (0 to 0)	0 (0 to 0)	0 (0 to 0)	0 (0 to 0)	0 (0 to 0)	0 (0 to 0)	0 (0 to 0)	0 (0 to 0)	0 (0 to 0)	0 (0 to 0)	0 (0 to 0)	0
Cardiovascular diseases	1,710 (1,470 to 1,970)	2,870 (2,480 to 3,260)	4,210 (3,660 to 4,770)	6,170 (5,360 to 6,930)	8,150 (7,230 to 9,110)	11,300 (10,100 to 12,600)	17,200 (15,200 to 19,300)	19,300 (17,400 to 21,300)	23,100 (20,500 to 25,500)	20,600 (17,500 to 22,800)	13,300 (10,800 to 14,900)	5,490 (4,240 to 6,270)	136,000
Rheumatic heart disease	28·7 (19·4 to 41·2)	45·5 (34·5 to 59·1)	74·9 (51 to 104)	105 (75·1 to 142)	117 (88·1 to 155)	179 (136 to 230)	249 (192 to 314)	233 (185 to 290)	215 (167 to 273)	144 (109 to 184)	69·9 (52·7 to 88·6)	23·5 (16·9 to 30·6)	1,520



Benign prostatic hyperplasia	0 (0 to 0)	0 (0 to 0)	0 (0 to 0)	0 (0 to 0)	0 (0 to 0)	0 (0 to 0)	0 (0 to 0)	0 (0 to 0)	0 (0 to 0)	0 (0 to 0)	0 (0 to 0)	0 (0 to 0)	0 (0 to 0)	0 (0 to 0)	0 (0 to 0)	0 (0 to 0)	0 (0 to 0)	0 (0 to 0)	0 (0 to 0)	0 (0 to 0)	0 (0 to 0)	0 (0 to 0)	0 (0 to 0)	0
Male infertility	--	--	--	--	--	--	--	--	--	--	--	--	--	--	--	--	--	--	--	--	--	--	--	NA
Other urinary diseases	0·7 (0·1 to 1·2)	1·2 (0·3 to 2·2)	1 (0·4 to 2·2)	2·3 (1·3 to 3·8)	2 (1·1 to 3·5)	3·3 (1·8 to 5·7)	5 (2·7 to 8)	5·1 (3·1 to 7·7)	9·8 (5·9 to 14·9)	14·3 (8·5 to 21·8)	11·7 (7·3 to 18·9)	9·6 (5·8 to 15·5)	14·5 (9 to 22·7)	12·4 (7·2 to 19·8)	15·8 (9·2 to 27)	19·9 (11·9 to 34·2)	23·6 (13·4 to 38·4)	32·8 (17·7 to 55·7)	32 (15·8 to 54·5)	41·4 (17·2 to 75·9)	28·4 (12·1 to 56·3)	19·8 (7·9 to 36·7)	6·8 (2·6 to 12·8)	313
Gynecological diseases	0 (0 to 0)	0 (0 to 0)	0 (0 to 0)	0 (0 to 0)	0 (0 to 0)	220 (113 to 383)	646 (378 to 1,040)	1,900 (1,220 to 2,850)	3,630 (2,300 to 5,380)	4,080 (2,630 to 5,960)	3,850 (2,560 to 5,580)	3,330 (2,150 to 4,860)	3,780 (2,410 to 5,410)	3,190 (1,910 to 4,730)	2,330 (1,410 to 3,360)	1,660 (974 to 2,510)	1,270 (760 to 1,910)	959 (597 to 1,420)	551 (345 to 794)	334 (200 to 515)	187 (117 to 271)	84 (50·7 to 126)	24·8 (13·2 to 42·8)	32,000
Uterine fibroids	0 (0 to 0)	0 (0 to 0)	0 (0 to 0)	0 (0 to 0)	0 (0 to 0)	4·3 (1·6 to 10)	8 (3·1 to 17·6)	19·8 (7·5 to 42·8)	60·2 (23·5 to 132)	153 (65·6 to 338)	272 (111 to 559)	307 (137 to 601)	381 (173 to 734)	319 (142 to 617)	219 (97 to 422)	129 (57·4 to 263)	77 (33 to 150)	46·6 (20·3 to 94·4)	22·5 (9·9 to 45·1)	11·5 (5·3 to 22·4)	4·9 (2·3 to 9·5)	1·8 (0·9 to 3·5)	0·5 (0·2 to 0·9)	2,040
Polycystic ovarian syndrome	0 (0 to 0)	0 (0 to 0)	0 (0 to 0)	0 (0 to 0)	0 (0 to 0)	19·9 (7·8 to 42·6)	67·1 (27·9 to 138)	118 (49·2 to 238)	136 (55·4 to 275)	127 (53·4 to 261)	115 (48 to 237)	97·8 (39·5 to 197)	103 (42·8 to 207)	23·2 (9·7 to 47·8)	0 (0 to 0)	0 (0 to 0)	0 (0 to 0)	0 (0 to 0)	0 (0 to 0)	0 (0 to 0)	0 (0 to 0)	0 (0 to 0)	0 (0 to 0)	806
Female infertility	0 (0 to 0)	0 (0 to 0)	0 (0 to 0)	0 (0 to 0)	0 (0 to 0)	0 (0 to 0)	0 (0 to 0)	5·6 (0·2 to 33·4)	19·1 (0·6 to 69·3)	27·3 (0·8 to 98·1)	44·3 (1·1 to 147)	56·1 (6·3 to 163)	2·5 (0·1 to 18·4)	0 (0 to 0)	0 (0 to 0)	0 (0 to 0)	0 (0 to 0)	0 (0 to 0)	0 (0 to 0)	0 (0 to 0)	0 (0 to 0)	0 (0 to 0)	0 (0 to 0)	155
Endometriosis	0 (0 to 0)	0 (0 to 0)	0 (0 to 0)	0 (0 to 0)	0 (0 to 0)	0 (0 to 0)	70·2 (25·5 to 152)	194 (89·5 to 371)	221 (103 to 407)	175 (81·2 to 325)	147 (74·1 to 259)	125 (60·3 to 219)	120 (63·5 to 196)	62·4 (29·9 to 108)	0 (0 to 0)	0 (0 to 0)	0 (0 to 0)	0 (0 to 0)	0 (0 to 0)	0 (0 to 0)	0 (0 to 0)	0 (0 to 0)	0 (0 to 0)	1,110
Genital prolapse	0 (0 to 0)	0 (0 to 0)	0 (0 to 0)	0 (0 to 0)	0 (0 to 0)	0 (0 to 0)	0·1 (0 to 0·3)	1 (0·1 to 2·5)	2·8 (0·9 to 5·9)	5·9 (2·1 to 12·3)	13·4 (5·2 to 28·7)	22·2 (8·3 to 46·9)	38·4 (17 to 80·2)	51·7 (21·3 to 106)	61·5 (27·3 to 123)	61·8 (26·9 to 127)	59·7 (27·2 to 120)	55·4 (25·5 to 108)	39·6 (18·7 to 74·4)	29·4 (12·9 to 56·9)	17·8 (8·1 to 33·5)	8·8 (4 to 16·7)	2·7 (1·3 to 5)	472
Premenstrual syndrome	0 (0 to 0)	0 (0 to 0)	0 (0 to 0)	0 (0 to 0)	0 (0 to 0)	195 (93·9 to 349)	399 (200 to 716)	619 (305 to 1,100)	684 (385 to 1,130)	649 (336 to 1,070)	681 (378 to 1,100)	657 (361 to 1,070)	675 (378 to 1,110)	274 (143 to 484)	0 (0 to 0)	0 (0 to 0)	0 (0 to 0)	0 (0 to 0)	0 (0 to 0)	0 (0 to 0)	0 (0 to 0)	0 (0 to 0)	0 (0 to 0)	4,830
Other gynecological diseases	0 (0 to 0)	0 (0 to 0)	0 (0 to 0)	0 (0 to 0)	0 (0 to 0)	1 (0·1 to 4·2)	102 (43·8 to 197)	945 (543 to 1,490)	2,500 (1,460 to 3,940)	2,940 (1,750 to 4,420)	2,580 (1,610 to 3,840)	2,070 (1,180 to 3,290)	2,460 (1,380 to 3,710)	2,460 (1,280 to 3,810)	2,050 (1,210 to 3,040)	1,470 (823 to 2,280)	1,130 (657 to 1,730)	857 (509 to 1,290)	488 (295 to 727)	293 (166 to 466)	164 (99·8 to 243)	73·4 (42·3 to 114)	21·6 (10·4 to 39·7)	22,600
Hemoglobinopathies and hemolytic anemias	0·3 (0·2 to 0·5)	1 (0·3 to 2·2)	7·3 (2·3 to 16·3)	28·9 (7·5 to 73·9)	27 (6·3 to 89·4)	13·4 (6·5 to 32·7)	11·1 (7·5 to 17·4)	20·6 (11·3 to 43·6)	51·1 (13·9 to 158)	32·5 (12·7 to 95·4)	94·6 (21·4 to 271)	12·8 (7·6 to 23·7)	17·8 (9·8 to 38·3)	32·7 (13·8 to 85·8)	23·5 (14·2 to 40·5)	74·4 (27 to 162)	51 (23·2 to 119)	47·5 (25·7 to 94·6)	47·9 (26·7 to 91)	45·4 (26 to 82·1)	36·5 (20 to 65·1)	19·4 (11 to 33·6)	7·7 (4·1 to 12·8)	704
Thalassemias	0 (0 to 0·1)	0 (0 to 0)	0·3 (0·1 to 0·5)	0·9 (0·4 to 1·6)	0·7 (0·4 to 1·2)	0·5 (0·2 to 0·9)	0·4 (0·2 to 0·8)	0·5 (0·2 to 1·1)	0·3 (0·1 to 0·6)	0·2 (0·1 to 0·4)	0·1 (0 to 0·2)	0·1 (0 to 0·2)	0·1 (0·1 to 0·2)	0·1 (0·1 to 0·2)	0·1 (0 to 0·2)	0 (0 to 0·1)	0 (0 to 0)	0 (0 to 0)	0 (0 to 0)	0 (0 to 0)	0 (0 to 0)	0 (0 to 0)	0 (0 to 0)	4·3
Thalassemias trait	0 (0 to 0)	0·2 (0·1 to 0·5)	2·3 (0·3 to 5·9)	9·5 (1 to 26·2)	10 (0·2 to 40·4)	2·3 (0 to 11·9)	0·3 (0 to 2·4)	2·4 (0·1 to 10·7)	15·2 (0·9 to 52)	8·6 (0·1 to 39·2)	32 (4·3 to 83·4)	1·1 (0 to 5)	2·6 (0 to 11·3)	7·5 (0·6 to 28)	2·3 (0·1 to 9)	14·4 (2 to 36·4)	8·1 (0·5 to 28·1)	5·5 (0·2 to 19·4)	5·8 (0·4 to 18·4)	5·9 (0·6 to 16·5)	5·2 (0·9 to 13·3)	2·4 (0·2 to 6·2)	0·9 (0·1 to 2·1)	144
Sickle cell disorders	0·3 (0·2 to 0·5)	0·1 (0·1 to 0·2)	1·5 (0·8 to 2·6)	4·7 (2·7 to 7·8)	4·9 (3·3 to 6·9)	6·9 (4·5 to 10·9)	8·1 (5·4 to 12·1)	10·1 (6·6 to 15·1)	8·6 (5·5 to 12·6)	9·5 (5·8 to 14·2)	6·6 (3·9 to 10·6)	5·3 (3·3 to 8)	5·8 (3·6 to 8·7)	5·3 (3·2 to 8·3)	3·8 (2·2 to 6·2)	2 (1·1 to 3·3)	1 (0·5 to 1·8)	0·3 (0·1 to 0·6)	0·1 (0 to 0·1)	0 (0 to 0)	0 (0 to 0)	0 (0 to 0)	0 (0 to 0)	84·7
Sickle cell trait	0 (0 to 0)	0·5 (0·1 to 1·1)	1·5 (0·2 to 3·8)	6·2 (0·7 to 16·6)	6·5 (0·1 to 26·1)	1·5 (0 to 7·5)	0·2 (0 to 1·5)	0·4 (0 to 1·9)	20·9 (0·7 to 85·5)	8·6 (0·1 to 39·2)	45 (5·3 to 155)	0·6 (0 to 2·9)	1·6 (0 to 8)	5 (0·2 to 19)	1·5 (0 to 6·1)	9·3 (1·5 to 23·9)	5·3 (0·3 to 18·4)	3·6 (0·1 to 12·6)	3·7 (0·3 to 11·8)	3·9 (0·4 to 11)	3·4 (0·5 to 8·2)	1·6 (0·2 to 4·2)	0·6 (0·1 to 1·5)	131
G6PD deficiency	0 (0 to 0)	0 (0 to 0)	0 (0 to 0)	0·1 (0·1 to 0·2)	0·3 (0·1 to 0·5)	0·7 (0·3 to 1·4)	1·2 (0·6 to 2·3)	3·7 (1·2 to 9·5)	2·5 (1·2 to 4·3)	3·2 (1·4 to 5·7)	3 (1·4 to 5·1)	2·4 (1·1 to 4·2)	2·7 (1·3 to 4·5)	3·1 (1·5 to 5·2)	3·4 (1·7 to 5·7)	3 (1·4 to 4·8)	2·7 (1·3 to 4·6)	1·9 (1 to 3·3)	1·3 (0·6 to 2·1)	0·6 (0·3 to 1·1)	0·2 (0·1 to 0·4)	0·1 (0 to 0·1)	0 (0 to 0)	36·2
G6PD trait	0 (0 to 0)	0 (0 to 0)	0 (0 to 0)	0 (0 to 0)	0 (0 to 0)	0 (0 to 0)	0·1 (0 to 0·4)	1·1 (0·1 to 3)	0 (0 to 0·1)	0 (0 to 0)	0 (0 to 0·1)	0·2 (0 to 1)	0 (0 to 0·1)	0 (0 to 0)	0 (0 to 0)	0 (0 to 0)	0 (0 to 0)	0 (0 to 0)	0 (0 to 0)	0 (0 to 0)	0 (0 to 0)	0 (0 to 0)	0 (0 to 0)	1·4
Other hemoglobinopathies and hemolytic anemias	0 (0 to 0)	0·1 (0 to 0·5)	1·8 (0·2 to 5·5)	7·4 (0·7 to 24·6)	4·6 (0·1 to 20·2)	1·4 (0·3 to 5·1)	0·8 (0·5 to 1·7)	2·5 (0·8 to 8·7)	3·6 (1·2 to 13·5)	2·5 (1·3 to 5·2)	7·9 (1·9 to 27·2)	3·1 (1·7 to 6·2)	4·9 (2·5 to 11·4)	11·7 (4·9 to 30·4)	12·3 (7·6 to 19·9)	45·7 (17·9 to 98·2)	33·9 (17·8 to 71·2)	36·1 (21·8 to 66·3)	37·1 (23·7 to 59·3)	35 (22·5 to 57·6)	27·6 (17 to 47·5)	15·4 (9·7 to 24·6)	6·2 (3·6 to 9·8)	302
Endocrine, metabolic, blood, and immune disorders	19·9 (11·2 to 34·7)	23 (13·4 to 37·8)	80·8 (46·6 to 138)	180 (109 to 275)	201 (117 to 322)	287 (180 to 438)	328 (208 to 494)	438 (278 to 679)	579 (348 to 942)	704 (407 to 1,200)	872 (505 to 1,410)	935 (519 to 1,490)	1,260 (732 to 1,980)	1,610 (971 to 2,600)	1,960 (1,140 to 3,130)	1,920 (1,120 to 3,060)	1,630 (1,000 to 2,680)	1,500 (931 to 2,380)	1,090 (652 to 1,680)	698 (434 to 1,070)	348 (227 to 570)	153 (102 to 238)	53·6 (34·1 to 88·4)	16,900
Oral disorders	0 (0 to 0)	0 (0 to 0)	0 (0 to 0)	57·6 (32 to 94·7)	82·7 (45 to 142)	101 (53·1 to 176)	124 (67·9 to 211)	204 (116 to 336)	287 (165 to 466)	345 (197 to 565)	397 (220 to 662)	429 (242 to 731)	638 (363 to 1,060)	882 (508 to 1,460)	1,170 (689 to 1,830)	1,360 (828 to 2,150)	1,560 (944 to 2,430)	1,690 (1,060 to 2,620)	1,350 (848 to 2,010)	1,070 (692 to 1,590)	667 (414 to 977)	331 (207 to 483)	111 (69·9 to 160)	12,900
Caries of deciduous teeth	0 (0 to 0)	0 (0 to 0)	0 (0 to 0)	15·8 (5·3 to 35·4)	21·9 (9·3 to 47·7)	1·2 (0·1 to 3)	0 (0 to 0)	0 (0 to 0)	0 (0 to 0)	0 (0 to 0)	0 (0 to 0)	0 (0 to 0)	0 (0 to 0)	0 (0 to 0)	0 (0 to 0)	0 (0 to 0)	0 (0 to 0)	0 (0 to 0)	0 (0 to 0)	0 (0 to 0)	0 (0 to 0)	0 (0 to 0)	0 (0 to 0)	38·9
Caries of permanent teeth	0 (0 to 0)	0 (0 to 0)	0 (0 to 0)	0 (0 to 0)	17·3 (5·9 to 38·4)	48·6 (20·2 to 101)	49·3 (20 to 107)	66·4 (27·6 to 138)	74·9 (29·8 to 152)	73 (29·7 to 148)	74·1 (30·3 to 148)	65·2 (28·1 to 130)	77·3 (32·4 to 159)	85·5 (35·4 to 171)	86·3 (35·5 to 184)	76·1 (28·6 to 159)	67·4 (27·2 to 134)	60·6 (25·6 to 124)	41·4 (17 to 80·1)	29·4 (12·3 to 59·3)	16 (6·3 to 32·7)	6·8 (2·6 to 13·9)	1·8 (0·6 to 4·1)	1,020
Periodontal diseases	0 (0 to 0)	0 (0 to 0)	0 (0 to 0)	0 (0 to 0)	0 (0 to 0)	0 (0 to 0)	2·8 (0·7 to 7·8)	10·7 (2·9 to 28·7)	28·6 (7·2 to 72·2)	52·2 (14·3 to 139)	80·5 (23·7 to 215)	107 (31·1 to 277)	168 (49·4 to 418)	213 (68·9 to 511)	223 (74·1 to 524)	189 (61·9 to 451)	157 (54·8 to 371)	133 (49·1 to 296)	91·7 (35 to 207)	69·2 (24·9 to 161)	43·2 (15·6 to 96·6)	21·6 (7·2 to 48·4)	7·2 (2·3 to 16·2)	1,600
Other oral disorders	0 (0 to 0)	0 (0 to 0)	0 (0 to 0)	41·8 (24·6 to 65·8)	43·5 (24·4 to 69·2)	51·2 (29·3 to 81·9)	72·1 (41·8 to 113)	108 (65·3 to 163)	134 (79·6 to 203)	139 (82·7 to 213)	135 (80·3 to 208)	123 (73·3 to 189)	149 (88·2 to 225)	158 (96·2 to 240)	155 (93·2 to 236)	131 (77·7 to 198)	111 (67·1 to 169)	90·4 (55 to 137)	54 (33·9 to 80·9)	33·5 (20·4 to 50·7)	16·5 (10 to 24·6)	7·2 (4·4 to 10·7)	2·4 (1·4 to 3·7)	1,760
Sudden infant death syndrome	--	42·3 (25·4 to 68·6)	277 (130 to 474)	--	--	--	--	--	--	--	--	--	--	--	--	--	--	--	--	--	--	--	--	NA
Injuries	9·6 (6·7 to 13·2)	12·5 (8·9 to 17·7)	91·3 (56·5 to 139)	259 (207 to 330)	390 (292 to 511)	618 (483 to 786)	1,220 (1,030 to 1,450)	1,950 (1,670 to 2,270)	2,210 (1,840 to 2,640)	2,500 (2,100 to 3,020)	2,570 (2,140 to 3,090)	2,430 (1,980 to 2,940)	3,030 (2,500 to 3,690)	3,290 (2,670 to 4,080)	3,410 (2,730 to 4,300)	3,150 (2,460 to 3,970)	3,150 (2,440 to 4,020)	3,480 (2,750 to 4,380)	3,430 (2,730 to 4,320)	3,990 (3,200 to 4,980)	3,710 (2,950 to 4,610)	2,560 (2,010 to 3,190)	1,080 (867 to 1,360)	48,500
Transport injuries	0·5 (0·3 to 0·7)	0·8 (0·5 to 1·1)	6·2 (3·2 to 10·2)	37·9 (25·8 to 52·2)	63·6 (47·1 to 83)	123 (95·2 to 156)	352 (273 to 443)	414 (321 to 536)	329 (261 to 405)	307 (245 to 379)	295 (236 to 358)	258 (208 to 317)	319 (257 to 389)	328 (268 to 401)	337 (267 to 413)	301 (244 to 364)	291 (233 to 358)	291 (232 to 357)	234 (190 to 284)	177 (140 to 215)	101 (80·4 to 125)	44·3 (35·5 to 55)	15 (11·9 to 18·7)	4,630
Road injuries	0·3 (0·2 to 0·5)	0·5 (0·3 to 0·8)	5·6 (2·9 to 9·3)	35·5 (23·8 to 49·4)	59·4 (43·3 to 77·8)	114 (87·5 to 147)	337 (259 to 423)	391 (300 to 508)	305 (241 to 378)	282 (223 to 350)	270 (216 to 329)	235 (189 to 289)	292 (233 to 357)	300 (244 to 366)	308 (242 to 379)	274 (222 to 331)	265 (212 to 326)	266 (213 to 325)	215 (175 to 260)	162 (129 to 198)	92 (73·1 to 114)	39·2 (31·5 to 48·5)	12·9 (10·2 to 16·1)	4,260
Pedestrian road injuries	0·1 (0 to 0·1)	0·1 (0·1 to 0·2)	1 (0·5 to 1·8)	14·6 (9·8 to 20·7)	25·8 (18 to 35·5)	46·5 (34·9 to 61·8)	62·5 (47·9 to 79)	62·4 (48·8 to 78·8)	54·2 (41·9 to 66·8)	57·7 (44·6 to 71·9)	56·2 (44·1 to 70·4)	52·8 (41·6 to 66·7)	67·2 (53·3 to 84)	74 (58·8 to 92·7)	78·5 (61·2 to 98·4)	76·8 (62·2 to 94·2)	79·9 (64·5 to 98·4)	87·9 (70·8 to 107)	79·9 (65·1 to 96·2)	65 (51·1 to 79·7)	37·1 (29·3 to 46)	15·2 (12·2 to 18·6)	4·8 (3·8 to 6)	1,100
Cyclist road injuries	0 (0 to 0)	0 (0 to 0)	0 (0 to 0)	2·3 (1·5 to 3·4)	7·8 (5·1 to 11·2)	17·6 (11·2 to 26·6)	22·7 (14·9 to 33·5)	26·2 (18·4 to 36·9)	28·2 (20·3 to 37·9)	29 (20·9 to 38·1)	29·4 (21·5 to 39)	28·2 (20·6 to 37·9)	38·1 (27·5 to 50·3)	44·6 (33·5 to 58·5)	47·1 (34·2 to 62·3)	42·3 (30·9 to 56·2)	40·1 (29·2 to 53·7)	38 (27·7 to 50·1)	28·9 (20·9 to 37·8)	22·1 (15·8 to 29·3)	12·9 (9·2 to 17·1)	6 (4·2 to 8·1)	1·8 (1·3 to 2·5)	513
Motorcyclist road injuries	0 (0 to 0)	0 (0 to 0·1)	0·2 (0·1 to 0·4)	1·5 (1 to 2·2)	2·1 (1·6 to 2·9)	5·7 (4·2 to 7·2)	26·5 (19·6 to 34·3)	33·7 (26·1 to 43·6)	27·6 (21·7 to 34·7)	27·9 (21·3 to 35·5)	25 (19·9 to 31·5)	22·4 (17·4 to 28·3)	27·7 (21·5 to 35·1)	29·4 (22·7 to 37·8)	30 (22·3 to 38·9)	24·4 (18·1 to 31·9)	21·8 (15·9 to 29·1)	18·4 (13·1 to 24·9)	13·2 (9·4 to 17·9)	9·9 (6·9 to 13·3)	5·8 (4·1 to 8)	3 (2·1 to 4·1)	1·1 (0·8 to 1·5)	357
Motor vehicle road injuries	0·2 (0·1 to 0·3)	0·3 (0·2 to 0·5)	4·1 (2 to 7)	15·7 (10·2 to 22·4)	22 (15·7 to 30·2)	40·7 (30·9 to 53·5)	217 (164 to 275)	258 (195 to 341)	185 (142 to 234)	158 (121 to 199)	151 (118 to 186)	124 (98·5 to 153)	149 (119 to 182)	141 (114 to 172)	141 (112 to 172)	122 (99·8 to 148)	116 (93·7 to 140)	116 (94·6 to 142)	89 (72·8 to 108)	62·4 (49·8 to 77·4)	34·5 (27·5 to 42·6)	14·2 (11·4 to 17·6)	5 (3·9 to 6·2)	2,170
Other road injuries	0 (0 to 0·1)	0 (0 to 0·1)	0·2 (0·1 to 0·4)	1·4 (0·9 to 2·1)	1·7 (1·1 to 2·7)	3·8 (2·3 to 6·3)	8·5 (4·7 to 13·9)	11·1 (6·3 to 19)	9·4 (5·9 to 15·1)	9·4 (5·9 to 14·6)	9·1 (5·8 to 13·4)	7·8 (5·5 to 11·1)	10·5 (7·2 to 15)	11·3 (8 to 15·7)	11·5 (7·9 to 16·7)	8·2 (5·8 to 11·2)	6·9 (4·8 to 9·3)	5·6 (4 to 7·6)	3·9 (2·8 to 5·2)	2·8 (2 to 3·8)	1·6 (1·2 to 2·2)	0·8 (0·6 to 1·1)	0·3 (0·2 to 0·4)	126
Other transport injuries	0·2 (0·1 to 0·3)	0·2 (0·1 to 0·3)	0·6 (0·3 to 1·1)	2·4 (1·5 to 3·8)	4·2 (2·8 to 6·1)	8·7 (6 to 12·7)	15·1 (9·6 to 22·5)	23·2 (15 to 34·7)	24·5 (17 to 34)	25·5 (18·3 to 35·6)	24·9 (17·9 to 33·7)	22·7 (16·5 to 30·9)	26·6 (19·6 to 35·2)	28 (20·7 to 36·5)	29·2 (21·5 to 38·7)	27·3 (20·5 to 35·5)	26·1 (19·5 to 35·2)	24·7 (18·5 to 32·8)	19·3 (14·4 to 25·6)	14·8 (10·8 to 19·7)	9·4 (7 to 12·6)	5·2 (3·8 to 6·8)	2·1 (1·5 to 2·8)	365
Unintentional injuries	6·4 (4·4 to 9)	10·9 (7·6 to 15·6)	77·2 (47·3 to 120)	203 (156 to 266)	302 (211 to 416)	433 (312 to 590)	525 (376 to 713)	786 (574 to 1,070)	1,020 (751 to 1,390)	1,190 (879 to 1,610)	1,280 (957 to 1,730)	1,290 (954 to 1,740)	1,720 (1,290 to 2,300)	2,110 (1,560 to 2,810)	2,410 (1,790 to 3,170)	2,430 (1,820 to 3,180)	2,580 (1,930 to 3,370)	2,970 (2,280 to 3,820)	3,070 (2,420 to 3,900)	3,730 (2,980 to 4,700)	3,560 (2,830 to 4,440)	2,490 (1,960 to 3,110)	1,060 (850 to 1,330)	35,300
Falls	0·3 (0·2 to 0·4)	0·8 (0·5 to 1·1)	9 (5·8 to 13·7)	70·3 (46·7 to 108)	169 (107 to 258)	255 (168 to 370)	320 (216 to 454)	473 (326 to 663)	638 (446 to 884)	738 (523 to 1,030)	803 (578 to 1,110)	822 (589 to 1,130)	1,130 (828 to 1,540)	1,430 (1,040 to 1,930)	1,700 (1,260 to 2,250)	1,760 (1,300 to 2,310)	1,930 (1,430 to 2,520)	2,300 (1,750 to 2,950)	2,510 (1,980 to 3,200)	3,240 (2,540 to 4,120)	3,220 (2,530 to 4,010)	2,310 (1,800 to 2,890)	990 (786 to 1,250)	26,800
Drowning	0·3 (0·2 to 0·4)	0·1 (0·1 to 0·2)	2·5 (1·2 to 4·3)	15·9 (10·5 to 21·8)	7 (4·8 to 9·8)	8·2 (5·9 to 11·2)	9·3 (6·8 to 12·5)	15·7 (11·2 to 21·5)	17·3 (12·7 to 23)	21·9 (16·9 to 27·9)	23·1 (17·4 to 29·8)	22·7 (17·1 to 29)	27 (20·5 to 34·4)	24·8 (19·2 to 32)	25 (19·2 to 31·2)	19·8 (16 to 24·8)	17·1 (13·1 to 22)	15·3 (11·6 to 19·3)	11·6 (9 to 14·8)	8·1 (6·2 to 10·5)	4·5 (3·5 to 5·6)	2·1 (1·7 to 2·6)	0·7 (0·5 to 0·9)	300
Fire, heat, and hot substances	0·2 (0·1 to 0·2)	0·3 (0·2 to 0·4)	4·5 (2·5 to 7·4)	25·3 (17·1 to 35·4)	24·1 (16·6 to 35·6)	28·6 (18·6 to 44·5)	35·8 (23·5 to 56·4)	59·3 (40·1 to 88·9)	76·8 (50·2 to 113)	106 (69·2 to 164)	110 (71·1 to 166)	104 (67·4 to 160)	131 (83·9 to 197)	148 (95·7 to 228)	149 (93·3 to 235)	135 (83·5 to 205)	125 (79·2 to 192)	121 (79·4 to 180)	97·2 (65·9 to 145)	81·4 (57·1 to 118)	53·2 (37·7 to 75·6)	26·7 (18·9 to 37·5)	9·4 (6·8 to 13)	1,650
Poisonings	0·3 (0·2 to 0·4)	0·2 (0·2 to 0·3)	1·1 (0·7 to 1·8)	7·3 (3·8 to 11·7)	13·3 (6·8 to 21·8)	23 (14·4 to 34·6)	23·7 (16 to 33·5)	31·8 (21·6 to 44·4)	33·5 (23·2 to 46)	33 (23·3 to 45·3)	34·8 (25·1 to 47·1)	32·4 (23 to 43·7)	38·4 (27·4 to 51·6)	37·9 (26·8 to 52·5)	34 (24 to 46·7)	24·2 (15·8 to 35)	19·6 (12·1 to 29)	19·4 (12·9 to 27·2)	14·8 (9·9 to 21·7)	11·3 (7·6 to 16)	6·7 (4·4 to 9·6)	3·1 (2 to 4·5)	1 (0·7 to 1·5)	445
Poisoning by carbon monoxide	0 (0 to 0)	0 (0 to 0)	0·2 (0·1 to 0·4)	1·2 (0·7 to 1·9)	2 (1·1 to 3)	4·3 (2·6 to 7·1)	7·7 (5·2 to 10·9)	8·8 (5·8 to 12·6)	9·1 (6·1 to 12·8)	7·7 (5·3 to 11)	7·2 (4·6 to 10·2)	7·1 (4·8 to 10·1)	7·2 (4·8 to 10·4)	7 (4·7 to 9·9)	6·7 (4·4 to 9·4)	5·7 (3·9 to 8)	4·6 (3·2 to 6·4)	5·1 (3·7 to 6·7)	4·2 (2·9 to 5·7)	3·1 (2·2 to 4·2)	1·9 (1·4 to 2·6)	0·8 (0·6 to 1·1)	0·2 (0·2 to 0·3)	102
Poisoning by other means	0·3 (0·2 to 0·4)	0·2 (0·1 to 0·3)	0·9 (0·6 to 1·4)	6·1 (3 to 10·1)	11·4 (5·5 to 19·4)	18·7 (11·2 to 29·1)	16 (9·7 to 24·8)	23 (14·5 to 33·7)	24·4 (15·6 to 35·8)	25·3 (16·6 to 35·8)	27·7 (18·9 to 38·6)	25·3 (17·3 to 35·3)	31·3 (21·7 to 42·9)	30·9 (21·4 to 43·8)	27·4 (18·6 to 38·8)	18·5 (11·3 to 28·4)	15 (8·8 to 23·1)	14·3 (8·5 to 21·2)	10·6 (6·5 to 16·7)	8·2 (5 to 12·2)	4·8 (2·8 to 7·3)	2·3 (1·4 to 3·6)	0·8 (0·5 to 1·2)	343
Exposure to mechanical forces	0·4 (0·2 to 0·6)	0·3 (0·2 to 0·5)	3·7 (2·3 to 5·5)	19·4 (13·2 to 27·5)	29·7 (19·4 to 45·6)	40·9 (26·4 to 64·9)	48·5 (31·1 to 76·2)	72·3 (47·8 to 110)	93·5 (60·4 to 142)	107 (70·6 to 162)	114 (75·1 to 173)	111 (73·8 to 165)	147 (98·1 to 220)	170 (113 to 254)	182 (123 to 269)	172 (115 to 257)	165 (110 to 240)	162 (109 to 233)	126 (86·1 to 180)	107 (73·9 to 151)	73·2 (51·2 to 103)	41·4 (29 to 56·9)	15·9 (11·3 to 21·6)	2,000
Unintentional firearm injuries	0 (0 to 0·1)	0 (0 to 0)	0·3 (0·1 to 0·5)	1·4 (0·8 to 2·3)	1·3 (0·8 to 1·9)	1·8 (1·3 to 2·4)	2·2 (1·5 to 3·2)	2·7 (1·9 to 3·8)	3·3 (2·3 to 4·7)	3·8 (2·6 to 5·4)	4·1 (2·9 to 5·9)	4 (2·8 to 5·9)	5·4 (3·6 to 8)	6·2 (4·2 to 9·2)	6·6 (4·5 to 9·7)	6 (4·1 to 9)	5·7 (3·8 to 8·5)	5·5 (3·7 to 8·2)	4·5 (3 to 6·6)	3·7 (2·6 to 5·5)	2·5 (1·7 to 3·6)	1·4 (1 to 2·1)	0·6 (0·4 to 0·8)	72·8
Other exposure to mechanical forces	0·4 (0·2 to 0·6)	0·3 (0·2 to 0·4)	3·4 (2·2 to 5·2)	18 (12·1 to 26)	28·4 (18·3 to 44·1)	39·2 (24·8 to 62·4)	46·3 (29·1 to 73·5)	69·6 (45·5 to 107)	90·2 (57·8 to 138)	103 (67·6 to 156)	110 (72·2 to 167)	107 (70·5 to 159)	142 (94·3 to 212)	164 (108 to 245)	175 (119 to 259)	166 (110 to 247)	160 (106 to 231)	157 (105 to 226)	122 (83·4 to 174)	103 (71·3 to 146)	70·7 (49·2 to 99·4)	40 (28 to 55)	15·3 (10·9 to 20·8)	1,930
Adverse effects of medical treatment	2·2 (1·4 to 3·4)	1·8 (1·2 to 2·7)	14·1 (7·9 to 23·7)	12·5 (8·1 to 18·3)	7·5 (5·1 to 10·5)	8·7 (5·7 to 12·7)	11·3 (6·9 to 16·6)	16·2 (9·9 to 23·8)	20·9 (11·8 to 32·3)	25·9 (12·3 to 38·3)	31·5 (15·5 to 46·1)	32·7 (16·7 to 47·2)	46·9 (27·5 to 66·3)	63·3 (37·3 to 90·1)	76·6 (46·1 to 107)	81·7 (51·2 to 113)	99·2 (65 to 139)	119 (77·9 to 167)	118 (75·9 to 157)	113 (73 to 150)	81 (54·6 to 108)	38·6 (27 to 53·8)	16 (10·9 to 22·4)	1,040
Animal contact	0 (0 to 0)	0·5 (0·2 to 0·9)	1 (0·5 to 1·7)	2·6 (1·8 to 3·9)	3·4 (2·2 to 5)	5·5 (3·6 to 7·7)	5·6 (3·8 to 7·7)	7·6 (5·2 to 10·5)	8·2 (5·7 to 11·9)	8·8 (6·1 to 12·4)	9·6 (6·5 to 13·6)	9·2 (6·3 to 13·1)	12·4 (8·6 to 17·4)	14·2 (9·5 to 20·2)	15 (10·1 to 21·6)	12·9 (8·6 to 18·7)	12·9 (8·5 to 19·1)	12·4 (8·3 to 18·3)	9·2 (6 to 13·6)	7·2 (4·8 to 10·7)	4·6 (3 to 6·9)	2·5 (1·6 to 3·7)	0·9 (0·6 to 1·4)	166
Venomous animal contact	0 (0 to 0)	0 (0 to 0)	0·2 (0·1 to 0·4)	0·9 (0·5 to 1·4)	1·6 (0·9 to 2·5)	2·3 (1·4 to 3·6)	2·3 (1·4 to 3·6)	3 (1·8 to 4·6)	3·4 (2·1 to 5·1)	3·4 (2·1 to 5)	3·3 (2 to 5)	3 (1·9 to 4·5)	3·7 (2·3 to 5·5)	4 (2·6 to 5·9)	3·9 (2·5 to 5·6)	3·3 (2·1 to 4·9)	3 (2 to 4·4)	2·8 (1·8 to 4·1)	1·8 (1·2 to 2·7)	1·4 (0·8 to 2)	0·8 (0·5 to 1·2)	0·4 (0·3 to 0·6)	0·2 (0·1 to 0·2)	48·6
Non-venomous animal contact	0 (0 to 0)	0·5 (0·2 to 0·9)	0·8 (0·4 to 1·4)	1·7 (1·2 to 2·7)	1·8 (1·1 to 2·9)	3·2 (2 to 4·8)	3·2 (2·1 to 4·7)	4·6 (3 to 6·7)	4·9 (3·1 to 7·7)	5·3 (3·4 to 8·4)	6·3 (4·1 to 9·8)	6·2 (3·9 to 9·4)	8·7 (5·7 to 12·9)	10·2 (6·5 to 15·2)	11·1 (7·1 to 17)	9·6 (6 to 14·9)	9·8 (6·3 to 15·5)	9·7 (6·2 to 14·9)	7·4 (4·7 to 11·5)	5·8 (3·7 to 9·1)	3·8 (2·3 to 6)	2 (1·3 to 3·1)	0·8 (0·5 to 1·2)	117
Foreign body	2 (1·3 to 3)	6·3 (4 to 9·8)	36 (17·7 to 61·7)	28·6 (20·5 to 38·1)	17·4 (13 to 23·4)	27·3 (21·2 to 34·5)	29·2 (22·7 to 37·5)	50 (39·7 to 63·4)	54·2 (43·3 to 67·2)	63·9 (50·7 to 79·3)	65·5 (52·9 to 80·5)	66·3 (53·4 to 80·7)	77·7 (63·2 to 93·9)	86·2 (69·1 to 106)	88·3 (71·2 to 108)	83·6 (68 to 104)	79·1 (63·4 to 95·6)	80·2 (65·2 to 97·2)	63·1 (51·8 to 76·7)	58·8 (47·3 to 73·3)	41·6 (32·9 to 50·7)	26·1 (20·5 to 31·9)	11·2 (8·7 to 13·8)	1,140
Pulmonary aspiration and foreign body in airway	2 (1·2 to 2·9)	6·2 (3·9 to 9·7)	34·9 (16·7 to 60·9)	22·8 (15·7 to 31·1)	8·5 (6·5 to 11)	16·1 (12·4 to 20·7)	16·9 (13·2 to 21·5)	32·3 (24·6 to 42·1)	31·7 (25·4 to 39·9)	38·4 (29·7 to 49)	38·9 (30·1 to 48·6)	40·4 (31·5 to 49·9)	43·6 (34·9 to 53·1)	46·4 (35·7 to 59·2)	46·3 (35·1 to 59)	44·5 (34·2 to 57·5)	41·7 (32·9 to 52·1)	43·5 (33·6 to 55·1)	35·1 (27·1 to 44·2)	37·2 (27·7 to 49·5)	28·3 (21·3 to 35·9)	19·1 (14·2 to 24·1)	8·6 (6·1 to 11·1)	684
Foreign body in eyes	0 (0 to 0)	0 (0 to 0)	0·3 (0·1 to 0·7)	1·7 (0·5 to 3·8)	2·8 (0·9 to 6·2)	3·4 (1·2 to 7·6)	3·7 (1·4 to 7·9)	5·4 (2·3 to 10·9)	6·9 (3·2 to 13·2)	7·4 (3·5 to 13·9)	7·4 (3·7 to 12·8)	7·1 (3·8 to 12·3)	9 (5·3 to 14·7)	10·1 (5·9 to 16·1)	9·9 (6 to 15)	8·9 (5·5 to 13)	8·3 (5·2 to 12·1)	7·9 (5·2 to 11·4)	6 (4 to 8·7)	4·8 (3·1 to 6·9)	3 (2 to 4·4)	1·6 (1·1 to 2·2)	0·5 (0·4 to 0·7)	116
Foreign body in other body part	0 (0 to 0)	0 (0 to 0·1)	0·8 (0·4 to 1·3)	4·1 (2·6 to 6·2)	6·2 (3·9 to 9·3)	7·8 (5·4 to 11·1)	8·6 (6 to 12·2)	12·2 (8·6 to 16·9)	15·5 (10·9 to 21·3)	18 (12·6 to 24·7)	19·2 (13·5 to 26·5)	18·9 (13·1 to 25·8)	25·1 (17·9 to 34·3)	29·7 (21·3 to 40·5)	32·1 (23 to 43·2)	30·2 (21·4 to 40·2)	29·1 (20·6 to 40)	28·8 (20·5 to 38·7)	22 (15·6 to 29·7)	16·8 (12 to 22·9)	10·3 (7·3 to 14·2)	5·4 (3·9 to 7·5)	2·1 (1·4 to 2·8)	343
Environmental heat and cold exposure	0 (0 to 0)	0 (0 to 0)	0·3 (0·2 to 0·4)	1·5 (1·1 to 2)	2·7 (1·9 to 3·8)	3·8 (2·6 to 5·5)	4·7 (3·1 to 6·8)	6·7 (4·5 to 9·8)	8·4 (5·4 to 12·3)	10·1 (6·7 to 14·9)	10·7 (7·2 to 15·6)	11·5 (7·8 to 16)	15·9 (11·3 to 22·5)	19·2 (13·3 to 27·2)	21·8 (15·2 to 30·8)	23 (15·8 to 33·4)	25·1 (17·5 to 34·7)	29·3 (20·9 to 40·2)	27·2 (19·9 to 36·4)	26·7 (19·9 to 35·4)	21·2 (15 to 28·4)	12·3 (9 to 16·5)	4·6 (3·4 to 6·3)	287
Exposure to forces of nature	0 (0 to 0)	0 (0 to 0)	0 (0 to 0)	0 (0 to 0)	0 (0 to 0·1)	0·1 (0·1 to 0·1)	0·1 (0·1 to 0·2)	0·2 (0·1 to 0·3)	0·3 (0·2 to 0·4)	0·4 (0·2 to 0·6)	0·5 (0·3 to 0·7)	0·4 (0·2 to 0·5)	0·4 (0·3 to 0·6)	0·4 (0·3 to 0·7)	0·4 (0·3 to 0·6)	0·4 (0·3 to 0·6)	0·4 (0·3 to 0·6)	0·4 (0·3 to 0·5)	0·3 (0·2 to 0·4)	0·2 (0·2 to 0·3)	0·2 (0·1 to 0·2)	0·1 (0·1 to 0·1)	0 (0 to 0)	5·2
Other unintentional injuries	0·8 (0·5 to 1·2)	0·5 (0·3 to 0·8)	5 (2·8 to 7·9)	19·4 (11·7 to 30·1)	27·6 (17·1 to 42·7)	32·4 (20·8 to 49·4)	36·9 (24·2 to 55·9)	52·7 (34·8 to 77·7)	67·7 (44·1 to 99·8)	76·1 (49·7 to 113)	79·2 (52·8 to 115)	77·6 (51·1 to 111)	99·5 (66·8 to 142)	115 (76·8 to 163)	121 (80·9 to 172)	115 (76·7 to 163)	111 (77·7 to 155)	111 (77·1 to 155)	90·4 (62·3 to 128)	78·2 (54·3 to 109)	56·7 (39·4 to 77·7)	34·2 (23·9 to 47·2)	14·2 (10·1 to 19·5)	1,420
Self-harm and interpersonal violence	2·6 (1·7 to 3·8)	0·8 (0·6 to 1·2)	7·9 (4·2 to 13·4)	18·6 (13·5 to 24·5)	24·1 (19·2 to 29·8)	62 (50·2 to 75·7)	344 (274 to 418)	745 (623 to 887)	861 (696 to 1,050)	1,010 (813 to 1,210)	990 (798 to 1,190)	884 (696 to 1,070)	990 (797 to 1,220)	850 (690 to 1,040)	666 (526 to 825)	421 (335 to 519)	281 (229 to 346)	219 (179 to 270)	127 (102 to 154)	76·2 (62·2 to 92·6)	41·4 (33·9 to 50·5)	17·3 (14·1 to 21)	5·2 (4·1 to 6·2)	8,640
Self-harm	0 (0 to 0)	0 (0 to 0)	0 (0 to 0)	0 (0 to 0)	0 (0 to 0)	20·1 (13·6 to 29·6)	248 (185 to 322)	596 (477 to 726)	725 (554 to 904)	878 (693 to 1,080)	871 (679 to 1,070)	784 (602 to 973)	883 (690 to 1,110)	759 (596 to 948)	588 (448 to 748)	360 (276 to 457)	229 (177 to 293)	173 (134 to 226)	92·6 (70·6 to 118)	54·1 (41·8 to 68·9)	28·2 (22 to 35·6)	11·4 (9 to 13·9)	3·3 (2·5 to 4)	7,300
Self-harm by firearm	0 (0 to 0)	0 (0 to 0)	0 (0 to 0)	0 (0 to 0)	0 (0 to 0)	1·1 (0·6 to 1·8)	1·8 (1·3 to 2·4)	3·5 (2·7 to 4·5)	3·9 (2·9 to 5·1)	3·4 (2·6 to 4·2)	4 (3·1 to 5·2)	3·6 (2·8 to 4·5)	4·5 (3·5 to 5·5)	3·8 (3·1 to 4·6)	3·4 (2·7 to 4·2)	2·1 (1·6 to 2·6)	1·6 (1·3 to 2·1)	1·2 (0·9 to 1·6)	1 (0·8 to 1·3)	0·9 (0·7 to 1·1)	0·6 (0·4 to 0·7)	0·3 (0·2 to 0·4)	0·1 (0·1 to 0·1)	40·8
Self-harm by other specified means	0 (0 to 0)	0 (0 to 0)	0 (0 to 0)	0 (0 to 0)	0 (0 to 0)	19 (12·8 to 28·2)	247 (184 to 320)	592 (474 to 722)	721 (551 to 899)	874 (690 to 1,080)	867 (676 to 1,070)	780 (599 to 968)	879 (687 to 1,100)	755 (593 to 944)	584 (445 to 743)	358 (274 to 455)	227 (175 to 291)	171 (133 to 225)	91·7 (69·8 to 117)	53·2 (41·1 to 67·9)	27·7 (21·5 to 34·9)	11·1 (8·8 to 13·6)	3·2 (2·4 to 3·8)	7,260
Interpersonal violence	2·6 (1·7 to 3·8)	0·8 (0·6 to 1·2)	7·7 (4·1 to 13)	17·3 (12·4 to 23·2)	23·1 (18·1 to 28·8)	40·5 (31·2 to 51·3)	94·1 (70·1 to 124)	148 (114 to 188)	134 (107 to 166)	124 (98 to 153)	114 (94·7 to 138)	94·8 (78·5 to 114)	101 (82·8 to 120)	86·2 (70·9 to 104)	73·7 (59·5 to 91·6)	57·5 (46·1 to 71)	49·6 (39·5 to 62·4)	44·4 (35 to 56·5)	32·5 (25·9 to 40·7)	21 (16·1 to 27·3)	12·5 (9·5 to 16·5)	5·6 (4·1 to 7·7)	1·8 (1·3 to 2·5)	1,290
Physical violence by firearm	0·1 (0·1 to 0·2)	0 (0 to 0)	0·2 (0·1 to 0·4)	0·9 (0·7 to 1·3)	1·5 (1·1 to 1·9)	1·6 (1·2 to 2·2)	3·6 (2·5 to 5)	5·8 (4 to 8·2)	6·3 (4·5 to 8·5)	6·9 (4·9 to 9·7)	6·3 (4·7 to 8·3)	5 (3·8 to 6·5)	5·2 (3·9 to 6·7)	4·1 (3·1 to 5·3)	4·1 (3·1 to 5·2)	3 (2·3 to 3·9)	2·6 (2 to 3·3)	2·3 (1·8 to 3·1)	1·6 (1·2 to 2·2)	1·2 (0·8 to 1·6)	0·8 (0·5 to 1)	0·4 (0·2 to 0·5)	0·1 (0·1 to 0·2)	63·8
Physical violence by sharp object	0·1 (0·1 to 0·2)	0 (0 to 0)	0·3 (0·2 to 0·5)	1 (0·8 to 1·4)	1·6 (1·2 to 2)	2 (1·6 to 2·6)	8·1 (6·3 to 10)	16·5 (12·8 to 21·3)	19·1 (14·8 to 23·8)	18·9 (14·3 to 24)	17·6 (14 to 21·6)	13·6 (11 to 16·6)	13·9 (11·4 to 16·7)	9·6 (7·8 to 11·6)	7·3 (5·9 to 9·2)	5·7 (4·6 to 7·2)	4·8 (3·8 to 6·1)	4·4 (3·4 to 5·6)	3·2 (2·5 to 4·1)	2 (1·5 to 2·7)	1·2 (0·8 to 1·6)	0·6 (0·4 to 0·8)	0·2 (0·1 to 0·3)	152
Sexual violence	0 (0 to 0)	0 (0 to 0)	0 (0 to 0)	0·6 (0·3 to 1)	5·7 (3·4 to 9·2)	16·1 (9·1 to 25·3)	46·9 (25·7 to 76·1)	63·6 (36·7 to 98·2)	40·8 (22·5 to 66·3)	26·7 (14·9 to 42·6)	21·4 (12 to 35)	17·6 (10·3 to 28·1)	17·1 (9·9 to 28)	13 (7·4 to 21·3)	8·8 (5·2 to 14·3)	6·1 (3·6 to 9·2)	5·3 (3·2 to 8)	4·8 (3 to 7·2)	3·6 (2·3 to 5·3)	3 (1·9 to 4·6)	1·8 (1 to 2·9)	0·4 (0·3 to 0·7)	0 (0 to 0·1)	304
Physical violence by other means	2·4 (1·6 to 3·5)	0·8 (0·6 to 1·1)	7·2 (3·8 to 12·2)	14·7 (10·3 to 20)	14·3 (11·2 to 18·1)	20·7 (16·3 to 25·9)	35·5 (28·5 to 43·6)	61·7 (49 to 77·9)	68·2 (54·1 to 84·1)	71·8 (56·2 to 89·2)	69·1 (56·4 to 83·6)	58·6 (47·7 to 71·3)	64·5 (52·5 to 78·2)	59·5 (47·5 to 74·9)	53·4 (41·9 to 68·7)	42·7 (33·2 to 54·6)	37 (28·3 to 47·6)	32·9 (25·1 to 42·8)	24 (18·5 to 30·9)	14·8 (10·8 to 20·1)	8·8 (6·3 to 12·2)	4·2 (3 to 5·9)	1·4 (1 to 2)	768
Conflict and terrorism	0 (0 to 0)	0 (0 to 0)	0 (0 to 0)	0 (0 to 0)	0·1 (0 to 0·1)	0·4 (0·2 to 0·9)	0·5 (0·3 to 1·1)	0·7 (0·4 to 1·4)	0·8 (0·4 to 1·5)	3·6 (1·9 to 7·5)	4·2 (2 to 9·4)	4·7 (2·2 to 10)	5·1 (2·3 to 11)	4·6 (2·1 to 10·2)	3·7 (1·8 to 7·7)	3 (1·5 to 6·3)	2·4 (1·1 to 5·1)	2 (1 to 4·2)	1·3 (0·7 to 2·6)	0·9 (0·5 to 1·9)	0·5 (0·3 to 1)	0·3 (0·2 to 0·5)	0·1 (0·1 to 0·2)	39

SR Table 2b: South Sudan DALYS by cause and age group for females with 95% uncertainty intervals, 2019

Cause	Early Neonatal	Late Neonatal	Post Neonatal	1 to 4	5 to 9	10 to 14	15 to 19	20 to 24	25 to 29	30 to 34	35 to 39	40 to 44	45 to 49	50 to 54	55 to 59	60 to 64	65 to 69	70 to 74	75 to 79	80 to 84	85 to 89	90 to 94	95 plus	Total
All causes	342,000 (276,000 to 420,000)	139,000 (87,900 to 199,000)	486,000 (369,000 to 661,000)	450,000 (292,000 to 644,000)	99,300 (69,600 to 134,000)	73,400 (50,500 to 98,700)	69,400 (47,600 to 93,400)	66,000 (45,300 to 89,000)	66,000 (45,300 to 89,000)	62,900 (43,600 to 85,000)	60,400 (42,000 to 80,700)	49,700 (34,600 to 66,400)	76,200 (53,300 to 101,000)	97,900 (69,100 to 130,000)	94,000 (67,000 to 125,000)	87,100 (61,900 to 117,000)	39,900 (28,000 to 53,400)	26,000 (18,000 to 34,900)	16,700 (11,600 to 22,400)	7,710 (5,320 to 10,300)	3,920 (2,700 to 5,240)	1,640 (1,110 to 2,190)	2,349,000
Communicable, maternal, neonatal, and nutritional diseases	318,000 (256,000 to 393,000)	97,600 (70,100 to 130,000)	477,000 (339,000 to 637,000)	447,000 (291,000 to 639,000)	66,900 (44,900 to 91,700)	36,700 (25,100 to 49,500)	29,000 (20,200 to 39,000)	29,600 (20,200 to 40,400)	29,200 (20,000 to 39,900)	24,000 (16,200 to 32,700)	20,400 (13,900 to 28,000)	16,900 (11,700 to 23,000)	26,600 (18,400 to 36,400)	39,800 (27,100 to 54,900)	32,600 (22,100 to 44,900)	25,300 (16,900 to 35,000)	14,300 (9,400 to 20,000)	11,400 (7,100 to 16,000)	10,400 (6,500 to 15,400)	7,490 (4,650 to 10,900)	4,930 (2,970 to 7,270)	3,180 (1,920 to 4,750)	1,845,000 (1,610,000 to 2,110,000)
HIV/AIDS and sexually transmitted infections	24,700 (17,400 to 33,600)	6,270 (3,110 to 11,000)	5,220 (2,600 to 9,180)	6,360 (3,170 to 11,100)	2,360 (1,170 to 4,130)	2,070 (1,030 to 3,620)	4,220 (2,100 to 7,380)	6,300 (3,140 to 11,000)	11,400 (5,670 to 19,900)	16,400 (8,160 to 28,700)	19,900 (9,900 to 34,800)	16,000 (7,960 to 28,000)	12,100 (6,020 to 21,200)	7,060 (3,510 to 12,400)	3,290 (1,640 to 5,760)	1,450 (722 to 2,540)	619 (308 to 1,090)	139 (69 to 244)	37 (18 to 65)	6 (3 to 11)	1 (1 to 2)	0 (0 to 0)	161,000
HIV/AIDS	20,100 (13,100 to 28,400)	5,110 (2,350 to 9,260)	4,420 (2,020 to 7,880)	5,460 (2,460 to 9,550)	1,990 (988 to 3,500)	1,720 (854 to 3,010)	3,870 (1,900 to 6,770)	5,980 (2,980 to 10,500)	11,200 (5,580 to 19,600)	16,100 (8,010 to 28,200)	19,700 (9,770 to 34,500)	15,800 (7,870 to 27,700)	11,900 (5,910 to 20,900)	6,910 (3,440 to 12,200)	3,210 (1,600 to 5,660)	1,420 (708 to 2,500)	606 (301 to 1,070)	136 (67 to 239)	36 (18 to 64)	6 (3 to 10)	1 (1 to 2)	0 (0 to 0)	117,000
HIV/AIDS - Drug-susceptible Tuberculosis	0 (0 to 0)	0 (0 to 0)	765 (363 to 1,760)	1,450 (689 to 2,810)	638 (308 to 1,110)	638 (309 to 1,110)	1,020 (494 to 1,770)	1,600 (777 to 2,760)	2,960 (1,390 to 5,200)	3,580 (1,630 to 6,610)	4,510 (2,130 to 8,070)	3,910 (1,760 to 6,910)	2,900 (1,310 to 5,260)	1,760 (688 to 3,290)	833 (319 to 1,530)	376 (128 to 699)	156 (49 to 299)	34 (9 to 64)	9 (2 to 17)	1 (0 to 2)	0 (0 to 0)	0 (0 to 0)	29,900
HIV/AIDS - Multidrug-resistant Tuberculous without extent	0 (0 to 0)	0 (0 to 0)	66 (26 to 205)	125 (50 to 391)	55 (22 to 172)	55 (22 to 172)	88 (35 to 273)	138 (56 to 430)	255 (103 to 794)	309 (125 to 963)	389 (157 to 1,210)	339 (137 to 1,060)	256 (103 to 797)	152 (61 to 473)	72 (29 to 224)	32 (13 to 100)	13 (5 to 41)	3 (1 to 9)	1 (0 to 2)	0 (0 to 0)	0 (0 to 0)	0 (0 to 0)	2,580
HIV/AIDS - Extensively drug-resistant Tuberculosis	0 (0 to 0)	0 (0 to 0)	2 (1 to 7)	4 (2 to 13)	2 (1 to 6)	2 (1 to 6)	3 (2 to 9)	5 (2 to 15)	9 (4 to 27)	11 (5 to 33)	14 (6 to 42)	12 (5 to 36)	9 (4 to 27)	5 (2 to 16)	3 (1 to 8)	1 (0 to 4)	0 (0 to 2)	0 (0 to 1)	0 (0 to 0)	0 (0 to 0)	0 (0 to 0)	0 (0 to 0)	0 (0 to 0)	384
HIV/AIDS resulting in other diseases	3 (1 to 7)	1 (0 to 2)	1,760 (926 to 3,680)	3,880 (2,060 to 7,230)	1,120 (570 to 2,070)	1,720 (873 to 3,200)	3,730 (1,720 to 7,010)	6,260 (2,910 to 11,900)	12,600 (5,810 to 24,000)	18,700 (8,570 to 35,200)	23,700 (10,900 to 44,300)	19,500 (8,970 to 36,400)	12,000 (5,470 to 22,300)	6,900 (2,990 to 13,300)	3,220 (1,400 to 6,150)	1,420 (620 to 2,700)	632 (274 to 1,200)	154 (66 to 293)	39 (16 to 73)	6 (2 to 12)	1 (0 to 2)	0 (0 to 0)	87,900
Sexually transmitted infections excluding HIV	24,700 (17,400 to 33,600)	6,270 (3,110 to 11,000)	10,600 (5,170 to 19,000)	982 (472 to 1,660)	395 (188 to 670)	60 (28 to 102)	349 (166 to 592)	299 (142 to 507)	299 (142 to 507)	300 (143 to 508)	291 (139 to 493)	209 (100 to 354)	150 (72 to 254)	74.6 (35.7 to 126)	38.6 (18.5 to 65.3)	29.3 (14.0 to 49.6)	11.7 (5.6 to 19.8)	7.4 (3.5 to 12.5)	3.7 (1.7 to 6.2)	1.9 (0.9 to 3.2)	0.9 (0.4 to 1.5)	0.3 (0.1 to 0.5)	44,400
Syphilis	6,270 (4,470 to 8,560)	1,740 (1,060 to 2,720)	3,170 (1,770 to 5,290)	519 (261 to 934)	214 (107 to 359)	19.6 (9.9 to 32.8)	21.1 (10.7 to 35.2)	19.2 (9.7 to 32.1)	19.2 (9.7 to 32.1)	19.5 (9.8 to 32.6)	19.2 (9.7 to 32.1)	13.4 (6.8 to 22.4)	9.6 (4.9 to 16.1)	4.8 (2.4 to 8.1)	2.5 (1.3 to 4.2)	1.9 (0.9 to 3.2)	0.8 (0.4 to 1.3)	0.5 (0.2 to 0.8)	0.2 (0.1 to 0.4)	0.1 (0.1 to 0.2)	0.1 (0.0 to 0.2)	0.0 (0.0 to 0.1)	42,400
Chlamydial infection	0 (0 to 0)	0 (0 to 0)	0 (0 to 0)	0 (0 to 0)	0 (0 to 0)	0 (0 to 0)	0 (1.7 to 10.6)	0 (9.2 to 52.4)	0 (9.2 to 52.4)	0 (10.5 to 59.3)	0 (10.5 to 59.3)	0 (8.1 to 46.1)	0 (5.9 to 33.4)	0 (3.7 to 20.9)	0 (1.9 to 11.0)	0 (1.4 to 7.7)	0 (0.6 to 3.2)	0 (0.3 to 1.7)	0 (0.1 to 0.6)	0 (0.1 to 0.4)	0 (0.1 to 0.3)	0 (0.0 to 0.1)	221
Gonococcal infection	0 (0 to 0)	0 (0 to 0)	0 (0 to 0)	0 (0 to 0)	0 (0 to 0)	0 (0 to 0)	0 (1.6 to 10.7)	0 (7.0 to 39.6)	0 (7.0 to 39.6)	0 (8.1 to 45.7)	0 (8.1 to 45.7)	0 (6.2 to 35.5)	0 (4.6 to 25.7)	0 (2.9 to 16.1)	0 (1.5 to 8.5)	0 (1.1 to 6.0)	0 (0.5 to 2.5)	0 (0.2 to 1.3)	0 (0.1 to 0.5)	0 (0.1 to 0.3)	0 (0.0 to 0.2)	0 (0.0 to 0.1)	290
Trichomoniasis	0 (0 to 0)	0 (0 to 0)	0 (0 to 0)	0 (0 to 0)	0 (0 to 0)	0 (0 to 0)	0 (1.6 to 10.6)	0 (7.0 to 39.6)	0 (7.0 to 39.6)	0 (8.1 to 45.7)	0 (8.1 to 45.7)	0 (6.2 to 35.5)	0 (4.6 to 25.7)	0 (2.9 to 16.1)	0 (1.5 to 8.5)	0 (1.1 to 6.0)	0 (0.5 to 2.5)	0 (0.2 to 1.3)	0 (0.1 to 0.5)	0 (0.1 to 0.3)	0 (0.0 to 0.2)	0 (0.0 to 0.1)	286
Genital herpes	0 (0 to 0)	0 (0 to 0)	0 (0 to 0)	0 (0 to 0)	0 (0 to 0)	0 (0 to 0)	0 (1.1 to 16.5)	0 (5.2 to 57.5)	0 (5.2 to 57.5)	0 (6.0 to 66.1)	0 (6.0 to 66.1)	0 (4.6 to 51.4)	0 (3.4 to 37.2)	0 (2.2 to 24.2)	0 (1.1 to 12.4)	0 (0.8 to 8.7)	0 (0.4 to 4.2)	0 (0.2 to 2.1)	0 (0.1 to 0.9)	0 (0.0 to 0.5)	0 (0.0 to 0.3)	0 (0.0 to 0.1)	0
Other sexually transmitted infections	0 (0 to 0)	0 (0 to 0)	0 (0 to 0)	0 (0 to 0)	0 (0 to 0)	0 (0 to 0)	0.4 (0.1 to 2.4)	0.7 (0.3 to 4.1)	0.7 (0.3 to 4.1)	0.8 (0.3 to 4.6)	0.8 (0.3 to 4.6)	0.6 (0.2 to 3.5)	0.4 (0.2 to 2.5)	0.3 (0.1 to 1.5)	0.1 (0.1 to 0.8)	0.1 (0.0 to 0.6)	0.0 (0.0 to 0.3)	0.0 (0.0 to 0.2)	0.0 (0.0 to 0.1)	0.0 (0.0 to 0.1)	0.0 (0.0 to 0.0)	0.0 (0.0 to 0.0)	496
Respiratory infections and tuberculosis	21,400 (16,700 to 27,100)	13,200 (7,810 to 19,900)	103,000 (77,900 to 133,000)	91,900 (66,600 to 120,000)	7,200 (4,290 to 10,800)	5,210 (3,210 to 7,810)	5,670 (3,450 to 8,470)	5,410 (3,290 to 8,080)	5,410 (3,290 to 8,080)	5,500 (3,310 to 8,220)	5,500 (3,310 to 8,220)	5,310 (3,200 to 7,930)	5,200 (3,130 to 7,770)	5,600 (3,370 to 8,370)	5,190 (3,120 to 7,750)	4,870 (2,930 to 7,270)	3,140 (1,890 to 4,690)	2,660 (1,600 to 3,970)	1,810 (1,090 to 2,700)	1,010 (606 to 1,510)	563 (338 to 841)	384	307,000
Tuberculosis	20,900 (16,300 to 26,500)	12,900 (6,800 to 20,100)	11,900 (6,740 to 20,900)	1,960 (926 to 3,630)	1,240 (720 to 2,000)	1,200 (720 to 1,810)	1,200 (720 to 1,810)	1,200 (720 to 1,810)	1,200 (720 to 1,810)	1,200 (720 to 1,810)	1,200 (720 to 1,810)	1,200 (720 to 1,810)	1,200 (720 to 1,810)	1,200 (720 to 1,810)	1,200 (720 to 1,810)	1,200 (720 to 1,810)	1,200 (720 to 1,810)	1,200 (720 to 1,810)	1,200 (720 to 1,810)	1,200 (720 to 1,810)	1,200 (720 to 1,810)	1,200 (720 to 1,810)	307,000
Latent tuberculosis infection	0 (0 to 0)	0 (0 to 0)	0 (0 to 0)	0 (0 to 0)	0 (0 to 0)	0 (0 to 0)	0 (0 to 0)	0 (0 to 0)	0 (0 to 0)	0 (0 to 0)	0 (0 to 0)	0 (0 to 0)	0 (0 to 0)	0 (0 to 0)	0 (0 to 0)	0 (0 to 0)	0 (0 to 0)	0 (0 to 0)	0 (0 to 0)	0 (0 to 0)	0 (0 to 0)	0 (0 to 0)	0 (0 to 0)	0
Drug-susceptible tuberculosis	6,270 (4,970 to 7,950)	3,870 (2,040 to 6,030)	3,570 (2,020 to 6,270)	588 (278 to 1,090)	372 (216 to 600)	360 (216 to 543)	360 (216 to 543)	360 (216 to 543)	360 (216 to 543)	360 (216 to 543)	360 (216 to 543)	360 (216 to 543)	360 (216 to 543)	360 (216 to 543)	360 (216 to 543)	360 (216 to 543)	360 (216 to 543)	360 (216 to 543)	360 (216 to 543)	360 (216 to 543)	360 (216 to 543)	360 (216 to 543)	92,300
Multidrug-resistant tuberculosis without extensive drug-res	0 (0 to 0)	1,660 (711 to 3,080)	666 (99 to 2,230)	120 (18 to 396)	156 (23 to 514)	156 (23 to 514)	156 (23 to 514)	156 (23 to 514)	156 (23 to 514)	156 (23 to 514)	156 (23 to 514)	156 (23 to 514)	156 (23 to 514)	156 (23 to 514)	156 (23 to 514)	156 (23 to 514)	156 (23 to 514)	156 (23 to 514)	156 (23 to 514)	156 (23 to 514)	156 (23 to 514)	156 (23 to 514)	5,730
Extensively drug-resistant tuberculosis	0 (0 to 0)	14.6 (1.4 to 47.8)	13.0 (1.3 to 47.8)	1.6 (0.1 to 5.9)	2.1 (0.2 to 7.8)	2.1 (0.2 to 7.8)	2.1 (0.2 to 7.8)	2.1 (0.2 to 7.8)	2.1 (0.2 to 7.8)	2.1 (0.2 to 7.8)	2.1 (0.2 to 7.8)	2.1 (0.2 to 7.8)	2.1 (0.2 to 7.8)	2.1 (0.2 to 7.8)	2.1 (0.2 to 7.8)	2.1 (0.2 to 7.8)	2.1 (0.2 to 7.8)	2.1 (0.2 to 7.8)	2.1 (0.2 to 7.8)	2.1 (0.2 to 7.8)	2.1 (0.2 to 7.8)	2.1 (0.2 to 7.8)	764
Lower respiratory infections	21,100 (16,400 to 26,800)	106,000 (72,000 to 146,000)	94,200 (68,900 to 124,000)	87,700 (64,000 to 116,000)	4,770 (2,900 to 7,200)	2,720 (1,640 to 4,110)	1,760 (1,060 to 2,660)	1,360 (819 to 2,060)	1,030 (620 to 1,560)	1,190 (717 to 1,800)	1,260 (759 to 1,900)	1,060 (638 to 1,600)	1,060 (638 to 1,600)	1,150 (692 to 1,740)	1,060 (638 to 1,600)	1,010 (607 to 1,530)	1,010 (607 to 1,530)	1,060 (638 to 1,600)	1,060 (638 to 1,600)	1,060 (638 to 1,600)	1,060 (638 to 1,600)	1,060 (638 to 1,600)	191,000
Upper respiratory infections	8.7 (1.6 to 52.6)	1,260 (611 to 1,730)	1,260 (171 to 4,670)	1,260 (676 to 6,790)	1,260 (337 to 3,080)	1,260 (281 to 911)	1,260 (232 to 793)	1,260 (175 to 572)	1,260 (175 to 572)	1,260 (179 to 554)	1,260 (173 to 552)	1,260 (153 to 397)	1,260 (89.4 to 283)	1,260 (64.2 to 207)	1,260 (49.6 to 159)	1,260 (32.2 to 105)	1,260 (29.9 to 79.7)	1,260 (19.9 to 68.4)	1,260 (10.1 to 42.2)	1,260 (9.6 to 24.6)	1,260 (3.1 to 14.6)	1,260 (1.5 to 9.6)	6,400
Otitis media	276 (0.0 to 1,490)	14.0 (0.0 to 52.9)	276 (29.0 to 264)	276 (170 to 868)	191 (164 to 479)	139 (76.1 to 266)	139 (67.6 to 207)	139 (62.4 to 239)	139 (39.0 to 133)	139 (27.0 to 93.6)	139 (26.5 to 92.0)	139 (24.6 to 85.4)	49.1 (21.8 to 79.4)	139 (19.8 to 67)	49.1 (10.8 to 51)	49.1 (6.2 to 27.6)	49.1 (3.6 to 14.8)	49.1 (2.1 to 9.6)	49.1 (0.7 to 3.8)	49.1 (0.3 to 2.1)	49.1 (0.1 to 1.2)	49.1 (0.0 to 0.3)	1,790
Enteric infections	3,230 (1,290 to 6,060)	6,460 (2,460 to 11,900)	77,700 (29,200 to 171,000)	164,000 (55,700 to 341,000)	5,410 (1,620 to 13,400)	3,410 (1,030 to 8,150)	3,410 (1,030 to 8,150)	3,410 (1,030 to 8,150)	3,410 (1,030 to 8,150)	3,410 (1,030 to 8,150)	3,410 (1,030 to 8,150)	3,410 (1,030 to 8,150)	3,410 (1,030 to 8,150)	3,410 (1,030 to 8,150)	3,410 (1,030 to 8,150)	3,410 (1,030 to 8,150)	3,410 (1,030 to 8,150)	3,410 (1,030 to 8,150)	3,410 (1,030 to 8,150)	3,410 (1,030 to 8,150)	3,410 (1,030 to 8,150)	3,410 (1,030 to 8,150)	274,000
Cholera	0 (0 to 0)	0 (0 to 0)	0 (0 to 0)	0 (0 to 0)	0 (0 to 0)	0 (0 to 0)	0 (0 to 0)	0 (0 to 0)	0 (0 to 0)	0 (0 to 0)	0 (0 to 0)	0 (0 to 0)	0 (0 to 0)	0 (0 to 0)	0 (0 to 0)	0 (0 to 0)	0 (0 to 0)	0 (0 to 0)	0 (0 to 0)	0 (0 to 0)	0 (0 to 0)	0 (0 to 0)	0 (0 to 0)	0
Typhoid and paratyphoid	0 (0 to 0)	18.4 (8.1 to 48.5)	1,870 (463 to 5,480)	990 (328 to 2,260)	694 (221 to 1,620)	693 (221 to 1,620)	277 (87.4 to 646)	999 (317 to 2,330)	1,260 (394 to 2,940)	276 (74.6 to 644)	999 (269 to 2,330)	73.9 (19.9 to 172)	49.2 (13.3 to 115)	39.5 (10.6 to 92.1)	29.2 (7.9 to 68.1)	22 (5.9 to 51.3)	7.9 (2.1 to 18.4)	4.7 (1.3 to 11)	2.9 (0.8 to 6.8)	1.5 (0.4 to 3.5)	0.7 (0.2 to 1.6)	0.2 (0.1 to 0.5)	4,930
Typhoid fever	0 (0 to 0)	18.4 (8.1 to 48.5)	1,860 (463 to 5,480)	983 (328 to 2,260)	693 (221 to 1,620)	693 (221 to 1,620)	276 (87.4 to 646)	999 (317 to 2,330)	1,260 (394 to 2,940)	276 (74.6 to 644)	999 (269 to 2,330)	73.9 (19.9 to 172)	49.2 (13.3 to 115)	39.5 (10.6 to 92.1)	29.2 (7.9 to 68.1)	22 (5.9 to 51.3)	7.9 (2.1 to 18.4)	4.7 (1.3 to 11)	2.9 (0.8 to 6.8)	1.5 (0.4 to 3.5)	0.7 (0.2 to 1.6)	0.2 (0.1 to 0.5)	4,920
Paratyphoid fever	0 (0 to 0)	0 (0 to 0)	11 (2.7 to 32.1)	7.4 (2.4 to 17.1)	1.4 (0.4 to 3.4)	0.4 (0.1 to 1)	0.4 (0.1 to 1)	0.4 (0.1 to 1)	0.4 (0.1 to 1)	0.4 (0.1 to 1)	0.4 (0.1 to 1)	0.4 (0.1 to 1)	0.4 (0.1 to 1)	0.4 (0.1 to 1)	0.4 (0.1 to 1)	0.4 (0.1 to 1)	0.4 (0.1 to 1)	0.4 (0.1 to 1)	0.4 (0.1 to 1)	0.4 (0.1 to 1)	0.4 (0.1 to 1)	0.4 (0.1 to 1)	9.3
Invasive Non-typhoidal Salmonella (iNTS)	25.3 (7.7 to 69.6)	567 (227 to 953)	15,800 (527 to 2,480)	29,400 (772 to 4,660)	2,180 (96.4 to 7,180)	1,020 (86.7 to 3,660)	1,020 (86.7 to 3,660)	1,020 (72.4 to 3,660)	1,020 (72.4 to 3,660)	1,020 (72.4 to 3,660)	1,020 (72.4 to 3,660)	1,020 (72.4 to 3,660)	1,020 (72.4 to 3,660)	1,020 (72.4 to 3,660)	1,020 (72.4 to 3,660)	1,020 (72.4 to 3,660)	1,020 (72.4 to 3,660)	1,020 (72.4 to 3,660)	1,020 (72.4 to 3,660)	1,020 (72.4 to 3,660)	1,020 (72.4 to 3,660)	1,020 (72.4 to 3,660)	2,390
Other intestinal infectious diseases	0 (0 to 0)	1 (0 to 69)	206 (4.6 to 1,200)	21 (1.2 to 125)	12.9 (0.6 to 81.7)	4.3 (0.2 to 19.3)	4.3 (0.2 to 19.6)	4.3 (0.2 to 19.6)	4.3 (0.2 to 19.6)	4.3 (0.2 to 19.6)	4.3 (0.2 to 19.6)	4.3 (0.2 to 19.6)	4.1 (0.2 to 18.6)	4.1 (0.2 to 18.6)	4.1 (0.2 to 18.6)	4.1 (0.2 to 18.6)	4.1 (0.2 to 18.6)	4.1 (0.2 to 18.6)	4.1 (0.2 to 18.6)	4.1 (0.2 to 18.6)	4.1 (0.2 to 18.6)	4.1 (0.2 to 18.6)	475
Neglected tropical diseases and malaria	3,470 (2,570 to 4,560)	6,460 (2,460 to 11,900)	77,700 (29,200 to 171,000)	164,000 (55,700 to 341,000)	5,410 (1,620 to 13,400)	3,410 (1,030 to 8,150)	3,410 (1,030 to 8,150)	3,410 (1,030 to 8,150)	3,410 (1,030 to 8,150)	3,410 (1,030 to 8,150)	3,410 (1,030 to 8,150)	3,410 (1,030 to 8,150)	3,410 (1,030 to 8,150)	3,410 (1,030 to 8,150)	3,410 (1,030 to 8,150)	3,410 (1,030 to 8,150)	3,410 (1,030 to 8,150)	3,410 (1,030 to 8,150)	3,410 (1,030 to 8,150)	3,410 (1,030 to 8,150)	3,410 (1,030 to 8,150)	3,410 (1,030 to 8,150)	274,000
Malaria	0 (0 to 0)	11,600 (5,900 to 20,200)	92,000 (29,600 to 176,000)	64,000 (24,900 to 121,000)	6,210 (1,920 to 14,600)	3,620 (1,160 to 8,660)	3,260 (1,040 to 7,790)	2,470 (788 to 5,910)	1,760 (563 to 4,200)	1,890 (604 to 4,510)	1,920 (614 to 4,590)	2,010 (641 to 4,810)	1,360 (431 to 3,250)	1,220 (387 to 2,910)	1,140 (361 to 2,720)	1,080 (342 to 2,580)	916 (290 to 2,190)	772 (245 to 1,840)	512 (162 to 1,220)	289 (91.6 to 690)	159 (50.4 to 379)	72.6 (23 to 173)	216,000
Chagas disease	0 (0 to 0)	0 (0 to 0)	0 (0 to 0)	0 (0 to 0)	0 (0 to 0)	0 (0 to 0)	0 (0 to 0)	0 (0 to 0)	0 (0 to 0)	0 (0 to 0)	0 (0 to 0)	0 (0 to 0)	0 (0 to 0)	0 (0 to 0)	0 (0 to 0)	0 (0 to 0)	0 (0 to 0)	0 (0 to 0)	0 (0 to 0)	0 (0 to 0)	0 (0 to 0)	0 (0 to 0)	0 (0 to 0)	0
Leishmaniasis	0 (0 to 0)	1,100 (1,100 to 1,100)	6,730 (6,730 to 6,730)	6,760 (2,640 to 13,100)	2,060 (1,030 to 3,600)	1,030 (1,030 to 1,030)	992 (992 to 992)	992 (992 to 992)	992 (992 to 992)	994 (994 to 994)	320 (320 to 320)	378 (378 to 378)	131 (131 to 131)	89.9 (89.9 to 89.9)	66 (66 to 66)	39.7 (39.7 to 39.7)	22.3 (22.3 to 22.3)	13.6 (13.6 to 13.6)	7.1 (7.1 to 7.1)	3.1 (3.1 to 3.1)	1.1 (1.1 to 1.1)	0.4 (0.4 to 0.4)	21,400
Visceral leishmaniasis	0 (0 to 0)	1,100 (1,100 to 1,100)	6,730 (6,730 to 6,730)	6,760 (2,640 to 13,100)	2,060 (1,030 to 3,600)	1,030 (1,030 to 1,030)	992 (992 to 992)	992 (992 to 992)	994 (994 to 994)	320 (320 to 320)	378 (378 to 378)	131 (131 to 131)	89.9 (89.9 to 89.9)	66 (66 to 66)	39.7 (39.7 to 39.7)	22.3 (22.3 to 22.3)	13.6 (13.6 to 13.6)	7.1 (7.1 to 7.1)	3.1 (3.1 to 3.1)	1.1 (1.1 to 1.1)	0.4 (0.4 to 0.4)	21,400
Cutaneous and mucocutaneous leishmaniasis	0 (0 to 0)	0 (0 to 0)	0 (0 to 0)	0 (0 to 0)	0 (0 to 0)	0 (0 to 0)	0 (0 to 0)	0 (0 to 0)	0 (0 to 0)	0 (0 to 0)	0 (0 to 0)	0 (0 to 0)	0 (0 to 0)	0 (0 to 0)	0 (0 to 0)	0 (0 to 0)	0 (0 to 0)	0 (0 to 0)	0 (0 to 0)	0 (0 to 0)	0 (0 to 0)	0 (0 to 0)	0 (0 to 0)	0
African trypanosomiasis	0 (0 to 0)	0.9 (0.0 to 5.2)	0.9 (0.0 to 5.2)	19.9 (0.9 to 109)	21.4 (1.2 to 109)	21.4 (1.2 to 109)	21.4 (1.2 to 109)	21.4 (1.2 to 109)	21.4 (1.2 to 109)	21.4 (1.2 to 109)	21.4 (1.2 to 109)	21.4 (1.2 to 109)	7.4 (0.4 to 38.3)	7.4 (0.4 to 38.3)	7.4 (0.4 to 38.3)	7.4 (0.4 to 38.3)	7.4 (0.4 to 38.3)	7.4 (0.4 to 38.3)	7.4 (0.4 to 38.3)	7.4 (0.4 to 38.3)	7.4 (0.4 to 38.3)	7.4 (0.4 to 38.3)	726
Schistosomiasis	0 (0 to 0)	0 (0 to 0)	0 (0 to 0)	0 (0 to 0)	0 (0 to 0)	0 (0 to 0)	0 (0 to 0)	0 (0 to 0)	0 (0 to 0)	0 (0 to 0)	0 (0 to 0)	0 (0 to 0)	0 (0 to 0)	0 (0 to 0)	0 (0 to 0)	0 (0 to 0)	0 (0 to 0)	0 (0 to 0)	0 (0 to 0)	0 (0 to 0)	0 (0 to 0)	0 (0 to 0)	0 (0 to 0)	0
Cysticercosis	0 (0 to 0)	0 (0 to 0)	0 (0 to 0)	0 (0 to 0)	0 (0 to 0)	0 (0 to 0)	0 (0 to 0)	0 (0 to 0)	0 (0 to 0)	0 (0 to 0)	0 (0 to 0)	0 (0 to 0)	0 (0 to 0)	0 (0 to 0)	0 (0 to 0)	0 (0 to 0)	0 (0 to 0)	0 (0 to 0)	0 (0 to 0)	0 (0 to 0)	0 (0 to 0)	0 (0 to 0)	0 (0 to 0)	0
Cystic echinococcosis	0 (0 to 0)	0 (0 to 0)	81.4 (0.3 to 272)	22 (0.1 to 74)	13 (0.1 to 43)	7.9 (0.1 to 26)	7.9 (0.1 to 26)	7.9 (0.1 to 26)	7.9 (0.1 to 26)	7.9 (0.1 to 26)	7.9 (0.1 to 26)	7.9 (0.1 to 26)	7.9 (0.1 to 26)	7.9 (0.1 to 26)	7.9 (0.1 to 26)	7.9 (0.1 to 26)	7.9 (0.1 to 26)	7.9 (0.1 to 26)	7.9 (0.1 to 26)	7.9 (0.1 to 26)	7.9 (0.1 to 26)	7.9 (0.1 to 26)	172
Lymphatic filariasis	0 (0 to 0)	0 (0 to 0)	0 (0 to 0)	0 (0 to 0)	0 (0 to 0)	0 (0 to 0)	0 (0 to 0)	0 (0 to 0)	0 (0 to 0)	0 (0 to 0)	0 (0 to 0)	0 (0 to 0)	0 (0 to 0)	0 (0 to 0)	0 (0 to 0)	0 (0 to 0)	0 (0 to 0)	0 (0 to 0)	0 (0 to 0)	0 (0 to 0)	0 (0 to 0)	0 (0 to 0)	0 (0 to 0)	786
Onchocerciasis	0 (0 to 0)	0 (0 to 0)	0 (0 to 0)	0 (0 to 0)	0 (0 to 0)	0 (0 to 0)	0 (0 to 0)	0 (0 to 0)	0 (0 to 0)	0 (0 to 0)	0 (0 to 0)	0 (0 to 0)	0 (0 to 0)	0 (0 to 0)	0 (0 to 0)	0 (0 to 0)	0 (0 to 0)	0 (0 to 0)	0 (0 to 0)	0 (0 to 0)	0 (0 to 0)	0 (0 to 0)	0 (0 to 0)	0
Trachoma	0 (0 to 0)	0 (0 to 0)	0 (0 to 0)	0 (0 to 0)	0 (0 to 0)	0 (0 to 0)	0 (0 to 0)	0 (0 to 0)	0 (0 to 0)	0 (0 to 0)	0 (0 to 0)	0 (0 to 0)	0 (0 to 0)	0 (0 to 0)	0 (0 to 0)	0 (0 to 0)	0 (0 to 0)	0 (0 to 0)	0 (0 to 0)	0 (0 to 0)	0 (0 to 0)	0 (0 to 0)	0 (0 to 0)	0
Dengue	0 (0 to 0)	0 (0 to 0)	1,110 (1 to 3,560)	1,110 (1 to 3,560)	1,110 (1 to 3,560



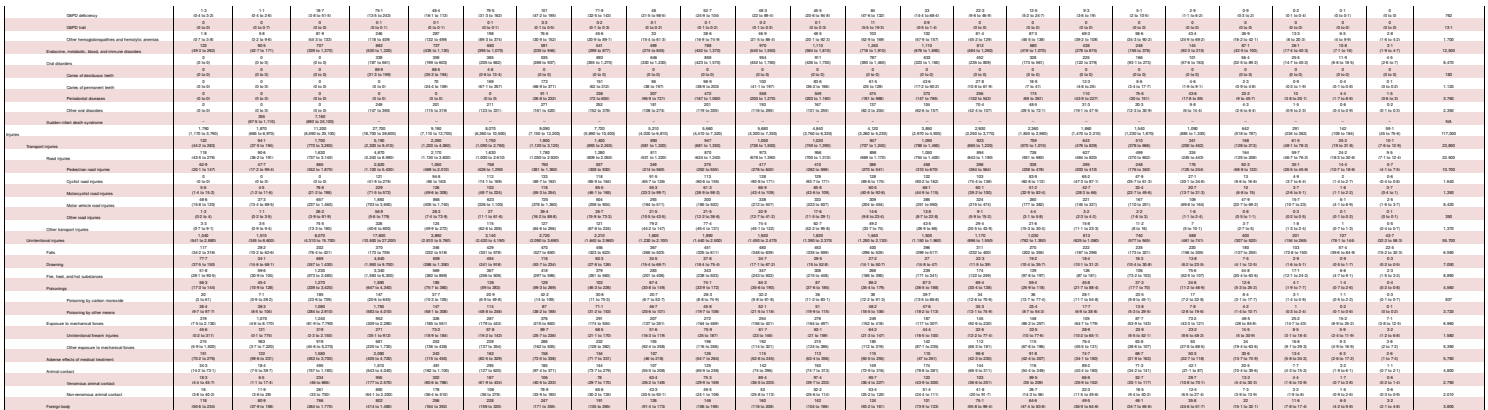

SR Table 2b: Sudan DALYS by cause and age group for females with 95% uncertainty intervals, 2019

Cause	Early Neonatal	Late Neonatal	Post Neonatal	1 to 4	5 to 9	10 to 14	15 to 19
All causes	680,000 (550,000 to 858,000)	230,000 (187,000 to 290,000)	626,000 (385,000 to 1,000,000)	511,000 (398,000 to 661,000)	217,000 (173,000 to 273,000)	215,000 (167,000 to 272,000)	261,000 (202,000 to 332,000)
Communicable, maternal, neonatal, and nutritional diseases	555,000 (436,000 to 704,000)	171,000 (129,000 to 219,000)	370,000 (214,000 to 613,000)	297,000 (215,000 to 398,000)	77,700 (55,600 to 106,000)	49,200 (36,500 to 66,100)	55,400 (40,000 to 71,900)
HIV/AIDS and sexually transmitted infections	24,000 (6,900 to 55,900)	6,670 (1,930 to 15,700)	8,960 (2,640 to 23,700)	4,420 (950 to 16,300)	2,690 (1,310 to 5,450)	1,640 (715 to 3,100)	4,120 (1,990 to 7,960)
HIV/AIDS	0·1 (0 to 0·2)	0·2 (0·1 to 0·5)	859 (181 to 2,130)	4,030 (595 to 16,000)	2,440 (1,080 to 5,080)	1,590 (671 to 3,070)	3,940 (1,870 to 7,770)
HIV/AIDS - Drug-susceptible Tuberculosis	0 (0 to 0)	0 (0 to 0)	177 (75·6 to 305)	209 (108 to 344)	56·4 (31·1 to 90·3)	35·9 (20 to 56·9)	145 (81·7 to 229)
HIV/AIDS - Multidrug-resistant Tuberculosis without exte	0 (0 to 0)	0 (0 to 0)	10·1 (0·9 to 45·5)	11·8 (1·1 to 49·9)	3 (0·3 to 12·8)	1·9 (0·2 to 8)	7·7 (0·7 to 32·4)
HIV/AIDS - Extensively drug-resistant Tuberculosis	0 (0 to 0)	0 (0 to 0)	0·7 (0·1 to 3·3)	0·9 (0·1 to 3·6)	0·2 (0 to 0·9)	0·1 (0 to 0·6)	0·6 (0 to 2·3)
HIV/AIDS resulting in other diseases	0·1 (0 to 0·1)	0·2 (0·1 to 0·5)	672 (101 to 1,910)	3,810 (388 to 15,900)	2,380 (1,020 to 5,000)	1,560 (634 to 3,020)	3,790 (1,680 to 7,600)
Sexually transmitted infections excluding HIV	24,000 (6,900 to 55,900)	6,670 (1,930 to 15,700)	8,100 (1,960 to 21,600)	383 (102 to 950)	249 (68 to 601)	42·5 (29·2 to 62·9)	179 (94·5 to 330)
Syphilis	24,000 (6,900 to 55,900)	6,670 (1,930 to 15,700)	8,100 (1,960 to 21,600)	383 (102 to 950)	249 (68 to 601)	12 (8·7 to 16·8)	8·2 (3·8 to 17·4)
Chlamydial infection	0 (0 to 0)	0 (0 to 0)	0 (0 to 0)	0 (0 to 0)	0 (0 to 0)	5 (3·2 to 7·5)	19 (10 to 31·3)
Gonococcal infection	0 (0 to 0)	0 (0 to 0)	0 (0 to 0)	0 (0 to 0)	0 (0 to 0)	4·3 (3·1 to 6)	11·1 (6·8 to 18·7)
Trichomoniasis	0 (0 to 0)	0 (0 to 0)	0 (0 to 0)	0 (0 to 0)	0 (0 to 0)	4·1 (0·6 to 11·8)	73·7 (23·8 to 175)
Genital herpes	0 (0 to 0)	0 (0 to 0)	0 (0 to 0)	0 (0 to 0)	0 (0 to 0)	7·4 (1·9 to 18·5)	30 (9·8 to 73·8)
Other sexually transmitted infections	0 (0 to 0)	0 (0 to 0)	0 (0 to 0)	0 (0 to 0)	0 (0 to 0)	9·7 (6·6 to 14)	36·8 (21·8 to 58·7)
Respiratory infections and tuberculosis	8,590 (4,350 to 16,400)	8,480 (4,020 to 15,400)	64,700 (25,400 to 131,000)	38,000 (20,300 to 64,600)	13,200 (8,780 to 19,300)	8,430 (5,700 to 12,100)	6,250 (4,000 to 9,040)
Tuberculosis	0 (0 to 0)	0 (0 to 0·1)	1,360 (406 to 3,060)	1,550 (614 to 3,030)	1,030 (505 to 1,740)	670 (312 to 1,180)	624 (247 to 1,190)
Latent tuberculosis infection	0 (0 to 0)	0 (0 to 0)	0 (0 to 0)	0 (0 to 0)	0 (0 to 0)	0 (0 to 0)	0 (0 to 0)
Drug-susceptible tuberculosis	0 (0 to 0)	0 (0 to 0·1)	1,290 (382 to 2,950)	1,480 (573 to 2,910)	995 (470 to 1,660)	643 (299 to 1,150)	597 (231 to 1,120)
Multidrug-resistant tuberculosis without extensive drug r	0 (0 to 0)	0 (0 to 0)	59·4 (3·9 to 276)	65·3 (5·5 to 302)	36·4 (3·7 to 147)	25·3 (2·4 to 111)	25·9 (2·3 to 118)
Extensively drug-resistant tuberculosis	0 (0 to 0)	0 (0 to 0)	4·4 (0·3 to 22·1)	4·8 (0·4 to 21·3)	2·4 (0·2 to 11)	1·7 (0·1 to 8·2)	1·9 (0·2 to 8·9)
Lower respiratory infections	8,580 (4,340 to 16,400)	8,450 (3,980 to 15,300)	62,600 (24,000 to 128,000)	33,100 (16,000 to 59,700)	8,680 (4,890 to 14,600)	5,010 (2,940 to 8,220)	3,260 (1,690 to 5,520)
Upper respiratory infections	5·9 (3·1 to 9·6)	33·8 (18·7 to 56·8)	613 (343 to 995)	2,420 (1,320 to 3,980)	2,460 (1,340 to 4,170)	2,050 (1,070 to 3,500)	1,770 (900 to 3,180)
Otitis media	0·4 (0·2 to 1·1)	2·9 (1·2 to 5·5)	122 (55·4 to 234)	904 (452 to 1,660)	1,010 (536 to 1,700)	694 (379 to 1,180)	599 (322 to 1,010)
Enteric infections	8,170 (1,950 to 27,400)	14,900 (2,810 to 48,100)	106,000 (27,500 to 302,000)	62,800 (26,000 to 148,000)	13,600 (9,010 to 20,100)	10,100 (6,650 to 14,700)	6,050 (4,120 to 8,670)
Diarrheal diseases	8,170 (1,950 to 27,400)	14,900 (2,760 to 48,100)	106,000 (27,000 to 302,000)	60,000 (23,600 to 145,000)	10,100 (6,130 to 16,500)	7,190 (4,330 to 11,200)	4,310 (2,870 to 6,230)
Typhoid and paratyphoid	0 (0 to 0)	0 (0 to 0)	14·9 (4·1 to 37)	955 (272 to 2,240)	1,700 (578 to 4,130)	1,870 (691 to 4,080)	1,120 (341 to 2,600)
Typhoid fever	0 (0 to 0)	0 (0 to 0)	14·7 (4 to 36·2)	936 (267 to 2,210)	1,660 (559 to 4,060)	1,830 (673 to 3,970)	1,100 (329 to 2,560)
Paratyphoid fever	0 (0 to 0)	0 (0 to 0)	0·3 (0·1 to 0·8)	18·9 (4·4 to 50·7)	36·5 (10·5 to 94·7)	42·3 (13·2 to 103)	25·8 (6·9 to 63)
Invasive Non-typhoidal Salmonella (iNTS)	0 (0 to 0)	32·1 (16·6 to 56·6)	500 (194 to 999)	1,720 (766 to 3,200)	1,720 (815 to 3,330)	1,050 (454 to 2,150)	604 (230 to 1,310)

Cause	20 to 24	25 to 29	30 to 34	35 to 39	40 to 44	45 to 49	50 to 54	55 to 59	60 to 64
All causes	293,000 (224,000 to 375,000)	316,000 (244,000 to 399,000)	329,000 (251,000 to 412,000)	324,000 (250,000 to 405,000)	295,000 (229,000 to 366,000)	261,000 (205,000 to 321,000)	235,000 (187,000 to 289,000)	194,000 (159,000 to 237,000)	184,000 (157,000 to 219,000)
Communicable, maternal, neonatal, and nutritional diseases	65,800 (46,600 to 89,100)	70,600 (48,500 to 98,900)	73,800 (51,500 to 106,000)	69,600 (49,200 to 96,700)	57,400 (40,700 to 79,000)	39,700 (28,100 to 55,000)	22,900 (16,500 to 30,300)	13,500 (10,000 to 18,500)	10,200 (7,690 to 13,300)
HIV/AIDS and sexually transmitted infections	9,120 (4,190 to 19,900)	19,000 (8,110 to 41,600)	26,000 (11,600 to 50,600)	25,600 (12,300 to 49,900)	19,800 (10,200 to 34,600)	13,800 (6,680 to 25,400)	8,180 (3,950 to 14,600)	3,750 (1,880 to 6,730)	1,790 (897 to 3,160)
HIV/AIDS	8,640 (3,780 to 19,400)	18,300 (7,180 to 41,000)	25,200 (11,000 to 50,100)	24,900 (11,600 to 49,300)	19,200 (9,530 to 34,200)	13,500 (6,330 to 24,900)	8,030 (3,840 to 14,500)	3,670 (1,790 to 6,670)	1,730 (841 to 3,120)
HIV/AIDS - Drug-susceptible Tuberculosis	246 (146 to 380)	409 (245 to 626)	556 (327 to 865)	579 (330 to 912)	509 (282 to 811)	372 (204 to 598)	270 (146 to 437)	148 (79·7 to 240)	82·2 (44·1 to 133)
HIV/AIDS - Multidrug-resistant Tuberculosis without exte	12·4 (1·2 to 52·2)	20·2 (1·9 to 84·9)	27·8 (2·7 to 118)	29·3 (2·8 to 124)	26·1 (2·5 to 110)	19·4 (1·8 to 82)	14·4 (1·3 to 60·8)	8 (0·7 to 33·7)	4·5 (0·4 to 18·8)
HIV/AIDS - Extensively drug-resistant Tuberculosis	0·9 (0·1 to 3·8)	1·4 (0·1 to 6·1)	2 (0·2 to 8·5)	2·1 (0·2 to 9)	1·9 (0·2 to 8)	1·4 (0·1 to 5·9)	1·1 (0·1 to 4·4)	0·6 (0 to 2·4)	0·3 (0 to 1·4)
HIV/AIDS resulting in other diseases	8,380 (3,470 to 19,200)	17,900 (6,780 to 40,400)	24,600 (10,500 to 49,400)	24,300 (10,900 to 48,800)	18,700 (9,040 to 33,600)	13,100 (5,970 to 24,500)	7,740 (3,600 to 14,200)	3,510 (1,660 to 6,540)	1,640 (760 to 3,030)
Sexually transmitted infections excluding HIV	481 (225 to 931)	713 (347 to 1,340)	756 (382 to 1,400)	722 (355 to 1,330)	601 (300 to 1,150)	371 (177 to 742)	154 (74·4 to 302)	80·9 (35·9 to 158)	58·6 (23·9 to 121)
Syphilis	10·9 (2·7 to 28·7)	13 (4·1 to 32·4)	12·1 (4·3 to 30·1)	7·6 (2·6 to 19·5)	4·8 (1·4 to 11·9)	4·9 (1·8 to 11·2)	4 (1·4 to 8·8)	1·5 (0·5 to 3·4)	1·6 (0·5 to 4·3)
Chlamydial infection	43·6 (26·1 to 68·6)	67·4 (29·4 to 133)	79·8 (37·1 to 144)	84·8 (39·6 to 155)	74·3 (35·6 to 136)	41·6 (17 to 85·4)	9 (4·6 to 15·7)	3·3 (1·7 to 6·3)	2·4 (0·4 to 8·6)
Gonococcal infection	17·7 (11 to 28·5)	25·8 (15·1 to 43·6)	31·6 (18·5 to 51·7)	28·7 (16·1 to 50·6)	27·1 (14·8 to 48·9)	18·9 (8·7 to 43·5)	9·4 (3·2 to 26)	3·7 (1·1 to 11·2)	6·1 (1·1 to 22·1)
Trichomoniasis	276 (96·7 to 632)	381 (131 to 864)	337 (110 to 774)	280 (97·7 to 638)	212 (75·3 to 495)	132 (44·2 to 292)	68·3 (20·9 to 168)	37·9 (12·1 to 89·3)	25·2 (8·6 to 56·8)
Genital herpes	53·5 (15·8 to 131)	69·1 (20·5 to 173)	75·5 (23·6 to 191)	73·3 (23·5 to 191)	61·6 (19·8 to 155)	49·3 (16·1 to 123)	37·4 (12·3 to 92·2)	25·2 (7·7 to 64·8)	17·9 (5·5 to 43·9)
Other sexually transmitted infections	78·5 (35·5 to 146)	157 (80 to 278)	220 (121 to 373)	247 (130 to 412)	222 (118 to 384)	124 (55·9 to 244)	26·2 (9·6 to 49·6)	9·4 (2·9 to 20·4)	5·3 (1 to 19·1)
Respiratory infections and tuberculosis	7,540 (4,740 to 10,900)	6,960 (4,490 to 10,300)	6,300 (3,860 to 9,300)	5,620 (3,450 to 8,130)	4,740 (2,890 to 7,390)	4,500 (2,840 to 6,840)	4,150 (2,610 to 6,160)	3,390 (2,130 to 5,160)	3,680 (2,330 to 5,380)
Tuberculosis	1,650 (792 to 2,700)	1,760 (929 to 2,860)	1,390 (686 to 2,370)	1,220 (572 to 2,100)	929 (437 to 1,600)	1,080 (493 to 1,900)	998 (438 to 1,710)	743 (332 to 1,260)	746 (329 to 1,240)
Latent tuberculosis infection	0 (0 to 0)	0 (0 to 0)	0 (0 to 0)	0 (0 to 0)	0 (0 to 0)	0 (0 to 0)	0 (0 to 0)	0 (0 to 0)	0 (0 to 0)
Drug-susceptible tuberculosis	1,590 (764 to 2,650)	1,700 (879 to 2,760)	1,330 (663 to 2,290)	1,180 (543 to 2,020)	893 (414 to 1,540)	1,040 (472 to 1,840)	956 (416 to 1,650)	710 (320 to 1,230)	713 (319 to 1,210)
Multidrug-resistant tuberculosis without extensive drug r	56·3 (5·8 to 234)	58·9 (6 to 243)	49·2 (4·8 to 200)	44·8 (4·5 to 187)	34·3 (3·2 to 155)	42 (3·9 to 184)	39·7 (3·7 to 165)	30·1 (2·8 to 138)	30·7 (2·8 to 132)
Extensively drug-resistant tuberculosis	3·7 (0·3 to 15·8)	3·8 (0·3 to 16·8)	3·3 (0·3 to 14·7)	3·1 (0·3 to 14·1)	2·4 (0·2 to 11·1)	3 (0·3 to 13·1)	2·8 (0·2 to 12·2)	2·1 (0·2 to 9·6)	2·2 (0·2 to 10·6)
Lower respiratory infections	3,540 (1,680 to 6,100)	3,190 (1,540 to 5,660)	3,260 (1,420 to 5,770)	3,010 (1,430 to 5,020)	2,750 (1,360 to 4,930)	2,620 (1,420 to 4,410)	2,570 (1,370 to 4,280)	2,280 (1,270 to 3,760)	2,690 (1,540 to 4,220)
Upper respiratory infections	1,580 (847 to 2,740)	1,400 (760 to 2,350)	1,180 (627 to 2,050)	979 (491 to 1,660)	723 (368 to 1,300)	519 (268 to 930)	369 (199 to 621)	233 (122 to 390)	159 (84·7 to 269)
Otitis media	766 (333 to 1,480)	618 (286 to 1,180)	476 (205 to 914)	409 (187 to 767)	344 (150 to 621)	277 (133 to 510)	213 (102 to 393)	135 (63·6 to 246)	86·5 (39·8 to 169)
Enteric infections	4,360 (2,870 to 6,450)	3,620 (2,300 to 5,310)	3,020 (1,970 to 4,470)	2,580 (1,670 to 3,850)	1,850 (1,220 to 2,670)	1,480 (944 to 2,220)	1,260 (800 to 2,080)	1,060 (625 to 1,960)	1,010 (619 to 1,750)
Diarrheal diseases	3,400 (2,150 to 5,230)	3,030 (1,890 to 4,540)	2,640 (1,690 to 3,940)	2,330 (1,480 to 3,550)	1,670 (1,070 to 2,480)	1,340 (844 to 2,090)	1,150 (687 to 1,970)	975 (545 to 1,860)	937 (548 to 1,670)
Typhoid and paratyphoid	552 (164 to 1,320)	317 (95·4 to 720)	184 (56·7 to 429)	102 (35 to 222)	58·8 (20·6 to 133)	42·4 (14·3 to 95·2)	30·7 (11·2 to 66·8)	18·6 (6·2 to 43·5)	12 (4 to 28·2)
Typhoid fever	539 (160 to 1,290)	310 (93·5 to 708)	180 (55·3 to 420)	99·6 (34 to 217)	57·4 (19·9 to 130)	41·4 (14 to 93·5)	29·9 (10·9 to 65·6)	18·2 (6 to 42·6)	11·7 (3·9 to 27·5)
Paratyphoid fever	12·8 (3·4 to 33·6)	7·3 (2 to 19·2)	4·3 (1·1 to 11·7)	2·4 (0·7 to 6·3)	1·4 (0·4 to 3·5)	1 (0·3 to 2·6)	0·8 (0·2 to 1·9)	0·5 (0·1 to 1·1)	0·3 (0·1 to 0·7)
Invasive Non-typhoidal Salmonella (iNTS)	402 (136 to 911)	268 (86·5 to 631)	193 (61 to 437)	147 (52·9 to 303)	111 (44·5 to 229)	90·3 (39·1 to 187)	80·7 (35 to 162)	64·4 (28 to 127)	56·3 (25·2 to 108)

Cause	65 to 69	70 to 74	75 to 79	80 to 84	85 to 89	90 to 94	95 plus	Total
All causes	166,000 (147,000 to 193,000)	155,000 (141,000 to 175,000)	130,000 (120,000 to 142,000)	95,800 (88,300 to 104,000)	49,800 (45,500 to 56,100)	21,900 (19,900 to 25,500)	9,800 (8,940 to 11,300)	5,800,000
Communicable, maternal, neonatal, and nutritional diseases	7,940 (5,920 to 10,500)	7,740 (5,850 to 10,200)	6,550 (4,810 to 8,800)	4,750 (3,500 to 6,350)	2,780 (2,020 to 3,830)	1,220 (839 to 1,750)	578 (390 to 831)	2,030,000
HIV/AIDS and sexually transmitted infections	824 (422 to 1,470)	425 (207 to 816)	191 (100 to 345)	36·4 (19·4 to 64·2)	14·7 (7·7 to 25·5)	5·3 (2·9 to 10·2)	1·7 (0·9 to 3·1)	181,000
HIV/AIDS	790 (379 to 1,440)	399 (180 to 794)	169 (78·4 to 316)	24·7 (10·2 to 46·2)	9·7 (4·1 to 18)	3·2 (1·3 to 6)	1 (0·4 to 1·9)	137,000
HIV/AIDS - Drug-susceptible Tuberculosis	42·3 (22·7 to 68·5)	26 (14 to 42·1)	12·7 (6·8 to 20·5)	1·4 (0·8 to 2·2)	0·5 (0·3 to 0·7)	0·1 (0·1 to 0·2)	0·1 (0 to 0·1)	3,880
HIV/AIDS - Multidrug-resistant Tuberculosis without exte	2·3 (0·2 to 9·7)	1·4 (0·1 to 6)	0·7 (0·1 to 2·9)	0·1 (0 to 0·3)	0 (0 to 0·1)	0 (0 to 0)	0 (0 to 0)	201
HIV/AIDS - Extensively drug-resistant Tuberculosis	0·2 (0 to 0·7)	0·1 (0 to 0·4)	0·1 (0 to 0·2)	0 (0 to 0)	0 (0 to 0)	0 (0 to 0)	0 (0 to 0)	14·6
HIV/AIDS resulting in other diseases	745 (333 to 1,390)	372 (151 to 760)	156 (66 to 306)	23·2 (8·7 to 44·7)	9·2 (3·5 to 17·3)	3 (1·2 to 5·8)	0·9 (0·4 to 1·9)	133,000
Sexually transmitted infections excluding HIV	34·2 (14·4 to 71·4)	25·3 (11·4 to 53·5)	22·4 (8·8 to 55·3)	11·6 (4·7 to 30·9)	4·9 (2 to 13·5)	2·2 (0·8 to 6·7)	0·7 (0·3 to 1·9)	43,700
Syphilis	0·8 (0·4 to 2)	1·1 (0·4 to 3·6)	1·3 (0·4 to 4·3)	1·4 (0·4 to 5)	0·6 (0·2 to 2·2)	0·5 (0·1 to 1·8)	0·2 (0·1 to 0·6)	39,500
Chlamydial infection	0·6 (0·2 to 2·1)	1·1 (0·3 to 4)	1·8 (0·4 to 6·6)	1·2 (0·3 to 4·7)	0·5 (0·1 to 1·8)	0·2 (0·1 to 0·9)	0·1 (0 to 0·3)	436
Gonococcal infection	3·3 (0·8 to 11·3)	3·7 (1 to 13·6)	6·5 (1·6 to 23·6)	2·7 (0·6 to 10·5)	1·2 (0·3 to 4·7)	0·5 (0·1 to 2·2)	0·2 (0 to 0·5)	203
Trichomoniasis	15·8 (5·6 to 36·6)	9·4 (3·4 to 20·7)	5·2 (1·9 to 11·3)	2·4 (0·9 to 5·5)	0·8 (0·3 to 1·8)	0·2 (0·1 to 0·5)	0 (0 to 0·1)	1,860
Genital herpes	12·2 (3·6 to 30·8)	8·1 (2·5 to 20·5)	5 (1·5 to 12·8)	2·8 (0·9 to 7·2)	1·2 (0·4 to 3)	0·5 (0·1 to 1·2)	0·2 (0·1 to 0·4)	530
Other sexually transmitted infections	1·5 (0·4 to 5)	1·9 (0·5 to 7)	2·5 (0·6 to 9·2)	1·1 (0·3 to 4·3)	0·6 (0·1 to 2·4)	0·2 (0·1 to 1)	0·1 (0 to 0·2)	1,140
Respiratory infections and tuberculosis	3,320 (2,000 to 5,240)	3,710 (2,340 to 5,590)	3,300 (2,020 to 5,000)	2,730 (1,710 to 4,140)	1,620 (1,000 to 2,490)	724 (445 to 1,090)	335 (198 to 521)	210,000
Tuberculosis	592 (251 to 987)	639 (287 to 1,030)	444 (197 to 732)	262 (129 to 430)	148 (65·1 to 244)	44·7 (21·1 to 73·7)	16·6 (7·5 to 28·2)	17,900
Latent tuberculosis infection	0 (0 to 0)	0 (0 to 0)	0 (0 to 0)	0 (0 to 0)	0 (0 to 0)	0 (0 to 0)	0 (0 to 0)	0
Drug-susceptible tuberculosis	566 (237 to 956)	610 (275 to 976)	424 (188 to 697)	251 (120 to 410)	141 (63·9 to 232)	42·7 (19·8 to 70·6)	15·9 (7 to 27·1)	17,200
Multidrug-resistant tuberculosis without extensive drug r	24·5 (2·2 to 110)	26·7 (2·3 to 122)	18·3 (1·7 to 78·4)	10·8 (1 to 46·7)	6·2 (0·6 to 26)	1·9 (0·2 to 8·2)	0·7 (0·1 to 3)	687
Extensively drug-resistant tuberculosis	1·8 (0·1 to 8·1)	1·9 (0·2 to 9·6)	1·3 (0·1 to 6)	0·8 (0·1 to 3·2)	0·4 (0 to 1·9)	0·1 (0 to 0·6)	0 (0 to 0·2)	47·8
Lower respiratory infections	2,570 (1,420 to 4,400)	2,970 (1,720 to 4,740)	2,800 (1,580 to 4,470)	2,430 (1,440 to 3,830)	1,450 (861 to 2,300)	672 (402 to 1,040)	316 (182 to 500)	169,000
Upper respiratory infections	112 (56·7 to 190)	76·9 (40·2 to 132)	48·6 (25·5 to 81·9)	27 (14·3 to 46·8)	11·7 (6·3 to 19·8)	5 (2·8 to 8·2)	2·1 (1·1 to 3·7)	16,800
Otitis media	46·2 (22·5 to 88·2)	25 (10·3 to 49·1)	15·9 (7·4 to 28·9)	10 (4·4 to 18·6)	5 (2·3 to 8·9)	2·2 (1 to 3·9)	0·9 (0·4 to 1·7)	6,760
Enteric infections	1,150 (729 to 1,970)	1,350 (825 to 2,420)	1,470 (839 to 2,920)	1,040 (590 to 2,040)	631 (323 to 1,380)	284 (137 to 603)	141 (61·7 to 313)	248,000
Diarrheal diseases	1,100 (684 to 1,920)	1,320 (789 to 2,400)	1,450 (820 to 2,900)	1,030 (582 to 2,030)	627 (320 to 1,370)	283 (137 to 602)	140 (61·2 to 312)	234,000
Typhoid and paratyphoid	6·7 (2·5 to 14·1)	3·7 (1·5 to 7·8)	1·9 (0·7 to 3·8)	0·9 (0·3 to 2)	0·4 (0·2 to 0·7)	0·1 (0 to 0·3)	0 (0 to 0·1)	6,990
Typhoid fever	6·5 (2·5 to 13·8)	3·6 (1·4 to 7·6)	1·9 (0·7 to 3·8)	0·9 (0·3 to 1·9)	0·4 (0·2 to 0·7)	0·1 (0 to 0·2)	0 (0 to 0·1)	6,840
Paratyphoid fever	0·2 (0·1 to 0·4)	0·1 (0 to 0·2)	0 (0 to 0·1)	0 (0 to 0)	0 (0 to 0)	0 (0 to 0)	0 (0 to 0)	155
Invasive Non-typhoidal Salmonella (iNTS)	41·2 (17·3 to 76·2)	27·9 (12·8 to 50·8)	16·3 (7·3 to 30·8)	8·2 (3·4 to 16·5)	2·8 (1·1 to 5·7)	0·8 (0·2 to 1·9)	0·3 (0 to 0·9)	7,140



Other transport injuries	19 6 (7 to 39 9)	9 1 (3 to 22 6)	7 10 (3 to 24 0)	686 (1 91 to 1 488)	399 (162 to 787)	31 4 (7 79 to 63 7)	338 (177 to 638)	1 6 (1 to 7 10)	369 (192 to 709)	1 6 (1 to 6 9)	391 (194 to 661)	1 6 (1 to 6 8)	369 (196 to 653)	31 6 (7 89 to 72 3)	177 (107 to 356)	135 (62 3 to 316)	103 (65 7 to 176)	68 6 (25 9 to 127)	91 1 (34 1 to 19 2)	39 2 (23 5 to 63 2)	24 2 (10 1to 56 4)	19 4 (10 2 to 39 7)	9 9 (5 5 to 7 8)	2 5 (1 1 to 3 9)	1 4 (1 0 to 2 9)	3,933
Unintentional injuries	2,522 (1,599 to 3,930)	2,720 (1,810 to 4,060)	11,920 (7,610 to 18,600)	2,900 (24,400 to 69,000)	2,900 (1,900 to 4,720)	2,900 (1,900 to 4,720)	2,900 (1,900 to 4,720)	2,900 (1,900 to 4,720)	2,900 (1,900 to 4,720)	2,900 (1,900 to 4,720)	2,900 (1,900 to 4,720)	2,900 (1,900 to 4,720)	2,900 (1,900 to 4,720)	2,900 (1,900 to 4,720)	2,900 (1,900 to 4,720)	2,900 (1,900 to 4,720)	2,900 (1,900 to 4,720)	2,900 (1,900 to 4,720)	2,900 (1,900 to 4,720)	2,900 (1,900 to 4,720)	2,900 (1,900 to 4,720)	2,900 (1,900 to 4,720)	2,900 (1,900 to 4,720)	2,900 (1,900 to 4,720)	2,900 (1,900 to 4,720)	2,900 (1,900 to 4,720)	2,900 (1,900 to 4,720)	2,900 (1,900 to 4,720)	169,000
Falls	201 (97 to 339)	131 (62 to 213)	1,030 (422 to 2,030)	5,640 (1,950 to 13,600)	5,640 (1,700 to 4,770)	5,640 (1,410 to 3,370)	5,640 (1,490 to 3,770)	5,640 (2,270 to 4,220)	5,640 (2,390 to 4,510)	5,640 (2,540 to 4,420)	5,640 (2,370 to 3,260)	5,640 (1,950 to 3,580)	5,640 (1,730 to 3,770)	5,640 (1,950 to 3,580)	5,640 (1,950 to 3,580)	5,640 (1,950 to 3,580)	5,640 (1,950 to 3,580)	5,640 (1,950 to 3,580)	5,640 (1,950 to 3,580)	5,640 (1,950 to 3,580)	5,640 (1,950 to 3,580)	5,640 (1,950 to 3,580)	5,640 (1,950 to 3,580)	5,640 (1,950 to 3,580)	5,640 (1,950 to 3,580)	5,640 (1,950 to 3,580)	5,640 (1,950 to 3,580)	5,640 (1,950 to 3,580)	5,640 (1,950 to 3,580)	422,000
Drowning	2,640 (368 to 1391)	2,640 (368 to 1 116)	4,290 (598 to 2,260)	5,630 (1,630 to 14,600)	5,630 (1,660 to 4,630)	5,630 (1,660 to 4,630)	5,630 (1,660 to 4,630)	5,630 (1,660 to 4,630)	5,630 (1,660 to 4,630)	5,630 (1,660 to 4,630)	5,630 (1,660 to 4,630)	5,630 (1,660 to 4,630)	5,630 (1,660 to 4,630)	5,630 (1,660 to 4,630)	5,630 (1,660 to 4,630)	5,630 (1,660 to 4,630)	5,630 (1,660 to 4,630)	5,630 (1,660 to 4,630)	5,630 (1,660 to 4,630)	5,630 (1,660 to 4,630)	5,630 (1,660 to 4,630)	5,630 (1,660 to 4,630)	5,630 (1,660 to 4,630)	5,630 (1,660 to 4,630)	5,630 (1,660 to 4,630)	5,630 (1,660 to 4,630)	5,630 (1,660 to 4,630)	5,630 (1,660 to 4,630)	5,630 (1,660 to 4,630)	21,300
Fire, heat, and hot substances	79.7 (39 1 to 162)	99.3 (50 4 to 206)	1,710 (532 to 4,630)	5,260 (1,220 to 14,600)	5,260 (980 to 4,410)	5,260 (930 to 3,660)	5,260 (1,130 to 6,690)	5,260 (1,110 to 7,220)	5,260 (969 to 5,660)	5,260 (950 to 5,330)	5,260 (708 to 4,060)	5,260 (930 to 3,160)	5,260 (1,020 to 4,060)	5,260 (930 to 3,160)	5,260 (930 to 3,160)	5,260 (930 to 3,160)	5,260 (930 to 3,160)	5,260 (930 to 3,160)	5,260 (930 to 3,160)	5,260 (930 to 3,160)	5,260 (930 to 3,160)	5,260 (930 to 3,160)	5,260 (930 to 3,160)	5,260 (930 to 3,160)	5,260 (930 to 3,160)	5,260 (930 to 3,160)	5,260 (930 to 3,160)	5,260 (930 to 3,160)	5,260 (930 to 3,160)	39,200
Poisonings	1,110 (1,110 to 1,110)	1,110 (1,110 to 1,110)	1,400 (1,400 to 1,400)	1,360 (1,360 to 1,360)	1,360 (1,360 to 1,360)	1,360 (1,360 to 1,360)	1,360 (1,360 to 1,360)	1,360 (1,360 to 1,360)	1,360 (1,360 to 1,360)	1,360 (1,360 to 1,360)	1,360 (1,360 to 1,360)	1,360 (1,360 to 1,360)	1,360 (1,360 to 1,360)	1,360 (1,360 to 1,360)	1,360 (1,360 to 1,360)	1,360 (1,360 to 1,360)	1,360 (1,360 to 1,360)	1,360 (1,360 to 1,360)	1,360 (1,360 to 1,360)	1,360 (1,360 to 1,360)	1,360 (1,360 to 1,360)	1,360 (1,360 to 1,360)	1,360 (1,360 to 1,360)	1,360 (1,360 to 1,360)	1,360 (1,360 to 1,360)	1,360 (1,360 to 1,360)	1,360 (1,360 to 1,360)	1,360 (1,360 to 1,360)	1,360 (1,360 to 1,360)	14,200
Poisoning by carbon monoxide	226.6 (7 7 to 583)	226.6 (9 4 to 729)	948 (27 6 to 3,960)	720 (1 31 to 3,230)	720 (1 39 to 1,380)	720 (1 40 to 1,310)	67.3 (1 39 to 1,160)	457 (1 96 to 1,310)	691 (1 96 to 1,310)	779 (2 48 to 1,820)	499 (1 16 to 1,160)	423 (1 77 to 969)	211 (90 7 to 753)	170 (43 9 to 422)	114 (32 9 to 253)	55.6 (1 6 to 152)	84.1 (29 5 to 141)	67 (19 4 to 84 4)	29.6 (9 7 to 65 4)	20.3 (8 5 to 42 4)	9.1 (2 6 to 19 3)	2.4 (1 2 to 7 2)	4.9 (1 8to 12 3)	1.4 (0 5 to 3 7)	0.5 (0 1 to 1 2)	7,200
Poisoning by other means	139 (39 to 349)	107 (32 to 317)	857 (180 to 2,020)	2,860 (620 to 6,790)	686 (1 86 to 1,780)	648 (1 76 to 1,660)	426 (113 to 999)	227 (1 29 to 1,240)	399 (96 5 to 1,010)	599 (159 to 999)	273 (68 9 to 777)	184 (48 1 to 479)	134 (38 4 to 342)	79.6 (20 to 207)	47.5 (1 6 to 136)	36.6 (1 2 to 96 3)	54.3 (9 6 to 93)	51.1 (8 1 to 135)	20.1 (6 1 to 52 2)	14.1 (4 7 to 37)	7.6 (2 6 to 19 1)	3.9 (1 2 to 9 6)	1.4 (0 5 to 3 6)	0.5 (0 2 to 1 3)	0.2 (0 0 to 0 5)	7,470
Exposure to mechanical forces	22 (11 to 1,020)	4.6 (1 to 1,020)	4.6 (79 2 to 1,020)	1,940 (526 to 5,120)	1,940 (1,140 to 3,940)	370 (952 to 1,940)	370 (772 to 1,940)	260 (1 to 1,940)	370 (636 to 1,940)	440 (647 to 1,940)	440 (636 to 1,940)	440 (698 to 1,940)	260 (698 to 1,940)	697 (697 to 1,940)	796 (1,140 to 1,940)	420 (420 to 1,940)	420 (398 to 1,940)	329 (222 to 1,940)	1,750 (1,750 to 1,940)	1,940 (1,940 to 1,940)	1,940 (1,940 to 1,940)	1,940 (1,940 to 1,940)	1,940 (1,940 to 1,940)	1,940 (1,940 to 1,940)	1,940 (1,940 to 1,940)	1,940 (1,940 to 1,940)	1,940 (1,940 to 1,940)	1,940 (1,940 to 1,940)	1,940 (1,940 to 1,940)	1,940 (1,940 to 1,940)	19,600
Unintentional firearm injuries	22.6 (6 1 to 161)	42.4 (6 1 to 660)	116 (21 7 to 1,030)	142 (29 3 to 648)	142 (36 4 to 326)	142 (39 to 240)	142 (48 9 to 361)	114 (56 3 to 426)	114 (29 7 to 228)	142 (48 9 to 326)	142 (29 7 to 228)	142 (48 9 to 326)	142 (29 7 to 228)	142 (29 3 to 326)	142 (29 3 to 326)	142 (29 3 to 326)	142 (29 3 to 326)	142 (29 3 to 326)	142 (29 3 to 326)	142 (29 3 to 326)	142 (29 3 to 326)	142 (29 3 to 326)	142 (29 3 to 326)	142 (29 3 to 326)	142 (29 3 to 326)	142 (29 3 to 326)	142 (29 3 to 326)	142 (29 3 to 326)	142 (29 3 to 326)	142 (29 3 to 326)	1,950
Other exposure to mechanical forces	4.6 (1 1 to 1,000)	4.6 (1 1 to 1,000)	4.6 (1 1 to 1,000)	4.6 (0 97 to 1,000)	4.6 (1,000 to 1,000)	4.6 (1,000 to 1,000)	4.6 (1,000 to 1,000)	4.6 (1,000 to 1,000)	4.6 (1,000 to 1,000)	4.6 (1,000 to 1,000)	4.6 (1,000 to 1,000)	4.6 (1,000 to 1,000)	4.6 (1,000 to 1,000)	4.6 (1,000 to 1,000)	4.6 (1,000 to 1,000)	4.6 (1,000 to 1,000)	4.6 (1,000 to 1,000)	4.6 (1,000 to 1,000)	4.6 (1,000 to 1,000)	4.6 (1,000 to 1,000)	4.6 (1,000 to 1,000)	4.6 (1,000 to 1,000)	4.6 (1,000 to 1,000)	4.6 (1,000 to 1,000)	4.6 (1,000 to 1,000)	4.6 (1,000 to 1,000)	4.6 (1,000 to 1,000)	4.6 (1,000 to 1,000)	4.6 (1,000 to 1,000)	4.6 (1,000 to 1,000)	18,200
Adverse effects of medical treatment	252 (84 4 to 420)	252 (114 to 456)	4290 (534 to 2,790)	4500 (686 to 2,180)	4500 (492 to 1,180)	669 (478 to 1,400)	738 (542 to 1,810)	671 (297 to 1,370)	669 (332 to 1,400)	691 (317 to 1,210)	671 (278 to 1,400)	709 (292 to 1,210)	671 (292 to 1,210)	2180 (238 to 1,400)	626 (254 to 971)	626 (177 to 799)	376 (167 to 613)	329 (130 to 670)	299 (130 to 670)	252 (96 3 to 562)	198 (76 4 to 372)	52.6 (47 3 to 199)	27.7 (20 7 to 66 4)	17.6 (9 4 to 32 5)	7.2 (4 1 to 13)	12,700
Animal contact	32.6 (1 3 to 69)	33.4 (1 3 to 70 1)	426 (1 to 1,940)	1,310 (117 to 2,950)	810 (164 to 1,890)	810 (228 to 990)	327 (178 to 923)	260 (162 to 659)	252 (150 to 394)	252 (150 to 394)	231 (145 to 327)	199 (114 to 289)	135 (64 2 to 220)	80.4 (53 2 to 122)	79 (44 6 to 127)	67.2 (36 2 to 97 3)	68.5 (30 4 to 79 1)	41.6 (19 4 to 62 3)	30.1 (16 4 to 49 2)	21.6 (12 1to 33 6)	6.8 (2 4 to 7 7)	0 (1 2 to 2 3)	6,260
Venomous animal contact	24.2 (5 4 to 47 7)	24.2 (5 4 to 47 7)	297 (39 to 1,020)	1,200 (278 to 2,950)	720 (244 to 1,720)	720 (156 to 1,720)	422 (111 to 1,720)	213 (109 to 1,720)	172 (69 to 1,720)	146 (79 to 1,720)	152 (74 to 1,720)	125 (63 to 1,720)	101 (56 to 1,720)	89.2 (39 to 1,720)	73.3 (32 to 1,720)	53 (17 to 1,720)	24.7 (10 to 1,720)	20.5 (10 to 1,720)	16.5 (10 to 1,720)	9.5 (6 6 to 1,720)	3.9 (1 to 1,720)	2.7 (1 to 1,720)	1.1 (0 5 to 1,720)	0.4 (0 2 to 1,720)	0.2 (0 1 to 1,720)	0.1 (0 0 to 1,720)	4,000
Non-venomous animal contact	7.4 (1 4 to 77)	13.2 (2 3 to 28 2)	49.4 (8 9 to 141)	89.6 (26 3 to 261)	89.6 (42 3 to 186)	89.1 (27 6 to 42)	67 (51 9 to 42)	61.9 (52 3 to 71)	139 (52 7 to 71)	139 (52 9 to 75)	139 (64 3 to 75)	87.4 (51 9 to 42)	78.1 (25 to 122)	78.7 (32 9 to 130)	68.4 (29 9 to 76 2)	25.9 (11 to 57 3)	29.7 (17 1 to 42 6)	27.9 (13 1 to 34)	14.6 (8 7 to 23 8)	6.7 (4 to 13 3)	4.8 (2 0to 8 6)	2.1 (1 0 to 3 2)	0.7 (0 4 to 1 4)	0.3 (0 1 to 0 6)	1,260
Foreign body	11.2 (3 7 to 27 6)	11.2 (3 7 to 27 6)	4,700 (2,130 to 10,700)	4,860 (2,170 to 9,120)	4,860 (2,170 to 9,120)	4,860 (2,170 to 9,120)	4,860 (2,170 to 9,120)	4,860 (2,170 to 9,120)	4,860 (2,170 to 9,120)	4,860 (2,170 to 9,120)	4,860 (2,170 to 9,120)	4,860 (2,170 to 9,120)	4,860 (2,170 to 9,120)	4,860 (2,170 to 9,120)	4,860 (2,170 to 9,120)	4,860 (2,170 to 9,120)	4,860 (2,170 to 9,120)	4,860 (2,170 to 9,120)	4,860 (2,170 to 9,120)	4,860 (2,170 to 9,120)	4,860 (2,170 to 9,120)	4,860 (2,170 to 9,120)	4,860 (2,170 to 9,120)	4,860 (2,170 to 9,120)	4,860 (2,170 to 9,120)	4,860 (2,170 to 9,120)	4,860 (2,170 to 9,120)	4,860 (2,170 to 9,120)	4,860 (2,170 to 9,120)	19,700
Pulmonary aspiration and foreign body in airway	79.9 (37 to 1,600)	71.3 (31 to 1,390)	4,700 (2,130 to 10,700)	4,860 (2,170 to 9,120)	4,860 (599 to 1,980)	4,860 (226 to 1,270)	623 (127 to 661)	252 (120 to 654)	252 (120 to 654)	252 (117 to 599)	238 (98 7 to 599)	21.8 (92 7 to 599)	199 (92 7 to 599)	199 (92 7 to 599)	199 (92 7 to 599)	1.3 (93 4 to 16)	199 (93 4 to 16)	79 (23 4 to 120)	69.8 (20 4 to 64 5)	67 (21 5 to 73 4)	29.8 (10 4 to 59 1)	17.3 (8 5 to 19 4)	8.7 (2 1 to 9 5)	2.3 (1 0 to 3 7)	16,600
Foreign body in eyes	0.1 (0 to 0 3)	0.4 (0 1 to 0 9)	4.6 (0 1 to 12 4)	22.9 (1 9 to 74 7)	22.9 (4 6 to 61 21)	22.9 (4 6 to 61 21)	22.9 (4 6 to 61 21)	76.6 (29 6 to 185)	80.6 (30 6 to 187)	86.2 (32 6 to 190)	86.1 (33 3 to 190)	81.4 (33 3 to 187)	82.3 (33 3 to 187)	82.3 (41 1 to 182)	69.5 (38 8 to 171)	53 (20 7 to 80 3)	24.3 (20 6 to 33 3)	28.7 (16 5 to 61)	20 (12 9 to 39)	18.9 (9 4 to 37)	6.6 (3 to 14 4)	3.7 (2 1 to 4 6)	1.3 (0 5 to 3 4)	0.5 (0 2 to 0 8)	924
Foreign body in other bodypart	0.4 (0 1 to 1 3)	0.4 (0 1 to 0 9)	7.6 (1 3 to 23 6)	145 (40 to 1,020)	145 (40 to 1,020)	145 (40 to 1,020)	145 (40 to 1,020)	145 (39 to 1,020)	145 (39 to 1,020)	145 (117 to 1,020)	145 (39 to 1,020)	145 (117 to 1,020)	145 (117 to 1,020)	145 (117 to 1,020)	145 (117 to 1,020)	145 (117 to 1,020)	145 (117 to 1,020)	145 (117 to 1,020)	145 (117 to 1,020)	145 (117 to 1,020)	145 (117 to 1,020)	145 (117 to 1,020)	145 (117 to 1,020)	145 (117 to 1,020)	145 (117 to 1,020)	145 (117 to 1,020)	145 (117 to 1,020)	145 (117 to 1,020)	145 (117 to 1,020)	145 (117 to 1,020)	2,160
Environmental heat and cold exposure	1.1 (1 0 to 39 7)	6.2 (1 3 to 13 1)	7.6 (1 6 to 23 1)	148 (76 7 to 456)	148 (113 to 370)	148 (130 to 299)	114 (130 to 228)	27.8 (130 to 228)	204 (130 to 228)	228 (130 to 345)	231 (130 to 228)	204 (130 to 299)	172 (119 to 243)	172 (130 to 217)	142 (92 9 to 181)	136 (92 9 to 181)	68.2 (39 6 to 130)	79.1 (49 6 to 130)	68.4 (39 6 to 130)	47.8 (27 to 68 3)	30 (19 to 68 3)	17.6 (11 2 to 39 5)	8.6 (5 to 13 2)	4.6 (2 to 7 3)	1.6 (1 0 to 2 9)	2,950
Exposure to forces of nature	1.1 (0 to 5)	1.1 (0 to 5)	1.1 (0 to 5)	1.1 (0 4 to 1 9)	1.1 (0 1 to 5)	1.1 (0 4 to 2 1)	1.1 (0 4 to 2 1)	1.1 (0 4 to 2 1)	1.1 (0 4 to 2 1)	1.1 (0 4 to 2 1)	1.1 (0 4 to 2 1)	1.1 (0 4 to 2 1)	1.1 (0 4 to 2 1)	1.1 (0 4 to 2 1)	1.1 (0 4 to 2 1)	1.1 (0 4 to 2 1)	1.1 (0 4 to 2 1)	1.1 (0 4 to 2 1)	1.1 (0 4 to 2 1)	1.1 (0 4 to 2 1)	1.1 (0 4 to 2 1)	1.1 (0 4 to 2 1)	1.1 (0 4 to 2 1)	1.1 (0 4 to 2 1)	1.1 (0 4 to 2 1)	1.1 (0 4 to 2 1)	247
Other unintentional injuries	7.75 (7 6 to 361)	94.6 (38 4 to 196)	4990 (384 to 2,230)	4,960 (1,400 to 9,800)	4,960 (1,400 to 9,800)	4,960 (767 to 2,050)	670 (668 to 2,050)	1,020 (687 to 2,050)	1,020 (618 to 2,120)	1,020 (638 to 2,050)	1,020 (757 to 2,050)	1,020 (618 to 1,770)	978 (613 to 1,770)	1,020 (650 to 1,740)	1,020 (547 to 1,750)	1,020 (547 to 1,750)	1,020 (547 to 1,750)	1,020 (547 to 1,750)	1,020 (547 to 1,750)	1,020 (547 to 1,750)	1,020 (547 to 1,750)	1,020 (547 to 1,750)	1,020 (547 to 1,750)	1,020 (547 to 1,750)	1,020 (547 to 1,750)	1,020 (547 to 1,750)	1,020 (547 to 1,750)	1,020 (547 to 1,750)	1,020 (547 to 1,750)	20,200
Self-harm and interpersonal violence	264 (122 to 552)	72.7 (43 9 to 126)	631 (228 to 1,330)	1,960 (1,300 to 3,880)	1,810 (1,370 to 2,770)	1,940 (1,790 to 3,410)	1,940 (1,110 to 4,490)	1,940 (1,110 to 4,490)	1,700 (1,060 to 2,550)	2,060 (1,060 to 4,490)	1,700 (1,010 to 3,060)	1,700 (1,060 to 3,420)	6,810 (4,030 to 8,490)	6,810 (4,030 to 8,490)	2,190 (2,190 to 3,130)	2,190 (1,490 to 3,470)	1,240 (970 to 1,490)	872 (872 to 1,490)	872 (872 to 1,490)	872 (872 to 1,490)	872 (872 to 1,490)	872 (872 to 1,490)	872 (872 to 1,490)	872 (872 to 1,490)	872 (872 to 1,490)	872 (872 to 1,490)	872 (872 to 1,490)	872 (872 to 1,490)	872 (872 to 1,490)	872 (872 to 1,490)	79,600
Self-harm	0 (0 to 0)	0 (0 to 0)	0 (0 to 0)	0 (0 to 0)	0 (0 to 0)	0 (0 to 0)	0 (0 to 0)	0 (0 to 0)	0 (0 to 0)	0 (0 to 0)	0 (0 to 0)	0 (0 to 0)	0 (0 to 0)	0 (0 to 0)	0 (0 to 0)	0 (0 to 0)	0 (0 to 0)	0 (0 to 0)	0 (0 to 0)	0 (0 to 0)	0 (0 to 0)	0 (0 to 0)	0 (0 to 0)	0 (0 to 0)	0 (0 to 0)	0 (0 to 0)	0 (0 to 0)	0 (0 to 0)	0 (0 to 0)	0 (0 to 0)	0 (0 to 0)	38,900
Self-harm by firearm	0 (0 to 0)	0 (0 to 0)	0 (0 to 0)	0 (0 to 0)	0 (0 to 0)	0 (0 to 0)	89.1 (7 7 to 777)	233 (69 6 to 653)	274 (77 9 to 672)	164 (58 6 to 655)	140 (59 5 to 655)	114 (26 to 564)	73 (24 to 175)	51.2 (7 6 to 132)	41.8 (10 3 to 96 5)	26.2 (10 3 to 65 6)	7.5 (3 5 to 15 4)	5.8 (2 7 to 12 2)	1.1 (0 2 to 23 2)	0.4 (0 2 to 13 7)	0.2 (0 1 to 9 6)	2.1 (0 9 to 3 1)	0.6 (0 2 to 1)	0.3 (0 1 to 0 4)	0.1 (0 0 to 0 1)	1,260
Self-harm by other specified means	0 (0 to 0)	0 (0 to 0)	0 (0 to 0)	0 (0 to 0)	0 (0 to 0)	0 (0 to 0)	0 (792 to 1,000)	0 (0 to 1,000)	0 (0 to 1,000)	0 (0 to 1,000)	0 (0 to 1,000)	0 (0 to 1,000)	0 (0 to 1,000)	0 (1,210 to 1,000)	0 (1,210 to 1,000)	0 (1,210 to 1,000)	0 (1,210 to 1,000)	0 (1,210 to 1,000)	0 (1,210 to 1,000)	0 (1,210 to 1,000)	0 (1,210 to 1,000)	0 (1,210 to 1,000)	0 (1,210 to 1,000)	0 (1,210 to 1,000)	0 (1,210 to 1,000)	0 (1,210 to 1,000)	0 (1,210 to 1,000)	0 (1,210 to 1,000)	0 (1,210 to 1,000)	0 (1,210 to 1,000)	37,700
Interpersonal violence	264 (70 2 to 462)	64.2 (16 5 to 141)	441 (114 to 1,200)	874 (218 to 2,080)	818 (218 to 1,980)	818 (158 to 1,980)	498 (130 to 1,980)	130 (1,300 to 3,300)	130 (1,660 to 4,210)	2,760 (1,660 to 4,210)	2,020 (1,300 to 4,210)	2,020 (1,300 to 4,210)	2,020 (1,300 to 4,210)	680 (1,030 to 4,210)	106 (738 to 1,980)	759 (523 to 1,770)	224 (224 to 535)	653 (130 to 1,980)	261 (130 to 1,980)	199 (130 to 1,980)	112 (69 9 to 1,480)	79 (69 to 1,480)	69.2 (2 6 to 154)	19.5 (3 to 1,770)	2.5 (0 9 to 7)	1.3 (0 9 to 1,770)	17,700
Physical violence by firearm	18.7 (5 1 to 58 8)	6.6 (1 to 13 8)	42.5 (9 3 to 126)	83.2 (20 1 to 268)	78.9 (28 9 to 196)	84.1 (23 1 to 140)	33.7 (28 9 to 93)	27.5 (15 7 to 219)	17.6 (5 7 to 51)	129 (48 9 to 252)	11.6 (4 1 to 249)	29.6 (29 6 to 140)	79.6 (29 6 to 140)	52.7 (13 2 to 140)	18 (7 9 to 39 4)	8.8 (3 4 to 17 4)	9.7 (2 8 to 19 4)	3.8 (1 8 to 7 1)	1.9 (1 to 3 7)	1 (0 4 to 2)	0.5 (0 2 to 0 9)	0.1 (0 1 to 0 2)	0.1 (0 to 0 1)	0 (0 to 0 1)	0 (0 to 0)	1,060
Physical violence by sharp object	7.4 (2 to 38 6)	6.6 (1 4 to 23 6)	41.3 (9 to 126)	83.2 (19 6 to 268)	78.9 (28 to 196)	84.1 (22 4 to 140)	33.7 (28 to 93)	27.5 (15 2 to 219)	17.6 (5 to 51)	129 (48 to 252)	11.6 (4 to 249)	29.6 (29 to 140)	79.6 (29 to 140)	52.7 (13 to 140)	18 (7 to 39 4)	8.8 (3 4 to 17 4)	9.7 (2 8 to 19 4)	3.8 (1 8 to 7 1)	1.9 (1 to 3 7)	1 (0 4 to 2)	0.5 (0 2 to 0 9)	0.1 (0 1 to 0 2)	0.1 (0 to 0 1)	0 (0 to 0 1)	0 (0 to 0)	1,010
Sexual violence	0 (0 to 0)	0 (0 to 0)	0 (0 to 0)	0 (19 9 to 83 2)	0 (129 to 332)	0 (298 to 758)	0 (516 to 1,470)	0 (718 to 1,880)	0 (562 to 1,880)	0 (527 to 1,880)	0 (400 to 1,770)	0 (298 to 857)	0 (257 to 678)	0 (138 to 503)	0 (68 7 to 139)	0 (31 9 to 76 2)	0 (21 7 to 52 8)	0 (10 1 to 39 6)	0 (9 8 to 23 2)	0 (6 6 to 13 8)	0 (1 6to 5 3)	0 (0 4to 1 7)	0 (0 to 0 1)	0 (0 to 0 1)	0 (0 to 0 1)	7,000
Physical violence by other means	0 (0 to 7 4)	0 (0 to 6 3)	0 (0 to 6 3)	0 (19 to 83 2)	0 (129 to 332)	0 (298 to 758)	0 (516 to 1,470)	0 (592 to 1,880)	0 (562 to 1,880)	0 (527 to 1,880)	0 (400 to 1,770)	0 (298 to 857)	0 (257 to 678)	0 (138 to 503)	0 (68 7 to 139)	0 (31 9 to 76 2)	0 (21 7 to 52 8)	0 (10 1 to 39 6)	0 (9 8 to 23 2)	0 (6 6 to 13 8)	0 (1 6to 5 3)	0 (0 4to 1 7)	0 (0 to 0 1)	0 (0 to 0 1)	0 (0 to 0 1)	7,000
Conflict and terrorism	21 6 (4 7 to 54 8)	21 6 (20 3 to 21 6)	44.8 (8 to 126)	61.3 (20 7 to 192)	61.3 (20 7 to 192)	4,000 (20 7 to 192)	4,000 (20 7 to 192)	4,000 (1,140 to 4,210)	4,000 (1,140 to 4,210)	4,000 (1,140 to 4,210)	4,000 (1,140 to 4,210)	4,000 (1,140 to 4,210)	4,000 (1,140 to 4,210)	4,000 (1,140 to 4,210)	4,000 (1,140 to 4,210)	4,000 (1,140 to 4,210)	4,000 (1,140 to 4,210)	4,000 (1,140 to 4,210)	4,000 (1,140 to 4,210)	4,000 (1,140 to 4,210)	4,000 (1,140 to 4,210)	4,000 (1,140 to 4,210)	4,000 (1,140 to 4,210)	4,000 (1,140 to 4,210)	4,000 (1,140 to 4,210)	4,000 (1,140 to 4,210)	4,000 (1,140 to 4,210)	4,000 (1,140 to 4,210)	4,000 (1,140 to 4,210)	19,900

SR Table 2b: Alabama DALYS by cause and age group for females with 95% uncertainty intervals, 2019

Cause	Early Neonatal	Late Neonatal	Post-Neonatal	1 to 4	5 to 9	10 to 14	15 to 19	20 to 24	25 to 29	30 to 34	35 to 39	40 to 44	45 to 49	50 to 54	55 to 59	60 to 64	65 to 69	70 to 74	75 to 79	80 to 84	85 to 89	90 to 94	95 plus	Total
All causes	9,920 (9,289 to 9,959)	3,569 (3,193 to 3,859)	7,186 (7,066 to 8,258)	6,568 (6,068 to 7,020)	5,420 (5,060 to 5,879)	11,996 (9,168 to 15,356)	22,060 (18,693 to 25,753)	31,004 (26,700 to 35,663)	39,316 (33,269 to 45,953)	48,205 (42,269 to 54,660)	58,070 (51,406 to 64,772)	68,057 (60,169 to 77,063)	87,260 (77,268 to 97,455)	99,856 (88,709 to 110,600)	95,170 (84,709 to 105,772)	93,060 (77,868 to 110,009)	93,060 (76,969 to 108,359)	91,889 (75,259 to 107,995)	77,139 (64,705 to 88,488)	64,750 (54,900 to 74,588)	49,230 (40,400 to 56,488)	23,702 (20,700 to 26,398)	1,162,992 (1,000,114 to 1,300,000)	982,000
Communicable, maternal, neonatal, and nutritional diseases	8,890 (8,289 to 7,669)	2,160 (1,660 to 2,413)	1,770 (1,410 to 2,230)	1,270 (1,030 to 1,600)	1,160 (930 to 1,380)	1,120 (900 to 1,390)	1,360 (1,120 to 1,810)	1,460 (1,220 to 2,270)	1,790 (1,420 to 2,720)	1,900 (1,540 to 3,030)	2,260 (1,870 to 3,140)	2,260 (1,880 to 3,290)	2,200 (1,840 to 3,330)	2,150 (1,800 to 3,170)	2,420 (1,990 to 3,700)	2,990 (2,360 to 3,300)	2,920 (2,370 to 3,220)	2,920 (2,350 to 3,230)	2,680 (2,160 to 3,210)	2,340 (1,810 to 3,000)	1,920 (1,480 to 2,440)	1,290 (1,060 to 1,610)	687 (527 to 885)	48,500
HIV/AIDS and sexually transmitted infections	0.6 (0.5 to 1.1)	0.7 (0.5 to 1.2)	12.6 (10.6 to 14.9)	8.6 (7.0 to 10.1)	4.6 (3.9 to 5.4)	8.1 (6.8 to 9.6)	29.7 (24.1 to 34.6)	102 (87.1 to 120)	228 (171 to 297)	397 (275 to 567)	662 (383 to 1,060)	876 (524 to 1,440)	1,040 (567 to 1,670)	896 (479 to 1,530)	752 (399 to 1,350)	556 (283 to 1,050)	722 (367 to 1,190)	1,120 (566 to 1,720)	1,040 (527 to 1,570)	1,010 (509 to 1,530)	1,010 (509 to 1,530)	1,010 (509 to 1,530)	2,710
HIV/AIDS	0 (0 to 0)	0 (0 to 0)	12.6 (10.6 to 14.9)	8.6 (7.0 to 10.1)	4.6 (3.9 to 5.4)	8.1 (6.8 to 9.6)	29.7 (24.1 to 34.6)	102 (87.1 to 120)	228 (171 to 297)	397 (275 to 567)	662 (383 to 1,060)	876 (524 to 1,440)	1,040 (567 to 1,670)	896 (479 to 1,530)	752 (399 to 1,350)	556 (283 to 1,050)	722 (367 to 1,190)	1,120 (566 to 1,720)	1,040 (527 to 1,570)	1,010 (509 to 1,530)	1,010 (509 to 1,530)	1,010 (509 to 1,530)	2,090
HIV/AIDS - Drug-susceptible Tuberculosis	0 (0 to 0)	0 (0 to 0)	0.3 (0.2 to 0.4)	0.3 (0.1 to 0.5)	0.2 (0.1 to 0.3)	0.4 (0.2 to 0.5)	1.4 (0.8 to 2.1)	3.4 (2.1 to 4.9)	6.9 (4.3 to 9.8)	12 (7.5 to 17)	20 (12.4 to 28)	26 (16.2 to 37)	31 (19.2 to 44)	26 (16.1 to 37)	22 (13.2 to 31)	16 (9.6 to 23)	21 (12.6 to 30)	33 (20.1 to 47)	31 (19.1 to 44)	30 (18.5 to 43)	30 (18.5 to 43)	30 (18.5 to 43)	69.6
HIV/AIDS - Multidrug-resistant Tuberculosis without extensive	0 (0 to 0)	0 (0 to 0)	0.1 (0 to 0.1)	0.1 (0 to 0.1)	0.1 (0 to 0.2)	0.1 (0 to 0.2)	0.4 (0 to 0.5)	0.9 (0.6 to 1.2)	1.8 (1.1 to 2.5)	3.2 (2 to 4.4)	5.3 (3.3 to 7.3)	6.9 (4.3 to 9.5)	8.2 (5.1 to 11)	6.9 (4.3 to 9.5)	5.8 (3.7 to 8)	4.2 (2.6 to 5.8)	5.5 (3.5 to 7.6)	8.8 (5.5 to 12)	8.2 (5.1 to 11)	8 (5 to 11)	8 (5 to 11)	8 (5 to 11)	1.6
HIV/AIDS - Extensively drug-resistant Tuberculosis	0 (0 to 0)	0 (0 to 0)	0 (0 to 0)	0 (0 to 0)	0 (0 to 0)	0 (0 to 0)	0 (0 to 0)	0 (0 to 0)	0 (0 to 0)	0 (0 to 0)	0 (0 to 0)	0 (0 to 0)	0 (0 to 0)	0 (0 to 0)	0 (0 to 0)	0 (0 to 0)	0 (0 to 0)	0 (0 to 0)	0 (0 to 0)	0 (0 to 0)	0 (0 to 0)	0 (0 to 0)	0 (0 to 0)	0.4
HIV/AIDS resulting in other diseases	0 (0 to 0)	0 (0 to 0)	12 (10.0 to 14.3)	8.2 (7 to 9.7)	4.3 (3.7 to 5.1)	7.5 (6.3 to 9)	28 (23.1 to 33.1)	98 (83.3 to 116)	220 (165 to 287)	382 (265 to 546)	637 (369 to 1,020)	843 (504 to 1,390)	1,000 (545 to 1,610)	861 (461 to 1,470)	723 (384 to 1,300)	535 (272 to 1,010)	694 (353 to 1,150)	1,080 (544 to 1,650)	1,000 (507 to 1,510)	970 (489 to 1,470)	970 (489 to 1,470)	970 (489 to 1,470)	2,560
Sexually transmitted infections excluding HIV	0.6 (0.5 to 1.1)	0.7 (0.5 to 1.2)	0.3 (0.2 to 0.5)	0.3 (0.2 to 0.5)	0.3 (0.2 to 0.4)	0.7 (0.5 to 0.9)	1.2 (0.9 to 1.6)	2.4 (2.2 to 2.8)	5.1 (4.6 to 6.1)	7.2 (6.5 to 8.3)	9.6 (8.6 to 11)	7.3 (6.7 to 8.2)	7.1 (6.4 to 8.1)	5.4 (4.7 to 6.3)	4.1 (3.6 to 4.9)	3.6 (3.1 to 4.2)	3.1 (2.7 to 3.7)	3.6 (3.1 to 4.2)	3.2 (2.7 to 3.7)	3.2 (2.7 to 3.7)	3.2 (2.7 to 3.7)	3.2 (2.7 to 3.7)	22.6
Syphilis	0 (0 to 0)	0 (0 to 0)	0 (0 to 0)	0 (0 to 0)	0 (0 to 0)	0.4 (0.2 to 0.6)	0.7 (0.4 to 1.1)	1.2 (0.8 to 1.8)	2.1 (1.4 to 3.2)	3.3 (2.2 to 4.8)	4.6 (3.1 to 6.7)	6.1 (4.1 to 8.8)	7.3 (4.9 to 10)	6.1 (4.1 to 8.8)	5.1 (3.4 to 7.4)	3.8 (2.5 to 5.4)	4.8 (3.2 to 6.8)	7.8 (5.2 to 11)	7.1 (4.8 to 10)	7 (4.7 to 9.9)	7 (4.7 to 9.9)	7 (4.7 to 9.9)	0.2
Chlamydial infection	0 (0 to 0)	0 (0 to 0)	0 (0 to 0)	0 (0 to 0)	0 (0 to 0)	0.4 (0.2 to 0.5)	1.2 (0.7 to 1.8)	3.1 (1.9 to 4.7)	6.4 (3.9 to 9.7)	9.3 (5.7 to 14)	8.4 (5.2 to 13)	6.1 (3.8 to 9.4)	4.8 (2.9 to 7.4)	2.8 (1.8 to 4.5)	1.2 (0.8 to 1.7)	1.1 (0.7 to 1.6)	0.9 (0.6 to 1.4)	0.9 (0.6 to 1.4)	0.9 (0.6 to 1.4)	0.9 (0.6 to 1.4)	0.9 (0.6 to 1.4)	0.9 (0.6 to 1.4)	0.1 (0.1 to 0.2)	39.2
Gonococcal infection	0 (0 to 0)	0 (0 to 0)	0 (0 to 0)	0 (0 to 0)	0 (0 to 0)	0.3 (0.2 to 0.4)	0.8 (0.5 to 1.1)	1.8 (1.1 to 2.7)	3.2 (2 to 4.8)	4.7 (2.9 to 6.9)	5.3 (3.3 to 7.7)	4.2 (2.6 to 6.1)	3.5 (2.2 to 5.1)	2.2 (1.4 to 3.3)	1.1 (0.7 to 1.6)	0.9 (0.6 to 1.4)	0.8 (0.5 to 1.2)	0.8 (0.5 to 1.2)	0.8 (0.5 to 1.2)	0.8 (0.5 to 1.2)	0.8 (0.5 to 1.2)	0.8 (0.5 to 1.2)	0.04 (0.03 to 0.06)	69.6
Trichomoniasis	0 (0 to 0)	0 (0 to 0)	0 (0 to 0)	0 (0 to 0)	0 (0 to 0)	0.3 (0.2 to 0.4)	0.8 (0.5 to 1.1)	2.5 (1.6 to 3.6)	12.6 (8.1 to 18)	24.9 (15.9 to 35)	39.4 (25.1 to 56)	29.3 (18.6 to 42)	24.6 (15.5 to 35)	24.7 (15.6 to 35)	19.4 (12.3 to 28)	14.6 (9.2 to 21)	10.3 (6.5 to 15)	8.1 (5.1 to 12)	6.8 (4.3 to 9.7)	5.7 (3.6 to 8.1)	5.1 (3.2 to 7.3)	4.4 (2.8 to 6.3)	0.1 (0.1 to 0.2)	218
Genital herpes	0 (0 to 0)	0 (0 to 0)	0 (0 to 0)	0 (0 to 0)	0 (0 to 0)	0.1 (0 to 0.2)	0.3 (0.2 to 0.4)	0.8 (0.5 to 1.2)	1.6 (1 to 2.5)	2.5 (1.6 to 3.8)	3.2 (2 to 4.8)	3.2 (2 to 4.8)	3.1 (2 to 4.7)	2.6 (1.6 to 3.9)	2.2 (1.4 to 3.3)	1.8 (1.1 to 2.7)	1.5 (0.9 to 2.2)	1.4 (0.9 to 2.1)	1.2 (0.8 to 1.8)	1.1 (0.7 to 1.7)	1 (0.6 to 1.5)	0.9 (0.6 to 1.4)	0.1 (0.1 to 0.2)	121
Other sexually transmitted infections	0 (0 to 0)	0 (0 to 0)	0 (0 to 0)	0 (0 to 0)	0 (0 to 0)	0.7 (0.5 to 1)	2.5 (1.8 to 3.7)	7.4 (5.1 to 10.6)	22.5 (15.3 to 32.4)	37 (25.6 to 52.6)	52.6 (37.8 to 72.7)	57.1 (41.6 to 80.4)	60.2 (43.7 to 84)	54.6 (37.9 to 76.9)	47 (32.4 to 66.3)	37 (25.2 to 52.6)	30.4 (20.7 to 43.2)	24.6 (16.5 to 34.8)	19.8 (13.2 to 28.3)	16.4 (10.9 to 23.6)	13.6 (9.1 to 19.6)	11.4 (7.6 to 16.4)	0.2 (0.1 to 0.4)	170
Respiratory infections and tuberculosis	287 (16.4 to 31.1)	59.2 (0.6 to 77.4)	271 (278 to 697)	279 (266 to 542)	214 (186 to 487)	298 (192 to 492)	297 (197 to 478)	328 (201 to 496)	337 (205 to 503)	337 (208 to 507)	337 (210 to 503)	337 (207 to 503)	337 (207 to 503)	337 (208 to 503)	337 (208 to 503)	337 (208 to 503)	337 (208 to 503)	337 (208 to 503)	337 (208 to 503)	337 (208 to 503)	337 (208 to 503)	337 (208 to 503)	337 (208 to 503)	16,800
Tuberculosis	0 (0 to 0)	0 (0 to 0)	1.6 (1.0 to 2.2)	1.7 (1.0 to 2.1)	0.8 (0.6 to 1.1)	2.7 (1.6 to 3.8)	7.6 (4.6 to 10.5)	19.1 (12.0 to 26.6)	39.4 (24.8 to 54.6)	59.1 (37.3 to 82.1)	78.4 (49.5 to 109)	93.4 (59.5 to 130)	103 (65.5 to 144)	94.4 (61.1 to 130)	74 (48.1 to 102)	48 (30.7 to 66.3)	28.7 (18.1 to 39.6)	12.6 (7.7 to 17.5)	6.7 (3.9 to 9.2)	3.7 (2.1 to 5.1)	1.7 (0.9 to 2.4)	0.7 (0.3 to 1)	221
Latent tuberculosis infection	0 (0 to 0)	0 (0 to 0)	1.6 (1.0 to 2.2)	1.7 (1.0 to 2.1)	0.8 (0.6 to 1.1)	2.7 (1.6 to 3.8)	7.6 (4.6 to 10.5)	19.1 (12.0 to 26.6)	39.4 (24.8 to 54.6)	59.1 (37.3 to 82.1)	78.4 (49.5 to 109)	93.4 (59.5 to 130)	103 (65.5 to 144)	94.4 (61.1 to 130)	74 (48.1 to 102)	48 (30.7 to 66.3)	28.7 (18.1 to 39.6)	12.6 (7.7 to 17.5)	6.7 (3.9 to 9.2)	3.7 (2.1 to 5.1)	1.7 (0.9 to 2.4)	0.7 (0.3 to 1)	221
Drug-susceptible tuberculosis	0 (0 to 0)	0 (0 to 0)	0 (0 to 0)	0 (0 to 0)	0 (0 to 0)	0 (0 to 0)	0 (0 to 0)	0 (0 to 0)	0 (0 to 0)	0 (0 to 0)	0 (0 to 0)	0 (0 to 0)	0 (0 to 0)	0 (0 to 0)	0 (0 to 0)	0 (0 to 0)	0 (0 to 0)	0 (0 to 0)	0 (0 to 0)	0 (0 to 0)	0 (0 to 0)	0 (0 to 0)	0 (0 to 0)	0
Multidrug-resistant tuberculosis without extensive drug-resistan	0 (0 to 0)	0 (0 to 0)	0 (0 to 0)	0 (0 to 0)	0 (0 to 0)	0 (0 to 0)	0 (0 to 0)	0 (0 to 0)	0 (0 to 0)	0 (0 to 0)	0 (0 to 0)	0 (0 to 0)	0 (0 to 0)	0 (0 to 0)	0 (0 to 0)	0 (0 to 0)	0 (0 to 0)	0 (0 to 0)	0 (0 to 0)	0 (0 to 0)	0 (0 to 0)	0 (0 to 0)	0 (0 to 0)	0
Extensively drug-resistant tuberculosis	0 (0 to 0)	0 (0 to 0)	0 (0 to 0)	0 (0 to 0)	0 (0 to 0)	0 (0 to 0)	0 (0 to 0)	0 (0 to 0)	0 (0 to 0)	0 (0 to 0)	0 (0 to 0)	0 (0 to 0)	0 (0 to 0)	0 (0 to 0)	0 (0 to 0)	0 (0 to 0)	0 (0 to 0)	0 (0 to 0)	0 (0 to 0)	0 (0 to 0)	0 (0 to 0)	0 (0 to 0)	0 (0 to 0)	1.4
Lower respiratory infections	22.2 (19.9 to 36.9)	58 (49.7 to 76.9)	210 (218 to 472)	126 (96.9 to 166)	54.2 (42.6 to 68.4)	62 (46.9 to 82.9)	64.8 (48.9 to 86.5)	66.7 (50.3 to 89.2)	69.1 (52.1 to 92.3)	70.8 (53.3 to 95.1)	72.2 (54.3 to 96.6)	73.2 (55.1 to 97.7)	74.1 (55.8 to 99.1)	74.8 (56.3 to 100)	75.4 (56.8 to 101)	75.8 (57.1 to 101)	76.2 (57.4 to 102)	76.5 (57.6 to 102)	76.8 (57.8 to 103)	77 (58 to 103)	77.1 (58 to 103)	77.2 (58.1 to 103)	1,200 (1,000 to 1,400)	13,400
Upper respiratory infections	0.4 (0.3 to 0.5)	2.9 (2.5 to 3.4)	16.7 (14.7 to 19.6)	20 (17.6 to 23.5)	7.6 (6.7 to 8.9)	7.3 (6.4 to 8.6)	7.2 (6.3 to 8.5)	7.1 (6.2 to 8.4)	7.1 (6.2 to 8.4)	7.1 (6.2 to 8.4)	7.1 (6.2 to 8.4)	7.1 (6.2 to 8.4)	7.1 (6.2 to 8.4)	7.1 (6.2 to 8.4)	7.1 (6.2 to 8.4)	7.1 (6.2 to 8.4)	7.1 (6.2 to 8.4)	7.1 (6.2 to 8.4)	7.1 (6.2 to 8.4)	7.1 (6.2 to 8.4)	7.1 (6.2 to 8.4)	7.1 (6.2 to 8.4)	7.1 (6.2 to 8.4)	2,690
Otitis media	0 (0 to 0)	0 (0.1 to 0.9)	0 (4.5 to 19.2)	0 (24.6 to 87.9)	0 (23.5 to 78.6)	0 (17.9 to 58.1)	0 (18.2 to 51.9)	0 (19.3 to 52)	0 (19.8 to 52.6)	0 (20.1 to 53.1)	0 (20.3 to 53.5)	0 (20.4 to 53.8)	0 (20.5 to 54)	0 (20.5 to 54.1)	0 (20.5 to 54.2)	0 (20.5 to 54.2)	0 (20.5 to 54.2)	0 (20.5 to 54.2)	0 (20.5 to 54.2)	0 (20.5 to 54.2)	0 (20.5 to 54.2)	0 (20.5 to 54.2)	0 (20.5 to 54.2)	352
Enteric infections	0 (7.7 to 9.1)	0 (9.9 to 11.7)	178 (93.5 to 199)	196 (101 to 233)	128 (66.7 to 152)	128 (66.3 to 153)	160 (83.1 to 191)	156 (129 to 223)	156 (131 to 276)	156 (129 to 276)	156 (129 to 276)	156 (129 to 276)	156 (129 to 276)	156 (129 to 276)	156 (129 to 276)	156 (129 to 276)	156 (129 to 276)	156 (129 to 276)	156 (129 to 276)	156 (129 to 276)	156 (129 to 276)	156 (129 to 276)	156 (129 to 276)	4,160
Diarrheal diseases	7.6 (7.7 to 9.1)	7.6 (9.9 to 11.7)	178 (93.5 to 199)	196 (101 to 233)	128 (66.7 to 152)	128 (66.3 to 153)	160 (83.1 to 191)	156 (129 to 223)	156 (131 to 276)	156 (129 to 276)	156 (129 to 276)	156 (129 to 276)	156 (129 to 276)	156 (129 to 276)	156 (129 to 276)	156 (129 to 276)	156 (129 to 276)	156 (129 to 276)	156 (129 to 276)	156 (129 to 276)	156 (129 to 276)	156 (129 to 276)	156 (129 to 276)	4,120
Typhoid and paratyphoid	0 (0 to 0)	0 (0 to 0)	0.1 (0 to 0.1)	0.1 (0 to 0.1)	0 (0 to 0)	0 (0 to 0.1)	0 (0 to 0.1)	0 (0 to 0.1)	0 (0 to 0.1)	0 (0 to 0.1)	0 (0 to 0.1)	0 (0 to 0.1)	0 (0 to 0.1)	0 (0 to 0.1)	0 (0 to 0.1)	0 (0 to 0.1)	0 (0 to 0.1)	0 (0 to 0.1)	0 (0 to 0.1)	0 (0 to 0.1)	0 (0 to 0.1)	0 (0 to 0.1)	0 (0 to 0.1)	0.4
Typhoid fever	0 (0 to 0)	0 (0 to 0)	0 (0 to 0)	0 (0 to 0)	0 (0 to 0)	0 (0 to 0)	0 (0 to 0)	0 (0 to 0)	0 (0 to 0)	0 (0 to 0)	0 (0 to 0)	0 (0 to 0)	0 (0 to 0)	0 (0 to 0)	0 (0 to 0)	0 (0 to 0)	0 (0 to 0)	0 (0 to 0)	0 (0 to 0)	0 (0 to 0)	0 (0 to 0)	0 (0 to 0)	0 (0 to 0)	0
Paratyphoid fever	0 (0 to 0)	0 (0 to 0)	0 (0 to 0)	0 (0 to 0)	0 (0 to 0)	0 (0 to 0)	0 (0 to 0)	0 (0 to 0)	0 (0 to 0)	0 (0 to 0)	0 (0 to 0)	0 (0 to 0)	0 (0 to 0)	0 (0 to 0)	0 (0 to 0)	0 (0 to 0)	0 (0 to 0)	0 (0 to 0)	0 (0 to 0)	0 (0 to 0)	0 (0 to 0)	0 (0 to 0)	0 (0 to 0)	0.6
Invasive Non-typhoidal Salmonella (iNTS)	0 (0 to 0)	0.6 (0 to 0.9)	1.6 (1.2 to 2.1)	0.9 (0.6 to 1.2)	0.5 (0.3 to 0.7)	0.5 (0.3 to 0.7)	0.5 (0.3 to 0.7)	0.5 (0.3 to 0.7)	0.5 (0.3 to 0.7)	0.5 (0.3 to 0.7)	0.5 (0.3 to 0.7)	0.5 (0.3 to 0.7)	0.5 (0.3 to 0.7)	0.5 (0.3 to 0.7)	0.5 (0.3 to 0.7)	0.5 (0.3 to 0.7)	0.5 (0.3 to 0.7)	0.5 (0.3 to 0.7)	0.5 (0.3 to 0.7)	0.5 (0.3 to 0.7)	0.5 (0.3 to 0.7)	0.5 (0.3 to 0.7)	0.5 (0.3 to 0.7)	11.1
Other intestinal infectious diseases	0 (0 to 0)	1.3 (0.9 to 2.4)	1.1 (0.2 to 3.4)	0.6 (0.1 to 1.9)	0.6 (0.1 to 1.8)	0.6 (0.1 to 1.8)	0.6 (0.1 to 1.8)	0.6 (0.1 to 1.8)	0.7 (0.2 to 2.1)	0.6 (0.1 to 1.9)	0.6 (0.1 to 1.8)	0.6 (0.1 to 1.8)	0.6 (0.1 to 1.8)	0.6 (0.1 to 1.8)	0.6 (0.1 to 1.8)	0.6 (0.1 to 1.8)	0.6 (0.1 to 1.8)	0.6 (0.1 to 1.8)	0.6 (0.1 to 1.8)	0.6 (0.1 to 1.8)	0.6 (0.1 to 1.8)	0.6 (0.1 to 1.8)	0.1 (0 to 0.3)	9.3
Neglected tropical diseases and malaria	0.6 (0.2 to 0.8)	1.3 (0.9 to 2.4)	11.2 (3.0 to 30.4)	21.1 (5.7 to 57.2)	19.4 (5.2 to 52.6)	13.4 (3.6 to 36.4)	10.1 (2.7 to 27.4)	17.8 (4.8 to 48.4)	24.6 (6.7 to 66.9)	32.3 (8.8 to 87.6)	40.2 (10.9 to 109)	47.3 (12.8 to 128)	53.2 (14.4 to 144)	50.7 (13.7 to 138)	50 (13.6 to 136)	49.3 (13.4 to 134)	48.7 (13.2 to 132)	48.2 (13.1 to 131)	48.2 (13.1 to 131)	48.2 (13.1 to 131)	48.2 (13.1 to 131)	48.2 (13.1 to 131)	48.2 (13.1 to 131)	1,160
Malaria	0 (0 to 0)	0 (0 to 0)	0 (0 to 0)	0 (0 to 0)	0 (0 to 0)	0 (0 to 0)	0 (0 to 0)	0 (0 to 0)	0 (0 to 0)	0 (0 to 0)	0 (0 to 0)	0 (0 to 0)	0 (0 to 0)	0 (0 to 0)	0 (0 to 0)	0 (0 to 0)	0 (0 to 0)	0 (0 to 0)	0 (0 to 0)	0 (0 to 0)	0 (0 to 0)	0 (0 to 0)	0 (0 to 0)	0
Chagas disease	0 (0 to 0)	0 (0 to 0)	0 (0 to 0)	0 (0 to 0)	0 (0 to 0)	0 (0 to 0)	0 (0 to 0)	0 (0 to 0)	0 (0 to 0)	0 (0 to 0)	0 (0 to 0)	0 (0 to 0)	0 (0 to 0)	0 (0 to 0)	0 (0 to 0)	0 (0 to 0)	0 (0 to 0)	0 (0 to 0)	0 (0 to 0)	0 (0 to 0)	0 (0 to 0)	0 (0 to 0)	0 (0 to 0)	1.1
Leishmaniasis	0 (0 to 0)	0 (0 to 0)	0 (0 to 0)	0 (0 to 0)	0 (0 to 0)	0 (0 to 0)	0 (0 to 0)	0 (0 to 0)	0 (0 to 0)	0 (0 to 0)	0 (0 to 0)	0 (0 to 0)	0 (0 to 0)	0 (0 to 0)	0 (0 to 0)	0 (0 to 0)	0 (0 to 0)	0 (0 to 0)	0 (0 to 0)	0 (0 to 0)	0 (0 to 0)	0 (0 to 0)	0 (0 to 0)	0
Visceral leishmaniasis	0 (0 to 0)	0 (0 to 0)	0 (0 to 0)	0 (0 to 0)	0 (0 to 0)	0 (0 to 0)	0 (0 to 0)	0 (0 to 0)	0 (0 to 0)	0 (0 to 0)	0 (0 to 0)	0 (0 to 0)	0 (0 to 0)	0 (0 to 0)	0 (0 to 0)	0 (0 to 0)	0 (0 to 0)	0 (0 to 0)	0 (0 to 0)	0 (0 to 0)	0 (0 to 0)	0 (0 to 0)	0 (0 to 0)	0
Cutaneous and mucocutaneous leishmaniasis	0 (0 to 0)	0 (0 to 0)	0 (0 to 0)	0 (0 to 0)	0 (0 to 0)	0 (0 to 0)	0 (0 to 0)	0 (0 to 0)	0 (0 to 0)	0 (0 to 0)	0 (0 to 0)	0 (0 to 0)	0 (0 to 0)	0 (0 to 0)	0 (0 to 0)	0 (0 to 0)	0 (0 to 0)	0 (0 to 0)	0 (0 to 0)	0 (0 to 0)	0 (0 to 0)	0 (0 to 0)	0 (0 to 0)	0
African trypanosomiasis	0 (0 to 0)	0 (0 to 0)	0 (0 to 0)	0 (0 to 0)	0 (0 to 0)	0 (0 to 0)	0 (0 to 0)	0 (0 to 0)	0 (0 to 0)	0 (0 to 0)	0 (0 to 0)	0 (0 to 0)	0 (0 to 0)	0 (0 to 0)	0 (0 to 0)	0 (0 to 0)	0 (0 to 0)	0 (0 to 0)	0 (0 to 0)	0 (0 to 0)	0 (0 to 0)	0 (0 to 0)	0 (0 to 0)	0
Schistosomiasis	0 (0 to 0)	0 (0 to 0)	0 (0 to 0)	0 (0 to 0)	0 (0 to 0)	0 (0 to 0)	0 (0 to 0)	0 (0 to 0)	0 (0 to 0)	0 (0 to 0)	0 (0 to 0)	0 (0 to 0)	0 (0 to 0)	0 (0 to 0)	0 (0 to 0)	0 (0 to 0)	0 (0 to 0)	0 (0 to 0)	0 (0 to 0)	0 (0 to 0)	0 (0 to 0)	0 (0 to 0)	0 (0 to 0)	0
Cysticercosis	0 (0 to 0)	0 (0 to 0)	0 (0 to 0)	0 (0 to 0)	0 (0 to 0)	0.2 (0 to 0.7)	0.7 (0.4 to 0.9)	1.5 (0.9 to 1.9)	3.7 (2.3 to 4.6)	10.4 (6.5 to 13)	23.5 (14.5 to 29)	28.1 (17.4 to 35)	23.7 (14.6 to 29)	19.1 (11.8 to 23)	14.1 (8.7 to 17)	10.2 (6.3 to 12)	7.2 (4.4 to 8.8)	5.1 (3.1 to 6.2)	3.6 (2.2 to 4.4)	2.5 (1.5 to 3.1)	1.7 (1 to 2.1)	1.1 (0.6 to 1.4)	0.2 (0.1 to 0.3)	127
Cystic echinococcosis	0 (0 to 0)	0 (0 to 0)	0 (0 to 0.1)	0 (0 to 0)	0 (0 to 0)	0 (0 to 0.1)	0 (0 to 0.1)	0 (0 to 0.1)	0 (0 to 0.1)	0 (0 to 0.1)	0 (0 to 0.1)	0 (0 to 0.1)	0 (0 to 0.1)	0 (0 to 0.1)	0 (0 to 0.1)	0 (0 to 0.1)	0 (0 to 0.1)	0 (0 to 0.1)	0 (0 to 0.1)	0 (0 to 0.1)	0 (0 to 0.1)	0 (0 to 0.1)	0 (0 to 0.1)	1.4
Lymphatic filariasis	0 (0 to 0)	0 (0 to 0)	0 (0 to 0)	0 (0 to 0)	0 (0 to 0)	0 (0 to 0)	0 (0 to 0)	0 (0 to 0)	0 (0 to 0)	0 (0 to 0)	0 (0 to 0)	0 (0 to 0)	0 (0 to 0)	0 (0 to 0)	0 (0 to 0)	0 (0 to 0)	0 (0 to 0)	0 (0 to 0)	0 (0 to 0)	0 (0 to 0)	0 (0





SR Table 2b: Alaska DALYS by cause and age group for females with 95% uncertainty intervals, 2019

Cause	Early Neonatal (0-6 days)	Late Neonatal (7-27 days)	Post Neonatal (28-364 days)	1 to 4	5 to 9	10 to 14	15 to 19	20 to 24	25 to 29	30 to 34	35 to 39	40 to 44	45 to 49	50 to 54	55 to 59	60 to 64	65 to 69	70 to 74	75 to 79	80 to 84	85 to 89	90 to 94	95 plus	Total
All causes	4,716 (4,716 - 4,716)	1,348 (1,348 - 1,348)	1,348 (1,348 - 1,348)	5,394 (5,394 - 5,394)	4,044 (4,044 - 4,044)	3,369 (3,369 - 3,369)	4,044 (4,044 - 4,044)	4,716 (4,716 - 4,716)	5,394 (5,394 - 5,394)	6,067 (6,067 - 6,067)	6,741 (6,741 - 6,741)	7,414 (7,414 - 7,414)	8,088 (8,088 - 8,088)	8,761 (8,761 - 8,761)	9,435 (9,435 - 9,435)	10,108 (10,108 - 10,108)	10,782 (10,782 - 10,782)	11,455 (11,455 - 11,455)	12,129 (12,129 - 12,129)	12,802 (12,802 - 12,802)	13,476 (13,476 - 13,476)	14,149 (14,149 - 14,149)	14,823 (14,823 - 14,823)	15,496 (15,496 - 15,496)	16,170 (16,170 - 16,170)	16,843 (16,843 - 16,843)	17,517 (17,517 - 17,517)	18,190 (18,190 - 18,190)	18,864 (18,864 - 18,864)	19,537 (19,537 - 19,537)	20,211 (20,211 - 20,211)	20,884 (20,884 - 20,884)	21,558 (21,558 - 21,558)	22,231 (22,231 - 22,231)	22,905 (22,905 - 22,905)	23,578 (23,578 - 23,578)	24,252 (24,252 - 24,252)	24,925 (24,925 - 24,925)	25,599 (25,599 - 25,599)	26,272 (26,272 - 26,272)	26,946 (26,946 - 26,946)	27,619 (27,619 - 27,619)	28,293 (28,293 - 28,293)	28,966 (28,966 - 28,966)	29,640 (29,640 - 29,640)	30,313 (30,313 - 30,313)	30,987 (30,987 - 30,987)	31,660 (31,660 - 31,660)	32,334 (32,334 - 32,334)	33,007 (33,007 - 33,007)	33,681 (33,681 - 33,681)	34,354 (34,354 - 34,354)	35,028 (35,028 - 35,028)	35,701 (35,701 - 35,701)	36,375 (36,375 - 36,375)	37,048 (37,048 - 37,048)	37,722 (37,722 - 37,722)	38,395 (38,395 - 38,395)	39,069 (39,069 - 39,069)	39,742 (39,742 - 39,742)	40,416 (40,416 - 40,416)	41,089 (41,089 - 41,089)	41,763 (41,763 - 41,763)	42,436 (42,436 - 42,436)	43,110 (43,110 - 43,110)	43,783 (43,783 - 43,783)	44,457 (44,457 - 44,457)	45,130 (45,130 - 45,130)	45,804 (45,804 - 45,804)	46,477 (46,477 - 46,477)	47,151 (47,151 - 47,151)	47,824 (47,824 - 47,824)	48,498 (48,498 - 48,498)	49,171 (49,171 - 49,171)	49,845 (49,845 - 49,845)	50,518 (50,518 - 50,518)	51,192 (51,192 - 51,192)	51,865 (51,865 - 51,865)	52,539 (52,539 - 52,539)	53,212 (53,212 - 53,212)	53,886 (53,886 - 53,886)	54,559 (54,559 - 54,559)	55,233 (55,233 - 55,233)	55,906 (55,906 - 55,906)	56,580 (56,580 - 56,580)	57,253 (57,253 - 57,253)	57,927 (57,927 - 57,927)	58,600 (58,600 - 58,600)	59,274 (59,274 - 59,274)	59,947 (59,947 - 59,947)	60,621 (60,621 - 60,621)	61,294 (61,294 - 61,294)	61,968 (61,968 - 61,968)	62,641 (62,641 - 62,641)	63,315 (63,315 - 63,315)	63,988 (63,988 - 63,988)	64,662 (64,662 - 64,662)	65,335 (65,335 - 65,335)	66,009 (66,009 - 66,009)	66,682 (66,682 - 66,682)	67,356 (67,356 - 67,356)	68,029 (68,029 - 68,029)	68,703 (68,703 - 68,703)	69,376 (69,376 - 69,376)	70,050 (70,050 - 70,050)	70,723 (70,723 - 70,723)	71,397 (71,397 - 71,397)	72,070 (72,070 - 72,070)	72,744 (72,744 - 72,744)	73,417 (73,417 - 73,417)	74,091 (74,091 - 74,091)	74,764 (74,764 - 74,764)	75,438 (75,438 - 75,438)	76,111 (76,111 - 76,111)	76,785 (76,785 - 76,785)	77,458 (77,458 - 77,458)	78,132 (78,132 - 78,132)	78,805 (78,805 - 78,805)	79,479 (79,479 - 79,479)	80,152 (80,152 - 80,152)	80,826 (80,826 - 80,826)	81,499 (81,499 - 81,499)	82,173 (82,173 - 82,173)	82,846 (82,846 - 82,846)	83,520 (83,520 - 83,520)	84,193 (84,193 - 84,193)	84,867 (84,867 - 84,867)	85,540 (85,540 - 85,540)	86,214 (86,214 - 86,214)	86,887 (86,887 - 86,887)	87,561 (87,561 - 87,561)	88,234 (88,234 - 88,234)	88,908 (88,908 - 88,908)	89,581 (89,581 - 89,581)	90,255 (90,255 - 90,255)	90,928 (90,928 - 90,928)	91,602 (91,602 - 91,602)	92,275 (92,275 - 92,275)	92,949 (92,949 - 92,949)	93,622 (93,622 - 93,622)	94,296 (94,296 - 94,296)	94,969 (94,969 - 94,969)	95,643 (95,643 - 95,643)	96,316 (96,316 - 96,316)	96,990 (96,990 - 96,990)	97,663 (97,663 - 97,663)	98,337 (98,337 - 98,337)	99,010 (99,010 - 99,010)	99,684 (99,684 - 99,684)	100,357 (100,357 - 100,357)	101,031 (101,031 - 101,031)	101,704 (101,704 - 101,704)	102,378 (102,378 - 102,378)	103,051 (103,051 - 103,051)	103,725 (103,725 - 103,725)	104,398 (104,398 - 104,398)	105,072 (105,072 - 105,072)	105,745 (105,745 - 105,745)	106,419 (106,419 - 106,419)	107,092 (107,092 - 107,092)	107,766 (107,766 - 107,766)	108,439 (108,439 - 108,439)	109,113 (109,113 - 109,113)	109,786 (109,786 - 109,786)	110,460 (110,460 - 110,460)	111,133 (111,133 - 111,133)	111,807 (111,807 - 111,807)	112,480 (112,480 - 112,480)	113,154 (113,154 - 113,154)	113,827 (113,827 - 113,827)	114,501 (114,501 - 114,501)	115,174 (115,174 - 115,174)	115,848 (115,848 - 115,848)	116,521 (116,521 - 116,521)	117,195 (117,195 - 117,195)	117,868 (117,868 - 117,868)	118,542 (118,542 - 118,542)	119,215 (119,215 - 119,215)	119,889 (119,889 - 119,889)	120,562 (120,562 - 120,562)	121,236 (121,236 - 121,236)	121,909 (121,909 - 121,909)	122,583 (122,583 - 122,583)	123,256 (123,256 - 123,256)	123,930 (123,930 - 123,930)	124,603 (124,603 - 124,603)	125,277 (125,277 - 125,277)	125,950 (125,950 - 125,950)	126,624 (126,624 - 126,624)	127,297 (127,297 - 127,297)	127,971 (127,971 - 127,971)	128,644 (128,644 - 128,644)	129,318 (129,318 - 129,318)	129,991 (129,991 - 129,991)	130,665 (130,665 - 130,665)	131,338 (131,338 - 131,338)	132,012 (132,012 - 132,012)	132,685 (132,685 - 132,685)	133,359 (133,359 - 133,359)	134,032 (134,032 - 134,032)	134,706 (134,706 - 134,706)	135,379 (135,379 - 135,379)	136,053 (136,053 - 136,053)	136,726 (136,726 - 136,726)	137,400 (137,400 - 137,400)	138,073 (138,073 - 138,073)	138,747 (138,747 - 138,747)	139,420 (139,420 - 139,420)	140,094 (140,094 - 140,094)	140,767 (140,767 - 140,767)	141,441 (141,441 - 141,441)	142,114 (142,114 - 142,114)	142,788 (142,788 - 142,788)	143,461 (143,461 - 143,461)	144,135 (144,135 - 144,135)	144,808 (144,808 - 144,808)	145,482 (145,482 - 145,482)	146,155 (146,155 - 146,155)	146,829 (146,829 - 146,829)	147,502 (147,502 - 147,502)	148,176 (148,176 - 148,176)	148,849 (148,849 - 148,849)	149,523 (149,523 - 149,523)	150,196 (150,196 - 150,196)	150,870 (150,870 - 150,870)	151,543 (151,543 - 151,543)	152,217 (152,217 - 152,217)	152,890 (152,890 - 152,890)	153,564 (153,564 - 153,564)	154,237 (154,237 - 154,237)	154,911 (154,911 - 154,911)	155,584 (155,584 - 155,584)	156,258 (156,258 - 156,258)	156,931 (156,931 - 156,931)	157,605 (157,605 - 157,605)	158,278 (158,278 - 158,278)	158,952 (158,952 - 158,952)	159,625 (159,625 - 159,625)	160,299 (160,299 - 160,299)	160,972 (160,972 - 160,972)	161,646 (161,646 - 161,646)	162,319 (162,319 - 162,319)	162,993 (162,993 - 162,993)	163,666 (163,666 - 163,666)	164,340 (164,340 - 164,340)	165,013 (165,013 - 165,013)	165,687 (165,687 - 165,687)	166,360 (166,360 - 166,360)	167,034 (167,034 - 167,034)	167,707 (167,707 - 167,707)	168,381 (168,381 - 168,381)	169,054 (169,054 - 169,054)	169,728 (169,728 - 169,728)	170,401 (170,401 - 170,401)	171,075 (171,075 - 171,075)	171,748 (171,748 - 171,748)	172,422 (172,422 - 172,422)	173,095 (173,095 - 173,095)	173,769 (173,769 - 173,769)	174,442 (174,442 - 174,442)	175,116 (175,116 - 175,116)	175,789 (175,789 - 175,789)	176,463 (176,463 - 176,463)	177,136 (177,136 - 177,136)	177,810 (177,810 - 177,810)	178,483 (178,483 - 178,483)	179,157 (179,157 - 179,157)	179,830 (179,830 - 179,830)	180,504 (180,504 - 180,504)	181,177 (181,177 - 181,177)	181,851 (181,851 - 181,851)	182,524 (182,524 - 182,524)	183,198 (183,198 - 183,198)	183,871 (183,871 - 183,871)	184,545 (184,545 - 184,545)	185,218 (185,218 - 185,218)	185,892 (185,892 - 185,892)	186,565 (186,565 - 186,565)	187,239 (187,239 - 187,239)	187,912 (187,912 - 187,912)	188,586 (188,586 - 188,586)	189,259 (189,259 - 189,259)	189,933 (189,933 - 189,933)	190,606 (190,606 - 190,606)	191,280 (191,280 - 191,280)	191,953 (191,953 - 191,953)	192,627 (192,627 - 192,627)	193,300 (193,300 - 193,300)	193,974 (193,974 - 193,974)	194,647 (194,647 - 194,647)	195,321 (195,321 - 195,321)	195,994 (195,994 - 195,994)	196,668 (196,668 - 196,668)	197,341 (197,341 - 197,341)	198,015 (198,015 - 198,015)	198,688 (198,688 - 198,688)	199,362 (199,362 - 199,362)	200,035 (200,035 - 200,035)	200,709 (200,709 - 200,709)	201,382 (201,382 - 201,382)	202,056 (202,056 - 202,056)	202,729 (202,729 - 202,729)	203,403 (203,403 - 203,403)	204,076 (204,076 - 204,076)	204,750 (204,750 - 204,750)	205,423 (205,423 - 205,423)	206,097 (206,097 - 206,097)	206,770 (206,770 - 206,770)	207,444 (207,444 - 207,444)	208,117 (208,117 - 208,117)	208,791 (208,791 - 208,791)	209,464 (209,464 - 209,464)	210,138 (210,138 - 210,138)	210,811 (210,811 - 210,811)	211,485 (211,485 - 211,485)	212,158 (212,158 - 212,158)	212,832 (212,832 - 212,832)	213,505 (213,505 - 213,505)	214,179 (214,179 - 214,179)	214,852 (214,852 - 214,852)	215,526 (215,526 - 215,526)	216,199 (216,199 - 216,199)	216,873 (216,873 - 216,873)	217,546 (217,546 - 217,546)	218,220 (218,220 - 218,220)	218,893 (218,893 - 218,893)	219,567 (219,567 - 219,567)	220,240 (220,240 - 220,240)	220,914 (220,914 - 220,914)	221,587 (221,587 - 221,587)	222,261 (222,261 - 222,261)	222,934 (222,934 - 222,934)	223,608 (223,608 - 223,608)	224,281 (224,281 - 224,281)	224,955 (224,955 - 224,955)	225,628 (225,628 - 225,628)	226,302 (226,302 - 226,302)	226,975 (226,975 - 226,975)	227,649 (227,649 - 227,649)	228,322 (228,322 - 228,322)	228,996 (228,996 - 228,996)	229,669 (229,669 - 229,669)	230,343 (230,343 - 230,343)	231,016 (231,016 - 231,016)	231,690 (231,690 - 231,690)	232,363 (232,363 - 232,363)	233,037 (233,037 - 233,037)	233,710 (233,710 - 233,710)	234,384 (234,384 - 234,384)	235,057 (235,057 - 235,057)	235,731 (235,731 - 235,731)	236,404 (236,404 - 236,404)	237,078 (237,078 - 237,078)	237,751 (237,751 - 237,751)	238,425 (238,425 - 238,425)	239,098 (239,098 - 239,098)	239,772 (239,772 - 239,772)	240,445 (240,445 - 240,445)	241,119 (241,119 - 241,119)	241,792 (241,792 - 241,792)	242,466 (242,466 - 242,466)	243,139 (243,139 - 243,139)	243,813 (243,813 - 243,813)	244,486 (244,486 - 244,486)	245,160 (245,160 - 245,160)	245,833 (245,833 - 245,833)	246,507 (246,507 - 246,507)	247,180 (247,180 - 247,180)	247,854 (247,854 - 247,854)	248,527 (248,527 - 248,527)	249,201 (249,201 - 249,201)	249,874 (249,874 - 249,874)	250,548 (250,548 - 250,548)	251,221 (251,221 - 251,221)	251,895 (251,895 - 251,895)	252,568 (252,568 - 252,568)	253,242 (253,242 - 253,242)	253,915 (253,915 - 253,915)	254,589 (254,589 - 254,589)	255,262 (255,262 - 255,262)	255,936 (255,936 - 255,936)	256,609 (256,609 - 256,609)	257,283 (257,283 - 257,283)	257,956 (257,956 - 257,956)	258,630 (258,630 - 258,630)	259,303 (259,303 - 259,303)	259,977 (259,977 - 259,977)	260,650 (260,650 - 260,650)	261,324 (261,324 - 261,324)	261,997 (261,997 - 261,997)	262,671 (262,671 - 262,671)	263,344 (263,344 - 263,344)	264,018 (264,018 - 264,018)	264,691 (264,691 - 264,691)	265,365 (265,365 - 265,365)	266,038 (266,038 - 266,038)	266,712 (266,712 - 266,712)	267,385 (267,385 - 267,385)	268,059 (268,059 - 268,059)	268,732 (268,732 - 268,732)	269,406 (269,406 - 269,406)	270,079 (270,079 - 270,079)	270,753 (270,753 - 270,753)	271,426 (271,426 - 271,426)	272,100 (272,100 - 272,100)	272,773 (272,773 - 272,773)	273,447 (273,447 - 273,447)	274,120 (274,120 - 274,120)	274,794 (274,794 - 274,794)	275,467 (275,467 - 275,467)	276,141 (276,141 - 276,141)	276,814 (276,814 - 276,814)	277,488 (277,488 - 277,488)	278,161 (278,161 - 278,161)	278,835 (278,835 - 278,835)	279,508 (279,508 - 279,508)	280,182 (280,182 - 280,182)	280,855 (280,855 - 280,855)	281,529 (281,529 - 281,529)	282,202 (282,202 - 282,202)	282,876 (282,876 - 282,876)	283,549 (283,549 - 283,549)	284,223 (284,223 - 284,223)	284,896 (284,896 - 284,896)	285,570 (285,570 - 285,570)	286,243 (286,243 - 286,243)	286,917 (286,917 - 286,917)	287,590 (287,590 - 287,590)	288,264 (288,264 - 288,264)	288,937 (288,937 - 288,937)	289,611 (289,611 - 289,611)	290,284 (290,284 - 290,284)	290,958 (290,958 - 290,958)	291,631 (291,631 - 291,631)	292,305 (292,305 - 292,305)	292,978 (292,978 - 292,978)	293,652 (293,652 - 293,652)	294,325 (294,325 - 294,325)	294,999 (294,999 - 294,999)	295,672 (295,672 - 295,672)	296,346 (296,346 - 296,346)	297,019 (297,019 - 297,019)	297,693 (297,693 - 297,693)	298,366 (298,366 - 298,366)	299,040 (299,040 - 299,040)	299,713 (299,713 - 299,713)	300,387 (300,387 - 300,387)	301,060 (301,060 - 301,060)	301,734 (301,734 - 301,734)	302,407 (302,407 - 302,407)	303,081 (303,081 - 303,081)	303,754 (303,754 - 303,754)	304,428 (304,428 - 304,428)	305,101 (305,101 - 305,101)	305,775 (305,775 - 305,775)	306,448 (306,448 - 306,448)	307,122 (307,122 - 307,122)	307,795 (307,795 - 307,795)	308,469 (308,469 - 308,469)	309,142 (309,142 - 309,142)	309,816 (309,816 - 309,816)	310,489 (310,489 - 310,489)	311,163 (311,163 - 311,163)	311,836 (311,836 - 311,836)	312,510 (312,510 - 312,510)	313,183 (313,183 - 313,183)	313,857 (313,857 - 313,857)	314,530 (314,530 - 314,530)	315,204 (315,204 - 315,204)	315,877 (315,877 - 315,877)	316,551 (316,551 - 316,551)	317,224 (317,224 - 317,224)	317,898 (317,898 - 317,898)	318,571 (318,571 - 318,571)	319,245 (319,245 - 319,245)	319,918 (319,918 - 319,918)	320,592 (320,592 - 320,592)	321,265 (321,265 - 321,265)	321,939 (321,939 - 321,939)	322,612 (322,612 - 322,612)	323,286 (323,286 - 323,286)	323,959 (323,959 - 323,959)	324,633 (324,633 - 324,633)	325,306 (325,306 - 325,306)	325,980 (325,980 - 325,980)	326,653 (326,653 - 326,653)	327,327 (327,327 - 327,327)	328,000 (328,000 - 328,000)	328,674 (328,674 - 328,674)	329,347 (329,347 - 329,347)	330,021 (330,021 - 330,021)	330,694 (330,694 - 330,694)	331,368 (331,368 - 331,368)	332,041 (332,041 - 332,041)	332,715 (332,715 - 332,715)	333,388 (333,388 - 333,388)	334,062 (334,062 - 334,062)	334,735 (334,735 - 334,735)	335,409 (335,409 - 335,409)	336,082 (336,082 - 336,082)	336,756 (336,756 - 336,756)	337,429 (337,429 - 337,429)	338,103 (338,103 - 338,103)	338,776 (338,776 - 338,776)	339,450 (339,450 - 339,450)	340,123 (340,123 - 340,123)	340,797 (340,797 - 340,797)	341,470 (341,470 - 341,470)	342,144 (342,144 - 342,144)	342,817 (342,817 - 342,817)	343,491 (343,491 - 343,491)	344,164 (344,164 - 344,164)	344,838 (344,838 - 344,838)	345,511 (345,511 - 345,511)	346,185 (346,185 - 346,185)	346,858 (346,858 - 346,858)	347,532 (347,532 - 347,532)	348,205 (348,205 - 348,205)	348,879 (348,879 - 348,879)	349,552 (349,552 - 349,552)	350,226 (350,226 - 350,226)	350,899 (350,899 - 350,899)	351,573 (351,573 - 351,573)	352,246 (352,246 - 352,246)	352,920 (352,920 - 352,920)	353,593 (353,593 - 353,593)	354,267 (354,267 - 354,267)	354,940 (354,940 - 354,940)	355,614 (355,614 - 355,614)	356,287 (356,287 - 356,287)	356,961 (356,961 - 356,961)	357,634 (357,634 - 357,634)	358,308 (358,308 - 358,308)	358,981 (358,981 - 358,981)	359,655 (359,655 - 359,655)	360,328 (360,328 - 360,328)	361,002 (361,002 - 361,002)	361,675 (361,675 - 361,675)	362,349 (362,349 - 362,349)	363,022 (363,022 - 363,022)	363,696 (363,696 - 363,696)	364,369 (364,369 - 364,369)	365,043 (365,043 - 365,043)	365,716 (365,716 - 365,716)	366,390 (366,390 - 366,390)	367,063 (367,063 - 367,063)	367,737 (367,737 - 367,737)	368,410 (368,410 - 368,410)	369,084 (369,084 - 369,084)	369,757 (369,757 - 369,757)	370,431 (370,431 - 370,431)	371,104 (371,104 - 371,104)	371,778 (371,778 - 371,778)	372,451 (372,451 - 372,451)	373,125 (373,125 - 373,125)	373,798 (373,798 - 373,798)	374,472 (374,472 - 374,472)	375,145 (375,145 - 375,145)	375,819 (375,819 - 375,819)	376,492 (376,492 - 376,492)	377,166 (377,166 - 377,166)	377,839 (377,839 - 377,839)	378,513 (378,513 - 378,513)	379,186 (379,186 - 379,186)	379,860 (379,860 - 379,860)	380,533 (380,533 - 380,533)	381,207 (381,207 - 381,207)	381,880 (381,880 - 381,880)	382,554 (382,554 - 382,554)	383,227 (383,227 - 383,227)	383,901 (383,901 - 383,901)	384,574 (384,574 - 384,574)	385,248 (385,248 - 385,248)	385,921 (385,921 - 385,921)	386,595 (386,595 - 386,595)	387,268 (387,268 - 387,268)	387,942 (387,942 - 387,942)	388,615 (388,615 - 388,615)	389,289 (389,289 - 389,289)	389,962 (389,962 - 389,962)	390,636 (390,636 - 390,636)	391,309 (391,309 - 391,309)	391,983 (391,983 - 391,983)	392,656 (392,656 - 392,656)	393,330 (393,330 - 393,330)	394,003 (394,003 - 394,003)	394,677 (394,677 - 394,677)	395,350 (395,350 - 395,350)	396,024 (396,024 - 396,024)	396,697 (396,697 - 396,697)	397,371 (397,371 - 397,371)	398,044 (398,044 - 398,044)	398,718 (398,718 - 398,718)	399,391 (399,391 - 399,391)	400,065 (400,065 - 400,065)	400,738 (400,738 - 400,738)	401,412 (401,412 - 401,412)	402,085 (402,085 - 402,085)	402,759 (402,759 - 402,759)	403,432 (403,432 - 403,432)	404,106 (404,106 - 404,106)	404,779 (404,779 - 404,779)	405,453 (405,453 - 405,453)	406,126 (406,126 - 406,126)	406,800 (406,800 - 406,800)	407,473 (407,473 - 407,473)	408,147 (408,147 - 408,147)	408,820 (408,820 - 408,820)	409,494 (409,494 - 409,494)	410,167 (410,167 - 410,167)	410,841 (410,841 - 410,841)	411,514 (411,514 - 411,514)	412,188 (412,188 - 412,188)	412,861 (412,861 - 412,861)	413,535 (413,535 - 413,535)	414,208 (414,208 - 414,208)	414,882 (414,882 - 414,882)	415,555 (415,555 - 415,555)	416,229 (416,229 - 416,229)	416,902 (416,902 - 416,902)	417,576 (417,576 - 417,576)	418,249 (418,249 - 418,249)	418,923 (418,923 - 418,923)	419,596 (419,596 - 419,596)	420,270 (420,270 - 420,270)	420,943 (420,943 - 420,943)	421,617 (421,617 - 421,617)	422,290 (422,290 - 422,290)	422,964 (422,964 - 422,964)	423,637 (423,637 - 423,637)	424,311 (424,311 - 424,311)	424,984 (424,984 - 424,984)	425,658 (425,658 - 425,658)	426,331 (426,331 - 426,331)	427,005 (427,005 - 427,005)	427,678 (427,678 - 427,678)	428,352 (428,352 - 428,352)	429,025 (429,025 - 429,025)	429,699 (429,699 - 429,699)	430,372 (430,372 - 430,372)	431,046 (431,046 - 431,046)	431,719 (431,719 - 431,719)	432,393 (432,393 - 432,393)	433,066 (433,066 - 433,066)	433,740 (433,740 - 433,740)	434,413 (434,413 - 434,413)	435,087 (435,087 - 435,087)	435,760 (435,760 - 435,760)	436,434 (436,434 - 436,434)	437,107 (437,107 - 437,107)	437,781 (437,781 - 437,781)	438,454 (438,454 - 438,454)	439,128 (439,128 - 439,128)	439,801 (439,801 - 439,801)	440,475 (440,475 - 440,475)	441,148 (441,148 - 441,148)	441,822 (441,822 - 441,822)	442,495 (442,495 - 442,495)	443,169 (443,169 - 443,169)	443,842 (443,842 - 443,842)	444,516 (444,516 - 444,516)	445,189 (445,189 - 445,189)	445,863 (445,863 - 445,863)	446,536 (446,536 - 446,536)	447,210 (447,210 - 447,210)	447,883 (447,883 - 447,883)	448,557 (448,557 - 448,557)	449,230 (449,230 - 449,230)	449,904 (449,904 - 449,904)	450,577 (450,577 - 450,577)	451,251 (451,251 - 451,251)	451,924 (451,924 - 451,924)	452,598 (452,598 - 452,598)	453,271 (453,271 - 453,271)	453,945 (453,945 - 453,945)	454,618 (454,618 - 454,618)	455,292 (455,292 - 455,292)	455,965 (455,965 - 455,965)	456,639 (456,639 - 456,639)	457,312 (457,312 - 457,312)	457,986 (457,986 - 457,986)	458,659 (458,659 - 458,659)	459,333 (459,333 - 459,333)	460,006 (460,006 - 460,006)	460,680 (460,680 - 460,680)	461,353 (461,353 - 461,353)	462,027 (462,027 - 462,027)	462,700 (462,700 - 462,700)	463,374 (463,374 - 463,374)	464,047 (464,047 - 464,047)	464,721 (464,721 - 464,721)	465,394 (465,394 - 465,394)	466,068 (466,068 - 466,068)	466,741 (466,741 - 466,741)	467,415 (467,415 - 467,415)	468,088 (468,088 - 468,088)	468,762 (468,762 - 468,762)	469,435 (469,435 - 469,435)	470,109 (470,109 - 470,109)	470,782 (470,782 - 470,782)	471,456 (471,456 - 471,456)	472,129 (472,129 - 472,129)	472,803 (472,803 - 472,803)	473,476 (473,476 - 473,476)	474,150 (474,150 - 474,150)	474,823 (474,823 - 474,823)	475,497 (475,497 - 475,497)	476,170 (476,170 - 476,170)	476,844 (476,844 - 476,844)	477,517 (477,517 - 477,517)	478,191 (478,191 - 478,191)	478,864 (478,864 - 478,864)	479,538 (479,538 - 479,538)	480,211 (480,211 - 480,211)	480,885 (480,885 - 480,885)	481,558 (481,558 - 481,558)	482,232 (482,232 - 482,232)	482,905 (482,905 - 482,905)	483,579 (483,579 - 483,579)	484,252 (484,252 - 484,252)	484,926 (484,926 - 484,926)	485,599 (485,599 - 485,599)	486,273 (486,273 - 486,273)	486,946 (486,946 - 486,946)	487,620 (487,620 - 487,620)	488,293 (488,293 - 488,293)	488,967 (488,967 - 488,967)	489,640 (489,640 - 489,640)	490,314 (490,314 - 490,314)	490,987 (490,987 - 490,987)	491,661 (491,661 - 491,661)	492,334 (492,334 - 492,334)	493,008 (493,008 - 493,008)	493,681 (493,681 - 493,681)	494,355 (494,355 - 494,355)	495,028 (495,028 - 495,028)	495,702 (495,702 - 495,702)	496,375 (496,375 - 496,375)	497,049 (497,049 - 497,049)	497,722 (497,722 - 497,722)	498,396 (498,396 - 498,396)	499,069 (499,069 - 499,069)	499,743 (499,743 - 499,743)	500,416 (500,416 - 500,416)	501,090 (501,090 - 501,090)	501,763 (501,763 - 501,763)	502,437 (502,437 - 502,437)	503,110 (503,110 - 503,110)	503,784 (503,784 - 503,784)	504,457 (504,457 - 504,457)	505,131 (505,131 - 505,131)	505,804 (505,804 - 505,804)	506,478 (506,478 - 506,478)	507,151 (507,151 - 507,151)	507,825 (507,825 - 507,825)	508,498 (508,498 - 508,498)	509,172 (509,172 - 509,172)	509,845 (509,845 - 509,845)	510,519 (510,519 - 510,519)	511,192 (511,192 - 511,192)	511,866 (511,866 - 511,866)	512,539 (512,539 - 512,539)	513,213 (513,213 - 513,213)	513,886 (513,886 - 513,886)	514,560 (514,560 - 514,560)	515,233 (515,233 - 515,233)	515,907 (515,907 - 515,907)	516,580 (516,580 - 516,580)	517,254 (517,254 - 517,254)	517,927 (517,927 - 517,927)	518,601 (518,601 - 518,601)	519,274 (519,274 - 519,274)	519,948 (519,948 - 519,948)	520,621 (520,621 - 520,621)	521,295 (521,295 - 521,295)	521,968 (521,968 - 521,968)	522,642 (522,642 - 522,642)	523,315 (523,315 - 523,315)	523,989 (523,989 - 523,989)	524,662 (524,662 - 524,662)	525,336 (525,336 - 525,336)	526,009 (526,009 - 526,009)	526,683 (526,683 - 526,683)	527,356 (527,356 - 527,356)	528,030 (528,030 - 528,030)	528,703 (528,703 - 528,703)	529,377 (529,377 - 529,377)	530,050 (530,050 - 530,050)	530,724 (530,724 - 530,724)	531,397 (531,397 - 531,397)	532,071 (532,071 - 532,071)	532,744 (532,744 - 532,744)	533,418 (533,418 - 533,418)	534,091 (534,091 - 534,091)	534,765 (534,765 - 534,765)	535,438 (535,438 - 535,438)	536,112 (536,112 - 536,112)	536,785 (536,785 - 536,785)	537,459 (537,459 - 537,459)	538,132 (538,132 - 538,132)	538,806 (538,806 - 538,806)	539,479 (539,479 - 539,479)	540,153 (540,153 - 540,153)	540,826 (540,826 - 540,826)	541,500 (541,500 - 541,500)	542,173 (542,173 - 542,173)	542,847 (542,847 - 542,847)	543,520 (543,520 - 543,520)	544,194 (544,194 - 544,194)	544,867 (544,867 - 544,867)	545,541 (545,541 - 545,541)	546,214 (546,214 - 546,214)	546,888 (546,888 - 546,888)	547,561 (547,561 - 547,561)	548,235 (548,235 - 548,235)	548,908 (548,908 - 548,908)	549,582 (549,582 - 549,582)	550,255 (550,255 - 550,255)	550,929 (550,929 - 550,929)	551,602 (551,602 - 551,602)	552,276 (552,276 - 552,276)	552,949 (552,949 - 552,949)	553,623 (553,623 - 553,623)	554,296 (554,296 - 554,296)	554,970 (554,970 - 554,970)	555,643 (555,643 - 555,643)	556,317 (556,317 - 556,317)	556,990 (556,990 - 556,990)	557,664 (557,664 - 557,664)	558,337 (558,337 - 558,337)	559,011 (559,011 - 559,011)	559,684 (559,684 - 559,684)	560,358 (560,358 - 560,358)	561,031 (561,031 - 561,031)	561,705 (561,705 - 561,705)	562,378 (562,378 - 562,378)	563,052 (563,052 - 563,052)	563,725 (563,725 - 563,725)	564,399 (564,399 - 564,399)	565,072 (565,072 - 565,072)	565,746 (565,746 - 565,746)	566,419 (566,419 - 566,419)	567,093 (567,093 - 567,093)	567,766 (567,766 - 567,766)	568,440 (568,440 - 568,440)	569,113 (569,113 - 569,113)	569,787 (569,787 - 569,787)	570,460 (570,460 - 570,460)	571,134 (571,134 - 571,134)	571,807 (571,807 - 571,807)	572,481 (572,481 - 572,481)	573,154 (573,154 - 573,154)	573,828 (573,828 - 573,828)	574,501 (574,501 - 574,501)	575,175 (575,175 - 575,175)	575,848 (575,848 - 575,848)	576,522 (576,522 - 576,522)	577,195 (577,195 - 577,195)	577,869 (577,869 - 577,869)	578,542 (578,542 - 578,542)	579,216 (579,216 - 579,216)	579,889 (579,889 - 579,889)	580,563 (580,563 - 580,563)	581,236 (581,236 - 581,236)	581,910 (581,910 - 581,910)	582,583 (582,583 - 582,583)	583,257 (583,257 - 583,257)	583,930 (583,930 - 583,930)	584,604 (584,604 - 584,604)	585,277 (585,277 - 585,277)	585,951 (585,951 - 585,951)	586,624 (586,624 - 586,624)	587,298 (587,298 - 587,298)	587,971 (587,971 - 587,971)	588,645 (588,645 - 588,645)	589,318 (589,318 - 589,318)	589,992 (589,992 - 589,992)	590,665 (590,665 - 590,665)	591,339 (591,339 - 591,339)	592,012 (592,012 - 592,012)	592,686 (592,686 - 592,686)	593,359 (593,359 - 593,359)	594,033 (594,033 - 594,033)	594,706 (594,706 - 594,706)	595,380 (595,380 - 595,380)	596,053 (596,053 - 596,053)	596,727 (596,727 - 596,727)	597,400 (597,400 - 597,400)	598,074 (598,074 - 598,074)	598,747 (598,747 - 598,747)	599,421 (599,421 - 599,421)	600,094 (600,094 - 600,094)	600,768 (600,768 - 600,768)	601,441 (601,441 - 601,441)	602,115 (602,115 - 602,115)	602,788 (602,788 - 602,788)	603,462 (603,462 - 603,462)	604,135 (604,135 - 604,135)	604,809 (604,809 - 604,809)	605,482 (605,482 - 605,482)	606,156 (606,156 - 606,156)	606,829 (606,829 - 606,829)	607,503 (607,503 - 607,503)	608,176 (608,176 - 608,176)	608,850 (608,850 - 608,850)	609,523 (609,523 - 609,523)	610,197 (610,197 - 610,197)	610,870 (610,870 - 610,870)	611,544 (611,544 - 611,544)	612,217 (612,217 - 612,217)	612,891 (612,891 - 612,891)	613,564 (613,564 - 613,564)	614,238 (614,238 - 614,238)	614,911 (614,911 - 614,911)	615,585 (615,585 - 615,585)	616,258 (616,258 - 616,258)	616,932 (616,932 - 616,932)	617,605 (617,605 - 617,605)	618,279 (618,279 - 618,279)	618,952 (618,952 - 618,952)	619,626 (619,626 - 619,626)	620,299 (620,299 - 620,299)	620,973

Other neoplasms	0·2 (0·1 to 0·4)	0·3 (0·1 to 0·8)	0·4 (0·2 to 0·8)	0·8 (0·5 to 1·2)	0·5 (0·3 to 0·9)	1 (0·6 to 1·6)	0·9 (0·5 to 1·4)	0·8 (0·5 to 1·2)	1·1 (0·7 to 1·7)	1·4 (0·8 to 2·1)	1·6 (1 to 2·4)	1·8 (1·2 to 2·7)	2·8 (2 to 3·8)	4·6 (3·2 to 6·3)	8·7 (6 to 12·1)	13·3 (9·6 to 17·9)	17·4 (12·6 to 23·3)	19·8 (14·3 to 26·9)	17·5 (12·6 to 23·8)	13·3 (9·2 to 18)	10·3 (7·1 to 13·9)	5·6 (3·5 to 8·1)	1·7 (1 to 2·5)	126
Myelodysplastic, myeloproliferative, and other hematopoietic n	0·2 (0·1 to 0·4)	0·3 (0·1 to 0·8)	0·4 (0·2 to 0·8)	0·8 (0·5 to 1·2)	0·5 (0·3 to 0·9)	1 (0·6 to 1·6)	0·9 (0·5 to 1·4)	0·8 (0·5 to 1·2)	1·1 (0·7 to 1·7)	1·4 (0·8 to 2·1)	1·6 (1 to 2·4)	1·8 (1·2 to 2·7)	2·8 (2 to 3·8)	4·6 (3·2 to 6·3)	8·7 (6 to 12·1)	13·3 (9·6 to 17·9)	17·4 (12·6 to 23·3)	19·8 (14·3 to 26·9)	17·5 (12·6 to 23·8)	13·3 (9·2 to 18)	10·3 (7·1 to 13·9)	5·6 (3·5 to 8·1)	1·7 (1 to 2·5)	126
Benign and in situ intestinal neoplasms	0 (0 to 0)	0 (0 to 0)	0 (0 to 0)	0 (0 to 0)	0 (0 to 0)	0 (0 to 0)	0 (0 to 0)	0 (0 to 0)	0 (0 to 0)	0 (0 to 0)	0 (0 to 0)	0 (0 to 0)	0 (0 to 0)	0 (0 to 0)	0 (0 to 0)	0 (0 to 0)	0 (0 to 0)	0 (0 to 0)	0 (0 to 0)	0 (0 to 0)	0 (0 to 0)	0 (0 to 0)	0 (0 to 0)	0
Benign and in situ cervical and uterine neoplasms	0 (0 to 0)	0 (0 to 0)	0 (0 to 0)	0 (0 to 0)	0 (0 to 0)	0 (0 to 0)	0 (0 to 0)	0 (0 to 0)	0 (0 to 0)	0 (0 to 0)	0 (0 to 0)	0 (0 to 0)	0 (0 to 0)	0 (0 to 0)	0 (0 to 0)	0 (0 to 0)	0 (0 to 0)	0 (0 to 0)	0 (0 to 0)	0 (0 to 0)	0 (0 to 0)	0 (0 to 0)	0 (0 to 0)	0
Other benign and in situ neoplasms	0 (0 to 0)	0 (0 to 0)	0 (0 to 0)	0 (0 to 0)	0 (0 to 0)	0 (0 to 0)	0 (0 to 0)	0 (0 to 0)	0 (0 to 0)	0 (0 to 0)	0 (0 to 0)	0 (0 to 0)	0 (0 to 0)	0 (0 to 0)	0 (0 to 0)	0 (0 to 0)	0 (0 to 0)	0 (0 to 0)	0 (0 to 0)	0 (0 to 0)	0 (0 to 0)	0 (0 to 0)	0 (0 to 0)	0
Cardiovascular diseases	3·8 (2·3 to 6)	4·9 (3·5 to 6·6)	29·5 (21·7 to 39·2)	17 (14 to 20·2)	14·1 (10·9 to 17·8)	26 (20·3 to 33·4)	45·7 (36 to 56·4)	66·3 (51·2 to 83·5)	127 (98·2 to 162)	179 (143 to 225)	203 (163 to 251)	331 (267 to 413)	452 (356 to 563)	601 (483 to 734)	983 (817 to 1,180)	1,200 (1,000 to 1,420)	1,280 (1,080 to 1,510)	1,440 (1,220 to 1,680)	1,240 (1,070 to 1,410)	1,120 (936 to 1,280)	985 (800 to 1,130)	658 (516 to 756)	302 (224 to 348)	11,300
Rheumatic heart disease	0 (0 to 0)	0 (0 to 0)	0 (0 to 0)	0·4 (0·3 to 0·6)	0·3 (0·2 to 0·5)	0·9 (0·6 to 1·2)	1·3 (0·9 to 1·7)	2 (1·3 to 2·8)	4·7 (3·1 to 6·8)	5·7 (4 to 7·9)	5·4 (3·8 to 7·7)	7·7 (4·8 to 11·7)	10·9 (7 to 16·4)	13·9 (9 to 20·3)	24·2 (16·2 to 34)	27·4 (19·9 to 37·6)	29·7 (20·7 to 41·1)	31·9 (23·2 to 43·7)	24·3 (18·3 to 31·8)	17·5 (13 to 23)	13 (9·6 to 17)	7·8 (5·8 to 10·2)	3·2 (2·3 to 4·2)	232
Ischemic heart disease	0 (0 to 0)	0 (0 to 0)	0 (0 to 0)	0 (0 to 0)	0 (0 to 0)	0 (0 to 0)	3 (2·3 to 4·1)	6·4 (4·5 to 8·6)	16 (11·9 to 21·9)	30 (22·7 to 39·7)	38·5 (29·2 to 48·5)	73·2 (52·5 to 98·9)	136 (102 to 184)	220 (173 to 272)	412 (331 to 505)	494 (404 to 601)	506 (420 to 603)	574 (462 to 700)	460 (389 to 542)	419 (339 to 493)	369 (290 to 436)	244 (185 to 290)	127 (92·5 to 154)	4,130
Stroke	0·6 (0·2 to 1·2)	0·9 (0·5 to 1·5)	6·6 (3·5 to 10·9)	4 (2·8 to 5·4)	6·8 (4·5 to 10·1)	12·5 (7·8 to 18·8)	18·4 (12·3 to 25·2)	24·7 (17·3 to 33·8)	43 (29·7 to 59·2)	61·5 (44·9 to 81·8)	73·6 (54·1 to 96·4)	107 (84·3 to 138)	147 (112 to 184)	184 (137 to 241)	273 (205 to 352)	342 (259 to 443)	379 (295 to 484)	425 (343 to 524)	405 (325 to 489)	372 (297 to 456)	331 (258 to 403)	218 (167 to 263)	89·7 (67·1 to 108)	3,530
Ischemic stroke	0·4 (0·2 to 0·9)	0·7 (0·4 to 1·1)	0·8 (0·5 to 1·4)	1·5 (1 to 2·2)	3·9 (2 to 6·7)	6·1 (2·3 to 11·6)	7·7 (3·8 to 12·7)	9·3 (5·2 to 14·6)	14 (8 to 21·5)	18·8 (11·7 to 27·9)	21·5 (13·9 to 31·2)	25·1 (17 to 34·8)	34·2 (23·7 to 46·4)	49·1 (35·2 to 66·3)	83·6 (59·9 to 111)	138 (103 to 179)	166 (126 to 211)	246 (196 to 305)	252 (200 to 301)	280 (224 to 342)	264 (206 to 320)	180 (139 to 217)	76·4 (57·5 to 92·3)	1,880
Intracerebral hemorrhage	0 (0 to 0·1)	0·1 (0 to 0·1)	3·1 (1·4 to 5·6)	0·7 (0·4 to 1·1)	1·3 (0·8 to 1·8)	2·8 (1·9 to 4)	5·1 (3·5 to 7)	7·2 (4·5 to 10·5)	12·6 (8·3 to 18·5)	17·9 (12 to 25·6)	20·5 (14·3 to 29·1)	34 (24·5 to 46·5)	51·2 (35·9 to 68·4)	66 (44·8 to 91·7)	93·1 (64·3 to 128)	117 (81·1 to 164)	129 (90·7 to 175)	120 (93·7 to 153)	111 (84·3 to 142)	70 (49·1 to 95)	50·7 (38·2 to 63·5)	28·1 (21·1 to 34·9)	9·3 (6·7 to 11·5)	951
Subarachnoid hemorrhage	0·2 (0·1 to 0·3)	0·2 (0·1 to 0·3)	2·6 (1·3 to 4·8)	1·8 (1·1 to 2·5)	1·7 (1·1 to 2·5)	3·7 (2·4 to 5·3)	5·6 (3·5 to 8·3)	8·2 (5·1 to 12·3)	16·4 (10·4 to 24·2)	24·7 (16·1 to 36)	31·7 (21·6 to 45·6)	48·2 (34·9 to 66·8)	62 (45·1 to 82·9)	69·4 (47·2 to 98·3)	96 (67·3 to 133)	86·4 (61·1 to 119)	84·4 (59·9 to 116)	58·8 (42·3 to 78·9)	42·1 (30 to 57·5)	22 (14·9 to 30·4)	16·3 (11·2 to 22·8)	9·6 (6 to 13·3)	4 (2·5 to 5·7)	696
Hypertensive heart disease	0 (0 to 0)	0 (0 to 0)	0 (0 to 0)	0 (0 to 0)	0 (0 to 0)	0 (0 to 0)	0·4 (0·2 to 0·5)	1·3 (0·8 to 1·9)	4·8 (2·6 to 7·2)	11·1 (6·4 to 15·7)	16 (10·1 to 22·8)	26·8 (16·4 to 38·9)	40 (24·7 to 57·8)	48·8 (32 to 67·3)	66·4 (43·6 to 93·6)	67·2 (46·8 to 95·4)	62·8 (45 to 90·9)	62·4 (45·6 to 90·1)	50·1 (35·9 to 73·4)	43·6 (30·6 to 63·2)	43·5 (31 to 61)	32·2 (22·8 to 45)	15·4 (10·2 to 21)	593
Non-rheumatic valvular heart disease	0 (0 to 0)	0 (0 to 0)	0 (0 to 0)	0 (0 to 0)	0 (0 to 0)	0 (0 to 0)	1·4 (0·9 to 1·9)	2·4 (1·6 to 3·5)	4·8 (3 to 7·3)	6·1 (4·2 to 8·9)	6·2 (4·3 to 8·8)	8·1 (5·2 to 12·1)	11·2 (6·9 to 16·8)	14·6 (9·9 to 20·8)	25 (17·2 to 35·2)	35·8 (24·8 to 48·2)	41·5 (30 to 55·7)	59·7 (42·7 to 80)	59·9 (44·7 to 77·5)	63·9 (47·4 to 84)	66·2 (46·4 to 87·3)	51·6 (35·9 to 67·2)	22·7 (15·1 to 30·3)	481
Non-rheumatic calcific aortic valve disease	0 (0 to 0)	0 (0 to 0)	0 (0 to 0)	0 (0 to 0)	0 (0 to 0)	0 (0 to 0)	0·4 (0·2 to 0·9)	0·8 (0·3 to 1·7)	1·4 (0·5 to 3·2)	2·4 (1·1 to 4·6)	2·7 (1·5 to 4·9)	3·8 (2 to 6·8)	6·1 (3·2 to 9·9)	8·7 (5·2 to 13·4)	15·8 (9·8 to 24·2)	24·8 (16·1 to 34·9)	28·8 (19·3 to 39·9)	43·1 (30 to 61·6)	45·5 (32·3 to 61·4)	51·7 (36·8 to 69·1)	55·6 (37·9 to 74·4)	44·8 (31·1 to 58·8)	19·8 (12·8 to 26·7)	356
Non-rheumatic degenerative mitral valve disease	0 (0 to 0)	0 (0 to 0)	0 (0 to 0)	0 (0 to 0)	0 (0 to 0)	0 (0 to 0)	0·6 (0·4 to 1·1)	1·1 (0·6 to 2)	2·5 (1·2 to 4·6)	2·8 (1·5 to 4·9)	2·7 (1·6 to 4·5)	3·7 (2 to 6·3)	4·6 (2·5 to 7·6)	5·5 (3·1 to 8·9)	8·6 (4·8 to 14)	10·4 (6·4 to 16·7)	12·3 (7·7 to 19·4)	16·3 (10·2 to 25·7)	14·2 (8·7 to 22·2)	12 (7·1 to 19·5)	10·6 (5·7 to 17·6)	6·8 (3·4 to 11·7)	2·9 (1·5 to 5·2)	118
Other non-rheumatic valve diseases	0 (0 to 0)	[illegible]	[illegible]	[illegible]	[illegible]	[illegible]	[illegible]	[illegible]	[illegible]	[illegible]	[illegible]	[illegible]	[illegible]	[illegible]	[illegible]	[illegible]	[illegible]	[illegible]	[illegible]	[illegible]	[illegible]	[illegible]	[illegible]	[illegible]
Cardiomyopathy and myocarditis	1·5 (0·7 to 2·6)	[illegible]	[illegible]	[illegible]	[illegible]	[illegible]	[illegible]	[illegible]	[illegible]	[illegible]	[illegible]	[illegible]	[illegible]	[illegible]	[illegible]	[illegible]	[illegible]	[illegible]	[illegible]	[illegible]	[illegible]	[illegible]	[illegible]	[illegible]
Myocarditis	0·2 (0·1 to 0·4)	[illegible]	[illegible]	[illegible]	[illegible]	[illegible]	[illegible]	[illegible]	[illegible]	[illegible]	[illegible]	[illegible]	[illegible]	[illegible]	[illegible]	[illegible]	[illegible]	[illegible]	[illegible]	[illegible]	[illegible]	[illegible]	[illegible]	[illegible]
Alcoholic cardiomyopathy	0 (0 to 0)	[illegible]	[illegible]	[illegible]	[illegible]	[illegible]	[illegible]	[illegible]	[illegible]	[illegible]	[illegible]	[illegible]	[illegible]	[illegible]	[illegible]	[illegible]	[illegible]	[illegible]	[illegible]	[illegible]	[illegible]	[illegible]	[illegible]	[illegible]
Other cardiomyopathy	1·3 (0·6 to 2·3)	[illegible]	[illegible]	[illegible]	[illegible]	[illegible]	[illegible]	[illegible]	[illegible]	[illegible]	[illegible]	[illegible]	[illegible]	[illegible]	[illegible]	[illegible]	[illegible]	[illegible]	[illegible]	[illegible]	[illegible]	[illegible]	[illegible]	[illegible]
Atrial fibrillation and flutter	0 (0 to 0)	[illegible]	[illegible]	[illegible]	[illegible]	[illegible]	[illegible]	[illegible]	[illegible]	[illegible]	[illegible]	[illegible]	[illegible]	[illegible]	[illegible]	[illegible]	[illegible]	[illegible]	[illegible]	[illegible]	[illegible]	[illegible]	[illegible]	[illegible]
Aortic aneurysm	--	[illegible]	[illegible]	[illegible]	[illegible]	[illegible]	[illegible]	[illegible]	[illegible]	[illegible]	[illegible]	[illegible]	[illegible]	[illegible]	[illegible]	[illegible]	[illegible]	[illegible]	[illegible]	[illegible]	[illegible]	[illegible]	[illegible]	NA
Endocarditis	0·1 (0 to 0·2)	[illegible]	[illegible]	[illegible]	[illegible]	[illegible]	[illegible]	[illegible]	[illegible]	[illegible]	[illegible]	[illegible]	[illegible]	[illegible]	[illegible]	[illegible]	[illegible]	[illegible]	[illegible]	[illegible]	[illegible]	[illegible]	[illegible]	[illegible]
Other cardiovascular and circulatory diseases	1·5 (0·8 to 2·9)	[illegible]	[illegible]	[illegible]	[illegible]	[illegible]	[illegible]	[illegible]	[illegible]	[illegible]	[illegible]	[illegible]	[illegible]	[illegible]	[illegible]	[illegible]	[illegible]	[illegible]	[illegible]	[illegible]	[illegible]	[illegible]	[illegible]	[illegible]
Chronic respiratory diseases	0 (0 to 0)	[illegible]	[illegible]	[illegible]	[illegible]	[illegible]	[illegible]	[illegible]	[illegible]	[illegible]	[illegible]	[illegible]	[illegible]	[illegible]	[illegible]	[illegible]	[illegible]	[illegible]	[illegible]	[illegible]	[illegible]	[illegible]	[illegible]	[illegible]
Chronic obstructive pulmonary disease	0 (0 to 0)	[illegible]	[illegible]	[illegible]	[illegible]	[illegible]	[illegible]	[illegible]	[illegible]	[illegible]	[illegible]	[illegible]	[illegible]	[illegible]	[illegible]	[illegible]	[illegible]	[illegible]	[illegible]	[illegible]	[illegible]	[illegible]	[illegible]	[illegible]
Pneumoconiosis	0 (0 to 0)	[illegible]	[illegible]	[illegible]	[illegible]	[illegible]	[illegible]	[illegible]	[illegible]	[illegible]	[illegible]	[illegible]	[illegible]	[illegible]	[illegible]	[illegible]	[illegible]	[illegible]	[illegible]	[illegible]	[illegible]	[illegible]	[illegible]	[illegible]
Silicosis	0 (0 to 0)	[illegible]	[illegible]	[illegible]	[illegible]	[illegible]	[illegible]	[illegible]	[illegible]	[illegible]	[illegible]	[illegible]	[illegible]	[illegible]	[illegible]	[illegible]	[illegible]	[illegible]	[illegible]	[illegible]	[illegible]	[illegible]	[illegible]	[illegible]
Asbestosis	0 (0 to 0)	[illegible]	[illegible]	[illegible]	[illegible]	[illegible]	[illegible]	[illegible]	[illegible]	[illegible]	[illegible]	[illegible]	[illegible]	[illegible]	[illegible]	[illegible]	[illegible]	[illegible]	[illegible]	[illegible]	[illegible]	[illegible]	[illegible]	[illegible]
Coal workers pneumoconiosis	0 (0 to 0)	[illegible]	[illegible]	[illegible]	[illegible]	[illegible]	[illegible]	[illegible]	[illegible]	[illegible]	[illegible]	[illegible]	[illegible]	[illegible]	[illegible]	[illegible]	[illegible]	[illegible]	[illegible]	[illegible]	[illegible]	[illegible]	[illegible]	[illegible]
Other pneumoconiosis	0 (0 to 0)	[illegible]	[illegible]	[illegible]	[illegible]	[illegible]	[illegible]	[illegible]	[illegible]	[illegible]	[illegible]	[illegible]	[illegible]	[illegible]	[illegible]	[illegible]	[illegible]	[illegible]	[illegible]	[illegible]	[illegible]	[illegible]	[illegible]	[illegible]
Asthma	0 (0 to 0)	[illegible]	[illegible]	[illegible]	[illegible]	[illegible]	[illegible]	[illegible]	[illegible]	[illegible]	[illegible]	[illegible]	[illegible]	[illegible]	[illegible]	[illegible]	[illegible]	[illegible]	[illegible]	[illegible]	[illegible]	[illegible]	[illegible]	[illegible]
Interstitial lung disease and pulmonary sarcoidosis	0 (0 to 0)	[illegible]	[illegible]	[illegible]	[illegible]	[illegible]	[illegible]	[illegible]	[illegible]	[illegible]	[illegible]	[illegible]	[illegible]	[illegible]	[illegible]	[illegible]	[illegible]	[illegible]	[illegible]	[illegible]	[illegible]	[illegible]	[illegible]	[illegible]
Other chronic respiratory diseases	0 (0 to 0)	[illegible]	[illegible]	[illegible]	[illegible]	[illegible]	[illegible]	[illegible]	[illegible]	[illegible]	[illegible]	[illegible]	[illegible]	[illegible]	[illegible]	[illegible]	[illegible]	[illegible]	[illegible]	[illegible]	[illegible]	[illegible]	[illegible]	[illegible]
Digestive diseases	2·2 (1·5 to 3·3)	[illegible]	[illegible]	[illegible]	[illegible]	[illegible]	[illegible]	[illegible]	[illegible]	[illegible]	[illegible]	[illegible]	[illegible]	[illegible]	[illegible]	[illegible]	[illegible]	[illegible]	[illegible]	[illegible]	[illegible]	[illegible]	[illegible]	[illegible]
Cirrhosis and other chronic liver diseases	0 (0 to 0)	[illegible]	[illegible]	[illegible]	[illegible]	[illegible]	[illegible]	[illegible]	[illegible]	[illegible]	[illegible]	[illegible]	[illegible]	[illegible]	[illegible]	[illegible]	[illegible]	[illegible]	[illegible]	[illegible]	[illegible]	[illegible]	[illegible]	[illegible]
Cirrhosis and other chronic liver diseases due to hepatitis B	0 (0 to 0)	[illegible]	[illegible]	[illegible]	[illegible]	[illegible]	[illegible]	[illegible]	[illegible]	[illegible]	[illegible]	[illegible]	[illegible]	[illegible]	[illegible]	[illegible]	[illegible]	[illegible]	[illegible]	[illegible]	[illegible]	[illegible]	[illegible]	[illegible]
Cirrhosis and other chronic liver diseases due to hepatitis C	0 (0 to 0)	[illegible]	[illegible]	[illegible]	[illegible]	[illegible]	[illegible]	[illegible]	[illegible]	[illegible]	[illegible]	[illegible]	[illegible]	[illegible]	[illegible]	[illegible]	[illegible]	[illegible]	[illegible]	[illegible]	[illegible]	[illegible]	[illegible]	[illegible]
Cirrhosis and other chronic liver diseases due to alcohol use	0 (0 to 0)	[illegible]	[illegible]	[illegible]	[illegible]	[illegible]	[illegible]	[illegible]	[illegible]	[illegible]	[illegible]	[illegible]	[illegible]	[illegible]	[illegible]	[illegible]	[illegible]	[illegible]	[illegible]	[illegible]	[illegible]	[illegible]	[illegible]	[illegible]
Cirrhosis and other chronic liver diseases due to NAFLD	0 (0 to 0)	[illegible]	[illegible]	[illegible]	[illegible]	[illegible]	[illegible]	[illegible]	[illegible]	[illegible]	[illegible]	[illegible]	[illegible]	[illegible]	[illegible]	[illegible]	[illegible]	[illegible]	[illegible]	[illegible]	[illegible]	[illegible]	[illegible]	[illegible]
Cirrhosis and other chronic liver diseases due to other causes	0 (0 to 0)	[illegible]	[illegible]	[illegible]	[illegible]	[illegible]	[illegible]	[illegible]	[illegible]	[illegible]	[illegible]	[illegible]	[illegible]	[illegible]	[illegible]	[illegible]	[illegible]	[illegible]	[illegible]	[illegible]	[illegible]	[illegible]	[illegible]	[illegible]
Upper digestive system diseases	0 (0 to 0)	[illegible]	[illegible]	[illegible]	[illegible]	[illegible]	[illegible]	[illegible]	[illegible]	[illegible]	[illegible]	[illegible]	[illegible]	[illegible]	[illegible]	[illegible]	[illegible]	[illegible]	[illegible]	[illegible]	[illegible]	[illegible]	[illegible]	[illegible]
Peptic ulcer disease	0 (0 to 0)	[illegible]	[illegible]	[illegible]	[illegible]	[illegible]	[illegible]	[illegible]	[illegible]	[illegible]	[illegible]	[illegible]	[illegible]	[illegible]	[illegible]	[illegible]	[illegible]	[illegible]	[illegible]	[illegible]	[illegible]	[illegible]	[illegible]	[illegible]
Gastritis and duodenitis	0 (0 to 0)	[illegible]	[illegible]	[illegible]	[illegible]	[illegible]	[illegible]	[illegible]	[illegible]	[illegible]	[illegible]	[illegible]	[illegible]	[illegible]	[illegible]	[illegible]	[illegible]	[illegible]	[illegible]	[illegible]	[illegible]	[illegible]	[illegible]	[illegible]
Gastroesophageal reflux disease	0 (0 to 0)	[illegible]	[illegible]	[illegible]	[illegible]	[illegible]	[illegible]	[illegible]	[illegible]	[illegible]	[illegible]	[illegible]	[illegible]	[illegible]	[illegible]	[illegible]	[illegible]	[illegible]	[illegible]	[illegible]	[illegible]	[illegible]	[illegible]	[illegible]
Appendicitis	0 (0 to 0)	[illegible]	[illegible]	[illegible]	[illegible]	[illegible]	[illegible]	[illegible]	[illegible]	[illegible]	[illegible]	[illegible]	[illegible]	[illegible]	[illegible]	[illegible]	[illegible]	[illegible]	[illegible]	[illegible]	[illegible]	[illegible]	[illegible]	[illegible]
Paralytic ileus and intestinal obstruction	0·7 (0·5 to 1·2)	[illegible]	[illegible]	[illegible]	[illegible]	[illegible]	[illegible]	[illegible]	[illegible]	[illegible]	[illegible]	[illegible]	[illegible]	[illegible]	[illegible]	[illegible]	[illegible]	[illegible]	[illegible]	[illegible]	[illegible]	[illegible]	[illegible]	[illegible]
Inguinal, femoral, and abdominal hernia	1·5 (0·8 to 2·4)	[illegible]	[illegible]	[illegible]	[illegible]	[illegible]	[illegible]	[illegible]	[illegible]	[illegible]	[illegible]	[illegible]	[illegible]	[illegible]	[illegible]	[illegible]	[illegible]	[illegible]	[illegible]	[illegible]	[illegible]	[illegible]	[illegible]	[illegible]
Inflammatory bowel disease	0 (0 to 0)	[illegible]	[illegible]	[illegible]	[illegible]	[illegible]	[illegible]	[illegible]	[illegible]	[illegible]	[illegible]	[illegible]	[illegible]	[illegible]	[illegible]	[illegible]	[illegible]	[illegible]	[illegible]	[illegible]	[illegible]	[illegible]	[illegible]	[illegible]
Vascular intestinal disorders	0 (0 to 0)	[illegible]	[illegible]	[illegible]	[illegible]	[illegible]	[illegible]	[illegible]	[illegible]	[illegible]	[illegible]	[illegible]	[illegible]	[illegible]	[illegible]	[illegible]	[illegible]	[illegible]	[illegible]	[illegible]	[illegible]	[illegible]	[illegible]	[illegible]
Gallbladder and biliary diseases	0 (0 to 0)	[illegible]	[illegible]	[illegible]	[illegible]	[illegible]	[illegible]	[illegible]	[illegible]	[illegible]	[illegible]	[illegible]	[illegible]	[illegible]	[illegible]	[illegible]	[illegible]	[illegible]	[illegible]	[illegible]	[illegible]	[illegible]	[illegible]	[illegible]
Pancreatitis	0 (0 to 0)	[illegible]	[illegible]	[illegible]	[illegible]	[illegible]	[illegible]	[illegible]	[illegible]	[illegible]	[illegible]	[illegible]	[illegible]	[illegible]	[illegible]	[illegible]	[illegible]	[illegible]	[illegible]	[illegible]	[illegible]	[illegible]	[illegible]	[illegible]
Other digestive diseases	0 (0 to 0)	[illegible]	[illegible]	[illegible]	[illegible]	[illegible]	[illegible]	[illegible]	[illegible]	[illegible]	[illegible]	[illegible]	[illegible]	[illegible]	[illegible]	[illegible]	[illegible]	[illegible]	[illegible]	[illegible]	[illegible]	[illegible]	[illegible]	[illegible]
Neurological disorders	0·1 (0·1 to 0·2)	[illegible]	[illegible]	[illegible]	[illegible]	[illegible]	[illegible]	[illegible]	[illegible]	[illegible]	[illegible]	[illegible]	[illegible]	[illegible]	[illegible]	[illegible]	[illegible]	[illegible]	[illegible]	[illegible]	[illegible]	[illegible]	[illegible]	[illegible]
Alzheimer's disease and other dementias	0 (0 to 0)	[illegible]	[illegible]	[illegible]	[illegible]	[illegible]	[illegible]	[illegible]	[illegible]	[illegible]	[illegible]	[illegible]	[illegible]	[illegible]	[illegible]	[illegible]	[illegible]	[illegible]	[illegible]	[illegible]	[illegible]	[illegible]	[illegible]	[illegible]
Parkinson's disease	0 (0 to 0)	[illegible]	[illegible]	[illegible]	[illegible]	[illegible]	[illegible]	[illegible]	[illegible]	[illegible]	[illegible]	[illegible]	[illegible]	[illegible]	[illegible]	[illegible]	[illegible]	[illegible]	[illegible]	[illegible]	[illegible]	[illegible]	[illegible]	[illegible]
Idiopathic epilepsy	0 (0 to 0·1)	[illegible]	[illegible]	[illegible]	[illegible]	[illegible]	[illegible]	[illegible]	[illegible]	[illegible]	[illegible]	[illegible]	[illegible]	[illegible]	[illegible]	[illegible]	[illegible]	[illegible]	[illegible]	[illegible]	[illegible]	[illegible]	[illegible]	[illegible]
Multiple sclerosis	0 (0 to 0)	[illegible]	[illegible]	[illegible]	[illegible]	[illegible]	[illegible]	[illegible]	[illegible]	[illegible]	[illegible]	[illegible]	[illegible]	[illegible]	[illegible]	[illegible]	[illegible]	[illegible]	[illegible]	[illegible]	[illegible]	[illegible]	[illegible]	[illegible]
Motor neuron disease	0·1 (0·1 to 0·2)	[illegible]	[illegible]	[illegible]	[illegible]	[illegible]	[illegible]	[illegible]	[illegible]	[illegible]	[illegible]	[illegible]	[illegible]	[illegible]	[illegible]	[illegible]	[illegible]	[illegible]	[illegible]	[illegible]	[illegible]	[illegible]	[illegible]	[illegible]
Headache disorders	0 (0 to 0)	[illegible]	[illegible]	[illegible]	[illegible]	[illegible]	[illegible]	[illegible]	[illegible]	[illegible]	[illegible]	[illegible]	[illegible]	[illegible]	[illegible]	[illegible]	[illegible]	[illegible]	[illegible]	[illegible]	[illegible]	[illegible]	[illegible]	[illegible]
Migraine	0 (0 to 0)	[illegible]	[illegible]	[illegible]	[illegible]	[illegible]	[illegible]	[illegible]	[illegible]	[illegible]	[illegible]	[illegible]	[illegible]	[illegible]	[illegible]	[illegible]	[illegible]	[illegible]	[illegible]	[illegible]	[illegible]	[illegible]	[illegible]	[illegible]
Tension-type headache	0 (0 to 0)	[illegible]	[illegible]	[illegible]	[illegible]	[illegible]	[illegible]	[illegible]	[illegible]	[illegible]	[illegible]	[illegible]	[illegible]	[illegible]	[illegible]	[illegible]	[illegible]	[illegible]	[illegible]	[illegible]	[illegible]	[illegible]	[illegible]	[illegible]
Other neurological disorders	0 (0 to 0)	[illegible]	[illegible]	[illegible]	[illegible]	[illegible]	[illegible]	[illegible]	[illegible]	[illegible]	[illegible]	[illegible]	[illegible]	[illegible]	[illegible]	[illegible]	[illegible]	[illegible]	[illegible]	[illegible]	[illegible]	[illegible]	[illegible]	[illegible]
Mental disorders	0·1 (0 to 0·1)	[illegible]	[illegible]	[illegible]	[illegible]	[illegible]	[illegible]	[illegible]	[illegible]	[illegible]	[illegible]	[illegible]	[illegible]	[illegible]	[illegible]	[illegible]	[illegible]	[illegible]	[illegible]	[illegible]	[illegible]	[illegible]	[illegible]	[illegible]
Schizophrenia	0 (0 to 0)	[illegible]	[illegible]	[illegible]	[illegible]	[illegible]	[illegible]	[illegible]	[illegible]	[illegible]	[illegible]	[illegible]	[illegible]	[illegible]	[illegible]	[illegible]	[illegible]	[illegible]	[illegible]	[illegible]	[illegible]	[illegible]	[illegible]	[illegible]
Depressive disorders	0 (0 to 0)	[illegible]	[illegible]	[illegible]	[illegible]	[illegible]	[illegible]	[illegible]	[illegible]	[illegible]	[illegible]	[illegible]	[illegible]	[illegible]	[illegible]	[illegible]	[illegible]	[illegible]	[illegible]	[illegible]	[illegible]	[illegible]	[illegible]	[illegible]
Major depressive disorder	0 (0 to 0)	[illegible]	[illegible]	[illegible]	[illegible]	[illegible]	[illegible]	[illegible]	[illegible]	[illegible]	[illegible]	[illegible]	[illegible]	[illegible]	[illegible]	[illegible]	[illegible]	[illegible]	[illegible]	[illegible]	[illegible]	[illegible]	[illegible]	[illegible]
Dysthymia	0 (0 to 0)	[illegible]	[illegible]	[illegible]	[illegible]	[illegible]	[illegible]	[illegible]	[illegible]	[illegible]	[illegible]	[illegible]	[illegible]	[illegible]	[illegible]	[illegible]	[illegible]	[illegible]	[illegible]	[illegible]	[illegible]	[illegible]	[illegible]	[illegible]
Bipolar disorder	0 (0 to 0)	[illegible]	[illegible]	[illegible]	[illegible]	[illegible]	[illegible]	[illegible]	[illegible]	[illegible]	[illegible]	[illegible]	[illegible]	[illegible]	[illegible]	[illegible]	[illegible]	[illegible]	[illegible]	[illegible]	[illegible]	[illegible]	[illegible]	[illegible]
Anxiety disorders	0 (0 to 0)	[illegible]	[illegible]	[illegible]	[illegible]	[illegible]	[illegible]	[illegible]	[illegible]	[illegible]	[illegible]	[illegible]	[illegible]	[illegible]	[illegible]	[illegible]	[illegible]	[illegible]	[illegible]	[illegible]	[illegible]	[illegible]	[illegible]	[illegible]
Eating disorders	0 (0 to 0)	[illegible]	[illegible]	[illegible]	[illegible]	[illegible]	[illegible]	[illegible]	[illegible]	[illegible]	[illegible]	[illegible]	[illegible]	[illegible]	[illegible]	[illegible]	[illegible]	[illegible]	[illegible]	[illegible]	[illegible]	[illegible]	[illegible]	[illegible]
Anorexia nervosa	0 (0 to 0)	[illegible]	[illegible]	[illegible]	[illegible]	[illegible]	[illegible]	[illegible]	[illegible]	[illegible]	[illegible]	[illegible]	[illegible]	[illegible]	[illegible]	[illegible]	[illegible]	[illegible]	[illegible]	[illegible]	[illegible]	[illegible]	[illegible]	[illegible]
Bulimia nervosa	0 (0 to 0)	[illegible]	[illegible]	[illegible]	[illegible]	[illegible]	[illegible]	[illegible]	[illegible]	[illegible]	[illegible]	[illegible]	[illegible]	[illegible]	[illegible]	[illegible]	[illegible]	[illegible]	[illegible]	[illegible]	[illegible]	[illegible]	[illegible]	[illegible]
Autism spectrum disorders	0 (0 to 0·1)	[illegible]	[illegible]	[illegible]	[illegible]	[illegible]	[illegible]	[illegible]	[illegible]	[illegible]	[illegible]	[illegible]	[illegible]	[illegible]	[illegible]	[illegible]	[illegible]	[illegible]	[illegible]	[illegible]	[illegible]	[illegible]	[illegible]	[illegible]
Attention-deficit/hyperactivity disorder	0 (0 to 0)	[illegible]	[illegible]	[illegible]	[illegible]	[illegible]	[illegible]	[illegible]	[illegible]	[illegible]	[illegible]	[illegible]	[illegible]	[illegible]	[illegible]	[illegible]	[illegible]	[illegible]	[illegible]	[illegible]	[illegible]	[illegible]	[illegible]	[illegible]
Conduct disorder	0 (0 to 0)	[illegible]	[illegible]	[illegible]	[illegible]	[illegible]	[illegible]	[illegible]	[illegible]	[illegible]	[illegible]	[illegible]	[illegible]	[illegible]	[illegible]	[illegible]	[illegible]	[illegible]	[illegible]	[illegible]	[illegible]	[illegible]	[illegible]	[illegible]
Idiopathic developmental intellectual disability	0 (0 to 0)	[illegible]	[illegible]	[illegible]	[illegible]	[illegible]	[illegible]	[illegible]	[illegible]	[illegible]	[illegible]	[illegible]	[illegible]	[illegible]	[illegible]	[illegible]	[illegible]	[illegible]	[illegible]	[illegible]	[illegible]	[illegible]	[illegible]	[illegible]
Other mental disorders	0 (0 to 0)	[illegible]	[illegible]	[illegible]	[illegible]	[illegible]	[illegible]	[illegible]	[illegible]	[illegible]	[illegible]	[illegible]	[illegible]	[illegible]	[illegible]	[illegible]	[illegible]	[illegible]	[illegible]	[illegible]	[illegible]	[illegible]	[illegible]	[illegible]
Substance use disorders	0 (0 to 0)	[illegible]	[illegible]	[illegible]	[illegible]	[illegible]	[illegible]	[illegible]	[illegible]	[illegible]	[illegible]	[illegible]	[illegible]	[illegible]	[illegible]	[illegible]	[illegible]	[illegible]	[illegible]	[illegible]	[illegible]	[illegible]	[illegible]	[illegible]
Alcohol use disorders	0 (0 to 0)	[illegible]	[illegible]	[illegible]	[illegible]	[illegible]	[illegible]	[illegible]	[illegible]	[illegible]	[illegible]	[illegible]	[illegible]	[illegible]	[illegible]	[illegible]	[illegible]	[illegible]	[illegible]	[illegible]	[illegible]	[illegible]	[illegible]	[illegible]
Drug use disorders	0 (0 to 0)	[illegible]	[illegible]	[illegible]	[illegible]	[illegible]	[illegible]	[illegible]	[illegible]	[illegible]	[illegible]	[illegible]	[illegible]	[illegible]	[illegible]	[illegible]	[illegible]	[illegible]	[illegible]	[illegible]	[illegible]	[illegible]	[illegible]	[illegible]
Opioid use disorders	0 (0 to 0)	[illegible]	[illegible]	[illegible]	[illegible]	[illegible]	[illegible]	[illegible]	[illegible]	[illegible]	[illegible]	[illegible]	[illegible]	[illegible]	[illegible]	[illegible]	[illegible]	[illegible]	[illegible]	[illegible]	[illegible]	[illegible]	[illegible]	[illegible]
Cocaine use disorders	0 (0 to 0)	[illegible]	[illegible]	[illegible]	[illegible]	[illegible]	[illegible]	[illegible]	[illegible]	[illegible]	[illegible]	[illegible]	[illegible]	[illegible]	[illegible]	[illegible]	[illegible]	[illegible]	[illegible]	[illegible]	[illegible]	[illegible]	[illegible]	[illegible]
Amphetamine use disorders	0 (0 to 0)	[illegible]	[illegible]	[illegible]	[illegible]	[illegible]	[illegible]	[illegible]	[illegible]	[illegible]	[illegible]	[illegible]	[illegible]	[illegible]	[illegible]	[illegible]	[illegible]	[illegible]	[illegible]	[illegible]	[illegible]	[illegible]	[illegible]	[illegible]
Cannabis use disorders	0 (0 to 0)	[illegible]	[illegible]	[illegible]	[illegible]	[illegible]	[illegible]	[illegible]	[illegible]	[illegible]	[illegible]	[illegible]	[illegible]	[illegible]	[illegible]	[illegible]	[illegible]	[illegible]	[illegible]	[illegible]	[illegible]	[illegible]	[illegible]	[illegible]
Other drug use disorders	0 (0 to 0)	[illegible]	[illegible]	[illegible]	[illegible]	[illegible]	[illegible]	[illegible]	[illegible]	[illegible]	[illegible]	[illegible]	[illegible]	[illegible]	[illegible]	[illegible]	[illegible]	[illegible]	[illegible]	[illegible]	[illegible]	[illegible]	[illegible]	[illegible]
Diabetes and kidney diseases	0 (0 to 0)	[illegible]	[illegible]	[illegible]	[illegible]	[illegible]	[illegible]	[illegible]	[illegible]	[illegible]	[illegible]	[illegible]	[illegible]	[illegible]	[illegible]	[illegible]	[illegible]	[illegible]	[illegible]	[illegible]	[illegible]	[illegible]	[illegible]	[illegible]
Diabetes mellitus	0 (0 to 0)	[illegible]	[illegible]	[illegible]	[illegible]	[illegible]	[illegible]	[illegible]	[illegible]	[illegible]	[illegible]	[illegible]	[illegible]	[illegible]	[illegible]	[illegible]	[illegible]	[illegible]	[illegible]	[illegible]	[illegible]	[illegible]	[illegible]	[illegible]
Diabetes mellitus type 1	0 (0 to 0)	[illegible]	[illegible]	[illegible]	[illegible]	[illegible]	[illegible]	[illegible]	[illegible]	[illegible]	[illegible]	[illegible]	[illegible]	[illegible]	[illegible]	[illegible]	[illegible]	[illegible]	[illegible]	[illegible]	[illegible]	[illegible]	[illegible]	[illegible]
Diabetes mellitus type 2	0 (0 to 0)	[illegible]	[illegible]	[illegible]	[illegible]	[illegible]	[illegible]	[illegible]	[illegible]	[illegible]	[illegible]	[illegible]	[illegible]	[illegible]	[illegible]	[illegible]	[illegible]	[illegible]	[illegible]	[illegible]	[illegible]	[illegible]	[illegible]	[illegible]
Chronic kidney disease	0 (0 to 0)	[illegible]	[illegible]	[illegible]	[illegible]	[illegible]	[illegible]	[illegible]	[illegible]	[illegible]	[illegible]	[illegible]	[illegible]	[illegible]	[illegible]	[illegible]	[illegible]	[illegible]	[illegible]	[illegible]	[illegible]	[illegible]	[illegible]	[illegible]
Chronic kidney disease due to diabetes mellitus type 1	0 (0 to 0)	[illegible]	[illegible]	[illegible]	[illegible]	[illegible]	[illegible]	[illegible]	[illegible]	[illegible]	[illegible]	[illegible]	[illegible]	[illegible]	[illegible]	[illegible]	[illegible]	[illegible]	[illegible]	[illegible]	[illegible]	[illegible]	[illegible]	[illegible]
Chronic kidney disease due to diabetes mellitus type 2	0 (0 to 0)	[illegible]	[illegible]	[illegible]	[illegible]	[illegible]	[illegible]	[illegible]	[illegible]	[illegible]	[illegible]	[illegible]	[illegible]	[illegible]	[illegible]	[illegible]	[illegible]	[illegible]	[illegible]	[illegible]	[illegible]	[illegible]	[illegible]	[illegible]
Chronic kidney disease due to hypertension	0 (0 to 0)	[illegible]	[illegible]	[illegible]	[illegible]	[illegible]	[illegible]	[illegible]	[illegible]	[illegible]	[illegible]	[illegible]	[illegible]	[illegible]	[illegible]	[illegible]	[illegible]	[illegible]	[illegible]	[illegible]	[illegible]	[illegible]	[illegible]	[illegible]
Chronic kidney disease due to glomerulonephritis	0 (0 to 0)	[illegible]	[illegible]	[illegible]	[illegible]	[illegible]	[illegible]	[illegible]	[illegible]	[illegible]	[illegible]	[illegible]	[illegible]	[illegible]	[illegible]	[illegible]	[illegible]	[illegible]	[illegible]	[illegible]	[illegible]	[illegible]	[illegible]	[illegible]
Chronic kidney disease due to other and unspecified causes	0 (0 to 0)	[illegible]	[illegible]	[illegible]	[illegible]	[illegible]	[illegible]	[illegible]	[illegible]	[illegible]	[illegible]	[illegible]	[illegible]	[illegible]	[illegible]	[illegible]	[illegible]	[illegible]	[illegible]	[illegible]	[illegible]	[illegible]	[illegible]	[illegible]
Acute glomerulonephritis	0 (0 to 0)	[illegible]	[illegible]	[illegible]	[illegible]	[illegible]	[illegible]	[illegible]	[illegible]	[illegible]	[illegible]	[illegible]	[illegible]	[illegible]	[illegible]	[illegible]	[illegible]	[illegible]	[illegible]	[illegible]	[illegible]	[illegible]	[illegible]	[illegible]
Skin and subcutaneous diseases	0 (0 to 0)	[illegible]	[illegible]	[illegible]	[illegible]	[illegible]	[illegible]	[illegible]	[illegible]	[illegible]	[illegible]	[illegible]	[illegible]	[illegible]	[illegible]	[illegible]	[illegible]	[illegible]	[illegible]	[illegible]	[illegible]	[illegible]	[illegible]	[illegible]
Dermatitis	0 (0 to 0)	[illegible]	[illegible]	[illegible]	[illegible]	[illegible]	[illegible]	[illegible]	[illegible]	[illegible]	[illegible]	[illegible]	[illegible]	[illegible]	[illegible]	[illegible]	[illegible]	[illegible]	[illegible]	[illegible]	[illegible]	[illegible]	[illegible]	[illegible]
Atopic dermatitis	0 (0 to 0)	[illegible]	[illegible]	[illegible]	[illegible]	[illegible]	[illegible]	[illegible]	[illegible]	[illegible]	[illegible]	[illegible]	[illegible]	[illegible]	[illegible]	[illegible]	[illegible]	[illegible]	[illegible]	[illegible]	[illegible]	[illegible]	[illegible]	[illegible]
Contact dermatitis	0 (0 to 0)	[illegible]	[illegible]	[illegible]	[illegible]	[illegible]	[illegible]	[illegible]	[illegible]	[illegible]	[illegible]	[illegible]	[illegible]	[illegible]	[illegible]	[illegible]	[illegible]	[illegible]	[illegible]	[illegible]	[illegible]	[illegible]	[illegible]	[illegible]
Seborrhoeic dermatitis	0 (0 to 0)	[illegible]	[illegible]	[illegible]	[illegible]	[illegible]	[illegible]	[illegible]	[illegible]	[illegible]	[illegible]	[illegible]	[illegible]	[illegible]	[illegible]	[illegible]	[illegible]	[illegible]	[illegible]	[illegible]	[illegible]	[illegible]	[illegible]	[illegible]
Psoriasis	0 (0 to 0)	[illegible]	[illegible]	[illegible]	[illegible]	[illegible]	[illegible]	[illegible]	[illegible]	[illegible]	[illegible]	[illegible]	[illegible]	[illegible]	[illegible]	[illegible]	[illegible]	[illegible]	[illegible]	[illegible]	[illegible]	[illegible]	[illegible]	[illegible]
Bacterial skin diseases	0 (0 to 0)	[illegible]	[illegible]	[illegible]	[illegible]	[illegible]	[illegible]	[illegible]	[illegible]	[illegible]	[illegible]	[illegible]	[illegible]	[illegible]	[illegible]	[illegible]	[illegible]	[illegible]	[illegible]	[illegible]	[illegible]	[illegible]	[illegible]	[illegible]
Cellulitis	0 (0 to 0)	[illegible]	[illegible]	[illegible]	[illegible]	[illegible]	[illegible]	[illegible]	[illegible]	[illegible]	[illegible]	[illegible]	[illegible]	[illegible]	[illegible]	[illegible]	[illegible]	[illegible]	[illegible]	[illegible]	[illegible]	[illegible]	[illegible]	[illegible]
Pyoderma	0 (0 to 0)	[illegible]	[illegible]	[illegible]	[illegible]	[illegible]	[illegible]	[illegible]	[illegible]	[illegible]	[illegible]	[illegible]	[illegible]	[illegible]	[illegible]	[illegible]	[illegible]	[illegible]	[illegible]	[illegible]	[illegible]	[illegible]	[illegible]	[illegible]
Scabies	0 (0 to 0)	[illegible]	[illegible]	[illegible]	[illegible]	[illegible]	[illegible]	[illegible]	[illegible]	[illegible]	[illegible]	[illegible]	[illegible]	[illegible]	[illegible]	[illegible]	[illegible]	[illegible]	[illegible]	[illegible]	[illegible]	[illegible]	[illegible]	[illegible]
Fungal skin diseases	0 (0 to 0)	[illegible]	[illegible]	[illegible]	[illegible]	[illegible]	[illegible]	[illegible]	[illegible]	[illegible]	[illegible]	[illegible]	[illegible]	[illegible]	[illegible]	[illegible]	[illegible]	[illegible]	[illegible]	[illegible]	[illegible]	[illegible]	[illegible]	[illegible]
Viral skin diseases	0 (0 to 0)	[illegible]	[illegible]	[illegible]	[illegible]	[illegible]	[illegible]	[illegible]	[illegible]	[illegible]	[illegible]	[illegible]	[illegible]	[illegible]	[illegible]	[illegible]	[illegible]	[illegible]	[illegible]	[illegible]	[illegible]	[illegible]	[illegible]	[illegible]
Acne vulgaris	0 (0 to 0)	[illegible]	[illegible]	[illegible]	[illegible]	[illegible]	[illegible]	[illegible]	[illegible]	[illegible]	[illegible]	[illegible]	[illegible]	[illegible]	[illegible]	[illegible]	[illegible]	[illegible]	[illegible]	[illegible]	[illegible]	[illegible]	[illegible]	[illegible]
Alopecia areata	0 (0 to 0)	[illegible]	[illegible]	[illegible]	[illegible]	[illegible]	[illegible]	[illegible]	[illegible]	[illegible]	[illegible]	[illegible]	[illegible]	[illegible]	[illegible]	[illegible]	[illegible]	[illegible]	[illegible]	[illegible]	[illegible]	[illegible]	[illegible]	[illegible]
Pruritus	0 (0 to 0)	[illegible]	[illegible]	[illegible]	[illegible]	[illegible]	[illegible]	[illegible]	[illegible]	[illegible]	[illegible]	[illegible]	[illegible]	[illegible]	[illegible]	[illegible]	[illegible]	[illegible]	[illegible]	[illegible]	[illegible]	[illegible]	[illegible]	[illegible]
Urticaria	0 (0 to 0)	[illegible]	[illegible]	[illegible]	[illegible]	[illegible]	[illegible]	[illegible]	[illegible]	[illegible]	[illegible]	[illegible]	[illegible]	[illegible]	[illegible]	[illegible]	[illegible]	[illegible]	[illegible]	[illegible]	[illegible]	[illegible]	[illegible]	[illegible]
Decubitus ulcer	0 (0 to 0)	[illegible]	[illegible]	[illegible]	[illegible]	[illegible]	[illegible]	[illegible]	[illegible]	[illegible]	[illegible]	[illegible]	[illegible]	[illegible]	[illegible]	[illegible]	[illegible]	[illegible]	[illegible]	[illegible]	[illegible]	[illegible]	[illegible]	[illegible]
Other skin and subcutaneous diseases	0 (0 to 0)	[illegible]	[illegible]	[illegible]	[illegible]	[illegible]	[illegible]	[illegible]	[illegible]	[illegible]	[illegible]	[illegible]	[illegible]	[illegible]	[illegible]	[illegible]	[illegible]	[illegible]	[illegible]	[illegible]	[illegible]	[illegible]	[illegible]	[illegible]
Sense organ diseases	0 (0 to 0)	[illegible]	[illegible]	[illegible]	[illegible]	[illegible]	[illegible]	[illegible]	[illegible]	[illegible]	[illegible]	[illegible]	[illegible]	[illegible]	[illegible]	[illegible]	[illegible]	[illegible]	[illegible]	[illegible]	[illegible]	[illegible]	[illegible]	[illegible]
Blindness and vision loss	0 (0 to 0)	[illegible]	[illegible]	[illegible]	[illegible]	[illegible]	[illegible]	[illegible]	[illegible]	[illegible]	[illegible]	[illegible]	[illegible]	[illegible]	[illegible]	[illegible]	[illegible]	[illegible]	[illegible]	[illegible]	[illegible]	[illegible]	[illegible]	[illegible]
Glaucoma	0 (0 to 0)	[illegible]	[illegible]	[illegible]	[illegible]	[illegible]	[illegible]	[illegible]	[illegible]	[illegible]	[illegible]	[illegible]	[illegible]	[illegible]	[illegible]	[illegible]	[illegible]	[illegible]	[illegible]	[illegible]	[illegible]	[illegible]	[illegible]	[illegible]
Cataract	0 (0 to 0)	[illegible]	[illegible]	[illegible]	[illegible]	[illegible]	[illegible]	[illegible]	[illegible]	[illegible]	[illegible]	[illegible]	[illegible]	[illegible]	[illegible]	[illegible]	[illegible]	[illegible]	[illegible]	[illegible]	[illegible]	[illegible]	[illegible]	[illegible]
Age-related macular degeneration	0 (0 to 0)	[illegible]	[illegible]	[illegible]	[illegible]	[illegible]	[illegible]	[illegible]	[illegible]	[illegible]	[illegible]	[illegible]	[illegible]	[illegible]	[illegible]	[illegible]	[illegible]	[illegible]	[illegible]	[illegible]	[illegible]	[illegible]	[illegible]	[illegible]
Refraction disorders	0 (0 to 0)	[illegible]	[illegible]	[illegible]	[illegible]	[illegible]	[illegible]	[illegible]	[illegible]	[illegible]	[illegible]	[illegible]	[illegible]	[illegible]	[illegible]	[illegible]	[illegible]	[illegible]	[illegible]	[illegible]	[illegible]	[illegible]	[illegible]	[illegible]
Near vision loss	0 (0 to 0)	[illegible]	[illegible]	[illegible]	[illegible]	[illegible]	[illegible]	[illegible]	[illegible]	[illegible]	[illegible]	[illegible]	[illegible]	[illegible]	[illegible]	[illegible]	[illegible]	[illegible]	[illegible]	[illegible]	[illegible]	[illegible]	[illegible]	[illegible]
Other vision loss	0 (0 to 0)	[illegible]	[illegible]	[illegible]	[illegible]	[illegible]	[illegible]	[illegible]	[illegible]	[illegible]	[illegible]	[illegible]	[illegible]	[illegible]	[illegible]	[illegible]	[illegible]	[illegible]	[illegible]	[illegible]	[illegible]	[illegible]	[illegible]	[illegible]
Age-related and other hearing loss	0 (0 to 0)	[illegible]	[illegible]	[illegible]	[illegible]	[illegible]	[illegible]	[illegible]	[illegible]	[illegible]	[illegible]	[illegible]	[illegible]	[illegible]	[illegible]	[illegible]	[illegible]	[illegible]	[illegible]	[illegible]	[illegible]	[illegible]	[illegible]	[illegible]
Other sense organ diseases	0 (0 to 0)	[illegible]	[illegible]	[illegible]	[illegible]	[illegible]	[illegible]	[illegible]	[illegible]	[illegible]	[illegible]	[illegible]	[illegible]	[illegible]	[illegible]	[illegible]	[illegible]	[illegible]	[illegible]	[illegible]	[illegible]	[illegible]	[illegible]	[illegible]
Musculoskeletal disorders	0 (0 to 0)	[illegible]	[illegible]	[illegible]	[illegible]	[illegible]	[illegible]	[illegible]	[illegible]	[illegible]	[illegible]	[illegible]	[illegible]	[illegible]	[illegible]	[illegible]	[illegible]	[illegible]	[illegible]	[illegible]	[illegible]	[illegible]	[illegible]	[illegible]
Rheumatoid arthritis	0 (0 to 0)	[illegible]	[illegible]	[illegible]	[illegible]	[illegible]	[illegible]	[illegible]	[illegible]	[illegible]	[illegible]	[illegible]	[illegible]	[illegible]	[illegible]	[illegible]	[illegible]	[illegible]	[illegible]	[illegible]	[illegible]	[illegible]	[illegible]	[illegible]
Osteoarthritis	0 (0 to 0)	[illegible]	[illegible]	[illegible]	[illegible]	[illegible]	[illegible]	[illegible]	[illegible]	[illegible]	[illegible]	[illegible]	[illegible]	[illegible]	[illegible]	[illegible]	[illegible]	[illegible]	[illegible]	[illegible]	[illegible]	[illegible]	[illegible]	[illegible]
Osteoarthritis hip	0 (0 to 0)	[illegible]	[illegible]	[illegible]	[illegible]	[illegible]	[illegible]	[illegible]	[illegible]	[illegible]	[illegible]	[illegible]	[illegible]	[illegible]	[illegible]	[illegible]	[illegible]	[illegible]	[illegible]	[illegible]	[illegible]	[illegible]	[illegible]	[illegible]
Osteoarthritis knee	0 (0 to 0)	[illegible]	[illegible]	[illegible]	[illegible]	[illegible]	[illegible]	[illegible]	[illegible]	[illegible]	[illegible]	[illegible]	[illegible]	[illegible]	[illegible]	[illegible]	[illegible]	[illegible]	[illegible]	[illegible]	[illegible]	[illegible]	[illegible]	[illegible]
Osteoarthritis hand	0 (0 to 0)	[illegible]	[illegible]	[illegible]	[illegible]	[illegible]	[illegible]	[illegible]	[illegible]	[illegible]	[illegible]	[illegible]	[illegible]	[illegible]	[illegible]	[illegible]	[illegible]	[illegible]	[illegible]	[illegible]	[illegible]	[illegible]	[illegible]	[illegible]
Osteoarthritis other	0 (0 to 0)	[illegible]	[illegible]	[illegible]	[illegible]	[illegible]	[illegible]	[illegible]	[illegible]	[illegible]	[illegible]	[illegible]	[illegible]	[illegible]	[illegible]	[illegible]	[illegible]	[illegible]	[illegible]	[illegible]	[illegible]	[illegible]	[illegible]	[illegible]
Low back pain	0 (0 to 0)	[illegible]	[illegible]	[illegible]	[illegible]	[illegible]	[illegible]	[illegible]	[illegible]	[illegible]	[illegible]	[illegible]	[illegible]	[illegible]	[illegible]	[illegible]	[illegible]	[illegible]	[illegible]	[illegible]	[illegible]	[illegible]	[illegible]	[illegible]
Neck pain	0 (0 to 0)	[illegible]	[illegible]	[illegible]	[illegible]	[illegible]	[illegible]	[illegible]	[illegible]	[illegible]	[illegible]	[illegible]	[illegible]	[illegible]	[illegible]	[illegible]	[illegible]	[illegible]	[illegible]	[illegible]	[illegible]	[illegible]	[illegible]	[illegible]
Gout	0 (0 to 0)	[illegible]	[illegible]	[illegible]	[illegible]	[illegible]	[illegible]	[illegible]	[illegible]	[illegible]	[illegible]	[illegible]	[illegible]	[illegible]	[illegible]	[illegible]	[illegible]	[illegible]	[illegible]	[illegible]	[illegible]	[illegible]	[illegible]	[illegible]
Other musculoskeletal disorders	0 (0 to 0)	[illegible]	[illegible]	[illegible]	[illegible]	[illegible]	[illegible]	[illegible]	[illegible]	[illegible]	[illegible]	[illegible]	[illegible]	[illegible]	[illegible]	[illegible]	[illegible]	[illegible]	[illegible]	[illegible]	[illegible]	[illegible]	[illegible]	[illegible]
Other non-communicable diseases	238 (143 to 382)	[illegible]	[illegible]	[illegible]	[illegible]	[illegible]	[illegible]	[illegible]	[illegible]	[illegible]	[illegible]	[illegible]	[illegible]	[illegible]	[illegible]	[illegible]	[illegible]	[illegible]	[illegible]	[illegible]	[illegible]	[illegible]	[illegible]	[illegible]

Congenital birth defects	232 (139 to 376)	103 (75·5 to 137)	228 (163 to 314)	97·2 (73·6 to 125)	47·6 (36·2 to 60·4)	48·9 (36 to 62·9)	42 (31·5 to 54·1)	36·3 (26·7 to 47·2)	41·7 (30·1 to 56)	39 (28·3 to 51·7)	31·2 (23·2 to 40·7)	26·5 (20 to 34·7)	24·8 (18·6 to 32·4)	24·7 (18·7 to 32·6)	29·6 (22·2 to 38·1)	24·4 (18·1 to 31·8)	15·9 (11·9 to 20·4)	4·5 (2·8 to 6·6)	2·1 (1·2 to 3·3)	1 (0·6 to 1·5)	0·5 (0·3 to 0·8)	0·2 (0·1 to 0·3)	0·1 (0 to 0·1)	1,100
Neural tube defects	35·6 (18·4 to 61·7)	3·7 (2 to 6·4)	18 (8 to 35·5)	13·8 (7 to 25·5)	1·4 (1 to 2·1)	1·8 (1·1 to 2·7)	1·8 (1·1 to 2·7)	1·9 (1·1 to 3·1)	2·7 (1·4 to 4·7)	2·6 (1·4 to 4·3)	1·4 (0·9 to 2·3)	1 (0·6 to 1·6)	0·8 (0·5 to 1·4)	0·5 (0·4 to 0·8)	0·6 (0·3 to 0·9)	0·4 (0·2 to 0·5)	0·3 (0·2 to 0·4)	0·1 (0 to 0·1)	0 (0 to 0·1)	0 (0 to 0)	0 (0 to 0)	0 (0 to 0)	0 (0 to 0)	88·4
Congenital heart anomalies	26·6 (11·9 to 69)	32·4 (20·3 to 55·9)	64·1 (36·1 to 111)	19·5 (11·7 to 31·5)	7·8 (4·7 to 12·3)	10·4 (6·3 to 17·2)	9·2 (5·8 to 15·2)	8·3 (4·7 to 15·3)	10·2 (5·2 to 18·8)	9·1 (5·4 to 15·7)	7·1 (4·7 to 11·6)	6·6 (4·4 to 10·6)	5·6 (3·6 to 8·5)	4·9 (3·1 to 7·5)	5·4 (3·4 to 8·3)	4·3 (2·6 to 6·7)	3·5 (2·2 to 5·3)	0·4 (0·1 to 0·8)	0·2 (0 to 0·4)	0·1 (0 to 0·2)	0·1 (0 to 0·1)	0 (0 to 0·1)	0 (0 to 0)	236
Orofacial clefts	0 (0 to 0·1)	0 (0 to 0)	0·2 (0·1 to 0·4)	0·3 (0·2 to 0·5)	0·3 (0·2 to 0·4)	0·3 (0·2 to 0·4)	0·2 (0·1 to 0·3)	0·2 (0·1 to 0·3)	0·2 (0·1 to 0·4)	0·3 (0·2 to 0·4)	0·2 (0·1 to 0·4)	0·2 (0·1 to 0·3)	0·2 (0·1 to 0·3)	0·2 (0·1 to 0·3)	0·2 (0·1 to 0·3)	0·2 (0·1 to 0·3)	0·2 (0·1 to 0·2)	0·1 (0·1 to 0·2)	0·1 (0 to 0·1)	0 (0 to 0·1)	0 (0 to 0)	0 (0 to 0)	0 (0 to 0)	3·7
Down syndrome	2·1 (1·1 to 3·9)	1 (0·6 to 1·7)	5·2 (2·8 to 9·1)	2·8 (1·8 to 4·3)	2·1 (1·4 to 3·1)	2·3 (1·5 to 3·5)	2·4 (1·6 to 3·3)	2·6 (1·7 to 3·6)	3·1 (2 to 4·4)	3·2 (2·1 to 4·7)	2·7 (1·8 to 3·8)	2·6 (1·7 to 3·8)	3·4 (2·2 to 4·9)	5·1 (3·1 to 7·8)	8·1 (4·8 to 12·3)	5·6 (3·4 to 8·7)	2·3 (1·4 to 3·7)	0 (0 to 0)	0 (0 to 0)	0 (0 to 0)	0 (0 to 0)	0 (0 to 0)	0 (0 to 0)	56·7
Turner syndrome	0 (0 to 0)	0 (0 to 0)	0·1 (0 to 0·2)	0·2 (0 to 0·6)	0·3 (0 to 0·7)	0·2 (0 to 0·7)	0·3 (0·1 to 0·7)	0·3 (0 to 0·7)	0·3 (0 to 0·6)	0·3 (0·1 to 0·4)	0·2 (0·1 to 0·3)	0·1 (0·1 to 0·2)	0·1 (0 to 0·2)	0 (0 to 0·1)	0 (0 to 0·1)	0 (0 to 0·1)	0 (0 to 0)	0 (0 to 0)	0 (0 to 0)	0 (0 to 0)	0 (0 to 0)	0 (0 to 0)	0 (0 to 0)	2·4
Klinefelter syndrome	0 (0 to 0)	0 (0 to 0)	0 (0 to 0)	0 (0 to 0)	0 (0 to 0)	0 (0 to 0)	0 (0 to 0)	0 (0 to 0)	0 (0 to 0)	0 (0 to 0)	0 (0 to 0)	0 (0 to 0)	0 (0 to 0)	0 (0 to 0)	0 (0 to 0)	0 (0 to 0)	0 (0 to 0)	0 (0 to 0)	0 (0 to 0)	0 (0 to 0)	0 (0 to 0)	0 (0 to 0)	0 (0 to 0)	0
Other chromosomal abnormalities	51·5 (26·1 to 96)	31·6 (19·3 to 47·5)	58 (32·5 to 90·8)	12·2 (7·4 to 18)	6·5 (4 to 9·5)	6 (3·4 to 9·1)	5·4 (2·9 to 8·2)	4·2 (2·2 to 6·5)	4·2 (2·3 to 6·5)	3·6 (2·2 to 5·2)	2·6 (1·7 to 3·7)	2 (1·3 to 2·9)	1·4 (0·9 to 2)	1 (0·6 to 1·5)	0·8 (0·4 to 1·4)	0·7 (0·3 to 1·2)	0·4 (0·2 to 0·6)	0 (0 to 0)	0 (0 to 0)	0 (0 to 0)	0 (0 to 0)	0 (0 to 0)	0 (0 to 0)	192
Congenital musculoskeletal and limb anomalies	17·4 (8·8 to 30·9)	5·2 (3·1 to 8·3)	21·2 (13·2 to 31·6)	22 (13·8 to 32·3)	15·4 (9·5 to 23·4)	15·1 (9·5 to 22·6)	12·9 (8 to 19·3)	10·9 (6·5 to 16·2)	12·4 (7·6 to 18·4)	13 (8 to 19·6)	11·9 (7·3 to 18)	9·9 (6·1 to 15·2)	9·5 (5·7 to 14·6)	9·5 (5·8 to 14·3)	10·7 (6·7 to 16)	9·9 (6 to 14·9)	6·9 (4 to 10·2)	3·3 (1·9 to 5·2)	1·4 (0·7 to 2·3)	0·6 (0·3 to 1)	0·3 (0·2 to 0·5)	0·1 (0·1 to 0·2)	0 (0 to 0)	220
Urogenital congenital anomalies	16·5 (7·3 to 31·6)	2·7 (1·2 to 4·5)	3·6 (1·9 to 6·3)	2·1 (1·3 to 3·2)	1·5 (1 to 2·4)	1·3 (0·8 to 2)	0·9 (0·6 to 1·4)	0·8 (0·5 to 1·2)	0·8 (0·5 to 1·2)	0·7 (0·5 to 1·1)	0·6 (0·4 to 0·9)	0·4 (0·3 to 0·6)	0·4 (0·2 to 0·5)	0·3 (0·2 to 0·4)	0·3 (0·2 to 0·4)	0·2 (0·1 to 0·3)	0·1 (0 to 0·1)	0 (0 to 0)	0 (0 to 0)	0 (0 to 0)	0 (0 to 0)	0 (0 to 0)	0 (0 to 0)	33·1
Digestive congenital anomalies	18·9 (8·7 to 36·7)	10 (4·9 to 15·7)	17·7 (9·3 to 29·8)	5·5 (3·4 to 8·3)	2 (1·1 to 3·3)	1·4 (0·7 to 2·3)	1·1 (0·7 to 1·7)	1 (0·5 to 1·4)	0·8 (0·5 to 1·2)	0·7 (0·5 to 1·1)	0·5 (0·4 to 0·8)	0·4 (0·3 to 0·6)	0·5 (0·3 to 0·6)	0·5 (0·3 to 0·7)	0·6 (0·4 to 0·9)	0·6 (0·3 to 0·9)	0·5 (0·3 to 0·7)	0·1 (0·1 to 0·2)	0·1 (0 to 0·1)	0 (0 to 0·1)	0 (0 to 0)	0 (0 to 0)	0 (0 to 0)	63
Other congenital birth defects	63·7 (33·7 to 110)	16·5 (10·1 to 24·9)	40·3 (24 to 61·3)	18·8 (11·9 to 28·2)	10·2 (7 to 14·8)	10·1 (6·1 to 14·8)	7·8 (4·8 to 11·6)	6·2 (3·6 to 9·6)	7 (3·8 to 10·9)	5·6 (3·2 to 9)	3·9 (2·3 to 6·2)	3·2 (1·9 to 5·2)	3·1 (1·8 to 4·8)	2·6 (1·5 to 4·5)	2·8 (1·5 to 4·9)	2·5 (1·4 to 4·6)	1·9 (1·1 to 3·4)	0·5 (0·1 to 1·5)	0·3 (0·1 to 0·9)	0·2 (0 to 0·5)	0·1 (0 to 0·3)	0 (0 to 0·1)	0 (0 to 0)	207
Urinary diseases and male infertility	0·5 (0·3 to 0·8)	0·5 (0·3 to 0·8)	1·6 (1 to 2·4)	1·9 (1·3 to 2·9)	2 (1·2 to 3)	1·9 (1·2 to 3)	3 (2 to 4·4)	4·5 (3·2 to 6·1)	7·1 (5·1 to 9·7)	8·7 (6·1 to 11·8)	8·5 (6·2 to 11·5)	9·6 (6·9 to 13)	12 (8·6 to 16·1)	15·9 (11·6 to 21·4)	24·9 (17·5 to 34·5)	30·2 (22·4 to 40·9)	34·9 (25·2 to 48·2)	38·6 (27·7 to 52·1)	37·2 (25·6 to 53·5)	32·5 (21·8 to 47·4)	28·5 (18·6 to 41·5)	18·2 (11·4 to 27·1)	8 (5·1 to 12·1)	331
Urolithiasis	0 (0 to 0)	0 (0 to 0)	0 (0 to 0)	0 (0 to 0)	0·1 (0 to 0·1)	0·2 (0·1 to 0·3)	0·3 (0·2 to 0·5)	0·6 (0·4 to 0·9)	0·9 (0·5 to 1·3)	1·2 (0·7 to 1·8)	1·2 (0·7 to 2·1)	1·1 (0·7 to 1·7)	1·3 (0·8 to 1·8)	1·5 (0·9 to 2·1)	2·1 (1·2 to 3·2)	2·3 (1·5 to 3·6)	2·1 (1·3 to 3·3)	1·7 (1·1 to 2·7)	1·2 (0·7 to 2)	0·9 (0·5 to 1·5)	0·6 (0·3 to 1·1)	0·3 (0·2 to 0·6)	0·1 (0 to 0·2)	19·8
Benign prostatic hyperplasia	0 (0 to 0)	0 (0 to 0)	0 (0 to 0)	0 (0 to 0)	0 (0 to 0)	0 (0 to 0)	0 (0 to 0)	0 (0 to 0)	0 (0 to 0)	0 (0 to 0)	0 (0 to 0)	0 (0 to 0)	0 (0 to 0)	0 (0 to 0)	0 (0 to 0)	0 (0 to 0)	0 (0 to 0)	0 (0 to 0)	0 (0 to 0)	0 (0 to 0)	0 (0 to 0)	0 (0 to 0)	0 (0 to 0)	0
Male infertility	--	--	--	--	--	--	--	--	--	--	--	--	--	--	--	--	--	--	--	--	--	--	--	NA
Other urinary diseases	0·4 (0·2 to 0·7)	0·4 (0·2 to 0·6)	0·5 (0·2 to 0·8)	0·7 (0·4 to 1·1)	0·6 (0·4 to 0·9)	0·5 (0·3 to 0·8)	0·6 (0·4 to 1)	0·5 (0·3 to 0·8)	0·9 (0·6 to 1·5)	1·3 (0·8 to 2)	1·1 (0·7 to 1·7)	1 (0·6 to 1·5)	1·2 (0·7 to 1·8)	1 (0·6 to 1·6)	1·6 (1 to 2·6)	1·8 (1·1 to 2·7)	1·7 (1 to 2·8)	1·5 (0·9 to 2·4)	1·1 (0·6 to 1·9)	0·8 (0·4 to 1·4)	0·6 (0·2 to 1·1)	0·3 (0·1 to 0·6)	0·1 (0 to 0·2)	20·2
Gynecological diseases	0 (0 to 0)	0 (0 to 0)	0 (0 to 0)	0 (0 to 0)	0 (0 to 0)	36·6 (18 to 64·8)	92·8 (53·8 to 148)	153 (95·7 to 233)	223 (147 to 325)	270 (176 to 391)	267 (181 to 389)	221 (149 to 321)	195 (130 to 278)	127 (83·4 to 183)	82·8 (52·9 to 119)	65·8 (41 to 98·4)	48·1 (30·4 to 68·3)	30·2 (19·9 to 42·2)	16·7 (10·8 to 23·7)	8·3 (5·2 to 12·6)	4·5 (2·9 to 6·7)	1·8 (1·1 to 2·6)	0·5 (0·3 to 0·8)	1,840
Uterine fibroids	0 (0 to 0)	0 (0 to 0)	0 (0 to 0)	0 (0 to 0)	0 (0 to 0)	0·2 (0·1 to 0·6)	0·5 (0·2 to 1·2)	1·4 (0·5 to 3)	4·4 (1·7 to 9·6)	10·7 (4·7 to 21·8)	16·9 (7·4 to 34)	16·8 (7·7 to 32·1)	15 (6·9 to 28·5)	11·6 (5·2 to 22·4)	9·3 (4·1 to 17·9)	6·1 (2·6 to 12·1)	3·3 (1·4 to 6·8)	1·5 (0·6 to 3)	0·6 (0·3 to 1·2)	0·2 (0·1 to 0·5)	0·1 (0 to 0·2)	0 (0 to 0·1)	0 (0 to 0)	98·8
Polycystic ovarian syndrome	0 (0 to 0)	0 (0 to 0)	0 (0 to 0)	0 (0 to 0)	0 (0 to 0)	1·4 (0·4 to 3·1)	7·7 (3·3 to 15·2)	12·7 (5·7 to 25·1)	14·1 (6·2 to 28)	14·6 (6·3 to 29·2)	13·1 (5·7 to 25·3)	10·1 (4·4 to 20)	7·9 (3·4 to 15·8)	1·9 (0·8 to 3·6)	0 (0 to 0)	0 (0 to 0)	0 (0 to 0)	0 (0 to 0)	0 (0 to 0)	0 (0 to 0)	0 (0 to 0)	0 (0 to 0)	0 (0 to 0)	83·6
Female infertility	0 (0 to 0)	0 (0 to 0)	0 (0 to 0)	0 (0 to 0)	0 (0 to 0)	0 (0 to 0)	0 (0 to 0)	2·5 (0·1 to 9·3)	6·8 (0·8 to 20·7)	7·8 (0·5 to 24·6)	5·8 (0·1 to 20·3)	2·8 (0·1 to 11·2)	0·1 (0 to 0·1)	0 (0 to 0)	0 (0 to 0)	0 (0 to 0)	0 (0 to 0)	0 (0 to 0)	0 (0 to 0)	0 (0 to 0)	0 (0 to 0)	0 (0 to 0)	0 (0 to 0)	25·8
Endometriosis	0 (0 to 0)	0 (0 to 0)	0 (0 to 0)	0 (0 to 0)	0 (0 to 0)	0 (0 to 0)	4·1 (1·2 to 9)	14·8 (6·9 to 28)	22·4 (11·5 to 39·1)	24·4 (12·6 to 43·1)	22·8 (12·1 to 37·4)	18·5 (10·2 to 30·5)	14·6 (8·4 to 23·7)	7·5 (3·9 to 12·1)	0 (0 to 0)	0 (0 to 0)	0 (0 to 0)	0 (0 to 0)	0 (0 to 0)	0 (0 to 0)	0 (0 to 0)	0 (0 to 0)	0 (0 to 0)	129
Genital prolapse	0 (0 to 0)	0 (0 to 0)	0 (0 to 0)	0 (0 to 0)	0 (0 to 0)	0 (0 to 0)	0 (0 to 0)	0 (0 to 0·1)	0·1 (0 to 0·2)	0·2 (0 to 0·4)	0·3 (0·1 to 0·6)	0·8 (0·3 to 1·6)	2·8 (1·2 to 5·7)	5·4 (2·5 to 10·7)	7·3 (3·4 to 13·9)	7·3 (3·4 to 14·3)	7·6 (3·5 to 14·3)	6·7 (3·2 to 13)	4·5 (2·1 to 8·2)	2·5 (1·1 to 4·7)	1·4 (0·6 to 2·7)	0·6 (0·3 to 1·1)	0·2 (0·1 to 0·3)	47·6
Premenstrual syndrome	0 (0 to 0)	0 (0 to 0)	0 (0 to 0)	0 (0 to 0)	0 (0 to 0)	34·7 (16·6 to 62·5)	66 (33·4 to 119)	73·4 (34·8 to 132)	87·5 (49·5 to 144)	99·5 (52·2 to 161)	108 (60·1 to 176)	96·3 (54·9 to 155)	78·3 (43·7 to 131)	29·2 (15·1 to 51·1)	0 (0 to 0)	0 (0 to 0)	0 (0 to 0)	0 (0 to 0)	0 (0 to 0)	0 (0 to 0)	0 (0 to 0)	0 (0 to 0)	0 (0 to 0)	673
Other gynecological diseases	0 (0 to 0)	0 (0 to 0)	0 (0 to 0)	0 (0 to 0)	0 (0 to 0)	0·2 (0·1 to 0·5)	14·5 (7·3 to 24)	48·1 (27·8 to 71)	87·7 (51·3 to 134)	113 (69·8 to 178)	99·8 (61·5 to 150)	76·3 (44·9 to 121)	75·8 (46·4 to 110)	71·2 (41·3 to 110)	66·2 (41·9 to 97)	52·4 (30·7 to 79·7)	37·2 (23·1 to 53·7)	22 (13·8 to 31·7)	11·6 (7·3 to 17·3)	5·6 (3·4 to 8·7)	3 (1·9 to 4·5)	1·2 (0·7 to 1·8)	0·3 (0·1 to 0·5)	786
Hemoglobinopathies and hemolytic anemias	0·2 (0·1 to 0·4)	0·3 (0·1 to 0·5)	1·6 (0·7 to 3·8)	4·7 (1·8 to 12·2)	10·2 (2·3 to 30·2)	6·6 (2·2 to 18)	10·1 (3·9 to 23·6)	22·5 (6·2 to 59)	23 (7·3 to 60·6)	30 (8·1 to 73·7)	38·2 (12·5 to 78)	14·5 (5·6 to 28·6)	11·8 (4·3 to 25·8)	8·8 (3·2 to 21·8)	9·5 (3·7 to 22·6)	9·8 (3·6 to 23·1)	8 (3·3 to 18·9)	6·4 (2·9 to 13·6)	5·2 (2·3 to 10·4)	2·9 (1·3 to 5·8)	1·8 (0·9 to 3·9)	0·9 (0·5 to 1·8)	0·4 (0·2 to 0·7)	227
Thalassemias	0·2 (0·1 to 0·3)	0·1 (0 to 0·1)	0·6 (0·4 to 0·9)	1·7 (1 to 2·7)	1·1 (0·8 to 1·6)	1·2 (0·8 to 2)	1·9 (1·2 to 2·9)	2·4 (1·5 to 3·9)	2·8 (1·6 to 4·8)	1·8 (0·9 to 3·3)	0·8 (0·4 to 1·5)	0·7 (0·4 to 1·1)	0·7 (0·3 to 1·1)	0·5 (0·3 to 0·9)	0·4 (0·2 to 0·7)	0·2 (0·1 to 0·4)	0·1 (0 to 0·1)	0 (0 to 0)	0 (0 to 0)	0 (0 to 0)	0 (0 to 0)	0 (0 to 0)	0 (0 to 0)	17·3
Thalassemias trait	0 (0 to 0)	0·1 (0 to 0·2)	0·6 (0 to 2·2)	2 (0·2 to 7·6)	6·6 (0·7 to 21·8)	3·5 (0·3 to 11·9)	4·3 (0·6 to 12·5)	15 (2·1 to 41·3)	12·8 (1·7 to 35·7)	18·9 (2·6 to 49·5)	29·4 (8·2 to 58·9)	6·9 (1·7 to 15·1)	6·2 (1·2 to 15·7)	4·5 (0·7 to 12·9)	4·6 (0·6 to 13·1)	4·2 (0·6 to 12·1)	3·4 (0·5 to 9·6)	2·5 (0·4 to 6·9)	2·2 (0·5 to 5·4)	1·1 (0·1 to 3·1)	0·6 (0 to 1·9)	0·2 (0 to 0·8)	0·1 (0 to 0·3)	130
Sickle cell disorders	0 (0 to 0·1)	0 (0 to 0)	0·1 (0·1 to 0·2)	0·3 (0·2 to 0·5)	0·4 (0·2 to 0·6)	0·5 (0·3 to 0·9)	0·9 (0·5 to 1·4)	1 (0·6 to 1·7)	1·8 (1 to 3)	2·6 (1·4 to 4·4)	1·9 (1·1 to 3·2)	1·6 (0·9 to 2·4)	1·3 (0·8 to 2)	0·9 (0·6 to 1·5)	1·1 (0·7 to 1·8)	0·9 (0·5 to 1·4)	0·7 (0·4 to 1·1)	0·2 (0·1 to 0·4)	0 (0 to 0·1)	0 (0 to 0)	0 (0 to 0)	0 (0 to 0)	0 (0 to 0)	16·2
Sickle cell trait	0 (0 to 0)	0 (0 to 0·1)	0·1 (0 to 0·4)	0·3 (0 to 1·3)	1·1 (0·1 to 3·8)	0·6 (0 to 2·1)	0·2 (0 to 0·7)	3·4 (0·3 to 13)	4·6 (0·4 to 16·5)	5·3 (0·5 to 18·6)	3·7 (0·4 to 12·1)	0·7 (0·2 to 1·7)	1 (0·1 to 2·5)	0·7 (0·1 to 2·3)	0·7 (0·1 to 2·2)	0·7 (0·1 to 2·2)	0·6 (0 to 1·7)	0·4 (0 to 1·2)	0·4 (0·1 to 0·9)	0·2 (0 to 0·5)	0·1 (0 to 0·3)	0 (0 to 0·1)	0 (0 to 0)	24·9
G6PD deficiency	0 (0 to 0)	0 (0 to 0)	0 (0 to 0)	0 (0 to 0)	0 (0 to 0·1)	0·1 (0 to 0·2)	1 (0·2 to 2·6)	0·2 (0·1 to 0·4)	0·4 (0·2 to 0·7)	0·6 (0·3 to 1·1)	0·5 (0·2 to 1·4)	1 (0·4 to 2)	0·4 (0·2 to 0·6)	0·3 (0·1 to 0·5)	0·3 (0·1 to 0·6)	0·3 (0·1 to 0·5)	0·2 (0·1 to 0·3)	0·1 (0·1 to 0·2)	0·1 (0 to 0·1)	0 (0 to 0)	0 (0 to 0)	0 (0 to 0)	0 (0 to 0)	5·4
G6PD trait	0 (0 to 0)	0 (0 to 0)	0 (0 to 0)	0 (0 to 0)	0 (0 to 0)	0 (0 to 0)	0·4 (0·1 to 0·8)	0 (0 to 0)	0 (0 to 0)	0 (0 to 0)	0 (0 to 0·8)	0·4 (0·1 to 0·9)	0 (0 to 0·1)	0 (0 to 0)	0 (0 to 0)	0 (0 to 0)	0 (0 to 0)	0 (0 to 0)	0 (0 to 0)	0 (0 to 0)	0 (0 to 0)	0 (0 to 0)	0 (0 to 0)	0·9
Other hemoglobinopathies and hemolytic anemias	0 (0 to 0)	0 (0 to 0·1)	0·1 (0 to 0·3)	0·3 (0 to 1·1)	0·9 (0 to 3·3)	0·6 (0·1 to 2)	1·6 (0·2 to 4·9)	0·4 (0·1 to 1·5)	0·6 (0·2 to 1·8)	0·9 (0·3 to 2·5)	1·8 (0·4 to 4·8)	3·2 (0·9 to 7·9)	2·4 (0·8 to 6·2)	1·8 (0·7 to 4·6)	2·4 (1·1 to 5·1)	3·6 (1·5 to 8·7)	3·2 (1·7 to 6·7)	3 (1·8 to 5·2)	2·4 (1·5 to 4·4)	1·6 (1 to 2·5)	1·2 (0·7 to 1·9)	0·7 (0·4 to 1)	0·3 (0·2 to 0·4)	32·9
Endocrine, metabolic, blood, and immune disorders	4·9 (2·7 to 9·3)	4·6 (3 to 7·5)	22·1 (14·1 to 34·7)	25·8 (17·8 to 37)	20·6 (14·4 to 29·4)	29 (20·5 to 39·9)	43·7 (31·5 to 60·8)	50·5 (35·5 to 68·7)	78·7 (54·4 to 106)	103 (74·4 to 140)	110 (78·2 to 152)	110 (76·5 to 151)	115 (82·5 to 155)	134 (96·4 to 185)	180 (129 to 248)	185 (129 to 252)	150 (109 to 198)	117 (85·5 to 158)	79·9 (58 to 106)	48·1 (34 to 64·1)	31·8 (22·4 to 43·2)	17·4 (12 to 23·7)	6·9 (4·3 to 10)	1,670
Oral disorders	0 (0 to 0)	0 (0 to 0)	0 (0 to 0)	12·3 (6·7 to 20·6)	14·2 (7·9 to 23·8)	15·8 (8·5 to 26·7)	19·7 (11·2 to 32·5)	26·3 (15·2 to 42)	40·6 (23·4 to 66·1)	58·8 (34·8 to 96·8)	73·1 (41·9 to 122)	77·5 (44·4 to 127)	96·4 (57 to 155)	119 (69·1 to 191)	162 (95·8 to 258)	183 (112 to 285)	165 (102 to 257)	119 (74·8 to 182)	73·9 (47 to 110)	41·6 (26·3 to 60·7)	25·2 (15·7 to 36·9)	11·6 (7·1 to 16·9)	3·7 (2·3 to 5·5)	1,340
Caries of deciduous teeth	0 (0 to 0)	0 (0 to 0)	0 (0 to 0)	4·1 (1·6 to 8·5)	4·3 (1·8 to 9·6)	0·2 (0 to 0·6)	0 (0 to 0)	0 (0 to 0)	0 (0 to 0)	0 (0 to 0)	0 (0 to 0)	0 (0 to 0)	0 (0 to 0)	0 (0 to 0)	0 (0 to 0)	0 (0 to 0)	0 (0 to 0)	0 (0 to 0)	0 (0 to 0)	0 (0 to 0)	0 (0 to 0)	0 (0 to 0)	0 (0 to 0)	8·6
Caries of permanent teeth	0 (0 to 0)	0 (0 to 0)	0 (0 to 0)	0 (0 to 0)	1·6 (0·5 to 3·8)	6 (2·3 to 13·3)	6·4 (2·4 to 13·3)	7·2 (3·1 to 14·7)	8·3 (3·3 to 16·9)	8·3 (3·4 to 17·5)	7·6 (3 to 15·6)	5·8 (2·4 to 11·7)	5·2 (2·1 to 11)	5 (2 to 10·8)	5·5 (2·1 to 12·3)	5·2 (1·8 to 11·3)	4 (1·4 to 8·3)	2·5 (1 to 5·2)	1·4 (0·5 to 2·7)	0·7 (0·3 to 1·4)	0·4 (0·1 to 0·7)	0·1 (0 to 0·3)	0 (0 to 0·1)	81·3
Periodontal diseases	0 (0 to 0)	0 (0 to 0)	0 (0 to 0)	0 (0 to 0)	0 (0 to 0)	0 (0 to 0)	0·6 (0·2 to 1·6)	1·9 (0·6 to 4·9)	5·3 (1·6 to 13·2)	10·9 (3·4 to 28·7)	16·9 (5·3 to 45·5)	20·8 (6·5 to 52·6)	27 (9·1 to 64·8)	31·8 (11·4 to 73·2)	38·6 (14·3 to 86·3)	37·2 (14 to 77·2)	28·5 (11 to 58)	18·2 (7·2 to 37·3)	10·5 (4·2 to 20·9)	5·8 (2·2 to 11·8)	3·6 (1·3 to 7·4)	1·6 (0·6 to 3·4)	0·5 (0·2 to 1)	260
Other oral disorders	0 (0 to 0)	0 (0 to 0)	0 (0 to 0)	8·1 (4·7 to 12·8)	8·3 (4·8 to 12·9)	9·6 (5·5 to 15·2)	12·7 (7·4 to 19·7)	14·7 (8·9 to 23)	18·7 (11·2 to 28·4)	21·2 (12·9 to 32·3)	20·4 (12·2 to 31·7)	17 (10·2 to 25·9)	17·1 (10·3 to 26·1)	17·2 (10·4 to 26·5)	19·2 (11·5 to 28·9)	17·7 (10·6 to 26·9)	12·9 (8 to 19·8)	7·6 (4·7 to 11·4)	3·8 (2·3 to 5·5)	1·7 (1 to 2·6)	0·8 (0·5 to 1·2)	0·3 (0·2 to 0·5)	0·1 (0·1 to 0·2)	229
Sudden infant death syndrome	--	23·2 (14·7 to 34·4)	248 (165 to 347)	--	--	--	--	--	--	--	--	--	--	--	--	--	--	--	--	--	--	--	--	NA
Injuries	9·2 (6·1 to 13·7)	22·4 (16·2 to 30·9)	255 (193 to 336)	288 (248 to 335)	172 (149 to 198)	301 (265 to 342)	713 (634 to 803)	729 (613 to 851)	876 (717 to 1,040)	809 (669 to 956)	651 (541 to 779)	625 (520 to 749)	643 (539 to 772)	662 (542 to 807)	779 (626 to 961)	772 (611 to 964)	676 (531 to 842)	551 (439 to 687)	411 (325 to 516)	293 (233 to 366)	234 (186 to 294)	141 (113 to 174)	56·3 (44·7 to 69·7)	10,700
Transport injuries	0·7 (0·4 to 1·1)	0·9 (0·6 to 1·2)	15·1 (10·2 to 22·1)	59·3 (44·4 to 79·8)	55·5 (41·6 to 72)	97·8 (75·2 to 124)	314 (250 to 383)	255 (188 to 328)	275 (211 to 359)	218 (171 to 277)	168 (134 to 207)	156 (124 to 197)	155 (123 to 193)	158 (126 to 196)	186 (147 to 230)	182 (143 to 226)	153 (120 to 191)	112 (86·8 to 142)	71·4 (55·9 to 90·2)	41·3 (32·2 to 52)	24·9 (19·3 to 31·6)	11·3 (8·6 to 14·6)	3·8 (2·8 to 4·9)	2,710
Road injuries	0·2 (0·2 to 0·4)	0·4 (0·3 to 0·6)	12·6 (8·5 to 18·6)	47·7 (34·7 to 65·2)	35·4 (25·8 to 47·6)	49·4 (37·3 to 63·1)	248 (193 to 307)	195 (140 to 253)	210 (157 to 277)	160 (123 to 205)	119 (93·7 to 147)	110 (86·5 to 139)	107 (84·7 to 134)	106 (85·3 to 132)	123 (96·1 to 153)	116 (92·8 to 143)	94·8 (74·8 to 117)	70·1 (54·8 to 86·9)	44·5 (35·2 to 54·4)	25·3 (20 to 31·2)	14·5 (11·3 to 18·2)	6 (4·6 to 7·6)	1·7 (1·3 to 2·2)	1,890
Pedestrian road injuries	0 (0 to 0·1)	0·1 (0 to 0·1)	1·7 (1·1 to 2·5)	20·6 (14·7 to 28·7)	10·6 (7·5 to 14·9)	12·8 (9·6 to 16·7)	27·5 (21·6 to 34·5)	27·4 (19·2 to 36·2)	33·3 (24·2 to 44·8)	26·8 (19·8 to 35·1)	20·2 (15·5 to 25·5)	19·4 (14·8 to 25·3)	19·2 (14·7 to 24·5)	19·1 (14·8 to 24·2)	22·9 (17·6 to 29·1)	22·2 (17·4 to 27·7)	18·6 (14·4 to 23·1)	14·9 (11·6 to 18·7)	10·1 (7·9 to 12·5)	6 (4·7 to 7·4)	3·4 (2·7 to 4·3)	1·4 (1 to 1·7)	0·4 (0·3 to 0·5)	338
Cyclist road injuries	0 (0 to 0)	0 (0 to 0)	0 (0 to 0)	1 (0·6 to 1·6)	3·3 (1·9 to 5·5)	5 (2·7 to 8·2)	3·4 (2·2 to 5·2)	3·9 (2·6 to 5·9)	4·5 (3·1 to 6·8)	4·9 (3·4 to 6·9)	4·7 (3·4 to 6·2)	4·6 (3·3 to 6·2)	5·5 (3·9 to 7·3)	6·1 (4·4 to 8·2)	7·5 (5·4 to 10·2)	7·4 (5·3 to 9·9)	6·3 (4·6 to 8·5)	4·3 (3·2 to 5·8)	2·5 (1·8 to 3·3)	1·4 (1 to 1·8)	0·8 (0·6 to 1·1)	0·4 (0·3 to 0·5)	0·1 (0·1 to 0·2)	77·7
Motorcyclist road injuries	0 (0 to 0)	0 (0 to 0)	0·2 (0·1 to 0·3)	0·3 (0·2 to 0·5)	0·5 (0·4 to 0·7)	1·3 (1 to 1·6)	7·8 (6 to 9·9)	11·8 (8·4 to 15·5)	13·4 (9·8 to 17·7)	11 (8·2 to 14·5)	8·8 (6·8 to 11·2)	9·1 (6·9 to 11·9)	9 (7 to 11·3)	8·7 (6·7 to 11·1)	9·5 (7·2 to 12·1)	7·7 (5·8 to 9·9)	5·6 (4·1 to 7·5)	3·6 (2·6 to 4·8)	2·1 (1·5 to 2·8)	1·2 (0·9 to 1·6)	0·7 (0·5 to 1)	0·3 (0·2 to 0·5)	0·1 (0·1 to 0·2)	113
Motor vehicle road injuries	0·2 (0·1 to 0·2)	0·3 (0·2 to 0·4)	10·5 (7·1 to 15·6)	25·2 (18 to 35)	20·6 (15 to 27·9)	29·3 (22·1 to 37·9)	207 (161 to 258)	150 (106 to 194)	156 (117 to 205)	115 (88 to 148)	82·9 (64·5 to 104)	74·7 (58·8 to 94·8)	71·7 (56·6 to 90·1)	69·6 (55·6 to 87·6)	80·1 (63 to 99·6)	76·9 (60·7 to 94·9)	62·6 (49·1 to 77·6)	46·1 (35·7 to 57·3)	29 (23·1 to 36)	16·4 (12·8 to 20·2)	9·4 (7·2 to 11·8)	3·8 (2·9 to 4·8)	1 (0·8 to 1·4)	1,340
Other road injuries	0 (0 to 0)	0 (0 to 0)	0·2 (0·1 to 0·3)	0·5 (0·3 to 0·7)	0·4 (0·3 to 0·6)	1 (0·7 to 1·3)	2·1 (1·6 to 2·7)	1·9 (1·4 to 2·5)	2·1 (1·5 to 2·7)	2·2 (1·6 to 2·9)	2 (1·5 to 2·6)	1·9 (1·4 to 2·4)	2 (1·5 to 2·6)	2·3 (1·7 to 3)	2·6 (1·9 to 3·4)	2·2 (1·6 to 2·9)	1·7 (1·2 to 2·3)	1·1 (0·8 to 1·5)	0·7 (0·5 to 0·9)	0·4 (0·3 to 0·5)	0·2 (0·1 to 0·3)	0·1 (0·1 to 0·1)	0 (0 to 0)	27·5
Other transport injuries	0·4 (0·3 to 0·7)	0·4 (0·3 to 0·6)	2·5 (1·8 to 3·6)	11·6 (8·7 to 15)	20·1 (15 to 25·5)	48·5 (37·6 to 61)	66·1 (52·3 to 81·9)	60 (45·4 to 78·4)	65·6 (50·5 to 86·4)	58·8 (45·7 to 75·5)	49·1 (38·9 to 62·2)	46·2 (36·2 to 58·2)	48 (37·1 to 61·4)	51·8 (40·2 to 65·3)	62·9 (47·4 to 80·3)	65·8 (49·6 to 87)	57·8 (42·5 to 78·2)	41·4 (30·1 to 55·8)	27 (19·5 to 37·2)	15·9 (11·4 to 21·7)	10·4 (7·5 to 14·1)	5·3 (3·8 to 7·2)	2·1 (1·5 to 2·8)	818
Unintentional injuries	6·2 (3·9 to 9·4)	20·2 (14·4 to 28·1)	202 (146 to 273)	185 (149 to 225)	97·9 (77·8 to 121)	126 (99·7 to 159)	131 (101 to 167)	160 (124 to 202)	228 (180 to 294)	258 (200 to 331)	250 (190 to 328)	248 (194 to 318)	276 (211 to 357)	324 (251 to 412)	430 (330 to 563)	481 (368 to 627)	458 (348 to 586)	402 (314 to 510)	320 (253 to 406)	244 (189 to 304)	204 (163 to 255)	128 (102 to 158)	52·1 (41·4 to 64·5)	5,230
Falls	0·2 (0·1 to 0·2)	0·2 (0·2 to 0·4)	2·8 (2·1 to 3·6)	8·9 (6·5 to 12·1)	15·6 (10·2 to 23·6)	24·3 (16·1 to 34·7)	32·9 (23·5 to 45·8)	41 (29·4 to 57)	60·9 (43·9 to 83·9)	79·9 (57·2 to 111)	89 (63·9 to 123)	90·6 (65·7 to 125)	110 (81·5 to 148)	141 (105 to 188)	205 (152 to 269)	253 (187 to 333)	261 (195 to 339)	248 (189 to 321)	215 (166 to 280)	175 (134 to 223)	156 (120 to 199)	101 (79 to 126)	41·5 (32·6 to 52·1)	2,350
Drowning	0·4 (0·2 to 0·6)	0·1 (0·1 to 0·2)	13·7 (9·4 to 19·3)	60·4 (47·8 to 74·1)	19·2 (14 to 25·7)	22·2 (16·4 to 29·1)	16·9 (11·7 to 22·8)	15·9 (11 to 21·9)	20·5 (14·2 to 29·3)	17·1 (12·5 to 23·2)	11·5 (8·4 to 15·6)	10·8 (7·9 to 14·7)	10·1 (7·3 to 13·7)	9·4 (6·8 to 12·7)	9·7 (7·3 to 12·9)	7·9 (6 to 10·3)	5·6 (4·2 to 7·5)	3·9 (2·9 to 5·3)	2·3 (1·8 to 3)	1·3 (1 to 1·7)	0·7 (0·5 to 0·8)	0·3 (0·2 to 0·3)	0·1 (0·1 to 0·1)	260
Fire, heat, and hot substances	0·1 (0·1 to 0·2)	0·3 (0·2 to 0·4)	6·8 (4·8 to 9·1)	27·2 (20·1 to 35·1)	16·6 (12·9 to 20·9)	15·1 (11·8 to 19·1)	11·8 (8·4 to 15·9)	15·3 (10·8 to 20·8)	21 (15·1 to 28·6)	25 (17·3 to 35·6)	23·3 (15·8 to 34·3)	21 (14·5 to 30·4)	23·2 (16·5 to 32·9)	25·2 (17·8 to 36·5)	31 (21·7 to 44·4)	30·3 (21 to 44·6)	24·5 (17·2 to 34·9)	18·3 (12·9 to 25·5)	11·9 (8·6 to 16·2)	7·4 (5·4 to 9·9)	4·8 (3·6 to 6·4)	2·6 (1·9 to 3·4)	1 (0·8 to 1·3)	364
Poisonings	0·5 (0·3 to 0·8)	0·5 (0·4 to 0·7)	4·7 (3·2 to 6·4)	12·8 (9·4 to 16·6)	7·4 (5·2 to 10)	15·3 (10·9 to 20·7)	16·1 (11·6 to 21·4)	22 (15·6 to 29·7)	33 (23·9 to 44·7)	28 (20·9 to 38·3)	19·8 (14·9 to 26)	18·8 (14 to 24·7)	14 (10·2 to 18·8)	14·6 (10·7 to 19·2)	13·5 (10·1 to 17·5)	9·6 (7·2 to 12·8)	6·1 (4·5 to 8·1)	4·6 (3·5 to 6)	2·7 (2 to 3·5)	1·8 (1·4 to 2·2)	1·1 (0·8 to 1·4)	0·5 (0·4 to 0·6)	0·1 (0·1 to 0·2)	248
Poisoning by carbon monoxide	0 (0 to 0·1)	0·1 (0 to 0·1)	1·3 (0·6 to 2·3)	4·4 (2·4 to 6·9)	2·8 (1·8 to 4·2)	5·7 (3·2 to 9·3)	9·8 (6·6 to 14·3)	12·8 (8·2 to 18·7)	18·5 (12·2 to 26·4)	18·4 (12·3 to 25·9)	11·8 (8·4 to 16·3)	11·1 (7·3 to 15·6)	7·8 (5·1 to 11)	6·2 (4 to 9·1)	5·5 (3·5 to 8·2)	3·8 (2·5 to 5·6)	2·4 (1·6 to 3·4)	1·9 (1·3 to 2·6)	1·2 (0·8 to 1·7)	0·7 (0·5 to 0·9)	0·4 (0·3 to 0·6)	0·1 (0·1 to 0·2)	0 (0 to 0)	127
Poisoning by other means	0·5 (0·3 to 0·7)	0·5 (0·3 to 0·6)	3·4 (2·2 to 4·9)	8·4 (5·7 to 11·8)	4·6 (2·8 to 6·8)	9·7 (6·3 to 13·6)	6·2 (4 to 9·2)	9·2 (6 to 13·3)	14·5 (9·6 to 21·2)	9·7 (6·3 to 14·3)	8 (5·3 to 11·5)	7·7 (5·3 to 10·8)	6·2 (4·2 to 8·8)	8·4 (5·9 to 11·5)	8 (5·5 to 10·9)	5·8 (4·1 to 8)	3·7 (2·5 to 5·2)	2·8 (1·9 to 3·8)	1·5 (1·1 to 2·1)	1·1 (0·8 to 1·4)	0·7 (0·5 to 0·9)	0·3 (0·2 to 0·4)	0·1 (0·1 to 0·1)	121
Exposure to mechanical forces	0·5 (0·3 to 0·7)	0·4 (0·3 to 0·5)	5·2 (3·7 to 7·1)	23·9 (17·9 to 31·1)	16·4 (12·5 to 21·3)	21·7 (16·4 to 28·5)	24·6 (18 to 33·1)	30 (22·4 to 40)	39·6 (28·9 to 53·6)	44·4 (32 to 61·4)	43·3 (30·6 to 61·5)	39·6 (28·1 to 55·6)	43·1 (30·8 to 61·4)	46·5 (32·8 to 66·7)	57·7 (40·4 to 82·9)	60·4 (41·6 to 85·7)	51 (35·4 to 71·8)	36·7 (25·3 to 51·2)	23·6 (16·5 to 32·9)	14·6 (10·3 to 20·2)	10 (7 to 13·8)	5·2 (3·7 to 7·2)	1·9 (1·3 to 2·6)	640
Unintentional firearm injuries	0·2 (0·1 to 0·3)	0·1 (0·1 to 0·2)	1·1 (0·6 to 2)	8·2 (4·6 to 13)	6·4 (4·2 to 9·1)	9·1 (6·3 to 12·6)	10·3 (7 to 14·2)	11·9 (8·6 to 16·1)	13·4 (9·2 to 18·6)	11·7 (8·7 to 16)	9 (6·8 to 11·9)	7·5 (5·6 to 9·9)	7·3 (5·3 to 9·6)	7·3 (5·3 to 9·5)	7·7 (5·6 to 10·1)	6·1 (4·5 to 8·4)	4·5 (3·4 to 6·2)	3 (2·2 to 4·3)	1·7 (1·2 to 2·4)	1 (0·7 to 1·4)	0·6 (0·4 to 0·9)	0·3 (0·2 to 0·4)	0·1 (0·1 to 0·2)	129
Other exposure to mechanical forces	0·3 (0·2 to 0·4)	0·3 (0·2 to 0·4)	4·1 (2·8 to 5·7)	15·6 (10·7 to 21·7)	10 (6·8 to 14·1)	12·5 (8 to 18·5)	14·4 (9·3 to 21·8)	18 (12·2 to 27·3)	26·2 (17·4 to 38·2)	32·6 (21·7 to 48·8)	34·2 (22·5 to 51·5)	32 (21 to 46·7)	35·7 (24 to 53·4)	39·2 (26·3 to 58·1)	50 (34 to 73·2)	54·2 (37 to 78·7)	46·5 (31·9 to 66·5)	33·6 (22·9 to 47·6)	21·9 (15·2 to 30·7)	13·7 (9·5 to 19·1)	9·5 (6·5 to 13·1)	5 (3·5 to 6·8)	1·8 (1·2 to 2·5)	511
Adverse effects of medical treatment	0·7 (0·4 to 1·3)	0·8 (0·5 to 1·1)	6·5 (3·9 to 10·2)	7 (4·5 to 10·1)	3·5 (2·3 to 5·1)	3·5 (2·1 to 5·2)	3·6 (2·2 to 5·3)	4·6 (2·7 to 6·7)	7 (4·2 to 10·4)	9 (5·6 to 12·7)	8·9 (5·8 to 12·8)	9·9 (6·4 to 13·9)	11·8 (7·9 to 16·8)	13·7 (9·3 to 18·8)	19·7 (13·2 to 28·3)	23·1 (16·2 to 31·8)	24·1 (17·1 to 33·2)	20·7 (14·6 to 28·8)	14·6 (10·3 to 20·2)	8·5 (6·1 to 11·4)	5·4 (3·8 to 7·2)	2·7 (1·9 to 3·6)	1 (0·7 to 1·4)	210
Animal contact	0·2 (0·1 to 0·4)	0·5 (0·2 to 0·8)	1·4 (0·8 to 2·3)	4·5 (2·7 to 6·8)	3·6 (2·4 to 5·1)	4·2 (2·9 to 6)	3·6 (2·5 to 4·9)	3·8 (2·6 to 5·3)	4·9 (3·3 to 6·8)	5·7 (4 to 8·1)	5·5 (3·8 to 8)	5 (3·5 to 7·3)	5·5 (3·8 to 7·8)	6·3 (4·4 to 9)	7·5 (5·2 to 10·6)	7·6 (5·1 to 10·9)	6·6 (4·4 to 9·5)	4·5 (3 to 6·7)	2·8 (1·9 to 4)	1·7 (1·1 to 2·5)	1·1 (0·7 to 1·6)	0·6 (0·4 to 0·8)	0·2 (0·1 to 0·3)	87·3
Venomous animal contact	0 (0 to 0)	0 (0 to 0)	0·1 (0 to 0·1)	0·5 (0·2 to 0·8)	0·9 (0·5 to 1·5)	1·3 (0·7 to 2)	1·3 (0·8 to 2)	1·4 (0·8 to 2·1)	1·7 (1·1 to 2·5)	1·8 (1·2 to 2·7)	1·7 (1·1 to 2·6)	1·5 (1 to 2·2)	1·6 (1 to 2·3)	1·6 (1 to 2·3)	1·8 (1·2 to 2·6)	1·8 (1·2 to 2·5)	1·4 (0·9 to 2)	0·9 (0·6 to 1·2)	0·5 (0·3 to 0·7)	0·3 (0·2 to 0·4)	0·2 (0·1 to 0·2)	0·1 (0·1 to 0·1)	0 (0 to 0)	22·3
Non-venomous animal contact	0·2 (0·1 to 0·4)	0·5 (0·2 to 0·8)	1·3 (0·8 to 2·2)	4 (2·4 to 6·3)	2·6 (1·7 to 3·9)	2·9 (1·9 to 4·4)	2·3 (1·5 to 3·4)	2·5 (1·6 to 3·6)	3·2 (2·1 to 4·8)	3·9 (2·5 to 5·9)	3·8 (2·5 to 5·9)	3·5 (2·3 to 5·3)	3·9 (2·5 to 6)	4·7 (3·1 to 7·2)	5·6 (3·7 to 8·5)	5·9 (3·8 to 8·9)	5·2 (3·4 to 7·8)	3·7 (2·4 to 5·7)	2·3 (1·5 to 3·5)	1·4 (0·9 to 2·1)	0·9 (0·6 to 1·4)	0·5 (0·3 to 0·7)	0·2 (0·1 to 0·2)	65
Foreign body	3·2 (2 to 5·1)	17·1 (11·7 to 24·3)	155 (110 to 211)	31·4 (24·5 to 38·9)	9·6 (7·6 to 12)	11·2 (8·7 to 14)	9·4 (7·1 to 12·1)	11·3 (8·6 to 14·7)	15·9 (12·4 to 20·6)	17·8 (13·9 to 23·1)	16·4 (12·8 to 21)	18·1 (14·3 to 22·8)	19·6 (15·2 to 24·6)	22·6 (17·3 to 28·4)	30·4 (23·3 to 39)	31·2 (24 to 39·9)	29·8 (23·9 to 36·8)	26·4 (20·9 to 33·1)	20·4 (15·9 to 25·9)	15·2 (11·8 to 19·3)	12·1 (9·5 to 14·7)	7·6 (5·7 to 9·6)	3·4 (2·5 to 4·1)	535
Pulmonary aspiration and foreign body in airway	3·2 (1·9 to 5·1)	17 (11·7 to 24·2)	154 (109 to 211)	29·7 (23 to 37)	7·1 (5·4 to 9)	8·1 (6·2 to 10·4)	6·1 (4·5 to 7·9)	7·7 (5·7 to 10·2)	11·1 (8·2 to 14·8)	11·9 (8·8 to 16)	10·1 (7·5 to 13·5)	12·1 (8·9 to 16·2)	13 (9·8 to 16·9)	15·1 (11 to 20·3)	21·1 (15·4 to 28·4)	21 (15·3 to 28·8)	20·5 (15·3 to 27·1)	19·2 (14·4 to 24·9)	15·4 (11·4 to 20·6)	12 (8·9 to 15·8)	9·8 (7·3 to 12·4)	6·3 (4·5 to 8·3)	2·9 (2·1 to 3·6)	435
Foreign body in eyes	0 (0 to 0)	0 (0 to 0)	0·1 (0 to 0·2)	0·4 (0·1 to 1)	0·7 (0·2 to 1·7)	0·9 (0·3 to 2·4)	1·1 (0·3 to 2·7)	1·3 (0·4 to 3)	1·6 (0·6 to 3·7)	1·9 (0·8 to 4·2)	2 (0·9 to 3·9)	1·8 (0·9 to 3·4)	1·9 (1 to 3·5)	2 (1·1 to 3·5)	2·3 (1·4 to 3·7)	2·4 (1·5 to 3·7)	2 (1·3 to 3·1)	1·4 (0·9 to 2·1)	0·9 (0·6 to 1·3)	0·5 (0·4 to 0·8)	0·3 (0·2 to 0·5)	0·2 (0·1 to 0·2)	0·1 (0 to 0·1)	25·9
Foreign body in other body part	0 (0 to 0)	0 (0 to 0)	0·3 (0·2 to 0·6)	1·3 (0·8 to 2·1)	1·8 (1·1 to 2·8)	2·2 (1·4 to 3·2)	2·2 (1·5 to 3·2)	2·4 (1·7 to 3·4)	3·2 (2·2 to 4·3)	4 (2·9 to 5·6)	4·4 (3 to 6)	4·2 (2·9 to 5·7)	4·7 (3·4 to 6·4)	5·5 (3·8 to 7·5)	7 (5 to 9·5)	7·8 (5·5 to 10·6)	7·2 (5·1 to 9·9)	5·7 (4 to 7·8)	4·1 (2·9 to 5·6)	2·7 (1·9 to 3·7)	1·9 (1·4 to 2·6)	1·1 (0·8 to 1·5)	0·4 (0·3 to 0·6)	74·2
Environmental heat and cold exposure	0·3 (0·1 to 0·4)	0·2 (0·1 to 0·2)	4·9 (2·8 to 7·6)	5·8 (3·7 to 8·7)	1·6 (1 to 2·4)	1·9 (1·3 to 2·8)	4·2 (2·7 to 6·2)	5 (3·5 to 6·9)	8·8 (6 to 12·5)	9·4 (6·6 to 12·8)	8·6 (6·2 to 11·4)	10·8 (7·5 to 15·1)	12·2 (8·3 to 17·1)	15·1 (10·7 to 20·8)	18·8 (13·2 to 26·3)	19·2 (13·6 to 26·2)	16·3 (11·8 to 21·8)	15 (10·5 to 21·6)	11 (7·8 to 15·3)	8·1 (5·8 to 11)	6·2 (4·4 to 8·3)	3·7 (2·6 to 5·1)	1·3 (0·9 to 1·7)	188
Exposure to forces of nature	0 (0 to 0)	0 (0 to 0)	0 (0 to 0)	0·1 (0·1 to 0·2)	0·2 (0·2 to 0·2)	0·2 (0·2 to 0·3)	0·3 (0·2 to 0·4)	0·3 (0·2 to 0·5)	0·4 (0·3 to 0·6)	0·4 (0·3 to 0·6)	0·4 (0·3 to 0·6)	0·4 (0·3 to 0·6)	0·5 (0·3 to 0·6)	0·4 (0·3 to 0·6)	0·5 (0·3 to 0·6)	0·4 (0·3 to 0·6)	0·4 (0·3 to 0·5)	0·3 (0·2 to 0·5)	0·2 (0·2 to 0·3)	0·2 (0·1 to 0·2)	0·1 (0·1 to 0·2)	0·1 (0·1 to 0·1)	0 (0 to 0)	6·1
Other unintentional injuries	0·2 (0·1 to 0·3)	0·1 (0·1 to 0·2)	1·1 (0·8 to 1·5)	3·1 (2·2 to 4·3)	4·3 (3 to 6·3)	6·4 (4·5 to 8·9)	8 (5·4 to 11·8)	10·4 (7 to 15·2)	15·8 (10·6 to 22·6)	21·2 (14·1 to 30·7)	23·5 (15·5 to 33·9)	23·3 (15·5 to 33·5)	25·8 (17·2 to 36·9)	28·9 (19·2 to 40·8)	36 (23·7 to 50·7)	37·7 (25·7 to 52·8)	32·3 (21·8 to 45·3)	23·4 (16·3 to 33·4)	15·3 (10·7 to 21·2)	9·6 (6·7 to 13·1)	6·8 (4·8 to 9·2)	3·8 (2·7 to 5·2)	1·5 (1·1 to 2)	338
Self-harm and interpersonal violence	2·3 (1·4 to 3·6)	1·4 (1·1 to 1·8)	37·8 (26·7 to 53)	44·2 (32·3 to 60·2)	18·7 (14·5 to 24·2)	77·2 (61·3 to 97·5)	268 (217 to 322)	315 (248 to 388)	373 (289 to 474)	332 (260 to 413)	233 (185 to 290)	221 (172 to 281)	211 (162 to 266)	180 (138 to 226)	164 (129 to 209)	110 (85·6 to 138)	65·6 (51·3 to 81·9)	37·6 (29·6 to 45·9)	18·9 (15·1 to 23·2)	8·5 (6·8 to 10·3)	4·3 (3·5 to 5·3)	1·7 (1·3 to 2·1)	0·5 (0·4 to 0·6)	2,730
Self-harm	0 (0 to 0)	0 (0 to 0)	0 (0 to 0)	0 (0 to 0)	0 (0 to 0)	45·3 (30·8 to 64·8)	177 (130 to 228)	200 (150 to 258)	245 (175 to 327)	225 (167 to 292)	165 (123 to 214)	165 (121 to 219)	165 (120 to 216)	145 (105 to 188)	131 (97·9 to 172)	83·7 (61·8 to 110)	46·9 (34·7 to 61·5)	25·3 (18·9 to 32·9)	11·9 (8·9 to 15·4)	5·3 (4·1 to 6·7)	2·5 (1·9 to 3·2)	0·9 (0·7 to 1·1)	0·2 (0·2 to 0·3)	1,840
Self-harm by firearm	0 (0 to 0)	0 (0 to 0)	0 (0 to 0)	0 (0 to 0)	0 (0 to 0)	13·9 (9 to 20·5)	63·2 (45·6 to 84·3)	85·7 (64·4 to 112)	102 (71·8 to 139)	95·9 (70·8 to 125)	68·3 (49·6 to 89·8)	65·3 (47·4 to 87·2)	64·3 (46·4 to 85·3)	57·8 (41·4 to 76·3)	52·2 (38·2 to 70·1)	34·2 (24·2 to 46·3)	19·5 (13·8 to 26·4)	10·4 (7·4 to 13·9)	4·5 (3·2 to 6·2)	1·8 (1·2 to 2·3)	0·6 (0·5 to 0·9)	0·2 (0·1 to 0·2)	0 (0 to 0)	740
Self-harm by other specified means	0 (0 to 0)	0 (0 to 0)	0 (0 to 0)	0 (0 to 0)	0 (0 to 0)	31·4 (21·5 to 44·8)	114 (83·8 to 147)	114 (86·3 to 148)	143 (103 to 191)	129 (96·1 to 167)	97·1 (72·6 to 125)	99·7 (74·1 to 132)	101 (72·8 to 132)	87·1 (63·8 to 112)	78·9 (59·9 to 102)	49·5 (36·7 to 64·7)	27·4 (20·7 to 35·3)	14·9 (11·3 to 19·1)	7·4 (5·6 to 9·4)	3·5 (2·7 to 4·4)	1·9 (1·5 to 2·4)	0·7 (0·6 to 0·9)	0·2 (0·1 to 0·2)	1,100
Interpersonal violence	2·3 (1·4 to 3·6)	1·4 (1·1 to 1·8)	37·7 (26·7 to 53)	43·9 (32 to 59·8)	18·4 (14·3 to 24)	31·6 (25·2 to 39·4)	89·6 (70 to 111)	114 (84·9 to 147)	126 (89·2 to 166)	107 (77·5 to 139)	67·1 (53·4 to 83·4)	55·6 (43·9 to 68·7)	45·8 (36·5 to 57)	34·5 (28 to 42·3)	33 (26·4 to 40·6)	25·7 (20·2 to 31·8)	18·5 (14·9 to 22·7)	12·2 (9·8 to 15)	6·9 (5·6 to 8·6)	3·2 (2·5 to 4·1)	1·8 (1·4 to 2·3)	0·7 (0·6 to 1)	0·2 (0·2 to 0·3)	877
Physical violence by firearm	0·1 (0·1 to 0·2)	0·1 (0·1 to 0·1)	2·1 (1·4 to 3·1)	8·9 (6·1 to 12·7)	7·3 (5·4 to 9·7)	15·7 (11·9 to 20·3)	56·7 (42·8 to 72)	71·4 (51·7 to 95·2)	74·9 (51·4 to 101)	61·8 (42·8 to 82·7)	35·4 (27·5 to 45·2)	28·9 (21·6 to 37·1)	21·1 (16 to 27·1)	13·9 (11 to 17·5)	12·3 (9·5 to 15·3)	8·6 (6·8 to 10·6)	5·7 (4·6 to 7)	3·6 (2·9 to 4·4)	1·9 (1·5 to 2·3)	0·7 (0·6 to 0·9)	0·3 (0·3 to 0·4)	0·1 (0·1 to 0·1)	0 (0 to 0)	432
Physical violence by sharp object	0·1 (0·1 to 0·2)	0·1 (0 to 0·1)	0·4 (0·3 to 0·6)	1·3 (0·9 to 1·7)	1 (0·8 to 1·3)	2 (1·5 to 2·5)	7·3 (5·5 to 9·3)	11·8 (8·7 to 15·6)	15·6 (10·7 to 20·7)	13·1 (9·2 to 17·4)	8 (6·3 to 10·1)	6·5 (5 to 8·2)	5·4 (4·2 to 6·9)	4·1 (3·3 to 5·1)	4·1 (3·3 to 5·1)	3 (2·3 to 3·7)	2·1 (1·7 to 2·7)	1·3 (1·1 to 1·6)	0·7 (0·6 to 0·9)	0·3 (0·2 to 0·4)	0·2 (0·1 to 0·2)	0·1 (0·1 to 0·1)	0 (0 to 0)	88·5
Sexual violence	0 (0 to 0)	0 (0 to 0)	0 (0 to 0)	0·2 (0·1 to 0·3)	1·6 (0·9 to 2·5)	4·3 (2·4 to 6·6)	9·9 (5·5 to 16·1)	9·2 (5·3 to 14·1)	6·1 (3·4 to 10)	4·7 (2·7 to 7·7)	4 (2·2 to 6·4)	3 (1·8 to 4·9)	2·6 (1·6 to 4·4)	2 (1·2 to 3·4)	1·5 (0·8 to 2·4)	1 (0·6 to 1·6)	0·8 (0·5 to 1·2)	0·5 (0·3 to 0·8)	0·3 (0·2 to 0·5)	0·2 (0·1 to 0·3)	0·1 (0·1 to 0·2)	0 (0 to 0)	0 (0 to 0)	52·2
Physical violence by other means	2·1 (1·3 to 3·2)	1·2 (0·9 to 1·6)	35·2 (24·8 to 49·1)	33·5 (24·4 to 46·1)	8·5 (6·5 to 11·2)	9·6 (7·5 to 12·2)	15·8 (12·1 to 20)	21·2 (16·1 to 27·5)	29·5 (20·9 to 38·5)	27 (20·1 to 34·5)	19·7 (15·6 to 24·7)	17·1 (13·4 to 21·7)	16·6 (13 to 20·8)	14·5 (11·3 to 18·3)	15·1 (11·6 to 19·5)	13·1 (9·8 to 17·1)	9·9 (7·4 to 13·1)	6·7 (5 to 8·8)	4 (3 to 5·2)	2 (1·4 to 2·6)	1·2 (0·9 to 1·6)	0·5 (0·4 to 0·7)	0·2 (0·1 to 0·2)	304
Conflict and terrorism	0 (0 to 0)	0 (0 to 0)	0 (0 to 0)	0 (0 to 0)	0 (0 to 0)	0·1 (0 to 0·2)	0·2 (0·1 to 0·4)	0·2 (0·1 to 0·3)	0·2 (0·1 to 0·4)	0·2 (0·1 to 0·4)	0·2 (0·1 to 0·4)	0·2 (0·1 to 0·3)	0·1 (0·1 to 0·3)	0·1 (0·1 to 0·2)	0·1 (0·1 to 0·2)	0·1 (0·1 to 0·2)	0·1 (0·1 to 0·2)	0·1 (0 to 0·1)	0 (0 to 0·1)	0 (0 to 0·1)	0 (0 to 0)	0 (0 to 0)	0 (0 to 0)	2

SR Table 2b: Arizona DALYS by cause and sex groups for females with 95% uncertainty intervals, 2019

Cause	Early Neonatal	Late Neonatal	Post-Neonatal	1 to 4	5 to 9	10 to 14	15 to 19	20 to 24	25 to 29	30 to 34	35 to 39	40 to 44	45 to 49	50 to 54	55 to 59	60 to 64	65 to 69	70 to 74	75 to 79	80 to 84	85 to 89	90 to 94	95 plus	Total
All causes	9,870 (9,710 to 9,979)	2,503 (2,170 to 2,693)	9,486 (8,956 to 9,966)	7,706 (6,535 to 9,392)	5,920 (5,466 to 6,395)	17,480 (16,196 to 22,600)	29,690 (25,806 to 32,965)	44,290 (39,486 to 50,964)	50,090 (45,800 to 55,965)	51,990 (47,555 to 56,744)	56,690 (51,789 to 61,766)	66,090 (57,269 to 71,964)	76,990 (65,530 to 84,124)	75,990 (65,993 to 85,398)	90,290 (77,609 to 103,890)	109,490 (92,659 to 121,590)	117,090 (96,139 to 133,990)	113,690 (90,619 to 131,090)	94,290 (69,169 to 108,690)	69,490 (51,429 to 84,490)	39,490 (27,230 to 52,490)	22,490 (12,100 to 36,490)	1,169,000 (1,169,000 to 1,169,000)
Communicable, maternal, neonatal, and nutritional diseases	6,090 (5,610 to 7,130)	1,340 (1,190 to 1,530)	1,590 (1,370 to 1,960)	1,490 (1,220 to 1,970)	1,490 (1,320 to 2,200)	1,700 (1,190 to 2,490)	1,690 (1,290 to 2,390)	1,990 (1,540 to 2,570)	1,990 (1,540 to 2,580)	1,990 (1,570 to 2,730)	2,220 (1,620 to 2,940)	2,270 (1,640 to 3,040)	2,160 (1,620 to 2,960)	2,060 (1,570 to 2,730)	2,390 (1,630 to 3,120)	2,920 (1,960 to 3,920)	2,490 (1,660 to 3,700)	2,600 (1,550 to 3,300)	2,290 (1,360 to 2,990)	1,690 (1,190 to 2,030)	1,190 (823 to 1,480)	784 (562 to 1,010)	67,600
HIV/AIDS and sexually transmitted infections	6 (5 to 8)	0 (0 to 0)	61 (7 to 93)	71 (9 to 93)	9 (5 to 14)	7 (5 to 9)	29 (17 to 39)	87 (61 to 120)	169 (126 to 206)	264 (196 to 341)	282 (205 to 359)	267 (186 to 367)	221 (154 to 306)	159 (110 to 220)	156 (99 to 216)	102 (64 to 156)	79 (50 to 114)	53 (29.7 to 73.4)	29.9 (17 to 43.4)	17 (9.2 to 25.6)	8.6 (4 to 13.5)	4.5 (1.4 to 7.9)	1,920
HIV/AIDS	6 (5 to 8)	0 (0 to 0)	7.9 (6.7 to 9.3)	7.1 (6 to 8.3)	6.6 (5.6 to 7.8)	4.2 (3.6 to 4.9)	11.9 (9.3 to 15.2)	49.5 (38.3 to 64.1)	108 (82.3 to 139)	154 (118 to 199)	173 (132 to 225)	164 (124 to 214)	152 (114 to 200)	109 (82.4 to 144)	99.7 (74.6 to 135)	64.3 (48.6 to 89.6)	49.6 (36.3 to 68.4)	19.2 (13.7 to 29.6)	9.5 (6.6 to 14.2)	3.6 (2.3 to 5.6)	0.8 (0.5 to 1.2)	0.2 (0.1 to 0.4)	1,150
HIV/AIDS - Drug-susceptible Tuberculosis	0 (0 to 0)	0 (0 to 0)	0.2 (0.1 to 0.3)	0.2 (0.1 to 0.3)	0.1 (0.1 to 0.1)	0.1 (0 to 0.1)	0.4 (0.2 to 0.6)	1.4 (0.9 to 2.1)	3.3 (2.3 to 4.7)	5.1 (3.6 to 7.2)	5.6 (3.9 to 8)	5.4 (3.8 to 7.6)	4.6 (3.2 to 6.6)	3.4 (2.3 to 4.9)	3.2 (2.1 to 4.6)	2.1 (1.3 to 3.4)	1.7 (1.1 to 2.8)	0.7 (0.4 to 1.2)	0.4 (0.2 to 0.7)	0.1 (0.1 to 0.2)	0 (0 to 0.1)	0 (0 to 0)	22.9
HIV/AIDS - Multidrug-resistant Tuberculosis without extensive	0 (0 to 0)	0 (0 to 0)	0 (0 to 0)	0 (0 to 0)	0 (0 to 0)	0 (0 to 0)	0 (0 to 0)	0 (0 to 0)	0 (0 to 0)	0 (0 to 0)	0 (0 to 0)	0 (0 to 0)	0 (0 to 0)	0 (0 to 0)	0 (0 to 0)	0 (0 to 0)	0 (0 to 0)	0 (0 to 0)	0 (0 to 0)	0 (0 to 0)	0 (0 to 0)	0 (0 to 0)	0 (0 to 0)	0.6
HIV/AIDS - Extensively drug-resistant Tuberculosis	0 (0 to 0)	0 (0 to 0)	0 (0 to 0)	0 (0 to 0)	0 (0 to 0)	0 (0 to 0)	0 (0 to 0)	0 (0 to 0)	0 (0 to 0)	0 (0 to 0)	0 (0 to 0)	0 (0 to 0)	0 (0 to 0)	0 (0 to 0)	0 (0 to 0)	0 (0 to 0)	0 (0 to 0)	0 (0 to 0)	0 (0 to 0)	0 (0 to 0)	0 (0 to 0)	0 (0 to 0)	0 (0 to 0)	0.2
HIV/AIDS resulting in other diseases	0.5 (0 to 0)	0 (0 to 0)	49.5 (4 to 74)	59 (5.6 to 81.1)	2.6 (2.6 to 3.8)	2.5 (1.9 to 3.1)	16 (10.1 to 21.7)	35.1 (26.1 to 47.1)	102 (77.6 to 136)	103 (77.6 to 135)	113 (82.9 to 153)	97 (70.6 to 135)	67 (47.9 to 96.1)	47 (32.9 to 68.1)	53 (36.1 to 77.1)	40 (27.4 to 58.4)	32 (21.9 to 46.9)	17 (11.2 to 25.6)	9.4 (6.4 to 13.9)	3.4 (2.2 to 5.1)	0.7 (0.5 to 0.9)	0.2 (0.1 to 0.3)	1,130
Sexually transmitted infections excluding HIV	0 (0 to 0)	0 (0 to 0)	53 (2.6 to 73.7)	64 (3.4 to 81.3)	6.4 (3.1 to 11.5)	4.8 (2.8 to 7.1)	13 (7.4 to 19.5)	51 (29.7 to 77.5)	67 (39.1 to 103)	161 (97.7 to 246)	109 (67.1 to 163)	170 (107.1 to 261)	154 (97.2 to 233)	109 (67.2 to 163)	103 (64.2 to 159)	62 (37.9 to 96.4)	47 (28.2 to 73.6)	36 (20.7 to 57.6)	20 (11.2 to 32.2)	8.9 (5.1 to 14.6)	3.8 (2.1 to 6.4)	0.3 (0.1 to 0.6)	760
Syphilis	0 (0 to 0)	0 (0 to 0)	0.2 (0 to 0.3)	0 (0 to 0)	0.1 (0 to 0.2)	0 (0 to 0.1)	0.1 (0 to 0.2)	0.6 (0.3 to 1.1)	1.1 (0.6 to 2.1)	1.2 (0.7 to 2.1)	2.1 (1.2 to 3.5)	2.6 (1.4 to 4.1)	2.3 (1.3 to 3.6)	1.6 (0.9 to 2.5)	2.1 (1.2 to 3.4)	1.4 (0.7 to 2.6)	1.1 (0.6 to 2.1)	0.7 (0.3 to 1.4)	0.4 (0.2 to 0.9)	0.2 (0.1 to 0.4)	0.1 (0 to 0.2)	0 (0 to 0.1)	17
Chlamydial infection	0 (0 to 0)	0 (0 to 0)	0 (0 to 0)	0 (0 to 0)	0 (0 to 0)	0 (0 to 0)	1.3 (0.4 to 2.2)	6.3 (1.8 to 9.5)	9.3 (2.9 to 14.6)	9.3 (2.9 to 14.6)	9.6 (3.1 to 14.7)	8.2 (2.6 to 12.5)	6.6 (2.1 to 10.1)	5.2 (1.7 to 7.9)	4.7 (1.5 to 7.1)	3.1 (0.9 to 4.7)	2.6 (0.8 to 3.9)	1.1 (0.3 to 1.8)	0.6 (0.2 to 0.9)	0.3 (0.1 to 0.4)	0.1 (0 to 0.2)	0 (0 to 0.1)	38.1
Gonococcal infection	0 (0 to 0)	0 (0 to 0)	0 (0 to 0)	0 (0 to 0)	0 (0 to 0)	0 (0 to 0)	0.6 (0.1 to 1.2)	3.1 (0.8 to 5.2)	4.6 (1.2 to 7.7)	4.2 (1.1 to 7.1)	4.3 (1.1 to 7.3)	3.7 (0.9 to 6.3)	2.9 (0.7 to 5)	2.3 (0.6 to 4)	2 (0.5 to 3.5)	1.3 (0.3 to 2.4)	1 (0.2 to 1.9)	0.5 (0.1 to 1)	0.3 (0.1 to 0.6)	0.1 (0 to 0.2)	0 (0 to 0.1)	0 (0 to 0.1)	16.7
Trichomoniasis	0 (0 to 0)	0 (0 to 0)	0 (0 to 0)	0 (0 to 0)	0.2 (0 to 0.4)	0.1 (0 to 0.2)	3.6 (1.1 to 6.1)	19.5 (5.8 to 32.8)	29.3 (8.8 to 49.2)	43.7 (13.1 to 73.4)	43.2 (13 to 72.5)	39.5 (11.9 to 66.3)	34.1 (10.3 to 57.2)	24.7 (7.4 to 41.5)	19.6 (5.9 to 32.9)	11.6 (3.5 to 19.5)	11.7 (3.5 to 19.7)	5.3 (1.6 to 8.9)	2.6 (0.8 to 4.4)	1.4 (0.4 to 2.4)	0.6 (0.2 to 1.1)	0.1 (0 to 0.2)	211
Genital herpes	0 (0 to 0)	0 (0 to 0)	0 (0 to 0)	0 (0 to 0)	0.2 (0 to 0.4)	0.1 (0 to 0.2)	0.8 (0.2 to 1.7)	3.5 (0.9 to 7.1)	5.8 (1.5 to 11.7)	8.2 (2.2 to 16.7)	8.7 (2.3 to 17.6)	8.2 (2.2 to 16.6)	7.3 (1.9 to 14.8)	5.6 (1.5 to 11.3)	5.2 (1.4 to 10.6)	3.6 (0.9 to 7.3)	3.2 (0.8 to 6.5)	1.6 (0.4 to 3.2)	0.8 (0.2 to 1.6)	0.4 (0.1 to 0.8)	0.1 (0 to 0.2)	0 (0 to 0.1)	77.1
Other sexually transmitted infections	0 (0 to 0)	0 (0 to 0)	0 (0 to 0)	0 (0 to 0)	0 (0 to 0)	0 (0 to 0)	0.5 (0.5 to 1.2)	1.2 (0.8 to 2)	1.8 (1.2 to 2.8)	2.2 (1.4 to 3.4)	2.7 (1.7 to 4.2)	2.7 (1.7 to 4.2)	2.6 (1.6 to 4.2)	2.2 (1.4 to 3.5)	2.4 (1.5 to 3.8)	1.8 (1.1 to 3)	1.6 (0.9 to 2.7)	0.9 (0.5 to 1.6)	0.5 (0.3 to 0.9)	0.2 (0.1 to 0.4)	0.1 (0 to 0.2)	0 (0 to 0.1)	169
Respiratory infections and tuberculosis	4,110 (3.9k to 4.3k)	1,010 (960 to 1,060)	4,110 (3.9k to 4.3k)	2,990 (2.8k to 3.2k)	1,010 (960 to 1,060)	1,010 (960 to 1,060)	1,010 (960 to 1,060)	1,010 (960 to 1,060)	1,010 (960 to 1,060)	1,010 (960 to 1,060)	1,010 (960 to 1,060)	1,010 (960 to 1,060)	1,010 (960 to 1,060)	1,010 (960 to 1,060)	1,010 (960 to 1,060)	1,010 (960 to 1,060)	1,010 (960 to 1,060)	1,010 (960 to 1,060)	1,010 (960 to 1,060)	1,010 (960 to 1,060)	660 (627 to 693)	372 (353 to 391)	39,600
Tuberculosis	0 (0 to 0)	0 (0 to 0)	0 (1 to 2)	0 (1.7 to 2.9)	0 (0.4 to 1.3)	0 (1 to 2)	0 (2.3 to 4.1)	0 (5.3 to 11.6)	0 (7.6 to 16.6)	0 (8.6 to 18.1)	0 (8.6 to 18.1)	0 (8.6 to 18.1)	0 (8.6 to 18.1)	0 (8.6 to 18.1)	0 (8.6 to 18.1)	0 (8.6 to 18.1)	0 (8.6 to 18.1)	0 (8.6 to 18.1)	0 (8.6 to 18.1)	0 (8.6 to 18.1)	0 (8.6 to 18.1)	0 (8.6 to 18.1)	204
Latent tuberculosis infection	0 (0 to 0)	0 (0 to 0)	0 (0 to 0)	0 (0 to 0)	0 (0 to 0)	0 (0 to 0)	0 (0 to 0)	0 (0 to 0)	0 (0 to 0)	0 (0 to 0)	0 (0 to 0)	0 (0 to 0)	0 (0 to 0)	0 (0 to 0)	0 (0 to 0)	0 (0 to 0)	0 (0 to 0)	0 (0 to 0)	0 (0 to 0)	0 (0 to 0)	0 (0 to 0)	0 (0 to 0)	0 (0 to 0)	0
Drug-susceptible Tuberculosis	0 (0 to 0)	0 (0 to 0)	1.6 (1.6 to 2.8)	0.9 (0.9 to 1.6)	1.4 (0.4 to 2.4)	3.1 (2.2 to 4.7)	9.6 (7.5 to 11.5)	21.3 (17.3 to 25.6)	33.3 (26.2 to 40.6)	33.3 (26.2 to 40.6)	33.3 (26.2 to 40.6)	33.3 (26.2 to 40.6)	33.3 (26.2 to 40.6)	33.3 (26.2 to 40.6)	33.3 (26.2 to 40.6)	33.3 (26.2 to 40.6)	33.3 (26.2 to 40.6)	33.3 (26.2 to 40.6)	33.3 (26.2 to 40.6)	33.3 (26.2 to 40.6)	33.3 (26.2 to 40.6)	33.3 (26.2 to 40.6)	286
Multidrug-resistant tuberculosis without extensive drug-resistar	0 (0 to 0)	0 (0 to 0)	0 (0 to 0)	0 (0 to 0)	0 (0 to 0)	0 (0 to 0)	0 (0 to 0)	0 (0 to 0)	0 (0 to 0)	0 (0 to 0)	0 (0 to 0)	0 (0 to 0)	0 (0 to 0)	0 (0 to 0)	0 (0 to 0)	0 (0 to 0)	0 (0 to 0)	0 (0 to 0)	0 (0 to 0)	0 (0 to 0)	0 (0 to 0)	0 (0 to 0)	0 (0 to 0)	0.6
Extensively drug-resistant tuberculosis	0 (0 to 0)	0 (0 to 0)	0 (0 to 0)	0 (0 to 0)	0 (0 to 0)	0 (0 to 0)	0 (0 to 0)	0 (0 to 0)	0 (0 to 0)	0 (0 to 0)	0 (0 to 0)	0 (0 to 0)	0 (0 to 0)	0 (0 to 0)	0 (0 to 0)	0 (0 to 0)	0 (0 to 0)	0 (0 to 0)	0 (0 to 0)	0 (0 to 0)	0 (0 to 0)	0 (0 to 0)	0 (0 to 0)	1.7
Lower respiratory infections	20.9 (17.2 to 26.6)	37.6 (27.2 to 56.6)	281 (196 to 388)	194 (113 to 299)	64.6 (38.3 to 103)	611 (412 to 886)	66.6 (43.9 to 99.5)	66.8 (44.1 to 99.8)	137 (91.6 to 206)	179 (121 to 264)	229 (154 to 339)	258 (173 to 381)	233 (155 to 345)	253 (169 to 375)	678 (451 to 1,000)	838 (528 to 1,270)	671 (409 to 1,050)	1,160 (718 to 1,760)	1,160 (718 to 1,760)	1,160 (718 to 1,760)	927 (578 to 1,390)	578 (372 to 844)	10,600
Upper respiratory infections	0 (0 to 0)	0.1 (0 to 0.1)	44.9 (29.9 to 64.9)	29 (19.3 to 40.5)	0 (0 to 0)	0 (0 to 0)	0 (0 to 0)	0 (0 to 0)	0 (0 to 0)	0 (0 to 0)	0 (0 to 0)	0 (0 to 0)	0 (0 to 0)	0 (0 to 0)	176 (106 to 326)	158 (94 to 296)	151 (87 to 279)	0 (0 to 0)	0 (0 to 0)	0 (0 to 0)	0 (0 to 0)	0 (0 to 0)	0 (0 to 0)	3,600
Otitis media	0 (0 to 0)	0 (0.1 to 0.9)	2.2 (0.7 to 16.7)	0.6 (0.2 to 4.6)	0.6 (0.2 to 4.6)	0.6 (0.2 to 4.6)	0.6 (0.2 to 4.6)	0.6 (0.2 to 4.6)	0.6 (0.2 to 4.6)	0.6 (0.2 to 4.6)	0.6 (0.2 to 4.6)	0.6 (0.2 to 4.6)	0.6 (0.2 to 4.6)	0.6 (0.2 to 4.6)	0.6 (0.2 to 4.6)	0.6 (0.2 to 4.6)	0.6 (0.2 to 4.6)	0.6 (0.2 to 4.6)	0.6 (0.2 to 4.6)	0.6 (0.2 to 4.6)	0.6 (0.2 to 4.6)	0.6 (0.2 to 4.6)	505
Enteric infections	616 (19 to 29.6)	696 (20.9 to 34.9)	688 (266 to 997)	229 (389 to 719)	179 (269 to 799)	422 (263 to 666)	470 (296 to 666)	422 (296 to 666)	422 (296 to 666)	422 (296 to 666)	497 (320 to 705)	422 (327 to 666)	497 (340 to 726)	422 (320 to 666)	497 (352 to 961)	422 (264 to 1,268)	1,230 (778 to 1,490)	1,230 (777 to 1,490)	1,230 (777 to 1,490)	1,230 (777 to 1,490)	1,230 (777 to 1,490)	660 (707 to 1,700)	570 (677 to 1,990)	19,200
Tuberculosis	0 (0 to 0)	0 (0 to 0)	0 (1 to 2)	0 (1.7 to 2.9)	0 (0.4 to 1.3)	0 (1 to 2)	0 (2.3 to 4.1)	0 (5.3 to 11.6)	0 (7.6 to 16.6)	0 (8.6 to 18.1)	0 (8.6 to 18.1)	0 (8.6 to 18.1)	0 (8.6 to 18.1)	0 (8.6 to 18.1)	0 (8.6 to 18.1)	0 (8.6 to 18.1)	0 (8.6 to 18.1)	0 (8.6 to 18.1)	0 (8.6 to 18.1)	0 (8.6 to 18.1)	0 (8.6 to 18.1)	0 (8.6 to 18.1)	204
Latent tuberculosis infection	0 (0 to 0)	0 (0 to 0)	0 (0 to 0)	0 (0 to 0)	0 (0 to 0)	0 (0 to 0)	0 (0 to 0)	0 (0 to 0)	0 (0 to 0)	0 (0 to 0)	0 (0 to 0)	0 (0 to 0)	0 (0 to 0)	0 (0 to 0)	0 (0 to 0)	0 (0 to 0)	0 (0 to 0)	0 (0 to 0)	0 (0 to 0)	0 (0 to 0)	0 (0 to 0)	0 (0 to 0)	0 (0 to 0)	0
Drug-susceptible Tuberculosis	8.9 (3.3 to 7.3)	0.9 (0.1 to 2.5)	1.1 (69.6 to 136)	0.6 (1.98 to 327)	1.4 (1.98 to 3.2)	3.1 (2.2 to 4.7)	9.6 (7.5 to 11.5)	21.3 (17.3 to 25.6)	33.3 (26.2 to 40.6)	33.3 (26.2 to 40.6)	33.3 (26.2 to 40.6)	33.3 (26.2 to 40.6)	33.3 (26.2 to 40.6)	33.3 (26.2 to 40.6)	33.3 (26.2 to 40.6)	33.3 (26.2 to 40.6)	33.3 (26.2 to 40.6)	33.3 (26.2 to 40.6)	33.3 (26.2 to 40.6)	33.3 (26.2 to 40.6)	33.3 (26.2 to 40.6)	33.3 (26.2 to 40.6)	286
Diarrheal diseases	8.9 (3.3 to 7.3)	0.9 (0.1 to 2.5)	1.1 (69.7 to 137)	0.6 (1.98 to 327)	1.4 (1.98 to 3.2)	3.1 (2.2 to 4.7)	9.6 (7.5 to 11.5)	21.3 (17.3 to 25.6)	33.3 (26.2 to 40.6)	33.3 (26.2 to 40.6)	33.3 (26.2 to 40.6)	33.3 (26.2 to 40.6)	33.3 (26.2 to 40.6)	33.3 (26.2 to 40.6)	33.3 (26.2 to 40.6)	33.3 (26.2 to 40.6)	33.3 (26.2 to 40.6)	33.3 (26.2 to 40.6)	33.3 (26.2 to 40.6)	33.3 (26.2 to 40.6)	33.3 (26.2 to 40.6)	33.3 (26.2 to 40.6)	286
Typhoid and paratyphoid	0 (0 to 0)	0 (0 to 0)	0 (0 to 0)	0 (0 to 0)	0 (0 to 0)	0 (0 to 0)	0 (0 to 0)	0 (0 to 0)	0 (0 to 0)	0 (0 to 0)	0 (0 to 0)	0 (0 to 0)	0 (0 to 0)	0 (0 to 0)	0 (0 to 0)	0 (0 to 0)	0 (0 to 0)	0 (0 to 0)	0 (0 to 0)	0 (0 to 0)	0 (0 to 0)	0 (0 to 0)	0 (0 to 0)	0
Typhoid fever	0 (0 to 0)	0 (0 to 0)	0 (0 to 0)	0 (0 to 0)	0 (0 to 0)	0 (0 to 0)	0 (0 to 0)	0 (0 to 0)	0 (0 to 0)	0 (0 to 0)	0 (0 to 0)	0 (0 to 0)	0 (0 to 0)	0 (0 to 0)	0 (0 to 0)	0 (0 to 0)	0 (0 to 0)	0 (0 to 0)	0 (0 to 0)	0 (0 to 0)	0 (0 to 0)	0 (0 to 0)	0 (0 to 0)	0
Paratyphoid fever	0 (0 to 0)	0 (0 to 0)	0 (0 to 0)	0 (0 to 0)	0 (0 to 0)	0 (0 to 0)	0 (0 to 0)	0 (0 to 0)	0 (0 to 0)	0 (0 to 0)	0 (0 to 0)	0 (0 to 0)	0 (0 to 0)	0 (0 to 0)	0 (0 to 0)	0 (0 to 0)	0 (0 to 0)	0 (0 to 0)	0 (0 to 0)	0 (0 to 0)	0 (0 to 0)	0 (0 to 0)	0 (0 to 0)	0.5
Invasive Non-typhoidal Salmonella (iNTS)	0 (0 to 0)	0.5 (0.2 to 1)	2.2 (0.7 to 4.2)	2.2 (0.9 to 4.7)	0.7 (0.3 to 1.4)	2.5 (1.5 to 3.5)	0.4 (0.2 to 0.6)	0.4 (0.2 to 0.6)	0.4 (0.1 to 0.6)	0.4 (0.2 to 0.6)	0.4 (0.2 to 0.6)	0.4 (0.2 to 0.6)	0.4 (0.2 to 0.6)	0.5 (0.2 to 0.7)	0.7 (0.4 to 1.1)	1.1 (0.6 to 2.2)	1.2 (0.6 to 2.2)	0.9 (0.4 to 2.2)	0.6 (0.2 to 1.6)	0.3 (0.1 to 0.8)	0.3 (0.1 to 0.7)	0.1 (0 to 0.3)	19.4
Other intestinal infectious diseases	0 (0 to 0)	0.1 (0 to 0.2)	1.1 (0.6 to 2.2)	1.4 (0.9 to 2.8)	0.6 (0.2 to 1.4)	0.6 (0.2 to 1.4)	0.5 (0.2 to 1.4)	0.5 (0.2 to 1.4)	0.6 (0.2 to 1.4)	0.6 (0.2 to 1.4)	0.4 (0.1 to 1.3)	0.5 (0.2 to 1.4)	0.5 (0.2 to 1.4)	0.3 (0.1 to 0.9)	0.3 (0.1 to 0.9)	0.3 (0.1 to 0.9)	0.2 (0.1 to 0.6)	0.2 (0.1 to 0.6)	0.2 (0.1 to 0.6)	0.1 (0 to 0.4)	0.1 (0 to 0.4)	0 (0 to 0.2)	9.7
Neglected tropical diseases and malaria	2.6 (2.2 to 3.2)	0.8 (0.6 to 1.1)	13.3 (4 to 31.8)	33.2 (9.9 to 84.1)	17.2 (3.8 to 51.1)	19.6 (4.5 to 55.2)	13.3 (3.1 to 36.6)	21.9 (5.1 to 59.2)	28 (6.6 to 75.1)	49.7 (12 to 131)	44.1 (10.3 to 118)	66.3 (15.7 to 175)	76 (17.9 to 200)	113 (26.1 to 300)	137 (31.7 to 363)	177 (40.9 to 469)	178 (41.1 to 472)	142 (32.8 to 377)	92.3 (21.3 to 244)	66.1 (15.3 to 175)	39.4 (9.1 to 104)	12.9 (3 to 34.2)	1,350
Malaria	0 (0 to 0)	0 (0 to 0)	0 (0 to 0)	0 (0 to 0)	0 (0 to 0)	0 (0 to 0)	0 (0 to 0)	0 (0 to 0)	0 (0 to 0)	0 (0 to 0)	0 (0 to 0)	0 (0 to 0)	0 (0 to 0)	0 (0 to 0)	0 (0 to 0)	0 (0 to 0)	0 (0 to 0)	0 (0 to 0)	0 (0 to 0)	0 (0 to 0)	0 (0 to 0)	0 (0 to 0)	0 (0 to 0)	0
Chagas disease	0 (0 to 0)	0 (0 to 0)	0 (0 to 0)	0 (0 to 0)	0 (0 to 0)	0 (0 to 0)	0 (0 to 0)	0 (0 to 0)	0.2 (0 to 0.3)	0.2 (0 to 0.3)	0.2 (0 to 0.3)	0.2 (0 to 0.3)	0.2 (0 to 0.3)	0.2 (0 to 0.3)	0.2 (0 to 0.3)	0.2 (0 to 0.3)	0.2 (0 to 0.3)	0.2 (0 to 0.3)	0.2 (0 to 0.3)	0.2 (0 to 0.3)	0.2 (0 to 0.3)	0.2 (0 to 0.3)	2.3
Leishmaniasis	0 (0 to 0)	0 (0 to 0)	0 (0 to 0)	0 (0 to 0)	0 (0 to 0)	0 (0 to 0)	0 (0 to 0)	0 (0 to 0)	0 (0 to 0)	0 (0 to 0)	0 (0 to 0)	0 (0 to 0)	0 (0 to 0)	0 (0 to 0)	0 (0 to 0)	0 (0 to 0)	0 (0 to 0)	0 (0 to 0)	0 (0 to 0)	0 (0 to 0)	0 (0 to 0)	0 (0 to 0)	0 (0 to 0)	0
Visceral leishmaniasis	0 (0 to 0)	0 (0 to 0)	0 (0 to 0)	0 (0 to 0)	0 (0 to 0)	0 (0 to 0)	0 (0 to 0)	0 (0 to 0)	0 (0 to 0)	0 (0 to 0)	0 (0 to 0)	0 (0 to 0)	0 (0 to 0)	0 (0 to 0)	0 (0 to 0)	0 (0 to 0)	0 (0 to 0)	0 (0 to 0)	0 (0 to 0)	0 (0 to 0)	0 (0 to 0)	0 (0 to 0)	0 (0 to 0)	0
Cutaneous and mucocutaneous leishmaniasis	0 (0 to 0)	0 (0 to 0)	0 (0 to 0)	0 (0 to 0)	0 (0 to 0)	0 (0 to 0)	0 (0 to 0)	0 (0 to 0)	0 (0 to 0)	0 (0 to 0)	0 (0 to 0)	0 (0 to 0)	0 (0 to 0)	0 (0 to 0)	0 (0 to 0)	0 (0 to 0)	0 (0 to 0)	0 (0 to 0)	0 (0 to 0)	0 (0 to 0)	0 (0 to 0)	0 (0 to 0)	0 (0 to 0)	0
African trypanosomiasis	0 (0 to 0)	0 (0 to 0)	0 (0 to 0)	0 (0 to 0)	0 (0 to 0)	0 (0 to 0)	0 (0 to 0)	0 (0 to 0)	0 (0 to 0)	0 (0 to 0)	0 (0 to 0)	0 (0 to 0)	0 (0 to 0)	0 (0 to 0)	0 (0 to 0)	0 (0 to 0)	0 (0 to 0)	0 (0 to 0)	0 (0 to 0)	0 (0 to 0)	0 (0 to 0)	0 (0 to 0)	0 (0 to 0)	0
Schistosomiasis	0 (0 to 0)	0 (0 to 0)	0 (0 to 0)	0 (0 to 0)	0 (0 to 0)	0 (0 to 0)	0 (0 to 0)	0 (0 to 0)	0 (0 to 0)	0 (0 to 0)	0 (0 to 0)	0 (0 to 0)	0 (0 to 0)	0 (0 to 0)	0 (0 to 0)	0 (0 to 0)	0 (0 to 0)	0 (0 to 0)	0 (0 to 0)	0 (0 to 0)	0 (0 to 0)	0 (0 to 0)	0 (0 to 0)	0
Cysticercosis	0 (0 to 0)	0 (0 to 0)	0 (0 to 0)	0 (0 to 0)	0 (0 to 0)	0 (0 to 0)	1.9 (0.5 to 3.1)	7.2 (1.8 to 11.6)	14.2 (3.5 to 23.1)	21.7 (5.4 to 35.1)	22.1 (5.5 to 35.7)	22.6 (5.7 to 37.1)	20.7





SR Table 2b: Arkansas DALYS by cause and age group for females with 95% uncertainty intervals, 2019

Cause	Early Neonatal	Late Neonatal	Post Neonatal	1 to 4	5 to 9	10 to 14	15 to 19	20 to 24	25 to 29	30 to 34	35 to 39	40 to 44	45 to 49	50 to 54	55 to 59	60 to 64	65 to 69	70 to 74	75 to 79	80 to 84	85 to 89	90 to 94	95 plus	Total
All causes	4,830 (4,460 to 5,220)	1,180 (1,090 to 1,270)	4,690 (4,420 to 4,980)	3,580 (3,040 to 4,250)	4,020 (3,170 to 5,110)	7,290 (5,490 to 9,410)	14,200 (11,100 to 17,800)	18,000 (14,000 to 22,300)	21,200 (16,500 to 25,800)	23,000 (18,400 to 28,100)	25,700 (20,800 to 31,200)	27,500 (22,300 to 33,000)	32,300 (26,400 to 38,800)	36,800 (30,100 to 44,400)	48,100 (39,300 to 57,800)	51,700 (43,000 to 61,400)	53,500 (44,800 to 62,800)	53,600 (45,100 to 62,400)	46,800 (39,700 to 54,400)	37,900 (32,700 to 43,500)	27,900 (24,100 to 31,800)	17,400 (15,300 to 19,500)	9,610 (8,750 to 10,500)	571,000
Communicable, maternal, neonatal, and nutritional diseases	3,390 (2,980 to 3,800)	643 (552 to 734)	868 (678 to 1,100)	804 (628 to 1,030)	795 (548 to 1,230)	706 (510 to 1,010)	881 (634 to 1,320)	907 (701 to 1,190)	1,070 (838 to 1,380)	1,170 (927 to 1,490)	1,370 (1,030 to 1,850)	1,300 (951 to 1,830)	1,240 (935 to 1,730)	1,150 (891 to 1,540)	1,350 (1,040 to 1,770)	1,380 (1,040 to 1,800)	1,400 (1,060 to 1,830)	1,460 (1,120 to 1,890)	1,440 (1,080 to 1,880)	1,410 (1,100 to 1,820)	1,190 (890 to 1,540)	834 (602 to 1,080)	556 (388 to 737)	27,300
HIV/AIDS and sexually transmitted infections	0·4 (0·2 to 0·6)	0·2 (0·1 to 0·4)	5·5 (4·6 to 6·3)	4 (3·4 to 4·6)	2·2 (1·8 to 2·6)	3·8 (3·2 to 4·6)	12·9 (9·2 to 18·3)	45·4 (33·8 to 63·8)	106 (79·5 to 144)	165 (125 to 218)	200 (155 to 267)	175 (135 to 234)	141 (106 to 190)	94·9 (70·4 to 130)	80·4 (58·8 to 114)	55·7 (39·7 to 81·8)	42·1 (29·7 to 60·5)	21·7 (13·5 to 34·7)	13·7 (8·8 to 21·9)	7·2 (4·8 to 11·5)	4·4 (3 to 6·7)	2·1 (1·4 to 3·2)	0·9 (0·7 to 1·3)	1,180
HIV/AIDS	0 (0 to 0)	0 (0 to 0)	5·3 (4·5 to 6·1)	3·9 (3·4 to 4·6)	2·2 (1·8 to 2·5)	2·2 (1·9 to 2·6)	6·5 (5·3 to 8)	26·2 (20·8 to 33·4)	69·1 (53·6 to 89·2)	117 (91·5 to 149)	149 (116 to 188)	129 (101 to 166)	109 (83·8 to 146)	72·5 (54·5 to 98·8)	59·4 (43·9 to 83·3)	38·7 (27·7 to 58·1)	26·8 (18·8 to 40·2)	8·7 (4·4 to 17·2)	3·9 (1·9 to 8·2)	0·7 (0·4 to 1·4)	0·4 (0·1 to 0·9)	0·2 (0·1 to 0·4)	0·1 (0 to 0·2)	830
HIV/AIDS - Drug-susceptible Tuberculosis	0 (0 to 0)	0 (0 to 0)	0·2 (0·1 to 0·3)	0·1 (0·1 to 0·2)	0·1 (0 to 0·1)	0·1 (0 to 0·1)	0·2 (0·1 to 0·2)	0·6 (0·4 to 0·9)	1·6 (1 to 2·4)	2·8 (1·8 to 4·2)	3·7 (2·3 to 5·5)	3·2 (2 to 4·9)	2·7 (1·7 to 4·1)	1·7 (1·1 to 2·6)	1·4 (0·9 to 2·1)	0·9 (0·5 to 1·3)	0·6 (0·4 to 0·9)	0·1 (0·1 to 0·2)	0 (0 to 0·1)	0 (0 to 0)	0 (0 to 0)	0 (0 to 0)	0 (0 to 0)	20
HIV/AIDS - Multidrug-resistant Tuberculosis without extensive drug resistance	0 (0 to 0)	0 (0 to 0)	0 (0 to 0)	0 (0 to 0)	0 (0 to 0)	0 (0 to 0)	0 (0 to 0)	0 (0 to 0·1)	0·1 (0 to 0·2)	0·1 (0 to 0·4)	0·1 (0 to 0·5)	0·1 (0 to 0·4)	0·1 (0 to 0·4)	0·1 (0 to 0·2)	0 (0 to 0·2)	0 (0 to 0·1)	0 (0 to 0·1)	0 (0 to 0)	0 (0 to 0)	0 (0 to 0)	0 (0 to 0)	0 (0 to 0)	0 (0 to 0)	0·7
HIV/AIDS - Extensively drug-resistant Tuberculosis	0 (0 to 0)	0 (0 to 0)	0 (0 to 0)	0 (0 to 0)	0 (0 to 0)	0 (0 to 0)	0 (0 to 0)	0 (0 to 0)	0 (0 to 0·1)	0 (0 to 0·1)	0 (0 to 0·1)	0 (0 to 0·1)	0 (0 to 0·1)	0 (0 to 0·1)	0 (0 to 0)	0 (0 to 0)	0 (0 to 0)	0 (0 to 0)	0 (0 to 0)	0 (0 to 0)	0 (0 to 0)	0 (0 to 0)	0 (0 to 0)	0·2
HIV/AIDS resulting in other diseases	0 (0 to 0)	0 (0 to 0)	5·1 (4·3 to 6)	3·8 (3·2 to 4·5)	2·1 (1·8 to 2·5)	2·1 (1·8 to 2·5)	6·3 (5·1 to 7·8)	25·5 (20·2 to 32·6)	67·4 (51·7 to 87·3)	114 (88·7 to 146)	146 (113 to 184)	125 (97·8 to 162)	106 (80·8 to 143)	70·7 (52·6 to 97·1)	57·9 (42·6 to 81·9)	37·9 (26·6 to 57·3)	26·1 (18·3 to 39·5)	8·5 (4·3 to 17)	3·8 (1·8 to 8·1)	0·7 (0·3 to 1·4)	0·4 (0·1 to 0·9)	0·2 (0·1 to 0·4)	0·1 (0 to 0·2)	810
Sexually transmitted infections excluding HIV	0·4 (0·2 to 0·6)	0·2 (0·1 to 0·4)	0·2 (0·1 to 0·3)	0 (0 to 0)	0 (0 to 0)	1·6 (1·1 to 2·3)	6·4 (3·3 to 11)	19·2 (10·5 to 35·5)	37·1 (19·4 to 67·7)	47·3 (25·5 to 87·3)	50·9 (26·8 to 92·2)	46·7 (24·1 to 89·1)	32·5 (15·8 to 61·8)	22·4 (10·7 to 45·4)	21 (10·8 to 40·9)	16·9 (8·6 to 33·8)	15·3 [illegible]	13 (7·6 to 22·7)	9·8 (6·1 to 16·2)	6·5 (4·2 to 10·7)	4 (2·7 to 6·2)	2 (1·3 to 3)	0·8 (0·6 to 1·2)	354





SR Table 2b: California DALYS by cause and age group for females with 95% uncertainty intervals, 2019

Cause	Early Neonatal	Late Neonatal	Post Neonatal	1 to 4	5 to 9	10 to 14	15 to 19	20 to 24	25 to 29	30 to 34	35 to 39	40 to 44
All causes	39,200 (35,900 to 42,900)	10,000 (9,220 to 10,800)	24,600 (23,000 to 26,400)	35,300 (28,400 to 43,800)	44,200 (33,400 to 58,100)	82,000 (61,400 to 108,000)	149,000 (112,000 to 192,000)	202,000 (152,000 to 256,000)	249,000 (189,000 to 314,000)	252,000 (193,000 to 318,000)	268,000 (209,000 to 336,000)	281,000 (224,000 to 347,000)
Communicable, maternal, neonatal, and nutritional diseases	28,800 (24,900 to 32,300)	5,300 (4,450 to 6,110)	5,770 (4,510 to 7,250)	7,260 (5,550 to 9,420)	7,430 (5,170 to 11,300)	6,620 (4,740 to 9,220)	7,900 (5,480 to 11,700)	8,310 (6,200 to 11,300)	10,100 (7,700 to 13,400)	10,500 (8,090 to 13,800)	11,100 (8,380 to 15,300)	11,600 (8,450 to 16,800)
HIV/AIDS and sexually transmitted infections	2·8 (1·8 to 4·1)	1·7 (0·9 to 3·1)	42·8 (36·1 to 50·3)	35·1 (29·9 to 41)	20·8 (17·7 to 24·2)	44·2 (37 to 54·5)	135 (97·3 to 196)	414 (282 to 632)	861 (574 to 1,310)	1,210 (852 to 1,800)	1,490 (1,060 to 2,140)	1,460 (1,050 to 2,060)
HIV/AIDS	0 (0 to 0)	0 (0 to 0)	42 (35·3 to 49·3)	35 (29·8 to 40·9)	20·7 (17·5 to 24)	24 (20·5 to 27·9)	61 (50 to 75·3)	184 (146 to 236)	380 (291 to 505)	614 (483 to 792)	856 (678 to 1,140)	883 (697 to 1,140)
HIV/AIDS - Drug-susceptible Tuberculosis	0 (0 to 0)	0 (0 to 0)	0·9 (0·5 to 1·4)	0·7 (0·5 to 1·1)	0·4 (0·3 to 0·7)	0·5 (0·3 to 0·8)	1 (0·6 to 1·5)	2·8 (1·8 to 4·4)	5·8 (3·7 to 8·9)	9·5 (6·2 to 14·8)	13·5 (8·7 to 21·1)	14·2 (9·1 to 22·1)
HIV/AIDS - Multidrug-resistant Tuberculosis without exte	0 (0 to 0)	0 (0 to 0)	0 (0 to 0·1)	0 (0 to 0·1)	0 (0 to 0·1)	0 (0 to 0·1)	0 (0 to 0·1)	0·1 (0 to 0·4)	0·2 (0 to 0·7)	0·3 (0 to 1·2)	0·4 (0 to 1·7)	0·5 (0 to 1·8)
HIV/AIDS - Extensively drug-resistant Tuberculosis	0 (0 to 0)	0 (0 to 0)	0 (0 to 0)	0 (0 to 0)	0 (0 to 0)	0 (0 to 0)	0 (0 to 0)	0 (0 to 0·1)	0 (0 to 0·2)	0·1 (0 to 0·3)	0·1 (0 to 0·5)	0·1 (0 to 0·5)
HIV/AIDS resulting in other diseases	0 (0 to 0)	0 (0 to 0)	41·1 (34·3 to 48·4)	34·3 (29 to 40·1)	20·2 (17 to 23·6)	23·5 (20 to 27·3)	60 (49·1 to 74·2)	181 (143 to 234)	374 (285 to 499)	604 (472 to 779)	842 (664 to 1,120)	868 (684 to 1,120)
Sexually transmitted infections excluding HIV	2·8 (1·8 to 4·1)	1·7 (0·9 to 3·1)	0·8 (0·4 to 1·5)	0·1 (0 to 0·2)	0·2 (0·1 to 0·3)	20·2 (14·5 to 29·5)	74·1 (41·5 to 132)	230 (113 to 427)	482 (236 to 897)	596 (295 to 1,160)	630 (308 to 1,180)	580 (281 to 1,130)
Syphilis	2·8 (1·8 to 4·1)	1·7 (0·9 to 3·1)	0·8 (0·4 to 1·5)	0·1 (0 to 0·2)	0·2 (0·1 to 0·3)	5·1 (4·4 to 6)	0·5 (0·2 to 1·3)	5·8 (3·9 to 8·5)	2·6 (1 to 5·8)	3·4 (1·7 to 6·8)	4·1 (2·4 to 6·6)	4·2 (2·6 to 6·6)
Chlamydial infection	0 (0 to 0)	0 (0 to 0)	0 (0 to 0)	0 (0 to 0)	0 (0 to 0)	2·4 (1·9 to 3·2)	6·5 (4·1 to 10)	15·7 (9·5 to 25·1)	28·9 (17·6 to 46·9)	29·5 (16·2 to 52)	35·9 (20 to 63·4)	34 (18·4 to 62·1)
Gonococcal infection	0 (0 to 0)	0 (0 to 0)	0 (0 to 0)	0 (0 to 0)	0 (0 to 0)	2·4 (2 to 2·9)	6 (4·5 to 8·3)	8·7 (6 to 12·8)	15·8 (10·2 to 23·9)	26·5 (18 to 39)	25·7 (16·6 to 40·4)	23 (14·3 to 36)
Trichomoniasis	0 (0 to 0)	0 (0 to 0)	0 (0 to 0)	0 (0 to 0)	0 (0 to 0)	1·1 (0 to 3·5)	19·4 (5·2 to 47·7)	102 (32·9 to 240)	233 (77·6 to 527)	265 (84 to 638)	253 (80·6 to 584)	221 (70·9 to 531)
Genital herpes	0 (0 to 0)	0 (0 to 0)	0 (0 to 0)	0 (0 to 0)	0 (0 to 0)	4·8 (1·4 to 11·7)	21·7 (5·8 to 57·2)	46·9 (14·3 to 116)	78·9 (26·1 to 194)	97·1 (30·2 to 241)	107 (33·2 to 269)	103 (32·6 to 256)
Other sexually transmitted infections	0 (0 to 0)	0 (0 to 0)	0 (0 to 0)	0 (0 to 0)	0 (0 to 0)	4·3 (2·9 to 6·2)	20 (13 to 29·5)	50·5 (22·2 to 89·9)	122 (65·6 to 215)	174 (95 to 295)	205 (117 to 335)	195 (98·7 to 351)
Respiratory infections and tuberculosis	98·9 (71·5 to 136)	177 (131 to 232)	1,370 (1,010 to 1,810)	2,470 (1,650 to 3,590)	2,410 (1,470 to 3,730)	2,090 (1,260 to 3,380)	2,090 (1,250 to 3,360)	2,340 (1,450 to 3,690)	2,630 (1,740 to 4,000)	2,560 (1,680 to 3,860)	2,680 (1,800 to 3,830)	2,780 (1,910 to 3,970)
Tuberculosis	0 (0 to 0)	0 (0 to 0)	5·1 (3·7 to 6·9)	8·9 (6·7 to 11·6)	4·7 (3·4 to 6·5)	7·1 (4·8 to 10·8)	16·3 (10·7 to 25)	39·9 (26·5 to 58·9)	60·4 (38·4 to 89·2)	51·3 (32·7 to 75·3)	43·8 (29·9 to 61·9)	45·5 (30·4 to 64·3)
Latent tuberculosis infection	0 (0 to 0)	0 (0 to 0)	0 (0 to 0)	0 (0 to 0)	0 (0 to 0)	0 (0 to 0)	0 (0 to 0)	0 (0 to 0)	0 (0 to 0)	0 (0 to 0)	0 (0 to 0)	0 (0 to 0)
Drug-susceptible tuberculosis	0 (0 to 0)	0 (0 to 0)	4·9 (3·5 to 6·6)	8·7 (6·4 to 11·2)	4·6 (3·2 to 6·3)	7 (4·6 to 10·7)	16 (10·4 to 24·5)	38·9 (26·1 to 57·9)	59 (37·1 to 88·7)	50 (31·7 to 73·6)	42·5 (28·5 to 60·3)	44·3 (29·5 to 63·4)
Multidrug-resistant tuberculosis without extensive drug r	0 (0 to 0)	0 (0 to 0)	0·1 (0 to 0·5)	0·2 (0 to 0·8)	0·1 (0 to 0·4)	0·1 (0 to 0·5)	0·3 (0 to 1)	0·8 (0·1 to 2·9)	1·1 (0·1 to 4·1)	1 (0·1 to 3·6)	1 (0·1 to 3·6)	1 (0·1 to 4)
Extensively drug-resistant tuberculosis	0 (0 to 0)	0 (0 to 0)	0 (0 to 0·1)	0·1 (0 to 0·2)	0 (0 to 0·1)	0 (0 to 0·1)	0·1 (0 to 0·2)	0·2 (0 to 0·7)	0·2 (0 to 0·9)	0·2 (0 to 0·9)	0·2 (0 to 0·9)	0·3 (0 to 1)
Lower respiratory infections	95·4 (68·1 to 133)	156 (113 to 208)	978 (675 to 1,340)	641 (481 to 837)	295 (215 to 399)	245 (171 to 346)	280 (201 to 381)	425 (280 to 619)	602 (412 to 852)	733 (492 to 1,040)	928 (613 to 1,370)	1,280 (832 to 1,880)
Upper respiratory infections	3·4 (2 to 5·4)	19·7 (11·2 to 32)	349 (202 to 571)	1,560 (879 to 2,540)	1,800 (981 to 3,020)	1,600 (850 to 2,770)	1,580 (814 to 2,740)	1,690 (892 to 2,880)	1,800 (1,020 to 3,060)	1,650 (912 to 2,750)	1,580 (802 to 2,610)	1,330 (711 to 2,320)
Otitis media	0·1 (0 to 0·2)	1·1 (0·5 to 2)	34·9 (18·2 to 62·2)	256 (135 to 459)	308 (165 to 520)	238 (130 to 407)	219 (113 to 376)	190 (79·8 to 393)	169 (76·9 to 353)	132 (54·1 to 278)	128 (52·7 to 247)	128 (53·7 to 241)
Enteric infections	18·6 (12·3 to 27·1)	34·8 (23·9 to 48·5)	314 (208 to 442)	1,060 (674 to 1,610)	884 (545 to 1,410)	664 (379 to 1,050)	819 (521 to 1,210)	982 (614 to 1,430)	1,130 (732 to 1,620)	1,130 (740 to 1,610)	1,150 (764 to 1,620)	1,120 (753 to 1,510)
Diarrheal diseases	18·6 (12·3 to 27·1)	33·6 (23·1 to 47·3)	305 (200 to 433)	1,050 (663 to 1,590)	879 (542 to 1,410)	659 (372 to 1,050)	816 (519 to 1,210)	979 (613 to 1,420)	1,130 (729 to 1,620)	1,130 (737 to 1,600)	1,140 (762 to 1,620)	1,110 (750 to 1,510)
Typhoid and paratyphoid	0 (0 to 0)	0 (0 to 0)	0·1 (0 to 0·3)	0·1 (0 to 0·5)	0·1 (0 to 0·2)	0·2 (0·1 to 0·7)	0·1 (0 to 0·2)	0·1 (0 to 0·2)	0·1 (0 to 0·2)	0·1 (0 to 0·2)	0·2 (0 to 0·5)	0·2 (0 to 0·6)
Typhoid fever	0 (0 to 0)	0 (0 to 0)	0 (0 to 0·1)	0·1 (0 to 0·2)	0 (0 to 0·1)	0·2 (0 to 0·7)	0 (0 to 0·1)	0 (0 to 0·1)	0·1 (0 to 0·1)	0·1 (0 to 0·1)	0·2 (0 to 0·5)	0·2 (0 to 0·5)
Paratyphoid fever	0 (0 to 0)	0 (0 to 0)	0 (0 to 0·3)	0·1 (0 to 0·5)	0 (0 to 0·2)	0 (0 to 0·2)	0 (0 to 0·1)	0 (0 to 0·1)	0 (0 to 0·1)	0 (0 to 0·1)	0 (0 to 0·2)	0 (0 to 0·1)
Invasive Non-typhoidal Salmonella (iNTS)	0 (0 to 0)	1·3 (0·4 to 3·5)	5 (1·6 to 16·2)	5·2 (1·9 to 16·4)	2·2 (0·8 to 6·5)	2·2 (0·8 to 6·2)	0·4 (0·2 to 1·4)	0·5 (0·2 to 1·5)	1·2 (0·4 to 3·6)	1·1 (0·4 to 2·7)	1·1 (0·4 to 2·8)	0·8 (0·3 to 2·3)
Other intestinal infectious diseases	0 (0 to 0)	0 (0 to 0)	3·7 (0·2 to 13·7)	5·7 (1·3 to 15·4)	3·1 (0·8 to 8·9)	2·5 (0·5 to 7·3)	2·1 (0·5 to 6·2)	2·2 (0·7 to 5·8)	1·4 (0·4 to 3·5)	3·5 (1·1 to 8·4)	1·8 (0·6 to 4·9)	2 (0·6 to 5·4)
Neglected tropical diseases and malaria	1·9 (0·8 to 3·4)	7·5 (3 to 15·2)	22·2 (7·6 to 49·7)	47·7 (13·8 to 137)	111 (18·5 to 373)	71·2 (12·8 to 214)	74·6 (17·4 to 203)	54·9 (5·7 to 153)	96·5 (19·5 to 240)	126 (30·4 to 311)	180 (52·2 to 427)	275 (103 to 562)
Malaria	0 (0 to 0)	0 (0 to 0)	0 (0 to 0)	0 (0 to 0)	0 (0 to 0)	0 (0 to 0)	0 (0 to 0)	0 (0 to 0)	0 (0 to 0)	0 (0 to 0)	0 (0 to 0)	0 (0 to 0)
Chagas disease	0 (0 to 0)	0 (0 to 0)	0 (0 to 0)	0 (0 to 0)	0 (0 to 0)	0·1 (0·1 to 0·2)	0·3 (0·2 to 0·5)	0·9 (0·5 to 1·3)	1·8 (1·1 to 2·6)	3·2 (2 to 4·8)	4·2 (2·6 to 6·3)	5·1 (3·2 to 7·8)
Leishmaniasis	0 (0 to 0)	0 (0 to 0)	0 (0 to 0)	0 (0 to 0)	0 (0 to 0)	0 (0 to 0)	0 (0 to 0)	0 (0 to 0)	0 (0 to 0)	0 (0 to 0)	0 (0 to 0)	0 (0 to 0)
Visceral leishmaniasis	0 (0 to 0)	0 (0 to 0)	0 (0 to 0)	0 (0 to 0)	0 (0 to 0)	0 (0 to 0)	0 (0 to 0)	0 (0 to 0)	0 (0 to 0)	0 (0 to 0)	0 (0 to 0)	0 (0 to 0)
Cutaneous and mucocutaneous leishmaniasis	0 (0 to 0)	0 (0 to 0)	0 (0 to 0)	0 (0 to 0)	0 (0 to 0)	0 (0 to 0)	0 (0 to 0)	0 (0 to 0)	0 (0 to 0)	0 (0 to 0)	0 (0 to 0)	0 (0 to 0)

Cause	45 to 49	50 to 54	55 to 59	60 to 64	65 to 69	70 to 74	75 to 79	80 to 84	85 to 89	90 to 94	95 plus	Total
All causes	325,000 (259,000 to 396,000)	374,000 (301,000 to 454,000)	447,000 (365,000 to 536,000)	489,000 (401,000 to 582,000)	485,000 (402,000 to 571,000)	470,000 (396,000 to 550,000)	391,000 (330,000 to 454,000)	334,000 (289,000 to 384,000)	270,000 (233,000 to 309,000)	197,000 (173,000 to 222,000)	120,000 (109,000 to 130,000)	5,540,000
Communicable, maternal, neonatal, and nutritional diseases	11,100 (8,230 to 15,300)	10,800 (8,410 to 14,500)	11,800 (9,320 to 15,200)	12,500 (10,000 to 15,700)	12,100 (9,760 to 15,200)	11,700 (9,130 to 14,700)	10,500 (8,140 to 13,500)	9,970 (7,680 to 12,800)	9,060 (6,680 to 12,000)	7,600 (5,390 to 9,970)	5,470 (3,710 to 7,080)	233,000
HIV/AIDS and sexually transmitted infections	1,450 (1,090 to 1,960)	1,190 (887 to 1,640)	1,060 (796 to 1,440)	747 (525 to 1,080)	505 (346 to 761)	238 (144 to 406)	134 (81·5 to 220)	69·4 (41·9 to 116)	45 (28·3 to 72·5)	25·2 (16·1 to 39·8)	11·9 (8 to 18·1)	11,200
HIV/AIDS	1,030 (813 to 1,310)	887 (694 to 1,160)	807 (611 to 1,100)	550 (383 to 821)	341 (236 to 532)	110 (58 to 214)	46·2 (21·5 to 94·8)	10·5 (4·8 to 20·3)	5·9 (2·2 to 12·1)	3·2 (0·9 to 7)	1·8 (0·8 to 3·6)	6,890
HIV/AIDS - Drug-susceptible Tuberculosis	17·3 (11·1 to 27)	14·1 (9·1 to 22)	12·4 (8·1 to 19·2)	7·8 (5·1 to 11·9)	4·7 (3·1 to 7·2)	1 (0·7 to 1·5)	0·4 (0·3 to 0·6)	0·1 (0·1 to 0·2)	0 (0 to 0·1)	0 (0 to 0)	0 (0 to 0)	107
HIV/AIDS - Multidrug-resistant Tuberculosis without exte	0·6 (0 to 2·1)	0·5 (0 to 1·7)	0·4 (0 to 1·5)	0·2 (0 to 0·9)	0·1 (0 to 0·6)	0 (0 to 0·1)	0 (0 to 0)	0 (0 to 0)	0 (0 to 0)	0 (0 to 0)	0 (0 to 0)	3·5
HIV/AIDS - Extensively drug-resistant Tuberculosis	0·1 (0 to 0·6)	0·1 (0 to 0·5)	0·1 (0 to 0·4)	0·1 (0 to 0·3)	0 (0 to 0·2)	0 (0 to 0)	0 (0 to 0)	0 (0 to 0)	0 (0 to 0)	0 (0 to 0)	0 (0 to 0)	0·9
HIV/AIDS resulting in other diseases	1,010 (800 to 1,280)	873 (680 to 1,150)	794 (600 to 1,090)	542 (376 to 814)	336 (230 to 527)	109 (56·8 to 213)	45·8 (21·1 to 94·4)	10·4 (4·7 to 20·2)	5·8 (2·1 to 12·1)	3·1 (0·9 to 7)	1·8 (0·8 to 3·6)	6,780
Sexually transmitted infections excluding HIV	422 (192 to 870)	300 (130 to 622)	258 (116 to 516)	197 (90·4 to 399)	164 (77·5 to 321)	128 (67 to 242)	88 (49·4 to 163)	58·8 (34·5 to 105)	39·1 (24 to 64·9)	22·1 (13·8 to 36·1)	10·1 (6·6 to 15·7)	4,300
Syphilis	4·8 (3·1 to 7·2)	5·3 (3·5 to 7·7)	6·9 (4·5 to 10·1)	8·9 (5·6 to 13·6)	10·9 (6·9 to 16·1)	11·2 (7·1 to 16·3)	9 (5·7 to 12·9)	6·6 (4·2 to 9·5)	4·8 (3·1 to 6·9)	3·1 (2 to 4·4)	1·6 (1 to 2·2)	105
Chlamydial infection	15·4 (8·9 to 26·9)	6·4 (4·4 to 9·1)	5·4 (3·8 to 7·6)	3·8 (2·2 to 6·1)	2·5 (1·4 to 4)	3·6 (2·2 to 5·7)	3·5 (2·2 to 5·3)	3·5 (2·2 to 5·5)	2·8 (1·7 to 4·3)	1·8 (1·1 to 2·8)	0·9 (0·6 to 1·4)	203
Gonococcal infection	15·6 (10·1 to 23·2)	10·5 (6·7 to 15·5)	10·7 (6·7 to 15·9)	12·6 (7·2 to 20·2)	15 (8·8 to 24·1)	13 (7·8 to 20·4)	13·1 (8·1 to 20)	9·6 (5·9 to 14·9)	7·5 (4·6 to 11·7)	4·8 (2·9 to 7·5)	3·1 (1·8 to 4·6)	224
Trichomoniasis	199 (59·7 to 468)	146 (45·8 to 338)	110 (36·4 to 263)	75·3 (26·1 to 175)	57·2 (19·7 to 133)	40·3 (14 to 93·7)	24·4 (9 to 56)	14·1 (5·2 to 32·5)	7·6 (2·9 to 17·4)	3·3 (1·2 to 7·8)	0·8 (0·2 to 2·2)	1,770
Genital herpes	108 (34·7 to 267)	105 (33·2 to 256)	105 (32·1 to 258)	91·8 (27·7 to 230)	73 (21·1 to 181)	53·7 (16·6 to 133)	34·6 (10·9 to 85·2)	22 (6·7 to 55·2)	13·8 (4·3 to 34·5)	7·6 (2·3 to 18·6)	3·2 (1 to 8·3)	1,080
Other sexually transmitted infections	80·1 (38·5 to 156)	26·4 (9·8 to 52·7)	19·7 (13·7 to 27·8)	4·4 (2·5 to 7)	5·2 (3 to 8·4)	5·8 (3·5 to 9·1)	3·4 (2·1 to 5·2)	3 (1·9 to 4·7)	2·5 (1·5 to 3·8)	1·5 (0·9 to 2·4)	0·5 (0·3 to 0·7)	923
Respiratory infections and tuberculosis	3,040 (2,170 to 4,180)	3,550 (2,560 to 4,830)	4,460 (3,160 to 6,100)	5,720 (4,170 to 7,700)	5,970 (4,310 to 8,160)	6,520 (4,690 to 8,790)	6,570 (4,700 to 8,960)	6,950 (5,040 to 9,370)	6,730 (4,870 to 8,950)	6,060 (4,160 to 8,210)	4,560 (3,010 to 6,110)	83,800
Tuberculosis	51·6 (33·3 to 73·6)	61·8 (40·7 to 92·2)	84·5 (54·9 to 124)	109 (72·5 to 157)	130 (89 to 175)	124 (79 to 184)	110 (79 to 150)	83·8 (58·9 to 116)	55·5 (37·7 to 78·4)	31·4 (20·6 to 44·5)	12·7 (8·8 to 17)	1,140
Latent tuberculosis infection	0 (0 to 0)	0 (0 to 0)	0 (0 to 0)	0 (0 to 0)	0 (0 to 0)	0 (0 to 0)	0 (0 to 0)	0 (0 to 0)	0 (0 to 0)	0 (0 to 0)	0 (0 to 0)	0
Drug-susceptible tuberculosis	50·1 (32·1 to 72·1)	59·8 (39·1 to 90·3)	81·8 (52·7 to 120)	105 (69·9 to 154)	126 (86·8 to 170)	120 (74·9 to 179)	106 (76·3 to 145)	81·2 (57·3 to 112)	53·7 (36·2 to 75·9)	30·4 (20 to 43·3)	12·3 (8·3 to 16·7)	1,100
Multidrug-resistant tuberculosis without extensive drug r	1·2 (0·1 to 4·4)	1·5 (0·1 to 5·6)	2·1 (0·2 to 8)	2·6 (0·2 to 10)	3 (0·3 to 11·2)	2·9 (0·3 to 10·6)	2·6 (0·3 to 9·5)	2·1 (0·2 to 7·2)	1·4 (0·1 to 5·1)	0·8 (0·1 to 2·8)	0·3 (0 to 1·2)	26·5
Extensively drug-resistant tuberculosis	0·3 (0 to 1·2)	0·4 (0 to 1·6)	0·5 (0 to 2·1)	0·7 (0·1 to 2·6)	0·7 (0·1 to 3)	0·7 (0·1 to 2·7)	0·7 (0·1 to 2·5)	0·5 (0 to 2)	0·4 (0 to 1·4)	0·2 (0 to 0·8)	0·1 (0 to 0·3)	6·6
Lower respiratory infections	1,600 (1,110 to 2,270)	2,180 (1,450 to 3,150)	3,130 (2,080 to 4,520)	4,560 (3,160 to 6,480)	5,000 (3,450 to 7,060)	5,760 (3,960 to 8,050)	6,070 (4,230 to 8,380)	6,630 (4,750 to 9,030)	6,520 (4,650 to 8,730)	5,940 (4,030 to 8,070)	4,500 (2,950 to 6,050)	58,500
Upper respiratory infections	1,230 (651 to 2,190)	1,130 (619 to 1,890)	1,080 (591 to 1,780)	927 (503 to 1,540)	764 (389 to 1,290)	580 (315 to 969)	365 (195 to 620)	222 (120 to 370)	136 (77 to 227)	81·5 (45·6 to 136)	37·6 (21·1 to 61·9)	21,500
Otitis media	158 (72·3 to 280)	171 (80·3 to 313)	161 (81·2 to 286)	123 (57·2 to 231)	76·9 (36·6 to 150)	46·9 (21 to 90·3)	30·8 (14·9 to 57·5)	21·8 (9·7 to 40·7)	16·4 (7·7 to 29·2)	11 (5 to 20·7)	6·2 (2·8 to 12)	2,630
Enteric infections	1,230 (849 to 1,690)	1,390 (1,010 to 1,850)	1,630 (1,180 to 2,200)	1,750 (1,280 to 2,370)	1,850 (1,380 to 2,430)	1,830 (1,300 to 2,520)	1,500 (1,070 to 2,110)	1,450 (944 to 2,120)	1,190 (783 to 1,780)	768 (474 to 1,180)	396 (246 to 584)	24,300
Diarrheal diseases	1,220 (846 to 1,690)	1,390 (1,010 to 1,850)	1,630 (1,180 to 2,200)	1,750 (1,270 to 2,370)	1,850 (1,370 to 2,420)	1,830 (1,300 to 2,510)	1,490 (1,060 to 2,100)	1,450 (939 to 2,120)	1,190 (779 to 1,780)	766 (472 to 1,170)	394 (245 to 583)	24,200
Typhoid and paratyphoid	0·2 (0 to 0·5)	0·1 (0 to 0·2)	0·1 (0 to 0·2)	0 (0 to 0·1)	0 (0 to 0·1)	0·1 (0 to 0·3)	0·1 (0 to 0·1)	0 (0 to 0·1)	0 (0 to 0·1)	0·1 (0 to 0·1)	0 (0 to 0·2)	1·9
Typhoid fever	0·2 (0 to 0·5)	0 (0 to 0·1)	0 (0 to 0·1)	0 (0 to 0·1)	0 (0 to 0·1)	0·1 (0 to 0·3)	0·1 (0 to 0·1)	0 (0 to 0·1)	0 (0 to 0·1)	0·1 (0 to 0·1)	0 (0 to 0·1)	1·5
Paratyphoid fever	0 (0 to 0·1)	0 (0 to 0·2)	0 (0 to 0·2)	0 (0 to 0·1)	0 (0 to 0·1)	0 (0 to 0)	0 (0 to 0)	0 (0 to 0·1)	0 (0 to 0)	0 (0 to 0·1)	0 (0 to 0·1)	0·4
Invasive Non-typhoidal Salmonella (iNTS)	1·6 (0·6 to 4·3)	1·6 (0·5 to 4·3)	2·1 (0·8 to 6·2)	3·3 (1·1 to 9·1)	2·9 (1·1 to 8·2)	3·3 (1·1 to 10·6)	2·7 (0·9 to 8·5)	2·5 (0·8 to 7·8)	1·7 (0·6 to 4·9)	1·2 (0·4 to 3·7)	1·1 (0·4 to 3·1)	44·9
Other intestinal infectious diseases	1·4 (0·4 to 3·6)	1·5 (0·3 to 4·2)	1·3 (0·3 to 3·7)	1·1 (0·2 to 3·9)	1·6 (0·2 to 5·6)	1·1 (0·1 to 3·8)	0·7 (0 to 2·6)	0·8 (0 to 2·8)	1·3 (0 to 4·6)	0·9 (0 to 3)	0·8 (0 to 2·6)	40·7
Neglected tropical diseases and malaria	309 (112 to 659)	373 (132 to 823)	519 (179 to 1,130)	645 (234 to 1,360)	756 (279 to 1,590)	747 (284 to 1,570)	606 (230 to 1,250)	441 (171 to 913)	285 (109 to 601)	159 (57·6 to 353)	77·1 (28·1 to 169)	5,990
Malaria	0 (0 to 0)	0 (0 to 0)	0 (0 to 0)	0 (0 to 0)	0 (0 to 0)	0 (0 to 0)	0 (0 to 0)	0 (0 to 0)	0 (0 to 0)	0 (0 to 0)	0 (0 to 0)	0
Chagas disease	5·4 (3·3 to 8)	5·6 (3·5 to 8·3)	5·6 (3·5 to 8·4)	5·8 (3·6 to 8·8)	5·3 (3·2 to 7·8)	5·1 (3 to 7·5)	4·6 (2·7 to 6·8)	4·2 (2·4 to 6·6)	3·2 (1·6 to 5·2)	1·1 (0·4 to 2·2)	0·9 (0·2 to 2·2)	62·3
Leishmaniasis	0 (0 to 0)	0 (0 to 0)	0 (0 to 0)	0 (0 to 0)	0 (0 to 0)	0 (0 to 0)	0 (0 to 0)	0 (0 to 0)	0 (0 to 0)	0 (0 to 0)	0 (0 to 0)	0
Visceral leishmaniasis	0 (0 to 0)	0 (0 to 0)	0 (0 to 0)	0 (0 to 0)	0 (0 to 0)	0 (0 to 0)	0 (0 to 0)	0 (0 to 0)	0 (0 to 0)	0 (0 to 0)	0 (0 to 0)	0
Cutaneous and mucocutaneous leishmaniasis	0 (0 to 0)	0 (0 to 0)	0 (0 to 0)	0 (0 to 0)	0 (0 to 0)	0 (0 to 0)	0 (0 to 0)	0 (0 to 0)	0 (0 to 0)	0 (0 to 0)	0 (0 to 0)	0



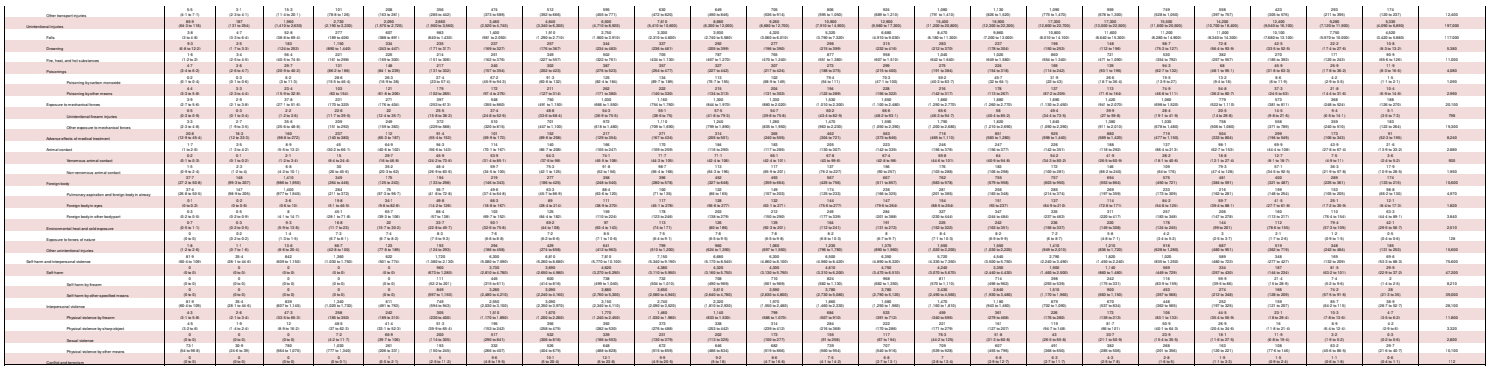

SR Table 2b: Colorado DALYS by cause and sex occur for females with 95% uncertainty Intervals, 2019

Cause	Early Neonatal	Late Neonatal	Post-Neonatal	1 to 4	5 to 9	10 to 14	15 to 19	20 to 24	25 to 29	30 to 34	35 to 39	40 to 44	45 to 49	50 to 54	55 to 59	60 to 64	65 to 69	70 to 74	75 to 79	80 to 84	85 to 89	90 to 94	95 plus	Total
All causes	6,180 (5,750 to 6,700)	1,505 (1,200 to 1,830)	3,370 (2,990 to 3,830)	4,988 (3,770 to 6,600)	4,070 (3,460 to 4,880)	5,396 (4,630 to 6,350)	24,200 (18,700 to 30,600)	39,100 (29,200 to 51,600)	39,000 (28,900 to 53,800)	37,600 (28,000 to 50,600)	40,600 (29,900 to 55,000)	42,400 (30,700 to 57,900)	47,400 (33,900 to 64,700)	47,900 (33,900 to 64,700)	47,900 (33,900 to 64,700)	48,200 (33,900 to 64,700)	48,900 (33,900 to 64,700)	48,900 (33,900 to 64,700)	48,900 (33,900 to 64,700)	47,200 (33,900 to 64,700)	47,200 (33,900 to 64,700)	47,200 (33,900 to 64,700)	32,900 (22,700 to 45,200)	909,000 (909 to 1,000)	909,000
Communicable, maternal, neonatal, and nutritional diseases	4,990 (4,080 to 5,990)	774 (610 to 953)	703 (554 to 870)	1,230 (756 to 1,950)	1,060 (730 to 1,670)	1,020 (720 to 1,490)	1,210 (830 to 1,800)	1,160 (810 to 1,720)	1,410 (1,000 to 2,060)	1,550 (1,100 to 2,300)	1,660 (1,160 to 2,500)	1,660 (1,150 to 2,500)	1,870 (1,300 to 2,800)	1,970 (1,350 to 2,900)	1,960 (1,370 to 2,900)	1,960 (1,370 to 2,900)	1,710 (1,310 to 2,300)	1,960 (1,370 to 2,900)	1,960 (1,370 to 2,900)	1,430 (1,110 to 1,900)	1,290 (997 to 1,660)	1,210 (939 to 1,570)	1,020 (726 to 1,330)	986 (786 to 1,190)	32,900
HIV/AIDS and sexually transmitted infections	0.4 (0.2 to 0.6)	0.2 (0.1 to 0.3)	3.6 (2.6 to 4.9)	3.2 (2.1 to 4.8)	1.6 (1.0 to 2.2)	4.8 (3.3 to 6)	24 (17 to 31.4)	66.1 (48 to 83.3)	116 (85.6 to 145)	166 (119 to 208)	218 (159 to 268)	192 (132 to 252)	137 (87.3 to 197)	97.5 (59.1 to 144)	64.6 (38.9 to 97.2)	42.1 (25.7 to 63.4)	29.9 (18.6 to 43.7)	19.5 (11.9 to 28.3)	8.8 (5.62 to 12.6)	2.8 (1.84 to 4.2)	0.8 (0.6 to 1.3)	1,220
HIV/AIDS	0 (0 to 0)	0.3 (0.2 to 0.5)	3.2 (2.4 to 4.5)	1.8 (1.2 to 2.6)	0.2 (0.1 to 0.4)	1 (0.6 to 1.5)	21 (14 to 29)	60.1 (44 to 78.3)	89 (67.3 to 114)	130 (78.6 to 126)	176 (129 to 224)	164 (119 to 213)	121 (82.3 to 167)	88.5 (54.9 to 127)	59.6 (36.9 to 89.2)	39.4 (24.2 to 59.2)	27.7 (16.9 to 41.1)	18.5 (11.2 to 27.1)	8.4 (5.32 to 12.1)	2.7 (1.74 to 4.1)	0.8 (0.5 to 1.3)	660
HIV/AIDS - Drug-susceptible Tuberculosis	0 (0 to 0)	0 (0 to 0)	0 (0 to 0)	0 (0 to 0)	0 (0 to 0)	0 (0 to 0)	0 (0 to 0)	0 (0 to 0)	0 (0 to 0)	0 (0 to 0)	0 (0 to 0)	0 (0 to 0)	0 (0 to 0)	0 (0 to 0)	0 (0 to 0)	0 (0 to 0)	0 (0 to 0)	0 (0 to 0)	0 (0 to 0)	0 (0 to 0)	0 (0 to 0)	0 (0 to 0)	0 (0 to 0)	0
HIV/AIDS - Multidrug-resistant Tuberculosis without extensive	0 (0 to 0)	0 (0 to 0)	0 (0 to 0)	0 (0 to 0)	0 (0 to 0)	0 (0 to 0)	0 (0 to 0)	0 (0 to 0)	0 (0 to 0)	0 (0 to 0)	0 (0 to 0)	0 (0 to 0)	0 (0 to 0)	0 (0 to 0)	0 (0 to 0)	0 (0 to 0)	0 (0 to 0)	0 (0 to 0)	0 (0 to 0)	0 (0 to 0)	0 (0 to 0)	0 (0 to 0)	0 (0 to 0)	0
HIV/AIDS - Extensively drug-resistant Tuberculous	0 (0 to 0)	0 (0 to 0)	0 (0 to 0)	0 (0 to 0)	0 (0 to 0)	0 (0 to 0)	0 (0 to 0)	0 (0 to 0)	0 (0 to 0)	0 (0 to 0)	0 (0 to 0)	0 (0 to 0)	0 (0 to 0)	0 (0 to 0)	0 (0 to 0)	0 (0 to 0)	0 (0 to 0)	0 (0 to 0)	0 (0 to 0)	0 (0 to 0)	0 (0 to 0)	0 (0 to 0)	0 (0 to 0)	0
HIV/AIDS resulting in other diseases	0 (0 to 0)	0 (0 to 0)	0.2 (0.1 to 0.3)	1.4 (0.7 to 2.1)	1.2 (0.6 to 2.1)	3.8 (1.9 to 6.4)	3 (1.5 to 5.1)	6 (3.2 to 9.7)	27 (14 to 43.9)	36.5 (19.2 to 59.2)	42.1 (22.1 to 68.4)	43.3 (22.7 to 70.4)	16 (8.4 to 26)	9.1 (4.8 to 14.8)	5.1 (2.7 to 8.3)	2.7 (1.4 to 4.4)	2.2 (1.1 to 3.5)	1.1 (0.6 to 1.8)	0.4 (0.2 to 0.7)	0.1 (0.1 to 0.2)	0 (0 to 0.1)	0 (0 to 0.1)	600
Sexually transmitted infections excluding HIV	0.4 (0.2 to 0.6)	0.2 (0.1 to 0.3)	0.4 (0.3 to 0.5)	1.4 (0.9 to 2.1)	0.4 (0.3 to 0.6)	0.7 (0.5 to 1)	3 (2.1 to 4.2)	6.1 (4.3 to 8.5)	9.6 (6.9 to 13.1)	16 (11.5 to 21.6)	25.7 (18.5 to 34.7)	28.7 (20.6 to 38.7)	21.1 (15.1 to 28.5)	15.6 (11.2 to 21.1)	11.9 (8.5 to 16.1)	8.4 (6.1 to 11.4)	5.8 (4.2 to 7.9)	3.8 (2.7 to 5.2)	2.1 (1.5 to 2.9)	1.1 (0.8 to 1.5)	0.4 (0.3 to 0.6)	0.1 (0.1 to 0.2)	166
Syphilis	0 (0 to 0)	0 (0 to 0)	0 (0 to 0)	0 (0 to 0)	0 (0 to 0)	0 (0 to 0)	0.1 (0 to 0.2)	0.5 (0.3 to 0.8)	0.9 (0.5 to 1.4)	1.6 (0.9 to 2.5)	2.7 (1.5 to 4.2)	3.4 (1.9 to 5.3)	3.2 (1.8 to 5)	3.2 (1.8 to 5)	3.2 (1.8 to 5)	3.2 (1.8 to 5)	2.8 (1.6 to 4.4)	2.1 (1.2 to 3.3)	1.4 (0.8 to 2.2)	0.8 (0.4 to 1.2)	0.4 (0.2 to 0.6)	0.1 (0.1 to 0.2)	38
Chlamydial infection	0 (0 to 0)	0 (0 to 0)	0 (0 to 0)	0 (0 to 0)	0.2 (0.1 to 0.3)	0.4 (0.2 to 0.6)	1 (0.6 to 1.4)	2.2 (1.3 to 3.3)	3.6 (2.2 to 5)	5.9 (3.6 to 8.2)	9.6 (5.9 to 13.2)	10.6 (6.5 to 14.7)	7.8 (4.8 to 10.8)	5.8 (3.6 to 8)	4.4 (2.7 to 6.1)	3.1 (1.9 to 4.3)	2.2 (1.3 to 3.1)	1.4 (0.8 to 2)	0.7 (0.4 to 1)	0.3 (0.2 to 0.5)	0.1 (0 to 0.2)	0 (0 to 0.1)	77.4
Gonococcal infection	0 (0 to 0)	0 (0 to 0)	0 (0 to 0)	0 (0 to 0)	0.2 (0.2 to 0.3)	0.3 (0.2 to 0.5)	0.9 (0.6 to 1.3)	2.2 (1.5 to 3.1)	3.5 (2.4 to 4.9)	5.4 (3.7 to 7.5)	8.5 (5.8 to 11.7)	9.2 (6.3 to 12.7)	6.8 (4.7 to 9.3)	5.1 (3.5 to 7)	3.9 (2.7 to 5.3)	2.8 (1.9 to 3.8)	2 (1.3 to 2.7)	1.3 (0.8 to 1.8)	0.6 (0.4 to 0.8)	0.2 (0.1 to 0.3)	0 (0 to 0.1)	0 (0 to 0.1)	67.1
Trichomoniasis	0 (0 to 0)	0 (0 to 0)	0 (0 to 0)	0 (0 to 0)	0.1 (0 to 0.2)	0.1 (0 to 0.2)	0.7 (0.4 to 1)	1.8 (1.1 to 2.7)	2.8 (1.8 to 4)	4.6 (2.9 to 6.5)	7.5 (4.7 to 10.6)	8.1 (5.1 to 11.5)	5.4 (3.4 to 7.7)	4 (2.5 to 5.7)	3.1 (1.9 to 4.4)	2.2 (1.4 to 3.1)	1.6 (1 to 2.3)	1.1 (0.7 to 1.6)	0.6 (0.3 to 0.8)	0.2 (0.1 to 0.3)	0 (0 to 0.1)	0 (0 to 0.1)	53.2
Genital herpes	0 (0 to 0)	0 (0 to 0)	0 (0 to 0)	0 (0 to 0)	0 (0 to 0)	0 (0 to 0)	0 (0 to 0)	0 (0 to 0)	0 (0 to 0)	0 (0 to 0)	0 (0 to 0)	0 (0 to 0)	0 (0 to 0)	0 (0 to 0)	0 (0 to 0)	0 (0 to 0)	0 (0 to 0)	0 (0 to 0)	0 (0 to 0)	0 (0 to 0)	0 (0 to 0)	0 (0 to 0)	0 (0 to 0)	0
Other sexually transmitted infections	0 (0 to 0)	0 (0 to 0)	0.1 (0 to 0.2)	0.3 (0.2 to 0.5)	0.1 (0 to 0.2)	0.2 (0.1 to 0.4)	0.4 (0.2 to 0.6)	1 (0.6 to 1.6)	1.6 (0.9 to 2.4)	2.7 (1.5 to 4.1)	4.4 (2.5 to 6.7)	4.8 (2.7 to 7.3)	3.2 (1.8 to 4.9)	2.3 (1.3 to 3.5)	1.8 (1 to 2.7)	1.3 (0.7 to 1.9)	0.9 (0.5 to 1.3)	0.6 (0.3 to 0.9)	0.3 (0.2 to 0.5)	0.1 (0.1 to 0.2)	0 (0 to 0.1)	0 (0 to 0.1)	31.8
Respiratory infections and tuberculosis	1 (1.7 to 2)	1 (0.6 to 1.3)	1 (0.5 to 2.2)	2 (1.2 to 3.2)	1 (0.6 to 1.6)	1 (0.7 to 1.8)	1 (0.8 to 1.9)	1 (0.8 to 1.9)	1 (0.8 to 1.9)	1 (0.8 to 1.9)	1 (0.8 to 1.9)	1 (0.8 to 1.9)	1 (0.8 to 1.9)	1 (0.8 to 1.9)	1 (0.8 to 1.9)	1 (0.8 to 1.9)	1 (0.8 to 1.9)	1 (0.8 to 1.9)	1 (0.8 to 1.9)	1 (0.8 to 1.9)	1 (0.8 to 1.9)	1 (0.8 to 1.9)	1 (0.8 to 1.9)	29
Tuberculosis	0 (0 to 0)	0 (0 to 0)	0.4 (0.3 to 0.7)	0.7 (0.5 to 1.2)	0.4 (0.3 to 0.7)	0.5 (0.4 to 0.9)	0.9 (0.6 to 1.5)	1.2 (0.8 to 2.1)	2.1 (1.4 to 3.2)	2.9 (1.9 to 4.3)	4.4 (2.9 to 6.6)	5.2 (3.4 to 7.7)	4.3 (2.8 to 6.4)	3.7 (2.4 to 5.5)	3.2 (2.1 to 4.8)	2.7 (1.8 to 4)	2.2 (1.4 to 3.3)	1.7 (1.1 to 2.5)	1.1 (0.7 to 1.6)	0.6 (0.4 to 0.9)	0.2 (0.1 to 0.3)	0.1 (0 to 0.1)	46.1
Latent tuberculosis infection	0 (0 to 0)	0 (0 to 0)	0.3 (0.2 to 0.5)	0.5 (0.3 to 0.8)	0.3 (0.2 to 0.5)	0.4 (0.3 to 0.6)	0.8 (0.5 to 1.2)	1 (0.7 to 1.6)	1.8 (1.2 to 2.7)	2.5 (1.7 to 3.6)	3.8 (2.5 to 5.5)	4.4 (2.9 to 6.5)	3.7 (2.4 to 5.4)	3.2 (2.1 to 4.7)	2.8 (1.8 to 4.1)	2.3 (1.5 to 3.4)	1.9 (1.2 to 2.8)	1.5 (1 to 2.2)	1 (0.6 to 1.4)	0.5 (0.3 to 0.8)	0.2 (0.1 to 0.3)	0 (0 to 0.1)	39.2
Drug-susceptible Tuberculosis	0 (0 to 0)	0 (0 to 0)	0.1 (0 to 0.1)	0.1 (0 to 0.2)	0.1 (0 to 0.1)	0.1 (0 to 0.2)	0.1 (0 to 0.2)	0.2 (0.1 to 0.3)	0.3 (0.2 to 0.5)	0.4 (0.3 to 0.6)	0.6 (0.4 to 0.9)	0.8 (0.5 to 1.1)	0.6 (0.4 to 0.9)	0.5 (0.3 to 0.7)	0.4 (0.3 to 0.6)	0.4 (0.3 to 0.6)	0.3 (0.2 to 0.5)	0.3 (0.2 to 0.4)	0.2 (0.1 to 0.3)	0.1 (0.1 to 0.2)	0 (0 to 0.1)	0 (0 to 0.1)	6.6
Multidrug-resistant tuberculosis without extensive drug-resista	0 (0 to 0)	0 (0 to 0)	0 (0 to 0)	0 (0 to 0)	0 (0 to 0)	0 (0 to 0)	0 (0 to 0)	0 (0 to 0)	0 (0 to 0)	0 (0 to 0)	0 (0 to 0)	0 (0 to 0)	0 (0 to 0)	0 (0 to 0)	0 (0 to 0)	0 (0 to 0)	0 (0 to 0)	0 (0 to 0)	0 (0 to 0)	0 (0 to 0)	0 (0 to 0)	0 (0 to 0)	0 (0 to 0)	0
Extensively drug-resistant tuberculosis	0 (0 to 0)	0 (0 to 0)	0 (0 to 0)	0 (0 to 0)	0 (0 to 0)	0 (0 to 0)	0 (0 to 0)	0 (0 to 0)	0 (0 to 0)	0 (0 to 0)	0 (0 to 0)	0 (0 to 0)	0 (0 to 0)	0 (0 to 0)	0 (0 to 0)	0 (0 to 0)	0 (0 to 0)	0 (0 to 0)	0 (0 to 0)	0 (0 to 0)	0 (0 to 0)	0 (0 to 0)	0 (0 to 0)	0
Lower respiratory infections	19.6 (17.1 to 21.4)	22.2 (19.3 to 26.2)	7.19 (6.2 to 8.6)	6.04 (5.06 to 7.09)	2.8 (2.34 to 3.36)	2.63 (2.2 to 3.2)	2.65 (2.23 to 3.17)	3.03 (2.54 to 3.64)	3.66 (3.06 to 4.39)	4.56 (3.8 to 5.47)	5.62 (4.69 to 6.77)	6.87 (5.73 to 8.28)	8.29 (6.91 to 9.98)	9.92 (8.27 to 11.9)	11.8 (9.84 to 14.2)	13.9 (11.6 to 16.7)	16.2 (13.5 to 19.4)	18.6 (15.5 to 22.3)	20.9 (17.4 to 25.1)	22.8 (19 to 27.4)	24.1 (20.1 to 28.9)	24.5 (20.4 to 29.4)	7,220
Upper respiratory infections	0.1 (0 to 0.1)	0.1 (0 to 0.1)	46.3 (29.1 to 66.8)	294 (186 to 422)	148 (92.8 to 214)	232 (145 to 335)	219 (137 to 317)	230 (144 to 332)	276 (173 to 399)	330 (207 to 476)	376 (236 to 543)	391 (245 to 565)	397 (249 to 573)	397 (249 to 573)	397 (249 to 573)	397 (249 to 573)	397 (249 to 573)	397 (249 to 573)	397 (249 to 573)	397 (249 to 573)	397 (249 to 573)	397 (249 to 573)	397 (249 to 573)	2,900
Otitis media	0 (0 to 0)	0.2 (0.1 to 0.4)	1.7 (0.8 to 3.6)	3.6 (1.7 to 7.6)	1.2 (0.6 to 2.5)	0.8 (0.4 to 1.7)	0.5 (0.2 to 1.1)	0.4 (0.2 to 0.9)	0.3 (0.1 to 0.7)	0.3 (0.1 to 0.6)	0.2 (0.1 to 0.5)	0.2 (0.1 to 0.4)	0.2 (0.1 to 0.4)	0.2 (0.1 to 0.4)	0.2 (0.1 to 0.4)	0.2 (0.1 to 0.4)	0.2 (0.1 to 0.4)	0.2 (0.1 to 0.4)	0.2 (0.1 to 0.4)	0.2 (0.1 to 0.4)	0.2 (0.1 to 0.4)	0.2 (0.1 to 0.4)	0.2 (0.1 to 0.4)	3.6
Enteric infections	9 (2 to 4.3)	3 (0.8 to 7.3)	3.2 (0.7 to 7.7)	5.1 (1.1 to 12.4)	1.2 (0.3 to 2.9)	1.1 (0.3 to 2.7)	1.1 (0.3 to 2.7)	1.1 (0.3 to 2.7)	1.1 (0.3 to 2.7)	1.1 (0.3 to 2.7)	1.1 (0.3 to 2.7)	1.1 (0.3 to 2.7)	1.1 (0.3 to 2.7)	1.1 (0.3 to 2.7)	1.1 (0.3 to 2.7)	1.1 (0.3 to 2.7)	1.1 (0.3 to 2.7)	1.1 (0.3 to 2.7)	1.1 (0.3 to 2.7)	1.1 (0.3 to 2.7)	1.1 (0.3 to 2.7)	1.1 (0.3 to 2.7)	1.1 (0.3 to 2.7)	68
Diarrheal diseases	9 (2 to 4.3)	3 (0.8 to 7.3)	3.2 (0.7 to 7.7)	5.1 (1.1 to 12.4)	1.2 (0.3 to 2.9)	1.1 (0.3 to 2.7)	1.1 (0.3 to 2.7)	1.1 (0.3 to 2.7)	1.1 (0.3 to 2.7)	1.1 (0.3 to 2.7)	1.1 (0.3 to 2.7)	1.1 (0.3 to 2.7)	1.1 (0.3 to 2.7)	1.1 (0.3 to 2.7)	1.1 (0.3 to 2.7)	1.1 (0.3 to 2.7)	1.1 (0.3 to 2.7)	1.1 (0.3 to 2.7)	1.1 (0.3 to 2.7)	1.1 (0.3 to 2.7)	1.1 (0.3 to 2.7)	1.1 (0.3 to 2.7)	1.1 (0.3 to 2.7)	3,200
Typhoid and paratyphoid	0 (0 to 0)	0 (0 to 0)	0 (0 to 0)	0 (0 to 0)	0 (0 to 0)	0 (0 to 0)	0 (0 to 0)	0 (0 to 0)	0 (0 to 0)	0 (0 to 0)	0 (0 to 0)	0 (0 to 0)	0 (0 to 0)	0 (0 to 0)	0 (0 to 0)	0 (0 to 0)	0 (0 to 0)	0 (0 to 0)	0 (0 to 0)	0 (0 to 0)	0 (0 to 0)	0 (0 to 0)	0 (0 to 0)	0 (0 to 0)	0.7
Typhoid fever	0 (0 to 0)	0 (0 to 0)	0 (0 to 0)	0 (0 to 0)	0 (0 to 0)	0 (0 to 0)	0 (0 to 0)	0 (0 to 0)	0 (0 to 0)	0 (0 to 0)	0 (0 to 0)	0 (0 to 0)	0 (0 to 0)	0 (0 to 0)	0 (0 to 0)	0 (0 to 0)	0 (0 to 0)	0 (0 to 0)	0 (0 to 0)	0 (0 to 0)	0 (0 to 0)	0 (0 to 0)	0 (0 to 0)	0 (0 to 0)	0.7
Paratyphoid fever	0 (0 to 0)	0 (0 to 0)	0 (0 to 0)	0 (0 to 0)	0 (0 to 0)	0 (0 to 0)	0 (0 to 0)	0 (0 to 0)	0 (0 to 0)	0 (0 to 0)	0 (0 to 0)	0 (0 to 0)	0 (0 to 0)	0 (0 to 0)	0 (0 to 0)	0 (0 to 0)	0 (0 to 0)	0 (0 to 0)	0 (0 to 0)	0 (0 to 0)	0 (0 to 0)	0 (0 to 0)	0 (0 to 0)	0 (0 to 0)	0
Invasive Non-typhoidal Salmonella (iNTS)	0.6 (0.3 to 1.1)	0.6 (0.3 to 1.1)	0.6 (0.3 to 1.1)	0.5 (0.3 to 0.9)	0.3 (0.1 to 0.6)	0.3 (0.1 to 0.6)	0.3 (0.1 to 0.6)	0.3 (0.1 to 0.6)	0.3 (0.1 to 0.6)	0.3 (0.1 to 0.6)	0.3 (0.1 to 0.6)	0.3 (0.1 to 0.6)	0.3 (0.1 to 0.6)	0.3 (0.1 to 0.6)	0.3 (0.1 to 0.6)	0.3 (0.1 to 0.6)	0.3 (0.1 to 0.6)	0.3 (0.1 to 0.6)	0.3 (0.1 to 0.6)	0.3 (0.1 to 0.6)	0.3 (0.1 to 0.6)	0.3 (0.1 to 0.6)	0.3 (0.1 to 0.6)	9.7
Other intestinal infectious diseases	0.8 (0.3 to 1.6)	0.7 (0.3 to 1.5)	0.4 (0.2 to 1)	0.4 (0.2 to 1.1)	0.4 (0.2 to 1.1)	0.4 (0.2 to 1.1)	0.3 (0.2 to 1.1)	0.3 (0.2 to 1.2)	0.3 (0.2 to 1.2)	0.3 (0.2 to 1.2)	0.3 (0.2 to 1.2)	0.3 (0.2 to 1.2)	0.3 (0.2 to 1.2)	0.3 (0.2 to 1.2)	0.3 (0.2 to 1.2)	0.3 (0.2 to 1.2)	0.3 (0.2 to 1.2)	0.3 (0.2 to 1.2)	0.3 (0.2 to 1.2)	0.3 (0.2 to 1.2)	0.3 (0.2 to 1.2)	0.3 (0.2 to 1.2)	0.3 (0.2 to 1.2)	9.7
Neglected tropical diseases and malaria	2.6 (1.6 to 3.6)	0.7 (0.4 to 1.1)	0.7 (0.4 to 1.1)	12.1 (7.1 to 18.5)	19.5 (11.5 to 29.7)	13.7 (8.1 to 21)	12.7 (7.5 to 19.4)	9.4 (5.6 to 14.4)	11.4 (6.8 to 17.4)	21.4 (12.8 to 32.7)	29 (17.4 to 44.1)	48.5 (29.1 to 73.8)	68.1 (40.9 to 103.6)	84.1 (50.5 to 128.1)	79.1 (47.5 to 120.4)	69.9 (41.9 to 106.3)	57.8 (34.7 to 87.9)	44.2 (26.5 to 67.2)	32.2 (19.3 to 49)	22.3 (13.4 to 33.9)	14.6 (8.77 to 22.2)	9.64 (5.79 to 14.7)	984
Malaria	0 (0 to 0)	0 (0 to 0)	0 (0 to 0)	0 (0 to 0)	0 (0 to 0)	0 (0 to 0)	0 (0 to 0)	0 (0 to 0)	0 (0 to 0)	0 (0 to 0)	0 (0 to 0)	0 (0 to 0)	0 (0 to 0)	0 (0 to 0)	0 (0 to 0)	0 (0 to 0)	0 (0 to 0)	0 (0 to 0)	0 (0 to 0)	0 (0 to 0)	0 (0 to 0)	0 (0 to 0)	0 (0 to 0)	0
Chagas disease	0 (0 to 0)	0 (0 to 0)	0 (0 to 0)	0 (0 to 0)	0 (0 to 0)	0 (0 to 0)	0 (0 to 0)	0 (0 to 0)	0 (0 to 0)	0 (0 to 0)	0 (0 to 0)	0 (0 to 0)	0 (0 to 0)	0 (0 to 0)	0 (0 to 0)	0 (0 to 0)	0 (0 to 0)	0 (0 to 0)	0 (0 to 0)	0 (0 to 0)	0 (0 to 0)	0 (0 to 0)	0 (0 to 0)	0
Leishmaniasis	0 (0 to 0)	0 (0 to 0)	0 (0 to 0)	0 (0 to 0)	0 (0 to 0)	0 (0 to 0)	0 (0 to 0)	0 (0 to 0)	0 (0 to 0)	0 (0 to 0)	0 (0 to 0)	0 (0 to 0)	0 (0 to 0)	0 (0 to 0)	0 (0 to 0)	0 (0 to 0)	0 (0 to 0)	0 (0 to 0)	0 (0 to 0)	0 (0 to 0)	0 (0 to 0)	0 (0 to 0)	0 (0 to 0)	0
Visceral leishmaniasis	0 (0 to 0)	0 (0 to 0)	0 (0 to 0)	0 (0 to 0)	0 (0 to 0)	0 (0 to 0)	0 (0 to 0)	0 (0 to 0)	0 (0 to 0)	0 (0 to 0)	0 (0 to 0)	0 (0 to 0)	0 (0 to 0)	0 (0 to 0)	0 (0 to 0)	0 (0 to 0)	0 (0 to 0)	0 (0 to 0)	0 (0 to 0)	0 (0 to 0)	0 (0 to 0)	0 (0 to 0)	0 (0 to 0)	0
Cutaneous and mucocutaneous leishmaniasis	0 (0 to 0)	0 (0 to 0)	0 (0 to 0)	0 (0 to 0)	0 (0 to 0)	0 (0 to 0)	0 (0 to 0)	0 (0 to 0)	0 (0 to 0)	0 (0 to 0)	0 (0 to 0)	0 (0 to 0)	0 (0 to 0)	0 (0 to 0)	0 (0 to 0)	0 (0 to 0)	0 (0 to 0)	0 (0 to 0)	0 (0 to 0)	0 (0 to 0)	0 (0 to 0)	0 (0 to 0)	0 (0 to 0)	0
African trypanosomiasis	0 (0 to 0)	0 (0 to 0)	0 (0 to 0)	0 (0 to 0)	0 (0 to 0)	0 (0 to 0)	0 (0 to 0)	0 (0 to 0)	0 (0 to 0)	0 (0 to 0)	0 (0 to 0)	0 (0 to 0)	0 (0 to 0)	0 (0 to 0)	0 (0 to 0)	0 (0 to 0)	0 (0 to 0)	0 (0 to 0)	0 (0 to 0)	0 (0 to 0)	0 (0 to 0)	0 (0 to 0)	0 (0 to 0)	0
Schistosomiasis	0 (0 to 0)	0 (0 to 0)	0 (0 to 0)	0 (0 to 0)	0 (0 to 0)	0 (0 to 0)	0 (0 to 0)	0 (0 to 0)	0 (0 to 0)	0 (0 to 0)	0 (0 to 0)	0 (0 to 0)	0 (0 to 0)	0 (0 to 0)	0 (0 to 0)	0 (0 to 0)	0 (0 to 0)	0 (0 to 0)	0 (0 to 0)	0 (0 to 0)	0 (0 to 0)	0 (0 to 0)	0 (0 to 0)	0
Cysticercosis	0 (0 to 0)	0 (0 to 0)	0 (0 to 0)	0.2 (0.1 to 0.3)	0.6 (0.3 to 1.3)	1.2 (0.5 to 2.5)	4.3 (1.9 to 7.7)	10.2 (5.3 to 17.6)	14.8 (8.1 to 23.9)	20.3 (11.5 to 32.5)	29.8 (16.9 to 44.6)	34.2 (19.7 to 49.9)	43.1 (25.1 to 62.5)	67.6 (40.1 to 98)	92.3 (57.5 to 136)	111 (69.5 to 159)	109 (68.7 to 153)	79.3 (49.7 to 111)	54 (33.2 to 75.3)	33.4 (19.9 to 47.4)	19.6 (11.5 to 27.4)	9.7 (5.7 to 13.5)	719
Cystic echinococcosis	0 (0 to 0)	0 (0 to 0)	0 (0 to 0)	0 (0 to 0)	0 (0 to 0)	0 (0 to 0)	0 (0 to 0)	0 (0 to 0)	0 (0 to 0)	0 (0 to 0)	0 (0 to 0)	0 (0 to 0)	0 (0 to 0)	0 (0 to 0)	0 (0 to 0)	0 (0 to 0)	0 (0 to 0)	0 (0 to 0)	0 (0 to 0)	0 (0 to 0)	0 (0 to 0)	0 (0 to 0)	0 (0 to 0)	1
Lymphatic filariasis	0 (0 to 0)	0 (0 to 0)	0 (0 to 0)	0 (0 to 0)	0 (0 to 0)	0 (0 to 0)	0 (0 to 0)	0 (0 to 0)	0 (0 to 0)	0 (0 to 0)	0 (0 to 0)	0 (0 to 0)	0 (0 to 0)	0 (0 to 0)	0 (0 to 0)	0 (0 to 0)	0 (0 to 0)	0 (0 to 0)	0 (0 to 0)	0 (0 to 0)	0 (0 to 0)	0 (0 to 0)	0 (0 to 0)	0
Onchocerciasis	0 (0 to 0)	0 (0 to 0)	0 (0 to 0)	0 (0 to 0)	0 (0 to 0)	0 (0 to 0)	0 (0 to 0)	0 (0 to 0)	0 (0 to 0)	0 (0 to 0)	0 (0 to 0)	0 (0 to 0)	0 (0 to 0)	0 (0 to 0)	0 (0 to 0)	0 (0 to 0)	0 (0 to 0)	0 (0 to 0)	0 (0 to 0)	0 (0 to 0)	0 (0 to 0)	0 (0 to 0)	0 (0 to 0)	0
Trachoma	0 (0 to 0)	0 (0 to 0)	0 (0 to 0)	0 (0 to 0)	0 (0 to 0)	0 (0 to 0)	0 (0 to 0)	0 (0 to 0)	0 (0 to 0)	0 (0 to 0)	0 (0 to 0)	0 (0 to 0)	0 (0 to 0)	0 (0 to 0)	0 (0 to 0)	0 (0 to 0)	0 (0 to 0)	0 (0 to 0)	0 (0 to 0)	0 (0 to 0)	0 (0 to 0)	0 (0 to 0)	0 (0 to 0)	0
Dengue	0 (0 to 0)	0 (0 to 0)	0 (0 to 0)	0 (0 to 0)	0 (0 to 0)	0 (0 to 0)	0 (0 to 0)	0 (0 to 0)	0 (0 to 0)	0 (0 to 0)	0 (0 to 0)	0 (0 to 0)	0 (0 to 0)	0 (0 to 0)	0 (0 to 0)	0 (0 to 0)	0 (0 to 0)	0 (0 to 0)	0 (0 to 0)	0 (0 to 0)	0 (0 to 0)	0 (0 to 0)	0 (0 to 0)	0
Yellow fever	0 (0 to 0)	0 (0 to 0)	0 (0 to 0)	0 (0 to 0)	0 (0 to 0)	0 (0 to 0)	0 (0 to 0)	0 (0 to 0)	0 (0 to 0)	0 (0 to 0)	0 (0 to 0)	0 (0 to 0)	0 (0 to 0)	0 (0 to 0)	0 (0 to 0)	0 (0 to 0)	0 (0 to 0)	0 (0 to 0)	0 (0 to 0)	0 (0 to 0)	0 (0 to 0)	0 (0 to 0)	0 (0 to 0)	0
Rabies	0 (0 to 0)	0 (0 to 0)	0.2 (0.1 to 0.4)	0.2 (0.1 to 0.4)	0.1 (0.1 to 0.2)	0.1 (0.1 to 0.2)	0.1 (0.1 to 0.2)	0.1 (0.1 to 0.2)	0.1 (0.1 to 0.2)	0.1 (0.1 to 0.2)	0.1 (0.1 to 0.2)	0.1 (0.1 to 0.2)	0.1 (0.1 to 0.2)	0.1 (0.1 to 0.2)	0.1 (0.1 to 0.2)	0.1 (0.1 to 0.2)	0.1 (0.1 to 0.2)	0.1 (0.1 to 0.2)	0.1 (0.1 to 0.2)	0.1 (0.1 to 0.2)	0.1 (0.1 to 0.2)	0.1 (0.1 to 0.2)	0.1 (0.1 to 0.2)	1.8
Intestinal nematode infections	0 (0 to 0)	0 (0 to 0)	0 (0 to 0)	0 (0 to 0)	0 (0 to 0)	0 (0 to 0)	0 (0 to 0)	0 (0 to 0)	0 (0 to 0)	0 (0 to 0)	0 (0 to 0)	0 (0 to 0)	0 (0 to 0)	0 (0 to 0)	0 (0 to 0)	0 (0 to 0)	0 (0 to 0)	0 (0 to 0)	0 (0 to 0)	0 (0 to 0)	0 (0 to 0)	0 (0 to 0)	0 (0 to 0)	0
Ascariasis	0 (0 to 0)	0 (0 to 0)	0 (0 to 0)	0 (0 to 0)	0 (0 to 0)	0 (0





SR Table 2b: Papua New Guinea DALYS by cause and age group for females with 95% uncertainty intervals, 2019

Cause	Early Neonatal	Late Neonatal	Post Neonatal	1 to 4	5 to 9	10 to 14	15 to 19	20 to 24	25 to 29	30 to 34	35 to 39	40 to 44	45 to 49	50 to 54	55 to 59	60 to 64	65 to 69	70 to 74	75 to 79	80 to 84	85 to 89	90 to 94	95 plus	Total
All causes	161,000 (129,000 to 201,000)	84,200 (67,100 to 105,000)	258,000 (208,000 to 318,000)	228,000 (186,000 to 278,000)	63,600 (54,300 to 74,500)	51,200 (41,900 to 62,900)	66,400 (55,900 to 80,500)	84,800 (70,300 to 103,000)	99,300 (78,900 to 129,000)	107,000 (84,200 to 145,000)	111,000 (86,400 to 148,000)	112,000 (89,000 to 146,000)	104,000 (81,700 to 134,000)	95,000 (76,500 to 119,000)	83,900 (67,600 to 105,000)	70,900 (59,000 to 86,000)	53,100 (45,100 to 63,800)	48,200 (42,000 to 56,300)	30,500 (26,800 to 35,600)	18,400 (16,500 to 20,600)	9,050 (7,980 to 10,200)	3,890 (3,490 to 4,330)	1,110 (1,030 to 1,190)	1,940,000
Communicable, maternal, neonatal, and nutritional diseases	138,000 (105,000 to 178,000)	74,000 (57,200 to 94,100)	206,000 (154,000 to 265,000)	153,000 (116,000 to 199,000)	29,400 (22,900 to 36,700)	17,100 (12,900 to 22,400)	22,800 (17,900 to 29,100)	31,000 (24,100 to 41,600)	35,600 (22,800 to 59,700)	38,500 (23,000 to 69,900)	38,600 (23,700 to 69,500)	30,200 (19,100 to 58,000)	22,300 (13,600 to 42,200)	16,400 (11,000 to 27,300)	11,600 (8,040 to 17,700)	8,520 (5,870 to 12,600)	5,330 (3,710 to 7,560)	5,280 (3,600 to 7,920)	3,350 (2,290 to 5,110)	2,520 (1,580 to 3,980)	1,230 (743 to 1,980)	602 (391 to 938)	155 (96·7 to 247)	892,000
HIV/AIDS and sexually transmitted infections	22,100 (7,210 to 45,700)	5,610 (1,730 to 11,900)	9,890 (3,930 to 19,300)	6,160 (362 to 16,600)	1,700 (205 to 4,460)	1,010 (94·1 to 2,760)	3,160 (1,370 to 7,020)	6,030 (1,390 to 15,600)	13,000 (2,350 to 35,900)	18,500 (4,390 to 48,800)	19,600 (6,560 to 51,400)	16,400 (6,770 to 44,200)	12,100 (4,840 to 32,500)	6,910 (3,030 to 18,300)	3,510 (1,630 to 9,080)	1,610 (757 to 4,060)	655 (299 to 1,620)	329 (142 to 861)	116 (51·9 to 294)	17·3 (3·8 to 50)	7·2 (2·3 to 18·3)	1·9 (0·6 to 5)	0·4 (0·2 to 1·1)	148,000
HIV/AIDS	0·2 (0 to 0·6)	0·8 (0 to 2·2)	3,090 (81·9 to 8,170)	5,830 (116 to 16,200)	1,530 (81 to 4,260)	958 (54·4 to 2,730)	3,110 (1,310 to 6,960)	5,860 (1,240 to 15,400)	12,800 (2,070 to 35,500)	18,200 (4,130 to 48,700)	19,200 (6,290 to 51,000)	16,100 (6,490 to 43,800)	11,900 (4,620 to 32,300)	6,840 (2,960 to 18,300)	3,470 (1,580 to 9,050)	1,580 (724 to 4,030)	643 (286 to 1,600)	321 (134 to 853)	112 (47·7 to 290)	15·6 (2·2 to 48·6)	5·5 (0·9 to 16·7)	1·7 (0·3 to 4·8)	0·3 (0·1 to 1)	112,000
HIV/AIDS - Drug-susceptible Tuberculosis	0 (0 to 0)	0 (0 to 0·1)	264 (29·1 to 474)	498 (32·3 to 896)	141 (15·7 to 248)	81·2 (11·5 to 141)	235 (135 to 394)	367 (213 to 588)	747 (428 to 1,220)	1,150 (655 to 1,860)	1,340 (762 to 2,210)	1,210 (694 to 2,030)	933 (526 to 1,550)	549 (309 to 917)	288 (163 to 484)	132 (73·9 to 218)	54·9 (31·3 to 91·1)	28·7 (16·5 to 47·6)	10·1 (5·7 to 16·7)	1·3 (0·3 to 2·1)	0·4 (0·1 to 0·7)	0·1 (0·1 to 0·2)	0 (0 to 0)	8,030
HIV/AIDS - Multidrug-resistant Tuberculosis without exten	0 (0 to 0)	0 (0 to 0)	27·2 (2·7 to 76·6)	51·1 (2·6 to 145)	14·1 (1·1 to 39·4)	8 (0·7 to 22·4)	23·5 (5·4 to 65·3)	35·7 (8·4 to 95)	72 (17 to 192)	110 (25·7 to 294)	129 (29·7 to 352)	118 (27 to 330)	90·7 (20·8 to 243)	53·9 (12·3 to 146)	28·6 (6·6 to 79·8)	13·1 (3 to 36·3)	5·4 (1·3 to 15·1)	2·8 (0·7 to 7·8)	1 (0·2 to 2·8)	0·1 (0 to 0·3)	0 (0 to 0·1)	0 (0 to 0)	0 (0 to 0)	785
HIV/AIDS - Extensively drug-resistant Tuberculosis	0 (0 to 0)	0 (0 to 0)	5·2 (0·5 to 15·1)	9·8 (0·5 to 28·5)	2·6 (0·2 to 7·7)	1·5 (0·1 to 4·3)	4·4 (0·9 to 12·3)	6·6 (1·4 to 17·9)	13·4 (2·9 to 36·1)	20·7 (4·5 to 56)	24·3 (5·2 to 67·1)	22·2 (4·7 to 61·1)	17·1 (3·6 to 47·5)	10·2 (2·2 to 28·5)	5·4 (1·1 to 15)	2·5 (0·5 to 6·8)	1 (0·2 to 2·8)	0·5 (0·1 to 1·5)	0·2 (0 to 0·5)	0 (0 to 0·1)	0 (0 to 0)	0 (0 to 0)	0 (0 to 0)	148
HIV/AIDS resulting in other diseases	0·2 (0 to 0·6)	0·8 (0 to 2·1)	2,800 (48·1 to 7,850)	5,270 (76·2 to 15,400)	1,370 (63·3 to 4,080)	867 (41·6 to 2,640)	2,850 (1,030 to 6,600)	5,450 (839 to 14,900)	12,000 (1,290 to 34,800)	17,000 (2,910 to 47,400)	17,700 (4,690 to 49,100)	14,700 (5,070 to 42,500)	10,900 (3,390 to 31,100)	6,230 (2,280 to 17,600)	3,150 (1,250 to 8,830)	1,430 (575 to 3,880)	582 (232 to 1,550)	289 (105 to 825)	101 (36·5 to 280)	14·2 (1·7 to 47·4)	5·1 (0·7 to 16·2)	1·5 (0·3 to 4·6)	0·3 (0·1 to 0·9)	103,000
Sexually transmitted infections excluding HIV	22,100 (7,210 to 45,700)	5,610 (1,730 to 11,900)	6,800 (2,010 to 15,800)	330 (98·4 to 774)	171 (52·8 to 395)	48 (14·8 to 135)	52·4 (24·2 to 104)	169 (71·9 to 362)	261 (115 to 533)	298 (147 to 570)	344 (182 to 620)	286 (153 to 528)	208 (101 to 390)	69·6 (29 to 144)	40·7 (17 to 82·2)	30·8 (13·1 to 64·2)	12·2 (5·2 to 25·4)	8·2 (3·5 to 16·5)	4 (1·8 to 8)	1·7 (0·7 to 3·5)	1·6 (0·7 to 3·9)	0·2 (0·1 to 0·5)	0·1 (0 to 0·3)	36,800
Syphilis	22,100 (7,210 to 45,700)	5,610 (1,730 to 11,900)	6,800 (2,010 to 15,800)	330 (98·4 to 774)	171 (52·8 to 395)	24·4 (5·9 to 74·2)	3·8 (1·3 to 8·8)	5·2 (1·4 to 13·9)	6·1 (1·9 to 15·3)	9·1 (3·7 to 19·7)	11·2 (4·5 to 25·5)	3·4 (1·4 to 7·1)	6 (2·1 to 14)	1·1 (0·5 to 2·5)	0·6 (0·3 to 1·2)	0·9 (0·3 to 2·3)	0·2 (0·1 to 0·4)	0·2 (0·1 to 0·5)	0·1 (0·1 to 0·3)	0·1 (0 to 0·2)	0·2 (0·1 to 0·6)	0 (0 to 0·1)	0 (0 to 0·1)	35,100
Chlamydial infection	0 (0 to 0)	0 (0 to 0)	0 (0 to 0)	0 (0 to 0)	0 (0 to 0)	4·4 (1·3 to 12·9)	2·6 (1·4 to 4·3)	7·5 (4·3 to 12·1)	12 (4·8 to 23·6)	18·4 (8·6 to 32·7)	31·2 (16·5 to 52·7)	27·7 (15·2 to 48·8)	19·5 (9 to 38·7)	1·7 (1 to 2·9)	1 (0·5 to 2·1)	1·8 (0·4 to 5·6)	0·1 (0 to 0·4)	0·2 (0 to 0·4)	0·1 (0 to 0·3)	0 (0 to 0·1)	0·2 (0 to 0·5)	0 (0 to 0)	0 (0 to 0·1)	128
Gonococcal infection	0 (0 to 0)	0 (0 to 0)	0 (0 to 0)	0 (0 to 0)	0 (0 to 0)	6·9 (1·8 to 20·8)	3·2 (1·5 to 6·4)	4·9 (2·5 to 9·3)	5·4 (3 to 9·3)	13·1 (6·6 to 25·9)	27·9 (12·1 to 62·8)	17·6 (8·2 to 35·5)	23·8 (8·1 to 58·2)	1·5 (0·6 to 3·9)	1·6 (0·5 to 4·7)	4·6 (1 to 14·3)	0·7 (0·2 to 2)	0·5 (0·2 to 1·5)	0·4 (0·1 to 1·2)	0·1 (0 to 0·3)	0·5 (0·1 to 1·3)	0 (0 to 0·1)	0 (0 to 0·1)	113
Trichomoniasis	0 (0 to 0)	0 (0 to 0)	0 (0 to 0)	0 (0 to 0)	0 (0 to 0)	1·2 (0·2 to 3·4)	26·5 (7·8 to 66·7)	116 (41·3 to 265)	176 (61·9 to 397)	163 (53 to 384)	137 (45·9 to 316)	111 (38 to 266)	76·7 (25·4 to 173)	44·1 (13·9 to 102)	23·6 (7·8 to 56·7)	12·4 (4·1 to 28·9)	6·6 (2·3 to 15)	4·1 (1·5 to 9)	1·8 (0·7 to 4)	0·7 (0·3 to 1·6)	0·2 (0·1 to 0·5)	0·1 (0 to 0·1)	0 (0 to 0)	900
Genital herpes	0 (0 to 0)	0 (0 to 0)	0 (0 to 0)	0 (0 to 0)	0 (0 to 0)	2·3 (0·6 to 5·4)	9·3 (2·5 to 23·4)	19·1 (6 to 47·7)	27·4 (8·9 to 68·3)	30·7 (9·7 to 74·8)	29·3 (8·8 to 72·4)	25·6 (8·1 to 63·5)	20·6 (6·3 to 51·6)	15·5 (4·6 to 38·8)	10·8 (3·4 to 27)	7·1 (2·2 to 17·4)	4·2 (1·3 to 10·6)	2·8 (0·9 to 7)	1·4 (0·4 to 3·5)	0·7 (0·2 to 1·7)	0·3 (0·1 to 0·7)	0·1 (0 to 0·2)	0 (0 to 0·1)	207
Other sexually transmitted infections	0 (0 to 0)	0 (0 to 0)	0 (0 to 0)	0 (0 to 0)	0 (0 to 0)	8·8 (2·8 to 25)	7·1 (4 to 12)	16·1 (7·3 to 29·7)	34·3 (16·8 to 62)	64·2 (38·9 to 103)	108 (62·8 to 173)	101 (57·5 to 163)	61·2 (31 to 112)	5·7 (2·2 to 11·2)	3·1 (1 to 6·3)	4 (0·9 to 12·3)	0·3 (0·1 to 0·9)	0·3 (0·1 to 0·8)	0·2 (0 to 0·5)	0 (0 to 0·1)	0·2 (0·1 to 0·7)	0 (0 to 0)	0 (0 to 0)	414
Respiratory infections and tuberculosis	17,400 (8,470 to 30,200)	22,600 (13,300 to 34,400)	109,000 (69,800 to 153,000)	53,000 (32,500 to 79,900)	5,720 (3,790 to 9,800)	2,590 (1,660 to 4,610)	3,400 (2,070 to 5,730)	4,380 (2,800 to 7,090)	3,610 (2,300 to 6,250)	3,490 (2,220 to 6,000)	3,900 (2,320 to 6,690)	3,500 (2,060 to 5,630)	2,680 (1,590 to 4,330)	3,340 (1,980 to 5,270)	3,040 (1,750 to 4,960)	2,690 (1,680 to 4,150)	2,010 (1,200 to 2,980)	2,100 (1,270 to 3,200)	1,520 (923 to 2,430)	914 (562 to 1,450)	421 (250 to 657)	233 (147 to 345)	57 (34·1 to 85·4)	252,000
Tuberculosis	0 (0 to 0)	0 (0 to 0)	3,810 (1,730 to 6,640)	1,750 (789 to 3,130)	2,440 (1,290 to 4,220)	1,010 (511 to 1,730)	1,840 (869 to 3,420)	2,590 (1,420 to 4,280)	1,780 (952 to 3,100)	1,840 (974 to 3,210)	2,000 (987 to 3,760)	2,150 (1,070 to 3,960)	1,270 (589 to 2,580)	1,570 (724 to 2,830)	1,430 (614 to 2,560)	1,210 (557 to 2,180)	834 (375 to 1,530)	891 (403 to 1,570)	483 (213 to 884)	182 (81·3 to 314)	27·5 (14·1 to 45·9)	11·7 (5·6 to 20)	2·7 (1·3 to 4·6)	29,100
Latent tuberculosis infection	0 (0 to 0)	0 (0 to 0)	0 (0 to 0)	0 (0 to 0)	0 (0 to 0)	0 (0 to 0)	0 (0 to 0)	0 (0 to 0)	0 (0 to 0)	0 (0 to 0)	0 (0 to 0)	0 (0 to 0)	0 (0 to 0)	0 (0 to 0)	0 (0 to 0)	0 (0 to 0)	0 (0 to 0)	0 (0 to 0)	0 (0 to 0)	0 (0 to 0)	0 (0 to 0)	0 (0 to 0)	0 (0 to 0)	0
Drug-susceptible tuberculosis	0 (0 to 0)	0 (0 to 0)	3,460 (1,600 to 6,110)	1,590 (729 to 2,920)	2,230 (1,150 to 3,830)	930 (472 to 1,610)	1,670 (788 to 3,070)	2,380 (1,330 to 3,860)	1,640 (887 to 2,850)	1,690 (885 to 2,990)	1,840 (905 to 3,450)	1,970 (973 to 3,640)	1,170 (547 to 2,340)	1,430 (657 to 2,620)	1,300 (578 to 2,380)	1,110 (504 to 1,970)	762 (341 to 1,390)	814 (366 to 1,430)	441 (188 to 808)	166 (73·8 to 287)	25·2 (12·7 to 43)	10·7 (5·3 to 18·2)	2·5 (1·2 to 4·3)	26,700
Multidrug-resistant tuberculosis without extensive drug res	0 (0 to 0)	0 (0 to 0)	288 (57·2 to 779)	129 (25·9 to 357)	175 (38·7 to 467)	70·8 (16 to 193)	137 (27·3 to 385)	174 (41·4 to 461)	115 (23·6 to 327)	122 (24·5 to 335)	137 (29·2 to 390)	148 (28·8 to 420)	88·4 (17·3 to 257)	112 (21·2 to 326)	103 (20·2 to 289)	86·8 (17 to 219)	60·8 (12 to 166)	64·8 (12·9 to 171)	35·2 (6·4 to 93·2)	13·2 (2·6 to 34·9)	1·9 (0·4 to 4·8)	0·9 (0·2 to 2·3)	0·2 (0 to 0·5)	2,060
Extensively drug-resistant tuberculosis	0 (0 to 0)	0 (0 to 0)	55 (10·2 to 152)	24·3 (4·9 to 69·3)	32·7 (6·6 to 89·3)	12·9 (2·8 to 34·7)	25·9 (5 to 70·3)	31·3 (6·1 to 86·4)	20·3 (4·2 to 56·9)	22·3 (4·7 to 60·4)	25·2 (5·1 to 73·5)	27·7 (5·1 to 80·1)	16·3 (3·1 to 51)	20·9 (3·7 to 59)	19·3 (3·6 to 51·8)	16·3 (3·1 to 42·4)	11·4 (2·2 to 32·4)	12·2 (2·2 to 32·3)	6·6 (1·3 to 17·2)	2·5 (0·5 to 6·6)	0·4 (0·1 to 0·9)	0·2 (0 to 0·4)	0 (0 to 0·1)	384
Lower respiratory infections	17,300 (8,470 to 30,200)	22,600 (13,300 to 34,400)	105,000 (66,700 to 149,000)	50,400 (30,300 to 77,400)	2,460 (1,290 to 6,510)	1,030 (535 to 2,990)	1,080 (563 to 3,080)	1,330 (659 to 3,860)	1,430 (738 to 3,970)	1,320 (680 to 3,580)	1,610 (776 to 4,140)	1,110 (583 to 2,460)	1,230 (670 to 2,430)	1,630 (900 to 3,170)	1,520 (842 to 2,850)	1,420 (800 to 2,570)	1,130 (651 to 1,940)	1,190 (691 to 2,090)	1,020 (580 to 1,800)	725 (429 to 1,220)	391 (228 to 620)	221 (136 to 332)	54 (31·4 to 81·7)	217,000
Upper respiratory infections	1·7 (0·8 to 3·6)	11·9 (5·5 to 27·1)	185 (95·5 to 320)	560 (319 to 911)	499 (273 to 858)	374 (191 to 663)	333 (172 to 603)	319 (170 to 562)	285 (157 to 469)	244 (128 to 423)	211 (107 to 354)	170 (89 to 293)	126 (64·9 to 217)	91·6 (48·4 to 159)	63·8 (33·5 to 106)	42·4 (22·3 to 70·3)	28·4 (14·7 to 48·7)	19·5 (10·8 to 32·3)	9·2 (4·8 to 15·8)	5 (2·5 to 8·4)	1·7 (0·9 to 2·9)	0·7 (0·4 to 1·2)	0·2 (0·1 to 0·3)	3,580
Otitis media	0·4 (0·1 to 1·5)	0·6 (0·3 to 1·1)	27·7 (14·8 to 47·9)	267 (150 to 445)	316 (173 to 525)	180 (92·3 to 313)	151 (74·5 to 265)	143 (60·7 to 283)	115 (51·5 to 218)	88·2 (36·4 to 164)	77·9 (35·7 to 148)	71·7 (31·2 to 134)	60 (28·7 to 109)	47·2 (20·9 to 88·6)	34 (16·9 to 60·8)	19·8 (8·8 to 38·7)	9·8 (4·7 to 17·9)	5·7 (2·4 to 11·1)	3·1 (1·4 to 5·6)	1·7 (0·7 to 3·2)	0·8 (0·4 to 1·4)	0·3 (0·1 to 0·6)	0·1 (0 to 0·2)	1,620
Enteric infections	1,140 (532 to 2,170)	3,660 (1,020 to 8,770)	21,300 (7,900 to 51,000)	35,000 (15,600 to 67,900)	6,120 (3,490 to 10,100)	3,780 (2,180 to 6,210)	2,470 (1,350 to 4,250)	2,430 (1,260 to 4,990)	1,900 (1,040 to 3,920)	1,280 (787 to 2,110)	1,350 (842 to 2,400)	1,910 (1,000 to 3,930)	1,740 (908 to 3,420)	2,040 (957 to 4,490)	1,850 (860 to 3,990)	2,120 (886 to 4,590)	1,370 (603 to 3,090)	1,790 (708 to 4,070)	1,150 (505 to 2,570)	1,290 (513 to 2,690)	647 (240 to 1,380)	297 (115 to 621)	79·2 (32 to 167)	96,700
Diarrheal diseases	1,140 (532 to 2,170)	3,650 (1,010 to 8,740)	21,000 (7,640 to 50,500)	32,300 (13,000 to 66,300)	2,800 (1,290 to 6,010)	1,120 (567 to 2,190)	939 (508 to 1,880)	1,790 (767 to 4,270)	1,520 (746 to 3,430)	1,040 (609 to 1,900)	1,200 (698 to 2,260)	1,790 (909 to 3,810)	1,640 (821 to 3,360)	1,970 (896 to 4,360)	1,790 (807 to 3,930)	2,080 (858 to 4,540)	1,350 (579 to 3,060)	1,780 (697 to 4,060)	1,150 (498 to 2,560)	1,290 (512 to 2,680)	646 (239 to 1,380)	296 (115 to 620)	79·1 (31·9 to 167)	84,300
Typhoid and paratyphoid	0 (0 to 0)	0 (0 to 0)	20·1 (6·7 to 48·8)	2,050 (639 to 4,350)	2,880 (1,080 to 6,100)	2,470 (1,040 to 4,830)	1,450 (507 to 3,030)	603 (215 to 1,310)	357 (136 to 780)	212 (77·2 to 466)	142 (54·1 to 307)	104 (39·5 to 234)	81 (28·7 to 174)	64·2 (23·7 to 134)	46·1 (16·1 to 105)	27 (9·5 to 60·7)	13·6 (5·1 to 29·1)	7·6 (2·7 to 16·3)	3 (1·1 to 6·2)	1·1 (0·4 to 2·5)	0·4 (0·2 to 0·8)	0·1 (0·1 to 0·3)	0 (0 to 0·1)	10,500
Typhoid fever	0 (0 to 0)	0 (0 to 0)	19·8 (6·7 to 48·2)	2,020 (627 to 4,290)	2,840 (1,080 to 6,010)	2,440 (1,030 to 4,790)	1,430 (497 to 3,000)	596 (212 to 1,290)	353 (135 to 771)	210 (76·2 to 462)	140 (53·2 to 304)	103 (39 to 232)	80·1 (28·4 to 172)	63·5 (23·4 to 133)	45·6 (16 to 104)	26·7 (9·3 to 60·1)	13·4 (5·1 to 28·6)	7·5 (2·7 to 16·1)	3 (1·1 to 6·2)	1·1 (0·4 to 2·5)	0·4 (0·2 to 0·8)	0·1 (0·1 to 0·3)	0 (0 to 0·1)	10,400
Paratyphoid fever	0 (0 to 0)	0 (0 to 0)	0·3 (0·1 to 0·8)	27·9 (7 to 71·2)	38·3 (10·8 to 98)	31·3 (10·1 to 70·6)	17·4 (4·9 to 41·4)	6·9 (2 to 17·5)	3·9 (1·2 to 10·1)	2·3 (0·6 to 6)	1·5 (0·5 to 3·9)	1·1 (0·3 to 2·7)	0·8 (0·2 to 2)	0·7 (0·2 to 1·6)	0·5 (0·1 to 1·2)	0·3 (0·1 to 0·7)	0·1 (0 to 0·3)	0·1 (0 to 0·2)	0 (0 to 0·1)	0 (0 to 0)	0 (0 to 0)	0 (0 to 0)	0 (0 to 0)	133
Invasive Non-typhoidal Salmonella (iNTS)	0 (0 to 0)	12·2 (6·2 to 21·4)	181 (96·3 to 305)	573 (296 to 1,030)	420 (210 to 741)	176 (81·9 to 330)	81·8 (34·2 to 166)	39·3 (14·3 to 80·8)	24·6 (8·7 to 50·3)	16·3 (5·2 to 34·9)	13·8 (4·5 to 30·2)	13·2 (4·6 to 28·7)	12·4 (4·3 to 27·6)	12·9 (5 to 27·3)	12·9 (4·6 to 27·1)	11·2 (4·5 to 22·8)	8·5 (3·4 to 16·5)	6·4 (2·7 to 11·8)	3·2 (1·4 to 5·8)	1·4 (0·6 to 2·6)	0·4 (0·2 to 0·8)	0·1 (0 to 0·3)	0 (0 to 0·1)	1,620
Other intestinal infectious diseases	0 (0 to 0)	0 (0 to 0)	78 (0·7 to 232)	112 (3·1 to 321)	19·8 (0·7 to 68·4)	9·3 (0·4 to 32·8)	4·3 (0·2 to 15·4)	3·8 (0·3 to 12·5)	1·9 (0·2 to 6·5)	4·3 (0·7 to 12·6)	2·3 (0·4 to 7·7)	2·5 (0·4 to 8·4)	1·4 (0·2 to 4·3)	1·2 (0·2 to 4)	0·8 (0·1 to 2·4)	0·5 (0·1 to 2)	0·6 (0·1 to 2·1)	0·4 (0 to 1·2)	0·2 (0 to 0·6)	0·1 (0 to 0·4)	0·1 (0 to 0·4)	0 (0 to 0·1)	0 (0 to 0)	244
Neglected tropical diseases and malaria	1·1 (0·4 to 2·4)	845 (160 to 2,650)	3,060 (945 to 8,320)	5,760 (2,560 to 13,500)	3,890 (2,300 to 6,750)	3,330 (1,800 to 6,130)	5,300 (2,440 to 10,500)	4,380 (2,370 to 8,230)	3,400 (1,850 to 6,370)	3,020 (1,590 to 5,920)	3,040 (1,550 to 6,260)	2,670 (1,370 to 5,450)	1,800 (794 to 4,290)	1,750 (714 to 4,340)	1,390 (572 to 3,250)	918 (398 to 2,140)	460 (234 to 995)	334 (174 to 678)	132 (84·7 to 203)	53 (35·9 to 76·1)	27·4 (18·5 to 41·2)	8·2 (5·5 to 11·2)	2·5 (1·6 to 3·7)	45,600
Malaria	0·5 (0·1 to 1·3)	827 (141 to 2,630)	2,570 (507 to 7,680)	4,050 (1,130 to 11,700)	1,950 (755 to 4,630)	1,780 (554 to 4,530)	3,850 (1,200 to 9,100)	2,620 (888 to 6,200)	1,970 (689 to 4,680)	1,910 (656 to 4,890)	1,970 (621 to 5,130)	1,700 (547 to 4,510)	1,240 (284 to 3,710)	1,270 (284 to 3,810)	1,000 (215 to 2,900)	640 (137 to 1,860)	265 (63·8 to 789)	183 (43·7 to 532)	36·6 (12·1 to 97·6)	8·1 (3·6 to 16·5)	2·1 (1 to 3·6)	0·7 (0·3 to 1·3)	0·2 (0·1 to 0·3)	29,900
Chagas disease	0 (0 to 0)	0 (0 to 0)	0 (0 to 0)	0 (0 to 0)	0 (0 to 0)	0 (0 to 0)	0 (0 to 0)	0 (0 to 0)	0 (0 to 0)	0 (0 to 0)	0 (0 to 0)	0 (0 to 0)	0 (0 to 0)	0 (0 to 0)	0 (0 to 0)	0 (0 to 0)	0 (0 to 0)	0 (0 to 0)	0 (0 to 0)	0 (0 to 0)	0 (0 to 0)	0 (0 to 0)	0 (0 to 0)	0
Leishmaniasis	0 (0 to 0)	0 (0 to 0)	0 (0 to 0)	0 (0 to 0)	0 (0 to 0)	0 (0 to 0)	0 (0 to 0)	0 (0 to 0)	0 (0 to 0)	0 (0 to 0)	0 (0 to 0)	0 (0 to 0)	0 (0 to 0)	0 (0 to 0)	0 (0 to 0)	0 (0 to 0)	0 (0 to 0)	0 (0 to 0)	0 (0 to 0)	0 (0 to 0)	0 (0 to 0)	0 (0 to 0)	0 (0 to 0)	0





SR Table 2b: Connecticut DALYS by cause and age group for females with 95% uncertainty intervals, 2019

Cause	Early Neonatal	Late Neonatal	Post-Neonatal	1 to 4	5 to 9	10 to 14	15 to 19	20 to 24	25 to 29	30 to 34	35 to 39	40 to 44	45 to 49	50 to 54	55 to 59	60 to 64	65 to 69	70 to 74	75 to 79	80 to 84	85 to 89	90 to 94	95 plus	Total
All causes	4,190 (3,270 to 5,260)	686 (566 to 974)	2,270 (1,990 to 2,630)	2,668 (2,290 to 3,120)	3,880 (3,350 to 5,060)	7,268 (5,920 to 10,100)	10,100 (7,670 to 15,200)	15,900 (11,900 to 22,600)	21,200 (17,000 to 28,000)	22,700 (17,600 to 30,000)	23,900 (18,500 to 32,000)	25,200 (19,900 to 33,400)	27,000 (20,500 to 36,000)	29,000 (21,900 to 39,000)	33,000 (23,900 to 45,000)	39,000 (28,900 to 54,000)	43,100 (32,000 to 58,000)	52,000 (39,000 to 70,000)	64,000 (48,000 to 86,000)	79,000 (59,000 to 106,000)	79,000 (59,000 to 107,000)	59,000 (43,000 to 80,000)	37,000 (26,700 to 52,000)	16,000 (10,700 to 23,000)	991,000
Communicable, maternal, neonatal, and nutritional diseases	3,090 (2,660 to 3,570)	471 (397 to 600)	699 (592 to 889)	672 (494 to 907)	492 (387 to 1,010)	423 (268 to 678)	756 (563 to 1,160)	690 (469 to 1,050)	695 (461 to 1,070)	1,040 (624 to 1,570)	1,090 (629 to 1,610)	1,160 (664 to 1,710)	1,160 (664 to 1,710)	1,200 (684 to 1,770)	1,320 (752 to 1,930)	1,420 (809 to 2,070)	1,390 (789 to 2,030)	1,260 (715 to 1,870)	1,220 (693 to 1,800)	1,240 (693 to 1,850)	1,160 (643 to 1,760)	1,060 (568 to 1,660)	770 (427 to 1,350)	25,500
HIV/AIDS and sexually transmitted infections	0.4 (0.2 to 0.6)	0.1 (0.1 to 0.3)	8.6 (7.0 to 9.9)	9.9 (8.0 to 11.8)	3.6 (2.3 to 4.6)	6 (3.1 to 7)	19.6 (11.1 to 28.2)	70.4 (48.3 to 97)	140 (100 to 186)	192 (147 to 252)	232 (177 to 309)	270 (199 to 365)	361 (269 to 503)	390 (285 to 551)	408 (292 to 583)	403 (292 to 581)	403 (292 to 579)	380 (276 to 551)	361 (261 to 523)	341 (247 to 513)	304 (214 to 468)	261 (174 to 413)	2 (1 to 2.9)	3,800
HIV/AIDS	0 (0 to 0)	0.1 (0 to 0.3)	8.4 (7.1 to 9.8)	9.9 (8.0 to 11.8)	3.6 (2.3 to 4.6)	4.4 (2.7 to 5.1)	13.3 (5.5 to 18.4)	54.6 (32.7 to 81.2)	119 (78.5 to 159)	142 (104 to 189)	179 (132 to 239)	175 (124 to 235)	203 (145 to 275)	267 (193 to 365)	330 (240 to 446)	392 (284 to 532)	377 (272 to 513)	342 (246 to 473)	314 (229 to 434)	284 (203 to 396)	241 (167 to 339)	189 (114 to 281)	0.5 (0.3 to 0.8)	1,630
HIV/AIDS - Drug-susceptible Tuberculosis	0 (0 to 0)	0 (0 to 0)	0 (0 to 0)	0 (0 to 0)	0 (0 to 0)	0 (0 to 0)	0 (0 to 0)	0 (0 to 0)	0 (0 to 0)	1 (0 to 2)	1 (0 to 2)	1 (0 to 2)	1 (0 to 2)	1 (0 to 2)	2 (1 to 3)	2 (1 to 3)	2 (1 to 3)	2 (1 to 3)	2 (1 to 3)	2 (1 to 3)	2 (1 to 3)	2 (1 to 3)	1 (0 to 2)	0 (0 to 0)	19.4
HIV/AIDS - Multidrug-resistant Tuberculosis without extensive	0 (0 to 0)	0 (0 to 0)	0 (0 to 0)	0 (0 to 0)	0 (0 to 0)	0 (0 to 0)	0 (0 to 0)	0 (0 to 0)	0 (0 to 0)	0 (0 to 0)	0 (0 to 0)	0 (0 to 0)	0 (0 to 0)	0 (0 to 0)	0 (0 to 0)	0 (0 to 0)	0 (0 to 0)	0 (0 to 0)	0 (0 to 0)	0 (0 to 0)	0 (0 to 0)	0 (0 to 0)	0 (0 to 0)	0 (0 to 0)	0.5
HIV/AIDS - Extensively drug-resistant Tuberculosis	0 (0 to 0)	0 (0 to 0)	0 (0 to 0)	0 (0 to 0)	0 (0 to 0)	0 (0 to 0)	0 (0 to 0)	0 (0 to 0)	0 (0 to 0)	0 (0 to 0)	0 (0 to 0)	0 (0 to 0)	0 (0 to 0)	0 (0 to 0)	0 (0 to 0)	0 (0 to 0)	0 (0 to 0)	0 (0 to 0)	0 (0 to 0)	0 (0 to 0)	0 (0 to 0)	0 (0 to 0)	0 (0 to 0)	0 (0 to 0)	0.1
HIV/AIDS resulting in other diseases	0 (0 to 0)	0 (0 to 0)	0 (0 to 0)	0 (0 to 0)	0 (0 to 0)	0.2 (0 to 0.6)	5.6 (1.9 to 9.8)	15.6 (4.1 to 38.1)	21 (5.6 to 51)	49.1 (13.2 to 120)	53.2 (14.3 to 130)	94.5 (25.4 to 231)	157 (42.2 to 384)	123 (33.1 to 301)	78.1 (21 to 191)	11.1 (3 to 27.1)	13.2 (3.6 to 32.3)	38.2 (10.3 to 93.4)	78.4 (21.1 to 192)	57.7 (15.5 to 141)	37.3 (10 to 91.2)	8.4 (2.3 to 20.5)	0.1 (0 to 0.3)	1,623
Sexually transmitted infections excluding HIV	0.4 (0.2 to 0.6)	0.1 (0 to 0.2)	0.2 (0 to 0.3)	0.1 (0 to 0.2)	0.1 (0 to 0.2)	0.6 (0.3 to 0.9)	6 (3.1 to 7)	55.8 (34.7 to 77.6)	119 (78.5 to 159)	142 (104 to 189)	179 (132 to 239)	175 (124 to 235)	203 (145 to 275)	267 (193 to 365)	330 (240 to 446)	392 (284 to 532)	377 (272 to 513)	342 (246 to 473)	314 (229 to 434)	284 (203 to 396)	241 (167 to 339)	189 (114 to 281)	0.5 (0.3 to 0.8)	207
Syphilis	0 (0 to 0.1)	0 (0 to 0)	0 (0 to 0)	0 (0 to 0)	0 (0 to 0)	0.2 (0.1 to 0.4)	0.6 (0.3 to 0.9)	3.6 (1.9 to 5.4)	6.2 (3.2 to 9.3)	8.6 (4.5 to 12.9)	9.9 (5.2 to 14.8)	9.9 (5.2 to 14.8)	9.9 (5.2 to 14.8)	9.9 (5.2 to 14.8)	9.9 (5.2 to 14.8)	9.9 (5.2 to 14.8)	9.9 (5.2 to 14.8)	9.9 (5.2 to 14.8)	9.9 (5.2 to 14.8)	9.9 (5.2 to 14.8)	9.9 (5.2 to 14.8)	9.9 (5.2 to 14.8)	0.2 (0.1 to 0.3)	10.4
Chlamydial infection	0 (0 to 0)	0 (0 to 0)	0 (0 to 0)	0 (0 to 0)	0 (0 to 0)	0.2 (0 to 0.5)	0.6 (0.3 to 0.9)	1.6 (0.8 to 2.5)	2.6 (1.3 to 3.9)	2.6 (1.3 to 3.9)	3.1 (1.6 to 4.6)	3.1 (1.6 to 4.6)	1.6 (0.8 to 2.5)	0.7 (0.4 to 1)	0.6 (0.3 to 0.9)	0.6 (0.3 to 0.9)	0.3 (0.2 to 0.5)	0.6 (0.3 to 0.9)	0.6 (0.3 to 0.9)	0.6 (0.3 to 0.9)	0.6 (0.3 to 0.9)	0.6 (0.3 to 0.9)	0.2 (0.1 to 0.3)	19.3
Gonococcal infection	0 (0 to 0)	0 (0 to 0)	0 (0 to 0)	0 (0 to 0)	0 (0 to 0)	0.2 (0.2 to 0.2)	0.6 (0.4 to 0.9)	1.4 (0.9 to 2.1)	2.4 (1.5 to 3.6)	2.3 (1.5 to 3.5)	2.1 (1.3 to 3.2)	1.5 (1 to 2.3)	1.1 (0.7 to 1.6)	0.5 (0.3 to 0.7)	0.4 (0.3 to 0.6)	0.4 (0.3 to 0.6)	0.2 (0.1 to 0.3)	0.4 (0.3 to 0.6)	0.4 (0.3 to 0.6)	0.4 (0.3 to 0.6)	0.4 (0.3 to 0.6)	0.4 (0.3 to 0.6)	0.1 (0.1 to 0.2)	29.3
Trichomoniasis	0 (0 to 0)	0 (0 to 0)	0 (0 to 0)	0 (0 to 0)	0 (0 to 0)	0.1 (0 to 0.2)	1.7 (0.4 to 3.2)	8.8 (2.4 to 17.1)	19 (5.2 to 36.2)	22.1 (6.1 to 41.9)	21.3 (5.9 to 40.2)	19.1 (5.3 to 36)	19.7 (5.4 to 37.2)	19.8 (5.4 to 37.4)	19.8 (5.5 to 37.4)	12 (3.3 to 22.6)	8.1 (2.2 to 15.3)	3.9 (1.1 to 7.4)	2.7 (0.7 to 5.1)	1.6 (0.4 to 3)	0.9 (0.2 to 1.7)	0.4 (0.1 to 0.8)	0.1 (0 to 0.2)	163
Genital herpes	0 (0 to 0)	0 (0 to 0)	0 (0 to 0)	0 (0 to 0)	0.1 (0 to 0.1)	0.4 (0.2 to 0.6)	1.7 (0.9 to 2.6)	4.4 (2.4 to 6.7)	7.6 (4.1 to 11.6)	7.6 (4.1 to 11.6)	7.6 (4.1 to 11.6)	7.6 (4.1 to 11.6)	7.6 (4.1 to 11.6)	7.6 (4.1 to 11.6)	7.6 (4.1 to 11.6)	7.6 (4.1 to 11.6)	7.6 (4.1 to 11.6)	7.6 (4.1 to 11.6)	7.6 (4.1 to 11.6)	7.6 (4.1 to 11.6)	7.6 (4.1 to 11.6)	7.6 (4.1 to 11.6)	0.2 (0.1 to 0.3)	92.6
Other sexually transmitted infections	0 (0 to 0)	0 (0 to 0)	0 (0 to 0)	0 (0 to 0)	0 (0 to 0)	0.2 (0 to 0.6)	1.6 (1 to 2.6)	4.4 (2 to 8.2)	13.2 (6.7 to 17.2)	19.2 (9.6 to 26.9)	19.2 (9.5 to 26.9)	19.2 (9.6 to 26.9)	19.2 (9.6 to 26.9)	19.2 (9.5 to 13.6)	19.2 (9.5 to 13.6)	19.2 (9.5 to 13.6)	19.2 (9.5 to 13.6)	19.2 (9.5 to 13.6)	19.2 (9.5 to 13.6)	19.2 (9.5 to 13.6)	19.2 (9.5 to 13.6)	19.2 (9.5 to 13.6)	0.5 (0.3 to 0.7)	163
Respiratory infections and tuberculosis	1,210 (816 to 1,610)	119 (71 to 181)	130 (90 to 188)	179 (112 to 279)	150 (118 to 206)	197 (155 to 268)	234 (174 to 333)	220 (149 to 317)	229 (149 to 343)	227 (143 to 333)	226 (142 to 331)	216 (140 to 304)	224 (150 to 302)	224 (150 to 302)	224 (150 to 302)	224 (150 to 302)	224 (150 to 302)	224 (150 to 302)	224 (150 to 302)	224 (150 to 302)	224 (150 to 302)	224 (150 to 302)	224 (150 to 302)	8,360
Tuberculosis	0 (0 to 0)	0 (0 to 0)	0.3 (0.2 to 0.5)	0.3 (0.3 to 0.5)	0.3 (0.2 to 0.5)	1 (0.8 to 1.4)	1 (0.6 to 1.6)	3 (2.2 to 5.2)	3.6 (1.9 to 4.2)	2.2 (1.4 to 3.2)	2.5 (1.6 to 3.5)	3.1 (2 to 4.5)	3.1 (2 to 4.5)	3.1 (2.3 to 4.2)	3.1 (2.3 to 4.2)	3.1 (2.3 to 4.2)	3.1 (2.3 to 4.2)	3.1 (2.3 to 4.2)	3.1 (2.3 to 4.2)	3.1 (2.3 to 4.2)	3.1 (2.3 to 4.2)	3.1 (2.3 to 4.2)	3.1 (2.3 to 4.2)	73.6
Latent tuberculosis infection	0 (0 to 0)	0 (0 to 0)	0 (0 to 0)	0 (0 to 0)	0 (0 to 0)	0 (0 to 0)	0 (0 to 0)	0 (0 to 0)	0 (0 to 0)	0 (0 to 0)	0 (0 to 0)	0 (0 to 0)	0 (0 to 0)	0 (0 to 0)	0 (0 to 0)	0 (0 to 0)	0 (0 to 0)	0 (0 to 0)	0 (0 to 0)	0 (0 to 0)	0 (0 to 0)	0 (0 to 0)	0 (0 to 0)	0 (0 to 0)	0
Drug-susceptible tuberculosis	0 (0 to 0)	0 (0 to 0)	0.3 (0.2 to 0.5)	0.3 (0.3 to 0.5)	0.2 (0.2 to 0.4)	0.4 (0.4 to 1.1)	0.4 (0.4 to 1.1)	2.6 (2.2 to 5.1)	3.5 (1.9 to 4.1)	2.1 (1.4 to 3.1)	2.4 (1.6 to 3.4)	3 (2 to 4.3)	3.1 (2 to 4.4)	3.1 (2.3 to 4.2)	3.1 (2.3 to 4.2)	3.1 (2.3 to 4.2)	3.1 (2.3 to 4.2)	3.1 (2.3 to 4.2)	3.1 (2.3 to 4.2)	3.1 (2.3 to 4.2)	3.1 (2.3 to 4.2)	3.1 (2.3 to 4.2)	3.1 (2.3 to 4.2)	71.2
Multidrug-resistant tuberculosis without extensive drug-resistar	0 (0 to 0)	0 (0 to 0)	0 (0 to 0)	0 (0 to 0)	0 (0 to 0)	0 (0 to 0)	0 (0 to 0)	0 (0 to 0)	0 (0 to 0)	0 (0 to 0)	0 (0 to 0)	0 (0 to 0)	0 (0 to 0)	0 (0 to 0)	0 (0 to 0)	0 (0 to 0)	0 (0 to 0)	0 (0 to 0)	0 (0 to 0)	0 (0 to 0)	0 (0 to 0)	0 (0 to 0)	0 (0 to 0)	0 (0 to 0)	1.9
Extensively drug-resistant tuberculosis	0 (0 to 0)	0 (0 to 0)	0 (0 to 0)	0 (0 to 0)	0 (0 to 0)	0 (0 to 0)	0 (0 to 0)	0 (0 to 0)	0 (0 to 0)	0 (0 to 0)	0 (0 to 0)	0 (0 to 0)	0 (0 to 0)	0 (0 to 0)	0 (0 to 0)	0 (0 to 0)	0 (0 to 0)	0 (0 to 0)	0 (0 to 0)	0 (0 to 0)	0 (0 to 0)	0 (0 to 0)	0 (0 to 0)	0 (0 to 0)	0
Lower respiratory infections	977 (514 to 1,380)	102 (51 to 162)	88.5 (54 to 136)	208 (120 to 357)	21.4 (13.5 to 29.1)	19.1 (12.5 to 28.1)	29.5 (19.2 to 46.1)	49.1 (28.2 to 81)	59.6 (34.2 to 91)	67.3 (40.3 to 102)	72 (44.1 to 107)	66.5 (40.9 to 97)	102 (64.3 to 147)	84.5 (52.7 to 120)	60 (37.2 to 85)	28.1 (17.2 to 40)	19.6 (11.9 to 28)	22.5 (13.6 to 32)	28.2 (16.9 to 41)	28.2 (16.9 to 41)	28.2 (16.9 to 41)	28.2 (16.9 to 41)	28.2 (16.9 to 41)	4,100
Upper respiratory infections	0.3 (0 to 1.6)	1.6 (0.8 to 3.1)	29.3 (15.1 to 48)	136 (78.7 to 228)	101 (72.5 to 139)	142 (103 to 200)	145 (104 to 203)	105 (72.5 to 148)	104 (71.8 to 146)	113 (77.9 to 159)	113 (77.9 to 159)	113 (77.9 to 159)	116 (80.1 to 162)	116 (80.1 to 162)	102 (70.4 to 143)	103 (71.1 to 144)	104 (71.8 to 146)	102 (70.4 to 143)	104 (71.8 to 146)	104 (71.8 to 146)	104 (71.8 to 146)	104 (71.8 to 146)	104 (71.8 to 146)	1,880
Otitis media	0 (0 to 0)	0 (0 to 0.2)	0.1 (0 to 0.1)	0.2 (0.1 to 0.4)	0.1 (0 to 0.2)	0.2 (0.1 to 0.4)	0.2 (0.1 to 0.4)	0.2 (0.1 to 0.4)	0.2 (0.1 to 0.4)	0.2 (0.1 to 0.4)	0.2 (0.1 to 0.4)	0.2 (0.1 to 0.4)	0.2 (0.1 to 0.4)	0.2 (0.1 to 0.4)	0.2 (0.1 to 0.4)	0.2 (0.1 to 0.4)	0.2 (0.1 to 0.4)	0.2 (0.1 to 0.4)	0.2 (0.1 to 0.4)	0.2 (0.1 to 0.4)	0.2 (0.1 to 0.4)	0.2 (0.1 to 0.4)	0.2 (0.1 to 0.4)	257
Enteric infections	2.6 (1.6 to 3.9)	3.6 (2.4 to 5.3)	4.7 (3.6 to 6.6)	6.3 (4.6 to 9.3)	4.6 (3.5 to 6.2)	4.6 (3.5 to 6.2)	4.6 (3.5 to 6.2)	4.6 (3.5 to 6.2)	4.6 (3.5 to 6.2)	4.6 (3.5 to 6.2)	4.6 (3.5 to 6.2)	4.6 (3.5 to 6.2)	4.6 (3.5 to 6.2)	4.6 (3.5 to 6.2)	4.6 (3.5 to 6.2)	4.6 (3.5 to 6.2)	4.6 (3.5 to 6.2)	4.6 (3.5 to 6.2)	4.6 (3.5 to 6.2)	4.6 (3.5 to 6.2)	4.6 (3.5 to 6.2)	4.6 (3.5 to 6.2)	4.6 (3.5 to 6.2)	2,890
Diarrheal diseases	2.6 (1.6 to 3.9)	3.6 (2.3 to 5.3)	4.7 (3.6 to 6.6)	6.3 (4.6 to 9.3)	4.6 (3.5 to 6.2)	4.6 (3.5 to 6.2)	4.6 (3.5 to 6.2)	4.6 (3.5 to 6.2)	4.6 (3.5 to 6.2)	4.6 (3.5 to 6.2)	4.6 (3.5 to 6.2)	4.6 (3.5 to 6.2)	4.6 (3.5 to 6.2)	4.6 (3.5 to 6.2)	4.6 (3.5 to 6.2)	4.6 (3.5 to 6.2)	4.6 (3.5 to 6.2)	4.6 (3.5 to 6.2)	4.6 (3.5 to 6.2)	4.6 (3.5 to 6.2)	4.6 (3.5 to 6.2)	4.6 (3.5 to 6.2)	4.6 (3.5 to 6.2)	2,890
Typhoid and paratyphoid	0 (0 to 0)	0 (0 to 0)	0 (0 to 0)	0 (0 to 0)	0 (0 to 0)	0 (0 to 0)	0 (0 to 0)	0 (0 to 0)	0 (0 to 0)	0 (0 to 0)	0 (0 to 0)	0 (0 to 0)	0 (0 to 0)	0 (0 to 0)	0 (0 to 0)	0 (0 to 0)	0 (0 to 0)	0 (0 to 0)	0 (0 to 0)	0 (0 to 0)	0 (0 to 0)	0 (0 to 0)	0 (0 to 0)	0 (0 to 0)	0
Typhoid fever	0 (0 to 0)	0 (0 to 0)	0 (0 to 0)	0 (0 to 0)	0 (0 to 0)	0 (0 to 0)	0 (0 to 0)	0 (0 to 0)	0 (0 to 0)	0 (0 to 0)	0 (0 to 0)	0 (0 to 0)	0 (0 to 0)	0 (0 to 0)	0 (0 to 0)	0 (0 to 0)	0 (0 to 0)	0 (0 to 0)	0 (0 to 0)	0 (0 to 0)	0 (0 to 0)	0 (0 to 0)	0 (0 to 0)	0 (0 to 0)	0
Paratyphoid fever	0 (0 to 0)	0 (0 to 0)	0 (0 to 0)	0 (0 to 0)	0 (0 to 0)	0 (0 to 0)	0 (0 to 0)	0 (0 to 0)	0 (0 to 0)	0 (0 to 0)	0 (0 to 0)	0 (0 to 0)	0 (0 to 0)	0 (0 to 0)	0 (0 to 0)	0 (0 to 0)	0 (0 to 0)	0 (0 to 0)	0 (0 to 0)	0 (0 to 0)	0 (0 to 0)	0 (0 to 0)	0 (0 to 0)	0 (0 to 0)	0.3
Invasive Non-typhoidal Salmonella (iNTS)	0 (0 to 0.2)	0.6 (0.3 to 1.1)	0.4 (0.1 to 0.8)	0.2 (0.1 to 0.5)	0.2 (0.1 to 0.5)	0.2 (0.1 to 0.5)	0.2 (0.1 to 0.5)	0.1 (0.1 to 0.3)	0.1 (0.1 to 0.3)	0.1 (0.1 to 0.3)	0.1 (0.1 to 0.3)	0.1 (0.1 to 0.3)	0.2 (0.1 to 0.3)	0.2 (0.1 to 0.3)	0.2 (0.1 to 0.3)	0.2 (0.1 to 0.3)	0.2 (0.1 to 0.3)	0.2 (0.1 to 0.3)	0.2 (0.1 to 0.3)	0.2 (0.1 to 0.3)	0.2 (0.1 to 0.3)	0.2 (0.1 to 0.3)	0.2 (0.1 to 0.3)	5.7
Other intestinal infectious diseases	0.3 (0 to 0.5)	0.3 (0 to 0.5)	0.3 (0.1 to 0.6)	0.3 (0.1 to 0.6)	0.2 (0.1 to 0.4)	0.2 (0.1 to 0.4)	0.2 (0.1 to 0.4)	0.2 (0.1 to 0.4)	0.3 (0.1 to 0.7)	0.3 (0.1 to 0.7)	0.3 (0.1 to 0.7)	0.2 (0.1 to 0.4)	0.2 (0.1 to 0.4)	0.2 (0.1 to 0.4)	0.2 (0.1 to 0.4)	0.2 (0.1 to 0.4)	0.2 (0.1 to 0.4)	0.2 (0.1 to 0.4)	0.2 (0.1 to 0.4)	0.2 (0.1 to 0.4)	0.2 (0.1 to 0.4)	0.2 (0.1 to 0.4)	0.2 (0.1 to 0.4)	3.7
Neglected tropical diseases and malaria	0.3 (0.1 to 0.6)	0.7 (0.2 to 1.5)	0.4 (0.1 to 1.2)	0.4 (0.1 to 1.2)	0.2 (0 to 0.6)	0.2 (0 to 0.6)	0.2 (0 to 0.6)	0.7 (0.1 to 1.8)	0.7 (0.1 to 1.8)	0.7 (0.1 to 1.8)	0.7 (0.1 to 1.8)	0.7 (0.1 to 1.8)	0.7 (0.1 to 1.8)	0.7 (0.1 to 1.8)	0.7 (0.1 to 1.8)	0.7 (0.1 to 1.8)	0.7 (0.1 to 1.8)	0.7 (0.1 to 1.8)	0.7 (0.1 to 1.8)	0.7 (0.1 to 1.8)	0.7 (0.1 to 1.8)	0.7 (0.1 to 1.8)	0.7 (0.1 to 1.8)	9.6
Malaria	0 (0 to 0)	0 (0 to 0)	0 (0 to 0)	0 (0 to 0)	0 (0 to 0)	0 (0 to 0)	0 (0 to 0)	0 (0 to 0)	0 (0 to 0)	0 (0 to 0)	0 (0 to 0)	0 (0 to 0)	0 (0 to 0)	0 (0 to 0)	0 (0 to 0)	0 (0 to 0)	0 (0 to 0)	0 (0 to 0)	0 (0 to 0)	0 (0 to 0)	0 (0 to 0)	0 (0 to 0)	0 (0 to 0)	0 (0 to 0)	0
Chagas disease	0 (0 to 0)	0 (0 to 0)	0 (0 to 0)	0 (0 to 0)	0 (0 to 0)	0 (0 to 0)	0 (0 to 0.1)	0 (0 to 0.2)	0 (0 to 0.2)	0 (0 to 0.2)	0 (0 to 0.2)	0 (0 to 0.2)	0 (0 to 0.2)	0 (0 to 0.2)	0 (0 to 0.2)	0 (0 to 0.2)	0 (0 to 0.2)	0 (0 to 0.2)	0 (0 to 0.2)	0 (0 to 0.2)	0 (0 to 0.2)	0 (0 to 0.2)	0 (0 to 0.2)	0 (0 to 0.2)	4.7
Leishmaniasis	0 (0 to 0)	0 (0 to 0)	0 (0 to 0)	0 (0 to 0)	0 (0 to 0)	0 (0 to 0)	0 (0 to 0)	0 (0 to 0)	0 (0 to 0)	0 (0 to 0)	0 (0 to 0)	0 (0 to 0)	0 (0 to 0)	0 (0 to 0)	0 (0 to 0)	0 (0 to 0)	0 (0 to 0)	0 (0 to 0)	0 (0 to 0)	0 (0 to 0)	0 (0 to 0)	0 (0 to 0)	0 (0 to 0)	0 (0 to 0)	0
Visceral leishmaniasis	0 (0 to 0)	0 (0 to 0)	0 (0 to 0)	0 (0 to 0)	0 (0 to 0)	0 (0 to 0)	0 (0 to 0)	0 (0 to 0)	0 (0 to 0)	0 (0 to 0)	0 (0 to 0)	0 (0 to 0)	0 (0 to 0)	0 (0 to 0)	0 (0 to 0)	0 (0 to 0)	0 (0 to 0)	0 (0 to 0)	0 (0 to 0)	0 (0 to 0)	0 (0 to 0)	0 (0 to 0)	0 (0 to 0)	0 (0 to 0)	0
Cutaneous and mucocutaneous leishmaniasis	0 (0 to 0)	0 (0 to 0)	0 (0 to 0)	0 (0 to 0)	0 (0 to 0)	0 (0 to 0)	0 (0 to 0)	0 (0 to 0)	0 (0 to 0)	0 (0 to 0)	0 (0 to 0)	0 (0 to 0)	0 (0 to 0)	0 (0 to 0)	0 (0 to 0)	0 (0 to 0)	0 (0 to 0)	0 (0 to 0)	0 (0 to 0)	0 (0 to 0)	0 (0 to 0)	0 (0 to 0)	0 (0 to 0)	0 (0 to 0)	0
African trypanosomiasis	0 (0 to 0)	0 (0 to 0)	0 (0 to 0)	0 (0 to 0)	0 (0 to 0)	0 (0 to 0)	0 (0 to 0)	0 (0 to 0)	0 (0 to 0)	0 (0 to 0)	0 (0 to 0)	0 (0 to 0)	0 (0 to 0)	0 (0 to 0)	0 (0 to 0)	0 (0 to 0)	0 (0 to 0)	0 (0 to 0)	0 (0 to 0)	0 (0 to 0)	0 (0 to 0)	0 (0 to 0)	0 (0 to 0)	0 (0 to 0)	0
Schistosomiasis	0 (0 to 0)	0 (0 to 0)	0 (0 to 0)	0 (0 to 0)	0 (0 to 0)	0 (0 to 0)	0 (0 to 0)	0 (0 to 0)	0 (0 to 0)	0 (0 to 0)	0 (0 to 0)	0 (0 to 0)	0 (0 to 0)	0 (0 to 0)	0 (0 to 0)	0 (0 to 0)	0 (0 to 0)	0 (0 to 0)	0 (0 to 0)	0 (0 to 0)	0 (0 to 0)	0 (0 to 0)	0 (0 to 0)	0 (0 to 0)	0
Cysticercosis	0 (0 to 0)	0 (0 to 0)	0 (0 to 0)	0 (0 to 0)	0 (0 to 0)	0.1 (0 to 0.1)	0.6 (0.3 to 2.1)	2.7 (0.7 to 9.6)	6 (1.1 to 26.4)	8.7 (1.1 to 39.4)	10.9 (1.1 to 49.2)	13.9 (1.1 to 62.3)	21.5 (1.1 to 94.6)	39.1 (1.1 to 172)	64.3 (1.1 to 283)	77.3 (1.1 to 339)	78.1 (1.1 to 343)	68.4 (1.1 to 300)	48.3 (1.1 to 212)	33.6 (1.1 to 147)	19.9 (1.1 to 87.5)	8.8 (1.1 to 38.6)	0.2 (0 to 0.8)	562
Cystic echinococcosis	0 (0 to 0)	0 (0 to 0)	0 (0 to 0)	0 (0 to 0)	0 (0 to 0)	0 (0 to 0)	0 (0 to 0)	0 (0 to 0)	0 (0 to 0)	0 (0 to 0)	0 (0 to 0)	0 (0 to 0)	0 (0 to 0)	0 (0 to 0)	0 (0 to 0)	0 (0 to 0)	0 (0 to 0)	0 (0 to 0)	0 (0 to 0)	0 (0 to 0)	0 (0 to 0)	0 (0 to 0)	0 (0 to 0)	0 (0 to 0)	0.6
Lymphatic filariasis	0 (0 to 0)	0 (0 to 0)	0 (0 to 0)	0 (0 to 0)	0 (0 to 0)	0 (0 to 0)	0 (0 to 0)	0 (0 to 0)	0 (0 to 0)	0 (0 to 0)	0 (0 to 0)	0 (0 to 0)	0 (0 to 0)	0 (0 to 0)	0 (0 to 0)	0 (0 to 0)	0 (0 to 0)	0 (0 to 0)	0 (0 to 0)	0 (0 to 0)	0 (0 to 0)	0 (0 to 0)	0 (0 to 0)	0 (0 to 0)	0
Onchocerciasis	0 (0 to 0)	0 (0 to 0)	0 (0 to 0)	0 (0 to 0)	0 (0 to 0)	0 (0 to 0)	0 (0 to 0)	0 (0 to 0)	0 (0 to 0)	0 (0 to 0)	0 (0 to 0)	0 (0 to 0)	0 (0 to 0)	0 (0 to 0)	0 (0 to 0)	0 (0 to 0)	0 (0 to 0)	0 (0 to 0)	0 (0 to 0)	0 (0 to 0)	0 (0 to 0)	0 (0 to 0)	0 (0 to 0)	0 (0 to 0)	0
Trachoma	0 (0 to 0)	0 (0 to 0)	0 (0 to 0)	0 (0 to 0)	0 (0 to 0)	0 (0 to 0)	0 (0 to 0)	0 (0 to 0)	0 (0 to 0)	0 (0 to 0)	0 (0 to 0)	0 (0 to 0)	0 (0 to 0)	0 (0 to 0)	0 (0 to 0)	0 (0 to 0)	0 (0 to 0)	0 (0 to 0)	0 (0 to 0)	0 (0 to 0)	0 (0 to 0)	0 (0 to 0)	0 (0 to 0)	0 (0 to 0)	0
Dengue	0 (0 to 0)	0 (0 to 0)	0 (0 to 0)	0 (0 to 0)	0 (0 to 0)	0 (0 to 0)	0 (0 to 0)	0 (0 to 0)	0 (0 to 0)	0 (0 to 0)	0 (0 to 0)	0 (0 to 0)	0 (0 to 0)	0 (0 to 0)	0 (0 to 0)	0 (0 to 0)	0 (0 to 0)	0 (0 to 0)	0 (0 to 0)	0 (0 to 0)	0 (0 to 0)	0 (0 to 0)	0 (0 to 0)	0 (0 to 0)	0
Yellow fever	0 (0 to 0)	0 (0 to 0)	0 (0 to 0)	0 (0 to 0)	0 (0 to 0)	0 (0 to 0)	0 (0 to 0)	0 (0 to 0)	0 (0 to 0)	0 (0 to 0)	0 (0 to 0)	0 (0 to 0)	0 (0 to 0)	0 (0 to 0)	0 (0 to 0)	0 (0 to 0)	0 (0 to 0)	0 (0 to 0)	0 (0 to 0)	0 (0 to 0)	0 (0 to 0)	0 (0 to 0)	0 (0 to 0)	0 (0 to 0)	0
Rabies	0 (0 to 0)	0.6 (0.2 to 1.5)	0.2 (0.1 to 0.7)	0.3 (0.1 to 0.7)	0.1 (0 to 0.2)	0.1 (0 to 0.2)	0.1 (0 to 0.2)	0.2 (0.1 to 0.4)	0.2 (0.1 to 0.4)	0.1 (0 to 0.2)	0.1 (0 to 0.2)	0.1 (0 to 0.2)	0.1 (0 to 0.2)	0.1 (0 to 0.2)	0.1 (0 to 0.2)	0.1 (0 to 0.2)	0.1 (0 to 0.2)	0.1 (0 to 0.2)	0.1 (0 to 0.2)	0.1 (0 to 0.2)	0.1 (0 to 0.2)	0.1 (0 to 0.2)	0.1 (0 to 0.2)	2.7
Intestinal nematode infections	0 (0 to 0)	0 (0 to 0)	0 (0 to 0)	0 (0 to 0)	0 (0 to 0)	0 (0 to 0)	0 (0 to 0)	0 (0 to 0)	0 (0 to 0)	0 (0 to 0)	0 (0 to 0)	0 (0 to 0)	0 (0 to 0)	0 (0 to 0)	0 (0 to 0)	0 (0 to 0)	0 (0 to 0)	0 (0





SR Table 2b: Delaware DALYS by cause and age group for females with 95% uncertainty intervals, 2019

Cause	Early Neonatal (0-6 days)	Late Neonatal (7-27 days)	Post Neonatal (28-364 days)	1 to 4	5 to 9	10 to 14	15 to 19	20 to 24	25 to 29	30 to 34	35 to 39	40 to 44	45 to 49	50 to 54	55 to 59	60 to 64	65 to 69	70 to 74	75 to 79	80 to 84	85 to 89	90 to 94	95 plus	Total
All causes	1,344 (1,242 to 1,462)	330 (304 to 370)	1,010 (907 to 1,085)	760 (741 to 782)	1,109 (1,014 to 1,202)	1,318 (1,218 to 1,439)	2,126 (2,000 to 2,259)	2,744 (2,614 to 2,897)	3,169 (3,023 to 3,342)	3,562 (3,400 to 3,740)	3,946 (3,772 to 4,140)	4,369 (4,189 to 4,570)	4,810 (4,623 to 5,023)	5,270 (5,065 to 5,482)	5,744 (5,537 to 5,955)	6,332 (6,122 to 6,560)	7,015 (6,800 to 7,253)	7,453 (7,229 to 7,707)	7,909 (7,673 to 8,163)	8,307 (8,060 to 8,553)	8,588 (8,333 to 8,850)	8,705 (8,446 to 8,966)	115,202
Communicable, maternal, neonatal, and nutritional diseases	1,010 (1,006 to 1,286)	292 (283 to 308)	498 (214 to 566)	272 (190 to 296)	229 (167 to 319)	199 (146 to 270)	245 (173 to 362)	298 (197 to 536)	341 (275 to 439)	381 (295 to 488)	402 (312 to 516)	387 (296 to 507)	379 (294 to 513)	398 (309 to 529)	408 (324 to 549)	417 (329 to 564)	404 (320 to 547)	399 (313 to 543)	392 (310 to 534)	379 (297 to 521)	333 (258 to 477)	232 (171 to 350)	117 (78 to 197)	8,390
HIV/AIDS and sexually transmitted infections	0 (0 to 0)	0 (0 to 0)	3 (3 to 4)	2 (2 to 2)	2 (1 to 3)	2 (2 to 3)	9 (8 to 9)	29 (28 to 30)	76 (74 to 78)	156 (153 to 159)	231 (227 to 235)	289 (284 to 294)	321 (316 to 326)	323 (318 to 328)	306 (301 to 311)	279 (274 to 284)	236 (232 to 241)	190 (186 to 194)	147 (144 to 150)	107 (104 to 110)	73 (71 to 75)	44 (42 to 46)	20 (19 to 21)	3,261
HIV/AIDS	0 (0 to 0)	0 (0 to 0)	2 (2 to 2)	2 (2 to 2)	1 (1 to 2)	1 (1 to 2)	7 (6 to 8)	27 (26 to 28)	72 (70 to 74)	151 (148 to 154)	226 (222 to 230)	284 (279 to 289)	316 (311 to 321)	318 (313 to 323)	301 (296 to 306)	274 (269 to 279)	231 (227 to 236)	186 (182 to 190)	143 (140 to 146)	104 (101 to 107)	71 (69 to 73)	43 (41 to 45)	19 (18 to 20)	3,204
HIV/AIDS - Drug-susceptible Tuberculosis	0 (0 to 0)	0 (0 to 0)	0 (0 to 1)	0 (0 to 0)	0 (0 to 0)	0 (0 to 0)	0 (0 to 1)	0 (0 to 0)	0 (0 to 0)	0 (0 to 0)	0 (0 to 0)	0 (0 to 0)	0 (0 to 0)	0 (0 to 0)	0 (0 to 0)	0 (0 to 0)	0 (0 to 0)	0 (0 to 0)	0 (0 to 0)	0 (0 to 0)	0 (0 to 0)	0 (0 to 0)	0 (0 to 0)	0
HIV/AIDS - Multidrug-resistant Tuberculosis without extensive drug resistance	0 (0 to 0)	0 (0 to 0)	0 (0 to 0)	0 (0 to 0)	0 (0 to 0)	0 (0 to 0)	0 (0 to 0)	0 (0 to 0)	0 (0 to 0)	0 (0 to 0)	0 (0 to 0)	0 (0 to 0)	0 (0 to 0)	0 (0 to 0)	0 (0 to 0)	0 (0 to 0)	0 (0 to 0)	0 (0 to 0)	0 (0 to 0)	0 (0 to 0)	0 (0 to 0)	0 (0 to 0)	0 (0 to 0)	0
HIV/AIDS - Extensively drug-resistant Tuberculosis	0 (0 to 0)	0 (0 to 0)	0 (0 to 0)	0 (0 to 0)	0 (0 to 0)	0 (0 to 0)	0 (0 to 0)	0 (0 to 0)	0 (0 to 0)	0 (0 to 0)	0 (0 to 0)	0 (0 to 0)	0 (0 to 0)	0 (0 to 0)	0 (0 to 0)	0 (0 to 0)	0 (0 to 0)	0 (0 to 0)	0 (0 to 0)	0 (0 to 0)	0 (0 to 0)	0 (0 to 0)	0 (0 to 0)	0
HIV/AIDS resulting in other diseases	0 (0 to 0)	0 (0 to 0)	1 (1 to 2)	1 (1 to 1)	1 (1 to 2)	1 (1 to 2)	2 (2 to 3)	2 (2 to 3)	4 (3 to 5)	5 (4 to 6)	5 (4 to 6)	5 (4 to 6)	5 (4 to 6)	5 (4 to 6)	5 (4 to 6)	5 (4 to 6)	5 (4 to 6)	4 (4 to 5)	4 (4 to 5)	3 (3 to 4)	2 (2 to 3)	1 (1 to 2)	0 (0 to 1)	61
Sexually transmitted infections excluding HIV	0 (0 to 0)	0 (0 to 0)	0 (0 to 0)	0 (0 to 0)	0 (0 to 0)	0 (0 to 0)	0 (0 to 0)	0 (0 to 0)	0 (0 to 0)	0 (0 to 0)	0 (0 to 0)	0 (0 to 0)	0 (0 to 0)	0 (0 to 0)	0 (0 to 0)	0 (0 to 0)	0 (0 to 0)	0 (0 to 0)	0 (0 to 0)	0 (0 to 0)	0 (0 to 0)	0 (0 to 0)	0 (0 to 0)	0
Syphilis	0 (0 to 0)	0 (0 to 0)	0 (0 to 0)	0 (0 to 0)	0 (0 to 0)	0 (0 to 0)	0 (0 to 0)	0 (0 to 0)	0 (0 to 0)	0 (0 to 0)	0 (0 to 0)	0 (0 to 0)	0 (0 to 0)	0 (0 to 0)	0 (0 to 0)	0 (0 to 0)	0 (0 to 0)	0 (0 to 0)	0 (0 to 0)	0 (0 to 0)	0 (0 to 0)	0 (0 to 0)	0 (0 to 0)	0
Chlamydial infection	0 (0 to 0)	0 (0 to 0)	0 (0 to 0)	0 (0 to 0)	0 (0 to 0)	0 (0 to 0)	0 (0 to 0)	0 (0 to 0)	0 (0 to 0)	0 (0 to 0)	0 (0 to 0)	0 (0 to 0)	0 (0 to 0)	0 (0 to 0)	0 (0 to 0)	0 (0 to 0)	0 (0 to 0)	0 (0 to 0)	0 (0 to 0)	0 (0 to 0)	0 (0 to 0)	0 (0 to 0)	0 (0 to 0)	0
Gonococcal infection	0 (0 to 0)	0 (0 to 0)	0 (0 to 0)	0 (0 to 0)	0 (0 to 0)	0 (0 to 0)	0 (0 to 0)	0 (0 to 0)	0 (0 to 0)	0 (0 to 0)	0 (0 to 0)	0 (0 to 0)	0 (0 to 0)	0 (0 to 0)	0 (0 to 0)	0 (0 to 0)	0 (0 to 0)	0 (0 to 0)	0 (0 to 0)	0 (0 to 0)	0 (0 to 0)	0 (0 to 0)	0 (0 to 0)	0
Trichomoniasis	0 (0 to 0)	0 (0 to 0)	0 (0 to 0)	0 (0 to 0)	0 (0 to 0)	0 (0 to 0)	0 (0 to 0)	0 (0 to 0)	0 (0 to 0)	0 (0 to 0)	0 (0 to 0)	0 (0 to 0)	0 (0 to 0)	0 (0 to 0)	0 (0 to 0)	0 (0 to 0)	0 (0 to 0)	0 (0 to 0)	0 (0 to 0)	0 (0 to 0)	0 (0 to 0)	0 (0 to 0)	0 (0 to 0)	0
Genital herpes	0 (0 to 0)	0 (0 to 0)	0 (0 to 0)	0 (0 to 0)	0 (0 to 0)	0 (0 to 0)	0 (0 to 1)	1 (1 to 2)	3 (2 to 3)	6 (5 to 8)	9 (6 to 11)	12 (8 to 15)	14 (9 to 18)	15 (9 to 20)	15 (9 to 20)	15 (9 to 20)	14 (9 to 19)	12 (8 to 17)	10 (7 to 14)	8 (5 to 11)	5 (3 to 7)	3 (2 to 4)	1 (1 to 2)	131
Other sexually transmitted infections	0 (0 to 0)	0 (0 to 0)	0 (0 to 0)	0 (0 to 0)	0 (0 to 0)	0 (0 to 0)	0 (0 to 0)	0 (0 to 0)	0 (0 to 0)	0 (0 to 0)	0 (0 to 0)	0 (0 to 0)	0 (0 to 0)	0 (0 to 0)	0 (0 to 0)	0 (0 to 0)	0 (0 to 0)	0 (0 to 0)	0 (0 to 0)	0 (0 to 0)	0 (0 to 0)	0 (0 to 0)	0 (0 to 0)	0
Respiratory infections and tuberculosis	2 (2 to 3)	3 (2 to 3)	34 (29 to 39)	54 (49 to 59)	34 (29 to 39)	24 (20 to 28)	24 (20 to 28)	24 (20 to 28)	24 (20 to 28)	24 (20 to 28)	24 (20 to 28)	24 (20 to 28)	24 (20 to 28)	24 (20 to 28)	24 (20 to 28)	24 (20 to 28)	24 (20 to 28)	24 (20 to 28)	24 (20 to 28)	24 (20 to 28)	24 (20 to 28)	24 (20 to 28)	24 (20 to 28)	2,230
Tuberculosis	0 (0 to 0)	0 (0 to 0)	0 (0 to 0)	0 (0 to 0)	0 (0 to 0)	0 (0 to 0)	0 (0 to 0)	0 (0 to 0)	0 (0 to 0)	0 (0 to 0)	0 (0 to 0)	0 (0 to 0)	0 (0 to 0)	0 (0 to 0)	0 (0 to 0)	0 (0 to 0)	0 (0 to 0)	0 (0 to 0)	0 (0 to 0)	0 (0 to 0)	0 (0 to 0)	0 (0 to 0)	0 (0 to 0)	0
Latent tuberculosis infection	0 (0 to 0)	0 (0 to 0)	0 (0 to 0)	0 (0 to 0)	0 (0 to 0)	0 (0 to 0)	0 (0 to 0)	0 (0 to 0)	0 (0 to 0)	0 (0 to 0)	0 (0 to 0)	0 (0 to 0)	0 (0 to 0)	0 (0 to 0)	0 (0 to 0)	0 (0 to 0)	0 (0 to 0)	0 (0 to 0)	0 (0 to 0)	0 (0 to 0)	0 (0 to 0)	0 (0 to 0)	0 (0 to 0)	0
Drug-susceptible tuberculosis	0 (0 to 0)	0 (0 to 0)	0 (0 to 0)	0 (0 to 0)	0 (0 to 0)	0 (0 to 0)	0 (0 to 0)	0 (0 to 0)	0 (0 to 0)	0 (0 to 0)	0 (0 to 0)	0 (0 to 0)	0 (0 to 0)	0 (0 to 0)	0 (0 to 0)	0 (0 to 0)	0 (0 to 0)	0 (0 to 0)	0 (0 to 0)	0 (0 to 0)	0 (0 to 0)	0 (0 to 0)	0 (0 to 0)	0
Multidrug-resistant tuberculosis without extensive drug resistance	0 (0 to 0)	0 (0 to 0)	0 (0 to 0)	0 (0 to 0)	0 (0 to 0)	0 (0 to 0)	0 (0 to 0)	0 (0 to 0)	0 (0 to 0)	0 (0 to 0)	0 (0 to 0)	0 (0 to 0)	0 (0 to 0)	0 (0 to 0)	0 (0 to 0)	0 (0 to 0)	0 (0 to 0)	0 (0 to 0)	0 (0 to 0)	0 (0 to 0)	0 (0 to 0)	0 (0 to 0)	0 (0 to 0)	0
Extensively drug-resistant tuberculosis	0 (0 to 0)	0 (0 to 0)	0 (0 to 0)	0 (0 to 0)	0 (0 to 0)	0 (0 to 0)	0 (0 to 0)	0 (0 to 0)	0 (0 to 0)	0 (0 to 0)	0 (0 to 0)	0 (0 to 0)	0 (0 to 0)	0 (0 to 0)	0 (0 to 0)	0 (0 to 0)	0 (0 to 0)	0 (0 to 0)	0 (0 to 0)	0 (0 to 0)	0 (0 to 0)	0 (0 to 0)	0 (0 to 0)	0
Lower respiratory infections	2 (2 to 3)	3 (3 to 4)	33 (28 to 38)	53 (48 to 58)	33 (28 to 38)	23 (19 to 27)	23 (19 to 27)	23 (19 to 27)	23 (19 to 27)	23 (19 to 27)	23 (19 to 27)	23 (19 to 27)	23 (19 to 27)	23 (19 to 27)	23 (19 to 27)	23 (19 to 27)	23 (19 to 27)	23 (19 to 27)	23 (19 to 27)	23 (19 to 27)	23 (19 to 27)	23 (19 to 27)	23 (19 to 27)	1,650
Upper respiratory infections	0 (0 to 0)	0 (0 to 0)	1 (0 to 1)	1 (0 to 1)	1 (0 to 1)	1 (0 to 1)	1 (0 to 1)	1 (0 to 1)	1 (0 to 1)	1 (0 to 1)	1 (0 to 1)	1 (0 to 1)	1 (0 to 1)	1 (0 to 1)	1 (0 to 1)	1 (0 to 1)	1 (0 to 1)	1 (0 to 1)	1 (0 to 1)	1 (0 to 1)	1 (0 to 1)	1 (0 to 1)	1 (0 to 1)	14
Otitis media	0 (0 to 0)	0 (0 to 0)	1 (0 to 1)	7 (4 to 13)	7 (4 to 13)	6 (4 to 9)	6 (4 to 9)	6 (4 to 9)	6 (4 to 9)	6 (4 to 9)	6 (4 to 9)	6 (4 to 9)	6 (4 to 9)	6 (4 to 9)	6 (4 to 9)	6 (4 to 9)	6 (4 to 9)	6 (4 to 9)	6 (4 to 9)	6 (4 to 9)	6 (4 to 9)	6 (4 to 9)	6 (4 to 9)	127
Enteric infections	1 (0 to 1)	1 (0 to 1)	4 (2 to 6)	10 (7 to 14)	7 (4 to 11)	5 (3 to 8)	5 (3 to 8)	5 (3 to 8)	5 (3 to 8)	5 (3 to 8)	5 (3 to 8)	5 (3 to 8)	5 (3 to 8)	5 (3 to 8)	5 (3 to 8)	5 (3 to 8)	5 (3 to 8)	5 (3 to 8)	5 (3 to 8)	5 (3 to 8)	5 (3 to 8)	5 (3 to 8)	5 (3 to 8)	155
Diarrheal diseases	1 (0 to 1)	1 (0 to 1)	4 (2 to 6)	10 (7 to 14)	7 (4 to 11)	5 (3 to 8)	5 (3 to 8)	5 (3 to 8)	5 (3 to 8)	5 (3 to 8)	5 (3 to 8)	5 (3 to 8)	5 (3 to 8)	5 (3 to 8)	5 (3 to 8)	5 (3 to 8)	5 (3 to 8)	5 (3 to 8)	5 (3 to 8)	5 (3 to 8)	5 (3 to 8)	5 (3 to 8)	5 (3 to 8)	155
Typhoid and paratyphoid	0 (0 to 0)	0 (0 to 0)	0 (0 to 0)	0 (0 to 0)	0 (0 to 0)	0 (0 to 0)	0 (0 to 0)	0 (0 to 0)	0 (0 to 0)	0 (0 to 0)	0 (0 to 0)	0 (0 to 0)	0 (0 to 0)	0 (0 to 0)	0 (0 to 0)	0 (0 to 0)	0 (0 to 0)	0 (0 to 0)	0 (0 to 0)	0 (0 to 0)	0 (0 to 0)	0 (0 to 0)	0 (0 to 0)	0
Typhoid fever	0 (0 to 0)	0 (0 to 0)	0 (0 to 0)	0 (0 to 0)	0 (0 to 0)	0 (0 to 0)	0 (0 to 0)	0 (0 to 0)	0 (0 to 0)	0 (0 to 0)	0 (0 to 0)	0 (0 to 0)	0 (0 to 0)	0 (0 to 0)	0 (0 to 0)	0 (0 to 0)	0 (0 to 0)	0 (0 to 0)	0 (0 to 0)	0 (0 to 0)	0 (0 to 0)	0 (0 to 0)	0 (0 to 0)	0
Paratyphoid fever	0 (0 to 0)	0 (0 to 0)	0 (0 to 0)	0 (0 to 0)	0 (0 to 0)	0 (0 to 0)	0 (0 to 0)	0 (0 to 0)	0 (0 to 0)	0 (0 to 0)	0 (0 to 0)	0 (0 to 0)	0 (0 to 0)	0 (0 to 0)	0 (0 to 0)	0 (0 to 0)	0 (0 to 0)	0 (0 to 0)	0 (0 to 0)	0 (0 to 0)	0 (0 to 0)	0 (0 to 0)	0 (0 to 0)	0
Invasive Non-typhoidal Salmonella (iNTS)	0 (0 to 0)	0 (0 to 0)	0 (0 to 0)	0 (0 to 0)	0 (0 to 0)	0 (0 to 0)	0 (0 to 0)	0 (0 to 0)	0 (0 to 0)	0 (0 to 0)	0 (0 to 0)	0 (0 to 0)	0 (0 to 0)	0 (0 to 0)	0 (0 to 0)	0 (0 to 0)	0 (0 to 0)	0 (0 to 0)	0 (0 to 0)	0 (0 to 0)	0 (0 to 0)	0 (0 to 0)	0 (0 to 0)	0
Other intestinal infectious diseases	0 (0 to 0)	0 (0 to 0)	0 (0 to 0)	0 (0 to 0)	0 (0 to 0)	0 (0 to 0)	0 (0 to 0)	0 (0 to 0)	0 (0 to 0)	0 (0 to 0)	0 (0 to 0)	0 (0 to 0)	0 (0 to 0)	0 (0 to 0)	0 (0 to 0)	0 (0 to 0)	0 (0 to 0)	0 (0 to 0)	0 (0 to 0)	0 (0 to 0)	0 (0 to 0)	0 (0 to 0)	0 (0 to 0)	0
Neglected tropical diseases and malaria	0 (0 to 0)	0 (0 to 0)	0 (0 to 0)	0 (0 to 0)	0 (0 to 0)	0 (0 to 0)	0 (0 to 0)	0 (0 to 0)	0 (0 to 0)	0 (0 to 0)	0 (0 to 0)	0 (0 to 0)	0 (0 to 0)	0 (0 to 0)	0 (0 to 0)	0 (0 to 0)	0 (0 to 0)	0 (0 to 0)	0 (0 to 0)	0 (0 to 0)	0 (0 to 0)	0 (0 to 0)	0 (0 to 0)	0
Malaria	0 (0 to 0)	0 (0 to 0)	0 (0 to 0)	0 (0 to 0)	0 (0 to 0)	0 (0 to 0)	0 (0 to 0)	0 (0 to 0)	0 (0 to 0)	0 (0 to 0)	0 (0 to 0)	0 (0 to 0)	0 (0 to 0)	0 (0 to 0)	0 (0 to 0)	0 (0 to 0)	0 (0 to 0)	0 (0 to 0)	0 (0 to 0)	0 (0 to 0)	0 (0 to 0)	0 (0 to 0)	0 (0 to 0)	0
Chagas disease	0 (0 to 0)	0 (0 to 0)	0 (0 to 0)	0 (0 to 0)	0 (0 to 0)	0 (0 to 0)	0 (0 to 0)	0 (0 to 0)	0 (0 to 0)	0 (0 to 0)	0 (0 to 0)	0 (0 to 0)	0 (0 to 0)	0 (0 to 0)	0 (0 to 0)	0 (0 to 0)	0 (0 to 0)	0 (0 to 0)	0 (0 to 0)	0 (0 to 0)	0 (0 to 0)	0 (0 to 0)	0 (0 to 0)	0
Leishmaniasis	0 (0 to 0)	0 (0 to 0)	0 (0 to 0)	0 (0 to 0)	0 (0 to 0)	0 (0 to 0)	0 (0 to 0)	0 (0 to 0)	0 (0 to 0)	0 (0 to 0)	0 (0 to 0)	0 (0 to 0)	0 (0 to 0)	0 (0 to 0)	0 (0 to 0)	0 (0 to 0)	0 (0 to 0)	0 (0 to 0)	0 (0 to 0)	0 (0 to 0)	0 (0 to 0)	0 (0 to 0)	0 (0 to 0)	0
Visceral leishmaniasis	0 (0 to 0)	0 (0 to 0)	0 (0 to 0)	0 (0 to 0)	0 (0 to 0)	0 (0 to 0)	0 (0 to 0)	0 (0 to 0)	0 (0 to 0)	0 (0 to 0)	0 (0 to 0)	0 (0 to 0)	0 (0 to 0)	0 (0 to 0)	0 (0 to 0)	0 (0 to 0)	0 (0 to 0)	0 (0 to 0)	0 (0 to 0)	0 (0 to 0)	0 (0 to 0)	0 (0 to 0)	0 (0 to 0)	0
Cutaneous and mucocutaneous leishmaniasis	0 (0 to 0)	0 (0 to 0)	0 (0 to 0)	0 (0 to 0)	0 (0 to 0)	0 (0 to 0)	0 (0 to 0)	0 (0 to 0)	0 (0 to 0)	0 (0 to 0)	0 (0 to 0)	0 (0 to 0)	0 (0 to 0)	0 (0 to 0)	0 (0 to 0)	0 (0 to 0)	0 (0 to 0)	0 (0 to 0)	0 (0 to 0)	0 (0 to 0)	0 (0 to 0)	0 (0 to 0)	0 (0 to 0)	0
African trypanosomiasis	0 (0 to 0)	0 (0 to 0)	0 (0 to 0)	0 (0 to 0)	0 (0 to 0)	0 (0 to 0)	0 (0 to 0)	0 (0 to 0)	0 (0 to 0)	0 (0 to 0)	0 (0 to 0)	0 (0 to 0)	0 (0 to 0)	0 (0 to 0)	0 (0 to 0)	0 (0 to 0)	0 (0 to 0)	0 (0 to 0)	0 (0 to 0)	0 (0 to 0)	0 (0 to 0)	0 (0 to 0)	0 (0 to 0)	0
Schistosomiasis	0 (0 to 0)	0 (0 to 0)	0 (0 to 0)	0 (0 to 0)	0 (0 to 0)	0 (0 to 0)	0 (0 to 0)	0 (0 to 0)	0 (0 to 0)	0 (0 to 0)	0 (0 to 0)	0 (0 to 0)	0 (0 to 0)	0 (0 to 0)	0 (0 to 0)	0 (0 to 0)	0 (0 to 0)	0 (0 to 0)	0 (0 to 0)	0 (0 to 0)	0 (0 to 0)	0 (0 to 0)	0 (0 to 0)	0
Cysticercosis	0 (0 to 0)	0 (0 to 0)	0 (0 to 0)	0 (0 to 0)	0 (0 to 0)	0 (0 to 0)	0 (0 to 0)	0 (0 to 0)	0 (0 to 0)	0 (0 to 0)	0 (0 to 0)	0 (0 to 0)	0 (0 to 0)	0 (0 to 0)	0 (0 to 0)	0 (0 to 0)	0 (0 to 0)	0 (0 to 0)	0 (0 to 0)	0 (0 to 0)	0 (0 to 0)	0 (0 to 0)	0 (0 to 0)	0
Cystic echinococcosis	0 (0 to 0)	0 (0 to 0)	0 (0 to 0)	0 (0 to 0)	0 (0 to 0)	0 (0 to 0)	0 (0 to 0)	0 (0 to 0)	0 (0 to 0)	0 (0 to 0)	0 (0 to 0)	0 (0 to 0)	0 (0 to 0)	0 (0 to 0)	0 (0 to 0)	0 (0 to 0)	0 (0 to 0)	0 (0 to 0)	0 (0 to 0)	0 (0 to 0)	0 (0 to 0)	0 (0 to 0)	0 (0 to 0)	0
Lymphatic filariasis	0 (0 to 0)	0 (0 to 0)	0 (0 to 0)	0 (0 to 0)	0 (0 to 0)	0 (0 to 0)	0 (0 to 0)	0 (0 to 0)	0 (0 to 0)	0 (0 to 0)	0 (0 to 0)	0 (0 to 0)	0 (0 to 0)	0 (0 to 0)	0 (0 to 0)	0 (0 to 0)	0 (0 to 0)	0 (0 to 0)	0 (0 to 0)	0 (0 to 0)	0 (0 to 0)	0 (0 to 0)	0 (0 to 0)	0
Onchocerciasis	0 (0 to 0)	0 (0 to 0)	0 (0 to 0)	0 (0 to 0)	0 (0 to 0)	0 (0 to 0)	0 (0 to 0)	0 (0 to 0)	0 (0 to 0)	0 (0 to 0)	0 (0 to 0)	0 (0 to 0)	0 (0 to 0)	0 (0 to 0)	0 (0 to 0)	0 (0 to 0)	0 (0 to 0)	0 (0 to 0)	0 (0 to 0)	0 (0 to 0)	0 (0 to 0)	0 (0 to 0)	0 (0 to 0)	0
Trachoma	0 (0 to 0)	0 (0 to 0)	0 (0 to 0)	0 (0 to 0)	0 (0 to 0)	0 (0 to 0)	0 (0 to 0)	0 (0 to 0)	0 (0 to 0)	0 (0 to 0)	0 (0 to 0)	0 (0 to 0)	0 (0 to 0)	0 (0 to 0)	0 (0 to 0)	0 (0 to 0)	0 (0 to 0)	0 (0 to 0)	0 (0 to 0)	0 (0 to 0)	0 (0 to 0)	0 (0 to 0)	0 (0 to 0)	0
Dengue	0 (0 to 0)	0 (0 to 0)	0 (0 to 0)	0 (0 to 0)	0 (0 to 0)	0 (0 to 0)	0 (0 to 0)	0 (0 to 0)	0 (0 to 0)	0 (0 to 0)	0 (0 to 0)	0 (0 to 0)	0 (0 to 0)	0 (0 to 0)	0 (0 to 0)	0 (0 to 0)	0 (0 to 0)	0 (0 to 0)	0 (0 to 0)	0 (0 to 0)	0 (0 to 0)	0 (0 to 0)	0 (0 to 0)	0
Yellow fever	0 (0 to 0)	0 (0 to 0)	0 (0 to 0)	0 (0 to 0)	0 (0 to 0)	0 (0 to 0)	0 (0 to 0)	0 (0 to 0)	0 (0 to 0)	0 (0 to 0)	0 (0 to 0)	0 (0 to 0)	0 (0 to 0)	0 (0 to 0)	0 (0 to 0)	0 (0 to 0)	0 (0 to 0)	0 (0 to 0)	0 (0 to 0)	0 (0 to 0)	0 (0 to 0)	0 (0 to 0)	0 (0 to 0)	0
Rabies	0 (0 to 0)	0 (0 to 0)	0 (0 to 0)	0 (0 to 0)	0 (0 to 0)	0 (0 to 0)	0 (0 to 0)	0 (0 to 0)	0 (0 to 0)	0 (0 to 0)	0 (0 to 0)	0 (0 to 0)	0 (0 to 0)	0 (0 to 0)	0 (0 to 0)	0 (0 to 0)	0 (0 to 0)	0 (0 to 0)	0 (0 to 0)	0 (0 to 0)	0 (0 to 0)	0 (0 to 0)	0 (0 to 0)	0
Intestinal nematode infections	0 (0 to 0)	0 (0 to 0)	0 (0 to 0)	0 (0 to 0)	0 (0 to 0)	0 (0 to 0)	0 (0 to 0)	0 (0 to 0)	0 (0 to 0)	0 (0 to 0)	0 (0 to 0)	0 (0 to 0)	0 (0 to 0)	0 (0 to 0)	0 (0 to 0)	0 (0 to 0)	0 (0 to 0)	0 (0 to 0)	0 (0 to 0)	0 (0 to 0)	0 (0 to 0)	0 (0 to 0)	0 (0 to 0)	0
Ascariasis	0 (0 to 0)	0 (0 to 0)	0 (0 to 0)	0 (0 to 0)	0 (0 to 0)	0 (0 to 0)	0 (0 to 0)	0 (0 to 0)	0 (0 to 0)	0 (0 to 0)	0 (0 to 0)	0 (0 to 0)	0 (0 to 0)	0 (0 to 0)	0 (0 to 0)	0 (0 to 0)	0 (0 to 0)	0 (0 to 0)	0 (0 to 0)	0 (0 to 0)	0 (0 to 0)	0 (0 to 0)	0 (0 to 0)	0
Trichuriasis	0 (0 to 0)	0 (0 to 0)	0 (0 to 0)	0 (0 to 0)	0 (0 to 0)	0 (0 to 0)	0 (0 to 0)	0 (0 to 0)	0 (0 to 0)	0 (0 to 0)	0 (0 to 0)	0 (0 to 0)	0 (0 to 0)	0 (0 to 0)	0 (0 to 0)	0 (0 to 0)	0 (0 to 0)	0 (0 to 0)	0 (0 to 0)	0 (0 to 0)	0 (0 to 0)	0 (0 to 0)	0 (0 to 0)	0
Hookworm disease	0 (0 to 0)	0 (0 to 0)	0 (0 to 0)	0 (0 to 0)	0 (0 to 0)	0 (0 to 0)	0 (0 to 0)	0 (0 to 0)	0 (0 to 0)	0 (0 to 0)	0 (0 to 0)	0 (0 to 0)	0 (0 to 0)	0 (0 to 0)	0 (0 to 0)	0 (0 to 0)	0 (0 to 0)	0 (0 to 0)	0 (0 to 0)	0 (0 to 0)	0 (0 to 0)	0 (0 to 0)	0 (0 to 0)	0
Food-borne trematodiases	0 (0 to 0)	0 (0 to 0)	0 (0 to 0)	0 (0 to 0)	0 (0 to 0)	0 (0 to 0)	0 (0 to 0)	0 (0 to 0)	0 (0 to 0)	0 (0 to 0)	0 (0 to 0)	0 (0 to 0)	0 (0 to 0)	0 (0 to 0)	0 (0 to 0)	0 (0 to 0)	0 (0 to 0)	0 (0 to 0)	0 (0 to 0)	0 (0 to 0)	0 (0 to 0)	0 (0 to 0)	0 (0 to 0)	0
Leprosy	0 (0 to 0)	0 (0 to 0)	0 (0 to 0)	0 (0 to 0)	0 (0 to 0)	0 (0 to 0)	0 (0 to 0)	0 (0 to 0)	0 (0 to 0)	0 (0 to 0)	0 (0 to 0)	0 (0 to 0)	0 (0 to 0)	0 (0 to 0)	0 (0 to 0)	0 (0 to 0)	0 (0 to 0)	0 (0 to 0)	0 (0 to 0)	0 (0 to 0)	0 (0 to 0)	0 (0 to 0)	0 (0 to 0)	0
Ebola	0 (0 to 0)	0 (0 to 0)	0 (0 to 0)	0 (0 to 0)	0 (0 to 0)	0 (0 to 0)	0 (0 to 0)	0 (0 to 0)	0 (0 to 0)	0 (0 to 0)	0 (0 to 0)	0 (0 to 0)	0 (0 to 0)	0 (0 to 0)	0 (0 to 0)	0 (0 to 0)	0 (0 to 0)	0 (0 to 0)	0 (0 to 0)	0 (0 to 0)	0 (0 to 0)	0 (0 to 0)	0 (0 to 0)	0
Zika virus	0 (0 to 0)	0 (0 to 0)	0 (0 to 0)	0 (0 to 0)	0 (0 to 0)	0 (0 to 0)	0 (0 to 0)	0 (0 to 0)	0 (0 to 0)	0 (0 to 0)	0 (0 to 0)	0 (0 to 0)	0 (0 to 0)	0 (0 to 0)	0 (0 to 0)	0 (0 to 0)	0 (0 to 0)	0 (0 to 0)	0 (0 to 0)	0 (0 to 0)	0 (0 to 0)	0 (0 to 0)	0 (0 to 0)	0
Guinea worm disease	0 (0 to 0)	0 (0 to 0)	0 (0 to 0)	0 (0 to 0)	0 (0 to 0)	0 (0 to 0)	0 (0 to 0)	0 (0 to 0)	0 (0 to 0)	0 (0 to 0)	0 (0 to 0)	0 (0 to 0)	0 (0 to 0)	0 (0 to 0)	0 (0 to 0)	0 (0 to 0)	0 (0 to 0)	0 (0 to 0)	0 (0 to 0)	0 (0 to 0)	0 (0 to 0)	0 (0 to 0)	0 (0 to 0)	0
Other neglected tropical diseases	0 (0 to 0)	0 (0 to 0)	0 (0 to 0)	0 (0 to 0)	0 (0 to 0)	0 (0 to 0)	0 (0 to 0)	0 (0 to 0)	0 (0 to 0)	0 (0 to 0)	0 (0 to 0)	0 (0 to 0)	0 (0 to 0)	0 (0 to 0)	0 (0 to 0)	0 (0 to 0)	0 (0 to 0)	0 (0 to 0)	0 (0 to 0)	0 (0 to 0)	0 (0 to 0)	0 (0 to 0)	0 (0 to 0)	0
Other infectious diseases	2 (2 to 2)	3 (3 to 3)	21 (19 to 23)	19 (16 to 21)	14 (12 to 16)	13 (11 to 15)	13 (11 to 15)	13 (11 to 15)	13 (11 to 15)	13 (11 to 15)	13 (11 to

Other neoplasms	0·3 (0·1 to 0·5)	0·3 (0·1 to 0·6)	0·4 (0·2 to 0·9)	0·6 (0·4 to 0·9)	0·4 (0·2 to 0·7)	0·7 (0·4 to 1·2)	0·7 (0·4 to 1·3)	0·8 (0·4 to 1·3)	1·2 (0·6 to 1·9)	1·4 (0·8 to 2·3)	2 (1·2 to 3)	2·3 (1·5 to 3·5)	3·6 (2·5 to 5·3)	6·6 (4·6 to 9·2)	11·6 (8·1 to 16)	17·4 (12·7 to 23·8)	24·1 (17·8 to 33·1)	32·5 (23·5 to 44·6)	32·3 (23·9 to 44·3)	29·5 (21·3 to 41·2)	21·8 (15·2 to 30·9)	12·5 (8·5 to 18·6)	4·6 (3 to 6·8)	208
Myelodysplastic, myeloproliferative, and other hematopoietic n	0·3 (0·1 to 0·5)	0·3 (0·1 to 0·6)	0·4 (0·2 to 0·9)	0·6 (0·4 to 0·9)	0·4 (0·2 to 0·7)	0·7 (0·4 to 1·2)	0·7 (0·4 to 1·3)	0·8 (0·4 to 1·3)	1·2 (0·6 to 1·9)	1·4 (0·8 to 2·3)	2 (1·2 to 3)	2·3 (1·5 to 3·5)	3·6 (2·5 to 5·3)	6·6 (4·6 to 9·2)	11·6 (8·1 to 16)	17·4 (12·7 to 23·8)	24·1 (17·8 to 33·1)	32·5 (23·5 to 44·6)	32·3 (23·9 to 44·3)	29·5 (21·3 to 41·2)	21·8 (15·2 to 30·9)	12·5 (8·5 to 18·6)	4·6 (3 to 6·8)	208
Benign and in situ intestinal neoplasms	0 (0 to 0)	0 (0 to 0)	0 (0 to 0)	0 (0 to 0)	0 (0 to 0)	0 (0 to 0)	0 (0 to 0)	0 (0 to 0)	0 (0 to 0)	0 (0 to 0)	0 (0 to 0)	0 (0 to 0)	0 (0 to 0)	0 (0 to 0)	0 (0 to 0)	0 (0 to 0)	0 (0 to 0)	0 (0 to 0)	0 (0 to 0)	0 (0 to 0)	0 (0 to 0)	0 (0 to 0)	0 (0 to 0)	0
Benign and in situ cervical and uterine neoplasms	0 (0 to 0)	0 (0 to 0)	0 (0 to 0)	0 (0 to 0)	0 (0 to 0)	0 (0 to 0)	0 (0 to 0)	0 (0 to 0)	0 (0 to 0)	0 (0 to 0)	0 (0 to 0)	0 (0 to 0)	0 (0 to 0)	0 (0 to 0)	0 (0 to 0)	0 (0 to 0)	0 (0 to 0)	0 (0 to 0)	0 (0 to 0)	0 (0 to 0)	0 (0 to 0)	0 (0 to 0)	0 (0 to 0)	0
Other benign and in situ neoplasms	0 (0 to 0)	0 (0 to 0)	0 (0 to 0)	0 (0 to 0)	0 (0 to 0)	0 (0 to 0)	0 (0 to 0)	0 (0 to 0)	0 (0 to 0)	0 (0 to 0)	0 (0 to 0)	0 (0 to 0)	0 (0 to 0)	0 (0 to 0)	0 (0 to 0)	0 (0 to 0)	0 (0 to 0)	0 (0 to 0)	0 (0 to 0)	0 (0 to 0)	0 (0 to 0)	0 (0 to 0)	0 (0 to 0)	0
Cardiovascular diseases	7·3 (4·7 to 11)	5·4 (3·8 to 7·3)	40·1 (29·3 to 53·4)	17·2 (13·8 to 20·9)	13·7 (10·4 to 17·3)	26·7 (20·2 to 34·4)	44·4 (33·5 to 56·4)	66·7 (50·9 to 85·1)	123 (94 to 155)	178 (140 to 222)	285 (226 to 352)	441 (351 to 548)	643 (522 to 795)	1,090 (891 to 1,330)	1,550 (1,290 to 1,870)	1,980 (1,640 to 2,340)	2,310 (1,930 to 2,680)	2,900 (2,460 to 3,390)	3,040 (2,600 to 3,540)	3,100 (2,610 to 3,580)	2,840 (2,310 to 3,300)	2,190 (1,700 to 2,520)	1,150 (865 to 1,320)	24,100
Rheumatic heart disease	0 (0 to 0)	0 (0 to 0)	0 (0 to 0)	0·3 (0·2 to 0·4)	0·2 (0·2 to 0·3)	0·4 (0·3 to 0·6)	0·6 (0·4 to 0·8)	0·9 (0·7 to 1·3)	2·1 (1·4 to 3·2)	2·8 (2 to 3·9)	3·8 (2·6 to 5·7)	4·8 (3 to 7·6)	7·2 (4·8 to 10·6)	12 (7·9 to 18)	18·4 (12·8 to 26)	22·5 (16·1 to 31)	26·5 (18·9 to 36·3)	32·7 (24 to 43·6)	28·7 (21·6 to 37)	25·6 (19·3 to 33·5)	19 (14·1 to 24·3)	12·1 (8·8 to 15·3)	5·6 (3·9 to 7·1)	226
Ischemic heart disease	0 (0 to 0)	0 (0 to 0)	0 (0 to 0)	0 (0 to 0)	0 (0 to 0)	0 (0 to 0)	2·9 (2·1 to 3·8)	6·8 (5 to 9·1)	17·9 (13·1 to 23·9)	36·3 (27·1 to 48·4)	73·4 (56·4 to 96·1)	124 (91·7 to 166)	233 (182 to 291)	465 (364 to 581)	709 (567 to 865)	904 (726 to 1,110)	1,040 (843 to 1,240)	1,280 (1,040 to 1,550)	1,380 (1,160 to 1,630)	1,450 (1,180 to 1,740)	1,360 (1,080 to 1,620)	1,160 (890 to 1,360)	659 (493 to 773)	10,900
Stroke	1 (0·4 to 1·9)	0·8 (0·4 to 1·3)	7·1 (3·9 to 12·1)	3·7 (2·6 to 5)	6·8 (4·5 to 9·9)	13·2 (8·2 to 20)	19·3 (12·6 to 28)	26 (17·2 to 36·2)	41 (29·3 to 54·5)	56 (40·9 to 74·8)	84 (62·5 to 110)	113 (85·1 to 144)	174 (131 to 229)	282 (211 to 373)	395 (298 to 503)	517 (396 to 650)	603 (474 to 758)	782 (623 to 953)	836 (675 to 1,040)	843 (695 to 1,010)	789 (625 to 958)	543 (419 to 658)	255 (189 to 309)	6,390
Ischemic stroke	0·7 (0·3 to 1·2)	0·5 (0·3 to 0·9)	0·8 (0·4 to 1·3)	1·6 (1 to 2·4)	4·3 (2·4 to 7·2)	7·5 (3·1 to 14·1)	10·7 (5·1 to 18·7)	13·1 (6·7 to 21·8)	17·8 (10·2 to 27·7)	21·2 (12·6 to 32·1)	27·2 (17·2 to 40·1)	32·4 (20·7 to 47·5)	48·2 (32·2 to 67·1)	78·3 (54 to 108)	126 (88·4 to 167)	205 (152 to 265)	260 (198 to 330)	445 (348 to 549)	507 (402 to 626)	622 (514 to 742)	613 (485 to 743)	438 (338 to 529)	213 (160 to 261)	3,690
Intracerebral hemorrhage	0·1 (0 to 0·1)	0·1 (0 to 0·1)	3·7 (1·8 to 6·7)	0·7 (0·4 to 1·1)	1·3 (0·9 to 1·8)	2·9 (2 to 4·1)	4·8 (3·4 to 6·7)	6·8 (4·4 to 9·8)	11·5 (7·8 to 16·6)	16·4 (11·2 to 23·5)	24·4 (16 to 33·8)	35·7 (25·2 to 49·3)	59·7 (39·8 to 86·1)	108 (73·4 to 152)	142 (99·5 to 195)	191 (135 to 257)	221 (156 to 301)	234 (184 to 299)	243 (185 to 314)	169 (137 to 211)	136 (103 to 169)	81·3 (60·7 to 101)	30·8 (21·6 to 38·4)	1,730
Subarachnoid hemorrhage	0·3 (0·1 to 0·5)	0·2 (0·1 to 0·3)	2·6 (1·1 to 4·8)	1·4 (0·8 to 2)	1·2 (0·7 to 1·8)	2·8 (1·8 to 3·9)	3·8 (2·6 to 5·5)	6·1 (4 to 8·9)	11·7 (7·8 to 16·9)	18·4 (12·3 to 26·6)	33·4 (22·1 to 45·6)	44·8 (31·7 to 62·6)	65·6 (45·1 to 92·7)	96·2 (65·6 to 136)	128 (91·2 to 173)	121 (85·7 to 164)	121 (85·6 to 167)	102 (75·5 to 137)	86·7 (63·1 to 121)	51·4 (36·5 to 69·1)	39·6 (27·8 to 53·5)	23·8 (16·4 to 32·4)	10·8 (7 to 15·1)	972
Hypertensive heart disease	0 (0 to 0)	0 (0 to 0)	0 (0 to 0)	0 (0 to 0)	0 (0 to 0)	0 (0 to 0)	0·4 (0·2 to 0·6)	1·5 (0·9 to 2·2)	6·1 (3·2 to 9)	14·4 (7·7 to 20·7)	28·5 (14·8 to 42)	45·2 (22·8 to 66·5)	72·2 (39·5 to 101)	111 (60·1 to 153)	122 (74·9 to 170)	130 (82·9 to 177)	139 (96·6 to 189)	155 (110 to 212)	129 (92·8 to 180)	118 (84 to 174)	103 (73·8 to 153)	89·8 (62·8 to 125)	54·4 (34·5 to 74·5)	1,320
Non-rheumatic valvular heart disease	0 (0 to 0)	0 (0 to 0)	0 (0 to 0)	0 (0 to 0)	0 (0 to 0)	0 (0 to 0)	0·6 (0·4 to 0·9)	1·3 (0·8 to 2)	2·6 (1·7 to 3·8)	3·6 (2·4 to 5·1)	5·6 (3·7 to 8·2)	6·6 (4·3 to 10·2)	10·2 (6·9 to 14·5)	16·6 (11·5 to 23·3)	26 (18·2 to 35·8)	38·7 (28·5 to 52·3)	53·6 (39·6 to 71)	82 (59·4 to 109)	90·6 (67·8 to 118)	115 (85·7 to 152)	124 (87·7 to 162)	90·6 (64·8 to 117)	46 (33·3 to 59·8)	712
Non-rheumatic calcific aortic valve disease	0 (0 to 0)	0 (0 to 0)	0 (0 to 0)	0 (0 to 0)	0 (0 to 0)	0 (0 to 0)	0·2 (0·1 to 0·3)	0·3 (0·2 to 0·6)	0·6 (0·3 to 1·2)	1·2 (0·6 to 2)	2·2 (1·2 to 3·6)	2·7 (1·5 to 4·6)	4·8 (2·9 to 7·5)	8·7 (5·3 to 13·1)	14·4 (8·9 to 21·9)	23·7 (15·9 to 33·7)	32·9 (22·3 to 46·2)	50·6 (35·4 to 70·4)	57·5 (40·9 to 78·6)	84 (60·2 to 115)	98·4 (67·7 to 131)	73·7 (51·6 to 96·5)	37·6 (26·4 to 49·6)	494
Non-rheumatic degenerative mitral valve disease	0 (0 to 0)	0 (0 to 0)	0 (0 to 0)	0 (0 to 0)	0 (0 to 0)	0 (0 to 0)	0·3 (0·2 to 0·5)	0·7 (0·4 to 1·1)	1·5 (0·8 to 2·5)	1·9 (1·1 to 3)	2·8 (1·6 to 4·4)	3·6 (2·2 to 5·7)	5·1 (3·1 to 7·7)	7·4 (4·5 to 11·7)	11·1 (6·8 to 16·8)	14·4 (9·1 to 23·1)	20·3 (13·2 to 30·1)	31·1 (19·9 to 47·6)	31·7 (21·2 to 47·5)	30·3 (20·5 to 46)	25·3 (16·3 to 39·3)	16·7 (11 to 25·3)	8·3 (5·6 to 12)	213
Other non-rheumatic valve diseases	0 (0 to 0)	0 (0 to 0)	0 (0 to 0)	0 (0 to 0)	0 (0 to 0)	0 (0 to 0)	0·1 (0·1 to 0·3)	0·3 (0·1 to 0·7)	0·5 (0·2 to 1·2)	0·5 (0·1 to 1·2)	0·6 (0·2 to 1·6)	0·5 (0·1 to 1·3)	0·4 (0·1 to 1·4)	0·5 (0·1 to 1·4)	0·5 (0·1 to 1·3)	0·5 (0·1 to 1·2)	0·4 (0·1 to 0·9)	0·3 (0·1 to 0·8)	0·3 (0·1 to 0·8)	0·3 (0·1 to 0·7)	0·2 (0 to 0·5)	0·2 (0 to 0·6)	0·1 (0 to 0·3)	6·2
Cardiomyopathy and myocarditis	3·3 (1·6 to 5·4)	2·5 (1·4 to 3·5)	18 (11·6 to 25)	8·6 (6·5 to 10·7)	3·9 (2·8 to 5·1)	7·2 (5·3 to 9·2)	8·5 (6·1 to 11·2)	12·6 (8·8 to 17·2)	20·9 (13·7 to 29·1)	26 (16·8 to 36·1)	34·2 (22·4 to 49·4)	35·7 (22·9 to 52·2)	47·4 (32 to 67·6)	68·8 (47·1 to 97·4)	87·8 (59·7 to 123)	95·1 (68 to 128)	96·4 (67·7 to 131)	109 (77·8 to 155)	105 (74·4 to 148)	92·4 (62·1 to 131)	74·9 (50·1 to 109)	47·7 (30·3 to 69·1)	24 (14·5 to 35·5)	1,030
Myocarditis	0·3 (0·1 to 0·6)	0·6 (0·3 to 1)	5·1 (2·9 to 8)	3·7 (2·5 to 5·1)	1·8 (1·2 to 2·5)	2·6 (1·7 to 3·7)	2·6 (1·7 to 3·7)	3·1 (2 to 4·4)	4·4 (2·5 to 6·6)	4·6 (2·6 to 7)	5 (2·8 to 8·1)	4·5 (2·4 to 7·5)	5·2 (2·5 to 9·8)	4·7 (2·3 to 8·4)	4 (2·2 to 6·4)	3·1 (1·8 to 4·9)	2·4 (1·4 to 3·7)	2·1 (1·1 to 3·8)	1·6 (0·8 to 2·9)	1·2 (0·7 to 2)	1 (0·5 to 1·8)	0·9 (0·4 to 1·7)	0·5 (0·3 to 1)	64·9
Alcoholic cardiomyopathy	0 (0 to 0)	0 (0 to 0)	0 (0 to 0)	0 (0 to 0)	0 (0 to 0)	0 (0 to 0)	0·4 (0·2 to 0·6)	0·6 (0·4 to 1)	1·2 (0·8 to 2)	1·9 (1·1 to 3·3)	2·5 (1·5 to 4·4)	3·2 (1·7 to 6)	6·7 (3·4 to 12·1)	9·5 (4·9 to 16·9)	12·5 (7 to 21·7)	8 (4·3 to 13·8)	6·3 (3·5 to 11·2)	5·7 (2·7 to 11·2)	3 (1·4 to 6·2)	1·2 (0·5 to 3·1)	0·4 (0·2 to 1·4)	0·2 (0·1 to 0·6)	0·1 (0 to 0·2)	63·3
Other cardiomyopathy	3 (1·4 to 5)	1·9 (1·1 to 2·9)	12·9 (7·2 to 19·4)	4·9 (3 to 7)	2·1 (1·3 to 3·2)	4·6 (2·9 to 6·6)	5·6 (3·5 to 8·1)	8·9 (5·7 to 13·1)	15·3 (8·8 to 23·2)	19·4 (11·5 to 29)	26·6 (15·5 to 40·8)	28 (16·3 to 43)	35·5 (22·5 to 52)	54·5 (35·9 to 78)	71·3 (44·7 to 104)	84 (57·1 to 115)	87·7 (60·5 to 120)	101 (71·8 to 145)	101 (69·7 to 143)	90·1 (58·8 to 129)	73·6 (48·9 to 108)	46·6 (29·7 to 67·8)	23·4 (14 to 34·9)	902
Atrial fibrillation and flutter	0 (0 to 0)	0 (0 to 0)	0 (0 to 0)	0 (0 to 0)	0 (0 to 0)	0 (0 to 0)	0 (0 to 0)	0 (0 to 0)	0 (0 to 0)	0·3 (0·2 to 0·5)	1·7 (0·4 to 3·7)	4·9 (2·7 to 8·3)	10·6 (6·6 to 16·3)	22·5 (14·5 to 33·5)	46·6 (31·7 to 66·4)	84·2 (59·2 to 117)	143 (101 to 196)	224 (158 to 314)	259 (193 to 341)	268 (207 to 339)	228 (170 to 278)	151 (118 to 185)	61·6 (46·8 to 75·9)	1,500
Aortic aneurysm	--	--	--	--	--	--	0·4 (0·2 to 0·6)	0·8 (0·5 to 1·3)	1·6 (1 to 2·5)	2·5 (1·5 to 3·9)	4·7 (3 to 7)	6 (3·9 to 8·7)	9·5 (6·4 to 13·3)	14·8 (10·3 to 20·8)	21·9 (15 to 30·7)	30·8 (21·9 to 42·3)	43·2 (29·6 to 58·5)	49·2 (33·9 to 66·8)	54·8 (38·6 to 76·5)	47·7 (33·5 to 65·6)	33·9 (23·9 to 46·9)	16·3 (11·7 to 21·5)	6·6 (4·5 to 9)	NA
Endocarditis	0·1 (0 to 0·3)	0·1 (0 to 0·2)	0·4 (0·2 to 0·7)	0·3 (0·2 to 0·4)	0·2 (0·1 to 0·2)	0·3 (0·2 to 0·5)	0·5 (0·3 to 0·9)	1·8 (0·8 to 3·1)	3·8 (1·3 to 6·7)	4·6 (1·8 to 7·9)	6·3 (2·5 to 10·8)	6·8 (2·9 to 11·5)	8·7 (3·8 to 15·1)	13·4 (5·4 to 22·4)	17·5 (7·5 to 28·7)	20·9 (8·8 to 32·8)	24 (11·2 to 36·8)	29 (12·7 to 46·1)	28·1 (12·5 to 42·9)	27·2 (11·4 to 44·1)	23·8 (10·2 to 38)	17·8 (7 to 30·2)	8·9 (3·4 to 15·2)	245
Other cardiovascular and circulatory diseases	2·9 (1·5 to 5·2)	2 (1·2 to 3·2)	14·6 (8·4 to 22·4)	4·4 (2·7 to 6·4)	2·5 (1·6 to 3·7)	5·6 (3·6 to 8·3)	11·2 (7·1 to 16·3)	15 (9·6 to 22·4)	26·6 (17·4 to 37·5)	31 (20·6 to 44·2)	43·2 (29·9 to 59·2)	91·5 (60·9 to 136)	66·1 (45·6 to 91·2)	74·8 (52·9 to 105)	89·3 (61·5 to 122)	97·9 (66·6 to 135)	94·9 (66·2 to 128)	97·1 (66·3 to 136)	75·1 (51·2 to 103)	56·1 (35·7 to 79·2)	39·1 (23·6 to 57·2)	22·6 (13·3 to 33·9)	9·4 (5·6 to 13·6)	973
Chronic respiratory diseases	0 (0 to 0)	0 (0 to 0)	0·1 (0 to 0·1)	117 (69·7 to 188)	203 (120 to 328)	195 (125 to 293)	180 (113 to 278)	165 (106 to 248)	186 (123 to 268)	195 (132 to 280)	227 (161 to 312)	256 (187 to 341)	382 (300 to 484)	601 (483 to 729)	900 (740 to 1,080)	1,230 (1,000 to 1,460)	1,520 (1,270 to 1,790)	1,890 (1,450 to 2,230)	1,570 (1,200 to 1,850)	1,230 (848 to 1,480)	793 (536 to 972)	403 (275 to 492)	153 (101 to 189)	12,400
Chronic obstructive pulmonary disease	0 (0 to 0)	0 (0 to 0)	0·1 (0 to 0·1)	2·1 (1·1 to 3·5)	4·2 (2 to 7)	6·5 (3·3 to 10·2)	9 (5·1 to 13·7)	11·3 (6·8 to 16·6)	18·1 (12·1 to 25·8)	26·2 (18·5 to 34·7)	39·6 (29·8 to 51·7)	69·3 (53·1 to 85·1)	169 (136 to 206)	355 (292 to 424)	597 (491 to 706)	911 (752 to 1,100)	1,210 (1,000 to 1,440)	1,590 (1,200 to 1,900)	1,350 (1,030 to 1,600)	1,090 (744 to 1,310)	706 (472 to 872)	359 (245 to 442)	136 (89·6 to 169)	8,650
Pneumoconiosis	0 (0 to 0)	0 (0 to 0)	0 (0 to 0)	0 (0 to 0)	0 (0 to 0)	0 (0 to 0)	0·2 (0·1 to 0·3)	0·1 (0·1 to 0·2)	0·2 (0·1 to 0·4)	0·2 (0·1 to 0·4)	0·3 (0·1 to 0·4)	0·3 (0·1 to 0·5)	0·4 (0·2 to 0·7)	0·5 (0·3 to 1)	1 (0·6 to 1·6)	1·5 (0·9 to 2·4)	2 (1·3 to 3)	2·5 (1·5 to 3·8)	2 (1·2 to 3·1)	1·7 (1 to 2·7)	1·1 (0·7 to 1·7)	0·5 (0·3 to 0·8)	0·2 (0·1 to 0·3)	14·7
Silicosis	0 (0 to 0)	0 (0 to 0)	0 (0 to 0)	0 (0 to 0)	0 (0 to 0)	0 (0 to 0)	0 (0 to 0·1)	0 (0 to 0·1)	0 (0 to 0·1)	0 (0 to 0·1)	0 (0 to 0·1)	0 (0 to 0·1)	0 (0 to 0·1)	0 (0 to 0·1)	0·1 (0 to 0·2)	0·1 (0 to 0·2)	0·1 (0 to 0·3)	0·1 (0 to 0·4)	0·1 (0 to 0·3)	0·1 (0 to 0·2)	0 (0 to 0·2)	0 (0 to 0·1)	0 (0 to 0)	1
Asbestosis	0 (0 to 0)	0 (0 to 0)	0 (0 to 0)	0 (0 to 0)	0 (0 to 0)	0 (0 to 0)	0·1 (0 to 0·2)	0·1 (0 to 0·1)	0·1 (0 to 0·2)	0 (0 to 0·1)	0·1 (0 to 0·2)	0 (0 to 0·1)	0·1 (0 to 0·2)	0·2 (0·1 to 0·3)	0·4 (0·1 to 0·7)	0·7 (0·3 to 1·3)	1 (0·5 to 1·7)	1·5 (0·7 to 2·6)	1·2 (0·6 to 2·1)	1 (0·5 to 2)	0·7 (0·3 to 1·2)	0·3 (0·1 to 0·5)	0·1 (0 to 0·2)	7·6
Coal workers pneumoconiosis	0 (0 to 0)	0 (0 to 0)	0 (0 to 0)	0 (0 to 0)	0 (0 to 0)	0 (0 to 0)	0 (0 to 0)	0 (0 to 0)	0 (0 to 0·1)	0 (0 to 0·1)	0 (0 to 0)	0 (0 to 0·1)	0 (0 to 0·1)	0 (0 to 0·1)	0·1 (0 to 0·2)	0·1 (0·1 to 0·2)	0·2 (0·1 to 0·3)	0·2 (0·1 to 0·3)	0·1 (0·1 to 0·3)	0·1 (0 to 0·3)	0·1 (0 to 0·2)	0·1 (0 to 0·1)	0 (0 to 0·1)	1·1
Other pneumoconiosis	0 (0 to 0)	0 (0 to 0)	0 (0 to 0)	0 (0 to 0)	0 (0 to 0)	0 (0 to 0)	0·1 (0 to 0·2)	0·1 (0 to 0·2)	0·1 (0 to 0·2)	0·1 (0 to 0·3)	0·1 (0 to 0·3)	0·1 (0 to 0·3)	0·2 (0·1 to 0·5)	0·3 (0·1 to 0·7)	0·5 (0·2 to 1)	0·6 (0·2 to 1·3)	0·7 (0·3 to 1·4)	0·7 (0·3 to 1·3)	0·6 (0·2 to 1·1)	0·4 (0·2 to 0·9)	0·3 (0·1 to 0·6)	0·2 (0·1 to 0·3)	0·1 (0 to 0·1)	5
Asthma	0 (0 to 0)	0 (0 to 0)	0 (0 to 0)	106 (60·7 to 176)	191 (109 to 318)	177 (109 to 274)	165 (98·1 to 262)	145 (86·5 to 226)	155 (96·1 to 239)	153 (93·9 to 236)	165 (103 to 245)	158 (98 to 234)	172 (109 to 259)	188 (116 to 281)	218 (140 to 318)	227 (146 to 329)	213 (139 to 306)	183 (120 to 263)	119 (78·8 to 172)	65·1 (44 to 90·5)	37·6 (25·7 to 52)	19·2 (13·6 to 26·1)	7·4 (5·1 to 10·4)	2,870
Interstitial lung disease and pulmonary sarcoidosis	0 (0 to 0)	0 (0 to 0)	0 (0 to 0)	1·7 (1 to 2·9)	0·9 (0·5 to 1·4)	1·3 (0·8 to 2)	1·7 (1 to 2·8)	2·6 (1·6 to 3·9)	4·6 (2·7 to 6·7)	7·9 (4·8 to 11·9)	13 (7·5 to 19·4)	17·4 (10·3 to 25·8)	24·8 (15·5 to 35·8)	38·1 (22·9 to 55·5)	57·8 (34·7 to 84·6)	74·7 (43·9 to 109)	86·6 (53·6 to 128)	104 (56·3 to 159)	90·3 (50·1 to 136)	70·5 (34·4 to 112)	45·1 (20·2 to 72·8)	22·5 (9·6 to 38)	8·4 (3·3 to 15·3)	674
Other chronic respiratory diseases	0 (0 to 0)	0 (0 to 0)	0 (0 to 0)	6·4 (3·7 to 9·4)	6·9 (3·5 to 11·1)	10·3 (6 to 15·6)	4·1 (2·4 to 6·1)	5·6 (3·4 to 8)	7·4 (4·8 to 9·9)	8·3 (5·8 to 11·5)	9·7 (6·8 to 13·2)	10·4 (7·2 to 14)	15·6 (11·8 to 20·4)	18·7 (13·4 to 25·3)	26·2 (18·2 to 35·9)	11·6 (6·3 to 19)	11·2 (6·1 to 18)	10·2 (5·3 to 16·6)	8·2 (4·1 to 13·8)	5·7 (2·9 to 9·6)	3·8 (1·9 to 6·5)	2·1 (1·2 to 3·4)	0·8 (0·5 to 1·3)	183
Digestive diseases	2·6 (1·8 to 3·8)	2·7 (1·7 to 4·1)	34·8 (21·9 to 54)	13·2 (9·8 to 17·3)	7·6 (5·8 to 9·8)	14·7 (11·8 to 17·9)	31·3 (22·5 to 43·2)	63·8 (45·5 to 87·7)	115 (85 to 155)	147 (112 to 194)	190 (146 to 247)	220 (174 to 279)	280 (224 to 346)	417 (330 to 518)	537 (431 to 658)	558 (440 to 695)	496 (407 to 595)	496 (396 to 606)	415 (335 to 517)	328 (265 to 408)	239 (190 to 286)	146 (108 to 181)	64·7 (49·1 to 81)	4,820
Cirrhosis and other chronic liver diseases	0 (0 to 0)	0 (0 to 0)	0 (0 to 0)	1·8 (1·1 to 2·6)	0·6 (0·4 to 1)	1·4 (0·9 to 1·9)	2·5 (1·7 to 3·6)	6·3 (4·3 to 8·8)	21·6 (14·4 to 30·5)	39·7 (28 to 55·3)	64·4 (46·3 to 84·8)	99·2 (71·6 to 133)	137 (104 to 180)	231 (174 to 303)	295 (228 to 379)	273 (201 to 355)	205 (149 to 273)	180 (130 to 236)	124 (91·2 to 165)	77·4 (56 to 103)	42 (30·5 to 55)	21·7 (15 to 29·2)	9·4 (6·3 to 12·7)	1,830
Cirrhosis and other chronic liver diseases due to hepatitis B	0 (0 to 0)	0 (0 to 0)	0 (0 to 0)	0 (0 to 0)	0 (0 to 0)	0 (0 to 0)	0 (0 to 0)	0·1 (0 to 0·1)	0·4 (0·2 to 0·6)	0·9 (0·5 to 1·4)	1·8 (1 to 2·8)	2·9 (1·7 to 4·4)	3·7 (2·3 to 5·7)	5·5 (3·4 to 8·6)	6·1 (3·8 to 9·2)	5·1 (3·1 to 8)	3·7 (2·2 to 5·8)	3·4 (2·1 to 5·1)	2·7 (1·6 to 4·2)	1·8 (1·1 to 2·7)	1 (0·6 to 1·4)	0·5 (0·3 to 0·8)	0·2 (0·1 to 0·4)	39·7
Cirrhosis and other chronic liver diseases due to hepatitis C	0 (0 to 0)	0 (0 to 0)	0 (0 to 0)	0 (0 to 0)	0 (0 to 0)	0·1 (0 to 0·1)	0·2 (0·1 to 0·3)	1·4 (0·8 to 2·3)	8·3 (4·7 to 12·8)	18·2 (11·7 to 26·2)	31·1 (21·2 to 42·9)	47·8 (33·4 to 67·3)	63·1 (44 to 88·6)	100 (68·5 to 142)	119 (81·4 to 164)	104 (67·7 to 149)	75·8 (49 to 110)	64·4 (42·5 to 92·3)	42·8 (28·4 to 63·3)	26·6 (17·2 to 38·1)	14·6 (10 to 20·6)	7·6 (4·9 to 11)	3·4 (1·9 to 5·1)	729
Cirrhosis and other chronic liver diseases due to alcohol use	0 (0 to 0)	0 (0 to 0)	0 (0 to 0)	0 (0 to 0)	0 (0 to 0)	0 (0 to 0)	0 (0 to 0)	0·3 (0·1 to 0·5)	1·8 (0·9 to 3·1)	5·2 (3·3 to 8·1)	11·4 (6·9 to 17·2)	19·9 (12·4 to 30·5)	29·3 (17·9 to 42·7)	53 (33·8 to 78·6)	73 (47·4 to 107)	67·3 (42·5 to 101)	46·4 (29·5 to 68·9)	36·3 (23 to 55·8)	21·6 (13·3 to 32)	12 (7·3 to 18·4)	6·1 (4 to 9·9)	3 (1·8 to 4·7)	1·2 (0·6 to 2·1)	388
Cirrhosis and other chronic liver diseases due to NAFLD	0 (0 to 0)	0 (0 to 0)	0 (0 to 0)	0 (0 to 0)	0 (0 to 0)	0 (0 to 0)	0·1 (0 to 0·2)	0·4 (0·2 to 0·8)	2·2 (1 to 4·1)	4·5 (2·3 to 7·8)	7·3 (3·6 to 13·2)	12 (5·8 to 21·3)	18·2 (8·4 to 32)	31·2 (14·8 to 54·4)	37·6 (18·1 to 65·5)	34·4 (16·3 to 61·8)	27·1 (15 to 46·2)	24·8 (13·9 to 40·2)	17·7 (8·6 to 30·6)	11·7 (6·1 to 19·2)	6·7 (3·7 to 11)	3·6 (1·7 to 6·4)	1·6 (0·7 to 3·1)	241
Cirrhosis and other chronic liver diseases due to other causes	0 (0 to 0)	0 (0 to 0)	0 (0 to 0)	1·7 (1·1 to 2·5)	0·6 (0·4 to 0·9)	1·3 (0·9 to 1·8)	2·2 (1·5 to 3·3)	4·1 (2·7 to 6)	8·9 (4·9 to 14·4)	14·1 (5·8 to 18·5)	12·8 (6·5 to 21·2)	16·6 (8·5 to 28·5)	22·8 (12·9 to 39·3)	40·8 (20·8 to 70·5)	58·8 (30·3 to 98·1)	61·9 (33·9 to 98·6)	52·2 (27·4 to 88·9)	51·1 (28·8 to 83·3)	38·8 (21·9 to 61·1)	25·4 (14·3 to 40·5)	13·7 (8·1 to 20·9)	7 (3·8 to 11·4)	3 (1·4 to 5·1)	435
Upper digestive system diseases	0 (0 to 0)	0 (0 to 0)	0 (0 to 0)	0·5 (0·2 to 1·1)	1·1 (0·5 to 2)	3·2 (1·7 to 5·6)	10·9 (6 to 18·3)	24·5 (13·5 to 42·5)	39·2 (20·6 to 66·9)	45·1 (24·3 to 80·2)	49·8 (27·2 to 85·6)	47·4 (26·1 to 80·5)	55·4 (31·7 to 92·4)	65·1 (38·4 to 108)	77·5 (45·6 to 128)	82·6 (51·3 to 138)	79·2 (49·2 to 129)	72·6 (47 to 108)	55·3 (38 to 80·7)	39·1 (27·2 to 54·8)	25·9 (19·3 to 35·2)	14·4 (10·6 to 19·1)	6 (4·4 to 7·9)	795
Peptic ulcer disease	0 (0 to 0)	0 (0 to 0)	0 (0 to 0)	0·1 (0 to 0·2)	0·1 (0 to 0·2)	0·3 (0·2 to 0·5)	0·7 (0·4 to 1·1)	1 (0·4 to 1·9)	1·5 (0·8 to 2·7)	2 (1·1 to 3·2)	3 (1·8 to 4·8)	3·8 (2·4 to 5·6)	4·9 (3·4 to 6·9)	7·6 (5·9 to 10·4)	11·4 (7·8 to 15·9)	13·6 (10·3 to 17·5)	14·2 (10·5 to 18·7)	17 (12·7 to 22·1)	17·7 (12·6 to 24·2)	16·7 (11·2 to 22·3)	12·9 (9·5 to 16·7)	8 (5·7 to 10·9)	3·5 (2·4 to 4·8)	140
Gastritis and duodenitis	0 (0 to 0)	0 (0 to 0)	0 (0 to 0)	0·4 (0·1 to 1)	1 (0·4 to 1·9)	1·9 (0·8 to 3·8)	3·8 (1·5 to 7·1)	6 (2·9 to 10·4)	7·7 (3·6 to 13·6)	8·4 (4 to 14·4)	9·6 (5 to 15·8)	8 (4·2 to 13·9)	10·1 (5·1 to 17)	11·2 (6·1 to 18·9)	13·4 (7·7 to 22·5)	16·1 (8·5 to 24·5)	16·1 (8·9 to 25·4)	15·1 (8·7 to 23·6)	11·4 (6·8 to 17·2)	7·4 (4·6 to 11·3)	4·5 (2·9 to 6·7)	2·3 (1·6 to 3·3)	1·1 (0·7 to 1·5)	154
Gastroesophageal reflux disease	0 (0 to 0)	0 (0 to 0)	0 (0 to 0)	0 (0 to 0)	0 (0 to 0·1)	1 (0·4 to 2)	6·4 (3·1 to 12·6)	17·4 (8·6 to 33·5)	30 (13·1 to 56·6)	34·7 (16·5 to 65·4)	37·2 (17 to 70·2)	35·7 (17 to 65·8)	40·4 (19·5 to 76·5)	46·1 (22·1 to 84·7)	52·7 (24·4 to 101)	53·9 (25·3 to 102)	48·9 (24 to 90·3)	40·4 (19·9 to 73·8)	26·3 (13·5 to 47·7)	14·9 (7·3 to 27·1)	8·5 (4·2 to 15·6)	4 (2 to 7·4)	1·4 (0·7 to 2·6)	500
Appendicitis	0 (0 to 0)	0 (0 to 0)	0 (0 to 0)	0·3 (0·2 to 0·5)	0·5 (0·4 to 0·8)	1·1 (0·7 to 1·5)	1·1 (0·7 to 1·5)	1·1 (0·7 to 1·6)	1·1 (0·7 to 1·6)	1·1 (0·7 to 1·4)	0·9 (0·6 to 1·3)	0·9 (0·6 to 1·3)	1 (0·6 to 1·4)	1·4 (0·9 to 2)	1·7 (1·1 to 2·6)	1·7 (1·2 to 2·6)	1·6 (1·1 to 2·2)	1·6 (1·1 to 2·5)	1·3 (0·8 to 2·1)	1·1 (0·7 to 1·6)	0·8 (0·5 to 1·3)	0·5 (0·3 to 0·7)	0·2 (0·1 to 0·3)	20·6
Paralytic ileus and intestinal obstruction	0·9 (0·6 to 1·4)	1·6 (1 to 2·5)	32·3 (20 to 50·7)	2·7 (1·7 to 3·9)	1·3 (0·9 to 1·8)	1·7 (1·1 to 2·4)	1·4 (0·9 to 2·1)	1·7 (1·1 to 2·5)	2·2 (1·4 to 3·6)	2·6 (1·6 to 4·2)	3·8 (2·6 to 5·6)	5 (3·2 to 7·6)	6·7 (4·1 to 10)	11·3 (6·8 to 17·8)	16·9 (10·4 to 24·9)	24 (15·8 to 35·4)	27 (19·5 to 36·5)	35·3 (23·4 to 48·8)	39·9 (25·6 to 56·2)	38·1 (26 to 55·3)	38 (25·8 to 51·2)	27·4 (17 to 39·4)	13·1 (8 to 18·2)	335
Inguinal, femoral, and abdominal hernia	1·7 (1 to 2·6)	1·1 (0·5 to 2)	2·5 (1·3 to 4·5)	2·3 (0·8 to 4·5)	0·9 (0·4 to 1·5)	0·5 (0·3 to 0·8)	0·5 (0·3 to 0·7)	0·8 (0·4 to 1·3)	1·7 (1 to 2·8)	2·3 (0·7 to 4·8)	3 (1·1 to 5·6)	2·8 (1·1 to 5·1)	3·1 (1·5 to 5·8)	4·8 (2·7 to 7·9)	6·4 (3·8 to 10·2)	7·9 (4·9 to 12·3)	8·4 (5·6 to 12·3)	9·4 (6·1 to 13·5)	9·5 (6·4 to 13·5)	8·8 (6 to 12·5)	7·3 (4·9 to 10·2)	4·9 (3·1 to 6·9)	2·1 (1·2 to 3)	92·8
Inflammatory bowel disease	0 (0 to 0)	0 (0 to 0)	0 (0 to 0)	2·2 (1·4 to 3·2)	0·6 (0·4 to 0·9)	2 (1·1 to 3·2)	5 (2·8 to 8·4)	10·4 (5·9 to 15·4)	16·8 (10 to 25·4)	19·1 (12 to 27·5)	22·6 (14·7 to 32·5)	18·1 (12·1 to 25·8)	19·4 (12·9 to 26·8)	24·3 (16·7 to 33·2)	30·1 (20·9 to 41·2)	33·8 (24·2 to 44·6)	32·4 (24·3 to 42·5)	33·1 (23·5 to 45·2)	28·3 (19·8 to 39)	23·2 (16·1 to 32·3)	16·6 (11·8 to 23·4)	9·9 (6·5 to 14)	4·1 (2·7 to 5·9)	352
Vascular intestinal disorders	0 (0 to 0)	0 (0 to 0)	0 (0 to 0)	0·6 (0·3 to 1)	0·1 (0·1 to 0·2)	0·4 (0·2 to 0·7)	0·5 (0·3 to 0·9)	0·9 (0·6 to 1·3)	1·4 (0·9 to 2·2)	1·6 (1 to 2·5)	2·8 (1·8 to 4·4)	4·2 (2·6 to 6·4)	7 (4·5 to 10·5)	14·4 (9·4 to 21·4)	24·9 (16·4 to 36)	34·5 (22·7 to 48·7)	39·6 (29·7 to 50·7)	50·4 (34·3 to 70)	51 (35·4 to 71·1)	43·6 (30 to 59·8)	29·9 (20·6 to 40·7)	16 (10·7 to 23·4)	6·7 (4·3 to 9·5)	331
Gallbladder and biliary diseases	0 (0 to 0)	0 (0 to 0)	0 (0 to 0)	0·7 (0·4 to 1·1)	1·2 (0·6 to 2·2)	2·8 (0·8 to 5·8)	7 (3·2 to 12·5)	14·1 (7·5 to 23·9)	23·4 (12·7 to 38·1)	27·3 (15·2 to 44·9)	30·5 (16·6 to 49·6)	28·6 (16·2 to 45·2)	31·3 (18·3 to 49·3)	36·6 (22 to 55·2)	43·4 (26·6 to 65·1)	48 (30·7 to 70·7)	47·9 (32·4 to 69·1)	47·8 (32·4 to 66·8)	41·6 (29·3 to 56·3)	34·7 (25·1 to 47·6)	26·8 (19·8 to 35·6)	16·8 (11·9 to 22·7)	7·8 (5·7 to 10·9)	518
Pancreatitis	0 (0 to 0)	0 (0 to 0)	0 (0 to 0)	0·3 (0·2 to 0·4)	0·5 (0·3 to 0·7)	1·1 (0·7 to 1·5)	1·3 (0·9 to 1·8)	2·2 (1·6 to 3·1)	4·4 (2·9 to 6·5)	5·4 (3·6 to 7·9)	7·5 (5 to 11·1)	8·7 (5·8 to 13)	10·5 (6·8 to 15·2)	14·2 (9·3 to 20·5)	17·2 (11·6 to 24·8)	19·3 (12·8 to 27·6)	18·2 (13·2 to 24·6)	19·9 (13·8 to 27)	15·5 (10·9 to 22)	12·9 (8·7 to 18·3)	9 (6·3 to 12·1)	5·5 (3·8 to 7·5)	2·3 (1·6 to 3·3)	176
Other digestive diseases	0 (0 to 0)	0 (0 to 0)	0 (0 to 0)	2 (1·3 to 2·9)	0·7 (0·5 to 1)	1·2 (0·9 to 1·6)	1·2 (0·8 to 1·8)	1·8 (1·3 to 2·7)	2·8 (1·8 to 4·2)	3·1 (2·1 to 4·7)	4·5 (2·9 to 7·3)	5·4 (3·3 to 9·1)	8·2 (5·2 to 13·6)	14·7 (8·8 to 24·4)	23·6 (14·3 to 39)	32·7 (20·6 to 54·7)	36 (25 to 58·2)	45·9 (29·5 to 76·7)	49·1 (31·6 to 82)	51·9 (31·9 to 80·1)	42·4 (28·1 to 67·3)	28·6 (18·6 to 45·7)	13 (8·4 to 20·9)	366
Neurological disorders	0·2 (0·1 to 0·3)	0·6 (0·4 to 1)	23·1 (15·3 to 34·4)	29·6 (14·7 to 58·1)	62·5 (22 to 127)	226 (51·3 to 496)	376 (73·4 to 871)	451 (93·2 to 1,000)	521 (118 to 1,120)	508 (133 to 1,090)	537 (161 to 1,090)	510 (175 to 1,020)	539 (218 to 1,060)	567 (260 to 1,060)	596 (308 to 1,040)	586 (342 to 945)	591 (386 to 891)	702 (483 to 1,080)	762 (503 to 1,300)	980 (585 to 1,850)	993 (543 to 1,910)	771 (390 to 1,550)	420 (205 to 867)	10,800
Alzheimer's disease and other dementias	0 (0 to 0)	0 (0 to 0)	0 (0 to 0)	0 (0 to 0)	0 (0 to 0)	0 (0 to 0)	0 (0 to 0)	0 (0 to 0)	0 (0 to 0)	0 (0 to 0)	0 (0 to 0)	3·4 (1·8 to 6·3)	16·4 (5·6 to 40·1)	24·7 (10·2 to 55·7)	41·8 (17·8 to 97·9)	76·5 (34 to 171)	154 (72·9 to 339)	320 (170 to 678)	464 (237 to 1,020)	753 (361 to 1,630)	852 (402 to 1,770)	704 (321 to 1,490)	400 (185 to 848)	3,810
Parkinson's disease	0 (0 to 0)	0 (0 to 0)	0 (0 to 0)	0 (0 to 0)	0 (0 to 0)	0 (0 to 0)	0 (0 to 0)	0 (0 to 0)	0·1 (0 to 0·1)	0·2 (0·1 to 0·3)	0·3 (0·2 to 0·5)	1·2 (0·9 to 1·6)	3·6 (2·9 to 4·5)	8·2 (6·4 to 10·6)	14·9 (11·9 to 18·6)	26·3 (20·5 to 33·5)	46·8 (37·2 to 57·2)	88·2 (73·6 to 104)	117 (97·1 to 138)	123 (101 to 146)	85·5 (68·4 to 103)	43·6 (33·3 to 53·2)	11·8 (9 to 14·2)	570
Idiopathic epilepsy	0 (0 to 0·1)	0·1 (0 to 0·3)	4·8 (2·5 to 8·5)	17·8 (6·8 to 39)	23·1 (7 to 53·4)	28·6 (9·2 to 65·3)	31 (10·8 to 67·6)	33·3 (13·2 to 68·4)	35·4 (14·5 to 71·3)	30·8 (13 to 59·3)	30·3 (13·7 to 60·9)	27·4 (12·1 to 53·5)	28·7 (12·5 to 58·6)	31·6 (14 to 62·4)	36·2 (16 to 72·7)	37·8 (15·2 to 75·1)	37 (14·2 to 76·2)	36 (13·3 to 74·7)	28·1 (10·5 to 58·1)	18·1 (7·1 to 41·5)	12·8 (4·3 to 27)	6·6 (2·3 to 14·1)	2·4 (0·9 to 5·2)	539
Multiple sclerosis	0 (0 to 0)	0 (0 to 0)	0 (0 to 0)	0 (0 to 0)	0 (0 to 0·1)	0·4 (0·2 to 0·6)	1·9 (1·2 to 2·7)	6·2 (3·2 to 10·4)	14·6 (7·6 to 22·5)	22·3 (14 to 32·6)	30·4 (20·7 to 42·7)	34·8 (23·9 to 47)	44·1 (30·5 to 60)	58 (41·3 to 76·4)	64·5 (45·7 to 86·2)	60·9 (42·6 to 80·8)	49·3 (32·4 to 66·5)	36 (24·9 to 48·3)	20·6 (14·1 to 28·6)	10·4 (7 to 14·2)	4·9 (3·1 to 6·8)	1·9 (1·2 to 2·6)	0·5 (0·3 to 0·7)	462
Motor neuron disease	0·2 (0·1 to 0·3)	0·5 (0·3 to 0·8)	11·4 (6 to 19·6)	3·3 (2 to 4·9)	0·8 (0·5 to 1·2)	0·9 (0·5 to 1·3)	0·7 (0·5 to 0·9)	0·7 (0·5 to 0·8)	1·1 (0·8 to 1·4)	1·6 (1·2 to 2·2)	2·6 (1·8 to 3·7)	5·2 (3·5 to 7·5)	9·7 (6·7 to 13·6)	20·3 (14·3 to 28·5)	35·4 (25·5 to 48·8)	47·3 (34·6 to 62·4)	51·6 (37·6 to 70·1)	49·8 (35·1 to 68·1)	31·6 (22·3 to 44)	17·7 (12 to 25·5)	6·3 (4·3 to 8·8)	1·7 (1·1 to 2·3)	0·2 (0·2 to 0·4)	301
Headache disorders	0 (0 to 0)	0 (0 to 0)	0 (0 to 0)	0 (0 to 0)	30 (0·6 to 79·6)	182 (8·6 to 450)	331 (28·2 to 823)	400 (39·7 to 948)	460 (54 to 1,050)	442 (66·3 to 1,010)	458 (81·4 to 1,020)	420 (90·1 to 929)	412 (96·9 to 913)	395 (94·4 to 865)	370 (90·8 to 818)	304 (83·2 to 655)	221 (61·9 to 467)	142 (43·9 to 298)	77·3 (22·6 to 161)	40 (11·4 to 84·5)	21·9 (6·8 to 46·6)	8·7 (2·4 to 18·8)	2·2 (0·5 to 5·1)	4,720
Migraine	0 (0 to 0)	0 (0 to 0)	0 (0 to 0)	0 (0 to 0)	27 (0·4 to 72·9)	170 (5·8 to 432)	310 (18·8 to 792)	375 (26·6 to 930)	428 (36·6 to 1,010)	409 (42·5 to 947)	418 (49·4 to 966)	382 (63·2 to 890)	373 (67·3 to 856)	354 (65·2 to 816)	329 (63·6 to 767)	265 (57·5 to 599)	190 (44·4 to 419)	120 (30·9 to 267)	64·9 (16 to 141)	33·5 (7·9 to 73·6)	18·1 (4·6 to 40·5)	7 (1·5 to 15·4)	1·7 (0·3 to 3·9)	4,280
Tension-type headache	0 (0 to 0)	0 (0 to 0)	0 (0 to 0)	0 (0 to 0)	3 (0·1 to 19·6)	12·6 (0·5 to 66·5)	21·3 (3·2 to 93·9)	25·3 (4·2 to 98·1)	31·3 (6·1 to 117)	33·7 (7·6 to 115)	40 (10 to 130)	37·8 (11·1 to 112)	38·7 (11·8 to 110)	41·4 (11·3 to 118)	40·1 (11·2 to 119)	38·1 (10·4 to 117)	30·8 (8·3 to 99·7)	21·8 (5·8 to 69·5)	12·4 (2·8 to 46·5)	6·6 (1·4 to 25·2)	3·8 (0·7 to 14·8)	1·6 (0·2 to 6·7)	0·5 (0 to 2·4)	441
Other neurological disorders	0 (0 to 0)	0 (0 to 0)	6·8 (4·2 to 10·4)	8·6 (4·4 to 16·1)	8·7 (3·3 to 18·7)	13·5 (5·3 to 29)	11·7 (4·7 to 23·6)	10·3 (5·5 to 18·1)	10·6 (6·6 to 17)	11·1 (7·3 to 16·1)	15·7 (11·1 to 22·1)	18·1 (12·9 to 24·8)	24·2 (17·8 to 31·8)	28·9 (21·5 to 37·3)	33·6 (24·4 to 45·1)	33·5 (25·1 to 44·1)	31·2 (23·5 to 41)	29·5 (23 to 38·3)	23·9 (17·6 to 32·2)	16·6 (11·9 to 22·4)	9·6 (6·4 to 14·3)	4·6 (3·2 to 6·4)	1·8 (1·2 to 2·5)	353
Mental disorders	0·1 (0 to 0·1)	0·2 (0·1 to 0·3)	2·8 (1·6 to 4·2)	16·3 (10·1 to 24·6)	92·7 (62·1 to 137)	512 (347 to 730)	1,050 (737 to 1,470)	1,180 (815 to 1,630)	1,310 (937 to 1,740)	1,200 (854 to 1,590)	1,150 (842 to 1,480)	976 (717 to 1,270)	985 (733 to 1,270)	974 (715 to 1,260)	974 (720 to 1,260)	844 (624 to 1,090)	668 (496 to 860)	502 (372 to 644)	317 (238 to 404)	180 (134 to 232)	105 (78·2 to 135)	48·8 (35·1 to 63·1)	16 (11·1 to 21·9)	13,100
Schizophrenia	0 (0 to 0)	0 (0 to 0)	0 (0 to 0)	0 (0 to 0)	0 (0 to 0)	1·7 (0·8 to 3)	17·7 (7·9 to 30·5)	76 (45·6 to 118)	140 (89·8 to 201)	159 (101 to 219)	170 (108 to 232)	151 (101 to 202)	154 (105 to 204)	152 (105 to 201)	148 (104 to 196)	120 (84·2 to 163)	86·7 (57·2 to 119)	57·2 (38·1 to 78·4)	30·9 (20·3 to 43)	14·4 (8·9 to 20·7)	6·6 (3·9 to 9·6)	2·4 (1·3 to 3·7)	0·6 (0·3 to 1)	1,490
Depressive disorders	0 (0 to 0)	0 (0 to 0)	0 (0 to 0)	0·1 (0 to 0·1)	7·2 (2·8 to 14·2)	232 (138 to 365)	582 (373 to 858)	583 (358 to 880)	581 (374 to 842)	493 (306 to 715)	446 (292 to 622)	367 (239 to 528)	373 (252 to 521)	378 (258 to 520)	379 (260 to 539)	336 (222 to 478)	273 (184 to 378)	211 (146 to 294)	138 (92·7 to 194)	81·7 (55·2 to 116)	50·7 (34·8 to 70·5)	25 (16·5 to 35·6)	8·7 (5·3 to 13·5)	5,550
Major depressive disorder	0 (0 to 0)	0 (0 to 0)	0 (0 to 0)	0 (0 to 0·1)	6·1 (1·9 to 13·1)	223 (132 to 352)	551 (347 to 821)	532 (319 to 818)	512 (327 to 755)	422 (258 to 633)	369 (234 to 528)	296 (187 to 441)	300 (193 to 431)	306 (205 to 428)	311 (209 to 450)	281 (179 to 409)	232 (152 to 327)	182 (121 to 260)	120 (79·4 to 174)	72·1 (46·3 to 105)	44·6 (30 to 64)	22·1 (14·2 to 31·8)	7·7 (4·5 to 12·2)	4,790
Dysthymia	0 (0 to 0)	0 (0 to 0)	0 (0 to 0)	0 (0 to 0)	1 (0·2 to 2·5)	9·8 (4·5 to 17·4)	30·8 (17·5 to 50·4)	51·4 (29·6 to 81·4)	69 (40·6 to 108)	71·5 (43·3 to 110)	76·6 (47 to 117)	71·1 (44·9 to 111)	72·8 (45·2 to 114)	71·3 (45·4 to 110)	67·5 (42·8 to 102)	54·8 (32·2 to 85·8)	40·8 (23·9 to 62·2)	29·2 (17·4 to 46·1)	17·6 (10·9 to 27·4)	9·6 (5·7 to 14·6)	5·7 (3·4 to 8·8)	2·9 (1·7 to 4·4)	1 (0·6 to 1·7)	755
Bipolar disorder	0 (0 to 0)	0 (0 to 0)	0 (0 to 0)	0 (0 to 0)	0 (0 to 0)	20·7 (11·1 to 34·3)	74·5 (44·5 to 116)	79·2 (49·5 to 122)	80·5 (47·8 to 129)	74·9 (45·4 to 115)	74·8 (45·5 to 111)	67·8 (43·2 to 101)	72·1 (45 to 110)	76 (46 to 116)	75·8 (46·4 to 116)	63·5 (39 to 96·7)	46·8 (27·5 to 71·1)	32·5 (19·1 to 49)	18·6 (10·7 to 28·7)	9·4 (5·4 to 14·8)	4·8 (2·7 to 7·7)	2·1 (1 to 3·1)	0·6 (0·3 to 0·9)	874
Anxiety disorders	0 (0 to 0)	0 (0 to 0)	0 (0 to 0)	2·5 (0·7 to 5·5)	37·5 (20·7 to 61·4)	116 (71·4 to 176)	203 (132 to 298)	275 (167 to 417)	334 (204 to 491)	324 (208 to 467)	326 (220 to 462)	288 (190 to 416)	294 (194 to 429)	299 (202 to 429)	297 (200 to 419)	256 (173 to 359)	204 (134 to 297)	154 (101 to 222)	97·7 (66 to 138)	54·5 (36 to 77·9)	30·1 (19·8 to 43·5)	12·8 (8·1 to 18·9)	3·6 (2·2 to 5·5)	3,610
Eating disorders	0 (0 to 0)	0 (0 to 0)	0 (0 to 0)	0 (0 to 0)	1 (0·1 to 2·6)	22·3 (10·4 to 37·9)	83·6 (44·3 to 147)	110 (59 to 184)	110 (63·6 to 175)	85 (49 to 129)	65·6 (37·9 to 103)	40·3 (23 to 64·4)	27·5 (15·7 to 43·8)	0 (0 to 0)	0 (0 to 0)	0 (0 to 0)	0 (0 to 0)	0 (0 to 0)	0 (0 to 0)	0 (0 to 0)	0 (0 to 0)	0 (0 to 0)	0 (0 to 0)	545
Anorexia nervosa	0 (0 to 0)	0 (0 to 0)	0 (0 to 0)	0 (0 to 0)	0·9 (0 to 2·5)	10·4 (4·7 to 17·9)	33·1 (17·6 to 56)	37·8 (19·5 to 65·8)	34·1 (18·8 to 58·1)	22·6 (12·3 to 38·4)	16·5 (8·4 to 28)	11·2 (5·7 to 19·3)	8·7 (4·5 to 15)	0 (0 to 0)	0 (0 to 0)	0 (0 to 0)	0 (0 to 0)	0 (0 to 0)	0 (0 to 0)	0 (0 to 0)	0 (0 to 0)	0 (0 to 0)	0 (0 to 0)	175
Bulimia nervosa	0 (0 to 0)	0 (0 to 0)	0 (0 to 0)	0 (0 to 0)	0·1 (0 to 0·3)	11·9 (4 to 25·3)	50·5 (21·1 to 104)	72·1 (32·9 to 134)	75·4 (37·6 to 133)	62·4 (32·3 to 102)	49·1 (25·4 to 83·8)	29·1 (14·6 to 50·7)	18·8 (9·1 to 32·6)	0 (0 to 0)	0 (0 to 0)	0 (0 to 0)	0 (0 to 0)	0 (0 to 0)	0 (0 to 0)	0 (0 to 0)	0 (0 to 0)	0 (0 to 0)	0 (0 to 0)	369
Autism spectrum disorders	0 (0 to 0·1)	0·1 (0 to 0·2)	2·3 (1·3 to 3·5)	9·4 (5·7 to 14·8)	11·9 (7·1 to 18·5)	12·7 (7·6 to 19·7)	12·7 (7·5 to 19·6)	12·1 (7·2 to 18·3)	12·4 (7·2 to 19·2)	11·1 (6·6 to 17·2)	10·6 (6·1 to 16·5)	9·1 (5·1 to 14·2)	9·3 (5·5 to 14·6)	9·7 (5·5 to 15·1)	10 (5·7 to 15·3)	9·2 (5·1 to 14)	7·5 (4·2 to 12)	6·1 (3·5 to 9·4)	4 (2·3 to 6·2)	2·4 (1·4 to 3·8)	1·5 (0·8 to 2·3)	0·7 (0·4 to 1·1)	0·2 (0·1 to 0·4)	165
Attention-deficit/hyperactivity disorder	0 (0 to 0)	0 (0 to 0)	0 (0 to 0)	0·6 (0·2 to 1·2)	6·5 (3·3 to 11·9)	9·7 (5·2 to 16·8)	8·3 (4·2 to 14·6)	6 (3·1 to 10·4)	4·9 (2·5 to 8·8)	3·6 (1·8 to 6·7)	3 (1·4 to 5·3)	2·2 (1 to 4)	1·9 (0·8 to 3·5)	1·6 (0·7 to 3·1)	1·2 (0·4 to 2·4)	0·7 (0·2 to 1·5)	0·3 (0·1 to 0·8)	0·1 (0 to 0·4)	0 (0 to 0·1)	0 (0 to 0)	0 (0 to 0)	0 (0 to 0)	0 (0 to 0)	50·8
Conduct disorder	0 (0 to 0)	0 (0 to 0)	0 (0 to 0)	0 (0 to 0)	1 (0 to 2)	22·2 (10·2 to 42·5)	87·8 (43·2 to 151)	53·1 (25·7 to 93·5)	0 (0 to 0)	0 (0 to 0)	0 (0 to 0)	0 (0 to 0)	0 (0 to 0)	0 (0 to 0)	0 (0 to 0)	0 (0 to 0)	0 (0 to 0)	0 (0 to 0)	0 (0 to 0)	0 (0 to 0)	0 (0 to 0)	0 (0 to 0)	0 (0 to 0)	163
Idiopathic developmental intellectual disability	0 (0 to 0)	0 (0 to 0·1)	0·5 (0 to 1·3)	3·7 (0·7 to 7·5)	6·5 (2·4 to 11·8)	7·2 (2·8 to 12·8)	7·3 (2·7 to 13·2)	7·3 (2·7 to 12·6)	7·1 (2·8 to 12·9)	6·4 (2·6 to 12·2)	6·3 (2·5 to 11·5)	5·6 (2·2 to 9·7)	5·9 (2·3 to 10·4)	6·3 (2·5 to 10·8)	5·7 (2·5 to 11·1)	5·5 (2·4 to 9·7)	4·4 (1·7 to 7·7)	3·4 (1·3 to 5·8)	2·2 (0·9 to 3·7)	1·4 (0·7 to 2·4)	0·8 (0·4 to 1·4)	0·3 (0·1 to 0·6)	0·1 (0 to 0·2)	95·3
Other mental disorders	0 (0 to 0)	0 (0 to 0)	0 (0 to 0)	0 (0 to 0)	0 (0 to 0)	1·6 (0·7 to 3·6)	10·9 (4·8 to 19·1)	26·4 (13·6 to 44)	41·3 (22·5 to 65·8)	45·3 (26·9 to 69·8)	48·7 (28·9 to 75·4)	44·9 (26·7 to 68·4)	48·3 (29·4 to 73·4)	52·1 (31 to 79)	55·8 (34·4 to 85·2)	52·4 (32·4 to 80·1)	45·3 (27·6 to 67·3)	37·2 (23·3 to 55·1)	26·1 (16·4 to 38·4)	16·6 (10·6 to 24·6)	10·9 (6·8 to 15·6)	5·8 (3·6 to 8·3)	2·2 (1·4 to 3·1)	571
Substance use disorders	0 (0 to 0)	0 (0 to 0)	0 (0 to 0·1)	[illegible] (0 to 0·5)	0·3 (0·1 to 0·7)	10·3 (6·3 to 16·6)	391 (267 to 524)	1,310 (927 to 1,740)	1,810 (1,340 to 2,290)	1,440 (1,130 to 1,820)	1,170 (915 to 1,460)	905 (715 to 1,130)	857 (662 to 1,070)	795 (618 to 995)	629 (469 to 816)	366 (276 to 472)	213 (161 to 270)	130 (96·5 to 167)	76·2 (54·2 to 96·6)	43·2 (32·4 to 56·2)	27·6 (20·5 to 36·1)	14·7 (10·4 to 19·5)	5·9 (4·2 to 8·2)	10,200
Alcohol use disorders	0 (0 to 0)	0 (0 to 0)	0 (0 to 0·1)	0·2 (0 to 0·5)	0·3 (0·1 to 0·7)	4·7 (2·3 to 8·4)	48·4 (28·7 to 74·2)	112 (65·8 to 178)	129 (82·6 to 188)	120 (79·5 to 176)	121 (83·9 to 164)	112 (78·1 to 156)	125 (88·3 to 173)	133 (97·1 to 178)	121 (87·9 to 163)	85·4 (63 to 116)	55·8 (39·9 to 75·7)	35·4 (24·6 to 50·1)	20·8 (14·4 to 29·4)	11·9 (7·8 to 17·5)	8·3 (5·5 to 12·1)	4·9 (3·1 to 7·3)	2·3 (1·4 to 3·5)	1,250
Drug use disorders	0 (0 to 0)	0 (0 to 0)	0 (0 to 0)	0 (0 to 0)	0 (0 to 0)	5·9 (3·1 to 10·1)	343 (232 to 468)	1,200 (837 to 1,630)	1,680 (1,230 to 2,160)	1,320 (1,020 to 1,680)	1,050 (807 to 1,320)	793 (613 to 1,010)	732 (553 to 924)	662 (501 to 851)	508 (368 to 690)	280 (201 to 376)	157 (110 to 212)	95·1 (64·3 to 129)	52·7 (36 to 73·3)	31·2 (21·8 to 41·8)	19·2 (13·6 to 26·6)	9·8 (6·5 to 13·7)	3·6 (2·5 to 5·4)	8,930
Opioid use disorders	0 (0 to 0)	0 (0 to 0)	0 (0 to 0)	0 (0 to 0)	0 (0 to 0)	0 (0 to 0)	234 (145 to 341)	1,000 (656 to 1,420)	1,380 (974 to 1,850)	1,030 (748 to 1,360)	812 (601 to 1,060)	604 (459 to 783)	555 (414 to 721)	513 (380 to 674)	396 (280 to 533)	227 (156 to 314)	129 (85·6 to 177)	79·1 (51·5 to 111)	46·7 (30·5 to 65·7)	27·6 (18·4 to 38·1)	17·1 (11·7 to 24·3)	8·7 (5·5 to 12·3)	3·2 (2·2 to 4·9)	7,060
Cocaine use disorders	0 (0 to 0)	0 (0 to 0)	0 (0 to 0)	0 (0 to 0)	0 (0 to 0)	0·6 (0·1 to 1·2)	29·2 (12·4 to 50·5)	63·4 (44 to 88·7)	107 (74·8 to 145)	131 (98·5 to 171)	109 (79·4 to 144)	85·1 (61·4 to 115)	75·8 (54·4 to 108)	64·4 (43·2 to 88·6)	46·3 (30 to 72·3)	22·4 (14·1 to 33·5)	10·7 (6·8 to 15·3)	3 (0·9 to 6·6)	1·7 (0·5 to 3·4)	0·9 (0·2 to 2)	0·6 (0·1 to 1·2)	0·3 (0 to 0·5)	0·1 (0 to 0·2)	754
Amphetamine use disorders	0 (0 to 0)	0 (0 to 0)	0 (0 to 0)	0 (0 to 0)	0 (0 to 0)	0 (0 to 0)	6·9 (3·4 to 11·4)	35·7 (23·9 to 50·5)	68·4 (48·5 to 92)	56 (39·7 to 75·7)	42·1 (28·5 to 58·2)	30·6 (20·4 to 44·5)	27·6 (17·9 to 39·8)	26·9 (16·6 to 39·3)	19·5 (11·8 to 31·8)	9·1 (5·6 to 14·1)	4 (2·7 to 5·6)	0·6 (0·3 to 1)	0·3 (0·2 to 0·5)	0·1 (0·1 to 0·2)	0·1 (0 to 0·2)	0·1 (0 to 0·1)	0 (0 to 0·1)	328
Cannabis use disorders	0 (0 to 0)	0 (0 to 0)	0 (0 to 0)	0 (0 to 0)	0 (0 to 0)	4·9 (2·2 to 8·6)	48 (27·7 to 74·1)	35 (19·4 to 56·7)	20·6 (10·4 to 37·1)	11·4 (5·1 to 20·3)	7·7 (3·6 to 13·8)	5·7 (2·5 to 10·2)	5 (2·1 to 9·4)	4·2 (1·8 to 7·9)	3·3 (1·2 to 6·3)	2·1 (0·6 to 4·2)	1·4 (0·7 to 2·4)	0·8 (0·4 to 1·4)	0·4 (0·2 to 0·7)	0·2 (0·1 to 0·3)	0·1 (0 to 0·2)	0 (0 to 0·1)	0 (0 to 0)	151
Other drug use disorders	0 (0 to 0)	0 (0 to 0)	0 (0 to 0)	0 (0 to 0)	0 (0 to 0)	0·4 (0·1 to 0·8)	25·2 (13 to 40·6)	61·1 (43·6 to 85·5)	105 (76·7 to 142)	92·9 (68·8 to 123)	82·6 (61·3 to 107)	67·4 (49·7 to 89·1)	66 (46·9 to 87·5)	52·9 (36·9 to 71·3)	41·6 (27·7 to 62·2)	20 (13 to 30·1)	12·2 (8·2 to 17)	11·6 (7·6 to 16·6)	3·7 (2·3 to 5·4)	2·4 (1·6 to 3·6)	1·5 (0·9 to 2·1)	0·8 (0·5 to 1·1)	0·3 (0·2 to 0·4)	647
Diabetes and kidney diseases	0·1 (0 to 0·1)	0·1 (0 to 0·1)	9·3 (6·4 to 12·9)	5·1 (3·8 to 6·7)	7·5 (5 to 10·8)	13·7 (9·6 to 18·6)	29·6 (21·1 to 40·1)	52·4 (39·5 to 68·9)	96·2 (73·5 to 123)	135 (107 to 173)	206 (160 to 258)	272 (210 to 340)	412 (318 to 518)	678 (531 to 846)	1,050 (819 to 1,300)	1,350 (1,070 to 1,670)	1,440 (1,150 to 1,770)	1,470 (1,190 to 1,790)	1,190 (962 to 1,430)	893 (729 to 1,070)	602 (491 to 719)	348 (280 to 415)	136 (108 to 164)	10,400
Diabetes mellitus	0 (0 to 0·1)	0·1 (0 to 0·1)	1·6 (0·7 to 2·9)	1·6 (1 to 2·4)	3·5 (1·9 to 5·6)	8·3 (5·5 to 11·9)	18·6 (12·6 to 26·4)	32·5 (23·3 to 44·6)	59·7 (43·1 to 79·8)	86·5 (63·4 to 116)	138 (103 to 181)	192 (141 to 253)	303 (226 to 394)	503 (373 to 650)	766 (565 to 985)	1,000 (759 to 1,290)	1,030 (762 to 1,320)	981 (754 to 1,240)	743 (582 to 933)	506 (402 to 624)	320 (254 to 401)	167 (133 to 204)	57 (45 to 69·6)	6,920
Diabetes mellitus type 1	0 (0 to 0·1)	0·1 (0 to 0·1)	1·6 (0·7 to 2·9)	1·6 (1 to 2·4)	3·5 (1·9 to 5·6)	8·3 (5·5 to 11·9)	11·2 (7·8 to 16·3)	17·7 (12·7 to 23·9)	32·1 (22·4 to 44·5)	31·6 (22 to 42·9)	40·2 (28 to 54·7)	45·5 (32·9 to 61·8)	28·5 (19·9 to 40·2)	37·6 (25·5 to 52·2)	48·1 (32·8 to 66·3)	45·2 (31·3 to 63·1)	43·4 (30·1 to 59·6)	37·3 (26·4 to 51)	26 (18·5 to 36)	13·9 (9·6 to 19·1)	9·1 (6·4 to 12·5)	4·7 (3·3 to 6·5)	1·7 (1·2 to 2·3)	489
Diabetes mellitus type 2	0 (0 to 0)	0 (0 to 0)	0 (0 to 0)	0 (0 to 0)	0 (0 to 0)	0 (0 to 0)	7·4 (2·8 to 13·5)	14·7 (8·2 to 23·9)	27·6 (16·5 to 41·5)	54·9 (37·3 to 76·9)	98·2 (69·3 to 133)	146 (102 to 199)	274 (203 to 358)	465 (343 to 606)	718 (532 to 924)	957 (721 to 1,220)	987 (726 to 1,260)	944 (725 to 1,190)	717 (561 to 905)	492 (392 to 607)	311 (247 to 388)	162 (129 to 198)	55·3 (43·7 to 67·9)	6,430
Chronic kidney disease	0 (0 to 0)	0 (0 to 0)	7·6 (5·1 to 10·7)	3·5 (2·4 to 4·9)	4 (2·4 to 6·5)	5·3 (3·2 to 8·8)	10·9 (6·3 to 17·3)	19·9 (13·2 to 29·1)	36·4 (25·7 to 51·7)	48·8 (34·5 to 66·1)	67·7 (49·5 to 91·9)	80·2 (59·8 to 107)	110 (81·1 to 146)	175 (132 to 230)	283 (217 to 367)	350 (268 to 448)	413 (320 to 527)	491 (388 to 619)	444 (345 to 562)	385 (304 to 485)	281 (212 to 351)	180 (137 to 229)	79·1 (58·6 to 101)	3,480
Chronic kidney disease due to diabetes mellitus type 1	0 (0 to 0)	0 (0 to 0)	0 (0 to 0·1)	0·1 (0 to 0·2)	0·1 (0 to 0·3)	0·1 (0 to 0·4)	0·2 (0·1 to 0·8)	0·6 (0·2 to 1·4)	2·1 (1 to 4·1)	4·8 (2·4 to 8·5)	7·8 (3·7 to 13·9)	8·9 (4·3 to 16·4)	10 (4·5 to 17·9)	11·8 (5·2 to 23·3)	13·7 (5·9 to 28·4)	13·3 (5·5 to 27·9)	13·3 (5·9 to 27·7)	13·5 (6·1 to 26·6)	9·3 (4 to 20·2)	5·2 (2 to 11·1)	1·6 (0·6 to 3·7)	0·2 (0·1 to 0·6)	0 (0 to 0·1)	117
Chronic kidney disease due to diabetes mellitus type 2	0 (0 to 0)	0 (0 to 0)	0 (0 to 0)	0 (0 to 0)	0 (0 to 0)	0 (0 to 0)	0·1 (0 to 0·2)	0·2 (0·1 to 0·4)	1·2 (0·5 to 2·2)	3·5 (1·4 to 6·4)	7·8 (3·8 to 14·1)	13·7 (7·7 to 21·9)	25·5 (14·3 to 39·4)	51·9 (30·9 to 77·4)	96·8 (59·2 to 142)	129 (79 to 181)	159 (102 to 221)	191 (130 to 259)	165 (113 to 231)	133 (85·3 to 190)	82·8 (53·4 to 120)	45 (26·2 to 68·9)	17·2 (8·9 to 29·4)	1,120
Chronic kidney disease due to hypertension	0 (0 to 0)	0 (0 to 0)	0 (0 to 0)	0 (0 to 0)	0 (0 to 0)	0 (0 to 0)	1·2 (0·5 to 2·5)	2·2 (1·1 to 4·3)	4·4 (2·6 to 7·4)	6·2 (3·1 to 11)	9·3 (5·6 to 15)	12·6 (8 to 18·5)	18·6 (11·8 to 27·7)	33·3 (21·5 to 49·4)	60·6 (38·7 to 89·9)	84·3 (56·7 to 123)	110 (73·8 to 160)	141 (98·1 to 199)	140 (98·4 to 196)	139 (98·3 to 190)	116 (80·7 to 156)	83·9 (57·6 to 116)	38·1 (24·7 to 53·4)	1,000
Chronic kidney disease due to glomerulonephritis	0 (0 to 0)	0 (0 to 0)	2·8 (1·5 to 4·6)	1·2 (0·7 to 1·8)	1·3 (0·7 to 2·3)	1·8 (1 to 3·1)	3·5 (2·1 to 5·5)	6·7 (4·2 to 10·2)	13·1 (8 to 20·1)	16·8 (10·3 to 25)	21·5 (13·3 to 32·2)	23·1 (13·5 to 34·6)	26·8 (16·2 to 41)	36·4 (20·9 to 57)	49·3 (27·2 to 84·6)	47·8 (24·9 to 77·9)	43·6 (22·3 to 72·4)	41 (23·2 to 68·6)	31·4 (16·5 to 54)	23·9 (11·3 to 43·5)	14·7 (6·8 to 27)	9 (4 to 16·6)	3·8 (1·4 to 8·3)	420
Chronic kidney disease due to other and unspecified causes	0 (0 to 0)	0 (0 to 0)	4·8 (2·8 to 7·2)	2·2 (1·5 to 3·2)	2·6 (1·5 to 4·2)	3·4 (2 to 5·6)	5·9 (2·9 to 10·2)	10·1 (5·4 to 16·5)	15·6 (9·5 to 23·8)	17·4 (10·5 to 26·6)	21·4 (12·5 to 32·6)	21·9 (13·5 to 33·6)	28·7 (16·8 to 43·7)	41·7 (25·3 to 63·5)	63 (38·6 to 98·7)	74·9 (44·4 to 119)	87·4 (53·8 to 131)	104 (64·2 to 161)	98·9 (61·6 to 151)	84·7 (53 to 126)	65·3 (41·1 to 95·2)	42·3 (27·9 to 61)	19·9 (11·8 to 29·7)	816
Acute glomerulonephritis	0 (0 to 0)	0 (0 to 0)	0·1 (0 to 0·3)	0·1 (0 to 0·1)	0 (0 to 0·1)	0 (0 to 0·1)	0 (0 to 0·1)	0·1 (0 to 0·2)	0·1 (0 to 0·2)	0·1 (0 to 0·3)	0·1 (0·1 to 0·3)	0·2 (0·1 to 0·4)	0·2 (0·1 to 0·3)	0·3 (0·1 to 0·6)	0·4 (0·1 to 0·8)	0·7 (0·3 to 1·4)	1 (0·4 to 2·1)	1·2 (0·5 to 2·6)	1·1 (0·4 to 2·2)	1·3 (0·5 to 2·6)	1·1 (0·4 to 2·1)	0·7 (0·3 to 1·5)	0·3 (0·1 to 0·6)	9·1
Skin and subcutaneous diseases	0 (0 to 0)	0·1 (0 to 0·1)	6·8 (4·6 to 9·9)	167 (100 to 253)	213 (133 to 315)	252 (166 to 366)	259 (172 to 376)	202 (136 to 288)	211 (142 to 302)	197 (132 to 277)	197 (133 to 277)	177 (121 to 247)	191 (131 to 266)	222 (153 to 310)	257 (181 to 356)	266 (191 to 375)	264 (190 to 369)	233 (169 to 325)	171 (124 to 235)	115 (83·3 to 160)	77·4 (56·1 to 107)	43 (31·4 to 59·1)	18·7 (13·2 to 25·7)	3,740
Dermatitis	0 (0 to 0)	0 (0 to 0)	0 (0 to 0)	96·3 (51·6 to 161)	90·1 (49·9 to 152)	69·5 (39·7 to 114)	57·5 (33 to 93·6)	47·4 (27·3 to 74·4)	48·3 (28·1 to 77·1)	45·4 (25·9 to 73·1)	45·2 (26 to 71·9)	39·9 (23·5 to 64·6)	42·8 (24 to 71·1)	48 (26·7 to 78·4)	53·4 (30·2 to 84·7)	53·5 (30·6 to 83·5)	51·7 (29·8 to 80·2)	45·6 (26·8 to 70·8)	31·8 (18·6 to 48·6)	19·6 (11·8 to 30·5)	12·1 (7·5 to 19)	6·1 (3·7 to 9·4)	2·2 (1·3 to 3·3)	906
Atopic dermatitis	0 (0 to 0)	0 (0 to 0)	0 (0 to 0)	95·8 (51·3 to 161)	85 (46·5 to 145)	54·6 (28·8 to 95·8)	41·1 (21·4 to 69·8)	30·8 (16·2 to 51·9)	28·5 (14·9 to 49·4)	25·4 (13·6 to 43·4)	24·8 (13 to 43·3)	21·5 (11·3 to 37·5)	22·4 (12·1 to 38·6)	23·8 (12·3 to 41·4)	26 (13·4 to 45·5)	25·9 (14·1 to 45·2)	24·9 (13·5 to 41·5)	21·8 (11·6 to 36·4)	15·2 (8·2 to 25·8)	9·6 (5·3 to 16)	6·1 (3·4 to 9·8)	3·2 (1·7 to 5·2)	1·1 (0·6 to 1·8)	587
Contact dermatitis	0 (0 to 0)	0 (0 to 0)	0 (0 to 0)	0 (0 to 0)	4·4 (1·8 to 8·5)	13·7 (6·3 to 25·1)	15·2 (6·7 to 27·4)	15·3 (7 to 27·6)	18 (8·8 to 32·7)	18·1 (8·6 to 33)	18·7 (8·2 to 34·5)	17 (8 to 33·2)	18·9 (8·8 to 36·4)	22·7 (10·4 to 41·2)	25·6 (11·7 to 48·9)	25·4 (11·5 to 46·4)	24·4 (11·7 to 47·1)	21·7 (10·8 to 38·6)	15·1 (7·4 to 27·4)	9 (4·2 to 16)	5·5 (2·5 to 10)	2·6 (1·3 to 4·7)	1 (0·4 to 1·8)	292
Seborrhoeic dermatitis	0 (0 to 0)	0 (0 to 0)	0 (0 to 0)	0·5 (0·2 to 0·8)	0·7 (0·3 to 1·2)	1·2 (0·6 to 2·3)	1·3 (0·6 to 2·3)	1·3 (0·6 to 2·4)	1·8 (0·9 to 3·2)	1·8 (0·9 to 3·1)	1·7 (0·9 to 3)	1·4 (0·7 to 2·5)	1·5 (0·7 to 2·5)	1·6 (0·8 to 2·7)	1·8 (0·9 to 3·1)	2·2 (1·1 to 3·7)	2·3 (1·2 to 4)	2·1 (1·1 to 3·4)	1·5 (0·9 to 2·6)	1 (0·5 to 1·6)	0·6 (0·3 to 1)	0·3 (0·2 to 0·5)	0·1 (0 to 0·1)	26·7
Psoriasis	0 (0 to 0)	0 (0 to 0)	0 (0 to 0)	6·4 (3·3 to 10·6)	15·2 (8·9 to 23·3)	20·8 (13·2 to 31·2)	23·9 (14·7 to 35)	25·5 (15·9 to 36·6)	32·4 (20·7 to 48)	34·4 (22 to 49·8)	36·4 (23 to 51·1)	34·9 (23 to 49·7)	39·6 (26·4 to 56·1)	48·4 (33·2 to 66·8)	57·5 (38·9 to 79·8)	59·5 (39·1 to 81·9)	57·6 (40·3 to 77·8)	46·1 (32·1 to 62·3)	27·9 (19·2 to 38·3)	14·4 (9·8 to 19·6)	7·3 (5 to 10)	2·9 (1·9 to 4·1)	0·8 (0·5 to 1·1)	592
Bacterial skin diseases	0 (0 to 0)	0 (0 to 0)	1·1 (0·5 to 1·8)	1·3 (0·7 to 2·2)	1·7 (0·8 to 3)	1·9 (0·8 to 3·2)	2·4 (1·2 to 4·1)	2·6 (1·5 to 4·3)	3·3 (1·9 to 5·2)	4·1 (2·2 to 6·2)	5·4 (3 to 8·3)	6 (3·1 to 9)	9 (4·4 to 13·7)	13·6 (6·4 to 20·7)	19·5 (8·6 to 29·7)	21 (10·7 to 30·9)	22·1 (11·7 to 35)	21·7 (11·4 to 34·6)	21·1 (11·3 to 36)	17·7 (9·8 to 28·8)	13·3 (7·6 to 23·9)	8·5 (4·5 to 15·3)	4·6 (2·2 to 7·5)	202
Cellulitis	0 (0 to 0)	0 (0 to 0)	0·3 (0·1 to 0·5)	1 (0·4 to 1·8)	1·4 (0·6 to 2·7)	1·6 (0·6 to 3)	2·1 (1 to 3·7)	2·2 (1·1 to 3·8)	2·6 (1·4 to 4·4)	3·2 (1·7 to 5·1)	4·1 (2·2 to 6·5)	4·3 (2·2 to 6·6)	6·4 (3 to 10)	8·9 (4·1 to 13·8)	12·1 (5·4 to 18·5)	13·2 (6·4 to 20·3)	13·6 (7 to 21·1)	13 (7 to 20·3)	12·1 (6·5 to 20·8)	9·9 (5·1 to 17·6)	7·4 (4·2 to 13)	4·9 (2·7 to 9·4)	2·6 (1·3 to 4·7)	127
Pyoderma	0 (0 to 0)	0 (0 to 0)	0·8 (0·3 to 1·4)	0·3 (0·2 to 0·5)	0·3 (0·1 to 0·5)	0·3 (0·1 to 0·5)	0·3 (0·2 to 0·6)	0·4 (0·2 to 0·7)	0·7 (0·3 to 1·1)	0·9 (0·4 to 1·7)	1·3 (0·5 to 2·4)	1·7 (0·6 to 3·2)	2·7 (0·9 to 5)	4·6 (1·7 to 8)	7·5 (2·6 to 12·9)	7·8 (3·3 to 12·9)	8·5 (3·7 to 15·2)	8·8 (3·8 to 15·4)	9 (4·1 to 16·4)	7·8 (3·4 to 13·8)	5·9 (2·6 to 11·1)	3·7 (1·6 to 6·5)	2 (0·8 to 3·5)	75·2
Scabies	0 (0 to 0)	0 (0 to 0)	0·1 (0 to 0·2)	0·9 (0·4 to 1·7)	1·2 (0·5 to 2·1)	1·2 (0·6 to 2·1)	2 (1 to 3·6)	2·1 (1·1 to 3·7)	1·3 (0·6 to 2·4)	0·9 (0·4 to 1·6)	0·8 (0·4 to 1·5)	0·8 (0·4 to 1·5)	0·9 (0·4 to 1·6)	0·9 (0·4 to 1·7)	1 (0·4 to 1·8)	0·8 (0·3 to 1·6)	0·7 (0·3 to 1·3)	0·5 (0·2 to 1)	0·4 (0·2 to 0·7)	0·3 (0·1 to 0·5)	0·2 (0·1 to 0·4)	0·1 (0·1 to 0·2)	0 (0 to 0·1)	17·2
Fungal skin diseases	0 (0 to 0)	0 (0 to 0)	0·2 (0·1 to 0·4)	1·9 (0·7 to 4)	2·8 (1·1 to 6·1)	2·6 (1 to 5·7)	3 (1·2 to 6·4)	3·1 (1·2 to 6·7)	3·5 (1·4 to 7·4)	3·4 (1·3 to 7·1)	3·6 (1·4 to 7·8)	3·5 (1·4 to 7·4)	3·9 (1·6 to 8·4)	4·9 (2 to 10·4)	6·8 (2·7 to 14·4)	8·1 (3·3 to 17·1)	10·2 (4·2 to 21)	12·6 (5·2 to 26·4)	11·5 (4·6 to 24·7)	10 (4 to 20·9)	8·8 (3·6 to 18·3)	5·4 (2·2 to 11·2)	2·2 (0·9 to 4·6)	112
Viral skin diseases	0 (0 to 0)	0 (0 to 0)	0 (0 to 0)	24 (15 to 36·6)	68·5 (43·1 to 103)	75·1 (47·2 to 114)	52·2 (33·5 to 78·6)	35·2 (22 to 52·8)	31·7 (19·9 to 48·1)	27·8 (17·8 to 41·1)	28·6 (17·6 to 42·7)	26·1 (16·6 to 38·2)	28·3 (17·9 to 42)	33·6 (20·7 to 50·1)	37 (23·7 to 56·1)	37·2 (23·4 to 55·8)	35·5 (22·5 to 54·4)	29·5 (19·1 to 43·2)	18·5 (11·9 to 27·2)	10·2 (6·6 to 15·2)	5·5 (3·5 to 8)	2·2 (1·4 to 3·2)	0·7 (0·4 to 1)	607
Acne vulgaris	0 (0 to 0)	0 (0 to 0)	0 (0 to 0)	0 (0 to 0)	2 (1·1 to 3·4)	48·6 (28·5 to 75·8)	77·7 (45·3 to 125)	43·4 (24·5 to 68·2)	37·2 (21·9 to 58·8)	27·1 (15·8 to 44·3)	22·8 (12·9 to 37·3)	16·3 (9·1 to 26·6)	12 (6·8 to 19·9)	8·3 (4·4 to 13·9)	6·6 (3·2 to 11)	4·5 (2·2 to 7·7)	3·3 (1·9 to 5·1)	2·3 (1·3 to 3·7)	1·3 (0·8 to 2·1)	0·7 (0·4 to 1)	0·3 (0·2 to 0·5)	0·1 (0·1 to 0·2)	0 (0 to 0)	314
Alopecia areata	0 (0 to 0)	0 (0 to 0)	0 (0 to 0)	0·8 (0·3 to 1·5)	1·2 (0·5 to 2·1)	1·8 (0·8 to 3·1)	3·1 (1·7 to 5·1)	4·3 (2·4 to 7)	7 (4·2 to 11)	7·1 (4·4 to 11·6)	7·5 (4·6 to 11·1)	6·3 (3·8 to 10)	6·1 (3·6 to 9·5)	6·3 (3·8 to 9·6)	7 (4·2 to 10·8)	7·1 (4·4 to 11·5)	6·1 (3·7 to 9·3)	4·5 (2·7 to 6·9)	2·5 (1·4 to 4)	1·2 (0·7 to 1·8)	0·6 (0·3 to 0·9)	0·2 (0·1 to 0·3)	0 (0 to 0)	81·3
Pruritus	0 (0 to 0)	0 (0 to 0)	0·1 (0 to 0·2)	1 (0·5 to 2)	1·3 (0·6 to 2·6)	1·3 (0·6 to 2·5)	2·2 (1 to 4·1)	3·2 (1·5 to 5·9)	3·8 (1·7 to 7·4)	3·7 (1·7 to 7)	3·5 (1·6 to 6·6)	3·2 (1·5 to 5·9)	3·7 (1·6 to 7·2)	4·2 (2 to 8·2)	4·8 (2·2 to 8·9)	5·1 (2·4 to 9·3)	5·1 (2·4 to 9·4)	4·3 (2 to 7·9)	3·2 (1·5 to 6·1)	2 (0·9 to 3·6)	1·3 (0·6 to 2·4)	0·6 (0·3 to 1·2)	0·2 (0·1 to 0·4)	57·9
Urticaria	0 (0 to 0)	0 (0 to 0·1)	4·3 (2·7 to 6·4)	29·6 (18·6 to 44·1)	23·6 (14·2 to 35·7)	19·1 (11·4 to 29·5)	22·5 (13·5 to 33·8)	21·5 (13·1 to 32·5)	24·7 (15·1 to 37·4)	24·4 (15·1 to 36·1)	21·9 (13·7 to 32·8)	18·7 (11·3 to 28·2)	18·5 (11·2 to 27·8)	18·7 (11·4 to 28·4)	18 (10·6 to 27·6)	15·8 (9·3 to 23·8)	15·4 (9·5 to 23·3)	11·3 (7·1 to 16·7)	6·8 (4·2 to 10·2)	3·7 (2·3 to 5·5)	2 (1·2 to 3·1)	0·8 (0·4 to 1·2)	0·2 (0·1 to 0·4)	321
Decubitus ulcer	0 (0 to 0)	0 (0 to 0)	0 (0 to 0)	0·1 (0 to 0·1)	0·1 (0·1 to 0·2)	0·2 (0·1 to 0·3)	0·3 (0·2 to 0·4)	0·3 (0·2 to 0·5)	0·5 (0·3 to 0·7)	0·6 (0·3 to 0·9)	0·6 (0·4 to 1)	0·8 (0·5 to 1·2)	1·4 (0·9 to 2·3)	2·5 (1·4 to 4·1)	4·6 (2·7 to 7·1)	6·8 (3·2 to 11·4)	9·9 (5·5 to 15·8)	12·4 (7·2 to 19·4)	16 (9·5 to 24)	15·6 (9·7 to 23·3)	13·9 (9·3 to 20·1)	10 (6·9 to 14·4)	5·6 (3·8 to 7·8)	103
Other skin and subcutaneous diseases	0 (0 to 0)	0 (0 to 0)	1·1 (0·5 to 2)	4·5 (2·2 to 8·6)	5·6 (2·6 to 10·4)	9·8 (4·8 to 18·9)	12·4 (5·9 to 23)	13·3 (6·3 to 24·7)	18·2 (8·2 to 32·1)	19·1 (8·6 to 33·6)	20·4 (9·4 to 36·7)	20·1 (9·5 to 36·3)	27·3 (12·1 to 46·3)	30 (15·7 to 57·8)	41·8 (19·6 to 72·7)	45·9 (22·4 to 83·4)	45·9 (23 to 84·9)	36·2 (20·9 to 75·3)	28·6 (15·2 to 53·2)	21·3 (10 to 34·2)	14·2 (6·3 to 21·6)	6 (3·1 to 10·1)	2·2 (1·2 to 3·7)	423
Sense organ diseases	0 (0 to 0)	0·1 (0 to 0·1)	1·4 (0·8 to 2·2)	12 (7·5 to 17·5)	22·1 (13·7 to 32·6)	28·8 (18·2 to 43)	36·2 (23·1 to 54·6)	44·5 (27·5 to 65)	58·6 (37·3 to 84·5)	66·5 (43·6 to 97·5)	76·6 (50·3 to 111)	81·6 (52·5 to 120)	116 (74·8 to 176)	177 (116 to 266)	292 (195 to 426)	419 (272 to 600)	524 (355 to 757)	599 (402 to 843)	575 (400 to 799)	469 (325 to 640)	362 (257 to 481)	210 (151 to 278)	80·9 (59·3 to 106)	4,250
Blindness and vision loss	0 (0 to 0)	0 (0 to 0)	0·4 (0·2 to 0·7)	5·6 (3·3 to 9·4)	10·5 (6 to 16·7)	12 (7·2 to 19·5)	12·8 (7·7 to 20·7)	13 (7·5 to 20·4)	13·6 (8·2 to 21)	13 (7·5 to 18·7)	13·2 (8·1 to 20)	13·6 (8·4 to 20·4)	17·7 (10·7 to 26·8)	24·8 (15·7 to 38·1)	[illegible] (25 to 56·5)	51 (34·3 to 75·1)	63·7 (43·3 to 90·9)	78·1 (53·5 to 110)	80·2 (55·8 to 111)	71·8 (49·8 to 98·6)	63·7 (45·3 to 85·5)	42·9 (30·6 to 56·5)	20·5 (14·4 to 27·6)	660
Glaucoma	0 (0 to 0)	0 (0 to 0)	0 (0 to 0)	0 (0 to 0)	0 (0 to 0)	0 (0 to 0)	0 (0 to 0)	0 (0 to 0)	0 (0 to 0)	0 (0 to 0)	0 (0 to 0)	0 (0 to 0)	0 (0 to 0·1)	0·3 (0·1 to 0·5)	0·9 (0·5 to 1·5)	1·9 (0·7 to 3·6)	3·3 (1·5 to 5·7)	5 (2·8 to 8·2)	6·5 (3·7 to 9·7)	7·2 (4·5 to 10·7)	7·5 (4·8 to 11·2)	5·8 (3·8 to 8·5)	3·3 (2·2 to 5)	41·7
Cataract	0 (0 to 0)	0 (0 to 0)	0 (0 to 0)	0 (0 to 0)	0 (0 to 0)	0 (0 to 0)	0 (0 to 0)	0·1 (0 to 0·1)	0·3 (0·1 to 0·6)	0·7 (0·3 to 1·2)	1·4 (0·5 to 2·6)	2 (0·9 to 3·6)	3·3 (1·4 to 5·8)	5 (2·6 to 8·6)	8·1 (4·6 to 13·1)	11·2 (6·3 to 17·5)	16·7 (10 to 25·3)	24 (15·1 to 35·3)	28·3 (18·9 to 40·5)	28·2 (19 to 39·8)	27 (18·3 to 36·9)	19·5 (13·4 to 26·5)	9·7 (6·4 to 13·3)	186
Age-related macular degeneration	0 (0 to 0)	0 (0 to 0)	0 (0 to 0)	0 (0 to 0)	0 (0 to 0)	0 (0 to 0)	0 (0 to 0)	0 (0 to 0)	0 (0 to 0)	0 (0 to 0)	0 (0 to 0)	0 (0 to 0)	0 (0 to 0)	0·3 (0·2 to 0·5)	1 (0·5 to 1·6)	2 (0·8 to 3·6)	3·1 (1·2 to 5·7)	4·4 (2·3 to 7·5)	5·2 (3 to 8·4)	5·2 (3·1 to 8·1)	5·2 (3·2 to 7·9)	3·9 (2·4 to 5·9)	2·2 (1·3 to 3·3)	32·4
Refraction disorders	0 (0 to 0)	0 (0 to 0)	0·2 (0·1 to 0·5)	4·8 (2·6 to 8)	9·4 (5·2 to 15·4)	10·8 (6·3 to 17·7)	11·5 (6·8 to 18·8)	11·5 (6·5 to 18·4)	11·5 (6·7 to 18·2)	9·5 (5·5 to 15)	9·1 (5·3 to 14·2)	8·1 (4·7 to 12·6)	9 (5·3 to 14·1)	10·9 (6·1 to 17)	14·8 (8·8 to 22·9)	18 (10·9 to 27·6)	19·9 (12·4 to 29·2)	20·8 (13·3 to 31·2)	19·1 (12·3 to 28)	14·3 (9·1 to 21·5)	10·2 (6·6 to 15·2)	5·4 (3·5 to 8)	2 (1·2 to 3)	231
Near vision loss	0 (0 to 0)	0 (0 to 0)	0 (0 to 0)	0 (0 to 0)	0 (0 to 0)	0 (0 to 0)	0 (0 to 0·1)	0·1 (0 to 0·3)	0·2 (0 to 0·5)	0·3 (0·1 to 0·8)	0·6 (0·2 to 1·4)	1 (0·4 to 2·3)	1·8 (0·7 to 4·3)	3·3 (1·3 to 7·3)	5·6 (2·2 to 12·5)	8·1 (3·2 to 17·2)	10·1 (3·9 to 21·6)	11·2 (4·5 to 23·7)	10 (4·1 to 21·2)	7·5 (3·1 to 15·4)	5·4 (2·3 to 10·7)	2·9 (1·2 to 6)	1·1 (0·4 to 2·3)	69·4
Other vision loss	0 (0 to 0)	0 (0 to 0)	0·2 (0·1 to 0·3)	0·8 (0·3 to 1·6)	1·1 (0·4 to 2·2)	1·1 (0·6 to 1·9)	1·3 (0·6 to 2·1)	1·4 (0·7 to 2·3)	1·6 (0·8 to 2·7)	1·7 (0·7 to 3·1)	2·1 (0·7 to 4)	2·5 (1 to 4·4)	3·5 (1·5 to 6·1)	5 (2·4 to 8·4)	7·4 (4·2 to 11·8)	9·8 (5·7 to 15·2)	11·8 (7 to 18·6)	12·7 (7·8 to 18·9)	11·1 (7 to 16·7)	9·4 (6 to 13·7)	8·4 (5·4 to 12·1)	5·3 (3·5 to 7·5)	2·3 (1·4 to 3·5)	100
Age-related and other hearing loss	0 (0 to 0)	0 (0 to 0)	0·3 (0·1 to 0·4)	3·7 (1·9 to 6·3)	8·9 (4·4 to 15·2)	13·7 (7·3 to 22·4)	19 (10·5 to 30·5)	25·9 (14·8 to 39·2)	37·5 (23 to 55·4)	45 (28·7 to 67·7)	53 (34·1 to 81·2)	56·9 (34·9 to 87·5)	83 (51·5 to 129)	128 (81·7 to 202)	219 (141 to 325)	322 (204 to 474)	411 (268 to 621)	476 (318 to 681)	461 (308 to 654)	374 (253 to 519)	285 (198 to 382)	161 (113 to 215)	58·1 (41·7 to 77·2)	3,240
Other sense organ diseases	0 (0 to 0)	0 (0 to 0·1)	0·8 (0·4 to 1·4)	2·6 (1·3 to 4·5)	2·6 (1·3 to 4·5)	3·2 (1·6 to 5·6)	4·4 (2·2 to 7·5)	5·6 (2·6 to 9·4)	7·6 (3·8 to 13·3)	9·2 (4·7 to 15·4)	10·4 (5·2 to 17·1)	11 (5·9 to 18·1)	15·4 (8·5 to 24·9)	23·3 (13 to 39)	35·1 (19·7 to 57·8)	45·4 (25·3 to 72·8)	47·3 (25·6 to 75·4)	44·9 (25·3 to 72·2)	34·4 (19·5 to 55·1)	23·1 (13·3 to 36·8)	13·7 (7·8 to 21·9)	6·4 (3·6 to 9·8)	2·3 (1·3 to 3·7)	349
Musculoskeletal disorders	0 (0 to 0)	0 (0 to 0)	0 (0 to 0)	0 (0 to 0)	37·9 (22·9 to 56·5)	292 (196 to 415)	694 (491 to 940)	894 (624 to 1,200)	1,080 (754 to 1,470)	1,170 (787 to 1,580)	1,450 (1,030 to 1,980)	1,560 (1,100 to 2,070)	1,970 (1,400 to 2,680)	2,440 (1,720 to 3,300)	2,980 (2,110 to 4,030)	3,130 (2,180 to 4,200)	2,930 (2,110 to 4,000)	2,540 (1,840 to 3,410)	1,750 (1,250 to 2,370)	1,020 (744 to 1,400)	558 (396 to 765)	228 (163 to 326)	72·1 (51·8 to 106)	26,800
Rheumatoid arthritis	0 (0 to 0)	0 (0 to 0)	0 (0 to 0)	0 (0 to 0)	0·8 (0·5 to 1·1)	4·2 (2·3 to 7)	6·5 (3·1 to 11·3)	7·7 (4 to 12·7)	11 (6·2 to 17·5)	15 (8·8 to 22·9)	21·2 (13·3 to 32·1)	26·7 (17 to 38)	38·8 (26·1 to 55)	55 (37·7 to 76)	75·5 (51·7 to 103)	88·1 (62 to 120)	92·6 (67·4 to 125)	88·2 (64·4 to 118)	65·1 (47·4 to 90)	38·8 (28·1 to 53·6)	21·4 (15·5 to 29·2)	9 (6·3 to 12·5)	2·6 (1·7 to 3·7)	668
Osteoarthritis	0 (0 to 0)	0 (0 to 0)	0 (0 to 0)	0 (0 to 0)	0 (0 to 0)	0 (0 to 0)	0 (0 to 0)	0 (0 to 0)	0 (0 to 0)	7·7 (3·6 to 16·3)	47·6 (22·6 to 99·4)	108 (54 to 219)	217 (109 to 426)	388 (193 to 778)	617 (312 to 1,260)	750 (386 to 1,510)	742 (380 to 1,480)	657 (334 to 1,300)	466 (242 to 934)	286 (147 to 575)	176 (91·8 to 350)	84·5 (43·5 to 169)	28·9 (15·1 to 57·3)	4,570
Osteoarthritis hip	0 (0 to 0)	0 (0 to 0)	0 (0 to 0)	0 (0 to 0)	0 (0 to 0)	0 (0 to 0)	0 (0 to 0)	0 (0 to 0)	0 (0 to 0)	1·7 (0·6 to 3·9)	3·2 (1·2 to 7·2)	5·6 (2·4 to 12·3)	11·7 (5·1 to 25·2)	22·5 (10·1 to 49·8)	39·8 (18·3 to 82·6)	55·7 (25·4 to 116)	61·4 (29·2 to 125)	58·2 (27·9 to 118)	43·1 (20·7 to 86·6)	27·1 (13·3 to 54·2)	17 (8·4 to 34)	8·4 (4·2 to 16·6)	3 (1·5 to 5·9)	359
Osteoarthritis knee	0 (0 to 0)	0 (0 to 0)	0 (0 to 0)	0 (0 to 0)	0 (0 to 0)	0 (0 to 0)	0 (0 to 0)	0 (0 to 0)	0 (0 to 0)	2·3 (0·8 to 5·1)	21·2 (9·8 to 44·4)	50·8 (24·5 to 104)	91·5 (44·5 to 188)	144 (68·5 to 299)	225 (109 to 459)	289 (142 to 586)	299 (148 to 600)	270 (135 to 547)	188 (93·8 to 376)	110 (55·5 to 220)	62·5 (31·3 to 124)	27·2 (13·6 to 53·6)	8·4 (4·2 to 16·2)	1,790
Osteoarthritis hand	0 (0 to 0)	0 (0 to 0)	0 (0 to 0)	0 (0 to 0)	0 (0 to 0)	0 (0 to 0)	0 (0 to 0)	0 (0 to 0)	0 (0 to 0)	2·8 (0·8 to 6·5)	18·1 (7·4 to 40·3)	43·7 (18·9 to 89·7)	101 (46·1 to 207)	203 (95·7 to 431)	323 (159 to 676)	370 (184 to 759)	345 (173 to 702)	294 (147 to 601)	207 (103 to 416)	130 (66·9 to 266)	82·7 (42·2 to 169)	41·5 (21·1 to 85·4)	14·8 (7·7 to 30·1)	2,180
Osteoarthritis other	0 (0 to 0)	0 (0 to 0)	0 (0 to 0)	0 (0 to 0)	0 (0 to 0)	0 (0 to 0)	0 (0 to 0)	0 (0 to 0)	0 (0 to 0)	0·9 (0·3 to 2·1)	5·1 (2·2 to 11·1)	7·8 (3·6 to 16·8)	12·1 (5·6 to 24·7)	18·9 (9·3 to 38·4)	28·3 (13·8 to 58·4)	34·6 (17·1 to 70·3)	36·3 (18·1 to 72·3)	34·9 (17·6 to 70·1)	27·7 (14 to 54·5)	19·3 (9·9 to 38·6)	13·4 (6·9 to 26·9)	7·3 (3·7 to 14·3)	2·8 (1·4 to 5·5)	249
Low back pain	0 (0 to 0)	0 (0 to 0)	0 (0 to 0)	0 (0 to 0)	25·6 (14·1 to 40·6)	139 (87·6 to 209)	269 (173 to 394)	355 (225 to 528)	504 (320 to 735)	567 (362 to 798)	647 (420 to 912)	640 (423 to 908)	755 (492 to 1,090)	882 (582 to 1,240)	999 (678 to 1,370)	1,010 (690 to 1,440)	958 (651 to 1,350)	851 (589 to 1,170)	605 (408 to 845)	373 (254 to 514)	207 (139 to 277)	83·6 (56·6 to 116)	24·2 (17·2 to 33·1)	9,900
Neck pain	0 (0 to 0)	0 (0 to 0)	0 (0 to 0)	0 (0 to 0)	11 (5·1 to 20·5)	51·1 (27·9 to 86)	76·8 (40·8 to 133)	114 (59·9 to 204)	185 (99·1 to 325)	235 (123 to 415)	289 (162 to 467)	304 (171 to 481)	381 (212 to 615)	413 (225 to 704)	435 (243 to 713)	407 (231 to 655)	361 (201 to 574)	304 (181 to 472)	201 (118 to 334)	111 (61·3 to 183)	61·9 (35·5 to 101)	26·4 (14·2 to 42·2)	8·7 (5 to 14·1)	3,980
Gout	0 (0 to 0)	0 (0 to 0)	0 (0 to 0)	0 (0 to 0)	0 (0 to 0)	0 (0 to 0)	0·1 (0 to 0·1)	0·3 (0·1 to 0·6)	0·8 (0·4 to 1·3)	1·2 (0·2 to 2·9)	1·9 (0·4 to 4·2)	2·7 (1·1 to 5·1)	4·9 (2·3 to 8·3)	8·1 (3·3 to 15·4)	14·2 (7·1 to 23·6)	21·2 (11·2 to 34·7)	29 (17 to 44·7)	34·5 (20·4 to 52·6)	29·7 (18·3 to 43·5)	20·8 (12·6 to 31·2)	13·5 (8·4 to 19·7)	6·6 (4 to 9·9)	2·2 (1·3 to 3·5)	192
Other musculoskeletal disorders	0 (0 to 0)	0 (0 to 0)	0 (0 to 0)	0 (0 to 0)	0·6 (0·4 to 1·1)	97·9 (63·2 to 143)	341 (233 to 493)	417 (288 to 574)	379 (260 to 530)	341 (230 to 471)	445 (304 to 607)	479 (324 to 660)	572 (388 to 789)	694 (469 to 963)	840 (582 to 1,150)	847 (580 to 1,170)	750 (519 to 1,030)	602 (409 to 841)	382 (263 to 517)	192 (125 to 272)	78·7 (41·8 to 118)	18·2 (6·7 to 39·2)	5·5 (2·8 to 9·1)	7,480
Other non-communicable diseases	318 (205 to 500)	118 (91·4 to 158)	538 (425 to 679)	137 (108 to 172)	85·2 (63·3 to 117)	139 (101 to 189)	250 (174 to 354)	394 (275 to 569)	541 (386 to 759)	588 (423 to 816)	652 (476 to 895)	616 (449 to 836)	658 (479 to 893)	665 (491 to 887)	741 (548 to 982)	761 (577 to 999)	687 (517 to 901)	638 (491 to 829)	525 (409 to 664)	384 (295 to 481)	276 (214 to 345)	170 (128 to 215)	71·9 (51·4 to 94·1)	9,950

Congenital birth defects	305 (195 to 484)	93·7 (68·4 to 129)	271 (197 to 360)	88 (66·9 to 120)	39·5 (29·2 to 54·1)	42·8 (32·1 to 55·5)	38·6 (29·1 to 52·4)	36·7 (27·6 to 47·9)	40·1 (30·2 to 52·1)	35 (26·2 to 46·5)	34·6 (26·3 to 44·8)	30·3 (23 to 39)	30·4 (22·9 to 39·7)	34·7 (26·1 to 44·6)	39·8 (29·9 to 51·8)	33·3 (25·1 to 43·5)	23·7 (17·7 to 31·4)	8 (4·9 to 11·9)	4·6 (2·7 to 7·1)	2·4 (1·4 to 3·8)	1·3 (0·8 to 2·1)	0·6 (0·3 to 0·9)	0·2 (0·1 to 0·3)	1,230
Neural tube defects	50·4 (28·5 to 83·2)	3·4 (1·7 to 6·2)	23·1 (10·3 to 44·3)	13·2 (6·8 to 22·9)	1 (0·7 to 1·6)	1·3 (0·9 to 1·9)	1·2 (0·8 to 1·9)	1·5 (0·9 to 2·2)	2 (1·1 to 3·1)	1·8 (1·1 to 3)	1·4 (0·9 to 2·4)	1 (0·6 to 1·5)	0·9 (0·5 to 1·4)	0·7 (0·4 to 1)	0·7 (0·4 to 1)	0·4 (0·3 to 0·6)	0·3 (0·2 to 0·5)	0·1 (0·1 to 0·2)	0·1 (0 to 0·1)	0 (0 to 0·1)	0 (0 to 0)	0 (0 to 0)	0 (0 to 0)	105
Congenital heart anomalies	46·5 (25·6 to 82·1)	36·7 (24·7 to 56·8)	97·5 (63·6 to 141)	21 (13·2 to 36)	7·6 (4·7 to 13·5)	10·1 (6·5 to 15·5)	8·3 (5·2 to 14·6)	8·2 (5·2 to 12·9)	9·9 (6·5 to 15·3)	8·7 (5·7 to 13·2)	9·4 (6·5 to 14)	8·5 (5·6 to 12·5)	7·5 (4·9 to 11·1)	7·9 (5·2 to 11·4)	8·3 (5·2 to 12·5)	6·9 (4·3 to 10·6)	6·1 (3·9 to 9·1)	0·9 (0·3 to 1·8)	0·6 (0·2 to 1·3)	0·4 (0·1 to 0·8)	0·2 (0·1 to 0·5)	0·1 (0 to 0·3)	0 (0 to 0·1)	311
Orofacial clefts	0 (0 to 0)	0 (0 to 0)	0·2 (0·1 to 0·5)	0·4 (0·2 to 0·7)	0·1 (0·1 to 0·2)	0·1 (0·1 to 0·2)	0·1 (0·1 to 0·2)	0·1 (0·1 to 0·2)	0·1 (0·1 to 0·2)	0·1 (0·1 to 0·2)	0·1 (0·1 to 0·2)	0·1 (0·1 to 0·2)	0·1 (0·1 to 0·2)	0·1 (0·1 to 0·2)	0·1 (0·1 to 0·2)	0·1 (0·1 to 0·2)	0·1 (0·1 to 0·2)	0·1 (0·1 to 0·2)	0·1 (0 to 0·1)	0 (0 to 0·1)	0 (0 to 0)	0 (0 to 0)	0 (0 to 0)	2·5
Down syndrome	3 (1·5 to 5·2)	1·1 (0·6 to 1·7)	6·7 (3·8 to 11·1)	2·4 (1·6 to 3·7)	1·6 (1·1 to 2·3)	1·9 (1·3 to 2·6)	2·2 (1·5 to 3)	2·5 (1·7 to 3·5)	2·8 (1·9 to 4)	2·8 (1·9 to 4)	2·9 (2 to 4·2)	2·9 (2 to 4·3)	4·2 (2·7 to 6·5)	7·8 (4·7 to 11·7)	11·8 (7·2 to 17·6)	8·4 (5·2 to 12·7)	3·9 (2·3 to 6)	0 (0 to 0)	0 (0 to 0)	0 (0 to 0)	0 (0 to 0)	0 (0 to 0)	0 (0 to 0)	68·9
Turner syndrome	0 (0 to 0)	0 (0 to 0)	0·1 (0 to 0·2)	0·3 (0·1 to 0·8)	0·4 (0·1 to 1·1)	0·4 (0·1 to 1·1)	0·6 (0·2 to 1·3)	0·6 (0·2 to 1·3)	0·6 (0·1 to 1·3)	0·5 (0·1 to 1·1)	0·4 (0·1 to 0·9)	0·3 (0 to 0·7)	0·2 (0·1 to 0·4)	0·1 (0 to 0·2)	0·1 (0 to 0·2)	0·1 (0 to 0·1)	0 (0 to 0·1)	0 (0 to 0·1)	0 (0 to 0)	0 (0 to 0)	0 (0 to 0)	0 (0 to 0)	0 (0 to 0)	4·8
Klinefelter syndrome	0 (0 to 0)	0 (0 to 0)	0 (0 to 0)	0 (0 to 0)	0 (0 to 0)	0 (0 to 0)	0 (0 to 0)	0 (0 to 0)	0 (0 to 0)	0 (0 to 0)	0 (0 to 0)	0 (0 to 0)	0 (0 to 0)	0 (0 to 0)	0 (0 to 0)	0 (0 to 0)	0 (0 to 0)	0 (0 to 0)	0 (0 to 0)	0 (0 to 0)	0 (0 to 0)	0 (0 to 0)	0 (0 to 0)	0
Other chromosomal abnormalities	61·8 (34·8 to 103)	26·1 (16·1 to 40·5)	61 (38 to 96·7)	10·9 (7 to 16·5)	5·8 (3·6 to 8·8)	5·6 (3·7 to 8·3)	5·4 (3·6 to 8·1)	4·8 (3 to 6·8)	4·6 (2·8 to 6·8)	3·7 (2·3 to 5·4)	3·2 (2·1 to 4·3)	2·5 (1·6 to 3·6)	1·9 (1·3 to 2·6)	1·4 (1 to 2·1)	1·2 (0·8 to 1·8)	0·9 (0·6 to 1·5)	0·6 (0·4 to 0·9)	0 (0 to 0)	0 (0 to 0)	0 (0 to 0)	0 (0 to 0)	0 (0 to 0)	0 (0 to 0)	201
Congenital musculoskeletal and limb anomalies	16·4 (8·6 to 30·1)	3·3 (2 to 5·2)	16·5 (10 to 24·7)	17·1 (10·1 to 25·8)	11·8 (6·7 to 18·7)	12·7 (7·4 to 20·1)	12·7 (7·5 to 19·7)	11·9 (6·8 to 17·9)	12·4 (7·3 to 19·1)	11·4 (6·7 to 17·7)	11·5 (6·9 to 18·3)	10·4 (6·3 to 16·1)	10·8 (6·4 to 16·7)	11·9 (7 to 18)	12·7 (7·5 to 19·7)	11·8 (7·3 to 17·5)	9 (5·4 to 14·2)	5·6 (3 to 8·7)	3 (1·4 to 5)	1·4 (0·7 to 2·3)	0·7 (0·4 to 1·1)	0·3 (0·1 to 0·4)	0·1 (0 to 0·1)	215
Urogenital congenital anomalies	13·7 (6 to 33·4)	1·4 (0·7 to 3·4)	2·7 (1·4 to 6)	1·8 (1·1 to 2·7)	1·4 (0·9 to 2·1)	1·2 (0·8 to 1·9)	1·1 (0·7 to 1·6)	1 (0·6 to 1·5)	0·9 (0·6 to 1·4)	0·8 (0·5 to 1·2)	0·7 (0·5 to 1·1)	0·6 (0·4 to 0·9)	0·5 (0·3 to 0·8)	0·5 (0·3 to 0·7)	0·4 (0·3 to 0·6)	0·3 (0·2 to 0·4)	0·1 (0·1 to 0·2)	0 (0 to 0)	0 (0 to 0)	0 (0 to 0)	0 (0 to 0)	0 (0 to 0)	0 (0 to 0)	29·2
Digestive congenital anomalies	20·9 (10·4 to 45·1)	6·8 (3·9 to 12·9)	15·4 (8·4 to 27·7)	4·6 (2·7 to 7·8)	1·8 (0·9 to 3·2)	1·3 (0·7 to 2·2)	1·1 (0·7 to 1·6)	1 (0·7 to 1·4)	0·9 (0·6 to 1·2)	0·8 (0·5 to 1·1)	0·7 (0·5 to 1)	0·6 (0·4 to 0·9)	0·6 (0·4 to 0·9)	0·8 (0·5 to 1·1)	0·9 (0·6 to 1·2)	0·8 (0·5 to 1·2)	0·7 (0·4 to 1·2)	0·3 (0·2 to 0·5)	0·2 (0·1 to 0·3)	0·1 (0·1 to 0·2)	0·1 (0 to 0·1)	0 (0 to 0·1)	0 (0 to 0)	60·2
Other congenital birth defects	92·1 (50·4 to 173)	14·9 (8·8 to 24·6)	47·3 (28·8 to 72·9)	16·2 (10 to 26·1)	7·9 (5·1 to 11·8)	8·1 (5·2 to 12·3)	5·9 (3·9 to 9·2)	5·2 (3·3 to 8·2)	5·9 (3·6 to 9·3)	4·6 (2·8 to 7·6)	4·2 (2·5 to 6·8)	3·5 (2·1 to 5·7)	3·6 (2·1 to 6)	3·6 (2 to 6)	3·7 (2·1 to 6·4)	3·5 (2 to 5·9)	2·8 (1·6 to 5·2)	1 (0·2 to 2·9)	0·7 (0·1 to 2)	0·4 (0·1 to 1·2)	0·3 (0·1 to 0·8)	0·1 (0 to 0·4)	0 (0 to 0·1)	236
Urinary diseases and male infertility	0·9 (0·6 to 1·5)	0·6 (0·3 to 0·9)	2·1 (1·3 to 3·2)	2 (1·2 to 2·9)	2 (1·2 to 3·2)	2·1 (1·3 to 3·1)	3·6 (2·2 to 5·4)	5·4 (3·8 to 7·4)	7·8 (5·6 to 10·6)	8·8 (6·1 to 12·1)	11 (8 to 15)	12·5 (9·3 to 16·7)	16·9 (12·3 to 22·5)	26·5 (19·5 to 35·3)	38·7 (27·3 to 53·8)	48·7 (35·2 to 67·1)	59·6 (43·1 to 80·7)	78·4 (57·6 to 111)	94·4 (65·2 to 131)	97·2 (67·5 to 140)	81·9 (55·4 to 118)	61 (40·4 to 85·8)	28·1 (18·1 to 40·5)	690
Urolithiasis	0 (0 to 0)	0 (0 to 0)	0 (0 to 0)	0 (0 to 0)	0·1 (0 to 0·1)	0·2 (0·1 to 0·2)	0·4 (0·2 to 0·6)	0·8 (0·5 to 1·2)	1·1 (0·7 to 1·8)	1·3 (0·7 to 2·2)	1·6 (0·8 to 2·6)	1·6 (0·9 to 2·7)	2 (1·2 to 3·1)	2·6 (1·6 to 3·9)	3·2 (1·4 to 5·7)	3·4 (1·6 to 5·7)	3·3 (1·7 to 5·5)	3·2 (1·8 to 5·2)	2·7 (1·5 to 4·6)	2·3 (1·4 to 3·9)	1·6 (0·9 to 2·6)	0·9 (0·5 to 1·5)	0·3 (0·1 to 0·5)	32·5
Benign prostatic hyperplasia	0 (0 to 0)	0 (0 to 0)	0 (0 to 0)	0 (0 to 0)	0 (0 to 0)	0 (0 to 0)	0 (0 to 0)	0 (0 to 0)	0 (0 to 0)	0 (0 to 0)	0 (0 to 0)	0 (0 to 0)	0 (0 to 0)	0 (0 to 0)	0 (0 to 0)	0 (0 to 0)	0 (0 to 0)	0 (0 to 0)	0 (0 to 0)	0 (0 to 0)	0 (0 to 0)	0 (0 to 0)	0 (0 to 0)	0
Male infertility	--	--	--	--	--	--	--	--	--	--	--	--	--	--	--	--	--	--	--	--	--	--	--	NA
Other urinary diseases	0·6 (0·4 to 1·1)	0·3 (0·2 to 0·6)	0·4 (0·2 to 1)	0·7 (0·4 to 1·1)	0·6 (0·4 to 1)	0·6 (0·4 to 0·9)	0·8 (0·5 to 1·3)	0·6 (0·4 to 0·9)	1 (0·6 to 1·4)	1·2 (0·8 to 1·8)	1·3 (0·8 to 1·9)	1·1 (0·7 to 1·6)	1·5 (1 to 2·2)	1·4 (0·9 to 2·1)	2·1 (1·3 to 3·3)	2·2 (1·4 to 3·4)	2·2 (1·4 to 3·6)	2·4 (1·4 to 4)	1·9 (1·1 to 3·5)	1·6 (0·9 to 3)	1·1 (0·6 to 2)	0·7 (0·3 to 1·3)	0·3 (0·1 to 0·5)	26·6
Gynecological diseases	0 (0 to 0)	0 (0 to 0)	0 (0 to 0)	0 (0 to 0)	0 (0 to 0)	39·5 (19·2 to 70)	126 (73·1 to 201)	233 (149 to 357)	318 (209 to 466)	337 (220 to 488)	355 (241 to 514)	316 (211 to 461)	297 (200 to 431)	208 (137 to 301)	131 (84·7 to 191)	101 (63·2 to 148)	80·1 (51·4 to 114)	62·3 (40·7 to 88·5)	40·6 (26·7 to 58·6)	22·9 (14·8 to 33·3)	12·4 (8 to 18·1)	5·1 (3·2 to 7·4)	1·4 (0·8 to 2·2)	2,690
Uterine fibroids	0 (0 to 0)	0 (0 to 0)	0 (0 to 0)	0 (0 to 0)	0 (0 to 0)	0·4 (0·1 to 0·8)	0·9 (0·3 to 2·1)	2·5 (1 to 5·7)	8·9 (3·6 to 18·8)	21·5 (9·4 to 43)	38·2 (17·1 to 76·3)	40·3 (18·7 to 77·4)	38·8 (18 to 74·8)	32·1 (14·9 to 62·6)	25 (11·3 to 48·2)	16·7 (7·4 to 32·7)	10·2 (4·5 to 20·2)	5·9 (2·7 to 12·1)	2·9 (1·3 to 5·9)	1·3 (0·6 to 2·6)	0·6 (0·3 to 1·2)	0·2 (0·1 to 0·4)	0·1 (0 to 0·1)	246
Polycystic ovarian syndrome	0 (0 to 0)	0 (0 to 0)	0 (0 to 0)	0 (0 to 0)	0 (0 to 0)	2·1 (0·6 to 4·6)	12·8 (5·7 to 25·1)	22·5 (9·8 to 43·2)	23·3 (10·3 to 45·9)	20·8 (9·3 to 41·9)	19·8 (8·7 to 39·8)	16·5 (7·3 to 32·4)	14·2 (6·2 to 28·5)	3·7 (1·7 to 7·1)	0 (0 to 0)	0 (0 to 0)	0 (0 to 0)	0 (0 to 0)	0 (0 to 0)	0 (0 to 0)	0 (0 to 0)	0 (0 to 0)	0 (0 to 0)	136
Female infertility	0 (0 to 0)	0 (0 to 0)	0 (0 to 0)	0 (0 to 0)	0 (0 to 0)	0 (0 to 0)	0 (0 to 0)	2·7 (0·1 to 11·9)	7·5 (0·4 to 25·2)	7·3 (0·2 to 23·8)	5·5 (0·2 to 21·4)	2·6 (0·1 to 12·2)	0·1 (0 to 0·2)	0 (0 to 0)	0 (0 to 0)	0 (0 to 0)	0 (0 to 0)	0 (0 to 0)	0 (0 to 0)	0 (0 to 0)	0 (0 to 0)	0 (0 to 0)	0 (0 to 0)	25·7
Endometriosis	0 (0 to 0)	0 (0 to 0)	0 (0 to 0)	0 (0 to 0)	0 (0 to 0)	0 (0 to 0)	5 (1·6 to 10·8)	18·7 (8·2 to 33)	26·6 (14 to 46·6)	25·6 (13·2 to 41·8)	25·9 (15·4 to 41·4)	23·3 (13·4 to 38·1)	19·9 (10·8 to 32·7)	10·9 (5·5 to 18·2)	0 (0 to 0)	0 (0 to 0)	0 (0 to 0)	0 (0 to 0)	0 (0 to 0)	0 (0 to 0)	0 (0 to 0)	0 (0 to 0)	0 (0 to 0)	156
Genital prolapse	0 (0 to 0)	0 (0 to 0)	0 (0 to 0)	0 (0 to 0)	0 (0 to 0)	0 (0 to 0)	0 (0 to 0)	0 (0 to 0·1)	0·1 (0 to 0·2)	0·2 (0 to 0·4)	0·3 (0·1 to 0·7)	0·9 (0·4 to 1·7)	3·3 (1·5 to 6·5)	7 (3·1 to 13·7)	9·1 (4·2 to 17·7)	9·1 (4·1 to 17·9)	9·9 (4·6 to 18·8)	10·7 (5·1 to 20·5)	8·4 (4 to 15·5)	5·4 (2·4 to 10·1)	3·2 (1·4 to 6)	1·4 (0·7 to 2·6)	0·4 (0·2 to 0·9)	69·6
Premenstrual syndrome	0 (0 to 0)	0 (0 to 0)	0 (0 to 0)	0 (0 to 0)	0 (0 to 0)	36·8 (17·4 to 67·3)	84·4 (42·7 to 151)	102 (49·3 to 183)	111 (61·9 to 184)	106 (54·9 to 178)	125 (72·4 to 203)	122 (69·7 to 194)	108 (59·4 to 177)	43·9 (23·3 to 79·4)	0 (0 to 0)	0 (0 to 0)	0 (0 to 0)	0 (0 to 0)	0 (0 to 0)	0 (0 to 0)	0 (0 to 0)	0 (0 to 0)	0 (0 to 0)	840
Other gynecological diseases	0 (0 to 0)	0 (0 to 0)	0 (0 to 0)	0 (0 to 0)	0 (0 to 0)	0·2 (0 to 0·9)	23·1 (11·4 to 39·2)	84·7 (50·5 to 127)	141 (85·6 to 212)	155 (92·8 to 240)	140 (87·1 to 211)	110 (66·7 to 169)	113 (68·4 to 168)	111 (63·9 to 166)	96·7 (60 to 141)	75·1 (44·5 to 115)	60 (37·8 to 86·2)	45·6 (28·8 to 66·4)	29·2 (18·6 to 43·3)	16·3 (10 to 24·3)	8·6 (5·3 to 12·9)	3·5 (2·1 to 5·3)	0·9 (0·5 to 1·6)	1,210
Hemoglobinopathies and hemolytic anemias	0·6 (0·3 to 0·9)	0·3 (0·2 to 0·5)	1·8 (0·9 to 3·6)	4·6 (2·1 to 10·3)	8·8 (2·6 to 24·8)	6·7 (2·5 to 16·4)	11·4 (4·5 to 25·4)	24 (7 to 59·5)	26·8 (8·8 to 67·2)	29·1 (9·1 to 69·8)	31·5 (12 to 72·9)	17 (7·7 to 33·7)	15·6 (6·9 to 31·1)	13·9 (6·2 to 29·2)	14·3 (6·9 to 28·4)	15·1 (7 to 31·8)	13·8 (6·6 to 29·7)	13·5 (6·8 to 25·5)	12·6 (6·4 to 23·2)	8·5 (4·3 to 15)	5·9 (3 to 11)	3·4 (1·9 to 5·8)	1·4 (0·8 to 2·4)	280
Thalassemias	0·1 (0·1 to 0·2)	0 (0 to 0·1)	0·3 (0·2 to 0·5)	0·9 (0·5 to 1·5)	0·6 (0·4 to 0·9)	0·6 (0·4 to 1·1)	0·7 (0·4 to 1·2)	1 (0·6 to 1·8)	1·1 (0·6 to 1·9)	0·5 (0·3 to 1)	0·3 (0·2 to 0·6)	0·2 (0·1 to 0·4)	0·2 (0·1 to 0·4)	0·2 (0·1 to 0·4)	0·1 (0·1 to 0·3)	0·1 (0 to 0·2)	0 (0 to 0·1)	0 (0 to 0)	0 (0 to 0)	0 (0 to 0)	0 (0 to 0)	0 (0 to 0)	0 (0 to 0)	7·2
Thalassemias trait	0 (0 to 0)	0·1 (0 to 0·1)	0·4 (0 to 1·4)	1·3 (0·1 to 4·4)	4·1 (0·5 to 13·3)	2·4 (0·2 to 8·1)	3·2 (0·5 to 8·6)	11·3 (1·8 to 27·7)	9·8 (1·2 to 28·6)	11·5 (1·4 to 31)	15·8 (2·4 to 44·9)	4·5 (1·1 to 10·4)	5·2 (1·2 to 12·1)	4·4 (0·7 to 11·6)	4·2 (0·6 to 11·4)	3·8 (0·7 to 10·4)	3·5 (0·5 to 9·7)	3·4 (0·6 to 8·1)	3·4 (0·8 to 7·8)	2 (0·1 to 4·8)	1·1 (0 to 3·3)	0·5 (0 to 1·5)	0·2 (0 to 0·5)	96·1
Sickle cell disorders	0·4 (0·3 to 0·7)	0·1 (0·1 to 0·2)	0·8 (0·5 to 1·1)	1·4 (0·8 to 2·2)	1·1 (0·8 to 1·6)	1·6 (1·1 to 2·2)	2·3 (1·7 to 3·2)	3 (2 to 4·3)	4·6 (3·1 to 6·8)	5·1 (3·3 to 7·7)	5·1 (3·3 to 7·8)	4 (2·6 to 5·9)	3·7 (2·5 to 5·4)	3·7 (2·5 to 5·5)	4·3 (2·9 to 6·4)	3·4 (2·2 to 5·1)	2·7 (1·7 to 4·1)	1·2 (0·8 to 2)	0·2 (0·1 to 0·4)	0 (0 to 0·1)	0 (0 to 0)	0 (0 to 0)	0 (0 to 0)	48·7
Sickle cell trait	0 (0 to 0)	0·1 (0 to 0·2)	0·2 (0 to 0·6)	0·6 (0 to 2·1)	1·9 (0·2 to 6)	1·1 (0 to 3·8)	1·3 (0·2 to 3·2)	7·4 (0·6 to 27·7)	9·8 (1·1 to 30)	10·4 (1·4 to 29·5)	4·1 (0·4 to 18·1)	2 (0·5 to 4·5)	2·4 (0·5 to 5·5)	2 (0·4 to 5·2)	1·9 (0·3 to 5·2)	1·8 (0·2 to 4·7)	1·6 (0·2 to 4·8)	1·5 (0·2 to 3·8)	1·6 (0·3 to 3·6)	0·9 (0 to 2·3)	0·5 (0 to 1·5)	0·2 (0 to 0·7)	0·1 (0 to 0·2)	53·4
G6PD deficiency	0 (0 to 0)	0 (0 to 0)	0 (0 to 0)	0 (0 to 0)	0 (0 to 0·1)	0·1 (0·1 to 0·3)	1·1 (0·3 to 2·6)	0·3 (0·2 to 0·6)	0·4 (0·2 to 0·8)	0·4 (0·2 to 0·8)	2·5 (0·3 to 9·9)	1·2 (0·4 to 2·7)	0·4 (0·2 to 0·7)	0·4 (0·2 to 0·7)	0·4 (0·2 to 0·6)	0·4 (0·2 to 0·7)	0·3 (0·2 to 0·6)	0·3 (0·1 to 0·5)	0·2 (0·1 to 0·3)	0·1 (0 to 0·2)	0 (0 to 0·1)	0 (0 to 0)	0 (0 to 0)	8·5
G6PD trait	0 (0 to 0)	0 (0 to 0)	0 (0 to 0)	0 (0 to 0)	0 (0 to 0)	0 (0 to 0)	0·5 (0·1 to 1·1)	0 (0 to 0)	0 (0 to 0)	0 (0 to 0)	0·7 (0 to 2·3)	0·6 (0·1 to 1·2)	0·1 (0 to 0·1)	0 (0 to 0)	0 (0 to 0)	0 (0 to 0)	0 (0 to 0)	0 (0 to 0)	0 (0 to 0)	0 (0 to 0)	0 (0 to 0)	0 (0 to 0)	0 (0 to 0)	1·8
Other hemoglobinopathies and hemolytic anemias	0 (0 to 0)	0 (0 to 0·1)	0·1 (0 to 0·4)	0·4 (0 to 1·2)	1·1 (0·1 to 4·1)	0·8 (0·1 to 2·5)	2·4 (0·4 to 7)	0·9 (0·2 to 3)	1 (0·3 to 3·2)	1·2 (0·3 to 3·7)	3·1 (0·5 to 9·7)	4·5 (1·2 to 11·5)	3·6 (1 to 9·1)	3·1 (1·1 to 7·8)	3·4 (1·5 to 7·6)	5·7 (2·5 to 12·7)	5·6 (2·9 to 12)	7·1 (4·2 to 12·5)	7·1 (4·3 to 12·1)	5·5 (3·5 to 8·8)	4·2 (2·6 to 6·6)	2·7 (1·7 to 4)	1·2 (0·7 to 1·8)	64·6
Endocrine, metabolic, blood, and immune disorders	11·4 (6·7 to 18·1)	6·5 (4 to 9·7)	35·6 (21·5 to 53·7)	30·9 (20·8 to 43·5)	21·1 (14·5 to 30)	30·8 (22·5 to 42·3)	45·2 (31·7 to 64·7)	59·7 (42·6 to 80·2)	97·9 (67·7 to 133)	116 (81·9 to 163)	140 (99·4 to 190)	146 (104 to 199)	170 (122 to 228)	211 (154 to 286)	293 (211 to 393)	312 (223 to 414)	259 (189 to 347)	245 (178 to 319)	203 (143 to 263)	145 (98·3 to 195)	107 (68·2 to 144)	67·1 (36·4 to 93·9)	28·9 (14·3 to 42·7)	2,780
Oral disorders	0 (0 to 0)	0 (0 to 0)	0 (0 to 0)	11·9 (6·5 to 19·6)	13·7 (7·5 to 22·6)	17·1 (9·3 to 29)	25·2 (14·1 to 40·6)	35·2 (20·1 to 56·7)	49·6 (27·9 to 81·6)	61·5 (35·8 to 104)	80·8 (45·3 to 135)	94·1 (53 to 159)	127 (73·4 to 206)	170 (99 to 273)	224 (132 to 348)	252 (155 to 392)	251 (153 to 390)	230 (143 to 355)	170 (107 to 251)	108 (68·8 to 159)	67·5 (41·6 to 99·5)	33·2 (20·4 to 49)	11·8 (7·2 to 17·5)	2,030
Caries of deciduous teeth	0 (0 to 0)	0 (0 to 0)	0 (0 to 0)	3·8 (1·4 to 8)	4 (1·7 to 9)	0·2 (0 to 0·7)	0 (0 to 0)	0 (0 to 0)	0 (0 to 0)	0 (0 to 0)	0 (0 to 0)	0 (0 to 0)	0 (0 to 0)	0 (0 to 0)	0 (0 to 0)	0 (0 to 0)	0 (0 to 0)	0 (0 to 0)	0 (0 to 0)	0 (0 to 0)	0 (0 to 0)	0 (0 to 0)	0 (0 to 0)	8
Caries of permanent teeth	0 (0 to 0)	0 (0 to 0)	0 (0 to 0)	0 (0 to 0)	1·6 (0·5 to 3·8)	6·5 (2·5 to 14·4)	8·2 (3·2 to 16·9)	9·8 (4·2 to 19·9)	10·3 (4·2 to 21·4)	9 (3·7 to 18·7)	8·8 (3·5 to 17·7)	7·4 (3·1 to 15·1)	7·3 (2·9 to 15·3)	7·5 (3 to 15·8)	8 (3 to 17·4)	7·5 (2·7 to 16·6)	6·3 (2·4 to 12·9)	5·1 (2 to 10·4)	3·3 (1·3 to 6·4)	1·8 (0·7 to 3·9)	1 (0·4 to 2·1)	0·4 (0·1 to 0·9)	0·1 (0 to 0·3)	110
Periodontal diseases	0 (0 to 0)	0 (0 to 0)	0 (0 to 0)	0 (0 to 0)	0 (0 to 0)	0 (0 to 0)	0·8 (0·2 to 2·1)	2·6 (0·8 to 6·8)	6·6 (1·9 to 16·5)	11·6 (3·5 to 31·1)	19·2 (5·8 to 52·5)	26 (8 to 64·8)	36·9 (12 to 86·8)	47·7 (17·3 to 109)	56·3 (20·9 to 121)	54·6 (20·7 to 113)	46·5 (17·7 to 96·2)	37·6 (15 to 76·5)	25·8 (10·4 to 51·1)	16 (6 to 32·5)	10·1 (3·8 to 21)	5 (1·9 to 10·4)	1·7 (0·6 to 3·6)	405
Other oral disorders	0 (0 to 0)	0 (0 to 0)	0 (0 to 0)	8·1 (4·7 to 12·6)	8·1 (4·5 to 12·9)	10·3 (6·1 to 16·5)	16·2 (9·6 to 25)	19·9 (11·8 to 30·8)	23·4 (14·2 to 35·1)	23 (13·9 to 35·2)	23·5 (14 to 36)	21·6 (13·3 to 33·1)	23·6 (14·4 to 35·8)	25·7 (15·4 to 38·8)	27·9 (16·7 to 41·8)	25·6 (15·5 to 38)	20·7 (12·8 to 31·8)	15·3 (9·3 to 23)	9 (5·5 to 13·3)	4·7 (2·8 to 7·1)	2·4 (1·4 to 3·4)	1 (0·6 to 1·6)	0·4 (0·2 to 0·6)	310
Sudden infant death syndrome	--	17 (11 to 25·6)	228 (145 to 333)	--	--	--	--	--	--	--	--	--	--	--	--	--	--	--	--	--	--	--	--	NA
Injuries	9·3 (6·4 to 13·1)	12·3 (8·8 to 16·6)	179 (136 to 234)	159 (134 to 188)	101 (84·4 to 119)	188 (161 to 216)	433 (381 to 494)	488 (409 to 583)	595 (491 to 717)	555 (460 to 674)	588 (489 to 717)	541 (446 to 659)	607 (496 to 741)	732 (597 to 897)	836 (674 to 1,030)	845 (676 to 1,060)	817 (643 to 1,030)	817 (637 to 1,030)	718 (565 to 919)	593 (469 to 753)	470 (366 to 595)	311 (243 to 390)	132 (103 to 166)	10,700
Transport injuries	1·1 (0·8 to 1·6)	0·8 (0·6 to 1·1)	16·8 (11·7 to 23·7)	47·7 (34 to 63·5)	37·8 (28·3 to 48·6)	69·1 (53·8 to 87·1)	215 (174 to 261)	212 (164 to 277)	216 (165 to 282)	171 (133 to 216)	181 (143 to 230)	158 (124 to 196)	167 (132 to 205)	193 (155 to 240)	212 (169 to 262)	203 (163 to 250)	183 (145 to 228)	170 (135 to 211)	128 (101 to 159)	83·6 (66·5 to 104)	51·1 (39·7 to 63·5)	24·9 (19·3 to 31·3)	9·1 (6·8 to 11·5)	2,750
Road injuries	1 (0·7 to 1·4)	0·7 (0·5 to 1)	16·5 (11·3 to 23·2)	46 (32·6 to 61·3)	34·4 (25·3 to 45)	61·6 (47·9 to 78·6)	206 (165 to 252)	202 (155 to 265)	203 (154 to 269)	158 (121 to 202)	166 (130 to 211)	142 (111 to 179)	148 (117 to 181)	169 (136 to 209)	182 (145 to 225)	169 (136 to 210)	150 (119 to 185)	139 (111 to 171)	103 (81·2 to 127)	66·2 (53 to 81·3)	38·7 (29·8 to 47·8)	17·5 (13·8 to 22)	5·7 (4·4 to 7·2)	2,420
Pedestrian road injuries	0·1 (0·1 to 0·2)	0·1 (0·1 to 0·1)	1·7 (1·2 to 2·5)	16·6 (11·7 to 22·7)	9 (6·5 to 12)	13·1 (10 to 17)	16·3 (13·1 to 20·1)	18·1 (13·8 to 23·5)	24·7 (18·6 to 32·3)	21·9 (16·4 to 28·9)	23·4 (17·9 to 30·4)	20·6 (15·7 to 26)	21·6 (16·7 to 26·9)	25·2 (20 to 31·3)	28 (22·2 to 34·9)	26·4 (21·1 to 32·7)	24·3 (19·5 to 30)	23·4 (18·4 to 29·2)	18·3 (14·3 to 23)	12·3 (9·8 to 15·4)	7·2 (5·5 to 9)	3·2 (2·5 to 4·1)	1 (0·8 to 1·3)	357
Cyclist road injuries	0 (0 to 0)	0 (0 to 0)	0 (0 to 0)	0·5 (0·3 to 0·8)	1·7 (1 to 2·9)	3·4 (1·9 to 5·7)	2·2 (1·4 to 3·1)	2·9 (2 to 4)	3·7 (2·6 to 5·1)	4 (2·8 to 5·4)	4·7 (3·4 to 6·2)	4·9 (3·5 to 6·6)	6·3 (4·5 to 8·4)	7·9 (5·8 to 10·6)	9·5 (6·9 to 12·9)	9·6 (6·9 to 12·7)	9·2 (6·7 to 12·2)	8 (5·8 to 10·7)	5·7 (4·1 to 7·5)	3·5 (2·6 to 4·7)	2·1 (1·5 to 2·9)	1 (0·7 to 1·4)	0·3 (0·2 to 0·5)	91·3
Motorcyclist road injuries	0·1 (0 to 0·1)	0 (0 to 0)	0·2 (0·1 to 0·3)	0·4 (0·3 to 0·6)	0·4 (0·3 to 0·6)	1·2 (1 to 1·5)	4·4 (3·5 to 5·4)	7·3 (5·7 to 9·5)	9·6 (7·3 to 12·6)	9 (6·8 to 11·7)	10 (7·8 to 12·8)	10·1 (7·7 to 12·9)	11 (8·5 to 13·7)	12·5 (9·7 to 15·8)	13·3 (10·2 to 17)	11·4 (8·4 to 14·9)	9·6 (6·9 to 12·8)	7·9 (5·6 to 10·7)	5·6 (4 to 7·5)	3·6 (2·5 to 4·8)	2·2 (1·6 to 3·1)	1·2 (0·8 to 1·6)	0·4 (0·3 to 0·6)	131
Motor vehicle road injuries	0·7 (0·5 to 1)	0·6 (0·4 to 0·8)	14·4 (9·9 to 20·3)	28 (20 to 37·8)	23 (16·7 to 30·1)	43 (33·1 to 55)	182 (146 to 223)	172 (131 to 227)	164 (122 to 219)	121 (92 to 156)	126 (97·3 to 161)	105 (81·9 to 132)	107 (84·6 to 132)	120 (96·4 to 149)	129 (102 to 160)	120 (96 to 150)	105 (83·9 to 130)	97·7 (78·1 to 120)	71·9 (56·7 to 89·5)	46·1 (36·7 to 57·2)	26·7 (20·5 to 33·3)	11·9 (9·3 to 15·1)	3·8 (2·9 to 4·8)	1,820
Other road injuries	0·1 (0 to 0·1)	0 (0 to 0·1)	0·2 (0·1 to 0·2)	0·4 (0·3 to 0·6)	0·3 (0·2 to 0·4)	0·8 (0·6 to 1)	1·1 (0·9 to 1·4)	1·2 (0·9 to 1·6)	1·4 (1 to 1·8)	1·5 (1·1 to 2)	1·7 (1·3 to 2·3)	1·6 (1·2 to 2·1)	1·9 (1·4 to 2·4)	2·4 (1·8 to 3·1)	2·6 (2 to 3·4)	2·2 (1·6 to 2·9)	1·9 (1·4 to 2·6)	1·6 (1·1 to 2·2)	1·2 (0·9 to 1·6)	0·7 (0·5 to 1)	0·4 (0·3 to 0·6)	0·2 (0·1 to 0·3)	0·1 (0·1 to 0·1)	25·5
Other transport injuries	0·1 (0·1 to 0·2)	0·1 (0 to 0·1)	0·4 (0·3 to 0·5)	1·7 (1·3 to 2·2)	3·4 (2·5 to 4·5)	7·5 (5·9 to 9·4)	8·8 (6·6 to 11·4)	10·2 (7·5 to 13·6)	12·8 (9·5 to 16·9)	13·5 (10 to 17·9)	15·1 (11·2 to 19·9)	15·7 (11·6 to 20·9)	19·1 (13·8 to 25)	24·1 (17·8 to 31·9)	30 (21·3 to 39·6)	33·3 (24 to 44·7)	33·2 (23·4 to 45·6)	31·3 (22 to 43·1)	24·9 (17·5 to 34·4)	17·3 (12·2 to 23·6)	12·4 (8·9 to 16·8)	7·4 (5·2 to 10)	3·4 (2·3 to 4·6)	326
Unintentional injuries	5·2 (3·5 to 7·6)	10·5 (7·1 to 14·4)	128 (92·4 to 173)	81 (61·4 to 102)	51·3 (39·4 to 65·4)	72·9 (55·2 to 94)	88·3 (65·8 to 119)	116 (85·6 to 155)	160 (118 to 216)	181 (132 to 244)	214 (156 to 288)	224 (168 to 299)	274 (205 to 366)	362 (273 to 477)	465 (352 to 610)	534 (402 to 702)	565 (426 to 732)	598 (455 to 777)	560 (434 to 730)	494 (387 to 629)	410 (319 to 523)	283 (221 to 356)	121 (95 to 154)	6,000
Falls	0·2 (0·1 to 0·3)	0·2 (0·1 to 0·3)	2·6 (2 to 3·3)	7·3 (5·2 to 10·2)	13·3 (8·7 to 19·8)	22·4 (14·2 to 32·2)	33·4 (22·4 to 47·5)	44 (30·4 to 62·3)	61·6 (43 to 86·9)	72 (50·6 to 100)	88·8 (63·5 to 124)	96·8 (71 to 135)	125 (92 to 171)	176 (130 to 235)	242 (180 to 318)	302 (224 to 396)	343 (255 to 448)	389 (291 to 508)	394 (301 to 523)	374 (291 to 483)	326 (249 to 422)	233 (180 to 297)	99·9 (77·4 to 127)	3,450
Drowning	0·2 (0·2 to 0·4)	0·1 (0 to 0·1)	6 (4·2 to 8·4)	20·9 (15·1 to 27·4)	5·4 (3·7 to 7·6)	6·5 (4·7 to 8·8)	4·3 (3·1 to 5·8)	4·6 (3·3 to 6·2)	6·2 (4·3 to 8·8)	5·4 (4 to 7·4)	5·3 (4 to 7)	4·8 (3·5 to 6·3)	4·8 (3·6 to 6·3)	5·6 (4·2 to 7·4)	5·5 (4·2 to 7)	4·8 (3·7 to 6)	3·9 (3·1 to 5)	3·3 (2·5 to 4·2)	2·3 (1·8 to 2·9)	1·6 (1·2 to 2)	0·9 (0·7 to 1·1)	0·4 (0·3 to 0·5)	0·2 (0·1 to 0·2)	103
Fire, heat, and hot substances	0·1 (0·1 to 0·2)	0·2 (0·1 to 0·3)	5·4 (4 to 7·3)	16·3 (11·1 to 22·8)	9·2 (6·8 to 11·8)	9·2 (7·1 to 12·2)	8·2 (5·6 to 12)	11·2 (8 to 16·2)	16·1 (11 to 22·7)	20·2 (13·3 to 30·3)	23·4 (15·1 to 34·9)	21·9 (14·2 to 33·6)	25·8 (17·1 to 38·7)	31·8 (21·5 to 47·9)	37·2 (25·2 to 54·5)	36·7 (24·8 to 54·5)	32·5 (22 to 47·7)	29·1 (19·9 to 42·1)	22·2 (15·6 to 31·5)	15·6 (11·2 to 21·9)	10·4 (7·5 to 14·6)	5·9 (4·4 to 8·1)	2·5 (1·9 to 3·3)	391
Poisonings	0·3 (0·2 to 0·4)	0·2 (0·1 to 0·2)	1·9 (1·4 to 2·7)	4·7 (3·2 to 6·5)	4 (2·3 to 6·2)	7·1 (4·7 to 10·2)	7·3 (4·9 to 10·2)	9·2 (6·5 to 12·5)	12·6 (9·3 to 16·7)	11·2 (8·3 to 15)	11 (8·2 to 14·3)	9·9 (7·5 to 13)	8·8 (6·4 to 11·7)	10·6 (7·8 to 14·2)	10 (7·4 to 13·4)	8·1 (5·7 to 11·1)	6·3 (4·4 to 8·8)	5·5 (3·9 to 7·5)	3·9 (2·7 to 5·3)	2·7 (1·9 to 3·6)	1·7 (1·2 to 2·3)	0·8 (0·6 to 1·1)	0·3 (0·2 to 0·4)	138
Poisoning by carbon monoxide	0 (0 to 0)	0 (0 to 0)	0·5 (0·3 to 0·9)	1·4 (0·8 to 2·1)	0·9 (0·6 to 1·3)	1·8 (1·1 to 2·8)	2·6 (1·8 to 3·6)	3·5 (2·4 to 5)	5·3 (3·5 to 7·6)	5·3 (3·7 to 7·6)	5 (3·5 to 6·7)	4·4 (3 to 6)	3·4 (2·4 to 4·7)	3·4 (2·3 to 4·9)	3 (2 to 4·1)	2·2 (1·5 to 3)	1·6 (1·1 to 2·1)	1·4 (1 to 1·8)	1·1 (0·8 to 1·4)	0·7 (0·5 to 1)	0·4 (0·3 to 0·6)	0·2 (0·1 to 0·2)	0 (0 to 0·1)	48
Poisoning by other means	0·3 (0·2 to 0·4)	0·2 (0·1 to 0·2)	1·4 (0·9 to 2)	3·4 (2·2 to 4·9)	3·1 (1·6 to 5·2)	5·3 (3·4 to 8·1)	4·7 (2·7 to 7·2)	5·7 (3·5 to 8·3)	7·4 (4·9 to 10·3)	5·8 (3·9 to 8·8)	6 (4 to 8·8)	5·6 (3·6 to 7·9)	5·4 (3·5 to 7·7)	7·1 (5 to 10)	7·1 (4·8 to 10·2)	5·9 (4 to 8·5)	4·8 (3 to 6·9)	4·1 (2·7 to 6)	2·8 (1·8 to 4·1)	2 (1·3 to 2·8)	1·3 (0·9 to 1·8)	0·6 (0·4 to 0·9)	0·2 (0·2 to 0·3)	90·2
Exposure to mechanical forces	0·2 (0·1 to 0·2)	0·1 (0·1 to 0·1)	1·5 (1·1 to 2)	5·8 (4·3 to 8·1)	6·2 (4·1 to 9·6)	10 (6·5 to 15·2)	13·8 (8·8 to 21·5)	18·3 (12 to 27·5)	24·3 (16 to 35·7)	26·6 (17·6 to 40·2)	30·5 (20·4 to 46·4)	30·6 (20·3 to 45·5)	36·5 (24·7 to 54·1)	43·7 (29·2 to 64·7)	52·2 (34·9 to 77·1)	55·2 (36·8 to 80·9)	51·7 (34·1 to 75·1)	46·1 (30·9 to 67·3)	34·6 (23·4 to 50)	23·7 (15·9 to 33·8)	16·3 (11·1 to 23·3)	8·9 (6 to 12·8)	3·5 (2·3 to 5)	540
Unintentional firearm injuries	0 (0 to 0)	0 (0 to 0)	0·1 (0 to 0·1)	0·5 (0·2 to 0·9)	0·4 (0·3 to 0·7)	0·8 (0·5 to 1·2)	1 (0·7 to 1·4)	1·4 (0·9 to 1·9)	1·6 (1·1 to 2·2)	1·5 (1·1 to 2·1)	1·7 (1·2 to 2·3)	1·5 (1·1 to 2)	1·6 (1·2 to 2·3)	2 (1·4 to 2·7)	2 (1·5 to 2·9)	1·9 (1·3 to 2·7)	1·7 (1·1 to 2·5)	1·4 (1 to 2·2)	1·1 (0·7 to 1·5)	0·7 (0·5 to 1)	0·5 (0·3 to 0·7)	0·3 (0·2 to 0·4)	0·1 (0·1 to 0·2)	23·8
Other exposure to mechanical forces	0·1 (0·1 to 0·2)	0·1 (0·1 to 0·1)	1·4 (1 to 1·9)	5·3 (3·9 to 7·5)	5·8 (3·7 to 9)	9·2 (5·7 to 14·3)	12·8 (7·9 to 20·5)	16·9 (10·8 to 26)	22·7 (14·6 to 34)	25·1 (16·2 to 38·3)	28·8 (19 to 44·1)	29·1 (19·1 to 43·6)	34·9 (23·3 to 52·2)	41·7 (27·7 to 62·1)	50·1 (33·4 to 74·6)	53·3 (35·4 to 78·4)	50 (32·8 to 72·9)	44·6 (30 to 65·4)	33·6 (22·8 to 48·6)	23 (15·4 to 32·8)	15·9 (10·7 to 22·7)	8·7 (5·8 to 12·3)	3·4 (2·3 to 4·9)	517
Adverse effects of medical treatment	1 (0·6 to 1·6)	0·7 (0·5 to 1)	6·6 (4 to 10·2)	5·9 (4 to 8·6)	2·5 (1·6 to 3·9)	2·7 (1·9 to 3·8)	2·9 (1·9 to 4·2)	4·1 (2·8 to 6)	6 (3·9 to 8·7)	7·4 (5 to 10·3)	9·5 (6·6 to 13·3)	10·9 (7·4 to 15·4)	14·2 (9·8 to 20·1)	19·6 (13·4 to 27·9)	26·8 (18·5 to 37·6)	31·9 (22·4 to 43)	35·1 (24·7 to 47·9)	36 (25·8 to 48·9)	29·9 (21·5 to 41·2)	19·9 (14·5 to 26·6)	12·9 (9 to 17·5)	7 (4·9 to 9·4)	2·9 (1·9 to 4)	296
Animal contact	0·1 (0 to 0·1)	0·1 (0 to 0·1)	0·3 (0·2 to 0·5)	1·1 (0·8 to 1·6)	1·6 (1 to 2·4)	2·4 (1·5 to 3·6)	3·1 (1·9 to 4·5)	3·6 (2·3 to 5·3)	4·1 (2·6 to 6)	4·2 (2·6 to 6·5)	4·7 (3 to 7·2)	4·5 (2·9 to 7)	5·4 (3·4 to 8·2)	6·4 (4 to 9·8)	7·6 (4·8 to 11·6)	8 (5 to 12·2)	7·6 (4·7 to 11·7)	6·7 (4·2 to 10·3)	5 (3·1 to 7·7)	3·3 (2·1 to 5·2)	2·2 (1·4 to 3·5)	1·2 (0·8 to 1·8)	0·4 (0·3 to 0·7)	83·5
Venomous animal contact	0 (0 to 0)	0 (0 to 0)	0·1 (0 to 0·1)	0·4 (0·2 to 0·6)	0·7 (0·4 to 1·2)	1·2 (0·7 to 1·9)	1·5 (0·8 to 2·2)	1·7 (1 to 2·5)	1·8 (1·1 to 2·7)	1·8 (1·1 to 2·7)	1·8 (1·1 to 2·7)	1·6 (1 to 2·4)	1·8 (1·1 to 2·7)	2 (1·3 to 2·9)	2·2 (1·4 to 3·2)	2·1 (1·4 to 3)	1·9 (1·2 to 2·6)	1·5 (1 to 2·2)	1 (0·7 to 1·5)	0·6 (0·4 to 0·9)	0·4 (0·3 to 0·6)	0·2 (0·1 to 0·3)	0·1 (0·1 to 0·1)	26·4
Non-venomous animal contact	0·1 (0 to 0·1)	0·1 (0 to 0·1)	0·3 (0·2 to 0·4)	0·7 (0·5 to 1·1)	0·8 (0·5 to 1·4)	1·2 (0·7 to 2)	1·6 (0·9 to 2·7)	1·9 (1·1 to 3·2)	2·3 (1·3 to 3·8)	2·4 (1·4 to 4·2)	2·9 (1·6 to 5)	2·9 (1·7 to 5)	3·6 (2 to 5·9)	4·5 (2·6 to 7·3)	5·4 (3·1 to 8·8)	5·9 (3·4 to 9·5)	5·7 (3·4 to 9·5)	5·2 (3·1 to 8·4)	3·9 (2·3 to 6·3)	2·7 (1·6 to 4·3)	1·8 (1·1 to 2·9)	1 (0·6 to 1·5)	0·4 (0·2 to 0·6)	57·1
Foreign body	2·9 (1·9 to 4·5)	8·9 (5·9 to 12·6)	102 (72·1 to 141)	15·7 (11·5 to 20·3)	5·1 (3·8 to 6·7)	6·3 (4·8 to 8·3)	5·8 (4·2 to 8·1)	7·3 (5·4 to 9·9)	9·8 (7·3 to 12·9)	10·6 (8·2 to 13·6)	12·7 (9·9 to 16·2)	13·6 (10·5 to 17·3)	16 (12·7 to 20)	21·7 (16·8 to 27·3)	27·5 (21·5 to 33·7)	28·7 (22·5 to 35·8)	29·3 (23·8 to 35·8)	30·5 (24·4 to 37)	27·5 (21·8 to 34·2)	23·1 (18·4 to 29·2)	18·5 (14·8 to 22·2)	12·5 (9·5 to 15·3)	6·4 (4·9 to 7·7)	442
Pulmonary aspiration and foreign body in airway	2·9 (1·9 to 4·4)	8·9 (5·9 to 12·6)	101 (71·7 to 141)	14·1 (10·1 to 18·7)	2·8 (2·2 to 3·7)	3·3 (2·5 to 4·3)	2·1 (1·6 to 2·8)	3 (2·2 to 4)	4·6 (3·4 to 6·2)	5·1 (3·7 to 7)	6·4 (4·7 to 8·2)	7·1 (5 to 9·6)	8·1 (6·2 to 10·6)	12·2 (8·9 to 16·7)	15·9 (11·4 to 21·3)	15·9 (11·2 to 21·4)	16·6 (12·4 to 21·2)	18 (13·8 to 23·1)	17 (12·4 to 22·9)	15·5 (11·3 to 21)	13 (9·6 to 16·2)	9·2 (6·5 to 11·7)	5 (3·5 to 6·2)	308
Foreign body in eyes	0 (0 to 0)	0 (0 to 0)	0·1 (0 to 0·2)	0·5 (0·2 to 1·1)	0·8 (0·3 to 1·7)	1·1 (0·4 to 2·4)	1·4 (0·5 to 3)	1·7 (0·7 to 3·4)	1·9 (0·9 to 3·8)	1·9 (0·9 to 3·6)	2·1 (1 to 3·7)	2·1 (1·1 to 3·7)	2·4 (1·4 to 4)	2·8 (1·6 to 4·4)	3·1 (1·8 to 4·8)	3·2 (2 to 4·9)	3 (1·9 to 4·3)	2·7 (1·8 to 3·8)	2 (1·3 to 2·9)	1·3 (0·9 to 1·9)	0·9 (0·6 to 1·3)	0·5 (0·3 to 0·6)	0·2 (0·1 to 0·2)	35·5
Foreign body in other body part	0 (0 to 0)	0 (0 to 0)	0·3 (0·2 to 0·5)	1·1 (0·7 to 1·7)	1·5 (1 to 2·2)	2 (1·3 to 2·9)	2·3 (1·6 to 3·4)	2·6 (1·8 to 3·6)	3·2 (2·3 to 4·5)	3·6 (2·5 to 5)	4·2 (2·9 to 5·8)	4·3 (3·1 to 5·9)	5·4 (3·9 to 7·4)	6·8 (4·8 to 9·2)	8·4 (6 to 11·5)	9·5 (6·7 to 12·9)	9·8 (7 to 13·3)	9·8 (7 to 13·3)	8·4 (6 to 11·4)	6·3 (4·5 to 8·6)	4·7 (3·3 to 6·3)	2·8 (2 to 3·9)	1·2 (0·9 to 1·8)	98·3
Environmental heat and cold exposure	0·1 (0 to 0·1)	0 (0 to 0)	1 (0·6 to 1·6)	1 (0·7 to 1·4)	0·6 (0·4 to 0·8)	0·9 (0·6 to 1·2)	1·4 (1 to 2·1)	2 (1·3 to 2·9)	3 (2 to 4·1)	3·3 (2·3 to 4·8)	3·9 (2·8 to 5·5)	4·3 (3·1 to 6·1)	5·2 (3·7 to 7·3)	7·2 (5·2 to 9·9)	8·8 (6·3 to 11·9)	9·6 (6·9 to 13·1)	9·4 (6·7 to 12·9)	9·7 (6·9 to 13·2)	8·2 (6 to 11)	6·7 (4·9 to 8·9)	5·2 (3·8 to 6·9)	3·3 (2·5 to 4·4)	1·4 (1 to 1·8)	96·4
Exposure to forces of nature	0 (0 to 0)	0 (0 to 0)	0 (0 to 0)	0·2 (0·2 to 0·2)	0·2 (0·2 to 0·2)	0·2 (0·2 to 0·2)	0·2 (0·2 to 0·2)	0·2 (0·2 to 0·2)	0·2 (0·2 to 0·3)	0·2 (0·2 to 0·2)	0·2 (0·2 to 0·2)	0·2 (0·2 to 0·2)	0·2 (0·2 to 0·3)	0·2 (0·2 to 0·3)	0·2 (0·2 to 0·3)	0·2 (0·2 to 0·3)	0·2 (0·2 to 0·2)	0·2 (0·1 to 0·2)	0·1 (0·1 to 0·1)	0·1 (0·1 to 0·1)	0·1 (0 to 0·1)	0 (0 to 0)	0 (0 to 0)	3·3
Other unintentional injuries	0·1 (0·1 to 0·2)	0 (0 to 0·1)	0·6 (0·5 to 0·9)	1·9 (1·3 to 2·8)	3·2 (2 to 4·8)	5·1 (3·4 to 7·6)	8 (5·2 to 12·4)	11·2 (7·2 to 17)	16·1 (10·5 to 24)	19·5 (12·6 to 29)	23·9 (15·6 to 34·1)	26 (17·1 to 37·9)	31·5 (20·7 to 45·5)	38·7 (25·3 to 55·5)	46·5 (30·6 to 66·1)	48·8 (32·8 to 69·6)	46·1 (31·2 to 65·3)	42 (29 to 60·1)	32·5 (22·6 to 45·6)	22·6 (15·8 to 31·3)	16·1 (11·3 to 22·1)	9·3 (6·5 to 12·9)	3·8 (2·7 to 5·3)	454
Self-harm and interpersonal violence	3 (2 to 4·5)	1·1 (0·8 to 1·4)	34·4 (23·9 to 47·4)	30·2 (22·2 to 40·4)	11·7 (9·2 to 14·8)	45·7 (36·5 to 56·5)	130 (105 to 161)	160 (125 to 202)	219 (173 to 281)	204 (158 to 262)	193 (150 to 246)	160 (124 to 204)	166 (128 to 213)	178 (136 to 228)	159 (123 to 203)	108 (85·3 to 136)	69·1 (55·9 to 84·2)	48·9 (39·4 to 59·5)	30·1 (24·5 to 36·4)	16·2 (13·2 to 19·5)	8·7 (7·1 to 10·7)	3·7 (3 to 4·6)	1·1 (0·9 to 1·4)	1,980
Self-harm	0 (0 to 0)	0 (0 to 0)	0 (0 to 0)	0 (0 to 0)	0 (0 to 0)	23·9 (16·1 to 33·2)	73·6 (53·7 to 99·2)	81·2 (58·8 to 110)	129 (93·6 to 176)	130 (94·5 to 177)	128 (93·5 to 169)	109 (78·9 to 148)	120 (87 to 160)	135 (98·6 to 181)	119 (86·5 to 159)	76·4 (56·1 to 102)	43·8 (32·8 to 57·6)	28·5 (20·7 to 37·3)	16·2 (12·3 to 21·1)	8·6 (6·7 to 10·8)	4·2 (3·3 to 5·3)	1·7 (1·3 to 2·1)	0·4 (0·4 to 0·5)	1,230
Self-harm by firearm	0 (0 to 0)	0 (0 to 0)	0 (0 to 0)	0 (0 to 0)	0 (0 to 0)	3·4 (2·2 to 5)	13·2 (9·3 to 18·5)	18·6 (13·3 to 25·4)	30·7 (22 to 41·9)	29·7 (21·4 to 41·1)	27·8 (20 to 37·8)	23·7 (16·7 to 32·7)	25·1 (17·9 to 33·8)	28·4 (20·2 to 38·3)	27·1 (19·2 to 36·5)	17·6 (12·2 to 24)	10·6 (7·5 to 14·3)	6·6 (4·7 to 8·9)	3·4 (2·5 to 4·7)	1·6 (1·1 to 2·1)	0·5 (0·4 to 0·7)	0·2 (0·1 to 0·2)	0 (0 to 0)	268
Self-harm by other specified means	0 (0 to 0)	0 (0 to 0)	0 (0 to 0)	0 (0 to 0)	0 (0 to 0)	20·4 (13·7 to 28·6)	60·4 (44·1 to 81·2)	62·5 (45·6 to 84·5)	98·3 (71·7 to 134)	101 (73·2 to 137)	99·8 (73·1 to 133)	85·1 (61·6 to 115)	94·6 (68·7 to 126)	107 (77·7 to 143)	92·3 (67 to 123)	58·8 (43·6 to 77·8)	33·2 (25·2 to 43·5)	21·9 (16·3 to 28·4)	12·8 (9·8 to 16·3)	7 (5·5 to 8·8)	3·7 (2·9 to 4·7)	1·5 (1·2 to 1·9)	0·4 (0·3 to 0·5)	960
Interpersonal violence	3 (2 to 4·5)	1·1 (0·8 to 1·4)	34·3 (23·9 to 47·3)	29·9 (21·9 to 40)	11·5 (8·9 to 14·6)	21·5 (16·9 to 26·8)	56 (44·6 to 70·8)	78·4 (61·1 to 101)	89·7 (68·9 to 116)	72·8 (55·2 to 94·5)	64·8 (51·8 to 83·1)	50·2 (39·8 to 62·3)	46·2 (37·3 to 56·7)	42·5 (34·3 to 52·2)	39·4 (31·7 to 48·6)	31·7 (25·5 to 39·3)	25·1 (20·1 to 31·4)	20·2 (16·3 to 24·9)	13·8 (11·1 to 17·2)	7·6 (5·9 to 9·7)	4·4 (3·4 to 5·7)	2 (1·5 to 2·7)	0·7 (0·5 to 0·9)	747
Physical violence by firearm	0·1 (0·1 to 0·2)	0·1 (0 to 0·1)	1·5 (1 to 2)	4·7 (3·2 to 6·4)	3·5 (2·6 to 4·7)	7·9 (6 to 10·1)	26·3 (19·8 to 34·2)	38·6 (28·4 to 52·2)	44·2 (32·6 to 58·8)	33·9 (24·5 to 45·6)	28·3 (21·5 to 37·9)	20·4 (15·4 to 26·9)	16·1 (12·3 to 21)	13·3 (10·3 to 17)	11·2 (8·8 to 14·1)	8·1 (6·4 to 10·3)	5·8 (4·6 to 7·2)	4·3 (3·5 to 5·2)	2·7 (2·1 to 3·3)	1·2 (1 to 1·5)	0·6 (0·5 to 0·7)	0·2 (0·2 to 0·3)	0·1 (0·1 to 0·1)	273
Physical violence by sharp object	0·2 (0·1 to 0·2)	0·1 (0 to 0·1)	0·5 (0·3 to 0·7)	1·1 (0·8 to 1·5)	0·8 (0·6 to 1·1)	1·8 (1·4 to 2·3)	5·8 (4·4 to 7·5)	10·5 (7·8 to 14·2)	14·5 (10·8 to 19·2)	12·2 (8·9 to 16·1)	10·7 (8·4 to 14)	8·1 (6·3 to 10·3)	7·3 (5·7 to 9·3)	6·8 (5·4 to 8·5)	6·5 (5·2 to 8·2)	4·8 (3·9 to 6·1)	3·8 (3 to 4·7)	2·8 (2·2 to 3·5)	1·8 (1·4 to 2·3)	1 (0·7 to 1·3)	0·5 (0·4 to 0·7)	0·3 (0·2 to 0·3)	0·1 (0·1 to 0·1)	102
Sexual violence	0 (0 to 0)	0 (0 to 0)	0 (0 to 0)	0·2 (0·1 to 0·3)	1·6 (1 to 2·5)	4·9 (2·8 to 7·6)	13·1 (7·5 to 21·1)	12·9 (7·6 to 20)	8 (4·4 to 12·8)	5·3 (3 to 8·6)	4·8 (2·7 to 7·6)	4 (2·3 to 6·5)	3·8 (2·2 to 6·4)	3·2 (1·8 to 5·3)	2·2 (1·3 to 3·6)	1·6 (0·9 to 2·4)	1·4 (0·8 to 2·1)	1·1 (0·7 to 1·7)	0·8 (0·5 to 1·2)	0·6 (0·4 to 0·8)	0·4 (0·2 to 0·6)	0·1 (0 to 0·1)	0 (0 to 0)	69·7
Physical violence by other means	2·8 (1·8 to 4·1)	1 (0·7 to 1·3)	32·3 (22·5 to 44·8)	23·9 (17·5 to 32·3)	5·6 (4·2 to 7·3)	6·9 (5·4 to 8·6)	10·8 (8·4 to 13·7)	16·4 (12·5 to 21·4)	23·1 (18 to 29·2)	21·4 (16·4 to 27·1)	21·1 (16·8 to 26·3)	17·8 (13·9 to 22·3)	18·9 (14·6 to 23·8)	19·3 (15·1 to 24·5)	19·5 (14·9 to 25·3)	17·2 (13·1 to 22·4)	14·3 (10·6 to 18·9)	12 (9 to 15·7)	8·5 (6·6 to 11·2)	4·8 (3·6 to 6·5)	3 (2·1 to 4)	1·4 (1·1 to 2)	0·5 (0·4 to 0·7)	302
Conflict and terrorism	0 (0 to 0)	0 (0 to 0)	0 (0 to 0)	0 (0 to 0)	0 (0 to 0)	0·1 (0·1 to 0·3)	0·3 (0·1 to 0·6)	0·3 (0·1 to 0·6)	0·3 (0·1 to 0·6)	0·2 (0·1 to 0·5)	0·2 (0·1 to 0·4)	0·2 (0·1 to 0·4)	0·2 (0·1 to 0·4)	0·2 (0·1 to 0·3)	0·2 (0·1 to 0·3)	0·2 (0·1 to 0·3)	0·2 (0·1 to 0·3)	0·1 (0·1 to 0·2)	0·1 (0 to 0·1)	0 (0 to 0·1)	0 (0 to 0)	0 (0 to 0)	0 (0 to 0)	2·7

SR Table 2b: District of Columbia DALYS by cause and age group for females with 95% uncertainty intervals, 2019

Cause	Early Neonatal	Late Neonatal	Post Neonatal	1 to 4	5 to 9	10 to 14	15 to 19	20 to 24	25 to 29	30 to 34	35 to 39	40 to 44	45 to 49	50 to 54	55 to 59	60 to 64	65 to 69	70 to 74	75 to 79	80 to 84	85 to 89	90 to 94	95 plus	Total
All causes	1,570 (1,040 to 2,260)	369 (270 to 497)	1,180 (884 to 1,550)	824 (663 to 1,010)	713 (547 to 925)	875 (666 to 1,130)	1,740 (1,350 to 2,220)	4,020 (3,110 to 4,960)	7,570 (5,950 to 9,290)	8,380 (6,760 to 10,100)	7,930 (6,520 to 9,580)	6,680 (5,540 to 7,990)	6,240 (5,170 to 7,480)	6,500 (5,420 to 7,750)	7,450 (6,270 to 8,830)	8,600 (7,280 to 10,100)	8,720 (7,470 to 10,100)	8,420 (7,280 to 9,740)	6,680 (5,790 to 7,650)	5,270 (4,620 to 5,990)	4,210 (3,680 to 4,760)	3,140 (2,790 to 3,500)	2,310 (2,110 to 2,510)	109,000
Communicable, maternal, neonatal, and nutritional diseases	1,290 (847 to 1,870)	244 (174 to 332)	331 (228 to 461)	182 (142 to 228)	136 (96·4 to 204)	91·4 (67 to 129)	129 (96·5 to 184)	262 (208 to 335)	545 (448 to 671)	704 (591 to 838)	658 (536 to 811)	585 (476 to 730)	449 (370 to 555)	350 (290 to 432)	300 (241 to 383)	267 (215 to 336)	235 (190 to 295)	207 (158 to 265)	179 (137 to 231)	143 (104 to 190)	127 (91·4 to 168)	106 (68·8 to 143)	86·1 (52 to 118)	7,610
HIV/AIDS and sexually transmitted infections	0·4 (0·2 to 0·7)	0·2 (0·1 to 0·5)	16·3 (14·1 to 19)	9·3 (7·9 to 11)	4·7 (3·9 to 5·5)	3·5 (3 to 4·1)	7·1 (5·9 to 8·8)	43 (35·3 to 52·2)	145 (118 to 178)	293 (239 to 364)	302 (252 to 375)	309 (255 to 381)	242 (197 to 304)	170 (133 to 219)	119 (88·3 to 165)	74·6 (51·5 to 108)	46·8 (34·3 to 66·1)	16 (10·2 to 25·5)	7·4 (4·6 to 11·6)	2·4 (1·8 to 3·4)	1·5 (1·1 to 2·2)	0·9 (0·6 to 1·2)	0·5 (0·4 to 0·7)	1,820
HIV/AIDS	0 (0 to 0)	0 (0 to 0)	16·1 (13·9 to 18·8)	9·3 (7·9 to 11)	4·7 (3·9 to 5·5)	3·3 (2·8 to 3·8)	6·2 (5·1 to 7·6)	38·4 (31·5 to 46·8)	132 (107 to 162)	276 (225 to 340)	287 (236 to 356)	298 (245 to 366)	235 (190 to 295)	165 (129 to 214)	115 (84·6 to 161)	70·8 (48·5 to 103)	43·3 (31·5 to 61·8)	12·9 (7·4 to 21·9)	5·2 (2·8 to 9·2)	0·9 (0·6 to 1·6)	0·5 (0·3 to 0·9)	0·3 (0·1 to 0·5)	0·2 (0·1 to 0·3)	1,720
HIV/AIDS - Drug-susceptible Tuberculosis	0 (0 to 0)	0 (0 to 0)	0·3 (0·2 to 0·4)	0·1 (0·1 to 0·2)	0 (0 to 0·1)	0 (0 to 0·1)	0·1 (0·1 to 0·1)	0·6 (0·4 to 0·9)	2·4 (1·5 to 3·7)	5·4 (3·4 to 8·2)	5·4 (3·4 to 8·2)	4·7 (3 to 7·2)	3·2 (2·1 to 4·9)	1·7 (1·1 to 2·6)	1 (0·7 to 1·5)	0·6 (0·4 to 1)	0·5 (0·3 to 0·7)	0·1 (0·1 to 0·1)	0 (0 to 0)	0 (0 to 0)	0 (0 to 0)	0 (0 to 0)	0 (0 to 0)	26·4
HIV/AIDS - Multidrug-resistant Tuberculosis without extensive d	0 (0 to 0)	0 (0 to 0)	0 (0 to 0)	0 (0 to 0)	0 (0 to 0)	0 (0 to 0)	0 (0 to 0)	0 (0 to 0·1)	0·1 (0 to 0·4)	0·2 (0 to 0·8)	0·2 (0 to 0·8)	0·2 (0 to 0·7)	0·1 (0 to 0·5)	0·1 (0 to 0·2)	0 (0 to 0·1)	0 (0 to 0·1)	0 (0 to 0·1)	0 (0 to 0)	0 (0 to 0)	0 (0 to 0)	0 (0 to 0)	0 (0 to 0)	0 (0 to 0)	0·9
HIV/AIDS - Extensively drug-resistant Tuberculosis	0 (0 to 0)	0 (0 to 0)	0 (0 to 0)	0 (0 to 0)	0 (0 to 0)	0 (0 to 0)	0 (0 to 0)	0 (0 to 0)	0 (0 to 0·1)	0 (0 to 0·2)	0 (0 to 0·2)	0 (0 to 0·2)	0 (0 to 0·1)	0 (0 to 0·1)	0 (0 to 0)	0 (0 to 0)	0 (0 to 0)	0 (0 to 0)	0 (0 to 0)	0 (0 to 0)	0 (0 to 0)	0 (0 to 0)	0 (0 to 0)	0·2
HIV/AIDS resulting in other diseases	0 (0 to 0)	0 (0 to 0)	15·8 (13·6 to 18·6)	9·2 (7·7 to 10·8)	4·6 (3·9 to 5·4)	3·2 (2·8 to 3·8)	6·1 (5 to 7·5)	37·8 (30·9 to 46·1)	129 (105 to 160)	270 (219 to 334)	281 (230 to 351)	293 (240 to 361)	232 (187 to 292)	164 (127 to 212)	114 (83·5 to 160)	70·1 (47·8 to 103)	42·8 (31 to 61·4)	12·8 (7·3 to 21·7)	5·1 (2·7 to 9·2)	0·9 (0·6 to 1·6)	0·5 (0·3 to 0·9)	0·3 (0·1 to 0·5)	0·2 (0·1 to 0·3)	1,690
Sexually transmitted infections excluding HIV	0·4 (0·2 to 0·7)	0·2 (0·1 to 0·5)	0·2 (0·1 to 0·4)	0 (0 to 0)	0 (0 to 0)	0·2 (0·2 to 0·3)	0·9 (0·5 to 1·6)	4·6 (2·5 to 8·2)	13·4 (7·1 to 24·9)	17·1 (9·3 to 32·2)	15·8 (8·4 to 28·7)	11·2 (6 to 20·9)	7·2 (3·8 to 13·3)	4·9 (2·6 to 9·4)	4·3 (2·3 to 7·7)	3·7 (2·2 to 6·5)	3·5 (2·2 to 5·9)	3 (2 to 4·8)	2·2 (1·5 to 3·3)	1·5 (1 to 2·2)	1 (0·7 to 1·5)	0·6 (0·4 to 0·9)	0·3 (0·2 to 0·5)	96·5
Syphilis	0·4 (0·2 to 0·7)	0·2 (0·1 to 0·5)	0·2 (0·1 to 0·4)	0 (0 to 0)	0 (0 to 0)	0·1 (0 to 0·1)	0 (0 to 0)	0·3 (0·2 to 0·5)	0·1 (0·1 to 0·2)	0·2 (0·1 to 0·3)	0·3 (0·2 to 0·4)	0·2 (0·1 to 0·3)	0·2 (0·1 to 0·4)	0·3 (0·1 to 0·4)	0·3 (0·2 to 0·5)	0·4 (0·3 to 0·6)	0·5 (0·3 to 0·7)	0·5 (0·3 to 0·7)	0·4 (0·2 to 0·5)	0·3 (0·2 to 0·4)	0·2 (0·1 to 0·3)	0·1 (0·1 to 0·2)	0·1 (0 to 0·1)	5·4
Chlamydial infection	0 (0 to 0)	0 (0 to 0)	0 (0 to 0)	0 (0 to 0)	0 (0 to 0)	0 (0 to 0)	0·1 (0·1 to 0·1)	0·4 (0·2 to 0·5)	1 (0·7 to 1·6)	0·7 (0·4 to 1·3)	1 (0·7 to 1·6)	0·8 (0·5 to 1·3)	0·4 (0·2 to 0·6)	0·2 (0·1 to 0·3)	0·2 (0·1 to 0·3)	0·2 (0·1 to 0·3)	0·1 (0·1 to 0·2)	0·2 (0·1 to 0·3)	0·2 (0·1 to 0·3)	0·2 (0·1 to 0·2)	0·1 (0·1 to 0·2)	0·1 (0 to 0·1)	0 (0 to 0·1)	5·9
Gonococcal infection	0 (0 to 0)	0 (0 to 0)	0 (0 to 0)	0 (0 to 0)	0 (0 to 0)	0 (0 to 0·1)	0·1 (0·1 to 0·2)	0·3 (0·2 to 0·5)	0·7 (0·5 to 1·1)	1·8 (1·2 to 2·6)	1·5 (1 to 2·1)	1 (0·7 to 1·5)	0·8 (0·5 to 1·2)	0·5 (0·3 to 0·8)	0·5 (0·3 to 0·8)	0·7 (0·4 to 1·1)	0·8 (0·5 to 1·3)	0·7 (0·4 to 1·1)	0·7 (0·4 to 1)	0·4 (0·3 to 0·7)	0·3 (0·2 to 0·5)	0·2 (0·1 to 0·3)	0·1 (0·1 to 0·2)	11·2
Trichomoniasis	0 (0 to 0)	0 (0 to 0)	0 (0 to 0)	0 (0 to 0)	0 (0 to 0)	0 (0 to 0)	0·2 (0·1 to 0·5)	1·9 (0·6 to 4·4)	6·3 (2·1 to 14·8)	7·3 (2·4 to 17·3)	5·9 (1·9 to 13·9)	4 (1·3 to 9·3)	3 (0·9 to 6·9)	2 (0·6 to 4·6)	1·5 (0·5 to 3·6)	1·1 (0·3 to 2·5)	0·8 (0·3 to 1·9)	0·6 (0·2 to 1·4)	0·4 (0·1 to 0·8)	0·2 (0·1 to 0·4)	0·1 (0 to 0·3)	0·1 (0 to 0·1)	0 (0 to 0)	35·4
Genital herpes	0 (0 to 0)	0 (0 to 0)	0 (0 to 0)	0 (0 to 0)	0 (0 to 0)	0 (0 to 0·1)	0·2 (0·1 to 0·5)	0·7 (0·2 to 1·8)	1·9 (0·6 to 4·5)	2·3 (0·7 to 5·8)	2·2 (0·7 to 5·3)	1·6 (0·5 to 4·1)	1·4 (0·5 to 3·6)	1·3 (0·4 to 3·2)	1·3 (0·4 to 3·1)	1·2 (0·3 to 2·9)	1 (0·3 to 2·5)	0·7 (0·2 to 1·8)	0·5 (0·1 to 1·2)	0·3 (0·1 to 0·7)	0·2 (0·1 to 0·5)	0·1 (0 to 0·3)	0·1 (0 to 0·1)	17
Other sexually transmitted infections	0 (0 to 0)	0 (0 to 0)	0 (0 to 0)	0 (0 to 0)	0 (0 to 0)	0·1 (0 to 0·1)	0·3 (0·2 to 0·4)	1 (0·4 to 1·7)	3·3 (1·8 to 5·5)	4·8 (2·8 to 7·8)	5 (3 to 8·1)	3·5 (1·9 to 6)	1·4 (0·8 to 2·4)	0·6 (0·4 to 0·8)	0·5 (0·3 to 0·7)	0·2 (0·1 to 0·4)	0·3 (0·2 to 0·4)	0·3 (0·2 to 0·5)	0·2 (0·1 to 0·3)	0·1 (0·1 to 0·2)	0·1 (0·1 to 0·2)	0·1 (0 to 0·1)	0 (0 to 0)	21·7
Respiratory infections and tuberculosis	3·4 (2 to 5·4)	5·7 (3·8 to 8·4)	58·5 (38·6 to 83)	49·1 (33·5 to 71)	34·2 (21·2 to 53·7)	21·6 (13·1 to 33·8)	24·2 (15 to 38·3)	46·8 (30·7 to 69·3)	83·8 (57·2 to 119)	92·5 (63·6 to 130)	85·5 (61·2 to 116)	69·6 (49·9 to 93·4)	61·6 (45·6 to 84·6)	66·1 (48·2 to 91)	74·3 (52·7 to 104)	88·1 (64 to 116)	92·6 (68·8 to 127)	107 (75·3 to 145)	105 (75·4 to 142)	94 (66 to 126)	89·4 (62·7 to 120)	79·5 (50·2 to 108)	66·6 (38·7 to 92·6)	1,500
Tuberculosis	0 (0 to 0)	0 (0 to 0)	0·4 (0·3 to 0·7)	0·4 (0·3 to 0·6)	0·2 (0·1 to 0·2)	0·1 (0·1 to 0·2)	0·3 (0·2 to 0·5)	1·5 (1 to 2·1)	3·5 (2·5 to 4·9)	3·5 (2·3 to 5·1)	3·3 (2·2 to 4·8)	2·7 (1·8 to 3·7)	2·3 (1·6 to 3·4)	2·5 (1·5 to 3·7)	2·9 (1·9 to 4·3)	3·6 (2·5 to 5·2)	4·1 (2·8 to 5·9)	4·2 (2·8 to 5·7)	3·3 (2·2 to 4·5)	2·3 (1·5 to 3·3)	1·5 (1 to 2·2)	0·9 (0·6 to 1·3)	0·5 (0·3 to 0·6)	44
Latent tuberculosis infection	0 (0 to 0)	0 (0 to 0)	0 (0 to 0)	0 (0 to 0)	0 (0 to 0)	0 (0 to 0)	0 (0 to 0)	0 (0 to 0)	0 (0 to 0)	0 (0 to 0)	0 (0 to 0)	0 (0 to 0)	0 (0 to 0)	0 (0 to 0)	0 (0 to 0)	0 (0 to 0)	0 (0 to 0)	0 (0 to 0)	0 (0 to 0)	0 (0 to 0)	0 (0 to 0)	0 (0 to 0)	0 (0 to 0)	0
Drug-susceptible tuberculosis	0 (0 to 0)	0 (0 to 0)	0·4 (0·3 to 0·6)	0·4 (0·3 to 0·6)	0·2 (0·1 to 0·2)	0·1 (0·1 to 0·2)	0·3 (0·2 to 0·4)	1·5 (1 to 2·1)	3·4 (2·3 to 4·8)	3·5 (2·2 to 4·9)	3·2 (2·1 to 4·7)	2·6 (1·7 to 3·6)	2·3 (1·5 to 3·3)	2·4 (1·5 to 3·6)	2·8 (1·8 to 4·2)	3·5 (2·4 to 5·1)	4 (2·6 to 5·7)	4 (2·7 to 5·6)	3·1 (2·1 to 4·4)	2·2 (1·4 to 3·2)	1·4 (0·9 to 2·2)	0·9 (0·5 to 1·3)	0·4 (0·3 to 0·6)	42·6
Multidrug-resistant tuberculosis without extensive drug resista	0 (0 to 0)	0 (0 to 0)	0 (0 to 0·1)	0 (0 to 0·1)	0 (0 to 0)	0 (0 to 0)	0 (0 to 0)	0 (0 to 0·2)	0·1 (0 to 0·3)	0·1 (0 to 0·4)	0·1 (0 to 0·4)	0·1 (0 to 0·3)	0·1 (0 to 0·3)	0·1 (0 to 0·3)	0·1 (0 to 0·3)	0·1 (0 to 0·4)	0·1 (0 to 0·5)	0·1 (0 to 0·5)	0·1 (0 to 0·4)	0·1 (0 to 0·3)	0 (0 to 0·2)	0 (0 to 0·1)	0 (0 to 0)	1·1
Extensively drug-resistant tuberculosis	0 (0 to 0)	0 (0 to 0)	0 (0 to 0)	0 (0 to 0)	0 (0 to 0)	0 (0 to 0)	0 (0 to 0)	0 (0 to 0)	0 (0 to 0·1)	0 (0 to 0·1)	0 (0 to 0·1)	0 (0 to 0·1)	0 (0 to 0·1)	0 (0 to 0·1)	0 (0 to 0·1)	0 (0 to 0·1)	0 (0 to 0·1)	0 (0 to 0·1)	0 (0 to 0·1)	0 (0 to 0·1)	0 (0 to 0)	0 (0 to 0)	0 (0 to 0)	0·3
Lower respiratory infections	3·3 (2 to 5·3)	5·3 (3·5 to 8)	49·6 (29·5 to 74·6)	16·7 (10·7 to 23·9)	5·4 (3·8 to 7·4)	3·6 (2·5 to 5·3)	4·4 (3·2 to 6)	11·2 (7·5 to 16·3)	27·3 (17·8 to 40·1)	40·5 (26·3 to 58·9)	42·6 (27·3 to 62·6)	40·9 (25·9 to 59·5)	38·5 (25·7 to 55)	45·8 (30·1 to 68·2)	54·7 (35·5 to 81·9)	69·8 (47·1 to 97·4)	76·1 (53 to 109)	93·1 (63·2 to 132)	95·5 (67 to 133)	88·1 (59·5 to 121)	85·6 (59·4 to 116)	77·2 (48·1 to 106)	65·2 (37·8 to 90·8)	1,040
Upper respiratory infections	0·1 (0 to 0·1)	0·4 (0·2 to 0·6)	7·3 (4·3 to 11·4)	27 (15·4 to 44·1)	24·4 (13·2 to 41·5)	15·6 (8·2 to 26·4)	17·2 (9 to 30·1)	30·9 (16·7 to 51·3)	48·7 (26·2 to 81)	45 (24·3 to 75)	36·7 (18·6 to 60)	23·9 (12·7 to 41·4)	18·5 (10 to 31·8)	15·6 (8·1 to 26·3)	14·7 (8 to 24·6)	13 (7 to 21·4)	11·3 (5·8 to 19·4)	8·7 (4·6 to 14·7)	5·5 (2·9 to 9·3)	3·2 (1·7 to 5·5)	2 (1·1 to 3·4)	1·3 (0·7 to 2·1)	0·8 (0·4 to 1·3)	372
Otitis media	0 (0 to 0)	0 (0 to 0·1)	1·2 (0·6 to 2·2)	4·9 (2·6 to 8·7)	4·3 (2·3 to 7·4)	2·3 (1·3 to 4)	2·3 (1·2 to 3·9)	3·2 (1·4 to 6·2)	4·3 (2 to 8·2)	3·5 (1·5 to 7·1)	2·9 (1·4 to 5·4)	2·1 (0·9 to 4·1)	2·2 (1·1 to 3·8)	2·2 (1 to 4)	2·1 (1·1 to 3·6)	1·7 (0·8 to 3·1)	1·1 (0·5 to 2)	0·7 (0·3 to 1·4)	0·5 (0·2 to 0·8)	0·3 (0·1 to 0·6)	0·2 (0·1 to 0·4)	0·2 (0·1 to 0·3)	0·1 (0·1 to 0·2)	42·3
Enteric infections	0·6 (0·4 to 1·1)	1 (0·6 to 1·4)	13·2 (8·4 to 20·2)	18·8 (12·4 to 27·6)	12·2 (7·4 to 18·6)	7·7 (4·8 to 11·7)	10·7 (6·8 to 15·7)	21·6 (13·9 to 30·9)	36·1 (23·8 to 51·1)	35·3 (23·8 to 50·4)	29·7 (20·6 to 40·6)	22·2 (15·7 to 30·5)	19·5 (14·1 to 26·5)	20·1 (14·5 to 27)	22·3 (15·6 to 30·4)	25·9 (18·2 to 34·6)	27·5 (20 to 37·4)	28·4 (19·2 to 40·4)	25·9 (18·3 to 35·9)	21·5 (13·8 to 32·3)	17 (10·4 to 26·5)	11·7 (6·7 to 18)	7·7 (4·3 to 11·7)	437
Diarrheal diseases	0·6 (0·4 to 1·1)	0·9 (0·6 to 1·3)	12·5 (7·9 to 19·4)	18·3 (12 to 27·1)	12·1 (7·3 to 18·5)	7·6 (4·6 to 11·6)	10·7 (6·7 to 15·7)	21·5 (13·8 to 30·8)	35·9 (23·7 to 50·9)	35·1 (23·5 to 50)	29·5 (20·4 to 40·5)	22·1 (15·7 to 30·5)	19·4 (14 to 26·4)	20 (14·5 to 26·9)	22·2 (15·4 to 30·4)	25·8 (18·2 to 34·4)	27·4 (19·9 to 37·2)	28·3 (19 to 40·3)	25·8 (18·1 to 35·8)	21·4 (13·7 to 32·1)	17 (10·4 to 26·4)	11·7 (6·7 to 18)	7·6 (4·2 to 11·7)	433
Typhoid and paratyphoid	0 (0 to 0)	0 (0 to 0)	0 (0 to 0·1)	0 (0 to 0·1)	0 (0 to 0)	0 (0 to 0)	0 (0 to 0)	0 (0 to 0)	0 (0 to 0)	0 (0 to 0)	0 (0 to 0)	0 (0 to 0)	0 (0 to 0)	0 (0 to 0)	0 (0 to 0)	0 (0 to 0)	0 (0 to 0)	0 (0 to 0)	0 (0 to 0)	0 (0 to 0)	0 (0 to 0)	0 (0 to 0)	0 (0 to 0)	0·2
Typhoid fever	0 (0 to 0)	0 (0 to 0)	0 (0 to 0)	0 (0 to 0)	0 (0 to 0)	0 (0 to 0)	0 (0 to 0)	0 (0 to 0)	0 (0 to 0)	0 (0 to 0)	0 (0 to 0)	0 (0 to 0)	0 (0 to 0)	0 (0 to 0)	0 (0 to 0)	0 (0 to 0)	0 (0 to 0)	0 (0 to 0)	0 (0 to 0)	0 (0 to 0)	0 (0 to 0)	0 (0 to 0)	0 (0 to 0)	0
Paratyphoid fever	0 (0 to 0)	0 (0 to 0)	0 (0 to 0·1)	0 (0 to 0·1)	0 (0 to 0)	0 (0 to 0)	0 (0 to 0)	0 (0 to 0)	0 (0 to 0)	0 (0 to 0)	0 (0 to 0)	0 (0 to 0)	0 (0 to 0)	0 (0 to 0)	0 (0 to 0)	0 (0 to 0)	0 (0 to 0)	0 (0 to 0)	0 (0 to 0)	0 (0 to 0)	0 (0 to 0)	0 (0 to 0)	0 (0 to 0)	0·2
Invasive Non-typhoidal Salmonella (iNTS)	0 (0 to 0)	0·1 (0 to 0·2)	0·4 (0·1 to 1·1)	0·3 (0·1 to 0·6)	0·1 (0 to 0·1)	0·1 (0 to 0·2)	0 (0 to 0)	0 (0 to 0·1)	0·1 (0 to 0·3)	0·1 (0 to 0·2)	0·1 (0 to 0·2)	0·1 (0 to 0·1)	0·1 (0 to 0·2)	0·1 (0 to 0·1)	0·1 (0 to 0·1)	0·1 (0 to 0·2)	0·1 (0 to 0·2)	0·1 (0 to 0·3)	0·1 (0 to 0·2)	0·1 (0 to 0·2)	0 (0 to 0·1)	0 (0 to 0·1)	0 (0 to 0·1)	2·1
Other intestinal infectious diseases	0 (0 to 0)	0 (0 to 0)	0·2 (0 to 0·8)	0·1 (0 to 0·5)	0·1 (0 to 0·2)	0 (0 to 0·1)	0 (0 to 0·1)	0·1 (0 to 0·2)	0·1 (0 to 0·2)	0·1 (0 to 0·4)	0·1 (0 to 0·2)	0·1 (0 to 0·2)	0 (0 to 0·1)	0 (0 to 0·1)	0 (0 to 0·1)	0 (0 to 0·1)	0 (0 to 0·1)	0 (0 to 0·1)	0 (0 to 0·1)	0 (0 to 0·1)	0 (0 to 0·1)	0 (0 to 0·1)	0 (0 to 0·1)	1·1
Neglected tropical diseases and malaria	0·1 (0 to 0·2)	0·3 (0·1 to 0·6)	1·2 (0·3 to 2·5)	1·5 (0·4 to 3·4)	2·3 (0·5 to 6·8)	1·2 (0·3 to 3·7)	1·1 (0·3 to 2·8)	1·2 (0·3 to 3·4)	2·8 (0·5 to 7·1)	3·2 (0·9 to 7·3)	4·5 (1·2 to 9·7)	5·6 (2·1 to 11·5)	5 (1·9 to 10·8)	5·3 (2 to 11)	7·5 (3 to 14·8)	9·9 (4·2 to 20)	12·4 (5·1 to 25·2)	12·6 (5 to 25)	10·1 (3·8 to 20·7)	7·1 (2·7 to 14·5)	4·8 (1·8 to 10)	2·9 (1·1 to 6·3)	1·8 (0·6 to 3·9)	104
Malaria	0 (0 to 0)	0 (0 to 0)	0 (0 to 0)	0 (0 to 0)	0 (0 to 0)	0 (0 to 0)	0 (0 to 0)	0 (0 to 0)	0 (0 to 0)	0 (0 to 0)	0 (0 to 0)	0 (0 to 0)	0 (0 to 0)	0 (0 to 0)	0 (0 to 0)	0 (0 to 0)	0 (0 to 0)	0 (0 to 0)	0 (0 to 0)	0 (0 to 0)	0 (0 to 0)	0 (0 to 0)	0 (0 to 0)	0
Chagas disease	0 (0 to 0)	0 (0 to 0)	0 (0 to 0)	0 (0 to 0)	0 (0 to 0)	0 (0 to 0)	0 (0 to 0)	0 (0 to 0)	0 (0 to 0·1)	0·1 (0 to 0·1)	0·1 (0·1 to 0·2)	0·1 (0·1 to 0·2)	0·1 (0·1 to 0·2)	0·1 (0·1 to 0·2)	0·1 (0·1 to 0·2)	0·1 (0·1 to 0·2)	0·1 (0·1 to 0·2)	0·1 (0·1 to 0·2)	0·1 (0·1 to 0·2)	0·1 (0·1 to 0·2)	0·1 (0 to 0·1)	0 (0 to 0)	0 (0 to 0·1)	1·6
Leishmaniasis	0 (0 to 0)	0 (0 to 0)	0 (0 to 0)	0 (0 to 0)	0 (0 to 0)	0 (0 to 0)	0 (0 to 0)	0 (0 to 0)	0 (0 to 0)	0 (0 to 0)	0 (0 to 0)	0 (0 to 0)	0 (0 to 0)	0 (0 to 0)	0 (0 to 0)	0 (0 to 0)	0 (0 to 0)	0 (0 to 0)	0 (0 to 0)	0 (0 to 0)	0 (0 to 0)	0 (0 to 0)	0 (0 to 0)	0
Visceral leishmaniasis	0 (0 to 0)	0 (0 to 0)	0 (0 to 0)	0 (0 to 0)	0 (0 to 0)	0 (0 to 0)	0 (0 to 0)	0 (0 to 0)	0 (0 to 0)	0 (0 to 0)	0 (0 to 0)	0 (0 to 0)	0 (0 to 0)	0 (0 to 0)	0 (0 to 0)	0 (0 to 0)	0 (0 to 0)	0 (0 to 0)	0 (0 to 0)	0 (0 to 0)	0 (0 to 0)	0 (0 to 0)	0 (0 to 0)	0
Cutaneous and mucocutaneous leishmaniasis	0 (0 to 0)	0 (0 to 0)	0 (0 to 0)	0 (0 to 0)	0 (0 to 0)	0 (0 to 0)	0 (0 to 0)	0 (0 to 0)	0 (0 to 0)	0 (0 to 0)	0 (0 to 0)	0 (0 to 0)	0 (0 to 0)	0 (0 to 0)	0 (0 to 0)	0 (0 to 0)	0 (0 to 0)	0 (0 to 0)	0 (0 to 0)	0 (0 to 0)	0 (0 to 0)	0 (0 to 0)	0 (0 to 0)	0
African trypanosomiasis	0 (0 to 0)	0 (0 to 0)	0 (0 to 0)	0 (0 to 0)	0 (0 to 0)	0 (0 to 0)	0 (0 to 0)	0 (0 to 0)	0 (0 to 0)	0 (0 to 0)	0 (0 to 0)	0 (0 to 0)	0 (0 to 0)	0 (0 to 0)	0 (0 to 0)	0 (0 to 0)	0 (0 to 0)	0 (0 to 0)	0 (0 to 0)	0 (0 to 0)	0 (0 to 0)	0 (0 to 0)	0 (0 to 0)	0
Schistosomiasis	0 (0 to 0)	0 (0 to 0)	0 (0 to 0)	0 (0 to 0)	0 (0 to 0)	0 (0 to 0)	0 (0 to 0)	0 (0 to 0)	0 (0 to 0)	0 (0 to 0)	0 (0 to 0)	0 (0 to 0)	0 (0 to 0)	0 (0 to 0)	0 (0 to 0)	0 (0 to 0)	0 (0 to 0)	0 (0 to 0)	0 (0 to 0)	0 (0 to 0)	0 (0 to 0)	0 (0 to 0)	0 (0 to 0)	0
Cysticercosis	0 (0 to 0)	0 (0 to 0)	0 (0 to 0)	0 (0 to 0)	0 (0 to 0)	0 (0 to 0)	0·1 (0 to 0·2)	0·5 (0·1 to 1·3)	1·4 (0 to 4·5)	1·9 (0 to 5·1)	2·4 (0·3 to 6·3)	2·5 (0·4 to 6·9)	3·1 (0·7 to 8·1)	4 (1·2 to 9·5)	6·2 (2·1 to 13·4)	9·2 (3·5 to 19)	11·7 (4·3 to 24·5)	12 (4·5 to 24·6)	9·6 (3·3 to 20·1)	6·7 (2·4 to 14·3)	4·5 (1·5 to 9·6)	2·8 (0·9 to 6·2)	1·7 (0·5 to 3·8)	80·2
Cystic echinococcosis	0 (0 to 0)	0 (0 to 0)	0 (0 to 0)	0 (0 to 0)	0 (0 to 0)	0 (0 to 0)	0 (0 to 0)	0 (0 to 0)	0 (0 to 0)	0 (0 to 0)	0 (0 to 0)	0 (0 to 0)	0 (0 to 0)	0 (0 to 0)	0 (0 to 0)	0 (0 to 0)	0 (0 to 0)	0 (0 to 0)	0 (0 to 0)	0 (0 to 0)	0 (0 to 0)	0 (0 to 0)	0 (0 to 0)	0·1
Lymphatic filariasis	0 (0 to 0)	0 (0 to 0)	0 (0 to 0)	0 (0 to 0)	0 (0 to 0)	0 (0 to 0)	0 (0 to 0)	0 (0 to 0)	0 (0 to 0)	0 (0 to 0)	0 (0 to 0)	0 (0 to 0)	0 (0 to 0)	0 (0 to 0)	0 (0 to 0)	0 (0 to 0)	0 (0 to 0)	0 (0 to 0)	0 (0 to 0)	0 (0 to 0)	0 (0 to 0)	0 (0 to 0)	0 (0 to 0)	0
Onchocerciasis	0 (0 to 0)	0 (0 to 0)	0 (0 to 0)	0 (0 to 0)	0 (0 to 0)	0 (0 to 0)	0 (0 to 0)	0 (0 to 0)	0 (0 to 0)	0 (0 to 0)	0 (0 to 0)	0 (0 to 0)	0 (0 to 0)	0 (0 to 0)	0 (0 to 0)	0 (0 to 0)	0 (0 to 0)	0 (0 to 0)	0 (0 to 0)	0 (0 to 0)	0 (0 to 0)	0 (0 to 0)	0 (0 to 0)	0
Trachoma	0 (0 to 0)	0 (0 to 0)	0 (0 to 0)	0 (0 to 0)	0 (0 to 0)	0 (0 to 0)	0 (0 to 0)	0 (0 to 0)	0 (0 to 0)	0 (0 to 0)	0 (0 to 0)	0 (0 to 0)	0 (0 to 0)	0 (0 to 0)	0 (0 to 0)	0 (0 to 0)	0 (0 to 0)	0 (0 to 0)	0 (0 to 0)	0 (0 to 0)	0 (0 to 0)	0 (0 to 0)	0 (0 to 0)	0
Dengue	0 (0 to 0)	0 (0 to 0)	0 (0 to 0)	0 (0 to 0)	0 (0 to 0)	0 (0 to 0)	0 (0 to 0)	0 (0 to 0)	0 (0 to 0)	0 (0 to 0)	0 (0 to 0)	0 (0 to 0)	0 (0 to 0)	0 (0 to 0)	0 (0 to 0)	0 (0 to 0)	0 (0 to 0)	0 (0 to 0)	0 (0 to 0)	0 (0 to 0)	0 (0 to 0)	0 (0 to 0)	0 (0 to 0)	0
Yellow fever	0 (0 to 0)	0 (0 to 0)	0 (0 to 0)	0 (0 to 0)	0 (0 to 0)	0 (0 to 0)	0 (0 to 0)	0 (0 to 0)	0 (0 to 0)	0 (0 to 0)	0 (0 to 0)	0 (0 to 0)	0 (0 to 0)	0 (0 to 0)	0 (0 to 0)	0 (0 to 0)	0 (0 to 0)	0 (0 to 0)	0 (0 to 0)	0 (0 to 0)	0 (0 to 0)	0 (0 to 0)	0 (0 to 0)	0
Rabies	0 (0 to 0)	0 (0 to 0)	0·1 (0 to 0·3)	0·1 (0 to 0·1)	0 (0 to 0·1)	0 (0 to 0·1)	0 (0 to 0)	0 (0 to 0)	0 (0 to 0·1)	0 (0 to 0·1)	0 (0 to 0)	0 (0 to 0·1)	0 (0 to 0)	0 (0 to 0)	0 (0 to 0)	0 (0 to 0)	0 (0 to 0)	0 (0 to 0)	0 (0 to 0)	0 (0 to 0)	0 (0 to 0)	0 (0 to 0)	0 (0 to 0)	0·4
Intestinal nematode infections	0 (0 to 0)	0 (0 to 0)	0 (0 to 0)	0 (0 to 0)	0 (0 to 0)	0 (0 to 0)	0 (0 to 0)	0 (0 to 0)	0 (0 to 0)	0 (0 to 0)	0 (0 to 0)	0 (0 to 0)	0 (0 to 0)	0 (0 to 0)	0 (0 to 0)	0 (0 to 0)	0 (0 to 0)	0 (0 to 0)	0 (0 to 0)	0 (0 to 0)	0 (0 to 0)	0 (0 to 0)	0 (0 to 0)	0
Ascariasis	0 (0 to 0)	0 (0 to 0)	0 (0 to 0)	0 (0 to 0)	0 (0 to 0)	0 (0 to 0)	0 (0 to 0)	0 (0 to 0)	0 (0 to 0)	0 (0 to 0)	0 (0 to 0)	0 (0 to 0)	0 (0 to 0)	0 (0 to 0)	0 (0 to 0)	0 (0 to 0)	0 (0 to 0)	0 (0 to 0)	0 (0 to 0)	0 (0 to 0)	0 (0 to 0)	0 (0 to 0)	0 (0 to 0)	0
Trichuriasis	0 (0 to 0)	0 (0 to 0)	0 (0 to 0)	0 (0 to 0)	0 (0 to 0)	0 (0 to 0)	0 (0 to 0)	0 (0 to 0)	0 (0 to 0)	0 (0 to 0)	0 (0 to 0)	0 (0 to 0)	0 (0 to 0)	0 (0 to 0)	0 (0 to 0)	0 (0 to 0)	0 (0 to 0)	0 (0 to 0)	0 (0 to 0)	0 (0 to 0)	0 (0 to 0)	0 (0 to 0)	0 (0 to 0)	0
Hookworm disease	0 (0 to 0)	0 (0 to 0)	0 (0 to 0)	0 (0 to 0)	0 (0 to 0)	0 (0 to 0)	0 (0 to 0)	0 (0 to 0)	0 (0 to 0)	0 (0 to 0)	0 (0 to 0)	0 (0 to 0)	0 (0 to 0)	0 (0 to 0)	0 (0 to 0)	0 (0 to 0)	0 (0 to 0)	0 (0 to 0)	0 (0 to 0)	0 (0 to 0)	0 (0 to 0)	0 (0 to 0)	0 (0 to 0)	0
Food-borne trematodiases	0 (0 to 0)	0 (0 to 0)	0 (0 to 0)	0 (0 to 0)	0 (0 to 0)	0 (0 to 0)	0 (0 to 0)	0 (0 to 0)	0 (0 to 0)	0 (0 to 0)	0 (0 to 0)	0 (0 to 0)	0 (0 to 0)	0 (0 to 0)	0 (0 to 0)	0 (0 to 0)	0 (0 to 0)	0 (0 to 0)	0 (0 to 0)	0 (0 to 0)	0 (0 to 0)	0 (0 to 0)	0 (0 to 0)	0
Leprosy	0 (0 to 0)	0 (0 to 0)	0 (0 to 0)	0 (0 to 0)	0 (0 to 0)	0 (0 to 0)	0 (0 to 0)	0 (0 to 0)	0 (0 to 0)	0 (0 to 0)	0 (0 to 0)	0 (0 to 0)	0 (0 to 0)	0 (0 to 0)	0 (0 to 0)	0 (0 to 0)	0 (0 to 0)	0 (0 to 0)	0 (0 to 0)	0 (0 to 0)	0 (0 to 0)	0 (0 to 0)	0 (0 to 0)	0
Ebola	0 (0 to 0)	0 (0 to 0)	0 (0 to 0)	0 (0 to 0)	0 (0 to 0)	0 (0 to 0)	0 (0 to 0)	0 (0 to 0)	0 (0 to 0)	0 (0 to 0)	0 (0 to 0)	0 (0 to 0)	0 (0 to 0)	0 (0 to 0)	0 (0 to 0)	0 (0 to 0)	0 (0 to 0)	0 (0 to 0)	0 (0 to 0)	0 (0 to 0)	0 (0 to 0)	0 (0 to 0)	0 (0 to 0)	0
Zika virus	0 (0 to 0)	0 (0 to 0)	0 (0 to 0)	0 (0 to 0)	0 (0 to 0)	0 (0 to 0)	0 (0 to 0)	0 (0 to 0)	0 (0 to 0)	0 (0 to 0)	0 (0 to 0)	0 (0 to 0)	0 (0 to 0)	0 (0 to 0)	0 (0 to 0)	0 (0 to 0)	0 (0 to 0)	0 (0 to 0)	0 (0 to 0)	0 (0 to 0)	0 (0 to 0)	0 (0 to 0)	0 (0 to 0)	0
Guinea worm disease	0 (0 to 0)	0 (0 to 0)	0 (0 to 0)	0 (0 to 0)	0 (0 to 0)	0 (0 to 0)	0 (0 to 0)	0 (0 to 0)	0 (0 to 0)	0 (0 to 0)	0 (0 to 0)	0 (0 to 0)	0 (0 to 0)	0 (0 to 0)	0 (0 to 0)	0 (0 to 0)	0 (0 to 0)	0 (0 to 0)	0 (0 to 0)	0 (0 to 0)	0 (0 to 0)	0 (0 to 0)	0 (0 to 0)	0
Other neglected tropical diseases	0·1 (0 to 0·2)	0·3 (0·1 to 0·6)	1·1 (0·3 to 2·3)	1·4 (0·4 to 3·3)	2·2 (0·4 to 6·8)	1·1 (0·2 to 3·6)	1 (0·2 to 2·8)	0·7 (0·1 to 3)	1·3 (0·1 to 4·8)	1·2 (0·2 to 4·1)	2 (0·2 to 6)	3 (0·7 to 6·9)	1·8 (0·4 to 4·3)	1·2 (0·3 to 3·2)	1·1 (0·3 to 3·3)	0·6 (0·2 to 1·4)	0·5 (0·2 to 1·2)	0·5 (0·2 to 1·2)	0·4 (0·1 to 1)	0·2 (0·1 to 0·6)	0·2 (0·1 to 0·4)	0·1 (0 to 0·2)	0·1 (0 to 0·2)	22·2
Other infectious diseases	3·8 (1·8 to 6·8)	10·7 (4·8 to 19·1)	40·8 (23·3 to 64·8)	18·2 (12·7 to 25)	8·5 (6 to 12·4)	5·5 (4 to 7·4)	7 (5·4 to 9·5)	10·6 (7·7 to 14·1)	19·3 (13·9 to 26)	21·7 (16·3 to 29)	20·7 (14·8 to 27·9)	17·8 (12·6 to 24·4)	15·6 (11·3 to 21)	14·8 (10·2 to 20·2)	16·6 (11·3 to 22·7)	18·5 (13·2 to 24·7)	18·5 (13·1 to 24·7)	15·4 (11 to 20·4)	10 (7·3 to 12·9)	5·9 (4·2 to 7·7)	4 (2·9 to 5·4)	2·6 (1·7 to 3·5)	1·8 (1·1 to 2·8)	308
Meningitis	0·8 (0·5 to 1·3)	2·2 (1·4 to 3·5)	15·8 (9·7 to 24·8)	6·1 (4 to 8·8)	1·9 (1·4 to 2·6)	1·3 (0·9 to 1·9)	1·8 (1·3 to 2·5)	3 (1·9 to 4·6)	5·7 (3·5 to 8·6)	7·1 (4·8 to 10·3)	5·9 (3·9 to 8·7)	5·1 (3·3 to 7·3)	4·4 (3 to 6·2)	3 (2 to 4·3)	2·9 (1·9 to 4·2)	3 (2·1 to 4)	2·3 (1·6 to 3·2)	2·1 (1·4 to 3)	1·5 (1 to 2·1)	1 (0·7 to 1·4)	0·7 (0·4 to 1)	0·4 (0·2 to 0·6)	0·2 (0·1 to 0·3)	78·3
Encephalitis	0·3 (0·1 to 0·6)	0·5 (0·2 to 1)	3·4 (1·1 to 6·6)	3·4 (1·4 to 6·2)	1·4 (0·6 to 2·3)	1 (0·5 to 1·8)	1·1 (0·6 to 1·7)	1·8 (1 to 3·1)	3 (1·6 to 5)	3 (1·5 to 4·9)	2·5 (1·2 to 4)	1·6 (0·7 to 2·8)	1·3 (0·6 to 2·3)	1·4 (0·6 to 2·4)	1·4 (0·7 to 2·4)	1·5 (0·8 to 2·4)	1·7 (0·9 to 2·8)	1·6 (0·8 to 2·7)	1·2 (0·6 to 1·9)	0·8 (0·4 to 1·4)	0·5 (0·2 to 0·9)	0·3 (0·1 to 0·4)	0·2 (0·1 to 0·3)	34·8
Diphtheria	0 (0 to 0)	0 (0 to 0)	0 (0 to 0·1)	0 (0 to 0·1)	0 (0 to 0·1)	0 (0 to 0)	0 (0 to 0)	0 (0 to 0)	0 (0 to 0·1)	0 (0 to 0·1)	0 (0 to 0·1)	0 (0 to 0)	0 (0 to 0)	0 (0 to 0·1)	0 (0 to 0)	0 (0 to 0)	0 (0 to 0)	0 (0 to 0)	0 (0 to 0)	0 (0 to 0)	0 (0 to 0)	0 (0 to 0)	0 (0 to 0)	0·3
Tetanus	0 (0 to 0)	0 (0 to 0)	0 (0 to 0)	0 (0 to 0)	0 (0 to 0)	0 (0 to 0)	0 (0 to 0)	0 (0 to 0)	0 (0 to 0)	0 (0 to 0)	0 (0 to 0)	0 (0 to 0)	0 (0 to 0)	0 (0 to 0)	0 (0 to 0)	0 (0 to 0)	0 (0 to 0)	0 (0 to 0)	0 (0 to 0)	0 (0 to 0)	0 (0 to 0)	0 (0 to 0)	0 (0 to 0)	0·1
Measles	0 (0 to 0)	0 (0 to 0)	0·2 (0 to 0·5)	0·4 (0 to 1·1)	0·1 (0 to 0·2)	0 (0 to 0)	0 (0 to 0)	0 (0 to 0)	0 (0 to 0)	0 (0 to 0)	0 (0 to 0)	0 (0 to 0)	0 (0 to 0)	0 (0 to 0)	0 (0 to 0)	0 (0 to 0)	0 (0 to 0)	0 (0 to 0)	0 (0 to 0)	0 (0 to 0)	0 (0 to 0)	0 (0 to 0)	0 (0 to 0)	0·7
Varicella and herpes zoster	0·1 (0 to 0·1)	0·2 (0·1 to 0·4)	0·9 (0·3 to 1·6)	0·8 (0·4 to 1·4)	0·8 (0·4 to 1·4)	0·4 (0·2 to 0·7)	0·3 (0·1 to 0·6)	0·6 (0·2 to 1·2)	1·1 (0·5 to 2·2)	1·2 (0·5 to 2·2)	1·1 (0·5 to 1·9)	0·8 (0·4 to 1·5)	0·8 (0·4 to 1·5)	1 (0·5 to 1·8)	1·2 (0·6 to 2·1)	1·4 (0·7 to 2·4)	1·4 (0·7 to 2·5)	1·4 (0·8 to 2·2)	1·1 (0·6 to 1·8)	0·9 (0·5 to 1·5)	1 (0·6 to 1·5)	0·9 (0·5 to 1·5)	0·8 (0·4 to 1·4)	20·3
Acute hepatitis	0 (0 to 0)	0 (0 to 0)	0·3 (0·1 to 0·5)	0·2 (0·1 to 0·4)	0·5 (0·2 to 1)	0·5 (0·3 to 0·9)	0·6 (0·3 to 1·1)	1 (0·6 to 1·7)	1·7 (0·9 to 2·8)	1·7 (0·9 to 2·6)	1·4 (0·8 to 2·2)	1 (0·6 to 1·5)	0·8 (0·5 to 1·2)	0·6 (0·4 to 1)	0·6 (0·3 to 0·9)	0·5 (0·3 to 0·8)	0·4 (0·2 to 0·6)	0·3 (0·2 to 0·4)	0·1 (0·1 to 0·2)	0·1 (0·1 to 0·1)	0·1 (0 to 0·1)	0 (0 to 0·1)	0 (0 to 0)	12·4
Acute hepatitis A	0 (0 to 0)	0 (0 to 0)	0 (0 to 0·1)	0·1 (0 to 0·3)	0·5 (0·2 to 0·9)	0·5 (0·2 to 0·9)	0·6 (0·3 to 1)	0·9 (0·4 to 1·5)	1·3 (0·6 to 2·4)	1·2 (0·5 to 2·1)	1 (0·4 to 1·8)	0·6 (0·3 to 1·1)	0·5 (0·2 to 0·9)	0·4 (0·2 to 0·7)	0·4 (0·1 to 0·7)	0·3 (0·1 to 0·5)	0·2 (0 to 0·3)	0·1 (0 to 0·2)	0 (0 to 0·1)	0 (0 to 0)	0 (0 to 0)	0 (0 to 0)	0 (0 to 0)	8·6
Acute hepatitis B	0 (0 to 0)	0 (0 to 0)	0·1 (0 to 0·3)	0 (0 to 0·1)	0 (0 to 0)	0 (0 to 0)	0 (0 to 0·1)	0·1 (0 to 0·1)	0·2 (0·1 to 0·3)	0·3 (0·1 to 0·4)	0·2 (0·1 to 0·3)	0·2 (0·1 to 0·3)	0·1 (0·1 to 0·2)	0·1 (0·1 to 0·2)	0·1 (0·1 to 0·2)	0·1 (0·1 to 0·2)	0·1 (0·1 to 0·2)	0·1 (0 to 0·2)	0·1 (0 to 0·1)	0 (0 to 0)	0 (0 to 0)	0 (0 to 0)	0 (0 to 0)	2
Acute hepatitis C	0 (0 to 0)	0 (0 to 0)	0 (0 to 0)	0 (0 to 0)	0 (0 to 0)	0 (0 to 0)	0 (0 to 0)	0 (0 to 0)	0 (0 to 0·1)	0 (0 to 0·1)	0·1 (0 to 0·1)	0·1 (0 to 0·1)	0·1 (0 to 0·1)	0·1 (0 to 0·1)	0·1 (0 to 0·1)	0·1 (0 to 0·1)	0·1 (0 to 0·1)	0 (0 to 0·1)	0 (0 to 0)	0 (0 to 0)	0 (0 to 0)	0 (0 to 0)	0 (0 to 0)	0·7
Acute hepatitis E	0 (0 to 0)	0 (0 to 0)	0·1 (0 to 0·2)	0 (0 to 0·1)	0 (0 to 0·1)	0 (0 to 0·1)	0 (0 to 0·1)	0·1 (0 to 0·1)	0·1 (0·1 to 0·2)	0·1 (0·1 to 0·2)	0·1 (0 to 0·2)	0·1 (0 to 0·1)	0·1 (0 to 0·1)	0 (0 to 0·1)	0 (0 to 0·1)	0 (0 to 0·1)	0 (0 to 0·1)	0 (0 to 0·1)	0 (0 to 0·1)	0 (0 to 0)	0 (0 to 0)	0 (0 to 0)	0 (0 to 0)	1·1
Other unspecified infectious diseases	2·6 (1 to 5·1)	7·8 (2·6 to 15·3)	18·5 (7·2 to 34·8)	5·6 (3·2 to 9·1)	3·6 (1·9 to 7)	2·2 (1·3 to 3·9)	3·2 (2 to 5·5)	4·1 (2·4 to 6·7)	7·7 (4·7 to 12·4)	8·8 (5·6 to 13·4)	9·8 (6·1 to 15·1)	9·3 (5·6 to 14·6)	8·3 (5 to 12·5)	8·7 (5·3 to 13·1)	10·5 (6·2 to 15·6)	12·2 (7·5 to 17·8)	12·6 (7·9 to 18·2)	10·1 (6·3 to 14·7)	6·1 (4 to 8·6)	3 (1·9 to 4·5)	1·8 (1·1 to 2·9)	0·9 (0·5 to 1·4)	0·5 (0·3 to 1)	158
Maternal and neonatal disorders	1,280 (842 to 1,860)	226 (159 to 305)	197 (128 to 285)	76·7 (58·1 to 99·1)	50·7 (36·6 to 65·8)	39·4 (28·5 to 52·3)	55·4 (43·3 to 69·6)	119 (95·6 to 145)	223 (178 to 273)	228 (184 to 282)	165 (134 to 202)	89·6 (72 to 110)	61 (47·4 to 76·2)	44·3 (33·8 to 56·1)	32·5 (23·6 to 44)	25·9 (18·6 to 35)	17 (12·1 to 23·3)	9·6 (7 to 12·6)	3·8 (2·8 to 5)	0·9 (0·6 to 1·3)	0·3 (0·2 to 0·5)	0·2 (0·1 to 0·3)	0·1 (0 to 0·2)	2,950
Maternal disorders	0 (0 to 0)	0 (0 to 0)	0 (0 to 0)	0 (0 to 0)	0 (0 to 0)	0·6 (0·5 to 0·8)	13·8 (10·9 to 17)	49·2 (36·5 to 65·6)	114 (83·3 to 154)	127 (94·2 to 171)	84 (62·7 to 111)	34·4 (25·7 to 45·8)	16·7 (11·7 to 23·6)	7·6 (5·8 to 10·2)	0 (0 to 0)	0 (0 to 0)	0 (0 to 0)	0 (0 to 0)	0 (0 to 0)	0 (0 to 0)	0 (0 to 0)	0 (0 to 0)	0 (0 to 0)	448
Maternal hemorrhage	0 (0 to 0)	0 (0 to 0)	0 (0 to 0)	0 (0 to 0)	0 (0 to 0)	0 (0 to 0)	0·7 (0·4 to 1·2)	1·9 (0·9 to 3·4)	4·6 (2·2 to 8·4)	6·3 (3 to 11·3)	4·4 (2 to 8·1)	1·7 (0·9 to 3)	0·5 (0·2 to 0·9)	0 (0 to 0·1)	0 (0 to 0)	0 (0 to 0)	0 (0 to 0)	0 (0 to 0)	0 (0 to 0)	0 (0 to 0)	0 (0 to 0)	0 (0 to 0)	0 (0 to 0)	20·2
Maternal sepsis and other maternal infections	0 (0 to 0)	0 (0 to 0)	0 (0 to 0)	0 (0 to 0)	0 (0 to 0)	0 (0 to 0·1)	0·8 (0·3 to 1·5)	1·8 (0·8 to 3·4)	2·2 (1 to 4)	1·9 (0·9 to 3·6)	1 (0·4 to 2)	0·3 (0·1 to 0·6)	0·1 (0·1 to 0·2)	0 (0 to 0·1)	0 (0 to 0)	0 (0 to 0)	0 (0 to 0)	0 (0 to 0)	0 (0 to 0)	0 (0 to 0)	0 (0 to 0)	0 (0 to 0)	0 (0 to 0)	8·2
Maternal hypertensive disorders	0 (0 to 0)	0 (0 to 0)	0 (0 to 0)	0 (0 to 0)	0 (0 to 0)	0·1 (0 to 0·1)	1·6 (1 to 2·4)	3·7 (2·3 to 5·7)	8·4 (5·2 to 12·7)	9·9 (6·2 to 14·5)	6·4 (4 to 9·7)	2 (1·2 to 3·2)	0·8 (0·4 to 1·4)	0·1 (0·1 to 0·1)	0 (0 to 0)	0 (0 to 0)	0 (0 to 0)	0 (0 to 0)	0 (0 to 0)	0 (0 to 0)	0 (0 to 0)	0 (0 to 0)	0 (0 to 0)	33
Maternal obstructed labor and uterine rupture	0 (0 to 0)	0 (0 to 0)	0 (0 to 0)	0 (0 to 0)	0 (0 to 0)	0 (0 to 0)	0·5 (0·2 to 0·8)	1·2 (0·3 to 2·8)	2·6 (0·7 to 5·4)	3·3 (0·9 to 6·5)	2·1 (0·5 to 4·3)	0·7 (0·4 to 1·3)	0·2 (0·1 to 0·4)	0 (0 to 0)	0 (0 to 0)	0 (0 to 0)	0 (0 to 0)	0 (0 to 0)	0 (0 to 0)	0 (0 to 0)	0 (0 to 0)	0 (0 to 0)	0 (0 to 0)	10·6
Maternal abortion and miscarriage	0 (0 to 0)	0 (0 to 0)	0 (0 to 0)	0 (0 to 0)	0 (0 to 0)	0 (0 to 0·1)	0·5 (0·2 to 1)	1 (0·5 to 2·2)	1·8 (0·8 to 4·1)	1·9 (0·7 to 4)	1·4 (0·5 to 2·9)	0·8 (0·3 to 1·7)	0·6 (0·2 to 1·3)	0 (0 to 0·1)	0 (0 to 0)	0 (0 to 0)	0 (0 to 0)	0 (0 to 0)	0 (0 to 0)	0 (0 to 0)	0 (0 to 0)	0 (0 to 0)	0 (0 to 0)	8·1
Ectopic pregnancy	0 (0 to 0)	0 (0 to 0)	0 (0 to 0)	0 (0 to 0)	0 (0 to 0)	0 (0 to 0)	0·4 (0·2 to 0·6)	1·2 (0·6 to 2·3)	2·5 (1·2 to 4·5)	2·4 (1·2 to 4·5)	1·4 (0·7 to 2·5)	0·5 (0·2 to 0·9)	0·2 (0·1 to 0·4)	0 (0 to 0)	0 (0 to 0)	0 (0 to 0)	0 (0 to 0)	0 (0 to 0)	0 (0 to 0)	0 (0 to 0)	0 (0 to 0)	0 (0 to 0)	0 (0 to 0)	8·5
Indirect maternal deaths	--	--	--	--	--	0·1 (0·1 to 0·2)	2·6 (1·4 to 4·4)	10·2 (4·7 to 17·3)	21·8 (10·6 to 37·8)	23·4 (11 to 38·2)	16·9 (8·1 to 28·9)	8·1 (4 to 13·8)	4·7 (2·3 to 7·7)	3·3 (2·1 to 4·9)	--	--	--	--	--	--	--	--	--	NA
Late maternal deaths	--	--	--	--	--	0·1 (0 to 0·1)	2·4 (1·3 to 3·9)	11·9 (7·1 to 18·8)	36 (22·3 to 55)	40·9 (26·3 to 60·7)	23·5 (14·9 to 35·9)	8·2 (4·9 to 12·8)	3·2 (1·9 to 4·9)	1·4 (0·8 to 2·1)	--	--	--	--	--	--	--	--	--	NA
Maternal deaths aggravated by HIV/AIDS	--	--	--	--	--	0 (0 to 0)	0 (0 to 0)	0·1 (0 to 0·2)	0·6 (0·2 to 1·2)	1·3 (0·4 to 2·5)	1 (0·4 to 1·9)	0·6 (0·2 to 1)	0·3 (0·1 to 0·6)	0·1 (0·1 to 0·3)	--	--	--	--	--	--	--	--	--	NA
Neonatal disorders	1,280 (842 to 1,860)	226 (159 to 305)	197 (128 to 285)	76·7 (58·1 to 99·1)	50·7 (36·6 to 65·8)	38·8 (28 to 51·7)	41·7 (30 to 54·4)	69·5 (50·7 to 88·8)	109 (81·9 to 144)	100 (74·5 to 132)	80·9 (60·2 to 106)	55·2 (40·8 to 73·1)	44·3 (32·1 to 57·7)	36·6 (26·7 to 48·3)	32·5 (23·6 to 44)	25·9 (18·6 to 35)	17 (12·1 to 23·3)	9·6 (7 to 12·6)	3·8 (2·8 to 5)	0·9 (0·6 to 1·3)	0·3 (0·2 to 0·5)	0·2 (0·1 to 0·3)	0·1 (0 to 0·2)	2,500
Neonatal preterm birth	770 (497 to 1,130)	104 (70·3 to 146)	134 (84·8 to 195)	41·1 (30·2 to 53·3)	39·5 (27·7 to 52·4)	30·1 (21·1 to 40·8)	32·3 (22·7 to 43·5)	53·8 (38·5 to 70·5)	84·3 (61·9 to 112)	77·5 (55·1 to 104)	62·2 (45·2 to 83·8)	42·2 (29·9 to 57)	33·7 (24·2 to 45·3)	27·5 (19·3 to 37·3)	23·7 (17 to 33·3)	18·3 (12·7 to 25·3)	11·9 (8·3 to 17)	6·9 (4·9 to 9·3)	2·8 (2·1 to 3·8)	0·7 (0·5 to 1·1)	0·3 (0·1 to 0·5)	0·1 (0·1 to 0·3)	0·1 (0 to 0·2)	1,600
Neonatal encephalopathy due to birth asphyxia and trauma	249 (153 to 383)	37·3 (23·3 to 55·9)	22·5 (14·4 to 33)	14·4 (9·5 to 20·6)	9·3 (5·2 to 14·6)	7·2 (4 to 11·4)	7·8 (4·3 to 12·6)	12·9 (7·2 to 20·4)	20·6 (11·4 to 32·4)	18·8 (10·4 to 29·5)	15·4 (8·2 to 24·8)	10·7 (5·7 to 17)	8·7 (4·9 to 14)	7·5 (4 to 11·9)	7·2 (3·8 to 11·4)	6·3 (3·3 to 10·3)	4 (1·9 to 7·2)	2 (1·2 to 3)	0·6 (0·3 to 1)	0·1 (0 to 0·2)	0 (0 to 0)	0 (0 to 0)	0 (0 to 0)	462
Neonatal sepsis and other neonatal infections	43·5 (25·5 to 71·2)	45·7 (27·9 to 69)	15·1 (9·1 to 22·4)	1·3 (0·8 to 1·9)	1·3 (0·8 to 2)	1 (0·6 to 1·6)	1·1 (0·7 to 1·8)	1·9 (1·2 to 3)	3·1 (1·9 to 4·8)	2·9 (1·8 to 4·4)	2·4 (1·4 to 3·6)	1·6 (1 to 2·6)	1·4 (0·8 to 2·1)	1·2 (0·7 to 1·9)	1·1 (0·7 to 1·8)	1 (0·6 to 1·6)	0·7 (0·4 to 1·2)	0·5 (0·3 to 0·8)	0·2 (0·1 to 0·4)	0·1 (0 to 0·1)	0 (0 to 0)	0 (0 to 0)	0 (0 to 0)	127
Hemolytic disease and other neonatal jaundice	0·5 (0·2 to 0·8)	0·2 (0·1 to 0·3)	0·2 (0·1 to 0·2)	0·8 (0·6 to 1)	0·5 (0·4 to 0·7)	0·4 (0·3 to 0·5)	0·5 (0·3 to 0·6)	0·8 (0·6 to 1)	1·2 (0·9 to 1·6)	1·1 (0·8 to 1·5)	0·9 (0·7 to 1·2)	0·6 (0·5 to 0·8)	0·5 (0·4 to 0·7)	0·5 (0·3 to 0·6)	0·4 (0·3 to 0·6)	0·4 (0·3 to 0·5)	0·3 (0·2 to 0·4)	0·2 (0·1 to 0·3)	0·1 (0·1 to 0·1)	0 (0 to 0)	0 (0 to 0)	0 (0 to 0)	0 (0 to 0)	10·1
Other neonatal disorders	219 (123 to 371)	38·9 (24 to 58·4)	25·1 (14·3 to 42·8)	19·1 (14·2 to 25)	0 (0 to 0)	0 (0 to 0)	0 (0 to 0)	0 (0 to 0)	0 (0 to 0)	0 (0 to 0)	0 (0 to 0)	0 (0 to 0)	0 (0 to 0)	0 (0 to 0)	0 (0 to 0)	0 (0 to 0)	0 (0 to 0)	0 (0 to 0)	0 (0 to 0)	0 (0 to 0)	0 (0 to 0)	0 (0 to 0)	0 (0 to 0)	303
Nutritional deficiencies	0 (0 to 0)	0·5 (0 to 1·6)	3·8 (1 to 11·5)	8·7 (1·3 to 27)	23·3 (4·6 to 69·2)	12·5 (3·2 to 40·1)	23·5 (5·4 to 63·4)	20 (4·7 to 69·8)	34·3 (8·8 to 115)	30·4 (9·2 to 92·7)	50·6 (10·7 to 142)	70·3 (19·5 to 159)	43·8 (13·1 to 102)	29·5 (9·4 to 74·7)	27·6 (9·6 to 74·2)	23·6 (9·8 to 55·6)	19·7 (9·3 to 43·4)	18·1 (8·8 to 41·2)	17·1 (8·6 to 38·5)	11·1 (6·6 to 21·5)	9·5 (5·7 to 16·7)	7·9 (4·9 to 12·6)	7·6 (4·4 to 11·5)	493
Protein-energy malnutrition	0 (0 to 0)	0 (0 to 0)	0·9 (0·5 to 1·4)	0·2 (0·1 to 0·3)	2·4 (1 to 4·8)	1·6 (0·6 to 3·1)	1·8 (0·8 to 3·4)	3·5 (1·6 to 6·2)	6·2 (3 to 11)	6·8 (3·5 to 11·2)	6·4 (3·5 to 10·5)	5 (3·1 to 8)	4·8 (3 to 7)	5 (3·2 to 7·3)	5·8 (3·9 to 8·5)	6·7 (4·6 to 9·3)	7·3 (5·1 to 10)	7·7 (5·6 to 10·3)	7·4 (5·2 to 10)	6·7 (4·6 to 9·3)	6·4 (4·2 to 9·4)	5·8 (3·6 to 8·5)	6 (3·3 to 8·8)	104
Iodine deficiency	0 (0 to 0)	0 (0 to 0)	0 (0 to 0)	0 (0 to 0·1)	0·1 (0 to 0·3)	0·3 (0·1 to 0·5)	0·4 (0·2 to 0·9)	0·8 (0·3 to 1·6)	1·4 (0·6 to 3)	1·4 (0·6 to 3)	1·2 (0·5 to 2·4)	0·9 (0·4 to 1·7)	0·7 (0·3 to 1·4)	0·6 (0·3 to 1·3)	0·6 (0·3 to 1·2)	0·6 (0·2 to 1·1)	0·5 (0·2 to 0·9)	0·3 (0·1 to 0·7)	0·2 (0·1 to 0·4)	0·1 (0·1 to 0·2)	0·1 (0 to 0·2)	0 (0 to 0·1)	0 (0 to 0·1)	10·4
Vitamin A deficiency	0 (0 to 0)	0 (0 to 0)	0 (0 to 0·1)	0·1 (0 to 0·3)	0·2 (0 to 0·7)	0·1 (0 to 0·2)	0 (0 to 0)	0 (0 to 0)	0 (0 to 0)	0 (0 to 0)	0 (0 to 0)	0 (0 to 0)	0 (0 to 0)	0 (0 to 0)	0 (0 to 0)	0 (0 to 0)	0 (0 to 0)	0 (0 to 0)	0 (0 to 0)	0 (0 to 0)	0 (0 to 0)	0 (0 to 0)	0 (0 to 0)	0·4
Dietary iron deficiency	0 (0 to 0)	0·4 (0 to 1·6)	2·8 (0·2 to 10·4)	8·2 (0·8 to 26·5)	20 (2 to 64·1)	10·1 (1·2 to 37·2)	20·4 (2·6 to 60·3)	13·9 (0·4 to 62·6)	22·9 (0·8 to 98·5)	19·5 (1·2 to 80·7)	40·7 (2·4 to 132)	62·8 (12·1 to 151)	37·1 (6·3 to 95·2)	22·3 (3·1 to 67·8)	19·6 (2·4 to 66·4)	15 (1·8 to 47)	10·6 (1·4 to 33·6)	9 (1 to 30·8)	8·7 (0·9 to 29·5)	3·6 (0·4 to 14·2)	2·4 (0·2 to 9·2)	1·4 (0·1 to 5·7)	0·9 (0·1 to 3·6)	352
Other nutritional deficiencies	0 (0 to 0)	0 (0 to 0)	0·1 (0·1 to 0·2)	0·2 (0·1 to 0·2)	0·6 (0·3 to 1·1)	0·5 (0·2 to 0·9)	0·9 (0·4 to 1·6)	1·8 (0·8 to 3·2)	3·8 (1·9 to 6·9)	2·6 (1·3 to 4·5)	2·2 (1 to 3·9)	1·6 (0·8 to 2·8)	1·2 (0·6 to 1·9)	1·5 (0·8 to 2·5)	1·5 (0·8 to 2·5)	1·4 (0·8 to 2·3)	1·4 (0·7 to 2·3)	1·1 (0·6 to 1·7)	0·9 (0·5 to 1·4)	0·7 (0·4 to 1·1)	0·7 (0·3 to 1·2)	0·6 (0·3 to 1·1)	0·7 (0·2 to 1·3)	25·9
Non-communicable diseases	267 (157 to 434)	112 (76·5 to 161)	618 (455 to 851)	458 (355 to 592)	490 (362 to 647)	700 (512 to 932)	1,390 (1,030 to 1,840)	3,310 (2,490 to 4,180)	6,270 (4,760 to 7,900)	6,850 (5,390 to 8,410)	6,570 (5,310 to 7,970)	5,570 (4,570 to 6,730)	5,370 (4,430 to 6,450)	5,760 (4,810 to 6,870)	6,750 (5,660 to 8,000)	7,910 (6,700 to 9,280)	8,060 (6,920 to 9,350)	7,800 (6,760 to 8,970)	6,140 (5,330 to 7,020)	4,830 (4,230 to 5,460)	3,820 (3,370 to 4,330)	2,840 (2,530 to 3,160)	2,080 (1,900 to 2,250)	94,000
Neoplasms	3·1 (1·9 to 4·9)	1·6 (1 to 2·4)	12·9 (8·7 to 18·5)	42·1 (30 to 57)	33 (26·1 to 41·4)	31·6 (26·1 to 38·6)	40·7 (33·1 to 50·6)	85 (65 to 111)	254 (185 to 342)	515 (393 to 669)	738 (571 to 952)	875 (691 to 1,100)	1,010 (795 to 1,300)	1,270 (999 to 1,600)	1,680 (1,350 to 2,070)	2,090 (1,720 to 2,550)	2,070 (1,730 to 2,490)	1,920 (1,610 to 2,290)	1,340 (1,130 to 1,590)	835 (653 to 992)	497 (355 to 614)	276 (187 to 351)	130 (81·9 to 169)	15,700
Lip and oral cavity cancer	0 (0 to 0)	0 (0 to 0)	0 (0 to 0)	0 (0 to 0)	0·1 (0·1 to 0·1)	0·1 (0·1 to 0·1)	0·2 (0·1 to 0·3)	0·5 (0·3 to 0·8)	1·9 (1·1 to 2·9)	3·8 (2·3 to 5·8)	5·1 (3·2 to 7·7)	6 (3·8 to 9)	7·7 (5·1 to 11·4)	11·2 (7·5 to 15·9)	14·3 (9·8 to 20·6)	17·9 (12·2 to 25·5)	17·1 (11·5 to 23·7)	15·7 (10·8 to 21·9)	11·2 (7·6 to 16·1)	7·2 (4·7 to 10·5)	4·8 (2·9 to 7·1)	3·2 (1·9 to 4·7)	1·9 (1·1 to 2·7)	130
Nasopharynx cancer	0 (0 to 0)	0 (0 to 0)	0 (0 to 0)	0 (0 to 0)	0·1 (0·1 to 0·1)	0·1 (0·1 to 0·2)	0·2 (0·1 to 0·3)	0·4 (0·2 to 0·6)	0·7 (0·4 to 1·1)	1·2 (0·7 to 1·8)	1·7 (1 to 2·6)	1·8 (1·1 to 2·9)	2·5 (1·6 to 3·7)	3 (1·9 to 4·5)	3·8 (2·4 to 5·6)	3·2 (1·9 to 5)	2·7 (1·7 to 4)	2·2 (1·4 to 3·2)	1 (0·6 to 1·6)	0·6 (0·4 to 1)	0·4 (0·2 to 0·6)	0·2 (0·1 to 0·3)	0·1 (0 to 0·1)	25·7
Other pharynx cancer	0 (0 to 0)	0 (0 to 0)	0 (0 to 0)	0 (0 to 0)	0 (0 to 0)	0 (0 to 0)	0 (0 to 0)	0·2 (0·2 to 0·3)	0·4 (0·3 to 0·5)	0·5 (0·3 to 0·9)	1·3 (0·7 to 2·1)	2·2 (1·3 to 3·5)	4 (2·5 to 6·1)	6·2 (3·8 to 9·5)	7·7 (4·9 to 11·5)	9·3 (6 to 13·7)	8·2 (5·1 to 12·4)	6·4 (4 to 9·3)	3·8 (2·4 to 5·5)	1·9 (1·1 to 3)	1·1 (0·7 to 1·7)	0·6 (0·3 to 0·9)	0·3 (0·1 to 0·5)	54
Esophageal cancer	0 (0 to 0)	0 (0 to 0)	0 (0 to 0)	0 (0 to 0)	0 (0 to 0)	0 (0 to 0)	0 (0 to 0)	0·3 (0·2 to 0·5)	1·6 (1 to 2·5)	2·9 (1·6 to 4·5)	5·8 (3·7 to 8·7)	9·9 (5·9 to 14·9)	16·4 (11·2 to 24·2)	26 (17·3 to 37·1)	37·3 (24·2 to 53)	47 (32·4 to 66·2)	44·2 (29·8 to 64)	39·8 (26·3 to 55·7)	26·4 (17·5 to 37·8)	17·3 (10·9 to 25·8)	10·4 (6·7 to 15·1)	5·7 (3·4 to 8·5)	2·6 (1·4 to 4·3)	294
Stomach cancer	0 (0 to 0)	0 (0 to 0)	0 (0 to 0)	0 (0 to 0)	0 (0 to 0)	0 (0 to 0)	0·3 (0·2 to 0·4)	1·9 (1·2 to 2·7)	8·7 (5·6 to 13)	21·2 (13·4 to 31·7)	27·4 (17·7 to 40)	27·7 (19·1 to 39·8)	25·5 (18 to 37·2)	29·8 (20·6 to 42·2)	34·3 (23·9 to 48·6)	41·4 (30·3 to 54·7)	41·4 (31 to 54·5)	41·1 (30·7 to 53·9)	35·2 (26·1 to 45·8)	26·1 (18·7 to 34·6)	17·3 (11·5 to 23·8)	11·2 (7 to 16)	5·8 (3·4 to 8·5)	396
Colon and rectum cancer	0 (0 to 0)	0 (0 to 0)	0 (0 to 0)	0 (0 to 0)	0·4 (0·3 to 0·6)	0·4 (0·3 to 0·6)	0·9 (0·6 to 1·2)	4·6 (2·9 to 7)	19·1 (12·3 to 29·1)	47·6 (29·1 to 73·2)	66·7 (42·3 to 96·2)	82·2 (55·3 to 116)	97 (68 to 134)	134 (92·1 to 185)	166 (117 to 230)	220 (159 to 291)	214 (152 to 288)	207 (151 to 272)	166 (124 to 216)	115 (82·1 to 158)	75·6 (51·1 to 106)	52·1 (33·1 to 75)	26·1 (15·7 to 38)	1,690
Liver cancer	0·1 (0·1 to 0·2)	0·1 (0 to 0·2)	0·8 (0·4 to 1·5)	1·5 (0·9 to 2·5)	0·7 (0·5 to 1·1)	1·1 (0·7 to 1·7)	1·2 (0·6 to 2·2)	2·6 (1·5 to 4·2)	6·8 (3·8 to 11·5)	11·1 (5·9 to 19·2)	16·2 (9·1 to 26·3)	17·7 (10·6 to 27·2)	21·7 (13 to 33·7)	29·8 (18·6 to 45·7)	40·7 (24·9 to 62·2)	52·9 (33·9 to 79·6)	59·1 (40 to 83·6)	52 (34·3 to 75·1)	33·9 (22·8 to 49·6)	19 (12·7 to 27·5)	9·4 (5·9 to 13·6)	4·4 (2·7 to 6·3)	2 (1·1 to 3·1)	385
Liver cancer due to hepatitis B	0 (0 to 0)	0 (0 to 0)	0 (0 to 0)	0 (0 to 0)	0 (0 to 0)	0·1 (0·1 to 0·2)	0·2 (0·1 to 0·4)	0·7 (0·4 to 1·1)	2·4 (1·2 to 4·2)	4 (2 to 6·9)	5·2 (2·6 to 9)	4·7 (2·6 to 7·9)	4 (2·2 to 6·5)	4·1 (2·1 to 6·8)	4·7 (2·6 to 7·8)	5·3 (2·9 to 9)	5·3 (3·1 to 8·3)	4·2 (2·5 to 6·9)	2·6 (1·5 to 4·1)	1·3 (0·8 to 2)	0·6 (0·3 to 0·9)	0·2 (0·1 to 0·4)	0·1 (0 to 0·2)	49·6
Liver cancer due to hepatitis C	0 (0 to 0)	0 (0 to 0)	0 (0 to 0)	0 (0 to 0)	0 (0 to 0)	0 (0 to 0)	0 (0 to 0)	0·1 (0·1 to 0·2)	0·5 (0·2 to 1)	1·6 (0·8 to 2·9)	3·5 (1·8 to 6·1)	5·4 (3·1 to 8·7)	8·9 (5 to 14·6)	14·3 (8·7 to 22·5)	21·3 (12·8 to 32·9)	28·3 (17·6 to 43·8)	30·7 (19·6 to 44·4)	26·6 (17·1 to 39·1)	17·2 (11·4 to 25·3)	10 (6·5 to 14·5)	5·4 (3·3 to 7·8)	2·6 (1·6 to 3·9)	1·3 (0·6 to 2)	178
Liver cancer due to alcohol use	0 (0 to 0)	0 (0 to 0)	0 (0 to 0)	0 (0 to 0)	0 (0 to 0)	0 (0 to 0)	0 (0 to 0)	0·1 (0·1 to 0·2)	0·5 (0·2 to 0·9)	1·1 (0·6 to 2)	2·1 (1·1 to 3·9)	2·5 (1·4 to 4·2)	3·1 (1·7 to 5·4)	4·2 (2·3 to 7·2)	5·6 (3·1 to 9·2)	7·6 (4·3 to 12·8)	9·4 (5·7 to 14·7)	8·3 (5 to 13)	4·8 (3 to 7·4)	2·3 (1·4 to 3·5)	0·9 (0·6 to 1·5)	0·4 (0·2 to 0·6)	0·1 (0·1 to 0·3)	53·2
Liver cancer due to NASH	0 (0 to 0)	0 (0 to 0)	0 (0 to 0)	0 (0 to 0)	0 (0 to 0)	0 (0 to 0)	0·3 (0·2 to 0·6)	0·5 (0·3 to 0·9)	1·1 (0·5 to 1·8)	1·4 (0·7 to 2·5)	1·8 (0·9 to 3)	1·8 (1 to 2·9)	2·2 (1·2 to 3·6)	3 (1·7 to 4·8)	4·2 (2·4 to 7)	6 (3·5 to 9·3)	7·5 (4·7 to 11·7)	7·7 (4·8 to 11·9)	6 (3·8 to 9)	3·6 (2·2 to 5·7)	1·7 (1 to 2·6)	0·8 (0·4 to 1·2)	0·3 (0·2 to 0·6)	49·8
Liver cancer due to other causes	0·1 (0·1 to 0·2)	0·1 (0 to 0·2)	0·8 (0·4 to 1·5)	1·5 (0·9 to 2·5)	0·7 (0·5 to 1·1)	0·9 (0·6 to 1·4)	0·7 (0·3 to 1·2)	1·2 (0·7 to 2)	2·4 (1·3 to 4·2)	3·1 (1·6 to 5·3)	3·6 (1·9 to 6·5)	3·3 (1·9 to 5·4)	3·5 (2 to 5·8)	4·2 (2·3 to 6·7)	4·9 (2·8 to 8·1)	5·8 (3·5 to 9·2)	6·1 (3·7 to 9·4)	5·2 (3·1 to 7·8)	3·4 (2·1 to 5·4)	1·8 (1·1 to 2·8)	0·8 (0·5 to 1·3)	0·4 (0·2 to 0·6)	0·2 (0·1 to 0·3)	54·8
Gallbladder and biliary tract cancer	0 (0 to 0)	0 (0 to 0)	0 (0 to 0)	0 (0 to 0)	0 (0 to 0)	0 (0 to 0)	0 (0 to 0)	0·2 (0·2 to 0·3)	0·4 (0·3 to 0·7)	1·1 (0·6 to 1·9)	2·2 (1·3 to 3·6)	3·7 (2·3 to 5·7)	5 (3·1 to 8·3)	7·6 (4·8 to 12)	10·6 (6·8 to 16·7)	14·5 (9·4 to 22·7)	15·5 (10·2 to 24·1)	15·4 (10·4 to 24·7)	11·1 (7·4 to 17·5)	7·4 (4·6 to 12·1)	4·5 (2·7 to 7·2)	2·3 (1·3 to 3·8)	1 (0·6 to 1·7)	103
Pancreatic cancer	0 (0 to 0)	0 (0 to 0)	0 (0 to 0)	0 (0 to 0)	0 (0 to 0)	0 (0 to 0)	0·2 (0·1 to 0·3)	1 (0·5 to 1·6)	3·4 (1·9 to 5·4)	10 (6·1 to 15·4)	19·2 (12·7 to 27·6)	31·9 (22·2 to 44·9)	47·3 (32·5 to 69·3)	71·6 (47·5 to 104)	118 (81·2 to 171)	157 (111 to 214)	176 (127 to 238)	177 (129 to 234)	122 (85·7 to 163)	82·5 (55·9 to 113)	46·5 (29·6 to 65·3)	25·1 (15·3 to 36·3)	10 (5·8 to 14·3)	1,100
Larynx cancer	0 (0 to 0)	0 (0 to 0)	0 (0 to 0)	0 (0 to 0)	0 (0 to 0)	0 (0 to 0)	0 (0 to 0)	0·3 (0·2 to 0·4)	0·5 (0·4 to 0·6)	0·7 (0·4 to 1·1)	1·1 (0·6 to 2)	2 (1·1 to 3·3)	4 (2·5 to 6·5)	7·5 (4·4 to 11·9)	10·9 (6·6 to 16)	13·4 (8·1 to 19·8)	12·6 (7·5 to 19·5)	10·2 (5·9 to 15·4)	5·9 (3·5 to 8·6)	2·9 (1·6 to 4·3)	1·4 (0·8 to 2·2)	0·6 (0·3 to 1)	0·3 (0·1 to 0·5)	74·2
Tracheal, bronchus, and lung cancer	0 (0 to 0)	0 (0 to 0)	0 (0 to 0)	0 (0 to 0)	0 (0 to 0)	0·2 (0·1 to 0·4)	0·6 (0·4 to 1)	2 (1·1 to 3·1)	6·6 (4 to 10·5)	22·1 (14 to 34·1)	54 (35·2 to 78·9)	97·9 (63·6 to 140)	172 (118 to 241)	240 (165 to 336)	378 (275 to 505)	429 (310 to 569)	470 (359 to 615)	444 (330 to 581)	315 (236 to 410)	175 (119 to 240)	90·2 (58 to 127)	37·9 (22·8 to 55)	14·6 (8·2 to 22·2)	2,950
Malignant skin melanoma	0 (0 to 0)	0 (0 to 0)	0·2 (0 to 0·8)	0·6 (0·1 to 2·9)	0·1 (0·1 to 0·1)	0·1 (0·1 to 0·2)	0·4 (0·2 to 1·2)	1·7 (0·7 to 5·6)	6·9 (3 to 22·5)	13 (6 to 39·7)	15·2 (7·5 to 43)	14·3 (7·5 to 37)	13 (6·9 to 32·6)	12·8 (7·2 to 31·9)	13 (7·2 to 31·5)	13·5 (7·6 to 32)	12·4 (7 to 29·8)	10·7 (6·1 to 25·6)	7·4 (4·4 to 18)	4·7 (2·7 to 11·6)	2·9 (1·6 to 6·7)	1·5 (0·8 to 3·5)	0·8 (0·4 to 1·8)	145
Non-melanoma skin cancer	0 (0 to 0)	0 (0 to 0)	0 (0 to 0)	0 (0 to 0)	0 (0 to 0)	0 (0 to 0)	0 (0 to 0)	0·2 (0·2 to 0·3)	0·5 (0·4 to 0·6)	0·7 (0·5 to 1)	1·1 (0·7 to 1·5)	1·6 (1·1 to 2·2)	2·6 (1·8 to 3·8)	3·8 (2·3 to 5·9)	5·6 (3·4 to 8·7)	8·2 (5·2 to 12·8)	9·9 (6·4 to 14·6)	10 (6·5 to 14·4)	8·4 (5·7 to 12·1)	6·4 (4·2 to 9·3)	5·2 (3·7 to 7·4)	4 (2·7 to 5·5)	2·9 (1·9 to 4·1)	71·1
Non-melanoma skin cancer (squamous-cell carcinoma)	0 (0 to 0)	0 (0 to 0)	0 (0 to 0)	0 (0 to 0)	0 (0 to 0)	0 (0 to 0)	0 (0 to 0)	0·2 (0·2 to 0·3)	0·5 (0·4 to 0·6)	0·7 (0·5 to 1)	1 (0·7 to 1·5)	1·6 (1·1 to 2·2)	2·6 (1·8 to 3·8)	3·8 (2·3 to 5·9)	5·5 (3·4 to 8·7)	8·1 (5·2 to 12·6)	9·8 (6·3 to 14·5)	10 (6·5 to 14·3)	8·3 (5·7 to 12)	6·3 (4·2 to 9·3)	5·2 (3·7 to 7·3)	3·9 (2·7 to 5·5)	2·9 (1·9 to 4·1)	70·5
Non-melanoma skin cancer (basal-cell carcinoma)	0 (0 to 0)	0 (0 to 0)	0 (0 to 0)	0 (0 to 0)	0 (0 to 0)	0 (0 to 0)	0 (0 to 0)	0 (0 to 0)	0 (0 to 0)	0 (0 to 0)	0 (0 to 0·1)	0 (0 to 0·1)	0 (0 to 0·1)	0 (0 to 0·1)	0 (0 to 0·1)	0·1 (0 to 0·1)	0·1 (0 to 0·2)	0·1 (0 to 0·2)	0·1 (0 to 0·1)	0·1 (0 to 0·1)	0 (0 to 0·1)	0 (0 to 0·1)	0 (0 to 0)	0·6
Breast cancer	0 (0 to 0)	0 (0 to 0)	0 (0 to 0)	0 (0 to 0)	0 (0 to 0)	0 (0 to 0)	0·6 (0·4 to 1)	3·5 (2·3 to 5·1)	34·3 (22·4 to 50·1)	136 (92·3 to 199)	233 (160 to 331)	285 (200 to 388)	284 (201 to 391)	317 (231 to 433)	368 (265 to 487)	437 (328 to 569)	345 (261 to 451)	300 (228 to 386)	199 (149 to 258)	122 (88·2 to 162)	74·9 (49·4 to 101)	43·6 (28 to 61·4)	22·6 (12·9 to 34·2)	3,210
Cervical cancer	0 (0 to 0)	0 (0 to 0)	0 (0 to 0)	0 (0 to 0)	0 (0 to 0)	0 (0 to 0)	0·4 (0·2 to 0·6)	3·7 (2 to 6·3)	28·7 (15·9 to 47·9)	69·8 (40·9 to 110)	90·7 (54·6 to 142)	84·3 (50·9 to 130)	65·7 (42·6 to 97·5)	57·7 (37·8 to 84·8)	61·7 (38·4 to 89·5)	56·4 (36·2 to 79)	49·3 (32 to 68·8)	36·8 (23·9 to 51·5)	19·3 (13·1 to 26·7)	11·8 (7·8 to 16·9)	6·1 (4 to 8·8)	3·2 (2 to 4·8)	1·5 (0·8 to 2·3)	647
Uterine cancer	0 (0 to 0)	0 (0 to 0)	0 (0 to 0)	0 (0 to 0)	0 (0 to 0)	0 (0 to 0)	0 (0 to 0)	0·3 (0·2 to 0·4)	1·6 (0·9 to 2·7)	9·1 (5·1 to 14)	15·6 (9·9 to 23)	20·8 (13 to 31·1)	28·5 (18·7 to 42·2)	45·4 (30·5 to 64)	67·7 (44·6 to 99)	120 (78·6 to 175)	122 (83·1 to 171)	93·5 (63·8 to 128)	56·6 (37·8 to 81)	28·6 (18·3 to 41·9)	15·8 (10·2 to 22·6)	7·9 (4·7 to 11·2)	3·5 (2 to 5·1)	636
Ovarian cancer	0 (0 to 0)	0 (0 to 0)	0 (0 to 0)	0 (0 to 0)	0·2 (0·1 to 0·5)	0·6 (0·3 to 0·9)	1·1 (0·7 to 1·9)	3·4 (2 to 5·4)	9·9 (6·1 to 15·7)	18·7 (11·9 to 28·1)	29·5 (19·5 to 42·3)	38·9 (25·2 to 56·2)	55·4 (36·7 to 82·9)	71 (46·7 to 104)	89·3 (61·9 to 129)	108 (75·6 to 154)	106 (75·1 to 147)	93·6 (66·2 to 130)	56·4 (38·7 to 78)	31·9 (20·1 to 46·4)	17 (10·6 to 25·4)	7·7 (4·7 to 11·4)	3 (1·5 to 4·8)	742
Prostate cancer	0 (0 to 0)	0 (0 to 0)	0 (0 to 0)	0 (0 to 0)	0 (0 to 0)	0 (0 to 0)	0 (0 to 0)	0 (0 to 0)	0 (0 to 0)	0 (0 to 0)	0 (0 to 0)	0 (0 to 0)	0 (0 to 0)	0 (0 to 0)	0 (0 to 0)	0 (0 to 0)	0 (0 to 0)	0 (0 to 0)	0 (0 to 0)	0 (0 to 0)	0 (0 to 0)	0 (0 to 0)	0 (0 to 0)	0
Testicular cancer	--	--	--	--	--	--	--	--	--	--	--	--	--	--	--	--	--	--	--	--	--	--	--	NA
Kidney cancer	0·1 (0 to 0·1)	0 (0 to 0·1)	0·6 (0·3 to 1)	1·7 (1·1 to 2·7)	1·4 (0·8 to 2·2)	0·6 (0·3 to 0·9)	0·5 (0·2 to 0·9)	1·1 (0·6 to 1·8)	2·3 (1·3 to 3·7)	4 (2·2 to 6·6)	6·1 (3·6 to 9·5)	8 (4·9 to 12)	11·7 (7·5 to 18)	16·8 (10·6 to 25·4)	22·9 (14·6 to 34)	29·8 (19·1 to 45)	30·3 (19 to 45·6)	28·8 (18·3 to 41·2)	20 (12·8 to 29·5)	12·3 (7·7 to 18·1)	7·5 (4·1 to 11·8)	4 (2·2 to 6·2)	1·8 (1 to 2·8)	212
Bladder cancer	0 (0 to 0)	0 (0 to 0)	0 (0 to 0)	0 (0 to 0)	0 (0 to 0)	0 (0 to 0)	0·1 (0·1 to 0·2)	0·2 (0·2 to 0·3)	1 (0·5 to 1·6)	1·9 (1·1 to 2·9)	4·4 (2·5 to 7)	6 (4 to 8·9)	9 (6·1 to 13·4)	12·9 (8·5 to 19·1)	19·1 (12·8 to 28·1)	28·8 (20·3 to 39·6)	33·2 (23 to 46·5)	39·1 (27·6 to 53·6)	34·2 (23·6 to 47·5)	24·8 (16·8 to 34·2)	17·7 (11·1 to 26·3)	12 (7·2 to 17·6)	6·7 (3·8 to 9·8)	251
Brain and central nervous system cancer	0·3 (0·2 to 0·5)	0·2 (0·1 to 0·3)	2·4 (1·3 to 4·3)	9·8 (5·5 to 16·3)	10·4 (6·6 to 16·7)	7 (4·4 to 10·9)	5·5 (3·3 to 9·4)	9 (4·8 to 16·7)	22·5 (12·4 to 41·4)	30·9 (16·9 to 55)	32·2 (18 to 56·5)	28·6 (17·2 to 48·3)	27 (15·5 to 46)	30·6 (18·5 to 53·4)	35·5 (21·7 to 62·8)	41·6 (25·1 to 72·6)	37·8 (22·8 to 63)	31·8 (19·2 to 52·2)	17·7 (10 to 30·4)	9·1 (4·9 to 15·3)	4·3 (2·3 to 6·8)	2 (1·1 to 3·1)	0·9 (0·5 to 1·6)	397
Thyroid cancer	0 (0 to 0)	0 (0 to 0)	0 (0 to 0)	0 (0 to 0)	0·1 (0·1 to 0·1)	0·1 (0·1 to 0·2)	0·2 (0·1 to 0·3)	0·5 (0·2 to 0·9)	1·2 (0·5 to 2·6)	2·3 (1 to 4·5)	3 (1·5 to 5)	3·4 (1·8 to 5·7)	4·2 (2·5 to 6·6)	5 (3 to 7·8)	6·9 (4·4 to 10·1)	9·3 (6·1 to 13·6)	9·2 (6 to 13·4)	8·6 (5·7 to 12·5)	6·3 (4 to 9·1)	4·1 (2·5 to 6·1)	2·4 (1·5 to 3·7)	1·3 (0·7 to 2·1)	0·6 (0·3 to 0·9)	68·6
Mesothelioma	0 (0 to 0)	0 (0 to 0)	0 (0 to 0)	0 (0 to 0)	0 (0 to 0)	0 (0 to 0)	0 (0 to 0)	0·1 (0 to 0·2)	0·3 (0·1 to 0·7)	0·4 (0·2 to 1)	0·6 (0·3 to 1·4)	0·7 (0·4 to 1·7)	0·7 (0·4 to 1·7)	1 (0·6 to 2·4)	1·5 (0·8 to 3·6)	1·9 (1 to 4·5)	2·3 (1·4 to 5·6)	2·2 (1·2 to 5·2)	1·6 (0·9 to 3·9)	1 (0·6 to 2·4)	0·5 (0·3 to 1·2)	0·2 (0·1 to 0·5)	0·1 (0 to 0·1)	15·1
Hodgkin lymphoma	0 (0 to 0)	0 (0 to 0)	0 (0 to 0)	0·1 (0·1 to 0·2)	0·1 (0·1 to 0·1)	0·3 (0·1 to 0·6)	1·4 (0·5 to 3·2)	4·8 (1·8 to 11·3)	10·4 (3·7 to 25·7)	10 (3·7 to 22·6)	7·2 (2·9 to 15·8)	4·2 (2·2 to 7·4)	3 (1·6 to 5·2)	2·3 (1·4 to 3·8)	2·7 (1·6 to 4·3)	3 (1·7 to 5)	3·3 (2 to 6)	3·2 (1·8 to 5·6)	2·4 (1·4 to 4·4)	1·4 (0·8 to 2·4)	0·8 (0·4 to 1·3)	0·4 (0·2 to 0·7)	0·1 (0 to 0·2)	61·1
Non-Hodgkin lymphoma	0 (0 to 0)	0 (0 to 0)	0 (0 to 0)	0·8 (0·5 to 1·1)	0·8 (0·5 to 1·2)	1 (0·7 to 1·4)	2·1 (1·5 to 3)	5 (3·4 to 7·2)	11·7 (7·9 to 17)	15·8 (10·8 to 22·2)	17·5 (12·1 to 24·2)	18·1 (12·3 to 25·5)	18·8 (13 to 26·1)	26·2 (18·9 to 35·9)	36·6 (26·4 to 50·3)	51·4 (37·6 to 70·2)	55·8 (41·9 to 74·9)	57·7 (42·5 to 77·9)	44·1 (32·3 to 59·8)	28·8 (19·9 to 38·8)	19·6 (13·1 to 26·6)	10·5 (6·7 to 13·9)	4·4 (2·5 to 6)	427
Multiple myeloma	0 (0 to 0)	0 (0 to 0)	0 (0 to 0)	0 (0 to 0)	0 (0 to 0)	0 (0 to 0)	0 (0 to 0)	0·1 (0·1 to 0·2)	0·6 (0·4 to 1)	1·8 (1 to 3·1)	5 (2·8 to 8·2)	8·6 (5·3 to 13)	15·4 (9·3 to 22)	24·9 (13·8 to 37·4)	35·8 (20·6 to 53·6)	52·3 (33·7 to 73·7)	61·2 (39·2 to 87·6)	64·3 (42·7 to 90)	45·1 (29·6 to 62·4)	27·8 (17·1 to 41)	16·2 (8·6 to 26·7)	7·9 (4·1 to 12·6)	2·6 (1·2 to 4·5)	370
Leukemia	0·3 (0·2 to 0·5)	0·3 (0·2 to 0·4)	4·5 (2·7 to 7·5)	13·7 (8·6 to 20·9)	9·7 (6·4 to 14·6)	8·8 (5·7 to 13·1)	9·2 (5·7 to 13·6)	15·6 (10 to 23·1)	31·2 (19·6 to 47·1)	35·7 (22·9 to 52·9)	34·5 (22·5 to 50·9)	30·4 (20·4 to 44·3)	26·8 (18·2 to 38)	30·6 (20·8 to 43·9)	35·3 (23·2 to 53·1)	49·9 (32·9 to 72·6)	54·7 (35·8 to 80·3)	56·8 (38·2 to 80·7)	41·1 (26·5 to 59·9)	29 (18·1 to 43·4)	20·2 (12 to 32·3)	11·3 (6·4 to 17)	5·7 (3·2 to 9·1)	555
Acute lymphoid leukemia	0·1 (0 to 0·1)	0 (0 to 0·1)	1·2 (0·6 to 2·2)	4·4 (2·2 to 7·5)	4·8 (2·8 to 7·7)	3·8 (2·1 to 5·9)	3·1 (1·7 to 5·2)	4·2 (2·2 to 7·3)	6·5 (3·4 to 11·2)	5·7 (3·2 to 9·2)	4·8 (2·5 to 8·2)	3·7 (2 to 6·2)	2·9 (1·6 to 4·8)	2·7 (1·5 to 4·7)	2·6 (1·5 to 4·2)	2·8 (1·6 to 4·8)	2·6 (1·4 to 4·5)	2·1 (1·2 to 3·5)	1·3 (0·7 to 2·4)	0·8 (0·4 to 1·4)	0·5 (0·2 to 0·9)	0·2 (0·1 to 0·4)	0·1 (0 to 0·2)	60·8
Chronic lymphoid leukemia	0 (0 to 0)	0 (0 to 0)	0 (0 to 0)	0 (0 to 0)	0 (0 to 0)	0 (0 to 0)	0 (0 to 0)	0·3 (0·1 to 0·5)	0·6 (0·3 to 0·9)	0·5 (0·3 to 0·8)	0·6 (0·4 to 1)	0·9 (0·5 to 1·4)	1·3 (0·7 to 2·1)	2·6 (1·5 to 4·1)	4·1 (2·4 to 6·8)	8 (4·7 to 12·6)	10·1 (5·7 to 15·6)	11·7 (6·7 to 18·3)	10·1 (5·7 to 16·3)	7·5 (4·3 to 11·6)	6·3 (3·4 to 10·4)	4·1 (2·1 to 6·5)	2·4 (1·3 to 3·8)	70·9
Acute myeloid leukemia	0·1 (0 to 0·1)	0·1 (0·1 to 0·2)	1·8 (0·9 to 3·1)	6·4 (3·7 to 10·1)	2·8 (1·5 to 4·8)	3·3 (1·9 to 5·5)	4 (2·2 to 6·5)	7·4 (4·4 to 11·7)	15·5 (8·8 to 25·2)	18·7 (11·4 to 28·7)	19·7 (12·3 to 29·7)	16·9 (10·7 to 25·2)	15·7 (10·3 to 22·9)	16·5 (10·7 to 24·9)	17·8 (11·4 to 26·9)	23·7 (15·2 to 36)	25·7 (15·9 to 39·1)	25·4 (16·3 to 38)	15·9 (9·6 to 24·6)	9·9 (5·8 to 15·5)	5·4 (2·9 to 9·1)	2·3 (1·2 to 3·9)	0·8 (0·4 to 1·4)	256
Chronic myeloid leukemia	0 (0 to 0)	0 (0 to 0)	0·1 (0 to 0·1)	0·2 (0·1 to 0·4)	0·1 (0·1 to 0·3)	0·2 (0·1 to 0·3)	0·2 (0·1 to 0·4)	0·5 (0·2 to 0·9)	1·7 (0·8 to 3)	2·2 (1·1 to 4)	2·2 (1·1 to 4)	2 (1 to 3·5)	1·5 (0·7 to 2·8)	1·6 (0·8 to 2·8)	1·9 (1 to 3·2)	2·6 (1·3 to 4·5)	2·3 (1·3 to 3·9)	2·4 (1·3 to 4)	1·8 (1 to 3)	1·7 (0·9 to 2·9)	1·2 (0·6 to 2·2)	0·6 (0·3 to 1·1)	0·3 (0·2 to 0·6)	27·2
Other leukemia	0·2 (0·1 to 0·3)	0·2 (0·1 to 0·3)	1·5 (0·8 to 2·6)	2·7 (1·4 to 4·7)	2·1 (1·1 to 3·4)	1·6 (0·8 to 2·6)	1·9 (1 to 3·2)	3·2 (1·5 to 5·2)	6·9 (3·3 to 12)	8·6 (4·5 to 14·3)	7·1 (4 to 11·7)	7 (4·1 to 11·2)	5·5 (3·3 to 8·5)	7·3 (4·7 to 11·1)	8·9 (5·4 to 14·2)	12·8 (7·7 to 19·6)	14 (8·4 to 21·4)	15·3 (9·2 to 23·2)	11·9 (7 to 18·8)	9·1 (5·2 to 14·6)	6·9 (3·7 to 11·2)	4 (2·1 to 6·4)	2·1 (1·1 to 3·5)	141
Other malignant neoplasms	2 (1·1 to 3·3)	0·7 (0·4 to 1)	3·9 (2·5 to 5·7)	13·2 (9 to 18·7)	8·6 (6·3 to 11·6)	10·9 (8·3 to 14·1)	15·2 (12 to 19·1)	21·2 (15·6 to 28·6)	39·5 (28·1 to 54·4)	40·6 (28·5 to 55·9)	40·1 (28·2 to 55·7)	37·5 (25·2 to 54)	38 (25·9 to 53·5)	42·1 (28 to 60·4)	51·1 (33·3 to 72·8)	59·5 (40·1 to 84·4)	59·8 (42·1 to 82·4)	53·6 (37·8 to 73·2)	36·7 (26·1 to 50·1)	22·7 (15·8 to 31·9)	13·7 (8·8 to 19·7)	8·3 (5 to 12·1)	4·3 (2·3 to 6·7)	623

Other neoplasms	2 (0.1 to 0.9)	0.3 (0.1 to 0.7)	0.5 (0.2 to 1)	0.7 (0.4 to 1.1)	0.3 (0.2 to 0.5)	0.4 (0.2 to 0.7)	0.4 (0.2 to 0.7)	0.4 (0.3 to 1.2)	1.6 (0.9 to 2.4)	2.1 (1.2 to 3.6)	2.4 (1.5 to 3.4)	2.4 (1.4 to 3.2)	2.2 (1.4 to 3.2)	2.8 (2.0 to 3.6)	2.8 (2.4 to 3.4)	3.6 (2.9 to 4.5)	4.1 (2.9 to 6)	3.9 (2.9 to 5.1)	4.2 (3.1 to 5.8)	4.1 (3.1 to 5.6)	4.2 (3.1 to 5.8)	4.2 (3.1 to 5.8)	4.2 (3.1 to 5.8)	4.2 (3.1 to 5.8)	4.2 (3.1 to 5.8)	115
Medulloblastoma, medulloblastoma, and other hemangioblastoma	0.3 (0.1 to 0.9)	0.3 (0.1 to 0.7)	0.5 (0.2 to 1)	0.5 (0.2 to 1)	0.3 (0.2 to 0.5)	0.3 (0.2 to 0.7)	0.3 (0.2 to 0.7)	0.4 (0.2 to 1)	1.6 (0.9 to 2.4)	2.1 (1.2 to 3.6)	2.3 (1.5 to 3.4)	2.2 (1.4 to 3.2)	2.2 (1.4 to 3.2)	2.8 (2.0 to 3.6)	2.8 (2.4 to 3.4)	3.6 (2.9 to 4.5)	4.1 (2.9 to 6)	3.9 (2.9 to 5.1)	4.2 (3.1 to 5.8)	4.1 (3.1 to 5.6)	4.2 (3.1 to 5.8)	4.2 (3.1 to 5.8)	4.2 (3.1 to 5.8)	4.2 (3.1 to 5.8)	4.2 (3.1 to 5.8)	115
Benign and in situ cerebral neoplasms	0 (0 to 0)	0 (0 to 0)	0 (0 to 0)	0 (0 to 0)	0 (0 to 0)	0 (0 to 0)	0 (0 to 0)	0 (0 to 0)	0 (0 to 0)	0 (0 to 0)	0 (0 to 0)	0 (0 to 0)	0 (0 to 0)	0 (0 to 0)	0 (0 to 0)	0 (0 to 0)	0 (0 to 0)	0 (0 to 0)	0 (0 to 0)	0 (0 to 0)	0 (0 to 0)	0 (0 to 0)	0 (0 to 0)	0 (0 to 0)	0 (0 to 0)	0 (0 to 0)	
Benign and in situ cervical and uterine neoplasms	0 (0 to 0)	0 (0 to 0)	0 (0 to 0)	0 (0 to 0)	0 (0 to 0)	0 (0 to 0)	0 (0 to 0)	0 (0 to 0)	0 (0 to 0)	0 (0 to 0)	0 (0 to 0)	0 (0 to 0)	0 (0 to 0)	0 (0 to 0)	0 (0 to 0)	0 (0 to 0)	0 (0 to 0)	0 (0 to 0)	0 (0 to 0)	0 (0 to 0)	0 (0 to 0)	0 (0 to 0)	0 (0 to 0)	0 (0 to 0)	0 (0 to 0)	0 (0 to 0)	0
Benign and in situ neoplasms	0 (0 to 0)	0 (0 to 0)	0 (0 to 0)	0 (0 to 0)	0 (0 to 0)	0 (0 to 0)	0 (0 to 0)	0 (0 to 0)	0 (0 to 0)	0 (0 to 0)	0 (0 to 0)	0 (0 to 0)	0 (0 to 0)	0 (0 to 0)	0 (0 to 0)	0 (0 to 0)	0 (0 to 0)	0 (0 to 0)	0 (0 to 0)	0 (0 to 0)	0 (0 to 0)	0 (0 to 0)	0 (0 to 0)	0 (0 to 0)	0 (0 to 0)	0 (0 to 0)	0
Other benign and in situ neoplasms	0 (0 to 0)	0 (0 to 0)	0 (0 to 0)	0 (0 to 0)	0 (0 to 0)	0 (0 to 0)	0 (0 to 0)	0 (0 to 0)	0 (0 to 0)	0 (0 to 0)	0 (0 to 0)	0 (0 to 0)	0 (0 to 0)	0 (0 to 0)	0 (0 to 0)	0 (0 to 0)	0 (0 to 0)	0 (0 to 0)	0 (0 to 0)	0 (0 to 0)	0 (0 to 0)	0 (0 to 0)	0 (0 to 0)	0 (0 to 0)	0 (0 to 0)	0 (0 to 0)	0
Cardiovascular diseases	8 (3.4 to 9.4)	5 (3.1 to 7.4)	21.8 (27.3 to 28.6)	17.6 (12.7 to 23.6)	12.1 (9.5 to 15.4)	13.6 (10.4 to 17.5)	26.7 (20.6 to 35.2)	71.1 (54.7 to 90.4)	188 (139 to 247)	312 (238 to 396)	459 (355 to 574)	498 (382 to 637)	572 (429 to 729)	791 (625 to 998)	1,050 (872 to 1,230)	1,320 (1,230 to 1,432)	1,706 (1,470 to 2,060)	1,820 (1,440 to 2,290)	1,696 (1,432 to 1,966)	1,540 (1,285 to 1,813)	1,358 (1,035 to 1,610)	1,080 (779 to 1,395)	853 (583 to 1,092)	15,900
Rheumatic heart disease	0 (0 to 0)	0 (0 to 0)	0 (0 to 0.2)	0 (0 to 0.2)	0 (0 to 0.2)	0 (0 to 0.2)	0 (0 to 0)	0 (0 to 0)	0 (0 to 0)	0 (0 to 0)	0 (0 to 0)	0 (0 to 0)	0 (0 to 0)	0 (0 to 0)	0 (0 to 0)	0 (0 to 0)	0 (0 to 0)	0 (0 to 0)	0 (0 to 0)	0 (0 to 0)	0 (0 to 0)	0 (0 to 0)	0 (0 to 0)	0 (0 to 0)	0 (0 to 0)	0 (0 to 0)	
Ischemic heart disease	0 (0 to 0)	0 (0 to 0)	0 (0 to 0)	0 (0 to 0)	1.7 (0.8 to 3.2)	6.8 (4.7 to 9.4)	6.6 (4.6 to 9.2)	19.5 (13.7 to 26.7)	53.6 (38.2 to 73.2)	94.3 (68.2 to 126)	132 (97.2 to 172)	171 (122 to 230)	203 (143 to 283)	475 (350 to 635)	716 (549 to 908)	969 (691 to 1,226)	1,285 (777 to 2,060)	1,427 (1,040 to 2,060)	1,285 (1,040 to 1,630)	1,139 (852 to 1,480)	1,027 (758 to 1,330)	822 (583 to 1,093)	633 (398 to 893)	9,550
Stroke	6 (2.7 to 7.4)	3.6 (2.1 to 4.8)	3.2 (2.2 to 4.6)	3.6 (2.4 to 5.3)	11.5 (7.7 to 16)	27.9 (19.1 to 37.3)	60.1 (43.4 to 80.2)	91.6 (65.2 to 126)	113 (79.7 to 157)	126 (90.1 to 170)	138 (98.1 to 190)	165 (116 to 232)	245 (172 to 339)	338 (239 to 457)	445 (329 to 577)	372 (279 to 515)	421 (294 to 613)	369 (236 to 583)	278 (205 to 391)	234 (164 to 324)	205 (139 to 277)	158 (104 to 224)	111 (68 to 163)	3,700
Ischemic stroke	4 (2.2 to 5.6)	3.4 (2.2 to 5.2)	1.4 (0.8 to 2)	2.2 (1.4 to 3.2)	7.4 (4.9 to 10.4)	17.9 (12.2 to 24.6)	39.4 (28.4 to 53.4)	60.3 (42.9 to 82.3)	74.7 (52.6 to 103)	83.4 (59.5 to 114)	91.4 (65.1 to 125)	109 (77.1 to 153)	162 (114 to 224)	224 (158 to 302)	294 (208 to 389)	246 (184 to 340)	278 (195 to 386)	244 (156 to 385)	184 (136 to 259)	155 (110 to 214)	136 (92 to 183)	105 (69 to 148)	73 (45 to 108)	1,960
Intracerebral hemorrhage	0.5 (0.1 to 1)	0.3 (0 to 0.7)	0.3 (0 to 0.7)	0.4 (0.1 to 1)	1.1 (0.7 to 1.7)	1.1 (0.7 to 1.7)	1.9 (1.1 to 2.8)	2.6 (1.6 to 3.8)	3.4 (2.1 to 5.1)	4.1 (2.5 to 6.2)	4.5 (2.8 to 6.7)	4.9 (3.1 to 7.2)	5.1 (3.2 to 7.6)	5.4 (3.4 to 8)	5.5 (3.5 to 8.1)	5.6 (3.6 to 8.2)	5.7 (3.6 to 8.4)	5.7 (3.6 to 8.4)	5.7 (3.6 to 8.4)	5.7 (3.6 to 8.4)	5.7 (3.6 to 8.4)	5.7 (3.6 to 8.4)	5.7 (3.6 to 8.4)	5.7 (3.6 to 8.4)	5.7 (3.6 to 8.4)	1,080
Subarachnoid hemorrhage	0.2 (0.1 to 0.4)	0.2 (0.1 to 0.3)	0.3 (0.1 to 1)	0.3 (0.1 to 1)	0.7 (0.7 to 1.7)	0.7 (0.6 to 2)	0.8 (0.4 to 2.4)	1.1 (0.6 to 3.4)	1.5 (0.8 to 4.6)	1.8 (0.9 to 5.6)	2 (1 to 6.1)	2.2 (1.1 to 6.8)	2.3 (1.2 to 7.1)	2.4 (1.2 to 7.4)	2.5 (1.2 to 7.7)	2.5 (1.2 to 7.7)	2.5 (1.2 to 7.7)	2.5 (1.2 to 7.7)	2.5 (1.2 to 7.7)	2.5 (1.2 to 7.7)	2.5 (1.2 to 7.7)	2.5 (1.2 to 7.7)	2.5 (1.2 to 7.7)	2.5 (1.2 to 7.7)	2.5 (1.2 to 7.7)	660
Hypertensive heart disease	0 (0 to 0)	0 (0 to 0)	0 (0 to 0)	0 (0 to 0)	0 (0 to 0)	0 (0 to 0)	0 (0 to 0)	0.2 (0 to 0.9)	0.5 (0.1 to 2.1)	0.8 (0.2 to 3)	1.1 (0.3 to 4.1)	1.3 (0.4 to 4.9)	1.5 (0.4 to 5.7)	1.6 (0.5 to 6.1)	1.7 (0.5 to 6.4)	1.7 (0.5 to 6.5)	1.8 (0.5 to 6.7)	1.8 (0.5 to 6.8)	1.8 (0.5 to 6.8)	1.8 (0.5 to 6.8)	1.8 (0.5 to 6.8)	1.8 (0.5 to 6.8)	1.8 (0.5 to 6.8)	1.8 (0.5 to 6.8)	1.8 (0.5 to 6.8)	20
Non-rheumatic valvular heart disease	0 (0 to 0)	0 (0 to 0)	0 (0 to 0)	0 (0 to 0)	0 (0 to 0)	0.2 (0.2 to 0.5)	0.3 (0.2 to 0.7)	0.6 (0.3 to 1.7)	1.2 (0.6 to 4.4)	2.1 (0.9 to 8.3)	3.1 (1.3 to 12.4)	4.1 (1.6 to 16.2)	5.1 (1.9 to 20.1)	6.2 (2.3 to 24.5)	7.2 (2.6 to 28.4)	8.1 (2.9 to 32)	8.9 (3.2 to 35.2)	9.6 (3.4 to 38)	10.2 (3.6 to 40.3)	10.7 (3.8 to 42.3)	11.2 (3.9 to 44.2)	11.6 (4 to 45.8)	11.9 (4.1 to 47.1)	12.2 (4.2 to 48.2)	12.4 (4.3 to 49)	313
Non-rheumatic calcific aortic valve disease	0 (0 to 0)	0 (0 to 0)	0 (0 to 0)	0 (0 to 0)	0 (0 to 0)	0 (0 to 0)	0.1 (0 to 0.2)	0.2 (0.1 to 0.5)	0.6 (0.3 to 1.2)	1.2 (0.7 to 2.4)	2.1 (1.1 to 3.9)	3.1 (1.6 to 5.9)	4.1 (2.1 to 7.9)	5.2 (2.6 to 9.9)	6.2 (3.1 to 11.9)	7.2 (3.6 to 13.8)	8.1 (4 to 15.5)	8.9 (4.4 to 17.2)	9.6 (4.8 to 18.5)	10.3 (5.1 to 19.8)	10.9 (5.4 to 20.9)	11.4 (5.7 to 21.9)	11.9 (5.9 to 22.8)	12.3 (6.1 to 23.6)	12.6 (6.3 to 24.2)	182
Non-rheumatic degenerative mitral valve disease	0 (0 to 0)	0 (0 to 0)	0 (0 to 0)	0 (0 to 0)	0 (0 to 0)	0 (0 to 0)	0.1 (0 to 0.3)	0.2 (0.1 to 0.6)	0.6 (0.3 to 1.6)	1.1 (0.6 to 2.9)	1.7 (0.9 to 4.6)	2.1 (1.1 to 5.9)	2.5 (1.3 to 6.9)	2.8 (1.4 to 8.1)	3 (1.5 to 8.6)	3.2 (1.6 to 9.1)	3.3 (1.7 to 9.5)	3.4 (1.7 to 9.8)	3.5 (1.8 to 10)	3.6 (1.8 to 10.2)	3.6 (1.8 to 10.4)	3.7 (1.8 to 10.5)	3.7 (1.8 to 10.6)	3.7 (1.8 to 10.6)	3.7 (1.8 to 10.6)	118
Other non-rheumatic valve diseases	0 (0 to 0)	0 (0 to 0)	0 (0 to 0)	0 (0 to 0)	0 (0 to 0)	0 (0 to 0)	0 (0 to 0)	0 (0 to 0.1)	0.1 (0 to 0.3)	0.2 (0.1 to 0.6)	0.4 (0.2 to 1.1)	0.5 (0.2 to 1.5)	0.6 (0.3 to 1.8)	0.7 (0.3 to 2.1)	0.8 (0.3 to 2.4)	0.8 (0.4 to 2.6)	0.9 (0.4 to 2.7)	0.9 (0.4 to 2.8)	0.9 (0.4 to 2.9)	0.9 (0.4 to 2.9)	0.9 (0.4 to 2.9)	0.9 (0.4 to 2.9)	0.9 (0.4 to 2.9)	0.9 (0.4 to 2.9)	0.9 (0.4 to 2.9)	3
Cardiomyopathy and myocarditis	2.4 (1.2 to 4.6)	1.9 (1.3 to 2.9)	1.9 (1.1 to 3.3)	2.1 (1.3 to 3.1)	2.4 (1.4 to 3.8)	2.4 (1.4 to 3.8)	2.6 (1.7 to 3.7)	3.1 (2.1 to 4.5)	3.6 (2.4 to 5.1)	4.1 (2.7 to 5.8)	4.5 (3 to 6.4)	4.8 (3.2 to 6.7)	5.1 (3.4 to 7.1)	5.3 (3.5 to 7.4)	5.4 (3.6 to 7.6)	5.5 (3.6 to 7.7)	5.6 (3.7 to 7.8)	5.7 (3.7 to 7.9)	5.7 (3.7 to 7.9)	5.7 (3.7 to 7.9)	5.7 (3.7 to 7.9)	5.7 (3.7 to 7.9)	5.7 (3.7 to 7.9)	5.7 (3.7 to 7.9)	5.7 (3.7 to 7.9)	709
Myocarditis	1.3 (0.6 to 2.6)	1.1 (0.7 to 1.7)	1.1 (0.6 to 1.8)	1.2 (0.8 to 1.8)	1.3 (0.8 to 2)	1.3 (0.8 to 2)	1.4 (0.9 to 2.2)	1.7 (1.1 to 2.6)	1.9 (1.2 to 2.9)	2.2 (1.4 to 3.3)	2.4 (1.5 to 3.6)	2.6 (1.6 to 3.9)	2.7 (1.7 to 4)	2.8 (1.8 to 4.2)	2.9 (1.8 to 4.3)	2.9 (1.8 to 4.4)	3 (1.9 to 4.4)	3 (1.9 to 4.5)	3 (1.9 to 4.5)	3 (1.9 to 4.5)	3 (1.9 to 4.5)	3 (1.9 to 4.5)	3 (1.9 to 4.5)	3 (1.9 to 4.5)	3 (1.9 to 4.5)	59
Alcoholic cardiomyopathy	0 (0 to 0)	0 (0 to 0)	0 (0 to 0)	0 (0 to 0)	0 (0 to 0)	0 (0 to 0)	0 (0 to 0)	0.2 (0 to 0.6)	0.5 (0.2 to 1.5)	0.9 (0.4 to 2.7)	1.3 (0.6 to 3.9)	1.6 (0.8 to 4.8)	2 (0.9 to 5.9)	2.3 (1.1 to 6.8)	2.5 (1.2 to 7.6)	2.7 (1.3 to 8.1)	2.8 (1.3 to 8.4)	2.9 (1.4 to 8.6)	3 (1.4 to 8.8)	3.1 (1.4 to 8.9)	3.1 (1.4 to 9)	3.1 (1.4 to 9)	3.1 (1.4 to 9)	3.1 (1.4 to 9)	3.1 (1.4 to 9)	3.1 (1.4 to 9)	69
Other cardiomyopathy	2.5 (1.1 to 4.4)	1.9 (0.9 to 3.1)	14.3 (9.6 to 21)	9.1 (5.6 to 13.6)	2.3 (1.2 to 3.9)	2.4 (1.3 to 4)	2.5 (1.4 to 3.9)	3.3 (2.1 to 5.2)	4.3 (2.8 to 6.3)	5.2 (3.4 to 7.6)	5.9 (3.8 to 8.6)	6.4 (4.1 to 9.3)	6.8 (4.3 to 9.9)	7.1 (4.5 to 10.3)	7.3 (4.6 to 10.6)	7.4 (4.7 to 10.8)	7.5 (4.7 to 10.9)	7.6 (4.8 to 11)	7.6 (4.8 to 11)	7.6 (4.8 to 11)	7.6 (4.8 to 11)	7.6 (4.8 to 11)	7.6 (4.8 to 11)	7.6 (4.8 to 11)	7.6 (4.8 to 11)	678
Atrial fibrillation and flutter	0 (0 to 0)	0 (0 to 0)	0 (0 to 0)	0 (0 to 0)	0 (0 to 0)	0 (0 to 0)	0 (0 to 0)	0 (0 to 0)	0.1 (0 to 0.2)	0.2 (0 to 0.5)	0.4 (0.1 to 1)	0.5 (0.2 to 1.3)	0.6 (0.2 to 1.6)	0.7 (0.3 to 1.8)	0.8 (0.3 to 2)	0.9 (0.3 to 2.2)	0.9 (0.4 to 2.3)	1 (0.4 to 2.4)	1 (0.4 to 2.5)	1 (0.4 to 2.5)	1 (0.4 to 2.5)	1 (0.4 to 2.5)	1 (0.4 to 2.5)	1 (0.4 to 2.5)	1 (0.4 to 2.5)	1 (0.4 to 2.5)	47
Aortic aneurysm	--	--	--	--	--	--	--	0.2 (0 to 0.6)	0.6 (0.2 to 1.2)	1.2 (0.5 to 2.3)	1.9 (0.8 to 3.7)	2.5 (1.1 to 4.8)	3.1 (1.4 to 6)	3.6 (1.6 to 7)	4.1 (1.8 to 8)	4.5 (2 to 8.8)	4.8 (2.1 to 9.4)	5.1 (2.2 to 9.9)	5.3 (2.3 to 10.3)	5.5 (2.4 to 10.7)	5.6 (2.4 to 10.9)	5.7 (2.5 to 11.1)	5.8 (2.5 to 11.2)	5.8 (2.5 to 11.3)	5.8 (2.5 to 11.3)	5.8 (2.5 to 11.3)	NA
Endocarditis	0.1 (0 to 0.2)	0.1 (0 to 0.2)	0.4 (0.2 to 0.9)	0.3 (0.2 to 0.6)	0.2 (0.1 to 0.3)	0.2 (0.2 to 0.4)	0.3 (0.2 to 0.5)	0.4 (0.2 to 0.8)	0.6 (0.3 to 1.2)	0.8 (0.4 to 1.6)	1 (0.5 to 2)	1.1 (0.6 to 2.2)	1.2 (0.6 to 2.4)	1.3 (0.7 to 2.6)	1.4 (0.7 to 2.7)	1.4 (0.7 to 2.8)	1.5 (0.8 to 2.9)	1.5 (0.8 to 2.9)	1.5 (0.8 to 2.9)	1.5 (0.8 to 2.9)	1.5 (0.8 to 2.9)	1.5 (0.8 to 2.9)	1.5 (0.8 to 2.9)	1.5 (0.8 to 2.9)	1.5 (0.8 to 2.9)	1
Other cardiovascular and circulatory diseases	2.5 (1.2 to 4.6)	1.9 (0.9 to 3.2)	19.4 (12.6 to 28.2)	9.1 (5.6 to 13.6)	2.3 (1.2 to 3.9)	2.7 (1.5 to 4.3)	6.4 (3.9 to 9.6)	19.6 (11.1 to 32.7)	38.2 (22.1 to 57.8)	51.2 (29.3 to 74.6)	66.5 (38.1 to 96.5)	73.1 (41.6 to 105)	84.6 (47.5 to 123)	92.9 (52.1 to 134)	101.2 (56.6 to 146)	109.1 (60.8 to 157)	116.2 (64.6 to 167)	122.4 (67.8 to 176)	127.6 (70.6 to 184)	132.1 (73.1 to 190)	135.9 (75.1 to 195)	139.1 (76.8 to 199)	141.7 (78.2 to 203)	143.8 (79.3 to 206)	145.5 (80.2 to 208)	725
Chronic respiratory diseases	0 (0 to 0)	0 (0 to 0)	76 (49.3 to 102)	134 (85.1 to 188)	71.9 (49.3 to 98)	70.4 (48.1 to 96.6)	100 (68.5 to 135)	115 (78.1 to 156)	116 (78.6 to 157)	108 (73.1 to 146)	116 (78.6 to 157)	116 (78.6 to 157)	253 (154 to 359)	299 (184 to 424)	368 (229 to 524)	432 (267 to 615)	548 (341 to 779)	580 (359 to 826)	529 (329 to 753)	459 (285 to 653)	384 (239 to 546)	299 (186 to 425)	205 (127 to 292)	4,900
Chronic obstructive pulmonary disease	0 (0 to 0)	0 (0 to 0)	0.5 (0.2 to 1.3)	1.5 (0.4 to 4.1)	0.8 (0.2 to 2.4)	0.8 (0.2 to 2.4)	0.9 (0.2 to 2.7)	1.2 (0.3 to 3.7)	1.4 (0.4 to 4.3)	1.6 (0.4 to 5)	1.8 (0.5 to 5.5)	1.9 (0.5 to 5.8)	2 (0.5 to 6.1)	2.1 (0.6 to 6.4)	2.2 (0.6 to 6.6)	2.3 (0.6 to 6.8)	2.3 (0.6 to 6.9)	2.4 (0.6 to 7)	2.4 (0.6 to 7.1)	2.4 (0.6 to 7.1)	2.4 (0.6 to 7.1)	2.4 (0.6 to 7.1)	2.4 (0.6 to 7.1)	2.4 (0.6 to 7.1)	2.4 (0.6 to 7.1)	2,710
Pneumoconiosis	0 (0 to 0)	0 (0 to 0)	0 (0 to 0)	0 (0 to 0)	0 (0 to 0)	0 (0 to 0)	0 (0 to 0)	0 (0 to 0)	0 (0 to 0)	0 (0 to 0)	0 (0 to 0)	0 (0 to 0)	0 (0 to 0)	0 (0 to 0)	0 (0 to 0)	0 (0 to 0)	0 (0 to 0)	0 (0 to 0)	0 (0 to 0)	0 (0 to 0)	0 (0 to 0)	0 (0 to 0)	0 (0 to 0)	0 (0 to 0)	0 (0 to 0)	0 (0 to 0)	5
Silicosis	0 (0 to 0)	0 (0 to 0)	0 (0 to 0)	0 (0 to 0)	0 (0 to 0)	0 (0 to 0)	0 (0 to 0)	0 (0 to 0)	0 (0 to 0)	0 (0 to 0)	0 (0 to 0)	0 (0 to 0)	0 (0 to 0)	0 (0 to 0)	0 (0 to 0)	0 (0 to 0)	0 (0 to 0)	0 (0 to 0)	0 (0 to 0)	0 (0 to 0)	0 (0 to 0)	0 (0 to 0)	0 (0 to 0)	0 (0 to 0)	0 (0 to 0)	0 (0 to 0)	0
Asbestosis	0 (0 to 0)	0 (0 to 0)	0 (0 to 0)	0 (0 to 0)	0 (0 to 0)	0 (0 to 0)	0 (0 to 0)	0 (0 to 0)	0 (0 to 0)	0 (0 to 0)	0 (0 to 0)	0 (0 to 0)	0 (0 to 0)	0 (0 to 0)	0 (0 to 0)	0 (0 to 0)	0 (0 to 0)	0 (0 to 0)	0 (0 to 0)	0 (0 to 0)	0 (0 to 0)	0 (0 to 0)	0 (0 to 0)	0 (0 to 0)	0 (0 to 0)	0 (0 to 0)	1
Coal workers pneumoconiosis	0 (0 to 0)	0 (0 to 0)	0 (0 to 0)	0 (0 to 0)	0 (0 to 0)	0 (0 to 0)	0 (0 to 0)	0 (0 to 0)	0 (0 to 0)	0 (0 to 0)	0 (0 to 0)	0 (0 to 0)	0 (0 to 0)	0 (0 to 0)	0 (0 to 0)	0 (0 to 0)	0 (0 to 0)	0 (0 to 0)	0 (0 to 0)	0 (0 to 0)	0 (0 to 0)	0 (0 to 0)	0 (0 to 0)	0 (0 to 0)	0 (0 to 0)	0 (0 to 0)	0
Other pneumoconiosis	0 (0 to 0)	0 (0 to 0)	0 (0 to 0)	0 (0 to 0)	0 (0 to 0)	0 (0 to 0)	0 (0 to 0)	0 (0 to 0)	0 (0 to 0)	0 (0 to 0)	0 (0 to 0)	0 (0 to 0)	0 (0 to 0)	0 (0 to 0)	0 (0 to 0)	0 (0 to 0)	0 (0 to 0)	0 (0 to 0)	0 (0 to 0)	0 (0 to 0)	0 (0 to 0)	0 (0 to 0)	0 (0 to 0)	0 (0 to 0)	0 (0 to 0)	0 (0 to 0)	0
Asthma	9 (3.9 to 15)	5 (3.3 to 8)	9.6 (6.4 to 14.3)	9.6 (6.7 to 13.5)	10.4 (7.5 to 14.1)	9.4 (6.9 to 12.6)	9.1 (6.6 to 12.4)	9.1 (6.6 to 12.4)	9.1 (6.6 to 12.4)	9.1 (6.6 to 12.4)	9.1 (6.6 to 12.4)	9.1 (6.6 to 12.4)	9.1 (6.6 to 12.4)	9.1 (6.6 to 12.4)	9.1 (6.6 to 12.4)	9.1 (6.6 to 12.4)	9.1 (6.6 to 12.4)	9.1 (6.6 to 12.4)	9.1 (6.6 to 12.4)	9.1 (6.6 to 12.4)	9.1 (6.6 to 12.4)	9.1 (6.6 to 12.4)	9.1 (6.6 to 12.4)	9.1 (6.6 to 12.4)	9.1 (6.6 to 12.4)	1,680
Interstitial lung disease and pulmonary sarcoidosis	0 (0 to 0)	0 (0 to 0)	0 (0 to 0)	0 (0 to 0)	0 (0 to 0)	0 (0 to 0)	0 (0 to 0)	0 (0 to 0)	0 (0 to 0)	0 (0 to 0)	0 (0 to 0)	0 (0 to 0)	0 (0 to 0)	0 (0 to 0)	0 (0 to 0)	0 (0 to 0)	0 (0 to 0)	0 (0 to 0)	0 (0 to 0)	0 (0 to 0)	0 (0 to 0)	0 (0 to 0)	0 (0 to 0)	0 (0 to 0)	0 (0 to 0)	0 (0 to 0)	3.1
Other chronic respiratory diseases	2.7 (1.5 to 4.2)	3.1 (1.8 to 5.1)	19.2 (12.7 to 27.1)	9.9 (5.7 to 15.9)	7.4 (4.5 to 11.2)	10.7 (6.7 to 16.2)	51.2 (37.3 to 68.6)	127.3 (96.1 to 164)	239 (172 to 308)	339 (253 to 435)	439 (326 to 564)	507 (374 to 651)	589 (434 to 756)	648 (478 to 832)	707 (521 to 908)	764 (563 to 981)	818 (603 to 1,050)	866 (638 to 1,110)	908 (669 to 1,170)	945 (696 to 1,210)	977 (720 to 1,260)	1,010 (744 to 1,300)	1,040 (766 to 1,340)	1,060 (781 to 1,370)	1,080 (796 to 1,390)	3,430
Digestive diseases	0	0	3	1.1	1.1	2.6	13.8	45.5	104	151	189	207	249	199	206	196	143	111	92.1	77.2	64.2	53.2	44.4	37.4	31.9	27.6	8,190
Cirrhosis and other chronic liver diseases	(0 to 0)	(0 to 0)	(1.9 to 4.7)	(0.7 to 1.9)	(0.7 to 1.9)	(1.7 to 3.9)	(9.4 to 19.5)	(29.4 to 66.3)	(73.2 to 146)	(91.9 to 193)	(123 to 258)	(126 to 267)	(150 to 315)	(120 to 252)	(141 to 298)	(118 to 248)	(86.3 to 182)	(66.7 to 141)	(55.3 to 117)	(46.3 to 98.2)	(38.5 to 81.7)	(31.9 to 67.8)	(26.6 to 56.6)	(22.4 to 47.7)	(19.1 to 40.7)	(16.5 to 35.2)	652
Cirrhosis and other chronic liver diseases due to hepatitis B	0 (0 to 0)	0 (0 to 0)	0 (0 to 0)	0 (0 to 0)	0 (0 to 0)	0.2 (0.1 to 0.5)	2.3 (1.3 to 4.2)	7.1 (4.1 to 12.7)	17.6 (10.1 to 27.7)	32.9 (19.1 to 51.3)	47.4 (27.5 to 73.9)	60.9 (35.2 to 94.5)	71.9 (41.6 to 111)	80.1 (46.4 to 124)	88.1 (51.1 to 136)	94.8 (54.9 to 146)	100.4 (58.2 to 155)	105.1 (60.9 to 162)	109.1 (63.2 to 168)	112.5 (65.2 to 173)	115.4 (66.9 to 177)	117.8 (68.3 to 181)	119.8 (69.4 to 184)	121.5 (70.4 to 186)	122.9 (71.2 to 188)	124.1 (71.9 to 190)	652
Cirrhosis and other chronic liver diseases due to hepatitis C	0 (0 to 0)	0 (0 to 0)	0 (0 to 0)	0 (0 to 0)	0 (0 to 0)	0.2 (0.1 to 0.5)	2.3 (1.3 to 4.2)	7.1 (4.1 to 12.7)	17.6 (10.1 to 27.7)	32.9 (19.1 to 51.3)	47.4 (27.5 to 73.9)	60.9 (35.2 to 94.5)	71.9 (41.6 to 111)	80.1 (46.4 to 124)	88.1 (51.1 to 136)	94.8 (54.9 to 146)	100.4 (58.2 to 155)	105.1 (60.9 to 162)	109.1 (63.2 to 168)	112.5 (65.2 to 173)	115.4 (66.9 to 177)	117.8 (68.3 to 181)	119.8 (69.4 to 184)	121.5 (70.4 to 186)	122.9 (71.2 to 188)	124.1 (71.9 to 190)	652
Cirrhosis and other chronic liver diseases due to alcohol use	0 (0 to 0)	0 (0 to 0)	0 (0 to 0)	0 (0 to 0)	0 (0 to 0)	0 (0 to 0)	0.4 (0.2 to 0.7)	3.7 (2.1 to 6.4)	17.6 (10.1 to 27.7)	13.3 (7.6 to 20.9)	22.3 (12.8 to 35)	30 (17.2 to 47.1)	35.5 (20.4 to 55.7)	39.5 (22.7 to 62)	43.5 (25 to 68.3)	46.8 (26.9 to 73.4)	49.6 (28.5 to 77.8)	51.9 (29.8 to 81.4)	53.8 (30.9 to 84.4)	55.5 (31.9 to 87.1)	56.9 (32.7 to 89.3)	58.1 (33.4 to 91.2)	59.1 (34 to 92.8)	59.9 (34.4 to 94.1)	60.7 (34.9 to 95.3)	320
Cirrhosis and other chronic liver diseases due to NAFLD	0 (0 to 0)	0 (0 to 0)	0 (0 to 0)	0 (0 to 0)	0 (0 to 0)	0 (0 to 0)	0.1 (0 to 0.2)	0.7 (0.4 to 1.2)	2.6 (1.5 to 4.1)	4.6 (2.7 to 7.2)	6.6 (3.8 to 10.4)	8.4 (4.9 to 13.2)	9.9 (5.8 to 15.6)	11.1 (6.5 to 17.5)	12.2 (7.1 to 19.2)	13.1 (7.7 to 20.7)	13.9 (8.2 to 21.9)	14.6 (8.6 to 23)	15.2 (8.9 to 23.9)	15.6 (9.2 to 24.6)	16 (9.4 to 25.2)	16.3 (9.6 to 25.7)	16.6 (9.8 to 26.1)	16.8 (9.9 to 26.4)	17 (10 to 26.7)	201
Cirrhosis and other chronic liver diseases due to other causes	0 (0 to 0.1)	0 (0 to 0.1)	0 (0 to 0.1)	0 (0 to 0.1)	0 (0 to 0.1)	0.1 (0 to 0.2)	0.2 (0 to 0.5)	0.7 (0.3 to 1.6)	1.8 (0.9 to 3.8)	3.2 (1.6 to 6.7)	4.6 (2.3 to 9.6)	5.8 (2.9 to 12.1)	6.9 (3.5 to 14.4)	7.7 (3.9 to 16.1)	8.5 (4.3 to 17.7)	9.1 (4.6 to 19)	9.7 (4.9 to 20.2)	10.1 (5.1 to 21.1)	10.5 (5.3 to 21.9)	10.8 (5.4 to 22.6)	11.1 (5.6 to 23.2)	11.4 (5.7 to 23.8)	11.6 (5.8 to 24.2)	11.8 (5.9 to 24.6)	11.9 (6 to 24.8)	370
Upper digestive system diseases	0.1 (0 to 0.2)	0.1 (0 to 0.2)	0.7 (0.3 to 1.6)	0.5 (0.2 to 1.1)	0.3 (0.2 to 0.7)	0.4 (0.2 to

Congenital birth defects	245 (140 to 414)	83·3 (54 to 127)	246 (156 to 371)	76·2 (54·4 to 105)	27·4 (20·6 to 35·2)	18·2 (13·6 to 23·7)	18·5 (14 to 25·2)	29·4 (21·8 to 40)	47·8 (34·9 to 66·4)	46 (32·9 to 63·9)	37·1 (27·2 to 50·5)	25·9 (18·8 to 35·9)	19·8 (14·5 to 27·4)	18 (13·4 to 24·3)	18·2 (13·6 to 24·2)	15·4 (11·4 to 20·8)	10·9 (8 to 14·6)	3·2 (1·9 to 4·9)	1·8 (1·1 to 2·8)	1 (0·6 to 1·5)	0·6 (0·3 to 1)	0·3 (0·2 to 0·5)	0·2 (0·1 to 0·3)	990
Neural tube defects	26·4 (13 to 50·8)	2 (0·9 to 4)	14·1 (5·5 to 30·6)	9·9 (4·5 to 18·4)	0·6 (0·4 to 0·9)	0·4 (0·3 to 0·6)	0·4 (0·3 to 0·7)	0·9 (0·6 to 1·4)	1·6 (1 to 2·7)	1·7 (1 to 3)	1·1 (0·6 to 1·8)	0·6 (0·4 to 0·9)	0·4 (0·2 to 0·6)	0·2 (0·1 to 0·3)	0·2 (0·1 to 0·3)	0·1 (0·1 to 0·2)	0·1 (0·1 to 0·1)	0 (0 to 0·1)	0 (0 to 0)	0 (0 to 0)	0 (0 to 0)	0 (0 to 0)	0 (0 to 0)	60·8
Congenital heart anomalies	39·7 (19·9 to 73·2)	33·3 (19·2 to 55·2)	92 (51·3 to 149)	21·1 (12·5 to 32·4)	6·5 (4·2 to 9·7)	4·9 (3·2 to 7·3)	4·9 (3·2 to 7·4)	7·9 (4·9 to 12·8)	13·7 (8·6 to 22·9)	13·9 (8·2 to 23·3)	12·3 (7·7 to 20)	8·8 (5·2 to 14·5)	5·7 (3·5 to 9·2)	4·4 (2·7 to 7·2)	3·8 (2·3 to 6·1)	3·3 (2 to 5·4)	3 (1·9 to 4·8)	0·4 (0·1 to 0·8)	0·2 (0·1 to 0·5)	0·1 (0 to 0·3)	0·1 (0 to 0·2)	0·1 (0 to 0·1)	0 (0 to 0·1)	280
Orofacial clefts	0 (0 to 0)	0 (0 to 0)	0·1 (0 to 0·3)	0·2 (0·1 to 0·3)	0·1 (0·1 to 0·2)	0·1 (0·1 to 0·2)	0·1 (0·1 to 0·2)	0·2 (0·1 to 0·3)	0·3 (0·2 to 0·5)	0·3 (0·2 to 0·5)	0·3 (0·2 to 0·4)	0·2 (0·1 to 0·3)	0·2 (0·1 to 0·2)	0·1 (0·1 to 0·2)	0·1 (0·1 to 0·2)	0·1 (0·1 to 0·2)	0·1 (0·1 to 0·2)	0·1 (0·1 to 0·1)	0·1 (0 to 0·1)	0 (0 to 0·1)	0 (0 to 0)	0 (0 to 0)	0 (0 to 0)	3
Down syndrome	3 (1·4 to 5·6)	1·1 (0·6 to 1·9)	7·8 (4 to 13·9)	2·6 (1·6 to 4·1)	1·4 (0·9 to 2)	1 (0·7 to 1·5)	1·3 (0·8 to 1·8)	2·5 (1·7 to 3·5)	4·1 (2·7 to 6)	4·4 (2·8 to 6·5)	3·8 (2·4 to 5·7)	3 (1·9 to 4·8)	3·5 (2·1 to 5·4)	4·8 (2·9 to 7·2)	6·1 (3·7 to 9·7)	4·7 (2·8 to 7·1)	2·1 (1·2 to 3·4)	0 (0 to 0)	0 (0 to 0)	0 (0 to 0)	0 (0 to 0)	0 (0 to 0)	0 (0 to 0)	57·2
Turner syndrome	0 (0 to 0)	0 (0 to 0)	0·1 (0 to 0·1)	0·2 (0 to 0·5)	0·2 (0 to 0·5)	0·1 (0 to 0·3)	0·2 (0·1 to 0·5)	0·3 (0·1 to 0·7)	0·5 (0·1 to 1·1)	0·4 (0·1 to 1)	0·3 (0·1 to 0·5)	0·1 (0·1 to 0·3)	0·1 (0 to 0·2)	0 (0 to 0·1)	0 (0 to 0)	0 (0 to 0)	0 (0 to 0)	0 (0 to 0)	0 (0 to 0)	0 (0 to 0)	0 (0 to 0)	0 (0 to 0)	0 (0 to 0)	2·5
Klinefelter syndrome	0 (0 to 0)	0 (0 to 0)	0 (0 to 0)	0 (0 to 0)	0 (0 to 0)	0 (0 to 0)	0 (0 to 0)	0 (0 to 0)	0 (0 to 0)	0 (0 to 0)	0 (0 to 0)	0 (0 to 0)	0 (0 to 0)	0 (0 to 0)	0 (0 to 0)	0 (0 to 0)	0 (0 to 0)	0 (0 to 0)	0 (0 to 0)	0 (0 to 0)	0 (0 to 0)	0 (0 to 0)	0 (0 to 0)	0
Other chromosomal abnormalities	53·7 (26·8 to 101)	23·7 (13·4 to 41·2)	57·2 (31·4 to 104)	9·2 (5·6 to 15·5)	3·8 (2·5 to 5·7)	2·2 (1·4 to 3·4)	2·4 (1·6 to 3·6)	3·6 (2·2 to 5·3)	5·2 (3·4 to 7·5)	4·4 (2·9 to 6·4)	3 (2 to 4·5)	1·8 (1·2 to 2·7)	1 (0·7 to 1·5)	0·6 (0·4 to 1)	0·4 (0·2 to 0·6)	0·3 (0·2 to 0·6)	0·2 (0·1 to 0·4)	0 (0 to 0)	0 (0 to 0)	0 (0 to 0)	0 (0 to 0)	0 (0 to 0)	0 (0 to 0)	173
Congenital musculoskeletal and limb anomalies	17·3 (8·4 to 31·4)	3·4 (1·8 to 5·7)	15·7 (9·2 to 25)	12·5 (7·5 to 18·6)	6·4 (3·7 to 9·8)	4·8 (2·8 to 7·5)	5·1 (3 to 7·9)	8 (4·7 to 12·5)	12·9 (7·5 to 20)	12·3 (6·9 to 18·9)	10·2 (5·9 to 15·8)	7·3 (4·3 to 11·2)	6 (3·3 to 9·3)	5·4 (3·2 to 8·4)	5·4 (3 to 8·4)	4·9 (2·8 to 7·6)	3·6 (2·1 to 5·6)	2·1 (1 to 3·6)	1 (0·5 to 1·7)	0·5 (0·3 to 0·9)	0·3 (0·1 to 0·4)	0·1 (0·1 to 0·2)	0·1 (0 to 0·1)	145
Urogenital congenital anomalies	13·2 (6 to 27·1)	1·5 (0·7 to 2·9)	2·7 (1·3 to 5·4)	1 (0·4 to 1·7)	0·6 (0·2 to 1)	0·3 (0·1 to 0·6)	0·3 (0·1 to 0·6)	0·5 (0·2 to 0·8)	0·7 (0·3 to 1·2)	0·6 (0·3 to 1)	0·4 (0·2 to 0·7)	0·2 (0·1 to 0·4)	0·2 (0·1 to 0·3)	0·1 (0 to 0·2)	0·1 (0 to 0·1)	0·1 (0 to 0·1)	0 (0 to 0·1)	0 (0 to 0)	0 (0 to 0)	0 (0 to 0)	0 (0 to 0)	0 (0 to 0)	0 (0 to 0)	22·6
Digestive congenital anomalies	14·8 (6·3 to 39·5)	5·2 (2·5 to 12·1)	12·6 (6·2 to 28)	3·9 (2·3 to 7·3)	1·3 (0·7 to 2·2)	0·6 (0·3 to 1·1)	0·6 (0·3 to 1)	0·8 (0·5 to 1·3)	1·2 (0·8 to 1·8)	1·1 (0·7 to 1·6)	0·8 (0·5 to 1·2)	0·5 (0·3 to 0·8)	0·4 (0·3 to 0·7)	0·4 (0·3 to 0·6)	0·4 (0·3 to 0·7)	0·4 (0·2 to 0·7)	0·3 (0·2 to 0·6)	0·2 (0·1 to 0·2)	0·1 (0·1 to 0·2)	0·1 (0 to 0·1)	0 (0 to 0·1)	0 (0 to 0)	0 (0 to 0)	45·7
Other congenital birth defects	76·4 (37·8 to 150)	13·2 (6·8 to 24·2)	43·8 (23·1 to 80·5)	15·5 (8·7 to 26·7)	6·6 (4·2 to 9·9)	3·7 (2·2 to 5·9)	3·2 (2·1 to 5·4)	4·8 (2·7 to 8·2)	7·7 (4·3 to 13·4)	6·9 (3·9 to 12·5)	5 (2·7 to 9·4)	3·2 (1·8 to 5·8)	2·5 (1·4 to 4·3)	1·9 (1·1 to 3·3)	1·7 (0·9 to 3)	1·6 (0·9 to 2·9)	1·3 (0·7 to 2·5)	0·4 (0·1 to 1·4)	0·3 (0·1 to 0·9)	0·2 (0 to 0·6)	0·1 (0 to 0·4)	0·1 (0 to 0·3)	0·1 (0 to 0·2)	200
Urinary diseases and male infertility	0·9 (0·5 to 1·6)	0·6 (0·4 to 1·1)	2·5 (1·5 to 4·1)	1·7 (1·1 to 2·6)	1·2 (0·8 to 1·8)	0·9 (0·6 to 1·4)	1·7 (1·2 to 2·5)	4·7 (3·3 to 6·5)	10·2 (7·3 to 14)	13·6 (9·2 to 19·1)	14·9 (10·4 to 20·8)	14·7 (10·3 to 20·9)	15·1 (10·4 to 21·4)	19·3 (13·4 to 26·5)	24·3 (16·2 to 35·7)	33 (22·7 to 46·2)	39·2 (27 to 53·7)	49·2 (33·5 to 68)	50·3 (34 to 71·3)	47·5 (31·1 to 69·9)	42·4 (27·1 to 63)	31·8 (18·6 to 46·3)	25 (13·3 to 37·7)	445
Urolithiasis	0 (0 to 0)	0 (0 to 0)	0 (0 to 0)	0 (0 to 0)	0 (0 to 0·1)	0·1 (0 to 0·1)	0·1 (0·1 to 0·2)	0·4 (0·3 to 0·7)	0·8 (0·5 to 1·2)	1 (0·6 to 1·6)	1 (0·6 to 1·7)	1 (0·6 to 1·8)	1 (0·6 to 1·8)	1·2 (0·7 to 2·2)	1·4 (0·8 to 2·5)	1·7 (1 to 3)	1·7 (1 to 2·8)	1·6 (1 to 2·7)	1·3 (0·7 to 2·2)	1 (0·6 to 1·8)	0·7 (0·4 to 1·3)	0·5 (0·2 to 0·8)	0·2 (0·1 to 0·4)	16·9
Benign prostatic hyperplasia	0 (0 to 0)	0 (0 to 0)	0 (0 to 0)	0 (0 to 0)	0 (0 to 0)	0 (0 to 0)	0 (0 to 0)	0 (0 to 0)	0 (0 to 0)	0 (0 to 0)	0 (0 to 0)	0 (0 to 0)	0 (0 to 0)	0 (0 to 0)	0 (0 to 0)	0 (0 to 0)	0 (0 to 0)	0 (0 to 0)	0 (0 to 0)	0 (0 to 0)	0 (0 to 0)	0 (0 to 0)	0 (0 to 0)	0
Male infertility	--	--	--	--	--	--	--	--	--	--	--	--	--	--	--	--	--	--	--	--	--	--	--	NA
Other urinary diseases	0·6 (0·3 to 1·1)	0·4 (0·2 to 0·7)	0·5 (0·2 to 1·2)	0·5 (0·3 to 0·8)	0·3 (0·2 to 0·5)	0·2 (0·1 to 0·4)	0·4 (0·2 to 0·5)	0·5 (0·3 to 0·7)	1·1 (0·7 to 1·6)	1·4 (0·8 to 2·3)	1·3 (0·8 to 2·1)	0·9 (0·5 to 1·7)	0·9 (0·5 to 1·6)	0·8 (0·4 to 1·4)	1 (0·6 to 1·7)	1·1 (0·6 to 2)	1·1 (0·6 to 2·1)	1·2 (0·6 to 2·1)	0·9 (0·5 to 1·7)	0·7 (0·3 to 1·3)	0·5 (0·2 to 1)	0·3 (0·1 to 0·7)	0·2 (0·1 to 0·4)	16·9
Gynecological diseases	0 (0 to 0)	0 (0 to 0)	0 (0 to 0)	0 (0 to 0)	0 (0 to 0)	16·2 (7·4 to 28·2)	52·5 (30·9 to 86·3)	165 (103 to 253)	353 (227 to 517)	394 (255 to 573)	362 (244 to 524)	259 (175 to 378)	192 (129 to 278)	113 (73·7 to 163)	69·2 (44·1 to 99·4)	54·6 (34·3 to 80·8)	42·9 (27·4 to 62·3)	31·7 (21 to 44·7)	19·5 (12·9 to 27·4)	11·4 (7·3 to 16·9)	6·8 (4·4 to 10·2)	3·6 (2·4 to 5·4)	1·7 (1 to 2·7)	2,150
Uterine fibroids	0 (0 to 0)	0 (0 to 0)	0 (0 to 0)	0 (0 to 0)	0 (0 to 0)	0·2 (0·1 to 0·5)	0·6 (0·2 to 1·3)	2·6 (1 to 5·6)	13·2 (5·6 to 27·8)	33·9 (15·5 to 69·4)	52·8 (23·6 to 106)	44 (21·1 to 82·4)	33·4 (16·1 to 63)	22·8 (10·8 to 43·4)	16·4 (7·7 to 31·5)	11·3 (5·2 to 21·6)	7·2 (3·2 to 14·1)	4·2 (1·9 to 8·4)	2·1 (0·9 to 4·1)	1 (0·4 to 2)	0·5 (0·2 to 1)	0·2 (0·1 to 0·5)	0·1 (0·1 to 0·2)	246
Polycystic ovarian syndrome	0 (0 to 0)	0 (0 to 0)	0 (0 to 0)	0 (0 to 0)	0 (0 to 0)	0·6 (0·2 to 1·3)	4·2 (1·8 to 8·3)	12·9 (5·6 to 25·4)	20·3 (9 to 40·2)	18·7 (8·3 to 37·6)	14·9 (6·7 to 28·9)	9·9 (4·4 to 19·7)	6·7 (3 to 13·5)	1·4 (0·6 to 2·8)	0 (0 to 0)	0 (0 to 0)	0 (0 to 0)	0 (0 to 0)	0 (0 to 0)	0 (0 to 0)	0 (0 to 0)	0 (0 to 0)	0 (0 to 0)	89·6
Female infertility	0 (0 to 0)	0 (0 to 0)	0 (0 to 0)	0 (0 to 0)	0 (0 to 0)	0 (0 to 0)	0 (0 to 0)	2·8 (0·1 to 10·3)	10·6 (1·3 to 31·7)	11 (1 to 33·3)	7·4 (0·2 to 25·1)	3·1 (0·1 to 12·1)	0 (0 to 0·2)	0 (0 to 0)	0 (0 to 0)	0 (0 to 0)	0 (0 to 0)	0 (0 to 0)	0 (0 to 0)	0 (0 to 0)	0 (0 to 0)	0 (0 to 0)	0 (0 to 0)	35
Endometriosis	0 (0 to 0)	0 (0 to 0)	0 (0 to 0)	0 (0 to 0)	0 (0 to 0)	0 (0 to 0)	1·9 (0·6 to 4)	14·1 (5·9 to 28·1)	30·9 (14·8 to 56·2)	29·6 (13·9 to 52)	24·1 (12·5 to 41·4)	16·4 (8·6 to 27·8)	11·4 (5·9 to 19)	5·2 (2·4 to 8·9)	0 (0 to 0)	0 (0 to 0)	0 (0 to 0)	0 (0 to 0)	0 (0 to 0)	0 (0 to 0)	0 (0 to 0)	0 (0 to 0)	0 (0 to 0)	134
Genital prolapse	0 (0 to 0)	0 (0 to 0)	0 (0 to 0)	0 (0 to 0)	0 (0 to 0)	0 (0 to 0)	0 (0 to 0)	0 (0 to 0·1)	0·1 (0·1 to 0·3)	0·2 (0·1 to 0·5)	0·3 (0·1 to 0·6)	0·7 (0·3 to 1·4)	2·2 (1 to 4·3)	4 (1·8 to 7·7)	4·9 (2·3 to 9·6)	4·8 (2·2 to 9·5)	5·4 (2·6 to 10·4)	5·8 (2·7 to 10·6)	4·4 (2·1 to 7·9)	2·9 (1·4 to 5·4)	1·9 (0·9 to 3·5)	1·1 (0·6 to 2)	0·6 (0·3 to 1·1)	39·4
Premenstrual syndrome	0 (0 to 0)	0 (0 to 0)	0 (0 to 0)	0 (0 to 0)	0 (0 to 0)	15·3 (6·7 to 27·1)	36·8 (18·4 to 67·1)	80 (37·9 to 144)	137 (76·7 to 227)	134 (70·5 to 220)	128 (72·2 to 205)	97·4 (55·3 to 156)	68·2 (37·3 to 116)	23 (11·4 to 41)	0 (0 to 0)	0 (0 to 0)	0 (0 to 0)	0 (0 to 0)	0 (0 to 0)	0 (0 to 0)	0 (0 to 0)	0 (0 to 0)	0 (0 to 0)	720
Other gynecological diseases	0 (0 to 0)	0 (0 to 0)	0 (0 to 0)	0 (0 to 0)	0 (0 to 0)	0·1 (0 to 0·4)	9 (4·6 to 14·7)	52·5 (31 to 80·2)	141 (79·7 to 216)	166 (97·9 to 257)	135 (82·7 to 204)	87·8 (51·2 to 134)	70 (42·6 to 104)	56·4 (31·7 to 88·2)	47·9 (28·7 to 70·3)	38·5 (22·9 to 59·5)	30·3 (18·6 to 44·9)	21·8 (14·1 to 31·3)	13·1 (8·2 to 19·2)	7·5 (4·5 to 11·4)	4·4 (2·6 to 6·7)	2·3 (1·4 to 3·6)	1 (0·5 to 1·8)	884
Hemoglobinopathies and hemolytic anemias	0·9 (0·5 to 1·4)	0·4 (0·2 to 0·7)	3·4 (1·7 to 6·5)	8 (4 to 15·7)	11·5 (3·4 to 28·3)	6 (2·3 to 15·5)	10 (4·6 to 20·5)	32 (12·1 to 64·3)	56·4 (24·8 to 107)	71·5 (28·9 to 162)	67·3 (34·7 to 146)	27·6 (14·3 to 45·9)	19·7 (9·6 to 35·9)	14·4 (6·6 to 28·2)	13·7 (6·4 to 27·7)	13·9 (6·8 to 27·5)	12·8 (6·5 to 24·8)	12·1 (6·4 to 22·3)	10·3 (5·3 to 18·4)	6·8 (3·5 to 12·2)	4·8 (2·5 to 8·9)	3·2 (1·7 to 5·8)	2·1 (1·1 to 3·8)	409
Thalassemias	0·2 (0·1 to 0·4)	0·1 (0 to 0·1)	0·8 (0·4 to 1·3)	2·3 (1·3 to 3·7)	1·4 (0·9 to 2·1)	0·9 (0·5 to 1·4)	1·5 (0·8 to 2·4)	3·5 (2 to 5·7)	6 (3·3 to 9·9)	3·9 (2 to 7·1)	2 (1 to 3·6)	1·2 (0·6 to 2·2)	0·9 (0·5 to 1·7)	0·7 (0·3 to 1·3)	0·4 (0·2 to 0·7)	0·3 (0·1 to 0·5)	0·1 (0 to 0·2)	0 (0 to 0·1)	0 (0 to 0)	0 (0 to 0)	0 (0 to 0)	0 (0 to 0)	0 (0 to 0)	26·2
Thalassemias trait	0 (0 to 0)	0·1 (0 to 0·3)	0·8 (0·1 to 2·8)	2·6 (0·3 to 7·9)	6·4 (0·8 to 18·4)	2·9 (0·4 to 9·5)	3·6 (0·6 to 9·2)	22·4 (4·6 to 48·6)	37·1 (8·9 to 78·5)	44·8 (10·7 to 112)	45·5 (18·9 to 110)	9·9 (2·9 to 20·1)	8·2 (2 to 18·8)	5·8 (1·1 to 14·8)	5·2 (0·8 to 14·3)	4·6 (0·8 to 12·7)	4·2 (0·8 to 10·5)	3·9 (0·7 to 10)	3·7 (0·8 to 8·2)	2·1 (0·2 to 5·3)	1·3 (0·1 to 3·7)	0·7 (0 to 2·3)	0·4 (0 to 1·3)	216
Sickle cell disorders	0·7 (0·4 to 1·1)	0·2 (0·1 to 0·3)	1·4 (0·8 to 2·3)	2·1 (1·2 to 3·5)	1·2 (0·8 to 1·8)	1·1 (0·7 to 1·6)	1·8 (1·1 to 2·7)	3·8 (2·3 to 5·8)	9·2 (5·4 to 14·6)	14 (8·2 to 23)	12 (7·1 to 19·2)	7·9 (4·9 to 12·1)	5·3 (3·3 to 8)	4·1 (2·6 to 6·2)	4·2 (2·5 to 6·4)	3·4 (2 to 5·2)	2·5 (1·4 to 3·8)	1 (0·5 to 1·7)	0·2 (0·1 to 0·3)	0 (0 to 0)	0 (0 to 0)	0 (0 to 0)	0 (0 to 0)	75·9
Sickle cell trait	0 (0 to 0)	0·1 (0 to 0·2)	0·2 (0 to 0·7)	0·7 (0·1 to 2)	1·7 (0·2 to 4·8)	0·8 (0·1 to 2·4)	0·4 (0 to 1·1)	1 (0 to 5·8)	1·8 (0 to 8·9)	6·1 (0·4 to 25·3)	3·2 (0·1 to 13·6)	2 (0·5 to 4·2)	2·1 (0·5 to 4·7)	1·5 (0·2 to 3·8)	1·4 (0·2 to 3·9)	1·2 (0·2 to 3·3)	1·1 (0·2 to 2·9)	1 (0·1 to 2·5)	1 (0·2 to 2·1)	0·5 (0 to 1·5)	0·3 (0 to 0·9)	0·2 (0 to 0·6)	0·1 (0 to 0·3)	28·3
G6PD deficiency	0 (0 to 0)	0 (0 to 0)	0 (0 to 0)	0 (0 to 0)	0 (0 to 0·1)	0·1 (0 to 0·1)	1·2 (0·3 to 3·1)	0·3 (0·1 to 0·5)	0·6 (0·3 to 1·1)	0·9 (0·4 to 1·6)	1·2 (0·3 to 3·7)	1·6 (0·6 to 3·2)	0·4 (0·2 to 0·7)	0·3 (0·1 to 0·6)	0·3 (0·1 to 0·5)	0·4 (0·2 to 0·7)	0·4 (0·2 to 0·7)	0·3 (0·1 to 0·5)	0·2 (0·1 to 0·3)	0·1 (0 to 0·1)	0 (0 to 0·1)	0 (0 to 0)	0 (0 to 0)	8·3
G6PD trait	0 (0 to 0)	0 (0 to 0)	0 (0 to 0)	0 (0 to 0)	0 (0 to 0)	0 (0 to 0)	0·2 (0·1 to 0·5)	0 (0 to 0)	0 (0 to 0)	0 (0 to 0)	0·3 (0 to 1·2)	0·5 (0·2 to 1)	0 (0 to 0·1)	0 (0 to 0)	0 (0 to 0)	0 (0 to 0)	0 (0 to 0)	0 (0 to 0)	0 (0 to 0)	0 (0 to 0)	0 (0 to 0)	0 (0 to 0)	0 (0 to 0)	1·1
Other hemoglobinopathies and hemolytic anemias	0 (0 to 0)	0 (0 to 0·1)	0·1 (0 to 0·4)	0·3 (0 to 1)	0·7 (0·1 to 2·6)	0·4 (0·1 to 1·4)	1·3 (0·2 to 3·7)	1 (0·2 to 3·5)	1·8 (0·4 to 6·3)	1·8 (0·6 to 5·3)	3·1 (0·8 to 8·3)	4·4 (1·3 to 9·6)	2·7 (1 to 6)	2 (0·8 to 4·6)	2·2 (1 to 4·8)	4 (2 to 8·1)	4·5 (2·6 to 7·9)	5·8 (3·7 to 9·3)	5·3 (3·4 to 8·4)	4·1 (2·7 to 5·9)	3·2 (2 to 4·7)	2·4 (1·4 to 3·6)	1·6 (0·9 to 2·3)	52·7
Endocrine, metabolic, blood, and immune disorders	8·7 (4·6 to 15·1)	5·6 (3 to 9·5)	34·2 (18·7 to 57·3)	27·6 (17 to 41·8)	16 (11 to 23·5)	13·2 (9·3 to 18·3)	22 (15·3 to 30·9)	48 (33·8 to 64·8)	107 (73·2 to 145)	147 (104 to 203)	159 (114 to 219)	130 (91·7 to 174)	109 (76·9 to 146)	113 (78·1 to 149)	125 (88·7 to 171)	140 (97·5 to 188)	127 (89·1 to 169)	110 (79·5 to 147)	85·9 (59·6 to 115)	58·1 (40·9 to 80·4)	44·1 (29·9 to 60·8)	31·2 (20·7 to 43·2)	19·9 (12·3 to 28·6)	1,680
Oral disorders	0 (0 to 0)	0 (0 to 0)	0 (0 to 0)	8·8 (4·9 to 14·6)	8·2 (4·6 to 13·5)	7·2 (3·9 to 12·1)	11·3 (6·5 to 18·4)	27·6 (16·1 to 44·6)	59·6 (33·8 to 96·4)	75·9 (43·2 to 127)	82·4 (45·5 to 141)	74·7 (41·6 to 127)	79·7 (46·1 to 130)	88·3 (51·2 to 145)	107 (62·8 to 169)	119 (71·8 to 184)	120 (73·2 to 187)	106 (65·6 to 164)	76·7 (48·1 to 114)	51·4 (32·1 to 77)	35·3 (22 to 52·3)	21·8 (13·3 to 32·5)	12·7 (7·8 to 19)	1,170
Caries of deciduous teeth	0 (0 to 0)	0 (0 to 0)	0 (0 to 0)	2·8 (1 to 5·8)	2·4 (1 to 5·2)	0·1 (0 to 0·3)	0 (0 to 0)	0 (0 to 0)	0 (0 to 0)	0 (0 to 0)	0 (0 to 0)	0 (0 to 0)	0 (0 to 0)	0 (0 to 0)	0 (0 to 0)	0 (0 to 0)	0 (0 to 0)	0 (0 to 0)	0 (0 to 0)	0 (0 to 0)	0 (0 to 0)	0 (0 to 0)	0 (0 to 0)	5·3
Caries of permanent teeth	0 (0 to 0)	0 (0 to 0)	0 (0 to 0)	0 (0 to 0)	1 (0·3 to 2·1)	2·7 (1 to 6)	3·6 (1·5 to 7·2)	7·6 (3·3 to 14·6)	12·4 (5 to 25·3)	11 (4·5 to 22·6)	9 (3·6 to 18·7)	6 (2·5 to 12·2)	4·7 (1·8 to 9·7)	4·1 (1·7 to 8·7)	3·9 (1·6 to 8·6)	3·6 (1·3 to 8)	3·1 (1·2 to 6·3)	2·4 (1 to 5)	1·5 (0·6 to 3)	0·9 (0·3 to 1·8)	0·5 (0·2 to 1·1)	0·3 (0·1 to 0·6)	0·1 (0 to 0·3)	78·3
Periodontal diseases	0 (0 to 0)	0 (0 to 0)	0 (0 to 0)	0 (0 to 0)	0 (0 to 0)	0 (0 to 0)	0·4 (0·1 to 1)	2·1 (0·6 to 5·2)	8·3 (2·5 to 20·3)	15·1 (4·7 to 37·9)	20·6 (6·5 to 55·6)	21·6 (6·8 to 56·2)	24 (8 to 58·1)	25·7 (9·3 to 58)	28 (10·3 to 61)	26·8 (10 to 56)	23·2 (8·9 to 48)	18·2 (7·1 to 37)	12·2 (4·9 to 24·9)	8 (3·1 to 16)	5·6 (2 to 11·5)	3·4 (1·3 to 7·1)	2 (0·7 to 4)	245
Other oral disorders	0 (0 to 0)	0 (0 to 0)	0 (0 to 0)	6 (3·6 to 9·5)	4·9 (2·8 to 7·7)	4·3 (2·5 to 6·9)	7·3 (4·3 to 11·4)	15·6 (9·5 to 23·9)	28·2 (16·7 to 41·7)	28·6 (16·8 to 43·6)	24·2 (14·5 to 37·1)	17·4 (10·6 to 27·1)	15 (9 to 22·7)	13·7 (8·1 to 20·7)	13·7 (8·1 to 20·8)	12·4 (7·6 to 18·5)	10·2 (6·2 to 15·3)	7·2 (4·4 to 11·1)	4·2 (2·5 to 6·3)	2·3 (1·4 to 3·4)	1·3 (0·8 to 1·9)	0·7 (0·4 to 1·1)	0·4 (0·2 to 0·6)	217
Sudden infant death syndrome	--	11·9 (6·5 to 19·3)	188 (105 to 309)	--	--	--	--	--	--	--	--	--	--	--	--	--	--	--	--	--	--	--	--	NA
Injuries	11·4 (7·1 to 17·2)	12·4 (8·1 to 18·7)	231 (158 to 322)	184 (140 to 237)	87·1 (75·5 to 101)	83·1 (71·6 to 96·7)	223 (193 to 258)	447 (367 to 545)	757 (598 to 935)	826 (670 to 1,010)	704 (572 to 863)	517 (416 to 637)	419 (336 to 513)	389 (317 to 480)	402 (321 to 498)	423 (336 to 527)	421 (327 to 534)	413 (321 to 525)	358 (282 to 457)	303 (239 to 386)	259 (200 to 330)	198 (151 to 252)	144 (111 to 185)	7,810
Transport injuries	0·4 (0·3 to 0·7)	0·4 (0·2 to 0·6)	8·5 (5·2 to 13·9)	25 (16·3 to 36·7)	20·2 (14·8 to 28)	18·7 (13·8 to 25·2)	76·4 (57 to 100)	122 (88·9 to 166)	179 (132 to 236)	178 (134 to 232)	143 (111 to 184)	103 (80 to 133)	82·8 (64·8 to 105)	76·4 (59·9 to 96·4)	75·9 (58·8 to 95·8)	76·2 (59 to 96·7)	70·7 (55·4 to 88·9)	60·9 (47·1 to 77·5)	44·2 (34·5 to 55·8)	30·3 (23·2 to 38·6)	21·1 (16 to 27·2)	13·4 (9·9 to 17·4)	8·3 (6·1 to 11)	1,430
Road injuries	0·3 (0·2 to 0·5)	0·3 (0·2 to 0·5)	8·2 (4·9 to 13·5)	23·6 (15·2 to 34·9)	17·6 (12·7 to 24·6)	15·3 (11·1 to 20·8)	71·7 (53 to 94·4)	113 (80·6 to 155)	162 (118 to 215)	159 (119 to 211)	126 (97·8 to 164)	89·2 (68·7 to 116)	70·1 (54·8 to 89·3)	63·4 (50 to 80·5)	61·3 (47·8 to 77·8)	60·2 (47·3 to 76)	54·6 (43·5 to 67·8)	46·3 (36·1 to 58·5)	32·8 (25·9 to 41·1)	21·8 (16·8 to 27·9)	14·3 (10·8 to 18·2)	8·3 (6·2 to 10·7)	4·5 (3·3 to 5·9)	1,220
Pedestrian road injuries	0·1 (0 to 0·1)	0·1 (0 to 0·1)	1·7 (1 to 2·8)	13·2 (8·1 to 20)	7·6 (5·3 to 11·1)	5·5 (3·8 to 7·7)	11·4 (8·3 to 15·6)	20·3 (14·4 to 28·2)	35·1 (24·9 to 48·8)	37·2 (26·5 to 51·5)	29·7 (22 to 39·8)	21·2 (15·8 to 28·7)	15·8 (12 to 21·1)	14·1 (10·7 to 18·6)	13·3 (10·3 to 17·2)	13·5 (10·5 to 17·2)	12·3 (9·5 to 15·6)	11·1 (8·6 to 14·1)	8·2 (6·4 to 10·3)	5·6 (4·3 to 7·2)	3·6 (2·7 to 4·5)	2 (1·5 to 2·6)	1 (0·8 to 1·4)	283
Cyclist road injuries	0 (0 to 0)	0 (0 to 0)	0 (0 to 0)	0·4 (0·2 to 0·7)	1·4 (0·7 to 2·4)	1·5 (0·8 to 2·5)	1·2 (0·7 to 1·8)	2·5 (1·7 to 3·7)	4·5 (3·1 to 6·3)	5·2 (3·7 to 7·1)	4·9 (3·5 to 6·5)	4 (2·9 to 5·5)	4·1 (3 to 5·4)	4·2 (3 to 5·5)	4·5 (3·2 to 6·1)	4·5 (3·2 to 6)	4·4 (3·2 to 5·9)	3·7 (2·6 to 4·9)	2·5 (1·8 to 3·4)	1·7 (1·2 to 2·2)	1·1 (0·8 to 1·5)	0·7 (0·5 to 0·9)	0·4 (0·3 to 0·5)	57·3
Motorcyclist road injuries	0 (0 to 0)	0 (0 to 0)	0·1 (0·1 to 0·2)	0·2 (0·1 to 0·4)	0·2 (0·2 to 0·3)	0·4 (0·3 to 0·5)	2·1 (1·6 to 2·8)	5·4 (4 to 7·2)	9·4 (7 to 12·5)	10·6 (7·8 to 13·9)	9·4 (7·2 to 12)	7·6 (5·7 to 10)	6·3 (4·9 to 8·2)	5·9 (4·5 to 7·7)	5·9 (4·4 to 7·7)	5·4 (3·9 to 7·4)	4·7 (3·4 to 6·5)	3·9 (2·8 to 5·2)	2·7 (1·9 to 3·6)	1·8 (1·3 to 2·5)	1·3 (0·9 to 1·8)	0·8 (0·6 to 1·2)	0·5 (0·4 to 0·7)	84·9
Motor vehicle road injuries	0·2 (0·1 to 0·3)	0·2 (0·1 to 0·3)	6·2 (3·7 to 10·2)	9·5 (5·9 to 14·6)	8·2 (5·8 to 11·8)	7·7 (5·5 to 10·6)	56·3 (41·5 to 74·1)	84·2 (59·7 to 114)	112 (81·6 to 148)	104 (78 to 137)	80·1 (61·7 to 105)	54·9 (41·9 to 71·4)	42·7 (33·1 to 55)	38 (29·7 to 48·9)	36·4 (28 to 46·3)	35·8 (27·6 to 45·4)	32·2 (25·4 to 40·3)	26·9 (20·9 to 34·7)	18·8 (14·8 to 23·8)	12·4 (9·4 to 15·9)	8·1 (6·1 to 10·5)	4·6 (3·5 to 6)	2·5 (1·8 to 3·3)	782
Other road injuries	0 (0 to 0·1)	0 (0 to 0)	0·1 (0·1 to 0·3)	0·2 (0·1 to 0·4)	0·2 (0·2 to 0·3)	0·3 (0·2 to 0·4)	0·6 (0·5 to 0·8)	1·1 (0·8 to 1·4)	1·7 (1·2 to 2·3)	2·1 (1·5 to 2·8)	1·9 (1·4 to 2·5)	1·4 (1·1 to 1·9)	1·2 (0·9 to 1·6)	1·2 (0·9 to 1·6)	1·2 (0·9 to 1·5)	1 (0·8 to 1·4)	0·9 (0·7 to 1·2)	0·7 (0·5 to 1)	0·5 (0·4 to 0·7)	0·3 (0·2 to 0·4)	0·2 (0·2 to 0·3)	0·1 (0·1 to 0·2)	0·1 (0·1 to 0·1)	17·3
Other transport injuries	0·1 (0·1 to 0·2)	0·1 (0 to 0·1)	0·3 (0·2 to 0·5)	1·4 (1 to 2)	2·5 (1·9 to 3·4)	3·4 (2·6 to 4·4)	4·7 (3·6 to 6·2)	9 (6·7 to 12·3)	16·5 (12 to 22·1)	18·8 (13·9 to 25)	16·8 (12·7 to 22·2)	13·7 (10·1 to 17·8)	12·7 (9·4 to 16·6)	13 (9·6 to 17)	14·6 (10·5 to 19·4)	16 (11·5 to 21·7)	16·1 (11·5 to 21·7)	14·6 (10·2 to 20·1)	11·4 (7·9 to 16·1)	8·5 (6 to 11·6)	6·8 (4·8 to 9·3)	5·1 (3·6 to 6·9)	3·9 (2·6 to 5·3)	210
Unintentional injuries	4·5 (2·8 to 7)	9·6 (6 to 15·4)	133 (85·5 to 194)	82·5 (58·9 to 111)	42·2 (33·1 to 53·3)	34·2 (26·2 to 43·2)	45·2 (33·8 to 59·3)	102 (77·2 to 136)	211 (159 to 286)	256 (192 to 339)	250 (188 to 329)	208 (158 to 271)	199 (150 to 259)	214 (166 to 283)	249 (189 to 326)	288 (221 to 372)	309 (233 to 398)	324 (247 to 414)	297 (231 to 386)	264 (207 to 337)	233 (179 to 298)	182 (139 to 231)	134 (103 to 173)	4,070
Falls	0·2 (0·1 to 0·3)	0·2 (0·1 to 0·3)	2·9 (2 to 4)	6·7 (4·8 to 9·2)	8·8 (5·8 to 13·1)	10·2 (6·8 to 14·8)	16·9 (11·8 to 23·6)	38·7 (27·4 to 53·8)	82 (58·1 to 115)	101 (71·9 to 137)	102 (74·1 to 140)	88·8 (65·3 to 120)	90·6 (66·8 to 121)	105 (78·9 to 141)	132 (98·7 to 174)	164 (124 to 214)	189 (140 to 247)	216 (162 to 283)	215 (164 to 278)	204 (158 to 264)	188 (143 to 243)	150 (114 to 194)	112 (85·4 to 144)	2,220
Drowning	0·2 (0·1 to 0·3)	0 (0 to 0·1)	5·6 (3·5 to 8·4)	19·6 (13·2 to 27·7)	5 (3·6 to 6·7)	2·9 (2·1 to 4)	2·5 (1·8 to 3·4)	4·3 (3 to 6)	8·2 (5·4 to 11·9)	8·6 (6·1 to 11·8)	6·8 (4·7 to 9·4)	5 (3·4 to 7)	3·6 (2·6 to 4·8)	3·1 (2·3 to 4·2)	2·6 (2 to 3·5)	2·4 (1·8 to 3)	1·9 (1·4 to 2·4)	1·4 (1·1 to 1·9)	0·9 (0·7 to 1·2)	0·6 (0·4 to 0·7)	0·4 (0·3 to 0·4)	0·2 (0·2 to 0·3)	0·1 (0·1 to 0·2)	85·9
Fire, heat, and hot substances	0·1 (0·1 to 0·2)	0·2 (0·2 to 0·4)	7·2 (4·7 to 10·5)	21·7 (14·4 to 31·4)	11·2 (8·7 to 14·3)	5·6 (4·2 to 7·2)	5·2 (3·8 to 7)	12·2 (8·8 to 17)	24·8 (17·6 to 35·5)	32·7 (22·6 to 45·7)	30·6 (21·6 to 43·8)	22·8 (15·9 to 32·7)	20·5 (14·4 to 29)	20·2 (14·3 to 28·9)	21·2 (14·8 to 30·4)	21·3 (15·3 to 30·5)	18·9 (13·4 to 27)	16·3 (11·7 to 23)	11·9 (8·5 to 16·7)	8·4 (6·1 to 11·6)	6 (4·3 to 8·3)	4·1 (3 to 5·7)	2·8 (2 to 3·7)	326
Poisonings	0·2 (0·1 to 0·3)	0·1 (0·1 to 0·2)	1·4 (0·9 to 2·1)	3·4 (2·3 to 4·9)	2·5 (1·5 to 3·8)	2·6 (1·8 to 3·8)	3·2 (2·2 to 4·5)	7 (5 to 9·6)	13·9 (9·8 to 18·9)	14·1 (10·3 to 19)	11·3 (8·2 to 14·9)	8·4 (6·1 to 11·4)	5·5 (3·9 to 7·3)	5·1 (3·7 to 6·8)	4·4 (3·1 to 5·9)	3·7 (2·5 to 5·1)	2·9 (2 to 4·1)	2·4 (1·6 to 3·3)	1·6 (1·1 to 2·2)	1·1 (0·8 to 1·5)	0·8 (0·5 to 1)	0·4 (0·3 to 0·6)	0·3 (0·2 to 0·4)	96·3
Poisoning by carbon monoxide	0 (0 to 0)	0 (0 to 0)	0·3 (0·1 to 0·5)	0·8 (0·4 to 1·4)	0·5 (0·3 to 0·8)	0·5 (0·3 to 0·9)	1·1 (0·7 to 1·6)	2·5 (1·6 to 3·5)	5 (3·2 to 7·6)	6·4 (4·3 to 9·1)	4·8 (3·3 to 6·8)	3·5 (2·3 to 5·1)	2 (1·3 to 2·7)	1·4 (1 to 2)	1·1 (0·7 to 1·5)	0·9 (0·6 to 1·2)	0·6 (0·5 to 0·8)	0·5 (0·4 to 0·7)	0·4 (0·3 to 0·5)	0·2 (0·2 to 0·3)	0·1 (0·1 to 0·2)	0·1 (0·1 to 0·1)	0 (0 to 0)	32·8
Poisoning by other means	0·2 (0·1 to 0·3)	0·1 (0·1 to 0·2)	1·1 (0·7 to 1·7)	2·6 (1·6 to 3·9)	1·9 (1·1 to 3·1)	2·1 (1·3 to 3·2)	2·1 (1·3 to 3·2)	4·6 (3 to 6·5)	8·9 (6·1 to 12·3)	7·7 (5·1 to 11)	6·5 (4·3 to 9·2)	4·9 (3·3 to 6·9)	3·5 (2·4 to 5·1)	3·7 (2·5 to 5·1)	3·3 (2·3 to 4·7)	2·8 (1·8 to 4·1)	2·2 (1·4 to 3·3)	1·9 (1·2 to 2·7)	1·2 (0·8 to 1·7)	0·9 (0·6 to 1·2)	0·6 (0·4 to 0·9)	0·4 (0·2 to 0·5)	0·2 (0·1 to 0·3)	63·5
Exposure to mechanical forces	0·1 (0·1 to 0·2)	0·1 (0·1 to 0·1)	1·3 (0·9 to 1·9)	5 (3·5 to 7)	4·2 (2·9 to 6·1)	4·4 (2·9 to 6·7)	6·5 (4·3 to 9·8)	14·8 (9·7 to 22·8)	29·8 (19·8 to 44·8)	34·2 (22·6 to 51·6)	32·4 (21·5 to 48·6)	25·4 (16·7 to 37·8)	23·8 (16 to 35·1)	23·5 (15·8 to 35·2)	25·7 (17·2 to 37·8)	26·8 (18 to 39·5)	25·4 (16·6 to 36·8)	21·8 (14·5 to 31·6)	16 (10·7 to 23)	11·6 (7·7 to 16·6)	8·8 (5·8 to 12·6)	6 (4 to 8·7)	3·9 (2·6 to 5·5)	351
Unintentional firearm injuries	0 (0 to 0)	0 (0 to 0)	0·1 (0 to 0·1)	0·5 (0·2 to 0·9)	0·4 (0·2 to 0·6)	0·4 (0·2 to 0·6)	0·6 (0·4 to 0·8)	1·3 (0·9 to 1·7)	2·1 (1·4 to 3)	2·2 (1·6 to 3)	2 (1·5 to 2·7)	1·4 (1 to 1·9)	1·1 (0·8 to 1·6)	1·1 (0·8 to 1·5)	1 (0·7 to 1·4)	0·9 (0·6 to 1·3)	0·8 (0·6 to 1·2)	0·7 (0·5 to 1)	0·5 (0·3 to 0·7)	0·3 (0·2 to 0·5)	0·2 (0·2 to 0·4)	0·2 (0·1 to 0·3)	0·1 (0·1 to 0·2)	17·9
Other exposure to mechanical forces	0·1 (0·1 to 0·2)	0·1 (0 to 0·1)	1·2 (0·8 to 1·8)	4·5 (3·2 to 6·3)	3·8 (2·5 to 5·7)	4 (2·5 to 6·3)	5·9 (3·8 to 9·3)	13·6 (8·7 to 21·4)	27·7 (17·9 to 42·5)	32 (20·5 to 48·7)	30·4 (19·8 to 46·3)	24 (15·6 to 35·8)	22·6 (15·1 to 33·7)	22·4 (14·9 to 33·5)	24·7 (16·5 to 36·5)	25·9 (17·3 to 38·2)	24·5 (16 to 35·6)	21·2 (14 to 30·6)	15·6 (10·4 to 22·3)	11·2 (7·4 to 16·1)	8·6 (5·7 to 12·2)	5·9 (3·9 to 8·4)	3·8 (2·5 to 5·3)	334
Adverse effects of medical treatment	1·2 (0·5 to 2·1)	0·9 (0·4 to 1·5)	8·9 (3·3 to 16·2)	6·2 (3·5 to 9·7)	2·5 (1·4 to 3·8)	1·7 (0·9 to 2·5)	1·9 (1·2 to 2·7)	4·6 (2·9 to 6·9)	9·9 (5·9 to 15·5)	13·5 (7·5 to 19·8)	14·5 (7·6 to 21·9)	13·8 (6·5 to 20·4)	13·7 (6·8 to 20·5)	14·6 (7·5 to 22·1)	17·4 (9·3 to 26)	21·1 (12·3 to 30·2)	23 (14·2 to 33)	22·1 (14 to 30·9)	17 (11·8 to 23·8)	11·1 (7·5 to 14·9)	7·4 (5·1 to 10)	4·5 (3 to 6·3)	2·8 (1·7 to 4·3)	234
Animal contact	0·1 (0 to 0·1)	0·1 (0 to 0·2)	0·4 (0·2 to 0·6)	1·1 (0·7 to 1·7)	1·1 (0·7 to 1·6)	1 (0·6 to 1·5)	1·3 (0·8 to 1·9)	2·7 (1·7 to 3·9)	4·7 (3 to 7)	5 (3·2 to 7·6)	4·7 (3 to 7)	3·6 (2·3 to 5·4)	3·3 (2·1 to 4·9)	3·3 (2·1 to 4·9)	3·5 (2·3 to 5·3)	3·7 (2·4 to 5·6)	3·5 (2·3 to 5·6)	3 (2 to 4·6)	2·2 (1·4 to 3·3)	1·5 (1 to 2·3)	1·1 (0·7 to 1·7)	0·7 (0·5 to 1·1)	0·5 (0·3 to 0·7)	51·9
Venomous animal contact	0 (0 to 0)	0 (0 to 0)	0 (0 to 0·1)	0·3 (0·2 to 0·5)	0·4 (0·2 to 0·7)	0·5 (0·3 to 0·7)	0·6 (0·4 to 1)	1·2 (0·8 to 1·9)	2·1 (1·3 to 3·2)	2·1 (1·3 to 3·1)	1·8 (1·1 to 2·7)	1·3 (0·8 to 1·9)	1·1 (0·7 to 1·6)	1 (0·6 to 1·4)	1 (0·6 to 1·4)	0·9 (0·6 to 1·4)	0·8 (0·5 to 1·2)	0·7 (0·4 to 1)	0·4 (0·3 to 0·6)	0·3 (0·2 to 0·4)	0·2 (0·1 to 0·3)	0·1 (0·1 to 0·2)	0·1 (0·1 to 0·1)	17
Non-venomous animal contact	0·1 (0 to 0·1)	0·1 (0 to 0·2)	0·3 (0·2 to 0·6)	0·8 (0·5 to 1·3)	0·6 (0·4 to 1)	0·5 (0·3 to 0·8)	0·7 (0·4 to 1·1)	1·4 (0·8 to 2·4)	2·5 (1·5 to 4·3)	2·9 (1·7 to 4·9)	2·8 (1·7 to 4·8)	2·3 (1·4 to 3·8)	2·2 (1·3 to 3·6)	2·3 (1·4 to 3·8)	2·5 (1·5 to 4·1)	2·8 (1·7 to 4·4)	2·7 (1·6 to 4·4)	2·3 (1·4 to 3·8)	1·7 (1 to 2·8)	1·2 (0·7 to 1·9)	0·9 (0·5 to 1·4)	0·6 (0·4 to 1)	0·4 (0·2 to 0·6)	34·9
Foreign body	2·2 (1·3 to 3·6)	7·8 (4·7 to 12·7)	102 (63·8 to 153)	15·3 (10·1 to 21·4)	4·2 (3·2 to 5·4)	2·8 (2·1 to 3·7)	2·9 (2·2 to 3·9)	6·4 (4·8 to 8·5)	12·7 (9·6 to 17)	15·7 (11·9 to 20·1)	15·5 (11·7 to 19·7)	13·5 (10·4 to 17·2)	11·9 (9·2 to 14·8)	12·6 (9·8 to 16)	13·9 (10·7 to 17·6)	15·1 (11·9 to 18·9)	15·4 (12·5 to 19·1)	15 (12 to 18·4)	12·7 (9·9 to 16)	10·3 (8·1 to 12·8)	8·5 (6·5 to 10·6)	6·6 (5 to 8·3)	5·2 (3·7 to 6·6)	329
Pulmonary aspiration and foreign body in airway	2·2 (1·3 to 3·6)	7·8 (4·7 to 12·7)	102 (63·6 to 152)	14 (9·1 to 20·2)	2·8 (2·1 to 3·6)	1·6 (1·1 to 2·1)	1·3 (0·9 to 1·6)	3 (2·1 to 4·1)	6·3 (4·4 to 8·8)	8·7 (6·1 to 11·9)	8·9 (6·2 to 12·3)	8·3 (5·7 to 11·5)	6·9 (4·9 to 9·2)	7·5 (5·3 to 10·5)	8·3 (5·8 to 11·7)	9·1 (6·3 to 12)	9·4 (7 to 12·4)	9·3 (6·8 to 12)	8·1 (5·7 to 11·2)	6·7 (4·9 to 8·9)	5·7 (3·9 to 7·4)	4·5 (2·9 to 6)	3·7 (2·3 to 5)	246
Foreign body in eyes	0 (0 to 0)	0 (0 to 0)	0·1 (0 to 0·2)	0·4 (0·1 to 0·8)	0·5 (0·2 to 1)	0·4 (0·2 to 1)	0·6 (0·2 to 1·4)	1·3 (0·5 to 2·6)	2·3 (1·1 to 4·4)	2·4 (1·1 to 4·4)	2·1 (1·1 to 3·8)	1·7 (0·9 to 3)	1·5 (0·9 to 2·5)	1·4 (0·8 to 2·4)	1·5 (0·9 to 2·3)	1·6 (1 to 2·3)	1·5 (0·9 to 2·1)	1·3 (0·8 to 1·8)	0·9 (0·6 to 1·3)	0·6 (0·4 to 0·9)	0·5 (0·3 to 0·7)	0·3 (0·2 to 0·4)	0·2 (0·1 to 0·3)	23·2
Foreign body in other body part	0 (0 to 0)	0 (0 to 0)	0·2 (0·1 to 0·3)	0·8 (0·5 to 1·3)	0·9 (0·6 to 1·3)	0·8 (0·5 to 1·2)	1·1 (0·7 to 1·5)	2·1 (1·5 to 3)	4 (2·8 to 5·6)	4·6 (3·2 to 6·3)	4·4 (3·1 to 6·1)	3·5 (2·5 to 4·8)	3·5 (2·5 to 4·7)	3·6 (2·5 to 4·9)	4 (2·8 to 5·5)	4·5 (3·1 to 6·2)	4·6 (3·2 to 6·4)	4·4 (3·1 to 6)	3·7 (2·6 to 5·1)	2·9 (2·1 to 4)	2·4 (1·7 to 3·3)	1·8 (1·2 to 2·5)	1·3 (0·9 to 1·8)	59·1
Environmental heat and cold exposure	0·1 (0·1 to 0·2)	0 (0 to 0·1)	1·7 (1 to 2·9)	1·6 (1 to 2·6)	0·4 (0·3 to 0·6)	0·4 (0·3 to 0·6)	0·9 (0·6 to 1·3)	2 (1·4 to 2·8)	4·7 (3·4 to 6·5)	5·8 (4·2 to 7·9)	5·8 (4·1 to 7·8)	5·4 (3·8 to 7·3)	4·8 (3·5 to 6·8)	5·4 (3·8 to 7·4)	5·7 (4 to 7·7)	6·2 (4·5 to 8·6)	5·9 (4·2 to 8)	6 (4·3 to 8)	4·9 (3·6 to 6·4)	4 (2·9 to 5·4)	3·4 (2·5 to 4·5)	2·6 (1·9 to 3·6)	1·7 (1·2 to 2·3)	79·5
Exposure to forces of nature	0 (0 to 0)	0 (0 to 0)	0 (0 to 0)	0·1 (0·1 to 0·1)	0·1 (0·1 to 0·1)	0·1 (0·1 to 0·1)	0·1 (0·1 to 0·1)	0·1 (0·1 to 0·2)	0·2 (0·1 to 0·2)	0·1 (0·1 to 0·1)	0·1 (0·1 to 0·1)	0·1 (0·1 to 0·1)	0·1 (0·1 to 0·1)	0·1 (0·1 to 0·1)	0·1 (0·1 to 0·1)	0·1 (0·1 to 0·1)	0·1 (0·1 to 0·1)	0·1 (0·1 to 0·1)	0·1 (0 to 0·1)	0 (0 to 0)	0 (0 to 0)	0 (0 to 0)	0 (0 to 0)	2
Other unintentional injuries	0·1 (0·1 to 0·2)	0·1 (0 to 0·1)	0·7 (0·5 to 1)	1·8 (1·2 to 2·5)	2·2 (1·5 to 3·3)	2·4 (1·6 to 3·4)	3·8 (2·5 to 5·7)	9·3 (6·2 to 14)	20·4 (13·3 to 30·3)	25·5 (16·8 to 37·4)	25·6 (16·7 to 37)	21·7 (14·3 to 31·2)	20·7 (13·9 to 29·7)	21·1 (13·9 to 29·9)	23·2 (15·2 to 32·7)	24 (16 to 33·8)	22·8 (15·5 to 32·2)	20·1 (13·9 to 28·7)	15·3 (10·5 to 21·4)	11·3 (7·8 to 15·7)	8·9 (6·3 to 12·4)	6·5 (4·6 to 9·1)	4·5 (3·2 to 6·1)	292
Self-harm and interpersonal violence	6·4 (3·8 to 10·2)	2·5 (1·7 to 3·7)	90·3 (58·2 to 138)	76·1 (51·2 to 109)	24·7 (19 to 30·5)	30·2 (24·8 to 36·8)	101 (84·2 to 121)	222 (172 to 286)	367 (274 to 485)	392 (295 to 519)	311 (235 to 404)	206 (154 to 271)	137 (104 to 177)	98·3 (76·6 to 125)	76·4 (61·5 to 96·5)	58·6 (47·3 to 72·8)	41·5 (33·9 to 50·8)	28·3 (23·1 to 34·2)	16·7 (13·7 to 20·1)	8·5 (6·8 to 10·5)	5 (4 to 6·2)	2·7 (2·1 to 3·4)	1·4 (1·1 to 1·9)	2,300
Self-harm	0 (0 to 0)	0 (0 to 0)	0 (0 to 0)	0 (0 to 0)	0 (0 to 0)	6·6 (4·4 to 9·8)	27·1 (18·9 to 38·2)	52·6 (36·9 to 75·5)	107 (71·4 to 157)	134 (91·5 to 190)	114 (78·7 to 165)	86·3 (60 to 124)	59·5 (41·5 to 83·6)	47·7 (33·6 to 66·3)	36·4 (26·2 to 49·4)	26·4 (19·2 to 36·2)	16·8 (12·3 to 22·8)	10 (7·5 to 13·7)	5·1 (3·9 to 6·8)	2·6 (2 to 3·4)	1·4 (1 to 1·8)	0·7 (0·5 to 0·9)	0·3 (0·2 to 0·4)	735
Self-harm by firearm	0 (0 to 0)	0 (0 to 0)	0 (0 to 0)	0 (0 to 0)	0 (0 to 0)	0·2 (0·2 to 0·4)	2 (1·1 to 2·3)	5 (2·8 to 5·8)	8·2 (5·4 to 12·2)	9·5 (6·4 to 13·7)	8·1 (5·2 to 11·6)	5·8 (4 to 8·5)	4·3 (3 to 6·2)	3·5 (2·5 to 5)	2·7 (1·9 to 3·8)	2 (1·4 to 2·9)	1·3 (0·9 to 1·8)	1 (0·8 to 1·1)	0·3 (0·2 to 0·5)	0·2 (0·1 to 0·2)	0·1 (0 to 0·1)	0 (0 to 0)	0 (0 to 0)	52·6
Self-harm by other specified means	0 (0 to 0)	0 (0 to 0)	0 (0 to 0)	0 (0 to 0)	0 (0 to 0)	6·4 (4·2 to 9·4)	25·5 (17·8 to 35·9)	48·6 (34·2 to 70)	99·3 (66·2 to 145)	125 (85·3 to 177)	106 (73·6 to 153)	80·5 (56 to 115)	55·1 (38·5 to 77·6)	44·2 (31·1 to 61·2)	33·6 (24·2 to 45·7)	24·4 (17·6 to 33·4)	15·5 (11·3 to 20·9)	9·2 (6·9 to 12·7)	4·8 (3·6 to 6·3)	2·5 (1·9 to 3·2)	1·3 (1 to 1·7)	0·7 (0·5 to 0·8)	0·3 (0·2 to 0·4)	683
Interpersonal violence	6·4 (3·8 to 10·2)	2·5 (1·7 to 3·7)	90·2 (58·1 to 138)	75·8 (50·9 to 109)	24·6 (18·9 to 30·4)	23·4 (18·9 to 29·2)	73·6 (57·8 to 90·1)	168 (127 to 221)	257 (183 to 345)	255 (179 to 343)	196 (144 to 257)	119 (89·7 to 157)	77·5 (59·2 to 101)	49·9 (39·1 to 62·3)	39·3 (30·5 to 49·4)	31·9 (25·5 to 39·4)	24·4 (19·7 to 30)	18·2 (14·8 to 22·1)	11·5 (9·2 to 14)	5·9 (4·6 to 7·4)	3·6 (2·8 to 4·6)	2 (1·5 to 2·6)	1·1 (0·8 to 1·5)	1,560
Physical violence by firearm	0·3 (0·2 to 0·5)	0·2 (0·1 to 0·3)	5 (3·1 to 7·7)	14·7 (9·6 to 21·8)	9·7 (7·2 to 12·3)	11·3 (8·7 to 14·6)	45 (35 to 56·5)	99·6 (73·2 to 133)	143 (99·6 to 196)	137 (94 to 188)	104 (74 to 140)	60·1 (44 to 81)	34·8 (25·6 to 46·5)	20·1 (15·1 to 26·1)	14·5 (10·7 to 19·4)	11·4 (8·7 to 14·8)	8 (6 to 10·3)	5·6 (4·5 to 6·9)	3·1 (2·4 to 4·1)	1·3 (1 to 1·6)	0·6 (0·5 to 0·8)	0·3 (0·2 to 0·3)	0·1 (0·1 to 0·2)	730
Physical violence by sharp object	[illegible]	[illegible]	[illegible]	[illegible]	[illegible]	[illegible]	[illegible]	[illegible]	[illegible]	[illegible]	[illegible]	[illegible]	[illegible]	[illegible]	[illegible]	[illegible]	[illegible]	[illegible]	[illegible]	[illegible]	[illegible]	[illegible]	[illegible]	260
Sexual violence	[illegible]	[illegible]	[illegible]	[illegible]	[illegible]	[illegible]	[illegible]	[illegible]	[illegible]	[illegible]	[illegible]	[illegible]	[illegible]	[illegible]	[illegible]	[illegible]	[illegible]	[illegible]	[illegible]	[illegible]	[illegible]	[illegible]	[illegible]	49·4
Physical violence by other means	[illegible]	[illegible]	[illegible]	[illegible]	[illegible]	[illegible]	[illegible]	[illegible]	[illegible]	[illegible]	[illegible]	[illegible]	[illegible]	[illegible]	[illegible]	[illegible]	[illegible]	[illegible]	[illegible]	[illegible]	[illegible]	[illegible]	[illegible]	519
Conflict and terrorism	[illegible]	[illegible]	[illegible]	[illegible]	[illegible]	[illegible]	[illegible]	[illegible]	[illegible]	[illegible]	[illegible]	[illegible]	[illegible]	[illegible]	[illegible]	[illegible]	[illegible]	[illegible]	[illegible]	[illegible]	[illegible]	[illegible]	[illegible]	5·3

Cell Table 2b. Florida (24,1) by cause and age group for females with 50+ countable intervals, 2023

Cause	Early Neonatal	Late Neonatal	Post Neonatal	1 to 4	5 to 9	10 to 14	15 to 19	20 to 24	25 to 29	30 to 34	35 to 39	40 to 44	45 to 49	50 to 54	55 to 59	60 to 64	65 to 69	70 to 74	75 to 79	80 to 84	85 to 89	90 to 94	95 plus	Total
All causes	37,150 (29,926 to 29,500)	7,512 (6,480 to 7,960)	19,882 (17,864 to 20,200)	20,450 (19,600 to 24,400)	20,200 (17,100 to 26,700)	40,900 (32,800 to 45,200)	78,600 (61,100 to 101,000)	114,000 (84,700 to 134,000)	139,000 (98,000 to 172,000)	146,000 (100,000 to 177,000)	166,000 (120,000 to 199,000)	190,000 (135,000 to 229,000)	180,000 (132,000 to 199,000)	199,000 (142,000 to 242,000)	200,000 (144,000 to 250,000)	242,000 (169,000 to 297,000)	299,000 (202,000 to 371,000)	344,000 (234,000 to 427,000)	382,000 (253,000 to 512,000)	392,000 (253,000 to 533,000)	316,000 (207,000 to 505,000)	399,000 (227,000 to 1,000,000)	1,160,000 (1,020,000 to 1,370,000)	97,400 (86,100 to 108,000)	3,790,000
Communicable, maternal, neonatal, and nutritional diseases	21,600 (16,600 to 23,000)	4,200 (3,600 to 4,600)	5,120 (3,300 to 6,000)	3,990 (2,700 to 5,000)	1,790 (1,080 to 2,700)	4,400 (2,600 to 6,600)	6,110 (3,600 to 9,200)	6,620 (3,900 to 9,900)	6,620 (3,900 to 9,900)	6,620 (3,900 to 9,900)	6,610 (3,900 to 9,900)	6,610 (3,900 to 9,900)	6,600 (3,900 to 9,900)	6,600 (3,900 to 9,900)	6,600 (3,900 to 9,900)	6,600 (3,900 to 9,900)	7,020 (4,100 to 10,000)	6,870 (4,000 to 9,800)	6,870 (4,000 to 9,800)	6,860 (4,000 to 9,800)	6,860 (4,000 to 9,800)	3,760 (2,200 to 5,400)	2,960 (1,800 to 4,200)	199,000
HIV/AIDS and sexually transmitted infections	0 to 0	0 to 0	69 to 75.4	485 to 630.6	227 to 39.25	51.8 to 100	1,020 to 2,021	4,021 to 6,071	11,000 to 11,000	11,000 to 13,000	12,000 to 14,000	12,000 to 14,000	11,000 to 13,000	10,000 to 12,000	9,000 to 11,000	8,000 to 10,000	7,000 to 9,000	6,000 to 8,000	5,000 to 7,000	4,000 to 6,000	3,000 to 5,000	1,000 to 3,000	21,750
HIV/AIDS	0 (0 to 0)	0 (0 to 0)	69 (52.7 to 75.4)	485 (369.4 to 630.6)	227 (164.3 to 39.25)	51.8 (39.5 to 100)	1,020 (782 to 2,021)	4,021 (3,080 to 6,071)	11,000 (8,400 to 11,000)	11,000 (8,400 to 13,000)	12,000 (9,200 to 14,000)	12,000 (9,200 to 14,000)	11,000 (8,400 to 13,000)	10,000 (7,700 to 12,000)	9,000 (6,900 to 11,000)	8,000 (6,100 to 10,000)	7,000 (5,400 to 9,000)	6,000 (4,600 to 8,000)	5,000 (3,800 to 7,000)	4,000 (3,100 to 6,000)	3,000 (2,300 to 5,000)	1,000 (770 to 3,000)	19,500
HIV/AIDS - Drug-susceptible Tuberculosis	0 (0 to 0)	0 (0 to 0)	0.9 (0.5 to 1.4)	1.7 (1.1 to 2.7)	0.9 (0.6 to 0.7)	0.6 (0.4 to 0.9)	0.6 (0.4 to 2)	0.6 (0.4 to 2.7)	0.6 (0.4 to 2.7)	0.6 (0.4 to 2.7)	0.6 (0.4 to 2.7)	0.6 (0.4 to 2.7)	0.6 (0.4 to 2.7)	0.6 (0.4 to 2.7)	0.6 (0.4 to 2.7)	0.6 (0.4 to 2.7)	0.6 (0.4 to 2.7)	0.6 (0.4 to 2.7)	0.6 (0.4 to 2.7)	0.6 (0.4 to 2.7)	0.6 (0.4 to 2.7)	0.6 (0.4 to 2.7)	199
HIV/AIDS - Multidrug-resistant Tuberculosis without extensive drug resistance	0 (0 to 0)	0 (0 to 0)	0 (0 to 0.1)	0 (0 to 0.1)	0 (0 to 0)	0 (0 to 0)	0 (0 to 0)	0 (0 to 0)	0 (0 to 0)	0 (0 to 0)	0 (0 to 0)	0 (0 to 0)	0 (0 to 0)	0 (0 to 0)	0 (0 to 0)	0 (0 to 0)	0 (0 to 0)	0 (0 to 0)	0 (0 to 0)	0 (0 to 0)	0 (0 to 0)	0 (0 to 0)	0 (0 to 0)	8.6
HIV/AIDS - Extensively drug-resistant Tuberculosis	0 (0 to 0)	0 (0 to 0)	0 (0 to 0)	0 (0 to 0)	0 (0 to 0)	0 (0 to 0)	0 (0 to 0)	0 (0 to 0)	0 (0 to 0)	0 (0 to 0)	0 (0 to 0)	0 (0 to 0)	0 (0 to 0)	0 (0 to 0)	0 (0 to 0)	0 (0 to 0)	0 (0 to 0)	0 (0 to 0)	0 (0 to 0)	0 (0 to 0)	0 (0 to 0)	0 (0 to 0)	0 (0 to 0)	1.6
HIV/AIDS resulting in other diseases	0 (0 to 0)	0 (0 to 0)	68.7 (52.9 to 73.8)	483 (368.1 to 627.5)	227 (164.3 to 37.9)	51.2 (39.1 to 99)	1,020 (781 to 1,990)	4,020 (3,080 to 6,050)	11,000 (8,400 to 11,000)	11,000 (8,400 to 13,000)	12,000 (9,200 to 14,000)	12,000 (9,200 to 14,000)	11,000 (8,400 to 13,000)	10,000 (7,700 to 12,000)	9,000 (6,900 to 11,000)	8,000 (6,100 to 10,000)	7,000 (5,400 to 9,000)	6,000 (4,600 to 8,000)	5,000 (3,800 to 7,000)	4,000 (3,100 to 6,000)	3,000 (2,300 to 5,000)	1,000 (770 to 3,000)	19,700
Sexually transmitted infections, excluding HIV	0 (0 to 0)	0 (0 to 0)	0 (0 to 0)	0 (0 to 0)	0 (0 to 0)	0 (0 to 0)	0 (0 to 0)	0 (0 to 0)	0 (0 to 0)	0 (0 to 0)	0 (0 to 0)	0 (0 to 0)	0 (0 to 0)	0 (0 to 0)	0 (0 to 0)	0 (0 to 0)	0 (0 to 0)	0 (0 to 0)	0 (0 to 0)	0 (0 to 0)	0 (0 to 0)	0 (0 to 0)	0 (0 to 0)	2,030
Syphilis	0 (0 to 0.3)	0 (0 to 0.3)	0.1 (0 to 0.2)	0.2 (0.1 to 0.2)	0.2 (0.1 to 0.3)	0.2 (0.1 to 0.3)	0.2 (0.1 to 0.3)	0.2 (0.1 to 0.3)	0.2 (0.1 to 0.3)	0.2 (0.1 to 0.3)	0.2 (0.1 to 0.3)	0.2 (0.1 to 0.3)	0.2 (0.1 to 0.3)	0.2 (0.1 to 0.3)	0.2 (0.1 to 0.3)	0.2 (0.1 to 0.3)	0.2 (0.1 to 0.3)	0.2 (0.1 to 0.3)	0.2 (0.1 to 0.3)	0.2 (0.1 to 0.3)	0.2 (0.1 to 0.3)	0.2 (0.1 to 0.3)	92.8
Chlamydial infection	0 (0 to 0)	0 (0 to 0)	0 (0 to 0)	0 (0 to 0)	0 (0 to 0)	1 (0 to 3)	3.7 (2.7 to 9.1)	9.5 (7.1 to 23.2)	19.5 (14.5 to 47.5)	19.5 (14.5 to 47.5)	20.5 (15.3 to 50)	20.5 (15.3 to 50)	20.5 (15.3 to 50)	20.5 (15.3 to 50)	20.5 (15.3 to 50)	20.5 (15.3 to 50)	20.5 (15.3 to 50)	20.5 (15.3 to 50)	20.5 (15.3 to 50)	20.5 (15.3 to 50)	20.5 (15.3 to 50)	20.5 (15.3 to 50)	155
Gonococcal infection	0 (0 to 0)	0 (0 to 0)	0 (0 to 0)	0 (0 to 0)	0 (0 to 0)	0.5 (0.3 to 1.2)	2.4 (1.8 to 5.8)	6.1 (4.6 to 14.9)	12.5 (9.3 to 30.5)	12.5 (9.3 to 30.5)	13.1 (9.8 to 32)	13.1 (9.8 to 32)	13.1 (9.8 to 32)	13.1 (9.8 to 32)	13.1 (9.8 to 32)	13.1 (9.8 to 32)	13.1 (9.8 to 32)	13.1 (9.8 to 32)	13.1 (9.8 to 32)	13.1 (9.8 to 32)	13.1 (9.8 to 32)	13.1 (9.8 to 32)	99.4
Trichomoniasis	0 (0 to 0)	0 (0 to 0)	0 (0 to 0)	0 (0 to 0)	0 (0 to 0)	0.2 (0.1 to 0.5)	0.9 (0.7 to 2.1)	2.3 (1.7 to 5.5)	4.6 (3.4 to 11)	4.6 (3.4 to 11)	4.8 (3.6 to 11.5)	4.8 (3.6 to 11.5)	4.8 (3.6 to 11.5)	4.8 (3.6 to 11.5)	4.8 (3.6 to 11.5)	4.8 (3.6 to 11.5)	4.8 (3.6 to 11.5)	4.8 (3.6 to 11.5)	4.8 (3.6 to 11.5)	4.8 (3.6 to 11.5)	4.8 (3.6 to 11.5)	4.8 (3.6 to 11.5)	36.4
Genital herpes	0 (0 to 0)	0 (0 to 0)	0 (0 to 0)	0 (0 to 0)	0 (0 to 0)	0 (0 to 0.1)	0.1 (0 to 0.3)	0.3 (0.2 to 0.8)	0.7 (0.5 to 1.7)	0.7 (0.5 to 1.7)	0.7 (0.5 to 1.8)	0.7 (0.5 to 1.8)	0.7 (0.5 to 1.8)	0.7 (0.5 to 1.8)	0.7 (0.5 to 1.8)	0.7 (0.5 to 1.8)	0.7 (0.5 to 1.8)	0.7 (0.5 to 1.8)	0.7 (0.5 to 1.8)	0.7 (0.5 to 1.8)	0.7 (0.5 to 1.8)	0.7 (0.5 to 1.8)	5.2
Other sexually transmitted infections	0 (0 to 0)	0 (0 to 0)	0 (0 to 0)	0 (0 to 0)	0 (0 to 0)	0.1 (0 to 0.3)	0.5 (0.3 to 1.2)	1.2 (0.9 to 2.9)	2.6 (1.9 to 6.5)	2.6 (1.9 to 6.5)	2.8 (2.1 to 6.9)	2.8 (2.1 to 6.9)	2.8 (2.1 to 6.9)	2.8 (2.1 to 6.9)	2.8 (2.1 to 6.9)	2.8 (2.1 to 6.9)	2.8 (2.1 to 6.9)	2.8 (2.1 to 6.9)	2.8 (2.1 to 6.9)	2.8 (2.1 to 6.9)	2.8 (2.1 to 6.9)	2.8 (2.1 to 6.9)	662
Respiratory infections and tuberculosis	4,200 (3,700 to 4,500)	4,200 (3,600 to 4,600)	4,600 (3,700 to 5,200)	1,000 (700 to 1,300)	680 (570 to 1,000)	1,000 (800 to 1,300)	1,100 (850 to 1,400)	1,100 (850 to 1,400)	1,100 (850 to 1,400)	1,100 (850 to 1,400)	1,200 (920 to 1,500)	1,400 (1,100 to 1,800)	1,400 (1,100 to 1,800)	1,700 (1,300 to 2,200)	2,100 (1,600 to 2,700)	2,900 (2,200 to 3,800)	3,800 (2,900 to 5,000)	4,600 (3,500 to 6,000)	5,400 (4,000 to 7,000)	5,900 (4,000 to 8,000)	5,700 (3,800 to 8,000)	4,900 (2,900 to 8,000)	42,700
Tuberculosis	0 (0 to 0)	0 (0 to 0)	0.1 (0 to 0.1)	0.1 (0 to 0.2)	0.1 (0 to 0.2)	0.1 (0 to 0.2)	0.1 (0 to 0.3)	0.2 (0.1 to 0.4)	0.3 (0.2 to 0.6)	0.3 (0.2 to 0.6)	0.3 (0.2 to 0.6)	0.3 (0.2 to 0.6)	0.3 (0.2 to 0.6)	0.3 (0.2 to 0.6)	0.3 (0.2 to 0.6)	0.3 (0.2 to 0.6)	0.3 (0.2 to 0.6)	0.3 (0.2 to 0.6)	0.3 (0.2 to 0.6)	0.3 (0.2 to 0.6)	0.3 (0.2 to 0.6)	0.3 (0.2 to 0.6)	562
Latent tuberculosis infection	0 (0 to 0)	0 (0 to 0)	0 (0 to 0)	0 (0 to 0)	0 (0 to 0)	0 (0 to 0)	0 (0 to 0)	0 (0 to 0)	0 (0 to 0)	0 (0 to 0)	0 (0 to 0)	0 (0 to 0)	0 (0 to 0)	0 (0 to 0)	0 (0 to 0)	0 (0 to 0)	0 (0 to 0)	0 (0 to 0)	0 (0 to 0)	0 (0 to 0)	0 (0 to 0)	0 (0 to 0)	0 (0 to 0)	0
Drug-susceptible tuberculosis	0 (0 to 0)	0 (0 to 0)	0.1 (0 to 0.1)	0.1 (0 to 0.2)	0.1 (0 to 0.2)	0.1 (0 to 0.2)	0.1 (0 to 0.3)	0.2 (0.1 to 0.4)	0.3 (0.2 to 0.6)	0.3 (0.2 to 0.6)	0.3 (0.2 to 0.6)	0.3 (0.2 to 0.6)	0.3 (0.2 to 0.6)	0.3 (0.2 to 0.6)	0.3 (0.2 to 0.6)	0.3 (0.2 to 0.6)	0.3 (0.2 to 0.6)	0.3 (0.2 to 0.6)	0.3 (0.2 to 0.6)	0.3 (0.2 to 0.6)	0.3 (0.2 to 0.6)	0.3 (0.2 to 0.6)	556
Multidrug-resistant tuberculosis without extensive drug resistance	0 (0 to 0)	0 (0 to 0)	0 (0 to 0)	0 (0 to 0)	0 (0 to 0)	0 (0 to 0)	0 (0 to 0)	0 (0 to 0)	0 (0 to 0)	0 (0 to 0)	0 (0 to 0)	0 (0 to 0)	0 (0 to 0)	0 (0 to 0)	0 (0 to 0)	0 (0 to 0)	0 (0 to 0)	0 (0 to 0)	0 (0 to 0)	0 (0 to 0)	0 (0 to 0)	0 (0 to 0)	0 (0 to 0)	13.6
Extensively drug-resistant tuberculosis	0 (0 to 0)	0 (0 to 0)	0 (0 to 0)	0 (0 to 0)	0 (0 to 0)	0 (0 to 0)	0 (0 to 0)	0 (0 to 0)	0 (0 to 0)	0 (0 to 0)	0 (0 to 0)	0 (0 to 0)	0 (0 to 0)	0 (0 to 0)	0 (0 to 0)	0 (0 to 0)	0 (0 to 0)	0 (0 to 0)	0 (0 to 0)	0 (0 to 0)	0 (0 to 0)	0 (0 to 0)	0 (0 to 0)	0.4
Lower respiratory infections	4,200 (3,700 to 4,500)	4,200 (3,600 to 4,600)	4,600 (3,700 to 5,200)	1,000 (700 to 1,300)	680 (570 to 1,000)	1,000 (800 to 1,300)	1,100 (850 to 1,400)	1,100 (850 to 1,400)	1,100 (850 to 1,400)	1,100 (850 to 1,400)	1,200 (920 to 1,500)	1,400 (1,100 to 1,800)	1,400 (1,100 to 1,800)	1,700 (1,300 to 2,200)	2,100 (1,600 to 2,700)	2,900 (2,200 to 3,800)	3,800 (2,900 to 5,000)	4,600 (3,500 to 6,000)	5,400 (4,000 to 7,000)	5,900 (4,000 to 8,000)	5,700 (3,800 to 8,000)	4,900 (2,900 to 8,000)	29,600
Upper respiratory infections	0 (0 to 0.1)	0 (0 to 0.1)	0 (0 to 0.1)	0 (0 to 0.1)	0 (0 to 0.1)	0 (0 to 0.1)	0 (0 to 0.1)	0 (0 to 0.1)	0 (0 to 0.1)	0 (0 to 0.1)	0 (0 to 0.1)	0 (0 to 0.1)	0 (0 to 0.1)	0 (0 to 0.1)	0 (0 to 0.1)	0 (0 to 0.1)	0 (0 to 0.1)	0 (0 to 0.1)	0 (0 to 0.1)	0 (0 to 0.1)	0 (0 to 0.1)	0 (0 to 0.1)	0 (0 to 0.1)	0.4
Otitis media	0 (0 to 0)	0 (0 to 0)	0 (0 to 0)	0 (0 to 0)	0 (0 to 0)	0 (0 to 0)	0 (0 to 0)	0 (0 to 0)	0 (0 to 0)	0 (0 to 0)	0 (0 to 0)	0 (0 to 0)	0 (0 to 0)	0 (0 to 0)	0 (0 to 0)	0 (0 to 0)	0 (0 to 0)	0 (0 to 0)	0 (0 to 0)	0 (0 to 0)	0 (0 to 0)	0 (0 to 0)	0 (0 to 0)	1.4
Other sexually transmitted infections	1.7 (0.6 to 3.6)	3.7 (1.4 to 7.5)	2.2 (0.9 to 4.5)	0.9 (0.3 to 1.8)	0.5 (0.2 to 1.1)	0.5 (0.2 to 1.1)	0.5 (0.2 to 1.1)	0.5 (0.2 to 1.1)	0.5 (0.2 to 1.1)	0.5 (0.2 to 1.1)	0.5 (0.2 to 1.1)	0.5 (0.2 to 1.1)	0.5 (0.2 to 1.1)	0.5 (0.2 to 1.1)	0.5 (0.2 to 1.1)	0.5 (0.2 to 1.1)	0.5 (0.2 to 1.1)	0.5 (0.2 to 1.1)	0.5 (0.2 to 1.1)	0.5 (0.2 to 1.1)	0.5 (0.2 to 1.1)	0.5 (0.2 to 1.1)	882
Enteric infections	1,200 (816 to 1,600)	1,200 (743 to 2,100)	2,000 (997 to 4,000)	1,000 (533 to 4,000)	520 (220 to 4,000)	607 (220 to 4,000)	696 (220 to 4,000)	696 (220 to 4,000)	696 (220 to 4,000)	696 (220 to 4,000)	695 (220 to 4,000)	695 (220 to 4,000)	695 (220 to 4,000)	703 (221 to 4,000)	703 (221 to 4,000)	681 (214 to 3,900)	1,000 (314 to 5,700)	1,000 (314 to 5,700)	1,000 (314 to 5,700)	1,000 (314 to 5,700)	1,000 (314 to 5,700)	1,000 (314 to 5,700)	14,000
Diarrheal diseases	1,200 (816 to 1,600)	21 (9 to 31)	215 (147 to 350)	43 (29 to 52)	522 (420 to 600)	482 (420 to 600)	696 (420 to 600)	694 (420 to 600)	697 (420 to 600)	698 (420 to 600)	698 (420 to 600)	693 (420 to 600)	701 (419 to 1,000)	699 (419 to 1,000)	1,000 (419 to 1,000)	1,000 (419 to 1,000)	1,000 (419 to 1,000)	1,000 (419 to 1,000)	1,000 (419 to 1,000)	1,000 (419 to 1,000)	1,000 (419 to 1,000)	1,000 (419 to 1,000)	14,000
Typhoid and paratyphoid	0 (0 to 0)	0 (0 to 0)	0 (0 to 0)	0 (0 to 0.1)	0 (0 to 0)	0 (0 to 0)	0 (0 to 0)	0 (0 to 0)	0 (0 to 0)	0 (0 to 0)	0 (0 to 0)	0 (0 to 0)	0 (0 to 0)	0 (0 to 0)	0 (0 to 0)	0 (0 to 0)	0 (0 to 0)	0 (0 to 0)	0 (0 to 0)	0 (0 to 0)	0 (0 to 0)	0 (0 to 0)	0 (0 to 0)	1.3
Typhoid fever	0 (0 to 0)	0 (0 to 0)	0 (0 to 0)	0 (0 to 0)	0 (0 to 0)	0 (0 to 0)	0 (0 to 0)	0 (0 to 0)	0 (0 to 0)	0 (0 to 0)	0 (0 to 0)	0 (0 to 0)	0 (0 to 0)	0 (0 to 0)	0 (0 to 0)	0 (0 to 0)	0 (0 to 0)	0 (0 to 0)	0 (0 to 0)	0 (0 to 0)	0 (0 to 0)	0 (0 to 0)	0 (0 to 0)	0.9
Paratyphoid fever	0 (0 to 0)	0 (0 to 0)	0 (0 to 0)	0 (0 to 0)	0 (0 to 0)	0 (0 to 0)	0 (0 to 0)	0 (0 to 0)	0 (0 to 0)	0 (0 to 0)	0 (0 to 0)	0 (0 to 0)	0 (0 to 0)	0 (0 to 0)	0 (0 to 0)	0 (0 to 0)	0 (0 to 0)	0 (0 to 0)	0 (0 to 0)	0 (0 to 0)	0 (0 to 0)	0 (0 to 0)	0 (0 to 0)	0.5
Invasive Non-typhoidal Salmonella (iNTS)	2.8 (0.7 to 6.2)	3.3 (1.2 to 6.9)	2 (0.4 to 5.1)	0.4 (0.4 to 0.5)	0.4 (0.4 to 0.5)	0.4 (0.4 to 0.5)	0.4 (0.4 to 0.5)	0.4 (0.4 to 0.5)	0.4 (0.4 to 0.5)	0.4 (0.4 to 0.5)	0.4 (0.4 to 0.5)	0.4 (0.4 to 0.5)	0.4 (0.4 to 0.5)	0.4 (0.4 to 0.5)	0.4 (0.4 to 0.5)	0.4 (0.4 to 0.5)	0.4 (0.4 to 0.5)	0.4 (0.4 to 0.5)	0.4 (0.4 to 0.5)	0.4 (0.4 to 0.5)	0.4 (0.4 to 0.5)	0.4 (0.4 to 0.5)	277
Cyclo-schizosoomosis	0 (0 to 0)	0 (0 to 0)	0.1 (0 to 0.2)	0.1 (0 to 0.2)	0 (0 to 0)	0 (0 to 0)	0 (0 to 0)	0 (0 to 0)	0 (0 to 0)	0 (0 to 0)	0 (0 to 0)	0 (0 to 0)	0 (0 to 0)	0 (0 to 0)	0 (0 to 0)	0 (0 to 0)	0 (0 to 0)	0 (0 to 0)	0 (0 to 0)	0 (0 to 0)	0 (0 to 0)	0 (0 to 0)	0 (0 to 0)	4.1
Lymphatic filariasis	0 (0 to 0)	0 (0 to 0)	0 (0 to 0)	0 (0 to 0)	0 (0 to 0)	0 (0 to 0)	0 (0 to 0)	0 (0 to 0)	0 (0 to 0)	0 (0 to 0)	0 (0 to 0)	0 (0 to 0)	0 (0 to 0)	0 (0 to 0)	0 (0 to 0)	0 (0 to 0)	0 (0 to 0)	0 (0 to 0)	0 (0 to 0)	0 (0 to 0)	0 (0 to 0)	0 (0 to 0)	0 (0 to 0)	0
Onchocerciasis	0 (0 to 0)	0 (0 to 0)	0 (0 to 0)	0 (0 to 0)	0 (0 to 0)	0 (0 to 0)	0 (0 to 0)	0 (0 to 0)	0 (0 to 0)	0 (0 to 0)	0 (0 to 0)	0 (0 to 0)	0 (0 to 0)	0 (0 to 0)	0 (0 to 0)	0 (0 to 0)	0 (0 to 0)	0 (0 to 0)	0 (0 to 0)	0 (0 to 0)	0 (0 to 0)	0 (0 to 0)	0 (0 to 0)	0
Trachoma	0 (0 to 0)	0 (0 to 0)	0 (0 to 0)	0 (0 to 0)	0 (0 to 0)	0 (0 to 0)	0 (0 to 0)	0 (0 to 0)	0 (0 to 0)	0 (0 to 0)	0 (0 to 0)	0 (0 to 0)	0 (0 to 0)	0 (0 to 0)	0 (0 to 0)	0 (0 to 0)	0 (0 to 0)	0 (0 to 0)	0 (0 to 0)	0 (0 to 0)	0 (0 to 0)	0 (0 to 0)	0 (0 to 0)	0
Dengue	0 (0 to 1.3)	0 (0 to 1.3)	0 (0 to 1.3)	0 (0 to 0.2)	0 (0 to 0.2)	0 (0 to 0.2)	0 (0 to 0.2)	0 (0 to 0.2)	0 (0 to 0.2)	0 (0 to 0.2)	0 (0 to 0.2)	0 (0 to 0.2)	0 (0 to 0.2)	0 (0 to 0.2)	0 (0 to 0.2)	0 (0 to 0.2)	0 (0 to 0.2)	0 (0 to 0.2)	0 (0 to 0.2)	0 (0 to 0.2)	0 (0 to 0.2)	0 (0 to 0.2)	0 (0 to 0.2)	57.3
Yellow fever	0 (0 to 0)	0 (0 to 0)	0 (0 to 0)	0 (0 to 0)	0 (0 to 0)	0 (0 to 0)	0 (0 to 0)	0 (0 to 0)	0 (0 to 0)	0 (0 to 0)	0 (0 to 0)	0 (0 to 0)	0 (0 to 0)	0 (0 to 0)	0 (0 to 0)	0 (0 to 0)	0 (0 to 0)	0 (0 to 0)	0 (0 to 0)	0 (0 to 0)	0 (0 to 0)	0 (0 to 0)	0 (0 to 0)	0
Rabies	0 (0 to 0)	0 (0 to 0)	0 (0 to 0)	0 (0 to 0)	0 (0 to 0)	0 (0 to 0)	0 (0 to 0)	0 (0 to 0)	0 (0 to 0)	0 (0 to 0)	0 (0 to 0)	0 (0 to 0)	0 (0 to 0)	0 (0 to 0)	0 (0 to 0)	0 (0 to 0)	0 (0 to 0)	0 (0 to 0)	0 (0 to 0)	0 (0 to 0)	0 (0 to 0)	0 (0 to 0)	0 (0 to 0)	1.7
Intestinal nematode infections	0 (0 to 0)	0 (0 to 0)	0 (0 to 0)	0 (0 to 0)	0 (0 to 0)	0 (0 to 0)	0 (0 to 0)	0 (0 to 0)	0 (0 to 0)	0 (0 to 0)	0 (0 to 0)	0 (0 to 0)	0 (0 to 0)	0 (0 to 0)	0 (0 to 0)	0 (0 to 0)	0 (0 to 0)	0 (0 to 0)	0 (0 to 0)	0 (0 to 0)	0 (0 to 0)	0 (0 to 0)	0 (0 to 0)	0
Ascariasis	0 (0 to 0)	0 (0 to 0)	0 (0 to 0)	0 (0 to 0)	0 (0 to 0)	0 (0 to 0)	0 (0 to 0)	0 (0 to 0)	0 (0 to 0)	0 (0 to 0)	0 (0 to 0)	0 (0 to 0)	0 (0 to 0)	0 (0 to 0)	0 (0 to 0)	0 (0 to 0)	0 (0 to 0)	0 (0 to 0)	0 (0 to 0)	0 (0 to 0)	0 (0 to 0)	0 (0 to 0)	0 (0 to 0)	0
Trichuriasis	0 (0 to 0)	0 (0 to 0)	0 (0 to 0)	0 (0 to 0)	0 (0 to 0)	0 (0 to 0)	0 (0 to 0)	0 (0 to 0)	0 (0 to 0)	0 (0 to 0)	0 (0 to 0)	0 (0 to 0)	0 (0 to 0)	0 (0 to 0)	0 (0 to 0)	0 (0 to 0)	0 (0 to 0)	0 (0 to 0)	0 (0 to 0)	0 (0 to 0)	0 (0 to 0)	0 (0 to 0)	0 (0 to 0)	0
Hookworm disease	0 (0 to 0)	0 (0 to 0)	0 (0 to 0)	0 (0 to 0)	0 (0 to 0)	0 (0 to 0)	0 (0 to 0)	0 (0 to 0)	0 (0 to 0)	0 (0 to 0)	0 (0 to 0)	0 (0 to 0)	0 (0 to 0)	0 (0 to 0)	0 (0 to 0)	0 (0 to 0)	0 (0 to 0)	0 (0 to 0)	0 (0 to 0)	0 (0 to 0)	0 (0 to 0)	0 (0 to 0)	0 (0 to 0)	0
Food-borne trematodiases	0 (0 to 0)	0 (0 to 0)	0 (0 to 0)	0 (0 to 0)	0 (0 to 0)	0 (0 to 0)	0 (0 to 0)	0 (0 to 0)	0 (0 to 0)	0 (0 to 0)	0 (0 to 0)	0 (0 to 0)	0 (0 to 0)	0 (0 to 0)	0 (0 to 0)	0 (0 to 0)	0 (0 to 0)	0 (0 to 0)	0 (0 to 0)	0 (0 to 0)	0 (0 to 0)	0 (0 to 0)	0 (0 to 0)	0
Leprosy	0 (0 to 0)	0 (0 to 0)	0 (0 to 0)	0 (0 to 0)	0 (0 to 0)	0 (0 to 0)	0 (0 to 0)	0 (0 to 0)	0 (0 to 0)	0 (0 to 0)	0 (0 to 0)	0 (0 to 0)	0 (0 to 0)	0 (0 to 0)	0 (0 to 0)	0 (0 to 0)	0 (0 to 0)	0 (0 to 0)	0 (0 to 0)	0 (0 to 0)	0 (0 to 0)	0 (0 to 0)	0 (0 to 0)	0
Rabies	0 (0 to 0)	0 (0 to 0)	0 (0 to 0)	0 (0 to 0)	0 (0 to 0)	0 (0 to 0)	0 (0 to 0)	0 (0 to 0)	0 (0 to 0)	0 (0 to 0)	0 (0 to 0)	0 (0 to 0)	0 (0 to 0)	0 (0 to 0)	0 (0 to 0)	0 (0 to 0)	0 (0 to 0)	0 (0 to 0)	0 (0 to 0)	0 (0 to 0)	0 (0 to 0)	0 (0 to 0)	0 (0 to 0)	0
Zika virus	0 (0 to 0)	0 (0 to 0)	0 (0 to 0)	0 (0 to 0)	0 (0 to 0)	0 (0 to 0)	0 (0 to 0)	0 (0 to 0)	0 (0 to 0)	0 (0 to 0)	0 (0 to 0)	0 (0 to 0)	0 (0 to 0)	0 (0 to 0)	0 (0 to 0)	0 (0 to 0)	0 (0 to 0)	0 (0 to 0)	0 (0 to 0)	0 (0 to 0)	0 (0 to 0)	0 (0 to 0)	0 (0 to 0)	0
Guinea worm disease	0 (0 to 0)	0 (0 to 0)	0 (0 to 0)	0 (0 to 0)	0 (0 to 0)	0 (0 to 0)	0 (0 to 0)	0 (0 to 0)	0 (0 to 0)	0 (0 to 0)	0 (0 to 0)	0 (0 to 0)	0 (0 to 0)	0 (0 to 0)	0 (0 to 0)	0 (0 to 0)	0 (0 to 0)	0 (0 to 0)	0 (0 to 0)	0 (0 to 0)	0 (0 to 0)	0 (0 to 0)	0 (0 to 0)	0
Other neglected tropical diseases	0.6 (0.2 to 1.4)	0.6 (0.1 to 1.4)	0.3 (0.1 to 0.8)	0.1 (0.4 to 0.6)	0.1 (0.1 to 0.2)	0.1 (0.1 to 0.2)	0.1 (0.1 to 0.2)	0.1 (0.1 to 0.2)	0.1 (0.1 to 0.2)	0.1 (0.1 to 0.2)	0.1 (0.1 to 0.2)	0.1 (0.1 to 0.2)	0.1 (0.1 to 0.2)	0.1 (0.1 to 0.2)	0.1 (0.1 to 0.2)	0.1 (0.1 to 0.2)	0.1 (0.1 to 0.2)	0.1 (0.1 to 0.2)	0.1 (0.1 to 0.2)	0.1 (0.1 to 0.2)	0.1 (0.1 to 0.2)	0.1 (0.1 to 0.2)	906
Other infectious diseases	1,200 (61 to 78.6)	1,200 (73 to 396)	1,200 (408 to 734)	1,200 (242 to 577)	1,200 (127 to 350)	1,200 (160 to 333)	1,200 (147 to 278)	1,200 (179 to 327)	1,200 (151 to 364)	1,200 (151 to 364)	1,200 (229 to 479)	1,200 (229 to 479)	1,200 (224 to 550)	1,200 (242 to 560)	1,200 (279 to 753)	1,200 (327 to 668)	1,200 (423 to 894)	1,200 (527 to 1,000)	1,200 (719 to 1,200)	1,200 (719 to 1,200)	1,200 (719 to 1,200)	1,200 (719 to 1,200)	7,010
Meningitis	4.1 (2.4 to 6.7)	14 (8.7 to 23)	4.1 (2.4 to 6.7)	2.6 (1.6 to 4.3)	2.6 (1.6 to 4.3)	2.6 (1.6 to 4.3)	2.6 (1.6 to 4.3)	2.6 (1.6 to 4.3)	2.6 (1.6 to 4.3)	2.6 (1.6 to 4.3)	2.6 (1.6 to 4.3)	2.6 (1.6 to 4.3)	2.6 (1.6 to 4.3)	2.6 (1.6 to 4.3)	2.6 (1.6 to 4.3)	2.6 (1.6 to 4.3)	2.6 (1.



Other transport injuries	3·8 (2·9 to 4·9)	2·2 (1·6 to 2·9)	10·5 (7·7 to 14·1)	53 (42 to 65·4)	107 (85·9 to 133)	194 (154 to 238)	256 (197 to 322)	268 (204 to 353)
Unintentional injuries	75·8 (58 to 98·5)	200 (143 to 273)	2,980 (2,250 to 3,770)	2,450 (2,010 to 2,940)	1,210 (972 to 1,500)	1,460 (1,120 to 1,880)	1,840 (1,380 to 2,440)	2,400 (1,770 to 3,220)
Falls	3·4 (2·7 to 4·3)	4·1 (2·9 to 5·5)	46·1 (36 to 57·1)	155 (113 to 216)	279 (180 to 406)	462 (307 to 675)	689 (479 to 974)	915 (638 to 1,300)
Drowning	8·6 (6·4 to 11·5)	2·4 (1·7 to 3·2)	221 (155 to 293)	1,370 (1,120 to 1,630)	293 (219 to 383)	216 (153 to 294)	179 (131 to 251)	186 (125 to 266)
Fire, heat, and hot substances	1·2 (0·9 to 1·5)	2·7 (2 to 3·6)	56·7 (41·9 to 72·5)	195 (142 to 257)	142 (111 to 178)	117 (86·3 to 159)	127 (85·5 to 189)	172 (118 to 255)
Poisonings	3·9 (2·9 to 5·2)	3·1 (2·3 to 4)	28·6 (20·7 to 37·6)	91 (64·7 to 123)	76 (46·8 to 115)	119 (78 to 173)	136 (95·2 to 192)	184 (130 to 253)
Poisoning by carbon monoxide	0·3 (0·1 to 0·4)	0·4 (0·2 to 0·6)	8 (4·1 to 13·5)	27·5 (15·9 to 42·9)	18·9 (13 to 26·1)	28·7 (17·3 to 44·7)	51·6 (35·7 to 72·8)	77·1 (50 to 113)
Poisoning by other means	3·6 (2·7 to 4·8)	2·7 (2 to 3·6)	20·6 (14 to 28·4)	63·5 (40·7 to 91·5)	57 (29·5 to 93·4)	90·4 (53 to 139)	84·8 (49·9 to 133)	107 (68·5 to 158)
Exposure to mechanical forces	2·6 (1·8 to 3·7)	2 (1·5 to 2·6)	27·4 (20·3 to 35·4)	133 (98·7 to 176)	130 (91·1 to 185)	187 (122 to 282)	260 (171 to 399)	348 (233 to 535)
Unintentional firearm injuries	0·4 (0·2 to 0·6)	0·2 (0·1 to 0·3)	1·4 (0·8 to 2·2)	12·6 (6·8 to 22·2)	12·9 (7·3 to 20·5)	15·6 (9·2 to 24)	23·4 (15·1 to 34·5)	30·9 (21·4 to 43·8)
Other exposure to mechanical forces	2·3 (1·6 to 3·2)	1·8 (1·3 to 2·3)	26 (19·3 to 33·9)	120 (87·4 to 161)	117 (79·4 to 172)	171 (107 to 266)	237 (150 to 373)	318 (204 to 501)
Adverse effects of medical treatment	12·7 (8·2 to 22·7)	11 (7·7 to 16·8)	97·2 (61·2 to 148)	105 (68 to 153)	49·3 (30·3 to 77·5)	43·6 (27·1 to 69·5)	49·4 (30·5 to 77·8)	73·6 (45·9 to 112)
Animal contact	1·5 (0·9 to 2·2)	2·2 (1·2 to 3·7)	8·1 (5·1 to 12·2)	30·9 (20·7 to 44·9)	36·1 (23·3 to 54)	50·3 (31·5 to 75·4)	60·4 (38·2 to 86·6)	72·4 (45·1 to 107)
Venomous animal contact	0·2 (0·1 to 0·4)	0·1 (0 to 0·1)	1·4 (0·8 to 2·2)	8·8 (5·1 to 14·1)	15·9 (8·9 to 25·5)	24·5 (13·8 to 39·3)	29 (17·8 to 44·7)	33·5 (20·3 to 50·4)
Non-venomous animal contact	1·3 (0·8 to 2)	2·1 (1·1 to 3·6)	6·7 (4·2 to 10·2)	22·1 (14·1 to 33·7)	20·2 (12·4 to 33·7)	25·8 (14·6 to 42·3)	31·4 (18·3 to 52·7)	38·9 (22·2 to 65·2)
Foreign body	40·1 (29·2 to 54·3)	172 (120 to 238)	2,480 (1,850 to 3,160)	310 (241 to 389)	120 (89 to 168)	134 (89·9 to 217)	152 (95·8 to 253)	198 (126 to 327)
Pulmonary aspiration and foreign body in airway	39·9 (29 to 54·1)	171 (119 to 238)	2,470 (1,840 to 3,150)	273 (209 to 345)	63·8 (50·9 to 78·9)	51·3 (38 to 67·2)	44·3 (33·5 to 58·4)	63 (44·3 to 87·8)
Foreign body in eyes	0·1 (0 to 0·2)	0·2 (0 to 0·5)	2·9 (0·5 to 7·6)	15·4 (3·9 to 38·5)	26·7 (7·9 to 70·1)	42·4 (10·7 to 112)	59 (14·9 to 146)	78·3 (22·2 to 201)
Foreign body in other body part	0·1 (0·1 to 0·2)	0·2 (0·1 to 0·4)	4·2 (2·2 to 7·6)	21·4 (13·8 to 34·4)	29·5 (18·2 to 47·4)	40·4 (26·4 to 63·2)	48·6 (33·1 to 71)	56·9 (38·9 to 82·7)
Environmental heat and cold exposure	0·4 (0·3 to 0·7)	0·2 (0·1 to 0·3)	6·6 (4·3 to 10)	9·2 (6·2 to 13·2)	10·1 (7·2 to 14·3)	16 (10·6 to 24·1)	24·3 (15·5 to 37·6)	32·7 (20·7 to 49·8)
Exposure to forces of nature	0·1 (0·1 to 0·2)	0·6 (0·5 to 0·6)	4·6 (4·2 to 5)	24 (21·8 to 26·4)	23·7 (21·5 to 26·1)	25·7 (23·3 to 28·3)	20 (18·2 to 22·1)	18·6 (16·8 to 20·6)
Other unintentional injuries	1·2 (0·8 to 1·8)	0·7 (0·5 to 1)	8·8 (6·1 to 12·2)	32·6 (21·3 to 48·7)	55·7 (35·3 to 86·8)	88·9 (59·2 to 132)	138 (88·6 to 210)	197 (127 to 299)
Self-harm and interpersonal violence	62·9 (46·2 to 83·2)	28·8 (22·6 to 36·1)	855 (631 to 1,150)	1,030 (798 to 1,320)	394 (319 to 495)	1,120 (895 to 1,390)	3,770 (3,040 to 4,610)	4,290 (3,240 to 5,550)
Self-harm	0 (0 to 0)	0 (0 to 0)	0 (0 to 0)	0 (0 to 0)	0 (0 to 0)	619 (447 to 842)	2,230 (1,680 to 2,890)	2,170 (1,530 to 2,990)
Self-harm by firearm	0 (0 to 0)	0 (0 to 0)	0 (0 to 0)	0 (0 to 0)	0 (0 to 0)	135 (71·4 to 226)	587 (434 to 783)	729 (496 to 1,010)
Self-harm by other specified means	0 (0 to 0)	0 (0 to 0)	0 (0 to 0)	0 (0 to 0)	0 (0 to 0)	485 (340 to 667)	1,640 (1,250 to 2,130)	1,450 (1,020 to 2,000)
Interpersonal violence	62·9 (46·2 to 83·2)	28·8 (22·6 to 36·1)	853 (630 to 1,150)	1,020 (791 to 1,310)	389 (314 to 490)	492 (387 to 618)	1,530 (1,210 to 1,900)	2,110 (1,570 to 2,770)
Physical violence by firearm	3·5 (2·6 to 4·7)	2·3 (1·8 to 2·9)	49·9 (36·4 to 68·2)	206 (151 to 277)	160 (125 to 203)	224 (171 to 292)	944 (726 to 1,190)	1,310 (904 to 1,790)
Physical violence by sharp object	3·3 (2·4 to 4·5)	1·5 (1·1 to 1·9)	11·4 (8·4 to 15·5)	33·9 (26·2 to 43·4)	25·2 (19·9 to 31·4)	34·2 (26·7 to 44·1)	120 (93·7 to 152)	234 (163 to 318)
Sexual violence	0 (0 to 0)	0 (0 to 0)	0 (0 to 0)	3·8 (2·2 to 6·1)	33·8 (20 to 53·6)	105 (60·2 to 164)	277 (159 to 444)	279 (160 to 430)
Physical violence by other means	56·1 (41 to 74·2)	25·1 (19·5 to 31·6)	792 (584 to 1,070)	776 (599 to 1,000)	170 (131 to 218)	128 (99·7 to 163)	191 (151 to 240)	285 (212 to 372)
Conflict and terrorism	0 (0 to 0)	0 (0 to 0)	0 (0 to 0)	0 (0 to 0)	0·4 (0·2 to 1)	2·7 (1·3 to 6)	5·5 (2·7 to 11·7)	5·5 (2·7 to 10·9)

Other transport injuries	317 (238 to 408)	343 (252 to 447)	370 (278 to 477)	376 (283 to 486)	441 (327 to 571)	518 (386 to 680)	643 (463 to 843)	706 (514 to 952)
Unintentional injuries	3,270 (2,420 to 4,380)	3,980 (2,970 to 5,400)	4,510 (3,310 to 6,060)	4,810 (3,590 to 6,430)	5,970 (4,400 to 7,930)	7,560 (5,630 to 9,840)	9,970 (7,510 to 13,000)	11,600 (8,700 to 15,000)
Falls	1,290 (894 to 1,810)	1,630 (1,150 to 2,280)	1,950 (1,390 to 2,710)	2,180 (1,590 to 3,040)	2,870 (2,100 to 3,930)	3,920 (2,870 to 5,200)	5,610 (4,190 to 7,370)	7,040 (5,230 to 9,290)
Drowning	212 (135 to 306)	231 (158 to 322)	231 (162 to 327)	199 (131 to 278)	235 (166 to 324)	273 (189 to 389)	269 (194 to 369)	235 (167 to 316)
Fire, heat, and hot substances	239 (162 to 349)	331 (215 to 515)	367 (231 to 562)	359 (229 to 550)	423 (278 to 643)	488 (322 to 746)	589 (389 to 871)	587 (396 to 871)
Poisonings	251 (176 to 340)	242 (169 to 328)	221 (159 to 292)	206 (142 to 278)	176 (123 to 236)	199 (143 to 263)	183 (128 to 250)	147 (102 to 205)
Poisoning by carbon monoxide	110 (66·9 to 159)	126 (81·9 to 182)	107 (73·5 to 151)	98·1 (63·5 to 141)	71·3 (47·4 to 101)	65·2 (42·1 to 95·1)	52·6 (33·9 to 76·8)	37·8 (26·2 to 53·2)
Poisoning by other means	141 (93·2 to 204)	116 (74 to 167)	114 (73·9 to 165)	108 (69·9 to 156)	105 (65·5 to 153)	134 (90·3 to 190)	130 (85·3 to 185)	110 (69·7 to 158)
Exposure to mechanical forces	471 (311 to 695)	553 (371 to 835)	614 (413 to 927)	628 (423 to 931)	750 (507 to 1,110)	849 (573 to 1,250)	1,030 (692 to 1,540)	1,090 (726 to 1,590)
Unintentional firearm injuries	35·5 (23 to 50·7)	34·9 (23·9 to 48·6)	35·5 (25·2 to 49·7)	31·7 (22·5 to 42·9)	33·8 (24·1 to 46)	38·7 (28·2 to 52·9)	39·4 (28·1 to 55·2)	35·3 (25·1 to 51)
Other exposure to mechanical forces	435 (280 to 650)	518 (338 to 793)	578 (383 to 887)	596 (392 to 892)	716 (478 to 1,070)	810 (544 to 1,200)	989 (659 to 1,490)	1,050 (697 to 1,540)
Adverse effects of medical treatment	109 (70·4 to 164)	139 (90·9 to 202)	164 (111 to 240)	194 (129 to 287)	256 (173 to 380)	318 (218 to 463)	463 (322 to 655)	532 (356 to 802)
Animal contact	85·6 (54·7 to 126)	94·8 (62·1 to 139)	103 (65·8 to 153)	102 (65·4 to 154)	120 (76·5 to 180)	138 (90·6 to 206)	162 (105 to 243)	171 (109 to 261)
Venomous animal contact	38·3 (24·4 to 57·5)	39·3 (25 to 58·2)	39·3 (23·9 to 57·5)	36·6 (23·2 to 53·3)	40·1 (25·7 to 58·6)	42·6 (27·2 to 61·4)	47 (31 to 68·6)	45·8 (29·4 to 65)
Non-venomous animal contact	47·3 (27·3 to 79·6)	55·4 (32·9 to 92·6)	63·6 (37·1 to 107)	65·3 (37·8 to 110)	79·9 (46·2 to 131)	95·4 (56·2 to 153)	115 (68·3 to 188)	125 (72·1 to 201)
Foreign body	256 (169 to 424)	298 (198 to 476)	328 (225 to 495)	356 (255 to 507)	423 (310 to 589)	531 (399 to 696)	641 (483 to 833)	673 (515 to 855)
Pulmonary aspiration and foreign body in airway	86·6 (58·1 to 122)	105 (71·9 to 148)	113 (80 to 158)	134 (90·4 to 188)	159 (113 to 216)	232 (162 to 323)	286 (199 to 401)	291 (209 to 397)
Foreign body in eyes	98·3 (33·9 to 257)	110 (40·7 to 273)	120 (49·9 to 273)	123 (56·4 to 246)	141 (72·2 to 270)	153 (81·2 to 276)	173 (100 to 281)	177 (108 to 275)
Foreign body in other body part	71·3 (50 to 99·7)	83·7 (58·2 to 115)	95 (66·5 to 131)	99·2 (70·8 to 135)	123 (86·7 to 169)	146 (104 to 198)	182 (128 to 250)	204 (144 to 279)
Environmental heat and cold exposure	46·4 (30·8 to 66·6)	56·7 (37·4 to 84·6)	62·8 (40·7 to 91)	69·3 (46·1 to 100)	84·9 (57 to 124)	103 (70·8 to 146)	129 (87 to 180)	143 (96·2 to 207)
Exposure to forces of nature	19·4 (17·6 to 21·6)	18 (16·2 to 20)	16·6 (14·9 to 18·4)	15·3 (13·8 to 17)	15·8 (14·3 to 17·6)	16·6 (15 to 18·4)	17·8 (16·1 to 19·9)	17 (15·4 to 19)
Other unintentional injuries	291 (189 to 435)	381 (246 to 571)	456 (293 to 662)	505 (326 to 733)	615 (407 to 880)	720 (468 to 1,020)	881 (578 to 1,230)	926 (619 to 1,300)
Self-harm and interpersonal violence	5,060 (3,770 to 6,840)	5,030 (3,610 to 6,730)	5,020 (3,710 to 6,730)	4,990 (3,710 to 6,500)	5,150 (3,840 to 6,680)	4,720 (3,540 to 6,100)	4,580 (3,420 to 5,860)	3,230 (2,470 to 4,190)
Self-harm	2,790 (1,940 to 4,030)	3,050 (2,050 to 4,270)	3,330 (2,360 to 4,600)	3,450 (2,460 to 4,720)	3,760 (2,660 to 5,000)	3,590 (2,570 to 4,850)	3,520 (2,530 to 4,700)	2,440 (1,770 to 3,300)
Self-harm by firearm	1,050 (709 to 1,520)	1,060 (700 to 1,500)	1,080 (746 to 1,490)	1,140 (803 to 1,590)	1,150 (797 to 1,540)	1,180 (823 to 1,620)	1,120 (788 to 1,520)	795 (551 to 1,100)
Self-harm by other specified means	1,740 (1,220 to 2,480)	1,990 (1,350 to 2,780)	2,250 (1,590 to 3,110)	2,310 (1,660 to 3,150)	2,620 (1,870 to 3,470)	2,420 (1,750 to 3,260)	2,400 (1,730 to 3,180)	1,640 (1,200 to 2,200)
Interpersonal violence	2,250 (1,660 to 2,960)	1,960 (1,410 to 2,670)	1,680 (1,260 to 2,200)	1,520 (1,150 to 1,950)	1,380 (1,050 to 1,780)	1,120 (883 to 1,420)	1,040 (821 to 1,300)	789 (631 to 976)
Physical violence by firearm	1,360 (945 to 1,830)	1,120 (757 to 1,570)	900 (640 to 1,240)	833 (593 to 1,110)	679 (484 to 928)	485 (356 to 651)	419 (310 to 546)	287 (214 to 370)
Physical violence by sharp object	292 (208 to 392)	285 (198 to 389)	252 (184 to 337)	205 (150 to 267)	178 (130 to 236)	155 (117 to 200)	149 (113 to 188)	106 (82·3 to 133)
Sexual violence	176 (97·9 to 288)	125 (69·3 to 202)	109 (61 to 173)	93·6 (54·2 to 150)	89·3 (51·6 to 149)	71 (39·9 to 118)	49·6 (28·5 to 81·6)	35·7 (21·4 to 54·6)
Physical violence by other means	429 (318 to 554)	437 (334 to 564)	424 (322 to 558)	392 (302 to 492)	434 (334 to 553)	409 (314 to 522)	427 (327 to 543)	360 (273 to 468)
Conflict and terrorism	6·6 (3·4 to 12·7)	5·6 (2·8 to 11·4)	5·5 (2·9 to 11·3)	4·8 (2·6 to 9·1)	5·1 (2·8 to 9·8)	4·7 (2·7 to 9)	4 (2·3 to 7·6)	4 (2·3 to 7·5)

Other transport injuries	723 (527 to 980)	688 (489 to 933)	576 (405 to 801)	421 (301 to 572)	314 (228 to 423)	225 (160 to 303)	142 (98·1 to 193)	7,700
Unintentional injuries	12,800 (9,450 to 16,600)	14,300 (10,700 to 18,500)	14,300 (11,000 to 18,700)	13,400 (10,500 to 17,300)	11,800 (9,100 to 15,000)	9,180 (7,090 to 11,600)	5,660 (4,430 to 7,160)	146,000
Falls	8,380 (6,240 to 10,900)	10,200 (7,780 to 13,300)	11,000 (8,380 to 14,400)	11,000 (8,620 to 14,300)	10,000 (7,720 to 12,800)	7,990 (6,140 to 10,100)	4,950 (3,830 to 6,320)	92,500
Drowning	172 (126 to 224)	140 (105 to 183)	99·7 (73·8 to 130)	65·9 (49·8 to 84·3)	37 (27·8 to 47)	18·7 (14·5 to 23·4)	9·7 (7·5 to 11·9)	4,900
Fire, heat, and hot substances	528 (351 to 783)	475 (323 to 702)	373 (256 to 547)	261 (180 to 378)	183 (127 to 266)	122 (86·7 to 168)	70 (51·6 to 94·6)	6,210
Poisonings	116 (78·4 to 163)	103 (71·4 to 144)	75 (50·6 to 105)	54·8 (39·1 to 75·8)	36 (25·6 to 49·1)	20·4 (14·2 to 27·9)	9·8 (6·9 to 13·3)	2,680
Poisoning by carbon monoxide	27 (18·9 to 36·4)	24·6 (17·9 to 33·1)	18·9 (13·1 to 26)	13·7 (9·8 to 18·5)	8·8 (6 to 12·4)	4 (2·8 to 5·3)	1·5 (1 to 2·1)	979
Poisoning by other means	89·3 (55·6 to 132)	78·4 (50 to 115)	56·1 (34·7 to 83·2)	41·1 (27·1 to 59·2)	27·2 (18 to 39·2)	16·4 (10·7 to 23·5)	8·3 (5·7 to 11·5)	1,700
Exposure to mechanical forces	1,050 (707 to 1,530)	958 (643 to 1,380)	759 (507 to 1,090)	546 (368 to 770)	392 (263 to 557)	260 (174 to 369)	140 (94 to 199)	11,200
Unintentional firearm injuries	31·9 (22·2 to 46·9)	27·7 (19 to 41·2)	21 (14·1 to 31·2)	14·9 (10 to 22·2)	10·3 (7 to 15·4)	7 (4·8 to 10·3)	4 (2·8 to 5·7)	499
Other exposure to mechanical forces	1,020 (680 to 1,480)	930 (623 to 1,340)	738 (493 to 1,060)	531 (356 to 749)	382 (257 to 540)	253 (168 to 359)	136 (90·6 to 194)	10,700
Adverse effects of medical treatment	604 (418 to 944)	636 (423 to 988)	542 (355 to 872)	357 (237 to 592)	223 (143 to 401)	128 (76·4 to 284)	72·4 (39·8 to 170)	5,180
Animal contact	168 (108 to 258)	150 (95 to 231)	117 (73·8 to 180)	81·6 (51·9 to 125)	56·6 (36·2 to 86·4)	36·6 (23·9 to 55·5)	19·1 (12·4 to 29)	1,870
Venomous animal contact	41·4 (27·3 to 58·5)	34·1 (22·3 to 50·1)	24·5 (15·6 to 34·9)	16·1 (10·6 to 23·4)	10·6 (7 to 15·3)	6·5 (4·3 to 9·1)	3·3 (2·3 to 4·7)	579
Non-venomous animal contact	126 (74·6 to 207)	116 (69·2 to 187)	92·2 (54·2 to 149)	65·5 (39·7 to 106)	46 (27·7 to 73·9)	30·1 (18·5 to 47)	15·8 (9·7 to 24·8)	1,290
Foreign body	676 (529 to 843)	660 (521 to 835)	590 (463 to 737)	506 (395 to 627)	413 (322 to 514)	300 (228 to 375)	223 (166 to 278)	10,500
Pulmonary aspiration and foreign body in airway	292 (217 to 377)	295 (220 to 384)	283 (207 to 382)	278 (197 to 375)	248 (174 to 334)	188 (126 to 252)	159 (106 to 210)	6,330
Foreign body in eyes	172 (106 to 257)	153 (97·9 to 226)	119 (77 to 174)	80·8 (53·9 to 118)	54·3 (36·5 to 79·1)	33·7 (23·1 to 48·3)	17·1 (12 to 24·3)	1,950
Foreign body in other body part	212 (151 to 293)	213 (151 to 288)	188 (133 to 257)	147 (105 to 199)	111 (79·2 to 152)	78·3 (54·4 to 109)	47 (32·6 to 66·1)	2,200
Environmental heat and cold exposure	148 (97·3 to 213)	149 (101 to 208)	127 (87·8 to 178)	99·5 (69·4 to 139)	75·3 (53·5 to 104)	52·6 (37·3 to 72·1)	29·1 (20·3 to 39·6)	1,480
Exposure to forces of nature	14·3 (12·9 to 16)	11·3 (10·2 to 12·6)	7·8 (7 to 8·7)	5·5 (4·9 to 6·1)	3·5 (3·1 to 3·9)	1·7 (1·6 to 1·9)	0·6 (0·5 to 0·7)	299
Other unintentional injuries	904 (617 to 1,280)	838 (582 to 1,180)	682 (472 to 948)	497 (345 to 686)	367 (257 to 505)	252 (177 to 351)	141 (100 to 194)	8,980
Self-harm and interpersonal violence	2,150 (1,680 to 2,730)	1,400 (1,110 to 1,720)	854 (684 to 1,040)	470 (378 to 571)	255 (203 to 311)	128 (101 to 159)	54·3 (42·1 to 68·7)	54,600
Self-harm	1,540 (1,140 to 2,020)	893 (678 to 1,150)	498 (374 to 634)	274 (210 to 351)	138 (106 to 174)	64·5 (49·8 to 79·3)	24·2 (18·6 to 30·1)	34,400
Self-harm by firearm	518 (366 to 703)	289 (205 to 389)	141 (101 to 191)	69·4 (48·8 to 92·1)	24·9 (16·1 to 35·2)	9 (6·4 to 11·6)	2·5 (1·7 to 3·2)	11,100
Self-harm by other specified means	1,020 (773 to 1,330)	605 (464 to 773)	356 (274 to 447)	205 (159 to 258)	113 (87·3 to 144)	55·5 (42·9 to 68·6)	21·7 (16·7 to 27·2)	23,300
Interpersonal violence	602 (482 to 748)	499 (408 to 614)	354 (283 to 437)	194 (152 to 244)	116 (89·2 to 150)	63·1 (47·7 to 83·3)	29·7 (22 to 39·9)	20,100
Physical violence by firearm	190 (146 to 240)	153 (123 to 189)	102 (78·8 to 128)	44·3 (34·7 to 54·9)	21·2 (16·4 to 26·6)	9·3 (7·1 to 12)	4·3 (3·2 to 5·7)	9,500
Physical violence by sharp object	80·5 (63·5 to 101)	58·8 (47·2 to 73·3)	39·6 (31·2 to 50)	21·4 (16·5 to 27·5)	12·2 (9·1 to 16·1)	6·9 (5 to 9·4)	3·3 (2·4 to 4·7)	2,310
Sexual violence	31·9 (19·1 to 48·1)	27·1 (16·5 to 41·1)	20·6 (13·1 to 30·3)	15·3 (9·7 to 22·7)	9·9 (5·5 to 16)	2·8 (1·6 to 4·2)	0·3 (0·1 to 0·5)	1,560
Physical violence by other means	300 (223 to 401)	260 (196 to 343)	191 (142 to 251)	113 (82·5 to 152)	73 (52·8 to 98·6)	44·2 (31·9 to 59·9)	21·8 (15·8 to 29·7)	6,740
Conflict and terrorism	3·5 (2·1 to 6·3)	2·6 (1·5 to 4·6)	1·7 (1 to 3·1)	1 (0·6 to 1·8)	0·7 (0·4 to 1·1)	0·5 (0·3 to 0·9)	0·3 (0·2 to 0·6)	64·7

SR Table 2b: Hawaii DALYS by cause and age group for females with 95% uncertainty intervals, 2019

Cause	Early Neonatal	Late Neonatal	Post Neonatal	1 to 4	5 to 9	10 to 14	15 to 19	20 to 24	25 to 29	30 to 34	35 to 39	40 to 44	45 to 49	50 to 54	55 to 59	60 to 64	65 to 69	70 to 74	75 to 79	80 to 84	85 to 89	90 to 94	95 plus	Total
All causes	2,200 (1,610 to 2,950)	416 (347 to 509)	1,190 (1,000 to 1,440)	1,420 (1,140 to 1,760)	1,730 (1,300 to 2,250)	2,830 (2,090 to 3,740)	4,910 (3,730 to 6,350)	6,440 (5,000 to 8,160)	7,830 (6,020 to 9,780)	8,650 (6,730 to 10,700)	9,310 (7,380 to 11,600)	9,470 (7,650 to 11,500)	11,000 (8,950 to 13,300)	13,300 (11,000 to 15,900)	16,300 (13,600 to 19,300)	19,000 (15,900 to 22,200)	20,000 (16,900 to 23,200)	19,600 (16,700 to 22,400)	15,600 (13,400 to 17,800)	13,000 (11,300 to 14,700)	12,400 (10,800 to 13,900)	10,600 (9,440 to 11,800)	7,510 (6,890 to 8,100)	215,000
Communicable, maternal, neonatal, and nutritional diseases	1,770 (1,300 to 2,410)	241 (189 to 298)	304 (230 to 399)	305 (236 to 388)	302 (210 to 438)	259 (186 to 356)	298 (213 to 421)	326 (252 to 432)	394 (311 to 507)	433 (338 to 562)	458 (347 to 627)	443 (324 to 629)	414 (311 to 574)	420 (317 to 564)	455 (354 to 595)	494 (388 to 623)	495 (391 to 626)	502 (392 to 638)	457 (353 to 589)	438 (322 to 571)	482 (331 to 630)	529 (346 to 708)	470 (274 to 636)	10,700
HIV/AIDS and sexually transmitted infections	0·1 (0·1 to 0·2)	0 (0 to 0·1)	1·2 (1·1 to 1·4)	1·1 (0·9 to 1·2)	0·6 (0·5 to 0·7)	1·2 (1 to 1·5)	4 (2·9 to 5·9)	13·9 (9·5 to 21·2)	31·5 (22 to 47)	47·3 (33·3 to 68·6)	55·5 (39·2 to 78·7)	49 (34·9 to 70·8)	39 (28 to 54·8)	28·6 (20·2 to 41·6)	23·6 (16·5 to 35·2)	18 (11·7 to 28·2)	14·3 (9·4 to 22·2)	7·6 (4·2 to 13·6)	4·4 (2·4 to 7·8)	2·4 (1·4 to 4·3)	1·8 (1 to 3·1)	1·1 (0·7 to 2)	0·6 (0·4 to 0·9)	347
HIV/AIDS	0 (0 to 0)	0 (0 to 0)	1·2 (1 to 1·4)	1·1 (0·9 to 1·2)	0·6 (0·5 to 0·7)	0·6 (0·5 to 0·6)	1·6 (1·3 to 2)	6·4 (5·1 to 8·4)	15·7 (12·1 to 20·5)	26·3 (20 to 34·1)	32·7 (25 to 43·5)	28·9 (22·5 to 38)	25·1 (19·5 to 32·4)	18·6 (14 to 25)	14·8 (10·8 to 20·9)	10·8 (7·6 to 16·1)	7·9 (5·4 to 12·2)	2·6 (1·2 to 5·2)	1·1 (0·5 to 2·4)	0·2 (0·1 to 0·6)	0·2 (0 to 0·4)	0·1 (0 to 0·3)	0·1 (0 to 0·1)	196
HIV/AIDS - Drug-susceptible Tuberculosis	0 (0 to 0)	0 (0 to 0)	0 (0 to 0·1)	0 (0 to 0·1)	0 (0 to 0)	0 (0 to 0)	0 (0 to 0·1)	0·2 (0·1 to 0·3)	0·4 (0·3 to 0·6)	0·7 (0·4 to 1·1)	0·8 (0·5 to 1·3)	0·7 (0·5 to 1·1)	0·7 (0·4 to 1)	0·5 (0·3 to 0·7)	0·4 (0·2 to 0·6)	0·3 (0·2 to 0·4)	0·2 (0·1 to 0·3)	0 (0 to 0·1)	0 (0 to 0)	0 (0 to 0)	0 (0 to 0)	0 (0 to 0)	0 (0 to 0)	5
HIV/AIDS - Multidrug-resistant Tuberculosis without extensive d	0 (0 to 0)	0 (0 to 0)	0 (0 to 0)	0 (0 to 0)	0 (0 to 0)	0 (0 to 0)	0 (0 to 0)	0 (0 to 0)	0 (0 to 0·1)	0 (0 to 0·1)	0 (0 to 0·1)	0 (0 to 0·1)	0 (0 to 0·1)	0 (0 to 0·1)	0 (0 to 0·1)	0 (0 to 0)	0 (0 to 0)	0 (0 to 0)	0 (0 to 0)	0 (0 to 0)	0 (0 to 0)	0 (0 to 0)	0 (0 to 0)	0·2
HIV/AIDS - Extensively drug-resistant Tuberculosis	0 (0 to 0)	0 (0 to 0)	0 (0 to 0)	0 (0 to 0)	0 (0 to 0)	0 (0 to 0)	0 (0 to 0)	0 (0 to 0)	0 (0 to 0)	0 (0 to 0)	0 (0 to 0)	0 (0 to 0)	0 (0 to 0)	0 (0 to 0)	0 (0 to 0)	0 (0 to 0)	0 (0 to 0)	0 (0 to 0)	0 (0 to 0)	0 (0 to 0)	0 (0 to 0)	0 (0 to 0)	0 (0 to 0)	0
HIV/AIDS resulting in other diseases	0 (0 to 0)	0 (0 to 0)	1·2 (1 to 1·4)	1 (0·9 to 1·2)	0·6 (0·5 to 0·7)	0·5 (0·5 to 0·6)	1·6 (1·3 to 2)	6·2 (4·9 to 8·2)	15·3 (11·7 to 20)	25·5 (19·1 to 33·5)	31·8 (24 to 42·6)	28·2 (21·6 to 37)	24·4 (18·7 to 31·7)	18·1 (13·4 to 24·3)	14·4 (10·3 to 20·6)	10·6 (7·3 to 15·9)	7·7 (5·2 to 12)	2·5 (1·2 to 5·1)	1·1 (0·4 to 2·4)	0·2 (0·1 to 0·6)	0·2 (0 to 0·4)	0·1 (0 to 0·3)	0·1 (0 to 0·1)	191
Sexually transmitted infections excluding HIV	0·1 (0·1 to 0·2)	0 (0 to 0·1)	0 (0 to 0·1)	0 (0 to 0)	0 (0 to 0)	0·6 (0·5 to 0·9)	2·4 (1·4 to 4·2)	7·5 (3·7 to 14)	15·8 (7·9 to 30·2)	21 (10·3 to 40·9)	22·8 (11·3 to 43·5)	20·1 (9·8 to 39·8)	13·9 (6·3 to 28·9)	10 (4·3 to 21·3)	8·9 (3·8 to 18·3)	7·2 (3 to 15·1)	6·4 (2·9 to 13·3)	5 (2·5 to 9·7)	3·3 (1·6 to 6·3)	2·1 (1·2 to 4)	1·6 (0·9 to 2·9)	1 (0·6 to 1·9)	0·5 (0·3 to 0·9)	150
Syphilis	0·1 (0·1 to 0·2)	0 (0 to 0·1)	0 (0 to 0·1)	0 (0 to 0)	0 (0 to 0)	0·2 (0·1 to 0·2)	0 (0 to 0)	0·2 (0·1 to 0·2)	0·1 (0 to 0·2)	0·1 (0 to 0·1)	0·1 (0 to 0·2)	0·1 (0 to 0·1)	0·1 (0 to 0·2)	0·1 (0 to 0·3)	0·2 (0 to 0·4)	0·3 (0·1 to 0·7)	0·4 (0·1 to 0·9)	0·4 (0·1 to 0·9)	0·4 (0·1 to 0·7)	0·3 (0·1 to 0·6)	0·2 (0·1 to 0·5)	0·2 (0·1 to 0·3)	0·1 (0 to 0·2)	3·3
Chlamydial infection	0 (0 to 0)	0 (0 to 0)	0 (0 to 0)	0 (0 to 0)	0 (0 to 0)	0·1 (0·1 to 0·1)	0·2 (0·1 to 0·4)	0·6 (0·3 to 1)	1 (0·6 to 1·7)	1·1 (0·6 to 2)	1·4 (0·7 to 2·4)	1·2 (0·6 to 2·3)	0·5 (0·3 to 0·9)	0·2 (0·1 to 0·3)	0·1 (0·1 to 0·2)	0·1 (0 to 0·1)	0·1 (0 to 0·1)	0·1 (0·1 to 0·1)	0·1 (0·1 to 0·1)	0·1 (0 to 0·1)	0·1 (0 to 0·1)	0·1 (0 to 0·1)	0 (0 to 0)	7
Gonococcal infection	0 (0 to 0)	0 (0 to 0)	0 (0 to 0)	0 (0 to 0)	0 (0 to 0)	0·1 (0·1 to 0·1)	0·2 (0·1 to 0·2)	0·3 (0·2 to 0·5)	0·5 (0·3 to 0·9)	0·8 (0·5 to 1·3)	0·9 (0·5 to 1·4)	0·7 (0·4 to 1·2)	0·4 (0·2 to 0·6)	0·2 (0·1 to 0·3)	0·2 (0·1 to 0·3)	0·3 (0·2 to 0·4)	0·3 (0·2 to 0·5)	0·3 (0·2 to 0·5)	0·3 (0·2 to 0·4)	0·2 (0·1 to 0·3)	0·2 (0·1 to 0·3)	0·1 (0·1 to 0·2)	0·1 (0·1 to 0·2)	6·2
Trichomoniasis	0 (0 to 0)	0 (0 to 0)	0 (0 to 0)	0 (0 to 0)	0 (0 to 0)	0 (0 to 0·1)	0·6 (0·2 to 1·6)	3·3 (1·1 to 7·7)	7·6 (2·5 to 18·4)	9·3 (2·9 to 22·1)	9·1 (2·9 to 21·6)	7·7 (2·5 to 18·6)	6·8 (2·1 to 16·4)	5·2 (1·6 to 12·5)	4·1 (1·3 to 10·1)	3·1 (1 to 7·4)	2·6 (0·9 to 6·2)	1·8 (0·7 to 4·1)	1·1 (0·4 to 2·5)	0·6 (0·2 to 1·4)	0·4 (0·1 to 0·9)	0·2 (0·1 to 0·5)	0·1 (0 to 0·1)	63·8
Genital herpes	0 (0 to 0)	0 (0 to 0)	0 (0 to 0)	0 (0 to 0)	0 (0 to 0)	0·1 (0 to 0·4)	0·6 (0·1 to 1·4)	1·3 (0·4 to 3·2)	2·2 (0·7 to 5·3)	2·9 (0·9 to 7·2)	3·4 (1 to 8·3)	3·1 (1 to 7·8)	3·3 (1 to 8·3)	3·4 (1·1 to 8·6)	3·5 (1·1 to 8·7)	3·4 (1 to 8·5)	3 (0·9 to 7·3)	2·2 (0·7 to 5·3)	1·4 (0·4 to 3·4)	0·9 (0·3 to 2·1)	0·6 (0·2 to 1·6)	0·4 (0·1 to 1)	0·2 (0·1 to 0·5)	36
Other sexually transmitted infections	0 (0 to 0)	0 (0 to 0)	0 (0 to 0)	0 (0 to 0)	0 (0 to 0)	0·2 (0·1 to 0·2)	0·8 (0·4 to 1·2)	1·9 (0·8 to 3·6)	4·5 (2·3 to 7·9)	6·7 (3·6 to 11·7)	8 (4·3 to 14)	7·2 (3·5 to 12·7)	2·8 (1·2 to 5·3)	0·9 (0·3 to 1·8)	0·6 (0·4 to 1)	0·1 (0·1 to 0·1)	0·1 (0·1 to 0·2)	0·1 (0·1 to 0·2)	0·1 (0 to 0·1)	0·1 (0 to 0·1)	0·1 (0 to 0·1)	0 (0 to 0·1)	0 (0 to 0)	34·2
Respiratory infections and tuberculosis	6·2 (3·9 to 9·3)	8·6 (6·1 to 12)	75·2 (52·8 to 105)	96 (65·5 to 137)	89·8 (54·6 to 141)	72·3 (43·3 to 116)	70·9 (43·2 to 113)	79·3 (51·3 to 120)	90·4 (60·5 to 132)	101 (67·3 to 142)	105 (70·3 to 147)	104 (74·5 to 144)	114 (82 to 155)	149 (110 to 204)	180 (129 to 240)	225 (165 to 305)	248 (184 to 337)	301 (220 to 413)	311 (226 to 420)	343 (240 to 458)	396 (266 to 528)	459 (296 to 621)	412 (237 to 564)	4,040
Tuberculosis	0 (0 to 0)	0 (0 to 0)	0·4 (0·3 to 0·5)	0·5 (0·4 to 0·6)	0·3 (0·2 to 0·4)	0·3 (0·2 to 0·4)	0·7 (0·5 to 1)	1·7 (1·2 to 2·4)	2·4 (1·6 to 3·5)	2·4 (1·6 to 3·3)	2·1 (1·5 to 3)	2·3 (1·6 to 3·1)	2·6 (1·8 to 3·7)	3·4 (2·3 to 5)	4·4 (3·1 to 6·4)	5·5 (3·8 to 7·9)	6·9 (4·9 to 9·3)	7·1 (4·7 to 10·2)	5·5 (3·7 to 8)	4·3 (2·8 to 6·1)	3·4 (2·1 to 5·1)	2·4 (1·5 to 3·5)	1·2 (0·7 to 1·7)	59·8
Latent tuberculosis infection	0 (0 to 0)	0 (0 to 0)	0 (0 to 0)	0 (0 to 0)	0 (0 to 0)	0 (0 to 0)	0 (0 to 0)	0 (0 to 0)	0 (0 to 0)	0 (0 to 0)	0 (0 to 0)	0 (0 to 0)	0 (0 to 0)	0 (0 to 0)	0 (0 to 0)	0 (0 to 0)	0 (0 to 0)	0 (0 to 0)	0 (0 to 0)	0 (0 to 0)	0 (0 to 0)	0 (0 to 0)	0 (0 to 0)	0
Drug-susceptible tuberculosis	0 (0 to 0)	0 (0 to 0)	0·4 (0·2 to 0·5)	0·5 (0·4 to 0·6)	0·3 (0·2 to 0·4)	0·3 (0·2 to 0·4)	0·7 (0·4 to 1)	1·6 (1·1 to 2·3)	2·4 (1·6 to 3·4)	2·3 (1·5 to 3·2)	2·1 (1·4 to 3)	2·2 (1·5 to 3)	2·6 (1·7 to 3·7)	3·3 (2·1 to 4·9)	4·3 (2·9 to 6·2)	5·3 (3·6 to 7·6)	6·7 (4·7 to 9·1)	6·9 (4·4 to 9·8)	5·3 (3·6 to 7·7)	4·1 (2·7 to 6)	3·3 (2 to 4·9)	2·3 (1·4 to 3·4)	1·2 (0·7 to 1·6)	57·8
Multidrug-resistant tuberculosis without extensive drug resista	0 (0 to 0)	0 (0 to 0)	0 (0 to 0)	0 (0 to 0·1)	0 (0 to 0)	0 (0 to 0)	0 (0 to 0·1)	0 (0 to 0·2)	0·1 (0 to 0·2)	0·1 (0 to 0·2)	0·1 (0 to 0·2)	0·1 (0 to 0·2)	0·1 (0 to 0·3)	0·1 (0 to 0·4)	0·1 (0 to 0·5)	0·2 (0 to 0·6)	0·2 (0 to 0·7)	0·2 (0 to 0·8)	0·2 (0 to 0·6)	0·1 (0 to 0·5)	0·1 (0 to 0·4)	0·1 (0 to 0·3)	0 (0 to 0·1)	1·6
Extensively drug-resistant tuberculosis	0 (0 to 0)	0 (0 to 0)	0 (0 to 0)	0 (0 to 0)	0 (0 to 0)	0 (0 to 0)	0 (0 to 0)	0 (0 to 0)	0 (0 to 0)	0 (0 to 0·1)	0 (0 to 0·1)	0 (0 to 0·1)	0 (0 to 0·1)	0 (0 to 0·1)	0 (0 to 0·1)	0 (0 to 0·2)	0 (0 to 0·2)	0 (0 to 0·2)	0 (0 to 0·2)	0 (0 to 0·1)	0 (0 to 0·1)	0 (0 to 0·1)	0 (0 to 0)	0·4
Lower respiratory infections	6 (3·8 to 9·1)	7·8 (5·4 to 11·2)	59·7 (39·3 to 89)	29·4 (21·5 to 39·2)	12·8 (9 to 17·3)	8·3 (5·8 to 11·9)	11·9 (8·6 to 15·9)	16·9 (11·7 to 23·9)	24·2 (16·8 to 33·7)	35·7 (24·5 to 49·9)	40·9 (27·5 to 58·3)	50·9 (34 to 72·3)	62·6 (42·6 to 88·2)	97·8 (67·1 to 140)	128 (85·5 to 181)	176 (120 to 253)	203 (139 to 289)	265 (190 to 376)	288 (205 to 391)	327 (225 to 441)	385 (256 to 516)	451 (289 to 612)	408 (234 to 560)	3,100
Upper respiratory infections	0·1 (0·1 to 0·2)	0·8 (0·4 to 1·2)	13·8 (8 to 21·5)	57·5 (32·6 to 93·1)	66·1 (35·5 to 113)	55·6 (29·5 to 95)	51·3 (26·4 to 89·9)	54·4 (29·2 to 94·4)	58·1 (31·8 to 96·3)	57·7 (30·9 to 95·1)	57·2 (29 to 94·8)	46·3 (24·6 to 80)	43 (22·8 to 73·2)	41·2 (22·6 to 70·9)	41·1 (22·3 to 68·3)	38·4 (20·6 to 64·5)	34·7 (18·1 to 58·3)	26·4 (14·3 to 44·5)	16·3 (8·4 to 27·3)	10 (5·5 to 16·7)	7·2 (3·9 to 12·1)	5 (2·8 to 8·1)	2·6 (1·4 to 4·3)	785
Otitis media	0 (0 to 0)	0 (0 to 0·1)	1·4 (0·7 to 2·5)	8·6 (4·6 to 14·9)	10·6 (5·8 to 17·7)	8·1 (4·2 to 13·7)	7 (3·6 to 12·1)	6·3 (2·6 to 12·7)	5·6 (2·6 to 11)	4·8 (2 to 9·7)	4·8 (2·2 to 9)	4·5 (2 to 8·6)	5·5 (2·6 to 9·8)	6·3 (2·9 to 11·5)	6·2 (3·1 to 11·2)	5·2 (2·3 to 10·1)	3·5 (1·7 to 6·7)	2·2 (0·9 to 4·3)	1·4 (0·6 to 2·6)	1 (0·4 to 1·9)	0·9 (0·4 to 1·6)	0·7 (0·3 to 1·2)	0·4 (0·2 to 0·9)	95
Enteric infections	0·7 (0·4 to 1·1)	1·5 (1 to 2·1)	16·7 (11·2 to 23·1)	45·3 (28·7 to 67·6)	35·7 (22·1 to 55·3)	29·5 (17·3 to 44·6)	36·2 (23 to 53·9)	42·6 (27 to 61)	47·2 (31·1 to 66·8)	49 (31·3 to 70·3)	49·3 (31·8 to 70·9)	43·2 (28·6 to 61·2)	44·7 (30·3 to 62·9)	47·1 (32·3 to 65·1)	52·7 (36·3 to 73·5)	54·1 (38·4 to 74·1)	50 (36·3 to 66·5)	43·9 (31·6 to 59·6)	34·9 (25·5 to 46·3)	27·9 (19·4 to 39·3)	26·9 (17·5 to 39·2)	21·1 (13·6 to 30·9)	15 (9·1 to 22·4)	815
Diarrheal diseases	0·7 (0·4 to 1·1)	1·4 (1 to 2)	16 (10·7 to 22·3)	44·5 (28·2 to 66·7)	35·3 (21·6 to 54·7)	29·3 (17 to 44·3)	36·1 (22·9 to 53·8)	42·4 (26·9 to 60·9)	47·1 (31 to 66·6)	48·8 (31·1 to 70·1)	49·1 (31·6 to 70·7)	43·1 (28·3 to 61·2)	44·5 (30·1 to 62·6)	46·9 (32 to 64·9)	52·5 (36·1 to 73·1)	53·8 (37·9 to 73·9)	49·7 (36 to 66·3)	43·6 (31·4 to 59·2)	34·6 (25·3 to 46)	27·7 (19·2 to 39·1)	26·6 (17·3 to 38·9)	20·9 (13·4 to 30·8)	14·8 (8·9 to 22·1)	809
Typhoid and paratyphoid	0 (0 to 0)	0 (0 to 0)	0 (0 to 0·1)	0·1 (0 to 0·2)	0 (0 to 0·1)	0 (0 to 0·1)	0 (0 to 0·1)	0 (0 to 0)	0 (0 to 0)	0 (0 to 0·1)	0 (0 to 0·1)	0 (0 to 0)	0 (0 to 0·1)	0 (0 to 0·1)	0 (0 to 0·1)	0 (0 to 0)	0 (0 to 0)	0 (0 to 0)	0 (0 to 0)	0 (0 to 0)	0 (0 to 0)	0 (0 to 0)	0 (0 to 0·1)	0·5
Typhoid fever	0 (0 to 0)	0 (0 to 0)	0 (0 to 0)	0 (0 to 0)	0 (0 to 0)	0 (0 to 0)	0 (0 to 0)	0 (0 to 0)	0 (0 to 0)	0 (0 to 0)	0 (0 to 0)	0 (0 to 0)	0 (0 to 0)	0 (0 to 0)	0 (0 to 0)	0 (0 to 0)	0 (0 to 0)	0 (0 to 0)	0 (0 to 0)	0 (0 to 0)	0 (0 to 0)	0 (0 to 0)	0 (0 to 0)	0
Paratyphoid fever	0 (0 to 0)	0 (0 to 0)	0 (0 to 0·1)	0·1 (0 to 0·2)	0 (0 to 0·1)	0 (0 to 0)	0 (0 to 0·1)	0 (0 to 0)	0 (0 to 0)	0 (0 to 0·1)	0 (0 to 0·1)	0 (0 to 0)	0 (0 to 0·1)	0 (0 to 0·1)	0 (0 to 0·1)	0 (0 to 0)	0 (0 to 0)	0 (0 to 0)	0 (0 to 0)	0 (0 to 0)	0 (0 to 0)	0 (0 to 0)	0 (0 to 0·1)	0·4
Invasive Non-typhoidal Salmonella (iNTS)	0 (0 to 0)	0·1 (0 to 0·2)	0·5 (0·1 to 1·2)	0·5 (0·1 to 1)	0·2 (0·1 to 0·4)	0·1 (0 to 0·3)	0 (0 to 0·1)	0 (0 to 0·1)	0·1 (0 to 0·2)	0·1 (0 to 0·2)	0·1 (0 to 0·2)	0·1 (0 to 0·1)	0·1 (0 to 0·3)	0·1 (0 to 0·2)	0·2 (0·1 to 0·3)	0·3 (0·1 to 0·6)	0·2 (0·1 to 0·5)	0·3 (0·1 to 0·6)	0·2 (0·1 to 0·5)	0·2 (0·1 to 0·4)	0·2 (0·1 to 0·4)	0·1 (0 to 0·3)	0·1 (0 to 0·3)	3·7
Other intestinal infectious diseases	0 (0 to 0)	0 (0 to 0)	0·2 (0 to 0·8)	0·2 (0·1 to 0·7)	0·1 (0 to 0·4)	0·1 (0 to 0·2)	0·1 (0 to 0·2)	0·1 (0 to 0·2)	0 (0 to 0·1)	0·1 (0 to 0·3)	0·1 (0 to 0·2)	0·1 (0 to 0·2)	0·1 (0 to 0·1)	0·1 (0 to 0·2)	0 (0 to 0·1)	0 (0 to 0·1)	0·1 (0 to 0·2)	0 (0 to 0·2)	0 (0 to 0·1)	0 (0 to 0·1)	0·1 (0 to 0·2)	0 (0 to 0·2)	0 (0 to 0·2)	1·7
Neglected tropical diseases and malaria	0·2 (0 to 0·3)	0·5 (0·2 to 1)	2·3 (0·8 to 4·5)	4·1 (1·3 to 8·3)	8 (1·8 to 18·9)	6·3 (1·5 to 14·1)	5·9 (1·7 to 12·6)	5·2 (1·4 to 11·7)	6·7 (2 to 14·6)	7·7 (2·5 to 15·3)	9·9 (3·6 to 19·6)	11·8 (5·1 to 22·9)	12·4 (5 to 25·5)	14 (5·7 to 27·9)	19·1 (7·8 to 38·6)	25·3 (10·9 to 48·8)	31·4 (12·8 to 62)	31 (13·2 to 60·7)	24·4 (9·9 to 47·5)	17·7 (6·9 to 35·4)	14·2 (6 to 29·6)	10·3 (4·2 to 21·2)	6·6 (2·6 to 13·1)	275
Malaria	0 (0 to 0)	0 (0 to 0)	0 (0 to 0)	0 (0 to 0)	0 (0 to 0)	0 (0 to 0)	0 (0 to 0)	0 (0 to 0)	0 (0 to 0)	0 (0 to 0)	0 (0 to 0)	0 (0 to 0)	0 (0 to 0)	0 (0 to 0)	0 (0 to 0)	0 (0 to 0)	0 (0 to 0)	0 (0 to 0)	0 (0 to 0)	0 (0 to 0)	0 (0 to 0)	0 (0 to 0)	0 (0 to 0)	0
Chagas disease	0 (0 to 0)	0 (0 to 0)	0 (0 to 0)	0 (0 to 0)	0 (0 to 0)	0 (0 to 0)	0 (0 to 0)	0 (0 to 0)	0 (0 to 0)	0 (0 to 0)	0 (0 to 0)	0 (0 to 0)	0 (0 to 0)	0 (0 to 0)	0 (0 to 0)	0 (0 to 0)	0 (0 to 0)	0 (0 to 0)	0 (0 to 0)	0 (0 to 0)	0 (0 to 0)	0 (0 to 0)	0 (0 to 0)	0·2
Leishmaniasis	0 (0 to 0)	0 (0 to 0)	0 (0 to 0)	0 (0 to 0)	0 (0 to 0)	0 (0 to 0)	0 (0 to 0)	0 (0 to 0)	0 (0 to 0)	0 (0 to 0)	0 (0 to 0)	0 (0 to 0)	0 (0 to 0)	0 (0 to 0)	0 (0 to 0)	0 (0 to 0)	0 (0 to 0)	0 (0 to 0)	0 (0 to 0)	0 (0 to 0)	0 (0 to 0)	0 (0 to 0)	0 (0 to 0)	0
Visceral leishmaniasis	0 (0 to 0)	0 (0 to 0)	0 (0 to 0)	0 (0 to 0)	0 (0 to 0)	0 (0 to 0)	0 (0 to 0)	0 (0 to 0)	0 (0 to 0)	0 (0 to 0)	0 (0 to 0)	0 (0 to 0)	0 (0 to 0)	0 (0 to 0)	0 (0 to 0)	0 (0 to 0)	0 (0 to 0)	0 (0 to 0)	0 (0 to 0)	0 (0 to 0)	0 (0 to 0)	0 (0 to 0)	0 (0 to 0)	0
Cutaneous and mucocutaneous leishmaniasis	0 (0 to 0)	0 (0 to 0)	0 (0 to 0)	0 (0 to 0)	0 (0 to 0)	0 (0 to 0)	0 (0 to 0)	0 (0 to 0)	0 (0 to 0)	0 (0 to 0)	0 (0 to 0)	0 (0 to 0)	0 (0 to 0)	0 (0 to 0)	0 (0 to 0)	0 (0 to 0)	0 (0 to 0)	0 (0 to 0)	0 (0 to 0)	0 (0 to 0)	0 (0 to 0)	0 (0 to 0)	0 (0 to 0)	0
African trypanosomiasis	0 (0 to 0)	0 (0 to 0)	0 (0 to 0)	0 (0 to 0)	0 (0 to 0)	0 (0 to 0)	0 (0 to 0)	0 (0 to 0)	0 (0 to 0)	0 (0 to 0)	0 (0 to 0)	0 (0 to 0)	0 (0 to 0)	0 (0 to 0)	0 (0 to 0)	0 (0 to 0)	0 (0 to 0)	0 (0 to 0)	0 (0 to 0)	0 (0 to 0)	0 (0 to 0)	0 (0 to 0)	0 (0 to 0)	0
Schistosomiasis	0 (0 to 0)	0 (0 to 0)	0 (0 to 0)	0 (0 to 0)	0 (0 to 0)	0 (0 to 0)	0 (0 to 0)	0 (0 to 0)	0 (0 to 0)	0 (0 to 0)	0 (0 to 0)	0 (0 to 0)	0 (0 to 0)	0 (0 to 0)	0 (0 to 0)	0 (0 to 0)	0 (0 to 0)	0 (0 to 0)	0 (0 to 0)	0 (0 to 0)	0 (0 to 0)	0 (0 to 0)	0 (0 to 0)	0
Cysticercosis	0 (0 to 0)	0 (0 to 0)	0 (0 to 0)	0 (0 to 0)	0 (0 to 0)	0 (0 to 0·1)	0·3 (0·1 to 0·7)	1 (0·2 to 2·6)	2 (0 to 6)	3 (0·3 to 8·8)	4 (0·5 to 11)	4·7 (0·8 to 11·8)	6·4 (1·4 to 16·5)	8·7 (2·3 to 20·7)	13·6 (4·2 to 31·8)	20·6 (7·6 to 43·4)	27·1 (9·2 to 57·8)	27·2 (9·6 to 56·1)	21·4 (7·6 to 45·1)	15·8 (5·3 to 32·4)	12·4 (4·2 to 27·3)	8·4 (3 to 19·5)	4·6 (1·3 to 10·6)	181
Cystic echinococcosis	0 (0 to 0)	0 (0 to 0)	0 (0 to 0)	0 (0 to 0)	0 (0 to 0)	0 (0 to 0)	0 (0 to 0)	0 (0 to 0)	0 (0 to 0)	0 (0 to 0)	0 (0 to 0)	0 (0 to 0)	0 (0 to 0)	0 (0 to 0)	0 (0 to 0·1)	0 (0 to 0·1)	0 (0 to 0·1)	0 (0 to 0)	0 (0 to 0)	0 (0 to 0)	0 (0 to 0)	0 (0 to 0)	0 (0 to 0)	0·2
Lymphatic filariasis	0 (0 to 0)	0 (0 to 0)	0 (0 to 0)	0 (0 to 0)	0 (0 to 0)	0 (0 to 0)	0 (0 to 0)	0 (0 to 0)	0 (0 to 0)	0 (0 to 0)	0 (0 to 0)	0 (0 to 0)	0 (0 to 0)	0 (0 to 0)	0 (0 to 0)	0 (0 to 0)	0 (0 to 0)	0 (0 to 0)	0 (0 to 0)	0 (0 to 0)	0 (0 to 0)	0 (0 to 0)	0 (0 to 0)	0
Onchocerciasis	0 (0 to 0)	0 (0 to 0)	0 (0 to 0)	0 (0 to 0)	0 (0 to 0)	0 (0 to 0)	0 (0 to 0)	0 (0 to 0)	0 (0 to 0)	0 (0 to 0)	0 (0 to 0)	0 (0 to 0)	0 (0 to 0)	0 (0 to 0)	0 (0 to 0)	0 (0 to 0)	0 (0 to 0)	0 (0 to 0)	0 (0 to 0)	0 (0 to 0)	0 (0 to 0)	0 (0 to 0)	0 (0 to 0)	0
Trachoma	0 (0 to 0)	0 (0 to 0)	0 (0 to 0)	0 (0 to 0)	0 (0 to 0)	0 (0 to 0)	0 (0 to 0)	0 (0 to 0)	0 (0 to 0)	0 (0 to 0)	0 (0 to 0)	0 (0 to 0)	0 (0 to 0)	0 (0 to 0)	0 (0 to 0)	0 (0 to 0)	0 (0 to 0)	0 (0 to 0)	0 (0 to 0)	0 (0 to 0)	0 (0 to 0)	0 (0 to 0)	0 (0 to 0)	0
Dengue	0 (0 to 0)	0·1 (0 to 0·2)	0·6 (0·1 to 1·5)	1·6 (0·1 to 4·5)	3·4 (0·1 to 9·7)	3·6 (0 to 9·8)	3·4 (0·1 to 8·7)	3·4 (0·1 to 8·8)	3·7 (0·2 to 10·2)	3·5 (0·2 to 8·4)	3·6 (0·2 to 9·5)	2·9 (0·1 to 7·5)	2·8 (0 to 7·3)	2·9 (0 to 7·5)	3 (0·1 to 8·4)	3·2 (0·1 to 8·8)	2·9 (0·1 to 7·2)	2·3 (0 to 6)	1·7 (0 to 4·4)	1·2 (0 to 3)	1·2 (0·1 to 3)	1·5 (0·2 to 3·6)	1·6 (0·2 to 3·8)	53·8
Yellow fever	0 (0 to 0)	0 (0 to 0)	0 (0 to 0)	0 (0 to 0)	0 (0 to 0)	0 (0 to 0)	0 (0 to 0)	0 (0 to 0)	0 (0 to 0)	0 (0 to 0)	0 (0 to 0)	0 (0 to 0)	0 (0 to 0)	0 (0 to 0)	0 (0 to 0)	0 (0 to 0)	0 (0 to 0)	0 (0 to 0)	0 (0 to 0)	0 (0 to 0)	0 (0 to 0)	0 (0 to 0)	0 (0 to 0)	0
Rabies	0 (0 to 0)	0 (0 to 0)	0·2 (0·1 to 0·6)	0·2 (0·1 to 0·4)	0·1 (0 to 0·3)	0·1 (0 to 0·2)	0 (0 to 0·1)	0 (0 to 0)	0 (0 to 0·1)	0 (0 to 0·1)	0 (0 to 0)	0 (0 to 0·1)	0 (0 to 0)	0 (0 to 0)	0 (0 to 0)	0 (0 to 0)	0 (0 to 0)	0 (0 to 0)	0 (0 to 0)	0 (0 to 0)	0 (0 to 0)	0 (0 to 0)	0 (0 to 0·1)	0·9
Intestinal nematode infections	0 (0 to 0)	0 (0 to 0)	0 (0 to 0)	0 (0 to 0)	0 (0 to 0)	0 (0 to 0)	0 (0 to 0)	0 (0 to 0)	0 (0 to 0)	0 (0 to 0)	0 (0 to 0)	0 (0 to 0)	0 (0 to 0)	0 (0 to 0)	0 (0 to 0)	0 (0 to 0)	0 (0 to 0)	0 (0 to 0)	0 (0 to 0)	0 (0 to 0)	0 (0 to 0)	0 (0 to 0)	0 (0 to 0)	0
Ascariasis	0 (0 to 0)	0 (0 to 0)	0 (0 to 0)	0 (0 to 0)	0 (0 to 0)	0 (0 to 0)	0 (0 to 0)	0 (0 to 0)	0 (0 to 0)	0 (0 to 0)	0 (0 to 0)	0 (0 to 0)	0 (0 to 0)	0 (0 to 0)	0 (0 to 0)	0 (0 to 0)	0 (0 to 0)	0 (0 to 0)	0 (0 to 0)	0 (0 to 0)	0 (0 to 0)	0 (0 to 0)	0 (0 to 0)	0
Trichuriasis	0 (0 to 0)	0 (0 to 0)	0 (0 to 0)	0 (0 to 0)	0 (0 to 0)	0 (0 to 0)	0 (0 to 0)	0 (0 to 0)	0 (0 to 0)	0 (0 to 0)	0 (0 to 0)	0 (0 to 0)	0 (0 to 0)	0 (0 to 0)	0 (0 to 0)	0 (0 to 0)	0 (0 to 0)	0 (0 to 0)	0 (0 to 0)	0 (0 to 0)	0 (0 to 0)	0 (0 to 0)	0 (0 to 0)	0
Hookworm disease	0 (0 to 0)	0 (0 to 0)	0 (0 to 0)	0 (0 to 0)	0 (0 to 0)	0 (0 to 0)	0 (0 to 0)	0 (0 to 0)	0 (0 to 0)	0 (0 to 0)	0 (0 to 0)	0 (0 to 0)	0 (0 to 0)	0 (0 to 0)	0 (0 to 0)	0 (0 to 0)	0 (0 to 0)	0 (0 to 0)	0 (0 to 0)	0 (0 to 0)	0 (0 to 0)	0 (0 to 0)	0 (0 to 0)	0
Food-borne trematodiases	0 (0 to 0)	0 (0 to 0)	0 (0 to 0)	0 (0 to 0)	0 (0 to 0)	0 (0 to 0)	0 (0 to 0)	0 (0 to 0)	0 (0 to 0)	0 (0 to 0)	0 (0 to 0)	0 (0 to 0)	0 (0 to 0)	0 (0 to 0)	0 (0 to 0)	0 (0 to 0)	0 (0 to 0)	0 (0 to 0)	0 (0 to 0)	0 (0 to 0)	0 (0 to 0)	0 (0 to 0)	0 (0 to 0)	0
Leprosy	0 (0 to 0)	0 (0 to 0)	0 (0 to 0)	0 (0 to 0)	0 (0 to 0)	0 (0 to 0)	0 (0 to 0)	0 (0 to 0)	0 (0 to 0)	0 (0 to 0)	0 (0 to 0)	0 (0 to 0)	0 (0 to 0)	0 (0 to 0)	0 (0 to 0)	0 (0 to 0)	0 (0 to 0)	0 (0 to 0)	0 (0 to 0)	0 (0 to 0)	0 (0 to 0)	0 (0 to 0)	0 (0 to 0)	0
Ebola	0 (0 to 0)	0 (0 to 0)	0 (0 to 0)	0 (0 to 0)	0 (0 to 0)	0 (0 to 0)	0 (0 to 0)	0 (0 to 0)	0 (0 to 0)	0 (0 to 0)	0 (0 to 0)	0 (0 to 0)	0 (0 to 0)	0 (0 to 0)	0 (0 to 0)	0 (0 to 0)	0 (0 to 0)	0 (0 to 0)	0 (0 to 0)	0 (0 to 0)	0 (0 to 0)	0 (0 to 0)	0 (0 to 0)	0
Zika virus	0 (0 to 0)	0 (0 to 0)	0 (0 to 0)	0 (0 to 0)	0 (0 to 0)	0 (0 to 0)	0 (0 to 0)	0 (0 to 0)	0 (0 to 0)	0 (0 to 0)	0 (0 to 0)	0 (0 to 0)	0 (0 to 0)	0 (0 to 0)	0 (0 to 0)	0 (0 to 0)	0 (0 to 0)	0 (0 to 0)	0 (0 to 0)	0 (0 to 0)	0 (0 to 0)	0 (0 to 0)	0 (0 to 0)	0
Guinea worm disease	0 (0 to 0)	0 (0 to 0)	0 (0 to 0)	0 (0 to 0)	0 (0 to 0)	0 (0 to 0)	0 (0 to 0)	0 (0 to 0)	0 (0 to 0)	0 (0 to 0)	0 (0 to 0)	0 (0 to 0)	0 (0 to 0)	0 (0 to 0)	0 (0 to 0)	0 (0 to 0)	0 (0 to 0)	0 (0 to 0)	0 (0 to 0)	0 (0 to 0)	0 (0 to 0)	0 (0 to 0)	0 (0 to 0)	0
Other neglected tropical diseases	0·2 (0 to 0·3)	0·5 (0·1 to 0·9)	1·4 (0·4 to 3·4)	2·3 (0·6 to 5·8)	4·4 (0·9 to 13·5)	2·5 (0·4 to 7·6)	2·2 (0·4 to 6·3)	0·9 (0·1 to 3·2)	0·9 (0·1 to 3·4)	1·1 (0·2 to 4·1)	2·3 (0·2 to 6·9)	4·1 (0·9 to 11·2)	3·1 (0·6 to 8·5)	2·5 (0·6 to 6·8)	2·4 (0·5 to 6·9)	1·4 (0·4 to 3·4)	1·3 (0·4 to 3·2)	1·4 (0·4 to 3·1)	1·2 (0·4 to 2·6)	0·7 (0·2 to 1·4)	0·6 (0·2 to 1·3)	0·4 (0·1 to 0·8)	0·4 (0·1 to 0·7)	38·3
Other infectious diseases	5·5 (3 to 8·8)	14·2 (7·9 to 23·1)	44·9 (30·5 to 64·7)	24 (18·4 to 30)	15 (10·8 to 22·1)	11·2 (8 to 15·8)	15·3 (11·5 to 20·7)	13·7 (10·1 to 18·5)	16·1 (11·8 to 21·9)	18·6 (13·7 to 25·3)	20·8 (15 to 28·2)	22·5 (16·3 to 32)	25·1 (18·3 to 33·6)	29·5 (21·7 to 39·8)	36·8 (27 to 49·4)	41·5 (30·2 to 55·6)	43·9 (32·7 to 60·3)	37·8 (27·9 to 51)	24·1 (18·1 to 31·5)	14·5 (10·5 to 19)	11·6 (8·2 to 15·9)	8·1 (5·5 to 11)	5·6 (3·4 to 8·3)	500
Meningitis	0·8 (0·5 to 1·1)	1·7 (1·1 to 2·5)	10·3 (6·3 to 15·7)	5·6 (4 to 7·5)	2·3 (1·6 to 3·1)	1·5 (1 to 2)	2·5 (1·8 to 3·4)	2·4 (1·6 to 3·6)	2·6 (1·8 to 3·8)	3·3 (2·3 to 4·5)	3·1 (2·1 to 4·3)	3·4 (2·4 to 4·7)	3·9 (2·8 to 5·3)	3·4 (2·4 to 4·8)	3·8 (2·7 to 5·1)	3·8 (2·8 to 5·2)	3·1 (2·2 to 4·2)	3 (2·1 to 4·1)	2·1 (1·4 to 2·9)	1·5 (1 to 2·1)	1·3 (0·8 to 1·8)	0·9 (0·6 to 1·3)	0·5 (0·3 to 0·7)	66·6
Encephalitis	0·4 (0·2 to 0·8)	0·7 (0·4 to 1·1)	3·7 (2 to 6·1)	4·6 (2·7 to 7·3)	2·3 (1·4 to 3·7)	1·7 (1·1 to 2·8)	2·2 (1·4 to 3·4)	2·3 (1·4 to 3·6)	2·5 (1·5 to 4)	2·6 (1·6 to 4)	2·4 (1·5 to 3·5)	2 (1·2 to 3)	2·2 (1·4 to 3·4)	2·7 (1·7 to 4)	3·1 (2·1 to 4·8)	3·3 (2·2 to 4·6)	4 (2·7 to 5·7)	3·7 (2·4 to 5·5)	2·7 (1·7 to 4·1)	1·9 (1·1 to 3·3)	1·5 (0·8 to 2·5)	1 (0·5 to 1·5)	0·7 (0·4 to 1·1)	54·3
Diphtheria	0 (0 to 0)	0 (0 to 0)	0 (0 to 0)	0 (0 to 0·1)	0 (0 to 0·1)	0 (0 to 0)	0 (0 to 0)	0 (0 to 0)	0 (0 to 0)	0 (0 to 0)	0 (0 to 0)	0 (0 to 0)	0 (0 to 0)	0 (0 to 0·1)	0 (0 to 0)	0 (0 to 0)	0 (0 to 0)	0 (0 to 0)	0 (0 to 0)	0 (0 to 0)	0 (0 to 0)	0 (0 to 0)	0 (0 to 0)	0·2
Tetanus	0 (0 to 0)	0 (0 to 0)	0 (0 to 0)	0 (0 to 0)	0 (0 to 0)	0 (0 to 0)	0 (0 to 0)	0 (0 to 0)	0 (0 to 0)	0 (0 to 0)	0 (0 to 0)	0 (0 to 0)	0 (0 to 0)	0 (0 to 0)	0 (0 to 0)	0 (0 to 0)	0 (0 to 0)	0 (0 to 0)	0 (0 to 0·1)	0 (0 to 0)	0 (0 to 0)	0 (0 to 0)	0 (0 to 0)	0·2
Measles	0 (0 to 0)	0 (0 to 0)	0 (0 to 0·1)	0 (0 to 0·2)	0 (0 to 0)	0 (0 to 0)	0 (0 to 0)	0 (0 to 0)	0 (0 to 0)	0 (0 to 0)	0 (0 to 0)	0 (0 to 0)	0 (0 to 0)	0 (0 to 0)	0 (0 to 0)	0 (0 to 0)	0 (0 to 0)	0 (0 to 0)	0 (0 to 0)	0 (0 to 0)	0 (0 to 0)	0 (0 to 0)	0 (0 to 0)	0·1
Varicella and herpes zoster	0·1 (0 to 0·2)	0·2 (0·1 to 0·4)	0·8 (0·4 to 1·5)	1 (0·6 to 2·1)	1 (0·4 to 2·1)	0·8 (0·3 to 1·7)	0·8 (0·3 to 1·6)	1 (0·3 to 2)	1·3 (0·5 to 2·5)	1·4 (0·5 to 2·7)	1·5 (0·6 to 3)	1·4 (0·5 to 2·8)	1·7 (0·7 to 3·1)	2·4 (1·1 to 4·5)	3·1 (1·5 to 5·5)	3·7 (1·7 to 6·6)	3·9 (1·8 to 6·9)	3·6 (2 to 6·1)	2·8 (1·6 to 4·7)	2·4 (1·3 to 4·1)	2·5 (1·4 to 4·2)	2·4 (1·4 to 4)	2·1 (1·1 to 4·1)	41·9
Acute hepatitis	0 (0 to 0)	0 (0 to 0)	0·5 (0·2 to 1)	0·5 (0·2 to 0·9)	1·4 (0·6 to 2·6)	1·9 (0·9 to 3·3)	1·8 (1 to 3·1)	1·8 (0·9 to 3)	1·9 (1·1 to 3·1)	2 (1·1 to 3·2)	2 (1·1 to 3·2)	1·9 (1·1 to 2·9)	2 (1·2 to 3)	1·9 (1·1 to 2·9)	1·8 (1·1 to 2·8)	1·7 (1·1 to 2·7)	1·4 (0·9 to 2)	1 (0·6 to 1·5)	0·5 (0·4 to 0·7)	0·3 (0·2 to 0·4)	0·3 (0·2 to 0·4)	0·2 (0·1 to 0·3)	0·1 (0·1 to 0·2)	26·9
Acute hepatitis A	0 (0 to 0)	0 (0 to 0)	0·1 (0 to 0·2)	0·3 (0 to 0·7)	1·2 (0·5 to 2·3)	1·7 (0·7 to 3·1)	1·6 (0·8 to 2·9)	1·5 (0·7 to 2·7)	1·6 (0·8 to 2·8)	1·6 (0·7 to 2·7)	1·5 (0·7 to 2·6)	1·2 (0·6 to 2·1)	1·2 (0·5 to 2·1)	1·1 (0·5 to 2)	1·1 (0·4 to 2)	0·9 (0·3 to 1·7)	0·6 (0·2 to 1·2)	0·3 (0·1 to 0·7)	0·2 (0·1 to 0·3)	0·1 (0 to 0·2)	0·1 (0 to 0·1)	0·1 (0 to 0·1)	0 (0 to 0·1)	17·9
Acute hepatitis B	0 (0 to 0)	0 (0 to 0)	0·3 (0·1 to 0·7)	0·1 (0 to 0·2)	0·1 (0 to 0·1)	0 (0 to 0·1)	0·1 (0·1 to 0·2)	0·1 (0·1 to 0·2)	0·2 (0·1 to 0·4)	0·3 (0·1 to 0·5)	0·3 (0·1 to 0·6)	0·4 (0·2 to 0·7)	0·5 (0·2 to 0·8)	0·5 (0·2 to 0·9)	0·5 (0·2 to 0·9)	0·6 (0·2 to 1)	0·5 (0·2 to 0·8)	0·4 (0·2 to 0·8)	0·2 (0·1 to 0·4)	0·1 (0 to 0·2)	0·1 (0 to 0·2)	0·1 (0 to 0·1)	0 (0 to 0·1)	5·8
Acute hepatitis C	0 (0 to 0)	0 (0 to 0)	0 (0 to 0·1)	0 (0 to 0·1)	0 (0 to 0·1)	0 (0 to 0)	0 (0 to 0)	0 (0 to 0)	0 (0 to 0·1)	0 (0 to 0·1)	0·1 (0 to 0·1)	0·1 (0 to 0·2)	0·1 (0 to 0·3)	0·1 (0·1 to 0·4)	0·1 (0·1 to 0·4)	0·1 (0·1 to 0·4)	0·1 (0 to 0·3)	0·1 (0 to 0·3)	0·1 (0 to 0·1)	0 (0 to 0·1)	0 (0 to 0·1)	0 (0 to 0·1)	0 (0 to 0)	1·3
Acute hepatitis E	0 (0 to 0)	0 (0 to 0)	0·1 (0 to 0·2)	0 (0 to 0·1)	0·1 (0 to 0·2)	0·1 (0·1 to 0·2)	0·1 (0·1 to 0·2)	0·1 (0 to 0·2)	0·1 (0 to 0·2)	0·1 (0·1 to 0·2)	0·1 (0·1 to 0·2)	0·1 (0·1 to 0·2)	0·1 (0·1 to 0·2)	0·1 (0 to 0·2)	0·1 (0·1 to 0·2)	0·1 (0·1 to 0·2)	0·1 (0·1 to 0·2)	0·1 (0·1 to 0·2)	0·1 (0 to 0·1)	0·1 (0 to 0·1)	0·1 (0 to 0·1)	0·1 (0 to 0·1)	0 (0 to 0·1)	2
Other unspecified infectious diseases	4·2 (2 to 7·1)	11·6 (5·6 to 19·9)	24·8 (14·7 to 40·5)	9·1 (5·9 to 13·4)	7·7 (4·4 to 14·3)	5·3 (3 to 9)	7·8 (4·8 to 12·4)	6·2 (3·8 to 10)	7·7 (4·7 to 12·5)	9·3 (5·7 to 15)	11·8 (7·1 to 18·1)	13·7 (8·8 to 22)	15·3 (9·7 to 23·1)	19 (12·4 to 28·1)	25 (16·3 to 37)	29 (19 to 42·6)	31·5 (21·4 to 47·7)	26·5 (17·4 to 39·3)	15·9 (10·8 to 22·9)	8·4 (5·2 to 12·3)	6 (3·7 to 9·1)	3·6 (2·1 to 5·5)	2·1 (1·2 to 3·5)	301
Maternal and neonatal disorders	1,750 (1,290 to 2,400)	216 (169 to 269)	159 (114 to 219)	122 (90·8 to 163)	105 (73·7 to 142)	107 (76·5 to 140)	113 (86·8 to 146)	145 (112 to 183)	172 (136 to 216)	177 (139 to 222)	156 (123 to 196)	112 (85·3 to 142)	98·5 (74 to 127)	89·7 (65·8 to 118)	80·5 (57·7 to 109)	72·5 (52 to 96·4)	55·8 (40·1 to 74·9)	33·9 (24·2 to 45·2)	15·2 (11·6 to 19·8)	4·5 (3·3 to 6)	1·5 (0·9 to 2·3)	0·6 (0·3 to 1·1)	0·3 (0·1 to 0·5)	3,790
Maternal disorders	0 (0 to 0)	0 (0 to 0)	0 (0 to 0)	0 (0 to 0)	0 (0 to 0)	0·6 (0·5 to 0·7)	15·9 (12·5 to 20·2)	48 (36·1 to 62·4)	66·5 (49·8 to 86·6)	71·8 (54·1 to 91·4)	54·1 (41·2 to 68·6)	24·9 (19·5 to 31·5)	14·2 (10·5 to 18·9)	8·2 (6·3 to 10·6)	0 (0 to 0)	0 (0 to 0)	0 (0 to 0)	0 (0 to 0)	0 (0 to 0)	0 (0 to 0)	0 (0 to 0)	0 (0 to 0)	0 (0 to 0)	304
Maternal hemorrhage	0 (0 to 0)	0 (0 to 0)	0 (0 to 0)	0 (0 to 0)	0 (0 to 0)	0 (0 to 0·1)	1·3 (0·7 to 2·3)	4·7 (2·1 to 8·3)	7·7 (3·7 to 15)	9·4 (4·2 to 18·3)	8 (3·8 to 14·6)	2·6 (1·3 to 4·7)	0·8 (0·4 to 1·6)	0·1 (0 to 0·2)	0 (0 to 0)	0 (0 to 0)	0 (0 to 0)	0 (0 to 0)	0 (0 to 0)	0 (0 to 0)	0 (0 to 0)	0 (0 to 0)	0 (0 to 0)	34·7
Maternal sepsis and other maternal infections	0 (0 to 0)	0 (0 to 0)	0 (0 to 0)	0 (0 to 0)	0 (0 to 0)	0 (0 to 0)	1·3 (0·5 to 2·5)	4·5 (2·1 to 8·1)	4·1 (1·8 to 7·9)	3 (1·3 to 6·1)	1·7 (0·7 to 3·4)	0·6 (0·2 to 1·3)	0·3 (0·1 to 0·5)	0·1 (0 to 0·2)	0 (0 to 0)	0 (0 to 0)	0 (0 to 0)	0 (0 to 0)	0 (0 to 0)	0 (0 to 0)	0 (0 to 0)	0 (0 to 0)	0 (0 to 0)	15·6
Maternal hypertensive disorders	0 (0 to 0)	0 (0 to 0)	0 (0 to 0)	0 (0 to 0)	0 (0 to 0)	0·1 (0 to 0·1)	1·4 (0·8 to 2·2)	4·3 (2·5 to 6·8)	7 (3·8 to 11·6)	7·8 (4·2 to 13·3)	5·3 (2·9 to 8·9)	1·9 (1·1 to 3·2)	0·7 (0·4 to 1·2)	0·1 (0·1 to 0·2)	0 (0 to 0)	0 (0 to 0)	0 (0 to 0)	0 (0 to 0)	0 (0 to 0)	0 (0 to 0)	0 (0 to 0)	0 (0 to 0)	0 (0 to 0)	28·6
Maternal obstructed labor and uterine rupture	0 (0 to 0)	0 (0 to 0)	0 (0 to 0)	0 (0 to 0)	0 (0 to 0)	0 (0 to 0)	0·8 (0·5 to 1·4)	3·1 (0·8 to 6·6)	5 (1·3 to 9·7)	5·5 (1·7 to 11·3)	3·6 (0·8 to 7·9)	1·1 (0·7 to 1·8)	0·2 (0·1 to 0·5)	0 (0 to 0)	0 (0 to 0)	0 (0 to 0)	0 (0 to 0)	0 (0 to 0)	0 (0 to 0)	0 (0 to 0)	0 (0 to 0)	0 (0 to 0)	0 (0 to 0)	19·4
Maternal abortion and miscarriage	0 (0 to 0)	0 (0 to 0)	0 (0 to 0)	0 (0 to 0)	0 (0 to 0)	0 (0 to 0)	0·5 (0·3 to 0·8)	0·9 (0·2 to 2)	1 (0·2 to 2·1)	1 (0·5 to 1·7)	0·7 (0·4 to 1·4)	0·5 (0·2 to 0·9)	0·3 (0·1 to 0·8)	0 (0 to 0·1)	0 (0 to 0)	0 (0 to 0)	0 (0 to 0)	0 (0 to 0)	0 (0 to 0)	0 (0 to 0)	0 (0 to 0)	0 (0 to 0)	0 (0 to 0)	5
Ectopic pregnancy	0 (0 to 0)	0 (0 to 0)	0 (0 to 0)	0 (0 to 0)	0 (0 to 0)	0 (0 to 0)	0·4 (0·2 to 0·6)	1 (0·5 to 1·7)	1·2 (0·7 to 2·1)	1·2 (0·7 to 2)	0·9 (0·5 to 1·4)	0·4 (0·2 to 0·6)	0·2 (0·1 to 0·3)	0 (0 to 0)	0 (0 to 0)	0 (0 to 0)	0 (0 to 0)	0 (0 to 0)	0 (0 to 0)	0 (0 to 0)	0 (0 to 0)	0 (0 to 0)	0 (0 to 0)	5·2
Indirect maternal deaths	--	--	--	--	--	0·1 (0·1 to 0·2)	2·4 (1·2 to 4·4)	6·3 (3·3 to 11·1)	8 (3·9 to 13·5)	8·5 (4 to 14·7)	7·1 (3·6 to 11·9)	4·4 (2·1 to 7·5)	3·4 (1·7 to 5·6)	3·6 (2·2 to 5·2)	--	--	--	--	--	--	--	--	--	NA
Late maternal deaths	--	--	--	--	--	0·1 (0 to 0·1)	2·6 (1·3 to 4·5)	8·8 (4·9 to 14·6)	14·7 (9·1 to 22)	16·5 (10·1 to 24·6)	11·2 (7 to 17·5)	5·1 (3 to 8·2)	2·7 (1·6 to 4·2)	1·5 (0·8 to 2·5)	--	--	--	--	--	--	--	--	--	NA
Maternal deaths aggravated by HIV/AIDS	--	--	--	--	--	0 (0 to 0)	0 (0 to 0)	0 (0 to 0)	0 (0 to 0·1)	0 (0 to 0·1)	0 (0 to 0·1)	0 (0 to 0·1)	0 (0 to 0)	0 (0 to 0)	--	--	--	--	--	--	--	--	--	NA
Neonatal disorders	1,750 (1,290 to 2,400)	216 (169 to 269)	159 (114 to 219)	122 (90·8 to 163)	105 (73·7 to 142)	106 (75·9 to 139)	96·9 (71·3 to 129)	96·6 (69·2 to 131)	105 (76·2 to 141)	105 (75·6 to 141)	102 (74·2 to 138)	86·8 (62·7 to 116)	84·2 (60·2 to 113)	81·5 (57·7 to 110)	80·5 (57·7 to 109)	72·5 (52 to 96·4)	55·8 (40·1 to 74·9)	33·9 (24·2 to 45·2)	15·2 (11·6 to 19·8)	4·5 (3·3 to 6)	1·5 (0·9 to 2·3)	0·6 (0·3 to 1·1)	0·3 (0·1 to 0·5)	3,480
Neonatal preterm birth	990 (705 to 1,360)	79 (56·7 to 105)	93·9 (66·5 to 131)	67·5 (48·8 to 92·7)	84·2 (58·7 to 115)	85 (59·3 to 115)	77·5 (54·9 to 106)	76·8 (54·1 to 105)	83·8 (59·4 to 116)	83·4 (59·1 to 115)	81 (56·8 to 111)	68·9 (47·9 to 94)	66·2 (46·5 to 90·9)	64·1 (43·6 to 88·8)	62·2 (43·9 to 87·1)	54·9 (38·8 to 74·7)	42·8 (29·4 to 58·8)	26·1 (17·9 to 35·9)	12·1 (9·1 to 15·8)	3·5 (2·5 to 4·8)	1·2 (0·7 to 1·9)	0·5 (0·2 to 1)	0·3 (0·1 to 0·5)	2,210
Neonatal encephalopathy due to birth asphyxia and trauma	312 (211 to 441)	33·5 (22·5 to 47·2)	19·6 (13·7 to 27·7)	18·2 (11·7 to 26·5)	16 (7·7 to 26·8)	16·2 (8·6 to 26·4)	14·6 (7·9 to 23·8)	14·9 (7·2 to 24·8)	16·1 (8·2 to 26·3)	16 (7·5 to 26·9)	16 (7·8 to 25·8)	13·3 (6·5 to 22·2)	13·4 (6·5 to 22·5)	12·9 (6·5 to 21·5)	13·5 (6·8 to 22·3)	13 (6·4 to 21·8)	9·2 (4·2 to 16·3)	5·2 (3·2 to 7·8)	1·7 (1 to 2·9)	0·4 (0·2 to 0·9)	0·1 (0 to 0·3)	0 (0 to 0·1)	0 (0 to 0)	575
Neonatal sepsis and other neonatal infections	72·6 (46·1 to 108)	58·2 (39 to 78·6)	17·3 (11·4 to 26·3)	3·2 (2·1 to 5)	4·2 (2·7 to 6·5)	4·3 (2·8 to 6·7)	4 (2·6 to 6·3)	4·1 (2·6 to 6·5)	4·5 (2·9 to 7·3)	4·5 (2·9 to 7)	4·5 (2·8 to 6·9)	3·9 (2·5 to 6·2)	3·9 (2·5 to 6·2)	3·8 (2·5 to 6·1)	4 (2·5 to 6·5)	3·8 (2·4 to 6)	3·2 (2·1 to 5·2)	2·2 (1·4 to 3·6)	1·2 (0·7 to 1·9)	0·5 (0·3 to 0·8)	0·2 (0·1 to 0·3)	0 (0 to 0·1)	0 (0 to 0)	208
Hemolytic disease and other neonatal jaundice	1·8 (1·1 to 3)	0·5 (0·3 to 0·8)	0·4 (0·2 to 0·7)	1·2 (0·8 to 1·6)	0·8 (0·6 to 1·1)	0·8 (0·6 to 1·1)	0·8 (0·6 to 1)	0·8 (0·6 to 1)	0·9 (0·6 to 1·1)	0·9 (0·6 to 1·1)	0·9 (0·6 to 1·1)	0·7 (0·5 to 1)	0·7 (0·5 to 1)	0·7 (0·5 to 1)	0·8 (0·5 to 1)	0·7 (0·5 to 1)	0·6 (0·4 to 0·8)	0·4 (0·3 to 0·6)	0·2 (0·2 to 0·3)	0·1 (0·1 to 0·1)	0 (0 to 0)	0 (0 to 0)	0 (0 to 0)	14·7
Other neonatal disorders	376 (234 to 564)	44·4 (30·1 to 59·1)	27·8 (18 to 42·7)	32 (23·6 to 43·2)	0 (0 to 0)	0 (0 to 0)	0 (0 to 0)	0 (0 to 0)	0 (0 to 0)	0 (0 to 0)	0 (0 to 0)	0 (0 to 0)	0 (0 to 0)	0 (0 to 0)	0 (0 to 0)	0 (0 to 0)	0 (0 to 0)	0 (0 to 0)	0 (0 to 0)	0 (0 to 0)	0 (0 to 0)	0 (0 to 0)	0 (0 to 0)	480
Nutritional deficiencies	0 (0 to 0)	0·7 (0 to 2·5)	4·8 (1·3 to 16·2)	12·1 (1·6 to 41·9)	47·7 (11 to 145)	31·1 (8·7 to 83·2)	53 (13·7 to 140)	26·9 (8·8 to 79·8)	29·7 (10·6 to 81·2)	33·1 (11·2 to 102)	61·1 (15·3 to 156)	100 (29·2 to 250)	80·7 (24·2 to 205)	62 (21·8 to 158)	62·5 (24 to 165)	57·1 (25 to 124)	51·9 (24·2 to 121)	46·5 (24·1 to 102)	42·8 (21·6 to 88·7)	27·9 (17 to 49·3)	29·5 (18·1 to 52·5)	29·2 (18·3 to 45·3)	29 (17·2 to 44·7)	920
Protein-energy malnutrition	0 (0 to 0)	0 (0 to 0)	0·9 (0·6 to 1·5)	0·3 (0·2 to 0·4)	7·1 (2·9 to 13·5)	6·3 (2·6 to 11·9)	6 (2·6 to 11·2)	6·7 (3·1 to 12·2)	8 (3·8 to 14·5)	8·9 (4·5 to 15·6)	9·7 (5·2 to 16)	9·3 (5·1 to 14·6)	10·6 (6·2 to 16·7)	12·4 (7·5 to 19·3)	15·3 (10·2 to 22·3)	17·4 (11·4 to 25·1)	19 (12·8 to 26·1)	19·6 (14 to 27)	18·2 (13·1 to 24·6)	17 (11·3 to 23·6)	19·7 (12·5 to 29)	22 (13·1 to 32·9)	23·1 (12·9 to 34·5)	258
Iodine deficiency	0 (0 to 0)	0 (0 to 0)	0 (0 to 0)	0·1 (0 to 0·2)	0·4 (0·1 to 0·8)	0·9 (0·3 to 2)	1·2 (0·5 to 2·4)	1·4 (0·6 to 2·9)	1·7 (0·6 to 3·6)	1·8 (0·7 to 3·7)	1·8 (0·8 to 3·8)	1·6 (0·7 to 3·3)	1·7 (0·7 to 3·5)	1·6 (0·7 to 3·3)	1·7 (0·7 to 3·5)	1·6 (0·7 to 3)	1·4 (0·6 to 2·8)	1 (0·4 to 2)	0·6 (0·3 to 1·2)	0·4 (0·2 to 0·7)	0·3 (0·1 to 0·5)	0·2 (0·1 to 0·4)	0·1 (0 to 0·2)	21·3
Vitamin A deficiency	0 (0 to 0)	0 (0 to 0·1)	0 (0 to 0·2)	0·1 (0 to 0·6)	0·4 (0 to 1·7)	0·1 (0 to 0·5)	0 (0 to 0)	0 (0 to 0)	0 (0 to 0)	0 (0 to 0)	0 (0 to 0)	0 (0 to 0)	0 (0 to 0)	0 (0 to 0)	0 (0 to 0)	0 (0 to 0)	0 (0 to 0)	0 (0 to 0)	0 (0 to 0)	0 (0 to 0)	0 (0 to 0)	0 (0 to 0)	0 (0 to 0)	0·7
Dietary iron deficiency	0 (0 to 0)	0·7 (0 to 2·5)	3·7 (0·2 to 14·5)	11·4 (1 to 40·8)	38·1 (3·4 to 136)	22 (1·6 to 73·4)	42·9 (4·7 to 133)	15·4 (0·4 to 68)	14·9 (0·5 to 64·6)	18·7 (0·7 to 86·8)	45·8 (2·4 to 142)	86 (14 to 234)	65·4 (10·3 to 189)	43·5 (5·7 to 137)	40·8 (4·2 to 143)	33·7 (4·8 to 100)	26·9 (2·6 to 92·9)	22·3 (2·9 to 78·1)	21·1 (2·3 to 65)	8·2 (0·8 to 28·5)	6·8 (0·7 to 24·7)	4 (0·3 to 16·3)	2·5 (0·2 to 9·5)	575
Other nutritional deficiencies	0 (0 to 0)	0 (0 to 0)	0·2 (0·1 to 0·3)	0·3 (0·2 to 0·4)	1·8 (0·8 to 3·2)	1·8 (0·8 to 3·3)	2·9 (1·3 to 5·3)	3·4 (1·6 to 6·3)	5·1 (2·4 to 9·4)	3·7 (1·8 to 6·4)	3·7 (1·9 to 6·4)	3·4 (1·7 to 5·6)	3 (1·5 to 5·1)	4·4 (2·3 to 7·5)	4·7 (2·6 to 7·7)	4·4 (2·3 to 7·2)	4·5 (2·5 to 7·3)	3·6 (2·1 to 5·6)	2·9 (1·7 to 4·4)	2·3 (1·3 to 3·7)	2·7 (1·3 to 4·9)	3 (1·3 to 5·2)	3·3 (1·2 to 6·1)	65·1
Non-communicable diseases	424 (280 to 639)	159 (122 to 207)	672 (551 to 826)	861 (646 to 1,140)	1,250 (910 to 1,670)	2,370 (1,700 to 3,220)	4,010 (2,920 to 5,360)	5,450 (4,040 to 7,070)	6,730 (5,010 to 8,590)	7,400 (5,660 to 9,360)	8,070 (6,280 to 10,200)	8,250 (6,570 to 10,100)	9,740 (7,930 to 11,800)	11,900 (9,820 to 14,200)	14,800 (12,300 to 17,500)	17,300 (14,500 to 20,200)	18,300 (15,500 to 21,300)	17,900 (15,300 to 20,500)	14,200 (12,300 to 16,200)	11,700 (10,200 to 13,200)	11,000 (9,660 to 12,300)	9,370 (8,400 to 10,400)	6,550 (6,000 to 7,100)	189,000
Neoplasms	4·5 (3·1 to 6·4)	2·2 (1·6 to 3)	15·9 (11·7 to 20·9)	70·6 (57·5 to 87·5)	79·4 (63·9 to 97)	64·8 (52·8 to 78·5)	98 (81·4 to 118)	118 (93·6 to 147)	196 (154 to 247)	376 (303 to 459)	587 (473 to 710)	899 (743 to 1,080)	1,390 (1,140 to 1,700)	2,310 (1,910 to 2,770)	3,250 (2,750 to 3,890)	4,130 (3,500 to 4,920)	4,330 (3,670 to 5,090)	4,210 (3,590 to 4,890)	3,130 (2,620 to 3,680)	2,040 (1,570 to 2,430)	1,510 (1,060 to 1,860)	941 (639 to 1,160)	463 (292 to 596)	30,200
Lip and oral cavity cancer	0 (0 to 0)	0 (0 to 0)	0 (0 to 0)	0 (0 to 0)	0·4 (0·3 to 0·5)	0·3 (0·2 to 0·4)	0·5 (0·3 to 0·7)	0·8 (0·5 to 1·2)	1·6 (1 to 2·4)	3 (1·9 to 4·4)	4·5 (2·9 to 6·5)	6·8 (4·5 to 9·5)	11·8 (7·8 to 17·3)	21·4 (15·1 to 29·5)	30·2 (20·8 to 42·6)	36 (24·6 to 51·6)	35·3 (24·3 to 47·8)	34·3 (24·1 to 47·8)	26·5 (18·1 to 37·2)	18·4 (11·6 to 26·8)	16·6 (10·5 to 23·8)	12·4 (7·5 to 17·7)	7·1 (4·1 to 10·2)	268
Nasopharynx cancer	0 (0 to 0)	0 (0 to 0)	0 (0 to 0)	0 (0 to 0)	0·4 (0·3 to 0·4)	0·3 (0·3 to 0·5)	0·6 (0·4 to 1)	0·8 (0·4 to 1·3)	0·9 (0·6 to 1·4)	1·7 (1 to 2·5)	2·6 (1·6 to 3·9)	3·7 (2·2 to 5·6)	6·4 (4·3 to 9·4)	9·7 (6·4 to 14·3)	14 (9·3 to 20·4)	11·8 (7·2 to 18·4)	10·3 (6·5 to 15·5)	8·6 (5·7 to 12·7)	4·3 (2·5 to 6·5)	2·8 (1·6 to 4·4)	2·1 (1·1 to 3·5)	1 (0·5 to 1·8)	0·5 (0·3 to 0·9)	82·6
Other pharynx cancer	0 (0 to 0)	0 (0 to 0)	0 (0 to 0)	0 (0 to 0)	0 (0 to 0)	0 (0 to 0)	0 (0 to 0)	0·3 (0·2 to 0·4)	0·3 (0·2 to 0·4)	0·4 (0·3 to 0·5)	0·9 (0·5 to 1·4)	2 (1·2 to 3·2)	4·6 (2·8 to 7·1)	8·9 (5·8 to 13·1)	12·3 (7·9 to 18·5)	14·5 (9·5 to 21·4)	12·9 (8·2 to 19·1)	10·9 (7·2 to 15·8)	6·7 (4·3 to 9·6)	3·7 (2·2 to 5·7)	2·5 (1·5 to 3·8)	1·6 (0·9 to 2·5)	0·8 (0·4 to 1·2)	83·2
Esophageal cancer	0 (0 to 0)	0 (0 to 0)	0 (0 to 0)	0 (0 to 0)	0 (0 to 0)	0 (0 to 0)	0 (0 to 0)	0·3 (0·2 to 0·3)	0·6 (0·4 to 0·8)	1 (0·6 to 1·6)	2·2 (1·4 to 3·2)	5 (3·1 to 7·7)	10·6 (7 to 15·5)	21·8 (15·2 to 30·3)	34·7 (23·3 to 50·9)	45·2 (31·2 to 64·2)	45 (30·5 to 62·9)	41·2 (28·3 to 57·8)	29·3 (19·3 to 41·6)	18·7 (11·7 to 27·7)	14·5 (9·2 to 20·9)	9·5 (5·7 to 14)	4·4 (2·4 to 7)	284
Stomach cancer	0 (0 to 0)	0 (0 to 0)	0 (0 to 0)	0 (0 to 0)	0 (0 to 0)	0 (0 to 0)	1·1 (0·7 to 1·5)	3·7 (2·6 to 5·2)	10·1 (6·6 to 15·4)	23·7 (15·8 to 34·5)	34 (23·5 to 47·7)	44·8 (31·3 to 60·7)	55·3 (39 to 76·2)	74·7 (54·2 to 98·7)	102 (73·2 to 135)	119 (88·3 to 156)	115 (87·9 to 146)	121 (92·4 to 156)	112 (85·8 to 143)	92·8 (64·9 to 122)	82 (53·6 to 111)	57·6 (36 to 80·2)	32·7 (18·4 to 46·7)	1,080
Colon and rectum cancer	0 (0 to 0)	0 (0 to 0)	0 (0 to 0)	0 (0 to 0)	0·7 (0·5 to 0·9)	0·7 (0·4 to 0·9)	1·8 (1·3 to 2·6)	5·4 (3·4 to 8·2)	12·8 (8·7 to 18·4)	30·8 (20 to 44·8)	48·3 (33·1 to 66·1)	80·2 (56·3 to 111)	131 (89 to 184)	228 (162 to 308)	320 (228 to 427)	400 (290 to 533)	387 (284 to 513)	443 (329 to 574)	368 (280 to 474)	252 (178 to 332)	232 (148 to 322)	170 (106 to 234)	84·5 (49·9 to 122)	3,200
Liver cancer	0·3 (0·2 to 0·5)	0·2 (0·1 to 0·5)	1·4 (0·8 to 2·5)	3·7 (2·3 to 5·6)	2·8 (1·9 to 4)	2·3 (1·6 to 3·3)	3·3 (1·7 to 6)	3·9 (2·2 to 6·3)	5·2 (2·9 to 8·2)	8·4 (4·8 to 13·3)	14·1 (8·2 to 22·3)	23·2 (14·4 to 35·3)	36·3 (22·8 to 55·6)	70·7 (46·2 to 105)	106 (67·6 to 158)	153 (101 to 216)	163 (108 to 230)	141 (94 to 200)	115 (79·1 to 164)	68·8 (46·2 to 96·6)	47·4 (29·8 to 68·9)	26·8 (16·3 to 37·7)	8·8 (4·7 to 13·8)	1,010
Liver cancer due to hepatitis B	0 (0 to 0)	0 (0 to 0)	0 (0 to 0)	0 (0 to 0)	0 (0 to 0)	0·2 (0·1 to 0·4)	0·6 (0·3 to 1)	1 (0·5 to 1·7)	1·8 (1 to 3·1)	3 (1·6 to 4·8)	4·6 (2·6 to 7·4)	6·2 (3·5 to 9·9)	6·8 (3·8 to 10·9)	9·8 (5·7 to 16)	12·3 (7 to 20·4)	15·5 (8·9 to 24·4)	14·8 (8·7 to 22·8)	11·7 (6·8 to 19·6)	8·9 (5·5 to 13·7)	4·8 (2·8 to 7·7)	3 (1·7 to 4·5)	1·5 (0·8 to 2·4)	0·4 (0·2 to 0·8)	107
Liver cancer due to hepatitis C	0 (0 to 0)	0 (0 to 0)	0 (0 to 0)	0 (0 to 0)	0 (0 to 0)	0 (0 to 0)	0·1 (0 to 0·1)	0·2 (0·1 to 0·3)	0·4 (0·2 to 0·7)	1·2 (0·6 to 2·1)	3·1 (1·6 to 5·3)	7·1 (4·1 to 11·7)	15·1 (8·9 to 23·9)	34·5 (21·7 to 52·2)	56·4 (35·7 to 84)	83·3 (51·9 to 118)	86·1 (55·7 to 127)	73·2 (48·6 to 104)	59·6 (38·7 to 85·7)	37 (24·3 to 54·1)	27·3 (17 to 40·3)	16·3 (9·6 to 23·2)	5·6 (2·9 to 8·8)	507
Liver cancer due to alcohol use	0 (0 to 0)	0 (0 to 0)	0 (0 to 0)	0 (0 to 0)	0 (0 to 0)	0 (0 to 0)	0 (0 to 0·1)	0·1 (0·1 to 0·3)	0·3 (0·2 to 0·6)	0·8 (0·4 to 1·4)	1·8 (0·9 to 3·1)	3·1 (1·7 to 5·3)	4·9 (2·5 to 8·4)	9·3 (5·4 to 15·3)	13·7 (7·4 to 21·8)	20·6 (12 to 32·4)	24·3 (14·4 to 36·8)	21·1 (12·5 to 32·7)	15·1 (9·7 to 22·9)	7·7 (4·8 to 11·7)	4·4 (2·7 to 6·8)	2·1 (1·2 to 3·3)	0·6 (0·3 to 1·1)	130
Liver cancer due to NASH	0 (0 to 0)	0 (0 to 0)	0 (0 to 0)	0 (0 to 0)	0 (0 to 0)	0 (0 to 0)	0·8 (0·4 to 1·5)	0·8 (0·4 to 1·3)	0·8 (0·4 to 1·3)	1 (0·5 to 1·8)	1·5 (0·8 to 2·5)	2·3 (1·3 to 3·6)	3·5 (2 to 5·7)	6·9 (4·1 to 10·9)	10·8 (6·1 to 17·4)	16·9 (9·7 to 26·9)	20·3 (12·5 to 31·5)	20·3 (12·7 to 30·5)	19·8 (12·5 to 30·7)	12·6 (7·8 to 19·8)	8·4 (4·8 to 12·9)	4·6 (2·5 to 7·1)	1·5 (0·7 to 2·6)	133
Liver cancer due to other causes	0·3 (0·2 to 0·5)	0·2 (0·1 to 0·5)	1·4 (0·8 to 2·5)	3·7 (2·3 to 5·6)	2·8 (1·9 to 4)	2 (1·4 to 2·9)	1·8 (0·9 to 3·5)	1·8 (1 to 2·9)	1·8 (1 to 3)	2·4 (1·2 to 3·9)	3·2 (1·8 to 5·3)	4·5 (2·5 to 7·3)	6 (3·4 to 9·9)	10·1 (5·8 to 16·2)	13·1 (7·5 to 21·2)	17·1 (10 to 26·7)	17·1 (10·5 to 26·2)	14·3 (9 to 22·1)	11·7 (7·5 to 17·9)	6·7 (4·1 to 10·4)	4·3 (2·4 to 6·4)	2·3 (1·3 to 3·5)	0·7 (0·3 to 1·2)	129
Gallbladder and biliary tract cancer	0 (0 to 0)	0 (0 to 0)	0 (0 to 0)	0 (0 to 0)	0 (0 to 0)	0 (0 to 0)	0 (0 to 0)	0·3 (0·2 to 0·3)	0·4 (0·3 to 0·5)	1 (0·6 to 1·5)	2·3 (1·4 to 3·6)	4·8 (3·1 to 7·3)	8·9 (5·8 to 12·8)	16·9 (11·2 to 24·2)	25·4 (16·9 to 36·2)	34·1 (22·5 to 49·3)	37·9 (25·2 to 54·9)	40·2 (26·3 to 58·6)	30 (19·8 to 44·2)	21·6 (13·4 to 33·3)	15·8 (9·2 to 24·1)	10·1 (5·8 to 15·3)	4·8 (2·6 to 7·3)	255
Pancreatic cancer	0 (0 to 0)	0 (0 to 0)	0 (0 to 0)	0 (0 to 0)	0 (0 to 0)	0 (0 to 0)	0·6 (0·4 to 0·8)	1·5 (0·8 to 2·4)	2·8 (1·7 to 4·7)	8·2 (5·3 to 12·2)	17 (12·2 to 23·1)	36·7 (25·8 to 49·9)	77·5 (53·7 to 108)	157 (112 to 214)	237 (165 to 319)	349 (254 to 468)	373 (279 to 483)	440 (339 to 567)	311 (234 to 405)	213 (151 to 289)	163 (103 to 228)	92·4 (58·1 to 129)	42·1 (24 to 60·1)	2,520
Larynx cancer	0 (0 to 0)	0 (0 to 0)	0 (0 to 0)	0 (0 to 0)	0 (0 to 0)	0 (0 to 0)	0 (0 to 0)	0·4 (0·3 to 0·5)	0·4 (0·3 to 0·5)	0·4 (0·3 to 0·5)	0·4 (0·3 to 0·8)	1 (0·5 to 1·8)	2·4 (1·4 to 4·2)	5·5 (3·2 to 9)	8·5 (5·7 to 12·9)	10·6 (6·5 to 16·6)	10·2 (6·4 to 16·1)	8·7 (5·8 to 12·9)	5·2 (3·4 to 7·7)	2·8 (1·8 to 4·2)	1·8 (1·1 to 2·7)	0·9 (0·5 to 1·4)	0·4 (0·2 to 0·7)	59·5
Tracheal, bronchus, and lung cancer	0 (0 to 0)	0 (0 to 0)	0 (0 to 0)	0 (0 to 0)	0 (0 to 0)	0·6 (0·3 to 0·9)	1·5 (0·8 to 2·4)	2·7 (1·5 to 4·4)	5·4 (3·2 to 8·3)	17 (11·1 to 24·9)	43·1 (29·4 to 61·5)	97·2 (67·1 to 136)	207 (144 to 284)	386 (279 to 521)	622 (463 to 811)	927 (705 to 1,210)	1,120 (857 to 1,430)	1,060 (825 to 1,320)	826 (634 to 1,050)	478 (331 to 635)	286 (185 to 386)	138 (81·9 to 195)	57·2 (31·8 to 85·5)	6,270
Malignant skin melanoma	0 (0 to 0)	0 (0 to 0)	0·4 (0·1 to 1·6)	1·5 (0·3 to 5·9)	0·4 (0·3 to 0·5)	0·3 (0·3 to 0·5)	1·1 (0·6 to 2·6)	3·2 (1·7 to 7·4)	7·3 (4 to 16·4)	13·6 (7·9 to 28·2)	18 (10·6 to 37·9)	22·3 (13·3 to 44·5)	27 (16·3 to 54·2)	35·5 (21·5 to 65·4)	40·1 (24·2 to 76)	41 (25·8 to 77·1)	38·4 (23 to 78·5)	33·5 (20·9 to 66·2)	24·2 (15·6 to 46·2)	16·9 (10·3 to 31·7)	13·5 (7·8 to 24·3)	8·4 (4·5 to 14)	4·5 (2·4 to 8·1)	351
Non-melanoma skin cancer	0 (0 to 0)	0 (0 to 0)	0 (0 to 0)	0 (0 to 0)	0 (0 to 0)	0 (0 to 0)	0 (0 to 0)	0·3 (0·3 to 0·4)	0·5 (0·3 to 0·6)	0·9 (0·6 to 1·2)	1·5 (1 to 2·1)	2·8 (1·9 to 4)	5·9 (3·9 to 8·4)	10·6 (6·2 to 17)	16·9 (10·5 to 26·1)	25·7 (15·4 to 39·6)	32·7 (20·8 to 48·8)	33·7 (22·6 to 49·1)	28 (19·3 to 41·1)	22·2 (15·6 to 31·4)	21·2 (14·9 to 29·4)	17·7 (12·4 to 24·3)	12·6 (8·6 to 17·6)	233
Non-melanoma skin cancer (squamous-cell carcinoma)	0 (0 to 0)	0 (0 to 0)	0 (0 to 0)	0 (0 to 0)	0 (0 to 0)	0 (0 to 0)	0 (0 to 0)	0·3 (0·3 to 0·4)	0·5 (0·3 to 0·6)	0·8 (0·6 to 1·1)	1·4 (1 to 2)	2·7 (1·9 to 3·9)	5·8 (3·8 to 8·2)	10·4 (6·1 to 16·7)	16·7 (10·3 to 25·9)	25·4 (15·2 to 39·3)	32·4 (20·5 to 48·6)	33·4 (22·3 to 48·9)	27·8 (18·9 to 40·5)	22 (15·4 to 31)	21 (14·8 to 29·1)	17·5 (12·3 to 24·2)	12·5 (8·6 to 17·5)	231
Non-melanoma skin cancer (basal-cell carcinoma)	0 (0 to 0)	0 (0 to 0)	0 (0 to 0)	0 (0 to 0)	0 (0 to 0)	0 (0 to 0)	0 (0 to 0)	0 (0 to 0)	0 (0 to 0)	0 (0 to 0·1)	0·1 (0 to 0·2)	0·1 (0 to 0·2)	0·1 (0 to 0·3)	0·2 (0 to 0·4)	0·2 (0·1 to 0·5)	0·3 (0·1 to 0·6)	0·3 (0·1 to 0·7)	0·3 (0·1 to 0·7)	0·3 (0·1 to 0·6)	0·2 (0·1 to 0·4)	0·2 (0·1 to 0·4)	0·1 (0 to 0·3)	0·1 (0 to 0·2)	2·5
Breast cancer	0 (0 to 0)	0 (0 to 0)	0 (0 to 0)	0 (0 to 0)	0 (0 to 0)	0 (0 to 0)	1·2 (0·7 to 2)	4 (2·8 to 5·9)	22·8 (15·5 to 33·2)	86·5 (57·9 to 120)	165 (117 to 225)	263 (190 to 344)	380 (278 to 502)	588 (443 to 758)	715 (548 to 931)	763 (586 to 975)	694 (532 to 884)	584 (444 to 745)	372 (286 to 479)	244 (176 to 314)	174 (119 to 233)	120 (79·5 to 163)	69·9 (40·1 to 105)	5,250
Cervical cancer	0 (0 to 0)	0 (0 to 0)	0 (0 to 0)	0 (0 to 0)	0 (0 to 0)	0 (0 to 0)	0·6 (0·4 to 1·1)	3·7 (2·1 to 6·1)	17·3 (10·3 to 27·4)	40·7 (24·9 to 63·7)	60·1 (37·5 to 88·9)	70·5 (45·7 to 101)	76·8 (51·8 to 110)	101 (68·3 to 147)	109 (73·4 to 151)	96·3 (65·3 to 133)	86·2 (58·7 to 122)	75·8 (51·1 to 104)	48·4 (31 to 64·9)	33·8 (20 to 46·9)	18·7 (11·3 to 26·7)	10·2 (6 to 15)	4·7 (2·5 to 6·8)	853
Uterine cancer	0 (0 to 0)	0 (0 to 0)	0 (0 to 0)	0 (0 to 0)	0 (0 to 0)	0 (0 to 0)	0 (0 to 0)	0·3 (0·3 to 0·5)	1 (0·6 to 1·7)	5·3 (3·1 to 8·7)	9·9 (6·3 to 14·6)	17·9 (11·6 to 27)	33·3 (21·7 to 48·1)	68·8 (47 to 100)	119 (80·4 to 173)	183 (122 to 257)	181 (124 to 261)	147 (102 to 210)	96·5 (66·4 to 137)	53 (33·8 to 74·9)	32·5 (20·5 to 45·9)	19·5 (11·3 to 27·1)	10·2 (5·7 to 14·8)	978
Ovarian cancer	0 (0 to 0)	0 (0 to 0)	0 (0 to 0)	0 (0 to 0)	1 (0·5 to 1·6)	1·5 (0·9 to 2·5)	2·9 (1·7 to 4·5)	5 (3·1 to 7·8)	8·2 (5·4 to 12·1)	15·6 (10·3 to 23)	26·7 (18·3 to 38·6)	47·8 (32·8 to 69·5)	85·1 (58 to 122)	146 (100 to 206)	206 (145 to 281)	234 (163 to 326)	238 (171 to 328)	210 (148 to 287)	130 (90·1 to 183)	78·1 (50·7 to 115)	50·9 (31 to 75·2)	25·4 (14·8 to 38·5)	11·4 (6·3 to 17·7)	1,520
Prostate cancer	0 (0 to 0)	0 (0 to 0)	0 (0 to 0)	0 (0 to 0)	0 (0 to 0)	0 (0 to 0)	0 (0 to 0)	0 (0 to 0)	0 (0 to 0)	0 (0 to 0)	0 (0 to 0)	0 (0 to 0)	0 (0 to 0)	0 (0 to 0)	0 (0 to 0)	0 (0 to 0)	0 (0 to 0)	0 (0 to 0)	0 (0 to 0)	0 (0 to 0)	0 (0 to 0)	0 (0 to 0)	0 (0 to 0)	0
Testicular cancer	--	--	--	--	--	--	--	--	--	--	--	--	--	--	--	--	--	--	--	--	--	--	--	NA
Kidney cancer	0·1 (0·1 to 0·1)	0 (0 to 0·1)	0·6 (0·4 to 1)	2·5 (1·8 to 3·3)	2·9 (1·6 to 4·8)	0·9 (0·5 to 1·5)	1·1 (0·6 to 2·1)	1·4 (0·8 to 2·5)	1·8 (1·1 to 2·9)	3·2 (1·9 to 5)	5·4 (3·3 to 8·8)	9·1 (5·5 to 14·3)	17·3 (11 to 25·9)	31·9 (20·5 to 47·5)	51·9 (33 to 76·1)	62·7 (40·9 to 92·7)	68·4 (46·1 to 98·6)	64·9 (42·9 to 95)	48·6 (31·5 to 70·2)	30 (19·2 to 44·6)	23·2 (13·6 to 36·4)	14 (8 to 22)	6·7 (3·6 to 10)	449
Bladder cancer	0 (0 to 0)	0 (0 to 0)	0 (0 to 0)	0 (0 to 0)	0 (0 to 0)	0 (0 to 0)	0·3 (0·3 to 0·4)	0·3 (0·3 to 0·4)	0·5 (0·3 to 0·8)	0·9 (0·6 to 1·3)	2·4 (1·5 to 3·6)	4·1 (2·7 to 5·8)	8·3 (5·6 to 11·8)	14·9 (10·6 to 20·4)	25 (17·3 to 34·6)	36·7 (26·6 to 49·3)	43·6 (31·1 to 58·7)	50·7 (36·6 to 69·7)	48·9 (35·1 to 66·7)	41·4 (28·1 to 57·7)	37·1 (22·6 to 53·1)	25·8 (16·1 to 36·4)	16 (9 to 22·9)	357
Brain and central nervous system cancer	0·6 (0·4 to 0·9)	0·3 (0·2 to 0·5)	3·2 (1·9 to 5·6)	16·3 (10·4 to 28)	25·8 (16·4 to 39·9)	14·4 (9 to 25·9)	12·8 (8·1 to 21·3)	12·6 (7·4 to 22)	17·9 (11 to 31)	25 (15·3 to 42)	29·8 (18·5 to 52·1)	35·5 (22 to 59·1)	44·9 (27·9 to 75·6)	65·2 (39·7 to 109)	88·9 (55·3 to 153)	98·9 (62·8 to 172)	95·7 (59·4 to 169)	79 (48·8 to 136)	45·1 (26·3 to 80·4)	25·2 (14·4 to 43·7)	14·6 (7·5 to 24·7)	8·2 (4·2 to 13·3)	4 (1·8 to 7)	764
Thyroid cancer	0 (0 to 0)	0 (0 to 0)	0 (0 to 0)	0 (0 to 0)	0·4 (0·4 to 0·5)	0·4 (0·3 to 0·5)	0·6 (0·3 to 1)	1·1 (0·4 to 2·4)	1·8 (0·7 to 3·8)	3·4 (1·4 to 6·4)	4·2 (2·2 to 7·4)	6·1 (3·3 to 10·7)	9·3 (5·2 to 15·2)	13·6 (7·9 to 21·3)	20·5 (12·6 to 29·8)	28 (17·1 to 41)	28·9 (17·9 to 41·1)	27·7 (16·8 to 39·3)	21·5 (13·3 to 31·1)	15 (8·6 to 22·2)	11 (6·2 to 16·6)	7 (3·4 to 11·1)	3·4 (1·6 to 5·4)	204
Mesothelioma	0 (0 to 0)	0 (0 to 0)	0 (0 to 0)	0 (0 to 0)	0 (0 to 0)	0 (0 to 0)	0 (0 to 0)	0·1 (0·1 to 0·3)	0·2 (0·1 to 0·5)	0·3 (0·2 to 0·7)	0·5 (0·3 to 1·2)	0·9 (0·5 to 1·9)	1·1 (0·7 to 2·6)	2·1 (1·2 to 4·9)	3·4 (2 to 8)	4·3 (2·5 to 10·3)	5·4 (3·2 to 13·1)	5·4 (3·1 to 12·4)	4·1 (2·5 to 9·5)	2·6 (1·6 to 6·2)	1·6 (0·9 to 3·9)	0·8 (0·4 to 1·8)	0·2 (0·1 to 0·5)	33·2
Hodgkin lymphoma	0 (0 to 0)	0 (0 to 0)	0 (0 to 0)	0·3 (0·3 to 0·4)	0·4 (0·3 to 0·5)	0·6 (0·3 to 1·4)	2·9 (1 to 6·3)	5·7 (2·3 to 12·6)	7·1 (2·9 to 15·9)	6·8 (2·8 to 15)	5·8 (2·5 to 12·7)	4·7 (2·2 to 9·4)	4·4 (2·2 to 8·8)	4·8 (2·5 to 9·3)	6 (3·1 to 12)	6·4 (3·3 to 13·1)	7·1 (3·7 to 14·1)	6·5 (3·4 to 12·9)	5·2 (2·9 to 10)	3·4 (1·7 to 6·1)	2·4 (1·2 to 4·2)	1·4 (0·5 to 2·6)	0·4 (0·2 to 0·7)	82·4
Non-Hodgkin lymphoma	0 (0 to 0)	0 (0 to 0)	0 (0 to 0)	1·5 (1·1 to 2·1)	2·2 (1·4 to 3)	2·2 (1·4 to 3·2)	5·8 (3·9 to 8·3)	8·4 (5·5 to 12)	10·7 (7·2 to 15·3)	14·5 (9·6 to 21·6)	17·5 (12 to 25·5)	23·6 (16·2 to 33·7)	33 (23·1 to 47·3)	53·4 (36·5 to 77·6)	89 (61·7 to 127)	132 (93·5 to 187)	145 (103 to 202)	163 (116 to 228)	131 (94·5 to 182)	91·5 (59·8 to 127)	80·6 (50·6 to 113)	49·5 (29·1 to 71)	19·2 (10·9 to 28·4)	1,070
Multiple myeloma	0 (0 to 0)	0 (0 to 0)	0 (0 to 0)	0 (0 to 0)	0 (0 to 0)	0 (0 to 0)	0 (0 to 0)	0·1 (0·1 to 0·2)	0·3 (0·2 to 0·6)	1 (0·5 to 2)	2·8 (1·6 to 5·5)	6 (3·5 to 11·1)	13·8 (8·8 to 24·6)	30 (19·4 to 47·8)	49·6 (30·9 to 81·5)	76·8 (50·2 to 130)	83·2 (54 to 152)	91·5 (63·4 to 143)	69 (46 to 113)	46·6 (29 to 74·9)	30·9 (16·8 to 52·8)	17·1 (9·2 to 28·1)	6 (3·2 to 10)	525
Leukemia	0·5 (0·4 to 0·8)	0·4 (0·3 to 0·5)	4·9 (3·2 to 7·4)	20 (13·7 to 27·8)	19·2 (12·1 to 27·3)	14·3 (9·5 to 20·6)	20·8 (13·7 to 29·9)	19·8 (13·1 to 28·3)	23·1 (15 to 34·4)	26 (17·9 to 37·2)	28·1 (18·8 to 40)	31·9 (21·9 to 43·6)	38·6 (26·4 to 56·1)	55·7 (37·3 to 78·2)	75·3 (51·5 to 105)	96·3 (64 to 140)	114 (76·5 to 163)	122 (82·4 to 170)	91·2 (59·9 to 133)	65·3 (41 to 95·5)	57·5 (33·1 to 86·3)	37·9 (22 to 57·6)	19·4 (10·5 to 29·5)	982
Acute lymphoid leukemia	0·1 (0·1 to 0·2)	0·1 (0 to 0·1)	1·8 (0·9 to 3)	7·6 (4·4 to 11·8)	11·2 (6·4 to 17·1)	7·3 (4·2 to 11·2)	8·6 (4·5 to 14)	6·6 (3·5 to 10·8)	6·2 (3·3 to 11)	5·5 (2·7 to 9·3)	5·3 (2·8 to 9·1)	5·2 (2·5 to 9·1)	5·5 (2·8 to 9·6)	6·9 (3·4 to 12·3)	8·4 (4·1 to 15·1)	9 (4·4 to 16·3)	8·4 (3·8 to 15·7)	7·4 (3·5 to 13·8)	4·9 (2·3 to 9·4)	3·2 (1·5 to 5·9)	2·5 (1·1 to 4·3)	1·3 (0·6 to 2·5)	0·6 (0·2 to 1·2)	124
Chronic lymphoid leukemia	0 (0 to 0)	0 (0 to 0)	0 (0 to 0)	0 (0 to 0)	0 (0 to 0)	0 (0 to 0)	0 (0 to 0)	0·3 (0·2 to 0·5)	0·3 (0·2 to 0·5)	0·3 (0·2 to 0·5)	0·3 (0·2 to 0·4)	0·3 (0·2 to 0·5)	0·7 (0·4 to 1·2)	1·7 (0·9 to 2·8)	3·2 (1·8 to 5·6)	6·2 (3·3 to 10·9)	8·3 (4·3 to 14)	10·9 (5·2 to 20·2)	9·7 (4·5 to 18·4)	8 (3·9 to 14·5)	8·8 (3·9 to 16·9)	7·1 (3·3 to 13)	4·2 (1·7 to 7·4)	70·3
Acute myeloid leukemia	0·1 (0·1 to 0·2)	0·1 (0·1 to 0·2)	1·7 (1 to 2·8)	8·5 (5·1 to 12·8)	5 (2·4 to 9·3)	4·8 (2·5 to 8·3)	8·5 (4·4 to 13·8)	9·4 (5·1 to 14·7)	11·8 (6·8 to 18·6)	14 (8·7 to 21)	16·4 (9·9 to 24·8)	18·6 (11·6 to 26·8)	23·3 (14·6 to 34·9)	32·6 (20·5 to 47·6)	43·4 (27·1 to 64·4)	52·2 (32·6 to 77·8)	64·8 (40·9 to 97·8)	64·1 (38·5 to 96·9)	45·4 (28·3 to 70·5)	28·4 (15·5 to 47·2)	21·9 (11·9 to 35·6)	11·4 (5·9 to 19)	4·7 (1·4 to 10·8)	491
Chronic myeloid leukemia	0 (0 to 0·1)	0 (0 to 0)	0·1 (0·1 to 0·1)	0·3 (0·2 to 0·5)	0·3 (0·2 to 0·5)	0·3 (0·1 to 0·4)	0·4 (0·2 to 0·8)	0·5 (0·2 to 1)	0·9 (0·4 to 1·9)	1·3 (0·6 to 2·6)	1·5 (0·7 to 2·9)	1·9 (0·9 to 3·4)	2 (0·9 to 3·9)	2·6 (1·2 to 4·9)	3·5 (1·6 to 6·7)	4·7 (2·3 to 8·6)	4·7 (2·1 to 8·7)	5·7 (2·7 to 11)	4·6 (2 to 8·5)	4·6 (2·2 to 8·6)	4·3 (1·9 to 7·7)	2·9 (1·2 to 5·5)	1·5 (0·6 to 2·8)	48·7
Other leukemia	0·2 (0·2 to 0·3)	0·2 (0·1 to 0·3)	1·4 (0·7 to 2·3)	3·6 (2·1 to 5·8)	2·6 (1·2 to 4·9)	1·8 (0·9 to 3·2)	3·3 (1·6 to 5·8)	3 (1·4 to 5·5)	3·8 (1·8 to 6·8)	4·9 (2·5 to 8·6)	4·6 (2·3 to 8·1)	5·9 (3·2 to 9·9)	7·1 (3·8 to 12·4)	11·8 (6·2 to 19·8)	16·8 (8·9 to 28·2)	24·1 (12·7 to 42·3)	28·1 (14·5 to 46·6)	33·5 (17 to 57·2)	26·7 (13·5 to 43·9)	21·2 (11·1 to 33·8)	20·1 (10·3 to 33·8)	15 (8·1 to 24·4)	8·5 (4 to 13·9)	248
Other malignant neoplasms	2·7 (1·8 to 3·9)	0·8 (0·6 to 1·1)	4·8 (3·3 to 6·5)	23·9 (18·1 to 31·2)	22·3 (17 to 29·1)	25·2 (18·6 to 32·7)	37·2 (28·6 to 49·6)	30·8 (23·2 to 39·8)	33·2 (24·1 to 43·9)	34·9 (25·8 to 45·8)	37·1 (27·2 to 50·3)	44·7 (31·9 to 60)	56·7 (40·2 to 78·5)	82·8 (58·5 to 117)	109 (75·8 to 152)	126 (87·6 to 172)	131 (92·7 to 175)	123 (89·8 to 172)	96·5 (68·7 to 132)	66·6 (45·3 to 91·2)	47·6 (30 to 68·2)	32·1 (19 to 46·6)	16·5 (9 to 24·8)	1,190



Congenital birth defects	396 (257 to 608)	127 (93 to 175)	326 (240 to 441)	128 (96·9 to 168)	64 (48·2 to 83·2)	48·5 (35·2 to 64·7)	49·4 (37·5 to 64·6)	47·4 (35 to 62·8)	50·1 (37 to 66·3)	50·4 (37·4 to 66·1)	47·6 (36 to 63·4)	41·6 (31 to 54·6)	39·4 (28·9 to 52·9)	41·3 (30·6 to 55·1)	45 (33 to 59·6)	39·8 (28·6 to 53·2)	29·6 (21·4 to 39·7)	9·6 (5·7 to 15·1)	5·5 (3·3 to 8·6)	3·2 (1·9 to 5)	2·2 (1·3 to 3·7)	1·4 (0·8 to 2·3)	0·7 (0·4 to 1·1)	1,590
Neural tube defects	41·5 (23·8 to 69·4)	3·4 (1·7 to 6·3)	27·6 (12·4 to 54·8)	21·7 (11·3 to 37·3)	1·8 (1·2 to 2·6)	1·5 (1·1 to 2)	1·6 (1·1 to 2·2)	1·8 (1·2 to 2·5)	2·1 (1·4 to 3)	2·1 (1·4 to 3·2)	1·7 (1·1 to 2·4)	1·3 (0·9 to 1·8)	1·1 (0·8 to 1·6)	0·9 (0·6 to 1·2)	0·9 (0·6 to 1·2)	0·7 (0·5 to 1)	0·6 (0·4 to 0·8)	0·3 (0·2 to 0·5)	0·2 (0·1 to 0·3)	0·1 (0·1 to 0·2)	0·1 (0 to 0·1)	0 (0 to 0·1)	0 (0 to 0)	113
Congenital heart anomalies	61·3 (36 to 99·1)	46·1 (28·8 to 71·2)	106 (63·9 to 164)	30·4 (18·8 to 48·3)	13·9 (8·6 to 21)	10·4 (6·5 to 17·2)	12 (7·9 to 18)	11·8 (7·9 to 18)	12·7 (8·1 to 19·6)	13·2 (8·8 to 19·9)	13·1 (8·8 to 19·2)	12·1 (8·1 to 17·3)	10·6 (6·8 to 16·2)	10·4 (6·3 to 15·8)	10·4 (6·1 to 15·9)	9·2 (5·4 to 14)	8·2 (5·2 to 12·8)	1·1 (0·4 to 2·4)	0·7 (0·2 to 1·6)	0·4 (0·1 to 1)	0·3 (0·1 to 0·7)	0·3 (0·1 to 0·6)	0·1 (0 to 0·3)	395
Orofacial clefts	0 (0 to 0·1)	0 (0 to 0·1)	0·4 (0·1 to 0·8)	0·6 (0 to 1·6)	0·4 (0·2 to 0·6)	0·4 (0·2 to 0·6)	0·4 (0·2 to 0·6)	0·4 (0·2 to 0·6)	0·4 (0·2 to 0·6)	0·4 (0·2 to 0·6)	0·4 (0·2 to 0·6)	0·4 (0·2 to 0·6)	0·4 (0·2 to 0·6)	0·4 (0·2 to 0·6)	0·4 (0·2 to 0·6)	0·4 (0·2 to 0·6)	0·4 (0·2 to 0·6)	0·3 (0·2 to 0·5)	0·2 (0·1 to 0·3)	0·1 (0·1 to 0·2)	0·1 (0·1 to 0·2)	0·1 (0 to 0·1)	0 (0 to 0·1)	7
Down syndrome	3·7 (2 to 6·8)	1·3 (0·7 to 2·1)	7·5 (4·1 to 11·9)	4·7 (3·1 to 6·9)	4·3 (2·5 to 6·5)	4·1 (2·4 to 6·3)	4·3 (2·7 to 6·5)	4·8 (3 to 7·2)	5·3 (3·5 to 7·8)	5·7 (3·6 to 8·3)	5·6 (3·7 to 8·1)	5·2 (3·4 to 7·4)	6 (4·1 to 8·8)	9·5 (6 to 14·4)	13 (7·8 to 20·4)	10 (6 to 15·4)	4·6 (2·6 to 7·2)	0 (0 to 0)	0 (0 to 0)	0 (0 to 0)	0 (0 to 0)	0 (0 to 0)	0 (0 to 0)	99·5
Turner syndrome	0 (0 to 0)	0 (0 to 0)	0·1 (0 to 0·2)	0·3 (0 to 0·8)	0·3 (0 to 1)	0·3 (0 to 0·9)	0·4 (0·1 to 1·1)	0·4 (0·1 to 1)	0·4 (0·1 to 1·1)	0·4 (0·2 to 0·7)	0·4 (0·2 to 0·6)	0·3 (0·1 to 0·5)	0·2 (0·1 to 0·4)	0·1 (0 to 0·2)	0·1 (0 to 0·2)	0·1 (0 to 0·1)	0·1 (0 to 0·1)	0 (0 to 0·1)	0 (0 to 0)	0 (0 to 0)	0 (0 to 0)	0 (0 to 0)	0 (0 to 0)	3·9
Klinefelter syndrome	0 (0 to 0)	0 (0 to 0)	0 (0 to 0)	0 (0 to 0)	0 (0 to 0)	0 (0 to 0)	0 (0 to 0)	0 (0 to 0)	0 (0 to 0)	0 (0 to 0)	0 (0 to 0)	0 (0 to 0)	0 (0 to 0)	0 (0 to 0)	0 (0 to 0)	0 (0 to 0)	0 (0 to 0)	0 (0 to 0)	0 (0 to 0)	0 (0 to 0)	0 (0 to 0)	0 (0 to 0)	0 (0 to 0)	0
Other chromosomal abnormalities	101 (56·6 to 183)	41·6 (25·1 to 66)	90 (55·7 to 145)	18·6 (12 to 28·2)	10·5 (6·9 to 15·3)	7·4 (4·8 to 11)	7·7 (5 to 11)	7·1 (4·6 to 10·1)	6·9 (4·2 to 10·4)	6·4 (3·9 to 9·8)	5·6 (3·4 to 8·4)	4·5 (2·9 to 6·5)	3·1 (2·1 to 4·2)	2·1 (1·4 to 3·1)	1·7 (1 to 2·6)	1·4 (0·8 to 2·1)	0·9 (0·6 to 1·4)	0 (0 to 0)	0 (0 to 0)	0 (0 to 0)	0 (0 to 0)	0 (0 to 0)	0 (0 to 0)	316
Congenital musculoskeletal and limb anomalies	25·2 (13·5 to 41·8)	4·5 (2·5 to 7·4)	19·1 (11·2 to 29·7)	18·8 (10·4 to 30·2)	13·1 (7·2 to 21·7)	12·8 (6·9 to 21·5)	11·9 (6·3 to 19·4)	11·4 (5·9 to 18·7)	12·5 (7 to 20·5)	13 (6·8 to 21·4)	12·9 (6·5 to 21·1)	11·4 (6·1 to 18·9)	11·4 (6·2 to 18·8)	11·7 (6·4 to 19·5)	12·5 (6·8 to 20·3)	12·1 (6·7 to 20)	10 (5·2 to 16·4)	6·1 (3·1 to 10·4)	3·2 (1·7 to 5·5)	1·7 (0·9 to 2·9)	1·1 (0·5 to 1·9)	0·6 (0·3 to 1)	0·2 (0·1 to 0·4)	237
Urogenital congenital anomalies	22·3 (10·9 to 40·1)	2·2 (1·1 to 4·1)	3·8 (2·1 to 6·7)	2·9 (1·8 to 4·6)	2·4 (1·5 to 3·8)	1·9 (1·2 to 2·9)	1·6 (1 to 2·4)	1·4 (0·9 to 2·2)	1·4 (0·9 to 2·2)	1·3 (0·9 to 2)	1·2 (0·8 to 1·7)	0·9 (0·6 to 1·3)	0·8 (0·5 to 1·2)	0·7 (0·4 to 1)	0·6 (0·3 to 0·9)	0·4 (0·2 to 0·6)	0·2 (0·1 to 0·3)	0 (0 to 0)	0 (0 to 0)	0 (0 to 0)	0 (0 to 0)	0 (0 to 0)	0 (0 to 0)	45·9
Digestive congenital anomalies	35·6 (17·2 to 61)	10·9 (4·9 to 17·7)	23 (10·9 to 38·4)	7·9 (4·7 to 11·9)	3·2 (1·7 to 5·5)	1·6 (0·8 to 3)	1·4 (0·9 to 2·1)	1·3 (0·8 to 1·9)	1·1 (0·8 to 1·6)	1·1 (0·7 to 1·5)	0·9 (0·6 to 1·3)	0·8 (0·5 to 1·1)	0·8 (0·6 to 1·1)	0·9 (0·6 to 1·4)	1 (0·6 to 1·5)	1 (0·6 to 1·5)	0·9 (0·6 to 1·4)	0·3 (0·2 to 0·5)	0·2 (0·1 to 0·3)	0·1 (0·1 to 0·2)	0·1 (0·1 to 0·2)	0·1 (0 to 0·1)	0 (0 to 0·1)	94·4
Other congenital birth defects	105 (53·3 to 207)	16·8 (9·5 to 27·7)	48·4 (28·3 to 83·3)	22 (13·6 to 35·3)	14 (9·1 to 20·4)	8 (5·1 to 12·8)	8·1 (5·2 to 12·5)	7 (4·3 to 11·4)	7·2 (4·4 to 12·1)	6·7 (4·1 to 11·3)	5·8 (3·5 to 10·3)	4·9 (2·9 to 8·9)	4·9 (2·9 to 8·8)	4·6 (2·6 to 8·4)	4·5 (2·5 to 8·9)	4·5 (2·5 to 8·8)	3·8 (2·2 to 7·6)	1·4 (0·3 to 4·3)	0·9 (0·2 to 2·8)	0·6 (0·1 to 2)	0·5 (0·1 to 1·6)	0·3 (0·1 to 1·1)	0·2 (0 to 0·6)	281
Urinary diseases and male infertility	1 (0·6 to 1·6)	0·6 (0·3 to 0·9)	2 (1·3 to 3·1)	3 (1·9 to 4·5)	3·4 (2·2 to 5·1)	2·6 (1·5 to 4·2)	4·7 (2·9 to 7)	6·8 (4·7 to 9·6)	9·1 (6·1 to 12·6)	11·6 (7·9 to 16·2)	12·9 (9·2 to 17·9)	14·4 (10·5 to 19·1)	18·5 (13·5 to 24·8)	27·1 (19·5 to 36·5)	38·3 (27·5 to 52)	49·8 (35·9 to 67·8)	60·8 (44 to 82)	78·1 (55·8 to 108)	81·6 (57·1 to 114)	80·3 (54·2 to 117)	86·4 (54·2 to 123)	78·1 (45·7 to 117)	68·8 (37·9 to 104)	740
Urolithiasis	0 (0 to 0)	0 (0 to 0)	0 (0 to 0)	0 (0 to 0·1)	0·1 (0·1 to 0·2)	0·2 (0·1 to 0·4)	0·5 (0·3 to 0·8)	1·1 (0·6 to 1·6)	1·5 (0·9 to 2·5)	2 (1·1 to 3·3)	2·2 (1·1 to 3·7)	2 (1·1 to 3·4)	2·4 (1·4 to 3·8)	3 (1·8 to 4·7)	3·9 (2·3 to 6)	4·5 (2·7 to 6·6)	4·5 (2·1 to 7·5)	4·3 (2·2 to 7·1)	3·4 (1·9 to 5·2)	2·7 (1·4 to 4·6)	2·3 (1·1 to 4·1)	1·7 (0·8 to 3·1)	0·9 (0·4 to 1·6)	43·3
Benign prostatic hyperplasia	0 (0 to 0)	0 (0 to 0)	0 (0 to 0)	0 (0 to 0)	0 (0 to 0)	0 (0 to 0)	0 (0 to 0)	0 (0 to 0)	0 (0 to 0)	0 (0 to 0)	0 (0 to 0)	0 (0 to 0)	0 (0 to 0)	0 (0 to 0)	0 (0 to 0)	0 (0 to 0)	0 (0 to 0)	0 (0 to 0)	0 (0 to 0)	0 (0 to 0)	0 (0 to 0)	0 (0 to 0)	0 (0 to 0)	0
Male infertility	--	--	--	--	--	--	--	--	--	--	--	--	--	--	--	--	--	--	--	--	--	--	--	NA
Other urinary diseases	0·7 (0·4 to 1·2)	0·4 (0·2 to 0·6)	0·5 (0·2 to 0·9)	1·1 (0·7 to 1·8)	1·1 (0·7 to 1·6)	0·8 (0·5 to 1·2)	1·1 (0·7 to 1·7)	0·8 (0·6 to 1·2)	1·3 (0·8 to 1·8)	1·8 (1·1 to 2·7)	1·7 (1·1 to 2·6)	1·5 (0·9 to 2·1)	1·9 (1·2 to 2·8)	1·7 (1·1 to 2·5)	2·4 (1·5 to 3·5)	2·7 (1·7 to 3·8)	2·8 (1·7 to 4·3)	2·9 (1·7 to 4·5)	2·2 (1·3 to 3·5)	1·8 (1 to 2·9)	1·5 (0·8 to 2·6)	1·2 (0·5 to 2)	0·7 (0·3 to 1·4)	34·3
Gynecological diseases	0 (0 to 0)	0 (0 to 0)	0 (0 to 0)	0 (0 to 0)	0 (0 to 0)	58·3 (27·7 to 102)	163 (95 to 263)	333 (214 to 498)	503 (332 to 721)	591 (389 to 859)	616 (418 to 891)	528 (356 to 769)	490 (330 to 693)	338 (224 to 484)	201 (127 to 289)	159 (99·2 to 237)	130 (82·8 to 189)	94·1 (59·9 to 133)	57 (36·8 to 80·7)	33·9 (21·2 to 49·1)	22·9 (14·6 to 33·3)	13·1 (8 to 18·8)	5·4 (3·1 to 8·7)	4,340
Uterine fibroids	0 (0 to 0)	0 (0 to 0)	0 (0 to 0)	0 (0 to 0)	0 (0 to 0)	0·5 (0·1 to 1·4)	1·1 (0·4 to 2·5)	3·4 (1·2 to 7·3)	12 (4·8 to 26·2)	29·9 (13 to 62·5)	51·8 (22 to 105)	53·4 (24·9 to 103)	48·5 (22·7 to 93)	37·9 (17·6 to 72·1)	28·9 (13 to 55·6)	20·2 (9·1 to 38·7)	12·9 (5·7 to 25·9)	7·2 (3·2 to 14·4)	3·4 (1·5 to 6·7)	1·6 (0·7 to 3·3)	0·9 (0·4 to 1·9)	0·5 (0·2 to 1)	0·2 (0·1 to 0·4)	314
Polycystic ovarian syndrome	0 (0 to 0)	0 (0 to 0)	0 (0 to 0)	0 (0 to 0)	0 (0 to 0)	1·9 (0·6 to 4·1)	11·6 (5 to 23·7)	20·9 (8·9 to 42·7)	22·5 (9·2 to 47)	22·4 (9·3 to 48)	21·6 (9·1 to 45·7)	17·8 (7·4 to 36·5)	14·5 (6·1 to 31)	3·5 (1·5 to 7·1)	0 (0 to 0)	0 (0 to 0)	0 (0 to 0)	0 (0 to 0)	0 (0 to 0)	0 (0 to 0)	0 (0 to 0)	0 (0 to 0)	0 (0 to 0)	137
Female infertility	0 (0 to 0)	0 (0 to 0)	0 (0 to 0)	0 (0 to 0)	0 (0 to 0)	0 (0 to 0)	0 (0 to 0)	5 (0·1 to 18·1)	12·4 (1·6 to 37·1)	13·5 (1·1 to 41·7)	10·9 (0·3 to 36·4)	5·5 (0·2 to 22·1)	0·1 (0 to 0·3)	0 (0 to 0)	0 (0 to 0)	0 (0 to 0)	0 (0 to 0)	0 (0 to 0)	0 (0 to 0)	0 (0 to 0)	0 (0 to 0)	0 (0 to 0)	0 (0 to 0)	47·4
Endometriosis	0 (0 to 0)	0 (0 to 0)	0 (0 to 0)	0 (0 to 0)	0 (0 to 0)	0 (0 to 0)	14·3 (5·4 to 29·1)	65·2 (30·2 to 122)	99·8 (51·5 to 181)	106 (54·4 to 188)	106 (54·5 to 184)	91·4 (49·2 to 158)	73·7 (40·9 to 121)	37·5 (20 to 62·4)	0 (0 to 0)	0 (0 to 0)	0 (0 to 0)	0 (0 to 0)	0 (0 to 0)	0 (0 to 0)	0 (0 to 0)	0 (0 to 0)	0 (0 to 0)	595
Genital prolapse	0 (0 to 0)	0 (0 to 0)	0 (0 to 0)	0 (0 to 0)	0 (0 to 0)	0 (0 to 0)	0 (0 to 0)	0 (0 to 0·1)	0·1 (0 to 0·3)	0·2 (0 to 0·5)	0·4 (0·1 to 0·9)	1 (0·4 to 2·1)	3·8 (1·6 to 7·4)	7·5 (3·4 to 14·4)	9·8 (4·5 to 19·4)	10·3 (4·5 to 21·1)	11·9 (5·6 to 23·4)	12·3 (5·8 to 23·5)	9·3 (4·4 to 17·5)	6·4 (2·9 to 12·1)	4·8 (2·2 to 9·2)	3 (1·4 to 5·7)	1·4 (0·7 to 2·8)	82·4
Premenstrual syndrome	0 (0 to 0)	0 (0 to 0)	0 (0 to 0)	0 (0 to 0)	0 (0 to 0)	55·7 (26·1 to 100)	113 (55·9 to 202)	138 (68 to 254)	160 (90·2 to 267)	173 (88·3 to 286)	199 (111 to 322)	189 (107 to 302)	160 (88·6 to 265)	61·1 (30·7 to 109)	0 (0 to 0)	0 (0 to 0)	0 (0 to 0)	0 (0 to 0)	0 (0 to 0)	0 (0 to 0)	0 (0 to 0)	0 (0 to 0)	0 (0 to 0)	1,250
Other gynecological diseases	0 (0 to 0)	0 (0 to 0)	0 (0 to 0)	0 (0 to 0)	0 (0 to 0)	0·3 (0 to 1·2)	23·4 (11·4 to 42)	101 (60·9 to 152)	196 (117 to 299)	246 (147 to 383)	226 (138 to 348)	170 (101 to 261)	190 (115 to 284)	191 (112 to 294)	163 (103 to 238)	129 (77 to 196)	105 (64·6 to 158)	74·6 (46·4 to 107)	44·4 (27·8 to 65·1)	25·9 (15·3 to 38·9)	17·1 (10·5 to 25·6)	9·5 (5·5 to 14·7)	3·7 (1·9 to 6·7)	1,910
Hemoglobinopathies and hemolytic anemias	0·8 (0·5 to 1·3)	0·4 (0·2 to 0·7)	2·5 (1·4 to 4·7)	6·6 (3·4 to 11·9)	9·7 (3·3 to 24·6)	5·8 (2·2 to 13·6)	12·2 (5·4 to 27·1)	19·9 (7·2 to 53·9)	25·1 (8·6 to 68·1)	29·8 (10·6 to 79·2)	30·1 (11·5 to 73·3)	19·8 (8·3 to 39·4)	15 (6·9 to 30·1)	12·7 (6·2 to 25·1)	13·4 (6·8 to 27·5)	15·2 (7·5 to 29·9)	14·6 (7·5 to 29·8)	14·3 (7·7 to 27·8)	12·4 (6·7 to 23·8)	8·8 (5·1 to 14·9)	8·4 (4·6 to 14)	6·8 (3·8 to 10·8)	4·5 (2·5 to 7·2)	289
Thalassemias	0·8 (0·5 to 1·3)	0·2 (0·1 to 0·3)	1·9 (1·2 to 2·9)	4·8 (3 to 7·3)	3·8 (2·3 to 5·7)	2·5 (1·5 to 3·8)	4·7 (3 to 7)	6 (4 to 8·5)	7 (4·4 to 10·5)	7·7 (4·8 to 11·9)	4·8 (2·7 to 7·8)	2·3 (1·2 to 4)	0·9 (0·4 to 1·7)	0·3 (0·1 to 0·6)	0·1 (0 to 0·2)	0 (0 to 0·1)	0 (0 to 0)	0 (0 to 0)	0 (0 to 0)	0 (0 to 0)	0 (0 to 0)	0 (0 to 0)	0 (0 to 0)	47·9
Thalassemias trait	0 (0 to 0)	0·1 (0 to 0·3)	0·4 (0 to 1·4)	1·2 (0·1 to 4·1)	4 (0·3 to 13·3)	2·1 (0·1 to 7·3)	2·8 (0·4 to 7·8)	8·6 (0·8 to 33·8)	12·9 (1·1 to 43·8)	15·5 (1·8 to 56·4)	12·3 (2·2 to 45·4)	4·6 (1 to 10·4)	4·7 (0·8 to 11·9)	3·7 (0·5 to 10·2)	3·6 (0·3 to 11·4)	3·3 (0·5 to 9·1)	3·2 (0·4 to 9·9)	3 (0·5 to 8·5)	3 (0·6 to 7·8)	1·8 (0·1 to 4·6)	1·6 (0 to 4·2)	0·9 (0 to 2·7)	0·5 (0 to 1·4)	93·7
Sickle cell disorders	0 (0 to 0)	0 (0 to 0)	0 (0 to 0)	0 (0 to 0·1)	0·1 (0 to 0·1)	0·1 (0 to 0·1)	0·1 (0 to 0·1)	0·1 (0 to 0·1)	0·1 (0 to 0·2)	0·2 (0·1 to 0·5)	0·5 (0·2 to 1)	0·7 (0·3 to 1·4)	0·8 (0·3 to 1·6)	0·7 (0·3 to 1·4)	0·7 (0·3 to 1·4)	0·5 (0·2 to 1)	0·4 (0·1 to 0·7)	0·1 (0 to 0·3)	0 (0 to 0·1)	0 (0 to 0)	0 (0 to 0)	0 (0 to 0)	0 (0 to 0)	5
Sickle cell trait	0 (0 to 0)	0 (0 to 0·1)	0 (0 to 0·2)	0·1 (0 to 0·5)	0·5 (0 to 1·6)	0·3 (0 to 0·9)	0·5 (0 to 1·8)	4·1 (0·4 to 11·7)	3·9 (0·4 to 11·9)	4·3 (0·5 to 12·6)	7·6 (1·6 to 17·2)	1 (0·1 to 3)	0·5 (0 to 1·4)	0·4 (0 to 1·3)	0·4 (0 to 1·3)	0·4 (0 to 1·3)	0·4 (0 to 1·4)	0·3 (0 to 1·1)	0·4 (0 to 1)	0·2 (0 to 0·6)	0·2 (0 to 0·5)	0·1 (0 to 0·3)	0·1 (0 to 0·2)	25·6
G6PD deficiency	0 (0 to 0)	0 (0 to 0)	0 (0 to 0)	0 (0 to 0)	0 (0 to 0·1)	0·1 (0 to 0·1)	1·1 (0·2 to 3)	0·2 (0·1 to 0·4)	0·2 (0·1 to 0·4)	0·6 (0·3 to 1·1)	1·3 (0·6 to 2·4)	3·4 (1·4 to 6·3)	2 (1·1 to 3·2)	1·8 (0·9 to 3)	1·5 (0·7 to 2·5)	1·1 (0·6 to 1·9)	0·8 (0·4 to 1·4)	0·5 (0·2 to 0·9)	0·3 (0·1 to 0·4)	0·1 (0·1 to 0·2)	0·1 (0 to 0·1)	0 (0 to 0·1)	0 (0 to 0)	15·1
G6PD trait	0 (0 to 0)	0 (0 to 0)	0 (0 to 0)	0 (0 to 0)	0 (0 to 0)	0 (0 to 0)	0·6 (0·1 to 1·5)	0 (0 to 0)	0 (0 to 0)	0 (0 to 0)	0 (0 to 0)	0·9 (0·2 to 1·8)	0·1 (0 to 0·3)	0 (0 to 0)	0 (0 to 0)	0 (0 to 0)	0 (0 to 0)	0 (0 to 0)	0 (0 to 0)	0 (0 to 0)	0 (0 to 0)	0 (0 to 0)	0 (0 to 0)	1·7
Other hemoglobinopathies and hemolytic anemias	0 (0 to 0)	0 (0 to 0·1)	0·1 (0 to 0·6)	0·4 (0 to 1·6)	1·4 (0·1 to 5·2)	0·9 (0·1 to 2·8)	2·5 (0·3 to 7·5)	1 (0·1 to 4)	1 (0·1 to 4·2)	1·4 (0·3 to 5·2)	3·6 (1 to 8·9)	6·9 (2·5 to 15·8)	6·1 (2·6 to 13)	5·8 (2·9 to 10·9)	7 (3·9 to 12·7)	9·8 (5·2 to 18·4)	9·8 (5·5 to 18·3)	10·3 (6·3 to 17·5)	8·8 (5·2 to 15·1)	6·7 (4·3 to 10·2)	6·6 (4 to 10·1)	5·7 (3·5 to 8·6)	3·9 (2·3 to 5·9)	99·7
Endocrine, metabolic, blood, and immune disorders	10·5 (6·2 to 16·5)	5·7 (3·4 to 9·1)	30·9 (18·1 to 47·1)	36 (23·8 to 49·2)	30 (19·9 to 41·4)	28·9 (19·6 to 42)	48·4 (33·9 to 68·1)	62·2 (43·2 to 87·7)	95·8 (64 to 137)	133 (91·8 to 189)	159 (110 to 223)	171 (119 to 236)	208 (144 to 287)	260 (179 to 363)	331 (228 to 467)	351 (245 to 493)	323 (224 to 448)	301 (212 to 401)	221 (156 to 298)	158 (109 to 215)	136 (92·3 to 185)	111 (70·8 to 150)	70·2 (39·9 to 101)	3,280
Oral disorders	0 (0 to 0)	0 (0 to 0)	0 (0 to 0)	19·2 (10·7 to 32)	22·3 (12·1 to 37·2)	25·3 (13·4 to 43·1)	33·6 (18·7 to 53·9)	47·7 (27·4 to 76·1)	69·4 (39·2 to 115)	94·4 (53·5 to 161)	125 (68·5 to 215)	141 (78·5 to 242)	182 (102 to 304)	229 (131 to 382)	296 (172 to 469)	348 (206 to 546)	366 (222 to 578)	320 (196 to 503)	227 (140 to 345)	156 (96·1 to 234)	122 (74·9 to 181)	82·7 (50·6 to 122)	43·2 (26·2 to 64·1)	2,950
Caries of deciduous teeth	0 (0 to 0)	0 (0 to 0)	0 (0 to 0)	6·4 (2·4 to 13·1)	6·7 (2·8 to 14·5)	0·4 (0·1 to 1)	0 (0 to 0)	0 (0 to 0)	0 (0 to 0)	0 (0 to 0)	0 (0 to 0)	0 (0 to 0)	0 (0 to 0)	0 (0 to 0)	0 (0 to 0)	0 (0 to 0)	0 (0 to 0)	0 (0 to 0)	0 (0 to 0)	0 (0 to 0)	0 (0 to 0)	0 (0 to 0)	0 (0 to 0)	13·5
Caries of permanent teeth	0 (0 to 0)	0 (0 to 0)	0 (0 to 0)	0 (0 to 0)	2·6 (0·8 to 6·2)	9·7 (3·7 to 21·2)	11 (4·2 to 22·2)	13·4 (5·8 to 26·5)	14·8 (5·8 to 29·9)	14·3 (5·8 to 28·6)	14·1 (5·7 to 28·2)	11·5 (4·8 to 23·6)	10·8 (4·4 to 23·1)	10·5 (4·3 to 22·6)	10·9 (4·1 to 24·4)	10·7 (3·7 to 23·8)	9·4 (3·5 to 20)	7·2 (2·9 to 14·8)	4·4 (1·8 to 8·7)	2·7 (1·1 to 5·6)	1·8 (0·7 to 3·8)	1·1 (0·4 to 2·3)	0·4 (0·2 to 1)	161
Periodontal diseases	0 (0 to 0)	0 (0 to 0)	0 (0 to 0)	0 (0 to 0)	0 (0 to 0)	0 (0 to 0)	1 (0·3 to 2·8)	3·5 (1·1 to 9)	9·4 (2·7 to 23)	18·5 (5·8 to 48·6)	31 (9·9 to 81·9)	41 (12·8 to 101)	55·5 (18·6 to 132)	67·5 (24·7 to 156)	78·7 (29·8 to 174)	79·6 (29·7 to 169)	71·5 (27·3 to 146)	55·2 (21·8 to 115)	36·3 (14·4 to 74·5)	24·4 (9·1 to 49·9)	19·3 (7·3 to 40·3)	13 (4·8 to 27·5)	6·6 (2·4 to 13·7)	612
Other oral disorders	0 (0 to 0)	0 (0 to 0)	0 (0 to 0)	12·8 (7·7 to 20·4)	13 (7·3 to 20·5)	15·3 (8·8 to 24·3)	21·5 (12·6 to 33·4)	27·3 (16·3 to 42)	33·7 (20·3 to 51·3)	36·6 (22·4 to 54·8)	37·7 (22·3 to 57·4)	33·7 (20 to 51·6)	34·9 (20·9 to 53·3)	35·7 (20·8 to 54)	38 (22·5 to 57)	36·4 (22 to 55·3)	31 (19 to 45·9)	21·9 (13·5 to 33·5)	12·3 (7·7 to 18·6)	6·9 (4·1 to 10·4)	4·4 (2·7 to 6·4)	2·6 (1·6 to 3·9)	1·4 (0·8 to 2·1)	457
Sudden infant death syndrome	--	13·2 (8·3 to 20·4)	166 (99·1 to 261)	--	--	--	--	--	--	--	--	--	--	--	--	--	--	--	--	--	--	--	--	NA
Injuries	12 (8·4 to 16·5)	15·7 (10·9 to 21·9)	213 (156 to 282)	255 (215 to 295)	177 (150 to 207)	197 (163 to 236)	605 (534 to 679)	660 (553 to 774)	704 (574 to 850)	810 (659 to 980)	782 (643 to 957)	781 (633 to 959)	836 (667 to 1,030)	965 (776 to 1,190)	1,080 (858 to 1,360)	1,150 (888 to 1,450)	1,170 (899 to 1,480)	1,130 (872 to 1,440)	964 (753 to 1,240)	841 (644 to 1,090)	869 (671 to 1,100)	741 (567 to 937)	484 (375 to 621)	15,400
Transport injuries	1·1 (0·8 to 1·7)	0·8 (0·5 to 1·1)	15·6 (10·2 to 24·2)	60·7 (43 to 81·4)	59·5 (43·9 to 78·5)	51·8 (39·9 to 65·2)	260 (210 to 318)	243 (189 to 303)	211 (165 to 265)	215 (168 to 268)	190 (151 to 232)	186 (146 to 233)	200 (157 to 248)	220 (172 to 274)	241 (188 to 304)	247 (192 to 310)	239 (188 to 302)	207 (160 to 261)	150 (117 to 190)	108 (84 to 135)	86 (65·8 to 109)	58·7 (43·8 to 74·9)	32·3 (24 to 42)	3,280
Road injuries	0·9 (0·6 to 1·3)	0·7 (0·5 to 0·9)	15 (9·8 to 23·4)	57·4 (40·6 to 77·9)	52·2 (37·5 to 69·7)	42 (31·4 to 53·9)	246 (197 to 300)	227 (175 to 284)	191 (150 to 243)	192 (149 to 240)	165 (131 to 202)	160 (126 to 203)	170 (134 to 212)	185 (145 to 230)	198 (155 to 249)	197 (154 to 246)	186 (145 to 235)	160 (124 to 199)	114 (89·5 to 142)	80·1 (62·8 to 100)	61 (47 to 76·9)	38·3 (29 to 48·6)	18·5 (14 to 24)	2,760
Pedestrian road injuries	0·2 (0·2 to 0·3)	0·1 (0·1 to 0·2)	3·1 (2 to 4·9)	32·8 (23 to 44·5)	22·8 (16·2 to 30·6)	14·1 (10·4 to 18·6)	38·4 (30·7 to 47·7)	38·3 (29·1 to 49·4)	39·5 (30·3 to 51·4)	41·5 (31·3 to 53·4)	34·9 (26·7 to 44·1)	33·9 (26·3 to 43·8)	36·2 (28·4 to 46·2)	40·6 (31·3 to 51)	43·2 (34·3 to 54·5)	43·4 (34 to 54·1)	41·7 (32·7 to 51·7)	38·5 (30·2 to 48)	29·1 (23·1 to 35·9)	21 (16·5 to 26·3)	15·8 (12·1 to 20)	9·5 (7·2 to 12)	4·5 (3·3 to 5·7)	623
Cyclist road injuries	0 (0 to 0)	0 (0 to 0)	0 (0 to 0)	0·8 (0·5 to 1·2)	3·4 (1·8 to 5·5)	3·5 (2 to 5·5)	3·3 (2·2 to 4·9)	4·3 (3 to 6)	5·1 (3·6 to 6·9)	6·2 (4·5 to 8·4)	7 (4·9 to 9·4)	7·4 (5·3 to 9·8)	9·2 (6·5 to 12·3)	10·9 (7·8 to 14·6)	13 (9·5 to 17·7)	13·8 (9·9 to 18·5)	14 (10·1 to 18·6)	11·7 (8·5 to 15·6)	8·1 (5·9 to 10·7)	5·5 (4 to 7·3)	4·3 (3 to 5·6)	2·8 (2 to 3·7)	1·4 (1 to 1·9)	136
Motorcyclist road injuries	0·1 (0·1 to 0·2)	0·1 (0 to 0·1)	0·3 (0·2 to 0·5)	0·6 (0·4 to 0·8)	0·9 (0·7 to 1·2)	1·5 (1·1 to 1·9)	10·1 (7·6 to 12·7)	15·5 (11·8 to 19·7)	15·6 (11·9 to 20)	17·2 (13·1 to 22)	15·9 (12·4 to 19·9)	17·1 (13·1 to 21·8)	18·3 (14·2 to 23·1)	19·8 (15·2 to 25)	20·1 (15·4 to 25·9)	17·8 (13·4 to 23·4)	15·5 (11·3 to 20·8)	12·2 (8·8 to 16·4)	8·3 (6 to 11·1)	5·7 (4·1 to 7·5)	4·6 (3·2 to 6·2)	3·2 (2·3 to 4·4)	1·8 (1·3 to 2·5)	222
Motor vehicle road injuries	0·5 (0·3 to 0·7)	0·4 (0·3 to 0·6)	11·4 (7·3 to 17·7)	22·7 (15·8 to 30·6)	24·7 (17·4 to 32·9)	22·4 (16·7 to 28·9)	192 (155 to 236)	167 (128 to 210)	130 (101 to 166)	125 (96·8 to 156)	105 (82·4 to 130)	100 (78·3 to 127)	104 (80·6 to 129)	111 (85·7 to 139)	118 (92·6 to 149)	119 (91·5 to 151)	112 (86·5 to 142)	94·8 (73·8 to 120)	66·6 (51·9 to 83·4)	46·8 (36·6 to 59·1)	35·6 (27 to 45·3)	22·3 (16·8 to 28·8)	10·6 (7·9 to 14)	1,740
Other road injuries	0·1 (0 to 0·1)	0 (0 to 0)	0·2 (0·1 to 0·2)	0·5 (0·3 to 0·7)	0·5 (0·3 to 0·6)	0·6 (0·4 to 0·8)	1·4 (1·1 to 1·8)	1·5 (1·1 to 1·9)	1·6 (1·2 to 2)	2 (1·4 to 2·6)	2·1 (1·6 to 2·8)	2·1 (1·6 to 2·8)	2·4 (1·8 to 3·1)	2·9 (2·1 to 3·8)	3·2 (2·4 to 4·1)	3 (2·1 to 4)	2·8 (2 to 3·8)	2·3 (1·6 to 3·1)	1·6 (1·1 to 2·2)	1·1 (0·8 to 1·5)	0·8 (0·6 to 1·1)	0·5 (0·4 to 0·7)	0·3 (0·2 to 0·4)	33·3
Other transport injuries	0·2 (0·2 to 0·4)	0·1 (0·1 to 0·1)	0·6 (0·4 to 0·9)	3·3 (2·5 to 4·3)	7·3 (5·5 to 9·5)	9·8 (7·5 to 12·5)	14·7 (11·2 to 18·7)	16·3 (12·2 to 21)	19·1 (14·2 to 24·7)	23·1 (16·8 to 30·3)	25 (18·7 to 33·2)	25·8 (18·9 to 34·2)	30·1 (22·4 to 39·2)	35·5 (25·8 to 46·3)	43·4 (31·3 to 57·2)	50·4 (36·5 to 68)	52·9 (37·1 to 71·5)	47·6 (33·6 to 65·3)	36·4 (25·4 to 50·9)	27·6 (19·7 to 37·9)	25 (18·1 to 33·6)	20·5 (14·5 to 27·8)	13·8 (9·5 to 18·6)	529
Unintentional injuries	7·2 (4·8 to 10·1)	13·7 (9·1 to 19·8)	160 (113 to 224)	150 (119 to 188)	96·4 (75 to 120)	96 (70·4 to 126)	124 (92·3 to 163)	161 (120 to 216)	219 (163 to 296)	280 (205 to 387)	327 (241 to 449)	339 (251 to 454)	398 (293 to 533)	491 (367 to 659)	617 (452 to 830)	741 (550 to 979)	821 (605 to 1,080)	854 (642 to 1,110)	773 (595 to 1,010)	710 (535 to 928)	768 (588 to 977)	673 (513 to 856)	448 (346 to 579)	9,270
Falls	0·3 (0·2 to 0·4)	0·3 (0·2 to 0·4)	3·5 (2·6 to 4·7)	12·1 (8·9 to 16·6)	21·6 (14 to 32·4)	31·8 (20·5 to 46·3)	44·9 (30·4 to 63)	60·4 (41·8 to 84·9)	85·8 (59·3 to 120)	112 (77·8 to 156)	138 (98·5 to 191)	149 (106 to 207)	186 (135 to 252)	245 (180 to 328)	331 (244 to 436)	430 (316 to 568)	509 (372 to 665)	576 (429 to 752)	564 (429 to 746)	552 (413 to 721)	628 (477 to 799)	563 (425 to 718)	378 (288 to 491)	5,620
Drowning	0·7 (0·4 to 1)	0·1 (0·1 to 0·2)	14·9 (10·1 to 21·5)	67·3 (51·6 to 84·3)	23·5 (16·5 to 31·1)	12·1 (8·7 to 15·8)	13·3 (9·8 to 17·9)	13·1 (9·1 to 18·2)	14·4 (10·2 to 20)	15·4 (11·3 to 20·6)	13·5 (9·9 to 18)	12·9 (9·1 to 17·5)	12·6 (9·6 to 16·5)	13·5 (10·2 to 17·6)	12·7 (9·4 to 16·5)	11·5 (8·8 to 14·7)	9·4 (7·1 to 11·9)	7·5 (5·7 to 9·5)	4·9 (3·8 to 6·3)	3·3 (2·5 to 4·3)	2·4 (1·8 to 3)	1·5 (1·1 to 1·8)	0·8 (0·6 to 1)	281
Fire, heat, and hot substances	0·1 (0 to 0·1)	0·1 (0·1 to 0·2)	2·9 (2·1 to 4)	12·4 (8·9 to 16·7)	9·8 (7·6 to 12·8)	6·9 (4·7 to 10·5)	8·8 (5·7 to 13·6)	11·9 (7·5 to 18·4)	17 (10·7 to 26·4)	26·6 (15·9 to 43·2)	31 (18·2 to 50·9)	29 (17 to 47·1)	32·5 (19·8 to 52·7)	36·9 (22·5 to 58·2)	42 (26·1 to 67·1)	43·6 (27·1 to 69·6)	40·5 (25·5 to 64·2)	33·6 (21·2 to 52·6)	24 (15·3 to 37·1)	18 (11·9 to 27·4)	15·1 (10·1 to 22·4)	11·1 (7·6 to 16·1)	6·5 (4·5 to 9·1)	460
Poisonings	0·3 (0·2 to 0·4)	0·2 (0·1 to 0·2)	1·6 (1·1 to 2·3)	6 (4·1 to 8·3)	6·3 (3·7 to 10·1)	7·8 (4·7 to 11·6)	9 (6·1 to 13·1)	11·1 (7·5 to 15·4)	13·4 (9·4 to 18·2)	14 (10·1 to 18·7)	13·3 (9·5 to 18)	12·2 (8·9 to 16·3)	10·9 (7·6 to 15·2)	11·9 (8·4 to 16·2)	11·3 (7·8 to 15·7)	10·1 (6·8 to 14·5)	8·6 (5·8 to 12·2)	7 (4·7 to 10)	4·7 (3·1 to 6·5)	3·4 (2·3 to 4·7)	2·7 (1·8 to 3·7)	1·8 (1·2 to 2·5)	0·9 (0·6 to 1·3)	168
Poisoning by carbon monoxide	0 (0 to 0)	0 (0 to 0)	0·2 (0·1 to 0·5)	1 (0·5 to 1·6)	1 (0·6 to 1·5)	1·1 (0·7 to 1·7)	2·4 (1·6 to 3·4)	2·9 (1·9 to 4·2)	3·4 (2·3 to 4·9)	4·6 (3·2 to 6·3)	3·9 (2·7 to 5·3)	3·5 (2·4 to 5)	2·8 (2 to 3·8)	2·4 (1·6 to 3·5)	2·1 (1·4 to 3)	1·8 (1·2 to 2·5)	1·5 (1 to 2)	1·2 (0·8 to 1·6)	0·9 (0·6 to 1·2)	0·6 (0·4 to 0·8)	0·4 (0·3 to 0·6)	0·3 (0·2 to 0·4)	0·1 (0·1 to 0·2)	38·2
Poisoning by other means	0·3 (0·2 to 0·4)	0·1 (0·1 to 0·2)	1·4 (0·9 to 2)	5 (3·4 to 7·2)	5·3 (2·9 to 8·7)	6·7 (4 to 10·2)	6·6 (4 to 10·2)	8·1 (5·3 to 12)	10 (6·8 to 14·3)	9·4 (6·3 to 13·4)	9·4 (6·2 to 13·7)	8·7 (5·9 to 12·1)	8·1 (5·3 to 11·9)	9·5 (6·6 to 13·3)	9·2 (6·1 to 13·2)	8·3 (5·3 to 12·3)	7·1 (4·6 to 10·5)	5·8 (3·7 to 8·5)	3·8 (2·4 to 5·5)	2·8 (1·9 to 4)	2·2 (1·5 to 3·2)	1·5 (1 to 2·2)	0·8 (0·6 to 1·1)	130
Exposure to mechanical forces	0·2 (0·1 to 0·3)	0·1 (0·1 to 0·2)	2·1 (1·5 to 2·8)	10·2 (7·5 to 13·7)	11·4 (7·8 to 16·6)	14·3 (9·1 to 22·3)	19·2 (12·5 to 29·2)	25·9 (17·3 to 39)	35 (23 to 52·6)	43·1 (28·4 to 64·6)	49·3 (32·8 to 74·3)	48·6 (32·1 to 73·6)	55·3 (37·1 to 82·4)	62 (42·1 to 91·3)	73·1 (48·8 to 108)	80·2 (53·3 to 118)	79·2 (52·9 to 115)	67·5 (45 to 98)	48·8 (32·8 to 69·4)	36·1 (24·1 to 51·4)	31·3 (20·9 to 44·6)	23·4 (15·7 to 33·4)	13·4 (9 to 19·3)	830
Unintentional firearm injuries	0 (0 to 0)	0 (0 to 0)	0·1 (0·1 to 0·1)	0·8 (0·4 to 1·4)	0·9 (0·5 to 1·5)	0·8 (0·5 to 1·3)	1·5 (1 to 2·1)	2 (1·4 to 2·8)	2·1 (1·4 to 2·9)	2·3 (1·7 to 3·2)	2·5 (1·8 to 3·4)	2·3 (1·6 to 3·1)	2·4 (1·7 to 3·4)	2·7 (1·9 to 3·7)	2·8 (2 to 4·1)	2·7 (1·8 to 4)	2·5 (1·7 to 3·8)	2·1 (1·4 to 3·2)	1·5 (1 to 2·2)	1·1 (0·7 to 1·6)	0·9 (0·6 to 1·4)	0·7 (0·5 to 1)	0·4 (0·3 to 0·6)	35·1
Other exposure to mechanical forces	0·2 (0·1 to 0·3)	0·1 (0·1 to 0·2)	2 (1·4 to 2·7)	9·4 (7 to 12·7)	10·4 (7 to 15·4)	13·5 (8·3 to 21·4)	17·7 (11·2 to 27·4)	23·9 (15·6 to 36·8)	32·9 (21·3 to 50·1)	40·8 (26·4 to 61·8)	46·9 (30·7 to 71·5)	46·3 (30·5 to 70)	52·9 (35·3 to 79·5)	59·4 (39·9 to 87·7)	70·3 (46·8 to 105)	77·5 (51·3 to 115)	76·6 (50·8 to 111)	65·4 (43·5 to 94·4)	47·3 (31·7 to 67·4)	35 (23·4 to 49·9)	30·4 (20·3 to 43·2)	22·8 (15·2 to 32·4)	13 (8·7 to 18·7)	795
Adverse effects of medical treatment	1 (0·6 to 1·7)	0·8 (0·5 to 1·2)	7·2 (4·5 to 11·2)	8·1 (5·2 to 12·3)	3·8 (2·4 to 6·1)	2·7 (1·6 to 4·4)	3·2 (2 to 5)	4·8 (3 to 7·4)	6·7 (4·2 to 10·2)	9·1 (5·9 to 13·9)	10·8 (7·1 to 16·4)	12·5 (8·5 to 18·2)	15·5 (10·2 to 23·1)	19·5 (13·1 to 28·2)	25·9 (17·3 to 39)	32·2 (21·7 to 48·8)	37·2 (24·6 to 59·1)	37·3 (25·1 to 60·7)	29·3 (19·5 to 47·4)	19·6 (12·9 to 32·5)	15·6 (9·9 to 27·3)	11·2 (6·7 to 21·3)	7 (3·8 to 14·4)	321
Animal contact	0·1 (0·1 to 0·2)	0·2 (0·1 to 0·3)	0·7 (0·4 to 1·1)	2·5 (1·6 to 3·6)	3·1 (2 to 4·7)	3·8 (2·3 to 5·7)	4·2 (2·7 to 6·2)	5·1 (3·2 to 7·7)	6·1 (4 to 9·1)	6·9 (4·5 to 10·3)	7·8 (5 to 12·1)	7·4 (4·7 to 11·4)	8·3 (5·3 to 12·6)	9·4 (6·1 to 14·2)	10·8 (6·9 to 16·2)	11·8 (7·4 to 17·9)	11·8 (7·5 to 18)	9·9 (6·3 to 15·1)	7 (4·4 to 10·9)	5 (3·2 to 7·8)	4·2 (2·7 to 6·5)	3·1 (2 to 4·8)	1·7 (1·1 to 2·6)	131
Venomous animal contact	0 (0 to 0)	0 (0 to 0)	0·1 (0·1 to 0·2)	0·7 (0·4 to 1·2)	1·4 (0·8 to 2·2)	1·8 (1·1 to 3)	2 (1·2 to 3·1)	2·4 (1·5 to 3·7)	2·8 (1·8 to 4·2)	3 (1·9 to 4·2)	3 (2 to 4·5)	2·7 (1·7 to 3·9)	2·8 (1·8 to 4·1)	3 (1·9 to 4·2)	3·2 (2 to 4·6)	3·2 (2·1 to 4·6)	3 (2 to 4·2)	2·3 (1·4 to 3·3)	1·5 (1 to 2·1)	1 (0·7 to 1·5)	0·8 (0·5 to 1·1)	0·6 (0·4 to 0·8)	0·3 (0·2 to 0·4)	41·5
Non-venomous animal contact	0·1 (0·1 to 0·2)	0·2 (0·1 to 0·3)	0·5 (0·3 to 0·9)	1·8 (1·1 to 2·7)	1·7 (1·1 to 2·8)	1·9 (1·1 to 3·2)	2·2 (1·3 to 3·7)	2·7 (1·6 to 4·5)	3·3 (1·9 to 5·6)	4 (2·3 to 6·7)	4·7 (2·7 to 8·1)	4·7 (2·8 to 7·8)	5·5 (3·1 to 9)	6·5 (3·9 to 10·5)	7·6 (4·5 to 12·4)	8·6 (5·1 to 13·8)	8·8 (5·3 to 14·2)	7·6 (4·6 to 12·2)	5·5 (3·2 to 8·8)	4 (2·4 to 6·5)	3·4 (2 to 5·5)	2·5 (1·5 to 4)	1·4 (0·9 to 2·2)	89·5
Foreign body	4·2 (2·7 to 6·1)	11·8 (7·7 to 17·5)	126 (86·1 to 180)	27·2 (20·9 to 34·8)	10·2 (7·9 to 13)	7·6 (5·6 to 10·5)	8·5 (6·2 to 11·7)	10·6 (7·9 to 14·3)	13·2 (10 to 17·4)	16·7 (12·9 to 21·8)	18·9 (14·4 to 24·1)	20·7 (16·1 to 26·2)	23·6 (18·6 to 29·2)	29·6 (23·4 to 36·7)	35·8 (27·7 to 45)	39·8 (31·3 to 49·5)	42·5 (34 to 52·1)	42·4 (33·7 to 52)	36·1 (27·9 to 44·7)	30·8 (23·9 to 38)	30·5 (23·6 to 37·6)	28 (20·7 to 35·6)	21·8 (15·4 to 27·2)	637
Pulmonary aspiration and foreign body in airway	4·2 (2·7 to 6·1)	11·8 (7·6 to 17·4)	126 (85·8 to 180)	24·6 (18·4 to 31·7)	6·5 (4·9 to 8·1)	3·2 (2·5 to 4·1)	3·5 (2·7 to 4·6)	4·6 (3·4 to 6·2)	5·7 (4·3 to 7·5)	7·8 (5·7 to 10·4)	8·7 (6·4 to 11·4)	10·5 (7·7 to 14·1)	11·8 (9·1 to 15·2)	16·1 (11·9 to 21·2)	19·7 (13·9 to 26·7)	21·3 (15·3 to 28·7)	22·9 (17·4 to 29·3)	24 (18 to 31·5)	21·4 (15·3 to 28·3)	19·1 (13·7 to 25·1)	19·8 (14 to 25·7)	19·3 (12·4 to 25·9)	16·3 (9·9 to 21·5)	428
Foreign body in eyes	0 (0 to 0)	0 (0 to 0)	0·2 (0 to 0·4)	0·8 (0·3 to 1·8)	1·3 (0·4 to 2·8)	1·6 (0·6 to 3·5)	1·8 (0·7 to 4)	2·3 (1 to 4·7)	2·8 (1·3 to 5·4)	3·1 (1·5 to 5·8)	3·3 (1·6 to 5·9)	3·3 (1·8 to 5·7)	3·6 (2 to 5·9)	3·8 (2·2 to 6·1)	4·2 (2·5 to 6·5)	4·5 (2·8 to 6·8)	4·5 (2·9 to 6·6)	3·8 (2·5 to 5·5)	2·7 (1·8 to 3·9)	2 (1·3 to 2·8)	1·6 (1·1 to 2·3)	1·1 (0·8 to 1·6)	0·6 (0·4 to 0·9)	52·9
Foreign body in other body part	0 (0 to 0)	0 (0 to 0)	0·4 (0·2 to 0·7)	1·8 (1·2 to 2·7)	2·5 (1·6 to 3·7)	2·8 (1·8 to 4·3)	3·1 (2·1 to 4·5)	3·7 (2·6 to 5·2)	4·8 (3·3 to 6·6)	5·8 (4·1 to 8·1)	6·9 (4·9 to 9·5)	7 (4·9 to 9·5)	8·3 (5·9 to 11·1)	9·8 (6·8 to 13·3)	11·9 (8·4 to 16·2)	14 (9·9 to 19)	15·1 (10·7 to 20·7)	14·5 (10·2 to 19·6)	12 (8·5 to 16·4)	9·8 (7 to 13·2)	9·1 (6·5 to 12·4)	7·5 (5·2 to 10·5)	4·9 (3·4 to 6·8)	156
Environmental heat and cold exposure	0 (0 to 0·1)	0 (0 to 0)	0·4 (0·3 to 0·7)	0·7 (0·5 to 1)	0·9 (0·6 to 1·3)	1·2 (0·8 to 1·8)	1·8 (1·2 to 2·7)	2·5 (1·6 to 3·8)	3·5 (2·2 to 5·1)	4·4 (2·9 to 6·8)	5 (3·2 to 7·5)	5·3 (3·6 to 7·8)	6·2 (4·1 to 8·9)	7·5 (5·1 to 10·7)	9·2 (6·2 to 13·2)	10·9 (7·2 to 15·7)	11·7 (7·7 to 17)	11·3 (7·5 to 16·1)	9 (6·3 to 12·7)	7·4 (5·2 to 10·1)	6·9 (4·8 to 9·5)	5·6 (3·9 to 7·6)	3·4 (2·4 to 4·6)	115
Exposure to forces of nature	0 (0 to 0)	0 (0 to 0)	0·1 (0 to 0·1)	0·3 (0·2 to 0·3)	0·3 (0·2 to 0·3)	0·3 (0·3 to 0·3)	0·3 (0·2 to 0·3)	0·3 (0·2 to 0·3)	0·3 (0·3 to 0·4)	0·3 (0·3 to 0·4)	0·3 (0·3 to 0·4)	0·3 (0·3 to 0·4)	0·3 (0·3 to 0·4)	0·3 (0·3 to 0·4)	0·3 (0·3 to 0·4)	0·3 (0·3 to 0·4)	0·3 (0·2 to 0·4)	0·2 (0·2 to 0·3)	0·2 (0·1 to 0·2)	0·1 (0·1 to 0·2)	0·1 (0·1 to 0·1)	0·1 (0 to 0·1)	0 (0 to 0)	5·1
Other unintentional injuries	0·2 (0·1 to 0·2)	0·1 (0 to 0·1)	0·9 (0·6 to 1·3)	3·1 (2·1 to 4·7)	5·4 (3·5 to 8·1)	7·5 (4·9 to 11·3)	10·8 (7 to 16·9)	15·6 (9·9 to 23·8)	23·2 (15 to 34·2)	31·2 (20·1 to 46·1)	38·4 (25·2 to 55·3)	40·9 (26·8 to 59·6)	47·3 (30·8 to 67·4)	54·6 (35·4 to 77·8)	64·9 (42·3 to 91·8)	70·9 (47·8 to 100)	70·6 (48·6 to 99·9)	61·4 (42·5 to 87·8)	45·7 (32 to 64)	34·5 (23·8 to 47·7)	31·1 (21·8 to 43)	24·6 (17·2 to 33·7)	14·8 (10·5 to 20·1)	698
Self-harm and interpersonal violence	3·7 (2·4 to 5·5)	1·2 (0·9 to 1·6)	37·1 (24·9 to 53·7)	43·9 (32·6 to 59·7)	20·7 (16·3 to 26·4)	49 (39·2 to 60·5)	220 (180 to 269)	255 (203 to 316)	275 (211 to 351)	315 (248 to 397)	265 (205 to 337)	256 (203 to 324)	238 (184 to 309)	254 (194 to 326)	220 (166 to 284)	157 (122 to 199)	106 (82·6 to 133)	72·7 (57·5 to 89·7)	40·3 (32·6 to 49·1)	22·9 (18·2 to 28·2)	15·3 (11·9 to 18·8)	8·9 (6·9 to 11)	4·1 (3·1 to 5·2)	2,880
Self-harm	0 (0 to 0)	0 (0 to 0)	0 (0 to 0)	0 (0 to 0)	0 (0 to 0)	27·9 (19·2 to 38·4)	150 (112 to 195)	162 (120 to 211)	185 (130 to 251)	227 (166 to 300)	189 (139 to 254)	190 (141 to 253)	180 (132 to 243)	204 (150 to 271)	175 (126 to 238)	119 (86·7 to 159)	74·3 (53·4 to 98·2)	47·9 (34·9 to 63·1)	24 (18·1 to 31·4)	13·3 (9·9 to 17·2)	8·2 (6 to 10·3)	4·3 (3·2 to 5·4)	1·8 (1·3 to 2·2)	1,980
Self-harm by firearm	0 (0 to 0)	0 (0 to 0)	0 (0 to 0)	0 (0 to 0)	0 (0 to 0)	1·5 (0·9 to 2·1)	10·3 (7·1 to 14·2)	14·5 (10·4 to 19·4)	17·8 (12·1 to 24·5)	19·7 (14·2 to 26·1)	17·7 (12·4 to 24·6)	17·7 (12·9 to 23·6)	17·1 (12·2 to 23·4)	17·4 (12·6 to 23·4)	14·8 (10·5 to 20·3)	11·2 (7·8 to 15·6)	7·3 (4·9 to 9·9)	4·7 (3·3 to 6·3)	2·1 (1·5 to 3)	0·9 (0·7 to 1·3)	0·4 (0·3 to 0·5)	0·2 (0·1 to 0·2)	0·1 (0 to 0·1)	175
Self-harm by other specified means	0 (0 to 0)	0 (0 to 0)	0 (0 to 0)	0 (0 to 0)	0 (0 to 0)	26·4 (18·1 to 36·4)	139 (104 to 182)	148 (108 to 191)	167 (118 to 227)	208 (152 to 274)	171 (125 to 229)	173 (128 to 228)	163 (119 to 220)	186 (138 to 247)	160 (116 to 217)	108 (78·9 to 143)	67 (48·5 to 88)	43·2 (31·6 to 56·7)	21·9 (16·6 to 28·4)	12·4 (9·2 to 16)	7·8 (5·7 to 9·8)	4·2 (3·1 to 5·2)	1·7 (1·3 to 2·1)	1,810
Interpersonal violence	3·7 (2·4 to 5·5)	1·2 (0·9 to 1·6)	37 (24·8 to 53·6)	43·4 (32·2 to 59·1)	20·3 (16 to 25·9)	20·6 (16·3 to 25·8)	70 (55·4 to 87·7)	92·4 (70·7 to 118)	89·2 (69·4 to 114)	87·3 (67·2 to 113)	75·4 (59·4 to 92·9)	64·9 (52 to 79·7)	57·1 (45·7 to 70·4)	49·4 (39·8 to 60)	44 (35·5 to 54)	37·5 (29·9 to 47)	31·5 (24·9 to 39·3)	24·5 (19·4 to 30·7)	15·9 (12·6 to 20)	9·5 (7·3 to 12·2)	7·1 (5·4 to 9·3)	4·5 (3·3 to 6)	2·3 (1·6 to 3·1)	889
Physical violence by firearm	0·1 (0·1 to 0·1)	0 (0 to 0·1)	0·9 (0·6 to 1·4)	4·2 (2·9 to 5·8)	4·3 (3·2 to 5·7)	4·8 (3·7 to 6·2)	25·8 (19·8 to 32·9)	33·6 (24·7 to 44·8)	30·7 (22·6 to 40·6)	28·5 (20·8 to 38·8)	22·7 (17 to 29·4)	18·7 (14·2 to 24·1)	13·8 (10·5 to 17·9)	10·5 (8·2 to 13·2)	8·3 (6·4 to 10·5)	6·5 (5·1 to 8·1)	4·9 (4 to 6)	3·6 (2·9 to 4·4)	2·1 (1·6 to 2·6)	1 (0·8 to 1·3)	0·7 (0·5 to 0·8)	0·4 (0·3 to 0·5)	0·2 (0·1 to 0·3)	226
Physical violence by sharp object	0·2 (0·1 to 0·3)	0·1 (0·1 to 0·1)	0·6 (0·4 to 0·9)	2 (1·5 to 2·8)	2 (1·5 to 2·5)	2·1 (1·6 to 2·7)	11·3 (8·8 to 14·3)	18·6 (13·8 to 24·5)	19·8 (14·7 to 26)	20·1 (14·8 to 27·2)	16·5 (12·6 to 21·1)	13·9 (10·8 to 17·8)	11·7 (9·1 to 14·9)	9·8 (7·8 to 12·2)	8·8 (6·9 to 11)	6·8 (5·4 to 8·4)	5·4 (4·4 to 6·8)	3·9 (3·1 to 4·8)	2·3 (1·8 to 2·9)	1·3 (1 to 1·6)	0·9 (0·6 to 1·2)	0·6 (0·4 to 0·8)	0·3 (0·2 to 0·4)	159
Sexual violence	0 (0 to 0)	0 (0 to 0)	0 (0 to 0)	0·2 (0·1 to 0·4)	2·3 (1·3 to 3·6)	6·3 (3·7 to 10)	15 (8·2 to 24·5)	15·5 (8·9 to 24)	10·3 (5·5 to 16·4)	7·7 (4·2 to 12·4)	6·9 (3·8 to 11·5)	5·7 (3·2 to 9·4)	5·1 (3 to 8·6)	4 (2·2 to 6·8)	2·7 (1·5 to 4·5)	2 (1·2 to 3)	1·8 (1·1 to 2·7)	1·4 (0·9 to 2·1)	1 (0·6 to 1·4)	0·7 (0·5 to 1·1)	0·6 (0·3 to 0·9)	0·2 (0·1 to 0·3)	0 (0 to 0)	89·3
Physical violence by other means	3·4 (2·2 to 5)	1·1 (0·8 to 1·5)	35·5 (23·7 to 51·3)	37 (27·4 to 50)	11·8 (9·1 to 15·3)	7·4 (5·7 to 9·5)	17·9 (14·2 to 22·4)	24·7 (18·9 to 31·6)	28·5 (22·1 to 36·1)	30·9 (24 to 40·4)	29·2 (23·1 to 36·6)	26·6 (21·3 to 33·3)	26·5 (20·6 to 34)	25 (19·3 to 31·4)	24·2 (18·6 to 31·5)	22·3 (16·9 to 29·1)	19·4 (14·4 to 25·9)	15·7 (11·7 to 20·5)	10·6 (8·1 to 13·9)	6·5 (4·7 to 8·6)	5 (3·6 to 6·8)	3·4 (2·5 to 4·6)	1·8 (1·3 to 2·4)	414
Conflict and terrorism	0 (0 to 0)	0 (0 to 0)	0 (0 to 0)	0 (0 to 0)	0 (0 to 0·1)	0·2 (0·1 to 0·4)	0·3 (0·2 to 0·7)	0·4 (0·2 to 0·7)	0·4 (0·2 to 0·9)	0·4 (0·2 to 0·8)	0·3 (0·2 to 0·7)	0·3 (0·2 to 0·6)	0·5 (0·3 to 0·9)	0·5 (0·3 to 1)	0·3 (0·1 to 0·5)	0·3 (0·1 to 0·5)	0·2 (0·1 to 0·4)	0·3 (0·2 to 0·5)	0·3 (0·2 to 0·5)	0·1 (0 to 0·1)	0·1 (0 to 0·1)	0 (0 to 0·1)	0 (0 to 0·1)	4·9

SR Table 2b: Idaho DALYS by cause and age group for females with 95% uncertainty intervals, 2019

Cause	Early Neonatal	Late Neonatal	Post Neonatal	1 to 4	5 to 9	10 to 14	15 to 19	20 to 24	25 to 29	30 to 34	35 to 39	40 to 44	45 to 49	50 to 54	55 to 59	60 to 64	65 to 69	70 to 74	75 to 79	80 to 84	85 to 89	90 to 94	95 plus	Total
All causes	2,570 (2,100 to 3,160)	374 (314 to 453)	1,580 (1,310 to 1,920)	1,560 (1,260 to 1,930)	2,050 (1,560 to 2,650)	4,680 (3,570 to 6,070)	8,620 (6,640 to 11,000)	10,300 (7,880 to 12,900)	11,000 (8,450 to 13,700)	11,600 (9,080 to 14,300)	13,000 (10,300 to 16,000)	13,300 (10,700 to 16,100)	14,100 (11,300 to 17,000)	15,600 (12,800 to 18,600)	20,400 (17,000 to 24,100)	23,800 (20,000 to 28,100)	25,000 (21,300 to 29,000)	24,500 (21,200 to 28,200)	21,600 (18,700 to 24,700)	17,000 (15,000 to 19,200)	12,900 (11,400 to 14,600)	8,400 (7,590 to 9,290)	3,490 (3,230 to 3,760)	267,000
Communicable, maternal, neonatal, and nutritional diseases	1,790 (1,440 to 2,240)	182 (131 to 235)	331 (249 to 435)	352 (262 to 466)	373 (251 to 584)	364 (257 to 534)	429 (303 to 653)	406 (306 to 562)	439 (339 to 587)	461 (350 to 630)	531 (380 to 781)	509 (358 to 762)	444 (326 to 636)	409 (313 to 560)	474 (362 to 625)	534 (415 to 698)	535 (417 to 683)	528 (405 to 681)	529 (399 to 691)	471 (347 to 618)	437 (336 to 553)	349 (258 to 445)	186 (136 to 242)	11,100
HIV/AIDS and sexually transmitted infections	0·3 (0·2 to 0·4)	0·1 (0 to 0·2)	1·1 (0·9 to 1·3)	0·9 (0·8 to 1·1)	0·5 (0·4 to 0·6)	1·5 (1·2 to 1·9)	5·2 (3·6 to 8)	15·7 (10·3 to 25·3)	30·9 (20·1 to 48·5)	42·8 (28·6 to 64·9)	49·1 (33·5 to 74·6)	43·8 (30 to 67·7)	31·5 (21·7 to 47·9)	21·2 (14 to 33·5)	18·8 (12·2 to 30)	14·9 (9·7 to 24·4)	12·6 (8·1 to 19·8)	7·9 (4·8 to 13)	5·4 (3·4 to 8·7)	3·1 (2 to 5·2)	1·9 (1·3 to 3)	0·9 (0·6 to 1·4)	0·3 (0·2 to 0·4)	310
HIV/AIDS	0 (0 to 0)	0 (0 to 0)	1 (0·9 to 1·2)	0·9 (0·8 to 1·1)	0·5 (0·4 to 0·6)	0·5 (0·4 to 0·6)	1·6 (1·3 to 2)	5·5 (4·4 to 7·1)	12·3 (9·4 to 16·2)	18·8 (14·4 to 24·7)	22·4 (17·1 to 30)	19·6 (15·3 to 26·3)	15·4 (12 to 20·8)	10·2 (7·7 to 14·1)	8·5 (6·3 to 12·1)	6·2 (4·3 to 9·4)	4·7 (3·2 to 7·2)	1·5 (0·7 to 2·9)	0·7 (0·3 to 1·5)	0·2 (0·1 to 0·3)	0·1 (0 to 0·2)	0 (0 to 0·1)	0 (0 to 0)	131
HIV/AIDS - Drug-susceptible Tuberculosis	0 (0 to 0)	0 (0 to 0)	0 (0 to 0)	0 (0 to 0)	0 (0 to 0)	0 (0 to 0)	0 (0 to 0)	0·1 (0·1 to 0·1)	0·2 (0·1 to 0·3)	0·3 (0·2 to 0·5)	0·4 (0·2 to 0·6)	0·3 (0·2 to 0·5)	0·3 (0·2 to 0·4)	0·2 (0·1 to 0·2)	0·1 (0·1 to 0·2)	0·1 (0·1 to 0·1)	0·1 (0 to 0·1)	0 (0 to 0)	0 (0 to 0)	0 (0 to 0)	0 (0 to 0)	0 (0 to 0)	0 (0 to 0)	2·1
HIV/AIDS - Multidrug-resistant Tuberculosis without extensive d	0 (0 to 0)	0 (0 to 0)	0 (0 to 0)	0 (0 to 0)	0 (0 to 0)	0 (0 to 0)	0 (0 to 0)	0 (0 to 0)	0 (0 to 0)	0 (0 to 0)	0 (0 to 0·1)	0 (0 to 0)	0 (0 to 0)	0 (0 to 0)	0 (0 to 0)	0 (0 to 0)	0 (0 to 0)	0 (0 to 0)	0 (0 to 0)	0 (0 to 0)	0 (0 to 0)	0 (0 to 0)	0 (0 to 0)	0·1
HIV/AIDS - Extensively drug-resistant Tuberculosis	0 (0 to 0)	0 (0 to 0)	0 (0 to 0)	0 (0 to 0)	0 (0 to 0)	0 (0 to 0)	0 (0 to 0)	0 (0 to 0)	0 (0 to 0)	0 (0 to 0)	0 (0 to 0)	0 (0 to 0)	0 (0 to 0)	0 (0 to 0)	0 (0 to 0)	0 (0 to 0)	0 (0 to 0)	0 (0 to 0)	0 (0 to 0)	0 (0 to 0)	0 (0 to 0)	0 (0 to 0)	0 (0 to 0)	0
HIV/AIDS resulting in other diseases	0 (0 to 0)	0 (0 to 0)	1 (0·9 to 1·2)	0·9 (0·8 to 1·1)	0·5 (0·4 to 0·6)	0·5 (0·4 to 0·6)	1·6 (1·3 to 2)	5·5 (4·3 to 7)	12·1 (9·2 to 16)	18·5 (14·1 to 24·4)	22·1 (16·8 to 29·6)	19·2 (14·9 to 26)	15·2 (11·7 to 20·5)	10 (7·6 to 13·9)	8·4 (6·2 to 12)	6·1 (4·2 to 9·3)	4·6 (3·1 to 7·1)	1·5 (0·7 to 2·9)	0·7 (0·3 to 1·5)	0·2 (0·1 to 0·3)	0·1 (0 to 0·2)	0 (0 to 0·1)	0 (0 to 0)	129
Sexually transmitted infections excluding HIV	0·3 (0·2 to 0·4)	0·1 (0 to 0·2)	0·1 (0 to 0·1)	0 (0 to 0)	0 (0 to 0)	1 (0·8 to 1·4)	3·6 (2·1 to 6·2)	10·1 (5·3 to 18·9)	18·6 (9·4 to 35·8)	24 (12·3 to 45·1)	26·6 (13·6 to 48·6)	24·2 (12·3 to 47·2)	16·1 (7·8 to 31·8)	10·9 (4·9 to 22·5)	10·3 (4·8 to 20)	8·7 (4·2 to 17·6)	7·9 (4·2 to 15·1)	6·4 (3·6 to 11·3)	4·7 (3 to 8)	3 (1·9 to 5)	1·8 (1·3 to 2·9)	0·9 (0·6 to 1·3)	0·3 (0·2 to 0·4)	180
Syphilis	0·3 (0·2 to 0·4)	0·1 (0 to 0·2)	0·1 (0 to 0·1)	0 (0 to 0)	0 (0 to 0)	0·3 (0·2 to 0·3)	0 (0 to 0·1)	0·3 (0·2 to 0·4)	0·2 (0·1 to 0·3)	0·2 (0·2 to 0·4)	0·3 (0·2 to 0·5)	0·4 (0·2 to 0·5)	0·4 (0·3 to 0·6)	0·4 (0·3 to 0·6)	0·6 (0·4 to 0·8)	0·8 (0·5 to 1·2)	1·1 (0·7 to 1·5)	1·1 (0·7 to 1·6)	0·9 (0·6 to 1·3)	0·6 (0·4 to 0·9)	0·4 (0·2 to 0·6)	0·2 (0·1 to 0·3)	0·1 (0 to 0·1)	8·7
Chlamydial infection	0 (0 to 0)	0 (0 to 0)	0 (0 to 0)	0 (0 to 0)	0 (0 to 0)	0·1 (0·1 to 0·2)	0·4 (0·2 to 0·6)	0·8 (0·5 to 1·2)	1·2 (0·8 to 1·9)	1·3 (0·7 to 2·3)	1·6 (0·9 to 2·8)	1·5 (0·8 to 2·8)	0·6 (0·3 to 1)	0·2 (0·2 to 0·3)	0·2 (0·2 to 0·3)	0·2 (0·1 to 0·3)	0·1 (0·1 to 0·2)	0·2 (0·1 to 0·3)	0·2 (0·1 to 0·3)	0·2 (0·1 to 0·3)	0·1 (0·1 to 0·2)	0·1 (0 to 0·1)	0 (0 to 0)	9·2
Gonococcal infection	0 (0 to 0)	0 (0 to 0)	0 (0 to 0)	0 (0 to 0)	0 (0 to 0)	0·1 (0·1 to 0·1)	0·3 (0·2 to 0·3)	0·4 (0·3 to 0·6)	0·7 (0·4 to 1·1)	1·2 (0·8 to 1·7)	1·2 (0·8 to 1·8)	1·1 (0·6 to 1·7)	0·6 (0·4 to 0·9)	0·4 (0·2 to 0·6)	0·4 (0·3 to 0·6)	0·6 (0·4 to 0·9)	0·7 (0·4 to 1·1)	0·7 (0·4 to 1·1)	0·8 (0·5 to 1·2)	0·5 (0·3 to 0·8)	0·4 (0·2 to 0·6)	0·2 (0·1 to 0·3)	0·1 (0·1 to 0·1)	10·2
Trichomoniasis	0 (0 to 0)	0 (0 to 0)	0 (0 to 0)	0 (0 to 0)	0 (0 to 0)	0·1 (0 to 0·2)	1 (0·3 to 2·4)	4·3 (1·4 to 10·3)	8·6 (2·8 to 19·9)	10·2 (3·3 to 23·8)	10·2 (3·2 to 23·8)	8·9 (2·9 to 22·4)	7·7 (2·3 to 18·4)	5·5 (1·7 to 13)	4·5 (1·5 to 10·7)	3·3 (1·1 to 7·8)	2·6 (0·9 to 6·1)	1·9 (0·7 to 4·2)	1·2 (0·4 to 2·6)	0·6 (0·2 to 1·4)	0·3 (0·1 to 0·7)	0·1 (0 to 0·2)	0 (0 to 0)	70·9
Genital herpes	0 (0 to 0)	0 (0 to 0)	0 (0 to 0)	0 (0 to 0)	0 (0 to 0)	0·2 (0·1 to 0·5)	0·9 (0·2 to 2·4)	1·7 (0·5 to 4·1)	2·5 (0·8 to 6·2)	3·2 (1 to 7·7)	3·7 (1·1 to 8·9)	3·7 (1·1 to 9·1)	3·7 (1·1 to 8·8)	3·5 (1·1 to 8·8)	3·8 (1·1 to 9·4)	3·6 (1·1 to 8·8)	3·1 (0·9 to 7·5)	2·3 (0·6 to 5·7)	1·5 (0·5 to 3·8)	0·9 (0·3 to 2·1)	0·5 (0·2 to 1·2)	0·2 (0·1 to 0·6)	0·1 (0 to 0·2)	39
[illegible]	[illegible]	[illegible]	[illegible]	[illegible]	[illegible]	[illegible]	[illegible]	[illegible]	[illegible]	[illegible]	[illegible]	[illegible]	[illegible]	[illegible]	[illegible]	[illegible]	[illegible]	[illegible]	[illegible]	[illegible]	[illegible]	[illegible]	[illegible]	[illegible]





SR Table 2b: Illinois DALYS by cause and age-group for females with 95% uncertainty intervals, 2019

Cause	Early Neonatal	Late Neonatal	Post Neonatal	1 to 4	5 to 9	10 to 14	15 to 19	20 to 24	25 to 29	30 to 34	35 to 39	40 to 44	45 to 49	50 to 54	55 to 59	60 to 64	65 to 69	70 to 74	75 to 79	80 to 84	85 to 89	90 to 94	95 plus	Total
All causes	16,800 (16,600 to 21,400)	12,900 (12,200 to 13,900)	12,900 (9,670 to 16,200)	11,700 (7,350 to 19,400)	14,800 (11,400 to 18,400)	26,400 (22,200 to 31,300)	54,400 (41,900 to 69,900)	70,800 (56,400 to 86,400)	82,200 (64,100 to 100,000)	89,000 (69,100 to 109,000)	94,000 (73,800 to 116,000)	110,000 (85,000 to 135,000)	135,000 (105,000 to 166,000)	170,000 (136,000 to 205,000)	215,000 (175,000 to 260,000)	280,000 (227,000 to 339,000)	350,000 (284,000 to 423,000)	440,000 (357,000 to 532,000)	530,000 (431,000 to 641,000)	620,000 (504,000 to 750,000)	690,000 (561,000 to 835,000)	720,000 (586,000 to 870,000)	6,010,000
Communicable, maternal, neonatal, and nutritional diseases	15,600 (13,800 to 18,900)	2,600 (2,300 to 2,900)	2,900 (2,700 to 3,290)	2,600 (2,000 to 3,470)	2,000 (1,600 to 2,470)	2,020 (1,600 to 2,500)	3,060 (2,500 to 3,660)	3,140 (2,490 to 4,030)	3,700 (2,860 to 4,870)	3,800 (2,900 to 5,000)	4,250 (3,170 to 5,600)	4,470 (3,300 to 5,900)	4,310 (3,200 to 5,800)	4,260 (3,250 to 5,690)	4,810 (3,700 to 6,390)	5,230 (3,970 to 6,960)	5,220 (3,970 to 6,900)	4,720 (3,700 to 6,070)	4,560 (3,610 to 5,880)	4,460 (3,390 to 5,940)	4,120 (3,210 to 5,230)	2,790 (2,080 to 3,390)	97,000 (1,600 to 2,990)
HIV/AIDS and sexually transmitted infections	0 (0 to 1.4)	0 (0 to 0)	20.1 (13.2 to 29.5)	19.8 (13.2 to 29.5)	14.2 (9.4 to 21.1)	19.4 (12.9 to 28.7)	63.4 (42.1 to 93.7)	291 (193 to 427)	1,040 (692 to 1,520)	1,790 (1,190 to 2,630)	2,660 (1,770 to 3,900)	3,270 (2,180 to 4,800)	3,170 (2,110 to 4,650)	2,770 (1,840 to 4,060)	2,790 (1,860 to 4,090)	2,660 (1,770 to 3,900)	2,390 (1,590 to 3,500)	2,110 (1,410 to 3,100)	1,810 (1,210 to 2,650)	1,510 (1,010 to 2,220)	1,210 (809 to 1,770)	764 (510 to 1,120)	4,860
HIV/AIDS	0 (0 to 0)	0 (0 to 0)	19.8 (13.0 to 29.3)	19.5 (13.0 to 29.3)	13.9 (9.2 to 20.8)	18.9 (12.6 to 28.1)	61.5 (40.9 to 91.0)	283 (188 to 415)	1,010 (669 to 1,480)	1,740 (1,150 to 2,550)	2,580 (1,720 to 3,790)	3,170 (2,110 to 4,660)	3,080 (2,050 to 4,520)	2,690 (1,790 to 3,940)	2,710 (1,800 to 3,970)	2,580 (1,720 to 3,790)	2,320 (1,540 to 3,400)	2,050 (1,370 to 3,010)	1,760 (1,170 to 2,570)	1,460 (977 to 2,150)	1,170 (782 to 1,720)	741 (494 to 1,090)	3,440
HIV/AIDS - Drug-susceptible Tuberculosis	0 (0 to 0)	0 (0 to 0)	0.4 (0.2 to 0.6)	0.4 (0.2 to 0.6)	0.3 (0.1 to 0.5)	0.4 (0.2 to 0.5)	1.4 (0.7 to 2.0)	6.4 (3.4 to 9.1)	23 (12 to 33)	39 (21 to 56)	58 (31 to 83)	72 (38 to 103)	70 (37 to 100)	61 (32 to 87)	61 (32 to 87)	58 (31 to 83)	51 (27 to 73)	45 (24 to 65)	39 (21 to 56)	32 (17 to 46)	26 (14 to 37)	17 (9 to 24)	11 (6 to 16)	103
HIV/AIDS - Multidrug-resistant Tuberculosis without extensi	0 (0 to 0)	0 (0 to 0)	0 (0 to 0)	0 (0 to 0)	0 (0 to 0)	0 (0 to 0)	0 (0 to 0)	0 (0 to 0)	0 (0 to 0)	0 (0 to 0)	0 (0 to 0)	0 (0 to 0)	0 (0 to 0)	0 (0 to 0)	0 (0 to 0)	0 (0 to 0)	0 (0 to 0)	0 (0 to 0)	0 (0 to 0)	0 (0 to 0)	0 (0 to 0)	0 (0 to 0)	0 (0 to 0)	0
HIV/AIDS - Extensively drug-resistant Tuberculosis	0 (0 to 0)	0 (0 to 0)	0 (0 to 0)	0 (0 to 0)	0 (0 to 0)	0 (0 to 0)	0 (0 to 0)	0 (0 to 0)	0 (0 to 0)	0 (0 to 0)	0 (0 to 0)	0 (0 to 0)	0 (0 to 0)	0 (0 to 0)	0 (0 to 0)	0 (0 to 0)	0 (0 to 0)	0 (0 to 0)	0 (0 to 0)	0 (0 to 0)	0 (0 to 0)	0 (0 to 0)	0 (0 to 0)	0
HIV/AIDS resulting in other diseases	0 (0 to 0)	0 (0 to 0)	19.4 (13.1 to 28.1)	19.0 (13.1 to 28.1)	13.6 (9.0 to 20.3)	18.4 (12.3 to 27.4)	59.9 (39.8 to 88.6)	277 (184 to 406)	982 (650 to 1,440)	1,690 (1,120 to 2,480)	2,510 (1,670 to 3,690)	3,080 (2,050 to 4,520)	3,000 (1,990 to 4,400)	2,620 (1,740 to 3,840)	2,640 (1,750 to 3,870)	2,510 (1,670 to 3,690)	2,260 (1,500 to 3,310)	1,990 (1,330 to 2,920)	1,710 (1,140 to 2,510)	1,420 (947 to 2,090)	1,140 (759 to 1,670)	720 (480 to 1,060)	3,380
Sexually transmitted infections excluding HIV	0 (0 to 1.4)	0 (0 to 0)	0.3 (0.2 to 0.5)	0.3 (0.2 to 0.5)	0.4 (0.2 to 0.6)	0.7 (0.4 to 1.0)	2.04 (1.2 to 3.1)	7.3 (4.3 to 11.2)	30 (17 to 45)	49 (29 to 74)	84 (49 to 126)	127 (74 to 190)	154 (90 to 230)	167 (97 to 250)	170 (99 to 255)	171 (100 to 256)	169 (99 to 253)	164 (96 to 246)	151 (88 to 226)	141 (82 to 211)	129 (75 to 193)	107 (62 to 160)	73 (42 to 109)	1,410
Syphilis	0 (0 to 1.4)	0 (0 to 0)	0.1 (0.1 to 0.3)	0.1 (0 to 0)	0.1 (0 to 0.2)	0.3 (0.1 to 0.6)	1.1 (0.6 to 2.0)	3.3 (1.9 to 5.3)	14 (8 to 21)	23 (13 to 36)	39 (22 to 61)	59 (34 to 91)	72 (42 to 110)	78 (45 to 120)	79 (46 to 121)	80 (46 to 122)	79 (46 to 121)	76 (44 to 116)	70 (41 to 108)	66 (38 to 101)	60 (35 to 92)	50 (29 to 77)	34 (20 to 52)	415
Chlamydial infection	0 (0 to 0)	0 (0 to 0)	0 (0 to 0)	0 (0 to 0)	0 (0 to 0)	0 (0 to 0)	0 (0 to 1.7)	0.4 (0.1 to 1.1)	2.6 (0.9 to 5.6)	4.3 (1.5 to 9.1)	6.9 (2.5 to 14.7)	11 (4 to 23)	13 (4.8 to 27)	15 (5.5 to 31)	15 (5.5 to 31)	15 (5.4 to 31)	15 (5.4 to 31)	14 (5.2 to 30)	13 (4.8 to 27)	12 (4.4 to 25)	10 (3.7 to 21)	8.6 (3.2 to 18)	5.4 (2.0 to 11)	79.4
Gonococcal infection	0 (0 to 0)	0 (0 to 0)	0 (0 to 0)	0 (0 to 0)	0 (0 to 0)	0 (0 to 0)	0 (0 to 0.9)	0.2 (0.1 to 0.6)	1.3 (0.5 to 3.0)	2.2 (0.8 to 4.8)	3.5 (1.3 to 7.6)	5.6 (2.1 to 12)	6.6 (2.5 to 14)	7.6 (2.8 to 16)	7.6 (2.8 to 16)	7.6 (2.8 to 16)	7.6 (2.8 to 16)	7.1 (2.7 to 15)	6.6 (2.5 to 14)	6.1 (2.3 to 13)	5.1 (1.9 to 11)	4.3 (1.6 to 9.2)	2.7 (1.0 to 5.8)	39.2
Trichomoniasis	0 (0 to 0)	0 (0 to 0)	0 (0 to 0)	0 (0 to 0)	0 (0 to 0)	0 (0 to 1.2)	0 (0 to 1.6)	0.2 (0.1 to 0.6)	1.3 (0.5 to 3.0)	2.2 (0.8 to 4.8)	3.5 (1.3 to 7.6)	5.6 (2.1 to 12)	6.6 (2.5 to 14)	7.6 (2.8 to 16)	7.6 (2.8 to 16)	7.6 (2.8 to 16)	7.6 (2.8 to 16)	7.1 (2.7 to 15)	6.6 (2.5 to 14)	6.1 (2.3 to 13)	5.1 (1.9 to 11)	4.3 (1.6 to 9.2)	2.7 (1.0 to 5.8)	39.2
Genital herpes	0 (0 to 0)	0 (0 to 0)	0 (0 to 0)	0 (0 to 0)	0 (0 to 0)	0 (0 to 0)	1.3 (0.8 to 2.0)	6.2 (3.9 to 9.2)	17.1 (11.0 to 25.1)	27.1 (17.4 to 39.7)	38.6 (24.8 to 56.5)	49.5 (31.8 to 72.5)	49.5 (31.8 to 72.5)	49.5 (31.8 to 72.5)	49.5 (31.8 to 72.5)	49.5 (31.8 to 72.5)	49.5 (31.8 to 72.5)	49.5 (31.8 to 72.5)	49.5 (31.8 to 72.5)	49.5 (31.8 to 72.5)	49.5 (31.8 to 72.5)	49.5 (31.8 to 72.5)	49.5 (31.8 to 72.5)	577
Other sexually transmitted infections	0 (0 to 0)	0 (0 to 0)	0 (0 to 0)	0 (0 to 0)	0 (0 to 0)	0 (0 to 0)	0 (0 to 0)	0 (0 to 0)	0 (0 to 0)	0 (0 to 0)	0 (0 to 0)	0 (0 to 0)	0 (0 to 0)	0 (0 to 0)	0 (0 to 0)	0 (0 to 0)	0 (0 to 0)	0 (0 to 0)	0 (0 to 0)	0 (0 to 0)	0 (0 to 0)	0 (0 to 0)	0 (0 to 0)	0
Respiratory infections and tuberculosis	484 (331 to 661)	1,170 (809 to 1,610)	629 (449 to 873)	1,090 (688 to 1,710)	1,040 (747 to 1,370)	1,120 (797 to 1,510)	1,760 (1,270 to 2,350)	1,990 (1,410 to 2,660)	2,070 (1,460 to 2,800)	2,020 (1,420 to 2,750)	2,000 (1,400 to 2,750)	2,100 (1,470 to 2,900)	2,020 (1,420 to 2,800)	2,020 (1,420 to 2,800)	2,020 (1,420 to 2,800)	1,960 (1,370 to 2,700)	2,020 (1,420 to 2,800)	2,010 (1,420 to 2,800)	2,010 (1,420 to 2,800)	2,010 (1,420 to 2,800)	2,010 (1,420 to 2,800)	2,010 (1,420 to 2,800)	1,960 (1,370 to 2,700)	32,400
Tuberculosis	0 (0 to 0)	0 (0 to 0)	1.8 (1.4 to 2.4)	2.1 (1.4 to 3.2)	1.4 (1.0 to 2.0)	2.0 (1.4 to 3.2)	2.9 (2.0 to 4.3)	3.2 (2.1 to 5.0)	3.4 (2.1 to 5.4)	3.4 (2.1 to 5.4)	3.4 (2.1 to 5.4)	3.4 (2.1 to 5.4)	3.4 (2.1 to 5.4)	3.4 (2.1 to 5.4)	3.4 (2.1 to 5.4)	3.4 (2.1 to 5.4)	3.4 (2.1 to 5.4)	3.4 (2.1 to 5.4)	3.4 (2.1 to 5.4)	3.4 (2.1 to 5.4)	3.4 (2.1 to 5.4)	3.4 (2.1 to 5.4)	3.4 (2.1 to 5.4)	332
Latent tuberculosis infection	0 (0 to 0)	0 (0 to 0)	0 (0 to 0)	0 (0 to 0)	0 (0 to 0)	0 (0 to 0)	0 (0 to 0)	0 (0 to 0)	0 (0 to 0)	0 (0 to 0)	0 (0 to 0)	0 (0 to 0)	0 (0 to 0)	0 (0 to 0)	0 (0 to 0)	0 (0 to 0)	0 (0 to 0)	0 (0 to 0)	0 (0 to 0)	0 (0 to 0)	0 (0 to 0)	0 (0 to 0)	0 (0 to 0)	0 (0 to 0)	0
Drug-susceptible tuberculosis	0 (0 to 0)	0 (0 to 0)	1.8 (1.3 to 2.4)	2.1 (1.4 to 3.1)	1.4 (1.0 to 2.0)	2.0 (1.4 to 3.2)	2.9 (2.0 to 4.3)	3.2 (2.1 to 5.0)	3.4 (2.1 to 5.4)	3.4 (2.1 to 5.4)	3.4 (2.1 to 5.4)	3.4 (2.1 to 5.4)	3.4 (2.1 to 5.4)	3.4 (2.1 to 5.4)	3.4 (2.1 to 5.4)	3.4 (2.1 to 5.4)	3.4 (2.1 to 5.4)	3.4 (2.1 to 5.4)	3.4 (2.1 to 5.4)	3.4 (2.1 to 5.4)	3.4 (2.1 to 5.4)	3.4 (2.1 to 5.4)	3.4 (2.1 to 5.4)	332
Multidrug-resistant tuberculosis without extensive drug-re	0 (0 to 0)	0 (0 to 0)	0 (0 to 0.2)	0 (0 to 0)	0 (0 to 0)	0 (0 to 0)	0 (0 to 0)	0 (0 to 0)	0 (0 to 0)	0 (0 to 0)	0 (0 to 0)	0 (0 to 0)	0 (0 to 0)	0 (0 to 0)	0 (0 to 0)	0 (0 to 0)	0 (0 to 0)	0 (0 to 0)	0 (0 to 0)	0 (0 to 0)	0 (0 to 0)	0 (0 to 0)	0 (0 to 0)	0 (0 to 0)	0
Extensively drug-resistant tuberculosis	0 (0 to 0)	0 (0 to 0)	0 (0 to 0)	0 (0 to 0)	0 (0 to 0)	0 (0 to 0)	0 (0 to 0)	0 (0 to 0)	0 (0 to 0)	0 (0 to 0)	0 (0 to 0)	0 (0 to 0)	0 (0 to 0)	0 (0 to 0)	0 (0 to 0)	0 (0 to 0)	0 (0 to 0)	0 (0 to 0)	0 (0 to 0)	0 (0 to 0)	0 (0 to 0)	0 (0 to 0)	0 (0 to 0)	0 (0 to 0)	0
Lower respiratory infections	484 (331 to 661)	1,170 (809 to 1,610)	627 (447 to 870)	1,090 (688 to 1,710)	1,040 (747 to 1,370)	1,120 (797 to 1,510)	1,760 (1,270 to 2,350)	1,990 (1,410 to 2,660)	2,070 (1,460 to 2,800)	2,020 (1,420 to 2,750)	2,000 (1,400 to 2,750)	2,100 (1,470 to 2,900)	2,020 (1,420 to 2,800)	2,020 (1,420 to 2,800)	2,020 (1,420 to 2,800)	1,960 (1,370 to 2,700)	2,020 (1,420 to 2,800)	2,010 (1,420 to 2,800)	2,010 (1,420 to 2,800)	2,010 (1,420 to 2,800)	2,010 (1,420 to 2,800)	2,010 (1,420 to 2,800)	1,960 (1,370 to 2,700)	32,000
Upper respiratory infections	0 (0 to 1.4)	0 (0 to 0)	0.8 (0.6 to 1.2)	0.7 (0.6 to 1.1)	0.5 (0.4 to 0.8)	0.6 (0.5 to 0.9)	0.8 (0.6 to 1.2)	0.8 (0.6 to 1.2)	0.8 (0.6 to 1.2)	0.8 (0.6 to 1.2)	0.8 (0.6 to 1.2)	0.8 (0.6 to 1.2)	0.8 (0.6 to 1.2)	0.8 (0.6 to 1.2)	0.8 (0.6 to 1.2)	0.8 (0.6 to 1.2)	0.8 (0.6 to 1.2)	0.8 (0.6 to 1.2)	0.8 (0.6 to 1.2)	0.8 (0.6 to 1.2)	0.8 (0.6 to 1.2)	0.8 (0.6 to 1.2)	0.8 (0.6 to 1.2)	7,030
Otitis media	0 (0 to 0)	0 (0 to 0)	19.4 (9.9 to 34)	99.8 (49.9 to 172)	104 (52.1 to 181)	77.1 (38.6 to 134)	74.8 (37.5 to 130)	63.2 (31.6 to 110)	62.6 (31.4 to 109)	62.6 (31.4 to 109)	62.6 (31.4 to 109)	62.6 (31.4 to 109)	62.6 (31.4 to 109)	62.6 (31.4 to 109)	62.6 (31.4 to 109)	62.6 (31.4 to 109)	62.6 (31.4 to 109)	62.6 (31.4 to 109)	62.6 (31.4 to 109)	62.6 (31.4 to 109)	62.6 (31.4 to 109)	62.6 (31.4 to 109)	62.6 (31.4 to 109)	904
Enteric infections	139 (71.9 to 212)	113 (41.2 to 213)	67 (19.1 to 166)	166 (42.9 to 400)	222 (103 to 396)	272 (133 to 486)	320 (157 to 561)	347 (170 to 600)	358 (172 to 621)	375 (179 to 650)	379 (179 to 658)	379 (179 to 658)	379 (179 to 658)	379 (179 to 658)	379 (179 to 658)	379 (179 to 658)	379 (179 to 658)	379 (179 to 658)	379 (179 to 658)	379 (179 to 658)	379 (179 to 658)	379 (179 to 658)	379 (179 to 658)	6,720
Diarrheal diseases	139 (71.9 to 212)	113 (41.2 to 213)	67 (19.1 to 166)	166 (42.9 to 400)	222 (103 to 396)	272 (133 to 486)	320 (157 to 561)	347 (170 to 600)	358 (172 to 621)	375 (179 to 650)	379 (179 to 658)	379 (179 to 658)	379 (179 to 658)	379 (179 to 658)	379 (179 to 658)	379 (179 to 658)	379 (179 to 658)	379 (179 to 658)	379 (179 to 658)	379 (179 to 658)	379 (179 to 658)	379 (179 to 658)	379 (179 to 658)	6,720
Typhoid and paratyphoid	0 (0 to 0)	0 (0 to 0)	0 (0 to 0)	0 (0 to 0)	0 (0 to 0)	0 (0 to 0)	0 (0 to 0)	0 (0 to 0)	0 (0 to 0)	0 (0 to 0)	0 (0 to 0)	0 (0 to 0)	0 (0 to 0)	0 (0 to 0)	0 (0 to 0)	0 (0 to 0)	0 (0 to 0)	0 (0 to 0)	0 (0 to 0)	0 (0 to 0)	0 (0 to 0)	0 (0 to 0)	0 (0 to 0)	0 (0 to 0)	0
Typhoid fever	0 (0 to 0)	0 (0 to 0)	0 (0 to 0)	0 (0 to 0)	0 (0 to 0)	0 (0 to 0)	0 (0 to 0)	0 (0 to 0)	0 (0 to 0)	0 (0 to 0)	0 (0 to 0)	0 (0 to 0)	0 (0 to 0)	0 (0 to 0)	0 (0 to 0)	0 (0 to 0)	0 (0 to 0)	0 (0 to 0)	0 (0 to 0)	0 (0 to 0)	0 (0 to 0)	0 (0 to 0)	0 (0 to 0)	0 (0 to 0)	0
Paratyphoid fever	0 (0 to 0)	0 (0 to 0)	0 (0 to 0)	0 (0 to 0)	0 (0 to 0)	0 (0 to 0)	0 (0 to 0)	0 (0 to 0)	0 (0 to 0)	0 (0 to 0)	0 (0 to 0)	0 (0 to 0)	0 (0 to 0)	0 (0 to 0)	0 (0 to 0)	0 (0 to 0)	0 (0 to 0)	0 (0 to 0)	0 (0 to 0)	0 (0 to 0)	0 (0 to 0)	0 (0 to 0)	0 (0 to 0)	0 (0 to 0)	0
Invasive Non-typhoidal Salmonella (iNTS)	1.8 (0.9 to 3.3)	1.8 (0.8 to 3.9)	1.8 (0.8 to 3.9)	1.8 (0.8 to 3.9)	1.8 (0.9 to 3.2)	1.8 (0.9 to 3.2)	2.2 (1.0 to 3.9)	2.2 (1.0 to 3.9)	2.2 (1.0 to 3.9)	2.2 (1.0 to 3.9)	2.2 (1.0 to 3.9)	2.2 (1.0 to 3.9)	2.2 (1.0 to 3.9)	2.2 (1.0 to 3.9)	2.2 (1.0 to 3.9)	2.2 (1.0 to 3.9)	2.2 (1.0 to 3.9)	2.2 (1.0 to 3.9)	2.2 (1.0 to 3.9)	2.2 (1.0 to 3.9)	2.2 (1.0 to 3.9)	2.2 (1.0 to 3.9)	2.2 (1.0 to 3.9)	19.2
Other intestinal infectious diseases	0 (0 to 0)	0 (0 to 0)	1.7 (0.1 to 6.7)	1.6 (0.4 to 5.2)	0.9 (0.2 to 3.5)	0.9 (0.2 to 3.6)	0.8 (0.2 to 3.2)	0.8 (0.2 to 3.2)	0.8 (0.2 to 3.1)	0.8 (0.2 to 3.1)	0.8 (0.2 to 3.1)	0.8 (0.2 to 3.1)	0.8 (0.2 to 3.1)	0.8 (0.2 to 3.1)	0.8 (0.2 to 3.1)	0.8 (0.2 to 3.1)	0.8 (0.2 to 3.1)	0.8 (0.2 to 3.1)	0.8 (0.2 to 3.1)	0.8 (0.2 to 3.1)	0.8 (0.2 to 3.1)	0.8 (0.2 to 3.1)	0.8 (0.2 to 3.1)	15
Neglected tropical diseases and malaria	0 (0 to 0)	0 (0 to 0)	0 (0 to 0)	0 (0 to 0)	0 (0 to 0)	0 (0 to 0)	0 (0 to 0)	0 (0 to 0)	0 (0 to 0)	0 (0 to 0)	0 (0 to 0)	0 (0 to 0)	0 (0 to 0)	0 (0 to 0)	0 (0 to 0)	0 (0 to 0)	0 (0 to 0)	0 (0 to 0)	0 (0 to 0)	0 (0 to 0)	0 (0 to 0)	0 (0 to 0)	0 (0 to 0)	0 (0 to 0)	0
Malaria	0 (0 to 0)	0 (0 to 0)	0 (0 to 0)	0 (0 to 0)	0 (0 to 0)	0 (0 to 0)	0 (0 to 0)	0 (0 to 0)	0 (0 to 0)	0 (0 to 0)	0 (0 to 0)	0 (0 to 0)	0 (0 to 0)	0 (0 to 0)	0 (0 to 0)	0 (0 to 0)	0 (0 to 0)	0 (0 to 0)	0 (0 to 0)	0 (0 to 0)	0 (0 to 0)	0 (0 to 0)	0 (0 to 0)	0 (0 to 0)	0
Chagas disease	0 (0 to 0)	0 (0 to 0)	0 (0 to 0)	0 (0 to 0)	0 (0 to 0)	0 (0 to 0)	0 (0 to 0)	0 (0 to 0)	0 (0 to 0)	0 (0 to 0)	0 (0 to 0)	0 (0 to 0)	0 (0 to 0)	0 (0 to 0)	0 (0 to 0)	0 (0 to 0)	0 (0 to 0)	0 (0 to 0)	0 (0 to 0)	0 (0 to 0)	0 (0 to 0)	0 (0 to 0)	0 (0 to 0)	0 (0 to 0)	0
Leishmaniasis	0 (0 to 0)	0 (0 to 0)	0 (0 to 0)	0 (0 to 0)	0 (0 to 0)	0 (0 to 0)	0 (0 to 0)	0 (0 to 0)	0 (0 to 0)	0 (0 to 0)	0 (0 to 0)	0 (0 to 0)	0 (0 to 0)	0 (0 to 0)	0 (0 to 0)	0 (0 to 0)	0 (0 to 0)	0 (0 to 0)	0 (0 to 0)	0 (0 to 0)	0 (0 to 0)	0 (0 to 0)	0 (0 to 0)	0 (0 to 0)	0
Visceral leishmaniasis	0 (0 to 0)	0 (0 to 0)	0 (0 to 0)	0 (0 to 0)	0 (0 to 0)	0 (0 to 0)	0 (0 to 0)	0 (0 to 0)	0 (0 to 0)	0 (0 to 0)	0 (0 to 0)	0 (0 to 0)	0 (0 to 0)	0 (0 to 0)	0 (0 to 0)	0 (0 to 0)	0 (0 to 0)	0 (0 to 0)	0 (0 to 0)	0 (0 to 0)	0 (0 to 0)	0 (0 to 0)	0 (0 to 0)	0 (0 to 0)	0
Cutaneous and mucocutaneous leishmaniasis	0 (0 to 0)	0 (0 to 0)	0 (0 to 0)	0 (0 to 0)	0 (0 to 0)	0 (0 to 0)	0 (0 to 0)	0 (0 to 0)	0 (0 to 0)	0 (0 to 0)	0 (0 to 0)	0 (0 to 0)	0 (0 to 0)	0 (0 to 0)	0 (0 to 0)	0 (0 to 0)	0 (0 to 0)	0 (0 to 0)	0 (0 to 0)	0 (0 to 0)	0 (0 to 0)	0 (0 to 0)	0 (0 to 0)	0 (0 to 0)	0
African trypanosomiasis	0 (0 to 0)	0 (0 to 0)	0 (0 to 0)	0 (0 to 0)	0 (0 to 0)	0 (0 to 0)	0 (0 to 0)	0 (0 to 0)	0 (0 to 0)	0 (0 to 0)	0 (0 to 0)	0 (0 to 0)	0 (0 to 0)	0 (0 to 0)	0 (0 to 0)	0 (0 to 0)	0 (0 to 0)	0 (0 to 0)	0 (0 to 0)	0 (0 to 0)	0 (0 to 0)	0 (0 to 0)	0 (0 to 0)	0 (0 to 0)	0
Schistosomiasis	0 (0 to 0)	0 (0 to 0)	0 (0 to 0)	0 (0 to 0)	0 (0 to 0)	0 (0 to 0)	0 (0 to 0)	0 (0 to 0)	0 (0 to 0)	0 (0 to 0)	0 (0 to 0)	0 (0 to 0)	0 (0 to 0)	0 (0 to 0)	0 (0 to 0)	0 (0 to 0)	0 (0 to 0)	0 (0 to 0)	0 (0 to 0)	0 (0 to 0)	0 (0 to 0)	0 (0 to 0)	0 (0 to 0)	0 (0 to 0)	0
Cysticercosis	0 (0 to 0)	0 (0 to 0)	0 (0 to 0)	0 (0 to 0.1)	0.6 (0.1 to 1.6)	2.2 (0.6 to 4.4)	11.1 (3.1 to 22)	29.1 (7.5 to 58.8)	33.9 (8.7 to 67.8)	42.2 (10.9 to 84.1)	69.6 (18.2 to 138)	79.9 (19.2 to 158)	79.9 (19.2 to 158)	109 (26.4 to 222)	109 (26.4 to 222)	109 (26.4 to 222)	109 (26.4 to 222)	107 (25.9 to 218)	103 (24.9 to 211)	99.3 (24 to 203)	93.2 (22.5 to 191)	84.3 (20.4 to 172)	58.1 (14.1 to 119)	1,820
Cystic echinococcosis	0 (0 to 0)	0 (0 to 0)	0 (0 to 0)	0 (0 to 0)	0.1 (0 to 0.3)	0.2 (0 to 0.5)	0.6 (0.1 to 1.3)	1.5 (0.4 to 3.1)	1.8 (0.5 to 3.6)	2.2 (0.6 to 4.5)	3.6 (0.9 to 7.3)	4.1 (1 to 8.4)	4.1 (1 to 8.4)	5.6 (1.4 to 11)	5.6 (1.4 to 11)	5.6 (1.4 to 11)	5.6 (1.4 to 11)	5.5 (1.3 to 11)	5.3 (1.3 to 10)	5.1 (1.2 to 10)	4.8 (1.2 to 9.6)	4.3 (1 to 8.7)	3 (0.7 to 6.1)	93
Lymphatic filariasis	0 (0 to 0)	0 (0 to 0)	0 (0 to 0)	0 (0 to 0)	0 (0 to 0)	0 (0 to 0)	0 (0 to 0)	0 (0 to 0)	0 (0 to 0)	0 (0 to 0)	0 (0 to 0)	0 (0 to 0)	0 (0 to 0)	0 (0 to 0)	0 (0 to 0)	0 (0 to 0)	0 (0 to 0)	0 (0 to 0)	0 (0 to 0)	0 (0 to 0)	0 (0 to 0)	0 (0 to 0)	0 (0 to 0)	0 (0 to 0)	0
Onchocerciasis	0 (0 to 0)	0 (0 to 0)	0 (0 to 0)	0 (0 to 0)	0 (0 to 0)	0 (0 to 0)	0 (0 to 0)	0 (0 to 0)	0 (0 to 0)	0 (0 to 0)	0 (0 to 0)	0 (0 to 0)	0 (0 to 0)	0 (0 to 0)	0 (0 to 0)	0 (0 to 0)	0 (0 to 0)	0 (0 to 0)	0 (0 to 0)	0 (0 to 0)	0 (0 to 0)	0 (0 to 0)	0 (0 to 0)	0 (0 to 0)	0
Trachoma	0 (0 to 0)	0 (0 to 0)	0 (0 to 0)	0 (0 to 0)	0 (0 to 0)	0 (0 to 0)	0 (0 to 0)	0 (0 to 0)	0 (0 to 0)	0 (0 to 0)	0 (0 to 0)	0 (0 to 0)	0 (0 to 0)	0 (0 to 0)	0 (0 to 0)	0 (0 to 0)	0 (0 to 0)	0 (0 to 0)	0 (0 to 0)	0 (0 to 0)	0 (0 to 0)	0 (0 to 0)	0 (0 to 0)	0 (0 to 0)	0
Dengue	0 (0 to 0)	0 (0 to 0)	0 (0 to 0)	0 (0 to 0)	0 (0 to 0)	0 (0 to 0)	0 (0 to 0)	0 (0 to 0)	0 (0 to 0)	0 (0 to 0)	0 (0 to 0)	0 (0 to 0)	0 (0 to 0)	0 (0 to 0)	0 (0 to 0)	0 (0 to 0)	0 (0 to 0)	0 (0 to 0)	0 (0 to 0)	0 (0 to 0)	0 (0 to 0)	0 (0 to 0)	0 (0 to 0)	0 (0 to 0)	0
Yellow fever	0 (0 to 0)	0 (0 to 0)	0 (0 to 0)	0 (0 to 0)	0 (0 to 0)	0 (0 to 0)	0 (0 to 0)	0 (0 to 0)	0 (0 to 0)	0 (0 to 0)	0 (0 to 0)	0 (0 to 0)	0 (0 to 0)	0 (0 to 0)	0 (0 to 0)	0 (0 to 0)	0 (0 to 0)	0 (0 to 0)	0 (0 to 0)	0 (0 to 0)	0 (0 to 0)	0 (0 to 0)	0 (0 to 0)	0 (0 to 0)	0
Rabies	0 (0 to 0)	0 (0 to 0)	0.2 (0.1 to 0.7)	0.2 (0.1 to 0.6)	0.1 (0 to 0.3)	0.2 (0.1 to 0.4)	0.2 (0.1 to 0.4)	0.2 (0.1 to 0.4)	0.2 (0.1 to 0.4)	0.2 (0.1 to 0.4)	0.2 (0.1 to 0.4)	0.2 (0.1 to 0.4)	0.2 (0.1 to 0.4)	0.2 (0.1 to 0.4)	0.2 (0.1 to 0.4)	0.2 (0.1 to 0.4)	0.2 (0.1 to 0.4)	0.2 (0.1 to 0.4)	0.2 (0.1 to 0.4)	0.2 (0.1 to 0.4)	0.2 (0.1 to 0.4)	0.2 (0.1 to 0.4)	0.2 (0.1 to 0.4)	1.1
Intestinal nematode infections	0 (0 to 0)	0 (0 to 0)	0 (0 to 0)	0 (0 to 0)	0 (0 to 0)	0 (0 to 0)	0 (0 to 0)	0 (0 to 0)	0 (0 to 0)	0 (0 to 0)	0 (0 to 0)	0 (0 to 0)	0 (0 to 0)	0 (0 to 0)	0 (0 to 0)	0 (0 to 0)	0 (0 to 0)	0 (0 to 0)	0 (0 to 0)	0 (0 to 0)	0 (0 to 0)	0 (0 to 0)	0 (0 to 0)	0 (0 to 0)	0
Ascariasis	0 (0 to 0)	0 (0 to 0)	0 (0 to 0)	0 (0 to 0)	0 (0 to 0)	0 (0 to 0)	0 (0 to 0)	0 (0 to 0)	0 (0 to 0)	0 (0 to 0)	0 (0 to 0)	0 (0 to 0)	0 (0 to 0)	0 (0 to 0)	0 (0 to 0)	0 (0 to 0)	0 (0 to 0)	0 (0 to 0)	0





SR Table 2b: Indiana DALYS by cause and age group for females with 95% uncertainty intervals, 2019

Cause	Early Neonatal	Late Neonatal	Post Neonatal	1 to 4	5 to 9	10 to 14	15 to 19	20 to 24	25 to 29	30 to 34	35 to 39
All causes	11,200 (10,400 to 12,100)	3,070 (2,850 to 3,310)	7,840 (7,380 to 8,320)	7,550 (6,340 to 9,020)	8,720 (6,760 to 11,100)	16,000 (12,000 to 20,800)	32,000 (24,700 to 40,500)	42,400 (32,900 to 52,500)	49,000 (38,400 to 60,400)	49,100 (38,800 to 60,100)	52,600 (42,100 to 63,700)
Communicable, maternal, neonatal, and nutritional diseases	8,280 (7,460 to 9,160)	1,750 (1,520 to 1,970)	1,650 (1,290 to 2,090)	1,520 (1,190 to 1,970)	1,500 (1,030 to 2,260)	1,350 (989 to 1,920)	1,730 (1,220 to 2,580)	1,740 (1,300 to 2,440)	2,040 (1,590 to 2,730)	2,020 (1,590 to 2,730)	2,310 (1,680 to 3,230)
HIV/AIDS and sexually transmitted infections	0·9 (0·6 to 1·3)	0·6 (0·3 to 1·1)	6·9 (5·8 to 8·1)	5·6 (4·7 to 6·5)	2·9 (2·5 to 3·4)	7 (5·8 to 8·9)	24·4 (16·8 to 37·9)	82·5 (57·1 to 123)	177 (124 to 258)	237 (170 to 344)	297 (220 to 420)
HIV/AIDS	0 (0 to 0)	0 (0 to 0)	6·6 (5·5 to 7·7)	5·5 (4·7 to 6·5)	2·8 (2·4 to 3·3)	3·1 (2·6 to 3·6)	9·4 (7·7 to 11·7)	38·1 (30·7 to 48·3)	92·3 (71·4 to 119)	133 (100 to 174)	184 (144 to 237)
HIV/AIDS - Drug-susceptible Tuberculosis	0 (0 to 0)	0 (0 to 0)	0·2 (0·1 to 0·2)	0·1 (0·1 to 0·2)	0·1 (0 to 0·1)	0·1 (0 to 0·1)	0·2 (0·1 to 0·2)	0·6 (0·4 to 1)	1·5 (0·9 to 2·2)	2·1 (1·3 to 3·2)	3 (1·9 to 4·6)
HIV/AIDS - Multidrug-resistant Tuberculosis without extensive (	0 (0 to 0)	0 (0 to 0)	0 (0 to 0)	0 (0 to 0)	0 (0 to 0)	0 (0 to 0)	0 (0 to 0)	0 (0 to 0·1)	0·1 (0 to 0·2)	0·1 (0 to 0·3)	0·1 (0 to 0·5)
HIV/AIDS - Extensively drug-resistant Tuberculosis	0 (0 to 0)	0 (0 to 0)	0 (0 to 0)	0 (0 to 0)	0 (0 to 0)	0 (0 to 0)	0 (0 to 0)	0 (0 to 0)	0 (0 to 0·1)	0 (0 to 0·1)	0 (0 to 0·1)
HIV/AIDS resulting in other diseases	0 (0 to 0)	0 (0 to 0)	6·5 (5·3 to 7·6)	5·4 (4·5 to 6·3)	2·8 (2·3 to 3·3)	3 (2·6 to 3·5)	9·3 (7·5 to 11·5)	37·5 (30 to 47·8)	90·8 (69·8 to 117)	130 (97·4 to 172)	181 (141 to 234)
Sexually transmitted infections excluding HIV	0·9 (0·6 to 1·3)	0·6 (0·3 to 1·1)	0·3 (0·2 to 0·6)	0 (0 to 0·1)	0·1 (0 to 0·1)	3·9 (2·8 to 5·8)	15 (8·4 to 27·9)	44·4 (22·8 to 82)	84·8 (44 to 158)	104 (55·5 to 192)	113 (59·2 to 209)
Syphilis	0·9 (0·6 to 1·3)	0·6 (0·3 to 1·1)	0·3 (0·2 to 0·6)	0 (0 to 0·1)	0·1 (0 to 0·1)	0·9 (0·8 to 1·1)	0·1 (0 to 0·2)	1·5 (0·9 to 2·3)	0·5 (0·2 to 1)	0·7 (0·4 to 1·2)	0·9 (0·6 to 1·4)
Chlamydial infection	0 (0 to 0)	0 (0 to 0)	0 (0 to 0)	0 (0 to 0)	0 (0 to 0)	0·5 (0·4 to 0·6)	1·4 (0·9 to 2·1)	3·4 (2·1 to 5·2)	5·9 (3·8 to 9·3)	5·7 (3·2 to 10)	7·1 (4·3 to 11·8)
Gonococcal infection	0 (0 to 0)	0 (0 to 0)	0 (0 to 0)	0 (0 to 0)	0 (0 to 0)	0·4 (0·3 to 0·5)	1·1 (0·8 to 1·4)	2 (1·3 to 2·9)	3·5 (2·3 to 5·3)	6·2 (4·2 to 8·9)	6·1 (4·2 to 8·8)
Trichomoniasis	0 (0 to 0)	0 (0 to 0)	0 (0 to 0)	0 (0 to 0)	0 (0 to 0)	0·2 (0 to 0·6)	3·5 (1 to 9)	17·2 (5·9 to 40·3)	35·6 (12 to 86·5)	40 (12·7 to 94·5)	39·1 (12·2 to 90·3)
Genital herpes	0 (0 to 0)	0 (0 to 0)	0 (0 to 0)	0 (0 to 0)	0 (0 to 0)	1 (0·3 to 2·6)	4·8 (1·2 to 12·1)	9·7 (2·9 to 24·2)	14·8 (4·9 to 36·4)	17·7 (5·8 to 43·5)	19·7 (6·2 to 49·9)
Other sexually transmitted infections	0 (0 to 0)	0 (0 to 0)	0 (0 to 0)	0 (0 to 0)	0 (0 to 0)	0·8 (0·6 to 1·2)	4·2 (2·7 to 6)	10·6 (4·9 to 18·2)	24·5 (13·3 to 40·7)	34·1 (19·7 to 54·9)	40·4 (22·6 to 66·5)
Respiratory infections and tuberculosis	25 (18 to 33·5)	50·9 (37·7 to 69·2)	375 (277 to 494)	487 (331 to 702)	443 (274 to 694)	382 (230 to 616)	402 (247 to 653)	420 (269 to 658)	449 (300 to 642)	448 (309 to 639)	478 (325 to 674)
Tuberculosis	0 (0 to 0)	0 (0 to 0)	1·1 (0·8 to 1·5)	1·5 (1·2 to 2)	0·8 (0·6 to 1·1)	1 (0·7 to 1·5)	2·5 (1·7 to 3·7)	5·9 (4 to 8·5)	8·2 (5·6 to 12)	7·2 (4·6 to 10·1)	6·5 (4·2 to 9·6)
Latent tuberculosis infection	0 (0 to 0)	0 (0 to 0)	0 (0 to 0)	0 (0 to 0)	0 (0 to 0)	0 (0 to 0)	0 (0 to 0)	0 (0 to 0)	0 (0 to 0)	0 (0 to 0)	0 (0 to 0)
Drug-susceptible tuberculosis	0 (0 to 0)	0 (0 to 0)	1 (0·7 to 1·4)	1·5 (1·1 to 1·9)	0·8 (0·6 to 1·1)	1 (0·6 to 1·5)	2·4 (1·6 to 3·6)	5·7 (3·8 to 8·2)	8 (5·4 to 11·7)	7 (4·5 to 10)	6·3 (4·1 to 9·4)
Multidrug-resistant tuberculosis without extensive drug resistar	0 (0 to 0)	0 (0 to 0)	0 (0 to 0·1)	0 (0 to 0·2)	0 (0 to 0·1)	0 (0 to 0·1)	0·1 (0 to 0·2)	0·1 (0 to 0·6)	0·2 (0 to 0·7)	0·2 (0 to 0·7)	0·2 (0 to 0·7)
Extensively drug-resistant tuberculosis	0 (0 to 0)	0 (0 to 0)	0 (0 to 0)	0 (0 to 0)	0 (0 to 0)	0 (0 to 0)	0 (0 to 0)	0 (0 to 0·1)	0 (0 to 0·2)	0 (0 to 0·2)	0 (0 to 0·2)
Lower respiratory infections	24·4 (17·4 to 33·1)	46·9 (33·4 to 65·6)	300 (205 to 415)	152 (110 to 202)	70·2 (51·7 to 95·9)	54·9 (38·3 to 75·6)	72·6 (51·8 to 99)	94·3 (62·3 to 140)	138 (87·5 to 205)	171 (110 to 251)	207 (133 to 304)
Upper respiratory infections	0·6 (0·4 to 1)	3·7 (2·2 to 6)	65·4 (37·8 to 107)	276 (155 to 449)	313 (167 to 533)	281 (144 to 484)	284 (148 to 509)	285 (154 to 497)	274 (150 to 450)	246 (135 to 412)	241 (125 to 403)
Otitis media	0 (0 to 0)	0·3 (0·1 to 0·6)	9·4 (4·9 to 16·8)	56·8 (29·8 to 103)	58·9 (31·8 to 99·1)	45·2 (23·8 to 76·1)	42·8 (22·6 to 73·1)	35·6 (15·1 to 68·2)	29 (13·2 to 55·7)	23 (10·1 to 45·3)	22·7 (10·4 to 42·9)
Enteric infections	6 (4·1 to 8·5)	9·5 (6·6 to 13)	88·2 (61·4 to 123)	176 (115 to 259)	139 (87·3 to 215)	122 (73 to 188)	174 (113 to 252)	206 (133 to 295)	210 (138 to 296)	200 (132 to 279)	204 (141 to 280)
Diarrheal diseases	6 (4·1 to 8·5)	9·2 (6·3 to 12·8)	85·8 (59·7 to 119)	174 (113 to 255)	138 (85·3 to 214)	121 (71·8 to 187)	173 (113 to 251)	205 (133 to 295)	210 (138 to 295)	199 (131 to 278)	203 (141 to 280)
Typhoid and paratyphoid	0 (0 to 0)	0 (0 to 0)	0·1 (0 to 0·1)	0·1 (0 to 0·2)	0 (0 to 0·1)	0 (0 to 0·1)	0 (0 to 0·1)	0 (0 to 0·1)	0 (0 to 0·1)	0 (0 to 0·1)	0 (0 to 0·1)
Typhoid fever	0 (0 to 0)	0 (0 to 0)	0 (0 to 0)	0 (0 to 0)	0 (0 to 0)	0 (0 to 0)	0 (0 to 0)	0 (0 to 0)	0 (0 to 0)	0 (0 to 0)	0 (0 to 0)
Paratyphoid fever	0 (0 to 0)	0 (0 to 0)	0·1 (0 to 0·1)	0·1 (0 to 0·2)	0 (0 to 0·1)	0 (0 to 0·1)	0 (0 to 0·1)	0 (0 to 0·1)	0 (0 to 0·1)	0 (0 to 0·1)	0 (0 to 0·1)
Invasive Non-typhoidal Salmonella (iNTS)	0 (0 to 0)	0·3 (0·1 to 0·9)	1 (0·3 to 3·6)	0·9 (0·3 to 3·6)	0·4 (0·1 to 1·3)	0·4 (0·1 to 1·2)	0·1 (0 to 0·3)	0·1 (0 to 0·3)	0·2 (0·1 to 0·6)	0·2 (0 to 0·4)	0·2 (0·1 to 0·6)
Other intestinal infectious diseases	0 (0 to 0)	0 (0 to 0)	1·3 (0 to 5)	1·4 (0·2 to 4·3)	0·8 (0·1 to 2·6)	0·6 (0·1 to 1·8)	0·6 (0·1 to 1·8)	0·6 (0·1 to 1·6)	0·3 (0·1 to 0·8)	0·7 (0·2 to 2)	0·4 (0·1 to 1·2)

Cause	40 to 44	45 to 49	50 to 54	55 to 59	60 to 64	65 to 69	70 to 74	75 to 79	80 to 84	85 to 89	90 to 94	95 plus	Total
All causes	55,600 (45,000 to 67,000)	64,900 (53,100 to 78,300)	77,600 (63,800 to 92,300)	99,100 (82,300 to 118,000)	111,000 (92,900 to 131,000)	112,000 (95,000 to 131,000)	109,000 (93,500 to 127,000)	92,000 (79,000 to 106,000)	76,300 (66,500 to 87,600)	59,400 (51,900 to 67,800)	41,000 (36,600 to 46,000)	21,000 (19,200 to 22,800)	1,200,000
Communicable, maternal, neonatal, and nutritional diseases	2,290 (1,680 to 3,340)	2,170 (1,590 to 3,080)	2,160 (1,660 to 2,860)	2,450 (1,900 to 3,220)	2,560 (1,980 to 3,280)	2,580 (2,040 to 3,290)	2,640 (2,070 to 3,300)	2,480 (1,900 to 3,150)	2,320 (1,800 to 2,980)	2,060 (1,540 to 2,640)	1,600 (1,170 to 2,070)	1,010 (709 to 1,290)	52,200
HIV/AIDS and sexually transmitted infections	261 (189 to 366)	212 (154 to 296)	152 (109 to 218)	132 (95·9 to 194)	98·8 (68·2 to 145)	75·5 (52·3 to 113)	41 (25·7 to 66·9)	26·3 (16·7 to 42·6)	15·1 (9·8 to 24·2)	9·7 (6·2 to 15·1)	5·2 (3·4 to 8)	2·1 (1·4 to 3·1)	1,870
HIV/AIDS	156 (124 to 198)	137 (105 to 180)	97·4 (74·2 to 129)	81·2 (61 to 111)	57·6 (41·1 to 86·2)	40·2 (28·4 to 60·9)	12·3 (6·5 to 24·8)	5·6 (2·6 to 11·7)	1·1 (0·5 to 2·4)	0·6 (0·2 to 1·3)	0·3 (0·1 to 0·8)	0·2 (0·1 to 0·3)	1,060
HIV/AIDS - Drug-susceptible Tuberculosis	2·6 (1·6 to 4)	2·3 (1·4 to 3·5)	1·6 (1 to 2·4)	1·3 (0·8 to 2)	0·9 (0·6 to 1·3)	0·6 (0·4 to 0·9)	0·1 (0·1 to 0·2)	0·1 (0 to 0·1)	0 (0 to 0)	0 (0 to 0)	0 (0 to 0)	0 (0 to 0)	17·4
HIV/AIDS - Multidrug-resistant Tuberculosis without extensive (	0·1 (0 to 0·4)	0·1 (0 to 0·3)	0·1 (0 to 0·2)	0 (0 to 0·2)	0 (0 to 0·1)	0 (0 to 0·1)	0 (0 to 0)	0 (0 to 0)	0 (0 to 0)	0 (0 to 0)	0 (0 to 0)	0 (0 to 0)	0·6
HIV/AIDS - Extensively drug-resistant Tuberculosis	0 (0 to 0·1)	0 (0 to 0·1)	0 (0 to 0·1)	0 (0 to 0)	0 (0 to 0)	0 (0 to 0)	0 (0 to 0)	0 (0 to 0)	0 (0 to 0)	0 (0 to 0)	0 (0 to 0)	0 (0 to 0)	0·2
HIV/AIDS resulting in other diseases	153 (121 to 196)	134 (103 to 177)	95·7 (72·5 to 127)	79·9 (59·7 to 110)	56·7 (40 to 85·3)	39·5 (27·7 to 60·4)	12·2 (6·4 to 24·7)	5·5 (2·5 to 11·7)	1·1 (0·5 to 2·4)	0·6 (0·2 to 1·3)	0·3 (0·1 to 0·8)	0·2 (0·1 to 0·3)	1,050
Sexually transmitted infections excluding HIV	105 (53·6 to 204)	75·3 (37·3 to 150)	54·6 (25·5 to 112)	50·8 (24 to 103)	41·2 (19·8 to 83)	35·4 (18·2 to 68·3)	28·7 (16·2 to 52·4)	20·7 (12·6 to 36·4)	13·9 (8·7 to 23·4)	9·1 (5·7 to 14·5)	4·9 (3·2 to 7·8)	2 (1·3 to 2·9)	809
Syphilis	1 (0·6 to 1·4)	1·1 (0·7 to 1·7)	1·3 (0·9 to 1·8)	1·8 (1·2 to 2·5)	2·3 (1·4 to 3·4)	2·8 (1·8 to 4·2)	2·9 (1·8 to 4·2)	2·4 (1·5 to 3·4)	1·7 (1·1 to 2·4)	1·2 (0·8 to 1·8)	0·8 (0·5 to 1·1)	0·3 (0·2 to 0·5)	26·2
Chlamydial infection	6·7 (3·6 to 11·9)	3 (1·9 to 5·1)	1·4 (0·9 to 1·9)	1·4 (0·9 to 1·9)	1·1 (0·6 to 1·8)	0·7 (0·4 to 1·1)	1·1 (0·7 to 1·8)	1·1 (0·7 to 1·6)	1·1 (0·7 to 1·7)	0·8 (0·5 to 1·2)	0·5 (0·3 to 0·7)	0·2 (0·1 to 0·3)	42·9
Gonococcal infection	5·3 (3·3 to 8·2)	3·7 (2·3 to 5·7)	2·7 (1·6 to 4·2)	3 (1·9 to 4·5)	3·6 (2·1 to 6)	4·4 (2·6 to 7)	4·1 (2·4 to 6·7)	4·1 (2·6 to 6·1)	3 (1·8 to 4·5)	2·1 (1·3 to 3·4)	1·2 (0·7 to 1·8)	0·6 (0·4 to 1)	57·1
Trichomoniasis	35·2 (11·6 to 87·1)	32·2 (9·7 to 76·4)	24·2 (7·3 to 61·4)	19·2 (6·3 to 46·3)	13·6 (4·6 to 31·6)	10·4 (3·7 to 23·9)	7·3 (2·6 to 16·8)	4·6 (1·7 to 10·2)	2·6 (1 to 5·7)	1·4 (0·5 to 3·2)	0·6 (0·2 to 1·3)	0·1 (0 to 0·3)	287
Genital herpes	19·3 (6 to 48·6)	20·3 (6·4 to 51·7)	20 (5·9 to 49·2)	21·4 (6·4 to 52·5)	19·3 (5·8 to 46·8)	15·5 (4·5 to 38·1)	11·4 (3·4 to 28)	7·5 (2·3 to 18·8)	4·7 (1·4 to 11·4)	2·9 (0·9 to 7·1)	1·5 (0·4 to 3·6)	0·6 (0·2 to 1·4)	212
Other sexually transmitted infections	37·5 (19·1 to 66)	14·9 (7·7 to 26·4)	5 (2·1 to 9·4)	4·2 (2·9 to 5·8)	1·3 (0·7 to 2·1)	1·5 (0·9 to 2·4)	1·8 (1·1 to 3)	1·1 (0·7 to 1·6)	0·9 (0·6 to 1·4)	0·7 (0·4 to 1·1)	0·4 (0·2 to 0·6)	0·1 (0·1 to 0·2)	184
Respiratory infections and tuberculosis	531 (374 to 740)	575 (409 to 773)	764 (542 to 1,050)	965 (692 to 1,310)	1,140 (808 to 1,560)	1,230 (859 to 1,700)	1,400 (998 to 1,900)	1,430 (994 to 1,940)	1,490 (1,080 to 2,010)	1,400 (1,000 to 1,860)	1,160 (815 to 1,560)	767 (519 to 1,040)	16,800
Tuberculosis	7·1 (4·6 to 10·5)	8·2 (5·4 to 12)	10·5 (6·6 to 15·7)	14·3 (9·3 to 21·4)	16·8 (11·1 to 24)	19·6 (13·6 to 26·9)	20·8 (14·9 to 27·6)	17·1 (12·3 to 23·2)	12·6 (8·7 to 18·1)	8·3 (5·6 to 12·2)	4·7 (3·1 to 6·7)	1·7 (1·2 to 2·3)	176
Latent tuberculosis infection	0 (0 to 0)	0 (0 to 0)	0 (0 to 0)	0 (0 to 0)	0 (0 to 0)	0 (0 to 0)	0 (0 to 0)	0 (0 to 0)	0 (0 to 0)	0 (0 to 0)	0 (0 to 0)	0 (0 to 0)	0
Drug-susceptible tuberculosis	6·8 (4·4 to 10·1)	7·9 (5·2 to 11·7)	10·1 (6·3 to 15·2)	13·7 (8·9 to 20·9)	16·2 (10·5 to 23·4)	19 (12·8 to 26)	20·1 (14·3 to 27·2)	16·5 (11·5 to 22·6)	12·2 (8·3 to 17·4)	8·1 (5·4 to 11·7)	4·5 (2·9 to 6·5)	1·6 (1·1 to 2·2)	171
Multidrug-resistant tuberculosis without extensive drug resistar	0·2 (0 to 0·7)	0·2 (0 to 0·9)	0·3 (0 to 1·2)	0·4 (0 to 1·7)	0·5 (0 to 1·8)	0·5 (0 to 2·1)	0·5 (0 to 2·2)	0·5 (0 to 1·9)	0·3 (0 to 1·3)	0·2 (0 to 0·9)	0·1 (0 to 0·6)	0 (0 to 0·2)	4·7
Extensively drug-resistant tuberculosis	0 (0 to 0·2)	0·1 (0 to 0·2)	0·1 (0 to 0·3)	0·1 (0 to 0·5)	0·1 (0 to 0·5)	0·1 (0 to 0·6)	0·1 (0 to 0·6)	0·1 (0 to 0·5)	0·1 (0 to 0·4)	0·1 (0 to 0·3)	0 (0 to 0·1)	0 (0 to 0·1)	1·2
Lower respiratory infections	292 (191 to 426)	339 (226 to 485)	536 (343 to 783)	728 (486 to 1,050)	931 (620 to 1,350)	1,050 (687 to 1,520)	1,260 (873 to 1,740)	1,340 (909 to 1,840)	1,430 (1,030 to 1,940)	1,360 (973 to 1,820)	1,140 (802 to 1,540)	758 (514 to 1,020)	12,500
Upper respiratory infections	210 (111 to 369)	199 (106 to 344)	186 (102 to 311)	191 (101 to 320)	169 (90·9 to 286)	141 (73 to 244)	105 (58·1 to 178)	68·4 (36·9 to 115)	40·5 (21·8 to 68·2)	24·3 (13·7 to 39·5)	14 (8 to 23·1)	5·6 (3 to 9·6)	3,630
Otitis media	22·8 (10·4 to 42·7)	28·1 (12·7 to 51·1)	31·3 (14·1 to 56·4)	31·3 (15·8 to 54·2)	24·8 (11·9 to 48·1)	15·8 (8 to 29·1)	9·7 (4·3 to 18·8)	6·4 (3·1 to 12)	4·4 (2 to 8·3)	3·3 (1·5 to 5·9)	2·1 (1 to 3·8)	1 (0·5 to 1·8)	505
Enteric infections	201 (141 to 274)	220 (153 to 299)	255 (183 to 342)	323 (232 to 436)	357 (255 to 485)	421 (305 to 571)	480 (335 to 672)	445 (308 to 625)	415 (265 to 624)	344 (213 to 523)	222 (137 to 343)	100 (62·3 to 150)	5,320
Diarrheal diseases	201 (141 to 274)	219 (153 to 299)	254 (182 to 341)	323 (231 to 434)	356 (255 to 484)	420 (303 to 570)	479 (335 to 672)	444 (307 to 623)	414 (265 to 624)	344 (212 to 523)	222 (136 to 342)	99·8 (61·9 to 149)	5,300
Typhoid and paratyphoid	0 (0 to 0·1)	0 (0 to 0·1)	0 (0 to 0·1)	0 (0 to 0·1)	0 (0 to 0)	0 (0 to 0)	0 (0 to 0)	0 (0 to 0)	0 (0 to 0)	0 (0 to 0)	0 (0 to 0)	0 (0 to 0)	0·6
Typhoid fever	0 (0 to 0)	0 (0 to 0)	0 (0 to 0)	0 (0 to 0)	0 (0 to 0)	0 (0 to 0)	0 (0 to 0)	0 (0 to 0)	0 (0 to 0)	0 (0 to 0)	0 (0 to 0)	0 (0 to 0)	0·1
Paratyphoid fever	0 (0 to 0)	0 (0 to 0·1)	0 (0 to 0·1)	0 (0 to 0·1)	0 (0 to 0)	0 (0 to 0)	0 (0 to 0)	0 (0 to 0)	0 (0 to 0)	0 (0 to 0)	0 (0 to 0)	0 (0 to 0)	0·6
Invasive Non-typhoidal Salmonella (iNTS)	0·1 (0 to 0·5)	0·2 (0·1 to 0·9)	0·2 (0·1 to 0·8)	0·4 (0·1 to 1·2)	0·6 (0·2 to 2·1)	0·5 (0·2 to 1·8)	0·6 (0·2 to 2·3)	0·5 (0·1 to 1·9)	0·4 (0·1 to 1·7)	0·3 (0·1 to 1)	0·2 (0·1 to 0·7)	0·1 (0 to 0·5)	7·9
Other intestinal infectious diseases	0·4 (0·1 to 1·3)	0·3 (0·1 to 0·9)	0·3 (0·1 to 1·1)	0·3 (0 to 1)	0·3 (0 to 1·1)	0·4 (0 to 1·6)	0·3 (0 to 1·1)	0·2 (0 to 0·8)	0·2 (0 to 0·8)	0·3 (0 to 1·2)	0·2 (0 to 0·7)	0·1 (0 to 0·5)	10·2





SR Table 2b: Iowa DALYS by cause and age group for females with 95% uncertainty intervals, 2019

Cause	Early Neonatal	Late Neonatal	Post Neonatal	1 to 4	5 to 9	10 to 14	15 to 19	20 to 24	25 to 29	30 to 34	35 to 39	40 to 44	45 to 49	50 to 54	55 to 59	60 to 64	65 to 69	70 to 74	75 to 79	80 to 84	85 to 89	90 to 94	95 plus	Total
All causes	3,740 (3,010 to 4,710)	1,020 (697 to 1,440)	2,620 (2,130 to 3,260)	3,000 (2,480 to 3,650)	3,400 (2,570 to 4,410)	7,390 (5,560 to 9,500)	13,400 (10,300 to 17,200)	16,200 (12,500 to 20,500)	18,300 (14,200 to 23,000)	18,900 (14,600 to 23,700)	20,900 (16,500 to 26,000)	22,200 (17,800 to 27,200)	24,500 (19,600 to 30,100)	29,800 (24,100 to 36,300)	39,400 (32,100 to 47,600)	45,200 (37,000 to 54,100)	46,700 (38,800 to 54,900)	45,000 (37,800 to 52,800)	39,100 (32,900 to 45,800)	36,500 (31,100 to 42,300)	31,300 (26,600 to 36,200)	23,500 (20,500 to 26,700)	14,300 (13,000 to 15,700)	506,000
Communicable, maternal, neonatal, and nutritional diseases	2,650 (2,060 to 3,380)	516 (349 to 758)	536 (398 to 722)	660 (510 to 869)	643 (438 to 976)	598 (425 to 838)	716 (498 to 1,070)	701 (525 to 966)	804 (614 to 1,070)	811 (613 to 1,080)	898 (643 to 1,280)	889 (623 to 1,360)	806 (582 to 1,150)	829 (634 to 1,130)	952 (716 to 1,270)	1,020 (802 to 1,320)	1,020 (786 to 1,310)	1,000 (744 to 1,330)	931 (721 to 1,200)	1,000 (755 to 1,330)	1,070 (797 to 1,370)	970 (678 to 1,250)	753 (523 to 989)	20,800
HIV/AIDS and sexually transmitted infections	0·2 (0·1 to 0·2)	0·1 (0 to 0·2)	1·8 (1·6 to 2·2)	1·6 (1·3 to 1·8)	0·8 (0·6 to 0·9)	2·4 (2 to 3·1)	8·1 (5·3 to 12·6)	25·2 (16·3 to 41·1)	52·9 (34·7 to 83·8)	72·8 (49·6 to 110)	83·8 (57·1 to 128)	75·3 (51 to 115)	58·4 (39·8 to 88·4)	44·1 (30·4 to 69·3)	40·2 (26·9 to 64·1)	31·3 (20·4 to 49·2)	25·6 (16·9 to 40·3)	15·1 (9·3 to 25·5)	10·2 (6·4 to 16·8)	6·8 (4·4 to 11)	4·8 (3·1 to 7·5)	2·7 (1·8 to 4·3)	1·3 (0·9 to 1·9)	566
HIV/AIDS	0 (0 to 0)	0 (0 to 0)	1·8 (1·5 to 2·1)	1·6 (1·3 to 1·8)	0·8 (0·6 to 0·9)	0·9 (0·7 to 1)	2·4 (1·9 to 3)	8·5 (6·6 to 11)	20·8 (15·8 to 27·2)	33·2 (25·5 to 43·7)	41 (30·8 to 52·9)	36·3 (28·4 to 47·2)	30·6 (23·6 to 39·7)	23 (17·6 to 30·9)	20 (14·6 to 27·7)	14·6 (10·2 to 21·8)	10·8 (7·4 to 16·4)	3·4 (1·7 to 6·6)	1·6 (0·7 to 3·5)	0·4 (0·2 to 0·7)	0·2 (0·1 to 0·4)	0·1 (0·1 to 0·3)	0·1 (0 to 0·1)	252
HIV/AIDS - Drug-susceptible Tuberculosis	0 (0 to 0)	0 (0 to 0)	0 (0 to 0·1)	0 (0 to 0·1)	0 (0 to 0)	0 (0 to 0)	0 (0 to 0·1)	0·1 (0·1 to 0·2)	0·3 (0·2 to 0·5)	0·5 (0·3 to 0·8)	0·6 (0·4 to 1)	0·6 (0·4 to 0·9)	0·5 (0·3 to 0·8)	0·4 (0·2 to 0·5)	0·3 (0·2 to 0·5)	0·2 (0·1 to 0·3)	0·2 (0·1 to 0·2)	0 (0 to 0)	0 (0 to 0)	0 (0 to 0)	0 (0 to 0)	0 (0 to 0)	0 (0 to 0)	3·8
HIV/AIDS - Multidrug-resistant Tuberculosis without extensive	0 (0 to 0)	0 (0 to 0)	0 (0 to 0)	0 (0 to 0)	0 (0 to 0)	0 (0 to 0)	0 (0 to 0)	0 (0 to 0)	0 (0 to 0)	0 (0 to 0·1)	0 (0 to 0·1)	0 (0 to 0·1)	0 (0 to 0·1)	0 (0 to 0·1)	0 (0 to 0)	0 (0 to 0)	0 (0 to 0)	0 (0 to 0)	0 (0 to 0)	0 (0 to 0)	0 (0 to 0)	0 (0 to 0)	0 (0 to 0)	0·1
HIV/AIDS - Extensively drug-resistant Tuberculosis	0 (0 to 0)	0 (0 to 0)	0 (0 to 0)	0 (0 to 0)	0 (0 to 0)	0 (0 to 0)	0 (0 to 0)	0 (0 to 0)	0 (0 to 0)	0 (0 to 0)	0 (0 to 0)	0 (0 to 0)	0 (0 to 0)	0 (0 to 0)	0 (0 to 0)	0 (0 to 0)	0 (0 to 0)	0 (0 to 0)	0 (0 to 0)	0 (0 to 0)	0 (0 to 0)	0 (0 to 0)	0 (0 to 0)	0
HIV/AIDS resulting in other diseases	0 (0 to 0)	0 (0 to 0)	1·7 (1·5 to 2·1)	1·5 (1·3 to 1·8)	0·7 (0·6 to 0·9)	0·9 (0·7 to 1)	2·3 (1·9 to 2·9)	8·3 (6·5 to 10·9)	20·5 (15·5 to 26·8)	32·7 (25 to 43·2)	40·3 (30·2 to 52·3)	35·7 (27·7 to 46·6)	30·1 (22·9 to 39·2)	22·6 (17·2 to 30·6)	19·7 (14·2 to 27·4)	14·4 (9·9 to 21·6)	10·7 (7·2 to 16·3)	3·4 (1·6 to 6·6)	1·6 (0·6 to 3·5)	0·4 (0·2 to 0·7)	0·2 (0·1 to 0·4)	0·1 (0·1 to 0·3)	0·1 (0 to 0·1)	248
Sexually transmitted infections excluding HIV	0·2 (0·1 to 0·2)	0·1 (0 to 0·2)	0·1 (0 to 0·1)	0 (0 to 0)	0 (0 to 0)	1·6 (1·1 to 2·2)	5·8 (3·2 to 10·3)	16·8 (8·7 to 31·6)	32 (16 to 62·1)	39·6 (19·8 to 75·5)	42·9 (20·9 to 82·1)	39 (19 to 76·8)	27·8 (12·6 to 56·1)	21·1 (9·4 to 43·8)	20·2 (9·3 to 41·5)	16·8 (8 to 34·7)	14·8 (7·9 to 27·7)	11·7 (6·5 to 21·3)	8·6 (5·1 to 15·1)	6·5 (4·1 to 10·8)	4·5 (2·9 to 7·3)	2·6 (1·7 to 4·1)	1·2 (0·8 to 1·9)	314
Syphilis	0·2 (0·1 to 0·2)	0·1 (0 to 0·2)	0·1 (0 to 0·1)	0 (0 to 0)	[illegible]	[illegible]	[illegible]	[illegible]	[illegible]	[illegible]	[illegible]	[illegible]	[illegible]	[illegible]	[illegible]	[illegible]	[illegible]	[illegible]	[illegible]	[illegible]	[illegible]	[illegible]	[illegible]	[illegible]
Chlamydial infection	0 (0 to 0)	0 (0 to 0)	0 (0 to 0)	0 (0 to 0)	[illegible]	[illegible]	[illegible]	[illegible]	[illegible]	[illegible]	[illegible]	[illegible]	[illegible]	[illegible]	[illegible]	[illegible]	[illegible]	[illegible]	[illegible]	[illegible]	[illegible]	[illegible]	[illegible]	[illegible]
Gonococcal infection	0 (0 to 0)	0 (0 to 0)	0 (0 to 0)	0 (0 to 0)	[illegible]	[illegible]	[illegible]	[illegible]	[illegible]	[illegible]	[illegible]	[illegible]	[illegible]	[illegible]	[illegible]	[illegible]	[illegible]	[illegible]	[illegible]	[illegible]	[illegible]	[illegible]	[illegible]	[illegible]
Trichomoniasis	0 (0 to 0)	0 (0 to 0)	0 (0 to 0)	0 (0 to 0)	[illegible]	[illegible]	[illegible]	[illegible]	[illegible]	[illegible]	[illegible]	[illegible]	[illegible]	[illegible]	[illegible]	[illegible]	[illegible]	[illegible]	[illegible]	[illegible]	[illegible]	[illegible]	[illegible]	[illegible]
Genital herpes	0 (0 to 0)	0 (0 to 0)	0 (0 to 0)	0 (0 to 0)	[illegible]	[illegible]	[illegible]	[illegible]	[illegible]	[illegible]	[illegible]	[illegible]	[illegible]	[illegible]	[illegible]	[illegible]	[illegible]	[illegible]	[illegible]	[illegible]	[illegible]	[illegible]	[illegible]	[illegible]
Other sexually transmitted infections	[illegible]	[illegible]	[illegible]	[illegible]	[illegible]	[illegible]	[illegible]	[illegible]	[illegible]	[illegible]	[illegible]	[illegible]	[illegible]	[illegible]	[illegible]	[illegible]	[illegible]	[illegible]	[illegible]	[illegible]	[illegible]	[illegible]	[illegible]	[illegible]
Respiratory infections and tuberculosis	[illegible]	[illegible]	[illegible]	[illegible]	[illegible]	[illegible]	[illegible]	[illegible]	[illegible]	[illegible]	[illegible]	[illegible]	[illegible]	[illegible]	[illegible]	[illegible]	[illegible]	[illegible]	[illegible]	[illegible]	[illegible]	[illegible]	[illegible]	[illegible]
Tuberculosis	[illegible]	[illegible]	[illegible]	[illegible]	[illegible]	[illegible]	[illegible]	[illegible]	[illegible]	[illegible]	[illegible]	[illegible]	[illegible]	[illegible]	[illegible]	[illegible]	[illegible]	[illegible]	[illegible]	[illegible]	[illegible]	[illegible]	[illegible]	[illegible]
Latent tuberculosis infection	[illegible]	[illegible]	[illegible]	[illegible]	[illegible]	[illegible]	[illegible]	[illegible]	[illegible]	[illegible]	[illegible]	[illegible]	[illegible]	[illegible]	[illegible]	[illegible]	[illegible]	[illegible]	[illegible]	[illegible]	[illegible]	[illegible]	[illegible]	[illegible]
Drug-susceptible tuberculosis	[illegible]	[illegible]	[illegible]	[illegible]	[illegible]	[illegible]	[illegible]	[illegible]	[illegible]	[illegible]	[illegible]	[illegible]	[illegible]	[illegible]	[illegible]	[illegible]	[illegible]	[illegible]	[illegible]	[illegible]	[illegible]	[illegible]	[illegible]	[illegible]
Multidrug-resistant tuberculosis without extensive drug resistar	[illegible]	[illegible]	[illegible]	[illegible]	[illegible]	[illegible]	[illegible]	[illegible]	[illegible]	[illegible]	[illegible]	[illegible]	[illegible]	[illegible]	[illegible]	[illegible]	[illegible]	[illegible]	[illegible]	[illegible]	[illegible]	[illegible]	[illegible]	[illegible]
Extensively drug-resistant tuberculosis	[illegible]	[illegible]	[illegible]	[illegible]	[illegible]	[illegible]	[illegible]	[illegible]	[illegible]	[illegible]	[illegible]	[illegible]	[illegible]	[illegible]	[illegible]	[illegible]	[illegible]	[illegible]	[illegible]	[illegible]	[illegible]	[illegible]	[illegible]	[illegible]
Lower respiratory infections	[illegible]	[illegible]	[illegible]	[illegible]	[illegible]	[illegible]	[illegible]	[illegible]	[illegible]	[illegible]	[illegible]	[illegible]	[illegible]	[illegible]	[illegible]	[illegible]	[illegible]	[illegible]	[illegible]	[illegible]	[illegible]	[illegible]	[illegible]	[illegible]
Upper respiratory infections	[illegible]	[illegible]	[illegible]	[illegible]	[illegible]	[illegible]	[illegible]	[illegible]	[illegible]	[illegible]	[illegible]	[illegible]	[illegible]	[illegible]	[illegible]	[illegible]	[illegible]	[illegible]	[illegible]	[illegible]	[illegible]	[illegible]	[illegible]	[illegible]
Otitis media	[illegible]	[illegible]	[illegible]	[illegible]	[illegible]	[illegible]	[illegible]	[illegible]	[illegible]	[illegible]	[illegible]	[illegible]	[illegible]	[illegible]	[illegible]	[illegible]	[illegible]	[illegible]	[illegible]	[illegible]	[illegible]	[illegible]	[illegible]	[illegible]
Enteric infections	[illegible]	[illegible]	[illegible]	[illegible]	[illegible]	[illegible]	[illegible]	[illegible]	[illegible]	[illegible]	[illegible]	[illegible]	[illegible]	[illegible]	[illegible]	[illegible]	[illegible]	[illegible]	[illegible]	[illegible]	[illegible]	[illegible]	[illegible]	[illegible]
Diarrheal diseases	[illegible]	[illegible]	[illegible]	[illegible]	[illegible]	[illegible]	[illegible]	[illegible]	[illegible]	[illegible]	[illegible]	[illegible]	[illegible]	[illegible]	[illegible]	[illegible]	[illegible]	[illegible]	[illegible]	[illegible]	[illegible]	[illegible]	[illegible]	[illegible]
Typhoid and paratyphoid	[illegible]	[illegible]	[illegible]	[illegible]	[illegible]	[illegible]	[illegible]	[illegible]	[illegible]	[illegible]	[illegible]	[illegible]	[illegible]	[illegible]	[illegible]	[illegible]	[illegible]	[illegible]	[illegible]	[illegible]	[illegible]	[illegible]	[illegible]	[illegible]
Typhoid fever	[illegible]	[illegible]	[illegible]	[illegible]	[illegible]	[illegible]	[illegible]	[illegible]	[illegible]	[illegible]	[illegible]	[illegible]	[illegible]	[illegible]	[illegible]	[illegible]	[illegible]	[illegible]	[illegible]	[illegible]	[illegible]	[illegible]	[illegible]	[illegible]
Paratyphoid fever	[illegible]	[illegible]	[illegible]	[illegible]	[illegible]	[illegible]	[illegible]	[illegible]	[illegible]	[illegible]	[illegible]	[illegible]	[illegible]	[illegible]	[illegible]	[illegible]	[illegible]	[illegible]	[illegible]	[illegible]	[illegible]	[illegible]	[illegible]	[illegible]
Invasive Non-typhoidal Salmonella (iNTS)	[illegible]	[illegible]	[illegible]	[illegible]	[illegible]	[illegible]	[illegible]	[illegible]	[illegible]	[illegible]	[illegible]	[illegible]	[illegible]	[illegible]	[illegible]	[illegible]	[illegible]	[illegible]	[illegible]	[illegible]	[illegible]	[illegible]	[illegible]	[illegible]
Other intestinal infectious diseases	[illegible]	[illegible]	[illegible]	[illegible]	[illegible]	[illegible]	[illegible]	[illegible]	[illegible]	[illegible]	[illegible]	[illegible]	[illegible]	[illegible]	[illegible]	[illegible]	[illegible]	[illegible]	[illegible]	[illegible]	[illegible]	[illegible]	[illegible]	[illegible]
Neglected tropical diseases and malaria	[illegible]	[illegible]	[illegible]	[illegible]	[illegible]	[illegible]	[illegible]	[illegible]	[illegible]	[illegible]	[illegible]	[illegible]	[illegible]	[illegible]	[illegible]	[illegible]	[illegible]	[illegible]	[illegible]	[illegible]	[illegible]	[illegible]	[illegible]	[illegible]
Malaria	[illegible]	[illegible]	[illegible]	[illegible]	[illegible]	[illegible]	[illegible]	[illegible]	[illegible]	[illegible]	[illegible]	[illegible]	[illegible]	[illegible]	[illegible]	[illegible]	[illegible]	[illegible]	[illegible]	[illegible]	[illegible]	[illegible]	[illegible]	[illegible]
Chagas disease	[illegible]	[illegible]	[illegible]	[illegible]	[illegible]	[illegible]	[illegible]	[illegible]	[illegible]	[illegible]	[illegible]	[illegible]	[illegible]	[illegible]	[illegible]	[illegible]	[illegible]	[illegible]	[illegible]	[illegible]	[illegible]	[illegible]	[illegible]	[illegible]
Leishmaniasis	[illegible]	[illegible]	[illegible]	[illegible]	[illegible]	[illegible]	[illegible]	[illegible]	[illegible]	[illegible]	[illegible]	[illegible]	[illegible]	[illegible]	[illegible]	[illegible]	[illegible]	[illegible]	[illegible]	[illegible]	[illegible]	[illegible]	[illegible]	[illegible]
Visceral leishmaniasis	[illegible]	[illegible]	[illegible]	[illegible]	[illegible]	[illegible]	[illegible]	[illegible]	[illegible]	[illegible]	[illegible]	[illegible]	[illegible]	[illegible]	[illegible]	[illegible]	[illegible]	[illegible]	[illegible]	[illegible]	[illegible]	[illegible]	[illegible]	[illegible]
Cutaneous and mucocutaneous leishmaniasis	[illegible]	[illegible]	[illegible]	[illegible]	[illegible]	[illegible]	[illegible]	[illegible]	[illegible]	[illegible]	[illegible]	[illegible]	[illegible]	[illegible]	[illegible]	[illegible]	[illegible]	[illegible]	[illegible]	[illegible]	[illegible]	[illegible]	[illegible]	[illegible]
African trypanosomiasis	[illegible]	[illegible]	[illegible]	[illegible]	[illegible]	[illegible]	[illegible]	[illegible]	[illegible]	[illegible]	[illegible]	[illegible]	[illegible]	[illegible]	[illegible]	[illegible]	[illegible]	[illegible]	[illegible]	[illegible]	[illegible]	[illegible]	[illegible]	[illegible]
Schistosomiasis	[illegible]	[illegible]	[illegible]	[illegible]	[illegible]	[illegible]	[illegible]	[illegible]	[illegible]	[illegible]	[illegible]	[illegible]	[illegible]	[illegible]	[illegible]	[illegible]	[illegible]	[illegible]	[illegible]	[illegible]	[illegible]	[illegible]	[illegible]	[illegible]
Cysticercosis	[illegible]	[illegible]	[illegible]	[illegible]	[illegible]	[illegible]	[illegible]	[illegible]	[illegible]	[illegible]	[illegible]	[illegible]	[illegible]	[illegible]	[illegible]	[illegible]	[illegible]	[illegible]	[illegible]	[illegible]	[illegible]	[illegible]	[illegible]	[illegible]
Cystic echinococcosis	[illegible]	[illegible]	[illegible]	[illegible]	[illegible]	[illegible]	[illegible]	[illegible]	[illegible]	[illegible]	[illegible]	[illegible]	[illegible]	[illegible]	[illegible]	[illegible]	[illegible]	[illegible]	[illegible]	[illegible]	[illegible]	[illegible]	[illegible]	[illegible]
Lymphatic filariasis	[illegible]	[illegible]	[illegible]	[illegible]	[illegible]	[illegible]	[illegible]	[illegible]	[illegible]	[illegible]	[illegible]	[illegible]	[illegible]	[illegible]	[illegible]	[illegible]	[illegible]	[illegible]	[illegible]	[illegible]	[illegible]	[illegible]	[illegible]	[illegible]
Onchocerciasis	[illegible]	[illegible]	[illegible]	[illegible]	[illegible]	[illegible]	[illegible]	[illegible]	[illegible]	[illegible]	[illegible]	[illegible]	[illegible]	[illegible]	[illegible]	[illegible]	[illegible]	[illegible]	[illegible]	[illegible]	[illegible]	[illegible]	[illegible]	[illegible]
Trachoma	[illegible]	[illegible]	[illegible]	[illegible]	[illegible]	[illegible]	[illegible]	[illegible]	[illegible]	[illegible]	[illegible]	[illegible]	[illegible]	[illegible]	[illegible]	[illegible]	[illegible]	[illegible]	[illegible]	[illegible]	[illegible]	[illegible]	[illegible]	[illegible]
Dengue	[illegible]	[illegible]	[illegible]	[illegible]	[illegible]	[illegible]	[illegible]	[illegible]	[illegible]	[illegible]	[illegible]	[illegible]	[illegible]	[illegible]	[illegible]	[illegible]	[illegible]	[illegible]	[illegible]	[illegible]	[illegible]	[illegible]	[illegible]	[illegible]
Yellow fever	[illegible]	[illegible]	[illegible]	[illegible]	[illegible]	[illegible]	[illegible]	[illegible]	[illegible]	[illegible]	[illegible]	[illegible]	[illegible]	[illegible]	[illegible]	[illegible]	[illegible]	[illegible]	[illegible]	[illegible]	[illegible]	[illegible]	[illegible]	[illegible]
Rabies	[illegible]	[illegible]	[illegible]	[illegible]	[illegible]	[illegible]	[illegible]	[illegible]	[illegible]	[illegible]	[illegible]	[illegible]	[illegible]	[illegible]	[illegible]	[illegible]	[illegible]	[illegible]	[illegible]	[illegible]	[illegible]	[illegible]	[illegible]	[illegible]
Intestinal nematode infections	[illegible]	[illegible]	[illegible]	[illegible]	[illegible]	[illegible]	[illegible]	[illegible]	[illegible]	[illegible]	[illegible]	[illegible]	[illegible]	[illegible]	[illegible]	[illegible]	[illegible]	[illegible]	[illegible]	[illegible]	[illegible]	[illegible]	[illegible]	[illegible]
Ascariasis	[illegible]	[illegible]	[illegible]	[illegible]	[illegible]	[illegible]	[illegible]	[illegible]	[illegible]	[illegible]	[illegible]	[illegible]	[illegible]	[illegible]	[illegible]	[illegible]	[illegible]	[illegible]	[illegible]	[illegible]	[illegible]	[illegible]	[illegible]	[illegible]
Trichuriasis	[illegible]	[illegible]	[illegible]	[illegible]	[illegible]	[illegible]	[illegible]	[illegible]	[illegible]	[illegible]	[illegible]	[illegible]	[illegible]	[illegible]	[illegible]	[illegible]	[illegible]	[illegible]	[illegible]	[illegible]	[illegible]	[illegible]	[illegible]	[illegible]
Hookworm disease	[illegible]	[illegible]	[illegible]	[illegible]	[illegible]	[illegible]	[illegible]	[illegible]	[illegible]	[illegible]	[illegible]	[illegible]	[illegible]	[illegible]	[illegible]	[illegible]	[illegible]	[illegible]	[illegible]	[illegible]	[illegible]	[illegible]	[illegible]	[illegible]
Food-borne trematodiases	[illegible]	[illegible]	[illegible]	[illegible]	[illegible]	[illegible]	[illegible]	[illegible]	[illegible]	[illegible]	[illegible]	[illegible]	[illegible]	[illegible]	[illegible]	[illegible]	[illegible]	[illegible]	[illegible]	[illegible]	[illegible]	[illegible]	[illegible]	[illegible]
Leprosy	[illegible]	[illegible]	[illegible]	[illegible]	[illegible]	[illegible]	[illegible]	[illegible]	[illegible]	[illegible]	[illegible]	[illegible]	[illegible]	[illegible]	[illegible]	[illegible]	[illegible]	[illegible]	[illegible]	[illegible]	[illegible]	[illegible]	[illegible]	[illegible]
Ebola	[illegible]	[illegible]	[illegible]	[illegible]	[illegible]	[illegible]	[illegible]	[illegible]	[illegible]	[illegible]	[illegible]	[illegible]	[illegible]	[illegible]	[illegible]	[illegible]	[illegible]	[illegible]	[illegible]	[illegible]	[illegible]	[illegible]	[illegible]	[illegible]
Zika virus	[illegible]	[illegible]	[illegible]	[illegible]	[illegible]	[illegible]	[illegible]	[illegible]	[illegible]	[illegible]	[illegible]	[illegible]	[illegible]	[illegible]	[illegible]	[illegible]	[illegible]	[illegible]	[illegible]	[illegible]	[illegible]	[illegible]	[illegible]	[illegible]
Guinea worm disease	[illegible]	[illegible]	[illegible]	[illegible]	[illegible]	[illegible]	[illegible]	[illegible]	[illegible]	[illegible]	[illegible]	[illegible]	[illegible]	[illegible]	[illegible]	[illegible]	[illegible]	[illegible]	[illegible]	[illegible]	[illegible]	[illegible]	[illegible]	[illegible]
Other neglected tropical diseases	[illegible]	[illegible]	[illegible]	[illegible]	[illegible]	[illegible]	[illegible]	[illegible]	[illegible]	[illegible]	[illegible]	[illegible]	[illegible]	[illegible]	[illegible]	[illegible]	[illegible]	[illegible]	[illegible]	[illegible]	[illegible]	[illegible]	[illegible]	[illegible]
Other infectious diseases	[illegible]	[illegible]	[illegible]	[illegible]	[illegible]	[illegible]	[illegible]	[illegible]	[illegible]	[illegible]	[illegible]	[illegible]	[illegible]	[illegible]	[illegible]	[illegible]	[illegible]	[illegible]	[illegible]	[illegible]	[illegible]	[illegible]	[illegible]	[illegible]
Meningitis	[illegible]	[illegible]	[illegible]	[illegible]	[illegible]	[illegible]	[illegible]	[illegible]	[illegible]	[illegible]	[illegible]	[illegible]	[illegible]	[illegible]	[illegible]	[illegible]	[illegible]	[illegible]	[illegible]	[illegible]	[illegible]	[illegible]	[illegible]	[illegible]
Encephalitis	[illegible]	[illegible]	[illegible]	[illegible]	[illegible]	[illegible]	[illegible]	[illegible]	[illegible]	[illegible]	[illegible]	[illegible]	[illegible]	[illegible]	[illegible]	[illegible]	[illegible]	[illegible]	[illegible]	[illegible]	[illegible]	[illegible]	[illegible]	[illegible]
Diphtheria	[illegible]	[illegible]	[illegible]	[illegible]	[illegible]	[illegible]	[illegible]	[illegible]	[illegible]	[illegible]	[illegible]	[illegible]	[illegible]	[illegible]	[illegible]	[illegible]	[illegible]	[illegible]	[illegible]	[illegible]	[illegible]	[illegible]	[illegible]	[illegible]
Tetanus	[illegible]	[illegible]	[illegible]	[illegible]	[illegible]	[illegible]	[illegible]	[illegible]	[illegible]	[illegible]	[illegible]	[illegible]	[illegible]	[illegible]	[illegible]	[illegible]	[illegible]	[illegible]	[illegible]	[illegible]	[illegible]	[illegible]	[illegible]	[illegible]
Measles	[illegible]	[illegible]	[illegible]	[illegible]	[illegible]	[illegible]	[illegible]	[illegible]	[illegible]	[illegible]	[illegible]	[illegible]	[illegible]	[illegible]	[illegible]	[illegible]	[illegible]	[illegible]	[illegible]	[illegible]	[illegible]	[illegible]	[illegible]	[illegible]
Varicella and herpes zoster	[illegible]	[illegible]	[illegible]	[illegible]	[illegible]	[illegible]	[illegible]	[illegible]	[illegible]	[illegible]	[illegible]	[illegible]	[illegible]	[illegible]	[illegible]	[illegible]	[illegible]	[illegible]	[illegible]	[illegible]	[illegible]	[illegible]	[illegible]	[illegible]
Acute hepatitis	[illegible]	[illegible]	[illegible]	[illegible]	[illegible]	[illegible]	[illegible]	[illegible]	[illegible]	[illegible]	[illegible]	[illegible]	[illegible]	[illegible]	[illegible]	[illegible]	[illegible]	[illegible]	[illegible]	[illegible]	[illegible]	[illegible]	[illegible]	[illegible]
Acute hepatitis A	[illegible]	[illegible]	[illegible]	[illegible]	[illegible]	[illegible]	[illegible]	[illegible]	[illegible]	[illegible]	[illegible]	[illegible]	[illegible]	[illegible]	[illegible]	[illegible]	[illegible]	[illegible]	[illegible]	[illegible]	[illegible]	[illegible]	[illegible]	[illegible]
Acute hepatitis B	[illegible]	[illegible]	[illegible]	[illegible]	[illegible]	[illegible]	[illegible]	[illegible]	[illegible]	[illegible]	[illegible]	[illegible]	[illegible]	[illegible]	[illegible]	[illegible]	[illegible]	[illegible]	[illegible]	[illegible]	[illegible]	[illegible]	[illegible]	[illegible]
Acute hepatitis C	[illegible]	[illegible]	[illegible]	[illegible]	[illegible]	[illegible]	[illegible]	[illegible]	[illegible]	[illegible]	[illegible]	[illegible]	[illegible]	[illegible]	[illegible]	[illegible]	[illegible]	[illegible]	[illegible]	[illegible]	[illegible]	[illegible]	[illegible]	[illegible]
Acute hepatitis E	[illegible]	[illegible]	[illegible]	[illegible]	[illegible]	[illegible]	[illegible]	[illegible]	[illegible]	[illegible]	[illegible]	[illegible]	[illegible]	[illegible]	[illegible]	[illegible]	[illegible]	[illegible]	[illegible]	[illegible]	[illegible]	[illegible]	[illegible]	[illegible]
Other unspecified infectious diseases	[illegible]	[illegible]	[illegible]	[illegible]	[illegible]	[illegible]	[illegible]	[illegible]	[illegible]	[illegible]	[illegible]	[illegible]	[illegible]	[illegible]	[illegible]	[illegible]	[illegible]	[illegible]	[illegible]	[illegible]	[illegible]	[illegible]	[illegible]	[illegible]
Maternal and neonatal disorders	[illegible]	[illegible]	[illegible]	[illegible]	[illegible]	[illegible]	[illegible]	[illegible]	[illegible]	[illegible]	[illegible]	[illegible]	[illegible]	[illegible]	[illegible]	[illegible]	[illegible]	[illegible]	[illegible]	[illegible]	[illegible]	[illegible]	[illegible]	[illegible]
Maternal disorders	[illegible]	[illegible]	[illegible]	[illegible]	[illegible]	[illegible]	[illegible]	[illegible]	[illegible]	[illegible]	[illegible]	[illegible]	[illegible]	[illegible]	[illegible]	[illegible]	[illegible]	[illegible]	[illegible]	[illegible]	[illegible]	[illegible]	[illegible]	[illegible]
Maternal hemorrhage	[illegible]	[illegible]	[illegible]	[illegible]	[illegible]	[illegible]	[illegible]	[illegible]	[illegible]	[illegible]	[illegible]	[illegible]	[illegible]	[illegible]	[illegible]	[illegible]	[illegible]	[illegible]	[illegible]	[illegible]	[illegible]	[illegible]	[illegible]	[illegible]
Maternal sepsis and other maternal infections	[illegible]	[illegible]	[illegible]	[illegible]	[illegible]	[illegible]	[illegible]	[illegible]	[illegible]	[illegible]	[illegible]	[illegible]	[illegible]	[illegible]	[illegible]	[illegible]	[illegible]	[illegible]	[illegible]	[illegible]	[illegible]	[illegible]	[illegible]	[illegible]
Maternal hypertensive disorders	[illegible]	[illegible]	[illegible]	[illegible]	[illegible]	[illegible]	[illegible]	[illegible]	[illegible]	[illegible]	[illegible]	[illegible]	[illegible]	[illegible]	[illegible]	[illegible]	[illegible]	[illegible]	[illegible]	[illegible]	[illegible]	[illegible]	[illegible]	[illegible]
Maternal obstructed labor and uterine rupture	[illegible]	[illegible]	[illegible]	[illegible]	[illegible]	[illegible]	[illegible]	[illegible]	[illegible]	[illegible]	[illegible]	[illegible]	[illegible]	[illegible]	[illegible]	[illegible]	[illegible]	[illegible]	[illegible]	[illegible]	[illegible]	[illegible]	[illegible]	[illegible]
Maternal abortion and miscarriage	[illegible]	[illegible]	[illegible]	[illegible]	[illegible]	[illegible]	[illegible]	[illegible]	[illegible]	[illegible]	[illegible]	[illegible]	[illegible]	[illegible]	[illegible]	[illegible]	[illegible]	[illegible]	[illegible]	[illegible]	[illegible]	[illegible]	[illegible]	[illegible]
Ectopic pregnancy	[illegible]	[illegible]	[illegible]	[illegible]	[illegible]	[illegible]	[illegible]	[illegible]	[illegible]	[illegible]	[illegible]	[illegible]	[illegible]	[illegible]	[illegible]	[illegible]	[illegible]	[illegible]	[illegible]	[illegible]	[illegible]	[illegible]	[illegible]	[illegible]
Indirect maternal deaths	[illegible]	[illegible]	[illegible]	[illegible]	[illegible]	[illegible]	[illegible]	[illegible]	[illegible]	[illegible]	[illegible]	[illegible]	[illegible]	[illegible]	[illegible]	[illegible]	[illegible]	[illegible]	[illegible]	[illegible]	[illegible]	[illegible]	[illegible]	[illegible]
Late maternal deaths	[illegible]	[illegible]	[illegible]	[illegible]	[illegible]	[illegible]	[illegible]	[illegible]	[illegible]	[illegible]	[illegible]	[illegible]	[illegible]	[illegible]	[illegible]	[illegible]	[illegible]	[illegible]	[illegible]	[illegible]	[illegible]	[illegible]	[illegible]	[illegible]
Maternal deaths aggravated by HIV/AIDS	[illegible]	[illegible]	[illegible]	[illegible]	[illegible]	[illegible]	[illegible]	[illegible]	[illegible]	[illegible]	[illegible]	[illegible]	[illegible]	[illegible]	[illegible]	[illegible]	[illegible]	[illegible]	[illegible]	[illegible]	[illegible]	[illegible]	[illegible]	[illegible]
Neonatal disorders	[illegible]	[illegible]	[illegible]	[illegible]	[illegible]	[illegible]	[illegible]	[illegible]	[illegible]	[illegible]	[illegible]	[illegible]	[illegible]	[illegible]	[illegible]	[illegible]	[illegible]	[illegible]	[illegible]	[illegible]	[illegible]	[illegible]	[illegible]	[illegible]
Neonatal preterm birth	[illegible]	[illegible]	[illegible]	[illegible]	[illegible]	[illegible]	[illegible]	[illegible]	[illegible]	[illegible]	[illegible]	[illegible]	[illegible]	[illegible]	[illegible]	[illegible]	[illegible]	[illegible]	[illegible]	[illegible]	[illegible]	[illegible]	[illegible]	[illegible]
Neonatal encephalopathy due to birth asphyxia and trauma	[illegible]	[illegible]	[illegible]	[illegible]	[illegible]	[illegible]	[illegible]	[illegible]	[illegible]	[illegible]	[illegible]	[illegible]	[illegible]	[illegible]	[illegible]	[illegible]	[illegible]	[illegible]	[illegible]	[illegible]	[illegible]	[illegible]	[illegible]	[illegible]
Neonatal sepsis and other neonatal infections	[illegible]	[illegible]	[illegible]	[illegible]	[illegible]	[illegible]	[illegible]	[illegible]	[illegible]	[illegible]	[illegible]	[illegible]	[illegible]	[illegible]	[illegible]	[illegible]	[illegible]	[illegible]	[illegible]	[illegible]	[illegible]	[illegible]	[illegible]	[illegible]
Hemolytic disease and other neonatal jaundice	[illegible]	[illegible]	[illegible]	[illegible]	[illegible]	[illegible]	[illegible]	[illegible]	[illegible]	[illegible]	[illegible]	[illegible]	[illegible]	[illegible]	[illegible]	[illegible]	[illegible]	[illegible]	[illegible]	[illegible]	[illegible]	[illegible]	[illegible]	[illegible]
Other neonatal disorders	[illegible]	[illegible]	[illegible]	[illegible]	[illegible]	[illegible]	[illegible]	[illegible]	[illegible]	[illegible]	[illegible]	[illegible]	[illegible]	[illegible]	[illegible]	[illegible]	[illegible]	[illegible]	[illegible]	[illegible]	[illegible]	[illegible]	[illegible]	[illegible]
Nutritional deficiencies	[illegible]	[illegible]	[illegible]	[illegible]	[illegible]	[illegible]	[illegible]	[illegible]	[illegible]	[illegible]	[illegible]	[illegible]	[illegible]	[illegible]	[illegible]	[illegible]	[illegible]	[illegible]	[illegible]	[illegible]	[illegible]	[illegible]	[illegible]	[illegible]
Protein-energy malnutrition	[illegible]	[illegible]	[illegible]	[illegible]	[illegible]	[illegible]	[illegible]	[illegible]	[illegible]	[illegible]	[illegible]	[illegible]	[illegible]	[illegible]	[illegible]	[illegible]	[illegible]	[illegible]	[illegible]	[illegible]	[illegible]	[illegible]	[illegible]	[illegible]
Iodine deficiency	[illegible]	[illegible]	[illegible]	[illegible]	[illegible]	[illegible]	[illegible]	[illegible]	[illegible]	[illegible]	[illegible]	[illegible]	[illegible]	[illegible]	[illegible]	[illegible]	[illegible]	[illegible]	[illegible]	[illegible]	[illegible]	[illegible]	[illegible]	[illegible]
Vitamin A deficiency	[illegible]	[illegible]	[illegible]	[illegible]	[illegible]	[illegible]	[illegible]	[illegible]	[illegible]	[illegible]	[illegible]	[illegible]	[illegible]	[illegible]	[illegible]	[illegible]	[illegible]	[illegible]	[illegible]	[illegible]	[illegible]	[illegible]	[illegible]	[illegible]
Dietary iron deficiency	[illegible]	[illegible]	[illegible]	[illegible]	[illegible]	[illegible]	[illegible]	[illegible]	[illegible]	[illegible]	[illegible]	[illegible]	[illegible]	[illegible]	[illegible]	[illegible]	[illegible]	[illegible]	[illegible]	[illegible]	[illegible]	[illegible]	[illegible]	[illegible]
Other nutritional deficiencies	[illegible]	[illegible]	[illegible]	[illegible]	[illegible]	[illegible]	[illegible]	[illegible]	[illegible]	[illegible]	[illegible]	[illegible]	[illegible]	[illegible]	[illegible]	[illegible]	[illegible]	[illegible]	[illegible]	[illegible]	[illegible]	[illegible]	[illegible]	[illegible]
Non-communicable diseases	[illegible]	[illegible]	[illegible]	[illegible]	[illegible]	[illegible]	[illegible]	[illegible]	[illegible]	[illegible]	[illegible]	[illegible]	[illegible]	[illegible]	[illegible]	[illegible]	[illegible]	[illegible]	[illegible]	[illegible]	[illegible]	[illegible]	[illegible]	[illegible]
Neoplasms	[illegible]	[illegible]	[illegible]	[illegible]	[illegible]	[illegible]	[illegible]	[illegible]	[illegible]	[illegible]	[illegible]	[illegible]	[illegible]	[illegible]	[illegible]	[illegible]	[illegible]	[illegible]	[illegible]	[illegible]	[illegible]	[illegible]	[illegible]	[illegible]
Lip and oral cavity cancer	[illegible]	[illegible]	[illegible]	[illegible]	[illegible]	[illegible]	[illegible]	[illegible]	[illegible]	[illegible]	[illegible]	[illegible]	[illegible]	[illegible]	[illegible]	[illegible]	[illegible]	[illegible]	[illegible]	[illegible]	[illegible]	[illegible]	[illegible]	[illegible]
Nasopharynx cancer	[illegible]	[illegible]	[illegible]	[illegible]	[illegible]	[illegible]	[illegible]	[illegible]	[illegible]	[illegible]	[illegible]	[illegible]	[illegible]	[illegible]	[illegible]	[illegible]	[illegible]	[illegible]	[illegible]	[illegible]	[illegible]	[illegible]	[illegible]	[illegible]
Other pharynx cancer	[illegible]	[illegible]	[illegible]	[illegible]	[illegible]	[illegible]	[illegible]	[illegible]	[illegible]	[illegible]	[illegible]	[illegible]	[illegible]	[illegible]	[illegible]	[illegible]	[illegible]	[illegible]	[illegible]	[illegible]	[illegible]	[illegible]	[illegible]	[illegible]
Esophageal cancer	[illegible]	[illegible]	[illegible]	[illegible]	[illegible]	[illegible]	[illegible]	[illegible]	[illegible]	[illegible]	[illegible]	[illegible]	[illegible]	[illegible]	[illegible]	[illegible]	[illegible]	[illegible]	[illegible]	[illegible]	[illegible]	[illegible]	[illegible]	[illegible]
Stomach cancer	[illegible]	[illegible]	[illegible]	[illegible]	[illegible]	[illegible]	[illegible]	[illegible]	[illegible]	[illegible]	[illegible]	[illegible]	[illegible]	[illegible]	[illegible]	[illegible]	[illegible]	[illegible]	[illegible]	[illegible]	[illegible]	[illegible]	[illegible]	[illegible]
Colon and rectum cancer	[illegible]	[illegible]	[illegible]	[illegible]	[illegible]	[illegible]	[illegible]	[illegible]	[illegible]	[illegible]	[illegible]	[illegible]	[illegible]	[illegible]	[illegible]	[illegible]	[illegible]	[illegible]	[illegible]	[illegible]	[illegible]	[illegible]	[illegible]	[illegible]
Liver cancer	[illegible]	[illegible]	[illegible]	[illegible]	[illegible]	[illegible]	[illegible]	[illegible]	[illegible]	[illegible]	[illegible]	[illegible]	[illegible]	[illegible]	[illegible]	[illegible]	[illegible]	[illegible]	[illegible]	[illegible]	[illegible]	[illegible]	[illegible]	[illegible]
Liver cancer due to hepatitis B	[illegible]	[illegible]	[illegible]	[illegible]	[illegible]	[illegible]	[illegible]	[illegible]	[illegible]	[illegible]	[illegible]	[illegible]	[illegible]	[illegible]	[illegible]	[illegible]	[illegible]	[illegible]	[illegible]	[illegible]	[illegible]	[illegible]	[illegible]	[illegible]
Liver cancer due to hepatitis C	[illegible]	[illegible]	[illegible]	[illegible]	[illegible]	[illegible]	[illegible]	[illegible]	[illegible]	[illegible]	[illegible]	[illegible]	[illegible]	[illegible]	[illegible]	[illegible]	[illegible]	[illegible]	[illegible]	[illegible]	[illegible]	[illegible]	[illegible]	[illegible]
Liver cancer due to alcohol use	[illegible]	[illegible]	[illegible]	[illegible]	[illegible]	[illegible]	[illegible]	[illegible]	[illegible]	[illegible]	[illegible]	[illegible]	[illegible]	[illegible]	[illegible]	[illegible]	[illegible]	[illegible]	[illegible]	[illegible]	[illegible]	[illegible]	[illegible]	[illegible]
Liver cancer due to NASH	[illegible]	[illegible]	[illegible]	[illegible]	[illegible]	[illegible]	[illegible]	[illegible]	[illegible]	[illegible]	[illegible]	[illegible]	[illegible]	[illegible]	[illegible]	[illegible]	[illegible]	[illegible]	[illegible]	[illegible]	[illegible]	[illegible]	[illegible]	[illegible]
Liver cancer due to other causes	[illegible]	[illegible]	[illegible]	[illegible]	[illegible]	[illegible]	[illegible]	[illegible]	[illegible]	[illegible]	[illegible]	[illegible]	[illegible]	[illegible]	[illegible]	[illegible]	[illegible]	[illegible]	[illegible]	[illegible]	[illegible]	[illegible]	[illegible]	[illegible]
Gallbladder and biliary tract cancer	[illegible]	[illegible]	[illegible]	[illegible]	[illegible]	[illegible]	[illegible]	[illegible]	[illegible]	[illegible]	[illegible]	[illegible]	[illegible]	[illegible]	[illegible]	[illegible]	[illegible]	[illegible]	[illegible]	[illegible]	[illegible]	[illegible]	[illegible]	[illegible]
Pancreatic cancer	[illegible]	[illegible]	[illegible]	[illegible]	[illegible]	[illegible]	[illegible]	[illegible]	[illegible]	[illegible]	[illegible]	[illegible]	[illegible]	[illegible]	[illegible]	[illegible]	[illegible]	[illegible]	[illegible]	[illegible]	[illegible]	[illegible]	[illegible]	[illegible]
Larynx cancer	[illegible]	[illegible]	[illegible]	[illegible]	[illegible]	[illegible]	[illegible]	[illegible]	[illegible]	[illegible]	[illegible]	[illegible]	[illegible]	[illegible]	[illegible]	[illegible]	[illegible]	[illegible]	[illegible]	[illegible]	[illegible]	[illegible]	[illegible]	[illegible]
Tracheal, bronchus, and lung cancer	[illegible]	[illegible]	[illegible]	[illegible]	[illegible]	[illegible]	[illegible]	[illegible]	[illegible]	[illegible]	[illegible]	[illegible]	[illegible]	[illegible]	[illegible]	[illegible]	[illegible]	[illegible]	[illegible]	[illegible]	[illegible]	[illegible]	[illegible]	[illegible]
Malignant skin melanoma	[illegible]	[illegible]	[illegible]	[illegible]	[illegible]	[illegible]	[illegible]	[illegible]	[illegible]	[illegible]	[illegible]	[illegible]	[illegible]	[illegible]	[illegible]	[illegible]	[illegible]	[illegible]	[illegible]	[illegible]	[illegible]	[illegible]	[illegible]	[illegible]
Non-melanoma skin cancer	[illegible]	[illegible]	[illegible]	[illegible]	[illegible]	[illegible]	[illegible]	[illegible]	[illegible]	[illegible]	[illegible]	[illegible]	[illegible]	[illegible]	[illegible]	[illegible]	[illegible]	[illegible]	[illegible]	[illegible]	[illegible]	[illegible]	[illegible]	[illegible]
Non-melanoma skin cancer (squamous-cell carcinoma)	[illegible]	[illegible]	[illegible]	[illegible]	[illegible]	[illegible]	[illegible]	[illegible]	[illegible]	[illegible]	[illegible]	[illegible]	[illegible]	[illegible]	[illegible]	[illegible]	[illegible]	[illegible]	[illegible]	[illegible]	[illegible]	[illegible]	[illegible]	[illegible]
Non-melanoma skin cancer (basal-cell carcinoma)	[illegible]	[illegible]	[illegible]	[illegible]	[illegible]	[illegible]	[illegible]	[illegible]	[illegible]	[illegible]	[illegible]	[illegible]	[illegible]	[illegible]	[illegible]	[illegible]	[illegible]	[illegible]	[illegible]	[illegible]	[illegible]	[illegible]	[illegible]	[illegible]
Breast cancer	[illegible]	[illegible]	[illegible]	[illegible]	[illegible]	[illegible]	[illegible]	[illegible]	[illegible]	[illegible]	[illegible]	[illegible]	[illegible]	[illegible]	[illegible]	[illegible]	[illegible]	[illegible]	[illegible]	[illegible]	[illegible]	[illegible]	[illegible]	[illegible]
Cervical cancer	[illegible]	[illegible]	[illegible]	[illegible]	[illegible]	[illegible]	[illegible]	[illegible]	[illegible]	[illegible]	[illegible]	[illegible]	[illegible]	[illegible]	[illegible]	[illegible]	[illegible]	[illegible]	[illegible]	[illegible]	[illegible]	[illegible]	[illegible]	[illegible]
Uterine cancer	[illegible]	[illegible]	[illegible]	[illegible]	[illegible]	[illegible]	[illegible]	[illegible]	[illegible]	[illegible]	[illegible]	[illegible]	[illegible]	[illegible]	[illegible]	[illegible]	[illegible]	[illegible]	[illegible]	[illegible]	[illegible]	[illegible]	[illegible]	[illegible]
Ovarian cancer	[illegible]	[illegible]	[illegible]	[illegible]	[illegible]	[illegible]	[illegible]	[illegible]	[illegible]	[illegible]	[illegible]	[illegible]	[illegible]	[illegible]	[illegible]	[illegible]	[illegible]	[illegible]	[illegible]	[illegible]	[illegible]	[illegible]	[illegible]	[illegible]
Prostate cancer	[illegible]	[illegible]	[illegible]	[illegible]	[illegible]	[illegible]	[illegible]	[illegible]	[illegible]	[illegible]	[illegible]	[illegible]	[illegible]	[illegible]	[illegible]	[illegible]	[illegible]	[illegible]	[illegible]	[illegible]	[illegible]	[illegible]	[illegible]	[illegible]
Testicular cancer	[illegible]	[illegible]	[illegible]	[illegible]	[illegible]	[illegible]	[illegible]	[illegible]	[illegible]	[illegible]	[illegible]	[illegible]	[illegible]	[illegible]	[illegible]	[illegible]	[illegible]	[illegible]	[illegible]	[illegible]	[illegible]	[illegible]	[illegible]	[illegible]
Kidney cancer	[illegible]	[illegible]	[illegible]	[illegible]	[illegible]	[illegible]	[illegible]	[illegible]	[illegible]	[illegible]	[illegible]	[illegible]	[illegible]	[illegible]	[illegible]	[illegible]	[illegible]	[illegible]	[illegible]	[illegible]	[illegible]	[illegible]	[illegible]	[illegible]
Bladder cancer	[illegible]	[illegible]	[illegible]	[illegible]	[illegible]	[illegible]	[illegible]	[illegible]	[illegible]	[illegible]	[illegible]	[illegible]	[illegible]	[illegible]	[illegible]	[illegible]	[illegible]	[illegible]	[illegible]	[illegible]	[illegible]	[illegible]	[illegible]	[illegible]
Brain and central nervous system cancer	[illegible]	[illegible]	[illegible]	[illegible]	[illegible]	[illegible]	[illegible]	[illegible]	[illegible]	[illegible]	[illegible]	[illegible]	[illegible]	[illegible]	[illegible]	[illegible]	[illegible]	[illegible]	[illegible]	[illegible]	[illegible]	[illegible]	[illegible]	[illegible]
Thyroid cancer	[illegible]	[illegible]	[illegible]	[illegible]	[illegible]	[illegible]	[illegible]	[illegible]	[illegible]	[illegible]	[illegible]	[illegible]	[illegible]	[illegible]	[illegible]	[illegible]	[illegible]	[illegible]	[illegible]	[illegible]	[illegible]	[illegible]	[illegible]	[illegible]
Mesothelioma	[illegible]	[illegible]	[illegible]	[illegible]	[illegible]	[illegible]	[illegible]	[illegible]	[illegible]	[illegible]	[illegible]	[illegible]	[illegible]	[illegible]	[illegible]	[illegible]	[illegible]	[illegible]	[illegible]	[illegible]	[illegible]	[illegible]	[illegible]	[illegible]
Hodgkin lymphoma	[illegible]	[illegible]	[illegible]	[illegible]	[illegible]	[illegible]	[illegible]	[illegible]	[illegible]	[illegible]	[illegible]	[illegible]	[illegible]	[illegible]	[illegible]	[illegible]	[illegible]	[illegible]	[illegible]	[illegible]	[illegible]	[illegible]	[illegible]	[illegible]
Non-Hodgkin lymphoma	[illegible]	[illegible]	[illegible]	[illegible]	[illegible]	[illegible]	[illegible]	[illegible]	[illegible]	[illegible]	[illegible]	[illegible]	[illegible]	[illegible]	[illegible]	[illegible]	[illegible]	[illegible]	[illegible]	[illegible]	[illegible]	[illegible]	[illegible]	[illegible]
Multiple myeloma	[illegible]	[illegible]	[illegible]	[illegible]	[illegible]	[illegible]	[illegible]	[illegible]	[illegible]	[illegible]	[illegible]	[illegible]	[illegible]	[illegible]	[illegible]	[illegible]	[illegible]	[illegible]	[illegible]	[illegible]	[illegible]	[illegible]	[illegible]	[illegible]
Leukemia	[illegible]	[illegible]	[illegible]	[illegible]	[illegible]	[illegible]	[illegible]	[illegible]	[illegible]	[illegible]	[illegible]	[illegible]	[illegible]	[illegible]	[illegible]	[illegible]	[illegible]	[illegible]	[illegible]	[illegible]	[illegible]	[illegible]	[illegible]	[illegible]
Acute lymphoid leukemia	[illegible]	[illegible]	[illegible]	[illegible]	[illegible]	[illegible]	[illegible]	[illegible]	[illegible]	[illegible]	[illegible]	[illegible]	[illegible]	[illegible]	[illegible]	[illegible]	[illegible]	[illegible]	[illegible]	[illegible]	[illegible]	[illegible]	[illegible]	[illegible]
Chronic lymphoid leukemia	[illegible]	[illegible]	[illegible]	[illegible]	[illegible]	[illegible]	[illegible]	[illegible]	[illegible]	[illegible]	[illegible]	[illegible]	[illegible]	[illegible]	[illegible]	[illegible]	[illegible]	[illegible]	[illegible]	[illegible]	[illegible]	[illegible]	[illegible]	[illegible]
Acute myeloid leukemia	[illegible]	[illegible]	[illegible]	[illegible]	[illegible]	[illegible]	[illegible]	[illegible]	[illegible]	[illegible]	[illegible]	[illegible]	[illegible]	[illegible]	[illegible]	[illegible]	[illegible]	[illegible]	[illegible]	[illegible]	[illegible]	[illegible]	[illegible]	[illegible]
Chronic myeloid leukemia	[illegible]	[illegible]	[illegible]	[illegible]	[illegible]	[illegible]	[illegible]	[illegible]	[illegible]	[illegible]	[illegible]	[illegible]	[illegible]	[illegible]	[illegible]	[illegible]	[illegible]	[illegible]	[illegible]	[illegible]	[illegible]	[illegible]	[illegible]	[illegible]
Other leukemia	[illegible]	[illegible]	[illegible]	[illegible]	[illegible]	[illegible]	[illegible]	[illegible]	[illegible]	[illegible]	[illegible]	[illegible]	[illegible]	[illegible]	[illegible]	[illegible]	[illegible]	[illegible]	[illegible]	[illegible]	[illegible]	[illegible]	[illegible]	[illegible]
Other malignant neoplasms	[illegible]	[illegible]	[illegible]	[illegible]	[illegible]	[illegible]	[illegible]	[illegible]	[illegible]	[illegible]	[illegible]	[illegible]	[illegible]	[illegible]	[illegible]	[illegible]	[illegible]	[illegible]	[illegible]	[illegible]	[illegible]	[illegible]	[illegible]	[illegible]
Other neoplasms	[illegible]	[illegible]	[illegible]	[illegible]	[illegible]	[illegible]	[illegible]	[illegible]	[illegible]	[illegible]	[illegible]	[illegible]	[illegible]	[illegible]	[illegible]	[illegible]	[illegible]	[illegible]	[illegible]	[illegible]	[illegible]	[illegible]	[illegible]	[illegible]
Myelodysplastic, myeloproliferative, and other hematopoietic n	[illegible]	[illegible]	[illegible]	[illegible]	[illegible]	[illegible]	[illegible]	[illegible]	[illegible]	[illegible]	[illegible]	[illegible]	[illegible]	[illegible]	[illegible]	[illegible]	[illegible]	[illegible]	[illegible]	[illegible]	[illegible]	[illegible]	[illegible]	[illegible]
Benign and in situ intestinal neoplasms	[illegible]	[illegible]	[illegible]	[illegible]	[illegible]	[illegible]	[illegible]	[illegible]	[illegible]	[illegible]	[illegible]	[illegible]	[illegible]	[illegible]	[illegible]	[illegible]	[illegible]	[illegible]	[illegible]	[illegible]	[illegible]	[illegible]	[illegible]	[illegible]
Benign and in situ cervical and uterine neoplasms	[illegible]	[illegible]	[illegible]	[illegible]	[illegible]	[illegible]	[illegible]	[illegible]	[illegible]	[illegible]	[illegible]	[illegible]	[illegible]	[illegible]	[illegible]	[illegible]	[illegible]	[illegible]	[illegible]	[illegible]	[illegible]	[illegible]	[illegible]	[illegible]
Other benign and in situ neoplasms	[illegible]	[illegible]	[illegible]	[illegible]	[illegible]	[illegible]	[illegible]	[illegible]	[illegible]	[illegible]	[illegible]	[illegible]	[illegible]	[illegible]	[illegible]	[illegible]	[illegible]	[illegible]	[illegible]	[illegible]	[illegible]	[illegible]	[illegible]	[illegible]
Cardiovascular diseases	[illegible]	[illegible]	[illegible]	[illegible]	[illegible]	[illegible]	[illegible]	[illegible]	[illegible]	[illegible]	[illegible]	[illegible]	[illegible]	[illegible]	[illegible]	[illegible]	[illegible]	[illegible]	[illegible]	[illegible]	[illegible]	[illegible]	[illegible]	[illegible]
Rheumatic heart disease	[illegible]	[illegible]	[illegible]	[illegible]	[illegible]	[illegible]	[illegible]	[illegible]	[illegible]	[illegible]	[illegible]	[illegible]	[illegible]	[illegible]	[illegible]	[illegible]	[illegible]	[illegible]	[illegible]	[illegible]	[illegible]	[illegible]	[illegible]	[illegible]

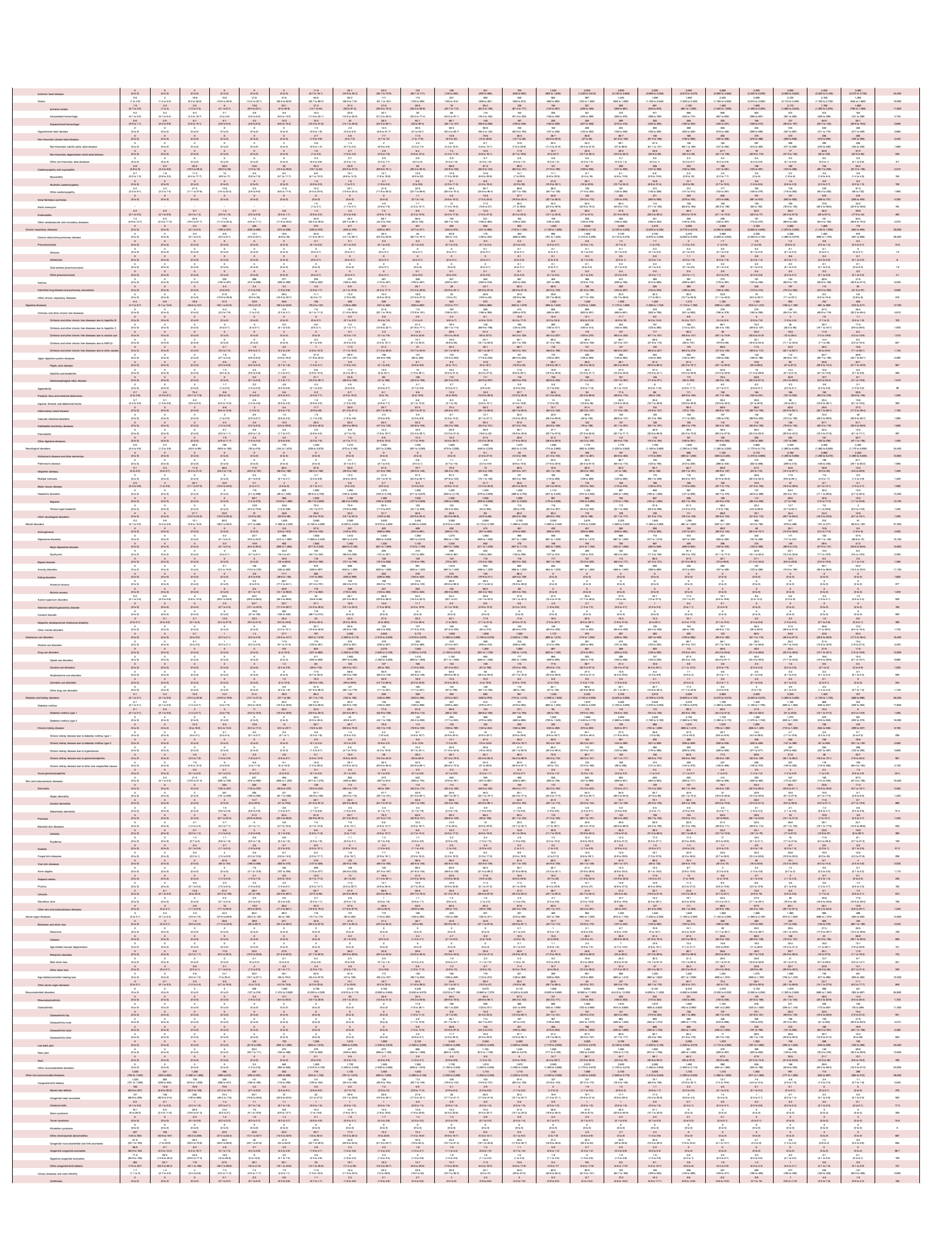



SR Table 2b: Kansas DALYS by cause and sex groups for females with 95% uncertainty intervals, 2019

Cause	Early Neonatal	Late Neonatal	Post-Neonatal	1 to 4	5 to 9	10 to 14	15 to 19	20 to 24	25 to 29	30 to 34	35 to 39	40 to 44	45 to 49	50 to 54	55 to 59	60 to 64	65 to 69	70 to 74	75 to 79	80 to 84	85 to 89	90 to 94	95 plus	Total
All causes	4,000 (3,600 to 4,300)	1,010 (898 to 1,140)	2,880 (2,330 to 3,580)	3,090 (2,530 to 3,750)	4,000 (3,300 to 5,060)	7,670 (6,850 to 8,600)	13,900 (12,900 to 15,000)	15,700 (14,700 to 16,800)	15,900 (14,900 to 16,900)	16,000 (15,000 to 17,000)	22,000 (17,600 to 27,200)	22,700 (18,300 to 27,800)	23,600 (19,000 to 28,900)	29,000 (23,200 to 36,000)	33,600 (27,700 to 40,400)	36,400 (29,400 to 44,100)	33,900 (26,600 to 42,000)	33,700 (26,600 to 42,200)	29,000 (20,900 to 40,600)	23,000 (15,900 to 33,400)	15,700 (10,900 to 23,000)	10,200 (6,338 to 15,200)	460,000
Communicable, maternal, neonatal, and nutritional diseases	3,690 (3,600 to 3,800)	914 (885 to 939)	642 (572 to 707)	686 (610 to 819)	738 (689 to 1,090)	694 (653 to 878)	768 (724 to 1,040)	760 (649 to 1,000)	699 (607 to 1,000)	645 (554 to 1,040)	1,130 (774 to 1,700)	1,060 (723 to 1,660)	871 (623 to 1,350)	822 (604 to 1,190)	682 (492 to 1,000)	1,060 (777 to 1,510)	1,010 (749 to 1,500)	987 (742 to 1,350)	1,020 (749 to 1,500)	871 (638 to 1,160)	696 (519 to 779)	22,000
HIV/AIDS and sexually transmitted infections	0.2 (0.1 to 0.5)	0.1 (0 to 0.2)	2.3 (2 to 2.7)	2 (1.7 to 2.4)	1.9 (1.1 to 4.1)	2.6 (2.4 to 3.4)	9.5 (8.6 to 11)	29.1 (26 to 32.1)	62.5 (57 to 68)	91.3 (84 to 101)	109 (99 to 120)	92.1 (84 to 102)	68.6 (62 to 76)	46 (41 to 51)	33.4 (29 to 37)	29.6 (26 to 33)	13.7 (11 to 15)	8.6 (7 to 10)	3.6 (2 to 5)	1.9 (1 to 3)	0.8 (0 to 1)	656
HIV/AIDS	0 (0 to 0)	0 (0 to 0)	2.3 (1.9 to 2.6)	2 (1.7 to 2.4)	1.9 (1.1 to 3.9)	2.6 (2.4 to 3.2)	9.5 (8.6 to 11)	29.1 (26 to 32.1)	62.5 (57 to 68)	91.3 (84 to 101)	109 (99 to 120)	92.1 (84 to 102)	68.6 (62 to 76)	46 (41 to 51)	33.4 (29 to 37)	29.6 (26 to 33)	13.7 (11 to 15)	8.6 (7 to 10)	3.6 (2 to 5)	1.9 (1 to 3)	0.8 (0 to 1)	656
HIV/AIDS - Drug-susceptible Tuberculosis	0 (0 to 0)	0 (0 to 0)	0 (0 to 0.1)	0 (0 to 0)	0.1 (0 to 0.3)	0.2 (0.1 to 0.3)	0.4 (0.3 to 0.5)	0.4 (0.3 to 0.5)	0.4 (0.3 to 0.5)	0.4 (0.3 to 0.5)	0.4 (0.3 to 0.5)	0.4 (0.3 to 0.5)	0.4 (0.3 to 0.5)	0.4 (0.3 to 0.5)	0.4 (0.3 to 0.5)	0.4 (0.3 to 0.5)	0.4 (0.3 to 0.5)	0.4 (0.3 to 0.5)	0.4 (0.3 to 0.5)	0.4 (0.3 to 0.5)	0.4 (0.3 to 0.5)	6.6
HIV/AIDS - Multidrug-resistant Tuberculosis without extensive	0 (0 to 0)	0 (0 to 0)	0 (0 to 0)	0 (0 to 0)	0 (0 to 0)	0 (0 to 0)	0 (0 to 0)	0 (0 to 0)	0 (0 to 0)	0 (0 to 0)	0 (0 to 0)	0 (0 to 0)	0 (0 to 0)	0 (0 to 0)	0 (0 to 0)	0 (0 to 0)	0 (0 to 0)	0 (0 to 0)	0 (0 to 0)	0 (0 to 0)	0 (0 to 0)	0 (0 to 0)	0.2
HIV/AIDS - Extensively drug-resistant Tuberculosis	0 (0 to 0)	0 (0 to 0)	0 (0 to 0)	0 (0 to 0)	0 (0 to 0)	0 (0 to 0)	0 (0 to 0)	0 (0 to 0)	0 (0 to 0)	0 (0 to 0)	0 (0 to 0)	0 (0 to 0)	0 (0 to 0)	0 (0 to 0)	0 (0 to 0)	0 (0 to 0)	0 (0 to 0)	0 (0 to 0)	0 (0 to 0)	0 (0 to 0)	0 (0 to 0)	0 (0 to 0)	0
HIV/AIDS resulting in other diseases	0 (0 to 0)	0 (0 to 0)	0 (0 to 0.2)	0 (0 to 0.2)	0 (0 to 0.1)	0 (0 to 0.2)	0 (0 to 0.2)	0 (0 to 0.3)	0 (0 to 0.2)	0 (0 to 0.2)	0 (0 to 0.2)	0 (0 to 0.2)	0 (0 to 0.2)	0 (0 to 0.2)	0 (0 to 0.2)	0 (0 to 0.2)	0 (0 to 0.2)	0 (0 to 0.2)	0 (0 to 0.2)	0 (0 to 0.2)	0 (0 to 0.2)	0 (0 to 0.2)	0.5
Sexually transmitted infections excluding HIV	0.2 (0.1 to 0.5)	0.1 (0 to 0.2)	0 (0 to 0)	0 (0 to 0)	0.1 (0 to 0.2)	0.4 (0.3 to 0.5)	0.6 (0.5 to 0.7)	0.6 (0.5 to 0.8)	0.6 (0.5 to 0.8)	0.6 (0.5 to 0.8)	0.6 (0.5 to 0.8)	0.6 (0.5 to 0.8)	0.6 (0.5 to 0.8)	0.6 (0.5 to 0.8)	0.6 (0.5 to 0.8)	0.7 (0.6 to 0.9)	0.8 (0.7 to 1)	1.1 (0.9 to 1.3)	0.9 (0.7 to 1.1)	0.5 (0.4 to 0.7)	0.3 (0.2 to 0.4)	9.7
Chlamydial infection	0 (0 to 0)	0 (0 to 0)	0 (0 to 0)	0 (0 to 0)	0 (0 to 0)	0.2 (0.2 to 0.3)	0.6 (0.5 to 0.7)	1.6 (1.4 to 1.8)	2.2 (1.9 to 2.5)	2.6 (2.3 to 2.9)	2.8 (2.4 to 3.2)	2.8 (2.4 to 3.2)	2.6 (2.3 to 3)	2.4 (2.1 to 2.8)	2.1 (1.8 to 2.4)	2.1 (1.8 to 2.4)	1.8 (1.5 to 2.1)	1.5 (1.3 to 1.8)	1.2 (1 to 1.5)	0.9 (0.7 to 1.1)	0.5 (0.4 to 0.7)	19.7
Gonococcal infection	0 (0 to 0)	0 (0 to 0)	0 (0 to 0)	0 (0 to 0)	0 (0 to 0.2)	0.2 (0.1 to 0.2)	0.5 (0.4 to 0.6)	0.7 (0.6 to 0.8)	1.2 (1 to 1.3)	1.5 (1.3 to 1.7)	2 (1.7 to 2.3)	1.7 (1.5 to 2)	1.5 (1.3 to 1.8)	1.3 (1.1 to 1.5)	1.1 (0.9 to 1.3)	1.1 (0.9 to 1.3)	0.9 (0.7 to 1.1)	0.8 (0.6 to 1)	0.6 (0.5 to 0.8)	0.4 (0.3 to 0.5)	0.2 (0.1 to 0.3)	19.8
Trichomoniasis	0 (0 to 0)	0 (0 to 0)	0 (0 to 0)	0 (0 to 0)	0.1 (0 to 0.2)	0.6 (0.5 to 0.8)	1.4 (1.2 to 1.6)	1.7 (1.4 to 2)	1.5 (1.2 to 1.8)	1.2 (1 to 1.5)	1.1 (0.9 to 1.3)	0.9 (0.7 to 1.1)	0.7 (0.6 to 0.9)	0.6 (0.5 to 0.8)	0.5 (0.4 to 0.6)	0.4 (0.3 to 0.5)	0.3 (0.2 to 0.4)	0.2 (0.2 to 0.3)	0.2 (0.1 to 0.2)	0.1 (0.1 to 0.2)	0.1 (0 to 0.1)	12.6
Genital herpes	0 (0 to 0)	0 (0 to 0)	0 (0 to 0)	0 (0 to 0)	0 (0 to 0)	0.1 (0 to 0.1)	0.3 (0.2 to 0.4)	0.5 (0.4 to 0.6)	0.6 (0.5 to 0.7)	0.7 (0.6 to 0.8)	0.7 (0.6 to 0.8)	0.7 (0.6 to 0.8)	0.7 (0.6 to 0.8)	0.7 (0.6 to 0.8)	0.7 (0.6 to 0.8)	0.7 (0.6 to 0.8)	0.6 (0.5 to 0.7)	0.5 (0.4 to 0.6)	0.4 (0.3 to 0.5)	0.3 (0.2 to 0.4)	0.2 (0.1 to 0.2)	6.5
Other sexually transmitted infections	0 (0 to 0)	0 (0 to 0)	0 (0 to 0)	0 (0 to 0)	0 (0 to 0)	0.1 (0 to 0.2)	0.3 (0.2 to 0.4)	0.4 (0.3 to 0.5)	0.5 (0.4 to 0.6)	0.6 (0.5 to 0.7)	0.6 (0.5 to 0.7)	0.6 (0.5 to 0.7)	0.6 (0.5 to 0.7)	0.6 (0.5 to 0.7)	0.6 (0.5 to 0.7)	0.6 (0.5 to 0.7)	0.6 (0.5 to 0.7)	0.6 (0.5 to 0.7)	0.5 (0.4 to 0.6)	0.4 (0.3 to 0.5)	0.2 (0.2 to 0.3)	5.1
Respiratory infections and tuberculosis	117 (72 to 178)	19 (12.4 to 28.9)	135 (107 to 207)	219 (172 to 286)	160 (132 to 228)	119 (97 to 170)	110 (91 to 151)	122 (103 to 170)	146 (123 to 201)	197 (161 to 263)	273 (223 to 359)	228 (183 to 302)	216 (169 to 279)	256 (200 to 330)	284 (224 to 365)	349 (276 to 446)	390 (309 to 500)	429 (339 to 550)	399 (316 to 513)	316 (250 to 406)	194 (154 to 249)	3,760
Tuberculosis	0 (0 to 0)	0 (0 to 0)	0.3 (0.2 to 0.4)	0.5 (0.4 to 0.7)	0.5 (0.2 to 0.8)	0.9 (0.5 to 1.4)	1.9 (0.9 to 3.4)	1.9 (0.8 to 3.6)	2.3 (1 to 4.3)	2.6 (1.1 to 4.9)	3.3 (1.3 to 6.3)	3.3 (1.3 to 6.3)	3.3 (1.3 to 6.3)	3.3 (1.3 to 6.3)	3.3 (1.3 to 6.3)	3.3 (1.3 to 6.3)	3.3 (1.3 to 6.3)	3.3 (1.3 to 6.3)	3.3 (1.3 to 6.3)	3.3 (1.3 to 6.3)	3.3 (1.3 to 6.3)	59.4
Latent tuberculosis infection	0 (0 to 0)	0 (0 to 0)	0 (0 to 0)	0 (0 to 0)	0 (0 to 0)	0 (0 to 0)	0 (0 to 0)	0 (0 to 0)	0 (0 to 0)	0 (0 to 0)	0 (0 to 0)	0 (0 to 0)	0 (0 to 0)	0 (0 to 0)	0 (0 to 0)	0 (0 to 0)	0 (0 to 0)	0 (0 to 0)	0 (0 to 0)	0 (0 to 0)	0 (0 to 0)	0 (0 to 0)	0
Drug-susceptible Tuberculosis	0 (0 to 0)	0 (0 to 0)	0.3 (0.2 to 0.4)	0.5 (0.4 to 0.6)	0.4 (0.2 to 0.8)	0.9 (0.4 to 1.4)	1.9 (1.2 to 2.7)	1.8 (1.1 to 2.6)	2.3 (1.4 to 3.3)	2.5 (1.6 to 3.6)	3.1 (2 to 4.4)	3.1 (2 to 4.4)	3.1 (2 to 4.4)	3.1 (1.9 to 4.4)	3.1 (1.9 to 4.4)	3.1 (1.9 to 4.4)	3.1 (1.9 to 4.4)	3.1 (1.9 to 4.4)	3.1 (1.9 to 4.4)	3.1 (1.9 to 4.4)	3.1 (1.9 to 4.4)	53.6
Multidrug-resistant tuberculosis without extensive drug-resistan	0 (0 to 0)	0 (0 to 0)	0 (0 to 0)	0 (0 to 0)	0 (0 to 0)	0 (0 to 0)	0 (0 to 0)	0 (0 to 0)	0 (0 to 0)	0 (0 to 0)	0 (0 to 0)	0 (0 to 0)	0 (0 to 0)	0 (0 to 0)	0 (0 to 0)	0 (0 to 0)	0 (0 to 0)	0 (0 to 0)	0 (0 to 0)	0 (0 to 0)	0 (0 to 0)	0 (0 to 0)	1.4
Extensively drug-resistant tuberculosis	0 (0 to 0)	0 (0 to 0)	0 (0 to 0)	0 (0 to 0)	0 (0 to 0)	0 (0 to 0)	0 (0 to 0)	0 (0 to 0)	0 (0 to 0)	0 (0 to 0)	0 (0 to 0)	0 (0 to 0)	0 (0 to 0)	0 (0 to 0)	0 (0 to 0)	0 (0 to 0)	0 (0 to 0)	0 (0 to 0)	0 (0 to 0)	0 (0 to 0)	0 (0 to 0)	0 (0 to 0)	0.4
Lower respiratory infections	11.4 (7.9 to 16.3)	17.9 (12.5 to 27.4)	113 (83.9 to 181)	203.0 (147.0 to 271.4)	28.2 (20.3 to 38.8)	27.3 (19.7 to 38.2)	23.5 (17.2 to 33.1)	27.3 (20.2 to 37.5)	28.2 (20.8 to 38.5)	38.1 (28.1 to 52.1)	73.2 (54.1 to 100)	92 (68.2 to 126)	120 (87.4 to 164)	179 (131 to 244)	252 (181 to 357)	310 (221 to 441)	380 (266 to 554)	429 (292 to 635)	503 (336 to 754)	548 (365 to 836)	732 (466 to 1,160)	698 (426 to 1,200)	4,980
Upper respiratory infections	0.3 (0.2 to 0.4)	1.7 (1.2 to 2.6)	29.9 (21.9 to 48.1)	126 (92 to 168)	12 (8.6 to 16.5)	7.5 (5.4 to 10.4)	3.9 (2.8 to 5.5)	3.2 (2.3 to 4.4)	3.2 (2.3 to 4.4)	3.2 (2.3 to 4.4)	3.2 (2.3 to 4.4)	3.2 (2.3 to 4.4)	3.2 (2.3 to 4.4)	3.2 (2.3 to 4.4)	3.2 (2.3 to 4.4)	3.2 (2.3 to 4.4)	3.2 (2.3 to 4.4)	3.2 (2.3 to 4.4)	3.2 (2.3 to 4.4)	3.2 (2.3 to 4.4)	3.2 (2.3 to 4.4)	1,630
Otitis media	0 (0 to 0)	0 (0 to 0.2)	2.1 (1.5 to 3.7)	12.8 (9.2 to 18.9)	1.4 (1 to 2.1)	1.2 (0.9 to 1.8)	1.2 (0.9 to 1.7)	1.2 (0.9 to 1.7)	1.2 (0.9 to 1.7)	1.2 (0.9 to 1.7)	1.2 (0.9 to 1.7)	1.2 (0.9 to 1.7)	1.2 (0.9 to 1.7)	1.2 (0.9 to 1.7)	1.2 (0.9 to 1.7)	1.2 (0.9 to 1.7)	1.2 (0.9 to 1.7)	1.2 (0.9 to 1.7)	1.2 (0.9 to 1.7)	1.2 (0.9 to 1.7)	1.2 (0.9 to 1.7)	277
Enteric infections	2 (1.3 to 3)	3 (2.3 to 4)	29.5 (24.9 to 34.6)	64.4 (54.1 to 130)	17.7 (14.9 to 20.7)	39.4 (32.9 to 46.2)	64.2 (53.7 to 75.2)	97.1 (81.2 to 114)	108 (90.2 to 126)	109 (91.3 to 128)	109 (91.3 to 128)	109 (91.3 to 128)	109 (91.3 to 128)	109 (91.3 to 128)	109 (91.3 to 128)	109 (91.3 to 128)	109 (91.3 to 128)	109 (91.3 to 128)	109 (91.3 to 128)	109 (91.3 to 128)	109 (91.3 to 128)	1,860
Diarrheal diseases	2 (1.3 to 3)	3 (2.3 to 4)	29.5 (24.9 to 34.6)	64.4 (54.1 to 130)	17.7 (14.9 to 20.7)	39.4 (32.9 to 46.2)	64.2 (53.7 to 75.2)	97.1 (81.2 to 114)	108 (90.2 to 126)	109 (91.3 to 128)	109 (91.3 to 128)	109 (91.3 to 128)	109 (91.3 to 128)	109 (91.3 to 128)	109 (91.3 to 128)	109 (91.3 to 128)	109 (91.3 to 128)	109 (91.3 to 128)	109 (91.3 to 128)	109 (91.3 to 128)	109 (91.3 to 128)	1,860
Typhoid and paratyphoid	0 (0 to 0)	0 (0 to 0)	0 (0 to 0)	0 (0 to 0)	0 (0 to 0)	0 (0 to 0)	0 (0 to 0)	0 (0 to 0)	0 (0 to 0)	0 (0 to 0)	0 (0 to 0)	0 (0 to 0)	0 (0 to 0)	0 (0 to 0)	0 (0 to 0)	0 (0 to 0)	0 (0 to 0)	0 (0 to 0)	0 (0 to 0)	0 (0 to 0)	0 (0 to 0)	0 (0 to 0)	0.4
Typhoid fever	0 (0 to 0)	0 (0 to 0)	0 (0 to 0)	0 (0 to 0)	0 (0 to 0)	0 (0 to 0)	0 (0 to 0)	0 (0 to 0)	0 (0 to 0)	0 (0 to 0)	0 (0 to 0)	0 (0 to 0)	0 (0 to 0)	0 (0 to 0)	0 (0 to 0)	0 (0 to 0)	0 (0 to 0)	0 (0 to 0)	0 (0 to 0)	0 (0 to 0)	0 (0 to 0)	0 (0 to 0)	0
Paratyphoid fever	0 (0 to 0)	0 (0 to 0)	0 (0 to 0)	0 (0 to 0)	0 (0 to 0)	0 (0 to 0)	0 (0 to 0)	0 (0 to 0)	0 (0 to 0)	0 (0 to 0)	0 (0 to 0)	0 (0 to 0)	0 (0 to 0)	0 (0 to 0)	0 (0 to 0)	0 (0 to 0)	0 (0 to 0)	0 (0 to 0)	0 (0 to 0)	0 (0 to 0)	0 (0 to 0)	0 (0 to 0)	0.4
Invasive Non-typhoidal Salmonella (iNTS)	0 (0 to 0.2)	0.1 (0 to 0.4)	0.4 (0.1 to 0.8)	0.2 (0.1 to 0.5)	0.2 (0.1 to 0.5)	0.2 (0.1 to 0.5)	0.2 (0.1 to 0.5)	0.1 (0 to 0.3)	0.1 (0 to 0.3)	0.1 (0 to 0.3)	0.1 (0 to 0.3)	0.1 (0 to 0.3)	0.1 (0 to 0.3)	0.1 (0 to 0.3)	0.2 (0.1 to 0.5)	0.2 (0.1 to 0.5)	0.2 (0.1 to 0.5)	0.2 (0.1 to 0.5)	0.2 (0.1 to 0.5)	0.2 (0.1 to 0.5)	0.2 (0.1 to 0.5)	3.5
Other intestinal infectious diseases	0 (0 to 0)	0 (0 to 0)	0.4 (0.1 to 1.1)	0.6 (0.1 to 1.9)	0.4 (0 to 1.3)	0.2 (0 to 0.7)	0.2 (0 to 0.7)	0.2 (0 to 0.7)	0.1 (0 to 0.5)	0.1 (0 to 0.5)	0.1 (0 to 0.5)	0.2 (0 to 0.6)	0.2 (0 to 0.6)	0.2 (0 to 0.6)	0.2 (0 to 0.6)	0.2 (0 to 0.6)	0.2 (0 to 0.6)	0.2 (0 to 0.6)	0.2 (0 to 0.6)	0.2 (0 to 0.6)	0.2 (0 to 0.6)	3.9
Neglected tropical diseases and malaria	0.4 (0.1 to 0.8)	1.4 (0.7 to 2.7)	4.2 (2.2 to 7.8)	6.7 (3.5 to 12.5)	13.4 (7.1 to 24.8)	11.4 (6.1 to 21.1)	10 (5.4 to 18.5)	8.6 (4.6 to 15.9)	11.5 (6.1 to 21.2)	10.6 (5.6 to 19.6)	23.6 (12.5 to 43.6)	19.5 (10.3 to 36.1)	28.6 (15.1 to 52.9)	28.7 (15.1 to 53.1)	33.2 (17.5 to 61.4)	44.8 (23.7 to 82.9)	37.1 (19.6 to 68.6)	30 (15.9 to 55.5)	37.6 (19.9 to 69.7)	29.7 (15.7 to 54.9)	19.5 (10.3 to 36.1)	399
Malaria	0 (0 to 0)	0 (0 to 0)	0 (0 to 0)	0 (0 to 0)	0 (0 to 0)	0 (0 to 0)	0 (0 to 0)	0 (0 to 0)	0 (0 to 0)	0 (0 to 0)	0 (0 to 0)	0 (0 to 0)	0 (0 to 0)	0 (0 to 0)	0 (0 to 0)	0 (0 to 0)	0 (0 to 0)	0 (0 to 0)	0 (0 to 0)	0 (0 to 0)	0 (0 to 0)	0 (0 to 0)	0
Chagas disease	0 (0 to 0)	0 (0 to 0)	0 (0 to 0)	0 (0 to 0)	0 (0 to 0)	0 (0 to 0)	0 (0 to 0)	0 (0 to 0)	0 (0 to 0)	0 (0 to 0)	0 (0 to 0)	0 (0 to 0)	0 (0 to 0)	0 (0 to 0)	0 (0 to 0)	0 (0 to 0)	0 (0 to 0)	0 (0 to 0)	0 (0 to 0)	0 (0 to 0)	0 (0 to 0)	0 (0 to 0)	0.6
Leishmaniasis	0 (0 to 0)	0 (0 to 0)	0 (0 to 0)	0 (0 to 0)	0 (0 to 0)	0 (0 to 0)	0 (0 to 0)	0 (0 to 0)	0 (0 to 0)	0 (0 to 0)	0 (0 to 0)	0 (0 to 0)	0 (0 to 0)	0 (0 to 0)	0 (0 to 0)	0 (0 to 0)	0 (0 to 0)	0 (0 to 0)	0 (0 to 0)	0 (0 to 0)	0 (0 to 0)	0 (0 to 0)	0
Visceral leishmaniasis	0 (0 to 0)	0 (0 to 0)	0 (0 to 0)	0 (0 to 0)	0 (0 to 0)	0 (0 to 0)	0 (0 to 0)	0 (0 to 0)	0 (0 to 0)	0 (0 to 0)	0 (0 to 0)	0 (0 to 0)	0 (0 to 0)	0 (0 to 0)	0 (0 to 0)	0 (0 to 0)	0 (0 to 0)	0 (0 to 0)	0 (0 to 0)	0 (0 to 0)	0 (0 to 0)	0 (0 to 0)	0
Cutaneous and mucocutaneous leishmaniasis	0 (0 to 0)	0 (0 to 0)	0 (0 to 0)	0 (0 to 0)	0 (0 to 0)	0 (0 to 0)	0 (0 to 0)	0 (0 to 0)	0 (0 to 0)	0 (0 to 0)	0 (0 to 0)	0 (0 to 0)	0 (0 to 0)	0 (0 to 0)	0 (0 to 0)	0 (0 to 0)	0 (0 to 0)	0 (0 to 0)	0 (0 to 0)	0 (0 to 0)	0 (0 to 0)	0 (0 to 0)	0
African trypanosomiasis	0 (0 to 0)	0 (0 to 0)	0 (0 to 0)	0 (0 to 0)	0 (0 to 0)	0 (0 to 0)	0 (0 to 0)	0 (0 to 0)	0 (0 to 0)	0 (0 to 0)	0 (0 to 0)	0 (0 to 0)	0 (0 to 0)	0 (0 to 0)	0 (0 to 0)	0 (0 to 0)	0 (0 to 0)	0 (0 to 0)	0 (0 to 0)	0 (0 to 0)	0 (0 to 0)	0 (0 to 0)	0
Schistosomiasis	0 (0 to 0)	0 (0 to 0)	0 (0 to 0)	0 (0 to 0)	0 (0 to 0)	0 (0 to 0)	0 (0 to 0)	0 (0 to 0)	0 (0 to 0)	0 (0 to 0)	0 (0 to 0)	0 (0 to 0)	0 (0 to 0)	0 (0 to 0)	0 (0 to 0)	0 (0 to 0)	0 (0 to 0)	0 (0 to 0)	0 (0 to 0)	0 (0 to 0)	0 (0 to 0)	0 (0 to 0)	0
Cysticercosis	0 (0 to 0)	0 (0 to 0)	0 (0 to 0)	0 (0 to 0)	0.1 (0 to 0.4)	0.8 (0.3 to 2.1)	2.6 (0.9 to 5.9)	2.6 (0.9 to 5.9)	1.6 (0.6 to 3.8)	1 (0.4 to 2.4)	1.9 (0.7 to 4.5)	1.3 (0.5 to 3.1)	1.3 (0.5 to 3.1)	1.3 (0.5 to 3.1)	1.3 (0.5 to 3.1)	1.3 (0.5 to 3.1)	1.3 (0.5 to 3.1)	1.3 (0.5 to 3.1)	1.3 (0.5 to 3.1)	1.3 (0.5 to 3.1)	1.3 (0.5 to 3.1)	21.4
Cystic echinococcosis	0 (0 to 0)	0 (0 to 0)	0 (0 to 0)	0 (0 to 0)	0 (0 to 0)	0 (0 to 0)	0 (0 to 0)	0 (0 to 0)	0 (0 to 0)	0 (0 to 0)	0 (0 to 0)	0 (0 to 0)	0 (0 to 0)	0 (0 to 0)	0 (0 to 0)	0 (0 to 0)	0 (0 to 0)	0 (0 to 0)	0 (0 to 0)	0 (0 to 0)	0 (0 to 0)	0 (0 to 0)	0.6
Lymphatic filariasis	0 (0 to 0)	0 (0 to 0)	0 (0 to 0)	0 (0 to 0)	0 (0 to 0)	0 (0 to 0)	0 (0 to 0)	0 (0 to 0)	0 (0 to 0)	0 (0 to 0)	0 (0 to 0)	0 (0 to 0)	0 (0 to 0)	0 (0 to 0)	0 (0 to 0)	0 (0 to 0)	0 (0 to 0)	0 (0 to 0)	0 (0 to 0)	0 (0 to 0)	0 (0 to 0)	0 (0 to 0)	0
Onchocerciasis	0 (0 to 0)	0 (0 to 0)	0 (0 to 0)	0 (0 to 0)	0 (0 to 0)	0 (0 to 0)	0 (0 to 0)	0 (0 to 0)	0 (0 to 0)	0 (0 to 0)	0 (0 to 0)	0 (0 to 0)	0 (0 to 0)	0 (0 to 0)	0 (0 to 0)	0 (0 to 0)	0 (0 to 0)	0 (0 to 0)	0 (0 to 0)	0 (0 to 0)	0 (0 to 0)	0 (0 to 0)	0
Trachoma	0 (0 to 0)	0 (0 to 0)	0 (0 to 0)	0 (0 to 0)	0 (0 to 0)	0 (0 to 0)	0 (0 to 0)	0 (0 to 0)	0 (0 to 0)	0 (0 to 0)	0 (0 to 0)	0 (0 to 0)	0 (0 to 0)	0 (0 to 0)	0 (0 to 0)	0 (0 to 0)	0 (0 to 0)	0 (0 to 0)	0 (0 to 0)	0 (0 to 0)	0 (0 to 0)	0 (0 to 0)	0
Dengue	0 (0 to 0)	0 (0 to 0)	0 (0 to 0)	0 (0 to 0)	0 (0 to 0)	0 (0 to 0)	0 (0 to 0)	0 (0 to 0)	0 (0 to 0)	0 (0 to 0)	0 (0 to 0)	0 (0 to 0)	0 (0 to 0)	0 (0 to 0)	0 (0 to 0)	0 (0 to 0)	0 (0 to 0)	0 (0 to 0)	0 (0 to 0)	0 (0 to 0)	0 (0 to 0)	0 (0 to 0)	0
Yellow fever	0 (0 to 0)	0 (0 to 0)	0 (0 to 0)	0 (0 to 0)	0 (0 to 0)	0 (0 to 0)	0 (0 to 0)	0 (0 to 0)	0 (0 to 0)	0 (0 to 0)	0 (0 to 0)	0 (0 to 0)	0 (0 to 0)	0 (0 to 0)	0 (0 to 0)	0 (0 to 0)	0 (0 to 0)	0 (0 to 0)	0 (0 to 0)	0 (0 to 0)	0 (0 to 0)	0 (0 to 0)	0
Rabies	0 (0 to 0)	0 (0 to 0)	0.4 (0.1 to 0.7)	0.2 (0.1 to 0.7)	0.2 (0.1 to 0.5)	0.2 (0.1 to 0.5)	0.1 (0 to 0.2)	0.1 (0 to 0.2)	0.1 (0 to 0.2)	0.1 (0 to 0.2)	0.1 (0 to 0.2)	0.1 (0 to 0.2)	0.1 (0 to 0.2)	0.1 (0 to 0.2)	0.1 (0 to 0.2)	0.1 (0 to 0.2)	0.1 (0 to 0.2)	0.1 (0 to 0.2)	0.1 (0 to 0.2)	0.1 (0 to 0.2)	0.1 (0 to 0.2)	1.7
Intestinal nematode infections	0 (0 to 0)	0 (0 to 0)	0 (0 to 0)	0 (0 to 0)	0 (0 to 0)	0 (0 to 0)	0 (0 to 0)	0 (0 to 0)	0 (0 to 0)	0 (0 to 0)	0 (0 to 0)	0 (0 to 0)	0 (0 to 0)	0 (0 to 0)	0 (0 to 0)	0 (0 to 0)	0 (0 to 0)	0 (0 to 0)	0 (0 to 0)	0 (0 to 0)	0 (0 to 0)	0 (0 to 0)	0
Ascariasis	0 (0 to 0)	0 (0 to 0)	0 (0 to 0)	0 (0 to 0)	0 (0 to 0)	0 (0 to 0)	0 (0 to 0)	0 (0 to 0)	0 (0 to 0)	0 (0 to 0)	0 (0 to 0)	0 (0 to 0)	0 (0 to 0)	0 (0 to 0)	0 (0 to 0)	0 (0 to 0)	0 (0 to 0)	0 (0 to 0)	0 (0 to 0)	0 (0 to 0)	0 (0 to 0)	0 (0 to 0)	0
Trichuriasis	0 (0 to 0)	0 (0 to 0)	0 (0 to 0)	0 (0 to 0)	0 (0 to 0)	0 (0 to 0)	0 (0 to 0)	0 (0 to 0)	0 (0 to 0)	0 (0 to 0)	0 (0 to 0)	0 (0 to 0)	0 (0 to 0)	0 (0 to 0)	0 (0 to 0)	0 (0 to 0)	0 (0 to 0)	0 (0 to 0)	0 (0 to 0)	0 (0 to 0)	0 (0 to 0)	0 (0 to 0)	0
Hookworm disease	0 (0 to 0)	0 (0 to 0)	0 (0 to 0)	0 (0 to 0)	0 (0 to 0)	0 (0 to 0)	0 (0 to 0)	0 (0 to 0)	0 (0 to 0)	0 (0 to 0)	0 (0 to 0)	0 (0 to 0)	0 (0 to 0)	0 (0 to 0)	0 (0 to 0)	0 (0 to 0)	0 (0 to 0)	0 (0 to 0)	0 (0 to 0)	0 (0 to 0)	0 (0 to 0)	0 (0 to 0)	0
Food-borne trematodiases	0 (0 to 0)	0 (0 to 0)	0 (0 to 0)	0 (0 to 0)	0 (0 to 0)	0 (0 to 0)	0 (0 to 0)	0 (0 to 0)	0 (0 to 0)	0 (0 to 0)	0 (0 to 0)	0 (0 to 0)	0 (0 to 0)	0 (0 to 0)	0 (0 to 0)	0 (0 to 0)	0 (0 to 0)	0 (0 to 0)	0 (0 to 0)	0 (0 to 0)	0 (0 to 0)	0 (0 to 0)	0
Leprosy	0 (0 to 0)	0 (0 to 0)	0 (0 to 0)	0 (0 to 0)	0 (0 to 0)	0 (0 to 0)	0 (0 to 0)	0 (0 to 0)	0 (0 to 0)	0 (0 to 0)	0 (0 to 0)	0 (0 to 0)	0 (0 to 0)	0 (0 to 0)	0 (0 to 0)	0 (0 to 0)	0 (0 to 0)	0 (0 to 0)	0 (0 to 0)	0 (0 to 0)	0 (0 to 0)	0 (0 to 0)	0
Ebola	0 (0 to 0)	0 (0 to 0)	0 (0 to 0)	0 (0 to 0)	0 (0 to 0)	0 (0 to 0)	0 (0 to 0)	0 (0 to 0)	0 (0 to 0)	0 (0 to 0)	0 (0 to 0)	0 (0 to 0)	0 (0 to 0)	0 (0 to 0)	0 (0 to 0)	0 (0 to 0)	0 (0 to 0)	0 (0 to 0)	0 (0 to 0)	0 (0 to 0)



SR Table 2b: Samoa DALYS by cause and age group for females with 95% uncertainty intervals, 2019

Cause	Early Neonatal	Late Neonatal	Post Neonatal	1 to 4	5 to 9	10 to 14	15 to 19	20 to 24	25 to 29	30 to 34	35 to 39	40 to 44	45 to 49	50 to 54	55 to 59	60 to 64	65 to 69	70 to 74	75 to 79	80 to 84	85 to 89	90 to 94	95 plus	Total
All causes	1,360 (467 to 778)	1,360 (260 to 2,577)	1,360 (904 to 1,736)	1,360 (442 to 601)	1,360 (525 to 676)	1,360 (709 to 1,130)	1,360 (1,010 to 1,600)	1,360 (1,020 to 1,740)	1,360 (926 to 1,910)	1,360 (927 to 2,010)	1,360 (1,080 to 1,870)	1,360 (1,340 to 2,060)	1,360 (1,330 to 2,460)	1,360 (1,740 to 2,940)	1,360 (1,920 to 2,930)	1,360 (1,940 to 2,930)	1,360 (1,940 to 2,720)	1,360 (1,270 to 1,750)	1,360 (1,210 to 1,660)	1,360 (1,010 to 1,390)	1,360 (645 to 899)	1,360 (264 to 335)	1,360 (62 to 74 to 87)	27,300
Communicable, maternal, neonatal, and nutritional diseases	1,360 (344 to 617)	1,360 (172 to 328)	1,360 (300 to 572)	1,360 (284 to 386)	1,360 (199 to 286)	1,360 (137 to 260)	1,360 (141 to 266)	1,360 (142 to 451)	1,360 (129 to 460)	1,360 (117 to 700)	1,360 (112 to 570)	1,360 (92 to 360)	1,360 (87 to 396)	1,360 (96 to 551)	1,360 (100 to 556)	1,360 (95 to 570)	1,360 (89 to 133)	1,360 (78 to 180)	1,360 (48 to 132)	1,360 (74 to 145)	1,360 (75 to 166)	1,360 (46 to 94)	1,360 (24 to 42 to 62)	4,320
HIV/AIDS and sexually transmitted infections	119 (38 to 239)	35.7 (11.7 to 78.2)	41.3 (12 to 94.5)	17.9 (7.7 to 102)	6.4 (3.4 to 46.3)	6.2 (3.4 to 38.3)	17.5 (7.4 to 117)	40.6 (11 to 255)	71.8 (4 to 214)	75.1 (4.2 to 227)	64.6 (4.7 to 266)	39.1 (3 to 197)	22.4 (2 to 189)	19.8 (1.2 to 116)	13.6 (0.8 to 91.3)	12.7 (0.6 to 92)	10.2 (0.4 to 79.1)	3.6 (0.2 to 33.2)	1.3 (0 to 14.4)	0.3 (0 to 3.3)	0.2 (0 to 1.3)	0 (0 to 0.3)	609
HIV/AIDS	0 (0 to 0)	0 (0 to 0.1)	0.6 (0 to 2.9)	0.6 (0.1 to 1.55)	0.3 (0.1 to 0.9)	0.4 (0.1 to 2.3)	0.5 (0.1 to 2.5)	1.6 (0.3 to 5.2)	16.1 (1.1 to 52)	38.1 (1.1 to 152)	47.9 (1.1 to 201)	29.7 (0.8 to 127)	16.7 (0.4 to 104)	14.7 (0.3 to 96)	9.9 (0.2 to 74)	9.6 (0.2 to 74)	7.6 (0.1 to 64)	2.7 (0 to 24)	1.1 (0 to 11)	0.2 (0 to 1.6)	0.1 (0 to 0.6)	0 (0 to 0)	385
HIV/AIDS - Drug-susceptible Tuberculosis	0 (0 to 0)	0 (0 to 0)	0.2 (0 to 0.5)	1 (0 to 2.3)	0.2 (0 to 0.5)	0.3 (0 to 0.7)	0.6 (0.2 to 1.3)	2.6 (0.5 to 2.3)	2.7 (0.4 to 9.1)	2.5 (0.5 to 4.9)	1.6 (0.3 to 3.8)	1.4 (0.2 to 2.9)	1.2 (0.2 to 2.4)	0.8 (0.1 to 1.6)	0.6 (0.1 to 1.2)	0.5 (0.1 to 1.2)	0.4 (0.1 to 1)	0.1 (0 to 0.3)	0.1 (0 to 0.1)	0 (0 to 0)	0 (0 to 0)	0 (0 to 0)	16.6
HIV/AIDS - Multidrug-resistant Tuberculosis without extensive dr...	0 (0 to 0)	0 (0 to 0)	0 (0 to 0)	0 (0 to 0)	0 (0 to 0)	0 (0 to 0)	0 (0 to 0)	0 (0 to 0)	0 (0 to 0)	0 (0 to 0)	0 (0 to 0)	0 (0 to 0)	0 (0 to 0)	0 (0 to 0)	0 (0 to 0)	0 (0 to 0)	0 (0 to 0)	0 (0 to 0)	0 (0 to 0)	0 (0 to 0)	0 (0 to 0)	0 (0 to 0)	0 (0 to 0)	0
HIV/AIDS - Extensively drug-resistant Tuberculosis	0 (0 to 0)	0 (0 to 0)	0 (0 to 0)	0 (0 to 0)	0 (0 to 0)	0 (0 to 0)	0 (0 to 0)	0 (0 to 0)	0 (0 to 0)	0 (0 to 0)	0 (0 to 0)	0 (0 to 0)	0 (0 to 0)	0 (0 to 0)	0 (0 to 0)	0 (0 to 0)	0 (0 to 0)	0 (0 to 0)	0 (0 to 0)	0 (0 to 0)	0 (0 to 0)	0 (0 to 0)	0 (0 to 0)	0
HIV/AIDS resulting in other diseases	0 (0 to 0)	0 (0 to 0.4)	0.4 (0 to 1.9)	0.6 (0 to 1.57)	0.1 (0 to 0.4)	0.4 (0 to 2.7)	0.5 (0.2 to 1.6)	1.2 (0.4 to 3.2)	2.6 (0.4 to 9.2)	4.2 (0.4 to 20)	4.2 (0.3 to 20)	3.2 (0.3 to 15)	2.2 (0.2 to 10)	1.8 (0.2 to 8.5)	1.3 (0.1 to 6.2)	1.1 (0.1 to 5.2)	0.9 (0.1 to 4.2)	0.4 (0 to 2.1)	0.2 (0 to 1.1)	0.1 (0 to 0.5)	0 (0 to 0.2)	0 (0 to 0.1)	0 (0 to 0.3)	379
Sexually transmitted infections excluding HIV	119 (38 to 239)	35.7 (11.7 to 78.2)	37.7 (9 to 94.5)	1.3 (0 to 3.7)	1.1 (0 to 2.7)	0.4 (0.2 to 1.1)	1 (0.5 to 2.1)	2.7 (1 to 5.7)	3.9 (1.7 to 7.9)	3.3 (1.4 to 6.3)	3.7 (1.5 to 6.4)	3.9 (2 to 7.4)	3.7 (1.6 to 7)	3.4 (1.4 to 6.3)	3.1 (1.4 to 6.2)	3.1 (1.4 to 6.1)	3.1 (1.4 to 6.2)	3.1 (1.4 to 6.3)	3.1 (1.3 to 6.3)	3.1 (1.3 to 6.2)	3.1 (1.3 to 6.2)	3.1 (1.3 to 6.2)	223
Syphilis	0 (0 to 0)	0 (0 to 0)	0 (0 to 0)	0 (0 to 0)	0 (0 to 0)	0 (0 to 0)	0 (0 to 0)	0 (0 to 0)	0 (0 to 0)	0 (0 to 0)	0 (0 to 0)	0 (0 to 0)	0 (0 to 0)	0 (0 to 0)	0 (0 to 0)	0 (0 to 0)	0 (0 to 0)	0 (0 to 0)	0 (0 to 0)	0 (0 to 0)	0 (0 to 0)	0 (0 to 0)	0 (0 to 0)	195
Chlamydial infection	0 (0 to 0)	0 (0 to 0)	0 (0 to 0)	0 (0 to 0)	0 (0 to 0)	0 (0 to 0.1)	0 (0 to 0.1)	0.1 (0 to 0.2)	0.2 (0 to 0.5)	0.3 (0 to 0.9)	0.4 (0 to 0.9)	0.3 (0 to 0.8)	0.3 (0 to 0.8)	0.2 (0 to 0.6)	0.2 (0 to 0.5)	0.2 (0 to 0.5)	0.2 (0 to 0.5)	0.1 (0 to 0.3)	0.1 (0 to 0.3)	0 (0 to 0.1)	0 (0 to 0.1)	0 (0 to 0)	0 (0 to 0)	1.9
Gonococcal infection	0 (0 to 0)	0 (0 to 0)	0 (0 to 0)	0 (0 to 0)	0 (0 to 0)	0 (0 to 0.1)	0 (0 to 0.1)	0 (0 to 0.1)	0 (0 to 0.1)	0 (0 to 0.2)	0 (0 to 0.2)	0 (0 to 0.2)	0 (0 to 0.2)	0 (0 to 0.2)	0 (0 to 0.2)	0 (0 to 0.2)	0 (0 to 0.2)	0 (0 to 0.1)	0 (0 to 0.1)	0 (0 to 0.1)	0 (0 to 0.1)	0 (0 to 0)	0 (0 to 0)	1.7
Trichomoniasis	0 (0 to 0)	0 (0 to 0)	0 (0 to 0)	0 (0 to 0)	0 (0 to 0)	0 (0 to 0.1)	0 (0 to 0.2)	1.9 (0.7 to 4.5)	2.7 (0.5 to 8.5)	2.5 (0.4 to 8.2)	2.4 (0.7 to 4.9)	2 (0.4 to 4.1)	1.7 (0.4 to 4.1)	1.4 (0.5 to 3.2)	1.2 (0.2 to 3.1)	1.1 (0.2 to 2.4)	1 (0.2 to 2.1)	0.9 (0.2 to 2.1)	0.8 (0.1 to 2.1)	0.7 (0.1 to 2)	0.6 (0.1 to 2)	0.5 (0.1 to 1.7)	0.2 (0 to 0.5)	15.2
Genital herpes	0 (0 to 0)	0 (0 to 0)	0 (0 to 0)	0 (0 to 0)	0 (0 to 0)	0 (0 to 0.1)	0 (0 to 0.1)	0.2 (0.1 to 0.6)	0.4 (0.1 to 1.1)	0.5 (0.1 to 1.2)	0.4 (0.1 to 1.1)	0.4 (0.1 to 1)	0.4 (0.1 to 1)	0.3 (0.1 to 0.8)	0.3 (0.1 to 0.7)	0.3 (0.1 to 0.7)	0.2 (0.1 to 0.6)	0.2 (0.1 to 0.5)	0.1 (0 to 0.3)	0 (0 to 0.2)	0 (0 to 0.1)	0 (0 to 0)	0 (0 to 0)	3.6
Other sexually transmitted infections	0 (0 to 0)	0 (0 to 0)	0 (0 to 0)	0 (0 to 0)	0 (0 to 0)	0 (0 to 0.1)	0 (0 to 0.2)	0 (0.1 to 0.5)	0 (0 to 0.9)	0 (0 to 0.4)	0 (0 to 0.4)	0 (0 to 0.4)	0 (0 to 0.2)	0 (0 to 0.2)	0 (0 to 0.2)	0 (0 to 0.1)	0 (0 to 0.1)	0 (0 to 0.1)	0 (0 to 0.1)	0 (0 to 0.1)	0 (0 to 0.1)	0 (0 to 0)	0 (0 to 0)	5.7
Respiratory infections and tuberculosis	119.6 (8.4 to 38.1)	220.4 (15.5 to 58.6)	119 (45.2 to 189)	119 (39.4 to 75.4)	119 (30.6 to 60.1)	119 (30.6 to 52.5)	119 (31.1 to 57.1)	119 (46.4 to 113)	119 (24.4 to 68.9)	119 (21.5 to 67.3)	119 (40.2 to 111)	119 (32.4 to 79.7)	119 (30.4 to 75.3)	119 (34.1 to 78)	119 (46.6 to 103)	119 (49.2 to 106)	119 (44.9 to 101)	119 (45.5 to 79.4)	119 (42.3 to 68.8)	119 (39.4 to 66.7)	119 (23.3 to 34.4)	119 (13.1 to 19.1)	1,260
Tuberculosis	0 (0 to 0)	0.1 (0 to 0.2)	0.1 (0 to 0.5)	0.1 (0 to 1.9)	0.1 (0 to 0.4)	0.1 (0 to 0.6)	0.1 (0 to 0.6)	0.2 (0.1 to 0.6)	0.2 (0 to 0.6)	0.2 (0 to 0.6)	0.2 (0 to 0.6)	0.2 (0 to 0.6)	0.2 (0 to 0.6)	0.2 (0 to 0.6)	0.2 (0 to 0.6)	0.2 (0 to 0.6)	0.2 (0 to 0.6)	0.2 (0 to 0.6)	0.2 (0 to 0.6)	0.2 (0 to 0.6)	0.2 (0 to 0.6)	0.2 (0 to 0.6)	0.2 (0 to 0.6)	2.1
Latent tuberculosis infection	0 (0 to 0)	0 (0 to 0)	0 (0 to 0)	0 (0 to 0)	0 (0 to 0)	0 (0 to 0)	0 (0 to 0)	0 (0 to 0)	0 (0 to 0)	0 (0 to 0)	0 (0 to 0)	0 (0 to 0)	0 (0 to 0)	0 (0 to 0)	0 (0 to 0)	0 (0 to 0)	0 (0 to 0)	0 (0 to 0)	0 (0 to 0)	0 (0 to 0)	0 (0 to 0)	0 (0 to 0)	0 (0 to 0)	0
Drug-susceptible tuberculosis	0 (0 to 0)	0 (0 to 0)	0.1 (0 to 0.2)	0.1 (0 to 1.9)	0.1 (0 to 0.4)	0.1 (0 to 0.6)	0.1 (0 to 0.6)	0.2 (0.1 to 0.6)	0.2 (0 to 0.6)	0.2 (0 to 0.6)	0.2 (0 to 0.6)	0.2 (0 to 0.6)	0.2 (0 to 0.6)	0.2 (0 to 0.6)	0.2 (0 to 0.6)	0.2 (0 to 0.6)	0.2 (0 to 0.6)	0.2 (0 to 0.6)	0.2 (0 to 0.6)	0.2 (0 to 0.6)	0.2 (0 to 0.6)	0.2 (0 to 0.6)	0.2 (0 to 0.6)	2.1
Multidrug-resistant tuberculosis without extensive drug-resistance	0 (0 to 0)	0 (0 to 0)	0 (0 to 0)	0 (0 to 0)	0 (0 to 0)	0 (0 to 0)	0 (0 to 0.1)	0 (0 to 0.1)	0 (0 to 0.1)	0 (0 to 0.1)	0 (0 to 0.1)	0 (0 to 0.1)	0 (0 to 0.1)	0 (0 to 0.1)	0 (0 to 0.1)	0 (0 to 0.1)	0 (0 to 0.1)	0 (0 to 0.1)	0 (0 to 0.1)	0 (0 to 0.1)	0 (0 to 0.1)	0 (0 to 0.1)	0 (0 to 0.1)	0.3
Extensively drug-resistant tuberculosis	0 (0 to 0)	0 (0 to 0)	0 (0 to 0)	0 (0 to 0)	0 (0 to 0)	0 (0 to 0)	0 (0 to 0)	0 (0 to 0)	0 (0 to 0)	0 (0 to 0)	0 (0 to 0)	0 (0 to 0)	0 (0 to 0)	0 (0 to 0)	0 (0 to 0)	0 (0 to 0)	0 (0 to 0)	0 (0 to 0)	0 (0 to 0)	0 (0 to 0)	0 (0 to 0)	0 (0 to 0)	0 (0 to 0)	0.1
Lower respiratory infections	119.6 (8.7 to 38)	220.3 (15.6 to 58.6)	115 (41.4 to 184)	117.2 (37.9 to 62.9)	118.2 (30.2 to 59.2)	118.1 (30.4 to 51.9)	118.1 (31.1 to 56.2)	116.7 (45.4 to 111)	116.4 (23.5 to 75.7)	116.3 (20.7 to 65.4)	116.1 (39.5 to 73.7)	116.1 (32.1 to 78.4)	116.1 (30.1 to 74.4)	116.1 (33.8 to 77.3)	116.1 (46.2 to 102)	116.1 (48.9 to 105)	116.1 (44.7 to 100)	116.1 (45.3 to 78.9)	116.1 (42.1 to 68.2)	116.1 (39.1 to 66.1)	116.1 (23.2 to 34.2)	116.1 (13.0 to 18.9)	1,250
Upper respiratory infections	0 (0 to 0)	0.1 (0.1 to 0.2)	0.2 (0 to 0.7)	0.7 (0.1 to 1.9)	0.3 (0 to 0.7)	0.4 (0.1 to 0.9)	0.4 (0.1 to 1.1)	0.5 (0.2 to 0.9)	0.5 (0.1 to 0.9)	0.4 (0.1 to 0.8)	0.4 (0.1 to 0.9)	0.4 (0.1 to 0.9)	0.4 (0.1 to 0.9)	0.4 (0.1 to 0.9)	0.4 (0.1 to 0.9)	0.4 (0.1 to 0.9)	0.4 (0.1 to 0.9)	0.4 (0.1 to 0.9)	0.4 (0.1 to 0.9)	0.4 (0.1 to 0.9)	0.4 (0.1 to 0.9)	0.4 (0.1 to 0.9)	0.4 (0.1 to 0.9)	3.8
Otitis media	0 (0 to 0)	0 (0 to 0)	0.3 (0.2 to 0.5)	0.9 (0.2 to 2.1)	0.5 (0.3 to 0.9)	0.6 (0.2 to 2.7)	0.6 (0.1 to 1.8)	0.6 (0.1 to 1.1)	0.6 (0.1 to 1.2)	0.6 (0.1 to 1.2)	0.6 (0.1 to 1.2)	0.6 (0.1 to 1.2)	0.6 (0.1 to 1.2)	0.6 (0.1 to 1.2)	0.6 (0.1 to 1.2)	0.6 (0.1 to 1.2)	0.6 (0.1 to 1.2)	0.6 (0.1 to 1.2)	0.6 (0.1 to 1.2)	0.6 (0.1 to 1.2)	0.6 (0.1 to 1.2)	0.6 (0.1 to 1.2)	0.6 (0.1 to 1.2)	5.9
Enteric infections	0.4 (0.2 to 1.3)	2.8 (0.9 to 3.3)	23.7 (10.4 to 51.9)	48.4 (30.6 to 91.6)	32.9 (19.6 to 49.8)	27.3 (17.1 to 41.6)	21.6 (10.8 to 33.4)	19.5 (11.5 to 39.9)	14.5 (9.7 to 22.6)	13.3 (9.9 to 19.2)	13.2 (9.9 to 19)	16.3 (10 to 23.4)	19.7 (10.9 to 35.7)	22.1 (12.1 to 32.1)	17 (9.2 to 28.6)	19.6 (10.4 to 28.4)	22.3 (10.1 to 33.9)	19.6 (9.4 to 32.2)	22.3 (10.6 to 47.5)	19.6 (5.9 to 29.4)	22.3 (3.5 to 13.1)	19.6 (1.4 to 2.2)	408
Diarrheal diseases	0.4 (0.2 to 1.3)	2.7 (0.9 to 3.3)	23.7 (10 to 51.1)	48.4 (30.4 to 79.4)	32.9 (14 to 37.1)	27.3 (16.9 to 35.5)	21.6 (9.1 to 19.9)	19.5 (9.4 to 25.5)	14.5 (8.3 to 20.6)	13.3 (9.2 to 17.6)	13.2 (7.9 to 17.7)	16.3 (9.2 to 17.7)	19.7 (9.4 to 22.6)	22.1 (10.2 to 25.2)	17 (8.1 to 19.6)	19.6 (9.2 to 20.6)	22.3 (9.2 to 20.7)	19.6 (9.2 to 20.1)	22.3 (9.6 to 47.4)	19.6 (5.9 to 29.4)	22.3 (3.4 to 12.5)	19.6 (1.4 to 2.2)	391
Typhoid and paratyphoid	0 (0 to 0)	0 (0 to 0)	0 (0 to 0)	0 (0 to 0)	0 (0 to 0)	0 (0 to 0)	0 (0 to 0)	0 (0 to 0)	0 (0 to 0)	0 (0 to 0)	0 (0 to 0)	0 (0 to 0)	0 (0 to 0)	0 (0 to 0)	0 (0 to 0)	0 (0 to 0)	0 (0 to 0)	0 (0 to 0)	0 (0 to 0)	0 (0 to 0)	0 (0 to 0)	0 (0 to 0)	0 (0 to 0)	0
Typhoid fever	0 (0 to 0)	0 (0 to 0)	0 (0 to 0.4)	0.5 (0 to 1.9)	0.2 (0 to 0.9)	0.3 (0 to 0.9)	0.4 (0 to 1.2)	0.4 (0.1 to 0.9)	0.4 (0 to 1.2)	0.4 (0 to 1.2)	0.4 (0 to 1.2)	0.4 (0 to 1.2)	0.4 (0 to 1.2)	0.4 (0 to 1.2)	0.4 (0 to 1.2)	0.4 (0 to 1.2)	0.4 (0 to 1.2)	0.4 (0 to 1.2)	0.4 (0 to 1.2)	0.4 (0 to 1.2)	0.4 (0 to 1.2)	0.4 (0 to 1.2)	0.4 (0 to 1.2)	3.8
Paratyphoid fever	0 (0 to 0)	0 (0 to 0)	0 (0 to 0)	0 (0 to 0)	0 (0 to 0)	0 (0 to 0)	0 (0 to 0)	0 (0 to 0)	0 (0 to 0)	0 (0 to 0)	0 (0 to 0)	0 (0 to 0)	0 (0 to 0)	0 (0 to 0)	0 (0 to 0)	0 (0 to 0)	0 (0 to 0)	0 (0 to 0)	0 (0 to 0)	0 (0 to 0)	0 (0 to 0)	0 (0 to 0)	0 (0 to 0)	0
Invasive Non-typhoidal Salmonella (iNTS)	0 (0 to 0)	0 (0 to 0.1)	0.5 (0 to 1.4)	1.4 (0.4 to 2.8)	0.6 (0.4 to 0.8)	0.6 (0.3 to 1.1)	0.6 (0.3 to 1.1)	0.6 (0.3 to 1.1)	0.6 (0.3 to 1.1)	0.6 (0.3 to 1.1)	0.6 (0.3 to 1.1)	0.6 (0.3 to 1.1)	0.6 (0.3 to 1.1)	0.6 (0.3 to 1.1)	0.6 (0.3 to 1.1)	0.6 (0.3 to 1.1)	0.6 (0.3 to 1.1)	0.6 (0.3 to 1.1)	0.6 (0.3 to 1.1)	0.6 (0.3 to 1.1)	0.6 (0.3 to 1.1)	0.6 (0.3 to 1.1)	0.6 (0.3 to 1.1)	7.6
Other intestinal infectious diseases	0 (0 to 0)	0 (0 to 0)	0.1 (0 to 0.1)	0.1 (0 to 0.3)	0.1 (0 to 0.2)	0.1 (0 to 0.2)	0.1 (0 to 0.2)	0.1 (0 to 0.1)	0.1 (0 to 0.1)	0.1 (0 to 0.1)	0.1 (0 to 0.1)	0.1 (0 to 0.1)	0.1 (0 to 0.1)	0.1 (0 to 0.1)	0.1 (0 to 0.1)	0.1 (0 to 0.1)	0.1 (0 to 0.1)	0.1 (0 to 0.1)	0.1 (0 to 0.1)	0.1 (0 to 0.1)	0.1 (0 to 0.1)	0.1 (0 to 0.1)	0.1 (0 to 0.1)	0.8
Cysticercosis	0 (0 to 0)	0 (0 to 0)	0 (0 to 0)	0 (0 to 0)	0 (0 to 0)	0 (0 to 0)	0 (0 to 0)	0.4 (0 to 0.1)	1.1 (0 to 2.7)	1.4 (0.1 to 3.1)	1.2 (0.1 to 3.2)	0.9 (0.1 to 2.2)	0.7 (0.1 to 1.8)	0.6 (0.1 to 1.5)	0.5 (0.1 to 1.2)	0.4 (0.1 to 1.1)	0.4 (0.1 to 1)	0.3 (0.1 to 0.8)	0.2 (0 to 0.6)	0.1 (0 to 0.4)	0.1 (0 to 0.2)	0 (0 to 0.1)	0 (0 to 0.1)	21.6
Cystic echinococcosis	0 (0 to 0)	0 (0 to 0)	0 (0 to 0)	0 (0 to 0)	0 (0 to 0)	0 (0 to 0)	0 (0 to 0)	0 (0 to 0)	0 (0 to 0)	0 (0 to 0)	0 (0 to 0)	0 (0 to 0)	0 (0 to 0)	0 (0 to 0)	0 (0 to 0)	0 (0 to 0)	0 (0 to 0)	0 (0 to 0)	0 (0 to 0)	0 (0 to 0)	0 (0 to 0)	0 (0 to 0)	0 (0 to 0)	0.1
Lymphatic filariasis	0 (0 to 0)	0 (0 to 0)	0 (0 to 0)	0 (0 to 0)	0 (0 to 0)	0 (0 to 0)	0 (0 to 0)	0.7 (0.1 to 2.6)	1.7 (0 to 2.4)	1.5 (0 to 2.4)	1.3 (0 to 2.2)	1.1 (0 to 2.1)	0.9 (0 to 1.7)	0.7 (0 to 1.4)	0.6 (0 to 1.1)	0.5 (0 to 1)	0.4 (0 to 0.9)	0.3 (0 to 0.7)	0.2 (0 to 0.4)	0.1 (0 to 0.3)	0.1 (0 to 0.2)	0 (0 to 0.1)	0 (0 to 0.1)	19.9
Onchocerciasis	0 (0 to 0)	0 (0 to 0)	0 (0 to 0)	0 (0 to 0)	0 (0 to 0)	0 (0 to 0)	0 (0 to 0)	0 (0 to 0)	0 (0 to 0)	0 (0 to 0)	0 (0 to 0)	0 (0 to 0)	0 (0 to 0)	0 (0 to 0)	0 (0 to 0)	0 (0 to 0)	0 (0 to 0)	0 (0 to 0)	0 (0 to 0)	0 (0 to 0)	0 (0 to 0)	0 (0 to 0)	0 (0 to 0)	0
Trachoma	0 (0 to 0)	0 (0 to 0)	0 (0 to 0)	0 (0 to 0)	0 (0 to 0)	0 (0 to 0)	0 (0 to 0)	0 (0 to 0)	0 (0 to 0)	0 (0 to 0)	0 (0 to 0)	0 (0 to 0)	0 (0 to 0)	0 (0 to 0)	0 (0 to 0)	0 (0 to 0)	0 (0 to 0)	0 (0 to 0)	0 (0 to 0)	0 (0 to 0)	0 (0 to 0)	0 (0 to 0)	0 (0 to 0)	0
Dengue	0 (0 to 0)	0 (0 to 0)	0.8 (0 to 2.4)	2.6 (0.4 to 9.1)	0.9 (0 to 3.4)	0.7 (0.7 to 33.7)	7.7 (0.7 to 28.4)	5.5 (0.6 to 19.8)	4.5 (0.6 to 14.9)	3.2 (0.4 to 11.5)	2 (0.3 to 7.2)	1.2 (0 to 3.7)	0.9 (0 to 3.7)	0.6 (0.2 to 5.4)	0.4 (0.2 to 4.6)	0.3 (0.2 to 4.2)	0.2 (0.1 to 3.8)	0.2 (0.1 to 3.5)	0.1 (0.1 to 3.4)	0.1 (0.1 to 3.4)	0.1 (0.1 to 3.4)	0 (0 to 0.1)	0 (0 to 0.1)	52.7
Yellow fever	0 (0 to 0)	0 (0 to 0)	0 (0 to 0)	0 (0 to 0)	0 (0 to 0)	0 (0 to 0)	0 (0 to 0)	0 (0 to 0)	0 (0 to 0)	0 (0 to 0)	0 (0 to 0)	0 (0 to 0)	0 (0 to 0)	0 (0 to 0)	0 (0 to 0)	0 (0 to 0)	0 (0 to 0)	0 (0 to 0)	0 (0 to 0)	0 (0 to 0)	0 (0 to 0)	0 (0 to 0)	0 (0 to 0)	0
Rabies	0 (0 to 0)	0 (0 to 0)	0 (0 to 0)	0 (0 to 0)	0 (0 to 0)	0 (0 to 0)	0 (0 to 0)	0 (0 to 0)	0 (0 to 0)	0 (0 to 0)	0 (0 to 0)	0 (0 to 0)	0 (0 to 0)	0 (0 to 0)	0 (0 to 0)	0 (0 to 0)	0 (0 to 0)	0 (0 to 0)	0 (0 to 0)	0 (0 to 0)	0 (0 to 0)	0 (0 to 0)	0 (0 to 0)	0.3
Intestinal nematode infections	0 (0 to 0)	0 (0 to 0)	0 (0 to 0.1)	0.3 (0 to 1.5)	0.2 (0.2 to 0.3)	0.2 (0 to 0.5)	0.2 (0 to 0.5)	0.2 (0 to 0.5)	0.2 (0 to 0.5)	0.2 (0 to 0.5)	0.2 (0 to 0.5)	0.2 (0 to 0.5)	0.2 (0 to 0.5)	0.2 (0 to 0.5)	0.2 (0 to 0.5)	0.2 (0 to 0.5)	0.2 (0 to 0.5)	0.2 (0 to 0.5)	0.2 (0 to 0.5)	0.2 (0 to 0.5)	0.2 (0 to 0.5)	0.2 (0 to 0.5)	0.2 (0 to 0.5)	7.4
Ascariasis	0 (0 to 0)	0 (0 to 0)	0 (0 to 0.2)	0 (0 to 0.5)	0 (0 to 0.3)	0 (0 to 0.2)	0 (0 to 0.2)	0 (0 to 0.1)	0 (0 to 0.1)	0 (0 to 0.1)	0 (0 to 0.1)	0 (0 to 0.1)	0 (0 to 0.1)	0 (0 to 0.1)	0 (0 to 0.1)	0 (0 to 0.1)	0 (0 to 0.1)	0 (0 to 0.1)	0 (0 to 0.1)	0 (0 to 0.1)	0 (0 to 0.1)	0 (0 to 0.1)	0 (0 to 0.1)	0.5
Trichuriasis	0 (0 to 0)	0 (0 to 0)	0 (0 to 0)	0 (0 to 0)	0 (0 to 0)	0 (0 to 0)	0 (0 to 0)	0 (0 to 0)	0 (0 to 0)	0 (0 to 0)	0 (0 to 0)	0 (0 to 0)	0 (0 to 0)	0 (0 to 0)	0 (0 to 0)	0 (0 to 0)	0 (0 to 0)	0 (0 to 0)	0 (0 to 0)

Chronic myeloid leukemia	0 (0 to 0)	0 (0 to 0)	0 (0 to 0)	0 (0 to 0·1)	0·1 (0 to 0·2)	0·6 (0·2 to 1·5)	[illegible]	[illegible]	[illegible]	[illegible]	[illegible]	[illegible]	[illegible]	[illegible]	[illegible]	[illegible]	[illegible]	[illegible]	[illegible]	[illegible]	[illegible]	[illegible]	[illegible]	[illegible]	0 (0 to 0)	0 (0 to 0)	21·2
Other leukemia	0·2 (0 to 0·7)	0·1 (0 to 0·4)	1·1 (0·4 to 2·6)	1 (0·2 to 3·5)	3·2 (1 to 7·9)	3·3 (1·2 to 7·1)	[illegible]	[illegible]	[illegible]	[illegible]	[illegible]	[illegible]	[illegible]	[illegible]	[illegible]	[illegible]	[illegible]	[illegible]	[illegible]	[illegible]	[illegible]	[illegible]	[illegible]	[illegible]	0·2 (0·1 to 0·4)	0·1 (0·1 to 0·4)	65·1
Other malignant neoplasms	0·1 (0·1 to 0·3)	0·2 (0 to 0·5)	0·9 (0·4 to 2·1)	4·9 (1·8 to 9·4)	4·5 (2·4 to 7·1)	10·2 (5·8 to 16·5)	[illegible]	[illegible]	[illegible]	[illegible]	[illegible]	[illegible]	[illegible]	[illegible]	[illegible]	[illegible]	[illegible]	[illegible]	[illegible]	[illegible]	[illegible]	[illegible]	[illegible]	[illegible]	0·4 (0·3 to 0·7)	0·1 (0·1 to 0·1)	131
Other neoplasms	0 (0 to 0)	0 (0 to 0)	0 (0 to 0)	0 (0 to 0·1)	0·1 (0 to 0·1)	0·1 (0·1 to 0·1)	[illegible]	[illegible]	[illegible]	[illegible]	[illegible]	[illegible]	[illegible]	[illegible]	[illegible]	[illegible]	[illegible]	[illegible]	[illegible]	[illegible]	[illegible]	[illegible]	[illegible]	[illegible]	0·1 (0 to 0·2)	0 (0 to 0)	7·9
Myelodysplastic, myeloproliferative, and other hematopoietic neo	0 (0 to 0)	0 (0 to 0)	0 (0 to 0)	0 (0 to 0·1)	0·1 (0 to 0·1)	0·1 (0·1 to 0·1)	[illegible]	[illegible]	[illegible]	[illegible]	[illegible]	[illegible]	[illegible]	[illegible]	[illegible]	[illegible]	[illegible]	[illegible]	[illegible]	[illegible]	[illegible]	[illegible]	[illegible]	[illegible]	0·1 (0 to 0·2)	0 (0 to 0)	7·9
Benign and in situ intestinal neoplasms	0 (0 to 0)	0 (0 to 0)	0 (0 to 0)	0 (0 to 0)	0 (0 to 0)	0 (0 to 0)	[illegible]	[illegible]	[illegible]	[illegible]	[illegible]	[illegible]	[illegible]	[illegible]	[illegible]	[illegible]	[illegible]	[illegible]	[illegible]	[illegible]	[illegible]	[illegible]	[illegible]	[illegible]	0 (0 to 0)	0 (0 to 0)	0
Benign and in situ cervical and uterine neoplasms	0 (0 to 0)	0 (0 to 0)	0 (0 to 0)	0 (0 to 0)	0 (0 to 0)	0 (0 to 0)	[illegible]	[illegible]	[illegible]	[illegible]	[illegible]	[illegible]	[illegible]	[illegible]	[illegible]	[illegible]	[illegible]	[illegible]	[illegible]	[illegible]	[illegible]	[illegible]	[illegible]	[illegible]	0 (0 to 0)	0 (0 to 0)	0
Other benign and in situ neoplasms	0 (0 to 0)	0 (0 to 0)	0 (0 to 0)	0 (0 to 0)	0 (0 to 0)	0 (0 to 0)	[illegible]	[illegible]	[illegible]	[illegible]	[illegible]	[illegible]	[illegible]	[illegible]	[illegible]	[illegible]	[illegible]	[illegible]	[illegible]	[illegible]	[illegible]	[illegible]	[illegible]	[illegible]	0 (0 to 0)	0 (0 to 0)	0
Cardiovascular diseases	2·9 (1·2 to 5·9)	0·6 (0·3 to 1·1)	7 (3·1 to 13·8)	8·9 (4·5 to 18·6)	16·8 (11·7 to 23·4)	43·6 (29·5 to 61·6)	[illegible]	[illegible]	[illegible]	[illegible]	[illegible]	[illegible]	[illegible]	[illegible]	[illegible]	[illegible]	[illegible]	[illegible]	[illegible]	[illegible]	[illegible]	[illegible]	[illegible]	[illegible]	115 (89·4 to 140)	28·4 (21·7 to 34·6)	6,090
Rheumatic heart disease	0 (0 to 0)	0 (0 to 0)	0 (0 to 0)	2·4 (1 to 6·2)	7·6 (4·8 to 11·3)	24·6 (15·5 to 37·9)	[illegible]	[illegible]	[illegible]	[illegible]	[illegible]	[illegible]	[illegible]	[illegible]	[illegible]	[illegible]	[illegible]	[illegible]	[illegible]	[illegible]	[illegible]	[illegible]	[illegible]	[illegible]	3 (1·8 to 4·7)	0·1 (0·1 to 0·2)	313
Ischemic heart disease	0 (0 to 0)	0 (0 to 0)	0 (0 to 0)	0 (0 to 0)	0 (0 to 0)	0 (0 to 0)	[illegible]	[illegible]	[illegible]	[illegible]	[illegible]	[illegible]	[illegible]	[illegible]	[illegible]	[illegible]	[illegible]	[illegible]	[illegible]	[illegible]	[illegible]	[illegible]	[illegible]	[illegible]	57·9 (42·2 to 75·7)	16·4 (12·1 to 20·8)	2,680
Stroke	0·8 (0·2 to 1·9)	0·3 (0·1 to 0·6)	2·4 (0·8 to 5·4)	2·6 (1·4 to 5)	6·4 (3·9 to 9·3)	11·7 (7 to 17·4)	[illegible]	[illegible]	[illegible]	[illegible]	[illegible]	[illegible]	[illegible]	[illegible]	[illegible]	[illegible]	[illegible]	[illegible]	[illegible]	[illegible]	[illegible]	[illegible]	[illegible]	[illegible]	35·9 (24·8 to 48·4)	7·8 (5·4 to 10·5)	2,290
Ischemic stroke	0 (0 to 0·1)	0 (0 to 0·1)	0·8 (0·2 to 2·1)	0·9 (0·6 to 1·3)	2·6 (0·9 to 4·8)	4·8 (2·4 to 7·8)	[illegible]	[illegible]	[illegible]	[illegible]	[illegible]	[illegible]	[illegible]	[illegible]	[illegible]	[illegible]	[illegible]	[illegible]	[illegible]	[illegible]	[illegible]	[illegible]	[illegible]	[illegible]	19·2 (13·4 to 26·8)	4·2 (2·9 to 5·8)	645
Intracerebral hemorrhage	0 (0 to 0)	0 (0 to 0)	0·1 (0 to 0·4)	0·3 (0·1 to 0·8)	3 (1·7 to 4·7)	4·6 (2·5 to 7·7)	[illegible]	[illegible]	[illegible]	[illegible]	[illegible]	[illegible]	[illegible]	[illegible]	[illegible]	[illegible]	[illegible]	[illegible]	[illegible]	[illegible]	[illegible]	[illegible]	[illegible]	[illegible]	14·3 (8·9 to 21·2)	3·2 (2 to 4·5)	1,410
Subarachnoid hemorrhage	0·8 (0·2 to 1·8)	0·3 (0·1 to 0·5)	1·4 (0·5 to 3·5)	1·4 (0·4 to 3·4)	0·9 (0·4 to 1·6)	2·4 (1·1 to 4·9)	[illegible]	[illegible]	[illegible]	[illegible]	[illegible]	[illegible]	[illegible]	[illegible]	[illegible]	[illegible]	[illegible]	[illegible]	[illegible]	[illegible]	[illegible]	[illegible]	[illegible]	[illegible]	2·4 (1·3 to 4·2)	0·4 (0·2 to 0·7)	233
Hypertensive heart disease	0 (0 to 0)	[illegible]	[illegible]	[illegible]	[illegible]	[illegible]	[illegible]	[illegible]	[illegible]	[illegible]	[illegible]	[illegible]	[illegible]	[illegible]	[illegible]	[illegible]	[illegible]	[illegible]	[illegible]	[illegible]	[illegible]	[illegible]	[illegible]	[illegible]	8·7 (5·2 to 13·8)	2·2 (1·2 to 3·4)	411
Non-rheumatic valvular heart disease	0 (0 to 0)	[illegible]	[illegible]	[illegible]	[illegible]	[illegible]	[illegible]	[illegible]	[illegible]	[illegible]	[illegible]	[illegible]	[illegible]	[illegible]	[illegible]	[illegible]	[illegible]	[illegible]	[illegible]	[illegible]	[illegible]	[illegible]	[illegible]	[illegible]	0·4 (0·2 to 0·7)	0 (0 to 0)	21
Non-rheumatic calcific aortic valve disease	0 (0 to 0)	[illegible]	[illegible]	[illegible]	[illegible]	[illegible]	[illegible]	[illegible]	[illegible]	[illegible]	[illegible]	[illegible]	[illegible]	[illegible]	[illegible]	[illegible]	[illegible]	[illegible]	[illegible]	[illegible]	[illegible]	[illegible]	[illegible]	[illegible]	0·2 (0·1 to 0·5)	0 (0 to 0)	9·5
Non-rheumatic degenerative mitral valve disease	0 (0 to 0)	[illegible]	[illegible]	[illegible]	[illegible]	[illegible]	[illegible]	[illegible]	[illegible]	[illegible]	[illegible]	[illegible]	[illegible]	[illegible]	[illegible]	[illegible]	[illegible]	[illegible]	[illegible]	[illegible]	[illegible]	[illegible]	[illegible]	[illegible]	0 (0 to 0·1)	0 (0 to 0)	8·5
Other non-rheumatic valve diseases	0 (0 to 0)	[illegible]	[illegible]	[illegible]	[illegible]	[illegible]	[illegible]	[illegible]	[illegible]	[illegible]	[illegible]	[illegible]	[illegible]	[illegible]	[illegible]	[illegible]	[illegible]	[illegible]	[illegible]	[illegible]	[illegible]	[illegible]	[illegible]	[illegible]	0·1 (0 to 0·2)	0 (0 to 0)	3
Cardiomyopathy and myocarditis	1·4 (0·5 to 3·1)	[illegible]	[illegible]	[illegible]	[illegible]	[illegible]	[illegible]	[illegible]	[illegible]	[illegible]	[illegible]	[illegible]	[illegible]	[illegible]	[illegible]	[illegible]	[illegible]	[illegible]	[illegible]	[illegible]	[illegible]	[illegible]	[illegible]	[illegible]	0·7 (0·3 to 1·4)	0·3 (0·1 to 0·6)	64·9
Myocarditis	1·2 (0·4 to 2·7)	[illegible]	[illegible]	[illegible]	[illegible]	[illegible]	[illegible]	[illegible]	[illegible]	[illegible]	[illegible]	[illegible]	[illegible]	[illegible]	[illegible]	[illegible]	[illegible]	[illegible]	[illegible]	[illegible]	[illegible]	[illegible]	[illegible]	[illegible]	0·1 (0 to 0·1)	0 (0 to 0·1)	11·9
Alcoholic cardiomyopathy	0 (0 to 0)	[illegible]	[illegible]	[illegible]	[illegible]	[illegible]	[illegible]	[illegible]	[illegible]	[illegible]	[illegible]	[illegible]	[illegible]	[illegible]	[illegible]	[illegible]	[illegible]	[illegible]	[illegible]	[illegible]	[illegible]	[illegible]	[illegible]	[illegible]	0 (0 to 0·1)	0 (0 to 0)	2·5
Other cardiomyopathy	0·2 (0 to 0·5)	[illegible]	[illegible]	[illegible]	[illegible]	[illegible]	[illegible]	[illegible]	[illegible]	[illegible]	[illegible]	[illegible]	[illegible]	[illegible]	[illegible]	[illegible]	[illegible]	[illegible]	[illegible]	[illegible]	[illegible]	[illegible]	[illegible]	[illegible]	0·7 (0·3 to 1·2)	0·3 (0·1 to 0·6)	50·5
Atrial fibrillation and flutter	0 (0 to 0)	[illegible]	[illegible]	[illegible]	[illegible]	[illegible]	[illegible]	[illegible]	[illegible]	[illegible]	[illegible]	[illegible]	[illegible]	[illegible]	[illegible]	[illegible]	[illegible]	[illegible]	[illegible]	[illegible]	[illegible]	[illegible]	[illegible]	[illegible]	4·4 (3·2 to 6)	1 (0·6 to 1·4)	93·4
Aortic aneurysm	--	[illegible]	[illegible]	[illegible]	[illegible]	[illegible]	[illegible]	[illegible]	[illegible]	[illegible]	[illegible]	[illegible]	[illegible]	[illegible]	[illegible]	[illegible]	[illegible]	[illegible]	[illegible]	[illegible]	[illegible]	[illegible]	[illegible]	[illegible]	1·3 (0·7 to 2·1)	0 (0 to 0·1)	NA
Endocarditis	0 (0 to 0·1)	[illegible]	[illegible]	[illegible]	[illegible]	[illegible]	[illegible]	[illegible]	[illegible]	[illegible]	[illegible]	[illegible]	[illegible]	[illegible]	[illegible]	[illegible]	[illegible]	[illegible]	[illegible]	[illegible]	[illegible]	[illegible]	[illegible]	[illegible]	0·8 (0·4 to 1·4)	0 (0 to 0·1)	56
Other cardiovascular and circulatory diseases	0·7 (0·2 to 1·7)	[illegible]	[illegible]	[illegible]	[illegible]	[illegible]	[illegible]	[illegible]	[illegible]	[illegible]	[illegible]	[illegible]	[illegible]	[illegible]	[illegible]	[illegible]	[illegible]	[illegible]	[illegible]	[illegible]	[illegible]	[illegible]	[illegible]	[illegible]	1·6 (1 to 2·4)	0·4 (0·2 to 0·5)	112
Chronic respiratory diseases	0 (0 to 0)	[illegible]	[illegible]	[illegible]	[illegible]	[illegible]	[illegible]	[illegible]	[illegible]	[illegible]	[illegible]	[illegible]	[illegible]	[illegible]	[illegible]	[illegible]	[illegible]	[illegible]	[illegible]	[illegible]	[illegible]	[illegible]	[illegible]	[illegible]	31·2 (21·6 to 42·7)	7·8 (5·2 to 10·8)	1,360
Chronic obstructive pulmonary disease	0 (0 to 0)	[illegible]	[illegible]	[illegible]	[illegible]	[illegible]	[illegible]	[illegible]	[illegible]	[illegible]	[illegible]	[illegible]	[illegible]	[illegible]	[illegible]	[illegible]	[illegible]	[illegible]	[illegible]	[illegible]	[illegible]	[illegible]	[illegible]	[illegible]	22·9 (16 to 31·4)	4·9 (3·3 to 6·8)	782
Pneumoconiosis	0 (0 to 0)	[illegible]	[illegible]	[illegible]	[illegible]	[illegible]	[illegible]	[illegible]	[illegible]	[illegible]	[illegible]	[illegible]	[illegible]	[illegible]	[illegible]	[illegible]	[illegible]	[illegible]	[illegible]	[illegible]	[illegible]	[illegible]	[illegible]	[illegible]	0 (0 to 0·1)	0 (0 to 0·1)	1·6
Silicosis	0 (0 to 0)	[illegible]	[illegible]	[illegible]	[illegible]	[illegible]	[illegible]	[illegible]	[illegible]	[illegible]	[illegible]	[illegible]	[illegible]	[illegible]	[illegible]	[illegible]	[illegible]	[illegible]	[illegible]	[illegible]	[illegible]	[illegible]	[illegible]	[illegible]	0 (0 to 0)	0 (0 to 0)	0·1
Asbestosis	0 (0 to 0)	[illegible]	[illegible]	[illegible]	[illegible]	[illegible]	[illegible]	[illegible]	[illegible]	[illegible]	[illegible]	[illegible]	[illegible]	[illegible]	[illegible]	[illegible]	[illegible]	[illegible]	[illegible]	[illegible]	[illegible]	[illegible]	[illegible]	[illegible]	0 (0 to 0)	0 (0 to 0)	0·7
Coal workers pneumoconiosis	0 (0 to 0)	[illegible]	[illegible]	[illegible]	[illegible]	[illegible]	[illegible]	[illegible]	[illegible]	[illegible]	[illegible]	[illegible]	[illegible]	[illegible]	[illegible]	[illegible]	[illegible]	[illegible]	[illegible]	[illegible]	[illegible]	[illegible]	[illegible]	[illegible]	0 (0 to 0)	0 (0 to 0)	0
Other pneumoconiosis	0 (0 to 0)	[illegible]	[illegible]	[illegible]	[illegible]	[illegible]	[illegible]	[illegible]	[illegible]	[illegible]	[illegible]	[illegible]	[illegible]	[illegible]	[illegible]	[illegible]	[illegible]	[illegible]	[illegible]	[illegible]	[illegible]	[illegible]	[illegible]	[illegible]	0 (0 to 0·1)	0 (0 to 0·1)	0·7
Asthma	0 (0 to 0)	[illegible]	[illegible]	[illegible]	[illegible]	[illegible]	[illegible]	[illegible]	[illegible]	[illegible]	[illegible]	[illegible]	[illegible]	[illegible]	[illegible]	[illegible]	[illegible]	[illegible]	[illegible]	[illegible]	[illegible]	[illegible]	[illegible]	[illegible]	7·9 (4·3 to 13·1)	2·7 (1·3 to 4·3)	466
Interstitial lung disease and pulmonary sarcoidosis	0 (0 to 0)	[illegible]	[illegible]	[illegible]	[illegible]	[illegible]	[illegible]	[illegible]	[illegible]	[illegible]	[illegible]	[illegible]	[illegible]	[illegible]	[illegible]	[illegible]	[illegible]	[illegible]	[illegible]	[illegible]	[illegible]	[illegible]	[illegible]	[illegible]	0·1 (0 to 0·1)	0 (0 to 0)	58·1
Other chronic respiratory diseases	0 (0 to 0)	[illegible]	[illegible]	[illegible]	[illegible]	[illegible]	[illegible]	[illegible]	[illegible]	[illegible]	[illegible]	[illegible]	[illegible]	[illegible]	[illegible]	[illegible]	[illegible]	[illegible]	[illegible]	[illegible]	[illegible]	[illegible]	[illegible]	[illegible]	0·3 (0·1 to 0·7)	0·2 (0·1 to 0·4)	51·4
Digestive diseases	0·4 (0·2 to 0·7)	[illegible]	[illegible]	[illegible]	[illegible]	[illegible]	[illegible]	[illegible]	[illegible]	[illegible]	[illegible]	[illegible]	[illegible]	[illegible]	[illegible]	[illegible]	[illegible]	[illegible]	[illegible]	[illegible]	[illegible]	[illegible]	[illegible]	[illegible]	5·2 (3·3 to 7·6)	1·9 (1 to 3·1)	641
Cirrhosis and other chronic liver diseases	0 (0 to 0)	[illegible]	[illegible]	[illegible]	[illegible]	[illegible]	[illegible]	[illegible]	[illegible]	[illegible]	[illegible]	[illegible]	[illegible]	[illegible]	[illegible]	[illegible]	[illegible]	[illegible]	[illegible]	[illegible]	[illegible]	[illegible]	[illegible]	[illegible]	1·3 (0·7 to 2·1)	0·7 (0·3 to 1·3)	299
Cirrhosis and other chronic liver diseases due to hepatitis B	0 (0 to 0)	[illegible]	[illegible]	[illegible]	[illegible]	[illegible]	[illegible]	[illegible]	[illegible]	[illegible]	[illegible]	[illegible]	[illegible]	[illegible]	[illegible]	[illegible]	[illegible]	[illegible]	[illegible]	[illegible]	[illegible]	[illegible]	[illegible]	[illegible]	0·4 (0·2 to 0·7)	0·2 (0·1 to 0·4)	99·8
Cirrhosis and other chronic liver diseases due to hepatitis C	0 (0 to 0)	[illegible]	[illegible]	[illegible]	[illegible]	[illegible]	[illegible]	[illegible]	[illegible]	[illegible]	[illegible]	[illegible]	[illegible]	[illegible]	[illegible]	[illegible]	[illegible]	[illegible]	[illegible]	[illegible]	[illegible]	[illegible]	[illegible]	[illegible]	0·2 (0·1 to 0·4)	0·1 (0 to 0·3)	59·6
Cirrhosis and other chronic liver diseases due to alcohol use	0 (0 to 0)	[illegible]	[illegible]	[illegible]	[illegible]	[illegible]	[illegible]	[illegible]	[illegible]	[illegible]	[illegible]	[illegible]	[illegible]	[illegible]	[illegible]	[illegible]	[illegible]	[illegible]	[illegible]	[illegible]	[illegible]	[illegible]	[illegible]	[illegible]	0·1 (0·1 to 0·3)	0·1 (0 to 0·2)	36·2
Cirrhosis and other chronic liver diseases due to NAFLD	0 (0 to 0)	[illegible]	[illegible]	[illegible]	[illegible]	[illegible]	[illegible]	[illegible]	[illegible]	[illegible]	[illegible]	[illegible]	[illegible]	[illegible]	[illegible]	[illegible]	[illegible]	[illegible]	[illegible]	[illegible]	[illegible]	[illegible]	[illegible]	[illegible]	0·2 (0·1 to 0·4)	0·1 (0 to 0·3)	30·9
Cirrhosis and other chronic liver diseases due to other causes	0 (0 to 0)	[illegible]	[illegible]	[illegible]	[illegible]	[illegible]	[illegible]	[illegible]	[illegible]	[illegible]	[illegible]	[illegible]	[illegible]	[illegible]	[illegible]	[illegible]	[illegible]	[illegible]	[illegible]	[illegible]	[illegible]	[illegible]	[illegible]	[illegible]	0·3 (0·1 to 0·6)	0·2 (0·1 to 0·4)	72·4
Upper digestive system diseases	0 (0 to 0)	[illegible]	[illegible]	[illegible]	[illegible]	[illegible]	[illegible]	[illegible]	[illegible]	[illegible]	[illegible]	[illegible]	[illegible]	[illegible]	[illegible]	[illegible]	[illegible]	[illegible]	[illegible]	[illegible]	[illegible]	[illegible]	[illegible]	[illegible]	2·4 (1·3 to 3·7)	0·7 (0·3 to 1·1)	163
Peptic ulcer disease	0 (0 to 0)	[illegible]	[illegible]	[illegible]	[illegible]	[illegible]	[illegible]	[illegible]	[illegible]	[illegible]	[illegible]	[illegible]	[illegible]	[illegible]	[illegible]	[illegible]	[illegible]	[illegible]	[illegible]	[illegible]	[illegible]	[illegible]	[illegible]	[illegible]	2·1 (1·1 to 3·4)	0·5 (0·2 to 0·8)	101
Gastritis and duodenitis	0 (0 to 0)	[illegible]	[illegible]	[illegible]	[illegible]	[illegible]	[illegible]	[illegible]	[illegible]	[illegible]	[illegible]	[illegible]	[illegible]	[illegible]	[illegible]	[illegible]	[illegible]	[illegible]	[illegible]	[illegible]	[illegible]	[illegible]	[illegible]	[illegible]	0·1 (0·1 to 0·3)	0·2 (0 to 0·4)	24·3
Gastroesophageal reflux disease	0 (0 to 0)	[illegible]	[illegible]	[illegible]	[illegible]	[illegible]	[illegible]	[illegible]	[illegible]	[illegible]	[illegible]	[illegible]	[illegible]	[illegible]	[illegible]	[illegible]	[illegible]	[illegible]	[illegible]	[illegible]	[illegible]	[illegible]	[illegible]	[illegible]	0·1 (0 to 0·2)	0 (0 to 0)	37·2
Appendicitis	0 (0 to 0)	[illegible]	[illegible]	[illegible]	[illegible]	[illegible]	[illegible]	[illegible]	[illegible]	[illegible]	[illegible]	[illegible]	[illegible]	[illegible]	[illegible]	[illegible]	[illegible]	[illegible]	[illegible]	[illegible]	[illegible]	[illegible]	[illegible]	[illegible]	0 (0 to 0)	0 (0 to 0)	5·6
Paralytic ileus and intestinal obstruction	0·2 (0·1 to 0·4)	[illegible]	[illegible]	[illegible]	[illegible]	[illegible]	[illegible]	[illegible]	[illegible]	[illegible]	[illegible]	[illegible]	[illegible]	[illegible]	[illegible]	[illegible]	[illegible]	[illegible]	[illegible]	[illegible]	[illegible]	[illegible]	[illegible]	[illegible]	0·6 (0·3 to 1·1)	0·3 (0·1 to 0·5)	25·9
Inguinal, femoral, and abdominal hernia	0·2 (0·1 to 0·3)	[illegible]	[illegible]	[illegible]	[illegible]	[illegible]	[illegible]	[illegible]	[illegible]	[illegible]	[illegible]	[illegible]	[illegible]	[illegible]	[illegible]	[illegible]	[illegible]	[illegible]	[illegible]	[illegible]	[illegible]	[illegible]	[illegible]	[illegible]	0·1 (0 to 0·1)	0 (0 to 0)	12
Inflammatory bowel disease	0 (0 to 0)	[illegible]	[illegible]	[illegible]	[illegible]	[illegible]	[illegible]	[illegible]	[illegible]	[illegible]	[illegible]	[illegible]	[illegible]	[illegible]	[illegible]	[illegible]	[illegible]	[illegible]	[illegible]	[illegible]	[illegible]	[illegible]	[illegible]	[illegible]	0 (0 to 0·1)	0 (0 to 0)	7·6
Vascular intestinal disorders	0 (0 to 0)	[illegible]	[illegible]	[illegible]	[illegible]	[illegible]	[illegible]	[illegible]	[illegible]	[illegible]	[illegible]	[illegible]	[illegible]	[illegible]	[illegible]	[illegible]	[illegible]	[illegible]	[illegible]	[illegible]	[illegible]	[illegible]	[illegible]	[illegible]	0·1 (0·1 to 0·2)	0 (0 to 0)	10·4
Gallbladder and biliary diseases	0 (0 to 0)	[illegible]	[illegible]	[illegible]	[illegible]	[illegible]	[illegible]	[illegible]	[illegible]	[illegible]	[illegible]	[illegible]	[illegible]	[illegible]	[illegible]	[illegible]	[illegible]	[illegible]	[illegible]	[illegible]	[illegible]	[illegible]	[illegible]	[illegible]	0·5 (0·3 to 0·8)	0·1 (0 to 0·2)	73·7
Pancreatitis	0 (0 to 0)	[illegible]	[illegible]	[illegible]	[illegible]	[illegible]	[illegible]	[illegible]	[illegible]	[illegible]	[illegible]	[illegible]	[illegible]	[illegible]	[illegible]	[illegible]	[illegible]	[illegible]	[illegible]	[illegible]	[illegible]	[illegible]	[illegible]	[illegible]	0·1 (0 to 0·2)	0 (0 to 0)	20·5
Other digestive diseases	0 (0 to 0)	[illegible]	[illegible]	[illegible]	[illegible]	[illegible]	[illegible]	[illegible]	[illegible]	[illegible]	[illegible]	[illegible]	[illegible]	[illegible]	[illegible]	[illegible]	[illegible]	[illegible]	[illegible]	[illegible]	[illegible]	[illegible]	[illegible]	[illegible]	0·2 (0·1 to 0·4)	0·1 (0 to 0·2)	23·6
Neurological disorders	0 (0 to 0·1)	[illegible]	[illegible]	[illegible]	[illegible]	[illegible]	[illegible]	[illegible]	[illegible]	[illegible]	[illegible]	[illegible]	[illegible]	[illegible]	[illegible]	[illegible]	[illegible]	[illegible]	[illegible]	[illegible]	[illegible]	[illegible]	[illegible]	[illegible]	30·1 (14·2 to 63·6)	7·4 (3·5 to 15·8)	1,190
Alzheimer's disease and other dementias	0 (0 to 0)	[illegible]	[illegible]	[illegible]	[illegible]	[illegible]	[illegible]	[illegible]	[illegible]	[illegible]	[illegible]	[illegible]	[illegible]	[illegible]	[illegible]	[illegible]	[illegible]	[illegible]	[illegible]	[illegible]	[illegible]	[illegible]	[illegible]	[illegible]	26·6 (10·6 to 60·3)	6·8 (2·9 to 15·2)	265
Parkinson's disease	0 (0 to 0)	[illegible]	[illegible]	[illegible]	[illegible]	[illegible]	[illegible]	[illegible]	[illegible]	[illegible]	[illegible]	[illegible]	[illegible]	[illegible]	[illegible]	[illegible]	[illegible]	[illegible]	[illegible]	[illegible]	[illegible]	[illegible]	[illegible]	[illegible]	2·5 (1·8 to 3·3)	0·4 (0·3 to 0·5)	86·4
Idiopathic epilepsy	0 (0 to 0·1)	[illegible]	[illegible]	[illegible]	[illegible]	[illegible]	[illegible]	[illegible]	[illegible]	[illegible]	[illegible]	[illegible]	[illegible]	[illegible]	[illegible]	[illegible]	[illegible]	[illegible]	[illegible]	[illegible]	[illegible]	[illegible]	[illegible]	[illegible]	0·2 (0·1 to 0·5)	0·1 (0 to 0·1)	127
Multiple sclerosis	0 (0 to 0)	[illegible]	[illegible]	[illegible]	[illegible]	[illegible]	[illegible]	[illegible]	[illegible]	[illegible]	[illegible]	[illegible]	[illegible]	[illegible]	[illegible]	[illegible]	[illegible]	[illegible]	[illegible]	[illegible]	[illegible]	[illegible]	[illegible]	[illegible]	0 (0 to 0)	0 (0 to 0)	4·3
Motor neuron disease	0 (0 to 0)	[illegible]	[illegible]	[illegible]	[illegible]	[illegible]	[illegible]	[illegible]	[illegible]	[illegible]	[illegible]	[illegible]	[illegible]	[illegible]	[illegible]	[illegible]	[illegible]	[illegible]	[illegible]	[illegible]	[illegible]	[illegible]	[illegible]	[illegible]	0 (0 to 0)	0 (0 to 0)	3·2
Headache disorders	0 (0 to 0)	[illegible]	[illegible]	[illegible]	[illegible]	[illegible]	[illegible]	[illegible]	[illegible]	[illegible]	[illegible]	[illegible]	[illegible]	[illegible]	[illegible]	[illegible]	[illegible]	[illegible]	[illegible]	[illegible]	[illegible]	[illegible]	[illegible]	[illegible]	0·3 (0·1 to 0·7)	0 (0 to 0·1)	660
Migraine	0 (0 to 0)	[illegible]	[illegible]	[illegible]	[illegible]	[illegible]	[illegible]	[illegible]	[illegible]	[illegible]	[illegible]	[illegible]	[illegible]	[illegible]	[illegible]	[illegible]	[illegible]	[illegible]	[illegible]	[illegible]	[illegible]	[illegible]	[illegible]	[illegible]	0·3 (0 to 0·6)	0 (0 to 0·1)	612
Tension-type headache	0 (0 to 0)	[illegible]	[illegible]	[illegible]	[illegible]	[illegible]	[illegible]	[illegible]	[illegible]	[illegible]	[illegible]	[illegible]	[illegible]	[illegible]	[illegible]	[illegible]	[illegible]	[illegible]	[illegible]	[illegible]	[illegible]	[illegible]	[illegible]	[illegible]	0 (0 to 0·2)	0 (0 to 0·1)	48·9
Other neurological disorders	0 (0 to 0)	[illegible]	[illegible]	[illegible]	[illegible]	[illegible]	[illegible]	[illegible]	[illegible]	[illegible]	[illegible]	[illegible]	[illegible]	[illegible]	[illegible]	[illegible]	[illegible]	[illegible]	[illegible]	[illegible]	[illegible]	[illegible]	[illegible]	[illegible]	0·4 (0·2 to 0·8)	0·1 (0 to 0·1)	40·9
Mental disorders	0 (0 to 0)	[illegible]	[illegible]	[illegible]	[illegible]	[illegible]	[illegible]	[illegible]	[illegible]	[illegible]	[illegible]	[illegible]	[illegible]	[illegible]	[illegible]	[illegible]	[illegible]	[illegible]	[illegible]	[illegible]	[illegible]	[illegible]	[illegible]	[illegible]	1·7 (1·2 to 2·4)	0·4 (0·2 to 0·5)	1,390
Schizophrenia	0 (0 to 0)	[illegible]	[illegible]	[illegible]	[illegible]	[illegible]	[illegible]	[illegible]	[illegible]	[illegible]	[illegible]	[illegible]	[illegible]	[illegible]	[illegible]	[illegible]	[illegible]	[illegible]	[illegible]	[illegible]	[illegible]	[illegible]	[illegible]	[illegible]	0·1 (0 to 0·1)	0 (0 to 0)	152
Depressive disorders	0 (0 to 0)	[illegible]	[illegible]	[illegible]	[illegible]	[illegible]	[illegible]	[illegible]	[illegible]	[illegible]	[illegible]	[illegible]	[illegible]	[illegible]	[illegible]	[illegible]	[illegible]	[illegible]	[illegible]	[illegible]	[illegible]	[illegible]	[illegible]	[illegible]	0·8 (0·5 to 1·2)	0·2 (0·1 to 0·3)	454
Major depressive disorder	0 (0 to 0)	[illegible]	[illegible]	[illegible]	[illegible]	[illegible]	[illegible]	[illegible]	[illegible]	[illegible]	[illegible]	[illegible]	[illegible]	[illegible]	[illegible]	[illegible]	[illegible]	[illegible]	[illegible]	[illegible]	[illegible]	[illegible]	[illegible]	[illegible]	0·6 (0·4 to 1)	0·1 (0·1 to 0·2)	314
Dysthymia	0 (0 to 0)	[illegible]	[illegible]	[illegible]	[illegible]	[illegible]	[illegible]	[illegible]	[illegible]	[illegible]	[illegible]	[illegible]	[illegible]	[illegible]	[illegible]	[illegible]	[illegible]	[illegible]	[illegible]	[illegible]	[illegible]	[illegible]	[illegible]	[illegible]	0·2 (0·1 to 0·3)	0 (0 to 0·1)	140
Bipolar disorder	0 (0 to 0)	[illegible]	[illegible]	[illegible]	[illegible]	[illegible]	[illegible]	[illegible]	[illegible]	[illegible]	[illegible]	[illegible]	[illegible]	[illegible]	[illegible]	[illegible]	[illegible]	[illegible]	[illegible]	[illegible]	[illegible]	[illegible]	[illegible]	[illegible]	0 (0 to 0·1)	0 (0 to 0)	56
Anxiety disorders	0 (0 to 0)	[illegible]	[illegible]	[illegible]	[illegible]	[illegible]	[illegible]	[illegible]	[illegible]	[illegible]	[illegible]	[illegible]	[illegible]	[illegible]	[illegible]	[illegible]	[illegible]	[illegible]	[illegible]	[illegible]	[illegible]	[illegible]	[illegible]	[illegible]	0·6 (0·3 to 0·9)	0·1 (0·1 to 0·2)	486
Eating disorders	0 (0 to 0)	[illegible]	[illegible]	[illegible]	[illegible]	[illegible]	[illegible]	[illegible]	[illegible]	[illegible]	[illegible]	[illegible]	[illegible]	[illegible]	[illegible]	[illegible]	[illegible]	[illegible]	[illegible]	[illegible]	[illegible]	[illegible]	[illegible]	[illegible]	0 (0 to 0)	0 (0 to 0)	27·1
Anorexia nervosa	0 (0 to 0)	[illegible]	[illegible]	[illegible]	[illegible]	[illegible]	[illegible]	[illegible]	[illegible]	[illegible]	[illegible]	[illegible]	[illegible]	[illegible]	[illegible]	[illegible]	[illegible]	[illegible]	[illegible]	[illegible]	[illegible]	[illegible]	[illegible]	[illegible]	0 (0 to 0)	0 (0 to 0)	11·6
Bulimia nervosa	0 (0 to 0)	[illegible]	[illegible]	[illegible]	[illegible]	[illegible]	[illegible]	[illegible]	[illegible]	[illegible]	[illegible]	[illegible]	[illegible]	[illegible]	[illegible]	[illegible]	[illegible]	[illegible]	[illegible]	[illegible]	[illegible]	[illegible]	[illegible]	[illegible]	0 (0 to 0)	0 (0 to 0)	15·5
Autism spectrum disorders	0 (0 to 0)	[illegible]	[illegible]	[illegible]	[illegible]	[illegible]	[illegible]	[illegible]	[illegible]	[illegible]	[illegible]	[illegible]	[illegible]	[illegible]	[illegible]	[illegible]	[illegible]	[illegible]	[illegible]	[illegible]	[illegible]	[illegible]	[illegible]	[illegible]	0 (0 to 0)	0 (0 to 0)	20·6
Attention-deficit/hyperactivity disorder	0 (0 to 0)	[illegible]	[illegible]	[illegible]	[illegible]	[illegible]	[illegible]	[illegible]	[illegible]	[illegible]	[illegible]	[illegible]	[illegible]	[illegible]	[illegible]	[illegible]	[illegible]	[illegible]	[illegible]	[illegible]	[illegible]	[illegible]	[illegible]	[illegible]	0 (0 to 0)	0 (0 to 0)	9·2
Conduct disorder	0 (0 to 0)	[illegible]	[illegible]	[illegible]	[illegible]	[illegible]	[illegible]	[illegible]	[illegible]	[illegible]	[illegible]	[illegible]	[illegible]	[illegible]	[illegible]	[illegible]	[illegible]	[illegible]	[illegible]	[illegible]	[illegible]	[illegible]	[illegible]	[illegible]	0 (0 to 0)	0 (0 to 0)	62·9
Idiopathic developmental intellectual disability	0 (0 to 0)	[illegible]	[illegible]	[illegible]	[illegible]	[illegible]	[illegible]	[illegible]	[illegible]	[illegible]	[illegible]	[illegible]	[illegible]	[illegible]	[illegible]	[illegible]	[illegible]	[illegible]	[illegible]	[illegible]	[illegible]	[illegible]	[illegible]	[illegible]	0 (0 to 0)	0 (0 to 0)	40·4
Other mental disorders	0 (0 to 0)	[illegible]	[illegible]	[illegible]	[illegible]	[illegible]	[illegible]	[illegible]	[illegible]	[illegible]	[illegible]	[illegible]	[illegible]	[illegible]	[illegible]	[illegible]	[illegible]	[illegible]	[illegible]	[illegible]	[illegible]	[illegible]	[illegible]	[illegible]	0·2 (0·1 to 0·3)	0·1 (0 to 0·1)	76·9
Substance use disorders	0 (0 to 0)	[illegible]	[illegible]	[illegible]	[illegible]	[illegible]	[illegible]	[illegible]	[illegible]	[illegible]	[illegible]	[illegible]	[illegible]	[illegible]	[illegible]	[illegible]	[illegible]	[illegible]	[illegible]	[illegible]	[illegible]	[illegible]	[illegible]	[illegible]	0·1 (0·1 to 0·2)	0·1 (0 to 0·1)	136
Alcohol use disorders	0 (0 to 0)	[illegible]	[illegible]	[illegible]	[illegible]	[illegible]	[illegible]	[illegible]	[illegible]	[illegible]	[illegible]	[illegible]	[illegible]	[illegible]	[illegible]	[illegible]	[illegible]	[illegible]	[illegible]	[illegible]	[illegible]	[illegible]	[illegible]	[illegible]	0·1 (0 to 0·1)	0 (0 to 0)	37·2
Drug use disorders	0 (0 to 0)	[illegible]	[illegible]	[illegible]	[illegible]	[illegible]	[illegible]	[illegible]	[illegible]	[illegible]	[illegible]	[illegible]	[illegible]	[illegible]	[illegible]	[illegible]	[illegible]	[illegible]	[illegible]	[illegible]	[illegible]	[illegible]	[illegible]	[illegible]	0·1 (0 to 0·1)	0 (0 to 0)	98·6
Opioid use disorders	0 (0 to 0)	[illegible]	[illegible]	[illegible]	[illegible]	[illegible]	[illegible]	[illegible]	[illegible]	[illegible]	[illegible]	[illegible]	[illegible]	[illegible]	[illegible]	[illegible]	[illegible]	[illegible]	[illegible]	[illegible]	[illegible]	[illegible]	[illegible]	[illegible]	0·1 (0 to 0·1)	0 (0 to 0)	56·9
Cocaine use disorders	0 (0 to 0)	[illegible]	[illegible]	[illegible]	[illegible]	[illegible]	[illegible]	[illegible]	[illegible]	[illegible]	[illegible]	[illegible]	[illegible]	[illegible]	[illegible]	[illegible]	[illegible]	[illegible]	[illegible]	[illegible]	[illegible]	[illegible]	[illegible]	[illegible]	0 (0 to 0)	0 (0 to 0)	1·1
Amphetamine use disorders	0 (0 to 0)	[illegible]	[illegible]	[illegible]	[illegible]	[illegible]	[illegible]	[illegible]	[illegible]	[illegible]	[illegible]	[illegible]	[illegible]	[illegible]	[illegible]	[illegible]	[illegible]	[illegible]	[illegible]	[illegible]	[illegible]	[illegible]	[illegible]	[illegible]	0 (0 to 0)	0 (0 to 0)	12·5
Cannabis use disorders	0 (0 to 0)	[illegible]	[illegible]	[illegible]	[illegible]	[illegible]	[illegible]	[illegible]	[illegible]	[illegible]	[illegible]	[illegible]	[illegible]	[illegible]	[illegible]	[illegible]	[illegible]	[illegible]	[illegible]	[illegible]	[illegible]	[illegible]	[illegible]	[illegible]	0 (0 to 0)	0 (0 to 0)	16·1
Other drug use disorders	0 (0 to 0)	[illegible]	[illegible]	[illegible]	[illegible]	[illegible]	[illegible]	[illegible]	[illegible]	[illegible]	[illegible]	[illegible]	[illegible]	[illegible]	[illegible]	[illegible]	[illegible]	[illegible]	[illegible]	[illegible]	[illegible]	[illegible]	[illegible]	[illegible]	0 (0 to 0)	0 (0 to 0)	12
Diabetes and kidney diseases	0 (0 to 0)	[illegible]	[illegible]	[illegible]	[illegible]	[illegible]	[illegible]	[illegible]	[illegible]	[illegible]	[illegible]	[illegible]	[illegible]	[illegible]	[illegible]	[illegible]	[illegible]	[illegible]	[illegible]	[illegible]	[illegible]	[illegible]	[illegible]	[illegible]	26·9 (20·2 to 35·5)	6·8 (5 to 9)	3,360
Diabetes mellitus	0 (0 to 0)	[illegible]	[illegible]	[illegible]	[illegible]	[illegible]	[illegible]	[illegible]	[illegible]	[illegible]	[illegible]	[illegible]	[illegible]	[illegible]	[illegible]	[illegible]	[illegible]	[illegible]	[illegible]	[illegible]	[illegible]	[illegible]	[illegible]	[illegible]	19·1 (13·3 to 26·8)	3·7 (2·4 to 5·6)	2,340
Diabetes mellitus type 1	0 (0 to 0)	[illegible]	[illegible]	[illegible]	[illegible]	[illegible]	[illegible]	[illegible]	[illegible]	[illegible]	[illegible]	[illegible]	[illegible]	[illegible]	[illegible]	[illegible]	[illegible]	[illegible]	[illegible]	[illegible]	[illegible]	[illegible]	[illegible]	[illegible]	0·2 (0·1 to 0·3)	0 (0 to 0)	55·8
Diabetes mellitus type 2	0 (0 to 0)	[illegible]	[illegible]	[illegible]	[illegible]	[illegible]	[illegible]	[illegible]	[illegible]	[illegible]	[illegible]	[illegible]	[illegible]	[illegible]	[illegible]	[illegible]	[illegible]	[illegible]	[illegible]	[illegible]	[illegible]	[illegible]	[illegible]	[illegible]	18·9 (13·1 to 26·5)	3·7 (2·4 to 5·6)	2,280
Chronic kidney disease	0 (0 to 0)	[illegible]	[illegible]	[illegible]	[illegible]	[illegible]	[illegible]	[illegible]	[illegible]	[illegible]	[illegible]	[illegible]	[illegible]	[illegible]	[illegible]	[illegible]	[illegible]	[illegible]	[illegible]	[illegible]	[illegible]	[illegible]	[illegible]	[illegible]	7·8 (5·7 to 10·6)	3 (2 to 4·2)	1,020
Chronic kidney disease due to diabetes mellitus type 1	0 (0 to 0)	[illegible]	[illegible]	[illegible]	[illegible]	[illegible]	[illegible]	[illegible]	[illegible]	[illegible]	[illegible]	[illegible]	[illegible]	[illegible]	[illegible]	[illegible]	[illegible]	[illegible]	[illegible]	[illegible]	[illegible]	[illegible]	[illegible]	[illegible]	0 (0 to 0)	0 (0 to 0)	144
Chronic kidney disease due to diabetes mellitus type 2	0 (0 to 0)	[illegible]	[illegible]	[illegible]	[illegible]	[illegible]	[illegible]	[illegible]	[illegible]	[illegible]	[illegible]	[illegible]	[illegible]	[illegible]	[illegible]	[illegible]	[illegible]	[illegible]	[illegible]	[illegible]	[illegible]	[illegible]	[illegible]	[illegible]	2·5 (1·5 to 3·8)	1 (0·5 to 1·5)	290
Chronic kidney disease due to hypertension	0 (0 to 0)	[illegible]	[illegible]	[illegible]	[illegible]	[illegible]	[illegible]	[illegible]	[illegible]	[illegible]	[illegible]	[illegible]	[illegible]	[illegible]	[illegible]	[illegible]	[illegible]	[illegible]	[illegible]	[illegible]	[illegible]	[illegible]	[illegible]	[illegible]	3·2 (2·2 to 4·6)	1·3 (0·8 to 1·9)	256
Chronic kidney disease due to glomerulonephritis	0 (0 to 0)	[illegible]	[illegible]	[illegible]	[illegible]	[illegible]	[illegible]	[illegible]	[illegible]	[illegible]	[illegible]	[illegible]	[illegible]	[illegible]	[illegible]	[illegible]	[illegible]	[illegible]	[illegible]	[illegible]	[illegible]	[illegible]	[illegible]	[illegible]	0·3 (0·1 to 0·5)	0·1 (0 to 0·2)	109
Chronic kidney disease due to other and unspecified causes	0 (0 to 0)	[illegible]	[illegible]	[illegible]	[illegible]	[illegible]	[illegible]	[illegible]	[illegible]	[illegible]	[illegible]	[illegible]	[illegible]	[illegible]	[illegible]	[illegible]	[illegible]	[illegible]	[illegible]	[illegible]	[illegible]	[illegible]	[illegible]	[illegible]	1·8 (1·2 to 2·5)	0·6 (0·4 to 1)	222
Acute glomerulonephritis	0 (0 to 0)	[illegible]	[illegible]	[illegible]	[illegible]	[illegible]	[illegible]	[illegible]	[illegible]	[illegible]	[illegible]	[illegible]	[illegible]	[illegible]	[illegible]	[illegible]	[illegible]	[illegible]	[illegible]	[illegible]	[illegible]	[illegible]	[illegible]	[illegible]	0 (0 to 0)	0 (0 to 0)	0·8
Skin and subcutaneous diseases	0 (0 to 0)	[illegible]	[illegible]	[illegible]	[illegible]	[illegible]	[illegible]	[illegible]	[illegible]	[illegible]	[illegible]	[illegible]	[illegible]	[illegible]	[illegible]	[illegible]	[illegible]	[illegible]	[illegible]	[illegible]	[illegible]	[illegible]	[illegible]	[illegible]	2·2 (1·4 to 3·3)	0·5 (0·3 to 0·8)	723
Dermatitis	0 (0 to 0)	[illegible]	[illegible]	[illegible]	[illegible]	[illegible]	[illegible]	[illegible]	[illegible]	[illegible]	[illegible]	[illegible]	[illegible]	[illegible]	[illegible]	[illegible]	[illegible]	[illegible]	[illegible]	[illegible]	[illegible]	[illegible]	[illegible]	[illegible]	0·3 (0·2 to 0·4)	0·1 (0 to 0·1)	201
Atopic dermatitis	0 (0 to 0)	[illegible]	[illegible]	[illegible]	[illegible]	[illegible]	[illegible]	[illegible]	[illegible]	[illegible]	[illegible]	[illegible]	[illegible]	[illegible]	[illegible]	[illegible]	[illegible]	[illegible]	[illegible]	[illegible]	[illegible]	[illegible]	[illegible]	[illegible]	0·2 (0·1 to 0·3)	0 (0 to 0·1)	170
Contact dermatitis	0 (0 to 0)	[illegible]	[illegible]	[illegible]	[illegible]	[illegible]	[illegible]	[illegible]	[illegible]	[illegible]	[illegible]	[illegible]	[illegible]	[illegible]	[illegible]	[illegible]	[illegible]	[illegible]	[illegible]	[illegible]	[illegible]	[illegible]	[illegible]	[illegible]	0·1 (0 to 0·1)	0 (0 to 0)	27·8
Seborrhoeic dermatitis	0 (0 to 0)	[illegible]	[illegible]	[illegible]	[illegible]	[illegible]	[illegible]	[illegible]	[illegible]	[illegible]	[illegible]	[illegible]	[illegible]	[illegible]	[illegible]	[illegible]	[illegible]	[illegible]	[illegible]	[illegible]	[illegible]	[illegible]	[illegible]	[illegible]	0 (0 to 0)	0 (0 to 0)	3·2
Psoriasis	0 (0 to 0)	[illegible]	[illegible]	[illegible]	[illegible]	[illegible]	[illegible]	[illegible]	[illegible]	[illegible]	[illegible]	[illegible]	[illegible]	[illegible]	[illegible]	[illegible]	[illegible]	[illegible]	[illegible]	[illegible]	[illegible]	[illegible]	[illegible]	[illegible]	0 (0 to 0·1)	0 (0 to 0)	19·9
Bacterial skin diseases	0 (0 to 0)	[illegible]	[illegible]	[illegible]	[illegible]	[illegible]	[illegible]	[illegible]	[illegible]	[illegible]	[illegible]	[illegible]	[illegible]	[illegible]	[illegible]	[illegible]	[illegible]	[illegible]	[illegible]	[illegible]	[illegible]	[illegible]	[illegible]	[illegible]	0·5 (0·1 to 1·1)	0·1 (0 to 0·2)	24·2
Cellulitis	0 (0 to 0)	[illegible]	[illegible]	[illegible]	[illegible]	[illegible]	[illegible]	[illegible]	[illegible]	[illegible]	[illegible]	[illegible]	[illegible]	[illegible]	[illegible]	[illegible]	[illegible]	[illegible]	[illegible]	[illegible]	[illegible]	[illegible]	[illegible]	[illegible]	0 (0 to 0·1)	0 (0 to 0)	2·2
Pyoderma	0 (0 to 0)	[illegible]	[illegible]	[illegible]	[illegible]	[illegible]	[illegible]	[illegible]	[illegible]	[illegible]	[illegible]	[illegible]	[illegible]	[illegible]	[illegible]	[illegible]	[illegible]	[illegible]	[illegible]	[illegible]	[illegible]	[illegible]	[illegible]	[illegible]	0·5 (0·1 to 1·1)	0·1 (0 to 0·2)	22
Scabies	0 (0 to 0)	[illegible]	[illegible]	[illegible]	[illegible]	[illegible]	[illegible]	[illegible]	[illegible]	[illegible]	[illegible]	[illegible]	[illegible]	[illegible]	[illegible]	[illegible]	[illegible]	[illegible]	[illegible]	[illegible]	[illegible]	[illegible]	[illegible]	[illegible]	0·2 (0·1 to 0·4)	0·1 (0 to 0·1)	165
Fungal skin diseases	0 (0 to 0)	[illegible]	[illegible]	[illegible]	[illegible]	[illegible]	[illegible]	[illegible]	[illegible]	[illegible]	[illegible]	[illegible]	[illegible]	[illegible]	[illegible]	[illegible]	[illegible]	[illegible]	[illegible]	[illegible]	[illegible]	[illegible]	[illegible]	[illegible]	0·3 (0·1 to 0·5)	0·1 (0 to 0·1)	28·8
Viral skin diseases	0 (0 to 0)	[illegible]	[illegible]	[illegible]	[illegible]	[illegible]	[illegible]	[illegible]	[illegible]	[illegible]	[illegible]	[illegible]	[illegible]	[illegible]	[illegible]	[illegible]	[illegible]	[illegible]	[illegible]	[illegible]	[illegible]	[illegible]	[illegible]	[illegible]	0 (0 to 0)	0 (0 to 0)	75·2
Acne vulgaris	0 (0 to 0)	[illegible]	[illegible]	[illegible]	[illegible]	[illegible]	[illegible]	[illegible]	[illegible]	[illegible]	[illegible]	[illegible]	[illegible]	[illegible]	[illegible]	[illegible]	[illegible]	[illegible]	[illegible]	[illegible]	[illegible]	[illegible]	[illegible]	[illegible]	0 (0 to 0)	0 (0 to 0)	85·9
Alopecia areata	0 (0 to 0)	[illegible]	[illegible]	[illegible]	[illegible]	[illegible]	[illegible]	[illegible]	[illegible]	[illegible]	[illegible]	[illegible]	[illegible]	[illegible]	[illegible]	[illegible]	[illegible]	[illegible]	[illegible]	[illegible]	[illegible]	[illegible]	[illegible]	[illegible]	0 (0 to 0)	0 (0 to 0)	10·2
Pruritus	0 (0 to 0)	[illegible]	[illegible]	[illegible]	[illegible]	[illegible]	[illegible]	[illegible]	[illegible]	[illegible]	[illegible]	[illegible]	[illegible]	[illegible]	[illegible]	[illegible]	[illegible]	[illegible]	[illegible]	[illegible]	[illegible]	[illegible]	[illegible]	[illegible]	0 (0 to 0·1)	0 (0 to 0)	11
Urticaria	0 (0 to 0)	[illegible]	[illegible]	[illegible]	[illegible]	[illegible]	[illegible]	[illegible]	[illegible]	[illegible]	[illegible]	[illegible]	[illegible]	[illegible]	[illegible]	[illegible]	[illegible]	[illegible]	[illegible]	[illegible]	[illegible]	[illegible]	[illegible]	[illegible]	0 (0 to 0)	0 (0 to 0)	50·3
Decubitus ulcer	0 (0 to 0)	[illegible]	[illegible]	[illegible]	[illegible]	[illegible]	[illegible]	[illegible]	[illegible]	[illegible]	[illegible]	[illegible]	[illegible]	[illegible]	[illegible]	[illegible]	[illegible]	[illegible]	[illegible]	[illegible]	[illegible]	[illegible]	[illegible]	[illegible]	0·8 (0·3 to 1·6)	0·3 (0·1 to 0·5)	13·6
Other skin and subcutaneous diseases	0 (0 to 0)	[illegible]	[illegible]	[illegible]	[illegible]	[illegible]	[illegible]	[illegible]	[illegible]	[illegible]	[illegible]	[illegible]	[illegible]	[illegible]	[illegible]	[illegible]	[illegible]	[illegible]	[illegible]	[illegible]	[illegible]	[illegible]	[illegible]	[illegible]	0·1 (0 to 0·1)	0 (0 to 0)	37·5
Sense organ diseases	0 (0 to 0)	[illegible]	[illegible]	[illegible]	[illegible]	[illegible]	[illegible]	[illegible]	[illegible]	[illegible]	[illegible]	[illegible]	[illegible]	[illegible]	[illegible]	[illegible]	[illegible]	[illegible]	[illegible]	[illegible]	[illegible]	[illegible]	[illegible]	[illegible]	9·9 (7·1 to 12·9)	2·4 (1·7 to 3·1)	667
Blindness and vision loss	0 (0 to 0)	[illegible]	[illegible]	[illegible]	[illegible]	[illegible]	[illegible]	[illegible]	[illegible]	[illegible]	[illegible]	[illegible]	[illegible]	[illegible]	[illegible]	[illegible]	[illegible]	[illegible]	[illegible]	[illegible]	[illegible]	[illegible]	[illegible]	[illegible]	4·5 (3·1 to 5·9)	1·2 (0·8 to 1·6)	205
Glaucoma	0 (0 to 0)	[illegible]	[illegible]	[illegible]	[illegible]	[illegible]	[illegible]	[illegible]	[illegible]	[illegible]	[illegible]	[illegible]	[illegible]	[illegible]	[illegible]	[illegible]	[illegible]	[illegible]	[illegible]	[illegible]	[illegible]	[illegible]	[illegible]	[illegible]	0·3 (0·2 to 0·5)	0·1 (0·1 to 0·2)	6·8
Cataract	0 (0 to 0)	[illegible]	[illegible]	[illegible]	[illegible]	[illegible]	[illegible]	[illegible]	[illegible]	[illegible]	[illegible]	[illegible]	[illegible]	[illegible]	[illegible]	[illegible]	[illegible]	[illegible]	[illegible]	[illegible]	[illegible]	[illegible]	[illegible]	[illegible]	3 (2·1 to 4)	0·8 (0·5 to 1·1)	83·5
Age-related macular degeneration	0 (0 to 0)	[illegible]	[illegible]	[illegible]	[illegible]	[illegible]	[illegible]	[illegible]	[illegible]	[illegible]	[illegible]	[illegible]	[illegible]	[illegible]	[illegible]	[illegible]	[illegible]	[illegible]	[illegible]	[illegible]	[illegible]	[illegible]	[illegible]	[illegible]	0·1 (0 to 0·1)	0 (0 to 0)	2·9
Refraction disorders	0 (0 to 0)	[illegible]	[illegible]	[illegible]	[illegible]	[illegible]	[illegible]	[illegible]	[illegible]	[illegible]	[illegible]	[illegible]	[illegible]	[illegible]	[illegible]	[illegible]	[illegible]	[illegible]	[illegible]	[illegible]	[illegible]	[illegible]	[illegible]	[illegible]	0·3 (0·2 to 0·5)	0·1 (0 to 0·1)	59·4
Near vision loss	0 (0 to 0)	[illegible]	[illegible]	[illegible]	[illegible]	[illegible]	[illegible]	[illegible]	[illegible]	[illegible]	[illegible]	[illegible]	[illegible]	[illegible]	[illegible]	[illegible]	[illegible]	[illegible]	[illegible]	[illegible]	[illegible]	[illegible]	[illegible]	[illegible]	0·7 (0·3 to 1·3)	0·1 (0·1 to 0·3)	42·5
Other vision loss	0 (0 to 0)	[illegible]	[illegible]	[illegible]	[illegible]	[illegible]	[illegible]	[illegible]	[illegible]	[illegible]	[illegible]	[illegible]	[illegible]	[illegible]	[illegible]	[illegible]	[illegible]	[illegible]	[illegible]	[illegible]	[illegible]	[illegible]	[illegible]	[illegible]	0·2 (0·1 to 0·3)	0·1 (0 to 0·1)	9·8
Age-related and other hearing loss	0 (0 to 0)	[illegible]	[illegible]	[illegible]	[illegible]	[illegible]	[illegible]	[illegible]	[illegible]	[illegible]	[illegible]	[illegible]	[illegible]	[illegible]	[illegible]	[illegible]	[illegible]	[illegible]	[illegible]	[illegible]	[illegible]	[illegible]	[illegible]	[illegible]	5·2 (3·7 to 7)	1·1 (0·8 to 1·5)	430
Other sense organ diseases	0 (0 to 0)	[illegible]	[illegible]	[illegible]	[illegible]	[illegible]	[illegible]	[illegible]	[illegible]	[illegible]	[illegible]	[illegible]	[illegible]	[illegible]	[illegible]	[illegible]	[illegible]	[illegible]	[illegible]	[illegible]	[illegible]	[illegible]	[illegible]	[illegible]	0·2 (0·1 to 0·3)	0·1 (0 to 0·1)	32·7
Musculoskeletal disorders	0 (0 to 0)	[illegible]	[illegible]	[illegible]	[illegible]	[illegible]	[illegible]	[illegible]	[illegible]	[illegible]	[illegible]	[illegible]	[illegible]	[illegible]	[illegible]	[illegible]	[illegible]	[illegible]	[illegible]	[illegible]	[illegible]	[illegible]	[illegible]	[illegible]	6·3 (4·3 to 8·7)	1·2 (0·9 to 1·8)	1,880
Rheumatoid arthritis	0 (0 to 0)	[illegible]	[illegible]	[illegible]	[illegible]	[illegible]	[illegible]	[illegible]	[illegible]	[illegible]	[illegible]	[illegible]	[illegible]	[illegible]	[illegible]	[illegible]	[illegible]	[illegible]	[illegible]	[illegible]	[illegible]	[illegible]	[illegible]	[illegible]	0 (0 to 0)	0 (0 to 0)	19·4
Osteoarthritis	0 (0 to 0)	[illegible]	[illegible]	[illegible]	[illegible]	[illegible]	[illegible]	[illegible]	[illegible]	[illegible]	[illegible]	[illegible]	[illegible]	[illegible]	[illegible]	[illegible]	[illegible]	[illegible]	[illegible]	[illegible]	[illegible]	[illegible]	[illegible]	[illegible]	1·4 (0·7 to 2·7)	0·3 (0·1 to 0·6)	163
Osteoarthritis hip	0 (0 to 0)	[illegible]	[illegible]	[illegible]	[illegible]	[illegible]	[illegible]	[illegible]	[illegible]	[illegible]	[illegible]	[illegible]	[illegible]	[illegible]	[illegible]	[illegible]	[illegible]	[illegible]	[illegible]	[illegible]	[illegible]	[illegible]	[illegible]	[illegible]	0·1 (0 to 0·2)	0 (0 to 0)	7·3
Osteoarthritis knee	0 (0 to 0)	[illegible]	[illegible]	[illegible]	[illegible]	[illegible]	[illegible]	[illegible]	[illegible]	[illegible]	[illegible]	[illegible]	[illegible]	[illegible]	[illegible]	[illegible]	[illegible]	[illegible]	[illegible]	[illegible]	[illegible]	[illegible]	[illegible]	[illegible]	0·9 (0·4 to 1·8)	0·2 (0·1 to 0·4)	130
Osteoarthritis hand	0 (0 to 0)	[illegible]	[illegible]	[illegible]	[illegible]	[illegible]	[illegible]	[illegible]	[illegible]	[illegible]	[illegible]	[illegible]	[illegible]	[illegible]	[illegible]	[illegible]	[illegible]	[illegible]	[illegible]	[illegible]	[illegible]	[illegible]	[illegible]	[illegible]	0·1 (0·1 to 0·3)	0 (0 to 0·1)	8·5

Osteoarthritis other	0 (0 to 0)	0 (0 to 0)	0 (0 to 0)	0 (0 to 0)	0 (0 to 0)	0 (0 to 0)	0 (0 to 0)	0 (0 to 0)	0 (0 to 0)	0 (0 to 0·1)	0·2 (0·1 to 0·5)	0·6 (0·2 to 1·4)	1·2 (0·5 to 2·7)	1·9 (0·8 to 4·2)	2·5 (1·1 to 5·4)	2·6 (1·2 to 5·6)	2·2 (1 to 4·6)	1·7 (0·8 to 3·5)	1·5 (0·8 to 3·1)	1·2 (0·6 to 2·5)	0·7 (0·3 to 1·4)	0·3 (0·1 to 0·5)	0·1 (0 to 0·1)	16·6
Low back pain	0 (0 to 0)	0 (0 to 0)	0 (0 to 0)	0 (0 to 0)	10·8 (5 to 19)	49·2 (29·3 to 78·7)	73·8 (43·3 to 116)	69·2 (40·5 to 109)	72·9 (43 to 112)	76·7 (43·4 to 117)	79 (47·8 to 120)	81·2 (48·7 to 123)	89·2 (54·1 to 140)	90·8 (57·2 to 139)	88·5 (55·6 to 131)	75·9 (47·9 to 113)	56 (36·2 to 84·8)	39·2 (25·3 to 57·3)	32 (20·4 to 46·6)	23·9 (15·4 to 34·1)	11·7 (7·5 to 16·4)	4 (2·5 to 5·8)	0·8 (0·5 to 1·2)	1,020
Neck pain	0 (0 to 0)	0 (0 to 0)	0 (0 to 0)	0 (0 to 0)	0·8 (0·2 to 1·7)	4·5 (1·9 to 8·6)	9·9 (4·5 to 18·5)	13·3 (6 to 26·8)	18·7 (8·8 to 35·5)	26 (12·7 to 49·6)	30·1 (15·5 to 50·5)	33·1 (16·9 to 58·7)	37 (18·9 to 66·3)	32·2 (16·4 to 58·8)	28·7 (13·6 to 50·9)	22·6 (11·5 to 39·7)	15·8 (8·2 to 26·7)	10·6 (5·7 to 18)	7·6 (4 to 13·8)	4·4 (2·2 to 8)	1·8 (1 to 3·1)	0·5 (0·3 to 0·9)	0·1 (0·1 to 0·2)	298
Gout	0 (0 to 0)	0 (0 to 0)	0 (0 to 0)	0 (0 to 0)	0 (0 to 0)	0 (0 to 0)	0 (0 to 0)	0·1 (0 to 0·2)	0·2 (0·1 to 0·4)	0·4 (0·1 to 0·8)	0·5 (0·2 to 1)	0·6 (0·2 to 1·2)	0·9 (0·4 to 1·5)	1 (0·4 to 1·8)	1·1 (0·5 to 2)	1·1 (0·5 to 2·2)	1 (0·5 to 1·7)	0·8 (0·4 to 1·4)	0·7 (0·4 to 1·2)	0·6 (0·3 to 1)	0·3 (0·1 to 0·5)	0·1 (0·1 to 0·2)	0 (0 to 0)	9·4
Other musculoskeletal disorders	0 (0 to 0)	0 (0 to 0)	0 (0 to 0)	0 (0 to 0)	1·4 (0·6 to 2·5)	4 (1·7 to 7·1)	16·1 (8·5 to 27·1)	22·7 (13·6 to 35)	35·1 (21·8 to 53·2)	39·6 (24·7 to 59·7)	35·5 (22·4 to 53·5)	33·7 (20·7 to 52·6)	35·6 (22·7 to 53·5)	34·5 (21·1 to 53)	32 (19·6 to 48·2)	26·2 (15·8 to 40·6)	18·8 (11·5 to 28·4)	12·3 (6·9 to 19·6)	8 (4·6 to 12·4)	4·3 (1·9 to 7·7)	1·3 (0·4 to 2·5)	0·3 (0·1 to 0·7)	0 (0 to 0)	361
Other non-communicable diseases	65·4 (34·1 to 114)	32·7 (18·5 to 53·1)	83·8 (46·8 to 143)	57·8 (34·9 to 95·3)	49·7 (35·5 to 70·4)	65·3 (46·1 to 88·9)	81·1 (53·6 to 121)	111 (76·3 to 166)	135 (93 to 189)	141 (98·4 to 194)	127 (90·5 to 175)	122 (88·1 to 165)	109 (78·9 to 146)	87·6 (62·4 to 118)	78·2 (57 to 105)	64·4 (46·9 to 85·8)	50·3 (36·1 to 67·9)	37·9 (27·9 to 49·8)	29 (21·7 to 38·7)	23·6 (17·5 to 31)	12·9 (9·5 to 16·8)	5·2 (3·8 to 7)	1·2 (0·9 to 1·7)	1,570
Congenital birth defects	64·7 (33·5 to 112)	29·9 (16·5 to 49·4)	69·4 (35 to 125)	39·7 (20·9 to 74·8)	26·3 (17·7 to 37·4)	26·9 (18·2 to 37·9)	14·9 (10·2 to 21·2)	13·3 (8·4 to 19·9)	13 (6·3 to 21·8)	13·9 (6·5 to 23·3)	6·6 (4·4 to 9·6)	6·6 (4·3 to 9·3)	4·4 (3·1 to 6·4)	3·2 (2·2 to 4·7)	3·5 (2·4 to 5)	3·2 (2·2 to 4·4)	1·6 (1·1 to 2·2)	0·6 (0·3 to 0·9)	0·4 (0·2 to 0·7)	0·3 (0·1 to 0·4)	0·1 (0·1 to 0·2)	0 (0 to 0·1)	0 (0 to 0)	343
Neural tube defects	13·5 (3·6 to 31·8)	1·8 (0·4 to 5·1)	5·2 (0·9 to 16·5)	1·2 (0·3 to 3·9)	0·5 (0·3 to 0·7)	0·4 (0·3 to 0·7)	0·4 (0·3 to 0·6)	0·3 (0·2 to 0·4)	0·2 (0·1 to 0·3)	0·1 (0·1 to 0·2)	0·1 (0·1 to 0·2)	0·1 (0 to 0·1)	0·1 (0 to 0·1)	0·1 (0 to 0·1)	0 (0 to 0·1)	0 (0 to 0)	0 (0 to 0·2)	0 (0 to 0)	0 (0 to 0)	0 (0 to 0)	0 (0 to 0)	0 (0 to 0)	0 (0 to 0)	23·9
Congenital heart anomalies	29·5 (12·1 to 58·5)	17·3 (8·1 to 31)	40·9 (16·2 to 79·1)	20·8 (7 to 45·8)	10·4 (5·1 to 18·2)	14·4 (7·9 to 23·3)	4 (2 to 7·3)	6·8 (3·2 to 12·3)	5·8 (1·5 to 11·9)	8·3 (2·1 to 15·9)	1·9 (0·8 to 3·4)	3·5 (1·8 to 5·6)	1·1 (0·6 to 1·9)	0·6 (0·4 to 1·1)	1 (0·5 to 1·7)	1 (0·5 to 1·6)	0·5 (0·3 to 0·8)	0·1 (0 to 0·1)	0 (0 to 0·1)	0 (0 to 0·1)	0 (0 to 0)	0 (0 to 0)	0 (0 to 0)	168
Orofacial clefts	0 (0 to 0·1)	0 (0 to 0)	0·1 (0 to 0·1)	0·2 (0·1 to 0·5)	0·2 (0·1 to 0·4)	0·2 (0·1 to 0·3)	0·2 (0·1 to 0·3)	0·2 (0·1 to 0·2)	0·1 (0·1 to 0·2)	0·1 (0·1 to 0·2)	0·1 (0·1 to 0·1)	0·1 (0 to 0·1)	0·1 (0 to 0·1)	0·1 (0 to 0·1)	0·1 (0 to 0·1)	0 (0 to 0·1)	0 (0 to 0·1)	0 (0 to 0)	0 (0 to 0)	0 (0 to 0)	0 (0 to 0)	0 (0 to 0)	0 (0 to 0)	1·9
Down syndrome	0·9 (0·3 to 2·3)	0·5 (0·2 to 1·2)	1·5 (0·4 to 3·8)	1·6 (0·5 to 4·2)	0·7 (0·4 to 1·5)	0·4 (0·2 to 0·7)	0·4 (0·2 to 0·6)	0·3 (0·2 to 0·5)	0·2 (0·1 to 0·3)	0·2 (0·1 to 0·3)	0·4 (0·1 to 0·7)	0·3 (0·1 to 0·6)	0·1 (0 to 0·2)	0·3 (0·1 to 0·5)	0 (0 to 0·1)	0 (0 to 0)	0·1 (0 to 0·2)	0 (0 to 0)	0 (0 to 0)	0 (0 to 0)	0 (0 to 0)	0 (0 to 0)	0 (0 to 0)	8
Turner syndrome	0 (0 to 0)	0 (0 to 0)	0 (0 to 0)	0 (0 to 0·1)	0 (0 to 0·1)	0 (0 to 0·1)	0 (0 to 0·1)	0 (0 to 0·1)	0 (0 to 0)	0 (0 to 0)	0 (0 to 0)	0 (0 to 0)	0 (0 to 0)	0 (0 to 0)	0 (0 to 0)	0 (0 to 0)	0 (0 to 0)	0 (0 to 0)	0 (0 to 0)	0 (0 to 0)	0 (0 to 0)	0 (0 to 0)	0 (0 to 0)	0·2
Klinefelter syndrome	0 (0 to 0)	0 (0 to 0)	0 (0 to 0)	0 (0 to 0)	0 (0 to 0)	0 (0 to 0)	0 (0 to 0)	0 (0 to 0)	0 (0 to 0)	0 (0 to 0)	0 (0 to 0)	0 (0 to 0)	0 (0 to 0)	0 (0 to 0)	0 (0 to 0)	0 (0 to 0)	0 (0 to 0)	0 (0 to 0)	0 (0 to 0)	0 (0 to 0)	0 (0 to 0)	0 (0 to 0)	0 (0 to 0)	0
Other chromosomal abnormalities	1·6 (0·6 to 3·9)	2·8 (1·2 to 5·7)	4·4 (1·6 to 10)	1 (0·6 to 1·4)	1·2 (0·7 to 2·1)	0·9 (0·5 to 1·7)	0·4 (0·3 to 0·6)	0·3 (0·2 to 0·4)	0·5 (0·2 to 1·1)	0·1 (0·1 to 0·2)	0·1 (0·1 to 0·1)	0 (0 to 0·1)	0 (0 to 0)	0 (0 to 0)	0 (0 to 0)	0 (0 to 0)	0 (0 to 0·1)	0 (0 to 0)	0 (0 to 0)	0 (0 to 0)	0 (0 to 0)	0 (0 to 0)	0 (0 to 0)	13·4
Congenital musculoskeletal and limb anomalies	1·2 (0·5 to 2·7)	0·4 (0·2 to 0·6)	3·2 (1·8 to 5·3)	5·6 (3·1 to 8·9)	5·2 (2·8 to 8·4)	5·1 (2·9 to 8·2)	4 (2·3 to 6·5)	2·4 (1·3 to 3·7)	1·9 (1·1 to 2·9)	2·1 (1·2 to 3·3)	1·4 (0·7 to 2·3)	1·1 (0·6 to 1·9)	1·1 (0·6 to 1·8)	1 (0·5 to 1·6)	0·8 (0·4 to 1·3)	0·6 (0·3 to 1)	0·3 (0·2 to 0·6)	0·2 (0·1 to 0·3)	0·1 (0·1 to 0·2)	0·1 (0 to 0·1)	0 (0 to 0)	0 (0 to 0)	0 (0 to 0)	37·7
Urogenital congenital anomalies	1·9 (0·6 to 4·4)	1·2 (0·4 to 2·6)	1·1 (0·4 to 2·7)	0·7 (0·4 to 1·1)	0·6 (0·4 to 1)	0·6 (0·3 to 0·9)	0·4 (0·2 to 0·6)	0·3 (0·2 to 0·4)	0·2 (0·1 to 0·3)	0·1 (0·1 to 0·2)	0·1 (0·1 to 0·2)	0·1 (0 to 0·1)	0·1 (0 to 0·1)	0·1 (0 to 0·1)	0 (0 to 0·1)	0 (0 to 0·1)	0 (0 to 0·1)	0 (0 to 0)	0 (0 to 0)	0 (0 to 0)	0 (0 to 0)	0 (0 to 0)	0 (0 to 0)	7·4
Digestive congenital anomalies	3 (1·1 to 6·7)	1·8 (0·7 to 3·5)	3·5 (1·1 to 8·2)	0·6 (0·3 to 1·4)	0·3 (0·2 to 0·4)	0·2 (0·1 to 0·4)	0·1 (0·1 to 0·2)	0·1 (0 to 0·2)	0·1 (0 to 0·1)	0 (0 to 0·1)	0 (0 to 0)	0 (0 to 0)	0 (0 to 0)	0 (0 to 0)	0 (0 to 0)	0 (0 to 0)	0 (0 to 0)	0 (0 to 0)	0 (0 to 0)	0 (0 to 0)	0 (0 to 0)	0 (0 to 0)	0 (0 to 0)	9·8
Other congenital birth defects	13·1 (4·5 to 28)	4·2 (1·8 to 8·9)	9·5 (3·2 to 22·1)	7·9 (3·7 to 15·7)	7·2 (4·1 to 12)	4·7 (2·3 to 8·5)	4·9 (2·6 to 8·4)	2·7 (1·2 to 5·2)	4·1 (1·9 to 7·3)	2·8 (1·4 to 4·9)	2·6 (1·3 to 4·5)	1·4 (0·6 to 2·6)	1·9 (1 to 3·2)	1·1 (0·5 to 2·3)	1·5 (0·8 to 2·5)	1·4 (0·8 to 2·2)	0·5 (0·2 to 1)	0·3 (0·1 to 0·6)	0·2 (0·1 to 0·5)	0·2 (0·1 to 0·3)	0·1 (0 to 0·2)	0 (0 to 0·1)	0 (0 to 0)	72·3
Urinary diseases and male infertility	0·1 (0 to 0·2)	0·6 (0·2 to 1·2)	0·9 (0·4 to 2)	0·6 (0·3 to 1·4)	0·3 (0·2 to 0·6)	0·6 (0·4 to 1·1)	1·6 (0·8 to 2·8)	2·5 (1·2 to 4·5)	2·5 (0·8 to 4·6)	3·5 (1·1 to 6·2)	5 (2·4 to 8·7)	8 (4·2 to 13·9)	6·1 (3·2 to 10·9)	6·6 (3·6 to 11·1)	6·7 (3·9 to 11·1)	4·1 (2·1 to 7·2)	5·7 (3·1 to 9·9)	4 (2·2 to 6·5)	2·8 (1·6 to 4·7)	4·6 (2·5 to 7·9)	3·3 (1·8 to 5·5)	1·8 (1 to 3)	0·4 (0·2 to 0·8)	72·2
Urolithiasis	0 (0 to 0)	0 (0 to 0)	0 (0 to 0)	0 (0 to 0)	0 (0 to 0)	0·1 (0 to 0·2)	0·1 (0 to 0·1)	0·1 (0 to 0·1)	0·1 (0 to 0·2)	0·3 (0·1 to 0·7)	0·8 (0·3 to 1·8)	0·8 (0·3 to 1·7)	0·4 (0·2 to 0·7)	0·4 (0·2 to 0·9)	0·8 (0·2 to 1·8)	0·2 (0·1 to 0·5)	0·6 (0·2 to 1·4)	0·3 (0·1 to 0·7)	0·3 (0·1 to 0·7)	0 (0 to 0·1)	0 (0 to 0·1)	0 (0 to 0)	0 (0 to 0)	5·3
Benign prostatic hyperplasia	0 (0 to 0)	0 (0 to 0)	0 (0 to 0)	0 (0 to 0)	0 (0 to 0)	0 (0 to 0)	0 (0 to 0)	0 (0 to 0)	0 (0 to 0)	0 (0 to 0)	0 (0 to 0)	0 (0 to 0)	0 (0 to 0)	0 (0 to 0)	0 (0 to 0)	0 (0 to 0)	0 (0 to 0)	0 (0 to 0)	0 (0 to 0)	0 (0 to 0)	0 (0 to 0)	0 (0 to 0)	0 (0 to 0)	0
Male infertility	--	--	--	--	--	--	--	--	--	--	--	--	--	--	--	--	--	--	--	--	--	--	--	NA
Other urinary diseases	0 (0 to 0·1)	0 (0 to 0)	0 (0 to 0·1)	0·3 (0·1 to 0·8)	0·1 (0·1 to 0·2)	0·2 (0·1 to 0·3)	0·2 (0·1 to 0·4)	0·2 (0·1 to 0·3)	0·2 (0·1 to 0·3)	0·2 (0·1 to 0·4)	0·2 (0·1 to 0·3)	0·1 (0·1 to 0·3)	0·2 (0·1 to 0·4)	0·2 (0·1 to 0·4)	0·4 (0·2 to 0·9)	0·1 (0·1 to 0·2)	0·1 (0 to 0·2)	0·2 (0·1 to 0·5)	0 (0 to 0·1)	0 (0 to 0)	0 (0 to 0)	0 (0 to 0)	0 (0 to 0)	3·1
Gynecological diseases	0 (0 to 0)	0 (0 to 0)	0 (0 to 0)	0 (0 to 0)	0 (0 to 0)	17·3 (8·6 to 30·5)	41·7 (22·5 to 71)	68·5 (42·3 to 107)	87·4 (56·5 to 129)	90·2 (58·5 to 132)	78·4 (52·1 to 114)	68·8 (45·5 to 102)	53·2 (35 to 76·5)	31·2 (18·5 to 47·5)	16·5 (9·7 to 24·8)	10·2 (5·9 to 16·2)	6·2 (3·7 to 9·5)	3·7 (2·3 to 5·5)	2·5 (1·6 to 3·8)	1·5 (0·9 to 2·4)	0·7 (0·4 to 1·1)	0·3 (0·2 to 0·4)	0·1 (0 to 0·1)	578
Uterine fibroids	0 (0 to 0)	0 (0 to 0)	0 (0 to 0)	0 (0 to 0)	0 (0 to 0)	0·1 (0 to 0·3)	0·3 (0·1 to 0·6)	0·6 (0·2 to 1·3)	1·7 (0·7 to 3·5)	2·4 (1 to 4·7)	2·8 (1·2 to 5·8)	2·9 (1·3 to 5·5)	2·3 (1 to 4·4)	1·7 (0·8 to 3·2)	1·2 (0·6 to 2·1)	0·5 (0·2 to 1)	0·3 (0·1 to 0·5)	0·2 (0·1 to 0·4)	0·1 (0 to 0·1)	0 (0 to 0·1)	0 (0 to 0)	0 (0 to 0)	0 (0 to 0)	17
Polycystic ovarian syndrome	0 (0 to 0)	0 (0 to 0)	0 (0 to 0)	0 (0 to 0)	0 (0 to 0)	1·1 (0·4 to 2·3)	4·1 (1·7 to 8·2)	4 (1·7 to 8·3)	3·3 (1·4 to 6·7)	2·8 (1·2 to 5·9)	2·3 (1 to 4·6)	1·9 (0·8 to 3·8)	1·6 (0·7 to 3·3)	0·3 (0·1 to 0·7)	0 (0 to 0)	0 (0 to 0)	0 (0 to 0)	0 (0 to 0)	0 (0 to 0)	0 (0 to 0)	0 (0 to 0)	0 (0 to 0)	0 (0 to 0)	21·4
Female infertility	0 (0 to 0)	0 (0 to 0)	0 (0 to 0)	0 (0 to 0)	0 (0 to 0)	0 (0 to 0)	0 (0 to 0)	2·4 (0·4 to 7)	3·2 (0·7 to 9)	3·5 (0·8 to 10)	3·7 (0·5 to 11·4)	4·1 (0·7 to 10·8)	0·2 (0 to 1·1)	0 (0 to 0)	0 (0 to 0)	0 (0 to 0)	0 (0 to 0)	0 (0 to 0)	0 (0 to 0)	0 (0 to 0)	0 (0 to 0)	0 (0 to 0)	0 (0 to 0)	17·2
Endometriosis	0 (0 to 0)	0 (0 to 0)	0 (0 to 0)	0 (0 to 0)	0 (0 to 0)	0 (0 to 0)	3 (1·2 to 5·7)	12·2 (6 to 21·5)	13·5 (6·7 to 23·3)	10·7 (5·3 to 19)	8·7 (4·4 to 15·4)	7·7 (3·9 to 13·5)	6·2 (3·4 to 10·2)	2·6 (1·4 to 4·5)	0 (0 to 0)	0 (0 to 0)	0 (0 to 0)	0 (0 to 0)	0 (0 to 0)	0 (0 to 0)	0 (0 to 0)	0 (0 to 0)	0 (0 to 0)	64·7
Genital prolapse	0 (0 to 0)	0 (0 to 0)	0 (0 to 0)	0 (0 to 0)	0 (0 to 0)	0 (0 to 0)	0·1 (0 to 0·3)	0·1 (0 to 0·4)	0·1 (0 to 0·2)	0 (0 to 0·1)	0·1 (0 to 0·3)	0·2 (0·1 to 0·4)	0·6 (0·2 to 1·2)	0·5 (0·2 to 1·1)	0·6 (0·3 to 1·2)	0·5 (0·2 to 0·9)	0·3 (0·2 to 0·7)	0·2 (0·1 to 0·5)	0·2 (0·1 to 0·4)	0·1 (0·1 to 0·3)	0·1 (0 to 0·1)	0 (0 to 0·1)	0 (0 to 0)	3·9
Premenstrual syndrome	0 (0 to 0)	0 (0 to 0)	0 (0 to 0)	0 (0 to 0)	0 (0 to 0)	15·7 (7·5 to 28·7)	33·5 (16·7 to 60·2)	32·6 (16·2 to 58·9)	27·8 (15·8 to 45·3)	25 (13·1 to 41·8)	23·3 (13·3 to 38)	20·7 (11·6 to 33·7)	14·9 (8·2 to 24·6)	4·7 (2·3 to 8·5)	0 (0 to 0)	0 (0 to 0)	0 (0 to 0)	0 (0 to 0)	0 (0 to 0)	0 (0 to 0)	0 (0 to 0)	0 (0 to 0)	0 (0 to 0)	198
Other gynecological diseases	0 (0 to 0)	0 (0 to 0)	0 (0 to 0)	0 (0 to 0)	0 (0 to 0)	0·4 (0·1 to 1·1)	0·7 (0·2 to 1·3)	16·5 (9 to 26·8)	37·9 (20·9 to 61·6)	45·7 (26·7 to 71·4)	37·5 (21·7 to 60·1)	31·3 (17 to 51·4)	27·5 (15·3 to 44·1)	21·3 (10·2 to 34·4)	14·7 (8·2 to 22·8)	9·2 (5 to 14·8)	5·6 (3·2 to 8·8)	3·2 (1·9 to 5)	2·3 (1·3 to 3·5)	1·4 (0·8 to 2·2)	0·6 (0·4 to 1)	0·2 (0·1 to 0·4)	0 (0 to 0·1)	256
Hemoglobinopathies and hemolytic anemias	0 (0 to 0)	0·2 (0·1 to 0·2)	1·2 (0·6 to 1·8)	4 (2 to 6·7)	5·2 (2·1 to 10·1)	2·9 (1·2 to 5·7)	3·5 (1·7 to 6·6)	7·2 (3·2 to 12·7)	7·1 (3·3 to 12)	6 (2·7 to 10·4)	3·4 (1·7 to 6·6)	2·1 (1 to 3·7)	1·6 (0·9 to 2·8)	1·6 (0·8 to 2·8)	2 (1·1 to 3·2)	2·4 (1 to 4·4)	2·4 (1·3 to 4)	2 (1·2 to 3)	1·8 (1·1 to 2·6)	1·2 (0·8 to 1·9)	0·8 (0·5 to 1·1)	0·3 (0·2 to 0·4)	0·1 (0 to 0·1)	58·9
Thalassemias	0 (0 to 0)	0 (0 to 0)	0·3 (0·1 to 0·6)	0·3 (0·1 to 0·7)	0·5 (0·3 to 0·8)	0·6 (0·3 to 1·1)	0·6 (0·3 to 1)	0·1 (0 to 0·3)	0·1 (0 to 0·2)	0 (0 to 0·1)	0 (0 to 0)	0 (0 to 0)	0 (0 to 0)	0 (0 to 0)	0 (0 to 0)	0 (0 to 0)	0 (0 to 0)	0 (0 to 0)	0 (0 to 0)	0 (0 to 0)	0 (0 to 0)	0 (0 to 0)	0 (0 to 0)	2·6
Thalassemias trait	0 (0 to 0)	0·1 (0 to 0·1)	0·4 (0·2 to 0·6)	1·6 (0·8 to 2·8)	2·3 (0·9 to 4·5)	1·1 (0·3 to 2·3)	0·5 (0·1 to 1·2)	5·2 (2·1 to 9·2)	4·9 (2·2 to 8·7)	4·2 (1·7 to 7·5)	0·6 (0·2 to 1·4)	0·3 (0·1 to 0·6)	0·3 (0·1 to 0·7)	0·4 (0·1 to 0·8)	0·5 (0·2 to 0·8)	0·4 (0·2 to 0·8)	0·3 (0·2 to 0·6)	0·3 (0·1 to 0·4)	0·2 (0·1 to 0·4)	0·2 (0·1 to 0·3)	0·1 (0 to 0·1)	0 (0 to 0)	0 (0 to 0)	23·8
Sickle cell disorders	0 (0 to 0)	0 (0 to 0)	0 (0 to 0)	0 (0 to 0)	0 (0 to 0)	0 (0 to 0)	0 (0 to 0)	0 (0 to 0)	0 (0 to 0)	0 (0 to 0)	0 (0 to 0)	0 (0 to 0)	0 (0 to 0)	0 (0 to 0)	0 (0 to 0)	0 (0 to 0)	0 (0 to 0)	0 (0 to 0)	0 (0 to 0)	0 (0 to 0)	0 (0 to 0)	0 (0 to 0)	0 (0 to 0)	0
Sickle cell trait	0 (0 to 0)	0 (0 to 0)	0 (0 to 0)	0 (0 to 0·1)	0·1 (0 to 0·1)	0 (0 to 0·1)	0·2 (0 to 0·4)	0·3 (0·1 to 0·5)	0·2 (0·1 to 0·5)	0·2 (0·1 to 0·4)	0·2 (0 to 0·3)	0·1 (0 to 0·3)	0 (0 to 0)	0 (0 to 0)	0 (0 to 0)	0 (0 to 0)	0 (0 to 0)	0 (0 to 0)	0 (0 to 0)	0 (0 to 0)	0 (0 to 0)	0 (0 to 0)	0 (0 to 0)	1·4
G6PD deficiency	0 (0 to 0)	0 (0 to 0)	0 (0 to 0)	0 (0 to 0)	0 (0 to 0·1)	0·1 (0·1 to 0·3)	0·6 (0·3 to 1)	0·5 (0·2 to 0·9)	0·8 (0·2 to 1·6)	0·7 (0·2 to 1·2)	1·2 (0·6 to 2·2)	0·5 (0·2 to 0·8)	0·4 (0·2 to 0·7)	0·3 (0·2 to 0·5)	0·3 (0·1 to 0·5)	0·1 (0 to 0·1)	0·1 (0·1 to 0·3)	0·1 (0 to 0·1)	0·1 (0 to 0·1)	0 (0 to 0)	0 (0 to 0)	0 (0 to 0)	0 (0 to 0)	5·9
G6PD trait	0 (0 to 0)	0 (0 to 0)	0 (0 to 0)	0 (0 to 0)	0 (0 to 0)	0 (0 to 0)	0·2 (0 to 0·5)	0 (0 to 0·2)	0 (0 to 0)	0 (0 to 0)	0·2 (0·1 to 0·4)	0·2 (0·1 to 0·3)	0 (0 to 0)	0 (0 to 0)	0 (0 to 0)	0 (0 to 0)	0 (0 to 0)	0 (0 to 0)	0 (0 to 0)	0 (0 to 0)	0 (0 to 0)	0 (0 to 0)	0 (0 to 0)	0·6
Other hemoglobinopathies and hemolytic anemias	0 (0 to 0)	0 (0 to 0·1)	0·5 (0·2 to 0·9)	2 (0·8 to 3·6)	2·4 (0·7 to 5·2)	1·1 (0·3 to 2·6)	1·4 (0·5 to 3·3)	1 (0·3 to 2·4)	1·1 (0·3 to 2·4)	0·9 (0·3 to 2·2)	1·2 (0·5 to 2·4)	1 (0·4 to 2)	0·9 (0·4 to 1·6)	0·9 (0·4 to 1·7)	1·2 (0·6 to 2·1)	1·8 (0·8 to 3·6)	2 (1 to 3·3)	1·7 (1 to 2·5)	1·5 (0·9 to 2·3)	1·1 (0·6 to 1·7)	0·7 (0·4 to 1)	0·2 (0·1 to 0·3)	0·1 (0 to 0·1)	24·6
Endocrine, metabolic, blood, and immune disorders	0·5 (0·2 to 1·1)	0·5 (0·3 to 1)	3 (1·8 to 5·5)	8·2 (5 to 12·9)	9·2 (5·1 to 15)	8·2 (4·7 to 12·9)	9·2 (5·2 to 14·6)	9·4 (5·6 to 14·7)	13·9 (7·7 to 22)	15·9 (9·3 to 25·4)	22·9 (13·9 to 35)	25·4 (15·4 to 38·6)	30·3 (19·3 to 45)	29·6 (18·4 to 45·1)	31·1 (19·9 to 46·4)	24·3 (15·6 to 36·2)	15·6 (10·5 to 23·3)	12 (7·9 to 17·9)	7·5 (5 to 11·2)	5·5 (3·6 to 8·7)	2·7 (1·7 to 4·4)	1 (0·6 to 1·6)	0·2 (0·1 to 0·4)	286
Oral disorders	0 (0 to 0)	0 (0 to 0)	0 (0 to 0)	5·3 (3 to 8·9)	8·6 (4·4 to 15·1)	9·3 (4·8 to 16·3)	10·2 (5·5 to 17·3)	10·4 (5·9 to 17)	10·7 (6·1 to 17·2)	11·2 (6·5 to 17·5)	11 (6·5 to 17)	11·2 (6·6 to 17·4)	13·2 (8 to 20·3)	15·3 (9·1 to 23·7)	18·5 (11·3 to 28·1)	20·3 (12·4 to 31·7)	18·8 (11·4 to 29·1)	15·7 (9·7 to 23·7)	14 (8·8 to 20·7)	10·4 (6·7 to 15)	5·3 (3·4 to 7·7)	1·9 (1·2 to 2·8)	0·4 (0·3 to 0·6)	222
Caries of deciduous teeth	0 (0 to 0)	0 (0 to 0)	0 (0 to 0)	1·6 (0·6 to 3·3)	2·1 (0·8 to 4·5)	0·1 (0 to 0·3)	0 (0 to 0)	0 (0 to 0)	0 (0 to 0)	0 (0 to 0)	0 (0 to 0)	0 (0 to 0)	0 (0 to 0)	0 (0 to 0)	0 (0 to 0)	0 (0 to 0)	0 (0 to 0)	0 (0 to 0)	0 (0 to 0)	0 (0 to 0)	0 (0 to 0)	0 (0 to 0)	0 (0 to 0)	3·8
Caries of permanent teeth	0 (0 to 0)	0 (0 to 0)	0 (0 to 0)	0 (0 to 0)	2·5 (0·9 to 5·4)	4·8 (2 to 10·5)	4·3 (1·7 to 9·2)	3·5 (1·5 to 7·6)	2·9 (1·2 to 5·9)	2·5 (1 to 5·2)	2·2 (0·9 to 4·4)	1·9 (0·8 to 3·9)	1·7 (0·7 to 3·5)	1·5 (0·6 to 3·1)	1·3 (0·5 to 2·9)	1·1 (0·4 to 2·2)	0·7 (0·3 to 1·5)	0·5 (0·2 to 1)	0·4 (0·2 to 0·7)	0·2 (0·1 to 0·5)	0·1 (0 to 0·2)	0 (0 to 0·1)	0 (0 to 0)	32·2
Periodontal diseases	0 (0 to 0)	0 (0 to 0)	0 (0 to 0)	0 (0 to 0)	0 (0 to 0)	0 (0 to 0)	0·1 (0 to 0·4)	0·3 (0·1 to 0·7)	0·5 (0·1 to 1·2)	0·8 (0·2 to 2)	1 (0·3 to 2·6)	1·3 (0·4 to 3·4)	1·7 (0·5 to 4·2)	1·8 (0·6 to 4·2)	1·8 (0·6 to 4·2)	1·4 (0·5 to 3·4)	0·9 (0·3 to 2·1)	0·6 (0·2 to 1·4)	0·4 (0·2 to 1·1)	0·3 (0·1 to 0·7)	0·2 (0 to 0·4)	0·1 (0 to 0·1)	0 (0 to 0)	13·1
Other oral disorders	0 (0 to 0)	0 (0 to 0)	0 (0 to 0)	3·7 (2·2 to 5·7)	4 (2·2 to 6·3)	4·4 (2·5 to 7)	5·8 (3·5 to 8·9)	5·5 (3·3 to 8·3)	5·2 (3·1 to 7·9)	4·8 (2·9 to 7·5)	4·1 (2·5 to 6·4)	3·6 (2·3 to 5·5)	3·6 (2·2 to 5·5)	3·2 (2 to 4·8)	2·8 (1·7 to 4·1)	2·1 (1·3 to 3·1)	1·4 (0·9 to 2·2)	0·9 (0·5 to 1·3)	0·5 (0·3 to 0·8)	0·3 (0·2 to 0·4)	0·1 (0·1 to 0·2)	0 (0 to 0·1)	0 (0 to 0)	55·9
Sudden infant death syndrome	--	1·6 (0·7 to 3·7)	9·3 (4·2 to 21·8)	--	--	--	--	--	--	--	--	--	--	--	--	--	--	--	--	--	--	--	--	NA
Injuries	3·4 (1·6 to 7·7)	3 (1·4 to 8·5)	18·7 (10·8 to 33·6)	40·7 (21·7 to 63·3)	64·5 (46·1 to 86·4)	94·6 (72·3 to 119)	270 (198 to 353)	275 (178 to 376)	242 (88·4 to 350)	177 (75·1 to 247)	142 (91·6 to 192)	123 (89·3 to 162)	119 (90·1 to 156)	95·2 (74·8 to 120)	83 (66 to 104)	77·5 (61·6 to 96·6)	44·1 (35·9 to 54·3)	36 (29·3 to 44·1)	36·6 (28·7 to 46·3)	36·1 (28·2 to 45·4)	21·2 (15·9 to 27·8)	8·9 (6·9 to 11·3)	2 (1·5 to 2·6)	2,010
Transport injuries	0·4 (0·1 to 0·9)	0·5 (0·2 to 1)	3 (1·3 to 6·4)	7·7 (3·4 to 15·5)	23·6 (13·3 to 37·8)	19 (12·3 to 28·4)	78·7 (44·6 to 124)	92·9 (45 to 147)	81·9 (22·7 to 130)	55·6 (16·8 to 88·8)	47·3 (26·3 to 74·2)	38 (24·4 to 56·5)	45·2 (30·2 to 65·2)	31·9 (22·6 to 45·5)	27 (19·9 to 37·5)	27·1 (19·4 to 37·1)	12·8 (9·7 to 17·1)	9·7 (7·2 to 12·8)	9·5 (6·8 to 13·2)	8·4 (6 to 11·6)	2·8 (2·1 to 3·6)	1·2 (0·9 to 1·6)	0·3 (0·2 to 0·4)	625
Road injuries	0·3 (0·1 to 0·8)	0·4 (0·2 to 0·9)	2·7 (1·1 to 5·8)	7 (2·8 to 13·9)	22·1 (12·1 to 35·5)	16·7 (10·6 to 25·3)	75·6 (42·4 to 120)	87·6 (41·5 to 139)	76·8 (20·6 to 124)	50·7 (15·3 to 80·9)	44 (24·6 to 69·1)	35 (22·6 to 52·3)	42·3 (27·9 to 61·3)	30·4 (21·5 to 43·2)	25·8 (18·9 to 35·6)	25·7 (18·4 to 35·1)	12·1 (9·1 to 16·1)	9·2 (6·9 to 12·2)	9 (6·4 to 12·5)	7·8 (5·7 to 11)	2·5 (1·9 to 3·4)	1·1 (0·8 to 1·4)	0·2 (0·2 to 0·3)	585
Pedestrian road injuries	0·1 (0 to 0·3)	0·1 (0 to 0·3)	0·5 (0·1 to 1·3)	3 (0·9 to 6·6)	7 (3·2 to 13·7)	6·9 (3·6 to 11·9)	26·2 (11·9 to 48·8)	36·5 (15·9 to 62·6)	28·8 (6·7 to 51·1)	23·1 (5·7 to 39·4)	23·6 (11·4 to 41)	13·4 (7·8 to 22·7)	16·7 (9·6 to 26·8)	9·1 (5·4 to 14·4)	9·9 (6·4 to 15)	11·4 (7·1 to 17·3)	4·4 (3 to 6·4)	3·5 (2·4 to 5·3)	3·5 (2·3 to 5·5)	3·1 (2 to 4·7)	0·9 (0·7 to 1·3)	0·3 (0·2 to 0·4)	0·1 (0·1 to 0·1)	232
Cyclist road injuries	0 (0 to 0)	0 (0 to 0)	0 (0 to 0)	0·3 (0·1 to 0·8)	1·7 (0·7 to 3·5)	0·8 (0·5 to 1·4)	1·8 (1 to 3·1)	2·3 (1·2 to 3·8)	2·2 (1·2 to 3·6)	2·3 (1·3 to 3·7)	1·9 (1·2 to 2·8)	2·2 (1·5 to 3·1)	4·3 (2·5 to 7·2)	2·2 (1·5 to 3)	2 (1·4 to 2·7)	1·7 (1·3 to 2·4)	1·2 (0·8 to 1·6)	0·9 (0·7 to 1·3)	0·8 (0·6 to 1·1)	0·7 (0·5 to 1)	0·3 (0·2 to 0·4)	0·1 (0·1 to 0·2)	0 (0 to 0)	29·8
Motorcyclist road injuries	0·1 (0 to 0·2)	0·1 (0 to 0·2)	0·4 (0·1 to 1·1)	0·4 (0·1 to 1·2)	1 (0·3 to 2·2)	1 (0·4 to 2·1)	6 (2·3 to 13·1)	6·6 (2·5 to 13·3)	7·1 (2 to 14·6)	4·6 (1·6 to 9·1)	3·5 (1·8 to 6·2)	5·4 (2·7 to 9·4)	3 (1·9 to 4·9)	2·8 (1·8 to 4·5)	2 (1·4 to 3)	2·3 (1·4 to 3·8)	1·1 (0·8 to 1·6)	0·8 (0·5 to 1·1)	0·7 (0·5 to 1)	0·7 (0·5 to 1·1)	0·3 (0·2 to 0·5)	0·2 (0·1 to 0·2)	0 (0 to 0·1)	50·3
Motor vehicle road injuries	0·1 (0 to 0·2)	0·2 (0·1 to 0·4)	1·8 (0·7 to 3·9)	3·2 (1·1 to 7·6)	12·2 (6·1 to 20·9)	7·9 (4·5 to 13·7)	41·3 (21·4 to 69·5)	41·6 (18·9 to 70·5)	37·1 (10·5 to 63·2)	20·2 (6·2 to 33·9)	14·5 (7·2 to 24·3)	13·6 (8·1 to 21·7)	17·8 (11·1 to 27·2)	15·9 (10·3 to 24)	11·5 (7·8 to 16·9)	10 (6·5 to 14·9)	5·2 (3·8 to 7·5)	3·8 (2·6 to 5·5)	3·9 (2·5 to 5·7)	3·2 (2·1 to 4·7)	0·9 (0·6 to 1·3)	0·5 (0·3 to 0·7)	0·1 (0·1 to 0·2)	267
Other road injuries	0 (0 to 0·1)	0 (0 to 0·1)	0·1 (0 to 0·2)	0·1 (0 to 0·2)	0·2 (0·1 to 0·4)	0·1 (0·1 to 0·3)	0·4 (0·2 to 0·8)	0·6 (0·2 to 1·2)	1·6 (0·4 to 3·7)	0·4 (0·2 to 0·7)	0·5 (0·3 to 1)	0·5 (0·3 to 0·9)	0·4 (0·3 to 0·7)	0·4 (0·3 to 0·8)	0·3 (0·2 to 0·4)	0·3 (0·2 to 0·5)	0·2 (0·1 to 0·2)	0·1 (0·1 to 0·1)	0·1 (0·1 to 0·2)	0·1 (0·1 to 0·1)	0 (0 to 0)	0 (0 to 0)	0 (0 to 0)	6·3
Other transport injuries	0 (0 to 0·1)	0·1 (0 to 0·2)	0·4 (0·1 to 0·8)	0·7 (0·4 to 1·6)	1·5 (0·8 to 2·8)	2·3 (1·4 to 3·8)	3·1 (1·6 to 5·8)	5·3 (2·4 to 10·6)	5·1 (1·5 to 10·2)	4·9 (1·5 to 9·9)	3·3 (1·5 to 6·6)	2·9 (1·5 to 5·5)	2·9 (1·7 to 5·4)	1·5 (0·9 to 2·4)	1·2 (0·8 to 1·9)	1·3 (0·8 to 2·2)	0·8 (0·5 to 1·2)	0·5 (0·3 to 0·8)	0·5 (0·3 to 0·9)	0·5 (0·3 to 0·9)	0·2 (0·1 to 0·3)	0·1 (0·1 to 0·2)	0 (0 to 0·1)	39·4
Unintentional injuries	2·6 (1·2 to 6·9)	2·3 (1 to 7·9)	14 (7·8 to 27·9)	27·8 (15·2 to 44·9)	35·2 (25·7 to 47·5)	48·5 (36·9 to 63·4)	68·6 (50·8 to 90·2)	76 (51·7 to 104)	71·4 (36·4 to 99·9)	57·6 (33·6 to 78·3)	46·4 (33·5 to 60·8)	45·8 (34·4 to 58·4)	47·5 (36·2 to 60·7)	38·4 (30·3 to 47·8)	35·8 (28·3 to 45·4)	32·8 (25·9 to 41·2)	22·3 (17·8 to 27·6)	20·4 (16·1 to 25·2)	22·3 (17·4 to 28·6)	25·6 (19·3 to 33·2)	17·3 (12·4 to 23·2)	6·8 (5·1 to 8·9)	1·6 (1·1 to 2·1)	767
Falls	0·2 (0·1 to 0·7)	0·3 (0·1 to 0·7)	1·1 (0·4 to 2·4)	3·4 (1·6 to 6·4)	7 (4·8 to 9·9)	9·8 (6·7 to 13·9)	12 (8·2 to 16·8)	13 (8·9 to 18)	18·3 (12·6 to 25·5)	16·8 (11·8 to 23·2)	14·9 (10·6 to 20·8)	15·4 (11·2 to 21·3)	16·8 (12·4 to 22·7)	16 (11·9 to 21·2)	14·5 (10·8 to 19·2)	13·2 (9·7 to 17·6)	9·8 (7·4 to 12·5)	10·2 (7·5 to 13·4)	12·4 (9 to 17)	17·1 (12·1 to 23·3)	13·6 (9·3 to 19)	5·4 (4 to 7·3)	1·2 (0·8 to 1·6)	242
Drowning	0·6 (0·3 to 1·1)	0·1 (0·1 to 0·3)	1·9 (0·7 to 4·1)	11·7 (4·4 to 23·3)	11·4 (5·9 to 19·7)	11·7 (6·2 to 20·5)	17·4 (9·2 to 29·3)	21·2 (9·4 to 36)	14·3 (3·2 to 25·5)	13·1 (3·1 to 23·6)	5·3 (2·3 to 9·4)	6·8 (3·5 to 11·2)	9·3 (5 to 15)	5·3 (3·2 to 8·3)	3·2 (1·9 to 4·9)	4·3 (2·4 to 7)	2·9 (1·7 to 4·8)	2·4 (1·4 to 3·8)	0·9 (0·5 to 1·4)	0·5 (0·3 to 0·8)	0·1 (0 to 0·1)	0 (0 to 0)	0 (0 to 0)	144
Fire, heat, and hot substances	0 (0 to 0·1)	0 (0 to 0·1)	1 (0·4 to 2·3)	2 (0·7 to 5)	2·8 (1·7 to 4·5)	2·7 (1·8 to 3·9)	5·8 (3·6 to 8·5)	8 (4·2 to 13·4)	8 (3·5 to 13·3)	5·6 (2·9 to 8·4)	5 (3·2 to 7·2)	3·4 (2·4 to 4·6)	3·2 (2·2 to 4·4)	2·7 (1·9 to 3·7)	2·4 (1·7 to 3·2)	2·1 (1·5 to 3)	1·1 (0·7 to 1·5)	0·9 (0·6 to 1·2)	0·9 (0·6 to 1·2)	0·9 (0·6 to 1·3)	0·5 (0·3 to 0·6)	0·2 (0·1 to 0·2)	0 (0 to 0·1)	59·2
Poisonings	0·1 (0 to 0·2)	0·1 (0 to 0·3)	0·3 (0·1 to 0·7)	0·8 (0·3 to 2·2)	0·8 (0·4 to 1·5)	1 (0·5 to 1·9)	1·7 (0·8 to 3·3)	1·7 (0·8 to 3·2)	1 (0·4 to 1·9)	0·5 (0·2 to 0·8)	0·8 (0·4 to 1·5)	0·5 (0·2 to 0·8)	0·4 (0·2 to 0·6)	1 (0·5 to 1·8)	0·3 (0·2 to 0·6)	0·2 (0·1 to 0·4)	0·2 (0·1 to 0·2)	0·1 (0·1 to 0·2)	0·2 (0·1 to 0·3)	0·1 (0·1 to 0·2)	0·1 (0 to 0·1)	0 (0 to 0)	0 (0 to 0)	11·7
Poisoning by carbon monoxide	0 (0 to 0)	0 (0 to 0)	0 (0 to 0·1)	0·1 (0 to 0·4)	0·1 (0·1 to 0·3)	0·2 (0·1 to 0·3)	0·6 (0·2 to 1·3)	0·7 (0·3 to 1·6)	0·4 (0·1 to 0·8)	0·2 (0·1 to 0·4)	0·2 (0·1 to 0·6)	0·1 (0·1 to 0·2)	0·1 (0 to 0·2)	0·7 (0·3 to 1·4)	0·1 (0·1 to 0·3)	0·1 (0 to 0·2)	0·1 (0 to 0·1)	0·1 (0 to 0·1)	0 (0 to 0·1)	0 (0 to 0·1)	0 (0 to 0)	0 (0 to 0)	0 (0 to 0)	4
Poisoning by other means	0·1 (0 to 0·1)	0·1 (0 to 0·3)	0·2 (0·1 to 0·6)	0·7 (0·2 to 2)	0·7 (0·3 to 1·3)	0·8 (0·4 to 1·6)	1·1 (0·5 to 2·2)	0·9 (0·4 to 1·8)	0·6 (0·2 to 1·3)	0·3 (0·1 to 0·5)	0·5 (0·2 to 1)	0·3 (0·2 to 0·6)	0·3 (0·1 to 0·5)	0·2 (0·1 to 0·5)	0·2 (0·1 to 0·3)	0·2 (0·1 to 0·3)	0·1 (0·1 to 0·2)	0·1 (0 to 0·1)	0·1 (0·1 to 0·2)	0·1 (0 to 0·2)	0 (0 to 0·1)	0 (0 to 0)	0 (0 to 0)	7·7
Exposure to mechanical forces	0·9 (0 to 5·5)	0·7 (0 to 6·2)	2·5 (0·2 to 15·7)	3·8 (1·2 to 10·2)	4·5 (2·6 to 7·6)	4·8 (3 to 8·1)	4·5 (3 to 7)	5 (3 to 8)	7·4 (3·2 to 12·9)	3·3 (2·2 to 4·8)	3·7 (2·5 to 5·5)	3·6 (2·4 to 5·4)	4·5 (3 to 6·6)	2·7 (1·9 to 3·6)	3·2 (2·3 to 4·5)	2·3 (1·7 to 3·2)	1·7 (1·2 to 2·4)	1·3 (0·9 to 1·8)	1·2 (0·8 to 1·6)	1·2 (0·8 to 1·9)	0·6 (0·4 to 0·9)	0·3 (0·2 to 0·4)	0·1 (0 to 0·1)	63·6
Unintentional firearm injuries	0 (0 to 0·4)	0·2 (0 to 1·1)	0·4 (0 to 2·4)	0·4 (0·2 to 1·5)	0·7 (0·3 to 1·5)	0·5 (0·3 to 0·7)	0·6 (0·4 to 0·8)	1·1 (0·6 to 2·1)	0·6 (0·4 to 0·9)	0·6 (0·4 to 0·8)	0·5 (0·3 to 0·7)	0·5 (0·3 to 0·7)	0·5 (0·4 to 0·7)	0·5 (0·3 to 0·6)	0·4 (0·3 to 0·6)	0·3 (0·2 to 0·5)	0·2 (0·2 to 0·3)	0·2 (0·1 to 0·2)	0·1 (0·1 to 0·2)	0·1 (0·1 to 0·2)	0·1 (0 to 0·1)	0 (0 to 0)	0 (0 to 0)	8·5
Other exposure to mechanical forces	0·8 (0 to 5·4)	0·5 (0 to 3·8)	2·1 (0·1 to 12·8)	3·4 (1 to 9·4)	3·9 (2·1 to 6·8)	4·3 (2·6 to 7·5)	3·9 (2·5 to 6·4)	3·9 (2·3 to 6·5)	6·8 (2·7 to 12·3)	2·7 (1·8 to 4·1)	3·2 (2·1 to 4·9)	3·1 (2 to 4·8)	3·9 (2·5 to 6)	2·2 (1·6 to 3)	2·8 (2 to 4)	2 (1·4 to 2·8)	1·5 (1·1 to 2·1)	1·1 (0·8 to 1·6)	1 (0·7 to 1·4)	1·1 (0·7 to 1·7)	0·6 (0·4 to 0·8)	0·2 (0·2 to 0·3)	0·1 (0 to 0·1)	55·2
Adverse effects of medical treatment	0·1 (0·1 to 0·3)	0·2 (0·1 to 0·5)	0·6 (0·3 to 1·2)	1·3 (0·6 to 2·8)	0·8 (0·4 to 1·3)	1 (0·5 to 2)	8·6 (4·5 to 15·4)	6·5 (2·8 to 11·6)	4·7 (1·3 to 8·7)	4·1 (1 to 7·8)	3·5 (1·6 to 6·2)	3·5 (1·7 to 6·1)	3·8 (1·9 to 6·8)	1·9 (0·9 to 3·4)	3·7 (1·8 to 6·7)	3·1 (1·6 to 5·5)	1·4 (0·8 to 2·6)	1·6 (0·9 to 3)	2·5 (1·4 to 4·6)	2·4 (1·3 to 4·4)	1 (0·6 to 1·9)	0·3 (0·2 to 0·6)	0·1 (0·1 to 0·3)	57
Animal contact	0·2 (0·1 to 0·3)	0·1 (0 to 0·3)	0·7 (0·2 to 1·8)	0·8 (0·4 to 1·6)	1·3 (0·7 to 2·2)	1·6 (1 to 2·6)	1·5 (1 to 2·4)	1·4 (0·9 to 2·3)	1·8 (1 to 3·1)	2·7 (1·2 to 5·3)	2·1 (1·1 to 4)	1·3 (0·8 to 2·3)	1·1 (0·7 to 1·6)	1·1 (0·7 to 1·8)	0·9 (0·6 to 1·3)	0·9 (0·6 to 1·4)	0·6 (0·4 to 1)	0·4 (0·3 to 0·7)	0·5 (0·3 to 0·9)	0·6 (0·3 to 1·1)	0·2 (0·1 to 0·4)	0·1 (0·1 to 0·2)	0 (0 to 0·1)	22·1
Venomous animal contact	0·1 (0·1 to 0·3)	0·1 (0 to 0·2)	0·5 (0·2 to 1·4)	0·5 (0·3 to 1·2)	1 (0·5 to 1·7)	1·2 (0·7 to 2)	1 (0·6 to 1·5)	0·9 (0·5 to 1·4)	1·1 (0·6 to 2)	2·1 (0·8 to 4·4)	1·6 (0·7 to 3·2)	0·8 (0·5 to 1·4)	0·6 (0·4 to 0·9)	0·6 (0·4 to 1·1)	0·4 (0·3 to 0·7)	0·5 (0·3 to 0·9)	0·4 (0·2 to 0·6)	0·2 (0·1 to 0·3)	0·2 (0·1 to 0·5)	0·3 (0·1 to 0·6)	0·1 (0 to 0·2)	0 (0 to 0·1)	0 (0 to 0)	14·4
Non-venomous animal contact	0 (0 to 0)	0 (0 to 0·1)	0·2 (0 to 0·5)	0·2 (0·1 to 0·5)	0·3 (0·2 to 0·6)	0·4 (0·2 to 0·8)	0·6 (0·3 to 1)	0·6 (0·3 to 1)	0·7 (0·3 to 1·3)	0·6 (0·3 to 1·1)	0·5 (0·3 to 0·8)	0·5 (0·3 to 1)	0·5 (0·3 to 0·8)	0·5 (0·3 to 0·8)	0·4 (0·3 to 0·6)	0·3 (0·2 to 0·5)	0·3 (0·2 to 0·4)	0·2 (0·1 to 0·4)	0·3 (0·1 to 0·5)	0·3 (0·2 to 0·7)	0·2 (0·1 to 0·3)	0·1 (0 to 0·2)	0 (0 to 0)	7·7
Foreign body	0·3 (0·1 to 0·7)	0·5 (0·2 to 0·9)	5·2 (2 to 11·1)	2·3 (1 to 4·2)	2·5 (1·4 to 4·2)	4 (2·3 to 6·6)	4·8 (2·7 to 8)	4·2 (2 to 7)	3·9 (1 to 6·7)	2·1 (0·7 to 3·5)	2 (1·1 to 3·3)	1·9 (1·1 to 3)	0·9 (0·6 to 1·2)	2 (1·3 to 3)	1·8 (1·2 to 2·7)	1·5 (1·1 to 2·1)	1·3 (0·9 to 1·8)	0·9 (0·6 to 1·4)	1·1 (0·7 to 1·8)	1 (0·7 to 1·6)	0·4 (0·3 to 0·6)	0·2 (0·1 to 0·3)	0 (0 to 0·1)	45
Pulmonary aspiration and foreign body in airway	0·3 (0·1 to 0·7)	0·5 (0·2 to 0·9)	5·1 (2 to 11)	2·1 (0·9 to 4)	2·2 (1·2 to 3·8)	3·6 (2 to 6·2)	4·4 (2·3 to 7·6)	3·8 (1·7 to 6·5)	3·5 (0·7 to 6·3)	1·7 (0·4 to 3)	1·7 (0·8 to 2·9)	1·6 (0·8 to 2·7)	0·5 (0·3 to 0·8)	1·6 (1 to 2·6)	1·5 (0·9 to 2·4)	1·3 (0·8 to 1·9)	1·1 (0·7 to 1·6)	0·8 (0·5 to 1·2)	1 (0·6 to 1·7)	0·9 (0·6 to 1·5)	0·4 (0·2 to 0·6)	0·2 (0·1 to 0·3)	0 (0 to 0·1)	39·9
Foreign body in eyes	0 (0 to 0)	0 (0 to 0)	0 (0 to 0)	0·1 (0 to 0·2)	0·1 (0 to 0·3)	0·1 (0 to 0·3)	0·1 (0 to 0·3)	0·1 (0 to 0·3)	0·1 (0 to 0·3)	0·1 (0 to 0·3)	0·1 (0 to 0·2)	0·1 (0 to 0·2)	0·1 (0·1 to 0·2)	0·1 (0·1 to 0·2)	0·1 (0·1 to 0·2)	0·1 (0 to 0·1)	0·1 (0 to 0·1)	0 (0 to 0·1)	0 (0 to 0)	0 (0 to 0)	0 (0 to 0)	0 (0 to 0)	0 (0 to 0)	1·7
Foreign body in other body part	0 (0 to 0)	0 (0 to 0)	0·1 (0 to 0·2)	0·1 (0·1 to 0·3)	0·2 (0·1 to 0·3)	0·3 (0·2 to 0·4)	0·3 (0·2 to 0·4)	0·3 (0·2 to 0·4)	0·2 (0·2 to 0·3)	0·3 (0·2 to 0·4)	0·2 (0·2 to 0·3)	0·2 (0·1 to 0·3)	0·2 (0·2 to 0·3)	0·3 (0·2 to 0·4)	0·2 (0·1 to 0·3)	0·2 (0·1 to 0·2)	0·1 (0·1 to 0·2)	0·1 (0·1 to 0·1)	0·1 (0·1 to 0·1)	0·1 (0 to 0·1)	0 (0 to 0)	0 (0 to 0)	0 (0 to 0)	3·4
Environmental heat and cold exposure	0 (0 to 0)	0 (0 to 0)	0·1 (0 to 0·2)	0·3 (0·2 to 0·4)	0·6 (0·4 to 0·9)	0·8 (0·6 to 1·1)	0·9 (0·6 to 1·2)	1·1 (0·7 to 1·5)	0·8 (0·5 to 1·1)	0·7 (0·5 to 1)	0·8 (0·5 to 1·1)	0·7 (0·5 to 1)	0·8 (0·5 to 1·2)	0·5 (0·4 to 0·7)	0·5 (0·3 to 0·7)	0·6 (0·4 to 1·1)	0·5 (0·3 to 0·9)	0·3 (0·2 to 0·4)	0·3 (0·2 to 0·5)	0·2 (0·1 to 0·4)	0·1 (0·1 to 0·2)	0 (0 to 0·1)	0 (0 to 0)	10·5
Exposure to forces of nature	0 (0 to 0)	0 (0 to 0)	0 (0 to 0)	0 (0 to 0)	0·2 (0·1 to 0·4)	8·5 (4·5 to 14·8)	5·6 (3·1 to 9·3)	8·4 (4·8 to 14·1)	3·2 (1·8 to 5·4)	2·9 (1·7 to 4·6)	2·9 (1·6 to 4·6)	2·6 (1·5 to 4·3)	2·1 (1·2 to 3·3)	2·1 (1·2 to 3·4)	2 (1·2 to 3·1)	1·8 (1·1 to 2·9)	1·4 (0·8 to 2·3)	1 (0·6 to 1·6)	0·8 (0·4 to 1·2)	0·5 (0·3 to 0·9)	0·2 (0·1 to 0·4)	0·1 (0·1 to 0·1)	0 (0 to 0)	46·4
Other unintentional injuries	0·1 (0·1 to 0·3)	0·2 (0·1 to 0·4)	0·7 (0·4 to 1·3)	1·4 (0·8 to 2·3)	3·1 (1·8 to 5·2)	2·5 (1·6 to 3·8)	5·8 (3 to 11·1)	5·6 (2·9 to 10·4)	8 (3 to 15·1)	5·8 (2·5 to 10·4)	5·3 (2·7 to 9·9)	6 (3·3 to 10·7)	4·5 (2·6 to 7·5)	3·1 (2 to 4·6)	3·4 (2·1 to 5·5)	2·8 (1·7 to 4·7)	1·4 (1 to 2·1)	1·1 (0·7 to 1·7)	1·6 (0·9 to 2·6)	1 (0·6 to 1·5)	0·5 (0·3 to 0·8)	0·2 (0·1 to 0·2)	0 (0 to 0·1)	64·1
Self-harm and interpersonal violence	0·5 (0·1 to 1·2)	0·1 (0 to 0·3)	1·7 (0·6 to 3·9)	5·2 (1·3 to 13·6)	5·8 (3·7 to 9·3)	27·1 (17·4 to 39·9)	123 (78·7 to 178)	106 (58·7 to 162)	89 (28 to 142)	63·4 (22 to 97·8)	47·9 (28·2 to 72)	39·2 (25·6 to 57·2)	26·6 (19 to 37·8)	24·9 (17·5 to 34·2)	20·1 (14·6 to 28)	17·6 (12·6 to 24·1)	9 (6·4 to 12·1)	5·9 (4·3 to 7·9)	4·8 (3·5 to 6·4)	2·1 (1·6 to 2·8)	1·2 (0·9 to 1·6)	0·9 (0·6 to 1·3)	0·2 (0·1 to 0·2)	622
Self-harm	0 (0 to 0)	0 (0 to 0)	0 (0 to 0)	0 (0 to 0)	0 (0 to 0)	12·8 (6·6 to 23·1)	95·9 (54·3 to 146)	72·2 (34·4 to 120)	57·7 (14·1 to 100)	36 (11·2 to 61·1)	25·8 (13·2 to 41·9)	20·1 (11·4 to 31·9)	12·7 (7·9 to 20·7)	14·1 (8·8 to 21·8)	11·3 (7·5 to 17·2)	11·2 (7 to 16·4)	5·2 (3·3 to 7·7)	3·4 (2·3 to 5)	2·9 (1·8 to 4·3)	1·4 (0·9 to 2·1)	0·8 (0·6 to 1·3)	0·8 (0·5 to 1·2)	0·2 (0·1 to 0·2)	384
Self-harm by firearm	0 (0 to 0)	0 (0 to 0)	0 (0 to 0)	0 (0 to 0)	0 (0 to 0)	0·2 (0 to 0·5)	0·3 (0·1 to 0·7)	0·4 (0·1 to 1)	0·1 (0 to 0·2)	0·1 (0 to 0·2)	0·4 (0·1 to 0·9)	0·4 (0·1 to 0·8)	0·1 (0 to 0·2)	0·1 (0 to 0·1)	0·1 (0 to 0·1)	0·1 (0 to 0·1)	0 (0 to 0·1)	0 (0 to 0)	0 (0 to 0)	0 (0 to 0)	0 (0 to 0)	0 (0 to 0)	0 (0 to 0)	2·2
Self-harm by other specified means	0 (0 to 0)	0 (0 to 0)	0 (0 to 0)	0 (0 to 0)	0 (0 to 0)	12·7 (6·5 to 22·7)	95·7 (54·2 to 146)	71·8 (34·2 to 119)	57·6 (14·1 to 99·9)	35·9 (11·2 to 61)	25·4 (13 to 41·3)	19·8 (11·2 to 31)	12·6 (7·9 to 20·6)	14 (8·7 to 21·7)	11·2 (7·4 to 17·1)	11·1 (7 to 16·4)	5·2 (3·3 to 7·6)	3·4 (2·2 to 4·9)	2·9 (1·8 to 4·3)	1·4 (0·9 to 2·1)	0·8 (0·5 to 1·2)	0·8 (0·5 to 1·2)	0·2 (0·1 to 0·2)	382
Interpersonal violence	0·5 (0·1 to 1·2)	0·1 (0 to 0·3)	1·7 (0·6 to 3·9)	5·2 (1·2 to 13·6)	5·7 (3·6 to 9·2)	14·1 (8·8 to 22·2)	27·1 (17 to 43·6)	34 (20·3 to 56·5)	31·3 (15 to 51·7)	27·3 (12·6 to 47)	22·1 (12·6 to 37·8)	19 (11·7 to 30·2)	13·9 (9·5 to 20)	10·9 (7·5 to 15·6)	8·8 (6 to 13·1)	6·4 (4·5 to 9·2)	3·8 (2·8 to 5·1)	2·5 (1·8 to 3·4)	1·9 (1·4 to 2·6)	0·7 (0·6 to 0·9)	0·3 (0·2 to 0·4)	0·1 (0·1 to 0·1)	0 (0 to 0)	237
Physical violence by firearm	0 (0 to 0)	0 (0 to 0)	0·1 (0 to 0·3)	0·3 (0·1 to 1·1)	1·1 (0·4 to 2·4)	0·3 (0·1 to 0·8)	0·2 (0·1 to 0·5)	1·4 (0·4 to 3·3)	3·5 (0·7 to 7·6)	2·4 (0·5 to 5·5)	3·6 (1·2 to 8·2)	2 (0·7 to 4·6)	0·4 (0·2 to 0·8)	0·8 (0·3 to 1·7)	1·1 (0·4 to 2·2)	0·1 (0 to 0·2)	0·1 (0 to 0·2)	0 (0 to 0·1)	0 (0 to 0·1)	0 (0 to 0)	0 (0 to 0)	0 (0 to 0)	0 (0 to 0)	17·6
Physical violence by sharp object	0·3 (0·1 to 0·7)	0 (0 to 0)	0·1 (0 to 0·3)	0·6 (0·1 to 2)	0·3 (0·1 to 0·5)	0·6 (0·2 to 1·2)	0·9 (0·4 to 2)	3·1 (1·1 to 6·8)	6·6 (1·6 to 14·4)	8·8 (2·3 to 18·2)	4·6 (1·9 to 9·3)	1·2 (0·6 to 2·1)	2·8 (1·4 to 5·2)	2·8 (1·5 to 5)	0·6 (0·4 to 1·1)	1·2 (0·6 to 2·3)	0·8 (0·4 to 1·4)	0·1 (0·1 to 0·2)	0·1 (0·1 to 0·2)	0·1 (0 to 0·1)	0 (0 to 0)	0 (0 to 0)	0 (0 to 0)	35·7
Sexual violence	0 (0 to 0)	0 (0 to 0)	0 (0 to 0)	0·2 (0·1 to 0·3)	1·8 (1·1 to 2·9)	4·8 (2·8 to 7·4)	10·6 (6 to 16·6)	10·8 (6·3 to 16·7)	8 (4·4 to 13·2)	5·9 (3·2 to 9·9)	4·4 (2·5 to 7·3)	3·7 (2·1 to 6·3)	3·2 (1·7 to 5·3)	2 (1·1 to 3·3)	1·2 (0·7 to 1·9)	0·8 (0·5 to 1·1)	0·5 (0·3 to 0·8)	0·3 (0·2 to 0·5)	0·2 (0·2 to 0·4)	0·2 (0·1 to 0·2)	0·1 (0 to 0·1)	0 (0 to 0)	0 (0 to 0)	58·6
Physical violence by other means	0·2 (0 to 0·5)	0·1 (0 to 0·3)	1·5 (0·5 to 3·4)	4·1 (0·9 to 11·1)	2·5 (1·1 to 4·7)	8·4 (4·1 to 15·7)	15·4 (7·5 to 29)	18·8 (8 to 35·9)	13·2 (3·9 to 24·8)	10·3 (3·7 to 19·4)	9·4 (4·5 to 17·4)	12·1 (6·8 to 21)	7·5 (4·7 to 11·7)	5·2 (3·5 to 7·6)	5·9 (3·9 to 9)	4·3 (3 to 6·4)	2·4 (1·7 to 3·3)	2 (1·4 to 2·8)	1·5 (1 to 2·1)	0·5 (0·3 to 0·6)	0·2 (0·2 to 0·3)	0·1 (0·1 to 0·1)	0 (0 to 0)	125
Conflict and terrorism	0 (0 to 0)	0 (0 to 0)	0 (0 to 0)	0 (0 to 0)	0 (0 to 0)	0 (0 to 0)	0 (0 to 0)	0 (0 to 0)	0 (0 to 0)	0 (0 to 0)	0 (0 to 0)	0 (0 to 0)	0 (0 to 0)	0 (0 to 0)	0 (0 to 0)	0 (0 to 0)	0 (0 to 0)	0 (0 to 0)	0 (0 to 0)	0 (0 to 0)	0 (0 to 0)	0 (0 to 0)	0 (0 to 0)	0

SR Table 2b: Kentucky DALYS by cause and age group for females with 95% uncertainty intervals, 2019

Cause	Early Neonatal	Late Neonatal	Post Neonatal	1 to 4	5 to 9	10 to 14	15 to 19	20 to 24	25 to 29	30 to 34	35 to 39	40 to 44	45 to 49	50 to 54	55 to 59	60 to 64	65 to 69	70 to 74	75 to 79	80 to 84	85 to 89	90 to 94	95 plus	Total
All causes	6,810 (6,290 to 7,370)	1,700 (1,570 to 1,840)	5,550 (5,220 to 5,910)	5,160 (4,320 to 6,180)	6,030 (4,680 to 7,660)	10,900 (8,190 to 14,100)	20,800 (16,200 to 26,300)	29,200 (22,800 to 35,800)	36,000 (28,600 to 43,900)	37,500 (30,000 to 45,400)	41,300 (33,300 to 50,300)	44,000 (35,900 to 53,000)	52,500 (42,700 to 63,200)	62,600 (51,600 to 74,900)	78,500 (64,700 to 93,800)	86,700 (72,100 to 103,000)	87,200 (73,400 to 102,000)	85,900 (72,900 to 99,800)	70,000 (60,000 to 81,100)	56,300 (48,900 to 64,400)	41,500 (36,000 to 47,400)	25,800 (22,900 to 28,900)	12,000 (11,000 to 13,000)	904,000
Communicable, maternal, neonatal, and nutritional diseases	5,050 (4,480 to 5,620)	889 (753 to 1,020)	1,070 (839 to 1,340)	1,110 (854 to 1,430)	1,070 (740 to 1,620)	959 (705 to 1,330)	1,150 (817 to 1,690)	1,160 (881 to 1,580)	1,400 (1,070 to 1,840)	1,460 (1,150 to 1,920)	1,710 (1,260 to 2,400)	1,720 (1,260 to 2,440)	1,730 (1,320 to 2,410)	1,710 (1,310 to 2,310)	2,060 (1,580 to 2,710)	2,240 (1,750 to 2,880)	2,230 (1,760 to 2,880)	2,300 (1,790 to 3,000)	2,170 (1,660 to 2,790)	1,980 (1,500 to 2,570)	1,680 (1,260 to 2,150)	1,200 (858 to 1,540)	655 (464 to 857)	38,700
HIV/AIDS and sexually transmitted infections	0·2 (0·1 to 0·3)	0·1 (0·1 to 0·2)	4·3 (3·6 to 5·1)	3·5 (3 to 4)	2 (1·7 to 2·3)	4·3 (3·6 to 5·3)	14 (10 to 20·9)	51·3 (36·5 to 74·2)	120 (87·2 to 170)	175 (129 to 246)	208 (154 to 283)	182 (134 to 253)	167 (127 to 224)	111 (80·6 to 154)	93·1 (66·9 to 133)	65·5 (45·4 to 96·1)	50·5 (34·9 to 74·6)	26·4 (16·2 to 43·3)	16·2 (10·1 to 26·2)	8·7 (5·6 to 13·9)	5·2 (3·5 to 8·3)	2·5 (1·7 to 3·8)	0·9 (0·6 to 1·3)	1,310
HIV/AIDS	0 (0 to 0)	0 (0 to 0)	4·2 (3·6 to 5)	3·5 (3 to 4)	2 (1·7 to 2·3)	2·1 (1·8 to 2·4)	5·8 (4·7 to 7·2)	26·3 (21·1 to 33·5)	69·8 (53·8 to 89·8)	113 (87·5 to 145)	139 (108 to 182)	117 (91·6 to 152)	121 (94·9 to 154)	77·1 (58·5 to 101)	62·7 (46·4 to 88·3)	41·2 (29·3 to 61·8)	29·3 (20·6 to 44·2)	9·2 (4·6 to 18·7)	4 (1·8 to 8·9)	0·8 (0·4 to 1·5)	0·4 (0·1 to 0·9)	0·2 (0 to 0·4)	0·1 (0 to 0·2)	829
HIV/AIDS - Drug-susceptible Tuberculosis	0 (0 to 0)	0 (0 to 0)	0·2 (0·1 to 0·2)	0·1 (0·1 to 0·2)	0·1 (0 to 0·1)	0·1 (0 to 0·1)	0·2 (0·1 to 0·2)	0·7 (0·4 to 1·1)	1·8 (1·1 to 2·8)	3 (1·8 to 4·5)	3·7 (2·3 to 5·6)	3·2 (2 to 4·9)	3·5 (2·1 to 5·3)	2·1 (1·3 to 3·1)	1·6 (1 to 2·5)	1 (0·6 to 1·6)	0·7 (0·5 to 1·1)	0·1 (0·1 to 0·2)	0·1 (0 to 0·1)	0 (0 to 0)	0 (0 to 0)	0 (0 to 0)	0 (0 to 0)	22·2
HIV/AIDS - Multidrug-resistant Tuberculosis without extensive	0 (0 to 0)	0 (0 to 0)	0 (0 to 0)	0 (0 to 0)	0 (0 to 0)	0 (0 to 0)	0 (0 to 0)	0 (0 to 0·1)	0·1 (0 to 0·3)	0·1 (0 to 0·5)	0·1 (0 to 0·6)	0·1 (0 to 0·5)	0·1 (0 to 0·6)	0·1 (0 to 0·3)	0·1 (0 to 0·3)	0 (0 to 0·2)	0 (0 to 0·1)	0 (0 to 0)	0 (0 to 0)	0 (0 to 0)	0 (0 to 0)	0 (0 to 0)	0 (0 to 0)	0·8
HIV/AIDS - Extensively drug-resistant Tuberculosis	0 (0 to 0)	0 (0 to 0)	0 (0 to 0)	0 (0 to 0)	0 (0 to 0)	0 (0 to 0)	0 (0 to 0)	0 (0 to 0)	0 (0 to 0·1)	0 (0 to 0·1)	0 (0 to 0·2)	0 (0 to 0·1)	0 (0 to 0·1)	0 (0 to 0·1)	0 (0 to 0·1)	0 (0 to 0)	0 (0 to 0)	0 (0 to 0)	0 (0 to 0)	0 (0 to 0)	0 (0 to 0)	0 (0 to 0)	0 (0 to 0)	0·2
HIV/AIDS resulting in other diseases	0 (0 to 0)	0 (0 to 0)	4·1 (3·4 to 4·8)	3·4 (2·8 to 3·9)	1·9 (1·6 to 2·2)	2 (1·7 to 2·4)	5·6 (4·5 to 7)	25·6 (20·3 to 32·7)	67·9 (51·5 to 88)	110 (84·4 to 142)	136 (104 to 178)	114 (88·2 to 149)	117 (90·9 to 150)	74·9 (56·4 to 99)	61 (44·7 to 86·4)	40·1 (28·1 to 60·5)	28·6 (19·8 to 43·5)	9 (4·5 to 18·5)	4 (1·8 to 8·8)	0·8 (0·3 to 1·5)	0·4 (0·1 to 0·9)	0·2 (0 to 0·4)	0·1 (0 to 0·2)	806
Sexually transmitted infections excluding HIV	0·2 (0·1 to 0·3)	0·1 (0·1 to 0·2)	0·1 (0 to 0·1)	0 (0 to 0)	0 (0 to 0)	2·2 (1·7 to 3·2)	8·2 (4·7 to 14·7)	24·9 (12·7 to 45·6)	50·1 (25·9 to 95·1)	62·5 (32·5 to 120)	68·7 (34·8 to 125)	64·5 (32·7 to 126)	46·3 (22·8 to 91·3)	33·6 (14·8 to 70·1)	30·4 (14·2 to 60·7)	24·3 (11·8 to 49·7)	21·2 (11·2 to 41·3)	17·2 (9·5 to 31·1)	12·2 (7·4 to 21·3)	7·9 (5 to 13·3)	4·8 (3·2 to 7·8)	2·3 (1·5 to 3·7)	0·8 (0·6 to 1·2)	483
Syphilis	0·2 (0·1 to 0·3)	0·1 (0·1 to 0·2)	0·1 (0 to 0·1)	0 (0 to 0)	0 (0 to 0)	0·6 (0·5 to 0·7)	0·1 (0 to 0·2)	0·6 (0·4 to 1)	0·3 (0·2 to 0·6)	0·5 (0·3 to 0·8)	0·6 (0·4 to 0·9)	0·7 (0·4 to 1)	0·8 (0·5 to 1·2)	0·9 (0·6 to 1·3)	1·3 (0·9 to 1·8)	1·8 (1·1 to 2·6)	2·3 (1·4 to 3·3)	2·4 (1·5 to 3·5)	2 (1·2 to 2·9)	1·4 (0·9 to 2)	1 (0·6 to 1·4)	0·5 (0·3 to 0·8)	0·2 (0·1 to 0·3)	18·4
Chlamydial infection	0 (0 to 0)	0 (0 to 0)	0 (0 to 0)	0 (0 to 0)	0 (0 to 0)	0·3 (0·2 to 0·4)	0·8 (0·5 to 1·2)	1·9 (1·2 to 3)	3·4 (2·1 to 5·3)	3·5 (2 to 5·9)	4·3 (2·5 to 7·5)	4·1 (2·2 to 7·5)	1·8 (1·1 to 3·1)	0·8 (0·5 to 1·1)	0·7 (0·5 to 1)	0·5 (0·3 to 0·9)	0·3 (0·2 to 0·6)	0·5 (0·3 to 0·8)	0·5 (0·3 to 0·8)	0·5 (0·3 to 0·8)	0·3 (0·2 to 0·5)	0·2 (0·1 to 0·3)	0·1 (0 to 0·1)	24·7
Gonococcal infection	0 (0 to 0)	0 (0 to 0)	0 (0 to 0)	0 (0 to 0)	0 (0 to 0)	0·3 (0·2 to 0·3)	0·6 (0·5 to 0·8)	1 (0·6 to 1·6)	1·9 (1·2 to 3)	3·3 (2·2 to 4·8)	3·4 (2·1 to 5·1)	3 (1·9 to 4·8)	2 (1·2 to 3)	1·4 (0·8 to 2·1)	1·4 (0·9 to 2·2)	1·8 (1·1 to 2·9)	2·1 (1·3 to 3·3)	2 (1·1 to 3·1)	1·9 (1·2 to 2·9)	1·4 (0·8 to 2)	0·9 (0·6 to 1·4)	0·5 (0·3 to 0·7)	0·2 (0·1 to 0·3)	29
Trichomoniasis	0 (0 to 0)	0 (0 to 0)	0 (0 to 0)	0 (0 to 0)	0 (0 to 0)	0·1 (0 to 0·4)	2·2 (0·6 to 5·5)	10·8 (3·6 to 26·3)	23 (7·7 to 53·1)	26·2 (8·4 to 63·6)	26·1 (8·2 to 61·3)	23·9 (7·7 to 58·9)	21·9 (6·5 to 51)	16·7 (5 to 40·3)	13·2 (4·2 to 32·8)	9·3 (3·2 to 22·1)	7·2 (2·5 to 16·7)	5·2 (1·9 to 11·8)	3·2 (1·1 to 7·1)	1·8 (0·7 to 4)	0·9 (0·3 to 2)	0·3 (0·1 to 0·7)	0·1 (0 to 0·2)	192
Genital herpes	0 (0 to 0)	0 (0 to 0)	0 (0 to 0)	0 (0 to 0)	0 (0 to 0)	0·5 (0·1 to 1·1)	2·1 (0·5 to 5·7)	4·3 (1·3 to 10·9)	6·7 (2·2 to 16·5)	8·2 (2·6 to 20)	9·5 (3 to 22·4)	9·7 (3 to 24·1)	10·5 (3·4 to 26·2)	10·6 (3·3 to 26·6)	11·3 (3·4 to 27·4)	10·3 (3·1 to 25·7)	8·4 (2·5 to 20·6)	6·2 (1·8 to 15·5)	4·1 (1·2 to 10·4)	2·5 (0·7 to 6·3)	1·4 (0·5 to 3·5)	0·7 (0·2 to 1·7)	0·2 (0·1 to 0·6)	107
Other sexually transmitted infections	0 (0 to 0)	0 (0 to 0)	0 (0 to 0)	0 (0 to 0)	0 (0 to 0)	0·5 (0·3 to 0·7)	2·4 (1·6 to 3·5)	6·2 (2·8 to 11·3)	14·8 (8 to 23·8)	20·8 (11·5 to 34·6)	24·7 (13·9 to 41)	23·2 (11·7 to 40·5)	9·3 (4·6 to 16·8)	3·1 (1·2 to 6·2)	2·5 (1·8 to 3·4)	0·6 (0·4 to 1)	0·7 (0·4 to 1·2)	0·9 (0·5 to 1·4)	0·5 (0·3 to 0·8)	0·4 (0·3 to 0·7)	0·3 (0·2 to 0·4)	0·1 (0·1 to 0·2)	0 (0 to 0)	111
Respiratory infections and tuberculosis	19 (13·7 to 25·5)	34·6 (25·3 to 45·6)	267 (197 to 357)	349 (241 to 506)	306 (194 to 474)	260 (160 to 408)	263 (165 to 412)	280 (181 to 423)	315 (215 to 452)	342 (238 to 481)	384 (266 to 530)	442 (305 to 614)	535 (395 to 714)	643 (458 to 889)	959 (684 to 1,330)	1,150 (795 to 1,600)	1,230 (884 to 1,720)	1,390 (992 to 1,950)	1,380 (990 to 1,870)	1,370 (984 to 1,860)	1,240 (880 to 1,630)	925 (637 to 1,240)	518 (358 to 691)	14,600
Tuberculosis	0 (0 to 0)	0 (0 to 0)	1·1 (0·8 to 1·4)	1·4 (1·1 to 1·9)	0·8 (0·5 to 1·1)	0·9 (0·6 to 1·3)	2 (1·4 to 2·9)	5 (3·5 to 7·1)	7·5 (5 to 10·8)	7·1 (4·7 to 10·3)	7·9 (5·2 to 11·7)	8·3 (5·4 to 12·8)	10·4 (6·7 to 14·8)	12·9 (8·4 to 19·5)	17·1 (11·1 to 25·6)	19·6 (13·1 to 28·5)	22·5 (15·8 to 31·1)	22·4 (14·2 to 31·5)	18·9 (13·4 to 25·7)	13·6 (9·6 to 19·5)	8·4 (5·8 to 12)	4·3 (2·8 to 6)	1·4 (1 to 1·9)	193
Latent tuberculosis infection	0 (0 to 0)	0 (0 to 0)	0 (0 to 0)	0 (0 to 0)	0 (0 to 0)	0 (0 to 0)	0 (0 to 0)	0 (0 to 0)	0 (0 to 0)	0 (0 to 0)	0 (0 to 0)	0 (0 to 0)	0 (0 to 0)	0 (0 to 0)	0 (0 to 0)	0 (0 to 0)	0 (0 to 0)	0 (0 to 0)	0 (0 to 0)	0 (0 to 0)	0 (0 to 0)	0 (0 to 0)	0 (0 to 0)	0
Drug-susceptible tuberculosis	0 (0 to 0)	0 (0 to 0)	1 (0·8 to 1·3)	1·4 (1 to 1·8)	0·8 (0·5 to 1·1)	0·9 (0·6 to 1·3)	2 (1·3 to 2·9)	4·9 (3·3 to 7)	7·3 (4·8 to 10·4)	6·9 (4·5 to 10·1)	7·6 (5 to 11·4)	8·1 (5·2 to 12·4)	10 (6·5 to 14·5)	12·5 (8·1 to 19·3)	16·5 (10·7 to 25)	18·9 (12·7 to 27·8)	21·8 (15 to 30·3)	21·6 (13·8 to 30·9)	18·2 (12·9 to 24·9)	13·2 (9·1 to 18·9)	8·1 (5·4 to 11·5)	4·1 (2·7 to 5·8)	1·4 (0·9 to 1·8)	187
Multidrug-resistant tuberculosis without extensive drug resistar	0 (0 to 0)	0 (0 to 0)	0 (0 to 0·1)	0 (0 to 0·2)	0 (0 to 0·1)	0 (0 to 0·1)	0 (0 to 0·2)	0·1 (0 to 0·5)	0·2 (0 to 0·8)	0·2 (0 to 0·7)	0·2 (0 to 0·9)	0·2 (0 to 1)	0·3 (0 to 1·2)	0·3 (0 to 1·4)	0·5 (0 to 1·9)	0·5 (0·1 to 2·2)	0·6 (0·1 to 2·4)	0·6 (0·1 to 2·5)	0·5 (0 to 2·2)	0·4 (0 to 1·6)	0·2 (0 to 1)	0·1 (0 to 0·5)	0 (0 to 0·2)	5
Extensively drug-resistant tuberculosis	0 (0 to 0)	0 (0 to 0)	0 (0 to 0)	0 (0 to 0)	0 (0 to 0)	0 (0 to 0)	0 (0 to 0)	0 (0 to 0·1)	0 (0 to 0·2)	0 (0 to 0·2)	0·1 (0 to 0·2)	0·1 (0 to 0·2)	0·1 (0 to 0·3)	0·1 (0 to 0·4)	0·1 (0 to 0·5)	0·1 (0 to 0·6)	0·1 (0 to 0·7)	0·1 (0 to 0·6)	0·1 (0 to 0·6)	0·1 (0 to 0·4)	0·1 (0 to 0·3)	0 (0 to 0·1)	0 (0 to 0)	1·3
Lower respiratory infections	18·6 (13·3 to 25)	31·9 (22·8 to 43·1)	214 (147 to 296)	117 (86·3 to 157)	57·5 (41·5 to 79·3)	47·5 (33 to 66·4)	55·1 (39·9 to 73·8)	72·8 (48 to 107)	111 (69·7 to 166)	157 (103 to 232)	198 (124 to 302)	275 (171 to 417)	368 (259 to 525)	478 (313 to 706)	788 (512 to 1,150)	994 (645 to 1,420)	1,090 (767 to 1,580)	1,290 (888 to 1,850)	1,310 (922 to 1,780)	1,330 (937 to 1,810)	1,210 (854 to 1,600)	911 (628 to 1,220)	513 (353 to 686)	11,600
Upper respiratory infections	0·4 (0·3 to 0·7)	2·5 (1·4 to 4)	44·1 (25·3 to 71·3)	187 (105 to 308)	207 (109 to 345)	181 (96 to 309)	178 (93·4 to 316)	179 (95·2 to 304)	176 (99·9 to 289)	162 (88·8 to 270)	161 (81·4 to 265)	142 (75·5 to 243)	136 (71·7 to 239)	129 (69·8 to 218)	131 (71 to 215)	116 (62·9 to 193)	98·7 (50·6 to 171)	74·8 (40·8 to 126)	47·9 (25·8 to 79·3)	28·2 (15·1 to 47·3)	15·8 (8·7 to 26·3)	8·3 (4·7 to 13·6)	3 (1·7 to 5·1)	2,410
Otitis media	0 (0 to 0)	0·2 (0·1 to 0·4)	7·8 (4·1 to 13·5)	43·6 (22·1 to 77·4)	41·2 (22·5 to 69·5)	30·7 (16·3 to 52·6)	27·8 (14·5 to 47·6)	23·2 (10·1 to 46)	19·6 (9·2 to 36·5)	15·9 (7·1 to 32·1)	16·3 (7·6 to 31·5)	16·3 (7·6 to 30·6)	20·2 (9·9 to 35·7)	22·8 (10·6 to 39·8)	23 (12 to 39·5)	18·4 (8·5 to 34·3)	12 (6·1 to 21·9)	7·5 (3·6 to 14·4)	4·9 (2·4 to 9)	3·3 (1·6 to 6·1)	2·3 (1·1 to 4·1)	1·3 (0·6 to 2·4)	0·6 (0·3 to 1·1)	359
Enteric infections	3·5 (2·3 to 5·1)	6·2 (4·4 to 8·7)	70·9 (48·4 to 100)	165 (109 to 251)	151 (93·5 to 225)	138 (85 to 210)	163 (107 to 235)	177 (115 to 257)	182 (120 to 261)	177 (120 to 245)	183 (126 to 255)	181 (126 to 249)	198 (141 to 266)	226 (165 to 301)	280 (204 to 370)	322 (234 to 438)	330 (244 to 458)	354 (247 to 520)	338 (238 to 470)	308 (195 to 456)	227 (142 to 336)	134 (83·4 to 200)	54·4 (33 to 81·6)	4,370
Diarrheal diseases	3·5 (2·3 to 5·1)	6·1 (4·3 to 8·5)	69·2 (46·9 to 98·7)	163 (107 to 249)	150 (92·6 to 224)	137 (84·5 to 209)	162 (106 to 234)	177 (114 to 257)	182 (120 to 260)	176 (119 to 244)	182 (125 to 255)	180 (125 to 249)	198 (141 to 265)	225 (165 to 300)	279 (203 to 370)	322 (234 to 438)	329 (242 to 458)	353 (246 to 519)	337 (237 to 469)	307 (195 to 456)	226 (141 to 335)	134 (83·1 to 200)	54·1 (32·9 to 81·5)	4,350
Typhoid and paratyphoid	0 (0 to 0)	0 (0 to 0)	0·1 (0 to 0·4)	0·2 (0 to 0·7)	0·1 (0 to 0·2)	0·1 (0 to 0·2)	0·1 (0 to 0·2)	0·1 (0 to 0·2)	0·1 (0 to 0·2)	0·1 (0 to 0·2)	0·1 (0 to 0·3)	0·1 (0 to 0·2)	0·1 (0 to 0·2)	0·1 (0 to 0·2)	0·1 (0 to 0·2)	0·1 (0 to 0·1)	0 (0 to 0·1)	0 (0 to 0·1)	0 (0 to 0)	0 (0 to 0·1)	0 (0 to 0·1)	0 (0 to 0·1)	0·1 (0 to 0·1)	1·7
Typhoid fever	0 (0 to 0)	0 (0 to 0)	0 (0 to 0)	0 (0 to 0)	0 (0 to 0)	0 (0 to 0)	0 (0 to 0)	0 (0 to 0)	0 (0 to 0)	0 (0 to 0)	0 (0 to 0)	0 (0 to 0)	0 (0 to 0)	0 (0 to 0)	0 (0 to 0)	0 (0 to 0)	0 (0 to 0)	0 (0 to 0)	0 (0 to 0)	0 (0 to 0)	0 (0 to 0)	0 (0 to 0)	0 (0 to 0)	0·1
Paratyphoid fever	0 (0 to 0)	0 (0 to 0)	0·1 (0 to 0·4)	0·2 (0 to 0·7)	0·1 (0 to 0·2)	0·1 (0 to 0·2)	0·1 (0 to 0·2)	0·1 (0 to 0·2)	0·1 (0 to 0·2)	0·1 (0 to 0·2)	0·1 (0 to 0·3)	0·1 (0 to 0·2)	0·1 (0 to 0·2)	0·1 (0 to 0·2)	0·1 (0 to 0·2)	0·1 (0 to 0·1)	0 (0 to 0·1)	0 (0 to 0·1)	0 (0 to 0)	0 (0 to 0·1)	0 (0 to 0·1)	0 (0 to 0·1)	0·1 (0 to 0·1)	1·6
Invasive Non-typhoidal Salmonella (iNTS)	0 (0 to 0)	0·2 (0 to 0·5)	0·7 (0·2 to 2·4)	0·6 (0·2 to 2·3)	0·3 (0·1 to 0·9)	0·2 (0·1 to 0·7)	0 (0 to 0·2)	0·1 (0 to 0·2)	0·1 (0 to 0·5)	0·1 (0 to 0·3)	0·1 (0 to 0·4)	0·1 (0 to 0·4)	0·2 (0·1 to 0·6)	0·2 (0·1 to 0·7)	0·3 (0·1 to 0·9)	0·4 (0·1 to 1·6)	0·4 (0·1 to 1·4)	0·5 (0·1 to 1·8)	0·4 (0·1 to 1·4)	0·3 (0·1 to 1·3)	0·2 (0·1 to 0·7)	0·1 (0 to 0·4)	0·1 (0 to 0·3)	5·5
Other intestinal infectious diseases	0 (0 to 0)	0 (0 to 0)	0·9 (0 to 3·4)	1·1 (0·2 to 3·1)	0·6 (0·1 to 1·9)	0·5 (0·1 to 1·5)	0·4 (0·1 to 1·2)	0·4 (0·1 to 1·1)	0·2 (0·1 to 0·7)	0·6 (0·2 to 1·6)	0·4 (0·1 to 1·1)	0·4 (0·1 to 1·2)	0·3 (0·1 to 0·8)	0·3 (0·1 to 1)	0·3 (0 to 0·9)	0·2 (0 to 0·9)	0·4 (0 to 1·3)	0·3 (0 to 1)	0·2 (0 to 0·6)	0·2 (0 to 0·6)	0·2 (0 to 1)	0·1 (0 to 0·5)	0·1 (0 to 0·3)	8·1
Neglected tropical diseases and malaria	0·3 (0·1 to 0·6)	1·4 (0·5 to 2·7)	4·8 (1·8 to 9·5)	9·1 (2·8 to 22·9)	17·7 (3·2 to 55·2)	11·7 (2·1 to 36·9)	11 (2·9 to 28·8)	8·2 (1·2 to 21·8)	14·6 (3·5 to 35·9)	20·2 (5·7 to 45·5)	35·3 (13·1 to 72·1)	46·5 (18 to 93)	55·4 (20·7 to 115)	68·2 (26·5 to 144)	96·5 (39·2 to 199)	116 (44·1 to 238)	131 (51·2 to 260)	127 (54·2 to 258)	103 (40·6 to 201)	72·1 (27 to 151)	44·3 (17·1 to 92·5)	21·9 (8·6 to 48·3)	8·4 (3 to 18·7)	1,020
Malaria	0 (0 to 0)	0 (0 to 0)	0 (0 to 0)	0 (0 to 0)	0 (0 to 0)	0 (0 to 0)	0 (0 to 0)	0 (0 to 0)	0 (0 to 0)	0 (0 to 0)	0 (0 to 0)	0 (0 to 0)	0 (0 to 0)	0 (0 to 0)	0 (0 to 0)	0 (0 to 0)	0 (0 to 0)	0 (0 to 0)	0 (0 to 0)	0 (0 to 0)	0 (0 to 0)	0 (0 to 0)	0 (0 to 0)	0
Chagas disease	0 (0 to 0)	0 (0 to 0)	0 (0 to 0)	0 (0 to 0)	0 (0 to 0)	0 (0 to 0)	0 (0 to 0)	0 (0 to 0)	0 (0 to 0)	0 (0 to 0·1)	0 (0 to 0·1)	0·1 (0 to 0·1)	0·1 (0 to 0·1)	0·1 (0 to 0·1)	0·1 (0 to 0·1)	0·1 (0 to 0·1)	0·1 (0 to 0·1)	0·1 (0 to 0·1)	0 (0 to 0·1)	0 (0 to 0·1)	0 (0 to 0·1)	0 (0 to 0)	0 (0 to 0)	0·7
Leishmaniasis	0 (0 to 0)	0 (0 to 0)	0 (0 to 0)	0 (0 to 0)	0 (0 to 0)	0 (0 to 0)	0 (0 to 0)	0 (0 to 0)	0 (0 to 0)	0 (0 to 0)	0 (0 to 0)	0 (0 to 0)	0 (0 to 0)	0 (0 to 0)	0 (0 to 0)	0 (0 to 0)	0 (0 to 0)	0 (0 to 0)	0 (0 to 0)	0 (0 to 0)	0 (0 to 0)	0 (0 to 0)	0 (0 to 0)	0
Visceral leishmaniasis	0 (0 to 0)	0 (0 to 0)	0 (0 to 0)	0 (0 to 0)	0 (0 to 0)	0 (0 to 0)	0 (0 to 0)	0 (0 to 0)	0 (0 to 0)	0 (0 to 0)	0 (0 to 0)	0 (0 to 0)	0 (0 to 0)	0 (0 to 0)	0 (0 to 0)	0 (0 to 0)	0 (0 to 0)	0 (0 to 0)	0 (0 to 0)	0 (0 to 0)	0 (0 to 0)	0 (0 to 0)	0 (0 to 0)	0
Cutaneous and mucocutaneous leishmaniasis	0 (0 to 0)	0 (0 to 0)	0 (0 to 0)	0 (0 to 0)	0 (0 to 0)	0 (0 to 0)	0 (0 to 0)	0 (0 to 0)	0 (0 to 0)	0 (0 to 0)	0 (0 to 0)	0 (0 to 0)	0 (0 to 0)	0 (0 to 0)	0 (0 to 0)	0 (0 to 0)	0 (0 to 0)	0 (0 to 0)	0 (0 to 0)	0 (0 to 0)	0 (0 to 0)	0 (0 to 0)	0 (0 to 0)	0
African trypanosomiasis	0 (0 to 0)	0 (0 to 0)	0 (0 to 0)	0 (0 to 0)	0 (0 to 0)	0 (0 to 0)	0 (0 to 0)	0 (0 to 0)	0 (0 to 0)	0 (0 to 0)	0 (0 to 0)	0 (0 to 0)	0 (0 to 0)	0 (0 to 0)	0 (0 to 0)	0 (0 to 0)	0 (0 to 0)	0 (0 to 0)	0 (0 to 0)	0 (0 to 0)	0 (0 to 0)	0 (0 to 0)	0 (0 to 0)	0
Schistosomiasis	0 (0 to 0)	0 (0 to 0)	0 (0 to 0)	0 (0 to 0)	0 (0 to 0)	0 (0 to 0)	0 (0 to 0)	0 (0 to 0)	0 (0 to 0)	0 (0 to 0)	0 (0 to 0)	0 (0 to 0)	0 (0 to 0)	0 (0 to 0)	0 (0 to 0)	0 (0 to 0)	0 (0 to 0)	0 (0 to 0)	0 (0 to 0)	0 (0 to 0)	0 (0 to 0)	0 (0 to 0)	0 (0 to 0)	0
Cysticercosis	0 (0 to 0)	0 (0 to 0)	0 (0 to 0)	0 (0 to 0)	0 (0 to 0)	0·2 (0 to 0·7)	1·4 (0·4 to 3·6)	4·5 (0 to 13·7)	10·4 (1·4 to 28·8)	15·3 (2·9 to 40·3)	21·9 (5·6 to 54·8)	29·3 (7·7 to 70·1)	41·6 (11·9 to 97·4)	57·7 (17·5 to 133)	86·8 (29·6 to 186)	110 (40·3 to 232)	126 (46·1 to 255)	122 (49·9 to 253)	98·6 (37·8 to 197)	69·7 (25·1 to 149)	42·7 (15·6 to 91·1)	21·2 (8 to 47·5)	7·9 (2·5 to 18·2)	868
Cystic echinococcosis	0 (0 to 0)	0 (0 to 0)	0 (0 to 0)	0 (0 to 0)	0 (0 to 0·1)	0 (0 to 0·1)	0 (0 to 0·1)	0 (0 to 0·1)	0·1 (0 to 0·2)	0·1 (0 to 0·2)	0·1 (0 to 0·2)	0·1 (0 to 0·2)	0·1 (0 to 0·3)	0·1 (0 to 0·3)	0·1 (0 to 0·4)	0·1 (0 to 0·4)	0·1 (0 to 0·3)	0·1 (0 to 0·3)	0·1 (0 to 0·2)	0 (0 to 0·1)	0 (0 to 0·1)	0 (0 to 0·1)	0 (0 to 0)	1·1
Lymphatic filariasis	0 (0 to 0)	0 (0 to 0)	0 (0 to 0)	0 (0 to 0)	0 (0 to 0)	0 (0 to 0)	0 (0 to 0)	0 (0 to 0)	0 (0 to 0)	0 (0 to 0)	0 (0 to 0)	0 (0 to 0)	0 (0 to 0)	0 (0 to 0)	0 (0 to 0)	0 (0 to 0)	0 (0 to 0)	0 (0 to 0)	0 (0 to 0)	0 (0 to 0)	0 (0 to 0)	0 (0 to 0)	0 (0 to 0)	0
Onchocerciasis	0 (0 to 0)	0 (0 to 0)	0 (0 to 0)	0 (0 to 0)	0 (0 to 0)	0 (0 to 0)	0 (0 to 0)	0 (0 to 0)	0 (0 to 0)	0 (0 to 0)	0 (0 to 0)	0 (0 to 0)	0 (0 to 0)	0 (0 to 0)	0 (0 to 0)	0 (0 to 0)	0 (0 to 0)	0 (0 to 0)	0 (0 to 0)	0 (0 to 0)	0 (0 to 0)	0 (0 to 0)	0 (0 to 0)	0
Trachoma	0 (0 to 0)	0 (0 to 0)	0 (0 to 0)	0 (0 to 0)	0 (0 to 0)	0 (0 to 0)	0 (0 to 0)	0 (0 to 0)	0 (0 to 0)	0 (0 to 0)	0 (0 to 0)	0 (0 to 0)	0 (0 to 0)	0 (0 to 0)	0 (0 to 0)	0 (0 to 0)	0 (0 to 0)	0 (0 to 0)	0 (0 to 0)	0 (0 to 0)	0 (0 to 0)	0 (0 to 0)	0 (0 to 0)	0
Dengue	0 (0 to 0)	0 (0 to 0)	0 (0 to 0)	0 (0 to 0)	0 (0 to 0)	0 (0 to 0)	0 (0 to 0)	0 (0 to 0)	0 (0 to 0)	0 (0 to 0)	0 (0 to 0)	0 (0 to 0)	0 (0 to 0)	0 (0 to 0)	0 (0 to 0)	0 (0 to 0)	0 (0 to 0)	0 (0 to 0)	0 (0 to 0)	0 (0 to 0)	0 (0 to 0)	0 (0 to 0)	0 (0 to 0)	0
Yellow fever	0 (0 to 0)	0 (0 to 0)	0 (0 to 0)	0 (0 to 0)	0 (0 to 0)	0 (0 to 0)	0 (0 to 0)	0 (0 to 0)	0 (0 to 0)	0 (0 to 0)	0 (0 to 0)	0 (0 to 0)	0 (0 to 0)	0 (0 to 0)	0 (0 to 0)	0 (0 to 0)	0 (0 to 0)	0 (0 to 0)	0 (0 to 0)	0 (0 to 0)	0 (0 to 0)	0 (0 to 0)	0 (0 to 0)	0
Rabies	0 (0 to 0)	0 (0 to 0)	0·3 (0·1 to 0·7)	0·2 (0·1 to 0·5)	0·1 (0 to 0·3)	0·2 (0·1 to 0·4)	0 (0 to 0·1)	0 (0 to 0)	0·1 (0 to 0·2)	0 (0 to 0·1)	0 (0 to 0)	0·1 (0 to 0·2)	0 (0 to 0·1)	0 (0 to 0)	0 (0 to 0·1)	0 (0 to 0)	0 (0 to 0)	0 (0 to 0·1)	0 (0 to 0)	0 (0 to 0)	0 (0 to 0)	0 (0 to 0)	0 (0 to 0)	1·3
Intestinal nematode infections	0 (0 to 0)	0 (0 to 0)	0 (0 to 0)	0 (0 to 0)	0 (0 to 0)	0 (0 to 0)	0 (0 to 0)	0 (0 to 0)	0 (0 to 0)	0 (0 to 0)	0 (0 to 0)	0 (0 to 0)	0 (0 to 0)	0 (0 to 0)	0 (0 to 0)	0 (0 to 0)	0 (0 to 0)	0 (0 to 0)	0 (0 to 0)	0 (0 to 0)	0 (0 to 0)	0 (0 to 0)	0 (0 to 0)	0
Ascariasis	0 (0 to 0)	0 (0 to 0)	0 (0 to 0)	0 (0 to 0)	0 (0 to 0)	0 (0 to 0)	0 (0 to 0)	0 (0 to 0)	0 (0 to 0)	0 (0 to 0)	0 (0 to 0)	0 (0 to 0)	0 (0 to 0)	0 (0 to 0)	0 (0 to 0)	0 (0 to 0)	0 (0 to 0)	0 (0 to 0)	0 (0 to 0)	0 (0 to 0)	0 (0 to 0)	0 (0 to 0)	0 (0 to 0)	0
Trichuriasis	0 (0 to 0)	0 (0 to 0)	0 (0 to 0)	0 (0 to 0)	0 (0 to 0)	0 (0 to 0)	0 (0 to 0)	0 (0 to 0)	0 (0 to 0)	0 (0 to 0)	0 (0 to 0)	0 (0 to 0)	0 (0 to 0)	0 (0 to 0)	0 (0 to 0)	0 (0 to 0)	0 (0 to 0)	0 (0 to 0)	0 (0 to 0)	0 (0 to 0)	0 (0 to 0)	0 (0 to 0)	0 (0 to 0)	0
Hookworm disease	0 (0 to 0)	0 (0 to 0)	0 (0 to 0)	0 (0 to 0)	0 (0 to 0)	0 (0 to 0)	0 (0 to 0)	0 (0 to 0)	0 (0 to 0)	0 (0 to 0)	0 (0 to 0)	0 (0 to 0)	0 (0 to 0)	0 (0 to 0)	0 (0 to 0)	0 (0 to 0)	0 (0 to 0)	0 (0 to 0)	0 (0 to 0)	0 (0 to 0)	0 (0 to 0)	0 (0 to 0)	0 (0 to 0)	0
Food-borne trematodiases	0 (0 to 0)	0 (0 to 0)	0 (0 to 0)	0 (0 to 0)	0 (0 to 0)	0 (0 to 0)	0 (0 to 0)	0 (0 to 0)	0 (0 to 0)	0 (0 to 0)	0 (0 to 0)	0 (0 to 0)	0 (0 to 0)	0 (0 to 0)	0 (0 to 0)	0 (0 to 0)	0 (0 to 0)	0 (0 to 0)	0 (0 to 0)	0 (0 to 0)	0 (0 to 0)	0 (0 to 0)	0 (0 to 0)	0
Leprosy	0 (0 to 0)	0 (0 to 0)	0 (0 to 0)	0 (0 to 0)	0 (0 to 0)	0 (0 to 0)	0 (0 to 0)	0 (0 to 0)	0 (0 to 0)	0 (0 to 0)	0 (0 to 0)	0 (0 to 0)	0 (0 to 0)	0 (0 to 0)	0 (0 to 0)	0 (0 to 0)	0 (0 to 0)	0 (0 to 0)	0 (0 to 0)	0 (0 to 0)	0 (0 to 0)	0 (0 to 0)	0 (0 to 0)	0
Ebola	0 (0 to 0)	0 (0 to 0)	0 (0 to 0)	0 (0 to 0)	0 (0 to 0)	0 (0 to 0)	0 (0 to 0)	0 (0 to 0)	0 (0 to 0)	0 (0 to 0)	0 (0 to 0)	0 (0 to 0)	0 (0 to 0)	0 (0 to 0)	0 (0 to 0)	0 (0 to 0)	0 (0 to 0)	0 (0 to 0)	0 (0 to 0)	0 (0 to 0)	0 (0 to 0)	0 (0 to 0)	0 (0 to 0)	0
Zika virus	0 (0 to 0)	0 (0 to 0)	0 (0 to 0)	0 (0 to 0)	0 (0 to 0)	0 (0 to 0)	0 (0 to 0)	0 (0 to 0)	0 (0 to 0)	0 (0 to 0)	0 (0 to 0)	0 (0 to 0)	0 (0 to 0)	0 (0 to 0)	0 (0 to 0)	0 (0 to 0)	0 (0 to 0)	0 (0 to 0)	0 (0 to 0)	0 (0 to 0)	0 (0 to 0)	0 (0 to 0)	0 (0 to 0)	0
Guinea worm disease	0 (0 to 0)	0 (0 to 0)	0 (0 to 0)	0 (0 to 0)	0 (0 to 0)	0 (0 to 0)	0 (0 to 0)	0 (0 to 0)	0 (0 to 0)	0 (0 to 0)	0 (0 to 0)	0 (0 to 0)	0 (0 to 0)	0 (0 to 0)	0 (0 to 0)	0 (0 to 0)	0 (0 to 0)	0 (0 to 0)	0 (0 to 0)	0 (0 to 0)	0 (0 to 0)	0 (0 to 0)	0 (0 to 0)	0
Other neglected tropical diseases	0·3 (0·1 to 0·6)	1·4 (0·5 to 2·7)	4·5 (1·4 to 9·2)	8·8 (2·5 to 22·7)	17·5 (3·1 to 55·1)	11·3 (1·8 to 36·5)	9·5 (1·7 to 27·3)	3·6 (0·3 to 14·9)	4 (0·4 to 16)	4·8 (0·5 to 17·7)	13·3 (2·5 to 35·2)	17 (4 to 40·8)	13·5 (2·5 to 36·6)	10·4 (2·1 to 28·8)	9·4 (2·5 to 26·5)	5·4 (1·6 to 13·8)	4·7 (1·4 to 11·3)	4·8 (1·6 to 10·5)	4·2 (1·4 to 9·1)	2·3 (0·8 to 5·1)	1·5 (0·6 to 3·1)	0·7 (0·3 to 1·6)	0·4 (0·2 to 0·8)	153
Other infectious diseases	15·2 (10·8 to 20·9)	47·7 (31·3 to 71)	146 (110 to 194)	83·9 (66·2 to 105)	55·5 (40·3 to 81·4)	48·2 (35·1 to 67·6)	60 (44·1 to 84·7)	49·3 (35·5 to 67·2)	57·1 (41·4 to 78·3)	62·8 (45·5 to 85·6)	78·7 (54·8 to 109)	87·7 (61·6 to 122)	100 (71·6 to 137)	107 (77·2 to 146)	133 (97 to 181)	149 (104 to 203)	151 (108 to 204)	125 (89·2 to 168)	84·1 (61·7 to 111)	50·4 (37·6 to 66·4)	31·1 (22·7 to 41·3)	16·1 (11·9 to 21·1)	7·5 (5·2 to 11)	1,750
Meningitis	2·8 (2 to 4)	8·6 (5·6 to 12·6)	47·9 (32·7 to 70·5)	26·8 (19·1 to 36·6)	11·9 (8·6 to 16·7)	10 (6·8 to 13·9)	13·6 (9·8 to 18·6)	12·7 (7·9 to 19·7)	15·8 (9·3 to 24·5)	18·7 (12·7 to 27·3)	19·3 (12·1 to 29·5)	22 (13·9 to 32·5)	26·2 (18·3 to 37·6)	20·4 (13·2 to 29·9)	22·8 (15·4 to 32·6)	22·1 (15·1 to 31·2)	17·4 (12·1 to 25·1)	16·3 (11·3 to 23·3)	11·9 (7·8 to 17·2)	8·3 (5·6 to 11·9)	5·2 (3·3 to 7·5)	2·7 (1·8 to 3·9)	1 (0·7 to 1·3)	364
Encephalitis	1·1 (0·6 to 1·7)	2·3 (1·3 to 3·5)	10·8 (6·4 to 16·9)	15·9 (9·5 to 24·8)	8·1 (5 to 12·6)	7·6 (4·6 to 11·9)	8·1 (4·8 to 12·9)	7·5 (3·9 to 12·3)	8·1 (4·1 to 13·7)	7·9 (3·8 to 12·9)	8·1 (4 to 12·9)	7·4 (3·8 to 12·5)	8·1 (4·6 to 13)	9·4 (5·3 to 15·3)	11·4 (6·8 to 18·1)	11·7 (6·9 to 17·9)	13·7 (8·2 to 20·8)	12·5 (6·7 to 20·6)	9·6 (5·6 to 14·8)	6·6 (3·5 to 11·4)	4 (2 to 6·8)	1·9 (1 to 3)	0·9 (0·5 to 1·4)	182
Diphtheria	0 (0 to 0)	0 (0 to 0)	0·1 (0 to 0·2)	0·1 (0 to 0·3)	0·1 (0 to 0·3)	0·1 (0 to 0·2)	0 (0 to 0·1)	0 (0 to 0·1)	0 (0 to 0·1)	0 (0 to 0·1)	0·1 (0 to 0·1)	0 (0 to 0·1)	0·1 (0 to 0·1)	0·1 (0 to 0·2)	0·1 (0 to 0·2)	0 (0 to 0)	0 (0 to 0)	0 (0 to 0)	0 (0 to 0)	0 (0 to 0)	0 (0 to 0)	0 (0 to 0)	0 (0 to 0)	0·8
Tetanus	0 (0 to 0·1)	0 (0 to 0·1)	0 (0 to 0)	0 (0 to 0·1)	0 (0 to 0)	0 (0 to 0)	0 (0 to 0)	0 (0 to 0)	0 (0 to 0·1)	0 (0 to 0·1)	0 (0 to 0)	0 (0 to 0)	0·1 (0 to 0·2)	0·1 (0 to 0·1)	0·1 (0 to 0·3)	0·2 (0·1 to 0·4)	0·1 (0 to 0·3)	0·2 (0·1 to 0·3)	0·2 (0·1 to 0·4)	0·1 (0 to 0·2)	0·1 (0 to 0·3)	0 (0 to 0·1)	0 (0 to 0·1)	1·4
Measles	0 (0 to 0)	0 (0 to 0)	0·1 (0 to 0·3)	0·2 (0 to 0·9)	0 (0 to 0·1)	0 (0 to 0)	0 (0 to 0)	0 (0 to 0)	0 (0 to 0)	0 (0 to 0)	0 (0 to 0)	0 (0 to 0)	0 (0 to 0)	0 (0 to 0)	0 (0 to 0)	0 (0 to 0)	0 (0 to 0)	0 (0 to 0)	0 (0 to 0)	0 (0 to 0)	0 (0 to 0)	0 (0 to 0)	0 (0 to 0)	0·3
Varicella and herpes zoster	0·2 (0·1 to 0·6)	0·8 (0·5 to 1·6)	2·6 (1·4 to 5)	3·6 (2 to 7·7)	3·3 (1·5 to 7·6)	2·9 (1·1 to 6·1)	3 (1·2 to 5·8)	3·4 (1·3 to 6·7)	4·1 (1·7 to 8)	4·2 (1·7 to 7·8)	4·6 (2 to 8·3)	4·5 (1·8 to 8·3)	5·7 (2·6 to 10·8)	7·9 (3·9 to 13·6)	10·2 (4·9 to 18)	11·7 (5·7 to 21·3)	12 (6·2 to 21·4)	11·2 (6·3 to 18·2)	9 (5 to 14·6)	7·7 (4·5 to 12·6)	6·5 (3·8 to 11·4)	4·7 (2·8 to 7·7)	3·1 (1·7 to 6·5)	127
Acute hepatitis	0 (0 to 0)	0 (0 to 0)	1·3 (0·7 to 2·3)	1·6 (0·7 to 3)	4·4 (1·9 to 8·3)	6·1 (3·1 to 10·3)	6·3 (3·2 to 10·5)	5·7 (2·9 to 9·8)	6 (3 to 10·1)	5·6 (3·1 to 9)	5·8 (3·4 to 9·1)	5·8 (3·5 to 9·1)	6·2 (3·8 to 9·7)	5·9 (3·6 to 9·2)	5·9 (3·6 to 9·1)	5·2 (3·3 to 7·8)	3·9 (2·6 to 5·8)	2·8 (1·8 to 4·2)	1·5 (1 to 2)	0·9 (0·6 to 1·3)	0·6 (0·4 to 0·8)	0·3 (0·2 to 0·5)	0·1 (0·1 to 0·2)	82·2
Acute hepatitis A	0 (0 to 0)	0 (0 to 0)	0·3 (0·1 to 0·7)	1·1 (0·3 to 2·4)	3·9 (1·4 to 7·7)	5·6 (2·6 to 9·6)	5·7 (2·6 to 9·6)	5·1 (2·3 to 8·9)	5·1 (2·3 to 9)	4·6 (2·2 to 7·8)	4·5 (2·2 to 7·7)	4·2 (2 to 7)	4·1 (1·9 to 7·1)	4 (2 to 6·9)	4 (1·8 to 7)	3·1 (1·4 to 5·5)	2·2 (1 to 3·9)	1·4 (0·5 to 2·7)	0·7 (0·4 to 1·1)	0·4 (0·2 to 0·6)	0·2 (0·1 to 0·4)	0·1 (0·1 to 0·2)	0·1 (0 to 0·1)	60·2
Acute hepatitis B	0 (0 to 0)	0 (0 to 0)	0·6 (0·2 to 1·2)	0·2 (0·1 to 0·5)	0·1 (0 to 0·2)	0·1 (0 to 0·2)	0·3 (0·1 to 0·5)	0·3 (0·1 to 0·5)	0·5 (0·2 to 0·8)	0·6 (0·3 to 1·1)	0·7 (0·4 to 1·3)	1 (0·5 to 1·7)	1·1 (0·6 to 1·9)	1 (0·5 to 1·7)	1 (0·5 to 1·8)	1·2 (0·6 to 2·1)	0·9 (0·5 to 1·6)	0·8 (0·3 to 1·4)	0·4 (0·2 to 0·7)	0·2 (0·1 to 0·4)	0·1 (0 to 0·2)	0 (0 to 0·1)	0 (0 to 0)	11·1
Acute hepatitis C	0 (0 to 0)	0 (0 to 0)	0·1 (0·1 to 0·3)	0·2 (0·1 to 0·4)	0·1 (0·1 to 0·3)	0·1 (0 to 0·2)	0·1 (0 to 0·2)	0·1 (0 to 0·2)	0·1 (0 to 0·2)	0·1 (0·1 to 0·3)	0·2 (0·1 to 0·5)	0·3 (0·1 to 0·7)	0·5 (0·2 to 1·1)	0·6 (0·2 to 1·2)	0·6 (0·2 to 1·3)	0·5 (0·2 to 1·1)	0·5 (0·2 to 1)	0·4 (0·2 to 0·9)	0·2 (0·1 to 0·4)	0·1 (0·1 to 0·3)	0·1 (0 to 0·2)	0·1 (0 to 0·1)	0 (0 to 0)	5·1
Acute hepatitis E	0 (0 to 0)	0 (0 to 0)	0·3 (0·1 to 0·6)	0·1 (0·1 to 0·2)	0·3 (0·2 to 0·5)	0·4 (0·2 to 0·7)	0·3 (0·2 to 0·6)	0·3 (0·1 to 0·5)	0·3 (0·2 to 0·5)	0·3 (0·2 to 0·5)	0·3 (0·2 to 0·6)	0·4 (0·2 to 0·6)	0·4 (0·2 to 0·7)	0·3 (0·2 to 0·5)	0·3 (0·2 to 0·6)	0·3 (0·2 to 0·6)	0·3 (0·2 to 0·6)	0·3 (0·1 to 0·5)	0·2 (0·1 to 0·4)	0·2 (0·1 to 0·4)	0·2 (0·1 to 0·3)	0·1 (0 to 0·2)	0 (0 to 0·1)	5·8
Other unspecified infectious diseases	10·9 (7 to 16·5)	36 (21·1 to 58·3)	66·9 (41·5 to 102)	30·2 (19·8 to 44·8)	27 (14·3 to 51·1)	21·4 (12·4 to 39·1)	28·9 (16·5 to 50·6)	19·9 (11·8 to 33·3)	22·9 (14·6 to 37·3)	26·2 (16·2 to 40·8)	40·7 (23·5 to 64·1)	47·8 (28·5 to 77·3)	53·5 (32·3 to 82·1)	63 (40·2 to 93·9)	82·7 (52·9 to 123)	98·1 (61·2 to 144)	104 (66·5 to 151)	82·1 (52·4 to 121)	52 (33·8 to 72·6)	26·8 (17·3 to 39·8)	14·8 (8·9 to 22·2)	6·5 (4 to 9·4)	2·4 (1·5 to 3·7)	964



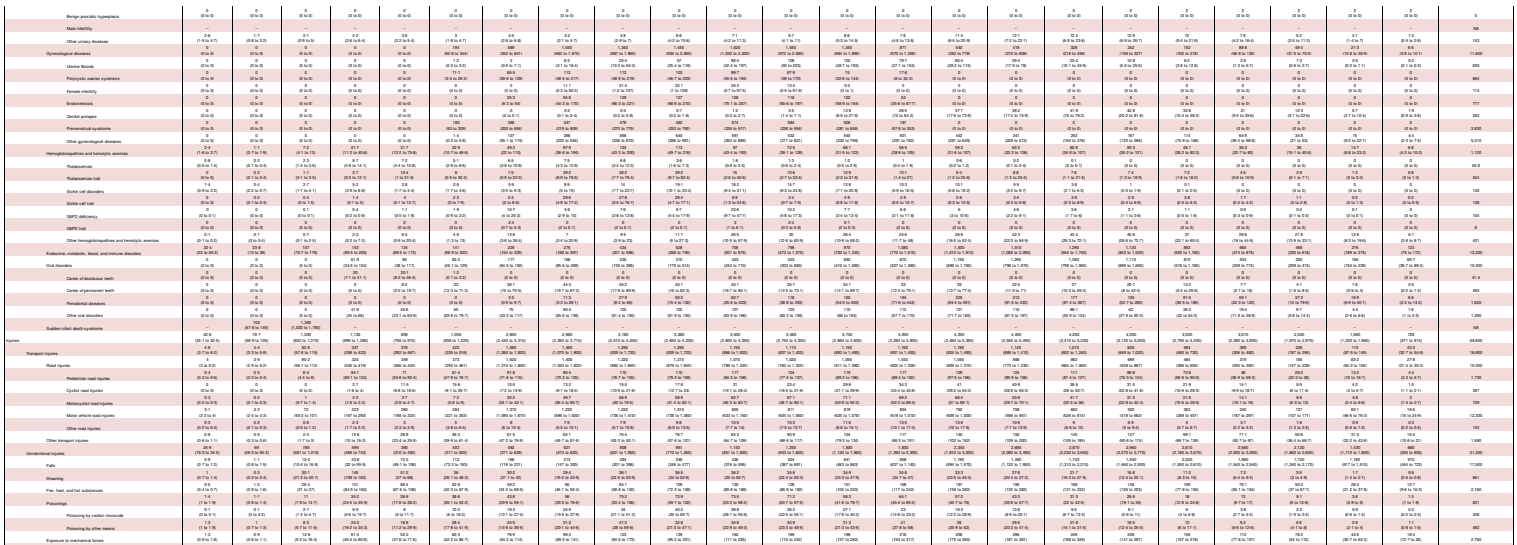

SR Table 2b: Louisiana DALYS by cause and age group for females with 95% uncertainty intervals, 2019

Cause	Early Neonatal	Late Neonatal	Post Neonatal	1 to 4	5 to 9	10 to 14	15 to 19	20 to 24	25 to 29	30 to 34	35 to 39	40 to 44
All causes	7,720 (7,100 to 8,370)	2,190 (2,020 to 2,370)	7,650 (7,170 to 8,120)	6,500 (5,530 to 7,660)	6,820 (5,400 to 8,610)	11,300 (8,580 to 14,500)	20,800 (16,200 to 26,000)	27,800 (22,000 to 34,500)	34,500 (27,000 to 42,100)	39,100 (30,900 to 47,500)	41,400 (32,900 to 50,300)	40,900 (32,700 to 49,000)
Communicable, maternal, neonatal, and nutritional diseases	5,930 (5,290 to 6,590)	1,340 (1,150 to 1,520)	1,740 (1,350 to 2,180)	1,360 (1,050 to 1,730)	1,280 (921 to 1,940)	1,100 (799 to 1,520)	1,310 (958 to 1,910)	1,400 (1,090 to 1,860)	1,850 (1,490 to 2,330)	2,230 (1,790 to 2,780)	2,530 (1,950 to 3,390)	2,190 (1,680 to 2,960)
HIV/AIDS and sexually transmitted infections	1·4 (0·9 to 2)	1 (0·5 to 1·8)	20·9 (17·5 to 24·3)	16·6 (14 to 19·4)	8 (6·8 to 9·2)	10·9 (9·4 to 12·7)	32·9 (25·8 to 42·7)	135 (107 to 175)	368 (283 to 473)	638 (501 to 803)	769 (620 to 958)	583 (456 to 760)
HIV/AIDS	0 (0 to 0)	0 (0 to 0)	20·1 (16·8 to 23·6)	16·5 (13·9 to 19·4)	7·9 (6·7 to 9·1)	8·5 (7·1 to 9·8)	23·8 (18·9 to 29·6)	106 (84·8 to 133)	309 (239 to 397)	560 (439 to 703)	686 (552 to 864)	512 (399 to 672)
HIV/AIDS - Drug-susceptible Tuberculosis	0 (0 to 0)	0 (0 to 0)	0·5 (0·3 to 0·7)	0·4 (0·2 to 0·6)	0·2 (0·1 to 0·3)	0·2 (0·1 to 0·3)	0·4 (0·2 to 0·6)	1·7 (1·1 to 2·6)	4·9 (3·1 to 7·3)	9·2 (5·8 to 13·7)	11·8 (7·5 to 17·6)	8·5 (5·4 to 12·7)
HIV/AIDS - Multidrug-resistant Tuberculosis without extensive (	0 (0 to 0)	0 (0 to 0)	0 (0 to 0·1)	0 (0 to 0·1)	0 (0 to 0)	0 (0 to 0)	0 (0 to 0·1)	0·1 (0 to 0·3)	0·2 (0 to 0·7)	0·3 (0 to 1·3)	0·4 (0 to 1·6)	0·3 (0 to 1·2)
HIV/AIDS - Extensively drug-resistant Tuberculosis	0 (0 to 0)	0 (0 to 0)	0 (0 to 0)	0 (0 to 0)	0 (0 to 0)	0 (0 to 0)	0 (0 to 0)	0 (0 to 0·1)	0 (0 to 0·2)	0·1 (0 to 0·4)	0·1 (0 to 0·5)	0·1 (0 to 0·3)
HIV/AIDS resulting in other diseases	0 (0 to 0)	0 (0 to 0)	19·7 (16·3 to 23·1)	16·1 (13·5 to 19)	7·7 (6·5 to 8·9)	8·3 (6·9 to 9·7)	23·3 (18·5 to 29·1)	104 (83·3 to 131)	304 (234 to 389)	550 (429 to 693)	674 (542 to 851)	504 (391 to 665)
Sexually transmitted infections excluding HIV	1·4 (0·9 to 2)	1 (0·5 to 1·8)	0·7 (0·3 to 1·3)	0·1 (0 to 0·1)	0·1 (0 to 0·2)	2·5 (1·8 to 3·4)	9·1 (5·4 to 15·4)	29·1 (15·6 to 52·8)	58·7 (31·4 to 108)	78·5 (43·5 to 140)	83 (44·6 to 149)	70·6 (37·1 to 136)
Syphilis	1·4 (0·9 to 2)	1 (0·5 to 1·8)	0·7 (0·3 to 1·3)	0·1 (0 to 0·1)	0·1 (0 to 0·2)	0·6 (0·5 to 0·7)	0·1 (0 to 0·2)	1·4 (0·8 to 2)	0·4 (0·2 to 0·8)	0·7 (0·4 to 1·1)	0·9 (0·6 to 1·3)	0·9 (0·6 to 1·3)
Chlamydial infection	0 (0 to 0)	0 (0 to 0)	0 (0 to 0)	0 (0 to 0)	0 (0 to 0)	0·3 (0·3 to 0·5)	1 (0·6 to 1·5)	2·5 (1·6 to 3·8)	4·8 (3·1 to 7·2)	4·6 (2·6 to 7·8)	5·8 (3·5 to 9·5)	5 (2·8 to 8·6)
Gonococcal infection	0 (0 to 0)	0 (0 to 0)	0 (0 to 0)	0 (0 to 0)	0 (0 to 0)	0·3 (0·2 to 0·3)	0·8 (0·6 to 1)	1·6 (1·1 to 2·3)	3 (2 to 4·5)	6·2 (4·3 to 8·9)	5·8 (3·9 to 8·2)	4·6 (3 to 6·9)
Trichomoniasis	0 (0 to 0)	0 (0 to 0)	0 (0 to 0)	0 (0 to 0)	0 (0 to 0)	0·1 (0 to 0·4)	2·3 (0·6 to 5·8)	11·4 (3·8 to 26·6)	24·7 (8·4 to 57·7)	29·5 (9·4 to 70·7)	28·3 (8·8 to 67·3)	23·8 (8 to 59·2)
Genital herpes	0 (0 to 0)	0 (0 to 0)	0 (0 to 0)	0 (0 to 0)	0 (0 to 0)	0·5 (0·1 to 1·2)	2·2 (0·5 to 5·7)	4·5 (1·4 to 11)	7·3 (2·4 to 17·5)	9·4 (3 to 23)	10·4 (3·4 to 24·9)	9·7 (3·1 to 23·1)
Other sexually transmitted infections	0 (0 to 0)	0 (0 to 0)	0 (0 to 0)	0 (0 to 0)	0 (0 to 0)	0·6 (0·4 to 0·9)	2·9 (1·9 to 4·2)	7·7 (3·8 to 13·3)	18·6 (10·9 to 29·7)	28·2 (16·9 to 45·3)	31·8 (18·4 to 50·7)	26·7 (13·5 to 47·1)
Respiratory infections and tuberculosis	18 (12·9 to 24·4)	37 (27·2 to 49·4)	372 (270 to 499)	394 (281 to 552)	326 (207 to 498)	272 (168 to 431)	270 (169 to 423)	293 (191 to 439)	330 (226 to 476)	374 (259 to 525)	399 (274 to 564)	416 (292 to 584)
Tuberculosis	0 (0 to 0)	0 (0 to 0)	1·4 (1 to 1·9)	1·8 (1·4 to 2·4)	0·9 (0·6 to 1·2)	1·1 (0·8 to 1·6)	2·4 (1·6 to 3·5)	5·8 (3·9 to 8·2)	8·3 (5·5 to 12·1)	8·3 (5·4 to 11·9)	8 (5·2 to 12·3)	7·7 (5·1 to 11)
Latent tuberculosis infection	0 (0 to 0)	0 (0 to 0)	0 (0 to 0)	0 (0 to 0)	0 (0 to 0)	0 (0 to 0)	0 (0 to 0)	0 (0 to 0)	0 (0 to 0)	0 (0 to 0)	0 (0 to 0)	0 (0 to 0)
Drug-susceptible tuberculosis	0 (0 to 0)	0 (0 to 0)	1·3 (1 to 1·8)	1·8 (1·3 to 2·3)	0·8 (0·6 to 1·2)	1·1 (0·7 to 1·5)	2·3 (1·6 to 3·4)	5·6 (3·8 to 8)	8 (5·3 to 11·8)	8·1 (5·1 to 11·7)	7·8 (5 to 11·7)	7·5 (4·8 to 10·7)
Multidrug-resistant tuberculosis without extensive drug resistar	0 (0 to 0)	0 (0 to 0)	0 (0 to 0·2)	0 (0 to 0·2)	0 (0 to 0·1)	0 (0 to 0·1)	0 (0 to 0·2)	0·1 (0 to 0·5)	0·2 (0 to 0·7)	0·2 (0 to 0·7)	0·2 (0 to 0·8)	0·2 (0 to 0·8)
Extensively drug-resistant tuberculosis	0 (0 to 0)	0 (0 to 0)	0 (0 to 0)	0 (0 to 0·1)	0 (0 to 0)	0 (0 to 0)	0 (0 to 0)	0 (0 to 0·1)	0 (0 to 0·2)	0 (0 to 0·2)	0·1 (0 to 0·2)	0 (0 to 0·2)
Lower respiratory infections	17·6 (12·5 to 23·9)	34·3 (24·6 to 46·6)	316 (218 to 437)	148 (111 to 195)	58 (40·5 to 79·6)	50·5 (35·2 to 69·3)	56·3 (40·6 to 77·3)	76·2 (49·6 to 111)	111 (71·4 to 163)	165 (106 to 241)	200 (126 to 304)	252 (160 to 373)
Upper respiratory infections	0·4 (0·3 to 0·7)	2·5 (1·5 to 4·2)	46·4 (26·8 to 74·4)	198 (113 to 322)	223 (123 to 379)	189 (98·6 to 328)	184 (94·7 to 323)	188 (102 to 325)	190 (105 to 316)	184 (98·4 to 306)	175 (88·9 to 288)	141 (73·7 to 252)
Otitis media	0 (0 to 0)	0·2 (0·1 to 0·5)	8·6 (4·4 to 14·8)	47·3 (23·9 to 84·2)	43·4 (23·1 to 74·5)	31·3 (16·7 to 53·8)	27·8 (14·2 to 47·3)	23·4 (10·5 to 46·1)	20·3 (9·6 to 38·7)	17·1 (7·7 to 34·2)	16·6 (8·2 to 31)	15·2 (7 to 28·2)
Enteric infections	3·1 (2·1 to 4·5)	5·9 (4·1 to 8·2)	72·1 (50·5 to 102)	167 (107 to 248)	171 (106 to 266)	139 (84·1 to 217)	158 (103 to 227)	174 (114 to 256)	183 (122 to 260)	185 (126 to 263)	180 (124 to 253)	159 (110 to 216)
Diarrheal diseases	3·1 (2·1 to 4·5)	5·7 (3·9 to 7·9)	69·6 (47·9 to 101)	165 (105 to 247)	170 (104 to 266)	138 (83·6 to 216)	158 (103 to 226)	173 (114 to 255)	182 (121 to 260)	184 (124 to 263)	179 (123 to 252)	158 (109 to 216)
Typhoid and paratyphoid	0 (0 to 0)	0 (0 to 0)	0·1 (0 to 0·2)	0·1 (0 to 0·3)	0 (0 to 0·1)	0 (0 to 0·1)	0 (0 to 0·1)	0 (0 to 0·1)	0 (0 to 0·1)	0 (0 to 0·1)	0 (0 to 0·1)	0 (0 to 0·1)
Typhoid fever	0 (0 to 0)	0 (0 to 0)	0 (0 to 0)	0 (0 to 0)	0 (0 to 0)	0 (0 to 0)	0 (0 to 0)	0 (0 to 0)	0 (0 to 0)	0 (0 to 0)	0 (0 to 0)	0 (0 to 0)
Paratyphoid fever	0 (0 to 0)	0 (0 to 0)	0·1 (0 to 0·2)	0·1 (0 to 0·3)	0 (0 to 0·1)	0 (0 to 0·1)	0 (0 to 0·1)	0 (0 to 0·1)	0 (0 to 0·1)	0 (0 to 0·1)	0 (0 to 0·1)	0 (0 to 0·1)
Invasive Non-typhoidal Salmonella (iNTS)	0 (0 to 0)	0·2 (0·1 to 0·6)	1·2 (0·4 to 2·9)	1 (0·4 to 3)	0·4 (0·1 to 1)	0·4 (0·1 to 1)	0·1 (0 to 0·2)	0·1 (0 to 0·2)	0·2 (0·1 to 0·5)	0·2 (0·1 to 0·4)	0·2 (0·1 to 0·6)	0·1 (0 to 0·4)
Other intestinal infectious diseases	0 (0 to 0)	0 (0 to 0)	1·3 (0 to 5)	1·3 (0·2 to 4)	0·7 (0·2 to 2·2)	0·6 (0·1 to 1·8)	0·5 (0·1 to 1·4)	0·5 (0·1 to 1·2)	0·3 (0·1 to 0·7)	0·7 (0·2 to 2)	0·4 (0·1 to 1·1)	0·4 (0·1 to 1·2)
Neglected tropical diseases and malaria	0·7 (0·1 to 1·3)	2·8 (0·5 to 5·2)	9·7 (2 to 20·9)	15·4 (3·9 to 38·7)	24·9 (5·9 to 63·2)	15·1 (3·9 to 38·9)	13·5 (4·2 to 34·6)	9·6 (2 to 24·8)	17·3 (4·5 to 38·3)	24 (7·5 to 53·7)	41 (15·9 to 83·4)	47 (19·1 to 91·1)
Malaria	0 (0 to 0)	0 (0 to 0)	0 (0 to 0)	0 (0 to 0)	0 (0 to 0)	0 (0 to 0)	0 (0 to 0)	0 (0 to 0)	0 (0 to 0)	0 (0 to 0)	0 (0 to 0)	0 (0 to 0)
Chagas disease	0 (0 to 0)	0 (0 to 0)	0 (0 to 0)	0 (0 to 0)	0 (0 to 0)	0 (0 to 0)	0 (0 to 0)	0 (0 to 0·1)	0·1 (0 to 0·1)	0·1 (0·1 to 0·2)	0·2 (0·1 to 0·3)	0·2 (0·1 to 0·3)
Leishmaniasis	0 (0 to 0)	0 (0 to 0)	0 (0 to 0)	0 (0 to 0)	0 (0 to 0)	0 (0 to 0)	0 (0 to 0)	0 (0 to 0)	0 (0 to 0)	0 (0 to 0)	0 (0 to 0)	0 (0 to 0)
Visceral leishmaniasis	0 (0 to 0)	0 (0 to 0)	0 (0 to 0)	0 (0 to 0)	0 (0 to 0)	0 (0 to 0)	0 (0 to 0)	0 (0 to 0)	0 (0 to 0)	0 (0 to 0)	0 (0 to 0)	0 (0 to 0)
Cutaneous and mucocutaneous leishmaniasis	0 (0 to 0)	0 (0 to 0)	0 (0 to 0)	0 (0 to 0)	0 (0 to 0)	0 (0 to 0)	0 (0 to 0)	0 (0 to 0)	0 (0 to 0)	0 (0 to 0)	0 (0 to 0)	0 (0 to 0)
African trypanosomiasis	0 (0 to 0)	0 (0 to 0)	0 (0 to 0)	0 (0 to 0)	0 (0 to 0)	0 (0 to 0)	0 (0 to 0)	0 (0 to 0)	0 (0 to 0)	0 (0 to 0)	0 (0 to 0)	0 (0 to 0)
Schistosomiasis	0 (0 to 0)	0 (0 to 0)	0 (0 to 0)	0 (0 to 0)	0 (0 to 0)	0 (0 to 0)	0 (0 to 0)	0 (0 to 0)	0 (0 to 0)	0 (0 to 0)	0 (0 to 0)	0 (0 to 0)
Cysticercosis	0 (0 to 0)	0 (0 to 0)	0 (0 to 0)	0 (0 to 0)	0 (0 to 0·1)	0·2 (0·1 to 0·7)	1·5 (0·4 to 4)	5·1 (0 to 16·7)	11·9 (1·5 to 32·7)	17·1 (3·5 to 44·5)	23·5 (6·4 to 59·2)	27·2 (7·2 to 65·8)
Cystic echinococcosis	0 (0 to 0)	0 (0 to 0)	0 (0 to 0)	0 (0 to 0·1)	0 (0 to 0·1)	0 (0 to 0·1)	0 (0 to 0·1)	0 (0 to 0·1)	0·1 (0 to 0·2)	0·1 (0 to 0·2)	0·1 (0 to 0·3)	0·1 (0 to 0·2)
Lymphatic filariasis	0 (0 to 0)	0 (0 to 0)	0 (0 to 0)	0 (0 to 0)	0 (0 to 0)	0 (0 to 0)	0 (0 to 0)	0 (0 to 0)	0 (0 to 0)	0 (0 to 0)	0 (0 to 0)	0 (0 to 0)
Onchocerciasis	0 (0 to 0)	0 (0 to 0)	0 (0 to 0)	0 (0 to 0)	0 (0 to 0)	0 (0 to 0)	0 (0 to 0)	0 (0 to 0)	0 (0 to 0)	0 (0 to 0)	0 (0 to 0)	0 (0 to 0)
Trachoma	0 (0 to 0)	0 (0 to 0)	0 (0 to 0)	0 (0 to 0)	0 (0 to 0)	0 (0 to 0)	0 (0 to 0)	0 (0 to 0)	0 (0 to 0)	0 (0 to 0)	0 (0 to 0)	0 (0 to 0)
Dengue	0 (0 to 0)	0 (0 to 0)	0 (0 to 0)	0 (0 to 0)	0 (0 to 0)	0 (0 to 0)	0 (0 to 0)	0 (0 to 0)	0 (0 to 0)	0 (0 to 0)	0 (0 to 0)	0 (0 to 0)
Yellow fever	0 (0 to 0)	0 (0 to 0)	0 (0 to 0)	0 (0 to 0)	0 (0 to 0)	0 (0 to 0)	0 (0 to 0)	0 (0 to 0)	0 (0 to 0)	0 (0 to 0)	0 (0 to 0)	0 (0 to 0)
Rabies	0 (0 to 0)	0 (0 to 0)	0·3 (0·1 to 0·8)	0·3 (0·1 to 0·6)	0·1 (0 to 0·3)	0·2 (0·1 to 0·4)	0 (0 to 0·1)	0 (0 to 0)	0·1 (0 to 0·1)	0 (0 to 0·1)	0 (0 to 0)	0·1 (0 to 0·1)
Intestinal nematode infections	0 (0 to 0)	0 (0 to 0)	0 (0 to 0)	0 (0 to 0)	0 (0 to 0)	0 (0 to 0)	0 (0 to 0)	0 (0 to 0)	0 (0 to 0)	0 (0 to 0)	0 (0 to 0)	0 (0 to 0)
Ascariasis	0 (0 to 0)	0 (0 to 0)	0 (0 to 0)	0 (0 to 0)	0 (0 to 0)	0 (0 to 0)	0 (0 to 0)	0 (0 to 0)	0 (0 to 0)	0 (0 to 0)	0 (0 to 0)	0 (0 to 0)
Trichuriasis	0 (0 to 0)	0 (0 to 0)	0 (0 to 0)	0 (0 to 0)	0 (0 to 0)	0 (0 to 0)	0 (0 to 0)	0 (0 to 0)	0 (0 to 0)	0 (0 to 0)	0 (0 to 0)	0 (0 to 0)
Hookworm disease	0 (0 to 0)	0 (0 to 0)	0 (0 to 0)	0 (0 to 0)	0 (0 to 0)	0 (0 to 0)	0 (0 to 0)	0 (0 to 0)	0 (0 to 0)	0 (0 to 0)	0 (0 to 0)	0 (0 to 0)
Food-borne trematodiases	0 (0 to 0)	0 (0 to 0)	0 (0 to 0)	0 (0 to 0)	0 (0 to 0)	0 (0 to 0)	0 (0 to 0)	0 (0 to 0)	0 (0 to 0)	0 (0 to 0)	0 (0 to 0)	0 (0 to 0)
Leprosy	0 (0 to 0)	0 (0 to 0)	0 (0 to 0)	0 (0 to 0)	0 (0 to 0)	0 (0 to 0)	0 (0 to 0)	0 (0 to 0)	0 (0 to 0)	0 (0 to 0)	0 (0 to 0)	0 (0 to 0)
Ebola	0 (0 to 0)	0 (0 to 0)	0 (0 to 0)	0 (0 to 0)	0 (0 to 0)	0 (0 to 0)	0 (0 to 0)	0 (0 to 0)	0 (0 to 0)	0 (0 to 0)	0 (0 to 0)	0 (0 to 0)
Zika virus	0 (0 to 0)	0 (0 to 0)	0 (0 to 0)	0 (0 to 0)	0 (0 to 0)	0 (0 to 0)	0 (0 to 0)	0 (0 to 0)	0 (0 to 0)	0 (0 to 0)	0 (0 to 0)	0 (0 to 0)
Guinea worm disease	0 (0 to 0)	0 (0 to 0)	0 (0 to 0)	0 (0 to 0)	0 (0 to 0)	0 (0 to 0)	0 (0 to 0)	0 (0 to 0)	0 (0 to 0)	0 (0 to 0)	0 (0 to 0)	0 (0 to 0)
Other neglected tropical diseases	0·7 (0·1 to 1·3)	2·8 (0·5 to 5·2)	9·4 (1·7 to 20·4)	15·1 (3·6 to 38·5)	24·8 (5·7 to 63)	14·6 (3·5 to 38·2)	11·8 (2·8 to 32·8)	4·4 (0·6 to 16·5)	5·3 (0·9 to 17·4)	6·7 (1 to 20·7)	17·3 (4 to 42·7)	19·4 (5·3 to 45·6)
Other infectious diseases	17 (12·3 to 22·6)	54·5 (35 to 81·3)	202 (147 to 259)	121 (97·1 to 149)	69·7 (50 to 102)	59·1 (43·7 to 78·9)	72·3 (54·6 to 98)	60·9 (44·1 to 82·9)	70·5 (50·5 to 96·5)	83 (60·3 to 111)	96·4 (68·5 to 138)	95·5 (68·9 to 130)
Meningitis	3·9 (2·8 to 5·5)	13 (8·9 to 18·3)	83·7 (55·4 to 119)	46·5 (34 to 63·5)	17·4 (12·2 to 23·9)	15·4 (10·7 to 21·7)	19·9 (13·9 to 28·1)	18·6 (11·1 to 29·1)	21·6 (13·4 to 33·1)	28·1 (18·4 to 41·7)	26·2 (16·6 to 40·5)	26·4 (16·9 to 38·9)
Encephalitis	1·4 (0·7 to 2·2)	2·8 (1·3 to 4·7)	15·9 (7·2 to 27·2)	21·7 (10·7 to 35·9)	10·5 (6 to 16·3)	10 (5·1 to 16·6)	10·5 (5·7 to 17·8)	10·1 (5 to 17·1)	11 (5·2 to 18·8)	11·2 (5·2 to 19·3)	10·5 (4·9 to 17·1)	8·3 (4 to 13·8)
Diphtheria	0 (0 to 0)	0 (0 to 0)	0·1 (0 to 0·2)	0·1 (0 to 0·4)	0·1 (0 to 0·4)	0·1 (0 to 0·2)	0·1 (0 to 0·1)	0·1 (0 to 0·1)	0·1 (0 to 0·2)	0·1 (0 to 0·2)	0·1 (0 to 0·2)	0 (0 to 0·1)
Tetanus	0·1 (0 to 0·1)	0·1 (0 to 0·2)	0 (0 to 0·1)	0 (0 to 0·1)	0 (0 to 0·1)	0 (0 to 0·1)	0 (0 to 0)	0 (0 to 0)	0 (0 to 0·1)	0·1 (0 to 0·2)	0 (0 to 0·1)	0 (0 to 0·1)
Measles	0 (0 to 0)	0 (0 to 0)	0·1 (0 to 0·3)	0·2 (0 to 0·9)	0 (0 to 0·1)	0 (0 to 0)	0 (0 to 0)	0 (0 to 0)	0 (0 to 0)	0 (0 to 0)	0 (0 to 0)	0 (0 to 0)
Varicella and herpes zoster	0·2 (0·1 to 0·6)	0·8 (0·5 to 1·6)	3 (1·6 to 5·5)	3·9 (2·3 to 8·2)	3·4 (1·5 to 8·1)	3 (1·2 to 6·4)	3·1 (1·2 to 6·2)	3·4 (1·3 to 6·9)	4·3 (1·8 to 8·7)	4·7 (2·2 to 8·6)	4·9 (2 to 9)	4·5 (1·8 to 8·3)
Acute hepatitis	0 (0 to 0)	0 (0 to 0)	2·6 (1·3 to 4·9)	1·9 (0·9 to 3·4)	4·9 (2·1 to 8·6)	6·6 (3·3 to 11·6)	7 (3·8 to 11·7)	6·5 (3·5 to 10·5)	7 (4 to 11·2)	7·3 (4·2 to 11·9)	7·3 (4·3 to 11·2)	6·8 (4·4 to 10)
Acute hepatitis A	0 (0 to 0)	0 (0 to 0)	0·6 (0·2 to 1·3)	1·2 (0·3 to 2·6)	4·2 (1·5 to 8)	6 (2·6 to 10·6)	6 (2·9 to 10·6)	5·5 (2·6 to 9·6)	5·6 (2·7 to 9·7)	5·5 (2·6 to 9·8)	5·3 (2·6 to 8·8)	4·4 (2·3 to 7·4)
Acute hepatitis B	0 (0 to 0)	0 (0 to 0)	1·5 (0·5 to 3·3)	0·4 (0·1 to 0·9)	0·2 (0·1 to 0·4)	0·2 (0·1 to 0·4)	0·6 (0·2 to 1·1)	0·5 (0·2 to 1)	0·9 (0·4 to 1·6)	1·2 (0·5 to 2·1)	1·3 (0·6 to 2·4)	1·5 (0·7 to 2·4)
Acute hepatitis C	0 (0 to 0)	0 (0 to 0)	0·2 (0·1 to 0·4)	0·2 (0·1 to 0·4)	0·1 (0·1 to 0·3)	0·1 (0 to 0·2)	0·1 (0 to 0·2)	0·1 (0 to 0·2)	0·1 (0·1 to 0·3)	0·2 (0·1 to 0·4)	0·3 (0·1 to 0·7)	0·5 (0·2 to 1·1)
Acute hepatitis E	0 (0 to 0)	0 (0 to 0)	0·4 (0·1 to 1)	0·1 (0·1 to 0·2)	0·3 (0·2 to 0·6)	0·4 (0·2 to 0·7)	0·4 (0·2 to 0·6)	0·3 (0·2 to 0·6)	0·3 (0·2 to 0·6)	0·4 (0·2 to 0·7)	0·4 (0·2 to 0·7)	0·4 (0·2 to 0·7)
Other unspecified infectious diseases	11·5 (7·3 to 16·8)	37·7 (20·2 to 63·7)	81·6 (50 to 123)	34·9 (22·5 to 51·1)	32 (17·3 to 61·3)	23·7 (13·8 to 41·7)	31·7 (18·2 to 53)	22·1 (13 to 36·1)	26·4 (16·6 to 42·1)	31·5 (19·2 to 48·9)	47·4 (27 to 78·1)	49·4 (29·5 to 79·1)
Maternal and neonatal disorders	5,890 (5,250 to 6,550)	1,230 (1,060 to 1,410)	1,030 (756 to 1,340)	566 (426 to 719)	451 (320 to 614)	455 (331 to 608)	512 (384 to 669)	617 (480 to 772)	754 (595 to 934)	776 (616 to 961)	629 (489 to 784)	434 (340 to 542)
Maternal disorders	0 (0 to 0)	0 (0 to 0)	0 (0 to 0)	0 (0 to 0)	0 (0 to 0)	4·8 (3·9 to 5·8)	86 (66·5 to 111)	212 (152 to 280)	334 (241 to 446)	371 (273 to 495)	253 (186 to 335)	123 (89·7 to 165)
Maternal hemorrhage	0 (0 to 0)	0 (0 to 0)	0 (0 to 0)	0 (0 to 0)	0 (0 to 0)	0·1 (0·1 to 0·2)	3·9 (1·9 to 6·8)	12·4 (5·6 to 22·2)	24·2 (10·7 to 45·5)	27·9 (12·9 to 49)	17·5 (9·4 to 28·3)	5·6 (2·8 to 9·7)
Maternal sepsis and other maternal infections	0 (0 to 0)	0 (0 to 0)	0 (0 to 0)	0 (0 to 0)	0 (0 to 0)	0·2 (0·1 to 0·3)	4·5 (1·8 to 8·5)	10·9 (4·9 to 19·8)	9·7 (4·9 to 16·6)	7·4 (3·6 to 12·7)	4·2 (1·9 to 7·8)	2·1 (1·1 to 3·9)
Maternal hypertensive disorders	0 (0 to 0)	0 (0 to 0)	0 (0 to 0)	0 (0 to 0)	0 (0 to 0)	0·6 (0·4 to 0·8)	11·9 (7·4 to 18·1)	28·2 (17·2 to 43·1)	52·7 (34 to 76·1)	56·2 (36·3 to 81·5)	31·3 (19·8 to 46·6)	10·8 (6·3 to 16·9)
Maternal obstructed labor and uterine rupture	0 (0 to 0)	0 (0 to 0)	0 (0 to 0)	0 (0 to 0)	0 (0 to 0)	0·2 (0·1 to 0·3)	2·3 (1·2 to 3·8)	6·1 (3·4 to 9·9)	8·9 (1·6 to 19·9)	9·1 (2·4 to 19·3)	5·4 (2·9 to 9·2)	1·9 (1 to 3·6)
Maternal abortion and miscarriage	0 (0 to 0)	0 (0 to 0)	0 (0 to 0)	0 (0 to 0)	0 (0 to 0)	0·2 (0·1 to 0·4)	2·5 (1·4 to 4·3)	4·1 (2·1 to 8·2)	4·8 (2·2 to 9·5)	5·3 (2·5 to 10·9)	4·1 (1·7 to 9·1)	2·7 (1 to 6·5)
Ectopic pregnancy	0 (0 to 0)	0 (0 to 0)	0 (0 to 0)	0 (0 to 0)	0 (0 to 0)	0·2 (0·1 to 0·3)	2·7 (1·4 to 4·8)	6·3 (3 to 11·6)	9 (4·5 to 16·3)	8·9 (4·4 to 15·7)	5·5 (2·8 to 10·1)	2·3 (1·1 to 4·3)
Indirect maternal deaths	--	--	--	--	--	1·3 (0·7 to 2)	21·4 (11·3 to 34·4)	50·2 (25·3 to 85·2)	75·8 (40·6 to 124)	87 (43·6 to 140)	64·7 (32·8 to 108)	38·2 (20·3 to 62·9)
Late maternal deaths	--	--	--	--	--	0·4 (0·2 to 0·8)	8·4 (3·6 to 18·1)	23·3 (11·8 to 45·7)	43·5 (22·6 to 75·8)	50·3 (26·7 to 87·3)	31·6 (16·7 to 54·4)	13·9 (6·4 to 25·6)
Maternal deaths aggravated by HIV/AIDS	--	--	--	--	--	0 (0 to 0)	0 (0 to 0)	0·3 (0·1 to 0·4)	1·2 (0·5 to 2·2)	2·2 (0·8 to 4·1)	1·9 (0·8 to 3·4)	1 (0·4 to 1·8)
Neonatal disorders	5,890 (5,250 to 6,550)	1,230 (1,060 to 1,410)	1,030 (756 to 1,340)	566 (426 to 719)	451 (320 to 614)	451 (326 to 603)	425 (300 to 575)	405 (290 to 539)	420 (304 to 568)	405 (293 to 545)	376 (274 to 508)	310 (227 to 413)
Neonatal preterm birth	4,140 (3,610 to 4,670)	594 (459 to 721)	705 (512 to 934)	331 (241 to 433)	387 (267 to 531)	385 (272 to 522)	364 (257 to 497)	344 (246 to 469)	357 (253 to 488)	344 (243 to 468)	318 (229 to 435)	261 (186 to 355)
Neonatal encephalopathy due to birth asphyxia and trauma	725 (581 to 882)	143 (104 to 187)	90·6 (65·2 to 120)	76 (50·9 to 105)	51·1 (25·1 to 84·3)	51·9 (24·3 to 87·1)	48·9 (24·5 to 82·5)	48·3 (22·4 to 81·5)	49·3 (24·9 to 83·7)	48 (22·7 to 84·4)	45·2 (20·8 to 77·3)	38·3 (17·6 to 66·4)
Neonatal sepsis and other neonatal infections	173 (124 to 233)	253 (175 to 338)	78·9 (50·5 to 112)	7·4 (4·7 to 12)	9 (5·5 to 15·1)	9·2 (5·5 to 15·3)	8·9 (5·3 to 14·8)	8·8 (5·2 to 14·7)	9·2 (5·5 to 15·4)	9·1 (5·3 to 15·3)	8·6 (5·1 to 14·7)	7·3 (4·3 to 12·3)
Hemolytic disease and other neonatal jaundice	5·3 (3·4 to 8·1)	2·2 (1·3 to 3·7)	1·9 (1·1 to 3·3)	5·4 (4·1 to 6·9)	4·2 (3 to 5·6)	4·3 (3·1 to 5·7)	4·2 (3 to 5·5)	4·1 (3 to 5·4)	4·3 (3·1 to 5·7)	4·2 (3·1 to 5·7)	4·1 (2·9 to 5·4)	3·5 (2·5 to 4·5)
Other neonatal disorders	844 (583 to 1,140)	243 (175 to 320)	153 (97 to 234)	145 (108 to 189)	0 (0 to 0)	0 (0 to 0)	0 (0 to 0)	0 (0 to 0)	0 (0 to 0)	0 (0 to 0)	0 (0 to 0)	0 (0 to 0)
Nutritional deficiencies	0 (0 to 0)	3·3 (0·1 to 11·8)	30·7 (11·5 to 77·6)	74·3 (11·2 to 251)	234 (49·2 to 656)	146 (38·2 to 393)	254 (61·3 to 711)	113 (32·5 to 370)	130 (41·6 to 395)	152 (48·6 to 474)	416 (116 to 1,000)	457 (147 to 1,020)
Protein-energy malnutrition	0 (0 to 0)	0 (0 to 0)	10·9 (7·3 to 16)	3·6 (2·2 to 5·4)	19 (8·3 to 35·4)	17·7 (7·7 to 33·7)	19·5 (8·9 to 34·8)	23·5 (12·3 to 39)	29 (15·4 to 46·5)	35·2 (21·3 to 54·7)	42·2 (25·8 to 61·8)	41·7 (27·3 to 61·1)
Iodine deficiency	0 (0 to 0)	0 (0 to 0)	0 (0 to 0)	0·2 (0 to 0·6)	1·4 (0·4 to 3)	3·3 (1·2 to 7·1)	4·5 (1·8 to 9·3)	5·1 (2 to 10·3)	5·9 (2·4 to 12·4)	6·1 (2·5 to 12·4)	6·2 (2·5 to 12·7)	5·3 (2·2 to 10·9)
Vitamin A deficiency	0 (0 to 0)	0·1 (0 to 0·4)	0·3 (0 to 1·1)	0·9 (0 to 3·8)	2·4 (0 to 9·2)	0·9 (0 to 3·6)	0 (0 to 0)	0 (0 to 0)	0 (0 to 0)	0 (0 to 0)	0 (0 to 0)	0 (0 to 0)
Dietary iron deficiency	0 (0 to 0)	3·2 (0·1 to 11·5)	18·8 (1·6 to 64·9)	68·2 (6·5 to 239)	207 (25·8 to 623)	119 (15·1 to 361)	221 (31·5 to 678)	73·6 (2·4 to 324)	79·6 (3·1 to 339)	99·6 (4·7 to 415)	356 (57·7 to 951)	399 (94 to 956)
Other nutritional deficiencies	0 (0 to 0)	0 (0 to 0)	0·7 (0·3 to 1·4)	1·4 (0·8 to 2·4)	5 (2·4 to 8·8)	5·3 (2·6 to 9·7)	9 (4·1 to 16·1)	10·9 (5·2 to 18·8)	15·7 (7 to 27·5)	11·3 (5·7 to 19·6)	11·8 (5·7 to 19·9)	10·7 (5·5 to 18)
Non-communicable diseases	1,740 (1,390 to 2,200)	747 (619 to 923)	3,960 (3,490 to 4,500)	3,450 (2,750 to 4,320)	4,510 (3,380 to 5,870)	8,950 (6,520 to 11,800)	16,000 (11,900 to 21,000)	22,900 (17,400 to 28,900)	28,800 (22,200 to 36,000)	32,700 (25,300 to 40,300)	34,900 (27,500 to 42,700)	35,200 (28,000 to 42,400)
Neoplasms	14·7 (11·6 to 18·1)	9·7 (7·5 to 13)	79·2 (62·4 to 100)	357 (298 to 433)	375 (312 to 446)	403 (326 to 486)	462 (375 to 576)	537 (398 to 708)	908 (655 to 1,210)	1,880 (1,390 to 2,500)	2,870 (2,130 to 3,820)	4,160 (3,160 to 5,370)
Lip and oral cavity cancer	0 (0 to 0)	0 (0 to 0)	0 (0 to 0)	0 (0 to 0)	1·3 (1·1 to 1·4)	1·2 (1 to 1·6)	2 (1·2 to 2·9)	3·1 (1·8 to 4·8)	6·7 (4 to 10·6)	13·7 (8·2 to 21·7)	19·9 (12·3 to 29·8)	27·1 (16·8 to 41·1)
Nasopharynx cancer	0 (0 to 0)	0 (0 to 0)	0 (0 to 0)	0 (0 to 0)	1·3 (1·1 to 1·4)	1·2 (1 to 1·5)	1·7 (1·1 to 2·5)	2 (1·1 to 3·5)	2·4 (1·4 to 3·8)	4·5 (2·6 to 7·2)	6·8 (3·9 to 10·9)	8·9 (5·3 to 14·4)
Other pharynx cancer	0 (0 to 0)	0 (0 to 0)	0 (0 to 0)	0 (0 to 0)	0 (0 to 0)	0 (0 to 0)	0 (0 to 0)	0·9 (0·7 to 1·2)	0·9 (0·6 to 1·2)	1·6 (0·9 to 2·7)	4 (2·3 to 6·8)	7·9 (4·5 to 12·7)
Esophageal cancer	0 (0 to 0)	0 (0 to 0)	0 (0 to 0)	0 (0 to 0)	0 (0 to 0)	0 (0 to 0)	0 (0 to 0)	1·1 (0·7 to 1·8)	3·7 (2·2 to 5·9)	6·9 (3·9 to 11·5)	14·9 (9·5 to 22·7)	30 (18·4 to 47·1)
Stomach cancer	0 (0 to 0)	0 (0 to 0)	0 (0 to 0)	0 (0 to 0)	0 (0 to 0)	0 (0 to 0)	2·7 (1·8 to 3·8)	9·4 (6 to 13·5)	26·9 (17·2 to 41)	66·4 (40·7 to 101)	89·4 (56·4 to 135)	108 (70·7 to 157)
Colon and rectum cancer	0 (0 to 0)	0 (0 to 0)	0 (0 to 0)	0 (0 to 0)	3·5 (2·3 to 4·7)	5 (3·4 to 7·1)	10·1 (6·6 to 14·6)	28·8 (17·3 to 44·8)	70·9 (44·1 to 110)	187 (117 to 286)	303 (199 to 437)	458 (310 to 638)
Liver cancer	0·4 (0·3 to 0·7)	0·4 (0·2 to 0·9)	3·1 (1·8 to 5·3)	8·5 (5·6 to 12·4)	8 (5·8 to 11)	8·3 (5·8 to 11·8)	7·7 (3·8 to 14)	8·6 (4·6 to 14·2)	12·1 (6·6 to 20·7)	20·5 (10·4 to 36)	35·6 (19·2 to 60·7)	55·8 (32·8 to 90·6)
Liver cancer due to hepatitis B	0 (0 to 0)	0 (0 to 0)	0 (0 to 0)	0 (0 to 0)	0 (0 to 0)	0·6 (0·3 to 1·2)	1·3 (0·6 to 2·4)	2·2 (1·1 to 3·7)	4·2 (2·1 to 7·3)	7·3 (3·7 to 12·8)	11·5 (5·7 to 20·4)	14·8 (8 to 25·3)
Liver cancer due to hepatitis C	0 (0 to 0)	0 (0 to 0)	0 (0 to 0)	0 (0 to 0)	0 (0 to 0)	0·1 (0 to 0·1)	0·1 (0·1 to 0·3)	0·4 (0·2 to 0·7)	1 (0·4 to 1·7)	2·9 (1·3 to 5·2)	7·6 (3·5 to 13·8)	16·9 (9·5 to 28·2)
Liver cancer due to alcohol use	0 (0 to 0)	0 (0 to 0)	0 (0 to 0)	0 (0 to 0)	0 (0 to 0)	0 (0 to 0)	0·1 (0 to 0·2)	0·3 (0·2 to 0·6)	0·8 (0·4 to 1·4)	1·9 (0·9 to 3·5)	4·3 (2 to 8·3)	7·4 (4 to 12·9)
Liver cancer due to NASH	0 (0 to 0)	0 (0 to 0)	0 (0 to 0)	0 (0 to 0)	0 (0 to 0)	0 (0 to 0)	2 (0·9 to 3·7)	1·8 (0·9 to 3·1)	2 (1 to 3·4)	2·7 (1·3 to 4·9)	4 (2 to 7·4)	5·9 (3·2 to 9·8)
Liver cancer due to other causes	0·4 (0·3 to 0·7)	0·4 (0·2 to 0·9)	3·1 (1·8 to 5·3)	8·5 (5·6 to 12·4)	8 (5·8 to 11)	7·6 (5·4 to 10·7)	4·2 (2·1 to 7·9)	3·9 (2·1 to 6·5)	4·3 (2·2 to 7·5)	5·7 (2·8 to 10·2)	8·1 (4 to 15·1)	10·7 (5·9 to 18)
Gallbladder and biliary tract cancer	0 (0 to 0)	0 (0 to 0)	0 (0 to 0)	0 (0 to 0)	0 (0 to 0)	0 (0 to 0)	0 (0 to 0)	0·9 (0·7 to 1·2)	1·7 (1 to 2·8)	4·9 (2·6 to 8·5)	11·1 (6·4 to 18)	21·2 (12·7 to 34·3)
Pancreatic cancer	0 (0 to 0)	0 (0 to 0)	0 (0 to 0)	0 (0 to 0)	0 (0 to 0)	0 (0 to 0)	2·7 (1·8 to 3·9)	6·5 (3·5 to 10·8)	13·5 (8 to 21·2)	41·1 (23·8 to 64·4)	82·2 (52·8 to 120)	160 (106 to 234)
Larynx cancer	0 (0 to 0)	0 (0 to 0)	0 (0 to 0)	0 (0 to 0)	0 (0 to 0)	0 (0 to 0)	0 (0 to 0)	1·3 (1 to 1·6)	1·3 (0·9 to 1·8)	2·5 (1·3 to 4·3)	4·3 (2·3 to 7·5)	8·8 (4·9 to 14·7)
Tracheal, bronchus, and lung cancer	0 (0 to 0)	0 (0 to 0)	0 (0 to 0)	0 (0 to 0)	0 (0 to 0)	4·1 (2·3 to 6·8)	8·9 (5·1 to 14·4)	16 (8·6 to 27·1)	31·8 (17·6 to 51·1)	95·7 (58·5 to 150)	202 (127 to 299)	443 (295 to 642)
Malignant skin melanoma	0·1 (0 to 0·1)	0·1 (0 to 0·1)	1·6 (0·2 to 4·7)	6·6 (0·9 to 21)	1·4 (1·2 to 1·6)	1·4 (1·1 to 2·3)	5·8 (3 to 11·2)	15·2 (8·3 to 30·9)	36 (19·5 to 70·6)	66·4 (36·5 to 136)	82·3 (46·5 to 164)	96·5 (55·1 to 189)
Non-melanoma skin cancer	0 (0 to 0)	0 (0 to 0)	0 (0 to 0)	0 (0 to 0)	0 (0 to 0)	0 (0 to 0)	0 (0 to 0)	1·1 (0·8 to 1·6)	1·7 (1·1 to 2·4)	3 (2 to 4·1)	4·7 (3·2 to 6·7)	8·5 (5·8 to 11·8)
Non-melanoma skin cancer (squamous-cell carcinoma)	0 (0 to 0)	0 (0 to 0)	0 (0 to 0)	0 (0 to 0)	0 (0 to 0)	0 (0 to 0)	0 (0 to 0)	1·1 (0·8 to 1·6)	1·7 (1·1 to 2·4)	2·9 (2 to 4)	4·5 (3·1 to 6·5)	8·4 (5·7 to 11·7)
Non-melanoma skin cancer (basal-cell carcinoma)	0 (0 to 0)	0 (0 to 0)	0 (0 to 0)	0 (0 to 0)	0 (0 to 0)	0 (0 to 0)	0 (0 to 0)	0 (0 to 0)	0 (0 to 0·1)	0·1 (0 to 0·1)	0·1 (0·1 to 0·2)	0·2 (0 to 0·5)
Breast cancer	0 (0 to 0)	0 (0 to 0)	0 (0 to 0)	0 (0 to 0)	0 (0 to 0)	0 (0 to 0)	6·6 (3·9 to 10·2)	21 (13·8 to 31·1)	120 (77·9 to 176)	466 (307 to 691)	834 (561 to 1,180)	1,270 (884 to 1,790)
Cervical cancer	0 (0 to 0)	0 (0 to 0)	0 (0 to 0)	0 (0 to 0)	0 (0 to 0)	0 (0 to 0)	3·5 (2 to 5·8)	20·3 (11·4 to 33·9)	94·6 (50·9 to 156)	243 (136 to 383)	340 (206 to 518)	415 (262 to 617)
Uterine cancer	0 (0 to 0)	0 (0 to 0)	0 (0 to 0)	0 (0 to 0)	0 (0 to 0)	0 (0 to 0)	0 (0 to 0)	1·2 (0·9 to 1·7)	4·8 (2·4 to 8·4)	25·3 (14·6 to 41·8)	47·4 (28·5 to 74·6)	72·4 (46·5 to 104)
Ovarian cancer	0 (0 to 0)	0 (0 to 0)	0 (0 to 0)	0 (0 to 0)	4·2 (2·5 to 6·4)	8·3 (5·3 to 12·6)	13·4 (8·1 to 21·2)	21·7 (13 to 34·7)	37·9 (22·9 to 58·1)	70·3 (43·8 to 107)	123 (81·4 to 182)	175 (109 to 260)
Prostate cancer	0 (0 to 0)	0 (0 to 0)	0 (0 to 0)	0 (0 to 0)	0 (0 to 0)	0 (0 to 0)	0 (0 to 0)	0 (0 to 0)	0 (0 to 0)	0 (0 to 0)	0 (0 to 0)	0 (0 to 0)
Testicular cancer	--	--	--	--	--	--	--	--	--	--	--	--
Kidney cancer	0·4 (0·3 to 0·5)	0·3 (0·2 to 0·4)	4·6 (3 to 6·7)	18·7 (14 to 24·6)	19·9 (11·7 to 31·4)	8·8 (5 to 13·8)	8·2 (3·9 to 14·8)	10·2 (5·5 to 16·9)	14 (7·7 to 22·7)	24·7 (14 to 40·8)	41·6 (23·9 to 67·5)	61·1 (37·1 to 93·6)
Bladder cancer	0 (0 to 0)	0 (0 to 0)	0 (0 to 0)	0 (0 to 0)	0 (0 to 0)	0 (0 to 0)	1·2 (1 to 1·4)	1 (0·8 to 1·3)	3 (1·7 to 5)	6 (3·5 to 9·4)	14·8 (8·6 to 23·6)	23·5 (14·9 to 35·5)
Brain and central nervous system cancer	2·1 (1·4 to 2·9)	1·6 (1 to 2·4)	18·3 (11·6 to 27·6)	92·8 (64·9 to 135)	136 (95·1 to 190)	104 (70 to 148)	72·4 (47·5 to 105)	67·3 (40·9 to 106)	88·3 (49·1 to 159)	126 (69·8 to 238)	150 (89·8 to 262)	176 (109 to 281)
Thyroid cancer	0 (0 to 0)	0 (0 to 0)	0 (0 to 0)	0 (0 to 0)	1·5 (1·3 to 1·7)	1·4 (1·2 to 1·8)	1·9 (1·2 to 3·1)	3 (1·3 to 6·1)	5·1 (2 to 10·5)	9·5 (3·9 to 18·7)	12·9 (6·8 to 22·8)	17 (9·2 to 28·5)
Mesothelioma	0 (0 to 0)	0 (0 to 0)	0 (0 to 0)	0 (0 to 0)	0 (0 to 0)	0 (0 to 0)	0 (0 to 0)	1·3 (0·6 to 2·1)	2·4 (1 to 4·2)	3·2 (1·4 to 5·3)	5·5 (2·4 to 9·1)	8·1 (3·8 to 12·9)
Hodgkin lymphoma	0 (0 to 0)	0 (0 to 0)	0 (0 to 0)	1·1 (0·9 to 1·2)	1·4 (1·2 to 1·8)	4 (1·6 to 7·2)	15·5 (7·2 to 28·4)	27·7 (13·8 to 47·8)	34·8 (18·6 to 59·6)	33·5 (18·8 to 55·6)	29·4 (16·5 to 47·9)	23·9 (14·2 to 38·7)
Non-Hodgkin lymphoma	0 (0 to 0)	0 (0 to 0)	0 (0 to 0)	7·3 (5·3 to 9·9)	10·1 (7·1 to 14·2)	15·1 (9·9 to 22·3)	28·7 (19·3 to 42)	40·8 (26·3 to 61·5)	50·6 (31·9 to 75·1)	71·7 (45·1 to 108)	87·2 (55·8 to 126)	101 (64·1 to 149)
Multiple myeloma	0 (0 to 0)	0 (0 to 0)	0 (0 to 0)	0 (0 to 0)	0 (0 to 0)	0 (0 to 0)	0 (0 to 0)	0·8 (0·5 to 1·3)	2 (1·1 to 3·4)	6·2 (3·1 to 11·6)	17·8 (10·1 to 29·1)	34·9 (21·8 to 55)
Leukemia	1·8 (1·4 to 2·4)	2 (1·5 to 2·5)	28·2 (19·2 to 40·5)	109 (79·4 to 146)	87·9 (56·7 to 126)	102 (66·2 to 147)	105 (67·4 to 155)	100 (63·8 to 148)	111 (65·4 to 174)	139 (89·8 to 204)	141 (85·4 to 217)	146 (94·4 to 213)
Acute lymphoid leukemia	0·5 (0·3 to 0·7)	0·2 (0·1 to 0·4)	7·2 (4 to 11·6)	33·3 (18·7 to 52)	45·1 (25·1 to 72·8)	44·2 (24·8 to 71·7)	35·3 (18·1 to 60·2)	27·7 (13·4 to 48·9)	24·7 (12·1 to 47·4)	22·6 (11 to 40·9)	21·4 (11 to 38·2)	19·4 (9·6 to 35·1)
Chronic lymphoid leukemia	0 (0 to 0)	0 (0 to 0)	0 (0 to 0)	0 (0 to 0)	0 (0 to 0)	0 (0 to 0)	0 (0 to 0)	1 (0·6 to 1·7)	0·9 (0·5 to 1·6)	1·1 (0·6 to 2)	2·2 (1 to 4·5)	3·4 (1·4 to 6·5)
Acute myeloid leukemia	0·4 (0·3 to 0·5)	0·5 (0·3 to 0·8)	9·8 (5·7 to 15·6)	46·6 (30·2 to 68·4)	24·4 (11·8 to 42·5)	35·6 (17·7 to 60·1)	43·8 (23·4 to 70·3)	46·8 (26·7 to 73·2)	52·9 (28·6 to 87·5)	69·4 (41·1 to 108)	72·7 (40·7 to 117)	75·5 (44·5 to 120)
Chronic myeloid leukemia	0·1 (0 to 0·2)	0 (0 to 0·1)	0·3 (0·2 to 0·6)	1·7 (1 to 2·8)	1·3 (0·7 to 2·2)	2·1 (1·1 to 3·9)	2·7 (1·2 to 5·4)	3·4 (1·4 to 6·8)	6·2 (2·5 to 11·9)	9·7 (4·2 to 18·4)	11·2 (5 to 20·6)	11·7 (5·5 to 22·7)
Other leukemia	0·9 (0·6 to 1·2)	1·2 (0·8 to 1·6)	10·8 (6·3 to 17·6)	27·2 (17 to 41·6)	17·1 (8·5 to 30·2)	19·7 (10·3 to 33·3)	23·2 (11·4 to 40·4)	21·3 (10·3 to 38·4)	26·1 (12 to 46·3)	36·1 (18·2 to 61·8)	33·5 (15·8 to 63·3)	35·5 (19·1 to 61·2)
Other malignant neoplasms	8·7 (6·3 to 11·7)	3·6 (2·8 to 4·6)	20·6 (15·8 to 26·8)	109 (82·1 to 147)	95·4 (73·9 to 122)	134 (104 to 177)	160 (120 to 216)	121 (85·2 to 170)	124 (84·9 to 180)	135 (90·2 to 200)	156 (107 to 228)	183 (127 to 259)
Other neoplasms	1·2 (0·6 to 2·1)	1·7 (0·6 to 4)	2·6 (1·2 to 5)	4·8 (3·1 to 6·7)	2·9 (1·7 to 4·8)	4·5 (2·6 to 7·4)	4·8 (2·7 to 7·4)	4·7 (2·7 to 7·7)	6·8 (4 to 10·2)	9·3 (5·6 to 14·2)	12·4 (8·1 to 18·1)	13·8 (9·1 to 20)
Myelodysplastic, myeloproliferative, and other hematopoietic n	1·2 (0·6 to 2·1)	1·7 (0·6 to 4)	2·6 (1·2 to 5)	4·8 (3·1 to 6·7)	2·9 (1·7 to 4·8)	4·5 (2·6 to 7·4)	4·8 (2·7 to 7·4)	4·7 (2·7 to 7·7)	6·8 (4 to 10·2)	9·3 (5·6 to 14·2)	12·4 (8·1 to 18·1)	13·8 (9·1 to 20)
Benign and in situ intestinal neoplasms	0 (0 to 0)	0 (0 to 0)	0 (0 to 0)	0 (0 to 0)	0 (0 to 0)	0 (0 to 0)	0 (0 to 0)	0 (0 to 0)	0 (0 to 0)	0 (0 to 0)	0 (0 to 0)	0 (0 to 0)
Benign and in situ cervical and uterine neoplasms	0 (0 to 0)	0 (0 to 0)	0 (0 to 0)	0 (0 to 0)	0 (0 to 0)	0 (0 to 0)	0 (0 to 0)	0 (0 to 0)	0 (0 to 0)	0 (0 to 0)	0 (0 to 0)	0 (0 to 0)
Other benign and in situ neoplasms	0 (0 to 0)	0 (0 to 0)	0 (0 to 0)	0 (0 to 0)	0 (0 to 0)	0 (0 to 0)	0 (0 to 0)	0 (0 to 0)	0 (0 to 0)	0 (0 to 0)	0 (0 to 0)	0 (0 to 0)
Cardiovascular diseases	31·7 (23·7 to 41·2)	33·6 (24·6 to 45·2)	286 (223 to 355)	153 (132 to 178)	123 (97·3 to 155)	176 (134 to 226)	326 (257 to 407)	509 (385 to 652)	880 (650 to 1,140)	1,670 (1,250 to 2,170)	2,390 (1,790 to 3,050)	3,440 (2,590 to 4,490)
Rheumatic heart disease	0 (0 to 0)	0 (0 to 0)	0 (0 to 0)	2·1 (1·6 to 2·7)	1·9 (1·5 to 2·3)	2·6 (1·5 to 4·2)	3·9 (2·5 to 5·8)	6·1 (3·9 to 8·7)	12 (7·5 to 17·4)	19·4 (12·9 to 28·7)	22·1 (14·7 to 32·3)	25·7 (16·2 to 38·1)

Cause	45 to 49	50 to 54	55 to 59	60 to 64	65 to 69	70 to 74	75 to 79	80 to 84	85 to 89	90 to 94	95 plus	Total
All causes	46,000 (37,100 to 55,200)	56,400 (45,700 to 67,700)	73,800 (60,900 to 87,500)	81,900 (68,000 to 96,600)	80,300 (67,500 to 93,500)	76,500 (65,100 to 88,600)	62,500 (53,400 to 71,900)	51,000 (44,200 to 58,100)	38,500 (33,300 to 43,800)	24,500 (21,600 to 27,400)	12,400 (11,400 to 13,500)	851,000
Communicable, maternal, neonatal, and nutritional diseases	1,980 (1,540 to 2,610)	1,910 (1,480 to 2,500)	2,160 (1,650 to 2,830)	2,140 (1,640 to 2,740)	2,020 (1,560 to 2,540)	1,910 (1,500 to 2,420)	1,830 (1,410 to 2,370)	1,690 (1,300 to 2,190)	1,490 (1,130 to 1,900)	1,080 (805 to 1,380)	641 (426 to 847)	43,100
HIV/AIDS and sexually transmitted infections	481 (382 to 627)	360 (275 to 475)	277 (211 to 372)	180 (132 to 261)	125 (92·3 to 180)	48·6 (30·6 to 79·3)	26·5 (17·2 to 43)	12·1 (8·3 to 18·1)	7·5 (5·1 to 10·7)	3·7 (2·5 to 5·3)	1·5 (1·1 to 2·1)	4,110
HIV/AIDS	433 (344 to 571)	325 (247 to 431)	243 (182 to 330)	153 (110 to 223)	101 (72·7 to 155)	29·1 (15·6 to 58·4)	12·3 (6·2 to 25·8)	2·4 (1·3 to 4·3)	1·2 (0·5 to 2·6)	0·6 (0·2 to 1·4)	0·3 (0·1 to 0·5)	3,550
HIV/AIDS - Drug-susceptible Tuberculosis	7·2 (4·6 to 10·8)	5·2 (3·3 to 7·8)	3·8 (2·4 to 5·7)	2·3 (1·4 to 3·4)	1·5 (1 to 2·3)	0·3 (0·2 to 0·4)	0·1 (0·1 to 0·2)	0 (0 to 0)	0 (0 to 0)	0 (0 to 0)	0 (0 to 0)	58
HIV/AIDS - Multidrug-resistant Tuberculosis without extensive (	0·2 (0 to 1)	0·2 (0 to 0·7)	0·1 (0 to 0·5)	0·1 (0 to 0·3)	0·1 (0 to 0·2)	0 (0 to 0)	0 (0 to 0)	0 (0 to 0)	0 (0 to 0)	0 (0 to 0)	0 (0 to 0)	1·9
HIV/AIDS - Extensively drug-resistant Tuberculosis	0·1 (0 to 0·3)	0 (0 to 0·2)	0 (0 to 0·2)	0 (0 to 0·1)	0 (0 to 0·1)	0 (0 to 0)	0 (0 to 0)	0 (0 to 0)	0 (0 to 0)	0 (0 to 0)	0 (0 to 0)	0·5
HIV/AIDS resulting in other diseases	426 (336 to 565)	319 (241 to 426)	239 (178 to 326)	150 (107 to 221)	99·7 (71·3 to 153)	28·8 (15·3 to 58·2)	12·2 (6·1 to 25·7)	2·4 (1·3 to 4·3)	1·2 (0·5 to 2·6)	0·6 (0·2 to 1·4)	0·3 (0·1 to 0·5)	3,490
Sexually transmitted infections excluding HIV	48·2 (24·2 to 92·4)	35·7 (18·2 to 70·6)	33·5 (17·8 to 63·7)	27·3 (14·3 to 52)	23·8 (13·6 to 41·8)	19·4 (11·7 to 33)	14·2 (9·1 to 23·5)	9·7 (6·4 to 15·3)	6·3 (4·3 to 9·2)	3·1 (2·2 to 4·5)	1·3 (0·9 to 1·8)	557
Syphilis	1 (0·6 to 1·5)	1·2 (0·8 to 1·8)	1·7 (1·1 to 2·5)	2·3 (1·4 to 3·5)	2·8 (1·7 to 4·1)	2·8 (1·7 to 4)	2·2 (1·4 to 3·2)	1·6 (1 to 2·2)	1·1 (0·7 to 1·5)	0·6 (0·4 to 0·9)	0·3 (0·2 to 0·4)	25·6
Chlamydial infection	2·4 (1·5 to 3·7)	1·2 (0·8 to 1·7)	1·2 (0·8 to 1·8)	1 (0·6 to 1·6)	0·6 (0·4 to 1)	1 (0·6 to 1·6)	0·9 (0·6 to 1·4)	0·9 (0·5 to 1·4)	0·6 (0·4 to 1)	0·3 (0·2 to 0·5)	0·1 (0·1 to 0·2)	34·2
Gonococcal infection	3·3 (2·1 to 4·9)	2·4 (1·5 to 3·7)	2·8 (1·7 to 4·2)	3·4 (1·9 to 5·4)	3·8 (2·2 to 6·2)	3·5 (2 to 5·7)	3·4 (2·1 to 5·1)	2·4 (1·5 to 3·7)	1·7 (1 to 2·7)	0·9 (0·5 to 1·4)	0·4 (0·3 to 0·7)	50·3
Trichomoniasis	20·8 (6·4 to 47·3)	16·4 (5 to 38·6)	13 (4·2 to 32·5)	9·2 (3·1 to 21·2)	7 (2·5 to 16·1)	4·8 (1·7 to 10·7)	3 (1·1 to 6·8)	1·7 (0·6 to 3·7)	0·9 (0·3 to 2)	0·3 (0·1 to 0·8)	0·1 (0 to 0·2)	197
Genital herpes	9·9 (3·1 to 24·4)	10·4 (3·1 to 26·1)	11·2 (3·4 to 27·8)	10·2 (3 to 25·9)	8·2 (2·5 to 20·2)	5·9 (1·8 to 14·8)	3·9 (1·1 to 9·8)	2·4 (0·7 to 5·8)	1·4 (0·4 to 3·6)	0·7 (0·2 to 1·7)	0·3 (0·1 to 0·6)	108
Other sexually transmitted infections	10·8 (5·8 to 18·7)	4·1 (1·8 to 7·5)	3·5 (2·5 to 4·8)	1·2 (0·7 to 1·8)	1·3 (0·8 to 2·1)	1·5 (0·9 to 2·5)	0·9 (0·5 to 1·3)	0·8 (0·5 to 1·2)	0·6 (0·3 to 0·9)	0·3 (0·2 to 0·4)	0·1 (0 to 0·1)	141
Respiratory infections and tuberculosis	466 (332 to 636)	607 (430 to 846)	871 (599 to 1,220)	977 (687 to 1,350)	1,030 (729 to 1,400)	1,090 (783 to 1,480)	1,150 (816 to 1,580)	1,170 (842 to 1,610)	1,100 (810 to 1,460)	803 (572 to 1,050)	483 (306 to 654)	13,200
Tuberculosis	8·5 (5·5 to 12·2)	10·3 (6·4 to 15·8)	14·6 (9·3 to 22)	16·8 (10·9 to 24·3)	18·7 (13 to 25·7)	18·5 (12·8 to 26)	15·1 (10·8 to 20·6)	11 (7·7 to 15)	7·1 (4·7 to 10·4)	3·6 (2·4 to 5·2)	1·3 (0·9 to 1·7)	171
Latent tuberculosis infection	0 (0 to 0)	0 (0 to 0)	0 (0 to 0)	0 (0 to 0)	0 (0 to 0)	0 (0 to 0)	0 (0 to 0)	0 (0 to 0)	0 (0 to 0)	0 (0 to 0)	0 (0 to 0)	0
Drug-susceptible tuberculosis	8·2 (5·3 to 12)	10 (6·1 to 15·3)	14·1 (8·8 to 21·4)	16·3 (10·3 to 23·8)	18·1 (12·3 to 25·2)	17·9 (11·9 to 25·5)	14·6 (10·1 to 20·1)	10·6 (7·3 to 14·6)	6·8 (4·5 to 10)	3·5 (2·3 to 5)	1·3 (0·8 to 1·7)	166
Multidrug-resistant tuberculosis without extensive drug resistar	0·2 (0 to 0·9)	0·3 (0 to 1·2)	0·4 (0 to 1·6)	0·4 (0 to 2)	0·5 (0 to 2·1)	0·5 (0 to 1·9)	0·4 (0 to 1·6)	0·3 (0 to 1·2)	0·2 (0 to 0·8)	0·1 (0 to 0·4)	0 (0 to 0·1)	4·3
Extensively drug-resistant tuberculosis	0·1 (0 to 0·2)	0·1 (0 to 0·3)	0·1 (0 to 0·5)	0·1 (0 to 0·5)	0·1 (0 to 0·5)	0·1 (0 to 0·5)	0·1 (0 to 0·4)	0·1 (0 to 0·3)	0 (0 to 0·2)	0 (0 to 0·1)	0 (0 to 0)	1·1
Lower respiratory infections	311 (207 to 449)	451 (293 to 655)	705 (452 to 1,050)	827 (550 to 1,200)	903 (612 to 1,280)	992 (696 to 1,390)	1,080 (752 to 1,520)	1,130 (799 to 1,570)	1,080 (782 to 1,440)	790 (561 to 1,040)	478 (300 to 649)	10,200
Upper respiratory infections	129 (68·7 to 222)	125 (68·9 to 212)	129 (69·6 to 214)	116 (62·2 to 190)	95·5 (48·3 to 162)	70·6 (37·9 to 118)	45·3 (23·8 to 74·7)	26·7 (14·3 to 44·8)	15·6 (8·7 to 25·6)	8·4 (4·8 to 13·7)	3·4 (1·8 to 5·9)	2,480
Otitis media	18·3 (8·8 to 31·7)	21·1 (9·7 to 38·8)	21·7 (11·5 to 36·9)	17·4 (8·3 to 32·4)	11·1 (5·6 to 20)	6·8 (3·2 to 12·6)	4·5 (2·2 to 8·4)	3·1 (1·5 to 5·7)	2·2 (1·1 to 3·8)	1·3 (0·6 to 2·3)	0·6 (0·3 to 1·2)	359
Enteric infections	162 (113 to 224)	183 (130 to 245)	224 (161 to 306)	248 (180 to 336)	238 (174 to 312)	236 (168 to 334)	219 (156 to 309)	194 (129 to 291)	133 (82 to 203)	93·1 (59 to 136)	38·9 (23·1 to 60·1)	3,560
Diarrheal diseases	161 (113 to 223)	182 (130 to 244)	223 (161 to 305)	247 (179 to 335)	237 (173 to 312)	235 (168 to 332)	218 (155 to 309)	193 (128 to 290)	133 (81·7 to 202)	92·8 (58·7 to 136)	38·7 (22·9 to 59·7)	3,550
Typhoid and paratyphoid	0 (0 to 0·1)	0 (0 to 0·1)	0 (0 to 0·1)	0 (0 to 0)	0 (0 to 0)	0 (0 to 0)	0 (0 to 0)	0 (0 to 0)	0 (0 to 0)	0 (0 to 0)	0 (0 to 0)	0·7
Typhoid fever	0 (0 to 0)	0 (0 to 0)	0 (0 to 0)	0 (0 to 0)	0 (0 to 0)	0 (0 to 0)	0 (0 to 0)	0 (0 to 0)	0 (0 to 0)	0 (0 to 0)	0 (0 to 0)	0·1
Paratyphoid fever	0 (0 to 0·1)	0 (0 to 0·1)	0 (0 to 0·1)	0 (0 to 0)	0 (0 to 0)	0 (0 to 0)	0 (0 to 0)	0 (0 to 0)	0 (0 to 0)	0 (0 to 0)	0 (0 to 0)	0·6
Invasive Non-typhoidal Salmonella (iNTS)	0·2 (0·1 to 0·6)	0·2 (0·1 to 0·7)	0·3 (0·1 to 1)	0·5 (0·2 to 1·5)	0·4 (0·1 to 1·2)	0·5 (0·1 to 1·5)	0·4 (0·1 to 1·2)	0·3 (0·1 to 1·1)	0·2 (0·1 to 0·6)	0·1 (0 to 0·4)	0·1 (0 to 0·3)	7·2
Other intestinal infectious diseases	0·2 (0 to 0·7)	0·3 (0 to 0·9)	0·3 (0 to 0·8)	0·2 (0 to 0·8)	0·3 (0 to 1·2)	0·2 (0 to 0·8)	0·1 (0 to 0·5)	0·2 (0 to 0·5)	0·2 (0 to 0·9)	0·1 (0 to 0·5)	0·1 (0 to 0·3)	8·9
Neglected tropical diseases and malaria	50·3 (19·2 to 103)	62·9 (24·1 to 130)	91·5 (37·3 to 184)	114 (44·6 to 233)	132 (52·4 to 266)	125 (52·2 to 246)	100 (41·1 to 207)	68·6 (27·2 to 140)	42·1 (17·2 to 86·3)	21·5 (8·6 to 45·7)	9·1 (3·5 to 19·7)	1,040
Malaria	0 (0 to 0)	0 (0 to 0)	0 (0 to 0)	0 (0 to 0)	0 (0 to 0)	0 (0 to 0)	0 (0 to 0)	0 (0 to 0)	0 (0 to 0)	0 (0 to 0)	0 (0 to 0)	0
Chagas disease	0·2 (0·1 to 0·4)	0·2 (0·2 to 0·4)	0·2 (0·2 to 0·4)	0·3 (0·2 to 0·4)	0·2 (0·1 to 0·3)	0·2 (0·1 to 0·3)	0·2 (0·1 to 0·3)	0·2 (0·1 to 0·3)	0·1 (0·1 to 0·2)	0 (0 to 0·1)	0·1 (0 to 0·1)	2·8
Leishmaniasis	0 (0 to 0)	0 (0 to 0)	0 (0 to 0)	0 (0 to 0)	0 (0 to 0)	0 (0 to 0)	0 (0 to 0)	0 (0 to 0)	0 (0 to 0)	0 (0 to 0)	0 (0 to 0)	0
Visceral leishmaniasis	0 (0 to 0)	0 (0 to 0)	0 (0 to 0)	0 (0 to 0)	0 (0 to 0)	0 (0 to 0)	0 (0 to 0)	0 (0 to 0)	0 (0 to 0)	0 (0 to 0)	0 (0 to 0)	0
Cutaneous and mucocutaneous leishmaniasis	0 (0 to 0)	0 (0 to 0)	0 (0 to 0)	0 (0 to 0)	0 (0 to 0)	0 (0 to 0)	0 (0 to 0)	0 (0 to 0)	0 (0 to 0)	0 (0 to 0)	0 (0 to 0)	0
African trypanosomiasis	0 (0 to 0)	0 (0 to 0)	0 (0 to 0)	0 (0 to 0)	0 (0 to 0)	0 (0 to 0)	0 (0 to 0)	0 (0 to 0)	0 (0 to 0)	0 (0 to 0)	0 (0 to 0)	0
Schistosomiasis	0 (0 to 0)	0 (0 to 0)	0 (0 to 0)	0 (0 to 0)	0 (0 to 0)	0 (0 to 0)	0 (0 to 0)	0 (0 to 0)	0 (0 to 0)	0 (0 to 0)	0 (0 to 0)	0
Cysticercosis	35·9 (10·4 to 87·2)	50·7 (15·6 to 116)	79·4 (27·7 to 170)	107 (38·3 to 223)	125 (45·6 to 257)	118 (46·6 to 243)	94·2 (35·8 to 202)	65·2 (23·7 to 137)	39·7 (14·9 to 84·1)	20·4 (7·8 to 44·7)	8·4 (2·8 to 19)	831
Cystic echinococcosis	0·1 (0 to 0·2)	0·1 (0 to 0·3)	0·1 (0 to 0·3)	0·1 (0 to 0·3)	0·1 (0 to 0·3)	0·1 (0 to 0·2)	0·1 (0 to 0·2)	0 (0 to 0·1)	0 (0 to 0·1)	0 (0 to 0·1)	0 (0 to 0)	1·1
Lymphatic filariasis	0 (0 to 0)	0 (0 to 0)	0 (0 to 0)	0 (0 to 0)	0 (0 to 0)	0 (0 to 0)	0 (0 to 0)	0 (0 to 0)	0 (0 to 0)	0 (0 to 0)	0 (0 to 0)	0
Onchocerciasis	0 (0 to 0)	0 (0 to 0)	0 (0 to 0)	0 (0 to 0)	0 (0 to 0)	0 (0 to 0)	0 (0 to 0)	0 (0 to 0)	0 (0 to 0)	0 (0 to 0)	0 (0 to 0)	0
Trachoma	0 (0 to 0)	0 (0 to 0)	0 (0 to 0)	0 (0 to 0)	0 (0 to 0)	0 (0 to 0)	0 (0 to 0)	0 (0 to 0)	0 (0 to 0)	0 (0 to 0)	0 (0 to 0)	0
Dengue	0 (0 to 0)	0 (0 to 0)	0 (0 to 0)	0 (0 to 0)	0 (0 to 0)	0 (0 to 0)	0 (0 to 0)	0 (0 to 0)	0 (0 to 0)	0 (0 to 0)	0 (0 to 0)	0
Yellow fever	0 (0 to 0)	0 (0 to 0)	0 (0 to 0)	0 (0 to 0)	0 (0 to 0)	0 (0 to 0)	0 (0 to 0)	0 (0 to 0)	0 (0 to 0)	0 (0 to 0)	0 (0 to 0)	0
Rabies	0 (0 to 0)	0 (0 to 0)	0 (0 to 0·1)	0 (0 to 0)	0 (0 to 0)	0 (0 to 0)	0 (0 to 0)	0 (0 to 0)	0 (0 to 0)	0 (0 to 0)	0 (0 to 0)	1·2
Intestinal nematode infections	0 (0 to 0)	0 (0 to 0)	0 (0 to 0)	0 (0 to 0)	0 (0 to 0)	0 (0 to 0)	0 (0 to 0)	0 (0 to 0)	0 (0 to 0)	0 (0 to 0)	0 (0 to 0)	0
Ascariasis	0 (0 to 0)	0 (0 to 0)	0 (0 to 0)	0 (0 to 0)	0 (0 to 0)	0 (0 to 0)	0 (0 to 0)	0 (0 to 0)	0 (0 to 0)	0 (0 to 0)	0 (0 to 0)	0
Trichuriasis	0 (0 to 0)	0 (0 to 0)	0 (0 to 0)	0 (0 to 0)	0 (0 to 0)	0 (0 to 0)	0 (0 to 0)	0 (0 to 0)	0 (0 to 0)	0 (0 to 0)	0 (0 to 0)	0
Hookworm disease	0 (0 to 0)	0 (0 to 0)	0 (0 to 0)	0 (0 to 0)	0 (0 to 0)	0 (0 to 0)	0 (0 to 0)	0 (0 to 0)	0 (0 to 0)	0 (0 to 0)	0 (0 to 0)	0
Food-borne trematodiases	0 (0 to 0)	0 (0 to 0)	0 (0 to 0)	0 (0 to 0)	0 (0 to 0)	0 (0 to 0)	0 (0 to 0)	0 (0 to 0)	0 (0 to 0)	0 (0 to 0)	0 (0 to 0)	0
Leprosy	0 (0 to 0)	0 (0 to 0)	0 (0 to 0)	0 (0 to 0)	0 (0 to 0)	0 (0 to 0)	0 (0 to 0)	0 (0 to 0)	0 (0 to 0)	0 (0 to 0)	0 (0 to 0)	0
Ebola	0 (0 to 0)	0 (0 to 0)	0 (0 to 0)	0 (0 to 0)	0 (0 to 0)	0 (0 to 0)	0 (0 to 0)	0 (0 to 0)	0 (0 to 0)	0 (0 to 0)	0 (0 to 0)	0
Zika virus	0 (0 to 0)	0 (0 to 0)	0 (0 to 0)	0 (0 to 0)	0 (0 to 0)	0 (0 to 0)	0 (0 to 0)	0 (0 to 0)	0 (0 to 0)	0 (0 to 0)	0 (0 to 0)	0
Guinea worm disease	0 (0 to 0)	0 (0 to 0)	0 (0 to 0)	0 (0 to 0)	0 (0 to 0)	0 (0 to 0)	0 (0 to 0)	0 (0 to 0)	0 (0 to 0)	0 (0 to 0)	0 (0 to 0)	0
Other neglected tropical diseases	14·1 (3·7 to 33·9)	11·9 (3 to 30)	11·7 (3·2 to 31·4)	7 (2·1 to 15·9)	6·3 (1·5 to 13·5)	6·4 (1·7 to 13·7)	5·6 (1·6 to 11·6)	3·1 (0·8 to 6·3)	2·2 (0·6 to 4·3)	1 (0·3 to 2)	0·7 (0·2 to 1·3)	203
Other infectious diseases	101 (72·6 to 133)	105 (75·4 to 140)	136 (96·5 to 188)	144 (103 to 194)	140 (104 to 187)	115 (83·1 to 155)	76·9 (56·5 to 99)	46·5 (34·8 to 61·4)	29·7 (22·1 to 39·3)	15·8 (11·6 to 21·9)	7·5 (5·2 to 11)	1,920
Meningitis	28·5 (19·2 to 41·1)	22·2 (14·5 to 32·7)	25·9 (16·5 to 38·7)	24·4 (16·3 to 34·2)	18·2 (12·2 to 26·1)	16·7 (11·3 to 24·5)	12·2 (8·2 to 17·7)	8·8 (5·9 to 13)	5·7 (3·7 to 8·3)	3 (2 to 4·3)	1·2 (0·7 to 1·6)	487
Encephalitis	8·6 (4·7 to 14)	9·9 (5·1 to 16·8)	12·1 (6·9 to 19·6)	11·9 (6·8 to 18·3)	13·5 (7·8 to 21·1)	12·2 (6·5 to 19·6)	9·1 (5 to 14·7)	6·4 (3·1 to 11·3)	4·1 (1·8 to 7·2)	2 (1 to 3·3)	1 (0·6 to 1·6)	215
Diphtheria	0 (0 to 0·1)	0·1 (0 to 0·2)	0·1 (0 to 0·1)	0 (0 to 0)	0 (0 to 0)	0 (0 to 0)	0 (0 to 0)	0 (0 to 0)	0 (0 to 0)	0 (0 to 0)	0 (0 to 0)	1
Tetanus	0·1 (0 to 0·3)	0·1 (0 to 0·2)	0·2 (0·1 to 0·4)	0·3 (0·1 to 0·6)	0·2 (0·1 to 0·4)	0·2 (0·1 to 0·5)	0·3 (0·1 to 0·6)	0·2 (0·1 to 0·3)	0·2 (0·1 to 0·4)	0·1 (0 to 0·2)	0 (0 to 0·1)	2·3
Measles	0 (0 to 0)	0 (0 to 0)	0 (0 to 0)	0 (0 to 0)	0 (0 to 0)	0 (0 to 0)	0 (0 to 0)	0 (0 to 0)	0 (0 to 0)	0 (0 to 0)	0 (0 to 0)	0·3
Varicella and herpes zoster	5·3 (2·2 to 10·4)	7·4 (3·5 to 13·2)	9·9 (4·8 to 16·9)	11·2 (5·2 to 20·6)	11·2 (5·3 to 19·9)	10·1 (5·4 to 16·3)	8 (4·3 to 13·6)	6·7 (3·6 to 11·7)	5·8 (3·6 to 10)	4·2 (2·5 to 7·8)	2·6 (1·4 to 5·3)	122
Acute hepatitis	7 (4·4 to 10·2)	6·7 (4·3 to 9·8)	7·1 (4·6 to 10·3)	6·4 (4·1 to 9·3)	4·7 (3 to 6·9)	3·4 (2·1 to 5·2)	1·7 (1·2 to 2·3)	1·1 (0·7 to 1·5)	0·7 (0·5 to 1)	0·4 (0·2 to 0·6)	0·2 (0·1 to 0·3)	97·1
Acute hepatitis A	4·1 (2 to 6·9)	4·1 (1·9 to 6·9)	4·3 (2·1 to 7·2)	3·4 (1·4 to 5·9)	2·3 (1 to 4·2)	1·5 (0·6 to 2·7)	0·7 (0·4 to 1·2)	0·5 (0·2 to 0·7)	0·3 (0·1 to 0·5)	0·2 (0·1 to 0·3)	0·1 (0 to 0·1)	65·5
Acute hepatitis B	1·8 (0·8 to 3)	1·6 (0·7 to 2·8)	1·6 (0·7 to 3·1)	2 (0·9 to 3·4)	1·5 (0·7 to 2·5)	1·2 (0·5 to 2·3)	0·5 (0·2 to 0·9)	0·3 (0·1 to 0·6)	0·2 (0·1 to 0·4)	0·1 (0 to 0·1)	0 (0 to 0·1)	19·1
Acute hepatitis C	0·7 (0·3 to 1·6)	0·8 (0·3 to 1·7)	0·8 (0·3 to 1·9)	0·7 (0·3 to 1·7)	0·6 (0·2 to 1·2)	0·5 (0·2 to 1·1)	0·2 (0·1 to 0·4)	0·1 (0·1 to 0·3)	0·1 (0 to 0·2)	0·1 (0 to 0·1)	0 (0 to 0·1)	6·4
Acute hepatitis E	0·4 (0·2 to 0·7)	0·3 (0·1 to 0·5)	0·3 (0·2 to 0·6)	0·3 (0·2 to 0·6)	0·3 (0·2 to 0·6)	0·3 (0·1 to 0·5)	0·2 (0·1 to 0·4)	0·2 (0·1 to 0·3)	0·2 (0·1 to 0·3)	0·1 (0 to 0·2)	0 (0 to 0·1)	6·2
Other unspecified infectious diseases	51 (31·7 to 78·6)	58·5 (37·6 to 89·3)	80·2 (50 to 126)	90 (56·9 to 134)	92·6 (61·6 to 136)	72·4 (46·3 to 107)	45·5 (30·5 to 66·4)	23·3 (15·4 to 34·5)	13·1 (8·2 to 20·3)	6·1 (3·9 to 9·8)	2·5 (1·5 to 4·4)	965
Maternal and neonatal disorders	365 (280 to 465)	311 (233 to 403)	261 (182 to 353)	206 (148 to 276)	134 (97·3 to 180)	70·3 (51·7 to 92·5)	27·6 (20·2 to 37·4)	6·3 (4·2 to 9·1)	2·2 (1·1 to 3·8)	1 (0·4 to 1·8)	0·4 (0·1 to 0·7)	14,700
Maternal disorders	77·2 (52·1 to 111)	38·5 (27·4 to 52·4)	0 (0 to 0)	0 (0 to 0)	0 (0 to 0)	0 (0 to 0)	0 (0 to 0)	0 (0 to 0)	0 (0 to 0)	0 (0 to 0)	0 (0 to 0)	1,500
Maternal hemorrhage	1·9 (0·8 to 3·8)	0·1 (0 to 0·2)	0 (0 to 0)	0 (0 to 0)	0 (0 to 0)	0 (0 to 0)	0 (0 to 0)	0 (0 to 0)	0 (0 to 0)	0 (0 to 0)	0 (0 to 0)	93·6
Maternal sepsis and other maternal infections	1·3 (0·6 to 2·5)	0·2 (0·1 to 0·5)	0 (0 to 0)	0 (0 to 0)	0 (0 to 0)	0 (0 to 0)	0 (0 to 0)	0 (0 to 0)	0 (0 to 0)	0 (0 to 0)	0 (0 to 0)	40·4
Maternal hypertensive disorders	5·1 (2·9 to 8·2)	0·5 (0·3 to 0·7)	0 (0 to 0)	0 (0 to 0)	0 (0 to 0)	0 (0 to 0)	0 (0 to 0)	0 (0 to 0)	0 (0 to 0)	0 (0 to 0)	0 (0 to 0)	197
Maternal obstructed labor and uterine rupture	0·8 (0·3 to 1·8)	0 (0 to 0)	0 (0 to 0)	0 (0 to 0)	0 (0 to 0)	0 (0 to 0)	0 (0 to 0)	0 (0 to 0)	0 (0 to 0)	0 (0 to 0)	0 (0 to 0)	34·7
Maternal abortion and miscarriage	2·5 (0·8 to 6·2)	0·1 (0 to 0·3)	0 (0 to 0)	0 (0 to 0)	0 (0 to 0)	0 (0 to 0)	0 (0 to 0)	0 (0 to 0)	0 (0 to 0)	0 (0 to 0)	0 (0 to 0)	26·3
Ectopic pregnancy	1·1 (0·5 to 2·1)	0 (0 to 0·1)	0 (0 to 0)	0 (0 to 0)	0 (0 to 0)	0 (0 to 0)	0 (0 to 0)	0 (0 to 0)	0 (0 to 0)	0 (0 to 0)	0 (0 to 0)	36
Indirect maternal deaths	27·7 (14·2 to 46)	20·3 (12·7 to 28·8)	--	--	--	--	--	--	--	--	--	NA
Late maternal deaths	7 (3·5 to 12·7)	3·2 (1·5 to 5·8)	--	--	--	--	--	--	--	--	--	NA
Maternal deaths aggravated by HIV/AIDS	0·5 (0·2 to 1)	0·2 (0·1 to 0·4)	--	--	--	--	--	--	--	--	--	NA
Neonatal disorders	288 (210 to 382)	272 (196 to 367)	261 (182 to 353)	206 (148 to 276)	134 (97·3 to 180)	70·3 (51·7 to 92·5)	27·6 (20·2 to 37·4)	6·3 (4·2 to 9·1)	2·2 (1·1 to 3·8)	1 (0·4 to 1·8)	0·4 (0·1 to 0·7)	13,200
Neonatal preterm birth	242 (174 to 324)	227 (161 to 311)	214 (147 to 295)	166 (114 to 224)	107 (74·9 to 146)	58 (42·1 to 76·7)	23·5 (17 to 32·2)	5·4 (3·5 to 7·9)	2 (0·9 to 3·6)	1 (0·4 to 1·8)	0·4 (0·1 to 0·7)	9,570
Neonatal encephalopathy due to birth asphyxia and trauma	36 (17·1 to 60·1)	35·1 (17·6 to 59·5)	36·2 (15·8 to 62·5)	31·2 (13·8 to 55)	21 (13·4 to 31·5)	8·2 (4·7 to 12·9)	2·2 (1·1 to 3·8)	0·4 (0·1 to 0·8)	0 (0 to 0·1)	0 (0 to 0)	0 (0 to 0)	1,590
Neonatal sepsis and other neonatal infections	7 (4·2 to 11·8)	7 (4·1 to 11·5)	7·2 (4·3 to 11·8)	6·2 (3·8 to 10·3)	4·5 (2·8 to 7·5)	2·8 (1·6 to 4·6)	1·3 (0·8 to 2·1)	0·4 (0·2 to 0·6)	0·1 (0 to 0·2)	0 (0 to 0)	0 (0 to 0)	618
Hemolytic disease and other neonatal jaundice	3·3 (2·4 to 4·4)	3·3 (2·4 to 4·4)	3·4 (2·5 to 4·5)	3 (2·2 to 3·9)	2·2 (1·6 to 2·9)	1·4 (1 to 1·8)	0·6 (0·5 to 0·9)	0·2 (0·2 to 0·3)	0·1 (0 to 0·1)	0 (0 to 0)	0 (0 to 0)	65·3
Other neonatal disorders	0 (0 to 0)	0 (0 to 0)	0 (0 to 0)	0 (0 to 0)	0 (0 to 0)	0 (0 to 0)	0 (0 to 0)	0 (0 to 0)	0 (0 to 0)	0 (0 to 0)	0 (0 to 0)	1,390
Nutritional deficiencies	351 (116 to 786)	285 (106 to 677)	299 (125 to 734)	272 (128 to 583)	221 (119 to 448)	226 (134 to 416)	233 (141 to 437)	187 (122 to 286)	175 (117 to 256)	142 (94·9 to 201)	101 (67·5 to 139)	4,500
Protein-energy malnutrition	49·9 (33 to 69·3)	62·4 (42·1 to 87·9)	86·5 (60·1 to 122)	98·8 (68 to 134)	98·4 (68·3 to 133)	123 (88·9 to 167)	134 (97·1 to 179)	143 (100 to 192)	145 (96·3 to 203)	126 (81 to 180)	91·6 (59·5 to 129)	1,400
Iodine deficiency	5·3 (2·2 to 10·5)	5·4 (2·2 to 11·1)	5·7 (2·5 to 11·8)	5·1 (2 to 10·1)	4 (1·7 to 7·7)	2·8 (1·2 to 5·8)	1·8 (0·8 to 3·5)	1·1 (0·4 to 2·1)	0·6 (0·3 to 1·2)	0·3 (0·1 to 0·6)	0·1 (0·1 to 0·2)	70·2
Vitamin A deficiency	0 (0 to 0)	0 (0 to 0)	0 (0 to 0)	0 (0 to 0)	0 (0 to 0)	0 (0 to 0)	0 (0 to 0)	0 (0 to 0)	0 (0 to 0)	0 (0 to 0)	0 (0 to 0)	4·6
Dietary iron deficiency	286 (58·5 to 722)	203 (32·3 to 599)	190 (24·5 to 621)	152 (20 to 468)	104 (14·9 to 326)	89·1 (12·4 to 262)	87·2 (11·7 to 276)	35·1 (3·4 to 125)	22 (1·7 to 80·4)	10·6 (0·9 to 40·2)	5 (0·5 to 17·1)	2,830
Other nutritional deficiencies	9·8 (5·4 to 15·9)	14·8 (8·2 to 23·8)	16·8 (9 to 27·6)	15·3 (8·6 to 24·6)	14·6 (8 to 23·7)	11·2 (6·4 to 18·4)	9·6 (5·6 to 17·7)	7·6 (4·1 to 16·3)	7·1 (3·6 to 19·5)	5·6 (2·7 to 16·9)	4 (1·8 to 11·8)	198
Non-communicable diseases	40,700 (32,700 to 48,800)	50,900 (41,300 to 61,000)	67,600 (55,600 to 80,200)	75,800 (63,100 to 89,300)	74,600 (62,700 to 87,000)	71,200 (60,700 to 82,400)	57,800 (49,500 to 66,400)	47,000 (40,700 to 53,300)	35,100 (30,300 to 39,800)	22,200 (19,600 to 24,800)	11,200 (10,200 to 12,200)	748,000
Neoplasms	6,140 (4,610 to 7,980)	9,890 (7,510 to 12,700)	15,500 (11,800 to 19,800)	18,500 (14,600 to 23,300)	18,000 (14,400 to 21,800)	16,900 (13,800 to 20,700)	12,100 (9,830 to 14,700)	8,090 (6,560 to 9,780)	4,660 (3,600 to 5,760)	2,110 (1,590 to 2,620)	756 (543 to 940)	125,000
Lip and oral cavity cancer	45·1 (29·1 to 65·3)	76·1 (47·5 to 112)	121 (78·2 to 173)	135 (88·4 to 194)	119 (82·8 to 169)	115 (78·9 to 162)	84·3 (57·1 to 119)	59·3 (40·3 to 84·9)	37·6 (25 to 53·3)	22·6 (14·8 to 31·5)	8·9 (5·8 to 12·5)	900
Nasopharynx cancer	14·6 (9·2 to 21·8)	21 (13·1 to 31·8)	30·3 (19·2 to 46·9)	23·7 (14·4 to 36·3)	19·6 (12 to 31)	15·8 (9·7 to 24·2)	7·9 (4·8 to 12·9)	4·8 (2·9 to 7·2)	3 (1·7 to 4·7)	1 (0·5 to 1·7)	0·4 (0·2 to 0·7)	171
Other pharynx cancer	16·8 (10·4 to 25·9)	31·1 (19·3 to 49·3)	44 (27·1 to 66·1)	48·8 (31·7 to 70·8)	40·2 (25·6 to 60)	30·9 (20·6 to 45·5)	19·1 (12·7 to 28·4)	10·8 (6·5 to 16·2)	6 (3·8 to 8·9)	2·7 (1·5 to 4·5)	0·9 (0·5 to 1·5)	267
Esophageal cancer	57·9 (38·1 to 84·5)	125 (82·1 to 184)	210 (137 to 307)	234 (162 to 325)	210 (143 to 299)	171 (118 to 241)	126 (86·6 to 183)	94·5 (61·7 to 133)	57·4 (38·8 to 80·5)	25 (15·9 to 36·9)	7·9 (4·6 to 12·1)	1,370
Stomach cancer	137 (91·6 to 199)	193 (133 to 279)	262 (180 to 366)	301 (208 to 414)	292 (216 to 387)	287 (212 to 388)	242 (180 to 318)	193 (143 to 251)	132 (93·8 to 175)	71·3 (49·3 to 98·5)	26·1 (17 to 37·9)	2,440
Colon and rectum cancer	706 (488 to 986)	1,120 (771 to 1,560)	1,780 (1,260 to 2,460)	1,940 (1,400 to 2,580)	2,030 (1,480 to 2,680)	1,810 (1,350 to 2,400)	1,390 (1,030 to 1,810)	1,010 (732 to 1,320)	697 (484 to 942)	356 (246 to 481)	151 (98 to 210)	14,000
Liver cancer	91·5 (53·2 to 151)	176 (105 to 279)	292 (173 to 440)	342 (217 to 518)	292 (193 to 437)	277 (186 to 404)	200 (132 to 295)	123 (82·4 to 175)	64·6 (41·7 to 96·2)	24·5 (16·1 to 34·7)	8·9 (5·3 to 13·8)	2,060
Liver cancer due to hepatitis B	17·1 (9·1 to 29·2)	24·3 (13·4 to 41·4)	33·6 (18·3 to 55·5)	34·3 (18·7 to 58·4)	26·4 (15·6 to 42·5)	22·9 (12·8 to 37)	15·2 (9·2 to 23·7)	8·4 (5·1 to 13·4)	4 (2·4 to 6·2)	1·4 (0·8 to 2·2)	0·5 (0·2 to 0·8)	230
Liver cancer due to hepatitis C	37·5 (20·5 to 62·6)	85·2 (49·5 to 136)	153 (89·4 to 239)	183 (113 to 272)	152 (97·6 to 232)	142 (91·8 to 210)	102 (64·7 to 151)	64·9 (41·9 to 94)	36·5 (23·4 to 54·8)	14·6 (9·4 to 21·1)	5·6 (3·1 to 8·8)	1,010
Liver cancer due to alcohol use	12·1 (6·2 to 21·1)	23 (12·8 to 39·1)	36·8 (19·7 to 61·2)	45·1 (25·4 to 73·7)	42·9 (25·6 to 69·2)	40·7 (24·7 to 64·5)	25·8 (15·9 to 40·3)	13·4 (8·4 to 20·6)	6 (3·6 to 9)	1·9 (1·1 to 3)	0·6 (0·3 to 1)	263
Liver cancer due to NASH	9·7 (5·1 to 16·6)	18·8 (10·9 to 31·1)	32·3 (17·6 to 51·3)	41·1 (23·7 to 68)	39·5 (24 to 63·7)	43·5 (26·7 to 67·2)	37·1 (22·9 to 58·1)	24·3 (14·8 to 36·7)	12·3 (7·6 to 19·1)	4·5 (2·7 to 7)	1·6 (0·8 to 2·8)	283
Liver cancer due to other causes	15·1 (8 to 25·3)	25·2 (14·4 to 42·2)	36 (20·5 to 57·8)	38·1 (22 to 62·4)	30·5 (18·3 to 47·8)	28 (17 to 43·7)	20·1 (12·4 to 31·2)	11·9 (7·3 to 18·2)	5·8 (3·6 to 8·9)	2·1 (1·2 to 3·1)	0·7 (0·4 to 1·2)	279
Gallbladder and biliary tract cancer	37·4 (23 to 60)	68·2 (43·1 to 106)	111 (70·5 to 173)	146 (95·6 to 218)	146 (95·7 to 217)	142 (93·9 to 215)	103 (68·2 to 157)	71·3 (45·7 to 109)	44·4 (29·2 to 69)	18·7 (11·2 to 30·1)	6·3 (3·8 to 10·5)	934
Pancreatic cancer	314 (209 to 453)	600 (402 to 859)	1,120 (768 to 1,550)	1,430 (983 to 1,960)	1,370 (1,010 to 1,840)	1,420 (1,040 to 1,920)	1,060 (776 to 1,420)	735 (527 to 991)	421 (289 to 576)	192 (130 to 267)	60·3 (39·7 to 85·8)	9,020
Larynx cancer	20·8 (12·9 to 33)	45·1 (26 to 70·1)	72·8 (46·2 to 109)	81·1 (52·6 to 121)	77 (49·1 to 115)	61·9 (40·9 to 90·8)	37·2 (24·2 to 53·8)	19·9 (12·7 to 29·4)	10·5 (6·4 to 16·2)	3·7 (2·2 to 6)	1·1 (0·6 to 1·9)	449
Tracheal, bronchus, and lung cancer	1,140 (758 to 1,630)	2,220 (1,540 to 3,040)	3,990 (2,800 to 5,540)	5,140 (3,720 to 6,900)	5,320 (4,030 to 6,870)	5,250 (3,930 to 6,830)	3,580 (2,680 to 4,640)	2,070 (1,490 to 2,760)	977 (676 to 1,350)	390 (257 to 534)	112 (69·3 to 160)	31,000
Malignant skin melanoma	109 (62·2 to 201)	132 (78·7 to 246)	147 (85·6 to 301)	170 (106 to 289)	146 (89·2 to 235)	120 (74·1 to 196)	87·4 (55·4 to 144)	61·9 (37·9 to 95·8)	38·4 (23·6 to 58·3)	16·9 (9·5 to 25·7)	6·5 (3·7 to 10·3)	1,350
Non-melanoma skin cancer	16·7 (11·6 to 23·6)	30 (20·7 to 42·4)	47·9 (29·4 to 73)	67·5 (42·9 to 101)	77·3 (50·3 to 113)	74·3 (50·2 to 108)	65·3 (45 to 94·8)	50·4 (34·7 to 69·8)	39·3 (28·5 to 52·9)	24·6 (17·6 to 32·7)	13·3 (9·1 to 17·7)	526
Non-melanoma skin cancer (squamous-cell carcinoma)	16·5 (11·4 to 23·3)	29·7 (20·4 to 41·6)	47·5 (29·2 to 72·7)	67 (42·6 to 99·9)	76·7 (49·7 to 112)	73·7 (49·7 to 107)	64·8 (44·8 to 94·2)	50 (34·3 to 69·3)	39 (28·2 to 52·7)	24·4 (17·5 to 32·6)	13·2 (9·1 to 17·6)	521
Non-melanoma skin cancer (basal-cell carcinoma)	0·2 (0 to 0·7)	0·3 (0·1 to 0·9)	0·4 (0·1 to 1)	0·5 (0·1 to 1·2)	0·6 (0·2 to 1·4)	0·6 (0·2 to 1·4)	0·5 (0·2 to 1·1)	0·4 (0·1 to 0·8)	0·3 (0·1 to 0·5)	0·1 (0·1 to 0·3)	0·1 (0 to 0·1)	4·4
Breast cancer	1,560 (1,100 to 2,140)	2,280 (1,630 to 3,140)	3,010 (2,210 to 4,070)	3,350 (2,430 to 4,440)	2,810 (2,100 to 3,650)	2,370 (1,800 to 3,060)	1,580 (1,190 to 2,050)	1,120 (824 to 1,440)	666 (490 to 878)	300 (214 to 400)	141 (92·6 to 199)	21,900
Cervical cancer	410 (276 to 604)	453 (297 to 634)	559 (363 to 806)	437 (295 to 624)	356 (255 to 491)	279 (196 to 396)	159 (112 to 220)	104 (72·9 to 143)	50·9 (35·8 to 70·4)	21·7 (14·1 to 31·5)	7·6 (4·9 to 10·9)	3,950
Uterine cancer	122 (78·8 to 182)	231 (148 to 342)	418 (274 to 609)	655 (447 to 925)	594 (404 to 837)	489 (336 to 683)	317 (213 to 449)	169 (116 to 240)	85·3 (55·6 to 119)	37·3 (24·8 to 51·9)	12·2 (7·7 to 16·9)	3,280
Ovarian cancer	295 (192 to 440)	506 (341 to 741)	782 (528 to 1,110)	874 (606 to 1,250)	881 (628 to 1,290)	776 (555 to 1,080)	514 (356 to 728)	349 (242 to 476)	178 (118 to 252)	63·8 (40·2 to 92·7)	16·8 (9·7 to 25·3)	5,690
Prostate cancer	0 (0 to 0)	0 (0 to 0)	0 (0 to 0)	0 (0 to 0)	0 (0 to 0)	0 (0 to 0)	0 (0 to 0)	0 (0 to 0)	0 (0 to 0)	0 (0 to 0)	0 (0 to 0)	0
Testicular cancer	--	--	--	--	--	--	--	--	--	--	--	NA
Kidney cancer	94·6 (56·3 to 148)	157 (99·4 to 238)	297 (191 to 447)	413 (261 to 623)	425 (282 to 615)	376 (259 to 530)	270 (175 to 387)	181 (120 to 256)	109 (64·8 to 162)	46 (28·6 to 69·2)	15·5 (9·2 to 23·2)	2,600
Bladder cancer	42·7 (27·6 to 63)	74·2 (50·1 to 108)	120 (80·2 to 170)	181 (122 to 251)	199 (140 to 276)	245 (175 to 341)	220 (157 to 301)	180 (127 to 245)	133 (90 to 186)	70·2 (47·3 to 97·8)	28·5 (18·7 to 41)	1,540
Brain and central nervous system cancer	214 (133 to 327)	323 (200 to 491)	455 (293 to 674)	482 (301 to 714)	418 (279 to 585)	363 (235 to 528)	213 (134 to 314)	121 (68·3 to 199)	57 (30·2 to 99·5)	20·3 (10 to 34·3)	7·2 (3·4 to 12·6)	3,710
Thyroid cancer	25·6 (14·8 to 39·8)	35·5 (20·6 to 57)	57·6 (35·9 to 85·3)	73·3 (47·8 to 109)	67·5 (44·7 to 96·4)	56·1 (36·8 to 81)	47·6 (31·2 to 69·2)	31·1 (19·5 to 46·7)	19·9 (12·4 to 29·9)	9·4 (5·5 to 14·8)	3·1 (1·8 to 4·8)	479
Mesothelioma	10·5 (5·2 to 15·7)	18·2 (9·1 to 27·8)	32·3 (15·6 to 49·9)	39·4 (19·3 to 62·9)	44·2 (22·6 to 62·6)	41·2 (21·7 to 59·5)	31·8 (16·5 to 45·2)	19·5 (10·9 to 27·3)	9·8 (5·3 to 14·3)	3·5 (1·7 to 5·3)	0·7 (0·3 to 1)	272
Hodgkin lymphoma	21·8 (13·1 to 34·5)	22·1 (13·4 to 35·6)	29·4 (17·9 to 47·2)	30·2 (18·2 to 49·6)	30·2 (19·1 to 48·8)	27·3 (17·9 to 42)	21·7 (13·6 to 34·1)	13·7 (8·5 to 21·5)	7·7 (4·4 to 12·4)	3 (1·4 to 5·5)	0·6 (0·3 to 1·1)	379
Non-Hodgkin lymphoma	132 (84·5 to 193)	214 (140 to 308)	354 (236 to 511)	475 (327 to 666)	515 (366 to 703)	566 (402 to 771)	497 (355 to 675)	351 (246 to 489)	237 (163 to 327)	109 (69·4 to 157)	29·3 (18·1 to 42·7)	3,890
Multiple myeloma	72·9 (45·7 to 110)	138 (88·2 to 211)	249 (164 to 371)	374 (250 to 552)	413 (283 to 578)	417 (292 to 595)	349 (239 to 479)	228 (153 to 324)	127 (77·5 to 192)	46·9 (28·8 to 70·5)	11·4 (6·5 to 19)	2,490
Leukemia	169 (106 to 250)	227 (149 to 326)	332 (222 to 487)	446 (305 to 613)	481 (318 to 691)	550 (375 to 785)	433 (301 to 605)	360 (238 to 521)	214 (138 to 307)	107 (67·8 to 155)	34·9 (20·8 to 51·4)	4,430
Acute lymphoid leukemia	20·7 (10·2 to 35·9)	22·8 (11·1 to 38·5)	28·7 (13·6 to 52·6)	30·1 (15·6 to 52·7)	25·5 (12·1 to 45·5)	20·7 (10·7 to 36·6)	14·2 (7 to 25·4)	9·4 (4·5 to 17·2)	5·2 (2·4 to 9·5)	2·1 (1 to 3·8)	0·6 (0·2 to 1·2)	462
Chronic lymphoid leukemia	7·2 (3·5 to 13·3)	15·6 (7·8 to 28·1)	30·9 (14·7 to 59·1)	54·9 (27·4 to 96·8)	59·5 (26·5 to 110)	81·1 (40·2 to 145)	83·9 (44·2 to 142)	68·4 (33·9 to 114)	47 (24·8 to 78·6)	30·1 (15·5 to 52·6)	11·6 (5·9 to 19·1)	499
Acute myeloid leukemia	87·2 (49·9 to 138)	117 (71·9 to 179)	171 (103 to 264)	212 (132 to 312)	229 (135 to 347)	252 (153 to 382)	162 (96·2 to 246)	116 (66·4 to 185)	59·3 (32·8 to 96)	22·3 (11·4 to 37·9)	5·8 (1·5 to 14·3)	1,910
Chronic myeloid leukemia	12·2 (5·6 to 22·7)	13·8 (6·8 to 25·7)	19·4 (9 to 37·4)	24·7 (12·1 to 44·7)	21 (10·1 to 38·9)	25·2 (12 to 45·4)	19 (8·9 to 35·3)	18·8 (9·5 to 32·2)	12·1 (5·8 to 21·9)	6 (2·8 to 11·6)	2·1 (1 to 3·8)	225
Other leukemia	41·5 (21·6 to 71)	57·4 (31·7 to 96)	82·8 (43 to 142)	125 (68·5 to 201)	147 (82 to 240)	171 (95·9 to 269)	154 (87·3 to 241)	147 (83·3 to 230)	90·2 (50·3 to 140)	46·5 (25·8 to 75·1)	14·8 (8 to 23·9)	1,330
Other malignant neoplasms	235 (160 to 330)	346 (238 to 491)	495 (340 to 700)	555 (386 to 772)	540 (381 to 729)	473 (333 to 661)	335 (238 to 460)	238 (168 to 326)	143 (95·5 to 199)	66·4 (44·7 to 92)	22·7 (14·2 to 33·2)	4,700
Other neoplasms	20·5 (14·2 to 28·9)	34 (22·9 to 48·6)	60·7 (41·7 to 84·4)	85·8 (61·5 to 117)	116 (83·5 to 156)	142 (103 to 197)	135 (95·2 to 184)	132 (92·5 to 182)	98·6 (68·1 to 138)	56·5 (37·9 to 82·2)	20·4 (13·1 to 30·7)	970
Myelodysplastic, myeloproliferative, and other hematopoietic n	20·5 (14·2 to 28·9)	34 (22·9 to 48·6)	60·7 (41·7 to 84·4)	85·8 (61·5 to 117)	116 (83·5 to 156)	142 (103 to 197)	135 (95·2 to 184)	132 (92·5 to 182)	98·6 (68·1 to 138)	56·5 (37·9 to 82·2)	20·4 (13·1 to 30·7)	970
Benign and in situ intestinal neoplasms	0 (0 to 0)	0 (0 to 0)	0 (0 to 0)	0 (0 to 0)	0 (0 to 0)	0 (0 to 0)	0 (0 to 0)	0 (0 to 0)	0 (0 to 0)	0 (0 to 0)	0 (0 to 0)	0
Benign and in situ cervical and uterine neoplasms	0 (0 to 0)	0 (0 to 0)	0 (0 to 0)	0 (0 to 0)	0 (0 to 0)	0 (0 to 0)	0 (0 to 0)	0 (0 to 0)	0 (0 to 0)	0 (0 to 0)	0 (0 to 0)	0
Other benign and in situ neoplasms	0 (0 to 0)	0 (0 to 0)	0 (0 to 0)	0 (0 to 0)	0 (0 to 0)	0 (0 to 0)	0 (0 to 0)	0 (0 to 0)	0 (0 to 0)	0 (0 to 0)	0 (0 to 0)	0
Cardiovascular diseases	4,610 (3,540 to 5,900)	7,350 (5,640 to 9,310)	10,700 (8,320 to 13,500)	13,300 (10,500 to 16,400)	14,100 (11,600 to 16,900)	15,700 (12,800 to 18,700)	14,800 (12,100 to 17,700)	14,700 (12,200 to 17,500)	12,700 (10,200 to 15,300)	9,140 (7,170 to 10,800)	4,970 (3,600 to 5,840)	132,000
Rheumatic heart disease	34·1 (22·9 to 51·1)	48·4 (32 to 69·9)	78·5 (53·3 to 110)	95·9 (68·7 to 132)	114 (84·2 to 153)	132 (99·1 to 173)	123 (93 to 158)	106 (81·6 to 135)	81·3 (62·3 to 104)	49·8 (38·1 to 63·3)	23·7 (17·7 to 30·2)	982





SR Table 2b: Maine DALYS by cause and age group for females with 95% uncertainty intervals, 2019

Cause	Early Neonatal (0-6 days)	Late Neonatal (7-27 days)	Post Neonatal (28-364 days)	1 to 4	5 to 9	10 to 14	15 to 19	20 to 24	25 to 29	30 to 34	35 to 39	40 to 44	45 to 49	50 to 54	55 to 59	60 to 64	65 to 69	70 to 74	75 to 79	80 to 84	85 to 89	90 to 94	95 plus	Total
All causes	1,448 (1,442 to 1,462)	1,060 (997 to 1,118)	1,060 (751 to 1,128)	1,167 (797 to 1,749)	1,329 (1,031 to 1,702)	1,342 (1,040 to 1,835)	1,360 (1,042 to 1,842)	1,503 (1,135 to 1,962)	1,503 (1,209 to 1,870)	1,503 (1,209 to 1,870)	1,503 (1,209 to 1,870)	1,503 (1,209 to 1,870)	1,503 (1,209 to 1,870)	1,503 (1,209 to 1,870)	1,503 (1,209 to 1,870)	1,503 (1,209 to 1,870)	1,503 (1,209 to 1,870)	1,503 (1,209 to 1,870)	1,503 (1,209 to 1,870)	1,503 (1,209 to 1,870)	1,503 (1,209 to 1,870)	1,503 (1,209 to 1,870)	204,000
Communicable, maternal, neonatal, and nutritional diseases	1,339 (1,038 to 1,706)	982 (761 to 1,224)	200 (152 to 272)	202 (153 to 266)	221 (170 to 334)	206 (149 to 286)	261 (190 to 362)	266 (196 to 336)	263 (205 to 413)	330 (256 to 441)	363 (285 to 543)	379 (298 to 548)	394 (310 to 571)	427 (337 to 585)	501 (381 to 671)	577 (452 to 759)	686 (545 to 892)	810 (643 to 1,053)	829 (663 to 1,069)	937 (751 to 1,203)	930 (753 to 1,174)	646 (518 to 840)	9,760
HIV/AIDS and sexually transmitted infections	0.2 (0.1 to 0.3)	0.1 (0 to 0.2)	0.7 (0.4 to 0.9)	0.6 (0.3 to 0.7)	0.6 (0.3 to 0.8)	0.9 (0.4 to 1.2)	2.3 (1.2 to 3.2)	10.7 (7.3 to 17)	24.2 (17 to 37.3)	29.3 (20.9 to 42.5)	29 (21.1 to 41.6)	27.1 (19.3 to 39.2)	26.1 (18.2 to 37.8)	25.6 (17.8 to 36.8)	26 (18.1 to 40)	24 (16.1 to 37.1)	19 (12.6 to 29.3)	13.7 (8.7 to 21.3)	8.9 (5.5 to 14.7)	5.6 (3.7 to 9.1)	3.2 (2.1 to 5.3)	2.1 (1.4 to 3.2)	291
HIV/AIDS	0 (0 to 0)	0 (0 to 0)	0.7 (0.4 to 0.7)	0.6 (0.3 to 0.7)	0.3 (0.3 to 0.4)	0.4 (0.1 to 1.1)	1.2 (0.1 to 1.9)	4.7 (2.7 to 6)	12.3 (9.5 to 16.2)	19.9 (15.5 to 26.1)	22.3 (16.9 to 29.6)	20.9 (15.2 to 27.3)	19.2 (13.1 to 25.9)	19.1 (13.1 to 25.9)	19.1 (13.1 to 25.9)	18.1 (12.1 to 24.9)	12.5 (7.9 to 18.9)	7.1 (4.3 to 11.4)	2.6 (1.3 to 3.3)	1.1 (0.6 to 2.1)	0.5 (0.3 to 0.9)	0.1 (0 to 0.2)	153
HIV/AIDS - Drug-susceptible Tuberculosis	0 (0 to 0)	0 (0 to 0)	0 (0 to 0)	0 (0 to 0)	0 (0 to 0)	0 (0 to 0)	0 (0 to 0)	0 (0 to 0)	0 (0 to 0)	0 (0 to 0)	0 (0 to 0)	0 (0 to 0)	0 (0 to 0)	0 (0 to 0)	0 (0 to 0)	0 (0 to 0)	0 (0 to 0)	0 (0 to 0)	0 (0 to 0)	0 (0 to 0)	0 (0 to 0)	0 (0 to 0)	0 (0 to 0)	2.9
HIV/AIDS - Multidrug-resistant Tuberculosis without extensive drug resistance	0 (0 to 0)	0 (0 to 0)	0 (0 to 0)	0 (0 to 0)	0 (0 to 0)	0 (0 to 0)	0 (0 to 0)	0 (0 to 0)	0 (0 to 0)	0 (0 to 0)	0 (0 to 0)	0 (0 to 0)	0 (0 to 0)	0 (0 to 0)	0 (0 to 0)	0 (0 to 0)	0 (0 to 0)	0 (0 to 0)	0 (0 to 0)	0 (0 to 0)	0 (0 to 0)	0 (0 to 0)	0 (0 to 0)	0.1
HIV/AIDS - Extensively drug-resistant Tuberculosis	0 (0 to 0)	0 (0 to 0)	0 (0 to 0)	0 (0 to 0)	0 (0 to 0)	0 (0 to 0)	0 (0 to 0)	0 (0 to 0)	0 (0 to 0)	0 (0 to 0)	0 (0 to 0)	0 (0 to 0)	0 (0 to 0)	0 (0 to 0)	0 (0 to 0)	0 (0 to 0)	0 (0 to 0)	0 (0 to 0)	0 (0 to 0)	0 (0 to 0)	0 (0 to 0)	0 (0 to 0)	0 (0 to 0)	0
HIV/AIDS resulting in other diseases	0 (0 to 0)	0 (0 to 0)	0.7 (0.4 to 0.9)	0.6 (0.3 to 0.8)	0.3 (0.3 to 0.4)	0.4 (0.1 to 1.1)	1.2 (0.1 to 1.9)	4.6 (2.6 to 5.9)	12 (9.2 to 16)	19.5 (15.3 to 25.6)	21.8 (16.5 to 28.9)	20.4 (14.9 to 26.8)	18.9 (12.9 to 25.6)	18.7 (12.9 to 25.6)	18.7 (12.9 to 25.6)	17.6 (11.9 to 24.3)	12.3 (7.8 to 18.6)	7.1 (4.2 to 11.4)	2.5 (1.2 to 3.2)	1.1 (0.6 to 2.1)	0.5 (0.3 to 0.9)	0.1 (0 to 0.2)	150
Sexually transmitted infections excluding HIV	0.2 (0.1 to 0.3)	0.1 (0 to 0.1)	0 (0 to 0.1)	0 (0 to 0)	0.3 (0 to 0.5)	0.5 (0.2 to 0.9)	1.1 (0.3 to 2.1)	6 (3.5 to 11.4)	11.9 (7.7 to 23)	9.4 (5.7 to 22)	6.7 (4.1 to 21.6)	6.2 (3.7 to 21.6)	6.2 (3.7 to 21.6)	6.5 (3.7 to 21.6)	6.9 (4.1 to 22.2)	6.4 (3.8 to 20.6)	6.8 (4.1 to 21.9)	6.6 (4.1 to 21.1)	5.4 (3.4 to 17.4)	4.5 (2.8 to 14.5)	3.2 (1.9 to 10.3)	2.1 (1.3 to 6.7)	138
Syphilis	0 (0 to 0)	0 (0 to 0)	0 (0 to 0)	0 (0 to 0)	0 (0 to 0)	0.1 (0.1 to 0.2)	0.1 (0 to 0.1)	0.1 (0 to 0.2)	0.1 (0 to 0.2)	0.1 (0 to 0.2)	0.1 (0 to 0.2)	0.1 (0 to 0.2)	0.1 (0 to 0.2)	0.2 (0.2 to 0.4)	0.2 (0.2 to 0.4)	0.2 (0.2 to 0.4)	0.2 (0.2 to 0.4)	0.2 (0.2 to 0.4)	0.2 (0.2 to 0.4)	0.2 (0.2 to 0.4)	0.2 (0.2 to 0.4)	0.2 (0.1 to 0.3)	7
Chlamydial infection	0 (0 to 0)	0 (0 to 0)	0 (0 to 0)	0 (0 to 0)	0 (0 to 0)	0 (0 to 0)	0 (0 to 0)	0.1 (0 to 0.2)	0.7 (0.2 to 2.1)	0.7 (0.4 to 1.3)	0.6 (0.3 to 1.1)	0.5 (0.3 to 1)	0.5 (0.3 to 1)	0.5 (0.3 to 0.9)	0.5 (0.3 to 0.9)	0.5 (0.3 to 0.9)	0.5 (0.3 to 0.9)	0.5 (0.3 to 0.9)	0.5 (0.3 to 0.9)	0.5 (0.3 to 0.9)	0.5 (0.3 to 0.9)	0.5 (0.3 to 0.9)	0.5 (0.3 to 0.9)	6
Gonococcal infection	0 (0 to 0)	0 (0 to 0)	0 (0 to 0)	0 (0 to 0)	0 (0 to 0)	0 (0 to 0)	0 (0 to 0)	0.1 (0 to 0.2)	0.2 (0.1 to 0.3)	0.2 (0.2 to 0.4)	0.2 (0.1 to 0.3)	0.2 (0.1 to 0.3)	0.2 (0.1 to 0.3)	0.2 (0.2 to 0.3)	0.2 (0.2 to 0.3)	0.2 (0.2 to 0.3)	0.2 (0.2 to 0.3)	0.2 (0.2 to 0.3)	0.2 (0.2 to 0.3)	0.2 (0.2 to 0.3)	0.2 (0.2 to 0.3)	0.2 (0.2 to 0.3)	0.2 (0.2 to 0.3)	8.4
Trichomoniasis	0 (0 to 0)	0 (0 to 0)	0 (0 to 0)	0 (0 to 0)	0 (0 to 0)	0.1 (0 to 0.1)	0.2 (0.2 to 0.5)	0.8 (0.2 to 1.6)	2.1 (0.9 to 4.6)	1.6 (0.8 to 3.5)	1.2 (0.6 to 2.7)	0.7 (0.3 to 1.7)	0.7 (0.3 to 1.7)	0.7 (0.3 to 1.7)	0.7 (0.3 to 1.7)	0.6 (0.3 to 1.5)	0.4 (0.2 to 1.1)	0.3 (0.1 to 0.8)	0.2 (0.1 to 0.6)	0.1 (0 to 0.4)	0.1 (0 to 0.3)	0 (0 to 0.1)	0 (0 to 0.1)	57.9
Genital herpes	0 (0 to 0)	0 (0 to 0)	0 (0 to 0)	0 (0 to 0)	0 (0 to 0)	0 (0 to 0)	0 (0 to 0.1)	0.1 (0 to 0.1)	0.8 (0.3 to 1.7)	1.8 (0.9 to 4.2)	2.6 (1.3 to 6.2)	3.2 (1.5 to 7.5)	3.2 (1.5 to 7.5)	3.2 (1.5 to 7.5)	3.2 (1.5 to 7.5)	3.2 (1.5 to 7.5)	3.2 (1.5 to 7.5)	3.2 (1.5 to 7.5)	3.2 (1.5 to 7.5)	3.2 (1.5 to 7.5)	3.2 (1.5 to 7.5)	3.2 (1.5 to 7.5)	3.2 (1.5 to 7.5)	39.4
Other sexually transmitted infections	0 (0 to 0)	0 (0 to 0)	0 (0 to 0)	0 (0 to 0)	0 (0 to 0)	0 (0 to 0)	0 (0 to 0)	0 (0 to 0)	0.1 (0 to 0.2)	0.1 (0 to 0.2)	0.1 (0 to 0.2)	0.1 (0 to 0.2)	0.1 (0 to 0.2)	0.1 (0 to 0.2)	0.1 (0 to 0.2)	0.1 (0 to 0.2)	0.1 (0 to 0.2)	0.1 (0 to 0.2)	0.1 (0 to 0.2)	0.1 (0 to 0.2)	0.1 (0 to 0.2)	0.1 (0 to 0.2)	0.1 (0 to 0.2)	0.1
Respiratory infections and tuberculosis	42 (29.6 to 49.4)	8 (5.2 to 9.3)	34 (24.3 to 38.7)	98 (81.9 to 97.1)	84 (42.9 to 139)	84 (39.4 to 150)	84 (40.1 to 156)	84 (40.6 to 160)	84 (41.1 to 159)	84 (41.1 to 159)	84 (41.1 to 159)	84 (41.1 to 159)	84 (41.1 to 159)	84 (41.1 to 159)	84 (41.1 to 159)	84 (41.1 to 159)	84 (41.1 to 159)	84 (41.1 to 159)	84 (41.1 to 159)	84 (41.1 to 159)	84 (41.1 to 159)	84 (41.1 to 159)	84 (41.1 to 159)	3,960
Tuberculosis	0 (0 to 0)	0 (0 to 0)	0 (0 to 0)	0 (0 to 0)	0 (0 to 0)	0 (0 to 0)	0 (0 to 0)	0 (0 to 0)	0 (0 to 0)	0 (0 to 0)	0 (0 to 0)	0 (0 to 0)	0 (0 to 0)	0 (0 to 0)	0 (0 to 0)	0 (0 to 0)	0 (0 to 0)	0 (0 to 0)	0 (0 to 0)	0 (0 to 0)	0 (0 to 0)	0 (0 to 0)	0 (0 to 0)	0
Latent tuberculosis infection	0 (0 to 0)	0 (0 to 0)	0 (0 to 0)	0 (0 to 0)	0 (0 to 0)	0 (0 to 0)	0 (0 to 0)	0 (0 to 0)	0 (0 to 0)	0 (0 to 0)	0 (0 to 0)	0 (0 to 0)	0 (0 to 0)	0 (0 to 0)	0 (0 to 0)	0 (0 to 0)	0 (0 to 0)	0 (0 to 0)	0 (0 to 0)	0 (0 to 0)	0 (0 to 0)	0 (0 to 0)	0 (0 to 0)	0
Drug-susceptible tuberculosis	0 (0 to 0)	0 (0 to 0)	0 (0 to 0)	0 (0 to 0)	0 (0 to 0)	0 (0 to 0)	0 (0 to 0)	0 (0 to 0)	0 (0 to 0)	0 (0 to 0)	0 (0 to 0)	0 (0 to 0)	0 (0 to 0)	0 (0 to 0)	0 (0 to 0)	0 (0 to 0)	0 (0 to 0)	0 (0 to 0)	0 (0 to 0)	0 (0 to 0)	0 (0 to 0)	0 (0 to 0)	0 (0 to 0)	0
Multidrug-resistant tuberculosis without extensive drug resistance	0 (0 to 0)	0 (0 to 0)	0 (0 to 0)	0 (0 to 0)	0 (0 to 0)	0 (0 to 0)	0 (0 to 0)	0 (0 to 0)	0 (0 to 0)	0 (0 to 0)	0 (0 to 0)	0 (0 to 0)	0 (0 to 0)	0 (0 to 0)	0 (0 to 0)	0 (0 to 0)	0 (0 to 0)	0 (0 to 0)	0 (0 to 0)	0 (0 to 0)	0 (0 to 0)	0 (0 to 0)	0 (0 to 0)	0
Extensively drug-resistant tuberculosis	0 (0 to 0)	0 (0 to 0)	0 (0 to 0)	0 (0 to 0)	0 (0 to 0)	0 (0 to 0)	0 (0 to 0)	0 (0 to 0)	0 (0 to 0)	0 (0 to 0)	0 (0 to 0)	0 (0 to 0)	0 (0 to 0)	0 (0 to 0)	0 (0 to 0)	0 (0 to 0)	0 (0 to 0)	0 (0 to 0)	0 (0 to 0)	0 (0 to 0)	0 (0 to 0)	0 (0 to 0)	0 (0 to 0)	0
Lower respiratory infections	4.3 (3.4 to 5.2)	3.4 (2.6 to 4.4)	29.6 (24.1 to 34.1)	13.2 (10.1 to 17.2)	8.8 (6.3 to 12)	7.2 (4.9 to 10.7)	11.3 (7.6 to 17.4)	13.7 (9.2 to 20)	23.9 (16.1 to 34.5)	27.3 (18.5 to 39.4)	30.3 (20.6 to 43.7)	44.7 (30.6 to 64.5)	58.2 (39.9 to 83.9)	69.9 (48.1 to 100.7)	82.1 (56.6 to 118.3)	102 (70.6 to 147)	166 (115 to 239)	216 (149 to 311)	263 (180 to 380)	353 (243 to 509)	391 (270 to 563)	346 (238 to 498)	168 (116 to 242)	2,830
Upper respiratory infections	0.1 (0 to 0.2)	0.6 (0.3 to 0.9)	10.4 (6.1 to 14.4)	43.6 (25.7 to 60.2)	51 (27.1 to 83.6)	47.5 (25.1 to 77.2)	46 (24.1 to 77.2)	46.8 (25.4 to 76.4)	49.4 (27.2 to 77.6)	49.4 (27.2 to 77.6)	49.1 (27.2 to 77.6)	48.1 (26.7 to 76.8)	47.3 (26.2 to 75.5)	46.9 (25.9 to 75.1)	46.9 (25.9 to 75.1)	42.6 (23.7 to 71.9)	36.2 (20.4 to 64.5)	29.3 (16.2 to 52.2)	20.7 (11.3 to 37.2)	13.3 (7.1 to 24.1)	8.3 (4.3 to 15.4)	3.6 (1.9 to 6.7)	1.2 (0.7 to 1.9)	700
Otitis media	0 (0 to 0)	0 (0 to 0)	1.2 (0.7 to 1.7)	7.5 (4.2 to 13)	6.8 (3.8 to 12)	7.1 (3.8 to 13.1)	6.6 (3.4 to 12.5)	5.6 (2.8 to 11.1)	4.7 (2.4 to 9.6)	3.9 (1.9 to 8.1)	3.4 (1.6 to 7.4)	3.1 (1.5 to 6.7)	2.9 (1.4 to 6.4)	2.8 (1.3 to 6.2)	2.8 (1.3 to 6.2)	2.6 (1.2 to 5.8)	2.1 (1 to 4.6)	1.6 (0.8 to 3.5)	1.1 (0.5 to 2.4)	0.7 (0.3 to 1.6)	0.4 (0.2 to 0.9)	0.2 (0.1 to 0.5)	0.2 (0.1 to 0.4)	90.6
Enteric infections	1.5 (1.2 to 1.8)	1.3 (1 to 1.6)	2.7 (1.9 to 3.4)	23.1 (11.4 to 41.2)	11.4 (5.6 to 20.9)	11.4 (5.6 to 20.9)	11.4 (5.6 to 20.9)	11.4 (5.6 to 20.9)	11.4 (5.6 to 20.9)	11.4 (5.6 to 20.9)	11.4 (5.6 to 20.9)	11.4 (5.6 to 20.9)	11.4 (5.6 to 20.9)	11.4 (5.6 to 20.9)	11.4 (5.6 to 20.9)	11.4 (5.6 to 20.9)	11.4 (5.6 to 20.9)	11.4 (5.6 to 20.9)	11.4 (5.6 to 20.9)	11.4 (5.6 to 20.9)	11.4 (5.6 to 20.9)	11.4 (5.6 to 20.9)	11.4 (5.6 to 20.9)	260
Diarrheal diseases	1.5 (0.8 to 1.8)	1.3 (1 to 2.1)	10.7 (7.9 to 14.2)	27.1 (19.9 to 40.8)	18 (13.6 to 24.6)	18 (13.5 to 25.2)	18 (13.4 to 24.9)	18 (13.6 to 24.8)	18 (13.6 to 24.8)	18 (13.6 to 24.8)	18 (13.6 to 24.8)	18 (13.6 to 24.8)	18 (13.6 to 24.8)	18 (13.6 to 24.8)	18 (13.6 to 24.8)	18 (13.6 to 24.8)	18 (13.6 to 24.8)	18 (13.6 to 24.8)	18 (13.6 to 24.8)	18 (13.6 to 24.8)	18 (13.6 to 24.8)	18 (13.6 to 24.8)	18 (13.6 to 24.8)	1,150
Typhoid and paratyphoid	0 (0 to 0)	0 (0 to 0)	0 (0 to 0)	0 (0 to 0)	0 (0 to 0)	0 (0 to 0)	0 (0 to 0)	0 (0 to 0)	0 (0 to 0)	0 (0 to 0)	0 (0 to 0)	0 (0 to 0)	0 (0 to 0)	0 (0 to 0)	0 (0 to 0)	0 (0 to 0)	0 (0 to 0)	0 (0 to 0)	0 (0 to 0)	0 (0 to 0)	0 (0 to 0)	0 (0 to 0)	0 (0 to 0)	0
Typhoid fever	0 (0 to 0)	0 (0 to 0)	0 (0 to 0)	0 (0 to 0)	0 (0 to 0)	0 (0 to 0)	0 (0 to 0)	0 (0 to 0)	0 (0 to 0)	0 (0 to 0)	0 (0 to 0)	0 (0 to 0)	0 (0 to 0)	0 (0 to 0)	0 (0 to 0)	0 (0 to 0)	0 (0 to 0)	0 (0 to 0)	0 (0 to 0)	0 (0 to 0)	0 (0 to 0)	0 (0 to 0)	0 (0 to 0)	0
Paratyphoid fever	0 (0 to 0)	0 (0 to 0)	0 (0 to 0)	0 (0 to 0)	0 (0 to 0)	0 (0 to 0)	0 (0 to 0)	0 (0 to 0)	0 (0 to 0)	0 (0 to 0)	0 (0 to 0)	0 (0 to 0)	0 (0 to 0)	0 (0 to 0)	0 (0 to 0)	0 (0 to 0)	0 (0 to 0)	0 (0 to 0)	0 (0 to 0)	0 (0 to 0)	0 (0 to 0)	0 (0 to 0)	0 (0 to 0)	0
Invasive Non-typhoidal Salmonella (iNTS)	0 (0 to 0)	0 (0 to 0)	0.1 (0 to 0.1)	0.1 (0 to 0.4)	0.1 (0 to 0.3)	0.1 (0 to 0.3)	0.1 (0 to 0.3)	0.1 (0 to 0.3)	0.1 (0 to 0.3)	0.1 (0 to 0.3)	0.1 (0 to 0.3)	0.1 (0 to 0.3)	0.1 (0 to 0.3)	0.1 (0 to 0.3)	0.1 (0 to 0.3)	0.1 (0 to 0.3)	0.1 (0 to 0.3)	0.1 (0 to 0.3)	0.1 (0 to 0.3)	0.1 (0 to 0.3)	0.1 (0 to 0.3)	0.1 (0 to 0.3)	0.1 (0 to 0.3)	3.5
Other intestinal infectious diseases	0.1 (0 to 0.2)	0.3 (0 to 0.4)	0.1 (0 to 0.4)	0.1 (0 to 0.4)	0.1 (0 to 0.3)	0.1 (0 to 0.3)	0.1 (0 to 0.3)	0.1 (0 to 0.3)	0.1 (0 to 0.3)	0.1 (0 to 0.3)	0.1 (0 to 0.3)	0.1 (0 to 0.3)	0.1 (0 to 0.3)	0.1 (0 to 0.3)	0.1 (0 to 0.3)	0.1 (0 to 0.3)	0.1 (0 to 0.3)	0.1 (0 to 0.3)	0.1 (0 to 0.3)	0.1 (0 to 0.3)	0.1 (0 to 0.3)	0.1 (0 to 0.3)	0.1 (0 to 0.3)	1.4
Neglected tropical diseases and malaria	0 (0 to 0.2)	0 (0 to 0.1)	1.4 (0.4 to 2.7)	2.6 (0.5 to 6)	2.6 (0.7 to 7.1)	2.6 (0.7 to 7.2)	2.6 (0.7 to 6.9)	2.6 (0.7 to 6.2)	2.6 (0.7 to 5.3)	2.6 (0.7 to 5.3)	2.6 (0.7 to 5.3)	2.6 (0.7 to 5.3)	2.6 (0.7 to 5.3)	2.6 (0.7 to 5.3)	2.6 (0.7 to 5.3)	2.6 (0.7 to 5.3)	2.6 (0.7 to 5.3)	2.6 (0.7 to 5.3)	2.6 (0.7 to 5.3)	2.6 (0.7 to 5.3)	2.6 (0.7 to 5.3)	2.6 (0.7 to 5.3)	2.6 (0.7 to 5.3)	231
Malaria	0 (0 to 0)	0 (0 to 0)	0 (0 to 0)	0 (0 to 0)	0 (0 to 0)	0 (0 to 0)	0 (0 to 0)	0 (0 to 0)	0 (0 to 0)	0 (0 to 0)	0 (0 to 0)	0 (0 to 0)	0 (0 to 0)	0 (0 to 0)	0 (0 to 0)	0 (0 to 0)	0 (0 to 0)	0 (0 to 0)	0 (0 to 0)	0 (0 to 0)	0 (0 to 0)	0 (0 to 0)	0 (0 to 0)	0 (0 to 0)	0
Chagas disease	0 (0 to 0)	0 (0 to 0)	0 (0 to 0)	0 (0 to 0)	0 (0 to 0)	0 (0 to 0)	0 (0 to 0)	0 (0 to 0)	0 (0 to 0)	0 (0 to 0)	0 (0 to 0)	0 (0 to 0)	0 (0 to 0)	0 (0 to 0)	0 (0 to 0)	0 (0 to 0)	0 (0 to 0)	0 (0 to 0)	0 (0 to 0)	0 (0 to 0)	0 (0 to 0)	0 (0 to 0)	0 (0 to 0)	0 (0 to 0)	0
Leishmaniasis	0 (0 to 0)	0 (0 to 0)	0 (0 to 0)	0 (0 to 0)	0 (0 to 0)	0 (0 to 0)	0 (0 to 0)	0 (0 to 0)	0 (0 to 0)	0 (0 to 0)	0 (0 to 0)	0 (0 to 0)	0 (0 to 0)	0 (0 to 0)	0 (0 to 0)	0 (0 to 0)	0 (0 to 0)	0 (0 to 0)	0 (0 to 0)	0 (0 to 0)	0 (0 to 0)	0 (0 to 0)	0 (0 to 0)	0 (0 to 0)	0
Visceral leishmaniasis	0 (0 to 0)	0 (0 to 0)	0 (0 to 0)	0 (0 to 0)	0 (0 to 0)	0 (0 to 0)	0 (0 to 0)	0 (0 to 0)	0 (0 to 0)	0 (0 to 0)	0 (0 to 0)	0 (0 to 0)	0 (0 to 0)	0 (0 to 0)	0 (0 to 0)	0 (0 to 0)	0 (0 to 0)	0 (0 to 0)	0 (0 to 0)	0 (0 to 0)	0 (0 to 0)	0 (0 to 0)	0 (0 to 0)	0 (0 to 0)	0
Cutaneous and mucocutaneous leishmaniasis	0 (0 to 0)	0 (0 to 0)	0 (0 to 0)	0 (0 to 0)	0 (0 to 0)	0 (0 to 0)	0 (0 to 0)	0 (0 to 0)	0 (0 to 0)	0 (0 to 0)	0 (0 to 0)	0 (0 to 0)	0 (0 to 0)	0 (0 to 0)	0 (0 to 0)	0 (0 to 0)	0 (0 to 0)	0 (0 to 0)	0 (0 to 0)	0 (0 to 0)	0 (0 to 0)	0 (0 to 0)	0 (0 to 0)	0 (0 to 0)	0
African trypanosomiasis	0 (0 to 0)	0 (0 to 0)	0 (0 to 0)	0 (0 to 0)	0 (0 to 0)	0 (0 to 0)	0 (0 to 0)	0 (0 to 0)	0 (0 to 0)	0 (0 to 0)	0 (0 to 0)	0 (0 to 0)	0 (0 to 0)	0 (0 to 0)	0 (0 to 0)	0 (0 to 0)	0 (0 to 0)	0 (0 to 0)	0 (0 to 0)	0 (0 to 0)	0 (0 to 0)	0 (0 to 0)	0 (0 to 0)	0 (0 to 0)	0
Schistosomiasis	0 (0 to 0)	0 (0 to 0)	0 (0 to 0)	0 (0 to 0)	0 (0 to 0)	0 (0 to 0)	0 (0 to 0)	0 (0 to 0)	0 (0 to 0)	0 (0 to 0)	0 (0 to 0)	0 (0 to 0)	0 (0 to 0)	0 (0 to 0)	0 (0 to 0)	0 (0 to 0)	0 (0 to 0)	0 (0 to 0)	0 (0 to 0)	0 (0 to 0)	0 (0 to 0)	0 (0 to 0)	0 (0 to 0)	0 (0 to 0)	0
Cysticercosis	0 (0 to 0)	0 (0 to 0)	0 (0 to 0)	0.2 (0 to 0.3)	0.9 (0 to 2.2)	0.9 (0 to 2.2)	0.9 (0 to 2.2)	2 (0.1 to 5.1)	3.1 (0.5 to 8.1)	4.4 (0.7 to 11.4)	5.7 (0.9 to 14.8)	8.2 (1.2 to 19.8)	11.9 (2.1 to 27.2)	19 (3.4 to 42.2)	29.6 (5.8 to 58.8)	33.6 (6.7 to 64.4)	32.6 (6.7 to 64.4)	28.2 (5.8 to 57.6)	19.9 (4.1 to 40.2)	13.2 (2.7 to 26.6)	6.4 (1.3 to 13.2)	2.2 (0.4 to 4.6)	213
Cystic echinococcosis	0 (0 to 0)	0 (0 to 0)	0 (0 to 0)	0 (0 to 0)	0 (0 to 0)	0 (0 to 0)	0 (0 to 0)	0 (0 to 0)	0 (0 to 0)	0 (0 to 0)	0 (0 to 0)	0 (0 to 0)	0 (0 to 0)	0 (0 to 0)	0 (0 to 0)	0 (0 to 0)	0 (0 to 0)	0 (0 to 0)	0 (0 to 0)	0 (0 to 0)	0 (0 to 0)	0 (0 to 0)	0 (0 to 0)	0 (0 to 0)	0.3
Lymphatic filariasis	0 (0 to 0)	0 (0 to 0)	0 (0 to 0)	0 (0 to 0)	0 (0 to 0)	0 (0 to 0)	0 (0 to 0)	0 (0 to 0)	0 (0 to 0)	0 (0 to 0)	0 (0 to 0)	0 (0 to 0)	0 (0 to 0)	0 (0 to 0)	0 (0 to 0)	0 (0 to 0)	0 (0 to 0)	0 (0 to 0)	0 (0 to 0)	0 (0 to 0)	0 (0 to 0)	0 (0 to 0)	0 (0 to 0)	0 (0 to 0)	0
Onchocerciasis	0 (0 to 0)	0 (0 to 0)	0 (0 to 0)	0 (0 to 0)	0 (0 to 0)	0 (0 to 0)	0 (0 to 0)	0 (0 to 0)	0 (0 to 0)	0 (0 to 0)	0 (0 to 0)	0 (0 to 0)	0 (0 to 0)	0 (0 to 0)	0 (0 to 0)	0 (0 to 0)	0 (0 to 0)	0 (0 to 0)	0 (0 to 0)	0 (0 to 0)	0 (0 to 0)	0 (0 to 0)	0 (0 to 0)	0 (0 to 0)	0
Trachoma	0 (0 to 0)	0 (0 to 0)	0 (0 to 0)	0 (0 to 0)	0 (0 to 0)	0 (0 to 0)	0 (0 to 0)	0 (0 to 0)	0 (0 to 0)	0 (0 to 0)	0 (0 to 0)	0 (0 to 0)	0 (0 to 0)	0 (0 to 0)	0 (0 to 0)	0 (0 to 0)	0 (0 to 0)	0 (0 to 0)	0 (0 to 0)	0 (0 to 0)	0 (0 to 0)	0 (0 to 0)	0 (0 to 0)	0 (0 to 0)	0
Dengue	0 (0 to 0)	0 (0 to 0)	0 (0 to 0)	0 (0 to 0)	0 (0 to 0)	0 (0 to 0)	0 (0 to 0)	0 (0 to 0)	0 (0 to 0)	0 (0 to 0)	0 (0 to 0)	0 (0 to 0)	0 (0 to 0)	0 (0 to 0)	0 (0 to 0)	0 (0 to 0)	0 (0 to 0)	0 (0 to 0)	0 (0 to 0)	0 (0 to 0)	0 (0 to 0)	0 (0 to 0)	0 (0 to 0)	0 (0 to 0)	0
Yellow fever	0 (0 to 0)	0 (0 to 0)	0 (0 to 0)	0 (0 to 0)	0 (0 to 0)	0 (0 to 0)	0 (0 to 0)	0 (0 to 0)	0 (0 to 0)	0 (0 to 0)	0 (0 to 0)	0 (0 to 0)	0 (0 to 0)	0 (0 to 0)	0 (0 to 0)	0 (0 to 0)	0 (0 to 0)	0 (0 to 0)	0 (0 to 0)	0 (0 to 0)	0 (0 to 0)	0 (0 to 0)	0 (0 to 0)	0 (0 to 0)	0
Rabies	0 (0 to 0)	0 (0 to 0)	0 (0 to 0)	0 (0 to 0)	0 (0 to 0)	0 (0 to 0)	0 (0 to 0)	0 (0 to 0)	0 (0 to 0)	0 (0 to 0)	0 (0 to 0)	0 (0 to 0)	0 (0 to 0)	0 (0 to 0)	0 (0 to 0)	0 (0 to 0)	0 (0 to 0)	0 (0 to 0)	0 (0 to 0)	0 (0 to 0)	0 (0 to 0)	0 (0 to 0)	0 (0 to 0)	0 (0 to 0)	1.1
Intestinal nematode infections	0 (0 to 0)	0 (0 to 0)	0 (0 to 0)	0 (0 to 0)	0 (0 to 0)	0 (0 to 0)	0 (0 to 0)	0 (0 to 0)	0 (0 to 0)	0 (0 to 0)	0 (0 to 0)	0 (0 to 0)	0 (0 to 0)	0 (0 to 0)	0 (0 to 0)	0 (0 to 0)	0 (0 to 0)	0 (0 to 0)	0 (0 to 0)	0 (0 to 0)	0 (0 to 0)	0 (0 to 0)	0 (0 to 0)	0 (0 to 0)	0
Ascariasis	0 (0 to 0)	0 (0 to 0)	0 (0 to 0)	0 (0 to 0)	0 (0 to 0)	0 (0 to 0)	0 (0 to 0)	0 (0 to 0)	0 (0 to 0)	0 (0 to 0)	0 (0 to 0)	0 (0 to 0)	0 (0 to 0)	0 (0 to 0)	0 (0 to 0)	0 (0 to 0)	0 (0 to 0)	0 (0 to 0)	0 (0 to 0)	0 (0 to 0)	0 (0 to 0)	0 (0 to 0)	0 (0 to 0)	0 (0 to 0)	0
Trichuriasis	0 (0 to 0)	0 (0 to 0)	0 (0 to 0)	0 (0 to 0)	0 (0 to 0)	0 (0 to 0)	0 (0 to 0)	0 (0 to 0)	0 (0 to 0)	0 (0 to

Congenital birth defects	437 (314 to 584)	113 (85·4 to 150)	253 (181 to 353)	98·6 (74 to 132)	62·1 (47·7 to 79·6)	55·4 (42·2 to 70·9)	61 (47·1 to 77·9)	51·1 (39·7 to 66·7)
Neural tube defects	82·3 (49·4 to 127)	4·6 (2·3 to 8·2)	23·9 (10·6 to 45·7)	15·4 (7·4 to 27·6)	1·9 (1·1 to 3)	1·6 (1 to 2·4)	2·2 (1·3 to 3·6)	2·3 (1·3 to 3·7)
Congenital heart anomalies	61·8 (38·2 to 92·4)	42·2 (28·3 to 62·1)	84·1 (53 to 130)	20·9 (12·7 to 40·9)	12·6 (8·1 to 18·5)	11·8 (7·9 to 17·8)	14·3 (9·5 to 20)	11·8 (8·1 to 16·9)
Orofacial clefts	0·3 (0·1 to 0·6)	0·1 (0 to 0·2)	0·5 (0·2 to 1)	0·6 (0·1 to 1·2)	0·4 (0·3 to 0·6)	0·5 (0·3 to 0·7)	0·5 (0·3 to 0·7)	0·4 (0·3 to 0·6)
Down syndrome	5·5 (3·1 to 9·2)	1·7 (1 to 2·8)	8·2 (4·5 to 14)	3·1 (1·9 to 4·6)	2·6 (1·7 to 3·7)	2·6 (1·8 to 3·8)	3·4 (2·3 to 4·9)	3·8 (2·6 to 5·5)
Turner syndrome	0 (0 to 0)	0 (0 to 0)	0·1 (0 to 0·3)	0·5 (0·1 to 1·2)	0·6 (0·1 to 1·6)	0·7 (0·1 to 1·5)	1 (0·3 to 2)	0·9 (0·3 to 1·8)
Klinefelter syndrome	0 (0 to 0)	0 (0 to 0)	0 (0 to 0)	0 (0 to 0)	0 (0 to 0)	0 (0 to 0)	0 (0 to 0)	0 (0 to 0)
Other chromosomal abnormalities	81·4 (47 to 131)	29·9 (17·9 to 48)	53·6 (32·8 to 87·6)	12·2 (7·7 to 18·3)	8·8 (5·8 to 12·8)	7·3 (4·7 to 10·7)	8·1 (5 to 11·8)	6·4 (4·2 to 9·7)
Congenital musculoskeletal and limb anomalies	23·7 (13·5 to 37·1)	4 (2·4 to 6·3)	17·6 (10·9 to 26·5)	21·2 (12·7 to 31·1)	16·4 (9·8 to 25·2)	17·7 (10·7 to 26·5)	17·9 (10·7 to 26·7)	15·3 (8·9 to 23·5)
Urogenital congenital anomalies	21·8 (11·3 to 38·8)	2 (1·1 to 3·9)	2·9 (1·6 to 5·6)	2·2 (1·4 to 3·5)	1·8 (1·2 to 2·9)	1·7 (1·1 to 2·6)	1·5 (1 to 2·3)	1·2 (0·8 to 1·9)
Digestive congenital anomalies	38·1 (16·5 to 61·6)	10·9 (4·8 to 18·4)	19·2 (9·2 to 30·7)	6·5 (3·8 to 10·4)	3·2 (1·8 to 5·1)	2 (1 to 3·3)	1·9 (1·1 to 3·1)	1·6 (0·8 to 2·6)
Other congenital birth defects	123 (76·9 to 180)	17·7 (10·7 to 26)	42·8 (24·9 to 67·1)	16 (9·4 to 24·9)	13·7 (9·1 to 20·1)	9·6 (6·1 to 13·9)	10·2 (6·2 to 15·1)	7·4 (4·6 to 11·3)
Urinary diseases and male infertility	0·8 (0·5 to 1·4)	0·4 (0·3 to 0·8)	1·4 (0·8 to 2·2)	2 (1·2 to 3·3)	2·7 (1·7 to 4·2)	2·4 (1·5 to 3·7)	4·6 (3 to 6·8)	6·1 (4·3 to 8·6)
Urolithiasis	0 (0 to 0)	0 (0 to 0)	0 (0 to 0)	0 (0 to 0)	0·1 (0 to 0·1)	0·2 (0·1 to 0·3)	0·5 (0·3 to 0·7)	1 (0·6 to 1·5)
Benign prostatic hyperplasia	0 (0 to 0)	0 (0 to 0)	0 (0 to 0)	0 (0 to 0)	0 (0 to 0)	0 (0 to 0)	0 (0 to 0)	0 (0 to 0)
Male infertility	--	--	--	--	--	--	--	--
Other urinary diseases	0·5 (0·3 to 1·1)	0·3 (0·1 to 0·5)	0·3 (0·1 to 0·7)	0·8 (0·5 to 1·3)	0·9 (0·5 to 1·3)	0·7 (0·5 to 1·1)	1·1 (0·7 to 1·6)	0·7 (0·5 to 1)
Gynecological diseases	0 (0 to 0)	0 (0 to 0)	0 (0 to 0)	0 (0 to 0)	0 (0 to 0)	49·6 (24·3 to 87·3)	152 (88 to 244)	260 (162 to 391)
Uterine fibroids	0 (0 to 0)	0 (0 to 0)	0 (0 to 0)	0 (0 to 0)	0 (0 to 0)	0·3 (0·1 to 0·8)	0·8 (0·2 to 1·8)	2·1 (0·7 to 4·7)
Polycystic ovarian syndrome	0 (0 to 0)	0 (0 to 0)	0 (0 to 0)	0 (0 to 0)	0 (0 to 0)	2·1 (0·7 to 4·4)	12·6 (5·4 to 25·4)	20·9 (9·3 to 40·2)
Female infertility	0 (0 to 0)	0 (0 to 0)	0 (0 to 0)	0 (0 to 0)	0 (0 to 0)	0 (0 to 0)	0 (0 to 0)	3·8 (0·1 to 15·1)
Endometriosis	0 (0 to 0)	0 (0 to 0)	0 (0 to 0)	0 (0 to 0)	0 (0 to 0)	0 (0 to 0)	5·8 (1·9 to 12·7)	22·1 (9·6 to 41·5)
Genital prolapse	0 (0 to 0)	0 (0 to 0)	0 (0 to 0)	0 (0 to 0)	0 (0 to 0)	0 (0 to 0)	0 (0 to 0)	0 (0 to 0·1)
Premenstrual syndrome	0 (0 to 0)	0 (0 to 0)	0 (0 to 0)	0 (0 to 0)	0 (0 to 0)	47 (22·1 to 84·3)	105 (52·1 to 186)	120 (59 to 219)
Other gynecological diseases	0 (0 to 0)	0 (0 to 0)	0 (0 to 0)	0 (0 to 0)	0 (0 to 0)	0·3 (0 to 1)	27·5 (13·7 to 46·8)	91·6 (53·8 to 138)
Hemoglobinopathies and hemolytic anemias	0·7 (0·4 to 1)	0·2 (0·1 to 0·4)	1·4 (0·7 to 2·7)	3·5 (1·7 to 7·3)	7·6 (2·4 to 19·8)	5·3 (1·9 to 13·7)	12·5 (5·2 to 26·9)	21·6 (7·5 to 48·1)
Thalassemias	0·6 (0·4 to 0·9)	0·1 (0·1 to 0·2)	0·9 (0·5 to 1·4)	1·8 (1·1 to 3)	1·9 (1·2 to 2·9)	1·4 (0·9 to 2·2)	3·1 (1·8 to 4·7)	3·7 (2·3 to 6)
Thalassemias trait	0 (0 to 0)	0·1 (0 to 0·1)	0·4 (0 to 1·4)	1·2 (0·1 to 4·1)	4·1 (0·4 to 13·4)	2·5 (0·2 to 8·7)	3·5 (0·5 to 9·7)	14 (2·3 to 35·6)
Sickle cell disorders	0 (0 to 0)	0 (0 to 0)	0 (0 to 0)	0 (0 to 0)	0 (0 to 0)	0 (0 to 0)	0 (0 to 0·1)	0 (0 to 0·1)
Sickle cell trait	0 (0 to 0)	0 (0 to 0)	0 (0 to 0)	0 (0 to 0·1)	0·1 (0 to 0·5)	0·1 (0 to 0·3)	0·6 (0 to 1·7)	1·3 (0·1 to 3·7)
G6PD deficiency	0 (0 to 0)	0 (0 to 0)	0 (0 to 0)	0 (0 to 0·1)	0·2 (0·1 to 0·3)	0·3 (0·2 to 0·6)	1·7 (0·8 to 3·2)	1·1 (0·6 to 2)
G6PD trait	0 (0 to 0)	0 (0 to 0)	0 (0 to 0)	0 (0 to 0)	0 (0 to 0)	0 (0 to 0)	0·5 (0 to 1·2)	0 (0 to 0)
Other hemoglobinopathies and hemolytic anemias	0 (0 to 0·1)	0 (0 to 0·1)	0·1 (0 to 0·4)	0·4 (0 to 1·3)	1·3 (0·1 to 4·3)	1 (0·2 to 3·3)	3·2 (0·9 to 8·3)	1·4 (0·5 to 4·6)
Endocrine, metabolic, blood, and immune disorders	10·8 (6·7 to 16·4)	5·6 (3·4 to 8·8)	25·9 (16·1 to 39·6)	24·9 (16·6 to 36)	29·5 (20·8 to 39·9)	35·1 (24·3 to 49·2)	65·1 (45·6 to 88·4)	73·2 (51·8 to 101)
Oral disorders	0 (0 to 0)	0 (0 to 0)	0 (0 to 0)	14·3 (8 to 24)	16·9 (9·2 to 28·1)	21·5 (11·5 to 35·9)	31·1 (17·5 to 50·8)	41·8 (24·1 to 66·7)
Caries of deciduous teeth	0 (0 to 0)	0 (0 to 0)	0 (0 to 0)	4·7 (1·7 to 9·7)	4·9 (2 to 10·9)	0·3 (0 to 0·8)	0 (0 to 0)	0 (0 to 0)
Caries of permanent teeth	0 (0 to 0)	0 (0 to 0)	0 (0 to 0)	0 (0 to 0)	2 (0·6 to 4·6)	8·2 (3·3 to 18)	10·1 (4·2 to 20·2)	11·4 (4·9 to 22·2)
Periodontal diseases	0 (0 to 0)	0 (0 to 0)	0 (0 to 0)	0 (0 to 0)	0 (0 to 0)	0 (0 to 0)	0·9 (0·2 to 2·5)	2·9 (0·8 to 7·5)
Other oral disorders	0 (0 to 0)	0 (0 to 0)	0 (0 to 0)	9·7 (5·7 to 15·4)	10 (5·8 to 15·7)	13 (7·6 to 20·8)	20 (11·6 to 30·9)	23·3 (13·9 to 35·1)
Sudden infant death syndrome	--	17·5 (10·6 to 27)	179 (114 to 266)	--	--	--	--	--
Injuries	9·2 (6·7 to 12·7)	12·5 (8·9 to 17·6)	142 (101 to 192)	138 (115 to 163)	159 (134 to 191)	204 (175 to 245)	735 (646 to 845)	645 (531 to 806)
Transport injuries	1·2 (0·9 to 1·6)	0·8 (0·6 to 1·1)	13·6 (8·6 to 20·4)	40·1 (28·8 to 53·7)	64·1 (46·8 to 83·9)	68·8 (53·7 to 86·6)	397 (320 to 477)	297 (224 to 383)
Road injuries	1 (0·7 to 1·3)	0·7 (0·5 to 1)	13·1 (8·2 to 19·7)	37·9 (26·8 to 51·2)	57·4 (41·2 to 76·3)	58 (44·6 to 73·5)	379 (302 to 457)	281 (210 to 363)
Pedestrian road injuries	0·1 (0·1 to 0·1)	0·1 (0 to 0·1)	1 (0·6 to 1·5)	10·6 (7·4 to 14·7)	12·5 (9 to 16·7)	9·3 (7·1 to 12)	23·3 (17·8 to 28·9)	20·3 (15·1 to 26·4)
Cyclist road injuries	0 (0 to 0)	0 (0 to 0)	0 (0 to 0)	0·5 (0·3 to 0·8)	3 (1·6 to 5)	3·6 (2·1 to 5·6)	3·1 (2·1 to 4·6)	3·7 (2·5 to 5·2)
Motorcyclist road injuries	0·1 (0·1 to 0·1)	0·1 (0 to 0·1)	0·2 (0·1 to 0·3)	0·5 (0·3 to 0·7)	0·9 (0·7 to 1·2)	1·7 (1·3 to 2·1)	11·8 (8·8 to 15)	15·2 (11·1 to 20)
Motor vehicle road injuries	0·7 (0·5 to 0·9)	0·6 (0·4 to 0·8)	11·7 (7·4 to 17·7)	25·8 (18·1 to 35·2)	40·4 (28·5 to 53·4)	42·5 (32·3 to 54·5)	338 (268 to 411)	240 (179 to 311)
Other road injuries	0·1 (0·1 to 0·1)	0 (0 to 0·1)	0·1 (0·1 to 0·2)	0·4 (0·3 to 0·7)	0·6 (0·4 to 0·8)	0·9 (0·7 to 1·2)	2·3 (1·7 to 2·9)	1·8 (1·3 to 2·4)
Other transport injuries	0·2 (0·2 to 0·3)	0·1 (0·1 to 0·1)	0·5 (0·3 to 0·7)	2·3 (1·7 to 3)	6·7 (5·1 to 8·8)	10·8 (8·6 to 13·6)	18 (14·2 to 22·7)	16·3 (12·5 to 21·4)
Unintentional injuries	5·8 (4·1 to 8·2)	11 (7·6 to 16)	110 (74·1 to 155)	81·2 (62·2 to 103)	81·7 (63·3 to 102)	91·8 (69·6 to 121)	129 (96·9 to 172)	151 (115 to 204)
Falls	0·3 (0·2 to 0·3)	0·2 (0·2 to 0·3)	2·6 (1·9 to 3·4)	9·1 (6·2 to 13·2)	19·9 (12·8 to 30·1)	32·1 (21·5 to 47·5)	49·6 (34·1 to 69)	60 (41·8 to 84·1)
Drowning	0·4 (0·2 to 0·5)	0·1 (0 to 0·1)	6·7 (4·3 to 9·7)	23·4 (17 to 30·9)	13·2 (9·2 to 18·1)	8·7 (6·2 to 11·7)	10·5 (7·2 to 14·6)	8·7 (6 to 12·2)
Fire, heat, and hot substances	0·1 (0·1 to 0·2)	0·2 (0·1 to 0·3)	4·2 (2·8 to 5·8)	13·3 (9·2 to 18·5)	14·9 (11·1 to 19·5)	9·7 (7 to 13·2)	12·1 (8·6 to 17·2)	14·4 (9·8 to 20·8)
Poisonings	0·2 (0·2 to 0·3)	0·1 (0·1 to 0·2)	1·2 (0·8 to 1·7)	3·6 (2·3 to 5·3)	5·2 (3·1 to 8)	7·2 (4·7 to 10·7)	9·4 (6·7 to 13·2)	10·4 (7·1 to 14·3)
Poisoning by carbon monoxide	0 (0 to 0)	0 (0 to 0)	0·3 (0·2 to 0·6)	0·9 (0·5 to 1·4)	1·2 (0·8 to 1·6)	1·5 (0·9 to 2·3)	3·5 (2·4 to 4·8)	3·8 (2·6 to 5·5)
Poisoning by other means	0·2 (0·1 to 0·3)	0·1 (0·1 to 0·2)	0·9 (0·6 to 1·2)	2·8 (1·6 to 4·3)	4 (2·1 to 6·7)	5·8 (3·3 to 8·9)	6 (3·6 to 9·3)	6·5 (4·1 to 9·8)
Exposure to mechanical forces	0·2 (0·1 to 0·3)	0·1 (0·1 to 0·2)	1·7 (1·2 to 2·2)	6·9 (5 to 9·5)	9·6 (6·8 to 13·7)	13 (8·5 to 20)	19·1 (12·9 to 28·9)	23 (15·6 to 33·9)
Unintentional firearm injuries	0 (0 to 0)	0 (0 to 0)	0·1 (0 to 0·1)	0·4 (0·2 to 0·6)	0·4 (0·3 to 0·7)	0·6 (0·4 to 0·8)	1·1 (0·7 to 1·7)	1·3 (0·9 to 1·9)
Other exposure to mechanical forces	0·2 (0·1 to 0·3)	0·1 (0·1 to 0·2)	1·6 (1·1 to 2·2)	6·6 (4·8 to 9)	9·2 (6·3 to 13·2)	12·4 (8 to 19·2)	18 (11·9 to 27·8)	21·7 (14·4 to 32·4)
Adverse effects of medical treatment	1 (0·6 to 1·5)	0·7 (0·5 to 1)	5·6 (3·5 to 8·8)	6·1 (3·9 to 9·3)	3·3 (2·1 to 5)	2·8 (1·9 to 4·2)	3·6 (2·4 to 5·2)	4·7 (3·2 to 6·9)
Animal contact	0·1 (0 to 0·1)	0·1 (0 to 0·1)	0·3 (0·2 to 0·5)	1·3 (0·9 to 1·8)	2·1 (1·3 to 3·2)	3·1 (1·9 to 4·6)	3·9 (2·5 to 5·6)	4·3 (2·7 to 6·3)
Venomous animal contact	0 (0 to 0)	0 (0 to 0)	0·1 (0 to 0·1)	0·5 (0·3 to 0·8)	1 (0·6 to 1·6)	1·5 (0·9 to 2·4)	1·8 (1·1 to 2·8)	2 (1·2 to 3)
Non-venomous animal contact	0·1 (0 to 0·1)	0·1 (0 to 0·1)	0·2 (0·1 to 0·3)	0·8 (0·5 to 1·2)	1·1 (0·7 to 2)	1·6 (0·9 to 2·6)	2 (1·2 to 3·4)	2·3 (1·3 to 3·9)
Foreign body	3·4 (2·3 to 4·9)	9·4 (6·3 to 13·9)	86·5 (56·5 to 123)	14 (10·4 to 18·2)	8·1 (6·2 to 10·4)	7·1 (5·3 to 9·5)	8·6 (6·5 to 11·5)	9·5 (7·1 to 13)
Pulmonary aspiration and foreign body in airway	3·3 (2·2 to 4·9)	9·4 (6·3 to 13·9)	86·1 (56 to 123)	12·1 (8·8 to 15·9)	5·3 (4 to 6·7)	3·4 (2·5 to 4·3)	4 (3 to 5·4)	4·4 (3·2 to 6·1)
Foreign body in eyes	0 (0 to 0)	0 (0 to 0)	0·1 (0 to 0·3)	0·6 (0·2 to 1·3)	1 (0·3 to 2·1)	1·3 (0·5 to 2·9)	1·7 (0·6 to 3·7)	1·9 (0·8 to 3·9)
Foreign body in other body part	0 (0 to 0)	0 (0 to 0)	0·3 (0·2 to 0·4)	1·3 (0·8 to 2)	1·9 (1·2 to 2·9)	2·4 (1·6 to 3·6)	2·9 (2 to 4·2)	3·1 (2·2 to 4·3)
Environmental heat and cold exposure	0·1 (0 to 0·1)	0 (0 to 0)	0·8 (0·5 to 1·2)	0·8 (0·5 to 1·2)	0·7 (0·5 to 0·9)	1 (0·7 to 1·5)	1·8 (1·3 to 2·6)	2·3 (1·5 to 3·2)
Exposure to forces of nature	0 (0 to 0)	0 (0 to 0)	0 (0 to 0·1)	0·2 (0·2 to 0·3)	0·3 (0·2 to 0·3)	0·3 (0·3 to 0·3)	0·3 (0·2 to 0·4)	0·3 (0·2 to 0·4)
Other unintentional injuries	0·1 (0·1 to 0·2)	0·1 (0 to 0·1)	0·7 (0·5 to 1)	2·4 (1·5 to 3·6)	4·4 (2·9 to 6·6)	6·7 (4·5 to 10)	10·5 (7 to 15·7)	13·6 (8·9 to 20·4)
Self-harm and interpersonal violence	2·2 (1·6 to 3·1)	0·7 (0·5 to 0·9)	18·4 (12·2 to 26·1)	16·9 (11·8 to 23)	13·5 (10·6 to 16·8)	43·9 (34·4 to 55·9)	209 (166 to 257)	197 (152 to 250)
Self-harm	0 (0 to 0)	0 (0 to 0)	0 (0 to 0)	0 (0 to 0)	0 (0 to 0)	25·3 (17·1 to 35·9)	142 (102 to 188)	121 (85·8 to 163)
Self-harm by firearm	0 (0 to 0)	0 (0 to 0)	0 (0 to 0)	0 (0 to 0)	0 (0 to 0)	4·5 (3 to 6·7)	31·6 (21·6 to 43·9)	34·9 (24·5 to 47·2)
Self-harm by other specified means	0 (0 to 0)	0 (0 to 0)	0 (0 to 0)	0 (0 to 0)	0 (0 to 0)	20·7 (14·1 to 29·8)	110 (79·3 to 145)	86·3 (61·4 to 116)
Interpersonal violence	2·2 (1·6 to 3·1)	0·7 (0·5 to 0·9)	18·4 (12·2 to 26)	16·5 (11·4 to 22·6)	13·3 (10·3 to 16·6)	18·2 (13·8 to 23)	66·1 (51 to 82·7)	74·5 (57·1 to 97·5)
Physical violence by firearm	0·1 (0·1 to 0·1)	0 (0 to 0·1)	0·8 (0·5 to 1·1)	2·6 (1·7 to 3·6)	4 (2·9 to 5·3)	5·4 (4 to 7·1)	31 (22·6 to 40)	35·3 (24·4 to 48·7)
Physical violence by sharp object	0·1 (0 to 0·1)	0 (0 to 0)	0·2 (0·1 to 0·2)	0·4 (0·3 to 0·6)	0·6 (0·5 to 0·8)	0·9 (0·7 to 1·2)	4·5 (3·4 to 5·7)	6·5 (4·6 to 8·7)
Sexual violence	0 (0 to 0)	0 (0 to 0)	0 (0 to 0)	0·2 (0·1 to 0·4)	2·1 (1·3 to 3·4)	6·7 (3·8 to 10·4)	17·7 (10 to 28·1)	16·6 (9·8 to 25·1)
Physical violence by other means	2 (1·4 to 2·9)	0·6 (0·5 to 0·9)	17·4 (11·5 to 24·7)	13·3 (9·1 to 18·3)	6·5 (5 to 8·4)	5·2 (4 to 6·6)	12·9 (10·1 to 16·4)	16·2 (12·1 to 21·6)
Conflict and terrorism	0 (0 to 0)	0 (0 to 0)	0 (0 to 0)	0 (0 to 0)	0 (0 to 0·1)	0·2 (0·1 to 0·4)	0·4 (0·2 to 0·8)	0·3 (0·2 to 0·6)

Congenital birth defects	53·2 (40·1 to 69·7)	50 (37·2 to 66·1)	46·9 (34·8 to 60·8)	47 (35·4 to 60·9)	50·8 (38·3 to 65·9)	58·2 (43·2 to 76·8)	69·3 (51·3 to 91·3)	63·2 (46·1 to 83·2)
Neural tube defects	2·8 (1·5 to 4·8)	2·8 (1·5 to 5)	2 (1·1 to 3·2)	1·6 (1 to 2·5)	1·5 (0·8 to 2·5)	1 (0·6 to 1·6)	1 (0·6 to 1·7)	0·7 (0·4 to 1·1)
Congenital heart anomalies	12·9 (8 to 18·9)	11·9 (7·3 to 18·5)	11·7 (7·9 to 16·4)	12·8 (8·2 to 18·5)	11·9 (7·8 to 17·4)	11·7 (7·2 to 17·6)	12·3 (7·5 to 18·6)	11·6 (7 to 17·3)
Orofacial clefts	0·5 (0·3 to 0·7)	0·5 (0·3 to 0·7)	0·5 (0·3 to 0·7)	0·4 (0·3 to 0·7)	0·5 (0·3 to 0·7)	0·6 (0·3 to 0·8)	0·6 (0·4 to 0·9)	0·6 (0·4 to 0·9)
Down syndrome	4·1 (2·6 to 6·2)	4·3 (2·7 to 6·3)	4·3 (2·8 to 6·5)	5·3 (3·4 to 8)	8·6 (5·2 to 13)	15·1 (8·9 to 22·5)	22·9 (13·4 to 35·6)	19·5 (11 to 29·6)
Turner syndrome	0·8 (0·2 to 1·8)	0·7 (0·2 to 1·6)	0·6 (0·2 to 1·4)	0·5 (0·1 to 1·1)	0·4 (0·1 to 1)	0·2 (0·1 to 0·5)	0·2 (0·1 to 0·4)	0·2 (0·1 to 0·3)
Klinefelter syndrome	0 (0 to 0)	0 (0 to 0)	0 (0 to 0)	0 (0 to 0)	0 (0 to 0)	0 (0 to 0)	0 (0 to 0)	0 (0 to 0)
Other chromosomal abnormalities	6 (3·7 to 9)	5·2 (3·1 to 7·8)	4·4 (2·7 to 6·8)	3·9 (2·5 to 5·6)	3·2 (2·2 to 4·5)	2·8 (1·8 to 4)	2·6 (1·6 to 3·9)	2·2 (1·3 to 3·1)
Congenital musculoskeletal and limb anomalies	16·1 (9·6 to 23·7)	16 (9·5 to 24·9)	16 (9·5 to 23·9)	15·4 (9·3 to 23·3)	17·1 (10·3 to 26)	19·2 (11·4 to 28·9)	21·7 (13 to 32·5)	20·6 (12·4 to 30·9)
Urogenital congenital anomalies	1·2 (0·8 to 1·8)	1·1 (0·7 to 1·6)	1 (0·6 to 1·5)	0·8 (0·6 to 1·2)	0·8 (0·5 to 1·2)	0·8 (0·5 to 1·2)	0·7 (0·4 to 1)	0·5 (0·3 to 0·7)
Digestive congenital anomalies	1·3 (0·6 to 2·2)	1·2 (0·8 to 1·8)	1·1 (0·7 to 1·6)	1 (0·7 to 1·4)	1·2 (0·8 to 1·6)	1·4 (0·9 to 2)	1·6 (1 to 2·4)	1·6 (1 to 2·4)
Other congenital birth defects	7·6 (4·4 to 11·7)	6·3 (3·7 to 10·1)	5·3 (3·3 to 8·7)	5·2 (3·1 to 8·3)	5·6 (3·3 to 9·5)	5·4 (2·9 to 9·1)	5·6 (3 to 9·9)	5·8 (3·1 to 10·3)
Urinary diseases and male infertility	7·9 (5·5 to 11)	9·6 (6·8 to 13·4)	10·7 (7·7 to 14·8)	14·4 (10·4 to 19·5)	20·6 (14·6 to 28·7)	30·8 (22·3 to 43·6)	47·3 (32·8 to 64·8)	67·9 (48 to 94·7)
Urolithiasis	1·3 (0·8 to 2)	1·6 (1 to 2·6)	1·8 (1 to 2·9)	2·1 (1·2 to 3·2)	2·7 (1·6 to 4·3)	3·6 (2·2 to 5·5)	5·2 (3·1 to 8)	6·3 (3·7 to 9·7)
Benign prostatic hyperplasia	0 (0 to 0)	0 (0 to 0)	0 (0 to 0)	0 (0 to 0)	0 (0 to 0)	0 (0 to 0)	0 (0 to 0)	0 (0 to 0)
Male infertility	--	--	--	--	--	--	--	--
Other urinary diseases	1 (0·6 to 1·4)	1·4 (0·9 to 2·1)	1·3 (0·8 to 2)	1·2 (0·8 to 1·9)	1·8 (1·1 to 2·7)	1·7 (1·1 to 2·6)	2·6 (1·6 to 4)	3 (1·9 to 4·7)
Gynecological diseases	338 (219 to 498)	380 (247 to 552)	393 (265 to 560)	381 (251 to 548)	378 (251 to 543)	268 (171 to 390)	176 (109 to 255)	143 (87·9 to 211)
Uterine fibroids	6·4 (2·5 to 13·4)	14·5 (6·4 to 29·8)	24·4 (10·7 to 48·5)	27·8 (12·8 to 53·4)	28·8 (13·6 to 56·8)	24·7 (11 to 47·5)	20 (9 to 38·6)	13·4 (5·9 to 25·8)
Polycystic ovarian syndrome	21·2 (9·4 to 41·1)	20·8 (9·2 to 41·7)	19·9 (8·7 to 39·4)	18 (8·1 to 34·9)	16·3 (6·9 to 32·5)	4·3 (1·9 to 8·7)	0 (0 to 0)	0 (0 to 0)
Female infertility	9·8 (1·2 to 30·5)	10·7 (0·8 to 31·9)	8·8 (0·2 to 30)	5·2 (0·2 to 19·6)	0·1 (0 to 0·3)	0 (0 to 0)	0 (0 to 0)	0 (0 to 0)
Endometriosis	30·6 (15·2 to 53·1)	30·5 (14·9 to 52·2)	30·2 (16·7 to 49·4)	29·2 (15·3 to 49·6)	26·9 (14·7 to 42·7)	15·1 (7·4 to 26·1)	0 (0 to 0)	0 (0 to 0)
Genital prolapse	0·1 (0 to 0·3)	0·2 (0·1 to 0·5)	0·4 (0·1 to 0·9)	1·2 (0·5 to 2·4)	5·3 (2·3 to 10·3)	11·7 (5·1 to 22·6)	16·4 (7·5 to 31·9)	16·8 (7·6 to 32·5)
Premenstrual syndrome	128 (72·9 to 212)	135 (70·1 to 225)	159 (88·6 to 259)	166 (93·7 to 267)	154 (86·4 to 259)	64 (33·6 to 112)	0 (0 to 0)	0 (0 to 0)
Other gynecological diseases	142 (84·2 to 214)	168 (99·8 to 263)	150 (89·6 to 227)	133 (77·9 to 207)	146 (88·9 to 216)	149 (82·1 to 234)	140 (84·5 to 205)	113 (66 to 173)
Hemoglobinopathies and hemolytic anemias	20·7 (7·7 to 45·7)	22·9 (8·4 to 50·2)	22·7 (9·5 to 47)	19·2 (8·8 to 36·8)	17·5 (8·3 to 33·2)	15·5 (7·2 to 30·5)	17·2 (8·5 to 33·9)	20·5 (9·9 to 41·4)
Thalassemias	4·3 (2·4 to 6·9)	3 (1·5 to 5·1)	1·5 (0·8 to 2·8)	1·3 (0·7 to 2·4)	1·4 (0·7 to 2·4)	1·1 (0·6 to 2)	0·8 (0·4 to 1·4)	0·3 (0·2 to 0·7)
Thalassemias trait	11·2 (1·3 to 31·3)	12·5 (1·4 to 34·6)	5 (1 to 12·3)	5·7 (1·2 to 12·6)	6·3 (1·4 to 15·3)	5·2 (0·9 to 14)	5·1 (0·6 to 15)	4·9 (0·8 to 14·1)
Sickle cell disorders	0·1 (0 to 0·2)	0·1 (0 to 0·3)	0·1 (0 to 0·3)	0·1 (0 to 0·3)	0·1 (0 to 0·3)	0·1 (0 to 0·3)	0·1 (0 to 0·3)	0·1 (0 to 0·2)
Sickle cell trait	1·3 (0·1 to 4)	1·5 (0·1 to 4·2)	2·3 (0·6 to 5·3)	0·5 (0 to 1·4)	0·2 (0 to 0·5)	0·2 (0 to 0·5)	0·2 (0 to 0·5)	0·2 (0 to 0·5)
G6PD deficiency	1·8 (0·9 to 3·1)	2·8 (1·3 to 4·9)	6·5 (2·6 to 13·9)	3·1 (1·7 to 5·3)	2·4 (1·2 to 4)	1·9 (0·9 to 3·3)	1·9 (0·9 to 3·5)	1·5 (0·7 to 2·6)
G6PD trait	0 (0 to 0)	0 (0 to 0)	0·8 (0·3 to 1·6)	0·6 (0·1 to 1·6)	0·1 (0 to 0·1)	0 (0 to 0)	0 (0 to 0)	0 (0 to 0)
Other hemoglobinopathies and hemolytic anemias	2·1 (0·9 to 4·9)	3 (1·4 to 7)	6·5 (2·6 to 14·4)	7·8 (3·4 to 15·6)	7·2 (3·4 to 14·7)	6·9 (3·4 to 12·9)	9·1 (5·1 to 16·2)	13·4 (7·1 to 24·9)
Endocrine, metabolic, blood, and immune disorders	109 (75·1 to 150)	138 (95·1 to 196)	161 (114 to 220)	189 (133 to 259)	235 (170 to 316)	304 (219 to 416)	413 (293 to 567)	489 (347 to 671)
Oral disorders	59·6 (34 to 95·3)	81·8 (47·5 to 135)	109 (62·9 to 181)	137 (78·6 to 224)	196 (116 to 316)	270 (160 to 434)	377 (226 to 573)	435 (268 to 660)
Caries of deciduous teeth	0 (0 to 0)	0 (0 to 0)	0 (0 to 0)	0 (0 to 0)	0 (0 to 0)	0 (0 to 0)	0 (0 to 0)	0 (0 to 0)
Caries of permanent teeth	11·8 (4·5 to 23·7)	11·1 (4·4 to 22·4)	11 (4·4 to 22·2)	9·9 (4·1 to 21·1)	10·4 (4·1 to 22·3)	11·1 (4·5 to 23·7)	12·5 (4·7 to 27·4)	11·9 (4·3 to 26·1)
Periodontal diseases	7·4 (2·1 to 19·1)	14·4 (4·3 to 36·8)	23·8 (7·4 to 62·2)	34·3 (10·5 to 86·2)	51·2 (17·2 to 123)	67·5 (24·5 to 156)	83·8 (31·5 to 184)	82·4 (30·8 to 171)
Other oral disorders	27 (16·1 to 41·4)	28·9 (17·4 to 43·4)	29·6 (18 to 44·7)	29 (17·4 to 44·5)	33·6 (20·6 to 51·9)	37·5 (22·9 to 56·9)	43 (26·1 to 65·7)	40·4 (24·9 to 61·3)
Sudden infant death syndrome	--	--	--	--	--	--	--	--
Injuries	702 (573 to 871)	716 (590 to 889)	728 (586 to 910)	812 (660 to 994)	951 (772 to 1,180)	1,130 (918 to 1,430)	1,360 (1,090 to 1,720)	1,460 (1,160 to 1,830)
Transport injuries	269 (201 to 353)	244 (189 to 317)	218 (171 to 281)	220 (175 to 276)	261 (205 to 325)	291 (232 to 360)	337 (268 to 423)	345 (274 to 426)
Road injuries	250 (186 to 330)	223 (171 to 290)	197 (153 to 255)	196 (154 to 246)	230 (182 to 289)	252 (201 to 312)	287 (228 to 359)	287 (228 to 355)
Pedestrian road injuries	23·5 (16·7 to 32·3)	23·2 (16·7 to 30·8)	20·8 (15·8 to 27·1)	23·1 (17·4 to 29·9)	27·4 (21·2 to 35)	31·1 (23·8 to 40·2)	36·1 (28·1 to 46·6)	38·1 (30 to 48·4)
Cyclist road injuries	4·3 (3 to 6·1)	5·1 (3·7 to 6·8)	5·7 (4 to 7·6)	6·6 (4·8 to 8·9)	9·2 (6·5 to 12·3)	11·6 (8·5 to 15·4)	14·8 (10·8 to 19·9)	15·5 (11·2 to 20·9)
Motorcyclist road injuries	16·7 (11·7 to 22·9)	16·4 (11·9 to 22·4)	15·2 (11·3 to 20·4)	18·4 (13·8 to 24·3)	21·5 (16·6 to 26·9)	23·3 (18·1 to 30)	24·6 (18·9 to 31·7)	20·7 (15·7 to 26·7)
Motor vehicle road injuries	204 (150 to 270)	176 (136 to 232)	153 (117 to 199)	145 (114 to 184)	169 (133 to 213)	182 (143 to 225)	207 (162 to 260)	209 (166 to 259)
Other road injuries	1·9 (1·4 to 2·6)	2·2 (1·6 to 3)	2·3 (1·7 to 3)	2·5 (1·9 to 3·2)	3·1 (2·3 to 4)	4 (3 to 5·1)	4·4 (3·3 to 5·8)	3·8 (2·9 to 5·1)
Other transport injuries	18·5 (13·9 to 24·1)	20·4 (15·5 to 27·1)	21·4 (16·3 to 28·4)	24·8 (18·7 to 32·2)	31·5 (23·7 to 40·7)	39·4 (29·9 to 52)	50·6 (36·8 to 66·5)	57·2 (41·3 to 77·2)
Unintentional injuries	200 (151 to 270)	244 (181 to 335)	283 (209 to 387)	327 (246 to 434)	426 (321 to 565)	565 (420 to 757)	770 (581 to 1,010)	922 (691 to 1,210)
Falls	82·4 (57·9 to 116)	104 (74 to 145)	128 (90·5 to 179)	151 (110 to 208)	208 (154 to 281)	295 (215 to 394)	427 (316 to 569)	546 (404 to 724)
Drowning	10·3 (6·9 to 15·1)	9·7 (6·9 to 13·5)	8·3 (5·9 to 11·7)	9·4 (6·7 to 13·2)	10·1 (7·4 to 13·6)	10·9 (8 to 14·7)	11·4 (8·4 to 15)	10·9 (8·1 to 14·2)
Fire, heat, and hot substances	19 (13·1 to 27·8)	25·7 (16·8 to 39·1)	28·7 (18·5 to 43·6)	30·3 (19·5 to 45·3)	38 (25·9 to 57·7)	46·4 (30·7 to 68·7)	57·4 (38·5 to 85·9)	59·9 (40·6 to 90·1)
Poisonings	12·8 (9·3 to 17·3)	12·3 (9 to 16·9)	11·4 (8·3 to 15·5)	12·2 (8·8 to 16·5)	11·7 (8·4 to 16·3)	13·5 (9·8 to 18·5)	13·8 (9·8 to 19·5)	12·3 (8·6 to 17)
Poisoning by carbon monoxide	5 (3·3 to 7·1)	5·4 (3·6 to 7·8)	4·5 (3·1 to 6·3)	5 (3·5 to 7·1)	4·2 (2·9 to 5·6)	4 (2·7 to 5·7)	3·7 (2·5 to 5·2)	3·1 (2·2 to 4·3)
Poisoning by other means	7·9 (5·2 to 11·3)	6·9 (4·4 to 10·3)	6·9 (4·3 to 10·3)	7·2 (4·6 to 10·5)	7·5 (4·8 to 11·6)	9·6 (6·2 to 14·1)	10·1 (6·7 to 15·3)	9·2 (5·8 to 13·6)
Exposure to mechanical forces	29·5 (19·8 to 42·8)	34·8 (23·3 to 51·1)	39·5 (26·5 to 59·9)	42·8 (29 to 63·3)	54 (36·6 to 79·7)	65·6 (44·3 to 96·9)	82·9 (56·1 to 121)	89·6 (60·6 to 130)
Unintentional firearm injuries	1·4 (0·9 to 2·1)	1·5 (1·1 to 2·1)	1·6 (1·1 to 2·3)	1·6 (1·2 to 2·3)	2 (1·4 to 2·8)	2·4 (1·6 to 3·4)	2·7 (1·9 to 4·1)	2·7 (1·8 to 4·1)
Other exposure to mechanical forces	28·1 (18·5 to 41)	33·3 (22·2 to 49·3)	37·9 (25·2 to 57·7)	41·2 (27·6 to 61·5)	52 (35·2 to 77·1)	63·3 (42·3 to 92·7)	80·2 (53·9 to 118)	86·9 (58·8 to 127)
Adverse effects of medical treatment	6·3 (4·2 to 9·1)	8·1 (5·6 to 11·9)	9·9 (6·9 to 14)	13·1 (9 to 18·1)	18·3 (12·6 to 25·7)	24 (17·1 to 34·2)	35·8 (24 to 49·8)	47 (33 to 64·8)
Animal contact	4·9 (3·2 to 7·3)	5·4 (3·4 to 8·2)	6 (3·8 to 9·4)	6·3 (4 to 9·7)	7·8 (5 to 11·9)	9·6 (6·2 to 14·5)	11·9 (7·5 to 18·3)	12·9 (8·2 to 19·5)
Venomous animal contact	2·2 (1·4 to 3·3)	2·3 (1·4 to 3·4)	2·3 (1·4 to 3·5)	2·3 (1·5 to 3·4)	2·6 (1·7 to 3·9)	3 (1·9 to 4·3)	3·5 (2·2 to 5·1)	3·5 (2·2 to 5·1)
Non-venomous animal contact	2·7 (1·5 to 4·5)	3·1 (1·8 to 5·4)	3·7 (2·1 to 6·4)	4 (2·3 to 6·7)	5·2 (3 to 8·7)	6·7 (3·8 to 10·7)	8·5 (4·9 to 14)	9·5 (5·5 to 15·4)
Foreign body	12 (9·1 to 15·9)	14 (10·8 to 18·4)	15·6 (12·1 to 20)	19·7 (15·1 to 25)	24·8 (19·8 to 31·4)	32·3 (25 to 41·2)	43·1 (33·4 to 55·4)	49·3 (38·7 to 64·3)
Pulmonary aspiration and foreign body in airway	5·9 (4·2 to 8·3)	7·1 (5 to 9·9)	7·7 (5·5 to 10·7)	10·9 (7·7 to 14·9)	13·6 (9·9 to 18)	18·3 (13·1 to 25·3)	25·3 (17·6 to 35·2)	29·2 (20·5 to 40·6)
Foreign body in eyes	2·2 (1 to 4·4)	2·4 (1·1 to 4·5)	2·6 (1·3 to 4·7)	2·8 (1·5 to 5)	3·4 (2 to 5·6)	4 (2·3 to 6·4)	4·8 (2·8 to 7·2)	5 (3·1 to 7·6)
Foreign body in other body part	3·8 (2·6 to 5·3)	4·5 (3·1 to 6·3)	5·3 (3·7 to 7·3)	5·9 (4·2 to 8)	7·7 (5·5 to 10·6)	10 (7·1 to 13·7)	13 (9·3 to 17·7)	15·1 (10·6 to 20·6)
Environmental heat and cold exposure	3·2 (2·3 to 4·5)	3·9 (2·7 to 5·6)	4·4 (3·1 to 6·3)	5·7 (4·1 to 7·9)	7·3 (5·2 to 10)	9·8 (7 to 13·5)	12·5 (9 to 16·8)	14·7 (10·4 to 19·8)
Exposure to forces of nature	0·3 (0·3 to 0·4)	0·3 (0·3 to 0·4)	0·3 (0·2 to 0·4)	0·3 (0·2 to 0·4)	0·3 (0·3 to 0·4)	0·4 (0·3 to 0·5)	0·4 (0·3 to 0·5)	0·4 (0·3 to 0·5)
Other unintentional injuries	19·2 (12·8 to 28·3)	25·2 (16·5 to 37·5)	30·8 (20·2 to 44·8)	35·8 (23·9 to 51·5)	45·8 (30·6 to 65·1)	57·5 (37·8 to 81·6)	73·1 (48·4 to 105)	78·4 (53·2 to 112)
Self-harm and interpersonal violence	234 (170 to 311)	228 (169 to 299)	227 (173 to 295)	265 (199 to 351)	264 (199 to 344)	276 (209 to 365)	248 (190 to 334)	190 (147 to 245)
Self-harm	157 (106 to 222)	161 (112 to 223)	172 (124 to 231)	213 (155 to 293)	212 (152 to 284)	230 (167 to 311)	203 (147 to 282)	150 (109 to 201)
Self-harm by firearm	45 (29·9 to 64·5)	45·8 (30·9 to 63·8)	43 (29·3 to 58·2)	56·1 (40·3 to 77·3)	55·4 (39 to 74·8)	58·9 (42·3 to 81·3)	53 (37·7 to 74·3)	41·1 (29·1 to 56·3)
Self-harm by other specified means	112 (76·7 to 158)	115 (81·6 to 159)	129 (93·6 to 174)	157 (114 to 216)	157 (112 to 210)	171 (125 to 232)	150 (110 to 207)	109 (80 to 146)
Interpersonal violence	75·6 (55·1 to 98·6)	66 (49·4 to 86·7)	53·7 (42·3 to 68·8)	50·9 (40·2 to 63·7)	50·7 (39·8 to 62·8)	45·5 (37·1 to 56·4)	44·6 (35·5 to 55·9)	39·1 (31·6 to 49·1)
Physical violence by firearm	37·2 (25·8 to 51·3)	31 (21·3 to 43·4)	22·6 (16·7 to 31·1)	20·5 (15 to 27·3)	17·6 (12·9 to 23·3)	13·5 (10·3 to 17·7)	12 (9·3 to 15·5)	9·8 (7·7 to 12·9)
Physical violence by sharp object	7·8 (5·6 to 10·5)	7·2 (5·2 to 9·8)	5·8 (4·4 to 7·6)	5·5 (4·3 to 7·1)	5·5 (4·3 to 7)	5 (4 to 6·3)	5·2 (4·1 to 6·7)	4·4 (3·5 to 5·7)
Sexual violence	10·1 (5·6 to 16·5)	7·2 (4 to 11·9)	6·5 (3·6 to 10·3)	5·9 (3·4 to 9·6)	5·9 (3·4 to 9·8)	5 (2·9 to 8·4)	3·7 (2·1 to 6·1)	2·7 (1·6 to 4·2)
Physical violence by other means	20·5 (15·4 to 26·6)	20·6 (15·6 to 26·9)	18·9 (14·5 to 24·3)	19·1 (15 to 24·1)	21·7 (16·8 to 27·8)	21·9 (16·8 to 28·6)	23·6 (18 to 31·1)	22·1 (16·9 to 28·9)
Conflict and terrorism	0·4 (0·2 to 0·7)	0·3 (0·2 to 0·7)	0·3 (0·2 to 0·6)	0·3 (0·2 to 0·6)	0·3 (0·2 to 0·5)	0·2 (0·1 to 0·5)	0·3 (0·1 to 0·5)	0·2 (0·1 to 0·5)

Congenital birth defects	46·6 (35·5 to 59·6)	13·5 (8·3 to 19·9)	7·5 (4·6 to 11·4)	4 (2·5 to 6·1)	2·4 (1·5 to 3·7)	1·1 (0·7 to 1·7)	0·3 (0·2 to 0·6)	1,650
Neural tube defects	0·6 (0·4 to 0·9)	0·2 (0·1 to 0·2)	0·1 (0·1 to 0·1)	0 (0 to 0·1)	0 (0 to 0)	0 (0 to 0)	0 (0 to 0)	148
Congenital heart anomalies	11·1 (7·2 to 16)	1·6 (0·5 to 3·2)	1 (0·3 to 2·1)	0·6 (0·2 to 1·2)	0·4 (0·1 to 0·8)	0·2 (0·1 to 0·5)	0·1 (0 to 0·2)	371
Orofacial clefts	0·6 (0·3 to 0·8)	0·4 (0·3 to 0·6)	0·3 (0·2 to 0·4)	0·2 (0·1 to 0·3)	0·1 (0·1 to 0·2)	0·1 (0 to 0·1)	0 (0 to 0)	9·1
Down syndrome	9·8 (5·8 to 15·2)	0 (0 to 0)	0 (0 to 0)	0 (0 to 0)	0 (0 to 0)	0 (0 to 0)	0 (0 to 0)	125
Turner syndrome	0·1 (0 to 0·2)	0·1 (0 to 0·1)	0 (0 to 0·1)	0 (0 to 0)	0 (0 to 0)	0 (0 to 0)	0 (0 to 0)	7·8
Klinefelter syndrome	0 (0 to 0)	0 (0 to 0)	0 (0 to 0)	0 (0 to 0)	0 (0 to 0)	0 (0 to 0)	0 (0 to 0)	0
Other chromosomal abnormalities	1·4 (0·9 to 2)	0 (0 to 0)	0 (0 to 0)	0 (0 to 0)	0 (0 to 0)	0 (0 to 0)	0 (0 to 0)	240
Congenital musculoskeletal and limb anomalies	16·2 (10 to 24·2)	9·3 (5·2 to 14·7)	4·7 (2·6 to 7·6)	2·2 (1·1 to 3·8)	1·2 (0·7 to 2)	0·5 (0·3 to 0·8)	0·1 (0·1 to 0·2)	310
Urogenital congenital anomalies	0·2 (0·1 to 0·3)	0 (0 to 0)	0 (0 to 0)	0 (0 to 0)	0 (0 to 0)	0 (0 to 0)	0 (0 to 0)	42·2
Digestive congenital anomalies	1·6 (1 to 2·3)	0·6 (0·3 to 0·9)	0·4 (0·2 to 0·6)	0·2 (0·1 to 0·4)	0·2 (0·1 to 0·3)	0·1 (0·1 to 0·1)	0 (0 to 0)	96·8
Other congenital birth defects	5 (2·8 to 8·8)	1·4 (0·3 to 4·2)	1 (0·2 to 2·8)	0·6 (0·1 to 1·9)	0·4 (0·1 to 1·3)	0·2 (0·1 to 0·7)	0·1 (0 to 0·2)	296
Urinary diseases and male infertility	85·8 (61·3 to 121)	108 (77·2 to 153)	138 (95·2 to 192)	138 (96·3 to 204)	133 (89 to 191)	95·5 (61·7 to 139)	44·6 (28·3 to 64·7)	972
Urolithiasis	6·5 (3·9 to 9·9)	6·3 (3·9 to 10)	5·6 (3·1 to 9·2)	4·9 (2·8 to 8·2)	3·8 (2 to 6·6)	2·2 (1·2 to 3·8)	0·7 (0·4 to 1·3)	56·7
Benign prostatic hyperplasia	0 (0 to 0)	0 (0 to 0)	0 (0 to 0)	0 (0 to 0)	0 (0 to 0)	0 (0 to 0)	0 (0 to 0)	0
Male infertility	--	--	--	--	--	--	--	NA
Other urinary diseases	3·1 (1·9 to 5)	3·2 (1·9 to 5·5)	2·7 (1·5 to 5·2)	2·2 (1·2 to 4·2)	1·6 (0·8 to 3)	1 (0·5 to 1·9)	0·4 (0·2 to 0·8)	33·3
Gynecological diseases	118 (74·8 to 169)	88·7 (58 to 124)	57·3 (37·3 to 82·1)	34·4 (21·9 to 50)	20 (12·9 to 29·1)	8·8 (5·6 to 13)	2·4 (1·4 to 3·8)	3,250
Uterine fibroids	8·1 (3·4 to 16·2)	4·3 (1·8 to 8·2)	2 (0·9 to 4·1)	0·9 (0·4 to 1·9)	0·5 (0·2 to 1)	0·2 (0·1 to 0·4)	0·1 (0 to 0·1)	179
Polycystic ovarian syndrome	0 (0 to 0)	0 (0 to 0)	0 (0 to 0)	0 (0 to 0)	0 (0 to 0)	0 (0 to 0)	0 (0 to 0)	136
Female infertility	0 (0 to 0)	0 (0 to 0)	0 (0 to 0)	0 (0 to 0)	0 (0 to 0)	0 (0 to 0)	0 (0 to 0)	38·5
Endometriosis	0 (0 to 0)	0 (0 to 0)	0 (0 to 0)	0 (0 to 0)	0 (0 to 0)	0 (0 to 0)	0 (0 to 0)	190
Genital prolapse	19·3 (9·1 to 37)	19·9 (9·5 to 37·3)	15·3 (7·3 to 28)	10·2 (4·7 to 19·1)	6·3 (2·8 to 11·8)	2·9 (1·4 to 5·4)	0·8 (0·4 to 1·6)	127
Premenstrual syndrome	0 (0 to 0)	0 (0 to 0)	0 (0 to 0)	0 (0 to 0)	0 (0 to 0)	0 (0 to 0)	0 (0 to 0)	1,080
Other gynecological diseases	90·7 (56·2 to 134)	64·5 (40 to 92·3)	39·9 (25·3 to 58·4)	23·3 (14·4 to 34·6)	13·2 (8·1 to 19·3)	5·7 (3·4 to 8·7)	1·5 (0·8 to 2·6)	1,500
Hemoglobinopathies and hemolytic anemias	19·8 (10·2 to 39·6)	19·2 (11·3 to 32·9)	17·3 (10·2 to 29·8)	12·9 (7·8 to 20·6)	10·4 (6·1 to 16·8)	6·5 (4·1 to 10)	2·6 (1·6 to 3·9)	298
Thalassemias	0·1 (0 to 0·2)	0 (0 to 0·1)	0 (0 to 0)	0 (0 to 0)	0 (0 to 0)	0 (0 to 0)	0 (0 to 0)	27·4
Thalassemias trait	4·5 (0·5 to 13·5)	4 (0·8 to 10·2)	4·1 (0·9 to 9·6)	2·6 (0·2 to 6·2)	1·7 (0 to 4·7)	0·7 (0 to 2·3)	0·3 (0 to 0·8)	99·7
Sickle cell disorders	0·1 (0 to 0·2)	0 (0 to 0·1)	0 (0 to 0)	0 (0 to 0)	0 (0 to 0)	0 (0 to 0)	0 (0 to 0)	1·1
Sickle cell trait	0·2 (0 to 0·5)	0·1 (0 to 0·4)	0·1 (0 to 0·4)	0·1 (0 to 0·3)	0·1 (0 to 0·2)	0 (0 to 0·1)	0 (0 to 0)	9
G6PD deficiency	1·2 (0·5 to 2)	0·7 (0·3 to 1·1)	0·4 (0·2 to 0·7)	0·2 (0·1 to 0·3)	0·1 (0 to 0·1)	0 (0 to 0)	0 (0 to 0)	27·8
G6PD trait	0 (0 to 0)	0 (0 to 0)	0 (0 to 0)	0 (0 to 0)	0 (0 to 0)	0 (0 to 0)	0 (0 to 0)	2
Other hemoglobinopathies and hemolytic anemias	13·8 (7·9 to 24·2)	14·4 (9·2 to 22·9)	12·7 (8·2 to 20·4)	10 (6·5 to 14·8)	8·6 (5·4 to 13·1)	5·7 (3·7 to 8·4)	2·3 (1·5 to 3·2)	131
Endocrine, metabolic, blood, and immune disorders	464 (334 to 618)	416 (302 to 550)	346 (248 to 462)	253 (173 to 339)	189 (127 to 257)	121 (73·8 to 167)	50·4 (25·7 to 71)	4,150
Oral disorders	440 (272 to 676)	375 (233 to 569)	270 (170 to 398)	180 (113 to 264)	118 (74·4 to 172)	61·5 (38·5 to 89·1)	20·3 (12·6 to 29·6)	3,250
Caries of deciduous teeth	0 (0 to 0)	0 (0 to 0)	0 (0 to 0)	0 (0 to 0)	0 (0 to 0)	0 (0 to 0)	0 (0 to 0)	9·9
Caries of permanent teeth	10·2 (3·9 to 20·9)	7·6 (2·9 to 15·8)	4·8 (1·9 to 9·4)	2·8 (1·1 to 5·7)	1·6 (0·6 to 3·4)	0·7 (0·3 to 1·6)	0·2 (0·1 to 0·4)	149
Periodontal diseases	70·6 (26·6 to 144)	53 (20·7 to 108)	35·5 (14·1 to 72·4)	23·1 (8·8 to 47·6)	15·4 (5·8 to 32·1)	8 (2·9 to 16·8)	2·6 (0·9 to 5·4)	577
Other oral disorders	33·1 (20·4 to 49·9)	22·7 (14 to 34·4)	13·1 (8 to 19·7)	7·1 (4·2 to 10·4)	3·8 (2·3 to 5·5)	1·8 (1·1 to 2·6)	0·6 (0·4 to 0·9)	427
Sudden infant death syndrome	--	--	--	--	--	--	--	NA
Injuries	1,460 (1,150 to 1,860)	1,400 (1,110 to 1,760)	1,260 (1,010 to 1,610)	1,130 (890 to 1,430)	1,000 (804 to 1,270)	720 (570 to 896)	308 (246 to 385)	17,200
Transport injuries	321 (257 to 403)	273 (218 to 338)	200 (160 to 249)	137 (109 to 170)	87·6 (69·5 to 109)	45·4 (35·1 to 57·4)	15·4 (11·6 to 19·7)	4,150
Road injuries	263 (212 to 330)	223 (178 to 278)	162 (130 to 198)	109 (87·3 to 136)	67 (53·4 to 83·2)	32·4 (25·3 to 40·6)	9·7 (7·4 to 12·3)	3,620
Pedestrian road injuries	36·2 (28·6 to 45·3)	32·9 (25·7 to 41)	25·4 (20·1 to 31·9)	17·6 (13·9 to 22·2)	11·1 (8·6 to 13·9)	5·3 (4 to 6·6)	1·6 (1·2 to 2)	430
Cyclist road injuries	15 (10·8 to 20)	12·2 (8·9 to 16·2)	8·4 (6 to 11·1)	5·4 (3·9 to 7·2)	3·5 (2·5 to 4·7)	1·8 (1·2 to 2·4)	0·6 (0·4 to 0·8)	134
Motorcyclist road injuries	16·5 (12·3 to 22)	12·3 (9 to 16·4)	8·3 (6 to 11·1)	5·5 (3·9 to 7·3)	3·6 (2·6 to 4·9)	2 (1·4 to 2·7)	0·8 (0·6 to 1)	236
Motor vehicle road injuries	192 (154 to 239)	163 (130 to 205)	118 (94·3 to 144)	79·4 (63·1 to 98·9)	48·1 (38·2 to 59·4)	23 (17·9 to 28·9)	6·7 (5·1 to 8·4)	2,780
Other road injuries	3·4 (2·5 to 4·5)	2·6 (1·9 to 3·5)	1·9 (1·4 to 2·5)	1·2 (0·9 to 1·6)	0·7 (0·5 to 1)	0·4 (0·3 to 0·5)	0·1 (0·1 to 0·2)	40·7
Other transport injuries	57·2 (41·3 to 76·8)	49·5 (35·6 to 67·3)	38·1 (26·9 to 52·9)	27·4 (19·5 to 37·3)	20·6 (14·8 to 27·8)	13 (9·2 to 17·6)	5·7 (3·9 to 7·8)	530
Unintentional injuries	1,010 (770 to 1,320)	1,050 (811 to 1,350)	1,020 (797 to 1,320)	967 (755 to 1,240)	902 (719 to 1,140)	669 (528 to 836)	291 (232 to 363)	10,300
Falls	646 (480 to 839)	722 (546 to 935)	759 (589 to 994)	775 (595 to 991)	756 (599 to 966)	576 (449 to 727)	254 (201 to 321)	6,600
Drowning	9 (6·8 to 11·7)	7·3 (5·6 to 9·6)	5·1 (3·8 to 6·5)	3·4 (2·6 to 4·3)	2 (1·5 to 2·5)	0·9 (0·7 to 1·2)	0·3 (0·3 to 0·4)	181
Fire, heat, and hot substances	54·3 (37·6 to 78·1)	46·3 (32·4 to 65·9)	34·9 (24·9 to 49·5)	25·1 (18·4 to 34·9)	17·9 (13 to 24·6)	10·9 (8·2 to 14·5)	4·4 (3·4 to 5·7)	568
Poisonings	9·9 (6·9 to 13·8)	8·1 (5·6 to 11·2)	5·6 (3·9 to 7·7)	4 (2·8 to 5·3)	2·7 (1·9 to 3·6)	1·4 (1 to 1·8)	0·4 (0·3 to 0·6)	170
Poisoning by carbon monoxide	2·3 (1·7 to 3·1)	2 (1·5 to 2·7)	1·5 (1·1 to 2)	1 (0·7 to 1·3)	0·6 (0·5 to 0·9)	0·3 (0·2 to 0·4)	0·1 (0·1 to 0·1)	53·8
Poisoning by other means	7·6 (4·8 to 11·3)	6·1 (3·9 to 9·1)	4·1 (2·6 to 6)	3 (2 to 4·2)	2 (1·4 to 2·8)	1·1 (0·7 to 1·5)	0·4 (0·2 to 0·5)	116
Exposure to mechanical forces	84·9 (56·7 to 123)	70·7 (47 to 102)	52·1 (35·1 to 74·1)	37·5 (25·5 to 53·7)	27·6 (18·9 to 39)	16·2 (11 to 23·1)	6 (4·1 to 8·5)	807
Unintentional firearm injuries	2·5 (1·6 to 3·7)	2 (1·3 to 3·1)	1·5 (1 to 2·2)	1 (0·7 to 1·6)	0·7 (0·5 to 1·1)	0·4 (0·3 to 0·6)	0·2 (0·1 to 0·2)	28·1
Other exposure to mechanical forces	82·4 (54·8 to 120)	68·7 (45·3 to 99·1)	50·6 (34·2 to 72·2)	36·5 (24·7 to 52·2)	26·9 (18·3 to 37·9)	15·8 (10·7 to 22·4)	5·9 (4 to 8·3)	779
Adverse effects of medical treatment	53·7 (38·7 to 73·6)	54 (38·8 to 75)	46 (33·3 to 62·8)	31·1 (22·4 to 42·1)	21·2 (15·3 to 28·8)	12·4 (8·4 to 16·9)	4·6 (3·2 to 6·4)	414
Animal contact	12·5 (8 to 19·3)	10·3 (6·5 to 15·6)	7·5 (4·8 to 11·6)	5·2 (3·3 to 8)	3·7 (2·3 to 5·7)	2·1 (1·3 to 3·1)	0·7 (0·5 to 1·1)	122
Venomous animal contact	3·1 (2 to 4·5)	2·3 (1·5 to 3·4)	1·6 (1 to 2·3)	1 (0·7 to 1·5)	0·7 (0·5 to 1)	0·4 (0·2 to 0·5)	0·1 (0·1 to 0·2)	37·7
Non-venomous animal contact	9·4 (5·7 to 15·4)	8 (4·7 to 12·8)	5·9 (3·5 to 9·5)	4·2 (2·5 to 6·7)	3 (1·8 to 4·8)	1·7 (1·1 to 2·7)	0·6 (0·4 to 0·9)	84·2
Foreign body	52·9 (42·3 to 66)	51·9 (41·1 to 64·4)	47·4 (37·5 to 59·2)	40·2 (31·9 to 49·3)	34·8 (27·8 to 42·6)	26 (19·9 to 32·3)	12·3 (9·3 to 15)	623
Pulmonary aspiration and foreign body in airway	32·5 (23·9 to 42·7)	33·4 (24·6 to 44·1)	32·4 (23·8 to 42·3)	28·7 (21·2 to 37·7)	26·1 (19·5 to 33·3)	20·6 (14·8 to 26·3)	10·1 (7·1 to 12·6)	430
Foreign body in eyes	4·8 (3 to 7)	4 (2·6 to 5·8)	2·9 (1·9 to 4·2)	2 (1·3 to 2·9)	1·4 (0·9 to 2)	0·8 (0·5 to 1·1)	0·3 (0·2 to 0·4)	50·2
Foreign body in other body part	15·6 (11·1 to 21·4)	14·6 (10·4 to 19·7)	12·1 (8·7 to 16·6)	9·5 (6·8 to 12·8)	7·3 (5·2 to 10·1)	4·7 (3·2 to 6·5)	2 (1·4 to 2·8)	143
Environmental heat and cold exposure	14·7 (10·6 to 20)	14·6 (10·4 to 19·7)	12·3 (9 to 16·3)	10·2 (7·5 to 13·5)	8·5 (6·3 to 11·2)	5·7 (4·2 to 7·6)	2·2 (1·6 to 2·9)	137
Exposure to forces of nature	0·3 (0·3 to 0·4)	0·3 (0·2 to 0·4)	0·2 (0·2 to 0·3)	0·1 (0·1 to 0·2)	0·1 (0·1 to 0·1)	0 (0 to 0·1)	0 (0 to 0)	5·3
Other unintentional injuries	74·8 (50·7 to 105)	63·5 (44 to 89·6)	47·9 (33·2 to 66·9)	34·9 (24·3 to 48·4)	26·5 (18·7 to 36·3)	16·5 (11·7 to 22·7)	6·5 (4·7 to 8·9)	675
Self-harm and interpersonal violence	122 (96·6 to 155)	78·1 (62·3 to 96·7)	45·9 (37·3 to 57)	25·4 (20·9 to 30·8)	14·4 (11·4 to 17·5)	6·4 (5·1 to 7·7)	1·8 (1·4 to 2·2)	2,730
Self-harm	89·3 (66·9 to 119)	53·1 (39·5 to 70)	29 (22 to 38·3)	15·8 (12·2 to 20·1)	8·4 (6·4 to 10·8)	3·5 (2·7 to 4·3)	0·9 (0·7 to 1·1)	1,990
Self-harm by firearm	25·5 (18·2 to 35·1)	15·3 (10·9 to 21)	7·8 (5·6 to 10·7)	3·7 (2·7 to 4·8)	1·4 (1 to 1·9)	0·5 (0·3 to 0·6)	0·1 (0·1 to 0·1)	524
Self-harm by other specified means	63·8 (48·4 to 84·6)	37·8 (28·4 to 49·1)	21·2 (16·2 to 27·7)	12·1 (9·4 to 15·2)	7 (5·3 to 8·9)	3 (2·4 to 3·8)	0·8 (0·6 to 1)	1,460
Interpersonal violence	32·4 (25·9 to 40·3)	24·7 (19·9 to 31)	16·7 (13·5 to 20·9)	9·4 (7·4 to 11·9)	5·9 (4·5 to 7·7)	2·8 (2·1 to 3·7)	0·9 (0·7 to 1·2)	729
Physical violence by firearm	7·5 (6 to 9·2)	5·4 (4·4 to 6·6)	3·3 (2·6 to 4·1)	1·5 (1·2 to 1·9)	0·7 (0·6 to 0·9)	0·3 (0·2 to 0·4)	0·1 (0·1 to 0·1)	262
Physical violence by sharp object	3·6 (2·9 to 4·7)	2·6 (2·1 to 3·3)	1·7 (1·3 to 2·2)	1 (0·7 to 1·3)	0·6 (0·4 to 0·8)	0·3 (0·2 to 0·4)	0·1 (0·1 to 0·1)	69·5
Sexual violence	2·4 (1·4 to 3·6)	1·8 (1·1 to 2·8)	1·3 (0·8 to 1·9)	1 (0·6 to 1·5)	0·6 (0·4 to 1)	0·2 (0·1 to 0·2)	0 (0 to 0)	97·6
Physical violence by other means	18·9 (14·3 to 24·9)	14·9 (11·3 to 19·4)	10·4 (8 to 13·6)	6 (4·5 to 8)	3·9 (2·9 to 5·3)	2 (1·5 to 2·8)	0·7 (0·5 to 0·9)	300
Conflict and terrorism	0·2 (0·1 to 0·4)	0·2 (0·1 to 0·3)	0·2 (0·1 to 0·3)	0·2 (0·1 to 0·3)	0 (0 to 0·1)	0 (0 to 0)	0 (0 to 0)	4

SR Table 2b: Maryland DALYS by cause and age group for females with 95% uncertainty intervals, 2019

Cause	Early Neonatal	Late Neonatal	Post Neonatal	1 to 4	Total
All causes	11,300 (10,400 to 12,200)	2,610 (2,410 to 2,820)	5,280 (4,960 to 5,610)	6,490 (5,250 to 7,950)	1,010,000
Communicable, maternal, neonatal, and nutritional diseases	9,140 (8,180 to 10,100)	1,580 (1,360 to 1,790)	1,300 (1,040 to 1,610)	1,480 (1,150 to 1,940)	53,500
HIV/AIDS and sexually transmitted infections	1·1 (0·7 to 1·5)	0·6 (0·3 to 1·1)	24·7 (20·8 to 28·8)	21·2 (17·8 to 24·9)	5,230
HIV/AIDS	0 (0 to 0)	0 (0 to 0)	24·4 (20·6 to 28·6)	21·2 (17·8 to 24·9)	4,500
HIV/AIDS - Drug-susceptible Tuberculosis	0 (0 to 0)	0 (0 to 0)	0·4 (0·2 to 0·6)	0·3 (0·2 to 0·5)	49·7
HIV/AIDS - Multidrug-resistant Tuberculosis without extensive	0 (0 to 0)	0 (0 to 0)	0 (0 to 0·1)	0 (0 to 0·1)	1·8
HIV/AIDS - Extensively drug-resistant Tuberculosis	0 (0 to 0)	0 (0 to 0)	0 (0 to 0)	0 (0 to 0)	0·5
HIV/AIDS resulting in other diseases	0 (0 to 0)	0 (0 to 0)	24·1 (20·3 to 28·2)	20·8 (17·4 to 24·6)	4,440
Sexually transmitted infections excluding HIV	1·1 (0·7 to 1·5)	0·6 (0·3 to 1·1)	0·2 (0·1 to 0·4)	0 (0 to 0)	736
Syphilis	1·1 (0·7 to 1·5)	0·6 (0·3 to 1·1)	0·2 (0·1 to 0·4)	0 (0 to 0)	31·3
Chlamydial infection	0 (0 to 0)	0 (0 to 0)	0 (0 to 0)	0 (0 to 0)	38·3
Gonococcal infection	0 (0 to 0)	0 (0 to 0)	0 (0 to 0)	0 (0 to 0)	46·8
Trichomoniasis	0 (0 to 0)	0 (0 to 0)	0 (0 to 0)	0 (0 to 0)	279
Genital herpes	0 (0 to 0)	0 (0 to 0)	0 (0 to 0)	0 (0 to 0)	171
Other sexually transmitted infections	0 (0 to 0)	0 (0 to 0)	0 (0 to 0)	0 (0 to 0)	169
Respiratory infections and tuberculosis	26·5 (18·8 to 35·7)	45·3 (33·5 to 59·8)	270 (201 to 356)	418 (283 to 616)	15,400
Tuberculosis	0 (0 to 0)	0 (0 to 0)	0·9 (0·7 to 1·1)	1·4 (1·1 to 1·9)	180
Latent tuberculosis infection	0 (0 to 0)	0 (0 to 0)	0 (0 to 0)	0 (0 to 0)	0
Drug-susceptible tuberculosis	0 (0 to 0)	0 (0 to 0)	0·8 (0·6 to 1·1)	1·4 (1·1 to 1·8)	174
Multidrug-resistant tuberculosis without extensive drug resistar	0 (0 to 0)	0 (0 to 0)	0 (0 to 0·1)	0 (0 to 0·2)	4·9
Extensively drug-resistant tuberculosis	0 (0 to 0)	0 (0 to 0)	0 (0 to 0)	0 (0 to 0)	1·2
Lower respiratory infections	25·8 (18·2 to 35·1)	41·6 (29·8 to 55·9)	203 (142 to 280)	117 (86·6 to 154)	11,400
Upper respiratory infections	0·6 (0·4 to 1)	3·4 (2 to 5·4)	58·6 (33·6 to 93·6)	251 (138 to 411)	3,350
Otitis media	0 (0 to 0)	0·3 (0·1 to 0·6)	8 (4·2 to 13·9)	48·8 (25·3 to 84·8)	432
Enteric infections	7·1 (4·8 to 10·5)	10·3 (7·3 to 14·2)	90 (62·2 to 129)	218 (139 to 330)	5,720
Diarrheal diseases	7·1 (4·8 to 10·5)	9·9 (6·9 to 13·7)	87·8 (60·4 to 127)	215 (136 to 325)	5,700
Typhoid and paratyphoid	0 (0 to 0)	0 (0 to 0)	0·1 (0 to 0·1)	0·1 (0 to 0·3)	0·8
Typhoid fever	0 (0 to 0)	0 (0 to 0)	0 (0 to 0)	0 (0 to 0)	0·1
Paratyphoid fever	0 (0 to 0)	0 (0 to 0)	0·1 (0 to 0·1)	0·1 (0 to 0·3)	0·7
Invasive Non-typhoidal Salmonella (iNTS)	0 (0 to 0)	0·4 (0·2 to 0·9)	1·3 (0·4 to 3·3)	1·4 (0·6 to 3·4)	11·7
Other intestinal infectious diseases	0 (0 to 0)	0 (0 to 0)	0·8 (0 to 2·9)	1·1 (0·3 to 3·1)	8·4
Neglected tropical diseases and malaria	0·6 (0·2 to 1·1)	2·1 (0·7 to 3·8)	5·7 (1·9 to 12·9)	13·3 (3·7 to 33·9)	1,080
Malaria	0 (0 to 0)	0 (0 to 0)	0 (0 to 0)	0 (0 to 0)	0
Chagas disease	0 (0 to 0)	0 (0 to 0)	0 (0 to 0)	0 (0 to 0)	12·7
Leishmaniasis	0 (0 to 0)	0 (0 to 0)	0 (0 to 0)	0 (0 to 0)	0
Visceral leishmaniasis	0 (0 to 0)	0 (0 to 0)	0 (0 to 0)	0 (0 to 0)	0
Cutaneous and mucocutaneous leishmaniasis	0 (0 to 0)	0 (0 to 0)	0 (0 to 0)	0 (0 to 0)	0
African trypanosomiasis	0 (0 to 0)	0 (0 to 0)	0 (0 to 0)	0 (0 to 0)	0
Schistosomiasis	0 (0 to 0)	0 (0 to 0)	0 (0 to 0)	0 (0 to 0)	0
Cysticercosis	0 (0 to 0)	0 (0 to 0)	0 (0 to 0)	0 (0 to 0)	877
Cystic echinococcosis	0 (0 to 0)	0 (0 to 0)	0 (0 to 0)	0 (0 to 0)	1·1
Lymphatic filariasis	0 (0 to 0)	0 (0 to 0)	0 (0 to 0)	0 (0 to 0)	0
Onchocerciasis	0 (0 to 0)	0 (0 to 0)	0 (0 to 0)	0 (0 to 0)	0
Trachoma	0 (0 to 0)	0 (0 to 0)	0 (0 to 0)	0 (0 to 0)	0
Dengue	0 (0 to 0)	0 (0 to 0)	0 (0 to 0)	0 (0 to 0)	0
Yellow fever	0 (0 to 0)	0 (0 to 0)	0 (0 to 0)	0 (0 to 0)	0
Rabies	0 (0 to 0)	0 (0 to 0)	0·3 (0·1 to 0·7)	0·3 (0·1 to 0·6)	1·5
Intestinal nematode infections	0 (0 to 0)	0 (0 to 0)	0 (0 to 0)	0 (0 to 0)	0
Ascariasis	0 (0 to 0)	0 (0 to 0)	0 (0 to 0)	0 (0 to 0)	0
Trichuriasis	0 (0 to 0)	0 (0 to 0)	0 (0 to 0)	0 (0 to 0)	0
Hookworm disease	0 (0 to 0)	0 (0 to 0)	0 (0 to 0)	0 (0 to 0)	0
Food-borne trematodiases	0 (0 to 0)	0 (0 to 0)	0 (0 to 0)	0 (0 to 0)	0
Leprosy	0 (0 to 0)	0 (0 to 0)	0 (0 to 0)	0 (0 to 0)	0
Ebola	0 (0 to 0)	0 (0 to 0)	0 (0 to 0)	0 (0 to 0)	0
Zika virus	0 (0 to 0)	0 (0 to 0)	0 (0 to 0)	0 (0 to 0)	0
Guinea worm disease	0 (0 to 0)	0 (0 to 0)	0 (0 to 0)	0 (0 to 0)	0
Other neglected tropical diseases	0·6 (0·2 to 1·1)	2·1 (0·7 to 3·8)	5·5 (1·8 to 12·6)	13 (3·5 to 33·7)	190
Other infectious diseases	25·4 (16 to 35·9)	71·6 (41·7 to 113)	169 (128 to 224)	111 (88·4 to 139)	2,230
Meningitis	4·8 (3·4 to 6·6)	13·3 (8·9 to 19·4)	48·9 (33·2 to 71·9)	31·1 (22·5 to 42·2)	413
Encephalitis	2 (0·9 to 3·4)	3·5 (1·6 to 5·5)	13·8 (7·8 to 22·3)	20·9 (12·5 to 32·7)	246
Diphtheria	0 (0 to 0)	0 (0 to 0)	0·1 (0 to 0·3)	0·2 (0 to 0·4)	1·4
Tetanus	0 (0 to 0·1)	0 (0 to 0·1)	0 (0 to 0)	0 (0 to 0)	1·2
Measles	0 (0 to 0)	0 (0 to 0)	0·1 (0 to 0·3)	0·2 (0 to 0·8)	0·2
Varicella and herpes zoster	0·3 (0·2 to 0·7)	1·1 (0·6 to 2·1)	2·7 (1·4 to 6)	4 (2·2 to 9·3)	163
Acute hepatitis	0 (0 to 0)	0 (0 to 0)	1·4 (0·7 to 2·5)	2·1 (0·9 to 3·9)	110
Acute hepatitis A	0 (0 to 0)	0 (0 to 0)	0·3 (0·1 to 0·7)	1·4 (0·3 to 3·1)	80·5
Acute hepatitis B	0 (0 to 0)	0 (0 to 0)	0·7 (0·3 to 1·4)	0·4 (0·1 to 0·8)	15·6
Acute hepatitis C	0 (0 to 0)	0 (0 to 0)	0·2 (0·1 to 0·3)	0·2 (0·1 to 0·4)	5·9
Acute hepatitis E	0 (0 to 0)	0 (0 to 0)	0·2 (0·1 to 0·6)	0·1 (0·1 to 0·3)	7·5
Other unspecified infectious diseases	18·2 (9·7 to 28·3)	53·8 (26·2 to 91·9)	85·3 (52·3 to 132)	41 (26·5 to 60·9)	1,270
Maternal and neonatal disorders	9,080 (8,130 to 10,000)	1,450 (1,250 to 1,650)	714 (540 to 923)	603 (459 to 795)	19,400
Maternal disorders	0 (0 to 0)	0 (0 to 0)	0 (0 to 0)	0 (0 to 0)	1,630
Maternal hemorrhage	0 (0 to 0)	0 (0 to 0)	0 (0 to 0)	0 (0 to 0)	156
Maternal sepsis and other maternal infections	0 (0 to 0)	0 (0 to 0)	0 (0 to 0)	0 (0 to 0)	66·8
Maternal hypertensive disorders	0 (0 to 0)	0 (0 to 0)	0 (0 to 0)	0 (0 to 0)	252
Maternal obstructed labor and uterine rupture	0 (0 to 0)	0 (0 to 0)	0 (0 to 0)	0 (0 to 0)	49·4
Maternal abortion and miscarriage	0 (0 to 0)	0 (0 to 0)	0 (0 to 0)	0 (0 to 0)	25·8
Ectopic pregnancy	0 (0 to 0)	0 (0 to 0)	0 (0 to 0)	0 (0 to 0)	29·1
Indirect maternal deaths	--	--	--	--	NA
Late maternal deaths	--	--	--	--	NA
Maternal deaths aggravated by HIV/AIDS	--	--	--	--	NA
Neonatal disorders	9,080 (8,130 to 10,000)	1,450 (1,250 to 1,650)	714 (540 to 923)	603 (459 to 795)	17,800
Neonatal preterm birth	6,280 (5,500 to 7,020)	684 (518 to 840)	454 (341 to 601)	347 (256 to 470)	12,600
Neonatal encephalopathy due to birth asphyxia and trauma	1,260 (1,020 to 1,520)	184 (131 to 242)	74·9 (53·3 to 101)	79·6 (49·3 to 115)	2,430
Neonatal sepsis and other neonatal infections	340 (242 to 468)	295 (211 to 396)	65·8 (44·5 to 93·2)	13·4 (8·7 to 20·5)	947
Hemolytic disease and other neonatal jaundice	6·8 (4·5 to 10·1)	2·5 (1·5 to 4)	1·3 (0·9 to 2)	5·8 (4·4 to 7·5)	72
Other neonatal disorders	1,180 (813 to 1,650)	284 (210 to 367)	118 (76·8 to 176)	157 (117 to 209)	1,740
Nutritional deficiencies	0 (0 to 0)	4·1 (0·2 to 13·7)	26·7 (5·6 to 90)	94 (14 to 293)	4,480
Protein-energy malnutrition	0 (0 to 0)	0 (0 to 0)	3·3 (2·2 to 4·8)	1·4 (1·1 to 1·7)	1,010
Iodine deficiency	0 (0 to 0)	0 (0 to 0)	0 (0 to 0)	0·2 (0 to 0·7)	95·6
Vitamin A deficiency	0 (0 to 0)	0·1 (0 to 0·4)	0·2 (0 to 0·9)	0·8 (0·1 to 3·3)	3·4
Dietary iron deficiency	0 (0 to 0)	4 (0·1 to 13·4)	22·8 (1·9 to 85·6)	90·3 (11 to 286)	3,120
Other nutritional deficiencies	0 (0 to 0)	0 (0 to 0)	0·4 (0·2 to 0·8)	1·3 (1 to 1·6)	249
Non-communicable diseases	2,120 (1,650 to 2,930)	945 (786 to 1,140)	3,260 (2,920 to 3,640)	3,910 (2,980 to 5,070)	883,000
Neoplasms	22·6 (17·9 to 27·6)	12·5 (9·7 to 16·3)	62·1 (48·5 to 77·5)	337 (276 to 406)	147,000
Lip and oral cavity cancer	0 (0 to 0)	0 (0 to 0)	0 (0 to 0)	0 (0 to 0)	948
Nasopharynx cancer	0 (0 to 0)	0 (0 to 0)	0 (0 to 0)	0 (0 to 0)	200
Other pharynx cancer	0 (0 to 0)	0 (0 to 0)	0 (0 to 0)	0 (0 to 0)	339
Esophageal cancer	0 (0 to 0)	0 (0 to 0)	0 (0 to 0)	0 (0 to 0)	1,690
Stomach cancer	0 (0 to 0)	0 (0 to 0)	0 (0 to 0)	0 (0 to 0)	2,840
Colon and rectum cancer	0 (0 to 0)	0 (0 to 0)	0 (0 to 0)	0 (0 to 0)	14,800
Liver cancer	0·7 (0·4 to 1·2)	0·6 (0·3 to 1·2)	3·3 (2·1 to 5)	11·8 (8·5 to 15·8)	2,750
Liver cancer due to hepatitis B	0 (0 to 0)	0 (0 to 0)	0 (0 to 0)	0 (0 to 0)	291
Liver cancer due to hepatitis C	0 (0 to 0)	0 (0 to 0)	0 (0 to 0)	0 (0 to 0)	1,330
Liver cancer due to alcohol use	0 (0 to 0)	0 (0 to 0)	0 (0 to 0)	0 (0 to 0)	400
Liver cancer due to NASH	0 (0 to 0)	0 (0 to 0)	0 (0 to 0)	0 (0 to 0)	367
Liver cancer due to other causes	0·7 (0·4 to 1·2)	0·6 (0·3 to 1·2)	3·3 (2·1 to 5)	11·8 (8·5 to 15·8)	355
Gallbladder and biliary tract cancer	0 (0 to 0)	0 (0 to 0)	0 (0 to 0)	0 (0 to 0)	1,040
Pancreatic cancer	0 (0 to 0)	0 (0 to 0)	0 (0 to 0)	0 (0 to 0)	10,100
Larynx cancer	0 (0 to 0)	0 (0 to 0)	0 (0 to 0)	0 (0 to 0)	489
Tracheal, bronchus, and lung cancer	0 (0 to 0)	0 (0 to 0)	0 (0 to 0)	0 (0 to 0)	33,900
Malignant skin melanoma	0·1 (0 to 0·2)	0·1 (0·1 to 0·2)	1·9 (0·3 to 6·2)	8·1 (1·1 to 27·7)	1,900
Non-melanoma skin cancer	0 (0 to 0)	0 (0 to 0)	0 (0 to 0)	0 (0 to 0)	758
Non-melanoma skin cancer (squamous-cell carcinoma)	0 (0 to 0)	0 (0 to 0)	0 (0 to 0)	0 (0 to 0)	749
Non-melanoma skin cancer (basal-cell carcinoma)	0 (0 to 0)	0 (0 to 0)	0 (0 to 0)	0 (0 to 0)	8·4
Breast cancer	0 (0 to 0)	0 (0 to 0)	0 (0 to 0)	0 (0 to 0)	28,700
Cervical cancer	0 (0 to 0)	0 (0 to 0)	0 (0 to 0)	0 (0 to 0)	4,190
Uterine cancer	0 (0 to 0)	0 (0 to 0)	0 (0 to 0)	0 (0 to 0)	5,340
Ovarian cancer	0 (0 to 0)	0 (0 to 0)	0 (0 to 0)	0 (0 to 0)	7,890
Prostate cancer	0 (0 to 0)	0 (0 to 0)	0 (0 to 0)	0 (0 to 0)	0
Testicular cancer	--	--	--	--	NA
Kidney cancer	0·4 (0·3 to 0·5)	0·3 (0·2 to 0·4)	2·8 (1·7 to 4·3)	13 (9·4 to 17·5)	2,290
Bladder cancer	0 (0 to 0)	0 (0 to 0)	0 (0 to 0)	0 (0 to 0)	2,090
Brain and central nervous system cancer	3·1 (2·1 to 4·2)	2 (1·3 to 2·9)	14·2 (8·8 to 23·1)	87·2 (55·6 to 130)	4,350
Thyroid cancer	0 (0 to 0)	0 (0 to 0)	0 (0 to 0)	0 (0 to 0)	556
Mesothelioma	0 (0 to 0)	0 (0 to 0)	0 (0 to 0)	0 (0 to 0)	254
Hodgkin lymphoma	0 (0 to 0)	0 (0 to 0)	0 (0 to 0)	1·4 (1·2 to 1·7)	449
Non-Hodgkin lymphoma	0 (0 to 0)	0 (0 to 0)	0 (0 to 0)	6·5 (4·7 to 8·7)	4,460
Multiple myeloma	0 (0 to 0)	0 (0 to 0)	0 (0 to 0)	0 (0 to 0)	3,370
Leukemia	2·7 (2·1 to 3·5)	2·4 (1·9 to 3·1)	19·1 (12·8 to 28·1)	92 (66·5 to 128)	5,040
Acute lymphoid leukemia	0·7 (0·5 to 0·9)	0·3 (0·2 to 0·5)	6·1 (3·3 to 9·9)	33·7 (19·9 to 52·7)	585
Chronic lymphoid leukemia	0 (0 to 0)	0 (0 to 0)	0 (0 to 0)	0 (0 to 0)	589
Acute myeloid leukemia	0·6 (0·4 to 0·8)	0·7 (0·4 to 1)	6·9 (4 to 11)	38·6 (23·9 to 59)	2,330
Chronic myeloid leukemia	0·1 (0 to 0·4)	0 (0 to 0·1)	0·4 (0·2 to 0·6)	1·5 (0·9 to 2·5)	247
Other leukemia	1·3 (0·9 to 1·7)	1·4 (1 to 1·9)	5·7 (3·2 to 9·5)	18·2 (10·6 to 29·4)	1,290
Other malignant neoplasms	13·5 (10 to 17·6)	4·8 (3·7 to 6·1)	18·5 (13·7 to 24·2)	112 (86·5 to 142)	5,370
Other neoplasms	1·9 (1 to 3·4)	2·3 (0·9 to 5·4)	2·3 (1 to 4·5)	4·8 (3·2 to 7·1)	1,300
Myelodysplastic, myeloproliferative, and other hematopoietic n	1·9 (1 to 3·4)	2·3 (0·9 to 5·4)	2·3 (1 to 4·5)	4·8 (3·2 to 7·1)	1,300
Benign and in situ intestinal neoplasms	0 (0 to 0)	0 (0 to 0)	0 (0 to 0)	0 (0 to 0)	0
Benign and in situ cervical and uterine neoplasms	0 (0 to 0)	0 (0 to 0)	0 (0 to 0)	0 (0 to 0)	0
Other benign and in situ neoplasms	0 (0 to 0)	0 (0 to 0)	0 (0 to 0)	0 (0 to 0)	0
Cardiovascular diseases	44 (32·5 to 59·1)	38·3 (27·8 to 50·2)	174 (129 to 223)	124 (103 to 146)	147,000
Rheumatic heart disease	0 (0 to 0)	0 (0 to 0)	0 (0 to 0)	2·3 (1·7 to 2·9)	1,280

Cause	5 to 9	10 to 14	15 to 19	20 to 24	25 to 29	30 to 34	35 to 39	40 to 44	45 to 49	50 to 54	55 to 59	60 to 64	65 to 69	70 to 74	75 to 79	80 to 84	85 to 89	90 to 94	95 plus
All causes	7,660 (5,840 to 9,910)	12,600 (9,390 to 16,500)	23,300 (17,900 to 29,900)	30,900 (23,800 to 39,100)	39,300 (30,700 to 48,700)	43,300 (34,000 to 53,600)	46,400 (36,400 to 57,200)	48,100 (38,100 to 59,000)	57,100 (45,700 to 69,100)	71,400 (57,400 to 85,700)	88,700 (72,000 to 106,000)	94,500 (77,100 to 111,000)	91,900 (76,900 to 107,000)	89,300 (74,800 to 103,000)	74,000 (62,900 to 85,600)	60,700 (52,200 to 69,200)	48,200 (41,400 to 55,000)	34,700 (30,500 to 38,900)	18,000 (16,400 to 19,600)
Communicable, maternal, neonatal, and nutritional diseases	1,420 (982 to 2,110)	1,230 (879 to 1,690)	1,520 (1,080 to 2,230)	1,630 (1,250 to 2,130)	2,180 (1,720 to 2,740)	2,500 (1,970 to 3,170)	2,670 (2,090 to 3,480)	2,730 (2,060 to 3,650)	2,730 (2,110 to 3,630)	2,770 (2,170 to 3,580)	2,870 (2,250 to 3,630)	2,730 (2,150 to 3,440)	2,450 (1,950 to 3,080)	2,380 (1,860 to 2,970)	2,250 (1,750 to 2,850)	2,010 (1,520 to 2,570)	1,710 (1,280 to 2,190)	1,400 (996 to 1,800)	846 (587 to 1,100)
HIV/AIDS and sexually transmitted infections	11·7 (10 to 13·7)	15·2 (13·1 to 17·4)	44·8 (35 to 58)	145 (113 to 191)	341 (263 to 441)	516 (392 to 681)	719 (567 to 921)	718 (575 to 900)	777 (621 to 987)	713 (553 to 905)	521 (392 to 695)	319 (227 to 446)	197 (144 to 274)	75·3 (49·4 to 113)	38·9 (25·4 to 58·7)	16·3 (11 to 24·2)	10·2 (7 to 14·8)	5·6 (3·8 to 8)	2·3 (1·6 to 3·2)
HIV/AIDS	11·7 (10 to 13·7)	12 (10·3 to 14·1)	33·2 (26·3 to 41·7)	110 (87·5 to 137)	266 (207 to 337)	416 (316 to 546)	612 (483 to 772)	622 (495 to 773)	706 (557 to 888)	658 (509 to 823)	473 (356 to 643)	283 (201 to 402)	167 (121 to 235)	50·8 (30·3 to 84·4)	21·5 (11·8 to 37·6)	4·9 (2·9 to 8·4)	2·6 (1·3 to 5·1)	1·4 (0·6 to 2·7)	0·7 (0·4 to 1·1)
HIV/AIDS - Drug-susceptible Tuberculosis	0·2 (0·1 to 0·3)	0·2 (0·1 to 0·3)	0·4 (0·2 to 0·6)	1·2 (0·8 to 1·8)	2·9 (1·8 to 4·5)	4·6 (2·9 to 7)	7 (4·3 to 10·6)	7·3 (4·6 to 11·2)	8·2 (5·1 to 12·5)	7·4 (4·6 to 11·2)	4·8 (3·1 to 7·2)	2·7 (1·7 to 4·1)	1·6 (1·1 to 2·5)	0·4 (0·2 to 0·5)	0·1 (0·1 to 0·2)	0 (0 to 0·1)	0 (0 to 0)	0 (0 to 0)	0 (0 to 0)
HIV/AIDS - Multidrug-resistant Tuberculosis without extensive	0 (0 to 0)	0 (0 to 0)	0 (0 to 0·1)	0 (0 to 0·2)	0·1 (0 to 0·5)	0·2 (0 to 0·7)	0·3 (0 to 1·1)	0·3 (0 to 1·2)	0·3 (0 to 1·3)	0·3 (0 to 1·2)	0·2 (0 to 0·8)	0·1 (0 to 0·4)	0·1 (0 to 0·3)	0 (0 to 0·1)	0 (0 to 0)	0 (0 to 0)	0 (0 to 0)	0 (0 to 0)	0 (0 to 0)
HIV/AIDS - Extensively drug-resistant Tuberculosis	0 (0 to 0)	0 (0 to 0)	0 (0 to 0)	0 (0 to 0·1)	0 (0 to 0·1)	0 (0 to 0·2)	0·1 (0 to 0·3)	0·1 (0 to 0·3)	0·1 (0 to 0·3)	0·1 (0 to 0·3)	0 (0 to 0·2)	0 (0 to 0·1)	0 (0 to 0·1)	0 (0 to 0)	0 (0 to 0)	0 (0 to 0)	0 (0 to 0)	0 (0 to 0)	0 (0 to 0)
HIV/AIDS resulting in other diseases	11·5 (9·8 to 13·5)	11·8 (10·1 to 13·9)	32·8 (26 to 41·4)	108 (85·9 to 136)	263 (204 to 334)	411 (311 to 541)	605 (476 to 764)	614 (488 to 765)	698 (549 to 880)	650 (500 to 814)	468 (351 to 637)	280 (198 to 399)	165 (120 to 233)	50·4 (29·9 to 84·1)	21·4 (11·6 to 37·4)	4·9 (2·8 to 8·4)	2·6 (1·2 to 5)	1·4 (0·6 to 2·6)	0·7 (0·4 to 1·1)
Sexually transmitted infections excluding HIV	[illegible]	[illegible]	[illegible]	[illegible]	[illegible]	[illegible]	[illegible]	[illegible]	[illegible]	[illegible]	[illegible]	[illegible]	[illegible]	[illegible]	[illegible]	[illegible]	[illegible]	[illegible]	[illegible]
Syphilis	[illegible]	[illegible]	[illegible]	[illegible]	[illegible]	[illegible]	[illegible]	[illegible]	[illegible]	[illegible]	[illegible]	[illegible]	[illegible]	[illegible]	[illegible]	[illegible]	[illegible]	[illegible]	[illegible]
Chlamydial infection	[illegible]	[illegible]	[illegible]	[illegible]	[illegible]	[illegible]	[illegible]	[illegible]	[illegible]	[illegible]	[illegible]	[illegible]	[illegible]	[illegible]	[illegible]	[illegible]	[illegible]	[illegible]	[illegible]
Gonococcal infection	[illegible]	[illegible]	[illegible]	[illegible]	[illegible]	[illegible]	[illegible]	[illegible]	[illegible]	[illegible]	[illegible]	[illegible]	[illegible]	[illegible]	[illegible]	[illegible]	[illegible]	[illegible]	[illegible]
Trichomoniasis	[illegible]	[illegible]	[illegible]	[illegible]	[illegible]	[illegible]	[illegible]	[illegible]	[illegible]	[illegible]	[illegible]	[illegible]	[illegible]	[illegible]	[illegible]	[illegible]	[illegible]	[illegible]	[illegible]
Genital herpes	[illegible]	[illegible]	[illegible]	[illegible]	[illegible]	[illegible]	[illegible]	[illegible]	[illegible]	[illegible]	[illegible]	[illegible]	[illegible]	[illegible]	[illegible]	[illegible]	[illegible]	[illegible]	[illegible]
Other sexually transmitted infections	[illegible]	[illegible]	[illegible]	[illegible]	[illegible]	[illegible]	[illegible]	[illegible]	[illegible]	[illegible]	[illegible]	[illegible]	[illegible]	[illegible]	[illegible]	[illegible]	[illegible]	[illegible]	[illegible]
Respiratory infections and tuberculosis	[illegible]	[illegible]	[illegible]	[illegible]	[illegible]	[illegible]	[illegible]	[illegible]	[illegible]	[illegible]	[illegible]	[illegible]	[illegible]	[illegible]	[illegible]	[illegible]	[illegible]	[illegible]	[illegible]
Tuberculosis	[illegible]	[illegible]	[illegible]	[illegible]	[illegible]	[illegible]	[illegible]	[illegible]	[illegible]	[illegible]	[illegible]	[illegible]	[illegible]	[illegible]	[illegible]	[illegible]	[illegible]	[illegible]	[illegible]
Latent tuberculosis infection	[illegible]	[illegible]	[illegible]	[illegible]	[illegible]	[illegible]	[illegible]	[illegible]	[illegible]	[illegible]	[illegible]	[illegible]	[illegible]	[illegible]	[illegible]	[illegible]	[illegible]	[illegible]	[illegible]
Drug-susceptible tuberculosis	[illegible]	[illegible]	[illegible]	[illegible]	[illegible]	[illegible]	[illegible]	[illegible]	[illegible]	[illegible]	[illegible]	[illegible]	[illegible]	[illegible]	[illegible]	[illegible]	[illegible]	[illegible]	[illegible]
Multidrug-resistant tuberculosis without extensive drug resistar	[illegible]	[illegible]	[illegible]	[illegible]	[illegible]	[illegible]	[illegible]	[illegible]	[illegible]	[illegible]	[illegible]	[illegible]	[illegible]	[illegible]	[illegible]	[illegible]	[illegible]	[illegible]	[illegible]
Extensively drug-resistant tuberculosis	[illegible]	[illegible]	[illegible]	[illegible]	[illegible]	[illegible]	[illegible]	[illegible]	[illegible]	[illegible]	[illegible]	[illegible]	[illegible]	[illegible]	[illegible]	[illegible]	[illegible]	[illegible]	[illegible]
Lower respiratory infections	[illegible]	[illegible]	[illegible]	[illegible]	[illegible]	[illegible]	[illegible]	[illegible]	[illegible]	[illegible]	[illegible]	[illegible]	[illegible]	[illegible]	[illegible]	[illegible]	[illegible]	[illegible]	[illegible]
Upper respiratory infections	[illegible]	[illegible]	[illegible]	[illegible]	[illegible]	[illegible]	[illegible]	[illegible]	[illegible]	[illegible]	[illegible]	[illegible]	[illegible]	[illegible]	[illegible]	[illegible]	[illegible]	[illegible]	[illegible]
Otitis media	[illegible]	[illegible]	[illegible]	[illegible]	[illegible]	[illegible]	[illegible]	[illegible]	[illegible]	[illegible]	[illegible]	[illegible]	[illegible]	[illegible]	[illegible]	[illegible]	[illegible]	[illegible]	[illegible]
Enteric infections	[illegible]	[illegible]	[illegible]	[illegible]	[illegible]	[illegible]	[illegible]	[illegible]	[illegible]	[illegible]	[illegible]	[illegible]	[illegible]	[illegible]	[illegible]	[illegible]	[illegible]	[illegible]	[illegible]
Diarrheal diseases	[illegible]	[illegible]	[illegible]	[illegible]	[illegible]	[illegible]	[illegible]	[illegible]	[illegible]	[illegible]	[illegible]	[illegible]	[illegible]	[illegible]	[illegible]	[illegible]	[illegible]	[illegible]	[illegible]
Typhoid and paratyphoid	[illegible]	[illegible]	[illegible]	[illegible]	[illegible]	[illegible]	[illegible]	[illegible]	[illegible]	[illegible]	[illegible]	[illegible]	[illegible]	[illegible]	[illegible]	[illegible]	[illegible]	[illegible]	[illegible]
Typhoid fever	[illegible]	[illegible]	[illegible]	[illegible]	[illegible]	[illegible]	[illegible]	[illegible]	[illegible]	[illegible]	[illegible]	[illegible]	[illegible]	[illegible]	[illegible]	[illegible]	[illegible]	[illegible]	[illegible]
Paratyphoid fever	[illegible]	[illegible]	[illegible]	[illegible]	[illegible]	[illegible]	[illegible]	[illegible]	[illegible]	[illegible]	[illegible]	[illegible]	[illegible]	[illegible]	[illegible]	[illegible]	[illegible]	[illegible]	[illegible]
Invasive Non-typhoidal Salmonella (iNTS)	[illegible]	[illegible]	[illegible]	[illegible]	[illegible]	[illegible]	[illegible]	[illegible]	[illegible]	[illegible]	[illegible]	[illegible]	[illegible]	[illegible]	[illegible]	[illegible]	[illegible]	[illegible]	[illegible]
Other intestinal infectious diseases	[illegible]	[illegible]	[illegible]	[illegible]	[illegible]	[illegible]	[illegible]	[illegible]	[illegible]	[illegible]	[illegible]	[illegible]	[illegible]	[illegible]	[illegible]	[illegible]	[illegible]	[illegible]	[illegible]
Neglected tropical diseases and malaria	[illegible]	[illegible]	[illegible]	[illegible]	[illegible]	[illegible]	[illegible]	[illegible]	[illegible]	[illegible]	[illegible]	[illegible]	[illegible]	[illegible]	[illegible]	[illegible]	[illegible]	[illegible]	[illegible]
Malaria	[illegible]	[illegible]	[illegible]	[illegible]	[illegible]	[illegible]	[illegible]	[illegible]	[illegible]	[illegible]	[illegible]	[illegible]	[illegible]	[illegible]	[illegible]	[illegible]	[illegible]	[illegible]	[illegible]
Chagas disease	[illegible]	[illegible]	[illegible]	[illegible]	[illegible]	[illegible]	[illegible]	[illegible]	[illegible]	[illegible]	[illegible]	[illegible]	[illegible]	[illegible]	[illegible]	[illegible]	[illegible]	[illegible]	[illegible]
Leishmaniasis	[illegible]	[illegible]	[illegible]	[illegible]	[illegible]	[illegible]	[illegible]	[illegible]	[illegible]	[illegible]	[illegible]	[illegible]	[illegible]	[illegible]	[illegible]	[illegible]	[illegible]	[illegible]	[illegible]
Visceral leishmaniasis	[illegible]	[illegible]	[illegible]	[illegible]	[illegible]	[illegible]	[illegible]	[illegible]	[illegible]	[illegible]	[illegible]	[illegible]	[illegible]	[illegible]	[illegible]	[illegible]	[illegible]	[illegible]	[illegible]
Cutaneous and mucocutaneous leishmaniasis	[illegible]	[illegible]	[illegible]	[illegible]	[illegible]	[illegible]	[illegible]	[illegible]	[illegible]	[illegible]	[illegible]	[illegible]	[illegible]	[illegible]	[illegible]	[illegible]	[illegible]	[illegible]	[illegible]
African trypanosomiasis	[illegible]	[illegible]	[illegible]	[illegible]	[illegible]	[illegible]	[illegible]	[illegible]	[illegible]	[illegible]	[illegible]	[illegible]	[illegible]	[illegible]	[illegible]	[illegible]	[illegible]	[illegible]	[illegible]
Schistosomiasis	[illegible]	[illegible]	[illegible]	[illegible]	[illegible]	[illegible]	[illegible]	[illegible]	[illegible]	[illegible]	[illegible]	[illegible]	[illegible]	[illegible]	[illegible]	[illegible]	[illegible]	[illegible]	[illegible]
Cysticercosis	[illegible]	[illegible]	[illegible]	[illegible]	[illegible]	[illegible]	[illegible]	[illegible]	[illegible]	[illegible]	[illegible]	[illegible]	[illegible]	[illegible]	[illegible]	[illegible]	[illegible]	[illegible]	[illegible]
Cystic echinococcosis	[illegible]	[illegible]	[illegible]	[illegible]	[illegible]	[illegible]	[illegible]	[illegible]	[illegible]	[illegible]	[illegible]	[illegible]	[illegible]	[illegible]	[illegible]	[illegible]	[illegible]	[illegible]	[illegible]
Lymphatic filariasis	[illegible]	[illegible]	[illegible]	[illegible]	[illegible]	[illegible]	[illegible]	[illegible]	[illegible]	[illegible]	[illegible]	[illegible]	[illegible]	[illegible]	[illegible]	[illegible]	[illegible]	[illegible]	[illegible]
Onchocerciasis	[illegible]	[illegible]	[illegible]	[illegible]	[illegible]	[illegible]	[illegible]	[illegible]	[illegible]	[illegible]	[illegible]	[illegible]	[illegible]	[illegible]	[illegible]	[illegible]	[illegible]	[illegible]	[illegible]
Trachoma	[illegible]	[illegible]	[illegible]	[illegible]	[illegible]	[illegible]	[illegible]	[illegible]	[illegible]	[illegible]	[illegible]	[illegible]	[illegible]	[illegible]	[illegible]	[illegible]	[illegible]	[illegible]	[illegible]
Dengue	[illegible]	[illegible]	[illegible]	[illegible]	[illegible]	[illegible]	[illegible]	[illegible]	[illegible]	[illegible]	[illegible]	[illegible]	[illegible]	[illegible]	[illegible]	[illegible]	[illegible]	[illegible]	[illegible]
Yellow fever	[illegible]	[illegible]	[illegible]	[illegible]	[illegible]	[illegible]	[illegible]	[illegible]	[illegible]	[illegible]	[illegible]	[illegible]	[illegible]	[illegible]	[illegible]	[illegible]	[illegible]	[illegible]	[illegible]
Rabies	[illegible]	[illegible]	[illegible]	[illegible]	[illegible]	[illegible]	[illegible]	[illegible]	[illegible]	[illegible]	[illegible]	[illegible]	[illegible]	[illegible]	[illegible]	[illegible]	[illegible]	[illegible]	[illegible]
Intestinal nematode infections	[illegible]	[illegible]	[illegible]	[illegible]	[illegible]	[illegible]	[illegible]	[illegible]	[illegible]	[illegible]	[illegible]	[illegible]	[illegible]	[illegible]	[illegible]	[illegible]	[illegible]	[illegible]	[illegible]
Ascariasis	[illegible]	[illegible]	[illegible]	[illegible]	[illegible]	[illegible]	[illegible]	[illegible]	[illegible]	[illegible]	[illegible]	[illegible]	[illegible]	[illegible]	[illegible]	[illegible]	[illegible]	[illegible]	[illegible]
Trichuriasis	[illegible]	[illegible]	[illegible]	[illegible]	[illegible]	[illegible]	[illegible]	[illegible]	[illegible]	[illegible]	[illegible]	[illegible]	[illegible]	[illegible]	[illegible]	[illegible]	[illegible]	[illegible]	[illegible]
Hookworm disease	[illegible]	[illegible]	[illegible]	[illegible]	[illegible]	[illegible]	[illegible]	[illegible]	[illegible]	[illegible]	[illegible]	[illegible]	[illegible]	[illegible]	[illegible]	[illegible]	[illegible]	[illegible]	[illegible]
Food-borne trematodiases	[illegible]	[illegible]	[illegible]	[illegible]	[illegible]	[illegible]	[illegible]	[illegible]	[illegible]	[illegible]	[illegible]	[illegible]	[illegible]	[illegible]	[illegible]	[illegible]	[illegible]	[illegible]	[illegible]
Leprosy	[illegible]	[illegible]	[illegible]	[illegible]	[illegible]	[illegible]	[illegible]	[illegible]	[illegible]	[illegible]	[illegible]	[illegible]	[illegible]	[illegible]	[illegible]	[illegible]	[illegible]	[illegible]	[illegible]
Ebola	[illegible]	[illegible]	[illegible]	[illegible]	[illegible]	[illegible]	[illegible]	[illegible]	[illegible]	[illegible]	[illegible]	[illegible]	[illegible]	[illegible]	[illegible]	[illegible]	[illegible]	[illegible]	[illegible]
Zika virus	[illegible]	[illegible]	[illegible]	[illegible]	[illegible]	[illegible]	[illegible]	[illegible]	[illegible]	[illegible]	[illegible]	[illegible]	[illegible]	[illegible]	[illegible]	[illegible]	[illegible]	[illegible]	[illegible]
Guinea worm disease	[illegible]	[illegible]	[illegible]	[illegible]	[illegible]	[illegible]	[illegible]	[illegible]	[illegible]	[illegible]	[illegible]	[illegible]	[illegible]	[illegible]	[illegible]	[illegible]	[illegible]	[illegible]	[illegible]
Other neglected tropical diseases	[illegible]	[illegible]	[illegible]	[illegible]	[illegible]	[illegible]	[illegible]	[illegible]	[illegible]	[illegible]	[illegible]	[illegible]	[illegible]	[illegible]	[illegible]	[illegible]	[illegible]	[illegible]	[illegible]
Other infectious diseases	[illegible]	[illegible]	[illegible]	[illegible]	[illegible]	[illegible]	[illegible]	[illegible]	[illegible]	[illegible]	[illegible]	[illegible]	[illegible]	[illegible]	[illegible]	[illegible]	[illegible]	[illegible]	[illegible]
Meningitis	[illegible]	[illegible]	[illegible]	[illegible]	[illegible]	[illegible]	[illegible]	[illegible]	[illegible]	[illegible]	[illegible]	[illegible]	[illegible]	[illegible]	[illegible]	[illegible]	[illegible]	[illegible]	[illegible]
Encephalitis	[illegible]	[illegible]	[illegible]	[illegible]	[illegible]	[illegible]	[illegible]	[illegible]	[illegible]	[illegible]	[illegible]	[illegible]	[illegible]	[illegible]	[illegible]	[illegible]	[illegible]	[illegible]	[illegible]
Diphtheria	[illegible]	[illegible]	[illegible]	[illegible]	[illegible]	[illegible]	[illegible]	[illegible]	[illegible]	[illegible]	[illegible]	[illegible]	[illegible]	[illegible]	[illegible]	[illegible]	[illegible]	[illegible]	[illegible]
Tetanus	[illegible]	[illegible]	[illegible]	[illegible]	[illegible]	[illegible]	[illegible]	[illegible]	[illegible]	[illegible]	[illegible]	[illegible]	[illegible]	[illegible]	[illegible]	[illegible]	[illegible]	[illegible]	[illegible]
Measles	[illegible]	[illegible]	[illegible]	[illegible]	[illegible]	[illegible]	[illegible]	[illegible]	[illegible]	[illegible]	[illegible]	[illegible]	[illegible]	[illegible]	[illegible]	[illegible]	[illegible]	[illegible]	[illegible]
Varicella and herpes zoster	[illegible]	[illegible]	[illegible]	[illegible]	[illegible]	[illegible]	[illegible]	[illegible]	[illegible]	[illegible]	[illegible]	[illegible]	[illegible]	[illegible]	[illegible]	[illegible]	[illegible]	[illegible]	[illegible]
Acute hepatitis	[illegible]	[illegible]	[illegible]	[illegible]	[illegible]	[illegible]	[illegible]	[illegible]	[illegible]	[illegible]	[illegible]	[illegible]	[illegible]	[illegible]	[illegible]	[illegible]	[illegible]	[illegible]	[illegible]
Acute hepatitis A	[illegible]	[illegible]	[illegible]	[illegible]	[illegible]	[illegible]	[illegible]	[illegible]	[illegible]	[illegible]	[illegible]	[illegible]	[illegible]	[illegible]	[illegible]	[illegible]	[illegible]	[illegible]	[illegible]
Acute hepatitis B	[illegible]	[illegible]	[illegible]	[illegible]	[illegible]	[illegible]	[illegible]	[illegible]	[illegible]	[illegible]	[illegible]	[illegible]	[illegible]	[illegible]	[illegible]	[illegible]	[illegible]	[illegible]	[illegible]
Acute hepatitis C	[illegible]	[illegible]	[illegible]	[illegible]	[illegible]	[illegible]	[illegible]	[illegible]	[illegible]	[illegible]	[illegible]	[illegible]	[illegible]	[illegible]	[illegible]	[illegible]	[illegible]	[illegible]	[illegible]
Acute hepatitis E	[illegible]	[illegible]	[illegible]	[illegible]	[illegible]	[illegible]	[illegible]	[illegible]	[illegible]	[illegible]	[illegible]	[illegible]	[illegible]	[illegible]	[illegible]	[illegible]	[illegible]	[illegible]	[illegible]
Other unspecified infectious diseases	[illegible]	[illegible]	[illegible]	[illegible]	[illegible]	[illegible]	[illegible]	[illegible]	[illegible]	[illegible]	[illegible]	[illegible]	[illegible]	[illegible]	[illegible]	[illegible]	[illegible]	[illegible]	[illegible]
Maternal and neonatal disorders	[illegible]	[illegible]	[illegible]	[illegible]	[illegible]	[illegible]	[illegible]	[illegible]	[illegible]	[illegible]	[illegible]	[illegible]	[illegible]	[illegible]	[illegible]	[illegible]	[illegible]	[illegible]	[illegible]
Maternal disorders	[illegible]	[illegible]	[illegible]	[illegible]	[illegible]	[illegible]	[illegible]	[illegible]	[illegible]	[illegible]	[illegible]	[illegible]	[illegible]	[illegible]	[illegible]	[illegible]	[illegible]	[illegible]	[illegible]
Maternal hemorrhage	[illegible]	[illegible]	[illegible]	[illegible]	[illegible]	[illegible]	[illegible]	[illegible]	[illegible]	[illegible]	[illegible]	[illegible]	[illegible]	[illegible]	[illegible]	[illegible]	[illegible]	[illegible]	[illegible]
Maternal sepsis and other maternal infections	[illegible]	[illegible]	[illegible]	[illegible]	[illegible]	[illegible]	[illegible]	[illegible]	[illegible]	[illegible]	[illegible]	[illegible]	[illegible]	[illegible]	[illegible]	[illegible]	[illegible]	[illegible]	[illegible]
Maternal hypertensive disorders	[illegible]	[illegible]	[illegible]	[illegible]	[illegible]	[illegible]	[illegible]	[illegible]	[illegible]	[illegible]	[illegible]	[illegible]	[illegible]	[illegible]	[illegible]	[illegible]	[illegible]	[illegible]	[illegible]
Maternal obstructed labor and uterine rupture	[illegible]	[illegible]	[illegible]	[illegible]	[illegible]	[illegible]	[illegible]	[illegible]	[illegible]	[illegible]	[illegible]	[illegible]	[illegible]	[illegible]	[illegible]	[illegible]	[illegible]	[illegible]	[illegible]
Maternal abortion and miscarriage	[illegible]	[illegible]	[illegible]	[illegible]	[illegible]	[illegible]	[illegible]	[illegible]	[illegible]	[illegible]	[illegible]	[illegible]	[illegible]	[illegible]	[illegible]	[illegible]	[illegible]	[illegible]	[illegible]
Ectopic pregnancy	[illegible]	[illegible]	[illegible]	[illegible]	[illegible]	[illegible]	[illegible]	[illegible]	[illegible]	[illegible]	[illegible]	[illegible]	[illegible]	[illegible]	[illegible]	[illegible]	[illegible]	[illegible]	[illegible]
Indirect maternal deaths	[illegible]	[illegible]	[illegible]	[illegible]	[illegible]	[illegible]	[illegible]	[illegible]	[illegible]	[illegible]	[illegible]	[illegible]	[illegible]	[illegible]	[illegible]	[illegible]	[illegible]	[illegible]	[illegible]
Late maternal deaths	[illegible]	[illegible]	[illegible]	[illegible]	[illegible]	[illegible]	[illegible]	[illegible]	[illegible]	[illegible]	[illegible]	[illegible]	[illegible]	[illegible]	[illegible]	[illegible]	[illegible]	[illegible]	[illegible]
Maternal deaths aggravated by HIV/AIDS	[illegible]	[illegible]	[illegible]	[illegible]	[illegible]	[illegible]	[illegible]	[illegible]	[illegible]	[illegible]	[illegible]	[illegible]	[illegible]	[illegible]	[illegible]	[illegible]	[illegible]	[illegible]	[illegible]
Neonatal disorders	[illegible]	[illegible]	[illegible]	[illegible]	[illegible]	[illegible]	[illegible]	[illegible]	[illegible]	[illegible]	[illegible]	[illegible]	[illegible]	[illegible]	[illegible]	[illegible]	[illegible]	[illegible]	[illegible]
Neonatal preterm birth	[illegible]	[illegible]	[illegible]	[illegible]	[illegible]	[illegible]	[illegible]	[illegible]	[illegible]	[illegible]	[illegible]	[illegible]	[illegible]	[illegible]	[illegible]	[illegible]	[illegible]	[illegible]	[illegible]
Neonatal encephalopathy due to birth asphyxia and trauma	[illegible]	[illegible]	[illegible]	[illegible]	[illegible]	[illegible]	[illegible]	[illegible]	[illegible]	[illegible]	[illegible]	[illegible]	[illegible]	[illegible]	[illegible]	[illegible]	[illegible]	[illegible]	[illegible]
Neonatal sepsis and other neonatal infections	[illegible]	[illegible]	[illegible]	[illegible]	[illegible]	[illegible]	[illegible]	[illegible]	[illegible]	[illegible]	[illegible]	[illegible]	[illegible]	[illegible]	[illegible]	[illegible]	[illegible]	[illegible]	[illegible]
Hemolytic disease and other neonatal jaundice	[illegible]	[illegible]	[illegible]	[illegible]	[illegible]	[illegible]	[illegible]	[illegible]	[illegible]	[illegible]	[illegible]	[illegible]	[illegible]	[illegible]	[illegible]	[illegible]	[illegible]	[illegible]	[illegible]
Other neonatal disorders	[illegible]	[illegible]	[illegible]	[illegible]	[illegible]	[illegible]	[illegible]	[illegible]	[illegible]	[illegible]	[illegible]	[illegible]	[illegible]	[illegible]	[illegible]	[illegible]	[illegible]	[illegible]	[illegible]
Nutritional deficiencies	[illegible]	[illegible]	[illegible]	[illegible]	[illegible]	[illegible]	[illegible]	[illegible]	[illegible]	[illegible]	[illegible]	[illegible]	[illegible]	[illegible]	[illegible]	[illegible]	[illegible]	[illegible]	[illegible]
Protein-energy malnutrition	[illegible]	[illegible]	[illegible]	[illegible]	[illegible]	[illegible]	[illegible]	[illegible]	[illegible]	[illegible]	[illegible]	[illegible]	[illegible]	[illegible]	[illegible]	[illegible]	[illegible]	[illegible]	[illegible]
Iodine deficiency	[illegible]	[illegible]	[illegible]	[illegible]	[illegible]	[illegible]	[illegible]	[illegible]	[illegible]	[illegible]	[illegible]	[illegible]	[illegible]	[illegible]	[illegible]	[illegible]	[illegible]	[illegible]	[illegible]
Vitamin A deficiency	[illegible]	[illegible]	[illegible]	[illegible]	[illegible]	[illegible]	[illegible]	[illegible]	[illegible]	[illegible]	[illegible]	[illegible]	[illegible]	[illegible]	[illegible]	[illegible]	[illegible]	[illegible]	[illegible]
Dietary iron deficiency	[illegible]	[illegible]	[illegible]	[illegible]	[illegible]	[illegible]	[illegible]	[illegible]	[illegible]	[illegible]	[illegible]	[illegible]	[illegible]	[illegible]	[illegible]	[illegible]	[illegible]	[illegible]	[illegible]
Other nutritional deficiencies	[illegible]	[illegible]	[illegible]	[illegible]	[illegible]	[illegible]	[illegible]	[illegible]	[illegible]	[illegible]	[illegible]	[illegible]	[illegible]	[illegible]	[illegible]	[illegible]	[illegible]	[illegible]	[illegible]
Non-communicable diseases	[illegible]	[illegible]	[illegible]	[illegible]	[illegible]	[illegible]	[illegible]	[illegible]	[illegible]	[illegible]	[illegible]	[illegible]	[illegible]	[illegible]	[illegible]	[illegible]	[illegible]	[illegible]	[illegible]
Neoplasms	[illegible]	[illegible]	[illegible]	[illegible]	[illegible]	[illegible]	[illegible]	[illegible]	[illegible]	[illegible]	[illegible]	[illegible]	[illegible]	[illegible]	[illegible]	[illegible]	[illegible]	[illegible]	[illegible]
Lip and oral cavity cancer	[illegible]	[illegible]	[illegible]	[illegible]	[illegible]	[illegible]	[illegible]	[illegible]	[illegible]	[illegible]	[illegible]	[illegible]	[illegible]	[illegible]	[illegible]	[illegible]	[illegible]	[illegible]	[illegible]
Nasopharynx cancer	[illegible]	[illegible]	[illegible]	[illegible]	[illegible]	[illegible]	[illegible]	[illegible]	[illegible]	[illegible]	[illegible]	[illegible]	[illegible]	[illegible]	[illegible]	[illegible]	[illegible]	[illegible]	[illegible]
Other pharynx cancer	[illegible]	[illegible]	[illegible]	[illegible]	[illegible]	[illegible]	[illegible]	[illegible]	[illegible]	[illegible]	[illegible]	[illegible]	[illegible]	[illegible]	[illegible]	[illegible]	[illegible]	[illegible]	[illegible]
Esophageal cancer	[illegible]	[illegible]	[illegible]	[illegible]	[illegible]	[illegible]	[illegible]	[illegible]	[illegible]	[illegible]	[illegible]	[illegible]	[illegible]	[illegible]	[illegible]	[illegible]	[illegible]	[illegible]	[illegible]
Stomach cancer	[illegible]	[illegible]	[illegible]	[illegible]	[illegible]	[illegible]	[illegible]	[illegible]	[illegible]	[illegible]	[illegible]	[illegible]	[illegible]	[illegible]	[illegible]	[illegible]	[illegible]	[illegible]	[illegible]
Colon and rectum cancer	[illegible]	[illegible]	[illegible]	[illegible]	[illegible]	[illegible]	[illegible]	[illegible]	[illegible]	[illegible]	[illegible]	[illegible]	[illegible]	[illegible]	[illegible]	[illegible]	[illegible]	[illegible]	[illegible]
Liver cancer	[illegible]	[illegible]	[illegible]	[illegible]	[illegible]	[illegible]	[illegible]	[illegible]	[illegible]	[illegible]	[illegible]	[illegible]	[illegible]	[illegible]	[illegible]	[illegible]	[illegible]	[illegible]	[illegible]
Liver cancer due to hepatitis B	[illegible]	[illegible]	[illegible]	[illegible]	[illegible]	[illegible]	[illegible]	[illegible]	[illegible]	[illegible]	[illegible]	[illegible]	[illegible]	[illegible]	[illegible]	[illegible]	[illegible]	[illegible]	[illegible]
Liver cancer due to hepatitis C	[illegible]	[illegible]	[illegible]	[illegible]	[illegible]	[illegible]	[illegible]	[illegible]	[illegible]	[illegible]	[illegible]	[illegible]	[illegible]	[illegible]	[illegible]	[illegible]	[illegible]	[illegible]	[illegible]
Liver cancer due to alcohol use	[illegible]	[illegible]	[illegible]	[illegible]	[illegible]	[illegible]	[illegible]	[illegible]	[illegible]	[illegible]	[illegible]	[illegible]	[illegible]	[illegible]	[illegible]	[illegible]	[illegible]	[illegible]	[illegible]
Liver cancer due to NASH	[illegible]	[illegible]	[illegible]	[illegible]	[illegible]	[illegible]	[illegible]	[illegible]	[illegible]	[illegible]	[illegible]	[illegible]	[illegible]	[illegible]	[illegible]	[illegible]	[illegible]	[illegible]	[illegible]
Liver cancer due to other causes	[illegible]	[illegible]	[illegible]	[illegible]	[illegible]	[illegible]	[illegible]	[illegible]	[illegible]	[illegible]	[illegible]	[illegible]	[illegible]	[illegible]	[illegible]	[illegible]	[illegible]	[illegible]	[illegible]
Gallbladder and biliary tract cancer	[illegible]	[illegible]	[illegible]	[illegible]	[illegible]	[illegible]	[illegible]	[illegible]	[illegible]	[illegible]	[illegible]	[illegible]	[illegible]	[illegible]	[illegible]	[illegible]	[illegible]	[illegible]	[illegible]
Pancreatic cancer	[illegible]	[illegible]	[illegible]	[illegible]	[illegible]	[illegible]	[illegible]	[illegible]	[illegible]	[illegible]	[illegible]	[illegible]	[illegible]	[illegible]	[illegible]	[illegible]	[illegible]	[illegible]	[illegible]
Larynx cancer	[illegible]	[illegible]	[illegible]	[illegible]	[illegible]	[illegible]	[illegible]	[illegible]	[illegible]	[illegible]	[illegible]	[illegible]	[illegible]	[illegible]	[illegible]	[illegible]	[illegible]	[illegible]	[illegible]
Tracheal, bronchus, and lung cancer	[illegible]	[illegible]	[illegible]	[illegible]	[illegible]	[illegible]	[illegible]	[illegible]	[illegible]	[illegible]	[illegible]	[illegible]	[illegible]	[illegible]	[illegible]	[illegible]	[illegible]	[illegible]	[illegible]
Malignant skin melanoma	[illegible]	[illegible]	[illegible]	[illegible]	[illegible]	[illegible]	[illegible]	[illegible]	[illegible]	[illegible]	[illegible]	[illegible]	[illegible]	[illegible]	[illegible]	[illegible]	[illegible]	[illegible]	[illegible]
Non-melanoma skin cancer	[illegible]	[illegible]	[illegible]	[illegible]	[illegible]	[illegible]	[illegible]	[illegible]	[illegible]	[illegible]	[illegible]	[illegible]	[illegible]	[illegible]	[illegible]	[illegible]	[illegible]	[illegible]	[illegible]
Non-melanoma skin cancer (squamous-cell carcinoma)	[illegible]	[illegible]	[illegible]	[illegible]	[illegible]	[illegible]	[illegible]	[illegible]	[illegible]	[illegible]	[illegible]	[illegible]	[illegible]	[illegible]	[illegible]	[illegible]	[illegible]	[illegible]	[illegible]
Non-melanoma skin cancer (basal-cell carcinoma)	[illegible]	[illegible]	[illegible]	[illegible]	[illegible]	[illegible]	[illegible]	[illegible]	[illegible]	[illegible]	[illegible]	[illegible]	[illegible]	[illegible]	[illegible]	[illegible]	[illegible]	[illegible]	[illegible]
Breast cancer	[illegible]	[illegible]	[illegible]	[illegible]	[illegible]	[illegible]	[illegible]	[illegible]	[illegible]	[illegible]	[illegible]	[illegible]	[illegible]	[illegible]	[illegible]	[illegible]	[illegible]	[illegible]	[illegible]
Cervical cancer	[illegible]	[illegible]	[illegible]	[illegible]	[illegible]	[illegible]	[illegible]	[illegible]	[illegible]	[illegible]	[illegible]	[illegible]	[illegible]	[illegible]	[illegible]	[illegible]	[illegible]	[illegible]	[illegible]
Uterine cancer	[illegible]	[illegible]	[illegible]	[illegible]	[illegible]	[illegible]	[illegible]	[illegible]	[illegible]	[illegible]	[illegible]	[illegible]	[illegible]	[illegible]	[illegible]	[illegible]	[illegible]	[illegible]	[illegible]
Ovarian cancer	[illegible]	[illegible]	[illegible]	[illegible]	[illegible]	[illegible]	[illegible]	[illegible]	[illegible]	[illegible]	[illegible]	[illegible]	[illegible]	[illegible]	[illegible]	[illegible]	[illegible]	[illegible]	[illegible]
Prostate cancer	[illegible]	[illegible]	[illegible]	[illegible]	[illegible]	[illegible]	[illegible]	[illegible]	[illegible]	[illegible]	[illegible]	[illegible]	[illegible]	[illegible]	[illegible]	[illegible]	[illegible]	[illegible]	[illegible]
Testicular cancer	[illegible]	[illegible]	[illegible]	[illegible]	[illegible]	[illegible]	[illegible]	[illegible]	[illegible]	[illegible]	[illegible]	[illegible]	[illegible]	[illegible]	[illegible]	[illegible]	[illegible]	[illegible]	[illegible]
Kidney cancer	[illegible]	[illegible]	[illegible]	[illegible]	[illegible]	[illegible]	[illegible]	[illegible]	[illegible]	[illegible]	[illegible]	[illegible]	[illegible]	[illegible]	[illegible]	[illegible]	[illegible]	[illegible]	[illegible]
Bladder cancer	[illegible]	[illegible]	[illegible]	[illegible]	[illegible]	[illegible]	[illegible]	[illegible]	[illegible]	[illegible]	[illegible]	[illegible]	[illegible]	[illegible]	[illegible]	[illegible]	[illegible]	[illegible]	[illegible]
Brain and central nervous system cancer	[illegible]	[illegible]	[illegible]	[illegible]	[illegible]	[illegible]	[illegible]	[illegible]	[illegible]	[illegible]	[illegible]	[illegible]	[illegible]	[illegible]	[illegible]	[illegible]	[illegible]	[illegible]	[illegible]
Thyroid cancer	[illegible]	[illegible]	[illegible]	[illegible]	[illegible]	[illegible]	[illegible]	[illegible]	[illegible]	[illegible]	[illegible]	[illegible]	[illegible]	[illegible]	[illegible]	[illegible]	[illegible]	[illegible]	[illegible]
Mesothelioma	[illegible]	[illegible]	[illegible]	[illegible]	[illegible]	[illegible]	[illegible]	[illegible]	[illegible]	[illegible]	[illegible]	[illegible]	[illegible]	[illegible]	[illegible]	[illegible]	[illegible]	[illegible]	[illegible]
Hodgkin lymphoma	[illegible]	[illegible]	[illegible]	[illegible]	[illegible]	[illegible]	[illegible]	[illegible]	[illegible]	[illegible]	[illegible]	[illegible]	[illegible]	[illegible]	[illegible]	[illegible]	[illegible]	[illegible]	[illegible]
Non-Hodgkin lymphoma	[illegible]	[illegible]	[illegible]	[illegible]	[illegible]	[illegible]	[illegible]	[illegible]	[illegible]	[illegible]	[illegible]	[illegible]	[illegible]	[illegible]	[illegible]	[illegible]	[illegible]	[illegible]	[illegible]
Multiple myeloma	[illegible]	[illegible]	[illegible]	[illegible]	[illegible]	[illegible]	[illegible]	[illegible]	[illegible]	[illegible]	[illegible]	[illegible]	[illegible]	[illegible]	[illegible]	[illegible]	[illegible]	[illegible]	[illegible]
Leukemia	[illegible]	[illegible]	[illegible]	[illegible]	[illegible]	[illegible]	[illegible]	[illegible]	[illegible]	[illegible]	[illegible]	[illegible]	[illegible]	[illegible]	[illegible]	[illegible]	[illegible]	[illegible]	[illegible]
Acute lymphoid leukemia	[illegible]	[illegible]	[illegible]	[illegible]	[illegible]	[illegible]	[illegible]	[illegible]	[illegible]	[illegible]	[illegible]	[illegible]	[illegible]	[illegible]	[illegible]	[illegible]	[illegible]	[illegible]	[illegible]
Chronic lymphoid leukemia	[illegible]	[illegible]	[illegible]	[illegible]	[illegible]	[illegible]	[illegible]	[illegible]	[illegible]	[illegible]	[illegible]	[illegible]	[illegible]	[illegible]	[illegible]	[illegible]	[illegible]	[illegible]	[illegible]
Acute myeloid leukemia	[illegible]	[illegible]	[illegible]	[illegible]	[illegible]	[illegible]	[illegible]	[illegible]	[illegible]	[illegible]	[illegible]	[illegible]	[illegible]	[illegible]	[illegible]	[illegible]	[illegible]	[illegible]	[illegible]
Chronic myeloid leukemia	[illegible]	[illegible]	[illegible]	[illegible]	[illegible]	[illegible]	[illegible]	[illegible]	[illegible]	[illegible]	[illegible]	[illegible]	[illegible]	[illegible]	[illegible]	[illegible]	[illegible]	[illegible]	[illegible]
Other leukemia	[illegible]	[illegible]	[illegible]	[illegible]	[illegible]	[illegible]	[illegible]	[illegible]	[illegible]	[illegible]	[illegible]	[illegible]	[illegible]	[illegible]	[illegible]	[illegible]	[illegible]	[illegible]	[illegible]
Other malignant neoplasms	[illegible]	[illegible]	[illegible]	[illegible]	[illegible]	[illegible]	[illegible]	[illegible]	[illegible]	[illegible]	[illegible]	[illegible]	[illegible]	[illegible]	[illegible]	[illegible]	[illegible]	[illegible]	[illegible]
Other neoplasms	[illegible]	[illegible]	[illegible]	[illegible]	[illegible]	[illegible]	[illegible]	[illegible]	[illegible]	[illegible]	[illegible]	[illegible]	[illegible]	[illegible]	[illegible]	[illegible]	[illegible]	[illegible]	[illegible]
Myelodysplastic, myeloproliferative, and other hematopoietic n	[illegible]	[illegible]	[illegible]	[illegible]	[illegible]	[illegible]	[illegible]	[illegible]	[illegible]	[illegible]	[illegible]	[illegible]	[illegible]	[illegible]	[illegible]	[illegible]	[illegible]	[illegible]	[illegible]
Benign and in situ intestinal neoplasms	[illegible]	[illegible]	[illegible]	[illegible]	[illegible]	[illegible]	[illegible]	[illegible]	[illegible]	[illegible]	[illegible]	[illegible]	[illegible]	[illegible]	[illegible]	[illegible]	[illegible]	[illegible]	[illegible]
Benign and in situ cervical and uterine neoplasms	[illegible]	[illegible]	[illegible]	[illegible]	[illegible]	[illegible]	[illegible]	[illegible]	[illegible]	[illegible]	[illegible]	[illegible]	[illegible]	[illegible]	[illegible]	[illegible]	[illegible]	[illegible]	[illegible]
Other benign and in situ neoplasms	[illegible]	[illegible]	[illegible]	[illegible]	[illegible]	[illegible]	[illegible]	[illegible]	[illegible]	[illegible]	[illegible]	[illegible]	[illegible]	[illegible]	[illegible]	[illegible]	[illegible]	[illegible]	[illegible]
Cardiovascular diseases	[illegible]	[illegible]	[illegible]	[illegible]	[illegible]	[illegible]	[illegible]	[illegible]	[illegible]	[illegible]	[illegible]	[illegible]	[illegible]	[illegible]	[illegible]	[illegible]	[illegible]	[illegible]	[illegible]
Rheumatic heart disease	[illegible]	[illegible]	[illegible]	[illegible]	[illegible]	[illegible]	[illegible]	[illegible]	[illegible]	[illegible]	[illegible]	[illegible]	[illegible]	[illegible]	[illegible]	[illegible]	[illegible]	[illegible]	[illegible]





SR Table 2b: Massachusetts DALYS by cause and age group for females with 95% uncertainty intervals, 2019

Cause	Early Neonatal	Late Neonatal	Post Neonatal	1 to 4	5 to 9	10 to 14	15 to 19	20 to 24	25 to 29	30 to 34	35 to 39	40 to 44
All causes	6,530 (5,360 to 7,930)	1,240 (1,030 to 1,510)	3,090 (2,600 to 3,680)	5,140 (4,030 to 6,430)	6,680 (4,990 to 8,790)	12,400 (9,150 to 16,400)	25,200 (19,000 to 32,400)	37,100 (28,600 to 46,400)	46,800 (36,600 to 58,200)	46,600 (36,800 to 57,700)	46,100 (36,700 to 57,100)	46,300 (37,600 to 56,500)
Communicable, maternal, neonatal, and nutritional diseases	5,210 (4,170 to 6,410)	735 (554 to 920)	839 (634 to 1,100)	1,160 (887 to 1,470)	1,160 (823 to 1,690)	1,070 (789 to 1,500)	1,380 (993 to 2,050)	1,570 (1,180 to 2,170)	1,900 (1,470 to 2,540)	1,970 (1,520 to 2,650)	1,970 (1,490 to 2,850)	2,040 (1,490 to 2,920)
HIV/AIDS and sexually transmitted infections	0·3 (0·2 to 0·5)	0·1 (0·1 to 0·2)	8·3 (7·1 to 9·7)	8·2 (6·9 to 9·6)	4·8 (4 to 5·7)	7·8 (6·7 to 9·3)	25·4 (19·3 to 35·4)	99·5 (74·8 to 138)	215 (157 to 293)	245 (178 to 348)	305 (228 to 422)	277 (209 to 382)
HIV/AIDS	0 (0 to 0)	0 (0 to 0)	8·3 (7 to 9·7)	8·2 (6·9 to 9·6)	4·8 (4 to 5·7)	5 (4·2 to 5·8)	14·5 (11·7 to 17·9)	63·9 (51·1 to 81·5)	139 (108 to 180)	150 (116 to 196)	209 (166 to 265)	190 (153 to 240)
HIV/AIDS - Drug-susceptible Tuberculosis	0 (0 to 0)	0 (0 to 0)	0·1 (0·1 to 0·2)	0·1 (0·1 to 0·2)	0·1 (0 to 0·1)	0·1 (0 to 0·1)	0·2 (0·1 to 0·3)	0·8 (0·5 to 1·2)	1·7 (1·1 to 2·6)	1·8 (1·1 to 2·7)	2·7 (1·7 to 4)	2·4 (1·5 to 3·6)
HIV/AIDS - Multidrug-resistant Tuberculosis without extensive	0 (0 to 0)	0 (0 to 0)	0 (0 to 0)	0 (0 to 0)	0 (0 to 0)	0 (0 to 0)	0 (0 to 0)	0 (0 to 0·1)	0·1 (0 to 0·3)	0·1 (0 to 0·3)	0·1 (0 to 0·4)	0·1 (0 to 0·4)
HIV/AIDS - Extensively drug-resistant Tuberculosis	0 (0 to 0)	0 (0 to 0)	0 (0 to 0)	0 (0 to 0)	0 (0 to 0)	0 (0 to 0)	0 (0 to 0)	0 (0 to 0)	0 (0 to 0·1)	0 (0 to 0·1)	0 (0 to 0·1)	0 (0 to 0·1)
HIV/AIDS resulting in other diseases	0 (0 to 0)	0 (0 to 0)	8·1 (6·8 to 9·5)	8 (6·7 to 9·4)	4·7 (4 to 5·6)	4·9 (4·2 to 5·8)	14·3 (11·6 to 17·7)	63 (50·3 to 80·7)	137 (106 to 178)	148 (114 to 194)	206 (163 to 263)	188 (150 to 236)
Sexually transmitted infections excluding HIV	0·3 (0·2 to 0·5)	0·1 (0·1 to 0·2)	0·1 (0 to 0·1)	0 (0 to 0)	0 (0 to 0)	2·8 (2 to 3·9)	10·9 (6 to 19·6)	35·7 (17·4 to 69·5)	76·5 (36·9 to 148)	95·1 (46·9 to 182)	95·9 (47 to 183)	87 (43·2 to 171)
Syphilis	0·3 (0·2 to 0·5)	0·1 (0·1 to 0·2)	0·1 (0 to 0·1)	0 (0 to 0)	0 (0 to 0)	0·8 (0·6 to 0·9)	0·1 (0 to 0·2)	0·9 (0·6 to 1·3)	0·4 (0·2 to 1)	0·6 (0·3 to 1·1)	0·7 (0·4 to 1·1)	0·7 (0·4 to 1·1)
Chlamydial infection	0 (0 to 0)	0 (0 to 0)	0 (0 to 0)	0 (0 to 0)	0 (0 to 0)	0·4 (0·3 to 0·5)	1 (0·6 to 1·5)	2·4 (1·4 to 3·8)	4·4 (2·7 to 7·2)	4·6 (2·6 to 8·2)	5·4 (3 to 9·5)	5·1 (2·8 to 9)
Gonococcal infection	0 (0 to 0)	0 (0 to 0)	0 (0 to 0)	0 (0 to 0)	0 (0 to 0)	0·3 (0·3 to 0·4)	0·8 (0·7 to 1·1)	1·2 (0·8 to 1·9)	2·4 (1·5 to 3·7)	4·1 (2·7 to 6)	3·8 (2·5 to 5·8)	3·3 (2·1 to 5·4)
Trichomoniasis	0 (0 to 0)	0 (0 to 0)	0 (0 to 0)	0 (0 to 0)	0 (0 to 0)	0·2 (0 to 0·5)	3·1 (0·9 to 7·8)	16·8 (5·5 to 41·6)	39 (13·2 to 92·1)	44·5 (14·2 to 105)	39·7 (12·4 to 91·6)	34·4 (11·3 to 83·1)
Genital herpes	0 (0 to 0)	0 (0 to 0)	0 (0 to 0)	0 (0 to 0)	0 (0 to 0)	0·6 (0·2 to 1·5)	3 (0·8 to 7·3)	6·7 (2·1 to 17·2)	11·3 (3·5 to 27·7)	14 (4·5 to 33·8)	15 (4·7 to 36·8)	14·2 (4·4 to 35·7)
Other sexually transmitted infections	0 (0 to 0)	0 (0 to 0)	0 (0 to 0)	0 (0 to 0)	0 (0 to 0)	0·6 (0·4 to 0·8)	2·9 (2 to 4·2)	7·7 (3·3 to 13·9)	18·9 (9·6 to 31·9)	27·3 (15·3 to 45·7)	31·3 (17·2 to 53·1)	29·3 (14·8 to 53·1)
Respiratory infections and tuberculosis	18·5 (12·8 to 26·3)	25·3 (17·4 to 34·4)	187 (132 to 262)	365 (244 to 537)	354 (219 to 567)	311 (186 to 499)	342 (209 to 545)	390 (248 to 600)	448 (298 to 656)	446 (302 to 639)	417 (273 to 616)	446 (307 to 635)
Tuberculosis	0 (0 to 0)	0 (0 to 0)	0·4 (0·3 to 0·6)	1 (0·7 to 1·4)	0·5 (0·3 to 0·6)	0·7 (0·5 to 1·1)	1·9 (1·2 to 3)	4·8 (3·2 to 7·2)	7·7 (4·8 to 12·1)	6·5 (4·1 to 9·4)	4·8 (3·2 to 6·9)	5 (3·3 to 7)
Latent tuberculosis infection	0 (0 to 0)	0 (0 to 0)	0 (0 to 0)	0 (0 to 0)	0 (0 to 0)	0 (0 to 0)	0 (0 to 0)	0 (0 to 0)	0 (0 to 0)	0 (0 to 0)	0 (0 to 0)	0 (0 to 0)
Drug-susceptible tuberculosis	0 (0 to 0)	0 (0 to 0)	0·4 (0·3 to 0·6)	1 (0·7 to 1·3)	0·4 (0·3 to 0·6)	0·7 (0·4 to 1·1)	1·8 (1·1 to 2·9)	4·7 (3 to 7)	7·5 (4·8 to 11·6)	6·3 (3·9 to 9·1)	4·7 (3·1 to 6·7)	4·8 (3·2 to 6·9)
Multidrug-resistant tuberculosis without extensive drug resistar	0 (0 to 0)	0 (0 to 0)	0 (0 to 0)	0 (0 to 0·1)	0 (0 to 0)	0 (0 to 0·1)	0 (0 to 0·1)	0·1 (0 to 0·4)	0·2 (0 to 0·7)	0·1 (0 to 0·6)	0·1 (0 to 0·5)	0·1 (0 to 0·6)
Extensively drug-resistant tuberculosis	0 (0 to 0)	0 (0 to 0)	0 (0 to 0)	0 (0 to 0)	0 (0 to 0)	0 (0 to 0)	0 (0 to 0)	0 (0 to 0·1)	0 (0 to 0·1)	0 (0 to 0·1)	0 (0 to 0·1)	0 (0 to 0·1)
Lower respiratory infections	18 (12·3 to 25·7)	22·2 (14·3 to 31·2)	127 (80·1 to 192)	93·7 (63·8 to 132)	43·7 (30·6 to 59·9)	36·4 (24·7 to 51·4)	47·9 (34·6 to 65·1)	75·1 (49·2 to 110)	113 (70 to 170)	144 (94 to 209)	142 (92·9 to 216)	212 (138 to 319)
Upper respiratory infections	0·5 (0·3 to 0·8)	3 (1·7 to 4·8)	53·1 (30·6 to 86·8)	230 (129 to 387)	263 (147 to 455)	236 (124 to 404)	253 (130 to 443)	280 (153 to 472)	300 (164 to 493)	274 (143 to 468)	251 (126 to 415)	209 (110 to 372)
Otitis media	0 (0 to 0)	0·2 (0·1 to 0·3)	6 (3·1 to 10·5)	40·7 (21·5 to 71·2)	46·8 (25·4 to 78·5)	37·6 (20·4 to 64·1)	39·7 (20·8 to 67·3)	30·2 (13 to 60·8)	26·9 (12 to 51·5)	21·2 (8·8 to 43)	19·7 (9·1 to 38·6)	19·2 (8·5 to 38)
Enteric infections	4·4 (2·8 to 6·5)	6·4 (4·4 to 8·9)	65·3 (43·9 to 92·1)	134 (86·8 to 197)	109 (66·3 to 166)	87·1 (50·1 to 139)	132 (85·1 to 197)	174 (110 to 257)	202 (134 to 293)	200 (135 to 286)	193 (133 to 268)	184 (128 to 253)
Diarrheal diseases	4·4 (2·8 to 6·5)	6·1 (4·2 to 8·7)	63·9 (42·9 to 91)	133 (84·5 to 195)	108 (65·5 to 165)	86·3 (49·6 to 138)	132 (85 to 196)	173 (110 to 256)	202 (133 to 292)	200 (134 to 285)	192 (132 to 267)	183 (127 to 253)
Typhoid and paratyphoid	0 (0 to 0)	0 (0 to 0)	0 (0 to 0)	0 (0 to 0·1)	0 (0 to 0)	0·1 (0 to 0·2)	0 (0 to 0)	0 (0 to 0)	0 (0 to 0)	0 (0 to 0)	0·1 (0 to 0·1)	0 (0 to 0·1)
Typhoid fever	0 (0 to 0)	0 (0 to 0)	0 (0 to 0)	0 (0 to 0)	0 (0 to 0)	0 (0 to 0·1)	0 (0 to 0)	0 (0 to 0)	0 (0 to 0)	0 (0 to 0)	0 (0 to 0·1)	0 (0 to 0·1)
Paratyphoid fever	0 (0 to 0)	0 (0 to 0)	0 (0 to 0)	0 (0 to 0·1)	0 (0 to 0)	0 (0 to 0)	0 (0 to 0)	0 (0 to 0)	0 (0 to 0)	0 (0 to 0)	0 (0 to 0)	0 (0 to 0)
Invasive Non-typhoidal Salmonella (iNTS)	0 (0 to 0)	0·2 (0·1 to 0·5)	0·9 (0·3 to 2·4)	1·1 (0·4 to 2·7)	0·5 (0·2 to 1·1)	0·4 (0·1 to 1)	0·1 (0 to 0·2)	0·1 (0 to 0·3)	0·3 (0·1 to 0·7)	0·3 (0·1 to 0·7)	0·3 (0·1 to 0·6)	0·2 (0·1 to 0·4)
Other intestinal infectious diseases	0 (0 to 0)	0 (0 to 0)	0·4 (0 to 1·6)	0·7 (0·2 to 2)	0·4 (0·1 to 1·2)	0·3 (0·1 to 0·9)	0·3 (0·1 to 0·9)	0·4 (0·1 to 1)	0·2 (0·1 to 0·6)	0·6 (0·2 to 1·5)	0·3 (0·1 to 0·8)	0·3 (0·1 to 0·9)
Neglected tropical diseases and malaria	0·2 (0·1 to 0·5)	0·9 (0·3 to 1·8)	3 (1 to 7·9)	6·5 (1·7 to 18·5)	15 (2·4 to 50·8)	9·9 (1·4 to 36·6)	11·8 (2·5 to 34·7)	12·7 (2·1 to 34·3)	17·9 (3·5 to 50)	24·6 (6 to 62·5)	33·9 (9·8 to 77·3)	50·1 (18·6 to 107)
Malaria	0 (0 to 0)	0 (0 to 0)	0 (0 to 0)	0 (0 to 0)	0 (0 to 0)	0 (0 to 0)	0 (0 to 0)	0 (0 to 0)	0 (0 to 0)	0 (0 to 0)	0 (0 to 0)	0 (0 to 0)
Chagas disease	0 (0 to 0)	0 (0 to 0)	0 (0 to 0)	0 (0 to 0)	0 (0 to 0)	0 (0 to 0)	0·1 (0 to 0·1)	0·1 (0·1 to 0·2)	0·3 (0·2 to 0·4)	0·5 (0·3 to 0·7)	0·6 (0·4 to 0·9)	0·7 (0·5 to 1·1)
Leishmaniasis	0 (0 to 0)	0 (0 to 0)	0 (0 to 0)	0 (0 to 0)	0 (0 to 0)	0 (0 to 0)	0 (0 to 0)	0 (0 to 0)	0 (0 to 0)	0 (0 to 0)	0 (0 to 0)	0 (0 to 0)
Visceral leishmaniasis	0 (0 to 0)	0 (0 to 0)	0 (0 to 0)	0 (0 to 0)	0 (0 to 0)	0 (0 to 0)	0 (0 to 0)	0 (0 to 0)	0 (0 to 0)	0 (0 to 0)	0 (0 to 0)	0 (0 to 0)
Cutaneous and mucocutaneous leishmaniasis	0 (0 to 0)	0 (0 to 0)	0 (0 to 0)	0 (0 to 0)	0 (0 to 0)	0 (0 to 0)	0 (0 to 0)	0 (0 to 0)	0 (0 to 0)	0 (0 to 0)	0 (0 to 0)	0 (0 to 0)
African trypanosomiasis	0 (0 to 0)	0 (0 to 0)	0 (0 to 0)	0 (0 to 0)	0 (0 to 0)	0 (0 to 0)	0 (0 to 0)	0 (0 to 0)	0 (0 to 0)	0 (0 to 0)	0 (0 to 0)	0 (0 to 0)
Schistosomiasis	0 (0 to 0)	0 (0 to 0)	0 (0 to 0)	0 (0 to 0)	0 (0 to 0)	0 (0 to 0)	0 (0 to 0)	0 (0 to 0)	0 (0 to 0)	0 (0 to 0)	0 (0 to 0)	0 (0 to 0)
Cysticercosis	0 (0 to 0)	0 (0 to 0)	0 (0 to 0)	0 (0 to 0)	0 (0 to 0·1)	0·2 (0 to 0·6)	1·5 (0·4 to 4)	5·6 (0 to 18·4)	12·9 (0 to 38·9)	18·5 (2·8 to 52·1)	23·5 (4·7 to 63·2)	29·3 (7 to 73·8)
Cystic echinococcosis	0 (0 to 0)	0 (0 to 0)	0 (0 to 0)	0 (0 to 0)	0 (0 to 0·1)	0 (0 to 0·1)	0 (0 to 0·1)	0 (0 to 0·1)	0·1 (0 to 0·2)	0·1 (0 to 0·2)	0·1 (0 to 0·2)	0·1 (0 to 0·2)
Lymphatic filariasis	0 (0 to 0)	0 (0 to 0)	0 (0 to 0)	0 (0 to 0)	0 (0 to 0)	0 (0 to 0)	0 (0 to 0)	0 (0 to 0)	0 (0 to 0)	0 (0 to 0)	0 (0 to 0)	0 (0 to 0)
Onchocerciasis	0 (0 to 0)	0 (0 to 0)	0 (0 to 0)	0 (0 to 0)	0 (0 to 0)	0 (0 to 0)	0 (0 to 0)	0 (0 to 0)	0 (0 to 0)	0 (0 to 0)	0 (0 to 0)	0 (0 to 0)
Trachoma	0 (0 to 0)	0 (0 to 0)	0 (0 to 0)	0 (0 to 0)	0 (0 to 0)	0 (0 to 0)	0 (0 to 0)	0 (0 to 0)	0 (0 to 0)	0 (0 to 0)	0 (0 to 0)	0 (0 to 0)
Dengue	0 (0 to 0)	0 (0 to 0)	0 (0 to 0)	0 (0 to 0)	0 (0 to 0)	0 (0 to 0)	0 (0 to 0)	0 (0 to 0)	0 (0 to 0)	0 (0 to 0)	0 (0 to 0)	0 (0 to 0)
Yellow fever	0 (0 to 0)	0 (0 to 0)	0 (0 to 0)	0 (0 to 0)	0 (0 to 0)	0 (0 to 0)	0 (0 to 0)	0 (0 to 0)	0 (0 to 0)	0 (0 to 0)	0 (0 to 0)	0 (0 to 0)
Rabies	0 (0 to 0)	0 (0 to 0)	0·1 (0 to 0·4)	0·2 (0·1 to 0·4)	0·1 (0 to 0·2)	0·1 (0 to 0·3)	0 (0 to 0·1)	0 (0 to 0)	0·1 (0 to 0·2)	0 (0 to 0·1)	0 (0 to 0)	0·1 (0 to 0·1)
Intestinal nematode infections	0 (0 to 0)	0 (0 to 0)	0 (0 to 0)	0 (0 to 0)	0 (0 to 0)	0 (0 to 0)	0 (0 to 0)	0 (0 to 0)	0 (0 to 0)	0 (0 to 0)	0 (0 to 0)	0 (0 to 0)
Ascariasis	0 (0 to 0)	0 (0 to 0)	0 (0 to 0)	0 (0 to 0)	0 (0 to 0)	0 (0 to 0)	0 (0 to 0)	0 (0 to 0)	0 (0 to 0)	0 (0 to 0)	0 (0 to 0)	0 (0 to 0)
Trichuriasis	0 (0 to 0)	0 (0 to 0)	0 (0 to 0)	0 (0 to 0)	0 (0 to 0)	0 (0 to 0)	0 (0 to 0)	0 (0 to 0)	0 (0 to 0)	0 (0 to 0)	0 (0 to 0)	0 (0 to 0)
Hookworm disease	0 (0 to 0)	0 (0 to 0)	0 (0 to 0)	0 (0 to 0)	0 (0 to 0)	0 (0 to 0)	0 (0 to 0)	0 (0 to 0)	0 (0 to 0)	0 (0 to 0)	0 (0 to 0)	0 (0 to 0)
Food-borne trematodiases	0 (0 to 0)	0 (0 to 0)	0 (0 to 0)	0 (0 to 0)	0 (0 to 0)	0 (0 to 0)	0 (0 to 0)	0 (0 to 0)	0 (0 to 0)	0 (0 to 0)	0 (0 to 0)	0 (0 to 0)
Leprosy	0 (0 to 0)	0 (0 to 0)	0 (0 to 0)	0 (0 to 0)	0 (0 to 0)	0 (0 to 0)	0 (0 to 0)	0 (0 to 0)	0 (0 to 0)	0 (0 to 0)	0 (0 to 0)	0 (0 to 0)
Ebola	0 (0 to 0)	0 (0 to 0)	0 (0 to 0)	0 (0 to 0)	0 (0 to 0)	0 (0 to 0)	0 (0 to 0)	0 (0 to 0)	0 (0 to 0)	0 (0 to 0)	0 (0 to 0)	0 (0 to 0)
Zika virus	0 (0 to 0)	0 (0 to 0)	0 (0 to 0)	0 (0 to 0)	0 (0 to 0)	0 (0 to 0)	0 (0 to 0)	0 (0 to 0)	0 (0 to 0)	0 (0 to 0)	0 (0 to 0)	0 (0 to 0)
Guinea worm disease	0 (0 to 0)	0 (0 to 0)	0 (0 to 0)	0 (0 to 0)	0 (0 to 0)	0 (0 to 0)	0 (0 to 0)	0 (0 to 0)	0 (0 to 0)	0 (0 to 0)	0 (0 to 0)	0 (0 to 0)
Other neglected tropical diseases	0·2 (0·1 to 0·5)	0·9 (0·3 to 1·8)	2·9 (0·8 to 7·8)	6·3 (1·5 to 18·4)	14·9 (2·3 to 50·8)	9·5 (1·1 to 35·7)	10·2 (1·3 to 32·9)	6·9 (0·8 to 23·8)	4·7 (0·5 to 20·5)	5·5 (0·4 to 22)	9·7 (0·6 to 35·1)	20 (4·1 to 52·1)
Other infectious diseases	16 (11·2 to 22·8)	38 (24·1 to 58)	110 (69·9 to 185)	80·8 (58·3 to 112)	55·6 (38·5 to 84)	50 (35·7 to 70·1)	70·8 (49·5 to 101)	70·7 (50·2 to 97·8)	83·2 (59·9 to 116)	86·8 (62·7 to 122)	89·9 (62·4 to 129)	99·1 (69 to 145)
Meningitis	2·7 (1·8 to 3·9)	5·8 (3·6 to 8·8)	27·5 (16·6 to 42·9)	21·8 (14·2 to 31·7)	9·3 (6·6 to 12·9)	7·9 (5·5 to 10·9)	12·3 (8·7 to 16·7)	13·9 (8·8 to 21·2)	18·6 (11·8 to 27·9)	19·9 (13·5 to 27·8)	17·5 (11·7 to 26·2)	18·5 (12·4 to 26·8)
Encephalitis	1·6 (0·8 to 2·7)	2·3 (1·2 to 3·7)	11·4 (6·6 to 18·8)	18·1 (10·6 to 29·1)	9·5 (5·7 to 14·9)	9·1 (5·4 to 14)	11·1 (6·6 to 17·6)	12·4 (6·7 to 20·8)	13·9 (7·5 to 24·3)	12·8 (7·1 to 21·1)	11·6 (6·3 to 18·3)	10 (5·4 to 16)
Diphtheria	0 (0 to 0)	0 (0 to 0)	0 (0 to 0·1)	0·1 (0 to 0·2)	0·1 (0 to 0·2)	0 (0 to 0·1)	0 (0 to 0·1)	0 (0 to 0·1)	0 (0 to 0·1)	0 (0 to 0·1)	0 (0 to 0·1)	0 (0 to 0·1)
Tetanus	0 (0 to 0)	0 (0 to 0)	0 (0 to 0)	0 (0 to 0)	0 (0 to 0)	0 (0 to 0)	0 (0 to 0)	0 (0 to 0)	0 (0 to 0)	0 (0 to 0)	0 (0 to 0)	0 (0 to 0)
Measles	0 (0 to 0)	0 (0 to 0)	0 (0 to 0·2)	0·1 (0 to 0·6)	0 (0 to 0·1)	0 (0 to 0)	0 (0 to 0)	0 (0 to 0)	0 (0 to 0)	0 (0 to 0)	0 (0 to 0)	0 (0 to 0)
Varicella and herpes zoster	0·3 (0·1 to 0·6)	0·9 (0·4 to 1·6)	2·8 (1·3 to 5·4)	4·2 (2·4 to 7·9)	4 (1·9 to 8·6)	3·6 (1·5 to 7·1)	4·1 (1·6 to 8·1)	5·3 (2·1 to 10·5)	6·9 (2·8 to 13·5)	7 (3·1 to 12·4)	7·1 (3 to 13·2)	6·6 (2·7 to 12·8)
Acute hepatitis	0 (0 to 0)	0 (0 to 0)	0·9 (0·4 to 1·6)	1·8 (0·8 to 3·6)	5·5 (2·3 to 10·5)	7·8 (3·9 to 13·6)	8·7 (4·2 to 14·9)	8·8 (4·6 to 15)	9·6 (5 to 15·6)	9·1 (5·1 to 15·1)	8·5 (4·6 to 14·2)	7·8 (4·5 to 12·7)
Acute hepatitis A	0 (0 to 0)	0 (0 to 0)	0·2 (0 to 0·4)	1·2 (0·2 to 2·9)	4·8 (1·8 to 9·8)	7·1 (3·4 to 13)	7·8 (3·5 to 13·9)	7·8 (3·8 to 13·9)	8·2 (3·8 to 14·3)	7·6 (3·6 to 13·5)	6·8 (3·2 to 12·2)	5·8 (2·7 to 10·6)
Acute hepatitis B	0 (0 to 0)	0 (0 to 0)	0·4 (0·1 to 0·9)	0·3 (0·1 to 0·6)	0·1 (0 to 0·2)	0·1 (0 to 0·2)	0·3 (0·1 to 0·5)	0·4 (0·2 to 0·7)	0·6 (0·3 to 1·2)	0·8 (0·4 to 1·5)	0·9 (0·5 to 1·4)	1·1 (0·6 to 1·9)
Acute hepatitis C	0 (0 to 0)	0 (0 to 0)	0·1 (0 to 0·3)	0·2 (0·1 to 0·4)	0·1 (0·1 to 0·3)	0·1 (0 to 0·2)	0·1 (0 to 0·2)	0·1 (0·1 to 0·2)	0·2 (0·1 to 0·3)	0·2 (0·1 to 0·4)	0·3 (0·1 to 0·5)	0·4 (0·2 to 0·8)
Acute hepatitis E	0 (0 to 0)	0 (0 to 0)	0·2 (0 to 0·4)	0·2 (0·1 to 0·3)	0·4 (0·2 to 0·7)	0·5 (0·2 to 0·8)	0·5 (0·2 to 0·8)	0·5 (0·2 to 0·9)	0·5 (0·3 to 1)	0·5 (0·3 to 0·9)	0·5 (0·3 to 0·8)	0·5 (0·3 to 0·8)
Other unspecified infectious diseases	11·4 (7·1 to 18)	29 (16·2 to 48·2)	61 (28·8 to 129)	28·9 (15·9 to 54·1)	26·6 (13·2 to 51·2)	21·5 (11·6 to 39·5)	34·4 (17·8 to 61·8)	30·2 (16·3 to 51·3)	34·2 (20 to 60·1)	37·9 (21·6 to 67·6)	45·3 (23·7 to 79·8)	56·1 (31·5 to 99·1)
Maternal and neonatal disorders	5,170 (4,140 to 6,360)	661 (491 to 840)	448 (316 to 618)	514 (378 to 672)	446 (317 to 594)	480 (345 to 650)	536 (394 to 710)	622 (467 to 810)	768 (582 to 980)	788 (596 to 1,010)	654 (491 to 827)	486 (361 to 636)
Maternal disorders	0 (0 to 0)	0 (0 to 0)	0 (0 to 0)	0 (0 to 0)	0 (0 to 0)	1·2 (0·9 to 1·4)	30·2 (23·5 to 39·2)	90·2 (66·7 to 120)	182 (134 to 249)	242 (174 to 344)	160 (114 to 220)	57·5 (42·8 to 75·8)
Maternal hemorrhage	0 (0 to 0)	0 (0 to 0)	0 (0 to 0)	0 (0 to 0)	0 (0 to 0)	0·1 (0 to 0·1)	2·5 (1·4 to 4·2)	8·6 (4·2 to 14·9)	26 (11·7 to 48·1)	42·2 (17·4 to 84·7)	34·4 (13·5 to 62·3)	8·7 (4 to 16·1)
Maternal sepsis and other maternal infections	0 (0 to 0)	0 (0 to 0)	0 (0 to 0)	0 (0 to 0)	0 (0 to 0)	0·1 (0 to 0·1)	2·8 (0·7 to 6·1)	9·9 (4 to 18·3)	17 (7 to 32·6)	18·2 (7·2 to 35·9)	8·4 (3·2 to 17·2)	2·4 (0·7 to 5·2)
Maternal hypertensive disorders	0 (0 to 0)	0 (0 to 0)	0 (0 to 0)	0 (0 to 0)	0 (0 to 0)	0·2 (0·1 to 0·2)	4·2 (2·6 to 6·3)	12·8 (7·7 to 20)	37 (21·9 to 58·8)	60·5 (35 to 98·1)	36 (21·1 to 59·3)	9·7 (5·4 to 15·9)
Maternal obstructed labor and uterine rupture	0 (0 to 0)	0 (0 to 0)	0 (0 to 0)	0 (0 to 0)	0 (0 to 0)	0 (0 to 0·1)	1·1 (0·6 to 1·8)	3·4 (1·9 to 5·6)	8·9 (0·7 to 23·4)	13·8 (1·4 to 32·3)	8·1 (0·6 to 20·4)	2·4 (1·4 to 3·9)
Maternal abortion and miscarriage	0 (0 to 0)	0 (0 to 0)	0 (0 to 0)	0 (0 to 0)	0 (0 to 0)	0·1 (0·1 to 0·2)	2·1 (1·1 to 3·9)	4·1 (2 to 7·2)	5·6 (3 to 9·9)	6 (1·8 to 12·2)	4·5 (2·4 to 7·8)	2·6 (1·1 to 5·3)
Ectopic pregnancy	0 (0 to 0)	0 (0 to 0)	0 (0 to 0)	0 (0 to 0)	0 (0 to 0)	0 (0 to 0)	0·4 (0·2 to 0·8)	1·3 (0·7 to 2·3)	2·2 (1·2 to 3·8)	2·6 (1·6 to 4·3)	1·6 (0·9 to 2·5)	0·6 (0·3 to 0·9)
Indirect maternal deaths	--	--	--	--	--	0·1 (0·1 to 0·2)	2·5 (1·2 to 4·5)	6·8 (3·1 to 12·7)	10·5 (4·5 to 19·4)	11·2 (4·8 to 20·6)	8·2 (3·7 to 15·3)	4·8 (2·1 to 8·8)
Late maternal deaths	--	--	--	--	--	0·2 (0·1 to 0·3)	4·1 (1·9 to 8·1)	13 (6·5 to 23·4)	23·8 (12·6 to 43·2)	25·9 (14 to 43·3)	15·8 (8·3 to 28·2)	7·4 (3·8 to 13·3)
Maternal deaths aggravated by HIV/AIDS	--	--	--	--	--	0 (0 to 0)	0 (0 to 0)	0 (0 to 0·1)	0·1 (0 to 0·2)	0·2 (0·1 to 0·3)	0·1 (0 to 0·2)	0·1 (0 to 0·1)
Neonatal disorders	5,170 (4,140 to 6,360)	661 (491 to 840)	448 (316 to 618)	514 (378 to 672)	446 (317 to 594)	479 (344 to 649)	506 (366 to 681)	532 (379 to 713)	586 (419 to 791)	546 (384 to 742)	494 (356 to 650)	429 (307 to 578)
Neonatal preterm birth	3,380 (2,650 to 4,190)	300 (213 to 397)	274 (189 to 374)	261 (186 to 354)	321 (220 to 444)	345 (234 to 474)	363 (251 to 496)	379 (263 to 529)	418 (289 to 570)	389 (271 to 539)	352 (247 to 466)	303 (210 to 421)
Neonatal encephalopathy due to birth asphyxia and trauma	749 (564 to 973)	98·7 (67·4 to 137)	60·7 (41·9 to 83·6)	108 (68·9 to 156)	117 (65 to 191)	125 (72·3 to 192)	134 (77·7 to 206)	141 (82·8 to 222)	156 (88·1 to 244)	145 (83·6 to 222)	131 (75·2 to 203)	116 (67 to 176)
Neonatal sepsis and other neonatal infections	120 (79·5 to 174)	118 (74·9 to 172)	29·4 (17·9 to 44·5)	4·4 (2·5 to 7·6)	5·5 (3 to 9·7)	6 (3·2 to 10·6)	6·5 (3·5 to 11·6)	7 (3·9 to 12·3)	7·8 (4·2 to 13·9)	7·3 (4 to 12·8)	6·7 (3·7 to 11·6)	5·9 (3·1 to 10·3)
Hemolytic disease and other neonatal jaundice	4·7 (2·9 to 7·1)	1·6 (0·8 to 2·7)	1 (0·7 to 1·4)	4·7 (3·4 to 6·4)	2·9 (2·1 to 4)	3·2 (2·3 to 4·3)	3·5 (2·5 to 4·7)	3·8 (2·7 to 5·1)	4·2 (3 to 5·7)	4 (2·8 to 5·3)	3·6 (2·6 to 4·9)	3·2 (2·3 to 4·3)
Other neonatal disorders	922 (625 to 1,340)	142 (94·2 to 197)	83·4 (55·2 to 126)	136 (99·1 to 180)	0 (0 to 0)	0 (0 to 0)	0 (0 to 0)	0 (0 to 0)	0 (0 to 0)	0 (0 to 0)	0 (0 to 0)	0 (0 to 0)
Nutritional deficiencies	0 (0 to 0)	2·9 (0 to 10·2)	17 (2·8 to 59·9)	48·4 (6·6 to 183)	174 (42·8 to 542)	126 (36·9 to 400)	266 (62·7 to 748)	205 (61·7 to 552)	166 (59·1 to 557)	176 (55 to 552)	274 (68·2 to 843)	499 (148 to 1,200)
Protein-energy malnutrition	0 (0 to 0)	0 (0 to 0)	1·6 (0·9 to 2·6)	1·2 (0·9 to 1·6)	25·1 (9 to 49·6)	25 (10·1 to 47)	28·7 (13 to 53·9)	33·4 (15·4 to 61·1)	40·4 (18·8 to 70·9)	42·4 (22·6 to 72)	43·2 (23·6 to 70·2)	42·3 (23·4 to 68·8)
Iodine deficiency	0 (0 to 0)	0 (0 to 0)	0 (0 to 0)	0·2 (0 to 0·6)	1·5 (0·4 to 3·6)	3·9 (1·5 to 8·4)	5·9 (2·3 to 12)	7·4 (3 to 15·4)	8·9 (3·7 to 18·6)	8·9 (3·8 to 18·6)	8·4 (3·5 to 17·3)	7·7 (3·3 to 14·9)
Vitamin A deficiency	0 (0 to 0)	0·1 (0 to 0·2)	0·1 (0 to 0·6)	0·4 (0 to 1·6)	1 (0·1 to 3·4)	0·4 (0 to 2)	0 (0 to 0)	0 (0 to 0)	0 (0 to 0)	0 (0 to 0)	0 (0 to 0)	0 (0 to 0)
Dietary iron deficiency	0 (0 to 0)	2·9 (0 to 10)	14·9 (0·9 to 57·4)	45·4 (4·2 to 179)	141 (16·1 to 511)	89·5 (8·1 to 359)	217 (25·2 to 697)	147 (15·1 to 499)	91 (2·9 to 473)	107 (4·4 to 469)	206 (11·2 to 782)	434 (92·3 to 1,120)
Other nutritional deficiencies	0 (0 to 0)	0 (0 to 0)	0·3 (0·2 to 0·6)	1·2 (0·9 to 1·6)	6·3 (2·6 to 11·9)	7·3 (3·2 to 13·3)	13·6 (6·3 to 25·3)	17·2 (8 to 31·3)	25·9 (11·8 to 45·6)	17·4 (9·1 to 29·9)	16·8 (8·7 to 28)	15·4 (7·6 to 25·8)
Non-communicable diseases	1,280 (905 to 2,100)	470 (360 to 656)	1,880 (1,520 to 2,340)	3,330 (2,480 to 4,370)	4,970 (3,600 to 6,640)	10,600 (7,650 to 14,300)	21,600 (15,700 to 28,400)	32,700 (24,800 to 41,700)	41,700 (32,300 to 52,200)	41,200 (31,800 to 51,400)	40,800 (32,400 to 50,700)	41,100 (33,200 to 50,300)
Neoplasms	14·9 (11·2 to 19·5)	7·1 (5 to 9·7)	46·8 (31·8 to 65·1)	279 (200 to 377)	321 (249 to 393)	322 (258 to 394)	431 (341 to 527)	567 (419 to 740)	1,040 (749 to 1,400)	1,730 (1,310 to 2,280)	2,520 (1,880 to 3,310)	4,030 (3,040 to 5,260)
Lip and oral cavity cancer	0 (0 to 0)	0 (0 to 0)	0 (0 to 0)	0 (0 to 0)	1·5 (1·2 to 1·8)	1·5 (1·2 to 1·8)	1·6 (1·3 to 2·2)	2·9 (1·7 to 4·7)	6·9 (3·9 to 11·2)	11·4 (6·8 to 17·9)	16 (10·3 to 24·4)	23·4 (14·4 to 35·7)
Nasopharynx cancer	0 (0 to 0)	0 (0 to 0)	0 (0 to 0)	0 (0 to 0)	1·5 (1·3 to 1·8)	1·5 (1·2 to 1·8)	1·6 (1·3 to 1·9)	1·8 (1·1 to 2·9)	2·3 (1·3 to 3·7)	3·5 (2·1 to 5·5)	5 (3·1 to 7·7)	7 (4·2 to 11·5)
Other pharynx cancer	0 (0 to 0)	0 (0 to 0)	0 (0 to 0)	0 (0 to 0)	0 (0 to 0)	0 (0 to 0)	0 (0 to 0)	1·4 (1·1 to 1·8)	1·4 (1 to 1·8)	1·6 (1 to 2·6)	3·6 (1·9 to 6)	7·5 (4·4 to 12·4)
Esophageal cancer	0 (0 to 0)	0 (0 to 0)	0 (0 to 0)	0 (0 to 0)	0 (0 to 0)	0 (0 to 0)	0 (0 to 0)	1·4 (1 to 1·9)	4·3 (2·3 to 6·9)	6·7 (3·5 to 11·4)	13·4 (8·3 to 20·4)	28·1 (16·5 to 45·5)
Stomach cancer	0 (0 to 0)	0 (0 to 0)	0 (0 to 0)	0 (0 to 0)	0 (0 to 0)	0 (0 to 0)	2·1 (1·4 to 3·1)	9·2 (5·8 to 13·7)	29·6 (18 to 45)	60·2 (38·1 to 90)	77 (48·7 to 116)	102 (66·5 to 149)
Colon and rectum cancer	0 (0 to 0)	0 (0 to 0)	0 (0 to 0)	0 (0 to 0)	2·5 (1·7 to 3·6)	3·2 (2·1 to 4·5)	7·8 (5·2 to 11·6)	27·6 (16·3 to 43·6)	76 (48 to 117)	156 (96 to 243)	238 (156 to 345)	417 (281 to 591)
Liver cancer	0·6 (0·3 to 1)	0·4 (0·2 to 0·8)	3·3 (1·7 to 5·4)	13 (6·6 to 21)	9·1 (6·5 to 12·5)	8·9 (6·5 to 12·3)	7·5 (3·5 to 12·7)	10 (5·6 to 17·4)	14·9 (8 to 25·6)	21·1 (10·7 to 36·5)	34·3 (18·6 to 55·9)	58·1 (33·4 to 94·4)
Liver cancer due to hepatitis B	0 (0 to 0)	0 (0 to 0)	0 (0 to 0)	0 (0 to 0)	0 (0 to 0)	0·6 (0·3 to 1)	1·3 (0·6 to 2·3)	2·6 (1·4 to 4·6)	5·1 (2·7 to 8·9)	7·4 (3·5 to 13·2)	10·9 (5·5 to 19·1)	15·1 (7·8 to 26·5)
Liver cancer due to hepatitis C	0 (0 to 0)	0 (0 to 0)	0 (0 to 0)	0 (0 to 0)	0 (0 to 0)	0·1 (0 to 0·1)	0·1 (0·1 to 0·2)	0·5 (0·2 to 0·8)	1·2 (0·5 to 2·3)	2·9 (1·4 to 5·3)	7·2 (3·6 to 13)	17·3 (9·3 to 29·7)
Liver cancer due to alcohol use	0 (0 to 0)	0 (0 to 0)	0 (0 to 0)	0 (0 to 0)	0 (0 to 0)	0 (0 to 0)	0·1 (0 to 0·2)	0·5 (0·2 to 0·9)	1·2 (0·6 to 2·2)	2·4 (1·2 to 4·3)	5 (2·5 to 9)	9·3 (4·9 to 15·8)
Liver cancer due to NASH	0 (0 to 0)	0 (0 to 0)	0 (0 to 0)	0 (0 to 0)	0 (0 to 0)	0 (0 to 0)	1·8 (0·8 to 3·2)	2 (1 to 3·5)	2·2 (1·1 to 4)	2·6 (1·3 to 4·7)	3·5 (1·8 to 6·2)	5·6 (2·9 to 9·5)
Liver cancer due to other causes	0·6 (0·3 to 1)	0·4 (0·2 to 0·8)	3·3 (1·7 to 5·4)	13 (6·6 to 21)	9·1 (6·5 to 12·5)	8·3 (6·1 to 11·1)	4·2 (2 to 7·2)	4·5 (2·5 to 8)	5·2 (2·6 to 9·5)	5·8 (2·8 to 10·4)	7·6 (4 to 12·7)	10·8 (6 to 18·8)
Gallbladder and biliary tract cancer	0 (0 to 0)	0 (0 to 0)	0 (0 to 0)	0 (0 to 0)	0 (0 to 0)	0 (0 to 0)	0 (0 to 0)	1·3 (1 to 1·7)	1·8 (1·1 to 2·8)	4·5 (2·6 to 7·2)	9·8 (5·5 to 16)	19·7 (12·5 to 29·7)
Pancreatic cancer	0 (0 to 0)	0 (0 to 0)	0 (0 to 0)	0 (0 to 0)	0 (0 to 0)	0 (0 to 0)	2 (1·4 to 2·8)	5·7 (3 to 9·7)	13·3 (7·4 to 21·9)	33·1 (20·1 to 52·1)	63·6 (41·2 to 93·3)	131 (85·7 to 190)
Larynx cancer	0 (0 to 0)	0 (0 to 0)	0 (0 to 0)	0 (0 to 0)	0 (0 to 0)	0 (0 to 0)	0 (0 to 0)	2 (1·5 to 2·5)	2 (1·5 to 2·5)	2·2 (1·4 to 3·6)	3·4 (1·9 to 5·8)	7·3 (4·2 to 11·6)
Tracheal, bronchus, and lung cancer	0 (0 to 0)	0 (0 to 0)	0 (0 to 0)	0 (0 to 0)	0 (0 to 0)	2·8 (1·5 to 4·8)	6·9 (4·1 to 11·2)	14·7 (8 to 24·8)	30·4 (16·6 to 49·5)	73 (44·8 to 110)	170 (109 to 252)	411 (268 to 592)
Malignant skin melanoma	0·1 (0 to 0·1)	0·1 (0 to 0·1)	1·8 (0·2 to 6·4)	7·5 (0·9 to 23·9)	1·7 (1·4 to 2·2)	1·7 (1·4 to 2·7)	7·2 (3·6 to 14·4)	22·9 (12 to 42·8)	56·7 (31·1 to 104)	90·9 (51·2 to 162)	113 (64·4 to 200)	137 (82·4 to 231)
Non-melanoma skin cancer	0 (0 to 0)	0 (0 to 0)	0 (0 to 0)	0 (0 to 0)	0 (0 to 0)	0 (0 to 0)	0 (0 to 0)	1·6 (1·3 to 2·1)	2·4 (1·7 to 3·3)	3·9 (2·8 to 5·5)	6 (4·2 to 8·4)	11·7 (8·2 to 16·1)
Non-melanoma skin cancer (squamous-cell carcinoma)	0 (0 to 0)	0 (0 to 0)	0 (0 to 0)	0 (0 to 0)	0 (0 to 0)	0 (0 to 0)	0 (0 to 0)	1·6 (1·2 to 2·1)	2·3 (1·6 to 3·2)	3·7 (2·6 to 5·2)	5·8 (4 to 8·2)	11·3 (7·9 to 15·6)
Non-melanoma skin cancer (basal-cell carcinoma)	0 (0 to 0)	0 (0 to 0)	0 (0 to 0)	0 (0 to 0)	0 (0 to 0)	0 (0 to 0)	0 (0 to 0)	0 (0 to 0·1)	0·1 (0 to 0·2)	0·2 (0·1 to 0·3)	0·3 (0 to 0·9)	0·4 (0·1 to 1)
Breast cancer	0 (0 to 0)	0 (0 to 0)	0 (0 to 0)	0 (0 to 0)	0 (0 to 0)	0 (0 to 0)	6·1 (3·7 to 9·6)	23·4 (15·1 to 34·7)	148 (92 to 216)	465 (298 to 672)	786 (530 to 1,100)	1,370 (961 to 1,900)
Cervical cancer	0 (0 to 0)	0 (0 to 0)	0 (0 to 0)	0 (0 to 0)	0 (0 to 0)	0 (0 to 0)	2·3 (1·5 to 3·8)	15 (8·1 to 25)	70·9 (38·1 to 121)	136 (77·2 to 223)	171 (102 to 273)	226 (142 to 351)
Uterine cancer	0 (0 to 0)	0 (0 to 0)	0 (0 to 0)	0 (0 to 0)	0 (0 to 0)	0 (0 to 0)	0 (0 to 0)	1·6 (1·2 to 2·1)	6·2 (3·5 to 10·2)	28·2 (16 to 48)	46·9 (28·4 to 71·5)	73·3 (45·4 to 110)
Ovarian cancer	0 (0 to 0)	0 (0 to 0)	0 (0 to 0)	0 (0 to 0)	3·5 (2 to 6·6)	7·1 (4·2 to 13)	13·2 (7·7 to 23·4)	24·6 (14·1 to 39·6)	43·7 (26·1 to 71·3)	71·9 (46·3 to 113)	125 (78·6 to 188)	217 (135 to 324)
Prostate cancer	0 (0 to 0)	0 (0 to 0)	0 (0 to 0)	0 (0 to 0)	0 (0 to 0)	0 (0 to 0)	0 (0 to 0)	0 (0 to 0)	0 (0 to 0)	0 (0 to 0)	0 (0 to 0)	0 (0 to 0)
Testicular cancer	--	--	--	--	--	--	--	--	--	--	--	--
Kidney cancer	0·3 (0·2 to 0·4)	0·1 (0·1 to 0·2)	2 (1·1 to 3·1)	10 (6·3 to 14·7)	11·8 (6·6 to 19·9)	5·2 (2·9 to 9·3)	5·8 (2·7 to 11·1)	8·6 (4·5 to 14·3)	12·2 (6·6 to 20)	18·4 (10 to 32)	28·3 (16·2 to 46·4)	42·8 (25·7 to 69·4)
Bladder cancer	0 (0 to 0)	0 (0 to 0)	0 (0 to 0)	0 (0 to 0)	0 (0 to 0)	0 (0 to 0)	1·7 (1·4 to 2)	1·5 (1·1 to 1·9)	3·6 (1·9 to 6·2)	5·8 (3·5 to 9·1)	13·8 (8·4 to 22·3)	23·9 (14·9 to 35·7)
Brain and central nervous system cancer	2·3 (1·2 to 3·4)	1·2 (0·6 to 2)	10·7 (5·1 to 20·9)	72 (37 to 124)	117 (65·5 to 175)	81·2 (45·4 to 135)	67·6 (39·1 to 110)	73·8 (45·2 to 118)	108 (64·8 to 167)	138 (87·2 to 212)	156 (94·6 to 242)	194 (118 to 295)
Thyroid cancer	0 (0 to 0)	0 (0 to 0)	0 (0 to 0)	0 (0 to 0)	1·8 (1·5 to 2·2)	1·8 (1·5 to 2·1)	1·9 (1·6 to 2·4)	3 (1·7 to 6·1)	5·7 (2 to 11·7)	8·9 (3·4 to 17·3)	12 (5·8 to 21·4)	17 (8·7 to 30·6)
Mesothelioma	0 (0 to 0)	0 (0 to 0)	0 (0 to 0)	0 (0 to 0)	0 (0 to 0)	0 (0 to 0)	0 (0 to 0)	1·2 (0·7 to 2·1)	2·5 (1·2 to 4·5)	2·8 (1·5 to 4·6)	4·6 (2·5 to 7·5)	7·2 (4·1 to 11·3)
Hodgkin lymphoma	0 (0 to 0)	0 (0 to 0)	0 (0 to 0)	1·4 (1 to 1·9)	1·8 (1·4 to 2·1)	3·4 (1·5 to 7)	15·6 (6·1 to 33·1)	31·3 (14·9 to 57·2)	39·3 (20·9 to 71·5)	34·7 (18·3 to 58·7)	29·4 (14·7 to 52·2)	25·4 (14·3 to 41·7)
Non-Hodgkin lymphoma	0 (0 to 0)	0 (0 to 0)	0 (0 to 0)	6·1 (4 to 9·3)	7·6 (5·2 to 10·7)	10·3 (6·5 to 15·1)	22·9 (15 to 33·8)	38·1 (24·2 to 57·8)	59 (37·3 to 89·5)	66·9 (42·2 to 103)	75·4 (48·9 to 114)	102 (65·6 to 152)
Multiple myeloma	0 (0 to 0)	0 (0 to 0)	0 (0 to 0)	0 (0 to 0)	0 (0 to 0)	0 (0 to 0)	0 (0 to 0)	0·8 (0·4 to 1·3)	1·8 (0·9 to 3·1)	4·7 (2·4 to 8·8)	13·5 (7·1 to 24·7)	29·7 (16·6 to 52·3)
Leukemia	1·7 (1·2 to 2·3)	1·3 (0·9 to 1·8)	12·3 (7·4 to 19·1)	70·5 (45·7 to 105)	67·6 (43·4 to 97·8)	67·8 (44·2 to 98·4)	84·7 (54 to 126)	93·7 (56·5 to 145)	129 (78·7 to 197)	126 (77·6 to 186)	132 (85 to 198)	138 (86·2 to 205)
Acute lymphoid leukemia	0·5 (0·4 to 0·8)	0·2 (0·1 to 0·4)	4 (2 to 7)	25 (13·9 to 42·3)	36·4 (19·8 to 59·2)	32·2 (17·9 to 52·8)	32·2 (17 to 52·3)	29·2 (14·5 to 52·2)	32·2 (16·5 to 55·8)	24·4 (11·8 to 43·7)	22·4 (11 to 40·4)	21·4 (10·5 to 39·1)
Chronic lymphoid leukemia	0 (0 to 0)	0 (0 to 0)	0 (0 to 0)	0 (0 to 0)	0 (0 to 0)	0 (0 to 0)	0 (0 to 0)	1·4 (0·8 to 2·3)	1·6 (0·9 to 2·6)	1·4 (0·8 to 2·3)	1·7 (0·9 to 3·2)	2·8 (1·2 to 5·1)
Acute myeloid leukemia	0·4 (0·2 to 0·6)	0·4 (0·2 to 0·6)	4·8 (2·7 to 8)	31·3 (18·5 to 51·3)	19·1 (9·5 to 35·2)	24·3 (12·8 to 40·9)	36·6 (18·9 to 61·4)	44·9 (25 to 73·1)	62·7 (34·2 to 105)	64·4 (36 to 102)	75·2 (44·6 to 119)	77·4 (45·8 to 121)
Chronic myeloid leukemia	0·1 (0 to 0·2)	0 (0 to 0·1)	0·3 (0·2 to 0·6)	1·3 (0·7 to 2·3)	1·5 (0·7 to 2·6)	1·5 (0·7 to 2·6)	1·8 (0·9 to 3·5)	2·6 (1·1 to 5·2)	6·1 (2·7 to 12·5)	7·3 (3·2 to 14·9)	7·8 (3·7 to 14·7)	8·8 (4·2 to 16·8)
Other leukemia	0·7 (0·5 to 1)	0·6 (0·4 to 0·9)	3·2 (1·6 to 5·7)	12·9 (6·5 to 22·2)	10·5 (4·9 to 19·7)	9·8 (4·5 to 17·9)	14 (6·3 to 25·8)	15·7 (6·9 to 28·5)	26·2 (12·3 to 48·4)	28·5 (14·1 to 51·5)	24·5 (11·3 to 43·3)	27·5 (13·3 to 47·3)
Other malignant neoplasms	8·8 (6·2 to 12·2)	2·8 (2 to 3·9)	15·3 (9·8 to 22·2)	95·1 (65·7 to 134)	91·6 (68·6 to 120)	122 (92·2 to 156)	167 (128 to 216)	142 (101 to 194)	161 (114 to 224)	149 (101 to 207)	157 (107 to 219)	188 (126 to 267)
Other neoplasms	1·2 (0·6 to 2)	1·2 (0·4 to 2·8)	1·4 (0·5 to 3·1)	3·3 (2 to 5·4)	2·7 (1·4 to 4·8)	3·8 (2 to 6·5)	4·8 (2·5 to 8·1)	5·6 (2·8 to 9·4)	8·4 (4·3 to 13·7)	10·6 (5·9 to 17·6)	13·4 (8·2 to 20·4)	16 (9·9 to 24·3)
Myelodysplastic, myeloproliferative, and other hematopoietic n	1·2 (0·6 to 2)	1·2 (0·4 to 2·8)	1·4 (0·5 to 3·1)	3·3 (2 to 5·4)	2·7 (1·4 to 4·8)	3·8 (2 to 6·5)	4·8 (2·5 to 8·1)	5·6 (2·8 to 9·4)	8·4 (4·3 to 13·7)	10·6 (5·9 to 17·6)	13·4 (8·2 to 20·4)	16 (9·9 to 24·3)
Benign and in situ intestinal neoplasms	0 (0 to 0)	0 (0 to 0)	0 (0 to 0)	0 (0 to 0)	0 (0 to 0)	0 (0 to 0)	0 (0 to 0)	0 (0 to 0)	0 (0 to 0)	0 (0 to 0)	0 (0 to 0)	0 (0 to 0)
Benign and in situ cervical and uterine neoplasms	0 (0 to 0)	0 (0 to 0)	0 (0 to 0)	0 (0 to 0)	0 (0 to 0)	0 (0 to 0)	0 (0 to 0)	0 (0 to 0)	0 (0 to 0)	0 (0 to 0)	0 (0 to 0)	0 (0 to 0)
Other benign and in situ neoplasms	0 (0 to 0)	0 (0 to 0)	0 (0 to 0)	0 (0 to 0)	0 (0 to 0)	0 (0 to 0)	0 (0 to 0)	0 (0 to 0)	0 (0 to 0)	0 (0 to 0)	0 (0 to 0)	0 (0 to 0)
Cardiovascular diseases	23·7 (16·1 to 32·8)	15·6 (10·3 to 22·1)	87·6 (58·2 to 123)	79 (60 to 100)	81·2 (61·3 to 107)	122 (87·1 to 162)	251 (191 to 321)	418 (316 to 532)	714 (545 to 939)	1,060 (814 to 1,350)	1,300 (1,000 to 1,690)	1,930 (1,480 to 2,450)
Rheumatic heart disease	0 (0 to 0)	0 (0 to 0)	0 (0 to 0)	2·4 (1·5 to 3·4)	2 (1·4 to 2·5)	2·3 (1·6 to 3)	4 (2·9 to 5·4)	7·4 (4·9 to 10·7)	15·7 (10·1 to 23·8)	21·7 (14·5 to 31·3)	22·5 (15·1 to 32·3)	25·3 (16·1 to 37·8)

Cause	45 to 49	50 to 54	55 to 59	60 to 64	65 to 69	70 to 74	75 to 79	80 to 84	85 to 89	90 to 94	95 plus	Total
All causes	55,800 (45,100 to 67,800)	70,700 (57,600 to 85,600)	87,600 (72,200 to 105,000)	94,600 (78,800 to 113,000)	95,800 (80,500 to 113,000)	97,600 (83,000 to 114,000)	83,000 (70,800 to 96,100)	72,000 (62,600 to 82,500)	63,300 (55,200 to 72,200)	48,300 (42,700 to 54,100)	28,200 (25,800 to 30,600)	1,080,000
Communicable, maternal, neonatal, and nutritional diseases	2,120 (1,600 to 2,980)	2,300 (1,800 to 3,070)	2,550 (1,980 to 3,340)	2,540 (2,010 to 3,270)	2,530 (2,020 to 3,190)	2,600 (2,040 to 3,240)	2,410 (1,860 to 3,130)	2,390 (1,750 to 3,100)	2,510 (1,760 to 3,360)	2,230 (1,560 to 2,900)	1,580 (1,070 to 2,080)	46,800
HIV/AIDS and sexually transmitted infections	313 (241 to 411)	278 (213 to 379)	254 (186 to 349)	178 (128 to 251)	120 (88·3 to 170)	53·2 (33·7 to 86)	29·6 (18·9 to 47·3)	14·5 (9·4 to 23·5)	9·9 (6·6 to 15·4)	5·7 (3·8 to 8·8)	2·6 (1·8 to 3·8)	2,450
HIV/AIDS	245 (198 to 305)	224 (174 to 294)	207 (155 to 280)	142 (101 to 199)	90·1 (67·3 to 127)	29·1 (17·3 to 51)	12·8 (6·7 to 24)	3 (1·7 to 5·2)	1·8 (0·8 to 3·3)	1 (0·4 to 1·9)	0·6 (0·3 to 1)	1,750
HIV/AIDS - Drug-susceptible Tuberculosis	3·1 (2 to 4·7)	2·7 (1·7 to 4)	2·3 (1·5 to 3·4)	1·5 (1 to 2·2)	1 (0·7 to 1·5)	0·2 (0·2 to 0·3)	0·1 (0·1 to 0·1)	0 (0 to 0)	0 (0 to 0)	0 (0 to 0)	0 (0 to 0)	21
HIV/AIDS - Multidrug-resistant Tuberculosis without extensive	0·1 (0 to 0·5)	0·1 (0 to 0·4)	0·1 (0 to 0·4)	0·1 (0 to 0·2)	0 (0 to 0·2)	0 (0 to 0)	0 (0 to 0)	0 (0 to 0)	0 (0 to 0)	0 (0 to 0)	0 (0 to 0)	0·8
HIV/AIDS - Extensively drug-resistant Tuberculosis	0 (0 to 0·1)	0 (0 to 0·1)	0 (0 to 0·1)	0 (0 to 0·1)	0 (0 to 0)	0 (0 to 0)	0 (0 to 0)	0 (0 to 0)	0 (0 to 0)	0 (0 to 0)	0 (0 to 0)	0·2
HIV/AIDS resulting in other diseases	242 (194 to 301)	221 (171 to 290)	204 (152 to 277)	140 (99·7 to 198)	89·1 (66·2 to 126)	28·8 (17 to 50·7)	12·6 (6·6 to 23·9)	3 (1·7 to 5·1)	1·7 (0·8 to 3·3)	1 (0·4 to 1·9)	0·6 (0·3 to 1)	1,730
Sexually transmitted infections excluding HIV	67·8 (30·8 to 135)	54·1 (23·9 to 112)	47·2 (21·2 to 95·1)	35·8 (16·1 to 75·6)	29·6 (14·2 to 60)	24·1 (13·2 to 45)	16·8 (9·7 to 30)	11·5 (6·9 to 20·1)	8·2 (5·2 to 13·7)	4·7 (3 to 7·6)	2·1 (1·4 to 3·1)	706
Syphilis	0·9 (0·5 to 1·3)	1·1 (0·7 to 1·6)	1·4 (0·9 to 2·1)	1·9 (1·2 to 2·9)	2·3 (1·4 to 3·5)	2·4 (1·5 to 3·6)	2 (1·2 to 2·9)	1·5 (0·9 to 2·1)	1·1 (0·7 to 1·6)	0·8 (0·5 to 1·1)	0·4 (0·2 to 0·6)	20·4
Chlamydial infection	2·4 (1·4 to 4·4)	1·1 (0·8 to 1·7)	0·9 (0·7 to 1·3)	0·6 (0·3 to 1)	0·4 (0·2 to 0·7)	0·7 (0·4 to 1)	0·7 (0·4 to 1·1)	0·7 (0·4 to 1·2)	0·6 (0·4 to 1)	0·4 (0·2 to 0·6)	0·2 (0·1 to 0·3)	32·1
Gonococcal infection	2·2 (1·4 to 3·4)	1·6 (1 to 2·4)	1·6 (1 to 2·4)	2 (1·1 to 3·3)	2·5 (1·4 to 4)	2·4 (1·4 to 3·7)	2·5 (1·6 to 3·9)	2 (1·2 to 3·2)	1·7 (1 to 2·6)	1·1 (0·6 to 1·6)	0·6 (0·4 to 0·9)	36·1
Trichomoniasis	33·3 (10·1 to 77·1)	27·7 (8·2 to 68·2)	21·3 (6·9 to 53)	14·7 (4·9 to 34·4)	11 (3·6 to 25·9)	8 (2·9 to 18·1)	4·8 (1·7 to 10·7)	2·8 (1·1 to 6·2)	1·6 (0·6 to 3·5)	0·7 (0·2 to 1·6)	0·2 (0 to 0·4)	304
Genital herpes	16 (5 to 40·6)	17·4 (5·5 to 42·8)	18·1 (5·9 to 45·2)	15·9 (4·8 to 39·1)	12·6 (3·9 to 31·9)	9·6 (2·9 to 24·1)	6·2 (1·9 to 15)	3·9 (1·1 to 9·8)	2·6 (0·8 to 6·5)	1·5 (0·4 to 3·6)	0·6 (0·2 to 1·5)	169
Other sexually transmitted infections	13·1 (6·1 to 23·7)	5·2 (1·7 to 10·4)	3·7 (2·5 to 5·2)	0·7 (0·4 to 1·1)	0·8 (0·5 to 1·4)	1·1 (0·6 to 1·6)	0·7 (0·4 to 1)	0·6 (0·4 to 1)	0·5 (0·3 to 0·8)	0·3 (0·2 to 0·5)	0·1 (0·1 to 0·1)	145
Respiratory infections and tuberculosis	517 (365 to 710)	714 (515 to 978)	900 (653 to 1,230)	997 (696 to 1,380)	1,120 (804 to 1,510)	1,380 (985 to 1,860)	1,400 (995 to 1,930)	1,620 (1,140 to 2,230)	1,830 (1,260 to 2,460)	1,750 (1,180 to 2,350)	1,300 (857 to 1,740)	17,300
Tuberculosis	5·8 (3·8 to 8·4)	7·3 (4·8 to 10·8)	10 (6·5 to 14·7)	12 (8·1 to 17·4)	15·4 (10·6 to 21)	17·2 (12·5 to 23)	14·2 (10·3 to 19·4)	11·2 (7·6 to 15·8)	8·3 (5·5 to 11·7)	5·1 (3·3 to 7·2)	2·1 (1·4 to 2·9)	142
Latent tuberculosis infection	0 (0 to 0)	0 (0 to 0)	0 (0 to 0)	0 (0 to 0)	0 (0 to 0)	0 (0 to 0)	0 (0 to 0)	0 (0 to 0)	0 (0 to 0)	0 (0 to 0)	0 (0 to 0)	0
Drug-susceptible tuberculosis	5·6 (3·7 to 8·3)	7·1 (4·7 to 10·5)	9·6 (6·2 to 14·2)	11·6 (7·6 to 16·6)	14·9 (10·2 to 20·5)	16·6 (11·9 to 22·2)	13·7 (9·9 to 18·6)	10·8 (7·3 to 15·2)	8 (5·2 to 11·3)	4·9 (3·2 to 7·1)	2·1 (1·4 to 2·8)	137
Multidrug-resistant tuberculosis without extensive drug resistar	0·2 (0 to 0·7)	0·2 (0 to 0·9)	0·3 (0 to 1·2)	0·3 (0 to 1·5)	0·4 (0 to 1·7)	0·4 (0 to 1·8)	0·4 (0 to 1·7)	0·3 (0 to 1·4)	0·2 (0 to 0·9)	0·1 (0 to 0·6)	0·1 (0 to 0·3)	3·7
Extensively drug-resistant tuberculosis	0 (0 to 0·2)	0·1 (0 to 0·2)	0·1 (0 to 0·3)	0·1 (0 to 0·4)	0·1 (0 to 0·4)	0·1 (0 to 0·4)	0·1 (0 to 0·4)	0·1 (0 to 0·4)	0·1 (0 to 0·2)	0 (0 to 0·2)	0 (0 to 0·1)	0·9
Lower respiratory infections	279 (187 to 408)	464 (307 to 678)	649 (430 to 955)	781 (519 to 1,180)	941 (644 to 1,330)	1,240 (851 to 1,710)	1,310 (906 to 1,820)	1,560 (1,080 to 2,180)	1,790 (1,220 to 2,420)	1,720 (1,160 to 2,320)	1,280 (845 to 1,720)	13,100
Upper respiratory infections	207 (109 to 350)	211 (115 to 360)	211 (118 to 352)	181 (96·8 to 298)	149 (77·2 to 252)	115 (63·1 to 195)	72·6 (38·6 to 123)	44 (23·7 to 73·6)	28·9 (15·8 to 46·6)	17·9 (10·2 to 29)	8 (4·5 to 13·6)	3,600
Otitis media	25·3 (12·2 to 45·2)	30·9 (14·1 to 56·4)	29·9 (15·4 to 53·2)	23·1 (10·5 to 42·8)	14·6 (7 to 27·1)	9·3 (4·1 to 18·8)	5·9 (2·9 to 11·2)	4·2 (1·9 to 8)	3·5 (1·7 to 6)	2·4 (1·1 to 4·3)	1·3 (0·6 to 2·5)	439
Enteric infections	213 (151 to 290)	270 (198 to 361)	323 (231 to 432)	372 (271 to 495)	406 (293 to 535)	464 (321 to 658)	451 (324 to 636)	396 (257 to 610)	383 (238 to 591)	269 (160 to 401)	146 (88 to 220)	5,180
Diarrheal diseases	213 (150 to 289)	269 (197 to 360)	322 (230 to 431)	371 (270 to 494)	404 (292 to 534)	462 (320 to 657)	450 (323 to 635)	395 (256 to 609)	382 (237 to 590)	268 (160 to 401)	146 (87·1 to 219)	5,160
Typhoid and paratyphoid	0·1 (0 to 0·1)	0 (0 to 0·1)	0 (0 to 0·1)	0 (0 to 0)	0 (0 to 0)	0 (0 to 0·1)	0 (0 to 0·1)	0 (0 to 0)	0 (0 to 0)	0 (0 to 0·1)	0 (0 to 0·1)	0·6
Typhoid fever	0 (0 to 0·1)	0 (0 to 0)	0 (0 to 0)	0 (0 to 0)	0 (0 to 0)	0 (0 to 0·1)	0 (0 to 0)	0 (0 to 0)	0 (0 to 0)	0 (0 to 0·1)	0 (0 to 0)	0·3
Paratyphoid fever	0 (0 to 0)	0 (0 to 0)	0 (0 to 0)	0 (0 to 0)	0 (0 to 0)	0 (0 to 0)	0 (0 to 0)	0 (0 to 0)	0 (0 to 0)	0 (0 to 0)	0 (0 to 0)	0·3
Invasive Non-typhoidal Salmonella (iNTS)	0·4 (0·1 to 0·9)	0·4 (0·2 to 0·9)	0·6 (0·2 to 1·2)	0·9 (0·3 to 2·2)	0·9 (0·3 to 2)	1·1 (0·3 to 2·5)	0·9 (0·3 to 2)	0·8 (0·3 to 1·8)	0·6 (0·2 to 1·4)	0·4 (0·2 to 1)	0·4 (0·2 to 0·9)	11·8
Other intestinal infectious diseases	0·2 (0·1 to 0·6)	0·3 (0·1 to 0·8)	0·2 (0 to 0·7)	0·2 (0 to 0·7)	0·3 (0 to 1·1)	0·2 (0 to 0·8)	0·2 (0 to 0·6)	0·2 (0 to 0·6)	0·3 (0 to 1·2)	0·2 (0 to 0·8)	0·2 (0 to 0·6)	6·5
Neglected tropical diseases and malaria	60·7 (22·2 to 125)	77·6 (26·9 to 167)	111 (42·4 to 246)	137 (50·8 to 297)	158 (57·5 to 327)	160 (58·9 to 325)	128 (46·6 to 266)	92 (32·6 to 202)	63·2 (23 to 139)	36·9 (12·9 to 85·1)	17·5 (5·6 to 41·7)	1,230
Malaria	0 (0 to 0)	0 (0 to 0)	0 (0 to 0)	0 (0 to 0)	0 (0 to 0)	0 (0 to 0)	0 (0 to 0)	0 (0 to 0)	0 (0 to 0)	0 (0 to 0)	0 (0 to 0)	0
Chagas disease	0·8 (0·5 to 1·1)	0·8 (0·5 to 1·2)	0·8 (0·5 to 1·2)	0·8 (0·5 to 1·2)	0·7 (0·4 to 1·1)	0·7 (0·4 to 1)	0·6 (0·4 to 0·9)	0·6 (0·3 to 0·9)	0·4 (0·2 to 0·7)	0·1 (0·1 to 0·3)	0·1 (0 to 0·3)	8·8
Leishmaniasis	0 (0 to 0)	0 (0 to 0)	0 (0 to 0)	0 (0 to 0)	0 (0 to 0)	0 (0 to 0)	0 (0 to 0)	0 (0 to 0)	0 (0 to 0)	0 (0 to 0)	0 (0 to 0)	0
Visceral leishmaniasis	0 (0 to 0)	0 (0 to 0)	0 (0 to 0)	0 (0 to 0)	0 (0 to 0)	0 (0 to 0)	0 (0 to 0)	0 (0 to 0)	0 (0 to 0)	0 (0 to 0)	0 (0 to 0)	0
Cutaneous and mucocutaneous leishmaniasis	0 (0 to 0)	0 (0 to 0)	0 (0 to 0)	0 (0 to 0)	0 (0 to 0)	0 (0 to 0)	0 (0 to 0)	0 (0 to 0)	0 (0 to 0)	0 (0 to 0)	0 (0 to 0)	0
African trypanosomiasis	0 (0 to 0)	0 (0 to 0)	0 (0 to 0)	0 (0 to 0)	0 (0 to 0)	0 (0 to 0)	0 (0 to 0)	0 (0 to 0)	0 (0 to 0)	0 (0 to 0)	0 (0 to 0)	0
Schistosomiasis	0 (0 to 0)	0 (0 to 0)	0 (0 to 0)	0 (0 to 0)	0 (0 to 0)	0 (0 to 0)	0 (0 to 0)	0 (0 to 0)	0 (0 to 0)	0 (0 to 0)	0 (0 to 0)	0
Cysticercosis	43·7 (10·8 to 104)	64 (17·9 to 147)	98·8 (32·1 to 230)	130 (46·2 to 292)	151 (51·1 to 322)	154 (53·8 to 318)	122 (42·5 to 261)	88·3 (28·8 to 197)	60·4 (20·3 to 137)	35·4 (11·7 to 83·8)	16·4 (4·7 to 40·5)	1,060
Cystic echinococcosis	0·1 (0 to 0·2)	0·1 (0 to 0·2)	0·1 (0 to 0·3)	0·1 (0 to 0·3)	0·1 (0 to 0·2)	0·1 (0 to 0·2)	0·1 (0 to 0·2)	0 (0 to 0·1)	0 (0 to 0·1)	0 (0 to 0·1)	0 (0 to 0·1)	1
Lymphatic filariasis	0 (0 to 0)	0 (0 to 0)	0 (0 to 0)	0 (0 to 0)	0 (0 to 0)	0 (0 to 0)	0 (0 to 0)	0 (0 to 0)	0 (0 to 0)	0 (0 to 0)	0 (0 to 0)	0
Onchocerciasis	0 (0 to 0)	0 (0 to 0)	0 (0 to 0)	0 (0 to 0)	0 (0 to 0)	0 (0 to 0)	0 (0 to 0)	0 (0 to 0)	0 (0 to 0)	0 (0 to 0)	0 (0 to 0)	0
Trachoma	0 (0 to 0)	0 (0 to 0)	0 (0 to 0)	0 (0 to 0)	0 (0 to 0)	0 (0 to 0)	0 (0 to 0)	0 (0 to 0)	0 (0 to 0)	0 (0 to 0)	0 (0 to 0)	0
Dengue	0 (0 to 0)	0 (0 to 0)	0 (0 to 0)	0 (0 to 0)	0 (0 to 0)	0 (0 to 0)	0 (0 to 0)	0 (0 to 0)	0 (0 to 0)	0 (0 to 0)	0 (0 to 0)	0
Yellow fever	0 (0 to 0)	0 (0 to 0)	0 (0 to 0)	0 (0 to 0)	0 (0 to 0)	0 (0 to 0)	0 (0 to 0)	0 (0 to 0)	0 (0 to 0)	0 (0 to 0)	0 (0 to 0)	0
Rabies	0 (0 to 0·1)	0 (0 to 0)	0 (0 to 0·1)	0 (0 to 0)	0 (0 to 0)	0 (0 to 0·1)	0 (0 to 0)	0 (0 to 0)	0 (0 to 0)	0 (0 to 0·1)	0 (0 to 0·1)	1
Intestinal nematode infections	0 (0 to 0)	0 (0 to 0)	0 (0 to 0)	0 (0 to 0)	0 (0 to 0)	0 (0 to 0)	0 (0 to 0)	0 (0 to 0)	0 (0 to 0)	0 (0 to 0)	0 (0 to 0)	0
Ascariasis	0 (0 to 0)	0 (0 to 0)	0 (0 to 0)	0 (0 to 0)	0 (0 to 0)	0 (0 to 0)	0 (0 to 0)	0 (0 to 0)	0 (0 to 0)	0 (0 to 0)	0 (0 to 0)	0
Trichuriasis	0 (0 to 0)	0 (0 to 0)	0 (0 to 0)	0 (0 to 0)	0 (0 to 0)	0 (0 to 0)	0 (0 to 0)	0 (0 to 0)	0 (0 to 0)	0 (0 to 0)	0 (0 to 0)	0
Hookworm disease	0 (0 to 0)	0 (0 to 0)	0 (0 to 0)	0 (0 to 0)	0 (0 to 0)	0 (0 to 0)	0 (0 to 0)	0 (0 to 0)	0 (0 to 0)	0 (0 to 0)	0 (0 to 0)	0
Food-borne trematodiases	0 (0 to 0)	0 (0 to 0)	0 (0 to 0)	0 (0 to 0)	0 (0 to 0)	0 (0 to 0)	0 (0 to 0)	0 (0 to 0)	0 (0 to 0)	0 (0 to 0)	0 (0 to 0)	0
Leprosy	0 (0 to 0)	0 (0 to 0)	0 (0 to 0)	0 (0 to 0)	0 (0 to 0)	0 (0 to 0)	0 (0 to 0)	0 (0 to 0)	0 (0 to 0)	0 (0 to 0)	0 (0 to 0)	0
Ebola	0 (0 to 0)	0 (0 to 0)	0 (0 to 0)	0 (0 to 0)	0 (0 to 0)	0 (0 to 0)	0 (0 to 0)	0 (0 to 0)	0 (0 to 0)	0 (0 to 0)	0 (0 to 0)	0
Zika virus	0 (0 to 0)	0 (0 to 0)	0 (0 to 0)	0 (0 to 0)	0 (0 to 0)	0 (0 to 0)	0 (0 to 0)	0 (0 to 0)	0 (0 to 0)	0 (0 to 0)	0 (0 to 0)	0
Guinea worm disease	0 (0 to 0)	0 (0 to 0)	0 (0 to 0)	0 (0 to 0)	0 (0 to 0)	0 (0 to 0)	0 (0 to 0)	0 (0 to 0)	0 (0 to 0)	0 (0 to 0)	0 (0 to 0)	0
Other neglected tropical diseases	16·2 (3 to 49·3)	12·7 (2·2 to 39·2)	11·8 (1·8 to 35·3)	6·3 (1·4 to 17·8)	6·1 (1·5 to 16·2)	5·4 (1·5 to 12·9)	5·1 (1·6 to 12)	3·1 (1·2 to 7·6)	2·3 (0·8 to 5·8)	1·2 (0·5 to 2·9)	0·9 (0·4 to 1·9)	163
Other infectious diseases	114 (77·7 to 166)	137 (96 to 195)	169 (114 to 260)	182 (126 to 264)	192 (139 to 272)	165 (122 to 228)	116 (85·8 to 154)	75 (55·2 to 98·6)	55·5 (39·4 to 73·5)	35·8 (24·6 to 48·6)	22·3 (14·4 to 32·2)	2,120
Meningitis	22·2 (15·8 to 31·5)	20·4 (14·1 to 29)	22·8 (16 to 32)	22·2 (15·4 to 31·2)	18·1 (13 to 24·8)	17·6 (12·3 to 24·6)	13·5 (9·2 to 19·5)	10·5 (7·2 to 15·1)	8·2 (5·3 to 11·8)	5·2 (3·4 to 7·3)	2·3 (1·5 to 3·1)	339
Encephalitis	11·2 (6·7 to 17·9)	14·6 (8·5 to 24)	17·2 (10·3 to 27·5)	17·5 (10·3 to 26·8)	20·9 (11·7 to 31·9)	20·3 (10·5 to 33·5)	15·9 (8 to 25·6)	11·9 (5 to 20·6)	9·2 (3·3 to 17·5)	5·2 (2 to 8·8)	3 (1·3 to 5·2)	271
Diphtheria	0 (0 to 0·1)	0·1 (0 to 0·2)	0·1 (0 to 0·1)	0 (0 to 0)	0 (0 to 0)	0 (0 to 0)	0 (0 to 0)	0 (0 to 0)	0 (0 to 0)	0 (0 to 0)	0 (0 to 0)	0·7
Tetanus	0 (0 to 0)	0 (0 to 0)	0 (0 to 0)	0 (0 to 0)	0 (0 to 0)	0 (0 to 0)	0 (0 to 0·1)	0 (0 to 0)	0 (0 to 0·1)	0 (0 to 0)	0 (0 to 0)	0·2
Measles	0 (0 to 0)	0 (0 to 0)	0 (0 to 0)	0 (0 to 0)	0 (0 to 0)	0 (0 to 0)	0 (0 to 0)	0 (0 to 0)	0 (0 to 0)	0 (0 to 0)	0 (0 to 0)	0·2
Varicella and herpes zoster	8·6 (3·5 to 16·4)	12·6 (6·3 to 22·3)	16·4 (7·9 to 29·2)	18 (8·7 to 32·1)	17·9 (9 to 30·3)	17·6 (10·2 to 28·7)	14·3 (8·5 to 23)	13 (7·3 to 20·1)	13·1 (7·8 to 20·3)	11·7 (6·5 to 19·4)	10·6 (5 to 18·2)	206
Acute hepatitis	8·2 (4·8 to 12·9)	8·3 (4·8 to 13·3)	8·1 (4·5 to 12·8)	6·8 (4·1 to 10·7)	5·1 (3·1 to 8)	3·7 (2·3 to 5·6)	2 (1·5 to 2·8)	1·3 (0·9 to 1·8)	1 (0·7 to 1·4)	0·7 (0·4 to 1)	0·3 (0·2 to 0·5)	114
Acute hepatitis A	5·8 (2·8 to 10·2)	5·9 (2·7 to 10·8)	5·7 (2·5 to 10·4)	4·2 (1·7 to 7·9)	2·8 (1 to 5·4)	1·7 (0·5 to 3·4)	0·9 (0·5 to 1·4)	0·5 (0·2 to 0·8)	0·4 (0·2 to 0·6)	0·3 (0·1 to 0·4)	0·1 (0·1 to 0·2)	85·6
Acute hepatitis B	1·2 (0·7 to 2·1)	1·2 (0·6 to 2)	1·2 (0·6 to 2·1)	1·5 (0·7 to 2·5)	1·2 (0·6 to 2)	1 (0·4 to 1·9)	0·5 (0·2 to 0·9)	0·3 (0·1 to 0·6)	0·2 (0·1 to 0·4)	0·1 (0 to 0·2)	0 (0 to 0·1)	13·6
Acute hepatitis C	0·6 (0·2 to 1·1)	0·7 (0·3 to 1·4)	0·7 (0·3 to 1·4)	0·6 (0·3 to 1·2)	0·6 (0·2 to 1·1)	0·5 (0·2 to 1)	0·3 (0·1 to 0·6)	0·2 (0·1 to 0·4)	0·2 (0·1 to 0·3)	0·1 (0 to 0·2)	0·1 (0 to 0·1)	6·2
Acute hepatitis E	0·5 (0·3 to 0·9)	0·4 (0·2 to 0·8)	0·5 (0·3 to 0·9)	0·5 (0·3 to 0·9)	0·5 (0·3 to 0·9)	0·5 (0·2 to 0·8)	0·4 (0·2 to 0·7)	0·3 (0·1 to 0·6)	0·3 (0·1 to 0·5)	0·2 (0 to 0·5)	0·1 (0 to 0·3)	8·4
Other unspecified infectious diseases	63·6 (34·4 to 112)	81 (48·1 to 139)	105 (60·6 to 190)	117 (71·1 to 200)	130 (84·6 to 204)	106 (69·6 to 169)	69·9 (46·3 to 103)	38·2 (24·1 to 57·2)	24 (14·3 to 37·1)	13·1 (8 to 20)	6·1 (3·5 to 10·1)	1,170
Maternal and neonatal disorders	477 (345 to 622)	475 (339 to 628)	450 (329 to 600)	367 (266 to 489)	250 (182 to 342)	142 (102 to 191)	58·5 (43·7 to 75·2)	14·8 (10·2 to 20·3)	4·3 (2·3 to 7·1)	1·8 (0·7 to 3·4)	0·7 (0·3 to 1·4)	13,800
Maternal disorders	28·7 (19·9 to 40·1)	16·4 (11·9 to 21·8)	0 (0 to 0)	0 (0 to 0)	0 (0 to 0)	0 (0 to 0)	0 (0 to 0)	0 (0 to 0)	0 (0 to 0)	0 (0 to 0)	0 (0 to 0)	808
Maternal hemorrhage	1·8 (0·8 to 3·3)	0·3 (0·1 to 0·6)	0 (0 to 0)	0 (0 to 0)	0 (0 to 0)	0 (0 to 0)	0 (0 to 0)	0 (0 to 0)	0 (0 to 0)	0 (0 to 0)	0 (0 to 0)	125
Maternal sepsis and other maternal infections	0·9 (0·5 to 1·6)	0·4 (0·1 to 0·9)	0 (0 to 0)	0 (0 to 0)	0 (0 to 0)	0 (0 to 0)	0 (0 to 0)	0 (0 to 0)	0 (0 to 0)	0 (0 to 0)	0 (0 to 0)	60
Maternal hypertensive disorders	2·6 (1·6 to 4)	0·5 (0·3 to 0·8)	0 (0 to 0)	0 (0 to 0)	0 (0 to 0)	0 (0 to 0)	0 (0 to 0)	0 (0 to 0)	0 (0 to 0)	0 (0 to 0)	0 (0 to 0)	163
Maternal obstructed labor and uterine rupture	0·5 (0·3 to 1)	0 (0 to 0·1)	0 (0 to 0)	0 (0 to 0)	0 (0 to 0)	0 (0 to 0)	0 (0 to 0)	0 (0 to 0)	0 (0 to 0)	0 (0 to 0)	0 (0 to 0)	38·3
Maternal abortion and miscarriage	2·2 (0·8 to 5·1)	0·4 (0·1 to 0·9)	0 (0 to 0)	0 (0 to 0)	0 (0 to 0)	0 (0 to 0)	0 (0 to 0)	0 (0 to 0)	0 (0 to 0)	0 (0 to 0)	0 (0 to 0)	27·8
Ectopic pregnancy	0·2 (0·1 to 0·4)	0 (0 to 0)	0 (0 to 0)	0 (0 to 0)	0 (0 to 0)	0 (0 to 0)	0 (0 to 0)	0 (0 to 0)	0 (0 to 0)	0 (0 to 0)	0 (0 to 0)	8·9
Indirect maternal deaths	3·8 (1·6 to 7·5)	5·1 (2·9 to 8·4)	--	--	--	--	--	--	--	--	--	NA
Late maternal deaths	4·9 (2·6 to 8·2)	3 (1·6 to 5·1)	--	--	--	--	--	--	--	--	--	NA
Maternal deaths aggravated by HIV/AIDS	0·1 (0 to 0·1)	0 (0 to 0·1)	--	--	--	--	--	--	--	--	--	NA
Neonatal disorders	448 (316 to 595)	459 (324 to 612)	450 (329 to 600)	367 (266 to 489)	250 (182 to 342)	142 (102 to 191)	58·5 (43·7 to 75·2)	14·8 (10·2 to 20·3)	4·3 (2·3 to 7·1)	1·8 (0·7 to 3·4)	0·7 (0·3 to 1·4)	13,000
Neonatal preterm birth	314 (217 to 424)	320 (224 to 448)	308 (216 to 420)	246 (171 to 343)	173 (122 to 234)	104 (73·2 to 139)	44·9 (33 to 58·3)	11·6 (7·8 to 16·3)	3·6 (1·7 to 6·4)	1·7 (0·6 to 3·3)	0·7 (0·3 to 1·4)	8,610
Neonatal encephalopathy due to birth asphyxia and trauma	124 (73·3 to 185)	128 (70·8 to 199)	131 (75·1 to 200)	112 (64·7 to 175)	70·3 (37 to 115)	33·3 (16 to 56·4)	11·2 (5·8 to 18·4)	2·4 (0·9 to 4·8)	0·4 (0·1 to 1·1)	0·1 (0 to 0·2)	0 (0 to 0)	2,700
Neonatal sepsis and other neonatal infections	6·3 (3·4 to 11)	6·7 (3·7 to 11·7)	6·8 (3·7 to 11·9)	5·8 (3·2 to 10·5)	4·4 (2·3 to 8)	3 (1·6 to 5·4)	1·6 (0·8 to 2·8)	0·4 (0·2 to 0·9)	0·1 (0 to 0·3)	0 (0 to 0·1)	0 (0 to 0)	360
Hemolytic disease and other neonatal jaundice	3·4 (2·5 to 4·6)	3·6 (2·6 to 4·9)	3·7 (2·6 to 5)	3·2 (2·3 to 4·3)	2·4 (1·8 to 3·3)	1·7 (1·2 to 2·2)	0·8 (0·6 to 1·1)	0·3 (0·2 to 0·5)	0·1 (0·1 to 0·2)	0 (0 to 0)	0 (0 to 0)	59·8
Other neonatal disorders	0 (0 to 0)	0 (0 to 0)	0 (0 to 0)	0 (0 to 0)	0 (0 to 0)	0 (0 to 0)	0 (0 to 0)	0 (0 to 0)	0 (0 to 0)	0 (0 to 0)	0 (0 to 0)	1,280
Nutritional deficiencies	429 (126 to 1,120)	353 (120 to 912)	346 (122 to 846)	307 (125 to 742)	289 (124 to 676)	243 (115 to 522)	232 (113 to 512)	176 (102 to 332)	162 (99·3 to 300)	130 (82·7 to 204)	92 (57·6 to 138)	4,710
Protein-energy malnutrition	51·7 (30·5 to 81·1)	63·7 (39 to 99·6)	77·9 (49·5 to 116)	82·3 (52·6 to 122)	83·6 (55·5 to 118)	84·6 (60·5 to 115)	86·5 (61·1 to 117)	95·8 (67 to 128)	107 (71·9 to 146)	96·2 (62·9 to 140)	72·3 (44·1 to 103)	1,180
Iodine deficiency	8·3 (3·5 to 16·5)	8·8 (3·6 to 17·6)	9 (3·9 to 18·3)	7·8 (3·3 to 15·2)	6 (2·6 to 11·8)	4·5 (1·9 to 8·8)	2·8 (1·2 to 5·6)	1·7 (0·7 to 3·4)	1·1 (0·5 to 2·3)	0·6 (0·3 to 1·3)	0·3 (0·1 to 0·5)	104
Vitamin A deficiency	0 (0 to 0)	0 (0 to 0)	0 (0 to 0)	0 (0 to 0)	0 (0 to 0)	0 (0 to 0)	0 (0 to 0)	0 (0 to 0)	0 (0 to 0)	0 (0 to 0)	0 (0 to 0)	2
Dietary iron deficiency	355 (61·3 to 1,030)	257 (34·2 to 812)	235 (29·8 to 722)	197 (31 to 616)	179 (21·3 to 579)	139 (21·2 to 417)	131 (19·6 to 407)	68·9 (8·7 to 223)	44·9 (3·1 to 172)	24·3 (2·1 to 85·7)	12·3 (1·1 to 43·8)	3,140
Other nutritional deficiencies	14·8 (8 to 24·3)	22·8 (12·2 to 38·5)	23·9 (12·6 to 39·9)	20·5 (11 to 34·4)	19·8 (10·8 to 32·4)	15·2 (8·7 to 24·4)	12·2 (7 to 19·1)	9·6 (5·5 to 15)	9·4 (5·2 to 15·4)	9 (4·2 to 15·9)	7·1 (2·9 to 12·8)	286
Non-communicable diseases	50,000 (40,200 to 60,700)	63,700 (52,200 to 77,000)	79,800 (65,900 to 96,100)	86,700 (72,000 to 104,000)	88,100 (74,000 to 104,000)	89,800 (76,400 to 104,000)	75,900 (64,900 to 87,500)	65,300 (56,900 to 74,800)	56,800 (49,500 to 65,000)	43,000 (38,000 to 48,400)	24,900 (22,800 to 27,100)	966,000
Neoplasms	6,580 (4,990 to 8,620)	11,500 (8,800 to 14,800)	17,900 (13,900 to 23,100)	21,500 (16,900 to 26,800)	22,400 (18,200 to 27,700)	23,200 (18,800 to 28,100)	18,000 (14,600 to 21,900)	12,900 (10,200 to 15,600)	8,660 (6,530 to 10,800)	4,900 (3,570 to 6,160)	1,950 (1,350 to 2,440)	161,000
Lip and oral cavity cancer	40·5 (25·7 to 60)	75·6 (50·8 to 109)	112 (74·1 to 160)	145 (94·3 to 214)	143 (94·9 to 198)	148 (101 to 213)	116 (77·9 to 164)	91·8 (60·3 to 133)	70·6 (46·7 to 98·9)	49·8 (32·7 to 69)	23 (14·2 to 32·3)	1,080
Nasopharynx cancer	12·8 (7·9 to 19·2)	20·3 (12·7 to 30·4)	30·2 (18·3 to 45·1)	24·3 (14·5 to 37·4)	20·9 (13 to 31·5)	18·1 (11·5 to 26·9)	10·1 (5·8 to 15·9)	6·9 (4·1 to 11·2)	5·1 (2·7 to 8)	2·3 (1·2 to 3·8)	0·9 (0·5 to 1·5)	176
Other pharynx cancer	18·6 (11·3 to 29·4)	37 (22·4 to 57·6)	52·4 (32·9 to 78·1)	60·5 (38·6 to 91·4)	56·4 (36·1 to 82·5)	48·9 (31·7 to 73)	31·4 (20·8 to 46·7)	19·5 (12 to 30)	11·7 (7·4 to 17·9)	6·7 (3·9 to 11)	2·7 (1·6 to 4·3)	361
Esophageal cancer	63·9 (41·6 to 95·5)	128 (82·7 to 186)	232 (152 to 342)	290 (197 to 412)	299 (204 to 410)	315 (214 to 449)	228 (157 to 321)	172 (115 to 248)	118 (79·1 to 166)	57·7 (36·7 to 84·3)	23·1 (14 to 35·3)	1,980
Stomach cancer	137 (92·4 to 193)	208 (138 to 302)	303 (207 to 425)	318 (226 to 435)	348 (260 to 473)	380 (279 to 502)	344 (256 to 448)	303 (218 to 403)	241 (170 to 326)	159 (105 to 224)	66·8 (42·5 to 94·6)	3,090
Colon and rectum cancer	706 (485 to 988)	1,110 (771 to 1,540)	1,500 (1,050 to 2,080)	1,780 (1,290 to 2,410)	1,820 (1,330 to 2,460)	1,920 (1,440 to 2,570)	1,790 (1,330 to 2,350)	1,520 (1,080 to 1,980)	1,180 (793 to 1,610)	797 (537 to 1,080)	382 (243 to 528)	15,400
Liver cancer	103 (60·8 to 163)	232 (144 to 346)	407 (254 to 622)	497 (329 to 730)	511 (338 to 729)	502 (343 to 707)	369 (251 to 526)	241 (162 to 339)	147 (94·7 to 207)	74·4 (48·9 to 103)	23·2 (14·2 to 34·4)	3,290
Liver cancer due to hepatitis B	18·8 (10 to 31·2)	31·2 (17·2 to 53·1)	45·9 (25·6 to 76·3)	48·8 (27·6 to 80·4)	45·3 (25·8 to 70·7)	40·6 (24 to 66·8)	27·8 (16·9 to 44·7)	16·3 (9·9 to 24·9)	9 (5·5 to 13·9)	4·1 (2·4 to 6·8)	1·2 (0·5 to 2·1)	332
Liver cancer due to hepatitis C	41·5 (23·7 to 67·5)	110 (64·6 to 170)	210 (127 to 324)	262 (167 to 401)	261 (168 to 381)	252 (167 to 362)	185 (123 to 266)	126 (82·7 to 185)	82·5 (52·9 to 118)	44·3 (28·1 to 63·6)	14·5 (8·5 to 21·9)	1,620
Liver cancer due to alcohol use	16·4 (8 to 28)	36·3 (20·4 to 58·6)	61·6 (36·1 to 105)	78·6 (46 to 126)	90·6 (54·2 to 140)	89 (55·3 to 139)	57·6 (36·5 to 88·3)	31·9 (19·5 to 48·6)	16·5 (10·1 to 24·5)	7 (4·1 to 10·8)	1·8 (0·9 to 3·2)	506
Liver cancer due to NASH	9·9 (5·3 to 17·2)	22·7 (13 to 36·9)	40·7 (23 to 66·3)	53·8 (31·7 to 85·5)	62·4 (37·2 to 92·8)	71·2 (45 to 107)	62·6 (39·3 to 97·7)	43·7 (26·9 to 66·8)	25·8 (15·6 to 39)	12·7 (7·4 to 19·4)	3·9 (2 to 6·6)	427
Liver cancer due to other causes	16·5 (8·9 to 27·1)	32 (19 to 51·4)	48·6 (28·7 to 80·5)	53·7 (31 to 86·5)	51·8 (30·7 to 79·3)	49·1 (30 to 74·3)	36·3 (22·2 to 55·8)	22·8 (13·7 to 35·3)	13 (7·8 to 19·4)	6·2 (3·6 to 9·7)	1·8 (1 to 3·1)	405
Gallbladder and biliary tract cancer	37·9 (23·4 to 57·1)	74·5 (46·6 to 116)	119 (75·7 to 177)	156 (105 to 229)	179 (120 to 252)	189 (130 to 273)	165 (112 to 233)	122 (82·3 to 181)	85·5 (55·5 to 123)	44·2 (27·2 to 66)	15·8 (9·3 to 24·5)	1,230
Pancreatic cancer	269 (176 to 384)	642 (418 to 932)	1,180 (800 to 1,680)	1,650 (1,160 to 2,260)	1,750 (1,290 to 2,390)	1,960 (1,420 to 2,600)	1,540 (1,110 to 2,020)	1,120 (782 to 1,530)	756 (521 to 1,050)	395 (257 to 552)	128 (80·3 to 176)	11,600
Larynx cancer	19·8 (11·9 to 30·5)	48·1 (29·6 to 76)	73·4 (47 to 108)	82 (53·9 to 124)	82·1 (51·5 to 126)	82·7 (51·4 to 122)	53·8 (34·2 to 78·8)	29 (18·4 to 42·6)	18·3 (11·2 to 28·1)	8·2 (4·6 to 13·1)	2·8 (1·5 to 4·7)	517
Tracheal, bronchus, and lung cancer	1,080 (739 to 1,510)	2,550 (1,810 to 3,450)	4,690 (3,280 to 6,530)	6,050 (4,430 to 8,090)	6,650 (4,920 to 8,690)	7,200 (5,430 to 9,370)	5,370 (3,940 to 6,980)	3,290 (2,320 to 4,330)	1,810 (1,240 to 2,560)	862 (549 to 1,210)	277 (165 to 404)	40,500
Malignant skin melanoma	178 (105 to 300)	231 (138 to 390)	273 (167 to 447)	302 (171 to 467)	277 (155 to 422)	257 (143 to 391)	205 (107 to 288)	158 (76·3 to 233)	116 (53·1 to 170)	65·8 (28·2 to 102)	25·9 (12·9 to 39·2)	2,530
Non-melanoma skin cancer	25·4 (17 to 35·9)	47·6 (27·3 to 78·1)	77·5 (47·3 to 119)	114 (71·6 to 176)	145 (93·8 to 210)	155 (104 to 221)	139 (95 to 195)	110 (77·4 to 154)	96·9 (70·6 to 129)	71·4 (51·3 to 95·1)	41·9 (29·5 to 56·4)	1,050
Non-melanoma skin cancer (squamous-cell carcinoma)	24·7 (16·4 to 35·2)	46·7 (26·5 to 76·7)	76·4 (46·6 to 117)	113 (70·4 to 175)	143 (92·1 to 208)	154 (103 to 217)	138 (93·9 to 192)	109 (76·8 to 154)	96·2 (70 to 128)	71 (51·1 to 94·6)	41·7 (29·3 to 56·2)	1,040
Non-melanoma skin cancer (basal-cell carcinoma)	0·7 (0·1 to 1·7)	0·9 (0·2 to 2·2)	1·1 (0·3 to 2·6)	1·3 (0·4 to 3)	1·6 (0·6 to 3·2)	1·6 (0·6 to 3·1)	1·4 (0·5 to 2·7)	1 (0·4 to 2)	0·7 (0·3 to 1·5)	0·4 (0·2 to 0·9)	0·2 (0·1 to 0·4)	12
Breast cancer	1,910 (1,360 to 2,630)	2,850 (2,040 to 3,850)	3,650 (2,690 to 4,920)	3,550 (2,680 to 4,680)	3,380 (2,560 to 4,340)	3,160 (2,450 to 4,000)	2,160 (1,630 to 2,800)	1,720 (1,290 to 2,260)	1,170 (836 to 1,550)	718 (498 to 961)	334 (213 to 470)	27,400
Cervical cancer	281 (185 to 412)	366 (240 to 542)	436 (289 to 628)	386 (266 to 547)	387 (263 to 526)	335 (229 to 472)	222 (151 to 302)	162 (106 to 223)	84·4 (55·3 to 114)	39·8 (24·8 to 57·6)	15 (8·9 to 21·6)	3,330
Uterine cancer	137 (87 to 207)	312 (204 to 455)	655 (444 to 959)	1,010 (655 to 1,460)	1,030 (703 to 1,430)	907 (645 to 1,260)	573 (394 to 783)	346 (233 to 501)	210 (139 to 298)	92·4 (60·1 to 133)	35·7 (22·5 to 50)	5,460
Ovarian cancer	423 (284 to 618)	731 (496 to 1,060)	1,170 (801 to 1,680)	1,400 (983 to 1,940)	1,420 (995 to 1,960)	1,330 (948 to 1,800)	945 (667 to 1,270)	557 (382 to 776)	362 (239 to 523)	179 (112 to 257)	62 (37·7 to 95)	9,100
Prostate cancer	0 (0 to 0)	0 (0 to 0)	0 (0 to 0)	0 (0 to 0)	0 (0 to 0)	0 (0 to 0)	0 (0 to 0)	0 (0 to 0)	0 (0 to 0)	0 (0 to 0)	0 (0 to 0)	0
Testicular cancer	--	--	--	--	--	--	--	--	--	--	--	NA
Kidney cancer	84·3 (51·7 to 128)	170 (105 to 253)	291 (184 to 435)	387 (246 to 568)	391 (261 to 557)	364 (239 to 520)	321 (210 to 466)	216 (141 to 311)	179 (110 to 269)	93·9 (56·9 to 136)	35·8 (20·2 to 53·8)	2,680
Bladder cancer	47·8 (31·5 to 68·9)	85·4 (54·6 to 126)	169 (112 to 250)	252 (176 to 351)	287 (204 to 406)	372 (262 to 515)	391 (280 to 530)	321 (222 to 439)	275 (188 to 390)	171 (112 to 241)	80 (50·6 to 111)	2,500
Brain and central nervous system cancer	266 (153 to 404)	432 (241 to 654)	604 (326 to 886)	648 (341 to 965)	611 (316 to 889)	545 (281 to 824)	372 (176 to 595)	241 (101 to 421)	132 (49·5 to 242)	66·6 (22·3 to 118)	23·8 (8·4 to 45·5)	4,960
Thyroid cancer	28·1 (16 to 45·9)	42 (25·1 to 68·5)	65·7 (41·3 to 99·8)	84·2 (53·9 to 125)	85·6 (55·6 to 124)	83·2 (55·9 to 123)	68·1 (44·5 to 97·4)	49·2 (32·1 to 73·1)	35·5 (21·6 to 53·3)	20 (11·6 to 31·8)	7·3 (4·2 to 11·3)	621
Mesothelioma	10·4 (5·7 to 15·9)	20·5 (12·1 to 30·5)	34·4 (19·1 to 51)	40·7 (22·7 to 63·7)	48 (27·9 to 68·4)	54·8 (29·5 to 81·2)	44·4 (23·8 to 63·1)	30·4 (16·2 to 43·4)	18·7 (9·7 to 28·6)	7·5 (3·8 to 11)	1·8 (0·9 to 2·6)	330
Hodgkin lymphoma	25·3 (14·3 to 41·7)	28·6 (16·6 to 46·2)	36·6 (22·1 to 58·3)	38 (23·1 to 60·4)	40·3 (26·6 to 61·2)	38·3 (24·2 to 56·8)	33·2 (19·7 to 49·8)	23·4 (12·8 to 38·1)	14·5 (7·1 to 25·4)	8·8 (3·5 to 18·5)	2 (0·8 to 4·5)	471
Non-Hodgkin lymphoma	143 (94 to 212)	233 (152 to 334)	414 (280 to 582)	505 (342 to 709)	592 (419 to 807)	785 (557 to 1,060)	734 (521 to 969)	659 (459 to 898)	497 (334 to 686)	280 (179 to 391)	93·1 (57 to 133)	5,320
Multiple myeloma	69·8 (42·6 to 120)	163 (103 to 272)	305 (191 to 484)	444 (287 to 677)	508 (343 to 740)	516 (354 to 753)	423 (285 to 610)	337 (223 to 480)	232 (138 to 358)	121 (70·4 to 177)	31 (16·7 to 52·7)	3,200
Leukemia	172 (111 to 257)	261 (169 to 384)	385 (262 to 555)	531 (356 to 755)	597 (399 to 839)	717 (502 to 992)	624 (427 to 863)	485 (335 to 691)	377 (225 to 563)	240 (153 to 353)	88·4 (54·7 to 130)	5,400
Acute lymphoid leukemia	22·9 (11·6 to 41·7)	29·7 (14·4 to 52·2)	37·4 (18·5 to 69·4)	40·6 (19·8 to 76·5)	36·6 (17·4 to 67·3)	33·5 (16·7 to 60·3)	25·4 (11·5 to 45·7)	15·7 (7·5 to 28·3)	10·6 (5·1 to 19·3)	5·7 (2·6 to 10·8)	1·9 (0·8 to 3·8)	520
Chronic lymphoid leukemia	6·1 (2·9 to 11·4)	15·8 (7·9 to 28·4)	31·7 (15·1 to 58·5)	56·6 (28 to 102)	76·6 (38·2 to 134)	102 (50·5 to 175)	106 (55·3 to 180)	90·8 (51·2 to 148)	90·8 (47·3 to 160)	74 (39·4 to 123)	29·1 (14·4 to 50·7)	688
Acute myeloid leukemia	103 (61·7 to 163)	153 (95·4 to 232)	226 (141 to 340)	306 (190 to 453)	328 (205 to 501)	380 (247 to 571)	301 (189 to 449)	203 (126 to 304)	129 (71 to 212)	58·3 (31·1 to 94·3)	19·6 (5·9 to 44·2)	2,650
Chronic myeloid leukemia	9·6 (4·4 to 17·9)	12·4 (5·7 to 24)	17·8 (8·5 to 32·8)	23·4 (11·5 to 42·8)	22·4 (11 to 41·4)	27·9 (13·5 to 51·1)	26·1 (12·6 to 48)	28 (14·1 to 51)	23·4 (10·5 to 44·8)	15·2 (6·9 to 29·4)	5·5 (2·5 to 10·4)	251
Other leukemia	30·6 (15·8 to 53·9)	50·8 (25·6 to 89·4)	71·7 (37 to 119)	105 (54·9 to 173)	133 (69·1 to 219)	174 (98·6 to 280)	166 (93·3 to 270)	147 (83·7 to 234)	123 (68·7 to 204)	86·8 (48·6 to 142)	32·3 (16·3 to 51·5)	1,290
Other malignant neoplasms	261 (178 to 380)	392 (266 to 555)	541 (363 to 789)	632 (439 to 883)	622 (450 to 859)	610 (439 to 833)	479 (340 to 659)	367 (258 to 514)	233 (156 to 331)	138 (90·3 to 195)	63·3 (39·1 to 94·3)	5,640
Other neoplasms	25·7 (17 to 39·4)	44·5 (30·8 to 66·5)	72·9 (50·3 to 105)	109 (77·1 to 156)	151 (109 to 212)	207 (149 to 277)	232 (170 to 316)	223 (153 to 308)	189 (129 to 266)	134 (88·3 to 193)	61·3 (37 to 88·5)	1,520
Myelodysplastic, myeloproliferative, and other hematopoietic n	25·7 (17 to 39·4)	44·5 (30·8 to 66·5)	72·9 (50·3 to 105)	109 (77·1 to 156)	151 (109 to 212)	207 (149 to 277)	232 (170 to 316)	223 (153 to 308)	189 (129 to 266)	134 (88·3 to 193)	61·3 (37 to 88·5)	1,520
Benign and in situ intestinal neoplasms	0 (0 to 0)	0 (0 to 0)	0 (0 to 0)	0 (0 to 0)	0 (0 to 0)	0 (0 to 0)	0 (0 to 0)	0 (0 to 0)	0 (0 to 0)	0 (0 to 0)	0 (0 to 0)	0
Benign and in situ cervical and uterine neoplasms	0 (0 to 0)	0 (0 to 0)	0 (0 to 0)	0 (0 to 0)	0 (0 to 0)	0 (0 to 0)	0 (0 to 0)	0 (0 to 0)	0 (0 to 0)	0 (0 to 0)	0 (0 to 0)	0
Other benign and in situ neoplasms	0 (0 to 0)	0 (0 to 0)	0 (0 to 0)	0 (0 to 0)	0 (0 to 0)	0 (0 to 0)	0 (0 to 0)	0 (0 to 0)	0 (0 to 0)	0 (0 to 0)	0 (0 to 0)	0
Cardiovascular diseases	2,780 (2,210 to 3,510)	4,720 (3,630 to 6,030)	6,950 (5,460 to 8,830)	9,100 (7,260 to 11,300)	11,200 (9,210 to 13,600)	14,100 (11,700 to 17,100)	15,000 (12,300 to 18,200)	16,600 (13,700 to 19,800)	17,900 (14,000 to 21,500)	16,100 (12,200 to 19,400)	10,500 (7,450 to 12,500)	131,000
Rheumatic heart disease	35·1 (23·4 to 51·7)	52·8 (35·6 to 75·8)	80·4 (56·2 to 114)	97·2 (70·1 to 129)	130 (96·6 to 176)	170 (127 to 220)	179 (138 to 233)	189 (145 to 245)	167 (125 to 216)	128 (94·6 to 167)	70·1 (49·2 to 90·4)	1,400





SR Table 2b: Michigan DALYS by cause and age group for females with 95% uncertainty intervals, 2019

Cause	Early Neonatal	Late Neonatal	Post Neonatal	1 to 4	5 to 9	10 to 14	15 to 19	20 to 24	25 to 29	30 to 34	35 to 39	40 to 44	45 to 49	50 to 54	55 to 59	60 to 64	65 to 69	70 to 74	75 to 79	80 to 84	85 to 89	90 to 94	95 plus	Total
All causes	12,790 (12,169 to 13,395)	5,770 (5,510 to 6,060)	6,106 (5,686 to 6,494)	9,640 (7,650 to 11,870)	11,900 (8,710 to 15,350)	21,650 (16,650 to 26,920)	42,660 (32,990 to 54,360)	68,200 (53,810 to 83,350)	84,300 (66,900 to 103,600)	96,400 (82,190 to 111,800)	98,200 (83,600 to 114,000)	114,400 (96,600 to 132,600)	140,400 (119,600 to 163,000)	176,000 (149,200 to 204,000)	206,000 (174,000 to 239,000)	239,000 (202,000 to 277,000)	272,000 (230,000 to 316,000)	309,000 (261,000 to 358,000)	346,000 (293,000 to 401,000)	378,000 (320,000 to 438,000)	406,000 (343,000 to 471,000)	427,000 (361,000 to 496,000)	34,700 (29,600 to 40,200)	1,780,000 (1,760,000 to 1,800,000)
Communicable, maternal, neonatal, and nutritional diseases	10,600 (9,650 to 11,600)	2,200 (2,000 to 2,390)	2,070 (1,670 to 2,490)	2,090 (1,390 to 2,890)	1,870 (1,260 to 2,630)	2,210 (1,490 to 3,060)	2,490 (1,560 to 3,510)	2,900 (1,800 to 4,210)	2,980 (2,060 to 3,900)	2,890 (2,200 to 3,690)	3,110 (2,320 to 4,060)	3,170 (2,360 to 4,210)	3,260 (2,480 to 4,260)	3,370 (2,610 to 4,310)	3,500 (2,690 to 4,370)	4,170 (3,180 to 5,190)	4,630 (3,560 to 5,720)	5,060 (3,900 to 6,350)	5,670 (4,320 to 7,220)	5,290 (3,930 to 6,970)	5,030 (3,730 to 6,870)	2,560 (1,750 to 3,570)	1,690 (1,220 to 2,280)	74,900
HIV/AIDS and sexually transmitted infections	0.6 (0.2 to 1.1)	0.4 (0.2 to 0.7)	10.7 (6.1 to 16.5)	6.1 (3.5 to 9.5)	4.7 (2.7 to 7.4)	12.4 (6.9 to 19.5)	34.7 (19.4 to 54.8)	102 (57.1 to 161)	176 (98.6 to 278)	244 (137 to 385)	320 (179 to 505)	398 (223 to 628)	468 (262 to 739)	552 (309 to 871)	647 (362 to 1,020)	772 (432 to 1,220)	904 (506 to 1,430)	1,060 (593 to 1,670)	1,240 (694 to 1,960)	1,450 (811 to 2,290)	1,700 (951 to 2,690)	1,990 (1,110 to 3,140)	2,330 (1,300 to 3,680)	2,860
HIV/AIDS	0 (0 to 0)	0 (0 to 0)	0 (0 to 0.2)	0 (0 to 0.6)	0 (0 to 0.4)	0.1 (0 to 0.6)	0.5 (0.2 to 1.3)	2.1 (0.7 to 4.6)	4.8 (1.8 to 9.8)	8.6 (3.3 to 17.3)	13.7 (5.4 to 27.1)	19.6 (7.8 to 38.2)	26.1 (10.6 to 50.1)	33.1 (13.6 to 62.5)	41.1 (17.1 to 76.1)	50.1 (21.1 to 91.8)	60.3 (25.8 to 108)	71.9 (31.1 to 126)	85.1 (37.3 to 147)	99.8 (44.1 to 170)	116 (51.1 to 195)	134 (59.5 to 224)	154 (68.2 to 257)	1,790
HIV/AIDS - Drug-susceptible Tuberculosis	0 (0 to 0)	0 (0 to 0)	0 (0 to 0.1)	0 (0 to 0.1)	0 (0 to 0.1)	0 (0 to 0.1)	0 (0.2 to 0.4)	0.1 (0.7 to 1.4)	0.3 (1.6 to 4.1)	0.6 (2.9 to 9.7)	1.1 (5.3 to 17.3)	1.6 (7.9 to 25.1)	2.2 (10.6 to 33.1)	2.9 (13.6 to 43.1)	3.6 (17.1 to 54.1)	4.5 (21.1 to 67.1)	5.5 (25.8 to 82.1)	6.6 (31.1 to 99.1)	7.9 (37.3 to 119)	9.3 (44.1 to 140)	10.9 (51.1 to 164)	12.7 (59.5 to 191)	14.8 (68.2 to 221)	184
HIV/AIDS - Multidrug-resistant Tuberculosis without extensi	0 (0 to 0)	0 (0 to 0)	0 (0 to 0)	0 (0 to 0)	0 (0 to 0)	0 (0 to 0)	0 (0 to 0)	0 (0 to 0)	0 (0 to 0)	0 (0 to 0)	0 (0 to 0)	0 (0 to 0)	0 (0 to 0)	0 (0 to 0)	0 (0 to 0)	0 (0 to 0)	0 (0 to 0)	0 (0 to 0)	0 (0 to 0)	0 (0 to 0)	0 (0 to 0)	0 (0 to 0)	0 (0 to 0)	0 (0 to 0)	0
HIV/AIDS - Extensively drug-resistant Tuberculosis	0 (0 to 0)	0 (0 to 0)	0 (0 to 0)	0 (0 to 0)	0 (0 to 0)	0 (0 to 0)	0 (0 to 0)	0 (0 to 0)	0 (0 to 0)	0 (0 to 0)	0 (0 to 0)	0 (0 to 0)	0 (0 to 0)	0 (0 to 0)	0 (0 to 0)	0 (0 to 0)	0 (0 to 0)	0 (0 to 0)	0 (0 to 0)	0 (0 to 0)	0 (0 to 0)	0 (0 to 0)	0 (0 to 0)	0 (0 to 0)	0
HIV/AIDS resulting in other diseases	0 (0 to 0)	0 (0 to 0)	10.3 (6.1 to 16.2)	7.9 (4.7 to 12.4)	4.6 (2.6 to 7.3)	9.4 (5.1 to 14.8)	19.4 (10.5 to 30.5)	62.5 (32.3 to 101)	129 (70.1 to 209)	177 (97.1 to 286)	225 (123 to 365)	293 (161 to 473)	350 (192 to 565)	392 (215 to 633)	423 (232 to 683)	439 (240 to 708)	447 (244 to 722)	447 (244 to 722)	447 (244 to 722)	447 (244 to 722)	447 (244 to 722)	447 (244 to 722)	447 (244 to 722)	5,760
Sexually transmitted infections excluding HIV	0.6 (0.2 to 1.1)	0.4 (0.2 to 0.7)	0.2 (0.1 to 0.4)	0.2 (0.1 to 0.4)	0.2 (0.1 to 0.4)	0.6 (0.3 to 1.1)	14.7 (7.4 to 25.1)	98.9 (49.7 to 169)	172 (86.4 to 294)	232 (116 to 396)	299 (150 to 511)	376 (189 to 643)	450 (226 to 770)	529 (266 to 905)	624 (313 to 1,070)	753 (378 to 1,290)	894 (449 to 1,530)	1,060 (532 to 1,810)	1,240 (623 to 2,120)	1,450 (729 to 2,480)	1,700 (854 to 2,910)	1,990 (1,000 to 3,400)	2,330 (1,170 to 3,990)	1,060
Syphilis	0.4 (0.2 to 0.7)	0.3 (0.2 to 0.7)	0.1 (0 to 0.4)	0.1 (0 to 0.4)	0.1 (0 to 0.3)	0.1 (0 to 0.3)	0.1 (0 to 0.4)	0.4 (0 to 1.6)	1.5 (0.7 to 3.8)	3.9 (1.7 to 9.3)	6.9 (3 to 16.1)	10.1 (4.5 to 23.1)	13.5 (6 to 30.5)	17.1 (7.6 to 38.2)	20.9 (9.3 to 46.5)	25.1 (11.1 to 55.3)	29.7 (13.1 to 65.1)	34.6 (15.3 to 75.5)	40.1 (17.7 to 87.1)	46.2 (20.4 to 99.8)	52.9 (23.3 to 114)	60.3 (26.6 to 129)	68.5 (30.2 to 146)	44.4
Chlamydial infection	0 (0 to 0)	0 (0 to 0)	0 (0 to 0)	0 (0 to 0)	0 (0 to 0.1)	0.1 (0 to 0.2)	1.9 (1.2 to 2.9)	7.8 (4.8 to 12.4)	16.9 (10.2 to 27.1)	26.9 (16.1 to 43.5)	37.8 (22.5 to 61.5)	49.6 (29.4 to 81.2)	62.2 (36.7 to 102)	75.6 (44.5 to 124)	89.8 (52.9 to 147)	105 (61.7 to 172)	121 (71.2 to 198)	138 (81.1 to 226)	156 (91.7 to 255)	175 (102 to 286)	195 (114 to 319)	216 (126 to 353)	239 (140 to 391)	559
Gonococcal infection	0 (0 to 0)	0 (0 to 0)	0 (0 to 0)	0 (0 to 0)	0 (0 to 0.1)	0.1 (0 to 0.2)	1.2 (0.7 to 1.8)	2.6 (1.6 to 4.1)	4.4 (2.7 to 6.9)	6.4 (3.9 to 10.1)	8.8 (5.4 to 13.9)	11.4 (7 to 18)	14.4 (8.8 to 22.6)	17.6 (10.8 to 27.6)	21.1 (12.9 to 33.1)	24.9 (15.2 to 39.1)	29.1 (17.8 to 45.7)	33.7 (20.6 to 52.9)	38.7 (23.7 to 60.7)	44.1 (27 to 69.2)	49.9 (30.5 to 78.3)	56.2 (34.4 to 88.2)	63.1 (38.6 to 98.9)	98
Trichomoniasis	0 (0 to 0)	0 (0 to 0)	0 (0 to 0)	0 (0 to 0)	0 (0 to 0.1)	0.1 (0 to 0.2)	1.4 (0.9 to 2.2)	4.4 (2.9 to 6.8)	7.6 (4.9 to 11.8)	10.8 (6.9 to 16.7)	14.2 (9.1 to 21.9)	17.8 (11.4 to 27.4)	21.7 (13.9 to 33.4)	25.9 (16.6 to 39.8)	30.4 (19.5 to 46.7)	35.3 (22.6 to 54.2)	40.6 (26 to 62.3)	46.3 (29.6 to 70.9)	52.4 (33.5 to 80.2)	58.9 (37.6 to 90.1)	65.9 (42.1 to 101)	73.4 (46.9 to 112)	81.5 (52.1 to 125)	69
Genital herpes	0 (0 to 0)	0 (0 to 0)	0 (0 to 0)	0 (0 to 0)	0 (0 to 0)	0 (0 to 0)	0 (0 to 0)	0 (0 to 0)	0 (0 to 0)	0 (0 to 0)	0 (0 to 0)	0 (0 to 0)	0 (0 to 0)	0 (0 to 0)	0 (0 to 0)	0 (0 to 0)	0 (0 to 0)	0 (0 to 0)	0 (0 to 0)	0 (0 to 0)	0 (0 to 0)	0 (0 to 0)	0 (0 to 0)	0 (0 to 0)	0
Other sexually transmitted infections	0 (0 to 0)	0 (0 to 0)	0 (0 to 0)	0 (0 to 0)	0 (0 to 0)	0.1 (0 to 0.2)	9.8 (5.6 to 15.5)	84.2 (48.1 to 134)	150 (85.7 to 239)	203 (116 to 324)	262 (150 to 418)	329 (188 to 525)	394 (225 to 628)	463 (265 to 738)	546 (312 to 870)	659 (377 to 1,050)	783 (447 to 1,250)	971 (555 to 1,550)	1,190 (680 to 1,900)	1,450 (829 to 2,310)	1,770 (1,010 to 2,820)	2,170 (1,240 to 3,460)	2,650 (1,510 to 4,230)	1,760
Respiratory infections and tuberculosis	29 (21 to 37)	42.9 (37.6 to 48.7)	466 (420 to 516)	61 (54 to 68)	560 (497 to 626)	1,040 (919 to 1,160)	1,170 (1,030 to 1,310)	1,170 (1,030 to 1,310)	926 (814 to 1,040)	623 (547 to 699)	623 (547 to 699)	623 (547 to 699)	623 (547 to 699)	623 (547 to 699)	623 (547 to 699)	623 (547 to 699)	623 (547 to 699)	623 (547 to 699)	623 (547 to 699)	623 (547 to 699)	623 (547 to 699)	623 (547 to 699)	623 (547 to 699)	24,400
Tuberculosis	0.4 (0.3 to 0.5)	0.6 (0.5 to 0.7)	1.6 (1.4 to 2.4)	2.6 (2.4 to 3.2)	1.8 (1.6 to 2.1)	2.1 (2.1 to 2.6)	2.4 (2.4 to 2.8)	2.6 (2.6 to 3.1)	2.8 (2.8 to 3.4)	3.1 (3.1 to 3.8)	3.4 (3.4 to 4.1)	3.8 (3.8 to 4.6)	4.2 (4.2 to 5.1)	4.7 (4.7 to 5.7)	5.2 (5.2 to 6.3)	5.8 (5.8 to 7.1)	6.5 (6.5 to 7.9)	7.3 (7.3 to 8.9)	8.2 (8.2 to 10)	9.2 (9.2 to 11)	10.3 (10.3 to 12)	11.6 (11.6 to 14)	13.1 (13.1 to 16)	294
Latent tuberculosis infection	0 (0 to 0)	0 (0 to 0)	0 (0 to 0)	0 (0 to 0)	0 (0 to 0)	0 (0 to 0)	0 (0 to 0)	0 (0 to 0)	0 (0 to 0)	0 (0 to 0)	0 (0 to 0)	0 (0 to 0)	0 (0 to 0)	0 (0 to 0)	0 (0 to 0)	0 (0 to 0)	0 (0 to 0)	0 (0 to 0)	0 (0 to 0)	0 (0 to 0)	0 (0 to 0)	0 (0 to 0)	0 (0 to 0)	0 (0 to 0)	0
Drug-susceptible tuberculosis	0.4 (0.3 to 0.5)	0.6 (0.5 to 0.7)	1.6 (1.4 to 2.4)	2.6 (2.4 to 3.2)	1.8 (1.6 to 2.1)	2.1 (2.1 to 2.6)	2.4 (2.4 to 2.8)	2.6 (2.6 to 3.1)	2.8 (2.8 to 3.4)	3.1 (3.1 to 3.8)	3.4 (3.4 to 4.1)	3.8 (3.8 to 4.6)	4.2 (4.2 to 5.1)	4.7 (4.7 to 5.7)	5.2 (5.2 to 6.3)	5.8 (5.8 to 7.1)	6.5 (6.5 to 7.9)	7.3 (7.3 to 8.9)	8.2 (8.2 to 10)	9.2 (9.2 to 11)	10.3 (10.3 to 12)	11.6 (11.6 to 14)	13.1 (13.1 to 16)	286
Multidrug-resistant tuberculosis without extensive drug-re	0 (0 to 0)	0 (0 to 0)	0 (0 to 0)	0 (0 to 0)	0 (0 to 0)	0 (0 to 0)	0 (0 to 0)	0 (0 to 0)	0 (0 to 0)	0 (0 to 0)	0 (0 to 0)	0 (0 to 0)	0 (0 to 0)	0 (0 to 0)	0 (0 to 0)	0 (0 to 0)	0 (0 to 0)	0 (0 to 0)	0 (0 to 0)	0 (0 to 0)	0 (0 to 0)	0 (0 to 0)	0 (0 to 0)	0 (0 to 0)	0
Extensively drug-resistant tuberculosis	0 (0 to 0)	0 (0 to 0)	0 (0 to 0)	0 (0 to 0)	0 (0 to 0)	0 (0 to 0)	0 (0 to 0)	0 (0 to 0)	0 (0 to 0)	0 (0 to 0)	0 (0 to 0)	0 (0 to 0)	0 (0 to 0)	0 (0 to 0)	0 (0 to 0)	0 (0 to 0)	0 (0 to 0)	0 (0 to 0)	0 (0 to 0)	0 (0 to 0)	0 (0 to 0)	0 (0 to 0)	0 (0 to 0)	0 (0 to 0)	0
Lower respiratory infections	28.2 (20.8 to 36.2)	37.6 (32.7 to 43.1)	392 (354 to 434)	115 (101 to 130)	111.7 (97.6 to 127)	77.6 (67.7 to 88.5)	64.5 (56.2 to 73.6)	124 (108 to 142)	186 (162 to 213)	243 (212 to 278)	276 (241 to 316)	318 (277 to 364)	367 (320 to 420)	423 (369 to 484)	482 (420 to 552)	543 (473 to 622)	606 (528 to 694)	672 (585 to 770)	742 (646 to 850)	816 (710 to 934)	894 (778 to 1,020)	975 (848 to 1,120)	1,060 (922 to 1,210)	16,300
Upper respiratory infections	0.6 (0.5 to 1.3)	1.3 (1.7 to 7.8)	4.1 (4.7 to 18)	4.3 (4.7 to 18)	4.2 (4.7 to 18)	4.2 (4.7 to 18)	4.2 (4.7 to 18)	4.2 (4.7 to 18)	4.2 (4.7 to 18)	4.2 (4.7 to 18)	4.2 (4.7 to 18)	4.2 (4.7 to 18)	4.2 (4.7 to 18)	4.2 (4.7 to 18)	4.2 (4.7 to 18)	4.2 (4.7 to 18)	4.2 (4.7 to 18)	4.2 (4.7 to 18)	4.2 (4.7 to 18)	4.2 (4.7 to 18)	4.2 (4.7 to 18)	4.2 (4.7 to 18)	4.2 (4.7 to 18)	5,160
Otitis media	0 (0 to 0)	0 (0 to 0.6)	0 (0 to 0.7)	0 (0 to 0.3)	0 (0 to 0.2)	0 (0 to 0.1)	0 (0 to 0.1)	0 (0 to 0.1)	0 (0 to 0.1)	0 (0 to 0.1)	0 (0 to 0.1)	0 (0 to 0.1)	0 (0 to 0.1)	0 (0 to 0.1)	0 (0 to 0.1)	0 (0 to 0.1)	0 (0 to 0.1)	0 (0 to 0.1)	0 (0 to 0.1)	0 (0 to 0.1)	0 (0 to 0.1)	0 (0 to 0.1)	0 (0 to 0.1)	0 (0 to 0.1)	680
Enteric infections	13.7 (3.9 to 8.9)	5.7 (1.4 to 14.4)	89.2 (69 to 121)	243 (186 to 330)	186 (113 to 289)	260 (162 to 404)	294 (186 to 456)	294 (186 to 456)	294 (186 to 456)	294 (182 to 456)	294 (182 to 456)	294 (182 to 456)	294 (182 to 456)	294 (182 to 456)	294 (182 to 456)	294 (182 to 456)	294 (182 to 456)	294 (182 to 456)	294 (182 to 456)	294 (182 to 456)	294 (182 to 456)	294 (182 to 456)	294 (182 to 456)	6,670
Malaria	0 (0 to 0)	0 (0 to 0.6)	0 (0 to 0.1)	0 (0 to 0.1)	0 (0 to 0.1)	0 (0 to 0.1)	0 (0 to 0.1)	0 (0 to 0.1)	0 (0 to 0.1)	0 (0 to 0.1)	0 (0 to 0.1)	0 (0 to 0.1)	0 (0 to 0.1)	0 (0 to 0.1)	0 (0 to 0.1)	0 (0 to 0.1)	0 (0 to 0.1)	0 (0 to 0.1)	0 (0 to 0.1)	0 (0 to 0.1)	0 (0 to 0.1)	0 (0 to 0.1)	0 (0 to 0.1)	0 (0 to 0.1)	0
Chagas disease	0 (0 to 0)	0 (0 to 0)	0 (0 to 0)	0 (0 to 0)	0 (0 to 0)	0 (0 to 0)	0 (0 to 0)	0 (0 to 0)	0 (0 to 0)	0 (0 to 0)	0 (0 to 0)	0 (0 to 0)	0 (0 to 0)	0 (0 to 0)	0 (0 to 0)	0 (0 to 0)	0 (0 to 0)	0 (0 to 0)	0 (0 to 0)	0 (0 to 0)	0 (0 to 0)	0 (0 to 0)	0 (0 to 0)	0 (0 to 0)	0
Leishmaniasis	0 (0 to 0)	0 (0 to 0)	0 (0 to 0)	0 (0 to 0)	0 (0 to 0)	0 (0 to 0)	0 (0 to 0)	0 (0 to 0)	0 (0 to 0)	0 (0 to 0)	0 (0 to 0)	0 (0 to 0)	0 (0 to 0)	0 (0 to 0)	0 (0 to 0)	0 (0 to 0)	0 (0 to 0)	0 (0 to 0)	0 (0 to 0)	0 (0 to 0)	0 (0 to 0)	0 (0 to 0)	0 (0 to 0)	0 (0 to 0)	0
Visceral leishmaniasis	0 (0 to 0)	0 (0 to 0)	0 (0 to 0)	0 (0 to 0)	0 (0 to 0)	0 (0 to 0)	0 (0 to 0)	0 (0 to 0)	0 (0 to 0)	0 (0 to 0)	0 (0 to 0)	0 (0 to 0)	0 (0 to 0)	0 (0 to 0)	0 (0 to 0)	0 (0 to 0)	0 (0 to 0)	0 (0 to 0)	0 (0 to 0)	0 (0 to 0)	0 (0 to 0)	0 (0 to 0)	0 (0 to 0)	0 (0 to 0)	0
Cutaneous and mucocutaneous leishmaniasis	0 (0 to 0)	0 (0 to 0)	0 (0 to 0)	0 (0 to 0)	0 (0 to 0)	0 (0 to 0)	0 (0 to 0)	0 (0 to 0)	0 (0 to 0)	0 (0 to 0)	0 (0 to 0)	0 (0 to 0)	0 (0 to 0)	0 (0 to 0)	0 (0 to 0)	0 (0 to 0)	0 (0 to 0)	0 (0 to 0)	0 (0 to 0)	0 (0 to 0)	0 (0 to 0)	0 (0 to 0)	0 (0 to 0)	0 (0 to 0)	0
African trypanosomiasis	0 (0 to 0)	0 (0 to 0)	0 (0 to 0)	0 (0 to 0)	0 (0 to 0)	0 (0 to 0)	0 (0 to 0)	0 (0 to 0)	0 (0 to 0)	0 (0 to 0)	0 (0 to 0)	0 (0 to 0)	0 (0 to 0)	0 (0 to 0)	0 (0 to 0)	0 (0 to 0)	0 (0 to 0)	0 (0 to 0)	0 (0 to 0)	0 (0 to 0)	0 (0 to 0)	0 (0 to 0)	0 (0 to 0)	0 (0 to 0)	0
Schistosomiasis	0 (0 to 0)	0 (0 to 0)	0 (0 to 0)	0 (0 to 0)	0 (0 to 0)	0 (0 to 0)	0 (0 to 0)	0 (0 to 0)	0 (0 to 0)	0 (0 to 0)	0 (0 to 0)	0 (0 to 0)	0 (0 to 0)	0 (0 to 0)	0 (0 to 0)	0 (0 to 0)	0 (0 to 0)	0 (0 to 0)	0 (0 to 0)	0 (0 to 0)	0 (0 to 0)	0 (0 to 0)	0 (0 to 0)	0 (0 to 0)	0
Cysticercosis	0 (0 to 0)	0 (0 to 0)	0 (0 to 0)	0 (0 to 0)	0.4 (0.1 to 1.2)	2.6 (0.7 to 7.6)	9.6 (2.4 to 23)	22.1 (5.7 to 49.2)	37.1 (9.2 to 82.4)	49.6 (12.3 to 110)	59.4 (14.7 to 132)	69.1 (17.1 to 154)	78.4 (19.4 to 174)	112 (27.8 to 249)	178 (44.1 to 396)	268 (66.4 to 596)	282 (69.9 to 628)	282 (69.9 to 628)	282 (69.9 to 628)	282 (69.9 to 628)	282 (69.9 to 628)	282 (69.9 to 628)	282 (69.9 to 628)	1,910
Cystic echinococcosis	0 (0 to 0)	0 (0 to 0)	0 (0 to 0)	0 (0 to 0)	0 (0 to 0)	0 (0 to 0)	0 (0 to 0)	0 (0 to 0)	0 (0 to 0)	0 (0 to 0)	0 (0 to 0)	0 (0 to 0)	0 (0 to 0)	0 (0 to 0)	0 (0 to 0)	0 (0 to 0)	0 (0 to 0)	0 (0 to 0)	0 (0 to 0)	0 (0 to 0)	0 (0 to 0)	0 (0 to 0)	0 (0 to 0)	0 (0 to 0)	1.6
Lymphatic filariasis	0 (0 to 0)	0 (0 to 0)	0 (0 to 0)	0 (0 to 0)	0 (0 to 0)	0 (0 to 0)	0 (0 to 0)	0 (0 to 0)	0 (0 to 0)	0 (0 to 0)	0 (0 to 0)	0 (0 to 0)	0 (0 to 0)	0 (0 to 0)	0 (0 to 0)	0 (0 to 0)	0 (0 to 0)	0 (0 to 0)	0 (0 to 0)	0 (0 to 0)	0 (0 to 0)	0 (0 to 0)	0 (0 to 0)	0 (0 to 0)	0
Onchocerciasis	0 (0 to 0)	0 (0 to 0)	0 (0 to 0)	0 (0 to 0)	0 (0 to 0)	0 (0 to 0)	0 (0 to 0)	0 (0 to 0)	0 (0 to 0)	0 (0 to 0)	0 (0 to 0)	0 (0 to 0)	0 (0 to 0)	0 (0 to 0)	0 (0 to 0)	0 (0 to 0)	0 (0 to 0)	0 (0 to 0)	0 (0 to 0)	0 (0 to 0)	0 (0 to 0)	0 (0 to 0)	0 (0 to 0)	0 (0 to 0)	0
Trachoma	0 (0 to 0)	0 (0 to 0)	0 (0 to 0)	0 (0 to 0)	0 (0 to 0)	0 (0 to 0)	0 (0 to 0)	0 (0 to 0)	0 (0 to 0)	0 (0 to 0)	0 (0 to 0)	0 (0 to 0)	0 (0 to 0)	0 (0 to 0)	0 (0 to 0)	0 (0 to 0)	0 (0 to 0)	0 (0 to 0)	0 (0 to 0)	0 (0 to 0)	0 (0 to 0)	0 (0 to 0)	0 (0 to 0)	0 (0 to 0)	0
Dengue	0 (0 to 0)	0 (0 to 0)	0 (0 to 0)	0 (0 to 0)	0 (0 to 0)	0 (0 to 0)	0 (0 to 0)	0 (0 to 0)	0 (0 to 0)	0 (0 to 0)	0 (0 to 0)	0 (0 to 0)	0 (0 to 0)	0 (0 to 0)	0 (0 to 0)	0 (0 to 0)	0 (0 to 0)	0 (0 to 0)	0 (0 to 0)	0 (0 to 0)	0 (0 to 0)	0 (0 to 0)	0 (0 to 0)	0 (0 to 0)	0
Yellow fever	0 (0 to 0)	0 (0 to 0)	0 (0 to 0)	0 (0 to 0)	0 (0 to 0)	0 (0 to 0)	0 (0 to 0)	0 (0 to 0)	0 (0 to 0)	0 (0 to 0)	0 (0 to 0)	0 (0 to 0)	0 (0 to 0)	0 (0 to 0)	0 (0 to 0)	0 (0 to 0)	0 (0 to 0)	0 (0 to 0)	0 (0 to 0)	0 (0 to 0)	0 (0 to 0)	0 (0 to 0)	0 (0 to 0)	0 (0 to 0)	0
Rabies	0 (0 to 0)	0 (0 to 0.6)	0 (0 to 0.1)	0 (0 to 0.1)	0 (0 to 0.1)	0 (0 to 0.1)	0 (0 to 0.1)	0 (0 to 0.1)	0 (0 to 0.1)	0 (0 to 0.1)	0 (0 to 0.1)	0 (0 to 0.1)	0 (0 to 0.1)	0 (0 to 0.1)	0 (0 to 0.1)	0 (0 to 0.1)	0 (0 to 0.1)	0 (0 to 0.1)	0 (0 to 0.1)	0 (0 to 0.1)	0 (0 to 0.1)	0 (0 to 0.1)	0 (0 to 0.1)	0 (0 to 0.1)	2.6
Intestinal nematode infections	0 (0 to 0)	0 (0 to 0)	0 (0 to 0)	0 (0 to 0)	0 (0 to 0)	0 (0 to 0)	0 (0 to 0)	0 (0 to 0)	0 (0 to 0)	0 (0 to 0)	0 (0 to 0)	0 (0 to 0)	0 (0 to 0)	0 (0 to 0)	0 (0 to 0)	0 (0 to 0)	0 (0 to 0)	0 (0 to 0)	0 (0 to 0)	0 (0 to 0)	0 (0 to 0)	0 (0 to 0)	0 (0 to 0)	0 (0 to 0)	0
Ascariasis	0 (0 to 0)	0 (0 to 0)	0 (0 to 0)	0 (0 to 0)	0 (0 to 0)	0 (0 to 0)	0 (0 to 0)	0 (0 to 0)	0 (0 to 0)	0 (0 to 0)	0 (0 to 0)	0 (0 to 0)	0 (0 to 0)	0 (0 to 0)	0 (0 to 0)	0 (0 to 0)	0 (0 to 0)	0 (0 to 0)	0 (0 to 0)	0 (0 to 0)	0 (0 to 0)	0 (0 to 0)	0 (0 to 0)	0 (0 to 0)	0
Trichuriasis	0 (0 to 0)	0 (0 to 0)	0 (0 to 0)	0 (0 to 0)	0 (0 to 0)	0 (0 to 0)	0 (0 to 0)	0 (0 to 0)	0 (0 to 0)	0 (0 to 0)	0 (0 to 0)	0 (0 to 0)	0 (0 to 0)	0 (0 to 0)	0 (0 to 0)	0 (0 to 0)	0 (0 to 0)	0 (0 to 0)	0 (0 to 0)	0 (0 to 0)	0 (0 to 0)	0 (0 to 0)	0 (0 to 0)	0 (0 to 0)	0
Hookworm disease	0 (0 to 0)	0 (0 to 0)	0 (0 to 0)	0 (0 to 0)	0 (0 to 0)	0 (0 to 0)	0 (0 to 0)	0 (0 to 0)	0 (0 to 0)	0 (0 to 0)	0 (0 to 0)	0 (0 to 0)	0 (0 to 0)	0 (0 to 0)	0 (0 to 0)	0 (0 to 0)	0 (0 to 0)	0 (0 to 0)	0 (0 to 0)	0 (0 to 0)	0 (0 to 0)	0 (0 to 0)	0 (0 to 0)	0 (0 to 0)	0
Food-borne trematodiases	0 (0 to 0)	0 (0 to 0)	0 (0 to 0)	0 (0 to 0)	0 (0 to 0)	0 (0 to 0)	0 (0 to 0)	0 (0 to 0)	0 (0 to 0)	0 (0 to 0)	0 (0 to 0)	0 (0 to 0)	0 (0 to 0)	0 (0 to 0)	0 (0 to 0)	0 (0 to 0)	0 (0 to 0)	0 (0 to 0)	0 (0 to 0)	0 (0 to 0)	0 (0 to 0)	0 (0 to 0)	0 (0 to 0)	0 (0 to 0)	0
Leprosy	0 (0 to 0)	0 (0 to 0)	0 (0 to 0)	0 (0 to 0)	0 (0 to 0)	0 (0 to 0)	0 (0 to 0)	0 (0 to 0)	0 (0 to 0)	0 (0 to 0)	0 (0 to 0)	0 (0 to 0)	0 (0 to 0)	0 (0 to 0)	0 (0 to 0)	0 (0 to 0)	0 (0 to 0)	0 (0 to 0)	0 (0 to 0)	0 (0 to 0)	0 (0 to 0)	0 (0 to 0)	0 (0 to 0)	0 (0 to 0)	0
Ebola	0 (0 to 0)	0 (0 to 0)	0 (0 to 0)	0 (0 to 0)	0 (0 to 0)	0 (0 to 0)	0 (0 to 0)	0 (0 to 0)	0 (0 to 0)	0 (0 to 0)	0 (0 to 0)	0 (0 to 0)	0 (0 to 0)	0 (0 to 0)	0 (0 to 0)	0 (0 to 0)	0 (0 to 0)	0 (0 to 0)	0 (0 to 0)	0 (0 to 0)	0 (0 to 0)	0 (0 to 0)	0 (0 to 0)	0 (0 to 0)	0
Zika virus	0 (0 to 0)	0 (0 to 0)	0 (0 to 0)	0 (0 to 0)	0 (0 to 0)	0 (0 to 0)	0 (0 to 0)	0 (0 to 0)	0 (0 to 0)	0 (0 to 0)	0 (0 to 0)	0 (0 to 0)	0 (0 to 0)	0 (0 to 0)	0 (0 to 0)	0 (0 to 0)	0 (0 to 0)	0 (0 to 0)	0 (0 to 0)	0 (0 to 0)	0 (0 to 0)	0 (0 to 0)	0 (0 to 0)	0 (0 to 0)	0
Guinea worm disease	0 (0 to 0)	0 (0 to 0)	0 (0 to 0)	0 (0 to 0)	0 (0 to 0)	0 (0 to 0)	0 (0 to 0)	0 (0 to 0)	0 (0 to 0)	0 (0 to 0)	0 (0 to 0)	0 (0 to 0)	0 (0 to 0)	0 (0 to 0)	0 (0 to 0)	0 (0 to 0)	0 (0 to 0)	0 (0 to 0)	0 (0 to 0)	0 (0 to 0)	0 (0 to 0)	0 (0 to 0)	0 (0 to 0)	0 (0 to 0)	0
Other neglected tropical diseases	0.6 (0.2 to 1.1)	2.3 (0.9 to 4.2)	7 (2.8 to 12.7)	10.2 (3.9 to 20.2)	22.2 (8.6 to 39.4)	20.7 (8.1 to 36.9)	20.4 (7.9 to 36.2)	22.3 (8.6 to 39.6)	7.2 (2.8 to 12.8)	6.6 (2.6 to 11.8)	6.2 (2.4 to 11.1)	5.9 (2.3 to 10.5)	5.6 (2.2 to 10)	5.4 (2.1 to 9.6)	5.2 (2 to 9.2)	5.1 (2 to 9.1)	5.1 (2 to 9.1)	5.1 (2 to 9.1)	5.1 (2 to 9.1)	5.1 (2 to 9.1)	5.1 (2 to 9.1)	5.1 (





SR Table 2b: Minnesota DALYS by cause and age group for females with 95% uncertainty intervals, 2019

Cause	Early Neonatal	Late Neonatal	Post Neonatal	1 to 4	5 to 9	10 to 14	15 to 19	20 to 24	25 to 29	30 to 34	35 to 39	40 to 44	45 to 49	50 to 54	55 to 59	60 to 64	65 to 69	70 to 74	75 to 79	80 to 84	85 to 89	90 to 94	95 plus	Total
All causes	6,300 (5,800 to 6,830)	1,760 (1,630 to 1,910)	3,840 (3,600 to 4,100)	5,090 (4,200 to 6,140)	6,490 (5,000 to 8,220)	12,100 (9,040 to 16,000)	21,800 (16,600 to 27,900)	26,000 (19,700 to 32,900)	30,400 (23,300 to 38,200)	33,800 (26,300 to 42,100)	37,300 (29,400 to 46,500)	36,300 (28,900 to 44,700)	39,900 (31,800 to 48,900)	49,200 (39,700 to 59,700)	64,900 (52,800 to 78,100)	72,300 (59,800 to 85,900)	73,400 (61,300 to 86,900)	70,300 (59,600 to 82,500)	60,700 (51,800 to 71,000)	53,300 (45,900 to 61,200)	45,500 (39,200 to 52,400)	34,200 (30,100 to 38,700)	18,500 (16,900 to 20,300)	803,000
Communicable, maternal, neonatal, and nutritional diseases	4,330 (3,810 to 4,880)	917 (785 to 1,050)	833 (656 to 1,030)	1,110 (863 to 1,420)	1,100 (776 to 1,590)	987 (715 to 1,370)	1,160 (809 to 1,740)	1,080 (828 to 1,480)	1,300 (994 to 1,690)	1,430 (1,110 to 1,890)	1,510 (1,130 to 2,050)	1,470 (1,030 to 2,150)	1,320 (984 to 1,910)	1,380 (1,050 to 1,900)	1,590 (1,200 to 2,160)	1,610 (1,260 to 2,090)	1,490 (1,180 to 1,880)	1,410 (1,070 to 1,790)	1,300 (1,010 to 1,630)	1,240 (924 to 1,620)	1,260 (932 to 1,630)	1,190 (880 to 1,530)	828 (598 to 1,060)	31,800
HIV/AIDS and sexually transmitted infections	0·7 (0·4 to 1)	0·4 (0·2 to 0·8)	3·8 (3·2 to 4·3)	3·4 (2·9 to 3·9)	2 (1·7 to 2·3)	4·5 (3·7 to 5·7)	14·5 (9·9 to 22·8)	46·6 (30·7 to 73·3)	101 (67·6 to 156)	150 (105 to 225)	178 (127 to 260)	149 (103 to 220)	114 (80 to 171)	91·9 (64·1 to 144)	84·9 (58 to 129)	62·4 (41·6 to 97)	49·3 (34 to 75·5)	27·5 (17·3 to 45·4)	18·4 (11·8 to 29·7)	11·4 (7·6 to 18)	7·9 (5·3 to 12·1)	4·4 (3 to 6·6)	1·9 (1·3 to 2·7)	1,130
HIV/AIDS	0 (0 to 0)	0 (0 to 0)	3·6 (3 to 4·2)	3·3 (2·8 to 3·9)	1·9 (1·6 to 2·2)	1·9 (1·6 to 2·2)	5·1 (4·2 to 6·3)	19·3 (15·1 to 25·2)	45·8 (34·3 to 60·2)	77·7 (59·7 to 98·2)	98·9 (77·4 to 130)	79·3 (61·1 to 103)	63·4 (48·8 to 81·8)	51·8 (39 to 69)	46·8 (34·9 to 65·4)	32·1 (22·8 to 47·8)	23·3 (16·6 to 35)	7·2 (3·6 to 14·2)	3·4 (1·6 to 7)	0·8 (0·5 to 1·4)	0·5 (0·2 to 0·9)	0·3 (0·1 to 0·5)	0·1 (0·1 to 0·2)	567
HIV/AIDS - Drug-susceptible Tuberculosis	0 (0 to 0)	0 (0 to 0)	0·1 (0 to 0·1)	0·1 (0 to 0·1)	0 (0 to 0·1)	0 (0 to 0·1)	0·1 (0 to 0·1)	0·3 (0·2 to 0·4)	0·6 (0·4 to 1)	1·1 (0·7 to 1·7)	1·4 (0·9 to 2·1)	1·1 (0·7 to 1·7)	0·9 (0·6 to 1·4)	0·7 (0·5 to 1·1)	0·7 (0·4 to 1)	0·4 (0·3 to 0·6)	0·3 (0·2 to 0·5)	0·1 (0 to 0·1)	0 (0 to 0)	0 (0 to 0)	0 (0 to 0)	0 (0 to 0)	0 (0 to 0)	8
HIV/AIDS - Multidrug-resistant Tuberculosis without extensive d	0 (0 to 0)	0 (0 to 0)	0 (0 to 0)	0 (0 to 0)	0 (0 to 0)	0 (0 to 0)	0 (0 to 0)	0 (0 to 0)	0 (0 to 0·1)	0 (0 to 0·2)	0 (0 to 0·2)	0 (0 to 0·2)	0 (0 to 0·1)	0 (0 to 0·1)	0 (0 to 0·1)	0 (0 to 0·1)	0 (0 to 0)	0 (0 to 0)	0 (0 to 0)	0 (0 to 0)	0 (0 to 0)	0 (0 to 0)	0 (0 to 0)	0·3
HIV/AIDS - Extensively drug-resistant Tuberculosis	0 (0 to 0)	0 (0 to 0)	0 (0 to 0)	0 (0 to 0)	0 (0 to 0)	0 (0 to 0)	0 (0 to 0)	0 (0 to 0)	0 (0 to 0)	0 (0 to 0)	0 (0 to 0·1)	0 (0 to 0)	0 (0 to 0)	0 (0 to 0)	0 (0 to 0)	0 (0 to 0)	0 (0 to 0)	0 (0 to 0)	0 (0 to 0)	0 (0 to 0)	0 (0 to 0)	0 (0 to 0)	0 (0 to 0)	0·1
HIV/AIDS resulting in other diseases	0 (0 to 0)	0 (0 to 0)	3·5 (2·9 to 4·1)	3·3 (2·8 to 3·8)	1·9 (1·6 to 2·2)	1·9 (1·6 to 2·2)	5 (4·1 to 6·2)	19 (14·8 to 24·9)	45·2 (33·7 to 59·6)	76·6 (58·3 to 97)	97·4 (75·7 to 128)	78·1 (59·9 to 102)	62·5 (47·9 to 81·1)	51 (38·2 to 68·2)	46·1 (34·2 to 64·7)	31·6 (22·3 to 47·1)	23 (16·3 to 34·7)	7·1 (3·5 to 14·1)	3·4 (1·5 to 7)	0·8 (0·5 to 1·4)	0·5 (0·2 to 0·9)	0·3 (0·1 to 0·5)	0·1 (0·1 to 0·2)	558
Sexually transmitted infections excluding HIV	0·7 (0·4 to 1)	0·4 (0·2 to 0·8)	0·2 (0·1 to 0·3)	0 (0 to 0)	0 (0 to 0·1)	2·6 (1·8 to 3·7)	9·4 (5·1 to 17·2)	27·3 (13·1 to 51·5)	54·7 (26·3 to 109)	72·7 (35·1 to 138)	79·4 (38·1 to 149)	69·4 (33·4 to 138)	51 (23·6 to 104)	40·1 (17·5 to 84·4)	38·1 (17·4 to 76·3)	30·3 (15 to 60·2)	26 (13·6 to 49·7)	20·3 (11·5 to 35·6)	15 (9·2 to 25·2)	10·6 (6·9 to 17·3)	7·4 (4·8 to 11·5)	4·2 (2·8 to 6·4)	1·8 (1·2 to 2·5)	562
Syphilis	0·7 (0·4 to 1)	0·4 (0·2 to 0·8)	0·2 (0·1 to 0·3)	0 (0 to 0)	0 (0 to 0·1)	0·7 (0·6 to 0·8)	0·1 (0 to 0·2)	0·8 (0·5 to 1·2)	0·4 (0·2 to 0·8)	0·6 (0·4 to 1·1)	0·8 (0·5 to 1·3)	0·8 (0·5 to 1·2)	1 (0·6 to 1·4)	1·2 (0·8 to 1·7)	1·7 (1·1 to 2·5)	2·3 (1·4 to 3·5)	2·8 (1·7 to 4·2)	2·8 (1·7 to 4·1)	2·3 (1·4 to 3·4)	1·7 (1·1 to 2·5)	1·3 (0·8 to 1·8)	0·8 (0·5 to 1·1)	0·3 (0·2 to 0·5)	23·9
Chlamydial infection	0 (0 to 0)	0 (0 to 0)	0 (0 to 0)	0 (0 to 0)	0 (0 to 0)	0·3 (0·2 to 0·4)	0·7 (0·4 to 1·1)	1·5 (0·9 to 2·5)	2·6 (1·6 to 4·2)	2·6 (1·4 to 4·9)	3·6 (2·1 to 6·3)	3·2 (1·7 to 5·8)	1·5 (0·9 to 2·7)	0·7 (0·5 to 1·1)	0·8 (0·5 to 1·1)	0·7 (0·4 to 1·1)	0·5 (0·3 to 0·7)	0·7 (0·4 to 1·1)	0·7 (0·4 to 1·1)	0·8 (0·5 to 1·2)	0·6 (0·4 to 1)	0·4 (0·3 to 0·6)	0·2 (0·1 to 0·3)	22
Gonococcal infection	0 (0 to 0)	0 (0 to 0)	0 (0 to 0)	0 (0 to 0)	0 (0 to 0)	0·3 (0·3 to 0·4)	0·8 (0·7 to 1·1)	1·3 (0·9 to 2)	2·4 (1·6 to 3·8)	4·4 (3 to 6·6)	4·5 (2·9 to 7·1)	3·7 (2·3 to 5·8)	2·2 (1·4 to 3·4)	1·5 (1 to 2·4)	1·8 (1·1 to 2·8)	2·2 (1·2 to 3·5)	2·8 (1·6 to 4·4)	2·6 (1·4 to 4·2)	2·7 (1·7 to 4·1)	2·1 (1·3 to 3·3)	1·7 (1·1 to 2·7)	1·1 (0·7 to 1·6)	0·6 (0·4 to 0·9)	39
Trichomoniasis	0 (0 to 0)	0 (0 to 0)	0 (0 to 0)	0 (0 to 0)	0 (0 to 0)	0·2 (0 to 0·6)	2·7 (0·8 to 7·2)	13 (4·1 to 32)	28·4 (9·6 to 68·4)	34·6 (11·4 to 81·8)	34·2 (11·1 to 79·7)	28·7 (9·3 to 67·8)	25·4 (7·9 to 60·5)	20·5 (6·2 to 50·8)	16·9 (5·7 to 42·8)	11·6 (3·9 to 27·7)	8·8 (3 to 20·9)	5·9 (2·1 to 13·2)	3·8 (1·3 to 8·5)	2·2 (0·8 to 5)	1·2 (0·5 to 2·7)	0·5 (0·2 to 1·2)	0·1 (0 to 0·3)	239
Genital herpes	0 (0 to 0)	0 (0 to 0)	0 (0 to 0)	0 (0 to 0)	0 (0 to 0)	0·6 (0·2 to 1·5)	2·6 (0·6 to 6·5)	5·1 (1·4 to 12·5)	8·3 (2·7 to 19·5)	10·9 (3·2 to 26·1)	12·7 (3·9 to 31·4)	11·8 (3·7 to 28·8)	12·2 (3·9 to 30·2)	13 (3·9 to 32·3)	14·4 (4·4 to 35·4)	12·7 (3·9 to 31·9)	10·1 (3 to 25·3)	7·2 (2·1 to 17·3)	4·8 (1·5 to 11·8)	3·1 (0·9 to 7·7)	2 (0·6 to 4·7)	1·1 (0·3 to 2·7)	0·4 (0·1 to 1)	133
Other sexually transmitted infections	0 (0 to 0)	0 (0 to 0)	0 (0 to 0)	0 (0 to 0)	0 (0 to 0)	0·5 (0·3 to 0·8)	2·5 (1·6 to 3·7)	5·6 (2·4 to 10)	12·6 (6·4 to 22)	19·4 (11·3 to 32·8)	23·6 (12·2 to 39·5)	21·1 (10·7 to 37·1)	8·7 (3·9 to 15·9)	3·2 (2·1 to 5)	2·6 (1·8 to 3·6)	0·8 (0·4 to 1·2)	1 (0·6 to 1·5)	1·1 (0·6 to 1·8)	0·7 (0·4 to 1·1)	0·7 (0·4 to 1·1)	0·6 (0·3 to 0·9)	0·3 (0·2 to 0·5)	0·1 (0·1 to 0·1)	105
Respiratory infections and tuberculosis	15·4 (11·2 to 21·2)	31·5 (23·6 to 42·3)	208 (152 to 271)	370 (249 to 552)	355 (216 to 568)	300 (174 to 488)	294 (179 to 471)	289 (181 to 448)	312 (204 to 465)	339 (226 to 496)	362 (240 to 532)	337 (227 to 484)	345 (238 to 483)	453 (320 to 619)	564 (405 to 783)	641 (459 to 866)	634 (450 to 875)	700 (496 to 945)	716 (500 to 962)	798 (572 to 1,070)	890 (625 to 1,190)	919 (653 to 1,240)	658 (455 to 874)	10,500
Tuberculosis	0 (0 to 0)	0 (0 to 0)	0·5 (0·4 to 0·7)	1 (0·8 to 1·3)	0·6 (0·4 to 0·8)	0·7 (0·5 to 1·1)	1·7 (1·1 to 2·5)	3·5 (2·3 to 5·3)	5·2 (3·2 to 7·8)	4·9 (3·1 to 7)	4·1 (2·6 to 5·9)	4 (2·6 to 5·7)	4·2 (2·6 to 6)	5·3 (3·4 to 8)	7·7 (4·8 to 11·6)	9·6 (6·5 to 14·3)	12·3 (8·7 to 17·1)	13·2 (9·3 to 17·8)	10·8 (7·6 to 15·3)	8·8 (6 to 12·6)	6·4 (4·2 to 9·2)	3·8 (2·6 to 5·6)	1·5 (1·1 to 2)	110
Latent tuberculosis infection	0 (0 to 0)	0 (0 to 0)	0 (0 to 0)	0 (0 to 0)	0 (0 to 0)	0 (0 to 0)	0 (0 to 0)	0 (0 to 0)	0 (0 to 0)	0 (0 to 0)	0 (0 to 0)	0 (0 to 0)	0 (0 to 0)	0 (0 to 0)	0 (0 to 0)	0 (0 to 0)	0 (0 to 0)	0 (0 to 0)	0 (0 to 0)	0 (0 to 0)	0 (0 to 0)	0 (0 to 0)	0 (0 to 0)	0
Drug-susceptible tuberculosis	0 (0 to 0)	0 (0 to 0)	0·5 (0·4 to 0·7)	1 (0·7 to 1·3)	0·5 (0·4 to 0·8)	0·7 (0·5 to 1·1)	1·6 (1 to 2·5)	3·5 (2·3 to 5·2)	5 (3·1 to 7·6)	4·7 (3 to 6·9)	3·9 (2·5 to 5·8)	3·8 (2·5 to 5·4)	4 (2·5 to 5·9)	5·2 (3·2 to 7·7)	7·4 (4·6 to 11·1)	9·3 (6·2 to 13·8)	11·9 (8·2 to 16·8)	12·8 (8·9 to 17·1)	10·4 (7·2 to 14·8)	8·5 (5·7 to 12·1)	6·2 (4 to 9)	3·7 (2·4 to 5·5)	1·5 (1 to 2)	106
Multidrug-resistant tuberculosis without extensive drug resistar	0 (0 to 0)	0 (0 to 0)	0 (0 to 0·1)	0 (0 to 0·1)	0 (0 to 0·1)	0 (0 to 0·1)	0 (0 to 0·1)	0·1 (0 to 0·3)	0·1 (0 to 0·4)	0·1 (0 to 0·4)	0·1 (0 to 0·4)	0·1 (0 to 0·4)	0·1 (0 to 0·4)	0·1 (0 to 0·6)	0·2 (0 to 0·9)	0·3 (0 to 1)	0·3 (0 to 1·3)	0·3 (0 to 1·4)	0·3 (0 to 1·1)	0·2 (0 to 1)	0·2 (0 to 0·7)	0·1 (0 to 0·4)	0 (0 to 0·2)	2·8
Extensively drug-resistant tuberculosis	0 (0 to 0)	0 (0 to 0)	0 (0 to 0)	0 (0 to 0)	0 (0 to 0)	0 (0 to 0)	0 (0 to 0)	0 (0 to 0·1)	0 (0 to 0·1)	0 (0 to 0·1)	0 (0 to 0·1)	0 (0 to 0·1)	0 (0 to 0·1)	0 (0 to 0·2)	0·1 (0 to 0·2)	0·1 (0 to 0·3)	0·1 (0 to 0·3)	0·1 (0 to 0·3)	0·1 (0 to 0·3)	0·1 (0 to 0·3)	0 (0 to 0·2)	0 (0 to 0·1)	0 (0 to 0)	0·7
Lower respiratory infections	14·8 (10·6 to 20·5)	28·3 (20·6 to 38·8)	148 (99·7 to 205)	91·5 (66·6 to 119)	45·8 (32·7 to 62·9)	34·3 (24 to 48·4)	40·6 (28·5 to 56·7)	48·2 (31·7 to 72)	69·1 (45·4 to 102)	101 (64·5 to 154)	125 (79·7 to 183)	143 (89·3 to 209)	163 (106 to 235)	268 (171 to 397)	364 (239 to 530)	468 (302 to 683)	491 (335 to 725)	594 (401 to 842)	643 (436 to 892)	751 (530 to 1,030)	859 (595 to 1,160)	901 (633 to 1,220)	651 (448 to 866)	7,040
Upper respiratory infections	0·5 (0·3 to 0·8)	3·1 (1·8 to 4·9)	53·4 (31 to 83·6)	233 (131 to 387)	261 (142 to 444)	229 (121 to 398)	220 (114 to 383)	213 (115 to 355)	217 (122 to 357)	215 (113 to 361)	215 (111 to 361)	172 (89·5 to 307)	158 (81·3 to 270)	156 (85·2 to 264)	167 (91·4 to 279)	144 (78·5 to 243)	118 (59·3 to 202)	85·4 (46·8 to 143)	56·5 (30·1 to 95·3)	34·9 (18·9 to 57·4)	22 (12·4 to 36·6)	12·8 (7·5 to 21)	5·2 (2·9 to 8·8)	2,990
Otitis media	0 (0 to 0)	0·2 (0·1 to 0·4)	6·7 (3·5 to 11·7)	44 (23·2 to 79·2)	46·9 (25·1 to 78)	35·3 (18·5 to 60·8)	31·6 (16·4 to 53·8)	24·9 (10·7 to 49·1)	21·2 (9·8 to 39·2)	18·2 (7·6 to 37·5)	18·3 (8·8 to 35)	17·1 (7·7 to 32·6)	20·6 (9·7 to 36·6)	24·3 (10·8 to 43·6)	25·5 (12·7 to 45)	19·7 (9·1 to 37·7)	12·4 (5·8 to 23·7)	7·2 (3·4 to 14·3)	5 (2·5 to 9·2)	3·6 (1·7 to 7)	2·8 (1·3 to 4·9)	1·8 (0·9 to 3·3)	0·9 (0·4 to 1·7)	388
Enteric infections	3 (2 to 4·3)	6·5 (4·6 to 8·9)	56·7 (39·8 to 77·5)	117 (75·4 to 176)	88·1 (51·3 to 137)	74 (41·7 to 115)	102 (63·4 to 149)	115 (73·5 to 174)	122 (76·4 to 181)	128 (82·7 to 182)	130 (86·5 to 185)	116 (79 to 164)	120 (81·1 to 170)	140 (99·1 to 192)	173 (122 to 238)	192 (135 to 265)	194 (142 to 264)	197 (138 to 278)	194 (136 to 275)	180 (122 to 262)	166 (102 to 257)	130 (81·7 to 198)	65·4 (39·7 to 99·3)	2,810
Diarrheal diseases	3 (2 to 4·3)	6·2 (4·3 to 8·6)	54·9 (38·1 to 75·9)	115 (72·7 to 174)	87 (50 to 136)	73·2 (41 to 114)	102 (63·2 to 149)	115 (73·3 to 173)	122 (76·1 to 180)	127 (82·3 to 181)	130 (86·2 to 185)	116 (78·7 to 164)	120 (80·6 to 169)	140 (98·7 to 192)	172 (121 to 238)	191 (133 to 264)	193 (140 to 263)	196 (137 to 277)	193 (135 to 273)	180 (121 to 261)	166 (101 to 256)	130 (81·1 to 198)	65 (39·5 to 98·8)	2,800
Typhoid and paratyphoid	0 (0 to 0)	0 (0 to 0)	0 (0 to 0)	0 (0 to 0·1)	0 (0 to 0)	0 (0 to 0)	0 (0 to 0)	0 (0 to 0)	0 (0 to 0)	0 (0 to 0)	0 (0 to 0)	0 (0 to 0)	0 (0 to 0)	0 (0 to 0)	0 (0 to 0)	0 (0 to 0)	0 (0 to 0)	0 (0 to 0)	0 (0 to 0)	0 (0 to 0)	0 (0 to 0)	0 (0 to 0)	0 (0 to 0)	0·3
Typhoid fever	0 (0 to 0)	0 (0 to 0)	0 (0 to 0)	0 (0 to 0)	0 (0 to 0)	0 (0 to 0)	0 (0 to 0)	0 (0 to 0)	0 (0 to 0)	0 (0 to 0)	0 (0 to 0)	0 (0 to 0)	0 (0 to 0)	0 (0 to 0)	0 (0 to 0)	0 (0 to 0)	0 (0 to 0)	0 (0 to 0)	0 (0 to 0)	0 (0 to 0)	0 (0 to 0)	0 (0 to 0)	0 (0 to 0)	0
Paratyphoid fever	0 (0 to 0)	0 (0 to 0)	0 (0 to 0)	0 (0 to 0·1)	0 (0 to 0)	0 (0 to 0)	0 (0 to 0)	0 (0 to 0)	0 (0 to 0)	0 (0 to 0)	0 (0 to 0)	0 (0 to 0)	0 (0 to 0)	0 (0 to 0)	0 (0 to 0)	0 (0 to 0)	0 (0 to 0)	0 (0 to 0)	0 (0 to 0)	0 (0 to 0)	0 (0 to 0)	0 (0 to 0)	0 (0 to 0)	0·3
Invasive Non-typhoidal Salmonella (iNTS)	0 (0 to 0)	0·3 (0·1 to 0·7)	1·2 (0·4 to 3·2)	1·4 (0·5 to 3)	0·6 (0·2 to 1·5)	0·5 (0·2 to 1·1)	0·1 (0 to 0·2)	0·1 (0 to 0·2)	0·2 (0·1 to 0·6)	0·2 (0·1 to 0·5)	0·2 (0·1 to 0·5)	0·2 (0·1 to 0·4)	0·3 (0·1 to 0·7)	0·3 (0·1 to 0·7)	0·5 (0·2 to 1·1)	0·8 (0·3 to 1·8)	0·8 (0·3 to 1·8)	0·8 (0·3 to 2)	0·7 (0·3 to 1·4)	0·7 (0·2 to 1·6)	0·5 (0·2 to 1·1)	0·4 (0·1 to 0·8)	0·3 (0·1 to 0·6)	11
Other intestinal infectious diseases	0 (0 to 0)	0 (0 to 0)	0·6 (0 to 2·1)	0·8 (0·1 to 2·3)	0·4 (0·1 to 1·5)	0·3 (0·1 to 1)	0·3 (0·1 to 0·9)	0·3 (0·1 to 0·7)	0·2 (0 to 0·4)	0·4 (0·1 to 1·1)	0·2 (0·1 to 0·6)	0·2 (0·1 to 0·7)	0·1 (0 to 0·4)	0·2 (0 to 0·5)	0·2 (0 to 0·5)	0·2 (0 to 0·6)	0·2 (0 to 0·8)	0·2 (0 to 0·6)	0·1 (0 to 0·4)	0·1 (0 to 0·5)	0·2 (0 to 0·9)	0·2 (0 to 0·6)	0·1 (0 to 0·4)	5·5
Neglected tropical diseases and malaria	0·4 (0·1 to 0·6)	1·4 (0·5 to 2·5)	3·9 (1·5 to 8·9)	7·6 (2·2 to 19·7)	15·3 (2·8 to 51·1)	9·8 (1·9 to 30)	10·2 (2·4 to 29·8)	6·7 (0·5 to 20·6)	11·5 (2·1 to 30·1)	16·1 (3·8 to 40·4)	25·4 (7 to 57·1)	36·8 (12·3 to 78·7)	38·6 (12·7 to 85·7)	44·6 (15 to 94·1)	64·9 (24·5 to 149)	82·2 (30·9 to 183)	99·4 (37·3 to 216)	97·5 (36·1 to 214)	83·2 (30·1 to 181)	61·8 (23 to 132)	42·6 (14·6 to 89·4)	24·8 (9·1 to 56)	11·4 (4 to 26·6)	796
Malaria	0 (0 to 0)	0 (0 to 0)	0 (0 to 0)	0 (0 to 0)	0 (0 to 0)	0 (0 to 0)	0 (0 to 0)	0 (0 to 0)	0 (0 to 0)	0 (0 to 0)	0 (0 to 0)	0 (0 to 0)	0 (0 to 0)	0 (0 to 0)	0 (0 to 0)	0 (0 to 0)	0 (0 to 0)	0 (0 to 0)	0 (0 to 0)	0 (0 to 0)	0 (0 to 0)	0 (0 to 0)	0 (0 to 0)	0





SB Table 2b: Mississippi DALYS by cause and age group for females with 95% uncertainty intervals, 2019

Cause	Early Neonatal	Late Neonatal	Post-Neonatal	1 to 4	5 to 9	10 to 14	15 to 19	20 to 24	25 to 29	30 to 34	35 to 39	40 to 44	45 to 49	50 to 54	55 to 59	60 to 64	65 to 69	70 to 74	75 to 79	80 to 84	85 to 89	90 to 94	95 plus	Total
All causes	9,840 (9,600 to 10,090)	1,643 (1,559 to 2,273)	9,286 (8,356 to 9,338)	4,099 (3,335 to 4,400)	4,680 (3,785 to 5,086)	7,228 (5,956 to 9,290)	15,109 (11,169 to 17,468)	27,795 (19,993 to 32,356)	33,899 (24,500 to 39,468)	41,868 (27,490 to 48,992)	55,299 (35,260 to 67,139)	67,195 (42,200 to 82,358)	83,494 (49,400 to 98,658)	93,455 (54,000 to 108,000)	99,999 (61,300 to 118,000)	99,999 (59,800 to 118,000)	94,999 (55,600 to 109,000)	93,799 (54,000 to 108,000)	93,799 (54,000 to 108,000)	93,799 (54,000 to 108,000)	99,999 (61,200 to 119,000)	99,999 (62,000 to 120,000)	4,999 (7,399 to 8,999)	944,099
Communicable, maternal, neonatal, and nutritional diseases	4,692 (3,700 to 5,928)	1,169 (899 to 1,500)	1,120 (823 to 1,529)	846 (597 to 1,058)	796 (520 to 1,249)	796 (527 to 1,110)	922 (608 to 1,390)	942 (612 to 1,533)	1,165 (812 to 1,813)	1,295 (860 to 1,923)	1,543 (1,000 to 2,133)	1,456 (1,000 to 1,950)	1,366 (1,000 to 1,833)	1,306 (1,000 to 1,743)	1,466 (1,100 to 1,973)	1,539 (1,100 to 2,039)	1,479 (1,000 to 1,913)	1,440 (1,000 to 1,862)	1,366 (1,000 to 1,762)	1,306 (1,000 to 1,722)	1,466 (1,000 to 1,962)	767 (570 to 982)	652 (327 to 1,060)	30,000
HIV/AIDS and sexually transmitted infections	0.7 (0.4 to 1)	0.5 (0.2 to 0.9)	11.4 (9.6 to 13)	6.2 (5.5 to 6.9)	4.2 (3.6 to 5)	6 (5.1 to 6.9)	19.9 (19.1 to 20.4)	187 (167 to 202)	297 (252 to 364)	370 (292 to 466)	397 (329 to 504)	363 (302 to 453)	327 (272 to 394)	268 (221 to 323)	168 (137 to 203)	103 (82 to 131)	68.6 (56 to 82.7)	37.3 (31 to 44.9)	19.6 (16 to 23.5)	7.6 (6 to 9.1)	2.5 (2 to 3.2)	0.9 (0.6 to 1.2)	2,070
HIV/AIDS	0 (0 to 0)	0 (0 to 0)	11.1 (9.4 to 13)	6.1 (5.5 to 6.8)	4.2 (3.6 to 4.9)	4.2 (3.6 to 5)	13.3 (12.6 to 13.8)	64.1 (52.6 to 80.1)	147 (124 to 180)	247 (207 to 311)	316 (262 to 399)	299 (250 to 372)	272 (226 to 327)	209 (172 to 253)	145 (118 to 174)	89.6 (72 to 110)	73.2 (59 to 89.7)	39.1 (31 to 47.9)	14.6 (12 to 17.9)	6.4 (5 to 7.8)	1.5 (1 to 1.9)	0.6 (0.4 to 0.8)	1,700
HIV/AIDS - Drug-susceptible Tuberculosis	0 (0 to 0)	0 (0 to 0)	0.2 (0 to 0.3)	0.2 (0 to 0.3)	0.2 (0 to 0.3)	0.2 (0 to 0.3)	0.2 (0 to 0.3)	0.2 (0 to 0.4)	0.2 (0 to 0.4)	0.2 (0 to 0.4)	0.2 (0 to 0.4)	0.2 (0 to 0.4)	0.2 (0 to 0.4)	0.2 (0 to 0.4)	0.2 (0 to 0.4)	0.2 (0 to 0.4)	0.2 (0 to 0.4)	0.2 (0 to 0.4)	0.2 (0 to 0.4)	0.2 (0 to 0.4)	0.2 (0 to 0.4)	0.2 (0 to 0.4)	32.3
HIV/AIDS - Multidrug-resistant Tuberculosis without extensive	0 (0 to 0)	0 (0 to 0)	0 (0 to 0)	0 (0 to 0)	0 (0 to 0)	0 (0 to 0)	0 (0 to 0)	0 (0 to 0.1)	0 (0 to 0.1)	0 (0 to 0.1)	0 (0 to 0.1)	0 (0 to 0.1)	0 (0 to 0.1)	0 (0 to 0.1)	0 (0 to 0.1)	0 (0 to 0.1)	0 (0 to 0.1)	0 (0 to 0.1)	0 (0 to 0.1)	0 (0 to 0.1)	0 (0 to 0.1)	0 (0 to 0.1)	1.1
HIV/AIDS - Extensively drug-resistant Tuberculosis	0 (0 to 0)	0 (0 to 0)	0 (0 to 0)	0 (0 to 0)	0 (0 to 0)	0 (0 to 0)	0 (0 to 0)	0 (0 to 0)	0 (0 to 0)	0 (0 to 0)	0 (0 to 0)	0 (0 to 0)	0 (0 to 0)	0 (0 to 0)	0 (0 to 0)	0 (0 to 0)	0 (0 to 0)	0 (0 to 0)	0 (0 to 0)	0 (0 to 0)	0 (0 to 0)	0 (0 to 0)	0 (0 to 0)	0
HIV/AIDS resulting in other diseases	0 (0 to 0)	0 (0 to 0)	0 (0 to 12.1)	0 (0 to 0.4)	0 (0 to 0.1)	0 (0 to 0.6)	0 (0 to 0.6)	0 (0.1 to 40.1)	0 (0 to 186)	0 (0 to 186)	0 (0 to 186)	0 (0 to 186)	0 (0 to 186)	0 (0 to 186)	0 (0 to 186)	0 (0 to 186)	0 (0 to 186)	0 (0 to 186)	0 (0 to 186)	0 (0 to 186)	0 (0 to 186)	0 (0 to 186)	0 (0 to 186)	1,660
Sexually transmitted infections excluding HIV	0.7 (0.4 to 1)	0.5 (0.2 to 0.9)	0.3 (0.1 to 0.6)	0 (0 to 0)	0 (0 to 0.1)	1.7 (1.2 to 2.4)	6.6 (6.4 to 7.1)	123 (107 to 142)	150 (126 to 183)	123 (96 to 161)	81 (64 to 106)	64 (50 to 84.3)	55 (43 to 72.3)	59 (46 to 77.1)	23 (18 to 30.1)	13 (10 to 17.1)	5.4 (4 to 7.1)	1.2 (0.9 to 1.6)	0.6 (0.4 to 0.8)	0.1 (0.1 to 0.2)	0 (0 to 0.1)	0 (0 to 0.1)	372
Syphilis	0 (0 to 0)	0 (0 to 0)	0 (0 to 0)	0 (0 to 0)	0 (0 to 0.1)	0 (0 to 0.1)	0 (0 to 0.1)	0.6 (0.2 to 1.2)	0.2 (0 to 0.5)	0.3 (0 to 0.8)	0.6 (0.2 to 1.4)	0.6 (0.2 to 1.4)	0.6 (0.2 to 1.4)	0.6 (0.2 to 1.4)	0.6 (0.2 to 1.4)	0.6 (0.2 to 1.4)	0.6 (0.2 to 1.4)	0.6 (0.2 to 1.4)	0.6 (0.2 to 1.4)	0.6 (0.2 to 1.4)	0.6 (0.2 to 1.4)	0.6 (0.2 to 1.4)	12.9
Chlamydial infection	0 (0 to 0)	0 (0 to 0)	0 (0 to 0)	0 (0 to 0)	0 (0 to 0)	0.2 (0 to 0.3)	0.7 (0.4 to 1.2)	1.6 (1.2 to 2.8)	3.2 (1.9 to 5.6)	3.3 (1.9 to 6.4)	4 (2.2 to 8.6)	3.7 (2.1 to 8.1)	3.6 (1.9 to 7.9)	3.6 (1.9 to 7.9)	3.6 (1.9 to 7.9)	3.6 (1.9 to 7.9)	3.6 (1.9 to 7.9)	3.6 (1.9 to 7.9)	3.6 (1.9 to 7.9)	3.6 (1.9 to 7.9)	3.6 (1.9 to 7.9)	3.6 (1.9 to 7.9)	29.3
Gonococcal infection	0 (0 to 0)	0 (0 to 0)	0 (0 to 0)	0 (0 to 0)	0 (0 to 0)	0.2 (0.2 to 0.2)	0.6 (0.5 to 0.7)	1.1 (0.9 to 1.6)	2.1 (1.5 to 3.1)	2.7 (1.9 to 4.1)	3.8 (2.7 to 5.8)	3.3 (2.1 to 5.8)	2.7 (1.5 to 5.1)	1.6 (1.1 to 2.5)	1.1 (0.7 to 1.7)	0.6 (0.4 to 0.9)	0.4 (0.2 to 0.6)	0.1 (0.1 to 0.2)	0.1 (0 to 0.1)	0 (0 to 0.1)	0 (0 to 0.1)	0 (0 to 0.1)	20.3
Trichomoniasis	0 (0 to 0)	0 (0 to 0)	0 (0 to 0)	0 (0 to 0)	0 (0 to 0)	0.1 (0 to 0.2)	0.6 (0.4 to 1.2)	1.7 (1.2 to 2.8)	3.1 (1.9 to 5.6)	3.2 (1.9 to 6.4)	3.9 (2.2 to 8.6)	3.7 (2.1 to 8.1)	3.6 (1.9 to 7.9)	3.6 (1.9 to 7.9)	3.6 (1.9 to 7.9)	3.6 (1.9 to 7.9)	3.6 (1.9 to 7.9)	3.6 (1.9 to 7.9)	3.6 (1.9 to 7.9)	3.6 (1.9 to 7.9)	3.6 (1.9 to 7.9)	3.6 (1.9 to 7.9)	29.3
Genital herpes	0 (0 to 0)	0 (0 to 0)	0 (0 to 0)	0 (0 to 0)	0 (0 to 0)	0.1 (0 to 0.2)	0.4 (0.3 to 0.7)	1.1 (0.8 to 1.6)	2.1 (1.5 to 3.1)	2.7 (1.9 to 4.1)	3.8 (2.7 to 5.8)	3.3 (2.1 to 5.8)	2.7 (1.5 to 5.1)	1.6 (1.1 to 2.5)	1.1 (0.7 to 1.7)	0.6 (0.4 to 0.9)	0.4 (0.2 to 0.6)	0.1 (0.1 to 0.2)	0 (0 to 0.1)	0 (0 to 0.1)	0 (0 to 0.1)	0 (0 to 0.1)	20.3
Other sexually transmitted infections	0 (0 to 0)	0 (0 to 0)	0 (0 to 0)	0 (0 to 0)	0 (0 to 0)	0.3 (0.3 to 0.7)	2.2 (2.1 to 2.4)	4.6 (4.4 to 4.8)	7.2 (6.9 to 7.6)	8.3 (7.9 to 8.8)	9.3 (8.8 to 9.8)	8.6 (8.2 to 9.1)	7.8 (7.4 to 8.3)	6.8 (6.4 to 7.2)	5.4 (5.1 to 5.7)	3.8 (3.6 to 4.1)	2.6 (2.4 to 2.8)	1.4 (1.3 to 1.5)	0.6 (0.5 to 0.6)	0.2 (0.2 to 0.3)	0 (0 to 0.1)	0 (0 to 0.1)	102
Respiratory infections and tuberculosis	1,643 (1,397 to 2,016)	1,169 (899 to 1,500)	1,109 (787 to 1,502)	840 (596 to 1,056)	792 (520 to 1,246)	792 (527 to 1,106)	909 (601 to 1,376)	818 (563 to 1,360)	1,018 (715 to 1,599)	1,172 (778 to 1,737)	1,246 (807 to 1,820)	1,157 (792 to 1,651)	1,094 (793 to 1,469)	1,097 (827 to 1,460)	1,321 (1,000 to 1,760)	1,436 (1,100 to 1,900)	1,412 (1,000 to 1,860)	1,426 (1,000 to 1,862)	1,360 (1,000 to 1,762)	1,300 (1,000 to 1,722)	1,466 (1,000 to 1,962)	767 (570 to 982)	652 (327 to 1,060)	19,900
Tuberculosis	0 (0 to 0)	0 (0 to 0)	0.7 (0.7 to 1.1)	0.6 (0.6 to 1.4)	0.6 (0.6 to 1.1)	0.6 (0.6 to 1.1)	0.6 (1.2 to 2.5)	0.6 (2.7 to 9.6)	0.6 (3.6 to 8.2)	0.6 (3.4 to 7.5)	0.6 (3.7 to 8.6)	0.6 (3.6 to 8.6)	0.6 (4.4 to 10.6)	0.6 (5.3 to 13)	0.6 (7.1 to 17)	0.6 (8.6 to 19.5)	0.6 (9.4 to 19.7)	0.6 (8.6 to 19.3)	0.6 (7.9 to 17.9)	0.6 (7.1 to 16)	0.6 (3.9 to 7.3)	0.6 (1.7 to 3.4)	126
Latent tuberculosis infection	0 (0 to 0)	0 (0 to 0)	0 (0 to 0)	0 (0 to 0)	0 (0 to 0)	0 (0 to 0)	0 (0 to 0)	0 (0 to 0)	0 (0 to 0)	0 (0 to 0)	0 (0 to 0)	0 (0 to 0)	0 (0 to 0)	0 (0 to 0)	0 (0 to 0)	0 (0 to 0)	0 (0 to 0)	0 (0 to 0)	0 (0 to 0)	0 (0 to 0)	0 (0 to 0)	0 (0 to 0)	0 (0 to 0)	0
Drug-susceptible tuberculosis	0 (0 to 0)	0 (0 to 0)	0.7 (0.6 to 1.4)	0.6 (0.6 to 1.4)	0.6 (0.6 to 1.1)	0.6 (0.6 to 1.1)	0.6 (1.1 to 2.4)	0.6 (2.6 to 9.1)	0.6 (3.5 to 8.1)	0.6 (3.3 to 7.3)	0.6 (3.6 to 8.4)	0.6 (3.5 to 8.4)	0.6 (4.3 to 10.4)	0.6 (5.2 to 12.7)	0.6 (6.9 to 16.6)	0.6 (8.3 to 17.8)	0.6 (9.1 to 18.9)	0.6 (8.3 to 18.6)	0.6 (7.6 to 17.2)	0.6 (6.9 to 15.4)	0.6 (3.8 to 7.1)	0.6 (1.7 to 3.3)	122
Multidrug-resistant tuberculosis without extensive drug-resistar	0 (0 to 0)	0 (0 to 0)	0 (0 to 0)	0 (0 to 0)	0 (0 to 0)	0 (0 to 0)	0 (0 to 0)	0 (0 to 0)	0 (0 to 0)	0 (0 to 0)	0 (0 to 0)	0 (0 to 0)	0 (0 to 0)	0 (0 to 0)	0 (0 to 0)	0 (0 to 0)	0 (0 to 0)	0 (0 to 0)	0 (0 to 0)	0 (0 to 0)	0 (0 to 0)	0 (0 to 0)	0 (0 to 0)	3.1
Extensively drug-resistant tuberculosis	0 (0 to 0)	0 (0 to 0)	0 (0 to 0)	0 (0 to 0)	0 (0 to 0)	0 (0 to 0)	0 (0 to 0)	0 (0 to 0)	0 (0 to 0)	0 (0 to 0)	0 (0 to 0)	0 (0 to 0)	0 (0 to 0)	0 (0 to 0)	0 (0 to 0)	0 (0 to 0)	0 (0 to 0)	0 (0 to 0)	0 (0 to 0)	0 (0 to 0)	0 (0 to 0)	0 (0 to 0)	0 (0 to 0)	0.8
Lower respiratory infections	10.2 (10.4 to 21.4)	32.6 (20.6 to 46)	235 (167 to 360)	102 (79.5 to 136)	65.7 (50.2 to 84.5)	36 (28.2 to 44.5)	47.6 (37.2 to 59.8)	62.9 (49.4 to 78.9)	66.2 (52.1 to 83.1)	66.6 (52.4 to 83.6)	137 (107 to 172)	160 (125 to 201)	179 (140 to 225)	209 (164 to 262)	279 (219 to 350)	361 (284 to 453)	396 (311 to 497)	422 (331 to 530)	397 (312 to 498)	368 (289 to 462)	377 (296 to 473)	320 (251 to 402)	373 (293 to 468)	3,460
Upper respiratory infections	0.3 (0.3 to 0.4)	1.7 (1.1 to 2.4)	26.8 (18.9 to 37.2)	12 (8.5 to 16.6)	7.9 (5.5 to 11.1)	4.3 (3 to 6.1)	5.6 (3.9 to 8)	7.5 (5.2 to 10.8)	7.9 (5.5 to 11.4)	7.9 (5.5 to 11.4)	16.4 (11.4 to 23.5)	19.2 (13.4 to 27.5)	21.5 (15 to 30.8)	25.1 (17.5 to 35.9)	33.5 (23.4 to 47.9)	43.3 (30.2 to 61.9)	47.5 (33.1 to 67.9)	50.6 (35.3 to 72.4)	47.6 (33.2 to 68)	44.2 (30.8 to 63.2)	45.2 (31.5 to 64.7)	38.4 (26.8 to 54.9)	44.8 (31.2 to 64.1)	1,660
Otitis media	0 (0 to 0)	0 (0.1 to 0.2)	0 (0.4 to 0.8)	0 (0.2 to 0.5)	0 (0.1 to 0.4)	0 (0.1 to 0.4)	0 (0.1 to 0.4)	0 (0.1 to 0.4)	0 (0.1 to 0.4)	0 (0.1 to 0.4)	0 (0.1 to 0.4)	0 (0.1 to 0.4)	0 (0.1 to 0.4)	0 (0.1 to 0.4)	0 (0.1 to 0.4)	0 (0.1 to 0.4)	0 (0.1 to 0.4)	0 (0.1 to 0.4)	0 (0.1 to 0.4)	0 (0.1 to 0.4)	0 (0.1 to 0.4)	0 (0.1 to 0.4)	237
Enteric infections	2.1 (1.4 to 3)	0.2 (0 to 0.4)	60 (33.6 to 70.3)	127 (68.1 to 168)	91.6 (56.3 to 140)	79.8 (48.1 to 117)	99.3 (70.4 to 150)	106 (77.6 to 156)	106 (77.6 to 156)	106 (77.6 to 156)	106 (77.6 to 156)	106 (77.6 to 156)	106 (77.6 to 156)	106 (77.6 to 156)	106 (77.6 to 156)	106 (77.6 to 156)	106 (77.6 to 156)	102 (74.2 to 149)	97.7 (71.1 to 143)	89.6 (64.6 to 131)	82.6 (59.7 to 121)	74.2 (53.5 to 109)	1,660
Diarrheal diseases	2.1 (1.4 to 3)	0.2 (0.2 to 0.4)	47.7 (27.6 to 58.3)	105 (56.6 to 142)	76 (46.8 to 118)	66.6 (40.1 to 97.9)	82.7 (58.8 to 125)	88.1 (64.7 to 130)	88.1 (64.7 to 130)	88.1 (64.7 to 130)	88.1 (64.7 to 130)	88.1 (64.7 to 130)	88.1 (64.7 to 130)	88.1 (64.7 to 130)	88.1 (64.7 to 130)	88.1 (64.7 to 130)	88.1 (64.7 to 130)	84.6 (62.1 to 124)	81.1 (59.5 to 119)	74.6 (54.8 to 109)	68.8 (50.5 to 100)	61.8 (45.4 to 90.5)	2,160
Typhoid and paratyphoid	0 (0 to 0)	0 (0 to 0)	0 (0 to 0.2)	0 (0 to 0.1)	0 (0 to 0.1)	0 (0 to 0.1)	0 (0 to 0.1)	0 (0 to 0.1)	0 (0 to 0.1)	0 (0 to 0.1)	0 (0 to 0.1)	0 (0 to 0.1)	0 (0 to 0.1)	0 (0 to 0.1)	0 (0 to 0.1)	0 (0 to 0.1)	0 (0 to 0.1)	0 (0 to 0.1)	0 (0 to 0.1)	0 (0 to 0.1)	0 (0 to 0.1)	0 (0 to 0.1)	0.4
Typhoid fever	0 (0 to 0)	0 (0 to 0)	0 (0 to 0)	0 (0 to 0)	0 (0 to 0)	0 (0 to 0)	0 (0 to 0)	0 (0 to 0)	0 (0 to 0)	0 (0 to 0)	0 (0 to 0)	0 (0 to 0)	0 (0 to 0)	0 (0 to 0)	0 (0 to 0)	0 (0 to 0)	0 (0 to 0)	0 (0 to 0)	0 (0 to 0)	0 (0 to 0)	0 (0 to 0)	0 (0 to 0)	0 (0 to 0)	0.1
Paratyphoid fever	0 (0 to 0)	0 (0 to 0)	0 (0 to 0.2)	0 (0 to 0.1)	0 (0 to 0.1)	0 (0 to 0.1)	0 (0 to 0.1)	0 (0 to 0.1)	0 (0 to 0.1)	0 (0 to 0.1)	0 (0 to 0.1)	0 (0 to 0.1)	0 (0 to 0.1)	0 (0 to 0.1)	0 (0 to 0.1)	0 (0 to 0.1)	0 (0 to 0.1)	0 (0 to 0.1)	0 (0 to 0.1)	0 (0 to 0.1)	0 (0 to 0.1)	0 (0 to 0.1)	0.3
Invasive Non-typhoidal Salmonella (iNTS)	0 (0 to 0)	0.3 (0.1 to 0.6)	1.6 (1 to 2.4)	1.1 (0.6 to 2.4)	0.4 (0.1 to 0.8)	0.4 (0.1 to 0.8)	0.4 (0.1 to 1.1)	0.2 (0 to 0.6)	0.2 (0.1 to 0.5)	0.2 (0.1 to 0.5)	0.4 (0.1 to 0.9)	0.4 (0.1 to 0.9)	0.4 (0.1 to 0.9)	0.4 (0.1 to 0.9)	0.4 (0.1 to 0.9)	0.4 (0.1 to 0.9)	0.4 (0.1 to 0.9)	0.4 (0.1 to 0.9)	0.4 (0.1 to 0.9)	0.4 (0.1 to 0.9)	0.4 (0.1 to 0.9)	0.4 (0.1 to 0.9)	7.8
Other intestinal infectious diseases	0 (0 to 0)	0 (0 to 0.8)	0.9 (0.3 to 2.1)	0.6 (0.2 to 1.7)	0.4 (0.1 to 1.1)	0.4 (0.1 to 1.1)	0.4 (0.1 to 1.1)	0.3 (0.1 to 0.8)	0.2 (0 to 0.6)	0.2 (0 to 0.5)	0.4 (0.1 to 0.9)	0.4 (0.1 to 0.9)	0.4 (0.1 to 0.9)	0.4 (0.1 to 0.9)	0.4 (0.1 to 0.9)	0.4 (0.1 to 0.9)	0.4 (0.1 to 0.9)	0.4 (0.1 to 0.9)	0.4 (0.1 to 0.9)	0.4 (0.1 to 0.9)	0.4 (0.1 to 0.9)	0.4 (0.1 to 0.9)	6.1
Malaria	0.6 (0.3 to 1.1)	2.5 (0.4 to 6.7)	7.6 (1.4 to 19.2)	13.6 (2.6 to 32.9)	17.2 (3.4 to 41.2)	12.4 (2.6 to 27.6)	15.3 (3.4 to 36.2)	9.8 (2.1 to 19.6)	9.3 (2 to 17.3)	12 (2.6 to 21.7)	23.6 (5.2 to 41.5)	29.6 (7.2 to 56.2)	31.8 (7.2 to 62.6)	39.7 (9.1 to 77.1)	49.9 (11.4 to 98.1)	59.9 (13.7 to 118)	71.4 (16.3 to 141)	79.1 (18.1 to 156)	83.3 (19.1 to 164)	81.7 (18.7 to 161)	78.4 (17.9 to 154)	72.6 (16.6 to 143)	687
Chagas disease	0 (0 to 0)	0 (0 to 0)	0 (0 to 0)	0 (0 to 0)	0 (0 to 0)	0 (0 to 0)	0 (0 to 0)	0 (0 to 0)	0 (0 to 0)	0 (0 to 0)	0 (0 to 0)	0 (0 to 0)	0 (0 to 0)	0 (0 to 0)	0 (0 to 0)	0 (0 to 0)	0 (0 to 0)	0 (0 to 0)	0 (0 to 0)	0 (0 to 0)	0 (0 to 0)	0 (0 to 0)	0 (0 to 0)	0.4
Leishmaniasis	0 (0 to 0)	0 (0 to 0)	0 (0 to 0)	0 (0 to 0)	0 (0 to 0)	0 (0 to 0)	0 (0 to 0)	0 (0 to 0)	0 (0 to 0)	0 (0 to 0)	0 (0 to 0)	0 (0 to 0)	0 (0 to 0)	0 (0 to 0)	0 (0 to 0)	0 (0 to 0)	0 (0 to 0)	0 (0 to 0)	0 (0 to 0)	0 (0 to 0)	0 (0 to 0)	0 (0 to 0)	0 (0 to 0)	0
Visceral leishmaniasis	0 (0 to 0)	0 (0 to 0)	0 (0 to 0)	0 (0 to 0)	0 (0 to 0)	0 (0 to 0)	0 (0 to 0)	0 (0 to 0)	0 (0 to 0)	0 (0 to 0)	0 (0 to 0)	0 (0 to 0)	0 (0 to 0)	0 (0 to 0)	0 (0 to 0)	0 (0 to 0)	0 (0 to 0)	0 (0 to 0)	0 (0 to 0)	0 (0 to 0)	0 (0 to 0)	0 (0 to 0)	0 (0 to 0)	0
Cutaneous and mucocutaneous leishmaniasis	0 (0 to 0)	0 (0 to 0)	0 (0 to 0)	0 (0 to 0)	0 (0 to 0)	0 (0 to 0)	0 (0 to 0)	0 (0 to 0)	0 (0 to 0)	0 (0 to 0)	0 (0 to 0)	0 (0 to 0)	0 (0 to 0)	0 (0 to 0)	0 (0 to 0)	0 (0 to 0)	0 (0 to 0)	0 (0 to 0)	0 (0 to 0)	0 (0 to 0)	0 (0 to 0)	0 (0 to 0)	0 (0 to 0)	0
African trypanosomiasis	0 (0 to 0)	0 (0 to 0)	0 (0 to 0)	0 (0 to 0)	0 (0 to 0)	0 (0 to 0)	0 (0 to 0)	0 (0 to 0)	0 (0 to 0)	0 (0 to 0)	0 (0 to 0)	0 (0 to 0)	0 (0 to 0)	0 (0 to 0)	0 (0 to 0)	0 (0 to 0)	0 (0 to 0)	0 (0 to 0)	0 (0 to 0)	0 (0 to 0)	0 (0 to 0)	0 (0 to 0)	0 (0 to 0)	0
Schistosomiasis	0 (0 to 0)	0 (0 to 0)	0 (0 to 0)	0 (0 to 0)	0 (0 to 0)	0 (0 to 0)	0 (0 to 0)	0 (0 to 0)	0 (0 to 0)	0 (0 to 0)	0 (0 to 0)	0 (0 to 0)	0 (0 to 0)	0 (0 to 0)	0 (0 to 0)	0 (0 to 0)	0 (0 to 0)	0 (0 to 0)	0 (0 to 0)	0 (0 to 0)	0 (0 to 0)	0 (0 to 0)	0 (0 to 0)	0
Cysticercosis	0 (0 to 0)	0 (0 to 0)	0 (0 to 0)	0 (0 to 0)	0 (0 to 0)	0.1 (0 to 0.2)	0.7 (0.3 to 1.6)	2.5 (0.9 to 5.8)	5.3 (1.9 to 12.1)	7 (2.6 to 15.9)	10.5 (3.7 to 23.7)	12.4 (4.3 to 28.1)	13.7 (4.8 to 31.1)	20 (6.9 to 47.8)	29.3 (9.7 to 69.2)	38.3 (12.5 to 90.8)	50 (16.1 to 120)	58 (18.5 to 137)	58.7 (18.7 to 139)	58.9 (18.7 to 139)	57.1 (18.2 to 135)	53.4 (17 to 126)	463
Cystic echinococcosis	0 (0 to 0)	0 (0 to 0)	0 (0 to 0)	0 (0 to 0)	0 (0 to 0)	0 (0 to 0)	0 (0 to 0)	0 (0 to 0)	0 (0 to 0)	0 (0 to 0)	0 (0 to 0)	0 (0 to 0)	0 (0 to 0)	0 (0 to 0)	0 (0 to 0)	0 (0 to 0)	0 (0 to 0)	0 (0 to 0)	0 (0 to 0)	0 (0 to 0)	0 (0 to 0)	0 (0 to 0)	0 (0 to 0)	0.9
Lymphatic filariasis	0 (0 to 0)	0 (0 to 0)	0 (0 to 0)	0 (0 to 0)	0 (0 to 0)	0 (0 to 0)	0 (0 to 0)	0 (0 to 0)	0 (0 to 0)	0 (0 to 0)	0 (0 to 0)	0 (0 to 0)	0 (0 to 0)	0 (0 to 0)	0 (0 to 0)	0 (0 to 0)	0 (0 to 0)	0 (0 to 0)	0 (0 to 0)	0 (0 to 0)	0 (0 to 0)	0 (0 to 0)	0 (0 to 0)	0
Onchocerciasis	0 (0 to 0)	0 (0 to 0)	0 (0 to 0)	0 (0 to 0)	0 (0 to 0)	0 (0 to 0)	0 (0 to 0)	0 (0 to 0)	0 (0 to 0)	0 (0 to 0)	0 (0 to 0)	0 (0 to 0)	0 (0 to 0)	0 (0 to 0)	0 (0 to 0)	0 (0 to 0)	0 (0 to 0)	0 (0 to 0)	0 (0 to 0)	0 (0 to 0)	0 (0 to 0)	0 (0 to 0)	0 (0 to 0)	0
Trachoma	0 (0 to 0)	0 (0 to 0)	0 (0 to 0)	0 (0 to 0)	0 (0 to 0)	0 (0 to 0)	0 (0 to 0)	0 (0 to 0)	0 (0 to 0)	0 (0 to 0)	0 (0 to 0)	0 (0 to 0)	0 (0 to 0)	0 (0 to 0)	0 (0 to 0)	0 (0 to 0)	0 (0 to 0)





SR Table 2b: Missouri DALYS by cause and age group for females with 95% uncertainty intervals, 2019

Cause	Early Neonatal	Late Neonatal	Post Neonatal	1 to 4	5 to 9	10 to 14	15 to 19	20 to 24	25 to 29	30 to 34	35 to 39	40 to 44	45 to 49	50 to 54	55 to 59	60 to 64	65 to 69	70 to 74	75 to 79	80 to 84	85 to 89	90 to 94	95 plus	Total
All causes	9,070 (8,650 to 10,100)	2,370 (1,700 to 2,220)	4,870 (4,300 to 5,300)	6,480 (5,930 to 7,750)	4,600 (3,940 to 5,540)	13,200 (12,700 to 15,400)	27,000 (21,600 to 30,300)	37,000 (33,000 to 40,900)	43,000 (39,000 to 46,300)	46,000 (41,000 to 50,000)	49,000 (44,000 to 53,000)	56,000 (51,000 to 60,000)	66,000 (61,000 to 71,000)	76,000 (67,000 to 84,000)	90,000 (79,000 to 101,000)	110,000 (96,000 to 126,000)	130,000 (97,000 to 152,000)	150,000 (96,000 to 183,000)	170,000 (96,000 to 202,000)	190,000 (96,000 to 220,000)	210,000 (96,000 to 240,000)	230,000 (96,000 to 260,000)	1,100,000
Communicable, maternal, neonatal, and nutritional diseases	7,030 (6,330 to 7,760)	1,010 (694 to 1,190)	1,260 (1,000 to 1,770)	1,360 (1,080 to 1,770)	1,340 (928 to 2,070)	1,240 (810 to 1,790)	1,510 (1,070 to 2,230)	1,600 (1,240 to 2,240)	1,690 (1,430 to 2,420)	2,010 (1,670 to 2,630)	2,230 (1,870 to 2,990)	2,140 (1,770 to 2,880)	2,070 (1,690 to 2,850)	2,090 (1,660 to 2,900)	2,320 (1,810 to 3,150)	2,700 (2,110 to 3,660)	2,600 (2,000 to 3,520)	2,450 (2,000 to 3,290)	2,680 (2,000 to 3,600)	2,240 (1,670 to 3,110)	1,740 (1,230 to 2,350)	1,110 (770 to 1,460)	69,500
HIV/AIDS and sexually transmitted infections	1 (0.7 to 1.6)	0 (0.3 to 0.6)	0.3 (0.3 to 0.7)	0.2 (0.4 to 0.7)	2 (0.9 to 3.4)	6 (3.5 to 9)	22.7 (14 to 33.1)	81.4 (57.1 to 107.2)	191 (137 to 272)	298 (195 to 373)	389 (270 to 474)	494 (362 to 587)	574 (398 to 686)	633 (439 to 757)	683 (469 to 792)	722 (481 to 816)	753 (477 to 856)	781 (481 to 916)	811 (483 to 977)	777 (419 to 948)	697 (363 to 852)	567 (307 to 703)	1,890
HIV/AIDS	0 (0 to 0)	0 (0 to 0)	0 (0 to 0)	0 (0 to 0)	2 (0.9 to 3.4)	5 (2.7 to 7.8)	9 (7.6 to 11.6)	39.6 (29.5 to 48.9)	90.4 (71.2 to 119)	144 (113 to 177)	173 (137 to 208)	198 (158 to 237)	198 (158 to 237)	198 (158 to 237)	199 (158 to 239)	203 (158 to 256)	203 (158 to 256)	203 (158 to 256)	203 (158 to 256)	203 (158 to 256)	203 (158 to 256)	203 (158 to 256)	203 (158 to 256)	1,890
HIV/AIDS - Drug-susceptible Tuberculosis	0 (0 to 0)	0 (0 to 0)	0 (0 to 0)	0 (0 to 0)	0 (0 to 0)	0 (0 to 0)	0 (0 to 0)	0 (0 to 0)	0 (0 to 0)	0 (0 to 0)	0 (0 to 0)	0 (0 to 0)	0 (0 to 0)	0 (0 to 0)	0 (0 to 0)	0 (0 to 0)	0 (0 to 0)	0 (0 to 0)	0 (0 to 0)	0 (0 to 0)	0 (0 to 0)	0 (0 to 0)	0 (0 to 0)	0
HIV/AIDS - Multidrug-resistant Tuberculosis without extensive drug resistance	0 (0 to 0)	0 (0 to 0)	0 (0 to 0)	0 (0 to 0)	0 (0 to 0)	0 (0 to 0)	0 (0 to 0)	0 (0 to 0)	0 (0 to 0)	0 (0 to 0)	0 (0 to 0)	0 (0 to 0)	0 (0 to 0)	0 (0 to 0)	0 (0 to 0)	0 (0 to 0)	0 (0 to 0)	0 (0 to 0)	0 (0 to 0)	0 (0 to 0)	0 (0 to 0)	0 (0 to 0)	0 (0 to 0)	0
HIV/AIDS - Extensively drug-resistant Tuberculosis	0 (0 to 0)	0 (0 to 0)	0 (0 to 0)	0 (0 to 0)	0 (0 to 0)	0 (0 to 0)	0 (0 to 0)	0 (0 to 0)	0 (0 to 0)	0 (0 to 0)	0 (0 to 0)	0 (0 to 0)	0 (0 to 0)	0 (0 to 0)	0 (0 to 0)	0 (0 to 0)	0 (0 to 0)	0 (0 to 0)	0 (0 to 0)	0 (0 to 0)	0 (0 to 0)	0 (0 to 0)	0 (0 to 0)	0
HIV/AIDS resulting in other diseases	0 (0 to 0)	0 (0 to 0)	0 (0 to 0.1)	0 (0 to 0.1)	2 (0.9 to 3.4)	5 (2.6 to 7.7)	7 (7.1 to 11.7)	39.6 (29.5 to 48.9)	90.3 (71.2 to 119)	144 (113 to 177)	173 (138 to 208)	198 (158 to 237)	198 (158 to 237)	198 (158 to 237)	199 (158 to 239)	203 (158 to 256)	203 (158 to 256)	203 (158 to 256)	203 (158 to 256)	203 (158 to 256)	203 (158 to 256)	203 (158 to 256)	203 (158 to 256)	1,890
Sexually transmitted infections excluding HIV	1 (0.7 to 1.6)	0 (0.2 to 0.6)	0.3 (0.2 to 0.7)	0.2 (0.2 to 0.7)	0.1 (0.1 to 0.2)	0.8 (0.7 to 0.9)	15 (6.4 to 25.2)	42 (27.2 to 57.2)	100 (72.4 to 127)	154 (114 to 189)	216 (166 to 255)	296 (228 to 350)	376 (298 to 444)	435 (339 to 514)	484 (374 to 572)	519 (397 to 613)	550 (414 to 650)	578 (429 to 683)	608 (429 to 719)	574 (405 to 679)	494 (349 to 585)	364 (257 to 431)	1,890
Syphilis	0 (0 to 0)	0 (0 to 0)	0 (0 to 0.1)	0 (0 to 0)	0 (0 to 0)	0.4 (0.1 to 0.8)	1.2 (0.4 to 2.3)	2.6 (0.9 to 4.7)	4.2 (1.4 to 7.6)	6.6 (2.2 to 11.9)	9.6 (3.2 to 17.2)	13.7 (4.6 to 24.6)	18.9 (6.4 to 33.9)	25.7 (8.7 to 46.1)	33.6 (11.4 to 60.3)	43.3 (14.7 to 77.6)	54.6 (18.5 to 97.9)	68.1 (23.1 to 122)	83.3 (28.2 to 149)	100 (33.9 to 179)	118 (39.9 to 211)	137 (46.4 to 246)	1,890
Chlamydial infection	0 (0 to 0)	0 (0 to 0)	0 (0 to 0)	0 (0 to 0)	0 (0 to 0)	0 (0 to 0)	0.1 (0 to 0.2)	0.3 (0.1 to 0.6)	0.6 (0.2 to 1.1)	0.9 (0.3 to 1.7)	1.3 (0.4 to 2.4)	1.9 (0.6 to 3.4)	2.6 (0.9 to 4.7)	3.6 (1.2 to 6.5)	4.7 (1.6 to 8.4)	6.1 (2.1 to 10.9)	7.7 (2.6 to 13.8)	9.6 (3.2 to 17.2)	11.7 (3.9 to 21)	14.1 (4.7 to 25.3)	16.6 (5.6 to 29.7)	19.3 (6.5 to 34.6)	38.9
Gonococcal infection	0 (0 to 0)	0 (0 to 0)	0 (0 to 0)	0 (0 to 0)	0 (0 to 0)	0 (0 to 0)	0 (0 to 0)	0 (0 to 0)	0 (0 to 0)	0 (0 to 0)	0 (0 to 0)	0 (0 to 0)	0 (0 to 0)	0 (0 to 0)	0 (0 to 0)	0 (0 to 0)	0 (0 to 0)	0 (0 to 0)	0 (0 to 0)	0 (0 to 0)	0 (0 to 0)	0 (0 to 0)	0 (0 to 0)	0
Trichomoniasis	0 (0 to 0)	0 (0 to 0)	0 (0 to 0)	0 (0 to 0)	0 (0 to 0)	0.2 (0.1 to 0.3)	0.1 (0.1 to 0.2)	0.3 (0.2 to 0.5)	0.7 (0.4 to 1.1)	1.1 (0.6 to 1.8)	1.7 (0.9 to 2.8)	2.5 (1.3 to 4.1)	3.4 (1.8 to 5.6)	4.7 (2.4 to 7.8)	6.1 (3.1 to 10.1)	7.9 (4 to 13.1)	10 (5.1 to 16.7)	12.4 (6.3 to 20.6)	15.1 (7.7 to 25.1)	18.2 (9.2 to 30.3)	21.5 (10.9 to 35.8)	25 (12.7 to 41.6)	49.1
Genital herpes	0 (0 to 0)	0 (0 to 0)	0 (0 to 0)	0 (0 to 0)	0 (0 to 0)	0 (0 to 0)	0 (0 to 0)	0 (0 to 0)	0 (0 to 0)	0 (0 to 0)	0 (0 to 0)	0 (0 to 0)	0 (0 to 0)	0 (0 to 0)	0 (0 to 0)	0 (0 to 0)	0 (0 to 0)	0 (0 to 0)	0 (0 to 0)	0 (0 to 0)	0 (0 to 0)	0 (0 to 0)	0 (0 to 0)	0
Other sexually transmitted infections	0 (0 to 0)	0 (0 to 0)	0 (0 to 0)	0 (0 to 0)	0 (0 to 0)	0.2 (0.1 to 0.4)	5.7 (2.4 to 9.6)	6.4 (2.6 to 11)	8.6 (3.6 to 14.2)	10.6 (4.6 to 17.4)	12.8 (5.7 to 20.8)	15.4 (6.9 to 25.1)	18.4 (8.1 to 30)	21.9 (9.6 to 35.5)	25.9 (11.3 to 41.9)	30.5 (13.2 to 49.2)	35.8 (15.4 to 57.6)	41.9 (17.9 to 67.2)	48.8 (20.6 to 78.1)	56.5 (23.8 to 90.1)	65.1 (27.1 to 103)	74.6 (30.9 to 118)	169
Respiratory infections and tuberculosis	3,940 (3,610 to 4,280)	1,040 (716 to 1,200)	1,090 (816 to 1,440)	1,020 (810 to 1,440)	290 (250 to 420)	420 (310 to 1,000)	1,200 (1,000 to 1,600)	1,200 (1,000 to 1,600)	1,200 (1,000 to 1,600)	1,200 (1,000 to 1,600)	1,200 (1,000 to 1,600)	1,200 (1,000 to 1,600)	1,200 (1,000 to 1,600)	1,200 (1,000 to 1,600)	1,200 (1,000 to 1,600)	1,200 (1,000 to 1,600)	1,200 (1,000 to 1,600)	1,200 (1,000 to 1,600)	1,200 (1,000 to 1,600)	1,200 (1,000 to 1,600)	1,200 (1,000 to 1,600)	972 (1,000 to 1,600)	17,600
Tuberculosis	0 (0 to 0)	0 (0 to 0)	0.6 (0.4 to 1.1)	0.8 (1 to 1.6)	0.7 (0.6 to 0.9)	0.8 (0.6 to 1.3)	1.2 (1.4 to 3.2)	3.6 (3.6 to 7.6)	6.8 (6.8 to 11)	9.6 (9.6 to 14.6)	12.9 (12.9 to 18.6)	16.6 (16.6 to 23.1)	20.8 (20.8 to 28.1)	25.6 (25.6 to 33.6)	30.9 (30.9 to 39.8)	36.8 (36.8 to 46.6)	43.3 (43.3 to 54.2)	50.4 (50.4 to 62.5)	58.2 (58.2 to 71.7)	66.7 (66.7 to 82.1)	75.9 (75.9 to 93.2)	86.1 (86.1 to 106)	162
Latent tuberculosis infection	0 (0 to 0)	0 (0 to 0)	0 (0 to 0)	0 (0 to 0)	0 (0 to 0)	0 (0 to 0)	0 (0 to 0)	0 (0 to 0)	0 (0 to 0)	0 (0 to 0)	0 (0 to 0)	0 (0 to 0)	0 (0 to 0)	0 (0 to 0)	0 (0 to 0)	0 (0 to 0)	0 (0 to 0)	0 (0 to 0)	0 (0 to 0)	0 (0 to 0)	0 (0 to 0)	0 (0 to 0)	0 (0 to 0)	0
Drug-susceptible Tuberculosis	0.6 (0.4 to 1.1)	0.8 (0.6 to 1.6)	0.6 (0.4 to 1.1)	0.8 (1 to 1.6)	0.7 (0.6 to 0.9)	0.8 (0.6 to 1.3)	1.2 (1.4 to 3.2)	3.6 (3.6 to 7.6)	6.8 (6.8 to 11)	9.6 (9.6 to 14.6)	12.9 (12.9 to 18.6)	16.6 (16.6 to 23.1)	20.8 (20.8 to 28.1)	25.6 (25.6 to 33.6)	30.9 (30.9 to 39.8)	36.8 (36.8 to 46.6)	43.3 (43.3 to 54.2)	50.4 (50.4 to 62.5)	58.2 (58.2 to 71.7)	66.7 (66.7 to 82.1)	75.9 (75.9 to 93.2)	86.1 (86.1 to 106)	162
Multidrug-resistant tuberculosis without extensive drug resistance	0 (0 to 0)	0 (0 to 0)	0 (0 to 0)	0 (0 to 0)	0 (0 to 0)	0 (0 to 0)	0 (0 to 0)	0 (0 to 0)	0 (0 to 0)	0 (0 to 0)	0 (0 to 0)	0 (0 to 0)	0 (0 to 0)	0 (0 to 0)	0 (0 to 0)	0 (0 to 0)	0 (0 to 0)	0 (0 to 0)	0 (0 to 0)	0 (0 to 0)	0 (0 to 0)	0 (0 to 0)	0 (0 to 0)	0
Extensively drug-resistant tuberculosis	0 (0 to 0)	0 (0 to 0)	0 (0 to 0)	0 (0 to 0)	0 (0 to 0)	0 (0 to 0)	0 (0 to 0)	0 (0 to 0)	0 (0 to 0)	0 (0 to 0)	0 (0 to 0)	0 (0 to 0)	0 (0 to 0)	0 (0 to 0)	0 (0 to 0)	0 (0 to 0)	0 (0 to 0)	0 (0 to 0)	0 (0 to 0)	0 (0 to 0)	0 (0 to 0)	0 (0 to 0)	0 (0 to 0)	0
Lower respiratory infections	23.9 (20.7 to 27.7)	31.6 (22.7 to 37)	226 (169 to 272)	130 (96 to 160)	59.2 (46 to 68)	54.2 (39.2 to 66.7)	66.4 (49.2 to 81.5)	96.4 (72.2 to 118)	133 (100 to 163)	198 (149 to 243)	237 (178 to 291)	299 (225 to 367)	399 (300 to 490)	562 (422 to 690)	826 (621 to 1,010)	1,260 (946 to 1,540)	1,710 (1,150 to 2,090)	1,350 (759 to 1,650)	1,040 (583 to 1,270)	1,010 (566 to 1,230)	1,040 (583 to 1,270)	1,040 (583 to 1,270)	884 (666 to 1,100)
Upper respiratory infections	1.6 (1.4 to 2.2)	3.2 (2.3 to 3.8)	67.6 (50.6 to 81.4)	39.2 (29 to 48.1)	3.6 (2.8 to 5.1)	2.7 (2.1 to 3.8)	2.7 (2.1 to 3.8)	2.7 (2.1 to 3.8)	2.7 (2.1 to 3.8)	2.7 (2.1 to 3.8)	2.7 (2.1 to 3.8)	2.7 (2.1 to 3.8)	2.7 (2.1 to 3.8)	2.7 (2.1 to 3.8)	2.7 (2.1 to 3.8)	2.7 (2.1 to 3.8)	2.7 (2.1 to 3.8)	2.7 (2.1 to 3.8)	2.7 (2.1 to 3.8)	2.7 (2.1 to 3.8)	2.7 (2.1 to 3.8)	2.7 (2.1 to 3.8)	3,350
Otitis media	0 (0 to 0)	0 (0 to 0)	0.3 (0.1 to 0.5)	0.2 (0.2 to 0.4)	0.2 (0.2 to 0.3)	0.2 (0.2 to 0.3)	0.2 (0.2 to 0.3)	0.2 (0.2 to 0.3)	0.2 (0.2 to 0.3)	0.2 (0.2 to 0.3)	0.2 (0.2 to 0.3)	0.2 (0.2 to 0.3)	0.2 (0.2 to 0.3)	0.2 (0.2 to 0.3)	0.2 (0.2 to 0.3)	0.2 (0.2 to 0.3)	0.2 (0.2 to 0.3)	0.2 (0.2 to 0.3)	0.2 (0.2 to 0.3)	0.2 (0.2 to 0.3)	0.2 (0.2 to 0.3)	0.2 (0.2 to 0.3)	485
Enteric infections	6.6 (5.9 to 8.1)	7.8 (6.6 to 10.9)	63.2 (54.1 to 78)	170 (132 to 208)	139 (89 to 212)	139 (103 to 208)	139 (106 to 208)	139 (106 to 208)	139 (106 to 208)	139 (106 to 208)	139 (106 to 208)	139 (106 to 208)	139 (106 to 208)	139 (106 to 208)	139 (106 to 208)	139 (106 to 208)	139 (106 to 208)	139 (106 to 208)	139 (106 to 208)	139 (106 to 208)	139 (106 to 208)	139 (106 to 208)	6,260
Diarrheal diseases	7.7 (7.1 to 9.3)	7.8 (6.5 to 10.6)	63.2 (54.2 to 78)	170 (132 to 208)	139 (89.5 to 211)	139 (104 to 208)	139 (106 to 208)	139 (106 to 208)	139 (106 to 208)	139 (106 to 208)	139 (106 to 208)	139 (106 to 208)	139 (106 to 208)	139 (106 to 208)	139 (106 to 208)	139 (106 to 208)	139 (106 to 208)	139 (106 to 208)	139 (106 to 208)	139 (106 to 208)	139 (106 to 208)	139 (106 to 208)	6,240
Typhoid and paratyphoid	0 (0 to 0)	0 (0 to 0)	0 (0 to 0)	0 (0 to 0)	0 (0 to 0)	0 (0 to 0)	0 (0 to 0)	0 (0 to 0)	0 (0 to 0)	0 (0 to 0)	0 (0 to 0)	0 (0 to 0)	0 (0 to 0)	0 (0 to 0)	0 (0 to 0)	0 (0 to 0)	0 (0 to 0)	0 (0 to 0)	0 (0 to 0)	0 (0 to 0)	0 (0 to 0)	0 (0 to 0)	0 (0 to 0)	0
Typhoid fever	0 (0 to 0)	0 (0 to 0)	0 (0 to 0)	0 (0 to 0)	0 (0 to 0)	0 (0 to 0)	0 (0 to 0)	0 (0 to 0)	0 (0 to 0)	0 (0 to 0)	0 (0 to 0)	0 (0 to 0)	0 (0 to 0)	0 (0 to 0)	0 (0 to 0)	0 (0 to 0)	0 (0 to 0)	0 (0 to 0)	0 (0 to 0)	0 (0 to 0)	0 (0 to 0)	0 (0 to 0)	0 (0 to 0)	0
Paratyphoid fever	0 (0 to 0)	0 (0 to 0)	0 (0 to 0)	0 (0 to 0)	0 (0 to 0)	0 (0 to 0)	0 (0 to 0)	0 (0 to 0)	0 (0 to 0)	0 (0 to 0)	0 (0 to 0)	0 (0 to 0)	0 (0 to 0)	0 (0 to 0)	0 (0 to 0)	0 (0 to 0)	0 (0 to 0)	0 (0 to 0)	0 (0 to 0)	0 (0 to 0)	0 (0 to 0)	0 (0 to 0)	0 (0 to 0)	0
Invasive Non-typhoidal Salmonella (iNTS)	0.2 (0.1 to 0.6)	1.1 (0.4 to 2.1)	1.1 (0.4 to 2.1)	0.6 (0.2 to 1.1)	0.4 (0.2 to 0.6)	0.4 (0.2 to 0.6)	0.2 (0.2 to 0.3)	0.2 (0.2 to 0.3)	0.2 (0.2 to 0.3)	0.2 (0.2 to 0.3)	0.2 (0.2 to 0.3)	0.2 (0.2 to 0.3)	0.2 (0.2 to 0.3)	0.2 (0.2 to 0.3)	0.2 (0.2 to 0.3)	0.2 (0.2 to 0.3)	0.2 (0.2 to 0.3)	0.2 (0.2 to 0.3)	0.2 (0.2 to 0.3)	0.2 (0.2 to 0.3)	0.2 (0.2 to 0.3)	0.2 (0.2 to 0.3)	9.6
Other intestinal infectious diseases	0 (0 to 0)	0 (0 to 0)	1.1 (0.4 to 2.1)	1.2 (0.4 to 2.4)	0.7 (0.1 to 2.1)	0.6 (0.1 to 2.1)	0.6 (0.1 to 2.1)	0.6 (0.1 to 2.1)	0.6 (0.1 to 2.1)	0.7 (0.1 to 2.1)	0.4 (0.1 to 1.1)	0.4 (0.1 to 1.1)	0.3 (0.1 to 1.1)	0.3 (0.1 to 1.1)	0.3 (0.1 to 1.1)	0.3 (0.1 to 1.1)	0.3 (0.1 to 1.1)	0.3 (0.1 to 1.1)	0.3 (0.1 to 1.1)	0.3 (0.1 to 1.1)	0.3 (0.1 to 1.1)	0.3 (0.1 to 1.1)	9
Neglected tropical diseases and malaria	3.6 (3.1 to 4.1)	1.9 (0.9 to 2.1)	10.6 (7.4 to 14.7)	13.7 (9.6 to 19.2)	11.6 (8.5 to 15.8)	11.3 (8.5 to 15.2)	19.2 (11.8 to 29.6)	29.6 (18.2 to 44)	44 (27.1 to 66.2)	63.7 (39.2 to 95.6)	86.2 (53.1 to 129)	113.4 (69.8 to 170)	111 (68.3 to 166)	138 (84.9 to 207)	160 (98.5 to 240)	184 (113.3 to 276)	204 (125.6 to 306)	224 (137.9 to 336)	243 (149.6 to 365)	261 (160.7 to 392)	278 (171.1 to 417)	294 (181 to 441)	1,260
Malaria	0 (0 to 0)	0 (0 to 0)	0 (0 to 0)	0 (0 to 0)	0 (0 to 0)	0 (0 to 0)	0 (0 to 0)	0 (0 to 0)	0 (0 to 0)	0 (0 to 0)	0 (0 to 0)	0 (0 to 0)	0 (0 to 0)	0 (0 to 0)	0 (0 to 0)	0 (0 to 0)	0 (0 to 0)	0 (0 to 0)	0 (0 to 0)	0 (0 to 0)	0 (0 to 0)	0 (0 to 0)	0 (0 to 0)	0
Chagas disease	0 (0 to 0)	0 (0 to 0)	0 (0 to 0)	0 (0 to 0)	0 (0 to 0)	0 (0 to 0)	0 (0 to 0)	0 (0 to 0)	0 (0 to 0)	0.1 (0 to 0.1)	0.1 (0 to 0.1)	0.1 (0 to 0.1)	0.1 (0 to 0.2)	0.1 (0 to 0.2)	0.1 (0 to 0.2)	0.1 (0 to 0.2)	0.1 (0 to 0.2)	0.1 (0 to 0.2)	0.1 (0 to 0.2)	0.1 (0 to 0.2)	0.1 (0 to 0.2)	0.1 (0 to 0.2)	1.3
Leishmaniasis	0 (0 to 0)	0 (0 to 0)	0 (0 to 0)	0 (0 to 0)	0 (0 to 0)	0 (0 to 0)	0 (0 to 0)	0 (0 to 0)	0 (0 to 0)	0 (0 to 0)	0 (0 to 0)	0 (0 to 0)	0 (0 to 0)	0 (0 to 0)	0 (0 to 0)	0 (0 to 0)	0 (0 to 0)	0 (0 to 0)	0 (0 to 0)	0 (0 to 0)	0 (0 to 0)	0 (0 to 0)	0 (0 to 0)	0
Visceral leishmaniasis	0 (0 to 0)	0 (0 to 0)	0 (0 to 0)	0 (0 to 0)	0 (0 to 0)	0 (0 to 0)	0 (0 to 0)	0 (0 to 0)	0 (0 to 0)	0 (0 to 0)	0 (0 to 0)	0 (0 to 0)	0 (0 to 0)	0 (0 to 0)	0 (0 to 0)	0 (0 to 0)	0 (0 to 0)	0 (0 to 0)	0 (0 to 0)	0 (0 to 0)	0 (0 to 0)	0 (0 to 0)	0 (0 to 0)	0
Cutaneous and mucocutaneous leishmaniasis	0 (0 to 0)	0 (0 to 0)	0 (0 to 0)	0 (0 to 0)	0 (0 to 0)	0 (0 to 0)	0 (0 to 0)	0 (0 to 0)	0 (0 to 0)	0 (0 to 0)	0 (0 to 0)	0 (0 to 0)	0 (0 to 0)	0 (0 to 0)	0 (0 to 0)	0 (0 to 0)	0 (0 to 0)	0 (0 to 0)	0 (0 to 0)	0 (0 to 0)	0 (0 to 0)	0 (0 to 0)	0 (0 to 0)	0
African trypanosomiasis	0 (0 to 0)	0 (0 to 0)	0 (0 to 0)	0 (0 to 0)	0 (0 to 0)	0 (0 to 0)	0 (0 to 0)	0 (0 to 0)	0 (0 to 0)	0 (0 to 0)	0 (0 to 0)	0 (0 to 0)	0 (0 to 0)	0 (0 to 0)	0 (0 to 0)	0 (0 to 0)	0 (0 to 0)	0 (0 to 0)	0 (0 to 0)	0 (0 to 0)	0 (0 to 0)	0 (0 to 0)	0 (0 to 0)	0
Schistosomiasis	0 (0 to 0)	0 (0 to 0)	0 (0 to 0)	0 (0 to 0)	0 (0 to 0)	0 (0 to 0)	0 (0 to 0)	0 (0 to 0)	0 (0 to 0)	0 (0 to 0)	0 (0 to 0)	0 (0 to 0)	0 (0 to 0)	0 (0 to 0)	0 (0 to 0)	0 (0 to 0)	0 (0 to 0)	0 (0 to 0)	0 (0 to 0)	0 (0 to 0)	0 (0 to 0)	0 (0 to 0)	0 (0 to 0)	0
Cysticercosis	0 (0 to 0)	0 (0 to 0)	0 (0 to 0)	0 (0 to 0)	0.2 (0.0 to 0.5)	1.6 (0.5 to 3.3)	6.7 (1.7 to 15.3)	13.3 (3.5 to 29.5)	19.4 (5.1 to 43.1)	26.6 (6.9 to 59.1)	32.3 (8.4 to 71.6)	43.8 (11.4 to 97.1)	66.6 (17.1 to 148)	98.9 (25.3 to 219)	133 (34.2 to 295)	156 (39.9 to 346)	186 (47.3 to 412)	128 (32.3 to 284)	88.3 (22.1 to 196)	68.6 (17.1 to 151)	60.1 (15.1 to 133)	52.9 (13.3 to 117)	1,060
Cystic echinococcosis	0 (0 to 0)	0 (0 to 0)	0 (0 to 0.1)	0 (0 to 0)	0 (0 to 0)	0 (0 to 0)	0 (0 to 0)	0 (0 to 0)	0 (0 to 0)	0 (0 to 0)	0 (0 to 0)	0 (0 to 0)	0 (0 to 0)	0 (0 to 0)	0 (0 to 0)	0 (0 to 0)	0 (0 to 0)	0 (0 to 0)	0 (0 to 0)	0 (0 to 0)	0 (0 to 0)	0 (0 to 0)	0 (0 to 0)	1.3
Lymphatic filariasis	0 (0 to 0)	0 (0 to 0)	0 (0 to 0)	0 (0 to 0)	0 (0 to 0)	0 (0 to 0)	0 (0 to 0)	0 (0 to 0)	0 (0 to 0)	0 (0 to 0)	0 (0 to 0)	0 (0 to 0)	0 (0 to 0)	0 (0 to 0)	0 (0 to 0)	0 (0 to 0)	0 (0 to 0)	0 (0 to 0)	0 (0 to 0)	0 (0 to 0)	0 (0 to 0)	0 (0 to 0)	0 (0 to 0)	0
Onchocerciasis	0 (0 to 0)	0 (0 to 0)	0 (0 to 0)	0 (0 to 0)	0 (0 to 0)	0 (0 to 0)	0 (0 to 0)	0 (0 to 0)	0 (0 to 0)	0 (0 to 0)	0 (0 to 0)	0 (0 to 0)	0 (0 to 0)	0 (0 to 0)	0 (0 to 0)	0 (0 to 0)	0 (0 to 0)	0 (0 to 0)	0 (0 to 0)	0 (0 to 0)	0 (0 to 0)	0 (0 to 0)	0 (0 to 0)	0
Trachoma	0 (0 to 0)	0 (0 to 0)	0 (0 to 0)	0 (0 to 0)	0 (0 to 0)	0 (0 to 0)	0 (0 to 0)	0 (0 to 0)	0 (0 to 0)	0 (0 to 0)	0 (0 to 0)	0 (0 to 0)	0 (0 to 0)	0 (0 to 0)	0 (0 to 0)	0 (0 to 0)	0 (0 to 0)	0 (0 to 0)	0 (0 to 0)	0 (0 to 0)	0 (0 to 0)	0 (0 to 0)	0 (0 to 0)	0
Dengue	0 (0 to 0)	0 (0 to 0)	0 (0 to 0)	0 (0 to 0)	0 (0 to 0)	0 (0 to 0)	0 (0 to 0)	0 (0 to 0)	0 (0 to 0)	0 (0 to 0)	0 (0 to 0)	0 (0 to 0)	0 (0 to 0)	0 (0 to 0)	0 (0 to 0)	0 (0 to 0)	0 (0 to 0)	0 (0 to 0)	0 (0 to 0)	0 (0 to 0)	0 (0 to 0)	0 (0 to 0)	0 (0 to 0)	0
Yellow fever	0 (0 to 0)	0 (0 to 0)	0 (0 to 0)	0 (0 to 0)	0 (0 to 0)	0 (0 to 0)	0 (0 to 0)	0 (0 to 0)	0 (0 to 0)	0 (0 to 0)	0 (0 to 0)	0 (0 to 0)	0 (0 to 0)	0 (0 to 0)	0 (0 to 0)	0 (0 to 0)	0 (0 to 0)	0 (0 to 0)	0 (0 to 0)	0 (0 to 0)	0 (0 to 0)	0 (0 to 0)	0 (0 to 0)	0
Rabies	0 (0 to 0)	0 (0 to 0)	0.2 (0.1 to 0.4)	0.2 (0.1 to 0.5)	0.1 (0 to 0.2)	0.1 (0 to 0.2)	0.1 (0 to 0.2)	0.1 (0 to 0.2)	0.1 (0 to 0.2)	0.1 (0 to 0.2)	0.1 (0 to 0.2)	0.1 (0 to 0.2)	0.1 (0 to 0.2)	0.1 (0 to 0.2)	0.1 (0 to 0.2)	0.1 (0 to 0.2)	0.1 (0 to 0.2)	0.1 (0 to 0.2)	0.1 (0 to 0.2)	0.1 (0 to 0.2)	0.1 (0 to 0.2)	0.1 (0 to 0.2)	1.1
Intestinal nematode infections	0 (0 to 0)	0 (0 to 0)	0 (0 to 0)	0 (0 to 0)	0 (0 to 0)	0 (0 to 0)	0 (0 to 0)	0 (0 to 0)	0 (0 to 0)	0 (0 to 0)	0 (0 to 0)	0 (0 to 0)	0 (0 to 0)	0 (0 to 0)	0 (0 to 0)	0 (0 to 0)	0 (0 to 0)	0 (0 to 0)	0 (0 to 0)	0 (0 to 0)	0 (0 to 0)	0 (0 to 0)	0 (0 to 0)	0
Ascariasis	0 (0 to 0)	0 (0 to 0)	0 (0 to 0)	0 (0 to 0)	0 (0 to 0)	0 (0 to 0)	0 (0 to 0)	0 (0 to 0)	0 (0 to 0)	0 (0 to 0)	0 (0 to 0)	0 (0 to 0)	0 (0 to 0)	0 (0 to 0)	0 (0 to 0)	0 (0 to 0)	0 (0 to 0)	0 (0 to 0)	0 (0 to 0)	0 (0 to 0)	0 (0 to 0)	0 (0 to 0)	0 (0 to 0)	0
Trichuriasis	0 (0 to 0)	0 (0 to 0)	0 (0 to 0)	0 (0 to 0)	0 (0 to 0)	0 (0 to 0)	0 (0 to 0)	0 (0 to 0)	0 (0 to 0)	0 (0 to 0)	0 (0 to 0)	0 (0 to 0)	0 (0 to 0)	0 (0 to 0)	0 (0 to 0)	0 (0 to 0)	0 (0 to 0)	0 (0 to 0)	0 (0 to 0)	0 (0 to 0)	0 (0 to 0)	0 (0 to 0)	0 (0 to 0)	0
Hookworm disease	0 (0 to 0)	0 (0 to 0)	0 (0 to 0)	0 (0 to 0)	0 (0 to 0)	0 (0 to 0)	0 (0 to 0)	0 (0 to 0)	0 (0 to 0)	0 (0 to 0)	0 (0 to 0)	0 (0 to 0)	0 (0 to 0)	0 (0 to 0)	0 (0 to 0)	0 (0 to 0)	0 (0 to 0)	0 (0 to 0)	0 (0 to 0)	0 (0 to 0)	0 (0 to 0)	0 (0 to 0)	0 (0 to 0)	0
Food-borne trematodiases	0 (0 to 0)	0 (0 to 0)	0 (0 to 0)	0 (0 to 0)	0 (0 to 0)





SR Table 2b: Montana DALYS by cause and age group for females with 95% uncertainty intervals, 2019

Cause	Early Neonatal	Late Neonatal	Post Neonatal	1 to 4	5 to 9	10 to 14	15 to 19	20 to 24	25 to 29	30 to 34	35 to 39	40 to 44	45 to 49	50 to 54	55 to 59	60 to 64	65 to 69	70 to 74	75 to 79	80 to 84	85 to 89	90 to 94	95 plus	Total
All causes	1,240 (875 to 1,710)	353 (300 to 420)	879 (747 to 1,030)	1,040 (868 to 1,230)	1,280 (1,010 to 1,630)	2,280 (1,720 to 2,960)	4,570 (3,580 to 5,720)	5,770 (4,520 to 7,140)	6,630 (5,220 to 8,120)	7,330 (5,870 to 8,950)	8,090 (6,530 to 9,850)	8,190 (6,680 to 9,840)	8,640 (7,070 to 10,300)	10,500 (8,730 to 12,400)	14,800 (12,400 to 17,300)	17,800 (15,100 to 20,800)	18,800 (16,100 to 21,800)	17,700 (15,300 to 20,100)	15,000 (13,100 to 17,000)	12,300 (10,900 to 13,800)	9,720 (8,670 to 10,800)	6,660 (6,050 to 7,290)	3,050 (2,830 to 3,270)	183,000
Communicable, maternal, neonatal, and nutritional diseases	877 (614 to 1,220)	179 (144 to 222)	182 (139 to 234)	217 (170 to 282)	221 (152 to 344)	188 (135 to 272)	230 (164 to 341)	232 (178 to 308)	267 (209 to 343)	296 (232 to 382)	326 (243 to 449)	315 (228 to 453)	276 (203 to 393)	277 (216 to 375)	345 (264 to 459)	398 (311 to 510)	392 (307 to 512)	394 (310 to 500)	376 (298 to 472)	341 (258 to 446)	350 (262 to 456)	289 (209 to 369)	166 (115 to 215)	7,130
HIV/AIDS and sexually transmitted infections	0·2 (0·1 to 0·3)	0·1 (0·1 to 0·2)	0·6 (0·5 to 0·7)	0·5 (0·4 to 0·6)	0·3 (0·2 to 0·3)	0·8 (0·6 to 1)	2·7 (1·7 to 4·1)	8·9 (6 to 13·6)	19·3 (13·1 to 29·5)	27·3 (18·9 to 41)	30 (21 to 43·7)	25·4 (16·9 to 38·1)	18·3 (12·3 to 28·5)	13·7 (9·2 to 21·6)	13·2 (8·7 to 20·7)	11 (7·1 to 17·9)	9·1 (5·8 to 14·4)	5·3 (3·2 to 8·9)	3·6 (2·2 to 5·8)	2·2 (1·4 to 3·5)	1·4 (0·9 to 2·2)	0·7 (0·5 to 1·1)	0·3 (0·2 to 0·4)	195
HIV/AIDS	0 (0 to 0)	0 (0 to 0)	0·5 (0·5 to 0·6)	0·5 (0·4 to 0·6)	0·2 (0·2 to 0·3)	0·3 (0·2 to 0·3)	0·8 (0·7 to 1)	3·4 (2·7 to 4·4)	8·6 (6·6 to 11·2)	13·1 (10 to 17·1)	15·1 (11·7 to 19·8)	12·4 (9·4 to 16·1)	9·3 (7 to 12·7)	6·8 (5 to 9·2)	6 (4·3 to 8·5)	4·7 (3·2 to 7)	3·4 (2·3 to 5·3)	1 (0·5 to 2)	0·5 (0·2 to 1)	0·1 (0·1 to 0·2)	0·1 (0 to 0·1)	0 (0 to 0·1)	0 (0 to 0)	86·7
HIV/AIDS - Drug-susceptible Tuberculosis	0 (0 to 0)	0 (0 to 0)	0 (0 to 0)	0 (0 to 0)	0 (0 to 0)	0 (0 to 0)	0 (0 to 0)	0·1 (0·1 to 0·1)	0·2 (0·1 to 0·3)	0·3 (0·2 to 0·5)	0·4 (0·2 to 0·5)	0·3 (0·2 to 0·5)	0·2 (0·1 to 0·4)	0·2 (0·1 to 0·2)	0·1 (0·1 to 0·2)	0·1 (0·1 to 0·2)	0·1 (0 to 0·1)	0 (0 to 0)	0 (0 to 0)	0 (0 to 0)	0 (0 to 0)	0 (0 to 0)	0 (0 to 0)	2
HIV/AIDS - Multidrug-resistant Tuberculosis without extensive drug resistance	0 (0 to 0)	0 (0 to 0)	0 (0 to 0)	0 (0 to 0)	0 (0 to 0)	0 (0 to 0)	0 (0 to 0)	0 (0 to 0)	0 (0 to 0)	0 (0 to 0)	0 (0 to 0·1)	0 (0 to 0)	0 (0 to 0)	0 (0 to 0)	0 (0 to 0)	0 (0 to 0)	0 (0 to 0)	0 (0 to 0)	0 (0 to 0)	0 (0 to 0)	0 (0 to 0)	0 (0 to 0)	0 (0 to 0)	0·1
HIV/AIDS - Extensively drug-resistant Tuberculosis	0 (0 to 0)	0 (0 to 0)	0 (0 to 0)	0 (0 to 0)	0 (0 to 0)	0 (0 to 0)	0 (0 to 0)	0 (0 to 0)	0 (0 to 0)	0 (0 to 0)	0 (0 to 0)	0 (0 to 0)	0 (0 to 0)	0 (0 to 0)	0 (0 to 0)	0 (0 to 0)	0 (0 to 0)	0 (0 to 0)	0 (0 to 0)	0 (0 to 0)	0 (0 to 0)	0 (0 to 0)	0 (0 to 0)	0
HIV/AIDS resulting in other diseases	0 (0 to 0)	0 (0 to 0)	0·5 (0·4 to 0·6)	0·5 (0·4 to 0·5)	0·2 (0·2 to 0·3)	0·3 (0·2 to 0·3)	0·8 (0·6 to 1)	3·3 (2·6 to 4·3)	8·4 (6·4 to 11)	12·8 (9·6 to 16·7)	14·7 (11·3 to 19·5)	12·1 (9 to 15·8)	9·1 (6·8 to 12·4)	6·6 (4·9 to 9)	5·8 (4·2 to 8·4)	4·5 (3·1 to 6·9)	3·3 (2·2 to 5·2)	1 (0·4 to 2)	0·5 (0·2 to 1)	0·1 (0·1 to 0·2)	0·1 (0 to 0·1)	0 (0 to 0·1)	0 (0 to 0)	84·6
Sexually transmitted infections excluding HIV	0·2 (0·1 to 0·3)	0·1 (0·1 to 0·2)	0 (0 to 0·1)	0 (0 to 0)	0 (0 to 0)	0·5 (0·4 to 0·7)	1·9 (1 to 3·2)	5·5 (2·9 to 9·9)	10·7 (5·3 to 19·9)	14·2 (7·5 to 26·5)	14·9 (7·6 to 27·4)	13 (6·3 to 24·9)	9 (4·2 to 17·8)	6·9 (3·1 to 14·1)	7·2 (3·4 to 14·7)	6·4 (3·2 to 12·7)	5·7 (2·9 to 11)	4·3 (2·5 to 7·8)	3·1 (1·8 to 5·3)	2 (1·3 to 3·4)	1·3 (0·9 to 2·1)	0·7 (0·5 to 1·1)	0·2 (0·2 to 0·3)	108
Syphilis	0·2 (0·1 to 0·3)	0·1 (0·1 to 0·2)	0 (0 to 0·1)	0 (0 to 0)	0 (0 to 0)	0·1 (0·1 to 0·1)	0 (0 to 0)	0·2 (0·1 to 0·3)	0·1 (0 to 0·1)	0·1 (0 to 0·2)	0·1 (0·1 to 0·2)	0·1 (0·1 to 0·2)	0·1 (0·1 to 0·2)	0·2 (0·1 to 0·3)	0·3 (0·2 to 0·4)	0·4 (0·2 to 0·6)	0·5 (0·3 to 0·8)	0·4 (0·3 to 0·7)	0·4 (0·2 to 0·5)	0·3 (0·2 to 0·4)	0·2 (0·1 to 0·3)	0·1 (0·1 to 0·1)	0 (0 to 0·1)	3·8
Chlamydial infection	0 (0 to 0)	0 (0 to 0)	0 (0 to 0)	0 (0 to 0)	0 (0 to 0)	0·1 (0·1 to 0·1)	0·2 (0·1 to 0·3)	0·5 (0·3 to 0·7)	0·8 (0·5 to 1·2)	0·8 (0·4 to 1·3)	0·9 (0·5 to 1·6)	0·8 (0·4 to 1·4)	0·3 (0·2 to 0·6)	0·2 (0·1 to 0·2)	0·2 (0·1 to 0·3)	0·2 (0·1 to 0·2)	0·1 (0·1 to 0·2)	0·2 (0·1 to 0·3)	0·2 (0·1 to 0·2)	0·2 (0·1 to 0·2)	0·1 (0·1 to 0·2)	0·1 (0 to 0·1)	0 (0 to 0)	5·7
Gonococcal infection	0 (0 to 0)	0 (0 to 0)	0 (0 to 0)	0 (0 to 0)	0 (0 to 0)	0·1 (0 to 0·1)	0·1 (0·1 to 0·2)	0·3 (0·2 to 0·4)	0·4 (0·3 to 0·7)	0·8 (0·6 to 1·2)	0·8 (0·5 to 1·2)	0·7 (0·4 to 1)	0·4 (0·3 to 0·7)	0·3 (0·2 to 0·5)	0·4 (0·2 to 0·6)	0·5 (0·3 to 0·8)	0·6 (0·4 to 1)	0·6 (0·3 to 1)	0·6 (0·4 to 0·9)	0·4 (0·3 to 0·7)	0·3 (0·2 to 0·5)	0·2 (0·1 to 0·3)	0·1 (0·1 to 0·1)	7·6
Trichomoniasis	0 (0 to 0)	0 (0 to 0)	0 (0 to 0)	0 (0 to 0)	0 (0 to 0)	0 (0 to 0·1)	0·5 (0·1 to 1·2)	2·2 (0·7 to 5·5)	4·8 (1·5 to 11·3)	5·9 (1·9 to 13·9)	5·8 (1·8 to 13·7)	5 (1·7 to 12·2)	4·3 (1·3 to 10·3)	3·4 (1 to 8·2)	3·1 (1 to 7·6)	2·5 (0·9 to 6)	2 (0·7 to 4·7)	1·3 (0·5 to 3)	0·8 (0·3 to 1·8)	0·4 (0·2 to 1)	0·2 (0·1 to 0·5)	0·1 (0 to 0·2)	0 (0 to 0)	42·6
Genital herpes	0 (0 to 0)	0 (0 to 0)	0 (0 to 0)	0 (0 to 0)	0 (0 to 0)	0·1 (0 to 0·3)	0·4 (0·1 to 1·1)	0·9 (0·3 to 2·2)	1·4 (0·5 to 3·5)	1·9 (0·6 to 4·7)	2·2 (0·7 to 5·4)	2·1 (0·6 to 5·1)	2·1 (0·6 to 5·3)	2·2 (0·7 to 5·3)	2·7 (0·8 to 6·6)	2·7 (0·8 to 6·8)	2·3 (0·7 to 5·7)	1·6 (0·5 to 3·9)	1 (0·3 to 2·5)	0·6 (0·2 to 1·6)	0·4 (0·1 to 0·9)	0·2 (0·1 to 0·5)	0·1 (0 to 0·1)	24·7
Other sexually transmitted infections	0 (0 to 0)	0 (0 to 0)	0 (0 to 0)	0 (0 to 0)	0 (0 to 0)	0·1 (0·1 to 0·2)	0·6 (0·2 to 1·2)	1·5 (0·7 to 2·7)	2·9 (1·7 to 5·2)	4·7 (2·7 to 7·6)	5·1 (2·8 to 8·4)	4·3 (2·1 to 7·7)	1·7 (0·8 to 3·2)	0·7 (0·3 to 1·3)	0·6 (0·4 to 0·8)	0·2 (0·1 to 0·3)	0·2 (0·1 to 0·3)	0·3 (0·2 to 0·4)	0·2 (0·1 to 0·2)	0·1 (0·1 to 0·2)	0·1 (0·1 to 0·2)	0·1 (0 to 0·1)	0 (0 to 0)	23·6
Respiratory infections and tuberculosis	3·4 (2·1 to 5·2)	7·2 (5·2 to 10)	46·7 (33·5 to 62)	69·7 (48·9 to 97·9)	66·3 (41·9 to 103)	54·3 (32·2 to 86·2)	55·1 (34·1 to 87·5)	57·6 (38 to 88·4)	62·7 (43·9 to 89·5)	70·6 (48·8 to 100)	78 (54·3 to 110)	79·9 (57·3 to 109)	80·7 (59·2 to 108)	98·9 (71 to 133)	134 (98·7 to 180)	172 (126 to 236)	177 (130 to 241)	214 (156 to 288)	226 (163 to 311)	227 (167 to 307)	254 (186 to 334)	224 (157 to 290)	132 (89·9 to 176)	2,590
Tuberculosis	0 (0 to 0)	0 (0 to 0)	0·1 (0 to 0·2)	0·2 (0·1 to 0·3)	0·1 (0·1 to 0·2)	0·1 (0·1 to 0·2)	0·3 (0·2 to 0·5)	0·8 (0·5 to 1·1)	1 (0·7 to 1·5)	1 (0·7 to 1·4)	1 (0·7 to 1·4)	1·1 (0·7 to 1·5)	1·1 (0·7 to 1·5)	1·4 (0·9 to 2·1)	2 (1·3 to 3)	2·5 (1·7 to 3·7)	3·1 (2·2 to 4·4)	3·3 (2·4 to 4·4)	2·8 (2 to 3·9)	2 (1·4 to 2·9)	1·4 (1 to 2)	0·8 (0·5 to 1·1)	0·3 (0·2 to 0·3)	26·4
Latent tuberculosis infection	0 (0 to 0)	0 (0 to 0)	0 (0 to 0)	0 (0 to 0)	0 (0 to 0)	0 (0 to 0)	0 (0 to 0)	0 (0 to 0)	0 (0 to 0)	0 (0 to 0)	0 (0 to 0)	0 (0 to 0)	0 (0 to 0)	0 (0 to 0)	0 (0 to 0)	0 (0 to 0)	0 (0 to 0)	0 (0 to 0)	0 (0 to 0)	0 (0 to 0)	0 (0 to 0)	0 (0 to 0)	0 (0 to 0)	0
Drug-susceptible tuberculosis	0 (0 to 0)	0 (0 to 0)	0·1 (0·1 to 0·2)	0·2 (0·1 to 0·3)	0·1 (0·1 to 0·2)	0·1 (0·1 to 0·2)	0·3 (0·2 to 0·5)	0·8 (0·5 to 1·1)	1 (0·7 to 1·5)	1 (0·6 to 1·4)	1 (0·6 to 1·4)	1 (0·7 to 1·4)	1 (0·7 to 1·5)	1·3 (0·9 to 2)	2 (1·3 to 2·9)	2·4 (1·6 to 3·6)	3·1 (2·1 to 4·2)	3·2 (2·2 to 4·3)	2·7 (1·9 to 3·8)	2 (1·4 to 2·8)	1·4 (0·9 to 1·9)	0·8 (0·5 to 1·1)	0·2 (0·2 to 0·3)	25·6
Multidrug-resistant tuberculosis without extensive drug resistance	0 (0 to 0)	0 (0 to 0)	0 (0 to 0)	0 (0 to 0)	0 (0 to 0)	0 (0 to 0)	0 (0 to 0)	0 (0 to 0·1)	0 (0 to 0·1)	0 (0 to 0·1)	0 (0 to 0·1)	0 (0 to 0·1)	0 (0 to 0·1)	0 (0 to 0·2)	0·1 (0 to 0·3)	0·1 (0 to 0·1)	0·1 (0 to 0·3)	0·1 (0 to 0·4)	0·1 (0 to 0·3)	0·1 (0 to 0·2)	0 (0 to 0·2)	0 (0 to 0·1)	0 (0 to 0)	0·7
Extensively drug-resistant tuberculosis	0 (0 to 0)	0 (0 to 0)	0 (0 to 0)	0 (0 to 0)	0 (0 to 0)	0 (0 to 0)	0 (0 to 0)	0 (0 to 0)	0 (0 to 0)	0 (0 to 0)	0 (0 to 0)	0 (0 to 0)	0 (0 to 0)	0 (0 to 0)	0 (0 to 0)	0 (0 to 0)	0 (0 to 0)	0 (0 to 0)	0 (0 to 0)	0 (0 to 0)	0 (0 to 0)	0 (0 to 0)	0 (0 to 0)	0·2
Lower respiratory infections	3·3 (2 to 5·1)	6·6 (4·6 to 9·3)	35·6 (23·4 to 50·3)	22·1 (17·2 to 27·1)	11·2 (7·7 to 15·3)	7·9 (5·5 to 11·7)	11·6 (8·2 to 15·7)	15·5 (10·3 to 22·4)	20·4 (13·6 to 29·3)	28·9 (19·5 to 40·8)	37·2 (25·6 to 52·8)	45·3 (29·7 to 66·2)	48·7 (33·6 to 67·1)	66·6 (44·6 to 95·4)	95·8 (64·4 to 138)	134 (92·3 to 188)	143 (97·4 to 207)	190 (133 to 261)	210 (146 to 296)	216 (154 to 297)	248 (180 to 327)	221 (154 to 287)	131 (88·8 to 175)	1,950
Upper respiratory infections	0·1 (0·1 to 0·2)	0·6 (0·4 to 1)	9·9 (6 to 15·6)	41·1 (24·1 to 65·3)	47·3 (26·2 to 80)	40·3 (21·2 to 69·1)	37·8 (19·6 to 66·7)	36·9 (20 to 65·4)	37·5 (20·4 to 62·4)	37·5 (20·5 to 62)	36·6 (19 to 60·7)	30·6 (16·7 to 52·5)	27·2 (15 to 46·9)	26·7 (14·5 to 46)	31·2 (17 to 51·9)	31 (16·8 to 50·6)	27·1 (14·3 to 45)	19 (10·4 to 31·7)	12·3 (6·5 to 20·3)	7·3 (4·2 to 12·4)	4·3 (2·5 to 7·1)	2·3 (1·4 to 3·7)	0·8 (0·5 to 1·4)	545
Otitis media	0 (0 to 0)	0 (0 to 0·1)	1 (0·5 to 1·8)	6·3 (3·4 to 10·8)	7·7 (4·1 to 13·2)	6 (3·1 to 10·5)	5·4 (2·7 to 9·2)	4·5 (1·9 to 8·8)	3·8 (1·7 to 7·1)	3·3 (1·4 to 6·5)	3·2 (1·5 to 6·4)	3·1 (1·4 to 5·7)	3·6 (1·7 to 6·2)	4·2 (1·9 to 7·4)	4·9 (2·5 to 8·4)	4·3 (2 to 8·3)	2·9 (1·4 to 5·3)	1·7 (0·7 to 3·3)	1·1 (0·5 to 2·1)	0·8 (0·4 to 1·5)	0·6 (0·3 to 1)	0·3 (0·2 to 0·6)	0·1 (0·1 to 0·3)	68·9
Enteric infections	0·5 (0·3 to 0·8)	1·1 (0·8 to 1·6)	11·1 (7·5 to 15·7)	26·5 (16·9 to 40·4)	22·1 (13·2 to 33·8)	14·7 (8·6 to 22·6)	20·3 (13·1 to 29·6)	23·3 (14·7 to 34·1)	24·6 (15·7 to 36·1)	25·3 (16·4 to 36·1)	25·6 (17·2 to 36·1)	23·5 (15·9 to 32·7)	23·4 (15·8 to 32·3)	26·9 (19·3 to 37·1)	36·3 (25·7 to 50·3)	43·6 (31·2 to 59·1)	45·7 (32·9 to 61·8)	44·7 (32·5 to 62·4)	42·9 (30·4 to 60·5)	39·2 (25·8 to 59·8)	32·7 (20·6 to 50·4)	20·6 (13 to 30·9)	9·5 (5·9 to 14·5)	584
Diarrheal diseases	0·5 (0·3 to 0·8)	1·1 (0·7 to 1·5)	10·7 (7·3 to 15·3)	26 (16·4 to 39·7)	21·9 (13·1 to 33·7)	14·5 (8·5 to 22·4)	20·2 (13 to 29·6)	23·2 (14·6 to 33·9)	24·5 (15·6 to 36)	25·2 (16·3 to 35·8)	25·4 (17·1 to 35·9)	23·4 (15·9 to 32·6)	23·3 (15·7 to 32·2)	26·8 (19·2 to 36·9)	36·2 (25·6 to 50·2)	43·4 (30·9 to 58·9)	45·5 (32·8 to 61·5)	44·5 (32·3 to 61·9)	42·7 (30·2 to 60·3)	39 (25·6 to 59·7)	32·5 (20·5 to 50·3)	20·5 (12·8 to 30·8)	9·4 (5·8 to 14·4)	580
Typhoid and paratyphoid	0 (0 to 0)	0 (0 to 0)	0 (0 to 0)	0 (0 to 0·1)	0 (0 to 0)	0 (0 to 0)	0 (0 to 0)	0 (0 to 0)	0 (0 to 0)	0 (0 to 0)	0 (0 to 0·1)	0 (0 to 0)	0 (0 to 0)	0 (0 to 0)	0 (0 to 0)	0 (0 to 0)	0 (0 to 0)	0 (0 to 0)	0 (0 to 0)	0 (0 to 0)	0 (0 to 0)	0 (0 to 0)	0 (0 to 0)	0·3
Typhoid fever	0 (0 to 0)	0 (0 to 0)	0 (0 to 0)	0 (0 to 0)	0 (0 to 0)	0 (0 to 0)	0 (0 to 0)	0 (0 to 0)	0 (0 to 0)	0 (0 to 0)	0 (0 to 0)	0 (0 to 0)	0 (0 to 0)	0 (0 to 0)	0 (0 to 0)	0 (0 to 0)	0 (0 to 0)	0 (0 to 0)	0 (0 to 0)	0 (0 to 0)	0 (0 to 0)	0 (0 to 0)	0 (0 to 0)	0
Paratyphoid fever	0 (0 to 0)	0 (0 to 0)	0 (0 to 0)	0 (0 to 0·1)	0 (0 to 0)	0 (0 to 0)	0 (0 to 0)	0 (0 to 0)	0 (0 to 0)	0 (0 to 0)	0 (0 to 0)	0 (0 to 0)	0 (0 to 0)	0 (0 to 0)	0 (0 to 0)	0 (0 to 0)	0 (0 to 0)	0 (0 to 0)	0 (0 to 0)	0 (0 to 0)	0 (0 to 0)	0 (0 to 0)	0 (0 to 0)	0·3
Invasive Non-typhoidal Salmonella (iNTS)	0 (0 to 0)	0·1 (0 to 0·1)	0·2 (0·1 to 0·5)	0·2 (0·1 to 0·5)	0·1 (0 to 0·2)	0·1 (0 to 0·2)	0 (0 to 0)	0 (0 to 0)	0 (0 to 0·1)	0 (0 to 0·1)	0 (0 to 0·1)	0 (0 to 0·1)	0·1 (0 to 0·1)	0·1 (0 to 0·1)	0·1 (0 to 0·2)	0·2 (0·1 to 0·4)	0·2 (0·1 to 0·4)	0·2 (0·1 to 0·5)	0·2 (0·1 to 0·4)	0·1 (0 to 0·3)	0·1 (0 to 0·2)	0·1 (0 to 0·1)	0 (0 to 0·1)	2·1
Other intestinal infectious diseases	0 (0 to 0)	0 (0 to 0)	0·1 (0 to 0·5)	0·2 (0 to 0·6)	0·1 (0 to 0·4)	0·1 (0 to 0·2)	0·1 (0 to 0·3)	0·1 (0 to 0·2)	0 (0 to 0·1)	0·1 (0 to 0·3)	0·1 (0 to 0·2)	0·1 (0 to 0·2)	0 (0 to 0·1)	0 (0 to 0·1)	0 (0 to 0·1)	0·1 (0 to 0·2)	0·1 (0 to 0·2)	0·1 (0 to 0·2)	0 (0 to 0·1)	0 (0 to 0·1)	0·1 (0 to 0·2)	0 (0 to 0·1)	0 (0 to 0·1)	1·4
Neglected tropical diseases and malaria	0·1 (0 to 0·3)	0·5 (0·1 to 0·9)	1·5 (0·5 to 3·1)	2·7 (0·9 to 5·8)	4·3 (1·2 to 12·9)	2·8 (0·8 to 8·2)	2·5 (0·7 to 6·1)	1·8 (0·3 to 4·6)	3 (0·9 to 7·1)	4·5 (1·3 to 10·2)	6·9 (2·2 to 14·7)	9 (3·7 to 17·4)	9·4 (3·7 to 19)	11·1 (4·1 to 22·3)	18·1 (7·2 to 35·9)	25·1 (10·2 to 51·6)	31 (12·7 to 64·2)	29·4 (11·8 to 58·5)	24·1 (9·5 to 47)	16·9 (6·3 to 32·5)	10·6 (4 to 22·1)	5·4 (2 to 11·7)	2 (0·7 to 4)	223
Malaria	0 (0 to 0)	0 (0 to 0)	0 (0 to 0)	0 (0 to 0)	0 (0 to 0)	0 (0 to 0)	0 (0 to 0)	0 (0 to 0)	0 (0 to 0)	0 (0 to 0)	0 (0 to 0)	0 (0 to 0)	0 (0 to 0)	0 (0 to 0)	0 (0 to 0)	0 (0 to 0)	0 (0 to 0)	0 (0 to 0)	0 (0 to 0)	0 (0 to 0)	0 (0 to 0)	0 (0 to 0)	0 (0 to 0)	0
Chagas disease	0 (0 to 0)	0 (0 to 0)	0 (0 to 0)	0 (0 to 0)	0 (0 to 0)	0 (0 to 0)	0 (0 to 0)	0 (0 to 0)	0 (0 to 0)	0 (0 to 0)	0 (0 to 0)	0 (0 to 0)	0 (0 to 0)	0 (0 to 0)	0 (0 to 0)	0 (0 to 0)	0 (0 to 0)	0 (0 to 0)	0 (0 to 0)	0 (0 to 0)	0 (0 to 0)	0 (0 to 0)	0 (0 to 0)	0·1
Leishmaniasis	0 (0 to 0)	0 (0 to 0)	0 (0 to 0)	0 (0 to 0)	0 (0 to 0)	0 (0 to 0)	0 (0 to 0)	0 (0 to 0)	0 (0 to 0)	0 (0 to 0)	0 (0 to 0)	0 (0 to 0)	0 (0 to 0)	0 (0 to 0)	0 (0 to 0)	0 (0 to 0)	0 (0 to 0)	0 (0 to 0)	0 (0 to 0)	0 (0 to 0)	0 (0 to 0)	0 (0 to 0)	0 (0 to 0)	0
Visceral leishmaniasis	0 (0 to 0)	0 (0 to 0)	0 (0 to 0)	0 (0 to 0)	0 (0 to 0)	0 (0 to 0)	0 (0 to 0)	0 (0 to 0)	0 (0 to 0)	0 (0 to 0)	0 (0 to 0)	0 (0 to 0)	0 (0 to 0)	0 (0 to 0)	0 (0 to 0)	0 (0 to 0)	0 (0 to 0)	0 (0 to 0)	0 (0 to 0)	0 (0 to 0)	0 (0 to 0)	0 (0 to 0)	0 (0 to 0)	0
Cutaneous and mucocutaneous leishmaniasis	0 (0 to 0)	0 (0 to 0)	0 (0 to 0)	0 (0 to 0)	0 (0 to 0)	0 (0 to 0)	0 (0 to 0)	0 (0 to 0)	0 (0 to 0)	0 (0 to 0)	0 (0 to 0)	0 (0 to 0)	0 (0 to 0)	0 (0 to 0)	0 (0 to 0)	0 (0 to 0)	0 (0 to 0)	0 (0 to 0)	0 (0 to 0)	0 (0 to 0)	0 (0 to 0)	0 (0 to 0)	0 (0 to 0)	0
African trypanosomiasis	0 (0 to 0)	0 (0 to 0)	0 (0 to 0)	0 (0 to 0)	0 (0 to 0)	0 (0 to 0)	0 (0 to 0)	0 (0 to 0)	0 (0 to 0)	0 (0 to 0)	0 (0 to 0)	0 (0 to 0)	0 (0 to 0)	0 (0 to 0)	0 (0 to 0)	0 (0 to 0)	0 (0 to 0)	0 (0 to 0)	0 (0 to 0)	0 (0 to 0)	0 (0 to 0)	0 (0 to 0)	0 (0 to 0)	0
Schistosomiasis	0 (0 to 0)	0 (0 to 0)	0 (0 to 0)	0 (0 to 0)	0 (0 to 0)	0 (0 to 0)	0 (0 to 0)	0 (0 to 0)	0 (0 to 0)	0 (0 to 0)	0 (0 to 0)	0 (0 to 0)	0 (0 to 0)	0 (0 to 0)	0 (0 to 0)	0 (0 to 0)	0 (0 to 0)	0 (0 to 0)	0 (0 to 0)	0 (0 to 0)	0 (0 to 0)	0 (0 to 0)	0 (0 to 0)	0
Cysticercosis	0 (0 to 0)	0 (0 to 0)	0 (0 to 0)	0 (0 to 0)	0 (0 to 0)	0 (0 to 0·1)	0·3 (0·1 to 0·7)	0·9 (0 to 3)	2·1 (0·3 to 5·6)	3·2 (0·7 to 9)	4·5 (1·1 to 11·3)	5·5 (1·5 to 12·8)	6·9 (2·1 to 16)	9·1 (2·7 to 20·5)	15·8 (5·5 to 33·5)	23·6 (8·9 to 50·2)	29·5 (11·1 to 62·2)	27·8 (10·4 to 57·3)	22·7 (8 to 45·9)	16 (5·6 to 31·3)	10 (3·5 to 21·3)	5·1 (1·8 to 11·3)	1·8 (0·6 to 3·8)	185
Cystic echinococcosis	0 (0 to 0)	0 (0 to 0)	0 (0 to 0)	0 (0 to 0)	0 (0 to 0)	0 (0 to 0)	0 (0 to 0)	0 (0 to 0)	0 (0 to 0)	0 (0 to 0)	0 (0 to 0)	0 (0 to 0)	0 (0 to 0)	0 (0 to 0)	0 (0 to 0·1)	0 (0 to 0·1)	0 (0 to 0·1)	0 (0 to 0)	0 (0 to 0)	0 (0 to 0)	0 (0 to 0)	0 (0 to 0)	0 (0 to 0)	0·2
Lymphatic filariasis	0 (0 to 0)	0 (0 to 0)	0 (0 to 0)	0 (0 to 0)	0 (0 to 0)	0 (0 to 0)	0 (0 to 0)	0 (0 to 0)	0 (0 to 0)	0 (0 to 0)	0 (0 to 0)	0 (0 to 0)	0 (0 to 0)	0 (0 to 0)	0 (0 to 0)	0 (0 to 0)	0 (0 to 0)	0 (0 to 0)	0 (0 to 0)	0 (0 to 0)	0 (0 to 0)	0 (0 to 0)	0 (0 to 0)	0
Onchocerciasis	0 (0 to 0)	0 (0 to 0)	0 (0 to 0)	0 (0 to 0)	0 (0 to 0)	0 (0 to 0)	0 (0 to 0)	0 (0 to 0)	0 (0 to 0)	0 (0 to 0)	0 (0 to 0)	0 (0 to 0)	0 (0 to 0)	0 (0 to 0)	0 (0 to 0)	0 (0 to 0)	0 (0 to 0)	0 (0 to 0)	0 (0 to 0)	0 (0 to 0)	0 (0 to 0)	0 (0 to 0)	0 (0 to 0)	0
Trachoma	0 (0 to 0)	0 (0 to 0)	0 (0 to 0)	0 (0 to 0)	0 (0 to 0)	0 (0 to 0)	0 (0 to 0)	0 (0 to 0)	0 (0 to 0)	0 (0 to 0)	0 (0 to 0)	0 (0 to 0)	0 (0 to 0)	0 (0 to 0)	0 (0 to 0)	0 (0 to 0)	0 (0 to 0)	0 (0 to 0)	0 (0 to 0)	0 (0 to 0)	0 (0 to 0)	0 (0 to 0)	0 (0 to 0)	0
Dengue	0 (0 to 0)	0 (0 to 0)	0 (0 to 0)	0 (0 to 0)	0 (0 to 0)	0 (0 to 0)	0 (0 to 0)	0 (0 to 0)	0 (0 to 0)	0 (0 to 0)	0 (0 to 0)	0 (0 to 0)	0 (0 to 0)	0 (0 to 0)	0 (0 to 0)	0 (0 to 0)	0 (0 to 0)	0 (0 to 0)	0 (0 to 0)	0 (0 to 0)	0 (0 to 0)	0 (0 to 0)	0 (0 to 0)	0
Yellow fever	0 (0 to 0)	0 (0 to 0)	0 (0 to 0)	0 (0 to 0)	0 (0 to 0)	0 (0 to 0)	0 (0 to 0)	0 (0 to 0)	0 (0 to 0)	0 (0 to 0)	0 (0 to 0)	0 (0 to 0)	0 (0 to 0)	0 (0 to 0)	0 (0 to 0)	0 (0 to 0)	0 (0 to 0)	0 (0 to 0)	0 (0 to 0)	0 (0 to 0)	0 (0 to 0)	0 (0 to 0)	0 (0 to 0)	0
Rabies	0 (0 to 0)	0 (0 to 0)	0·3 (0·1 to 0·7)	0·3 (0·1 to 0·7)	0·2 (0·1 to 0·5)	0·2 (0·1 to 0·5)	0·1 (0 to 0·2)	0 (0 to 0·1)	0·1 (0 to 0·2)	0·1 (0 to 0·1)	0 (0 to 0)	0·1 (0 to 0·2)	0 (0 to 0·1)	0 (0 to 0)	0 (0 to 0·1)	0 (0 to 0)	0 (0 to 0)	0 (0 to 0·1)	0 (0 to 0)	0 (0 to 0)	0 (0 to 0)	0 (0 to 0·1)	0 (0 to 0·1)	1·5
Intestinal nematode infections	0 (0 to 0)	0 (0 to 0)	0 (0 to 0)	0 (0 to 0)	0 (0 to 0)	0 (0 to 0)	0 (0 to 0)	0 (0 to 0)	0 (0 to 0)	0 (0 to 0)	0 (0 to 0)	0 (0 to 0)	0 (0 to 0)	0 (0 to 0)	0 (0 to 0)	0 (0 to 0)	0 (0 to 0)	0 (0 to 0)	0 (0 to 0)	0 (0 to 0)	0 (0 to 0)	0 (0 to 0)	0 (0 to 0)	0
Ascariasis	0 (0 to 0)	0 (0 to 0)	0 (0 to 0)	0 (0 to 0)	0 (0 to 0)	0 (0 to 0)	0 (0 to 0)	0 (0 to 0)	0 (0 to 0)	0 (0 to 0)	0 (0 to 0)	0 (0 to 0)	0 (0 to 0)	0 (0 to 0)	0 (0 to 0)	0 (0 to 0)	0 (0 to 0)	0 (0 to 0)	0 (0 to 0)	0 (0 to 0)	0 (0 to 0)	0 (0 to 0)	0 (0 to 0)	0
Trichuriasis	0 (0 to 0)	0 (0 to 0)	0 (0 to 0)	0 (0 to 0)	0 (0 to 0)	0 (0 to 0)	0 (0 to 0)	0 (0 to 0)	0 (0 to 0)	0 (0 to 0)	0 (0 to 0)	0 (0 to 0)	0 (0 to 0)	0 (0 to 0)	0 (0 to 0)	0 (0 to 0)	0 (0 to 0)	0 (0 to 0)	0 (0 to 0)	0 (0 to 0)	0 (0 to 0)	0 (0 to 0)	0 (0 to 0)	0
Hookworm disease	0 (0 to 0)	0 (0 to 0)	0 (0 to 0)	0 (0 to 0)	0 (0 to 0)	0 (0 to 0)	0 (0 to 0)	0 (0 to 0)	0 (0 to 0)	0 (0 to 0)	0 (0 to 0)	0 (0 to 0)	0 (0 to 0)	0 (0 to 0)	0 (0 to 0)	0 (0 to 0)	0 (0 to 0)	0 (0 to 0)	0 (0 to 0)	0 (0 to 0)	0 (0 to 0)	0 (0 to 0)	0 (0 to 0)	0
Food-borne trematodiases	0 (0 to 0)	0 (0 to 0)	0 (0 to 0)	0 (0 to 0)	0 (0 to 0)	0 (0 to 0)	0 (0 to 0)	0 (0 to 0)	0 (0 to 0)	0 (0 to 0)	0 (0 to 0)	0 (0 to 0)	0 (0 to 0)	0 (0 to 0)	0 (0 to 0)	0 (0 to 0)	0 (0 to 0)	0 (0 to 0)	0 (0 to 0)	0 (0 to 0)	0 (0 to 0)	0 (0 to 0)	0 (0 to 0)	0
Leprosy	0 (0 to 0)	0 (0 to 0)	0 (0 to 0)	0 (0 to 0)	0 (0 to 0)	0 (0 to 0)	0 (0 to 0)	0 (0 to 0)	0 (0 to 0)	0 (0 to 0)	0 (0 to 0)	0 (0 to 0)	0 (0 to 0)	0 (0 to 0)	0 (0 to 0)	0 (0 to 0)	0 (0 to 0)	0 (0 to 0)	0 (0 to 0)	0 (0 to 0)	0 (0 to 0)	0 (0 to 0)	0 (0 to 0)	0
Ebola	0 (0 to 0)	0 (0 to 0)	0 (0 to 0)	0 (0 to 0)	0 (0 to 0)	0 (0 to 0)	0 (0 to 0)	0 (0 to 0)	0 (0 to 0)	0 (0 to 0)	0 (0 to 0)	0 (0 to 0)	0 (0 to 0)	0 (0 to 0)	0 (0 to 0)	0 (0 to 0)	0 (0 to 0)	0 (0 to 0)	0 (0 to 0)	0 (0 to 0)	0 (0 to 0)	0 (0 to 0)	0 (0 to 0)	0
Zika virus	0 (0 to 0)	0 (0 to 0)	0 (0 to 0)	0 (0 to 0)	0 (0 to 0)	0 (0 to 0)	0 (0 to 0)	0 (0 to 0)	0 (0 to 0)	0 (0 to 0)	0 (0 to 0)	0 (0 to 0)	0 (0 to 0)	0 (0 to 0)	0 (0 to 0)	0 (0 to 0)	0 (0 to 0)	0 (0 to 0)	0 (0 to 0)	0 (0 to 0)	0 (0 to 0)	0 (0 to 0)	0 (0 to 0)	0
Guinea worm disease	0 (0 to 0)	0 (0 to 0)	0 (0 to 0)	0 (0 to 0)	0 (0 to 0)	0 (0 to 0)	0 (0 to 0)	0 (0 to 0)	0 (0 to 0)	0 (0 to 0)	0 (0 to 0)	0 (0 to 0)	0 (0 to 0)	0 (0 to 0)	0 (0 to 0)	0 (0 to 0)	0 (0 to 0)	0 (0 to 0)	0 (0 to 0)	0 (0 to 0)	0 (0 to 0)	0 (0 to 0)	0 (0 to 0)	0
Other neglected tropical diseases	0·1 (0 to 0·3)	0·5 (0·1 to 0·9)	1·2 (0·3 to 2·8)	2·4 (0·6 to 5·5)	4·1 (1 to 12·6)	2·5 (0·6 to 8)	2·1 (0·4 to 5·8)	0·9 (0·1 to 2·9)	0·9 (0·1 to 3)	1·1 (0·1 to 3·7)	2·4 (0·4 to 6·8)	3·4 (0·9 to 8·2)	2·5 (0·5 to 6·7)	2 (0·5 to 5·5)	2·2 (0·6 to 6)	1·5 (0·4 to 3·3)	1·5 (0·4 to 3·4)	1·5 (0·4 to 3·2)	1 (0·4 to 2·7)	0·8 (0·2 to 1·6)	0·6 (0·1 to 1·1)	0·3 (0·1 to 0·5)	0·2 (0 to 0·3)	36·1
Other infectious diseases	3·2 (2 to 5)	10 (6·5 to 15)	27·6 (19·9 to 37·5)	19·6 (15·5 to 24·2)	13·5 (9·9 to 19·6)	10·4 (7·6 to 15)	13·9 (10·3 to 18·8)	11·5 (8·4 to 15·4)	12·2 (9·2 to 16·2)	13·8 (10·6 to 17·9)	16·5 (12·4 to 22·2)	17·7 (12·7 to 24·7)	18 (13·4 to 24·1)	20·3 (15·2 to 26·9)	28·8 (21 to 38)	34·2 (25·7 to 46·2)	36·2 (27 to 48·4)	29·7 (22·2 to 39·1)	20·8 (15·9 to 26·8)	13·1 (9·8 to 17·1)	9·2 (6·5 to 12·1)	5·7 (3·8 to 7·5)	2·9 (1·6 to 4·3)	389
Meningitis	0·5 (0·3 to 0·9)	1·8 (1·2 to 2·8)	8 (5·2 to 12·1)	5·5 (4·2 to 6·9)	2·8 (1·9 to 3·8)	1·9 (1·3 to 2·7)	3·3 (2·3 to 4·5)	2·9 (1·8 to 4·4)	2·9 (1·9 to 4·4)	3·5 (2·4 to 4·8)	3·6 (2·5 to 5·2)	4 (2·7 to 5·7)	4·1 (2·8 to 5·4)	3·4 (2·3 to 4·7)	4·2 (2·9 to 5·8)	4·3 (3 to 5·7)	3·4 (2·4 to 4·8)	3·2 (2·2 to 4·5)	2·5 (1·7 to 3·7)	1·8 (1·2 to 2·6)	1·2 (0·8 to 1·8)	0·7 (0·5 to 1)	0·3 (0·2 to 0·4)	69·7
Encephalitis	0·3 (0·1 to 0·4)	0·5 (0·3 to 0·8)	2·3 (1·3 to 3·8)	3·5 (1·9 to 5·6)	2 (1·1 to 3·3)	1·7 (1 to 2·8)	2·1 (1 to 3·5)	2 (0·9 to 3·4)	1·9 (0·9 to 3·2)	1·9 (0·9 to 3)	1·8 (0·9 to 2·9)	1·6 (0·8 to 2·5)	1·5 (0·9 to 2·4)	1·8 (1·1 to 2·9)	2·5 (1·6 to 4)	2·8 (1·7 to 4)	3·4 (2·2 to 5·1)	3 (1·8 to 4·7)	2·4 (1·4 to 3·8)	1·7 (0·9 to 2·8)	1·1 (0·5 to 2·1)	0·6 (0·2 to 1)	0·3 (0·1 to 0·4)	42·6
Diphtheria	0 (0 to 0)	0 (0 to 0)	0 (0 to 0)	0 (0 to 0·1)	0 (0 to 0·1)	0 (0 to 0)	0 (0 to 0)	0 (0 to 0)	0 (0 to 0)	0 (0 to 0)	0 (0 to 0)	0 (0 to 0)	0 (0 to 0)	0 (0 to 0)	0 (0 to 0)	0 (0 to 0)	0 (0 to 0)	0 (0 to 0)	0 (0 to 0)	0 (0 to 0)	0 (0 to 0)	0 (0 to 0)	0 (0 to 0)	0·2
Tetanus	0 (0 to 0)	0 (0 to 0)	0 (0 to 0)	0 (0 to 0)	0 (0 to 0)	0 (0 to 0)	0 (0 to 0)	0 (0 to 0)	0 (0 to 0)	0 (0 to 0)	0 (0 to 0)	0 (0 to 0)	0 (0 to 0)	0 (0 to 0)	0 (0 to 0)	0 (0 to 0)	0 (0 to 0)	0 (0 to 0)	0 (0 to 0)	0 (0 to 0)	0 (0 to 0)	0 (0 to 0)	0 (0 to 0)	0·1
Measles	0 (0 to 0)	0 (0 to 0)	0·3 (0 to 0·7)	0·7 (0·1 to 1·7)	0·1 (0 to 0·3)	0 (0 to 0·1)	0 (0 to 0)	0 (0 to 0)	0 (0 to 0)	0 (0 to 0)	0 (0 to 0)	0 (0 to 0)	0 (0 to 0)	0 (0 to 0)	0 (0 to 0)	0 (0 to 0)	0 (0 to 0)	0 (0 to 0)	0 (0 to 0)	0 (0 to 0)	0 (0 to 0)	0 (0 to 0)	0 (0 to 0)	1·1
Varicella and herpes zoster	0·1 (0 to 0·2)	0·4 (0·1 to 0·6)	1 (0·4 to 1·8)	1·4 (0·6 to 2·4)	1·3 (0·6 to 2·3)	0·9 (0·4 to 1·6)	0·9 (0·4 to 1·6)	1 (0·5 to 1·7)	1·2 (0·6 to 1·9)	1·2 (0·6 to 2)	1·3 (0·6 to 2·2)	1·1 (0·5 to 2)	1·3 (0·6 to 2·3)	1·8 (0·9 to 3)	2·6 (1·4 to 4·3)	3·3 (1·6 to 5·5)	3·6 (2 to 6·2)	3·4 (2 to 5·2)	2·9 (1·7 to 4·5)	2·8 (1·4 to 4·2)	2·7 (1·4 to 4·2)	2·4 (1 to 3·9)	1·7 (0·6 to 2·9)	40·3
Acute hepatitis	0 (0 to 0)	0 (0 to 0)	0·2 (0·1 to 0·5)	0·3 (0·1 to 0·6)	1 (0·4 to 1·8)	1·4 (0·7 to 2·3)	1·4 (0·7 to 2·4)	1·2 (0·6 to 2·1)	1·2 (0·7 to 2·1)	1·3 (0·7 to 2·1)	1·3 (0·8 to 2·2)	1·2 (0·8 to 1·9)	1·2 (0·7 to 1·8)	1·1 (0·7 to 1·8)	1·3 (0·8 to 2)	1·2 (0·8 to 1·9)	1 (0·6 to 1·5)	0·7 (0·4 to 1)	0·4 (0·3 to 0·5)	0·2 (0·2 to 0·3)	0·2 (0·1 to 0·2)	0·1 (0 to 0·1)	0 (0 to 0·1)	18·1
Acute hepatitis A	0 (0 to 0)	0 (0 to 0)	0·1 (0 to 0·1)	0·2 (0 to 0·5)	0·9 (0·3 to 1·7)	1·2 (0·6 to 2·2)	1·2 (0·5 to 2·2)	1·1 (0·5 to 1·9)	1 (0·5 to 1·9)	1·1 (0·5 to 1·8)	1 (0·5 to 1·9)	0·9 (0·4 to 1·5)	0·8 (0·4 to 1·4)	0·8 (0·4 to 1·4)	0·9 (0·4 to 1·5)	0·8 (0·3 to 1·3)	0·5 (0·2 to 1)	0·3 (0·1 to 0·6)	0·2 (0·1 to 0·3)	0·1 (0 to 0·2)	0·1 (0 to 0·1)	0 (0 to 0·1)	0 (0 to 0)	13·1
Acute hepatitis B	0 (0 to 0)	0 (0 to 0)	0·1 (0 to 0·2)	0 (0 to 0·1)	0 (0 to 0·1)	0 (0 to 0)	0·1 (0 to 0·1)	0·1 (0 to 0·1)	0·1 (0 to 0·2)	0·1 (0 to 0·2)	0·2 (0·1 to 0·3)	0·2 (0·1 to 0·3)	0·2 (0·1 to 0·3)	0·2 (0·1 to 0·3)	0·2 (0·1 to 0·4)	0·3 (0·1 to 0·5)	0·2 (0·1 to 0·4)	0·2 (0·1 to 0·3)	0·1 (0 to 0·2)	0·1 (0 to 0·1)	0 (0 to 0·1)	0 (0 to 0·1)	0 (0 to 0)	2·3
Acute hepatitis C	0 (0 to 0)	0 (0 to 0)	0 (0 to 0·1)	0 (0 to 0·1)	0 (0 to 0·1)	0 (0 to 0)	0 (0 to 0)	0 (0 to 0)	0 (0 to 0·1)	0 (0 to 0·1)	0 (0 to 0·1)	0·1 (0 to 0·2)	0·1 (0 to 0·2)	0·1 (0 to 0·2)	0·1 (0 to 0·3)	0 (0 to 0·3)	0·1 (0 to 0·2)	0·1 (0 to 0·2)	0 (0 to 0·1)	0 (0 to 0)	0 (0 to 0)	0 (0 to 0)	0 (0 to 0)	1·1
Acute hepatitis E	0 (0 to 0)	0 (0 to 0)	0·1 (0 to 0·2)	0 (0 to 0·1)	0·1 (0 to 0·1)	0·1 (0 to 0·2)	0·1 (0 to 0·1)	0·1 (0 to 0·1)	0·1 (0 to 0·1)	0·1 (0 to 0·1)	0·1 (0 to 0·2)	0·1 (0 to 0·2)	0·1 (0 to 0·2)	0·1 (0 to 0·1)	0·1 (0 to 0·2)	0·1 (0 to 0·2)	0·1 (0 to 0·2)	0·1 (0 to 0·2)	0·1 (0 to 0·1)	0·1 (0 to 0·1)	0 (0 to 0·1)	0 (0 to 0·1)	0 (0 to 0)	1·5
Other unspecified infectious diseases	2·3 (1·3 to 3·8)	7·3 (4·1 to 11·8)	13·8 (8·3 to 22·1)	6·2 (4 to 9·4)	6 (3·4 to 11·5)	4·5 (2·6 to 8·2)	6·2 (3·8 to 10·7)	4·4 (2·8 to 6·8)	4·9 (3·2 to 7·6)	5·9 (3·8 to 9·3)	8·4 (5·3 to 13·3)	9·7 (5·9 to 15·5)	10 (6·2 to 15·4)	12·1 (8·1 to 18·1)	18·2 (11·6 to 27)	22·7 (14·8 to 33·6)	24·7 (16·6 to 36·8)	19·4 (12·8 to 28)	12·6 (8·4 to 18·1)	6·6 (4·3 to 9·8)	3·9 (2·5 to 5·7)	1·8 (1·2 to 2·6)	0·7 (0·4 to 1)	212
Maternal and neonatal disorders	869 (609 to 1,210)	160 (127 to 199)	90·4 (65·2 to 121)	86·8 (62·9 to 114)	75·2 (54·1 to 101)	77·1 (54·8 to 104)	88·4 (67·3 to 113)	106 (83·2 to 131)	122 (96·8 to 150)	126 (101 to 156)	109 (87·7 to 135)	78·2 (61·7 to 99)	63·2 (47·7 to 80·9)	55·6 (41·7 to 71·9)	55·3 (39·4 to 74·3)	50·4 (36 to 67·4)	35·6 (25·1 to 47·7)	19·1 (14·3 to 24·3)	7·5 (5·5 to 9·7)	1·8 (1·2 to 2·5)	0·6 (0·3 to 1)	0·2 (0·1 to 0·4)	0·1 (0 to 0·1)	2,280
Maternal disorders	0 (0 to 0)	0 (0 to 0)	0 (0 to 0)	0 (0 to 0)	0 (0 to 0)	0·6 (0·5 to 0·8)	18 (14·1 to 22·6)	42·6 (32·5 to 54·7)	56 (43·1 to 72·7)	59·4 (45·3 to 75)	45·3 (35 to 56·8)	22·7 (17·7 to 29·1)	12·2 (8·9 to 16·4)	7 (5·3 to 8·9)	0 (0 to 0)	0 (0 to 0)	0 (0 to 0)	0 (0 to 0)	0 (0 to 0)	0 (0 to 0)	0 (0 to 0)	0 (0 to 0)	0 (0 to 0)	264
Maternal hemorrhage	0 (0 to 0)	0 (0 to 0)	0 (0 to 0)	0 (0 to 0)	0 (0 to 0)	0 (0 to 0)	1·1 (0·6 to 1·9)	3 (1·5 to 5·3)	5·6 (2·4 to 10·4)	6·7 (2·9 to 12·5)	4·3 (2·2 to 7·5)	1·4 (0·7 to 2·4)	0·4 (0·2 to 0·7)	0 (0 to 0)	0 (0 to 0)	0 (0 to 0)	0 (0 to 0)	0 (0 to 0)	0 (0 to 0)	0 (0 to 0)	0 (0 to 0)	0 (0 to 0)	0 (0 to 0)	22·5
Maternal sepsis and other maternal infections	0 (0 to 0)	0 (0 to 0)	0 (0 to 0)	0 (0 to 0)	0 (0 to 0)	0 (0 to 0)	1 (0·4 to 1·8)	2·4 (1·1 to 4·4)	2·2 (0·9 to 3·9)	1·4 (0·7 to 2·7)	0·8 (0·4 to 1·5)	0·4 (0·2 to 0·7)	0·2 (0·1 to 0·4)	0·1 (0 to 0·1)	0 (0 to 0)	0 (0 to 0)	0 (0 to 0)	0 (0 to 0)	0 (0 to 0)	0 (0 to 0)	0 (0 to 0)	0 (0 to 0)	0 (0 to 0)	8·5
Maternal hypertensive disorders	0 (0 to 0)	0 (0 to 0)	0 (0 to 0)	0 (0 to 0)	0 (0 to 0)	0·1 (0 to 0·1)	1·7 (1 to 2·5)	3·9 (2·4 to 5·8)	6·9 (4·2 to 10·5)	6·9 (4·3 to 10·4)	4 (2·5 to 6·2)	1·5 (0·9 to 2·4)	0·5 (0·3 to 0·9)	0·1 (0 to 0·1)	0 (0 to 0)	0 (0 to 0)	0 (0 to 0)	0 (0 to 0)	0 (0 to 0)	0 (0 to 0)	0 (0 to 0)	0 (0 to 0)	0 (0 to 0)	25·5
Maternal obstructed labor and uterine rupture	0 (0 to 0)	0 (0 to 0)	0 (0 to 0)	0 (0 to 0)	0 (0 to 0)	0 (0 to 0)	0·6 (0·3 to 1)	1·6 (0·2 to 3·6)	2·8 (0·7 to 5·9)	3 (0·7 to 6·1)	1·6 (0·2 to 3·6)	0·5 (0·3 to 0·7)	0·1 (0 to 0·2)	0 (0 to 0)	0 (0 to 0)	0 (0 to 0)	0 (0 to 0)	0 (0 to 0)	0 (0 to 0)	0 (0 to 0)	0 (0 to 0)	0 (0 to 0)	0 (0 to 0)	10·2
Maternal abortion and miscarriage	0 (0 to 0)	0 (0 to 0)	0 (0 to 0)	0 (0 to 0)	0 (0 to 0)	0 (0 to 0·1)	0·6 (0·3 to 1·2)	0·9 (0·4 to 1·7)	0·8 (0·4 to 1·5)	0·9 (0·4 to 1·5)	0·8 (0·3 to 1·5)	0·5 (0·2 to 1·1)	0·4 (0·2 to 1)	0 (0 to 0·1)	0 (0 to 0)	0 (0 to 0)	0 (0 to 0)	0 (0 to 0)	0 (0 to 0)	0 (0 to 0)	0 (0 to 0)	0 (0 to 0)	0 (0 to 0)	5
Ectopic pregnancy	0 (0 to 0)	0 (0 to 0)	0 (0 to 0)	0 (0 to 0)	0 (0 to 0)	0 (0 to 0)	0·1 (0 to 0·1)	0·2 (0·1 to 0·3)	0·2 (0·1 to 0·4)	0·2 (0·1 to 0·3)	0·1 (0·1 to 0·2)	0·1 (0 to 0·1)	0 (0 to 0)	0 (0 to 0)	0 (0 to 0)	0 (0 to 0)	0 (0 to 0)	0 (0 to 0)	0 (0 to 0)	0 (0 to 0)	0 (0 to 0)	0 (0 to 0)	0 (0 to 0)	0·9
Indirect maternal deaths	--	--	--	--	--	0·2 (0·1 to 0·3)	4 (2·2 to 6·3)	8·6 (5 to 13·8)	9·7 (5·4 to 15·7)	10·2 (5·7 to 16·5)	9·3 (5 to 14·9)	5·6 (3·2 to 8·8)	3·7 (2 to 5·9)	3·2 (2·2 to 4·3)	--	--	--	--	--	--	--	--	--	NA
Late maternal deaths	--	--	--	--	--	0·2 (0·1 to 0·2)	4·9 (3·1 to 7)	13 (8·5 to 19·3)	17·2 (12·2 to 23·6)	18·6 (13·1 to 25·4)	14·9 (10 to 20·7)	7·7 (5 to 10·9)	4·1 (2·6 to 6)	2·3 (1·5 to 3·4)	--	--	--	--	--	--	--	--	--	NA
Maternal deaths aggravated by HIV/AIDS	--	--	--	--	--	0 (0 to 0)	0 (0 to 0)	0 (0 to 0)	0 (0 to 0)	0 (0 to 0)	0 (0 to 0·1)	0 (0 to 0)	0 (0 to 0)	0 (0 to 0)	--	--	--	--	--	--	--	--	--	NA
Neonatal disorders	869 (609 to 1,210)	160 (127 to 199)	90·4 (65·2 to 121)	86·8 (62·9 to 114)	75·2 (54·1 to 101)	76·5 (54·2 to 103)	70·4 (49·9 to 94·5)	63·5 (45·6 to 86·4)	65·8 (46·1 to 89·1)	67 (47·5 to 90·4)	64·1 (46·3 to 84·9)	55·5 (40 to 74·5)	50·9 (36·1 to 68·7)	48·6 (34·5 to 64·9)	55·3 (39·4 to 74·3)	50·4 (36 to 67·4)	35·6 (25·1 to 47·7)	19·1 (14·3 to 24·3)	7·5 (5·5 to 9·7)	1·8 (1·2 to 2·5)	0·6 (0·3 to 1)	0·2 (0·1 to 0·4)	0·1 (0 to 0·1)	2,010
Neonatal preterm birth	461 (315 to 645)	62·8 (46 to 84·4)	50·5 (35·4 to 68·1)	44·5 (31·3 to 60·7)	56·1 (39·4 to 78·1)	57·1 (40 to 78·4)	52·5 (36·5 to 72·7)	47 (33·2 to 64·9)	48·6 (33·6 to 67·3)	49·4 (34 to 68·1)	47 (32·9 to 64·5)	40·5 (28·7 to 55·8)	37 (25·8 to 51·9)	35·1 (25·4 to 48·2)	39·1 (26·9 to 55)	34·9 (24·2 to 48·9)	25·5 (17·7 to 35·6)	14·3 (10·8 to 18·5)	5·9 (4·4 to 7·8)	1·4 (1 to 2·1)	0·5 (0·2 to 0·9)	0·2 (0·1 to 0·4)	0·1 (0 to 0·1)	1,210
Neonatal encephalopathy due to birth asphyxia and trauma	181 (120 to 262)	28·4 (19·6 to 39·9)	14·2 (9·9 to 19·2)	17·2 (11·4 to 24·4)	16·5 (9·3 to 25·9)	16·7 (9·6 to 26·2)	15·4 (8 to 24·1)	14·1 (7·6 to 22·6)	14·6 (7·9 to 23·9)	15 (8·2 to 24·6)	14·6 (7·7 to 24·1)	12·8 (7·1 to 20·1)	11·8 (6 to 19·5)	11·4 (6·3 to 18·1)	13·7 (7 to 21·3)	13·1 (7·1 to 21·5)	8·3 (4 to 14)	3·6 (2·2 to 5·4)	1·4 (0·5 to 1·6)	0·2 (0·1 to 0·3)	0 (0 to 0·1)	0 (0 to 0)	0 (0 to 0)	423
Neonatal sepsis and other neonatal infections	32·6 (19·6 to 52·4)	31·1 (21·2 to 43·2)	8·2 (5·3 to 11·8)	1·5 (0·9 to 2·3)	1·9 (1 to 3)	2 (1·2 to 3·1)	1·9 (1·1 to 2·9)	1·7 (1·1 to 2·8)	1·8 (1·1 to 2·9)	1·8 (1·1 to 3)	1·8 (1·1 to 2·9)	1·6 (1 to 2·5)	1·5 (0·9 to 2·4)	1·5 (0·9 to 2·4)	1·8 (1·1 to 2·8)	1·7 (1·1 to 2·8)	1·4 (0·8 to 2·2)	0·9 (0·5 to 1·4)	0·4 (0·2 to 0·7)	0·1 (0·1 to 0·2)	0 (0 to 0·1)	0 (0 to 0)	0 (0 to 0)	97·4
Hemolytic disease and other neonatal jaundice	1 (0·5 to 1·7)	0·4 (0·2 to 0·6)	0·2 (0·1 to 0·3)	0·8 (0·6 to 1·1)	0·7 (0·5 to 0·9)	0·7 (0·5 to 0·9)	0·7 (0·5 to 0·9)	0·6 (0·5 to 0·8)	0·7 (0·5 to 0·9)	0·7 (0·5 to 0·9)	0·7 (0·5 to 0·9)	0·6 (0·4 to 0·8)	0·6 (0·4 to 0·7)	0·6 (0·4 to 0·7)	0·7 (0·5 to 0·9)	0·7 (0·5 to 0·9)	0·5 (0·4 to 0·7)	0·3 (0·2 to 0·4)	0·2 (0·1 to 0·2)	0·1 (0 to 0·1)	0 (0 to 0)	0 (0 to 0)	0 (0 to 0)	11·3
Other neonatal disorders	194 (113 to 312)	37·2 (25·1 to 51·3)	17·3 (11 to 25·8)	22·7 (16·4 to 30·2)	0 (0 to 0)	0 (0 to 0)	0 (0 to 0)	0 (0 to 0)	0 (0 to 0)	0 (0 to 0)	0 (0 to 0)	0 (0 to 0)	0 (0 to 0)	0 (0 to 0)	0 (0 to 0)	0 (0 to 0)	0 (0 to 0)	0 (0 to 0)	0 (0 to 0)	0 (0 to 0)	0 (0 to 0)	0 (0 to 0)	0 (0 to 0)	271
Nutritional deficiencies	0 (0 to 0)	0·6 (0 to 2·1)	4·4 (1·3 to 12·9)	11·7 (1·8 to 37·4)	39·3 (8·6 to 124)	27·5 (6·6 to 80·8)	46·8 (11·2 to 134)	22·4 (6·7 to 68·4)	23·1 (7·6 to 71)	28·2 (8·8 to 81·4)	59·9 (14·6 to 146)	80·9 (24·4 to 186)	62·7 (19·7 to 154)	50·2 (19·9 to 125)	59·6 (25·9 to 144)	61·3 (31·2 to 125)	57·6 (31·2 to 116)	52·4 (30·6 to 97·9)	51·9 (31·4 to 91·3)	41·6 (27·6 to 62·7)	41·6 (27·7 to 61·6)	32·5 (21·1 to 45·2)	18·9 (12·1 to 26·7)	875
Protein-energy malnutrition	0 (0 to 0)	0 (0 to 0)	1·1 (0·7 to 1·8)	0·5 (0·3 to 0·8)	4·3 (1·8 to 7·9)	4 (1·7 to 7·6)	4·3 (2·9 to 7·8)	4·7 (2·5 to 8·3)	5·6 (3·6 to 9·4)	6·8 (4 to 10·9)	8·2 (5·2 to 12·8)	8·5 (5·5 to 12·4)	9·7 (6·3 to 14·1)	12·3 (8·4 to 17·3)	18·7 (13·4 to 25·6)	23·1 (16·8 to 32·5)	26·3 (18·8 to 35·5)	28 (20·4 to 36·6)	29·6 (21·3 to 40·1)	30·3 (20·9 to 41·6)	33·8 (23 to 47·1)	28·1 (18·2 to 40·3)	16·7 (10·6 to 23·8)	305
Iodine deficiency	0 (0 to 0)	0 (0 to 0)	0 (0 to 0)	0 (0 to 0·1)	0·3 (0·1 to 0·7)	0·7 (0·2 to 1·5)	0·9 (0·4 to 1·9)	1 (0·4 to 2)	1·2 (0·5 to 2·3)	1·2 (0·5 to 2·5)	1·3 (0·5 to 2·6)	1·2 (0·5 to 2·3)	1·1 (0·5 to 2·2)	1·1 (0·5 to 2·2)	1·4 (0·6 to 2·7)	1·4 (0·6 to 2·6)	1·1 (0·5 to 2·3)	0·8 (0·3 to 1·5)	0·5 (0·2 to 1)	0·2 (0·1 to 0·5)	0·2 (0·1 to 0·3)	0 (0 to 0·2)	0 (0 to 0·1)	15·6
Vitamin A deficiency	0 (0 to 0)	0 (0 to 0)	0 (0 to 0·1)	0·1 (0 to 0·5)	0·3 (0 to 1·2)	0·1 (0 to 0·1)	0 (0 to 0)	0 (0 to 0)	0 (0 to 0)	0 (0 to 0)	0 (0 to 0)	0 (0 to 0)	0 (0 to 0)	0 (0 to 0)	0 (0 to 0)	0 (0 to 0)	0 (0 to 0)	0 (0 to 0)	0 (0 to 0)	0 (0 to 0)	0 (0 to 0)	0 (0 to 0)	0 (0 to 0)	0·6
Dietary iron deficiency	0 (0 to 0)	0·6 (0 to 2)	3·1 (0·2 to 11·7)	10·7 (1 to 36·3)	33·4 (3·7 to 117)	21·5 (2·3 to 74·7)	39·7 (4·7 to 127)	14·5 (0·4 to 59·1)	13·2 (0·4 to 61·4)	17·9 (0·6 to 71·2)	47·8 (3·5 to 136)	68·9 (13·1 to 175)	49·8 (7·6 to 140)	33·6 (4·5 to 107)	35·4 (4·7 to 119)	32·8 (4·8 to 94·3)	26 (3·2 to 83·2)	20·6 (2·6 to 64·6)	19·2 (3 to 55·7)	8·9 (0·9 to 30)	5·5 (0·4 to 20·9)	2·4 (0·2 to 9·2)	0·9 (0·1 to 3·4)	506
Other nutritional deficiencies	0 (0 to 0)	0 (0 to 0)	0·1 (0 to 0·2)	0·3 (0·1 to 0·4)	1·1 (0·5 to 1·9)	1·2 (0·5 to 2·2)	2 (0·9 to 3·6)	2·2 (1·1 to 4)	3·1 (1·5 to 5·6)	2·4 (1·2 to 4·1)	2·4 (1·3 to 4·4)	2·4 (1·2 to 4·1)	2·1 (1·1 to 3·6)	3·2 (1·8 to 5·4)	4·1 (2·2 to 6·5)	4·1 (2·3 to 6·7)	4·1 (2·3 to 6·6)	3 (1·8 to 5)	2·7 (1·6 to 4·7)	2·1 (1·2 to 3·9)	2·1 (1·1 to 5·2)	1·9 (0·9 to 4·7)	1·2 (0·5 to 3)	47·8
Non-communicable diseases	359 (238 to 530)	160 (126 to 201)	555 (454 to 683)	573 (453 to 718)	852 (644 to 1,100)	1,860 (1,350 to 2,480)	3,510 (2,590 to 4,560)	4,690 (3,510 to 5,950)	5,580 (4,220 to 6,980)	6,180 (4,820 to 7,660)	6,850 (5,410 to 8,440)	7,000 (5,640 to 8,470)	7,550 (6,140 to 9,080)	9,330 (7,750 to 11,100)	13,300 (11,100 to 15,600)	16,300 (13,800 to 19,000)	17,300 (14,800 to 20,000)	16,300 (14,100 to 18,500)	13,800 (12,000 to 15,500)	11,100 (9,880 to 12,500)	8,680 (7,730 to 9,670)	5,860 (5,310 to 6,430)	2,640 (2,440 to 2,840)	160,000
Neoplasms	2·9 (1·9 to 4·3)	1·9 (1·4 to 2·6)	11 (8·1 to 15·3)	62·1 (48·8 to 77·6)	83·9 (65·9 to 105)	68·7 (56·3 to 83·2)	97·4 (79 to 117)	109 (85·7 to 136)	164 (131 to 208)	310 (249 to 390)	551 (448 to 679)	783 (637 to 948)	1,090 (889 to 1,330)	1,800 (1,490 to 2,180)	2,980 (2,460 to 3,590)	3,960 (3,300 to 4,700)	4,220 (3,570 to 4,960)	4,050 (3,470 to 4,750)	3,010 (2,550 to 3,530)	2,030 (1,660 to 2,440)	1,250 (966 to 1,510)	622 (482 to 753)	200 (146 to 244)	27,500
Lip and oral cavity cancer	0 (0 to 0)	0 (0 to 0)	0 (0 to 0)	0 (0 to 0)	0·3 (0·2 to 0·4)	0·3 (0·2 to 0·4)	0·4 (0·3 to 0·6)	0·7 (0·4 to 1)	1·2 (0·7 to 1·9)	2·3 (1·4 to 3·4)	3·8 (2·5 to 5·6)	5·5 (3·4 to 8)	8·5 (5·6 to 12·4)	15 (10·4 to 20·4)	23·6 (16 to 33·7)	30·3 (20·9 to 42·8)	29·7 (20·6 to 40·3)	27·4 (19·3 to 37·5)	21·9 (15·6 to 30·6)	15·8 (10·5 to 22·2)	10·9 (7·3 to 15·6)	7 (4·6 to 9·9)	2·7 (1·8 to 3·7)	207
Nasopharynx cancer	0 (0 to 0)	0 (0 to 0)	0 (0 to 0)	0 (0 to 0)	[illegible]	[illegible]	[illegible]	[illegible]	[illegible]	[illegible]	[illegible]	[illegible]	[illegible]	[illegible]	[illegible]	[illegible]	[illegible]	[illegible]	[illegible]	[illegible]	[illegible]	[illegible]	[illegible]	25·2
Other pharynx cancer	0 (0 to 0)	0 (0 to 0)	0 (0 to 0)	0 (0 to 0)	0 (0 to 0)	0 (0 to 0)	0 (0 to 0)	0·2 (0·1 to 0·2)	0·2 (0·1 to 0·2)	0·2 (0·1 to 0·4)	0·6 (0·4 to 1·1)	1·4 (0·8 to 2·2)	2·8 (1·7 to 4·4)	5·4 (3·4 to 8·2)	8·5 (5·4 to 12·4)	10 (6·5 to 14·6)	8·9 (5·7 to 13·2)	7·4 (4·9 to 10·8)	4·9 (3·2 to 7·4)	2·8 (1·7 to 4·3)	1·6 (1 to 2·4)	0·8 (0·5 to 1·3)	0·3 (0·1 to 0·4)	55·9
Esophageal cancer	0 (0 to 0)	0 (0 to 0)	0 (0 to 0)	0 (0 to 0)	0 (0 to 0)	0 (0 to 0)	0 (0 to 0)	0·2 (0·1 to 0·3)	0·6 (0·4 to 1)	1 (0·6 to 1·6)	2·5 (1·6 to 3·8)	5·4 (3·2 to 8·3)	10·3 (6·9 to 14·6)	20·9 (14·4 to 29·5)	37·2 (25 to 52)	48·4 (33·9 to 66·3)	48·5 (33·7 to 68·7)	44·6 (31·4 to 63·3)	33·8 (23 to 49·7)	24 (15·8 to 35·4)	14·3 (9·6 to 20·5)	7·5 (4·8 to 10·8)	2·3 (1·3 to 3·5)	302
Stomach cancer	0 (0 to 0)	0 (0 to 0)	0 (0 to 0)	0 (0 to 0)	0 (0 to 0)	0 (0 to 0)	0·4 (0·3 to 0·6)	1·5 (1·1 to 2·2)	3·7 (2·4 to 5·5)	8·8 (6 to 12·5)	14·5 (9·8 to 21)	18·4 (12·6 to 25·8)	20·6 (14·7 to 28·2)	29·7 (21·4 to 40·3)	44 (32·1 to 58·9)	52·4 (39·4 to 69·1)	59·7 (44 to 76·7)	62·3 (47·2 to 81·3)	57·5 (43·8 to 74)	46·8 (34·5 to 61·5)	32·3 (23·4 to 44·1)	18·4 (12·4 to 25·5)	6·1 (4·1 to 8·6)	477
Colon and rectum cancer	0 (0 to 0)	0 (0 to 0)	0 (0 to 0)	0 (0 to 0)	0·7 (0·5 to 0·9)	0·7 (0·5 to 1)	1·9 (1·3 to 2·7)	5·3 (3·4 to 8·1)	11·4 (7·4 to 17·3)	26·5 (17·9 to 39·3)	47·2 (31·5 to 67·5)	73·4 (50·4 to 106)	102 (71·4 to 140)	169 (115 to 239)	268 (188 to 362)	386 (277 to 514)	373 (279 to 490)	364 (270 to 477)	314 (240 to 403)	242 (182 to 316)	180 (128 to 245)	109 (75·8 to 147)	38·8 (24·9 to 54·2)	2,710
Liver cancer	0·1 (0 to 0·2)	0·1 (0 to 0·2)	0·5 (0·3 to 0·8)	1·6 (1·1 to 2·5)	1·8 (1·2 to 2·6)	1·6 (1·1 to 2·3)	2 (1 to 3·5)	2·1 (1·2 to 3·5)	2·5 (1·5 to 4)	3·9 (2·2 to 6·6)	7·3 (3·9 to 12)	11·5 (6·6 to 18·1)	18·2 (11 to 28·6)	34·9 (21·9 to 54·2)	60·7 (37·9 to 94·1)	78·9 (51·8 to 115)	81·5 (52·4 to 117)	75 (50·6 to 108)	56·6 (38·9 to 81·3)	37·2 (25·1 to 52·5)	22 (14·1 to 32·2)	9·4 (6·3 to 13·5)	2·5 (1·6 to 3·8)	512
Liver cancer due to hepatitis B	0 (0 to 0)	0 (0 to 0)	0 (0 to 0)	0 (0 to 0)	0 (0 to 0)	0·1 (0·1 to 0·3)	0·3 (0·2 to 0·6)	0·6 (0·3 to 1)	0·9 (0·5 to 1·5)	1·4 (0·7 to 2·4)	2·4 (1·2 to 4)	3·1 (1·7 to 5·2)	3·4 (1·9 to 5·9)	4·8 (2·7 to 8·4)	7 (3·9 to 11·6)	7·9 (4·4 to 12·9)	7·4 (4·3 to 11·8)	6·2 (3·6 to 10·1)	4·4 (2·6 to 6·9)	2·6 (1·5 to 4·1)	1·4 (0·8 to 2·1)	0·5 (0·3 to 0·9)	0·1 (0·1 to 0·2)	54·5
Liver cancer due to hepatitis C	0 (0 to 0)	0 (0 to 0)	0 (0 to 0)	0 (0 to 0)	0 (0 to 0)	0 (0 to 0)	0 (0 to 0·1)	0·1 (0 to 0·2)	0·2 (0·1 to 0·4)	0·5 (0·3 to 0·9)	1·6 (0·7 to 2·7)	3·5 (1·9 to 5·8)	7·5 (4·2 to 12·1)	16·9 (10·1 to 27)	32 (19·3 to 50·8)	42·5 (27·2 to 64·4)	42·6 (26·8 to 61·9)	38·6 (24·9 to 56)	28·9 (19·2 to 42·7)	19·8 (12·7 to 28·3)	12·6 (8 to 18·6)	5·7 (3·7 to 8·3)	1·6 (0·9 to 2·5)	255
Liver cancer due to alcohol use	0 (0 to 0)	0 (0 to 0)	0 (0 to 0)	0 (0 to 0)	0 (0 to 0)	0 (0 to 0)	0 (0 to 0)	0·1 (0 to 0·1)	0·2 (0·1 to 0·3)	0·4 (0·2 to 0·7)	0·9 (0·5 to 1·7)	1·6 (0·9 to 2·8)	2·6 (1·4 to 4·4)	4·9 (2·7 to 8·1)	8·2 (4·5 to 13·9)	11·1 (6·3 to 18)	12·9 (7·8 to 20·6)	11·9 (7·4 to 18·4)	7·9 (5 to 12)	4·4 (2·7 to 6·8)	2·2 (1·3 to 3·3)	0·8 (0·5 to 1·2)	0·2 (0·1 to 0·3)	70·2
Liver cancer due to NASH	0 (0 to 0)	0 (0 to 0)	0 (0 to 0)	0 (0 to 0)	0 (0 to 0)	0 (0 to 0)	0·5 (0·2 to 0·8)	0·4 (0·2 to 0·7)	0·4 (0·2 to 0·6)	0·5 (0·2 to 0·8)	0·8 (0·4 to 1·3)	1·1 (0·6 to 1·9)	1·8 (1 to 3)	3·4 (2 to 5·8)	6·1 (3·4 to 10·2)	8·6 (5·1 to 14)	10·1 (6 to 15·7)	10·8 (6·7 to 16·5)	9·8 (6 to 15)	6·9 (4·1 to 10·7)	3·9 (2·3 to 5·9)	1·6 (1 to 2·5)	0·4 (0·2 to 0·7)	66·9
Liver cancer due to other causes	0·1 (0 to 0·2)	0·1 (0 to 0·2)	0·5 (0·3 to 0·8)	1·6 (1·1 to 2·5)	1·8 (1·2 to 2·6)	1·5 (1 to 2·1)	1·1 (0·6 to 2)	1 (0·5 to 1·7)	0·9 (0·5 to 1·5)	1·1 (0·6 to 1·9)	1·6 (0·8 to 2·9)	2·2 (1·2 to 3·7)	3 (1·7 to 5)	4·9 (2·9 to 8·2)	7·4 (4·2 to 12·3)	8·7 (5·1 to 13·6)	8·5 (5 to 13·3)	7·5 (4·5 to 11·3)	5·7 (3·5 to 8·7)	3·6 (2·2 to 5·7)	2 (1·2 to 2·9)	0·8 (0·5 to 1·3)	0·2 (0·1 to 0·3)	65·8
Gallbladder and biliary tract cancer	0 (0 to 0)	0 (0 to 0)	0 (0 to 0)	0 (0 to 0)	0 (0 to 0)	0 (0 to 0)	0 (0 to 0)	0·2 (0·1 to 0·2)	0·3 (0·2 to 0·5)	0·8 (0·5 to 1·3)	2·2 (1·3 to 3·5)	4·5 (2·9 to 6·6)	7·2 (4·7 to 10·6)	13·4 (9·1 to 19·2)	23·4 (16 to 34·4)	32 (21·7 to 45·3)	35·6 (23·9 to 51·4)	35·5 (24·9 to 51·7)	27·9 (20 to 39·9)	19·4 (12·9 to 28·1)	12·7 (8·2 to 18·9)	6·3 (4 to 9·2)	2 (1·3 to 2·9)	224
Pancreatic cancer	0 (0 to 0)	0 (0 to 0)	0 (0 to 0)	0 (0 to 0)	0 (0 to 0)	0 (0 to 0)	0·5 (0·3 to 0·7)	1·2 (0·7 to 1·9)	2 (1·2 to 3·2)	6 (3·9 to 8·8)	14·2 (9·7 to 19·7)	29·5 (20·5 to 41·1)	51·6 (35·4 to 72·2)	92·2 (63·6 to 128)	188 (135 to 255)	284 (205 to 384)	290 (206 to 385)	326 (246 to 425)	243 (179 to 322)	156 (110 to 214)	104 (71·5 to 147)	47·6 (32·5 to 64·1)	13·6 (9·2 to 18·7)	1,850
Larynx cancer	0 (0 to 0)	0 (0 to 0)	0 (0 to 0)	0 (0 to 0)	0 (0 to 0)	0 (0 to 0)	0 (0 to 0)	0·2 (0·2 to 0·3)	0·2 (0·2 to 0·3)	0·3 (0·2 to 0·5)	0·6 (0·3 to 1·1)	1·4 (0·8 to 2·2)	3·1 (1·9 to 4·7)	6·9 (4·2 to 10·4)	12·6 (8·4 to 18·6)	15·7 (10·3 to 23·1)	15·1 (10 to 22·7)	12·9 (8·5 to 18·9)	8·2 (5·3 to 11·9)	4·4 (2·9 to 6·4)	2·3 (1·4 to 3·4)	0·9 (0·6 to 1·5)	0·3 (0·2 to 0·5)	85·1
Tracheal, bronchus, and lung cancer	0 (0 to 0)	0 (0 to 0)	0 (0 to 0)	0 (0 to 0)	0 (0 to 0)	0·8 (0·4 to 1·3)	1·9 (1·1 to 3)	3·1 (1·7 to 5·3)	5·4 (3·3 to 8·5)	16·9 (10·9 to 25·8)	44·5 (28·8 to 65·8)	89 (58·7 to 132)	162 (109 to 231)	366 (255 to 503)	714 (511 to 956)	1,040 (766 to 1,350)	1,280 (958 to 1,650)	1,330 (1,020 to 1,720)	899 (679 to 1,160)	538 (384 to 730)	279 (196 to 381)	107 (70·2 to 148)	26·5 (16·4 to 38·5)	6,900
Malignant skin melanoma	0 (0 to 0)	0 (0 to 0)	0·5 (0 to 1·3)	2 (0·2 to 5·4)	0·3 (0·2 to 0·6)	0·3 (0·2 to 0·5)	1·7 (0·9 to 2·9)	4·2 (2·2 to 6·8)	9 (5 to 14·2)	16·3 (8·8 to 26·8)	23·5 (12·7 to 37·7)	28·8 (16·4 to 45·5)	30·9 (17·6 to 46·8)	37 (21·2 to 55·8)	47·5 (28 to 73·1)	51·8 (30·6 to 78)	50·1 (27·7 to 74·1)	41·7 (23 to 60·4)	33 (18 to 46·3)	23 (12 to 33·8)	14·8 (7·4 to 21·3)	7·5 (3·4 to 11·7)	2·8 (1·2 to 4·3)	427
Non-melanoma skin cancer	0 (0 to 0)	0 (0 to 0)	0 (0 to 0)	0 (0 to 0)	0 (0 to 0)	0 (0 to 0)	0 (0 to 0)	0·2 (0·2 to 0·3)	0·3 (0·2 to 0·4)	0·5 (0·4 to 0·7)	0·9 (0·6 to 1·2)	1·7 (1·2 to 2·4)	3·2 (2·2 to 4·5)	5·6 (3·3 to 9·3)	10·5 (6·4 to 16·1)	16·8 (10 to 25·9)	20·8 (13·6 to 31)	19·5 (13·4 to 27·9)	17·1 (12 to 24·1)	13 (9·2 to 18·1)	10·2 (7·5 to 13·6)	6·7 (4·8 to 8·9)	3·2 (2·3 to 4·4)	130
Non-melanoma skin cancer (squamous-cell carcinoma)	0 (0 to 0)	0 (0 to 0)	0 (0 to 0)	0 (0 to 0)	0 (0 to 0)	0 (0 to 0)	0 (0 to 0)	0·2 (0·2 to 0·3)	0·3 (0·2 to 0·4)	0·5 (0·4 to 0·7)	0·8 (0·6 to 1·2)	1·7 (1·2 to 2·3)	3·2 (2·2 to 4·5)	5·5 (3·2 to 9·2)	10·4 (6·3 to 16·1)	16·6 (9·9 to 25·6)	20·6 (13·4 to 30·7)	19·3 (13·2 to 27·8)	16·9 (11·8 to 23·9)	12·9 (9·1 to 18)	10·1 (7·4 to 13·5)	6·6 (4·8 to 8·9)	3·2 (2·3 to 4·4)	129
Non-melanoma skin cancer (basal-cell carcinoma)	0 (0 to 0)	0 (0 to 0)	0 (0 to 0)	0 (0 to 0)	0 (0 to 0)	0 (0 to 0)	0 (0 to 0)	0 (0 to 0)	0 (0 to 0)	0 (0 to 0)	0 (0 to 0·1)	0 (0 to 0·1)	0·1 (0 to 0·2)	0·1 (0 to 0·2)	0·1 (0 to 0·3)	0·2 (0 to 0·4)	0·2 (0·1 to 0·5)	0·2 (0·1 to 0·4)	0·2 (0·1 to 0·4)	0·1 (0 to 0·3)	0·1 (0 to 0·2)	0 (0 to 0·1)	0 (0 to 0)	1·4
Breast cancer	0 (0 to 0)	0 (0 to 0)	0 (0 to 0)	0 (0 to 0)	0 (0 to 0)	0 (0 to 0)	1·5 (0·9 to 2·3)	4·5 (3 to 6·3)	21·5 (14·9 to 30·2)	74·3 (51·5 to 106)	166 (117 to 227)	224 (159 to 301)	305 (220 to 405)	447 (343 to 582)	636 (492 to 820)	718 (545 to 923)	674 (506 to 863)	550 (432 to 703)	389 (298 to 499)	272 (203 to 355)	181 (134 to 236)	96 (68·7 to 126)	36·4 (23·1 to 51·9)	4,800
Cervical cancer	0 (0 to 0)	0 (0 to 0)	0 (0 to 0)	0 (0 to 0)	0 (0 to 0)	0 (0 to 0)	0·7 (0·4 to 1·1)	3·5 (1·9 to 5·7)	14·2 (7·9 to 22·6)	32·7 (18·3 to 51·3)	50·1 (29·4 to 77·3)	59·6 (38·9 to 86)	56·2 (38 to 80·7)	63·8 (43 to 92·9)	85·6 (58·4 to 122)	80·1 (56·3 to 113)	71·1 (49·2 to 98·2)	57 (40·7 to 78)	38 (27·7 to 50·5)	25·5 (17·4 to 35·2)	12·4 (8·5 to 16·9)	5·7 (3·7 to 7·9)	1·8 (1·1 to 2·5)	658
Uterine cancer	0 (0 to 0)	0 (0 to 0)	0 (0 to 0)	0 (0 to 0)	0 (0 to 0)	0 (0 to 0)	0 (0 to 0)	0·3 (0·2 to 0·4)	1 (0·5 to 1·6)	4·9 (2·8 to 7·9)	10·8 (6·8 to 16·4)	18 (11·5 to 26·5)	28·5 (18·7 to 42)	55 (35·1 to 80·7)	105 (71·4 to 150)	168 (108 to 246)	169 (118 to 240)	137 (92·6 to 191)	96·8 (67·8 to 138)	54·2 (35·4 to 79)	29·8 (20·3 to 41·7)	15·3 (10·4 to 20·7)	4·5 (3 to 6·3)	898
Ovarian cancer	0 (0 to 0)	0 (0 to 0)	0 (0 to 0)	0 (0 to 0)	1·2 (0·7 to 1·9)	2·1 (1·2 to 3·4)	3·6 (2·1 to 5·7)	5·5 (3·3 to 8·4)	8·4 (5·2 to 12·8)	15 (9·5 to 22·4)	27·8 (17·9 to 41·1)	45·4 (29·9 to 65·8)	75·7 (52·1 to 107)	124 (87·2 to 174)	213 (149 to 289)	275 (200 to 374)	264 (193 to 363)	208 (146 to 285)	158 (113 to 217)	111 (76·9 to 155)	57·1 (37·6 to 81·6)	23·3 (14·9 to 34·7)	6·1 (3·5 to 9·8)	1,620
Prostate cancer	0 (0 to 0)	0 (0 to 0)	0 (0 to 0)	0 (0 to 0)	0 (0 to 0)	0 (0 to 0)	0 (0 to 0)	0 (0 to 0)	0 (0 to 0)	0 (0 to 0)	0 (0 to 0)	0 (0 to 0)	0 (0 to 0)	0 (0 to 0)	0 (0 to 0)	0 (0 to 0)	0 (0 to 0)	0 (0 to 0)	0 (0 to 0)	0 (0 to 0)	0 (0 to 0)	0 (0 to 0)	0 (0 to 0)	0
Testicular cancer	--	--	--	--	--	--	--	--	--	--	--	--	--	--	--	--	--	--	--	--	--	--	--	NA
Kidney cancer	0·1 (0 to 0·1)	0 (0 to 0·1)	0·5 (0·3 to 0·7)	2·3 (1·7 to 3)	3·3 (1·8 to 5·4)	1·2 (0·7 to 1·9)	1·4 (0·7 to 2·6)	1·7 (0·9 to 2·9)	1·9 (1·1 to 3·1)	3·2 (1·8 to 5·2)	6 (3·4 to 9·8)	9·8 (5·9 to 15·3)	16·6 (10·2 to 25·2)	28·4 (17·3 to 42·9)	49·9 (31·2 to 75)	66·1 (41·2 to 98·1)	71·1 (45·2 to 105)	71·3 (45·2 to 109)	48·6 (31·1 to 72·1)	32·4 (20·7 to 48·4)	20·7 (12·1 to 32·9)	11 (6·8 to 17)	3·4 (2 to 5·2)	451
Bladder cancer	0 (0 to 0)	0 (0 to 0)	0 (0 to 0)	0 (0 to 0)	0 (0 to 0)	0 (0 to 0)	0·2 (0·2 to 0·2)	0·2 (0·1 to 0·2)	0·5 (0·3 to 0·8)	0·9 (0·6 to 1·4)	2·7 (1·6 to 4·2)	4·5 (2·9 to 6·5)	7·9 (5·3 to 11)	14 (9·7 to 20·2)	26·8 (18·5 to 37·6)	40·2 (28·8 to 53·7)	48·9 (34·2 to 66·9)	53·9 (39·2 to 73·7)	54·3 (38·4 to 74)	44·1 (30·4 to 61·6)	30·8 (20·7 to 43·5)	18·9 (12·7 to 26·3)	7·5 (5 to 10·4)	356
Brain and central nervous system cancer	0·4 (0·2 to 0·7)	0·3 (0·2 to 0·5)	2·6 (1·5 to 4·2)	16·7 (10·7 to 23·7)	30·6 (19·4 to 44·8)	17·9 (11·7 to 25·9)	15·8 (9·6 to 23·5)	14·7 (8·4 to 21·9)	17·9 (10·5 to 28)	24·7 (14·8 to 38·1)	34·3 (19·9 to 52·1)	39·3 (25·1 to 59)	45·1 (29·9 to 66·8)	66·6 (43·9 to 97·5)	98 (64·8 to 143)	119 (73·5 to 173)	114 (71·1 to 163)	90·5 (57·3 to 131)	54·1 (34·8 to 78·7)	30·7 (18·3 to 48·3)	14·9 (8 to 25·8)	6·9 (3·1 to 11·7)	2·3 (1 to 4·5)	857
Thyroid cancer	0 (0 to 0)	0 (0 to 0)	0 (0 to 0)	0 (0 to 0)	0·3 (0·2 to 0·4)	0·3 (0·2 to 0·3)	0·3 (0·2 to 0·6)	0·6 (0·2 to 1·2)	0·8 (0·3 to 1·8)	1·5 (0·6 to 2·9)	2·2 (1·2 to 4)	3·3 (1·7 to 5·6)	4·6 (2·6 to 7·4)	6·5 (4 to 9·9)	11·7 (7·4 to 17·1)	15·6 (10·6 to 22·5)	15·8 (10·8 to 22·5)	14·9 (10·1 to 21·3)	12 (8 to 17·5)	8·5 (5·4 to 12·6)	5·1 (3·2 to 7·7)	2·6 (1·6 to 4)	0·8 (0·5 to 1·2)	107
Mesothelioma	0 (0 to 0)	0 (0 to 0)	0 (0 to 0)	0 (0 to 0)	0 (0 to 0)	0 (0 to 0)	0 (0 to 0)	0·3 (0·1 to 0·5)	0·5 (0·2 to 0·8)	0·6 (0·3 to 0·9)	1·1 (0·5 to 1·7)	1·8 (0·8 to 2·7)	2·1 (1·1 to 3·1)	3·9 (2 to 5·5)	7·2 (3·7 to 10·5)	9·6 (5·2 to 14·5)	11·9 (6·2 to 16·4)	11·4 (5·9 to 16·5)	9·3 (4·7 to 13·2)	6 (3·1 to 8·3)	3·2 (1·6 to 4·9)	1·2 (0·5 to 1·8)	0·2 (0·1 to 0·3)	70·1
Hodgkin lymphoma	0 (0 to 0)	0 (0 to 0)	0 (0 to 0)	0·2 (0·2 to 0·2)	0·3 (0·2 to 0·3)	0·6 (0·2 to 1·2)	2·4 (1·1 to 4·5)	4·2 (2·2 to 7·4)	5 (2·8 to 8·8)	4·7 (2·5 to 8·1)	4·4 (2·5 to 7·8)	3·8 (2·1 to 6·4)	3·4 (1·9 to 5·9)	3·5 (2 to 6·3)	5·3 (3 to 9·7)	6·1 (3·4 to 11·4)	6·6 (3·8 to 12·4)	5·9 (3·6 to 10)	4·9 (3 to 8)	3·2 (1·9 to 5)	1·8 (1 to 2·9)	0·8 (0·4 to 1·5)	0·2 (0·1 to 0·3)	67·2
Non-Hodgkin lymphoma	0 (0 to 0)	0 (0 to 0)	0 (0 to 0)	1·2 (0·8 to 1·6)	2·1 (1·4 to 3)	2·2 (1·4 to 3·3)	5·9 (4 to 8·7)	8·2 (5·5 to 12·4)	9·6 (6·5 to 13·7)	12·8 (8·5 to 18·5)	18 (12·7 to 25·6)	23·6 (16·1 to 33·3)	28·5 (19·4 to 40·7)	45·8 (32·7 to 64·5)	73·3 (51·8 to 104)	107 (76·9 to 149)	132 (94 to 179)	153 (111 to 207)	132 (96·1 to 178)	97·6 (67 to 135)	61·1 (41·2 to 85·4)	31·8 (20·7 to 45·6)	8·7 (5·4 to 12·3)	953
Multiple myeloma	0 (0 to 0)	0 (0 to 0)	0 (0 to 0)	0 (0 to 0)	0 (0 to 0)	0 (0 to 0)	0 (0 to 0)	0·1 (0·1 to 0·2)	0·3 (0·2 to 0·4)	0·8 (0·4 to 1·3)	2·6 (1·5 to 4·2)	5·8 (3·6 to 8·9)	12·2 (8·2 to 18·3)	24·7 (16·3 to 37·6)	47·5 (30·2 to 73·2)	74·7 (50·3 to 114)	83·2 (55·8 to 135)	84·3 (58·8 to 126)	68·7 (47·4 to 102)	50·4 (33 to 73·4)	29·4 (17·6 to 44·2)	12·8 (7·9 to 19·9)	3 (1·7 to 4·9)	501
Leukemia	0·3 (0·2 to 0·5)	0·4 (0·3 to 0·5)	3·4 (2·2 to 5·2)	18·2 (12·6 to 25·1)	21·1 (13·5 to 31)	17·4 (11·4 to 25)	24·3 (15·2 to 35·6)	21·9 (14·3 to 32·1)	23 (14·9 to 33·5)	25·6 (16·5 to 36·6)	30·6 (20·6 to 43·8)	33·9 (23·1 to 48·5)	35·6 (24·2 to 50·5)	47·2 (31·7 to 66·1)	74·4 (50·7 to 104)	104 (69·2 to 146)	114 (76 to 164)	120 (82·2 to 169)	104 (70·5 to 150)	83·9 (55·5 to 121)	55·5 (34·9 to 84·5)	29·5 (19·1 to 44·1)	9·9 (6 to 15)	998
Acute lymphoid leukemia	0·1 (0·1 to 0·2)	0·1 (0 to 0·1)	1 (0·5 to 1·7)	5·7 (3·3 to 9·1)	10·4 (5·4 to 16·9)	7·6 (3·9 to 12·4)	8·2 (4·1 to 14·4)	5·9 (2·9 to 10·5)	4·9 (2·5 to 8·6)	4·1 (2·1 to 7·6)	4·2 (2·1 to 7·6)	4 (1·9 to 7·4)	3·7 (1·8 to 6·6)	4·2 (2 to 7·5)	5·7 (2·8 to 10·8)	6·4 (2·9 to 11·8)	6 (2·8 to 10·9)	4·8 (2·3 to 8·8)	3·7 (1·8 to 7·2)	2·4 (1·1 to 4·4)	1·4 (0·7 to 2·7)	0·6 (0·3 to 1·1)	0·2 (0·1 to 0·3)	95·3
Chronic lymphoid leukemia	0 (0 to 0)	0 (0 to 0)	0 (0 to 0)	0 (0 to 0)	0 (0 to 0)	0 (0 to 0)	0 (0 to 0)	0·2 (0·1 to 0·3)	0·2 (0·1 to 0·4)	0·2 (0·1 to 0·4)	0·6 (0·2 to 1)	0·9 (0·4 to 1·8)	1·7 (0·8 to 3)	3·8 (1·8 to 6·8)	7·9 (3·7 to 13·9)	14·8 (7·2 to 26·3)	19·5 (9·3 to 37·3)	23·3 (12·1 to 40·8)	24·5 (12·8 to 40·9)	20·9 (10·4 to 35·4)	16·9 (8·5 to 28·9)	11 (6 to 18·5)	3·9 (1·9 to 6·6)	150
Acute myeloid leukemia	0·1 (0 to 0·1)	0·1 (0·1 to 0·2)	1·5 (0·8 to 2·4)	8·8 (5·4 to 13·1)	6·7 (3·4 to 11·7)	6·9 (3·6 to 11·5)	11·2 (5·6 to 18·3)	11·2 (6·7 to 17·6)	12·4 (7·3 to 20)	14·3 (8·9 to 21·5)	17·8 (10·9 to 26·8)	19·5 (12·1 to 29·2)	21·4 (13·6 to 31·7)	26·5 (16·5 to 39·5)	40·4 (24·9 to 59·1)	56·1 (35·5 to 82)	59·5 (36·8 to 90·8)	58·7 (35·9 to 88·3)	45·8 (26·2 to 71·6)	32·1 (18·1 to 50·6)	18·1 (9·4 to 29·3)	6·7 (3·3 to 11·7)	2 (0·6 to 4·9)	478
Chronic myeloid leukemia	0 (0 to 0)	0 (0 to 0)	0·1 (0 to 0·1)	0·3 (0·2 to 0·5)	0·3 (0·2 to 0·6)	0·4 (0·2 to 0·7)	0·7 (0·3 to 1·3)	0·8 (0·3 to 1·6)	1·2 (0·5 to 2·3)	1·7 (0·7 to 3·4)	2·3 (1 to 4·5)	2·1 (1·2 to 5)	2·4 (1·1 to 4·6)	2·9 (1·4 to 5·2)	4·3 (2 to 8·3)	5·3 (2·7 to 10)	5·1 (2·4 to 9·2)	5·8 (2·7 to 11·2)	5·3 (2·5 to 10·1)	5·5 (2·6 to 10·2)	4 (1·9 to 7·4)	2 (0·9 to 3·9)	0·6 (0·3 to 1·2)	53·8
Other leukemia	0·1 (0·1 to 0·2)	0·2 (0·1 to 0·3)	0·9 (0·5 to 1·6)	3·4 (1·9 to 5·3)	3·7 (1·8 to 6·7)	2·6 (1·2 to 4·7)	4·3 (2 to 7·6)	3·8 (1·8 to 6·7)	4·2 (2 to 7·6)	5·2 (2·5 to 9·2)	5·7 (2·8 to 10·9)	6·8 (3·5 to 11·5)	6·4 (3·2 to 11·1)	9·8 (5·3 to 16·8)	16·1 (8·5 to 26·4)	21·7 (11·2 to 36·7)	24 (12·5 to 41)	27 (14·3 to 44·6)	24·7 (13·1 to 40·6)	23 (12·8 to 37·6)	15·1 (7·6 to 25·1)	9·1 (4·9 to 15·4)	3·7 (1·6 to 5·1)	221
Other malignant neoplasms	1·7 (1·1 to 2·6)	0·7 (0·5 to 1)	3 (2·2 to 4·2)	18·9 (14·2 to 26·3)	21·1 (15·4 to 28·4)	22·3 (16·9 to 29·1)	31·2 (23·4 to 41·3)	22·8 (16·8 to 30·9)	21·3 (15·1 to 29·3)	22·8 (16·4 to 31·4)	29 (20·2 to 40·4)	36 (25·7 to 48·3)	42·8 (30·8 to 59·2)	58·6 (42 to 80)	91 (64·8 to 122)	109 (79·1 to 149)	114 (84·5 to 153)	102 (74·2 to 137)	80·4 (57·9 to 109)	53·2 (38·6 to 73)	35·8 (24·2 to 50·3)	19·8 (13·1 to 28·1)	6·8 (4·1 to 10·1)	945



Congenital birth defects	341 (224 to 507)	119 (90·9 to 153)	225 (163 to 303)	107 (83·3 to 138)	55·9 (42·8 to 70·8)	43·3 (33 to 55·1)	44·5 (33 to 58·5)	39·3 (28·4 to 51·1)	37·6 (27 to 50·3)	37·1 (26·5 to 48·8)	36·8 (26·8 to 48·7)	32·9 (23·7 to 43·1)	28·8 (21·3 to 37·1)	31·5 (22·7 to 41·6)	40·8 (29 to 53)	36·4 (26·6 to 48·2)	26·2 (19·3 to 34·6)	6·5 (3·8 to 10)	3·8 (2·3 to 6)	2·1 (1·3 to 3·4)	1·2 (0·7 to 1·9)	0·6 (0·3 to 0·9)	0·2 (0·1 to 0·3)	1,300
Neural tube defects	34·1 (18·3 to 58·3)	2·9 (1·5 to 5·2)	16·9 (7·8 to 31·8)	15·6 (7·9 to 28·3)	1·3 (0·8 to 2)	1 (0·7 to 1·5)	1·3 (0·8 to 1·9)	1·4 (0·8 to 2·2)	1·5 (0·8 to 2·5)	1·6 (0·9 to 2·8)	1·3 (0·7 to 2·1)	0·9 (0·5 to 1·4)	0·6 (0·4 to 1)	0·4 (0·3 to 0·6)	0·4 (0·3 to 0·7)	0·3 (0·2 to 0·5)	0·3 (0·2 to 0·4)	0·1 (0·1 to 0·2)	0·1 (0 to 0·1)	0 (0 to 0·1)	0 (0 to 0)	0 (0 to 0)	0 (0 to 0)	82
Congenital heart anomalies	39·8 (21·4 to 72·5)	36·1 (22 to 59)	60·5 (35·5 to 101)	22·9 (14·5 to 35·5)	11·3 (6·9 to 17)	9·3 (6 to 14·1)	10·4 (6·3 to 15·9)	9·4 (5·5 to 15·3)	9·1 (5·3 to 14·9)	9·2 (5·2 to 14·8)	10·2 (5·8 to 15·5)	9·2 (5·5 to 13·9)	6·5 (4 to 9·6)	5·8 (3·4 to 9)	6·2 (3·6 to 9·9)	5·6 (3·4 to 8·5)	5·5 (3·5 to 8·3)	0·7 (0·2 to 1·5)	0·5 (0·1 to 1)	0·3 (0·1 to 0·6)	0·2 (0 to 0·4)	0·1 (0 to 0·2)	0 (0 to 0·1)	269
Orofacial clefts	0·3 (0·1 to 0·7)	0·1 (0·1 to 0·2)	0·6 (0·2 to 1·1)	0·5 (0·3 to 0·8)	0·3 (0·2 to 0·5)	0·3 (0·2 to 0·5)	0·3 (0·2 to 0·5)	0·3 (0·2 to 0·4)	0·3 (0·2 to 0·4)	0·3 (0·2 to 0·5)	0·3 (0·2 to 0·5)	0·3 (0·2 to 0·4)	0·3 (0·2 to 0·4)	0·3 (0·2 to 0·4)	0·3 (0·2 to 0·5)	0·4 (0·2 to 0·6)	0·3 (0·2 to 0·5)	0·2 (0·1 to 0·4)	0·2 (0·1 to 0·3)	0·1 (0·1 to 0·2)	0·1 (0 to 0·1)	0 (0 to 0·1)	0 (0 to 0)	6·1
Down syndrome	5·3 (2·8 to 9·1)	2 (1·1 to 3·5)	9·6 (5·3 to 15·9)	4·9 (3·1 to 7·8)	3·2 (2·1 to 4·8)	2·9 (1·9 to 4·1)	3·6 (2·3 to 5·4)	4·5 (2·8 to 6·6)	4·4 (2·8 to 6·6)	5 (3·1 to 7·6)	5·4 (3·4 to 8·2)	5·7 (3·5 to 8·8)	7·2 (4·4 to 10·8)	11·3 (6·7 to 16·9)	17·9 (10·8 to 26·2)	14·4 (8·8 to 21·7)	7·4 (4·5 to 11)	0 (0 to 0)	0 (0 to 0)	0 (0 to 0)	0 (0 to 0)	0 (0 to 0)	0 (0 to 0)	115
Turner syndrome	0 (0 to 0)	0 (0 to 0)	0·1 (0 to 0·2)	0·3 (0 to 0·7)	0·4 (0 to 1)	0·4 (0 to 1)	0·5 (0·1 to 1·1)	0·4 (0·1 to 1)	0·4 (0·1 to 0·9)	0·4 (0·1 to 0·9)	0·3 (0 to 0·7)	0·2 (0·1 to 0·4)	0·2 (0·1 to 0·3)	0·1 (0 to 0·2)	0·1 (0 to 0·1)	0·1 (0 to 0·1)	0 (0 to 0·1)	0 (0 to 0)	0 (0 to 0)	0 (0 to 0)	0 (0 to 0)	0 (0 to 0)	0 (0 to 0)	3·8
Klinefelter syndrome	0 (0 to 0)	0 (0 to 0)	0 (0 to 0)	0 (0 to 0)	0 (0 to 0)	0 (0 to 0)	0 (0 to 0)	0 (0 to 0)	0 (0 to 0)	0 (0 to 0)	0 (0 to 0)	0 (0 to 0)	0 (0 to 0)	0 (0 to 0)	0 (0 to 0)	0 (0 to 0)	0 (0 to 0)	0 (0 to 0)	0 (0 to 0)	0 (0 to 0)	0 (0 to 0)	0 (0 to 0)	0 (0 to 0)	0
Other chromosomal abnormalities	100 (47·7 to 167)	43·3 (22·5 to 62·8)	68·5 (36·3 to 104)	16·8 (9·1 to 26·2)	9·7 (5·1 to 14·8)	7·2 (4·1 to 10·5)	7·4 (3·5 to 11·9)	5·9 (2·9 to 8·9)	5 (2·6 to 7·8)	4·5 (2·5 to 7)	3·8 (2·2 to 5·6)	3·1 (1·6 to 4·6)	2 (1·1 to 3)	1·5 (0·8 to 2·4)	1·4 (0·8 to 2·2)	1·2 (0·6 to 2·1)	0·8 (0·5 to 1·2)	0 (0 to 0)	0 (0 to 0)	0 (0 to 0)	0 (0 to 0)	0 (0 to 0)	0 (0 to 0)	282
Congenital musculoskeletal and limb anomalies	18·6 (9·5 to 33·6)	3·6 (2·1 to 5·9)	13·8 (8·5 to 21·4)	15·4 (9·3 to 23·5)	10·9 (5·9 to 16·9)	10·7 (6 to 17·4)	10 (5·9 to 15·7)	8·5 (4·8 to 13·5)	8·8 (5 to 13·7)	8·9 (5·2 to 14·1)	9 (5·1 to 14)	8·1 (4·6 to 12·8)	7·5 (4·3 to 11·8)	8 (4·4 to 12·6)	9·8 (5·5 to 15·8)	10 (5·4 to 15·4)	7·8 (4·5 to 12·2)	4·3 (2·2 to 7·2)	2·3 (1·2 to 3·8)	1·1 (0·6 to 1·9)	0·5 (0·3 to 0·9)	0·2 (0·1 to 0·4)	0·1 (0 to 0·1)	178
Urogenital congenital anomalies	18·4 (8·9 to 35·5)	2·2 (1·1 to 3·9)	2·7 (1·5 to 4·8)	2 (1·2 to 3·1)	1·6 (1 to 2·5)	1·2 (0·8 to 1·9)	1 (0·6 to 1·6)	0·8 (0·5 to 1·3)	0·8 (0·5 to 1·2)	0·7 (0·4 to 1·1)	0·6 (0·4 to 1)	0·5 (0·3 to 0·7)	0·4 (0·3 to 0·6)	0·3 (0·2 to 0·5)	0·3 (0·2 to 0·5)	0·2 (0·1 to 0·4)	0·1 (0·1 to 0·2)	0 (0 to 0)	0 (0 to 0)	0 (0 to 0)	0 (0 to 0)	0 (0 to 0)	0 (0 to 0)	33·9
Digestive congenital anomalies	26·2 (12·8 to 45·6)	10·1 (5·1 to 16·4)	14·6 (7·5 to 23·9)	6 (3·7 to 9·2)	2·4 (1·3 to 3·8)	1·3 (0·6 to 2·2)	1·2 (0·7 to 1·8)	1 (0·6 to 1·5)	0·7 (0·4 to 1·1)	0·7 (0·4 to 1)	0·6 (0·3 to 0·9)	0·5 (0·3 to 0·7)	0·5 (0·3 to 0·7)	0·5 (0·3 to 0·8)	0·6 (0·4 to 1)	0·6 (0·4 to 1)	0·6 (0·4 to 1)	0·1 (0·1 to 0·2)	0·1 (0·1 to 0·2)	0·1 (0 to 0·1)	0 (0 to 0·1)	0 (0 to 0)	0 (0 to 0)	68·4
Other congenital birth defects	98·1 (57·5 to 154)	18·7 (10·7 to 28)	37·4 (22 to 58·2)	22·4 (14·5 to 32·5)	14·9 (9·4 to 21·4)	9·1 (5·6 to 13·2)	8·9 (5 to 13·7)	7·1 (3·8 to 11·3)	6·6 (3·5 to 10·3)	5·9 (3·1 to 9·1)	5·4 (2·9 to 8·6)	4·4 (2·5 to 7·2)	3·7 (2 to 6·2)	3·3 (1·7 to 5·6)	3·6 (1·8 to 6·4)	3·6 (1·8 to 6·9)	3·2 (1·7 to 6·1)	1 (0·2 to 2·9)	0·7 (0·2 to 2)	0·5 (0·1 to 1·4)	0·3 (0·1 to 0·9)	0·2 (0 to 0·5)	0·1 (0 to 0·2)	259
Urinary diseases and male infertility	0·6 (0·3 to 1·1)	0·5 (0·3 to 0·8)	1·3 (0·8 to 2·1)	2·2 (1·4 to 3·3)	2·8 (1·8 to 4·1)	2·1 (1·3 to 3·2)	3·6 (2·3 to 5·5)	5·3 (3·7 to 7·4)	6·5 (4·7 to 8·8)	8·4 (5·8 to 11·6)	10·6 (7·6 to 14·1)	12·6 (9·1 to 16·8)	14·7 (10·9 to 19·9)	21·8 (15·8 to 29·6)	34·9 (24·9 to 49·8)	47·9 (34·3 to 66·2)	59·6 (43·2 to 81·9)	73·3 (53·3 to 99·9)	86·1 (59·4 to 121)	87·5 (57·2 to 129)	81·9 (54·1 to 117)	69 (44 to 101)	34·4 (21·9 to 49·4)	668
Urolithiasis	0 (0 to 0)	0 (0 to 0)	0 (0 to 0)	0 (0 to 0)	0·1 (0 to 0·1)	0·1 (0·1 to 0·2)	0·3 (0·2 to 0·5)	0·7 (0·4 to 1)	0·9 (0·5 to 1·3)	1·1 (0·7 to 1·8)	1·3 (0·8 to 2)	1·4 (0·9 to 2·1)	1·5 (1 to 2·2)	1·9 (1·2 to 2·8)	2·8 (1·7 to 4·1)	3·3 (1·8 to 5·1)	3·4 (2 to 5·1)	3·1 (2 to 4·8)	2·7 (1·6 to 4·3)	2·3 (1·3 to 3·9)	1·7 (0·9 to 2·9)	1 (0·5 to 1·7)	0·3 (0·2 to 0·6)	30
Benign prostatic hyperplasia	0 (0 to 0)	0 (0 to 0)	0 (0 to 0)	0 (0 to 0)	0 (0 to 0)	0 (0 to 0)	0 (0 to 0)	0 (0 to 0)	0 (0 to 0)	0 (0 to 0)	0 (0 to 0)	0 (0 to 0)	0 (0 to 0)	0 (0 to 0)	0 (0 to 0)	0 (0 to 0)	0 (0 to 0)	0 (0 to 0)	0 (0 to 0)	0 (0 to 0)	0 (0 to 0)	0 (0 to 0)	0 (0 to 0)	0
Male infertility	--	--	--	--	--	--	--	--	--	--	--	--	--	--	--	--	--	--	--	--	--	--	--	NA
Other urinary diseases	0·4 (0·2 to 0·9)	0·3 (0·2 to 0·6)	0·3 (0·1 to 0·6)	0·8 (0·5 to 1·2)	0·8 (0·5 to 1·2)	0·6 (0·4 to 0·9)	0·8 (0·5 to 1·2)	0·6 (0·4 to 0·8)	0·8 (0·5 to 1·2)	1·2 (0·7 to 1·8)	1·2 (0·8 to 1·8)	1·1 (0·7 to 1·7)	1·3 (0·8 to 1·9)	1·2 (0·8 to 1·8)	2 (1·2 to 3)	2·3 (1·4 to 3·5)	2·5 (1·4 to 3·9)	2·4 (1·4 to 4·1)	2 (1·2 to 3·5)	1·6 (0·9 to 3)	1·2 (0·6 to 2·3)	0·8 (0·4 to 1·6)	0·3 (0·2 to 0·6)	26·4
Gynecological diseases	0 (0 to 0)	0 (0 to 0)	0 (0 to 0)	0 (0 to 0)	0 (0 to 0)	43 (21 to 75·9)	119 (70·2 to 191)	196 (122 to 303)	256 (167 to 371)	298 (194 to 432)	312 (209 to 447)	278 (184 to 403)	237 (157 to 339)	153 (101 to 219)	106 (67 to 151)	92·6 (57 to 136)	76·4 (49·5 to 109)	53·9 (35·1 to 76·2)	35·6 (23·1 to 50·4)	21·1 (13·7 to 30·9)	12·1 (7·9 to 17·5)	5·6 (3·7 to 8·2)	1·7 (1·1 to 2·6)	2,300
Uterine fibroids	0 (0 to 0)	0 (0 to 0)	0 (0 to 0)	0 (0 to 0)	0 (0 to 0)	0·3 (0·1 to 0·7)	0·6 (0·2 to 1·5)	1·7 (0·6 to 3·7)	5 (2 to 10·6)	11·7 (5 to 24·8)	19·7 (8·8 to 38·2)	21·2 (9·8 to 39)	18·7 (8·8 to 35·2)	15 (6·9 to 29·5)	13·1 (5·8 to 25·2)	9·5 (4·1 to 19)	5·8 (2·5 to 11·3)	2·9 (1·2 to 5·9)	1·4 (0·6 to 2·9)	0·6 (0·3 to 1·3)	0·3 (0·1 to 0·6)	0·1 (0·1 to 0·3)	0 (0 to 0·1)	128
Polycystic ovarian syndrome	0 (0 to 0)	0 (0 to 0)	0 (0 to 0)	0 (0 to 0)	0 (0 to 0)	2 (0·6 to 4·4)	11·6 (5·1 to 22·7)	19·5 (8·7 to 37·9)	19·9 (8·6 to 39·9)	19·9 (8·8 to 40·4)	18·9 (8·4 to 36·8)	15·8 (7 to 30·5)	12·4 (5·4 to 24·3)	3·1 (1·4 to 5·9)	0 (0 to 0)	0 (0 to 0)	0 (0 to 0)	0 (0 to 0)	0 (0 to 0)	0 (0 to 0)	0 (0 to 0)	0 (0 to 0)	0 (0 to 0)	123
Female infertility	0 (0 to 0)	0 (0 to 0)	0 (0 to 0)	0 (0 to 0)	0 (0 to 0)	0 (0 to 0)	0 (0 to 0)	2·7 (0·1 to 11)	7·2 (0·4 to 23·2)	8 (0·2 to 25·5)	6·3 (0·2 to 23·7)	3·2 (0·1 to 13·4)	0·1 (0 to 0·2)	0 (0 to 0)	0 (0 to 0)	0 (0 to 0)	0 (0 to 0)	0 (0 to 0)	0 (0 to 0)	0 (0 to 0)	0 (0 to 0)	0 (0 to 0)	0 (0 to 0)	27·4
Endometriosis	0 (0 to 0)	0 (0 to 0)	0 (0 to 0)	0 (0 to 0)	0 (0 to 0)	0 (0 to 0)	4·9 (1·5 to 11·1)	16·7 (7·6 to 30·2)	24 (12·7 to 40·5)	26·6 (13·7 to 43·8)	27·3 (15·6 to 44·1)	24 (12·7 to 39·5)	19 (10·1 to 31·5)	10·1 (5·1 to 17)	0 (0 to 0)	0 (0 to 0)	0 (0 to 0)	0 (0 to 0)	0 (0 to 0)	0 (0 to 0)	0 (0 to 0)	0 (0 to 0)	0 (0 to 0)	152
Genital prolapse	0 (0 to 0)	0 (0 to 0)	0 (0 to 0)	0 (0 to 0)	0 (0 to 0)	0 (0 to 0)	0 (0 to 0)	0·1 (0 to 0·1)	0·1 (0·1 to 0·3)	0·2 (0·1 to 0·5)	0·3 (0·1 to 0·7)	1 (0·5 to 1·8)	3·2 (1·5 to 6)	6·5 (2·9 to 12·1)	9·6 (4·4 to 18·6)	10·5 (5 to 20·6)	11·9 (5·8 to 22)	11·7 (5·6 to 21·4)	9·2 (4·4 to 16·9)	6·1 (3 to 11·1)	3·8 (1·9 to 7)	1·9 (1 to 3·3)	0·6 (0·3 to 1)	76·7
Premenstrual syndrome	0 (0 to 0)	0 (0 to 0)	0 (0 to 0)	0 (0 to 0)	0 (0 to 0)	40·5 (19·1 to 74·2)	83·8 (42·1 to 152)	95 (45·6 to 173)	102 (56·9 to 169)	111 (56·6 to 184)	130 (72·4 to 210)	125 (70·7 to 203)	101 (57 to 168)	39·3 (20·1 to 68·8)	0 (0 to 0)	0 (0 to 0)	0 (0 to 0)	0 (0 to 0)	0 (0 to 0)	0 (0 to 0)	0 (0 to 0)	0 (0 to 0)	0 (0 to 0)	827
Other gynecological diseases	0 (0 to 0)	0 (0 to 0)	0 (0 to 0)	0 (0 to 0)	0 (0 to 0)	0·2 (0·1 to 0·7)	17·9 (8·8 to 30·6)	60·7 (36 to 93·6)	97·7 (58·2 to 149)	121 (71·8 to 187)	109 (67·1 to 168)	88·1 (52·4 to 135)	83 (49·7 to 124)	79·3 (44·1 to 121)	82·8 (50·1 to 124)	72·5 (43 to 110)	58·7 (36·9 to 85·8)	39·3 (24·7 to 56·5)	25 (15·8 to 36·8)	14·4 (8·6 to 21·5)	8·1 (4·8 to 11·8)	3·6 (2·2 to 5·5)	1 (0·5 to 1·8)	962
Hemoglobinopathies and hemolytic anemias	0·5 (0·3 to 0·8)	0·2 (0·1 to 0·3)	1·1 (0·6 to 1·9)	3·8 (2·1 to 6·7)	5·5 (2·5 to 12·6)	3·8 (1·8 to 8·6)	9·1 (4·2 to 19·8)	17·4 (7·3 to 32·8)	17·5 (7·6 to 33·6)	20·4 (8·9 to 37·6)	22·5 (9·8 to 44·5)	11·9 (6·5 to 20·9)	9·4 (5 to 17·4)	8·2 (4·4 to 15)	10 (5·5 to 18·2)	12·4 (6·8 to 23·2)	11·9 (6·4 to 22·1)	11·1 (6·3 to 19·1)	9·8 (5·8 to 16·8)	7·4 (4·8 to 11·7)	5·8 (3·8 to 9·1)	3·8 (2·5 to 5·8)	1·7 (1·1 to 2·4)	205
Thalassemias	0·4 (0·2 to 0·6)	0·1 (0·1 to 0·2)	0·7 (0·4 to 1·1)	2·4 (1·4 to 4)	1·9 (1·2 to 2·8)	1·2 (0·7 to 1·9)	2·4 (1·4 to 3·8)	3·2 (1·9 to 5·1)	2·7 (1·5 to 4·4)	1·6 (0·8 to 2·9)	0·5 (0·2 to 1)	0·2 (0·1 to 0·3)	0·1 (0 to 0·2)	0 (0 to 0·1)	0 (0 to 0·1)	0 (0 to 0)	0 (0 to 0)	0 (0 to 0)	0 (0 to 0)	0 (0 to 0)	0 (0 to 0)	0 (0 to 0)	0 (0 to 0)	17·3
Thalassemias trait	0 (0 to 0)	0 (0 to 0·1)	0·1 (0 to 0·4)	0·4 (0 to 1·4)	1·3 (0·1 to 4·5)	0·7 (0 to 2·9)	0·7 (0 to 2·8)	6·6 (1·4 to 13·7)	6·4 (1·3 to 14·3)	7·3 (1·5 to 15·3)	5 (1·2 to 11·8)	0·4 (0 to 1·4)	1·2 (0·2 to 3·2)	1 (0·1 to 2·9)	1·2 (0·1 to 3·4)	1·2 (0·1 to 3·4)	1·1 (0·1 to 3·2)	0·9 (0·1 to 2·6)	0·9 (0·2 to 2·4)	0·6 (0·1 to 1·6)	0·4 (0 to 1·1)	0·2 (0 to 0·5)	0·1 (0 to 0·2)	37·8
Sickle cell disorders	0 (0 to 0·1)	0 (0 to 0)	0·1 (0 to 0·1)	0·2 (0·1 to 0·5)	0·2 (0·1 to 0·4)	0·2 (0·1 to 0·4)	0·5 (0·2 to 1)	0·7 (0·3 to 1·4)	1 (0·4 to 2·1)	1·8 (0·8 to 3·2)	1·8 (0·8 to 3·6)	1·4 (0·7 to 2·7)	1 (0·4 to 1·8)	0·7 (0·3 to 1·3)	0·6 (0·3 to 1·2)	0·5 (0·2 to 0·9)	0·4 (0·2 to 0·7)	0·1 (0 to 0·2)	0 (0 to 0)	0 (0 to 0)	0 (0 to 0)	0 (0 to 0)	0 (0 to 0)	11·3
Sickle cell trait	0 (0 to 0)	0 (0 to 0·1)	0 (0 to 0·2)	0·2 (0 to 0·6)	0·5 (0 to 1·8)	0·3 (0 to 1·1)	0·4 (0 to 1·6)	4·4 (0·6 to 11)	4·1 (0·5 to 10·6)	4·7 (0·7 to 11·6)	3·4 (0·6 to 8·6)	0·1 (0 to 0·5)	0·5 (0 to 1·3)	0·4 (0 to 1·2)	0·5 (0 to 1·5)	0·5 (0 to 1·6)	0·5 (0 to 1·5)	0·4 (0 to 1·1)	0·4 (0·1 to 1)	0·3 (0 to 0·7)	0·2 (0 to 0·5)	0·1 (0 to 0·2)	0 (0 to 0·1)	21·8
G6PD deficiency	0 (0 to 0)	0 (0 to 0)	0 (0 to 0)	0·1 (0 to 0·2)	0·2 (0·1 to 0·4)	0·3 (0·2 to 0·6)	1·8 (0·8 to 4)	1·1 (0·5 to 1·9)	1·5 (0·7 to 2·5)	2·4 (1·2 to 4·2)	5·3 (1·9 to 11·4)	2·8 (1·4 to 4·7)	1·6 (0·8 to 2·8)	1·3 (0·7 to 2·4)	1·3 (0·6 to 2·2)	1 (0·5 to 1·6)	0·7 (0·3 to 1·2)	0·4 (0·2 to 0·7)	0·2 (0·1 to 0·4)	0·1 (0·1 to 0·2)	0 (0 to 0·1)	0 (0 to 0)	0 (0 to 0)	22·3
G6PD trait	0 (0 to 0)	0 (0 to 0)	0 (0 to 0)	0 (0 to 0)	0 (0 to 0)	0 (0 to 0)	0·5 (0·1 to 1·1)	0 (0 to 0)	0 (0 to 0)	0 (0 to 0)	1·1 (0 to 2·7)	0·5 (0·1 to 1·2)	0 (0 to 0·1)	0 (0 to 0)	0 (0 to 0)	0 (0 to 0)	0 (0 to 0)	0 (0 to 0)	0 (0 to 0)	0 (0 to 0)	0 (0 to 0)	0 (0 to 0)	0 (0 to 0)	2·2
Other hemoglobinopathies and hemolytic anemias	0 (0 to 0·1)	0 (0 to 0·1)	0·1 (0 to 0·5)	0·4 (0·1 to 1·5)	1·3 (0·2 to 4·5)	1 (0·2 to 3)	2·8 (0·7 to 8)	1·4 (0·5 to 4)	1·8 (0·8 to 4·4)	2·7 (1·2 to 5·9)	5·5 (2·3 to 11·1)	6·4 (2·9 to 12·8)	5 (2·3 to 10·4)	4·7 (2·4 to 9·2)	6·4 (3·7 to 11·3)	9·3 (5·1 to 17·7)	9·2 (5·3 to 17)	9·3 (5·6 to 15·5)	8·2 (5 to 13·5)	6·4 (4·3 to 9·7)	5·2 (3·4 to 7·9)	3·5 (2·3 to 5·2)	1·6 (1 to 2·3)	92·3
Endocrine, metabolic, blood, and immune disorders	6·6 (3·9 to 11·1)	4·9 (3 to 7·8)	20·7 (13·3 to 33·9)	28·9 (19·5 to 41)	26·3 (18·2 to 36·8)	25·9 (17·8 to 35·7)	46·2 (32·4 to 64·6)	56·4 (38·8 to 76·2)	78·4 (55·4 to 108)	107 (73·9 to 147)	132 (94·7 to 180)	141 (99 to 193)	144 (103 to 194)	180 (130 to 243)	265 (186 to 358)	306 (217 to 423)	289 (214 to 385)	269 (197 to 354)	213 (154 to 288)	158 (113 to 217)	110 (75·4 to 149)	69·9 (46·2 to 94·8)	29·4 (17·2 to 42·4)	2,710
Oral disorders	0 (0 to 0)	0 (0 to 0)	0 (0 to 0)	13·1 (7·2 to 22·6)	15·7 (8·8 to 26·1)	18·6 (9·9 to 30·9)	24·9 (14·1 to 41·4)	33 (18·9 to 51·9)	46·5 (26·6 to 74·5)	64·4 (37·2 to 105)	84·7 (49 to 141)	97·7 (55·2 to 162)	120 (70 to 193)	155 (90 to 250)	235 (141 to 368)	291 (178 to 449)	297 (184 to 457)	241 (150 to 364)	176 (110 to 260)	116 (73 to 171)	73·7 (45·3 to 108)	37·7 (23·1 to 55·1)	13 (7·9 to 19·3)	2,150
Caries of deciduous teeth	0 (0 to 0)	0 (0 to 0)	0 (0 to 0)	4·2 (1·5 to 9)	4·6 (1·9 to 10)	0·3 (0 to 0·8)	0 (0 to 0)	0 (0 to 0)	0 (0 to 0)	0 (0 to 0)	0 (0 to 0)	0 (0 to 0)	0 (0 to 0)	0 (0 to 0)	0 (0 to 0)	0 (0 to 0)	0 (0 to 0)	0 (0 to 0)	0 (0 to 0)	0 (0 to 0)	0 (0 to 0)	0 (0 to 0)	0 (0 to 0)	9·1
Caries of permanent teeth	0 (0 to 0)	0 (0 to 0)	0 (0 to 0)	0 (0 to 0)	1·9 (0·6 to 4·3)	7·1 (2·7 to 15·6)	8·1 (3·2 to 16·4)	9·1 (3·9 to 17·4)	9·6 (3·9 to 19)	9·2 (3·7 to 19·5)	9 (3·7 to 18·5)	7·5 (3·2 to 15·4)	6·7 (2·8 to 14·2)	6·8 (2·8 to 14·2)	8·2 (3·1 to 18·3)	8·5 (3 to 18·9)	7·3 (2·8 to 15)	5·2 (2·1 to 10·5)	3·3 (1·4 to 6·5)	1·9 (0·8 to 4·1)	1·1 (0·4 to 2·3)	0·5 (0·2 to 1·1)	0·1 (0 to 0·3)	111
Periodontal diseases	0 (0 to 0)	0 (0 to 0)	0 (0 to 0)	0 (0 to 0)	0 (0 to 0)	0 (0 to 0)	0·8 (0·2 to 2)	2·4 (0·7 to 6·2)	6 (1·7 to 14·7)	11·8 (3·5 to 29·7)	19·4 (6·4 to 51·2)	25·9 (8·2 to 64·7)	33·5 (11 to 80·2)	41·6 (15·2 to 94·5)	56·6 (20·8 to 124)	60·4 (22·1 to 130)	52·6 (20 to 108)	37·6 (14·8 to 76·2)	25·7 (10·3 to 53·1)	16·5 (6·4 to 33·7)	10·6 (4 to 21·9)	5·4 (2 to 11·2)	1·8 (0·7 to 3·8)	408
Other oral disorders	0 (0 to 0)	0 (0 to 0)	0 (0 to 0)	8·9 (5·3 to 13·8)	9·3 (5·4 to 15)	11·2 (6·6 to 17·9)	16 (9·3 to 25·1)	18·5 (11·2 to 28·3)	21·7 (13 to 33·2)	23·6 (14·3 to 35·8)	24·1 (14·5 to 36)	22 (13·2 to 33·4)	21·8 (13 to 32·3)	23 (13·6 to 34·5)	28·6 (17·6 to 43·3)	28·9 (17·5 to 43·1)	23·8 (14·9 to 35·6)	15·6 (9·6 to 24·2)	9·1 (5·5 to 13·7)	4·9 (3 to 7·3)	2·5 (1·5 to 3·7)	1·1 (0·7 to 1·7)	0·4 (0·2 to 0·6)	315
Sudden infant death syndrome	--	23·2 (14·8 to 34)	201 (134 to 287)	--	--	--	--	--	--	--	--	--	--	--	--	--	--	--	--	--	--	--	--	NA
Injuries	8 (5·2 to 11·6)	14·4 (10·2 to 19·6)	141 (105 to 182)	245 (212 to 281)	205 (175 to 238)	233 (203 to 267)	829 (740 to 926)	848 (715 to 1,010)	786 (640 to 962)	854 (709 to 1,020)	919 (764 to 1,100)	881 (725 to 1,050)	810 (670 to 974)	876 (713 to 1,060)	1,120 (905 to 1,360)	1,180 (940 to 1,450)	1,150 (899 to 1,430)	1,030 (808 to 1,270)	913 (726 to 1,150)	806 (636 to 1,000)	693 (550 to 860)	509 (411 to 619)	243 (196 to 297)	15,300
Transport injuries	1·2 (0·8 to 1·8)	1·2 (0·9 to 1·7)	17·3 (11·5 to 24·9)	84·7 (62·1 to 112)	96·6 (71·7 to 121)	93·5 (74·8 to 115)	467 (390 to 542)	444 (354 to 551)	317 (240 to 412)	318 (244 to 399)	311 (245 to 392)	277 (217 to 344)	240 (188 to 298)	248 (197 to 308)	309 (248 to 383)	309 (244 to 382)	286 (227 to 355)	223 (177 to 275)	159 (124 to 196)	109 (87·1 to 136)	68·2 (52·6 to 85·3)	34·5 (26·7 to 43·4)	12·2 (9·3 to 15·5)	4,420
Road injuries	0·8 (0·5 to 1·2)	1 (0·7 to 1·3)	16·4 (10·9 to 23·7)	79·1 (57·8 to 105)	82·8 (60·2 to 104)	74·7 (58·8 to 92·4)	437 (362 to 507)	416 (330 to 518)	291 (218 to 377)	288 (220 to 363)	280 (219 to 355)	245 (191 to 308)	208 (162 to 260)	211 (167 to 263)	260 (209 to 327)	253 (202 to 311)	231 (185 to 285)	179 (142 to 218)	125 (98·1 to 152)	84·7 (68 to 105)	51·4 (40 to 64·1)	24·4 (19·1 to 30·6)	7·6 (6 to 9·7)	3,850
Pedestrian road injuries	0·1 (0 to 0·1)	0·1 (0 to 0·1)	0·8 (0·5 to 1·3)	18·3 (13·1 to 24·6)	13·5 (9·9 to 17·3)	8·5 (6·6 to 11·2)	18·5 (15·2 to 22·1)	18·2 (14·3 to 22·7)	18·1 (13·5 to 23·5)	20·8 (15·6 to 26·6)	21·6 (16·5 to 27·7)	20·4 (15·8 to 25·8)	18·3 (14·2 to 23·1)	19·8 (15·3 to 24·9)	24·9 (19·4 to 31·2)	26·1 (20·2 to 32·6)	24·8 (19·8 to 31·2)	21 (16·3 to 25·9)	16·2 (12·7 to 20·1)	11·4 (8·9 to 14·3)	7 (5·3 to 8·9)	3·3 (2·5 to 4·2)	1 (0·8 to 1·4)	333
Cyclist road injuries	0 (0 to 0)	0 (0 to 0)	0 (0 to 0)	1·1 (0·7 to 1·8)	4·7 (2·6 to 7·5)	5 (2·9 to 8·2)	3·6 (2·4 to 5·2)	4·1 (2·8 to 6)	4·2 (3 to 5·9)	5·2 (3·7 to 6·9)	5·7 (4·1 to 7·6)	5·9 (4·2 to 8·1)	6·8 (5 to 9·1)	8 (5·8 to 10·5)	10·9 (7·9 to 14·3)	11·7 (8·5 to 15·8)	11·4 (8·3 to 15·2)	8·6 (6·3 to 11·5)	6 (4·4 to 7·9)	3·8 (2·8 to 5·1)	2·4 (1·7 to 3·2)	1·2 (0·8 to 1·6)	0·4 (0·3 to 0·5)	111
Motorcyclist road injuries	0·1 (0·1 to 0·1)	0·1 (0·1 to 0·1)	0·3 (0·2 to 0·4)	0·7 (0·5 to 1)	1·4 (1 to 1·7)	2 (1·6 to 2·5)	13·1 (9·9 to 16·7)	18·7 (14·5 to 23·7)	17·6 (12·9 to 23·6)	19·8 (14·6 to 25·7)	20·9 (16·1 to 27)	21·6 (16·2 to 28·2)	19·1 (14·9 to 23·8)	19·4 (14·8 to 24·7)	21·7 (16·6 to 28)	17·9 (13·6 to 23·4)	14·2 (10·4 to 18·8)	9·9 (7·1 to 12·9)	6·7 (4·9 to 9)	4·4 (3·2 to 5·8)	2·8 (2 to 3·7)	1·5 (1·1 to 2·1)	0·6 (0·4 to 0·8)	235
Motor vehicle road injuries	0·6 (0·4 to 0·9)	0·8 (0·5 to 1·1)	15 (10 to 21·9)	58 (42 to 77·2)	62 (45·4 to 78·1)	57·7 (45·6 to 71·6)	398 (329 to 464)	372 (295 to 464)	248 (186 to 322)	240 (182 to 304)	229 (177 to 291)	194 (150 to 248)	161 (125 to 201)	160 (127 to 199)	198 (159 to 251)	194 (154 to 240)	178 (143 to 220)	137 (109 to 168)	94·6 (74·2 to 116)	64·2 (50·9 to 80)	38·7 (30 to 48·5)	18·1 (14·1 to 22·7)	5·5 (4·3 to 7)	3,120
Other road injuries	0·1 (0·1 to 0·1)	0·1 (0 to 0·1)	0·2 (0·1 to 0·4)	0·9 (0·5 to 1·4)	1·2 (0·9 to 1·6)	1·5 (1·1 to 1·9)	3·2 (2·4 to 4·1)	2·7 (2 to 3·5)	2·3 (1·7 to 3·1)	3 (2·1 to 4)	3·3 (2·5 to 4·2)	3·1 (2·3 to 4)	2·9 (2·2 to 3·8)	3·6 (2·7 to 4·6)	4·2 (3·1 to 5·4)	3·3 (2·4 to 4·3)	2·8 (2·1 to 3·6)	2 (1·4 to 2·6)	1·5 (1·1 to 2)	0·9 (0·7 to 1·2)	0·5 (0·4 to 0·7)	0·3 (0·2 to 0·4)	0·1 (0·1 to 0·1)	43·5
Other transport injuries	0·4 (0·2 to 0·6)	0·2 (0·2 to 0·3)	0·9 (0·6 to 1·2)	5·6 (4·2 to 7)	13·8 (10·8 to 17·1)	18·8 (14·8 to 23)	30·9 (24·4 to 39·1)	28·1 (22·2 to 35·7)	26 (20·2 to 33·4)	29·3 (23·1 to 36·9)	31·3 (24·2 to 40)	31·3 (24·4 to 39·2)	31·7 (24·6 to 39·6)	36·9 (28·5 to 46·8)	48·6 (36·8 to 62·3)	55·9 (41·6 to 74·9)	55·1 (40·1 to 73·6)	43·8 (31·6 to 59·1)	33·9 (24·1 to 46·8)	23·9 (17·2 to 32·4)	16·8 (12·1 to 22·5)	10·1 (7·2 to 13·7)	4·6 (3·2 to 6·2)	578
Unintentional injuries	4·8 (3 to 7·2)	12·2 (8·3 to 17·2)	102 (70·6 to 141)	127 (102 to 156)	90·1 (70·8 to 111)	85·6 (64·8 to 109)	114 (87·2 to 147)	139 (106 to 178)	172 (131 to 224)	217 (166 to 283)	256 (190 to 337)	271 (207 to 353)	299 (226 to 392)	382 (293 to 496)	557 (425 to 731)	697 (527 to 897)	750 (560 to 975)	740 (565 to 937)	715 (558 to 915)	676 (530 to 851)	613 (482 to 766)	469 (376 to 572)	230 (185 to 281)	7,720
Falls	0·3 (0·2 to 0·4)	0·3 (0·2 to 0·5)	3 (2·2 to 3·8)	11 (8·2 to 14·4)	17·8 (12·1 to 26·5)	26·3 (17·1 to 37·8)	40 (28·8 to 55·6)	49·8 (35·6 to 67·5)	65·7 (46·8 to 90·5)	86·8 (63 to 118)	108 (78·1 to 149)	121 (89·8 to 162)	146 (108 to 195)	203 (154 to 267)	318 (238 to 417)	428 (318 to 553)	488 (362 to 640)	518 (395 to 665)	538 (416 to 698)	545 (423 to 693)	517 (406 to 645)	408 (326 to 500)	203 (162 to 249)	4,840
Drowning	0·3 (0·2 to 0·4)	0·1 (0·1 to 0·1)	6·7 (4·5 to 9·4)	41·1 (31·9 to 50·8)	17 (11·9 to 22·8)	9·5 (6·7 to 12·8)	10·4 (7·1 to 14·2)	9·6 (6·8 to 13·5)	9·6 (6·6 to 13·5)	9·9 (7·3 to 13·5)	9·7 (7·1 to 13·5)	9 (6·4 to 12·2)	7·7 (5·8 to 10·2)	8·1 (5·8 to 10·9)	8·6 (6·5 to 11·3)	7·8 (6 to 10·1)	6·3 (4·8 to 8)	4·8 (3·6 to 6·3)	3·4 (2·6 to 4·3)	2·2 (1·7 to 2·9)	1·3 (1 to 1·6)	0·6 (0·5 to 0·7)	0·2 (0·2 to 0·3)	184
Fire, heat, and hot substances	0·1 (0 to 0·1)	0·2 (0·1 to 0·2)	3·1 (2·2 to 4·2)	17 (12·5 to 22·2)	14·2 (10·7 to 18)	7·8 (6 to 10·4)	8·9 (6·4 to 12·5)	11·4 (8·1 to 15·9)	13·9 (9·5 to 19·6)	20 (13·2 to 30)	23·1 (14·7 to 35·7)	21·9 (14·2 to 33)	23·1 (15·3 to 34·5)	26·9 (18 to 39·7)	35·5 (23·7 to 54·4)	38·1 (25·2 to 57·5)	34·7 (23·2 to 52·2)	27·7 (18·7 to 40·3)	20·9 (14·5 to 30·7)	14·9 (10·6 to 21·3)	10·2 (7·3 to 14·2)	6·1 (4·5 to 8·2)	2·6 (2 to 3·4)	382
Poisonings	0·4 (0·2 to 0·6)	0·3 (0·2 to 0·4)	2·3 (1·6 to 3·2)	8·8 (6·5 to 11·5)	7·3 (5·1 to 10)	9·1 (6·1 to 12·7)	12 (8·6 to 16·2)	15·3 (11·3 to 20·8)	17·6 (13 to 23·4)	18 (13·4 to 24·2)	17·8 (13·4 to 23·5)	16·8 (12·4 to 22·5)	12·1 (9 to 16)	13·7 (10·1 to 17·9)	13·7 (10·1 to 17·9)	11·4 (8·4 to 15)	8·5 (6·2 to 11·6)	6·9 (5·2 to 9·2)	4·8 (3·4 to 6·4)	3·5 (2·7 to 4·6)	2·3 (1·7 to 3)	1·2 (0·9 to 1·5)	0·4 (0·3 to 0·5)	204
Poisoning by carbon monoxide	0 (0 to 0·1)	0·1 (0 to 0·1)	0·8 (0·4 to 1·4)	3·7 (2·2 to 5·6)	3 (2 to 4·2)	3·2 (2 to 5)	6·8 (4·6 to 9·6)	8·9 (6·2 to 12·8)	10 (6·9 to 13·9)	11·5 (7·9 to 16·3)	11 (7·9 to 15·2)	10·3 (7 to 14·4)	6·6 (4·7 to 9·2)	6·4 (4·3 to 9·2)	5·8 (3·9 to 8·2)	4·3 (3 to 5·8)	3 (2·1 to 4·1)	2·6 (1·9 to 3·4)	1·9 (1·3 to 2·6)	1·3 (1 to 1·8)	0·9 (0·6 to 1·2)	0·4 (0·3 to 0·5)	0·1 (0·1 to 0·1)	103
Poisoning by other means	0·3 (0·2 to 0·5)	0·3 (0·2 to 0·4)	1·4 (0·9 to 2·1)	5·1 (3·4 to 7·4)	4·3 (2·5 to 6·6)	5·9 (3·5 to 8·7)	5·2 (3·2 to 8)	6·4 (4·2 to 9·4)	7·6 (5·2 to 10·9)	6·5 (4·3 to 9·6)	6·8 (4·3 to 9·8)	6·5 (4·4 to 9·6)	5·5 (3·5 to 8)	7·3 (4·9 to 10·1)	7·9 (5·4 to 11·2)	7 (4·6 to 10)	5·5 (3·6 to 8)	4·4 (2·9 to 6·3)	2·9 (1·9 to 4·1)	2·2 (1·5 to 3)	1·4 (1 to 2)	0·8 (0·6 to 1·1)	0·3 (0·2 to 0·4)	102
Exposure to mechanical forces	0·3 (0·2 to 0·4)	0·2 (0·1 to 0·3)	2·3 (1·6 to 3·1)	13·5 (10·2 to 17·6)	12·7 (9·2 to 16·8)	13·1 (9·1 to 18·9)	18·1 (12·7 to 25·6)	22·1 (15·7 to 31·1)	26·4 (18 to 37·4)	31·9 (22·1 to 45·9)	36·4 (25·3 to 53·7)	35·9 (24·7 to 51·5)	38·5 (26·7 to 55·8)	43·9 (30·5 to 64)	59·9 (41·5 to 86·4)	68·8 (46·3 to 99·2)	65·7 (44·3 to 94·2)	52·1 (35·3 to 74·5)	39·4 (27·4 to 55·9)	28·5 (19·6 to 40·1)	20·4 (14 to 28·4)	12 (8·2 to 16·7)	4·7 (3·2 to 6·6)	647
Unintentional firearm injuries	0 (0 to 0·1)	0 (0 to 0)	0·1 (0·1 to 0·3)	1·4 (0·7 to 2·5)	2 (1·1 to 3·4)	1·7 (1 to 2·6)	3·1 (1·9 to 4·7)	3·7 (2·5 to 5·5)	3·2 (2 to 4·6)	3·3 (2·3 to 4·6)	3·5 (2·3 to 5)	2·9 (2 to 4)	2·5 (1·8 to 3·5)	2·8 (2 to 3·9)	3 (2·1 to 4·2)	2·7 (1·9 to 3·9)	2·3 (1·6 to 3·4)	1·7 (1·2 to 2·5)	1·2 (0·8 to 1·8)	0·8 (0·5 to 1·2)	0·5 (0·4 to 0·8)	0·3 (0·2 to 0·5)	0·1 (0·1 to 0·2)	43
Other exposure to mechanical forces	0·2 (0·1 to 0·4)	0·2 (0·1 to 0·2)	2·2 (1·6 to 2·9)	12·1 (9·2 to 15·8)	10·7 (7·5 to 14·8)	11·5 (7·5 to 17·3)	15 (9·9 to 22·8)	18·3 (12·3 to 27)	23·2 (15·3 to 33·9)	28·6 (18·9 to 42·1)	32·9 (22 to 49·8)	33 (22·1 to 47·9)	36 (24·5 to 52·9)	41·1 (28·1 to 60·4)	56·9 (38·8 to 82·7)	66·2 (44 to 96·1)	63·4 (42·5 to 91)	50·3 (34·1 to 72·3)	38·2 (26·4 to 54·3)	27·7 (19 to 38·9)	19·9 (13·7 to 27·7)	11·6 (8 to 16·3)	4·5 (3·1 to 6·4)	604
Adverse effects of medical treatment	0·7 (0·4 to 1·4)	0·6 (0·4 to 0·9)	4·8 (3·1 to 7·5)	6 (3·9 to 8·8)	3·2 (2·1 to 4·8)	2·5 (1·6 to 3·6)	2·9 (1·9 to 4·1)	3·9 (2·5 to 5·6)	5 (3·4 to 7·3)	6·7 (4·6 to 9·4)	8·4 (5·9 to 11·9)	9·8 (6·8 to 13·2)	11·3 (7·8 to 15·7)	14·1 (9·7 to 19·9)	21·6 (14·8 to 31·3)	29 (19·6 to 41·8)	33·4 (22·4 to 48·4)	32 (22·1 to 46·3)	26·7 (18·2 to 38·6)	18 (12·3 to 26·4)	11·9 (8·2 to 17·4)	6·8 (4·7 to 10·1)	2·8 (1·8 to 4)	262
Animal contact	0·1 (0·1 to 0·2)	0·2 (0·1 to 0·4)	0·7 (0·4 to 1·1)	2·8 (1·8 to 4·4)	3·2 (2·1 to 4·6)	3·2 (2·1 to 4·6)	3·6 (2·3 to 5·1)	3·9 (2·6 to 5·5)	4·3 (2·8 to 6·3)	5·1 (3·5 to 7·3)	5·7 (3·8 to 8·4)	5·5 (3·6 to 8)	5·8 (3·9 to 8·3)	6·9 (4·6 to 9·9)	9·1 (6·1 to 13·2)	10·3 (6·7 to 15·1)	9·9 (6·5 to 15·1)	7·7 (5·1 to 11·6)	5·6 (3·6 to 8·5)	3·9 (2·5 to 5·8)	2·6 (1·7 to 4)	1·5 (1 to 2·2)	0·6 (0·4 to 0·8)	102
Venomous animal contact	0 (0 to 0)	0 (0 to 0)	0·1 (0 to 0·1)	0·5 (0·3 to 0·9)	1·1 (0·6 to 1·7)	1·4 (0·8 to 2·3)	1·6 (1 to 2·5)	1·7 (1·1 to 2·5)	1·9 (1·2 to 2·8)	2 (1·3 to 3)	2·1 (1·3 to 3·1)	2 (1·2 to 2·8)	2 (1·3 to 2·8)	2·1 (1·4 to 3)	2·7 (1·8 to 3·8)	2·8 (1·9 to 4)	2·5 (1·7 to 3·6)	1·8 (1·2 to 2·6)	1·2 (0·8 to 1·7)	0·8 (0·5 to 1·1)	0·5 (0·3 to 0·7)	0·3 (0·2 to 0·4)	0·1 (0·1 to 0·1)	31·2
Non-venomous animal contact	0·1 (0·1 to 0·2)	0·2 (0·1 to 0·4)	0·6 (0·4 to 1)	2·3 (1·4 to 3·7)	2·1 (1·3 to 3·2)	1·8 (1·1 to 2·8)	2 (1·2 to 3·1)	2·2 (1·3 to 3·4)	2·5 (1·5 to 4)	3·1 (1·9 to 4·9)	3·6 (2·3 to 5·8)	3·5 (2·2 to 5·6)	3·8 (2·3 to 6·1)	4·7 (3 to 7·3)	6·4 (4 to 10)	7·4 (4·5 to 11·6)	7·4 (4·5 to 11·9)	5·9 (3·7 to 9·3)	4·4 (2·7 to 7)	3·1 (1·9 to 4·9)	2·2 (1·3 to 3·3)	1·2 (0·8 to 1·9)	0·5 (0·3 to 0·7)	70·9
Foreign body	2·4 (1·4 to 3·7)	10·2 (6·7 to 14·7)	77 (50·7 to 108)	21·7 (16·8 to 27)	8·9 (7 to 11·1)	6·6 (4·9 to 8·8)	7·3 (5·4 to 9·8)	8·6 (6·6 to 11·3)	9·9 (7·5 to 12·6)	12·4 (9·8 to 16·1)	15 (11·4 to 19·2)	16·6 (13 to 21·3)	17·1 (13·5 to 21·3)	21·5 (16·8 to 27·6)	30·1 (23·2 to 38·2)	33·9 (26·7 to 42·6)	35·8 (29·1 to 43·8)	34·6 (27·3 to 42·9)	30·9 (24·5 to 39·5)	25·6 (20·2 to 31·7)	21·6 (17·1 to 26·2)	16·1 (12·5 to 19·4)	8·2 (6·2 to 10)	472
Pulmonary aspiration and foreign body in airway	2·4 (1·4 to 3·7)	10·1 (6·7 to 14·7)	76·7 (50·4 to 107)	19·9 (15·2 to 24·9)	6·3 (4·8 to 7·9)	3·4 (2·5 to 4·5)	3·7 (2·7 to 4·8)	4·7 (3·5 to 6·3)	5·2 (3·8 to 6·9)	6·8 (5 to 9·3)	8·7 (6·4 to 11·8)	10·1 (7·4 to 13·6)	9·9 (7·5 to 13·2)	13·1 (9·3 to 18)	18·5 (13·3 to 25·1)	19·9 (14·2 to 27·1)	21·4 (16·2 to 27·8)	22·2 (16·6 to 29·2)	20·7 (15 to 28·6)	17·8 (13·2 to 23·3)	16 (12·1 to 20·1)	12·6 (9·3 to 16)	6·8 (4·8 to 8·5)	337
Foreign body in eyes	0 (0 to 0)	0 (0 to 0)	0·1 (0 to 0·2)	0·6 (0·2 to 1·2)	0·9 (0·3 to 2)	1·1 (0·4 to 2·5)	1·3 (0·5 to 2·9)	1·6 (0·6 to 3·2)	1·8 (0·8 to 3·4)	2 (0·9 to 3·6)	2·1 (1·1 to 3·8)	2·1 (1·1 to 3·7)	2·2 (1·3 to 3·7)	2·5 (1·4 to 3·9)	3·2 (1·9 to 4·9)	3·6 (2·2 to 5·3)	3·5 (2·2 to 5·1)	2·7 (1·8 to 3·9)	2 (1·3 to 2·9)	1·4 (0·9 to 2)	0·9 (0·6 to 1·4)	0·5 (0·3 to 0·7)	0·2 (0·1 to 0·3)	36·4
Foreign body in other body part	0 (0 to 0)	0 (0 to 0)	0·2 (0·1 to 0·4)	1·2 (0·8 to 1·8)	1·7 (1·1 to 2·6)	2 (1·4 to 3)	2·2 (1·6 to 3·2)	2·4 (1·7 to 3·4)	2·9 (2·1 to 4)	3·6 (2·5 to 5)	4·2 (3 to 5·8)	4·3 (3·1 to 5·9)	4·9 (3·5 to 6·7)	6 (4·2 to 8·1)	8·4 (6 to 11·4)	10·4 (7·2 to 14·2)	10·9 (7·7 to 15)	9·6 (6·8 to 13)	8·1 (5·8 to 11·2)	6·3 (4·5 to 8·6)	4·7 (3·3 to 6·4)	2·9 (2 to 4·1)	1·3 (0·9 to 1·8)	98·6
Environmental heat and cold exposure	0·1 (0·1 to 0·2)	0 (0 to 0·1)	1·2 (0·7 to 1·9)	2 (1·3 to 3)	0·8 (0·5 to 1·1)	0·9 (0·6 to 1·4)	2 (1·4 to 2·8)	2·4 (1·7 to 3·4)	3·3 (2·4 to 4·5)	4·2 (3 to 5·6)	5·1 (3·6 to 6·9)	6·1 (4·4 to 8·1)	6·4 (4·7 to 8·4)	8·4 (5·8 to 11·4)	11·2 (8·1 to 15)	12·8 (9·4 to 17)	12·6 (9·1 to 16·9)	12·3 (8·8 to 16·8)	10·5 (7·7 to 14·2)	9 (6·6 to 11·7)	7·3 (5·4 to 9·7)	5 (3·7 to 6·6)	2 (1·5 to 2·7)	126
Exposure to forces of nature	0 (0 to 0)	0 (0 to 0)	0 (0 to 0)	0·2 (0·2 to 0·2)	0·2 (0·2 to 0·3)	0·3 (0·3 to 0·4)	0·4 (0·3 to 0·5)	0·4 (0·3 to 0·6)	0·5 (0·3 to 0·6)	0·5 (0·3 to 0·6)	0·7 (0·5 to 0·9)	0·5 (0·4 to 0·7)	0·6 (0·4 to 0·9)	0·7 (0·5 to 0·9)	0·8 (0·6 to 1·1)	0·8 (0·6 to 1·1)	0·8 (0·6 to 1·1)	0·7 (0·5 to 0·9)	0·5 (0·4 to 0·7)	0·4 (0·3 to 0·6)	0·4 (0·3 to 0·5)	0·2 (0·2 to 0·3)	0·1 (0·1 to 0·1)	9·7
Other unintentional injuries	0·2 (0·1 to 0·3)	0·1 (0·1 to 0·1)	1 (0·7 to 1·3)	3·3 (2·3 to 4·5)	4·9 (3·4 to 7)	6·3 (4·3 to 9·1)	9 (6·1 to 13·2)	11·6 (7·8 to 17·4)	15·9 (10·7 to 22·9)	21·2 (14·2 to 30·5)	25·6 (17·2 to 37)	27·5 (18·3 to 39·5)	30·2 (20·1 to 42·5)	35·5 (23·4 to 49·8)	48·7 (32·4 to 68·6)	56 (38·2 to 79·2)	54·3 (36·8 to 75·8)	43·8 (30·3 to 61·9)	33·9 (23·8 to 47·1)	24·8 (17·4 to 33·9)	18·5 (13·1 to 25·2)	11·7 (8·3 to 15·8)	4·9 (3·6 to 6·7)	489
Self-harm and interpersonal violence	2 (1·2 to 3·1)	1 (0·7 to 1·3)	21·9 (15·2 to 31·2)	33·3 (24·4 to 44·2)	18·3 (14·1 to 23·3)	54·1 (42·2 to 69·4)	247 (198 to 305)	265 (209 to 340)	297 (227 to 380)	320 (252 to 410)	352 (268 to 452)	334 (253 to 426)	271 (204 to 357)	246 (186 to 318)	252 (188 to 334)	172 (131 to 223)	110 (85·6 to 137)	67·8 (54·1 to 85·1)	39 (31·6 to 47·8)	21 (16·9 to 26)	11·3 (9·1 to 14)	5 (4·1 to 6·1)	1·5 (1·2 to 1·8)	3,140
Self-harm	0 (0 to 0)	0 (0 to 0)	0 (0 to 0)	0 (0 to 0)	0 (0 to 0)	35 (24·5 to 49·8)	181 (133 to 236)	184 (137 to 246)	219 (156 to 297)	246 (183 to 323)	284 (209 to 370)	279 (204 to 365)	228 (164 to 310)	210 (151 to 278)	215 (155 to 296)	140 (101 to 190)	83·9 (61·9 to 110)	48·7 (36·5 to 63·7)	26·1 (19·9 to 33·5)	13·8 (10·6 to 17·8)	7 (5·4 to 9)	3 (2·3 to 3·7)	0·8 (0·6 to 1)	2,400
Self-harm by firearm	0 (0 to 0)	0 (0 to 0)	0 (0 to 0)	0 (0 to 0)	0 (0 to 0)	8·5 (5·8 to 12·4)	55·5 (39·9 to 74·9)	65·5 (47·9 to 88·4)	77·2 (54·8 to 105)	86·3 (63·5 to 115)	95·1 (68·1 to 126)	93·2 (68 to 122)	78·8 (56·9 to 109)	73·4 (52·9 to 98·5)	72·4 (51·8 to 101)	49·6 (33·7 to 68·2)	29·5 (20·8 to 39·3)	17·7 (12·5 to 23·6)	8·9 (6·5 to 11·9)	4 (2·9 to 5·4)	1·5 (1·1 to 2·1)	0·5 (0·4 to 0·7)	0·1 (0·1 to 0·1)	818
Self-harm by other specified means	0 (0 to 0)	0 (0 to 0)	0 (0 to 0)	0 (0 to 0)	0 (0 to 0)	26·4 (18·2 to 38·1)	126 (92·8 to 164)	118 (88·6 to 157)	142 (102 to 190)	160 (120 to 208)	188 (139 to 248)	186 (135 to 242)	150 (107 to 201)	137 (99·9 to 180)	143 (103 to 195)	90·7 (66·2 to 123)	54·4 (41 to 70·3)	31 (23·8 to 40·2)	17·2 (13·4 to 21·8)	9·8 (7·6 to 12·4)	5·5 (4·2 to 7)	2·5 (1·9 to 3)	0·7 (0·5 to 0·8)	1,590
Interpersonal violence	2 (1·2 to 3·1)	1 (0·7 to 1·3)	21·8 (15·2 to 31·1)	33 (24·1 to 43·7)	18·1 (13·8 to 23)	18·8 (14·8 to 23·3)	65·5 (51·5 to 80·7)	81·3 (60·8 to 106)	77·8 (57·7 to 101)	73·2 (54·3 to 93·7)	68 (52 to 87)	54·4 (42·2 to 67·7)	42·5 (34 to 53·3)	35·7 (28·5 to 44·4)	36·2 (29·1 to 43·8)	31·7 (25·2 to 39·4)	25·9 (20·9 to 32·5)	18·9 (15·1 to 23·3)	12·8 (10·2 to 15·9)	7·2 (5·5 to 9)	4·3 (3·3 to 5·5)	2 (1·5 to 2·7)	0·7 (0·5 to 0·9)	733
Physical violence by firearm	0·1 (0·1 to 0·1)	0·1 (0 to 0·1)	1·2 (0·8 to 1·7)	6·2 (4·4 to 8·6)	6·9 (5 to 9·2)	7·6 (5·8 to 9·8)	37 (28·3 to 46·7)	46·1 (32·7 to 62·7)	43·4 (30·9 to 57·3)	39·5 (28 to 52·3)	35·3 (25·5 to 46·5)	26·6 (19·7 to 34·8)	17·9 (13·5 to 23·7)	13·2 (10 to 17)	11·9 (9·1 to 15)	9·2 (7·2 to 11·6)	6·7 (5·4 to 8·2)	4·7 (3·9 to 5·7)	2·9 (2·3 to 3·6)	1·3 (1 to 1·6)	0·6 (0·5 to 0·8)	0·2 (0·2 to 0·3)	0·1 (0·1 to 0·1)	319
Physical violence by sharp object	0·1 (0 to 0·1)	0 (0 to 0·1)	0·2 (0·2 to 0·3)	0·9 (0·7 to 1·2)	0·9 (0·7 to 1·2)	1 (0·8 to 1·3)	5 (3·8 to 6·3)	8 (5·8 to 10·8)	8·6 (6·2 to 11·3)	8·5 (6·2 to 11)	7·8 (5·8 to 10)	6·2 (4·7 to 7·8)	4·8 (3·8 to 6·1)	4·2 (3·3 to 5·2)	4·4 (3·5 to 5·5)	3·7 (2·9 to 4·6)	3 (2·3 to 3·8)	2 (1·6 to 2·6)	1·3 (1 to 1·7)	0·7 (0·6 to 1)	0·4 (0·3 to 0·6)	0·2 (0·2 to 0·3)	0·1 (0·1 to 0·1)	72·2
Sexual violence	0 (0 to 0)	0 (0 to 0)	0 (0 to 0)	0·2 (0·1 to 0·3)	1·6 (0·9 to 2·6)	4·7 (2·7 to 7·5)	11·4 (6·3 to 18·2)	10·8 (6·1 to 16·5)	6·8 (3·8 to 11·1)	5 (2·7 to 8·2)	4·5 (2·5 to 7·4)	3·8 (2·1 to 6·2)	3·2 (1·8 to 5·4)	2·6 (1·4 to 4·4)	2 (1·2 to 3·3)	1·6 (0·9 to 2·5)	1·4 (0·8 to 2·2)	1 (0·6 to 1·5)	0·7 (0·5 to 1·1)	0·5 (0·3 to 0·8)	0·3 (0·2 to 0·5)	0·1 (0 to 0·1)	0 (0 to 0)	62·4
Physical violence by other means	1·8 (1·1 to 2·8)	0·9 (0·6 to 1·1)	20·4 (14·2 to 29·1)	25·7 (18·7 to 34·3)	8·6 (6·4 to 11·2)	5·4 (4·2 to 6·9)	12·1 (9·5 to 15·3)	16·4 (12·3 to 21·7)	19 (14·4 to 24·3)	20·2 (15·3 to 25·8)	20·4 (16 to 26·1)	17·8 (13·9 to 22·4)	16·5 (12·9 to 21)	15·8 (12·1 to 20·4)	17·9 (13·7 to 22·9)	17·3 (12·9 to 22·7)	14·8 (11 to 19·7)	11·1 (8·3 to 14·6)	7·8 (6 to 10·2)	4·6 (3·3 to 6·1)	2·9 (2·1 to 3·9)	1·5 (1·1 to 2)	0·5 (0·4 to 0·7)	279
Conflict and terrorism	0 (0 to 0)	0 (0 to 0)	0 (0 to 0)	0 (0 to 0)	0 (0 to 0)	0·1 (0·1 to 0·3)	0·3 (0·1 to 0·6)	0·2 (0·1 to 0·5)	0·3 (0·1 to 0·5)	0·2 (0·1 to 0·5)	0·2 (0·1 to 0·4)	0·2 (0·1 to 0·4)	0·2 (0·1 to 0·4)	0·2 (0·1 to 0·3)	0·2 (0·1 to 0·3)	0·2 (0·1 to 0·3)	0·2 (0·1 to 0·3)	0·1 (0·1 to 0·2)	0·1 (0 to 0·1)	0 (0 to 0·1)	0 (0 to 0·1)	0 (0 to 0)	0 (0 to 0)	2·8

SR Table 2b: Solomon Islands DALYS by cause and age group for females with 95% uncertainty intervals, 2019

Cause	Early Neonatal	Late Neonatal	Post Neonatal	1 to 4	5 to 9	10 to 14	15 to 19	20 to 24	25 to 29	30 to 34	35 to 39	40 to 44	45 to 49	50 to 54	55 to 59	60 to 64	65 to 69	70 to 74	75 to 79	80 to 84	85 to 89	90 to 94	95 plus	Total
All causes	6,264 (5,464-7,262)	2,302 (1,930-2,840)	3,482 (2,992-4,150)	6,972 (5,992-8,150)	2,484 (2,049-3,132)	2,646 (2,202-3,284)	3,040 (2,494-3,886)	3,442 (2,842-4,290)	3,719 (3,042-4,720)	3,933 (3,203-4,970)	4,003 (3,277-5,030)	4,060 (3,318-5,122)	4,139 (3,382-5,222)	4,222 (3,450-5,333)	4,304 (3,513-5,450)	4,388 (3,579-5,552)	4,473 (3,646-5,665)	4,559 (3,714-5,777)	4,646 (3,783-5,889)	4,735 (3,852-6,000)	4,825 (3,922-6,113)	4,916 (3,994-6,228)	5,008 (4,066-6,345)	123,282 (97-156,185)
Communicable, maternal, neonatal, and nutritional diseases	5,838 (4,838-7,186)	2,458 (1,930-3,055)	3,230 (2,672-3,950)	6,340 (5,272-7,600)	1,468 (1,063-1,920)	1,040 (816-1,280)	1,030 (712-1,359)	2,638 (1,856-3,532)	2,550 (1,660-3,488)	2,550 (1,659-3,533)	2,562 (1,655-3,629)	2,590 (1,681-3,699)	2,633 (1,708-3,777)	2,690 (1,737-3,859)	2,752 (1,768-3,940)	2,820 (1,800-4,035)	2,893 (1,833-4,134)	2,972 (1,868-4,252)	3,056 (1,906-4,373)	3,145 (1,945-4,520)	3,240 (1,986-4,674)	3,341 (2,029-4,833)	3,448 (2,073-4,999)	40,903
HIV/AIDS and sexually transmitted infections	2,466 (1,979-3,092)	768 (309-1,325)	671 (216-1,700)	170 (19-2-1,300)	46 (11-1-327)	22.9 (2-6-124)	46.4 (4-5-301)	104 (10-9-765)	124 (10-9-1,140)	227 (19-2-1,646)	222 (18-2-1,599)	199 (16-2-1,462)	135 (11-0-982)	124 (10-2-913)	117 (9-6-862)	112 (9-2-833)	107 (8-8-796)	101 (8-4-753)	97.2 (8-1-724)	93.2 (7-8-696)	89.8 (7-4-670)	86.9 (7-2-648)	84.5 (7-0-631)	5,320
HIV/AIDS	0 (0-0)	0 (0-0.1)	22.3 (2.2-1,200)	132 (2.2-1,200)	21.6 (2.2-120)	17.8 (2.2-120)	44.9 (4.5-294)	114 (11-1-773)	213 (21-3-1,453)	214 (21-5-1,460)	198 (17-7-1,160)	165 (14-2-968)	124 (11-1-698)	94 (8-1-528)	72.4 (6-4-379)	55.7 (4-9-279)	43.2 (3-8-177)	34.2 (3-0-175)	27.3 (2-3-175)	22.9 (1-8-174)	19.7 (1-6-174)	17.9 (1-5-174)	16.2 (1-3-174)	1,270
HIV/AIDS - Drug-susceptible Tuberculosis	0 (0-0)	1.4 (0.1-3.5)	5.7 (0.1-13.9)	1 (0.1-3.2)	1.1 (0.2-3.1)	2.6 (0.7-6.7)	9.2 (1.4-24.6)	6.9 (1.1-19.2)	6.6 (1.4-15.1)	6.7 (1.3-17.1)	5.7 (0.7-15.4)	5 (0.6-13.1)	4.5 (0.5-10.1)	3.6 (0.3-8.6)	1.5 (0.2-3.9)	1.3 (0.2-3.2)	1.1 (0.1-2.8)	0.9 (0.1-2.2)	0.8 (0.1-2.1)	0.7 (0.1-2.1)	0.6 (0.1-2.1)	0.5 (0.1-2.1)	52.9
HIV/AIDS - Multidrug-resistant Tuberculosis without extensive drug resistance	0 (0-0)	0 (0-0)	0 (0-0.1)	0 (0-0)	0 (0-0)	0 (0-0.1)	0 (0-0.2)	0 (0-0.2)	0 (0-0.2)	0 (0-0.2)	0 (0-0.2)	0 (0-0.2)	0 (0-0.2)	0 (0-0.2)	0 (0-0.2)	0 (0-0.2)	0 (0-0.1)	0 (0-0.1)	0 (0-0.1)	0 (0-0.1)	0 (0-0.1)	0 (0-0.1)	0 (0-0.1)	0.4
HIV/AIDS - Extensively drug-resistant Tuberculosis	0 (0-0)	0 (0-0)	0 (0-0)	0 (0-0)	0 (0-0)	0 (0-0)	0 (0-0)	0 (0-0)	0 (0-0)	0 (0-0)	0 (0-0)	0 (0-0)	0 (0-0)	0 (0-0)	0 (0-0)	0 (0-0)	0 (0-0)	0 (0-0)	0 (0-0)	0 (0-0)	0 (0-0)	0 (0-0)	0 (0-0)	0.1
HIV/AIDS resulting in other diseases	0 (0-0)	31.9 (3.4-203)	126 (15.1-1,240)	28.6 (3.1-226)	19.7 (2.1-153)	421 (39.5-2,852)	109 (7.2-758)	266 (17.5-1,820)	258 (16.9-1,820)	139 (9.2-1,000)	112 (7.5-804)	79.5 (5.4-560)	49.4 (3.5-342)	22.6 (1.5-170)	20 (1.4-144)	19.6 (1.3-144)	7.9 (0.6-66.4)	3.1 (0.2-26.1)	0.9 (0.1-8.1)	0.3 (0-2.4)	0.1 (0-0.9)	0 (0-0.2)	1,200
Sexually transmitted infections excluding HIV	2,466 (1,979-3,092)	768 (309-1,325)	648 (299-1,698)	42 (19-1,300)	24.6 (11-327)	4.5 (2-6-124)	1.9 (0.7-6.7)	7.1 (4.4-24.6)	4.9 (3-6-15.1)	12.7 (8-3-37.3)	16.9 (10-9-46.3)	33.9 (21-4-93.2)	30.6 (19-7-82.8)	29.1 (18-6-81.1)	27.5 (17-5-79.3)	26.2 (16-7-77.1)	25.1 (16-1-74.7)	24.1 (15-5-73.1)	23.3 (15-1-72.3)	22.6 (14-8-72.3)	22.1 (14-5-72.3)	21.8 (14-4-72.3)	4,250
Syphilis	2,466 (1,979-3,092)	768 (309-1,325)	648 (299-1,698)	42 (19-1,300)	24.6 (11-327)	4.5 (2-6-124)	1.9 (0.7-6.7)	7.1 (4.4-24.6)	4.9 (3-6-15.1)	12.7 (8-3-37.3)	16.9 (10-9-46.3)	33.9 (21-4-93.2)	30.6 (19-7-82.8)	29.1 (18-6-81.1)	27.5 (17-5-79.3)	26.2 (16-7-77.1)	25.1 (16-1-74.7)	24.1 (15-5-73.1)	23.3 (15-1-72.3)	22.6 (14-8-72.3)	22.1 (14-5-72.3)	21.8 (14-4-72.3)	4,140
Chlamydial infection	0 (0-0)	0 (0-0)	0 (0-0)	0 (0-0)	0 (0-0)	0 (0-0)	0.1 (0-1-4)	0.5 (0-3-2.9)	0.7 (0-3-1.4)	0.5 (0-3-1.9)	0.4 (0-2-1.5)	0.3 (0-2-1.2)	0.3 (0-2-1.1)	0.2 (0-1-0.9)	0.2 (0-1-0.8)	0.2 (0-0-0.8)	0.2 (0-0-0.8)	0.2 (0-0-0.8)	0.2 (0-0-0.8)	0.2 (0-0-0.8)	0.2 (0-0-0.8)	0.2 (0-0-0.8)	0.2 (0-0-0.8)	9.8
Gonococcal infection	0 (0-0)	0 (0-0)	0 (0-0)	0 (0-0)	0 (0-0)	0.7 (0-1-3.2)	0.7 (0-1-3.7)	0.7 (0-2-3.3)	0.7 (0-2-3.9)	0.6 (0-2-3.3)	0.5 (0-2-3.1)	0.4 (0-2-2.9)	0.3 (0-3-2.8)	0.3 (0-3-2.7)	0.2 (0-3-2.6)	0.2 (0-3-2.5)	0.2 (0-3-2.4)	0.2 (0-3-2.3)	0.2 (0-3-2.3)	0.2 (0-3-2.3)	0.2 (0-3-2.3)	0.2 (0-3-2.3)	0.2 (0-3-2.3)	14
Trichomoniasis	0 (0-0)	0 (0-0)	0 (0-0)	0 (0-0)	0 (0-0)	0.1 (0-0-0.3)	1.6 (0-5-3.9)	6.2 (2-1-13.4)	6.3 (3-1-20)	4.3 (2-6-19.7)	2.9 (1-4-14.1)	2.1 (1-3-10.2)	1.7 (1-0-10.1)	1.2 (0-7-9.5)	0.7 (0-4-9.3)	0.7 (0-2-9.1)	0.6 (0-1-9.1)	0.5 (0-1-9.1)	0.5 (0-1-9.1)	0.5 (0-1-9.1)	0.5 (0-1-9.1)	0.5 (0-1-9.1)	0.5 (0-1-9.1)	49.3
Genital herpes	0 (0-0)	0 (0-0)	0 (0-0)	0 (0-0)	0 (0-0)	0 (0-0)	0 (0-1-0.4)	0 (0-1-0.4)	0 (0-1-0.4)	0 (0-1-0.4)	0 (0-1-0.4)	0 (0-1-0.4)	0 (0-1-0.4)	0 (0-1-0.4)	0 (0-1-0.4)	0 (0-1-0.4)	0 (0-1-0.4)	0 (0-1-0.4)	0 (0-1-0.4)	0 (0-1-0.4)	0 (0-1-0.4)	0 (0-1-0.4)	0 (0-1-0.4)	0 (0-1-0.4)	1.3
Other sexually transmitted infections	0 (0-0)	0 (0-0)	0 (0-0)	0 (0-0)	0 (0-0)	0.1 (0-0-0.3)	0.5 (0-2-1.2)	0.5 (0-1-1.4)	0.5 (0-1-1.3)	0.4 (0-2-1.2)	0.4 (0-2-1.1)	0.3 (0-2-1.1)	0.3 (0-2-1.1)	0.3 (0-2-1.1)	0.3 (0-2-1.1)	0.3 (0-2-1.1)	0.3 (0-2-1.1)	0.3 (0-2-1.1)	0.3 (0-2-1.1)	0.3 (0-2-1.1)	0.3 (0-2-1.1)	0.3 (0-2-1.1)	0.3 (0-2-1.1)	29.7
Respiratory infections and tuberculosis	293 (193-3,499)	1,286 (260-2,967)	1,986 (1,220-3,240)	4,189 (699-9-1,370)	1,370 (1,016-2,034)	1,286 (1,141-1,592)	1,286 (267-3,571)	1,286 (392-3,578)	1,286 (384-3,540)	1,286 (384-3,564)	1,286 (426-3,180)	1,286 (319-3,726)	1,286 (327-3,705)	1,286 (348-3,799)	1,286 (318-3,664)	1,286 (299-3,579)	1,286 (271-3,467)	1,286 (199-3,430)	1,286 (173-3,399)	1,286 (94-3,310)	1,286 (29-9-3,182)	1,286 (3-8-3,212)	1,286 (3-8-3,212)	10,460
Tuberculosis	293 (193-3,499)	1,286 (260-2,967)	1,986 (1,220-3,240)	4,189 (699-9-1,370)	1,370 (1,016-2,034)	1,286 (1,141-1,592)	1,286 (267-3,571)	1,286 (392-3,578)	1,286 (384-3,540)	1,286 (384-3,564)	1,286 (426-3,180)	1,286 (319-3,726)	1,286 (327-3,705)	1,286 (348-3,799)	1,286 (318-3,664)	1,286 (299-3,579)	1,286 (271-3,467)	1,286 (199-3,430)	1,286 (173-3,399)	1,286 (94-3,310)	1,286 (29-9-3,182)	1,286 (3-8-3,212)	1,286 (3-8-3,212)	10,460
Latent tuberculosis infection	0 (0-0)	0 (0-0)	11.6 (0-1-50.9)	9.8 (0-6-50.9)	9.6 (0-6-50.4)	9.8 (0-6-50.9)	26.5 (2-6-134.9)	99.1 (9-3-514)	88.9 (8-2-463)	88.6 (8-2-463)	81.6 (5-4-531)	83.7 (5-1-547)	83.7 (5-1-547)	89.9 (5-2-547)	89.4 (5-2-547)	89.4 (5-2-547)	89.4 (5-2-547)	89.4 (5-2-547)	89.4 (5-2-547)	89.4 (5-2-547)	89.4 (5-2-547)	89.4 (5-2-547)	89.4 (5-2-547)	769
Drug-susceptible tuberculosis	0 (0-0)	0 (0-0)	0 (0-0)	0 (0-0)	0 (0-0)	0 (0-0)	0 (0-0)	0 (0-0)	0 (0-0)	0 (0-0)	0 (0-0)	0 (0-0)	0 (0-0)	0 (0-0)	0 (0-0)	0 (0-0)	0 (0-0)	0 (0-0)	0 (0-0)	0 (0-0)	0 (0-0)	0 (0-0)	0 (0-0)	0 (0-0)	0
Multidrug-resistant tuberculosis without extensive drug resistance	0 (0-0)	0 (0-0)	0 (0-0.1)	0 (0-0)	0 (0-0.2)	0 (0-0)	0 (0-0)	0 (0-0.2)	0 (0-0.2)	0 (0-0.2)	0 (0-0.2)	0 (0-0.2)	0 (0-0.2)	0 (0-0.2)	0 (0-0.2)	0 (0-0.1)	0 (0-0.1)	0 (0-0.1)	0 (0-0.1)	0 (0-0.1)	0 (0-0.1)	0 (0-0.1)	0 (0-0.1)	0 (0-0.1)	4.9
Extensively drug-resistant tuberculosis	0 (0-0)	0 (0-0)	0 (0-0.1)	0 (0-0)	0 (0-0)	0 (0-0)	0 (0-0.2)	0 (0-0.2)	0 (0-0.2)	0 (0-0.2)	0 (0-0.2)	0 (0-0.2)	0 (0-0.2)	0 (0-0.2)	0 (0-0.2)	0 (0-0.2)	0 (0-0.2)	0 (0-0.2)	0 (0-0.2)	0 (0-0.2)	0 (0-0.2)	0 (0-0.2)	0 (0-0.2)	0 (0-0.2)	0.9
Lower respiratory infections	293 (193-3,499)	1,670 (260-2,967)	902 (220-1,360)	129 (74-1-324)	104 (44-3-287)	257 (72-1-971)	456 (72-1-2,579)	933 (242-2,578)	933 (242-2,578)	497 (242-1,578)	586 (242-1,578)	586 (233-1,578)	432 (233-1,578)	482 (309-1,578)	432 (278-1,578)	351 (194-1,578)	298 (139-1,578)	240 (115-1,578)	246 (115-1,578)	144 (98-1,578)	69.1 (29-9-1,578)	11.1 (2-1-50.1)	1.4 (0.2-2.1)	9,820
Upper respiratory infections	0 (0-0)	0.6 (0-3-1.1)	9.8 (0-2-34.1)	34.9 (0-2-34.1)	30.7 (0-2-34.1)	28.1 (0-2-34.1)	28.1 (0-2-34.1)	28.8 (1-0-34.1)	28.8 (1-0-33.2)	28.8 (1-0-33.2)	28.8 (1-0-33.2)	28.8 (1-0-33.2)	28.8 (1-0-33.2)	28.8 (1-0-33.2)	28.8 (1-0-33.2)	28.8 (1-0-33.2)	28.8 (1-0-33.2)	28.8 (1-0-33.2)	28.8 (1-0-33.2)	28.8 (1-0-33.2)	28.8 (1-0-33.2)	28.8 (1-0-33.2)	28.8 (1-0-33.2)	239
Otitis media	0 (0-0)	1.6 (0-3-5)	19.3 (0-4-104)	29.1 (3-0-104)	14.6 (1-3-104)	12.3 (1-1-104)	11.2 (1-1-104)	9.9 (0-9-21.7)	9.5 (0-9-19.7)	9.5 (0-8-19.7)	9.5 (0-8-19.7)	9.5 (0-8-19.7)	9.5 (0-8-19.7)	4.7 (0-8-19.7)	3.5 (0-8-19.7)	2.6 (0-8-19.7)	1.7 (0-8-19.7)	0.9 (0-4-19.7)	0.9 (0-4-19.7)	0.9 (0-4-19.7)	0.9 (0-4-19.7)	0.9 (0-4-19.7)	0.9 (0-4-19.7)	123
Enteric infections	24.7 (3.2-71.9)	133 (46-1-231)	107 (30-1-320)	240 (30-1-320)	210 (30-1-320)	210 (30-1-320)	210 (30-1-320)	210 (30-1-320)	210 (30-1-320)	210 (30-1-320)	210 (30-1-320)	210 (30-1-320)	210 (30-1-320)	210 (30-1-320)	210 (30-1-320)	210 (30-1-320)	210 (30-1-320)	210 (30-1-320)	210 (30-1-320)	210 (30-1-320)	210 (30-1-320)	210 (30-1-320)	210 (30-1-320)	5,740
Typhoid and paratyphoid	0 (0-0)	1.2 (0-1-3.6)	2.8 (0-1-10.6)	31 (0-1-93.9)	24.5 (0-1-93.9)	20.8 (0-1-93.9)	19.4 (0-1-93.9)	18.6 (0-1-93.9)	18.2 (0-1-93.9)	18.1 (0-1-93.9)	18.1 (0-1-93.9)	18.1 (0-1-93.9)	18.1 (0-1-93.9)	18.1 (0-1-93.9)	18.1 (0-1-93.9)	18.1 (0-1-93.9)	18.1 (0-1-93.9)	18.1 (0-1-93.9)	18.1 (0-1-93.9)	18.1 (0-1-93.9)	18.1 (0-1-93.9)	18.1 (0-1-93.9)	18.1 (0-1-93.9)	186
Typhoid fever	0 (0-0)	0 (0-0)	0 (0-0)	0 (0-0)	0 (0-0)	0 (0-0)	0 (0-0)	0 (0-0)	0 (0-0)	0 (0-0)	0 (0-0)	0 (0-0)	0 (0-0)	0 (0-0)	0 (0-0)	0 (0-0)	0 (0-0)	0 (0-0)	0 (0-0)	0 (0-0)	0 (0-0)	0 (0-0)	0 (0-0)	0 (0-0)	0
Paratyphoid fever	0 (0-0)	0 (0-0)	0 (0-0)	0 (0-0)	0 (0-0)	0 (0-0)	0 (0-0)	0 (0-0)	0 (0-0)	0 (0-0)	0 (0-0)	0 (0-0)	0 (0-0)	0 (0-0)	0 (0-0)	0 (0-0)	0 (0-0)	0 (0-0)	0 (0-0)	0 (0-0)	0 (0-0)	0 (0-0)	0 (0-0)	0 (0-0)	0
Invasive Non-typhoidal Salmonella (iNTS)	0 (0-0)	0.6 (0-2-3.6)	2.8 (0-1-10.6)	31 (0-1-93.9)	24.5 (0-1-93.9)	20.8 (0-1-93.9)	19.4 (0-1-93.9)	18.6 (0-1-93.9)	18.2 (0-1-93.9)	18.1 (0-1-93.9)	18.1 (0-1-93.9)	18.1 (0-1-93.9)	18.1 (0-1-93.9)	18.1 (0-1-93.9)	18.1 (0-1-93.9)	18.1 (0-1-93.9)	18.1 (0-1-93.9)	18.1 (0-1-93.9)	18.1 (0-1-93.9)	18.1 (0-1-93.9)	18.1 (0-1-93.9)	18.1 (0-1-93.9)	18.1 (0-1-93.9)	186
Other intestinal infectious diseases	0 (0-0)	1.6 (0-2-3.6)	2.8 (0-2-3.7)	31 (0-1-3.6)	24.5 (0-2-3.6)	20.8 (0-2-3.6)	19.4 (0-2-3.6)	18.6 (0-2-3.6)	18.2 (0-1-3.6)	18.1 (0-1-3.6)	18.1 (0-1-3.6)	18.1 (0-1-3.6)	18.1 (0-1-3.6)	18.1 (0-1-3.6)	18.1 (0-1-3.6)	18.1 (0-1-3.6)	18.1 (0-1-3.6)	18.1 (0-1-3.6)	18.1 (0-1-3.6)	18.1 (0-1-3.6)	18.1 (0-1-3.6)	18.1 (0-1-3.6)	18.1 (0-1-3.6)	186
Neglected tropical diseases and malaria	24.9 (6-1-139)	133 (132-1-239)	107 (107-1-290)	240 (107-1-290)	210 (107-1-290)	210 (107-1-290)	210 (107-1-290)	210 (107-1-290)	210 (107-1-290)	210 (107-1-290)	210 (107-1-290)	210 (107-1-290)	210 (107-1-290)	210 (107-1-290)	210 (107-1-290)	210 (107-1-290)	210 (107-1-290)	210 (107-1-290)	210 (107-1-290)	210 (107-1-290)	210 (107-1-290)	210 (107-1-290)	210 (107-1-290)	5,740
Malaria	0 (0-0)	1.6 (0-2-3.6)	2.8 (0-1-10.6)	31 (0-1-93.9)	24.5 (0-1-93.9)	20.8 (0-1-93.9)	19.4 (0-1-93.9)	18.6 (0-1-93.9)	18.2 (0-1-93.9)	18.1 (0-1-93.9)	18.1 (0-1-93.9)	18.1 (0-1-93.9)	18.1 (0-1-93.9)	18.1 (0-1-93.9)	18.1 (0-1-93.9)	18.1 (0-1-93.9)	18.1 (0-1-93.9)	18.1 (0-1-93.9)	18.1 (0-1-93.9)	18.1 (0-1-93.9)	18.1 (0-1-93.9)	18.1 (0-1-93.9)	18.1 (0-1-93.9)	186
Chagas disease	0 (0-0)	0 (0-0)	0 (0-0)	0 (0-0)	0 (0-0)	0 (0-0)	0 (0-0)	0 (0-0)	0 (0-0)	0 (0-0)	0 (0-0)	0 (0-0)	0 (0-0)	0 (0-0)	0 (0-0)	0 (0-0)	0 (0-0)	0 (0-0)	0 (0-0)	0 (0-0)	0 (0-0)	0 (0-0)	0 (0-0)	0 (0-0)	0
Leishmaniasis	0 (0-0)	0 (0-0)	0 (0-0)	0 (0-0)	0 (0-0)	0 (0-0)	0 (0-0)	0 (0-0)	0 (0-0)	0 (0-0)	0 (0-0)	0 (0-0)	0 (0-0)	0 (0-0)	0 (0-0)	0 (0-0)	0 (0-0)	0 (0-0)	0 (0-0)	0 (0-0)	0 (0-0)	0 (0-0)	0 (0-0)	0 (0-0)	0
Visceral leishmaniasis	0 (0-0)	0 (0-0)	0 (0-0)	0 (0-0)	0 (0-0)	0 (0-0)	0 (0-0)	0 (0-0)	0 (0-0)	0 (0-0)	0 (0-0)	0 (0-0)	0 (0-0)	0 (0-0)	0 (0-0)	0 (0-0)	0 (0-0)	0 (0-0)	0 (0-0)	0 (0-0)	0 (0-0)	0 (0-0)	0 (0-0)	0 (0-0)	0
Cutaneous and mucocutaneous leishmaniasis	0 (0-0)	0 (0-0)	0 (0-0)	0 (0-0)	0 (0-0)	0 (0-0)	0 (0-0)	0 (0-0)	0 (0-0)	0 (0-0)	0 (0-0)	0 (0-0)	0 (0-0)	0 (0-0)	0 (0-0)	0 (0-0)	0 (0-0)	0 (0-0)	0 (0-0)	0 (0-0)	0 (0-0)	0 (0-0)	0 (0-0)	0 (0-0)	0
African trypanosomiasis	0 (0-0)	0 (0-0)	0 (0-0)	0 (0-0)	0 (0-0)	0 (0-0)	0 (0-0)	0 (0-0)	0 (0-0)	0 (0-0)	0 (0-0)	0 (0-0)	0 (0-0)	0 (0-0)	0 (0-0)	0 (0-0)	0 (0-0)	0 (0-0)	0 (0-0)	0 (0-0)	0 (0-0)	0 (0-0)	0 (0-0)	0 (0-0)	0
Schistosomiasis	0 (0-0)	0 (0-0)	0 (0-0)	0 (0-0)	0 (0-0)	0 (0-0)	0 (0-0)	0 (0-0)	0 (0-0)	0 (0-0)	0 (0-0)	0 (0-0)	0 (0-0)	0 (0-0)	0 (0-0)	0 (0-0)	0 (0-0)	0 (0-0)	0 (0-0)	0 (0-0)	0 (0-0)	0 (0-0)	0 (0-0)	0 (0-0)	0
Cysticercosis	0 (0-0)	0 (0-0)	0 (0-0)	0 (0-0)	0 (0-0)	0.1 (0-0-0.3)	0.5 (0-1-1.1)	1.5 (0-5-4.3)	2.8 (0-6-8.4)	3.6 (0-6-8.4)	4.1 (1-0-9.4)	3.8 (1-0-9.4)	3.6 (1-0-9.4)	3.4 (1-0-9.4)	3.2 (0-9-9.4)	3.1 (1-0-9.4)	2.9 (0-9-9.4)	2.8 (0-9-9.4)	2.7 (0-9-9.4)	2.6 (0-9-9.4)	2.5 (0-9-9.4)	2.5 (0-9-9.4)	2.4 (0-9-9.4)	39.2
Cystic echinococcosis	0 (0-0)	0 (0-0)	0 (0-0)	0 (0-0)	0 (0-0)	0 (0-0)	0 (0-0)	0 (0-0)	0.2 (0-0-1.1)	0.3 (0-0-1.1)	0.4 (0-0-1.1)	0.3 (0-0-1.1)	0.3 (0-0-1.1)	0.3 (0-0-1.1)	0.3 (0-0-1.1)	0.3 (0-0-1.1)	0.3 (0-0-1.1)	0.3 (0-0-1.1)	0.3 (0-0-1.1)	0.3 (0-0-1.1)	0.3 (0-0-1.1)	0.3 (0-0-1.1)	0.3 (0-0-1.1)	0.3 (0-0-1.1)	2.1
Lymphatic filariasis	0 (0-0)	0 (0-0)	0 (0-0)	0 (0-0)	0 (0-0)	0 (0-0)	0 (0-0)	0 (0-0)	0 (0-0)	0 (0-0)	0 (0-0)	0 (0-0)	0 (0-0)	0 (0-0)	0 (0-0)	0 (0-0)	0 (0-0)	0 (0-0)	0 (0-0)	0 (0-0)	0 (0-0)	0 (0-0)	0 (0-0)	0 (0-0)	0
Onchocerciasis	0 (0-0)	0 (0-0)	0 (0-0)	0 (0-0)	0 (0-0)	0 (0-0)	0 (0-0)	0 (0-0)	0 (0-0)	0 (0-0)	0 (0-0)	0 (0-0)	0 (0-0)	0 (0-0)	0 (0-0)	0 (0-0)	0 (0-0)	0 (0-0)	0 (0-0)	0 (0-0)	0 (0-0)	0 (0-0)	0 (0-0)	0 (0-0)	0
Trachoma	0 (0-0)	0 (0-0)	0 (0-0)	0 (0-0)	0 (0-0)	0 (0-0)	0 (0-0)	0 (0-0)	0 (0-0)	0 (0-0)	0 (0-0)	0 (0-0)	0 (0-0)	0 (0-0)	0 (0-0)	0 (0-0)	0 (0-0)	0 (0-0)	0 (0-0)	0 (0-0)	0 (0-0)	0 (0-0)	0 (0-0)	0 (0-0)	0
Dengue	22.9 (1-2-129)	493 (103-1,220)	1,220 (117-to-1,130)	243 (72-6-to-514)	216 (72-6-to-514)	88.8 (32-0-to-224)	109 (49-7-to-224)	245 (64-6-to-756)	267 (94-4-to-766)	196 (96-4-to-561)	83.4 (39-0-to-132)	132 (32-1-to-414)	74.6 (19-1-to-226)	62.1 (14-8-to-179)	51.7 (13-3-to-144)	41.1 (7-to-91-8)	31 (7-6-to-105)	24.6 (7-6-to-105)	19.3 (7-6-to-105)	15.5 (3-3-to-37.7)	13 (3-3-to-3.5)	11.3 (3-3-to-3.5)	10.7 (3-7-to-22.1)	2,680
Yellow fever	0 (0-0)	0 (0-0)	0 (0-0)	0 (0-0)	0 (0-0)	0 (0-0)	0 (0-0)	0 (0-0)	0 (0-0)	0 (0-0)	0 (0-0)	0 (0-0)	0 (0-0)	0 (0-0)	0 (0-0)	0 (0-0)	0 (0-0)	0 (0-0)	0 (0-0)	0 (0-0)	0 (0-0)	0 (0-0)	0 (0-0)	0 (0-0)	0
Rabies	0 (0-0)	0 (0-0)	0 (0-0)	0 (0-0)	0 (0-0)	0 (0-0)	0 (0-0)	0 (0-0)	0 (0-0)	0 (0-0)	0 (0-0)	0 (0-0)	0 (0-0)	0 (0-0)	0 (0-0)	0 (0-0)	0 (0-0)	0 (0-0)	0 (0-0)	0 (0-0)	0 (0-0)	0 (0-0)	0 (0-0)	0 (0-0)	0.9
Intestinal nematode infections	0 (0-0)	0 (0-0)	1.1 (0-0-4.2)	49.6 (0-1-134)	39.6 (0-2-134)	49.6 (0-2-134)	49.6 (0-2-134)	49.6 (0-2-134)	49.6 (0-2-134)	49.6 (0-2-134)	49.6 (0-2-134)	49.6 (0-2-134)	49.6 (0-2-134)	49.6 (0-2-134)	49.6 (0-2-134)	49.6 (0-2-134)	49.6 (0-2-134)	49.6 (0-2-134)	49.6 (0-2-134)	49.6 (0-2-134)	49.6 (0-2-134)	49.6 (0-2-134)	49.6 (0-2-134)	343
Ascariasis	0 (0-0)	0 (0-0)	0 (0-0)	0 (0-0)	0 (0-0)	0 (0-0)	0 (0-0)	0 (0-0)	0 (0-0)	0 (0-0)	0 (0-0)	0 (0-0)	0 (0-0)	0 (0-0)	0 (0-0)	0 (0-0)	0 (0-0)	0 (0-0)	0 (0-0)	0 (0-0)	0 (0-0)	0 (0-0)	0 (0-0)	0 (0-0)	0
Trichuriasis	0 (0-0)	0 (0-0)	0.1 (0-0-0.3)	2.2 (0-0-6.3)	2.4 (0-0-6.3)	2.4 (0-0-6.3)	1.9 (0-0-5.6)	1.9 (0-0-5.6)	1.9 (0-0-5.6)	1.9 (0-0-5.6)	1.9 (0-0-5.6)	1.9 (0-0-5.6)	1.9 (0-0-5.6)	1.9 (0-0-5.6)	1.9 (0-0-5.6)	1.9 (0-0-5.6)	1.9 (0-0-5.6)	1.9 (0-0-5.6)	1.9 (0-0-5.6)	1.9 (0-0-5.6)	1.9 (0-0-5.6)	1.9 (0-0-5.6)	1.9 (0-0-5.6)	29.6
Hookworm disease	0 (0-0)	0 (0-0)	0.6 (0-2-3.6)	14.7 (1-1-34.2)	22.9 (2-4-34.2)	29.2 (3-6-34.2)	47.6 (7-1-98.6)	99.6 (24-4-to-335)	94.6 (17-7-to-271)	38.7 (12-7-to-92.9)	27.7 (12-1-to-62.9)	27.9 (12-1-to-62.9)	21 (10-7-to-39.3)	4 (2-1-to-7.4)	3.7 (2-1-to-6.9)	3.5 (1-6-to-6.5)	1.4 (1-1-to-2.6)	0.8 (0-6-2.4)	0.8 (0-6-2.4)	0.8 (0-6-2.4)	0.8 (0-6-2.4)	0.8 (0-6-2.4)	0.8 (0-6-2.4)	310
Food-borne trematodiases	0 (0-0)	0 (0-0)	0 (0-0)	0 (0-0)	0 (0-0)	0 (0-0)	0 (0-0)	0 (0-0)	0 (0-0)	0 (0-0)	0 (0-0)	0 (0-0)	0 (0-0)	0 (0-0)	0 (0-0)	0 (0-0)	0 (0-0)	0 (0-0)	0 (0-0)	0 (0-0)	0 (0-0)	0 (0-0)	0 (0-0)	0 (0-0)	0
Leprosy	0 (0-0)	0 (0-0)	0 (0-0)	0 (0-0)	0 (0-0)	0.1 (0-0-0.3)	0.1 (0-1-0.2)	0.1 (0-1-0.2)	0.2 (0-1-0.3)	0.2 (0-1-0.3)	0.2 (0-1-0.3)	0.2 (0-1-0.3)	0.2 (0-1-0.3)	0.2 (0-1-0.3)	0.2 (0-1-0.3)	0.2 (0-1-0.3)	0.2 (0-1-0.3)	0.2 (0-1-0.3)	0.2 (0-1-0.3)	0.2 (0-1-0.3)	0.2 (0-1-0.3)	0.2 (0-1-0.3)	0.2 (0-1-0.3)	2
Ebola	0 (0-0)	0 (0-0)	0 (0-0)	0 (0-0)	0 (0-0)	0 (0-0)	0 (0-0)	0 (0-0)	0 (0-0)	0 (0-0)	0 (0-0)	0 (0-0)	0 (0-0)	0 (0-0)	0 (0-0)	0 (0-0)	0 (0-0)	0 (0-0)	0 (0-0)	0 (0-0)	0 (0-0)	0 (0-0)	0 (0-0)	0 (0-0)	0
Zika virus	0 (0-0)	0 (0-0)	0 (0-0)	0 (0-0)	0 (0-0)	0 (0-0)	0 (0-0)	0 (0-0)	0 (0-0



Congenital birth defects	626 (275 to 1,170)	275 (143 to 469)	721 (318 to 1,260)	443 (233 to 746)	141 (88·7 to 213)	158 (101 to 241)	73·7 (45·9 to 116)	82·2 (33·6 to 171)	89·7 (28·4 to 210)	89·8 (27 to 208)	37·2 (16·3 to 70·6)	37·9 (17·9 to 70·9)	19·5 (11 to 31·4)	10·8 (6·8 to 16·4)	10·7 (6·4 to 16·7)	8·9 (5·6 to 13·9)	4·3 (2·8 to 6·4)	1·3 (0·7 to 2·2)	0·7 (0·3 to 1·2)	0·3 (0·1 to 0·5)	0·1 (0 to 0·1)	0 (0 to 0)	0 (0 to 0)	2,830
Neural tube defects	186 (54·1 to 443)	27·2 (5·3 to 77·6)	92·1 (19·1 to 257)	27 (4·5 to 92·5)	2·5 (1·5 to 4·2)	2·6 (1·5 to 4·7)	2·3 (1·2 to 4·8)	1·8 (0·8 to 5·1)	1·4 (0·5 to 4·9)	0·6 (0·3 to 1·4)	0·4 (0·2 to 0·9)	0·3 (0·2 to 0·9)	0·2 (0·1 to 0·4)	0·2 (0·1 to 0·7)	0·1 (0 to 0·2)	0·1 (0 to 0·1)	0·2 (0 to 0·6)	0 (0 to 0)	0 (0 to 0)	0 (0 to 0)	0 (0 to 0)	0 (0 to 0)	0 (0 to 0)	345
Congenital heart anomalies	238 (85·9 to 497)	145 (66·8 to 262)	386 (167 to 719)	246 (105 to 439)	59·8 (29·9 to 108)	101 (53·4 to 167)	24·1 (10·6 to 50·1)	51·1 (12·2 to 123)	43 (7·8 to 128)	55·9 (10·1 to 148)	11·4 (3·1 to 32)	23·2 (7·2 to 50·9)	5·5 (2·1 to 12·6)	2·4 (1·1 to 4·7)	3·3 (1·6 to 6·6)	3 (1·4 to 5·5)	1·4 (0·7 to 2·4)	0·1 (0 to 0·2)	0 (0 to 0·1)	0 (0 to 0)	0 (0 to 0)	0 (0 to 0)	0 (0 to 0)	1,400
Orofacial clefts	0·2 (0 to 0·7)	0·1 (0 to 0·3)	0·3 (0·1 to 0·6)	1·4 (0·6 to 2·5)	0·8 (0·5 to 1·2)	0·7 (0·4 to 1)	0·6 (0·3 to 0·9)	0·5 (0·3 to 0·8)	0·4 (0·3 to 0·7)	0·4 (0·2 to 0·6)	0·3 (0·2 to 0·5)	0·3 (0·2 to 0·5)	0·2 (0·1 to 0·4)	0·2 (0·1 to 0·3)	0·1 (0·1 to 0·2)	0·1 (0·1 to 0·1)	0·1 (0 to 0·1)	0 (0 to 0·1)	0 (0 to 0)	0 (0 to 0)	0 (0 to 0)	0 (0 to 0)	0 (0 to 0)	6·8
Down syndrome	8·8 (2 to 22·3)	5·5 (1·5 to 13·7)	16·8 (4·2 to 44)	21·1 (5·9 to 55·6)	4·6 (1·8 to 10·7)	2·3 (1·2 to 4·5)	2·1 (1·1 to 4·5)	2·2 (0·7 to 5·7)	1·3 (0·4 to 4·5)	1 (0·2 to 3·1)	2·8 (0·5 to 9·6)	2·2 (0·5 to 6·8)	0·6 (0·1 to 2)	1·4 (0·4 to 3·4)	0·1 (0 to 0·4)	0 (0 to 0·1)	0·4 (0·1 to 1)	0 (0 to 0)	0 (0 to 0)	0 (0 to 0)	0 (0 to 0)	0 (0 to 0)	0 (0 to 0)	73·3
Turner syndrome	0 (0 to 0)	0 (0 to 0)	0·1 (0 to 0·2)	0·2 (0·1 to 0·4)	0·2 (0·1 to 0·3)	0·1 (0 to 0·2)	0·1 (0·1 to 0·2)	0·1 (0 to 0·2)	0·1 (0 to 0·1)	0 (0 to 0·1)	0 (0 to 0)	0 (0 to 0)	0 (0 to 0)	0 (0 to 0)	0 (0 to 0)	0 (0 to 0)	0 (0 to 0)	0 (0 to 0)	0 (0 to 0)	0 (0 to 0)	0 (0 to 0)	0 (0 to 0)	0 (0 to 0)	0·9
Klinefelter syndrome	0 (0 to 0)	0 (0 to 0)	0 (0 to 0)	0 (0 to 0)	0 (0 to 0)	0 (0 to 0)	0 (0 to 0)	0 (0 to 0)	0 (0 to 0)	0 (0 to 0)	0 (0 to 0)	0 (0 to 0)	0 (0 to 0)	0 (0 to 0)	0 (0 to 0)	0 (0 to 0)	0 (0 to 0)	0 (0 to 0)	0 (0 to 0)	0 (0 to 0)	0 (0 to 0)	0 (0 to 0)	0 (0 to 0)	0
Other chromosomal abnormalities	12·6 (3·3 to 34·2)	24 (9·2 to 55·2)	40·1 (13·6 to 96·8)	6·4 (3·7 to 10·8)	6·7 (3·2 to 13·9)	5·3 (2·2 to 12·2)	1·8 (1·1 to 2·9)	1·4 (0·7 to 2·8)	2·6 (0·8 to 10·3)	0·4 (0·2 to 0·7)	0·2 (0·1 to 0·5)	0·1 (0·1 to 0·2)	0·1 (0 to 0·1)	0 (0 to 0)	0 (0 to 0)	0 (0 to 0)	0·1 (0 to 0·2)	0 (0 to 0)	0 (0 to 0)	0 (0 to 0)	0 (0 to 0)	0 (0 to 0)	0 (0 to 0)	102
Congenital musculoskeletal and limb anomalies	11·8 (3·7 to 28·9)	3·4 (2 to 5·5)	30 (17·2 to 48·7)	38·1 (21·5 to 61·5)	22·2 (12·3 to 36·4)	20 (11 to 33·2)	14·3 (7·8 to 23·1)	8·1 (4·5 to 13·6)	5·9 (3·2 to 9·9)	9·6 (3·9 to 27·3)	4·5 (2·6 to 7·2)	3·8 (2 to 6·2)	3 (1·7 to 4·9)	2·1 (1·2 to 3·5)	1·6 (0·8 to 2·6)	1 (0·5 to 1·6)	0·6 (0·3 to 0·9)	0·3 (0·1 to 0·4)	0·1 (0·1 to 0·2)	0 (0 to 0·1)	0 (0 to 0)	0 (0 to 0)	0 (0 to 0)	180
Urogenital congenital anomalies	18·8 (5 to 47·2)	11·2 (4·1 to 23·9)	10·7 (3·1 to 26·8)	3·4 (2 to 5·3)	2·2 (1·3 to 3·5)	2·4 (1·2 to 4·4)	1·4 (0·8 to 2·4)	1·1 (0·6 to 2·3)	0·7 (0·4 to 1·7)	0·6 (0·3 to 1·6)	0·4 (0·2 to 0·9)	0·4 (0·2 to 0·9)	0·2 (0·1 to 0·4)	0·2 (0·1 to 0·3)	0·1 (0 to 0·3)	0·1 (0·1 to 0·3)	0·1 (0 to 0·3)	0 (0 to 0)	0 (0 to 0)	0 (0 to 0)	0 (0 to 0)	0 (0 to 0)	0 (0 to 0)	53·9
Digestive congenital anomalies	31 (7·9 to 82·2)	18·5 (5·7 to 46·4)	44·3 (10·9 to 121)	9·7 (3 to 28)	1·2 (0·6 to 2·5)	1·3 (0·5 to 3·5)	0·8 (0·3 to 2·1)	1 (0·2 to 4·8)	0·8 (0·1 to 4·1)	0·2 (0·1 to 1)	0·1 (0 to 0·6)	0·1 (0 to 0·2)	0·1 (0 to 0·2)	0·1 (0 to 0·2)	0 (0 to 0·1)	0 (0 to 0·1)	0·1 (0 to 0·2)	0 (0 to 0)	0 (0 to 0)	0 (0 to 0)	0 (0 to 0)	0 (0 to 0)	0 (0 to 0)	109
Other congenital birth defects	120 (28·7 to 297)	39·9 (12·2 to 90)	101 (29·4 to 247)	89·9 (35 to 192)	40·5 (20·7 to 68·6)	22·8 (11·4 to 39·5)	26·3 (12·9 to 50·5)	15 (5·9 to 32·6)	33·5 (8·6 to 116)	21·2 (6 to 75·7)	17 (5·8 to 43·2)	7·5 (3·2 to 14·4)	9·6 (4·3 to 18·4)	4·2 (1·8 to 7·9)	5·2 (2·7 to 9·3)	4·5 (2·3 to 7·5)	1·6 (0·7 to 2·9)	0·9 (0·4 to 1·8)	0·5 (0·2 to 1)	0·2 (0·1 to 0·4)	0·1 (0 to 0·1)	0 (0 to 0)	0 (0 to 0)	560
Urinary diseases and male infertility	0·9 (0·4 to 2)	4·4 (1·9 to 8·6)	8·3 (3·4 to 16·9)	7·4 (3·7 to 13·2)	1·7 (1 to 2·9)	3·8 (2·1 to 6)	9 (4·2 to 16)	18·7 (4·8 to 37·7)	19 (4 to 37·9)	22·9 (5·4 to 47·2)	31·7 (9 to 61·5)	48·7 (15·7 to 90·8)	30·1 (12·1 to 55·9)	26·6 (11·7 to 47·5)	22 (11·1 to 37)	11 (5·9 to 19·8)	14·7 (8 to 24·2)	9·5 (5 to 16·3)	4·7 (2·7 to 7·8)	4·2 (2·2 to 7·3)	1·5 (0·8 to 2·7)	0·3 (0·2 to 0·6)	0·1 (0 to 0·1)	301
Urolithiasis	0 (0 to 0)	0 (0 to 0)	0 (0 to 0)	0·1 (0 to 0·4)	0 (0 to 0·1)	0·6 (0·2 to 1·5)	0·2 (0·1 to 0·5)	0·2 (0·1 to 0·4)	0·4 (0·2 to 0·7)	2·4 (0·6 to 8·8)	6·2 (1·4 to 17·7)	5 (1·3 to 13·6)	1·6 (0·6 to 3·5)	1·6 (0·6 to 3·5)	2·5 (0·8 to 6)	0·6 (0·3 to 1·1)	1·5 (0·4 to 4)	0·7 (0·2 to 2·1)	0·5 (0·1 to 1·4)	0 (0 to 0·1)	0 (0 to 0)	0 (0 to 0)	0 (0 to 0)	24·2
Benign prostatic hyperplasia	0 (0 to 0)	0 (0 to 0)	0 (0 to 0)	0 (0 to 0)	0 (0 to 0)	0 (0 to 0)	0 (0 to 0)	0 (0 to 0)	0 (0 to 0)	0 (0 to 0)	0 (0 to 0)	0 (0 to 0)	0 (0 to 0)	0 (0 to 0)	0 (0 to 0)	0 (0 to 0)	0 (0 to 0)	0 (0 to 0)	0 (0 to 0)	0 (0 to 0)	0 (0 to 0)	0 (0 to 0)	0 (0 to 0)	0
Male infertility	--	--	--	--	--	--	--	--	--	--	--	--	--	--	--	--	--	--	--	--	--	--	--	NA
Other urinary diseases	0·4 (0·1 to 0·9)	0·1 (0 to 0·2)	0·2 (0·1 to 0·6)	4 (1·5 to 8·4)	0·5 (0·2 to 0·9)	0·9 (0·4 to 1·8)	0·8 (0·3 to 1·6)	0·6 (0·2 to 1·7)	0·7 (0·2 to 2·2)	1·6 (0·5 to 4·8)	0·8 (0·4 to 2)	0·7 (0·3 to 1·5)	0·9 (0·4 to 1·8)	0·8 (0·3 to 1·6)	1·5 (0·6 to 3·6)	0·3 (0·2 to 0·7)	0·3 (0·1 to 0·6)	0·6 (0·2 to 1·5)	0·1 (0 to 0·1)	0 (0 to 0)	0 (0 to 0)	0 (0 to 0)	0 (0 to 0)	15·9
Gynecological diseases	0 (0 to 0)	0 (0 to 0)	0 (0 to 0)	0 (0 to 0)	0 (0 to 0)	52·6 (27·4 to 93·4)	137 (80·5 to 227)	221 (140 to 339)	299 (193 to 437)	309 (206 to 447)	292 (196 to 418)	267 (178 to 385)	170 (110 to 241)	83·9 (50·8 to 125)	37·3 (22·1 to 56·2)	21·5 (12·9 to 34·2)	13·3 (8 to 20·3)	7·9 (5·1 to 11·6)	4 (2·6 to 5·9)	1·5 (0·9 to 2·4)	0·4 (0·3 to 0·6)	0·1 (0 to 0·1)	0 (0 to 0)	1,920
Uterine fibroids	0 (0 to 0)	0 (0 to 0)	0 (0 to 0)	0 (0 to 0)	0 (0 to 0)	0·6 (0·2 to 1·1)	1·2 (0·4 to 2·5)	2·1 (0·8 to 4·4)	10·4 (2·7 to 31·6)	7·9 (3·5 to 15·7)	9·6 (4·2 to 19·1)	11·5 (5·4 to 21·7)	6·7 (3·1 to 13)	4·9 (2·3 to 9·5)	3·5 (1·6 to 7·5)	1 (0·4 to 1·8)	0·7 (0·3 to 1·4)	0·7 (0·3 to 1·8)	0·1 (0·1 to 0·3)	0 (0 to 0·1)	0 (0 to 0)	0 (0 to 0)	0 (0 to 0)	61
Polycystic ovarian syndrome	0 (0 to 0)	0 (0 to 0)	0 (0 to 0)	0 (0 to 0)	0 (0 to 0)	2 (0·7 to 4·6)	8·4 (3·4 to 17)	9·2 (3·6 to 19·1)	7·9 (3·2 to 16·4)	6·8 (2·8 to 14·2)	5·9 (2·4 to 12)	4·9 (2 to 9·9)	3·6 (1·5 to 7·3)	0·6 (0·2 to 1·2)	0 (0 to 0)	0 (0 to 0)	0 (0 to 0)	0 (0 to 0)	0 (0 to 0)	0 (0 to 0)	0 (0 to 0)	0 (0 to 0)	0 (0 to 0)	49·4
Female infertility	0 (0 to 0)	0 (0 to 0)	0 (0 to 0)	0 (0 to 0)	0 (0 to 0)	0 (0 to 0)	0 (0 to 0)	8·4 (1·8 to 23·5)	11 (2·7 to 29·7)	12·1 (2·8 to 33·4)	13·5 (1·9 to 41)	15·1 (2·5 to 41·6)	0·5 (0 to 3·3)	0 (0 to 0)	0 (0 to 0)	0 (0 to 0)	0 (0 to 0)	0 (0 to 0)	0 (0 to 0)	0 (0 to 0)	0 (0 to 0)	0 (0 to 0)	0 (0 to 0)	60·7
Endometriosis	0 (0 to 0)	0 (0 to 0)	0 (0 to 0)	0 (0 to 0)	0 (0 to 0)	0 (0 to 0)	11 (4·7 to 21)	50·5 (24·3 to 90·4)	57·7 (28·9 to 100)	47·5 (23 to 84·2)	40·9 (21·2 to 71·9)	36·7 (18·9 to 63·3)	25·9 (14·7 to 41·4)	8·8 (4·6 to 14·3)	0 (0 to 0)	0 (0 to 0)	0 (0 to 0)	0 (0 to 0)	0 (0 to 0)	0 (0 to 0)	0 (0 to 0)	0 (0 to 0)	0 (0 to 0)	279
Genital prolapse	0 (0 to 0)	0 (0 to 0)	0 (0 to 0)	0 (0 to 0)	0 (0 to 0)	0 (0 to 0·2)	0·9 (0·2 to 2·5)	0·9 (0·1 to 3)	0·2 (0·1 to 0·5)	0·2 (0·1 to 0·5)	0·7 (0·3 to 1·5)	1·2 (0·5 to 2·5)	3·2 (1·3 to 6·9)	2·2 (0·9 to 4·5)	2·2 (1 to 4·3)	1·6 (0·7 to 3·1)	1·1 (0·5 to 2·3)	0·8 (0·3 to 1·5)	0·5 (0·2 to 0·9)	0·2 (0·1 to 0·4)	0·1 (0 to 0·1)	0 (0 to 0)	0 (0 to 0)	15·9
Premenstrual syndrome	0 (0 to 0)	0 (0 to 0)	0 (0 to 0)	0 (0 to 0)	0 (0 to 0)	48·1 (23·2 to 88·8)	92·6 (46·3 to 166)	91·8 (45·7 to 162)	81·8 (46·6 to 133)	77·7 (39·7 to 126)	79·6 (44·5 to 126)	74·6 (41·5 to 120)	46·3 (26·4 to 75·9)	12·4 (6·2 to 21·9)	0 (0 to 0)	0 (0 to 0)	0 (0 to 0)	0 (0 to 0)	0 (0 to 0)	0 (0 to 0)	0 (0 to 0)	0 (0 to 0)	0 (0 to 0)	605
Other gynecological diseases	0 (0 to 0)	0 (0 to 0)	0 (0 to 0)	0 (0 to 0)	0 (0 to 0)	1·8 (0·5 to 4·1)	23 (9·5 to 44·3)	58 (32·8 to 91·9)	130 (73·3 to 213)	156 (91·4 to 240)	142 (84·7 to 221)	123 (68·9 to 194)	84 (46·7 to 133)	55 (26·9 to 88·9)	31·6 (17·7 to 49·8)	18·9 (10·5 to 31)	11·5 (6·6 to 18·2)	6·4 (3·8 to 9·8)	3·4 (2·1 to 5·2)	1·2 (0·7 to 2)	0·3 (0·2 to 0·5)	0·1 (0 to 0·1)	0 (0 to 0)	847
Hemoglobinopathies and hemolytic anemias	0·2 (0·1 to 0·3)	1 (0·6 to 1·5)	8·4 (4·8 to 13·1)	23·1 (12·3 to 38·1)	21·8 (11·1 to 36)	14·9 (8·1 to 24·7)	40·5 (22·5 to 66·7)	40·2 (23·4 to 62·6)	42 (21·9 to 65·1)	35·1 (17·9 to 55)	31·7 (17·9 to 49·8)	28·6 (14·7 to 48·5)	13·5 (7·5 to 21·1)	9·7 (5·6 to 15·2)	8·8 (5·5 to 12·8)	7·2 (3·8 to 11·5)	7·2 (4·4 to 10·5)	5·7 (3·6 to 8·3)	3·6 (2·3 to 5·4)	1·6 (1 to 2·3)	0·5 (0·3 to 0·8)	0·1 (0·1 to 0·1)	0 (0 to 0)	345
Thalassemias	0·1 (0·1 to 0·2)	0·2 (0·1 to 0·4)	2·9 (1·4 to 5·4)	3 (1·5 to 5)	2·7 (1·4 to 4·7)	4·2 (2·1 to 7)	3·6 (1·5 to 7·1)	1 (0·2 to 2·8)	0·5 (0·1 to 1·7)	0·1 (0 to 0·4)	0 (0 to 0·1)	0 (0 to 0)	0 (0 to 0)	0 (0 to 0)	0 (0 to 0)	0 (0 to 0)	0 (0 to 0)	0 (0 to 0)	0 (0 to 0)	0 (0 to 0)	0 (0 to 0)	0 (0 to 0)	0 (0 to 0)	18·3
Thalassemias trait	0 (0 to 0·1)	0·5 (0·2 to 0·8)	2·4 (1·3 to 4)	9·2 (4·6 to 15·5)	9·6 (4·6 to 16·6)	4·9 (1·8 to 9·5)	26·5 (12·7 to 47·1)	28·1 (15·5 to 45·5)	25·9 (13·1 to 42·1)	22·4 (11·8 to 37·1)	20·7 (11·1 to 32·7)	18·2 (8·6 to 31)	1·7 (0·7 to 3·2)	2·2 (1·1 to 3·6)	1·8 (0·9 to 2·9)	1·2 (0·6 to 1·9)	0·9 (0·5 to 1·4)	0·6 (0·3 to 1)	0·4 (0·2 to 0·6)	0·2 (0·1 to 0·3)	0·1 (0 to 0·1)	0 (0 to 0)	0 (0 to 0)	177
Sickle cell disorders	0 (0 to 0)	0 (0 to 0)	0 (0 to 0)	0 (0 to 0)	0 (0 to 0)	0 (0 to 0)	0 (0 to 0)	0 (0 to 0)	0 (0 to 0·1)	0 (0 to 0)	0 (0 to 0)	0 (0 to 0)	0 (0 to 0)	0 (0 to 0)	0 (0 to 0)	0 (0 to 0)	0 (0 to 0)	0 (0 to 0)	0 (0 to 0)	0 (0 to 0)	0 (0 to 0)	0 (0 to 0)	0 (0 to 0)	0·1
Sickle cell trait	0 (0 to 0)	0 (0 to 0)	0·1 (0 to 0·2)	0·3 (0 to 0·7)	0·3 (0 to 0·7)	0·1 (0 to 0·3)	1·2 (0·4 to 2·6)	1·1 (0·3 to 2·2)	1·1 (0·3 to 2·2)	0·9 (0·2 to 1·9)	0·9 (0·3 to 1·8)	0·7 (0·1 to 1·7)	0·6 (0·2 to 1·2)	0·1 (0 to 0·1)	0·1 (0 to 0·1)	0 (0 to 0·1)	0 (0 to 0)	0 (0 to 0)	0 (0 to 0)	0 (0 to 0)	0 (0 to 0)	0 (0 to 0)	0 (0 to 0)	7·5
G6PD deficiency	0 (0 to 0)	0 (0 to 0)	0 (0 to 0·1)	0·1 (0·1 to 0·2)	0·2 (0·1 to 0·5)	1·1 (0·4 to 2·1)	3·5 (1·6 to 6·3)	3·3 (1·1 to 7·4)	6·1 (1·5 to 16·1)	4·4 (1·2 to 11)	2·8 (1 to 6·2)	3 (0·9 to 6·6)	3·3 (1·7 to 5·6)	1·5 (0·7 to 2·9)	1·2 (0·6 to 2·1)	0·2 (0·1 to 0·4)	0·5 (0·2 to 0·9)	0·3 (0·1 to 0·5)	0·1 (0·1 to 0·3)	0 (0 to 0)	0 (0 to 0)	0 (0 to 0)	0 (0 to 0)	31·8
G6PD trait	0 (0 to 0)	0 (0 to 0)	0 (0 to 0)	0 (0 to 0)	0 (0 to 0)	0 (0 to 0)	0 (0 to 0)	0 (0 to 0)	0 (0 to 0)	0 (0 to 0)	0 (0 to 0)	0·5 (0 to 1·5)	0·7 (0·3 to 1·2)	0 (0 to 0)	0 (0 to 0)	0 (0 to 0)	0 (0 to 0)	0 (0 to 0)	0 (0 to 0)	0 (0 to 0)	0 (0 to 0)	0 (0 to 0)	0 (0 to 0)	1·2
Other hemoglobinopathies and hemolytic anemias	0 (0 to 0)	0·2 (0·1 to 0·4)	3 (1·2 to 5·4)	10·5 (4·4 to 19·4)	9 (3·1 to 17)	4·6 (1·5 to 9·5)	5·6 (2·1 to 11·2)	6·8 (2·5 to 12·9)	8·4 (3·3 to 15·1)	7·2 (2·6 to 13·6)	7·3 (3 to 13·2)	6·2 (2·9 to 11·9)	7·3 (3·7 to 12·1)	5·9 (3·1 to 9·8)	5·7 (3·3 to 8·9)	5·7 (2·8 to 9·6)	5·8 (3·5 to 8·7)	4·8 (3 to 7)	3·1 (1·9 to 4·7)	1·4 (0·9 to 2)	0·5 (0·3 to 0·7)	0·1 (0 to 0·1)	0 (0 to 0)	109
Endocrine, metabolic, blood, and immune disorders	3·5 (1·5 to 7·3)	3·3 (1·7 to 6·4)	19·4 (11·3 to 33·1)	45·7 (28·1 to 68·1)	32 (18·9 to 49·4)	28·1 (17·5 to 42·7)	31·3 (19·2 to 48)	39·6 (22·5 to 64·8)	62 (29·5 to 115)	62 (34·6 to 99·7)	91·7 (51·3 to 146)	99·6 (56·8 to 158)	105 (64 to 158)	84·5 (54·3 to 122)	76 (50·6 to 114)	52·8 (34 to 78·2)	34·1 (22·4 to 52·4)	26·1 (17 to 39·7)	11·9 (7·5 to 18·8)	5·2 (3·2 to 9·1)	1·4 (0·8 to 2·4)	0·2 (0·1 to 0·4)	0 (0 to 0·1)	916
Oral disorders	0 (0 to 0)	0 (0 to 0)	0 (0 to 0)	23·2 (13 to 38·2)	28·3 (14·9 to 49·6)	27·4 (14·1 to 47·6)	29·4 (16 to 50·4)	34 (19·2 to 55·9)	36·1 (20·8 to 57·6)	38·6 (23·1 to 60·3)	40 (23·2 to 62)	41·1 (24·1 to 64)	40·7 (24·3 to 62·4)	38·9 (23·1 to 59·4)	40·2 (24 to 61·9)	40·7 (24·7 to 64·6)	39 (23·4 to 60·6)	31·9 (19·9 to 48·6)	20·4 (12·8 to 29·9)	9·7 (6·3 to 14·1)	2·9 (1·8 to 4·2)	0·5 (0·3 to 0·7)	0·1 (0 to 0·1)	563
Caries of deciduous teeth	0 (0 to 0)	0 (0 to 0)	0 (0 to 0)	7·3 (2·7 to 14·8)	6·9 (2·9 to 15·2)	0·3 (0 to 0·8)	0 (0 to 0)	0 (0 to 0)	0 (0 to 0)	0 (0 to 0)	0 (0 to 0)	0 (0 to 0)	0 (0 to 0)	0 (0 to 0)	0 (0 to 0)	0 (0 to 0)	0 (0 to 0)	0 (0 to 0)	0 (0 to 0)	0 (0 to 0)	0 (0 to 0)	0 (0 to 0)	0 (0 to 0)	14·5
Caries of permanent teeth	0 (0 to 0)	0 (0 to 0)	0 (0 to 0)	0 (0 to 0)	8·4 (3·2 to 18·1)	14·4 (5·9 to 30·7)	12·7 (5·2 to 27·1)	11·7 (4·9 to 24·6)	9·8 (3·9 to 19·5)	8·7 (3·5 to 17·8)	8·3 (3·3 to 16·6)	7·1 (3 to 14·7)	5·5 (2·2 to 11·1)	4 (1·6 to 8·1)	3 (1·2 to 6·4)	2·2 (0·8 to 4·7)	1·6 (0·6 to 3·1)	1·1 (0·4 to 2·1)	0·6 (0·2 to 1·1)	0·2 (0·1 to 0·5)	0·1 (0 to 0·1)	0 (0 to 0)	0 (0 to 0)	99·4
Periodontal diseases	0 (0 to 0)	0 (0 to 0)	0 (0 to 0)	0 (0 to 0)	0 (0 to 0)	0 (0 to 0)	0·3 (0·1 to 0·9)	0·8 (0·2 to 1·9)	1·4 (0·4 to 3·4)	2·2 (0·7 to 6)	3·1 (1 to 8·5)	4·1 (1·3 to 10·8)	4·4 (1·4 to 11·2)	3·9 (1·3 to 9·4)	3·2 (1·1 to 7·6)	2·3 (0·8 to 5·6)	1·6 (0·5 to 3·5)	1 (0·3 to 2·2)	0·5 (0·2 to 1·2)	0·2 (0·1 to 0·5)	0·1 (0 to 0·2)	0 (0 to 0)	0 (0 to 0)	29·1
Other oral disorders	0 (0 to 0)	0 (0 to 0)	0 (0 to 0)	16 (9·2 to 25·2)	12·9 (7·5 to 20·4)	12·6 (7·3 to 19·8)	16·3 (9·6 to 25·7)	17·6 (10·6 to 27·1)	17·1 (10·4 to 26·1)	16·3 (9·7 to 24·7)	14·7 (8·8 to 22·4)	13·2 (8 to 20·2)	11 (6·7 to 17·1)	8·1 (4·9 to 12·4)	5·9 (3·5 to 8·9)	4·1 (2·5 to 6·3)	2·9 (1·8 to 4·3)	1·7 (1 to 2·6)	0·8 (0·5 to 1·1)	0·3 (0·2 to 0·4)	0·1 (0 to 0·1)	0 (0 to 0)	0 (0 to 0)	172
Sudden infant death syndrome	--	10·7 (3·1 to 34·1)	76·9 (23·1 to 242)	--	--	--	--	--	--	--	--	--	--	--	--	--	--	--	--	--	--	--	--	NA
Injuries	116 (56·1 to 218)	81·2 (38·5 to 168)	393 (228 to 634)	830 (503 to 1,240)	418 (304 to 549)	503 (400 to 626)	996 (773 to 1,230)	1,420 (1,010 to 1,890)	1,480 (1,020 to 1,980)	1,040 (748 to 1,390)	847 (632 to 1,100)	772 (580 to 1,000)	733 (564 to 944)	473 (370 to 607)	346 (268 to 433)	296 (233 to 372)	186 (147 to 229)	163 (128 to 208)	119 (88·1 to 168)	72·8 (49·2 to 127)	26·6 (17·7 to 50·9)	4·7 (3·3 to 8·5)	0·7 (0·4 to 1·1)	11,300
Transport injuries	0·5 (0·2 to 1·2)	0·6 (0·3 to 1·2)	4 (2 to 7·2)	20·7 (10·3 to 37·2)	36·7 (20·7 to 59·5)	59·3 (37·7 to 88·9)	284 (162 to 452)	450 (264 to 695)	431 (236 to 713)	299 (175 to 476)	267 (166 to 408)	221 (140 to 330)	242 (161 to 346)	140 (96·1 to 199)	91·3 (62·2 to 129)	64·2 (43·7 to 91·9)	28·2 (20·6 to 37·3)	17 (12·4 to 22·3)	8·9 (6·6 to 11·7)	3·3 (2·5 to 4·1)	0·7 (0·5 to 0·8)	0·1 (0·1 to 0·1)	0 (0 to 0)	2,670
Road injuries	0·4 (0·1 to 1)	0·5 (0·2 to 1)	3·4 (1·6 to 6·2)	18·4 (8·7 to 33·4)	33·5 (18·6 to 55·5)	52·1 (32·4 to 78·8)	273 (157 to 435)	426 (249 to 662)	405 (223 to 674)	272 (157 to 438)	249 (151 to 381)	203 (126 to 309)	226 (149 to 325)	134 (91 to 193)	87·2 (59·2 to 123)	60·9 (41·1 to 87·8)	26·3 (19·1 to 34·6)	16 (11·7 to 21)	8·3 (6·1 to 11·1)	3 (2·3 to 3·8)	0·6 (0·5 to 0·8)	0·1 (0·1 to 0·1)	0 (0 to 0)	2,500
Pedestrian road injuries	0·2 (0·1 to 0·6)	0·2 (0·1 to 0·5)	0·9 (0·3 to 1·9)	10·8 (4·6 to 19·8)	12·6 (5·7 to 23·7)	26·3 (14·4 to 44)	118 (50·8 to 219)	252 (98·2 to 492)	237 (83·5 to 487)	177 (76·2 to 345)	174 (87·3 to 295)	107 (51 to 199)	119 (63·1 to 196)	53·2 (28·5 to 94·5)	42·6 (24·7 to 66·4)	32·1 (19·1 to 51·2)	11·4 (7·6 to 16·2)	7 (4·8 to 9·8)	3·5 (2·5 to 5·1)	1·2 (0·9 to 1·6)	0·2 (0·2 to 0·3)	0 (0 to 0)	0 (0 to 0)	1,390
Cyclist road injuries	0 (0 to 0)	0 (0 to 0)	0 (0 to 0)	0·5 (0·2 to 1·2)	2·1 (0·9 to 4·4)	1·7 (0·9 to 3·1)	4·4 (2·1 to 8·7)	6·4 (2·4 to 13·8)	6·3 (2·5 to 14·2)	6·2 (2·6 to 12·8)	5·2 (2·6 to 9·7)	6·6 (3·5 to 11·6)	14·8 (6·5 to 28·7)	4·9 (3·1 to 7·4)	3·7 (2·5 to 5·4)	2·7 (1·9 to 3·8)	1·8 (1·3 to 2·5)	1·3 (0·9 to 1·8)	0·7 (0·5 to 0·9)	0·3 (0·2 to 0·4)	0·1 (0·1 to 0·1)	0 (0 to 0)	0 (0 to 0)	69·6
Motorcyclist road injuries	0·1 (0 to 0·2)	0·1 (0 to 0·3)	0·5 (0·1 to 1·2)	0·9 (0·3 to 2·1)	1·6 (0·7 to 3·4)	3 (1·4 to 6·1)	21·3 (7·2 to 49·6)	24·8 (6·4 to 60·5)	27·4 (6·3 to 76)	17·4 (5·6 to 44·7)	14·1 (5·6 to 33·2)	27·3 (10·2 to 62·4)	13·4 (6·7 to 26·9)	11·1 (5·9 to 20·5)	6 (3·6 to 9·8)	5·6 (3 to 9·9)	2·7 (1·7 to 3·9)	1·6 (1·1 to 2·3)	0·8 (0·6 to 1·2)	0·4 (0·3 to 0·6)	0·1 (0·1 to 0·1)	0 (0 to 0)	0 (0 to 0)	180
Motor vehicle road injuries	0·1 (0 to 0·2)	0·2 (0 to 0·4)	2 (0·9 to 3·8)	6·1 (2·2 to 12·3)	16·9 (8·1 to 31·4)	20·7 (10·9 to 34·9)	128 (59·7 to 232)	140 (45·5 to 297)	128 (37·2 to 292)	70·1 (19·7 to 162)	53·8 (17·3 to 121)	60·1 (25·2 to 117)	77·1 (33·3 to 137)	63·4 (33·1 to 103)	34·2 (18·4 to 56)	19·9 (11 to 33·3)	10·2 (6·2 to 15·3)	5·9 (3·8 to 8·9)	3·1 (2·1 to 4·5)	1·1 (0·7 to 1·5)	0·2 (0·1 to 0·2)	0 (0 to 0)	0 (0 to 0)	841
Other road injuries	0 (0 to 0·1)	0 (0 to 0·1)	0·1 (0 to 0·2)	0·1 (0 to 0·4)	0·3 (0·1 to 0·7)	0·4 (0·2 to 0·8)	1·2 (0·4 to 2·9)	2·3 (0·6 to 5·7)	7·2 (1·5 to 23·4)	1·5 (0·5 to 3·8)	2 (0·6 to 5·1)	2·4 (0·9 to 5·4)	1·7 (0·8 to 3·6)	1·7 (0·7 to 3·6)	0·7 (0·4 to 1·4)	0·6 (0·3 to 1·2)	0·2 (0·2 to 0·4)	0·2 (0·1 to 0·2)	0·1 (0·1 to 0·2)	0 (0 to 0·1)	0 (0 to 0)	0 (0 to 0)	0 (0 to 0)	22·8
Other transport injuries	0·1 (0 to 0·2)	0·1 (0 to 0·3)	0·6 (0·3 to 1·2)	2·3 (1·4 to 3·8)	3·2 (2·1 to 5·1)	7·2 (4 to 13·4)	10·9 (5·3 to 22·3)	24·5 (7·7 to 48·9)	25·8 (7·4 to 61·1)	26·7 (8·1 to 58·9)	18·6 (6·8 to 38·7)	17·6 (7·4 to 35·8)	15·8 (7·7 to 30·5)	6·2 (3·5 to 11·6)	4·2 (2·4 to 7·5)	3·3 (1·9 to 5·9)	1·8 (1·1 to 3·2)	1 (0·6 to 1·7)	0·6 (0·4 to 0·9)	0·2 (0·2 to 0·3)	0·1 (0 to 0·1)	0 (0 to 0)	0 (0 to 0)	171
Unintentional injuries	108 (51·6 to 206)	79·1 (36·8 to 166)	375 (212 to 611)	777 (464 to 1,190)	359 (254 to 481)	376 (285 to 480)	516 (389 to 666)	692 (470 to 943)	766 (513 to 1,030)	547 (382 to 739)	409 (307 to 532)	413 (311 to 540)	404 (310 to 522)	272 (209 to 352)	216 (168 to 274)	199 (151 to 256)	140 (108 to 178)	137 (104 to 177)	105 (76 to 154)	68·5 (45·2 to 123)	25·7 (16·8 to 49·8)	4·6 (3·1 to 8·4)	0·6 (0·4 to 1·1)	6,990
Falls	18·7 (6·4 to 46·7)	21·1 (7·6 to 47·4)	91·7 (37·1 to 191)	170 (71·8 to 339)	74·5 (44·8 to 128)	92·3 (60·6 to 136)	102 (69·2 to 148)	135 (85 to 199)	248 (147 to 388)	176 (123 to 245)	142 (102 to 191)	159 (116 to 218)	182 (134 to 248)	153 (112 to 210)	124 (89·8 to 165)	130 (90·2 to 179)	100 (71·1 to 134)	104 (76·1 to 142)	82·5 (56·7 to 127)	57·7 (36·9 to 110)	23·1 (14·7 to 46·6)	4·1 (2·7 to 7·8)	0·6 (0·4 to 1)	2,390
Drowning	8·7 (4 to 16·8)	1·7 (0·7 to 3·4)	30·7 (11·1 to 68·7)	269 (109 to 492)	87·6 (43·7 to 155)	117 (62·1 to 190)	161 (85·2 to 271)	267 (109 to 456)	196 (83·6 to 332)	158 (64·6 to 267)	57·9 (27·6 to 98·3)	71·5 (37·5 to 121)	76·1 (38·5 to 132)	33·2 (18·4 to 55·6)	15·9 (8·2 to 26·6)	18 (8·8 to 30·3)	11·3 (6·2 to 18·5)	8·4 (4·7 to 14·4)	2 (1·1 to 3·3)	0·6 (0·3 to 1)	0 (0 to 0)	0 (0 to 0)	0 (0 to 0)	1,590
Fire, heat, and hot substances	1·5 (0·2 to 4·1)	2·4 (0·2 to 7)	33·8 (6·2 to 98)	43·2 (12·8 to 106)	13·5 (7·4 to 23)	10·3 (5·4 to 17·8)	23·3 (11·1 to 41·6)	38·5 (18·3 to 74·1)	42·1 (20·1 to 88·1)	28·6 (14·8 to 50·8)	25·4 (14·5 to 42·6)	18·1 (10·8 to 27·9)	20·4 (9·4 to 39·2)	14·1 (6·5 to 27·3)	9·5 (4·9 to 16·7)	5·7 (3·9 to 8·6)	2·6 (1·8 to 3·8)	1·9 (1·2 to 3·1)	1·2 (0·6 to 2·3)	0·7 (0·3 to 1·5)	0·2 (0·1 to 0·4)	0 (0 to 0·1)	0 (0 to 0)	337
Poisonings	0·3 (0·1 to 0·7)	0·4 (0·1 to 1·1)	1·1 (0·3 to 3·2)	5·1 (1·8 to 11·9)	1·8 (0·9 to 3·5)	2·9 (1·4 to 5·4)	4·6 (2·2 to 8·6)	6·2 (2·4 to 11·4)	4 (1·5 to 8)	1·6 (0·9 to 2·8)	2·7 (1·2 to 5)	1·5 (0·8 to 2·7)	1 (0·6 to 1·7)	2 (1 to 4)	0·6 (0·3 to 0·9)	0·4 (0·3 to 0·7)	0·4 (0·2 to 0·7)	0·4 (0·2 to 0·7)	0·2 (0·1 to 0·4)	0·1 (0·1 to 0·2)	0 (0 to 0)	0 (0 to 0)	0 (0 to 0)	37·4
Poisoning by carbon monoxide	0·1 (0 to 0·2)	0 (0 to 0·2)	0·1 (0 to 0·5)	0·6 (0·1 to 1·8)	0·3 (0·1 to 0·6)	0·4 (0·2 to 0·9)	1·5 (0·6 to 3·3)	2·4 (0·7 to 5·5)	1·3 (0·3 to 3·3)	0·6 (0·2 to 1·2)	0·7 (0·2 to 1·8)	0·3 (0·2 to 0·7)	0·2 (0·1 to 0·5)	1·4 (0·6 to 3)	0·2 (0·1 to 0·4)	0·2 (0·1 to 0·3)	0·2 (0·1 to 0·3)	0·2 (0·1 to 0·3)	0 (0 to 0·1)	0 (0 to 0)	0 (0 to 0)	0 (0 to 0)	0 (0 to 0)	10·8
Poisoning by other means	0·2 (0·1 to 0·6)	0·3 (0·1 to 1)	1 (0·3 to 2·8)	4·5 (1·5 to 10·5)	1·5 (0·7 to 3·1)	2·4 (1·2 to 4·7)	3·1 (1·4 to 5·9)	3·8 (1·3 to 7·8)	2·8 (0·9 to 6)	1·1 (0·5 to 2)	1·9 (0·8 to 3·8)	1·1 (0·6 to 2·2)	0·7 (0·4 to 1·3)	0·6 (0·3 to 1·2)	0·4 (0·2 to 0·6)	0·3 (0·2 to 0·5)	0·3 (0·1 to 0·4)	0·3 (0·1 to 0·4)	0·2 (0·1 to 0·3)	0·1 (0 to 0·1)	0 (0 to 0)	0 (0 to 0)	0 (0 to 0)	26·5
Exposure to mechanical forces	11·9 (0·2 to 80·4)	10·2 (0·1 to 78·1)	31·8 (1·7 to 171)	55·2 (13·9 to 153)	35·3 (15·8 to 70·3)	38·7 (17·8 to 75·4)	31·4 (17·8 to 55·3)	42·3 (21·3 to 75·8)	65·6 (27·8 to 120)	27·2 (12·7 to 47)	34 (16·3 to 58·4)	29·1 (16·5 to 48·4)	29·7 (18·7 to 46·5)	11·1 (7·8 to 15·9)	12·6 (8·7 to 18·5)	8·5 (5·6 to 12·7)	5·5 (3·9 to 7·9)	4 (2·8 to 5·7)	2·6 (1·8 to 3·7)	1·3 (0·8 to 2·3)	0·3 (0·2 to 0·6)	0·1 (0 to 0·1)	0 (0 to 0)	488
Unintentional firearm injuries	4·8 (0 to 33·7)	5·9 (0 to 48·1)	20·4 (0·6 to 126)	35·6 (7·9 to 113)	23·2 (8·7 to 50·6)	13·1 (4·1 to 32·9)	14·6 (5·5 to 30·2)	29·6 (13·4 to 57·9)	27·8 (7·2 to 60)	13·7 (4·7 to 28·8)	14 (4·7 to 30·4)	12·2 (4·7 to 23·7)	8·8 (4·3 to 16·6)	3·3 (2·1 to 5·2)	2·3 (1·4 to 3·9)	1·5 (0·9 to 2·6)	1 (0·6 to 1·7)	0·6 (0·4 to 1·1)	0·4 (0·3 to 0·8)	0·2 (0·1 to 0·6)	0·1 (0 to 0·1)	0 (0 to 0)	0 (0 to 0)	233
Other exposure to mechanical forces	7 (0·1 to 48·8)	4·3 (0 to 29·2)	11·3 (0·4 to 61·4)	19·6 (3·4 to 64·9)	12·1 (3·8 to 32·3)	25·6 (10·2 to 51·7)	16·8 (7·8 to 31·3)	12·8 (6 to 24·7)	37·9 (12·9 to 77·9)	13·5 (6·9 to 23·2)	20 (9·1 to 34·8)	16·9 (8·9 to 29)	20·9 (12·9 to 32·5)	7·8 (5·3 to 11·5)	10·3 (6·8 to 15·7)	6·9 (4·3 to 10·7)	4·5 (3 to 6·5)	3·4 (2·2 to 4·9)	2·2 (1·4 to 3·2)	1 (0·6 to 2)	0·2 (0·1 to 0·5)	0 (0 to 0·1)	0 (0 to 0)	255
Adverse effects of medical treatment	1·8 (0·8 to 3·9)	2·6 (1·2 to 5·9)	7·8 (3·5 to 15·5)	18·2 (8 to 34·6)	5·1 (2·6 to 9·9)	9·1 (4·1 to 18·8)	76·2 (37·1 to 138)	67·6 (20·6 to 129)	55·2 (11·3 to 118)	41·4 (8·2 to 89·7)	32·4 (9 to 67·5)	31·8 (11·3 to 62·2)	29·4 (12·5 to 57·2)	11·6 (4·7 to 22·3)	18·9 (8·2 to 38·1)	13·2 (5·7 to 27·4)	5·9 (2·9 to 13)	6·3 (2·8 to 14·3)	6·8 (3·2 to 16·2)	3·5 (1·6 to 8·9)	0·7 (0·3 to 2·1)	0·1 (0 to 0·3)	0 (0 to 0·1)	446
Animal contact	3·9 (1·6 to 8·4)	2·9 (1·1 to 7·1)	18·9 (6·6 to 52·3)	15·7 (5·9 to 41·4)	12·1 (5·3 to 27)	17·7 (7·8 to 38·8)	14·2 (8·2 to 24·3)	14·7 (8 to 25·5)	19·7 (9·4 to 36·6)	24·8 (11·3 to 51)	20·6 (10·7 to 38·4)	15·8 (8·4 to 28·6)	13 (6·8 to 22·9)	16·5 (7 to 31·3)	9·8 (4·4 to 17·3)	8·7 (4·2 to 15·1)	5·1 (2·7 to 9·3)	3·6 (2 to 5·9)	2·8 (1·5 to 5·1)	1·2 (0·6 to 2·2)	0·2 (0·1 to 0·4)	0 (0 to 0·1)	0 (0 to 0)	242
Venomous animal contact	3·8 (1·6 to 8·1)	2·1 (0·7 to 5·4)	13·9 (4·4 to 39·1)	11·5 (4·2 to 31·9)	8·8 (3·7 to 20)	13 (5·6 to 30·2)	7·5 (3·5 to 14·2)	7 (3·1 to 15·1)	9·6 (3·8 to 22·1)	16·2 (5·9 to 37·5)	15·1 (7·1 to 30·9)	9·2 (4·2 to 19)	7·1 (3·2 to 14·8)	11·9 (4·8 to 23·3)	6·7 (2·8 to 12·5)	6·5 (3 to 12)	3·4 (1·7 to 6·2)	2·1 (1 to 3·9)	1·5 (0·6 to 3)	0·5 (0·2 to 1·2)	0 (0 to 0·1)	0 (0 to 0)	0 (0 to 0)	158
Non-venomous animal contact	0·1 (0 to 0·3)	0·7 (0·2 to 2)	5 (1·1 to 16·3)	4·2 (1·2 to 12·4)	3·3 (1·1 to 8·8)	4·7 (1·7 to 11·8)	6·7 (3 to 12·8)	7·6 (3·1 to 15·1)	10·1 (3·6 to 21·4)	8·6 (2·9 to 19·2)	5·5 (2·3 to 11·9)	6·6 (2·7 to 12·7)	5·8 (2·6 to 11·3)	4·6 (1·7 to 9·7)	3·1 (1·3 to 6·3)	2·2 (0·9 to 4·4)	1·8 (0·8 to 3·6)	1·6 (0·7 to 2·9)	1·4 (0·6 to 2·8)	0·7 (0·3 to 1·3)	0·2 (0·1 to 0·3)	0 (0 to 0·1)	0 (0 to 0)	84·6
Foreign body	2·1 (0·8 to 4·4)	2·5 (1·2 to 4·7)	32·1 (12·5 to 70·6)	19·5 (9·7 to 34·9)	7·5 (4·5 to 11·9)	14·1 (8·6 to 22·5)	15·7 (9·6 to 24·8)	21·9 (12·8 to 35·4)	22·5 (12 to 37·6)	12·2 (7 to 19·5)	15·2 (9 to 23·4)	14·9 (9·1 to 23·5)	5·9 (3·8 to 8·5)	6·6 (4·3 to 9·9)	3·2 (2·2 to 4·6)	2·1 (1·5 to 2·9)	2·3 (1·7 to 3·1)	2·7 (1·8 to 3·8)	3·9 (2·3 to 6·1)	2·1 (1·3 to 3·1)	0·6 (0·4 to 1)	0·2 (0·1 to 0·2)	0 (0 to 0)	210
Pulmonary aspiration and foreign body in airway	2·1 (0·8 to 4·4)	2·5 (1·2 to 4·7)	31·4 (12·2 to 69·8)	18·6 (8·9 to 34·1)	6·4 (3·5 to 10·7)	13 (7·6 to 21·2)	14·5 (8·4 to 23·2)	20·6 (11·9 to 33·9)	21·3 (11 to 36·2)	10·1 (5·2 to 17)	13·9 (8 to 21·9)	13·7 (7·9 to 22·2)	4·8 (2·8 to 7·2)	5·6 (3·3 to 8·8)	2·6 (1·6 to 4)	1·6 (1·1 to 2·4)	2 (1·3 to 2·8)	2·4 (1·6 to 3·5)	3·8 (2·2 to 6)	2 (1·2 to 3)	0·6 (0·4 to 1)	0·2 (0·1 to 0·2)	0 (0 to 0)	193
Foreign body in eyes	0 (0 to 0)	0 (0 to 0)	0·1 (0 to 0·2)	0·3 (0·1 to 0·7)	0·4 (0·1 to 0·9)	0·4 (0·1 to 0·9)	0·4 (0·1 to 1)	0·4 (0·1 to 1)	0·4 (0·2 to 1)	0·4 (0·2 to 0·9)	0·4 (0·2 to 0·9)	0·4 (0·2 to 0·9)	0·4 (0·2 to 0·7)	0·3 (0·1 to 0·5)	0·2 (0·1 to 0·4)	0·2 (0·1 to 0·3)	0·1 (0·1 to 0·2)	0·1 (0·1 to 0·1)	0 (0 to 0·1)	0 (0 to 0)	0 (0 to 0)	0 (0 to 0)	0 (0 to 0)	5·1
Foreign body in other body part	0 (0 to 0·1)	0 (0 to 0·1)	0·6 (0·1 to 2)	0·7 (0·4 to 1)	0·7 (0·4 to 0·9)	0·8 (0·5 to 1·1)	0·8 (0·6 to 1·1)	0·9 (0·5 to 1·4)	0·8 (0·5 to 1·3)	1·7 (0·7 to 3·8)	0·8 (0·5 to 1·1)	0·8 (0·5 to 1·1)	0·8 (0·6 to 1·1)	0·8 (0·5 to 1·4)	0·4 (0·3 to 0·5)	0·3 (0·2 to 0·4)	0·2 (0·2 to 0·3)	0·2 (0·1 to 0·2)	0·1 (0·1 to 0·2)	0·1 (0 to 0·1)	0 (0 to 0)	0 (0 to 0)	0 (0 to 0)	11·3
Environmental heat and cold exposure	0·6 (0·1 to 2·3)	0·7 (0·1 to 2·6)	5·1 (0·7 to 17·8)	9·4 (1·9 to 32·1)	9·7 (2·7 to 29·5)	7·4 (2·7 to 19·3)	8·6 (3·1 to 22·1)	21·3 (4·7 to 52·7)	8·9 (3 to 18·1)	6·5 (2·6 to 13·2)	9·4 (3·3 to 18·9)	7·9 (3·1 to 15·7)	9·4 (3·4 to 20·7)	3·4 (1·4 to 7·1)	1·7 (1·1 to 2·9)	1·9 (0·8 to 5)	1·4 (0·5 to 4·2)	0·7 (0·3 to 2)	0·6 (0·2 to 1·6)	0·3 (0·1 to 0·9)	0·1 (0 to 0·2)	0 (0 to 0)	0 (0 to 0)	115
Exposure to forces of nature	0 (0 to 0)	0 (0 to 0)	0 (0 to 0)	0 (0 to 0)	1·7 (0·9 to 3)	3·4 (1·9 to 5·8)	5·8 (3·6 to 9·4)	5·4 (3·2 to 8·9)	3·5 (2·1 to 5·7)	2·9 (1·9 to 4·5)	4·6 (3 to 6·8)	4·5 (2·8 to 6·7)	3·8 (2·5 to 5·7)	1·9 (1·2 to 2·9)	1·6 (1·1 to 2·3)	1·3 (0·9 to 1·9)	1 (0·7 to 1·5)	0·7 (0·4 to 1)	0·4 (0·3 to 0·6)	0·2 (0·1 to 0·3)	0·1 (0 to 0·1)	0 (0 to 0)	0 (0 to 0)	42·7
Other unintentional injuries	58·4 (23·4 to 115)	34·6 (12·1 to 73·3)	122 (55 to 230)	170 (76·6 to 321)	111 (51·6 to 203)	62·7 (31·9 to 119)	73·3 (37·2 to 139)	71·7 (36·2 to 129)	100 (49·3 to 187)	68·3 (36·3 to 123)	64·9 (34·8 to 113)	58·7 (31·8 to 103)	33·4 (20·6 to 54·7)	18·3 (11·7 to 29)	18 (10·5 to 30·1)	9·2 (5·8 to 15)	4·2 (2·9 to 6)	3·4 (2·4 to 4·8)	2·3 (1·5 to 3·5)	0·9 (0·6 to 1·2)	0·3 (0·2 to 0·5)	0·1 (0 to 0·1)	0 (0 to 0)	1,090
Self-harm and interpersonal violence	7·6 (2·7 to 16·6)	1·5 (0·6 to 3·2)	13·9 (5·7 to 30·7)	33·1 (13·8 to 74·9)	22·2 (13·7 to 34·2)	68·5 (45·7 to 102)	196 (133 to 281)	276 (183 to 407)	277 (174 to 420)	194 (127 to 297)	171 (112 to 253)	138 (95·4 to 194)	86·7 (62·5 to 121)	60·9 (44 to 83)	38·9 (27·5 to 53·6)	33·1 (23·5 to 44·4)	17·4 (13·2 to 23·1)	9·3 (7·2 to 12·3)	4·7 (3·6 to 6·1)	1 (0·8 to 1·3)	0·3 (0·2 to 0·3)	0 (0 to 0·1)	0 (0 to 0)	1,650
Self-harm	0 (0 to 0)	0 (0 to 0)	0 (0 to 0)	0 (0 to 0)	0 (0 to 0)	11 (5·8 to 18·6)	83·1 (43·5 to 138)	113 (60·1 to 193)	123 (62·9 to 203)	78 (42 to 128)	65 (38·2 to 104)	54 (32·5 to 85·2)	33·4 (20·9 to 51·4)	28 (17·9 to 42·5)	18 (11·2 to 26·7)	16·5 (10·6 to 24·6)	7·5 (4·9 to 11·2)	3·5 (2·3 to 4·8)	1·7 (1·1 to 2·4)	0·4 (0·3 to 0·6)	0·1 (0·1 to 0·1)	0 (0 to 0)	0 (0 to 0)	636
Self-harm by firearm	0 (0 to 0)	0 (0 to 0)	0 (0 to 0)	0 (0 to 0)	0 (0 to 0)	0·2 (0 to 0·5)	0·3 (0·1 to 0·8)	0·9 (0·2 to 3)	0·2 (0·1 to 0·9)	0·3 (0·1 to 0·9)	1·4 (0·4 to 4·3)	1·4 (0·5 to 3·7)	0·3 (0·1 to 0·6)	0·1 (0·1 to 0·2)	0·1 (0·1 to 0·2)	0·1 (0·1 to 0·2)	0·1 (0 to 0·1)	0 (0 to 0·1)	0 (0 to 0)	0 (0 to 0)	0 (0 to 0)	0 (0 to 0)	0 (0 to 0)	5·3
Self-harm by other specified means	0 (0 to 0)	0 (0 to 0)	0 (0 to 0)	0 (0 to 0)	0 (0 to 0)	10·8 (5·8 to 18·3)	82·8 (43·4 to 138)	112 (59·5 to 191)	123 (62·7 to 203)	77·7 (41·7 to 127)	63·6 (37·4 to 101)	52·6 (31·5 to 83·3)	33·2 (20·8 to 51)	27·9 (17·8 to 42·3)	17·9 (11·1 to 26·6)	16·4 (10·5 to 24·4)	7·5 (4·9 to 11·1)	3·5 (2·3 to 4·8)	1·6 (1·1 to 2·3)	0·4 (0·3 to 0·6)	0·1 (0·1 to 0·1)	0 (0 to 0)	0 (0 to 0)	631
Interpersonal violence	7·6 (2·7 to 16·6)	1·5 (0·6 to 3·2)	13·9 (5·6 to 30·6)	32·8 (13·6 to 74·6)	21·9 (13·5 to 33·9)	57·1 (35·6 to 90·5)	113 (71 to 178)	163 (100 to 254)	154 (92·2 to 251)	116 (71·4 to 187)	106 (64·1 to 170)	84·1 (54·8 to 130)	53·1 (36 to 79·7)	32·7 (22·4 to 48·7)	20·9 (14 to 30·6)	16·6 (11·3 to 24·7)	9·8 (7 to 13·6)	5·7 (4·2 to 8·1)	3 (2·2 to 4·1)	0·6 (0·5 to 0·8)	0·2 (0·1 to 0·2)	0 (0 to 0)	0 (0 to 0)	1,010
Physical violence by firearm	0·2 (0 to 0·6)	0·7 (0·2 to 1·6)	7·1 (2·4 to 17·2)	15·4 (5·2 to 38·2)	12 (5·6 to 22·4)	12·7 (4·7 to 27·4)	12·7 (4·6 to 26·7)	37·2 (14·6 to 70)	48·4 (19·6 to 98)	27·4 (11·3 to 56·3)	34·6 (14·9 to 66·9)	28·1 (13·6 to 52·4)	6·9 (3 to 14·3)	6·8 (2·9 to 13·1)	7·4 (3·6 to 13·5)	1·5 (0·6 to 2·8)	0·8 (0·3 to 1·6)	0·2 (0·1 to 0·3)	0·1 (0·1 to 0·3)	0 (0 to 0·1)	0 (0 to 0)	0 (0 to 0)	0 (0 to 0)	260
Physical violence by sharp object	6·6 (2·3 to 14·3)	0·1 (0 to 0·4)	1·7 (0·4 to 4·9)	6·3 (1·9 to 16·9)	0·9 (0·4 to 2·1)	6·6 (2·2 to 15·2)	14·1 (5·3 to 31)	36·3 (15·8 to 72·6)	40·6 (17·6 to 79·6)	37·2 (17·7 to 69·3)	27 (13·1 to 53·3)	11·1 (5·3 to 22)	18·2 (9·3 to 32·7)	11·7 (6 to 19·9)	3·3 (1·7 to 6)	6·3 (3·5 to 10·6)	2·4 (1·3 to 4·1)	0·7 (0·4 to 1·1)	0·3 (0·2 to 0·5)	0·1 (0·1 to 0·1)	0 (0 to 0)	0 (0 to 0)	0 (0 to 0)	232
Sexual violence	0 (0 to 0)	0 (0 to 0)	0 (0 to 0)	0·9 (0·5 to 1·4)	7 (4·3 to 10·9)	16·4 (9·8 to 25·3)	35·3 (20·2 to 55·6)	40·7 (24 to 62·2)	30·6 (16·6 to 50·1)	23 (12·7 to 37·4)	18·4 (10·4 to 29·7)	15·4 (9 to 25)	11·2 (6·3 to 18·6)	5·9 (3·3 to 9·5)	2·9 (1·7 to 4·7)	1·8 (1·1 to 2·7)	1·2 (0·8 to 1·8)	0·8 (0·5 to 1·1)	0·4 (0·3 to 0·6)	0·2 (0·1 to 0·3)	0 (0 to 0·1)	0 (0 to 0)	0 (0 to 0)	212
Physical violence by other means	0·8 (0·2 to 2)	0·7 (0·2 to 1·8)	5·1 (1·8 to 11·8)	10·3 (3·4 to 23·7)	2 (0·9 to 4·3)	21·3 (9·9 to 38·6)	50·6 (24·9 to 94·5)	48·4 (23·4 to 86·9)	34·6 (16·4 to 67·7)	28·4 (15·7 to 51·6)	26 (14·4 to 46·5)	29·4 (16·7 to 49·1)	16·8 (10·8 to 27·2)	8·4 (5·7 to 12·2)	7·2 (4·8 to 10·4)	6·9 (4·5 to 10·6)	5·5 (3·7 to 7·8)	4·1 (2·8 to 6)	2·1 (1·5 to 3·1)	0·3 (0·2 to 0·4)	0·1 (0·1 to 0·1)	0 (0 to 0)	0 (0 to 0)	309
Conflict and terrorism	0 (0 to 0)	0 (0 to 0)	0 (0 to 0)	0 (0 to 0)	0 (0 to 0)	0 (0 to 0)	0·1 (0·1 to 0·2)	0·3 (0·1 to 0·5)	0·2 (0·1 to 0·3)	0·2 (0·1 to 0·3)	0·1 (0·1 to 0·1)	0·1 (0 to 0·1)	0 (0 to 0·1)	0 (0 to 0)	0 (0 to 0)	0 (0 to 0)	0 (0 to 0)	0 (0 to 0)	0 (0 to 0)	0 (0 to 0)	0 (0 to 0)	0 (0 to 0)	0 (0 to 0)	0·9

SR Table 2b: Nebraska DALYS by cause and sex across for females with 95% uncertainty intervals, 2019

Cause	Early Neonatal	Late Neonatal	Post-Neonatal	1 to 4	5 to 9	10 to 14	15 to 19	20 to 24	25 to 29	30 to 34	35 to 39	40 to 44	45 to 49	50 to 54	55 to 59	60 to 64	65 to 69	70 to 74	75 to 79	80 to 84	85 to 89	90 to 94	95 plus	Total
All causes	3,680 (2,650 to 3,830)	972 (959 to 989)	1,920 (1,290 to 2,280)	2,090 (1,750 to 2,610)	1,190 (1,060 to 1,300)	4,610 (3,300 to 6,220)	5,240 (3,980 to 10,900)	6,790 (5,060 to 12,300)	6,350 (4,850 to 13,800)	11,700 (8,990 to 19,600)	13,300 (10,500 to 19,400)	13,300 (10,700 to 19,200)	15,100 (12,200 to 19,100)	17,000 (13,900 to 20,900)	20,100 (16,100 to 25,400)	21,900 (17,600 to 26,400)	23,900 (19,000 to 28,600)	25,700 (20,100 to 30,400)	25,700 (20,100 to 30,400)	23,000 (17,600 to 28,600)	20,100 (17,000 to 23,900)	13,900 (11,300 to 17,100)	6,960 (5,410 to 7,960)	266,000
Communicable, maternal, neonatal, and nutritional diseases	2,160 (1,700 to 2,790)	345 (329 to 369)	379 (279 to 509)	486 (382 to 603)	492 (378 to 648)	397 (282 to 556)	465 (329 to 682)	448 (308 to 689)	503 (353 to 829)	528 (365 to 713)	581 (435 to 819)	622 (482 to 839)	670 (532 to 872)	720 (582 to 922)	777 (637 to 979)	833 (692 to 1,050)	877 (721 to 1,090)	899 (732 to 1,110)	899 (732 to 1,110)	849 (683 to 1,060)	764 (604 to 960)	570 (370 to 879)	344 (249 to 522)	13,200
HIV/AIDS and sexually transmitted infections	0.0 (0.0 to 0.0)	0.1 (0.1 to 0.3)	1.6 (1.4 to 1.9)	1.4 (1.2 to 1.6)	0.8 (0.7 to 0.9)	1.9 (1.6 to 2.4)	6.6 (4.9 to 9.6)	19.4 (13.4 to 32.6)	40.2 (27.7 to 68.4)	68.8 (47.6 to 98.6)	68.6 (49.2 to 90.7)	60.3 (43.4 to 80.7)	43.6 (32.0 to 61.8)	27.6 (19.6 to 39.2)	19.2 (13.7 to 27.0)	17.2 (12.1 to 23.8)	16.2 (11.5 to 22.1)	15.1 (10.7 to 20.8)	12.7 (9.0 to 17.5)	9.6 (6.8 to 13.2)	6.3 (4.4 to 8.7)	4 (2.8 to 5.5)	2.9 (2.0 to 4.0)	432
HIV/AIDS	0 (0.0 to 0.0)	0 (0.0 to 0.0)	1.5 (1.3 to 1.8)	1.4 (1.2 to 1.6)	0.8 (0.7 to 0.9)	0.9 (0.7 to 1.1)	2.5 (1.9 to 3.5)	8.5 (6.7 to 11.9)	19.2 (14.7 to 28)	31.6 (24.2 to 44.6)	28.6 (22.3 to 36.6)	28.5 (22.6 to 36.6)	27.6 (22.1 to 35.2)	25.6 (20.7 to 32.6)	19.2 (15.4 to 24.5)	17.2 (13.7 to 21.9)	16.2 (12.9 to 20.7)	15.1 (11.9 to 19.2)	12.7 (9.9 to 16.2)	9.6 (7.4 to 12.2)	6.3 (4.9 to 8.1)	4 (2.9 to 5.2)	2.9 (2.1 to 3.7)	338
HIV/AIDS - Drug-susceptible Tuberculosis	0 (0 to 0)	0 (0 to 0)	0 (0 to 0)	0 (0 to 0)	0 (0 to 0)	0 (0 to 0)	0 (0 to 0)	0 (0 to 0)	0 (0 to 0)	0 (0 to 0)	0 (0 to 0)	0 (0 to 0)	0 (0 to 0)	0 (0 to 0)	0 (0 to 0)	0 (0 to 0)	0 (0 to 0)	0 (0 to 0)	0 (0 to 0)	0 (0 to 0)	0 (0 to 0)	0 (0 to 0)	0 (0 to 0)	0 (0 to 0)	0
HIV/AIDS - Multidrug-resistant Tuberculosis without extensive drug-resistance	0 (0 to 0)	0 (0 to 0)	0 (0 to 0)	0 (0 to 0)	0 (0 to 0)	0 (0 to 0)	0 (0 to 0)	0 (0 to 0)	0 (0 to 0)	0 (0 to 0)	0 (0 to 0)	0 (0 to 0)	0 (0 to 0)	0 (0 to 0)	0 (0 to 0)	0 (0 to 0)	0 (0 to 0)	0 (0 to 0)	0 (0 to 0)	0 (0 to 0)	0 (0 to 0)	0 (0 to 0)	0 (0 to 0)	0 (0 to 0)	3
HIV/AIDS - Extensively drug-resistant Tuberculosis	0 (0 to 0)	0 (0 to 0)	0 (0 to 0)	0 (0 to 0)	0 (0 to 0)	0 (0 to 0)	0 (0 to 0)	0 (0 to 0)	0 (0 to 0)	0 (0 to 0)	0 (0 to 0)	0 (0 to 0)	0 (0 to 0)	0 (0 to 0)	0 (0 to 0)	0 (0 to 0)	0 (0 to 0)	0 (0 to 0)	0 (0 to 0)	0 (0 to 0)	0 (0 to 0)	0 (0 to 0)	0 (0 to 0)	0 (0 to 0)	0
HIV/AIDS resulting in other diseases	0 (0 to 0)	0 (0 to 0)	0.1 (0.1 to 0.1)	0.1 (0.1 to 0.1)	0.1 (0.1 to 0.1)	0.9 (0.7 to 1.1)	2.5 (2 to 3.1)	8.5 (6.6 to 12.1)	19.2 (14.6 to 29.8)	31.1 (23.7 to 45.2)	28 (22.1 to 36.3)	28.5 (22.6 to 36.6)	27.6 (22.1 to 35.2)	25.6 (20.7 to 32.6)	19.2 (15.4 to 24.5)	17.2 (13.7 to 21.9)	16.2 (12.9 to 20.7)	15.1 (11.9 to 19.2)	12.7 (9.9 to 16.2)	9.6 (7.4 to 12.2)	6.3 (4.9 to 8.1)	4 (2.9 to 5.2)	2.9 (2.1 to 3.7)	326
Sexually transmitted infections excluding HIV	0.0 (0.0 to 0.0)	0.1 (0.1 to 0.1)	0.1 (0.1 to 0.2)	0.1 (0.1 to 0.2)	0.1 (0.1 to 0.2)	0.1 (0.1 to 0.2)	0.2 (0.2 to 0.3)	0.2 (0.2 to 0.3)	0.2 (0.2 to 0.3)	0.4 (0.3 to 0.5)	0.4 (0.3 to 0.5)	0.4 (0.3 to 0.5)	0.4 (0.3 to 0.5)	0.4 (0.3 to 0.5)	0.4 (0.3 to 0.5)	0.4 (0.3 to 0.5)	0.4 (0.3 to 0.5)	0.4 (0.3 to 0.5)	0.4 (0.3 to 0.5)	0.4 (0.3 to 0.5)	0.4 (0.3 to 0.5)	0.3 (0.2 to 0.4)	0.2 (0.1 to 0.3)	250
Syphilis	0 (0.0 to 0.0)	0 (0.0 to 0.1)	0 (0.0 to 0.0)	0 (0.0 to 0.0)	0 (0.0 to 0.0)	0 (0.0 to 0.0)	0 (0.0 to 0.0)	0 (0.0 to 0.0)	0.1 (0.0 to 0.2)	0.4 (0.2 to 0.6)	0.4 (0.2 to 0.6)	0.4 (0.2 to 0.6)	0.4 (0.2 to 0.6)	0.4 (0.2 to 0.6)	0.4 (0.2 to 0.6)	0.4 (0.2 to 0.6)	0.4 (0.2 to 0.6)	0.4 (0.2 to 0.6)	0.4 (0.2 to 0.6)	0.4 (0.2 to 0.6)	0.4 (0.2 to 0.6)	0.3 (0.2 to 0.4)	0.2 (0.1 to 0.3)	19.2
Chlamydial infection	0 (0 to 0)	0 (0 to 0)	0 (0 to 0)	0 (0 to 0)	0 (0 to 0)	0 (0 to 0)	0.1 (0.1 to 0.2)	0.4 (0.3 to 0.5)	0.9 (0.6 to 1.4)	1.4 (0.9 to 2.2)	1.6 (1.1 to 2.3)	1.6 (1.1 to 2.3)	1.7 (1.2 to 2.3)	1.7 (1.2 to 2.3)	1.7 (1.2 to 2.3)	1.7 (1.2 to 2.3)	1.7 (1.2 to 2.3)	1.7 (1.2 to 2.3)	1.7 (1.2 to 2.3)	1.7 (1.2 to 2.3)	1.7 (1.2 to 2.3)	1.7 (1.2 to 2.3)	1.7 (1.2 to 2.3)	19.4
Gonococcal infection	0 (0 to 0)	0 (0 to 0)	0 (0 to 0)	0 (0 to 0)	0 (0 to 0)	0 (0 to 0)	0.2 (0.1 to 0.3)	0.5 (0.3 to 0.7)	0.9 (0.6 to 1.2)	1.3 (0.9 to 1.8)	1.4 (0.9 to 2)	1.2 (0.8 to 1.7)	0.8 (0.5 to 1.2)	0.5 (0.3 to 0.8)	0.3 (0.2 to 0.5)	0.2 (0.1 to 0.4)	0.1 (0.1 to 0.3)	0.1 (0.1 to 0.2)	0.1 (0.1 to 0.2)	0.1 (0.1 to 0.2)	0.1 (0.1 to 0.2)	0.1 (0.1 to 0.2)	0.1 (0.1 to 0.2)	12.5
Trichomoniasis	0 (0 to 0)	0 (0 to 0)	0 (0 to 0)	0 (0 to 0)	0 (0 to 0)	0 (0 to 0)	0.1 (0.1 to 0.1)	0.4 (0.3 to 0.5)	0.7 (0.4 to 1.1)	1.1 (0.7 to 1.7)	1.2 (0.8 to 1.7)	1.2 (0.8 to 1.7)	1.2 (0.8 to 1.7)	1.2 (0.8 to 1.7)	1.2 (0.8 to 1.7)	1.2 (0.8 to 1.7)	1.2 (0.8 to 1.7)	1.2 (0.8 to 1.7)	1.2 (0.8 to 1.7)	1.2 (0.8 to 1.7)	1.2 (0.8 to 1.7)	1.2 (0.8 to 1.7)	1.2 (0.8 to 1.7)	19.6
Genital herpes	0 (0 to 0)	0 (0 to 0)	0 (0 to 0)	0 (0 to 0)	0 (0 to 0)	0 (0 to 0)	0 (0 to 0)	0 (0 to 0)	0 (0 to 0)	0 (0 to 0)	0 (0 to 0)	0 (0 to 0)	0 (0 to 0)	0 (0 to 0)	0 (0 to 0)	0 (0 to 0)	0 (0 to 0)	0 (0 to 0)	0 (0 to 0)	0 (0 to 0)	0 (0 to 0)	0 (0 to 0)	0 (0 to 0)	0 (0 to 0)	0
Other sexually transmitted infections	0 (0 to 0)	0 (0 to 0)	0 (0 to 0)	0 (0 to 0)	0 (0 to 0)	0 (0 to 0)	0.2 (0.2 to 0.4)	0.4 (0.4 to 1.6)	1.1 (1.3 to 5.1)	1.7 (2.3 to 9.6)	2.1 (2.9 to 11.6)	2.2 (3.1 to 12.1)	2.2 (3.1 to 12.1)	2.2 (3.1 to 12.1)	2.2 (3.1 to 12.1)	2.2 (3.1 to 12.1)	2.2 (3.1 to 12.1)	2.2 (3.1 to 12.1)	2.2 (3.1 to 12.1)	2.2 (3.1 to 12.1)	2.2 (3.1 to 12.1)	2.2 (3.1 to 12.1)	2.2 (3.1 to 12.1)	48.6
Respiratory infections and tuberculosis	1,160 (710 to 1,660)	219 (210 to 232)	1,110 (730 to 1,510)	1,260 (1,020 to 1,610)	1,020 (867 to 1,200)	1,020 (866 to 1,180)	1,110 (948 to 1,280)	1,170 (998 to 1,360)	1,210 (1,030 to 1,410)	1,270 (1,080 to 1,480)	1,340 (1,140 to 1,560)	1,410 (1,200 to 1,640)	1,490 (1,270 to 1,730)	1,570 (1,340 to 1,820)	1,650 (1,410 to 1,910)	1,730 (1,480 to 2,010)	1,810 (1,550 to 2,100)	1,890 (1,620 to 2,190)	1,960 (1,680 to 2,270)	2,030 (1,740 to 2,350)	2,090 (1,790 to 2,420)	2,150 (1,840 to 2,490)	1,530 (1,310 to 1,770)	43,000
Tuberculosis	0 (0 to 0)	0 (0 to 0)	0.1 (0.1 to 0.2)	0.1 (0.1 to 0.2)	0.1 (0.1 to 0.2)	0.2 (0.2 to 0.4)	0.5 (0.4 to 0.8)	0.9 (0.6 to 1.4)	1.2 (0.9 to 1.9)	1.6 (1.2 to 2.5)	1.9 (1.4 to 2.9)	2.2 (1.6 to 3.3)	2.5 (1.9 to 3.8)	2.8 (2.1 to 4.2)	3.1 (2.4 to 4.6)	3.4 (2.6 to 5.1)	3.7 (2.8 to 5.5)	3.9 (3 to 5.8)	4.2 (3.2 to 6.2)	4.4 (3.4 to 6.5)	4.6 (3.5 to 6.8)	4.7 (3.6 to 6.9)	3.3 (2.5 to 4.9)	74
Latent tuberculosis infection	0 (0 to 0)	0 (0 to 0)	0 (0 to 0)	0 (0 to 0)	0 (0 to 0)	0 (0 to 0)	0 (0 to 0)	0 (0 to 0)	0 (0 to 0)	0 (0 to 0)	0 (0 to 0)	0 (0 to 0)	0 (0 to 0)	0 (0 to 0)	0 (0 to 0)	0 (0 to 0)	0 (0 to 0)	0 (0 to 0)	0 (0 to 0)	0 (0 to 0)	0 (0 to 0)	0 (0 to 0)	0 (0 to 0)	0 (0 to 0)	0
Drug-susceptible Tuberculosis	0.2 (0.1 to 0.3)	0.4 (0.2 to 0.5)	0.9 (0.5 to 1.3)	1.1 (0.7 to 1.5)	0.9 (0.6 to 1.2)	0.9 (0.6 to 1.2)	0.9 (0.6 to 1.2)	1.1 (0.8 to 1.4)	1.2 (0.9 to 1.6)	1.3 (0.9 to 1.8)	1.4 (1 to 1.9)	1.5 (1.1 to 2)	1.6 (1.2 to 2.1)	1.7 (1.3 to 2.2)	1.8 (1.4 to 2.3)	1.9 (1.5 to 2.4)	2 (1.6 to 2.5)	2.1 (1.7 to 2.6)	2.2 (1.8 to 2.7)	2.3 (1.8 to 2.8)	2.4 (1.9 to 2.9)	2.4 (1.9 to 2.9)	1.7 (1.3 to 2.1)	32.9
Multidrug-resistant tuberculosis without extensive drug-resistance	0 (0 to 0)	0 (0 to 0)	0 (0 to 0)	0 (0 to 0)	0 (0 to 0)	0 (0 to 0)	0 (0 to 0)	0 (0 to 0)	0 (0 to 0)	0 (0 to 0)	0 (0 to 0)	0 (0 to 0)	0 (0 to 0)	0 (0 to 0)	0 (0 to 0)	0 (0 to 0)	0 (0 to 0)	0 (0 to 0)	0 (0 to 0)	0 (0 to 0)	0 (0 to 0)	0 (0 to 0)	0 (0 to 0)	0 (0 to 0)	0.9
Extensively drug-resistant tuberculosis	0 (0 to 0)	0 (0 to 0)	0 (0 to 0)	0 (0 to 0)	0 (0 to 0)	0 (0 to 0)	0 (0 to 0)	0 (0 to 0)	0 (0 to 0)	0 (0 to 0)	0 (0 to 0)	0 (0 to 0)	0 (0 to 0)	0 (0 to 0)	0 (0 to 0)	0 (0 to 0)	0 (0 to 0)	0 (0 to 0)	0 (0 to 0)	0 (0 to 0)	0 (0 to 0)	0 (0 to 0)	0 (0 to 0)	0 (0 to 0)	0.2
Lower respiratory infections	1,160 (710 to 1,660)	217 (209 to 230)	1,110 (730 to 1,510)	1,260 (1,020 to 1,610)	1,020 (867 to 1,200)	1,020 (866 to 1,180)	1,110 (948 to 1,280)	1,170 (998 to 1,360)	1,210 (1,030 to 1,410)	1,270 (1,080 to 1,480)	1,340 (1,140 to 1,560)	1,410 (1,200 to 1,640)	1,490 (1,270 to 1,730)	1,570 (1,340 to 1,820)	1,650 (1,410 to 1,910)	1,730 (1,480 to 2,010)	1,810 (1,550 to 2,100)	1,890 (1,620 to 2,190)	1,960 (1,680 to 2,270)	2,030 (1,740 to 2,350)	2,090 (1,790 to 2,420)	2,150 (1,840 to 2,490)	1,530 (1,310 to 1,770)	43,000
Upper respiratory infections	0.2 (0.1 to 0.3)	1.1 (0.8 to 1.4)	29.7 (20.1 to 41.2)	89.1 (62.2 to 124)	49.2 (32.6 to 70.6)	9.5 (6.2 to 13.7)	4.6 (3 to 6.6)	4.6 (3 to 6.7)	4.6 (3 to 6.7)	4.6 (3 to 6.7)	4.6 (3 to 6.7)	4.6 (3 to 6.7)	4.6 (3 to 6.7)	4.6 (3 to 6.7)	4.6 (3 to 6.7)	4.6 (3 to 6.7)	4.6 (3 to 6.7)	4.6 (3 to 6.7)	4.6 (3 to 6.7)	4.6 (3 to 6.7)	4.6 (3 to 6.7)	4.6 (3 to 6.7)	4.6 (3 to 6.7)	1,030
Otitis media	0 (0 to 0)	0 (0 to 0)	0.1 (0.0 to 0.1)	0.1 (0.0 to 0.1)	0.1 (0.0 to 0.2)	0.1 (0.0 to 0.2)	0.1 (0.0 to 0.2)	0.1 (0.0 to 0.2)	0.1 (0.0 to 0.2)	0.1 (0.0 to 0.2)	0.1 (0.0 to 0.2)	0.1 (0.0 to 0.2)	0.1 (0.0 to 0.2)	0.1 (0.0 to 0.2)	0.1 (0.0 to 0.2)	0.1 (0.0 to 0.2)	0.1 (0.0 to 0.2)	0.1 (0.0 to 0.2)	0.1 (0.0 to 0.2)	0.1 (0.0 to 0.2)	0.1 (0.0 to 0.2)	0.1 (0.0 to 0.2)	0.1 (0.0 to 0.2)	135
Enteric infections	1.3 (0.9 to 2)	2.6 (1.7 to 3.7)	60.1 (17.5 to 39.9)	69.3 (30.6 to 116)	29.6 (10.1 to 57.6)	27.1 (9.6 to 53.6)	28.9 (9.8 to 56.6)	32.6 (11.1 to 62.5)	36.2 (12.4 to 69.2)	39.7 (13.7 to 75.2)	43.2 (15.1 to 81.2)	46.7 (16.5 to 87.2)	50.1 (17.9 to 93.4)	53.6 (19.5 to 99.6)	57.1 (21.1 to 105)	60.6 (22.9 to 111)	64.1 (24.9 to 117)	67.6 (27.1 to 123)	71.1 (29.4 to 129)	74.6 (31.6 to 135)	78.1 (33.9 to 141)	81.6 (36.1 to 147)	84.1 (37.9 to 152)	1,130
Diarrheal diseases	1.2 (0.8 to 2)	2.4 (1.6 to 3.7)	59.3 (17.2 to 39.5)	68.4 (30.2 to 115)	29 (9.9 to 56.5)	26.6 (9.4 to 52.7)	28.4 (9.6 to 55.6)	32 (10.9 to 61.4)	35.6 (12.2 to 68)	39.1 (13.5 to 74.1)	42.6 (14.9 to 80.1)	46.1 (16.3 to 86)	49.5 (17.7 to 92.3)	53 (19.3 to 98.5)	56.5 (20.9 to 105)	60 (22.6 to 111)	63.5 (24.6 to 118)	67 (26.9 to 124)	70.5 (29.1 to 128)	74 (31.3 to 134)	77.5 (33.6 to 140)	81 (35.8 to 146)	83.5 (37.6 to 151)	1,120
Typhoid and paratyphoid	0 (0 to 0)	0 (0 to 0)	0 (0 to 0)	0 (0 to 0)	0 (0 to 0)	0 (0 to 0)	0 (0 to 0)	0 (0 to 0)	0 (0 to 0)	0 (0 to 0)	0 (0 to 0)	0 (0 to 0)	0 (0 to 0)	0 (0 to 0)	0 (0 to 0)	0 (0 to 0)	0 (0 to 0)	0 (0 to 0)	0 (0 to 0)	0 (0 to 0)	0 (0 to 0)	0 (0 to 0)	0 (0 to 0)	0 (0 to 0)	0
Invasive non-typhoidal Salmonella (iNTS)	0 (0 to 0)	0 (0 to 0)	0 (0 to 0)	0 (0 to 0)	0 (0 to 0)	0 (0 to 0)	0 (0 to 0)	0 (0 to 0)	0 (0 to 0)	0 (0 to 0)	0 (0 to 0)	0 (0 to 0)	0 (0 to 0)	0 (0 to 0)	0 (0 to 0)	0 (0 to 0)	0 (0 to 0)	0 (0 to 0)	0 (0 to 0)	0 (0 to 0)	0 (0 to 0)	0 (0 to 0)	0 (0 to 0)	0 (0 to 0)	0
Other intestinal infectious diseases	0.1 (0 to 0.2)	0.2 (0 to 0.3)	0.4 (0.1 to 1.1)	0.2 (0 to 0.5)	0.2 (0 to 0.5)	0.2 (0 to 0.5)	0.1 (0 to 0.3)	0.1 (0 to 0.3)	0.1 (0 to 0.3)	0.1 (0 to 0.3)	0.1 (0 to 0.3)	0.1 (0 to 0.3)	0.1 (0 to 0.3)	0.1 (0 to 0.3)	0.1 (0 to 0.3)	0.1 (0 to 0.3)	0.1 (0 to 0.3)	0.1 (0 to 0.3)	0.1 (0 to 0.3)	0.1 (0 to 0.3)	0.1 (0 to 0.3)	0.1 (0 to 0.3)	0.1 (0 to 0.3)	2.5
Neglected tropical diseases and malaria	0.6 (0.1 to 0.9)	1.4 (0.7 to 2.8)	6.7 (1.9 to 15.2)	6.8 (2.4 to 16.2)	4.8 (1.7 to 10.9)	3.7 (1.4 to 8.4)	3.6 (1.4 to 8.1)	3.8 (1.4 to 8.6)	4.1 (1.5 to 9.2)	4.4 (1.6 to 9.8)	4.7 (1.7 to 10.5)	5.1 (1.9 to 11.3)	5.4 (2 to 12)	5.7 (2.1 to 12.7)	6.1 (2.3 to 13.5)	6.4 (2.4 to 14.2)	6.7 (2.5 to 14.9)	7 (2.6 to 15.6)	7.3 (2.8 to 16.2)	7.6 (2.9 to 16.9)	7.9 (3 to 17.5)	8.2 (3.1 to 18.2)	8.5 (3.2 to 18.9)	308
Malaria	0 (0 to 0)	0 (0 to 0)	0 (0 to 0)	0 (0 to 0)	0 (0 to 0)	0 (0 to 0)	0 (0 to 0)	0 (0 to 0)	0 (0 to 0)	0 (0 to 0)	0 (0 to 0)	0 (0 to 0)	0 (0 to 0)	0 (0 to 0)	0 (0 to 0)	0 (0 to 0)	0 (0 to 0)	0 (0 to 0)	0 (0 to 0)	0 (0 to 0)	0 (0 to 0)	0 (0 to 0)	0 (0 to 0)	0 (0 to 0)	0
Chagas disease	0 (0 to 0)	0 (0 to 0)	0 (0 to 0)	0 (0 to 0)	0 (0 to 0)	0 (0 to 0)	0 (0 to 0)	0 (0 to 0)	0 (0 to 0)	0 (0 to 0)	0 (0 to 0)	0 (0 to 0)	0 (0 to 0)	0 (0 to 0)	0 (0 to 0)	0 (0 to 0)	0 (0 to 0)	0 (0 to 0)	0 (0 to 0)	0 (0 to 0)	0 (0 to 0)	0 (0 to 0)	0 (0 to 0)	0 (0 to 0)	0.7
Leishmaniasis	0 (0 to 0)	0 (0 to 0)	0 (0 to 0)	0 (0 to 0)	0 (0 to 0)	0 (0 to 0)	0 (0 to 0)	0 (0 to 0)	0 (0 to 0)	0 (0 to 0)	0 (0 to 0)	0 (0 to 0)	0 (0 to 0)	0 (0 to 0)	0 (0 to 0)	0 (0 to 0)	0 (0 to 0)	0 (0 to 0)	0 (0 to 0)	0 (0 to 0)	0 (0 to 0)	0 (0 to 0)	0 (0 to 0)	0 (0 to 0)	0
Visceral leishmaniasis	0 (0 to 0)	0 (0 to 0)	0 (0 to 0)	0 (0 to 0)	0 (0 to 0)	0 (0 to 0)	0 (0 to 0)	0 (0 to 0)	0 (0 to 0)	0 (0 to 0)	0 (0 to 0)	0 (0 to 0)	0 (0 to 0)	0 (0 to 0)	0 (0 to 0)	0 (0 to 0)	0 (0 to 0)	0 (0 to 0)	0 (0 to 0)	0 (0 to 0)	0 (0 to 0)	0 (0 to 0)	0 (0 to 0)	0 (0 to 0)	0
Cutaneous and mucocutaneous leishmaniasis	0 (0 to 0)	0 (0 to 0)	0 (0 to 0)	0 (0 to 0)	0 (0 to 0)	0 (0 to 0)	0 (0 to 0)	0 (0 to 0)	0 (0 to 0)	0 (0 to 0)	0 (0 to 0)	0 (0 to 0)	0 (0 to 0)	0 (0 to 0)	0 (0 to 0)	0 (0 to 0)	0 (0 to 0)	0 (0 to 0)	0 (0 to 0)	0 (0 to 0)	0 (0 to 0)	0 (0 to 0)	0 (0 to 0)	0 (0 to 0)	0
African trypanosomiasis	0 (0 to 0)	0 (0 to 0)	0 (0 to 0)	0 (0 to 0)	0 (0 to 0)	0 (0 to 0)	0 (0 to 0)	0 (0 to 0)	0 (0 to 0)	0 (0 to 0)	0 (0 to 0)	0 (0 to 0)	0 (0 to 0)	0 (0 to 0)	0 (0 to 0)	0 (0 to 0)	0 (0 to 0)	0 (0 to 0)	0 (0 to 0)	0 (0 to 0)	0 (0 to 0)	0 (0 to 0)	0 (0 to 0)	0 (0 to 0)	0
Schistosomiasis	0 (0 to 0)	0 (0 to 0)	0 (0 to 0)	0 (0 to 0)	0 (0 to 0)	0 (0 to 0)	0 (0 to 0)	0 (0 to 0)	0 (0 to 0)	0 (0 to 0)	0 (0 to 0)	0 (0 to 0)	0 (0 to 0)	0 (0 to 0)	0 (0 to 0)	0 (0 to 0)	0 (0 to 0)	0 (0 to 0)	0 (0 to 0)	0 (0 to 0)	0 (0 to 0)	0 (0 to 0)	0 (0 to 0)	0 (0 to 0)	0
Cysticercosis	0 (0 to 0)	0 (0 to 0)	0 (0 to 0)	0 (0 to 0)	0 (0 to 0)	0.1 (0 to 0.1)	0.4 (0.1 to 1.1)	1.4 (0.4 to 3.6)	2.6 (0.9 to 6.6)	3.6 (1.3 to 9.1)	5 (1.8 to 12.3)	6.3 (2.3 to 15.1)	7.5 (2.8 to 17.8)	8.3 (3.1 to 19.7)	9.2 (3.4 to 21.5)	10.2 (3.8 to 23.5)	11.2 (4.2 to 25.2)	12.1 (4.6 to 26.8)	13.1 (5 to 28.4)	14.1 (5.4 to 29.9)	15.1 (5.8 to 31.5)	16.1 (6.2 to 33.1)	17.1 (6.6 to 34.6)	229
Cystic echinococcosis	0 (0 to 0)	0 (0 to 0)	0 (0 to 0)	0 (0 to 0)	0 (0 to 0)	0 (0 to 0)	0 (0 to 0)	0 (0 to 0)	0 (0 to 0)	0 (0 to 0)	0 (0 to 0)	0 (0 to 0)	0 (0 to 0)	0 (0 to 0)	0 (0 to 0)	0 (0 to 0)	0 (0 to 0)	0 (0 to 0)	0 (0 to 0)	0 (0 to 0)	0 (0 to 0)	0 (0 to 0)	0 (0 to 0)	0 (0 to 0)	0.3
Lymphatic filariasis	0 (0 to 0)	0 (0 to 0)	0 (0 to 0)	0 (0 to 0)	0 (0 to 0)	0 (0 to 0)	0 (0 to 0)	0 (0 to 0)	0 (0 to 0)	0 (0 to 0)	0 (0 to 0)	0 (0 to 0)	0 (0 to 0)	0 (0 to 0)	0 (0 to 0)	0 (0 to 0)	0 (0 to 0)	0 (0 to 0)	0 (0 to 0)	0 (0 to 0)	0 (0 to 0)	0 (0 to 0)	0 (0 to 0)	0 (0 to 0)	0
Onchocerciasis	0 (0 to 0)	0 (0 to 0)	0 (0 to 0)	0 (0 to 0)	0 (0 to 0)	0 (0 to 0)	0 (0 to 0)	0 (0 to 0)	0 (0 to 0)	0 (0 to 0)	0 (0 to 0)	0 (0 to 0)	0 (0 to 0)	0 (0 to 0)	0 (0 to 0)	0 (0 to 0)	0 (0 to 0)	0 (0 to 0)	0 (0 to 0)	0 (0 to 0)	0 (0 to 0)	0 (0 to 0)	0 (0 to 0)	0 (0 to 0)	0
Trachoma	0 (0 to 0)	0 (0 to 0)	0 (0 to 0)	0 (0 to 0)	0 (0 to 0)	0 (0 to 0)	0 (0 to 0)	0 (0 to 0)	0 (0 to 0)	0 (0 to 0)	0 (0 to 0)	0 (0 to 0)	0 (0 to 0)	0 (0 to 0)	0 (0 to 0)	0 (0 to 0)	0 (0 to 0)	0 (0 to 0)	0 (0 to 0)	0 (0 to 0)	0 (0 to 0)	0 (0 to 0)	0 (0 to 0)	0 (0 to 0)	0
Dengue	0 (0 to 0)	0 (0 to 0)	0 (0 to 0)	0 (0 to 0)	0 (0 to 0)	0 (0 to 0)	0 (0 to 0)	0 (0 to 0)	0 (0 to 0)	0 (0 to 0)	0 (0 to 0)	0 (0 to 0)	0 (0 to 0)	0 (0 to 0)	0 (0 to 0)	0 (0 to 0)	0 (0 to 0)	0 (0 to 0)	0 (0 to 0)	0 (0 to 0)	0 (0 to 0)	0 (0 to 0)	0 (0 to 0)	0 (0 to 0)	0
Yellow fever	0 (0 to 0)	0 (0 to 0)	0 (0 to 0)	0 (0 to 0)	0 (0 to 0)	0 (0 to 0)	0 (0 to 0)	0 (0 to 0)	0 (0 to 0)	0 (0 to 0)	0 (0 to 0)	0 (0 to 0)	0 (0 to 0)	0 (0 to 0)	0 (0 to 0)	0 (0 to 0)	0 (0 to 0)	0 (0 to 0)	0 (0 to 0)	0 (0 to 0)	0 (0 to 0)	0 (0 to 0)	0 (0 to 0)	0 (0 to 0)	0
Rabies	0 (0 to 0)	0 (0 to 0)	0.0 (0 to 0.1)	0.0 (0 to 0.1)	0.0 (0 to 0.1)	0.0 (0 to 0.1)	0 (0 to 0)	0 (0 to 0)	0 (0 to 0)	0 (0 to 0)	0 (0 to 0)	0 (0 to 0)	0 (0 to 0)	0 (0 to 0)	0 (0 to 0)	0 (0 to 0)	0 (0 to 0)	0 (0 to 0)	0 (0 to 0)	0 (0 to 0)	0 (0 to 0)	0 (0 to 0)	0 (0 to 0)	0 (0 to 0)	1.2
Intestinal nematode infections	0 (0 to 0)	0 (0 to 0)	0 (0 to 0)	0 (0 to 0)	0 (0 to 0)	0 (0 to 0)	0 (0 to 0)	0 (0 to 0)	0 (0 to 0)	0 (0 to 0)	0 (0 to 0)	0 (0 to 0)	0 (0 to 0)	0 (0 to 0)	0 (0 to 0)	0 (0 to 0)	0 (0 to 0)	0 (0 to 0)	0 (0 to 0)	0 (0 to 0)	0 (0 to 0)	0 (0 to 0)	0 (0 to 0)	0 (0 to 0)	0
Ascariasis	0 (0 to 0)	0 (0 to 0)	0 (0 to 0)	0 (0 to 0)	0 (0 to 0)	0 (0 to 0)	0 (0 to 0)	0 (0 to 0)	0 (0 to 0)	0 (0 to 0)	0 (0 to 0)	0 (0 to 0)	0 (0 to 0)	0 (0 to 0)	0 (0 to 0)	0 (0 to 0)	0 (0 to 0)	0 (0 to 0)	0 (0 to 0)	0 (0 to 0)	0 (0 to 0)	0 (0 to 0)	0 (0 to 0)	0 (0 to 0)	0
Trichuriasis	0 (0 to 0)	0 (0 to 0)	0 (0 to 0)	0 (0 to 0)	0 (0 to 0)	0 (0 to 0)	0 (0 to 0)	0 (0 to 0)	0 (0 to 0)	0 (0 to 0)	0 (0 to 0)	0 (0 to 0)	0 (0 to





SR Table 2b: Nevada DALYS by cause and sex groups for females with 95% uncertainty intervals, 2019

Cause	Both Neonatal	Late Neonatal	Post-Neonatal	1 to 4	5 to 9	10 to 14	15 to 19	20 to 24	25 to 29	30 to 34	35 to 39	40 to 44	45 to 49	50 to 54	55 to 59	60 to 64	65 to 69	70 to 74	75 to 79	80 to 84	85 to 89	90 to 94	95 plus	Total
All causes	6,619 (5,259 to 8,366)	671 (562 to 799)	2,972 (2,356 to 3,806)	3,748 (2,958 to 4,800)	3,670 (2,900 to 4,766)	7,198 (5,705 to 9,200)	13,193 (10,193 to 16,600)	19,690 (14,904 to 25,726)	20,193 (14,864 to 26,656)	19,490 (14,600 to 25,430)	20,197 (14,997 to 26,259)	19,490 (14,600 to 25,430)	22,759 (16,753 to 29,232)	26,193 (19,259 to 33,772)	31,693 (23,400 to 40,130)	39,693 (29,600 to 49,800)	49,693 (37,193 to 62,400)	57,693 (43,393 to 72,400)	69,193 (52,793 to 86,600)	85,193 (64,793 to 106,800)	103,693 (78,993 to 129,800)	2,940 (2,159 to 3,966)	616,356
Communicable, maternal, neonatal, and nutritional diseases	3,270 (2,599 to 4,079)	395 (332 to 469)	733 (592 to 899)	486 (397 to 603)	486 (397 to 603)	621 (497 to 781)	702 (557 to 882)	726 (569 to 909)	609 (464 to 803)	567 (423 to 753)	1,765 (1,350 to 2,293)	1,765 (1,350 to 2,293)	1,770 (1,350 to 2,293)	1,765 (1,350 to 2,293)	1,765 (1,350 to 2,293)	1,265 (974 to 1,630)	1,265 (974 to 1,630)	1,270 (974 to 1,630)	1,345 (1,009 to 1,693)	1,265 (967 to 1,593)	781 (610 to 993)	317 (219 to 459)	22,500
HIV/AIDS and sexually transmitted infections	67 (51 to 111)	2 (1 to 3.4)	4.9 (3.6 to 8.2)	3.2 (2.5 to 5.6)	1.7 (1.4 to 2.2)	2.6 (2.3 to 4.6)	11 (9.4 to 16.7)	65 (53 to 82.9)	77 (61 to 107)	132 (112 to 209)	160 (130 to 268)	160 (130 to 268)	158 (130 to 264)	158 (130 to 264)	97.4 (77.9 to 151)	79.9 (64.1 to 124)	39 (29.1 to 62.3)	22 (14 to 39.1)	13.3 (8.7 to 23)	6.7 (4.1 to 9.8)	3.9 (2.7 to 5.3)	1.7 (1.2 to 2.3)	1,130
HIV/AIDS	0 (0 to 0)	0 (0 to 0)	3.4 (2.6 to 6.6)	3.2 (2.5 to 5.6)	1.7 (1.4 to 1.9)	2.2 (1.9 to 2.6)	9.9 (8.5 to 11.5)	28.3 (24.3 to 32.8)	68.7 (58.9 to 79.7)	131 (112 to 152)	159 (136 to 184)	159 (136 to 184)	153 (130 to 177)	153 (130 to 177)	73.6 (62.9 to 85.4)	58.6 (49.9 to 67.9)	28.2 (23.9 to 32.6)	28.6 (19.7 to 37.2)	9.9 (7.5 to 12.3)	3.9 (2.9 to 4.8)	0.4 (0.3 to 0.5)	0.2 (0.2 to 0.3)	798
HIV/AIDS - Drug-susceptible Tuberculosis	0 (0 to 0)	0 (0 to 0)	0 (0 to 0)	0 (0 to 0)	0 (0 to 0)	0 (0 to 0)	0 (0 to 0)	0 (0 to 0)	0 (0 to 0)	1.2 (0.9 to 1.5)	1.5 (1.1 to 1.9)	1.5 (1.1 to 1.9)	1.3 (1 to 1.7)	1.3 (1 to 1.7)	0.9 (0.7 to 1.2)	0.7 (0.5 to 0.9)	0.3 (0.2 to 0.4)	0.1 (0.1 to 0.2)	0 (0 to 0)	0 (0 to 0)	0 (0 to 0)	0 (0 to 0)	9.3
HIV/AIDS - Multidrug-resistant Tuberculosis without extensive	0 (0 to 0)	0 (0 to 0)	0 (0 to 0)	0 (0 to 0)	0 (0 to 0)	0 (0 to 0)	0 (0 to 0)	0 (0 to 0)	0 (0 to 0)	0.1 (0 to 0.1)	0.1 (0 to 0.1)	0.1 (0 to 0.1)	0.1 (0 to 0.1)	0.1 (0 to 0.1)	0.1 (0 to 0.1)	0 (0 to 0)	0 (0 to 0)	0 (0 to 0)	0 (0 to 0)	0 (0 to 0)	0 (0 to 0)	0 (0 to 0)	0.3
HIV/AIDS - Extensively drug-resistant Tuberculosis	0 (0 to 0)	0 (0 to 0)	0 (0 to 0)	0 (0 to 0)	0 (0 to 0)	0 (0 to 0)	0 (0 to 0)	0 (0 to 0)	0 (0 to 0)	0 (0 to 0)	0 (0 to 0)	0 (0 to 0)	0 (0 to 0)	0 (0 to 0)	0 (0 to 0)	0 (0 to 0)	0 (0 to 0)	0 (0 to 0)	0 (0 to 0)	0 (0 to 0)	0 (0 to 0)	0 (0 to 0)	0 (0 to 0)	0.1
HIV/AIDS resulting in other diseases	0 (0 to 0)	0 (0 to 0)	0.5 (0.4 to 1)	0.7 (0.5 to 1.1)	1.4 (1 to 1.8)	0.4 (0.3 to 0.6)	1.8 (1.4 to 2.2)	36.7 (29.9 to 44.3)	8.3 (6.6 to 10.3)	1.5 (1.2 to 1.9)	0.5 (0.4 to 0.7)	0.5 (0.4 to 0.7)	0.4 (0.3 to 0.6)	0.4 (0.3 to 0.6)	0.2 (0.2 to 0.3)	0.2 (0.1 to 0.3)	0.1 (0.1 to 0.2)	0.1 (0.1 to 0.2)	0 (0 to 0.1)	0 (0 to 0.1)	0 (0 to 0.1)	0 (0 to 0.1)	106
Sexually transmitted infections excluding HIV	67 (51 to 111)	2 (1 to 3.4)	1.5 (0.9 to 2.6)	0.5 (0.3 to 0.9)	0.1 (0.1 to 0.2)	0.6 (0.5 to 0.8)	1.1 (0.9 to 1.4)	0.7 (0.6 to 0.9)	0.6 (0.5 to 0.8)	0.6 (0.5 to 0.8)	0.6 (0.5 to 0.8)	0.6 (0.5 to 0.8)	0.6 (0.5 to 0.8)	0.6 (0.5 to 0.8)	0.4 (0.3 to 0.5)	0.3 (0.2 to 0.4)	0.2 (0.1 to 0.3)	0.1 (0.1 to 0.2)	0.1 (0.1 to 0.2)	0 (0 to 0.1)	0 (0 to 0.1)	0 (0 to 0.1)	197
Syphilis	0 (0 to 0)	0 (0 to 0)	0.2 (0.1 to 0.4)	0.2 (0.1 to 0.3)	0 (0 to 0)	0.4 (0.3 to 0.5)	0.9 (0.7 to 1.2)	0.7 (0.5 to 0.9)	0.6 (0.5 to 0.8)	0.6 (0.5 to 0.8)	0.6 (0.5 to 0.8)	0.6 (0.5 to 0.8)	0.6 (0.5 to 0.8)	0.6 (0.5 to 0.8)	0.4 (0.3 to 0.5)	0.3 (0.2 to 0.4)	0.2 (0.1 to 0.3)	0.1 (0.1 to 0.2)	0.1 (0.1 to 0.2)	0 (0 to 0.1)	0 (0 to 0.1)	0 (0 to 0.1)	197
Chlamydial infection	0 (0 to 0)	0 (0 to 0)	0 (0 to 0)	0 (0 to 0)	0 (0 to 0)	0.2 (0.2 to 0.3)	0.6 (0.4 to 0.8)	1.6 (1.3 to 2)	2.6 (2.1 to 3.2)	2.6 (2.1 to 3.2)	3.4 (2.8 to 4.2)	3.2 (2.6 to 3.9)	1.6 (1.3 to 2)	0.7 (0.6 to 0.9)	0.6 (0.5 to 0.8)	0.3 (0.2 to 0.4)	0.3 (0.2 to 0.4)	0.2 (0.1 to 0.3)	0.2 (0.1 to 0.3)	0.1 (0.1 to 0.2)	0.1 (0.1 to 0.2)	0 (0 to 0.1)	197
Gonococcal infection	0 (0 to 0)	0 (0 to 0)	0 (0 to 0)	0 (0 to 0)	0 (0 to 0)	0.2 (0.2 to 0.3)	0.6 (0.4 to 0.8)	1.5 (1.2 to 1.8)	2.6 (2.1 to 3.2)	2.6 (2.1 to 3.2)	2.6 (2.1 to 3.2)	2.6 (2.1 to 3.2)	1.6 (1.3 to 2)	1.3 (1 to 1.7)	1.7 (1.3 to 2.1)	1.2 (0.9 to 1.5)	1.8 (1.4 to 2.2)	2 (1.5 to 2.5)	1.3 (1 to 1.6)	0.8 (0.6 to 1)	0.5 (0.4 to 0.6)	0.1 (0.1 to 0.2)	28.1
Trichomoniasis	0 (0 to 0)	0 (0 to 0)	0 (0 to 0)	0 (0 to 0)	0.1 (0 to 0.1)	0.1 (0 to 0.2)	0.6 (0.4 to 0.8)	8 (6.2 to 10.1)	17.2 (13.4 to 21.7)	21 (16.4 to 26.5)	19.3 (15.1 to 24.4)	19.2 (14.9 to 24.3)	11.6 (9.1 to 14.7)	8.6 (6.7 to 10.9)	6 (4.6 to 7.6)	3.4 (2.6 to 4.3)	1.7 (1.3 to 2.2)	0.8 (0.6 to 1.1)	0.4 (0.3 to 0.5)	0.2 (0.1 to 0.3)	0.1 (0.1 to 0.2)	0 (0 to 0.1)	143
Genital herpes	0 (0 to 0)	0 (0 to 0)	0 (0 to 0)	0 (0 to 0)	0.3 (0.2 to 0.4)	0.1 (0 to 0.1)	0.1 (0 to 0.2)	0.1 (0 to 0.1)	0.1 (0 to 0.1)	0.1 (0 to 0.1)	0.1 (0 to 0.1)	0.1 (0 to 0.1)	0.1 (0 to 0.1)	0.1 (0 to 0.1)	0.1 (0 to 0.1)	0.1 (0 to 0.1)	0.1 (0 to 0.1)	0.1 (0 to 0.1)	0.1 (0 to 0.1)	0.1 (0 to 0.1)	0.1 (0 to 0.1)	0 (0 to 0.1)	5.9
Other sexually transmitted infections	0 (0 to 0)	0 (0 to 0)	0 (0 to 0)	0 (0 to 0)	0 (0 to 0)	0.3 (0 to 0.4)	1 (0.8 to 1.3)	1.9 (1.5 to 2.4)	2.1 (1.6 to 2.7)	1.9 (1.4 to 2.4)	1.9 (1.4 to 2.4)	1.9 (1.4 to 2.4)	1.9 (1.4 to 2.4)	1.9 (1.4 to 2.4)	1.9 (1.4 to 2.4)	1.9 (1.4 to 2.4)	1.9 (1.4 to 2.4)	1.9 (1.4 to 2.4)	1.9 (1.4 to 2.4)	1.9 (1.4 to 2.4)	1.9 (1.4 to 2.4)	0 (0 to 0.1)	85
Respiratory infections and tuberculosis	2,227 (1,614 to 3,183)	137 (91 to 196)	161 (106 to 230)	239 (166 to 338)	197 (127 to 286)	239 (152 to 356)	179 (109 to 266)	197 (109 to 330)	227 (109 to 422)	249 (109 to 482)	497 (220 to 1,000)	497 (220 to 1,000)	497 (220 to 1,000)	497 (220 to 1,000)	497 (220 to 1,000)	497 (220 to 1,000)	497 (220 to 1,000)	497 (220 to 1,000)	497 (220 to 1,000)	497 (220 to 1,000)	497 (220 to 1,000)	122 (54 to 226)	8,180
Tuberculosis	0 (0 to 0)	0 (0 to 0)	0.3 (0.3 to 0.6)	0.4 (0.4 to 0.6)	0.2 (0.2 to 0.4)	0.4 (0.3 to 0.6)	1.1 (0.9 to 1.4)	2.7 (2.2 to 3.3)	2.7 (2.2 to 3.3)	3.1 (2.5 to 3.9)	3.1 (2.5 to 3.9)	3.1 (2.5 to 3.9)	3.1 (2.5 to 3.9)	3.1 (2.5 to 3.9)	3.8 (3.1 to 4.6)	3.7 (3 to 4.5)	3.8 (3.1 to 4.6)	3.8 (3.1 to 4.6)	3.8 (3.1 to 4.6)	3.8 (3.1 to 4.6)	3.8 (3.1 to 4.6)	0.2 (0.2 to 0.3)	78.3
Latent tuberculosis infection	0 (0 to 0)	0 (0 to 0)	0 (0 to 0)	0 (0 to 0)	0 (0 to 0)	0 (0 to 0)	0 (0 to 0)	0 (0 to 0)	0 (0 to 0)	0 (0 to 0)	0 (0 to 0)	0 (0 to 0)	0 (0 to 0)	0 (0 to 0)	0 (0 to 0)	0 (0 to 0)	0 (0 to 0)	0 (0 to 0)	0 (0 to 0)	0 (0 to 0)	0 (0 to 0)	0 (0 to 0)	0 (0 to 0)	0
Drug-susceptible Tuberculosis	0 (0 to 0)	0 (0 to 0)	0.3 (0.3 to 0.6)	0.4 (0.4 to 0.6)	0.2 (0.2 to 0.4)	0.4 (0.3 to 0.6)	1.1 (0.9 to 1.4)	2.6 (2.1 to 3.2)	2.6 (2.1 to 3.2)	3 (2.4 to 3.8)	3 (2.4 to 3.8)	3 (2.4 to 3.8)	3 (2.4 to 3.8)	3 (2.4 to 3.8)	3.7 (3 to 4.5)	3.6 (2.9 to 4.4)	3.7 (3 to 4.5)	3.7 (3 to 4.5)	3.7 (3 to 4.5)	3.7 (3 to 4.5)	3.7 (3 to 4.5)	0.2 (0.2 to 0.3)	73.8
Multidrug-resistant tuberculosis without extensive drug-resistan	0 (0 to 0)	0 (0 to 0)	0 (0 to 0)	0 (0 to 0)	0 (0 to 0)	0 (0 to 0)	0 (0 to 0)	0.1 (0 to 0.1)	0.1 (0 to 0.1)	0.1 (0 to 0.1)	0.1 (0 to 0.1)	0.1 (0 to 0.1)	0.1 (0 to 0.1)	0.1 (0 to 0.1)	0.2 (0 to 0.2)	0.2 (0 to 0.2)	0.2 (0 to 0.2)	0.2 (0 to 0.2)	0.1 (0 to 0.1)	0.1 (0 to 0.1)	0.1 (0 to 0.1)	0 (0 to 0.1)	2
Extensively drug-resistant tuberculosis	0 (0 to 0)	0 (0 to 0)	0 (0 to 0)	0 (0 to 0)	0 (0 to 0)	0 (0 to 0)	0 (0 to 0)	0 (0 to 0)	0 (0 to 0)	0 (0 to 0)	0 (0 to 0)	0 (0 to 0)	0 (0 to 0)	0 (0 to 0)	0 (0 to 0)	0 (0 to 0)	0 (0 to 0)	0 (0 to 0)	0 (0 to 0)	0 (0 to 0)	0 (0 to 0)	0 (0 to 0)	0 (0 to 0)	0.9
Lower respiratory infections	11.9 (7.2 to 17.8)	11.9 (7.1 to 18.1)	156 (102 to 223)	61.6 (41.1 to 77.6)	27.7 (20.1 to 36.4)	21.5 (15.2 to 28.1)	33 (23.4 to 43.1)	68.5 (52.6 to 87.9)	67.2 (52.6 to 87.9)	56.4 (39.7 to 78)	122 (78.3 to 175)	122 (78.3 to 175)	143 (109.3 to 201)	197 (151.3 to 277)	307 (235.6 to 432)	384 (273.2 to 542)	508 (324.5 to 725)	613 (424.3 to 870)	797 (524.3 to 1,090)	799 (480.1 to 1,070)	665 (386.9 to 957)	368 (210.4 to 532)	4,780
Upper respiratory infections	0.3 (0.2 to 0.5)	0.1 (0 to 0.2)	24.7 (16.2 to 34.6)	130 (77.1 to 196)	120 (69.1 to 183)	104 (59.6 to 159)	104 (59.6 to 159)	132 (77.1 to 200)	142 (77.1 to 220)	132 (69.1 to 200)	139 (69.1 to 220)	139 (69.1 to 220)	101 (63.1 to 176)	89.6 (63.1 to 139)	66 (49.2 to 93.3)	79.2 (60.3 to 108)	60.3 (46.6 to 83.3)	68.6 (49.7 to 96.7)	39.3 (28.1 to 55.2)	19.2 (13.7 to 27.1)	8.6 (6.1 to 12.1)	1.7 (1.2 to 2.4)	1,730
Otitis media	0 (0 to 0)	0 (0 to 0)	0.2 (1.6 to 4)	2.2 (1.8 to 4.2)	1.4 (1.3 to 3.1)	1.4 (1.3 to 3.1)	1.4 (1.3 to 3.1)	1.4 (1.3 to 3.1)	1.4 (1.3 to 3.1)	1.4 (1.3 to 3.1)	1.4 (1.3 to 3.1)	1.4 (1.3 to 3.1)	1.4 (1.3 to 3.1)	1.4 (1.3 to 3.1)	1.4 (1.3 to 3.1)	1.4 (1.3 to 3.1)	1.4 (1.3 to 3.1)	1.4 (1.3 to 3.1)	1.4 (1.3 to 3.1)	1.4 (1.3 to 3.1)	1.4 (1.3 to 3.1)	0 (0 to 0.1)	202
Enteric infections	2.2 (1.4 to 3.6)	3.4 (2.3 to 4.9)	47.6 (33.3 to 66.6)	67.2 (47.1 to 92.3)	79.4 (55.7 to 109)	68.3 (47.9 to 93.8)	43 (30.2 to 59)	73.9 (47.6 to 109)	67.2 (47.6 to 96)	69 (48.6 to 98.2)	69.2 (48.6 to 98.2)	69.2 (48.6 to 98.2)	63 (44.2 to 89.7)	70.3 (49.3 to 100)	84.7 (59.4 to 120)	119 (84.1 to 170)	139 (97.6 to 198)	177 (123.9 to 251)	177 (123.9 to 252)	139 (97.6 to 198)	88.6 (62.1 to 126)	20.9 (14.6 to 29.8)	2,070
Diarrheal diseases	2.2 (1.4 to 3.6)	3.4 (2.3 to 4.9)	39 (27.7 to 55.6)	59.8 (40.7 to 83.7)	69.4 (48.1 to 100)	58.5 (38.1 to 86.2)	36.2 (29.2 to 50.4)	58.4 (47.4 to 72.9)	58.4 (47.4 to 72.9)	69.2 (56.2 to 86.4)	69.2 (56.2 to 86.4)	69.2 (56.2 to 86.4)	63.1 (51.2 to 78.8)	70.3 (57.1 to 87.8)	84.7 (68.7 to 105)	101 (82.1 to 126)	119 (96.7 to 149)	133 (108.1 to 166)	149 (121.2 to 186)	139 (112.9 to 173)	88.6 (72 to 110)	20.9 (16.9 to 26.1)	1,960
Typhoid and paratyphoid	0 (0 to 0)	0 (0 to 0)	0 (0 to 0)	0 (0 to 0)	0 (0 to 0)	0 (0 to 0)	0 (0 to 0)	0 (0 to 0)	0 (0 to 0)	0 (0 to 0)	0 (0 to 0)	0 (0 to 0)	0 (0 to 0)	0 (0 to 0)	0 (0 to 0)	0 (0 to 0)	0 (0 to 0)	0 (0 to 0)	0 (0 to 0)	0 (0 to 0)	0 (0 to 0)	0 (0 to 0)	0 (0 to 0)	1
Typhoid fever	0 (0 to 0)	0 (0 to 0)	0 (0 to 0)	0 (0 to 0)	0 (0 to 0)	0 (0 to 0)	0 (0 to 0)	0 (0 to 0)	0 (0 to 0)	0 (0 to 0)	0 (0 to 0)	0 (0 to 0)	0 (0 to 0)	0 (0 to 0)	0 (0 to 0)	0 (0 to 0)	0 (0 to 0)	0 (0 to 0)	0 (0 to 0)	0 (0 to 0)	0 (0 to 0)	0 (0 to 0)	0 (0 to 0)	0.1
Paratyphoid fever	0 (0 to 0)	0 (0 to 0)	0 (0 to 0)	0 (0 to 0)	0 (0 to 0)	0 (0 to 0)	0 (0 to 0)	0 (0 to 0)	0 (0 to 0)	0 (0 to 0)	0 (0 to 0)	0 (0 to 0)	0 (0 to 0)	0 (0 to 0)	0 (0 to 0)	0 (0 to 0)	0 (0 to 0)	0 (0 to 0)	0 (0 to 0)	0 (0 to 0)	0 (0 to 0)	0 (0 to 0)	0 (0 to 0)	0.9
Invasive Non-typhoidal Salmonella (iNTS)	0 (0 to 0)	0 (0 to 0)	0.6 (0.4 to 0.8)	0.7 (0.5 to 1)	0.3 (0.2 to 0.5)	0.1 (0.1 to 0.2)	0.1 (0.1 to 0.2)	0.1 (0.1 to 0.2)	0.2 (0.1 to 0.3)	0.2 (0.1 to 0.3)	0.2 (0.1 to 0.3)	0.2 (0.1 to 0.3)	0.2 (0.1 to 0.3)	0.2 (0.1 to 0.3)	0.2 (0.1 to 0.3)	0.2 (0.1 to 0.3)	0.2 (0.1 to 0.3)	0.2 (0.1 to 0.3)	0.2 (0.1 to 0.3)	0.2 (0.1 to 0.3)	0.2 (0.1 to 0.3)	0 (0 to 0.1)	8.1
Other intestinal infectious diseases	0 (0 to 0)	0 (0 to 0)	0.6 (0.4 to 0.7)	0.6 (0.1 to 1.3)	0.3 (0.2 to 0.6)	0.1 (0 to 0.2)	0.1 (0 to 0.2)	0.2 (0 to 0.2)	0.2 (0 to 0.2)	0.3 (0.1 to 0.6)	0.2 (0 to 0.4)	0.2 (0 to 0.4)	0.2 (0 to 0.4)	0.2 (0 to 0.4)	0.2 (0 to 0.4)	0.2 (0 to 0.4)	0.2 (0 to 0.4)	0.2 (0 to 0.4)	0.2 (0 to 0.4)	0.2 (0 to 0.4)	0.2 (0 to 0.4)	0.1 (0 to 0.1)	4.2
Neglected tropical diseases and malaria	0.3 (0.1 to 0.6)	0.2 (0.1 to 0.3)	5.6 (3.6 to 7.7)	5.6 (3.6 to 7.7)	11.3 (7.3 to 15.7)	7.1 (4.6 to 9.8)	7.1 (4.6 to 9.8)	13.6 (8.8 to 18.8)	14.6 (9.5 to 20.2)	15.6 (10.2 to 21.6)	28.4 (18.5 to 39.4)	23.8 (15.5 to 32.9)	28.9 (18.8 to 39.9)	19.4 (12.7 to 26.8)	42.7 (27.9 to 59.1)	28.7 (18.7 to 39.7)	17.1 (11.2 to 23.7)	20.6 (13.5 to 28.5)	8.9 (5.8 to 12.3)	7.1 (4.7 to 9.8)	2.1 (1.4 to 2.9)	1.7 (1.1 to 2.3)	639
Malaria	0 (0 to 0)	0 (0 to 0)	0 (0 to 0)	0 (0 to 0)	0 (0 to 0)	0 (0 to 0)	0 (0 to 0)	0 (0 to 0)	0 (0 to 0)	0 (0 to 0)	0 (0 to 0)	0 (0 to 0)	0 (0 to 0)	0 (0 to 0)	0 (0 to 0)	0 (0 to 0)	0 (0 to 0)	0 (0 to 0)	0 (0 to 0)	0 (0 to 0)	0 (0 to 0)	0 (0 to 0)	0 (0 to 0)	0
Chagas disease	0 (0 to 0)	0 (0 to 0)	0 (0 to 0)	0 (0 to 0)	0 (0 to 0)	0 (0 to 0)	0 (0 to 0)	0 (0 to 0.1)	0 (0 to 0.1)	0 (0 to 0.1)	0 (0 to 0.1)	0 (0 to 0.1)	0 (0 to 0.1)	0 (0 to 0.1)	0 (0 to 0.1)	0 (0 to 0.1)	0 (0 to 0.1)	0 (0 to 0.1)	0 (0 to 0.1)	0 (0 to 0.1)	0 (0 to 0.1)	0 (0 to 0.1)	0 (0 to 0.1)	3.4
Leishmaniasis	0 (0 to 0)	0 (0 to 0)	0 (0 to 0)	0 (0 to 0)	0 (0 to 0)	0 (0 to 0)	0 (0 to 0)	0 (0 to 0)	0 (0 to 0)	0 (0 to 0)	0 (0 to 0)	0 (0 to 0)	0 (0 to 0)	0 (0 to 0)	0 (0 to 0)	0 (0 to 0)	0 (0 to 0)	0 (0 to 0)	0 (0 to 0)	0 (0 to 0)	0 (0 to 0)	0 (0 to 0)	0 (0 to 0)	0
Visceral leishmaniasis	0 (0 to 0)	0 (0 to 0)	0 (0 to 0)	0 (0 to 0)	0 (0 to 0)	0 (0 to 0)	0 (0 to 0)	0 (0 to 0)	0 (0 to 0)	0 (0 to 0)	0 (0 to 0)	0 (0 to 0)	0 (0 to 0)	0 (0 to 0)	0 (0 to 0)	0 (0 to 0)	0 (0 to 0)	0 (0 to 0)	0 (0 to 0)	0 (0 to 0)	0 (0 to 0)	0 (0 to 0)	0 (0 to 0)	0
Cutaneous and mucocutaneous leishmaniasis	0 (0 to 0)	0 (0 to 0)	0 (0 to 0)	0 (0 to 0)	0 (0 to 0)	0 (0 to 0)	0 (0 to 0)	0 (0 to 0)	0 (0 to 0)	0 (0 to 0)	0 (0 to 0)	0 (0 to 0)	0 (0 to 0)	0 (0 to 0)	0 (0 to 0)	0 (0 to 0)	0 (0 to 0)	0 (0 to 0)	0 (0 to 0)	0 (0 to 0)	0 (0 to 0)	0 (0 to 0)	0 (0 to 0)	0
African trypanosomiasis	0 (0 to 0)	0 (0 to 0)	0 (0 to 0)	0 (0 to 0)	0 (0 to 0)	0 (0 to 0)	0 (0 to 0)	0 (0 to 0)	0 (0 to 0)	0 (0 to 0)	0 (0 to 0)	0 (0 to 0)	0 (0 to 0)	0 (0 to 0)	0 (0 to 0)	0 (0 to 0)	0 (0 to 0)	0 (0 to 0)	0 (0 to 0)	0 (0 to 0)	0 (0 to 0)	0 (0 to 0)	0 (0 to 0)	0
Schistosomiasis	0 (0 to 0)	0 (0 to 0)	0 (0 to 0)	0 (0 to 0)	0 (0 to 0)	0 (0 to 0)	0 (0 to 0)	0 (0 to 0)	0 (0 to 0)	0 (0 to 0)	0 (0 to 0)	0 (0 to 0)	0 (0 to 0)	0 (0 to 0)	0 (0 to 0)	0 (0 to 0)	0 (0 to 0)	0 (0 to 0)	0 (0 to 0)	0 (0 to 0)	0 (0 to 0)	0 (0 to 0)	0 (0 to 0)	0
Cysticercosis	0 (0 to 0)	0 (0 to 0)	0 (0 to 0)	0 (0 to 0)	0.1 (0 to 0.2)	0.2 (0.1 to 0.3)	0.2 (0.1 to 0.3)	0.3 (0.1 to 0.5)	0.4 (0.2 to 0.6)	0.4 (0.2 to 0.6)	0.7 (0.4 to 0.9)	0.7 (0.4 to 0.9)	0.6 (0.4 to 0.9)	0.6 (0.4 to 0.9)	0.5 (0.3 to 0.7)	0.4 (0.2 to 0.6)	0.3 (0.2 to 0.4)	0.2 (0.1 to 0.3)	0.1 (0.1 to 0.2)	0.1 (0.1 to 0.2)	0 (0 to 0.1)	0 (0 to 0.1)	6.6
Cystic echinococcosis	0 (0 to 0)	0 (0 to 0)	0 (0 to 0)	0 (0 to 0)	0 (0 to 0)	0 (0 to 0)	0 (0 to 0)	0 (0 to 0)	0 (0 to 0)	0 (0 to 0)	0 (0 to 0)	0 (0 to 0)	0 (0 to 0)	0 (0 to 0)	0 (0 to 0)	0 (0 to 0)	0 (0 to 0)	0 (0 to 0)	0 (0 to 0)	0 (0 to 0)	0 (0 to 0)	0 (0 to 0)	0 (0 to 0)	0
Lymphatic filariasis	0 (0 to 0)	0 (0 to 0)	0 (0 to 0)	0 (0 to 0)	0 (0 to 0)	0 (0 to 0)	0 (0 to 0)	0 (0 to 0)	0 (0 to 0)	0 (0 to 0)	0 (0 to 0)	0 (0 to 0)	0 (0 to 0)	0 (0 to 0)	0 (0 to 0)	0 (0 to 0)	0 (0 to 0)	0 (0 to 0)	0 (0 to 0)	0 (0 to 0)	0 (0 to 0)	0 (0 to 0)	0 (0 to 0)	0
Onchocerciasis	0 (0 to 0)	0 (0 to 0)	0 (0 to 0)	0 (0 to 0)	0 (0 to 0)	0 (0 to 0)	0 (0 to 0)	0 (0 to 0)	0 (0 to 0)	0 (0 to 0)	0 (0 to 0)	0 (0 to 0)	0 (0 to 0)	0 (0 to 0)	0 (0 to 0)	0 (0 to 0)	0 (0 to 0)	0 (0 to 0)	0 (0 to 0)	0 (0 to 0)	0 (0 to 0)	0 (0 to 0)	0 (0 to 0)	0
Trachoma	0 (0 to 0)	0 (0 to 0)	0 (0 to 0)	0 (0 to 0)	0 (0 to 0)	0 (0 to 0)	0 (0 to 0)	0 (0 to 0)	0 (0 to 0)	0 (0 to 0)	0 (0 to 0)	0 (0 to 0)	0 (0 to 0)	0 (0 to 0)	0 (0 to 0)	0 (0 to 0)	0 (0 to 0)	0 (0 to 0)	0 (0 to 0)	0 (0 to 0)	0 (0 to 0)	0 (0 to 0)	0 (0 to 0)	0
Dengue	0 (0 to 0)	0 (0 to 0)	0 (0 to 0)	0 (0 to 0)	0 (0 to 0)	0 (0 to 0)	0 (0 to 0)	0 (0 to 0)	0 (0 to 0)	0 (0 to 0)	0 (0 to 0)	0 (0 to 0)	0 (0 to 0)	0 (0 to 0)	0 (0 to 0)	0 (0 to 0)	0 (0 to 0)	0 (0 to 0)	0 (0 to 0)	0 (0 to 0)	0 (0 to 0)	0 (0 to 0)	0 (0 to 0)	0
Yellow fever	0 (0 to 0)	0 (0 to 0)	0 (0 to 0)	0 (0 to 0)	0 (0 to 0)	0 (0 to 0)	0 (0 to 0)	0 (0 to 0)	0 (0 to 0)	0 (0 to 0)	0 (0 to 0)	0 (0 to 0)	0 (0 to 0)	0 (0 to 0)	0 (0 to 0)	0 (0 to 0)	0 (0 to 0)	0 (0 to 0)	0 (0 to 0)	0 (0 to 0)	0 (0 to 0)	0 (0 to 0)	0 (0 to 0)	0
Rabies	0 (0 to 0)	0 (0 to 0)	0.2 (0 to 0.5)	0.2 (0.1 to 0.5)	0.1 (0 to 0.3)	0.2 (0.1 to 0.5)	0.1 (0 to 0.3)	0.1 (0 to 0.3)	0.1 (0 to 0.3)	0.1 (0 to 0.3)	0.1 (0 to 0.3)	0.1 (0 to 0.3)	0.1 (0 to 0.3)	0.1 (0 to 0.3)	0.1 (0 to 0.3)	0.1 (0 to 0.3)	0.1 (0 to 0.3)	0.1 (0 to 0.3)	0.1 (0 to 0.3)	0.1 (0 to 0.3)	0.1 (0 to 0.3)	0 (0 to 0.1)	1.3
Intestinal nematode infections	0 (0 to 0)	0 (0 to 0)	0 (0 to 0)	0 (0 to 0)	0 (0 to 0)	0 (0 to 0)	0 (0 to 0)	0 (0 to 0)	0 (0 to 0)	0 (0 to 0)	0 (0 to 0)	0 (0 to 0)	0 (0 to 0)	0 (0 to 0)	0 (0 to 0)	0 (0 to 0)	0 (0 to 0)	0 (0 to 0)	0 (0 to 0)	0 (0 to 0)	0 (0 to 0)	0 (0 to 0)	0 (0 to 0)	0
Ascariasis	0 (0 to 0)	0 (0 to 0)	0 (0 to 0)	0 (0 to 0)	0 (0 to 0)	0 (0 to 0)	0 (0 to 0)	0 (0 to 0)	0 (0 to 0)	0 (0 to 0)	0 (0 to 0)	0 (0 to 0)	0 (0 to 0)	0 (0 to 0)	0 (0 to 0)	0 (0 to 0)	0 (0 to 0)	0 (0 to 0)	0 (0 to 0)	0 (0 to 0)	0 (0 to 0)	0 (0 to 0)	0 (0 to 0)	0
Trichuriasis	0 (0 to 0)	0 (0 to 0)	0 (0 to 0)	0 (0 to 0)	0 (0 to 0)	0 (0 to 0)	0 (0 to 0)	0 (0 to 0)	0 (0 to 0)	0 (0 to 0)	0 (0 to 0)	0 (0 to 0)	0 (0 to 0)	0 (0 to 0)	0 (0 to 0)	0 (0 to





SR Table 2b: New Hampshire DALYS by cause and age group for females with 95% uncertainty intervals, 2019

Cause	Early Neonatal	Late Neonatal	Post Neonatal	1 to 4	5 to 9	10 to 14	15 to 19	20 to 24	25 to 29	30 to 34	35 to 39
All causes	1,100 (797 to 1,490)	295 (249 to 356)	532 (453 to 629)	913 (742 to 1,140)	1,210 (912 to 1,600)	2,780 (2,090 to 3,650)	5,460 (4,160 to 6,980)	7,280 (5,620 to 9,100)	8,660 (6,740 to 10,700)	8,890 (7,010 to 11,000)	9,650 (7,730 to 11,900)
Communicable, maternal, neonatal, and nutritional diseases	860 (606 to 1,190)	166 (133 to 204)	128 (95·6 to 165)	195 (149 to 253)	205 (141 to 334)	207 (150 to 306)	259 (183 to 390)	274 (203 to 389)	316 (243 to 417)	332 (259 to 438)	352 (262 to 521)
HIV/AIDS and sexually transmitted infections	0·1 (0 to 0·1)	0 (0 to 0·1)	0·6 (0·5 to 0·8)	0·5 (0·5 to 0·6)	0·3 (0·3 to 0·4)	1 (0·8 to 1·3)	3·5 (2·4 to 5·4)	12 (8·3 to 18·2)	27·8 (19·7 to 40·5)	41·1 (29·4 to 60)	44·2 (31·7 to 63·1)
HIV/AIDS	0 (0 to 0)	0 (0 to 0)	0·6 (0·5 to 0·7)	0·5 (0·5 to 0·6)	0·3 (0·3 to 0·4)	0·4 (0·3 to 0·5)	1·1 (0·9 to 1·4)	5·1 (4 to 6·5)	14·5 (11·1 to 18·8)	24 (18·6 to 31·3)	25·8 (19·8 to 34·2)
HIV/AIDS - Drug-susceptible Tuberculosis	0 (0 to 0)	0 (0 to 0)	0 (0 to 0)	0 (0 to 0)	0 (0 to 0)	0 (0 to 0)	0 (0 to 0)	0·1 (0 to 0·1)	0·2 (0·1 to 0·3)	0·3 (0·2 to 0·5)	0·4 (0·2 to 0·5)
HIV/AIDS - Multidrug-resistant Tuberculosis without extensive d	0 (0 to 0)	0 (0 to 0)	0 (0 to 0)	0 (0 to 0)	0 (0 to 0)	0 (0 to 0)	0 (0 to 0)	0 (0 to 0)	0 (0 to 0)	0 (0 to 0)	0 (0 to 0·1)
HIV/AIDS - Extensively drug-resistant Tuberculosis	0 (0 to 0)	0 (0 to 0)	0 (0 to 0)	0 (0 to 0)	0 (0 to 0)	0 (0 to 0)	0 (0 to 0)	0 (0 to 0)	0 (0 to 0)	0 (0 to 0)	0 (0 to 0)
HIV/AIDS resulting in other diseases	0 (0 to 0)	0 (0 to 0)	0·6 (0·5 to 0·7)	0·5 (0·4 to 0·6)	0·3 (0·3 to 0·3)	0·4 (0·3 to 0·5)	1·1 (0·9 to 1·3)	5 (3·9 to 6·4)	14·3 (10·9 to 18·6)	23·7 (18·1 to 31)	25·5 (19·5 to 33·8)
Sexually transmitted infections excluding HIV	0·1 (0 to 0·1)	0 (0 to 0·1)	0 (0 to 0)	0 (0 to 0)	0 (0 to 0)	0·6 (0·5 to 0·9)	2·4 (1·4 to 4·3)	6·9 (3·6 to 12·8)	13·4 (6·8 to 25·1)	17·1 (8·5 to 32·5)	18·4 (9·2 to 33·5)
Syphilis	0·1 (0 to 0·1)	0 (0 to 0·1)	0 (0 to 0)	0 (0 to 0)	0 (0 to 0)	0·2 (0·1 to 0·2)	0 (0 to 0)	0·2 (0·1 to 0·3)	0·1 (0 to 0·2)	0·1 (0·1 to 0·2)	0·2 (0·1 to 0·3)
Chlamydial infection	0 (0 to 0)	0 (0 to 0)	0 (0 to 0)	0 (0 to 0)	0 (0 to 0)	0·1 (0·1 to 0·1)	0·2 (0·2 to 0·4)	0·5 (0·3 to 0·9)	0·9 (0·5 to 1·4)	0·9 (0·5 to 1·6)	1·1 (0·6 to 2)
Gonococcal infection	0 (0 to 0)	0 (0 to 0)	0 (0 to 0)	0 (0 to 0)	0 (0 to 0)	0·1 (0·1 to 0·1)	0·2 (0·1 to 0·2)	0·3 (0·2 to 0·4)	0·5 (0·3 to 0·7)	0·8 (0·5 to 1·1)	0·8 (0·5 to 1·2)
Trichomoniasis	0 (0 to 0)	0 (0 to 0)	0 (0 to 0)	0 (0 to 0)	0 (0 to 0)	0 (0 to 0·1)	0·6 (0·2 to 1·6)	3 (1 to 7·4)	6·4 (2·1 to 14·5)	7·6 (2·4 to 18·4)	7·4 (2·3 to 17·1)
Genital herpes	0 (0 to 0)	0 (0 to 0)	0 (0 to 0)	0 (0 to 0)	0 (0 to 0)	0·1 (0 to 0·3)	0·6 (0·2 to 1·5)	1·2 (0·4 to 2·9)	1·9 (0·6 to 4·7)	2·4 (0·7 to 5·8)	2·7 (0·9 to 6·7)
Other sexually transmitted infections	0 (0 to 0)	0 (0 to 0)	0 (0 to 0)	0 (0 to 0)	0 (0 to 0)	0·1 (0·1 to 0·2)	0·8 (0·5 to 1·1)	1·7 (0·8 to 3)	3·7 (1·9 to 6)	5·3 (3 to 8·8)	6·1 (3·3 to 10·1)
Respiratory infections and tuberculosis	2·3 (1·4 to 3·4)	4·8 (3·5 to 6·6)	28 (19·6 to 38·4)	65·4 (43·8 to 99·1)	67·3 (40·4 to 108)	65·4 (39·4 to 104)	67 (40·3 to 109)	69·4 (44·2 to 108)	75·6 (49·8 to 111)	76·9 (51·7 to 112)	83 (56·4 to 120)
Tuberculosis	0 (0 to 0)	0 (0 to 0)	0·1 (0 to 0·1)	0·2 (0·1 to 0·2)	0·1 (0 to 0·1)	0·2 (0·1 to 0·2)	0·3 (0·2 to 0·5)	0·7 (0·5 to 1·1)	1·1 (0·7 to 1·7)	0·9 (0·6 to 1·4)	0·8 (0·6 to 1·2)
Latent tuberculosis infection	0 (0 to 0)	0 (0 to 0)	0 (0 to 0)	0 (0 to 0)	0 (0 to 0)	0 (0 to 0)	0 (0 to 0)	0 (0 to 0)	0 (0 to 0)	0 (0 to 0)	0 (0 to 0)
Drug-susceptible tuberculosis	0 (0 to 0)	0 (0 to 0)	0·1 (0 to 0·1)	0·2 (0·1 to 0·2)	0·1 (0 to 0·1)	0·2 (0·1 to 0·2)	0·3 (0·2 to 0·5)	0·7 (0·5 to 1·1)	1·1 (0·7 to 1·6)	0·9 (0·6 to 1·3)	0·8 (0·5 to 1·2)
Multidrug-resistant tuberculosis without extensive drug resista	0 (0 to 0)	0 (0 to 0)	0 (0 to 0)	0 (0 to 0)	0 (0 to 0)	0 (0 to 0)	0 (0 to 0)	0 (0 to 0·1)	0 (0 to 0·1)	0 (0 to 0·1)	0 (0 to 0·1)
Extensively drug-resistant tuberculosis	0 (0 to 0)	0 (0 to 0)	0 (0 to 0)	0 (0 to 0)	0 (0 to 0)	0 (0 to 0)	0 (0 to 0)	0 (0 to 0)	0 (0 to 0)	0 (0 to 0)	0 (0 to 0)
Lower respiratory infections	2·2 (1·4 to 3·4)	4·2 (2·9 to 5·9)	17·4 (10·6 to 25·8)	14·3 (11·2 to 17·6)	6·1 (4·3 to 8·5)	9·7 (6·5 to 14)	9·4 (6·8 to 12·4)	13·3 (8·6 to 19·2)	20·7 (13·1 to 29·8)	25·3 (16·5 to 37·2)	32·5 (20 to 48·5)
Upper respiratory infections	0·1 (0·1 to 0·2)	0·5 (0·3 to 0·9)	9·6 (5·4 to 16)	43·5 (24·6 to 72·9)	52·6 (28·8 to 90)	48·6 (25·7 to 84·5)	50·3 (26·7 to 88·3)	49·7 (26·6 to 85·5)	49·2 (27·4 to 81·1)	47 (25 to 79·1)	46 (23·8 to 75)
Otitis media	0 (0 to 0)	0 (0 to 0·1)	1 (0·5 to 1·8)	7·4 (3·9 to 12·9)	8·7 (4·6 to 14·6)	7 (3·8 to 12·1)	6·9 (3·7 to 11·7)	5·6 (2·3 to 11·2)	4·6 (2 to 9·1)	3·8 (1·5 to 7·7)	3·8 (1·6 to 7·4)
Enteric infections	0·7 (0·4 to 1·1)	1·2 (0·9 to 1·8)	11·6 (7·8 to 16·7)	23·8 (15·5 to 35·5)	19·1 (11·4 to 29·7)	17·7 (10·4 to 27·7)	27·3 (17·1 to 39·4)	32·4 (20·9 to 45·9)	34·2 (21·8 to 49·5)	34·6 (22·9 to 48·4)	35·6 (24·7 to 50)
Diarrheal diseases	0·7 (0·4 to 1·1)	1·2 (0·8 to 1·8)	11·4 (7·7 to 16·5)	23·5 (15·2 to 35·3)	19 (11·2 to 29·6)	17·5 (10·2 to 27·6)	27·2 (16·9 to 39·3)	32·3 (20·8 to 45·8)	34·1 (21·8 to 49·4)	34·5 (22·8 to 48·3)	35·5 (24·6 to 49·9)
Typhoid and paratyphoid	0 (0 to 0)	0 (0 to 0)	0 (0 to 0)	0 (0 to 0·1)	0 (0 to 0)	0 (0 to 0·1)	0 (0 to 0)	0 (0 to 0)	0 (0 to 0)	0 (0 to 0)	0 (0 to 0·1)
Typhoid fever	0 (0 to 0)	0 (0 to 0)	0 (0 to 0)	0 (0 to 0)	0 (0 to 0)	0 (0 to 0)	0 (0 to 0)	0 (0 to 0)	0 (0 to 0)	0 (0 to 0)	0 (0 to 0)
Paratyphoid fever	0 (0 to 0)	0 (0 to 0)	0 (0 to 0)	0 (0 to 0·1)	0 (0 to 0)	0 (0 to 0)	0 (0 to 0)	0 (0 to 0)	0 (0 to 0)	0 (0 to 0)	0 (0 to 0·1)
Invasive Non-typhoidal Salmonella (iNTS)	0 (0 to 0)	0 (0 to 0·1)	0·1 (0 to 0·4)	0·1 (0 to 0·4)	0 (0 to 0·2)	0·1 (0 to 0·2)	0 (0 to 0)	0 (0 to 0)	0 (0 to 0·1)	0 (0 to 0·1)	0 (0 to 0·1)
Other intestinal infectious diseases	0 (0 to 0)	0 (0 to 0)	0·1 (0 to 0·3)	0·1 (0 to 0·4)	0·1 (0 to 0·2)	0·1 (0 to 0·3)	0·1 (0 to 0·2)	0·1 (0 to 0·2)	0 (0 to 0·1)	0·1 (0 to 0·3)	0·1 (0 to 0·2)
Neglected tropical diseases and malaria	0·1 (0 to 0·2)	0·4 (0·1 to 0·9)	1·3 (0·5 to 2·6)	2·4 (0·9 to 5·8)	3·6 (0·9 to 11·6)	3·5 (1·2 to 9·7)	2·7 (0·8 to 6·8)	2·4 (0·5 to 6·4)	3·2 (0·9 to 7·9)	4·3 (1·2 to 10·2)	6·3 (1·9 to 14·3)
Malaria	0 (0 to 0)	0 (0 to 0)	0 (0 to 0)	0 (0 to 0)	0 (0 to 0)	0 (0 to 0)	0 (0 to 0)	0 (0 to 0)	0 (0 to 0)	0 (0 to 0)	0 (0 to 0)
Chagas disease	0 (0 to 0)	0 (0 to 0)	0 (0 to 0)	0 (0 to 0)	0 (0 to 0)	0 (0 to 0)	0 (0 to 0)	0 (0 to 0)	0 (0 to 0)	0 (0 to 0)	0 (0 to 0)
Leishmaniasis	0 (0 to 0)	0 (0 to 0)	0 (0 to 0)	0 (0 to 0)	0 (0 to 0)	0 (0 to 0)	0 (0 to 0)	0 (0 to 0)	0 (0 to 0)	0 (0 to 0)	0 (0 to 0)
Visceral leishmaniasis	0 (0 to 0)	0 (0 to 0)	0 (0 to 0)	0 (0 to 0)	0 (0 to 0)	0 (0 to 0)	0 (0 to 0)	0 (0 to 0)	0 (0 to 0)	0 (0 to 0)	0 (0 to 0)
Cutaneous and mucocutaneous leishmaniasis	0 (0 to 0)	0 (0 to 0)	0 (0 to 0)	0 (0 to 0)	0 (0 to 0)	0 (0 to 0)	0 (0 to 0)	0 (0 to 0)	0 (0 to 0)	0 (0 to 0)	0 (0 to 0)
African trypanosomiasis	0 (0 to 0)	0 (0 to 0)	0 (0 to 0)	0 (0 to 0)	0 (0 to 0)	0 (0 to 0)	0 (0 to 0)	0 (0 to 0)	0 (0 to 0)	0 (0 to 0)	0 (0 to 0)
Schistosomiasis	0 (0 to 0)	0 (0 to 0)	0 (0 to 0)	0 (0 to 0)	0 (0 to 0)	0 (0 to 0)	0 (0 to 0)	0 (0 to 0)	0 (0 to 0)	0 (0 to 0)	0 (0 to 0)
Cysticercosis	0 (0 to 0)	0 (0 to 0)	0 (0 to 0)	0 (0 to 0)	0 (0 to 0)	0 (0 to 0·1)	0·3 (0·1 to 0·7)	0·9 (0 to 3·3)	2 (0 to 5·7)	3 (0·4 to 8·5)	4·2 (0·8 to 11·1)
Cystic echinococcosis	0 (0 to 0)	0 (0 to 0)	0 (0 to 0)	0 (0 to 0)	0 (0 to 0)	0 (0 to 0)	0 (0 to 0)	0 (0 to 0)	0 (0 to 0)	0 (0 to 0)	0 (0 to 0)
Lymphatic filariasis	0 (0 to 0)	0 (0 to 0)	0 (0 to 0)	0 (0 to 0)	0 (0 to 0)	0 (0 to 0)	0 (0 to 0)	0 (0 to 0)	0 (0 to 0)	0 (0 to 0)	0 (0 to 0)
Onchocerciasis	0 (0 to 0)	0 (0 to 0)	0 (0 to 0)	0 (0 to 0)	0 (0 to 0)	0 (0 to 0)	0 (0 to 0)	0 (0 to 0)	0 (0 to 0)	0 (0 to 0)	0 (0 to 0)
Trachoma	0 (0 to 0)	0 (0 to 0)	0 (0 to 0)	0 (0 to 0)	0 (0 to 0)	0 (0 to 0)	0 (0 to 0)	0 (0 to 0)	0 (0 to 0)	0 (0 to 0)	0 (0 to 0)
Dengue	0 (0 to 0)	0 (0 to 0)	0 (0 to 0)	0 (0 to 0)	0 (0 to 0)	0 (0 to 0)	0 (0 to 0)	0 (0 to 0)	0 (0 to 0)	0 (0 to 0)	0 (0 to 0)
Yellow fever	0 (0 to 0)	0 (0 to 0)	0 (0 to 0)	0 (0 to 0)	0 (0 to 0)	0 (0 to 0)	0 (0 to 0)	0 (0 to 0)	0 (0 to 0)	0 (0 to 0)	0 (0 to 0)
Rabies	0 (0 to 0)	0 (0 to 0)	0·3 (0·1 to 0·8)	0·5 (0·2 to 1)	0·2 (0·1 to 0·6)	0·6 (0·2 to 1·4)	0·1 (0 to 0·4)	0 (0 to 0·1)	0·2 (0·1 to 0·4)	0·1 (0 to 0·3)	0 (0 to 0·1)
Intestinal nematode infections	0 (0 to 0)	0 (0 to 0)	0 (0 to 0)	0 (0 to 0)	0 (0 to 0)	0 (0 to 0)	0 (0 to 0)	0 (0 to 0)	0 (0 to 0)	0 (0 to 0)	0 (0 to 0)
Ascariasis	0 (0 to 0)	0 (0 to 0)	0 (0 to 0)	0 (0 to 0)	0 (0 to 0)	0 (0 to 0)	0 (0 to 0)	0 (0 to 0)	0 (0 to 0)	0 (0 to 0)	0 (0 to 0)
Trichuriasis	0 (0 to 0)	0 (0 to 0)	0 (0 to 0)	0 (0 to 0)	0 (0 to 0)	0 (0 to 0)	0 (0 to 0)	0 (0 to 0)	0 (0 to 0)	0 (0 to 0)	0 (0 to 0)
Hookworm disease	0 (0 to 0)	0 (0 to 0)	0 (0 to 0)	0 (0 to 0)	0 (0 to 0)	0 (0 to 0)	0 (0 to 0)	0 (0 to 0)	0 (0 to 0)	0 (0 to 0)	0 (0 to 0)
Food-borne trematodiases	0 (0 to 0)	0 (0 to 0)	0 (0 to 0)	0 (0 to 0)	0 (0 to 0)	0 (0 to 0)	0 (0 to 0)	0 (0 to 0)	0 (0 to 0)	0 (0 to 0)	0 (0 to 0)
Leprosy	0 (0 to 0)	0 (0 to 0)	0 (0 to 0)	0 (0 to 0)	0 (0 to 0)	0 (0 to 0)	0 (0 to 0)	0 (0 to 0)	0 (0 to 0)	0 (0 to 0)	0 (0 to 0)
Ebola	0 (0 to 0)	0 (0 to 0)	0 (0 to 0)	0 (0 to 0)	0 (0 to 0)	0 (0 to 0)	0 (0 to 0)	0 (0 to 0)	0 (0 to 0)	0 (0 to 0)	0 (0 to 0)
Zika virus	0 (0 to 0)	0 (0 to 0)	0 (0 to 0)	0 (0 to 0)	0 (0 to 0)	0 (0 to 0)	0 (0 to 0)	0 (0 to 0)	0 (0 to 0)	0 (0 to 0)	0 (0 to 0)
Guinea worm disease	0 (0 to 0)	0 (0 to 0)	0 (0 to 0)	0 (0 to 0)	0 (0 to 0)	0 (0 to 0)	0 (0 to 0)	0 (0 to 0)	0 (0 to 0)	0 (0 to 0)	0 (0 to 0)
Other neglected tropical diseases	0·1 (0 to 0·2)	0·4 (0·1 to 0·9)	1 (0·3 to 2·3)	2 (0·5 to 5·3)	3·4 (0·7 to 11·4)	2·8 (0·6 to 8·8)	2·3 (0·5 to 6·4)	1·5 (0·3 to 4·9)	1·1 (0·1 to 3·9)	1·1 (0·2 to 3·6)	2·1 (0·2 to 7·2)
Other infectious diseases	2·5 (1·5 to 4·1)	7·7 (4·9 to 11·5)	18·1 (11·3 to 30·4)	13·8 (10·3 to 19·1)	9·6 (6·3 to 16·2)	11·7 (8·5 to 17·3)	13·8 (9·5 to 20)	12 (8·5 to 17·1)	13·2 (9·4 to 18)	13·8 (10 to 18·9)	16·2 (11·4 to 24·2)
Meningitis	0·4 (0·2 to 0·5)	1·2 (0·7 to 1·7)	3·7 (2·2 to 5·8)	3·5 (2·7 to 4·4)	1·3 (0·9 to 1·8)	2·3 (1·6 to 3·3)	2·5 (1·8 to 3·4)	2·4 (1·5 to 3·6)	3 (1·9 to 4·5)	3·1 (2·1 to 4·3)	3·2 (2·1 to 4·7)
Encephalitis	0·2 (0·1 to 0·3)	0·3 (0·2 to 0·5)	1·3 (0·6 to 2·8)	2·1 (1·2 to 4)	1·1 (0·6 to 2·2)	1·6 (0·9 to 2·8)	1·6 (0·9 to 2·7)	1·5 (0·9 to 2·5)	1·6 (0·9 to 2·6)	1·5 (0·9 to 2·4)	1·5 (0·9 to 2·4)
Diphtheria	0 (0 to 0)	0 (0 to 0)	0 (0 to 0·1)	0 (0 to 0·1)	0·1 (0 to 0·2)	0·1 (0 to 0·1)	0 (0 to 0·1)	0 (0 to 0·1)	0 (0 to 0·1)	0 (0 to 0·1)	0 (0 to 0·1)
Tetanus	0 (0 to 0)	0 (0 to 0)	0 (0 to 0)	0 (0 to 0)	0 (0 to 0)	0 (0 to 0)	0 (0 to 0)	0 (0 to 0)	0 (0 to 0)	0 (0 to 0)	0 (0 to 0)
Measles	0 (0 to 0)	0 (0 to 0)	0·2 (0 to 0·5)	0·6 (0·1 to 1·4)	0·1 (0 to 0·2)	0 (0 to 0·1)	0 (0 to 0)	0 (0 to 0)	0 (0 to 0)	0 (0 to 0)	0 (0 to 0)
Varicella and herpes zoster	0 (0 to 0·1)	0·2 (0·1 to 0·3)	0·4 (0·2 to 1)	0·7 (0·4 to 1·5)	0·6 (0·3 to 1·5)	0·8 (0·3 to 1·6)	0·8 (0·3 to 1·6)	0·9 (0·3 to 1·8)	1·1 (0·5 to 2)	1·1 (0·4 to 2·1)	1·2 (0·5 to 2·3)
Acute hepatitis	0 (0 to 0)	0 (0 to 0)	0·2 (0·1 to 0·3)	0·4 (0·1 to 0·7)	1·1 (0·5 to 2)	1·7 (0·8 to 2·8)	1·8 (0·9 to 3·2)	1·6 (0·9 to 2·8)	1·6 (0·9 to 2·7)	1·6 (0·9 to 2·6)	1·6 (0·9 to 2·6)
Acute hepatitis A	0 (0 to 0)	0 (0 to 0)	0 (0 to 0·1)	0·2 (0·1 to 0·5)	1 (0·4 to 1·9)	1·5 (0·7 to 2·7)	1·6 (0·7 to 2·9)	1·5 (0·7 to 2·6)	1·4 (0·7 to 2·4)	1·4 (0·6 to 2·4)	1·3 (0·7 to 2·2)
Acute hepatitis B	0 (0 to 0)	0 (0 to 0)	0·1 (0 to 0·2)	0 (0 to 0·1)	0 (0 to 0)	0 (0 to 0·1)	0·1 (0 to 0·1)	0·1 (0 to 0·1)	0·1 (0 to 0·2)	0·1 (0·1 to 0·3)	0·2 (0·1 to 0·3)
Acute hepatitis C	0 (0 to 0)	0 (0 to 0)	0 (0 to 0)	0 (0 to 0·1)	0 (0 to 0·1)	0 (0 to 0)	0 (0 to 0)	0 (0 to 0)	0 (0 to 0·1)	0 (0 to 0·1)	0 (0 to 0·1)
Acute hepatitis E	0 (0 to 0)	0 (0 to 0)	0 (0 to 0·1)	0 (0 to 0·1)	0·1 (0 to 0·1)	0·1 (0·1 to 0·2)	0·1 (0·1 to 0·2)	0·1 (0 to 0·2)	0·1 (0·1 to 0·2)	0·1 (0·1 to 0·2)	0·1 (0·1 to 0·2)
Other unspecified infectious diseases	2 (1·1 to 3·4)	6 (3·6 to 9·7)	11·1 (5·3 to 22·6)	5·3 (2·9 to 9·8)	5·1 (2·6 to 10·8)	5·2 (2·9 to 9·9)	7 (3·8 to 12·3)	5·5 (3·1 to 9·5)	5·8 (3·5 to 9·7)	6·5 (4 to 10·5)	8·6 (4·8 to 15·3)
Maternal and neonatal disorders	854 (602 to 1,190)	151 (121 to 188)	64·7 (43·9 to 88·9)	78·7 (58·2 to 105)	69·9 (49·9 to 96·7)	78·2 (55·8 to 107)	92 (69·2 to 121)	107 (83·3 to 135)	134 (106 to 168)	132 (104 to 164)	113 (88·2 to 142)
Maternal disorders	0 (0 to 0)	0 (0 to 0)	0 (0 to 0)	0 (0 to 0)	0 (0 to 0)	0·7 (0·6 to 0·9)	12·5 (9·6 to 16·2)	32·6 (24·2 to 43·8)	58·4 (43 to 77·6)	59·1 (44 to 78·6)	41·4 (31·1 to 55·1)
Maternal hemorrhage	0 (0 to 0)	0 (0 to 0)	0 (0 to 0)	0 (0 to 0)	0 (0 to 0)	0 (0 to 0)	0·7 (0·3 to 1·2)	2·2 (0·9 to 4)	6·3 (2·4 to 12·3)	7·8 (3 to 15·4)	4·7 (2·1 to 8·8)
Maternal sepsis and other maternal infections	0 (0 to 0)	0 (0 to 0)	0 (0 to 0)	0 (0 to 0)	0 (0 to 0)	0 (0 to 0)	1 (0·4 to 1·8)	3 (1·6 to 5·2)	4·3 (2·3 to 7·3)	3·4 (1·8 to 6·4)	1·8 (0·8 to 3·1)
Maternal hypertensive disorders	0 (0 to 0)	0 (0 to 0)	0 (0 to 0)	0 (0 to 0)	0 (0 to 0)	0·1 (0 to 0·1)	1·3 (0·8 to 2·1)	3·6 (2·2 to 5·6)	8·7 (5·3 to 13·1)	10·3 (6·1 to 16·1)	5·6 (3·4 to 8·7)
Maternal obstructed labor and uterine rupture	0 (0 to 0)	0 (0 to 0)	0 (0 to 0)	0 (0 to 0)	0 (0 to 0)	0 (0 to 0)	0·3 (0·2 to 0·6)	1·1 (0·6 to 1·8)	2·5 (0·5 to 5·4)	3·2 (0·8 to 6·8)	1·6 (0·2 to 3·9)
Maternal abortion and miscarriage	0 (0 to 0)	0 (0 to 0)	0 (0 to 0)	0 (0 to 0)	0 (0 to 0)	0 (0 to 0·1)	0·3 (0·1 to 0·5)	0·4 (0·2 to 0·8)	0·5 (0·3 to 1·1)	0·5 (0·3 to 1)	0·4 (0·2 to 0·9)
Ectopic pregnancy	0 (0 to 0)	0 (0 to 0)	0 (0 to 0)	0 (0 to 0)	0 (0 to 0)	0 (0 to 0)	0·2 (0·1 to 0·3)	0·4 (0·2 to 0·8)	0·6 (0·3 to 1·1)	0·6 (0·3 to 0·9)	0·4 (0·2 to 0·7)
Indirect maternal deaths	--	--	--	--	--	0·2 (0·1 to 0·3)	2·1 (1 to 3·6)	4·9 (2·2 to 8·9)	7 (3·2 to 12·3)	6·2 (3·1 to 10·8)	5·8 (2·7 to 10·3)
Late maternal deaths	--	--	--	--	--	0·1 (0·1 to 0·2)	1·9 (1 to 3·6)	5·8 (3·1 to 10)	11·5 (6·6 to 18·8)	10·8 (6·5 to 17·2)	7·9 (4·5 to 13·3)
Maternal deaths aggravated by HIV/AIDS	--	--	--	--	--	0 (0 to 0)	0 (0 to 0)	0 (0 to 0)	0 (0 to 0·1)	0 (0 to 0·1)	0 (0 to 0·1)
Neonatal disorders	854 (602 to 1,190)	151 (121 to 188)	64·7 (43·9 to 88·9)	78·7 (58·2 to 105)	69·9 (49·9 to 96·7)	77·5 (55·1 to 106)	79·5 (58·2 to 108)	74·7 (53·7 to 99·7)	75·5 (54·2 to 103)	73·3 (52·8 to 99·3)	71·5 (51·1 to 98·6)
Neonatal preterm birth	495 (348 to 697)	66·7 (50·5 to 85·6)	38·4 (25·6 to 53·7)	42·6 (30·2 to 58·2)	54·8 (38·4 to 78·3)	60·9 (43·1 to 85·9)	62·1 (42·9 to 87·1)	58·1 (41 to 79·9)	58·9 (40·7 to 82·4)	57 (39·8 to 79·1)	55·5 (38·6 to 77·2)
Neonatal encephalopathy due to birth asphyxia and trauma	185 (124 to 267)	29·3 (20·8 to 39·8)	10·8 (6·8 to 15·7)	13·7 (8·7 to 19·9)	13·1 (6·5 to 22·6)	14·3 (7·2 to 23·9)	15·1 (7·8 to 24·8)	14·3 (7·1 to 23·8)	14·3 (7·1 to 22·8)	14 (7·1 to 22·7)	13·7 (7·2 to 22·4)
Neonatal sepsis and other neonatal infections	22·2 (13·5 to 33·8)	24·2 (15·7 to 34·3)	4·3 (2·6 to 6·6)	1 (0·6 to 1·6)	1·4 (0·8 to 2·2)	1·6 (0·9 to 2·5)	1·6 (1 to 2·6)	1·6 (1 to 2·5)	1·6 (1 to 2·6)	1·6 (1 to 2·5)	1·6 (1 to 2·5)
Hemolytic disease and other neonatal jaundice	1 (0·6 to 1·7)	0·4 (0·2 to 0·7)	0·2 (0·1 to 0·3)	0·9 (0·6 to 1·1)	0·6 (0·5 to 0·8)	0·7 (0·5 to 1)	0·8 (0·5 to 1)	0·7 (0·5 to 1)	0·7 (0·5 to 1)	0·7 (0·5 to 1)	0·7 (0·5 to 1)
Other neonatal disorders	151 (88·3 to 232)	30·6 (20·4 to 42·4)	11 (7·1 to 16·3)	20·4 (14·9 to 27·5)	0 (0 to 0)	0 (0 to 0)	0 (0 to 0)	0 (0 to 0)	0 (0 to 0)	0 (0 to 0)	0 (0 to 0)
Nutritional deficiencies	0 (0 to 0)	0·6 (0 to 2·1)	3·4 (0·7 to 11·9)	10·1 (1·2 to 33·9)	35·5 (8·9 to 116)	29·6 (7·7 to 98·7)	52·8 (13·3 to 141)	38·3 (10·9 to 113)	28·4 (9·6 to 92·6)	29 (9·9 to 92)	53·8 (13·1 to 166)
Protein-energy malnutrition	0 (0 to 0)	0 (0 to 0)	0·4 (0·2 to 0·7)	0·2 (0·2 to 0·3)	4·9 (2·1 to 9·6)	5 (2 to 9·4)	5·7 (2·5 to 10·6)	6·1 (2·9 to 10·7)	7·1 (3·7 to 11·6)	7·8 (4·2 to 12·9)	9 (5·3 to 14)
Iodine deficiency	0 (0 to 0)	0 (0 to 0)	0 (0 to 0)	0 (0 to 0·1)	0·3 (0·1 to 0·7)	0·8 (0·3 to 1·8)	1·2 (0·5 to 2·6)	1·3 (0·5 to 2·8)	1·5 (0·6 to 3·1)	1·5 (0·6 to 3·2)	1·6 (0·6 to 3)
Vitamin A deficiency	0 (0 to 0)	0 (0 to 0·1)	0 (0 to 0·1)	0·1 (0 to 0·3)	0·2 (0 to 1)	0·1 (0 to 0·4)	0 (0 to 0)	0 (0 to 0)	0 (0 to 0)	0 (0 to 0)	0 (0 to 0)
Dietary iron deficiency	0 (0 to 0)	0·6 (0 to 2·1)	2·9 (0·2 to 11·5)	9·5 (0·7 to 33·2)	28·8 (2·9 to 106)	22·1 (1·8 to 92·9)	43·2 (5·1 to 135)	27·7 (2 to 98·8)	15·5 (0·3 to 76·5)	16·7 (0·5 to 82·6)	40·1 (1·7 to 153)
Other nutritional deficiencies	0 (0 to 0)	0 (0 to 0)	0·1 (0 to 0·1)	0·2 (0·2 to 0·3)	1·2 (0·6 to 2·3)	1·5 (0·7 to 2·7)	2·7 (1·2 to 5)	3·1 (1·4 to 5·5)	4·3 (2·1 to 7·2)	3 (1·6 to 5·2)	3·2 (1·6 to 5·2)
Non-communicable diseases	233 (152 to 388)	120 (92·6 to 153)	332 (274 to 412)	573 (435 to 747)	891 (651 to 1,190)	2,310 (1,710 to 3,070)	4,570 (3,360 to 6,030)	6,370 (4,770 to 8,070)	7,620 (5,850 to 9,550)	7,830 (6,080 to 9,680)	8,490 (6,780 to 10,500)
Neoplasms	2·5 (1·6 to 3·7)	1·6 (1·2 to 2·2)	7·7 (5·2 to 10·4)	51·6 (40·5 to 64)	55·7 (44·3 to 67·7)	105 (86·7 to 128)	102 (82·4 to 125)	118 (91·4 to 153)	209 (160 to 265)	347 (268 to 440)	586 (462 to 748)
Lip and oral cavity cancer	0 (0 to 0)	0 (0 to 0)	0 (0 to 0)	0 (0 to 0)	0·3 (0·2 to 0·3)	0·3 (0·3 to 0·4)	0·4 (0·3 to 0·6)	0·6 (0·4 to 1)	1·4 (0·8 to 2·3)	2·3 (1·3 to 3·5)	3·8 (2·4 to 5·8)
Nasopharynx cancer	0 (0 to 0)	0 (0 to 0)	0 (0 to 0)	0 (0 to 0)	0·3 (0·2 to 0·3)	0·3 (0·3 to 0·4)	0·3 (0·3 to 0·4)	0·3 (0·2 to 0·5)	0·4 (0·2 to 0·6)	0·6 (0·3 to 0·8)	1 (0·5 to 1·6)
Other pharynx cancer	0 (0 to 0)	0 (0 to 0)	0 (0 to 0)	0 (0 to 0)	0 (0 to 0)	0 (0 to 0)	0 (0 to 0)	0·2 (0·2 to 0·3)	0·2 (0·2 to 0·3)	0·3 (0·2 to 0·5)	0·9 (0·5 to 1·6)
Esophageal cancer	0 (0 to 0)	0 (0 to 0)	0 (0 to 0)	0 (0 to 0)	0 (0 to 0)	0 (0 to 0)	0 (0 to 0)	0·3 (0·2 to 0·4)	0·9 (0·5 to 1·4)	1·3 (0·7 to 2)	3·1 (1·8 to 4·7)
Stomach cancer	0 (0 to 0)	0 (0 to 0)	0 (0 to 0)	0 (0 to 0)	0 (0 to 0)	0 (0 to 0)	0·4 (0·3 to 0·6)	1·5 (1 to 2·1)	4·5 (2·9 to 6·8)	8·8 (5·7 to 13·8)	14·4 (9·3 to 21·4)
Colon and rectum cancer	0 (0 to 0)	0 (0 to 0)	0 (0 to 0)	0 (0 to 0)	0·4 (0·3 to 0·6)	1·2 (0·8 to 1·8)	2 (1·3 to 2·9)	5·9 (3·6 to 9·2)	15·4 (9·8 to 22·5)	30·3 (19·7 to 45·2)	55 (36·7 to 80·6)
Liver cancer	0·1 (0 to 0·1)	0·1 (0 to 0·2)	0·5 (0·3 to 0·8)	2·1 (1·3 to 3)	1·6 (1·1 to 2·1)	2·3 (1·6 to 3·2)	1·7 (0·8 to 3)	1·9 (1 to 3·2)	2·7 (1·4 to 4·7)	3·7 (1·9 to 6·4)	6·8 (3·5 to 11·8)
Liver cancer due to hepatitis B	0 (0 to 0)	0 (0 to 0)	0 (0 to 0)	0 (0 to 0)	0 (0 to 0)	0·2 (0·1 to 0·3)	0·3 (0·1 to 0·5)	0·5 (0·3 to 0·8)	0·9 (0·5 to 1·7)	1·3 (0·7 to 2·4)	2·2 (1 to 3·9)
Liver cancer due to hepatitis C	0 (0 to 0)	0 (0 to 0)	0 (0 to 0)	0 (0 to 0)	0 (0 to 0)	0 (0 to 0)	0 (0 to 0·1)	0·1 (0 to 0·2)	0·2 (0·1 to 0·4)	0·5 (0·2 to 0·9)	1·4 (0·7 to 2·7)
Liver cancer due to alcohol use	0 (0 to 0)	0 (0 to 0)	0 (0 to 0)	0 (0 to 0)	0 (0 to 0)	0 (0 to 0)	0 (0 to 0)	0·1 (0 to 0·1)	0·2 (0·1 to 0·4)	0·4 (0·2 to 0·8)	1 (0·5 to 1·8)
Liver cancer due to NASH	0 (0 to 0)	0 (0 to 0)	0 (0 to 0)	0 (0 to 0)	0 (0 to 0)	0 (0 to 0)	0·4 (0·2 to 0·8)	0·4 (0·2 to 0·7)	0·4 (0·2 to 0·8)	0·5 (0·2 to 0·8)	0·7 (0·4 to 1·3)
Liver cancer due to other causes	0·1 (0 to 0·1)	0·1 (0 to 0·2)	0·5 (0·3 to 0·8)	2·1 (1·3 to 3)	1·6 (1·1 to 2·1)	2·1 (1·5 to 2·9)	0·9 (0·4 to 1·7)	0·9 (0·5 to 1·5)	0·9 (0·4 to 1·7)	1 (0·5 to 1·9)	1·5 (0·7 to 2·8)
Gallbladder and biliary tract cancer	0 (0 to 0)	0 (0 to 0)	0 (0 to 0)	0 (0 to 0)	0 (0 to 0)	0 (0 to 0)	0 (0 to 0)	0·2 (0·2 to 0·3)	0·3 (0·2 to 0·6)	0·8 (0·4 to 1·3)	2 (1·2 to 3·2)
Pancreatic cancer	0 (0 to 0)	0 (0 to 0)	0 (0 to 0)	0 (0 to 0)	0 (0 to 0)	0 (0 to 0)	0·5 (0·3 to 0·7)	1·2 (0·7 to 2)	2·5 (1·4 to 4)	6·3 (3·9 to 9·6)	14·6 (9·2 to 21·5)
Larynx cancer	0 (0 to 0)	0 (0 to 0)	0 (0 to 0)	0 (0 to 0)	0 (0 to 0)	0 (0 to 0)	0 (0 to 0)	0·3 (0·3 to 0·4)	0·3 (0·2 to 0·4)	0·4 (0·2 to 0·6)	0·7 (0·4 to 1·2)
Tracheal, bronchus, and lung cancer	0 (0 to 0)	0 (0 to 0)	0 (0 to 0)	0 (0 to 0)	0 (0 to 0)	0·9 (0·5 to 1·6)	1·7 (1 to 2·9)	3·1 (1·7 to 5·4)	6·4 (3·5 to 10·6)	17·5 (10·8 to 27·6)	47·7 (28·3 to 76·5)
Malignant skin melanoma	0 (0 to 0)	0 (0 to 0)	0·4 (0 to 1·1)	1·6 (0·2 to 4·7)	0·3 (0·3 to 0·4)	0·4 (0·3 to 0·6)	1·7 (0·9 to 3·1)	4·5 (2·5 to 8·1)	11·2 (6 to 19·5)	17·9 (10·3 to 29·9)	24·9 (13·4 to 43·5)
Non-melanoma skin cancer	0 (0 to 0)	0 (0 to 0)	0 (0 to 0)	0 (0 to 0)	0 (0 to 0)	0 (0 to 0)	0 (0 to 0)	0·3 (0·2 to 0·4)	0·4 (0·3 to 0·6)	0·7 (0·5 to 1)	1·2 (0·8 to 1·6)
Non-melanoma skin cancer (squamous-cell carcinoma)	0 (0 to 0)	0 (0 to 0)	0 (0 to 0)	0 (0 to 0)	0 (0 to 0)	0 (0 to 0)	0 (0 to 0)	0·3 (0·2 to 0·4)	0·4 (0·3 to 0·6)	0·7 (0·5 to 0·9)	1·1 (0·8 to 1·6)
Non-melanoma skin cancer (basal-cell carcinoma)	0 (0 to 0)	0 (0 to 0)	0 (0 to 0)	0 (0 to 0)	0 (0 to 0)	0 (0 to 0)	0 (0 to 0)	0 (0 to 0)	0 (0 to 0)	0 (0 to 0·1)	0 (0 to 0·1)
Breast cancer	0 (0 to 0)	0 (0 to 0)	0 (0 to 0)	0 (0 to 0)	0 (0 to 0)	0 (0 to 0)	1·5 (0·9 to 2·4)	5 (3·2 to 7·3)	29·1 (18·8 to 41·9)	90·9 (61·5 to 130)	174 (119 to 251)
Cervical cancer	0 (0 to 0)	0 (0 to 0)	0 (0 to 0)	0 (0 to 0)	0 (0 to 0)	0 (0 to 0)	0·7 (0·4 to 1·1)	3·9 (2·2 to 6·6)	19·3 (10·4 to 31)	38·6 (22 to 60·8)	56·2 (33·4 to 86·3)
Uterine cancer	0 (0 to 0)	0 (0 to 0)	0 (0 to 0)	0 (0 to 0)	0 (0 to 0)	0 (0 to 0)	0 (0 to 0)	0·3 (0·2 to 0·4)	1·3 (0·7 to 2·1)	5·4 (3 to 8·7)	11·6 (6·9 to 17·6)
Ovarian cancer	0 (0 to 0)	0 (0 to 0)	0 (0 to 0)	0 (0 to 0)	0·7 (0·4 to 1·3)	2 (1·2 to 3·2)	3 (1·7 to 5)	5·1 (3 to 7·9)	8·8 (5·4 to 14·3)	14·5 (9·3 to 21·1)	26·9 (16·7 to 40·1)
Prostate cancer	0 (0 to 0)	0 (0 to 0)	0 (0 to 0)	0 (0 to 0)	0 (0 to 0)	0 (0 to 0)	0 (0 to 0)	0 (0 to 0)	0 (0 to 0)	0 (0 to 0)	0 (0 to 0)
Testicular cancer	--	--	--	--	--	--	--	--	--	--	--
Kidney cancer	0·1 (0 to 0·1)	0 (0 to 0)	0·3 (0·2 to 0·6)	1·9 (1·4 to 2·4)	2·1 (1·2 to 3·5)	1·8 (0·9 to 3·1)	1·5 (0·6 to 2·7)	1·8 (0·9 to 3·1)	2·4 (1·4 to 4·2)	3·6 (1·9 to 6·1)	6·5 (3·7 to 10·7)
Bladder cancer	0 (0 to 0)	0 (0 to 0)	0 (0 to 0)	0 (0 to 0)	0 (0 to 0)	0 (0 to 0)	0·3 (0·3 to 0·4)	0·2 (0·2 to 0·3)	0·7 (0·4 to 1·1)	1·1 (0·6 to 1·6)	2·9 (1·6 to 4·8)
Brain and central nervous system cancer	0·4 (0·2 to 0·6)	0·3 (0·1 to 0·4)	1·8 (0·8 to 3·7)	13·4 (7·5 to 21·7)	19·8 (11·2 to 30·3)	26·7 (17·1 to 38·2)	16 (10·1 to 23·3)	15·3 (9·7 to 22·6)	21·7 (13·3 to 32·6)	26·4 (16·4 to 40·2)	36·3 (22·5 to 55·5)
Thyroid cancer	0 (0 to 0)	0 (0 to 0)	0 (0 to 0)	0 (0 to 0)	0·3 (0·3 to 0·4)	0·4 (0·3 to 0·5)	0·4 (0·3 to 0·5)	0·6 (0·3 to 1·2)	1·1 (0·4 to 2·4)	1·7 (0·7 to 3·5)	2·6 (1·2 to 4·7)
Mesothelioma	0 (0 to 0)	0 (0 to 0)	0 (0 to 0)	0 (0 to 0)	0 (0 to 0)	0 (0 to 0)	0 (0 to 0)	0·2 (0·1 to 0·3)	0·4 (0·2 to 0·6)	0·4 (0·2 to 0·7)	0·8 (0·5 to 1·2)
Hodgkin lymphoma	0 (0 to 0)	0 (0 to 0)	0 (0 to 0)	0·2 (0·2 to 0·3)	0·3 (0·3 to 0·4)	0·9 (0·4 to 1·6)	3·3 (1·4 to 6·4)	5·9 (3·1 to 10·2)	7 (4·1 to 11·8)	6·2 (3·5 to 10·1)	5·7 (3·2 to 9·6)
Non-Hodgkin lymphoma	0 (0 to 0)	0 (0 to 0)	0 (0 to 0)	1·2 (0·8 to 1·6)	1·3 (0·9 to 1·8)	3·6 (2·4 to 5·4)	5·5 (3·6 to 7·8)	7·8 (5 to 11·9)	11·4 (7·6 to 16·7)	13 (8·5 to 19·1)	18·1 (12 to 26·4)
Multiple myeloma	0 (0 to 0)	0 (0 to 0)	0 (0 to 0)	0 (0 to 0)	0 (0 to 0)	0 (0 to 0)	0 (0 to 0)	0·1 (0·1 to 0·2)	0·3 (0·2 to 0·5)	0·8 (0·4 to 1·5)	2·6 (1·4 to 4·7)
Leukemia	0·3 (0·2 to 0·4)	0·3 (0·2 to 0·4)	1·9 (1·1 to 3)	13·1 (9 to 18·5)	11·6 (7·3 to 17·3)	25·3 (16·9 to 36·4)	21·7 (13·9 to 31·8)	21·1 (13·6 to 32·3)	26·9 (16·6 to 40·1)	25 (16·3 to 36·2)	29·8 (19·4 to 43·4)
Acute lymphoid leukemia	0·1 (0 to 0·1)	0 (0 to 0·1)	0·6 (0·3 to 1·1)	4·6 (2·5 to 7·4)	6·3 (3·5 to 10·2)	11·8 (6·4 to 19·6)	8·2 (4·2 to 13·7)	6·5 (3·3 to 11·3)	6·6 (3·2 to 11·5)	4·7 (2·2 to 8)	4·8 (2·4 to 8·5)
Chronic lymphoid leukemia	0 (0 to 0)	0 (0 to 0)	0 (0 to 0)	0 (0 to 0)	0 (0 to 0)	0 (0 to 0)	0 (0 to 0)	0·3 (0·2 to 0·5)	0·3 (0·2 to 0·5)	0·3 (0·1 to 0·4)	0·6 (0·2 to 1)
Acute myeloid leukemia	0·1 (0 to 0·1)	0·1 (0·1 to 0·1)	0·8 (0·4 to 1·3)	5·8 (3·6 to 9)	3·4 (1·6 to 6·2)	8·4 (4·2 to 14·2)	9·3 (4·7 to 15·4)	10·1 (5·7 to 16·5)	13·2 (7·3 to 21·4)	13·2 (7·6 to 21)	16·4 (9·6 to 25·7)
Chronic myeloid leukemia	0 (0 to 0)	0 (0 to 0)	0·1 (0 to 0·1)	0·3 (0·1 to 0·5)	0·3 (0·1 to 0·5)	0·7 (0·3 to 1·3)	0·6 (0·3 to 1·2)	0·8 (0·3 to 1·6)	1·7 (0·7 to 3·4)	1·9 (0·9 to 3·7)	2·6 (1·1 to 4·9)
Other leukemia	0·1 (0·1 to 0·2)	0·1 (0·1 to 0·2)	0·4 (0·2 to 0·7)	2·4 (1·3 to 3·8)	1·7 (0·7 to 3·1)	4·3 (2·2 to 7·6)	3·6 (1·8 to 6·5)	3·4 (1·6 to 6·4)	5·2 (2·5 to 9·2)	5 (2·5 to 8·6)	5·4 (2·5 to 9·6)
Other malignant neoplasms	1·5 (0·9 to 2·3)	0·6 (0·5 to 0·8)	2·5 (1·4 to 3·7)	17·5 (13·2 to 22·5)	16·1 (12·3 to 20·8)	37·5 (28·6 to 48)	38·2 (29·3 to 50)	28·6 (20·8 to 38·6)	29·9 (20·7 to 41·2)	26·8 (19·1 to 36·7)	32·7 (22·9 to 46·3)

Cause	40 to 44	45 to 49	50 to 54	55 to 59	60 to 64	65 to 69	70 to 74	75 to 79	80 to 84	85 to 89	90 to 94	95 plus	Total
All causes	9,770 (7,820 to 11,900)	12,400 (10,100 to 15,100)	15,700 (12,800 to 19,000)	20,900 (17,400 to 25,000)	22,500 (18,900 to 26,900)	22,200 (18,800 to 26,000)	23,000 (19,700 to 26,500)	18,400 (15,900 to 21,100)	15,200 (13,300 to 17,200)	12,600 (11,100 to 14,200)	8,950 (8,070 to 9,940)	4,150 (3,830 to 4,480)	233,000
Communicable, maternal, neonatal, and nutritional diseases	358 (256 to 522)	376 (277 to 536)	398 (302 to 530)	471 (358 to 643)	480 (377 to 609)	454 (356 to 581)	494 (379 to 639)	446 (346 to 563)	425 (310 to 569)	414 (297 to 556)	362 (260 to 463)	207 (141 to 274)	8,180
HIV/AIDS and sexually transmitted infections	37·4 (26·2 to 55·2)	33·1 (22·9 to 49·5)	26·9 (18·8 to 40·6)	24·1 (16·8 to 37)	17·7 (12 to 26·8)	13·3 (9·2 to 20)	7·7 (4·8 to 12·4)	4·7 (2·9 to 7·5)	2·6 (1·7 to 4·3)	1·8 (1·2 to 2·7)	0·9 (0·6 to 1·4)	0·3 (0·2 to 0·5)	302
HIV/AIDS	20·1 (15·6 to 26·3)	19·1 (14·8 to 25·3)	15·5 (12 to 20·6)	13·4 (10 to 18·4)	9·3 (6·9 to 13·2)	6·5 (4·8 to 9·2)	2·1 (1·2 to 3·7)	0·9 (0·5 to 1·8)	0·2 (0·1 to 0·4)	0·1 (0·1 to 0·3)	0·1 (0 to 0·1)	0 (0 to 0·1)	160
HIV/AIDS - Drug-susceptible Tuberculosis	0·3 (0·2 to 0·4)	0·3 (0·2 to 0·4)	0·2 (0·1 to 0·3)	0·2 (0·1 to 0·3)	0·1 (0·1 to 0·2)	0·1 (0·1 to 0·1)	0 (0 to 0)	0 (0 to 0)	0 (0 to 0)	0 (0 to 0)	0 (0 to 0)	0 (0 to 0)	2·2
HIV/AIDS - Multidrug-resistant Tuberculosis without extensive d	0 (0 to 0)	0 (0 to 0)	0 (0 to 0)	0 (0 to 0)	0 (0 to 0)	0 (0 to 0)	0 (0 to 0)	0 (0 to 0)	0 (0 to 0)	0 (0 to 0)	0 (0 to 0)	0 (0 to 0)	0·1
HIV/AIDS - Extensively drug-resistant Tuberculosis	0 (0 to 0)	0 (0 to 0)	0 (0 to 0)	0 (0 to 0)	0 (0 to 0)	0 (0 to 0)	0 (0 to 0)	0 (0 to 0)	0 (0 to 0)	0 (0 to 0)	0 (0 to 0)	0 (0 to 0)	0
HIV/AIDS resulting in other diseases	19·8 (15·3 to 26)	18·8 (14·5 to 25·1)	15·3 (11·8 to 20·4)	13·2 (9·9 to 18·2)	9·2 (6·7 to 13·1)	6·4 (4·7 to 9·1)	2·1 (1·2 to 3·7)	0·9 (0·5 to 1·8)	0·2 (0·1 to 0·4)	0·1 (0·1 to 0·3)	0·1 (0 to 0·1)	0 (0 to 0·1)	158
Sexually transmitted infections excluding HIV	17·3 (8·2 to 34)	14 (6·4 to 29)	11·4 (5·1 to 23·8)	10·7 (5 to 21·7)	8·3 (3·9 to 17)	6·8 (3·5 to 13·3)	5·5 (3·1 to 10·1)	3·7 (2·2 to 6·6)	2·4 (1·5 to 4)	1·6 (1·1 to 2·6)	0·9 (0·6 to 1·4)	0·3 (0·2 to 0·4)	142
Syphilis	0·2 (0·1 to 0·3)	0·3 (0·2 to 0·5)	0·4 (0·3 to 0·6)	0·6 (0·4 to 0·9)	0·7 (0·5 to 1·1)	0·8 (0·5 to 1·2)	0·8 (0·5 to 1·2)	0·6 (0·4 to 0·9)	0·4 (0·3 to 0·6)	0·3 (0·2 to 0·5)	0·2 (0·1 to 0·3)	0·1 (0 to 0·1)	6·4
Chlamydial infection	1 (0·5 to 1·9)	0·5 (0·3 to 0·9)	0·2 (0·1 to 0·3)	0·2 (0·1 to 0·3)	0·1 (0·1 to 0·2)	0·1 (0·1 to 0·1)	0·2 (0·1 to 0·2)	0·1 (0·1 to 0·2)	0·2 (0·1 to 0·2)	0·1 (0·1 to 0·2)	0·1 (0 to 0·1)	0 (0 to 0)	6·5
Gonococcal infection	0·7 (0·4 to 1·1)	0·5 (0·3 to 0·7)	0·3 (0·2 to 0·5)	0·4 (0·2 to 0·5)	0·4 (0·3 to 0·7)	0·5 (0·3 to 0·8)	0·5 (0·3 to 0·9)	0·5 (0·3 to 0·8)	0·4 (0·3 to 0·6)	0·3 (0·2 to 0·5)	0·2 (0·1 to 0·3)	0·1 (0·1 to 0·1)	7·4
Trichomoniasis	6·8 (2·3 to 16·3)	6·9 (2 to 15·6)	5·8 (1·8 to 14·3)	4·7 (1·5 to 11·5)	3·3 (1·1 to 7·5)	2·4 (0·8 to 5·7)	1·7 (0·6 to 3·8)	1 (0·4 to 2·2)	0·5 (0·2 to 1·2)	0·3 (0·1 to 0·7)	0·1 (0 to 0·3)	0 (0 to 0·1)	58·7
Genital herpes	2·8 (0·9 to 6·9)	3·3 (1·1 to 8·2)	3·7 (1·2 to 9·2)	4·1 (1·3 to 10·2)	3·6 (1·1 to 9)	2·8 (0·8 to 6·9)	2·1 (0·6 to 5·2)	1·3 (0·4 to 3·2)	0·8 (0·2 to 1·9)	0·5 (0·1 to 1·2)	0·2 (0·1 to 0·6)	0·1 (0 to 0·2)	34·1
Other sexually transmitted infections	5·8 (2·8 to 10·4)	2·6 (1·1 to 5·2)	1 (0·3 to 2)	0·8 (0·5 to 1·1)	0·2 (0·1 to 0·2)	0·2 (0·1 to 0·3)	0·2 (0·1 to 0·4)	0·1 (0 to 0·2)	0·1 (0·1 to 0·2)	0·1 (0·1 to 0·2)	0·1 (0 to 0·1)	0 (0 to 0)	28·8
Respiratory infections and tuberculosis	80·9 (55·9 to 116)	96·9 (69·4 to 134)	122 (87·9 to 168)	161 (115 to 216)	185 (131 to 251)	193 (141 to 260)	245 (177 to 329)	243 (169 to 328)	277 (196 to 380)	293 (206 to 389)	276 (190 to 369)	163 (110 to 216)	2,940
Tuberculosis	0·8 (0·6 to 1·2)	1 (0·7 to 1·5)	1·3 (0·8 to 1·8)	1·9 (1·3 to 2·8)	2·3 (1·5 to 3·3)	2·8 (2 to 3·9)	3·3 (2·4 to 4·4)	2·6 (1·8 to 3·5)	2 (1·4 to 2·7)	1·4 (0·9 to 2)	0·8 (0·5 to 1·1)	0·3 (0·2 to 0·3)	24·8
Latent tuberculosis infection	0 (0 to 0)	0 (0 to 0)	0 (0 to 0)	0 (0 to 0)	0 (0 to 0)	0 (0 to 0)	0 (0 to 0)	0 (0 to 0)	0 (0 to 0)	0 (0 to 0)	0 (0 to 0)	0 (0 to 0)	0
Drug-susceptible tuberculosis	0·8 (0·5 to 1·2)	1 (0·6 to 1·4)	1·2 (0·8 to 1·8)	1·8 (1·2 to 2·7)	2·2 (1·4 to 3·2)	2·8 (1·9 to 3·8)	3·2 (2·3 to 4·3)	2·5 (1·8 to 3·5)	1·9 (1·3 to 2·6)	1·3 (0·9 to 1·9)	0·8 (0·5 to 1·1)	0·3 (0·2 to 0·3)	24
Multidrug-resistant tuberculosis without extensive drug resista	0 (0 to 0·1)	0 (0 to 0·1)	0 (0 to 0·1)	0·1 (0 to 0·2)	0·1 (0 to 0·2)	0·1 (0 to 0·3)	0·1 (0 to 0·3)	0·1 (0 to 0·2)	0·1 (0 to 0·2)	0 (0 to 0·1)	0 (0 to 0·1)	0 (0 to 0)	0·6
Extensively drug-resistant tuberculosis	0 (0 to 0)	0 (0 to 0)	0 (0 to 0)	0 (0 to 0·1)	0 (0 to 0·1)	0 (0 to 0·1)	0 (0 to 0·1)	0 (0 to 0·1)	0 (0 to 0·1)	0 (0 to 0)	0 (0 to 0)	0 (0 to 0)	0·2
Lower respiratory infections	35·8 (22·8 to 53·1)	47·3 (32·4 to 67)	69·1 (46·6 to 107)	105 (71·3 to 149)	137 (92·5 to 195)	154 (104 to 218)	215 (149 to 301)	224 (152 to 311)	266 (185 to 369)	286 (197 to 382)	272 (186 to 365)	162 (108 to 214)	2,130
Upper respiratory infections	40·5 (21·6 to 71·6)	43·1 (22·9 to 76·1)	45·1 (24·7 to 77·8)	47·2 (25·3 to 77·8)	40·8 (21·7 to 67·7)	32·8 (17·1 to 55·6)	24·8 (13·4 to 42·2)	15·1 (8·2 to 25·4)	8·7 (4·7 to 14·3)	5·3 (3 to 8·8)	3 (1·8 to 4·9)	1·1 (0·6 to 1·8)	704
Otitis media	3·9 (1·6 to 7·5)	5·4 (2·4 to 9·6)	6·7 (2·9 to 12·2)	6·8 (3·3 to 12·4)	5·2 (2·4 to 10·4)	3·2 (1·5 to 6)	1·9 (0·7 to 3·9)	1·2 (0·6 to 2·3)	0·8 (0·3 to 1·5)	0·6 (0·3 to 1·2)	0·4 (0·2 to 0·7)	0·2 (0·1 to 0·3)	85·1
Enteric infections	35·4 (24·7 to 49·3)	43·1 (30·4 to 59)	54·4 (38·2 to 73·5)	70·2 (49·4 to 94·5)	79·4 (56·8 to 107)	80·8 (58·6 to 109)	98 (67 to 141)	93·7 (63·2 to 130)	76·1 (47·6 to 120)	64·6 (40·1 to 101)	46·5 (28·4 to 70·8)	20·1 (12·4 to 30·1)	1,000
Diarrheal diseases	35·3 (24·6 to 49·2)	43 (30·3 to 58·9)	54·2 (38·1 to 73·4)	70·1 (49·4 to 94·4)	79·2 (56·6 to 107)	80·6 (58·5 to 108)	97·8 (66·8 to 141)	93·5 (62·9 to 130)	75·9 (47·5 to 120)	64·5 (40 to 101)	46·4 (28·3 to 70·7)	20 (12·3 to 30·1)	998
Typhoid and paratyphoid	0 (0 to 0)	0 (0 to 0)	0 (0 to 0)	0 (0 to 0·1)	0 (0 to 0)	0 (0 to 0)	0 (0 to 0)	0 (0 to 0)	0 (0 to 0)	0 (0 to 0)	0 (0 to 0)	0 (0 to 0)	0·3
Typhoid fever	0 (0 to 0)	0 (0 to 0)	0 (0 to 0)	0 (0 to 0)	0 (0 to 0)	0 (0 to 0)	0 (0 to 0)	0 (0 to 0)	0 (0 to 0)	0 (0 to 0)	0 (0 to 0)	0 (0 to 0)	0
Paratyphoid fever	0 (0 to 0)	0 (0 to 0)	0 (0 to 0)	0 (0 to 0·1)	0 (0 to 0)	0 (0 to 0)	0 (0 to 0)	0 (0 to 0)	0 (0 to 0)	0 (0 to 0)	0 (0 to 0)	0 (0 to 0)	0·3
Invasive Non-typhoidal Salmonella (iNTS)	0 (0 to 0·1)	0 (0 to 0·1)	0·1 (0 to 0·2)	0·1 (0 to 0·3)	0·1 (0 to 0·4)	0·1 (0 to 0·4)	0·1 (0 to 0·5)	0·1 (0 to 0·4)	0·1 (0 to 0·4)	0·1 (0 to 0·2)	0 (0 to 0·2)	0 (0 to 0·1)	1·4
Other intestinal infectious diseases	0·1 (0 to 0·2)	0 (0 to 0·1)	0·1 (0 to 0·2)	0·1 (0 to 0·2)	0 (0 to 0·2)	0·1 (0 to 0·3)	0·1 (0 to 0·2)	0 (0 to 0·1)	0 (0 to 0·1)	0·1 (0 to 0·3)	0 (0 to 0·2)	0 (0 to 0·1)	1·4
Neglected tropical diseases and malaria	9·5 (3·4 to 19·1)	11·6 (4·2 to 24·6)	14·9 (5·2 to 32·6)	22·1 (8·1 to 48·6)	26·5 (9·9 to 56·2)	29·5 (10·9 to 61·4)	29·4 (11·5 to 58·9)	22·3 (8·7 to 44·8)	15·4 (5·7 to 31)	10·3 (4 to 21·2)	5·7 (2·2 to 12)	2·3 (0·9 to 4·9)	230
Malaria	0 (0 to 0)	0 (0 to 0)	0 (0 to 0)	0 (0 to 0)	0 (0 to 0)	0 (0 to 0)	0 (0 to 0)	0 (0 to 0)	0 (0 to 0)	0 (0 to 0)	0 (0 to 0)	0 (0 to 0)	0
Chagas disease	0 (0 to 0)	0 (0 to 0)	0 (0 to 0·1)	0 (0 to 0·1)	0 (0 to 0·1)	0 (0 to 0)	0 (0 to 0)	0 (0 to 0)	0 (0 to 0)	0 (0 to 0)	0 (0 to 0)	0 (0 to 0)	0·4
Leishmaniasis	0 (0 to 0)	0 (0 to 0)	0 (0 to 0)	0 (0 to 0)	0 (0 to 0)	0 (0 to 0)	0 (0 to 0)	0 (0 to 0)	0 (0 to 0)	0 (0 to 0)	0 (0 to 0)	0 (0 to 0)	0
Visceral leishmaniasis	0 (0 to 0)	0 (0 to 0)	0 (0 to 0)	0 (0 to 0)	0 (0 to 0)	0 (0 to 0)	0 (0 to 0)	0 (0 to 0)	0 (0 to 0)	0 (0 to 0)	0 (0 to 0)	0 (0 to 0)	0
Cutaneous and mucocutaneous leishmaniasis	0 (0 to 0)	0 (0 to 0)	0 (0 to 0)	0 (0 to 0)	0 (0 to 0)	0 (0 to 0)	0 (0 to 0)	0 (0 to 0)	0 (0 to 0)	0 (0 to 0)	0 (0 to 0)	0 (0 to 0)	0
African trypanosomiasis	0 (0 to 0)	0 (0 to 0)	0 (0 to 0)	0 (0 to 0)	0 (0 to 0)	0 (0 to 0)	0 (0 to 0)	0 (0 to 0)	0 (0 to 0)	0 (0 to 0)	0 (0 to 0)	0 (0 to 0)	0
Schistosomiasis	0 (0 to 0)	0 (0 to 0)	0 (0 to 0)	0 (0 to 0)	0 (0 to 0)	0 (0 to 0)	0 (0 to 0)	0 (0 to 0)	0 (0 to 0)	0 (0 to 0)	0 (0 to 0)	0 (0 to 0)	0
Cysticercosis	5·3 (1·2 to 13·6)	8·2 (2 to 19·8)	11·9 (3·3 to 28·1)	18·9 (5·6 to 45·5)	24·6 (8·1 to 54)	27·7 (9·4 to 60·4)	27·3 (9·7 to 57)	20·6 (6·8 to 43·5)	14·4 (4·7 to 30·1)	9·5 (3·3 to 20·6)	5·2 (1·8 to 11·6)	2 (0·6 to 4·5)	186
Cystic echinococcosis	0 (0 to 0)	0 (0 to 0)	0 (0 to 0·1)	0 (0 to 0·1)	0 (0 to 0·1)	0 (0 to 0·1)	0 (0 to 0·1)	0 (0 to 0)	0 (0 to 0)	0 (0 to 0)	0 (0 to 0)	0 (0 to 0)	0·2
Lymphatic filariasis	0 (0 to 0)	0 (0 to 0)	0 (0 to 0)	0 (0 to 0)	0 (0 to 0)	0 (0 to 0)	0 (0 to 0)	0 (0 to 0)	0 (0 to 0)	0 (0 to 0)	0 (0 to 0)	0 (0 to 0)	0
Onchocerciasis	0 (0 to 0)	0 (0 to 0)	0 (0 to 0)	0 (0 to 0)	0 (0 to 0)	0 (0 to 0)	0 (0 to 0)	0 (0 to 0)	0 (0 to 0)	0 (0 to 0)	0 (0 to 0)	0 (0 to 0)	0
Trachoma	0 (0 to 0)	0 (0 to 0)	0 (0 to 0)	0 (0 to 0)	0 (0 to 0)	0 (0 to 0)	0 (0 to 0)	0 (0 to 0)	0 (0 to 0)	0 (0 to 0)	0 (0 to 0)	0 (0 to 0)	0
Dengue	0 (0 to 0)	0 (0 to 0)	0 (0 to 0)	0 (0 to 0)	0 (0 to 0)	0 (0 to 0)	0 (0 to 0)	0 (0 to 0)	0 (0 to 0)	0 (0 to 0)	0 (0 to 0)	0 (0 to 0)	0
Yellow fever	0 (0 to 0)	0 (0 to 0)	0 (0 to 0)	0 (0 to 0)	0 (0 to 0)	0 (0 to 0)	0 (0 to 0)	0 (0 to 0)	0 (0 to 0)	0 (0 to 0)	0 (0 to 0)	0 (0 to 0)	0
Rabies	0·2 (0 to 0·5)	0·1 (0 to 0·2)	0 (0 to 0)	0·1 (0 to 0·2)	0 (0 to 0)	0 (0 to 0)	0·1 (0 to 0·2)	0 (0 to 0·1)	0 (0 to 0)	0 (0 to 0·1)	0·1 (0 to 0·1)	0·1 (0 to 0·2)	2·8
Intestinal nematode infections	0 (0 to 0)	0 (0 to 0)	0 (0 to 0)	0 (0 to 0)	0 (0 to 0)	0 (0 to 0)	0 (0 to 0)	0 (0 to 0)	0 (0 to 0)	0 (0 to 0)	0 (0 to 0)	0 (0 to 0)	0
Ascariasis	0 (0 to 0)	0 (0 to 0)	0 (0 to 0)	0 (0 to 0)	0 (0 to 0)	0 (0 to 0)	0 (0 to 0)	0 (0 to 0)	0 (0 to 0)	0 (0 to 0)	0 (0 to 0)	0 (0 to 0)	0
Trichuriasis	0 (0 to 0)	0 (0 to 0)	0 (0 to 0)	0 (0 to 0)	0 (0 to 0)	0 (0 to 0)	0 (0 to 0)	0 (0 to 0)	0 (0 to 0)	0 (0 to 0)	0 (0 to 0)	0 (0 to 0)	0
Hookworm disease	0 (0 to 0)	0 (0 to 0)	0 (0 to 0)	0 (0 to 0)	0 (0 to 0)	0 (0 to 0)	0 (0 to 0)	0 (0 to 0)	0 (0 to 0)	0 (0 to 0)	0 (0 to 0)	0 (0 to 0)	0
Food-borne trematodiases	0 (0 to 0)	0 (0 to 0)	0 (0 to 0)	0 (0 to 0)	0 (0 to 0)	0 (0 to 0)	0 (0 to 0)	0 (0 to 0)	0 (0 to 0)	0 (0 to 0)	0 (0 to 0)	0 (0 to 0)	0
Leprosy	0 (0 to 0)	0 (0 to 0)	0 (0 to 0)	0 (0 to 0)	0 (0 to 0)	0 (0 to 0)	0 (0 to 0)	0 (0 to 0)	0 (0 to 0)	0 (0 to 0)	0 (0 to 0)	0 (0 to 0)	0
Ebola	0 (0 to 0)	0 (0 to 0)	0 (0 to 0)	0 (0 to 0)	0 (0 to 0)	0 (0 to 0)	0 (0 to 0)	0 (0 to 0)	0 (0 to 0)	0 (0 to 0)	0 (0 to 0)	0 (0 to 0)	0
Zika virus	0 (0 to 0)	0 (0 to 0)	0 (0 to 0)	0 (0 to 0)	0 (0 to 0)	0 (0 to 0)	0 (0 to 0)	0 (0 to 0)	0 (0 to 0)	0 (0 to 0)	0 (0 to 0)	0 (0 to 0)	0
Guinea worm disease	0 (0 to 0)	0 (0 to 0)	0 (0 to 0)	0 (0 to 0)	0 (0 to 0)	0 (0 to 0)	0 (0 to 0)	0 (0 to 0)	0 (0 to 0)	0 (0 to 0)	0 (0 to 0)	0 (0 to 0)	0
Other neglected tropical diseases	3·9 (0·9 to 10·2)	3·3 (0·7 to 9)	2·9 (0·7 to 7·3)	3 (0·8 to 8·3)	1·8 (0·5 to 4·2)	1·7 (0·4 to 3·8)	2 (0·5 to 4·3)	1·7 (0·4 to 3·3)	1 (0·2 to 1·9)	0·8 (0·2 to 1·6)	0·4 (0·1 to 0·8)	0·2 (0·1 to 0·5)	40·5
Other infectious diseases	18 (12·5 to 26·5)	22·2 (15·7 to 32)	27 (18·9 to 41)	36·9 (25·9 to 53·9)	39·5 (27·5 to 57·8)	38·8 (28 to 56·6)	34·5 (25·3 to 48)	22·7 (17·3 to 30·3)	13·8 (10·3 to 18·2)	9·7 (7 to 12·8)	5·8 (4 to 7·7)	2·7 (1·8 to 3·8)	404
Meningitis	3·2 (2·2 to 4·6)	4·1 (3 to 5·5)	3·6 (2·5 to 5·1)	4·5 (3·3 to 6)	4·4 (3·1 to 6)	3·4 (2·5 to 4·6)	3·5 (2·5 to 4·9)	2·6 (1·8 to 3·6)	1·9 (1·3 to 2·7)	1·3 (0·9 to 1·9)	0·8 (0·5 to 1·1)	0·3 (0·2 to 0·4)	60·2
Encephalitis	1·3 (0·8 to 2·1)	1·6 (1 to 2·7)	2 (1·3 to 3·2)	2·7 (1·7 to 4·5)	2·7 (1·8 to 4·3)	3·1 (2·1 to 4·8)	3·1 (2 to 4·8)	2·3 (1·5 to 3·5)	1·6 (0·9 to 2·6)	1·1 (0·6 to 1·9)	0·6 (0·3 to 1)	0·3 (0·2 to 0·4)	36·9
Diphtheria	0 (0 to 0·1)	0 (0 to 0·1)	0·1 (0 to 0·2)	0·1 (0 to 0·1)	0 (0 to 0)	0 (0 to 0)	0 (0 to 0)	0 (0 to 0)	0 (0 to 0)	0 (0 to 0)	0 (0 to 0)	0 (0 to 0)	0·5
Tetanus	0 (0 to 0)	0 (0 to 0)	0 (0 to 0)	0 (0 to 0)	0 (0 to 0)	0 (0 to 0)	0 (0 to 0)	0 (0 to 0)	0 (0 to 0)	0 (0 to 0)	0 (0 to 0)	0 (0 to 0)	0·2
Measles	0 (0 to 0)	0 (0 to 0)	0 (0 to 0)	0 (0 to 0)	0 (0 to 0)	0 (0 to 0)	0 (0 to 0)	0 (0 to 0)	0 (0 to 0)	0 (0 to 0)	0 (0 to 0)	0 (0 to 0)	0·9
Varicella and herpes zoster	1·2 (0·4 to 2·4)	1·7 (0·6 to 3·2)	2·5 (1·2 to 4·5)	3·5 (1·6 to 6·3)	3·8 (1·6 to 7·1)	3·7 (1·9 to 6·7)	3·5 (1·9 to 5·8)	2·8 (1·6 to 4·4)	2·3 (1·4 to 3·8)	2·2 (1·4 to 3·6)	1·9 (1·1 to 3·2)	1·2 (0·6 to 2·2)	38·2
Acute hepatitis	1·6 (0·9 to 2·5)	1·8 (1·1 to 2·8)	1·9 (1 to 3)	2 (1·2 to 3)	1·7 (1·1 to 2·6)	1·2 (0·8 to 1·9)	1 (0·6 to 1·4)	0·5 (0·3 to 0·7)	0·3 (0·2 to 0·4)	0·2 (0·2 to 0·3)	0·1 (0·1 to 0·2)	0·1 (0 to 0·1)	23·9
Acute hepatitis A	1·2 (0·6 to 2·1)	1·3 (0·6 to 2·2)	1·4 (0·6 to 2·5)	1·4 (0·7 to 2·4)	1·1 (0·5 to 2)	0·7 (0·3 to 1·3)	0·5 (0·2 to 0·9)	0·2 (0·1 to 0·4)	0·2 (0·1 to 0·2)	0·1 (0 to 0·2)	0·1 (0 to 0·1)	0 (0 to 0)	18
Acute hepatitis B	0·2 (0·1 to 0·4)	0·3 (0·1 to 0·4)	0·3 (0·1 to 0·5)	0·3 (0·1 to 0·5)	0·3 (0·1 to 0·6)	0·3 (0·1 to 0·5)	0·2 (0·1 to 0·5)	0·1 (0 to 0·2)	0·1 (0 to 0·1)	0 (0 to 0·1)	0 (0 to 0)	0 (0 to 0)	2·7
Acute hepatitis C	0·1 (0 to 0·2)	0·1 (0 to 0·3)	0·1 (0·1 to 0·3)	0·1 (0·1 to 0·3)	0·1 (0·1 to 0·3)	0·1 (0 to 0·3)	0·1 (0 to 0·2)	0·1 (0 to 0·1)	0 (0 to 0·1)	0 (0 to 0·1)	0 (0 to 0)	0 (0 to 0)	1·2
Acute hepatitis E	0·1 (0·1 to 0·2)	0·1 (0·1 to 0·2)	0·1 (0·1 to 0·2)	0·1 (0·1 to 0·2)	0·1 (0·1 to 0·2)	0·1 (0·1 to 0·2)	0·1 (0·1 to 0·2)	0·1 (0 to 0·1)	0·1 (0 to 0·1)	0·1 (0 to 0·1)	0 (0 to 0·1)	0 (0 to 0)	1·9
Other unspecified infectious diseases	10·6 (6 to 18·1)	13·1 (7·6 to 21·5)	16·9 (10·1 to 29)	24·2 (14·4 to 39·9)	26·8 (16·5 to 44·4)	27·3 (17·3 to 43·9)	23·4 (15·3 to 35·6)	14·6 (9·9 to 21·5)	7·7 (5 to 11·3)	4·8 (3 to 7)	2·3 (1·4 to 3·5)	0·9 (0·5 to 1·3)	241
Maternal and neonatal disorders	82·1 (63·1 to 107)	83·6 (61·7 to 110)	82·1 (58·6 to 110)	78·6 (55·9 to 107)	63·9 (46·2 to 86·3)	42·4 (30·6 to 57·6)	24·6 (18·4 to 31·8)	9·1 (6·9 to 11·8)	2·2 (1·5 to 3·1)	0·7 (0·3 to 1·1)	0·3 (0·1 to 0·5)	0·1 (0 to 0·2)	2,350
Maternal disorders	16·5 (12·6 to 21·4)	10·6 (7·4 to 14·4)	6 (4·5 to 8)	0 (0 to 0)	0 (0 to 0)	0 (0 to 0)	0 (0 to 0)	0 (0 to 0)	0 (0 to 0)	0 (0 to 0)	0 (0 to 0)	0 (0 to 0)	238
Maternal hemorrhage	1·1 (0·5 to 2)	0·3 (0·1 to 0·5)	0 (0 to 0)	0 (0 to 0)	0 (0 to 0)	0 (0 to 0)	0 (0 to 0)	0 (0 to 0)	0 (0 to 0)	0 (0 to 0)	0 (0 to 0)	0 (0 to 0)	23·1
Maternal sepsis and other maternal infections	0·7 (0·4 to 1·4)	0·5 (0·2 to 0·8)	0·1 (0 to 0·2)	0 (0 to 0)	0 (0 to 0)	0 (0 to 0)	0 (0 to 0)	0 (0 to 0)	0 (0 to 0)	0 (0 to 0)	0 (0 to 0)	0 (0 to 0)	14·8
Maternal hypertensive disorders	1·5 (0·8 to 2·5)	0·6 (0·3 to 0·9)	0·1 (0 to 0·1)	0 (0 to 0)	0 (0 to 0)	0 (0 to 0)	0 (0 to 0)	0 (0 to 0)	0 (0 to 0)	0 (0 to 0)	0 (0 to 0)	0 (0 to 0)	31·6
Maternal obstructed labor and uterine rupture	0·4 (0·2 to 0·7)	0·1 (0 to 0·2)	0 (0 to 0)	0 (0 to 0)	0 (0 to 0)	0 (0 to 0)	0 (0 to 0)	0 (0 to 0)	0 (0 to 0)	0 (0 to 0)	0 (0 to 0)	0 (0 to 0)	9·2
Maternal abortion and miscarriage	0·3 (0·1 to 0·6)	0·3 (0·1 to 0·6)	0 (0 to 0)	0 (0 to 0)	0 (0 to 0)	0 (0 to 0)	0 (0 to 0)	0 (0 to 0)	0 (0 to 0)	0 (0 to 0)	0 (0 to 0)	0 (0 to 0)	2·8
Ectopic pregnancy	0·1 (0·1 to 0·3)	0·1 (0 to 0·1)	0 (0 to 0)	0 (0 to 0)	0 (0 to 0)	0 (0 to 0)	0 (0 to 0)	0 (0 to 0)	0 (0 to 0)	0 (0 to 0)	0 (0 to 0)	0 (0 to 0)	2·4
Indirect maternal deaths	3·1 (1·5 to 5·4)	2·5 (1·2 to 4·5)	2·4 (1·5 to 3·5)	--	--	--	--	--	--	--	--	--	NA
Late maternal deaths	3·1 (1·6 to 5·3)	1·8 (1 to 2·9)	0·9 (0·5 to 1·6)	--	--	--	--	--	--	--	--	--	NA
Maternal deaths aggravated by HIV/AIDS	0 (0 to 0)	0 (0 to 0)	0 (0 to 0)	--	--	--	--	--	--	--	--	--	NA
Neonatal disorders	65·7 (47·1 to 89·4)	73 (52·4 to 99·3)	76·1 (52·5 to 105)	78·6 (55·9 to 107)	63·9 (46·2 to 86·3)	42·4 (30·6 to 57·6)	24·6 (18·4 to 31·8)	9·1 (6·9 to 11·8)	2·2 (1·5 to 3·1)	0·7 (0·3 to 1·1)	0·3 (0·1 to 0·5)	0·1 (0 to 0·2)	2,110
Neonatal preterm birth	50·7 (35·7 to 70·4)	56·1 (38·4 to 77·6)	58 (39·8 to 80)	59·3 (41 to 83·3)	47·3 (32·5 to 65·4)	31·9 (22·3 to 44·4)	19·4 (14·6 to 25·6)	7·4 (5·5 to 9·9)	1·8 (1·2 to 2·6)	0·6 (0·3 to 1)	0·3 (0·1 to 0·5)	0·1 (0 to 0·2)	1,380
Neonatal encephalopathy due to birth asphyxia and trauma	12·8 (6·6 to 20·6)	14·5 (7·4 to 24·1)	15·4 (7·8 to 25·6)	16·4 (8·1 to 26·9)	14·1 (7·1 to 23·3)	8·7 (4·8 to 14·1)	4 (2·4 to 6)	1·1 (0·6 to 1·8)	0·2 (0·1 to 0·4)	0 (0 to 0·1)	0 (0 to 0)	0 (0 to 0)	425
Neonatal sepsis and other neonatal infections	1·5 (0·9 to 2·4)	1·7 (1 to 2·6)	1·8 (1·1 to 2·9)	2 (1·2 to 3·1)	1·7 (1 to 2·7)	1·3 (0·8 to 2)	0·8 (0·5 to 1·4)	0·4 (0·2 to 0·7)	0·1 (0·1 to 0·2)	0 (0 to 0·1)	0 (0 to 0)	0 (0 to 0)	74
Hemolytic disease and other neonatal jaundice	0·7 (0·5 to 0·9)	0·8 (0·6 to 1·1)	0·8 (0·6 to 1·1)	0·9 (0·6 to 1·2)	0·8 (0·6 to 1·1)	0·6 (0·4 to 0·8)	0·4 (0·3 to 0·5)	0·2 (0·1 to 0·2)	0·1 (0 to 0·1)	0 (0 to 0)	0 (0 to 0)	0 (0 to 0)	12·7
Other neonatal disorders	0 (0 to 0)	0 (0 to 0)	0 (0 to 0)	0 (0 to 0)	0 (0 to 0)	0 (0 to 0)	0 (0 to 0)	0 (0 to 0)	0 (0 to 0)	0 (0 to 0)	0 (0 to 0)	0 (0 to 0)	213
Nutritional deficiencies	94·3 (27·4 to 233)	85·2 (25·8 to 208)	70·6 (26·4 to 165)	77·7 (31·9 to 202)	68 (31·6 to 155)	56·6 (29·5 to 120)	55·1 (31·9 to 108)	50·6 (30·1 to 94·6)	37·3 (24·2 to 61·5)	33·3 (21·1 to 52·4)	26·7 (17·8 to 39·5)	18·2 (12·2 to 25·8)	955
Protein-energy malnutrition	9·3 (5·4 to 14·6)	12·3 (7·7 to 19·2)	15·7 (9·9 to 22·6)	21·8 (14·7 to 31·3)	23·5 (16·1 to 33)	24·6 (17·6 to 34·1)	28·6 (20·9 to 38·9)	27·5 (19·7 to 37·8)	26·1 (17·9 to 35·6)	24·9 (16 to 36)	21·5 (14·1 to 30·5)	15·4 (9·4 to 22·3)	298
Iodine deficiency	1·5 (0·6 to 3·1)	1·7 (0·7 to 3·4)	1·9 (0·8 to 3·8)	2 (0·9 to 4)	1·8 (0·8 to 3·5)	1·4 (0·6 to 2·7)	1 (0·4 to 2)	0·6 (0·3 to 1·1)	0·3 (0·1 to 0·7)	0·2 (0·1 to 0·4)	0·1 (0 to 0·2)	0 (0 to 0·1)	20·9
Vitamin A deficiency	0 (0 to 0)	0 (0 to 0)	0 (0 to 0)	0 (0 to 0)	0 (0 to 0)	0 (0 to 0)	0 (0 to 0)	0 (0 to 0)	0 (0 to 0)	0 (0 to 0)	0 (0 to 0)	0 (0 to 0)	0·5
Dietary iron deficiency	80·4 (15·5 to 213)	67·9 (11·3 to 192)	47·8 (6·7 to 145)	47·8 (5·5 to 165)	37·4 (4·6 to 120)	25·6 (2·8 to 85·7)	21·4 (2·2 to 73·6)	19·1 (2·4 to 64·1)	8·1 (0·8 to 28·8)	5·3 (0·4 to 22)	2·4 (0·2 to 10·1)	1 (0·1 to 4)	571
Other nutritional deficiencies	3·1 (1·6 to 5·2)	3·3 (1·8 to 5·6)	5·2 (2·7 to 8·5)	6·1 (3·5 to 9·9)	5·3 (3 to 8·3)	5 (2·9 to 8)	4·1 (2·4 to 6·4)	3·4 (1·9 to 5·8)	2·8 (1·6 to 4·7)	2·9 (1·5 to 5·9)	2·7 (1·2 to 5·1)	1·8 (0·8 to 3·6)	65
Non-communicable diseases	8,640 (6,870 to 10,600)	11,100 (8,880 to 13,500)	14,200 (11,600 to 17,200)	19,100 (15,900 to 22,800)	20,700 (17,400 to 24,700)	20,500 (17,400 to 24,100)	21,200 (18,200 to 24,500)	16,900 (14,600 to 19,300)	13,800 (12,100 to 15,600)	11,300 (9,900 to 12,700)	7,930 (7,110 to 8,830)	3,640 (3,360 to 3,950)	208,000
Neoplasms	872 (695 to 1,090)	1,550 (1,230 to 1,930)	2,560 (2,070 to 3,210)	4,370 (3,520 to 5,430)	5,120 (4,210 to 6,200)	5,150 (4,330 to 6,220)	5,480 (4,600 to 6,520)	3,930 (3,290 to 4,700)	2,630 (2,130 to 3,160)	1,640 (1,260 to 1,950)	854 (614 to 1,030)	282 (195 to 344)	36,000
Lip and oral cavity cancer	5·2 (3·3 to 7·8)	9·8 (6·5 to 14)	17·9 (12·1 to 25·8)	29·4 (20 to 42·6)	35·3 (24 to 51·1)	33·1 (22·8 to 45·2)	35·2 (24·2 to 48·5)	26·9 (18·2 to 38)	19·9 (13·3 to 28·4)	14 (9·1 to 20·1)	8·7 (5·7 to 12·3)	3·5 (2·2 to 4·8)	248
Nasopharynx cancer	1·3 (0·8 to 1·9)	2·4 (1·6 to 3·6)	3·7 (2·4 to 5·5)	6 (4 to 8·6)	4·9 (2·9 to 7·4)	4·1 (2·6 to 6·4)	3·8 (2·5 to 5·8)	1·9 (1·2 to 3·1)	1·3 (0·8 to 2·1)	0·9 (0·5 to 1·4)	0·4 (0·2 to 0·6)	0·1 (0·1 to 0·2)	34
Other pharynx cancer	1·8 (1 to 2·9)	4·5 (2·9 to 6·7)	9 (5·5 to 14)	14·3 (9·4 to 21·7)	16·4 (10·3 to 24·8)	14·5 (9·5 to 21·6)	13·4 (8·9 to 19·4)	8·3 (5·2 to 11·8)	4·7 (3 to 7·1)	2·8 (1·7 to 4·2)	1·4 (0·8 to 2·3)	0·4 (0·3 to 0·7)	93·3
Esophageal cancer	6 (3·6 to 9·3)	14·6 (9·8 to 21·5)	30·6 (20·5 to 44·1)	56·7 (38·1 to 80·6)	72·1 (49·7 to 101)	71·7 (48·2 to 104)	69·6 (48·2 to 100)	44·5 (29·7 to 63·6)	34·5 (22·1 to 50·9)	21 (14 to 29·9)	12·4 (7·7 to 18·8)	3·7 (2·2 to 5·6)	443
Stomach cancer	17 (11·6 to 24·6)	24·1 (17 to 34·4)	35·8 (24·6 to 51·1)	58·3 (41·4 to 79·9)	68·4 (49·1 to 92·5)	71·8 (54·1 to 97)	81·8 (60·4 to 108)	71·2 (52 to 94·3)	59 (43·2 to 80·1)	42·3 (29·3 to 57)	24·1 (16·1 to 33·7)	8 (4·9 to 11·3)	591
Colon and rectum cancer	81·8 (54·6 to 116)	148 (102 to 210)	216 (152 to 306)	349 (248 to 482)	450 (322 to 608)	423 (306 to 559)	479 (355 to 626)	417 (313 to 549)	322 (236 to 432)	242 (169 to 319)	156 (105 to 211)	61·2 (39·6 to 84·4)	3,450
Liver cancer	10·4 (5·7 to 17·4)	20·9 (12·6 to 33·4)	41·7 (25·5 to 64·1)	74·9 (47·8 to 117)	78·6 (49·2 to 117)	87·4 (56·5 to 130)	97·1 (65·3 to 139)	69 (46·5 to 100)	42·7 (28·1 to 61·6)	24·6 (15·7 to 36·2)	12·2 (7·8 to 17·8)	2·9 (1·7 to 4·4)	586
Liver cancer due to hepatitis B	2·7 (1·4 to 4·8)	3·8 (2·1 to 6·4)	5·6 (3·1 to 9·4)	8·5 (4·8 to 14·1)	7·8 (4·2 to 12·9)	7·8 (4·5 to 12·9)	7·9 (4·4 to 12·6)	5·2 (3·1 to 8)	2·9 (1·6 to 4·7)	1·5 (0·9 to 2·4)	0·7 (0·4 to 1·1)	0·1 (0·1 to 0·3)	59·9
Liver cancer due to hepatitis C	3·1 (1·7 to 5·2)	8·5 (4·8 to 13·9)	19·9 (11·4 to 31·3)	38·9 (23·9 to 61·9)	41·6 (25 to 64·6)	45 (28·3 to 67·9)	49·1 (32·2 to 71·2)	34·8 (22·5 to 52·4)	22·4 (14·3 to 33·3)	13·9 (8·8 to 20·4)	7·3 (4·6 to 10·6)	1·8 (1 to 2·8)	288
Liver cancer due to alcohol use	1·6 (0·8 to 2·8)	3·2 (1·7 to 5·4)	6·3 (3·5 to 10·6)	11 (6·2 to 19)	12 (6·9 to 19·9)	14·9 (8·7 to 23·6)	16·5 (9·9 to 25·1)	10·4 (6·3 to 15·8)	5·5 (3·3 to 8·3)	2·6 (1·5 to 4·1)	1·1 (0·7 to 1·8)	0·2 (0·1 to 0·4)	86·9
Liver cancer due to NASH	1 (0·5 to 1·8)	2 (1·1 to 3·5)	4·1 (2·4 to 6·8)	7·7 (4·3 to 12·4)	8·7 (5 to 13·8)	11 (6·6 to 17·4)	14·1 (8·8 to 22·1)	11·9 (7·2 to 18·5)	7·9 (4·8 to 12·1)	4·4 (2·6 to 6·8)	2·1 (1·2 to 3·4)	0·5 (0·2 to 0·8)	77·8
Liver cancer due to other causes	1·9 (1 to 3·3)	3·4 (1·9 to 5·6)	5·8 (3·2 to 9·4)	9 (5·1 to 14·3)	8·5 (4·9 to 13·8)	8·8 (5·3 to 14·2)	9·5 (5·7 to 14·9)	6·8 (4·1 to 10·2)	4·1 (2·5 to 6·5)	2·2 (1·3 to 3·4)	1 (0·6 to 1·6)	0·2 (0·1 to 0·4)	72·8
Gallbladder and biliary tract cancer	3·8 (2·4 to 5·8)	7·8 (5 to 11·9)	14·8 (9·9 to 21·8)	26 (17 to 38·5)	33 (21·9 to 49·3)	34·9 (23·7 to 51·4)	38·9 (25·8 to 59·6)	30·4 (20·2 to 44·9)	22·2 (14·6 to 33·4)	14·3 (8·9 to 22·1)	7·5 (4·7 to 11·4)	2·3 (1·4 to 3·5)	239
Pancreatic cancer	28·6 (19 to 40·5)	64·9 (43·7 to 91·4)	137 (94·9 to 192)	248 (171 to 348)	346 (241 to 476)	367 (265 to 502)	417 (303 to 546)	297 (215 to 395)	200 (137 to 276)	132 (89·7 to 183)	70·5 (46·1 to 98)	19·9 (12·4 to 28·6)	2,350
Larynx cancer	1·4 (0·8 to 2·2)	4·1 (2·5 to 6·2)	9·3 (5·7 to 14·6)	17·4 (11·3 to 25·8)	20·6 (13·5 to 30)	18·8 (11·8 to 27·7)	18·2 (11·8 to 26·9)	10·9 (7·1 to 16)	6 (3·9 to 8·6)	3·2 (2 to 4·8)	1·4 (0·7 to 2·3)	0·4 (0·2 to 0·6)	113
Tracheal, bronchus, and lung cancer	104 (65·7 to 153)	311 (214 to 434)	610 (433 to 835)	1,220 (872 to 1,650)	1,530 (1,140 to 2,000)	1,660 (1,280 to 2,140)	1,830 (1,410 to 2,360)	1,200 (912 to 1,520)	699 (507 to 930)	341 (235 to 461)	138 (88·3 to 195)	36·2 (22·2 to 53·8)	9,770
Malignant skin melanoma	28·9 (17·2 to 47)	38·2 (22·5 to 60·5)	50·4 (31·3 to 79·3)	67 (39·5 to 103)	68·6 (42·4 to 103)	58·9 (34·3 to 90·1)	58·1 (33·8 to 84·8)	42·9 (24·8 to 62·7)	29·3 (16 to 43·4)	19·9 (10·9 to 28·7)	10·3 (5 to 16)	3·7 (1·6 to 5·9)	539
Non-melanoma skin cancer	2·3 (1·6 to 3·2)	5·4 (3·7 to 7·7)	10·1 (6·1 to 15·6)	17·7 (11 to 27·1)	26 (16·5 to 40·5)	31·1 (20·6 to 45·6)	33·2 (23·1 to 47)	28·2 (20·2 to 38·5)	21·6 (15·4 to 29)	17·7 (12·6 to 23·8)	12·5 (9·1 to 16·3)	5·9 (4·1 to 8)	214
Non-melanoma skin cancer (squamous-cell carcinoma)	2·2 (1·6 to 3·1)	5·2 (3·6 to 7·5)	9·9 (6 to 15·5)	17·5 (10·9 to 26·9)	25·7 (16·3 to 40·2)	30·8 (20·3 to 45·2)	32·9 (22·9 to 46·6)	28 (19·9 to 38·2)	21·4 (15·3 to 28·9)	17·6 (12·5 to 23·7)	12·4 (9 to 16·3)	5·9 (4·1 to 8)	212
Non-melanoma skin cancer (basal-cell carcinoma)	0·1 (0 to 0·2)	0·1 (0 to 0·3)	0·2 (0 to 0·4)	0·2 (0·1 to 0·6)	0·3 (0·1 to 0·6)	0·3 (0·1 to 0·7)	0·3 (0·1 to 0·7)	0·3 (0·1 to 0·5)	0·2 (0·1 to 0·4)	0·1 (0·1 to 0·3)	0·1 (0 to 0·1)	0 (0 to 0·1)	2·3
Breast cancer	294 (207 to 403)	435 (324 to 579)	636 (475 to 853)	993 (758 to 1,330)	909 (685 to 1,190)	793 (608 to 1,020)	756 (569 to 952)	516 (391 to 656)	354 (257 to 470)	243 (170 to 321)	127 (85·9 to 166)	51·8 (33·6 to 72·9)	6,410
Cervical cancer	59·9 (38·1 to 88·8)	70·8 (47·6 to 103)	87·2 (58·3 to 124)	121 (82·1 to 170)	103 (70·9 to 145)	89·5 (60·6 to 125)	80·8 (56·3 to 109)	48·8 (35·1 to 65·5)	33·3 (21·6 to 47·2)	17·2 (11·5 to 24)	8·3 (5·2 to 12·1)	2·7 (1·7 to 3·9)	841
Uterine cancer	17·7 (11·4 to 26·9)	35·8 (22·8 to 52·5)	69 (46·3 to 103)	129 (85·9 to 189)	208 (135 to 295)	216 (146 to 309)	220 (152 to 312)	128 (87·4 to 176)	73·4 (49·3 to 107)	43 (29 to 60·1)	19·6 (13·8 to 27·4)	6·1 (3·9 to 8·5)	1,180
Ovarian cancer	44·8 (29·9 to 65·1)	99·3 (65·3 to 141)	177 (122 to 254)	268 (184 to 385)	311 (219 to 431)	305 (220 to 416)	257 (188 to 345)	185 (128 to 251)	125 (81 to 178)	66·8 (43·4 to 96·5)	29·4 (19 to 43)	7·6 (4·6 to 11·3)	1,940
Prostate cancer	0 (0 to 0)	0 (0 to 0)	0 (0 to 0)	0 (0 to 0)	0 (0 to 0)	0 (0 to 0)	0 (0 to 0)	0 (0 to 0)	0 (0 to 0)	0 (0 to 0)	0 (0 to 0)	0 (0 to 0)	0
Testicular cancer	--	--	--	--	--	--	--	--	--	--	--	--	NA
Kidney cancer	10·1 (5·9 to 16·3)	21·2 (12·9 to 32·9)	38·6 (24 to 58·6)	66·7 (41·8 to 98·4)	82·4 (51·5 to 122)	93·8 (62·5 to 139)	93·6 (60·9 to 140)	69·9 (45·6 to 100)	45·5 (27·7 to 68·3)	30·1 (17·9 to 45·9)	16·4 (9·7 to 25·2)	4·8 (2·8 to 7·2)	595
Bladder cancer	4·7 (2·9 to 7·1)	10·4 (7 to 14·7)	18·9 (12·8 to 26·2)	35·9 (24·5 to 50·5)	50·3 (34·5 to 69·2)	62·1 (43·6 to 86·8)	79·9 (55·8 to 109)	75·6 (53·2 to 103)	63·8 (43·7 to 88·6)	49 (32·7 to 70·2)	29·9 (19·9 to 41·8)	9·9 (6·1 to 14·1)	496
Brain and central nervous system cancer	39·2 (24·5 to 59·1)	56 (35·3 to 82·6)	88·2 (54 to 130)	130 (80·2 to 190)	145 (83·7 to 214)	123 (74·1 to 179)	122 (69·2 to 181)	71·7 (41·7 to 113)	38·3 (21·5 to 63·9)	18·4 (10·1 to 30·8)	9 (4·1 to 15·3)	3 (1·2 to 5·8)	1,020
Thyroid cancer	3·5 (1·8 to 6)	6 (3·5 to 9·9)	8·8 (5·2 to 14·1)	15·8 (10 to 23·1)	19·6 (12·6 to 29)	19·1 (12·3 to 27·5)	20·1 (13·1 to 29·4)	15·5 (10·1 to 22·6)	11 (7·2 to 16)	7 (4·3 to 10·4)	3·6 (2·2 to 5·4)	1·1 (0·7 to 1·6)	138
Mesothelioma	1·2 (0·7 to 1·8)	1·8 (1·1 to 2·7)	3·4 (2·2 to 5·4)	6·4 (4·3 to 9·6)	7·9 (5 to 11·9)	9·5 (6·3 to 13·5)	10·2 (6·7 to 14·7)	7·9 (5·2 to 11)	5·2 (3·3 to 7·2)	2·8 (1·7 to 4·2)	1·1 (0·7 to 1·6)	0·2 (0·1 to 0·3)	59·3
Hodgkin lymphoma	4·9 (2·8 to 8·1)	5·3 (3·1 to 8·7)	6 (3·5 to 9·6)	8·5 (5·2 to 13·9)	8·7 (5·4 to 14·2)	9·1 (5·9 to 13·9)	8·9 (5·7 to 13·2)	7·4 (4·3 to 11·4)	4·9 (2·6 to 8·1)	2·9 (1·4 to 5·1)	1·6 (0·6 to 3·3)	0·3 (0·1 to 0·6)	98
Non-Hodgkin lymphoma	21·5 (14·3 to 31·7)	33·1 (22·9 to 46·6)	57·7 (38·9 to 83·8)	103 (70·1 to 146)	135 (92·9 to 188)	150 (106 to 203)	180 (129 to 241)	168 (120 to 229)	128 (91·2 to 176)	81·4 (55·8 to 114)	42·3 (28·1 to 59·7)	11·6 (7·3 to 16·5)	1,170
Multiple myeloma	5·6 (3·4 to 10·2)	15 (9·5 to 25·8)	33·3 (21 to 56·2)	65 (41·8 to 106)	94·3 (60·9 to 154)	106 (69·7 to 167)	119 (82·8 to 173)	88·5 (59·7 to 128)	64 (42 to 94·8)	37·6 (22·2 to 58·6)	17·6 (10·1 to 27·1)	4 (2·2 to 6·4)	654
Leukemia	30·9 (20·5 to 45·6)	42 (27·6 to 61·9)	59·2 (39·3 to 82·7)	93·6 (63·8 to 129)	120 (81·4 to 176)	120 (80·8 to 173)	150 (102 to 212)	132 (88·3 to 184)	94·7 (62·2 to 138)	72·5 (45·8 to 107)	37·5 (23 to 55·1)	11·6 (7 to 17)	1,140
Acute lymphoid leukemia	4·3 (2·2 to 7·5)	5 (2·4 to 8·7)	6·2 (3·1 to 11·1)	8·5 (4·3 to 15·2)	8·7 (4·3 to 16·1)	7·5 (3·7 to 13·9)	7 (3·5 to 12·4)	5·5 (2·7 to 10·1)	3·3 (1·6 to 5·8)	2·2 (1·1 to 4·1)	0·9 (0·4 to 1·7)	0·2 (0·1 to 0·5)	114
Chronic lymphoid leukemia	0·8 (0·4 to 1·6)	1·9 (0·9 to 3·4)	4·5 (2·3 to 8)	9·9 (4·6 to 17·9)	17·4 (8·6 to 31·4)	20·8 (10·1 to 38·3)	28·9 (14·2 to 49·6)	30·1 (15·9 to 50·5)	23·1 (11·8 to 39·5)	22·6 (11·8 to 38·5)	13·7 (7·1 to 23·6)	4·6 (2·3 to 7·5)	180
Acute myeloid leukemia	17·1 (10·5 to 26·4)	24·9 (15·7 to 37·8)	33·5 (21·1 to 49·9)	50·2 (29·9 to 76·8)	63·2 (40 to 95·6)	60·9 (37·3 to 93·4)	72·7 (44·2 to 111)	56·4 (32·5 to 86)	34·7 (20·4 to 55·6)	20·7 (11·3 to 34·4)	8·8 (4·5 to 15·4)	2·2 (0·7 to 5·3)	526
Chronic myeloid leukemia	2·7 (1·2 to 4·8)	3·1 (1·4 to 5·9)	3·7 (1·8 to 6·6)	5·8 (2·8 to 11)	7·1 (3·3 to 13·5)	6·3 (3·1 to 11·4)	8·5 (4·2 to 15·5)	7·7 (3·7 to 13·6)	7·5 (3·5 to 13·6)	5·9 (2·8 to 11·2)	3·1 (1·3 to 5·8)	0·9 (0·4 to 1·7)	71·2
Other leukemia	5·9 (3 to 10·2)	7·2 (3·7 to 12·8)	11·2 (5·9 to 18·8)	19·2 (10·6 to 31·6)	23·6 (11·5 to 40·2)	24·9 (13·4 to 42)	33·2 (17·1 to 57·2)	32·5 (17·9 to 53·4)	26·1 (13·6 to 42·5)	21·1 (11·3 to 36·6)	11 (6 to 18·4)	3·6 (1·9 to 6·1)	251
Other malignant neoplasms	38 (26·9 to 53·7)	55·8 (39·6 to 78·1)	83·3 (59·3 to 115)	127 (90·3 to 171)	142 (102 to 195)	140 (103 to 188)	142 (105 to 189)	108 (76·4 to 149)	73·4 (52·1 to 100)	48·8 (32·8 to 70·2)	29 (17·8 to 42·5)	9·4 (5·6 to 14·3)	1,230

Other neoplasms	0 (0-1 to 0·4)	0 (0-1 to 0·4)	0 (0-1 to 0·4)	0·7 (0·4 to 1·1)	0·5 (0·3 to 0·9)	1·2 (0·7 to 2)	1·2 (0·7 to 2)	1·2 (0·7 to 2)	1·6 (0·9 to 2·4)	2 (1·2 to 3·2)	2·6 (1·7 to 4·1)	3·2 (2·1 to 4·7)	3·7 (2·4 to 5·7)	4·1 (2·9 to 6·1)	10·3 (7·9 to 14·6)	19·4 (13·9 to 27·3)	29·6 (21·5 to 41·1)	40·6 (29·2 to 55·1)	56·1 (40 to 76)	59·6 (41·1 to 75)	49·9 (33·5 to 75·1)	43·2 (29·9 to 59·4)	25·9 (16·7 to 37·1)	9·4 (5·4 to 14)	361
Medulloblastoma, medulloblastoma, and other hemangioblastoma	0 (0-1 to 0·6)	0 (0-1 to 0·6)	0 (0-1 to 0·6)	0 (0 to 0·6)	0 (0 to 0·6)	1·2 (0·7 to 1·9)	1·2 (0·7 to 2)	1·2 (0·7 to 2)	1·6 (0·9 to 2·4)	2 (1·2 to 3·2)	2·6 (1·7 to 4·1)	3·2 (2·1 to 4·7)	3·7 (2·4 to 5·7)	4·1 (2·9 to 6·1)	10·3 (7·9 to 14·6)	19·4 (13·9 to 27·3)	29·6 (21·5 to 41·1)	40·6 (29·2 to 55·1)	56·1 (40 to 76)	59·6 (41·1 to 75)	49·9 (33·5 to 75·1)	43·2 (29·9 to 59·4)	25·9 (16·7 to 37·1)	9·4 (5·4 to 14)	361
Benign and in situ intestinal neoplasms	0 (0 to 0)	0 (0 to 0)	0 (0 to 0)	0 (0 to 0)	0 (0 to 0)	0 (0 to 0)	0 (0 to 0)	0 (0 to 0)	0 (0 to 0)	0 (0 to 0)	0 (0 to 0)	0 (0 to 0)	0 (0 to 0)	0 (0 to 0)	0 (0 to 0)	0 (0 to 0)	0 (0 to 0)	0 (0 to 0)	0 (0 to 0)	0 (0 to 0)	0 (0 to 0)	0 (0 to 0)	0 (0 to 0)	0 (0 to 0)	0	0
Benign and in situ cervical and uterine neoplasms	0 (0 to 0)	0 (0 to 0)	0 (0 to 0)	0 (0 to 0)	0 (0 to 0)	0 (0 to 0)	0 (0 to 0)	0 (0 to 0)	0 (0 to 0)	0 (0 to 0)	0 (0 to 0)	0 (0 to 0)	0 (0 to 0)	0 (0 to 0)	0 (0 to 0)	0 (0 to 0)	0 (0 to 0)	0 (0 to 0)	0 (0 to 0)	0 (0 to 0)	0 (0 to 0)	0 (0 to 0)	0 (0 to 0)	0 (0 to 0)	0	0
Other benign and in situ neoplasms	0 (0 to 0)	0 (0 to 0)	0 (0 to 0)	0 (0 to 0)	0 (0 to 0)	0 (0 to 0)	0 (0 to 0)	0 (0 to 0)	0 (0 to 0)	0 (0 to 0)	0 (0 to 0)	0 (0 to 0)	0 (0 to 0)	0 (0 to 0)	0 (0 to 0)	0 (0 to 0)	0 (0 to 0)	0 (0 to 0)	0 (0 to 0)	0 (0 to 0)	0 (0 to 0)	0 (0 to 0)	0 (0 to 0)	0 (0 to 0)	0	0
Cardiovascular diseases	4 (2·5 to 6·1)	4 (2·6 to 6·4)	14·8 (10·3 to 19·6)	19·1 (13·2 to 26·1)	16·5 (12·1 to 21·4)	37·4 (28·5 to 48·7)	62·6 (51·5 to 76·6)	90·1 (81·7 to 116)	148 (132 to 169)	190 (166 to 220)	322 (286 to 366)	290 (255 to 335)	603 (481 to 775)	971 (771 to 1,203)	1,620 (1,303 to 2,010)	2,178 (1,780 to 2,692)	2,686 (2,170 to 3,155)	3,610 (2,920 to 4,258)	3,592 (2,965 to 4,170)	3,496 (3,010 to 4,010)	2,705 (2,345 to 4,425)	2,160 (2,000 to 3,740)	1,602 (1,225 to 1,938)	29,600
Rheumatic heart disease	0 (0 to 0)	0 (0 to 0)	0 (0 to 0·4)	0·4 (0·2 to 0·8)	0·9 (0·4 to 1·7)	1·1 (0·7 to 1·6)	1·8 (1·2 to 2·6)	2·5 (1·7 to 3·5)	3·1 (2·1 to 4·4)	3·9 (2·6 to 5·6)	4·1 (2·8 to 6·1)	4·6 (3·2 to 6·6)	10 (7·1 to 14·2)	15·7 (11·9 to 22·7)	27·7 (20·9 to 39·3)	34·6 (26·2 to 49·3)	43·2 (32·6 to 61·5)	53·9 (41·1 to 73·2)	66 (50·2 to 92·3)	72·1 (53·9 to 98·4)	59·8 (44·6 to 83·1)	39·9 (29·7 to 55·4)	23·7 (17·6 to 32·9)	11·4 (8·1 to 15·7)	377
Ischemic heart disease	0 (0 to 0)	0 (0 to 0)	0 (0 to 0)	4·5 (2·5 to 7·1)	9·9 (7·1 to 13·2)	26·9 (20·1 to 35·6)	46·9 (36·9 to 59·9)	76·3 (64·3 to 89·7)	94·3 (81·2 to 108)	130 (116 to 146)	190 (166 to 214)	247 (209 to 287)	449 (370 to 539)	770 (643 to 923)	1,140 (970 to 1,329)	1,600 (1,370 to 1,830)	1,940 (1,630 to 2,260)	1,820 (1,520 to 2,140)	1,630 (1,350 to 1,960)	1,460 (1,200 to 1,740)	1,330 (1,050 to 1,660)	1,060 (820 to 1,290)	685 (520 to 1,060)	12,500
Stroke	0·4 (0·2 to 0·6)	0·7 (0·3 to 1·2)	2·8 (1·3 to 4·9)	4·3 (1·9 to 7·3)	20·3 (12·7 to 29·5)	26·7 (19·3 to 40·2)	39·8 (29·1 to 54·1)	59·4 (51·7 to 74·9)	72·4 (64·2 to 85·1)	106 (94·2 to 120)	123 (109 to 140)	202 (179 to 240)	304 (232 to 396)	469 (358 to 602)	592 (452 to 745)	703 (537 to 886)	866 (661 to 1,090)	1,060 (794 to 1,350)	997 (749 to 1,260)	753 (566 to 1,000)	697 (479 to 1,010)	702 (483 to 1,060)	504 (327 to 850)	7,850
Ischemic stroke	0·4 (0·1 to 0·6)	0·6 (0·2 to 0·9)	0·4 (0·1 to 1·1)	2·1 (1·0 to 3·1)	9·2 (5·2 to 15·4)	13·8 (9·8 to 20·7)	19·8 (13·7 to 29·1)	29·8 (23·3 to 37·4)	37·9 (31·3 to 46·3)	43·8 (36·8 to 52·4)	67·7 (57·1 to 79·2)	107 (89·4 to 127)	179 (137 to 227)	273·7 (214·1 to 346·1)	397 (312·1 to 502)	510 (397·1 to 646)	636 (494·1 to 809)	743 (577·1 to 946)	775 (598·1 to 1,010)	666 (462·1 to 1,010)	772 (483·1 to 1,190)	666 (483·1 to 1,010)	512 (358·1 to 1,010)	4,780
Intracerebral hemorrhage	0 (0 to 0·1)	0 (0 to 0·2)	0·4 (0·2 to 0·6)	0·6 (0·2 to 1·1)	2·1 (1·2 to 3·2)	5·6 (3·4 to 8·1)	10·6 (7·2 to 15·1)	15·6 (11·2 to 20·8)	23·9 (18·2 to 30·4)	31·8 (24·8 to 39·6)	41·3 (32·8 to 51·2)	49·2 (39·4 to 61·4)	63·5 (50·2 to 79·7)	90·7 (70·2 to 112)	131 (102 to 163)	167 (129·1 to 207)	202 (156·1 to 251)	242 (186·1 to 301)	240 (184·1 to 311)	192 (142·1 to 263)	163 (113·1 to 234)	153 (103·1 to 234)	113 (73·1 to 183)	1,820
Subarachnoid hemorrhage	0 (0 to 0·3)	0 (0 to 0·2)	0·1 (0 to 0·4)	0·2 (0 to 0·6)	0·5 (0 to 2·4)	1·2 (0·6 to 3·6)	2·3 (1·1 to 6·4)	3·5 (1·8 to 9·6)	4·6 (2·5 to 12·6)	5·6 (3·1 to 15·3)	7·1 (4·1 to 19·5)	8·2 (4·8 to 22·5)	10·3 (6·2 to 28·1)	14·2 (8·6 to 38·7)	20·4 (12·4 to 55·7)	26·1 (16·1 to 70·9)	32·4 (20·1 to 87·5)	40·6 (25·2 to 109)	52 (32·4 to 139)	62·6 (39·1 to 167)	63·2 (39·1 to 170)	52·6 (32·4 to 142)	34·2 (21·1 to 92·1)	1,150
Hypertensive heart disease	0 (0 to 0)	0 (0 to 0)	0 (0 to 0)	0 (0 to 0)	0 (0 to 0)	0·7 (0·4 to 1·1)	1·7 (1·1 to 2·6)	2·9 (2·0 to 3·9)	3·9 (2·8 to 5·2)	5·3 (3·9 to 7·1)	7·6 (5·4 to 10·3)	10·2 (7·3 to 13·9)	14·4 (10·2 to 19·6)	20·4 (14·4 to 27·9)	29·4 (20·7 to 40·3)	40·9 (28·8 to 56·1)	57·1 (39·9 to 78·4)	79·6 (55·6 to 109)	110 (77·1 to 153)	152 (106 to 209)	197 (139·1 to 272)	257 (179·1 to 354)	324 (224·1 to 445)	2,050
Non-rheumatic valvular heart disease	0 (0 to 0)	0 (0 to 0)	0 (0 to 0)	0 (0 to 0)	0 (0 to 0)	0·3 (0·1 to 0·6)	0·5 (0·2 to 1·1)	0·8 (0·4 to 1·5)	1·1 (0·6 to 2·1)	1·5 (0·8 to 2·8)	2·1 (1·1 to 3·7)	2·8 (1·5 to 5·1)	4·1 (2·2 to 7·4)	5·9 (3·1 to 10·7)	8·5 (4·6 to 15·4)	11·9 (6·4 to 21·5)	16·6 (8·9 to 30)	23·1 (12·4 to 41·7)	32·1 (17·2 to 57·9)	44·3 (23·7 to 79·8)	57·4 (30·6 to 103)	74·8 (39·9 to 134)	94·4 (50·3 to 170)	1,220
Non-rheumatic calcific aortic valve disease	0 (0 to 0)	0 (0 to 0)	0 (0 to 0)	0 (0 to 0)	0 (0 to 0)	0·2 (0·2 to 0·7)	0·3 (0·4 to 1·4)	0·5 (0·6 to 2·4)	0·7 (0·9 to 3·1)	0·9 (1·1 to 3·5)	1·2 (1·5 to 4·5)	1·6 (2·0 to 5·7)	2·3 (2·9 to 7·4)	3·3 (4·2 to 10·4)	4·8 (6·1 to 14·5)	6·7 (8·6 to 20·1)	9·3 (11·9 to 27·4)	12·9 (16·5 to 37·1)	18·1 (23·1 to 50·9)	25·1 (32·1 to 69·1)	32·4 (41·6 to 89·1)	42·2 (53·2 to 113)	53·3 (67·1 to 142)	965
Non-rheumatic degenerative mitral valve disease	0 (0 to 0)	0 (0 to 0)	0 (0 to 0)	0 (0 to 0)	0 (0 to 0)	0·2 (0·1 to 0·4)	0·4 (0·2 to 0·8)	0·6 (0·3 to 1·1)	0·8 (0·5 to 1·5)	1·1 (0·6 to 2·1)	1·5 (0·8 to 2·8)	2·1 (1·2 to 3·8)	2·9 (1·7 to 5·2)	4·2 (2·4 to 7·4)	5·9 (3·5 to 9·9)	8·3 (5·2 to 13·7)	11·5 (7·1 to 18·7)	15·9 (9·8 to 25·9)	21·9 (13·2 to 35·7)	28·7 (17·2 to 46·9)	35·9 (21·5 to 58·9)	44·2 (26·3 to 72·6)	53·2 (31·5 to 87·5)	275
Other non-rheumatic valve diseases	0 (0 to 0)	0 (0 to 0)	0 (0 to 0)	0 (0 to 0)	0 (0 to 0)	0·2 (0·1 to 0·4)	0·4 (0·2 to 0·7)	0·5 (0·3 to 1·1)	0·7 (0·4 to 1·5)	0·9 (0·5 to 2·1)	1·2 (0·7 to 2·8)	1·6 (1·0 to 3·8)	2·3 (1·4 to 5·2)	3·2 (2·0 to 7·4)	4·5 (2·8 to 10·4)	6·3 (3·9 to 14·5)	8·7 (5·4 to 20·1)	12·1 (7·4 to 27·9)	16·5 (10·1 to 37·8)	21·8 (13·2 to 49·8)	27·2 (16·5 to 62·1)	33·5 (20·1 to 76·5)	40·2 (24·1 to 91·4)	9·3
Cardiomyopathy and myocarditis	1·4 (0·9 to 2·2)	1·9 (0·9 to 2·2)	2·5 (0·9 to 3·6)	3·5 (2·3 to 4·9)	4·6 (3·3 to 5·3)	7·5 (5·3 to 10·4)	9·1 (6·2 to 13·7)	10·1 (7·1 to 14·6)	11·9 (8·3 to 16·3)	13·3 (9·2 to 18·4)	15·2 (10·4 to 21·1)	16·9 (11·5 to 23·4)	18·7 (12·7 to 26·1)	20·4 (13·7 to 28·5)	22·1 (14·7 to 31·1)	23·7 (15·7 to 33·5)	25·1 (16·4 to 35·7)	26·3 (16·9 to 37·5)	27·1 (17·1 to 38·5)	27·5 (17·2 to 39·2)	27·5 (17·2 to 39·2)	27·2 (17·2 to 38·8)	27·1 (17·2 to 38·5)	872
Myocarditis	0·4 (0·2 to 0·6)	0·5 (0·3 to 0·7)	0·7 (0·4 to 1·1)	0·9 (0·5 to 1·4)	1·2 (0·7 to 1·8)	1·6 (0·9 to 2·4)	2·1 (1·2 to 3·1)	2·6 (1·5 to 3·9)	3·2 (1·8 to 4·8)	3·8 (2·2 to 5·6)	4·5 (2·6 to 6·6)	5·2 (3·1 to 7·7)	6·1 (3·6 to 8·9)	7·1 (4·2 to 10·4)	8·2 (4·9 to 12·1)	9·4 (5·6 to 13·7)	10·7 (6·4 to 15·7)	12·1 (7·2 to 17·8)	13·6 (8·1 to 20·1)	15·2 (9·1 to 22·5)	16·9 (10·1 to 25·1)	18·8 (11·2 to 27·9)	20·9 (12·4 to 31·1)	68·4
Alcoholic cardiomyopathy	0 (0 to 0)	0 (0 to 0)	0 (0 to 0)	0 (0 to 0)	0 (0 to 0)	0 (0 to 0)	0 (0 to 0)	0·1 (0 to 0·2)	0·2 (0 to 0·4)	0·2 (0 to 0·5)	0·3 (0 to 0·6)	0·4 (0 to 0·8)	0·5 (0 to 1·1)	0·7 (0 to 1·4)	0·9 (0 to 1·8)	1·2 (0 to 2·4)	1·5 (0 to 3·1)	1·9 (0 to 3·9)	2·4 (0 to 4·9)	2·9 (0 to 5·9)	3·4 (0 to 6·9)	3·9 (0 to 7·9)	4·4 (0 to 8·9)	4·9 (0 to 9·9)	63
Other cardiomyopathy	1·0 (0·4 to 2·4)	1·4 (0·4 to 1·4)	3·6 (1·4 to 8·7)	2·9 (0·8 to 6·3)	1·6 (0·6 to 3·5)	4·1 (2·3 to 7·4)	2·9 (1·6 to 5·2)	4·3 (2·4 to 7·6)	13·9 (7·9 to 23·1)	19·7 (12·2 to 29·6)	19·1 (12·1 to 27·7)	23·1 (14·7 to 32·9)	32·9 (21·1 to 46·6)	43·9 (27·8 to 61·7)	52·6 (33·6 to 73·8)	69·4 (43·1 to 109)	79·0 (51·9 to 112)	97·2 (62·4 to 135)	91·5 (58·1 to 132)	77·4 (47·9 to 111)	66·3 (44·4 to 101)	52·0 (31·9 to 84·1)	22·8 (11·9 to 41·1)	761
Atrial fibrillation and flutter	0 (0 to 0)	0 (0 to 0)	0 (0 to 0)	0 (0 to 0)	0 (0 to 0)	0 (0 to 0)	0 (0 to 0)	0 (0 to 0)	0 (0 to 0)	0·2 (0 to 0·5)	0·2 (0 to 0·6)	0·3 (0 to 0·8)	0·4 (0 to 1·1)	0·6 (0 to 1·5)	0·8 (0 to 2·1)	1·1 (0 to 2·9)	1·4 (0 to 3·8)	1·8 (0 to 4·9)	2·2 (0 to 6·1)	2·7 (0 to 7·4)	3·2 (0 to 8·7)	3·7 (0 to 10·1)	4·2 (0 to 11·6)	4·7 (0 to 13·1)	63
Aortic aneurysm	…	…	…	…	…	…	…	…	…	…	…	…	…	…	…	…	…	…	…	…	…	…	…	…	…
Endocarditis	0·1 (0 to 0·2)	0·1 (0 to 0·2)	0·2 (0 to 0·4)	0·4 (0·2 to 0·6)	0·6 (0·3 to 0·7)	0·8 (0·5 to 1·2)	0·8 (0·5 to 1·2)	0·7 (0·4 to 1·1)	0·9 (0·5 to 1·4)	1·1 (0·6 to 1·7)	1·3 (0·8 to 2·1)	1·6 (0·9 to 2·4)	2·1 (1·2 to 3·2)	2·8 (1·6 to 4·3)	3·7 (2·1 to 5·6)	4·8 (2·8 to 7·3)	6·2 (3·6 to 9·4)	7·8 (4·6 to 12)	9·8 (5·7 to 15)	12·2 (7·1 to 18·6)	14·9 (8·6 to 22·8)	18·1 (10·4 to 27·8)	21·8 (12·5 to 33·5)	247
Other cardiovascular and circulatory diseases	1·9 (1·1 to 2·9)	1·7 (1·1 to 2·4)	6·2 (3·9 to 9·1)	4·6 (2·8 to 6·9)	2·8 (1·8 to 4·2)	6·3 (4·3 to 9·2)	15·2 (10·4 to 21·7)	19·2 (13·2 to 27·9)	30·1 (20·2 to 46·4)	38·5 (26·3 to 56·3)	42·6 (29·1 to 62·3)	66·8 (45·3 to 97·5)	83·5 (56·5 to 122)	47·7 (32·3 to 69·7)	49·4 (33·4 to 72·1)	39·8 (26·9 to 58·1)	33·9 (22·9 to 49·5)	105 (71·1 to 153)	117 (79·2 to 171)	89·3 (60·4 to 130)	72·3 (48·9 to 105)	39·6 (26·8 to 57·8)	19·7 (13·3 to 28·8)	1,270
Chronic respiratory diseases	0 (0 to 0)	0·1 (0·1 to 0·1)	199 (169·1 to 197)	199 (169 to 230)	259 (219 to 301)	203 (171·1 to 237)	184 (154·1 to 214)	221 (186·1 to 261)	235 (198·1 to 276)	244 (205·1 to 284)	249 (210·1 to 290)	245 (206·1 to 285)	240 (202·1 to 279)	234 (197·1 to 273)	227 (191·1 to 265)	221 (186·1 to 258)	215 (181·1 to 251)	210 (176·1 to 245)	205 (172·1 to 239)	200 (168·1 to 233)	196 (165·1 to 228)	191 (160·1 to 223)	187 (157·1 to 218)	183 (154·1 to 213)	16,600
Chronic obstructive pulmonary disease	0 (0 to 0)	0·1 (0·1 to 0·1)	2·2 (1·9 to 2·5)	4·4 (3·8 to 5·1)	7·5 (6·5 to 8·7)	12·6 (10·9 to 14·6)	19·6 (16·9 to 22·6)	28·3 (24·4 to 32·6)	38·9 (33·5 to 44·8)	51·3 (44·2 to 59·1)	65·7 (56·6 to 75·6)	82·7 (71·3 to 95·2)	102 (87·9 to 117)	124 (107 to 143)	150 (129 to 172)	178 (153 to 205)	209 (180 to 240)	243 (210 to 279)	280 (242 to 322)	320 (276 to 368)	363 (313 to 417)	409 (353 to 470)	459 (396 to 528)	520 (449 to 598)	12,000
Pneumoconiosis	0 (0 to 0)	0 (0 to 0)	0 (0 to 0)	0 (0 to 0)	0 (0 to 0)	0 (0 to 0)	0 (0 to 0)	0 (0 to 0)	0 (0 to 0)	0 (0 to 0)	0 (0 to 0)	0 (0 to 0)	0 (0 to 0)	0 (0 to 0)	0 (0 to 0)	0 (0 to 0)	0 (0 to 0)	0 (0 to 0)	0 (0 to 0)	0 (0 to 0)	0 (0 to 0)	0 (0 to 0)	0 (0 to 0)	0 (0 to 0)	0	15·2
Silicosis	0 (0 to 0)	0 (0 to 0)	0 (0 to 0)	0 (0 to 0)	0 (0 to 0)	0 (0 to 0)	0 (0 to 0)	0 (0 to 0)	0 (0 to 0)	0 (0 to 0)	0 (0 to 0)	0 (0 to 0)	0 (0 to 0)	0 (0 to 0)	0 (0 to 0)	0 (0 to 0)	0 (0 to 0)	0 (0 to 0)	0 (0 to 0)	0 (0 to 0)	0 (0 to 0)	0 (0 to 0)	0 (0 to 0)	0 (0 to 0)	0	0·7
Asbestosis	0 (0 to 0)	0 (0 to 0)	0 (0 to 0)	0 (0 to 0)	0 (0 to 0)	0 (0 to 0)	0 (0 to 0)	0 (0 to 0)	0 (0 to 0)	0 (0 to 0)	0 (0 to 0)	0 (0 to 0)	0 (0 to 0)	0 (0 to 0)	0 (0 to 0)	0 (0 to 0)	0 (0 to 0)	0 (0 to 0)	0 (0 to 0)	0 (0 to 0)	0 (0 to 0)	0 (0 to 0)	0 (0 to 0)	0 (0 to 0)	0	4·5
Coal workers pneumoconiosis	0 (0 to 0)	0 (0 to 0)	0 (0 to 0)	0 (0 to 0)	0 (0 to 0)	0 (0 to 0)	0 (0 to 0)	0 (0 to 0)	0 (0 to 0)	0 (0 to 0)	0 (0 to 0)	0 (0 to 0)	0 (0 to 0)	0 (0 to 0)	0 (0 to 0)	0 (0 to 0)	0 (0 to 0)	0 (0 to 0)	0 (0 to 0)	0 (0 to 0)	0 (0 to 0)	0 (0 to 0)	0 (0 to 0)	0 (0 to 0)	0	1·1
Other pneumoconiosis	0 (0 to 0)	0 (0 to 0)	0 (0 to 0)	0 (0 to 0)	0 (0 to 0)	0 (0 to 0)	0 (0 to 0)	0·1 (0 to 0·2)	0·2 (0 to 0·3)	0·2 (0 to 0·3)	0·2 (0 to 0·4)	0·3 (0 to 0·5)	0·4 (0 to 0·6)	0·5 (0 to 0·8)	0·7 (0 to 1·1)	0·9 (0 to 1·4)	1·2 (0 to 1·8)	1·5 (0 to 2·3)	1·9 (0 to 2·9)	2·4 (0 to 3·6)	2·9 (0 to 4·4)	3·5 (0 to 5·3)	4·2 (0 to 6·3)	4·9 (0 to 7·3)	8·9
Asthma	0 (0 to 0)	0 (0 to 0)	189 (169·0 to 175)	192 (169 to 224)	188 (117 to 288)	165 (110·0 to 288)	162 (99·2 to 248)	168 (109 to 257)	172 (111 to 263)	177 (121 to 271)	185 (115 to 276)	216 (139 to 321)	211 (132 to 314)	206 (132 to 304)	201 (132·0 to 300)	196 (130·0 to 292)	191 (129·0 to 285)	186 (128·0 to 277)	181 (127·0 to 270)	177 (126·0 to 264)	173 (125·0 to 258)	169 (124·0 to 252)	165 (123·0 to 246)	162 (122·0 to 241)	3,430
Interstitial lung disease and pulmonary sarcoidosis	0 (0 to 0)	0 (0 to 0)	1·9 (1·1 to 3·4)	2·6 (1·6 to 3·7)	3·3 (2·0 to 4·8)	4·2 (2·6 to 6·1)	4·8 (2·9 to 6·9)	5·2 (3·2 to 7·6)	5·5 (3·3 to 8·2)	5·8 (3·5 to 8·6)	6·1 (3·7 to 9·1)	6·4 (3·8 to 9·6)	6·7 (4·0 to 10·1)	7·0 (4·2 to 10·6)	7·3 (4·4 to 11·0)	7·6 (4·5 to 11·4)	7·9 (4·7 to 11·9)	8·2 (4·9 to 12·3)	8·5 (5·1 to 12·8)	8·8 (5·2 to 13·3)	9·1 (5·4 to 13·8)	9·4 (5·6 to 14·2)	9·7 (5·8 to 14·6)	89
Other chronic respiratory diseases	0·7 (0·5 to 0·9)	0·7 (0·5 to 0·9)	1·9 (1·4 to 2·5)	2·3 (1·7 to 3·1)	2·4 (1·7 to 3·3)	3·1 (2·3 to 4·2)	3·4 (2·5 to 4·6)	3·7 (2·7 to 5·1)	4·1 (3·0 to 5·6)	4·4 (3·2 to 6·1)	4·8 (3·5 to 6·6)	5·2 (3·8 to 7·1)	5·6 (4·1 to 7·7)	6·1 (4·4 to 8·3)	6·6 (4·8 to 8·9)	7·1 (5·2 to 9·6)	7·7 (5·6 to 10·4)	8·3 (6·0 to 11·2)	8·9 (6·4 to 12·1)	9·6 (6·9 to 13·0)	10·3 (7·4 to 14·0)	11·1 (7·9 to 15·1)	11·9 (8·5 to 16·2)	1,010
Digestive diseases	1·9 (1·3 to 2·7)	2·6 (1·7 to 3·6)	19·7 (13·5 to 27·1)	13·9 (9·5 to 19·2)	9·5 (6·6 to 12·5)	20·1 (14·3 to 28·1)	40·5 (29·4 to 54·6)	63·6 (49·3 to 79·1)	106 (82·4 to 136)	152 (120 to 189)	206 (163 to 255)	286 (227 to 354)	396 (314 to 492)	592 (469 to 735)	892 (705 to 1,110)	1,340 (1,060 to 1,660)	1,940 (1,530 to 2,410)	2,760 (2,180 to 3,430)	3,980 (3,140 to 4,950)	5,740 (4,530 to 7,140)	8,270 (6,530 to 10,300)	11,900 (9,400 to 14,800)	17,100 (13,500 to 21,300)	116	6,890
Cirrhosis and other chronic liver diseases	0 (0 to 0)	0 (0 to 0)	1·1 (1·1 to 2·4)	0·7 (0·4 to 1·1)	2 (1·2 to 2·9)	2·7 (1·6 to 4·1)	4·3 (2·4 to 6·4)	5·6 (3·2 to 8·2)	7·2 (4·2 to 11·3)	9·4 (5·7 to 14·2)	11·3 (7·1 to 17·3)	13·4 (8·6 to 20·1)	16·2 (10·4 to 24·1)	19·3 (12·4 to 28·4)	22·6 (14·5 to 33·1)	26·2 (16·9 to 38·2)	30·1 (19·4 to 43·7)	34·1 (21·9 to 49·3)	38·4 (24·6 to 55·2)	42·9 (27·4 to 61·4)	47·6 (30·3 to 67·8)	52·5 (33·3 to 74·5)	57·6 (36·5 to 81·5)	52
Cirrhosis and other chronic liver diseases due to hepatitis B	0 (0 to 0)	0 (0 to 0)	0 (0 to 0)	0 (0 to 0)	0 (0 to 0)	0·2 (0 to 0·3)	0·3 (0 to 0·6)	0·4 (0 to 0·8)	0·6 (0 to 1·1)	0·8 (0 to 1·4)	1·1 (0 to 1·8)	1·4 (0·8 to 2·2)	1·8 (1·1 to 2·8)	2·3 (1·4 to 3·5)	2·9 (1·8 to 4·4)	3·6 (2·2 to 5·4)	4·4 (2·7 to 6·6)	5·3 (3·3 to 8·1)	6·3 (3·9 to 9·6)	7·4 (4·6 to 11·3)	8·6 (5·3 to 13·1)	9·9 (6·1 to 15·1)	11·3 (6·9 to 17·3)	52
Cirrhosis and other chronic liver diseases due to hepatitis C	0 (0 to 0)	0 (0 to 0)	0 (0 to 0)	0 (0 to 0)	0·1 (0 to 0·2)	0·3 (0 to 0·5)	1·1 (0·6 to 1·7)	2·6 (1·5 to 3·9)	4·9 (2·9 to 7·3)	8·8 (5·3 to 13·1)	14·6 (8·8 to 21·7)	23·1 (14·1 to 34·1)	35·4 (21·8 to 52·1)	52·1 (32·3 to 76·5)	73·1 (45·5 to 107)	97·9 (61·1 to 143)	126·1 (79·1 to 184)	158·1 (99·1 to 230)	193·1 (121·1 to 280)	229·1 (144·1 to 331)	264·9 (166·1 to 382)	298·9 (187·1 to 431)	331·9 (207·1 to 479)	2,510
Cirrhosis and other chronic liver diseases due to alcohol use	0 (0 to 0)	0 (0 to 0)	0 (0 to 0)	0 (0 to 0)	0 (0 to 0)	0 (0 to 0)	0 (0 to 0)	0·4 (0·2 to 0·7)	2·6 (1·2 to 4·2)	7·3 (3·2 to 13·3)	17·3 (7·3 to 31·3)	33·8 (14·3 to 61·3)	60·3 (25·3 to 109)	99·6 (42·3 to 180)	154·1 (65·3 to 279)	224·1 (95·3 to 405)	309·1 (131·3 to 559)	411·1 (174·3 to 744)	536·1 (227·3 to 970)	686·1 (291·3 to 1,240)	861·1 (365·3 to 1,560)	1,060 (450·3 to 1,920)	1,290 (547·3 to 2,330)	549
Cirrhosis and other chronic liver diseases due to NAFLD	0 (0 to 0)	0 (0 to 0)	0 (0 to 0)	0 (0 to 0)	0·1 (0 to 0·2)	0·2 (0 to 0·4)	0·4 (0 to 0·8)	0·8 (0 to 1·4)	1·2 (0·7 to 2·1)	1·8 (1·1 to 3·1)	2·6 (1·6 to 4·3)	3·6 (2·2 to 5·8)	5·1 (3·1 to 8·1)	7·1 (4·3 to 11·2)	9·6 (5·8 to 15·1)	12·6 (7·6 to 19·7)	16·1 (9·7 to 25·1)	20·1 (12·1 to 31·3)	24·6 (14·8 to 38·2)	29·6 (17·8 to 45·9)	34·9 (21·1 to 54·1)	40·6 (24·4 to 62·9)	46·6 (28·1 to 72·2)	327
Cirrhosis and other chronic liver diseases due to other causes	0 (0 to 0)	0 (0 to 0)	1·1 (1·1 to 2·4)	0·7 (0·4 to 1·1)	1·9 (1·2 to 2·9)	3·6 (2·3 to 5·4)	6·3 (3·9 to 9·4)	11·4 (7·1 to 16·7)	19·1 (11·8 to 28·1)	29·8 (18·4 to 43·9)	43·9 (27·1 to 64·6)	63·6 (39·3 to 93·6)	87·9 (54·3 to 129)	117·1 (72·3 to 172)	151·1 (93·3 to 222)	190·1 (117·3 to 279)	234·1 (144·3 to 344)	283·1 (174·3 to 416)	337·1 (207·3 to 496)	396·1 (243·3 to 583)	460·1 (282·3 to 677)	529·1 (324·3 to 779)	603·1 (369·3 to 887)	3,610
Upper digestive system diseases	0 (0 to 0)	0 (0 to 0)	0·1 (0 to 0·2)	0·1 (0 to 0·3)	0·2 (0 to 0·4)	0·3 (0 to 0·7)	0·5 (0 to 1·1)	0·8 (0 to 1·6)	1·2 (0·7 to 2·2)	1·7 (1·1 to 3·1)	2·4 (1·5 to 4·3)	3·3 (2·1 to 5·8)	4·6 (2·9 to 8·1)	6·4 (4·1 to 11·2)	8·8 (5·6 to 15·3)	11·7 (7·4 to 20·2)	15·1 (9·6 to 25·9)	19·1 (12·1 to 32·6)	23·7 (15·1 to 40·3)	28·9 (18·4 to 48·9)	34·6 (22·1 to 58·3)	40·9 (26·1 to 68·7)	47·8 (30·6 to 79·2)	1,060
Peptic ulcer disease	0 (0 to 0)	0 (0 to 0)	0·1 (0 to 0·1)	0·1 (0·1 to 0·1)	0·2 (0·1 to 0·3)	0·3 (0·2 to 0·4)	0·5 (0·3 to 0·7)	0·7 (0·4 to 1·1)	1·1 (0·6 to 1·6)	1·5 (0·9 to 2·3)	2·2 (1·3 to 3·3)	3·1 (1·8 to 4·8)	4·3 (2·5 to 6·6)	6·1 (3·6 to 9·3)	8·4 (4·9 to 12·8)	11·2 (6·6 to 17·1)	14·5 (8·5 to 22·1)	18·3 (10·8 to 27·9)	22·8 (13·4 to 34·7)	27·8 (16·4 to 42·3)	33·3 (19·6 to 50·6)	39·3 (23·1 to 59·7)	45·9 (27·1 to 69·8)	214
Gastritis and duodenitis	0 (0 to 0)	0 (0 to 0)	0 (0 to 0·1)	0 (0 to 0·1)	0 (0 to 0·1)	0·1 (0 to 0·2)	0·1 (0 to 0·3)	0·2 (0 to 0·4)	0·3 (0 to 0·6)	0·4 (0 to 0·8)	0·6 (0 to 1·1)	0·8 (0 to 1·5)	1·1 (0 to 2·1)	1·6 (0 to 2·9)	2·2



Congenital birth defects	217 (128 to 374)	914 (68 3 to 124)	158 (115 to 237)	98.7 (79 4 to 139)	51.5 (39 1 to 84 4)	62.4 (47 4 to 79)	57 (43 4 to 73 4)	51.7 (39 to 67 7)	53.1 (37 4 to 70 7)	49.8 (35 8 to 65)	49.3 (34 9 to 62 4)	42.7 (32 4 to 59 1)	49.6 (33 to 67 4)	52.7 (39 1 to 69 1)	64.4 (47 4 to 84 8)	53.3 (38 4 to 70 3)	36 (24 9 to 49 7)	11.5 (7 to 17 1)	9.2 (3 8 to 9 3)	3.2 (0 to 5)	2 (1 2 to 3)	0.9 (0 4 to 1 9)	0.3 (0 2 to 0 6)		1,240
Neural tube defects	29.4 (19 to 52 4)	3.1 (1 6 to 5 5)	13.9 (10 to 28 1)	17.5 (9 to 30 2)	1.1 (0 7 to 1 7)	1.6 (1 to 2 4)	1.6 (1 to 2 4)	1.6 (1 to 2 4)	1.6 (1 to 2 4)	2.2 (1 to 3 9)	1.7 (0 9 to 2 8)	1.1 (0 7 to 1 6)	1 (0 4 to 2 7)	0.7 (0 4 to 1 3)	0.7 (0 4 to 1 2)	0	0.1 (0 to 0 3)	0	0	0	0	0	0		89 3
Congenital heart anomalies	10.4 (6 8 to 15 4)	1.1 (0 6 to 1 6)	4.9 (3 2 to 7 1)	6.2 (4 to 9 5)	0.4 (0 2 to 0 6)	0.6 (0 4 to 1 1)	0.6 (0 4 to 1 1)	0.6 (0 4 to 1 1)	0.6 (0 4 to 1 1)	0.8 (0 5 to 1 3)	0.6 (0 4 to 1 1)	0.4 (0 3 to 0 8)	0.4 (0 2 to 0 8)	0.3 (0 2 to 0 6)	0.4 (0 2 to 0 6)	0.2 (0 1 to 0 4)	0.2 (0 1 to 0 4)	0.1 (0 to 0 3)	0.1 (0 to 0 2)	0.1 (0 to 0 2)	0.1 (0 to 0 2)	0 (0 to 0 1)	0 (0 to 0 1)		276
Orofacial clefts	0.1 (0 to 0 3)	0.1 (0 to 0 2)	0.2 (0 1 to 0 4)	0.3 (0 to 0 6)	0.3 (0 to 0 6)	0.3 (0 2 to 0 6)	0.3 (0 2 to 0 6)	0.3 (0 2 to 0 6)	0.3 (0 2 to 0 6)	0.3 (0 2 to 0 6)	0.3 (0 2 to 0 6)	0.3 (0 2 to 0 6)	0.3 (0 2 to 0 6)	0.3 (0 2 to 0 6)	0.4 (0 2 to 0 6)	0.2 (0 1 to 0 4)	0.2 (0 1 to 0 3)	0.1 (0 to 0 2)	0.1 (0 to 0 2)	0.1 (0 to 0 2)	0.1 (0 to 0 2)	0 (0 to 0 1)	0 (0 to 0 1)		9 2
Down syndrome	3 0 1 to 5 6)	1 4 (0 8 to 2 2)	0 5 (0 4 to 0 7)	2 2 (1 1 to 3 4)	2 4 (1 6 to 3 4)	3 1 (2 to 4 4)	2 8 (2 4 to 3 1)	2 8 (2 4 to 3 1)	2 8 (2 4 to 3 1)	4 6 (3 8 to 5 7)	3 5 (2 9 to 4 3)	3 1 (2 6 to 3 7)	2 3 (1 7 to 3)	1 9 (1 4 to 2 5)	2 1 (1 6 to 2 7)	1 3 (0 9 to 1 8)	2 1 (1 6 to 2 8)	1 6 (1 2 to 2 2)	0 7 (0 4 to 1 1)	0 4 (0 3 to 0 6)	0 2 (0 1 to 0 3)	0 1 (0 to 0 2)	0 1 (0 to 0 2)		112
Turner syndrome	0 (0 to 0)	0 (0 to 0)	0 1 (0 to 0 2)	0 4 (0 1 to 1 1)	0 5 (0 1 to 1 4)	0 6 (0 1 to 1 4)	0 6 (0 2 to 1 6)	0 6 (0 2 to 1 7)	0 6 (0 2 to 1 7)	0 6 (0 2 to 1 6)	0 5 (0 1 to 1 5)	0 4 (0 1 to 1 3)	0 4 (0 1 to 1 3)	0 4 (0 1 to 1 2)	0 2 (0 1 to 0 6)	0 2 (0 1 to 0 5)	0 2 (0 1 to 0 6)	0 1 (0 to 0 2)	0 1 (0 to 0 2)	0 1 (0 to 0 1)	0 1 (0 to 0 2)	0 (0 to 0 1)	0 (0 to 0 1)		6 6
Klinefelter syndrome	0 (0 to 0)	0 (0 to 0)	0 (0 to 0)	0 (0 to 0)	0 (0 to 0)	0 (0 to 0)	0 (0 to 0)	0 (0 to 0)	0 (0 to 0)	0 (0 to 0)	0 (0 to 0)	0 (0 to 0)	0 (0 to 0)	0 (0 to 0)	0 (0 to 0)	0 (0 to 0)	0 (0 to 0)	0 (0 to 0)	0 (0 to 0)	0 (0 to 0)	0 (0 to 0)	0 (0 to 0)	0 (0 to 0)		0
Other chromosomal abnormalities	62 4 (26 8 to 125)	28 5 (17 2 to 46 4)	42 1 (27 1 to 76)	12 9 (8 2 to 19 1)	8 1 (5 to 11 4)	8 5 (5 5 to 12 4)	8 2 (5 1 to 11 7)	6 8 (4 2 to 10 1)	9 2 (5 6 to 13 2)	9 3 (5 2 to 14 2)	4 7 (2 9 to 6 4)	2 8 (1 6 to 3 5)	2 2 (1 2 to 3 4)	2 7 (1 6 to 3 8)	2 5 (1 4 to 3 5)	1 9 (1 to 2 7)	1 2 (0 6 to 1 7)	0 5 (0 to 0)	0 2 (0 to 0)	0 1 (0 to 0)	0 1 (0 to 0)	0 (0 to 0)	0 (0 to 0)		199
Congenital musculoskeletal and limb anomalies	9 1 (4 7 to 16 8)	2 6 (1 4 to 4 2)	13 9 (8 4 to 21 2)	20 (11 8 to 30 2)	17 1 (9 1 to 29 4)	17 1 (9 1 to 29 4)	17 4 (9 1 to 33 3)	15 7 (8 to 33 3)	13 6 (6 2 to 29 4)	13 6 (6 2 to 29 4)	14 6 (6 9 to 29 4)	16 7 (7 9 to 39 1)	12 9 (5 9 to 29 7)	18 9 (12 4 to 32 4)	21 (13 to 32 6)	18 7 (9 4 to 35 4)	13 9 (7 6 to 30 4)	8 2 (4 1 to 19 9)	4 1 (2 1 to 9 4)	1 9 (1 to 3 9)	1 1 (0 4 to 1 8)	0 5 (0 2 to 0 8)	0 1 (0 to 0 2)		277
Urogenital congenital anomalies	13 4 (7 1 to 27)	2 (1 to 3 2)	2 3 (1 5 to 4 4)	2 2 (1 4 to 3 4)	1 8 (1 1 to 2 8)	1 8 (1 1 to 2 8)	1 8 (1 to 2 4)	1 6 (0 9 to 2 1)	1 3 (0 8 to 1 9)	1 1 (0 7 to 1 7)	1 (0 7 to 1 4)	0 9 (0 6 to 1 3)	0 9 (0 6 to 1 3)	0 8 (0 5 to 1 2)	0 7 (0 4 to 1 1)	0 4 (0 3 to 0 7)	0 2 (0 1 to 0 3)	0 1 (0 to 0)	0 1 (0 to 0)	0 1 (0 to 0)	0 1 (0 to 0)	0 (0 to 0)	0 (0 to 0)		34
Digestive congenital anomalies	19 8 (9 6 to 32 1)	4 (2 to 5 9)	9 5 (4 6 to 12 1)	10 4 (5 2 to 18 6)	5 4 (2 to 9 3)	5 4 (2 to 9 3)	5 2 (2 to 8 6)	4 6 (2 to 7 5)	3 8 (1 7 to 6 2)	3 4 (1 6 to 5 4)	3 (1 4 to 4 9)	2 4 (1 to 4 2)	2 (0 7 to 3 5)	1 6 (0 6 to 3)	1 3 (0 4 to 2 5)	0 9 (0 3 to 1 8)	0 6 (0 2 to 1 4)	0 3 (0 1 to 0 7)	0 2 (0 to 0 5)	0 1 (0 to 0 3)	0 1 (0 to 0 2)	0 (0 to 0 1)	0 (0 to 0)		98 7
Other congenital birth defects	60 7 (33 to 106)	14 3 (8 4 to 22 4)	24 5 (12 2 to 47 6)	19 5 (10 2 to 29 4)	12 4 (6 4 to 18 6)	12 4 (6 4 to 18 6)	9 2 (4 2 to 16)	7 6 (4 2 to 11 4)	7 6 (4 2 to 12 6)	6 5 (3 6 to 10 2)	5 8 (3 3 to 9 4)	4 7 (2 8 to 7 6)	3 5 (1 9 to 6 5)	2 9 (1 6 to 5 1)	2 4 (1 4 to 3 9)	2 (1 2 to 3 2)	1 7 (1 to 2 7)	1 2 (0 6 to 2 1)	0 8 (0 4 to 1 4)	0 4 (0 2 to 0 7)	0 2 (0 1 to 0 4)	0 1 (0 to 0 2)	0 1 (0 to 0 2)		206
Urinary diseases and male infertility	0 3 (0 2 to 0 6)	0 4 (0 2 to 0 6)	0 6 (0 3 to 1 1)	0 8 (0 4 to 1 4)	0 7 (0 4 to 1 3)	0 7 (0 4 to 1 2)	0 7 (0 to 1 3)	0 6 (0 to 1 1)	0 5 (0 to 1 1)	0 4 (0 to 0 9)	0 4 (0 to 0 8)	0 3 (0 to 0 7)	0 3 (0 to 0 6)	0 2 (0 to 0 5)	0 2 (0 to 0 5)	0 1 (0 to 0 4)	0 1 (0 to 0 3)	0 1 (0 to 0 2)	0 (0 to 0 1)	0 (0 to 0 1)	0 (0 to 0 1)	0 (0 to 0 1)	0 (0 to 0 1)		39 5
Urolithiasis	0 (0 to 0)	0 (0 to 0)	0 (0 to 0)	0 (0 to 0 1)	0 (0 to 0 1)	0 (0 2 to 0 3)	0 (0 2 to 0 4)	0 (0 2 to 0 4)	0 (0 1 to 0 3)	0 (0 1 to 0 3)	0 (0 1 to 0 3)	0 (0 1 to 0 3)	0 (0 1 to 0 3)	0 (0 1 to 0 3)	0 (0 1 to 0 4)	0 (0 1 to 0 3)	0 (0 1 to 0 3)	0 (0 to 0 2)	0 (0 to 0 2)	0 (0 to 0 1)	0 (0 to 0 1)	0 (0 to 0 1)	0 (0 to 0 1)		68 8
Benign prostatic hyperplasia	0 (0 to 0)	0 (0 to 0)	0 (0 to 0)	0 (0 to 0)	0 (0 to 0)	0 (0 to 0)	0 (0 to 0)	0 (0 to 0)	0 (0 to 0)	0 (0 to 0)	0 (0 to 0)	0 (0 to 0)	0 (0 to 0)	0 (0 to 0)	0 (0 to 0)	0 (0 to 0)	0 (0 to 0)	0 (0 to 0)	0 (0 to 0)	0 (0 to 0)	0 (0 to 0)	0 (0 to 0)	0 (0 to 0)		0
Male infertility	–	–	–	–	–	–	–	–	–	–	–	–	–	–	–	–	–	–	–	–	–	–	–		NA
Other urinary diseases	0 3 (0 2 to 0 6)	0 4 (0 1 to 0 4)	0 2 (0 to 0 4)	0 6 (0 to 1 1)	0 9 (0 5 to 1 4)	0 9 (0 5 to 1 3)	1 1 (0 6 to 1 7)	0 7 (0 4 to 1 1)	1 1 (0 7 to 1 7)	1 4 (0 9 to 2 1)	1 4 (0 9 to 2 2)	1 3 (0 8 to 1 9)	1 6 (1 to 2 6)	1 8 (1 to 2 6)	2 8 (1 9 to 4 1)	2 9 (1 9 to 4 1)	3 (1 8 to 4 9)	2 4 (1 4 to 4)	1 5 (0 9 to 2 4)	1 5 (0 9 to 2 4)	1 (0 6 to 1 6)	0 4 (0 2 to 0 6)	0 2 (0 1 to 0 3)		22 7
Gynecological diseases	0 (0 to 0)	0 (0 to 0)	0 (0 to 0)	0 (0 to 0)	0 (0 to 0)	(24 7 to 598 2)	(91 4 to 294)	(77 1 to 421)	(22 1 to 322)	(262 to 375)	(288 to 598)	(257 to 598)	(263 to 573)	(196 to 415)	(119 to 267)	116 (81 to 161)	(87 9 to 210)	(94 to 153)	(36 4 to 73)	(16 1 to 42 6)	0 (0 to 0)	0 (0 to 0)	0 (0 to 0)		3,340
Uterine fibroids	0 (0 to 0)	0 (0 to 0)	0 (0 to 0)	0 (0 to 0)	0 (0 to 0)	0 (0 to 0)	0 (0 to 0)	0 (0 to 0)	0 (0 to 0)	0 (0 to 0)	0 (0 to 0)	0 (0 to 0)	0 (0 to 0)	0 (0 to 0)	0 (0 to 0)	0 (0 to 0)	0 (0 to 0)	0 (0 to 0)	0 (0 to 0)	0 (0 to 0)	0 (0 to 0)	0 (0 to 0)	0 (0 to 0)		184
Polycystic ovarian syndrome	0 (0 to 0)	0 (0 to 0)	0 (0 to 0)	0 (0 to 0)	0 (0 to 0)	0 (0 to 0)	0 (0 to 0)	0 (0 to 0)	0 (0 to 0)	0 (0 to 0)	0 (0 to 0)	0 (0 to 0)	0 (0 to 0)	0 (0 to 0)	0 (0 to 0)	0 (0 to 0)	0 (0 to 0)	0 (0 to 0)	0 (0 to 0)	0 (0 to 0)	0 (0 to 0)	0 (0 to 0)	0 (0 to 0)		165
Female infertility	0 (0 to 0)	0 (0 to 0)	0 (0 to 0)	0 (0 to 0)	0 (0 to 0)	0 (0 to 0)	0 (0 to 0)	0 (0 to 0)	0 (0 to 0)	0 (0 to 0)	0 (0 to 0)	0 (0 to 0)	0 (0 to 0)	0 (0 to 0)	0 (0 to 0)	0 (0 to 0)	0 (0 to 0)	0 (0 to 0)	0 (0 to 0)	0 (0 to 0)	0 (0 to 0)	0 (0 to 0)	0 (0 to 0)		39 5
Endometriosis	0 (0 to 0)	0 (0 to 0)	0 (0 to 0)	0 (0 to 0)	0 (0 to 0)	0 (0 to 0)	0 (0 to 0)	0 (0 to 0)	0 (0 to 0)	0 (0 to 0)	0 (0 to 0)	0 (0 to 0)	0 (0 to 0)	0 (0 to 0)	0 (0 to 0)	0 (0 to 0)	0 (0 to 0)	0 (0 to 0)	0 (0 to 0)	0 (0 to 0)	0 (0 to 0)	0 (0 to 0)	0 (0 to 0)		197
Genital prolapse	0 (0 to 0)	0 (0 to 0)	0 (0 to 0)	0 (0 to 0)	0 (0 to 0)	0 (0 to 0)	0 (0 to 0)	0 (0 to 0 1)	0 (0 to 0 1)	0 (0 to 0 2)	0 (0 to 0 2)	0 (0 to 0 2)	0 (0 to 0 2)	0 (0 to 0 2)	0 (0 to 0 2)	0 (0 to 0 2)	0 (0 to 0 2)	0 (0 to 0 1)	0 (0 to 0 1)	0 (0 to 0 1)	0 (0 to 0 1)	0 (0 to 0 1)	0 (0 to 0 1)		114
Premenstrual syndrome	0 (0 to 0)	0 (0 to 0)	0 (0 to 0)	0 (0 to 0)	0 (0 to 0)	0 (0 to 0)	0 (0 to 0)	0 (0 to 0)	0 (0 to 0)	0 (0 to 0)	0 (0 to 0)	0 (0 to 0)	0 (0 to 0)	0 (0 to 0)	0 (0 to 0)	0 (0 to 0)	0 (0 to 0)	0 (0 to 0)	0 (0 to 0)	0 (0 to 0)	0 (0 to 0)	0 (0 to 0)	0 (0 to 0)		1,130
Other gynecological diseases	0 (0 to 0)	0 (0 to 0)	0 (0 to 0)	0 (0 to 0)	0 3 (0 to 0 5)	0 (0 to 0)	90 1 (19 to 147 1)	90 (32 to 137)	166 (98 to 231)	173 (103 to 269)	162 (99 to 246)	133 (82 to 206)	155 (94 to 233)	161 (89 7 to 249)	161 (91 to 251)	115 (64 to 174)	84 9 (51 7 to 130)	61 1 (38 to 89 7)	26 7 (23 3 to 43 6)	20 8 (12 to 31 4)	11 9 (7 to 17 6)	9 5 (5 2 to 14 2)	3 (1 6 to 4 4)		1,340
Hemoglobinopathies and hemolytic anemias	0 4 (0 2 to 0 8)	0 2 (0 1 to 0 4)	0 9 (0 4 to 2 1)	0 1 (0 to 0 4)	0 1 (0 to 0 4)	0 1 (0 to 0 4)	10 8 (5 to 20 2)	12 8 (6 to 23)	25 9 (13 to 47 6)	23 8 (12 to 43)	22 3 (13 2 to 40 6)	19 8 (11 to 36 2)	15 4 (9 to 28 2)	13 1 (8 to 24)	15 3 (7 to 32 5)	19 4 (9 to 37 6)	14 4 (7 to 28 6)	12 9 (7 2 to 22 6)	9 6 (5 to 16 5)	7 6 (4 to 12 1)	5 (2 to 8 6)	2 2 (1 to 3 4)	263	
Thalassemias	0 3 (0 2 to 0 6)	0 3 (0 1 to 0 6)	1 1 (0 to 3 1)	1 2 (0 to 3 8)	0 7 (0 1 to 2 1)	0 7 (0 1 to 2 1)	3 4 (1 to 6 6)	3 6 (1 4 to 6 2)	6 2 (2 4 to 11 2)	6 (2 to 10 2)	5 6 (1 to 9 6)	4 6 (1 to 8 2)	3 6 (0 to 6 1)	3 (0 to 5 4)	3 6 (0 to 6 4)	3 4 (0 to 6 4)	3 (0 to 5 2)	2 4 (0 to 4 2)	1 8 (0 to 3 2)	1 4 (0 to 2 5)	0 9 (0 to 2)	0 4 (0 to 0 8)	0 2 (0 to 0 4)		24 9
Thalassemias trait	0 (0 to 0)	0 (0 to 0 1)	0 (0 to 1 1)	0 (0 to 1 3)	2 4 (0 to 6 9)	2 4 (0 to 6 9)	2 4 (0 to 6 4)	2 (0 to 5 2)	1 3 (0 2 to 3 2)	1 (0 to 2 6)	0 9 (0 to 2 3)	0 8 (0 to 2 1)	0 6 (0 to 1 7)	0 5 (0 to 1 5)	0 6 (0 to 1 6)	0 7 (0 to 1 8)	0 6 (0 to 1 7)	0 5 (0 to 1 4)	0 4 (0 to 1 1)	0 3 (0 to 0 9)	0 2 (0 to 0 6)	0 1 (0 to 0 3)	0 (0 to 0 1)		96 3
Sickle cell disorders	0 (0 to 0 1)	0 (0 to 0)	0 (0 to 0 1)	0 (0 to 0 1)	0 (0 to 0 1)	0 (0 to 0 1)	0 1 (0 to 0 1)	0 1 (0 to 0 2)	0 2 (0 1 to 0 4)	0 2 (0 1 to 0 4)	0 2 (0 1 to 0 4)	0 2 (0 1 to 0 4)	0 2 (0 1 to 0 4)	0 2 (0 1 to 0 4)	0 2 (0 1 to 0 4)	0 2 (0 1 to 0 4)	0 2 (0 1 to 0 3)	0 1 (0 to 0 2)	0 1 (0 to 0 2)	0 1 (0 to 0 2)	0 1 (0 to 0 2)	0 1 (0 to 0 2)	0 1 (0 to 0 2)		2 1
Sickle cell trait	0 (0 to 0)	0 (0 to 0)	0 (0 to 0)	0 (0 to 0)	0 (0 to 0)	0 (0 to 0)	0 (0 to 0 1)	0 (0 to 0 1)	0 (0 to 0 1)	0 (0 to 0 1)	0 (0 to 0 1)	0 (0 to 0 1)	0 (0 to 0 1)	0 (0 to 0 1)	0 (0 to 0 1)	0 (0 to 0 1)	0 (0 to 0 1)	0 (0 to 0 1)	0 (0 to 0 1)	0 (0 to 0 1)	0 (0 to 0 1)	0 (0 to 0 1)	0 (0 to 0 1)	0 (0 to 0 1)		9 8
G6PD deficiency	0 (0 to 0)	0 (0 to 0)	0 (0 to 0)	0 (0 to 0 1)	0 (0 1 to 0 2)	0 (0 2 to 0 6)	1 3 (0 6 to 2 5)	2 (0 9 to 4 6)	2 (0 8 to 4 3)	2 (0 8 to 4 3)	1 6 (0 6 to 3 9)	1 4 (0 5 to 3 4)	1 (0 4 to 2 7)	0 7 (0 3 to 1 8)	0 8 (0 3 to 2)	0 7 (0 3 to 1 7)	0 5 (0 2 to 1 4)	0 4 (0 2 to 0 9)	0 3 (0 to 0 8)	0 2 (0 to 0 6)	0 1 (0 to 0 5)	0 1 (0 to 0 3)	0 (0 to 0 2)		23
G6PD trait	0 (0 to 0)	0 (0 to 0)	0 (0 to 0)	0 (0 to 0)	0 (0 to 0)	0 (0 to 0)	0 (0 to 0 1)	0 (0 to 0 1)	0 (0 to 0 1)	0 (0 to 0 1)	0 (0 to 0 1)	0 (0 to 0 1)	0 (0 to 0 1)	0 (0 to 0 1)	0 (0 to 0 1)	0 (0 to 0 1)	0 (0 to 0 1)	0 (0 to 0 1)	0 (0 to 0 1)	0 (0 to 0 1)	0 (0 to 0 1)	0 (0 to 0 1)	0 (0 to 0 1)	0 (0 to 0 1)		2 2
Other hemoglobinopathies and hemolytic anemias	0 (0 to 0)	0 (0 to 0 1)	0 1 (0 to 0 4)	0 4 (0 to 1 3)	1 1 (0 1 to 4)	1 1 (0 3 to 3 5)	2 9 (0 to 9 6)	2 7 (0 to 8 6)	2 1 (0 to 6 9)	2 (0 to 6 3)	1 7 (0 to 5 6)	1 5 (0 to 5)	1 2 (0 to 3 8)	0 9 (0 to 3)	0 8 (0 to 2 6)	0 6 (0 to 2 1)	0 5 (0 to 1 7)	0 4 (0 to 1 4)	0 3 (0 to 1 1)	0 2 (0 to 0 8)	0 2 (0 to 0 6)	0 1 (0 to 0 4)	0 1 (0 to 0 3)		106
Endocrine, metabolic, blood, and immune disorders	9 9 (3 8 to 19 9)	4 8 (2 6 to 7 3)	7 3 (4 to 12 7)	24 6 (10 9 to 37 8)	22 6 (10 8 to 37 5)	22 6 (10 8 to 37 5)	79 6 (44 3 to 99 9)	79 6 (44 5 to 110)	113 (78 3 to 154)	106 (66 to 159)	98 (67 to 139)	87 (56 to 128)	69 (42 to 99)	56 (32 to 84)	69 (39 to 107)	77 (44 to 120)	69 (39 to 107)	64 (36 to 97)	44 (23 to 66)	31 (16 to 47)	21 (10 to 33)	9 (4 to 15)	3 (1 to 5)		3,760
Cleft disorders	0 (0 to 0)	0 (0 to 0)	0 (0 to 0)	0 (0 to 2 1)	0 (0 to 2 5)	0 (0 to 2 5)	0 (0 to 2 5)	0 (0 to 2 5)	0 (0 to 2 5)	0 (0 to 2 5)	0 (0 to 2 5)	0 (0 to 2 5)	0 (0 to 2 5)	0 (0 to 2 5)	0 (0 to 2 5)	0 (0 to 2 5)	0 (0 to 2 5)	0 (0 to 2 5)	0 (0 to 2 5)	0 (0 to 2 5)	0 (0 to 2 5)	0 (0 to 2 5)	0 (0 to 2 5)	0 (0 to 2 5)		2,530
Caries of deciduous teeth	0 (0 to 0)	0 (0 to 0)	0 (0 to 0)	4 4 (1 6 to 9 4)	4 8 (1 8 to 10 2)	4 8 (1 8 to 10 2)	0 3 (0 to 0 8)	0 3 (0 to 0 8)	0 (0 to 0)	0 (0 to 0)	0 (0 to 0)	0 (0 to 0)	0 (0 to 0)	0 (0 to 0)	0 (0 to 0)	0 (0 to 0)	0 (0 to 0)	0 (0 to 0)	0 (0 to 0)	0 (0 to 0)	0 (0 to 0)	0 (0 to 0)	0 (0 to 0)	0 (0 to 0)		9 4
Caries of permanent teeth	0 (0 to 0)	0 (0 to 0)	0 (0 to 0)	2 (0 4 to 4 7)	2 (0 4 to 4 9)	2 (0 4 to 4 9)	10 7 (3 2 to 22 4)	12 3 (3 5 to 24 2)	12 5 (4 to 23 5)	11 6 (4 to 22 3)	10 (3 to 20 8)	9 (3 to 18 4)	7 (2 to 14 3)	5 (1 to 10 2)	4 (1 to 8 2)	3 (1 to 6 2)	2 (0 to 4 2)	1 (0 to 2 3)	0 (0 to 1 2)	0 (0 to 0 8)	0 (0 to 0 5)	0 (0 to 0 2)	0 (0 to 0 1)	0 (0 to 0 1)		149
Periodontal diseases	0 (0 to 0)	0 (0 to 0)	0 (0 to 0)	0 (0 to 0)	0 (0 to 0)	0 (0 to 0)	0 (0 to 0)	0 (0 to 0 1)	0 (0 to 0 1)	0 (0 to 0 1)	0 (0 to 0 1)	0 (0 to 0 1)	0 (0 to 0 1)	0 (0 to 0 1)	0 (0 to 0 1)	0 (0 to 0 1)	0 (0 to 0 1)	0 (0 to 0 1)	0 (0 to 0 1)	0 (0 to 0 1)	0 (0 to 0 1)	0 (0 to 0 1)	0 (0 to 0 1)	0 (0 to 0 1)		589
Other oral disorders	0 (0 to 0)	9 7 (5 6 to 13 2)	19 3 (8 to 19 3)	13 3 (7 4 to 20 8)	13 3 (7 4 to 20 8)	21 1 (12 4 to 32 8)	28 3 (17 1 to 29 3)	28 3 (17 1 to 42 8)	29 8 (17 8 to 46 2)	29 5 (18 6 to 47 1)	29 5 (17 4 to 45 2)	27 (17 to 42 2)	25 (17 2 to 39 2)	20 5 (13 2 to 32 1)	20 5 (13 to 32 1)	17 4 (9 5 to 29 7)	14 (8 to 22 4)	11 4 (6 5 to 17 4)	8 (4 to 12 6)	3 2 (1 2 to 4 9)	2 (0 to 3 1)	0 6 (0 to 1 2)	0 2 (0 to 0 4)		428
Sudden infant death syndrome	–	13 3 (8 9 to 20 1)	89 3 (52 9 to 139)	–	–	–	–	–	–	–	–	–	–	–	–	–	–	–	–	–	–	–	–		NA
Injuries	5 (2 4 to 7 1)	9 8 (6 9 to 13 5)	71 5 (48 5 to 96 4)	146 (104 to 199)	116 (74 7 to 159)	260 (220 to 305)	420 (342 to 723)	638 (522 to 785)	722 (547 to 895)	732 (580 to 903)	609 (468 to 800)	775 (615 to 953)	931 (705 to 1,182)	1,100 (830 to 1,360)	1,300 (1,070 to 1,600)	1,300 (1,000 to 1,710)	1,260 (948 to 1,600)	1,270 (1,000 to 1,580)	1,100 (868 to 1,400)	994 (789 to 1,290)	892 (701 to 1,110)	668 (534 to 822)	299 (238 to 364)		16,100
Transport injuries	0 8 (0 4 to 1 6)	0 9 (0 4 to 2 6)	4 6 (2 to 9 6)	41 5 (26 1 to 61 9)	40 4 (26 1 to 61 4)	68 2 (44 8 to 97)	265 (205 to 374)	294 (197 to 336)	249 (162 to 354)	233 (170 to 299)	223 (146 to 308)	221 (146 to 297)	198 (128 to 285)	233 (152 to 316)	237 (202 to 322)	257 (203 to 351)	200 (145 to 277)	227 (163 to 305)	157 (122 to 196)	184 (143 to 232)	71 8 (54 to 89 1)	39 4 (29 to 49 5)	14 1 (10 4 to 18)		3,600
Road injuries	0 4 (0 2 to 0 7)	0 5 (0 3 to 1 1)	4 2 (2 to 7 1)	24 (16 1 to 34 7)	25 1 (16 1 to 33 7)	47 (32 to 63)	213 (165 to 303)	239 (165 to 315)	226 (162 to 303)	202 (152 to 260)	158 (108 to 232)	152 (108 to 220)	135 (88 to 202)	159 (109 to 222)	170 (129 to 249)	175 (120 to 245)	140 (93 to 203)	141 (97 to 203)	109 (77 to 144)	120 (84 to 163)	45 1 (31 to 61)	23 6 (17 to 32)	8 5 (6 to 12)		2,090
Pedestrian road injuries	0 2 (0 to 0 5)	0 2 (0 to 0 5)	1 4 (0 to 3 3)	7 8 (4 to 12 7)	8 2 (4 to 13 3)	14 6 (10 to 19 4)	64 (39 to 89)	72 (46 to 96)	68 (47 to 92)	61 (43 to 82)	47 (32 to 64)	46 (32 to 62)	40 (27 to 55)	48 (32 to 65)	51 (37 to 69)	52 (36 to 71)	42 (28 to 57)	42 (28 to 57)	32 (22 to 44)	36 (24 to 49)	13 (9 to 18)	7 (5 to 9)	2 (1 to 3)		397
Cyclist road injuries	0 (0 to 0)	0 (0 to 0)	0 (0 to 0)	0 (0 to 0)	0 (0 to 0)	0 (0 to 0)	1 (0 to 2)	1 (0 to 2)	1 (0 to 2)	1 (0 to 2)	1 (0 to 2)	1 (0 to 2)	1 (0 to 2)	1 (0 to 2)	1 (0 to 2)	1 (0 to 2)	1 (0 to 2)	1 (0 to 2)	1 (0 to 2)	1 (0 to 2)	0 (0 to 0)	0 (0 to 0)	0 (0 to 0)		129
Motorcyclist road injuries	0 1 (0 to 0 1)	0 1 (0 to 0 1)	0 1 (0 1 to 0 2)	0 3 (0 to 0 6)	0 3 (0 to 0 6)	0 4 (0 to 0 7)	1 (0 to 1 5)	1 (0 to 1 5)	1 (0 to 1 5)	1 (0 to 1 5)	1 (0 to 1 5)	1 (0 to 1 5)	1 (0 to 1 5)	1 (0 to 1 5)	1 (0 to 1 5)	1 (0 to 1 5)	1 (0 to 1 5)	1 (0 to 1 5)	1 (0 to 1 5)	1 (0 to 1 5)	0 (0 to 0 1)	0 (0 to 0 1)	0 (0 to 0 1)	0 (0 to 0 1)		256
Motor vehicle road injuries	0 (0 2 to 0 5)	0 (0 3 to 0 6)	0 5 (0 3 to 0 9)	24 3 (17 1 to 32 4)	23 8 (17 1 to 31 1)	50 (34 3 to 69 4)	200 (163 to 307)	200 (141 to 258)	177 (129 to 229)	156 (115 to 199)	146 (107 to 186)	123 (84 to 158)	109 (73 to 139)	133 (93 to 178)	158 (117 to 198)	172 (129 to 221)	148 (108 to 214)	139 (102 to 198)	99 7 (67 to 139)	98 0 (66 to 133)	27 2 (29 1 to 49 1)	15 (9 to 23)	5 7 (3 to 9)		2,270
Other road injuries	0 (0 to 0 1)	0 (0 to 0)	0 1 (0 to 0 1)	0 4 (0 to 0 9)	0 4 (0 to 0 9)	1 2 (0 to 1 7)	1 2 (0 to 1 4)	1 2 (0 to 1 4)	1 (0 to 1 4)	1 (0 to 1 3)	0 9 (0 to 1 2)	0 8 (0 to 1 1)	0 7 (0 to 1 1)	0 8 (0 to 1 1)	0 8 (0 to 1 1)	0 8 (0 to 1 1)	0 7 (0 to 1 1)	0 6 (0 to 1 1)	0 5 (0 to 1 1)	0 4 (0 to 0 8)	0 3 (0 to 0 6)	0 2 (0 to 0 4)	0 1 (0 to 0 3)		37 1
Other transport injuries	0 1 (0 1 to 0 2)	0 1 (0 1 to 0 1)	0 3 (0 2 to 0 5)	2 5 (1 6 to 3 5)	2 3 (1 6 to 3 4)	4 1 (2 6 to 5 9)	16 8 (13 to 21 4)	17 7 (12 2 to 23 2)	19 8 (14 8 to 24)	21 2 (16 2 to 27 7)	22 3 (17 3 to 31 1)	24 4 (19 to 32 1)	21 9 (16 9 to 32 1)	23 5 (23 to 43 1)	28 (29 1 to 53 9)	33 5 (39 to 66 4)	32 3 (40 2 to 79)	31 5 (54 to 70 4)	43 6 (60 to 92 2)	22 9 (27 6 to 52 4)	18 3 (22 to 39 7)	12 (15 to 26)	5 5 (6 to 11)		517
Unintentional injuries	2 3 (0 7 to 4 7)	3 9 (1 9 to 7 2)	33 3 (24

SR Table 2b: New Jersey DALYS by cause and age group for females with 95% uncertainty intervals, 2019

Cause	Early Neonatal	Late Neonatal	Post Neonatal	1 to 4	5 to 9	10 to 14	15 to 19	20 to 24	25 to 29	30 to 34	35 to 39	40 to 44	45 to 49	50 to 54	55 to 59	60 to 64	65 to 69	70 to 74	75 to 79	80 to 84	85 to 89	90 to 94	95 plus	Total
All causes	9,350 (8,600 to 10,200)	2,260 (2,090 to 2,450)	5,610 (5,240 to 6,010)	8,320 (6,550 to 10,400)	10,700 (7,980 to 14,100)	19,200 (14,200 to 25,000)	33,700 (25,400 to 43,300)	45,300 (34,900 to 57,000)	53,500 (41,600 to 67,000)	56,600 (44,300 to 70,500)	61,700 (48,900 to 76,200)	67,300 (53,900 to 82,200)	80,900 (65,700 to 99,100)	101,000 (82,600 to 123,000)	122,000 (100,000 to 147,000)	133,000 (112,000 to 158,000)	128,000 (108,000 to 151,000)	129,000 (110,000 to 151,000)	112,000 (96,300 to 131,000)	96,200 (83,600 to 111,000)	83,300 (72,400 to 96,000)	60,700 (53,600 to 68,500)	36,600 (33,400 to 40,000)	1,460,000
Communicable, maternal, neonatal, and nutritional diseases	7,320 (6,130 to 8,170)	1,400 (1,150 to 1,590)	1,510 (1,180 to 1,860)	1,830 (1,420 to 2,360)	1,830 (1,270 to 2,790)	1,700 (1,250 to 2,420)	2,050 (1,460 to 2,950)	2,290 (1,760 to 3,090)	2,600 (2,020 to 3,360)	2,960 (2,360 to 3,740)	3,160 (2,450 to 4,450)	3,550 (2,700 to 4,910)	3,610 (2,760 to 4,960)	3,870 (3,090 to 4,910)	3,930 (3,080 to 5,060)	3,680 (2,980 to 4,620)	3,240 (2,620 to 4,020)	3,060 (2,410 to 3,880)	2,860 (2,260 to 3,670)	2,670 (2,020 to 3,480)	2,610 (1,920 to 3,380)	2,140 (1,520 to 2,800)	1,490 (988 to 1,940)	65,300
HIV/AIDS and sexually transmitted infections	0·6 (0·4 to 0·9)	0·4 (0·2 to 0·6)	34·2 (29 to 40·2)	29·6 (25 to 34·7)	18·1 (15·4 to 21·3)	25·4 (21·9 to 29·5)	64·5 (51·6 to 82·5)	224 (178 to 290)	316 (239 to 425)	541 (424 to 708)	708 (552 to 917)	888 (719 to 1,120)	944 (758 to 1,190)	1,080 (863 to 1,360)	894 (671 to 1,210)	597 (428 to 856)	362 (266 to 503)	128 (82·6 to 197)	64·6 (42·1 to 101)	25·6 (17·6 to 38)	17 (11·6 to 25·8)	9·4 (6·5 to 14·2)	4·8 (3·5 to 6·9)	6,980
HIV/AIDS	0 (0 to 0)	0 (0 to 0)	34 (28·8 to 40)	29·6 (25 to 34·7)	18·1 (15·4 to 21·2)	21 (17·7 to 24·9)	50 (39·3 to 63·4)	180 (145 to 228)	222 (170 to 294)	415 (331 to 533)	571 (455 to 720)	757 (627 to 937)	851 (681 to 1,070)	1,010 (810 to 1,270)	834 (625 to 1,130)	552 (391 to 796)	326 (236 to 466)	97·7 (58·9 to 168)	42·3 (24 to 74·6)	10·2 (6 to 17)	5·9 (3 to 11·1)	3·2 (1·5 to 6·3)	1·9 (1·1 to 3·3)	6,040
HIV/AIDS - Drug-susceptible Tuberculosis	0 (0 to 0)	0 (0 to 0)	0·5 (0·3 to 0·8)	0·4 (0·3 to 0·7)	0·3 (0·2 to 0·4)	0·3 (0·2 to 0·5)	0·6 (0·4 to 0·9)	2·1 (1·4 to 3·3)	2·5 (1·6 to 3·8)	4·9 (3·1 to 7·5)	6·8 (4·3 to 10·5)	9·5 (6 to 14·5)	10·3 (6·6 to 15·9)	12 (7·6 to 18·4)	8·8 (5·7 to 13·3)	5·4 (3·5 to 8)	3·3 (2·2 to 4·9)	0·7 (0·5 to 1)	0·3 (0·2 to 0·4)	0·1 (0·1 to 0·1)	0 (0 to 0·1)	0 (0 to 0)	0 (0 to 0)	68·9
HIV/AIDS - Multidrug-resistant Tuberculosis without exten	0 (0 to 0)	0 (0 to 0)	0 (0 to 0·1)	0 (0 to 0·1)	0 (0 to 0)	0 (0 to 0·1)	0 (0 to 0·1)	0·1 (0 to 0·4)	0·1 (0 to 0·4)	0·2 (0 to 0·8)	0·2 (0 to 1·1)	0·3 (0 to 1·6)	0·4 (0 to 1·7)	0·4 (0 to 1·9)	0·3 (0 to 1·4)	0·2 (0 to 0·8)	0·1 (0 to 0·5)	0 (0 to 0·1)	0 (0 to 0)	0 (0 to 0)	0 (0 to 0)	0 (0 to 0)	0 (0 to 0)	2·4
HIV/AIDS - Extensively drug-resistant Tuberculosis	0 (0 to 0)	0 (0 to 0)	0 (0 to 0)	0 (0 to 0)	0 (0 to 0)	0 (0 to 0)	0 (0 to 0)	0 (0 to 0·1)	0 (0 to 0·1)	0 (0 to 0·2)	0·1 (0 to 0·3)	0·1 (0 to 0·4)	0·1 (0 to 0·4)	0·1 (0 to 0·5)	0·1 (0 to 0·4)	0 (0 to 0·2)	0 (0 to 0·1)	0 (0 to 0)	0 (0 to 0)	0 (0 to 0)	0 (0 to 0)	0 (0 to 0)	0 (0 to 0)	0·6
HIV/AIDS resulting in other diseases	0 (0 to 0)	0 (0 to 0)	33·5 (28·2 to 39·6)	29·2 (24·6 to 34·2)	17·8 (15·1 to 21)	20·7 (17·4 to 24·6)	49·4 (38·7 to 62·5)	178 (143 to 227)	219 (167 to 291)	410 (325 to 529)	564 (447 to 713)	747 (617 to 928)	840 (672 to 1,070)	1,000 (797 to 1,260)	825 (617 to 1,120)	547 (384 to 791)	322 (233 to 463)	97 (58·1 to 167)	42 (23·7 to 74·2)	10·1 (6 to 16·9)	5·9 (3 to 11·1)	3·1 (1·5 to 6·2)	1·9 (1·1 to 3·3)	5,960
Sexually transmitted infections excluding HIV	0·6 (0·4 to 0·9)	0·4 (0·2 to 0·6)	0·2 (0·1 to 0·3)	0 (0 to 0)	0 (0 to 0·1)	4·3 (3·4 to 5·8)	14·5 (8·7 to 24·3)	44·6 (23·8 to 84·3)	94·1 (49 to 174)	125 (63·9 to 237)	137 (70·2 to 257)	131 (64·8 to 247)	93·2 (45·5 to 182)	69·9 (31·8 to 140)	59·7 (28·3 to 118)	44·6 (21·3 to 89·9)	36·2 (19·2 to 69·8)	30·2 (17·2 to 52·3)	22·3 (13·5 to 37·3)	15·4 (10 to 25·1)	11·1 (7·2 to 17·5)	6·3 (4·3 to 9·3)	2·9 (2 to 4·3)	944
Syphilis	0·6 (0·4 to 0·9)	0·4 (0·2 to 0·6)	0·2 (0·1 to 0·3)	0 (0 to 0)	0 (0 to 0·1)	1·3 (1·1 to 1·6)	0·1 (0 to 0·3)	1·3 (0·9 to 2)	0·6 (0·3 to 1·3)	0·9 (0·5 to 1·5)	1·1 (0·7 to 1·8)	1·2 (0·8 to 1·8)	1·5 (0·9 to 2·1)	1·8 (1·2 to 2·4)	2·3 (1·5 to 3·3)	2·9 (1·8 to 4·2)	3·3 (2·1 to 5)	3·5 (2·2 to 5·1)	2·9 (1·9 to 4·2)	2·2 (1·4 to 3·1)	1·7 (1·1 to 2·4)	1·1 (0·7 to 1·6)	0·6 (0·4 to 0·8)	31·6



7238



SR Table 2b: New Mexico DALYS by cause and age group for females with 95% uncertainty intervals, 2019

Cause	Early Neonatal	Late Neonatal	Post Neonatal	1 to 4	5 to 9	10 to 14	15 to 19	20 to 24	25 to 29	30 to 34	35 to 39	40 to 44	45 to 49	50 to 54	55 to 59	60 to 64	65 to 69	70 to 74	75 to 79	80 to 84	85 to 89	90 to 94	95 plus	Total
All causes	2,580 (2,060 to 3,270)	866 (599 to 1,210)	1,700 (1,380 to 2,120)	2,430 (2,030 to 2,910)	2,650 (2,050 to 3,420)	5,450 (4,130 to 7,080)	10,400 (8,200 to 13,100)	13,600 (10,600 to 16,700)	16,500 (13,200 to 20,100)	17,400 (14,000 to 21,000)	18,500 (15,100 to 22,400)	18,900 (15,500 to 22,600)	20,700 (17,100 to 24,800)	23,600 (19,500 to 28,200)	31,000 (25,800 to 36,700)	34,700 (29,100 to 40,900)	36,500 (30,900 to 42,600)	35,100 (30,000 to 40,200)	29,000 (25,200 to 33,100)	24,000 (21,200 to 27,000)	18,200 (16,100 to 20,400)	11,700 (10,500 to 13,000)	6,130 (5,650 to 6,610)	382,000
Communicable, maternal, neonatal, and nutritional diseases	1,890 (1,480 to 2,430)	471 (323 to 672)	421 (312 to 552)	513 (404 to 636)	502 (348 to 770)	489 (347 to 719)	569 (409 to 816)	567 (435 to 749)	686 (539 to 898)	722 (571 to 935)	797 (594 to 1,120)	764 (560 to 1,090)	690 (514 to 959)	658 (513 to 871)	780 (598 to 1,030)	832 (657 to 1,060)	865 (683 to 1,100)	806 (625 to 1,030)	794 (625 to 987)	704 (551 to 886)	597 (455 to 745)	433 (309 to 549)	286 (196 to 383)	15,800
HIV/AIDS and sexually transmitted infections	0·1 (0·1 to 0·2)	0·1 (0·1 to 0·2)	1·3 (1·1 to 1·5)	1·3 (1·1 to 1·5)	0·7 (0·6 to 0·8)	1·9 (1·6 to 2·4)	6·8 (4·7 to 10·3)	23·7 (16·6 to 35·1)	52 (36·7 to 74·6)	76·3 (55 to 110)	82·6 (58·8 to 117)	68·3 (48·6 to 99·5)	50·5 (36·2 to 73·4)	35·7 (24·8 to 53·6)	31·3 (21·3 to 46·9)	23·6 (15·4 to 36·5)	19·2 (12·7 to 29·9)	11·5 (7·2 to 19·1)	7·3 (4·6 to 12·3)	4·5 (2·9 to 7)	2·8 (1·8 to 4·3)	1·4 (0·9 to 2·1)	0·6 (0·4 to 0·8)	504
HIV/AIDS	0 (0 to 0)	0 (0 to 0)	1·3 (1·1 to 1·5)	1·3 (1·1 to 1·5)	0·7 (0·6 to 0·8)	0·8 (0·7 to 0·9)	2·6 (2·1 to 3·2)	11·1 (9 to 14·4)	27·1 (20·8 to 35·1)	44·4 (33·7 to 57·2)	48·6 (37·4 to 63·3)	38·3 (29·9 to 50·7)	29·8 (23·1 to 38·6)	20·5 (15·1 to 27·9)	16·7 (11·7 to 23·7)	11·5 (7·8 to 17·3)	8·2 (5·6 to 12·8)	2·6 (1·2 to 5·2)	1·1 (0·4 to 2·5)	0·3 (0·2 to 0·5)	0·2 (0·1 to 0·3)	0·1 (0 to 0·2)	0 (0 to 0·1)	267
HIV/AIDS - Drug-susceptible Tuberculosis	0 (0 to 0)	0 (0 to 0)	0·1 (0 to 0·1)	0 (0 to 0·1)	0 (0 to 0)	0 (0 to 0)	0·1 (0 to 0·1)	0·3 (0·2 to 0·5)	0·8 (0·5 to 1·1)	1·2 (0·8 to 1·9)	1·4 (0·9 to 2)	1·1 (0·7 to 1·6)	0·9 (0·5 to 1·3)	0·6 (0·4 to 0·8)	0·4 (0·3 to 0·7)	0·3 (0·2 to 0·4)	0·2 (0·1 to 0·3)	0 (0 to 0·1)	0 (0 to 0)	0 (0 to 0)	0 (0 to 0)	0 (0 to 0)	0 (0 to 0)	7·4
HIV/AIDS - Multidrug-resistant Tuberculosis without extensive	0 (0 to 0)	0 (0 to 0)	0 (0 to 0)	0 (0 to 0)	0 (0 to 0)	0 (0 to 0)	0 (0 to 0)	0 (0 to 0·1)	0 (0 to 0·1)	0 (0 to 0·2)	0 (0 to 0·2)	0 (0 to 0·2)	0 (0 to 0·1)	0 (0 to 0·1)	0 (0 to 0·1)	0 (0 to 0)	0 (0 to 0)	0 (0 to 0)	0 (0 to 0)	0 (0 to 0)	0 (0 to 0)	0 (0 to 0)	0 (0 to 0)	0·3
HIV/AIDS - Extensively drug-resistant Tuberculosis	0 (0 to 0)	0 (0 to 0)	0 (0 to 0)	0 (0 to 0)	0 (0 to 0)	0 (0 to 0)	0 (0 to 0)	0 (0 to 0)	0 (0 to 0)	0 (0 to 0·1)	0 (0 to 0·1)	0 (0 to 0)	0 (0 to 0)	0 (0 to 0)	0 (0 to 0)	0 (0 to 0)	0 (0 to 0)	0 (0 to 0)	0 (0 to 0)	0 (0 to 0)	0 (0 to 0)	0 (0 to 0)	0 (0 to 0)	0·1
HIV/AIDS resulting in other diseases	0 (0 to 0)	0 (0 to 0)	1·2 (1 to 1·4)	1·2 (1 to 1·4)	0·7 (0·5 to 0·8)	0·7 (0·6 to 0·9)	2·5 (2 to 3·1)	10·8 (8·7 to 14)	26·3 (20 to 34·1)	43·1 (32·3 to 55·6)	47·2 (36 to 61·9)	37·1 (28·6 to 49·2)	28·9 (22 to 37·9)	20 (14·7 to 27·3)	16·2 (11·3 to 23·2)	11·2 (7·5 to 17)	8 (5·4 to 12·6)	2·5 (1·2 to 5·2)	1·1 (0·4 to 2·5)	0·3 (0·2 to 0·5)	0·2 (0·1 to 0·3)	0·1 (0 to 0·2)	0 (0 to 0·1)	259
Sexually transmitted infections excluding HIV	0·1 (0·1 to 0·2)	0·1 (0·1 to 0·2)	0 (0 to 0·1)	0 (0 to 0)	0 (0 to 0)	1·2 (0·9 to 1·6)	4·3 (2·4 to 7·7)	12·6 (6·5 to 23·3)	24·9 (12·9 to 46·2)	31·9 (16·7 to 59)	34 (17·5 to 62·2)	30 (15·5 to 56·7)	20·7 (10 to 41·2)	15·2 (6·9 to 31·5)	14·7 (7·1 to 29·2)	12·1 (6 to 24·5)	11 (5·8 to 21·3)	8·9 (5·2 to 15·8)	6·2 (3·7 to 10·8)	4·2 (2·6 to 6·7)	2·6 (1·7 to 4·1)	1·3 (0·9 to 2)	0·5 (0·4 to 0·8)	237
Syphilis	0·1 (0·1 to 0·2)	0·1 (0·1 to 0·2)	0 (0 to 0·1)	0 (0 to 0)	0 (0 to 0)	0·3 (0·2 to 0·3)	0 (0 to 0·1)	0·5 (0·3 to 0·7)	0·2 (0·1 to 0·3)	0·3 (0·1 to 0·4)	0·3 (0·2 to 0·5)	0·4 (0·2 to 0·5)	0·4 (0·3 to 0·6)	0·5 (0·3 to 0·7)	0·7 (0·4 to 1)	0·9 (0·6 to 1·4)	1·2 (0·7 to 1·8)	1·2 (0·7 to 1·8)	0·9 (0·6 to 1·4)	0·7 (0·4 to 1)	0·5 (0·3 to 0·7)	0·3 (0·2 to 0·4)	0·1 (0·1 to 0·2)	9·6
Chlamydial infection	0 (0 to 0)	0 (0 to 0)	0 (0 to 0)	0 (0 to 0)	0 (0 to 0)	0·2 (0·1 to 0·2)	0·4 (0·3 to 0·7)	1 (0·6 to 1·6)	1·8 (1·2 to 2·8)	1·8 (1 to 3)	2·2 (1·3 to 3·7)	2 (1·1 to 3·5)	0·9 (0·5 to 1·4)	0·4 (0·3 to 0·5)	0·4 (0·3 to 0·5)	0·3 (0·2 to 0·5)	0·2 (0·1 to 0·3)	0·3 (0·2 to 0·5)	0·3 (0·2 to 0·4)	0·3 (0·2 to 0·4)	0·2 (0·1 to 0·3)	0·1 (0·1 to 0·2)	0 (0 to 0·1)	12·7
Gonococcal infection	0 (0 to 0)	0 (0 to 0)	0 (0 to 0)	0 (0 to 0)	0 (0 to 0)	0·1 (0·1 to 0·1)	0·3 (0·2 to 0·4)	0·6 (0·4 to 0·9)	1·1 (0·7 to 1·6)	2 (1·4 to 2·9)	1·9 (1·3 to 2·8)	1·6 (1 to 2·5)	1·1 (0·7 to 1·6)	0·7 (0·4 to 1)	0·8 (0·5 to 1·2)	1 (0·6 to 1·6)	1·2 (0·7 to 1·9)	1·1 (0·6 to 1·7)	1·1 (0·7 to 1·7)	0·8 (0·5 to 1·2)	0·6 (0·4 to 0·9)	0·3 (0·2 to 0·5)	0·2 (0·1 to 0·2)	16·4
Trichomoniasis	0 (0 to 0)	0 (0 to 0)	0 (0 to 0)	0 (0 to 0)	0 (0 to 0)	0·1 (0 to 0·2)	1·1 (0·3 to 2·7)	5·2 (1·7 to 12·7)	11·2 (3·6 to 26)	13·1 (4·3 to 31·3)	12·6 (4 to 29·6)	10·9 (3·5 to 27)	9·6 (2·9 to 22·8)	7·5 (2·2 to 18·3)	6·3 (2 to 15·2)	4·6 (1·6 to 10·5)	3·7 (1·4 to 8·8)	2·6 (0·9 to 6)	1·6 (0·6 to 3·6)	0·9 (0·3 to 2)	0·5 (0·2 to 1)	0·2 (0·1 to 0·4)	0 (0 to 0·1)	91·7
Genital herpes	0 (0 to 0)	0 (0 to 0)	0 (0 to 0)	0 (0 to 0)	0 (0 to 0)	0·2 (0·1 to 0·6)	1·1 (0·3 to 2·7)	2 (0·6 to 4·9)	3·2 (1 to 7·9)	4·1 (1·3 to 10·3)	4·7 (1·5 to 11·6)	4·5 (1·4 to 10·8)	4·6 (1·4 to 11·7)	4·7 (1·4 to 11·8)	5·3 (1·6 to 13·3)	5 (1·5 to 12·7)	4·3 (1·3 to 10·8)	3·2 (0·9 to 7·8)	2 (0·6 to 5)	1·3 (0·4 to 3·2)	0·7 (0·2 to 1·9)	0·4 (0·1 to 0·9)	0·1 (0 to 0·3)	51·6
Other sexually transmitted infections	0 (0 to 0)	0 (0 to 0)	0 (0 to 0)	0 (0 to 0)	0 (0 to 0)	0·3 (0·2 to 0·4)	1·3 (0·8 to 2)	3·2 (1·5 to 5·6)	7·3 (4·1 to 12)	10·6 (6·1 to 17·2)	12·2 (6·9 to 19·6)	10·7 (5·7 to 19)	4·1 (2·1 to 7·3)	1·5 (0·5 to 2·8)	1·2 (0·9 to 1·7)	0·3 (0·2 to 0·5)	0·4 (0·2 to 0·7)	0·5 (0·3 to 0·8)	0·3 (0·2 to 0·4)	0·3 (0·2 to 0·4)	0·2 (0·1 to 0·3)	0·1 (0·1 to 0·1)	0 (0 to 0)	54·6
Respiratory infections and tuberculosis	6·5 (4·4 to 9·5)	16·4 (10·1 to 25·4)	99·9 (70·7 to 136)	155 (110 to 216)	136 (84·1 to 218)	129 (79·4 to 207)	129 (81·5 to 201)	137 (90 to 206)	159 (112 to 222)	171 (120 to 234)	182 (128 to 248)	195 (138 to 268)	204 (151 to 268)	232 (171 to 309)	304 (218 to 407)	356 (256 to 479)	406 (299 to 543)	414 (299 to 559)	471 (342 to 626)	457 (327 to 605)	406 (292 to 527)	307 (214 to 408)	211 (140 to 288)	5,280
Tuberculosis	0 (0 to 0)	0 (0 to 0)	0·5 (0·3 to 0·7)	1 (0·7 to 1·3)	0·4 (0·3 to 0·5)	0·6 (0·4 to 0·8)	1·3 (0·9 to 1·7)	3·4 (2·4 to 4·6)	5·1 (3·5 to 7·4)	4·7 (3·2 to 6·8)	5 (3·3 to 7·2)	5·1 (3·4 to 7·6)	5·6 (3·7 to 8·3)	6·3 (4 to 9)	8·6 (5·6 to 12·5)	10·1 (6·8 to 14·1)	12·1 (8·5 to 16·5)	11·8 (7·8 to 16·5)	10·4 (7·4 to 13·9)	7·9 (5·5 to 11·3)	5·1 (3·3 to 7·2)	2·6 (1·8 to 3·7)	1 (0·6 to 1·3)	108
Latent tuberculosis infection	0 (0 to 0)	0 (0 to 0)	0 (0 to 0)	0 (0 to 0)	0 (0 to 0)	0 (0 to 0)	0 (0 to 0)	0 (0 to 0)	0 (0 to 0)	0 (0 to 0)	0 (0 to 0)	0 (0 to 0)	0 (0 to 0)	0 (0 to 0)	0 (0 to 0)	0 (0 to 0)	0 (0 to 0)	0 (0 to 0)	0 (0 to 0)	0 (0 to 0)	0 (0 to 0)	0 (0 to 0)	0 (0 to 0)	0
Drug-susceptible tuberculosis	0 (0 to 0)	0 (0 to 0)	0·5 (0·3 to 0·7)	0·9 (0·7 to 1·2)	0·4 (0·2 to 0·5)	0·6 (0·4 to 0·8)	1·2 (0·8 to 1·7)	3·3 (2·3 to 4·5)	5 (3·3 to 7·2)	4·6 (3·1 to 6·7)	4·8 (3·1 to 7)	4·9 (3·2 to 7·3)	5·4 (3·5 to 8·2)	6 (3·8 to 8·8)	8·3 (5·3 to 12·1)	9·7 (6·5 to 13·7)	11·7 (8 to 16·2)	11·4 (7·5 to 15·9)	10 (7·1 to 13·7)	7·6 (5·3 to 11)	4·9 (3·2 to 7)	2·5 (1·7 to 3·6)	0·9 (0·6 to 1·3)	105
Multidrug-resistant tuberculosis without extensive drug resistar	0 (0 to 0)	0 (0 to 0)	0 (0 to 0·1)	0 (0 to 0·1)	0 (0 to 0)	0 (0 to 0·1)	0 (0 to 0·1)	0·1 (0 to 0·3)	0·1 (0 to 0·5)	0·1 (0 to 0·5)	0·1 (0 to 0·6)	0·1 (0 to 0·6)	0·1 (0 to 0·6)	0·2 (0 to 0·8)	0·2 (0 to 1)	0·3 (0 to 1·1)	0·3 (0 to 1·3)	0·3 (0 to 1·3)	0·3 (0 to 1·2)	0·2 (0 to 0·9)	0·1 (0 to 0·6)	0·1 (0 to 0·3)	0 (0 to 0·1)	2·9
Extensively drug-resistant tuberculosis	0 (0 to 0)	0 (0 to 0)	0 (0 to 0)	0 (0 to 0)	0 (0 to 0)	0 (0 to 0)	0 (0 to 0)	0 (0 to 0·1)	0 (0 to 0·1)	0 (0 to 0·1)	0 (0 to 0·1)	0 (0 to 0·1)	0 (0 to 0·2)	0 (0 to 0·2)	0·1 (0 to 0·3)	0·1 (0 to 0·3)	0·1 (0 to 0·4)	0·1 (0 to 0·3)	0·1 (0 to 0·3)	0·1 (0 to 0·2)	0 (0 to 0·2)	0 (0 to 0·1)	0 (0 to 0)	0·7
Lower respiratory infections	6·3 (4·2 to 9·3)	15·1 (8·9 to 23·9)	76·8 (50·2 to 113)	53·7 (42 to 66·5)	18·1 (12·7 to 24·9)	20·3 (14·3 to 28·5)	25·2 (17·8 to 34·4)	37 (24·8 to 52·9)	59·6 (38·5 to 85·3)	77·2 (52 to 112)	90·8 (61·5 to 130)	117 (76·3 to 171)	130 (90·2 to 177)	158 (106 to 225)	223 (147 to 318)	280 (187 to 389)	337 (234 to 470)	360 (250 to 501)	434 (310 to 590)	433 (304 to 578)	392 (279 to 510)	299 (206 to 401)	208 (138 to 285)	3,850
Upper respiratory infections	0·2 (0·1 to 0·3)	1·2 (0·7 to 1·9)	20·2 (11·8 to 31·7)	86·1 (49·1 to 139)	99·7 (55·2 to 171)	93·6 (49·2 to 160)	88·8 (47·3 to 154)	85·4 (45·9 to 143)	85·4 (47·7 to 141)	81·1 (43·9 to 135)	79·1 (40·2 to 134)	66·1 (35·6 to 115)	60·3 (32 to 103)	57·3 (31·1 to 95·5)	62·2 (34·4 to 102)	57·4 (29·9 to 95·2)	51 (25·9 to 85·5)	38·3 (20·4 to 64·7)	23·9 (12·9 to 39·6)	14·4 (7·8 to 24·4)	8·3 (4·7 to 13·5)	4·4 (2·6 to 7·4)	1·8 (1 to 2·9)	1,170
Otitis media	0 (0 to 0)	0·1 (0 to 0·2)	2·4 (1·2 to 4·2)	14·4 (7·8 to 24·7)	17·6 (9·6 to 29·9)	14·6 (7·8 to 25)	13·3 (7·1 to 22·3)	10·8 (4·4 to 21·7)	9·2 (4·1 to 18·1)	7·5 (3·2 to 15·4)	7·5 (3·5 to 13·9)	7·1 (3·2 to 13·3)	8·6 (4·2 to 15·3)	9·6 (4·4 to 17)	10·4 (5·3 to 18)	8·6 (4 to 16·7)	5·9 (2·9 to 10·8)	3·7 (1·6 to 7)	2·3 (1·1 to 4·3)	1·6 (0·8 to 3)	1·2 (0·6 to 2)	0·7 (0·3 to 1·2)	0·3 (0·2 to 0·6)	157
Enteric infections	1·3 (0·9 to 2)	2·8 (1·8 to 4·2)	26·5 (17·8 to 37·6)	59 (38·2 to 87·1)	50·5 (29·9 to 78·5)	42·9 (25·2 to 66·6)	54·6 (35 to 79·7)	59·8 (40 to 88·7)	63·3 (43·4 to 90·7)	63·7 (43·8 to 89·7)	64 (44·5 to 89)	61·1 (42·4 to 84)	63·2 (45 to 84·3)	71·5 (51·4 to 95)	93·2 (66·1 to 123)	107 (76·7 to 143)	120 (86·6 to 163)	120 (83 to 170)	115 (79·5 to 162)	106 (67·7 to 155)	81·3 (51·1 to 123)	49·6 (29·7 to 75·2)	24·6 (14·8 to 38·7)	1,500
Diarrheal diseases	1·3 (0·9 to 2)	2·6 (1·8 to 4)	25·8 (17·4 to 36·6)	58 (37·2 to 86·1)	50·1 (29·5 to 77·9)	42·5 (25 to 66·3)	54·3 (34·9 to 79·4)	59·6 (39·6 to 88·5)	63·1 (43·1 to 90·3)	63·3 (43·6 to 89·1)	63·7 (44·3 to 88·8)	60·8 (42·2 to 83·8)	63 (44·8 to 84)	71·3 (51·2 to 94·7)	92·9 (65·9 to 123)	106 (76·2 to 142)	120 (86·1 to 163)	119 (81·9 to 170)	115 (79·2 to 161)	106 (67·4 to 155)	81 (50·9 to 123)	49·4 (29·5 to 75)	24·5 (14·8 to 38·5)	1,490
Typhoid and paratyphoid	0 (0 to 0)	0 (0 to 0)	0 (0 to 0·1)	0·1 (0 to 0·2)	0 (0 to 0·1)	0 (0 to 0·1)	0 (0 to 0·1)	0 (0 to 0)	0 (0 to 0·1)	0 (0 to 0·1)	0 (0 to 0·1)	0 (0 to 0·1)	0 (0 to 0)	0 (0 to 0)	0 (0 to 0)	0 (0 to 0)	0 (0 to 0)	0 (0 to 0)	0 (0 to 0)	0 (0 to 0)	0 (0 to 0)	0 (0 to 0)	0 (0 to 0)	0·5
Typhoid fever	0 (0 to 0)	0 (0 to 0)	0 (0 to 0)	0 (0 to 0)	0 (0 to 0)	0 (0 to 0)	0 (0 to 0)	0 (0 to 0)	0 (0 to 0)	0 (0 to 0)	0 (0 to 0)	0 (0 to 0)	0 (0 to 0)	0 (0 to 0)	0 (0 to 0)	0 (0 to 0)	0 (0 to 0)	0 (0 to 0)	0 (0 to 0)	0 (0 to 0)	0 (0 to 0)	0 (0 to 0)	0 (0 to 0)	0
Paratyphoid fever	0 (0 to 0)	0 (0 to 0)	0 (0 to 0·1)	0·1 (0 to 0·2)	0 (0 to 0·1)	0 (0 to 0·1)	0 (0 to 0·1)	0 (0 to 0)	0 (0 to 0·1)	0 (0 to 0·1)	0 (0 to 0·1)	0 (0 to 0)	0 (0 to 0)	0 (0 to 0)	0 (0 to 0)	0 (0 to 0)	0 (0 to 0)	0 (0 to 0)	0 (0 to 0)	0 (0 to 0)	0 (0 to 0)	0 (0 to 0)	0 (0 to 0)	0·4
Invasive Non-typhoidal Salmonella (iNTS)	0 (0 to 0)	0·1 (0 to 0·3)	0·4 (0·1 to 1)	0·5 (0·2 to 1·2)	0·2 (0·1 to 0·4)	0·2 (0·1 to 0·4)	0 (0 to 0·1)	0 (0 to 0·1)	0·1 (0 to 0·3)	0·1 (0 to 0·2)	0·1 (0 to 0·3)	0·1 (0 to 0·2)	0·1 (0 to 0·3)	0·1 (0 to 0·3)	0·2 (0·1 to 0·4)	0·3 (0·1 to 0·7)	0·3 (0·1 to 0·6)	0·3 (0·1 to 0·8)	0·2 (0·1 to 0·6)	0·2 (0·1 to 0·6)	0·1 (0 to 0·3)	0·1 (0 to 0·2)	0·1 (0 to 0·2)	3·9
Other intestinal infectious diseases	0 (0 to 0)	0 (0 to 0)	0·3 (0 to 1·2)	0·5 (0·1 to 1·4)	0·2 (0 to 0·6)	0·2 (0 to 0·7)	0·2 (0 to 0·6)	0·2 (0 to 0·5)	0·1 (0 to 0·3)	0·3 (0·1 to 0·8)	0·1 (0 to 0·5)	0·2 (0 to 0·5)	0·1 (0 to 0·3)	0·1 (0 to 0·3)	0·1 (0 to 0·3)	0·1 (0 to 0·3)	0·1 (0 to 0·5)	0·1 (0 to 0·3)	0·1 (0 to 0·2)	0·1 (0 to 0·2)	0·1 (0 to 0·4)	0·1 (0 to 0·2)	0 (0 to 0·2)	3·2
Neglected tropical diseases and malaria	0·2 (0·1 to 0·4)	0·9 (0·2 to 1·8)	2·7 (0·9 to 5·5)	5·1 (1·6 to 11·5)	9 (1·9 to 26·9)	6·7 (1·6 to 21)	5·5 (1·5 to 13·9)	3·9 (0·8 to 10·5)	6·8 (1·6 to 15·6)	9·5 (2·5 to 21·7)	15·7 (5·3 to 33·5)	19·3 (7·7 to 37·9)	20·3 (8·1 to 39·7)	23·3 (9·1 to 45·9)	35·7 (15·1 to 67·8)	46·9 (19·3 to 92·3)	58·2 (22·7 to 117)	56·8 (23·5 to 114)	44·5 (17·9 to 87·5)	31·5 (11·3 to 63·4)	19·6 (7·5 to 40·2)	10·1 (3·9 to 21·4)	4·4 (1·6 to 9·4)	437
Malaria	0 (0 to 0)	0 (0 to 0)	0 (0 to 0)	0 (0 to 0)	0 (0 to 0)	0 (0 to 0)	0 (0 to 0)	0 (0 to 0)	0 (0 to 0)	0 (0 to 0)	0 (0 to 0)	0 (0 to 0)	0 (0 to 0)	0 (0 to 0)	0 (0 to 0)	0 (0 to 0)	0 (0 to 0)	0 (0 to 0)	0 (0 to 0)	0 (0 to 0)	0 (0 to 0)	0 (0 to 0)	0 (0 to 0)	0
Chagas disease	0 (0 to 0)	0 (0 to 0)	0 (0 to 0)	0 (0 to 0)	0 (0 to 0)	0 (0 to 0)	0 (0 to 0)	0 (0 to 0)	0 (0 to 0)	0 (0 to 0)	0 (0 to 0·1)	0 (0 to 0·1)	0 (0 to 0·1)	0 (0 to 0·1)	0 (0 to 0·1)	0 (0 to 0·1)	0 (0 to 0·1)	0 (0 to 0·1)	0 (0 to 0·1)	0 (0 to 0·1)	0 (0 to 0)	0 (0 to 0)	0 (0 to 0)	0·5
Leishmaniasis	0 (0 to 0)	0 (0 to 0)	0 (0 to 0)	0 (0 to 0)	0 (0 to 0)	0 (0 to 0)	0 (0 to 0)	0 (0 to 0)	0 (0 to 0)	0 (0 to 0)	0 (0 to 0)	0 (0 to 0)	0 (0 to 0)	0 (0 to 0)	0 (0 to 0)	0 (0 to 0)	0 (0 to 0)	0 (0 to 0)	0 (0 to 0)	0 (0 to 0)	0 (0 to 0)	0 (0 to 0)	0 (0 to 0)	0
Visceral leishmaniasis	0 (0 to 0)	0 (0 to 0)	0 (0 to 0)	0 (0 to 0)	0 (0 to 0)	0 (0 to 0)	0 (0 to 0)	0 (0 to 0)	0 (0 to 0)	0 (0 to 0)	0 (0 to 0)	0 (0 to 0)	0 (0 to 0)	0 (0 to 0)	0 (0 to 0)	0 (0 to 0)	0 (0 to 0)	0 (0 to 0)	0 (0 to 0)	0 (0 to 0)	0 (0 to 0)	0 (0 to 0)	0 (0 to 0)	0
Cutaneous and mucocutaneous leishmaniasis	0 (0 to 0)	0 (0 to 0)	0 (0 to 0)	0 (0 to 0)	0 (0 to 0)	0 (0 to 0)	0 (0 to 0)	0 (0 to 0)	0 (0 to 0)	0 (0 to 0)	0 (0 to 0)	0 (0 to 0)	0 (0 to 0)	0 (0 to 0)	0 (0 to 0)	0 (0 to 0)	0 (0 to 0)	0 (0 to 0)	0 (0 to 0)	0 (0 to 0)	0 (0 to 0)	0 (0 to 0)	0 (0 to 0)	0
African trypanosomiasis	0 (0 to 0)	0 (0 to 0)	0 (0 to 0)	0 (0 to 0)	0 (0 to 0)	0 (0 to 0)	0 (0 to 0)	0 (0 to 0)	0 (0 to 0)	0 (0 to 0)	0 (0 to 0)	0 (0 to 0)	0 (0 to 0)	0 (0 to 0)	0 (0 to 0)	0 (0 to 0)	0 (0 to 0)	0 (0 to 0)	0 (0 to 0)	0 (0 to 0)	0 (0 to 0)	0 (0 to 0)	0 (0 to 0)	0
Schistosomiasis	0 (0 to 0)	0 (0 to 0)	0 (0 to 0)	0 (0 to 0)	0 (0 to 0)	0 (0 to 0)	0 (0 to 0)	0 (0 to 0)	0 (0 to 0)	0 (0 to 0)	0 (0 to 0)	0 (0 to 0)	0 (0 to 0)	0 (0 to 0)	0 (0 to 0)	0 (0 to 0)	0 (0 to 0)	0 (0 to 0)	0 (0 to 0)	0 (0 to 0)	0 (0 to 0)	0 (0 to 0)	0 (0 to 0)	0
Cysticercosis	0 (0 to 0)	0 (0 to 0)	0 (0 to 0)	0 (0 to 0)	0 (0 to 0)	0·1 (0 to 0·3)	0·6 (0·1 to 1·6)	1·9 (0 to 6·2)	4·4 (0·5 to 11·8)	6·6 (1·2 to 17·3)	9·1 (2·2 to 23·1)	11·1 (2·5 to 26·4)	14·3 (4·1 to 33·3)	18·7 (5·3 to 39·4)	30·9 (11·4 to 63·2)	44 (15·8 to 88·7)	55·4 (21·2 to 114)	54·1 (20·7 to 111)	42·1 (15·4 to 84·8)	30·1 (10·2 to 62·4)	18·6 (6·4 to 39·3)	9·7 (3·5 to 20·8)	4·1 (1·3 to 9·1)	356
Cystic echinococcosis	0 (0 to 0)	0 (0 to 0)	0 (0 to 0)	0 (0 to 0)	0 (0 to 0)	0 (0 to 0)	0 (0 to 0·1)	0 (0 to 0·1)	0 (0 to 0·1)	0 (0 to 0·1)	0 (0 to 0·1)	0 (0 to 0·1)	0 (0 to 0·1)	0 (0 to 0·1)	0 (0 to 0·1)	0 (0 to 0·1)	0 (0 to 0·1)	0 (0 to 0·1)	0 (0 to 0·1)	0 (0 to 0·1)	0 (0 to 0)	0 (0 to 0)	0 (0 to 0)	0·5
Lymphatic filariasis	0 (0 to 0)	0 (0 to 0)	0 (0 to 0)	0 (0 to 0)	0 (0 to 0)	0 (0 to 0)	0 (0 to 0)	0 (0 to 0)	0 (0 to 0)	0 (0 to 0)	0 (0 to 0)	0 (0 to 0)	0 (0 to 0)	0 (0 to 0)	0 (0 to 0)	0 (0 to 0)	0 (0 to 0)	0 (0 to 0)	0 (0 to 0)	0 (0 to 0)	0 (0 to 0)	0 (0 to 0)	0 (0 to 0)	0
Onchocerciasis	0 (0 to 0)	0 (0 to 0)	0 (0 to 0)	0 (0 to 0)	0 (0 to 0)	0 (0 to 0)	0 (0 to 0)	0 (0 to 0)	0 (0 to 0)	0 (0 to 0)	0 (0 to 0)	0 (0 to 0)	0 (0 to 0)	0 (0 to 0)	0 (0 to 0)	0 (0 to 0)	0 (0 to 0)	0 (0 to 0)	0 (0 to 0)	0 (0 to 0)	0 (0 to 0)	0 (0 to 0)	0 (0 to 0)	0
Trachoma	0 (0 to 0)	0 (0 to 0)	0 (0 to 0)	0 (0 to 0)	0 (0 to 0)	0 (0 to 0)	0 (0 to 0)	0 (0 to 0)	0 (0 to 0)	0 (0 to 0)	0 (0 to 0)	0 (0 to 0)	0 (0 to 0)	0 (0 to 0)	0 (0 to 0)	0 (0 to 0)	0 (0 to 0)	0 (0 to 0)	0 (0 to 0)	0 (0 to 0)	0 (0 to 0)	0 (0 to 0)	0 (0 to 0)	0
Dengue	0 (0 to 0)	0 (0 to 0)	0 (0 to 0)	0 (0 to 0)	0 (0 to 0)	0 (0 to 0)	0 (0 to 0)	0 (0 to 0)	0 (0 to 0)	0 (0 to 0)	0 (0 to 0)	0 (0 to 0)	0 (0 to 0)	0 (0 to 0)	0 (0 to 0)	0 (0 to 0)	0 (0 to 0)	0 (0 to 0)	0 (0 to 0)	0 (0 to 0)	0 (0 to 0)	0 (0 to 0)	0 (0 to 0)	0
Yellow fever	0 (0 to 0)	0 (0 to 0)	0 (0 to 0)	0 (0 to 0)	0 (0 to 0)	0 (0 to 0)	0 (0 to 0)	0 (0 to 0)	0 (0 to 0)	0 (0 to 0)	0 (0 to 0)	0 (0 to 0)	0 (0 to 0)	0 (0 to 0)	0 (0 to 0)	0 (0 to 0)	0 (0 to 0)	0 (0 to 0)	0 (0 to 0)	0 (0 to 0)	0 (0 to 0)	0 (0 to 0)	0 (0 to 0)	0
Rabies	0 (0 to 0)	0 (0 to 0)	0·3 (0·1 to 0·7)	0·3 (0·1 to 0·7)	0·1 (0 to 0·3)	0·2 (0·1 to 0·5)	0·1 (0 to 0·2)	0 (0 to 0·1)	0·1 (0 to 0·2)	0·1 (0 to 0·2)	0 (0 to 0)	0·1 (0 to 0·3)	0 (0 to 0·1)	0 (0 to 0)	0 (0 to 0·1)	0 (0 to 0)	0 (0 to 0)	0 (0 to 0·1)	0 (0 to 0)	0 (0 to 0)	0 (0 to 0)	0 (0 to 0)	0 (0 to 0·1)	1·5
Intestinal nematode infections	0 (0 to 0)	0 (0 to 0)	0 (0 to 0)	0 (0 to 0)	0 (0 to 0)	0 (0 to 0)	0 (0 to 0)	0 (0 to 0)	0 (0 to 0)	0 (0 to 0)	0 (0 to 0)	0 (0 to 0)	0 (0 to 0)	0 (0 to 0)	0 (0 to 0)	0 (0 to 0)	0 (0 to 0)	0 (0 to 0)	0 (0 to 0)	0 (0 to 0)	0 (0 to 0)	0 (0 to 0)	0 (0 to 0)	0
Ascariasis	0 (0 to 0)	0 (0 to 0)	0 (0 to 0)	0 (0 to 0)	0 (0 to 0)	0 (0 to 0)	0 (0 to 0)	0 (0 to 0)	0 (0 to 0)	0 (0 to 0)	0 (0 to 0)	0 (0 to 0)	0 (0 to 0)	0 (0 to 0)	0 (0 to 0)	0 (0 to 0)	0 (0 to 0)	0 (0 to 0)	0 (0 to 0)	0 (0 to 0)	0 (0 to 0)	0 (0 to 0)	0 (0 to 0)	0
Trichuriasis	0 (0 to 0)	0 (0 to 0)	0 (0 to 0)	0 (0 to 0)	0 (0 to 0)	0 (0 to 0)	0 (0 to 0)	0 (0 to 0)	0 (0 to 0)	0 (0 to 0)	0 (0 to 0)	0 (0 to 0)	0 (0 to 0)	0 (0 to 0)	0 (0 to 0)	0 (0 to 0)	0 (0 to 0)	0 (0 to 0)	0 (0 to 0)	0 (0 to 0)	0 (0 to 0)	0 (0 to 0)	0 (0 to 0)	0
Hookworm disease	0 (0 to 0)	0 (0 to 0)	0 (0 to 0)	0 (0 to 0)	0 (0 to 0)	0 (0 to 0)	0 (0 to 0)	0 (0 to 0)	0 (0 to 0)	0 (0 to 0)	0 (0 to 0)	0 (0 to 0)	0 (0 to 0)	0 (0 to 0)	0 (0 to 0)	0 (0 to 0)	0 (0 to 0)	0 (0 to 0)	0 (0 to 0)	0 (0 to 0)	0 (0 to 0)	0 (0 to 0)	0 (0 to 0)	0
Food-borne trematodiases	0 (0 to 0)	0 (0 to 0)	0 (0 to 0)	0 (0 to 0)	0 (0 to 0)	0 (0 to 0)	0 (0 to 0)	0 (0 to 0)	0 (0 to 0)	0 (0 to 0)	0 (0 to 0)	0 (0 to 0)	0 (0 to 0)	0 (0 to 0)	0 (0 to 0)	0 (0 to 0)	0 (0 to 0)	0 (0 to 0)	0 (0 to 0)	0 (0 to 0)	0 (0 to 0)	0 (0 to 0)	0 (0 to 0)	0
Leprosy	0 (0 to 0)	0 (0 to 0)	0 (0 to 0)	0 (0 to 0)	0 (0 to 0)	0 (0 to 0)	0 (0 to 0)	0 (0 to 0)	0 (0 to 0)	0 (0 to 0)	0 (0 to 0)	0 (0 to 0)	0 (0 to 0)	0 (0 to 0)	0 (0 to 0)	0 (0 to 0)	0 (0 to 0)	0 (0 to 0)	0 (0 to 0)	0 (0 to 0)	0 (0 to 0)	0 (0 to 0)	0 (0 to 0)	0
Ebola	0 (0 to 0)	0 (0 to 0)	0 (0 to 0)	0 (0 to 0)	0 (0 to 0)	0 (0 to 0)	0 (0 to 0)	0 (0 to 0)	0 (0 to 0)	0 (0 to 0)	0 (0 to 0)	0 (0 to 0)	0 (0 to 0)	0 (0 to 0)	0 (0 to 0)	0 (0 to 0)	0 (0 to 0)	0 (0 to 0)	0 (0 to 0)	0 (0 to 0)	0 (0 to 0)	0 (0 to 0)	0 (0 to 0)	0
Zika virus	0 (0 to 0)	0 (0 to 0)	0 (0 to 0)	0 (0 to 0)	0 (0 to 0)	0 (0 to 0)	0 (0 to 0)	0 (0 to 0)	0 (0 to 0)	0 (0 to 0)	0 (0 to 0)	0 (0 to 0)	0 (0 to 0)	0 (0 to 0)	0 (0 to 0)	0 (0 to 0)	0 (0 to 0)	0 (0 to 0)	0 (0 to 0)	0 (0 to 0)	0 (0 to 0)	0 (0 to 0)	0 (0 to 0)	0
Guinea worm disease	0 (0 to 0)	0 (0 to 0)	0 (0 to 0)	0 (0 to 0)	0 (0 to 0)	0 (0 to 0)	0 (0 to 0)	0 (0 to 0)	0 (0 to 0)	0 (0 to 0)	0 (0 to 0)	0 (0 to 0)	0 (0 to 0)	0 (0 to 0)	0 (0 to 0)	0 (0 to 0)	0 (0 to 0)	0 (0 to 0)	0 (0 to 0)	0 (0 to 0)	0 (0 to 0)	0 (0 to 0)	0 (0 to 0)	0
Other neglected tropical diseases	0·2 (0·1 to 0·4)	0·9 (0·2 to 1·8)	2·4 (0·7 to 5·3)	4·8 (1·2 to 11·2)	8·9 (1·7 to 26·7)	6·4 (1·2 to 20·7)	4·8 (1 to 13·1)	2 (0·3 to 7·1)	2·3 (0·4 to 8)	2·8 (0·4 to 9·7)	6·4 (1·3 to 17·2)	8 (2·2 to 19·8)	5·8 (1·3 to 15·1)	4·5 (1·2 to 11·8)	4·7 (1·2 to 12·5)	2·8 (0·9 to 6·4)	2·7 (0·7 to 6·2)	2·7 (0·9 to 5·8)	2·4 (0·8 to 5·3)	1·4 (0·5 to 2·8)	1 (0·3 to 1·9)	0·4 (0·1 to 0·9)	0·3 (0·1 to 0·6)	78·7
Other infectious diseases	6·9 (4·7 to 9·8)	24·2 (14·4 to 38·4)	67 (46·7 to 93·5)	49·2 (39·7 to 60)	27·1 (19·1 to 40·6)	28·1 (20·5 to 39·9)	35·1 (26·3 to 47)	30·7 (22·6 to 41·2)	36·1 (26·3 to 48·1)	38·9 (29·2 to 50·6)	44·4 (32·5 to 60·1)	45·7 (33·4 to 62)	47·3 (35·4 to 61·6)	47·1 (35·2 to 62·8)	61·5 (45·9 to 83·8)	67·3 (50·4 to 93)	69·2 (51·7 to 95·3)	58·5 (44·5 to 80·2)	40·4 (31·2 to 52·3)	25·8 (19·6 to 32·8)	16·8 (12·1 to 21·5)	9·3 (6·7 to 12·4)	4·9 (3·2 to 7)	881
Meningitis	1·5 (1 to 2·3)	6·2 (3·7 to 10·2)	24·2 (14·9 to 37·7)	18·9 (14·7 to 23·7)	5·9 (4·1 to 8·2)	7·1 (4·9 to 10)	10·1 (6·9 to 13·9)	9·9 (6·3 to 15·1)	12·3 (7·7 to 18·5)	13·5 (9·2 to 19·6)	12·8 (8·5 to 18·3)	13·8 (9·2 to 20)	14·1 (10·1 to 19·1)	10·1 (6·9 to 14·8)	11·8 (7·9 to 16·3)	11·4 (8 to 15·8)	9·3 (6·6 to 12·9)	8·5 (5·8 to 11·8)	6·6 (4·4 to 9·4)	4·8 (3·3 to 6·7)	3·2 (2·1 to 4·5)	1·7 (1·1 to 2·4)	0·7 (0·4 to 0·9)	218
Encephalitis	0·6 (0·3 to 1)	1·3 (0·6 to 2·4)	5·9 (3·1 to 9·9)	9·4 (4·4 to 15·4)	4·3 (2·4 to 6·8)	4·9 (2·6 to 8·1)	5·5 (2·5 to 9·1)	5·5 (2·2 to 9·3)	6 (2·3 to 10·4)	5·7 (2·3 to 9·6)	5·5 (2·3 to 9·1)	4·5 (2 to 7·5)	4·4 (2·3 to 7·3)	4·9 (2·8 to 7·7)	6·1 (3·6 to 9·6)	6·3 (3·8 to 9·2)	7·6 (4·6 to 11·4)	6·9 (3·9 to 10·8)	5·3 (2·9 to 8·4)	3·8 (1·9 to 6·5)	2·4 (1·1 to 4·3)	1·2 (0·5 to 2)	0·6 (0·3 to 1)	109
Diphtheria	0 (0 to 0)	0 (0 to 0)	0 (0 to 0·1)	0·1 (0 to 0·2)	0·1 (0 to 0·2)	0·1 (0 to 0·1)	0 (0 to 0·1)	0 (0 to 0·1)	0 (0 to 0·1)	0 (0 to 0·1)	0 (0 to 0·1)	0 (0 to 0·1)	0 (0 to 0·1)	0·1 (0 to 0·1)	0 (0 to 0·1)	0 (0 to 0)	0 (0 to 0)	0 (0 to 0)	0 (0 to 0)	0 (0 to 0)	0 (0 to 0)	0 (0 to 0)	0 (0 to 0)	0·6
Tetanus	0 (0 to 0)	0 (0 to 0)	0 (0 to 0)	0 (0 to 0)	0 (0 to 0)	0 (0 to 0)	0 (0 to 0)	0 (0 to 0)	0 (0 to 0)	0 (0 to 0)	0 (0 to 0)	0 (0 to 0)	0 (0 to 0)	0 (0 to 0)	0 (0 to 0)	0 (0 to 0·1)	0 (0 to 0)	0 (0 to 0·1)	0 (0 to 0·1)	0 (0 to 0)	0 (0 to 0·1)	0 (0 to 0)	0 (0 to 0)	0·3
Measles	0 (0 to 0)	0 (0 to 0)	0 (0 to 0·1)	0·1 (0 to 0·4)	0 (0 to 0·1)	0 (0 to 0)	0 (0 to 0)	0 (0 to 0)	0 (0 to 0)	0 (0 to 0)	0 (0 to 0)	0 (0 to 0)	0 (0 to 0)	0 (0 to 0)	0 (0 to 0)	0 (0 to 0)	0 (0 to 0)	0 (0 to 0)	0 (0 to 0)	0 (0 to 0)	0 (0 to 0)	0 (0 to 0)	0 (0 to 0)	0·1
Varicella and herpes zoster	0·1 (0·1 to 0·3)	0·6 (0·3 to 1)	1·5 (0·7 to 2·8)	2·2 (1·2 to 3·7)	1·8 (0·8 to 3·5)	1·8 (0·9 to 3·3)	1·8 (0·8 to 3·3)	1·9 (0·9 to 3·4)	2·4 (1·1 to 4·2)	2·4 (1·1 to 4·3)	2·5 (1·2 to 4·7)	2·2 (1 to 4·2)	2·6 (1·1 to 4·9)	3·5 (1·8 to 6·1)	5 (2·5 to 8·5)	5·8 (2·9 to 10·1)	6·2 (3·3 to 10·8)	5·9 (3·4 to 9·7)	4·8 (2·8 to 7·6)	4·3 (2·5 to 6·9)	3·9 (2·3 to 6·5)	3 (1·7 to 4·9)	2·2 (1·1 to 4)	68·8
Acute hepatitis	0 (0 to 0)	0 (0 to 0)	0·6 (0·3 to 1·1)	0·8 (0·3 to 1·4)	2·1 (0·9 to 3·9)	3·2 (1·7 to 5·8)	3·3 (1·7 to 5·7)	2·9 (1·5 to 5)	3·1 (1·8 to 5·2)	3·1 (1·8 to 4·9)	3·1 (1·9 to 5)	2·9 (1·8 to 4·5)	2·9 (1·8 to 4·3)	2·6 (1·6 to 4)	2·8 (1·7 to 4·2)	2·5 (1·6 to 3·8)	2 (1·3 to 2·9)	1·4 (0·9 to 2·1)	0·7 (0·5 to 1)	0·5 (0·3 to 0·6)	0·3 (0·2 to 0·4)	0·2 (0·1 to 0·3)	0·1 (0 to 0·1)	41·1
Acute hepatitis A	0 (0 to 0)	0 (0 to 0)	0·1 (0 to 0·3)	0·5 (0·1 to 1·1)	1·8 (0·7 to 3·6)	2·9 (1·4 to 5·3)	2·9 (1·4 to 5·2)	2·5 (1·1 to 4·5)	2·5 (1·2 to 4·5)	2·4 (1·1 to 4)	2·3 (1·3 to 4·1)	2 (1 to 3·4)	1·8 (0·9 to 3·1)	1·7 (0·8 to 2·9)	1·8 (0·7 to 3·1)	1·4 (0·6 to 2·7)	1·1 (0·4 to 1·9)	0·6 (0·2 to 1·2)	0·3 (0·2 to 0·5)	0·2 (0·1 to 0·3)	0·1 (0·1 to 0·2)	0·1 (0 to 0·1)	0 (0 to 0·1)	29·1
Acute hepatitis B	0 (0 to 0)	0 (0 to 0)	0·2 (0·1 to 0·6)	0·1 (0 to 0·2)	0 (0 to 0·1)	0·1 (0 to 0·1)	0·2 (0·1 to 0·3)	0·2 (0·1 to 0·3)	0·3 (0·2 to 0·6)	0·4 (0·2 to 0·7)	0·4 (0·2 to 0·8)	0·5 (0·3 to 0·8)	0·5 (0·3 to 0·9)	0·4 (0·2 to 0·8)	0·5 (0·2 to 0·9)	0·6 (0·3 to 1)	0·5 (0·2 to 0·8)	0·4 (0·2 to 0·7)	0·2 (0·1 to 0·3)	0·1 (0·1 to 0·2)	0·1 (0 to 0·1)	0 (0 to 0·1)	0 (0 to 0)	5·7
Acute hepatitis C	0 (0 to 0)	0 (0 to 0)	0·1 (0 to 0·1)	0·1 (0 to 0·2)	0·1 (0 to 0·2)	0·1 (0 to 0·1)	0·1 (0 to 0·1)	0·1 (0 to 0·1)	0·1 (0 to 0·2)	0·1 (0 to 0·2)	0·2 (0·1 to 0·4)	0·3 (0·1 to 0·5)	0·4 (0·1 to 0·7)	0·4 (0·1 to 0·7)	0·4 (0·1 to 0·7)	0·3 (0·1 to 0·6)	0·3 (0·1 to 0·6)	0·2 (0·1 to 0·5)	0·1 (0 to 0·2)	0·1 (0 to 0·2)	0·1 (0 to 0·1)	0 (0 to 0·1)	0 (0 to 0)	3·3
Acute hepatitis E	0 (0 to 0)	0 (0 to 0)	0·1 (0 to 0·3)	0·1 (0 to 0·1)	0·1 (0·1 to 0·2)	0·2 (0·1 to 0·4)	0·2 (0·1 to 0·3)	0·2 (0·1 to 0·3)	0·2 (0·1 to 0·3)	0·2 (0·1 to 0·3)	0·2 (0·1 to 0·3)	0·2 (0·1 to 0·3)	0·2 (0·1 to 0·3)	0·1 (0·1 to 0·2)	0·2 (0·1 to 0·3)	0·2 (0·1 to 0·3)	0·2 (0·1 to 0·3)	0·2 (0·1 to 0·3)	0·1 (0·1 to 0·2)	0·1 (0 to 0·2)	0·1 (0 to 0·2)	0 (0 to 0·1)	0 (0 to 0·1)	3
Other unspecified infectious diseases	4·6 (2·8 to 7·2)	16·1 (8·2 to 27·8)	29·6 (16·6 to 48·6)	13·6 (8·9 to 20)	12·4 (6·2 to 25·2)	10·9 (6 to 21·6)	14·3 (8·6 to 24)	10·3 (6·3 to 16·7)	12·2 (7·7 to 19·6)	14·1 (9·1 to 21·8)	20·3 (12·2 to 33·1)	22·1 (13·7 to 35)	23·1 (14·4 to 35)	25·9 (16·6 to 39·3)	35·8 (22·9 to 56·3)	41·2 (26·4 to 63·8)	44·1 (28·9 to 69·3)	35·8 (24·1 to 56·3)	22·9 (15·5 to 34·4)	12·4 (7·9 to 18)	7 (4·4 to 10·5)	3·2 (2 to 4·8)	1·3 (0·8 to 2·1)	433
Maternal and neonatal disorders	1,870 (1,470 to 2,410)	425 (291 to 608)	213 (154 to 293)	218 (164 to 284)	188 (137 to 251)	211 (156 to 281)	230 (178 to 299)	260 (204 to 327)	309 (247 to 380)	294 (235 to 361)	250 (201 to 307)	184 (143 to 233)	157 (119 to 202)	135 (101 to 175)	129 (93·1 to 172)	114 (81·1 to 152)	82·1 (59·4 to 109)	45·2 (33·5 to 60·3)	18·1 (13·7 to 23·8)	4·5 (3·2 to 6·4)	1·3 (0·7 to 2·1)	0·5 (0·2 to 0·9)	0·2 (0·1 to 0·3)	5,340
Maternal disorders	0 (0 to 0)	0 (0 to 0)	0 (0 to 0)	0 (0 to 0)	0 (0 to 0)	1·6 (1·3 to 1·9)	34·3 (26·8 to 43·5)	83·8 (62·4 to 109)	130 (97·4 to 172)	124 (92·6 to 159)	88·5 (68·7 to 115)	44 (33·4 to 57·6)	25·1 (18 to 34·7)	12·3 (9·4 to 16·2)	0 (0 to 0)	0 (0 to 0)	0 (0 to 0)	0 (0 to 0)	0 (0 to 0)	0 (0 to 0)	0 (0 to 0)	0 (0 to 0)	0 (0 to 0)	544
Maternal hemorrhage	0 (0 to 0)	0 (0 to 0)	0 (0 to 0)	0 (0 to 0)	0 (0 to 0)	0·1 (0 to 0·2)	3·3 (1·8 to 5·6)	9·1 (4·7 to 14·9)	16·9 (8·4 to 28·7)	17·7 (9·4 to 28·8)	11·5 (6·2 to 18·7)	4·2 (2·1 to 7·3)	1·6 (0·7 to 3)	0·1 (0 to 0·2)	0 (0 to 0)	0 (0 to 0)	0 (0 to 0)	0 (0 to 0)	0 (0 to 0)	0 (0 to 0)	0 (0 to 0)	0 (0 to 0)	0 (0 to 0)	64·5
Maternal sepsis and other maternal infections	0 (0 to 0)	0 (0 to 0)	0 (0 to 0)	0 (0 to 0)	0 (0 to 0)	0·1 (0 to 0·1)	3 (1·2 to 5·8)	7·1 (3·3 to 13)	5·8 (2·8 to 10·4)	3·4 (1·6 to 6·1)	1·9 (0·9 to 3·4)	0·9 (0·5 to 1·6)	0·5 (0·3 to 1)	0·1 (0 to 0·3)	0 (0 to 0)	0 (0 to 0)	0 (0 to 0)	0 (0 to 0)	0 (0 to 0)	0 (0 to 0)	0 (0 to 0)	0 (0 to 0)	0 (0 to 0)	22·8
Maternal hypertensive disorders	0 (0 to 0)	0 (0 to 0)	0 (0 to 0)	0 (0 to 0)	0 (0 to 0)	0·2 (0·2 to 0·4)	5·5 (3·5 to 8·2)	13·3 (8·5 to 19·3)	23·7 (15 to 34·6)	22·3 (14·1 to 33)	13·7 (8·6 to 19·6)	5·2 (3·2 to 7·8)	2·4 (1·4 to 4)	0·2 (0·2 to 0·4)	0 (0 to 0)	0 (0 to 0)	0 (0 to 0)	0 (0 to 0)	0 (0 to 0)	0 (0 to 0)	0 (0 to 0)	0 (0 to 0)	0 (0 to 0)	86·7
Maternal obstructed labor and uterine rupture	0 (0 to 0)	0 (0 to 0)	0 (0 to 0)	0 (0 to 0)	0 (0 to 0)	0 (0 to 0·1)	1·1 (0·6 to 1·8)	2·8 (1·5 to 4·6)	4·3 (0·9 to 9·4)	4·3 (0·9 to 8·9)	2·6 (1·4 to 4·4)	0·9 (0·5 to 1·6)	0·4 (0·2 to 0·8)	0 (0 to 0)	0 (0 to 0)	0 (0 to 0)	0 (0 to 0)	0 (0 to 0)	0 (0 to 0)	0 (0 to 0)	0 (0 to 0)	0 (0 to 0)	0 (0 to 0)	16·3
Maternal abortion and miscarriage	0 (0 to 0)	0 (0 to 0)	0 (0 to 0)	0 (0 to 0)	0 (0 to 0)	0·1 (0 to 0·1)	1·3 (0·7 to 2·1)	1·9 (0·5 to 3·9)	2·2 (0·7 to 4·4)	2 (0·6 to 4)	1·6 (0·8 to 3·1)	1 (0·4 to 2·1)	0·8 (0·3 to 1·9)	0 (0 to 0·1)	0 (0 to 0)	0 (0 to 0)	0 (0 to 0)	0 (0 to 0)	0 (0 to 0)	0 (0 to 0)	0 (0 to 0)	0 (0 to 0)	0 (0 to 0)	10·9
Ectopic pregnancy	0 (0 to 0)	0 (0 to 0)	0 (0 to 0)	0 (0 to 0)	0 (0 to 0)	0 (0 to 0)	0·5 (0·3 to 0·9)	1·2 (0·6 to 2·1)	1·7 (0·9 to 3)	1·4 (0·8 to 2·5)	0·9 (0·5 to 1·4)	0·4 (0·2 to 0·7)	0·2 (0·1 to 0·3)	0 (0 to 0)	0 (0 to 0)	0 (0 to 0)	0 (0 to 0)	0 (0 to 0)	0 (0 to 0)	0 (0 to 0)	0 (0 to 0)	0 (0 to 0)	0 (0 to 0)	6·3
Indirect maternal deaths	--	--	--	--	--	0·3 (0·2 to 0·5)	5·5 (2·9 to 9·4)	13·3 (6·5 to 23·2)	19·8 (9·9 to 34·1)	18·4 (9 to 31·4)	14·1 (6·8 to 24)	8·8 (4·4 to 14·5)	6·3 (3·3 to 11·5)	5·3 (3·3 to 7·7)	--	--	--	--	--	--	--	--	--	NA
Late maternal deaths	--	--	--	--	--	0·1 (0·1 to 0·3)	2·9 (1·2 to 6·3)	8·1 (3·8 to 16)	15·4 (6·9 to 29·5)	16·9 (8·4 to 30·4)	14·2 (7·5 to 24·6)	7·1 (3·3 to 13·1)	2·8 (1·4 to 4·8)	1·1 (0·5 to 2)	--	--	--	--	--	--	--	--	--	NA
Maternal deaths aggravated by HIV/AIDS	--	--	--	--	--	0 (0 to 0)	0 (0 to 0)	0 (0 to 0)	0·1 (0 to 0·2)	0·1 (0·1 to 0·3)	0·1 (0 to 0·2)	0·1 (0 to 0·1)	0 (0 to 0·1)	0 (0 to 0)	--	--	--	--	--	--	--	--	--	NA
Neonatal disorders	1,870 (1,470 to 2,410)	425 (291 to 608)	213 (154 to 293)	218 (164 to 284)	188 (137 to 251)	210 (154 to 280)	196 (144 to 263)	177 (127 to 237)	179 (133 to 238)	170 (124 to 229)	162 (118 to 212)	140 (102 to 189)	132 (92·5 to 174)	122 (89·1 to 163)	129 (93·1 to 172)	114 (81·1 to 152)	82·1 (59·4 to 109)	45·2 (33·5 to 60·3)	18·1 (13·7 to 23·8)	4·5 (3·2 to 6·4)	1·3 (0·7 to 2·1)	0·5 (0·2 to 0·9)	0·2 (0·1 to 0·3)	4,800
Neonatal preterm birth	1,110 (855 to 1,440)	189 (122 to 279)	126 (87·8 to 176)	97·4 (69·2 to 129)	118 (81·3 to 161)	132 (94 to 181)	123 (88·8 to 168)	110 (76·6 to 150)	112 (80 to 151)	105 (74·4 to 144)	100 (70 to 136)	85·2 (59·5 to 117)	79·6 (54·7 to 109)	73·3 (52·1 to 100)	75·5 (52·1 to 105)	64·4 (43·4 to 89·3)	48·4 (34·6 to 66)	29·6 (22·4 to 38·2)	12·3 (9·3 to 16·2)	3·2 (2·1 to 4·6)	1 (0·5 to 1·8)	0·5 (0·2 to 0·8)	0·2 (0·1 to 0·3)	2,800
Neonatal encephalopathy due to birth asphyxia and trauma	369 (276 to 491)	66·8 (41·2 to 102)	33·6 (24·8 to 45·5)	58·9 (39·5 to 81·4)	63 (37·9 to 97·2)	70·8 (43 to 106)	66 (40·8 to 101)	59·9 (36·8 to 90·6)	60·7 (35·9 to 92)	58 (33·5 to 87·3)	55·4 (34·3 to 82·1)	49 (29 to 74·2)	46·6 (29·1 to 69·7)	44 (26·4 to 66·9)	48·2 (28·4 to 73·4)	44 (25·6 to 67·2)	29·4 (15·8 to 48)	12·7 (5·9 to 22·9)	4·3 (2·2 to 7·3)	0·8 (0·3 to 1·8)	0·1 (0 to 0·4)	0 (0 to 0)	0 (0 to 0)	1,240
Neonatal sepsis and other neonatal infections	71 (46 to 105)	89·2 (51·7 to 142)	19·5 (12·6 to 29·1)	3·7 (2·3 to 5·6)	4·8 (2·9 to 7·3)	5·4 (3·4 to 8·4)	5·2 (3·3 to 8)	4·8 (3 to 7·4)	5 (3·1 to 7·7)	4·8 (2·9 to 7·4)	4·6 (2·8 to 7·2)	4·1 (2·5 to 6·4)	3·9 (2·4 to 6·2)	3·8 (2·4 to 5·9)	4·2 (2·6 to 6·4)	3·9 (2·4 to 5·9)	3·1 (1·9 to 4·8)	2·1 (1·3 to 3·2)	1·1 (0·7 to 1·6)	0·4 (0·2 to 0·6)	0·1 (0 to 0·2)	0 (0 to 0)	0 (0 to 0)	245
Hemolytic disease and other neonatal jaundice	2·8 (1·6 to 4·4)	1·2 (0·6 to 2·1)	0·6 (0·4 to 1·1)	2 (1·6 to 2·6)	1·6 (1·2 to 2·1)	1·9 (1·4 to 2·4)	1·8 (1·4 to 2·4)	1·7 (1·2 to 2·2)	1·7 (1·3 to 2·3)	1·7 (1·2 to 2·2)	1·6 (1·2 to 2·1)	1·4 (1·1 to 1·9)	1·4 (1 to 1·8)	1·4 (1 to 1·8)	1·5 (1·1 to 2)	1·4 (1 to 1·8)	1·1 (0·8 to 1·5)	0·7 (0·5 to 1)	0·4 (0·3 to 0·5)	0·1 (0·1 to 0·2)	0 (0 to 0·1)	0 (0 to 0)	0 (0 to 0)	28·2
Other neonatal disorders	320 (200 to 480)	78·9 (47·2 to 125)	33·5 (21·6 to 50·4)	56·3 (42 to 73·9)	0 (0 to 0)	0 (0 to 0)	0 (0 to 0)	0 (0 to 0)	0 (0 to 0)	0 (0 to 0)	0 (0 to 0)	0 (0 to 0)	0 (0 to 0)	0 (0 to 0)	0 (0 to 0)	0 (0 to 0)	0 (0 to 0)	0 (0 to 0)	0 (0 to 0)	0 (0 to 0)	0 (0 to 0)	0 (0 to 0)	0 (0 to 0)	489
Nutritional deficiencies	0 (0 to 0)	1·4 (0·1 to 4·6)	9·9 (2·9 to 27)	25·2 (4·3 to 77·5)	91·2 (17·5 to 286)	68·8 (16·8 to 218)	108 (25·7 to 306)	52·1 (14·3 to 168)	58·7 (17·6 to 183)	68·7 (20·8 to 217)	158 (42·9 to 393)	191 (57·4 to 444)	148 (47·8 to 353)	114 (43·9 to 279)	125 (50·8 to 301)	118 (56·5 to 266)	111 (57·9 to 230)	101 (55·9 to 199)	97·9 (53·8 to 200)	74·8 (48 to 126)	69·1 (44·9 to 101)	55·2 (35·3 to 79·1)	40·2 (25·7 to 56·9)	1,890
Protein-energy malnutrition	0 (0 to 0)	0 (0 to 0)	2·2 (1·4 to 3·5)	1·1 (0·7 to 1·6)	8·3 (3·2 to 16·1)	8·8 (3·6 to 16·6)	9·4 (4·3 to 17·4)	10·4 (5·1 to 18·4)	12·7 (6·8 to 21·7)	14·7 (8·8 to 23·3)	17·2 (10·8 to 26·1)	17·7 (11·1 to 26·4)	20·6 (13·5 to 30·2)	24 (15·8 to 34·3)	33·9 (23·1 to 46·5)	39 (27·7 to 52·6)	45·4 (32·5 to 61·7)	47·3 (34·7 to 63·1)	47·6 (34·1 to 64)	50·5 (34·8 to 68·8)	52·1 (34·1 to 73·5)	45·4 (29·1 to 64·7)	34·4 (20·7 to 48·2)	543
Iodine deficiency	0 (0 to 0)	0 (0 to 0)	0 (0 to 0)	0·1 (0 to 0·2)	0·6 (0·2 to 1·4)	1·6 (0·6 to 3·7)	2·2 (0·9 to 4·6)	2·4 (0·9 to 5·1)	2·7 (1·1 to 5·7)	2·8 (1·1 to 5·8)	2·8 (1·2 to 5·6)	2·5 (1·1 to 5)	2·5 (1 to 5·1)	2·5 (1 to 5)	2·8 (1·1 to 5·5)	2·5 (1·1 to 5)	2·2 (0·9 to 4·1)	1·6 (0·7 to 3)	1 (0·4 to 1·9)	0·6 (0·2 to 1·1)	0·3 (0·1 to 0·6)	0·2 (0·1 to 0·3)	0·1 (0 to 0·1)	33·7
Vitamin A deficiency	0 (0 to 0)	0·1 (0 to 0·2)	0·1 (0 to 0·4)	0·3 (0 to 1·2)	0·9 (0 to 3·3)	0·4 (0 to 1·6)	0 (0 to 0)	0 (0 to 0)	0 (0 to 0)	0 (0 to 0)	0 (0 to 0)	0 (0 to 0)	0 (0 to 0)	0 (0 to 0)	0 (0 to 0)	0 (0 to 0)	0 (0 to 0)	0 (0 to 0)	0 (0 to 0)	0 (0 to 0)	0 (0 to 0)	0 (0 to 0)	0 (0 to 0)	1·8
Dietary iron deficiency	0 (0 to 0)	1·3 (0 to 4·5)	7·3 (0·5 to 24·6)	23·2 (2·6 to 74·2)	79·3 (8·8 to 267)	55·4 (5·9 to 202)	91·8 (10·6 to 284)	34·4 (1·2 to 153)	36·4 (1·1 to 162)	46·3 (1·9 to 194)	132 (19·5 to 372)	166 (33·7 to 419)	120 (20·6 to 323)	81·1 (12·7 to 240)	80·1 (9·8 to 244)	69 (10·8 to 215)	55 (7·3 to 176)	45·4 (7·2 to 144)	43·5 (6·5 to 141)	18·9 (2·2 to 64·9)	11·5 (0·9 to 38·6)	5·2 (0·4 to 21·2)	2·5 (0·2 to 9·1)	1,210
Other nutritional deficiencies	0 (0 to 0)	0 (0 to 0)	0·3 (0·1 to 0·5)	0·6 (0·3 to 0·9)	2·1 (1 to 3·9)	2·6 (1·2 to 4·7)	4·4 (2 to 8·1)	4·9 (2·2 to 9)	7 (3·3 to 12·7)	5 (2·5 to 8·6)	5·1 (2·5 to 8·7)	5·1 (2·7 to 8·7)	4·7 (2·6 to 7·8)	6·8 (3·8 to 11·3)	8·1 (4·5 to 13·1)	7·7 (4·6 to 12·3)	7·9 (4·4 to 12·4)	6·4 (3·7 to 9·9)	5·8 (3·4 to 10·1)	4·9 (2·6 to 9·3)	5·1 (2·5 to 10·2)	4·5 (2·1 to 10·1)	3·3 (1·4 to 7·2)	102
Non-communicable diseases	678 (498 to 930)	364 (240 to 528)	985 (763 to 1,270)	1,330 (1,040 to 1,690)	1,810 (1,330 to 2,420)	4,380 (3,220 to 5,850)	8,210 (6,050 to 10,700)	11,200 (8,470 to 14,100)	13,800 (10,700 to 17,200)	14,700 (11,600 to 18,200)	15,800 (12,700 to 19,300)	16,300 (13,200 to 19,600)	18,200 (14,900 to 21,800)	21,100 (17,300 to 25,200)	28,100 (23,300 to 33,100)	31,700 (26,600 to 37,300)	33,400 (28,200 to 38,800)	32,100 (27,500 to 36,900)	26,300 (22,900 to 30,000)	21,500 (19,000 to 24,200)	16,100 (14,200 to 18,100)	10,300 (9,260 to 11,400)	5,340 (4,900 to 5,760)	334,000
Neoplasms	5·5 (3·9 to 7·5)	4 (2·6 to 6·2)	21·8 (15·4 to 30·3)	129 (104 to 160)	120 (96·6 to 149)	167 (139 to 202)	203 (166 to 247)	249 (195 to 317)	450 (346 to 582)	770 (602 to 967)	1,190 (951 to 1,470)	1,680 (1,340 to 2,100)	2,410 (1,910 to 3,030)	3,510 (2,810 to 4,330)	5,520 (4,490 to 6,750)	6,830 (5,620 to 8,230)	7,320 (6,120 to 8,640)	6,870 (5,810 to 8,120)	5,210 (4,390 to 6,180)	3,450 (2,800 to 4,070)	2,040 (1,590 to 2,450)	946 (688 to 1,140)	338 (239 to 412)	49,400
Lip and oral cavity cancer	0 (0 to 0)	0 (0 to 0)	0 (0 to 0)	0 (0 to 0)	0·5 (0·4 to 0·6)	0·6 (0·5 to 0·7)	0·9 (0·6 to 1·3)	1·5 (0·9 to 2·3)	3·3 (2 to 5·1)	5·8 (3·5 to 9·2)	8·7 (5·5 to 12·6)	12·6 (8·2 to 18·6)	19·3 (12·9 to 28)	28·5 (19·2 to 39·8)	45·4 (30·8 to 64·3)	50·5 (33·6 to 72)	53·2 (37·1 to 73·4)	48·6 (34·2 to 67·2)	37·5 (25·7 to 53·3)	27·4 (18·5 to 39·9)	18 (12·3 to 25·6)	10·2 (6·8 to 14·1)	4·5 (2·9 to 6·5)	377
Nasopharynx cancer	0 (0 to 0)	0 (0 to 0)	0 (0 to 0)	0 (0 to 0)	0·5 (0·4 to 0·6)	0·5 (0·5 to 0·6)	0·7 (0·5 to 1)	0·8 (0·5 to 1·4)	1·1 (0·6 to 1·7)	1·7 (1·1 to 2·7)	2·7 (1·6 to 4·1)	3·7 (2·3 to 5·3)	5·7 (3·6 to 8·2)	7·3 (4·7 to 10·9)	10·8 (6·7 to 15·5)	8·7 (5·3 to 13·4)	7·6 (4·9 to 11·3)	6·1 (3·9 to 9·4)	3·2 (2 to 5)	2·1 (1·2 to 3·3)	1·3 (0·7 to 2·1)	0·5 (0·2 to 0·8)	0·2 (0·1 to 0·3)	65
Other pharynx cancer	0 (0 to 0)	0 (0 to 0)	0 (0 to 0)	0 (0 to 0)	0 (0 to 0)	0 (0 to 0)	0 (0 to 0)	0·4 (0·3 to 0·5)	0·4 (0·3 to 0·5)	0·7 (0·4 to 1·1)	1·7 (0·9 to 2·8)	3·4 (1·9 to 5·3)	7 (4·2 to 10·9)	11·7 (7·2 to 18·3)	16·8 (10·9 to 25)	18·9 (12·4 to 27·8)	16·7 (10·9 to 24·6)	13·6 (9 to 19·5)	8·8 (5·7 to 12·6)	4·9 (3 to 7·5)	2·8 (1·7 to 4·1)	1·3 (0·7 to 2)	0·5 (0·3 to 0·7)	109
Esophageal cancer	0 (0 to 0)	0 (0 to 0)	0 (0 to 0)	0 (0 to 0)	0 (0 to 0)	0 (0 to 0)	0 (0 to 0)	0·4 (0·3 to 0·6)	1·4 (0·9 to 2·2)	2·3 (1·3 to 3·8)	5 (3·1 to 7·6)	10·5 (6·3 to 16·5)	20·4 (13·4 to 29·3)	35·1 (24 to 50·4)	55·8 (37·7 to 81·2)	67·6 (46·7 to 95·1)	65·5 (44·1 to 92·4)	60·5 (42·1 to 84·4)	46·6 (31 to 65·9)	32·5 (20·9 to 47·2)	20·7 (13·4 to 29·1)	9·4 (5·9 to 13·9)	3·4 (2 to 5·1)	437
Stomach cancer	0 (0 to 0)	0 (0 to 0)	0 (0 to 0)	0 (0 to 0)	0 (0 to 0)	0 (0 to 0)	1·3 (0·8 to 1·8)	4·8 (3·3 to 6·9)	15 (9·5 to 21·8)	31·6 (20·8 to 47)	46·4 (31·5 to 66·6)	57·1 (39·3 to 78·9)	63·3 (43·7 to 85·9)	79·1 (56·3 to 112)	111 (79·4 to 150)	123 (91 to 165)	146 (109 to 192)	147 (111 to 192)	127 (97·2 to 164)	104 (75·5 to 137)	69·2 (48·5 to 92·7)	36·7 (23·9 to 50·5)	13·8 (8·5 to 19·3)	1,180
Colon and rectum cancer	0 (0 to 0)	0 (0 to 0)	0 (0 to 0)	0 (0 to 0)	1 (0·6 to 1·3)	1·9 (1·4 to 2·7)	4·2 (2·9 to 5·9)	13 (8 to 20·3)	34·2 (22·2 to 50·3)	73·3 (46·9 to 109)	115 (80·1 to 154)	175 (120 to 249)	271 (193 to 374)	402 (283 to 552)	569 (408 to 775)	707 (508 to 956)	749 (550 to 1,010)	696 (521 to 899)	603 (468 to 777)	430 (316 to 557)	322 (231 to 431)	173 (115 to 241)	63·2 (41·1 to 85·4)	5,400
Liver cancer	0·2 (0·1 to 0·4)	0·3 (0·1 to 0·7)	1·3 (0·7 to 2·2)	4 (2·5 to 6)	3·4 (2·3 to 4·9)	4·4 (3 to 6·3)	5·3 (2·7 to 9·3)	6·2 (3·3 to 10·5)	8·8 (5 to 14·2)	13·3 (7·2 to 22)	23·1 (12·3 to 37·4)	33·9 (20·7 to 53·6)	53·5 (31·7 to 82)	95·6 (59·2 to 150)	157 (101 to 231)	184 (121 to 273)	207 (138 to 299)	190 (131 to 272)	138 (95·9 to 193)	85·4 (57 to 117)	48·4 (31·7 to 68·8)	17·8 (11·7 to 24·9)	5·6 (3·4 to 8·2)	1,290
Liver cancer due to hepatitis B	0 (0 to 0)	0 (0 to 0)	0 (0 to 0)	0 (0 to 0)	0 (0 to 0)	0·4 (0·2 to 0·7)	0·9 (0·4 to 1·6)	1·6 (0·8 to 2·8)	3·1 (1·6 to 5·3)	4·8 (2·5 to 8·2)	7·6 (3·9 to 13·1)	9·1 (5 to 15·1)	10·1 (5·6 to 16·6)	13·3 (7·2 to 23·9)	18·2 (10·6 to 28·5)	18·7 (10·3 to 30·1)	19 (11·4 to 29·8)	15·9 (9·6 to 25·5)	10·7 (6·5 to 16·3)	6 (3·6 to 9·2)	3 (1·9 to 4·6)	1 (0·6 to 1·6)	0·3 (0·1 to 0·5)	144
Liver cancer due to hepatitis C	0 (0 to 0)	0 (0 to 0)	0 (0 to 0)	0 (0 to 0)	0 (0 to 0)	0 (0 to 0·1)	0·1 (0 to 0·2)	0·3 (0·1 to 0·5)	0·7 (0·3 to 1·3)	1·9 (0·9 to 3·3)	5 (2·5 to 9)	10·4 (5·9 to 17·5)	22·1 (12·3 to 36·3)	46·5 (27·4 to 75)	83·2 (50·3 to 125)	99·4 (65·1 to 148)	109 (70·2 to 160)	98·7 (65·6 to 142)	70·9 (48·5 to 105)	45·7 (29·8 to 64·9)	27·8 (17·9 to 39·5)	10·8 (6·8 to 15·4)	3·5 (2 to 5·4)	636
Liver cancer due to alcohol use	0 (0 to 0)	0 (0 to 0)	0 (0 to 0)	0 (0 to 0)	0 (0 to 0)	0 (0 to 0)	0·1 (0 to 0·1)	0·2 (0·1 to 0·4)	0·6 (0·3 to 1)	1·2 (0·6 to 2·2)	2·8 (1·3 to 5)	4·5 (2·5 to 7·7)	7·1 (3·8 to 12·2)	12·5 (6·9 to 21·1)	19·8 (11 to 33·2)	24·2 (14 to 39·6)	30·5 (18·7 to 49)	28·1 (17 to 43·2)	17·9 (11·2 to 26·4)	9·4 (5·8 to 14·1)	4·5 (2·6 to 6·8)	1·4 (0·8 to 2·1)	0·4 (0·2 to 0·6)	165
Liver cancer due to NASH	0 (0 to 0)	0 (0 to 0)	0 (0 to 0)	0 (0 to 0)	0 (0 to 0)	0 (0 to 0)	1·3 (0·6 to 2·5)	1·2 (0·6 to 2·1)	1·3 (0·7 to 2·4)	1·6 (0·8 to 2·9)	2·5 (1·3 to 4·2)	3·4 (1·9 to 5·6)	5·3 (2·9 to 8·7)	9·6 (5·5 to 16·1)	16·3 (9·3 to 27·2)	20·6 (11·8 to 32·4)	26·3 (15·8 to 40·1)	28 (17·9 to 42·9)	24·2 (14·9 to 37·3)	16 (9·8 to 23·5)	8·7 (5·5 to 13·1)	3·1 (1·9 to 4·8)	0·9 (0·5 to 1·6)	170
Liver cancer due to other causes	0·2 (0·1 to 0·4)	0·3 (0·1 to 0·7)	1·3 (0·7 to 2·2)	4 (2·5 to 6)	3·4 (2·3 to 4·9)	3·9 (2·7 to 5·6)	3 (1·5 to 5·3)	2·9 (1·5 to 4·9)	3·1 (1·7 to 5·3)	3·8 (1·9 to 6·6)	5·3 (2·8 to 8·8)	6·5 (3·5 to 11·4)	8·9 (4·8 to 14·6)	13·7 (7·9 to 23·2)	19·4 (11·7 to 32·1)	20·6 (12·1 to 33·9)	21·9 (13·3 to 34·4)	19·4 (11·7 to 28·9)	14·1 (8·7 to 20·9)	8·4 (5·1 to 12·8)	4·4 (2·7 to 6·5)	1·5 (0·9 to 2·3)	0·4 (0·2 to 0·7)	171
Gallbladder and biliary tract cancer	0 (0 to 0)	0 (0 to 0)	0 (0 to 0)	0 (0 to 0)	0 (0 to 0)	0 (0 to 0)	0 (0 to 0)	0·5 (0·3 to 0·7)	1·3 (0·6 to 2)	3·1 (1·6 to 4·9)	7·6 (3·5 to 12·4)	15 (7·5 to 22·9)	24·9 (13·6 to 38·4)	39·4 (22·7 to 58·7)	60·4 (37·5 to 88·6)	77·7 (50·2 to 113)	89·5 (55·5 to 128)	88·6 (55·7 to 129)	70·1 (44·3 to 99·7)	47·5 (30·6 to 68·2)	29·2 (17·3 to 43·4)	12·5 (7·7 to 18·4)	4·8 (2·9 to 7·1)	572
Pancreatic cancer	0 (0 to 0)	0 (0 to 0)	0 (0 to 0)	0 (0 to 0)	0 (0 to 0)	0 (0 to 0)	1·1 (0·7 to 1·6)	2·8 (1·6 to 4·6)	6·1 (3·6 to 9·7)	15·9 (9·9 to 24·3)	33·3 (22·6 to 47·1)	61·2 (41 to 85·4)	115 (78·8 to 162)	191 (129 to 275)	377 (264 to 517)	523 (376 to 716)	607 (446 to 807)	557 (420 to 741)	448 (329 to 586)	286 (203 to 385)	172 (117 to 241)	64·4 (40·8 to 89·7)	22·1 (14 to 30·7)	3,480
Larynx cancer	0 (0 to 0)	0 (0 to 0)	0 (0 to 0)	0 (0 to 0)	0 (0 to 0)	0 (0 to 0)	0 (0 to 0)	0·5 (0·4 to 0·7)	0·5 (0·4 to 0·8)	0·9 (0·5 to 1·5)	1·5 (0·8 to 2·7)	3·4 (2 to 5·7)	7·8 (4·7 to 12·6)	14·8 (8·8 to 23·5)	24·1 (16 to 35·4)	28·2 (18·8 to 41·2)	27·1 (17·9 to 40·3)	22·6 (14·7 to 32·9)	14·7 (9·9 to 21·4)	8·1 (5·4 to 11·7)	4 (2·5 to 5·9)	1·5 (0·9 to 2·3)	0·5 (0·3 to 0·8)	160
Tracheal, bronchus, and lung cancer	0 (0 to 0)	0 (0 to 0)	0 (0 to 0)	0 (0 to 0)	0 (0 to 0)	1·4 (0·8 to 2·4)	3·2 (1·9 to 5)	6·1 (3·4 to 10·4)	12·4 (7·2 to 19·8)	33·8 (20·8 to 52·1)	71·2 (45·4 to 108)	131 (84·6 to 200)	258 (174 to 369)	547 (375 to 774)	1,020 (724 to 1,410)	1,400 (1,030 to 1,880)	1,670 (1,260 to 2,180)	1,800 (1,380 to 2,340)	1,330 (1,020 to 1,730)	751 (523 to 1,010)	356 (248 to 487)	147 (95·4 to 210)	42 (25·3 to 61·8)	9,580
Malignant skin melanoma	0 (0 to 0·1)	0 (0 to 0·1)	1 (0·1 to 2·7)	3·7 (0·4 to 9·6)	0·6 (0·5 to 0·9)	0·7 (0·5 to 1·1)	3·4 (1·8 to 5·6)	8·9 (4·9 to 14·8)	22·7 (11·9 to 39·2)	37·1 (19·9 to 60·5)	48·3 (28·4 to 80·2)	54·9 (31·7 to 84·5)	63·5 (39·4 to 99·4)	68·8 (41·8 to 106)	79·8 (50 to 125)	86·3 (53·1 to 131)	84·4 (49 to 127)	72·1 (41·9 to 106)	53·8 (33·5 to 79·1)	35·9 (22 to 53·2)	22·4 (12·7 to 32·8)	10·8 (5·6 to 16·3)	4·6 (2·4 to 6·9)	764
Non-melanoma skin cancer	0 (0 to 0)	0 (0 to 0)	0 (0 to 0)	0 (0 to 0)	0 (0 to 0)	0 (0 to 0)	0 (0 to 0)	0·6 (0·4 to 0·9)	0·9 (0·6 to 1·4)	1·5 (1 to 2)	2·3 (1·6 to 3)	4·2 (2·9 to 5·8)	7·8 (5·4 to 10·8)	13·4 (9·5 to 18·7)	22·2 (13·7 to 33·1)	33·3 (21·1 to 49·5)	41·2 (26·6 to 60·6)	41·2 (28·4 to 59)	35·6 (24·8 to 50)	28·1 (19·5 to 38·4)	21·4 (15·6 to 28·6)	13·7 (9·9 to 18)	7·8 (5·4 to 10·5)	275
Non-melanoma skin cancer (squamous-cell carcinoma)	0 (0 to 0)	0 (0 to 0)	0 (0 to 0)	0 (0 to 0)	0 (0 to 0)	0 (0 to 0)	0 (0 to 0)	0·6 (0·4 to 0·9)	0·9 (0·6 to 1·3)	1·4 (1 to 2)	2·2 (1·5 to 3)	4·1 (2·8 to 5·8)	7·7 (5·3 to 10·7)	13·2 (9·4 to 18·5)	22 (13·5 to 32·9)	33 (20·8 to 49)	40·8 (26·3 to 60·3)	40·8 (28 to 58·8)	35·3 (24·6 to 49·7)	27·8 (19·3 to 38·2)	21·3 (15·4 to 28·4)	13·6 (9·8 to 17·8)	7·8 (5·4 to 10·5)	273
Non-melanoma skin cancer (basal-cell carcinoma)	0 (0 to 0)	0 (0 to 0)	0 (0 to 0)	0 (0 to 0)	0 (0 to 0)	0 (0 to 0)	0 (0 to 0)	0 (0 to 0)	0 (0 to 0)	0 (0 to 0·1)	0·1 (0 to 0·1)	0·1 (0 to 0·2)	0·1 (0 to 0·3)	0·2 (0 to 0·4)	0·2 (0·1 to 0·6)	0·3 (0·1 to 0·7)	0·4 (0·1 to 0·8)	0·4 (0·1 to 0·8)	0·3 (0·1 to 0·7)	0·2 (0·1 to 0·5)	0·2 (0·1 to 0·3)	0·1 (0 to 0·2)	0 (0 to 0·1)	2·7
Breast cancer	0 (0 to 0)	0 (0 to 0)	0 (0 to 0)	0 (0 to 0)	0 (0 to 0)	0 (0 to 0)	2·9 (1·8 to 4·6)	10 (6·7 to 14·2)	59·2 (39·2 to 84·5)	176 (118 to 249)	316 (213 to 433)	470 (334 to 640)	641 (459 to 852)	831 (600 to 1,130)	1,190 (884 to 1,530)	1,360 (1,000 to 1,750)	1,250 (949 to 1,600)	1,010 (796 to 1,280)	694 (536 to 886)	504 (378 to 657)	302 (219 to 402)	152 (106 to 201)	59·3 (37·1 to 85)	9,020
Cervical cancer	0 (0 to 0)	0 (0 to 0)	0 (0 to 0)	0 (0 to 0)	0 (0 to 0)	0 (0 to 0)	1·4 (0·8 to 2·3)	8·8 (5 to 14·4)	43·3 (23·1 to 69·8)	87·2 (52·6 to 135)	130 (78·7 to 202)	156 (100 to 234)	164 (110 to 234)	163 (114 to 231)	201 (140 to 281)	159 (108 to 224)	151 (107 to 209)	120 (84·2 to 164)	77·9 (55·8 to 105)	53·9 (36·5 to 74·8)	25·2 (17·6 to 35·7)	10·4 (6·5 to 14·7)	3·7 (2·3 to 5·4)	1,560
Uterine cancer	0 (0 to 0)	0 (0 to 0)	0 (0 to 0)	0 (0 to 0)	0 (0 to 0)	0 (0 to 0)	0 (0 to 0)	0·6 (0·4 to 0·9)	2·5 (1·4 to 4·1)	11·4 (6·5 to 17·8)	22 (14 to 32·6)	36·5 (22·6 to 54·3)	60·4 (39·7 to 88·4)	102 (67·6 to 146)	187 (127 to 273)	275 (187 to 392)	295 (201 to 416)	216 (148 to 310)	139 (97·1 to 196)	85·3 (57·8 to 122)	42·3 (28·7 to 58·3)	18·8 (12·4 to 26·1)	6·6 (4·3 to 9·2)	1,500
Ovarian cancer	0 (0 to 0)	0 (0 to 0)	0 (0 to 0)	0 (0 to 0)	2·1 (1·1 to 3·3)	4·6 (2·9 to 6·9)	7·3 (4·4 to 11·3)	12·3 (7·4 to 18·9)	21·4 (12·6 to 33·2)	36·4 (22·5 to 54·2)	61·7 (39·7 to 87·5)	93·6 (60 to 141)	173 (117 to 248)	278 (194 to 387)	428 (294 to 605)	479 (346 to 677)	450 (326 to 602)	428 (315 to 575)	292 (213 to 396)	174 (119 to 245)	87·1 (56·7 to 120)	32·7 (20·7 to 48·2)	10·5 (6·1 to 16·2)	3,070
Prostate cancer	0 (0 to 0)	0 (0 to 0)	0 (0 to 0)	0 (0 to 0)	0 (0 to 0)	0 (0 to 0)	0 (0 to 0)	0 (0 to 0)	0 (0 to 0)	0 (0 to 0)	0 (0 to 0)	0 (0 to 0)	0 (0 to 0)	0 (0 to 0)	0 (0 to 0)	0 (0 to 0)	0 (0 to 0)	0 (0 to 0)	0 (0 to 0)	0 (0 to 0)	0 (0 to 0)	0 (0 to 0)	0 (0 to 0)	0
Testicular cancer	--	--	--	--	--	--	--	--	--	--	--	--	--	--	--	--	--	--	--	--	--	--	--	NA
Kidney cancer	0·1 (0·1 to 0·2)	0·1 (0·1 to 0·2)	1·2 (0·7 to 1·9)	6·3 (4·6 to 8·3)	6·2 (3·6 to 10·1)	3·6 (2 to 5·8)	3·8 (1·9 to 6·9)	4·9 (2·7 to 8·3)	6·7 (3·9 to 11)	10·5 (5·9 to 16·9)	17·7 (10·1 to 29)	27·5 (16·5 to 43·8)	45·1 (27·6 to 69·3)	65·6 (41·3 to 98·7)	115 (74·1 to 173)	160 (102 to 237)	165 (107 to 245)	149 (100 to 210)	114 (77·1 to 161)	78·5 (50 to 117)	48 (29·2 to 71·8)	22·3 (13·1 to 33·9)	7·3 (4·4 to 10·7)	1,060
Bladder cancer	0 (0 to 0)	0 (0 to 0)	0 (0 to 0)	0 (0 to 0)	0 (0 to 0)	0 (0 to 0)	0·5 (0·4 to 0·6)	0·4 (0·3 to 0·5)	1·4 (0·8 to 2·4)	2·3 (1·4 to 3·6)	6·1 (3·8 to 9·6)	10 (6·3 to 14·8)	17·7 (11·9 to 25·1)	27·4 (18·6 to 39·4)	48·4 (33·3 to 69·2)	67·3 (47·6 to 93·8)	83·7 (59·2 to 118)	92·4 (66·8 to 126)	86·5 (60·9 to 118)	84·7 (59·1 to 118)	55·9 (37·1 to 80)	30·9 (19·6 to 43·2)	13·2 (8·2 to 18·4)	629
Brain and central nervous system cancer	0·7 (0·4 to 1·1)	0·6 (0·3 to 1)	4·7 (2·7 to 8)	32·5 (21·7 to 47·5)	42·8 (27·5 to 63·5)	40·2 (27·6 to 57·2)	30·5 (20 to 43·8)	29·9 (18·7 to 45·4)	42 (24·6 to 67)	53·6 (32·9 to 87·2)	66·5 (42·2 to 108)	82·5 (53·1 to 126)	91·9 (59·8 to 136)	114 (72 to 167)	165 (109 to 245)	188 (124 to 275)	185 (121 to 265)	147 (95·2 to 209)	92·9 (59·7 to 138)	51 (29·9 to 79·3)	22·7 (13·1 to 37·2)	9·3 (5·3 to 14·8)	3·5 (1·8 to 6·4)	1,500
Thyroid cancer	0 (0 to 0)	0 (0 to 0)	0 (0 to 0)	0 (0 to 0)	0·6 (0·5 to 0·7)	0·7 (0·6 to 0·9)	1·1 (0·6 to 1·8)	2·1 (0·8 to 4·3)	3·7 (1·5 to 7·4)	6·2 (2·7 to 11·8)	8·4 (4·5 to 14·6)	11·2 (6·2 to 17·9)	15·5 (9·2 to 24·9)	18·9 (11·5 to 29·1)	31·2 (20 to 45)	38·6 (24·6 to 57·2)	37·8 (24·2 to 52·9)	36·1 (24 to 52·4)	28·8 (19·2 to 42)	20·4 (13·1 to 30·1)	11·7 (7·1 to 17·6)	5·6 (3·3 to 8·7)	2 (1·2 to 2·9)	281
Mesothelioma	0 (0 to 0)	0 (0 to 0)	0 (0 to 0)	0 (0 to 0)	0 (0 to 0)	0 (0 to 0)	0 (0 to 0)	0·4 (0·3 to 0·7)	0·8 (0·4 to 1·5)	1 (0·6 to 1·6)	1·8 (1 to 2·9)	2·6 (1·6 to 4·2)	3·3 (2·1 to 5)	5·4 (3·4 to 8·3)	9·3 (6·1 to 14·3)	11·5 (7·5 to 17·9)	14·3 (9·5 to 21·8)	13·6 (9·2 to 21)	10·9 (7·5 to 16·6)	7·2 (4·8 to 11·1)	3·6 (2·3 to 5·5)	1·3 (0·8 to 1·9)	0·3 (0·2 to 0·4)	87·3
Hodgkin lymphoma	0 (0 to 0)	0 (0 to 0)	0 (0 to 0)	0·4 (0·4 to 0·5)	0·5 (0·4 to 0·7)	1·6 (0·6 to 3·1)	6·1 (2·8 to 11·3)	11 (5·9 to 18·5)	13·7 (7·9 to 22·3)	12·3 (6·9 to 20·2)	11·2 (6·3 to 18·6)	9·3 (5·4 to 14·8)	8·3 (4·8 to 14·2)	8·1 (4·8 to 14·4)	11·2 (6·2 to 20·8)	11·9 (6·3 to 23·4)	13 (7·4 to 24·2)	11·8 (7 to 21·2)	9·7 (5·7 to 16·9)	6·1 (3·5 to 9·9)	3·4 (2 to 5·4)	1·4 (0·6 to 2·5)	0·3 (0·1 to 0·5)	151
Non-Hodgkin lymphoma	0 (0 to 0)	0 (0 to 0)	0 (0 to 0)	2·5 (1·7 to 3·4)	2·8 (1·9 to 4)	5·8 (3·7 to 8·6)	12 (7·8 to 17·3)	18·4 (11·7 to 27·6)	25·9 (17·1 to 38·2)	31·2 (20·5 to 46·1)	37·9 (25 to 55)	47·5 (32·1 to 67·5)	58 (38·8 to 82·4)	81·1 (54·8 to 113)	137 (96 to 188)	211 (147 to 288)	241 (171 to 324)	254 (182 to 339)	216 (156 to 287)	143 (101 to 196)	99·9 (69·2 to 140)	43·1 (28·2 to 61·1)	13 (8·2 to 18·4)	1,680
Multiple myeloma	0 (0 to 0)	0 (0 to 0)	0 (0 to 0)	0 (0 to 0)	0 (0 to 0)	0 (0 to 0)	0 (0 to 0)	0·3 (0·2 to 0·6)	0·8 (0·4 to 1·4)	2·3 (1·2 to 4·1)	7 (4 to 11·8)	14·2 (8·9 to 21·9)	28·9 (18·3 to 42·7)	52·6 (34·3 to 80·3)	96 (63·7 to 148)	136 (92 to 208)	168 (115 to 240)	164 (116 to 240)	132 (90·9 to 190)	89·1 (56·3 to 130)	44·6 (25·9 to 70·6)	20·4 (12·3 to 30·7)	5·6 (3·1 to 8·8)	962
Leukemia	0·6 (0·4 to 0·8)	0·8 (0·5 to 1·1)	6·3 (3·9 to 10)	38·6 (26·7 to 53·7)	27·7 (17·8 to 40·8)	40·5 (27·7 to 58·5)	47·3 (31·2 to 68·2)	46·6 (29·2 to 68·8)	58·6 (36·7 to 88·7)	57·1 (36·9 to 81·2)	61·7 (40·9 to 88·5)	68·3 (44·9 to 100)	70·9 (48·4 to 103)	85 (57·1 to 121)	138 (93·6 to 195)	183 (123 to 260)	201 (136 to 286)	197 (136 to 281)	170 (114 to 243)	130 (86·4 to 190)	89·5 (56·7 to 135)	40·8 (24·9 to 59)	15·3 (8·9 to 22·5)	1,770
Acute lymphoid leukemia	0·2 (0·1 to 0·3)	0·1 (0·1 to 0·2)	2·1 (1·1 to 3·7)	14·6 (8·4 to 22·4)	16·4 (9·4 to 25·9)	20·7 (12·3 to 32·8)	19·8 (10·9 to 32·8)	15·6 (8·1 to 27)	16 (8·1 to 29·8)	12·1 (6·1 to 21·2)	11·3 (5·8 to 20)	10·9 (5·5 to 19·9)	10·2 (5·1 to 18·7)	10·5 (5 to 18·4)	14·6 (7·3 to 25·1)	15·6 (7·8 to 27·2)	13·4 (6·6 to 24·2)	10·7 (5·3 to 19·2)	7·9 (3·8 to 14·1)	5·2 (2·5 to 9·6)	3·1 (1·5 to 5·9)	1·2 (0·5 to 2)	0·4 (0·2 to 0·8)	233
Chronic lymphoid leukemia	0 (0 to 0)	0 (0 to 0)	0 (0 to 0)	0 (0 to 0)	0 (0 to 0)	0 (0 to 0)	0 (0 to 0)	0·4 (0·2 to 0·7)	0·5 (0·3 to 0·7)	0·5 (0·2 to 0·8)	1 (0·5 to 2)	1·6 (0·8 to 3·1)	3·1 (1·4 to 5·6)	6·2 (3·3 to 10·5)	13·3 (6·3 to 24·3)	24·7 (12·4 to 42·1)	30 (16·6 to 48·9)	34·9 (16·9 to 61·8)	33·5 (17·3 to 57·8)	28·4 (14·2 to 49·7)	23·1 (11·9 to 38·5)	13·6 (7·1 to 22·8)	5·5 (2·8 to 9·1)	220
Acute myeloid leukemia	0·1 (0·1 to 0·2)	0·2 (0·1 to 0·3)	2·3 (1·2 to 4)	15·4 (9·6 to 23·4)	7 (3·4 to 12·5)	12·7 (6·6 to 21·2)	17·9 (9·8 to 29·8)	20·6 (11·1 to 34)	26·4 (14·9 to 44·1)	27 (15·6 to 41·9)	31·8 (18 to 48·3)	34·9 (21·4 to 54·6)	37·7 (22·8 to 57·2)	43·7 (27·4 to 65·7)	70·5 (42·9 to 107)	87·8 (51·6 to 132)	101 (61·3 to 154)	93·6 (57·9 to 143)	73·1 (43 to 112)	49·5 (27·9 to 79·5)	27·8 (14·7 to 46·9)	9·4 (5 to 15·7)	2·8 (0·9 to 6·5)	793
Chronic myeloid leukemia	0 (0 to 0·1)	0 (0 to 0)	0·1 (0·1 to 0·2)	0·6 (0·4 to 1·1)	0·4 (0·2 to 0·7)	0·8 (0·4 to 1·5)	1·1 (0·5 to 2·2)	1·6 (0·7 to 3)	3·4 (1·4 to 7)	4·2 (1·9 to 8·2)	4·8 (2·3 to 9)	5·6 (2·6 to 10·2)	5 (2·4 to 8·9)	5·1 (2·5 to 9·2)	7·8 (3·5 to 15)	9·9 (4·7 to 17·5)	9·1 (4·3 to 16·8)	10 (4·7 to 18·6)	8·8 (4·2 to 16·7)	8·6 (4·2 to 15·3)	6·3 (3 to 11·6)	2·7 (1·2 to 5·2)	1 (0·5 to 1·8)	97·1
Other leukemia	0·2 (0·2 to 0·3)	0·4 (0·3 to 0·7)	1·8 (0·9 to 3·1)	8 (4·8 to 12·6)	3·8 (1·8 to 7·2)	6·2 (3·2 to 10·8)	8·5 (4·3 to 14·9)	8·5 (3·7 to 15·6)	12·3 (5·9 to 22·3)	13·2 (6·8 to 22·7)	12·7 (5·9 to 24·2)	15·4 (8·2 to 25·9)	14·9 (7·9 to 25·8)	19·5 (10·4 to 32·7)	32·1 (16·8 to 53·3)	45·4 (23·8 to 75·2)	47·2 (25·9 to 77·8)	47·4 (25·3 to 79·5)	46·4 (26·1 to 79)	38·5 (21·9 to 62·2)	29·2 (15·9 to 48·9)	14 (7·4 to 22·8)	5·7 (2·9 to 9·2)	431
Other malignant neoplasms	3·3 (2·2 to 4·9)	1·5 (1 to 2·3)	6·5 (4·5 to 9·6)	39 (29·3 to 51·7)	30·4 (23·7 to 39)	58·8 (45·2 to 75·3)	68·1 (51·8 to 88·4)	53·6 (38·3 to 72·1)	58·4 (41·1 to 82·4)	57·2 (39·6 to 81·3)	68·6 (48·4 to 96·8)	81·3 (57·2 to 114)	101 (71·8 to 134)	130 (91·4 to 176)	187 (132 to 265)	202 (143 to 274)	241 (174 to 323)	219 (157 to 292)	161 (117 to 216)	114 (79·6 to 157)	65·1 (44·6 to 90·4)	32·3 (21·6 to 46·9)	12·8 (8·1 to 18·8)	1,990
Other neoplasms	0·5 (0·2 to 0·9)	0·7 (0·2 to 1·8)	0·8 (0·3 to 1·7)	1·8 (1·2 to 2·7)	1·2 (0·6 to 2)	2·1 (1·1 to 3·6)	2·5 (1·5 to 3·9)	2·4 (1·5 to 3·7)	3·4 (2 to 5·3)	4·3 (2·7 to 6·7)	5·8 (3·7 to 8·4)	6·7 (4·3 to 9·7)	9·8 (6·9 to 13·6)	15·2 (10·7 to 21·2)	27·3 (18·7 to 36·9)	41·5 (29·8 to 56·3)	55·8 (41·7 to 72·6)	72·6 (53 to 96·8)	73·9 (54·4 to 98·9)	61·5 (43·8 to 83)	50 (35·1 to 69·6)	26·4 (17·4 to 38·8)	11·5 (7 to 17)	478
Myelodysplastic, myeloproliferative, and other hematopoietic n	0·5 (0·2 to 0·9)	0·7 (0·2 to 1·8)	0·8 (0·3 to 1·7)	1·8 (1·2 to 2·7)	1·2 (0·6 to 2)	2·1 (1·1 to 3·6)	2·5 (1·5 to 3·9)	2·4 (1·5 to 3·7)	3·4 (2 to 5·3)	4·3 (2·7 to 6·7)	5·8 (3·7 to 8·4)	6·7 (4·3 to 9·7)	9·8 (6·9 to 13·6)	15·2 (10·7 to 21·2)	27·3 (18·7 to 36·9)	41·5 (29·8 to 56·3)	55·8 (41·7 to 72·6)	72·6 (53 to 96·8)	73·9 (54·4 to 98·9)	61·5 (43·8 to 83)	50 (35·1 to 69·6)	26·4 (17·4 to 38·8)	11·5 (7 to 17)	478
Benign and in situ intestinal neoplasms	0 (0 to 0)	0 (0 to 0)	0 (0 to 0)	0 (0 to 0)	0 (0 to 0)	0 (0 to 0)	0 (0 to 0)	0 (0 to 0)	0 (0 to 0)	0 (0 to 0)	0 (0 to 0)	0 (0 to 0)	0 (0 to 0)	0 (0 to 0)	0 (0 to 0)	0 (0 to 0)	0 (0 to 0)	0 (0 to 0)	0 (0 to 0)	0 (0 to 0)	0 (0 to 0)	0 (0 to 0)	0 (0 to 0)	0
Benign and in situ cervical and uterine neoplasms	0 (0 to 0)	0 (0 to 0)	0 (0 to 0)	0 (0 to 0)	0 (0 to 0)	0 (0 to 0)	0 (0 to 0)	0 (0 to 0)	0 (0 to 0)	0 (0 to 0)	0 (0 to 0)	0 (0 to 0)	0 (0 to 0)	0 (0 to 0)	0 (0 to 0)	0 (0 to 0)	0 (0 to 0)	0 (0 to 0)	0 (0 to 0)	0 (0 to 0)	0 (0 to 0)	0 (0 to 0)	0 (0 to 0)	0
Other benign and in situ neoplasms	0 (0 to 0)	0 (0 to 0)	0 (0 to 0)	0 (0 to 0)	0 (0 to 0)	0 (0 to 0)	0 (0 to 0)	0 (0 to 0)	0 (0 to 0)	0 (0 to 0)	0 (0 to 0)	0 (0 to 0)	0 (0 to 0)	0 (0 to 0)	0 (0 to 0)	0 (0 to 0)	0 (0 to 0)	0 (0 to 0)	0 (0 to 0)	0 (0 to 0)	0 (0 to 0)	0 (0 to 0)	0 (0 to 0)	0
Cardiovascular diseases	9·5 (6·4 to 13·7)	11·9 (7·5 to 18·3)	52·4 (35·7 to 74·4)	46·5 (38·9 to 54·8)	34·6 (26·7 to 44·4)	62·4 (47 to 80·2)	117 (90·5 to 147)	168 (129 to 214)	290 (220 to 374)	408 (314 to 526)	564 (442 to 729)	846 (652 to 1,100)	1,170 (952 to 1,480)	1,730 (1,410 to 2,120)	2,830 (2,320 to 3,470)	3,810 (3,180 to 4,540)	4,680 (3,940 to 5,550)	5,430 (4,580 to 6,490)	5,580 (4,720 to 6,530)	5,790 (4,880 to 6,690)	5,310 (4,280 to 6,220)	4,000 (3,080 to 4,680)	2,340 (1,700 to 2,730)	45,300
Rheumatic heart disease	0 (0 to 0)	0 (0 to 0)	0 (0 to 0)	1·1 (0·8 to 1·5)	0·7 (0·5 to 1)	1·6 (1·2 to 2·1)	2·6 (1·9 to 3·5)	4 (2·9 to 5·7)	8·6 (5·6 to 12·6)	11·4 (7·7 to 15·9)	13·7 (9·1 to 19·6)	16·8 (10·1 to 25·7)	23·4 (15·5 to 34·2)	31 (20·3 to 45·6)	51·5 (33·2 to 76·1)	63·2 (45·2 to 87·4)	76 (53·9 to 108)	86·5 (62 to 120)	78·6 (58·7 to 101)	71·2 (52·8 to 92·7)	52·7 (39·1 to 67·9)	32·7 (23·7 to 42)	16·9 (11·9 to 21·7)	645

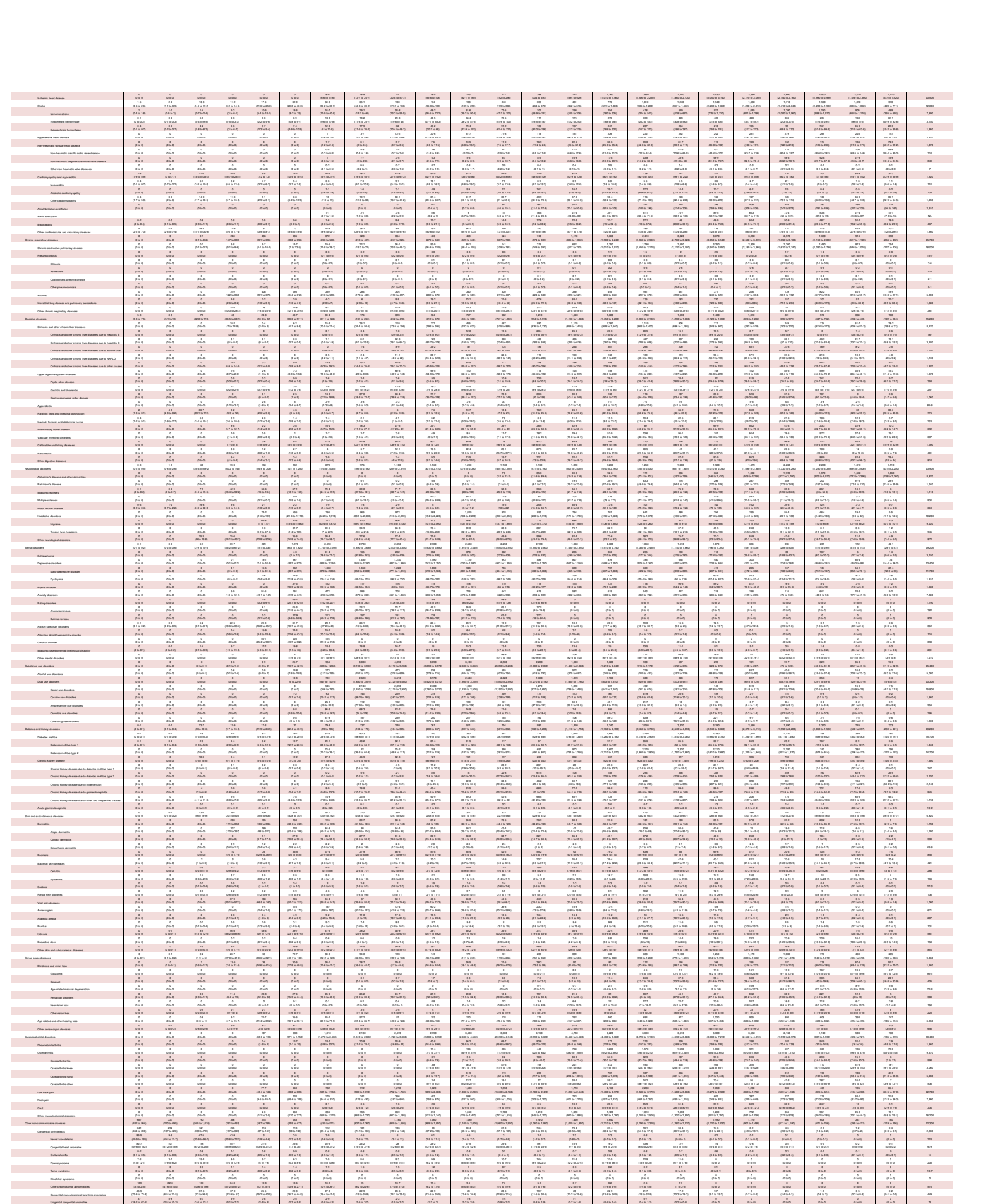



GBD Table 2b: New York DALYS by cause and age group for females with 95% uncertainty intervals, 2019

Cause	Early Neonatal	Late Neonatal	Post Neonatal	1 to 4	5 to 9	10 to 14	15 to 19	20 to 24	25 to 29	30 to 34	35 to 39	40 to 44	45 to 49	50 to 54	55 to 59	60 to 64	65 to 69	70 to 74	75 to 79	80 to 84	85 to 89	90 to 94	95 plus	Total
All causes	69,269 (58,924 to 81,568)	6,743 (5,266 to 8,282)	14,160 (12,229 to 16,008)	14,760 (13,009 to 16,450)	69,269 (61,556 to 77,600)	69,269 (61,769 to 78,000)	72,260 (64,259 to 80,772)	140,938 (126,659 to 155,850)	140,938 (114,654 to 169,600)	140,938 (111,650 to 171,800)	140,938 (110,668 to 173,300)	140,938 (110,668 to 173,300)	140,938 (110,668 to 173,300)	140,938 (110,668 to 173,300)	214,208 (179,629 to 252,200)	261,000 (213,000 to 311,000)	284,000 (227,000 to 336,000)	284,000 (224,000 to 342,000)	261,000 (209,000 to 314,000)	209,000 (164,000 to 256,000)	209,000 (161,000 to 257,000)	150,000 (102,000 to 199,000)	150,000 (100,000 to 201,000)	69,269 (48,748 to 90,500)	3,200,000
Communicable, maternal, neonatal, and nutritional diseases	13,600 (12,000 to 15,200)	3,900 (3,100 to 4,800)	3,900 (3,100 to 4,800)	3,900 (3,100 to 4,800)	3,200 (2,400 to 3,900)	2,200 (1,600 to 2,800)	6,300 (5,100 to 7,600)	4,800 (3,900 to 5,900)	3,200 (2,600 to 3,900)	7,200 (5,800 to 8,800)	7,300 (5,900 to 8,900)	7,700 (6,200 to 9,400)	7,900 (6,300 to 9,600)	8,200 (6,700 to 9,900)	8,900 (7,200 to 10,800)	8,900 (7,200 to 10,800)	8,900 (7,200 to 10,800)	7,900 (6,300 to 9,600)	6,900 (5,500 to 8,400)	6,500 (5,200 to 7,900)	6,500 (5,200 to 7,900)	6,500 (5,200 to 7,900)	6,300 (5,000 to 7,700)	3,200	149,600
HIV/AIDS and sexually transmitted infections	1.2 (0.6 to 1.8)	0.4 (0.2 to 0.6)	0.4 (0.2 to 0.6)	0.4 (0.2 to 0.6



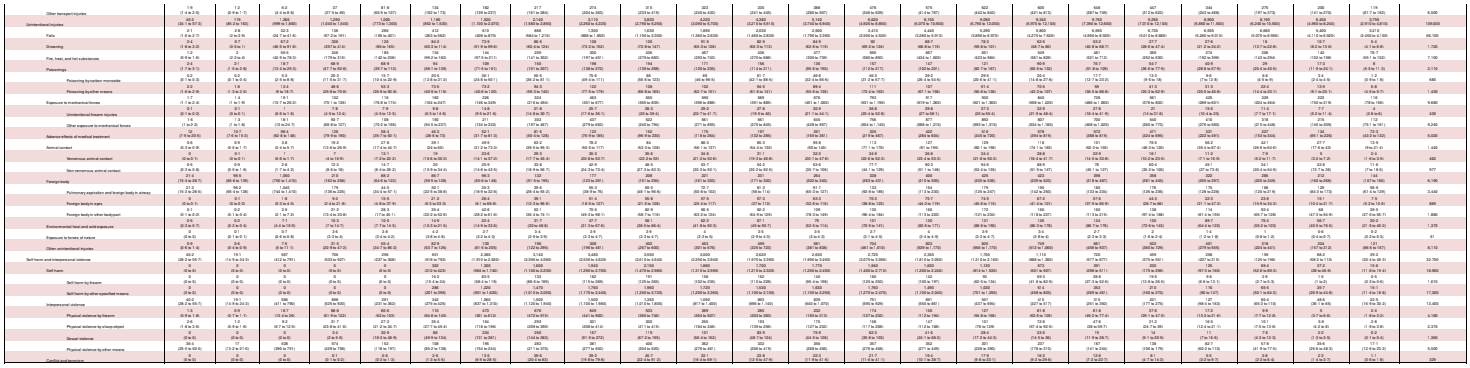

SR Table 2b: North Carolina DALYS by cause and age group for females with 95% uncertainty intervals, 2019

Cause	Early Neonatal	Late Neonatal	Post Neonatal	1 to 4	5 to 9	10 to 14	15 to 19	20 to 24	25 to 29	30 to 34	35 to 39	40 to 44	45 to 49	50 to 54	55 to 59	60 to 64	65 to 69	70 to 74	75 to 79	80 to 84	85 to 89	90 to 94	95 plus	Total
All causes	16,100 (14,800 to 18,400)	4,140 (3,440 to 4,970)	11,900 (10,600 to 13,700)	10,600 (9,610 to 12,700)	12,400 (9,570 to 16,100)	22,700 (17,100 to 29,300)	45,800 (34,100 to 58,100)	64,600 (49,700 to 79,100)	69,200 (53,900 to 86,700)	72,600 (57,600 to 89,600)	77,900 (62,500 to 95,700)	87,700 (71,300 to 107,000)	107,000 (87,400 to 129,000)	124,000 (101,000 to 149,000)	161,000 (136,000 to 190,000)	199,000 (169,000 to 232,000)	172,000 (146,000 to 202,000)	174,000 (146,000 to 205,000)	152,000 (127,000 to 180,000)	117,000 (96,400 to 139,000)	86,300 (70,600 to 104,000)	64,600 (52,000 to 78,400)	24,100 (19,500 to 29,000)	1,610,000 (1,370,000 to 1,900,000)
Communicable, maternal, neonatal, and nutritional diseases	14,600 (13,000 to 16,900)	2,490 (2,190 to 2,970)	2,700 (2,190 to 3,370)	2,360 (1,840 to 3,040)	2,360 (1,660 to 3,450)	2,190 (1,560 to 3,090)	2,490 (1,690 to 3,630)	3,600 (2,550 to 5,000)	5,260 (3,960 to 6,900)	3,600 (2,660 to 4,850)	4,180 (3,170 to 5,750)	4,360 (3,340 to 6,200)	4,470 (3,410 to 6,280)	4,350 (3,320 to 6,150)	4,310 (3,370 to 5,950)	4,360 (3,400 to 5,750)	4,620 (3,650 to 5,990)	4,660 (3,660 to 6,250)	4,350 (3,320 to 5,970)	4,160 (3,210 to 5,580)	3,680 (2,770 to 4,850)	2,770 (2,090 to 3,630)	1,300 (1,070 to 1,810)	111,000 (91,900 to 138,000)
HIV/AIDS and sexually transmitted infections	1.2 (0.9 to 1.7)	0.7 (0.5 to 1.1)	29.6 (22.1 to 41.3)	21.4 (15.7 to 31.1)	11.6 (8.1 to 17.5)	11.6 (7.9 to 18.1)	69.3 (44.7 to 104.0)	199 (130.0 to 297.0)	324 (209.0 to 484.0)	402 (260.0 to 597.0)	473 (306.0 to 700.0)	604 (391.0 to 894.0)	826 (535.0 to 1,220)	1,110 (717.0 to 1,640)	1,540 (1,000 to 2,270)	1,960 (1,270 to 2,900)	2,020 (1,310 to 2,980)	2,150 (1,390 to 3,170)	2,040 (1,320 to 3,010)	1,870 (1,210 to 2,760)	1,610 (1,040 to 2,380)	1,140 (736 to 1,690)	18,000 (11,600 to 26,600)
HIV/AIDS	(0 to 0)	(0 to 0)	(22.3 to 32.7)	(18.1 to 26.9)	(10.1 to 13.8)	(10.7 to 14.7)	(30.6 to 45.4)	(111 to 170)	(258 to 380)	(402 to 648)	(592 to 988)	(699 to 977)	(989 to 921)	(927 to 848)	(335 to 609)	(281 to 442)	(144 to 305)	(39.1 to 128)	(13.8 to 57.2)	(3.1 to 11)	(1.3 to 4)	(0.6 to 2.8)	(0.2 to 1)	4,890
HIV/AIDS - Drug-susceptible Tuberculosis	0 (0 to 0)	0 (0 to 0)	0.6 (0.4 to 0.9)	0.9 (0.3 to 0.7)	0.2 (0.2 to 0.4)	0.3 (0.2 to 0.6)	0.6 (0.4 to 0.9)	2.1 (1.4 to 3.2)	4.6 (2.9 to 6.8)	7.9 (5.1 to 11.8)	11.5 (7.3 to 16.6)	11.4 (7.3 to 17)	11.7 (7.4 to 17.3)	10.8 (6.9 to 16)	8.3 (5.2 to 12.7)	4.3 (2.6 to 6.9)	2.9 (1.8 to 4.2)	0.6 (0.4 to 0.9)	0.2 (0.2 to 0.3)	0 (0 to 0.1)	0 (0 to 0)	0 (0 to 0)	78.6 (49.7 to 116)
HIV/AIDS - Multidrug-resistant Tuberculosis without extra	0 (0 to 0)	0 (0 to 0)	0 (0 to 0)	0 (0 to 0)	0 (0 to 0)	0 (0 to 0)	0 (0 to 0)	0 (0 to 0)	0 (0 to 0)	0 (0 to 0)	0 (0 to 0)	0 (0 to 0)	0 (0 to 0)	0 (0 to 0)	0 (0 to 0)	0 (0 to 0)	0 (0 to 0)	0 (0 to 0)	0 (0 to 0)	0 (0 to 0)	0 (0 to 0)	0 (0 to 0)	0 (0 to 0)	0
HIV/AIDS - Extensively drug-resistant Tuberculosis	0 (0 to 0)	0 (0 to 0)	0 (0 to 0)	0 (0 to 0)	0 (0 to 0)	0 (0 to 0)	0 (0 to 0)	0 (0 to 0)	0 (0 to 0)	0 (0 to 0)	0 (0 to 0)	0 (0 to 0)	0 (0 to 0)	0 (0 to 0)	0 (0 to 0)	0 (0 to 0)	0 (0 to 0)	0 (0 to 0)	0 (0 to 0)	0 (0 to 0)	0 (0 to 0)	0 (0 to 0)	0 (0 to 0)	0
HIV/AIDS resulting in other diseases	0 (0 to 0)	0 (0 to 0)	29.6 (21.6 to 39.1)	20.9 (15.7 to 29.9)	11.6 (7.9 to 16.9)	12.3 (7.9 to 18.9)	68.8 (44.3 to 103.0)	196 (129.0 to 292)	319 (206.0 to 476)	395 (258.0 to 592)	463 (301.0 to 679)	592 (385.0 to 875)	706 (457.0 to 1,040)	997 (646.0 to 1,470)	1,530 (1,000 to 2,260)	1,950 (1,260 to 2,880)	2,010 (1,300 to 2,960)	2,150 (1,390 to 3,170)	2,040 (1,320 to 3,010)	1,870 (1,210 to 2,760)	1,610 (1,040 to 2,380)	1,140 (736 to 1,690)	17,900 (11,500 to 26,500)	6,810 (4,610 to 9,980)
Sexually transmitted infections excluding HIV	1.2 (0.9 to 1.7)	0.7 (0.5 to 1.1)	0.4 (0.3 to 0.7)	0 (0 to 0)	0.1 (0 to 0.1)	0.3 (0.2 to 0.5)	2.5 (1.7 to 3.8)	12.4 (7.9 to 19.1)	7.9 (5.1 to 11.8)	4.6 (2.9 to 7.1)	3.1 (1.9 to 4.8)	1.4 (0.9 to 2.1)	1.2 (0.8 to 1.8)	0.7 (0.5 to 1.1)	0.4 (0.2 to 0.6)	0.2 (0.1 to 0.3)	0.1 (0 to 0.2)	0 (0 to 0.1)	0 (0 to 0.1)	0 (0 to 0)	0 (0 to 0)	0 (0 to 0)	0 (0 to 0)	34.1 (21.9 to 52.1)
Syphilis	(0 to 1.7)	(0.2 to 0.7)	(0.2 to 0.7)	(0 to 0.1)	(0 to 0.1)	(0.2 to 1.6)	(0.4 to 5.7)	(2.3 to 11.5)	(0.9 to 7.1)	(0.7 to 1.6)	(0.7 to 1.8)	(0.9 to 2.1)	(1 to 2.2)	(1.4 to 3)	(1.6 to 3.1)	(1.4 to 3.2)	(1.2 to 3.3)	(0.6 to 2.4)	(0.4 to 2.1)	(0.2 to 1.2)	(0.1 to 0.7)	(0.2 to 0.6)	(0.2 to 0.6)	32.6
Chlamydial infection	0 (0 to 0)	0 (0 to 0)	0 (0 to 0)	0 (0 to 0)	0 (0 to 0)	0.1 (0 to 0.1)	0.7 (0.6 to 0.9)	2.6 (1.3 to 3.1)	1.6 (0.9 to 1.9)	0.9 (0.6 to 1.1)	0.6 (0.4 to 1)	0.3 (0.2 to 0.5)	0.2 (0.1 to 0.4)	0.1 (0 to 0.2)	0.1 (0 to 0.2)	0 (0 to 0.1)	0 (0 to 0.1)	0 (0 to 0.1)	0 (0 to 0.1)	0 (0 to 0.1)	0 (0 to 0.1)	0 (0 to 0.1)	0 (0 to 0.1)	6.3
Gonococcal infection	0 (0 to 0)	0 (0 to 0)	0 (0 to 0)	0 (0 to 0)	0 (0 to 0)	0 (0 to 0)	0.1 (0 to 0.1)	0.6 (0.3 to 1.1)	0.4 (0.2 to 0.8)	0.2 (0.1 to 0.4)	0.1 (0 to 0.3)	0.1 (0 to 0.2)	0 (0 to 0.1)	0 (0 to 0.1)	0 (0 to 0.1)	0 (0 to 0.1)	0 (0 to 0.1)	0 (0 to 0.1)	0 (0 to 0.1)	0 (0 to 0.1)	0 (0 to 0.1)	0 (0 to 0.1)	0 (0 to 0.1)	1.4
Trichomoniasis	0 (0 to 0)	0 (0 to 0)	0 (0 to 0)	0 (0 to 0)	0 (0 to 0)	0 (0 to 0)	0 (0 to 0)	0 (0 to 0)	0 (0 to 0)	0 (0 to 0)	0 (0 to 0)	0 (0 to 0)	0 (0 to 0)	0 (0 to 0)	0 (0 to 0)	0 (0 to 0)	0 (0 to 0)	0 (0 to 0)	0 (0 to 0)	0 (0 to 0)	0 (0 to 0)	0 (0 to 0)	0 (0 to 0)	0
Genital herpes	0 (0 to 0)	0 (0 to 0)	0 (0 to 0)	0 (0 to 0)	1.1 (0.7 to 1.6)	0.1 (0.1 to 0.2)	0.1 (0 to 0.2)	0.6 (0.3 to 1.1)	0.6 (0.3 to 1.1)	0.4 (0.2 to 0.8)	0.3 (0.2 to 0.6)	0.2 (0.1 to 0.4)	0.1 (0 to 0.2)	0.1 (0 to 0.2)	0 (0 to 0.1)	0 (0 to 0.1)	0 (0 to 0.1)	0 (0 to 0.1)	0 (0 to 0.1)	0 (0 to 0.1)	0 (0 to 0.1)	0 (0 to 0.1)	0 (0 to 0.1)	2.2
Other sexually transmitted infections	0 (0 to 0)	0 (0 to 0)	0 (0 to 0)	0 (0 to 0)	0 (0 to 0)	0.2 (0.1 to 0.3)	1.6 (1.2 to 2.1)	9.7 (7.4 to 12.5)	5.6 (4.2 to 7.3)	3.2 (2.4 to 4.2)	2.1 (1.5 to 2.8)	1 (0.7 to 1.4)	0.8 (0.6 to 1.1)	0.5 (0.4 to 0.7)	0.3 (0.2 to 0.4)	0.1 (0.1 to 0.2)	0.1 (0 to 0.1)	0 (0 to 0.1)	0 (0 to 0.1)	0 (0 to 0.1)	0 (0 to 0.1)	0 (0 to 0.1)	0 (0 to 0.1)	28.6
Respiratory infections and tuberculosis	451 (371 to 567)	197 (157 to 250)	1,060 (797 to 1,390)	660 (477 to 915)	360 (256 to 507)	303 (206 to 440)	513 (349 to 740)	675 (468 to 958)	1,020 (707 to 1,420)	1,170 (815 to 1,620)	1,360 (965 to 1,880)	1,660 (1,190 to 2,280)	2,060 (1,490 to 2,820)	2,610 (1,900 to 3,550)	3,420 (2,510 to 4,630)	4,250 (3,150 to 5,710)	3,900 (2,900 to 5,230)	4,150 (3,080 to 5,560)	3,900 (2,900 to 5,230)	3,610 (2,690 to 4,830)	3,170 (2,360 to 4,240)	2,450 (1,820 to 3,280)	1,500 (1,120 to 2,010)	30,400 (22,600 to 40,700)
Tuberculosis	0 (0 to 0)	0 (0 to 0)	2.7 (1.6 to 3)	2.1 (1.2 to 2.4)	1.4 (1 to 1.8)	1.4 (1.2 to 2.6)	6.1 (3.1 to 9.4)	16.8 (7.9 to 23.9)	19.6 (10.6 to 23.9)	16.8 (9.9 to 21.8)	15.6 (9.7 to 20.3)	14.2 (9.6 to 20.6)	15.4 (10.5 to 21.7)	17.1 (12.5 to 24.1)	20.4 (14.4 to 28.4)	25.4 (18.1 to 34.5)	25.4 (18.1 to 34.5)	26.4 (18.9 to 35.8)	25.4 (18.1 to 34.5)	24.6 (17.1 to 34.3)	21.9 (15.2 to 30.6)	16.6 (11.3 to 23.5)	11.3 (7.8 to 15.9)	355 (246 to 500)
Latent tuberculosis infection	0 (0 to 0)	0 (0 to 0)	0 (0 to 0)	0 (0 to 0)	0 (0 to 0)	0 (0 to 0)	0 (0 to 0)	0 (0 to 0)	0 (0 to 0)	0 (0 to 0)	0 (0 to 0)	0 (0 to 0)	0 (0 to 0)	0 (0 to 0)	0 (0 to 0)	0 (0 to 0)	0 (0 to 0)	0 (0 to 0)	0 (0 to 0)	0 (0 to 0)	0 (0 to 0)	0 (0 to 0)	0 (0 to 0)	0
Drug-susceptible tuberculosis	0 (0 to 0)	0 (0 to 0)	2.7 (1.6 to 3)	2.1 (1.2 to 2.4)	1.4 (1 to 1.8)	1.4 (1.2 to 2.6)	6.1 (3.1 to 9.4)	16.8 (7.9 to 23.9)	19.6 (10.6 to 23.9)	16.8 (9.9 to 21.8)	15.6 (9.7 to 20.3)	14.2 (9.6 to 20.6)	15.4 (10.5 to 21.7)	17.1 (12.5 to 24.1)	20.4 (14.4 to 28.4)	25.4 (18.1 to 34.5)	25.4 (18.1 to 34.5)	26.4 (18.9 to 35.8)	25.4 (18.1 to 34.5)	24.6 (17.1 to 34.3)	21.9 (15.2 to 30.6)	16.6 (11.3 to 23.5)	11.3 (7.8 to 15.9)	354
Multidrug-resistant tuberculosis without extensive drug-re	0 (0 to 0)	0 (0 to 0.3)	0 (0 to 0)	0 (0 to 0)	0 (0 to 0)	0 (0 to 0)	0 (0 to 0)	0 (0 to 0)	0 (0 to 0)	0 (0 to 0)	0 (0 to 0)	0 (0 to 0)	0 (0 to 0)	0 (0 to 0)	0 (0 to 0)	0 (0 to 0)	0 (0 to 0)	0 (0 to 0)	0 (0 to 0)	0 (0 to 0)	0 (0 to 0)	0 (0 to 0)	0 (0 to 0)	0.8
Extensively drug-resistant tuberculosis	0 (0 to 0)	0 (0 to 0)	0 (0 to 0)	0 (0 to 0)	0 (0 to 0)	0 (0 to 0)	0 (0 to 0)	0 (0 to 0)	0 (0 to 0)	0 (0 to 0)	0 (0 to 0)	0 (0 to 0)	0 (0 to 0)	0 (0 to 0)	0 (0 to 0)	0 (0 to 0)	0 (0 to 0)	0 (0 to 0)	0 (0 to 0)	0 (0 to 0)	0 (0 to 0)	0 (0 to 0)	0 (0 to 0)	0
Lower respiratory infections	427 (351 to 537)	193 (153 to 245)	497 (373 to 651)	169 (122 to 234)	107 (74 to 151)	89.6 (59.1 to 131)	137 (89.1 to 200)	239 (154 to 350)	347 (224 to 504)	379 (246 to 550)	426 (277 to 619)	576 (375 to 836)	826 (539 to 1,200)	1,190 (778 to 1,730)	1,830 (1,200 to 2,650)	2,710 (1,790 to 3,920)	2,520 (1,660 to 3,650)	2,770 (1,820 to 4,020)	2,620 (1,720 to 3,800)	2,510 (1,650 to 3,640)	2,170 (1,430 to 3,150)	1,640 (1,080 to 2,380)	23,700 (15,600 to 34,400)
Upper respiratory infections	24 (9.6 to 1.6)	4.6 (2.2 to 8.6)	19.4 (9.5 to 1.56)	41.4 (20.6 to 67.4)	42.2 (20.9 to 71.7)	42.3 (20.7 to 70.6)	42.3 (20.5 to 70.9)	42.2 (20.5 to 70.6)	42.2 (20.7 to 70.6)	42.2 (20.5 to 70.6)	42.2 (20.5 to 70.6)	42.2 (20.7 to 70.6)	42.2 (20.7 to 70.6)	42.2 (20.7 to 70.6)	42.2 (20.7 to 70.6)	42.2 (20.7 to 70.6)	42.2 (20.7 to 70.6)	42.2 (20.7 to 70.6)	42.2 (20.7 to 70.6)	42.2 (20.7 to 70.6)	42.2 (20.7 to 70.6)	42.2 (20.7 to 70.6)	42.2 (20.7 to 70.6)	1,000 (497 to 1,700)
Otitis media	0 (0 to 0)	0 (0 to 0)	0 (0 to 0.2)	0 (0 to 0)	0 (0 to 0)	0 (0 to 0)	0 (0 to 0)	0 (0 to 0)	0 (0 to 0)	0 (0 to 0)	0 (0 to 0)	0 (0 to 0)	0 (0 to 0)	0 (0 to 0)	0 (0 to 0)	0 (0 to 0)	0 (0 to 0)	0 (0 to 0)	0 (0 to 0)	0 (0 to 0)	0 (0 to 0)	0 (0 to 0)	0 (0 to 0)	0
Enteric infections	9.1 (4.1 to 33.4)	1.61 (0.9 to 19.1)	2.04 (0.9 to 1.91)	1.85 (0.9 to 3.7)	2.04 (0.9 to 3.7)	2.04 (0.9 to 3.7)	2.04 (0.9 to 3.7)	2.04 (0.9 to 3.7)	2.04 (0.9 to 3.7)	2.04 (0.9 to 3.7)	2.04 (0.9 to 3.7)	2.04 (0.9 to 3.7)	2.04 (0.9 to 3.7)	2.04 (0.9 to 3.7)	2.04 (0.9 to 3.7)	2.04 (0.9 to 3.7)	2.04 (0.9 to 3.7)	2.04 (0.9 to 3.7)	2.04 (0.9 to 3.7)	2.04 (0.9 to 3.7)	2.04 (0.9 to 3.7)	2.04 (0.9 to 3.7)	2.04 (0.9 to 3.7)	8,700
Malaria	0 (0 to 0)	0 (0 to 0)	0 (0 to 0.4)	0 (0 to 0)	0 (0 to 0)	0 (0 to 0)	0 (0 to 0)	0 (0 to 0)	0 (0 to 0)	0 (0 to 0)	0 (0 to 0)	0 (0 to 0)	0 (0 to 0)	0 (0 to 0)	0 (0 to 0)	0 (0 to 0)	0 (0 to 0)	0 (0 to 0)	0 (0 to 0)	0 (0 to 0)	0 (0 to 0)	0 (0 to 0)	0 (0 to 0)	0
Chagas disease	0 (0 to 0)	0 (0 to 0)	0 (0 to 0)	0 (0 to 0)	0 (0 to 0)	0 (0 to 0)	0 (0 to 0)	0 (0 to 0)	0 (0 to 0)	0 (0 to 0)	0 (0 to 0)	0 (0 to 0)	0 (0 to 0)	0 (0 to 0)	0 (0 to 0)	0 (0 to 0)	0 (0 to 0)	0 (0 to 0)	0 (0 to 0)	0 (0 to 0)	0 (0 to 0)	0 (0 to 0)	0 (0 to 0)	0
Leishmaniasis	0 (0 to 0)	0 (0 to 0)	0 (0 to 0)	0 (0 to 0)	0 (0 to 0)	0 (0 to 0)	0 (0 to 0)	0 (0 to 0)	0 (0 to 0)	0 (0 to 0)	0 (0 to 0)	0 (0 to 0)	0 (0 to 0)	0 (0 to 0)	0 (0 to 0)	0 (0 to 0)	0 (0 to 0)	0 (0 to 0)	0 (0 to 0)	0 (0 to 0)	0 (0 to 0)	0 (0 to 0)	0 (0 to 0)	0
Visceral leishmaniasis	0 (0 to 0)	0 (0 to 0)	0 (0 to 0)	0 (0 to 0)	0 (0 to 0)	0 (0 to 0)	0 (0 to 0)	0 (0 to 0)	0 (0 to 0)	0 (0 to 0)	0 (0 to 0)	0 (0 to 0)	0 (0 to 0)	0 (0 to 0)	0 (0 to 0)	0 (0 to 0)	0 (0 to 0)	0 (0 to 0)	0 (0 to 0)	0 (0 to 0)	0 (0 to 0)	0 (0 to 0)	0 (0 to 0)	0
Cutaneous and mucocutaneous leishmaniasis	0 (0 to 0)	0 (0 to 0)	0 (0 to 0)	0 (0 to 0)	0 (0 to 0)	0 (0 to 0)	0 (0 to 0)	0 (0 to 0)	0 (0 to 0)	0 (0 to 0)	0 (0 to 0)	0 (0 to 0)	0 (0 to 0)	0 (0 to 0)	0 (0 to 0)	0 (0 to 0)	0 (0 to 0)	0 (0 to 0)	0 (0 to 0)	0 (0 to 0)	0 (0 to 0)	0 (0 to 0)	0 (0 to 0)	0
African trypanosomiasis	0 (0 to 0)	0 (0 to 0)	0 (0 to 0)	0 (0 to 0)	0 (0 to 0)	0 (0 to 0)	0 (0 to 0)	0 (0 to 0)	0 (0 to 0)	0 (0 to 0)	0 (0 to 0)	0 (0 to 0)	0 (0 to 0)	0 (0 to 0)	0 (0 to 0)	0 (0 to 0)	0 (0 to 0)	0 (0 to 0)	0 (0 to 0)	0 (0 to 0)	0 (0 to 0)	0 (0 to 0)	0 (0 to 0)	0
Schistosomiasis	0 (0 to 0)	0 (0 to 0)	0 (0 to 0)	0 (0 to 0)	0 (0 to 0)	0 (0 to 0)	0 (0 to 0)	0 (0 to 0)	0 (0 to 0)	0 (0 to 0)	0 (0 to 0)	0 (0 to 0)	0 (0 to 0)	0 (0 to 0)	0 (0 to 0)	0 (0 to 0)	0 (0 to 0)	0 (0 to 0)	0 (0 to 0)	0 (0 to 0)	0 (0 to 0)	0 (0 to 0)	0 (0 to 0)	0
Cysticercosis	0 (0 to 0)	0 (0 to 0)	0 (0 to 0)	0 (0 to 0)	0.4 (0 to 0.7)	0.7 (0.1 to 1.6)	2.6 (0.7 to 6.6)	9.1 (2.4 to 26.1)	19.6 (5.6 to 56.8)	26 (7.6 to 75.6)	34.6 (9.3 to 100.4)	49.3 (13.3 to 139)	62.8 (17.2 to 182)	80.1 (22.2 to 230)	123 (33.2 to 355)	178 (47.1 to 506)	211 (57.9 to 602)	272 (72.1 to 772)	198 (52.7 to 559)	119 (32.1 to 334)	70.9 (20.7 to 191)	34.7 (10.6 to 96.5)	11.6 (3.7 to 29.4)	1,400 (377 to 3,900)
Cystic echinococcosis	0 (0 to 0)	0 (0 to 0)	0 (0 to 0)	0 (0 to 0)	0 (0 to 0.2)	0.1 (0 to 0.2)	0.1 (0 to 0.2)	0.1 (0 to 0.2)	0.1 (0 to 0.2)	0.1 (0 to 0.2)	0.1 (0 to 0.2)	0.1 (0 to 0.2)	0.1 (0 to 0.2)	0.1 (0 to 0.2)	0.2 (0 to 0.4)	0.2 (0 to 0.5)	0.2 (0 to 0.5)	0.1 (0 to 0.3)	0.1 (0 to 0.2)	0.1 (0 to 0.2)	0.1 (0 to 0.2)	0.1 (0 to 0.2)	0.1 (0 to 0.1)	2.1
Lymphatic filariasis	0 (0 to 0)	0 (0 to 0)	0 (0 to 0)	0 (0 to 0)	0 (0 to 0)	0 (0 to 0)	0 (0 to 0)	0 (0 to 0)	0 (0 to 0)	0 (0 to 0)	0 (0 to 0)	0 (0 to 0)	0 (0 to 0)	0 (0 to 0)	0 (0 to 0)	0 (0 to 0)	0 (0 to 0)	0 (0 to 0)	0 (0 to 0)	0 (0 to 0)	0 (0 to 0)	0 (0 to 0)	0 (0 to 0)	0
Onchocerciasis	0 (0 to 0)	0 (0 to 0)	0 (0 to 0)	0 (0 to 0)	0 (0 to 0)	0 (0 to 0)	0 (0 to 0)	0 (0 to 0)	0 (0 to 0)	0 (0 to 0)	0 (0 to 0)	0 (0 to 0)	0 (0 to 0)	0 (0 to 0)	0 (0 to 0)	0 (0 to 0)	0 (0 to 0)	0 (0 to 0)	0 (0 to 0)	0 (0 to 0)	0 (0 to 0)	0 (0 to 0)	0 (0 to 0)	0
Trachoma	0 (0 to 0)	0 (0 to 0)	0 (0 to 0)	0 (0 to 0)	0 (0 to 0)	0 (0 to 0)	0 (0 to 0)	0 (0 to 0)	0 (0 to 0)	0 (0 to 0)	0 (0 to 0)	0 (0 to 0)	0 (0 to 0)	0 (0 to 0)	0 (0 to 0)	0 (0 to 0)	0 (0 to 0)	0 (0 to 0)	0 (0 to 0)	0 (0 to 0)	0 (0 to 0)	0 (0 to 0)	0 (0 to 0)	0
Dengue	0 (0 to 0)	0 (0 to 0)	0 (0 to 0)	0 (0 to 0)	0 (0 to 0)	0 (0 to 0)	0 (0 to 0)	0 (0 to 0)	0 (0 to 0)	0 (0 to 0)	0 (0 to 0)	0 (0 to 0)	0 (0 to 0)	0 (0 to 0)	0 (0 to 0)	0 (0 to 0)	0 (0 to 0)	0 (0 to 0)	0 (0 to 0)	0 (0 to 0)	0 (0 to 0)	0 (0 to 0)	0 (0 to 0)	0
Yellow fever	0 (0 to 0)	0 (0 to 0)	0 (0 to 0)	0 (0 to 0)	0 (0 to 0)	0 (0 to 0)	0 (0 to 0)	0 (0 to 0)	0 (0 to 0)	0 (0 to 0)	0 (0 to 0)	0 (0 to 0)	0 (0 to 0)	0 (0 to 0)	0 (0 to 0)	0 (0 to 0)	0 (0 to 0)	0 (0 to 0)	0 (0 to 0)	0 (0 to 0)	0 (0 to 0)	0 (0 to 0)	0 (0 to 0)	0
Rabies	0 (0 to 0)	1 (0.3 to 2.4)	0.7 (0.3 to 1.6)	0.5 (0.1 to 0.9)	0.6 (0.2 to 1.2)	0.2 (0 to 0.5)	0.1 (0 to 0.3)	0.2 (0.1 to 0.5)	0.2 (0.1 to 0.5)	0.2 (0.1 to 0.5)	0.2 (0.1 to 0.5)	0.2 (0.1 to 0.5)	0.2 (0.1 to 0.5)	0.2 (0.1 to 0.5)	0.1 (0 to 0.3)	0.1 (0 to 0.3)	0.1 (0 to 0.3)	0.1 (0 to 0.3)	0.1 (0 to 0.3)	0.1 (0 to 0.3)	0.1 (0 to 0.3)	0.1 (0 to 0.3)	0.1 (0 to 0.3)	3.8
Intestinal nematode infections	0 (0 to 0)	0 (0 to 0)	0 (0 to 0)	0 (0 to 0)	0 (0 to 0)	0 (0 to 0)	0 (0 to 0)	0 (0 to 0)	0 (0 to 0)	0 (0 to 0)	0 (0 to 0)	0 (0 to 0)	0 (0 to 0)	0 (0 to 0)	0 (0 to 0)	0 (0 to 0)	0 (0 to 0)	0 (0 to 0)	0 (0 to 0)	0 (0 to 0)	0 (0 to 0)	0 (0 to 0)	0 (0 to 0)	0
Ascariasis	0 (0 to 0)	0 (0 to 0)	0 (0 to 0)	0 (0 to 0)	0 (0 to 0)	0 (0 to 0)	0 (0 to 0)	0 (0 to 0)	0 (0 to 0)	0 (0 to 0)	0 (0 to 0)	0 (0 to 0)	0 (0 to 0)	0 (0 to 0)	0 (0 to 0)	0 (0 to 0)	0 (0 to 0)	0 (0 to 0)	0 (0 to 0)	0 (0 to 0)	0 (0 to 0)	0 (0 to 0)	0 (0 to 0)	0
Trichuriasis	0 (0 to 0)	0 (0 to 0)	0 (0 to 0)	0 (0 to 0)	0 (0 to 0)	0 (0 to 0)	0 (0 to 0)	0 (0 to 0)	0 (0 to 0)	0 (0 to 0)	0 (0 to 0)	0 (0 to 0)	0 (0 to 0)	0 (0 to 0)	0 (0 to 0)	0 (0 to 0)	0 (0 to 0)	0 (0 to 0)	0 (0 to 0)	0 (0 to 0)	0 (0 to 0)	0 (0 to 0)	0 (0 to 0)	0
Hookworm disease	0 (0 to 0)	0 (0 to 0)	0 (0 to 0)	0 (0 to 0)	0 (0 to 0)	0 (0 to 0)	0 (0 to 0)	0 (0 to 0)	0 (0 to 0)	0 (0 to 0)	0 (0 to 0)	0



G6PD deficiency	0 (0 to 0·1)	0 (0 to 0·1)	0·1 (0·1 to 0·2)	0·6 (0·3 to 1·1)	1·6 (0·7 to 2·6)	2·9 (1·3 to 5·2)	16·9 (5·7 to 39·4)	8·3 (3·9 to 14·9)	9·8 (4·3 to 18·3)	11·8 (5·4 to 22)	51·2 (15·6 to 118)	17·8 (7·8 to 32·9)	9·6 (4·6 to 17·1)	7·2 (3·3 to 12·9)	6·7 (3 to 12·1)	6·7 (3·2 to 11·9)	5·7 (2·7 to 9·7)	4·7 (2·4 to 7·9)	2·7 (1·3 to 4·7)	1·2 (0·6 to 2)	0·5 (0·2 to 0·9)	0·2 (0·1 to 0·3)	0 (0 to 0·1)	166
G6PD trait	0 (0 to 0)	0 (0 to 0)	0 (0 to 0)	0 (0 to 0)	0 (0 to 0)	0 (0 to 0)	5·6 (1·1 to 12·7)	0 (0 to 0·1)	0 (0 to 0·1)	0 (0 to 0·1)	7·2 (2·6 to 14)	7 (1·5 to 14·6)	0·6 (0·1 to 1·4)	0 (0 to 0)	0 (0 to 0)	0 (0 to 0)	0 (0 to 0)	0 (0 to 0)	0 (0 to 0)	0 (0 to 0)	0 (0 to 0)	0 (0 to 0)	0 (0 to 0)	20·6
Other hemoglobinopathies and hemolytic anemias	0·2 (0·1 to 0·3)	0·2 (0 to 0·8)	1·4 (0·1 to 5·2)	4·5 (0·4 to 15·4)	13·6 (1·6 to 46·8)	10·5 (2 to 35)	29·4 (6·5 to 81)	12·4 (3·8 to 38·9)	15·7 (5·6 to 43·5)	18·8 (6·5 to 53·3)	50·1 (14·1 to 124)	59·7 (21·4 to 132)	50·6 (17·9 to 121)	39·3 (16·1 to 92·5)	43·2 (21·5 to 90·6)	74·9 (37·3 to 159)	74 (41·1 to 139)	98·8 (62·4 to 155)	87·5 (55·5 to 142)	66·2 (44·5 to 96·9)	54·4 (34·7 to 83)	35·2 (24·1 to 51·1)	14·4 (9·5 to 20·2)	855
Endocrine, metabolic, blood, and immune disorders	81·6 (55·8 to 122)	56·4 (37·3 to 85)	258 (171 to 408)	276 (197 to 407)	226 (159 to 327)	268 (187 to 377)	488 (337 to 697)	632 (454 to 895)	945 (661 to 1,310)	1,200 (842 to 1,690)	1,440 (1,050 to 2,010)	1,680 (1,200 to 2,310)	2,140 (1,560 to 2,860)	2,440 (1,770 to 3,280)	2,930 (2,140 to 3,950)	3,060 (2,220 to 4,110)	2,870 (2,080 to 3,740)	2,540 (1,830 to 3,340)	1,910 (1,380 to 2,530)	1,480 (1,030 to 1,970)	1,020 (717 to 1,400)	650 (395 to 886)	253 (142 to 349)	28,900
Oral disorders	0 (0 to 0)	0 (0 to 0)	0 (0 to 0)	141 (77·2 to 231)	162 (91·4 to 270)	205 (111 to 346)	297 (169 to 480)	422 (241 to 687)	604 (349 to 986)	796 (444 to 1,330)	1,040 (587 to 1,810)	1,310 (740 to 2,200)	1,750 (1,020 to 2,850)	2,050 (1,200 to 3,260)	2,540 (1,520 to 3,960)	2,760 (1,700 to 4,250)	2,740 (1,670 to 4,210)	2,440 (1,530 to 3,730)	1,750 (1,100 to 2,600)	1,150 (729 to 1,700)	701 (437 to 1,040)	343 (212 to 495)	112 (67·7 to 165)	23,300
Caries of deciduous teeth	0 (0 to 0)	0 (0 to 0)	0 (0 to 0)	44 (15·5 to 91·4)	45·3 (18·2 to 99)	2·9 (0·4 to 7·9)	0 (0 to 0)	0 (0 to 0)	0 (0 to 0)	0 (0 to 0)	0 (0 to 0)	0 (0 to 0)	0 (0 to 0)	0 (0 to 0)	0 (0 to 0)	0 (0 to 0)	0 (0 to 0)	0 (0 to 0)	0 (0 to 0)	0 (0 to 0)	0 (0 to 0)	0 (0 to 0)	0 (0 to 0)	92·1
Caries of permanent teeth	0 (0 to 0)	0 (0 to 0)	0 (0 to 0)	0 (0 to 0)	18·8 (5·9 to 43·9)	76 (28·9 to 177)	92·8 (36·3 to 192)	109 (47 to 219)	114 (46·7 to 227)	102 (42·1 to 207)	98·8 (40·8 to 198)	88·7 (37·2 to 182)	87·9 (35·1 to 185)	81·9 (32·1 to 177)	82·8 (32·7 to 186)	75·1 (26·7 to 166)	63·6 (24·4 to 135)	49·7 (18·6 to 102)	31·5 (12·6 to 63·4)	18·6 (7·4 to 37·7)	9·5 (3·6 to 20)	4 (1·4 to 8·6)	1·1 (0·3 to 2·4)	1,210
Periodontal diseases	0 (0 to 0)	0 (0 to 0)	0 (0 to 0)	0 (0 to 0)	0 (0 to 0)	0 (0 to 0)	11·8 (3·2 to 32·5)	39·9 (11·6 to 103)	103 (30 to 249)	188 (57·6 to 496)	300 (99 to 804)	416 (140 to 1,030)	565 (199 to 1,320)	623 (239 to 1,390)	679 (265 to 1,450)	623 (248 to 1,290)	523 (205 to 1,060)	405 (159 to 818)	268 (107 to 530)	172 (67·2 to 345)	105 (40·2 to 218)	51·5 (19·5 to 107)	16·3 (6·1 to 33·7)	5,090
Other oral disorders	0 (0 to 0)	0 (0 to 0)	0 (0 to 0)	96·8 (55·8 to 150)	98·4 (58·3 to 157)	126 (73·3 to 199)	192 (113 to 295)	234 (138 to 354)	269 (161 to 412)	272 (165 to 422)	274 (163 to 419)	272 (166 to 415)	297 (178 to 451)	290 (175 to 440)	297 (181 to 451)	265 (160 to 406)	217 (132 to 325)	157 (96·6 to 235)	90·2 (56·3 to 132)	48·6 (29·5 to 71·5)	23·7 (14·5 to 36·1)	10·4 (6·4 to 15·5)	3·4 (2·1 to 5·2)	3,530
Sudden infant death syndrome	--	146 (94·7 to 215)	1,220 (766 to 2,000)	--	--	--	--	--	--	--	--	--	--	--	--	--	--	--	--	--	--	--	--	NA
Injuries	113 (90 to 139)	167 (126 to 218)	2,200 (1,770 to 2,670)	2,130 (1,910 to 2,350)	1,530 (1,340 to 1,730)	2,140 (1,850 to 2,530)	6,610 (5,750 to 7,630)	7,190 (5,770 to 8,950)	7,210 (5,720 to 9,100)	7,210 (5,790 to 9,110)	7,070 (5,660 to 8,740)	7,430 (6,020 to 9,180)	8,220 (6,650 to 10,200)	8,710 (7,040 to 10,800)	9,450 (7,700 to 11,700)	9,430 (7,500 to 11,800)	9,250 (7,370 to 11,600)	9,220 (7,350 to 11,600)	8,070 (6,470 to 10,200)	7,080 (5,620 to 8,900)	5,660 (4,480 to 7,100)	3,680 (2,910 to 4,560)	1,530 (1,230 to 1,900)	131,000
Transport injuries	12·2 (9·7 to 15·2)	9·9 (7·5 to 13·1)	182 (127 to 250)	657 (510 to 840)	637 (505 to 781)	776 (610 to 964)	3,480 (2,800 to 4,220)	3,380 (2,500 to 4,390)	2,820 (2,110 to 3,750)	2,520 (1,910 to 3,360)	2,260 (1,760 to 2,920)	2,270 (1,790 to 2,920)	2,380 (1,900 to 2,980)	2,470 (1,950 to 3,080)	2,440 (1,960 to 3,050)	2,330 (1,860 to 2,920)	2,100 (1,690 to 2,600)	1,850 (1,480 to 2,280)	1,350 (1,090 to 1,680)	918 (739 to 1,150)	547 (430 to 685)	273 (211 to 347)	92·1 (69·9 to 118)	35,800
Road injuries	10·4 (8·4 to 12·8)	9 (6·8 to 12)	177 (123 to 244)	631 (486 to 813)	580 (452 to 717)	673 (517 to 847)	3,330 (2,680 to 4,070)	3,220 (2,340 to 4,200)	2,630 (1,950 to 3,560)	2,310 (1,730 to 3,120)	2,040 (1,560 to 2,700)	2,020 (1,570 to 2,630)	2,070 (1,630 to 2,620)	2,130 (1,670 to 2,670)	2,030 (1,620 to 2,550)	1,880 (1,510 to 2,350)	1,660 (1,320 to 2,050)	1,450 (1,160 to 1,760)	1,040 (847 to 1,280)	690 (555 to 851)	388 (305 to 480)	178 (141 to 225)	52 (40·3 to 65·3)	31,200
Pedestrian road injuries	1·3 (1·1 to 1·6)	0·9 (0·7 to 1·1)	15·7 (10·8 to 22·2)	195 (147 to 251)	124 (94·8 to 159)	123 (92·8 to 159)	239 (186 to 299)	258 (188 to 338)	272 (194 to 374)	274 (201 to 376)	253 (188 to 342)	248 (186 to 330)	267 (205 to 341)	275 (211 to 350)	254 (199 to 325)	248 (195 to 314)	213 (170 to 267)	197 (158 to 243)	149 (119 to 184)	97·4 (77·2 to 122)	56·1 (43·5 to 70·5)	27 (20·5 to 35)	8·1 (6·2 to 10·5)	3,800
Cyclist road injuries	0 (0 to 0)	0 (0 to 0)	0 (0 to 0)	7·1 (4·5 to 10·7)	27 (15·4 to 43·9)	37·6 (22·3 to 62·7)	25·7 (16·7 to 38)	32·9 (22·4 to 48)	37·2 (26 to 51·3)	42·8 (30·3 to 58·3)	46·1 (33·1 to 61·6)	52·6 (37·8 to 71·8)	69·2 (49·7 to 91·1)	77·5 (57·3 to 103)	87·1 (63·5 to 117)	83·2 (60·5 to 112)	78·5 (57 to 104)	65·6 (47·7 to 87·3)	44·8 (32·3 to 59·7)	28·9 (20·7 to 38·2)	17·1 (12·1 to 22·8)	8·2 (5·8 to 11)	2·5 (1·8 to 3·5)	872
Motorcyclist road injuries	0·6 (0·5 to 0·7)	0·4 (0·3 to 0·5)	1·7 (1·2 to 2·4)	4·7 (3·2 to 6·7)	5·7 (4·4 to 7·3)	12·2 (9·7 to 15·5)	56·3 (42 to 71·6)	94·2 (69 to 124)	96·5 (69·4 to 131)	102 (74·8 to 138)	96 (72·8 to 128)	107 (79·9 to 141)	120 (94·5 to 152)	119 (92·1 to 152)	115 (88·8 to 151)	92·7 (68·7 to 122)	75·4 (55·5 to 101)	60·3 (43·1 to 80·6)	41·6 (29·5 to 55·9)	27·5 (19·5 to 36·9)	17 (11·9 to 23·1)	8·8 (6·1 to 12)	3·2 (2·2 to 4·3)	1,260
Motor vehicle road injuries	8 (6·4 to 9·9)	7·4 (5·6 to 9·9)	159 (110 to 218)	420 (320 to 546)	418 (329 to 517)	491 (373 to 627)	2,990 (2,390 to 3,660)	2,810 (2,040 to 3,690)	2,200 (1,610 to 2,970)	1,870 (1,390 to 2,540)	1,620 (1,230 to 2,140)	1,580 (1,220 to 2,080)	1,580 (1,240 to 2,010)	1,620 (1,270 to 2,040)	1,530 (1,210 to 1,930)	1,420 (1,140 to 1,780)	1,260 (1,010 to 1,570)	1,100 (883 to 1,350)	785 (640 to 971)	525 (421 to 645)	292 (227 to 362)	131 (103 to 167)	37·2 (28·6 to 46·9)	24,900
Other road injuries	0·6 (0·4 to 0·7)	0·3 (0·2 to 0·5)	1·4 (0·8 to 2·1)	4·7 (3·3 to 6·5)	4·7 (3·5 to 6·1)	9·2 (6·7 to 12·1)	17·4 (13 to 23·3)	19·2 (14·1 to 26·1)	20·5 (15 to 27·7)	24·5 (17·9 to 33·7)	26·1 (19·4 to 35·1)	28 (20·8 to 37·4)	32·4 (23·8 to 43·5)	36·6 (27·5 to 48·3)	38·4 (28·6 to 51)	33·3 (23·8 to 45·5)	29·7 (21·2 to 40·5)	24 (17·2 to 32·8)	16·9 (12 to 22·9)	10·5 (7·5 to 14·4)	6·1 (4·2 to 8·5)	2·9 (2 to 4·1)	0·9 (0·7 to 1·3)	388
Other transport injuries	1·7 (1·2 to 2·4)	0·9 (0·7 to 1·2)	4·8 (3·5 to 6·3)	25·7 (19·3 to 33·5)	57·7 (43 to 75·4)	103 (79·8 to 131)	144 (109 to 186)	163 (122 to 217)	186 (139 to 247)	210 (154 to 278)	223 (164 to 296)	251 (184 to 334)	308 (228 to 409)	346 (253 to 456)	412 (297 to 552)	447 (317 to 611)	447 (318 to 605)	408 (288 to 561)	315 (220 to 440)	228 (162 to 312)	159 (114 to 217)	94·4 (66·6 to 128)	40·1 (27·6 to 54·6)	4,580
Unintentional injuries	61·3 (45·4 to 81·3)	142 (103 to 191)	1,570 (1,190 to 2,010)	1,000 (809 to 1,200)	694 (545 to 861)	831 (628 to 1,080)	1,070 (807 to 1,420)	1,380 (1,040 to 1,840)	1,790 (1,340 to 2,400)	2,090 (1,550 to 2,850)	2,370 (1,780 to 3,200)	2,680 (2,020 to 3,550)	3,330 (2,530 to 4,460)	3,930 (3,000 to 5,200)	4,970 (3,840 to 6,550)	5,760 (4,360 to 7,450)	6,280 (4,780 to 8,120)	6,800 (5,270 to 8,770)	6,400 (5,040 to 8,250)	6,000 (4,710 to 7,620)	5,030 (3,960 to 6,330)	3,370 (2,660 to 4,200)	1,430 (1,150 to 1,780)	69,000
Falls	2·7 (2·1 to 3·3)	2·8 (2 to 3·8)	31·6 (24·8 to 39·1)	91 (66·8 to 124)	160 (105 to 237)	260 (174 to 377)	395 (274 to 553)	509 (354 to 711)	685 (481 to 950)	828 (589 to 1,150)	1,000 (720 to 1,380)	1,180 (858 to 1,620)	1,550 (1,140 to 2,080)	1,970 (1,470 to 2,620)	2,720 (2,060 to 3,540)	3,420 (2,560 to 4,490)	4,030 (3,020 to 5,260)	4,730 (3,610 to 6,180)	4,800 (3,690 to 6,290)	4,800 (3,720 to 6,160)	4,210 (3,290 to 5,310)	2,890 (2,240 to 3,610)	1,240 (977 to 1,560)	41,500
Drowning	2·6 (1·9 to 3·4)	0·6 (0·4 to 0·8)	64·2 (46·5 to 86·2)	274 (217 to 334)	86·8 (63·8 to 114)	70·2 (50·1 to 94·6)	64 (44·1 to 88·9)	66·2 (44·4 to 93·4)	78·8 (52·6 to 113)	76·1 (53·6 to 106)	64 (45·3 to 87·8)	63 (45·3 to 89·3)	65·6 (46·7 to 90·3)	65·5 (48·7 to 89·5)	61·1 (45·3 to 81·5)	52·8 (39·9 to 70·7)	43·3 (32·6 to 56·4)	34·5 (25·8 to 44·4)	23·3 (17·8 to 29·8)	15·4 (11·7 to 19·8)	8·7 (6·8 to 10·9)	4 (3·1 to 4·9)	1·4 (1·1 to 1·7)	1,290
Fire, heat, and hot substances	1·3 (1 to 1·6)	2·5 (1·9 to 3·3)	53·3 (40·4 to 68·8)	159 (117 to 204)	127 (98·7 to 159)	96·1 (72·8 to 126)	99 (70·3 to 139)	135 (94 to 189)	170 (119 to 240)	221 (148 to 327)	237 (161 to 353)	245 (162 to 363)	303 (208 to 450)	332 (234 to 479)	376 (263 to 550)	365 (253 to 529)	322 (225 to 465)	294 (212 to 412)	211 (153 to 292)	153 (113 to 208)	102 (76·3 to 139)	56·4 (42·5 to 74·9)	23·4 (18 to 29·9)	4,080
Poisonings	2·9 (2·2 to 3·8)	2 (1·5 to 2·6)	19·3 (14·2 to 25·6)	54·7 (39·4 to 72·5)	47·3 (29·2 to 72·9)	72·9 (46·5 to 105)	87 (60·8 to 121)	113 (79·5 to 154)	141 (101 to 195)	131 (93·7 to 177)	116 (84·9 to 155)	119 (87·1 to 163)	105 (74·5 to 143)	112 (82·2 to 153)	97·3 (70·7 to 131)	76·5 (53·3 to 107)	58·8 (40·2 to 81·8)	50·3 (34·6 to 69·8)	34·1 (23·2 to 47·1)	24·4 (17·7 to 32·8)	15·4 (11·1 to 20·5)	7·2 (5·2 to 9·6)	2·3 (1·7 to 3·2)	1,490
Poisoning by carbon monoxide	0·1 (0·1 to 0·2)	0·1 (0·1 to 0·3)	3·6 (1·8 to 6·2)	11·5 (6·1 to 19·1)	9·6 (6·1 to 14·1)	13·5 (7·7 to 21·3)	30·2 (19·6 to 43·8)	40·5 (26·2 to 60·2)	50·2 (31·9 to 75)	57·7 (37·7 to 84·8)	45·4 (30·2 to 63·9)	46·7 (30·6 to 67·6)	36·6 (23·3 to 54·9)	29·5 (19·2 to 44·3)	23·3 (14·8 to 34·4)	17·3 (11·6 to 25)	12·6 (8·5 to 17·7)	10·9 (7·5 to 15·3)	8·3 (5·6 to 11·8)	5·3 (3·6 to 7·6)	3·2 (2·1 to 4·4)	1·2 (0·8 to 1·7)	0·3 (0·2 to 0·4)	458
Poisoning by other means	2·8 (2·1 to 3·6)	1·9 (1·4 to 2·5)	15·7 (11·1 to 21·2)	43·1 (29·8 to 58·7)	37·7 (21 to 61·2)	59·4 (35·7 to 90·4)	56·7 (34·7 to 86·1)	72·4 (47·5 to 103)	90·9 (61·5 to 131)	73·2 (49·7 to 104)	70·4 (46·8 to 102)	72·1 (48·6 to 105)	68 (46 to 99·3)	82·1 (57·1 to 114)	74 (50·5 to 105)	59·2 (39·5 to 85·6)	46·2 (30·1 to 67·2)	39·3 (25·7 to 57·5)	25·8 (16·5 to 37·6)	19·1 (13·3 to 26·7)	12·2 (8·6 to 16·9)	6 (4·1 to 8·2)	2 (1·4 to 2·8)	1,030
Exposure to mechanical forces	2·2 (1·6 to 3·1)	1·4 (1·1 to 1·8)	19·7 (14·5 to 25·5)	85·8 (64 to 113)	83·3 (57·8 to 120)	113 (75 to 170)	155 (106 to 236)	203 (141 to 296)	252 (170 to 364)	286 (194 to 426)	317 (214 to 472)	340 (232 to 510)	405 (276 to 589)	430 (294 to 630)	492 (335 to 718)	504 (341 to 735)	475 (315 to 688)	414 (278 to 597)	305 (207 to 434)	218 (148 to 313)	148 (102 to 210)	82 (55·8 to 116)	30·2 (20·3 to 42·6)	5,360
Unintentional firearm injuries	0·5 (0·3 to 0·7)	0·2 (0·1 to 0·3)	1·4 (0·8 to 2·2)	11·6 (5·9 to 19·3)	12·5 (7 to 19·1)	14·2 (8·5 to 21·1)	21·6 (14·4 to 31·3)	29·1 (19·1 to 41·2)	27·6 (18·2 to 39·7)	27·8 (19·7 to 39·2)	27·1 (19·2 to 37)	25 (18·2 to 34·7)	26·4 (19·2 to 37·3)	27·6 (20·1 to 37·6)	26·3 (19·4 to 36·7)	21·8 (15·5 to 31·2)	18·7 (13·3 to 26·3)	15·1 (10·5 to 22)	10·2 (7 to 14·9)	6·9 (4·6 to 10)	4·3 (3 to 6·5)	2·4 (1·6 to 3·5)	0·9 (0·6 to 1·3)	359
Other exposure to mechanical forces	1·8 (1·2 to 2·5)	1·2 (0·9 to 1·6)	18·3 (13·6 to 23·7)	74·2 (55·1 to 98·3)	70·7 (46 to 107)	99 (62·7 to 154)	134 (84·8 to 211)	174 (114 to 268)	225 (144 to 340)	258 (169 to 390)	290 (189 to 444)	315 (210 to 478)	379 (254 to 563)	402 (271 to 597)	465 (314 to 686)	483 (324 to 705)	456 (302 to 663)	398 (267 to 577)	295 (200 to 421)	212 (143 to 301)	144 (98·4 to 203)	79·6 (54 to 113)	29·3 (19·7 to 41·5)	5,000
Adverse effects of medical treatment	10·7 (7·6 to 14·8)	8·2 (5·8 to 11·2)	73·7 (47·4 to 109)	76·6 (49·1 to 113)	37·5 (24·1 to 55·9)	33·4 (21·9 to 46·7)	38 (26·1 to 56·5)	54·6 (35·3 to 79·9)	73·6 (48·6 to 108)	94·6 (63·8 to 135)	112 (76·8 to 160)	138 (93·2 to 189)	187 (127 to 263)	215 (145 to 303)	288 (194 to 407)	354 (248 to 492)	392 (274 to 548)	391 (277 to 544)	300 (217 to 431)	207 (149 to 285)	123 (88·4 to 173)	66·1 (47·4 to 92·3)	25·1 (17·3 to 35·6)	3,300
Animal contact	1·3 (0·8 to 2)	1·7 (0·9 to 2·9)	6·2 (3·9 to 9·3)	20·6 (13·7 to 29·6)	23·6 (15·4 to 36·1)	30·3 (18·8 to 45·3)	35·4 (22·1 to 52·1)	40·6 (25·8 to 60·4)	45·9 (30·1 to 67·8)	49·4 (32·5 to 72·3)	53·5 (35·3 to 82·2)	55·6 (36 to 82·2)	65·6 (43 to 98)	71·5 (46·9 to 106)	79 (50·7 to 116)	80·3 (52·2 to 121)	76·7 (50·4 to 115)	65·1 (41·8 to 97·7)	46·6 (29·9 to 70·6)	32·2 (20·7 to 49)	21 (13·6 to 31·5)	11·3 (7·5 to 17)	3·9 (2·6 to 6)	917
Venomous animal contact	0·2 (0·1 to 0·4)	0·1 (0 to 0·1)	1 (0·6 to 1·5)	5·7 (3·2 to 9·1)	10·2 (5·9 to 16·5)	14·9 (8·6 to 23·2)	17·4 (10·3 to 26·8)	19·2 (11·6 to 29·6)	21·2 (13·1 to 32·2)	21·1 (13·3 to 30·4)	21·4 (13·8 to 32)	21·2 (13·6 to 31·5)	23·7 (15·7 to 34·7)	24 (15·8 to 33·9)	25·1 (16·6 to 35·8)	23·5 (15·8 to 34·4)	20·8 (13·9 to 29·4)	16·1 (10·5 to 23·4)	10·6 (7 to 15·2)	6·8 (4·5 to 9·6)	4·2 (2·8 to 6)	2·1 (1·4 to 3)	0·8 (0·5 to 1)	311
Non-venomous animal contact	1·1 (0·6 to 1·7)	1·6 (0·9 to 2·8)	5·2 (3·2 to 8)	14·9 (9·6 to 22·2)	13·4 (8·1 to 22·5)	15·4 (8·9 to 25·3)	18 (10·3 to 30·2)	21·4 (12·2 to 35·6)	24·7 (14·5 to 40·9)	28·2 (17 to 46·5)	32·1 (19·1 to 55·5)	34·4 (20·5 to 57·5)	41·8 (24·4 to 68·7)	47·5 (28·7 to 75)	53·9 (32·2 to 87·1)	56·8 (33·6 to 91)	55·9 (34·1 to 89·9)	49 (29·6 to 79·2)	36·1 (21·5 to 57·6)	25·4 (15·4 to 40·1)	16·8 (10·2 to 26·6)	9·1 (5·6 to 14·2)	3·2 (2 to 4·9)	606
Foreign body	35·6 (26·3 to 47·4)	122 (85·2 to 168)	1,280 (961 to 1,660)	205 (161 to 251)	83·7 (62·9 to 113)	88 (61·7 to 134)	98·6 (66·4 to 154)	125 (83·3 to 192)	149 (103 to 239)	169 (122 to 253)	189 (135 to 263)	214 (161 to 289)	255 (193 to 345)	297 (227 to 390)	348 (267 to 452)	385 (299 to 499)	385 (307 to 485)	371 (301 to 462)	336 (265 to 423)	291 (230 to 369)	224 (177 to 279)	147 (115 to 186)	66 (50·5 to 80·9)	5,870
Pulmonary aspiration and foreign body in airway	35·4 (26·2 to 47·2)	121 (85 to 167)	1,280 (957 to 1,660)	184 (144 to 227)	50·9 (40·9 to 62)	40·3 (30·2 to 52·6)	37·6 (27·1 to 50·4)	50·7 (35·1 to 70·2)	61·2 (42·8 to 85·4)	74·5 (51·5 to 105)	84·1 (58·9 to 118)	99·4 (69·2 to 138)	118 (83 to 163)	151 (108 to 214)	184 (130 to 256)	213 (149 to 303)	216 (159 to 289)	217 (162 to 289)	215 (155 to 287)	202 (147 to 272)	163 (118 to 214)	113 (82·9 to 149)	52·5 (38 to 67·8)	3,960
Foreign body in eyes	0 (0 to 0·1)	0·1 (0 to 0·3)	1·7 (0·3 to 5)	9 (2·1 to 23·2)	15·7 (4·6 to 39·9)	24·2 (6·3 to 64)	33·2 (8·4 to 82·5)	42·3 (12·1 to 106)	50 (16·9 to 129)	52 (19·8 to 129)	56·5 (23·6 to 120)	61·6 (29·1 to 122)	71·3 (36·4 to 133)	72·5 (38·9 to 133)	77·7 (45·1 to 126)	78·1 (47·6 to 121)	73·5 (46 to 111)	62·8 (41·3 to 92·5)	45·5 (29·6 to 66·3)	30·9 (20·4 to 45·4)	19·4 (13 to 28·3)	9·9 (6·8 to 14·1)	3·4 (2·3 to 4·8)	892
Foreign body in other body part	0·1 (0·1 to 0·2)	0·1 (0·1 to 0·3)	2·8 (1·6 to 4·8)	12·3 (7·7 to 19·6)	17·2 (10·5 to 26·8)	23·4 (15 to 36)	27·8 (18·9 to 40·4)	31·5 (21·7 to 45·1)	37·5 (26·2 to 51·9)	42·3 (29·4 to 58·6)	48·2 (33·7 to 66·9)	53 (37·4 to 72·4)	65·6 (46·9 to 89·4)	73·4 (51·7 to 101)	86·1 (60·5 to 117)	93·4 (65·6 to 129)	95 (68 to 131)	91·9 (65·5 to 124)	75·9 (53·5 to 104)	59 (42·3 to 80·1)	41·7 (29·6 to 57·3)	24·7 (17·3 to 34·5)	10·1 (7·1 to 14·3)	1,010
Environmental heat and cold exposure	0·7 (0·5 to 1·1)	0·3 (0·2 to 0·4)	9·9 (6·2 to 15·4)	11·3 (7·5 to 16·2)	6·4 (4·5 to 9·1)	9·7 (6·5 to 14·5)	16·7 (11·3 to 24·4)	22·8 (15·5 to 33·2)	31·5 (22·4 to 43·7)	37·5 (25·4 to 52·9)	41·7 (29·4 to 59)	51·2 (36 to 71·3)	62·5 (44·8 to 85·9)	74 (53·3 to 102)	85·1 (60·8 to 115)	90·8 (65·3 to 126)	90·3 (64·5 to 122)	91·3 (65·7 to 123)	72·6 (53 to 96·9)	60·6 (45·3 to 79·6)	46·1 (33·8 to 62·2)	28 (20·6 to 37·3)	10·9 (8 to 14·6)	952
Exposure to forces of nature	0 (0 to 0)	0 (0 to 0)	0·4 (0·3 to 0·4)	2 (1·8 to 2·2)	2·1 (1·9 to 2·4)	2·5 (2·2 to 2·9)	2·4 (2 to 3)	2·4 (2 to 3)	2·6 (2·2 to 3·4)	2·5 (2 to 3·1)	2·6 (2·1 to 3·3)	2·5 (2 to 3·3)	2·8 (2·2 to 3·6)	2·6 (2·1 to 3·3)	2·8 (2·3 to 3·6)	2·9 (2·3 to 3·6)	2·6 (2 to 3·3)	2·1 (1·6 to 2·6)	1·5 (1·2 to 1·9)	1·1 (0·8 to 1·3)	0·7 (0·6 to 0·9)	0·4 (0·3 to 0·5)	0·1 (0·1 to 0·2)	41·5
Other unintentional injuries	1·2 (0·8 to 1·8)	0·6 (0·4 to 0·8)	7·3 (5·3 to 9·8)	22 (14·8 to 32·2)	35·8 (24·3 to 53·8)	54·8 (36·6 to 83·2)	82·6 (53 to 127)	113 (71·7 to 170)	158 (102 to 233)	197 (128 to 292)	235 (155 to 339)	273 (178 to 394)	332 (218 to 475)	364 (235 to 516)	418 (273 to 594)	426 (282 to 610)	404 (274 to 572)	359 (248 to 511)	272 (188 to 381)	197 (137 to 274)	137 (97·6 to 190)	80 (56·3 to 111)	31·1 (22·4 to 42·3)	4,200
Self-harm and interpersonal violence	39·2 (29·2 to 50·9)	15·5 (12·5 to 19·1)	447 (321 to 593)	474 (361 to 622)	201 (161 to 254)	537 (430 to 675)	2,060 (1,670 to 2,530)	2,430 (1,810 to 3,150)	2,610 (1,910 to 3,510)	2,600 (1,920 to 3,440)	2,440 (1,820 to 3,220)	2,470 (1,860 to 3,270)	2,510 (1,860 to 3,350)	2,300 (1,730 to 3,030)	2,040 (1,540 to 2,660)	1,340 (1,020 to 1,740)	868 (691 to 1,100)	564 (448 to 692)	315 (258 to 386)	165 (135 to 199)	85·3 (69·3 to 103)	37 (29·7 to 45·3)	10·8 (8·4 to 13·6)	26,600
Self-harm	0 (0 to 0)	0 (0 to 0)	0 (0 to 0)	0 (0 to 0)	0 (0 to 0)	263 (183 to 373)	1,160 (866 to 1,520)	1,180 (840 to 1,600)	1,470 (982 to 2,120)	1,520 (1,060 to 2,110)	1,590 (1,100 to 2,160)	1,690 (1,200 to 2,330)	1,790 (1,270 to 2,490)	1,740 (1,250 to 2,380)	1,540 (1,100 to 2,090)	959 (688 to 1,300)	569 (422 to 757)	332 (247 to 434)	167 (127 to 217)	85·7 (66·9 to 108)	40·3 (31·2 to 51·1)	16·6 (13·1 to 20·5)	4·3 (3·4 to 5·3)	16,100
Self-harm by firearm	0 (0 to 0)	0 (0 to 0)	0 (0 to 0)	0 (0 to 0)	0 (0 to 0)	69·1 (46·2 to 99·9)	344 (247 to 466)	454 (317 to 619)	553 (364 to 809)	563 (389 to 791)	573 (394 to 791)	610 (423 to 852)	676 (475 to 946)	641 (450 to 889)	543 (378 to 747)	370 (233 to 554)	240 (173 to 328)	142 (99·5 to 194)	61·4 (43·1 to 83·7)	28·1 (20·5 to 38·1)	9·9 (7 to 13·5)	3·1 (2·4 to 4)	0·6 (0·4 to 0·8)	5,880
Self-harm by other specified means	0 (0 to 0)	0 (0 to 0)	0 (0 to 0)	0 (0 to 0)	0 (0 to 0)	194 (136 to 275)	816 (607 to 1,070)	726 (519 to 984)	920 (614 to 1,310)	953 (671 to 1,320)	1,010 (701 to 1,380)	1,080 (775 to 1,470)	1,110 (797 to 1,540)	1,100 (795 to 1,500)	998 (727 to 1,340)	590 (406 to 820)	329 (250 to 429)	190 (145 to 243)	105 (82·5 to 134)	57·7 (45·5 to 71·2)	30·4 (23·8 to 38)	13·5 (10·6 to 16·6)	3·7 (2·9 to 4·6)	10,200
Interpersonal violence	39·2 (29·2 to 50·9)	15·5 (12·5 to 19·1)	447 (320 to 592)	470 (357 to 619)	198 (158 to 251)	270 (215 to 338)	897 (701 to 1,110)	1,240 (905 to 1,660)	1,130 (819 to 1,520)	1,080 (773 to 1,460)	846 (644 to 1,130)	779 (587 to 1,000)	718 (552 to 923)	558 (440 to 705)	497 (394 to 627)	380 (305 to 470)	296 (239 to 368)	230 (186 to 287)	148 (120 to 183)	78·7 (61·9 to 99·4)	44·7 (34·9 to 57·4)	20·1 (15·3 to 26·3)	6·4 (4·7 to 8·5)	10,400
Physical violence by firearm	2·7 (2 to 3·5)	1·5 (1·2 to 1·9)	33 (22·8 to 44·5)	117 (85·6 to 154)	89·5 (68·8 to 114)	129 (99·8 to 169)	558 (425 to 709)	811 (567 to 1,120)	671 (463 to 928)	653 (445 to 911)	481 (346 to 662)	421 (301 to 569)	340 (243 to 452)	239 (174 to 319)	210 (158 to 282)	147 (112 to 193)	102 (79·8 to 130)	74·8 (58·4 to 94·5)	43·6 (33·8 to 55·3)	18·6 (14·5 to 23·4)	8·8 (6·9 to 10·8)	3·3 (2·6 to 4·1)	1 (0·8 to 1·3)	5,150
Physical violence by sharp object	2·5 (1·8 to 3·4)	1 (0·7 to 1·2)	7·5 (5·4 to 9·8)	19·2 (14·7 to 25·4)	14·2 (11 to 18)	21 (16·5 to 26·8)	81 (62·3 to 102)	128 (90·2 to 176)	159 (111 to 218)	156 (108 to 214)	118 (87·8 to 162)	109 (80·6 to 142)	106 (78·6 to 139)	83 (63 to 109)	74·8 (58·2 to 97·5)	52·8 (41·8 to 67·8)	41·4 (33·1 to 52·8)	30 (23·8 to 37·6)	18·2 (14·4 to 23)	9·3 (7·2 to 12)	5 (3·8 to 6·5)	2·3 (1·7 to 3·1)	0·7 (0·5 to 1)	1,240
Sexual violence	0 (0 to 0)	0 (0 to 0)	0 (0 to 0)	1·9 (1·1 to 3·1)	17·6 (10·4 to 27·8)	53·9 (30·6 to 82·3)	142 (79·8 to 232)	139 (79·8 to 213)	83·9 (45·9 to 137)	57·7 (32·5 to 94·4)	50·9 (28·5 to 81·6)	46 (26·7 to 73·5)	43·4 (25·4 to 72·1)	32·5 (18·5 to 53·8)	21·5 (12·5 to 35·3)	15 (9·1 to 23·3)	13 (8 to 19·9)	10·6 (6·6 to 15·9)	7·4 (4·8 to 11·1)	5·5 (3·5 to 8·3)	3·3 (1·9 to 5·3)	0·8 (0·4 to 1·2)	0·1 (0 to 0·1)	746
Physical violence by other means	34 (25·4 to 44·2)	13 (10·5 to 16·2)	406 (291 to 540)	332 (250 to 441)	76·5 (59·3 to 99·4)	65·2 (51·6 to 83·9)	116 (92 to 144)	163 (123 to 215)	217 (164 to 288)	213 (156 to 281)	196 (152 to 257)	203 (154 to 258)	229 (179 to 292)	204 (157 to 262)	191 (147 to 249)	165 (126 to 215)	140 (106 to 186)	115 (86·8 to 151)	78·5 (58·7 to 103)	45·3 (33·1 to 60·8)	27·7 (20·1 to 37·3)	13·7 (9·9 to 18·4)	4·6 (3·4 to 6·2)	3,250
Conflict and terrorism	0 (0 to 0)	0 (0 to 0)	0 (0 to 0)	0 (0 to 0)	0·3 (0·1 to 0·6)	1·4 (0·7 to 3·1)	2·8 (1·4 to 6)	2·9 (1·4 to 5·6)	3·4 (1·7 to 6·6)	2·7 (1·4 to 5·6)	2·5 (1·4 to 5·1)	2·2 (1·2 to 4·2)	2·1 (1·2 to 4)	1·8 (1 to 3·4)	1·9 (1·1 to 3·4)	1·8 (1 to 3·3)	1·6 (0·9 to 2·8)	1·1 (0·7 to 2)	0·8 (0·4 to 1·3)	0·5 (0·3 to 0·8)	0·3 (0·2 to 0·5)	0·2 (0·1 to 0·4)	0·1 (0·1 to 0·2)	30·5

SR Table 2b: North Dakota DALYS by cause and age group for females with 95% uncertainty intervals, 2019

Cause	Early Neonatal	Late Neonatal	Post Neonatal	1 to 4	5 to 9	10 to 14	15 to 19	20 to 24	25 to 29	30 to 34	35 to 39	40 to 44
All causes	1,170 (832 to 1,610)	240 (202 to 285)	870 (736 to 1,030)	707 (588 to 854)	796 (602 to 1,040)	1,550 (1,190 to 2,000)	2,810 (2,210 to 3,550)	3,870 (3,030 to 4,810)	4,710 (3,690 to 5,800)	5,180 (4,130 to 6,330)	5,160 (4,120 to 6,270)	4,850 (3,900 to 5,880)
Communicable, maternal, neonatal, and nutritional diseases	820 (576 to 1,140)	120 (96·2 to 148)	176 (135 to 232)	156 (120 to 202)	156 (105 to 251)	129 (93·5 to 180)	147 (107 to 216)	171 (131 to 228)	213 (166 to 280)	231 (180 to 301)	215 (162 to 303)	192 (136 to 286)
HIV/AIDS and sexually transmitted infections	0·1 (0·1 to 0·1)	0 (0 to 0·1)	0·5 (0·4 to 0·6)	0·4 (0·3 to 0·4)	0·2 (0·2 to 0·2)	0·5 (0·4 to 0·7)	1·7 (1·2 to 2·6)	5·9 (3·8 to 9·5)	13·1 (8·6 to 20·6)	19·9 (13·5 to 29·8)	20·4 (14·4 to 30·4)	16 (10·7 to 24·5)
HIV/AIDS	0 (0 to 0)	0 (0 to 0)	0·5 (0·4 to 0·6)	0·4 (0·3 to 0·4)	0·2 (0·2 to 0·2)	0·2 (0·1 to 0·2)	0·5 (0·4 to 0·7)	2 (1·6 to 2·6)	5·2 (3·9 to 6·9)	9·4 (7·3 to 12·5)	10·1 (7·7 to 13·5)	7·5 (5·7 to 9·9)
HIV/AIDS - Drug-susceptible Tuberculosis	0 (0 to 0)	0 (0 to 0)	0 (0 to 0)	0 (0 to 0)	0 (0 to 0)	0 (0 to 0)	0 (0 to 0)	0·1 (0 to 0·1)	0·1 (0·1 to 0·2)	0·2 (0·1 to 0·4)	0·2 (0·2 to 0·4)	0·2 (0·1 to 0·3)
HIV/AIDS - Multidrug-resistant Tuberculosis without extensive	0 (0 to 0)	0 (0 to 0)	0 (0 to 0)	0 (0 to 0)	0 (0 to 0)	0 (0 to 0)	0 (0 to 0)	0 (0 to 0)	0 (0 to 0)	0 (0 to 0)	0 (0 to 0)	0 (0 to 0)
HIV/AIDS - Extensively drug-resistant Tuberculosis	0 (0 to 0)	0 (0 to 0)	0 (0 to 0)	0 (0 to 0)	0 (0 to 0)	0 (0 to 0)	0 (0 to 0)	0 (0 to 0)	0 (0 to 0)	0 (0 to 0)	0 (0 to 0)	0 (0 to 0)
HIV/AIDS resulting in other diseases	0 (0 to 0)	0 (0 to 0)	0·5 (0·4 to 0·5)	0·4 (0·3 to 0·4)	0·2 (0·1 to 0·2)	0·2 (0·1 to 0·2)	0·5 (0·4 to 0·7)	1·9 (1·5 to 2·5)	5·1 (3·8 to 6·8)	9·2 (7 to 12·1)	9·9 (7·5 to 13·2)	7·3 (5·5 to 9·8)
Sexually transmitted infections excluding HIV	0·1 (0·1 to 0·1)	0 (0 to 0·1)	0 (0 to 0·1)	0 (0 to 0)	0 (0 to 0)	0·3 (0·2 to 0·5)	1·2 (0·7 to 2·1)	3·9 (2 to 7·3)	7·9 (3·9 to 15)	10·4 (5·2 to 19·9)	10·2 (5·2 to 19)	8·5 (4·2 to 16·7)
Syphilis	0·1 (0·1 to 0·1)	0 (0 to 0·1)	0 (0 to 0·1)	0 (0 to 0)	0 (0 to 0)	0·1 (0·1 to 0·1)	0 (0 to 0)	0·1 (0·1 to 0·2)	0·1 (0·1 to 0·2)	0·2 (0·1 to 0·3)	0·2 (0·1 to 0·3)	0·2 (0·2 to 0·4)
Chlamydial infection	0 (0 to 0)	0 (0 to 0)	0 (0 to 0)	0 (0 to 0)	0 (0 to 0)	0 (0 to 0·1)	0·1 (0·1 to 0·2)	0·3 (0·2 to 0·5)	0·5 (0·3 to 0·8)	0·5 (0·3 to 1)	0·6 (0·3 to 1·1)	0·5 (0·3 to 0·9)
Gonococcal infection	0 (0 to 0)	0 (0 to 0)	0 (0 to 0)	0 (0 to 0)	0 (0 to 0)	0 (0 to 0)	0·1 (0·1 to 0·1)	0·2 (0·1 to 0·2)	0·3 (0·2 to 0·4)	0·5 (0·4 to 0·8)	0·4 (0·3 to 0·7)	0·3 (0·2 to 0·6)
Trichomoniasis	0 (0 to 0)	0 (0 to 0)	0 (0 to 0)	0 (0 to 0)	0 (0 to 0)	0 (0 to 0·1)	0·3 (0·1 to 0·8)	1·7 (0·6 to 4)	3·8 (1·2 to 9)	4·6 (1·5 to 11)	4·1 (1·3 to 9·7)	3·3 (1·1 to 8·1)
Genital herpes	0 (0 to 0)	0 (0 to 0)	0 (0 to 0)	0 (0 to 0)	0 (0 to 0)	0·1 (0 to 0·2)	0·3 (0·1 to 0·8)	0·7 (0·2 to 1·6)	1·1 (0·3 to 2·7)	1·4 (0·5 to 3·5)	1·5 (0·5 to 3·7)	1·4 (0·4 to 3·4)
Other sexually transmitted infections	0 (0 to 0)	0 (0 to 0)	0 (0 to 0)	0 (0 to 0)	0 (0 to 0)	0·1 (0 to 0·1)	0·3 (0·2 to 0·5)	0·9 (0·4 to 1·7)	2·1 (1·1 to 3·7)	3·2 (1·7 to 5·3)	3·4 (1·8 to 5·7)	2·8 (1·4 to 4·9)
Respiratory infections and tuberculosis	3 (1·9 to 4·6)	4·1 (3 to 5·6)	42·7 (30·9 to 58·4)	50·8 (33·8 to 74·5)	46·3 (27·8 to 73·4)	38 (23·5 to 59·3)	36·2 (22·3 to 58)	42·7 (27·6 to 65·4)	50·3 (34·3 to 70·8)	55·3 (38·2 to 76·1)	52·9 (37·3 to 72·9)	47·2 (32·8 to 66·3)
Tuberculosis	0 (0 to 0)	0 (0 to 0)	0·1 (0·1 to 0·2)	0·1 (0·1 to 0·2)	0·1 (0 to 0·1)	0·1 (0·1 to 0·2)	0·2 (0·2 to 0·3)	0·7 (0·5 to 1)	1 (0·7 to 1·5)	1 (0·6 to 1·3)	0·8 (0·5 to 1·1)	0·7 (0·5 to 1)
Latent tuberculosis infection	0 (0 to 0)	0 (0 to 0)	0 (0 to 0)	0 (0 to 0)	0 (0 to 0)	0 (0 to 0)	0 (0 to 0)	0 (0 to 0)	0 (0 to 0)	0 (0 to 0)	0 (0 to 0)	0 (0 to 0)
Drug-susceptible tuberculosis	0 (0 to 0)	0 (0 to 0)	0·1 (0·1 to 0·2)	0·1 (0·1 to 0·2)	0·1 (0 to 0·1)	0·1 (0·1 to 0·2)	0·2 (0·2 to 0·3)	0·7 (0·4 to 0·9)	1 (0·7 to 1·5)	0·9 (0·6 to 1·3)	0·8 (0·5 to 1·1)	0·7 (0·5 to 1)
Multidrug-resistant tuberculosis without extensive drug resista	0 (0 to 0)	0 (0 to 0)	0 (0 to 0)	0 (0 to 0)	0 (0 to 0)	0 (0 to 0)	0 (0 to 0)	0 (0 to 0·1)	0 (0 to 0·1)	0 (0 to 0·1)	0 (0 to 0·1)	0 (0 to 0·1)
Extensively drug-resistant tuberculosis	0 (0 to 0)	0 (0 to 0)	0 (0 to 0)	0 (0 to 0)	0 (0 to 0)	0 (0 to 0)	0 (0 to 0)	0 (0 to 0)	0 (0 to 0)	0 (0 to 0)	0 (0 to 0)	0 (0 to 0)
Lower respiratory infections	2·8 (1·8 to 4·5)	3·6 (2·5 to 5·1)	33·4 (22·5 to 49·1)	13·2 (10·1 to 16·7)	4·3 (3 to 6·1)	6·1 (4·2 to 8·5)	6·7 (4·8 to 9·1)	10·7 (7·1 to 14·9)	17·5 (11·7 to 24·4)	23·7 (16·2 to 33·5)	24·1 (16·6 to 34·2)	24·6 (16·3 to 35·6)
Upper respiratory infections	0·1 (0·1 to 0·2)	0·4 (0·3 to 0·7)	8·3 (5 to 12·7)	31·8 (17·9 to 52·3)	35·7 (19·5 to 59·6)	27·6 (14·7 to 46·9)	25·7 (13·3 to 45·7)	28·1 (15·4 to 48·4)	29·1 (16 to 48)	28·3 (15·4 to 45·9)	25·8 (13·3 to 41·9)	20 (10·9 to 36·1)
Otitis media	0 (0 to 0)	0 (0 to 0)	0·9 (0·5 to 1·6)	5·6 (2·8 to 9·9)	6·3 (3·3 to 10·8)	4·2 (2·2 to 7·1)	3·6 (1·8 to 6·2)	3·2 (1·4 to 6·3)	2·7 (1·2 to 5·3)	2·3 (1 to 4·8)	2·1 (1 to 4·1)	1·9 (0·9 to 3·6)
Enteric infections	0·4 (0·3 to 0·7)	0·8 (0·6 to 1·1)	9 (6·2 to 12·9)	18·2 (11·7 to 27·5)	14·4 (8·5 to 23)	11·2 (6·5 to 17·4)	13·8 (8·6 to 20)	17·5 (11·1 to 25·7)	18·7 (11·8 to 27·1)	19·1 (12·8 to 27·2)	17·5 (11·7 to 25·1)	14·8 (10 to 20·9)
Diarrheal diseases	0·4 (0·3 to 0·7)	0·8 (0·5 to 1·1)	8·5 (5·8 to 12·2)	17·8 (11·4 to 27·1)	14·3 (8·4 to 22·9)	11 (6·3 to 17·2)	13·7 (8·5 to 19·9)	17·4 (11·1 to 25·6)	18·6 (11·7 to 27)	19 (12·6 to 26·9)	17·4 (11·5 to 25)	14·8 (9·9 to 20·8)
Typhoid and paratyphoid	0 (0 to 0)	0 (0 to 0)	0 (0 to 0·1)	0·1 (0 to 0·1)	0 (0 to 0)	0 (0 to 0·1)	0 (0 to 0·1)	0 (0 to 0)	0 (0 to 0)	0 (0 to 0·1)	0 (0 to 0·1)	0 (0 to 0)
Typhoid fever	0 (0 to 0)	0 (0 to 0)	0 (0 to 0)	0 (0 to 0)	0 (0 to 0)	0 (0 to 0)	0 (0 to 0)	0 (0 to 0)	0 (0 to 0)	0 (0 to 0)	0 (0 to 0)	0 (0 to 0)
Paratyphoid fever	0 (0 to 0)	0 (0 to 0)	0 (0 to 0·1)	0 (0 to 0·1)	0 (0 to 0)	0 (0 to 0)	0 (0 to 0·1)	0 (0 to 0)	0 (0 to 0)	0 (0 to 0·1)	0 (0 to 0·1)	0 (0 to 0)
Invasive Non-typhoidal Salmonella (iNTS)	0 (0 to 0)	0·1 (0 to 0·1)	0·3 (0·1 to 0·8)	0·3 (0·1 to 0·6)	0·1 (0 to 0·2)	0·1 (0 to 0·2)	0 (0 to 0)	0 (0 to 0·1)	0·1 (0 to 0·2)	0·1 (0 to 0·1)	0·1 (0 to 0·1)	0 (0 to 0·1)
Other intestinal infectious diseases	0 (0 to 0)	0 (0 to 0)	0·1 (0 to 0·5)	0·1 (0 to 0·3)	0 (0 to 0·1)	0·1 (0 to 0·2)	0 (0 to 0·2)	0·1 (0 to 0·2)	0 (0 to 0·1)	0·1 (0 to 0·2)	0 (0 to 0·1)	0 (0 to 0·1)
Neglected tropical diseases and malaria	0·2 (0 to 0·5)	0·6 (0·1 to 1·2)	2·4 (0·5 to 5)	2·7 (0·7 to 5·8)	3·1 (0·8 to 9·8)	2·3 (0·7 to 5·8)	1·7 (0·5 to 3·8)	1·3 (0·3 to 3·2)	2·3 (0·7 to 5·1)	3·1 (1 to 6·3)	4 (1·3 to 8·4)	5·1 (2·1 to 10)
Malaria	0 (0 to 0)	0 (0 to 0)	0 (0 to 0)	0 (0 to 0)	0 (0 to 0)	0 (0 to 0)	0 (0 to 0)	0 (0 to 0)	0 (0 to 0)	0 (0 to 0)	0 (0 to 0)	0 (0 to 0)
Chagas disease	0 (0 to 0)	0 (0 to 0)	0 (0 to 0)	0 (0 to 0)	0 (0 to 0)	0 (0 to 0)	0 (0 to 0)	0 (0 to 0)	0 (0 to 0)	0 (0 to 0)	0 (0 to 0)	0 (0 to 0)
Leishmaniasis	0 (0 to 0)	0 (0 to 0)	0 (0 to 0)	0 (0 to 0)	0 (0 to 0)	0 (0 to 0)	0 (0 to 0)	0 (0 to 0)	0 (0 to 0)	0 (0 to 0)	0 (0 to 0)	0 (0 to 0)
Visceral leishmaniasis	0 (0 to 0)	0 (0 to 0)	0 (0 to 0)	0 (0 to 0)	0 (0 to 0)	0 (0 to 0)	0 (0 to 0)	0 (0 to 0)	0 (0 to 0)	0 (0 to 0)	0 (0 to 0)	0 (0 to 0)
Cutaneous and mucocutaneous leishmaniasis	0 (0 to 0)	0 (0 to 0)	0 (0 to 0)	0 (0 to 0)	0 (0 to 0)	0 (0 to 0)	0 (0 to 0)	0 (0 to 0)	0 (0 to 0)	0 (0 to 0)	0 (0 to 0)	0 (0 to 0)
African trypanosomiasis	0 (0 to 0)	0 (0 to 0)	0 (0 to 0)	0 (0 to 0)	0 (0 to 0)	0 (0 to 0)	0 (0 to 0)	0 (0 to 0)	0 (0 to 0)	0 (0 to 0)	0 (0 to 0)	0 (0 to 0)
Schistosomiasis	0 (0 to 0)	0 (0 to 0)	0 (0 to 0)	0 (0 to 0)	0 (0 to 0)	0 (0 to 0)	0 (0 to 0)	0 (0 to 0)	0 (0 to 0)	0 (0 to 0)	0 (0 to 0)	0 (0 to 0)
Cysticercosis	0 (0 to 0)	0 (0 to 0)	0 (0 to 0)	0 (0 to 0)	0 (0 to 0)	0 (0 to 0·1)	0·1 (0 to 0·3)	0·5 (0 to 1·7)	1·2 (0 to 3·6)	1·9 (0·3 to 4·8)	2·4 (0·5 to 6·5)	2·7 (0·7 to 6·5)
Cystic echinococcosis	0 (0 to 0)	0 (0 to 0)	0 (0 to 0)	0 (0 to 0)	0 (0 to 0)	0 (0 to 0)	0 (0 to 0)	0 (0 to 0)	0 (0 to 0)	0 (0 to 0)	0 (0 to 0)	0 (0 to 0)
Lymphatic filariasis	0 (0 to 0)	0 (0 to 0)	0 (0 to 0)	0 (0 to 0)	0 (0 to 0)	0 (0 to 0)	0 (0 to 0)	0 (0 to 0)	0 (0 to 0)	0 (0 to 0)	0 (0 to 0)	0 (0 to 0)
Onchocerciasis	0 (0 to 0)	0 (0 to 0)	0 (0 to 0)	0 (0 to 0)	0 (0 to 0)	0 (0 to 0)	0 (0 to 0)	0 (0 to 0)	0 (0 to 0)	0 (0 to 0)	0 (0 to 0)	0 (0 to 0)
Trachoma	0 (0 to 0)	0 (0 to 0)	0 (0 to 0)	0 (0 to 0)	0 (0 to 0)	0 (0 to 0)	0 (0 to 0)	0 (0 to 0)	0 (0 to 0)	0 (0 to 0)	0 (0 to 0)	0 (0 to 0)
Dengue	0 (0 to 0)	0 (0 to 0)	0 (0 to 0)	0 (0 to 0)	0 (0 to 0)	0 (0 to 0)	0 (0 to 0)	0 (0 to 0)	0 (0 to 0)	0 (0 to 0)	0 (0 to 0)	0 (0 to 0)
Yellow fever	0 (0 to 0)	0 (0 to 0)	0 (0 to 0)	0 (0 to 0)	0 (0 to 0)	0 (0 to 0)	0 (0 to 0)	0 (0 to 0)	0 (0 to 0)	0 (0 to 0)	0 (0 to 0)	0 (0 to 0)
Rabies	0 (0 to 0)	0 (0 to 0)	0·3 (0·1 to 0·8)	0·2 (0·1 to 0·5)	0·1 (0 to 0·2)	0·2 (0·1 to 0·5)	0 (0 to 0·1)	0 (0 to 0)	0·1 (0 to 0·2)	0·1 (0 to 0·1)	0 (0 to 0)	0·1 (0 to 0·2)
Intestinal nematode infections	0 (0 to 0)	0 (0 to 0)	0 (0 to 0)	0 (0 to 0)	0 (0 to 0)	0 (0 to 0)	0 (0 to 0)	0 (0 to 0)	0 (0 to 0)	0 (0 to 0)	0 (0 to 0)	0 (0 to 0)
Ascariasis	0 (0 to 0)	0 (0 to 0)	0 (0 to 0)	0 (0 to 0)	0 (0 to 0)	0 (0 to 0)	0 (0 to 0)	0 (0 to 0)	0 (0 to 0)	0 (0 to 0)	0 (0 to 0)	0 (0 to 0)
Trichuriasis	0 (0 to 0)	0 (0 to 0)	0 (0 to 0)	0 (0 to 0)	0 (0 to 0)	0 (0 to 0)	0 (0 to 0)	0 (0 to 0)	0 (0 to 0)	0 (0 to 0)	0 (0 to 0)	0 (0 to 0)
Hookworm disease	0 (0 to 0)	0 (0 to 0)	0 (0 to 0)	0 (0 to 0)	0 (0 to 0)	0 (0 to 0)	0 (0 to 0)	0 (0 to 0)	0 (0 to 0)	0 (0 to 0)	0 (0 to 0)	0 (0 to 0)
Food-borne trematodiases	0 (0 to 0)	0 (0 to 0)	0 (0 to 0)	0 (0 to 0)	0 (0 to 0)	0 (0 to 0)	0 (0 to 0)	0 (0 to 0)	0 (0 to 0)	0 (0 to 0)	0 (0 to 0)	0 (0 to 0)
Leprosy	0 (0 to 0)	0 (0 to 0)	0 (0 to 0)	0 (0 to 0)	0 (0 to 0)	0 (0 to 0)	0 (0 to 0)	0 (0 to 0)	0 (0 to 0)	0 (0 to 0)	0 (0 to 0)	0 (0 to 0)
Ebola	0 (0 to 0)	0 (0 to 0)	0 (0 to 0)	0 (0 to 0)	0 (0 to 0)	0 (0 to 0)	0 (0 to 0)	0 (0 to 0)	0 (0 to 0)	0 (0 to 0)	0 (0 to 0)	0 (0 to 0)
Zika virus	0 (0 to 0)	0 (0 to 0)	0 (0 to 0)	0 (0 to 0)	0 (0 to 0)	0 (0 to 0)	0 (0 to 0)	0 (0 to 0)	0 (0 to 0)	0 (0 to 0)	0 (0 to 0)	0 (0 to 0)
Guinea worm disease	0 (0 to 0)	0 (0 to 0)	0 (0 to 0)	0 (0 to 0)	0 (0 to 0)	0 (0 to 0)	0 (0 to 0)	0 (0 to 0)	0 (0 to 0)	0 (0 to 0)	0 (0 to 0)	0 (0 to 0)
Other neglected tropical diseases	0·2 (0 to 0·5)	0·6 (0·1 to 1·2)	2 (0·2 to 4·7)	2·5 (0·4 to 5·6)	3 (0·7 to 9·8)	2 (0·4 to 5·5)	1·5 (0·4 to 3·7)	0·8 (0·1 to 2·6)	1 (0·1 to 2·9)	1·2 (0·2 to 3·3)	1·6 (0·3 to 4·4)	2·4 (0·6 to 5·7)
Other infectious diseases	2·8 (1·7 to 4·3)	7·2 (4·5 to 10·7)	24·9 (17·2 to 34·3)	12·9 (10·3 to 16·2)	7·2 (4·9 to 11·9)	7·7 (5·8 to 10·4)	8·9 (6·7 to 11·8)	8·7 (6·5 to 11·5)	10·5 (7·8 to 14)	11·7 (8·7 to 15·3)	11·5 (8·6 to 15·5)	11 (7·9 to 15·3)
Meningitis	0·5 (0·3 to 0·8)	1·1 (0·7 to 1·6)	7·7 (4·8 to 11·5)	3·4 (2·5 to 4·3)	0·9 (0·7 to 1·3)	1·5 (1·1 to 2·2)	1·9 (1·3 to 2·6)	2·1 (1·3 to 3·1)	2·6 (1·7 to 3·9)	3 (2·1 to 4·2)	2·4 (1·6 to 3·4)	2·2 (1·5 to 3·1)
Encephalitis	0·2 (0·1 to 0·4)	0·3 (0·2 to 0·5)	2 (1·1 to 3·4)	2·3 (1·4 to 3·6)	0·9 (0·5 to 1·4)	1·3 (0·7 to 2·1)	1·3 (0·7 to 2·1)	1·5 (0·8 to 2·3)	1·6 (0·9 to 2·6)	1·6 (0·9 to 2·5)	1·3 (0·7 to 1·9)	0·9 (0·6 to 1·4)
Diphtheria	0 (0 to 0)	0 (0 to 0)	0 (0 to 0·1)	0 (0 to 0·1)	0 (0 to 0·1)	0 (0 to 0·1)	0 (0 to 0·1)	0 (0 to 0·1)	0 (0 to 0·1)	0 (0 to 0·1)	0 (0 to 0·1)	0 (0 to 0)
Tetanus	0 (0 to 0)	0 (0 to 0)	0 (0 to 0)	0 (0 to 0)	0 (0 to 0)	0 (0 to 0)	0 (0 to 0)	0 (0 to 0)	0 (0 to 0)	0 (0 to 0)	0 (0 to 0)	0 (0 to 0)
Measles	0 (0 to 0)	0 (0 to 0)	0·2 (0 to 0·5)	0·5 (0 to 1·1)	0·1 (0 to 0·2)	0 (0 to 0)	0 (0 to 0)	0 (0 to 0)	0 (0 to 0)	0 (0 to 0)	0 (0 to 0)	0 (0 to 0)
Varicella and herpes zoster	0·1 (0 to 0·1)	0·2 (0·1 to 0·4)	0·8 (0·3 to 1·4)	0·8 (0·4 to 1·4)	0·6 (0·3 to 1·1)	0·6 (0·3 to 1·1)	0·6 (0·3 to 1)	0·7 (0·3 to 1·2)	0·9 (0·4 to 1·5)	0·9 (0·4 to 1·5)	0·8 (0·4 to 1·5)	0·7 (0·3 to 1·3)
Acute hepatitis	0 (0 to 0)	0 (0 to 0)	0·3 (0·1 to 0·5)	0·2 (0·1 to 0·5)	0·8 (0·3 to 1·4)	0·9 (0·5 to 1·6)	0·9 (0·5 to 1·6)	0·9 (0·5 to 1·6)	1 (0·6 to 1·7)	1 (0·6 to 1·6)	0·9 (0·5 to 1·5)	0·8 (0·5 to 1·2)
Acute hepatitis A	0 (0 to 0)	0 (0 to 0)	0 (0 to 0·1)	0·1 (0 to 0·3)	0·7 (0·2 to 1·3)	0·8 (0·4 to 1·5)	0·8 (0·4 to 1·5)	0·8 (0·4 to 1·5)	0·8 (0·3 to 1·4)	0·8 (0·4 to 1·4)	0·7 (0·3 to 1·2)	0·5 (0·2 to 0·9)
Acute hepatitis B	0 (0 to 0)	0 (0 to 0)	0·2 (0·1 to 0·4)	0·1 (0 to 0·1)	0 (0 to 0)	0 (0 to 0·1)	0·1 (0 to 0·1)	0·1 (0 to 0·1)	0·2 (0·1 to 0·3)	0·2 (0·1 to 0·3)	0·2 (0·1 to 0·3)	0·2 (0·1 to 0·3)
Acute hepatitis C	0 (0 to 0)	0 (0 to 0)	0 (0 to 0)	0 (0 to 0)	0 (0 to 0)	0 (0 to 0)	0 (0 to 0)	0 (0 to 0)	0 (0 to 0)	0 (0 to 0·1)	0 (0 to 0·1)	0 (0 to 0·1)
Acute hepatitis E	0 (0 to 0)	0 (0 to 0)	0·1 (0 to 0·1)	0 (0 to 0)	0 (0 to 0·1)	0·1 (0 to 0·1)	0·1 (0 to 0·1)	0·1 (0 to 0·1)	0·1 (0 to 0·1)	0·1 (0 to 0·1)	0·1 (0 to 0·1)	0·1 (0 to 0·1)
Other unspecified infectious diseases	2 (1·1 to 3·4)	5·5 (3 to 8·8)	12·7 (7·3 to 19·7)	4·6 (3 to 6·9)	3·8 (1·9 to 8·4)	3·2 (1·9 to 5·6)	4·1 (2·5 to 6·5)	3·5 (2·2 to 5·6)	4·4 (2·7 to 6·8)	5·2 (3·2 to 8·2)	6 (3·6 to 9·5)	6·4 (3·9 to 10·6)
Maternal and neonatal disorders	814 (571 to 1,130)	106 (84·4 to 133)	93·4 (67·2 to 128)	63·1 (45·3 to 81·4)	54·9 (39·2 to 73·2)	51·6 (36·7 to 69·7)	56·5 (42·9 to 74·3)	77·8 (62 to 96·9)	101 (81·1 to 123)	100 (81 to 122)	74·5 (59·6 to 91·4)	48 (36·6 to 60·7)
Maternal disorders	0 (0 to 0)	0 (0 to 0)	0 (0 to 0)	0 (0 to 0)	0 (0 to 0)	0·5 (0·4 to 0·6)	10·1 (8 to 12·9)	29·6 (22·8 to 38)	50·3 (38·6 to 65·9)	50·6 (38·7 to 63·8)	30·2 (23·5 to 37·3)	12·3 (9·5 to 15·3)
Maternal hemorrhage	0 (0 to 0)	0 (0 to 0)	0 (0 to 0)	0 (0 to 0)	0 (0 to 0)	0 (0 to 0)	0·7 (0·3 to 1·2)	2·2 (1·1 to 3·8)	4·7 (2·2 to 8·4)	5·5 (2·5 to 9·8)	3·3 (1·6 to 5·4)	1 (0·5 to 1·7)
Maternal sepsis and other maternal infections	0 (0 to 0)	0 (0 to 0)	0 (0 to 0)	0 (0 to 0)	0 (0 to 0)	0 (0 to 0)	0·4 (0·1 to 0·9)	1·3 (0·5 to 2·5)	1·4 (0·6 to 2·7)	0·8 (0·3 to 1·7)	0·4 (0·1 to 0·8)	0·1 (0·1 to 0·2)
Maternal hypertensive disorders	0 (0 to 0)	0 (0 to 0)	0 (0 to 0)	0 (0 to 0)	0 (0 to 0)	0 (0 to 0)	0·6 (0·3 to 1·1)	2·2 (1·3 to 3·4)	4·8 (2·9 to 7·4)	4·8 (2·8 to 7·5)	2·4 (1·3 to 4)	0·6 (0·3 to 1·1)
Maternal obstructed labor and uterine rupture	0 (0 to 0)	0 (0 to 0)	0 (0 to 0)	0 (0 to 0)	0 (0 to 0)	0 (0 to 0·1)	0·6 (0·3 to 1)	1·7 (0·5 to 3·5)	3·4 (1·2 to 6·4)	3·5 (1·4 to 6·3)	1·7 (0·5 to 3·4)	0·5 (0·3 to 1)
Maternal abortion and miscarriage	0 (0 to 0)	0 (0 to 0)	0 (0 to 0)	0 (0 to 0)	0 (0 to 0)	0 (0 to 0)	0·3 (0·1 to 0·5)	0·5 (0·2 to 0·9)	0·6 (0·3 to 1·3)	0·6 (0·3 to 1·2)	0·4 (0·2 to 0·9)	0·3 (0·1 to 0·6)
Ectopic pregnancy	0 (0 to 0)	0 (0 to 0)	0 (0 to 0)	0 (0 to 0)	0 (0 to 0)	0 (0 to 0)	0·1 (0·1 to 0·2)	0·4 (0·2 to 0·7)	0·6 (0·3 to 1)	0·5 (0·3 to 0·9)	0·3 (0·1 to 0·5)	0·1 (0 to 0·2)
Indirect maternal deaths	--	--	--	--	--	0·1 (0·1 to 0·2)	2 (0·9 to 3·3)	5·5 (2·6 to 9·8)	8·5 (3·8 to 14·4)	8·5 (4 to 14·5)	5·5 (2·6 to 9·7)	2·7 (1·4 to 4·5)
Late maternal deaths	--	--	--	--	--	0·1 (0 to 0·1)	1·3 (0·6 to 2·5)	4·4 (2·3 to 8·3)	8·2 (4·4 to 14·8)	8·3 (4·2 to 14·3)	4·6 (2·5 to 7·8)	1·8 (0·9 to 3·3)
Maternal deaths aggravated by HIV/AIDS	--	--	--	--	--	0 (0 to 0)	0 (0 to 0)	0 (0 to 0)	0 (0 to 0)	0 (0 to 0·1)	0 (0 to 0)	0 (0 to 0)
Neonatal disorders	814 (571 to 1,130)	106 (84·4 to 133)	93·4 (67·2 to 128)	63·1 (45·3 to 81·4)	54·9 (39·2 to 73·2)	51 (36·1 to 69·1)	46·4 (32·7 to 63·3)	48·2 (34·1 to 64·9)	50·5 (36·3 to 67·3)	49·7 (35·8 to 66·4)	44·3 (31·7 to 60)	35·7 (25 to 47·7)
Neonatal preterm birth	469 (332 to 669)	41·8 (30·9 to 55·2)	56·7 (40·2 to 78·5)	35 (24·4 to 47·6)	44·2 (30·6 to 60·1)	41 (28·6 to 56)	37·2 (25·8 to 51·1)	38·6 (27·2 to 53·1)	40·3 (28·1 to 54·5)	39·6 (27·8 to 53·8)	35·2 (24·8 to 47·9)	28·3 (19·2 to 38·7)
Neonatal encephalopathy due to birth asphyxia and trauma	146 (97·5 to 208)	18·7 (13·1 to 25·9)	12·4 (8·8 to 17·2)	9·8 (6·3 to 14·1)	8·6 (4·5 to 14·2)	8 (4 to 13·3)	7·3 (3·8 to 12·2)	7·6 (4 to 12·4)	8·1 (4 to 13·2)	8 (4·1 to 13·3)	7·1 (3·5 to 11·6)	5·8 (2·8 to 9·5)
Neonatal sepsis and other neonatal infections	30·3 (18·4 to 46·8)	23·7 (16·1 to 33·3)	8·1 (5·2 to 12·1)	1·2 (0·8 to 2)	1·6 (1 to 2·6)	1·5 (1 to 2·5)	1·4 (0·9 to 2·3)	1·5 (1 to 2·5)	1·6 (1 to 2·6)	1·6 (1 to 2·6)	1·5 (0·9 to 2·3)	1·2 (0·8 to 2)
Hemolytic disease and other neonatal jaundice	0·8 (0·4 to 1·3)	0·2 (0·1 to 0·4)	0·1 (0·1 to 0·2)	0·6 (0·5 to 0·8)	0·5 (0·3 to 0·6)	0·4 (0·3 to 0·6)	0·4 (0·3 to 0·6)	0·4 (0·3 to 0·6)	0·5 (0·3 to 0·6)	0·5 (0·3 to 0·6)	0·4 (0·3 to 0·6)	0·4 (0·3 to 0·5)
Other neonatal disorders	167 (96·1 to 262)	21·8 (14·4 to 30·4)	16 (9·8 to 26·6)	16·5 (11·7 to 21·5)	0 (0 to 0)	0 (0 to 0)	0 (0 to 0)	0 (0 to 0)	0 (0 to 0)	0 (0 to 0)	0 (0 to 0)	0 (0 to 0)
Nutritional deficiencies	0 (0 to 0)	0·4 (0 to 1·5)	3·1 (0·8 to 9·4)	8·2 (1·3 to 27·2)	29·5 (6·3 to 98·7)	17·5 (4·4 to 49·4)	28·4 (7·2 to 75·4)	16·7 (4·6 to 58·6)	17·6 (5·6 to 58·1)	21·4 (6 to 64·2)	34·1 (7·9 to 98·6)	49·7 (13 to 123)
Protein-energy malnutrition	0 (0 to 0)	0 (0 to 0)	0·6 (0·4 to 1)	0·2 (0·1 to 0·2)	3·4 (1·4 to 6·5)	2·9 (1·2 to 5·7)	2·9 (1·3 to 5·3)	3·4 (1·6 to 6·2)	4 (2 to 6·9)	4·6 (2·4 to 7·7)	4·7 (2·8 to 7·6)	4·3 (2·6 to 6·8)
Iodine deficiency	0 (0 to 0)	0 (0 to 0)	0 (0 to 0)	0 (0 to 0·1)	0·2 (0·1 to 0·5)	0·5 (0·2 to 1)	0·6 (0·3 to 1·3)	0·8 (0·3 to 1·6)	0·9 (0·4 to 1·9)	0·9 (0·4 to 2)	0·9 (0·4 to 1·8)	0·7 (0·3 to 1·5)
Vitamin A deficiency	0 (0 to 0)	0 (0 to 0)	0 (0 to 0·1)	0·1 (0 to 0·3)	0·2 (0 to 0·9)	0·1 (0 to 0·3)	0 (0 to 0)	0 (0 to 0)	0 (0 to 0)	0 (0 to 0)	0 (0 to 0)	0 (0 to 0)
Dietary iron deficiency	0 (0 to 0)	0·4 (0 to 1·5)	2·4 (0·2 to 8·6)	7·8 (0·9 to 26·5)	24·9 (2·2 to 95·1)	13·1 (1·1 to 45·6)	23·5 (3 to 70·2)	10·9 (0·3 to 51·3)	10·2 (0·3 to 49·2)	14·2 (0·4 to 57·3)	26·9 (1·6 to 90·6)	43·2 (6·9 to 116)
Other nutritional deficiencies	0 (0 to 0)	0 (0 to 0)	0·1 (0 to 0·2)	0·2 (0·1 to 0·2)	0·8 (0·4 to 1·6)	0·9 (0·4 to 1·6)	1·4 (0·6 to 2·5)	1·7 (0·8 to 3·2)	2·5 (1·1 to 4·3)	1·8 (0·9 to 3·1)	1·7 (0·9 to 2·8)	1·4 (0·8 to 2·5)
Non-communicable diseases	347 (220 to 503)	112 (90·3 to 139)	571 (475 to 692)	413 (327 to 525)	560 (410 to 741)	1,260 (921 to 1,680)	2,210 (1,640 to 2,930)	3,200 (2,400 to 4,090)	3,920 (2,980 to 4,940)	4,360 (3,410 to 5,410)	4,450 (3,500 to 5,490)	4,240 (3,410 to 5,160)
Neoplasms	3 (2 to 4·4)	1·4 (1·1 to 1·9)	11·4 (8·4 to 15·1)	42·6 (34·2 to 52·1)	35·5 (27·9 to 43·9)	63·1 (52 to 76)	68·3 (55·8 to 82·3)	90·8 (72·7 to 111)	167 (136 to 208)	307 (249 to 373)	411 (331 to 496)	514 (423 to 609)
Lip and oral cavity cancer	0 (0 to 0)	0 (0 to 0)	0 (0 to 0)	0 (0 to 0)	0·2 (0·1 to 0·2)	0·2 (0·1 to 0·2)	0·3 (0·2 to 0·4)	0·5 (0·3 to 0·7)	1·1 (0·7 to 1·7)	2 (1·2 to 3)	2·5 (1·6 to 3·6)	3·1 (2·1 to 4·5)
Nasopharynx cancer	0 (0 to 0)	0 (0 to 0)	0 (0 to 0)	0 (0 to 0)	0·2 (0·1 to 0·2)	0·2 (0·1 to 0·2)	0·2 (0·1 to 0·3)	0·3 (0·2 to 0·5)	0·4 (0·2 to 0·6)	0·6 (0·4 to 0·9)	0·8 (0·5 to 1·2)	0·9 (0·5 to 1·3)
Other pharynx cancer	0 (0 to 0)	0 (0 to 0)	0 (0 to 0)	0 (0 to 0)	0 (0 to 0)	0 (0 to 0)	0 (0 to 0)	0·2 (0·1 to 0·2)	0·2 (0·1 to 0·2)	0·2 (0·1 to 0·3)	0·4 (0·2 to 0·6)	0·7 (0·4 to 1·2)
Esophageal cancer	0 (0 to 0)	0 (0 to 0)	0 (0 to 0)	0 (0 to 0)	0 (0 to 0)	0 (0 to 0)	0 (0 to 0)	0·2 (0·1 to 0·2)	0·5 (0·3 to 0·8)	0·8 (0·5 to 1·3)	1·6 (1 to 2·3)	2·8 (1·7 to 4·4)
Stomach cancer	0 (0 to 0)	0 (0 to 0)	0 (0 to 0)	0 (0 to 0)	0 (0 to 0)	0 (0 to 0)	0·4 (0·2 to 0·5)	1·4 (1 to 2·1)	4·5 (2·9 to 6·6)	10 (6·6 to 14·9)	12·1 (7·9 to 17·5)	13·1 (9·2 to 18·2)
Colon and rectum cancer	0 (0 to 0)	0 (0 to 0)	0 (0 to 0)	0 (0 to 0)	0·3 (0·2 to 0·4)	0·7 (0·5 to 1)	1·3 (0·9 to 1·9)	4·5 (2·8 to 6·8)	12·4 (8·3 to 17·9)	26·9 (17·1 to 38·4)	35·6 (24·5 to 49·4)	47·9 (33·3 to 65·3)
Liver cancer	0·1 (0 to 0·1)	0·1 (0 to 0·1)	0·5 (0·3 to 0·9)	1·2 (0·7 to 1·8)	0·9 (0·6 to 1·2)	1·3 (0·9 to 1·9)	1·3 (0·7 to 2·3)	1·6 (0·9 to 2·6)	2·4 (1·4 to 3·9)	3·6 (2·1 to 6)	5·4 (3·1 to 8·9)	7·3 (4·5 to 11·4)
Liver cancer due to hepatitis B	0 (0 to 0)	0 (0 to 0)	0 (0 to 0)	0 (0 to 0)	0 (0 to 0)	0·1 (0·1 to 0·2)	0·2 (0·1 to 0·4)	0·4 (0·2 to 0·7)	0·8 (0·4 to 1·4)	1·3 (0·7 to 2·2)	1·7 (0·9 to 3)	1·9 (1·1 to 3·2)
Liver cancer due to hepatitis C	0 (0 to 0)	0 (0 to 0)	0 (0 to 0)	0 (0 to 0)	0 (0 to 0)	0 (0 to 0)	0 (0 to 0)	0·1 (0 to 0·1)	0·2 (0·1 to 0·3)	0·5 (0·2 to 0·9)	1·1 (0·6 to 2)	2·2 (1·3 to 3·7)
Liver cancer due to alcohol use	0 (0 to 0)	0 (0 to 0)	0 (0 to 0)	0 (0 to 0)	0 (0 to 0)	0 (0 to 0)	0 (0 to 0)	0·1 (0 to 0·1)	0·2 (0·1 to 0·3)	0·4 (0·2 to 0·7)	0·7 (0·3 to 1·3)	1·1 (0·6 to 1·8)
Liver cancer due to NASH	0 (0 to 0)	0 (0 to 0)	0 (0 to 0)	0 (0 to 0)	0 (0 to 0)	0 (0 to 0)	0·3 (0·2 to 0·6)	0·3 (0·2 to 0·6)	0·4 (0·2 to 0·7)	0·5 (0·2 to 0·8)	0·6 (0·3 to 1·1)	0·8 (0·4 to 1·2)
Liver cancer due to other causes	0·1 (0 to 0·1)	0·1 (0 to 0·1)	0·5 (0·3 to 0·9)	1·2 (0·7 to 1·8)	0·9 (0·6 to 1·2)	1·2 (0·9 to 1·7)	0·7 (0·4 to 1·3)	0·7 (0·4 to 1·2)	0·8 (0·4 to 1·4)	1 (0·5 to 1·7)	1·2 (0·6 to 2·1)	1·4 (0·8 to 2·3)
Gallbladder and biliary tract cancer	0 (0 to 0)	0 (0 to 0)	0 (0 to 0)	0 (0 to 0)	0 (0 to 0)	0 (0 to 0)	0 (0 to 0)	0·2 (0·1 to 0·2)	0·4 (0·2 to 0·6)	1 (0·6 to 1·5)	1·9 (1·1 to 3·1)	3·4 (1·9 to 5·2)
Pancreatic cancer	0 (0 to 0)	0 (0 to 0)	0 (0 to 0)	0 (0 to 0)	0 (0 to 0)	0 (0 to 0)	0·3 (0·2 to 0·5)	1 (0·5 to 1·6)	2·1 (1·3 to 3·3)	5·9 (3·6 to 8·4)	10·6 (7·3 to 14·7)	18·9 (13·1 to 25·7)
Larynx cancer	0 (0 to 0)	0 (0 to 0)	0 (0 to 0)	0 (0 to 0)	0 (0 to 0)	0 (0 to 0)	0 (0 to 0)	0·2 (0·2 to 0·2)	0·2 (0·2 to 0·3)	0·3 (0·2 to 0·4)	0·4 (0·2 to 0·7)	0·7 (0·4 to 1·2)
Tracheal, bronchus, and lung cancer	0 (0 to 0)	0 (0 to 0)	0 (0 to 0)	0 (0 to 0)	0 (0 to 0)	0·5 (0·3 to 0·8)	1 (0·6 to 1·5)	1·9 (1 to 3·2)	4·1 (2·5 to 6·6)	12·8 (8 to 19·4)	29·3 (19·8 to 41·2)	56·3 (36·5 to 81·1)
Malignant skin melanoma	0 (0 to 0)	0 (0 to 0)	0·3 (0 to 0·8)	1·1 (0·1 to 3·1)	0·2 (0·1 to 0·2)	0·2 (0·2 to 0·3)	0·9 (0·5 to 1·6)	2·7 (1·5 to 5)	6·9 (3·8 to 12·8)	12·3 (7·2 to 20·6)	13·7 (7·9 to 22·1)	14·4 (8·5 to 23·4)
Non-melanoma skin cancer	0 (0 to 0)	0 (0 to 0)	0 (0 to 0)	0 (0 to 0)	0 (0 to 0)	0 (0 to 0)	0 (0 to 0)	0·2 (0·1 to 0·2)	0·3 (0·2 to 0·4)	0·4 (0·3 to 0·6)	0·7 (0·4 to 0·9)	1·1 (0·8 to 1·5)
Non-melanoma skin cancer (squamous-cell carcinoma)	0 (0 to 0)	0 (0 to 0)	0 (0 to 0)	0 (0 to 0)	0 (0 to 0)	0 (0 to 0)	0 (0 to 0)	0·2 (0·1 to 0·2)	0·2 (0·2 to 0·4)	0·4 (0·3 to 0·6)	0·6 (0·4 to 0·9)	1·1 (0·7 to 1·5)
Non-melanoma skin cancer (basal-cell carcinoma)	0 (0 to 0)	0 (0 to 0)	0 (0 to 0)	0 (0 to 0)	0 (0 to 0)	0 (0 to 0)	0 (0 to 0)	0 (0 to 0)	0 (0 to 0)	0 (0 to 0)	0 (0 to 0)	0 (0 to 0·1)
Breast cancer	0 (0 to 0)	0 (0 to 0)	0 (0 to 0)	0 (0 to 0)	0 (0 to 0)	0 (0 to 0)	1 (0·6 to 1·6)	3·7 (2·5 to 5·3)	23 (15·4 to 32·9)	80·2 (53·7 to 113)	127 (89·6 to 171)	156 (113 to 209)
Cervical cancer	0 (0 to 0)	0 (0 to 0)	0 (0 to 0)	0 (0 to 0)	0 (0 to 0)	0 (0 to 0)	0·4 (0·2 to 0·7)	2·7 (1·5 to 4·3)	13·6 (7·7 to 21·7)	30·7 (18 to 47·1)	36·8 (22·6 to 56·6)	35·6 (23·9 to 52·8)
Uterine cancer	0 (0 to 0)	0 (0 to 0)	0 (0 to 0)	0 (0 to 0)	0 (0 to 0)	0 (0 to 0)	0 (0 to 0)	0·2 (0·2 to 0·3)	0·9 (0·5 to 1·5)	4·5 (2·6 to 7·4)	6·9 (4·5 to 10·4)	10·1 (6·5 to 14·9)
Ovarian cancer	0 (0 to 0)	0 (0 to 0)	0 (0 to 0)	0 (0 to 0)	0·6 (0·3 to 1)	1·5 (0·9 to 2·3)	2·2 (1·3 to 3·4)	4 (2·4 to 6·1)	7·4 (4·6 to 11·6)	13·5 (9 to 20·1)	20·3 (13·7 to 29)	29·2 (19·4 to 43)
Prostate cancer	0 (0 to 0)	0 (0 to 0)	0 (0 to 0)	0 (0 to 0)	0 (0 to 0)	0 (0 to 0)	0 (0 to 0)	0 (0 to 0)	0 (0 to 0)	0 (0 to 0)	0 (0 to 0)	0 (0 to 0)
Testicular cancer	--	--	--	--	--	--	--	--	--	--	--	--
Kidney cancer	0·1 (0 to 0·1)	0 (0 to 0·1)	0·7 (0·4 to 1·1)	2·2 (1·6 to 2·9)	1·7 (0·9 to 2·8)	1·4 (0·8 to 2·3)	1·3 (0·6 to 2·5)	1·8 (0·9 to 3·2)	2·6 (1·4 to 4·1)	4·2 (2·3 to 7·1)	6·2 (3·7 to 9·8)	8·5 (5·2 to 13·3)
Bladder cancer	0 (0 to 0)	0 (0 to 0)	0 (0 to 0)	0 (0 to 0)	0 (0 to 0)	0 (0 to 0)	0·2 (0·1 to 0·2)	0·2 (0·1 to 0·2)	0·4 (0·2 to 0·7)	0·7 (0·4 to 1·1)	1·6 (1 to 2·6)	2·3 (1·5 to 3·4)
Brain and central nervous system cancer	0·4 (0·2 to 0·7)	0·2 (0·1 to 0·4)	2·9 (1·6 to 4·8)	12·7 (6·9 to 18·7)	13·4 (6·9 to 20·3)	17·1 (10·2 to 25)	11·6 (6·8 to 17·6)	12·7 (8 to 18·6)	19·5 (11·4 to 30·2)	26·2 (14·5 to 40·7)	27·4 (16·4 to 41·3)	27·5 (16·9 to 40·7)
Thyroid cancer	0 (0 to 0)	0 (0 to 0)	0 (0 to 0)	0 (0 to 0)	0·2 (0·1 to 0·2)	0·2 (0·2 to 0·3)	0·3 (0·2 to 0·5)	0·6 (0·2 to 1·2)	1·1 (0·4 to 2·3)	1·9 (0·8 to 3·6)	2·2 (1·1 to 3·8)	2·6 (1·4 to 4·5)
Mesothelioma	0 (0 to 0)	0 (0 to 0)	0 (0 to 0)	0 (0 to 0)	0 (0 to 0)	0 (0 to 0)	0 (0 to 0)	0·2 (0·1 to 0·3)	0·3 (0·2 to 0·6)	0·4 (0·2 to 0·6)	0·6 (0·3 to 0·9)	0·8 (0·5 to 1·1)
Hodgkin lymphoma	0 (0 to 0)	0 (0 to 0)	0 (0 to 0)	0·2 (0·1 to 0·2)	0·2 (0·1 to 0·2)	0·5 (0·2 to 0·9)	1·8 (0·9 to 3·2)	4 (2·1 to 7·3)	5·1 (3 to 8·7)	4·8 (2·7 to 7·7)	3·7 (2 to 6·4)	2·7 (1·6 to 4·5)
Non-Hodgkin lymphoma	0 (0 to 0)	0 (0 to 0)	0 (0 to 0)	0·9 (0·6 to 1·2)	0·9 (0·6 to 1·3)	2·4 (1·5 to 3·6)	4·3 (2·9 to 6·3)	7·2 (4·7 to 10·6)	10·9 (7·4 to 15·6)	13·9 (9·3 to 19·9)	14·5 (10 to 20·8)	16·2 (11 to 22·8)
Multiple myeloma	0 (0 to 0)	0 (0 to 0)	0 (0 to 0)	0 (0 to 0)	0 (0 to 0)	0 (0 to 0)	0 (0 to 0)	0·1 (0·1 to 0·2)	0·3 (0·2 to 0·5)	0·8 (0·5 to 1·4)	2·2 (1·2 to 3·6)	4 (2·5 to 6·4)
Leukemia	0·3 (0·2 to 0·5)	0·3 (0·2 to 0·3)	3·6 (2·4 to 5·4)	12·3 (8·5 to 16·7)	7·9 (5·1 to 11·7)	16·5 (11·1 to 23·8)	16·2 (10·5 to 23·5)	18 (11·7 to 26·1)	23·7 (15 to 36·1)	24·8 (16·2 to 35·7)	22·6 (15·7 to 31·5)	21·5 (14·3 to 29·9)
Acute lymphoid leukemia	0·1 (0·1 to 0·2)	0 (0 to 0·1)	1·4 (0·8 to 2·2)	5·1 (3 to 7·8)	4·9 (2·8 to 7·8)	9 (4·9 to 13·7)	7·2 (4·1 to 12·3)	6·7 (3·4 to 10·9)	7·1 (3·6 to 12·5)	5·8 (2·8 to 10·1)	4·6 (2·3 to 7·5)	3·8 (1·9 to 6·3)
Chronic lymphoid leukemia	0 (0 to 0)	0 (0 to 0)	0 (0 to 0)	0 (0 to 0)	0 (0 to 0)	0 (0 to 0)	0 (0 to 0)	0·2 (0·1 to 0·3)	0·2 (0·1 to 0·3)	0·2 (0·1 to 0·4)	0·4 (0·2 to 0·8)	0·6 (0·3 to 1·1)
Acute myeloid leukemia	0·1 (0·1 to 0·1)	0·1 (0·1 to 0·1)	1·4 (0·8 to 2·3)	5·4 (3·1 to 7·9)	2·1 (1 to 3·8)	5·4 (2·6 to 9·7)	6·7 (3·5 to 10·9)	8·4 (4·7 to 13·1)	11·8 (6·7 to 19)	13·4 (7·9 to 20·9)	13·3 (8·6 to 19·9)	12·6 (7·6 to 18·6)
Chronic myeloid leukemia	0 (0 to 0·1)	0 (0 to 0)	0·1 (0 to 0·1)	0·2 (0·1 to 0·3)	0·1 (0·1 to 0·2)	0·3 (0·1 to 0·5)	0·3 (0·1 to 0·6)	0·5 (0·2 to 0·9)	1·1 (0·4 to 2·2)	1·3 (0·6 to 2·5)	1·3 (0·6 to 2·4)	1·3 (0·6 to 2·4)
Other leukemia	0·1 (0·1 to 0·2)	0·1 (0·1 to 0·2)	0·8 (0·4 to 1·3)	1·6 (0·9 to 2·6)	0·8 (0·4 to 1·6)	1·8 (0·9 to 3·3)	2 (1 to 3·6)	2·2 (1 to 4·1)	3·5 (1·6 to 6·7)	4 (2 to 7·1)	3 (1·5 to 5·5)	3·2 (1·7 to 5·6)
Other malignant neoplasms	1·8 (1·1 to 2·7)	0·5 (0·4 to 0·7)	3 (2·1 to 4)	11·5 (8·6 to 15·5)	8·7 (6·8 to 10·9)	19·7 (15 to 25·7)	22·5 (17·2 to 30·3)	19·8 (15 to 25·7)	21·9 (15·9 to 29·9)	22·7 (16·3 to 30·7)	23 (17 to 30·6)	24·3 (18 to 33·1)

Cause	45 to 49	50 to 54	55 to 59	60 to 64	65 to 69	70 to 74	75 to 79	80 to 84	85 to 89	90 to 94	95 plus	Total
All causes	5,150 (4,190 to 6,180)	6,280 (5,190 to 7,560)	8,310 (6,880 to 9,900)	10,500 (8,780 to 12,300)	10,100 (8,580 to 11,700)	9,190 (7,880 to 10,500)	7,900 (6,840 to 8,950)	7,900 (6,960 to 8,820)	6,760 (5,970 to 7,520)	5,350 (4,790 to 5,860)	3,380 (3,110 to 3,620)	113,000
Communicable, maternal, neonatal, and nutritional diseases	165 (121 to 238)	165 (124 to 229)	191 (150 to 257)	227 (177 to 298)	211 (165 to 269)	192 (148 to 243)	193 (152 to 243)	222 (165 to 290)	203 (146 to 259)	194 (134 to 256)	160 (106 to 211)	4,850
HIV/AIDS and sexually transmitted infections	11·1 (7·5 to 17·4)	8·3 (5·5 to 13·2)	7·8 (5·2 to 12·4)	6·6 (4·4 to 10·2)	5·2 (3·5 to 8·2)	3·2 (2 to 5·2)	2·1 (1·2 to 3·4)	1·5 (0·9 to 2·4)	1·1 (0·6 to 1·7)	0·6 (0·4 to 1)	0·3 (0·2 to 0·5)	126
HIV/AIDS	5·3 (4·1 to 7)	3·8 (2·8 to 5·1)	3·2 (2·4 to 4·5)	2·5 (1·8 to 3·5)	1·7 (1·2 to 2·5)	0·5 (0·3 to 1)	0·2 (0·1 to 0·5)	0·1 (0 to 0·1)	0 (0 to 0·1)	0 (0 to 0)	0 (0 to 0)	53·5
HIV/AIDS - Drug-susceptible Tuberculosis	0·1 (0·1 to 0·2)	0·1 (0·1 to 0·1)	0·1 (0 to 0·1)	0·1 (0 to 0·1)	0 (0 to 0·1)	0 (0 to 0)	0 (0 to 0)	0 (0 to 0)	0 (0 to 0)	0 (0 to 0)	0 (0 to 0)	1·3
HIV/AIDS - Multidrug-resistant Tuberculosis without extensive	0 (0 to 0)	0 (0 to 0)	0 (0 to 0)	0 (0 to 0)	0 (0 to 0)	0 (0 to 0)	0 (0 to 0)	0 (0 to 0)	0 (0 to 0)	0 (0 to 0)	0 (0 to 0)	0
HIV/AIDS - Extensively drug-resistant Tuberculosis	0 (0 to 0)	0 (0 to 0)	0 (0 to 0)	0 (0 to 0)	0 (0 to 0)	0 (0 to 0)	0 (0 to 0)	0 (0 to 0)	0 (0 to 0)	0 (0 to 0)	0 (0 to 0)	0
HIV/AIDS resulting in other diseases	5·2 (4 to 6·8)	3·7 (2·7 to 5)	3·2 (2·3 to 4·5)	2·4 (1·7 to 3·5)	1·7 (1·2 to 2·5)	0·5 (0·2 to 1)	0·2 (0·1 to 0·5)	0·1 (0 to 0·1)	0 (0 to 0·1)	0 (0 to 0)	0 (0 to 0)	52·1
Sexually transmitted infections excluding HIV	5·7 (2·8 to 11·6)	4·4 (2·1 to 8·9)	4·6 (2·3 to 9)	4·2 (2·2 to 7·8)	3·5 (2 to 6·3)	2·7 (1·6 to 4·6)	1·9 (1 to 3·1)	1·4 (0·8 to 2·4)	1 (0·6 to 1·7)	0·6 (0·4 to 1)	0·3 (0·2 to 0·5)	73
Syphilis	0·3 (0·2 to 0·4)	0·4 (0·2 to 0·5)	0·6 (0·3 to 0·8)	0·8 (0·5 to 1·1)	0·8 (0·5 to 1·2)	0·7 (0·5 to 1·1)	0·5 (0·1 to 1·1)	0·4 (0·1 to 0·8)	0·3 (0·1 to 0·7)	0·2 (0 to 0·4)	0·1 (0 to 0·2)	6·1
Chlamydial infection	0·2 (0·1 to 0·3)	0·1 (0·1 to 0·1)	0·1 (0·1 to 0·1)	0·1 (0 to 0·1)	0 (0 to 0·1)	0·1 (0 to 0·1)	0·1 (0 to 0·1)	0·1 (0 to 0·1)	0·1 (0 to 0·1)	0 (0 to 0·1)	0 (0 to 0)	3·3
Gonococcal infection	0·2 (0·1 to 0·3)	0·1 (0·1 to 0·2)	0·1 (0·1 to 0·2)	0·2 (0·1 to 0·3)	0·2 (0·1 to 0·4)	0·2 (0·1 to 0·3)	0·2 (0·1 to 0·3)	0·2 (0·1 to 0·3)	0·2 (0·1 to 0·2)	0·1 (0·1 to 0·2)	0·1 (0 to 0·1)	3·7
Trichomoniasis	2·8 (0·8 to 6·5)	2·1 (0·7 to 5·3)	1·9 (0·6 to 4·4)	1·5 (0·5 to 3·4)	1·1 (0·4 to 2·5)	0·7 (0·3 to 1·7)	0·5 (0·2 to 1·1)	0·3 (0·1 to 0·7)	0·2 (0·1 to 0·4)	0·1 (0 to 0·2)	0 (0 to 0·1)	28·9
Genital herpes	1·3 (0·4 to 3·3)	1·4 (0·4 to 3·5)	1·6 (0·5 to 4·2)	1·6 (0·5 to 3·9)	1·3 (0·4 to 3·1)	0·9 (0·3 to 2·2)	0·6 (0·2 to 1·5)	0·4 (0·1 to 1·1)	0·3 (0·1 to 0·8)	0·2 (0·1 to 0·4)	0·1 (0 to 0·2)	16
Other sexually transmitted infections	1 (0·5 to 1·8)	0·4 (0·2 to 0·6)	0·3 (0·2 to 0·4)	0·1 (0 to 0·1)	0·1 (0 to 0·1)	0·1 (0·1 to 0·1)	0·1 (0 to 0·1)	0·1 (0 to 0·1)	0 (0 to 0·1)	0 (0 to 0)	0 (0 to 0)	14·9
Respiratory infections and tuberculosis	47·1 (33·8 to 64)	57·4 (40·4 to 78·2)	72·2 (52·6 to 94·3)	99·6 (71·2 to 136)	99·2 (70·3 to 134)	102 (73·1 to 140)	118 (85·3 to 162)	159 (116 to 214)	151 (107 to 195)	155 (104 to 206)	132 (85·2 to 178)	1,660
Tuberculosis	0·8 (0·5 to 1·1)	0·9 (0·6 to 1·4)	1·2 (0·8 to 1·7)	1·8 (1·2 to 2·5)	2 (1·5 to 2·8)	2 (1·4 to 2·6)	1·7 (1·2 to 2·3)	1·6 (1·1 to 2·2)	1·1 (0·7 to 1·6)	0·7 (0·4 to 1)	0·3 (0·2 to 0·4)	19
Latent tuberculosis infection	0 (0 to 0)	0 (0 to 0)	0 (0 to 0)	0 (0 to 0)	0 (0 to 0)	0 (0 to 0)	0 (0 to 0)	0 (0 to 0)	0 (0 to 0)	0 (0 to 0)	0 (0 to 0)	0
Drug-susceptible tuberculosis	0·7 (0·5 to 1·1)	0·9 (0·6 to 1·4)	1·1 (0·7 to 1·6)	1·7 (1·1 to 2·4)	2 (1·4 to 2·7)	1·9 (1·4 to 2·6)	1·6 (1·1 to 2·3)	1·5 (1 to 2·2)	1·1 (0·7 to 1·5)	0·7 (0·4 to 1)	0·3 (0·2 to 0·4)	18·3
Multidrug-resistant tuberculosis without extensive drug resista	0 (0 to 0·1)	0 (0 to 0·1)	0 (0 to 0·2)	0·1 (0 to 0·2)	0·1 (0 to 0·2)	0·1 (0 to 0·2)	0 (0 to 0·2)	0 (0 to 0·2)	0 (0 to 0·1)	0 (0 to 0·1)	0 (0 to 0)	0·5
Extensively drug-resistant tuberculosis	0 (0 to 0)	0 (0 to 0)	0 (0 to 0)	0 (0 to 0·1)	0 (0 to 0·1)	0 (0 to 0·1)	0 (0 to 0·1)	0 (0 to 0·1)	0 (0 to 0)	0 (0 to 0)	0 (0 to 0)	0·1
Lower respiratory infections	26·9 (18·5 to 37·3)	37·1 (24·9 to 54·5)	49·1 (34 to 68)	76·9 (51·6 to 112)	80·6 (54·9 to 114)	88·6 (61·1 to 125)	109 (77·4 to 154)	152 (109 to 207)	146 (101 to 190)	152 (101 to 203)	131 (84·1 to 176)	1,220
Upper respiratory infections	17·3 (9·2 to 29·6)	16·8 (9·4 to 28·7)	19·1 (10·3 to 31·2)	18·5 (10 to 30·5)	15 (7·9 to 25·3)	10·7 (5·9 to 17·3)	7 (3·8 to 11·5)	5 (2·8 to 8·2)	3·4 (2 to 5·7)	2·2 (1·3 to 3·5)	1·1 (0·6 to 1·7)	377
Otitis media	2·2 (1 to 3·9)	2·5 (1·1 to 4·6)	2·8 (1·4 to 4·9)	2·4 (1·1 to 4·8)	1·5 (0·7 to 2·9)	0·9 (0·4 to 1·7)	0·6 (0·3 to 1·1)	0·5 (0·2 to 0·9)	0·4 (0·2 to 0·7)	0·3 (0·1 to 0·5)	0·2 (0·1 to 0·3)	47
Enteric infections	14·3 (9·7 to 19·7)	16 (11·2 to 22·1)	20·1 (14·4 to 27·6)	24·3 (17·3 to 33·2)	24·1 (17·6 to 32·4)	22·4 (15·6 to 31)	21·1 (15·3 to 28·9)	22 (14·9 to 32·7)	18·3 (12·1 to 26·7)	14·1 (8·7 to 21·7)	8 (4·8 to 12)	360
Diarrheal diseases	14·2 (9·6 to 19·6)	15·9 (11·1 to 22)	20 (14·4 to 27·5)	24·2 (17·2 to 33·1)	23·9 (17·4 to 32·2)	22·2 (15·5 to 30·7)	21 (15·2 to 28·8)	21·8 (14·6 to 32·5)	18·1 (11·9 to 26·6)	14 (8·6 to 21·6)	7·9 (4·7 to 11·9)	357
Typhoid and paratyphoid	0 (0 to 0)	0 (0 to 0)	0 (0 to 0)	0 (0 to 0)	0 (0 to 0)	0 (0 to 0)	0 (0 to 0)	0 (0 to 0)	0 (0 to 0)	0 (0 to 0)	0 (0 to 0·1)	0·4
Typhoid fever	0 (0 to 0)	0 (0 to 0)	0 (0 to 0)	0 (0 to 0)	0 (0 to 0)	0 (0 to 0)	0 (0 to 0)	0 (0 to 0)	0 (0 to 0)	0 (0 to 0)	0 (0 to 0)	0
Paratyphoid fever	0 (0 to 0)	0 (0 to 0)	0 (0 to 0)	0 (0 to 0)	0 (0 to 0)	0 (0 to 0)	0 (0 to 0)	0 (0 to 0)	0 (0 to 0)	0 (0 to 0)	0 (0 to 0·1)	0·3
Invasive Non-typhoidal Salmonella (iNTS)	0·1 (0 to 0·1)	0·1 (0 to 0·1)	0·1 (0 to 0·2)	0·2 (0·1 to 0·3)	0·1 (0 to 0·3)	0·2 (0 to 0·4)	0·1 (0 to 0·3)	0·1 (0 to 0·3)	0·1 (0 to 0·2)	0·1 (0 to 0·2)	0·1 (0 to 0·1)	2·2
Other intestinal infectious diseases	0 (0 to 0·1)	0 (0 to 0·1)	0 (0 to 0·1)	0 (0 to 0·1)	0 (0 to 0·1)	0 (0 to 0·1)	0 (0 to 0·1)	0 (0 to 0·1)	0 (0 to 0·1)	0 (0 to 0·1)	0 (0 to 0·1)	0·9
Neglected tropical diseases and malaria	5 (2 to 9·5)	6·1 (2·4 to 12)	9·7 (3·7 to 20·4)	13·6 (5·6 to 28·4)	15·8 (5·9 to 33·7)	15 (6·3 to 29·6)	12·6 (5 to 25·8)	10·5 (3·8 to 21·4)	7·7 (2·8 to 16·3)	4·7 (1·6 to 10·1)	2·5 (1 to 5·3)	132
Malaria	0 (0 to 0)	0 (0 to 0)	0 (0 to 0)	0 (0 to 0)	0 (0 to 0)	0 (0 to 0)	0 (0 to 0)	0 (0 to 0)	0 (0 to 0)	0 (0 to 0)	0 (0 to 0)	0
Chagas disease	0 (0 to 0)	0 (0 to 0)	0 (0 to 0)	0 (0 to 0)	0 (0 to 0)	0 (0 to 0)	0 (0 to 0)	0 (0 to 0)	0 (0 to 0)	0 (0 to 0)	0 (0 to 0)	0·2
Leishmaniasis	0 (0 to 0)	0 (0 to 0)	0 (0 to 0)	0 (0 to 0)	0 (0 to 0)	0 (0 to 0)	0 (0 to 0)	0 (0 to 0)	0 (0 to 0)	0 (0 to 0)	0 (0 to 0)	0
Visceral leishmaniasis	0 (0 to 0)	0 (0 to 0)	0 (0 to 0)	0 (0 to 0)	0 (0 to 0)	0 (0 to 0)	0 (0 to 0)	0 (0 to 0)	0 (0 to 0)	0 (0 to 0)	0 (0 to 0)	0
Cutaneous and mucocutaneous leishmaniasis	0 (0 to 0)	0 (0 to 0)	0 (0 to 0)	0 (0 to 0)	0 (0 to 0)	0 (0 to 0)	0 (0 to 0)	0 (0 to 0)	0 (0 to 0)	0 (0 to 0)	0 (0 to 0)	0
African trypanosomiasis	0 (0 to 0)	0 (0 to 0)	0 (0 to 0)	0 (0 to 0)	0 (0 to 0)	0 (0 to 0)	0 (0 to 0)	0 (0 to 0)	0 (0 to 0)	0 (0 to 0)	0 (0 to 0)	0
Schistosomiasis	0 (0 to 0)	0 (0 to 0)	0 (0 to 0)	0 (0 to 0)	0 (0 to 0)	0 (0 to 0)	0 (0 to 0)	0 (0 to 0)	0 (0 to 0)	0 (0 to 0)	0 (0 to 0)	0
Cysticercosis	3·3 (0·8 to 7·5)	4·5 (1·3 to 10·4)	8·1 (2·5 to 18·2)	12·2 (4·2 to 26·6)	14·5 (4·6 to 31·9)	13·7 (5 to 29)	11·5 (4 to 24·7)	9·6 (3 to 20·6)	7 (2·2 to 15·3)	4·3 (1·3 to 9·7)	2·1 (0·6 to 4·9)	99·7
Cystic echinococcosis	0 (0 to 0)	0 (0 to 0)	0 (0 to 0)	0 (0 to 0)	0 (0 to 0)	0 (0 to 0)	0 (0 to 0)	0 (0 to 0)	0 (0 to 0)	0 (0 to 0)	0 (0 to 0)	0·1
Lymphatic filariasis	0 (0 to 0)	0 (0 to 0)	0 (0 to 0)	0 (0 to 0)	0 (0 to 0)	0 (0 to 0)	0 (0 to 0)	0 (0 to 0)	0 (0 to 0)	0 (0 to 0)	0 (0 to 0)	0
Onchocerciasis	0 (0 to 0)	0 (0 to 0)	0 (0 to 0)	0 (0 to 0)	0 (0 to 0)	0 (0 to 0)	0 (0 to 0)	0 (0 to 0)	0 (0 to 0)	0 (0 to 0)	0 (0 to 0)	0
Trachoma	0 (0 to 0)	0 (0 to 0)	0 (0 to 0)	0 (0 to 0)	0 (0 to 0)	0 (0 to 0)	0 (0 to 0)	0 (0 to 0)	0 (0 to 0)	0 (0 to 0)	0 (0 to 0)	0
Dengue	0 (0 to 0)	0 (0 to 0)	0 (0 to 0)	0 (0 to 0)	0 (0 to 0)	0 (0 to 0)	0 (0 to 0)	0 (0 to 0)	0 (0 to 0)	0 (0 to 0)	0 (0 to 0)	0
Yellow fever	0 (0 to 0)	0 (0 to 0)	0 (0 to 0)	0 (0 to 0)	0 (0 to 0)	0 (0 to 0)	0 (0 to 0)	0 (0 to 0)	0 (0 to 0)	0 (0 to 0)	0 (0 to 0)	0
Rabies	0 (0 to 0)	0 (0 to 0)	0 (0 to 0)	0 (0 to 0)	0 (0 to 0)	0 (0 to 0)	0 (0 to 0)	0 (0 to 0)	0 (0 to 0)	0 (0 to 0)	0 (0 to 0·1)	1·3
Intestinal nematode infections	0 (0 to 0)	0 (0 to 0)	0 (0 to 0)	0 (0 to 0)	0 (0 to 0)	0 (0 to 0)	0 (0 to 0)	0 (0 to 0)	0 (0 to 0)	0 (0 to 0)	0 (0 to 0)	0
Ascariasis	0 (0 to 0)	0 (0 to 0)	0 (0 to 0)	0 (0 to 0)	0 (0 to 0)	0 (0 to 0)	0 (0 to 0)	0 (0 to 0)	0 (0 to 0)	0 (0 to 0)	0 (0 to 0)	0
Trichuriasis	0 (0 to 0)	0 (0 to 0)	0 (0 to 0)	0 (0 to 0)	0 (0 to 0)	0 (0 to 0)	0 (0 to 0)	0 (0 to 0)	0 (0 to 0)	0 (0 to 0)	0 (0 to 0)	0
Hookworm disease	0 (0 to 0)	0 (0 to 0)	0 (0 to 0)	0 (0 to 0)	0 (0 to 0)	0 (0 to 0)	0 (0 to 0)	0 (0 to 0)	0 (0 to 0)	0 (0 to 0)	0 (0 to 0)	0
Food-borne trematodiases	0 (0 to 0)	0 (0 to 0)	0 (0 to 0)	0 (0 to 0)	0 (0 to 0)	0 (0 to 0)	0 (0 to 0)	0 (0 to 0)	0 (0 to 0)	0 (0 to 0)	0 (0 to 0)	0
Leprosy	0 (0 to 0)	0 (0 to 0)	0 (0 to 0)	0 (0 to 0)	0 (0 to 0)	0 (0 to 0)	0 (0 to 0)	0 (0 to 0)	0 (0 to 0)	0 (0 to 0)	0 (0 to 0)	0
Ebola	0 (0 to 0)	0 (0 to 0)	0 (0 to 0)	0 (0 to 0)	0 (0 to 0)	0 (0 to 0)	0 (0 to 0)	0 (0 to 0)	0 (0 to 0)	0 (0 to 0)	0 (0 to 0)	0
Zika virus	0 (0 to 0)	0 (0 to 0)	0 (0 to 0)	0 (0 to 0)	0 (0 to 0)	0 (0 to 0)	0 (0 to 0)	0 (0 to 0)	0 (0 to 0)	0 (0 to 0)	0 (0 to 0)	0
Guinea worm disease	0 (0 to 0)	0 (0 to 0)	0 (0 to 0)	0 (0 to 0)	0 (0 to 0)	0 (0 to 0)	0 (0 to 0)	0 (0 to 0)	0 (0 to 0)	0 (0 to 0)	0 (0 to 0)	0
Other neglected tropical diseases	1·7 (0·4 to 4·2)	1·6 (0·4 to 3·9)	1·5 (0·4 to 3·8)	1·3 (0·3 to 2·9)	1·2 (0·2 to 2·7)	1·2 (0·2 to 2·8)	1·1 (0·2 to 2·2)	0·9 (0·1 to 1·7)	0·7 (0·1 to 1·4)	0·4 (0·1 to 0·7)	0·3 (0·1 to 0·7)	30·7
Other infectious diseases	11·1 (8·2 to 14·7)	12·3 (9·1 to 17)	15·9 (11·9 to 21·7)	20·2 (14·9 to 27)	19·6 (14·8 to 26·6)	15·4 (11·5 to 20·7)	11·1 (8·3 to 14·2)	8·3 (6 to 10·8)	6·2 (4·4 to 8·2)	4·2 (2·9 to 5·8)	3 (1·8 to 4·3)	252
Meningitis	2·3 (1·6 to 3·1)	1·8 (1·3 to 2·6)	2 (1·5 to 2·7)	2·4 (1·7 to 3·4)	1·8 (1·3 to 2·5)	1·6 (1·1 to 2·2)	1·3 (0·9 to 1·7)	1·1 (0·8 to 1·6)	0·8 (0·5 to 1·2)	0·5 (0·3 to 0·8)	0·3 (0·2 to 0·4)	45·3
Encephalitis	0·9 (0·5 to 1·3)	1 (0·7 to 1·6)	1·3 (0·8 to 2)	1·5 (1 to 2·2)	1·7 (1·1 to 2·5)	1·5 (0·9 to 2·2)	1·2 (0·7 to 1·8)	1 (0·6 to 1·6)	0·7 (0·4 to 1·3)	0·4 (0·2 to 0·7)	0·3 (0·2 to 0·5)	26·7
Diphtheria	0 (0 to 0)	0 (0 to 0·1)	0 (0 to 0)	0 (0 to 0)	0 (0 to 0)	0 (0 to 0)	0 (0 to 0)	0 (0 to 0)	0 (0 to 0)	0 (0 to 0)	0 (0 to 0)	0·3
Tetanus	0 (0 to 0)	0 (0 to 0)	0 (0 to 0)	0 (0 to 0)	0 (0 to 0)	0 (0 to 0)	0 (0 to 0)	0 (0 to 0)	0 (0 to 0)	0 (0 to 0)	0 (0 to 0)	0·1
Measles	0 (0 to 0)	0 (0 to 0)	0 (0 to 0)	0 (0 to 0)	0 (0 to 0)	0 (0 to 0)	0 (0 to 0)	0 (0 to 0)	0 (0 to 0)	0 (0 to 0)	0 (0 to 0)	0·8
Varicella and herpes zoster	0·8 (0·4 to 1·4)	1·1 (0·5 to 1·8)	1·5 (0·8 to 2·6)	1·9 (0·9 to 3·4)	1·9 (1 to 3·3)	1·7 (1 to 2·7)	1·5 (0·8 to 2·3)	1·6 (0·9 to 2·4)	1·7 (1 to 2·5)	1·6 (0·8 to 2·7)	1·6 (0·7 to 2·6)	24·4
Acute hepatitis	0·8 (0·5 to 1·2)	0·7 (0·4 to 1·1)	0·8 (0·5 to 1·2)	0·8 (0·5 to 1·2)	0·6 (0·4 to 0·8)	0·4 (0·2 to 0·6)	0·2 (0·2 to 0·3)	0·2 (0·1 to 0·2)	0·1 (0·1 to 0·2)	0·1 (0 to 0·1)	0 (0 to 0·1)	12·5
Acute hepatitis A	0·5 (0·2 to 0·8)	0·4 (0·2 to 0·8)	0·5 (0·2 to 0·8)	0·4 (0·1 to 0·8)	0·2 (0·1 to 0·5)	0·1 (0 to 0·3)	0·1 (0 to 0·1)	0 (0 to 0·1)	0 (0 to 0·1)	0 (0 to 0)	0 (0 to 0)	8·2
Acute hepatitis B	0·2 (0·1 to 0·3)	0·2 (0·1 to 0·3)	0·2 (0·1 to 0·4)	0·3 (0·1 to 0·5)	0·2 (0·1 to 0·4)	0·2 (0·1 to 0·3)	0·1 (0 to 0·2)	0·1 (0 to 0·1)	0·1 (0 to 0·1)	0 (0 to 0·1)	0 (0 to 0)	2·9
Acute hepatitis C	0 (0 to 0·1)	0 (0 to 0·2)	0 (0 to 0·2)	0 (0 to 0·2)	0 (0 to 0·1)	0 (0 to 0·1)	0 (0 to 0·1)	0 (0 to 0)	0 (0 to 0)	0 (0 to 0)	0 (0 to 0)	0·5
Acute hepatitis E	0·1 (0 to 0·1)	0 (0 to 0·1)	0·1 (0 to 0·1)	0·1 (0 to 0·1)	0·1 (0 to 0·1)	0 (0 to 0·1)	0 (0 to 0·1)	0 (0 to 0·1)	0 (0 to 0·1)	0 (0 to 0·1)	0 (0 to 0)	1
Other unspecified infectious diseases	6·4 (4 to 9·7)	7·6 (4·9 to 11·9)	10·3 (6·7 to 16)	13·5 (8·9 to 19·9)	13·6 (9·2 to 20·4)	10·3 (6·9 to 15·4)	6·9 (4·5 to 10·1)	4·4 (2·8 to 6·6)	2·8 (1·7 to 4·3)	1·6 (0·9 to 2·3)	0·8 (0·5 to 1·3)	140
Maternal and neonatal disorders	38·8 (29·1 to 50·3)	34·5 (25·7 to 44·7)	34·4 (24·5 to 46·8)	31·1 (21·9 to 42·1)	21 (15·2 to 28)	11·5 (8·4 to 15·4)	5 (3·8 to 6·6)	1·5 (1·1 to 2·1)	0·5 (0·3 to 0·8)	0·2 (0·1 to 0·4)	0·1 (0 to 0·2)	1,820
Maternal disorders	6·5 (4·8 to 8·6)	3·6 (2·8 to 4·6)	0 (0 to 0)	0 (0 to 0)	0 (0 to 0)	0 (0 to 0)	0 (0 to 0)	0 (0 to 0)	0 (0 to 0)	0 (0 to 0)	0 (0 to 0)	194
Maternal hemorrhage	0·3 (0·1 to 0·6)	0 (0 to 0)	0 (0 to 0)	0 (0 to 0)	0 (0 to 0)	0 (0 to 0)	0 (0 to 0)	0 (0 to 0)	0 (0 to 0)	0 (0 to 0)	0 (0 to 0)	17·7
Maternal sepsis and other maternal infections	0 (0 to 0·1)	0 (0 to 0·1)	0 (0 to 0)	0 (0 to 0)	0 (0 to 0)	0 (0 to 0)	0 (0 to 0)	0 (0 to 0)	0 (0 to 0)	0 (0 to 0)	0 (0 to 0)	4·6
Maternal hypertensive disorders	0·1 (0·1 to 0·2)	0 (0 to 0)	0 (0 to 0)	0 (0 to 0)	0 (0 to 0)	0 (0 to 0)	0 (0 to 0)	0 (0 to 0)	0 (0 to 0)	0 (0 to 0)	0 (0 to 0)	15·6
Maternal obstructed labor and uterine rupture	0·2 (0·1 to 0·4)	0 (0 to 0)	0 (0 to 0)	0 (0 to 0)	0 (0 to 0)	0 (0 to 0)	0 (0 to 0)	0 (0 to 0)	0 (0 to 0)	0 (0 to 0)	0 (0 to 0)	11·6
Maternal abortion and miscarriage	0·2 (0·1 to 0·5)	0 (0 to 0)	0 (0 to 0)	0 (0 to 0)	0 (0 to 0)	0 (0 to 0)	0 (0 to 0)	0 (0 to 0)	0 (0 to 0)	0 (0 to 0)	0 (0 to 0)	3
Ectopic pregnancy	0 (0 to 0·1)	0 (0 to 0)	0 (0 to 0)	0 (0 to 0)	0 (0 to 0)	0 (0 to 0)	0 (0 to 0)	0 (0 to 0)	0 (0 to 0)	0 (0 to 0)	0 (0 to 0)	2
Indirect maternal deaths	1·8 (0·8 to 3·1)	1·5 (0·9 to 2·2)	--	--	--	--	--	--	--	--	--	NA
Late maternal deaths	0·9 (0·4 to 1·4)	0·4 (0·2 to 0·8)	--	--	--	--	--	--	--	--	--	NA
Maternal deaths aggravated by HIV/AIDS	0 (0 to 0)	0 (0 to 0)	--	--	--	--	--	--	--	--	--	NA
Neonatal disorders	32·3 (23·1 to 43·9)	31 (22·3 to 41·3)	34·4 (24·5 to 46·8)	31·1 (21·9 to 42·1)	21 (15·2 to 28)	11·5 (8·4 to 15·4)	5 (3·8 to 6·6)	1·5 (1·1 to 2·1)	0·5 (0·3 to 0·8)	0·2 (0·1 to 0·4)	0·1 (0 to 0·2)	1,630
Neonatal preterm birth	25·5 (18 to 35)	24·3 (17·1 to 32·5)	26·7 (18·9 to 37·3)	23·7 (15·8 to 32·8)	16·1 (11·3 to 22·3)	9 (6·5 to 12·5)	4·1 (3·1 to 5·5)	1·2 (0·8 to 1·8)	0·4 (0·2 to 0·7)	0·2 (0·1 to 0·4)	0·1 (0 to 0·2)	1,040
Neonatal encephalopathy due to birth asphyxia and trauma	5·3 (2·7 to 8·9)	5·2 (2·6 to 8·8)	6 (2·9 to 9·9)	5·8 (2·7 to 9·5)	3·8 (2·1 to 6)	1·7 (1 to 2·5)	0·5 (0·3 to 0·9)	0·1 (0 to 0·3)	0 (0 to 0·1)	0 (0 to 0)	0 (0 to 0)	276
Neonatal sepsis and other neonatal infections	1·1 (0·7 to 1·8)	1·1 (0·7 to 1·8)	1·3 (0·8 to 2·1)	1·2 (0·8 to 2)	0·9 (0·6 to 1·5)	0·6 (0·4 to 1)	0·3 (0·2 to 0·5)	0·1 (0·1 to 0·2)	0 (0 to 0·1)	0 (0 to 0)	0 (0 to 0)	82·2
Hemolytic disease and other neonatal jaundice	0·3 (0·2 to 0·4)	0·3 (0·2 to 0·4)	0·4 (0·3 to 0·5)	0·4 (0·3 to 0·5)	0·3 (0·2 to 0·4)	0·2 (0·1 to 0·2)	0·1 (0·1 to 0·1)	0 (0 to 0·1)	0 (0 to 0)	0 (0 to 0)	0 (0 to 0)	7·2
Other neonatal disorders	0 (0 to 0)	0 (0 to 0)	0 (0 to 0)	0 (0 to 0)	0 (0 to 0)	0 (0 to 0)	0 (0 to 0)	0 (0 to 0)	0 (0 to 0)	0 (0 to 0)	0 (0 to 0)	221
Nutritional deficiencies	37·8 (10·6 to 94·6)	30 (10·5 to 76)	30·9 (11·8 to 77·9)	32·1 (14·1 to 76·8)	26·1 (12·8 to 57·3)	22·1 (11·8 to 49·2)	22·5 (11·5 to 43·8)	19·2 (11·7 to 34·9)	18·4 (11·4 to 31·5)	15·5 (9·8 to 23)	13·8 (8·5 to 19·9)	495
Protein-energy malnutrition	4·6 (2·7 to 7)	5·5 (3·4 to 8·4)	7·4 (5 to 10·8)	9·5 (6·4 to 13·3)	9·6 (7 to 13·1)	9·4 (6·9 to 12·6)	9·7 (7 to 12·9)	11·9 (8·1 to 16·3)	12·6 (8·6 to 18·2)	11·8 (7·5 to 16·9)	11·1 (6·8 to 16)	134
Iodine deficiency	0·7 (0·3 to 1·4)	0·7 (0·3 to 1·4)	0·8 (0·3 to 1·6)	0·8 (0·3 to 1·6)	0·6 (0·3 to 1·2)	0·4 (0·2 to 0·8)	0·3 (0·1 to 0·5)	0·2 (0·1 to 0·4)	0·1 (0·1 to 0·3)	0·1 (0 to 0·1)	0 (0 to 0·1)	10·2
Vitamin A deficiency	0 (0 to 0)	0 (0 to 0)	0 (0 to 0)	0 (0 to 0)	0 (0 to 0)	0 (0 to 0)	0 (0 to 0)	0 (0 to 0)	0 (0 to 0)	0 (0 to 0)	0 (0 to 0)	0·4
Dietary iron deficiency	31·3 (5 to 85·8)	21·9 (3·2 to 67·4)	20·5 (2·7 to 66·4)	19·6 (2·5 to 63·7)	13·9 (1·9 to 45·2)	10·7 (1·6 to 36·8)	11·1 (1·5 to 31·1)	5·8 (0·7 to 20·5)	4·1 (0·3 to 15)	2·1 (0·2 to 7·5)	1·2 (0·1 to 4·2)	320
Other nutritional deficiencies	1·2 (0·6 to 2)	1·8 (1 to 3·1)	2·2 (1·2 to 3·6)	2·2 (1·3 to 3·5)	2 (1·1 to 3·3)	1·5 (0·9 to 2·5)	1·4 (0·8 to 2·3)	1·4 (0·7 to 2·3)	1·5 (0·8 to 2·8)	1·5 (0·7 to 2·8)	1·4 (0·6 to 2·6)	30·6
Non-communicable diseases	4,590 (3,740 to 5,510)	5,670 (4,690 to 6,800)	7,590 (6,270 to 9,090)	9,640 (8,090 to 11,300)	9,300 (7,930 to 10,800)	8,480 (7,290 to 9,670)	7,240 (6,300 to 8,170)	7,190 (6,360 to 8,000)	6,090 (5,390 to 6,780)	4,780 (4,300 to 5,250)	2,980 (2,740 to 3,210)	99,200
Neoplasms	703 (590 to 841)	1,160 (961 to 1,380)	1,690 (1,410 to 1,990)	2,450 (2,090 to 2,850)	2,390 (2,070 to 2,750)	2,100 (1,800 to 2,410)	1,580 (1,340 to 1,810)	1,320 (1,070 to 1,560)	810 (607 to 984)	477 (333 to 589)	214 (140 to 266)	16,600
Lip and oral cavity cancer	4·8 (3·3 to 6·8)	8·5 (5·8 to 12)	11·9 (8·4 to 16·6)	17·5 (12 to 25·1)	16 (11·3 to 21·9)	14·3 (10 to 19·8)	11·3 (7·9 to 15·8)	10·1 (6·8 to 14·5)	7·1 (4·6 to 10·5)	5·2 (3 to 7·4)	2·8 (1·6 to 3·9)	119
Nasopharynx cancer	1·4 (0·9 to 2·1)	2 (1·3 to 3)	2·8 (1·9 to 3·9)	2·8 (1·8 to 4·3)	2·3 (1·4 to 3·6)	1·8 (1·1 to 2·6)	1 (0·6 to 1·4)	0·8 (0·4 to 1·2)	0·5 (0·3 to 0·8)	0·2 (0·1 to 0·4)	0·1 (0·1 to 0·2)	19·1
Other pharynx cancer	1·5 (0·9 to 2·2)	2·8 (1·8 to 4·3)	3·9 (2·5 to 5·7)	5·2 (3·5 to 7·8)	4·5 (2·9 to 6·7)	3·5 (2·3 to 5·2)	2·3 (1·5 to 3·3)	1·6 (1 to 2·5)	1 (0·6 to 1·5)	0·6 (0·3 to 0·9)	0·2 (0·1 to 0·4)	28·8
Esophageal cancer	5·5 (3·7 to 8)	10·9 (7·7 to 15·5)	17·5 (11·7 to 24·7)	25·9 (17·8 to 35·8)	24 (16·8 to 34·4)	20·5 (14·1 to 28·8)	15·6 (10·8 to 22·2)	12·6 (8 to 19)	8·4 (5·8 to 12·2)	5 (3·1 to 7·3)	2·2 (1·2 to 3·5)	154
Stomach cancer	15 (10·6 to 20·4)	20·9 (14·9 to 29·1)	26·6 (19·5 to 35·9)	38·1 (27·1 to 50·7)	37·5 (28 to 49·4)	37·5 (27·4 to 49·3)	35 (26·6 to 45·6)	35·2 (25·4 to 46·1)	24·8 (16·9 to 33·4)	16·6 (10·8 to 23·3)	7·8 (4·6 to 11·3)	336
Colon and rectum cancer	66·3 (47·2 to 91·2)	113 (79·1 to 158)	159 (112 to 217)	239 (170 to 323)	225 (165 to 296)	206 (154 to 269)	179 (135 to 232)	185 (138 to 241)	131 (90·4 to 176)	84·5 (54·2 to 117)	37·5 (23·5 to 53·2)	1,750
Liver cancer	11·4 (6·9 to 17·9)	21 (13·5 to 31·3)	32·3 (20·7 to 48·8)	49 (32·1 to 72)	47 (30·6 to 68·2)	41·4 (27·2 to 60·5)	30·1 (20·4 to 42·6)	23·3 (15·8 to 33·1)	14·1 (9·1 to 20·2)	7·4 (4·6 to 10·4)	2·7 (1·6 to 4)	305
Liver cancer due to hepatitis B	2·1 (1·2 to 3·4)	2·8 (1·6 to 4·7)	3·7 (2·1 to 6·1)	4·9 (2·8 to 8)	4·2 (2·4 to 6·6)	3·4 (1·9 to 5·5)	2·3 (1·4 to 3·5)	1·6 (0·9 to 2·5)	0·9 (0·5 to 1·3)	0·4 (0·2 to 0·6)	0·1 (0·1 to 0·2)	32·8
Liver cancer due to hepatitis C	4·6 (2·6 to 7·4)	10 (6·1 to 15·1)	16·8 (10·7 to 26·2)	26 (16·5 to 40·5)	24·2 (15·5 to 35·9)	20·9 (13·3 to 31·2)	15·1 (9·9 to 22·2)	12·1 (8 to 18)	7·9 (5 to 11·4)	4·4 (2·7 to 6·4)	1·7 (0·9 to 2·6)	148
Liver cancer due to alcohol use	1·6 (0·9 to 2·8)	3 (1·6 to 4·9)	4·4 (2·5 to 7·2)	7 (4 to 11·1)	7·6 (4·4 to 12)	6·7 (4 to 10·8)	4·3 (2·6 to 6·7)	2·8 (1·7 to 4·3)	1·4 (0·8 to 2·1)	0·6 (0·4 to 1)	0·2 (0·1 to 0·3)	42
Liver cancer due to NASH	1·2 (0·6 to 1·9)	2·2 (1·2 to 3·5)	3·5 (2 to 5·7)	5·7 (3·3 to 9·1)	6·2 (3·8 to 9·8)	6·3 (3·9 to 9·8)	5·5 (3·4 to 8·3)	4·5 (2·8 to 7)	2·6 (1·6 to 4)	1·3 (0·8 to 2)	0·5 (0·2 to 0·8)	42·2
Liver cancer due to other causes	1·8 (1·1 to 3)	3 (1·7 to 4·6)	4 (2·2 to 6·3)	5·4 (3·2 to 8·4)	4·9 (2·9 to 7·5)	4·2 (2·5 to 6·4)	3 (1·8 to 4·7)	2·2 (1·4 to 3·4)	1·3 (0·8 to 1·9)	0·6 (0·4 to 0·9)	0·2 (0·1 to 0·4)	40·4
Gallbladder and biliary tract cancer	5·6 (3·2 to 8·2)	10 (5·8 to 14·4)	15·2 (9·2 to 21·7)	24·2 (14·7 to 35·3)	24·6 (14·6 to 36)	23 (13·8 to 33·7)	18·3 (11·7 to 25·9)	15·9 (9·5 to 23·7)	11·1 (6·2 to 16·8)	6·3 (3·5 to 9·7)	2·7 (1·5 to 4·1)	164
Pancreatic cancer	35 (23·6 to 48·5)	65·7 (46 to 90·6)	99·4 (67·9 to 138)	176 (127 to 243)	172 (123 to 232)	164 (123 to 214)	135 (99·4 to 177)	116 (80·3 to 164)	73·2 (48·1 to 106)	40·3 (25·6 to 57·2)	16·5 (9·9 to 22·7)	1,130
Larynx cancer	1·7 (1·1 to 2·6)	3·6 (2·2 to 5·5)	5·9 (3·9 to 8·6)	8·5 (5·5 to 12·5)	7·6 (4·9 to 11·4)	5·9 (3·9 to 8·6)	3·9 (2·6 to 5·7)	2·5 (1·6 to 3·7)	1·4 (0·9 to 2·1)	0·7 (0·4 to 1·1)	0·3 (0·1 to 0·4)	43·8
Tracheal, bronchus, and lung cancer	111 (78·3 to 158)	222 (154 to 300)	405 (303 to 524)	624 (467 to 812)	694 (540 to 876)	605 (473 to 761)	404 (308 to 511)	289 (211 to 385)	128 (86·7 to 175)	60 (37·4 to 89·9)	21·9 (12·8 to 33)	3,670
Malignant skin melanoma	15·4 (9·7 to 25)	18·5 (11·4 to 29·5)	21·3 (12·4 to 35·1)	25·9 (16·3 to 40·6)	22·2 (13·3 to 35·3)	18·1 (11·3 to 27·5)	14·3 (8·9 to 22)	12 (7·2 to 18·6)	8 (4·5 to 12·3)	4·8 (2·5 to 7·4)	2·4 (1·2 to 3·7)	215
Non-melanoma skin cancer	2 (1·3 to 2·8)	3·5 (2·4 to 4·9)	6 (3·5 to 9·6)	9·7 (5·9 to 14·6)	11·1 (7·1 to 16·9)	10·5 (6·9 to 15·3)	9·4 (6·2 to 13·5)	8·8 (6 to 12·7)	8·1 (5·6 to 11)	6·3 (4·4 to 8·8)	4·3 (2·9 to 6)	82·3
Non-melanoma skin cancer (squamous-cell carcinoma)	1·9 (1·3 to 2·7)	3·5 (2·4 to 4·9)	5·9 (3·5 to 9·5)	9·6 (5·9 to 14·5)	11 (7 to 16·8)	10·4 (6·8 to 15·2)	9·3 (6·1 to 13·4)	8·8 (6 to 12·6)	8 (5·6 to 10·9)	6·3 (4·4 to 8·8)	4·3 (2·9 to 6)	81·4
Non-melanoma skin cancer (basal-cell carcinoma)	0 (0 to 0·1)	0·1 (0 to 0·1)	0·1 (0 to 0·2)	0·1 (0 to 0·2)	0·1 (0 to 0·3)	0·1 (0 to 0·2)	0·1 (0 to 0·2)	0·1 (0 to 0·2)	0·1 (0 to 0·1)	0 (0 to 0·1)	0 (0 to 0·1)	0·9
Breast cancer	188 (139 to 244)	298 (224 to 389)	367 (276 to 477)	460 (351 to 599)	372 (284 to 480)	303 (233 to 386)	204 (153 to 259)	175 (129 to 230)	114 (79·9 to 155)	73·5 (48·2 to 97·5)	39·6 (23·4 to 57·5)	2,980
Cervical cancer	35·8 (23·9 to 50·6)	40·9 (27·8 to 57·3)	46·1 (32 to 66)	47·2 (32·3 to 67·1)	39·8 (27·7 to 54·8)	30·8 (21·8 to 42·6)	21·4 (15·1 to 28·5)	17·8 (11·6 to 25)	9·1 (5·8 to 12·7)	4·7 (2·9 to 6·8)	2 (1·1 to 3)	415
Uterine cancer	16·9 (10·9 to 24·9)	32·5 (21·4 to 46·6)	52·6 (34·7 to 73·9)	102 (68·5 to 150)	86·6 (58·5 to 125)	71·5 (48·1 to 101)	48·2 (33·4 to 68·4)	35·7 (23·5 to 51·4)	19 (12·1 to 26·7)	11 (6·8 to 15·5)	4·5 (2·6 to 6·5)	503
Ovarian cancer	46·9 (31·4 to 66·2)	73·6 (50·6 to 104)	104 (70·4 to 146)	134 (94·7 to 185)	133 (95 to 181)	114 (82·2 to 156)	80·5 (58·2 to 111)	61·8 (40·8 to 88·5)	33·4 (21·3 to 49·2)	17·3 (10·7 to 25·7)	6·6 (3·7 to 10·3)	885
Prostate cancer	0 (0 to 0)	0 (0 to 0)	0 (0 to 0)	0 (0 to 0)	0 (0 to 0)	0 (0 to 0)	0 (0 to 0)	0 (0 to 0)	0 (0 to 0)	0 (0 to 0)	0 (0 to 0)	0
Testicular cancer	--	--	--	--	--	--	--	--	--	--	--	NA
Kidney cancer	14·3 (9 to 22·4)	24·6 (15·5 to 37·3)	38·9 (25 to 57·1)	58·1 (36·6 to 85·5)	57·6 (38·4 to 84·7)	50·5 (33·4 to 70·2)	38·4 (25·7 to 55·3)	31·2 (20·1 to 45·9)	21·2 (12·5 to 33·4)	12·2 (7·1 to 18·6)	5·3 (2·9 to 7·9)	383
Bladder cancer	4·2 (2·8 to 6)	7·2 (5 to 10·2)	12·1 (8·2 to 17)	21·5 (15·1 to 29·6)	23·7 (16·3 to 33·2)	26·1 (18·3 to 35·6)	25·5 (17·7 to 34·6)	26·4 (17·3 to 38·8)	20·2 (12·8 to 29·5)	13·9 (8·9 to 20)	7·4 (4·4 to 10·5)	194
Brain and central nervous system cancer	30·6 (19·7 to 44·9)	43·8 (28 to 68·4)	58·5 (33·4 to 86·5)	78·1 (43·4 to 116)	69 (37·5 to 103)	50·4 (28·6 to 75·6)	31·1 (17·7 to 47·4)	21·4 (11·8 to 35·8)	11·1 (5·5 to 19·3)	6·2 (2·5 to 11)	2·9 (1 to 5·8)	575
Thyroid cancer	3·7 (2·2 to 5·8)	5·2 (3·1 to 8·3)	7·9 (5·3 to 11·4)	12·7 (7·9 to 18·5)	11·6 (7·8 to 16·8)	10·4 (6·8 to 14·8)	8·5 (5·3 to 12·4)	7·4 (4·5 to 11·1)	4·8 (2·9 to 7·2)	2·7 (1·5 to 4·2)	1·1 (0·7 to 1·8)	85·1
Mesothelioma	0·9 (0·6 to 1·3)	1·7 (1·1 to 2·4)	2·8 (1·8 to 4)	4·2 (2·7 to 6·2)	4·8 (3 to 6·7)	4·4 (2·8 to 6·4)	3·6 (2·2 to 5)	2·9 (1·7 to 4·1)	1·6 (0·9 to 2·5)	0·7 (0·4 to 1)	0·2 (0·1 to 0·3)	30·2
Hodgkin lymphoma	2·3 (1·3 to 3·8)	2·4 (1·4 to 3·9)	3·1 (1·8 to 5·4)	3·8 (2·3 to 6·5)	3·9 (2·4 to 6·5)	3·3 (2·1 to 5·4)	2·9 (1·8 to 4·5)	2·3 (1·4 to 3·6)	1·4 (0·8 to 2·3)	0·8 (0·3 to 1·4)	0·2 (0·1 to 0·4)	49·2
Non-Hodgkin lymphoma	20·1 (14 to 28·3)	33·3 (23·7 to 46·8)	49·6 (34·7 to 70·3)	80·6 (58·2 to 111)	82·1 (58·7 to 113)	85·7 (61·9 to 118)	79·5 (57·5 to 106)	73·4 (50·8 to 98·4)	45·1 (29·8 to 61·8)	28·6 (17·7 to 40·9)	10·6 (6·5 to 15·5)	660
Multiple myeloma	8·4 (5·4 to 12·6)	17·4 (11·4 to 26)	30·3 (20·2 to 46·3)	51·9 (34·9 to 73·9)	55·5 (37·3 to 78·3)	50·3 (35 to 72·8)	43·5 (30·2 to 61·4)	36·5 (23·4 to 52·2)	21·5 (12·4 to 33·8)	11·5 (6·8 to 18)	3·7 (2 to 6)	338
Leukemia	23 (16 to 32·1)	31·4 (21·4 to 43·7)	43 (29·9 to 59·2)	66·7 (43·8 to 97·3)	68·7 (45·9 to 101)	64·7 (43·9 to 89·7)	57·7 (37·9 to 83·3)	57 (36·5 to 85·6)	40·5 (25·1 to 62·2)	22·4 (13 to 33·7)	11·2 (6·5 to 17)	654
Acute lymphoid leukemia	3·5 (1·7 to 6·1)	4·2 (2·1 to 7·6)	4·8 (2·4 to 8·2)	6 (2·8 to 11·2)	5·1 (2·4 to 9·6)	4 (1·9 to 7·1)	3 (1·4 to 5·7)	2·5 (1·1 to 4·8)	1·6 (0·7 to 3)	0·7 (0·3 to 1·3)	0·3 (0·1 to 0·6)	91·3
Chronic lymphoid leukemia	1·1 (0·5 to 2·1)	2·6 (1·2 to 4·6)	4·8 (2·2 to 8·4)	10·4 (4·8 to 18·2)	12·7 (6·3 to 23·1)	14·5 (7·6 to 25·2)	14·3 (7·5 to 24·9)	15·8 (7·7 to 26·6)	12·8 (6·4 to 23·4)	8·6 (4·2 to 14·7)	4·8 (2·3 to 8·4)	104
Acute myeloid leukemia	14 (9 to 20)	18 (11·8 to 26·5)	24·4 (14·9 to 35·8)	35·9 (22 to 55·9)	36·6 (22·4 to 56·9)	30·6 (18·1 to 46·4)	26 (15·1 to 40·4)	22·3 (12·5 to 36·1)	13·3 (7·4 to 22·4)	5·7 (2·7 to 9·9)	2·4 (0·7 to 5·5)	310
Chronic myeloid leukemia	1·2 (0·6 to 2·2)	1·5 (0·7 to 2·8)	2 (0·9 to 3·7)	3 (1·4 to 5·7)	2·6 (1·2 to 4·8)	2·8 (1·3 to 5·2)	2·6 (1·2 to 5)	3·4 (1·7 to 6·3)	2·5 (1·2 to 4·8)	1·4 (0·6 to 2·7)	0·7 (0·3 to 1·2)	30
Other leukemia	3·2 (1·6 to 5·6)	5·1 (2·8 to 8·5)	7 (3·6 to 12)	11·5 (5·7 to 20·7)	11·6 (5·7 to 20·2)	12·7 (6·8 to 21·3)	11·7 (6·2 to 19·8)	13·1 (6·6 to 22·5)	10·3 (5 to 18·1)	5·9 (3 to 10·3)	3 (1·5 to 5·3)	118
Other malignant neoplasms	28·9 (21 to 39·6)	39·8 (28·6 to 52·8)	54·6 (39·5 to 72·7)	71·3 (51·3 to 95·1)	68·7 (50·6 to 91·1)	60·8 (43·6 to 81·8)	49 (36·1 to 65·9)	39·6 (27·5 to 54)	27·3 (17·6 to 38·3)	17·7 (11·1 to 26·1)	8·9 (5·3 to 13·6)	646

Other neoplasms	0·3 (0·1 to 0·5)	0·3 (0·1 to 0·7)	0·5 (0·2 to 0·9)	0·7 (0·4 to 1)	0·4 (0·2 to 0·7)	0·8 (0·4 to 1·3)	0·8 (0·5 to 1·3)	0·9 (0·5 to 1·3)	1·2 (0·7 to 1·8)	1·5 (1 to 2·3)	1·8 (1·2 to 2·7)	1·9 (1·2 to 2·6)	2·7 (1·9 to 3·8)	4·6 (3·3 to 6·4)	8·4 (5·9 to 11·4)	15·3 (10·8 to 20·5)	20·3 (14·8 to 26·9)	24 (17·4 to 32·3)	24·6 (18·1 to 33·7)	24·6 (17 to 34)	23·8 (16·2 to 32·5)	15·6 (9·5 to 23·6)	8·4 (4·8 to 12·9)	183
Myelodysplastic, myeloproliferative, and other hematopoietic n	0·3 (0·1 to 0·5)	0·3 (0·1 to 0·7)	0·5 (0·2 to 0·9)	0·7 (0·4 to 1)	0·4 (0·2 to 0·7)	0·8 (0·4 to 1·3)	0·8 (0·5 to 1·3)	0·9 (0·5 to 1·3)	1·2 (0·7 to 1·8)	1·5 (1 to 2·3)	1·8 (1·2 to 2·7)	1·9 (1·2 to 2·6)	2·7 (1·9 to 3·8)	4·6 (3·3 to 6·4)	8·4 (5·9 to 11·4)	15·3 (10·8 to 20·5)	20·3 (14·8 to 26·9)	24 (17·4 to 32·3)	24·6 (18·1 to 33·7)	24·6 (17 to 34)	23·8 (16·2 to 32·5)	15·6 (9·5 to 23·6)	8·4 (4·8 to 12·9)	183
Benign and in situ intestinal neoplasms	0 (0 to 0)	0 (0 to 0)	0 (0 to 0)	0 (0 to 0)	0 (0 to 0)	0 (0 to 0)	0 (0 to 0)	0 (0 to 0)	0 (0 to 0)	0 (0 to 0)	0 (0 to 0)	0 (0 to 0)	0 (0 to 0)	0 (0 to 0)	0 (0 to 0)	0 (0 to 0)	0 (0 to 0)	0 (0 to 0)	0 (0 to 0)	0 (0 to 0)	0 (0 to 0)	0 (0 to 0)	0 (0 to 0)	0
Benign and in situ cervical and uterine neoplasms	0 (0 to 0)	0 (0 to 0)	0 (0 to 0)	0 (0 to 0)	0 (0 to 0)	0 (0 to 0)	0 (0 to 0)	0 (0 to 0)	0 (0 to 0)	0 (0 to 0)	0 (0 to 0)	0 (0 to 0)	0 (0 to 0)	0 (0 to 0)	0 (0 to 0)	0 (0 to 0)	0 (0 to 0)	0 (0 to 0)	0 (0 to 0)	0 (0 to 0)	0 (0 to 0)	0 (0 to 0)	0 (0 to 0)	0
Other benign and in situ neoplasms	0 (0 to 0)	0 (0 to 0)	0 (0 to 0)	0 (0 to 0)	0 (0 to 0)	0 (0 to 0)	0 (0 to 0)	0 (0 to 0)	0 (0 to 0)	0 (0 to 0)	0 (0 to 0)	0 (0 to 0)	0 (0 to 0)	0 (0 to 0)	0 (0 to 0)	0 (0 to 0)	0 (0 to 0)	0 (0 to 0)	0 (0 to 0)	0 (0 to 0)	0 (0 to 0)	0 (0 to 0)	0 (0 to 0)	0
Cardiovascular diseases	4·7 (2·9 to 7·3)	3·2 (2·3 to 4·4)	26·1 (18·6 to 35·5)	12·7 (10·5 to 15·4)	9·1 (6·8 to 11·8)	18·5 (14·3 to 23·4)	33·3 (25·7 to 42·2)	56·8 (43·9 to 73·4)	101 (76·9 to 129)	157 (124 to 196)	187 (148 to 233)	256 (201 to 316)	332 (269 to 404)	509 (416 to 609)	718 (602 to 863)	1,140 (957 to 1,350)	1,230 (1,050 to 1,450)	1,420 (1,220 to 1,650)	1,510 (1,280 to 1,740)	1,840 (1,530 to 2,120)	1,890 (1,470 to 2,240)	1,730 (1,280 to 2,050)	1,200 (809 to 1,440)	14,400
Rheumatic heart disease	0 (0 to 0)	0 (0 to 0)	0 (0 to 0)	0·3 (0·2 to 0·4)	0·2 (0·2 to 0·3)	0·5 (0·3 to 0·7)	0·7 (0·4 to 1)	1·2 (0·8 to 1·7)	2·4 (1·6 to 3·5)	3·3 (2·3 to 4·5)	3·4 (2·4 to 4·6)	3·7 (2·5 to 5·5)	5·1 (3·4 to 7)	7·4 (5 to 10·5)	11 (7·8 to 15·1)	17·4 (12·9 to 23·1)	19·3 (13·8 to 25·8)	21·3 (15·7 to 27·8)	19·5 (15 to 24·6)	21·1 (16·1 to 27·1)	17·7 (13·2 to 22·5)	14 (10·3 to 17·8)	8·4 (6 to 10·7)	178
Ischemic heart disease	0 (0 to 0)	0 (0 to 0)	0 (0 to 0)	0 (0 to 0)	0 (0 to 0)	0 (0 to 0)	2·7 (2 to 3·5)	6·9 (5 to 9·2)	14·8 (10·5 to 20·6)	35·1 (26·3 to 46·4)	45·5 (35 to 57·4)	65·4 (47·6 to 90·2)	115 (90·3 to 143)	217 (174 to 267)	335 (270 to 407)	530 (433 to 650)	576 (486 to 684)	626 (513 to 755)	660 (557 to 761)	760 (615 to 916)	826 (620 to 993)	795 (560 to 964)	619 (411 to 762)	6,230
Stroke	0·9 (0·4 to 1·7)	0·6 (0·3 to 1)	6·4 (3·4 to 11)	3·3 (2·4 to 4·4)	4·8 (3·1 to 7·2)	9·1 (6 to 12·8)	13·4 (9·2 to 19·1)	21 (14·6 to 29·5)	34·4 (24·7 to 46)	52·4 (37·7 to 70·6)	64 (46·9 to 84·5)	77·1 (59·4 to 96·7)	104 (76 to 141)	150 (114 to 192)	191 (145 to 248)	305 (235 to 393)	318 (246 to 402)	405 (330 to 500)	456 (362 to 555)	586 (462 to 704)	584 (443 to 715)	500 (361 to 621)	301 (204 to 379)	4,190
Ischemic stroke	0·6 (0·3 to 1·1)	0·5 (0·2 to 0·7)	0·8 (0·4 to 1·4)	1·3 (0·9 to 1·8)	3 (1·5 to 5·3)	4·6 (2 to 7·9)	5·9 (2·9 to 10·2)	8·3 (4·6 to 13·6)	11·5 (6·7 to 18·1)	15·4 (8·9 to 22·4)	17·4 (11·2 to 25·7)	19·4 (13 to 27·2)	25·6 (17·6 to 35·9)	40 (27·9 to 54·4)	66·8 (47·4 to 90·5)	128 (97·7 to 163)	149 (113 to 192)	238 (191 to 294)	287 (225 to 351)	437 (345 to 522)	460 (351 to 563)	409 (301 to 509)	254 (174 to 322)	2,580
Intracerebral hemorrhage	0·1 (0 to 0·1)	0 (0 to 0·1)	3·2 (1·5 to 6)	0·6 (0·4 to 0·9)	0·9 (0·6 to 1·2)	2 (1·4 to 2·8)	3·7 (2·5 to 5·1)	6·1 (4·1 to 8·8)	10·4 (6·9 to 15·3)	16·4 (10·8 to 23·4)	19·1 (13 to 27·8)	25·2 (17·9 to 34·5)	37·6 (24·8 to 56·4)	55·1 (38·6 to 74·5)	59·7 (41·3 to 81·3)	102 (73·1 to 143)	101 (71·6 to 138)	114 (87·2 to 147)	123 (91·2 to 157)	116 (89 to 146)	94·6 (67·4 to 120)	67·7 (46·6 to 86·7)	34·1 (21 to 46·8)	992
Subarachnoid hemorrhage	0·2 (0·1 to 0·4)	0·1 (0·1 to 0·2)	2·5 (1·1 to 4·6)	1·4 (0·9 to 2)	0·9 (0·6 to 1·4)	2·5 (1·7 to 3·5)	3·8 (2·5 to 5·5)	6·6 (4·2 to 10·2)	12·5 (7·8 to 18·5)	20·7 (13·3 to 30)	27·4 (19·1 to 39·2)	32·6 (23·7 to 43·6)	41·2 (27·3 to 57·9)	54·9 (38·1 to 75·6)	64·5 (45·3 to 88·7)	75·4 (53·4 to 105)	68·5 (49·7 to 93·9)	53·9 (39·2 to 70·6)	46·2 (32·6 to 62·2)	33·8 (23·7 to 45·9)	28·9 (19·9 to 40·5)	22·7 (14·3 to 32)	13·4 (8·6 to 19·1)	615
Hypertensive heart disease	0 (0 to 0)	0 (0 to 0)	0 (0 to 0)	0 (0 to 0)	0 (0 to 0)	0 (0 to 0)	0·3 (0·2 to 0·4)	1·1 (0·7 to 1·5)	3·8 (2·2 to 5·7)	9·5 (6 to 13·5)	13·7 (8·4 to 19·6)	18·1 (11·1 to 26·9)	26·2 (17·1 to 37·3)	34 (23·5 to 48·6)	40·2 (27 to 59·5)	55·8 (37·7 to 82·1)	55 (38·6 to 80·2)	55·7 (39·5 to 83·8)	49·6 (35 to 84·4)	67·8 (45·9 to 98·6)	80·3 (54·4 to 115)	83·1 (54·7 to 115)	63·1 (39·3 to 86·1)	657
Non-rheumatic valvular heart disease	0 (0 to 0)	0 (0 to 0)	0 (0 to 0)	0 (0 to 0)	0 (0 to 0)	0 (0 to 0)	0·6 (0·4 to 0·8)	1·2 (0·9 to 1·8)	2·4 (1·5 to 3·5)	3·2 (2·1 to 4·8)	3·7 (2·4 to 5·3)	3·8 (2·5 to 5·8)	5·3 (3·6 to 7·4)	7·9 (5·3 to 11)	11·8 (8·3 to 16·3)	21·9 (15·3 to 29·9)	27·2 (20·2 to 36·3)	39·1 (29 to 51·7)	44·9 (33·6 to 58·1)	70 (51·5 to 93·6)	79·1 (54·8 to 105)	79·5 (52·9 to 105)	51 (33·9 to 67·9)	453
Non-rheumatic calcific aortic valve disease	0 (0 to 0)	0 (0 to 0)	0 (0 to 0)	0 (0 to 0)	0 (0 to 0)	0 (0 to 0)	0·2 (0·1 to 0·3)	0·3 (0·2 to 0·6)	0·6 (0·2 to 1·1)	1·1 (0·6 to 1·9)	1·4 (0·8 to 2·3)	1·5 (0·9 to 2·6)	2·5 (1·5 to 3·8)	4·1 (2·5 to 6·2)	6·4 (4 to 9·6)	13·6 (9 to 19·6)	16·6 (11·3 to 23·4)	24·8 (17·2 to 34·8)	29·9 (21·4 to 40·3)	51·8 (37 to 70·6)	62 (42·2 to 83·9)	64·9 (41·1 to 88·6)	41·4 (26 to 56)	323
Non-rheumatic degenerative mitral valve disease	0 (0 to 0)	0 (0 to 0)	0 (0 to 0)	0 (0 to 0)	0 (0 to 0)	0 (0 to 0)	0·3 (0·2 to 0·5)	0·6 (0·3 to 1)	1·3 (0·7 to 2·2)	1·7 (0·9 to 2·8)	1·8 (1 to 2·9)	2 (1·2 to 3·3)	2·6 (1·5 to 4)	3·6 (2·1 to 5·5)	5·2 (3·1 to 7·9)	8 (4·7 to 12·3)	10·3 (6·5 to 16)	14·2 (9·3 to 21·9)	14·8 (9·7 to 22·4)	18 (11·9 to 27·7)	17 (11·1 to 26·4)	14·4 (9·3 to 22·8)	9·4 (6·2 to 14·2)	125
Other non-rheumatic valve diseases	0 (0 to 0)	0 (0 to 0)	0 (0 to 0)	0 (0 to 0)	0 (0 to 0)	0 (0 to 0)	0·1 (0 to 0·3)	0·3 (0·1 to 0·7)	0·5 (0·1 to 1·2)	0·5 (0·1 to 1·2)	0·5 (0·1 to 1·1)	0·3 (0·1 to 0·8)	0·2 (0·1 to 0·6)	0·2 (0·1 to 0·7)	0·2 (0·1 to 0·6)	0·3 (0·1 to 0·8)	0·2 (0·1 to 0·5)	0·2 (0 to 0·4)	0·2 (0·1 to 0·4)	0·2 (0 to 0·4)	0·1 (0 to 0·3)	0·2 (0 to 0·6)	0·1 (0 to 0·3)	4·4
Cardiomyopathy and myocarditis	1·7 (0·9 to 2·8)	1·3 (0·8 to 1·8)	10·2 (6·9 to 14·5)	5·3 (4 to 6·9)	2·1 (1·5 to 3)	4·3 (3·1 to 5·7)	5·7 (4 to 7·7)	8·9 (6 to 12·3)	14·1 (9 to 20·8)	18 (12 to 25·4)	18·1 (12·3 to 26·9)	16·4 (10·2 to 25·2)	20·3 (13·9 to 28·9)	25·2 (16·6 to 36·9)	31·5 (21·3 to 46·2)	45·3 (30·3 to 64·7)	43·3 (30·4 to 64·1)	41·9 (29 to 63·3)	34·8 (24·2 to 52·5)	38·4 (25·5 to 57·3)	33·2 (21·3 to 51·2)	27·9 (17·4 to 41·2)	19·2 (11·8 to 29·1)	467
Myocarditis	0·3 (0·1 to 0·6)	0·4 (0·2 to 0·7)	4·1 (2·4 to 6·3)	3 (2 to 4)	1·2 (0·8 to 1·7)	2·1 (1·3 to 3)	2·4 (1·5 to 3·3)	3·2 (1·9 to 4·7)	4·4 (2·3 to 6·9)	4·9 (2·3 to 7·7)	4·2 (2·2 to 6·7)	3·2 (1·6 to 5·4)	3·5 (1·6 to 6·5)	2·9 (1·3 to 5·4)	2·4 (1·2 to 4·2)	2·4 (1·2 to 4)	1·7 (0·9 to 2·8)	1·3 (0·6 to 2·5)	1 (0·5 to 1·9)	1 (0·5 to 2)	0·9 (0·4 to 1·7)	1 (0·4 to 1·9)	0·8 (0·3 to 1·6)	52·4
Alcoholic cardiomyopathy	0 (0 to 0)	0 (0 to 0)	0 (0 to 0)	0 (0 to 0)	0 (0 to 0)	0 (0 to 0)	0·2 (0·1 to 0·4)	0·4 (0·2 to 0·8)	0·8 (0·4 to 1·5)	1·3 (0·7 to 2·5)	1·4 (0·7 to 2·8)	1·6 (0·8 to 3·5)	2·9 (1·5 to 5·4)	3·9 (2 to 7·2)	5 (2·8 to 9)	4·1 (2·3 to 7·8)	3 (1·5 to 6·5)	2·5 (1·2 to 5·1)	1·4 (0·6 to 3·2)	0·7 (0·3 to 1·9)	0·3 (0·1 to 1)	0·2 (0·1 to 0·6)	0·1 (0 to 0·3)	29·9
Other cardiomyopathy	1·5 (0·8 to 2·4)	0·8 (0·5 to 1·3)	6·1 (3·1 to 10·2)	2·3 (1·1 to 4·2)	0·9 (0·5 to 1·8)	2·2 (1·1 to 3·7)	3·1 (1·7 to 4·9)	5·3 (3 to 8·4)	8·9 (4·4 to 15·4)	11·8 (6·3 to 19·4)	12·5 (7·2 to 20·3)	11·6 (6·3 to 19·5)	13·9 (8·6 to 21·9)	18·3 (11·5 to 27·9)	24 (14·5 to 37·5)	38·8 (24·8 to 58·1)	38·6 (25·7 to 58·1)	38·2 (26·3 to 58·1)	32·3 (22·5 to 48·8)	36·7 (24·3 to 55·4)	32 (20·3 to 50·1)	26·8 (16·3 to 39·9)	18·3 (11 to 28·2)	385
Atrial fibrillation and flutter	0 (0 to 0)	0 (0 to 0)	0 (0 to 0)	0 (0 to 0)	0 (0 to 0)	0 (0 to 0)	0 (0 to 0)	0 (0 to 0)	0 (0 to 0)	0·3 (0·2 to 0·4)	1·1 (0·2 to 2·5)	3·1 (1·6 to 5·2)	5·9 (3·4 to 8·9)	11·6 (7·4 to 17·4)	25·3 (16·7 to 35·9)	51·6 (36·5 to 71·2)	80·9 (56·7 to 113)	113 (81·1 to 157)	134 (100 to 175)	177 (133 to 226)	169 (126 to 218)	146 (109 to 184)	84·2 (58·4 to 105)	1,000
Aortic aneurysm	--	--	--	--	--	--	0·4 (0·3 to 0·6)	0·9 (0·5 to 1·3)	1·6 (0·9 to 2·5)	2·5 (1·5 to 4)	3·4 (2·2 to 5·1)	3·6 (2·3 to 5·5)	5·4 (3·7 to 7·7)	7·2 (5·1 to 10)	10·6 (7·4 to 14·9)	18·8 (13·3 to 25·5)	24·6 (17·3 to 33·4)	27·3 (18·5 to 38)	27·2 (19·1 to 37·2)	27·3 (18·8 to 39·1)	23 (15·8 to 31·3)	15·2 (10·1 to 20·6)	8·1 (4·9 to 11)	NA
Endocarditis	0·1 (0 to 0·3)	0·1 (0 to 0·2)	0·4 (0·2 to 0·7)	0·3 (0·2 to 0·4)	0·1 (0·1 to 0·2)	0·3 (0·1 to 0·4)	0·6 (0·2 to 1)	2·1 (0·8 to 3·8)	4·2 (1·3 to 7·5)	5·3 (1·8 to 9·4)	5·3 (2 to 9·5)	4·8 (1·9 to 8·3)	5·8 (2·2 to 10)	7·8 (2·9 to 12·8)	9·6 (3·8 to 15·5)	14·6 (5·7 to 24)	15·4 (6·3 to 24·2)	16·3 (6·8 to 26·3)	16·2 (6·4 to 25)	20·2 (7·9 to 33)	20 (7·5 to 32·5)	18·5 (6·9 to 31·2)	12·1 (4·5 to 19·9)	180
Other cardiovascular and circulatory diseases	2 (1 to 3·9)	1·3 (0·7 to 2·3)	9·1 (5·5 to 13·7)	3·5 (2·4 to 4·9)	1·7 (1·1 to 2·5)	4·4 (2·9 to 6·5)	9·1 (5·8 to 13·5)	13·4 (8·9 to 20·3)	23·4 (15·1 to 33·6)	27·8 (18·7 to 39·9)	29·3 (20·3 to 41·7)	58·3 (36 to 91·1)	36·7 (25·2 to 52)	35·7 (25·1 to 49)	41·1 (29·9 to 55·2)	55·8 (40·7 to 74·3)	49·6 (35·6 to 66·7)	45·6 (32·8 to 62·1)	36·8 (25·9 to 50·3)	34·7 (23·3 to 48·3)	25·8 (16·5 to 36·7)	18·8 (11·3 to 28·1)	10·3 (6·1 to 14·6)	574
Chronic respiratory diseases	0 (0 to 0)	0 (0 to 0)	0 (0 to 0·1)	67·6 (40·6 to 110)	110 (65·4 to 182)	93·6 (60·9 to 141)	79·9 (51 to 123)	81·5 (53·2 to 120)	95·3 (65·8 to 136)	116 (79·8 to 161)	125 (91·2 to 172)	132 (97·8 to 172)	182 (143 to 227)	274 (223 to 336)	448 (364 to 538)	690 (576 to 828)	858 (704 to 1,010)	913 (743 to 1,080)	799 (642 to 943)	709 (554 to 844)	499 (389 to 600)	334 (253 to 409)	170 (125 to 211)	6,780
Chronic obstructive pulmonary disease	0 (0 to 0)	0 (0 to 0)	0 (0 to 0·1)	1·4 (1 to 1·8)	3·1 (1·2 to 5·7)	4·3 (2 to 7·5)	5·6 (2·8 to 9·1)	7·8 (4·4 to 11·9)	12·6 (7·8 to 18)	19·3 (12·8 to 26·9)	25·6 (18·6 to 33·5)	39 (30·4 to 48·7)	84·7 (66·8 to 104)	168 (133 to 204)	305 (249 to 366)	526 (433 to 637)	696 (572 to 819)	770 (621 to 911)	688 (553 to 822)	616 (483 to 736)	433 (335 to 526)	291 (220 to 357)	148 (107 to 184)	4,840
Pneumoconiosis	0 (0 to 0)	0 (0 to 0)	0 (0 to 0)	0 (0 to 0)	0 (0 to 0)	0 (0 to 0)	0 (0 to 0·1)	0·1 (0 to 0·1)	0·1 (0 to 0·1)	0·1 (0 to 0·2)	0·1 (0·1 to 0·2)	0·1 (0·1 to 0·3)	0·2 (0·1 to 0·3)	0·2 (0·1 to 0·5)	0·4 (0·2 to 0·7)	0·6 (0·4 to 1·1)	0·7 (0·4 to 1·2)	0·8 (0·5 to 1·3)	0·7 (0·4 to 1·1)	0·7 (0·4 to 1·1)	0·6 (0·3 to 0·9)	0·4 (0·2 to 0·6)	0·2 (0·1 to 0·3)	5·9
Silicosis	0 (0 to 0)	0 (0 to 0)	0 (0 to 0)	0 (0 to 0)	0 (0 to 0)	0 (0 to 0)	0 (0 to 0)	0 (0 to 0)	0 (0 to 0)	0 (0 to 0)	0 (0 to 0)	0 (0 to 0)	0 (0 to 0)	0 (0 to 0)	0 (0 to 0·1)	0 (0 to 0·1)	0·1 (0 to 0·1)	0·1 (0 to 0·1)	0·1 (0 to 0·1)	0·1 (0 to 0·1)	0·1 (0 to 0·1)	0 (0 to 0·1)	0 (0 to 0·1)	0·5
Asbestosis	0 (0 to 0)	0 (0 to 0)	0 (0 to 0)	0 (0 to 0)	0 (0 to 0)	0 (0 to 0)	0 (0 to 0)	0 (0 to 0)	0 (0 to 0·1)	0 (0 to 0)	0 (0 to 0·1)	0 (0 to 0)	0 (0 to 0·1)	0 (0 to 0·1)	0·1 (0 to 0·2)	0·2 (0·1 to 0·4)	0·3 (0·1 to 0·4)	0·3 (0·2 to 0·6)	0·3 (0·1 to 0·5)	0·3 (0·1 to 0·5)	0·2 (0·1 to 0·4)	0·1 (0·1 to 0·2)	0·1 (0 to 0·1)	2·1
Coal workers pneumoconiosis	0 (0 to 0)	0 (0 to 0)	0 (0 to 0)	0 (0 to 0)	0 (0 to 0)	0 (0 to 0)	0 (0 to 0)	0 (0 to 0)	0 (0 to 0)	0 (0 to 0)	0 (0 to 0)	0 (0 to 0)	0 (0 to 0)	0 (0 to 0·1)	0 (0 to 0·1)	0·1 (0 to 0·2)	0·1 (0 to 0·2)	0·1 (0 to 0·2)	0·1 (0 to 0·2)	0·1 (0 to 0·2)	0·1 (0 to 0·2)	0·1 (0 to 0·1)	0 (0 to 0·1)	0·7
Other pneumoconiosis	0 (0 to 0)	0 (0 to 0)	0 (0 to 0)	0 (0 to 0)	0 (0 to 0)	0 (0 to 0)	0 (0 to 0)	0 (0 to 0)	0 (0 to 0·1)	0·1 (0 to 0·1)	0·1 (0 to 0·2)	0·1 (0 to 0·2)	0·1 (0 to 0·3)	0·1 (0 to 0·4)	0·2 (0·1 to 0·5)	0·3 (0·1 to 0·7)	0·4 (0·1 to 0·7)	0·3 (0·1 to 0·6)	0·3 (0·1 to 0·5)	0·2 (0·1 to 0·5)	0·2 (0·1 to 0·4)	0·1 (0·1 to 0·3)	0·1 (0 to 0·2)	2·6
Asthma	0 (0 to 0)	0 (0 to 0)	0 (0 to 0)	61·1 (34·8 to 104)	102 (57·6 to 173)	82·2 (50·2 to 128)	70·8 (42·2 to 114)	68·1 (41·2 to 104)	75 (47·4 to 115)	84·5 (53·4 to 126)	85·3 (54·7 to 125)	77·5 (49·9 to 112)	76 (48·6 to 109)	79·2 (50·9 to 118)	101 (66·4 to 147)	115 (74·5 to 165)	107 (71·8 to 154)	87·5 (57·1 to 126)	60·1 (39·9 to 87·3)	42·4 (28·6 to 58·9)	29·6 (20·6 to 40·7)	19·8 (14 to 27)	10·7 (7·5 to 15)	1,430
Interstitial lung disease and pulmonary sarcoidosis	0 (0 to 0)	0 (0 to 0)	0 (0 to 0)	1 (0·5 to 1·9)	0·4 (0·2 to 0·7)	0·6 (0·4 to 1·1)	0·9 (0·5 to 1·5)	1·6 (1 to 2·5)	2·8 (1·7 to 4·4)	5·5 (3·2 to 8·8)	7·9 (4·9 to 12·1)	9·7 (6 to 14·4)	13 (8·5 to 19)	18·1 (11·4 to 26·2)	27·5 (17·8 to 40·2)	41·7 (25·9 to 63·3)	47·5 (28·6 to 70·6)	49·7 (30·9 to 72·1)	45·9 (26·8 to 69·4)	45·7 (25·4 to 71·4)	32·9 (18 to 51·3)	20·5 (10·4 to 32·8)	10·7 (5·3 to 18·3)	384
Other chronic respiratory diseases	0 (0 to 0)	0 (0 to 0)	0 (0 to 0)	4·1 (2·7 to 5·8)	4·8 (2 to 8·4)	6·5 (3·4 to 10·8)	2·6 (1·4 to 4·1)	3·9 (2·4 to 5·8)	4·9 (3·2 to 7·1)	6·3 (4·3 to 8·8)	6·5 (4·4 to 9)	6·2 (4·4 to 8·3)	8·3 (6·1 to 10·7)	9·3 (6·7 to 12·5)	13·8 (9·7 to 19·3)	7·1 (4 to 12·4)	6·3 (3·6 to 9·6)	5·2 (2·9 to 8·4)	4·3 (2·2 to 7·2)	3·8 (2·1 to 6·8)	2·8 (1·6 to 4·8)	2 (1·2 to 3·2)	1 (0·6 to 1·6)	110
Digestive diseases	2 (1·4 to 3)	2·1 (1·3 to 3·1)	27 (15·7 to 44·3)	11·2 (8·5 to 14·5)	6·2 (4·4 to 8·8)	11·9 (8·9 to 15·8)	23·5 (17 to 31·5)	51·4 (37·9 to 68·8)	94·9 (71 to 124)	143 (111 to 180)	170 (133 to 216)	181 (140 to 224)	207 (166 to 255)	265 (211 to 325)	302 (242 to 375)	367 (297 to 451)	304 (249 to 369)	288 (231 to 359)	260 (210 to 318)	257 (206 to 310)	191 (143 to 230)	155 (111 to 190)	85·4 (55·4 to 109)	3,400
Cirrhosis and other chronic liver diseases	0 (0 to 0)	0 (0 to 0)	0 (0 to 0)	1·4 (0·9 to 2)	0·4 (0·3 to 0·6)	1·1 (0·7 to 1·7)	2·6 (1·7 to 3·8)	7 (4·8 to 9·9)	22·5 (14·5 to 31·5)	50·3 (35·5 to 68·5)	70·5 (52 to 92·6)	93·7 (69·6 to 124)	116 (87·3 to 147)	154 (116 to 194)	154 (117 to 203)	167 (128 to 220)	113 (79·8 to 153)	90·7 (66 to 121)	63·5 (44·9 to 84·6)	52·6 (37·5 to 69·7)	27·8 (18·7 to 37·3)	20·5 (13·4 to 27·6)	11·1 (7 to 15)	1,220
Cirrhosis and other chronic liver diseases due to hepatitis B	0 (0 to 0)	0 (0 to 0)	0 (0 to 0)	0 (0 to 0)	0 (0 to 0)	0 (0 to 0)	0 (0 to 0)	0·1 (0 to 0·1)	0·4 (0·2 to 0·6)	1·1 (0·7 to 1·7)	1·9 (1·1 to 2·9)	2·6 (1·6 to 4)	3 (1·8 to 4·5)	3·5 (2·2 to 5·4)	3 (1·9 to 4·8)	3 (1·8 to 4·6)	1·9 (1·1 to 3)	1·6 (1 to 2·6)	1·3 (0·8 to 2)	1·2 (0·7 to 1·8)	0·6 (0·4 to 0·9)	0·4 (0·2 to 0·7)	0·2 (0·1 to 0·4)	25·9
Cirrhosis and other chronic liver diseases due to hepatitis C	0 (0 to 0)	0 (0 to 0)	0 (0 to 0)	0 (0 to 0)	0 (0 to 0)	0·1 (0 to 0·1)	0·2 (0·1 to 0·3)	1·6 (0·9 to 2·7)	8·7 (5·1 to 13·3)	23 (14·8 to 32·5)	33·9 (23·1 to 46·6)	44·9 (31·1 to 62·5)	53·1 (37·2 to 74·1)	66·5 (45·9 to 93·2)	61·9 (42·9 to 87·4)	63·4 (42·8 to 91·7)	41·7 (27·1 to 61·6)	32·5 (21·8 to 46·9)	22 (14·3 to 32·1)	18·1 (11·5 to 25·9)	9·7 (6·1 to 13·6)	7·2 (4·4 to 10·6)	4 (2·1 to 6·4)	492
Cirrhosis and other chronic liver diseases due to alcohol use	0 (0 to 0)	0 (0 to 0)	0 (0 to 0)	0 (0 to 0)	0 (0 to 0)	0 (0 to 0)	0 (0 to 0)	0·3 (0·1 to 0·5)	1·9 (1 to 3·3)	6·5 (4 to 9·7)	12·5 (7·6 to 18·8)	19 (12·1 to 28·1)	25 (16·1 to 36·6)	35·5 (22·8 to 51·4)	38 (24·2 to 54·9)	41·1 (26·4 to 61·2)	25·7 (16·1 to 39)	18·5 (11·5 to 27·7)	11·3 (6·9 to 16·9)	8·3 (5 to 12·6)	4·1 (2·6 to 6)	2·8 (1·6 to 4·4)	1·4 (0·7 to 2·5)	252
Cirrhosis and other chronic liver diseases due to NAFLD	0 (0 to 0)	0 (0 to 0)	0 (0 to 0)	0 (0 to 0)	0 (0 to 0)	0 (0 to 0)	0·1 (0 to 0·2)	0·5 (0·2 to 0·9)	2·3 (1 to 4·3)	5·7 (2·8 to 10)	8 (3·8 to 14·2)	11·3 (5·3 to 19·5)	15·3 (7 to 27·9)	20·7 (9·7 to 36·1)	19·5 (9·6 to 34)	20·9 (9·8 to 39·4)	15 (8 to 25·2)	12·5 (7·1 to 20·1)	9·1 (4·5 to 15·2)	8 (4 to 13·2)	4·4 (2·4 to 7·3)	3·4 (1·6 to 6·1)	1·9 (0·7 to 3·9)	159
Cirrhosis and other chronic liver diseases due to other causes	0 (0 to 0)	0 (0 to 0)	0 (0 to 0)	1·3 (0·9 to 2)	0·4 (0·3 to 0·6)	1·1 (0·7 to 1·6)	2·3 (1·5 to 3·4)	4·6 (2·9 to 6·9)	9·2 (5 to 15·2)	13·9 (7·6 to 23·4)	14·2 (7·3 to 24·4)	15·9 (7·9 to 27·3)	19·3 (10·1 to 32·6)	27·4 (13·6 to 45·7)	31·1 (16·2 to 51·7)	38·3 (20·6 to 62·4)	28·7 (14·2 to 48·5)	25·6 (13·8 to 40·8)	19·7 (10·5 to 31·2)	17 (9·4 to 26·6)	9 (5·4 to 13·8)	6·6 (3·6 to 10·4)	3·5 (1·7 to 6·1)	289
Upper digestive system diseases	0 (0 to 0)	0 (0 to 0)	0 (0 to 0)	0·4 (0·2 to 0·9)	0·8 (0·2 to 1·6)	2 (1·1 to 3·4)	6·5 (3·7 to 10·8)	15·9 (8·6 to 27·9)	25·9 (13·3 to 45·4)	32·9 (17·5 to 58·2)	33·9 (18·1 to 59·7)	30 (16·7 to 51·1)	30·8 (17·3 to 51·6)	35 (20·1 to 59·4)	45·2 (25·8 to 75·5)	52·3 (31·5 to 87·6)	47·2 (29·5 to 77·3)	40 (26·1 to 59·6)	32·6 (22·8 to 46·4)	29 (20·7 to 40·2)	21·6 (15·3 to 29)	16 (11·7 to 21)	8·5 (6 to 11·2)	507
Peptic ulcer disease	0 (0 to 0)	0 (0 to 0)	0 (0 to 0)	0·1 (0·1 to 0·1)	0·1 (0 to 0·1)	0·2 (0·2 to 0·4)	0·4 (0·2 to 0·7)	0·8 (0·4 to 1·5)	1·2 (0·6 to 2)	1·8 (1·1 to 2·9)	2·4 (1·6 to 3·7)	2·8 (1·8 to 4)	3·2 (2·3 to 4·6)	5 (3·7 to 6·6)	6·9 (4·8 to 9·5)	10 (7·7 to 13)	9·4 (6·8 to 12·9)	11 (8·2 to 14·8)	12·4 (8·8 to 17)	14·2 (10 to 19·3)	11·2 (7·8 to 15·1)	9·3 (6·3 to 12·7)	5·1 (3·2 to 7)	108
Gastritis and duodenitis	0 (0 to 0)	0 (0 to 0)	0 (0 to 0)	0·3 (0·1 to 0·8)	0·7 (0·2 to 1·5)	1 (0·3 to 2·2)	1·8 (0·8 to 3·3)	2·7 (1·2 to 5·1)	3·3 (1·6 to 5·9)	4 (1·9 to 7·3)	4·7 (2·4 to 8·5)	3·5 (1·9 to 6·1)	3·7 (1·8 to 6·7)	3·9 (2·1 to 6·7)	5·1 (2·8 to 8·5)	6·2 (3·4 to 10·2)	6·5 (3·5 to 11·3)	5·8 (3·3 to 9·7)	4·8 (2·8 to 7·8)	4·1 (2·4 to 6·3)	3·1 (1·9 to 4·8)	2·3 (1·5 to 3·2)	1·4 (0·9 to 2)	69·1
Gastroesophageal reflux disease	0 (0 to 0)	0 (0 to 0)	0 (0 to 0)	0 (0 to 0)	0 (0 to 0·1)	0·7 (0·3 to 1·5)	4·3 (2·1 to 8)	12·4 (6 to 23·5)	21·3 (9·8 to 39·6)	27 (12·8 to 49·9)	26·8 (12·6 to 51·8)	23·7 (11·2 to 44·5)	23·9 (11·6 to 44·2)	26 (12·5 to 48)	33·2 (15·2 to 63·7)	36·1 (17·3 to 67·7)	31·3 (15·5 to 57·8)	23·1 (11·3 to 42)	15·3 (7·7 to 27·7)	10·7 (5·3 to 19·2)	7·3 (3·6 to 13·4)	4·3 (2·2 to 7·9)	2·1 (1 to 3·7)	330
Appendicitis	0 (0 to 0)	0 (0 to 0)	0 (0 to 0)	0·4 (0·2 to 0·6)	0·6 (0·4 to 0·8)	1·2 (0·9 to 1·7)	1 (0·3 to 2·2)	1·1 (0·3 to 2·3)	1·1 (0·8 to 1·6)	1·2 (0·8 to 1·8)	1 (0·7 to 1·4)	0·9 (0·6 to 1·3)	0·8 (0·6 to 1·2)	1·1 (0·8 to 1·7)	1·5 (1 to 2·2)	1·8 (1·2 to 2·6)	1·6 (1·1 to 2·1)	1·4 (0·9 to 2·1)	1·2 (0·7 to 2·1)	1·2 (0·7 to 2)	1 (0·6 to 1·5)	0·8 (0·4 to 1·2)	0·4 (0·2 to 0·6)	21·5
Paralytic ileus and intestinal obstruction	0·7 (0·5 to 1·1)	1·3 (0·8 to 1·9)	25·1 (14·5 to 41)	2·3 (1·6 to 3·2)	1 (0·7 to 1·4)	1·4 (0·9 to 2)	1·2 (0·7 to 2)	1·8 (1·1 to 2·8)	2·4 (1·3 to 4)	3 (1·7 to 5)	3·7 (2·1 to 6)	4·2 (2·5 to 6·5)	5 (3 to 7·6)	7·3 (4·4 to 11·4)	10·7 (6·5 to 15·6)	17·7 (11 to 26)	18·5 (12·8 to 24·6)	23 (15·2 to 32)	28·5 (18·9 to 40·4)	34·7 (22·6 to 48·3)	32·8 (20·9 to 44·8)	30·1 (17·7 to 41·6)	18·2 (10·4 to 25·7)	275
Inguinal, femoral, and abdominal hernia	1·3 (0·8 to 2·1)	0·8 (0·4 to 1·4)	2 (1 to 3·7)	1·8 (0·6 to 3·6)	0·7 (0·3 to 1·2)	0·4 (0·2 to 0·6)	0·4 (0·2 to 0·6)	0·6 (0·3 to 1)	1·2 (0·7 to 2)	1·9 (0·7 to 3·7)	2·2 (0·9 to 4·1)	2 (0·9 to 3·5)	2 (0·9 to 3·5)	3 (1·5 to 4·8)	4 (2·4 to 6·3)	5·7 (3·5 to 8·9)	5·7 (3·7 to 8·2)	6·2 (4 to 8·8)	6·8 (4·4 to 9·4)	7·4 (4·7 to 10·3)	6·5 (4·2 to 9·2)	5·7 (3·3 to 8·3)	3 (1·6 to 4·3)	71·2
Inflammatory bowel disease	0 (0 to 0)	0 (0 to 0)	0 (0 to 0)	2 (1·2 to 2·9)	0·5 (0·3 to 0·7)	1·2 (0·9 to 1·7)	3·6 (2 to 5·7)	8·5 (5 to 12·6)	14·7 (9·1 to 21·6)	19·2 (12·5 to 28·2)	20·4 (13·4 to 28·4)	14·7 (9·8 to 20·6)	14·4 (10 to 20·1)	16·8 (11·8 to 22·9)	21·9 (15·6 to 30·2)	27·9 (19·8 to 37·7)	25·6 (19·2 to 33·2)	24·6 (17·4 to 32·8)	21·6 (15·2 to 29·3)	20·5 (14·2 to 27·6)	14·9 (10·1 to 20·5)	11·2 (6·8 to 16·4)	6 (3·7 to 9)	290
Vascular intestinal disorders	0 (0 to 0)	0 (0 to 0)	0 (0 to 0)	0·4 (0·2 to 0·7)	0·1 (0·1 to 0·2)	0·3 (0·1 to 0·5)	0·5 (0·3 to 0·7)	0·8 (0·5 to 1·2)	1·3 (0·8 to 2·1)	1·8 (1·1 to 2·8)	2·5 (1·5 to 4)	3·1 (1·9 to 4·8)	4·7 (2·9 to 7)	8·2 (5·4 to 12·3)	13·7 (9·3 to 19·5)	22·5 (15·3 to 32·2)	24·9 (18·9 to 31·6)	28·7 (19·9 to 40·2)	30·7 (21·4 to 41·8)	29·6 (20·5 to 40·4)	19 (12·1 to 26·1)	14·8 (9·3 to 20·6)	7·3 (4·4 to 10·5)	215
Gallbladder and biliary diseases	0 (0 to 0)	0 (0 to 0)	0 (0 to 0)	0·6 (0·4 to 1)	1·3 (0·2 to 3)	2·5 (0·8 to 5)	5·4 (2·5 to 10·1)	11·6 (5·9 to 19·4)	19 (10·4 to 31·6)	23·5 (13 to 39·1)	24·4 (13·6 to 39·6)	21 (11·9 to 33·7)	20 (11·9 to 31·6)	22·1 (13 to 33·2)	27·4 (17·2 to 41·5)	34·3 (22·4 to 49·3)	31·6 (21·2 to 44·9)	30 (20·2 to 42·2)	29·5 (20·7 to 40·3)	29·1 (20·3 to 39·2)	24·6 (17 to 33·5)	20·1 (14 to 26·7)	10·8 (7·1 to 14·8)	389
Pancreatitis	0 (0 to 0)	0 (0 to 0)	0 (0 to 0)	0·2 (0·1 to 0·3)	0·3 (0·2 to 0·5)	0·7 (0·5 to 1·1)	1·1 (0·7 to 1·5)	2 (1·3 to 2·8)	3·9 (2·4 to 6)	5·5 (3·5 to 8·2)	6·2 (4 to 9·2)	6·2 (4 to 9·2)	6·7 (4·4 to 10)	7·8 (5·1 to 11·4)	8·9 (5·9 to 12·6)	11·9 (8·1 to 17·4)	10·3 (7·6 to 14·2)	10·5 (7 to 15)	8·9 (6 to 13)	8·7 (5·8 to 12·3)	6·2 (4·1 to 8·7)	5 (3·2 to 7)	2·6 (1·6 to 3·7)	114
Other digestive diseases	0 (0 to 0)	0 (0 to 0)	0 (0 to 0)	1·7 (1·1 to 2·5)	0·6 (0·3 to 0·8)	1·1 (0·7 to 1·6)	1·2 (0·8 to 1·8)	2 (1·3 to 2·9)	2·9 (1·7 to 4·5)	3·8 (2·2 to 5·8)	4·6 (2·8 to 7·2)	4·8 (2·8 to 7·8)	6·6 (3·8 to 10·2)	10·2 (6 to 16·5)	15·3 (9·4 to 24·3)	25·8 (15·7 to 38·5)	26·1 (17·6 to 37·4)	32·3 (20·6 to 50·2)	36·3 (23·2 to 56·4)	43·9 (28·2 to 63·6)	37 (24 to 54)	31·1 (19·7 to 49·3)	17·4 (10·6 to 27·5)	305
Neurological disorders	0·2 (0·1 to 0·3)	0·6 (0·3 to 0·9)	23·3 (15·3 to 34·4)	25·6 (14·2 to 42·5)	51·3 (18·2 to 103)	165 (36·3 to 362)	252 (52·4 to 583)	327 (70·4 to 718)	379 (88·6 to 813)	407 (113 to 848)	399 (131 to 789)	356 (133 to 710)	340 (154 to 637)	345 (174 to 624)	399 (216 to 694)	449 (278 to 696)	439 (303 to 645)	474 (333 to 724)	544 (366 to 925)	896 (525 to 1,660)	1,040 (560 to 1,950)	983 (502 to 1,860)	727 (349 to 1,410)	9,020
Alzheimer's disease and other dementias	0 (0 to 0)	0 (0 to 0)	0 (0 to 0)	0 (0 to 0)	0 (0 to 0)	0 (0 to 0)	0 (0 to 0)	0 (0 to 0)	0 (0 to 0)	0 (0 to 0)	0 (0 to 0)	2·8 (0·8 to 8·2)	11·8 (3·9 to 30·9)	16·8 (6·9 to 39·5)	31·1 (13 to 71·2)	63·5 (27 to 146)	117 (56·2 to 261)	217 (114 to 464)	338 (172 to 728)	703 (329 to 1,470)	903 (421 to 1,820)	903 (418 to 1,790)	696 (317 to 1,390)	4,000
Parkinson's disease	0 (0 to 0)	0 (0 to 0)	0 (0 to 0)	0 (0 to 0)	0 (0 to 0)	0 (0 to 0)	0 (0 to 0)	0 (0 to 0)	0·1 (0 to 0·1)	0·2 (0·1 to 0·4)	0·3 (0·2 to 0·5)	1·2 (0·9 to 1·6)	3 (2·4 to 3·7)	6·1 (4·8 to 7·8)	10·4 (7·7 to 13·7)	22·7 (17·7 to 28·4)	37·3 (30·4 to 45·7)	60·8 (50·8 to 72·8)	81·1 (67·3 to 96·7)	105 (85·3 to 127)	83·1 (63·4 to 102)	53 (37·8 to 65·9)	19·5 (13·4 to 24·3)	484
Idiopathic epilepsy	0 (0 to 0·1)	0·1 (0 to 0·2)	3·6 (2·1 to 6)	13·5 (5·5 to 25·7)	16·9 (4·9 to 37)	19·2 (6·9 to 41·1)	21 (9 to 42·9)	25·1 (11·7 to 45·9)	26·7 (13·2 to 48·9)	25·8 (13·6 to 44·8)	22·3 (11·1 to 39·8)	18·2 (8·9 to 33·6)	16·5 (8 to 30·2)	16·6 (8 to 30·5)	20·4 (9·2 to 39·9)	24·8 (10·5 to 47·7)	23·4 (9·1 to 45·9)	20·7 (8·1 to 40·8)	16·6 (6·1 to 33·7)	14·3 (5·2 to 29)	10·8 (3·6 to 22·8)	7 (2·3 to 14·7)	3·5 (1·2 to 7·2)	367
Multiple sclerosis	0 (0 to 0)	0 (0 to 0)	0 (0 to 0)	0 (0 to 0)	0·1 (0 to 0·1)	0·4 (0·2 to 0·6)	1·5 (0·9 to 2·3)	4·9 (2·7 to 8·1)	11·6 (6·8 to 18·2)	21·8 (14·4 to 31·1)	28·3 (20·2 to 37·5)	31·7 (22·2 to 41·8)	36·7 (25·1 to 48·8)	43·9 (29·7 to 57·8)	51·8 (32·3 to 68·6)	57·4 (34·1 to 76)	43·8 (25·3 to 60)	28·3 (16·6 to 40·1)	16·5 (9·4 to 23·3)	9·9 (5·4 to 14·4)	5·1 (2·9 to 7·4)	2·4 (1·5 to 3·3)	0·9 (0·5 to 1·2)	397
Motor neuron disease	0·2 (0·1 to 0·3)	0·5 (0·3 to 0·8)	12·5 (6·3 to 21·5)	4 (2·6 to 5·8)	0·9 (0·6 to 1·3)	1·2 (0·8 to 1·7)	0·9 (0·6 to 1·2)	0·9 (0·7 to 1·2)	1·4 (1·1 to 1·9)	2·6 (1·8 to 3·5)	3·3 (2·2 to 4·8)	5·7 (3·9 to 8·5)	9·5 (6·6 to 13·2)	17·6 (12·6 to 24·4)	28 (19·9 to 38·1)	47 (35·1 to 62)	49·1 (35·9 to 64·7)	42·1 (30·3 to 57·1)	29·2 (19·9 to 40·1)	18·7 (12·4 to 26·7)	7·2 (4·6 to 10·2)	2·3 (1·5 to 3·2)	0·6 (0·4 to 0·8)	285
Headache disorders	0 (0 to 0)	0 (0 to 0)	0 (0 to 0)	0 (0 to 0)	26·4 (0·5 to 69·4)	134 (5·7 to 325)	220 (18·7 to 542)	286 (28·8 to 678)	329 (37·4 to 758)	345 (51·5 to 781)	330 (58·7 to 719)	281 (61·9 to 632)	244 (58·1 to 532)	223 (53·5 to 497)	233 (59·1 to 514)	204 (54·8 to 443)	141 (41·1 to 293)	81·7 (25·2 to 173)	45·1 (13·2 to 95·8)	28·6 (8·6 to 59·8)	18·6 (5·4 to 39·9)	9·2 (2·5 to 20)	3·1 (0·6 to 7·2)	3,180
Migraine	0 (0 to 0)	0 (0 to 0)	0 (0 to 0)	0 (0 to 0)	23·8 (0·3 to 64·2)	125 (3·9 to 316)	206 (12·3 to 528)	268 (19·5 to 652)	307 (24·3 to 725)	319 (36·1 to 734)	301 (41·6 to 697)	256 (41·9 to 592)	221 (39·9 to 506)	200 (38·5 to 451)	208 (40·1 to 480)	179 (36·9 to 406)	121 (28·4 to 265)	69·2 (17·9 to 156)	37·9 (8·8 to 83·7)	23·9 (6 to 52·5)	15·4 (3·8 to 34·7)	7·5 (1·8 to 16·6)	2·5 (0·4 to 5·8)	2,890
Tension-type headache	0 (0 to 0)	0 (0 to 0)	0 (0 to 0)	0 (0 to 0)	2·6 (0·1 to 17·3)	9·3 (0·4 to 50·8)	14·1 (2 to 62)	18 (3·3 to 69·4)	22·3 (4·2 to 81·9)	26·2 (6 to 91·4)	28·8 (6·9 to 94·1)	25·2 (7·3 to 75·8)	22·8 (7 to 65·9)	23·3 (6·3 to 65·1)	25·5 (7·2 to 73·7)	25·6 (7·2 to 79·6)	19·6 (5·2 to 64·4)	12·6 (3 to 44·4)	7·2 (1·6 to 26·9)	4·7 (1 to 17·8)	3·2 (0·6 to 12·7)	1·7 (0·3 to 7·1)	0·7 (0 to 3·5)	294
Other neurological disorders	0 (0 to 0)	0 (0 to 0)	7·2 (4·6 to 10·7)	8·2 (4·7 to 13·3)	7·1 (3 to 13·8)	10·3 (4·7 to 20)	8·8 (4·6 to 16·1)	9·2 (5·6 to 14·3)	9·8 (6·3 to 14·5)	12·1 (8·4 to 17)	15·1 (11 to 20·6)	15·7 (11·5 to 20·3)	18·5 (13·8 to 24)	20·3 (15·1 to 26)	24·5 (18·3 to 31·8)	29·3 (22·1 to 38·5)	27·2 (20·5 to 35·8)	22·6 (16·9 to 29·4)	18·3 (13·2 to 24·8)	15·9 (11·4 to 21·8)	10·2 (6·5 to 15·1)	5·9 (4 to 8·1)	3·2 (2 to 4·6)	299
Mental disorders	0 (0 to 0·1)	0·1 (0·1 to 0·2)	2·3 (1·3 to 3·6)	13·8 (8·5 to 20·1)	79·6 (51·9 to 114)	329 (220 to 470)	594 (412 to 829)	741 (519 to 1,020)	828 (587 to 1,110)	831 (594 to 1,110)	747 (545 to 985)	592 (434 to 772)	524 (387 to 690)	487 (363 to 637)	539 (397 to 708)	495 (359 to 640)	375 (274 to 489)	253 (188 to 328)	163 (121 to 210)	114 (84·3 to 147)	79·2 (59·1 to 101)	46·1 (33·1 to 60·9)	20·4 (14 to 27·7)	7,850
Schizophrenia	0 (0 to 0)	0 (0 to 0)	0 (0 to 0)	0 (0 to 0)	0 (0 to 0)	1·2 (0·6 to 2·2)	11·7 (5·4 to 19·7)	55·3 (32 to 85·1)	101 (63·1 to 142)	125 (81·3 to 171)	123 (80·4 to 168)	102 (70 to 136)	91·7 (63·1 to 123)	87·3 (61 to 116)	94·3 (64·1 to 125)	81·1 (55 to 109)	55·9 (37·9 to 76·2)	33·2 (22·2 to 45·1)	18·2 (12·3 to 25·5)	10·4 (6·5 to 15)	5·8 (3·4 to 8·4)	2·6 (1·4 to 4·1)	0·9 (0·4 to 1·4)	1,000
Depressive disorders	0 (0 to 0)	0 (0 to 0)	0 (0 to 0)	0 (0 to 0·1)	5·2 (2 to 10)	128 (72·7 to 203)	300 (192 to 446)	337 (207 to 510)	322 (203 to 467)	294 (184 to 436)	255 (170 to 358)	199 (130 to 287)	176 (119 to 252)	168 (116 to 239)	184 (123 to 262)	170 (110 to 244)	132 (88·9 to 188)	92·6 (61·8 to 130)	61·7 (40·4 to 87·4)	45·3 (29·2 to 64·4)	33·7 (22·7 to 46·4)	21·1 (13·6 to 29·6)	10 (5·8 to 15·2)	2,930
Major depressive disorder	0 (0 to 0)	0 (0 to 0)	0 (0 to 0)	0 (0 to 0·1)	4·3 (1·5 to 8·7)	121 (67·7 to 193)	279 (176 to 420)	300 (177 to 464)	273 (169 to 404)	238 (142 to 371)	200 (130 to 286)	152 (94·4 to 225)	133 (88·4 to 192)	127 (85·1 to 180)	141 (90·9 to 204)	133 (82·2 to 199)	106 (68 to 150)	75·8 (49·8 to 109)	51·4 (32 to 75·6)	38·5 (23·6 to 56)	28·9 (18·9 to 40·1)	18 (11·2 to 25·9)	8·5 (4·5 to 13·4)	2,430
Dysthymia	0 (0 to 0)	0 (0 to 0)	0 (0 to 0)	0 (0 to 0)	0·9 (0·2 to 2·1)	7·3 (3·6 to 13·1)	20·5 (11·2 to 33·9)	36·6 (21·1 to 58·1)	49·1 (28·4 to 75·2)	55·7 (34·6 to 84·9)	55·2 (34·6 to 84·5)	47·3 (29·4 to 74·2)	43 (27 to 67·3)	40·4 (25·7 to 61·8)	42·6 (26·4 to 66)	36·7 (21·6 to 56·3)	26·1 (15·3 to 40·9)	16·7 (9·9 to 25·9)	10·2 (6·5 to 16)	6·9 (4·1 to 10·4)	4·9 (3 to 7·4)	3 (1·8 to 4·6)	1·5 (0·8 to 2·4)	505
Bipolar disorder	0 (0 to 0)	0 (0 to 0)	0 (0 to 0)	0 (0 to 0)	0 (0 to 0)	8·1 (3·6 to 14)	26·4 (14·2 to 42·4)	31·3 (18·2 to 48·7)	33 (18·4 to 50·9)	34 (19·9 to 53·8)	32·1 (18·9 to 49·4)	26·5 (15·3 to 40·3)	24·4 (14·5 to 38)	23·7 (13·6 to 38·2)	26·8 (15·1 to 42·8)	25·9 (14·8 to 41·2)	19·4 (10·1 to 32)	12·6 (6·4 to 20·2)	7·6 (4 to 12·6)	4·8 (2·4 to 8·1)	3 (1·4 to 5)	1·5 (0·7 to 2·7)	0·6 (0·3 to 1·1)	342
Anxiety disorders	0 (0 to 0)	0 (0 to 0)	0 (0 to 0)	2·1 (0·6 to 4·3)	32·8 (17·6 to 53·5)	85·9 (51·7 to 129)	135 (89·7 to 195)	197 (124 to 290)	239 (150 to 353)	254 (163 to 365)	236 (158 to 336)	194 (125 to 285)	175 (112 to 260)	170 (110 to 247)	187 (123 to 265)	172 (112 to 247)	130 (83·9 to 188)	87·9 (57·7 to 127)	56·8 (37·6 to 80·7)	38·9 (26·5 to 55·3)	25·6 (16·6 to 37)	13·6 (8·5 to 20·1)	5·2 (3·2 to 7·9)	2,440
Eating disorders	0 (0 to 0)	0 (0 to 0)	0 (0 to 0)	0 (0 to 0)	1 (0·1 to 2·5)	17·7 (8·8 to 29·5)	59·9 (31·8 to 108)	84·8 (48 to 137)	85·3 (50·4 to 138)	72·8 (44·1 to 111)	52 (30 to 82)	29·6 (16·8 to 47)	17·8 (10·3 to 27·9)	0 (0 to 0)	0 (0 to 0)	0 (0 to 0)	0 (0 to 0)	0 (0 to 0)	0 (0 to 0)	0 (0 to 0)	0 (0 to 0)	0 (0 to 0)	0 (0 to 0)	421
Anorexia nervosa	0 (0 to 0)	0 (0 to 0)	0 (0 to 0)	0 (0 to 0)	0·9 (0 to 2·3)	8·4 (4 to 14·6)	24·2 (13·4 to 43·1)	30·1 (16·2 to 52·1)	28·1 (15·8 to 47·4)	21 (11·2 to 34·3)	14·3 (7·7 to 23·9)	8·9 (4·6 to 14·6)	6 (3·1 to 9·7)	0 (0 to 0)	0 (0 to 0)	0 (0 to 0)	0 (0 to 0)	0 (0 to 0)	0 (0 to 0)	0 (0 to 0)	0 (0 to 0)	0 (0 to 0)	0 (0 to 0)	142
Bulimia nervosa	0 (0 to 0)	0 (0 to 0)	0 (0 to 0)	0 (0 to 0)	0·1 (0 to 0·3)	9·3 (3·4 to 18·7)	35·8 (15·3 to 75·7)	54·7 (25·2 to 97·3)	57·2 (28·1 to 98·1)	51·8 (27·8 to 86·7)	37·7 (19·7 to 63·3)	20·7 (10·5 to 36·5)	11·8 (5·8 to 21·5)	0 (0 to 0)	0 (0 to 0)	0 (0 to 0)	0 (0 to 0)	0 (0 to 0)	0 (0 to 0)	0 (0 to 0)	0 (0 to 0)	0 (0 to 0)	0 (0 to 0)	279
Autism spectrum disorders	0 (0 to 0·1)	0·1 (0·1 to 0·2)	1·9 (1·1 to 3)	8·1 (4·8 to 12·3)	10·4 (6·1 to 16·3)	9·4 (5·5 to 14·8)	8·5 (5·1 to 13·3)	8·6 (5·1 to 13·1)	8·9 (5 to 13·8)	8·7 (4·9 to 13·5)	7·7 (4·4 to 11·7)	6·1 (3·5 to 9·5)	5·6 (3·1 to 8·9)	5·5 (3·1 to 8·5)	6·4 (3·7 to 9·9)	6·2 (3·7 to 9·6)	4·9 (2·7 to 7·7)	3·5 (2·1 to 5·5)	2·4 (1·4 to 3·8)	1·8 (1 to 2·8)	1·3 (0·7 to 2)	0·8 (0·4 to 1·2)	0·3 (0·2 to 0·5)	117
Attention-deficit/hyperactivity disorder	0 (0 to 0)	0 (0 to 0)	0 (0 to 0)	0·5 (0·2 to 1)	5·7 (2·9 to 10·3)	7·2 (3·6 to 12·7)	5·5 (2·8 to 9·9)	4·3 (2·2 to 7·6)	3·5 (1·8 to 6·1)	2·8 (1·4 to 5·1)	2·1 (1 to 3·8)	1·5 (0·7 to 2·6)	1·1 (0·5 to 2·1)	0·9 (0·4 to 1·8)	0·8 (0·3 to 1·6)	0·5 (0·1 to 1)	0·2 (0 to 0·5)	0·1 (0 to 0·2)	0 (0 to 0·1)	0 (0 to 0)	0 (0 to 0)	0 (0 to 0)	0 (0 to 0)	36·7
Conduct disorder	0 (0 to 0)	0 (0 to 0)	0 (0 to 0)	0 (0 to 0)	19·3 (8·7 to 35·9)	64·6 (32·1 to 112)	35·1 (17·2 to 60·3)	0 (0 to 0)	0 (0 to 0)	0 (0 to 0)	0 (0 to 0)	0 (0 to 0)	0 (0 to 0)	0 (0 to 0)	0 (0 to 0)	0 (0 to 0)	0 (0 to 0)	0 (0 to 0)	0 (0 to 0)	0 (0 to 0)	0 (0 to 0)	0 (0 to 0)	0 (0 to 0)	119
Idiopathic developmental intellectual disability	0 (0 to 0)	0 (0 to 0·1)	0·4 (0 to 1)	3 (0·6 to 6)	5·3 (2 to 9·5)	5 (1·9 to 8·8)	4·5 (1·6 to 8·1)	4·7 (1·8 to 8·4)	4·9 (1·8 to 8·9)	4·8 (1·8 to 8·6)	4·2 (1·6 to 7·7)	3·5 (1·2 to 6·2)	3·3 (1·3 to 5·8)	3·3 (1·3 to 5·9)	3·9 (1·6 to 6·8)	3·7 (1·5 to 6·3)	2·8 (1·1 to 5)	1·9 (0·8 to 3·3)	1·2 (0·5 to 2·1)	1 (0·5 to 1·6)	0·6 (0·3 to 1)	0·3 (0·2 to 0·6)	0·1 (0·1 to 0·2)	62·2
Other mental disorders	0 (0 to 0)	0 (0 to 0)	0 (0 to 0)	0 (0 to 0)	0 (0 to 0)	1·2 (0·5 to 2·1)	7·3 (3·1 to 12·6)	18·9 (9·2 to 31·7)	29·5 (16 to 46·1)	35·1 (20·2 to 54·8)	35·3 (20·7 to 54·9)	30 (17·6 to 46·3)	28·6 (16·1 to 43·8)	29·3 (17·8 to 44·4)	35·3 (21·3 to 54)	35·3 (21·6 to 53·1)	29·1 (18·2 to 43·2)	21·4 (14 to 31·3)	15·2 (9·3 to 22·3)	11·9 (7·6 to 17·3)	9·3 (5·9 to 13·3)	6·2 (4 to 9)	3·2 (2 to 4·5)	382
Substance use disorders	0 (0 to 0)	0 (0 to 0)	0 (0 to 0·1)	0·2 (0 to 0·5)	0·3 (0·1 to 0·7)	5·1 (2·7 to 8·6)	157 (110 to 214)	534 (375 to 735)	685 (504 to 898)	588 (454 to 754)	439 (341 to 560)	316 (246 to 392)	266 (208 to 333)	223 (176 to 281)	187 (142 to 238)	137 (105 to 175)	79·4 (60·4 to 101)	44 (33·2 to 57·5)	25·8 (19·5 to 33·6)	18·7 (13·7 to 24·7)	14·4 (10·7 to 19·3)	10·2 (7·2 to 13·9)	6·1 (4·1 to 8·7)	3,740
Alcohol use disorders	0 (0 to 0)	0 (0 to 0)	0 (0 to 0·1)	0·2 (0 to 0·5)	0·3 (0·1 to 0·7)	3·8 (1·9 to 6·6)	38·1 (22·9 to 58·8)	95·1 (59·1 to 145)	113 (76·6 to 162)	121 (82·2 to 172)	112 (80·1 to 147)	93·5 (66·4 to 126)	91·3 (64·1 to 122)	81 (58·7 to 108)	76·9 (56·1 to 102)	66·7 (48·1 to 89·2)	42·2 (30·9 to 56)	23·7 (16·8 to 32·4)	13·9 (9·9 to 19)	9·8 (6·7 to 13·9)	7·9 (5·3 to 11·4)	5·8 (3·8 to 8·6)	3·6 (2·2 to 5·6)	1,000
Drug use disorders	0 (0 to 0)	0 (0 to 0)	0 (0 to 0)	0 (0 to 0)	0 (0 to 0)	1·3 (0·4 to 2·8)	119 (80·7 to 170)	439 (299 to 628)	572 (408 to 766)	467 (356 to 610)	327 (246 to 430)	222 (167 to 287)	175 (127 to 225)	142 (106 to 186)	110 (77·1 to 148)	70·3 (49·2 to 100)	37·2 (24·3 to 52·1)	20·4 (13·6 to 29·2)	11·9 (8 to 17·2)	8·9 (5·7 to 13·3)	6·5 (4·2 to 9·7)	4·3 (2·6 to 6·7)	2·5 (1·5 to 3·9)	2,740
Opioid use disorders	0 (0 to 0)	0 (0 to 0)	0 (0 to 0)	0 (0 to 0)	0 (0 to 0)	0 (0 to 0)	83·4 (50·8 to 126)	361 (230 to 538)	466 (319 to 650)	359 (261 to 490)	249 (184 to 336)	164 (120 to 217)	128 (92·3 to 169)	109 (78 to 144)	84·9 (57·6 to 117)	54·9 (35·9 to 80·8)	29 (17·9 to 42·4)	15·7 (9·4 to 23·8)	9·7 (6 to 14·7)	7·3 (4·3 to 11·3)	5·4 (3·2 to 8·3)	3·6 (2 to 5·9)	2·1 (1·2 to 3·5)	2,130
Cocaine use disorders	0 (0 to 0)	0 (0 to 0)	0 (0 to 0)	0 (0 to 0)	0 (0 to 0)	0·3 (0·1 to 0·6)	12·2 (5·2 to 22·2)	22·2 (13·4 to 33·4)	29·1 (18·9 to 42·5)	38·1 (26 to 53)	28·7 (19·4 to 39·6)	21·1 (14·1 to 29·8)	16·3 (10·7 to 23·2)	11·8 (7·4 to 17·3)	8·7 (5·1 to 13·3)	5·6 (3 to 9·1)	2·8 (1·3 to 5)	1·1 (0·2 to 2·5)	0·7 (0·1 to 1·5)	0·5 (0 to 1·2)	0·3 (0 to 0·8)	0·2 (0 to 0·5)	0·1 (0 to 0·2)	200
Amphetamine use disorders	0 (0 to 0)	0 (0 to 0)	0 (0 to 0)	0 (0 to 0)	0 (0 to 0)	0 (0 to 0)	3·2 (1·3 to 6)	14·9 (8·3 to 23·5)	21·5 (13·4 to 32·3)	18·1 (11·3 to 26·5)	11·4 (7 to 17·5)	7·7 (4·6 to 11·6)	5·8 (3·4 to 8·8)	4·7 (3 to 6·9)	3·1 (2 to 4·6)	2 (1·4 to 3)	0·9 (0·6 to 1·3)	0·3 (0·1 to 0·4)	0·1 (0·1 to 0·2)	0·1 (0 to 0·2)	0·1 (0 to 0·1)	0·1 (0 to 0·1)	0 (0 to 0·1)	94·1
Cannabis use disorders	0 (0 to 0)	0 (0 to 0)	0 (0 to 0)	0 (0 to 0)	0 (0 to 0)	0·8 (0 to 2·1)	8·4 (2·2 to 20)	10·2 (4·4 to 18·5)	7 (3 to 14·2)	4·2 (1·7 to 7·7)	2·8 (1·1 to 5·5)	2 (0·6 to 4)	1·5 (0·4 to 3)	1·2 (0·3 to 2·4)	1 (0·5 to 1·9)	0·7 (0·3 to 1·2)	0·4 (0·1 to 0·7)	0·2 (0·1 to 0·3)	0·1 (0 to 0·2)	0 (0 to 0·1)	0 (0 to 0)	0 (0 to 0)	0 (0 to 0)	40·3
Other drug use disorders	0 (0 to 0)	0 (0 to 0)	0 (0 to 0)	0 (0 to 0)	0 (0 to 0)	0·2 (0·1 to 0·4)	12·1 (6·7 to 20·1)	30·6 (20·9 to 43·9)	48·1 (32·7 to 65·8)	48·1 (33·4 to 65·4)	36·1 (25·3 to 50·1)	27·1 (18·7 to 37·1)	22·7 (15·7 to 30·9)	16·2 (11 to 22·4)	12·2 (8·2 to 17·3)	7·2 (4·5 to 10·7)	4·1 (2·6 to 6)	3·1 (2 to 4·6)	1·3 (0·8 to 1·9)	1 (0·6 to 1·6)	0·7 (0·4 to 1·1)	0·5 (0·3 to 0·7)	0·2 (0·1 to 0·3)	271
Diabetes and kidney diseases	0 (0 to 0)	0·1 (0 to 0·1)	6·3 (4·2 to 9·1)	3·9 (2·8 to 5·2)	6 (3·8 to 8·6)	10·1 (7·2 to 13·9)	20·4 (15·1 to 26·8)	40·3 (30·6 to 52·1)	74·7 (57·5 to 94·7)	114 (88·1 to 141)	145 (114 to 179)	170 (133 to 207)	222 (170 to 272)	331 (261 to 411)	531 (418 to 656)	790 (617 to 979)	807 (639 to 997)	725 (579 to 894)	614 (497 to 746)	601 (483 to 718)	491 (392 to 599)	365 (278 to 450)	208 (151 to 260)	6,280
Diabetes mellitus	0 (0 to 0)	0·1 (0 to 0·1)	1·1 (0·5 to 2·2)	1·3 (0·8 to 1·9)	3·2 (1·7 to 5·2)	6·6 (4·4 to 9·5)	13·1 (9·2 to 18)	25·6 (18·2 to 33·9)	47·5 (35 to 62·2)	72·9 (54·8 to 95)	96·6 (72·4 to 123)	118 (87·3 to 152)	161 (119 to 206)	248 (185 to 318)	408 (305 to 526)	593 (442 to 758)	591 (445 to 758)	506 (388 to 648)	390 (306 to 485)	338 (266 to 417)	252 (195 to 314)	165 (126 to 205)	79·3 (60·7 to 97·9)	4,120
Diabetes mellitus type 1	0 (0 to 0)	0·1 (0 to 0·1)	1·1 (0·5 to 2·2)	1·3 (0·8 to 1·9)	3·2 (1·7 to 5·2)	6·6 (4·4 to 9·5)	8·9 (6·3 to 12·4)	16 (11·6 to 21·1)	28·7 (20·8 to 38·2)	29·9 (21 to 40·9)	31·5 (22·5 to 42·9)	32 (23·1 to 43·4)	17·6 (12 to 24·6)	21·5 (14·8 to 29·7)	28·6 (19·3 to 40·4)	30·4 (21·3 to 41·7)	27·7 (19·3 to 38·8)	21·1 (14·8 to 29)	15 (10·3 to 20·8)	10·1 (7 to 14)	7·7 (5·3 to 10·7)	5 (3·5 to 6·9)	2·4 (1·6 to 3·3)	346
Diabetes mellitus type 2	0 (0 to 0)	0 (0 to 0)	0 (0 to 0)	0 (0 to 0)	0 (0 to 0)	0 (0 to 0)	4·2 (1·5 to 7·7)	9·6 (5·3 to 15·5)	18·7 (11·2 to 28)	43 (29·7 to 59·4)	65·1 (45·6 to 87·7)	86·3 (61·8 to 114)	144 (105 to 184)	227 (168 to 292)	379 (284 to 490)	563 (419 to 722)	564 (422 to 725)	485 (371 to 624)	375 (294 to 468)	328 (258 to 403)	244 (188 to 305)	160 (122 to 199)	76·9 (58·7 to 95)	3,770
Chronic kidney disease	0 (0 to 0)	0 (0 to 0)	5·1 (3·3 to 7·7)	2·5 (1·8 to 3·6)	2·8 (1·7 to 4·7)	3·5 (2·1 to 5·8)	7·3 (4·4 to 11·2)	14·7 (9·8 to 21·2)	27·2 (18·6 to 37·8)	41·2 (29·4 to 55·2)	47·9 (34·8 to 63·4)	51·5 (37·8 to 68·5)	60·9 (44 to 81·6)	82·6 (60·8 to 110)	123 (92·8 to 158)	196 (149 to 253)	215 (166 to 278)	219 (170 to 276)	224 (174 to 286)	262 (203 to 334)	239 (178 to 307)	199 (139 to 256)	129 (85·1 to 166)	2,150
Chronic kidney disease due to diabetes mellitus type 1	0 (0 to 0)	0 (0 to 0)	0 (0 to 0)	0 (0 to 0·1)	0·1 (0 to 0·2)	0·1 (0 to 0·3)	0·2 (0 to 0·4)	0·4 (0·2 to 1·1)	1·6 (0·7 to 3)	3·9 (2 to 6·8)	5·2 (2·5 to 9·1)	5·5 (2·7 to 9·6)	5·4 (2·5 to 10·1)	5·5 (2·5 to 10)	6 (2·6 to 11·7)	7·3 (3 to 15·5)	6·7 (3 to 13·5)	5·8 (2·7 to 11·3)	4·5 (1·9 to 9·7)	3·4 (1·4 to 7·2)	1·2 (0·4 to 3)	0·2 (0·1 to 0·6)	0 (0 to 0·1)	62·9
Chronic kidney disease due to diabetes mellitus type 2	0 (0 to 0)	0 (0 to 0)	0 (0 to 0)	0 (0 to 0)	0 (0 to 0)	0 (0 to 0)	0 (0 to 0·1)	0·1 (0·1 to 0·3)	0·8 (0·3 to 1·6)	2·6 (1·1 to 5·2)	4·9 (2·4 to 8·5)	7·9 (4·3 to 12·9)	13·1 (6·9 to 20·8)	23 (13·2 to 35)	39·5 (23 to 57·7)	68·9 (41·3 to 99)	79·5 (52·5 to 114)	81·7 (54·4 to 111)	79·6 (51 to 113)	85·4 (54·3 to 123)	65·2 (39·1 to 101)	45·1 (24·7 to 73·7)	25·8 (12·2 to 47·1)	623
Chronic kidney disease due to hypertension	0 (0 to 0)	0 (0 to 0)	0 (0 to 0)	0 (0 to 0)	0 (0 to 0)	0 (0 to 0)	0·7 (0·3 to 1·5)	1·5 (0·7 to 2·7)	3·2 (1·8 to 5·3)	5·2 (2·7 to 8·9)	6·6 (3·8 to 10·4)	8·4 (5·3 to 12·4)	10·8 (6·7 to 16·4)	16·1 (10·3 to 23·9)	27 (17·4 to 40·4)	49·2 (31·5 to 70)	58·7 (38·8 to 82·6)	64·2 (44 to 89·7)	72·6 (49·8 to 101)	98·8 (67·2 to 139)	104 (70·5 to 143)	97·6 (60·8 to 137)	65·4 (38·9 to 92·8)	690
Chronic kidney disease due to glomerulonephritis	0 (0 to 0)	0 (0 to 0)	1·9 (1 to 3·3)	0·9 (0·5 to 1·3)	0·9 (0·5 to 1·6)	1·2 (0·7 to 2)	2·4 (1·5 to 3·6)	5·2 (3·3 to 7·8)	10·2 (6·4 to 15·6)	14·8 (8·8 to 22·7)	15·8 (9·4 to 23·6)	15·5 (9·1 to 23·4)	15·5 (9·1 to 23·8)	17·8 (10·2 to 28·3)	21·8 (12·2 to 36·8)	27·6 (14·7 to 46)	23·4 (12·2 to 38·8)	18·7 (10·3 to 31·3)	16·2 (8·4 to 27·6)	17 (7·8 to 31·1)	13·4 (6·2 to 25·6)	10·6 (4·6 to 20·8)	6·6 (2·4 to 14·2)	257
Chronic kidney disease due to other and unspecified causes	0 (0 to 0)	0 (0 to 0)	3·2 (1·9 to 5)	1·6 (1·1 to 2·4)	1·9 (1·1 to 3·1)	2·2 (1·3 to 3·9)	3·9 (2 to 6·9)	7·4 (4·2 to 11·5)	11·5 (6·9 to 17·9)	14·6 (8·9 to 22)	15·5 (9·3 to 23·4)	14·3 (8·3 to 22·1)	16·1 (9·5 to 25·4)	20·2 (12·2 to 31·7)	28·8 (17·1 to 43·8)	43·2 (25·5 to 70·3)	46·9 (28·3 to 71)	48·4 (29 to 73)	50·9 (30·7 to 76·9)	57·5 (35 to 86·9)	54·9 (32·9 to 81·3)	45·8 (29·4 to 68·5)	31·1 (18·1 to 48·3)	520
Acute glomerulonephritis	0 (0 to 0)	0 (0 to 0)	0 (0 to 0·1)	0 (0 to 0)	0 (0 to 0)	0 (0 to 0)	0 (0 to 0)	0 (0 to 0·1)	0 (0 to 0·1)	0·1 (0 to 0·1)	0·1 (0 to 0·1)	0·1 (0 to 0·1)	0 (0 to 0·1)	0·1 (0 to 0·1)	0·1 (0 to 0·2)	0·2 (0·1 to 0·4)	0·2 (0·1 to 0·5)	0·2 (0·1 to 0·6)	0·2 (0·1 to 0·4)	0·3 (0·1 to 0·7)	0·3 (0·1 to 0·6)	0·2 (0·1 to 0·5)	0·1 (0·1 to 0·3)	2·4
Skin and subcutaneous diseases	0 (0 to 0)	0 (0 to 0·1)	4·3 (2·8 to 6·4)	105 (64 to 157)	144 (92·2 to 211)	163 (108 to 236)	155 (103 to 224)	123 (84 to 177)	125 (83·6 to 178)	128 (87·2 to 184)	122 (82 to 169)	100 (69·2 to 140)	92·9 (63·6 to 129)	100 (69·8 to 142)	128 (89·2 to 181)	142 (99·5 to 200)	136 (96·5 to 191)	109 (77 to 155)	78·7 (57 to 110)	62·7 (44·9 to 92·1)	48·3 (34·8 to 70·8)	33·1 (23·6 to 49·6)	19·1 (13·8 to 30·6)	2,120
Dermatitis	0 (0 to 0)	0 (0 to 0)	0 (0 to 0)	55·9 (30·2 to 93·7)	49·3 (26·3 to 83·1)	31·9 (17·7 to 52·6)	25 (14·3 to 40·6)	23·1 (13·6 to 37·3)	23·9 (13·7 to 37·8)	24·6 (13·8 to 39·6)	22·7 (12·5 to 35·8)	18·9 (10·8 to 30·7)	18 (10 to 28·7)	19·2 (10·7 to 31·2)	24 (13·7 to 38·4)	26 (14·6 to 40·3)	24·9 (13·9 to 39·7)	19·8 (11·3 to 30·7)	13·9 (8·3 to 21·3)	10·5 (6·3 to 16·6)	7·9 (4·8 to 12·5)	4·9 (3 to 7·7)	2·4 (1·4 to 3·8)	447
Atopic dermatitis	0 (0 to 0)	0 (0 to 0)	0 (0 to 0)	55·6 (29·8 to 93)	46·1 (24·3 to 78·6)	23·9 (12·7 to 41·2)	16·6 (8·7 to 28·8)	13·7 (7 to 23·8)	13 (6·8 to 23·1)	12·8 (6·6 to 22·3)	11·6 (5·8 to 20·2)	9·4 (4·9 to 16·7)	8·8 (4·5 to 15·4)	8·9 (4·6 to 15·3)	11 (5·7 to 19·3)	11·7 (6·1 to 20·2)	10·9 (5·8 to 18·5)	8·4 (4·6 to 14·6)	6 (3·2 to 10·1)	4·6 (2·5 to 7·7)	3·5 (2 to 6)	2·3 (1·2 to 3·9)	1·2 (0·6 to 2)	280
Contact dermatitis	0 (0 to 0)	0 (0 to 0)	0 (0 to 0)	0 (0 to 0)	2·7 (1 to 5·6)	7·3 (3·4 to 13·1)	7·7 (3·4 to 14·5)	8·6 (3·7 to 15·5)	9·9 (4·7 to 18)	10·8 (4·7 to 19·9)	10·2 (4·6 to 19·3)	8·6 (3·8 to 16·8)	8·4 (3·8 to 16·1)	9·6 (4·3 to 17·4)	12 (5·5 to 23·7)	13·2 (6 to 24·5)	12·8 (6·1 to 24·8)	10·3 (5·2 to 19)	7·1 (3·6 to 12·6)	5·4 (2·5 to 9·5)	3·9 (1·8 to 7·2)	2·4 (1·1 to 4·2)	1·1 (0·5 to 2·2)	152
Seborrhoeic dermatitis	0 (0 to 0)	0 (0 to 0)	0 (0 to 0)	0·3 (0·1 to 0·6)	0·5 (0·2 to 0·9)	0·7 (0·3 to 1·3)	0·7 (0·3 to 1·2)	0·8 (0·4 to 1·4)	1 (0·5 to 1·8)	1 (0·5 to 1·8)	1 (0·5 to 1·7)	0·8 (0·4 to 1·4)	0·7 (0·3 to 1·3)	0·7 (0·3 to 1·3)	0·9 (0·4 to 1·7)	1·1 (0·5 to 1·9)	1·2 (0·6 to 2·1)	1 (0·5 to 1·8)	0·8 (0·4 to 1·4)	0·6 (0·3 to 1)	0·4 (0·2 to 0·7)	0·2 (0·1 to 0·4)	0·1 (0 to 0·2)	14·6
Psoriasis	0 (0 to 0)	0 (0 to 0)	0 (0 to 0)	4·2 (1·9 to 7·2)	10 (5·2 to 16)	11·7 (6·8 to 17·9)	12·5 (7·6 to 18·7)	14·7 (8·9 to 21·8)	18·6 (11·6 to 27·9)	21·4 (13·1 to 30·7)	21·1 (13·3 to 29·9)	18·5 (11·7 to 26·4)	18·6 (12 to 26)	21·9 (14·7 to 31·3)	29 (19·1 to 40·3)	32 (21·4 to 44·6)	29·5 (20·2 to 40·6)	21·4 (14·6 to 28·9)	13 (8·8 to 17·8)	8·3 (5·6 to 11·5)	5 (3·4 to 6·9)	2·5 (1·6 to 3·5)	0·9 (0·6 to 1·4)	315
Bacterial skin diseases	0 (0 to 0)	0 (0 to 0)	0·6 (0·3 to 1·1)	1 (0·5 to 1·8)	1·3 (0·6 to 2·4)	1·2 (0·5 to 2·2)	1·4 (0·7 to 2·4)	1·7 (0·9 to 3)	2·1 (1·2 to 3·5)	2·8 (1·6 to 4·5)	3·2 (1·9 to 5)	3·2 (2 to 4·9)	4 (2·5 to 6·9)	5·4 (3·4 to 9·3)	8 (4·6 to 14·7)	9·9 (6·3 to 18·6)	10·7 (6·8 to 22·1)	9·8 (6 to 20·9)	9·8 (6 to 21·8)	10·2 (5·7 to 24·8)	9·1 (5·1 to 21·8)	7·5 (4·1 to 18·5)	5·6 (2·9 to 13·5)	109
Cellulitis	0 (0 to 0)	0 (0 to 0)	0·2 (0·1 to 0·3)	0·8 (0·3 to 1·5)	1·1 (0·4 to 2·1)	1 (0·4 to 2)	1·2 (0·5 to 2·1)	1·4 (0·6 to 2·4)	1·6 (0·8 to 2·8)	2·1 (1·1 to 3·5)	2·4 (1·3 to 3·8)	2·3 (1·3 to 3·5)	2·8 (1·8 to 4·7)	3·6 (2·1 to 6)	5·1 (2·8 to 9·2)	6·3 (3·8 to 11·5)	6·6 (3·9 to 13·2)	5·9 (3·5 to 12·4)	5·8 (3·5 to 13·5)	5·8 (3·1 to 14·5)	5·2 (2·7 to 13·3)	4·4 (2·3 to 11·9)	3·2 (1·5 to 9)	68·7
Pyoderma	0 (0 to 0)	0 (0 to 0)	0·4 (0·2 to 0·8)	0·3 (0·1 to 0·4)	0·2 (0·1 to 0·4)	0·2 (0·1 to 0·3)	0·2 (0·1 to 0·4)	0·3 (0·2 to 0·6)	0·5 (0·2 to 0·9)	0·7 (0·3 to 1·2)	0·8 (0·4 to 1·6)	0·9 (0·4 to 1·8)	1·2 (0·5 to 2·4)	1·8 (0·9 to 3·5)	2·9 (1·4 to 5·7)	3·6 (1·8 to 7·3)	4·1 (2·1 to 9·2)	3·9 (1·9 to 9·6)	4·1 (2·1 to 9·7)	4·4 (2·1 to 10·2)	4 (1·9 to 9·8)	3·1 (1·5 to 7·4)	2·4 (1 to 5·9)	39·9
Scabies	0 (0 to 0)	0 (0 to 0)	0·1 (0 to 0·1)	0·6 (0·3 to 1·1)	0·9 (0·4 to 1·7)	0·9 (0·4 to 1·8)	1·1 (0·5 to 2·1)	1·1 (0·5 to 2·2)	0·8 (0·3 to 1·5)	0·6 (0·2 to 1·2)	0·5 (0·2 to 1·1)	0·5 (0·2 to 0·9)	0·4 (0·2 to 0·9)	0·4 (0·2 to 0·8)	0·5 (0·2 to 1)	0·5 (0·2 to 0·9)	0·4 (0·1 to 0·8)	0·3 (0·1 to 0·5)	0·2 (0·1 to 0·4)	0·2 (0·1 to 0·4)	0·2 (0·1 to 0·3)	0·1 (0 to 0·2)	0·1 (0 to 0·1)	10·3
Fungal skin diseases	0 (0 to 0)	0 (0 to 0)	0·1 (0 to 0·2)	0·7 (0·3 to 1·5)	1 (0·4 to 2·2)	0·9 (0·3 to 2)	1·1 (0·4 to 2·3)	1·2 (0·4 to 2·5)	1·2 (0·5 to 2·6)	1·3 (0·5 to 2·8)	1·3 (0·5 to 2·7)	1·2 (0·5 to 2·6)	1·2 (0·5 to 2·6)	1·4 (0·6 to 3)	2 (0·8 to 4·2)	2·3 (0·9 to 4·8)	2·7 (1·1 to 5·6)	3·1 (1·2 to 6·6)	2·9 (1·1 to 6·3)	3·1 (1·2 to 6·3)	3·3 (1·3 to 6·8)	2·6 (1·1 to 5·3)	1·5 (0·6 to 3)	36·1
Viral skin diseases	0 (0 to 0)	0 (0 to 0)	0 (0 to 0)	18·4 (11·4 to 27·8)	57·4 (36 to 87·6)	61·4 (38·3 to 92·1)	38·9 (24 to 57·8)	25·8 (16·3 to 38·5)	22·7 (14·2 to 34·5)	21·1 (13·1 to 31·7)	20·7 (13·1 to 30·8)	18·2 (11·7 to 26·9)	16·7 (10·6 to 25)	17·5 (11 to 25·9)	21 (13·4 to 31·5)	23 (14·4 to 34·4)	21 (13·5 to 31·3)	15·9 (10·1 to 23·7)	9·8 (6·2 to 14·5)	6·5 (4·1 to 9·6)	4·2 (2·7 to 6·2)	2·3 (1·5 to 3·2)	0·9 (0·6 to 1·3)	423
Acne vulgaris	0 (0 to 0)	0 (0 to 0)	0 (0 to 0)	0 (0 to 0)	1·7 (0·9 to 2·9)	34·5 (19·9 to 56·3)	51 (29·4 to 80·3)	29·4 (16·9 to 45·9)	24·6 (14·6 to 38·8)	19·9 (11·1 to 32·8)	16·7 (9·5 to 27·2)	10·6 (6 to 17·3)	6·8 (3·8 to 11·2)	4·5 (2·3 to 7·5)	4 (1·9 to 7·1)	2·9 (1·4 to 5·2)	2·1 (1·2 to 3·2)	1·3 (0·7 to 2·1)	0·8 (0·4 to 1·2)	0·5 (0·3 to 0·8)	0·3 (0·1 to 0·4)	0·1 (0·1 to 0·2)	0 (0 to 0)	212
Alopecia areata	0 (0 to 0)	0 (0 to 0)	0 (0 to 0)	0·8 (0·4 to 1·3)	1·1 (0·5 to 2)	1·3 (0·7 to 2·3)	2·2 (1·2 to 3·5)	3·3 (1·8 to 5·2)	5·1 (3·1 to 8)	6 (3·6 to 9·6)	5·8 (3·6 to 9)	4·4 (2·6 to 7)	3·7 (2·1 to 5·8)	3·8 (2·3 to 5·8)	4·9 (3 to 7·5)	5·2 (3·2 to 8·3)	4 (2·4 to 6·2)	2·6 (1·5 to 3·9)	1·4 (0·9 to 2·2)	0·8 (0·5 to 1·3)	0·5 (0·3 to 0·8)	0·2 (0·1 to 0·3)	0 (0 to 0·1)	57·2
Pruritus	0 (0 to 0)	0 (0 to 0)	0·1 (0 to 0·1)	0·9 (0·4 to 1·7)	1·1 (0·5 to 2·3)	1 (0·4 to 1·9)	1·6 (0·7 to 3)	2·5 (1·2 to 4·7)	3 (1·3 to 5·6)	3·4 (1·5 to 6·4)	3·2 (1·5 to 6·2)	2·3 (1·1 to 4·3)	2·1 (1 to 4·1)	2·3 (1·1 to 4·5)	2·9 (1·3 to 5·6)	3·3 (1·5 to 6·3)	3·3 (1·4 to 6·2)	2·7 (1·2 to 5·2)	2 (0·9 to 3·9)	1·5 (0·7 to 2·9)	1·1 (0·5 to 2·1)	0·7 (0·3 to 1·3)	0·3 (0·1 to 0·6)	41·2
Urticaria	0 (0 to 0)	0 (0 to 0)	2·7 (1·6 to 4·1)	18·9 (11·8 to 28·5)	16·2 (9·6 to 24·4)	11·4 (6·6 to 17·8)	11·6 (7 to 18·1)	11·7 (6·9 to 17·7)	12·3 (7·5 to 19·4)	12·7 (7·7 to 19·2)	12·2 (7·3 to 18·9)	9·7 (5·7 to 14·5)	7·7 (4·5 to 11·9)	7·6 (4·5 to 12)	8·8 (5·1 to 13·5)	8·8 (4·8 to 14·1)	7·7 (4·2 to 12·2)	5·6 (3·2 to 9)	3·6 (1·9 to 5·9)	2·4 (1·3 to 3·8)	1·4 (0·8 to 2·4)	0·7 (0·4 to 1·2)	0·3 (0·1 to 0·5)	174
Decubitus ulcer	0 (0 to 0)	0 (0 to 0)	0 (0 to 0)	0·1 (0 to 0·1)	0·1 (0 to 0·1)	0·1 (0·1 to 0·2)	0·1 (0·1 to 0·2)	0·2 (0·1 to 0·3)	0·3 (0·1 to 0·4)	0·3 (0·2 to 0·5)	0·3 (0·2 to 0·5)	0·4 (0·2 to 0·6)	0·5 (0·3 to 0·8)	0·8 (0·5 to 1·3)	1·4 (0·9 to 2·4)	2·5 (1·5 to 4·2)	3·4 (1·5 to 6·3)	4·2 (2·1 to 7·8)	5·2 (3 to 9·4)	6·1 (3·5 to 10·8)	6·5 (4·1 to 11)	6·1 (3·7 to 10·2)	4·3 (2·6 to 7·5)	42·9
Other skin and subcutaneous diseases	0 (0 to 0)	0 (0 to 0)	0·8 (0·4 to 1·6)	3·5 (1·7 to 6·6)	4·3 (2 to 8)	7·2 (3·4 to 13·4)	8·1 (3·8 to 15)	8·4 (3·9 to 15·9)	10·8 (5·2 to 20·4)	13·4 (6·4 to 26·2)	13·7 (6·4 to 25·2)	12·2 (5·8 to 22·5)	13 (6·4 to 24·1)	15·6 (7·5 to 28)	21·9 (10·7 to 40)	25·6 (12·4 to 47·5)	26·3 (12·9 to 48·4)	22·2 (10·9 to 40·9)	16 (7·9 to 28·8)	12·7 (6·4 to 22·8)	8·9 (4·5 to 16·1)	5·4 (2·8 to 9·9)	2·7 (1·4 to 4·9)	253
Sense organ diseases	0 (0 to 0)	0 (0 to 0·1)	1·1 (0·7 to 1·7)	10·2 (6·3 to 15·3)	19·1 (12·1 to 28·2)	20·9 (13·1 to 30·7)	23·4 (14·8 to 34·5)	30·7 (19·5 to 44·8)	40·5 (25·8 to 59·8)	50·1 (32·2 to 74·8)	52·9 (34·1 to 75·4)	52·1 (33·8 to 76·7)	64·8 (40·4 to 96·4)	96·4 (62·9 to 146)	178 (119 to 259)	270 (176 to 388)	325 (218 to 465)	335 (226 to 467)	332 (228 to 473)	333 (231 to 454)	307 (218 to 402)	224 (158 to 293)	116 (83·5 to 151)	2,880
Blindness and vision loss	0 (0 to 0)	0 (0 to 0)	0·3 (0·2 to 0·6)	4·8 (2·7 to 8)	9·2 (5·3 to 14·6)	8·9 (5·3 to 14·6)	8·5 (5 to 13·7)	9·5 (5·5 to 14·9)	9·9 (5·8 to 15·3)	9·9 (5·9 to 15)	9·8 (6 to 15·2)	9·5 (5·7 to 14·3)	11 (7 to 16·4)	14·7 (9·3 to 22·4)	24·7 (16·2 to 37)	35·4 (23·4 to 52·5)	42·5 (28·6 to 60·3)	45·3 (31·2 to 62·6)	47·6 (33·1 to 65)	52·2 (36·3 to 71)	54·9 (38·8 to 72·8)	46·2 (32·7 to 61·1)	29·6 (20·9 to 39·8)	484
Glaucoma	0 (0 to 0)	0 (0 to 0)	0 (0 to 0)	0 (0 to 0)	0 (0 to 0)	0 (0 to 0)	0 (0 to 0)	0 (0 to 0)	0 (0 to 0)	0 (0 to 0)	0 (0 to 0)	0 (0 to 0)	0 (0 to 0)	0·2 (0·1 to 0·3)	0·6 (0·2 to 1·3)	1·5 (0·6 to 2·9)	2·3 (1·1 to 4)	3·1 (1·6 to 5)	4 (2·3 to 6·1)	5·3 (3·3 to 7·9)	6·6 (4·2 to 9·6)	6·4 (4·1 to 9·2)	4·9 (3·2 to 7·2)	34·9
Cataract	0 (0 to 0)	0 (0 to 0)	0 (0 to 0)	0 (0 to 0)	0 (0 to 0)	0 (0 to 0)	0 (0 to 0)	0 (0 to 0·1)	0·2 (0·1 to 0·5)	0·6 (0·3 to 1·1)	1·1 (0·5 to 2)	1·5 (0·6 to 2·8)	2·1 (1 to 3·7)	3·1 (1·6 to 5·1)	5·3 (2·9 to 8·5)	7·8 (4·6 to 12·4)	11 (6·6 to 16·2)	13·9 (9 to 20·3)	16·8 (11·2 to 24·3)	20·6 (13·9 to 29·3)	23·3 (15·9 to 32)	21 (14·3 to 28·2)	14 (9·3 to 19·3)	142
Age-related macular degeneration	0 (0 to 0)	0 (0 to 0)	0 (0 to 0)	0 (0 to 0)	0 (0 to 0)	0 (0 to 0)	0 (0 to 0)	0 (0 to 0)	0 (0 to 0)	0 (0 to 0)	0 (0 to 0)	0 (0 to 0)	0 (0 to 0·1)	0·2 (0·1 to 0·4)	0·7 (0·2 to 1·4)	1·5 (0·7 to 2·8)	2·2 (1 to 3·9)	2·7 (1·4 to 4·5)	3·2 (1·9 to 5)	3·8 (2·3 to 5·9)	4·5 (2·7 to 6·7)	4·2 (2·6 to 6·3)	3·1 (2 to 4·8)	26·3
Refraction disorders	0 (0 to 0)	0 (0 to 0)	0·2 (0·1 to 0·4)	4·1 (2·2 to 7)	8·2 (4·7 to 13·2)	8 (4·7 to 13·2)	7·6 (4·3 to 12·5)	8·3 (4·6 to 13·1)	8·3 (4·7 to 13·2)	7·6 (4·3 to 11·9)	6·6 (3·8 to 10·7)	5·5 (3·2 to 8·9)	5·4 (3·2 to 8·5)	6·2 (3·6 to 9·8)	9·4 (5·7 to 14·9)	12·2 (7·4 to 18·9)	12·9 (8·1 to 19·1)	12 (7·3 to 17·7)	11·2 (7·1 to 16·5)	10·3 (6·5 to 15·5)	8·7 (5·6 to 12·8)	5·8 (3·6 to 8·7)	2·8 (1·7 to 4·3)	161
Near vision loss	0 (0 to 0)	0 (0 to 0)	0 (0 to 0)	0 (0 to 0)	0 (0 to 0)	0 (0 to 0·1)	0 (0 to 0·1)	0·1 (0 to 0·2)	0·1 (0 to 0·3)	0·3 (0·1 to 0·7)	0·4 (0·1 to 1·1)	0·7 (0·2 to 1·6)	1·1 (0·4 to 2·4)	1·8 (0·7 to 4)	3·5 (1·3 to 7·6)	5·4 (2·1 to 11·4)	6·4 (2·5 to 13·1)	6·4 (2·6 to 12·9)	5·8 (2·4 to 12·2)	5·3 (2·3 to 10·8)	4·5 (2 to 9)	3·1 (1·3 to 6·3)	1·5 (0·6 to 3·4)	46·4
Other vision loss	0 (0 to 0)	0 (0 to 0)	0·1 (0·1 to 0·2)	0·7 (0·2 to 1·5)	1 (0·3 to 2)	0·9 (0·4 to 1·5)	0·9 (0·5 to 1·4)	1·1 (0·6 to 1·8)	1·2 (0·5 to 2·2)	1·4 (0·5 to 2·8)	1·7 (0·6 to 3·1)	1·9 (0·8 to 3·2)	2·3 (1·1 to 4)	3·1 (1·6 to 5·2)	5·1 (2·8 to 8·4)	7 (3·9 to 10·7)	7·7 (4·6 to 11·7)	7·4 (4·6 to 11·1)	6·5 (3·8 to 9·5)	6·8 (4·3 to 9·9)	7·2 (4·6 to 10·5)	5·7 (3·7 to 8·1)	3·3 (2 to 5)	73
Age-related and other hearing loss	0 (0 to 0)	0 (0 to 0)	0·2 (0·1 to 0·4)	3·2 (1·5 to 5·7)	7·9 (3·8 to 13·4)	10·2 (5·1 to 16·5)	12·7 (7·1 to 19·9)	18·5 (10·5 to 27·9)	26·8 (16·8 to 40)	35·1 (21·4 to 52·9)	38 (24·2 to 55·3)	38·1 (23·7 to 57·6)	48·8 (30·4 to 74·9)	72·3 (45·8 to 112)	137 (88·6 to 204)	215 (134 to 315)	261 (171 to 384)	272 (179 to 389)	268 (181 to 388)	267 (181 to 370)	242 (169 to 322)	171 (120 to 226)	83·1 (59·2 to 110)	2,230
Other sense organ diseases	0 (0 to 0)	0 (0 to 0·1)	0·6 (0·3 to 1)	2·1 (1·1 to 3·8)	2 (0·9 to 3·6)	1·8 (0·8 to 3)	2·1 (1 to 3·8)	2·7 (1·3 to 4·9)	3·9 (1·9 to 6·9)	5·1 (2·6 to 8·9)	5 (2·6 to 8·4)	4·5 (2·3 to 7·9)	5·1 (2·6 to 8·5)	9·4 (5·4 to 15·3)	16·3 (9·1 to 27)	20·1 (11·1 to 32·7)	21·8 (12·1 to 34·9)	18 (9·7 to 28·8)	16·4 (9·5 to 25·9)	13·6 (7·6 to 21·7)	10 (5·7 to 15·8)	5·9 (3·1 to 9·8)	3·2 (1·6 to 5·5)	170
Musculoskeletal disorders	0 (0 to 0)	0 (0 to 0)	0 (0 to 0)	0 (0 to 0)	32·4 (18·4 to 51·8)	270 (186 to 386)	627 (434 to 851)	837 (580 to 1,130)	955 (665 to 1,300)	1,080 (736 to 1,450)	1,210 (864 to 1,610)	1,180 (846 to 1,580)	1,280 (895 to 1,760)	1,520 (1,060 to 2,130)	2,050 (1,420 to 2,860)	2,230 (1,530 to 3,150)	1,940 (1,370 to 2,750)	1,480 (1,060 to 2,070)	1,070 (754 to 1,500)	794 (568 to 1,110)	524 (367 to 750)	276 (190 to 408)	123 (85·3 to 184)	19,500
Rheumatoid arthritis	0 (0 to 0)	0 (0 to 0)	0 (0 to 0)	0 (0 to 0)	0·7 (0·4 to 0·9)	3 (1·5 to 5·2)	4·5 (2·2 to 8)	6 (3·2 to 10)	8·8 (5 to 13·7)	12·8 (7·8 to 19·4)	16·5 (10·1 to 24·7)	19 (12·3 to 26·6)	24·5 (16·2 to 34·4)	33·1 (23 to 45·2)	50·3 (35·6 to 66·4)	66·6 (47·2 to 88·9)	68·5 (49·2 to 91·7)	60·1 (43·4 to 77·7)	45·8 (33·2 to 61·1)	34·5 (24 to 46·1)	22 (15·4 to 29·6)	11·8 (7·9 to 16·7)	4·7 (3 to 6·7)	493
Osteoarthritis	0 (0 to 0)	0 (0 to 0)	0 (0 to 0)	0 (0 to 0)	0 (0 to 0)	0 (0 to 0)	0 (0 to 0)	0 (0 to 0)	0 (0 to 0)	8·9 (3·8 to 19·1)	52·4 (24·5 to 108)	116 (53·8 to 236)	219 (105 to 431)	376 (185 to 745)	610 (308 to 1,220)	715 (366 to 1,430)	638 (328 to 1,280)	492 (256 to 979)	352 (182 to 700)	268 (140 to 534)	197 (103 to 390)	120 (63·1 to 241)	55·8 (29·6 to 112)	4,220
Osteoarthritis hip	0 (0 to 0)	0 (0 to 0)	0 (0 to 0)	0 (0 to 0)	0 (0 to 0)	0 (0 to 0)	0 (0 to 0)	0 (0 to 0)	0 (0 to 0)	1·2 (0·3 to 2·8)	2 (0·7 to 4·5)	3·1 (1·2 to 6·8)	5·5 (2·2 to 12·4)	10 (4·5 to 22·8)	19·7 (8·8 to 42·1)	29·2 (13·1 to 60·5)	30·9 (14·4 to 64·1)	26·6 (12·5 to 53·9)	20·1 (9·6 to 41)	15·6 (7·6 to 31·8)	11·7 (5·7 to 23·6)	7·3 (3·5 to 14·4)	3·4 (1·6 to 6·9)	186
Osteoarthritis knee	0 (0 to 0)	0 (0 to 0)	0 (0 to 0)	0 (0 to 0)	0 (0 to 0)	0 (0 to 0)	0 (0 to 0)	0 (0 to 0)	0 (0 to 0)	1·3 (0·4 to 3·1)	10·9 (4·9 to 23·5)	24·5 (11·8 to 49·8)	40·3 (19·7 to 83·5)	62 (29·5 to 127)	110 (53 to 225)	151 (73·5 to 302)	151 (73·9 to 305)	124 (61·4 to 248)	88·8 (43·7 to 178)	64·5 (31·8 to 129)	44 (21·7 to 87·7)	24·3 (12·1 to 49·2)	10·1 (5·1 to 20·3)	907
Osteoarthritis hand	0 (0 to 0)	0 (0 to 0)	0 (0 to 0)	0 (0 to 0)	0 (0 to 0)	0 (0 to 0)	0 (0 to 0)	0 (0 to 0)	0 (0 to 0)	5·5 (1·9 to 12·9)	34·4 (14 to 75·4)	80·7 (33 to 170)	164 (72 to 337)	290 (137 to 598)	457 (228 to 930)	506 (255 to 1,050)	428 (217 to 887)	318 (164 to 654)	225 (116 to 460)	172 (89·9 to 352)	129 (66·9 to 261)	80·2 (41·8 to 163)	37·8 (20·2 to 77)	2,930
Osteoarthritis other	0 (0 to 0)	0 (0 to 0)	0 (0 to 0)	0 (0 to 0)	0 (0 to 0)	0 (0 to 0)	0 (0 to 0)	0 (0 to 0)	0 (0 to 0)	1 (0·3 to 2·5)	5·2 (2·3 to 11·1)	7·3 (3·2 to 14·7)	9·5 (4·5 to 19)	13·9 (6·6 to 28·7)	22·8 (11·2 to 47·9)	29·1 (14·1 to 60·5)	28·2 (14·2 to 57·4)	23·8 (12 to 48·7)	18·8 (9·7 to 37·8)	15·9 (8·1 to 30·8)	12·9 (6·8 to 25·3)	8·7 (4·4 to 17·2)	4·4 (2·3 to 8·5)	202
Low back pain	0 (0 to 0)	0 (0 to 0)	0 (0 to 0)	0 (0 to 0)	25·3 (13·4 to 41·4)	121 (76·2 to 181)	215 (134 to 317)	285 (180 to 420)	386 (243 to 561)	467 (293 to 669)	485 (315 to 695)	429 (282 to 603)	433 (286 to 639)	474 (315 to 679)	587 (390 to 833)	619 (412 to 878)	549 (369 to 776)	431 (289 to 617)	326 (214 to 465)	263 (179 to 367)	181 (120 to 246)	94·6 (63·6 to 134)	39·9 (26 to 57·7)	6,410
Neck pain	0 (0 to 0)	0 (0 to 0)	0 (0 to 0)	0 (0 to 0)	5·9 (1·7 to 13·9)	25·1 (11·4 to 51·6)	36·1 (16·1 to 66·7)	51 (22·1 to 105)	72·1 (32·2 to 154)	96·7 (43·1 to 191)	110 (55·1 to 205)	114 (55·1 to 204)	128 (65·2 to 238)	137 (66·9 to 264)	168 (77·5 to 306)	167 (83·7 to 287)	142 (73·6 to 244)	110 (59·6 to 191)	77·5 (37·7 to 143)	55·6 (27·6 to 99·6)	39·8 (20·7 to 68·8)	23·3 (11 to 41·8)	11·2 (5·6 to 20·6)	1,570
Gout	0 (0 to 0)	0 (0 to 0)	0 (0 to 0)	0 (0 to 0)	0 (0 to 0)	0 (0 to 0)	0 (0 to 0·1)	0·2 (0·1 to 0·4)	0·5 (0·2 to 0·8)	0·8 (0·4 to 1·5)	1·2 (0·2 to 2·6)	1·5 (0·5 to 3·2)	2·3 (0·9 to 4·2)	3·6 (1·6 to 6·4)	6·8 (2·9 to 12·3)	11·1 (5·1 to 20·2)	14 (6·9 to 22·6)	14·9 (7·8 to 23·9)	13 (7 to 20·6)	11·3 (6·2 to 18·2)	8·8 (5 to 14·5)	5·6 (3·1 to 9·2)	2·6 (1·4 to 4·5)	98·3
Other musculoskeletal disorders	0 (0 to 0)	0 (0 to 0)	0 (0 to 0)	0 (0 to 0)	0·5 (0·3 to 0·8)	122 (79·8 to 176)	371 (247 to 531)	495 (334 to 691)	488 (327 to 675)	492 (334 to 679)	542 (379 to 748)	500 (351 to 689)	474 (327 to 650)	499 (343 to 681)	632 (429 to 880)	655 (442 to 907)	528 (370 to 722)	373 (252 to 516)	252 (175 to 341)	161 (108 to 226)	75·5 (41·5 to 116)	20·4 (6·2 to 45·2)	8·6 (3·4 to 13·7)	6,690
Other non-communicable diseases	337 (213 to 492)	105 (83 to 131)	469 (375 to 576)	121 (95·5 to 150)	65·4 (49·3 to 85·4)	105 (77·4 to 140)	174 (123 to 244)	284 (201 to 397)	376 (276 to 514)	443 (317 to 612)	448 (322 to 616)	390 (279 to 537)	370 (268 to 492)	358 (261 to 470)	420 (306 to 559)	476 (353 to 623)	422 (313 to 562)	341 (255 to 449)	272 (208 to 353)	246 (188 to 313)	200 (153 to 253)	145 (109 to 181)	85·9 (61·2 to 109)	6,650

Congenital birth defects	329 (206 to 484)	85·6 (64·7 to 111)	226 (162 to 300)	84·6 (63·5 to 109)	34·8 (26·2 to 45)	37·7 (27·8 to 48·3)	33·5 (24·8 to 43·6)	34·5 (25·9 to 44·1)	37·2 (26·1 to 48·9)	36 (25·8 to 47·1)	30·1 (22·3 to 38·9)	24 (17·8 to 31)	21·4 (15·7 to 28·9)	22·8 (16·5 to 30)	26·6 (19 to 35·5)	26 (18·7 to 34·6)	17·6 (12·9 to 23·1)	5·3 (3·2 to 7·8)	3 (1·9 to 4·5)	1·9 (1·1 to 3)	1·3 (0·8 to 2)	0·7 (0·4 to 1·1)	0·3 (0·2 to 0·5)	1,120
Neural tube defects	50·7 (26·7 to 82·7)	2·8 (1·4 to 4·9)	15·1 (6·8 to 28·9)	11·5 (5·6 to 20·5)	0·9 (0·6 to 1·3)	1·2 (0·8 to 1·8)	1·2 (0·8 to 1·8)	1·6 (1 to 2·4)	2 (1·1 to 3·4)	2·1 (1·2 to 3·7)	1·3 (0·8 to 2·2)	0·8 (0·5 to 1·2)	0·6 (0·4 to 0·9)	0·4 (0·3 to 0·6)	0·4 (0·2 to 0·6)	0·3 (0·2 to 0·4)	0·3 (0·2 to 0·3)	0·1 (0·1 to 0·1)	0·1 (0 to 0·1)	0 (0 to 0·1)	0 (0 to 0)	0 (0 to 0)	0 (0 to 0)	93·5
Congenital heart anomalies	45·1 (25·3 to 74)	29·2 (20·1 to 41·4)	72 (46·6 to 104)	19·8 (12·7 to 29·5)	6·2 (3·9 to 9·8)	9·1 (6 to 13)	8 (4·9 to 11·9)	8·5 (5·4 to 12)	9·8 (5·4 to 15)	9·6 (5 to 14·8)	8·1 (4·9 to 11·6)	6·4 (4·1 to 9·2)	4·6 (2·7 to 6·9)	4 (2·2 to 6·2)	4 (2·2 to 6·2)	4 (2·3 to 6·2)	3·6 (2·3 to 5·4)	0·6 (0·2 to 1·2)	0·4 (0·1 to 0·8)	0·3 (0·1 to 0·6)	0·2 (0·1 to 0·4)	0·1 (0 to 0·3)	0·1 (0 to 0·2)	254
Orofacial clefts	0 (0 to 0)	0 (0 to 0)	0·2 (0·1 to 0·4)	0·4 (0·1 to 0·9)	0·3 (0·2 to 0·5)	0·3 (0·2 to 0·4)	0·3 (0·2 to 0·4)	0·3 (0·2 to 0·4)	0·3 (0·2 to 0·5)	0·3 (0·2 to 0·5)	0·3 (0·2 to 0·4)	0·2 (0·1 to 0·4)	0·2 (0·1 to 0·3)	0·2 (0·1 to 0·4)	0·3 (0·2 to 0·4)	0·3 (0·2 to 0·4)	0·2 (0·2 to 0·4)	0·2 (0·1 to 0·3)	0·1 (0·1 to 0·2)	0·1 (0·1 to 0·2)	0·1 (0 to 0·1)	0·1 (0 to 0·1)	0 (0 to 0)	4·9
Down syndrome	6 (3·1 to 10·4)	1·8 (1·1 to 3)	10·9 (6 to 18·9)	3·9 (2·5 to 6·2)	1·9 (1·2 to 2·6)	2·2 (1·5 to 3·2)	2·5 (1·6 to 3·7)	3·6 (2·2 to 5·3)	4 (2·5 to 6·4)	4·5 (2·6 to 6·8)	4·1 (2·6 to 6·2)	3·8 (2·4 to 5·6)	4·9 (3 to 7·4)	7·4 (4·2 to 11·1)	9·9 (5·8 to 14·8)	9·2 (5·1 to 14·7)	4·4 (2·6 to 6·4)	0 (0 to 0)	0 (0 to 0)	0 (0 to 0)	0 (0 to 0)	0 (0 to 0)	0 (0 to 0)	84·9
Turner syndrome	0 (0 to 0)	0 (0 to 0)	0 (0 to 0·1)	0·2 (0 to 0·5)	0·2 (0 to 0·6)	0·2 (0 to 0·5)	0·2 (0 to 0·6)	0·2 (0 to 0·5)	0·2 (0 to 0·6)	0·2 (0·1 to 0·4)	0·2 (0·1 to 0·3)	0·1 (0·1 to 0·2)	0·1 (0 to 0·2)	0 (0 to 0·1)	0 (0 to 0·1)	0 (0 to 0·1)	0 (0 to 0)	0 (0 to 0)	0 (0 to 0)	0 (0 to 0)	0 (0 to 0)	0 (0 to 0)	0 (0 to 0)	2·1
Klinefelter syndrome	0 (0 to 0)	0 (0 to 0)	0 (0 to 0)	0 (0 to 0)	0 (0 to 0)	0 (0 to 0)	0 (0 to 0)	0 (0 to 0)	0 (0 to 0)	0 (0 to 0)	0 (0 to 0)	0 (0 to 0)	0 (0 to 0)	0 (0 to 0)	0 (0 to 0)	0 (0 to 0)	0 (0 to 0)	0 (0 to 0)	0 (0 to 0)	0 (0 to 0)	0 (0 to 0)	0 (0 to 0)	0 (0 to 0)	0
Other chromosomal abnormalities	89·3 (33·6 to 153)	29·7 (14·8 to 43·6)	61·5 (29·4 to 93·2)	11·2 (5·9 to 17·1)	4·7 (2·9 to 6·8)	4·9 (2·4 to 7·6)	4·4 (2·1 to 7)	4·1 (1·9 to 6·3)	3·8 (1·9 to 6)	3·2 (1·7 to 5·1)	2·4 (1·4 to 3·4)	1·8 (1 to 2·6)	1·1 (0·6 to 1·7)	0·8 (0·4 to 1·2)	0·7 (0·4 to 1·1)	0·6 (0·3 to 1·2)	0·4 (0·2 to 0·6)	0 (0 to 0)	0 (0 to 0)	0 (0 to 0)	0 (0 to 0)	0 (0 to 0)	0 (0 to 0)	225
Congenital musculoskeletal and limb anomalies	20·3 (10·1 to 35·8)	3·4 (2 to 5·5)	15·5 (9·7 to 23·1)	16·5 (10 to 24·5)	11·6 (6·9 to 18·2)	10·9 (6·5 to 16)	9·9 (5·9 to 15)	9·7 (5·8 to 14·8)	10·3 (6·1 to 15·3)	10·2 (5·9 to 15·6)	9·4 (5·6 to 14·7)	7·8 (4·6 to 12)	7·2 (4·3 to 10·6)	7·5 (4·4 to 11·6)	8·9 (5·2 to 13·7)	8·8 (5·1 to 13·1)	6·6 (3·9 to 10·2)	3·7 (2 to 6)	2 (1·1 to 3·1)	1·1 (0·5 to 1·9)	0·7 (0·4 to 1·2)	0·3 (0·2 to 0·5)	0·1 (0·1 to 0·2)	182
Urogenital congenital anomalies	8·4 (2·9 to 25·2)	0·8 (0·3 to 2·4)	1·5 (0·6 to 4)	1·1 (0·5 to 1·9)	0·8 (0·3 to 1·4)	0·6 (0·3 to 1·1)	0·5 (0·2 to 0·8)	0·5 (0·2 to 0·8)	0·4 (0·2 to 0·7)	0·4 (0·2 to 0·6)	0·3 (0·1 to 0·5)	0·2 (0·1 to 0·3)	0·2 (0·1 to 0·3)	0·1 (0 to 0·2)	0·1 (0 to 0·2)	0·1 (0 to 0·1)	0 (0 to 0·1)	0 (0 to 0)	0 (0 to 0)	0 (0 to 0)	0 (0 to 0)	0 (0 to 0)	0 (0 to 0)	16·1
Digestive congenital anomalies	20·9 (10·9 to 36·5)	5·6 (3·2 to 8·9)	12·5 (7 to 20·3)	4·1 (2·5 to 6·4)	1·6 (0·8 to 2·7)	1 (0·5 to 1·8)	0·8 (0·4 to 1·4)	0·8 (0·5 to 1·2)	0·7 (0·4 to 1)	0·6 (0·4 to 0·9)	0·5 (0·3 to 0·7)	0·4 (0·2 to 0·5)	0·3 (0·2 to 0·5)	0·4 (0·2 to 0·5)	0·4 (0·3 to 0·6)	0·4 (0·3 to 0·7)	0·4 (0·3 to 0·6)	0·2 (0·1 to 0·2)	0·1 (0·1 to 0·2)	0·1 (0 to 0·1)	0·1 (0 to 0·1)	0 (0 to 0·1)	0 (0 to 0)	52
Other congenital birth defects	87·8 (50·9 to 139)	12·2 (7·2 to 18·2)	36·9 (22·2 to 55·9)	15·7 (9·7 to 23·4)	6·6 (4·3 to 9·7)	7·3 (4·4 to 10·7)	5·6 (3·3 to 8·5)	5·3 (3·2 to 8·4)	5·6 (3·1 to 9·1)	4·8 (2·6 to 8)	3·5 (2·1 to 5·7)	2·6 (1·5 to 4·2)	2·2 (1·2 to 3·6)	1·9 (1 to 3·4)	2 (1 to 3·7)	2·1 (1·1 to 4)	1·7 (0·9 to 3·3)	0·5 (0·1 to 1·6)	0·4 (0·1 to 1·2)	0·3 (0·1 to 0·9)	0·2 (0 to 0·7)	0·1 (0 to 0·4)	0·1 (0 to 0·2)	206
Urinary diseases and male infertility	0·4 (0·2 to 1)	0·2 (0·1 to 0·5)	1 (0·6 to 1·8)	1·5 (0·9 to 2·3)	1·7 (1 to 2·7)	1·6 (1·1 to 2·4)	2·4 (1·5 to 3·5)	3·6 (2·5 to 5·2)	5 (3·5 to 7·1)	6·3 (4·4 to 8·8)	6·4 (4·7 to 8·7)	6·3 (4·6 to 8·8)	7·3 (5·2 to 10·1)	10·2 (7·2 to 14·6)	14·3 (10·2 to 20·1)	22 (15·6 to 31)	24·6 (17·5 to 35·1)	28·6 (20 to 41·5)	33·8 (23 to 52·3)	42·9 (28·7 to 65·7)	41·2 (25·5 to 62·1)	37·6 (22·4 to 60·1)	27·6 (15·7 to 42·3)	326
Urolithiasis	0 (0 to 0)	0 (0 to 0)	0 (0 to 0)	0 (0 to 0)	0 (0 to 0·1)	0·1 (0·1 to 0·2)	0·2 (0·1 to 0·4)	0·5 (0·3 to 0·7)	0·7 (0·4 to 1)	0·9 (0·5 to 1·4)	0·9 (0·6 to 1·4)	0·8 (0·5 to 1·2)	0·8 (0·5 to 1·4)	1 (0·6 to 1·6)	1·3 (0·7 to 2·1)	1·6 (1 to 2·5)	1·5 (0·9 to 2·4)	1·3 (0·7 to 2·1)	1 (0·6 to 1·6)	1 (0·5 to 1·7)	0·7 (0·4 to 1·2)	0·5 (0·2 to 0·8)	0·2 (0·1 to 0·4)	15·1
Benign prostatic hyperplasia	0 (0 to 0)	0 (0 to 0)	0 (0 to 0)	0 (0 to 0)	0 (0 to 0)	0 (0 to 0)	0 (0 to 0)	0 (0 to 0)	0 (0 to 0)	0 (0 to 0)	0 (0 to 0)	0 (0 to 0)	0 (0 to 0)	0 (0 to 0)	0 (0 to 0)	0 (0 to 0)	0 (0 to 0)	0 (0 to 0)	0 (0 to 0)	0 (0 to 0)	0 (0 to 0)	0 (0 to 0)	0 (0 to 0)	0
Male infertility	--	--	--	--	--	--	--	--	--	--	--	--	--	--	--	--	--	--	--	--	--	--	--	NA
Other urinary diseases	0·3 (0·2 to 0·7)	0·2 (0·1 to 0·3)	0·3 (0·1 to 0·6)	0·6 (0·3 to 0·9)	0·6 (0·3 to 0·8)	0·5 (0·3 to 0·7)	0·6 (0·3 to 0·8)	0·5 (0·3 to 0·7)	0·7 (0·4 to 1)	1 (0·6 to 1·5)	0·9 (0·6 to 1·4)	0·7 (0·5 to 1·1)	0·8 (0·5 to 1·2)	0·7 (0·5 to 1·1)	1·1 (0·7 to 1·7)	1·4 (0·8 to 2·1)	1·4 (0·8 to 2·2)	1·3 (0·7 to 2·1)	1·1 (0·6 to 1·9)	1·1 (0·6 to 1·9)	0·8 (0·4 to 1·5)	0·6 (0·3 to 1·3)	0·4 (0·1 to 0·7)	17·5
Gynecological diseases	0 (0 to 0)	0 (0 to 0)	0 (0 to 0)	0 (0 to 0)	0 (0 to 0)	29·4 (14·6 to 52·1)	83·7 (49 to 136)	163 (102 to 248)	214 (141 to 315)	242 (155 to 356)	235 (159 to 338)	189 (126 to 274)	158 (105 to 228)	101 (66·7 to 148)	65·9 (41·9 to 95·6)	54·6 (33·8 to 81·8)	42·4 (27·6 to 60·2)	30·8 (19·7 to 42·5)	21 (13·7 to 29·8)	15·1 (9·4 to 22·1)	9·9 (6·4 to 14·4)	5·4 (3·4 to 7·9)	2·1 (1·3 to 3·4)	1,660
Uterine fibroids	0 (0 to 0)	0 (0 to 0)	0 (0 to 0)	0 (0 to 0)	0 (0 to 0)	0·2 (0 to 0·5)	0·4 (0·1 to 1)	1·3 (0·5 to 2·9)	4 (1·6 to 8·4)	8·9 (4 to 18·1)	13·9 (6 to 27·1)	14·1 (6·5 to 26·5)	12·1 (5·6 to 23·7)	9·6 (4·4 to 18·9)	8·2 (3·6 to 15·9)	5·8 (2·6 to 11·6)	3·3 (1·4 to 6·6)	1·7 (0·8 to 3·4)	0·8 (0·3 to 1·7)	0·5 (0·2 to 0·9)	0·2 (0·1 to 0·5)	0·1 (0·1 to 0·2)	0 (0 to 0·1)	85·1
Polycystic ovarian syndrome	0 (0 to 0)	0 (0 to 0)	0 (0 to 0)	0 (0 to 0)	0 (0 to 0)	1·8 (0·6 to 4·2)	10·5 (4·6 to 20·2)	19·8 (8·9 to 38·1)	20·8 (9·1 to 41·5)	20·3 (9·1 to 40·6)	17·9 (8 to 36·3)	13·9 (6·4 to 28·1)	10·6 (4·6 to 21·4)	2·6 (1·2 to 5·2)	0 (0 to 0)	0 (0 to 0)	0 (0 to 0)	0 (0 to 0)	0 (0 to 0)	0 (0 to 0)	0 (0 to 0)	0 (0 to 0)	0 (0 to 0)	118
Female infertility	0 (0 to 0)	0 (0 to 0)	0 (0 to 0)	0 (0 to 0)	0 (0 to 0)	0 (0 to 0)	0 (0 to 0)	1·5 (0·1 to 7·5)	4·9 (0·2 to 17·3)	5·4 (0·2 to 18·5)	4 (0·1 to 15·7)	1·9 (0·1 to 8·5)	0 (0 to 0·1)	0 (0 to 0)	0 (0 to 0)	0 (0 to 0)	0 (0 to 0)	0 (0 to 0)	0 (0 to 0)	0 (0 to 0)	0 (0 to 0)	0 (0 to 0)	0 (0 to 0)	17·8
Endometriosis	0 (0 to 0)	0 (0 to 0)	0 (0 to 0)	0 (0 to 0)	0 (0 to 0)	0 (0 to 0)	3·7 (1·3 to 8)	15·8 (6·9 to 29)	22·1 (11·3 to 38·9)	22·3 (11·5 to 37·9)	20·1 (11·5 to 32·5)	16·6 (9·2 to 26·6)	12·7 (7·2 to 20·6)	6·6 (3·5 to 11·1)	0 (0 to 0)	0 (0 to 0)	0 (0 to 0)	0 (0 to 0)	0 (0 to 0)	0 (0 to 0)	0 (0 to 0)	0 (0 to 0)	0 (0 to 0)	120
Genital prolapse	0 (0 to 0)	0 (0 to 0)	0 (0 to 0)	0 (0 to 0)	0 (0 to 0)	0 (0 to 0)	0 (0 to 0)	0 (0 to 0·1)	0·1 (0 to 0·1)	0·1 (0 to 0·3)	0·2 (0 to 0·4)	0·5 (0·2 to 1)	1·7 (0·7 to 3·4)	3·6 (1·6 to 7·1)	5·3 (2·4 to 10)	5·6 (2·6 to 11·1)	6·1 (2·8 to 11·8)	6 (2·8 to 11·3)	4·8 (2·3 to 8·7)	3·7 (1·7 to 7)	2·6 (1·2 to 4·8)	1·5 (0·7 to 2·7)	0·6 (0·3 to 1·2)	42·3
Premenstrual syndrome	0 (0 to 0)	0 (0 to 0)	0 (0 to 0)	0 (0 to 0)	0 (0 to 0)	27·2 (12·8 to 49·3)	55·9 (28·2 to 100)	72·7 (35·6 to 128)	75·7 (41·9 to 124)	81·2 (42·3 to 134)	89·8 (52·2 to 147)	81·6 (46·2 to 133)	63·8 (35·1 to 104)	24·8 (12·3 to 43·3)	0 (0 to 0)	0 (0 to 0)	0 (0 to 0)	0 (0 to 0)	0 (0 to 0)	0 (0 to 0)	0 (0 to 0)	0 (0 to 0)	0 (0 to 0)	573
Other gynecological diseases	0 (0 to 0)	0 (0 to 0)	0 (0 to 0)	0 (0 to 0)	0 (0 to 0)	0·2 (0 to 0·6)	13·2 (6·5 to 22·4)	52·2 (30·7 to 78·9)	86·8 (50·7 to 131)	104 (60·9 to 158)	89 (55·7 to 135)	59·9 (34·8 to 93·5)	56·6 (33·7 to 85·7)	54·1 (30 to 84·3)	52·4 (31·6 to 79·5)	43·2 (24·9 to 66·3)	33·1 (20·2 to 48·2)	23·1 (14·4 to 33·3)	15·5 (9·7 to 22·5)	10·9 (6·5 to 16·8)	7 (4·2 to 10·7)	3·8 (2·3 to 5·8)	1·5 (0·8 to 2·5)	706
Hemoglobinopathies and hemolytic anemias	0·4 (0·2 to 0·7)	0·1 (0·1 to 0·2)	1 (0·6 to 1·6)	2·4 (1·3 to 4·2)	2·8 (1 to 7·6)	2·6 (1·4 to 5)	5·7 (2·8 to 11·2)	10·8 (4·7 to 19·6)	12·5 (6·1 to 22·3)	14·3 (6·9 to 25·6)	15 (6·7 to 26·6)	7·8 (3·9 to 14·8)	5·4 (2·9 to 9·8)	4·7 (2·5 to 8·7)	5 (2·8 to 9·5)	7 (3·7 to 14·1)	6·1 (3·4 to 11·1)	5·5 (3·3 to 9·7)	5·1 (2·9 to 8·5)	4·7 (2·9 to 7·6)	3·9 (2·4 to 6·2)	3 (1·8 to 4·5)	1·8 (1·1 to 2·6)	128
Thalassemias	0·4 (0·2 to 0·6)	0·1 (0 to 0·1)	0·8 (0·5 to 1·2)	1·7 (1 to 2·8)	0·8 (0·6 to 1·2)	1·2 (0·7 to 1·9)	1·9 (1·2 to 3)	3·2 (2 to 5)	4 (2·3 to 6·4)	2·8 (1·5 to 4·7)	0·8 (0·3 to 1·5)	0·2 (0·1 to 0·4)	0·1 (0 to 0·1)	0 (0 to 0·1)	0 (0 to 0)	0 (0 to 0)	0 (0 to 0)	0 (0 to 0)	0 (0 to 0)	0 (0 to 0)	0 (0 to 0)	0 (0 to 0)	0 (0 to 0)	17·9
Thalassemias trait	0 (0 to 0)	0 (0 to 0)	0·1 (0 to 0·3)	0·3 (0 to 1)	0·9 (0·1 to 3·1)	0·4 (0·1 to 1·5)	0·3 (0 to 1·2)	5·3 (0·9 to 11·5)	5·2 (1·1 to 12·1)	5·9 (1 to 13·4)	7·4 (1·8 to 14·9)	0·4 (0 to 1)	0·7 (0·1 to 1·9)	0·6 (0·1 to 1·8)	0·6 (0 to 1·9)	0·6 (0·1 to 1·2)	0·5 (0·1 to 1·6)	0·5 (0·1 to 1·4)	0·5 (0·1 to 1·2)	0·4 (0·1 to 0·9)	0·3 (0 to 0·8)	0·2 (0 to 0·4)	0·1 (0 to 0·2)	31·2
Sickle cell disorders	0 (0 to 0)	0 (0 to 0)	0 (0 to 0)	0 (0 to 0)	0 (0 to 0)	0 (0 to 0)	0 (0 to 0)	0 (0 to 0·1)	0 (0 to 0·1)	0·1 (0 to 0·3)	0·1 (0 to 0·3)	0·1 (0 to 0·2)	0 (0 to 0)	0 (0 to 0)	0 (0 to 0)	0 (0 to 0)	0 (0 to 0)	0 (0 to 0)	0 (0 to 0)	0 (0 to 0)	0 (0 to 0)	0 (0 to 0)	0 (0 to 0)	0·5
Sickle cell trait	0 (0 to 0)	0 (0 to 0)	0 (0 to 0)	0 (0 to 0·1)	0·1 (0 to 0·3)	0 (0 to 0·2)	0·4 (0 to 1·2)	0·7 (0·1 to 2·1)	0·7 (0 to 2·2)	0·8 (0 to 2·4)	1·1 (0·2 to 2·9)	0·5 (0·1 to 1·3)	0·1 (0 to 0·2)	0·1 (0 to 0·2)	0·1 (0 to 0·2)	0·1 (0 to 0·2)	0·1 (0 to 0·2)	0 (0 to 0·2)	0·1 (0 to 0·2)	0 (0 to 0·1)	0 (0 to 0·1)	0 (0 to 0·1)	0 (0 to 0)	4·9
G6PD deficiency	0 (0 to 0)	0 (0 to 0)	0 (0 to 0)	0 (0 to 0·1)	0 (0 to 0·1)	0·3 (0·1 to 0·5)	1 (0·4 to 2·1)	0·7 (0·3 to 1·2)	1·1 (0·5 to 2)	2·2 (1·1 to 4)	2·1 (1·1 to 3·5)	2 (1·1 to 3·4)	1·2 (0·6 to 1·9)	0·9 (0·4 to 1·4)	0·7 (0·4 to 1·2)	0·6 (0·3 to 1)	0·4 (0·2 to 0·7)	0·2 (0·1 to 0·4)	0·1 (0·1 to 0·2)	0·1 (0 to 0·1)	0 (0 to 0)	0 (0 to 0)	0 (0 to 0)	13·9
G6PD trait	0 (0 to 0)	0 (0 to 0)	0 (0 to 0)	0 (0 to 0)	0 (0 to 0)	0 (0 to 0)	0·3 (0·1 to 0·7)	0 (0 to 0)	0 (0 to 0)	0 (0 to 0)	0 (0 to 0)	0·4 (0·1 to 0·8)	0 (0 to 0·1)	0 (0 to 0)	0 (0 to 0)	0 (0 to 0)	0 (0 to 0)	0 (0 to 0)	0 (0 to 0)	0 (0 to 0)	0 (0 to 0)	0 (0 to 0)	0 (0 to 0)	0·7
Other hemoglobinopathies and hemolytic anemias	0 (0 to 0)	0 (0 to 0·1)	0·1 (0 to 0·3)	0·3 (0 to 1·2)	0·9 (0·1 to 3·3)	0·6 (0·2 to 1·8)	1·4 (0·4 to 4·5)	1·4 (0·3 to 3·2)	1·8 (0·6 to 3·8)	2·4 (1 to 5)	3·6 (1·6 to 7·5)	4·3 (1·9 to 8·8)	3·4 (1·6 to 6·6)	3·5 (1·6 to 6·6)	3·6 (2·1 to 6·5)	5·7 (3 to 11·3)	5·1 (2 to 9·9)	4·8 (2·9 to 8·2)	4·5 (2·6 to 7·1)	4·2 (2·7 to 6·6)	3·5 (2·2 to 5·6)	2·8 (1·7 to 4·1)	1·7 (1·1 to 2·4)	58·6
Endocrine, metabolic, blood, and immune disorders	7·2 (4·1 to 11·3)	3·9 (2·5 to 6·2)	23·4 (15·1 to 34·9)	22·2 (15·2 to 30·7)	14·2 (9·7 to 20·6)	21·5 (15·2 to 29·6)	32 (22·9 to 44·2)	46·4 (33·2 to 63·5)	70·3 (48·4 to 95·1)	93·7 (66·9 to 130)	99·5 (68·9 to 133)	96·3 (68·5 to 132)	97·4 (69·9 to 131)	116 (84·4 to 159)	156 (110 to 213)	185 (128 to 251)	158 (113 to 219)	129 (92·3 to 176)	103 (74·9 to 136)	98·6 (70·1 to 134)	83 (56·9 to 113)	61·3 (39·3 to 85·5)	36·3 (20·8 to 51·8)	1,750
Oral disorders	0 (0 to 0)	0 (0 to 0)	0 (0 to 0)	10·2 (5·7 to 17·1)	11·9 (6·5 to 20·1)	12·6 (6·8 to 21·2)	16·7 (9·3 to 27·1)	25·6 (14·7 to 41·2)	36·8 (21 to 59·5)	50·6 (29 to 82·8)	62·2 (35·6 to 106)	67·3 (38·4 to 111)	80·5 (47·7 to 128)	103 (60 to 162)	152 (90·9 to 233)	182 (111 to 276)	173 (107 to 264)	142 (88 to 215)	106 (67·3 to 158)	82·6 (52·7 to 122)	61·1 (38·3 to 89)	37·6 (23·4 to 53·9)	17·8 (11·1 to 26·4)	1,430
Caries of deciduous teeth	0 (0 to 0)	0 (0 to 0)	0 (0 to 0)	3·3 (1·2 to 6·9)	3·5 (1·4 to 7·8)	0·2 (0 to 0·5)	0 (0 to 0)	0 (0 to 0)	0 (0 to 0)	0 (0 to 0)	0 (0 to 0)	0 (0 to 0)	0 (0 to 0)	0 (0 to 0)	0 (0 to 0)	0 (0 to 0)	0 (0 to 0)	0 (0 to 0)	0 (0 to 0)	0 (0 to 0)	0 (0 to 0)	0 (0 to 0)	0 (0 to 0)	6·9
Caries of permanent teeth	0 (0 to 0)	0 (0 to 0)	0 (0 to 0)	0 (0 to 0)	1·4 (0·5 to 3·3)	4·8 (1·9 to 10·6)	5·4 (2·1 to 11·2)	7 (3 to 13·8)	7·5 (3 to 15·9)	7·1 (2·9 to 14·4)	6·4 (2·6 to 12·8)	5 (2·1 to 10·4)	4·4 (1·8 to 9·1)	4·4 (1·7 to 9)	5·1 (2 to 11·9)	5 (1·8 to 11·1)	4 (1·5 to 8·6)	2·9 (1·2 to 6)	1·9 (0·8 to 3·8)	1·3 (0·5 to 2·8)	0·8 (0·3 to 1·8)	0·4 (0·2 to 1)	0·2 (0·1 to 0·4)	75
Periodontal diseases	0 (0 to 0)	0 (0 to 0)	0 (0 to 0)	0 (0 to 0)	0 (0 to 0)	0 (0 to 0)	0·5 (0·1 to 1·4)	1·8 (0·5 to 4·9)	4·8 (1·4 to 11·4)	9·2 (2·9 to 24)	14·1 (4·5 to 38)	17·7 (5·5 to 44)	22·1 (7·4 to 52·1)	27·1 (9·8 to 62·1)	35·5 (13·3 to 76·9)	36·4 (13·7 to 76·4)	29·3 (11·1 to 61)	21·1 (8·3 to 42·8)	14·7 (5·8 to 29·8)	11·2 (4·3 to 22·7)	8·4 (3·2 to 17·7)	5·2 (1·9 to 11)	2·4 (0·9 to 4·9)	261
Other oral disorders	0 (0 to 0)	0 (0 to 0)	0 (0 to 0)	6·9 (4 to 10·9)	7·1 (4 to 11·1)	7·6 (4·3 to 11·9)	10·8 (6·3 to 16·7)	14·2 (8·4 to 21·9)	16·7 (10 to 25·5)	17·9 (10·5 to 27)	17 (10·4 to 26·2)	14·4 (8·8 to 22·1)	13·9 (8·2 to 21)	14·5 (8·8 to 22·1)	17·5 (10·6 to 26·4)	17·2 (10·3 to 26·2)	13·2 (8·2 to 19·7)	8·7 (5·4 to 13)	5·3 (3·2 to 7·8)	3·3 (2·1 to 5)	2 (1·2 to 3)	1·1 (0·7 to 1·6)	0·5 (0·3 to 0·8)	210
Sudden infant death syndrome	--	14·7 (9·4 to 21·6)	217 (141 to 310)	--	--	--	--	--	--	--	--	--	--	--	--	--	--	--	--	--	--	--	--	NA
Injuries	6·2 (4·1 to 9)	8·1 (5·8 to 11·2)	124 (90·3 to 168)	137 (117 to 160)	80·3 (66·3 to 96·1)	161 (138 to 185)	451 (400 to 503)	502 (425 to 587)	579 (476 to 691)	584 (485 to 696)	488 (402 to 586)	424 (344 to 511)	397 (321 to 483)	442 (354 to 542)	527 (417 to 662)	615 (483 to 763)	570 (440 to 725)	510 (397 to 641)	471 (370 to 593)	491 (388 to 612)	466 (363 to 580)	375 (294 to 471)	238 (188 to 299)	8,640
Transport injuries	0·9 (0·6 to 1·3)	0·6 (0·4 to 0·8)	14·1 (9·1 to 21·1)	45·4 (33 to 60)	31·1 (24 to 38·9)	68·2 (53·1 to 84·9)	275 (230 to 318)	262 (206 to 322)	258 (198 to 324)	230 (180 to 289)	174 (137 to 214)	139 (109 to 175)	121 (97 to 148)	128 (100 to 159)	143 (112 to 177)	161 (126 to 200)	138 (107 to 169)	109 (85·4 to 134)	82·2 (64·9 to 102)	67·1 (52·7 to 83·6)	47·9 (37·3 to 60·1)	29·2 (22·2 to 36·9)	14·4 (10·8 to 18·4)	2,540
Road injuries	0·7 (0·4 to 1)	0·5 (0·4 to 0·7)	13·5 (8·7 to 20·3)	43·1 (31·2 to 57·6)	27·1 (20·6 to 34·6)	57·7 (44·2 to 72)	263 (219 to 306)	248 (194 to 308)	242 (184 to 306)	213 (166 to 270)	159 (125 to 197)	124 (98 to 157)	106 (84·8 to 131)	111 (87·1 to 138)	121 (94·8 to 150)	135 (107 to 167)	113 (89·3 to 139)	88·3 (69·7 to 108)	66 (52·2 to 81·1)	53·4 (42 to 66)	36·3 (28·1 to 44·9)	20·5 (15·7 to 26)	9 (6·7 to 11·4)	2,250
Pedestrian road injuries	0·1 (0 to 0·1)	0 (0 to 0)	0·8 (0·5 to 1·3)	10·5 (7·3 to 14·4)	4·4 (3·1 to 6·2)	7·7 (5·8 to 9·6)	11·1 (9·3 to 13·7)	13·3 (10·4 to 16·3)	17·3 (12·6 to 22·6)	17·3 (13·2 to 22·7)	13·5 (10·6 to 16·9)	11·6 (8·9 to 14·5)	10·3 (8·1 to 12·8)	11·2 (8·7 to 14·1)	12·7 (9·8 to 16·2)	14·9 (11·5 to 19)	13·1 (10·1 to 16·4)	11·1 (8·5 to 13·9)	8·8 (6·9 to 11·1)	7·5 (5·8 to 9·5)	5·2 (3·9 to 6·5)	2·9 (2·2 to 3·8)	1·3 (1 to 1·7)	207
Cyclist road injuries	0 (0 to 0)	0 (0 to 0)	0 (0 to 0)	0·6 (0·4 to 1)	1·7 (1 to 2·7)	3·5 (1·9 to 6)	2 (1·3 to 2·9)	2·7 (1·8 to 3·9)	3·2 (2·3 to 4·7)	3·8 (2·7 to 5·2)	3·7 (2·7 to 5)	3·5 (2·5 to 4·7)	4 (2·9 to 5·4)	4·7 (3·3 to 6·2)	6·1 (4·3 to 8·2)	6·7 (4·8 to 9·1)	6·1 (4·4 to 8·2)	4·8 (3·5 to 6·4)	3·5 (2·5 to 4·6)	2·6 (1·9 to 3·5)	1·9 (1·4 to 2·5)	1·2 (0·8 to 1·6)	0·5 (0·4 to 0·7)	66·9
Motorcyclist road injuries	0·1 (0 to 0·1)	0 (0 to 0·1)	0·3 (0·2 to 0·4)	0·5 (0·4 to 0·7)	0·5 (0·4 to 0·7)	1·8 (1·3 to 2·1)	7·9 (6·1 to 10)	13·9 (10·8 to 17·5)	16·9 (12·2 to 22·1)	16·7 (12·4 to 22·2)	13·1 (10·1 to 16·6)	12·2 (9·2 to 15·8)	10·7 (8·4 to 13·4)	11·1 (8·5 to 14·1)	11·4 (8·6 to 14·7)	10·6 (7·8 to 13·7)	7·9 (5·8 to 10·4)	5·7 (4·2 to 7·5)	4 (2·9 to 5·4)	3·1 (2·2 to 4·2)	2·3 (1·7 to 3·1)	1·5 (1·1 to 2)	0·8 (0·6 to 1·1)	153
Motor vehicle road injuries	0·5 (0·3 to 0·7)	0·4 (0·3 to 0·6)	12·2 (7·9 to 18·3)	30·9 (22·5 to 41·3)	20·2 (15 to 26·1)	43·6 (32·8 to 54·8)	240 (200 to 279)	216 (169 to 269)	202 (153 to 257)	173 (133 to 219)	126 (98·5 to 157)	95·4 (75·1 to 120)	79·4 (63·2 to 98·3)	81·8 (64 to 102)	88·9 (69·6 to 110)	101 (79·8 to 124)	84·8 (67·1 to 105)	65·7 (51·9 to 80·6)	48·9 (38·5 to 60·3)	39·5 (31·2 to 48·8)	26·5 (20·4 to 32·6)	14·7 (11·2 to 18·7)	6·3 (4·7 to 8·1)	1,800
Other road injuries	0·1 (0 to 0·1)	0 (0 to 0·1)	0·2 (0·1 to 0·4)	0·5 (0·3 to 0·8)	0·4 (0·3 to 0·5)	1·2 (0·9 to 1·6)	1·8 (1·4 to 2·3)	1·8 (1·4 to 2·4)	2 (1·4 to 2·7)	2·3 (1·7 to 3·1)	2 (1·5 to 2·5)	1·7 (1·3 to 2·2)	1·6 (1·2 to 2)	2 (1·5 to 2·5)	2 (1·6 to 2·6)	1·8 (1·4 to 2·4)	1·5 (1·1 to 2)	1·1 (0·8 to 1·4)	0·8 (0·6 to 1·1)	0·6 (0·4 to 0·8)	0·4 (0·3 to 0·6)	0·3 (0·2 to 0·4)	0·1 (0·1 to 0·2)	26·3
Other transport injuries	0·2 (0·1 to 0·3)	0·1 (0·1 to 0·1)	0·5 (0·4 to 0·8)	2·4 (1·8 to 3·1)	4 (3 to 5·1)	10·5 (8·3 to 12·9)	12·5 (10 to 15·8)	14·2 (11·1 to 17·6)	16·1 (12·5 to 20·6)	17·2 (13·5 to 21·7)	15·6 (12 to 19·9)	14·3 (11 to 18·5)	14·8 (11·2 to 18·8)	17·1 (12·8 to 22·2)	22·3 (16·4 to 29)	26·2 (19·3 to 34·9)	24·5 (17·5 to 33)	20·2 (14·6 to 27·3)	16·2 (11·4 to 22·5)	13·8 (9·8 to 18·5)	11·6 (8·4 to 15·6)	8·6 (6·2 to 11·6)	5·4 (3·7 to 7·2)	288
Unintentional injuries	4 (2·5 to 5·9)	7·1 (4·9 to 10)	94·1 (63·7 to 133)	76·2 (60·1 to 94·9)	43·3 (32·4 to 56·2)	60·6 (46 to 78·1)	70 (52 to 91·6)	98·7 (75·4 to 129)	133 (101 to 175)	162 (122 to 213)	168 (127 to 224)	162 (122 to 212)	176 (131 to 235)	220 (166 to 289)	305 (228 to 406)	388 (292 to 501)	391 (292 to 507)	376 (286 to 479)	373 (289 to 478)	413 (324 to 522)	411 (318 to 514)	343 (267 to 431)	222 (175 to 279)	4,700
Falls	0·2 (0·1 to 0·3)	0·2 (0·1 to 0·3)	2·5 (1·9 to 3·4)	7·1 (5·3 to 9·7)	11·7 (7·6 to 17·6)	17·3 (11·5 to 24·9)	24·5 (17·2 to 34·3)	35 (24·8 to 47·9)	48·7 (34·7 to 67)	62·6 (44·7 to 84·3)	69·6 (49·9 to 96·8)	71·2 (52 to 97·9)	83 (61 to 111)	113 (83 to 148)	168 (125 to 222)	230 (172 to 298)	247 (184 to 325)	255 (191 to 329)	275 (212 to 359)	326 (252 to 413)	340 (262 to 428)	291 (225 to 367)	192 (150 to 242)	2,870
Drowning	0·2 (0·2 to 0·4)	0·1 (0 to 0·1)	6·4 (4·3 to 9·3)	24·3 (18·5 to 31)	5·4 (3·8 to 7·5)	7·8 (5·7 to 10·7)	6 (4·3 to 8·3)	6·8 (4·8 to 9·6)	8·6 (5·7 to 12)	8·3 (6 to 11·1)	6·2 (4·5 to 8·4)	4·9 (3·6 to 6·8)	4·3 (3·2 to 5·7)	4·4 (3·3 to 5·6)	4·1 (3·2 to 5·4)	4·5 (3·4 to 5·7)	3·4 (2·5 to 4·2)	2·4 (1·8 to 3)	1·7 (1·3 to 2·2)	1·4 (1·1 to 1·8)	0·9 (0·7 to 1·1)	0·5 (0·4 to 0·6)	0·2 (0·2 to 0·3)	113
Fire, heat, and hot substances	0·1 (0 to 0·1)	0·1 (0·1 to 0·2)	3·2 (2·2 to 4·5)	10·9 (7·7 to 14·5)	5·6 (4·2 to 7·4)	6·5 (4·9 to 8·7)	6 (4·2 to 8·4)	8·9 (6·2 to 12·7)	12·1 (8·3 to 17·5)	16·5 (11 to 24)	16·7 (10·9 to 25·2)	14·3 (9·1 to 21·6)	14·9 (9·7 to 22·5)	17 (11·2 to 25·5)	21·2 (13·6 to 32·8)	23·4 (15·4 to 35·3)	19·6 (13 to 29·8)	15·5 (10·5 to 23·2)	12 (8·1 to 17·5)	10·2 (7·1 to 14·7)	7·8 (5·4 to 11·3)	5·4 (3·9 to 7·6)	3·1 (2·3 to 4·2)	251
Poisonings	0·2 (0·1 to 0·4)	0·1 (0·1 to 0·2)	1·6 (1·1 to 2·3)	4·3 (3·1 to 5·8)	3·4 (2·6 to 4·3)	5·9 (4·4 to 8·4)	6·2 (4·4 to 8·5)	9 (6·6 to 12)	12·1 (8·8 to 16·1)	11·7 (8·6 to 15·3)	9·4 (7 to 12·3)	7·7 (5·6 to 10·3)	5·8 (4·2 to 7·8)	6·4 (4·7 to 8·3)	6·1 (4·4 to 8·5)	5·7 (4·1 to 7·8)	4·1 (2·9 to 5·8)	3·2 (2·3 to 4·5)	2·3 (1·6 to 3·2)	2 (1·5 to 2·6)	1·5 (1·1 to 2)	0·9 (0·6 to 1·2)	0·4 (0·3 to 0·5)	110
Poisoning by carbon monoxide	0 (0 to 0)	0 (0 to 0)	0·7 (0·4 to 1·1)	1·8 (1·1 to 2·7)	0·9 (0·6 to 1·2)	2·2 (1·4 to 3·3)	3·1 (2·1 to 4·3)	4·9 (3·4 to 7·1)	7 (4·7 to 9·7)	7·4 (5·2 to 10·2)	5·4 (3·9 to 7·2)	4·3 (3 to 6)	2·8 (2 to 3·9)	2·8 (1·9 to 3·8)	2·2 (1·6 to 3·1)	2 (1·4 to 2·7)	1·2 (0·9 to 1·6)	1 (0·8 to 1·3)	0·8 (0·5 to 1)	0·7 (0·5 to 0·9)	0·5 (0·3 to 0·6)	0·2 (0·2 to 0·3)	0·1 (0·1 to 0·1)	52
Poisoning by other means	0·2 (0·1 to 0·3)	0·1 (0·1 to 0·1)	0·9 (0·5 to 1·4)	2·5 (1·5 to 3·6)	2·5 (1·2 to 4·4)	3·7 (2·2 to 5·8)	3·1 (1·9 to 4·9)	4·1 (2·5 to 6)	5·2 (3·4 to 7·4)	4·4 (2·7 to 6·4)	4 (2·6 to 5·9)	3·4 (2·2 to 5·1)	3 (1·9 to 4·4)	3·6 (2·4 to 5)	3·9 (2·5 to 5·7)	3·7 (2·4 to 5·6)	2·9 (1·8 to 4·3)	2·2 (1·4 to 3·4)	1·6 (1 to 2·3)	1·3 (0·9 to 1·9)	1 (0·7 to 1·4)	0·6 (0·4 to 0·9)	0·3 (0·2 to 0·4)	58·2
Exposure to mechanical forces	0·2 (0·1 to 0·4)	0·1 (0·1 to 0·2)	2 (1·4 to 2·8)	8·1 (6 to 10·5)	6·3 (4·3 to 9·2)	9·2 (6·6 to 13·2)	11·4 (7·9 to 16·7)	16·2 (11·5 to 23·3)	20·9 (14·8 to 29·4)	24·5 (16·9 to 34·9)	25 (17·2 to 37)	22·8 (15·5 to 33·6)	23·9 (16·5 to 35)	27·1 (18·8 to 39·7)	35·6 (24·2 to 52·2)	40·4 (27·6 to 58·6)	35·9 (24·1 to 51·6)	28·7 (19·3 to 41·2)	22·2 (15·2 to 31·1)	18·9 (12·9 to 26·5)	15·7 (10·8 to 21·9)	10·9 (7·4 to 15·3)	5·8 (4 to 8·2)	412
Unintentional firearm injuries	0 (0 to 0)	0 (0 to 0)	0·1 (0 to 0·1)	0·4 (0·2 to 0·9)	0·3 (0·2 to 0·6)	0·8 (0·4 to 1·3)	1·1 (0·6 to 1·9)	1·6 (1 to 2·5)	1·7 (1·1 to 2·6)	1·7 (1·1 to 2·5)	1·5 (1 to 2·1)	1·3 (0·8 to 1·6)	1 (0·7 to 1·5)	1·1 (0·8 to 1·6)	1·3 (0·9 to 1·8)	1·3 (0·9 to 1·9)	1·1 (0·7 to 1·6)	0·8 (0·6 to 1·2)	0·6 (0·4 to 0·9)	0·5 (0·3 to 0·8)	0·4 (0·3 to 0·6)	0·3 (0·2 to 0·4)	0·2 (0·1 to 0·2)	18·8
Other exposure to mechanical forces	0·2 (0·1 to 0·3)	0·1 (0·1 to 0·2)	1·9 (1·4 to 2·7)	7·6 (5·8 to 10)	6 (4 to 8·8)	8·5 (5·8 to 12·4)	10·3 (6·8 to 15·6)	14·6 (9·8 to 21·5)	19·2 (13·1 to 27·9)	22·8 (15·3 to 33)	23·6 (16 to 35·3)	21·7 (14·5 to 32·2)	22·9 (15·5 to 33·9)	26 (17·7 to 38)	34·3 (23·3 to 50·6)	39·1 (26·6 to 56·6)	34·9 (23·3 to 50·2)	27·9 (18·8 to 40)	21·6 (14·8 to 30·2)	18·4 (12·5 to 25·8)	15·3 (10·5 to 21·4)	10·7 (7·2 to 14·9)	5·7 (3·9 to 8)	393
Adverse effects of medical treatment	0·7 (0·4 to 1·1)	0·5 (0·4 to 0·7)	4·7 (3 to 7)	4·7 (3·1 to 6·8)	1·9 (1·2 to 3)	2 (1·4 to 2·8)	2·1 (1·4 to 3·1)	3·4 (2·2 to 4·8)	4·7 (3·1 to 6·8)	6·3 (4·3 to 9)	6·8 (4·7 to 9·5)	7·1 (4·9 to 9·9)	7·8 (5·5 to 11)	9·6 (6·7 to 13·2)	13·6 (9·3 to 19)	19·1 (13·6 to 26·4)	20·4 (14·3 to 28·6)	18·7 (13·4 to 25·7)	15·9 (11·1 to 22·3)	12·9 (9·2 to 17·7)	9·6 (6·6 to 13·4)	6·3 (4·1 to 9)	3·5 (2·2 to 5·2)	182
Animal contact	0·1 (0 to 0·1)	0·1 (0 to 0·1)	0·3 (0·2 to 0·6)	1·2 (0·8 to 1·7)	1·4 (0·9 to 2·1)	1·9 (1·2 to 2·8)	2 (1·3 to 3)	2·6 (1·6 to 3·8)	3·4 (2 to 4·3)	3·4 (2·2 to 5·1)	3·4 (2·2 to 5·2)	3·1 (2 to 4·6)	3·2 (2·1 to 4·8)	3·7 (2·3 to 5·4)	4·7 (3 to 7·1)	5·5 (3·4 to 8)	4·8 (3·1 to 7·4)	3·8 (2·4 to 5·7)	2·8 (1·8 to 4·4)	2·4 (1·5 to 3·6)	1·8 (1·2 to 2·8)	1·2 (0·8 to 1·9)	0·6 (0·4 to 1)	56·7
Venomous animal contact	0 (0 to 0)	0 (0 to 0)	0·1 (0 to 0·1)	0·4 (0·2 to 0·6)	0·7 (0·4 to 1)	0·9 (0·5 to 1·4)	1 (0·6 to 1·5)	1·2 (0·7 to 1·8)	1·3 (0·8 to 2)	1·4 (0·9 to 2·1)	1·3 (0·8 to 2)	1·1 (0·7 to 1·6)	1·1 (0·7 to 1·6)	1·2 (0·8 to 1·7)	1·4 (0·9 to 2)	1·5 (1 to 2·1)	1·2 (0·8 to 1·8)	0·9 (0·6 to 1·3)	0·6 (0·4 to 0·9)	0·5 (0·3 to 0·7)	0·4 (0·2 to 0·5)	0·2 (0·2 to 0·3)	0·1 (0·1 to 0·2)	18·4
Non-venomous animal contact	0·1 (0 to 0·1)	0·1 (0 to 0·1)	0·3 (0·2 to 0·5)	0·8 (0·5 to 1·2)	0·7 (0·4 to 1·1)	1 (0·6 to 1·6)	1·1 (0·6 to 1·8)	1·4 (0·8 to 2·3)	1·6 (0·9 to 2·7)	1·9 (1·1 to 3·2)	2·1 (1·2 to 3·6)	1·9 (1·1 to 3·3)	2·1 (1·2 to 3·4)	2·5 (1·5 to 4)	3·3 (2 to 5·5)	3·9 (2·2 to 6·3)	3·6 (2·1 to 5·9)	2·9 (1·7 to 4·6)	2·2 (1·3 to 3·6)	1·9 (1·1 to 3)	1·5 (0·9 to 2·4)	1 (0·6 to 1·6)	0·5 (0·3 to 0·8)	38·3
Foreign body	2 (1·2 to 3·2)	5·8 (3·8 to 8·4)	71·6 (46·2 to 104)	12·5 (9·5 to 16·1)	3·8 (2·8 to 5·2)	4·9 (3·7 to 6·4)	4·5 (3·3 to 5·9)	6·2 (4·7 to 8·2)	8·1 (6·2 to 10·4)	9·8 (7·5 to 12·5)	9·7 (7·5 to 12·5)	9·5 (7·2 to 12)	9·9 (7·8 to 12·3)	12·1 (9·5 to 15·2)	15·4 (12·2 to 19·5)	19·3 (15·2 to 24·5)	18·6 (15 to 23·2)	17 (13·6 to 20·9)	15·7 (12·3 to 19·6)	16·5 (12·8 to 20·4)	14·3 (11·2 to 17·5)	11·9 (8·9 to 14·8)	8·3 (5·9 to 10·5)	308
Pulmonary aspiration and foreign body in airway	2 (1·2 to 3·2)	5·8 (3·8 to 8·4)	71·3 (46 to 104)	11·2 (8·3 to 14·7)	1·9 (1·4 to 2·5)	2·7 (2 to 3·6)	2 (1·5 to 2·7)	3·1 (2·2 to 4·2)	4·4 (3·1 to 5·8)	5·5 (4 to 7·5)	5·2 (3·8 to 7)	5·2 (3·8 to 7·1)	5·3 (4 to 6·8)	6·8 (5 to 8·9)	8·3 (6 to 11·4)	10·9 (7·9 to 15·1)	10·5 (8 to 13·8)	10·1 (7·5 to 13·1)	9·8 (7 to 13·4)	11·2 (8·2 to 14·5)	9·8 (6·8 to 12·5)	8·6 (5·7 to 11·2)	6·4 (4 to 8·8)	218
Foreign body in eyes	0 (0 to 0)	0 (0 to 0)	0·1 (0 to 0·2)	0·4 (0·1 to 0·9)	0·7 (0·2 to 1·5)	0·8 (0·3 to 1·8)	0·9 (0·4 to 2)	1 (0·5 to 2·4)	1·4 (0·6 to 2·7)	1·5 (0·7 to 2·8)	1·4 (0·7 to 2·7)	1·4 (0·8 to 2·4)	1·4 (0·8 to 2·4)	1·5 (0·9 to 2·5)	2 (1·2 to 3)	2·1 (1·3 to 3·2)	2 (1·2 to 2·8)	1·5 (1 to 2·2)	1·2 (0·8 to 1·7)	0·9 (0·6 to 1·4)	0·7 (0·5 to 1·1)	0·5 (0·3 to 0·7)	0·2 (0·2 to 0·3)	24
Foreign body in other body part	0 (0 to 0)	0 (0 to 0)	0·2 (0·1 to 0·3)	0·9 (0·6 to 1·4)	1·2 (0·8 to 1·9)	1·4 (0·9 to 2·1)	1·5 (1 to 2·2)	1·9 (1·3 to 2·7)	2·3 (1·6 to 3·2)	2·8 (2 to 3·8)	3 (2·1 to 4·2)	2·9 (2 to 3·9)	3·2 (2·3 to 4·3)	3·8 (2·7 to 5·2)	5·2 (3·7 to 7·1)	6·3 (4·4 to 8·6)	6·1 (4·3 to 8·5)	5·5 (3·8 to 7·4)	4·7 (3·3 to 6·4)	4·3 (3·1 to 5·9)	3·8 (2·7 to 5·2)	2·8 (2 to 4)	1·7 (1·2 to 2·4)	65·6
Environmental heat and cold exposure	0·1 (0 to 0·1)	0 (0 to 0)	1·1 (0·7 to 1·7)	1·1 (0·7 to 1·5)	0·5 (0·3 to 0·7)	0·6 (0·4 to 1)	1·2 (0·8 to 1·7)	1·7 (1·2 to 2·4)	2·6 (1·9 to 3·6)	3·2 (2·3 to 4·4)	3·2 (2·3 to 4·5)	3·4 (2·4 to 4·5)	3·6 (2·5 to 4·8)	4·6 (3·3 to 6·4)	5·7 (4·1 to 7·6)	7·1 (5·1 to 9·6)	6·4 (4·6 to 8·6)	6·1 (4·4 to 8·2)	5·3 (3·9 to 7·2)	5·5 (4·1 to 7·2)	4·9 (3·5 to 6·7)	4 (2·9 to 5·2)	2·2 (1·6 to 2·9)	74
Exposure to forces of nature	0 (0 to 0)	0 (0 to 0)	0 (0 to 0)	0·1 (0·1 to 0·1)	0·1 (0·1 to 0·2)	0·2 (0·1 to 0·2)	0·2 (0·1 to 0·2)	0·2 (0·1 to 0·2)	0·2 (0·1 to 0·2)	0·2 (0·1 to 0·2)	0·2 (0·1 to 0·2)	0·2 (0·1 to 0·2)	0·2 (0·1 to 0·2)	0·2 (0·1 to 0·2)	0·2 (0·2 to 0·2)	0·2 (0·2 to 0·2)	0·2 (0·1 to 0·2)	0·1 (0·1 to 0·2)	0·1 (0·1 to 0·1)	0·1 (0·1 to 0·1)	0·1 (0 to 0·1)	0 (0 to 0)	0 (0 to 0)	2·8
Other unintentional injuries	0·1 (0·1 to 0·2)	0·1 (0·1 to 0·2)	0·8 (0·6 to 1·1)	2·1 (1·4 to 3)	3 (2 to 4·6)	4·3 (3 to 6·2)	5·8 (3·9 to 8·7)	8·7 (5·7 to 12·9)	12·3 (8·2 to 18·1)	16·1 (10·8 to 24)	17·8 (12 to 25·9)	17·9 (12 to 25·5)	19·1 (12·8 to 27·5)	22·4 (14·8 to 32·1)	29·9 (19·9 to 42·3)	33·5 (22·5 to 47·8)	30·2 (20·7 to 42·3)	24·7 (17·1 to 35·2)	19·6 (13·7 to 27)	16·8 (11·8 to 23·2)	14·4 (10·3 to 19·5)	10·7 (7·5 to 14·6)	6 (4·3 to 8·2)	316
Self-harm and interpersonal violence	1·3 (0·8 to 2)	0·4 (0·3 to 0·6)	15·4 (10·7 to 22·4)	15·2 (10·8 to 20·7)	5·9 (4·7 to 7·6)	32·6 (25·5 to 41·7)	106 (84·8 to 131)	141 (111 to 175)	187 (144 to 235)	191 (148 to 243)	145 (113 to 184)	123 (95 to 156)	101 (76·3 to 129)	93·6 (73 to 119)	78·4 (61·3 to 98·3)	65·9 (51·8 to 83·3)	41 (32·9 to 50)	26 (20·7 to 32)	15·8 (12·5 to 19·2)	10·6 (8·5 to 13)	6·6 (5·2 to 8·1)	3·5 (2·8 to 4·3)	1·5 (1·1 to 1·9)	1,410
Self-harm	0 (0 to 0)	0 (0 to 0)	0 (0 to 0)	0 (0 to 0)	0 (0 to 0)	20·1 (13·6 to 28·1)	71·7 (52·3 to 95·1)	89·2 (63·7 to 118)	132 (91·3 to 178)	141 (103 to 187)	109 (79·6 to 145)	96·9 (71·3 to 128)	80·4 (56·3 to 106)	76 (56·6 to 99·3)	61·6 (45·6 to 80·6)	49·8 (36·9 to 66·3)	28·6 (21·5 to 36·9)	17 (12·9 to 22·2)	9·5 (7·3 to 12·2)	6·2 (4·8 to 7·8)	3·5 (2·7 to 4·5)	1·7 (1·3 to 2·1)	0·7 (0·5 to 0·8)	994
Self-harm by firearm	0 (0 to 0)	0 (0 to 0)	0 (0 to 0)	0 (0 to 0)	0 (0 to 0)	3·1 (2·1 to 4·6)	14·3 (9·8 to 19·9)	22·2 (15·7 to 29·8)	32 (21·9 to 43·8)	33·4 (24·4 to 44·6)	26·1 (18·5 to 35)	21·2 (15·4 to 28·5)	18·3 (12·6 to 24·4)	17·6 (12·9 to 23·2)	15 (10·7 to 20·1)	12·7 (8·9 to 17·4)	7·2 (5·2 to 9·6)	4 (2·9 to 5·5)	2 (1·5 to 2·7)	1·1 (0·8 to 1·6)	0·4 (0·3 to 0·6)	0·2 (0·1 to 0·2)	0·1 (0 to 0·1)	231
Self-harm by other specified means	0 (0 to 0)	0 (0 to 0)	0 (0 to 0)	0 (0 to 0)	0 (0 to 0)	17 (11·4 to 23·5)	57·5 (41·8 to 75·6)	67 (48 to 88·1)	99·7 (69·6 to 135)	107 (78·5 to 142)	82·9 (61 to 110)	75·7 (56·2 to 100)	62·1 (43·7 to 81·6)	58·4 (43·7 to 75·9)	46·6 (34·8 to 60·9)	37·1 (27·9 to 49·4)	21·4 (16·4 to 27·3)	12·9 (9·9 to 16·8)	7·5 (5·7 to 9·6)	5·1 (3·9 to 6·3)	3 (2·3 to 3·9)	1·6 (1·2 to 2)	0·6 (0·5 to 0·8)	763
Interpersonal violence	1·3 (0·8 to 2)	0·4 (0·3 to 0·6)	15·4 (10·6 to 22·4)	14·9 (10·5 to 20·4)	5·8 (4·5 to 7·5)	12·2 (9·7 to 15·4)	34·2 (26·8 to 42·7)	51·3 (39·6 to 65)	55 (41·7 to 71·5)	49·7 (37·1 to 65·2)	35·8 (28·4 to 44·5)	25·6 (20·5 to 31·6)	20·4 (16·3 to 25)	17·3 (13·9 to 21)	16·7 (13·4 to 20·7)	15·9 (12·6 to 19·8)	12·2 (9·7 to 15·5)	8·9 (7 to 11·2)	6·2 (4·9 to 7·8)	4·3 (3·4 to 5·6)	3 (2·3 to 4)	1·8 (1·3 to 2·4)	0·8 (0·6 to 1·1)	409
Physical violence by firearm	0·1 (0 to 0·1)	0 (0 to 0)	0·9 (0·6 to 1·3)	3 (2 to 4·2)	1·8 (1·4 to 2·5)	4·8 (3·6 to 6·2)	17·6 (13·4 to 22·5)	27·9 (20·9 to 36·9)	30·3 (22·2 to 41·4)	26·2 (18·5 to 35·7)	17·1 (12·9 to 22·2)	11·2 (8·6 to 14·6)	7·5 (5·7 to 9·7)	5·5 (4·2 to 7·1)	4·3 (3·5 to 5·4)	4 (3·1 to 5)	2·7 (2·2 to 3·3)	1·8 (1·5 to 2·2)	1·1 (0·9 to 1·4)	0·7 (0·5 to 0·8)	0·4 (0·3 to 0·5)	0·2 (0·1 to 0·2)	0·1 (0·1 to 0·1)	169
Physical violence by sharp object	0·1 (0 to 0·1)	0 (0 to 0)	0·2 (0·1 to 0·3)	0·5 (0·4 to 0·7)	0·3 (0·2 to 0·4)	0·8 (0·6 to 1)	2·7 (2·1 to 3·5)	5·4 (4·1 to 7·1)	6·9 (5 to 9·3)	6·6 (4·8 to 8·9)	4·6 (3·5 to 5·8)	3·2 (2·5 to 4)	2·5 (2 to 3·2)	2·2 (1·7 to 2·7)	2·1 (1·7 to 2·7)	2 (1·5 to 2·5)	1·5 (1·1 to 1·9)	1 (0·8 to 1·3)	0·7 (0·5 to 0·9)	0·5 (0·4 to 0·6)	0·3 (0·2 to 0·4)	0·2 (0·1 to 0·3)	0·1 (0·1 to 0·1)	44·4
Sexual violence	0 (0 to 0)	0 (0 to 0)	0 (0 to 0)	0·1 (0·1 to 0·2)	1·3 (0·8 to 2·1)	3·4 (2 to 5·2)	8·4 (4·7 to 13·6)	8·9 (5·1 to 13·6)	5·5 (3 to 8·9)	4 (2·2 to 6·5)	3·3 (1·8 to 5·3)	2·6 (1·5 to 4·1)	2·1 (1·3 to 3·6)	1·7 (1 to 2·8)	1·3 (0·8 to 2·2)	1 (0·6 to 1·6)	0·8 (0·5 to 1·3)	0·6 (0·4 to 0·9)	0·5 (0·3 to 0·7)	0·4 (0·3 to 0·6)	0·3 (0·2 to 0·5)	0·1 (0 to 0·1)	0 (0 to 0)	46·3
Physical violence by other means	1·2 (0·7 to 1·8)	0·4 (0·3 to 0·5)	14·3 (9·9 to 20·8)	11·2 (7·8 to 15·3)	2·3 (1·7 to 3)	3·2 (2·5 to 4)	5·5 (4·3 to 7)	9·2 (7 to 11·7)	12·4 (9·5 to 15·8)	13 (9·8 to 16·7)	10·8 (8·4 to 13·7)	8·7 (6·7 to 11)	8·1 (6·2 to 10·3)	8 (6 to 10·4)	8·8 (6·6 to 12)	8·9 (6·6 to 12)	7·2 (5·3 to 9·8)	5·4 (4 to 7·3)	3·9 (2·9 to 5·2)	2·8 (2 to 3·8)	2·1 (1·5 to 2·8)	1·3 (0·9 to 1·8)	0·6 (0·5 to 0·9)	149
Conflict and terrorism	0 (0 to 0)	0 (0 to 0)	0 (0 to 0)	0 (0 to 0)	0 (0 to 0)	0 (0 to 0)	0·1 (0 to 0·2)	0·2 (0·1 to 0·4)	0·2 (0·1 to 0·4)	0·2 (0·1 to 0·4)	0·2 (0·1 to 0·3)	0·1 (0·1 to 0·3)	0·1 (0·1 to 0·2)	0·1 (0·1 to 0·2)	0·1 (0·1 to 0·2)	0·1 (0·1 to 0·2)	0·1 (0·1 to 0·2)	0·1 (0 to 0·1)	0·1 (0 to 0·1)	0 (0 to 0·1)	0 (0 to 0)	0 (0 to 0)	0 (0 to 0)	2

SR Table 2b: Ohio DALYS by cause and age group for females with 95% uncertainty intervals, 2019

Cause	Early Neonatal	Late Neonatal	Post Neonatal	1 to 4	5 to 9	10 to 14	15 to 19	20 to 24	25 to 29	30 to 34	35 to 39	40 to 44	45 to 49	50 to 54	55 to 59	60 to 64	65 to 69	70 to 74	75 to 79	80 to 84	85 to 89	90 to 94	95 plus	Total
All causes	20,300 (18,800 to 21,800)	4,490 (4,180 to 4,830)	12,200 (11,500 to 12,900)	12,000 (9,760 to 14,600)	14,100 (10,800 to 18,200)	26,200 (19,800 to 33,800)	51,500 (40,000 to 65,400)	71,200 (55,500 to 88,300)	86,200 (67,900 to 106,000)	85,700 (68,000 to 105,000)	91,500 (73,100 to 113,000)	95,800 (78,100 to 116,000)	117,000 (95,000 to 140,000)	141,000 (115,000 to 169,000)	181,000 (149,000 to 215,000)	212,000 (176,000 to 250,000)	211,000 (178,000 to 246,000)	205,000 (174,000 to 238,000)	173,000 (148,000 to 200,000)	150,000 (130,000 to 171,000)	118,000 (102,000 to 134,000)	82,800 (73,600 to 92,400)	41,500 (37,900 to 45,000)	2,200,000
Communicable, maternal, neonatal, and nutritional diseases	15,500 (14,000 to 17,000)	2,520 (2,180 to 2,830)	2,530 (1,990 to 3,110)	2,700 (2,040 to 3,660)	2,660 (1,790 to 4,100)	2,320 (1,680 to 3,370)	2,820 (2,040 to 4,150)	2,850 (2,150 to 3,820)	3,310 (2,570 to 4,230)	3,440 (2,630 to 4,500)	3,840 (2,830 to 5,460)	3,910 (2,810 to 5,710)	3,950 (2,940 to 5,480)	4,080 (3,140 to 5,530)	4,810 (3,770 to 6,230)	5,360 (4,190 to 6,810)	5,230 (4,050 to 6,500)	5,160 (3,990 to 6,510)	4,710 (3,670 to 6,100)	4,600 (3,460 to 5,800)	3,970 (2,840 to 5,170)	3,220 (2,340 to 4,180)	1,930 (1,370 to 2,490)	95,400
HIV/AIDS and sexually transmitted infections	2·1 (1·4 to 3·1)	1·2 (0·6 to 2·1)	11·9 (10·2 to 14·1)	8·8 (7·5 to 10·2)	4·7 (4 to 5·5)	11·4 (9·6 to 13·9)	36·8 (26·2 to 53·8)	129 (90·3 to 191)	271 (192 to 395)	396 (291 to 563)	456 (335 to 629)	449 (338 to 627)	391 (290 to 532)	302 (225 to 425)	262 (192 to 366)	191 (136 to 279)	145 (102 to 209)	74·4 (46·5 to 119)	46·5 (29·8 to 72·8)	26·9 (17·9 to 42)	17·3 (11·2 to 27·1)	9·5 (6·4 to 14·2)	3·8 (2·7 to 5·4)	3,250
HIV/AIDS	0 (0 to 0)	0 (0 to 0)	11·3 (9·6 to 13·4)	8·7 (7·5 to 10·2)	4·6 (3·9 to 5·4)	5·4 (4·6 to 6·3)	15·2 (12·4 to 18·9)	63 (50 to 80)	141 (109 to 187)	236 (181 to 312)	284 (224 to 372)	291 (231 to 367)	272 (210 to 353)	212 (163 to 281)	179 (135 to 241)	122 (87·5 to 177)	85·5 (61·6 to 128)	26·5 (13·3 to 52·2)	11·9 (5·5 to 25·2)	2·4 (1·2 to 4·9)	1·3 (0·5 to 2·8)	0·7 (0·2 to 1·6)	0·3 (0·1 to 0·7)	1,970
HIV/AIDS - Drug-susceptible Tuberculosis	0 (0 to 0)	0 (0 to 0)	0·3 (0·2 to 0·4)	0·2 (0·1 to 0·3)	0·1 (0·1 to 0·1)	0·1 (0·1 to 0·2)	0·2 (0·2 to 0·4)	1 (0·6 to 1·6)	2·2 (1·4 to 3·4)	3·7 (2·3 to 5·7)	4·5 (2·8 to 6·9)	4·9 (3·1 to 7·5)	4·5 (2·8 to 6·9)	3·4 (2·1 to 5·2)	2·8 (1·8 to 4·3)	1·8 (1·1 to 2·8)	1·3 (0·8 to 2)	0·3 (0·2 to 0·4)	0·1 (0·1 to 0·1)	0 (0 to 0)	0 (0 to 0)	0 (0 to 0)	0 (0 to 0)	31·2
HIV/AIDS - Multidrug-resistant Tuberculosis without exten	0 (0 to 0)	0 (0 to 0)	0 (0 to 0)	0 (0 to 0)	0 (0 to 0)	0 (0 to 0)	0 (0 to 0)	0 (0 to 0·1)	0·1 (0 to 0·3)	0·1 (0 to 0·5)	0·1 (0 to 0·6)	0·2 (0 to 0·7)	0·2 (0 to 0·6)	0·1 (0 to 0·5)	0·1 (0 to 0·4)	0·1 (0 to 0·2)	0 (0 to 0·2)	0 (0 to 0)	0 (0 to 0)	0 (0 to 0)	0 (0 to 0)	0 (0 to 0)	0 (0 to 0)	1·1
HIV/AIDS - Extensively drug-resistant Tuberculosis	0 (0 to 0)	0 (0 to 0)	0 (0 to 0)	0 (0 to 0)	0 (0 to 0)	0 (0 to 0)	0 (0 to 0)	0 (0 to 0)	0 (0 to 0·1)	0 (0 to 0·1)	0 (0 to 0·1)	0 (0 to 0·2)	0 (0 to 0·1)	0 (0 to 0·1)	0 (0 to 0·1)	0 (0 to 0·1)	0 (0 to 0)	0 (0 to 0)	0 (0 to 0)	0 (0 to 0)	0 (0 to 0)	0 (0 to 0)	0 (0 to 0)	0·3
HIV/AIDS resulting in other diseases	0 (0 to 0)	0 (0 to 0)	11·1 (9·3 to 13·1)	8·5 (7·3 to 10)	4·5 (3·8 to 5·2)	5·3 (4·5 to 6·2)	14·9 (12·2 to 18·5)	62 (48·9 to 78·9)	139 (107 to 184)	232 (178 to 309)	279 (219 to 368)	286 (226 to 362)	267 (205 to 348)	208 (160 to 277)	176 (132 to 238)	120 (85·5 to 176)	84·1 (60·2 to 126)	26·2 (13·1 to 52)	11·8 (5·4 to 25·1)	2·4 (1·1 to 4·9)	1·3 (0·4 to 2·8)	0·7 (0·2 to 1·6)	0·3 (0·1 to 0·7)	1,940
Sexually transmitted infections excluding HIV	2·1 (1·4 to 3·1)	1·2 (0·6 to 2·1)	0·6 (0·3 to 1·1)	0·1 (0 to 0·1)	0·1 (0 to 0·2)	5·9 (4·5 to 8·3)	21·6 (12·6 to 37·7)	65·6 (34 to 119)	129 (64·5 to 240)	160 (82·9 to 303)	173 (86·8 to 315)	159 (80·7 to 304)	119 (57·3 to 233)	89·7 (42·8 to 182)	83·4 (40·6 to 166)	69·3 (34·3 to 135)	59·2 (31·5 to 109)	47·9 (27·9 to 82·4)	34·7 (21·3 to 56·9)	24·4 (15·8 to 39)	16 (10·3 to 25·9)	8·8 (6 to 13·5)	3·4 (2·4 to 4·9)	1,270
Syphilis	2·1 (1·4 to 3·1)	1·2 (0·6 to 2·1)	0·6 (0·3 to 1·1)	0·1 (0 to 0·1)	0·1 (0 to 0·2)	1·6 (1·4 to 1·9)	0·2 (0·1 to 0·4)	2·2 (1·4 to 3·4)	0·9 (0·4 to 1·7)	1·3 (0·8 to 2·1)	1·7 (1·1 to 2·5)	1·8 (1·1 to 2·5)	2·2 (1·4 to 3·1)	2·5 (1·7 to 3·7)	3·6 (2·3 to 5·2)	5 (3·1 to 7·5)	5·8 (3·6 to 8·8)	5·7 (3·6 to 8·3)	4·7 (2·9 to 6·7)	3·5 (2·2 to 5)	2·5 (1·6 to 3·6)	1·5 (1 to 2·2)	0·7 (0·4 to 1)	51·3
Chlamydial infection	0 (0 to 0)	0 (0 to 0)	0 (0 to 0)	0 (0 to 0)	0 (0 to 0)	0·8 (0·6 to 1·1)	2·1 (1·3 to 3·2)	5·1 (3·1 to 8·2)	9·1 (5·7 to 14·3)	8·6 (4·7 to 14·8)	10·9 (6·5 to 18·2)	10·1 (5·6 to 17·6)	4·9 (3 to 8·4)	2·4 (1·6 to 3·4)	2·3 (1·6 to 3·2)	2 (1·1 to 3·1)	1·2 (0·7 to 2)	1·9 (1·1 to 3·1)	1·9 (1·1 to 2·9)	2 (1·2 to 3)	1·4 (0·9 to 2·2)	0·8 (0·5 to 1·2)	0·4 (0·2 to 0·5)	67·9
Gonococcal infection	0 (0 to 0)	0 (0 to 0)	0 (0 to 0)	0 (0 to 0)	0 (0 to 0)	0·7 (0·6 to 0·8)	1·7 (1·3 to 2·1)	2·8 (1·9 to 4·1)	5·3 (3·4 to 8·1)	9·4 (6·3 to 14)	9·2 (6·2 to 13·4)	8 (5·1 to 12·5)	6 (3·8 to 9·1)	4·4 (2·7 to 6·8)	4·8 (3·1 to 7·2)	6·5 (3·7 to 10·3)	7·6 (4·4 to 12·1)	7 (4 to 11·3)	7 (4·3 to 10·9)	5·3 (3·2 to 8·1)	3·9 (2·5 to 6·1)	2·3 (1·4 to 3·4)	1·1 (0·7 to 1·7)	93
Trichomoniasis	0 (0 to 0)	0 (0 to 0)	0 (0 to 0)	0 (0 to 0)	0 (0 to 0)	0·3 (0 to 1·1)	5·7 (1·6 to 14·4)	28·3 (9·6 to 68·9)	59·8 (20 to 139)	67·6 (21·6 to 162)	65·6 (20·8 to 153)	58·3 (19·2 to 142)	55·5 (17·6 to 128)	43·6 (13·6 to 107)	35·2 (11·1 to 83·9)	25·6 (8·8 to 58·4)	19·5 (7 to 46·1)	13·6 (5 to 31)	8·5 (3·2 to 18·6)	5 (1·9 to 10·8)	2·7 (1 to 6·1)	1·1 (0·4 to 2·6)	0·2 (0·1 to 0·6)	496
Genital herpes	0 (0 to 0)	0 (0 to 0)	0 (0 to 0)	0 (0 to 0)	0 (0 to 0)	1·2 (0·3 to 2·9)	5·5 (1·3 to 14·3)	11 (3·3 to 26·9)	17·3 (5·4 to 42·3)	21 (6·6 to 52)	24 (7·4 to 59·3)	24 (7·3 to 59·6)	26·8 (8·5 to 67·7)	27·5 (8·4 to 67·6)	30 (9·1 to 75·9)	28·1 (8·5 to 67·5)	22·4 (6·8 to 53·3)	16·5 (5·2 to 40·9)	10·9 (3·5 to 26·9)	7 (2·1 to 17·3)	4·3 (1·3 to 10·6)	2·3 (0·7 to 5·5)	0·8 (0·3 to 2·1)	281
Other sexually transmitted infections	0 (0 to 0)	0 (0 to 0)	0 (0 to 0)	0 (0 to 0)	0 (0 to 0)	1·3 (0·9 to 1·9)	6·4 (4·2 to 9·3)	16·2 (7·3 to 29)	36·9 (20 to 60)	52·4 (29·8 to 84·3)	61·2 (34 to 101)	56·5 (30·5 to 102)	23·9 (11·7 to 42·5)	9·2 (3·6 to 18)	7·5 (5·3 to 10·1)	2·2 (1·3 to 3·6)	2·6 (1·5 to 4·2)	3·1 (1·8 to 5)	1·8 (1·1 to 2·8)	1·7 (1 to 2·6)	1·3 (0·8 to 2)	0·7 (0·4 to 1·1)	0·2 (0·1 to 0·3)	285
Respiratory infections and tuberculosis	44·9 (32·9 to 59·4)	75·3 (56·3 to 99·5)	555 (417 to 722)	772 (528 to 1,120)	710 (439 to 1,110)	629 (385 to 998)	639 (394 to 1,010)	673 (433 to 1,030)	734 (500 to 1,050)	752 (513 to 1,060)	819 (559 to 1,160)	889 (614 to 1,260)	1,120 (812 to 1,490)	1,460 (1,030 to 1,950)	1,970 (1,400 to 2,700)	2,440 (1,770 to 3,360)	2,590 (1,840 to 3,470)	2,900 (2,020 to 3,960)	2,800 (2,000 to 3,930)	3,020 (2,150 to 4,020)	2,780 (1,950 to 3,680)	2,360 (1,650 to 3,170)	1,440 (1,000 to 1,940)	32,200
Tuberculosis	0 (0 to 0)	0 (0 to 0)	1·6 (1·2 to 2·1)	2·3 (1·8 to 3)	1·1 (0·8 to 1·5)	1·7 (1·1 to 2·4)	3·7 (2·5 to 5·5)	9 (6·1 to 13·3)	13·7 (9·2 to 19·7)	11·7 (7·6 to 16·4)	10·8 (6·8 to 16·2)	11·5 (7·6 to 16·5)	14·2 (9·2 to 20·4)	17·8 (11·5 to 26·7)	23·7 (15·2 to 35·3)	30·7 (20·3 to 44·6)	35·5 (24·2 to 48·8)	37·1 (27·2 to 49·9)	30·8 (21·9 to 41·9)	24·1 (16·6 to 34·1)	15·3 (10·3 to 21·6)	8·6 (5·8 to 12·1)	3·1 (2·2 to 4·2)	308
Latent tuberculosis infection	0 (0 to 0)	0 (0 to 0)	0 (0 to 0)	0 (0 to 0)	0 (0 to 0)	0 (0 to 0)	0 (0 to 0)	0 (0 to 0)	0 (0 to 0)	0 (0 to 0)	0 (0 to 0)	0 (0 to 0)	0 (0 to 0)	0 (0 to 0)	0 (0 to 0)	0 (0 to 0)	0 (0 to 0)	0 (0 to 0)	0 (0 to 0)	0 (0 to 0)	0 (0 to 0)	0 (0 to 0)	0 (0 to 0)	0
Drug-susceptible tuberculosis	0 (0 to 0)	0 (0 to 0)	1·5 (1·1 to 2·1)	2·2 (1·7 to 2·9)	1·1 (0·8 to 1·5)	1·6 (1·1 to 2·3)	3·6 (2·4 to 5·4)	8·8 (5·8 to 12·8)	13·3 (8·8 to 19·1)	11·3 (7·3 to 15·8)	10·5 (6·6 to 15·9)	11·1 (7·3 to 16·4)	13·7 (8·9 to 20)	17·2 (11·1 to 25·8)	22·9 (14·7 to 34·6)	29·7 (19·5 to 43·3)	34·4 (23·7 to 47·7)	36 (25·9 to 48·9)	29·8 (21·1 to 41·2)	23·3 (15·6 to 33·2)	14·8 (9·8 to 21·1)	8·3 (5·5 to 11·9)	3 (2 to 4)	298
Multidrug-resistant tuberculosis without extensive drug res	0 (0 to 0)	0 (0 to 0)	0 (0 to 0·2)	0·1 (0 to 0·2)	0 (0 to 0·1)	0 (0 to 0·1)	0·1 (0 to 0·3)	0·2 (0 to 0·8)	0·3 (0 to 1·2)	0·3 (0 to 1·1)	0·3 (0 to 1·1)	0·3 (0 to 1·2)	0·4 (0 to 1·5)	0·5 (0 to 2)	0·6 (0·1 to 2·5)	0·8 (0·1 to 3·2)	0·9 (0·1 to 3·6)	0·9 (0·1 to 3·8)	0·8 (0·1 to 3·2)	0·6 (0·1 to 2·5)	0·4 (0 to 1·6)	0·2 (0 to 0·9)	0·1 (0 to 0·4)	7·7



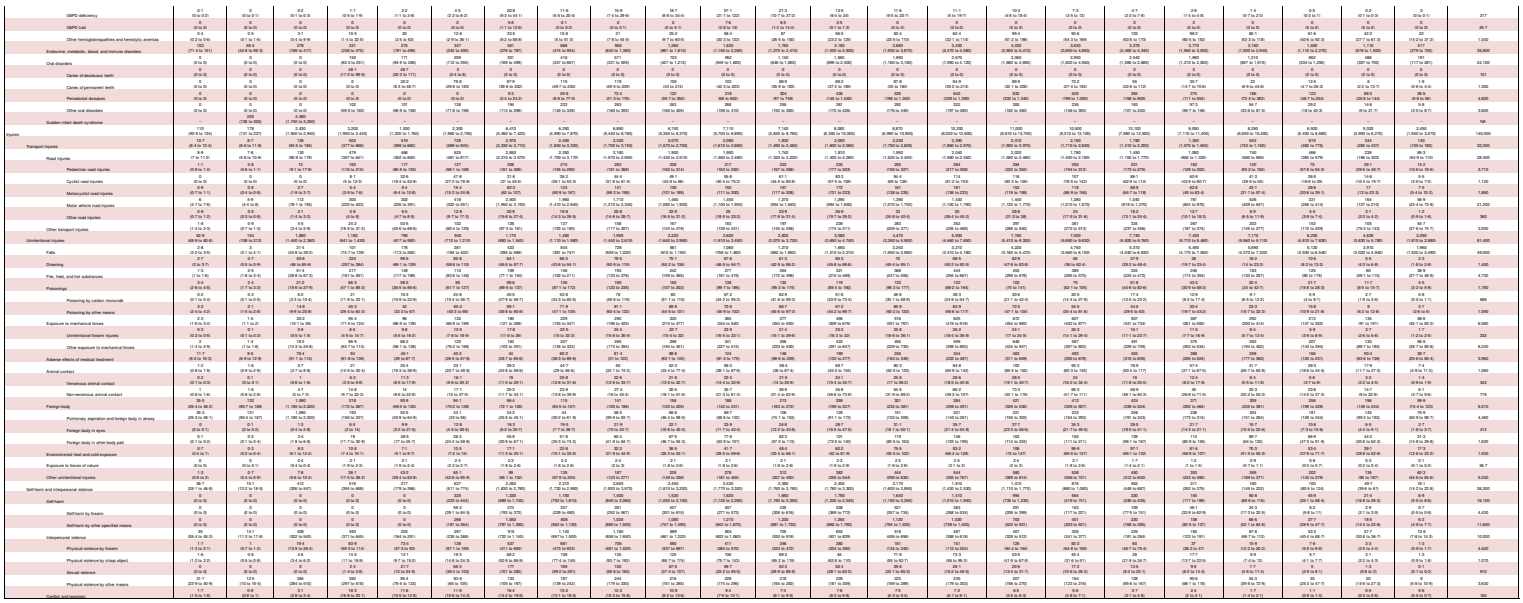

SR Table 2b: Oklahoma DALYS by cause and age group for females with 95% uncertainty intervals, 2019

Cause	Early Neonatal	Late Neonatal	Post Neonatal	1 to 4	5 to 9	10 to 14	15 to 19	20 to 24	25 to 29	30 to 34	35 to 39	40 to 44
All causes	6,400 (5,880 to 6,930)	1,800 (1,660 to 1,950)	5,400 (5,060 to 5,750)	5,140 (4,360 to 6,050)	5,610 (4,370 to 7,200)	10,200 (7,730 to 13,300)	19,400 (15,100 to 24,400)	25,000 (19,500 to 31,400)	29,800 (23,300 to 37,300)	32,100 (25,400 to 39,300)	35,100 (28,300 to 43,400)	36,600 (29,800 to 44,400)
Communicable, maternal, neonatal, and nutritional diseases	4,740 (4,240 to 5,260)	1,020 (874 to 1,160)	1,180 (923 to 1,460)	1,030 (807 to 1,340)	995 (694 to 1,520)	882 (629 to 1,300)	1,070 (761 to 1,650)	1,060 (810 to 1,470)	1,260 (954 to 1,690)	1,320 (1,020 to 1,750)	1,540 (1,130 to 2,190)	1,490 (1,100 to 2,180)
HIV/AIDS and sexually transmitted infections	0·4 (0·2 to 0·5)	0·2 (0·1 to 0·4)	4·9 (4·2 to 5·8)	4·1 (3·4 to 4·8)	2·1 (1·8 to 2·5)	4·6 (3·9 to 5·6)	14·8 (10·7 to 21·2)	49·6 (35 to 71·8)	116 (83·5 to 161)	164 (122 to 229)	195 (146 to 269)	166 (123 to 230)
HIV/AIDS	0 (0 to 0)	0 (0 to 0)	4·8 (4·1 to 5·7)	4·1 (3·4 to 4·7)	2·1 (1·8 to 2·5)	2·3 (1·9 to 2·6)	6·8 (5·5 to 8·4)	26·1 (20·5 to 33·8)	69 (53·1 to 88·6)	105 (81·4 to 134)	130 (101 to 167)	110 (86·7 to 144)
HIV/AIDS - Drug-susceptible Tuberculosis	0 (0 to 0)	0 (0 to 0)	0·1 (0·1 to 0·2)	0·1 (0·1 to 0·2)	0·1 (0 to 0·1)	0·1 (0 to 0·1)	0·1 (0·1 to 0·2)	0·5 (0·3 to 0·8)	1·3 (0·8 to 2)	2 (1·3 to 3)	2·5 (1·6 to 3·8)	2·3 (1·4 to 3·5)
HIV/AIDS - Multidrug-resistant Tuberculosis without extensive	0 (0 to 0)	0 (0 to 0)	0 (0 to 0)	0 (0 to 0)	0 (0 to 0)	0 (0 to 0)	0 (0 to 0)	0 (0 to 0·1)	0 (0 to 0·2)	0·1 (0 to 0·3)	0·1 (0 to 0·4)	0·1 (0 to 0·4)
HIV/AIDS - Extensively drug-resistant Tuberculosis	0 (0 to 0)	0 (0 to 0)	0 (0 to 0)	0 (0 to 0)	0 (0 to 0)	0 (0 to 0)	0 (0 to 0)	0 (0 to 0)	0 (0 to 0·1)	0 (0 to 0·1)	0 (0 to 0·1)	0 (0 to 0·1)
HIV/AIDS resulting in other diseases	0 (0 to 0)	0 (0 to 0)	4·7 (3·9 to 5·5)	4 (3·3 to 4·6)	2 (1·7 to 2·4)	2·2 (1·9 to 2·6)	6·7 (5·4 to 8·3)	25·6 (20 to 33·3)	67·7 (51·7 to 87·4)	103 (79·5 to 132)	127 (98·3 to 165)	107 (83·9 to 142)
Sexually transmitted infections excluding HIV	0·4 (0·2 to 0·5)	0·2 (0·1 to 0·4)	0·1 (0·1 to 0·3)	0 (0 to 0)	0 (0 to 0)	2·3 (1·8 to 3·2)	8 (4·7 to 13·8)	23·5 (12·5 to 42·9)	46·5 (24·2 to 85·6)	59·8 (30·6 to 111)	64·8 (33·9 to 118)	56·5 (28·7 to 108)
Syphilis	0·4 (0·2 to 0·5)	0·2 (0·1 to 0·4)	0·1 (0·1 to 0·3)	0 (0 to 0)	0 (0 to 0)	0·6 (0·5 to 0·7)	0·1 (0 to 0·1)	0·7 (0·4 to 1)	0·4 (0·2 to 0·6)	0·5 (0·3 to 0·9)	0·7 (0·5 to 1·1)	0·8 (0·5 to 1·1)
Chlamydial infection	0 (0 to 0)	0 (0 to 0)	0 (0 to 0)	0 (0 to 0)	0 (0 to 0)	0·3 (0·3 to 0·4)	0·8 (0·5 to 1·3)	1·9 (1·1 to 3)	3·3 (2·1 to 5·1)	3·5 (1·9 to 5·8)	4·2 (2·4 to 7·3)	3·7 (2 to 6·6)
Gonococcal infection	0 (0 to 0)	0 (0 to 0)	0 (0 to 0)	0 (0 to 0)	0 (0 to 0)	0·3 (0·2 to 0·3)	0·6 (0·5 to 0·8)	1 (0·6 to 1·5)	1·9 (1·2 to 2·8)	3·3 (2·2 to 4·7)	3·2 (2·2 to 5)	2·8 (1·8 to 4·5)
Trichomoniasis	0 (0 to 0)	0 (0 to 0)	0 (0 to 0)	0 (0 to 0)	0 (0 to 0)	0·1 (0 to 0·3)	2 (0·6 to 5·2)	9·7 (3·3 to 23·8)	20·8 (6·8 to 48·5)	24·2 (8 to 57)	23·8 (7·5 to 56·1)	20·3 (6·7 to 49·2)
Genital herpes	0 (0 to 0)	0 (0 to 0)	0 (0 to 0)	0 (0 to 0)	0 (0 to 0)	0·4 (0·1 to 1·1)	1·9 (0·4 to 4·9)	3·8 (1·1 to 9·7)	6 (1·9 to 15·1)	7·7 (2·4 to 18·7)	8·8 (2·8 to 21·4)	8·3 (2·7 to 20·3)
Other sexually transmitted infections	0 (0 to 0)	0 (0 to 0)	0 (0 to 0)	0 (0 to 0)	0 (0 to 0)	0·6 (0·4 to 0·8)	2·5 (1·7 to 3·8)	6·3 (3 to 10·9)	14·1 (7·8 to 23·3)	20·6 (11·5 to 33·8)	24 (13·6 to 40)	20·7 (10·4 to 36·2)
Respiratory infections and tuberculosis	16·7 (11·9 to 23)	32·7 (24·2 to 43)	264 (194 to 349)	323 (230 to 457)	281 (179 to 433)	245 (153 to 384)	243 (153 to 381)	254 (160 to 379)	280 (193 to 394)	314 (221 to 445)	340 (234 to 471)	379 (273 to 523)
Tuberculosis	0 (0 to 0)	0 (0 to 0)	0·8 (0·6 to 1·1)	1·2 (0·9 to 1·6)	0·6 (0·4 to 0·8)	0·8 (0·6 to 1·2)	1·8 (1·2 to 2·6)	4·1 (2·7 to 5·8)	5·7 (3·8 to 8·5)	5·4 (3·5 to 7·7)	5·2 (3·3 to 7·5)	5·7 (3·7 to 8·2)
Latent tuberculosis infection	0 (0 to 0)	0 (0 to 0)	0 (0 to 0)	0 (0 to 0)	0 (0 to 0)	0 (0 to 0)	0 (0 to 0)	0 (0 to 0)	0 (0 to 0)	0 (0 to 0)	0 (0 to 0)	0 (0 to 0)
Drug-susceptible tuberculosis	0 (0 to 0)	0 (0 to 0)	0·8 (0·6 to 1·1)	1·1 (0·8 to 1·5)	0·6 (0·4 to 0·8)	0·8 (0·6 to 1·1)	1·8 (1·2 to 2·6)	4 (2·6 to 5·7)	5·5 (3·7 to 8·4)	5·2 (3·4 to 7·6)	5 (3·2 to 7·3)	5·5 (3·5 to 8)
Multidrug-resistant tuberculosis without extensive drug resista	0 (0 to 0)	0 (0 to 0)	0 (0 to 0·1)	0 (0 to 0·1)	0 (0 to 0·1)	0 (0 to 0·1)	0 (0 to 0·2)	0·1 (0 to 0·4)	0·1 (0 to 0·6)	0·1 (0 to 0·6)	0·1 (0 to 0·7)	0·2 (0 to 0·7)
Extensively drug-resistant tuberculosis	0 (0 to 0)	0 (0 to 0)	0 (0 to 0)	0 (0 to 0)	0 (0 to 0)	0 (0 to 0)	0 (0 to 0)	0 (0 to 0·1)	0 (0 to 0·1)	0 (0 to 0·1)	0 (0 to 0·2)	0 (0 to 0·2)
Lower respiratory infections	16·3 (11·6 to 22·6)	30·3 (21·9 to 40·7)	217 (150 to 300)	114 (91·8 to 140)	49·5 (35·3 to 66·4)	48·4 (32·6 to 67·8)	55·4 (39 to 76·7)	68·7 (44·8 to 105)	97·7 (62·5 to 145)	145 (93·1 to 220)	173 (112 to 257)	238 (152 to 356)
Upper respiratory infections	0·4 (0·2 to 0·6)	2·2 (1·3 to 3·6)	40·2 (23·8 to 64)	170 (96·3 to 285)	194 (105 to 325)	169 (89·7 to 287)	162 (84 to 281)	161 (84·6 to 272)	160 (87·6 to 258)	150 (80·1 to 251)	149 (75·3 to 245)	122 (64·4 to 216)
Otitis media	0 (0 to 0)	0·2 (0·1 to 0·3)	6·1 (3·3 to 10·8)	37·5 (19 to 68·1)	37·1 (19·8 to 62·7)	27·4 (14·9 to 47·2)	24·4 (12·4 to 42·1)	19·8 (8·6 to 38·5)	16·8 (7·7 to 31·8)	13·9 (6 to 27·9)	13·8 (6·3 to 26·2)	13·1 (5·9 to 24·5)
Enteric infections	2·9 (1·9 to 4·3)	5·4 (3·8 to 7·4)	62·6 (43·3 to 88·4)	150 (95·3 to 229)	134 (83·8 to 204)	104 (64 to 164)	131 (86·3 to 193)	147 (96·4 to 216)	152 (101 to 220)	151 (101 to 211)	154 (103 to 218)	143 (101 to 195)
Diarrheal diseases	2·9 (1·9 to 4·3)	5·2 (3·6 to 7·2)	60·7 (42 to 86·9)	148 (93 to 227)	133 (83·1 to 203)	103 (63·3 to 163)	131 (85·5 to 192)	147 (95·8 to 216)	151 (101 to 219)	150 (99·5 to 210)	154 (103 to 217)	142 (101 to 194)
Typhoid and paratyphoid	0 (0 to 0)	0 (0 to 0)	0 (0 to 0·1)	0·1 (0 to 0·2)	0 (0 to 0·1)	0·1 (0 to 0·4)	0 (0 to 0·1)	0 (0 to 0)	0 (0 to 0)	0 (0 to 0·1)	0·1 (0 to 0·2)	0·1 (0 to 0·2)
Typhoid fever	0 (0 to 0)	0 (0 to 0)	0 (0 to 0)	0 (0 to 0·1)	0 (0 to 0)	0·1 (0 to 0·4)	0 (0 to 0)	0 (0 to 0)	0 (0 to 0)	0 (0 to 0)	0·1 (0 to 0·2)	0·1 (0 to 0·2)
Paratyphoid fever	0 (0 to 0)	0 (0 to 0)	0 (0 to 0·1)	0·1 (0 to 0·1)	0 (0 to 0)	0 (0 to 0·1)	0 (0 to 0)	0 (0 to 0)	0 (0 to 0)	0 (0 to 0)	0 (0 to 0)	0 (0 to 0)
Invasive Non-typhoidal Salmonella (iNTS)	0 (0 to 0)	0·2 (0·1 to 0·5)	1 (0·3 to 2·5)	0·9 (0·4 to 2·5)	0·4 (0·1 to 0·9)	0·4 (0·1 to 1)	0·1 (0 to 0·2)	0·1 (0 to 0·2)	0·2 (0·1 to 0·4)	0·2 (0·1 to 0·4)	0·2 (0·1 to 0·4)	0·1 (0 to 0·3)
Other intestinal infectious diseases	0 (0 to 0)	0 (0 to 0)	0·9 (0 to 3·4)	1·1 (0·2 to 3·1)	0·5 (0·1 to 1·7)	0·5 (0·1 to 1·6)	0·4 (0·1 to 1·3)	0·4 (0·1 to 1·1)	0·2 (0·1 to 0·5)	0·5 (0·1 to 1·5)	0·3 (0·1 to 0·9)	0·3 (0·1 to 1)
Neglected tropical diseases and malaria	0·8 (0·1 to 1·6)	3 (0·5 to 5·8)	9·3 (1·8 to 19·2)	14·4 (3·3 to 30·8)	21·1 (5·1 to 56·4)	14·5 (3·5 to 39·5)	12·5 (4·1 to 33·4)	8·6 (1·7 to 22·6)	14·6 (4·2 to 34·4)	20·4 (6·6 to 46·9)	34 (13·5 to 69·1)	40·3 (16·3 to 78·2)
Malaria	0 (0 to 0)	0 (0 to 0)	0 (0 to 0)	0 (0 to 0)	0 (0 to 0)	0 (0 to 0)	0 (0 to 0)	0 (0 to 0)	0 (0 to 0)	0 (0 to 0)	0 (0 to 0)	0 (0 to 0)
Chagas disease	0 (0 to 0)	0 (0 to 0)	0 (0 to 0)	0 (0 to 0)	0 (0 to 0)	0 (0 to 0)	0 (0 to 0)	0 (0 to 0)	0 (0 to 0)	0 (0 to 0·1)	0·1 (0 to 0·1)	0·1 (0 to 0·1)
Leishmaniasis	0 (0 to 0)	0 (0 to 0)	0 (0 to 0)	0 (0 to 0)	0 (0 to 0)	0 (0 to 0)	0 (0 to 0)	0 (0 to 0)	0 (0 to 0)	0 (0 to 0)	0 (0 to 0)	0 (0 to 0)
Visceral leishmaniasis	0 (0 to 0)	0 (0 to 0)	0 (0 to 0)	0 (0 to 0)	0 (0 to 0)	0 (0 to 0)	0 (0 to 0)	0 (0 to 0)	0 (0 to 0)	0 (0 to 0)	0 (0 to 0)	0 (0 to 0)
Cutaneous and mucocutaneous leishmaniasis	0 (0 to 0)	0 (0 to 0)	0 (0 to 0)	0 (0 to 0)	0 (0 to 0)	0 (0 to 0)	0 (0 to 0)	0 (0 to 0)	0 (0 to 0)	0 (0 to 0)	0 (0 to 0)	0 (0 to 0)
African trypanosomiasis	0 (0 to 0)	0 (0 to 0)	0 (0 to 0)	0 (0 to 0)	0 (0 to 0)	0 (0 to 0)	0 (0 to 0)	0 (0 to 0)	0 (0 to 0)	0 (0 to 0)	0 (0 to 0)	0 (0 to 0)
Schistosomiasis	0 (0 to 0)	0 (0 to 0)	0 (0 to 0)	0 (0 to 0)	0 (0 to 0)	0 (0 to 0)	0 (0 to 0)	0 (0 to 0)	0 (0 to 0)	0 (0 to 0)	0 (0 to 0)	0 (0 to 0)
Cysticercosis	0 (0 to 0)	0 (0 to 0)	0 (0 to 0)	0 (0 to 0)	0 (0 to 0)	0·2 (0 to 0·6)	1·3 (0·3 to 3·3)	4·3 (0 to 13·9)	9·6 (1·5 to 26·4)	14·4 (2·8 to 37·5)	19·8 (5 to 48·5)	23·4 (5·7 to 55·8)
Cystic echinococcosis	0 (0 to 0)	0 (0 to 0)	0 (0 to 0)	0 (0 to 0)	0 (0 to 0·1)	0 (0 to 0·1)	0 (0 to 0·1)	0 (0 to 0·1)	0·1 (0 to 0·1)	0·1 (0 to 0·2)	0·1 (0 to 0·2)	0·1 (0 to 0·2)
Lymphatic filariasis	0 (0 to 0)	0 (0 to 0)	0 (0 to 0)	0 (0 to 0)	0 (0 to 0)	0 (0 to 0)	0 (0 to 0)	0 (0 to 0)	0 (0 to 0)	0 (0 to 0)	0 (0 to 0)	0 (0 to 0)
Onchocerciasis	0 (0 to 0)	0 (0 to 0)	0 (0 to 0)	0 (0 to 0)	0 (0 to 0)	0 (0 to 0)	0 (0 to 0)	0 (0 to 0)	0 (0 to 0)	0 (0 to 0)	0 (0 to 0)	0 (0 to 0)
Trachoma	0 (0 to 0)	0 (0 to 0)	0 (0 to 0)	0 (0 to 0)	0 (0 to 0)	0 (0 to 0)	0 (0 to 0)	0 (0 to 0)	0 (0 to 0)	0 (0 to 0)	0 (0 to 0)	0 (0 to 0)
Dengue	0 (0 to 0)	0 (0 to 0)	0 (0 to 0)	0 (0 to 0)	0 (0 to 0)	0 (0 to 0)	0 (0 to 0)	0 (0 to 0)	0 (0 to 0)	0 (0 to 0)	0 (0 to 0)	0 (0 to 0)
Yellow fever	0 (0 to 0)	0 (0 to 0)	0 (0 to 0)	0 (0 to 0)	0 (0 to 0)	0 (0 to 0)	0 (0 to 0)	0 (0 to 0)	0 (0 to 0)	0 (0 to 0)	0 (0 to 0)	0 (0 to 0)
Rabies	0 (0 to 0)	0 (0 to 0)	0·3 (0·1 to 0·7)	0·2 (0·1 to 0·5)	0·1 (0 to 0·3)	0·2 (0·1 to 0·4)	0 (0 to 0·1)	0 (0 to 0)	0·1 (0 to 0·1)	0 (0 to 0·1)	0 (0 to 0)	0·1 (0 to 0·2)
Intestinal nematode infections	0 (0 to 0)	0 (0 to 0)	0 (0 to 0)	0 (0 to 0)	0 (0 to 0)	0 (0 to 0)	0 (0 to 0)	0 (0 to 0)	0 (0 to 0)	0 (0 to 0)	0 (0 to 0)	0 (0 to 0)
Ascariasis	0 (0 to 0)	0 (0 to 0)	0 (0 to 0)	0 (0 to 0)	0 (0 to 0)	0 (0 to 0)	0 (0 to 0)	0 (0 to 0)	0 (0 to 0)	0 (0 to 0)	0 (0 to 0)	0 (0 to 0)
Trichuriasis	0 (0 to 0)	0 (0 to 0)	0 (0 to 0)	0 (0 to 0)	0 (0 to 0)	0 (0 to 0)	0 (0 to 0)	0 (0 to 0)	0 (0 to 0)	0 (0 to 0)	0 (0 to 0)	0 (0 to 0)
Hookworm disease	0 (0 to 0)	0 (0 to 0)	0 (0 to 0)	0 (0 to 0)	0 (0 to 0)	0 (0 to 0)	0 (0 to 0)	0 (0 to 0)	0 (0 to 0)	0 (0 to 0)	0 (0 to 0)	0 (0 to 0)
Food-borne trematodiases	0 (0 to 0)	0 (0 to 0)	0 (0 to 0)	0 (0 to 0)	0 (0 to 0)	0 (0 to 0)	0 (0 to 0)	0 (0 to 0)	0 (0 to 0)	0 (0 to 0)	0 (0 to 0)	0 (0 to 0)
Leprosy	0 (0 to 0)	0 (0 to 0)	0 (0 to 0)	0 (0 to 0)	0 (0 to 0)	0 (0 to 0)	0 (0 to 0)	0 (0 to 0)	0 (0 to 0)	0 (0 to 0)	0 (0 to 0)	0 (0 to 0)
Ebola	0 (0 to 0)	0 (0 to 0)	0 (0 to 0)	0 (0 to 0)	0 (0 to 0)	0 (0 to 0)	0 (0 to 0)	0 (0 to 0)	0 (0 to 0)	0 (0 to 0)	0 (0 to 0)	0 (0 to 0)
Zika virus	0 (0 to 0)	0 (0 to 0)	0 (0 to 0)	0 (0 to 0)	0 (0 to 0)	0 (0 to 0)	0 (0 to 0)	0 (0 to 0)	0 (0 to 0)	0 (0 to 0)	0 (0 to 0)	0 (0 to 0)
Guinea worm disease	0 (0 to 0)	0 (0 to 0)	0 (0 to 0)	0 (0 to 0)	0 (0 to 0)	0 (0 to 0)	0 (0 to 0)	0 (0 to 0)	0 (0 to 0)	0 (0 to 0)	0 (0 to 0)	0 (0 to 0)
Other neglected tropical diseases	0·8 (0·1 to 1·6)	3 (0·5 to 5·8)	9 (1·5 to 19)	14·1 (3·1 to 30·7)	20·9 (4·9 to 56·3)	14·1 (3·1 to 38·9)	11·1 (2·7 to 32·3)	4·2 (0·6 to 16·4)	5 (0·6 to 15·3)	5·9 (0·7 to 18·6)	14 (3 to 36·6)	16·7 (4·8 to 40·5)
Other infectious diseases	13·7 (10·1 to 18·6)	43·9 (29 to 65·8)	147 (109 to 189)	86·5 (71·8 to 104)	53 (37·4 to 79·8)	50·5 (36·9 to 73·5)	60·8 (44·9 to 86·5)	47·4 (33·9 to 68·1)	52·1 (36·6 to 71·5)	59·1 (42·9 to 79·7)	72·5 (50·3 to 103)	77·6 (56·1 to 107)
Meningitis	2·8 (2 to 3·9)	9·3 (6·5 to 12·9)	52 (35·2 to 74·8)	30 (23·9 to 37·2)	11·8 (8·4 to 16)	11·7 (7·9 to 16·2)	15·6 (10·7 to 21·6)	13·1 (7·7 to 20·8)	14·5 (8·8 to 22)	18·1 (11·8 to 27·4)	17·3 (11 to 26·1)	20·3 (13·1 to 30·6)
Encephalitis	1 (0·6 to 1·6)	2 (1·1 to 3)	10·1 (6 to 15·9)	14·5 (8·6 to 23·1)	7·2 (4·5 to 10·9)	7·9 (4·7 to 12·5)	8 (4·8 to 12·7)	7·2 (3·9 to 12·1)	7·3 (3·9 to 12·4)	7 (3·7 to 11·3)	7·1 (3·8 to 11·5)	6·2 (3·2 to 10·4)
Diphtheria	0 (0 to 0)	0 (0 to 0)	0·1 (0 to 0·1)	0·1 (0 to 0·2)	0·1 (0 to 0·2)	0·1 (0 to 0·1)	0 (0 to 0·1)	0 (0 to 0·1)	0 (0 to 0·1)	0 (0 to 0·1)	0 (0 to 0·1)	0 (0 to 0·1)
Tetanus	0 (0 to 0)	0 (0 to 0)	0 (0 to 0)	0 (0 to 0)	0 (0 to 0)	0 (0 to 0)	0 (0 to 0)	0 (0 to 0)	0 (0 to 0)	0 (0 to 0)	0 (0 to 0)	0 (0 to 0)
Measles	0 (0 to 0)	0 (0 to 0)	0·1 (0 to 0·3)	0·1 (0 to 0·8)	0 (0 to 0·1)	0 (0 to 0)	0 (0 to 0)	0 (0 to 0)	0 (0 to 0)	0 (0 to 0)	0 (0 to 0)	0 (0 to 0)
Varicella and herpes zoster	0·2 (0·1 to 0·5)	0·7 (0·4 to 1·5)	2·4 (1·3 to 4·8)	3·2 (1·8 to 7·2)	2·9 (1·3 to 6·6)	2·7 (1·1 to 5·7)	2·7 (1·1 to 5·4)	3 (1·1 to 5·8)	3·6 (1·5 to 6·7)	3·8 (1·6 to 7·1)	4·2 (1·9 to 8·1)	3·8 (1·5 to 7·4)
Acute hepatitis	0 (0 to 0)	0 (0 to 0)	1·4 (0·7 to 2·5)	1·5 (0·6 to 2·7)	4·2 (1·7 to 7·8)	5·8 (3 to 10)	5·9 (3 to 10)	5·2 (2·7 to 8·9)	5·3 (2·9 to 9·1)	5·4 (3 to 8·9)	5·5 (3·1 to 8·4)	5·2 (3·2 to 8)
Acute hepatitis A	0 (0 to 0)	0 (0 to 0)	0·3 (0·1 to 0·7)	1 (0·2 to 2·1)	3·7 (1·3 to 7·2)	5·3 (2·6 to 9·5)	5·2 (2·4 to 9·2)	4·5 (2·1 to 8·2)	4·5 (2·1 to 8·2)	4·3 (1·9 to 7·7)	4·2 (2 to 7)	3·6 (1·8 to 6·1)
Acute hepatitis B	0 (0 to 0)	0 (0 to 0)	0·6 (0·2 to 1·2)	0·2 (0·1 to 0·4)	0·1 (0 to 0·2)	0·1 (0 to 0·2)	0·3 (0·1 to 0·5)	0·3 (0·1 to 0·5)	0·4 (0·2 to 0·8)	0·6 (0·3 to 1·1)	0·7 (0·3 to 1·2)	0·8 (0·4 to 1·4)
Acute hepatitis C	0 (0 to 0)	0 (0 to 0)	0·1 (0·1 to 0·3)	0·2 (0·1 to 0·3)	0·1 (0·1 to 0·3)	0·1 (0 to 0·2)	0·1 (0 to 0·2)	0·1 (0 to 0·2)	0·1 (0·1 to 0·2)	0·1 (0·1 to 0·3)	0·2 (0·1 to 0·4)	0·4 (0·2 to 0·8)
Acute hepatitis E	0 (0 to 0)	0 (0 to 0)	0·4 (0·1 to 0·8)	0·1 (0·1 to 0·2)	0·3 (0·1 to 0·5)	0·4 (0·2 to 0·6)	0·3 (0·2 to 0·6)	0·3 (0·1 to 0·5)	0·3 (0·2 to 0·5)	0·3 (0·2 to 0·5)	0·4 (0·2 to 0·6)	0·4 (0·2 to 0·6)
Other unspecified infectious diseases	9·7 (6·3 to 14·4)	31·9 (17·9 to 52·5)	62·9 (39 to 95·5)	27·8 (18·5 to 42·6)	25·8 (13·9 to 51·4)	22 (12·6 to 40·4)	28·4 (17 to 49·5)	18·7 (11·2 to 32·3)	21·2 (13·1 to 35·8)	24·6 (15·1 to 39·1)	38·2 (21·9 to 63·5)	41·9 (24·6 to 69·1)
Maternal and neonatal disorders	4,710 (4,200 to 5,220)	931 (790 to 1,060)	666 (495 to 862)	396 (301 to 511)	316 (226 to 429)	331 (234 to 446)	383 (289 to 499)	459 (355 to 568)	537 (417 to 674)	493 (387 to 611)	417 (327 to 524)	306 (237 to 389)
Maternal disorders	0 (0 to 0)	0 (0 to 0)	0 (0 to 0)	0 (0 to 0)	0 (0 to 0)	3·6 (2·9 to 4·4)	77 (60·2 to 99·6)	176 (130 to 233)	253 (183 to 337)	222 (164 to 294)	154 (113 to 202)	84·1 (61·1 to 110)
Maternal hemorrhage	0 (0 to 0)	0 (0 to 0)	0 (0 to 0)	0 (0 to 0)	0 (0 to 0)	0·2 (0·1 to 0·3)	5·3 (2·8 to 8·9)	15 (7·1 to 26·8)	27·4 (12·9 to 49·9)	26·8 (12·1 to 47·2)	15·4 (8·2 to 25·7)	5·5 (2·8 to 9·9)
Maternal sepsis and other maternal infections	0 (0 to 0)	0 (0 to 0)	0 (0 to 0)	0 (0 to 0)	0 (0 to 0)	0·2 (0·1 to 0·2)	5 (2 to 9·1)	11·8 (5·2 to 21·5)	9·3 (4·5 to 16·6)	5·5 (2·5 to 10·4)	3 (1·3 to 5·6)	1·6 (0·8 to 2·8)
Maternal hypertensive disorders	0 (0 to 0)	0 (0 to 0)	0 (0 to 0)	0 (0 to 0)	0 (0 to 0)	0·4 (0·2 to 0·5)	9·5 (5·9 to 14·5)	22·4 (14·2 to 33·3)	39·4 (23·9 to 59·6)	34·1 (21 to 52)	17 (10·5 to 25·5)	6 (3·5 to 9·5)
Maternal obstructed labor and uterine rupture	0 (0 to 0)	0 (0 to 0)	0 (0 to 0)	0 (0 to 0)	0 (0 to 0)	0·1 (0·1 to 0·2)	2·4 (1·3 to 3·8)	5·8 (0·8 to 14·1)	8·5 (1·7 to 18·1)	7·7 (1·4 to 16·7)	4·1 (2·2 to 6·6)	1·4 (0·7 to 2·4)
Maternal abortion and miscarriage	0 (0 to 0)	0 (0 to 0)	0 (0 to 0)	0 (0 to 0)	0 (0 to 0)	0·1 (0·1 to 0·3)	2 (1·1 to 3·6)	2·9 (1·5 to 5·5)	3·1 (1·6 to 6·3)	2·9 (1·4 to 6)	2·4 (1 to 4·9)	1·8 (0·7 to 4·2)
Ectopic pregnancy	0 (0 to 0)	0 (0 to 0)	0 (0 to 0)	0 (0 to 0)	0 (0 to 0)	0·1 (0 to 0·1)	1·3 (0·6 to 2·3)	2·6 (1·3 to 4·7)	3·3 (1·6 to 6·2)	2·6 (1·3 to 4·5)	1·7 (0·8 to 3·1)	0·8 (0·4 to 1·4)
Indirect maternal deaths	--	--	--	--	--	0·9 (0·5 to 1·4)	15·5 (7·9 to 25·7)	32·5 (16 to 56·2)	43·3 (21·5 to 74·5)	37·8 (18·5 to 66·7)	32 (15·1 to 54·6)	21·5 (10·8 to 35·8)
Late maternal deaths	--	--	--	--	--	0·4 (0·2 to 0·7)	11·5 (5·9 to 19·3)	29·2 (17 to 48·6)	45·3 (26·3 to 77)	39·4 (22·7 to 66)	27 (14·7 to 44·9)	14·6 (7·5 to 24·4)
Maternal deaths aggravated by HIV/AIDS	--	--	--	--	--	0 (0 to 0)	0 (0 to 0)	0·1 (0 to 0·1)	0·2 (0·1 to 0·4)	0·2 (0·1 to 0·5)	0·2 (0·1 to 0·5)	0·1 (0 to 0·3)
Neonatal disorders	4,710 (4,200 to 5,220)	931 (790 to 1,060)	666 (495 to 862)	396 (301 to 511)	316 (226 to 429)	328 (231 to 443)	306 (216 to 413)	282 (205 to 381)	285 (202 to 379)	271 (191 to 368)	263 (188 to 352)	222 (157 to 298)
Neonatal preterm birth	3,010 (2,600 to 3,440)	392 (290 to 500)	425 (312 to 559)	224 (164 to 298)	262 (181 to 359)	272 (190 to 373)	253 (175 to 353)	232 (164 to 317)	234 (160 to 319)	222 (152 to 310)	216 (148 to 293)	181 (125 to 247)
Neonatal encephalopathy due to birth asphyxia and trauma	609 (491 to 747)	108 (75·4 to 146)	60·6 (44·1 to 80·1)	59·3 (39·2 to 84·8)	45·2 (22·5 to 74·1)	47·1 (22·9 to 78·8)	44·7 (21·9 to 73·6)	42 (20·6 to 70·5)	42·3 (20·3 to 72·2)	40·7 (18·9 to 67·8)	39·8 (19·6 to 65·7)	34·3 (17·2 to 56·9)
Neonatal sepsis and other neonatal infections	190 (137 to 257)	243 (174 to 318)	70·3 (47·6 to 98·5)	4·4 (2·7 to 7·2)	5 (2·6 to 8·7)	5·3 (2·9 to 9·1)	5·1 (2·7 to 8·8)	4·9 (2·5 to 8·4)	5 (2·7 to 8·7)	4·8 (2·6 to 8·3)	4·8 (2·5 to 8·3)	4·1 (2·2 to 7·1)
Hemolytic disease and other neonatal jaundice	3·4 (2·1 to 5·2)	1·2 (0·7 to 1·9)	0·9 (0·7 to 1·1)	4·4 (3·4 to 5·5)	3·4 (2·5 to 4·5)	3·6 (2·7 to 4·8)	3·5 (2·6 to 4·6)	3·4 (2·5 to 4·4)	3·4 (2·5 to 4·5)	3·3 (2·5 to 4·4)	3·3 (2·5 to 4·4)	2·9 (2·1 to 3·8)
Other neonatal disorders	896 (643 to 1,200)	187 (136 to 239)	110 (70·1 to 166)	103 (77·2 to 135)	0 (0 to 0)	0 (0 to 0)	0 (0 to 0)	0 (0 to 0)	0 (0 to 0)	0 (0 to 0)	0 (0 to 0)	0 (0 to 0)
Nutritional deficiencies	0 (0 to 0)	2·8 (0·2 to 9·4)	22·2 (6·8 to 62·7)	59 (9·1 to 199)	188 (40·1 to 540)	131 (28·9 to 390)	225 (50 to 691)	97·8 (26·8 to 367)	108 (32·4 to 361)	123 (35·1 to 381)	324 (87·8 to 809)	376 (116 to 921)
Protein-energy malnutrition	0 (0 to 0)	0 (0 to 0)	5·7 (3·7 to 8·4)	1·9 (1·2 to 2·7)	16·6 (6·7 to 32·3)	16·3 (6·8 to 30·6)	17·3 (7·9 to 32·2)	19·1 (9·5 to 33)	22·2 (11·1 to 37·2)	25 (14·2 to 39·2)	30·2 (18·4 to 45·3)	31·3 (19·7 to 47·6)
Iodine deficiency	0 (0 to 0)	0 (0 to 0)	0 (0 to 0)	0·2 (0 to 0·5)	1·2 (0·4 to 2·7)	2·9 (1·1 to 6·4)	4 (1·6 to 8·4)	4·4 (1·7 to 9)	4·9 (1·9 to 10·1)	5 (2 to 10·2)	5·2 (2·2 to 10·5)	4·6 (2 to 9·3)
Vitamin A deficiency	0 (0 to 0)	0·1 (0 to 0·3)	0·2 (0 to 0·9)	0·7 (0 to 3·2)	1·9 (0 to 7·2)	0·8 (0 to 3·2)	0 (0 to 0)	0 (0 to 0)	0 (0 to 0)	0 (0 to 0)	0 (0 to 0)	0 (0 to 0)
Dietary iron deficiency	0 (0 to 0)	2·7 (0·1 to 9·3)	15·9 (1·4 to 55·9)	55·2 (5·6 to 194)	164 (19·7 to 517)	107 (10·8 to 363)	196 (26·1 to 668)	64·9 (2·8 to 321)	68·4 (2·2 to 314)	83·9 (3·5 to 332)	279 (41·9 to 754)	331 (73·5 to 877)
Other nutritional deficiencies	0 (0 to 0)	0 (0 to 0)	0·4 (0·2 to 0·8)	1·1 (0·6 to 1·7)	4·3 (2 to 8)	4·9 (2·3 to 8·8)	8·1 (3·7 to 14·9)	9·3 (4·3 to 16·2)	12·8 (6·1 to 22·7)	8·8 (4·2 to 14·8)	9·5 (4·8 to 15·8)	8·8 (4·5 to 15)
Non-communicable diseases	1,610 (1,290 to 1,970)	709 (595 to 841)	3,250 (2,900 to 3,610)	2,800 (2,200 to 3,530)	3,790 (2,830 to 5,020)	8,200 (6,020 to 10,900)	15,000 (11,000 to 19,700)	20,900 (15,700 to 26,700)	25,400 (19,400 to 32,100)	27,300 (21,300 to 34,100)	30,300 (24,200 to 37,600)	31,700 (25,600 to 38,800)
Neoplasms	11·5 (9·2 to 14·1)	7·7 (6·1 to 9·7)	58·1 (47 to 71·4)	280 (228 to 337)	305 (256 to 362)	349 (281 to 429)	404 (320 to 502)	419 (315 to 553)	675 (491 to 911)	1,270 (943 to 1,720)	2,110 (1,580 to 2,820)	3,270 (2,480 to 4,220)
Lip and oral cavity cancer	0 (0 to 0)	0 (0 to 0)	0 (0 to 0)	0 (0 to 0)	1·1 (0·9 to 1·2)	1·1 (0·9 to 1·3)	1·5 (1 to 2·3)	2·2 (1·4 to 3·4)	4·5 (2·6 to 7·1)	8·7 (5·2 to 13·8)	13·8 (8·4 to 21·4)	21 (13·1 to 30·9)
Nasopharynx cancer	0 (0 to 0)	0 (0 to 0)	0 (0 to 0)	0 (0 to 0)	1·1 (0·9 to 1·2)	1·1 (0·9 to 1·2)	1·2 (0·8 to 1·8)	1·3 (0·7 to 2·1)	1·4 (0·8 to 2·2)	2·4 (1·4 to 3·9)	3·9 (2·3 to 6·3)	5·9 (3·5 to 9·1)
Other pharynx cancer	0 (0 to 0)	0 (0 to 0)	0 (0 to 0)	0 (0 to 0)	0 (0 to 0)	0 (0 to 0)	0 (0 to 0)	0·8 (0·6 to 1)	0·7 (0·5 to 0·9)	0·9 (0·6 to 1·6)	2·5 (1·4 to 4·3)	5·8 (3·3 to 9·3)
Esophageal cancer	0 (0 to 0)	0 (0 to 0)	0 (0 to 0)	0 (0 to 0)	0 (0 to 0)	0 (0 to 0)	0 (0 to 0)	0·7 (0·6 to 1)	2 (1·2 to 3·3)	3·5 (2 to 5·8)	8 (5 to 12·6)	18·1 (10·6 to 28·4)
Stomach cancer	0 (0 to 0)	0 (0 to 0)	0 (0 to 0)	0 (0 to 0)	0 (0 to 0)	0 (0 to 0)	1·8 (1·2 to 2·5)	5·5 (3·8 to 7·8)	15·2 (10·2 to 21·8)	35·5 (22·6 to 54·9)	53·4 (33·1 to 83·2)	72 (46·6 to 106)
Colon and rectum cancer	0 (0 to 0)	0 (0 to 0)	0 (0 to 0)	0 (0 to 0)	2·5 (1·8 to 3·5)	4 (2·6 to 5·8)	8·1 (5·5 to 12)	20·6 (12 to 31·6)	49·9 (30 to 77·2)	118 (76·2 to 179)	206 (137 to 297)	344 (229 to 492)
Liver cancer	0·4 (0·2 to 0·6)	0·4 (0·2 to 0·7)	2·9 (1·7 to 4·5)	9·8 (5·8 to 14·4)	6·9 (5·1 to 9·2)	7·1 (5·1 to 9·9)	6·2 (3·2 to 11·7)	6·6 (3·6 to 11·1)	8·8 (5 to 14·6)	13·7 (7·2 to 23·9)	24·6 (13·7 to 41·7)	41 (23·3 to 67·9)
Liver cancer due to hepatitis B	0 (0 to 0)	0 (0 to 0)	0 (0 to 0)	0 (0 to 0)	0 (0 to 0)	0·5 (0·2 to 0·9)	1 (0·5 to 2)	1·7 (0·9 to 3)	3 (1·6 to 5·3)	4·9 (2·5 to 8·6)	8 (4·2 to 14)	10·9 (5·7 to 18·8)
Liver cancer due to hepatitis C	0 (0 to 0)	0 (0 to 0)	0 (0 to 0)	0 (0 to 0)	0 (0 to 0)	0 (0 to 0·1)	0·1 (0 to 0·2)	0·3 (0·1 to 0·5)	0·7 (0·3 to 1·3)	1·9 (0·9 to 3·6)	5·3 (2·6 to 9·6)	12·4 (6·6 to 20·8)
Liver cancer due to alcohol use	0 (0 to 0)	0 (0 to 0)	0 (0 to 0)	0 (0 to 0)	0 (0 to 0)	0 (0 to 0)	0·1 (0 to 0·1)	0·2 (0·1 to 0·4)	0·6 (0·3 to 1)	1·3 (0·6 to 2·3)	3 (1·5 to 5·3)	5·4 (2·7 to 9·5)
Liver cancer due to NASH	0 (0 to 0)	0 (0 to 0)	0 (0 to 0)	0 (0 to 0)	0 (0 to 0)	0 (0 to 0)	1·6 (0·8 to 3·1)	1·4 (0·7 to 2·4)	1·4 (0·7 to 2·5)	1·8 (0·9 to 3·3)	2·8 (1·4 to 4·9)	4·3 (2·3 to 7·6)
Liver cancer due to other causes	0·4 (0·2 to 0·6)	0·4 (0·2 to 0·7)	2·9 (1·7 to 4·5)	9·8 (5·8 to 14·4)	6·9 (5·1 to 9·2)	6·5 (4·8 to 8·9)	3·4 (1·7 to 6·6)	3 (1·6 to 5)	3·1 (1·6 to 5·3)	3·9 (1·9 to 7)	5·6 (2·8 to 9·9)	7·9 (4·1 to 14)
Gallbladder and biliary tract cancer	0 (0 to 0)	0 (0 to 0)	0 (0 to 0)	0 (0 to 0)	0 (0 to 0)	0 (0 to 0)	0 (0 to 0)	0·7 (0·6 to 1)	1·2 (0·7 to 2·1)	3·4 (1·8 to 5·8)	8·2 (4·7 to 13·9)	18 (10·9 to 28·7)
Pancreatic cancer	0 (0 to 0)	0 (0 to 0)	0 (0 to 0)	0 (0 to 0)	0 (0 to 0)	0 (0 to 0)	1·8 (1·2 to 2·6)	3·9 (2·2 to 6·2)	7·8 (4·8 to 12·1)	23·1 (13·7 to 37)	50·2 (32·9 to 76)	110 (70·8 to 162)
Larynx cancer	0 (0 to 0)	0 (0 to 0)	0 (0 to 0)	0 (0 to 0)	0 (0 to 0)	0 (0 to 0)	0 (0 to 0)	1 (0·8 to 1·3)	0·9 (0·7 to 1·3)	1·4 (0·8 to 2·3)	2·4 (1·3 to 4·4)	5·8 (3·1 to 9·7)
Tracheal, bronchus, and lung cancer	0 (0 to 0)	0 (0 to 0)	0 (0 to 0)	0 (0 to 0)	0 (0 to 0)	3·5 (1·9 to 5·9)	7·5 (4·4 to 12)	12·2 (6·4 to 20·5)	22·4 (12·8 to 35·2)	61·6 (37 to 94·6)	157 (96·9 to 237)	355 (226 to 529)
Malignant skin melanoma	0·1 (0 to 0·1)	0·1 (0·1 to 0·1)	1·8 (0·2 to 4·8)	7·3 (0·7 to 19·2)	1·3 (1 to 2)	1·4 (1 to 2·2)	6·5 (3·5 to 11·2)	15·5 (8·4 to 27)	34·9 (19·4 to 56·6)	63·5 (34·2 to 106)	82 (46·5 to 132)	111 (61·9 to 177)
Non-melanoma skin cancer	0 (0 to 0)	0 (0 to 0)	0 (0 to 0)	0 (0 to 0)	0 (0 to 0)	0 (0 to 0)	0 (0 to 0)	1·1 (0·8 to 1·6)	1·6 (1 to 2·4)	2·8 (1·8 to 4)	4·5 (3·1 to 6·4)	8·8 (5·8 to 12·3)
Non-melanoma skin cancer (squamous-cell carcinoma)	0 (0 to 0)	0 (0 to 0)	0 (0 to 0)	0 (0 to 0)	0 (0 to 0)	0 (0 to 0)	0 (0 to 0)	1·1 (0·7 to 1·6)	1·6 (1 to 2·3)	2·7 (1·8 to 4)	4·4 (2·9 to 6·2)	8·6 (5·6 to 12)
Non-melanoma skin cancer (basal-cell carcinoma)	0 (0 to 0)	0 (0 to 0)	0 (0 to 0)	0 (0 to 0)	0 (0 to 0)	0 (0 to 0)	0 (0 to 0)	0 (0 to 0)	0 (0 to 0·1)	0·1 (0 to 0·2)	0·1 (0·1 to 0·3)	0·2 (0 to 0·5)
Breast cancer	0 (0 to 0)	0 (0 to 0)	0 (0 to 0)	0 (0 to 0)	0 (0 to 0)	0 (0 to 0)	5·7 (3·4 to 9)	15·6 (10·1 to 22·8)	81·1 (52·3 to 119)	291 (192 to 437)	591 (402 to 858)	968 (690 to 1,320)
Cervical cancer	0 (0 to 0)	0 (0 to 0)	0 (0 to 0)	0 (0 to 0)	0 (0 to 0)	0 (0 to 0)	3 (1·7 to 5)	15·5 (8·6 to 26·3)	68·4 (36·8 to 110)	160 (91·2 to 255)	249 (150 to 389)	306 (190 to 457)
Uterine cancer	0 (0 to 0)	0 (0 to 0)	0 (0 to 0)	0 (0 to 0)	0 (0 to 0)	0 (0 to 0)	0 (0 to 0)	1 (0·7 to 1·4)	3·5 (1·9 to 5·9)	18·4 (10·5 to 30·2)	35·2 (21·3 to 54·7)	63·1 (39·7 to 96·3)
Ovarian cancer	0 (0 to 0)	0 (0 to 0)	0 (0 to 0)	0 (0 to 0)	3·7 (2 to 5·7)	7·9 (4·8 to 12)	12·1 (7 to 19·2)	18·8 (11·3 to 28·9)	31 (19·2 to 46·9)	55·9 (35·3 to 85·3)	103 (66·3 to 154)	164 (106 to 249)
Prostate cancer	0 (0 to 0)	0 (0 to 0)	0 (0 to 0)	0 (0 to 0)	0 (0 to 0)	0 (0 to 0)	0 (0 to 0)	0 (0 to 0)	0 (0 to 0)	0 (0 to 0)	0 (0 to 0)	0 (0 to 0)
Testicular cancer	--	--	--	--	--	--	--	--	--	--	--	--
Kidney cancer	0·3 (0·2 to 0·3)	0·2 (0·2 to 0·3)	3·2 (2 to 4·5)	13·4 (10·1 to 17·1)	15 (8·3 to 24·2)	7·4 (4 to 12·1)	7·2 (3·5 to 13·2)	8·2 (4·3 to 14·4)	10 (5·9 to 16·7)	17·1 (9·3 to 29·6)	29·5 (16·6 to 48·5)	47·6 (28·1 to 72·5)
Bladder cancer	0 (0 to 0)	0 (0 to 0)	0 (0 to 0)	0 (0 to 0)	0 (0 to 0)	0 (0 to 0)	1 (0·8 to 1·2)	0·8 (0·6 to 1)	2 (1·2 to 3·2)	3·7 (2·2 to 6)	10 (5·8 to 16·4)	18 (11 to 27·8)
Brain and central nervous system cancer	1·9 (1·3 to 2·6)	1·4 (0·9 to 2)	14 (9·2 to 20·6)	74·8 (50·9 to 106)	112 (75·4 to 156)	88·8 (58·4 to 128)	63·9 (42·4 to 94·1)	54·7 (34·4 to 83)	72·3 (43 to 120)	105 (59·3 to 176)	132 (80·6 to 210)	154 (93·2 to 251)
Thyroid cancer	0 (0 to 0)	0 (0 to 0)	0 (0 to 0)	0 (0 to 0)	1·3 (1·1 to 1·5)	1·3 (1·1 to 1·5)	1·4 (1 to 2·2)	1·9 (0·9 to 4·1)	3 (1·1 to 6·2)	5·5 (2·4 to 10·6)	8 (4·1 to 14·1)	12·3 (6·4 to 20·5)
Mesothelioma	0 (0 to 0)	0 (0 to 0)	0 (0 to 0)	0 (0 to 0)	0 (0 to 0)	0 (0 to 0)	0 (0 to 0)	0·7 (0·4 to 1·1)	1·2 (0·6 to 2·1)	1·5 (0·8 to 2·7)	2·7 (1·6 to 4·8)	4·6 (2·8 to 7·8)
Hodgkin lymphoma	0 (0 to 0)	0 (0 to 0)	0 (0 to 0)	0·9 (0·7 to 1)	1·1 (1 to 1·4)	3·1 (1·1 to 6·3)	12 (5·3 to 22)	20·9 (10·7 to 37·3)	24·7 (13·5 to 42·5)	23·2 (12·5 to 39·4)	21·5 (11·8 to 37·3)	19·2 (11·4 to 30·6)
Non-Hodgkin lymphoma	0 (0 to 0)	0 (0 to 0)	0 (0 to 0)	5·5 (3·9 to 7·5)	7·5 (5·2 to 10·6)	12·4 (7·7 to 18·7)	24·6 (16 to 36·3)	30·9 (18·7 to 47)	39·6 (25·1 to 58·3)	52·8 (33·6 to 79·9)	65·8 (43·4 to 96·1)	88 (57·6 to 128)
Multiple myeloma	0 (0 to 0)	0 (0 to 0)	0 (0 to 0)	0 (0 to 0)	0 (0 to 0)	0 (0 to 0)	0 (0 to 0)	0·5 (0·3 to 0·8)	1·2 (0·7 to 2)	3·5 (1·9 to 6)	11·4 (6·2 to 18·6)	25·2 (14·7 to 39·3)
Leukemia	1·5 (1·2 to 2)	1·6 (1·3 to 2·1)	20·3 (14 to 28·8)	84·7 (58·6 to 114)	73·2 (48·2 to 108)	92·4 (58·8 to 137)	96·3 (60·3 to 141)	78·5 (48·6 to 118)	89·5 (54·9 to 139)	94·2 (60·2 to 141)	116 (72·8 to 176)	139 (88·9 to 204)
Acute lymphoid leukemia	0·4 (0·3 to 0·6)	0·2 (0·1 to 0·4)	6·7 (3·9 to 10·4)	32·2 (18·8 to 49·9)	41·1 (23 to 66·8)	46·3 (25·2 to 74)	39·5 (21·6 to 64·6)	26·8 (14·1 to 46·6)	24·8 (12·4 to 45·4)	20·2 (10·1 to 35·4)	22·2 (10·2 to 39·2)	23·3 (11·4 to 41·1)
Chronic lymphoid leukemia	0 (0 to 0)	0 (0 to 0)	0 (0 to 0)	0 (0 to 0)	0 (0 to 0)	0 (0 to 0)	0 (0 to 0)	0·8 (0·4 to 1·3)	0·7 (0·4 to 1·2)	0·8 (0·4 to 1·5)	2 (0·9 to 3·8)	3·4 (1·6 to 6·4)
Acute myeloid leukemia	0·4 (0·2 to 0·5)	0·5 (0·3 to 0·7)	7·3 (4·4 to 11)	35·2 (22·3 to 50·6)	19·5 (9·8 to 32·8)	29·7 (14·6 to 51·6)	37·2 (19·2 to 63·3)	35 (18·9 to 56·9)	42·3 (23·1 to 74·1)	46·5 (27·5 to 73·4)	61·4 (34·5 to 101)	71·7 (42·3 to 114)
Chronic myeloid leukemia	0·1 (0 to 0·2)	0 (0 to 0·1)	0·3 (0·2 to 0·4)	1·2 (0·7 to 2·1)	1 (0·6 to 1·7)	1·8 (0·8 to 3·2)	2·2 (0·9 to 4·3)	2·3 (1 to 4·7)	4·2 (1·8 to 8·8)	5·9 (2·5 to 11·8)	7·7 (3·3 to 14·9)	9·9 (4·5 to 18·1)
Other leukemia	0·6 (0·5 to 0·9)	0·9 (0·6 to 1·2)	6 (3·4 to 9·9)	16 (9·2 to 25·2)	11·6 (5·4 to 21·5)	14·7 (7·2 to 25·2)	17·3 (8·6 to 30·1)	13·6 (6·1 to 25·8)	17·4 (8·3 to 32·2)	20·8 (10·5 to 38)	22·3 (10·6 to 40·1)	30·3 (16·2 to 51·9)
Other malignant neoplasms	6·4 (4·8 to 8·6)	2·7 (2·1 to 3·5)	14·1 (10·6 to 18·5)	80·4 (60·5 to 107)	76·1 (58 to 98·1)	114 (86·3 to 148)	138 (103 to 186)	95·8 (67 to 135)	91·8 (61·8 to 132)	93·6 (63·1 to 141)	111 (74·3 to 161)	137 (90·9 to 200)
Other neoplasms	0·9 (0·5 to 1·7)	1·3 (0·5 to 2·9)	1·8 (0·8 to 3·4)	3·4 (2·2 to 5)	2·2 (1·1 to 3·7)	3·6 (1·9 to 5·7)	3·8 (2 to 5·9)	3·3 (1·8 to 5·4)	4·5 (2·5 to 7·1)	6·1 (3·7 to 9·3)	8·3 (5·2 to 11·9)	10 (6·7 to 14·5)
Myelodysplastic, myeloproliferative, and other hematopoietic n	0·9 (0·5 to 1·7)	1·3 (0·5 to 2·9)	1·8 (0·8 to 3·4)	3·4 (2·2 to 5)	2·2 (1·1 to 3·7)	3·6 (1·9 to 5·7)	3·8 (2 to 5·9)	3·3 (1·8 to 5·4)	4·5 (2·5 to 7·1)	6·1 (3·7 to 9·3)	8·3 (5·2 to 11·9)	10 (6·7 to 14·5)
Benign and in situ intestinal neoplasms	0 (0 to 0)	0 (0 to 0)	0 (0 to 0)	0 (0 to 0)	0 (0 to 0)	0 (0 to 0)	0 (0 to 0)	0 (0 to 0)	0 (0 to 0)	0 (0 to 0)	0 (0 to 0)	0 (0 to 0)
Benign and in situ cervical and uterine neoplasms	0 (0 to 0)	0 (0 to 0)	0 (0 to 0)	0 (0 to 0)	0 (0 to 0)	0 (0 to 0)	0 (0 to 0)	0 (0 to 0)	0 (0 to 0)	0 (0 to 0)	0 (0 to 0)	0 (0 to 0)
Other benign and in situ neoplasms	0 (0 to 0)	0 (0 to 0)	0 (0 to 0)	0 (0 to 0)	0 (0 to 0)	0 (0 to 0)	0 (0 to 0)	0 (0 to 0)	0 (0 to 0)	0 (0 to 0)	0 (0 to 0)	0 (0 to 0)
Cardiovascular diseases	28 (20·6 to 37·8)	28·8 (21·5 to 37·5)	197 (151 to 247)	118 (102 to 134)	94·4 (75·9 to 116)	143 (110 to 180)	271 (211 to 345)	366 (274 to 484)	659 (483 to 868)	1,110 (825 to 1,470)	1,770 (1,330 to 2,290)	2,920 (2,210 to 3,740)
Rheumatic heart disease	0 (0 to 0)	0 (0 to 0)	0 (0 to 0)	2 (1·6 to 2·5)	1·7 (1·4 to 2·2)	2·7 (1·7 to 4·1)	4 (2·6 to 5·9)	5·5 (3·6 to 8)	11·4 (7·2 to 17)	16·5 (11 to 24·4)	20·5 (13·4 to 30·1)	26·1 (16·5 to 38·9)

Cause	45 to 49	50 to 54	55 to 59	60 to 64	65 to 69	70 to 74	75 to 79	80 to 84	85 to 89	90 to 94	95 plus	Total
All causes	41,200 (33,800 to 50,100)	47,200 (38,900 to 57,200)	62,200 (51,600 to 75,300)	70,200 (58,900 to 83,800)	69,500 (59,100 to 81,900)	68,400 (58,500 to 80,100)	58,200 (49,900 to 67,900)	47,600 (41,400 to 54,800)	35,300 (30,700 to 40,500)	21,700 (19,300 to 24,500)	10,700 (9,800 to 11,700)	745,000
Communicable, maternal, neonatal, and nutritional diseases	1,380 (1,040 to 1,900)	1,360 (1,030 to 1,830)	1,600 (1,210 to 2,080)	1,750 (1,330 to 2,280)	1,670 (1,310 to 2,190)	1,620 (1,230 to 2,110)	1,530 (1,160 to 1,970)	1,410 (1,090 to 1,790)	1,180 (876 to 1,520)	811 (569 to 1,040)	469 (317 to 622)	32,400
HIV/AIDS and sexually transmitted infections	136 (103 to 185)	94·3 (70 to 131)	82·8 (61 to 117)	59·9 (41·4 to 85·4)	44·4 (31·1 to 64·5)	23·5 (14·6 to 37·8)	14·9 (9·3 to 23·9)	8·1 (5·3 to 12·8)	4·9 (3·2 to 7·6)	2·3 (1·6 to 3·5)	0·9 (0·6 to 1·3)	1,190
HIV/AIDS	98 (76·7 to 128)	67·7 (51·8 to 89·5)	57·2 (42·6 to 78·8)	39·1 (27·9 to 56·2)	26·2 (18·4 to 39·3)	8·4 (4·2 to 17)	3·8 (1·7 to 8·2)	0·7 (0·3 to 1·5)	0·4 (0·1 to 0·9)	0·2 (0 to 0·4)	0·1 (0 to 0·2)	761
HIV/AIDS - Drug-susceptible Tuberculosis	2 (1·3 to 3·1)	1·4 (0·9 to 2)	1·1 (0·7 to 1·7)	0·7 (0·5 to 1·1)	0·5 (0·3 to 0·7)	0·1 (0·1 to 0·1)	0 (0 to 0·1)	0 (0 to 0)	0 (0 to 0)	0 (0 to 0)	0 (0 to 0)	14·9
HIV/AIDS - Multidrug-resistant Tuberculosis without extensive	0·1 (0 to 0·3)	0 (0 to 0·2)	0 (0 to 0·2)	0 (0 to 0·1)	0 (0 to 0·1)	0 (0 to 0)	0 (0 to 0)	0 (0 to 0)	0 (0 to 0)	0 (0 to 0)	0 (0 to 0)	0·5
HIV/AIDS - Extensively drug-resistant Tuberculosis	0 (0 to 0·1)	0 (0 to 0·1)	0 (0 to 0·1)	0 (0 to 0)	0 (0 to 0)	0 (0 to 0)	0 (0 to 0)	0 (0 to 0)	0 (0 to 0)	0 (0 to 0)	0 (0 to 0)	0·1
HIV/AIDS resulting in other diseases	95·8 (74·6 to 125)	66·3 (50·3 to 88·3)	56·1 (41·6 to 77·6)	38·4 (27·2 to 55·6)	25·7 (18 to 38·7)	8·3 (4·1 to 16·9)	3·8 (1·7 to 8·2)	0·7 (0·3 to 1·5)	0·4 (0·1 to 0·9)	0·2 (0 to 0·4)	0·1 (0 to 0·2)	746
Sexually transmitted infections excluding HIV	38·3 (18·8 to 74·8)	26·7 (12·4 to 54·2)	25·5 (12·4 to 49·8)	20·7 (10·2 to 41)	18·2 (9·9 to 34·8)	15 (8·7 to 27·3)	11·1 (6·9 to 19·2)	7·3 (4·8 to 12)	4·5 (3 to 7·2)	2·1 (1·4 to 3·3)	0·8 (0·6 to 1·2)	433
Syphilis	0·8 (0·6 to 1·2)	0·9 (0·6 to 1·3)	1·3 (0·9 to 1·9)	1·8 (1·1 to 2·7)	2·4 (1·4 to 3·5)	2·5 (1·6 to 3·6)	2·1 (1·3 to 3·1)	1·5 (0·9 to 2·2)	1 (0·6 to 1·5)	0·5 (0·3 to 0·8)	0·2 (0·1 to 0·3)	19·7
Chlamydial infection	1·6 (1 to 2·6)	0·7 (0·5 to 0·9)	0·6 (0·4 to 0·9)	0·5 (0·3 to 0·8)	0·3 (0·2 to 0·5)	0·5 (0·3 to 0·8)	0·5 (0·3 to 0·7)	0·5 (0·3 to 0·7)	0·3 (0·2 to 0·5)	0·2 (0·1 to 0·2)	0·1 (0 to 0·1)	23·4
Gonococcal infection	1·8 (1·1 to 2·8)	1·2 (0·7 to 1·8)	1·3 (0·8 to 2)	1·6 (1 to 2·8)	1·9 (1·1 to 3·1)	1·7 (1 to 2·8)	1·8 (1·1 to 2·8)	1·3 (0·8 to 2)	0·9 (0·5 to 1·3)	0·4 (0·3 to 0·6)	0·2 (0·1 to 0·3)	27·2
Trichomoniasis	17·7 (5·3 to 42·5)	13·1 (3·9 to 31·8)	10·9 (3·6 to 25·9)	7·7 (2·7 to 18·3)	6 (2·1 to 13·6)	4·3 (1·6 to 9·7)	2·8 (1 to 6·3)	1·5 (0·6 to 3·5)	0·8 (0·3 to 1·7)	0·3 (0·1 to 0·7)	0·1 (0 to 0·2)	166
Genital herpes	8·5 (2·8 to 21·2)	8·3 (2·7 to 20·5)	9·2 (2·9 to 22·5)	8·5 (2·6 to 20·6)	6·9 (2·1 to 17·4)	5·2 (1·6 to 13·3)	3·5 (1·1 to 8·9)	2·1 (0·7 to 5·5)	1·3 (0·4 to 3·2)	0·6 (0·2 to 1·5)	0·2 (0·1 to 0·5)	91·5
Other sexually transmitted infections	7·8 (3·9 to 14·2)	2·5 (1 to 4·8)	2·1 (1·5 to 3)	0·6 (0·3 to 1)	0·7 (0·4 to 1·1)	0·8 (0·4 to 1·2)	0·5 (0·3 to 0·7)	0·4 (0·2 to 0·6)	0·3 (0·2 to 0·4)	0·1 (0·1 to 0·2)	0 (0 to 0)	105
Respiratory infections and tuberculosis	423 (307 to 558)	544 (381 to 750)	719 (514 to 982)	892 (631 to 1,250)	905 (650 to 1,280)	935 (675 to 1,270)	948 (667 to 1,310)	963 (704 to 1,300)	853 (606 to 1,130)	603 (413 to 803)	361 (232 to 490)	11,100
Tuberculosis	6·5 (4·2 to 9·7)	7·6 (4·8 to 11·6)	10·7 (6·6 to 16)	12·6 (8·3 to 18·8)	14·2 (10 to 19·6)	14·4 (9·2 to 21·3)	12·6 (8·8 to 17·3)	9·1 (6·3 to 12·4)	5·5 (3·6 to 7·8)	2·7 (1·8 to 3·9)	0·9 (0·6 to 1·3)	128
Latent tuberculosis infection	0 (0 to 0)	0 (0 to 0)	0 (0 to 0)	0 (0 to 0)	0 (0 to 0)	0 (0 to 0)	0 (0 to 0)	0 (0 to 0)	0 (0 to 0)	0 (0 to 0)	0 (0 to 0)	0
Drug-susceptible tuberculosis	6·3 (4 to 9·5)	7·3 (4·5 to 11·1)	10·3 (6·4 to 15·6)	12·2 (8 to 17·9)	13·7 (9·6 to 19·3)	13·9 (8·7 to 21)	12·1 (8·6 to 16·9)	8·8 (6 to 12·1)	5·3 (3·5 to 7·6)	2·6 (1·7 to 3·8)	0·9 (0·6 to 1·2)	124
Multidrug-resistant tuberculosis without extensive drug resista	0·2 (0 to 0·8)	0·2 (0 to 1)	0·3 (0 to 1·3)	0·4 (0 to 1·6)	0·4 (0 to 1·8)	0·4 (0 to 1·7)	0·3 (0 to 1·5)	0·3 (0 to 1·1)	0·2 (0 to 0·7)	0·1 (0 to 0·3)	0 (0 to 0·1)	3·5
Extensively drug-resistant tuberculosis	0 (0 to 0·2)	0·1 (0 to 0·3)	0·1 (0 to 0·3)	0·1 (0 to 0·4)	0·1 (0 to 0·5)	0·1 (0 to 0·4)	0·1 (0 to 0·4)	0·1 (0 to 0·3)	0 (0 to 0·2)	0 (0 to 0·1)	0 (0 to 0)	0·9
Lower respiratory infections	290 (196 to 417)	419 (273 to 608)	583 (395 to 840)	769 (510 to 1,120)	800 (550 to 1,170)	852 (586 to 1,190)	890 (615 to 1,260)	927 (669 to 1,260)	831 (586 to 1,110)	592 (403 to 791)	357 (228 to 485)	8,560
Upper respiratory infections	111 (60·4 to 194)	100 (54·7 to 168)	107 (58·3 to 177)	96·4 (52 to 162)	81·1 (42·1 to 138)	62·7 (33·9 to 103)	41·5 (23 to 68·2)	24·7 (13·9 to 42·1)	14·2 (8·1 to 23·7)	7·4 (4·2 to 12·1)	2·9 (1·6 to 4·8)	2,130
Otitis media	15·6 (7·6 to 27)	16·8 (8·1 to 30·4)	17·9 (9·1 to 32)	14·3 (6·8 to 27·3)	9·2 (4·5 to 17·4)	5·8 (2·7 to 11·3)	3·9 (1·8 to 7·3)	2·7 (1·2 to 5)	1·9 (0·9 to 3·4)	1·1 (0·5 to 2)	0·5 (0·2 to 1)	300
Enteric infections	147 (102 to 202)	161 (117 to 217)	208 (152 to 275)	235 (173 to 324)	232 (168 to 327)	237 (167 to 328)	215 (155 to 301)	204 (132 to 312)	150 (94·4 to 230)	86·1 (54·3 to 133)	36·8 (22·6 to 55·5)	3,250
Diarrheal diseases	146 (101 to 201)	160 (117 to 216)	208 (151 to 275)	234 (173 to 324)	232 (167 to 326)	236 (166 to 327)	215 (154 to 300)	204 (131 to 311)	149 (94·1 to 230)	85·9 (54 to 133)	36·6 (22·4 to 55·2)	3,230
Typhoid and paratyphoid	0·1 (0 to 0·2)	0 (0 to 0·1)	0 (0 to 0·1)	0 (0 to 0)	0 (0 to 0)	0 (0 to 0·1)	0 (0 to 0·1)	0 (0 to 0)	0 (0 to 0)	0 (0 to 0)	0 (0 to 0)	0·8
Typhoid fever	0·1 (0 to 0·2)	0 (0 to 0)	0 (0 to 0)	0 (0 to 0)	0 (0 to 0)	0 (0 to 0·1)	0 (0 to 0)	0 (0 to 0)	0 (0 to 0)	0 (0 to 0)	0 (0 to 0)	0·5
Paratyphoid fever	0 (0 to 0)	0 (0 to 0)	0 (0 to 0)	0 (0 to 0)	0 (0 to 0)	0 (0 to 0)	0 (0 to 0)	0 (0 to 0)	0 (0 to 0)	0 (0 to 0)	0 (0 to 0)	0·3
Invasive Non-typhoidal Salmonella (iNTS)	0·2 (0·1 to 0·6)	0·2 (0·1 to 0·5)	0·3 (0·1 to 0·8)	0·5 (0·2 to 1·4)	0·5 (0·2 to 1·1)	0·5 (0·2 to 1·5)	0·4 (0·1 to 1·2)	0·4 (0·1 to 1·1)	0·2 (0·1 to 0·6)	0·1 (0 to 0·4)	0·1 (0 to 0·3)	7·2
Other intestinal infectious diseases	0·2 (0 to 0·7)	0·2 (0 to 0·7)	0·2 (0 to 0·7)	0·2 (0 to 0·7)	0·3 (0 to 1·1)	0·2 (0 to 0·7)	0·1 (0 to 0·5)	0·1 (0 to 0·5)	0·2 (0 to 0·8)	0·1 (0 to 0·4)	0·1 (0 to 0·3)	7·2
Neglected tropical diseases and malaria	43·4 (16·8 to 86·7)	50·7 (19·8 to 99·7)	74·2 (30·1 to 148)	90·6 (36·3 to 188)	103 (41·2 to 210)	101 (42·1 to 205)	82·9 (34·7 to 173)	56·3 (23·7 to 112)	34·8 (13·5 to 67)	17·5 (6·7 to 37·2)	7·4 (2·8 to 16·2)	855
Malaria	0 (0 to 0)	0 (0 to 0)	0 (0 to 0)	0 (0 to 0)	0 (0 to 0)	0 (0 to 0)	0 (0 to 0)	0 (0 to 0)	0 (0 to 0)	0 (0 to 0)	0 (0 to 0)	0
Chagas disease	0·1 (0 to 0·1)	0·1 (0·1 to 0·1)	0·1 (0·1 to 0·1)	0·1 (0·1 to 0·1)	0·1 (0 to 0·1)	0·1 (0 to 0·1)	0·1 (0 to 0·1)	0·1 (0 to 0·1)	0 (0 to 0·1)	0 (0 to 0)	0 (0 to 0)	0·9
Leishmaniasis	0 (0 to 0)	0 (0 to 0)	0 (0 to 0)	0 (0 to 0)	0 (0 to 0)	0 (0 to 0)	0 (0 to 0)	0 (0 to 0)	0 (0 to 0)	0 (0 to 0)	0 (0 to 0)	0
Visceral leishmaniasis	0 (0 to 0)	0 (0 to 0)	0 (0 to 0)	0 (0 to 0)	0 (0 to 0)	0 (0 to 0)	0 (0 to 0)	0 (0 to 0)	0 (0 to 0)	0 (0 to 0)	0 (0 to 0)	0
Cutaneous and mucocutaneous leishmaniasis	0 (0 to 0)	0 (0 to 0)	0 (0 to 0)	0 (0 to 0)	0 (0 to 0)	0 (0 to 0)	0 (0 to 0)	0 (0 to 0)	0 (0 to 0)	0 (0 to 0)	0 (0 to 0)	0
African trypanosomiasis	0 (0 to 0)	0 (0 to 0)	0 (0 to 0)	0 (0 to 0)	0 (0 to 0)	0 (0 to 0)	0 (0 to 0)	0 (0 to 0)	0 (0 to 0)	0 (0 to 0)	0 (0 to 0)	0
Schistosomiasis	0 (0 to 0)	0 (0 to 0)	0 (0 to 0)	0 (0 to 0)	0 (0 to 0)	0 (0 to 0)	0 (0 to 0)	0 (0 to 0)	0 (0 to 0)	0 (0 to 0)	0 (0 to 0)	0
Cysticercosis	31·1 (9·2 to 70·6)	40·1 (12·2 to 87·7)	63·3 (20·5 to 138)	83·2 (29·1 to 179)	96 (34·2 to 203)	93·5 (35·3 to 197)	76·4 (28·9 to 165)	52·4 (20·6 to 107)	32·1 (11·7 to 65·2)	16·3 (5·6 to 36·1)	6·6 (2·1 to 15·2)	664
Cystic echinococcosis	0·1 (0 to 0·2)	0·1 (0 to 0·2)	0·1 (0 to 0·3)	0·1 (0 to 0·3)	0·1 (0 to 0·2)	0·1 (0 to 0·2)	0·1 (0 to 0·2)	0·1 (0 to 0·1)	0 (0 to 0·1)	0 (0 to 0·1)	0 (0 to 0)	1·1
Lymphatic filariasis	0 (0 to 0)	0 (0 to 0)	0 (0 to 0)	0 (0 to 0)	0 (0 to 0)	0 (0 to 0)	0 (0 to 0)	0 (0 to 0)	0 (0 to 0)	0 (0 to 0)	0 (0 to 0)	0
Onchocerciasis	0 (0 to 0)	0 (0 to 0)	0 (0 to 0)	0 (0 to 0)	0 (0 to 0)	0 (0 to 0)	0 (0 to 0)	0 (0 to 0)	0 (0 to 0)	0 (0 to 0)	0 (0 to 0)	0
Trachoma	0 (0 to 0)	0 (0 to 0)	0 (0 to 0)	0 (0 to 0)	0 (0 to 0)	0 (0 to 0)	0 (0 to 0)	0 (0 to 0)	0 (0 to 0)	0 (0 to 0)	0 (0 to 0)	0
Dengue	0 (0 to 0)	0 (0 to 0)	0 (0 to 0)	0 (0 to 0)	0 (0 to 0)	0 (0 to 0)	0 (0 to 0)	0 (0 to 0)	0 (0 to 0)	0 (0 to 0)	0 (0 to 0)	0
Yellow fever	0 (0 to 0)	0 (0 to 0)	0 (0 to 0)	0 (0 to 0)	0 (0 to 0)	0 (0 to 0)	0 (0 to 0)	0 (0 to 0)	0 (0 to 0)	0 (0 to 0)	0 (0 to 0)	0
Rabies	0 (0 to 0·1)	0 (0 to 0)	0 (0 to 0·1)	0 (0 to 0)	0 (0 to 0)	0 (0 to 0)	0 (0 to 0)	0 (0 to 0)	0 (0 to 0)	0 (0 to 0)	0 (0 to 0)	1·2
Intestinal nematode infections	0 (0 to 0)	0 (0 to 0)	0 (0 to 0)	0 (0 to 0)	0 (0 to 0)	0 (0 to 0)	0 (0 to 0)	0 (0 to 0)	0 (0 to 0)	0 (0 to 0)	0 (0 to 0)	0
Ascariasis	0 (0 to 0)	0 (0 to 0)	0 (0 to 0)	0 (0 to 0)	0 (0 to 0)	0 (0 to 0)	0 (0 to 0)	0 (0 to 0)	0 (0 to 0)	0 (0 to 0)	0 (0 to 0)	0
Trichuriasis	0 (0 to 0)	0 (0 to 0)	0 (0 to 0)	0 (0 to 0)	0 (0 to 0)	0 (0 to 0)	0 (0 to 0)	0 (0 to 0)	0 (0 to 0)	0 (0 to 0)	0 (0 to 0)	0
Hookworm disease	0 (0 to 0)	0 (0 to 0)	0 (0 to 0)	0 (0 to 0)	0 (0 to 0)	0 (0 to 0)	0 (0 to 0)	0 (0 to 0)	0 (0 to 0)	0 (0 to 0)	0 (0 to 0)	0
Food-borne trematodiases	0 (0 to 0)	0 (0 to 0)	0 (0 to 0)	0 (0 to 0)	0 (0 to 0)	0 (0 to 0)	0 (0 to 0)	0 (0 to 0)	0 (0 to 0)	0 (0 to 0)	0 (0 to 0)	0
Leprosy	0 (0 to 0)	0 (0 to 0)	0 (0 to 0)	0 (0 to 0)	0 (0 to 0)	0 (0 to 0)	0 (0 to 0)	0 (0 to 0)	0 (0 to 0)	0 (0 to 0)	0 (0 to 0)	0
Ebola	0 (0 to 0)	0 (0 to 0)	0 (0 to 0)	0 (0 to 0)	0 (0 to 0)	0 (0 to 0)	0 (0 to 0)	0 (0 to 0)	0 (0 to 0)	0 (0 to 0)	0 (0 to 0)	0
Zika virus	0 (0 to 0)	0 (0 to 0)	0 (0 to 0)	0 (0 to 0)	0 (0 to 0)	0 (0 to 0)	0 (0 to 0)	0 (0 to 0)	0 (0 to 0)	0 (0 to 0)	0 (0 to 0)	0
Guinea worm disease	0 (0 to 0)	0 (0 to 0)	0 (0 to 0)	0 (0 to 0)	0 (0 to 0)	0 (0 to 0)	0 (0 to 0)	0 (0 to 0)	0 (0 to 0)	0 (0 to 0)	0 (0 to 0)	0
Other neglected tropical diseases	12·2 (3·3 to 28·5)	10·5 (2·9 to 25·2)	10·7 (2·8 to 23·8)	7·2 (1·8 to 16·2)	6·7 (1·4 to 14·6)	7·3 (1·5 to 15·8)	6·3 (1·5 to 12·9)	3·8 (0·8 to 7·4)	2·6 (0·5 to 5·2)	1·1 (0·2 to 2·1)	0·7 (0·2 to 1·4)	188
Other infectious diseases	82·9 (60·3 to 111)	84·4 (61·5 to 114)	108 (77·1 to 149)	118 (84·5 to 160)	117 (86·7 to 157)	98·3 (73·5 to 133)	70·1 (52·1 to 91·9)	41·7 (30·8 to 54·6)	26·1 (19 to 35·1)	13 (9·4 to 18·2)	6·3 (4·3 to 9·9)	1,530
Meningitis	22·3 (15·2 to 31·7)	16·7 (11·2 to 24·2)	19·6 (13·4 to 28·3)	19·2 (12·7 to 27·7)	14·5 (10 to 21)	13·4 (9·3 to 19·5)	10·3 (6·9 to 14·9)	7·5 (5·2 to 10·7)	4·7 (3 to 6·8)	2·4 (1·6 to 3·4)	0·9 (0·6 to 1·2)	348
Encephalitis	6·5 (3·8 to 10·1)	7·3 (4·1 to 11·9)	8·8 (5·3 to 14)	9·1 (5·5 to 13·7)	10·5 (6·4 to 16·1)	9·5 (5·5 to 15·1)	7·7 (4·6 to 11·4)	5·2 (2·9 to 8·4)	3·3 (1·6 to 6)	1·5 (0·8 to 2·4)	0·7 (0·4 to 1·1)	156
Diphtheria	0 (0 to 0·1)	0·1 (0 to 0·2)	0 (0 to 0·1)	0 (0 to 0)	0 (0 to 0)	0 (0 to 0)	0 (0 to 0)	0 (0 to 0)	0 (0 to 0)	0 (0 to 0)	0 (0 to 0)	0·6
Tetanus	0 (0 to 0)	0 (0 to 0)	0 (0 to 0·1)	0 (0 to 0·1)	0 (0 to 0·1)	0 (0 to 0·1)	0·1 (0 to 0·1)	0 (0 to 0·1)	0 (0 to 0·1)	0 (0 to 0)	0 (0 to 0)	0·4
Measles	0 (0 to 0)	0 (0 to 0)	0 (0 to 0)	0 (0 to 0)	0 (0 to 0)	0 (0 to 0)	0 (0 to 0)	0 (0 to 0)	0 (0 to 0)	0 (0 to 0)	0 (0 to 0)	0·2
Varicella and herpes zoster	4·7 (2 to 9)	6 (2·8 to 10·5)	8·3 (4 to 14·9)	9·5 (4·4 to 17·1)	9·6 (4·7 to 16·9)	9·1 (5·1 to 15·2)	7·5 (4·2 to 12·8)	6·3 (3·5 to 10·5)	5·3 (3·1 to 9·5)	3·6 (2·2 to 6·7)	2·5 (1·4 to 5·9)	106
Acute hepatitis	5·2 (3·3 to 8·2)	4·7 (2·8 to 7·2)	5 (3·2 to 7·5)	4·4 (2·7 to 6·6)	3·3 (2·1 to 5)	2·4 (1·6 to 3·6)	1·3 (0·9 to 1·7)	0·8 (0·6 to 1·1)	0·5 (0·4 to 0·7)	0·3 (0·2 to 0·4)	0·1 (0·1 to 0·2)	73·4
Acute hepatitis A	3·4 (1·7 to 6·1)	3·1 (1·4 to 5·4)	3·3 (1·5 to 5·7)	2·6 (1·1 to 4·5)	1·8 (0·8 to 3·3)	1·1 (0·5 to 2·1)	0·6 (0·3 to 0·9)	0·4 (0·2 to 0·6)	0·2 (0·1 to 0·3)	0·1 (0·1 to 0·2)	0 (0 to 0·1)	53·3
Acute hepatitis B	0·9 (0·5 to 1·6)	0·8 (0·4 to 1·4)	0·8 (0·4 to 1·5)	1 (0·5 to 1·8)	0·8 (0·4 to 1·4)	0·6 (0·3 to 1·2)	0·3 (0·1 to 0·6)	0·2 (0·1 to 0·3)	0·1 (0 to 0·2)	0 (0 to 0·1)	0 (0 to 0)	9·6
Acute hepatitis C	0·5 (0·2 to 1·1)	0·6 (0·2 to 1·1)	0·6 (0·2 to 1·2)	0·5 (0·2 to 1·1)	0·4 (0·2 to 0·9)	0·4 (0·1 to 0·8)	0·2 (0·1 to 0·4)	0·1 (0·1 to 0·2)	0·1 (0 to 0·2)	0 (0 to 0·1)	0 (0 to 0)	5
Acute hepatitis E	0·4 (0·2 to 0·7)	0·3 (0·1 to 0·4)	0·3 (0·2 to 0·5)	0·3 (0·2 to 0·5)	0·3 (0·1 to 0·5)	0·3 (0·1 to 0·5)	0·2 (0·1 to 0·4)	0·2 (0·1 to 0·3)	0·1 (0·1 to 0·3)	0·1 (0 to 0·2)	0 (0 to 0·1)	5·6
Other unspecified infectious diseases	44·1 (28·1 to 66·7)	49·5 (31·6 to 74·8)	65·8 (41·5 to 99·5)	76 (48·4 to 111)	79·2 (52·7 to 115)	63·8 (43·3 to 95·6)	43·2 (28·9 to 61·9)	21·8 (14 to 32·9)	12·2 (7·7 to 18)	5·2 (3·3 to 8)	2·1 (1·2 to 3·5)	816
Maternal and neonatal disorders	265 (203 to 342)	210 (158 to 270)	180 (125 to 247)	142 (101 to 193)	95·1 (69·3 to 126)	51·1 (38·5 to 66)	20·4 (15 to 27·1)	4·8 (3 to 7)	1·8 (0·9 to 3·1)	0·8 (0·3 to 1·4)	0·3 (0·1 to 0·6)	10,900
Maternal disorders	57·5 (39·2 to 81·7)	28·7 (21 to 39·2)	0 (0 to 0)	0 (0 to 0)	0 (0 to 0)	0 (0 to 0)	0 (0 to 0)	0 (0 to 0)	0 (0 to 0)	0 (0 to 0)	0 (0 to 0)	1,060
Maternal hemorrhage	2·3 (1 to 4·5)	0·1 (0·1 to 0·3)	0 (0 to 0)	0 (0 to 0)	0 (0 to 0)	0 (0 to 0)	0 (0 to 0)	0 (0 to 0)	0 (0 to 0)	0 (0 to 0)	0 (0 to 0)	98
Maternal sepsis and other maternal infections	1 (0·5 to 2)	0·2 (0·1 to 0·4)	0 (0 to 0)	0 (0 to 0)	0 (0 to 0)	0 (0 to 0)	0 (0 to 0)	0 (0 to 0)	0 (0 to 0)	0 (0 to 0)	0 (0 to 0)	37·3
Maternal hypertensive disorders	2·8 (1·6 to 4·5)	0·3 (0·2 to 0·4)	0 (0 to 0)	0 (0 to 0)	0 (0 to 0)	0 (0 to 0)	0 (0 to 0)	0 (0 to 0)	0 (0 to 0)	0 (0 to 0)	0 (0 to 0)	132
Maternal obstructed labor and uterine rupture	0·6 (0·2 to 1·4)	0 (0 to 0)	0 (0 to 0)	0 (0 to 0)	0 (0 to 0)	0 (0 to 0)	0 (0 to 0)	0 (0 to 0)	0 (0 to 0)	0 (0 to 0)	0 (0 to 0)	30·6
Maternal abortion and miscarriage	1·8 (0·6 to 3·9)	0·1 (0 to 0·2)	0 (0 to 0)	0 (0 to 0)	0 (0 to 0)	0 (0 to 0)	0 (0 to 0)	0 (0 to 0)	0 (0 to 0)	0 (0 to 0)	0 (0 to 0)	17·3
Ectopic pregnancy	0·4 (0·2 to 0·8)	0 (0 to 0)	0 (0 to 0)	0 (0 to 0)	0 (0 to 0)	0 (0 to 0)	0 (0 to 0)	0 (0 to 0)	0 (0 to 0)	0 (0 to 0)	0 (0 to 0)	12·7
Indirect maternal deaths	17·1 (8·4 to 29·2)	12·6 (7·8 to 19·1)	--	--	--	--	--	--	--	--	--	NA
Late maternal deaths	9·3 (5·3 to 15·5)	4·5 (2·5 to 7·5)	--	--	--	--	--	--	--	--	--	NA
Maternal deaths aggravated by HIV/AIDS	0·1 (0 to 0·2)	0 (0 to 0·1)	--	--	--	--	--	--	--	--	--	NA
Neonatal disorders	208 (151 to 280)	181 (130 to 243)	180 (125 to 247)	142 (101 to 193)	95·1 (69·3 to 126)	51·1 (38·5 to 66)	20·4 (15 to 27·1)	4·8 (3 to 7)	1·8 (0·9 to 3·1)	0·8 (0·3 to 1·4)	0·3 (0·1 to 0·6)	9,860
Neonatal preterm birth	168 (118 to 230)	145 (100 to 199)	143 (96·1 to 200)	110 (76·2 to 151)	73·3 (51·5 to 102)	41·3 (30·5 to 53·7)	17·1 (12·2 to 23)	4·1 (2·4 to 6·2)	1·7 (0·8 to 3)	0·8 (0·3 to 1·4)	0·3 (0·1 to 0·6)	6,630
Neonatal encephalopathy due to birth asphyxia and trauma	32·7 (16·2 to 54·4)	29·3 (13·7 to 48·9)	31 (14·4 to 52)	26·6 (11·9 to 45·8)	17·6 (11·2 to 26·2)	7·1 (4·1 to 11·1)	1·9 (1 to 3·3)	0·3 (0·1 to 0·6)	0 (0 to 0·1)	0 (0 to 0)	0 (0 to 0)	1,320
Neonatal sepsis and other neonatal infections	4 (2·1 to 7)	3·7 (1·9 to 6·3)	3·9 (2·1 to 6·7)	3·4 (1·8 to 5·8)	2·5 (1·4 to 4·2)	1·6 (0·9 to 2·7)	0·8 (0·4 to 1·4)	0·2 (0·1 to 0·3)	0 (0 to 0·1)	0 (0 to 0)	0 (0 to 0)	567
Hemolytic disease and other neonatal jaundice	2·8 (2 to 3·7)	2·6 (1·9 to 3·4)	2·7 (2 to 3·6)	2·4 (1·7 to 3·2)	1·8 (1·3 to 2·3)	1·1 (0·8 to 1·5)	0·6 (0·4 to 0·8)	0·2 (0·1 to 0·3)	0 (0 to 0·1)	0 (0 to 0)	0 (0 to 0)	50·9
Other neonatal disorders	0 (0 to 0)	0 (0 to 0)	0 (0 to 0)	0 (0 to 0)	0 (0 to 0)	0 (0 to 0)	0 (0 to 0)	0 (0 to 0)	0 (0 to 0)	0 (0 to 0)	0 (0 to 0)	1,300
Nutritional deficiencies	285 (96 to 675)	215 (77·3 to 528)	228 (87·8 to 501)	210 (100 to 507)	177 (89·4 to 383)	174 (96·8 to 336)	176 (103 to 332)	132 (84·5 to 220)	113 (73·6 to 176)	87·7 (56·8 to 128)	56 (35·8 to 77·8)	3,510
Protein-energy malnutrition	37·1 (23·5 to 54·8)	43·1 (28·5 to 62)	60·1 (41·3 to 83·2)	68·5 (48·2 to 95·8)	70·3 (50·2 to 97·3)	84·1 (60·2 to 113)	89·3 (63·9 to 122)	91·2 (64·8 to 125)	86·7 (56·8 to 121)	74·1 (48·6 to 104)	49 (30·6 to 68·1)	939
Iodine deficiency	4·6 (2 to 9·2)	4·3 (1·8 to 8·5)	4·7 (2 to 9·4)	4·3 (1·9 to 8·6)	3·4 (1·5 to 6·7)	2·5 (1·1 to 4·9)	1·6 (0·7 to 3·3)	1 (0·4 to 1·8)	0·6 (0·2 to 1·1)	0·3 (0·1 to 0·5)	0·1 (0 to 0·2)	59·7
Vitamin A deficiency	0 (0 to 0)	0 (0 to 0)	0 (0 to 0)	0 (0 to 0)	0 (0 to 0)	0 (0 to 0)	0 (0 to 0)	0 (0 to 0)	0 (0 to 0)	0 (0 to 0)	0 (0 to 0)	3·7
Dietary iron deficiency	235 (47·5 to 618)	156 (23·9 to 467)	151 (19·4 to 428)	126 (21·5 to 415)	91·9 (11 to 291)	78·7 (11·2 to 237)	77·1 (12·3 to 231)	34·1 (3·8 to 122)	20·4 (1·5 to 73)	9·2 (0·8 to 33·2)	4·1 (0·4 to 14·3)	2,350
Other nutritional deficiencies	7·9 (4 to 13·3)	11·1 (6·1 to 18·8)	12·9 (7·2 to 20·9)	11·8 (6·6 to 19·6)	11·5 (6·6 to 18·9)	9·2 (5·4 to 14·9)	8·1 (4·7 to 13·1)	6·2 (3·6 to 10·5)	5·5 (3 to 11)	4·2 (2·1 to 9·2)	2·8 (1·3 to 6·4)	159
Non-communicable diseases	36,500 (29,800 to 44,300)	42,500 (35,100 to 51,700)	56,800 (47,200 to 68,800)	64,700 (54,300 to 77,400)	64,200 (54,700 to 75,700)	63,200 (54,000 to 74,100)	53,400 (45,800 to 62,100)	43,400 (37,700 to 50,000)	31,900 (27,800 to 36,800)	19,400 (17,200 to 22,000)	9,520 (8,720 to 10,400)	656,000
Neoplasms	4,880 (3,650 to 6,400)	7,570 (5,800 to 9,760)	12,000 (9,370 to 15,500)	14,900 (11,700 to 19,000)	15,100 (12,200 to 18,600)	14,500 (11,800 to 17,700)	10,800 (8,790 to 13,100)	7,040 (5,620 to 8,510)	3,860 (2,940 to 4,750)	1,650 (1,220 to 2,020)	561 (387 to 691)	102,000
Lip and oral cavity cancer	34·5 (21·5 to 50·8)	54·8 (36·9 to 78·2)	79·6 (53·4 to 115)	101 (66·2 to 145)	91 (63 to 125)	88 (61·1 to 123)	68·7 (45·8 to 97·7)	54·1 (36·3 to 79·5)	32·1 (21·7 to 44·4)	17·2 (10·8 to 24·3)	7·1 (4·4 to 10)	682
Nasopharynx cancer	10·1 (6·5 to 15·1)	13·4 (8·4 to 20·2)	20·4 (12·3 to 31·3)	16·6 (10·1 to 25·5)	13·7 (8·3 to 21·6)	11·1 (6·9 to 16·7)	5·9 (3·5 to 9·2)	3·6 (2·1 to 5·5)	2·2 (1·2 to 3·5)	0·7 (0·4 to 1·3)	0·3 (0·2 to 0·4)	116
Other pharynx cancer	12·9 (7·9 to 19·7)	22·6 (13·8 to 34·3)	33·3 (20·8 to 51·5)	37·4 (23·9 to 56·8)	31·1 (20·1 to 46·9)	25·3 (16·3 to 36·7)	16·1 (10·6 to 23·6)	9·5 (5·8 to 14·7)	5 (3·1 to 7·3)	2·1 (1·2 to 3·4)	0·7 (0·4 to 1·1)	207
Esophageal cancer	37·5 (24·3 to 54·7)	72·5 (47·9 to 103)	121 (75·9 to 180)	148 (100 to 217)	143 (96·9 to 206)	120 (80 to 170)	95·6 (64·2 to 135)	65·5 (43·2 to 95·8)	35·1 (23·4 to 49·9)	14·6 (9·2 to 21·6)	5 (3 to 7·7)	890
Stomach cancer	88·6 (58·1 to 127)	106 (71·2 to 149)	158 (110 to 219)	200 (143 to 279)	202 (150 to 266)	212 (154 to 279)	200 (150 to 264)	165 (121 to 220)	109 (77·3 to 145)	54·4 (37·5 to 75·2)	16·3 (10·2 to 23·1)	1,690
Colon and rectum cancer	570 (388 to 824)	813 (562 to 1,150)	1,210 (836 to 1,690)	1,540 (1,090 to 2,090)	1,460 (1,070 to 1,990)	1,370 (1,010 to 1,820)	1,090 (815 to 1,420)	894 (659 to 1,170)	577 (396 to 770)	277 (187 to 378)	108 (70·1 to 149)	10,700
Liver cancer	66·4 (38·6 to 106)	121 (74 to 190)	217 (138 to 334)	265 (175 to 393)	248 (158 to 367)	226 (145 to 324)	167 (110 to 238)	109 (73·5 to 157)	56·4 (36·2 to 83·1)	21·3 (14·1 to 30·6)	6·3 (3·7 to 9·3)	1,630
Liver cancer due to hepatitis B	12·4 (6·9 to 20·9)	16·7 (8·9 to 28·8)	25 (13·9 to 41·9)	26·7 (15·2 to 44)	22·6 (12·9 to 36·4)	18·8 (10·6 to 31·1)	12·9 (7·9 to 19·7)	7·6 (4·4 to 12·1)	3·5 (2·1 to 5·5)	1·2 (0·7 to 1·9)	0·3 (0·2 to 0·6)	178
Liver cancer due to hepatitis C	27·3 (14·5 to 45·4)	58·6 (34·2 to 93·8)	114 (69·5 to 179)	143 (89 to 217)	130 (82·4 to 198)	116 (72·9 to 171)	84·9 (54·8 to 122)	57·5 (36·8 to 83)	31·9 (20·6 to 46·7)	12·7 (8·2 to 19)	3·9 (2·2 to 5·9)	801
Liver cancer due to alcohol use	8·7 (4·6 to 15)	15·7 (8·3 to 26·6)	27·1 (15·5 to 47·1)	34·6 (19·8 to 56·8)	36·1 (20·8 to 57·3)	33 (19·1 to 51·9)	21·5 (13·4 to 32·5)	11·9 (7·6 to 18·3)	5·2 (3·1 to 8)	1·6 (1 to 2·6)	0·4 (0·2 to 0·7)	206
Liver cancer due to NASH	7 (3·8 to 11·8)	13 (7·1 to 21·6)	23·8 (13·7 to 40)	31·6 (17·9 to 50·5)	33·4 (19·6 to 52·7)	35·2 (21·3 to 52·5)	30·9 (18·9 to 47·8)	21·5 (13·3 to 32·9)	10·7 (6·4 to 16·8)	3·9 (2·3 to 6·1)	1·1 (0·6 to 2)	225
Liver cancer due to other causes	11 (5·9 to 18·6)	17·3 (10 to 28·7)	26·8 (15·8 to 44)	29·7 (17·8 to 47·8)	26 (15·8 to 41·2)	22·9 (13·2 to 36·1)	17 (10·5 to 25·6)	10·7 (6·5 to 16·7)	5·1 (3·1 to 8)	1·8 (1·1 to 2·8)	0·5 (0·3 to 0·9)	223
Gallbladder and biliary tract cancer	31·9 (18·9 to 50·4)	54·4 (34·1 to 86·7)	86·7 (52·9 to 138)	115 (72 to 183)	121 (78 to 188)	115 (72·3 to 187)	90·7 (60·2 to 151)	65·1 (40·8 to 104)	37·4 (22·9 to 60·4)	14·8 (8·8 to 25·7)	5·2 (2·9 to 9·1)	770
Pancreatic cancer	203 (128 to 297)	410 (273 to 588)	719 (496 to 1,010)	964 (676 to 1,370)	1,090 (790 to 1,450)	994 (728 to 1,310)	774 (568 to 1,050)	571 (408 to 788)	301 (206 to 418)	121 (78·9 to 172)	32·6 (21·1 to 45·7)	6,370
Larynx cancer	14·9 (8·9 to 24·3)	29·7 (18 to 46·1)	47·7 (30·7 to 70·6)	60·8 (38·6 to 92)	55·2 (34·4 to 83)	46·2 (30·1 to 68·2)	29·1 (19·1 to 43)	15 (9·9 to 21·7)	7·4 (4·5 to 11·2)	2·6 (1·5 to 4·2)	0·8 (0·4 to 1·4)	321
Tracheal, bronchus, and lung cancer	855 (558 to 1,260)	1,870 (1,300 to 2,560)	3,330 (2,400 to 4,530)	4,340 (3,120 to 5,810)	4,930 (3,700 to 6,370)	4,900 (3,640 to 6,400)	3,420 (2,550 to 4,470)	1,860 (1,340 to 2,450)	785 (533 to 1,100)	276 (181 to 384)	85·6 (51·2 to 124)	27,300
Malignant skin melanoma	128 (76·2 to 203)	144 (83·3 to 222)	172 (102 to 265)	176 (109 to 265)	169 (99·2 to 251)	135 (83 to 202)	114 (66·8 to 164)	79·8 (44·7 to 117)	45·3 (23·9 to 66·9)	20·6 (10·4 to 32·4)	7·9 (4 to 12·1)	1,520
Non-melanoma skin cancer	17·4 (11·5 to 25)	28·5 (19·2 to 39·6)	44·8 (27·1 to 66·1)	62·9 (40·3 to 91·9)	73·1 (48·1 to 105)	72·1 (49·9 to 101)	65·6 (46·2 to 90·3)	50·9 (36·8 to 68·5)	38·6 (28·4 to 51·5)	23·6 (17·1 to 31·4)	13 (9·2 to 18·1)	509
Non-melanoma skin cancer (squamous-cell carcinoma)	17·2 (11·3 to 24·7)	28·1 (19 to 39·4)	44·4 (26·9 to 65·7)	62·3 (40 to 91·3)	72·5 (47·7 to 105)	71·5 (49·2 to 100)	65 (45·7 to 89·7)	50·5 (36·4 to 68·2)	38·3 (28·2 to 51·2)	23·5 (17 to 31·3)	12·9 (9·2 to 18·1)	505
Non-melanoma skin cancer (basal-cell carcinoma)	0·3 (0 to 0·7)	0·3 (0·1 to 0·8)	0·4 (0·1 to 1)	0·5 (0·1 to 1·2)	0·6 (0·2 to 1·4)	0·6 (0·2 to 1·3)	0·5 (0·2 to 1·1)	0·4 (0·2 to 0·8)	0·3 (0·1 to 0·6)	0·1 (0·1 to 0·3)	0·1 (0 to 0·1)	4·7
Breast cancer	1,160 (789 to 1,630)	1,630 (1,150 to 2,230)	2,340 (1,700 to 3,190)	2,520 (1,810 to 3,340)	2,250 (1,690 to 2,910)	2,070 (1,570 to 2,650)	1,480 (1,130 to 1,910)	939 (703 to 1,230)	569 (406 to 756)	258 (183 to 338)	95·6 (61·5 to 134)	17,200
Cervical cancer	341 (222 to 495)	328 (215 to 485)	395 (260 to 581)	351 (235 to 506)	280 (195 to 393)	221 (152 to 311)	140 (99·7 to 192)	96 (65·2 to 134)	44·3 (29·4 to 60·7)	17·9 (11·4 to 26·3)	6·1 (3·7 to 8·5)	3,020
Uterine cancer	118 (77·4 to 176)	201 (132 to 291)	361 (239 to 518)	571 (376 to 818)	505 (339 to 718)	404 (277 to 561)	250 (171 to 348)	161 (107 to 231)	83·4 (54·1 to 115)	32·2 (20·7 to 44·9)	10·5 (6·6 to 14·7)	2,820
Ovarian cancer	299 (196 to 449)	423 (286 to 618)	716 (486 to 982)	857 (593 to 1,190)	826 (590 to 1,120)	754 (545 to 1,020)	496 (354 to 673)	328 (228 to 451)	162 (106 to 225)	58·8 (38·6 to 85·4)	16·7 (9·7 to 26·1)	5,330
Prostate cancer	0 (0 to 0)	0 (0 to 0)	0 (0 to 0)	0 (0 to 0)	0 (0 to 0)	0 (0 to 0)	0 (0 to 0)	0 (0 to 0)	0 (0 to 0)	0 (0 to 0)	0 (0 to 0)	0
Testicular cancer	--	--	--	--	--	--	--	--	--	--	--	NA
Kidney cancer	88·8 (52·8 to 137)	151 (92·8 to 227)	261 (166 to 397)	346 (219 to 517)	354 (234 to 519)	320 (212 to 450)	224 (145 to 332)	157 (101 to 225)	89·4 (53·8 to 137)	39 (22·7 to 58·3)	12·4 (7·4 to 18·2)	2,200
Bladder cancer	34·7 ([illegible])	55·4 ([illegible])	95·4 ([illegible])	145 ([illegible])	167 ([illegible])	190 ([illegible])	196 ([illegible])	155 ([illegible])	102 ([illegible])	50·8 ([illegible])	19·8 ([illegible])	[illegible]
Brain and central nervous system cancer	[illegible]	[illegible]	[illegible]	[illegible]	[illegible]	[illegible]	[illegible]	[illegible]	[illegible]	[illegible]	[illegible]	[illegible]
Thyroid cancer	[illegible]	[illegible]	[illegible]	[illegible]	[illegible]	[illegible]	[illegible]	[illegible]	[illegible]	[illegible]	[illegible]	[illegible]
Mesothelioma	[illegible]	[illegible]	[illegible]	[illegible]	[illegible]	[illegible]	[illegible]	[illegible]	[illegible]	[illegible]	[illegible]	[illegible]
Hodgkin lymphoma	[illegible]	[illegible]	[illegible]	[illegible]	[illegible]	[illegible]	[illegible]	[illegible]	[illegible]	[illegible]	[illegible]	[illegible]
Non-Hodgkin lymphoma	[illegible]	[illegible]	[illegible]	[illegible]	[illegible]	[illegible]	[illegible]	[illegible]	[illegible]	[illegible]	[illegible]	[illegible]
Multiple myeloma	[illegible]	[illegible]	[illegible]	[illegible]	[illegible]	[illegible]	[illegible]	[illegible]	[illegible]	[illegible]	[illegible]	[illegible]
Leukemia	[illegible]	[illegible]	[illegible]	[illegible]	[illegible]	[illegible]	[illegible]	[illegible]	[illegible]	[illegible]	[illegible]	[illegible]
Acute lymphoid leukemia	[illegible]	[illegible]	[illegible]	[illegible]	[illegible]	[illegible]	[illegible]	[illegible]	[illegible]	[illegible]	[illegible]	[illegible]
Chronic lymphoid leukemia	[illegible]	[illegible]	[illegible]	[illegible]	[illegible]	[illegible]	[illegible]	[illegible]	[illegible]	[illegible]	[illegible]	[illegible]
Acute myeloid leukemia	[illegible]	[illegible]	[illegible]	[illegible]	[illegible]	[illegible]	[illegible]	[illegible]	[illegible]	[illegible]	[illegible]	[illegible]
Chronic myeloid leukemia	[illegible]	[illegible]	[illegible]	[illegible]	[illegible]	[illegible]	[illegible]	[illegible]	[illegible]	[illegible]	[illegible]	[illegible]
Other leukemia	[illegible]	[illegible]	[illegible]	[illegible]	[illegible]	[illegible]	[illegible]	[illegible]	[illegible]	[illegible]	[illegible]	[illegible]
Other malignant neoplasms	[illegible]	[illegible]	[illegible]	[illegible]	[illegible]	[illegible]	[illegible]	[illegible]	[illegible]	[illegible]	[illegible]	[illegible]
Other neoplasms	[illegible]	[illegible]	[illegible]	[illegible]	[illegible]	[illegible]	[illegible]	[illegible]	[illegible]	[illegible]	[illegible]	[illegible]
Myelodysplastic, myeloproliferative, and other hematopoietic n	[illegible]	[illegible]	[illegible]	[illegible]	[illegible]	[illegible]	[illegible]	[illegible]	[illegible]	[illegible]	[illegible]	[illegible]
Benign and in situ intestinal neoplasms	[illegible]	[illegible]	[illegible]	[illegible]	[illegible]	[illegible]	[illegible]	[illegible]	[illegible]	[illegible]	[illegible]	[illegible]
Benign and in situ cervical and uterine neoplasms	[illegible]	[illegible]	[illegible]	[illegible]	[illegible]	[illegible]	[illegible]	[illegible]	[illegible]	[illegible]	[illegible]	[illegible]
Other benign and in situ neoplasms	[illegible]	[illegible]	[illegible]	[illegible]	[illegible]	[illegible]	[illegible]	[illegible]	[illegible]	[illegible]	[illegible]	[illegible]
Cardiovascular diseases	[illegible]	[illegible]	[illegible]	[illegible]	[illegible]	[illegible]	[illegible]	[illegible]	[illegible]	[illegible]	[illegible]	[illegible]
Rheumatic heart disease	[illegible]	[illegible]	[illegible]	[illegible]	[illegible]	[illegible]	[illegible]	[illegible]	[illegible]	[illegible]	[illegible]	[illegible]



Benign prostatic hyperplasia	0 (0 to 0)	0 (0 to 0)	0 (0 to 0)	0 (0 to 0)	0 (0 to 0)	0 (0 to 0)	0 (0 to 0)	0 (0 to 0)	0 (0 to 0)	0 (0 to 0)	0 (0 to 0)	0 (0 to 0)	0 (0 to 0)	0 (0 to 0)	0 (0 to 0)	0 (0 to 0)	0 (0 to 0)	0 (0 to 0)	0 (0 to 0)	0 (0 to 0)	0 (0 to 0)	0 (0 to 0)	0 (0 to 0)	0
Male infertility	–	–	–	–	–	–	–	–	–	–	–	–	–	–	–	–	–	–	–	–	–	–	–	NA
Other urinary diseases	2·3 (1·4 to 4·1)	1·7 (0·9 to 3·2)	1·9 (0·7 to 4·9)	3·8 (2·2 to 5·8)	3·3 (2·1 to 5)	2·9 (1·9 to 4·5)	4·1 (2·6 to 6·2)	2·9 (1·8 to 4·2)	4 (2·5 to 6)	5·7 (3·5 to 8·8)	5·8 (3·5 to 9·1)	5·3 (3·1 to 9·1)	6·6 (4 to 11·1)	5·7 (3·3 to 10·2)	8·8 (5 to 16·5)	9·4 (5·4 to 18·3)	9·4 (5·3 to 18·6)	9·4 (5 to 19·8)	7·4 (4 to 16·1)	6·1 (3·3 to 13·3)	3·9 (2 to 8·5)	2·2 (1·1 to 5·1)	0·9 (0·4 to 2·1)	114
Gynecological diseases	0 (0 to 0)	0 (0 to 0)	0 (0 to 0)	0 (0 to 0)	0 (0 to 0)	180 (88·3 to 314)	529 (306 to 867)	910 (580 to 1,380)	1,180 (787 to 1,700)	1,320 (865 to 1,910)	1,390 (944 to 2,000)	1,240 (823 to 1,780)	1,110 (753 to 1,590)	706 (463 to 1,010)	471 (300 to 671)	363 (230 to 535)	286 (187 to 406)	217 (142 to 307)	145 (94·9 to 210)	86·6 (53·9 to 128)	47·6 (31 to 69·5)	20·7 (13·2 to 30·5)	6·6 (4·1 to 10·5)	10,200
Uterine fibroids	0 (0 to 0)	0 (0 to 0)	0 (0 to 0)	0 (0 to 0)	0 (0 to 0)	1·2 (0·3 to 3·2)	2·9 (1 to 6·7)	8·1 (3·1 to 16·8)	24·8 (10·3 to 51·5)	57·3 (25·9 to 115)	98·5 (44·4 to 198)	101 (47·9 to 187)	91·2 (43·5 to 170)	66·9 (31·1 to 126)	53·2 (24·5 to 101)	34·8 (16·1 to 67·9)	20·4 (9·1 to 40·9)	11·3 (5·2 to 22·8)	5·7 (2·5 to 11·2)	2·6 (1·2 to 5·4)	1·2 (0·5 to 2·5)	0·5 (0·2 to 0·9)	0·1 (0·1 to 0·3)	582
Polycystic ovarian syndrome	0 (0 to 0)	0 (0 to 0)	0 (0 to 0)	0 (0 to 0)	0 (0 to 0)	9·6 (3 to 22)	55·9 (25·7 to 110)	94·6 (42·3 to 182)	94·8 (41·7 to 185)	89·6 (40·7 to 175)	85·9 (38·9 to 168)	70·6 (32·2 to 139)	56·7 (25·1 to 114)	13 (5·8 to 24·6)	0 (0 to 0)	0 (0 to 0)	0 (0 to 0)	0 (0 to 0)	0 (0 to 0)	0 (0 to 0)	0 (0 to 0)	0 (0 to 0)	0 (0 to 0)	571
Female infertility	0 (0 to 0)	0 (0 to 0)	0 (0 to 0)	0 (0 to 0)	0 (0 to 0)	0 (0 to 0)	0 (0 to 0)	10·6 (0·3 to 45·9)	29 (1·1 to 98·4)	30·3 (0·9 to 98·4)	23·6 (0·7 to 90·3)	11·2 (0·4 to 53·2)	0·3 (0 to 0·8)	0 (0 to 0)	0 (0 to 0)	0 (0 to 0)	0 (0 to 0)	0 (0 to 0)	0 (0 to 0)	0 (0 to 0)	0 (0 to 0)	0 (0 to 0)	0 (0 to 0)	105
Endometriosis	0 (0 to 0)	0 (0 to 0)	0 (0 to 0)	0 (0 to 0)	0 (0 to 0)	0 (0 to 0)	23·2 (8 to 47·9)	83·6 (38·5 to 150)	115 (62·6 to 189)	117 (64·8 to 198)	119 (70·9 to 187)	104 (58·1 to 164)	84·9 (48·2 to 134)	41·8 (21·4 to 71·9)	0 (0 to 0)	0 (0 to 0)	0 (0 to 0)	0 (0 to 0)	0 (0 to 0)	0 (0 to 0)	0 (0 to 0)	0 (0 to 0)	0 (0 to 0)	688
Genital prolapse	0 (0 to 0)	0 (0 to 0)	0 (0 to 0)	0 (0 to 0)	0 (0 to 0)	0 (0 to 0)	0 (0 to 0·1)	0·2 (0·1 to 0·4)	0·5 (0·1 to 1·2)	0·9 (0·3 to 2)	1·6 (0·5 to 3·5)	4·8 (2·1 to 9·2)	17·3 (7·9 to 33·1)	32·2 (15·3 to 64·1)	43 (20 to 83·9)	40·7 (18·6 to 80)	43·1 (20·2 to 81·7)	45·4 (21·8 to 86·8)	36·8 (17·6 to 69)	24·6 (11·5 to 45)	14·9 (6·8 to 27·8)	6·9 (3·3 to 12·4)	2·4 (1·2 to 4·3)	315
Premenstrual syndrome	0 (0 to 0)	0 (0 to 0)	0 (0 to 0)	0 (0 to 0)	0 (0 to 0)	168 (79·1 to 302)	356 (180 to 658)	402 (189 to 722)	427 (238 to 692)	447 (220 to 732)	530 (301 to 864)	501 (282 to 810)	413 (231 to 687)	149 (76·1 to 265)	0 (0 to 0)	0 (0 to 0)	0 (0 to 0)	0 (0 to 0)	0 (0 to 0)	0 (0 to 0)	0 (0 to 0)	0 (0 to 0)	0 (0 to 0)	3,390
Other gynecological diseases	0 (0 to 0)	0 (0 to 0)	0 (0 to 0)	0 (0 to 0)	0 (0 to 0)	1·3 (0·2 to 4·5)	91 (46·7 to 153)	311 (193 to 467)	490 (289 to 741)	578 (348 to 893)	529 (327 to 795)	448 (262 to 693)	449 (274 to 672)	403 (236 to 638)	374 (228 to 555)	287 (171 to 441)	222 (138 to 326)	160 (103 to 230)	103 (64·9 to 152)	59·3 (36 to 91·6)	31·5 (19·4 to 47·6)	13·4 (7·6 to 20·5)	4·1 (2·1 to 7·4)	4,550
Hemoglobinopathies and hemolytic anemias	2·1 (1·4 to 3)	1·1 (0·6 to 1·8)	7·1 (4 to 12·8)	21·8 (11·1 to 43·5)	35·3 (12·3 to 82·9)	26 (10·8 to 63·6)	52·6 (21·6 to 124)	99·1 (33·7 to 212)	106 (39·7 to 213)	115 (41·9 to 217)	88·2 (40 to 172)	67·7 (34·7 to 122)	56·9 (28·6 to 103)	45·1 (23 to 83·7)	49·8 (25·4 to 89·2)	55·8 (28·5 to 113)	49·8 (25·7 to 95)	47·4 (26·4 to 84·1)	42·6 (23·9 to 75·3)	30·4 (17·7 to 51)	21·1 (12 to 34·4)	12 (6·7 to 18·9)	5·7 (3·4 to 8·9)	1,040
Thalassemias	0·8 (0·4 to 1·3)	0·2 (0·1 to 0·4)	2·3 (1·4 to 3·5)	8·6 (4·9 to 13·8)	6·5 (4 to 9·4)	5·4 (3 to 9)	7·4 (4·2 to 11·9)	8·4 (4·6 to 13·8)	7·5 (3·8 to 13·3)	4·5 (2·1 to 8·1)	2·4 (1·1 to 4·5)	1·9 (0·9 to 3·5)	1·8 (0·8 to 3·2)	1·2 (0·6 to 2·3)	0·8 (0·4 to 1·4)	0·3 (0·1 to 0·6)	0·1 (0 to 0·2)	0 (0 to 0)	0 (0 to 0)	0 (0 to 0)	0 (0 to 0)	0 (0 to 0)	0 (0 to 0)	59·9
Thalassemias trait	0 (0 to 0)	0·2 (0·1 to 0·5)	1·4 (0·1 to 4·7)	5 (0·4 to 16·4)	15·3 (1·6 to 42·7)	8·9 (0·7 to 29·5)	10·9 (1·5 to 32·1)	45·4 (8 to 99·8)	46·9 (9·6 to 103)	47·1 (8·5 to 99·2)	15 (3 to 36·4)	14·6 (4·4 to 32·6)	15·1 (3·5 to 35·5)	11·4 (2 to 29·8)	11·7 (1·6 to 30·4)	10·7 (1·9 to 29·4)	9·8 (1·5 to 26·5)	9 (1·6 to 23·7)	9·1 (2·3 to 20·3)	5·8 (1·2 to 13·6)	3·6 (0·1 to 8·5)	1·7 (0 to 4·2)	0·7 (0 to 1·6)	300
Sickle cell disorders	1·2 (0·7 to 1·8)	0·4 (0·2 to 0·6)	2·4 (1·5 to 3·6)	4·4 (2·5 to 7·5)	2·3 (1·4 to 3·6)	2·7 (1·6 to 4·4)	5·5 (3·3 to 9·2)	7·4 (4·3 to 11·8)	10·9 (6·1 to 18·7)	15·7 (8·7 to 26·2)	14·4 (8 to 24)	11·7 (6·7 to 19·7)	9·4 (5·5 to 15·6)	7·2 (4·2 to 12·1)	7·9 (4·6 to 12·8)	4·5 (2·5 to 7·3)	2·6 (1·4 to 4·5)	0·7 (0·4 to 1·3)	0·1 (0 to 0·2)	0 (0 to 0)	0 (0 to 0)	0 (0 to 0)	0 (0 to 0)	112
Sickle cell trait	0 (0 to 0)	0·2 (0 to 0·4)	0·4 (0 to 1·3)	1·4 (0 to 4·7)	4·2 (0·3 to 13)	2·4 (0 to 8·3)	2·7 (0·1 to 10·4)	27·6 (4·2 to 72·4)	26·8 (4 to 70·7)	29·6 (4·9 to 72·2)	8·3 (1·2 to 23·1)	2·8 (0·7 to 6·4)	4 (0·7 to 9·6)	3·1 (0·4 to 8·2)	3·1 (0·3 to 8·3)	2·9 (0·3 to 8·2)	2·6 (0·3 to 7·5)	2·4 (0·3 to 6·4)	2·5 (0·5 to 5·6)	1·5 (0·3 to 3·7)	1 (0 to 2·4)	0·5 (0 to 1·1)	0·2 (0 to 0·5)	130
G6PD deficiency	0 (0 to 0)	0 (0 to 0)	0 (0 to 0·1)	0·3 (0·1 to 0·5)	0·8 (0·3 to 1·3)	1·7 (0·8 to 2·8)	10·5 (4 to 26·5)	4·3 (2·1 to 7·6)	5·7 (2·8 to 10)	7·8 (3·6 to 14·4)	21 (8·2 to 41·8)	8·5 (4·2 to 14·5)	5·7 (2·5 to 9·9)	4·5 (2·1 to 7·7)	4·2 (1·9 to 7·3)	3·5 (1·6 to 6)	2·5 (1·2 to 4·2)	1·5 (0·7 to 2·6)	0·8 (0·4 to 1·4)	0·4 (0·2 to 0·6)	0·1 (0·1 to 0·2)	0 (0 to 0·1)	0 (0 to 0)	84
G6PD trait	0 (0 to 0)	0 (0 to 0)	0 (0 to 0)	0 (0 to 0)	0 (0 to 0)	0 (0 to 0)	2·3 (0·6 to 4·7)	0 (0 to 0·1)	0 (0 to 0·1)	0 (0 to 0·1)	2·8 (1 to 5·7)	2·1 (0·4 to 5·2)	0·1 (0 to 0·3)	0 (0 to 0)	0 (0 to 0)	0 (0 to 0)	0 (0 to 0)	0 (0 to 0)	0 (0 to 0)	0 (0 to 0)	0 (0 to 0)	0 (0 to 0)	0 (0 to 0)	7·5
Other hemoglobinopathies and hemolytic anemias	0·1 (0 to 0·1)	0·1 (0 to 0·4)	0·6 (0·1 to 2·1)	2·1 (0·2 to 7·8)	6·3 (0·8 to 20·3)	4·9 (1 to 14·8)	13·3 (3·3 to 39·7)	6 (1·9 to 19·6)	7·9 (3·1 to 22·5)	10·2 (4 to 24·7)	24·2 (9 to 52)	26 (10·4 to 57·7)	20·8 (8·8 to 41·8)	17·7 (8·6 to 34·2)	22·2 (12 to 39·9)	33·8 (18·1 to 68·6)	32·2 (17·7 to 59·4)	33·6 (20·1 to 55·1)	30 (18·7 to 49·5)	22·7 (14·3 to 35·2)	16·4 (10·1 to 25·7)	9·8 (6·2 to 14·6)	4·8 (3 to 7)	346
Endocrine, metabolic, blood, and immune disorders	29·2 (20 to 48·8)	21·8 (14·3 to 35)	102 (66·1 to 168)	128 (89·2 to 186)	106 (74·1 to 151)	131 (91·5 to 189)	202 (141 to 293)	243 (171 to 342)	346 (230 to 488)	446 (310 to 634)	567 (407 to 794)	614 (432 to 844)	659 (464 to 906)	756 (537 to 1,060)	969 (695 to 1,370)	1,030 (730 to 1,420)	918 (659 to 1,260)	873 (648 to 1,170)	732 (538 to 966)	552 (401 to 739)	384 (265 to 507)	227 (155 to 307)	99·3 (63·6 to 138)	10,100
Oral disorders	0 (0 to 0)	0 (0 to 0)	0 (0 to 0)	55 (30·2 to 91·4)	64·1 (35·8 to 109)	77·9 (41·8 to 132)	107 (60·1 to 178)	147 (86·5 to 239)	207 (120 to 335)	279 (164 to 462)	376 (221 to 620)	431 (247 to 700)	545 (323 to 870)	652 (379 to 1,040)	904 (540 to 1,390)	1,020 (616 to 1,540)	1,000 (624 to 1,540)	892 (553 to 1,370)	675 (431 to 1,000)	449 (285 to 657)	280 (176 to 406)	140 (87·4 to 201)	54·3 (34·3 to 79·5)	8,360
Caries of deciduous teeth	0 (0 to 0)	0 (0 to 0)	0 (0 to 0)	17·3 (6 to 37·2)	17·9 (7·1 to 40·2)	1·1 (0·2 to 3)	0 (0 to 0)	0 (0 to 0)	0 (0 to 0)	0 (0 to 0)	0 (0 to 0)	0 (0 to 0)	0 (0 to 0)	0 (0 to 0)	0 (0 to 0)	0 (0 to 0)	0 (0 to 0)	0 (0 to 0)	0 (0 to 0)	0 (0 to 0)	0 (0 to 0)	0 (0 to 0)	0 (0 to 0)	36·4
Caries of permanent teeth	0 (0 to 0)	0 (0 to 0)	0 (0 to 0)	0 (0 to 0)	7·7 (2·4 to 18·1)	29·9 (11·3 to 68·2)	34·9 (13·6 to 72·4)	39·9 (17·4 to 79·6)	40·8 (16·7 to 83·3)	37·1 (15·4 to 76·3)	36·8 (14·8 to 73·3)	30·4 (12·8 to 63·2)	28 (11·4 to 60·9)	26·3 (10·5 to 54·4)	29 (11·4 to 66·7)	26·8 (9·6 to 59·6)	22·1 (8·8 to 45·9)	17·2 (6·9 to 35·3)	11·3 (4·6 to 22·1)	6·7 (2·6 to 13·9)	3·6 (1·4 to 7·7)	1·5 (0·5 to 3·4)	0·5 (0·2 to 1·1)	431
Periodontal diseases	0 (0 to 0)	0 (0 to 0)	0 (0 to 0)	0 (0 to 0)	0 (0 to 0)	0 (0 to 0)	3·3 (0·9 to 8·6)	10·4 (2·8 to 27·3)	25·7 (7·4 to 63·6)	47·5 (14·5 to 125)	78·8 (24·7 to 206)	104 (32·3 to 259)	136 (45·7 to 322)	155 (56·3 to 357)	190 (71·3 to 411)	181 (68·1 to 373)	150 (58 to 311)	117 (45·7 to 236)	82·2 (32·6 to 170)	53·6 (20·4 to 110)	34·1 (12·7 to 72·8)	17·1 (6·2 to 36·1)	6·6 (2·4 to 14·1)	1,390
Other oral disorders	0 (0 to 0)	0 (0 to 0)	0 (0 to 0)	37·7 (22 to 60·1)	38·5 (22·2 to 60·7)	46·9 (27·1 to 72·8)	68·4 (40·8 to 107)	80·9 (49·3 to 122)	91·4 (54·7 to 139)	94·9 (56·9 to 145)	98·1 (59·9 to 147)	88·6 (53·8 to 136)	89·7 (55·2 to 137)	87·6 (52·6 to 132)	99·4 (59·2 to 149)	91 (52·8 to 138)	72·6 (44·4 to 109)	51·8 (32 to 78·9)	31·3 (19 to 47·3)	16·9 (10·3 to 25·5)	8·6 (5·2 to 12·7)	3·8 (2·3 to 5·7)	1·5 (0·9 to 2·2)	1,200
Sudden infant death syndrome	–	82·9 (55·5 to 122)	1,130 (808 to 1,500)	–	–	–	–	–	–	–	–	–	–	–	–	–	–	–	–	–	–	–	–	NA
Injuries	40·7 (33·1 to 49·4)	70·4 (53·7 to 91·3)	968 (782 to 1,180)	1,310 (1,180 to 1,430)	829 (733 to 933)	1,130 (967 to 1,310)	3,280 (2,810 to 3,800)	3,070 (2,440 to 3,840)	3,090 (2,390 to 3,950)	3,400 (2,690 to 4,290)	3,310 (2,620 to 4,110)	3,360 (2,660 to 4,160)	3,360 (2,700 to 4,170)	3,320 (2,690 to 4,120)	3,800 (3,060 to 4,690)	3,810 (3,030 to 4,750)	3,610 (2,860 to 4,500)	3,560 (2,780 to 4,450)	3,270 (2,590 to 4,110)	2,860 (2,240 to 3,550)	2,240 (1,770 to 2,780)	1,440 (1,130 to 1,790)	713 (565 to 898)	55,800
Transport injuries	4·7 (3·7 to 6)	4·7 (3·5 to 6·1)	88·7 (60·2 to 122)	393 (299 to 513)	347 (268 to 433)	430 (335 to 543)	1,790 (1,450 to 2,180)	1,380 (1,020 to 1,840)	1,190 (867 to 1,650)	1,200 (889 to 1,600)	1,070 (798 to 1,400)	1,040 (782 to 1,330)	1,020 (774 to 1,340)	915 (717 to 1,160)	992 (782 to 1,240)	964 (754 to 1,190)	832 (663 to 1,020)	707 (559 to 875)	530 (424 to 657)	344 (273 to 429)	206 (159 to 259)	99·1 (75·6 to 125)	40·1 (30·2 to 51·4)	15,600
Road injuries	4 (3·1 to 5)	4·2 (3·1 to 5·5)	86·4 (58·7 to 119)	380 (288 to 499)	320 (246 to 400)	381 (294 to 486)	1,730 (1,390 to 2,110)	1,320 (973 to 1,770)	1,130 (811 to 1,570)	1,130 (829 to 1,510)	999 (736 to 1,310)	958 (715 to 1,240)	939 (703 to 1,240)	824 (640 to 1,060)	878 (689 to 1,100)	840 (654 to 1,040)	713 (568 to 874)	601 (475 to 749)	444 (357 to 547)	281 (224 to 348)	162 (124 to 200)	72 (55·4 to 91·6)	25·9 (19·8 to 33·2)	14,200
Pedestrian road injuries	0·4 (0·3 to 0·5)	0·3 (0·2 to 0·4)	6·1 (4·1 to 8·4)	101 (75·9 to 133)	57·4 (43·2 to 73·5)	54·3 (41·2 to 69·6)	90·7 (73·1 to 111)	81·2 (60·3 to 109)	88·7 (63·8 to 122)	104 (74·2 to 141)	97·7 (71·3 to 129)	98·7 (72·4 to 130)	97·5 (73·1 to 131)	92·4 (71·8 to 120)	104 (80·2 to 132)	98 (76·6 to 123)	85·7 (67·2 to 106)	76·2 (58·9 to 96)	60·8 (47 to 74·8)	41·9 (32·5 to 52·8)	24·3 (18·3 to 31)	11 (8·3 to 14)	3·9 (3 to 5·1)	1,480
Cyclist road injuries	0 (0 to 0)	0 (0 to 0)	0 (0 to 0)	2·8 (1·8 to 4·1)	9·9 (5·6 to 16·3)	14·2 (8·2 to 23·1)	10·1 (6·9 to 14·3)	12 (8·3 to 16·5)	14 (9·8 to 19·3)	16·6 (12·1 to 22·2)	19 (13·3 to 25·2)	20·1 (14·3 to 27)	24·4 (17·5 to 32·6)	26·7 (19·2 to 35·5)	33·4 (24 to 45·3)	33·6 (24·1 to 45·3)	31·4 (22·4 to 42·1)	26·3 (18·9 to 35)	19·1 (13·7 to 25·5)	12·4 (8·8 to 16·6)	7·6 (5·4 to 10·2)	3·7 (2·6 to 5)	1·4 (1 to 1·9)	339
Motorcyclist road injuries	0·3 (0·2 to 0·4)	0·2 (0·2 to 0·3)	1·2 (0·8 to 1·6)	2·3 (1·7 to 3)	3·8 (2·9 to 4·7)	8 (6·3 to 10)	38·2 (28·7 to 49·7)	49·7 (36·9 to 67·2)	54·7 (39·4 to 74·8)	60·3 (43·3 to 83·1)	59·9 (44·4 to 78·9)	65·9 (48·2 to 89·2)	64·9 (49·7 to 83·8)	60·1 (45·5 to 77·6)	61·9 (47·9 to 80·7)	48·6 (36·2 to 62·9)	36·6 (27 to 48·4)	28·2 (20·5 to 37·4)	20·1 (14·5 to 26·6)	13·2 (9·3 to 17·6)	8·3 (6 to 11·3)	4·4 (3·1 to 6·1)	2 (1·4 to 2·7)	693
Motor vehicle road injuries	3 (2·4 to 3·9)	3·5 (2·6 to 4·6)	78·3 (53·3 to 108)	271 (204 to 358)	247 (189 to 309)	300 (229 to 382)	1,580 (1,260 to 1,930)	1,170 (861 to 1,570)	967 (689 to 1,350)	936 (677 to 1,270)	813 (596 to 1,080)	764 (566 to 992)	743 (555 to 984)	634 (492 to 814)	667 (519 to 843)	651 (508 to 816)	552 (439 to 679)	465 (367 to 584)	339 (272 to 419)	211 (167 to 260)	120 (91·8 to 150)	52 (39·8 to 66·7)	18·3 (14 to 23·7)	11,600
Other road injuries	0·3 (0·2 to 0·3)	0·2 (0·1 to 0·3)	0·8 (0·5 to 1·3)	2·4 (1·7 to 3·6)	2·7 (2·1 to 3·5)	4·8 (3·7 to 6·3)	8·5 (6·5 to 10·9)	6·8 (5 to 9·2)	6·9 (5 to 9·3)	8·7 (6·3 to 12·3)	8·9 (6·6 to 11·6)	9 (6·7 to 11·9)	9·4 (7 to 12·4)	10·3 (7·8 to 13·3)	11·4 (8·6 to 15)	8·8 (6·5 to 11·8)	7·3 (5·3 to 9·6)	5·7 (4·1 to 7·7)	4·3 (3·2 to 5·8)	2·7 (2 to 3·6)	1·6 (1·1 to 2·2)	0·8 (0·6 to 1·1)	0·3 (0·2 to 0·4)	123
Other transport injuries	0·8 (0·6 to 1)	0·5 (0·3 to 0·6)	2·3 (1·7 to 3)	12·6 (9·8 to 15·6)	26·7 (20·8 to 33·4)	49·2 (38·8 to 61·3)	62·2 (48·8 to 78·4)	57·5 (42·9 to 74·6)	61·6 (46·6 to 81·1)	70·2 (53·2 to 91·8)	74·7 (57·4 to 95·5)	77·1 (58 to 99·6)	85·6 (64·9 to 111)	91·6 (69·1 to 119)	114 (84·9 to 151)	123 (89·1 to 168)	119 (85·1 to 161)	107 (75·5 to 145)	86·2 (60·7 to 121)	62·3 (43·9 to 84·7)	44·5 (31·5 to 60·3)	27·2 (19·2 to 36·7)	14·2 (9·7 to 19·3)	1,370
Unintentional injuries	22·2 (16·9 to 28·9)	59·3 (43·3 to 79·5)	679 (503 to 869)	668 (544 to 808)	381 (301 to 467)	418 (324 to 526)	497 (383 to 650)	589 (435 to 769)	743 (561 to 966)	900 (671 to 1,190)	1,040 (792 to 1,370)	1,110 (844 to 1,450)	1,260 (950 to 1,630)	1,470 (1,120 to 1,910)	1,990 (1,530 to 2,560)	2,310 (1,790 to 3,000)	2,460 (1,900 to 3,180)	2,650 (2,040 to 3,370)	2,620 (2,040 to 3,350)	2,450 (1,910 to 3,050)	2,000 (1,570 to 2,470)	1,320 (1,030 to 1,660)	667 (525 to 844)	28,300
Falls	1 (0·8 to 1·2)	1·2 (0·9 to 1·6)	14·2 (11·2 to 17·3)	44·2 (33·8 to 58·2)	72·1 (47·9 to 107)	113 (72·9 to 161)	167 (118 to 233)	206 (144 to 285)	271 (192 to 382)	341 (241 to 465)	418 (302 to 570)	462 (336 to 625)	569 (417 to 758)	721 (539 to 954)	1,060 (798 to 1,380)	1,350 (1,020 to 1,770)	1,580 (1,190 to 2,070)	1,850 (1,400 to 2,360)	1,970 (1,520 to 2,530)	1,960 (1,530 to 2,460)	1,660 (1,290 to 2,080)	1,130 (879 to 1,420)	575 (453 to 727)	16,500
Drowning	1·4 (1 to 1·9)	0·4 (0·3 to 0·6)	44·8 (31·7 to 59·1)	235 (188 to 285)	70·7 (51·1 to 94·3)	55·1 (39·9 to 73·5)	46·5 (32·4 to 63·6)	40·2 (26·1 to 58·6)	44·2 (28 to 64·4)	46·8 (31·4 to 66·8)	42·8 (28·6 to 60·1)	42·8 (29·1 to 62·6)	39·4 (27·2 to 55·1)	37·1 (25·7 to 52)	37·6 (27·1 to 52·2)	32·7 (24·1 to 42·9)	23·8 (17·5 to 31·7)	18·1 (13·4 to 23·9)	12·5 (9·2 to 16·6)	8·2 (6·2 to 10·7)	4·2 (3·3 to 5·4)	1·8 (1·4 to 2·2)	0·7 (0·5 to 0·9)	887
Fire, heat, and hot substances	0·5 (0·4 to 0·6)	1·2 (0·9 to 1·5)	27·4 (20·2 to 35·2)	116 (86·1 to 150)	74·8 (58·2 to 92·5)	52·7 (40·7 to 68·5)	48 (34·5 to 65·5)	58·6 (41·1 to 82·3)	72·6 (50·1 to 101)	97·1 (65·5 to 140)	110 (75 to 165)	106 (73 to 158)	120 (82·1 to 173)	130 (90·6 to 187)	157 (107 to 224)	155 (110 to 225)	133 (94·1 to 193)	114 (80 to 167)	87·5 (62·7 to 122)	64·7 (47 to 88·8)	42·4 (31·4 to 58·5)	23·7 (17·6 to 31·7)	11·1 (8·3 to 14·5)	1,800
Poisonings	1·4 (1·1 to 1·9)	1·2 (0·9 to 1·6)	12 (8·5 to 15·7)	37·1 (28·1 to 48·1)	26·2 (18·2 to 36·6)	40·7 (27·2 to 56·4)	46 (33 to 62)	55·3 (39·5 to 76·1)	67·9 (47·7 to 93·2)	70·5 (50·7 to 98·2)	66·2 (47·7 to 87·8)	64·4 (46·3 to 88·1)	49·8 (36·1 to 67·4)	52·5 (38·3 to 70)	48·4 (35·3 to 64·6)	37·4 (27 to 49·8)	26·2 (18·5 to 35·7)	22·4 (16·4 to 30·1)	15·8 (11·4 to 21·5)	11·6 (8·6 to 15·1)	7·2 (5·3 to 9·2)	3·4 (2·5 to 4·3)	1·2 (0·9 to 1·6)	765
Poisoning by carbon monoxide	0·1 (0·1 to 0·2)	0·1 (0·1 to 0·3)	3·6 (1·8 to 6)	12·9 (7·3 to 20·6)	8·8 (5·9 to 12·5)	13 (7·6 to 20·3)	23·5 (15·7 to 33·1)	27·9 (18 to 41·5)	33·8 (21·1 to 50)	42·1 (27·2 to 62)	37·3 (24·2 to 53·1)	35·6 (23·4 to 52·7)	25·4 (16·8 to 36·8)	21·5 (13·3 to 32·7)	18·4 (11·5 to 27·7)	13·5 (9 to 18·8)	8·7 (6 to 12·2)	7·5 (5·2 to 10·1)	5·6 (3·9 to 7·9)	3·8 (2·8 to 5·2)	2·2 (1·5 to 3·1)	0·9 (0·6 to 1·1)	0·2 (0·2 to 0·3)	347
Poisoning by other means	1·3 (1 to 1·8)	1·1 (0·8 to 1·4)	8·4 (5·6 to 11·9)	24·3 (16·5 to 33·3)	17·4 (10·7 to 26)	27·7 (17·5 to 40·6)	22·5 (13·8 to 33·1)	27·4 (18·2 to 39·8)	34·1 (22·6 to 48·2)	28·4 (18·4 to 40·9)	28·9 (19·2 to 40·6)	28·7 (19·1 to 41·5)	24·4 (16·2 to 34·3)	31 (21·4 to 43·1)	30 (20·3 to 41·9)	23·9 (15·5 to 33·9)	17·5 (11·6 to 25)	14·9 (10·1 to 21·3)	10·1 (6·7 to 14·6)	7·8 (5·5 to 11)	5 (3·5 to 6·7)	2·5 (1·8 to 3·3)	1 (0·7 to 1·4)	418
Exposure to mechanical forces	1 (0·7 to 1·4)	0·7 (0·6 to 1)	10·7 (8 to 13·6)	52·6 (40·4 to 67·2)	44 (32·4 to 60·2)	54·9 (37·9 to 78·3)	71·1 (49·9 to 104)	86·4 (60·9 to 125)	105 (70·5 to 149)	122 (83·9 to 177)	140 (96·4 to 206)	138 (94·5 to 200)	153 (105 to 220)	161 (112 to 234)	201 (138 to 292)	210 (144 to 302)	192 (131 to 275)	166 (112 to 236)	129 (87·4 to 182)	93·2 (63·8 to 131)	65·1 (44·7 to 90·7)	36·7 (25·3 to 51·1)	16 (10·8 to 22·7)	2,250
Unintentional firearm injuries	0·3 (0·2 to 0·4)	0·1 (0·1 to 0·2)	1 (0·6 to 1·7)	10·2 (5·7 to 16·7)	9·8 (5·8 to 15)	10·6 (6·9 to 15·2)	14·4 (9·4 to 20·6)	15·9 (10·6 to 22·7)	15·1 (10 to 21·6)	15·7 (10·7 to 22·2)	16·2 (11·2 to 22·6)	14·2 (9·8 to 19·8)	13·5 (9·5 to 18·5)	13·7 (9·8 to 18·5)	13·5 (9·9 to 18·5)	11 (7·9 to 15·1)	8·7 (6·2 to 12·1)	6·7 (4·8 to 9·3)	4·6 (3·3 to 6·5)	3·1 (2·2 to 4·5)	2 (1·4 to 2·9)	1·1 (0·8 to 1·6)	0·5 (0·3 to 0·7)	202
Other exposure to mechanical forces	0·7 (0·5 to 1·1)	0·6 (0·4 to 0·8)	9·6 (7·1 to 12·4)	42·4 (31·7 to 55·4)	34·2 (23·3 to 49·6)	44·3 (27·5 to 67·1)	56·8 (35·7 to 88·1)	70·5 (46 to 107)	90·3 (57·9 to 135)	106 (70·5 to 159)	123 (81·5 to 187)	123 (82·2 to 185)	139 (94·2 to 204)	148 (99·7 to 218)	187 (126 to 275)	199 (136 to 290)	183 (124 to 263)	159 (107 to 227)	124 (83·9 to 174)	90·1 (61·2 to 127)	63·2 (43·3 to 87·9)	35·6 (24·4 to 49·8)	15·5 (10·5 to 22)	2,050
Adverse effects of medical treatment	3·5 (2·4 to 5·8)	3·2 (2·3 to 4·5)	28·3 (18·6 to 42·2)	34·6 (22·7 to 51·1)	17·2 (11·2 to 25·7)	15·5 (10·1 to 22·4)	16·5 (10·9 to 24·3)	21·5 (14 to 31·8)	28·7 (18·2 to 43·4)	36·8 (24·2 to 53·7)	46·5 (30·7 to 67·1)	54·6 (36·5 to 78·1)	65·4 (44·4 to 93·7)	75·6 (51 to 107)	111 (74 to 156)	136 (91·5 to 193)	143 (97·9 to 202)	141 (96·7 to 200)	119 (84·2 to 167)	79 (55 to 111)	47·1 (31·8 to 70·7)	22·8 (14·8 to 37·1)	10·2 (6·5 to 17·1)	1,260
Animal contact	0·5 (0·3 to 0·8)	0·8 (0·5 to 1·5)	3·1 (1·9 to 4·6)	11·2 (7·2 to 17·4)	11·4 (7·5 to 16)	13·5 (8·6 to 19·6)	14·5 (9·5 to 21)	15·9 (10·4 to 23·2)	17·7 (11·7 to 25·7)	19·8 (13·2 to 29·4)	22·1 (14·9 to 32·9)	21·3 (14·2 to 31·2)	23·4 (15·2 to 34·3)	25·7 (17·4 to 37·6)	30·8 (20·4 to 45·5)	32·1 (21 to 48)	29·8 (19·7 to 45·4)	25 (16·5 to 37·3)	18·8 (12·2 to 28·3)	13·1 (8·6 to 20)	8·7 (5·6 to 13·3)	4·8 (3·1 to 7·1)	2 (1·3 to 2·9)	366
Venomous animal contact	0·1 (0 to 0·2)	0 (0 to 0·1)	0·4 (0·2 to 0·6)	2·3 (1·3 to 3·8)	4·4 (2·6 to 6·9)	6·1 (3·5 to 9·4)	6·8 (4 to 10·3)	7·2 (4·6 to 11·1)	7·8 (4·8 to 11·4)	8·1 (4·8 to 12)	8·5 (5·4 to 12·5)	7·9 (5·2 to 11·3)	8·2 (5·5 to 11·4)	8·3 (5·5 to 11·7)	9·5 (6·3 to 13·2)	9·2 (6·2 to 13)	7·8 (5·1 to 11·1)	5·9 (4 to 8·4)	4·1 (2·7 to 5·9)	2·6 (1·8 to 3·8)	1·7 (1·1 to 2·4)	0·9 (0·6 to 1·2)	0·4 (0·2 to 0·5)	118
Non-venomous animal contact	0·5 (0·3 to 0·7)	0·8 (0·4 to 1·4)	2·7 (1·6 to 4·1)	8·8 (5·4 to 14·2)	7 (4·4 to 10·5)	7·4 (4·5 to 11·6)	7·8 (4·6 to 12·9)	8·7 (5 to 14)	9·9 (6 to 16·2)	11·7 (7·1 to 19)	13·6 (8·4 to 22·5)	13·4 (8 to 21·7)	15·2 (9 to 24·4)	17·3 (10·4 to 27·1)	21·3 (13 to 33·9)	22·9 (13·9 to 36·7)	21·9 (13·4 to 35·5)	19 (11·6 to 30·2)	14·7 (8·9 to 23·5)	10·5 (6·5 to 16·6)	7·1 (4·3 to 11·1)	3·9 (2·4 to 6)	1·6 (1 to 2·5)	248
Foreign body	12 (8·7 to 16·2)	50 (35·4 to 68·5)	528 (378 to 688)	113 (90·9 to 139)	40·4 (31·1 to 52·2)	39·3 (30·2 to 51·5)	39·2 (28·9 to 52·1)	44·3 (33·1 to 58·8)	52·6 (39·4 to 69·6)	63·8 (48·4 to 81·9)	74·1 (56·8 to 96·8)	82·8 (63·5 to 107)	89·5 (69·4 to 114)	104 (79·3 to 133)	135 (104 to 176)	140 (109 to 178)	133 (105 to 163)	132 (104 to 163)	124 (96·8 to 155)	103 (81·6 to 127)	82·1 (64·8 to 100)	51·9 (40 to 63·7)	27·8 (21·1 to 34·5)	2,260
Pulmonary aspiration and foreign body in airway	11·9 (8·6 to 16·2)	49·9 (35·2 to 68·4)	526 (376 to 687)	104 (82·4 to 129)	26·2 (20·4 to 32·3)	20·6 (15·5 to 26·8)	17·6 (13 to 23·3)	20·2 (13·9 to 28·2)	24·5 (16·5 to 34·2)	32·2 (21·7 to 46·1)	37·7 (25·8 to 52·6)	46·5 (31·4 to 64)	48·7 (34·6 to 67·9)	59·9 (40·3 to 85·2)	80·1 (55·7 to 116)	81·2 (57·2 to 113)	75·9 (55·9 to 102)	79·7 (58·6 to 107)	80·8 (58·6 to 108)	70·7 (51·8 to 92·7)	59·6 (44·4 to 77·9)	38·9 (27·7 to 49·7)	21·6 (14·9 to 27·7)	1,610
Foreign body in eyes	0 (0 to 0)	0 (0 to 0·1)	0·5 (0·1 to 1)	2·4 (0·8 to 5·2)	3·8 (1·2 to 8·2)	4·8 (1·7 to 10·7)	5·8 (2·2 to 12·7)	6·8 (2·8 to 13·8)	7·6 (3·5 to 14·8)	8 (3·9 to 14·8)	8·8 (4·3 to 15·4)	8·6 (4·6 to 15·2)	9·2 (5·2 to 15·3)	9·3 (5·3 to 14·9)	11 (6·7 to 17·1)	11·4 (7 to 17·1)	10·5 (6·7 to 15·4)	9·1 (6 to 13·1)	7 (4·6 to 10·1)	4·8 (3·2 to 7)	3·2 (2·1 to 4·6)	1·7 (1·1 to 2·4)	0·7 (0·5 to 1)	135
Foreign body in other body part	0 (0 to 0·1)	0·1 (0 to 0·1)	1·2 (0·6 to 2·3)	6·8 (4·2 to 11·2)	10·5 (6·3 to 17·3)	13·9 (8·8 to 21·3)	15·9 (10·4 to 23·3)	17·4 (11·8 to 25)	20·4 (14·2 to 28·5)	23·7 (16·4 to 32·5)	27·7 (19·2 to 38·3)	27·7 (19·6 to 38·2)	31·6 (22·5 to 43)	34·7 (24·7 to 47·3)	43·8 (31·1 to 60·4)	47·7 (33·4 to 65·6)	46·2 (32·4 to 63·6)	42·8 (30·1 to 58·4)	35·8 (25·1 to 48·9)	27·1 (19·1 to 36·8)	19·3 (13·8 to 26·4)	11·4 (7·9 to 16)	5·5 (3·9 to 7·7)	511
Environmental heat and cold exposure	0·4 (0·2 to 0·6)	0·2 (0·1 to 0·3)	6·3 (3·9 to 9·6)	8·4 (5·6 to 12·2)	3·1 (2·1 to 4·3)	4·2 (2·9 to 6·1)	8·2 (5·7 to 11·8)	10·1 (7 to 14·5)	14·2 (10 to 19·6)	17·4 (12·4 to 24·1)	20·4 (14·6 to 28·2)	24·5 (17·5 to 33·4)	27·7 (19·4 to 38·2)	33·1 (23·4 to 44·4)	41·3 (29·2 to 56·4)	44·1 (30·9 to 60)	40·7 (29·5 to 54·6)	40·9 (29·2 to 55·5)	35·1 (25·6 to 46·7)	30·2 (22·2 to 40·1)	22·6 (16·1 to 30)	13·9 (9·9 to 18·5)	6·3 (4·5 to 8·3)	453
Exposure to forces of nature	0 (0 to 0)	0·1 (0·1 to 0·1)	0·7 (0·6 to 0·8)	3·6 (3·3 to 4)	3·7 (3·3 to 4·1)	4·1 (3·7 to 4·6)	3·5 (3·1 to 4)	3·4 (2·9 to 3·9)	3·4 (3 to 4)	3·3 (2·8 to 3·8)	3·1 (2·7 to 3·6)	2·9 (2·5 to 3·4)	3·1 (2·7 to 3·7)	3·2 (2·8 to 3·7)	3·4 (3 to 4)	3·3 (2·9 to 3·8)	2·9 (2·5 to 3·4)	2·3 (2 to 2·7)	1·6 (1·4 to 1·9)	1·1 (1 to 1·3)	0·7 (0·6 to 0·9)	0·4 (0·3 to 0·5)	0·1 (0·1 to 0·2)	53·8
Other unintentional injuries	0·6 (0·4 to 0·9)	0·3 (0·2 to 0·5)	4 (3 to 5·2)	12 (8·7 to 16·5)	17·7 (12·3 to 25·6)	25·5 (17·2 to 37·1)	36·2 (24·2 to 53·6)	47·4 (31·7 to 69·9)	64·5 (42·9 to 94·9)	82·1 (54·1 to 119)	100 (65·9 to 144)	107 (71·5 to 155)	120 (80·8 to 171)	131 (87 to 186)	164 (108 to 231)	170 (114 to 243)	158 (108 to 225)	139 (96·2 to 201)	111 (77 to 156)	81·5 (56·4 to 113)	58·9 (41·5 to 81·4)	35·4 (24·9 to 48·7)	16·6 (12 to 22·7)	1,680
Self-harm and interpersonal violence	13·7 (10·2 to 18·4)	6·4 (5·2 to 7·9)	200 (149 to 262)	249 (184 to 330)	101 (80·2 to 128)	277 (218 to 347)	995 (800 to 1,240)	1,100 (818 to 1,480)	1,160 (832 to 1,570)	1,300 (945 to 1,730)	1,200 (886 to 1,610)	1,210 (898 to 1,650)	1,080 (787 to 1,450)	933 (693 to 1,280)	819 (613 to 1,080)	535 (411 to 697)	314 (241 to 396)	202 (159 to 250)	120 (97 to 145)	68·8 (55·2 to 82·8)	35·5 (28·3 to 43·5)	15·3 (12 to 19)	5·3 (4 to 6·6)	11,900
Self-harm	0 (0 to 0)	0 (0 to 0)	0 (0 to 0)	0 (0 to 0)	0 (0 to 0)	148 (102 to 207)	595 (436 to 791)	628 (443 to 872)	694 (464 to 995)	838 (574 to 1,160)	802 (554 to 1,130)	900 (630 to 1,250)	803 (560 to 1,130)	714 (508 to 1,020)	617 (435 to 852)	379 (271 to 531)	201 (147 to 270)	116 (84·9 to 153)	61·5 (47·1 to 79·6)	37·4 (28·6 to 47·9)	17·6 (13·3 to 22·2)	7 (5·5 to 8·7)	2·1 (1·6 to 2·6)	7,560
Self-harm by firearm	0 (0 to 0)	0 (0 to 0)	0 (0 to 0)	0 (0 to 0)	0 (0 to 0)	46·9 (31·2 to 66·5)	218 (157 to 292)	277 (196 to 390)	297 (193 to 429)	341 (232 to 475)	303 (207 to 438)	337 (232 to 474)	354 (245 to 500)	329 (233 to 475)	293 (201 to 407)	200 (138 to 284)	90·7 (63 to 125)	52·4 (36·4 to 72·4)	25·3 (17·8 to 34·4)	13·4 (9·5 to 18·1)	4·8 (3·3 to 6·5)	1·5 (1·1 to 1·9)	0·3 (0·2 to 0·4)	3,190
Self-harm by other specified means	0 (0 to 0)	0 (0 to 0)	0 (0 to 0)	0 (0 to 0)	0 (0 to 0)	101 (70·4 to 144)	377 (274 to 498)	351 (251 to 481)	397 (269 to 570)	496 (340 to 689)	499 (347 to 697)	563 (397 to 780)	448 (314 to 627)	384 (275 to 543)	324 (232 to 441)	179 (131 to 246)	110 (80·9 to 145)	63·5 (47·9 to 81·9)	36·2 (28·2 to 45·5)	24 (18·5 to 30·1)	12·8 (9·8 to 16·1)	5·6 (4·4 to 6·9)	1·8 (1·4 to 2·2)	4,370
Interpersonal violence	13·7 (10·2 to 18·4)	6·4 (5·2 to 7·9)	200 (149 to 262)	247 (183 to 328)	99·7 (79 to 127)	127 (99·5 to 157)	397 (304 to 506)	468 (340 to 628)	457 (321 to 628)	459 (325 to 622)	386 (284 to 519)	309 (228 to 406)	269 (206 to 360)	216 (170 to 276)	200 (157 to 250)	153 (121 to 190)	111 (87·8 to 139)	84·3 (67·8 to 105)	57·6 (46 to 72·8)	30·9 (24·2 to 39·3)	17·6 (13·4 to 22·7)	8 (6 to 10·7)	3·1 (2·3 to 4·1)	4,320
Physical violence by firearm	0·7 (0·5 to 1)	0·5 (0·4 to 0·6)	11·7 (8·7 to 15·6)	49·3 (34·3 to 68·3)	41·7 (32·1 to 54·7)	63·5 (48·3 to 80·5)	254 (190 to 332)	296 (208 to 409)	276 (185 to 391)	278 (189 to 389)	225 (156 to 311)	167 (116 to 227)	131 (93·4 to 184)	96·5 (71·3 to 130)	81·8 (60 to 108)	57 (43·3 to 75)	36·5 (28·1 to 47·6)	25·6 (20·4 to 31·6)	15·7 (12·1 to 19·8)	6·8 (5·3 to 8·7)	3 (2·4 to 3·8)	1·1 (0·8 to 1·4)	0·4 (0·3 to 0·5)	2,120
Physical violence by sharp object	0·6 (0·4 to 0·8)	0·3 (0·2 to 0·3)	2·2 (1·7 to 2·9)	6·9 (5·2 to 9·1)	5·5 (4·3 to 7)	8·1 (6·3 to 10·2)	32·4 (24·4 to 42·1)	48·3 (34·3 to 66·5)	54·9 (37·4 to 77·4)	55·8 (38·8 to 76·4)	45 (32·3 to 60·6)	37·7 (27·5 to 50·1)	33·1 (24·5 to 45)	26·7 (20·4 to 34·3)	25·9 (19·9 to 33)	18·9 (14·8 to 23·6)	13·7 (10·8 to 17·3)	9·6 (7·7 to 12)	6·2 (4·8 to 8)	3·4 (2·6 to 4·4)	1·8 (1·4 to 2·5)	0·9 (0·6 to 1·2)	0·4 (0·2 to 0·5)	438
Sexual violence	0 (0 to 0)	0 (0 to 0)	0 (0 to 0)	0·7 (0·4 to 1·1)	6·2 (3·6 to 10·2)	17·8 (10 to 28·7)	43·4 (23·4 to 72·2)	42·5 (23·2 to 68·5)	26·9 (14·1 to 46·2)	19·3 (10·2 to 32·4)	17·4 (9·4 to 28·8)	14·5 (7·9 to 24·2)	12·6 (7·2 to 21·3)	9·3 (5 to 15·7)	6·8 (3·9 to 11·3)	4·7 (2·7 to 7·3)	4 (2·4 to 6·2)	3·2 (2 to 4·8)	2·4 (1·5 to 3·5)	1·7 (1·1 to 2·6)	1 (0·5 to 1·7)	0·2 (0·1 to 0·4)	0 (0 to 0)	235
Physical violence by other means	12·4 (9·2 to 16·7)	5·7 (4·6 to 7)	186 (138 to 244)	190 (141 to 251)	46·3 (36 to 59·7)	37·6 (29·2 to 47·2)	67·1 (51·8 to 85·6)	81·9 (60·4 to 109)	99·2 (72 to 132)	105 (78·8 to 138)	98·4 (74·4 to 129)	89·6 (67·7 to 116)	92·5 (71·7 to 120)	83·1 (65 to 107)	85·2 (65 to 110)	72·3 (55·4 to 93·3)	56·9 (42·6 to 74·7)	45·9 (35 to 59·9)	33·3 (25 to 43·3)	19 (13·9 to 25·4)	11·7 (8·5 to 15·7)	5·8 (4·2 to 7·9)	2·3 (1·7 to 3·1)	1,530
Conflict and terrorism	0 (0 to 0)	0 (0 to 0)	0 (0 to 0)	0 (0 to 0)	0·1 (0·1 to 0·2)	0·6 (0·3 to 1·4)	1·1 (0·5 to 2·4)	1·4 (0·7 to 2·7)	3·9 (2 to 8)	2·7 (1·4 to 5·5)	3·2 (1·7 to 6·2)	2·3 (1·2 to 4·5)	2·1 (1·2 to 4·2)	1·9 (1·1 to 3·5)	2 (1·1 to 3·6)	1·6 (0·9 to 3)	1·3 (0·8 to 2·5)	1·1 (0·6 to 1·9)	0·7 (0·4 to 1·3)	0·4 (0·3 to 0·7)	0·3 (0·2 to 0·4)	0·2 (0·1 to 0·3)	0·1 (0 to 0·1)	27

SR Table 2b: Tonga DALYs by cause and age group for females with 95% uncertainty intervals, 2019

Cause	Early Neonatal	Late Neonatal	Post Neonatal	1 to 4	5 to 9	10 to 14	15 to 19	20 to 24	25 to 29	30 to 34	35 to 39	40 to 44	45 to 49	50 to 54	55 to 59	60 to 64	65 to 69	70 to 74	75 to 79	80 plus	Total
All causes	705 (270 to 496)	1,161 (134 to 242)	2,268 (276 to 468)	2,647 (1,944 to 3,510)	1,264 (1,014 to 1,555)	1,276 (1,029 to 1,603)	1,440 (1,166 to 1,822)	1,647 (1,347 to 2,079)	1,967 (1,607 to 2,479)	2,267 (1,867 to 2,797)	2,577 (2,127 to 3,187)	3,107 (2,577 to 3,811)	3,660 (3,042 to 4,470)	4,360 (3,660 to 5,270)	5,196 (4,360 to 6,270)	6,196 (5,196 to 7,470)	7,196 (6,196 to 8,670)	8,196 (7,196 to 9,870)	9,196 (8,196 to 11,870)	10,196 (9,196 to 12,870)	12,400 (10,196 to 15,870)
Communicable, maternal, neonatal, and nutritional diseases	705 (232 to 493)	1,161 (122 to 220)	2,268 (212 to 371)	2,647 (1,944 to 3,510)	1,264 (93 to 135)	1,276 (93 to 135)	1,440 (93 to 141)	1,647 (104 to 204)	1,967 (120 to 236)	2,267 (146 to 286)	2,577 (174 to 336)	3,107 (216 to 420)	3,660 (264 to 510)	4,360 (324 to 630)	5,196 (396 to 750)	6,196 (484 to 906)	7,196 (573 to 1,106)	8,196 (663 to 1,306)	9,196 (753 to 1,506)	10,196 (843 to 1,706)	12,400 (933 to 1,906)	2,550
HIV/AIDS and sexually transmitted infections	49 (13.3 to 103)	15 (4.4 to 32.9)	17 (5.7 to 38.2)	18 (1 to 3)	9 (0.5 to 1.4)	8 (0.3 to 0.9)	9 (0.5 to 1.3)	10 (0.5 to 1.5)	11 (0.5 to 1.6)	12 (0.5 to 1.7)	13 (0.5 to 1.8)	14 (0.5 to 2)	15 (0.5 to 2.1)	16 (0.6 to 2.2)	17 (0.6 to 2.3)	18 (0.6 to 2.5)	19 (0.6 to 2.6)	20 (0.6 to 2.8)	21 (0.6 to 2.9)	22 (0.6 to 3)	117 (0 to 0)
HIV/AIDS	0 (0 to 0)	0 (0 to 0)	1 (0.4 to 1.9)	1 (0.4 to 1.7)	0.5 (0.2 to 0.8)	0.4 (0.2 to 0.6)	1.2 (0.6 to 1.8)	2.6 (1.5 to 4)	3 (1.8 to 4.6)	3 (1.7 to 4.9)	3 (1.5 to 5)	3 (1.2 to 3.1)	1.7 (1 to 2.7)	0.6 (0.4 to 1)	0.4 (0.2 to 0.7)	0.4 (0.2 to 0.7)	0.4 (0.2 to 0.7)	0.4 (0.2 to 0.7)	0.4 (0.2 to 0.7)	0.4 (0.2 to 0.7)	21.1 (0 to 0)
HIV/AIDS - Drug-susceptible Tuberculosis	0 (0 to 0)	0 (0 to 0)	0 (0 to 0.2)	0.1 (0 to 0.2)	0.1 (0 to 0.1)	0.1 (0 to 0.1)	0.1 (0 to 0.2)	0.3 (0.2 to 0.5)	0.4 (0.2 to 0.5)	0.4 (0.2 to 0.5)	0.3 (0.2 to 0.5)	0.2 (0.2 to 0.4)	0.2 (0.1 to 0.3)	0.1 (0.1 to 0.2)	0.1 (0 to 0.1)	0.1 (0 to 0.1)	0.1 (0 to 0.1)	0.1 (0 to 0.1)	0.1 (0 to 0.1)	0.1 (0 to 0.1)	2.6 (0 to 0)
HIV/AIDS - Multidrug-resistant Tuberculosis without extensive dr...	0 (0 to 0)	0 (0 to 0)	0 (0 to 0)	0 (0 to 0)	0 (0 to 0)	0 (0 to 0)	0 (0 to 0)	0 (0 to 0)	0 (0 to 0)	0 (0 to 0)	0 (0 to 0)	0 (0 to 0)	0 (0 to 0)	0 (0 to 0)	0 (0 to 0)	0 (0 to 0)	0 (0 to 0)	0 (0 to 0)	0 (0 to 0)	0 (0 to 0)	0 (0 to 0)
HIV/AIDS - Extensively drug-resistant Tuberculosis	0 (0 to 0)	0 (0 to 0)	0 (0 to 0)	0 (0 to 0)	0 (0 to 0)	0 (0 to 0)	0 (0 to 0)	0 (0 to 0)	0 (0 to 0)	0 (0 to 0)	0 (0 to 0)	0 (0 to 0)	0 (0 to 0)	0 (0 to 0)	0 (0 to 0)	0 (0 to 0)	0 (0 to 0)	0 (0 to 0)	0 (0 to 0)	0 (0 to 0)	0 (0 to 0)
HIV/AIDS resulting in other diseases	0 (0 to 0)	0 (0 to 0)	0.9 (0.5 to 1.5)	0.9 (0.5 to 1.5)	0.4 (0.2 to 0.6)	0.3 (0.2 to 0.5)	1.1 (0.6 to 1.7)	2.7 (1.5 to 3.7)	2.7 (1.4 to 4.4)	2.7 (1.3 to 4.5)	2.7 (1.3 to 4.7)	2.2 (1.1 to 3.2)	1.6 (1 to 2.6)	1.5 (0.8 to 2.5)	0.5 (0.3 to 0.8)	0.4 (0.2 to 0.6)	0.3 (0.2 to 0.5)	0.3 (0.2 to 0.4)	0.3 (0.2 to 0.5)	0.3 (0.2 to 0.5)	18.5 (0 to 0)
Sexually transmitted infections excluding HIV	49 (13.3 to 103)	15 (4.4 to 32.9)	16 (4.6 to 37.2)	17 (0.9 to 2.6)	8 (0.5 to 1.4)	8 (0.3 to 0.9)	8 (0.3 to 0.9)	8 (0.3 to 1.1)	8 (0.4 to 1.1)	9 (0.4 to 1.2)	10 (0.4 to 1.3)	12 (0.4 to 1.5)	13 (0.5 to 1.7)	15 (0.6 to 2.1)	16 (0.6 to 2.2)	17 (0.6 to 2.3)	18 (0.6 to 2.5)	19 (0.6 to 2.6)	20 (0.6 to 2.8)	21 (0.6 to 2.9)	96.1 (0 to 0)
Syphilis	49 (13.3 to 103)	15 (4.4 to 32.9)	16 (4.6 to 37.2)	17 (0.9 to 2.6)	8 (0.5 to 1.4)	8 (0.3 to 0.9)	8 (0.3 to 0.9)	8 (0.3 to 1.1)	8 (0.4 to 1.1)	9 (0.4 to 1.2)	10 (0.4 to 1.3)	12 (0.4 to 1.5)	13 (0.5 to 1.7)	15 (0.6 to 2.1)	16 (0.6 to 2.2)	17 (0.6 to 2.3)	18 (0.6 to 2.5)	19 (0.6 to 2.6)	20 (0.6 to 2.8)	21 (0.6 to 2.9)	82.5 (0 to 0)
Chlamydial infection	0 (0 to 0)	0 (0 to 0)	0 (0 to 0)	0 (0 to 0)	0 (0 to 0)	0 (0 to 0)	0 (0 to 0)	0 (0 to 0)	0 (0 to 0)	0 (0 to 0)	0 (0 to 0)	0 (0 to 0)	0 (0 to 0)	0 (0 to 0)	0 (0 to 0)	0 (0 to 0)	0 (0 to 0)	0 (0 to 0)	0 (0 to 0)	0 (0 to 0)	0 (0 to 0)	0.6 (0 to 0)
Gonococcal infection	0 (0 to 0)	0 (0 to 0)	0 (0 to 0)	0 (0 to 0)	0 (0 to 0)	0 (0 to 0)	0 (0 to 0)	0 (0 to 0)	0 (0 to 0)	0 (0 to 0)	0 (0 to 0)	0 (0 to 0)	0 (0 to 0)	0 (0 to 0)	0 (0 to 0)	0 (0 to 0)	0 (0 to 0)	0 (0 to 0)	0 (0 to 0)	0 (0 to 0)	0 (0 to 0)	0.5 (0 to 0)
Trichomoniasis	0 (0 to 0)	0 (0 to 0)	0 (0 to 0)	0 (0 to 0)	0 (0 to 0)	0 (0 to 0)	0 (0 to 0.4)	0.9 (0.3 to 2.1)	1.3 (0.4 to 2.8)	1.2 (0.4 to 2.8)	1.1 (0.4 to 2.5)	0.9 (0.3 to 2.2)	0.7 (0.2 to 1.7)	0.5 (0.2 to 1.1)	0.2 (0.1 to 0.7)	0.2 (0.1 to 0.4)	0.2 (0.1 to 0.5)	0.2 (0.1 to 0.5)	0.2 (0.1 to 0.5)	0.2 (0.1 to 0.5)	7.7 (0 to 0)
Genital herpes	0 (0 to 0)	0 (0 to 0)	0 (0 to 0)	0 (0 to 0)	0 (0 to 0)	0 (0 to 0)	0 (0 to 0)	0 (0 to 0)	0 (0 to 0)	0 (0 to 0)	0 (0 to 0)	0 (0 to 0)	0 (0 to 0)	0 (0 to 0)	0 (0 to 0)	0 (0 to 0)	0 (0 to 0)	0 (0 to 0)	0 (0 to 0)	0 (0 to 0)	0 (0 to 0)	2 (0 to 0)
Other sexually transmitted infections	0 (0 to 0)	0 (0 to 0)	0 (0 to 0)	0 (0 to 0)	0 (0 to 0)	0 (0 to 0)	0 (0 to 0)	0 (0 to 0)	0 (0 to 0)	0 (0 to 0)	0 (0 to 0)	0 (0 to 0)	0 (0 to 0)	0 (0 to 0)	0 (0 to 0)	0 (0 to 0)	0 (0 to 0)	0 (0 to 0)	0 (0 to 0)	0 (0 to 0)	0 (0 to 0)	2.6 (0 to 0)
Respiratory infections and tuberculosis	11 (5.4 to 20.2)	23 (4.7 to 52)	53 (34.5 to 100)	142 (99.4 to 198.8)	19 (14.2 to 25.2)	12 (10.5 to 16.4)	11 (7.6 to 16.2)	12 (7.4 to 23.5)	13 (7.6 to 29.7)	14 (8.4 to 32.5)	15 (11.1 to 33.5)	16 (12.2 to 35.1)	17 (12.4 to 35.8)	18 (12.4 to 35.8)	19 (10.5 to 31.7)	20 (10.3 to 31.5)	21 (10.7 to 32.5)	22 (10.2 to 35.1)	23 (10.7 to 39.9)	24 (10.7 to 39.9)	521 (9.7 to 21.2)
Tuberculosis	0 (0 to 0)	0 (0 to 0)	1.6 (0.4 to 3.5)	0.6 (0.3 to 1.1)	0.3 (0.1 to 0.5)	0.3 (0.1 to 0.5)	0.5 (0.2 to 0.8)	2.5 (1.4 to 4.8)	3.5 (2.1 to 5.4)	3.4 (2.3 to 5.5)	3.2 (2.1 to 5.1)	3 (2 to 4.6)	2.7 (1.9 to 4.1)	2.4 (1.8 to 4.7)	2.2 (1.7 to 4.7)	2.1 (1.7 to 4.6)	2.1 (1.7 to 4.6)	2.1 (1.7 to 4.6)	2.1 (1.7 to 4.6)	2.1 (1.7 to 4.6)	63.7 (1.1 to 2.6)
Latent tuberculosis infection	0 (0 to 0)	0 (0 to 0)	0 (0 to 0)	0 (0 to 0)	0 (0 to 0)	0 (0 to 0)	0 (0 to 0)	0 (0 to 0)	0 (0 to 0)	0 (0 to 0)	0 (0 to 0)	0 (0 to 0)	0 (0 to 0)	0 (0 to 0)	0 (0 to 0)	0 (0 to 0)	0 (0 to 0)	0 (0 to 0)	0 (0 to 0)	0 (0 to 0)	0 (0 to 0)	0 (0 to 0)
Drug-susceptible tuberculosis	0 (0 to 0)	0 (0 to 0)	1.6 (0.4 to 3.4)	0.6 (0.3 to 1.1)	0.3 (0.1 to 0.5)	0.3 (0.1 to 0.5)	0.5 (0.2 to 0.8)	2.5 (1.4 to 4.8)	3.5 (2.1 to 5.3)	3.4 (2.2 to 5.4)	3.2 (2.1 to 4.9)	3 (2 to 4.5)	2.7 (1.9 to 4.1)	2.4 (1.8 to 4.7)	2.2 (1.7 to 4.7)	2.1 (1.7 to 4.6)	2.1 (1.7 to 4.6)	2.1 (1.7 to 4.6)	2.1 (1.7 to 4.6)	2.1 (1.7 to 4.6)	63.3 (1.1 to 2.6)
Multidrug-resistant tuberculosis without extensive drug-resistance	0 (0 to 0)	0 (0 to 0)	0 (0 to 0)	0 (0 to 0)	0 (0 to 0)	0 (0 to 0)	0 (0 to 0.1)	0 (0 to 0.1)	0 (0 to 0.1)	0 (0 to 0.1)	0 (0 to 0.1)	0 (0 to 0.1)	0 (0 to 0.1)	0 (0 to 0.1)	0 (0 to 0.1)	0 (0 to 0.1)	0 (0 to 0.1)	0 (0 to 0.1)	0 (0 to 0.1)	0 (0 to 0.1)	0.4 (0 to 0)
Extensively drug-resistant tuberculosis	0 (0 to 0)	0 (0 to 0)	0 (0 to 0)	0 (0 to 0)	0 (0 to 0)	0 (0 to 0)	0 (0 to 0)	0 (0 to 0)	0 (0 to 0)	0 (0 to 0)	0 (0 to 0)	0 (0 to 0)	0 (0 to 0)	0 (0 to 0)	0 (0 to 0)	0 (0 to 0)	0 (0 to 0)	0 (0 to 0)	0 (0 to 0)	0 (0 to 0)	0 (0 to 0)	0.1 (0 to 0)
Lower respiratory infections	11 (5.4 to 20.2)	19.1 (4.7 to 31.9)	50.7 (31.9 to 100)	140 (97.8 to 196.8)	18 (13.4 to 24.2)	12 (9.9 to 15.7)	10 (6.9 to 13.4)	9.5 (5.3 to 15.8)	9.5 (5.3 to 15.8)	10.3 (5.6 to 15.8)	11.3 (6.4 to 18.3)	14.3 (8.3 to 22)	14.9 (9.3 to 21.9)	15.6 (9.1 to 23.7)	16.3 (9.3 to 23.2)	17.4 (9.3 to 26.1)	18.4 (10.2 to 26.5)	20.6 (10.8 to 29.7)	21.5 (11.5 to 29.4)	22.7 (12.4 to 31.6)	385 (2.2 to 5.2)
Upper respiratory infections	0 (0 to 0)	0.1 (0 to 0.1)	1 (0.4 to 1.7)	4.7 (2.4 to 7.4)	0.4 (0.2 to 0.6)	0.2 (0.2 to 0.3)	0.3 (0.1 to 0.5)	2.2 (1.1 to 3.5)	2.2 (1.1 to 3.5)	2.2 (1.2 to 3.7)	2.1 (1.2 to 3.5)	2.1 (1.2 to 3.3)	1.7 (1 to 2.6)	1.2 (0.7 to 2.4)	0.6 (0.4 to 1.2)	0.3 (0.2 to 0.6)	0.3 (0.1 to 0.5)	0.3 (0.1 to 0.5)	0.3 (0.1 to 0.5)	0.3 (0.1 to 0.5)	36.4 (0 to 0)
Otitis media	0 (0 to 0)	0.9 (0 to 0)	2.2 (1.2 to 3.4)	2.1 (1.4 to 3.4)	1.2 (1 to 2.3)	1.2 (0.8 to 2.7)	1.2 (0.5 to 2.5)	1.2 (0.4 to 1.9)	1.2 (0.3 to 1.7)	1.2 (0.3 to 1.7)	1.2 (0.3 to 1.7)	1.2 (0.3 to 1.7)	0.7 (0.2 to 1.1)	0.6 (0.2 to 1.1)	0.6 (0.2 to 1.1)	0.6 (0.2 to 1.1)	0.6 (0.2 to 1.1)	0.6 (0.2 to 1.1)	0.6 (0.2 to 1.1)	0.6 (0.2 to 1.1)	15.4 (0 to 0)
Enteric infections	0.2 (0.1 to 0.4)	0.9 (0.4 to 2)	5 (1.9 to 10.2)	23.3 (15.5 to 33.5)	12.5 (8.9 to 19.1)	9.3 (5.9 to 14.1)	8.3 (5.2 to 11.9)	7.4 (5 to 11)	6.3 (4.3 to 9.9)	5.7 (3.8 to 8)	5.8 (4 to 8)	5.8 (4 to 8.1)	5.9 (4 to 8)	6.5 (4.1 to 9.8)	7.4 (4.3 to 10.3)	8.5 (4.3 to 13.2)	9.3 (3.9 to 9.2)	10.2 (4.4 to 13.9)	11.2 (4.4 to 13.9)	12.3 (4.4 to 13.9)	153 (0.5 to 2)
Diarrheal diseases	0.2 (0.1 to 0.4)	0.9 (0.4 to 2)	5 (1.9 to 10.2)	23.3 (15.5 to 33.5)	12.5 (8.9 to 19.1)	9.3 (5.9 to 14.1)	8.3 (5.2 to 11.9)	7.4 (5 to 11)	6.3 (4.3 to 9.9)	5.7 (3.8 to 8)	5.8 (4 to 8)	5.8 (4 to 8.1)	5.9 (4 to 8)	6.5 (4.1 to 9.8)	7.4 (4.3 to 10.3)	8.5 (4.3 to 13.2)	9.3 (3.9 to 9.2)	10.2 (4.4 to 13.9)	11.2 (4.4 to 13.9)	12.3 (4.4 to 13.9)	136 (0.5 to 2)
Typhoid and paratyphoid	0 (0 to 0)	0 (0 to 0)	0 (0 to 0)	0.4 (0.1 to 0.7)	0.2 (0.2 to 0.4)	0.2 (0.1 to 0.3)	0.2 (0.1 to 0.4)	0.2 (0.1 to 0.4)	0.2 (0.1 to 0.4)	0.2 (0.1 to 0.4)	0.2 (0.1 to 0.4)	0.2 (0.1 to 0.4)	0.2 (0.1 to 0.4)	0.2 (0.1 to 0.4)	0.2 (0.1 to 0.4)	0.2 (0.1 to 0.4)	0.2 (0.1 to 0.4)	0.2 (0.1 to 0.4)	0.2 (0.1 to 0.4)	0.2 (0.1 to 0.4)	2.9 (0 to 0)
Typhoid fever	0 (0 to 0)	0 (0 to 0)	0 (0 to 0.1)	0.4 (0.1 to 0.7)	0.2 (0.2 to 0.4)	0.2 (0.1 to 0.3)	0.2 (0.1 to 0.4)	0.2 (0.1 to 0.4)	0.2 (0.1 to 0.4)	0.2 (0.1 to 0.4)	0.2 (0.1 to 0.4)	0.2 (0.1 to 0.4)	0.2 (0.1 to 0.4)	0.2 (0.1 to 0.4)	0.2 (0.1 to 0.4)	0.2 (0.1 to 0.4)	0.2 (0.1 to 0.4)	0.2 (0.1 to 0.4)	0.2 (0.1 to 0.4)	0.2 (0.1 to 0.4)	2.9 (0 to 0)
Paratyphoid fever	0 (0 to 0)	0 (0 to 0)	0 (0 to 0)	0 (0 to 0)	0 (0 to 0)	0 (0 to 0)	0 (0 to 0)	0 (0 to 0)	0 (0 to 0)	0 (0 to 0)	0 (0 to 0)	0 (0 to 0)	0 (0 to 0)	0 (0 to 0)	0 (0 to 0)	0 (0 to 0)	0 (0 to 0)	0 (0 to 0)	0 (0 to 0)	0 (0 to 0)	0 (0 to 0)	0.2 (0 to 0)
Invasive Non-typhoidal Salmonella (iNTS)	0 (0 to 0)	0.3 (0 to 0.2)	1.2 (0.5 to 2.2)	0.6 (0.2 to 0.9)	0.3 (0.2 to 0.4)	0.3 (0.1 to 0.4)	0.2 (0.1 to 0.4)	0.2 (0.1 to 0.4)	0.2 (0.1 to 0.3)	0.2 (0.1 to 0.3)	0.1 (0 to 0.3)	0.1 (0 to 0.2)	0.1 (0 to 0.2)	0.1 (0 to 0.2)	0.1 (0 to 0.2)	0.1 (0 to 0.2)	0.1 (0 to 0.2)	0.1 (0 to 0.2)	0.1 (0 to 0.2)	0.1 (0 to 0.2)	3.9 (0 to 0)
Other intestinal infectious diseases	0 (0 to 0)	0.1 (0 to 0)	0.6 (0 to 0.3)	0.6 (0 to 0.9)	0.3 (0 to 0.4)	0.3 (0 to 0.4)	0.2 (0 to 0.3)	0.2 (0 to 0.3)	0.2 (0 to 0.3)	0.2 (0 to 0.3)	0.2 (0 to 0.3)	0.2 (0 to 0.3)	0.2 (0 to 0.3)	0.2 (0 to 0.3)	0.2 (0 to 0.3)	0.2 (0 to 0.3)	0.2 (0 to 0.3)	0.2 (0 to 0.3)	0.2 (0 to 0.3)	0.2 (0 to 0.3)	0.4 (0 to 0)
Neglected tropical diseases and malaria	0.3 (0.1 to 0.9)	13.2 (2.6 to 41.4)	16.8 (5.4 to 42.6)	11.1 (4.7 to 20.7)	6.1 (2.8 to 12.6)	12.4 (4.6 to 29.1)	13.9 (5.9 to 30.8)	14.7 (5.5 to 39.4)	9.3 (3.7 to 22.5)	4.7 (2.6 to 8.3)	7.1 (3.2 to 15.2)	4.9 (2.3 to 10.5)	2.2 (1.4 to 3.4)	2.3 (1.2 to 5.2)	2.5 (1.4 to 5.8)	2.9 (1.4 to 5.8)	1.7 (0.8 to 3.4)	2.8 (1.3 to 6.2)	1.2 (0.4 to 2.2)	4.7 (1.5 to 12.2)	0.2 (0.2 to 0.5)	0.1 (0.1 to 0.3)	136
Malaria	0 (0 to 0)	0 (0 to 0)	0 (0 to 0)	0 (0 to 0)	0 (0 to 0)	0 (0 to 0)	0 (0 to 0)	0 (0 to 0)	0 (0 to 0)	0 (0 to 0)	0 (0 to 0)	0 (0 to 0)	0 (0 to 0)	0 (0 to 0)	0 (0 to 0)	0 (0 to 0)	0 (0 to 0)	0 (0 to 0)	0 (0 to 0)	0 (0 to 0)	0 (0 to 0)	0 (0 to 0)
Chagas disease	0 (0 to 0)	0 (0 to 0)	0 (0 to 0)	0 (0 to 0)	0 (0 to 0)	0 (0 to 0)	0 (0 to 0)	0 (0 to 0)	0 (0 to 0)	0 (0 to 0)	0 (0 to 0)	0 (0 to 0)	0 (0 to 0)	0 (0 to 0)	0 (0 to 0)	0 (0 to 0)	0 (0 to 0)	0 (0 to 0)	0 (0 to 0)	0 (0 to 0)	0 (0 to 0)	0 (0 to 0)
Leishmaniasis	0 (0 to 0)	0 (0 to 0)	0 (0 to 0)	0 (0 to 0)	0 (0 to 0)	0 (0 to 0)	0 (0 to 0)	0 (0 to 0)	0 (0 to 0)	0 (0 to 0)	0 (0 to 0)	0 (0 to 0)	0 (0 to 0)	0 (0 to 0)	0 (0 to 0)	0 (0 to 0)	0 (0 to 0)	0 (0 to 0)	0 (0 to 0)	0 (0 to 0)	0 (0 to 0)	0 (0 to 0)
Visceral leishmaniasis	0 (0 to 0)	0 (0 to 0)	0 (0 to 0)	0 (0 to 0)	0 (0 to 0)	0 (0 to 0)	0 (0 to 0)	0 (0 to 0)	0 (0 to 0)	0 (0 to 0)	0 (0 to 0)	0 (0 to 0)	0 (0 to 0)	0 (0 to 0)	0 (0 to 0)	0 (0 to 0)	0 (0 to 0)	0 (0 to 0)	0 (0 to 0)	0 (0 to 0)	0 (0 to 0)	0 (0 to 0)
Cutaneous and mucocutaneous leishmaniasis	0 (0 to 0)	0 (0 to 0)	0 (0 to 0)	0 (0 to 0)	0 (0 to 0)	0 (0 to 0)	0 (0 to 0)	0 (0 to 0)	0 (0 to 0)	0 (0 to 0)	0 (0 to 0)	0 (0 to 0)	0 (0 to 0)	0 (0 to 0)	0 (0 to 0)	0 (0 to 0)	0 (0 to 0)	0 (0 to 0)	0 (0 to 0)	0 (0 to 0)	0 (0 to 0)	0 (0 to 0)
African trypanosomiasis	0 (0 to 0)	0 (0 to 0)	0 (0 to 0)	0 (0 to 0)	0 (0 to 0)	0 (0 to 0)	0 (0 to 0)	0 (0 to 0)	0 (0 to 0)	0 (0 to 0)	0 (0 to 0)	0 (0 to 0)	0 (0 to 0)	0 (0 to 0)	0 (0 to 0)	0 (0 to 0)	0 (0 to 0)	0 (0 to 0)	0 (0 to 0)	0 (0 to 0)	0 (0 to 0)	0 (0 to 0)
Schistosomiasis	0 (0 to 0)	0 (0 to 0)	0 (0 to 0)	0 (0 to 0)	0 (0 to 0)	0 (0 to 0)	0 (0 to 0)	0 (0 to 0)	0 (0 to 0)	0 (0 to 0)	0 (0 to 0)	0 (0 to 0)	0 (0 to 0)	0 (0 to 0)	0 (0 to 0)	0 (0 to 0)	0 (0 to 0)	0 (0 to 0)	0 (0 to 0)	0 (0 to 0)	0 (0 to 0)	0 (0 to 0)
Cysticercosis	0 (0 to 0)	0 (0 to 0)	0 (0 to 0)	0 (0 to 0)	0 (0 to 0)	0 (0 to 0)	0 (0 to 0.1)	0.2 (0 to 0.5)	0.3 (0 to 0.7)	0.3 (0 to 0.7)	0.3 (0 to 0.7)	0.3 (0 to 0.7)	0.3 (0 to 0.7)	0.3 (0 to 0.7)	0.3 (0 to 0.7)	0.3 (0 to 0.7)	0.3 (0 to 0.7)	0.3 (0 to 0.7)	0.3 (0 to 0.7)	0.3 (0 to 0.7)	0.8 (0 to 0)
Cystic echinococcosis	0 (0 to 0)	0 (0 to 0)	0 (0 to 0)	0 (0 to 0)	0 (0 to 0)	0 (0 to 0)	0 (0 to 0)	0 (0 to 0)	0 (0 to 0)	0 (0 to 0)	0 (0 to 0)	0 (0 to 0)	0 (0 to 0)	0 (0 to 0)	0 (0 to 0)	0 (0 to 0)	0 (0 to 0)	0 (0 to 0)	0 (0 to 0)	0 (0 to 0)	0 (0 to 0)	0 (0 to 0)
Lymphatic filariasis	0 (0 to 0)	0 (0 to 0)	0 (0 to 0)	0 (0 to 0)	0 (0 to 0)	0 (0 to 0)	0.1 (0 to 0.2)	0.4 (0 to 1.1)	0.3 (0 to 1)	0.4 (0 to 1)	0.5 (0 to 0.9)	0.5 (0 to 0.9)	0.5 (0 to 0.7)	0.5 (0 to 0.8)	0.5 (0 to 0.8)	0.5 (0 to 0.8)	0.5 (0 to 0.8)	0.5 (0 to 0.8)	0.5 (0 to 0.8)	0.5 (0 to 0.8)	0.3 (0 to 0)
Onchocerciasis	0 (0 to 0)	0 (0 to 0)	0 (0 to 0)	0 (0 to 0)	0 (0 to 0)	0 (0 to 0)	0 (0 to 0)	0 (0 to 0)	0 (0 to 0)	0 (0 to 0)	0 (0 to 0)	0 (0 to 0)	0 (0 to 0)	0 (0 to 0)	0 (0 to 0)	0 (0 to 0)	0 (0 to 0)	0 (0 to 0)	0 (0 to 0)	0 (0 to 0)	0 (0 to 0)	0 (0 to 0)
Trachoma	0 (0 to 0)	0 (0 to 0)	0 (0 to 0)	0 (0 to 0)	0 (0 to 0)	0 (0 to 0)	0 (0 to 0)	0 (0 to 0)	0 (0 to 0)	0 (0 to 0)	0 (0 to 0)	0 (0 to 0)	0 (0 to 0)	0 (0 to 0)	0 (0 to 0)	0 (0 to 0)	0 (0 to 0)	0 (0 to 0)	0 (0 to 0)	0 (0 to 0)	0 (0 to 0)	0 (0 to 0)
Dengue	0 (0 to 0)	0.2 (0 to 0.8)	12.7 (2 to 40.1)	9.4 (2 to 40.3)	2.8 (1 to 21.3)	1.5 (1 to 11.3)	1.4 (0.7 to 27.3)	9.3 (2 to 27.3)	11.2 (1.9 to 29.1)	4.5 (2 to 24.9)	1.6 (1 to 20.4)	4.7 (1 to 9.9)	1.1 (1 to 12.9)	2.3 (0.8 to 8.6)	0.5 (0.3 to 4.5)	1.2 (0.2 to 3.6)	1.6 (0.3 to 4.4)	1.8 (0.1 to 21)	0.4 (0.5 to 4.3)	0.3 (1 to 1.5)	97 (0 to 0)
Yellow fever	0 (0 to 0)	0 (0 to 0)	0 (0 to 0)	0 (0 to 0)	0 (0 to 0)	0 (0 to 0)	0 (0 to 0)	0 (0 to 0)	0 (0 to 0)	0 (0 to 0)	0 (0 to 0)	0 (0 to 0)	0 (0 to 0)	0 (0 to 0)	0 (



Osteoarthritis other	0 (0 to 0)	0 (0 to 0)	0 (0 to 0)	0 (0 to 0)	0 (0 to 0)	0 (0 to 0)	0 (0 to 0)	0 (0 to 0)	0 (0 to 0)	0 (0 to 0)	0·1 (0 to 0·3)	0·3 (0·1 to 0·8)	0·6 (0·3 to 1·4)	1 (0·4 to 2·2)	1·2 (0·5 to 2·5)	1·3 (0·6 to 2·7)	1·2 (0·6 to 2·6)	1·1 (0·5 to 2·3)	1 (0·5 to 2)	0·8 (0·4 to 1·6)	0·5 (0·3 to 1)	0·2 (0·1 to 0·5)	0·1 (0 to 0·2)	9·6
Low back pain	0 (0 to 0)	0 (0 to 0)	0 (0 to 0)	0 (0 to 0)	4·8 (2·3 to 8·3)	20·7 (12·4 to 32·9)	31·8 (19·2 to 50·1)	32·9 (19·5 to 52·9)	34·5 (19·6 to 54·1)	36·8 (21·1 to 56·8)	42·1 (25·3 to 63·8)	44 (26·4 to 67·1)	46 (27·7 to 72·2)	46·9 (29·2 to 71·7)	41·4 (26 to 61·8)	36·9 (23·9 to 54·8)	31·6 (20·3 to 46·9)	25·2 (15·9 to 36·9)	19·7 (12·5 to 29·1)	15·5 (10 to 22·7)	9·2 (5·8 to 12·9)	3·7 (2·4 to 5·4)	1·2 (0·8 to 1·8)	525
Neck pain	0 (0 to 0)	0 (0 to 0)	0 (0 to 0)	0 (0 to 0)	0·3 (0·1 to 0·8)	2 (0·9 to 4)	4·4 (2 to 8·2)	6·5 (2·9 to 13)	9·1 (4·4 to 17·6)	12·8 (6·3 to 24·2)	16·6 (8·6 to 28·2)	18·4 (9·5 to 32·5)	19·5 (10 to 34·2)	17 (8·4 to 31·3)	13·8 (6·6 to 23·9)	11·3 (5·8 to 19·7)	9·1 (4·8 to 15·3)	6·9 (3·7 to 11·6)	4·8 (2·5 to 8·7)	3 (1·5 to 5·3)	1·4 (0·8 to 2·5)	0·5 (0·2 to 0·8)	0·1 (0·1 to 0·3)	158
Gout	0 (0 to 0)	0 (0 to 0)	0 (0 to 0)	0 (0 to 0)	0 (0 to 0)	0 (0 to 0)	0 (0 to 0)	0 (0 to 0·1)	0·1 (0·1 to 0·2)	0·2 (0 to 0·4)	0·3 (0·1 to 0·6)	0·4 (0·1 to 0·7)	0·4 (0·2 to 0·8)	0·5 (0·2 to 1)	0·5 (0·2 to 1)	0·6 (0·3 to 1)	0·6 (0·3 to 1)	0·5 (0·3 to 0·9)	0·5 (0·2 to 0·7)	0·4 (0·2 to 0·6)	0·2 (0·1 to 0·4)	0·1 (0 to 0·2)	0 (0 to 0·1)	5·3
Other musculoskeletal disorders	0 (0 to 0)	0 (0 to 0)	0 (0 to 0)	0 (0 to 0)	1·6 (0·9 to 2·7)	3·7 (2 to 5·9)	10·2 (6·2 to 15·4)	14 (9·1 to 20·7)	19·7 (12·6 to 28·4)	22·6 (14·7 to 32·8)	21·6 (13·9 to 32)	20·7 (13·2 to 31·6)	20·5 (13·1 to 30·5)	20·1 (12·5 to 30·4)	16·9 (10·6 to 25)	14·5 (8·5 to 22·5)	12·2 (7·6 to 17·9)	9 (5·5 to 13·8)	5·6 (3·4 to 8·7)	3·6 (1·9 to 5·8)	1·5 (0·7 to 2·4)	0·5 (0·2 to 1)	0 (0 to 0·1)	219
Other non-communicable diseases	22·3 (11·8 to 40·1)	11·8 (6·9 to 19·7)	35 (19·6 to 58·9)	29·5 (19·8 to 42·8)	16·8 (11·8 to 23)	22·2 (15·1 to 31·5)	34·4 (22·5 to 52·3)	53·6 (35·7 to 78·5)	63·1 (42·6 to 89·9)	66·2 (45·3 to 94·5)	69·5 (49 to 95·9)	65·3 (45·7 to 91·2)	54·7 (38·7 to 74·5)	44 (30·9 to 60·5)	34·7 (24·8 to 47·7)	29·7 (21 to 40·6)	26·1 (18·3 to 35·8)	22 (15·8 to 29·7)	16·4 (11·8 to 22·5)	13·1 (9·5 to 17·3)	8·2 (5·9 to 10·8)	3·8 (2·8 to 5)	1·6 (1·1 to 2·3)	744
Congenital birth defects	21·8 (11·3 to 39·7)	10 (5·6 to 17·7)	25·2 (12·2 to 46·1)	18 (11·1 to 28·4)	7·6 (5·2 to 10·5)	6·5 (4·5 to 9)	4·5 (2·9 to 6·4)	3·7 (2·5 to 5·3)	3·2 (2·1 to 4·7)	3·1 (2·1 to 4·4)	2·3 (1·5 to 3·3)	2·1 (1·4 to 3)	1·6 (1·1 to 2·4)	1·3 (0·9 to 2·1)	1·1 (0·8 to 1·7)	1 (0·6 to 1·4)	0·6 (0·4 to 1)	0·4 (0·2 to 0·6)	0·2 (0·1 to 0·4)	0·2 (0·1 to 0·3)	0·1 (0 to 0·2)	0 (0 to 0·1)	0 (0 to 0)	114
Neural tube defects	4·7 (1·3 to 11·6)	0·6 (0·1 to 1·9)	1·9 (0·4 to 5·7)	0·6 (0·2 to 2·4)	0·2 (0·1 to 0·2)	0·1 (0·1 to 0·2)	0·1 (0·1 to 0·2)	0·1 (0·1 to 0·1)	0·1 (0 to 0·1)	0 (0 to 0·1)	0 (0 to 0·1)	0 (0 to 0)	0 (0 to 0)	0 (0 to 0)	0 (0 to 0)	0 (0 to 0)	0 (0 to 0)	0 (0 to 0)	0 (0 to 0)	0 (0 to 0)	0 (0 to 0)	0 (0 to 0)	0 (0 to 0)	8·6
Congenital heart anomalies	8·8 (3·8 to 17·8)	5 (2·4 to 9·6)	12·7 (4·9 to 25·6)	8·2 (4 to 15·3)	2 (1·1 to 3·2)	2 (1·2 to 3·2)	0·6 (0·4 to 1·1)	0·9 (0·5 to 1·6)	0·7 (0·4 to 1·3)	1·1 (0·6 to 1·8)	0·3 (0·2 to 0·6)	0·5 (0·3 to 0·9)	0·2 (0·1 to 0·4)	0·2 (0·1 to 0·3)	0·2 (0·1 to 0·3)	0·2 (0·1 to 0·3)	0·1 (0·1 to 0·2)	0 (0 to 0·1)	0 (0 to 0·1)	0 (0 to 0)	0 (0 to 0)	0 (0 to 0)	0 (0 to 0)	43·9
Orofacial clefts	0 (0 to 0)	0 (0 to 0)	0 (0 to 0·1)	0·1 (0 to 0·3)	0·1 (0·1 to 0·2)	0·1 (0·1 to 0·2)	0·1 (0·1 to 0·1)	0·1 (0 to 0·1)	0·1 (0 to 0·1)	0·1 (0 to 0·1)	0·1 (0 to 0·1)	0 (0 to 0·1)	0 (0 to 0·1)	0 (0 to 0·1)	0 (0 to 0)	0 (0 to 0)	0 (0 to 0)	0 (0 to 0)	0 (0 to 0)	0 (0 to 0)	0 (0 to 0)	0 (0 to 0)	0 (0 to 0)	1
Down syndrome	0·4 (0·1 to 0·9)	0·2 (0·1 to 0·6)	0·7 (0·2 to 1·8)	0·9 (0·3 to 2)	0·2 (0·1 to 0·4)	0·1 (0·1 to 0·2)	0·1 (0·1 to 0·2)	0·1 (0·1 to 0·1)	0·1 (0 to 0·1)	0 (0 to 0·1)	0·1 (0 to 0·1)	0·1 (0 to 0·1)	0 (0 to 0)	0 (0 to 0·1)	0 (0 to 0)	0 (0 to 0)	0 (0 to 0·1)	0 (0 to 0)	0 (0 to 0)	0 (0 to 0)	0 (0 to 0)	0 (0 to 0)	0 (0 to 0)	3·2
Turner syndrome	0 (0 to 0)	0 (0 to 0)	0 (0 to 0)	0 (0 to 0)	0 (0 to 0)	0 (0 to 0)	0 (0 to 0)	0 (0 to 0)	0 (0 to 0)	0 (0 to 0)	0 (0 to 0)	0 (0 to 0)	0 (0 to 0)	0 (0 to 0)	0 (0 to 0)	0 (0 to 0)	0 (0 to 0)	0 (0 to 0)	0 (0 to 0)	0 (0 to 0)	0 (0 to 0)	0 (0 to 0)	0 (0 to 0)	0·1
Klinefelter syndrome	0 (0 to 0)	0 (0 to 0)	0 (0 to 0)	0 (0 to 0)	0 (0 to 0)	0 (0 to 0)	0 (0 to 0)	0 (0 to 0)	0 (0 to 0)	0 (0 to 0)	0 (0 to 0)	0 (0 to 0)	0 (0 to 0)	0 (0 to 0)	0 (0 to 0)	0 (0 to 0)	0 (0 to 0)	0 (0 to 0)	0 (0 to 0)	0 (0 to 0)	0 (0 to 0)	0 (0 to 0)	0 (0 to 0)	0
Other chromosomal abnormalities	0·7 (0·2 to 1·7)	1·2 (0·5 to 2·5)	2·2 (0·7 to 4·9)	0·5 (0·3 to 0·7)	0·4 (0·2 to 0·7)	0·2 (0·1 to 0·4)	0·2 (0·1 to 0·2)	0·1 (0·1 to 0·2)	0·1 (0·1 to 0·2)	0·1 (0 to 0·1)	0 (0 to 0·1)	0 (0 to 0)	0 (0 to 0)	0 (0 to 0)	0 (0 to 0)	0 (0 to 0)	0 (0 to 0)	0 (0 to 0)	0 (0 to 0)	0 (0 to 0)	0 (0 to 0)	0 (0 to 0)	0 (0 to 0)	5·8
Congenital musculoskeletal and limb anomalies	0·5 (0·2 to 1·1)	0·2 (0·1 to 0·3)	1·8 (1 to 3·2)	3 (1·7 to 4·8)	2·2 (1·2 to 3·6)	2 (1·1 to 3·3)	1·7 (0·9 to 2·7)	1·1 (0·6 to 1·8)	0·9 (0·5 to 1·4)	0·9 (0·5 to 1·4)	0·8 (0·4 to 1·2)	0·7 (0·4 to 1·1)	0·6 (0·3 to 1)	0·5 (0·3 to 0·8)	0·4 (0·2 to 0·6)	0·3 (0·2 to 0·5)	0·2 (0·1 to 0·3)	0·1 (0·1 to 0·2)	0·1 (0 to 0·1)	0 (0 to 0·1)	0 (0 to 0)	0 (0 to 0)	0 (0 to 0)	18
Urogenital congenital anomalies	0·7 (0·2 to 1·5)	0·4 (0·1 to 0·9)	0·4 (0·2 to 1·1)	0·3 (0·2 to 0·5)	0·2 (0·1 to 0·4)	0·2 (0·1 to 0·3)	0·1 (0·1 to 0·2)	0·1 (0·1 to 0·2)	0·1 (0 to 0·1)	0·1 (0 to 0·1)	0 (0 to 0·1)	0 (0 to 0)	0 (0 to 0)	0 (0 to 0)	0 (0 to 0)	0 (0 to 0)	0 (0 to 0)	0 (0 to 0)	0 (0 to 0)	0 (0 to 0)	0 (0 to 0)	0 (0 to 0)	0 (0 to 0)	2·8
Digestive congenital anomalies	1·2 (0·4 to 2·6)	0·7 (0·3 to 1·4)	1·5 (0·5 to 3·7)	0·3 (0·2 to 0·7)	0·1 (0 to 0·1)	0·1 (0 to 0·1)	0 (0 to 0)	0 (0 to 0)	0 (0 to 0)	0 (0 to 0)	0 (0 to 0)	0 (0 to 0)	0 (0 to 0)	0 (0 to 0)	0 (0 to 0)	0 (0 to 0)	0 (0 to 0)	0 (0 to 0)	0 (0 to 0)	0 (0 to 0)	0 (0 to 0)	0 (0 to 0)	0 (0 to 0)	3·9
Other congenital birth defects	4·8 (2 to 9·7)	1·5 (0·7 to 3·1)	3·9 (1·4 to 8·2)	3·8 (2 to 6·4)	2·3 (1·2 to 3·8)	1·6 (0·8 to 3·1)	1·5 (0·8 to 2·8)	1·1 (0·5 to 2·2)	1·1 (0·6 to 2·2)	0·9 (0·5 to 1·8)	0·9 (0·5 to 1·7)	0·7 (0·3 to 1·3)	0·7 (0·3 to 1·3)	0·5 (0·2 to 1·1)	0·5 (0·2 to 0·9)	0·4 (0·2 to 0·8)	0·3 (0·1 to 0·5)	0·2 (0·1 to 0·4)	0·1 (0·1 to 0·3)	0·1 (0 to 0·2)	0·1 (0 to 0·1)	0 (0 to 0·1)	0 (0 to 0)	27·1
Urinary diseases and male infertility	0 (0 to 0·1)	0·3 (0·1 to 0·6)	0·5 (0·2 to 1·1)	0·8 (0·3 to 1·8)	0·4 (0·1 to 0·7)	0·5 (0·1 to 0·9)	0·7 (0·2 to 1·2)	0·8 (0·4 to 1·4)	0·6 (0·3 to 1)	0·8 (0·5 to 1·2)	0·8 (0·5 to 1·4)	1·1 (0·6 to 1·9)	0·9 (0·5 to 1·5)	1·1 (0·6 to 1·8)	1 (0·6 to 1·7)	0·7 (0·4 to 1·2)	1·1 (0·6 to 2)	0·8 (0·4 to 1·4)	0·6 (0·3 to 1)	1 (0·5 to 1·7)	0·8 (0·4 to 1·4)	0·6 (0·3 to 1·1)	0·2 (0·1 to 0·5)	16·2
Urolithiasis	0 (0 to 0)	0 (0 to 0)	0 (0 to 0)	0 (0 to 0)	0 (0 to 0)	0·1 (0 to 0·2)	0 (0 to 0)	0 (0 to 0)	0 (0 to 0·1)	0·1 (0 to 0·2)	0·2 (0·1 to 0·3)	0·2 (0·1 to 0·3)	0·1 (0·1 to 0·2)	0·1 (0·1 to 0·2)	0·2 (0·1 to 0·3)	0·1 (0 to 0·1)	0·1 (0·1 to 0·2)	0·1 (0 to 0·1)	0·1 (0 to 0·1)	0 (0 to 0)	0 (0 to 0)	0 (0 to 0)	0 (0 to 0)	1·4
Benign prostatic hyperplasia	0 (0 to 0)	0 (0 to 0)	0 (0 to 0)	0 (0 to 0)	0 (0 to 0)	0 (0 to 0)	0 (0 to 0)	0 (0 to 0)	0 (0 to 0)	0 (0 to 0)	0 (0 to 0)	0 (0 to 0)	0 (0 to 0)	0 (0 to 0)	0 (0 to 0)	0 (0 to 0)	0 (0 to 0)	0 (0 to 0)	0 (0 to 0)	0 (0 to 0)	0 (0 to 0)	0 (0 to 0)	0 (0 to 0)	0
Male infertility	--	--	--	--	--	--	--	--	--	--	--	--	--	--	--	--	--	--	--	--	--	--	--	NA
Other urinary diseases	0 (0 to 0)	0 (0 to 0)	0 (0 to 0)	0·4 (0·1 to 1)	0·1 (0 to 0·3)	0·2 (0 to 0·3)	0·1 (0 to 0·2)	0·1 (0 to 0·1)	0·1 (0 to 0·1)	0·1 (0 to 0·1)	0·1 (0 to 0·1)	0·1 (0 to 0·1)	0·1 (0 to 0·1)	0·1 (0 to 0·1)	0·1 (0 to 0·1)	0 (0 to 0·1)	0 (0 to 0·1)	0 (0 to 0·1)	0 (0 to 0)	0 (0 to 0)	0 (0 to 0)	0 (0 to 0)	0 (0 to 0)	1·5
Gynecological diseases	0 (0 to 0)	0 (0 to 0)	0 (0 to 0)	0 (0 to 0)	0 (0 to 0)	7·3 (3·6 to 13·3)	18·6 (10·5 to 31·1)	34·1 (21·5 to 51·6)	42·2 (27·2 to 61·8)	44·3 (29 to 64·8)	44 (29·1 to 63·8)	39·3 (25·9 to 58·2)	28·4 (18·4 to 40·5)	16·7 (10·1 to 25·2)	8·1 (4·9 to 12)	5·2 (3 to 8·1)	3·7 (2·1 to 5·6)	2·5 (1·6 to 3·7)	1·6 (1 to 2·5)	1·1 (0·6 to 1·7)	0·6 (0·4 to 0·9)	0·3 (0·2 to 0·4)	0·1 (0 to 0·2)	298
Uterine fibroids	0 (0 to 0)	0 (0 to 0)	0 (0 to 0)	0 (0 to 0)	0 (0 to 0)	0·1 (0 to 0·1)	0·1 (0 to 0·3)	0·3 (0·1 to 0·6)	0·8 (0·4 to 1·5)	1·1 (0·5 to 2·3)	1·6 (0·7 to 3·2)	1·6 (0·7 to 2·9)	1·2 (0·5 to 2·2)	0·9 (0·4 to 1·7)	0·6 (0·3 to 1)	0·3 (0·1 to 0·5)	0·2 (0·1 to 0·3)	0·1 (0·1 to 0·3)	0 (0 to 0·1)	0 (0 to 0)	0 (0 to 0)	0 (0 to 0)	0 (0 to 0)	8·8
Polycystic ovarian syndrome	0 (0 to 0)	0 (0 to 0)	0 (0 to 0)	0 (0 to 0)	0 (0 to 0)	0·6 (0·2 to 1·2)	2·1 (0·9 to 4·4)	2·3 (1 to 4·8)	1·9 (0·8 to 3·9)	1·6 (0·7 to 3·3)	1·5 (0·6 to 3)	1·2 (0·5 to 2·5)	1 (0·4 to 2·1)	0·2 (0·1 to 0·4)	0 (0 to 0)	0 (0 to 0)	0 (0 to 0)	0 (0 to 0)	0 (0 to 0)	0 (0 to 0)	0 (0 to 0)	0 (0 to 0)	0 (0 to 0)	12·5
Female infertility	0 (0 to 0)	0 (0 to 0)	0 (0 to 0)	0 (0 to 0)	0 (0 to 0)	0 (0 to 0)	0 (0 to 0)	1·1 (0·2 to 3·3)	1·5 (0·3 to 4·3)	1·7 (0·4 to 5)	2 (0·3 to 6)	2·3 (0·4 to 6·4)	0·1 (0 to 0·6)	0 (0 to 0)	0 (0 to 0)	0 (0 to 0)	0 (0 to 0)	0 (0 to 0)	0 (0 to 0)	0 (0 to 0)	0 (0 to 0)	0 (0 to 0)	0 (0 to 0)	8·8
Endometriosis	0 (0 to 0)	0 (0 to 0)	0 (0 to 0)	0 (0 to 0)	0 (0 to 0)	0 (0 to 0)	1·5 (0·6 to 2·9)	6·5 (3 to 11·6)	7·2 (3·5 to 12·6)	5·9 (2·9 to 10·8)	5·3 (2·8 to 9·3)	4·7 (2·4 to 8·1)	3·6 (2 to 5·8)	1·5 (0·8 to 2·5)	0 (0 to 0)	0 (0 to 0)	0 (0 to 0)	0 (0 to 0)	0 (0 to 0)	0 (0 to 0)	0 (0 to 0)	0 (0 to 0)	0 (0 to 0)	36·2
Genital prolapse	0 (0 to 0)	0 (0 to 0)	0 (0 to 0)	0 (0 to 0)	0 (0 to 0)	0 (0 to 0)	0·1 (0 to 0·2)	0·1 (0 to 0·1)	0 (0 to 0·1)	0 (0 to 0·1)	0·1 (0 to 0·2)	0·2 (0·1 to 0·4)	0·4 (0·2 to 0·7)	0·4 (0·2 to 0·8)	0·4 (0·2 to 0·7)	0·3 (0·2 to 0·7)	0·3 (0·1 to 0·6)	0·2 (0·1 to 0·4)	0·2 (0·1 to 0·3)	0·1 (0·1 to 0·3)	0·1 (0 to 0·2)	0 (0 to 0·1)	0 (0 to 0)	2·9
Premenstrual syndrome	0 (0 to 0)	0 (0 to 0)	0 (0 to 0)	0 (0 to 0)	0 (0 to 0)	6·6 (3 to 12·4)	14·5 (7·2 to 25·7)	14·7 (7·2 to 26·5)	11·8 (6·6 to 19·6)	10·8 (5·5 to 18·2)	11·7 (6·7 to 18·9)	11·2 (6·2 to 18·2)	7·7 (4·2 to 13·1)	2·4 (1·2 to 4·5)	0 (0 to 0)	0 (0 to 0)	0 (0 to 0)	0 (0 to 0)	0 (0 to 0)	0 (0 to 0)	0 (0 to 0)	0 (0 to 0)	0 (0 to 0)	91·6
Other gynecological diseases	0 (0 to 0)	0 (0 to 0)	0 (0 to 0)	0 (0 to 0)	0 (0 to 0)	0·1 (0 to 0·2)	0·2 (0·1 to 0·5)	9 (5 to 14·3)	19 (10·6 to 30·6)	23 (13·5 to 35·4)	21·8 (13 to 33·6)	18 (10·1 to 29·6)	14·4 (7·8 to 23)	11·3 (5·4 to 18·4)	7·1 (3·9 to 10·9)	4·6 (2·5 to 7·5)	3·2 (1·8 to 5)	2·1 (1·3 to 3·3)	1·4 (0·8 to 2·2)	0·9 (0·5 to 1·5)	0·5 (0·3 to 0·8)	0·2 (0·1 to 0·3)	0·1 (0 to 0·1)	137
Hemoglobinopathies and hemolytic anemias	0 (0 to 0)	0·1 (0 to 0·2)	0·7 (0·4 to 1·1)	2·1 (0·9 to 3·5)	1·3 (0·5 to 2·6)	0·7 (0·3 to 1·4)	1·8 (0·8 to 3·5)	4·8 (2·6 to 8)	4·7 (2·7 to 7·6)	4·1 (2·4 to 6·7)	4 (2·3 to 6·7)	2·8 (1·2 to 5)	1·4 (0·7 to 2·5)	1·5 (0·8 to 2·5)	1·4 (0·7 to 2·2)	1·4 (0·6 to 2·5)	1·4 (0·8 to 2·3)	1·3 (0·7 to 2)	1·1 (0·6 to 1·6)	0·8 (0·5 to 1·2)	0·6 (0·4 to 0·9)	0·2 (0·2 to 0·4)	0·1 (0·1 to 0·1)	38·1
Thalassemias	0 (0 to 0)	0 (0 to 0)	0·2 (0·1 to 0·5)	0·3 (0·1 to 0·5)	0·2 (0·1 to 0·4)	0·2 (0·1 to 0·4)	0·2 (0·1 to 0·3)	0 (0 to 0·1)	0 (0 to 0·1)	0 (0 to 0)	0 (0 to 0)	0 (0 to 0)	0 (0 to 0)	0 (0 to 0)	0 (0 to 0)	0 (0 to 0)	0 (0 to 0)	0 (0 to 0)	0 (0 to 0)	0 (0 to 0)	0 (0 to 0)	0 (0 to 0)	0 (0 to 0)	1·2
Thalassemias trait	0 (0 to 0)	0 (0 to 0·1)	0·2 (0·1 to 0·4)	0·8 (0·4 to 1·4)	0·5 (0·2 to 1·1)	0·2 (0 to 0·6)	0·3 (0·1 to 0·6)	3·4 (1·8 to 5·6)	3·1 (1·7 to 5·1)	2·8 (1·5 to 4·7)	2·7 (1·5 to 4·4)	0·6 (0·2 to 1)	0·3 (0·1 to 0·6)	0·4 (0·2 to 0·7)	0·3 (0·2 to 0·6)	0·2 (0·1 to 0·4)	0·2 (0·1 to 0·3)	0·2 (0·1 to 0·3)	0·1 (0·1 to 0·2)	0·1 (0·1 to 0·2)	0·1 (0 to 0·1)	0 (0 to 0)	0 (0 to 0)	16·6
Sickle cell disorders	0 (0 to 0)	0 (0 to 0)	0 (0 to 0)	0 (0 to 0)	0 (0 to 0)	0 (0 to 0)	0 (0 to 0)	0 (0 to 0)	0 (0 to 0)	0 (0 to 0)	0 (0 to 0)	0 (0 to 0)	0 (0 to 0)	0 (0 to 0)	0 (0 to 0)	0 (0 to 0)	0 (0 to 0)	0 (0 to 0)	0 (0 to 0)	0 (0 to 0)	0 (0 to 0)	0 (0 to 0)	0 (0 to 0)	0
Sickle cell trait	0 (0 to 0)	0 (0 to 0)	0 (0 to 0)	0 (0 to 0·1)	0 (0 to 0)	0 (0 to 0)	0·1 (0 to 0·3)	0·2 (0 to 0·3)	0·1 (0 to 0·3)	0·1 (0 to 0·2)	0·1 (0 to 0·2)	0·1 (0 to 0·2)	0 (0 to 0·1)	0 (0 to 0)	0 (0 to 0)	0 (0 to 0)	0 (0 to 0)	0 (0 to 0)	0 (0 to 0)	0 (0 to 0)	0 (0 to 0)	0 (0 to 0)	0 (0 to 0)	0·9
G6PD deficiency	0 (0 to 0)	0 (0 to 0)	0 (0 to 0)	0 (0 to 0)	0 (0 to 0)	0 (0 to 0·1)	0·3 (0·1 to 0·7)	0·2 (0·1 to 0·4)	0·3 (0·2 to 0·6)	0·3 (0·1 to 0·4)	0·2 (0·1 to 0·3)	0·8 (0·4 to 1·5)	0·2 (0·1 to 0·3)	0·1 (0·1 to 0·2)	0·1 (0·1 to 0·2)	0 (0 to 0)	0·1 (0 to 0·1)	0 (0 to 0·1)	0 (0 to 0)	0 (0 to 0)	0 (0 to 0)	0 (0 to 0)	0 (0 to 0)	2·8
G6PD trait	0 (0 to 0)	0 (0 to 0)	0 (0 to 0)	0 (0 to 0)	0 (0 to 0)	0 (0 to 0)	0·1 (0·1 to 0·3)	0 (0 to 0)	0 (0 to 0)	0 (0 to 0)	0 (0 to 0)	0·1 (0·1 to 0·2)	0 (0 to 0·1)	0 (0 to 0)	0 (0 to 0)	0 (0 to 0)	0 (0 to 0)	0 (0 to 0)	0 (0 to 0)	0 (0 to 0)	0 (0 to 0)	0 (0 to 0)	0 (0 to 0)	0·3
Other hemoglobinopathies and hemolytic anemias	0 (0 to 0)	0 (0 to 0·1)	0·3 (0·1 to 0·5)	1 (0·3 to 1·9)	0·5 (0·1 to 1·1)	0·2 (0 to 0·6)	0·8 (0·2 to 1·7)	1 (0·3 to 2·1)	1·1 (0·4 to 2·2)	0·9 (0·3 to 1·8)	1 (0·4 to 2)	1·1 (0·5 to 2·1)	0·9 (0·4 to 1·7)	0·9 (0·4 to 1·7)	0·9 (0·5 to 1·5)	1·1 (0·5 to 2·1)	1·2 (0·6 to 1·9)	1·1 (0·6 to 1·7)	0·9 (0·5 to 1·4)	0·7 (0·4 to 1·1)	0·5 (0·3 to 0·8)	0·2 (0·1 to 0·3)	0·1 (0 to 0·1)	16·4
Endocrine, metabolic, blood, and immune disorders	0·5 (0·2 to 1)	0·4 (0·2 to 0·9)	2·4 (1·3 to 4·3)	5·7 (3·4 to 9)	3·6 (2 to 5·8)	3·2 (1·8 to 5·1)	4·2 (2·3 to 6·6)	5·2 (3·1 to 8·3)	7·2 (4·3 to 11·3)	8·5 (5·1 to 13·9)	12·4 (8 to 18·7)	13·9 (8·3 to 21·5)	15·5 (9·6 to 23·3)	15·5 (9·7 to 23·9)	14·5 (9·4 to 21·6)	11·6 (7·5 to 17·7)	8·6 (5·6 to 13·1)	7 (4·6 to 10·1)	4·3 (2·8 to 6·4)	3·3 (2·1 to 5·1)	2 (1·2 to 3·2)	0·9 (0·5 to 1·6)	0·5 (0·2 to 1·1)	151
Oral disorders	0 (0 to 0)	0 (0 to 0)	0 (0 to 0)	3 (1·7 to 5)	4 (2·1 to 6·9)	4 (2·1 to 7·1)	4·6 (2·5 to 8)	5 (2·9 to 8·2)	5·2 (2·9 to 8·2)	5·5 (3·2 to 8·5)	6 (3·5 to 9·3)	6·2 (3·7 to 9·7)	6·8 (4·2 to 10·6)	7·9 (4·7 to 12·1)	8·7 (5·2 to 13·3)	9·9 (6 to 15·5)	10·6 (6·4 to 16·6)	10 (6·2 to 15·2)	8·6 (5·4 to 12·9)	6·8 (4·3 to 9·8)	4·1 (2·6 to 6)	1·8 (1·1 to 2·6)	0·6 (0·4 to 0·9)	119
Caries of deciduous teeth	0 (0 to 0)	0 (0 to 0)	0 (0 to 0)	0·9 (0·3 to 1·9)	1 (0·4 to 2·1)	0 (0 to 0·1)	0 (0 to 0)	0 (0 to 0)	0 (0 to 0)	0 (0 to 0)	0 (0 to 0)	0 (0 to 0)	0 (0 to 0)	0 (0 to 0)	0 (0 to 0)	0 (0 to 0)	0 (0 to 0)	0 (0 to 0)	0 (0 to 0)	0 (0 to 0)	0 (0 to 0)	0 (0 to 0)	0 (0 to 0)	1·9
Caries of permanent teeth	0 (0 to 0)	0 (0 to 0)	0 (0 to 0)	0 (0 to 0)	1·1 (0·4 to 2·5)	2·1 (0·8 to 4·5)	1·9 (0·8 to 4·1)	1·7 (0·7 to 3·6)	1·4 (0·6 to 2·9)	1·2 (0·5 to 2·6)	1·2 (0·5 to 2·5)	1·1 (0·4 to 2·2)	0·9 (0·4 to 1·9)	0·8 (0·3 to 1·7)	0·6 (0·3 to 1·4)	0·5 (0·2 to 1·1)	0·4 (0·2 to 0·9)	0·3 (0·1 to 0·7)	0·2 (0·1 to 0·5)	0·2 (0·1 to 0·3)	0·1 (0 to 0·2)	0 (0 to 0·1)	0 (0 to 0)	16
Periodontal diseases	0 (0 to 0)	0 (0 to 0)	0 (0 to 0)	0 (0 to 0)	0 (0 to 0)	0 (0 to 0)	0·1 (0 to 0·2)	0·1 (0 to 0·3)	0·2 (0·1 to 0·6)	0·4 (0·1 to 1)	0·5 (0·2 to 1·4)	0·7 (0·2 to 1·8)	0·9 (0·3 to 2·1)	0·9 (0·3 to 2·3)	0·8 (0·3 to 2·1)	0·7 (0·2 to 1·7)	0·5 (0·2 to 1·3)	0·4 (0·1 to 0·9)	0·3 (0·1 to 0·7)	0·2 (0·1 to 0·5)	0·1 (0 to 0·3)	0·1 (0 to 0·1)	0 (0 to 0)	7
Other oral disorders	0 (0 to 0)	0 (0 to 0)	0 (0 to 0)	2·1 (1·2 to 3·4)	1·8 (1 to 2·9)	1·9 (1·1 to 3·1)	2·6 (1·5 to 4)	2·7 (1·6 to 4)	2·5 (1·5 to 3·8)	2·4 (1·4 to 3·6)	2·3 (1·4 to 3·5)	2 (1·2 to 3)	1·9 (1·2 to 2·9)	1·7 (1 to 2·5)	1·3 (0·8 to 2)	1·1 (0·6 to 1·6)	0·8 (0·5 to 1·2)	0·6 (0·3 to 0·9)	0·3 (0·2 to 0·5)	0·2 (0·1 to 0·3)	0·1 (0·1 to 0·1)	0 (0 to 0·1)	0 (0 to 0)	28·3
Sudden infant death syndrome	--	1 (0·4 to 2·4)	6·3 (2·5 to 15·9)	--	--	--	--	--	--	--	--	--	--	--	--	--	--	--	--	--	--	--	--	NA
Injuries	2·6 (1·4 to 4·6)	3·2 (1·6 to 6·5)	15·3 (8·8 to 24·3)	33·5 (19·3 to 51·2)	23·6 (18·3 to 29·7)	24·5 (19·9 to 29·7)	60·6 (46·8 to 77·9)	64·2 (47·8 to 85)	56·4 (41·2 to 76·1)	47 (35·6 to 60·7)	43·2 (32·7 to 54·4)	39·9 (30·5 to 51·7)	36·1 (28·4 to 45·1)	32·6 (26 to 40)	27·2 (21·6 to 33·7)	25·7 (20·5 to 31·7)	17·9 (14·3 to 21·9)	16·3 (13·1 to 20·1)	17·6 (14·2 to 21·8)	19·1 (15·1 to 23·4)	14·4 (11·2 to 18·4)	7·2 (5·6 to 9)	2·6 (1·9 to 3·4)	631
Transport injuries	0·2 (0·1 to 0·6)	0·3 (0·1 to 0·7)	2·1 (0·9 to 4)	8 (3·7 to 15·3)	8 (4·9 to 11·9)	5 (3·3 to 7·1)	14·7 (8·7 to 22·7)	18·6 (11·2 to 28·5)	15·2 (8·8 to 23·7)	12·1 (7·8 to 17·9)	10·6 (6·9 to 15·6)	8·9 (6·1 to 12·7)	9·9 (7 to 13·7)	7·9 (5·8 to 10·6)	6·5 (4·7 to 8·8)	6·7 (4·9 to 9)	4·1 (3·1 to 5·3)	3·3 (2·5 to 4·3)	3·1 (2·2 to 4·2)	2·9 (2·1 to 3·8)	1·2 (1 to 1·6)	0·7 (0·5 to 0·9)	0·2 (0·2 to 0·3)	150
Road injuries	0·2 (0·1 to 0·5)	0·3 (0·1 to 0·6)	1·9 (0·8 to 3·5)	7·3 (3·2 to 14·2)	7·4 (4·3 to 11·2)	4·3 (2·7 to 6·2)	13·9 (8·1 to 21·7)	17·2 (10·4 to 26·3)	14 (7·8 to 22)	10·8 (6·8 to 16·2)	9·6 (6·2 to 14·4)	8 (5·5 to 11·5)	9·1 (6·4 to 12·7)	7·4 (5·3 to 10)	6 (4·3 to 8·2)	6·2 (4·5 to 8·4)	3·8 (2·8 to 5)	3·1 (2·3 to 4)	2·9 (2·1 to 3·9)	2·7 (2 to 3·6)	1·1 (0·9 to 1·4)	0·6 (0·4 to 0·8)	0·2 (0·1 to 0·3)	138
Pedestrian road injuries	0·1 (0 to 0·2)	0·1 (0 to 0·2)	0·3 (0·1 to 0·7)	3·2 (1·1 to 6·7)	2 (0·8 to 3·5)	1·4 (0·7 to 2·6)	3·6 (1·6 to 7)	5·3 (2·5 to 9·9)	3·5 (1·6 to 6·4)	3·6 (1·9 to 6·1)	3·8 (2·1 to 6·4)	2·1 (1·3 to 3·6)	2·6 (1·5 to 4·3)	1·7 (1 to 2·5)	1·8 (1·1 to 2·8)	2·2 (1·3 to 3·3)	1·1 (0·7 to 1·6)	0·9 (0·6 to 1·3)	0·9 (0·6 to 1·4)	0·8 (0·6 to 1·2)	0·4 (0·2 to 0·5)	0·1 (0·1 to 0·2)	0·1 (0 to 0·1)	41·5
Cyclist road injuries	0 (0 to 0)	0 (0 to 0)	0 (0 to 0)	0·2 (0·1 to 0·6)	0·5 (0·2 to 1·1)	0·2 (0·1 to 0·4)	0·4 (0·2 to 0·7)	0·5 (0·3 to 0·9)	0·5 (0·3 to 0·9)	0·6 (0·4 to 0·9)	0·6 (0·4 to 0·9)	0·6 (0·4 to 0·9)	1·1 (0·7 to 1·7)	0·7 (0·5 to 0·9)	0·6 (0·4 to 0·8)	0·5 (0·4 to 0·7)	0·4 (0·3 to 0·6)	0·4 (0·3 to 0·5)	0·3 (0·2 to 0·4)	0·3 (0·2 to 0·4)	0·1 (0·1 to 0·2)	0·1 (0·1 to 0·1)	0 (0 to 0)	8·7
Motorcyclist road injuries	0·1 (0 to 0·1)	0·1 (0 to 0·2)	0·3 (0·1 to 0·8)	0·5 (0·1 to 1·2)	0·4 (0·2 to 0·9)	0·4 (0·2 to 0·7)	1·6 (0·6 to 3·4)	2 (0·9 to 4)	2 (1 to 3·9)	1·6 (0·9 to 2·6)	1·4 (0·9 to 2·3)	1·9 (1·1 to 3·1)	1·2 (0·8 to 1·8)	1·2 (0·8 to 1·7)	0·9 (0·6 to 1·2)	0·9 (0·6 to 1·4)	0·6 (0·4 to 0·9)	0·5 (0·3 to 0·6)	0·4 (0·3 to 0·5)	0·4 (0·3 to 0·6)	0·2 (0·2 to 0·3)	0·1 (0·1 to 0·2)	0 (0 to 0·1)	18·8
Motor vehicle road injuries	0·1 (0 to 0·2)	0·1 (0 to 0·2)	1·2 (0·5 to 2·4)	3·4 (1·3 to 7·4)	4·4 (2·4 to 7·4)	2·2 (1·2 to 3·5)	8·2 (4·4 to 13·9)	9·2 (5 to 15·8)	7·6 (4 to 13·2)	4·9 (2·7 to 8·1)	3·7 (2·1 to 6·2)	3·2 (2 to 5·1)	4 (2·5 to 6·3)	3·8 (2·5 to 5·6)	2·7 (1·8 to 4·1)	2·5 (1·6 to 3·7)	1·6 (1·1 to 2·3)	1·3 (0·9 to 1·8)	1·2 (0·8 to 1·8)	1·1 (0·7 to 1·6)	0·4 (0·3 to 0·5)	0·2 (0·2 to 0·3)	0·1 (0·1 to 0·1)	66·9
Other road injuries	0 (0 to 0)	0 (0 to 0·1)	0·1 (0 to 0·1)	0·1 (0 to 0·2)	0·1 (0 to 0·1)	0·1 (0 to 0·1)	0·1 (0 to 0·2)	0·1 (0·1 to 0·3)	0·3 (0·1 to 0·7)	0·1 (0·1 to 0·2)	0·2 (0·1 to 0·3)	0·1 (0·1 to 0·2)	0·1 (0·1 to 0·2)	0·1 (0·1 to 0·2)	0·1 (0·1 to 0·1)	0·1 (0·1 to 0·2)	0·1 (0 to 0·1)	0 (0 to 0·1)	0 (0 to 0·1)	0 (0 to 0·1)	0 (0 to 0)	0 (0 to 0)	0 (0 to 0)	1·9
Other transport injuries	0 (0 to 0·1)	0·1 (0 to 0·2)	0·2 (0·1 to 0·6)	0·6 (0·3 to 1·4)	0·6 (0·4 to 1·1)	0·7 (0·5 to 1·2)	0·8 (0·5 to 1·5)	1·3 (0·7 to 2·4)	1·2 (0·7 to 2·4)	1·3 (0·7 to 2·5)	1 (0·6 to 1·6)	0·9 (0·6 to 1·4)	0·9 (0·6 to 1·3)	0·6 (0·4 to 0·8)	0·4 (0·3 to 0·6)	0·4 (0·3 to 0·7)	0·3 (0·2 to 0·5)	0·2 (0·2 to 0·3)	0·2 (0·1 to 0·3)	0·2 (0·1 to 0·3)	0·1 (0·1 to 0·2)	0·1 (0·1 to 0·1)	0 (0 to 0·1)	12·4
Unintentional injuries	2·2 (1·1 to 4·1)	2·8 (1·4 to 6)	12·6 (7 to 20·5)	23·6 (13·3 to 36·7)	14 (10·5 to 18·3)	12·9 (10·2 to 16·5)	21 (16 to 28·2)	23·1 (17 to 30·8)	24·3 (17·6 to 32·8)	21·4 (15·9 to 28·8)	21·8 (16·1 to 28·5)	21·9 (16·3 to 29·6)	19·8 (14·9 to 25·7)	18·3 (14·3 to 23·2)	16 (12·4 to 20·7)	14·7 (11·3 to 18·7)	11 (8·7 to 13·9)	11 (8·8 to 13·8)	12·9 (10·2 to 16·5)	15·4 (11·9 to 19·2)	12·6 (9·5 to 16·6)	6 (4·6 to 7·7)	2·2 (1·6 to 3)	342
Falls	0·3 (0·1 to 0·7)	0·3 (0·1 to 0·7)	1·1 (0·4 to 2·6)	3·5 (1·6 to 7)	3·4 (2·4 to 4·8)	4·1 (2·8 to 5·7)	5·1 (3·5 to 7·2)	6 (4·2 to 8·4)	8·1 (5·6 to 11·1)	8·2 (5·8 to 11·3)	8·3 (5·8 to 11·7)	8·6 (6·1 to 11·8)	8·8 (6·4 to 12·1)	8·5 (6·2 to 11·4)	7·1 (5·2 to 9·5)	6·6 (5 to 8·7)	5·7 (4·3 to 7·3)	6·2 (4·7 to 8·1)	7·2 (5·5 to 9·6)	10·5 (7·8 to 13·9)	9·9 (7·2 to 13·5)	4·8 (3·5 to 6·3)	1·7 (1·2 to 2·4)	134
Drowning	0 (0 to 0)	0 (0 to 0)	0·1 (0 to 0·2)	0·8 (0·3 to 1·7)	0·3 (0·2 to 0·5)	0·3 (0·2 to 0·4)	0·3 (0·2 to 0·4)	0·3 (0·2 to 0·5)	0·3 (0·2 to 0·4)	0·3 (0·2 to 0·4)	0·2 (0·2 to 0·3)	0·2 (0·2 to 0·3)	0·3 (0·2 to 0·4)	0·2 (0·2 to 0·3)	0·2 (0·1 to 0·2)	0·2 (0·1 to 0·2)	0·1 (0·1 to 0·2)	0·1 (0·1 to 0·2)	0·1 (0·1 to 0·1)	0·1 (0 to 0·1)	0 (0 to 0)	0 (0 to 0)	0 (0 to 0)	4·5
Fire, heat, and hot substances	0 (0 to 0·1)	0 (0 to 0·1)	1·2 (0·5 to 2·9)	2·7 (1·1 to 5·8)	1·6 (1 to 2·8)	1·2 (0·8 to 1·8)	2·6 (1·7 to 4·3)	3·8 (2·3 to 6·7)	3·6 (2·2 to 6)	2·7 (1·9 to 4·2)	2·7 (1·8 to 3·8)	1·9 (1·4 to 2·7)	1·7 (1·2 to 2·4)	1·5 (1·1 to 2)	1·2 (0·9 to 1·6)	1·1 (0·8 to 1·5)	0·6 (0·5 to 0·9)	0·5 (0·4 to 0·7)	0·5 (0·3 to 0·7)	0·5 (0·3 to 0·7)	0·3 (0·2 to 0·5)	0·1 (0·1 to 0·2)	0·1 (0 to 0·1)	32·3
Poisonings	0·4 (0·1 to 1·1)	0·7 (0·2 to 1·9)	1·5 (0·4 to 4·2)	5·9 (2·1 to 12·7)	1·6 (0·7 to 3·2)	1·4 (0·6 to 2·5)	1·9 (0·9 to 3·8)	2 (1 to 3·5)	1 (0·4 to 1·8)	0·4 (0·2 to 0·7)	0·8 (0·4 to 1·6)	0·4 (0·2 to 0·8)	0·3 (0·2 to 0·5)	1·3 (0·6 to 2·6)	0·3 (0·2 to 0·5)	0·2 (0·1 to 0·4)	0·2 (0·1 to 0·3)	0·2 (0·1 to 0·3)	0·3 (0·1 to 0·5)	0·3 (0·1 to 0·6)	0·2 (0·1 to 0·3)	0·1 (0 to 0·2)	0 (0 to 0·1)	21·4
Poisoning by carbon monoxide	0·1 (0 to 0·4)	0·1 (0 to 0·3)	0·2 (0 to 0·9)	0·9 (0·2 to 2·8)	0·3 (0·1 to 0·6)	0·2 (0·1 to 0·5)	0·8 (0·3 to 1·8)	1 (0·4 to 2)	0·4 (0·2 to 0·9)	0·2 (0·1 to 0·4)	0·3 (0·1 to 0·7)	0·1 (0·1 to 0·3)	0·1 (0 to 0·2)	1·1 (0·5 to 2·1)	0·1 (0·1 to 0·3)	0·1 (0 to 0·2)	0·1 (0 to 0·2)	0·1 (0 to 0·2)	0·1 (0 to 0·1)	0·1 (0 to 0·1)	0·1 (0 to 0·1)	0 (0 to 0·1)	0 (0 to 0)	6·4
Poisoning by other means	0·3 (0·1 to 0·9)	0·6 (0·1 to 1·7)	1·3 (0·3 to 3·5)	5 (1·7 to 11·3)	1·4 (0·6 to 2·7)	1·1 (0·5 to 2·1)	1·1 (0·5 to 2·4)	1 (0·4 to 1·9)	0·5 (0·2 to 1·1)	0·2 (0·1 to 0·4)	0·5 (0·2 to 1·1)	0·3 (0·1 to 0·6)	0·2 (0·1 to 0·4)	0·3 (0·1 to 0·5)	0·2 (0·1 to 0·3)	0·1 (0·1 to 0·2)	0·1 (0·1 to 0·2)	0·1 (0·1 to 0·2)	0·2 (0·1 to 0·4)	0·2 (0·1 to 0·4)	0·1 (0 to 0·2)	0·1 (0 to 0·1)	0 (0 to 0·1)	15
Exposure to mechanical forces	0·3 (0 to 1·8)	0·4 (0 to 2)	0·9 (0·1 to 4·7)	1·4 (0·6 to 3·1)	1·1 (0·8 to 1·6)	1·1 (0·8 to 1·5)	1·1 (0·8 to 1·6)	1·2 (0·8 to 1·7)	1·5 (1 to 2·1)	1·1 (0·8 to 1·6)	1·3 (0·9 to 1·8)	1·3 (0·9 to 1·8)	1·3 (1 to 1·8)	1·1 (0·8 to 1·5)	1 (0·7 to 1·4)	0·8 (0·6 to 1·1)	0·7 (0·5 to 0·9)	0·5 (0·4 to 0·7)	0·4 (0·3 to 0·6)	0·4 (0·3 to 0·6)	0·2 (0·2 to 0·3)	0·1 (0·1 to 0·2)	0 (0 to 0·1)	19·5
Unintentional firearm injuries	0 (0 to 0·1)	0·1 (0 to 0·5)	0·1 (0 to 0·8)	0·2 (0·1 to 0·5)	0·2 (0·1 to 0·4)	0·2 (0·1 to 0·3)	0·2 (0·1 to 0·3)	0·3 (0·2 to 0·4)	0·2 (0·2 to 0·3)	0·3 (0·2 to 0·4)	0·3 (0·2 to 0·4)	0·3 (0·2 to 0·4)	0·3 (0·2 to 0·4)	0·2 (0·2 to 0·3)	0·2 (0·1 to 0·3)	0·2 (0·1 to 0·2)	0·1 (0·1 to 0·2)	0·1 (0·1 to 0·1)	0·1 (0 to 0·1)	0·1 (0 to 0·1)	0 (0 to 0)	0 (0 to 0)	0 (0 to 0)	3·6
Other exposure to mechanical forces	0·3 (0 to 1·8)	0·3 (0 to 1·4)	0·7 (0·1 to 3·8)	1·2 (0·5 to 2·8)	0·9 (0·6 to 1·4)	0·9 (0·6 to 1·3)	0·9 (0·6 to 1·3)	0·9 (0·6 to 1·3)	1·2 (0·8 to 1·8)	0·9 (0·6 to 1·3)	1 (0·7 to 1·4)	1 (0·7 to 1·4)	1·1 (0·8 to 1·5)	0·8 (0·6 to 1·2)	0·8 (0·6 to 1·1)	0·7 (0·5 to 0·9)	0·6 (0·4 to 0·8)	0·5 (0·3 to 0·6)	0·4 (0·3 to 0·5)	0·4 (0·3 to 0·5)	0·2 (0·2 to 0·3)	0·1 (0·1 to 0·1)	0 (0 to 0·1)	15·9
Adverse effects of medical treatment	0·1 (0 to 0·2)	0·2 (0·1 to 0·4)	0·5 (0·2 to 0·9)	1·2 (0·6 to 2·4)	0·3 (0·2 to 0·5)	0·3 (0·2 to 0·6)	2·2 (1·1 to 4·7)	1·8 (0·8 to 4)	1·2 (0·6 to 2·6)	1·2 (0·5 to 2·4)	1 (0·5 to 2·1)	1·1 (0·6 to 2·1)	1·1 (0·5 to 2·2)	0·6 (0·3 to 1·2)	1·1 (0·5 to 2·1)	1 (0·5 to 1·9)	0·6 (0·3 to 1·1)	0·7 (0·4 to 1·3)	1 (0·5 to 1·9)	1·1 (0·6 to 2)	0·5 (0·3 to 1)	0·2 (0·1 to 0·5)	0·1 (0·1 to 0·3)	19·2
Animal contact	0·1 (0 to 0·2)	0·1 (0 to 0·2)	0·5 (0·2 to 1·4)	0·6 (0·3 to 1·2)	0·5 (0·3 to 0·9)	0·6 (0·4 to 1)	0·6 (0·4 to 0·9)	0·6 (0·4 to 0·9)	0·7 (0·4 to 1·1)	0·9 (0·5 to 1·7)	0·8 (0·5 to 1·4)	0·6 (0·4 to 0·9)	0·5 (0·3 to 0·7)	0·5 (0·3 to 0·7)	0·4 (0·3 to 0·5)	0·4 (0·2 to 0·6)	0·3 (0·2 to 0·4)	0·2 (0·2 to 0·4)	0·2 (0·2 to 0·4)	0·3 (0·2 to 0·5)	0·1 (0·1 to 0·2)	0·1 (0·1 to 0·2)	0 (0 to 0·1)	9·6
Venomous animal contact	0·1 (0 to 0·2)	0·1 (0 to 0·1)	0·3 (0·1 to 1)	0·4 (0·2 to 0·8)	0·4 (0·2 to 0·6)	0·4 (0·2 to 0·7)	0·4 (0·2 to 0·6)	0·3 (0·2 to 0·5)	0·4 (0·2 to 0·7)	0·7 (0·4 to 1·3)	0·6 (0·3 to 1·1)	0·3 (0·2 to 0·5)	0·3 (0·2 to 0·4)	0·3 (0·2 to 0·4)	0·2 (0·1 to 0·3)	0·2 (0·1 to 0·3)	0·2 (0·1 to 0·3)	0·1 (0·1 to 0·2)	0·1 (0·1 to 0·2)	0·1 (0·1 to 0·2)	0 (0 to 0·1)	0 (0 to 0·1)	0 (0 to 0)	5·8
Non-venomous animal contact	0 (0 to 0)	0 (0 to 0·1)	0·1 (0 to 0·4)	0·2 (0·1 to 0·4)	0·1 (0·1 to 0·3)	0·2 (0·1 to 0·3)	0·2 (0·1 to 0·4)	0·2 (0·1 to 0·4)	0·3 (0·1 to 0·5)	0·3 (0·2 to 0·5)	0·2 (0·1 to 0·4)	0·3 (0·2 to 0·4)	0·2 (0·1 to 0·3)	0·2 (0·1 to 0·3)	0·2 (0·1 to 0·3)	0·2 (0·1 to 0·3)	0·1 (0·1 to 0·2)	0·1 (0·1 to 0·2)	0·1 (0·1 to 0·2)	0·2 (0·1 to 0·3)	0·1 (0·1 to 0·2)	0·1 (0 to 0·1)	0 (0 to 0·1)	3·7
Foreign body	0·3 (0·1 to 0·6)	0·4 (0·2 to 0·7)	4·5 (1·8 to 9·4)	2·9 (1·3 to 5·4)	1 (0·6 to 1·6)	1·3 (0·8 to 2·1)	1·2 (0·7 to 1·9)	1·1 (0·7 to 1·7)	0·9 (0·6 to 1·4)	0·6 (0·4 to 0·9)	0·6 (0·4 to 0·9)	0·6 (0·4 to 0·9)	0·3 (0·2 to 0·5)	0·7 (0·5 to 1)	0·6 (0·4 to 0·8)	0·5 (0·4 to 0·7)	0·5 (0·4 to 0·7)	0·4 (0·3 to 0·6)	0·5 (0·3 to 0·7)	0·5 (0·3 to 0·7)	0·2 (0·1 to 0·3)	0·1 (0·1 to 0·2)	0 (0 to 0·1)	19·8
Pulmonary aspiration and foreign body in airway	0·3 (0·1 to 0·6)	0·4 (0·2 to 0·7)	4·4 (1·8 to 9·3)	2·8 (1·1 to 5·2)	0·9 (0·5 to 1·4)	1·1 (0·7 to 1·9)	1 (0·6 to 1·7)	0·9 (0·5 to 1·5)	0·8 (0·4 to 1·2)	0·4 (0·2 to 0·8)	0·5 (0·3 to 0·7)	0·5 (0·3 to 0·7)	0·2 (0·1 to 0·2)	0·5 (0·3 to 0·8)	0·5 (0·3 to 0·7)	0·4 (0·3 to 0·6)	0·4 (0·3 to 0·6)	0·3 (0·2 to 0·5)	0·4 (0·2 to 0·7)	0·4 (0·2 to 0·6)	0·2 (0·1 to 0·3)	0·1 (0·1 to 0·2)	0 (0 to 0·1)	17·3
Foreign body in eyes	0 (0 to 0)	0 (0 to 0)	0 (0 to 0)	0 (0 to 0·1)	0·1 (0 to 0·1)	0·1 (0 to 0·1)	0·1 (0 to 0·2)	0·1 (0 to 0·2)	0·1 (0 to 0·1)	0·1 (0 to 0·1)	0·1 (0 to 0·1)	0·1 (0 to 0·1)	0·1 (0 to 0·1)	0·1 (0 to 0·1)	0 (0 to 0·1)	0 (0 to 0·1)	0 (0 to 0·1)	0 (0 to 0)	0 (0 to 0)	0 (0 to 0)	0 (0 to 0)	0 (0 to 0)	0 (0 to 0)	0·9
Foreign body in other body part	0 (0 to 0)	0 (0 to 0)	0·1 (0 to 0·2)	0·1 (0·1 to 0·2)	0·1 (0·1 to 0·1)	0·1 (0·1 to 0·2)	0·1 (0·1 to 0·2)	0·1 (0·1 to 0·2)	0·1 (0·1 to 0·1)	0·1 (0·1 to 0·2)	0·1 (0·1 to 0·1)	0·1 (0·1 to 0·1)	0·1 (0·1 to 0·2)	0·1 (0·1 to 0·2)	0·1 (0·1 to 0·1)	0·1 (0·1 to 0·1)	0·1 (0·1 to 0·1)	0·1 (0 to 0·1)	0·1 (0 to 0·1)	0 (0 to 0·1)	0 (0 to 0)	0 (0 to 0)	0 (0 to 0)	1·7
Environmental heat and cold exposure	0 (0 to 0)	0 (0 to 0)	0 (0 to 0·1)	0·2 (0·1 to 0·3)	0·3 (0·2 to 0·4)	0·3 (0·2 to 0·4)	0·4 (0·2 to 0·5)	0·4 (0·3 to 0·6)	0·3 (0·2 to 0·4)	0·3 (0·2 to 0·4)	0·3 (0·2 to 0·5)	0·3 (0·2 to 0·4)	0·3 (0·2 to 0·5)	0·2 (0·2 to 0·3)	0·2 (0·1 to 0·3)	0·2 (0·2 to 0·4)	0·2 (0·1 to 0·4)	0·1 (0·1 to 0·2)	0·1 (0·1 to 0·2)	0·1 (0·1 to 0·2)	0·1 (0 to 0·1)	0 (0 to 0)	0 (0 to 0)	4·6
Exposure to forces of nature	0 (0 to 0)	0 (0 to 0)	0 (0 to 0)	0 (0 to 0)	0 (0 to 0)	0·3 (0·1 to 0·5)	0·3 (0·2 to 0·5)	0·4 (0·2 to 0·8)	0·2 (0·1 to 0·3)	0·2 (0·1 to 0·2)	0·2 (0·1 to 0·3)	0·2 (0·1 to 0·4)	0·2 (0·1 to 0·3)	0·2 (0·1 to 0·3)	0·1 (0·1 to 0·2)	0·1 (0·1 to 0·2)	0·1 (0·1 to 0·2)	0·1 (0·1 to 0·1)	0·1 (0 to 0·1)	0 (0 to 0·1)	0 (0 to 0)	0 (0 to 0)	0 (0 to 0)	2·8
Other unintentional injuries	0·6 (0·3 to 1·2)	0·7 (0·2 to 1·7)	2·4 (1·1 to 4·8)	4·4 (1·9 to 9)	3·8 (2 to 6·9)	2·1 (1·3 to 3·4)	5·4 (2·6 to 10·3)	5·4 (2·9 to 9·6)	6·6 (3·4 to 11·8)	5·5 (3·1 to 9·3)	5·5 (3 to 9·8)	6·7 (3·6 to 11·9)	4·8 (2·8 to 8·3)	3·5 (2·2 to 5·6)	3·9 (2·2 to 6·5)	3·4 (2 to 5·9)	1·9 (1·2 to 3·1)	1·8 (1·1 to 2·8)	2·5 (1·4 to 4·1)	1·6 (1 to 2·6)	1 (0·6 to 1·6)	0·4 (0·2 to 0·5)	0·1 (0·1 to 0·2)	73·9
Self-harm and interpersonal violence	0·2 (0·1 to 0·4)	0 (0 to 0·1)	0·5 (0·2 to 1·2)	1·9 (0·7 to 4·2)	1·6 (1·1 to 2·2)	6·6 (4·6 to 9·2)	24·8 (16·6 to 36·3)	22·5 (15·1 to 33·1)	16·9 (11·1 to 25·4)	13·5 (9·3 to 19·2)	10·8 (7·6 to 15·1)	9·1 (6·6 to 12·4)	6·4 (4·8 to 8·5)	6·3 (4·8 to 8·3)	4·7 (3·5 to 6·3)	4·4 (3·3 to 6·1)	2·8 (2·1 to 3·7)	2 (1·5 to 2·6)	1·6 (1·2 to 2)	0·8 (0·6 to 1·1)	0·5 (0·4 to 0·8)	0·5 (0·3 to 0·7)	0·1 (0·1 to 0·2)	139
Self-harm	0 (0 to 0)	0 (0 to 0)	0 (0 to 0)	0 (0 to 0)	0 (0 to 0)	3·2 (1·8 to 5·4)	18·3 (10·6 to 29·2)	14·7 (8·2 to 24·5)	10·6 (5·7 to 17·6)	7·8 (4·4 to 12·6)	5·9 (3·5 to 9·2)	4·8 (2·9 to 7·2)	2·9 (1·9 to 4·6)	3·6 (2·3 to 5·4)	2·7 (1·8 to 4·2)	2·9 (2 to 4·4)	1·6 (1·1 to 2·5)	1·2 (0·8 to 1·7)	0·9 (0·6 to 1·4)	0·5 (0·3 to 0·7)	0·4 (0·2 to 0·6)	0·4 (0·3 to 0·7)	0·1 (0·1 to 0·2)	82·6
Self-harm by firearm	0 (0 to 0)	0 (0 to 0)	0 (0 to 0)	0 (0 to 0)	0 (0 to 0)	0 (0 to 0·1)	0·1 (0 to 0·2)	0·1 (0 to 0·2)	0 (0 to 0)	0 (0 to 0)	0·1 (0 to 0·2)	0·1 (0 to 0·2)	0 (0 to 0)	0 (0 to 0)	0 (0 to 0)	0 (0 to 0)	0 (0 to 0)	0 (0 to 0)	0 (0 to 0)	0 (0 to 0)	0 (0 to 0)	0 (0 to 0)	0 (0 to 0)	0·6
Self-harm by other specified means	0 (0 to 0)	0 (0 to 0)	0 (0 to 0)	0 (0 to 0)	0 (0 to 0)	3·2 (1·7 to 5·3)	18·2 (10·5 to 29·1)	14·6 (8·1 to 24·4)	10·5 (5·7 to 17·6)	7·8 (4·4 to 12·5)	5·8 (3·4 to 9·1)	4·7 (2·9 to 7·1)	2·9 (1·8 to 4·6)	3·5 (2·2 to 5·4)	2·7 (1·8 to 4·2)	2·9 (1·9 to 4·4)	1·6 (1·1 to 2·4)	1·1 (0·8 to 1·7)	0·9 (0·6 to 1·3)	0·5 (0·3 to 0·7)	0·4 (0·2 to 0·6)	0·4 (0·3 to 0·7)	0·1 (0·1 to 0·2)	82
Interpersonal violence	0·2 (0·1 to 0·4)	0 (0 to 0·1)	0·5 (0·2 to 1·1)	1·8 (0·7 to 4·1)	1·6 (1·1 to 2·2)	3·3 (2·3 to 4·7)	6·5 (4·3 to 9·5)	7·8 (5·3 to 11·1)	6·4 (4·1 to 9·1)	5·6 (3·8 to 8·2)	4·9 (3·4 to 7)	4·4 (3·1 to 6)	3·5 (2·5 to 4·7)	2·7 (2·1 to 3·6)	2 (1·5 to 2·5)	1·5 (1·2 to 1·9)	1·1 (0·9 to 1·4)	0·8 (0·6 to 1)	0·6 (0·5 to 0·8)	0·3 (0·3 to 0·4)	0·2 (0·1 to 0·2)	0·1 (0 to 0·1)	0 (0 to 0)	55·8
Physical violence by firearm	0 (0 to 0)	0 (0 to 0)	0 (0 to 0·1)	0·1 (0 to 0·3)	0·2 (0·1 to 0·4)	0 (0 to 0·1)	0 (0 to 0·1)	0·2 (0·1 to 0·3)	0·3 (0·1 to 0·8)	0·3 (0·1 to 0·5)	0·4 (0·2 to 0·9)	0·2 (0·1 to 0·5)	0·1 (0 to 0·1)	0·1 (0·1 to 0·2)	0·1 (0·1 to 0·3)	0 (0 to 0)	0 (0 to 0)	0 (0 to 0)	0 (0 to 0)	0 (0 to 0)	0 (0 to 0)	0 (0 to 0)	0 (0 to 0)	2·2
Physical violence by sharp object	0·1 (0 to 0·3)	0 (0 to 0)	0 (0 to 0·1)	0·2 (0·1 to 0·5)	0·1 (0 to 0·1)	0·1 (0·1 to 0·2)	0·2 (0·1 to 0·3)	0·4 (0·2 to 0·8)	0·7 (0·3 to 1·5)	1·1 (0·5 to 2)	0·7 (0·3 to 1·3)	0·3 (0·2 to 0·4)	0·4 (0·2 to 0·7)	0·4 (0·3 to 0·7)	0·2 (0·1 to 0·2)	0·2 (0·1 to 0·3)	0·2 (0·1 to 0·3)	0·1 (0 to 0·1)	0 (0 to 0·1)	0 (0 to 0)	0 (0 to 0)	0 (0 to 0)	0 (0 to 0)	5·4
Sexual violence	0 (0 to 0)	0 (0 to 0)	0 (0 to 0)	0·1 (0·1 to 0·2)	0·8 (0·5 to 1·3)	2·1 (1·2 to 3·2)	4·7 (2·7 to 7·6)	5·2 (3 to 7·9)	3·7 (2 to 6)	2·8 (1·5 to 4·6)	2·3 (1·3 to 3·8)	2 (1·1 to 3·2)	1·6 (0·9 to 2·7)	1 (0·6 to 1·7)	0·5 (0·3 to 0·9)	0·4 (0·2 to 0·6)	0·3 (0·2 to 0·4)	0·2 (0·1 to 0·3)	0·2 (0·1 to 0·2)	0·1 (0·1 to 0·2)	0·1 (0 to 0·1)	0 (0 to 0)	0 (0 to 0)	28·1
Physical violence by other means	0·1 (0 to 0·2)	0 (0 to 0·1)	0·5 (0·2 to 1)	1·4 (0·5 to 3·2)	0·4 (0·2 to 0·8)	1·1 (0·6 to 1·9)	1·6 (0·9 to 2·8)	2·1 (1·2 to 3·5)	1·6 (0·9 to 2·7)	1·5 (0·9 to 2·4)	1·5 (1 to 2·4)	1·9 (1·2 to 2·8)	1·4 (1 to 1·9)	1·2 (0·8 to 1·6)	1·1 (0·8 to 1·5)	0·9 (0·7 to 1·2)	0·6 (0·5 to 0·8)	0·5 (0·4 to 0·7)	0·4 (0·3 to 0·5)	0·2 (0·1 to 0·3)	0·1 (0·1 to 0·1)	0 (0 to 0·1)	0 (0 to 0)	20·2
Conflict and terrorism	0 (0 to 0)	0 (0 to 0)	0 (0 to 0)	0 (0 to 0)	0 (0 to 0)	0 (0 to 0)	0 (0 to 0)	0 (0 to 0)	0 (0 to 0)	0 (0 to 0)	0 (0 to 0)	0 (0 to 0)	0 (0 to 0)	0 (0 to 0)	0 (0 to 0)	0 (0 to 0)	0 (0 to 0)	0 (0 to 0)	0 (0 to 0)	0 (0 to 0)	0 (0 to 0)	0 (0 to 0)	0 (0 to 0)	0

SR Table 2b: Oregon DALYS by cause and age group for females with 95% uncertainty intervals, 2019

Cause	Early Neonatal	Late Neonatal	Post Neonatal	1 to 4	5 to 9	10 to 14	15 to 19	20 to 24	25 to 29	30 to 34	35 to 39	40 to 44	45 to 49	50 to 54	55 to 59	60 to 64	65 to 69	70 to 74	75 to 79	80 to 84	85 to 89	90 to 94	95 plus	Total
All causes	3,750 (3,010 to 4,730)	981 (670 to 1,380)	2,550 (2,080 to 3,180)	3,180 (2,570 to 3,950)	4,040 (3,040 to 5,250)	8,190 (6,160 to 10,700)	15,700 (12,000 to 20,100)	21,200 (16,200 to 26,400)	25,200 (19,400 to 31,300)	26,800 (20,800 to 33,400)	30,600 (23,900 to 37,800)	31,400 (25,100 to 38,500)	35,500 (28,400 to 43,300)	40,300 (33,000 to 48,800)	50,700 (41,800 to 60,800)	61,800 (51,500 to 73,600)	69,400 (58,600 to 82,400)	67,000 (57,000 to 78,500)	55,000 (47,000 to 64,000)	43,900 (38,000 to 50,400)	34,100 (29,600 to 39,100)	25,200 (22,400 to 28,200)	12,200 (11,200 to 13,300)	669,000
Communicable, maternal, neonatal, and nutritional diseases	2,750 (2,160 to 3,520)	510 (346 to 743)	515 (384 to 679)	664 (516 to 871)	701 (481 to 1,080)	643 (459 to 901)	781 (539 to 1,160)	794 (593 to 1,100)	945 (732 to 1,300)	1,020 (786 to 1,400)	1,170 (842 to 1,710)	1,180 (844 to 1,720)	1,110 (811 to 1,580)	1,050 (809 to 1,430)	1,160 (894 to 1,520)	1,310 (1,030 to 1,700)	1,380 (1,080 to 1,750)	1,320 (1,020 to 1,680)	1,150 (903 to 1,430)	1,010 (784 to 1,280)	896 (675 to 1,170)	807 (603 to 1,030)	510 (366 to 657)	23,400
HIV/AIDS and sexually transmitted infections	0·2 (0·1 to 0·3)	0·1 (0·1 to 0·3)	2·4 (2 to 2·8)	2 (1·7 to 2·3)	1·2 (1 to 1·4)	3·2 (2·6 to 4)	10·5 (7·4 to 16·4)	35·9 (24·5 to 55·4)	81 (55·4 to 123)	114 (78·3 to 171)	138 (98·5 to 197)	125 (89 to 185)	101 (74·5 to 145)	71·4 (50·5 to 107)	62·3 (43·6 to 92·5)	50·2 (34 to 77·2)	43·2 (29·1 to 64·6)	23·9 (14·4 to 39·1)	14·8 (9·1 to 24)	8·1 (5·3 to 13·5)	5·2 (3·4 to 8·1)	2·8 (1·9 to 4·2)	1·1 (0·7 to 1·5)	897
HIV/AIDS	0 (0 to 0)	0 (0 to 0)	2·3 (2 to 2·8)	2 (1·7 to 2·3)	1·1 (1 to 1·3)	1·4 (1·2 to 1·6)	3·8 (3·1 to 4·7)	15·5 (12·2 to 19·8)	39·7 (30·4 to 51·8)	60·3 (46·9 to 77·4)	77·9 (61 to 99·5)	69·8 (54·5 to 88·6)	62 (48·9 to 79·8)	44 (33·9 to 57·3)	37 (27·8 to 50·6)	28·1 (20·3 to 41·6)	22 (15·7 to 33·1)	7·1 (3·7 to 14·4)	3·1 (1·4 to 6·7)	0·6 (0·3 to 1·3)	0·3 (0·1 to 0·8)	0·2 (0 to 0·4)	0·1 (0 to 0·2)	479
HIV/AIDS - Drug-susceptible Tuberculosis	0 (0 to 0)	0 (0 to 0)	0·1 (0 to 0·1)	0 (0 to 0·1)	0 (0 to 0)	0 (0 to 0·1)	0·1 (0 to 0·1)	0·3 (0·2 to 0·4)	0·7 (0·4 to 1)	1 (0·6 to 1·6)	1·3 (0·8 to 2)	1·2 (0·8 to 1·9)	1·1 (0·7 to 1·7)	0·8 (0·5 to 1·2)	0·6 (0·4 to 0·9)	0·4 (0·3 to 0·7)	0·4 (0·2 to 0·5)	0·1 (0·1 to 0·1)	0 (0 to 0)	0 (0 to 0)	0 (0 to 0)	0 (0 to 0)	0 (0 to 0)	8·1
HIV/AIDS - Multidrug-resistant Tuberculosis without extensive	0 (0 to 0)	0 (0 to 0)	0 (0 to 0)	0 (0 to 0)	0 (0 to 0)	0 (0 to 0)	0 (0 to 0)	0 (0 to 0)	0 (0 to 0·1)	0 (0 to 0·2)	0·1 (0 to 0·2)	0 (0 to 0·2)	0 (0 to 0·2)	0 (0 to 0·1)	0 (0 to 0·1)	0 (0 to 0·1)	0 (0 to 0·1)	0 (0 to 0)	0 (0 to 0)	0 (0 to 0)	0 (0 to 0)	0 (0 to 0)	0 (0 to 0)	0·3
HIV/AIDS - Extensively drug-resistant Tuberculosis	0 (0 to 0)	0 (0 to 0)	0 (0 to 0)	0 (0 to 0)	0 (0 to 0)	0 (0 to 0)	0 (0 to 0)	0 (0 to 0)	0 (0 to 0)	0 (0 to 0)	0 (0 to 0·1)	0 (0 to 0)	0 (0 to 0)	0 (0 to 0)	0 (0 to 0)	0 (0 to 0)	0 (0 to 0)	0 (0 to 0)	0 (0 to 0)	0 (0 to 0)	0 (0 to 0)	0 (0 to 0)	0 (0 to 0)	0·1
HIV/AIDS resulting in other diseases	0 (0 to 0)	0 (0 to 0)	2·3 (1·9 to 2·7)	1·9 (1·6 to 2·3)	1·1 (1 to 1·3)	1·4 (1·2 to 1·6)	3·8 (3·1 to 4·7)	15·2 (11·9 to 19·5)	39 (29·8 to 51·2)	59·3 (45·8 to 76·5)	76·5 (59·4 to 98·1)	68·5 (53·2 to 87·2)	60·8 (47·7 to 78·7)	43·2 (33·1 to 56·6)	36·4 (27·2 to 50·1)	27·6 (19·9 to 41·1)	21·7 (15·3 to 32·8)	7 (3·6 to 14·4)	3·1 (1·3 to 6·6)	0·6 (0·3 to 1·3)	0·3 (0·1 to 0·8)	0·2 (0 to 0·4)	0·1 (0 to 0·2)	470
Sexually transmitted infections excluding HIV	0·2 (0·1 to 0·3)	0·1 (0·1 to 0·3)	0·1 (0 to 0·1)	0 (0 to 0)	0 (0 to 0)	1·8 (1·3 to 2·5)	6·7 (3·9 to 12·1)	20·4 (10·4 to 39·1)	41·3 (20 to 81·9)	53·7 (25·6 to 105)	59·8 (30·3 to 115)	55·3 (26·8 to 110)	39·2 (18·2 to 82·2)	27·4 (12·3 to 57·1)	25·3 (11·6 to 51·2)	22·1 (10·6 to 44·7)	21·2 (11·1 to 40·9)	16·8 (9·3 to 31)	11·7 (6·9 to 20·6)	7·5 (4·8 to 12·6)	4·8 (3·1 to 7·7)	2·7 (1·8 to 4)	1 (0·7 to 1·4)	419
Syphilis	0·2 (0·1 to 0·3)	0·1 (0·1 to 0·3)	0·1 (0 to 0·1)	0 (0 to 0)	0 (0 to 0)	0·5 (0·4 to 0·5)	0 (0 to 0·1)	0·6 (0·4 to 0·9)	0·2 (0·1 to 0·5)	0·3 (0·2 to 0·6)	0·4 (0·2 to 0·7)	0·4 (0·3 to 0·7)	0·5 (0·3 to 0·8)	0·5 (0·4 to 0·8)	0·8 (0·5 to 1·1)	1·1 (0·7 to 1·7)	1·6 (0·9 to 2·5)	1·6 (1 to 2·4)	1·3 (0·8 to 1·9)	0·9 (0·6 to 1·3)	0·6 (0·4 to 0·9)	0·4 (0·2 to 0·5)	0·1 (0·1 to 0·2)	12·4
Chlamydial infection	0 (0 to 0)	0 (0 to 0)	0 (0 to 0)	0 (0 to 0)	0 (0 to 0)	0·2 (0·2 to 0·3)	0·6 (0·4 to 1)	[illegible]	[illegible]	[illegible]	[illegible]	[illegible]	[illegible]	[illegible]	[illegible]	[illegible]	[illegible]	[illegible]	[illegible]	[illegible]	[illegible]	[illegible]	[illegible]	20
Gonococcal infection	0 (0 to 0)	0 (0 to 0)	0 (0 to 0)	0 (0 to 0)	0 (0 to 0)	0·2 (0·2 to 0·2)	0·5 (0·4 to 0·6)	[illegible]	[illegible]	[illegible]	[illegible]	[illegible]	[illegible]	[illegible]	[illegible]	[illegible]	[illegible]	[illegible]	[illegible]	[illegible]	[illegible]	[illegible]	[illegible]	26·4
Trichomoniasis	0 (0 to 0)	0 (0 to 0)	0 (0 to 0)	0 (0 to 0)	0 (0 to 0)	0·1 (0 to 0·3)	1·8 (0·5 to 4·7)	[illegible]	[illegible]	[illegible]	[illegible]	[illegible]	[illegible]	[illegible]	[illegible]	[illegible]	[illegible]	[illegible]	[illegible]	[illegible]	[illegible]	[illegible]	[illegible]	177
Genital herpes	0 (0 to 0)	0 (0 to 0)	0 (0 to 0)	0 (0 to 0)	0 (0 to 0)	0·4 (0·1 to 1)	1·8 (0·4 to 4·8)	[illegible]	[illegible]	[illegible]	[illegible]	[illegible]	[illegible]	[illegible]	[illegible]	[illegible]	[illegible]	[illegible]	[illegible]	[illegible]	[illegible]	[illegible]	[illegible]	99·2
Other sexually transmitted infections	0 (0 to 0)	0 [illegible]	0 [illegible]	0 [illegible]	0 [illegible]	0·4 [illegible]	1·9 [illegible]	[illegible]	[illegible]	[illegible]	[illegible]	[illegible]	[illegible]	[illegible]	[illegible]	[illegible]	[illegible]	[illegible]	[illegible]	[illegible]	[illegible]	[illegible]	[illegible]	84·3
Respiratory infections and tuberculosis	8·2 (5·5 to 12)	[illegible]	[illegible]	[illegible]	[illegible]	[illegible]	[illegible]	[illegible]	[illegible]	[illegible]	[illegible]	[illegible]	[illegible]	[illegible]	[illegible]	[illegible]	[illegible]	[illegible]	[illegible]	[illegible]	[illegible]	[illegible]	[illegible]	7,860
Tuberculosis	0 (0 to 0)	[illegible]	[illegible]	[illegible]	[illegible]	[illegible]	[illegible]	[illegible]	[illegible]	[illegible]	[illegible]	[illegible]	[illegible]	[illegible]	[illegible]	[illegible]	[illegible]	[illegible]	[illegible]	[illegible]	[illegible]	[illegible]	[illegible]	109
Latent tuberculosis infection	0 (0 to 0)	[illegible]	[illegible]	[illegible]	[illegible]	[illegible]	[illegible]	[illegible]	[illegible]	[illegible]	[illegible]	[illegible]	[illegible]	[illegible]	[illegible]	[illegible]	[illegible]	[illegible]	[illegible]	[illegible]	[illegible]	[illegible]	[illegible]	0
Drug-susceptible tuberculosis	0 (0 to 0)	[illegible]	[illegible]	[illegible]	[illegible]	[illegible]	[illegible]	[illegible]	[illegible]	[illegible]	[illegible]	[illegible]	[illegible]	[illegible]	[illegible]	[illegible]	[illegible]	[illegible]	[illegible]	[illegible]	[illegible]	[illegible]	[illegible]	105
Multidrug-resistant tuberculosis without extensive drug resistan	0 (0 to 0)	[illegible]	[illegible]	[illegible]	[illegible]	[illegible]	[illegible]	[illegible]	[illegible]	[illegible]	[illegible]	[illegible]	[illegible]	[illegible]	[illegible]	[illegible]	[illegible]	[illegible]	[illegible]	[illegible]	[illegible]	[illegible]	[illegible]	3
Extensively drug-resistant tuberculosis	0 (0 to 0)	[illegible]	[illegible]	[illegible]	[illegible]	[illegible]	[illegible]	[illegible]	[illegible]	[illegible]	[illegible]	[illegible]	[illegible]	[illegible]	[illegible]	[illegible]	[illegible]	[illegible]	[illegible]	[illegible]	[illegible]	[illegible]	[illegible]	0·8
Lower respiratory infections	7·9 (5·2 to 11·7)	[illegible]	[illegible]	[illegible]	[illegible]	[illegible]	[illegible]	[illegible]	[illegible]	[illegible]	[illegible]	[illegible]	[illegible]	[illegible]	[illegible]	[illegible]	[illegible]	[illegible]	[illegible]	[illegible]	[illegible]	[illegible]	[illegible]	5,350
Upper respiratory infections	0·3 (0·2 to 0·5)	[illegible]	[illegible]	[illegible]	[illegible]	[illegible]	[illegible]	[illegible]	[illegible]	[illegible]	[illegible]	[illegible]	[illegible]	[illegible]	[illegible]	[illegible]	[illegible]	[illegible]	[illegible]	[illegible]	[illegible]	[illegible]	[illegible]	2,130
Otitis media	0 (0 to 0)	[illegible]	[illegible]	[illegible]	[illegible]	[illegible]	[illegible]	[illegible]	[illegible]	[illegible]	[illegible]	[illegible]	[illegible]	[illegible]	[illegible]	[illegible]	[illegible]	[illegible]	[illegible]	[illegible]	[illegible]	[illegible]	[illegible]	269
Enteric infections	1·8 (1·2 to 2·7)	[illegible]	[illegible]	[illegible]	[illegible]	[illegible]	[illegible]	[illegible]	[illegible]	[illegible]	[illegible]	[illegible]	[illegible]	[illegible]	[illegible]	[illegible]	[illegible]	[illegible]	[illegible]	[illegible]	[illegible]	[illegible]	[illegible]	2,540
Diarrheal diseases	1·8 (1·2 to 2·7)	[illegible]	[illegible]	[illegible]	[illegible]	[illegible]	[illegible]	[illegible]	[illegible]	[illegible]	[illegible]	[illegible]	[illegible]	[illegible]	[illegible]	[illegible]	[illegible]	[illegible]	[illegible]	[illegible]	[illegible]	[illegible]	[illegible]	2,530
Typhoid and paratyphoid	0 (0 to 0)	[illegible]	[illegible]	[illegible]	[illegible]	[illegible]	[illegible]	[illegible]	[illegible]	[illegible]	[illegible]	[illegible]	[illegible]	[illegible]	[illegible]	[illegible]	[illegible]	[illegible]	[illegible]	[illegible]	[illegible]	[illegible]	[illegible]	0·4
Typhoid fever	0 (0 to 0)	[illegible]	[illegible]	[illegible]	[illegible]	[illegible]	[illegible]	[illegible]	[illegible]	[illegible]	[illegible]	[illegible]	[illegible]	[illegible]	[illegible]	[illegible]	[illegible]	[illegible]	[illegible]	[illegible]	[illegible]	[illegible]	[illegible]	0
Paratyphoid fever	0 (0 to 0)	[illegible]	[illegible]	[illegible]	[illegible]	[illegible]	[illegible]	[illegible]	[illegible]	[illegible]	[illegible]	[illegible]	[illegible]	[illegible]	[illegible]	[illegible]	[illegible]	[illegible]	[illegible]	[illegible]	[illegible]	[illegible]	[illegible]	0·4
Invasive Non-typhoidal Salmonella (iNTS)	0 (0 to 0)	[illegible]	[illegible]	[illegible]	[illegible]	[illegible]	[illegible]	[illegible]	[illegible]	[illegible]	[illegible]	[illegible]	[illegible]	[illegible]	[illegible]	[illegible]	[illegible]	[illegible]	[illegible]	[illegible]	[illegible]	[illegible]	[illegible]	2·9
Other intestinal infectious diseases	0 (0 to 0)	[illegible]	[illegible]	[illegible]	[illegible]	[illegible]	[illegible]	[illegible]	[illegible]	[illegible]	[illegible]	[illegible]	[illegible]	[illegible]	[illegible]	[illegible]	[illegible]	[illegible]	[illegible]	[illegible]	[illegible]	[illegible]	[illegible]	4·3
Neglected tropical diseases and malaria	0·1 (0·1 to 0·3)	[illegible]	[illegible]	[illegible]	[illegible]	[illegible]	[illegible]	[illegible]	[illegible]	[illegible]	[illegible]	[illegible]	[illegible]	[illegible]	[illegible]	[illegible]	[illegible]	[illegible]	[illegible]	[illegible]	[illegible]	[illegible]	[illegible]	624
Malaria	0 (0 to 0)	[illegible]	[illegible]	[illegible]	[illegible]	[illegible]	[illegible]	[illegible]	[illegible]	[illegible]	[illegible]	[illegible]	[illegible]	[illegible]	[illegible]	[illegible]	[illegible]	[illegible]	[illegible]	[illegible]	[illegible]	[illegible]	[illegible]	0
Chagas disease	0 (0 to 0)	[illegible]	[illegible]	[illegible]	[illegible]	[illegible]	[illegible]	[illegible]	[illegible]	[illegible]	[illegible]	[illegible]	[illegible]	[illegible]	[illegible]	[illegible]	[illegible]	[illegible]	[illegible]	[illegible]	[illegible]	[illegible]	[illegible]	1
Leishmaniasis	0 (0 to 0)	[illegible]	[illegible]	[illegible]	[illegible]	[illegible]	[illegible]	[illegible]	[illegible]	[illegible]	[illegible]	[illegible]	[illegible]	[illegible]	[illegible]	[illegible]	[illegible]	[illegible]	[illegible]	[illegible]	[illegible]	[illegible]	[illegible]	0
Visceral leishmaniasis	0 (0 to 0)	[illegible]	[illegible]	[illegible]	[illegible]	[illegible]	[illegible]	[illegible]	[illegible]	[illegible]	[illegible]	[illegible]	[illegible]	[illegible]	[illegible]	[illegible]	[illegible]	[illegible]	[illegible]	[illegible]	[illegible]	[illegible]	[illegible]	0
Cutaneous and mucocutaneous leishmaniasis	0 (0 to 0)	[illegible]	[illegible]	[illegible]	[illegible]	[illegible]	[illegible]	[illegible]	[illegible]	[illegible]	[illegible]	[illegible]	[illegible]	[illegible]	[illegible]	[illegible]	[illegible]	[illegible]	[illegible]	[illegible]	[illegible]	[illegible]	[illegible]	0
African trypanosomiasis	0 (0 to 0)	[illegible]	[illegible]	[illegible]	[illegible]	[illegible]	[illegible]	[illegible]	[illegible]	[illegible]	[illegible]	[illegible]	[illegible]	[illegible]	[illegible]	[illegible]	[illegible]	[illegible]	[illegible]	[illegible]	[illegible]	[illegible]	[illegible]	0
Schistosomiasis	0 (0 to 0)	[illegible]	[illegible]	[illegible]	[illegible]	[illegible]	[illegible]	[illegible]	[illegible]	[illegible]	[illegible]	[illegible]	[illegible]	[illegible]	[illegible]	[illegible]	[illegible]	[illegible]	[illegible]	[illegible]	[illegible]	[illegible]	[illegible]	0
Cysticercosis	0 (0 to 0)	[illegible]	[illegible]	[illegible]	[illegible]	[illegible]	[illegible]	[illegible]	[illegible]	[illegible]	[illegible]	[illegible]	[illegible]	[illegible]	[illegible]	[illegible]	[illegible]	[illegible]	[illegible]	[illegible]	[illegible]	[illegible]	[illegible]	532
Cystic echinococcosis	0 (0 to 0)	[illegible]	[illegible]	[illegible]	[illegible]	[illegible]	[illegible]	[illegible]	[illegible]	[illegible]	[illegible]	[illegible]	[illegible]	[illegible]	[illegible]	[illegible]	[illegible]	[illegible]	[illegible]	[illegible]	[illegible]	[illegible]	[illegible]	0·7
Lymphatic filariasis	0 (0 to 0)	[illegible]	[illegible]	[illegible]	[illegible]	[illegible]	[illegible]	[illegible]	[illegible]	[illegible]	[illegible]	[illegible]	[illegible]	[illegible]	[illegible]	[illegible]	[illegible]	[illegible]	[illegible]	[illegible]	[illegible]	[illegible]	[illegible]	0
Onchocerciasis	0 (0 to 0)	[illegible]	[illegible]	[illegible]	[illegible]	[illegible]	[illegible]	[illegible]	[illegible]	[illegible]	[illegible]	[illegible]	[illegible]	[illegible]	[illegible]	[illegible]	[illegible]	[illegible]	[illegible]	[illegible]	[illegible]	[illegible]	[illegible]	0
Trachoma	0 (0 to 0)	[illegible]	[illegible]	[illegible]	[illegible]	[illegible]	[illegible]	[illegible]	[illegible]	[illegible]	[illegible]	[illegible]	[illegible]	[illegible]	[illegible]	[illegible]	[illegible]	[illegible]	[illegible]	[illegible]	[illegible]	[illegible]	[illegible]	0
Dengue	0 (0 to 0)	[illegible]	[illegible]	[illegible]	[illegible]	[illegible]	[illegible]	[illegible]	[illegible]	[illegible]	[illegible]	[illegible]	[illegible]	[illegible]	[illegible]	[illegible]	[illegible]	[illegible]	[illegible]	[illegible]	[illegible]	[illegible]	[illegible]	0
Yellow fever	0 (0 to 0)	[illegible]	[illegible]	[illegible]	[illegible]	[illegible]	[illegible]	[illegible]	[illegible]	[illegible]	[illegible]	[illegible]	[illegible]	[illegible]	[illegible]	[illegible]	[illegible]	[illegible]	[illegible]	[illegible]	[illegible]	[illegible]	[illegible]	0
Rabies	0 (0 to 0)	[illegible]	[illegible]	[illegible]	[illegible]	[illegible]	[illegible]	[illegible]	[illegible]	[illegible]	[illegible]	[illegible]	[illegible]	[illegible]	[illegible]	[illegible]	[illegible]	[illegible]	[illegible]	[illegible]	[illegible]	[illegible]	[illegible]	0·7
Intestinal nematode infections	0 (0 to 0)	[illegible]	[illegible]	[illegible]	[illegible]	[illegible]	[illegible]	[illegible]	[illegible]	[illegible]	[illegible]	[illegible]	[illegible]	[illegible]	[illegible]	[illegible]	[illegible]	[illegible]	[illegible]	[illegible]	[illegible]	[illegible]	[illegible]	0
Ascariasis	0 (0 to 0)	[illegible]	[illegible]	[illegible]	[illegible]	[illegible]	[illegible]	[illegible]	[illegible]	[illegible]	[illegible]	[illegible]	[illegible]	[illegible]	[illegible]	[illegible]	[illegible]	[illegible]	[illegible]	[illegible]	[illegible]	[illegible]	[illegible]	0
Trichuriasis	0 (0 to 0)	[illegible]	[illegible]	[illegible]	[illegible]	[illegible]	[illegible]	[illegible]	[illegible]	[illegible]	[illegible]	[illegible]	[illegible]	[illegible]	[illegible]	[illegible]	[illegible]	[illegible]	[illegible]	[illegible]	[illegible]	[illegible]	[illegible]	0
Hookworm disease	0 (0 to 0)	[illegible]	[illegible]	[illegible]	[illegible]	[illegible]	[illegible]	[illegible]	[illegible]	[illegible]	[illegible]	[illegible]	[illegible]	[illegible]	[illegible]	[illegible]	[illegible]	[illegible]	[illegible]	[illegible]	[illegible]	[illegible]	[illegible]	0
Food-borne trematodiases	0 (0 to 0)	[illegible]	[illegible]	[illegible]	[illegible]	[illegible]	[illegible]	[illegible]	[illegible]	[illegible]	[illegible]	[illegible]	[illegible]	[illegible]	[illegible]	[illegible]	[illegible]	[illegible]	[illegible]	[illegible]	[illegible]	[illegible]	[illegible]	0
Leprosy	0 (0 to 0)	[illegible]	[illegible]	[illegible]	[illegible]	[illegible]	[illegible]	[illegible]	[illegible]	[illegible]	[illegible]	[illegible]	[illegible]	[illegible]	[illegible]	[illegible]	[illegible]	[illegible]	[illegible]	[illegible]	[illegible]	[illegible]	[illegible]	0
Ebola	0 (0 to 0)	[illegible]	[illegible]	[illegible]	[illegible]	[illegible]	[illegible]	[illegible]	[illegible]	[illegible]	[illegible]	[illegible]	[illegible]	[illegible]	[illegible]	[illegible]	[illegible]	[illegible]	[illegible]	[illegible]	[illegible]	[illegible]	[illegible]	0
Zika virus	0 (0 to 0)	[illegible]	[illegible]	[illegible]	[illegible]	[illegible]	[illegible]	[illegible]	[illegible]	[illegible]	[illegible]	[illegible]	[illegible]	[illegible]	[illegible]	[illegible]	[illegible]	[illegible]	[illegible]	[illegible]	[illegible]	[illegible]	[illegible]	0
Guinea worm disease	0 (0 to 0)	[illegible]	[illegible]	[illegible]	[illegible]	[illegible]	[illegible]	[illegible]	[illegible]	[illegible]	[illegible]	[illegible]	[illegible]	[illegible]	[illegible]	[illegible]	[illegible]	[illegible]	[illegible]	[illegible]	[illegible]	[illegible]	[illegible]	0
Other neglected tropical diseases	0·1 (0·1 to 0·3)	[illegible]	[illegible]	[illegible]	[illegible]	[illegible]	[illegible]	[illegible]	[illegible]	[illegible]	[illegible]	[illegible]	[illegible]	[illegible]	[illegible]	[illegible]	[illegible]	[illegible]	[illegible]	[illegible]	[illegible]	[illegible]	[illegible]	90
Other infectious diseases	10·5 (7 to 15·1)	[illegible]	[illegible]	[illegible]	[illegible]	[illegible]	[illegible]	[illegible]	[illegible]	[illegible]	[illegible]	[illegible]	[illegible]	[illegible]	[illegible]	[illegible]	[illegible]	[illegible]	[illegible]	[illegible]	[illegible]	[illegible]	[illegible]	1,400
Meningitis	1·9 (1·2 to 2·8)	[illegible]	[illegible]	[illegible]	[illegible]	[illegible]	[illegible]	[illegible]	[illegible]	[illegible]	[illegible]	[illegible]	[illegible]	[illegible]	[illegible]	[illegible]	[illegible]	[illegible]	[illegible]	[illegible]	[illegible]	[illegible]	[illegible]	249
Encephalitis	0·7 (0·4 to 1·2)	[illegible]	[illegible]	[illegible]	[illegible]	[illegible]	[illegible]	[illegible]	[illegible]	[illegible]	[illegible]	[illegible]	[illegible]	[illegible]	[illegible]	[illegible]	[illegible]	[illegible]	[illegible]	[illegible]	[illegible]	[illegible]	[illegible]	132
Diphtheria	0 (0 to 0)	[illegible]	[illegible]	[illegible]	[illegible]	[illegible]	[illegible]	[illegible]	[illegible]	[illegible]	[illegible]	[illegible]	[illegible]	[illegible]	[illegible]	[illegible]	[illegible]	[illegible]	[illegible]	[illegible]	[illegible]	[illegible]	[illegible]	0·9
Tetanus	0 (0 to 0)	[illegible]	[illegible]	[illegible]	[illegible]	[illegible]	[illegible]	[illegible]	[illegible]	[illegible]	[illegible]	[illegible]	[illegible]	[illegible]	[illegible]	[illegible]	[illegible]	[illegible]	[illegible]	[illegible]	[illegible]	[illegible]	[illegible]	0·4
Measles	0 (0 to 0)	[illegible]	[illegible]	[illegible]	[illegible]	[illegible]	[illegible]	[illegible]	[illegible]	[illegible]	[illegible]	[illegible]	[illegible]	[illegible]	[illegible]	[illegible]	[illegible]	[illegible]	[illegible]	[illegible]	[illegible]	[illegible]	[illegible]	0·2
Varicella and herpes zoster	0·3 (0·1 to 0·5)	[illegible]	[illegible]	[illegible]	[illegible]	[illegible]	[illegible]	[illegible]	[illegible]	[illegible]	[illegible]	[illegible]	[illegible]	[illegible]	[illegible]	[illegible]	[illegible]	[illegible]	[illegible]	[illegible]	[illegible]	[illegible]	[illegible]	141
Acute hepatitis	0 (0 to 0)	[illegible]	[illegible]	[illegible]	[illegible]	[illegible]	[illegible]	[illegible]	[illegible]	[illegible]	[illegible]	[illegible]	[illegible]	[illegible]	[illegible]	[illegible]	[illegible]	[illegible]	[illegible]	[illegible]	[illegible]	[illegible]	[illegible]	71·9
Acute hepatitis A	0 (0 to 0)	[illegible]	[illegible]	[illegible]	[illegible]	[illegible]	[illegible]	[illegible]	[illegible]	[illegible]	[illegible]	[illegible]	[illegible]	[illegible]	[illegible]	[illegible]	[illegible]	[illegible]	[illegible]	[illegible]	[illegible]	[illegible]	[illegible]	53·7
Acute hepatitis B	0 (0 to 0)	[illegible]	[illegible]	[illegible]	[illegible]	[illegible]	[illegible]	[illegible]	[illegible]	[illegible]	[illegible]	[illegible]	[illegible]	[illegible]	[illegible]	[illegible]	[illegible]	[illegible]	[illegible]	[illegible]	[illegible]	[illegible]	[illegible]	8·7
Acute hepatitis C	0 (0 to 0)	[illegible]	[illegible]	[illegible]	[illegible]	[illegible]	[illegible]	[illegible]	[illegible]	[illegible]	[illegible]	[illegible]	[illegible]	[illegible]	[illegible]	[illegible]	[illegible]	[illegible]	[illegible]	[illegible]	[illegible]	[illegible]	[illegible]	4·6
Acute hepatitis E	0 (0 to 0)	[illegible]	[illegible]	[illegible]	[illegible]	[illegible]	[illegible]	[illegible]	[illegible]	[illegible]	[illegible]	[illegible]	[illegible]	[illegible]	[illegible]	[illegible]	[illegible]	[illegible]	[illegible]	[illegible]	[illegible]	[illegible]	[illegible]	4·8
Other unspecified infectious diseases	7·7 (4·6 to 11·9)	[illegible]	[illegible]	[illegible]	[illegible]	[illegible]	[illegible]	[illegible]	[illegible]	[illegible]	[illegible]	[illegible]	[illegible]	[illegible]	[illegible]	[illegible]	[illegible]	[illegible]	[illegible]	[illegible]	[illegible]	[illegible]	[illegible]	779
Maternal and neonatal disorders	2,730 (2,140 to [illegible])	[illegible]	[illegible]	[illegible]	[illegible]	[illegible]	[illegible]	[illegible]	[illegible]	[illegible]	[illegible]	[illegible]	[illegible]	[illegible]	[illegible]	[illegible]	[illegible]	[illegible]	[illegible]	[illegible]	[illegible]	[illegible]	[illegible]	7,230
Maternal disorders	0 (0 to 0)	[illegible]	[illegible]	[illegible]	[illegible]	[illegible]	[illegible]	[illegible]	[illegible]	[illegible]	[illegible]	[illegible]	[illegible]	[illegible]	[illegible]	[illegible]	[illegible]	[illegible]	[illegible]	[illegible]	[illegible]	[illegible]	[illegible]	574
Maternal hemorrhage	0 (0 to 0)	[illegible]	[illegible]	[illegible]	[illegible]	[illegible]	[illegible]	[illegible]	[illegible]	[illegible]	[illegible]	[illegible]	[illegible]	[illegible]	[illegible]	[illegible]	[illegible]	[illegible]	[illegible]	[illegible]	[illegible]	[illegible]	[illegible]	69·3
Maternal sepsis and other maternal infections	0 (0 to 0)	[illegible]	[illegible]	[illegible]	[illegible]	[illegible]	[illegible]	[illegible]	[illegible]	[illegible]	[illegible]	[illegible]	[illegible]	[illegible]	[illegible]	[illegible]	[illegible]	[illegible]	[illegible]	[illegible]	[illegible]	[illegible]	[illegible]	29·6
Maternal hypertensive disorders	0 (0 to 0)	[illegible]	[illegible]	[illegible]	[illegible]	[illegible]	[illegible]	[illegible]	[illegible]	[illegible]	[illegible]	[illegible]	[illegible]	[illegible]	[illegible]	[illegible]	[illegible]	[illegible]	[illegible]	[illegible]	[illegible]	[illegible]	[illegible]	88·3
Maternal obstructed labor and uterine rupture	0 (0 to 0)	[illegible]	[illegible]	[illegible]	[illegible]	[illegible]	[illegible]	[illegible]	[illegible]	[illegible]	[illegible]	[illegible]	[illegible]	[illegible]	[illegible]	[illegible]	[illegible]	[illegible]	[illegible]	[illegible]	[illegible]	[illegible]	[illegible]	26·7
Maternal abortion and miscarriage	0 (0 to 0)	[illegible]	[illegible]	[illegible]	[illegible]	[illegible]	[illegible]	[illegible]	[illegible]	[illegible]	[illegible]	[illegible]	[illegible]	[illegible]	[illegible]	[illegible]	[illegible]	[illegible]	[illegible]	[illegible]	[illegible]	[illegible]	[illegible]	11·4
Ectopic pregnancy	0 (0 to 0)	[illegible]	[illegible]	[illegible]	[illegible]	[illegible]	[illegible]	[illegible]	[illegible]	[illegible]	[illegible]	[illegible]	[illegible]	[illegible]	[illegible]	[illegible]	[illegible]	[illegible]	[illegible]	[illegible]	[illegible]	[illegible]	[illegible]	9
Indirect maternal deaths	--	[illegible]	[illegible]	[illegible]	[illegible]	[illegible]	[illegible]	[illegible]	[illegible]	[illegible]	[illegible]	[illegible]	[illegible]	[illegible]	[illegible]	[illegible]	[illegible]	[illegible]	[illegible]	[illegible]	[illegible]	[illegible]	[illegible]	NA
Late maternal deaths	--	[illegible]	[illegible]	[illegible]	[illegible]	[illegible]	[illegible]	[illegible]	[illegible]	[illegible]	[illegible]	[illegible]	[illegible]	[illegible]	[illegible]	[illegible]	[illegible]	[illegible]	[illegible]	[illegible]	[illegible]	[illegible]	[illegible]	NA
Maternal deaths aggravated by HIV/AIDS	--	[illegible]	[illegible]	[illegible]	[illegible]	[illegible]	[illegible]	[illegible]	[illegible]	[illegible]	[illegible]	[illegible]	[illegible]	[illegible]	[illegible]	[illegible]	[illegible]	[illegible]	[illegible]	[illegible]	[illegible]	[illegible]	[illegible]	NA
Neonatal disorders	2,730 (2,140 to [illegible])	[illegible]	[illegible]	[illegible]	[illegible]	[illegible]	[illegible]	[illegible]	[illegible]	[illegible]	[illegible]	[illegible]	[illegible]	[illegible]	[illegible]	[illegible]	[illegible]	[illegible]	[illegible]	[illegible]	[illegible]	[illegible]	[illegible]	6,660
Neonatal preterm birth	1,410 (1,080 to [illegible])	[illegible]	[illegible]	[illegible]	[illegible]	[illegible]	[illegible]	[illegible]	[illegible]	[illegible]	[illegible]	[illegible]	[illegible]	[illegible]	[illegible]	[illegible]	[illegible]	[illegible]	[illegible]	[illegible]	[illegible]	[illegible]	[illegible]	4,140
Neonatal encephalopathy due to birth asphyxia and trauma	610 (452 to 804)	[illegible]	[illegible]	[illegible]	[illegible]	[illegible]	[illegible]	[illegible]	[illegible]	[illegible]	[illegible]	[illegible]	[illegible]	[illegible]	[illegible]	[illegible]	[illegible]	[illegible]	[illegible]	[illegible]	[illegible]	[illegible]	[illegible]	1,340
Neonatal sepsis and other neonatal infections	86·1 (56·8 to 125)	[illegible]	[illegible]	[illegible]	[illegible]	[illegible]	[illegible]	[illegible]	[illegible]	[illegible]	[illegible]	[illegible]	[illegible]	[illegible]	[illegible]	[illegible]	[illegible]	[illegible]	[illegible]	[illegible]	[illegible]	[illegible]	[illegible]	279
Hemolytic disease and other neonatal jaundice	3·6 (2·2 to 5·7)	[illegible]	[illegible]	[illegible]	[illegible]	[illegible]	[illegible]	[illegible]	[illegible]	[illegible]	[illegible]	[illegible]	[illegible]	[illegible]	[illegible]	[illegible]	[illegible]	[illegible]	[illegible]	[illegible]	[illegible]	[illegible]	[illegible]	39·6
Other neonatal disorders	620 (405 to 900)	[illegible]	[illegible]	[illegible]	[illegible]	[illegible]	[illegible]	[illegible]	[illegible]	[illegible]	[illegible]	[illegible]	[illegible]	[illegible]	[illegible]	[illegible]	[illegible]	[illegible]	[illegible]	[illegible]	[illegible]	[illegible]	[illegible]	859
Nutritional deficiencies	0 (0 to 0)	[illegible]	[illegible]	[illegible]	[illegible]	[illegible]	[illegible]	[illegible]	[illegible]	[illegible]	[illegible]	[illegible]	[illegible]	[illegible]	[illegible]	[illegible]	[illegible]	[illegible]	[illegible]	[illegible]	[illegible]	[illegible]	[illegible]	2,820
Protein-energy malnutrition	0 (0 to 0)	[illegible]	[illegible]	[illegible]	[illegible]	[illegible]	[illegible]	[illegible]	[illegible]	[illegible]	[illegible]	[illegible]	[illegible]	[illegible]	[illegible]	[illegible]	[illegible]	[illegible]	[illegible]	[illegible]	[illegible]	[illegible]	[illegible]	891
Iodine deficiency	0 (0 to 0)	[illegible]	[illegible]	[illegible]	[illegible]	[illegible]	[illegible]	[illegible]	[illegible]	[illegible]	[illegible]	[illegible]	[illegible]	[illegible]	[illegible]	[illegible]	[illegible]	[illegible]	[illegible]	[illegible]	[illegible]	[illegible]	[illegible]	62·6
Vitamin A deficiency	0 (0 to 0)	[illegible]	[illegible]	[illegible]	[illegible]	[illegible]	[illegible]	[illegible]	[illegible]	[illegible]	[illegible]	[illegible]	[illegible]	[illegible]	[illegible]	[illegible]	[illegible]	[illegible]	[illegible]	[illegible]	[illegible]	[illegible]	[illegible]	1·7
Dietary iron deficiency	0 (0 to 0)	[illegible]	[illegible]	[illegible]	[illegible]	[illegible]	[illegible]	[illegible]	[illegible]	[illegible]	[illegible]	[illegible]	[illegible]	[illegible]	[illegible]	[illegible]	[illegible]	[illegible]	[illegible]	[illegible]	[illegible]	[illegible]	[illegible]	1,660
Other nutritional deficiencies	0 (0 to 0)	[illegible]	[illegible]	[illegible]	[illegible]	[illegible]	[illegible]	[illegible]	[illegible]	[illegible]	[illegible]	[illegible]	[illegible]	[illegible]	[illegible]	[illegible]	[illegible]	[illegible]	[illegible]	[illegible]	[illegible]	[illegible]	[illegible]	198
Non-communicable diseases	976 (708 to [illegible])	[illegible]	[illegible]	[illegible]	[illegible]	[illegible]	[illegible]	[illegible]	[illegible]	[illegible]	[illegible]	[illegible]	[illegible]	[illegible]	[illegible]	[illegible]	[illegible]	[illegible]	[illegible]	[illegible]	[illegible]	[illegible]	[illegible]	595,000
Neoplasms	9·1 (6·4 to 12·3)	[illegible]	[illegible]	[illegible]	[illegible]	[illegible]	[illegible]	[illegible]	[illegible]	[illegible]	[illegible]	[illegible]	[illegible]	[illegible]	[illegible]	[illegible]	[illegible]	[illegible]	[illegible]	[illegible]	[illegible]	[illegible]	[illegible]	101,000
Lip and oral cavity cancer	0 (0 to 0)	[illegible]	[illegible]	[illegible]	[illegible]	[illegible]	[illegible]	[illegible]	[illegible]	[illegible]	[illegible]	[illegible]	[illegible]	[illegible]	[illegible]	[illegible]	[illegible]	[illegible]	[illegible]	[illegible]	[illegible]	[illegible]	[illegible]	776
Nasopharynx cancer	0 (0 to 0)	[illegible]	[illegible]	[illegible]	[illegible]	[illegible]	[illegible]	[illegible]	[illegible]	[illegible]	[illegible]	[illegible]	[illegible]	[illegible]	[illegible]	[illegible]	[illegible]	[illegible]	[illegible]	[illegible]	[illegible]	[illegible]	[illegible]	96·3
Other pharynx cancer	0 (0 to 0)	[illegible]	[illegible]	[illegible]	[illegible]	[illegible]	[illegible]	[illegible]	[illegible]	[illegible]	[illegible]	[illegible]	[illegible]	[illegible]	[illegible]	[illegible]	[illegible]	[illegible]	[illegible]	[illegible]	[illegible]	[illegible]	[illegible]	259
Esophageal cancer	0 (0 to 0)	[illegible]	[illegible]	[illegible]	[illegible]	[illegible]	[illegible]	[illegible]	[illegible]	[illegible]	[illegible]	[illegible]	[illegible]	[illegible]	[illegible]	[illegible]	[illegible]	[illegible]	[illegible]	[illegible]	[illegible]	[illegible]	[illegible]	1,120
Stomach cancer	0 (0 to 0)	[illegible]	[illegible]	[illegible]	[illegible]	[illegible]	[illegible]	[illegible]	[illegible]	[illegible]	[illegible]	[illegible]	[illegible]	[illegible]	[illegible]	[illegible]	[illegible]	[illegible]	[illegible]	[illegible]	[illegible]	[illegible]	[illegible]	1,630
Colon and rectum cancer	0 (0 to 0)	[illegible]	[illegible]	[illegible]	[illegible]	[illegible]	[illegible]	[illegible]	[illegible]	[illegible]	[illegible]	[illegible]	[illegible]	[illegible]	[illegible]	[illegible]	[illegible]	[illegible]	[illegible]	[illegible]	[illegible]	[illegible]	[illegible]	9,370
Liver cancer	0·3 (0·2 to 0·5)	[illegible]	[illegible]	[illegible]	[illegible]	[illegible]	[illegible]	[illegible]	[illegible]	[illegible]	[illegible]	[illegible]	[illegible]	[illegible]	[illegible]	[illegible]	[illegible]	[illegible]	[illegible]	[illegible]	[illegible]	[illegible]	[illegible]	2,170
Liver cancer due to hepatitis B	0 (0 to 0)	[illegible]	[illegible]	[illegible]	[illegible]	[illegible]	[illegible]	[illegible]	[illegible]	[illegible]	[illegible]	[illegible]	[illegible]	[illegible]	[illegible]	[illegible]	[illegible]	[illegible]	[illegible]	[illegible]	[illegible]	[illegible]	[illegible]	224
Liver cancer due to hepatitis C	0 (0 to 0)	[illegible]	[illegible]	[illegible]	[illegible]	[illegible]	[illegible]	[illegible]	[illegible]	[illegible]	[illegible]	[illegible]	[illegible]	[illegible]	[illegible]	[illegible]	[illegible]	[illegible]	[illegible]	[illegible]	[illegible]	[illegible]	[illegible]	1,080
Liver cancer due to alcohol use	0 (0 to 0)	[illegible]	[illegible]	[illegible]	[illegible]	[illegible]	[illegible]	[illegible]	[illegible]	[illegible]	[illegible]	[illegible]	[illegible]	[illegible]	[illegible]	[illegible]	[illegible]	[illegible]	[illegible]	[illegible]	[illegible]	[illegible]	[illegible]	312
Liver cancer due to NASH	0 (0 to 0)	[illegible]	[illegible]	[illegible]	[illegible]	[illegible]	[illegible]	[illegible]	[illegible]	[illegible]	[illegible]	[illegible]	[illegible]	[illegible]	[illegible]	[illegible]	[illegible]	[illegible]	[illegible]	[illegible]	[illegible]	[illegible]	[illegible]	287
Liver cancer due to other causes	0·3 (0·2 to 0·5)	[illegible]	[illegible]	[illegible]	[illegible]	[illegible]	[illegible]	[illegible]	[illegible]	[illegible]	[illegible]	[illegible]	[illegible]	[illegible]	[illegible]	[illegible]	[illegible]	[illegible]	[illegible]	[illegible]	[illegible]	[illegible]	[illegible]	267
Gallbladder and biliary tract cancer	0 (0 to 0)	[illegible]	[illegible]	[illegible]	[illegible]	[illegible]	[illegible]	[illegible]	[illegible]	[illegible]	[illegible]	[illegible]	[illegible]	[illegible]	[illegible]	[illegible]	[illegible]	[illegible]	[illegible]	[illegible]	[illegible]	[illegible]	[illegible]	733
Pancreatic cancer	0 (0 to 0)	[illegible]	[illegible]	[illegible]	[illegible]	[illegible]	[illegible]	[illegible]	[illegible]	[illegible]	[illegible]	[illegible]	[illegible]	[illegible]	[illegible]	[illegible]	[illegible]	[illegible]	[illegible]	[illegible]	[illegible]	[illegible]	[illegible]	6,910
Larynx cancer	0 (0 to 0)	[illegible]	[illegible]	[illegible]	[illegible]	[illegible]	[illegible]	[illegible]	[illegible]	[illegible]	[illegible]	[illegible]	[illegible]	[illegible]	[illegible]	[illegible]	[illegible]	[illegible]	[illegible]	[illegible]	[illegible]	[illegible]	[illegible]	252
Tracheal, bronchus, and lung cancer	0 (0 to 0)	[illegible]	[illegible]	[illegible]	[illegible]	[illegible]	[illegible]	[illegible]	[illegible]	[illegible]	[illegible]	[illegible]	[illegible]	[illegible]	[illegible]	[illegible]	[illegible]	[illegible]	[illegible]	[illegible]	[illegible]	[illegible]	[illegible]	25,100
Malignant skin melanoma	0 (0 to 0·1)	[illegible]	[illegible]	[illegible]	[illegible]	[illegible]	[illegible]	[illegible]	[illegible]	[illegible]	[illegible]	[illegible]	[illegible]	[illegible]	[illegible]	[illegible]	[illegible]	[illegible]	[illegible]	[illegible]	[illegible]	[illegible]	[illegible]	1,570
Non-melanoma skin cancer	0 (0 to 0)	[illegible]	[illegible]	[illegible]	[illegible]	[illegible]	[illegible]	[illegible]	[illegible]	[illegible]	[illegible]	[illegible]	[illegible]	[illegible]	[illegible]	[illegible]	[illegible]	[illegible]	[illegible]	[illegible]	[illegible]	[illegible]	[illegible]	662
Non-melanoma skin cancer (squamous-cell carcinoma)	0 (0 to 0)	[illegible]	[illegible]	[illegible]	[illegible]	[illegible]	[illegible]	[illegible]	[illegible]	[illegible]	[illegible]	[illegible]	[illegible]	[illegible]	[illegible]	[illegible]	[illegible]	[illegible]	[illegible]	[illegible]	[illegible]	[illegible]	[illegible]	656
Non-melanoma skin cancer (basal-cell carcinoma)	0 (0 to 0)	[illegible]	[illegible]	[illegible]	[illegible]	[illegible]	[illegible]	[illegible]	[illegible]	[illegible]	[illegible]	[illegible]	[illegible]	[illegible]	[illegible]	[illegible]	[illegible]	[illegible]	[illegible]	[illegible]	[illegible]	[illegible]	[illegible]	6·4
Breast cancer	0 (0 to 0)	[illegible]	[illegible]	[illegible]	[illegible]	[illegible]	[illegible]	[illegible]	[illegible]	[illegible]	[illegible]	[illegible]	[illegible]	[illegible]	[illegible]	[illegible]	[illegible]	[illegible]	[illegible]	[illegible]	[illegible]	[illegible]	[illegible]	17,500
Cervical cancer	0 (0 to 0)	[illegible]	[illegible]	[illegible]	[illegible]	[illegible]	[illegible]	[illegible]	[illegible]	[illegible]	[illegible]	[illegible]	[illegible]	[illegible]	[illegible]	[illegible]	[illegible]	[illegible]	[illegible]	[illegible]	[illegible]	[illegible]	[illegible]	2,320
Uterine cancer	0 (0 to 0)	[illegible]	[illegible]	[illegible]	[illegible]	[illegible]	[illegible]	[illegible]	[illegible]	[illegible]	[illegible]	[illegible]	[illegible]	[illegible]	[illegible]	[illegible]	[illegible]	[illegible]	[illegible]	[illegible]	[illegible]	[illegible]	[illegible]	3,270
Ovarian cancer	0 (0 to 0)	[illegible]	[illegible]	[illegible]	[illegible]	[illegible]	[illegible]	[illegible]	[illegible]	[illegible]	[illegible]	[illegible]	[illegible]	[illegible]	[illegible]	[illegible]	[illegible]	[illegible]	[illegible]	[illegible]	[illegible]	[illegible]	[illegible]	6,310
Prostate cancer	0 (0 to 0)	[illegible]	[illegible]	[illegible]	[illegible]	[illegible]	[illegible]	[illegible]	[illegible]	[illegible]	[illegible]	[illegible]	[illegible]	[illegible]	[illegible]	[illegible]	[illegible]	[illegible]	[illegible]	[illegible]	[illegible]	[illegible]	[illegible]	0
Testicular cancer	--	[illegible]	[illegible]	[illegible]	[illegible]	[illegible]	[illegible]	[illegible]	[illegible]	[illegible]	[illegible]	[illegible]	[illegible]	[illegible]	[illegible]	[illegible]	[illegible]	[illegible]	[illegible]	[illegible]	[illegible]	[illegible]	[illegible]	NA
Kidney cancer	0·2 (0·1 to 0·2)	[illegible]	[illegible]	[illegible]	[illegible]	[illegible]	[illegible]	[illegible]	[illegible]	[illegible]	[illegible]	[illegible]	[illegible]	[illegible]	[illegible]	[illegible]	[illegible]	[illegible]	[illegible]	[illegible]	[illegible]	[illegible]	[illegible]	1,770
Bladder cancer	0 (0 to 0)	[illegible]	[illegible]	[illegible]	[illegible]	[illegible]	[illegible]	[illegible]	[illegible]	[illegible]	[illegible]	[illegible]	[illegible]	[illegible]	[illegible]	[illegible]	[illegible]	[illegible]	[illegible]	[illegible]	[illegible]	[illegible]	[illegible]	1,360
Brain and central nervous system cancer	1·4 (0·7 to 2)	[illegible]	[illegible]	[illegible]	[illegible]	[illegible]	[illegible]	[illegible]	[illegible]	[illegible]	[illegible]	[illegible]	[illegible]	[illegible]	[illegible]	[illegible]	[illegible]	[illegible]	[illegible]	[illegible]	[illegible]	[illegible]	[illegible]	3,080
Thyroid cancer	0 (0 to 0)	[illegible]	[illegible]	[illegible]	[illegible]	[illegible]	[illegible]	[illegible]	[illegible]	[illegible]	[illegible]	[illegible]	[illegible]	[illegible]	[illegible]	[illegible]	[illegible]	[illegible]	[illegible]	[illegible]	[illegible]	[illegible]	[illegible]	414
Mesothelioma	0 (0 to 0)	[illegible]	[illegible]	[illegible]	[illegible]	[illegible]	[illegible]	[illegible]	[illegible]	[illegible]	[illegible]	[illegible]	[illegible]	[illegible]	[illegible]	[illegible]	[illegible]	[illegible]	[illegible]	[illegible]	[illegible]	[illegible]	[illegible]	241
Hodgkin lymphoma	0 (0 to 0)	[illegible]	[illegible]	[illegible]	[illegible]	[illegible]	[illegible]	[illegible]	[illegible]	[illegible]	[illegible]	[illegible]	[illegible]	[illegible]	[illegible]	[illegible]	[illegible]	[illegible]	[illegible]	[illegible]	[illegible]	[illegible]	[illegible]	272
Non-Hodgkin lymphoma	0 (0 to 0)	[illegible]	[illegible]	[illegible]	[illegible]	[illegible]	[illegible]	[illegible]	[illegible]	[illegible]	[illegible]	[illegible]	[illegible]	[illegible]	[illegible]	[illegible]	[illegible]	[illegible]	[illegible]	[illegible]	[illegible]	[illegible]	[illegible]	3,400
Multiple myeloma	0 (0 to 0)	[illegible]	[illegible]	[illegible]	[illegible]	[illegible]	[illegible]	[illegible]	[illegible]	[illegible]	[illegible]	[illegible]	[illegible]	[illegible]	[illegible]	[illegible]	[illegible]	[illegible]	[illegible]	[illegible]	[illegible]	[illegible]	[illegible]	2,020
Leukemia	1 (0·7 to 1·4)	[illegible]	[illegible]	[illegible]	[illegible]	[illegible]	[illegible]	[illegible]	[illegible]	[illegible]	[illegible]	[illegible]	[illegible]	[illegible]	[illegible]	[illegible]	[illegible]	[illegible]	[illegible]	[illegible]	[illegible]	[illegible]	[illegible]	3,200
Acute lymphoid leukemia	0·3 (0·2 to 0·5)	[illegible]	[illegible]	[illegible]	[illegible]	[illegible]	[illegible]	[illegible]	[illegible]	[illegible]	[illegible]	[illegible]	[illegible]	[illegible]	[illegible]	[illegible]	[illegible]	[illegible]	[illegible]	[illegible]	[illegible]	[illegible]	[illegible]	355
Chronic lymphoid leukemia	0 (0 to 0)	[illegible]	[illegible]	[illegible]	[illegible]	[illegible]	[illegible]	[illegible]	[illegible]	[illegible]	[illegible]	[illegible]	[illegible]	[illegible]	[illegible]	[illegible]	[illegible]	[illegible]	[illegible]	[illegible]	[illegible]	[illegible]	[illegible]	480
Acute myeloid leukemia	0·2 (0·1 to 0·3)	[illegible]	[illegible]	[illegible]	[illegible]	[illegible]	[illegible]	[illegible]	[illegible]	[illegible]	[illegible]	[illegible]	[illegible]	[illegible]	[illegible]	[illegible]	[illegible]	[illegible]	[illegible]	[illegible]	[illegible]	[illegible]	[illegible]	1,580
Chronic myeloid leukemia	0·1 (0 to 0·1)	[illegible]	[illegible]	[illegible]	[illegible]	[illegible]	[illegible]	[illegible]	[illegible]	[illegible]	[illegible]	[illegible]	[illegible]	[illegible]	[illegible]	[illegible]	[illegible]	[illegible]	[illegible]	[illegible]	[illegible]	[illegible]	[illegible]	170
Other leukemia	0·4 (0·2 to 0·5)	[illegible]	[illegible]	[illegible]	[illegible]	[illegible]	[illegible]	[illegible]	[illegible]	[illegible]	[illegible]	[illegible]	[illegible]	[illegible]	[illegible]	[illegible]	[illegible]	[illegible]	[illegible]	[illegible]	[illegible]	[illegible]	[illegible]	618
Other malignant neoplasms	5·3 (3·6 to 7·6)	[illegible]	[illegible]	[illegible]	[illegible]	[illegible]	[illegible]	[illegible]	[illegible]	[illegible]	[illegible]	[illegible]	[illegible]	[illegible]	[illegible]	[illegible]	[illegible]	[illegible]	[illegible]	[illegible]	[illegible]	[illegible]	[illegible]	3,560
Other neoplasms	0·9 (0·4 to 1·8)	[illegible]	[illegible]	[illegible]	[illegible]	[illegible]	[illegible]	[illegible]	[illegible]	[illegible]	[illegible]	[illegible]	[illegible]	[illegible]	[illegible]	[illegible]	[illegible]	[illegible]	[illegible]	[illegible]	[illegible]	[illegible]	[illegible]	1,140
Myelodysplastic, myeloproliferative, and other hematopoietic n	0·9 (0·4 to 1·8)	[illegible]	[illegible]	[illegible]	[illegible]	[illegible]	[illegible]	[illegible]	[illegible]	[illegible]	[illegible]	[illegible]	[illegible]	[illegible]	[illegible]	[illegible]	[illegible]	[illegible]	[illegible]	[illegible]	[illegible]	[illegible]	[illegible]	1,140
Benign and in situ intestinal neoplasms	0 (0 to 0)	[illegible]	[illegible]	[illegible]	[illegible]	[illegible]	[illegible]	[illegible]	[illegible]	[illegible]	[illegible]	[illegible]	[illegible]	[illegible]	[illegible]	[illegible]	[illegible]	[illegible]	[illegible]	[illegible]	[illegible]	[illegible]	[illegible]	0
Benign and in situ cervical and uterine neoplasms	0 (0 to 0)	[illegible]	[illegible]	[illegible]	[illegible]	[illegible]	[illegible]	[illegible]	[illegible]	[illegible]	[illegible]	[illegible]	[illegible]	[illegible]	[illegible]	[illegible]	[illegible]	[illegible]	[illegible]	[illegible]	[illegible]	[illegible]	[illegible]	0
Other benign and in situ neoplasms	0 (0 to 0)	[illegible]	[illegible]	[illegible]	[illegible]	[illegible]	[illegible]	[illegible]	[illegible]	[illegible]	[illegible]	[illegible]	[illegible]	[illegible]	[illegible]	[illegible]	[illegible]	[illegible]	[illegible]	[illegible]	[illegible]	[illegible]	[illegible]	0
Cardiovascular diseases	14·4 (9·7 to 21·1)	[illegible]	[illegible]	[illegible]	[illegible]	[illegible]	[illegible]	[illegible]	[illegible]	[illegible]	[illegible]	[illegible]	[illegible]	[illegible]	[illegible]	[illegible]	[illegible]	[illegible]	[illegible]	[illegible]	[illegible]	[illegible]	[illegible]	81,100
Rheumatic heart disease	0 (0 to 0)	[illegible]	[illegible]	[illegible]	[illegible]	[illegible]	[illegible]	[illegible]	[illegible]	[illegible]	[illegible]	[illegible]	[illegible]	[illegible]	[illegible]	[illegible]	[illegible]	[illegible]	[illegible]	[illegible]	[illegible]	[illegible]	[illegible]	1,100



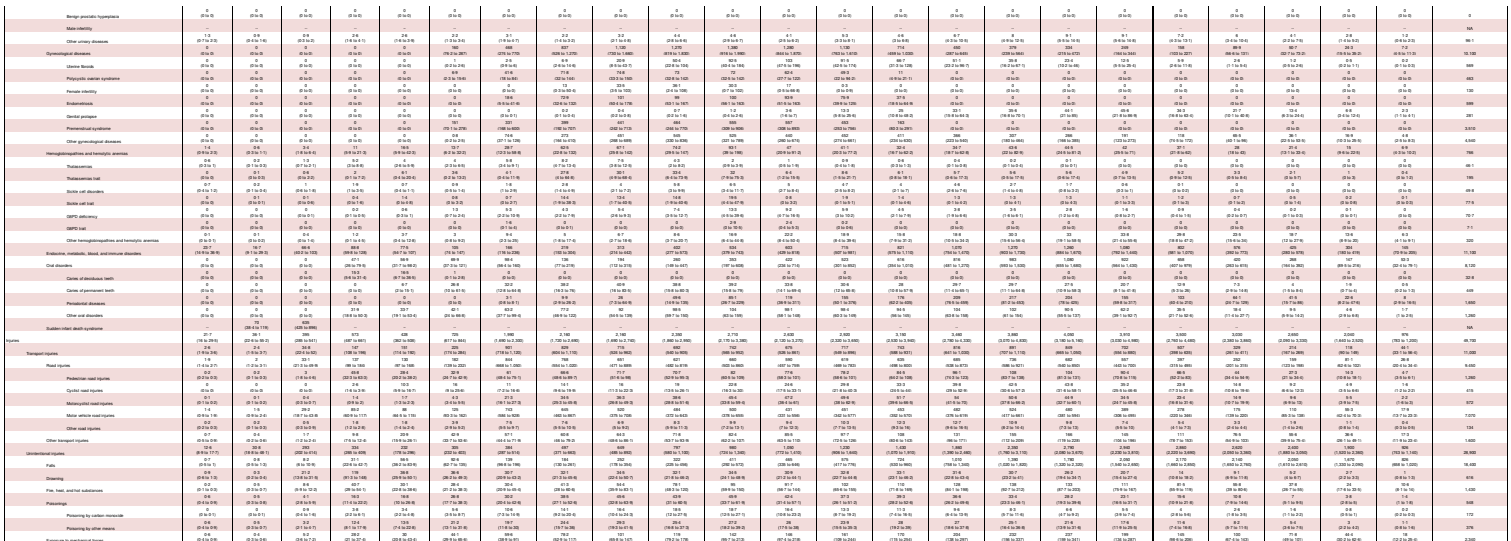

SR Table 2b: Pennsylvania DALYS by cause and age group for females with 95% uncertainty intervals, 2019

Cause	Early Neonatal	Late Neonatal	Post Neonatal	1 to 4	5 to 9	10 to 14	15 to 19	20 to 24	25 to 29	30 to 34	35 to 39	40 to 44	45 to 49	50 to 54	55 to 59	60 to 64	65 to 69	70 to 74	75 to 79	80 to 84	85 to 89	90 to 94	95 plus	Total
All causes	19,000 (17,500 to 20,400)	4,250 (3,950 to 4,590)	9,880 (9,320 to 10,500)	11,800 (9,620 to 14,500)	14,700 (11,300 to 19,100)	27,200 (20,500 to 35,800)	54,000 (41,500 to 69,100)	76,300 (59,800 to 95,100)	94,600 (74,700 to 117,000)	94,700 (75,600 to 117,000)	97,600 (78,200 to 120,000)	97,800 (79,200 to 120,000)	121,000 (98,300 to 147,000)	150,000 (123,000 to 182,000)	191,000 (157,000 to 229,000)	219,000 (183,000 to 262,000)	221,000 (188,000 to 260,000)	217,000 (186,000 to 252,000)	188,000 (162,000 to 218,000)	165,000 (144,000 to 188,000)	141,000 (123,000 to 161,000)	107,000 (95,200 to 120,000)	59,400 (54,500 to 64,700)	2,380,000
Communicable, maternal, neonatal, and nutritional diseases	15,000 (13,500 to 16,500)	2,570 (2,220 to 2,920)	2,340 (1,860 to 2,930)	2,490 (1,910 to 3,300)	2,560 (1,790 to 4,060)	2,360 (1,620 to 3,390)	2,880 (2,050 to 4,270)	3,130 (2,300 to 4,370)	3,910 (3,000 to 5,370)	4,000 (3,060 to 5,400)	4,370 (3,250 to 6,100)	4,380 (3,130 to 6,480)	4,430 (3,320 to 6,130)	4,670 (3,630 to 6,350)	5,140 (4,030 to 6,740)	5,380 (4,240 to 6,750)	5,250 (4,160 to 6,650)	5,320 (4,220 to 6,770)	5,100 (3,920 to 6,520)	4,910 (3,730 to 6,230)	4,660 (3,480 to 5,990)	4,030 (2,880 to 5,170)	2,650 (1,830 to 3,440)	102,000
HIV/AIDS and sexually transmitted infections	1·2 (0·8 to 1·7)	0·6 (0·3 to 1·1)	20 (16·9 to 23·6)	16·1 (13·5 to 18·9)	8·9 (7·6 to 10·5)	16·1 (13·6 to 19·7)	55 (39·1 to 78·9)	184 (130 to 277)	389 (268 to 578)	550 (393 to 780)	776 (580 to 1,080)	747 (572 to 1,010)	761 (584 to 1,020)	656 (492 to 889)	533 (390 to 750)	392 (279 to 568)	268 (188 to 394)	125 (74·2 to 207)	72·8 (45·8 to 122)	37·9 (24·4 to 63·2)	25·9 (16·4 to 41·9)	14·7 (9·4 to 23·4)	6·3 (4·4 to 9·5)	5,660
HIV/AIDS	0 (0 to 0)	0 (0 to 0)	19·8 (16·6 to 23·3)	16·1 (13·5 to 18·9)	8·9 (7·6 to 10·4)	9·4 (8 to 11·1)	28·1 (21·8 to 36·2)	98 (76·9 to 125)	208 (157 to 269)	326 (251 to 419)	544 (424 to 713)	540 (436 to 684)	598 (468 to 767)	525 (409 to 678)	414 (303 to 574)	296 (208 to 445)	187 (130 to 284)	60·5 (32·4 to 121)	26·2 (12·8 to 54·1)	5·8 (3·1 to 10·5)	3·3 (1·4 to 6·9)	1·8 (0·7 to 4·2)	1 (0·5 to 2)	3,920
HIV/AIDS - Drug-susceptible Tuberculosis	0 (0 to 0)	0 (0 to 0)	0·4 (0·2 to 0·6)	0·3 (0·2 to 0·5)	0·2 (0·1 to 0·3)	0·2 (0·1 to 0·3)	0·4 (0·2 to 0·6)	1·4 (0·9 to 2·1)	2·8 (1·7 to 4·3)	4·5 (2·8 to 6·8)	7·7 (4·8 to 11·9)	8 (4·9 to 12·3)	8·8 (5·5 to 13·5)	7·4 (4·6 to 11·3)	5·4 (3·4 to 8·1)	3·6 (2·3 to 5·5)	2·3 (1·5 to 3·5)	0·5 (0·3 to 0·7)	0·2 (0·1 to 0·3)	0·1 (0 to 0·1)	0 (0 to 0)	0 (0 to 0)	0 (0 to 0)	54·1
HIV/AIDS - Multidrug-resistant Tuberculosis without exten	0 (0 to 0)	0 (0 to 0)	0 (0 to 0·1)	0 (0 to 0·1)	0 (0 to 0)	0 (0 to 0)	0 (0 to 0·1)	0 (0 to 0·2)	0·1 (0 to 0·4)	0·2 (0 to 0·7)	0·3 (0 to 1·2)	0·3 (0 to 1·3)	0·3 (0 to 1·4)	0·3 (0 to 1·1)	0·2 (0 to 0·8)	0·1 (0 to 0·6)	0·1 (0 to 0·4)	0 (0 to 0·1)	0 (0 to 0)	0 (0 to 0)	0 (0 to 0)	0 (0 to 0)	0 (0 to 0)	1·9
HIV/AIDS - Extensively drug-resistant Tuberculosis	0 (0 to 0)	0 (0 to 0)	0 (0 to 0)	0 (0 to 0)	0 (0 to 0)	0 (0 to 0)	0 (0 to 0)	0 (0 to 0·1)	0 (0 to 0·1)	0 (0 to 0·2)	0·1 (0 to 0·3)	0·1 (0 to 0·3)	0·1 (0 to 0·4)	0·1 (0 to 0·3)	0 (0 to 0·2)	0 (0 to 0·1)	0 (0 to 0·1)	0 (0 to 0)	0 (0 to 0)	0 (0 to 0)	0 (0 to 0)	0 (0 to 0)	0 (0 to 0)	0·5
HIV/AIDS resulting in other diseases	0 (0 to 0)	0 (0 to 0)	19·4 (16·2 to 22·9)	15·8 (13·1 to 18·6)	8·7 (7·4 to 10·2)	9·2 (7·8 to 10·9)	27·7 (21·4 to 35·7)	96·6 (75·7 to 124)	205 (154 to 266)	321 (247 to 415)	536 (417 to 705)	532 (427 to 677)	589 (457 to 758)	518 (404 to 671)	408 (297 to 571)	292 (204 to 439)	184 (128 to 282)	60 (31·8 to 121)	26 (12·5 to 54)	5·7 (3 to 10·5)	3·3 (1·4 to 6·9)	1·8 (0·7 to 4·2)	1 (0·5 to 2)	3,860
Sexually transmitted infections excluding HIV	1·2 (0·8 to 1·7)	0·6 (0·3 to 1·1)	0·3 (0·1 to 0·5)	0 (0 to 0·1)	0·1 (0 to 0·1)	6·7 (4·8 to 10)	26·9 (15·1 to 49·6)	85·7 (43·7 to 164)	181 (88·5 to 341)	224 (112 to 429)	231 (114 to 440)	207 (101 to 418)	163 (73·8 to 326)	131 (55 to 271)	119 (52·1 to 243)	96·5 (44·3 to 197)	81·4 (40·4 to 158)	64·5 (34·5 to 122)	46·7 (25·8 to 83·9)	32·2 (19·2 to 55·5)	22·5 (13·9 to 38·3)	12·9 (8 to 21·3)	5·3 (3·6 to 8·4)	1,740
Syphilis	1·2 (0·8 to 1·7)	0·6 (0·3 to 1·1)	0·3 (0·1 to 0·5)	0 (0 to 0·1)	0·1 (0 to 0·1)	1·6 (1·4 to 1·9)	0·2 (0·1 to 0·4)	2 (1·3 to 2·9)	1 (0·5 to 1·9)	1·4 (0·9 to 2·3)	1·8 (1·1 to 2·7)	1·9 (1·2 to 2·8)	2·4 (1·5 to 3·6)	2·9 (1·9 to 4·4)	4 (2·5 to 6·2)	5·5 (3·3 to 8·7)	6·9 (4·2 to 10·4)	7·1 (4·3 to 10·4)	6 (3·7 to 8·9)	4·5 (2·8 to 6·6)	3·5 (2·2 to 5·1)	2·3 (1·4 to 3·3)	1·1 (0·7 to 1·6)	58·3
Chlamydial infection	0 (0 to 0)	0 (0 to 0)	0 (0 to 0)	0 (0 to 0)	0 (0 to 0)	0·8 (0·6 to 1·1)	2·2 (1·4 to 3·3)	5·4 (3·3 to 8·7)	10·1 (6·3 to 15·7)	10·2 (5·7 to 17·3)	12 (7 to 20·4)	10·8 (5·8 to 19·9)	5 (3 to 8·9)	2·3 (1·5 to 3·3)	2·1 (1·5 to 3)	1·6 (0·9 to 2·6)	1·1 (0·6 to 1·8)	1·7 (1 to 2·7)	1·7 (1 to 2·6)	1·8 (1·1 to 2·8)	1·4 (0·9 to 2·2)	0·9 (0·6 to 1·3)	0·4 (0·3 to 0·6)	71·5
Gonococcal infection	0 (0 to 0)	0 (0 to 0)	0 (0 to 0)	0 (0 to 0)	0 (0 to 0)	0·7 (0·6 to 0·8)	1·7 (1·4 to 2·2)	2·9 (1·9 to 4·2)	5·8 (3·6 to 8·9)	9·8 (6·6 to 14·1)	9·1 (6 to 13·6)	7·8 (4·7 to 12·1)	5·3 (3·5 to 8·3)	3·7 (2·3 to 5·6)	4·2 (2·6 to 6·3)	5·3 (3·1 to 8·5)	6·5 (3·8 to 10·9)	6·1 (3·5 to 9·8)	6·4 (3·8 to 9·9)	4·9 (3 to 7·8)	3·9 (2·4 to 6)	2·4 (1·5 to 3·6)	1·4 (0·8 to 2·1)	87·8
Trichomoniasis	0 (0 to 0)	0 (0 to 0)	0 (0 to 0)	0 (0 to 0)	0 (0 to 0)	0·4 (0 to 1·2)	7·9 (2·4 to 19·7)	40·9 (13·7 to 97·4)	93·1 (30·7 to 213)	107 (34·8 to 253)	102 (32·9 to 235)	88·9 (29 to 221)	85·6 (26 to 202)	71·2 (21·7 to 169)	57·4 (18·9 to 143)	41·3 (13·6 to 97·4)	31·4 (11 to 71·7)	22·4 (7·7 to 51·3)	14·2 (5·2 to 32·6)	8·5 (3 to 19·4)	5 (1·8 to 11)	2·2 (0·8 to 5·1)	0·6 (0·2 to 1·4)	780
Genital herpes	0 (0 to 0)	0 (0 to 0)	0 (0 to 0)	0 (0 to 0)	0 (0 to 0)	1·8 (0·6 to 4·3)	8·3 (2 to 20·8)	17·1 (5·2 to 41·7)	28·2 (9·5 to 68·8)	34·3 (10·9 to 83·4)	37·1 (11·8 to 89)	35·1 (11·3 to 85·9)	38·7 (12·2 to 97)	41·2 (13 to 103)	44·1 (13·4 to 107)	41 (12·3 to 102)	33·2 (9·7 to 79·3)	24·5 (7·6 to 59·2)	16·7 (5·1 to 40·8)	10·9 (3·3 to 27·3)	7·4 (2·2 to 18)	4·2 (1·3 to 10·5)	1·7 (0·5 to 4·1)	426
Other sexually transmitted infections	0 (0 to 0)	0 (0 to 0)	0 (0 to 0)	0 (0 to 0)	0 (0 to 0)	1·4 (0·9 to 1·9)	6·7 (4·5 to 9·7)	17·5 (8·4 to 30)	43·1 (23 to 70·1)	61·5 (35·3 to 97·6)	69·3 (39·2 to 118)	62·3 (31·7 to 107)	26 (12·1 to 46·9)	9·2 (3·4 to 18·4)	7·5 (5·2 to 10·6)	1·8 (1·1 to 2·9)	2·3 (1·3 to 3·8)	2·7 (1·6 to 4·4)	1·7 (1 to 2·6)	1·6 (1 to 2·5)	1·3 (0·8 to 2)	0·8 (0·5 to 1·1)	0·2 (0·1 to 0·3)	317
Respiratory infections and tuberculosis	39·7 (27·9 to 53·4)	68·1 (50 to 89·6)	508 (379 to 666)	770 (518 to 1,130)	739 (456 to 1,170)	635 (378 to 1,030)	664 (395 to 1,080)	724 (458 to 1,130)	826 (561 to 1,190)	841 (568 to 1,210)	861 (579 to 1,220)	869 (601 to 1,230)	1,090 (792 to 1,490)	1,490 (1,090 to 2,010)	1,930 (1,390 to 2,650)	2,280 (1,630 to 3,090)	2,500 (1,800 to 3,420)	2,920 (2,140 to 3,930)	3,040 (2,150 to 4,210)	3,330 (2,390 to 4,420)	3,370 (2,410 to 4,480)	3,110 (2,110 to 4,150)	2,140 (1,390 to 2,870)	34,700
Tuberculosis	0 (0 to 0)	0 (0 to 0)	1·2 (0·9 to 1·7)	2·2 (1·7 to 2·9)	1·1 (0·7 to 1·5)	1·5 (1 to 2·4)	3·7 (2·4 to 5·8)	9·3 (6·1 to 13·5)	14·3 (8·9 to 21·4)	12·3 (8 to 17·7)	10·3 (6·7 to 15·3)	10·1 (6·6 to 14·5)	12·9 (8·6 to 18·7)	16·4 (10·6 to 24·7)	22·1 (14·5 to 32·9)	27·1 (18·2 to 38·7)	33·6 (24 to 47·1)	36·3 (26·7 to 47·9)	30·7 (22·6 to 41·5)	24·2 (16·5 to 33·8)	17 (11·4 to 24)	10·4 (6·9 to 14·7)	4·1 (2·7 to 5·5)	301
Latent tuberculosis infection	0 (0 to 0)	0 (0 to 0)	0 (0 to 0)	0 (0 to 0)	0 (0 to 0)	0 (0 to 0)	0 (0 to 0)	0 (0 to 0)	0 (0 to 0)	0 (0 to 0)	0 (0 to 0)	0 (0 to 0)	0 (0 to 0)	0 (0 to 0)	0 (0 to 0)	0 (0 to 0)	0 (0 to 0)	0 (0 to 0)	0 (0 to 0)	0 (0 to 0)	0 (0 to 0)	0 (0 to 0)	0 (0 to 0)	0
Drug-susceptible tuberculosis	0 (0 to 0)	0 (0 to 0)	1·2 (0·9 to 1·6)	2·2 (1·6 to 2·8)	1 (0·7 to 1·4)	1·5 (0·9 to 2·3)	3·6 (2·3 to 5·7)	9·1 (5·9 to 13·2)	14 (8·6 to 21)	11·9 (7·6 to 17·4)	10 (6·5 to 14·9)	9·8 (6·3 to 14·1)	12·5 (8·1 to 18·3)	15·9 (10 to 23·8)	21·3 (13·5 to 32)	26·2 (17·2 to 37·8)	32·6 (23·1 to 46·3)	35·2 (25·5 to 46·6)	29·7 (21·2 to 40·5)	23·3 (15·9 to 32·5)	16·4 (11 to 23·4)	10·1 (6·6 to 14·1)	4 (2·6 to 5·2)	291
Multidrug-resistant tuberculosis without extensive drug res	0 (0 to 0)	0 (0 to 0)	0 (0 to 0·2)	0·1 (0 to 0·3)	0 (0 to 0·1)	0 (0 to 0·1)	0·1 (0 to 0·4)	0·2 (0 to 0·9)	0·3 (0 to 1·4)	0·3 (0 to 1·2)	0·3 (0 to 1·2)	0·3 (0 to 1·2)	0·3 (0 to 1·6)	0·4 (0 to 2·1)	0·6 (0 to 3)	0·7 (0·1 to 3·2)	0·9 (0·1 to 3·8)	0·9 (0·1 to 4·3)	0·8 (0·1 to 3·7)	0·7 (0 to 3·1)	0·5 (0 to 2·1)	0·3 (0 to 1·3)	0·1 (0 to 0·5)	7·8
Extensively drug-resistant tuberculosis	0 (0 to 0)	0 (0 to 0)	0 (0 to 0)	0 (0 to 0·1)	0 (0 to 0)	0 (0 to 0)	0 (0 to 0·1)	0 (0 to 0·2)	0·1 (0 to 0·3)	0·1 (0 to 0·3)	0·1 (0 to 0·3)	0·1 (0 to 0·3)	0·1 (0 to 0·4)	0·1 (0 to 0·5)	0·2 (0 to 0·7)	0·2 (0 to 0·8)	0·2 (0 to 0·9)	0·2 (0 to 1)	0·2 (0 to 0·9)	0·2 (0 to 0·8)	0·1 (0 to 0·5)	0·1 (0 to 0·3)	0 (0 to 0·1)	2
Lower respiratory infections	38·5 (26·9 to 52·4)	61·4 (44·4 to 83·3)	382 (264 to 523)	194 (153 to 238)	92·5 (65·8 to 126)	76·7 (53·2 to 107)	96·9 (69·8 to 130)	150 (99·8 to 220)	235 (148 to 340)	308 (197 to 451)	358 (229 to 531)	437 (279 to 646)	647 (449 to 923)	1,020 (697 to 1,470)	1,450 (924 to 2,100)	1,840 (1,250 to 2,640)	2,140 (1,460 to 2,970)	2,640 (1,850 to 3,640)	2,850 (1,950 to 4,010)	3,200 (2,290 to 4,290)	3,280 (2,340 to 4,400)	3,060 (2,070 to 4,090)	2,110 (1,370 to 2,840)	26,700
Upper respiratory infections	1·1 (0·6 to 1·8)	6·2 (3·5 to 10)	110 (62·5 to 177)	476 (269 to 787)	543 (299 to 929)	480 (256 to 823)	491 (254 to 871)	505 (272 to 884)	524 (298 to 857)	479 (253 to 820)	454 (227 to 760)	383 (203 to 685)	381 (205 to 655)	388 (211 to 639)	396 (216 to 665)	361 (191 to 614)	302 (157 to 501)	228 (126 to 381)	151 (79·2 to 252)	95·1 (51·1 to 163)	61·8 (34·8 to 102)	38·6 (22·5 to 63·9)	16·7 (9·4 to 27·9)	6,870
Otitis media	0 (0 to 0·1)	0·4 (0·2 to 0·8)	14·5 (7·8 to 25·6)	97·9 (50·3 to 171)	102 (54·6 to 171)	76·7 (40·7 to 129)	71·8 (38·2 to 121)	59·9 (25·8 to 118)	52·2 (24 to 99·5)	41·3 (17·1 to 84·2)	39·4 (17·9 to 75)	38·7 (16·9 to 73·7)	51·1 (24·5 to 88·6)	61·5 (27·2 to 111)	61·6 (31·5 to 109)	49·1 (22·9 to 94·1)	31·6 (15·1 to 58·9)	19·5 (8·4 to 39·9)	13·3 (6·1 to 24·7)	9·7 (4·3 to 18·9)	7·9 (3·7 to 14·2)	5·4 (2·4 to 9·7)	2·8 (1·3 to 5·5)	908
Enteric infections	10·2 (6·9 to 14·9)	15·2 (10·9 to 20·8)	141 (97·3 to 192)	330 (217 to 491)	283 (173 to 436)	248 (147 to 376)	347 (227 to 504)	412 (270 to 606)	449 (294 to 655)	431 (294 to 606)	419 (290 to 586)	394 (268 to 550)	446 (319 to 642)	547 (395 to 740)	674 (495 to 915)	794 (580 to 1,070)	815 (603 to 1,090)	896 (643 to 1,250)	898 (642 to 1,220)	802 (519 to 1,200)	674 (433 to 1,020)	464 (284 to 684)	237 (146 to 354)	10,700
Diarrheal diseases	10·2 (6·9 to 14·9)	14·6 (10·3 to 20·2)	137 (93·5 to 189)	326 (212 to 488)	281 (170 to 433)	246 (145 to 374)	346 (226 to 503)	411 (269 to 605)	448 (294 to 654)	429 (292 to 604)	417 (288 to 584)	393 (267 to 548)	445 (317 to 641)	546 (395 to 739)	672 (494 to 913)	791 (578 to 1,070)	812 (600 to 1,080)	893 (640 to 1,250)	896 (640 to 1,220)	800 (517 to 1,200)	672 (432 to 1,010)	463 (283 to 683)	235 (146 to 354)	10,700
Typhoid and paratyphoid	0 (0 to 0)	0 (0 to 0)	0 (0 to 0·1)	0·1 (0 to 0·2)	0 (0 to 0·1)	0 (0 to 0·1)	0 (0 to 0·1)	0 (0 to 0·1)	0 (0 to 0·1)	0 (0 to 0·1)	0 (0 to 0·1)	0 (0 to 0·1)	0 (0 to 0·1)	0 (0 to 0·1)	0 (0 to 0·1)	0 (0 to 0·1)	0 (0 to 0)	0 (0 to 0·1)	0 (0 to 0)	0 (0 to 0·1)	0 (0 to 0)	0 (0 to 0·1)	0 (0 to 0·1)	0·5
Typhoid fever	0 (0 to 0)	0 (0 to 0)	0 (0 to 0)	0 (0 to 0)	0 (0 to 0)	0 (0 to 0)	0 (0 to 0)	0 (0 to 0)	0 (0 to 0)	0 (0 to 0)	0 (0 to 0)	0 (0 to 0)	0 (0 to 0)	0 (0 to 0)	0 (0 to 0)	0 (0 to 0)	0 (0 to 0)	0 (0 to 0)	0 (0 to 0)	0 (0 to 0)	0 (0 to 0)	0 (0 to 0)	0 (0 to 0)	0·1
Paratyphoid fever	0 (0 to 0)	0 (0 to 0)	0 (0 to 0·1)	0·1 (0 to 0·2)	0 (0 to 0·1)	0 (0 to 0·1)	0 (0 to 0·1)	0 (0 to 0)	0 (0 to 0·1)	0 (0 to 0·1)	0 (0 to 0·1)	0 (0 to 0)	0 (0 to 0)	0 (0 to 0·1)	0 (0 to 0·1)	0 (0 to 0·1)	0 (0 to 0)	0 (0 to 0)	0 (0 to 0)	0 (0 to 0)	0 (0 to 0)	0 (0 to 0)	0 (0 to 0·1)	0·4
Invasive Non-typhoidal Salmonella (iNTS)	0 (0 to 0)	0·6 (0·2 to 1·3)	2·3 (0·8 to 6·1)	2·3 (0·9 to 6)	0·9 (0·3 to 2·4)	0·9 (0·3 to 2·1)	0·2 (0·1 to 0·5)	0·2 (0·1 to 0·5)	0·6 (0·2 to 1·4)	0·5 (0·2 to 1·1)	0·5 (0·2 to 1)	0·3 (0·1 to 0·8)	0·7 (0·3 to 1·6)	0·8 (0·3 to 1·7)	1·1 (0·4 to 2·5)	1·8 (0·7 to 4·7)	1·7 (0·6 to 3·9)	2 (0·7 to 5)	1·6 (0·5 to 4·2)	1·5 (0·6 to 3·9)	1·1 (0·4 to 2·5)	0·8 (0·3 to 2)	0·7 (0·3 to 1·7)	23
Other intestinal infectious diseases	0 (0 to 0)	0 (0 to 0)	1·5 (0·1 to 6)	2 (0·4 to 5·7)	1·1 (0·2 to 3·3)	0·9 (0·2 to 2·6)	0·8 (0·2 to 2·5)	0·9 (0·3 to 2·5)	0·6 (0·2 to 1·5)	1·4 (0·4 to 3·6)	0·7 (0·2 to 2)	0·7 (0·2 to 2)	0·6 (0·1 to 1·5)	0·6 (0·1 to 1·8)	0·6 (0·1 to 1·7)	0·5 (0·1 to 1·8)	0·8 (0·1 to 2·8)	0·6 (0 to 2)	0·4 (0 to 1·4)	0·4 (0 to 1·6)	0·7 (0 to 2·7)	0·5 (0 to 1·8)	0·4 (0 to 1·4)	16·7



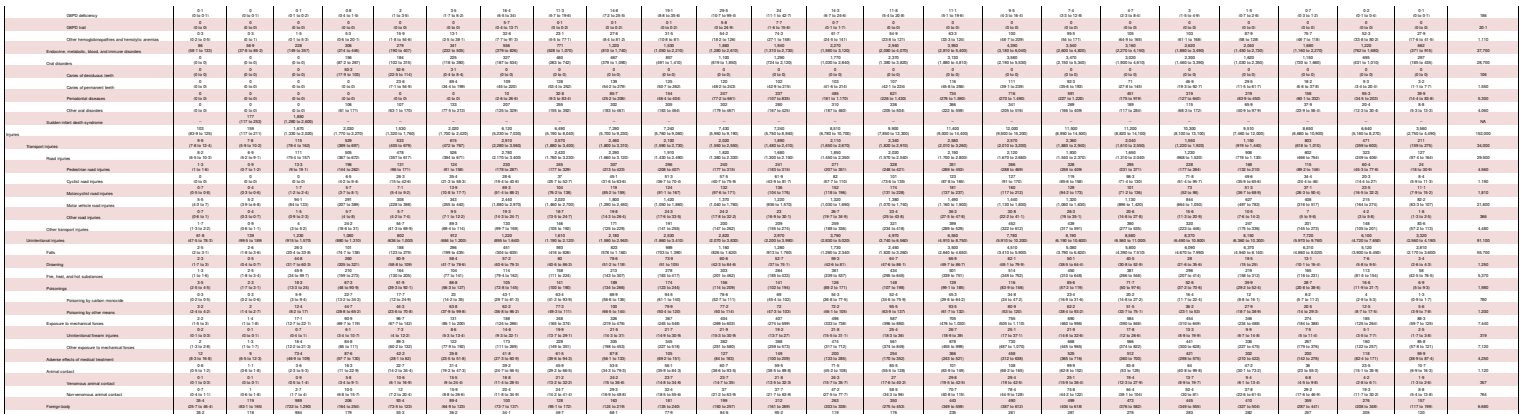

SR Table 2b: Rhode Island DALYS by cause and age group for females with 95% uncertainty intervals, 2019

Cause	Early Neonatal	Late Neonatal	Post Neonatal	1 to 4	5 to 9	10 to 14	15 to 19	20 to 24	25 to 29	30 to 34	35 to 39	40 to 44
All causes	1,370 (991 to 1,860)	201 (169 to 243)	715 (604 to 854)	717 (565 to 904)	1,040 (782 to 1,340)	1,970 (1,470 to 2,620)	4,250 (3,240 to 5,460)	6,260 (4,770 to 7,900)	7,840 (6,100 to 9,710)	7,230 (5,650 to 8,980)	7,190 (5,640 to 8,860)	7,460 (5,910 to 9,070)
Communicable, maternal, neonatal, and nutritional diseases	1,120 (810 to 1,570)	117 (89·1 to 144)	187 (143 to 244)	185 (143 to 241)	201 (144 to 291)	188 (140 to 251)	248 (181 to 357)	280 (213 to 381)	341 (268 to 430)	329 (260 to 417)	320 (248 to 426)	337 (246 to 483)
HIV/AIDS and sexually transmitted infections	0·1 (0 to 0·1)	0 (0 to 0·1)	1·5 (1·3 to 1·8)	0·9 (0·8 to 1·1)	0·6 (0·5 to 0·7)	1·2 (1 to 1·4)	3·9 (2·9 to 5·5)	14·8 (10·9 to 21·2)	41·9 (31·5 to 56·6)	56·5 (43·3 to 76·5)	59·2 (44·9 to 78·9)	54 (41·4 to 71·2)
HIV/AIDS	0 (0 to 0)	0 (0 to 0)	1·5 (1·2 to 1·7)	0·9 (0·8 to 1·1)	0·6 (0·5 to 0·7)	0·8 (0·6 to 0·9)	2·1 (1·7 to 2·5)	8·8 (7 to 11·3)	29·8 (23·5 to 38·6)	42·9 (33·1 to 54·7)	45·1 (34·7 to 59·4)	41 (32·3 to 51·6)
HIV/AIDS - Drug-susceptible Tuberculosis	0 (0 to 0)	0 (0 to 0)	0 (0 to 0)	0 (0 to 0)	0 (0 to 0)	0 (0 to 0)	0 (0 to 0)	0·1 (0·1 to 0·2)	0·4 (0·2 to 0·6)	0·5 (0·3 to 0·8)	0·6 (0·4 to 0·8)	0·5 (0·3 to 0·8)
HIV/AIDS - Multidrug-resistant Tuberculosis without extensive d	0 (0 to 0)	0 (0 to 0)	0 (0 to 0)	0 (0 to 0)	0 (0 to 0)	0 (0 to 0)	0 (0 to 0)	0 (0 to 0)	0 (0 to 0·1)	0 (0 to 0·1)	0 (0 to 0·1)	0 (0 to 0·1)
HIV/AIDS - Extensively drug-resistant Tuberculosis	0 (0 to 0)	0 (0 to 0)	0 (0 to 0)	0 (0 to 0)	0 (0 to 0)	0 (0 to 0)	0 (0 to 0)	0 (0 to 0)	0 (0 to 0)	0 (0 to 0)	0 (0 to 0)	0 (0 to 0)
HIV/AIDS resulting in other diseases	0 (0 to 0)	0 (0 to 0)	1·4 (1·2 to 1·7)	0·9 (0·7 to 1·1)	0·6 (0·5 to 0·7)	0·7 (0·6 to 0·9)	2 (1·7 to 2·5)	8·7 (6·9 to 11·2)	29·4 (23·1 to 38·2)	42·3 (32·5 to 54·3)	44·6 (34 to 58·9)	40·5 (31·7 to 51·1)
Sexually transmitted infections excluding HIV	0·1 (0 to 0·1)	0 (0 to 0·1)	0 (0 to 0)	0 (0 to 0)	0 (0 to 0)	0·4 (0·3 to 0·6)	1·9 (1 to 3·4)	6 (2·9 to 11·2)	12·1 (5·9 to 23·7)	13·7 (6·5 to 26·5)	14 (6·8 to 27)	13 (6·1 to 25·5)
Syphilis	0·1 (0 to 0·1)	0 (0 to 0·1)	0 (0 to 0)	0 (0 to 0)	0 (0 to 0)	0·1 (0·1 to 0·1)	0 (0 to 0)	0·1 (0·1 to 0·2)	0·1 (0·1 to 0·2)	0·1 (0·1 to 0·2)	0·2 (0·1 to 0·3)	0·2 (0·1 to 0·3)
Chlamydial infection	0 (0 to 0)	0 (0 to 0)	0 (0 to 0)	0 (0 to 0)	0 (0 to 0)	0·1 (0 to 0·1)	0·2 (0·1 to 0·3)	0·4 (0·3 to 0·7)	0·7 (0·4 to 1·2)	0·7 (0·4 to 1·2)	0·8 (0·4 to 1·4)	0·7 (0·4 to 1·3)
Gonococcal infection	0 (0 to 0)	0 (0 to 0)	0 (0 to 0)	0 (0 to 0)	0 (0 to 0)	0 (0 to 0·1)	0·1 (0·1 to 0·2)	0·2 (0·1 to 0·3)	0·4 (0·2 to 0·6)	0·6 (0·4 to 0·9)	0·5 (0·4 to 0·9)	0·5 (0·3 to 0·8)
Trichomoniasis	0 (0 to 0)	0 (0 to 0)	0 (0 to 0)	0 (0 to 0)	0 (0 to 0)	0 (0 to 0·1)	0·5 (0·1 to 1·2)	2·7 (0·9 to 6·5)	6·1 (2 to 14·7)	6·4 (2·1 to 15·8)	6 (1·9 to 14·4)	5·3 (1·8 to 13)
Genital herpes	0 (0 to 0)	0 (0 to 0)	0 (0 to 0)	0 (0 to 0)	0 (0 to 0)	0·1 (0 to 0·2)	0·5 (0·1 to 1·2)	1·1 (0·3 to 2·6)	1·8 (0·6 to 4·4)	2 (0·6 to 5)	2·2 (0·7 to 5·4)	2·2 (0·7 to 5·6)
Other sexually transmitted infections	0 (0 to 0)	0 (0 to 0)	0 (0 to 0)	0 (0 to 0)	0 (0 to 0)	0·1 (0·1 to 0·1)	0·6 (0·3 to 0·9)	1·4 (0·6 to 2·5)	3 (1·5 to 5·2)	3·8 (2·1 to 6·4)	4·3 (2·4 to 7·2)	4 (2 to 7·3)
Respiratory infections and tuberculosis	2·7 (1·7 to 4·2)	3·2 (2·3 to 4·3)	37·4 (27·3 to 52·1)	50·1 (31·6 to 76·3)	53·1 (32·5 to 83·6)	46·8 (27·8 to 75·9)	53·6 (32 to 85·4)	61·3 (37·3 to 96·1)	69·7 (46 to 103)	64·1 (42 to 94·1)	61·7 (41·1 to 90·6)	62·4 (41·5 to 89·5)
Tuberculosis	0 (0 to 0)	0 (0 to 0)	0·1 (0·1 to 0·2)	0·1 (0·1 to 0·2)	0·1 (0·1 to 0·1)	0·1 (0·1 to 0·2)	0·3 (0·2 to 0·5)	0·8 (0·5 to 1·1)	1·2 (0·8 to 1·9)	0·9 (0·6 to 1·4)	0·7 (0·4 to 1)	0·8 (0·5 to 1·1)
Latent tuberculosis infection	0 (0 to 0)	0 (0 to 0)	0 (0 to 0)	0 (0 to 0)	0 (0 to 0)	0 (0 to 0)	0 (0 to 0)	0 (0 to 0)	0 (0 to 0)	0 (0 to 0)	0 (0 to 0)	0 (0 to 0)
Drug-susceptible tuberculosis	0 (0 to 0)	0 (0 to 0)	0·1 (0·1 to 0·1)	0·1 (0·1 to 0·2)	0·1 (0·1 to 0·1)	0·1 (0·1 to 0·2)	0·3 (0·2 to 0·5)	0·7 (0·5 to 1·1)	1·2 (0·8 to 1·8)	0·9 (0·6 to 1·3)	0·7 (0·4 to 1)	0·7 (0·5 to 1·1)
Multidrug-resistant tuberculosis without extensive drug resista	0 (0 to 0)	0 (0 to 0)	0 (0 to 0)	0 (0 to 0)	0 (0 to 0)	0 (0 to 0)	0 (0 to 0)	0 (0 to 0·1)	0 (0 to 0·1)	0 (0 to 0·1)	0 (0 to 0·1)	0 (0 to 0·1)
Extensively drug-resistant tuberculosis	0 (0 to 0)	0 (0 to 0)	0 (0 to 0)	0 (0 to 0)	0 (0 to 0)	0 (0 to 0)	0 (0 to 0)	0 (0 to 0)	0 (0 to 0)	0 (0 to 0)	0 (0 to 0)	0 (0 to 0)
Lower respiratory infections	2·6 (1·6 to 4)	2·7 (1·8 to 3·8)	27·1 (17·9 to 41)	8·4 (6·3 to 10·5)	5·7 (3·8 to 7·6)	5 (3·6 to 7)	7 (5·1 to 9·4)	9·6 (6·5 to 14)	16·6 (10·5 to 24·1)	19·4 (12·7 to 28·1)	19·8 (13·5 to 28·7)	26·2 (17 to 38·9)
Upper respiratory infections	0·1 (0·1 to 0·2)	0·5 (0·3 to 0·8)	8·9 (5·4 to 14·2)	34·7 (19·4 to 56)	39·9 (21·7 to 67·2)	35·9 (19·4 to 61·5)	40·4 (21·2 to 69)	45·6 (24·6 to 79)	47·2 (25·8 to 78·1)	40·2 (21·9 to 67·3)	37·9 (19·6 to 62·8)	32·1 (17·4 to 56·4)
Otitis media	0 (0 to 0)	0 (0 to 0·1)	1·2 (0·6 to 2)	6·9 (3·6 to 12·5)	7·5 (4 to 12·8)	5·7 (3·1 to 9·6)	5·8 (3 to 9·8)	5·3 (2·3 to 10·5)	4·7 (2·1 to 9·1)	3·5 (1·4 to 7·1)	3·3 (1·6 to 6·4)	3·3 (1·5 to 6·1)
Enteric infections	1 (0·6 to 1·6)	1·2 (0·8 to 1·7)	16·7 (11·3 to 23·7)	28·5 (18·9 to 43·1)	27·8 (17·4 to 43·4)	23·4 (14·3 to 34·7)	30 (20·1 to 43)	36 (23·8 to 52·3)	40·5 (26·3 to 58·6)	37·4 (25·4 to 53·8)	36·6 (25 to 51·6)	35·9 (25 to 48·9)
Diarrheal diseases	1 (0·6 to 1·6)	1·1 (0·8 to 1·6)	16·4 (11·1 to 23·4)	28·3 (18·6 to 42·8)	27·7 (17·4 to 43·3)	23·2 (14·2 to 34·5)	29·9 (20 to 42·9)	35·9 (23·7 to 52·2)	40·4 (26·3 to 58·5)	37·2 (25·2 to 53·7)	36·5 (24·9 to 51·6)	35·8 (24·9 to 48·8)
Typhoid and paratyphoid	0 (0 to 0)	0 (0 to 0)	0 (0 to 0)	0 (0 to 0)	0 (0 to 0)	0 (0 to 0)	0 (0 to 0)	0 (0 to 0)	0 (0 to 0)	0 (0 to 0)	0 (0 to 0)	0 (0 to 0)
Typhoid fever	0 (0 to 0)	0 (0 to 0)	0 (0 to 0)	0 (0 to 0)	0 (0 to 0)	0 (0 to 0)	0 (0 to 0)	0 (0 to 0)	0 (0 to 0)	0 (0 to 0)	0 (0 to 0)	0 (0 to 0)
Paratyphoid fever	0 (0 to 0)	0 (0 to 0)	0 (0 to 0)	0 (0 to 0)	0 (0 to 0)	0 (0 to 0)	0 (0 to 0)	0 (0 to 0)	0 (0 to 0)	0 (0 to 0)	0 (0 to 0)	0 (0 to 0)
Invasive Non-typhoidal Salmonella (iNTS)	0 (0 to 0)	0 (0 to 0·1)	0·2 (0·1 to 0·5)	0·1 (0 to 0·3)	0·1 (0 to 0·2)	0·1 (0 to 0·2)	0 (0 to 0)	0 (0 to 0)	0 (0 to 0·1)	0 (0 to 0·1)	0 (0 to 0·1)	0 (0 to 0·1)
Other intestinal infectious diseases	0 (0 to 0)	0 (0 to 0)	0·1 (0 to 0·5)	0·1 (0 to 0·3)	0·1 (0 to 0·2)	0·1 (0 to 0·2)	0·1 (0 to 0·2)	0·1 (0 to 0·2)	0 (0 to 0·1)	0·1 (0 to 0·2)	0 (0 to 0·1)	0·1 (0 to 0·1)
Neglected tropical diseases and malaria	0·1 (0 to 0·2)	0·2 (0·1 to 0·5)	1·1 (0·4 to 2·3)	1·3 (0·4 to 3·1)	2·7 (0·6 to 8·6)	1·8 (0·4 to 5·1)	2·1 (0·6 to 5·7)	2·2 (0·4 to 5·8)	3·3 (0·8 to 8·2)	4·2 (1·3 to 10·1)	5·7 (1·8 to 13·2)	8·5 (3·2 to 17·6)
Malaria	0 (0 to 0)	0 (0 to 0)	0 (0 to 0)	0 (0 to 0)	0 (0 to 0)	0 (0 to 0)	0 (0 to 0)	0 (0 to 0)	0 (0 to 0)	0 (0 to 0)	0 (0 to 0)	0 (0 to 0)
Chagas disease	0 (0 to 0)	0 (0 to 0)	0 (0 to 0)	0 (0 to 0)	0 (0 to 0)	0 (0 to 0)	0 (0 to 0)	0 (0 to 0)	0 (0 to 0·1)	0·1 (0·1 to 0·1)	0·1 (0·1 to 0·2)	0·1 (0·1 to 0·2)
Leishmaniasis	0 (0 to 0)	0 (0 to 0)	0 (0 to 0)	0 (0 to 0)	0 (0 to 0)	0 (0 to 0)	0 (0 to 0)	0 (0 to 0)	0 (0 to 0)	0 (0 to 0)	0 (0 to 0)	0 (0 to 0)
Visceral leishmaniasis	0 (0 to 0)	0 (0 to 0)	0 (0 to 0)	0 (0 to 0)	0 (0 to 0)	0 (0 to 0)	0 (0 to 0)	0 (0 to 0)	0 (0 to 0)	0 (0 to 0)	0 (0 to 0)	0 (0 to 0)
Cutaneous and mucocutaneous leishmaniasis	0 (0 to 0)	0 (0 to 0)	0 (0 to 0)	0 (0 to 0)	0 (0 to 0)	0 (0 to 0)	0 (0 to 0)	0 (0 to 0)	0 (0 to 0)	0 (0 to 0)	0 (0 to 0)	0 (0 to 0)
African trypanosomiasis	0 (0 to 0)	0 (0 to 0)	0 (0 to 0)	0 (0 to 0)	0 (0 to 0)	0 (0 to 0)	0 (0 to 0)	0 (0 to 0)	0 (0 to 0)	0 (0 to 0)	0 (0 to 0)	0 (0 to 0)
Schistosomiasis	0 (0 to 0)	0 (0 to 0)	0 (0 to 0)	0 (0 to 0)	0 (0 to 0)	0 (0 to 0)	0 (0 to 0)	0 (0 to 0)	0 (0 to 0)	0 (0 to 0)	0 (0 to 0)	0 (0 to 0)
Cysticercosis	0 (0 to 0)	0 (0 to 0)	0 (0 to 0)	0 (0 to 0)	0 (0 to 0)	0 (0 to 0·1)	0·3 (0·1 to 0·7)	1 (0 to 3·4)	2·5 (0·3 to 7·2)	3·3 (0·6 to 9·3)	4·4 (0·9 to 11·9)	5·2 (1·2 to 12·9)
Cystic echinococcosis	0 (0 to 0)	0 (0 to 0)	0 (0 to 0)	0 (0 to 0)	0 (0 to 0)	0 (0 to 0)	0 (0 to 0)	0 (0 to 0)	0 (0 to 0)	0 (0 to 0)	0 (0 to 0)	0 (0 to 0)
Lymphatic filariasis	0 (0 to 0)	0 (0 to 0)	0 (0 to 0)	0 (0 to 0)	0 (0 to 0)	0 (0 to 0)	0 (0 to 0)	0 (0 to 0)	0 (0 to 0)	0 (0 to 0)	0 (0 to 0)	0 (0 to 0)
Onchocerciasis	0 (0 to 0)	0 (0 to 0)	0 (0 to 0)	0 (0 to 0)	0 (0 to 0)	0 (0 to 0)	0 (0 to 0)	0 (0 to 0)	0 (0 to 0)	0 (0 to 0)	0 (0 to 0)	0 (0 to 0)
Trachoma	0 (0 to 0)	0 (0 to 0)	0 (0 to 0)	0 (0 to 0)	0 (0 to 0)	0 (0 to 0)	0 (0 to 0)	0 (0 to 0)	0 (0 to 0)	0 (0 to 0)	0 (0 to 0)	0 (0 to 0)
Dengue	0 (0 to 0)	0 (0 to 0)	0 (0 to 0)	0 (0 to 0)	0 (0 to 0)	0 (0 to 0)	0 (0 to 0)	0 (0 to 0)	0 (0 to 0)	0 (0 to 0)	0 (0 to 0)	0 (0 to 0)
Yellow fever	0 (0 to 0)	0 (0 to 0)	0 (0 to 0)	0 (0 to 0)	0 (0 to 0)	0 (0 to 0)	0 (0 to 0)	0 (0 to 0)	0 (0 to 0)	0 (0 to 0)	0 (0 to 0)	0 (0 to 0)
Rabies	0 (0 to 0)	0 (0 to 0)	0·2 (0·1 to 0·5)	0·1 (0 to 0·2)	0·1 (0 to 0·2)	0·1 (0 to 0·2)	0 (0 to 0·1)	0 (0 to 0)	0 (0 to 0·1)	0 (0 to 0·1)	0 (0 to 0)	0 (0 to 0·1)
Intestinal nematode infections	0 (0 to 0)	0 (0 to 0)	0 (0 to 0)	0 (0 to 0)	0 (0 to 0)	0 (0 to 0)	0 (0 to 0)	0 (0 to 0)	0 (0 to 0)	0 (0 to 0)	0 (0 to 0)	0 (0 to 0)
Ascariasis	0 (0 to 0)	0 (0 to 0)	0 (0 to 0)	0 (0 to 0)	0 (0 to 0)	0 (0 to 0)	0 (0 to 0)	0 (0 to 0)	0 (0 to 0)	0 (0 to 0)	0 (0 to 0)	0 (0 to 0)
Trichuriasis	0 (0 to 0)	0 (0 to 0)	0 (0 to 0)	0 (0 to 0)	0 (0 to 0)	0 (0 to 0)	0 (0 to 0)	0 (0 to 0)	0 (0 to 0)	0 (0 to 0)	0 (0 to 0)	0 (0 to 0)
Hookworm disease	0 (0 to 0)	0 (0 to 0)	0 (0 to 0)	0 (0 to 0)	0 (0 to 0)	0 (0 to 0)	0 (0 to 0)	0 (0 to 0)	0 (0 to 0)	0 (0 to 0)	0 (0 to 0)	0 (0 to 0)
Food-borne trematodiases	0 (0 to 0)	0 (0 to 0)	0 (0 to 0)	0 (0 to 0)	0 (0 to 0)	0 (0 to 0)	0 (0 to 0)	0 (0 to 0)	0 (0 to 0)	0 (0 to 0)	0 (0 to 0)	0 (0 to 0)
Leprosy	0 (0 to 0)	0 (0 to 0)	0 (0 to 0)	0 (0 to 0)	0 (0 to 0)	0 (0 to 0)	0 (0 to 0)	0 (0 to 0)	0 (0 to 0)	0 (0 to 0)	0 (0 to 0)	0 (0 to 0)
Ebola	0 (0 to 0)	0 (0 to 0)	0 (0 to 0)	0 (0 to 0)	0 (0 to 0)	0 (0 to 0)	0 (0 to 0)	0 (0 to 0)	0 (0 to 0)	0 (0 to 0)	0 (0 to 0)	0 (0 to 0)
Zika virus	0 (0 to 0)	0 (0 to 0)	0 (0 to 0)	0 (0 to 0)	0 (0 to 0)	0 (0 to 0)	0 (0 to 0)	0 (0 to 0)	0 (0 to 0)	0 (0 to 0)	0 (0 to 0)	0 (0 to 0)
Guinea worm disease	0 (0 to 0)	0 (0 to 0)	0 (0 to 0)	0 (0 to 0)	0 (0 to 0)	0 (0 to 0)	0 (0 to 0)	0 (0 to 0)	0 (0 to 0)	0 (0 to 0)	0 (0 to 0)	0 (0 to 0)
Other neglected tropical diseases	0·1 (0 to 0·2)	0·2 (0·1 to 0·5)	0·9 (0·2 to 2)	1·2 (0·3 to 3·1)	2·6 (0·5 to 8·5)	1·7 (0·3 to 4·9)	1·8 (0·3 to 5·3)	1·1 (0·1 to 4·2)	0·7 (0·1 to 2·4)	0·8 (0·1 to 2·5)	1·2 (0·1 to 4·5)	3 (0·6 to 8·2)
Other infectious diseases	3 (1·9 to 4·6)	6·4 (4·3 to 9·6)	24·8 (17·4 to 36)	11·5 (8·7 to 15·6)	9·3 (6·5 to 13·6)	8·7 (6·3 to 11·9)	12·4 (8·9 to 16·8)	11·4 (8 to 16)	13·7 (9·9 to 18·5)	13 (9·7 to 17·3)	13·1 (9·3 to 18·3)	15·5 (10·8 to 22·1)
Meningitis	0·6 (0·4 to 0·9)	1·1 (0·7 to 1·6)	7·9 (4·9 to 12)	2·8 (2 to 3·5)	1·7 (1·2 to 2·3)	1·5 (1·1 to 2·1)	2·5 (1·8 to 3·5)	2·4 (1·5 to 3·7)	3·3 (2·1 to 4·9)	3·2 (2·2 to 4·5)	2·6 (1·8 to 3·8)	3·1 (2·1 to 4·5)
Encephalitis	0·3 (0·1 to 0·6)	0·4 (0·2 to 0·7)	2·6 (1·3 to 4·3)	2·5 (1·5 to 3·9)	1·6 (1 to 2·7)	1·7 (1 to 3)	2·1 (1·2 to 3·5)	2 (1·1 to 3·3)	2·5 (1·2 to 4·1)	2 (1 to 3·4)	1·8 (1 to 2·8)	1·6 (0·8 to 2·6)
Diphtheria	0 (0 to 0)	0 (0 to 0)	0 (0 to 0·1)	0 (0 to 0·1)	0 (0 to 0·1)	0 (0 to 0·1)	0 (0 to 0·1)	0 (0 to 0·1)	0 (0 to 0·1)	0 (0 to 0)	0 (0 to 0)	0 (0 to 0)
Tetanus	0 (0 to 0)	0 (0 to 0)	0 (0 to 0)	0 (0 to 0)	0 (0 to 0)	0 (0 to 0)	0 (0 to 0)	0 (0 to 0)	0 (0 to 0)	0 (0 to 0)	0 (0 to 0)	0 (0 to 0)
Measles	0 (0 to 0)	0 (0 to 0)	0·2 (0 to 0·6)	0·5 (0 to 1·3)	0·1 (0 to 0·2)	0 (0 to 0·1)	0 (0 to 0)	0 (0 to 0)	0 (0 to 0)	0 (0 to 0)	0 (0 to 0)	0 (0 to 0)
Varicella and herpes zoster	0·1 (0 to 0·1)	0·1 (0·1 to 0·3)	0·6 (0·3 to 1)	0·6 (0·3 to 1·1)	0·6 (0·3 to 1·4)	0·6 (0·3 to 1·2)	0·7 (0·3 to 1·3)	0·8 (0·3 to 1·7)	1·1 (0·5 to 2·1)	1 (0·4 to 1·9)	1·1 (0·4 to 1·9)	1 (0·4 to 1·9)
Acute hepatitis	0 (0 to 0)	0 (0 to 0)	0·2 (0·1 to 0·5)	0·3 (0·1 to 0·5)	0·8 (0·4 to 1·5)	1·2 (0·6 to 2·2)	1·4 (0·7 to 2·4)	1·5 (0·8 to 2·4)	1·5 (0·8 to 2·5)	1·4 (0·8 to 2·2)	1·3 (0·7 to 2·1)	1·2 (0·7 to 2)
Acute hepatitis A	0 (0 to 0)	0 (0 to 0)	0 (0 to 0·1)	0·2 (0 to 0·4)	0·7 (0·3 to 1·4)	1·1 (0·5 to 2)	1·3 (0·6 to 2·2)	1·3 (0·6 to 2·2)	1·3 (0·6 to 2·3)	1·1 (0·5 to 1·9)	1 (0·5 to 1·8)	0·9 (0·4 to 1·6)
Acute hepatitis B	0 (0 to 0)	0 (0 to 0)	0·1 (0 to 0·3)	0 (0 to 0·1)	0 (0 to 0)	0 (0 to 0)	0·1 (0 to 0·1)	0·1 (0 to 0·1)	0·1 (0·1 to 0·2)	0·1 (0·1 to 0·2)	0·1 (0·1 to 0·2)	0·2 (0·1 to 0·3)
Acute hepatitis C	0 (0 to 0)	0 (0 to 0)	0 (0 to 0·1)	0 (0 to 0·1)	0 (0 to 0)	0 (0 to 0)	0 (0 to 0)	0 (0 to 0)	0 (0 to 0·1)	0 (0 to 0·1)	0 (0 to 0·1)	0 (0 to 0·1)
Acute hepatitis E	0 (0 to 0)	0 (0 to 0)	0·1 (0 to 0·1)	0 (0 to 0)	0·1 (0 to 0·1)	0·1 (0 to 0·1)	0·1 (0 to 0·1)	0·1 (0 to 0·1)	0·1 (0 to 0·2)	0·1 (0 to 0·1)	0·1 (0 to 0·1)	0·1 (0 to 0·1)
Other unspecified infectious diseases	2 (1·1 to 3·3)	4·8 (2·8 to 7·8)	12 (6·7 to 21·1)	4 (2·2 to 7·4)	4·2 (2·1 to 8·4)	3·5 (1·9 to 6·1)	5·7 (3 to 9·9)	4·7 (2·5 to 8·5)	5·2 (3·1 to 8·8)	5·3 (3·2 to 8·8)	6·3 (3·5 to 10·8)	8·5 (4·8 to 14·7)
Maternal and neonatal disorders	1,110 (804 to 1,560)	105 (79·8 to 131)	103 (74·5 to 144)	85·3 (62·9 to 113)	78·2 (54·6 to 108)	85·5 (61·5 to 115)	102 (76·1 to 134)	123 (93·5 to 159)	149 (114 to 192)	131 (102 to 168)	109 (83·9 to 137)	87·1 (65·3 to 114)
Maternal disorders	0 (0 to 0)	0 (0 to 0)	0 (0 to 0)	0 (0 to 0)	0 (0 to 0)	0·3 (0·3 to 0·4)	8·6 (6·7 to 11)	23·2 (17·3 to 30·9)	42·1 (31·1 to 55·4)	38·9 (28·7 to 52)	23·5 (17·7 to 30·6)	11 (8·3 to 14·1)
Maternal hemorrhage	0 (0 to 0)	0 (0 to 0)	0 (0 to 0)	0 (0 to 0)	0 (0 to 0)	0 (0 to 0)	0·6 (0·3 to 1·1)	1·9 (0·8 to 3·4)	3·9 (1·9 to 7·3)	4·7 (2 to 9·1)	2·9 (1·3 to 5·5)	1 (0·5 to 1·8)
Maternal sepsis and other maternal infections	0 (0 to 0)	0 (0 to 0)	0 (0 to 0)	0 (0 to 0)	0 (0 to 0)	0 (0 to 0)	0·6 (0·2 to 1·3)	1·8 (0·7 to 3·6)	1·9 (0·8 to 3·6)	1·2 (0·4 to 2·5)	0·6 (0·2 to 1·2)	0·2 (0·1 to 0·3)
Maternal hypertensive disorders	0 (0 to 0)	0 (0 to 0)	0 (0 to 0)	0 (0 to 0)	0 (0 to 0)	0 (0 to 0)	1 (0·5 to 1·5)	3 (1·8 to 4·8)	7·1 (4·2 to 11·1)	7·4 (4·2 to 11·7)	3·9 (2·2 to 6·5)	1·1 (0·6 to 1·9)
Maternal obstructed labor and uterine rupture	0 (0 to 0)	0 (0 to 0)	0 (0 to 0)	0 (0 to 0)	0 (0 to 0)	0 (0 to 0)	0·3 (0·2 to 0·5)	1 (0·5 to 1·6)	1·9 (0·2 to 4·4)	2·2 (0·3 to 5)	1·3 (0·1 to 3·2)	0·4 (0·2 to 0·6)
Maternal abortion and miscarriage	0 (0 to 0)	0 (0 to 0)	0 (0 to 0)	0 (0 to 0)	0 (0 to 0)	0 (0 to 0·1)	0·5 (0·3 to 0·8)	0·7 (0·3 to 1·4)	1 (0·5 to 1·9)	0·8 (0·4 to 1·6)	0·6 (0·3 to 1·2)	0·4 (0·2 to 0·9)
Ectopic pregnancy	0 (0 to 0)	0 (0 to 0)	0 (0 to 0)	0 (0 to 0)	0 (0 to 0)	0 (0 to 0)	0·4 (0·2 to 0·7)	0·9 (0·5 to 1·7)	1·5 (0·8 to 2·7)	1·2 (0·6 to 2·1)	0·7 (0·4 to 1·2)	0·3 (0·2 to 0·6)
Indirect maternal deaths	--	--	--	--	--	0·1 (0 to 0·1)	1·4 (0·7 to 2·3)	3·3 (1·6 to 5·8)	5·5 (2·7 to 9·5)	4·5 (2·1 to 7·6)	3·1 (1·5 to 5·3)	2 (1 to 3·5)
Late maternal deaths	--	--	--	--	--	0 (0 to 0·1)	1·1 (0·6 to 2·1)	3·5 (1·9 to 5·9)	8 (4·6 to 13·3)	6·8 (3·9 to 10·9)	3·8 (2·1 to 6·4)	1·8 (0·9 to 3·2)
Maternal deaths aggravated by HIV/AIDS	--	--	--	--	--	0 (0 to 0)	0 (0 to 0)	0 (0 to 0)	0 (0 to 0·1)	0·1 (0 to 0·1)	0 (0 to 0·1)	0 (0 to 0)
Neonatal disorders	1,110 (804 to 1,560)	105 (79·8 to 131)	103 (74·5 to 144)	85·3 (62·9 to 113)	78·2 (54·6 to 108)	85·2 (61·2 to 115)	93·9 (67·6 to 124)	100 (70·7 to 134)	107 (77·2 to 146)	92·5 (66·5 to 123)	85·4 (62·7 to 114)	76·2 (54·1 to 102)
Neonatal preterm birth	626 (446 to 867)	36·3 (25·3 to 47·5)	59·7 (42·9 to 83)	43·6 (31 to 59·8)	56·6 (38·7 to 79·2)	61·6 (43·2 to 84·4)	67·8 (47·5 to 91·9)	71·8 (49·8 to 99·1)	77 (53·7 to 106)	66·4 (46·3 to 91·4)	60·9 (43 to 82·6)	54·2 (37·9 to 74·9)
Neonatal encephalopathy due to birth asphyxia and trauma	275 (191 to 392)	21·1 (13·9 to 29·2)	16·5 (11·8 to 22·7)	16·5 (10·9 to 24)	18·3 (10·7 to 28·1)	20 (11·2 to 31·1)	22 (12·8 to 34·4)	23·9 (14·3 to 36·9)	25·2 (14·8 to 38·6)	21·9 (12·9 to 33·9)	20·6 (12·1 to 31·3)	18·4 (10·9 to 27·7)
Neonatal sepsis and other neonatal infections	63·3 (38·2 to 101)	35·1 (23·1 to 49·7)	13·4 (8·7 to 19·5)	2·1 (1·4 to 3·3)	2·8 (1·8 to 4·5)	3·1 (2 to 5)	3·5 (2·3 to 5·6)	3·9 (2·5 to 6·2)	4·2 (2·7 to 6·6)	3·6 (2·3 to 5·7)	3·4 (2·2 to 5·4)	3·1 (2 to 4·9)
Hemolytic disease and other neonatal jaundice	0·7 (0·4 to 1·1)	0·2 (0·1 to 0·3)	0·1 (0·1 to 0·2)	0·6 (0·5 to 0·8)	0·5 (0·4 to 0·7)	0·5 (0·4 to 0·7)	0·6 (0·4 to 0·8)	0·7 (0·5 to 0·9)	0·7 (0·5 to 1)	0·6 (0·5 to 0·9)	0·6 (0·4 to 0·8)	0·5 (0·4 to 0·7)
Other neonatal disorders	149 (88·5 to 239)	12·8 (8·7 to 17·7)	13·1 (8·8 to 19·4)	22·3 (16·2 to 29·9)	0 (0 to 0)	0 (0 to 0)	0 (0 to 0)	0 (0 to 0)	0 (0 to 0)	0 (0 to 0)	0 (0 to 0)	0 (0 to 0)
Nutritional deficiencies	0 (0 to 0)	0·5 (0 to 1·5)	2·7 (0·5 to 10·2)	7·8 (1·1 to 27·5)	28·9 (6·7 to 88·8)	20·2 (5·8 to 51·6)	43·3 (10·6 to 118)	31·3 (7·8 to 96·2)	22·6 (8·3 to 58·3)	22·7 (7·6 to 59·7)	34·7 (9·2 to 105)	73·7 (21·4 to 189)
Protein-energy malnutrition	0 (0 to 0)	0 (0 to 0)	0·3 (0·2 to 0·5)	0·2 (0·1 to 0·2)	4·4 (1·7 to 8·8)	4·2 (1·8 to 8·1)	4·9 (2 to 9·1)	5·5 (2·3 to 9·9)	6·4 (3·1 to 11·6)	6·1 (3 to 10·4)	6·2 (3·1 to 10·3)	6·1 (3·3 to 10·3)
Iodine deficiency	0 (0 to 0)	0 (0 to 0)	0 (0 to 0)	0 (0 to 0·1)	0·2 (0·1 to 0·5)	0·6 (0·2 to 1·3)	1 (0·4 to 2)	1·2 (0·5 to 2·5)	1·4 (0·6 to 2·8)	1·3 (0·5 to 2·6)	1·3 (0·5 to 2·6)	1·2 (0·5 to 2·3)
Vitamin A deficiency	0 (0 to 0)	0 (0 to 0)	0 (0 to 0·1)	0·1 (0 to 0·3)	0·2 (0 to 0·8)	0·1 (0 to 0·3)	0 (0 to 0)	0 (0 to 0)	0 (0 to 0)	0 (0 to 0)	0 (0 to 0)	0 (0 to 0)
Dietary iron deficiency	0 (0 to 0)	0·4 (0 to 1·5)	2·3 (0·1 to 9·6)	7·3 (0·7 to 26·9)	23 (2·2 to 83·3)	14·2 (1·4 to 46·6)	35·1 (3·4 to 110)	21·7 (0·4 to 82·4)	10·6 (0·3 to 46)	12·8 (0·5 to 48·4)	24·7 (1·4 to 94·4)	64·2 (12·3 to 179)
Other nutritional deficiencies	0 (0 to 0)	0 (0 to 0)	0·1 (0 to 0·1)	0·2 (0·1 to 0·2)	1·1 (0·5 to 2·1)	1·2 (0·6 to 2·3)	2·3 (1 to 4·3)	2·8 (1·2 to 5·1)	4·1 (2 to 7·5)	2·5 (1·2 to 4·3)	2·5 (1·2 to 4·2)	2·3 (1·1 to 4)
Non-communicable diseases	237 (152 to 382)	77·6 (60·3 to 104)	422 (347 to 521)	450 (332 to 598)	742 (542 to 981)	1,650 (1,190 to 2,220)	3,580 (2,620 to 4,690)	5,530 (4,110 to 7,070)	6,930 (5,290 to 8,710)	6,370 (4,930 to 7,980)	6,360 (4,900 to 7,930)	6,600 (5,200 to 8,100)
Neoplasms	2·8 (1·9 to 4·1)	1·1 (0·8 to 1·5)	10 (7·4 to 13·3)	33·4 (24·8 to 42·4)	52·6 (42·1 to 64·3)	56·6 (45·7 to 68·1)	77·9 (63 to 95·8)	87·1 (67·3 to 110)	172 (132 to 224)	271 (208 to 345)	374 (289 to 478)	623 (494 to 788)
Lip and oral cavity cancer	0 (0 to 0)	0 (0 to 0)	0 (0 to 0)	0 (0 to 0)	0·2 (0·2 to 0·3)	0·2 (0·2 to 0·3)	0·3 (0·2 to 0·4)	0·4 (0·3 to 0·6)	1 (0·6 to 1·6)	1·6 (0·9 to 2·5)	2·1 (1·3 to 3)	3·5 (2·1 to 5·3)
Nasopharynx cancer	0 (0 to 0)	0 (0 to 0)	0 (0 to 0)	0 (0 to 0)	0·2 (0·2 to 0·3)	0·2 (0·2 to 0·3)	0·3 (0·2 to 0·3)	0·2 (0·2 to 0·4)	0·3 (0·2 to 0·5)	0·5 (0·3 to 0·8)	0·6 (0·4 to 1)	1 (0·6 to 1·5)
Other pharynx cancer	0 (0 to 0)	0 (0 to 0)	0 (0 to 0)	0 (0 to 0)	0 (0 to 0)	0 (0 to 0)	0 (0 to 0)	0·2 (0·2 to 0·3)	0·2 (0·2 to 0·3)	0·2 (0·1 to 0·3)	0·4 (0·2 to 0·8)	1 (0·6 to 1·7)
Esophageal cancer	0 (0 to 0)	0 (0 to 0)	0 (0 to 0)	0 (0 to 0)	0 (0 to 0)	0 (0 to 0)	0 (0 to 0)	0·2 (0·2 to 0·3)	0·7 (0·4 to 1)	0·9 (0·5 to 1·5)	1·8 (1·1 to 2·7)	4·2 (2·5 to 6·6)
Stomach cancer	0 (0 to 0)	0 (0 to 0)	0 (0 to 0)	0 (0 to 0)	0 (0 to 0)	0 (0 to 0)	0·4 (0·3 to 0·6)	1·5 (1·1 to 2)	5·1 (3·5 to 7·5)	9·7 (6·3 to 15)	12 (7·8 to 17·8)	16·8 (11·4 to 24·3)
Colon and rectum cancer	0 (0 to 0)	0 (0 to 0)	0 (0 to 0)	0 (0 to 0)	0·4 (0·3 to 0·6)	0·6 (0·4 to 0·8)	1·5 (1 to 2·1)	4·1 (2·5 to 6·2)	12·5 (8 to 19·3)	23·6 (15·1 to 34·8)	31·9 (21·2 to 45·7)	53·4 (35·2 to 75·3)
Liver cancer	0·1 (0·1 to 0·2)	0·1 (0 to 0·1)	0·7 (0·4 to 1·1)	1·6 (1 to 2·3)	1·4 (1·1 to 2)	1·5 (1·1 to 2·1)	1·4 (0·7 to 2·5)	1·6 (0·9 to 2·7)	2·6 (1·4 to 4·5)	3·3 (1·8 to 5·7)	5 (2·8 to 8·3)	8·9 (5·2 to 13·9)
Liver cancer due to hepatitis B	0 (0 to 0)	0 (0 to 0)	0 (0 to 0)	0 (0 to 0)	0 (0 to 0)	0·1 (0 to 0·2)	0·2 (0·1 to 0·5)	0·4 (0·2 to 0·7)	0·9 (0·5 to 1·7)	1·2 (0·6 to 2·1)	1·6 (0·8 to 2·8)	2·3 (1·3 to 4)
Liver cancer due to hepatitis C	0 (0 to 0)	0 (0 to 0)	0 (0 to 0)	0 (0 to 0)	0 (0 to 0)	0 (0 to 0)	0 (0 to 0)	0·1 (0 to 0·1)	0·2 (0·1 to 0·4)	0·5 (0·2 to 0·8)	1·1 (0·5 to 1·9)	2·7 (1·5 to 4·3)
Liver cancer due to alcohol use	0 (0 to 0)	0 (0 to 0)	0 (0 to 0)	0 (0 to 0)	0 (0 to 0)	0 (0 to 0)	0 (0 to 0)	0·1 (0 to 0·1)	0·2 (0·1 to 0·4)	0·4 (0·2 to 0·6)	0·7 (0·4 to 1·2)	1·3 (0·7 to 2·3)
Liver cancer due to NASH	0 (0 to 0)	0 (0 to 0)	0 (0 to 0)	0 (0 to 0)	0 (0 to 0)	0 (0 to 0)	0·4 (0·2 to 0·7)	0·3 (0·2 to 0·6)	0·4 (0·2 to 0·7)	0·4 (0·2 to 0·7)	0·5 (0·3 to 0·9)	0·9 (0·5 to 1·5)
Liver cancer due to other causes	0·1 (0·1 to 0·2)	0·1 (0 to 0·1)	0·7 (0·4 to 1·1)	1·6 (1 to 2·3)	1·4 (1·1 to 2)	1·4 (1 to 1·9)	0·8 (0·4 to 1·4)	0·7 (0·4 to 1·2)	0·9 (0·5 to 1·6)	0·9 (0·5 to 1·6)	1·1 (0·6 to 1·9)	1·7 (0·9 to 2·8)
Gallbladder and biliary tract cancer	0 (0 to 0)	0 (0 to 0)	0 (0 to 0)	0 (0 to 0)	0 (0 to 0)	0 (0 to 0)	0 (0 to 0)	0·2 (0·2 to 0·3)	0·3 (0·2 to 0·5)	0·7 (0·4 to 1·1)	1·4 (0·8 to 2·3)	3·2 (2·1 to 4·9)
Pancreatic cancer	0 (0 to 0)	0 (0 to 0)	0 (0 to 0)	0 (0 to 0)	0 (0 to 0)	0 (0 to 0)	0·3 (0·2 to 0·5)	0·8 (0·5 to 1·2)	2 (1·3 to 3·1)	4·7 (2·8 to 7·5)	8·5 (5·7 to 12·2)	19·9 (13·5 to 27·9)
Larynx cancer	0 (0 to 0)	0 (0 to 0)	0 (0 to 0)	0 (0 to 0)	0 (0 to 0)	0 (0 to 0)	0 (0 to 0)	0·3 (0·2 to 0·4)	0·3 (0·2 to 0·4)	0·3 (0·2 to 0·5)	0·5 (0·3 to 0·9)	1·2 (0·7 to 1·9)
Tracheal, bronchus, and lung cancer	0 (0 to 0)	0 (0 to 0)	0 (0 to 0)	0 (0 to 0)	0 (0 to 0)	0·5 (0·2 to 0·8)	1·2 (0·7 to 2)	2·1 (1·1 to 3·6)	5·1 (2·8 to 8·1)	13·1 (8 to 20·4)	30·9 (19·8 to 45·6)	79·7 (53·4 to 116)
Malignant skin melanoma	0 (0 to 0)	0 (0 to 0)	0·3 (0 to 1)	1 (0·1 to 3·5)	0·3 (0·2 to 0·3)	0·3 (0·2 to 0·4)	1·2 (0·6 to 2·4)	3 (1·6 to 5·8)	8·6 (4·8 to 14·5)	12·7 (7·1 to 20·5)	14·8 (8·9 to 25·4)	19·6 (11·9 to 33)
Non-melanoma skin cancer	0 (0 to 0)	0 (0 to 0)	0 (0 to 0)	0 (0 to 0)	0 (0 to 0)	0 (0 to 0)	0 (0 to 0)	0·3 (0·2 to 0·3)	0·4 (0·3 to 0·6)	0·6 (0·4 to 0·9)	1 (0·7 to 1·4)	2 (1·4 to 2·9)
Non-melanoma skin cancer (squamous-cell carcinoma)	0 (0 to 0)	0 (0 to 0)	0 (0 to 0)	0 (0 to 0)	0 (0 to 0)	0 (0 to 0)	0 (0 to 0)	0·3 (0·2 to 0·3)	0·4 (0·3 to 0·6)	0·6 (0·4 to 0·9)	1 (0·7 to 1·4)	2 (1·4 to 2·8)
Non-melanoma skin cancer (basal-cell carcinoma)	0 (0 to 0)	0 (0 to 0)	0 (0 to 0)	0 (0 to 0)	0 (0 to 0)	0 (0 to 0)	0 (0 to 0)	0 (0 to 0)	0 (0 to 0)	0 (0 to 0)	0 (0 to 0·1)	0·1 (0 to 0·2)
Breast cancer	0 (0 to 0)	0 (0 to 0)	0 (0 to 0)	0 (0 to 0)	0 (0 to 0)	0 (0 to 0)	1·1 (0·6 to 1·7)	3·3 (2·2 to 4·8)	23·4 (15 to 34·5)	74 (47·5 to 109)	117 (79·9 to 167)	204 (147 to 278)
Cervical cancer	0 (0 to 0)	0 (0 to 0)	0 (0 to 0)	0 (0 to 0)	0 (0 to 0)	0 (0 to 0)	0·4 (0·3 to 0·7)	2·4 (1·3 to 3·9)	13·5 (7·6 to 21·9)	25·4 (14·4 to 40·9)	31·8 (19·4 to 49·3)	40·2 (25·3 to 60·5)
Uterine cancer	0 (0 to 0)	0 (0 to 0)	0 (0 to 0)	0 (0 to 0)	0 (0 to 0)	0 (0 to 0)	0 (0 to 0)	0·2 (0·2 to 0·3)	0·9 (0·5 to 1·6)	3·8 (2·1 to 6·1)	6·2 (3·8 to 9·3)	11·6 (7·5 to 17·1)
Ovarian cancer	0 (0 to 0)	0 (0 to 0)	0 (0 to 0)	0 (0 to 0)	0·5 (0·3 to 1)	1·1 (0·6 to 1·9)	2·1 (1·2 to 3·7)	3·3 (2 to 5·5)	6·7 (4 to 10·6)	10·1 (6·4 to 15·1)	16·2 (10·4 to 24)	30·5 (19·7 to 45·3)
Prostate cancer	0 (0 to 0)	0 (0 to 0)	0 (0 to 0)	0 (0 to 0)	0 (0 to 0)	0 (0 to 0)	0 (0 to 0)	0 (0 to 0)	0 (0 to 0)	0 (0 to 0)	0 (0 to 0)	0 (0 to 0)
Testicular cancer	--	--	--	--	--	--	--	--	--	--	--	--
Kidney cancer	0·1 (0 to 0·1)	0 (0 to 0)	0·5 (0·3 to 0·7)	1·3 (0·9 to 1·8)	2·1 (1·1 to 3·3)	1 (0·5 to 1·6)	1·1 (0·5 to 2)	1·3 (0·7 to 2·2)	2·1 (1·1 to 3·5)	2·8 (1·5 to 4·8)	4·2 (2·5 to 6·9)	7·7 (4·5 to 12)
Bladder cancer	0 (0 to 0)	0 (0 to 0)	0 (0 to 0)	0 (0 to 0)	0 (0 to 0)	0 (0 to 0)	0·3 (0·2 to 0·3)	0·2 (0·2 to 0·3)	0·5 (0·3 to 0·8)	0·8 (0·5 to 1·3)	1·9 (1·1 to 3)	3·5 (2·3 to 5·2)
Brain and central nervous system cancer	0·4 (0·2 to 0·7)	0·2 (0·1 to 0·3)	2·5 (1·3 to 3·9)	8·8 (4·3 to 16·2)	19·2 (11·2 to 28·3)	14·7 (8·6 to 21·3)	12·5 (7·4 to 18·2)	11·6 (7 to 17·3)	19 (11·7 to 29·1)	21·5 (13·6 to 32·3)	23·5 (14·4 to 36)	30·3 (18 to 44·2)
Thyroid cancer	0 (0 to 0)	0 (0 to 0)	0 (0 to 0)	0 (0 to 0)	0·3 (0·2 to 0·3)	0·3 (0·2 to 0·3)	0·3 (0·2 to 0·4)	0·4 (0·2 to 0·9)	0·9 (0·3 to 1·8)	1·3 (0·5 to 2·5)	1·5 (0·7 to 2·8)	2·4 (1·2 to 4·3)
Mesothelioma	0 (0 to 0)	0 (0 to 0)	0 (0 to 0)	0 (0 to 0)	0 (0 to 0)	0 (0 to 0)	0 (0 to 0)	0·1 (0·1 to 0·2)	0·3 (0·2 to 0·5)	0·3 (0·2 to 0·5)	0·5 (0·3 to 0·8)	0·8 (0·5 to 1·3)
Hodgkin lymphoma	0 (0 to 0)	0 (0 to 0)	0 (0 to 0)	0·2 (0·1 to 0·2)	0·3 (0·2 to 0·3)	0·6 (0·2 to 1·1)	2·7 (1·1 to 5·2)	4·9 (2·3 to 9·2)	6·5 (3·5 to 11·3)	5·1 (2·8 to 8·5)	4·3 (2·3 to 7·5)	3·8 (2·2 to 6·5)
Non-Hodgkin lymphoma	0 (0 to 0)	0 (0 to 0)	0 (0 to 0)	0·8 (0·5 to 1·1)	1·3 (0·9 to 1·8)	1·9 (1·2 to 2·8)	4·3 (2·9 to 6·3)	6 (3·8 to 9)	9·8 (6·4 to 14·3)	10·6 (6·8 to 16)	11·1 (7·4 to 16)	15·9 (10·9 to 22·7)
Multiple myeloma	0 (0 to 0)	0 (0 to 0)	0 (0 to 0)	0 (0 to 0)	0 (0 to 0)	0 (0 to 0)	0 (0 to 0)	0·1 (0·1 to 0·2)	0·3 (0·1 to 0·5)	0·6 (0·3 to 1·2)	1·7 (0·9 to 3·3)	4·1 (2·5 to 7·5)
Leukemia	0·3 (0·2 to 0·5)	0·2 (0·1 to 0·3)	2·9 (1·9 to 4·3)	7·4 (5·1 to 10·3)	11 (6·9 to 16·1)	12 (7·6 to 17·4)	16 (10·4 to 23·7)	14·7 (9·3 to 21·9)	21·7 (13·4 to 32·3)	19·4 (12·9 to 28·7)	18 (11·8 to 26·1)	22 (14·6 to 31·8)
Acute lymphoid leukemia	0·1 (0·1 to 0·1)	0 (0 to 0·1)	0·9 (0·5 to 1·6)	2·6 (1·4 to 4·3)	5·9 (3 to 9·4)	5·7 (3·1 to 9·5)	6 (3·2 to 10·1)	4·5 (2·3 to 7·8)	5·3 (2·7 to 9·2)	3·6 (1·9 to 6·2)	2·9 (1·5 to 5·2)	3 (1·6 to 5·3)
Chronic lymphoid leukemia	0 (0 to 0)	0 (0 to 0)	0 (0 to 0)	0 (0 to 0)	0 (0 to 0)	0 (0 to 0)	0 (0 to 0)	0·2 (0·1 to 0·4)	0·3 (0·1 to 0·4)	0·2 (0·1 to 0·3)	0·3 (0·1 to 0·5)	0·4 (0·2 to 0·8)
Acute myeloid leukemia	0·1 (0 to 0·1)	0·1 (0 to 0·1)	1·1 (0·6 to 1·8)	3·5 (2·2 to 5·3)	3·1 (1·4 to 5·6)	4·3 (2·2 to 7·4)	6·9 (3·6 to 11·7)	7·1 (3·9 to 11·5)	11 (6·3 to 18)	10·5 (6·3 to 15·9)	10·6 (6·3 to 16·1)	12·9 (8·2 to 19·6)
Chronic myeloid leukemia	0 (0 to 0)	0 (0 to 0)	0·1 (0 to 0·1)	0·2 (0·1 to 0·3)	0·2 (0·1 to 0·4)	0·3 (0·1 to 0·5)	0·4 (0·2 to 0·8)	0·4 (0·2 to 0·9)	1 (0·4 to 2·1)	1·2 (0·5 to 2·2)	1·1 (0·5 to 2·1)	1·5 (0·7 to 2·8)
Other leukemia	0·1 (0·1 to 0·2)	0·1 (0·1 to 0·1)	0·8 (0·4 to 1·4)	1·2 (0·5 to 1·9)	1·7 (0·7 to 3·2)	1·7 (0·8 to 3·1)	2·7 (1·3 to 5)	2·4 (1·1 to 4·5)	4·1 (1·9 to 7·6)	4 (2 to 7)	3 (1·4 to 5·4)	4·1 (2 to 7·3)
Other malignant neoplasms	1·7 (1·1 to 2·5)	0·4 (0·3 to 0·6)	2·9 (2·1 to 4)	11·9 (8·4 to 15·8)	14·9 (11·5 to 19·5)	21·4 (16 to 28)	29·7 (22·6 to 38·9)	22·8 (16·7 to 30·2)	25·9 (18·6 to 36·1)	21·9 (15·3 to 30·3)	22·5 (16·2 to 31)	28·7 (20·4 to 39·5)

Cause	45 to 49	50 to 54	55 to 59	60 to 64	65 to 69	70 to 74	75 to 79	80 to 84	85 to 89	90 to 94	95 plus	Total
All causes	9,470 (7,690 to 11,500)	12,000 (9,940 to 14,400)	15,300 (12,800 to 18,200)	17,400 (14,600 to 20,500)	17,100 (14,500 to 19,800)	16,500 (14,200 to 18,900)	13,900 (12,000 to 15,900)	12,200 (10,700 to 13,700)	11,000 (9,730 to 12,400)	8,810 (7,850 to 9,780)	5,180 (4,760 to 5,610)	185,000
Communicable, maternal, neonatal, and nutritional diseases	350 (269 to 484)	368 (285 to 494)	414 (326 to 539)	438 (343 to 551)	400 (314 to 509)	383 (296 to 493)	367 (288 to 468)	373 (274 to 495)	378 (272 to 503)	344 (235 to 470)	232 (151 to 315)	7,900
HIV/AIDS and sexually transmitted infections	51·9 (39·7 to 67·9)	41·4 (31·4 to 55·5)	36·6 (27 to 51)	27·1 (19·6 to 38·9)	19·2 (14·1 to 27·8)	8·8 (5·5 to 14·6)	5·1 (3·3 to 8·2)	2·6 (1·7 to 3·9)	1·8 (1·2 to 2·7)	1·1 (0·8 to 1·6)	0·5 (0·4 to 0·7)	431
HIV/AIDS	41·5 (32·7 to 53·5)	32·9 (25·1 to 44)	28·9 (21·2 to 40)	20·7 (14·9 to 30·6)	13·9 (9·9 to 21)	4·5 (2·4 to 8·8)	2·1 (1 to 4·1)	0·4 (0·2 to 0·8)	0·3 (0·1 to 0·5)	0·2 (0·1 to 0·3)	0·1 (0 to 0·2)	319
HIV/AIDS - Drug-susceptible Tuberculosis	0·6 (0·4 to 0·9)	0·4 (0·3 to 0·6)	0·4 (0·2 to 0·5)	0·2 (0·2 to 0·4)	0·2 (0·1 to 0·2)	0 (0 to 0·1)	0 (0 to 0)	0 (0 to 0)	0 (0 to 0)	0 (0 to 0)	0 (0 to 0)	4
HIV/AIDS - Multidrug-resistant Tuberculosis without extensive d	0 (0 to 0·1)	0 (0 to 0·1)	0 (0 to 0·1)	0 (0 to 0)	0 (0 to 0)	0 (0 to 0)	0 (0 to 0)	0 (0 to 0)	0 (0 to 0)	0 (0 to 0)	0 (0 to 0)	0·1
HIV/AIDS - Extensively drug-resistant Tuberculosis	0 (0 to 0)	0 (0 to 0)	0 (0 to 0)	0 (0 to 0)	0 (0 to 0)	0 (0 to 0)	0 (0 to 0)	0 (0 to 0)	0 (0 to 0)	0 (0 to 0)	0 (0 to 0)	0
HIV/AIDS resulting in other diseases	40·9 (32·1 to 52·9)	32·5 (24·7 to 43·5)	28·5 (20·8 to 39·7)	20·5 (14·7 to 30·4)	13·7 (9·7 to 20·8)	4·5 (2·3 to 8·8)	2 (1 to 4·1)	0·4 (0·2 to 0·8)	0·3 (0·1 to 0·5)	0·2 (0·1 to 0·3)	0·1 (0 to 0·2)	315
Sexually transmitted infections excluding HIV	10·4 (4·8 to 21·2)	8·5 (3·8 to 17·8)	7·7 (3·6 to 15·4)	6·3 (3·2 to 12·5)	5·3 (2·9 to 10)	4·3 (2·5 to 7·6)	3·1 (1·9 to 5·2)	2·1 (1·4 to 3·6)	1·6 (1·1 to 2·4)	1 (0·6 to 1·5)	0·4 (0·3 to 0·6)	112
Syphilis	0·3 (0·2 to 0·4)	0·3 (0·2 to 0·5)	0·5 (0·3 to 0·7)	0·6 (0·4 to 1)	0·7 (0·4 to 1·1)	0·7 (0·4 to 1)	0·6 (0·3 to 0·8)	0·4 (0·3 to 0·6)	0·3 (0·2 to 0·5)	0·2 (0·1 to 0·3)	0·1 (0·1 to 0·2)	5·8
Chlamydial infection	0·4 (0·2 to 0·7)	0·2 (0·1 to 0·2)	0·2 (0·1 to 0·2)	0·1 (0·1 to 0·2)	0·1 (0·1 to 0·1)	0·1 (0·1 to 0·2)	0·1 (0·1 to 0·2)	0·1 (0·1 to 0·2)	0·1 (0·1 to 0·2)	0·1 (0 to 0·1)	0 (0 to 0·1)	5·1
Gonococcal infection	0·4 (0·3 to 0·6)	0·3 (0·2 to 0·4)	0·3 (0·2 to 0·5)	0·4 (0·3 to 0·7)	0·5 (0·3 to 0·8)	0·5 (0·3 to 0·8)	0·5 (0·3 to 0·8)	0·4 (0·2 to 0·6)	0·3 (0·2 to 0·5)	0·2 (0·1 to 0·3)	0·1 (0·1 to 0·2)	6·5
Trichomoniasis	5·1 (1·5 to 11·9)	4·3 (1·3 to 10)	3·4 (1·1 to 8·2)	2·4 (0·8 to 5·7)	1·7 (0·6 to 4·1)	1·2 (0·4 to 2·8)	0·8 (0·3 to 1·7)	0·4 (0·2 to 1)	0·3 (0·1 to 0·6)	0·1 (0 to 0·3)	0 (0 to 0·1)	46·9
Genital herpes	2·5 (0·7 to 6·1)	2·7 (0·8 to 7)	2·9 (0·8 to 7)	2·6 (0·8 to 6·3)	2 (0·6 to 5·1)	1·5 (0·4 to 3·8)	1 (0·3 to 2·4)	0·6 (0·2 to 1·5)	0·4 (0·1 to 1·1)	0·3 (0·1 to 0·7)	0·1 (0 to 0·3)	26·4
Other sexually transmitted infections	1·8 (0·8 to 3·5)	0·7 (0·4 to 1)	0·5 (0·4 to 0·7)	0·2 (0·1 to 0·2)	0·2 (0·1 to 0·3)	0·2 (0·1 to 0·3)	0·1 (0·1 to 0·2)	0·1 (0·1 to 0·2)	0·1 (0·1 to 0·2)	0·1 (0 to 0·1)	0 (0 to 0)	21·2
Respiratory infections and tuberculosis	76·3 (54·2 to 103)	96·6 (68·3 to 130)	127 (92·8 to 168)	156 (113 to 209)	156 (112 to 215)	180 (131 to 243)	199 (141 to 271)	236 (173 to 315)	256 (178 to 337)	251 (172 to 339)	180 (115 to 243)	2,480
Tuberculosis	1 (0·7 to 1·4)	1·3 (0·9 to 2)	1·9 (1·2 to 2·8)	2·4 (1·6 to 3·5)	2·9 (2·1 to 4)	3 (2·2 to 4)	2·5 (1·8 to 3·4)	2 (1·4 to 2·8)	1·5 (1 to 2·2)	0·9 (0·6 to 1·3)	0·4 (0·3 to 0·5)	25·1
Latent tuberculosis infection	0 (0 to 0)	0 (0 to 0)	0 (0 to 0)	0 (0 to 0)	0 (0 to 0)	0 (0 to 0)	0 (0 to 0)	0 (0 to 0)	0 (0 to 0)	0 (0 to 0)	0 (0 to 0)	0
Drug-susceptible tuberculosis	1 (0·6 to 1·4)	1·3 (0·8 to 1·9)	1·8 (1·2 to 2·7)	2·4 (1·5 to 3·4)	2·8 (2 to 4)	2·9 (2·1 to 3·9)	2·4 (1·7 to 3·3)	1·9 (1·3 to 2·6)	1·5 (0·9 to 2·1)	0·9 (0·6 to 1·3)	0·4 (0·2 to 0·5)	24·3
Multidrug-resistant tuberculosis without extensive drug resista	0 (0 to 0·1)	0 (0 to 0·2)	0·1 (0 to 0·2)	0·1 (0 to 0·3)	0·1 (0 to 0·4)	0·1 (0 to 0·3)	0·1 (0 to 0·3)	0·1 (0 to 0·2)	0 (0 to 0·2)	0 (0 to 0·1)	0 (0 to 0)	0·7
Extensively drug-resistant tuberculosis	0 (0 to 0)	0 (0 to 0)	0 (0 to 0·1)	0 (0 to 0·1)	0 (0 to 0·1)	0 (0 to 0·1)	0 (0 to 0·1)	0 (0 to 0·1)	0 (0 to 0·1)	0 (0 to 0)	0 (0 to 0)	0·2
Lower respiratory infections	39 (27·3 to 54·6)	56·9 (36·4 to 82·8)	85·7 (57·8 to 123)	119 (81·1 to 168)	127 (85·9 to 184)	158 (110 to 217)	183 (127 to 254)	226 (162 to 304)	248 (171 to 329)	246 (169 to 334)	178 (112 to 241)	1,820
Upper respiratory infections	32 (16·9 to 53·6)	33·1 (18·2 to 55·2)	33·7 (18·1 to 54·8)	30·2 (16 to 50·2)	23·8 (12·4 to 40·3)	18·2 (10·1 to 30·5)	11·9 (6·4 to 20·3)	7·3 (4 to 12·2)	5 (2·9 to 8·3)	3·4 (2 to 5·4)	1·6 (0·9 to 2·6)	563
Otitis media	4·3 (2·1 to 7·2)	5·3 (2·5 to 9·6)	5·2 (2·6 to 9·3)	4·2 (1·9 to 8·2)	2·6 (1·2 to 4·8)	1·6 (0·7 to 3·1)	1·1 (0·5 to 1·9)	0·8 (0·4 to 1·4)	0·6 (0·3 to 1·1)	0·5 (0·2 to 0·8)	0·3 (0·1 to 0·5)	73·6
Enteric infections	42·8 (30·2 to 58·3)	54·6 (39 to 72·2)	69·2 (48·7 to 92·8)	82·3 (59·1 to 111)	84·2 (60·6 to 117)	83·6 (58 to 117)	82 (57·4 to 115)	82·4 (53 to 124)	78·6 (48·1 to 120)	60 (37·1 to 94·8)	30·9 (18 to 48·5)	1,070
Diarrheal diseases	42·7 (30·1 to 58·2)	54·4 (38·8 to 72)	69·1 (48·6 to 92·6)	82·1 (59 to 111)	84 (60·4 to 117)	83·4 (57·8 to 117)	81·8 (57·3 to 115)	82·2 (52·8 to 124)	78·4 (47·8 to 120)	59·9 (37 to 94·8)	30·8 (17·9 to 48·3)	1,060
Typhoid and paratyphoid	0 (0 to 0)	0 (0 to 0)	0 (0 to 0)	0 (0 to 0)	0 (0 to 0)	0 (0 to 0)	0 (0 to 0)	0 (0 to 0)	0 (0 to 0)	0 (0 to 0)	0 (0 to 0)	0·2
Typhoid fever	0 (0 to 0)	0 (0 to 0)	0 (0 to 0)	0 (0 to 0)	0 (0 to 0)	0 (0 to 0)	0 (0 to 0)	0 (0 to 0)	0 (0 to 0)	0 (0 to 0)	0 (0 to 0)	0
Paratyphoid fever	0 (0 to 0)	0 (0 to 0)	0 (0 to 0)	0 (0 to 0)	0 (0 to 0)	0 (0 to 0)	0 (0 to 0)	0 (0 to 0)	0 (0 to 0)	0 (0 to 0)	0 (0 to 0)	0·2
Invasive Non-typhoidal Salmonella (iNTS)	0·1 (0 to 0·1)	0·1 (0 to 0·1)	0·1 (0 to 0·2)	0·1 (0·1 to 0·4)	0·1 (0·1 to 0·3)	0·2 (0·1 to 0·4)	0·1 (0 to 0·3)	0·1 (0 to 0·3)	0·1 (0 to 0·2)	0·1 (0 to 0·2)	0·1 (0 to 0·1)	1·8
Other intestinal infectious diseases	0 (0 to 0·1)	0·1 (0 to 0·1)	0 (0 to 0·1)	0 (0 to 0·1)	0·1 (0 to 0·2)	0 (0 to 0·2)	0 (0 to 0·1)	0 (0 to 0·1)	0·1 (0 to 0·2)	0 (0 to 0·2)	0 (0 to 0·1)	1·2
Neglected tropical diseases and malaria	10·4 (3·8 to 21·7)	14 (5 to 29·6)	20·3 (7·8 to 40·9)	25·6 (9·8 to 53·8)	28·2 (10·3 to 59·1)	27·5 (10·8 to 58·8)	22·4 (8·7 to 47·3)	16·5 (6·2 to 34·5)	11·9 (4·1 to 25·9)	7·5 (2·6 to 16·3)	3·6 (1·2 to 7·9)	221
Malaria	0 (0 to 0)	0 (0 to 0)	0 (0 to 0)	0 (0 to 0)	0 (0 to 0)	0 (0 to 0)	0 (0 to 0)	0 (0 to 0)	0 (0 to 0)	0 (0 to 0)	0 (0 to 0)	0
Chagas disease	0·2 (0·1 to 0·2)	0·2 (0·1 to 0·2)	0·2 (0·1 to 0·2)	0·2 (0·1 to 0·2)	0·1 (0·1 to 0·2)	0·1 (0·1 to 0·2)	0·1 (0·1 to 0·2)	0·1 (0·1 to 0·2)	0·1 (0 to 0·1)	0 (0 to 0·1)	0 (0 to 0·1)	1·8
Leishmaniasis	0 (0 to 0)	0 (0 to 0)	0 (0 to 0)	0 (0 to 0)	0 (0 to 0)	0 (0 to 0)	0 (0 to 0)	0 (0 to 0)	0 (0 to 0)	0 (0 to 0)	0 (0 to 0)	
Visceral leishmaniasis	0 (0 to 0)	0 (0 to 0)	0 (0 to 0)	0 (0 to 0)	0 (0 to 0)	0 (0 to 0)	0 (0 to 0)	0 (0 to 0)	0 (0 to 0)	0 (0 to 0)	0 (0 to 0)	0
Cutaneous and mucocutaneous leishmaniasis	0 (0 to 0)	0 (0 to 0)	0 (0 to 0)	0 (0 to 0)	0 (0 to 0)	0 (0 to 0)	0 (0 to 0)	0 (0 to 0)	0 (0 to 0)	0 (0 to 0)	0 (0 to 0)	0
African trypanosomiasis	0 (0 to 0)	0 (0 to 0)	0 (0 to 0)	0 (0 to 0)	0 (0 to 0)	0 (0 to 0)	0 (0 to 0)	0 (0 to 0)	0 (0 to 0)	0 (0 to 0)	0 (0 to 0)	0
Schistosomiasis	0 (0 to 0)	0 (0 to 0)	0 (0 to 0)	0 (0 to 0)	0 (0 to 0)	0 (0 to 0)	0 (0 to 0)	0 (0 to 0)	0 (0 to 0)	0 (0 to 0)	0 (0 to 0)	0
Cysticercosis	7·8 (2 to 17·8)	11·8 (3·3 to 26·8)	18·1 (5·8 to 38·6)	24·2 (8·5 to 53)	26·9 (9 to 58·1)	26·3 (9·6 to 57·7)	21·2 (7·5 to 45·4)	15·8 (5·4 to 33·6)	11·2 (3·5 to 25·4)	7·1 (2·2 to 15·9)	3·4 (1 to 7·6)	191
Cystic echinococcosis	0 (0 to 0)	0 (0 to 0)	0 (0 to 0·1)	0 (0 to 0·1)	0 (0 to 0)	0 (0 to 0)	0 (0 to 0)	0 (0 to 0)	0 (0 to 0)	0 (0 to 0)	0 (0 to 0)	0·2
Lymphatic filariasis	0 (0 to 0)	0 (0 to 0)	0 (0 to 0)	0 (0 to 0)	0 (0 to 0)	0 (0 to 0)	0 (0 to 0)	0 (0 to 0)	0 (0 to 0)	0 (0 to 0)	0 (0 to 0)	0
Onchocerciasis	0 (0 to 0)	0 (0 to 0)	0 (0 to 0)	0 (0 to 0)	0 (0 to 0)	0 (0 to 0)	0 (0 to 0)	0 (0 to 0)	0 (0 to 0)	0 (0 to 0)	0 (0 to 0)	0
Trachoma	0 (0 to 0)	0 (0 to 0)	0 (0 to 0)	0 (0 to 0)	0 (0 to 0)	0 (0 to 0)	0 (0 to 0)	0 (0 to 0)	0 (0 to 0)	0 (0 to 0)	0 (0 to 0)	0
Dengue	0 (0 to 0)	0 (0 to 0)	0 (0 to 0)	0 (0 to 0)	0 (0 to 0)	0 (0 to 0)	0 (0 to 0)	0 (0 to 0)	0 (0 to 0)	0 (0 to 0)	0 (0 to 0)	0
Yellow fever	0 (0 to 0)	0 (0 to 0)	0 (0 to 0)	0 (0 to 0)	0 (0 to 0)	0 (0 to 0)	0 (0 to 0)	0 (0 to 0)	0 (0 to 0)	0 (0 to 0)	0 (0 to 0)	0
Rabies	0 (0 to 0)	0 (0 to 0)	0 (0 to 0·1)	0 (0 to 0)	0 (0 to 0)	0 (0 to 0)	0 (0 to 0)	0 (0 to 0)	0 (0 to 0)	0 (0 to 0·1)	0 (0 to 0·1)	0·8
Intestinal nematode infections	0 (0 to 0)	0 (0 to 0)	0 (0 to 0)	0 (0 to 0)	0 (0 to 0)	0 (0 to 0)	0 (0 to 0)	0 (0 to 0)	0 (0 to 0)	0 (0 to 0)	0 (0 to 0)	0
Ascariasis	0 (0 to 0)	0 (0 to 0)	0 (0 to 0)	0 (0 to 0)	0 (0 to 0)	0 (0 to 0)	0 (0 to 0)	0 (0 to 0)	0 (0 to 0)	0 (0 to 0)	0 (0 to 0)	0
Trichuriasis	0 (0 to 0)	0 (0 to 0)	0 (0 to 0)	0 (0 to 0)	0 (0 to 0)	0 (0 to 0)	0 (0 to 0)	0 (0 to 0)	0 (0 to 0)	0 (0 to 0)	0 (0 to 0)	0
Hookworm disease	0 (0 to 0)	0 (0 to 0)	0 (0 to 0)	0 (0 to 0)	0 (0 to 0)	0 (0 to 0)	0 (0 to 0)	0 (0 to 0)	0 (0 to 0)	0 (0 to 0)	0 (0 to 0)	0
Food-borne trematodiases	0 (0 to 0)	0 (0 to 0)	0 (0 to 0)	0 (0 to 0)	0 (0 to 0)	0 (0 to 0)	0 (0 to 0)	0 (0 to 0)	0 (0 to 0)	0 (0 to 0)	0 (0 to 0)	0
Leprosy	0 (0 to 0)	0 (0 to 0)	0 (0 to 0)	0 (0 to 0)	0 (0 to 0)	0 (0 to 0)	0 (0 to 0)	0 (0 to 0)	0 (0 to 0)	0 (0 to 0)	0 (0 to 0)	0
Ebola	0 (0 to 0)	0 (0 to 0)	0 (0 to 0)	0 (0 to 0)	0 (0 to 0)	0 (0 to 0)	0 (0 to 0)	0 (0 to 0)	0 (0 to 0)	0 (0 to 0)	0 (0 to 0)	0
Zika virus	0 (0 to 0)	0 (0 to 0)	0 (0 to 0)	0 (0 to 0)	0 (0 to 0)	0 (0 to 0)	0 (0 to 0)	0 (0 to 0)	0 (0 to 0)	0 (0 to 0)	0 (0 to 0)	0
Guinea worm disease	0 (0 to 0)	0 (0 to 0)	0 (0 to 0)	0 (0 to 0)	0 (0 to 0)	0 (0 to 0)	0 (0 to 0)	0 (0 to 0)	0 (0 to 0)	0 (0 to 0)	0 (0 to 0)	0
Other neglected tropical diseases	2·4 (0·5 to 6·7)	2·1 (0·5 to 5·8)	2 (0·5 to 5·6)	1·2 (0·4 to 2·9)	1·1 (0·2 to 2·4)	1·1 (0·3 to 2·2)	1 (0·3 to 2·1)	0·6 (0·2 to 1·2)	0·5 (0·2 to 1·1)	0·3 (0·1 to 0·6)	0·2 (0·1 to 0·4)	28
Other infectious diseases	19·7 (14·4 to 26·2)	23·6 (17·2 to 32·3)	30·7 (22·3 to 41·3)	34·6 (25·1 to 47·2)	34·4 (25·6 to 46)	28·7 (20·9 to 38·1)	20·1 (15 to 25·8)	13·2 (9·5 to 17·4)	10·3 (7·2 to 13·9)	6·9 (4·8 to 9·2)	4·1 (2·6 to 5·8)	369
Meningitis	4·4 (3·1 to 5·9)	3·8 (2·7 to 5·4)	4·6 (3·2 to 6·3)	4·8 (3·4 to 6·6)	3·7 (2·6 to 5·3)	3·4 (2·3 to 4·7)	2·6 (1·8 to 3·8)	2·1 (1·4 to 2·9)	1·6 (1 to 2·3)	1·1 (0·7 to 1·5)	0·5 (0·3 to 0·6)	65·2
Encephalitis	2·1 (1·1 to 3·5)	2·7 (1·4 to 4·5)	3·3 (1·8 to 5·5)	3·6 (1·8 to 5·8)	4·2 (1·9 to 6·8)	3·8 (1·7 to 6·5)	3·1 (1·3 to 5·3)	2·3 (0·8 to 4·2)	1·8 (0·6 to 3·4)	1·1 (0·4 to 1·9)	0·6 (0·2 to 1)	49·8
Diphtheria	0 (0 to 0·1)	0 (0 to 0·1)	0 (0 to 0·1)	0 (0 to 0)	0 (0 to 0)	0 (0 to 0)	0 (0 to 0)	0 (0 to 0)	0 (0 to 0)	0 (0 to 0)	0 (0 to 0)	0·3
Tetanus	0 (0 to 0)	0 (0 to 0)	0 (0 to 0)	0 (0 to 0)	0 (0 to 0)	0 (0 to 0)	0 (0 to 0)	0 (0 to 0)	0 (0 to 0)	0 (0 to 0)	0 (0 to 0)	0·1
Measles	0 (0 to 0)	0 (0 to 0)	0 (0 to 0)	0 (0 to 0)	0 (0 to 0)	0 (0 to 0)	0 (0 to 0)	0 (0 to 0)	0 (0 to 0)	0 (0 to 0)	0 (0 to 0)	0·9
Varicella and herpes zoster	1·4 (0·6 to 2·5)	2 (0·9 to 3·5)	2·7 (1·3 to 4·6)	3 (1·5 to 5·3)	3 (1·6 to 5)	2·8 (1·6 to 4·5)	2·3 (1·4 to 3·7)	2·2 (1·2 to 3·4)	2·3 (1·4 to 3·5)	2·2 (1·3 to 3·8)	1·9 (0·9 to 3·4)	33·9
Acute hepatitis	1·4 (0·8 to 2·1)	1·4 (0·8 to 2·1)	1·4 (0·8 to 2·2)	1·3 (0·8 to 1·9)	0·9 (0·6 to 1·4)	0·7 (0·4 to 1)	0·4 (0·3 to 0·5)	0·2 (0·2 to 0·3)	0·2 (0·1 to 0·3)	0·1 (0·1 to 0·2)	0·1 (0 to 0·1)	18·8
Acute hepatitis A	0·9 (0·4 to 1·6)	1 (0·5 to 1·6)	1 (0·4 to 1·7)	0·7 (0·3 to 1·3)	0·5 (0·2 to 0·9)	0·3 (0·1 to 0·6)	0·2 (0·1 to 0·3)	0·1 (0 to 0·2)	0·1 (0 to 0·1)	0·1 (0 to 0·1)	0 (0 to 0)	13·7
Acute hepatitis B	0·3 (0·1 to 0·4)	0·3 (0·1 to 0·4)	0·3 (0·1 to 0·5)	0·3 (0·2 to 0·6)	0·3 (0·1 to 0·4)	0·2 (0·1 to 0·4)	0·1 (0 to 0·2)	0·1 (0 to 0·1)	0 (0 to 0·1)	0 (0 to 0)	0 (0 to 0)	2·8
Acute hepatitis C	0·1 (0 to 0·2)	0·1 (0 to 0·2)	0·1 (0 to 0·3)	0·1 (0 to 0·3)	0·1 (0 to 0·2)	0·1 (0 to 0·2)	0 (0 to 0·1)	0 (0 to 0·1)	0 (0 to 0)	0 (0 to 0)	0 (0 to 0)	0·9
Acute hepatitis E	0·1 (0 to 0·2)	0·1 (0 to 0·1)	0·1 (0 to 0·2)	0·1 (0 to 0·2)	0·1 (0 to 0·2)	0·1 (0 to 0·1)	0·1 (0 to 0·1)	0 (0 to 0·1)	0 (0 to 0·1)	0 (0 to 0·1)	0 (0 to 0·1)	1·4
Other unspecified infectious diseases	10·5 (6·5 to 16·6)	13·6 (8·6 to 22)	18·6 (11·7 to 28·1)	22 (14·3 to 33·3)	22·5 (15 to 33)	18 (11·5 to 27·2)	11·6 (7·9 to 17)	6·4 (4·1 to 9·6)	4·4 (2·8 to 6·5)	2·4 (1·5 to 3·6)	1·1 (0·6 to 1·7)	198
Maternal and neonatal disorders	87·5 (64·7 to 114)	87·1 (64·5 to 113)	81·9 (59·1 to 109)	67·8 (47·6 to 92·1)	43·9 (31·4 to 59·5)	23·8 (17·3 to 32·4)	10·1 (7·5 to 13·2)	2·5 (1·8 to 3·5)	0·8 (0·4 to 1·2)	0·3 (0·1 to 0·6)	0·1 (0·1 to 0·3)	2,680
Maternal disorders	7·7 (5·5 to 10·7)	4·5 (3·5 to 6)	0 (0 to 0)	0 (0 to 0)	0 (0 to 0)	0 (0 to 0)	0 (0 to 0)	0 (0 to 0)	0 (0 to 0)	0 (0 to 0)	0 (0 to 0)	160
Maternal hemorrhage	0·4 (0·2 to 0·8)	0 (0 to 0·1)	0 (0 to 0)	0 (0 to 0)	0 (0 to 0)	0 (0 to 0)	0 (0 to 0)	0 (0 to 0)	0 (0 to 0)	0 (0 to 0)	0 (0 to 0)	15·5
Maternal sepsis and other maternal infections	0·1 (0 to 0·2)	0 (0 to 0·1)	0 (0 to 0)	0 (0 to 0)	0 (0 to 0)	0 (0 to 0)	0 (0 to 0)	0 (0 to 0)	0 (0 to 0)	0 (0 to 0)	0 (0 to 0)	6·4
Maternal hypertensive disorders	0·3 (0·2 to 0·5)	0 (0 to 0·1)	0 (0 to 0)	0 (0 to 0)	0 (0 to 0)	0 (0 to 0)	0 (0 to 0)	0 (0 to 0)	0 (0 to 0)	0 (0 to 0)	0 (0 to 0)	23·9
Maternal obstructed labor and uterine rupture	0·1 (0 to 0·2)	0 (0 to 0)	0 (0 to 0)	0 (0 to 0)	0 (0 to 0)	0 (0 to 0)	0 (0 to 0)	0 (0 to 0)	0 (0 to 0)	0 (0 to 0)	0 (0 to 0)	7·1
Maternal abortion and miscarriage	0·5 (0·2 to 1·1)	0 (0 to 0·1)	0 (0 to 0)	0 (0 to 0)	0 (0 to 0)	0 (0 to 0)	0 (0 to 0)	0 (0 to 0)	0 (0 to 0)	0 (0 to 0)	0 (0 to 0)	4·6
Ectopic pregnancy	0·2 (0·1 to 0·3)	0 (0 to 0)	0 (0 to 0)	0 (0 to 0)	0 (0 to 0)	0 (0 to 0)	0 (0 to 0)	0 (0 to 0)	0 (0 to 0)	0 (0 to 0)	0 (0 to 0)	5·3
Indirect maternal deaths	2 (1 to 3·4)	2 (1·2 to 2·9)	--	--	--	--	--	--	--	--	--	NA
Late maternal deaths	1·2 (0·7 to 2·1)	0·7 (0·3 to 1·2)	--	--	--	--	--	--	--	--	--	NA
Maternal deaths aggravated by HIV/AIDS	0 (0 to 0)	0 (0 to 0)	--	--	--	--	--	--	--	--	--	NA
Neonatal disorders	79·8 (57·3 to 105)	82·6 (59·9 to 109)	81·9 (59·1 to 109)	67·8 (47·6 to 92·1)	43·9 (31·4 to 59·5)	23·8 (17·3 to 32·4)	10·1 (7·5 to 13·2)	2·5 (1·8 to 3·5)	0·8 (0·4 to 1·2)	0·3 (0·1 to 0·6)	0·1 (0·1 to 0·3)	2,520
Neonatal preterm birth	56·3 (38·4 to 76·4)	57·8 (40·8 to 78·5)	55·9 (39·2 to 76·5)	45·1 (30·9 to 63·3)	29·8 (21·1 to 42)	16·7 (11·9 to 23·3)	7·4 (5·4 to 9·7)	1·9 (1·2 to 2·6)	0·6 (0·3 to 1·1)	0·3 (0·1 to 0·6)	0·1 (0·1 to 0·3)	1,550
Neonatal encephalopathy due to birth asphyxia and trauma	19·6 (11·1 to 30)	20·6 (11·9 to 31·2)	21·8 (12·4 to 34·1)	18·9 (10·7 to 29·7)	11·4 (6·2 to 18·6)	5·3 (2·6 to 9)	1·8 (1 to 3·1)	0·4 (0·1 to 0·8)	0·1 (0 to 0·2)	0 (0 to 0)	0 (0 to 0)	600
Neonatal sepsis and other neonatal infections	3·3 (2·1 to 5·2)	3·5 (2·3 to 5·5)	3·6 (2·3 to 5·7)	3·2 (2 to 5·1)	2·3 (1·5 to 3·7)	1·5 (0·9 to 2·4)	0·8 (0·4 to 1·3)	0·3 (0·1 to 0·4)	0·1 (0 to 0·1)	0 (0 to 0)	0 (0 to 0)	160
Hemolytic disease and other neonatal jaundice	0·6 (0·4 to 0·8)	0·6 (0·4 to 0·8)	0·6 (0·5 to 0·9)	0·6 (0·4 to 0·8)	0·4 (0·3 to 0·6)	0·3 (0·2 to 0·4)	0·1 (0·1 to 0·2)	0·1 (0 to 0·1)	0 (0 to 0)	0 (0 to 0)	0 (0 to 0)	9·9
Other neonatal disorders	0 (0 to 0)	0 (0 to 0)	0 (0 to 0)	0 (0 to 0)	0 (0 to 0)	0 (0 to 0)	0 (0 to 0)	0 (0 to 0)	0 (0 to 0)	0 (0 to 0)	0 (0 to 0)	198
Nutritional deficiencies	61·6 (19·2 to 155)	50·8 (16·8 to 129)	48·9 (18·1 to 132)	44·2 (19·4 to 105)	34·5 (15·7 to 81·4)	29·9 (15·4 to 63·2)	29·1 (15·8 to 62·8)	19·7 (12·3 to 35·4)	19·4 (12 to 35)	17·2 (10·9 to 26·5)	13·2 (8·4 to 19·8)	657
Protein-energy malnutrition	7·4 (4·2 to 11·7)	9·3 (5·8 to 14·3)	11·6 (7·5 to 17·6)	12·8 (8·5 to 18·3)	12·8 (8·6 to 18)	12·9 (9·2 to 17·6)	12·8 (9 to 17)	12·5 (8·9 to 16·9)	13·4 (8·9 to 19·4)	13·3 (8·3 to 19·1)	10·7 (6·7 to 15·3)	174
Iodine deficiency	1·3 (0·5 to 2·6)	1·4 (0·6 to 2·7)	1·4 (0·6 to 2·8)	1·3 (0·5 to 2·6)	1 (0·4 to 2)	0·7 (0·3 to 1·4)	0·5 (0·2 to 0·9)	0·3 (0·1 to 0·6)	0·2 (0·1 to 0·4)	0·1 (0 to 0·2)	0·1 (0 to 0·1)	16·5
Vitamin A deficiency	0 (0 to 0)	0 (0 to 0)	0 (0 to 0)	0 (0 to 0)	0 (0 to 0)	0 (0 to 0)	0 (0 to 0)	0 (0 to 0)	0 (0 to 0)	0 (0 to 0)	0 (0 to 0)	0·4
Dietary iron deficiency	50·7 (8·9 to 141)	36·8 (5·3 to 114)	32·3 (3·4 to 116)	27 (3·2 to 83·9)	17·8 (1·8 to 64·8)	14·1 (1·7 to 46·2)	14·1 (1·8 to 48·3)	5·6 (0·4 to 19·2)	4·2 (0·3 to 19·1)	2·4 (0·2 to 10·2)	1·2 (0·1 to 5·2)	423
Other nutritional deficiencies	2·1 (1·1 to 3·6)	3·4 (1·8 to 5·6)	3·6 (2 to 6)	3·1 (1·8 to 5·1)	2·9 (1·5 to 4·8)	2·2 (1·2 to 3·5)	1·8 (1 to 2·8)	1·4 (0·8 to 2·2)	1·5 (0·7 to 2·6)	1·4 (0·6 to 2·4)	1·2 (0·4 to 2·2)	43·8
Non-communicable diseases	8,470 (6,850 to 10,300)	10,900 (8,990 to 13,100)	14,000 (11,700 to 16,600)	16,100 (13,500 to 18,800)	15,800 (13,500 to 18,300)	15,200 (13,100 to 17,400)	12,700 (11,000 to 14,500)	11,000 (9,670 to 12,400)	9,900 (8,740 to 11,200)	7,830 (7,000 to 8,720)	4,580 (4,210 to 4,960)	165,000
Neoplasms	1,200 (931 to 1,480)	2,070 (1,650 to 2,580)	3,300 (2,660 to 4,080)	4,150 (3,410 to 5,020)	4,090 (3,380 to 4,900)	3,900 (3,240 to 4,620)	2,960 (2,440 to 3,540)	2,100 (1,690 to 2,550)	1,430 (1,080 to 1,760)	787 (560 to 972)	319 (221 to 398)	28,100
Lip and oral cavity cancer	7·3 (4·9 to 10·7)	13·5 (9·2 to 19·1)	21·5 (14·4 to 30·2)	27·3 (18·1 to 39·1)	26·7 (18·4 to 37·8)	23·4 (16·4 to 32·5)	19·1 (13·1 to 27·1)	13·8 (8·9 to 19·6)	11·5 (7·5 to 16·6)	7·8 (5 to 11·1)	3·8 (2·4 to 5·3)	185
Nasopharynx cancer	2·1 (1·4 to 3·1)	3·3 (2·1 to 4·8)	5·1 (3·2 to 7·5)	4·3 (2·6 to 6·8)	3·7 (2·3 to 5·7)	3 (1·9 to 4·4)	1·6 (0·9 to 2·5)	1·1 (0·6 to 1·8)	0·8 (0·5 to 1·3)	0·4 (0·2 to 0·7)	0·2 (0·1 to 0·3)	28·9
Other pharynx cancer	3·1 (1·8 to 4·9)	6·2 (3·9 to 9·3)	9·4 (5·8 to 14·2)	11·2 (7·3 to 16·6)	9·8 (6·3 to 14·7)	7·9 (5·3 to 11·4)	5·2 (3·5 to 7·8)	3·2 (1·9 to 5)	2 (1·2 to 3)	1·1 (0·6 to 1·9)	0·4 (0·2 to 0·7)	61·6
Esophageal cancer	11·7 (7·5 to 17·1)	24·6 (17 to 34·7)	42 (27·5 to 61·7)	54·5 (37·5 to 76·9)	50·9 (35·2 to 72·9)	45·7 (31·3 to 64)	34·8 (23·4 to 50·4)	26·5 (16·8 to 38·9)	20 (13·2 to 28·3)	11 (6·9 to 16·8)	4·2 (2·4 to 6·7)	334
Stomach cancer	26·9 (18·6 to 38·4)	40·1 (27·5 to 55·3)	55 (38·2 to 75·4)	65·7 (48·2 to 87·5)	68·8 (50·6 to 90·5)	72·4 (52·8 to 95·2)	65·8 (48·8 to 85·2)	56·4 (41·6 to 77·5)	44·8 (31·5 to 59·7)	30 (19·4 to 42·7)	12·8 (8·1 to 18·9)	584
Colon and rectum cancer	112 (78 to 155)	200 (138 to 280)	298 (210 to 411)	361 (259 to 494)	374 (270 to 504)	348 (258 to 464)	304 (232 to 393)	262 (190 to 349)	212 (146 to 288)	138 (93 to 189)	62·5 (38·6 to 87·2)	2,800
Liver cancer	20 (11·8 to 31·4)	40·3 (25·1 to 61·4)	67·4 (42·3 to 104)	89·4 (57·9 to 136)	90·4 (58·7 to 134)	81·1 (53·9 to 118)	60·6 (39·4 to 88·1)	38·9 (25·6 to 55·1)	24·6 (16·2 to 35·2)	12·2 (7·8 to 17·4)	4·3 (2·5 to 6·2)	557
Liver cancer due to hepatitis B	3·7 (2 to 6·4)	5·5 (3 to 9·3)	7·7 (4·1 to 12·5)	8·8 (4·9 to 15·1)	8 (4·5 to 12·6)	6·5 (3·7 to 10·5)	4·5 (2·8 to 7·3)	2·6 (1·5 to 4·2)	1·5 (0·9 to 2·3)	0·7 (0·4 to 1·1)	0·2 (0·1 to 0·4)	56·5
Liver cancer due to hepatitis C	8·1 (4·4 to 13·2)	19·2 (11·4 to 29·5)	35 (20·8 to 54·7)	47·3 (29·2 to 74·1)	46·5 (28·8 to 69·9)	41 (26·2 to 61·9)	30·4 (19·3 to 44·8)	20·4 (13 to 29·6)	13·8 (8·9 to 20·2)	7·3 (4·6 to 10·6)	2·7 (1·5 to 4)	276
Liver cancer due to alcohol use	3 (1·6 to 5·2)	6 (3·4 to 10·1)	9·7 (5·5 to 16·1)	13·4 (7·8 to 22·5)	15·1 (9 to 24·7)	13·6 (8·2 to 21·2)	8·9 (5·5 to 13·9)	4·9 (3 to 7·2)	2·6 (1·6 to 3·9)	1·1 (0·6 to 1·7)	0·3 (0·2 to 0·5)	81·3
Liver cancer due to NASH	2 (1·1 to 3·5)	4·1 (2·3 to 6·7)	7 (4 to 11·3)	10·1 (6 to 16·5)	11·5 (7·1 to 18·4)	12 (7·3 to 19)	10·7 (6·4 to 16·8)	7·3 (4·4 to 11·6)	4·5 (2·7 to 6·7)	2·2 (1·3 to 3·4)	0·7 (0·4 to 1·2)	75
Liver cancer due to other causes	3·2 (1·8 to 5·4)	5·6 (3·2 to 9·1)	8·1 (4·5 to 13·5)	9·8 (5·7 to 16·7)	9·2 (5·6 to 14·7)	8 (4·8 to 12·7)	6 (3·7 to 9·4)	3·7 (2·3 to 5·6)	2·2 (1·3 to 3·4)	1 (0·6 to 1·6)	0·3 (0·2 to 0·6)	68·6
Gallbladder and biliary tract cancer	7·4 (4·8 to 11·1)	14·5 (9·5 to 21·3)	24·3 (16·2 to 36·2)	33·4 (22·8 to 47·6)	35·7 (24·4 to 50·5)	33·5 (23 to 47·6)	28·4 (18·9 to 39·9)	19·6 (12·9 to 28·4)	15·1 (9·5 to 22·5)	8·2 (5 to 12·6)	3·3 (1·9 to 4·8)	229
Pancreatic cancer	50·8 (34 to 74·9)	94·1 (62·7 to 134)	182 (123 to 259)	285 (202 to 386)	307 (219 to 405)	303 (218 to 402)	242 (174 to 319)	186 (132 to 260)	110 (74·5 to 150)	64 (40 to 89·9)	22·6 (14·4 to 32·6)	1,880
Larynx cancer	3·9 (2·4 to 5·9)	9·3 (5·6 to 14·2)	16 (10 to 24·9)	20·3 (13·3 to 30·7)	18·9 (11·8 to 28·2)	15·6 (10·2 to 23·1)	10·1 (6·5 to 15·1)	5·6 (3·5 to 8·1)	3·4 (2 to 5·1)	1·6 (0·8 to 2·5)	0·6 (0·3 to 1)	108
Tracheal, bronchus, and lung cancer	227 (154 to 321)	505 (355 to 695)	923 (652 to 1,250)	1,240 (915 to 1,640)	1,220 (922 to 1,570)	1,310 (979 to 1,680)	901 (690 to 1,160)	554 (402 to 727)	300 (203 to 410)	124 (76·2 to 173)	41·9 (24·6 to 61·3)	7,470
Malignant skin melanoma	29·4 (17·6 to 46·8)	37·7 (23·2 to 59)	47·9 (28 to 74·5)	52 (30·8 to 77·9)	48·2 (27·1 to 73·4)	39 (23·2 to 58·3)	29·7 (17·9 to 42·3)	22·1 (12·3 to 33)	16·2 (8·8 to 24)	9·3 (4·7 to 14·4)	4·2 (2 to 6·5)	397
Non-melanoma skin cancer	4·9 (3·3 to 6·8)	8·9 (5·5 to 13·4)	14·4 (9·2 to 21·7)	21·4 (14·1 to 31·3)	26 (17·1 to 37·5)	26·6 (18·6 to 37·7)	24·1 (17·1 to 33·4)	19·7 (14·2 to 26·9)	18·2 (13·1 to 24·2)	14·1 (10·2 to 18·5)	8·8 (6 to 11·9)	191
Non-melanoma skin cancer (squamous-cell carcinoma)	4·8 (3·3 to 6·6)	8·8 (5·4 to 13·3)	14·2 (9·1 to 21·5)	21·2 (13·9 to 31)	25·7 (16·9 to 37·2)	26·4 (18·4 to 37·5)	23·9 (16·9 to 33·3)	19·6 (14·1 to 26·8)	18·1 (13 to 24)	14 (10·1 to 18·4)	8·8 (6 to 11·9)	190
Non-melanoma skin cancer (basal-cell carcinoma)	0·1 (0 to 0·2)	0·1 (0 to 0·3)	0·2 (0 to 0·4)	0·2 (0·1 to 0·5)	0·2 (0·1 to 0·5)	0·2 (0·1 to 0·5)	0·2 (0·1 to 0·4)	0·1 (0·1 to 0·3)	0·1 (0 to 0·2)	0·1 (0 to 0·2)	0 (0 to 0·1)	1·8
Breast cancer	333 (236 to 457)	493 (355 to 660)	678 (494 to 890)	725 (549 to 951)	631 (478 to 824)	493 (377 to 633)	372 (282 to 479)	276 (203 to 365)	202 (144 to 268)	114 (78·5 to 153)	52·2 (32·7 to 76·7)	4,790
Cervical cancer	55·5 (37·5 to 80·6)	68·5 (45·9 to 99·2)	83·8 (57·6 to 122)	77·2 (52·7 to 111)	68 (47·4 to 96·9)	57·1 (40·1 to 79·8)	38 (26·3 to 52·7)	27·2 (17·7 to 38·6)	14·7 (9·7 to 20·3)	7·4 (4·6 to 11·3)	2·8 (1·6 to 4·2)	614
Uterine cancer	26·6 (16·9 to 37·9)	54·5 (36·4 to 80·1)	103 (68·9 to 147)	156 (105 to 223)	171 (114 to 246)	137 (94·3 to 195)	89·2 (61·7 to 124)	53·8 (35·5 to 76·6)	35·1 (23·4 to 48·9)	18 (11·4 to 25·7)	6·7 (4·1 to 9·7)	873
Ovarian cancer	68·8 (44·9 to 99·9)	129 (87·3 to 185)	201 (138 to 282)	237 (161 to 334)	227 (161 to 309)	190 (136 to 262)	125 (87·2 to 173)	88·8 (58·9 to 127)	52·8 (34 to 76)	24·1 (15·3 to 37)	8·3 (4·7 to 12·8)	1,420
Prostate cancer	0 (0 to 0)	0 (0 to 0)	0 (0 to 0)	0 (0 to 0)	0 (0 to 0)	0 (0 to 0)	0 (0 to 0)	0 (0 to 0)	0 (0 to 0)	0 (0 to 0)	0 (0 to 0)	0
Testicular cancer	--	--	--	--	--	--	--	--	--	--	--	NA
Kidney cancer	17·9 (10·7 to 26·8)	32·1 (20·2 to 48·3)	56·4 (35·7 to 82·9)	73·4 (47·3 to 111)	73·1 (47·2 to 107)	70·7 (45·8 to 107)	53·2 (34·5 to 77·1)	38·8 (24·8 to 56·5)	25·4 (15 to 38·9)	15·7 (9·3 to 23·7)	6·1 (3·4 to 9·2)	487
Bladder cancer	8·7 (5·7 to 13)	16·3 (11·1 to 23·3)	29·8 (20·1 to 43·1)	44·4 (31·4 to 60·7)	55·8 (38·9 to 76·2)	63·1 (44·1 to 85·1)	60·6 (42·3 to 82·3)	50·9 (35·1 to 72·4)	47·9 (32·2 to 66·7)	27·3 (17·5 to 38·7)	13 (8·3 to 18·7)	425
Brain and central nervous system cancer	46·7 (28·2 to 71·8)	72·8 (44·2 to 106)	102 (61·3 to 153)	116 (70·3 to 172)	108 (62·9 to 162)	87·1 (49·3 to 132)	57·4 (31·8 to 90·3)	34·3 (17·4 to 59·1)	16·5 (8·8 to 28·6)	9·4 (4 to 15·9)	3·9 (1·5 to 7·6)	818
Thyroid cancer	4·9 (2·8 to 8)	7·3 (4·2 to 11·7)	12·3 (7·7 to 18·4)	16·7 (10·8 to 24)	16·2 (10·7 to 24)	14·7 (9·6 to 21·5)	12·4 (8·1 to 18·1)	8·9 (5·6 to 13)	6·3 (3·9 to 9·5)	3·5 (2 to 5·4)	1·4 (0·8 to 2·1)	112
Mesothelioma	1·4 (0·9 to 2·1)	2·7 (1·7 to 4·1)	4·8 (3 to 7·2)	6·3 (4·1 to 9·5)	7·5 (5 to 10·8)	7·1 (4·8 to 10·3)	5·8 (3·9 to 8·4)	4 (2·6 to 5·7)	2·4 (1·5 to 3·6)	1 (0·6 to 1·5)	0·2 (0·1 to 0·3)	45·3
Hodgkin lymphoma	4·3 (2·6 to 6·8)	4·9 (3·1 to 7·8)	6·8 (4·2 to 10·4)	7·3 (4·8 to 11·4)	7·5 (4·9 to 11·3)	6·8 (4·2 to 9·9)	6 (3·4 to 9)	4·1 (2·1 to 6·8)	2·6 (1·3 to 4·6)	1·5 (0·6 to 3·1)	0·4 (0·1 to 0·7)	80·6
Non-Hodgkin lymphoma	28·4 (18·7 to 41·5)	48 (33·1 to 69·2)	80·7 (56·3 to 116)	118 (82·3 to 165)	133 (92·6 to 176)	143 (101 to 191)	128 (92·5 to 171)	88·2 (61·2 to 122)	76·1 (51·5 to 106)	41·9 (25·7 to 60·9)	14·2 (8·4 to 20·5)	960
Multiple myeloma	11·7 (7·3 to 19·7)	26·3 (16·8 to 41·5)	48·4 (31·5 to 77·6)	75·4 (49·6 to 116)	79·5 (52·5 to 120)	83·5 (57·6 to 122)	70·9 (48·6 to 102)	48 (29·8 to 70·5)	34·6 (20·2 to 55·4)	15·5 (9·6 to 23·4)	4·7 (2·5 to 7·7)	505
Leukemia	32·3 (21·7 to 45·9)	47·1 (31·1 to 68·7)	73·4 (48·6 to 106)	96·2 (63·8 to 136)	95·1 (63·5 to 135)	102 (68 to 149)	97·6 (65·4 to 140)	79·8 (52·5 to 116)	64·2 (40·3 to 92·9)	37·9 (22·5 to 57·9)	14·2 (8·8 to 20·9)	886
Acute lymphoid leukemia	4 (2 to 7·4)	5·1 (2·5 to 9·1)	6·8 (3·4 to 11·5)	7·2 (3·6 to 12·4)	6 (2·9 to 11·1)	5·1 (2·5 to 9)	4·1 (1·9 to 7·5)	2·8 (1·3 to 5·1)	2 (1 to 3·6)	1 (0·4 to 1·9)	0·3 (0·1 to 0·6)	85·2
Chronic lymphoid leukemia	1·2 (0·6 to 2·3)	3 (1·5 to 5·5)	6·5 (3 to 12)	12·1 (5·9 to 22·7)	14·7 (7·5 to 25·7)	17·4 (8·8 to 31·3)	18·6 (8·7 to 33)	16·8 (8·6 to 30·1)	16·2 (7·8 to 28·1)	11·5 (5·8 to 19·4)	5 (2·4 to 8·4)	124
Acute myeloid leukemia	19·4 (12·5 to 29·3)	27·3 (17 to 40·8)	40·8 (24·4 to 62·1)	51·1 (30 to 76·9)	48·6 (29·6 to 75·3)	51·1 (30·2 to 81)	45·6 (26·7 to 69·2)	32·5 (18·7 to 53·2)	21 (11·6 to 34·9)	9·7 (4·7 to 17·1)	3 (0·8 to 7·2)	421
Chronic myeloid leukemia	1·9 (0·9 to 3·5)	2·5 (1·1 to 4·8)	3·8 (1·7 to 7·2)	4·9 (2·2 to 8·8)	4·2 (2 to 8·1)	4·9 (2·3 to 9)	4·8 (2·3 to 8·8)	5·2 (2·5 to 9·5)	4·6 (2·2 to 8·2)	2·8 (1·1 to 5·8)	1 (0·4 to 1·8)	46·9
Other leukemia	5·7 (3 to 9·9)	9·2 (4·8 to 15·2)	15·6 (8 to 26·4)	20·9 (10·2 to 36·1)	21·5 (10·7 to 36·9)	23·9 (13·2 to 40·7)	24·5 (12·7 to 42·2)	22·5 (12·5 to 37·5)	20·4 (11·1 to 33)	12·9 (6·7 to 20·7)	5 (2·5 to 8·3)	208
Other malignant neoplasms	45·4 (32·6 to 64·6)	66·9 (47·1 to 92·6)	98·5 (69·2 to 138)	115 (81·1 to 159)	113 (81·4 to 155)	101 (74·3 to 140)	79·2 (57·6 to 108)	56·9 (39·6 to 79·2)	40·9 (27·6 to 58·7)	25·7 (16·3 to 37·1)	11·3 (6·8 to 17·5)	959



Congenital birth defects	219 (137 to 362)	60·5 (44·9 to 89·8)	189 (137 to 266)	63·6 (46·9 to 93·5)	40·1 (30·6 to 51·5)	37·6 (28·7 to 50·2)	41·5 (30·8 to 54·5)	40·6 (30·2 to 53)	45·4 (32·9 to 59·3)	37·9 (28·1 to 49·1)	33·4 (24·9 to 43)	30·7 (23·6 to 39·7)	33·9 (25·4 to 44·4)	37·8 (28·8 to 49)	43·9 (31·9 to 58)	37·9 (27·7 to 50·2)	25·9 (19·5 to 34·2)	7·5 (4·5 to 11·4)	4·3 (2·6 to 6·6)	2·4 (1·4 to 3·8)	1·6 (1 to 2·4)	0·9 (0·6 to 1·4)	0·4 (0·2 to 0·6)	1,040
Neural tube defects	31·8 (16·6 to 57)	2·2 (1 to 3·9)	18·4 (8·6 to 36·8)	10·9 (5·2 to 20·3)	1·3 (0·8 to 1·8)	1·2 (0·8 to 1·7)	1·5 (1 to 2·1)	1·7 (1·1 to 2·5)	2·2 (1·4 to 3·5)	2 (1·2 to 3·2)	1·4 (0·9 to 2)	1 (0·7 to 1·6)	1 (0·6 to 1·6)	0·8 (0·6 to 1·1)	0·8 (0·5 to 1·2)	0·6 (0·4 to 0·8)	0·5 (0·3 to 0·6)	0·2 (0·1 to 0·3)	0·1 (0·1 to 0·2)	0·1 (0 to 0·1)	0·1 (0 to 0·1)	0 (0 to 0)	0 (0 to 0)	79·7
Congenital heart anomalies	27·6 (13·7 to 58·5)	19·5 (11·7 to 39·1)	54·3 (33 to 104)	11·8 (6·5 to 31·2)	7·1 (4·2 to 13·2)	7·4 (4·5 to 13·7)	8·3 (5·2 to 14·3)	8 (4·9 to 13·3)	9·8 (5·6 to 15·4)	8·1 (4·9 to 12·5)	7·3 (4·7 to 11·2)	7 (4·3 to 10·7)	7 (4·4 to 10·8)	6·5 (4 to 10)	6·7 (4 to 10·4)	6 (3·6 to 9·2)	5·5 (3·5 to 8·3)	0·8 (0·3 to 1·7)	0·5 (0·1 to 1·1)	0·3 (0·1 to 0·7)	0·2 (0·1 to 0·5)	0·2 (0 to 0·4)	0·1 (0 to 0·2)	210
Orofacial clefts	0 (0 to 0)	0 (0 to 0)	0·1 (0 to 0·3)	0·2 (0·1 to 0·3)	0·2 (0·1 to 0·3)	0·2 (0·1 to 0·3)	0·2 (0·1 to 0·3)	0·2 (0·1 to 0·4)	0·3 (0·2 to 0·4)	0·2 (0·1 to 0·4)	0·2 (0·1 to 0·3)	0·2 (0·1 to 0·3)	0·2 (0·1 to 0·3)	0·2 (0·1 to 0·4)	0·3 (0·2 to 0·4)	0·2 (0·1 to 0·4)	0·2 (0·1 to 0·3)	0·2 (0·1 to 0·3)	0·1 (0·1 to 0·2)	0·1 (0 to 0·1)	0·1 (0 to 0·1)	0 (0 to 0·1)	0 (0 to 0)	3·8
Down syndrome	3·4 (1·8 to 6·2)	1·1 (0·6 to 1·8)	7·2 (4·2 to 12·2)	2·5 (1·6 to 3·7)	2·2 (1·6 to 3·1)	2·4 (1·6 to 3·3)	3·1 (2·2 to 4·5)	3·8 (2·5 to 5·3)	4·5 (3 to 6·5)	4·2 (2·8 to 6·3)	3·9 (2·6 to 5·6)	4·2 (2·9 to 6)	6·9 (4·4 to 10·3)	11·2 (6·8 to 16·8)	16·9 (10·1 to 25·1)	13·4 (8 to 20)	6·6 (3·8 to 9·9)	0 (0 to 0)	0 (0 to 0)	0 (0 to 0)	0 (0 to 0)	0 (0 to 0)	0 (0 to 0)	97·5
Turner syndrome	0 (0 to 0)	0 (0 to 0)	0·1 (0 to 0·2)	0·3 (0 to 0·8)	0·4 (0·1 to 1)	0·4 (0·1 to 1)	0·7 (0·2 to 1·3)	0·7 (0·2 to 1·5)	0·7 (0·2 to 1·5)	0·5 (0·1 to 1·1)	0·4 (0·1 to 1·1)	0·3 (0·1 to 0·7)	0·3 (0·1 to 0·5)	0·2 (0·1 to 0·3)	0·1 (0 to 0·2)	0·1 (0 to 0·2)	0·1 (0 to 0·1)	0 (0 to 0·1)	0 (0 to 0)	0 (0 to 0)	0 (0 to 0)	0 (0 to 0)	0 (0 to 0)	5·3
Klinefelter syndrome	0 (0 to 0)	0 (0 to 0)	0 (0 to 0)	0 (0 to 0)	0 (0 to 0)	0 (0 to 0)	0 (0 to 0)	0 (0 to 0)	0 (0 to 0)	0 (0 to 0)	0 (0 to 0)	0 (0 to 0)	0 (0 to 0)	0 (0 to 0)	0 (0 to 0)	0 (0 to 0)	0 (0 to 0)	0 (0 to 0)	0 (0 to 0)	0 (0 to 0)	0 (0 to 0)	0 (0 to 0)	0 (0 to 0)	0
Other chromosomal abnormalities	51·4 (27·7 to 92·7)	19·8 (12·3 to 32)	48·2 (29·8 to 84·6)	9·1 (5·7 to 15·2)	6·4 (4·2 to 9·3)	5·6 (3·7 to 8)	6·3 (4 to 9·1)	5·9 (3·8 to 8·6)	5·8 (3·7 to 8·4)	4·5 (2·8 to 6·7)	3·7 (2·3 to 5·5)	3 (2 to 4·3)	2·4 (1·6 to 3·4)	1·8 (1·2 to 2·5)	1·4 (0·9 to 2)	1·1 (0·7 to 1·7)	0·7 (0·4 to 1)	0 (0 to 0)	0 (0 to 0)	0 (0 to 0)	0 (0 to 0)	0 (0 to 0)	0 (0 to 0)	177
Congenital musculoskeletal and limb anomalies	8·9 (4·8 to 16)	1·8 (1·1 to 2·8)	10·8 (6·9 to 15·9)	13·3 (8 to 20·8)	10·2 (5·8 to 16)	10·9 (6·2 to 16·8)	11·9 (6·8 to 18·5)	12·1 (7·1 to 19·4)	13·1 (7·5 to 20·4)	11·5 (6·6 to 17·4)	11 (6·2 to 16·9)	10·1 (5·9 to 15·4)	10·9 (6·2 to 16·9)	12·2 (7 to 18·6)	12·9 (7·4 to 19·7)	11·8 (6·8 to 18·7)	8·6 (5 to 13·4)	5·2 (2·7 to 8·3)	2·8 (1·5 to 4·7)	1·4 (0·7 to 2·4)	0·8 (0·5 to 1·4)	0·4 (0·2 to 0·7)	0·2 (0·1 to 0·3)	193
Urogenital congenital anomalies	12·7 (6·4 to 23)	1·3 (0·6 to 2·5)	2·4 (1·3 to 4·6)	1·6 (1 to 2·4)	1·3 (0·8 to 2)	1·2 (0·7 to 1·8)	1·1 (0·8 to 1·7)	1·1 (0·7 to 1·7)	1·1 (0·7 to 1·6)	0·8 (0·5 to 1·3)	0·7 (0·5 to 1·1)	0·6 (0·4 to 0·9)	0·5 (0·4 to 0·8)	0·5 (0·3 to 0·7)	0·4 (0·3 to 0·6)	0·3 (0·2 to 0·4)	0·1 (0·1 to 0·2)	0 (0 to 0)	0 (0 to 0)	0 (0 to 0)	0 (0 to 0)	0 (0 to 0)	0 (0 to 0)	27·7
Digestive congenital anomalies	16·3 (8 to 33·7)	4·7 (2·5 to 7·8)	11·8 (6·5 to 20·5)	3·3 (1·8 to 6·3)	1·6 (0·9 to 2·8)	1·1 (0·5 to 1·9)	1 (0·7 to 1·5)	0·9 (0·6 to 1·4)	0·8 (0·5 to 1·2)	0·7 (0·5 to 1)	0·6 (0·4 to 0·8)	0·5 (0·3 to 0·7)	0·6 (0·4 to 0·8)	0·6 (0·4 to 0·9)	0·7 (0·5 to 1·1)	0·7 (0·4 to 1)	0·6 (0·4 to 1)	0·2 (0·1 to 0·3)	0·1 (0·1 to 0·2)	0·1 (0·1 to 0·1)	0·1 (0 to 0·1)	0 (0 to 0·1)	0 (0 to 0)	47·1
Other congenital birth defects	66·5 (35·9 to 122)	10·3 (5·9 to 17)	35·4 (20·5 to 55·2)	10·7 (6·4 to 17·6)	9·4 (6·2 to 13·3)	7·4 (4·7 to 10·8)	7·4 (4·8 to 11·1)	6·2 (4 to 9·7)	7·2 (4·2 to 11·2)	5·4 (3·3 to 8·8)	4·2 (2·5 to 7·2)	3·7 (2·2 to 6·3)	4·1 (2·4 to 7·1)	3·8 (2·1 to 6·7)	3·8 (2 to 7)	3·7 (1·9 to 6·9)	3 (1·7 to 5·6)	0·9 (0·2 to 2·7)	0·6 (0·1 to 1·9)	0·4 (0·1 to 1·3)	0·3 (0·1 to 1)	0·2 (0·1 to 0·6)	0·1 (0 to 0·3)	195
Urinary diseases and male infertility	0·7 (0·4 to 1·2)	0·3 (0·2 to 0·6)	1·5 (0·9 to 2·4)	1·8 (1·1 to 2·8)	2·3 (1·4 to 3·7)	2·1 (1·4 to 3·1)	4 (2·7 to 5·9)	6·2 (4·3 to 8·8)	9 (6·4 to 12·2)	9·6 (6·6 to 12·9)	10 (7·2 to 13·5)	12·1 (8·8 to 16·4)	18·7 (13·3 to 24·7)	28·3 (19·8 to 38·5)	42·6 (29 to 61)	57·9 (40·5 to 80·4)	68·8 (49·3 to 98·2)	85 (61·5 to 119)	101 (69·5 to 143)	105 (70·2 to 146)	110 (71·7 to 157)	84·4 (51 to 122)	58·8 (34·5 to 84·7)	820
Urolithiasis	0 (0 to 0)	0 (0 to 0)	0 (0 to 0)	0 (0 to 0)	0·1 (0 to 0·1)	0·2 (0·1 to 0·2)	0·4 (0·3 to 0·7)	1 (0·6 to 1·5)	1·4 (0·8 to 2)	1·5 (0·9 to 2·3)	1·6 (0·9 to 2·6)	1·8 (1 to 2·9)	2·4 (1·4 to 3·8)	3·2 (1·9 to 4·9)	4·3 (2·6 to 6·7)	4·7 (2·5 to 7·8)	4·6 (2·5 to 7·7)	4·2 (2·3 to 6·8)	3·8 (2·2 to 6·1)	3·4 (2 to 5·8)	3 (1·5 to 5·4)	1·9 (1 to 3·3)	0·8 (0·4 to 1·4)	44·4
Benign prostatic hyperplasia	0 (0 to 0)	0 (0 to 0)	0 (0 to 0)	0 (0 to 0)	0 (0 to 0)	0 (0 to 0)	0 (0 to 0)	0 (0 to 0)	0 (0 to 0)	0 (0 to 0)	0 (0 to 0)	0 (0 to 0)	0 (0 to 0)	0 (0 to 0)	0 (0 to 0)	0 (0 to 0)	0 (0 to 0)	0 (0 to 0)	0 (0 to 0)	0 (0 to 0)	0 (0 to 0)	0 (0 to 0)	0 (0 to 0)	0
Male infertility	--	--	--	--	--	--	--	--	--	--	--	--	--	--	--	--	--	--	--	--	--	--	--	NA
Other urinary diseases	0·5 (0·3 to 0·9)	0·2 (0·1 to 0·3)	0·3 (0·1 to 0·7)	0·7 (0·4 to 1·1)	0·7 (0·5 to 1·1)	0·6 (0·4 to 0·9)	0·9 (0·6 to 1·4)	0·7 (0·5 to 1·1)	1·1 (0·7 to 1·6)	1·3 (0·9 to 2)	1·2 (0·8 to 1·8)	1·1 (0·7 to 1·7)	1·6 (1 to 2·4)	1·5 (1 to 2·3)	2·2 (1·4 to 3·3)	2·4 (1·5 to 3·8)	2·4 (1·4 to 3·8)	2·4 (1·4 to 4·1)	1·9 (1·1 to 3·4)	1·7 (1 to 3·1)	1·4 (0·8 to 2·6)	1 (0·5 to 1·9)	0·5 (0·2 to 1)	28·3
Gynecological diseases	0 (0 to 0)	0 (0 to 0)	0 (0 to 0)	0 (0 to 0)	0 (0 to 0)	36·9 (17·6 to 66·4)	124 (70·8 to 200)	245 (154 to 372)	335 (221 to 483)	332 (216 to 483)	337 (230 to 482)	305 (206 to 446)	293 (195 to 425)	208 (134 to 302)	126 (78·7 to 183)	96·3 (58·6 to 142)	71·7 (45·1 to 102)	53·6 (35·5 to 74·5)	35 (22·7 to 49·6)	21·6 (13·7 to 31·2)	13·9 (9·2 to 19·9)	7·7 (5 to 11)	2·9 (1·7 to 4·6)	2,640
Uterine fibroids	0 (0 to 0)	0 (0 to 0)	0 (0 to 0)	0 (0 to 0)	0 (0 to 0)	0·3 (0·1 to 0·7)	0·8 (0·3 to 1·7)	2·5 (1 to 5·3)	8·1 (3·3 to 16·9)	17 (7·8 to 34·6)	28 (12·7 to 55·1)	30·6 (14·2 to 59·7)	30·4 (14·2 to 57·6)	25·7 (11·8 to 49·3)	19·4 (8·9 to 37)	12·7 (5·7 to 24·8)	7·2 (3·2 to 14·1)	3·9 (1·7 to 8·1)	1·9 (0·9 to 3·9)	0·9 (0·4 to 1·9)	0·5 (0·2 to 1)	0·3 (0·1 to 0·5)	0·1 (0 to 0·2)	190
Polycystic ovarian syndrome	0 (0 to 0)	0 (0 to 0)	0 (0 to 0)	0 (0 to 0)	0 (0 to 0)	1·2 (0·4 to 2·6)	8·3 (3·5 to 16·3)	15·9 (7 to 30·8)	16·6 (7·4 to 32·9)	14·1 (6·2 to 28)	13 (5·8 to 25·5)	11·2 (4·8 to 22·3)	9·8 (4·2 to 19·3)	2·6 (1·1 to 4·8)	0 (0 to 0)	0 (0 to 0)	0 (0 to 0)	0 (0 to 0)	0 (0 to 0)	0 (0 to 0)	0 (0 to 0)	0 (0 to 0)	0 (0 to 0)	92·7
Female infertility	0 (0 to 0)	0 (0 to 0)	0 (0 to 0)	0 (0 to 0)	0 (0 to 0)	0 (0 to 0)	0 (0 to 0)	4·4 (0·1 to 15·5)	10·5 (1·7 to 30·9)	10 (1·1 to 29·7)	7·9 (0·3 to 26·3)	4·5 (0·1 to 17·4)	0·1 (0 to 0·2)	0 (0 to 0)	0 (0 to 0)	0 (0 to 0)	0 (0 to 0)	0 (0 to 0)	0 (0 to 0)	0 (0 to 0)	0 (0 to 0)	0 (0 to 0)	0 (0 to 0)	37·5
Endometriosis	0 (0 to 0)	0 (0 to 0)	0 (0 to 0)	0 (0 to 0)	0 (0 to 0)	0 (0 to 0)	4·8 (1·6 to 10)	21·4 (9·8 to 40·2)	30·3 (14·9 to 52·4)	26·6 (13·4 to 47·3)	25·2 (13·3 to 42·1)	23 (12·1 to 39·2)	20·4 (10·8 to 34·1)	11·4 (5·6 to 19·7)	0 (0 to 0)	0 (0 to 0)	0 (0 to 0)	0 (0 to 0)	0 (0 to 0)	0 (0 to 0)	0 (0 to 0)	0 (0 to 0)	0 (0 to 0)	163
Genital prolapse	0 (0 to 0)	0 (0 to 0)	0 (0 to 0)	0 (0 to 0)	0 (0 to 0)	0 (0 to 0)	0 (0 to 0)	0 (0 to 0·1)	0·1 (0 to 0·2)	0·1 (0 to 0·3)	0·2 (0·1 to 0·5)	0·7 (0·3 to 1·4)	3 (1·3 to 6·1)	6·8 (3 to 13·5)	8·7 (4·1 to 17·3)	8·6 (4 to 17·2)	9 (4·2 to 17·4)	9·5 (4·6 to 18)	7·5 (3·6 to 13·9)	5·2 (2·3 to 9·8)	3·6 (1·7 to 6·8)	2·1 (1 to 4)	0·9 (0·4 to 1·7)	66·2
Premenstrual syndrome	0 (0 to 0)	0 (0 to 0)	0 (0 to 0)	0 (0 to 0)	0 (0 to 0)	35·2 (16·5 to 64·3)	88·3 (43·7 to 156)	119 (60·3 to 212)	131 (74·1 to 219)	119 (61·1 to 195)	132 (74·8 to 210)	131 (73·8 to 209)	118 (65·7 to 196)	48·8 (24·3 to 85·8)	0 (0 to 0)	0 (0 to 0)	0 (0 to 0)	0 (0 to 0)	0 (0 to 0)	0 (0 to 0)	0 (0 to 0)	0 (0 to 0)	0 (0 to 0)	922
Other gynecological diseases	0 (0 to 0)	0 (0 to 0)	0 (0 to 0)	0 (0 to 0)	0 (0 to 0)	0·2 (0 to 0·5)	21·5 (10·3 to 37·2)	81·5 (48·4 to 124)	138 (83·1 to 214)	145 (86 to 223)	131 (81·4 to 196)	105 (61·9 to 160)	111 (67·3 to 172)	113 (62·7 to 176)	98 (60 to 145)	75 (43·1 to 115)	55·6 (33·8 to 82·6)	40·2 (25·5 to 58·2)	25·5 (15·8 to 37·5)	15·4 (9·4 to 23·4)	9·7 (6 to 14·4)	5·3 (3·2 to 8·1)	1·9 (1 to 3·5)	1,170
Hemoglobinopathies and hemolytic anemias	0·5 (0·3 to 0·8)	0·2 (0·1 to 0·4)	1·4 (0·7 to 3·1)	3·4 (1·4 to 8·7)	7·8 (2·4 to 22·1)	5·2 (1·9 to 12·9)	11·3 (4·4 to 25·5)	13·6 (5·8 to 30)	28·5 (9·2 to 69)	27 (8·5 to 67·8)	41·6 (12·9 to 92·9)	16·5 (7·2 to 32·8)	16·2 (7·3 to 32·9)	14·2 (6·4 to 29·7)	14·8 (7·1 to 32·4)	16·1 (7·5 to 33·7)	14·2 (7·1 to 28·9)	13·1 (6·8 to 24·1)	12·2 (6·7 to 22·2)	9 (5 to 15)	7·9 (4·2 to 13·9)	5·6 (3·1 to 9·5)	3 (1·7 to 5)	283
Thalassemias	0·2 (0·1 to 0·3)	0 (0 to 0·1)	0·4 (0·2 to 0·6)	0·8 (0·5 to 1·4)	1 (0·6 to 1·4)	0·8 (0·5 to 1·2)	1·5 (0·9 to 2·4)	2·1 (1·2 to 3·4)	2·7 (1·4 to 4·5)	1·3 (0·6 to 2·4)	0·5 (0·3 to 0·9)	0·4 (0·2 to 0·7)	0·5 (0·3 to 0·9)	0·5 (0·2 to 0·9)	0·4 (0·2 to 0·7)	0·2 (0·1 to 0·4)	0·1 (0 to 0·1)	0 (0 to 0)	0 (0 to 0)	0 (0 to 0)	0 (0 to 0)	0 (0 to 0)	0 (0 to 0)	13·3
Thalassemias trait	0 (0 to 0)	0·1 (0 to 0·2)	0·4 (0 to 1·3)	1·2 (0·1 to 4·4)	3·9 (0·4 to 13·1)	2·2 (0·2 to 7·1)	3·7 (0·5 to 10)	5·2 (0·5 to 18·7)	13·2 (1·6 to 36·9)	10·5 (1·1 to 31·5)	26·7 (6·6 to 58·6)	5·3 (1·2 to 12·2)	6 (1·3 to 15·1)	5 (0·8 to 13·7)	4·6 (0·6 to 14·1)	4·2 (0·6 to 12·5)	3·5 (0·5 to 10·5)	3·1 (0·5 to 8·5)	3·3 (0·6 to 8·2)	2 (0·1 to 5)	1·4 (0 to 4·5)	0·8 (0 to 2·6)	0·4 (0 to 1·2)	107
Sickle cell disorders	0·3 (0·2 to 0·5)	0 (0 to 0·1)	0·4 (0·3 to 0·7)	0·6 (0·4 to 1)	0·8 (0·5 to 1·1)	0·8 (0·6 to 1·2)	1·7 (1·1 to 2·5)	2 (1·3 to 3)	3·4 (2·1 to 5·6)	4·2 (2·4 to 6·8)	3·5 (2·2 to 5·4)	3·2 (2·1 to 5)	3·6 (2·3 to 5·7)	3·4 (2·1 to 5·3)	4·1 (2·6 to 6·2)	3·5 (2·1 to 5·3)	2·8 (1·7 to 4·5)	1·1 (0·6 to 1·8)	0·2 (0·1 to 0·4)	0 (0 to 0·1)	0 (0 to 0)	0 (0 to 0)	0 (0 to 0)	39·8
Sickle cell trait	0 (0 to 0)	0·1 (0 to 0·1)	0·1 (0 to 0·4)	0·4 (0 to 1·4)	1·2 (0·1 to 4)	0·7 (0 to 2·3)	1 (0·1 to 2·9)	0·5 (0 to 1·9)	7·6 (0·6 to 26·8)	9·2 (0·9 to 26·5)	8·2 (0·9 to 27·3)	1·4 (0·3 to 3·1)	1·9 (0·3 to 4·8)	1·6 (0·2 to 4·4)	1·5 (0·2 to 4·6)	1·3 (0·1 to 4)	1·1 (0·1 to 3·3)	1 (0·1 to 2·8)	1 (0·2 to 2·6)	0·6 (0 to 1·7)	0·4 (0 to 1·5)	0·2 (0 to 0·8)	0·1 (0 to 0·4)	41·2
G6PD deficiency	0 (0 to 0)	0 (0 to 0)	0 (0 to 0)	0 (0 to 0)	0·1 (0 to 0·1)	0·1 (0·1 to 0·2)	0·9 (0·3 to 2·3)	1·8 (0·2 to 5·7)	0·6 (0·3 to 1)	0·7 (0·3 to 1·2)	0·7 (0·3 to 1·8)	1·3 (0·5 to 2·7)	0·5 (0·2 to 1)	0·5 (0·2 to 0·9)	0·5 (0·2 to 0·9)	0·5 (0·2 to 1)	0·5 (0·2 to 0·8)	0·3 (0·2 to 0·6)	0·2 (0·1 to 0·4)	0·1 (0·1 to 0·2)	0·1 (0 to 0·1)	0 (0 to 0)	0 (0 to 0)	9·4
G6PD trait	0 (0 to 0)	0 (0 to 0)	0 (0 to 0)	0 (0 to 0)	0 (0 to 0)	0 (0 to 0)	0·4 (0 to 1)	0·6 (0 to 1·7)	0 (0 to 0)	0 (0 to 0)	0·1 (0 to 1·1)	0·6 (0·1 to 1·3)	0 (0 to 0·1)	0 (0 to 0)	0 (0 to 0)	0 (0 to 0)	0 (0 to 0)	0 (0 to 0)	0 (0 to 0)	0 (0 to 0)	0 (0 to 0)	0 (0 to 0)	0 (0 to 0)	1·7
Other hemoglobinopathies and hemolytic anemias	0 (0 to 0)	0 (0 to 0·1)	0·1 (0 to 0·3)	0·3 (0 to 1·1)	0·9 (0·1 to 3·2)	0·6 (0·1 to 1·9)	2·2 (0·4 to 6·5)	1·5 (0·2 to 5·3)	1 (0·3 to 2·9)	1·2 (0·4 to 3·4)	1·9 (0·5 to 5·9)	4·3 (1·2 to 10·9)	3·6 (1·2 to 9·2)	3·2 (1·3 to 8·1)	3·8 (1·9 to 8·8)	6·3 (2·9 to 13·7)	6·2 (3·3 to 11·9)	7·5 (4·7 to 12)	7·4 (4·7 to 12)	6·2 (4·1 to 9·3)	6 (3·8 to 9·2)	4·5 (2·8 to 6·7)	2·5 (1·6 to 3·7)	71·3
Endocrine, metabolic, blood, and immune disorders	7·1 (4·3 to 11·2)	3·1 (1·9 to 5)	20 (12·9 to 30·4)	16·3 (11 to 24·5)	18·8 (13·1 to 26·8)	23·7 (16·9 to 33·6)	44 (30·4 to 62·2)	58·1 (40·1 to 81·3)	91·7 (62·2 to 129)	107 (72·6 to 151)	119 (84·2 to 164)	135 (91·8 to 185)	167 (118 to 228)	209 (149 to 290)	277 (191 to 374)	311 (221 to 420)	281 (202 to 376)	246 (175 to 328)	192 (133 to 262)	145 (99 to 198)	125 (84·4 to 172)	91·1 (58·7 to 125)	47·8 (27·5 to 68·9)	2,730
Oral disorders	0 (0 to 0)	0 (0 to 0)	0 (0 to 0)	11·2 (6·3 to 18·7)	13·1 (7·3 to 21·9)	16·4 (8·8 to 28·3)	26·2 (14·7 to 42·9)	40·2 (23 to 64·1)	57·1 (32·2 to 93·1)	67·2 (39·1 to 112)	84·7 (47 to 143)	99·8 (55·4 to 170)	138 (80·5 to 226)	188 (110 to 306)	245 (143 to 385)	272 (162 to 422)	252 (154 to 392)	220 (136 to 343)	162 (100 to 240)	112 (69·7 to 167)	81·9 (50·5 to 122)	52·8 (32 to 77·7)	24·4 (15 to 35·5)	2,160
Caries of deciduous teeth	0 (0 to 0)	0 (0 to 0)	0 (0 to 0)	3·6 (1·3 to 7·5)	3·8 (1·6 to 8·4)	0·2 (0 to 0·6)	0 (0 to 0)	0 (0 to 0)	0 (0 to 0)	0 (0 to 0)	0 (0 to 0)	0 (0 to 0)	0 (0 to 0)	0 (0 to 0)	0 (0 to 0)	0 (0 to 0)	0 (0 to 0)	0 (0 to 0)	0 (0 to 0)	0 (0 to 0)	0 (0 to 0)	0 (0 to 0)	0 (0 to 0)	7·7
Caries of permanent teeth	0 (0 to 0)	0 (0 to 0)	0 (0 to 0)	0 (0 to 0)	1·5 (0·5 to 3·7)	6·3 (2·4 to 13·6)	8·6 (3·5 to 17·8)	11·2 (4·9 to 22·2)	11·9 (4·6 to 23·9)	9·9 (4·1 to 20·7)	9·3 (3·7 to 19)	7·9 (3·2 to 16·5)	7·9 (3·3 to 16·8)	8·4 (3·4 to 17·5)	8·9 (3·5 to 20·1)	8·2 (2·9 to 18·4)	6·5 (2·5 to 13·4)	4·9 (2 to 10·2)	3·1 (1·3 to 6·4)	1·9 (0·8 to 4)	1·2 (0·5 to 2·6)	0·7 (0·2 to 1·5)	0·2 (0·1 to 0·6)	119
Periodontal diseases	0 (0 to 0)	0 (0 to 0)	0 (0 to 0)	0 (0 to 0)	0 (0 to 0)	0 (0 to 0)	0·8 (0·2 to 2·2)	3 (0·9 to 7·9)	7·8 (2·3 to 19)	13 (4·1 to 32·9)	20·7 (6·6 to 53·2)	28·3 (9 to 71·7)	41 (13·8 to 96·8)	54·1 (19·9 to 124)	63·3 (23·5 to 139)	60·7 (22·4 to 129)	48·2 (18·2 to 98·3)	37·2 (14·6 to 75·5)	25·5 (10·2 to 51·2)	17·3 (6·7 to 34·8)	12·7 (4·9 to 26·6)	8·2 (3 to 16·4)	3·6 (1·3 to 7·6)	446
Other oral disorders	0 (0 to 0)	0 (0 to 0)	0 (0 to 0)	7·6 (4·5 to 12·1)	7·8 (4·5 to 12·2)	9·9 (5·6 to 15·5)	16·8 (9·9 to 25·8)	22·8 (13·5 to 34·9)	27·1 (16·2 to 40·8)	25·4 (15·7 to 38·7)	24·9 (14·6 to 38)	23·1 (13·8 to 35·5)	25·9 (15·7 to 39·5)	28·9 (17·1 to 43·6)	30·9 (18·7 to 46·7)	28·1 (16·8 to 42)	21·2 (12·8 to 31·7)	14·9 (9·1 to 22·2)	8·7 (5·4 to 12·7)	4·9 (3 to 7·4)	2·9 (1·8 to 4·4)	1·7 (1 to 2·4)	0·8 (0·5 to 1·2)	334
Sudden infant death syndrome	--	6·9 (4·2 to 10·7)	117 (69·3 to 182)	--	--	--	--	--	--	--	--	--	--	--	--	--	--	--	--	--	--	--	--	NA
Injuries	6·2 (4·2 to 8·7)	6·3 (4·4 to 8·7)	106 (75·4 to 143)	81·8 (66·2 to 96·2)	93·1 (77·5 to 110)	136 (113 to 162)	427 (367 to 494)	456 (371 to 548)	564 (446 to 702)	531 (421 to 658)	501 (402 to 612)	524 (417 to 647)	648 (517 to 802)	764 (602 to 944)	889 (694 to 1,120)	951 (738 to 1,190)	898 (694 to 1,130)	892 (698 to 1,130)	824 (648 to 1,050)	771 (605 to 973)	751 (589 to 951)	631 (493 to 793)	360 (281 to 453)	11,800
Transport injuries	0·6 (0·4 to 0·8)	0·3 (0·2 to 0·4)	7·3 (4·8 to 10·7)	18·4 (13 to 24·9)	29·7 (22·1 to 40·1)	36 (27·2 to 45·8)	182 (137 to 228)	154 (114 to 204)	164 (118 to 215)	135 (102 to 174)	118 (90·7 to 149)	118 (93·1 to 147)	141 (111 to 176)	160 (128 to 197)	180 (140 to 226)	185 (144 to 229)	162 (128 to 203)	139 (108 to 174)	105 (82·3 to 132)	75·3 (58·9 to 94·5)	55·2 (42·1 to 69·3)	35·4 (26·7 to 45·1)	17·3 (12·9 to 22·6)	2,220
Road injuries	0·4 (0·3 to 0·6)	0·2 (0·2 to 0·3)	6·9 (4·5 to 10·2)	16·8 (11·6 to 23)	25·2 (18·2 to 34·3)	28·3 (21·4 to 36·7)	169 (126 to 214)	140 (102 to 188)	147 (104 to 194)	117 (88·8 to 152)	101 (77·3 to 130)	99·1 (77·9 to 125)	118 (91·6 to 148)	130 (103 to 160)	144 (112 to 180)	145 (114 to 178)	125 (98·8 to 156)	106 (83 to 132)	79·2 (63 to 97·8)	55·8 (43·5 to 69·4)	39 (29·7 to 48·6)	22·8 (17·5 to 29)	9·7 (7·2 to 12·6)	1,830
Pedestrian road injuries	0·1 (0 to 0·1)	0 (0 to 0)	1 (0·6 to 1·4)	7 (4·7 to 9·8)	8·2 (5·8 to 11·3)	6·9 (5 to 9·2)	17·3 (12·8 to 22·8)	16·7 (11·8 to 22·5)	22·5 (15·4 to 31·1)	19·5 (13·7 to 26·9)	16·1 (12·1 to 21·1)	16·3 (12·4 to 20·9)	19·7 (15·2 to 25·3)	22·1 (16·9 to 28·1)	24·9 (19 to 31·7)	25·9 (20·2 to 32·1)	22·9 (18 to 28·4)	20·7 (16 to 25·9)	16·6 (13 to 20·4)	12 (9·5 to 15·1)	8·3 (6·4 to 10·6)	4·7 (3·6 to 6·1)	2 (1·5 to 2·5)	311
Cyclist road injuries	0 (0 to 0)	0 (0 to 0)	0 (0 to 0)	0·4 (0·2 to 0·5)	1·9 (1·1 to 3·3)	2·6 (1·6 to 4·4)	2·4 (1·5 to 3·6)	3·2 (2·2 to 4·5)	4 (2·8 to 5·6)	4·2 (3·1 to 5·7)	4·5 (3·3 to 6·1)	5 (3·5 to 6·7)	6·8 (4·8 to 9·2)	8·6 (6·2 to 11·4)	10·3 (7·3 to 13·8)	10·5 (7·5 to 14)	9·4 (6·8 to 12·5)	7·8 (5·7 to 10·4)	5·5 (4 to 7·3)	3·7 (2·7 to 5)	2·7 (1·9 to 3·5)	1·7 (1·2 to 2·2)	0·7 (0·5 to 1)	96
Motorcyclist road injuries	0 (0 to 0·1)	0 (0 to 0)	0·1 (0·1 to 0·2)	0·3 (0·2 to 0·5)	0·4 (0·3 to 0·5)	0·8 (0·6 to 1·1)	5·1 (3·7 to 6·7)	7·7 (5·6 to 10·2)	10·1 (7·3 to 13·7)	9·3 (6·9 to 12·4)	8·6 (6·4 to 11·2)	9·5 (7·2 to 12·3)	11·6 (8·9 to 14·8)	13·1 (9·8 to 16·8)	14·1 (10·5 to 18·6)	12·6 (9·3 to 16·8)	10 (7·2 to 13·3)	7·8 (5·6 to 10·5)	5·6 (4 to 7·4)	3·8 (2·7 to 5·2)	2·8 (2 to 3·8)	1·9 (1·3 to 2·6)	1 (0·7 to 1·3)	136
Motor vehicle road injuries	0·3 (0·2 to 0·4)	0·2 (0·1 to 0·2)	5·8 (3·7 to 8·5)	8·8 (5·8 to 12·4)	14·3 (10·3 to 19·6)	17·4 (12·9 to 22·6)	143 (107 to 182)	111 (80·2 to 150)	109 (75·5 to 145)	83 (62 to 109)	70·1 (53·6 to 89·3)	66·9 (51·9 to 84·9)	77·6 (59·7 to 97·9)	84·1 (65·6 to 104)	92·2 (70·9 to 117)	93·7 (73·7 to 116)	81·2 (64·3 to 102)	68 (53·3 to 85·2)	50·4 (40·2 to 62·7)	35·4 (27·7 to 44·4)	24·6 (18·5 to 31)	14·2 (10·7 to 18·2)	5·9 (4·4 to 7·8)	1,260
Other road injuries	0 (0 to 0·1)	0 (0 to 0)	0·1 (0·1 to 0·1)	0·3 (0·2 to 0·5)	0·3 (0·2 to 0·4)	0·5 (0·3 to 0·6)	1·2 (0·9 to 1·6)	1·1 (0·8 to 1·5)	1·4 (1 to 2)	1·5 (1·1 to 2)	1·5 (1·1 to 1·9)	1·5 (1·1 to 2)	1·9 (1·4 to 2·5)	2·4 (1·8 to 3·1)	2·6 (1·9 to 3·5)	2·3 (1·7 to 3·1)	2 (1·4 to 2·6)	1·6 (1·1 to 2·1)	1·1 (0·8 to 1·6)	0·8 (0·5 to 1)	0·5 (0·4 to 0·7)	0·3 (0·2 to 0·5)	0·1 (0·1 to 0·2)	25·1
Other transport injuries	0·1 (0·1 to 0·2)	0·1 (0 to 0·1)	0·4 (0·3 to 0·5)	1·6 (1·2 to 2·1)	4·5 (3·4 to 5·9)	7·7 (5·8 to 9·7)	12·4 (9·5 to 15·8)	13·9 (10·4 to 18·4)	17·3 (13 to 23·5)	17·1 (12·7 to 22·5)	17 (12·4 to 22·5)	18·4 (13·7 to 24·3)	23·6 (17·6 to 30·9)	29·7 (22·1 to 38·8)	36·4 (26·5 to 48·1)	39·9 (28·6 to 53·8)	36·9 (26·5 to 49·8)	32·7 (23·1 to 44·7)	25·8 (18·1 to 36·1)	19·5 (14 to 26·5)	16·2 (11·6 to 22)	12·6 (8·9 to 17)	7·6 (5·2 to 10·3)	391
Unintentional injuries	3·7 (2·4 to 5·3)	5·5 (3·7 to 7·8)	79·4 (55·1 to 111)	48·5 (38·2 to 59·7)	51·9 (39·6 to 66·1)	64·4 (47·3 to 85·3)	95·8 (70·6 to 130)	132 (96·6 to 178)	185 (134 to 250)	200 (144 to 273)	220 (160 to 300)	238 (172 to 321)	312 (231 to 421)	416 (308 to 550)	541 (405 to 714)	638 (477 to 828)	655 (489 to 841)	703 (540 to 898)	688 (536 to 884)	678 (529 to 858)	684 (534 to 870)	589 (461 to 744)	341 (266 to 429)	7,570
Falls	0·2 (0·1 to 0·3)	0·2 (0·1 to 0·2)	2·3 (1·7 to 3)	6·8 (4·8 to 9·8)	14·2 (9·1 to 21·5)	22·8 (15·1 to 33·1)	38 (26·5 to 53·9)	54 (37·2 to 75·3)	76·7 (52·8 to 107)	85·1 (59·1 to 117)	98·5 (70 to 137)	110 (78·6 to 155)	152 (112 to 206)	218 (161 to 289)	302 (224 to 400)	386 (287 to 508)	427 (318 to 556)	501 (383 to 640)	528 (407 to 691)	555 (431 to 705)	582 (452 to 738)	513 (396 to 649)	299 (232 to 379)	4,970
Drowning	0·2 (0·1 to 0·2)	0 (0 to 0)	3·5 (2·3 to 5·1)	10·4 (7·4 to 13·4)	5·6 (4 to 7·8)	4·3 (3 to 5·8)	4·6 (3·4 to 6·2)	4·5 (3·2 to 6·2)	6·2 (4·2 to 8·8)	5·2 (3·6 to 7·1)	4·2 (3 to 5·5)	4·2 (3 to 5·5)	5 (3·7 to 6·7)	5·5 (4·1 to 7·2)	5·7 (4·3 to 7·2)	5·3 (4·2 to 6·8)	4·2 (3·2 to 5·3)	3·3 (2·6 to 4·2)	2·3 (1·8 to 3)	1·7 (1·3 to 2)	1·1 (0·9 to 1·4)	0·7 (0·5 to 0·9)	0·3 (0·2 to 0·4)	87·9
Fire, heat, and hot substances	0·1 (0 to 0·1)	0·1 (0·1 to 0·1)	2·8 (1·9 to 4)	7·4 (5·2 to 9·9)	8·4 (6·4 to 10·9)	6·5 (4·7 to 8·8)	8·3 (5·8 to 12·3)	11·6 (7·8 to 17)	16·9 (11·4 to 24·9)	20·9 (13·4 to 33·1)	22·3 (13·6 to 35·5)	21·9 (13·4 to 33·9)	27·4 (17·5 to 41·9)	33·4 (21·9 to 51·6)	38·9 (25 to 60·3)	39 (25·5 to 58·4)	32·7 (21·5 to 48·8)	27·3 (18·8 to 39·5)	20·7 (14·3 to 30·3)	15·4 (10·8 to 22)	12·1 (8·5 to 17·2)	8·6 (6·2 to 11·8)	4·6 (3·4 to 6·2)	387
Poisonings	0·2 (0·1 to 0·3)	0·1 (0·1 to 0·1)	1·2 (0·8 to 1·7)	3 (1·9 to 4·3)	4·1 (2·5 to 6·5)	5·9 (3·8 to 8·7)	7·8 (5·3 to 11·3)	9·9 (6·9 to 13·7)	13·4 (9·5 to 18·1)	11·4 (8·1 to 15·2)	9·7 (6·9 to 13·2)	9·4 (6·6 to 13)	9·5 (6·6 to 12·9)	11 (7·9 to 14·8)	10·7 (7·5 to 14·4)	9·2 (6·3 to 12·6)	6·7 (4·5 to 9·8)	5·5 (3·9 to 7·6)	3·8 (2·6 to 5·3)	2·9 (2·1 to 3·8)	2·1 (1·6 to 3)	1·3 (0·9 to 1·8)	0·6 (0·4 to 0·8)	140
Poisoning by carbon monoxide	0 (0 to 0)	0 (0 to 0)	0·3 (0·1 to 0·5)	0·6 (0·3 to 1)	0·8 (0·6 to 1·2)	1·2 (0·7 to 1·8)	2·6 (1·8 to 3·7)	3·3 (2·2 to 4·7)	4·8 (3·2 to 7·2)	4·8 (3·2 to 6·8)	3·5 (2·4 to 4·9)	3·5 (2·3 to 5)	3·3 (2·2 to 4·6)	3 (2 to 4·4)	2·7 (1·8 to 3·8)	2·2 (1·6 to 3·1)	1·5 (1·1 to 2·1)	1·3 (0·9 to 1·7)	1 (0·7 to 1·4)	0·7 (0·5 to 0·9)	0·5 (0·3 to 0·7)	0·3 (0·2 to 0·3)	0·1 (0·1 to 0·1)	41·9
Poisoning by other means	0·2 (0·1 to 0·3)	0·1 (0·1 to 0·1)	0·9 (0·6 to 1·3)	2·4 (1·4 to 3·5)	3·3 (1·8 to 5·5)	4·8 (2·8 to 7·4)	5·2 (3·1 to 8·3)	6·7 (4·2 to 9·9)	8·6 (5·6 to 12·6)	6·6 (4·2 to 9·5)	6·2 (3·9 to 9·4)	6 (3·8 to 8·8)	6·2 (4 to 9)	8 (5·4 to 11·2)	8 (5·4 to 11·3)	6·9 (4·4 to 10·2)	5·2 (3·2 to 8)	4·2 (2·7 to 6·1)	2·8 (1·8 to 4·2)	2·2 (1·5 to 3·1)	1·7 (1·1 to 2·5)	1·1 (0·7 to 1·5)	0·5 (0·3 to 0·7)	97·7
Exposure to mechanical forces	0·1 (0·1 to 0·2)	0·1 (0 to 0·1)	1·1 (0·8 to 1·5)	4·3 (3·1 to 6)	6·5 (4·3 to 9·7)	9·5 (6 to 14·6)	14·9 (9·6 to 22·9)	21·2 (13·8 to 32·8)	28·5 (18·9 to 42·4)	29·9 (19·6 to 44·8)	32·3 (21·3 to 49·2)	33·2 (22·1 to 50·1)	41·1 (27·4 to 61·2)	50 (33·4 to 74·7)	59·2 (39·7 to 87·9)	61·9 (41·2 to 90·4)	54 (35·6 to 78)	45·7 (30·4 to 65·6)	34·3 (23·2 to 48·5)	25·7 (17·3 to 36·3)	20·7 (13·9 to 29·3)	14·8 (9·9 to 21)	7·5 (5·1 to 10·7)	597
Unintentional firearm injuries	0 (0 to 0)	0 (0 to 0)	0 (0 to 0·1)	0·3 (0·2 to 0·4)	0·3 (0·2 to 0·6)	0·5 (0·3 to 0·7)	0·9 (0·6 to 1·3)	1·2 (0·8 to 1·6)	1·5 (1 to 2·1)	1·4 (1 to 2)	1·4 (1 to 1·9)	1·3 (0·9 to 1·9)	1·6 (1·1 to 2·4)	1·9 (1·4 to 2·8)	2·1 (1·5 to 3·1)	2 (1·4 to 3)	1·7 (1·1 to 2·5)	1·4 (0·9 to 2·1)	1 (0·7 to 1·6)	0·8 (0·5 to 1·1)	0·6 (0·4 to 0·9)	0·4 (0·3 to 0·6)	0·2 (0·2 to 0·3)	22·6
Other exposure to mechanical forces	0·1 (0·1 to 0·2)	0·1 (0 to 0·1)	1·1 (0·8 to 1·4)	4 (2·8 to 5·7)	6·1 (4 to 9·3)	9 (5·7 to 14·2)	14 (8·8 to 21·9)	20 (12·9 to 31·3)	27·1 (17·6 to 40·7)	28·5 (18·4 to 42·9)	31 (20·2 to 47·1)	31·9 (21·1 to 48·3)	39·5 (26·1 to 59·1)	48·1 (31·9 to 71·8)	57·1 (38 to 85·1)	59·9 (39·8 to 87·4)	52·3 (34·4 to 75·6)	44·3 (29·5 to 63·8)	33·3 (22·5 to 47·2)	24·9 (16·7 to 35·1)	20·1 (13·5 to 28·4)	14·4 (9·6 to 20·3)	7·3 (4·9 to 10·4)	574
Adverse effects of medical treatment	0·7 (0·4 to 1·1)	0·5 (0·3 to 0·7)	4·6 (2·9 to 7·1)	4·6 (2·8 to 7)	2·4 (1·5 to 3·7)	2·1 (1·4 to 3·2)	2·7 (1·7 to 4·1)	3·9 (2·5 to 5·9)	5·8 (3·8 to 8·5)	6·5 (4·5 to 9·4)	7·4 (5 to 10·5)	9·1 (6·3 to 12·9)	13·4 (9·1 to 19·1)	17·9 (12·6 to 24·9)	25·2 (17·4 to 35·8)	31·7 (22·2 to 43·8)	34·1 (23·9 to 47·2)	33 (23·1 to 47)	27·5 (19·6 to 37·9)	19·5 (13·7 to 26·5)	14·8 (10·1 to 20·1)	9·9 (6·9 to 14)	5·1 (3·3 to 7·2)	282
Animal contact	0·1 (0 to 0·1)	0·1 (0 to 0·1)	0·3 (0·2 to 0·5)	1·1 (0·7 to 1·6)	1·7 (1 to 2·6)	2·4 (1·5 to 3·5)	3·3 (2 to 4·9)	4·2 (2·7 to 6·3)	4·9 (3·1 to 7·3)	4·8 (3 to 7·1)	5·1 (3·2 to 7·8)	5 (3·2 to 7·7)	6·1 (3·8 to 9·2)	7·5 (4·8 to 11·2)	8·7 (5·5 to 13·1)	9·2 (5·8 to 13·8)	8·1 (5·1 to 12·5)	6·8 (4·3 to 10·2)	5 (3·2 to 7·8)	3·6 (2·3 to 5·6)	2·8 (1·8 to 4·4)	2 (1·3 to 3)	1 (0·6 to 1·5)	93·8
Venomous animal contact	0 (0 to 0)	0 (0 to 0)	0·1 (0 to 0·1)	0·4 (0·2 to 0·7)	0·8 (0·5 to 1·2)	1·2 (0·7 to 1·8)	1·6 (0·9 to 2·4)	2 (1·2 to 3)	2·2 (1·3 to 3·4)	2 (1·3 to 2·9)	2 (1·2 to 2·9)	1·8 (1·2 to 2·8)	2·1 (1·3 to 3)	2·4 (1·5 to 3·5)	2·6 (1·7 to 3·7)	2·5 (1·6 to 3·6)	2·1 (1·4 to 3)	1·6 (1·1 to 2·3)	1·1 (0·7 to 1·5)	0·7 (0·5 to 1)	0·5 (0·4 to 0·8)	0·4 (0·2 to 0·5)	0·2 (0·1 to 0·2)	30·2
Non-venomous animal contact	0·1 (0 to 0·1)	0·1 (0 to 0·1)	0·2 (0·1 to 0·4)	0·7 (0·5 to 1)	0·9 (0·5 to 1·5)	1·2 (0·7 to 2·1)	1·7 (1 to 2·9)	2·3 (1·3 to 3·8)	2·7 (1·5 to 4·5)	2·7 (1·6 to 4·7)	3·1 (1·8 to 5·4)	3·2 (1·8 to 5·3)	4 (2·3 to 6·6)	5·1 (3 to 8·3)	6·1 (3·5 to 9·9)	6·6 (3·9 to 10·7)	6 (3·6 to 9·8)	5·2 (3·1 to 8·5)	3·9 (2·3 to 6·3)	2·9 (1·8 to 4·7)	2·3 (1·4 to 3·7)	1·6 (1 to 2·5)	0·8 (0·5 to 1·2)	63·6
Foreign body	2 (1·3 to 3)	4·5 (2·9 to 6·6)	62·5 (42·2 to 89·6)	8·6 (6·4 to 10·9)	5·2 (3·9 to 6·8)	5 (3·6 to 6·9)	6·1 (4·5 to 8·6)	7·9 (5·8 to 10·7)	10·6 (7·8 to 14·1)	10·9 (8·3 to 14)	11·3 (8·5 to 14·6)	12·8 (9·9 to 16·3)	17 (13·1 to 21·6)	22·2 (17·1 to 28)	28·4 (22·3 to 35·5)	31·5 (24·7 to 40)	31 (24·6 to 38·2)	30·2 (24 to 37·8)	26·9 (20·9 to 34)	24·1 (19·1 to 29·7)	22·6 (17·7 to 27·7)	19·2 (14·6 to 23·6)	12·1 (8·8 to 14·9)	413
Pulmonary aspiration and foreign body in airway	2 (1·3 to 3)	4·5 (2·9 to 6·5)	62·2 (41·9 to 89·3)	7·1 (5·1 to 9·2)	3 (2·3 to 3·9)	2·1 (1·6 to 2·8)	2·2 (1·7 to 3)	2·9 (2·1 to 3·9)	4·5 (3·2 to 6·1)	4·8 (3·3 to 6·7)	4·6 (3·3 to 6·3)	5·8 (4·2 to 7·8)	8·3 (6 to 11·1)	11·4 (8·1 to 15·7)	15·5 (11·1 to 20·5)	17·4 (12·1 to 23·9)	17·8 (13·5 to 23·3)	18 (13·2 to 23·8)	16·7 (12 to 22·7)	16 (11·8 to 20·7)	15·7 (11·3 to 20·3)	13·9 (9·5 to 18·1)	9·1 (6 to 11·7)	266
Foreign body in eyes	0 (0 to 0)	0 (0 to 0)	0·1 (0 to 0·2)	0·5 (0·2 to 1·1)	0·8 (0·2 to 1·6)	1 (0·4 to 2·2)	1·4 (0·5 to 3·1)	1·9 (0·8 to 3·8)	2·2 (1 to 4·4)	2·1 (1 to 4)	2·2 (1·1 to 3·9)	2·2 (1·2 to 4)	2·6 (1·5 to 4·3)	3·1 (1·8 to 4·9)	3·4 (2 to 5·3)	3·5 (2·1 to 5·3)	3·1 (1·9 to 4·5)	2·6 (1·7 to 3·7)	2 (1·3 to 2·8)	1·4 (0·9 to 2)	1·1 (0·7 to 1·6)	0·7 (0·5 to 1)	0·4 (0·2 to 0·5)	38·4
Foreign body in other body part	0 (0 to 0)	0 (0 to 0)	0·2 (0·1 to 0·4)	1 (0·7 to 1·6)	1·5 (0·9 to 2·2)	1·9 (1·2 to 2·8)	2·5 (1·7 to 3·5)	3·1 (2·1 to 4·3)	3·8 (2·6 to 5·2)	4 (2·8 to 5·6)	4·5 (3·2 to 6·2)	4·7 (3·4 to 6·4)	6·1 (4·3 to 8·3)	7·8 (5·6 to 10·6)	9·5 (6·7 to 13)	10·6 (7·4 to 14·6)	10·1 (7·2 to 13·8)	9·6 (6·7 to 12·9)	8·2 (5·8 to 11·2)	6·7 (4·8 to 9·1)	5·8 (4·1 to 7·9)	4·5 (3·1 to 6·4)	2·6 (1·8 to 3·7)	109
Environmental heat and cold exposure	0 (0 to 0·1)	0 (0 to 0)	0·5 (0·3 to 0·8)	0·4 (0·3 to 0·6)	0·5 (0·4 to 0·7)	0·8 (0·5 to 1·1)	1·4 (0·9 to 2·1)	2 (1·3 to 3)	3 (2 to 4·3)	3·2 (2·1 to 4·7)	3·4 (2·2 to 4·9)	3·9 (2·7 to 5·5)	5·1 (3·5 to 7·1)	6·7 (4·7 to 9·2)	8·3 (5·7 to 11·7)	9·3 (6·6 to 12·7)	8·8 (6·1 to 12)	8·4 (5·8 to 11·3)	7·1 (5 to 9·5)	6·2 (4·5 to 8·2)	5·6 (4 to 7·4)	4·5 (3·2 to 5·9)	2·4 (1·7 to 3·2)	91·2
Exposure to forces of nature	0 (0 to 0)	0 (0 to 0)	0 (0 to 0)	0·2 (0·2 to 0·2)	0·2 (0·2 to 0·2)	0·2 (0·2 to 0·2)	0·2 (0·2 to 0·2)	0·2 (0·2 to 0·2)	0·2 (0·2 to 0·3)	0·2 (0·1 to 0·2)	0·2 (0·1 to 0·2)	0·2 (0·1 to 0·2)	0·2 (0·2 to 0·2)	0·2 (0·2 to 0·2)	0·2 (0·2 to 0·2)	0·2 (0·2 to 0·2)	0·2 (0·1 to 0·2)	0·1 (0·1 to 0·2)	0·1 (0·1 to 0·1)	0·1 (0·1 to 0·1)	0 (0 to 0·1)	0 (0 to 0)	0 (0 to 0)	3
Other unintentional injuries	0·1 (0 to 0·1)	0 (0 to 0)	0·4 (0·3 to 0·6)	1·7 (1·1 to 2·5)	3·1 (2 to 4·7)	4·8 (3·2 to 7·3)	8·5 (5·4 to 12·9)	13 (8·2 to 19·5)	19·1 (12·4 to 28·7)	22 (14·3 to 32·8)	25·6 (16·7 to 37·5)	28·3 (18·3 to 41·2)	35·3 (23·3 to 50·6)	44·3 (29 to 63)	52·8 (34·6 to 75·2)	54·8 (36·4 to 78)	48·3 (32·7 to 67·9)	41·7 (28·4 to 58·7)	32·2 (22·3 to 45·1)	24·4 (16·9 to 33·9)	20·2 (14·2 to 27·9)	15·2 (10·7 to 21·1)	8·1 (5·8 to 11)	504
Self-harm and interpersonal violence	2 (1·3 to 2·9)	0·5 (0·4 to 0·7)	19·2 (13 to 27·4)	14·9 (10·4 to 20·9)	11·4 (9 to 14·4)	35·5 (28·4 to 43·9)	149 (119 to 185)	170 (130 to 215)	214 (161 to 286)	196 (146 to 259)	163 (125 to 213)	168 (128 to 222)	195 (147 to 252)	188 (141 to 243)	168 (126 to 221)	128 (97·2 to 166)	80·4 (63·2 to 102)	50·5 (40·3 to 63)	30·7 (24·8 to 37·5)	17·5 (14·2 to 21·5)	11·1 (8·8 to 13·5)	5·9 (4·6 to 7·3)	2·3 (1·8 to 2·9)	2,020
Self-harm	0 (0 to 0)	0 (0 to 0)	0 (0 to 0)	0 (0 to 0)	0 (0 to 0)	18·5 (13 to 25·6)	90 (64·6 to 121)	92·8 (64·3 to 127)	129 (86·4 to 187)	132 (90·7 to 183)	115 (82·6 to 158)	125 (90·7 to 172)	149 (106 to 205)	147 (104 to 199)	129 (92 to 180)	95·6 (69·6 to 131)	56·3 (40·9 to 75·8)	32·2 (23·9 to 43·1)	18·2 (13·7 to 24·2)	10 (7·7 to 13)	6 (4·5 to 7·6)	2·9 (2·1 to 3·7)	1 (0·7 to 1·3)	1,350
Self-harm by firearm	0 (0 to 0)	0 (0 to 0)	0 (0 to 0)	0 (0 to 0)	0 (0 to 0)	1·1 (0·8 to 1·7)	7·4 (5·1 to 10·6)	10·2 (6·9 to 14·1)	15·1 (10 to 22)	14 (9·6 to 19·5)	11·2 (7·8 to 15·6)	11·7 (8·4 to 16·2)	14·9 (10·6 to 20·4)	14·5 (10·2 to 19·8)	13·8 (9·6 to 19·4)	10·3 (7·2 to 14·7)	6·5 (4·5 to 8·9)	3·7 (2·6 to 5·1)	1·9 (1·3 to 2·6)	0·9 (0·6 to 1·2)	0·4 (0·3 to 0·5)	0·1 (0·1 to 0·2)	0 (0 to 0)	138
Self-harm by other specified means	0 (0 to 0)	0 (0 to 0)	0 (0 to 0)	0 (0 to 0)	0 (0 to 0)	17·4 (12·2 to 23·8)	82·6 (59·2 to 111)	82·6 (57·3 to 113)	114 (76·7 to 164)	118 (81 to 163)	104 (74·9 to 143)	114 (81·9 to 156)	134 (95·4 to 185)	132 (93·9 to 179)	116 (82·4 to 160)	85·3 (61·9 to 116)	49·8 (36·4 to 66·8)	28·5 (21·2 to 38·1)	16·3 (12·3 to 21·6)	9·2 (7 to 11·8)	5·6 (4·2 to 7·2)	2·8 (2 to 3·5)	1 (0·7 to 1·2)	1,210
Interpersonal violence	2 (1·3 to 2·9)	0·5 (0·4 to 0·7)	19·1 (12·9 to 27·3)	14·6 (10·2 to 20·6)	11·2 (8·8 to 14·1)	16·6 (13·1 to 20·9)	58·4 (46·2 to 74·6)	76·6 (57·8 to 98·1)	84·7 (61·3 to 111)	64·1 (47·5 to 85)	48·1 (37·6 to 61·1)	42·3 (33·7 to 53·6)	44·8 (35·5 to 55·8)	40·4 (32·1 to 50·3)	37·5 (29·6 to 45·7)	31·3 (24·7 to 38·7)	23·9 (19·3 to 29·1)	18·1 (14·6 to 22·6)	12·4 (10 to 15·2)	7·4 (5·8 to 9·2)	5·1 (3·9 to 6·5)	2·9 (2·2 to 3·8)	1·3 (0·9 to 1·7)	663
Physical violence by firearm	0 (0 to 0·1)	0 (0 to 0)	0·4 (0·3 to 0·6)	1·2 (0·8 to 1·8)	2·1 (1·5 to 2·8)	3·6 (2·7 to 4·6)	19·7 (14·9 to 25·7)	26·2 (18·2 to 35)	30·1 (20·2 to 41·5)	21·3 (14·6 to 30·1)	14·1 (10·4 to 19·1)	11·7 (8·7 to 15·7)	10·9 (8·1 to 14·3)	8·5 (6·4 to 11·2)	7·3 (5·6 to 9·3)	5·7 (4·4 to 7·4)	4 (3·2 to 5)	2·8 (2·2 to 3·5)	1·7 (1·3 to 2·1)	0·8 (0·7 to 1·1)	0·5 (0·4 to 0·6)	0·2 (0·2 to 0·3)	0·1 (0·1 to 0·2)	173
Physical violence by sharp object	0·1 (0 to 0·1)	0 (0 to 0)	0·2 (0·1 to 0·3)	0·4 (0·3 to 0·6)	0·6 (0·5 to 0·8)	1·1 (0·8 to 1·4)	5·8 (4·4 to 7·5)	9·5 (6·7 to 12·7)	12·8 (8·8 to 17·4)	10 (7 to 14)	7 (5·3 to 9·4)	6·1 (4·6 to 7·9)	6·3 (4·9 to 8·1)	5·6 (4·3 to 7·2)	5·5 (4·2 to 6·8)	4·3 (3·3 to 5·4)	3·2 (2·6 to 3·9)	2·2 (1·7 to 2·8)	1·4 (1·1 to 1·8)	0·8 (0·6 to 1)	0·5 (0·4 to 0·7)	0·3 (0·2 to 0·4)	0·1 (0·1 to 0·2)	83·9
Sexual violence	0 (0 to 0)	0 (0 to 0)	0 (0 to 0)	0·2 (0·1 to 0·3)	1·9 (1·2 to 3)	5·9 (3·4 to 9·1)	17·4 (10·1 to 27·9)	19·1 (11·1 to 29·5)	11·8 (6·6 to 19·6)	7·3 (4 to 12·4)	6·3 (3·6 to 10·1)	5·4 (3·1 to 8·9)	5·3 (3 to 8·8)	4·5 (2·5 to 7·3)	3·1 (1·8 to 5)	2·2 (1·3 to 3·4)	1·8 (1·1 to 2·7)	1·4 (0·9 to 2·1)	1 (0·6 to 1·5)	0·8 (0·5 to 1·2)	0·6 (0·3 to 0·9)	0·2 (0·1 to 0·3)	0 (0 to 0)	96
Physical violence by other means	1·9 (1·2 to 2·7)	0·5 (0·3 to 0·6)	18·5 (12·5 to 26·4)	12·7 (8·8 to 18·1)	6·5 (5 to 8·4)	6·1 (4·7 to 7·7)	15·4 (12 to 19·9)	21·8 (16 to 28·1)	30 (21·6 to 39·7)	25·5 (18·6 to 33·9)	20·6 (15·7 to 26·4)	19·1 (14·4 to 24·4)	22·3 (17·2 to 28·1)	21·8 (16·8 to 27·8)	21·7 (16·6 to 27·8)	19·1 (14·5 to 24·5)	14·9 (11·4 to 18·9)	11·7 (8·9 to 15·3)	8·3 (6·4 to 10·5)	4·9 (3·7 to 6·5)	3·5 (2·6 to 4·7)	2·2 (1·6 to 2·9)	1 (0·7 to 1·4)	310
Conflict and terrorism	0 (0 to 0)	0 (0 to 0)	0 (0 to 0)	0 (0 to 0)	0 (0 to 0)	0·1 (0·1 to 0·3)	0·3 (0·1 to 0·6)	0·3 (0·2 to 0·6)	0·3 (0·2 to 0·6)	0·2 (0·1 to 0·5)	0·3 (0·2 to 0·6)	0·4 (0·2 to 0·9)	0·6 (0·3 to 1·1)	0·4 (0·2 to 0·7)	0·8 (0·4 to 1·5)	0·6 (0·3 to 1·2)	0·2 (0·1 to 0·4)	0·1 (0·1 to 0·3)	0·1 (0·1 to 0·2)	0·1 (0 to 0·1)	0 (0 to 0·1)	0 (0 to 0·1)	0 (0 to 0)	5

SR Table 2b: South Carolina DALYS by cause and age group for females with 95% uncertainty intervals, 2019

Cause	Early Neonatal	Late Neonatal	Post Neonatal	1 to 4	5 to 9	10 to 14	15 to 19	20 to 24	25 to 29	30 to 34	35 to 39	40 to 44	45 to 49	50 to 54	55 to 59	60 to 64	65 to 69	70 to 74	75 to 79	80 to 84	85 to 89	90 to 94	95 plus	Total
All causes	7,970 (7,380 to 8,600)	1,950 (1,810 to 2,110)	4,930 (4,650 to 5,230)	5,200 (4,280 to 6,390)	6,410 (5,020 to 8,200)	11,300 (8,450 to 14,600)	22,300 (17,300 to 28,100)	29,000 (22,600 to 35,900)	36,600 (28,900 to 45,000)	37,900 (30,400 to 46,600)	40,500 (33,000 to 49,800)	43,800 (36,100 to 53,200)	52,700 (43,400 to 64,200)	63,300 (52,000 to 76,500)	78,700 (64,600 to 95,100)	88,300 (73,300 to 106,000)	92,600 (77,900 to 110,000)	92,700 (78,800 to 109,000)	76,300 (65,100 to 89,300)	59,100 (51,400 to 68,100)	42,200 (36,700 to 48,500)	25,900 (23,000 to 29,200)	11,100 (10,200 to 12,100)	931,000
Communicable, maternal, neonatal, and nutritional diseases	6,230 (5,570 to 6,880)	1,120 (964 to 1,270)	1,080 (865 to 1,360)	1,140 (884 to 1,480)	1,160 (799 to 1,750)	1,070 (781 to 1,490)	1,340 (959 to 1,920)	1,380 (1,070 to 1,830)	1,770 (1,410 to 2,260)	1,960 (1,570 to 2,510)	2,210 (1,670 to 3,040)	2,190 (1,650 to 2,990)	2,210 (1,710 to 3,010)	2,120 (1,680 to 2,790)	2,240 (1,720 to 2,900)	2,300 (1,810 to 2,920)	2,300 (1,810 to 2,910)	2,260 (1,790 to 2,860)	2,150 (1,670 to 2,720)	1,910 (1,450 to 2,450)	1,590 (1,210 to 2,000)	1,180 (871 to 1,500)	602 (419 to 781)	43,500
HIV/AIDS and sexually transmitted infections	1 (0·7 to 1·5)	0·6 (0·3 to 1·1)	13·5 (11·5 to 15·7)	11·3 (9·7 to 13·1)	7 (6 to 8·1)	9·6 (8·3 to 11·1)	32·2 (25·3 to 42)	112 (86·6 to 149)	251 (192 to 324)	419 (328 to 535)	510 (403 to 647)	504 (402 to 645)	514 (405 to 656)	394 (308 to 511)	288 (211 to 397)	200 (144 to 293)	146 (104 to 215)	62·3 (37·5 to 103)	32·7 (20·4 to 52·6)	14·2 (9·7 to 20·9)	8·2 (5·5 to 12·2)	3·8 (2·6 to 5·5)	1·3 (0·9 to 1·9)	3,540
HIV/AIDS	0 (0 to 0)	0 (0 to 0)	13·2 (11·3 to 15·4)	11·3 (9·6 to 13·1)	7 (5·9 to 8·1)	7·1 (6 to 8·3)	22·3 (18 to 28)	82·1 (65·5 to 104)	189 (149 to 242)	342 (266 to 427)	427 (341 to 534)	426 (339 to 545)	458 (362 to 586)	354 (279 to 459)	252 (183 to 347)	170 (121 to 249)	118 (82·1 to 180)	38·4 (20·3 to 74·5)	15·6 (7·6 to 31·5)	3·2 (1·7 to 6·2)	1·6 (0·7 to 3·4)	0·7 (0·3 to 1·5)	0·3 (0·1 to 0·5)	2,940
HIV/AIDS - Drug-susceptible Tuberculosis	0 (0 to 0)	0 (0 to 0)	0·3 (0·2 to 0·5)	0·3 (0·2 to 0·4)	0·2 (0·1 to 0·3)	0·2 (0·1 to 0·3)	0·4 (0·2 to 0·6)	1·5 (0·9 to 2·2)	3·2 (2 to 4·9)	6·1 (3·7 to 9·2)	7·8 (4·7 to 11·8)	8 (4·9 to 12·2)	8·6 (5·2 to 13)	6·4 (3·9 to 9·6)	4·1 (2·5 to 6·2)	2·7 (1·6 to 4)	1·8 (1·1 to 2·7)	0·4 (0·3 to 0·5)	0·1 (0·1 to 0·2)	0 (0 to 0·1)	0 (0 to 0)	0 (0 to 0)	0 (0 to 0)	52·1
HIV/AIDS - Multidrug-resistant Tuberculosis without extensive drug resistance	0 (0 to 0)	0 (0 to 0)	0 (0 to 0·1)	0 (0 to 0)	0 (0 to 0)	0 (0 to 0)	0 (0 to 0·1)	0·1 (0 to 0·2)	0·1 (0 to 0·5)	0·2 (0 to 1)	0·3 (0 to 1·2)	0·3 (0 to 1·3)	0·3 (0 to 1·4)	0·2 (0 to 1)	0·1 (0 to 0·6)	0·1 (0 to 0·4)	0·1 (0 to 0·3)	0 (0 to 0·1)	0 (0 to 0)	0 (0 to 0)	0 (0 to 0)	0 (0 to 0)	0 (0 to 0)	1·8
HIV/AIDS - Extensively drug-resistant Tuberculosis	0 (0 to 0)	0 (0 to 0)	0 (0 to 0)	0 (0 to 0)	0 (0 to 0)	0 (0 to 0)	0 (0 to 0)	0 (0 to 0·1)	0 (0 to 0·1)	0·1 (0 to 0·2)	0·1 (0 to 0·3)	0·1 (0 to 0·3)	0·1 (0 to 0·3)	0·1 (0 to 0·2)	0 (0 to 0·2)	0 (0 to 0·1)	0 (0 to 0·1)	0 (0 to 0)	0 (0 to 0)	0 (0 to 0)	0 (0 to 0)	0 (0 to 0)	0 (0 to 0)	0·5
HIV/AIDS resulting in other diseases	0 (0 to 0)	0 (0 to 0)	12·9 (10·9 to 15·1)	11 (9·3 to 12·8)	6·8 (5·7 to 7·9)	6·9 (5·8 to 8·1)	21·9 (17·6 to 27·6)	80·6 (63·8 to 102)	186 (146 to 239)	336 (260 to 421)	418 (333 to 527)	418 (331 to 535)	449 (354 to 580)	347 (272 to 454)	247 (179 to 344)	167 (119 to 246)	116 (80·2 to 179)	38 (20 to 74·2)	15·4 (7·5 to 31·4)	3·2 (1·6 to 6·1)	1·6 (0·6 to 3·4)	0·7 (0·3 to 1·5)	0·3 (0·1 to 0·5)	2,880
Sexually transmitted infections excluding HIV	1 (0·7 to 1·5)	0·6 (0·3 to 1·1)	0·3 (0·1 to 0·6)	0 (0 to 0·1)	0·1 (0 to 0·1)	2·5 (1·9 to 3·6)	9·8 (5·8 to 16·5)	30·3 (16·1 to 55·3)	61·6 (32·6 to 113)	77·3 (40·6 to 141)	83·2 (44·4 to 150)	77·6 (40·6 to 148)	56·1 (28·2 to 108)	40·1 (19·2 to 82·4)	36·4 (17·7 to 70·3)	29·9 (15 to 59·1)	28 (15·3 to 51)	23·9 (14·3 to 41·3)	17·2 (10·6 to 28·1)	11 (7·2 to 17·1)	6·6 (4·4 to 10)	3·1 (2·2 to 4·5)	1·1 (0·7 to 1·5)	598
Syphilis	1 (0·7 to 1·5)	0·6 (0·3 to 1·1)	0·3 (0·1 to 0·6)	0 (0 to 0·1)	0·1 (0 to 0·1)	[illegible]	[illegible]	[illegible]	[illegible]	[illegible]	[illegible]	[illegible]	[illegible]	[illegible]	[illegible]	[illegible]	[illegible]	[illegible]	[illegible]	[illegible]	[illegible]	[illegible]	[illegible]	22·1
Chlamydial infection	0 (0 to 0)	0 (0 to 0)	0 (0 to 0)	0 (0 to 0)	0 (0 to 0)	[illegible]	[illegible]	[illegible]	[illegible]	[illegible]	[illegible]	[illegible]	[illegible]	[illegible]	[illegible]	[illegible]	[illegible]	[illegible]	[illegible]	[illegible]	[illegible]	[illegible]	[illegible]	35
Gonococcal infection	0 (0 to 0)	0 (0 to 0)	0 (0 to 0)	0 (0 to 0)	0 (0 to 0)	[illegible]	[illegible]	[illegible]	[illegible]	[illegible]	[illegible]	[illegible]	[illegible]	[illegible]	[illegible]	[illegible]	[illegible]	[illegible]	[illegible]	[illegible]	[illegible]	[illegible]	[illegible]	50·1
Trichomoniasis	0 (0 to 0)	0 (0 to 0)	0 (0 to 0)	0 (0 to 0)	0 (0 to 0)	[illegible]	[illegible]	[illegible]	[illegible]	[illegible]	[illegible]	[illegible]	[illegible]	[illegible]	[illegible]	[illegible]	[illegible]	[illegible]	[illegible]	[illegible]	[illegible]	[illegible]	[illegible]	220
Genital herpes	0 (0 to 0)	0 (0 to 0)	0 (0 to 0)	0 (0 to 0)	0 (0 to 0)	[illegible]	[illegible]	[illegible]	[illegible]	[illegible]	[illegible]	[illegible]	[illegible]	[illegible]	[illegible]	[illegible]	[illegible]	[illegible]	[illegible]	[illegible]	[illegible]	[illegible]	[illegible]	124
Other sexually transmitted infections	0 (0 to 0)	[illegible]	[illegible]	[illegible]	[illegible]	[illegible]	[illegible]	[illegible]	[illegible]	[illegible]	[illegible]	[illegible]	[illegible]	[illegible]	[illegible]	[illegible]	[illegible]	[illegible]	[illegible]	[illegible]	[illegible]	[illegible]	[illegible]	146
Respiratory infections and tuberculosis	18·8 (13·6 to 25·7)	[illegible]	[illegible]	[illegible]	[illegible]	[illegible]	[illegible]	[illegible]	[illegible]	[illegible]	[illegible]	[illegible]	[illegible]	[illegible]	[illegible]	[illegible]	[illegible]	[illegible]	[illegible]	[illegible]	[illegible]	[illegible]	[illegible]	13,600
Tuberculosis	0 (0 to 0)	[illegible]	[illegible]	[illegible]	[illegible]	[illegible]	[illegible]	[illegible]	[illegible]	[illegible]	[illegible]	[illegible]	[illegible]	[illegible]	[illegible]	[illegible]	[illegible]	[illegible]	[illegible]	[illegible]	[illegible]	[illegible]	[illegible]	191
Latent tuberculosis infection	0 (0 to 0)	[illegible]	[illegible]	[illegible]	[illegible]	[illegible]	[illegible]	[illegible]	[illegible]	[illegible]	[illegible]	[illegible]	[illegible]	[illegible]	[illegible]	[illegible]	[illegible]	[illegible]	[illegible]	[illegible]	[illegible]	[illegible]	[illegible]	0
Drug-susceptible tuberculosis	0 (0 to 0)	[illegible]	[illegible]	[illegible]	[illegible]	[illegible]	[illegible]	[illegible]	[illegible]	[illegible]	[illegible]	[illegible]	[illegible]	[illegible]	[illegible]	[illegible]	[illegible]	[illegible]	[illegible]	[illegible]	[illegible]	[illegible]	[illegible]	184
Multidrug-resistant tuberculosis without extensive drug resistance	0 (0 to 0)	[illegible]	[illegible]	[illegible]	[illegible]	[illegible]	[illegible]	[illegible]	[illegible]	[illegible]	[illegible]	[illegible]	[illegible]	[illegible]	[illegible]	[illegible]	[illegible]	[illegible]	[illegible]	[illegible]	[illegible]	[illegible]	[illegible]	5·1
Extensively drug-resistant tuberculosis	0 (0 to 0)	[illegible]	[illegible]	[illegible]	[illegible]	[illegible]	[illegible]	[illegible]	[illegible]	[illegible]	[illegible]	[illegible]	[illegible]	[illegible]	[illegible]	[illegible]	[illegible]	[illegible]	[illegible]	[illegible]	[illegible]	[illegible]	[illegible]	1·3
Lower respiratory infections	18·3 (13·1 to 25·2)	[illegible]	[illegible]	[illegible]	[illegible]	[illegible]	[illegible]	[illegible]	[illegible]	[illegible]	[illegible]	[illegible]	[illegible]	[illegible]	[illegible]	[illegible]	[illegible]	[illegible]	[illegible]	[illegible]	[illegible]	[illegible]	[illegible]	10,300
Upper respiratory infections	0·5 (0·3 to 0·7)	[illegible]	[illegible]	[illegible]	[illegible]	[illegible]	[illegible]	[illegible]	[illegible]	[illegible]	[illegible]	[illegible]	[illegible]	[illegible]	[illegible]	[illegible]	[illegible]	[illegible]	[illegible]	[illegible]	[illegible]	[illegible]	[illegible]	2,710
Otitis media	0 (0 to 0)	[illegible]	[illegible]	[illegible]	[illegible]	[illegible]	[illegible]	[illegible]	[illegible]	[illegible]	[illegible]	[illegible]	[illegible]	[illegible]	[illegible]	[illegible]	[illegible]	[illegible]	[illegible]	[illegible]	[illegible]	[illegible]	[illegible]	386
Enteric infections	3·7 (2·5 to 5·5)	[illegible]	[illegible]	[illegible]	[illegible]	[illegible]	[illegible]	[illegible]	[illegible]	[illegible]	[illegible]	[illegible]	[illegible]	[illegible]	[illegible]	[illegible]	[illegible]	[illegible]	[illegible]	[illegible]	[illegible]	[illegible]	[illegible]	4,090
Diarrheal diseases	3·7 (2·5 to 5·5)	[illegible]	[illegible]	[illegible]	[illegible]	[illegible]	[illegible]	[illegible]	[illegible]	[illegible]	[illegible]	[illegible]	[illegible]	[illegible]	[illegible]	[illegible]	[illegible]	[illegible]	[illegible]	[illegible]	[illegible]	[illegible]	[illegible]	4,070
Typhoid and paratyphoid	0 (0 to 0)	[illegible]	[illegible]	[illegible]	[illegible]	[illegible]	[illegible]	[illegible]	[illegible]	[illegible]	[illegible]	[illegible]	[illegible]	[illegible]	[illegible]	[illegible]	[illegible]	[illegible]	[illegible]	[illegible]	[illegible]	[illegible]	[illegible]	0·5
Typhoid fever	0 (0 to 0)	[illegible]	[illegible]	[illegible]	[illegible]	[illegible]	[illegible]	[illegible]	[illegible]	[illegible]	[illegible]	[illegible]	[illegible]	[illegible]	[illegible]	[illegible]	[illegible]	[illegible]	[illegible]	[illegible]	[illegible]	[illegible]	[illegible]	0·1
Paratyphoid fever	0 (0 to 0)	[illegible]	[illegible]	[illegible]	[illegible]	[illegible]	[illegible]	[illegible]	[illegible]	[illegible]	[illegible]	[illegible]	[illegible]	[illegible]	[illegible]	[illegible]	[illegible]	[illegible]	[illegible]	[illegible]	[illegible]	[illegible]	[illegible]	0·5
Invasive Non-typhoidal Salmonella (iNTS)	0 (0 to 0)	[illegible]	[illegible]	[illegible]	[illegible]	[illegible]	[illegible]	[illegible]	[illegible]	[illegible]	[illegible]	[illegible]	[illegible]	[illegible]	[illegible]	[illegible]	[illegible]	[illegible]	[illegible]	[illegible]	[illegible]	[illegible]	[illegible]	12·5
Other intestinal infectious diseases	0 (0 to 0)	[illegible]	[illegible]	[illegible]	[illegible]	[illegible]	[illegible]	[illegible]	[illegible]	[illegible]	[illegible]	[illegible]	[illegible]	[illegible]	[illegible]	[illegible]	[illegible]	[illegible]	[illegible]	[illegible]	[illegible]	[illegible]	[illegible]	7·6
Neglected tropical diseases and malaria	0·5 (0·1 to 0·8)	[illegible]	[illegible]	[illegible]	[illegible]	[illegible]	[illegible]	[illegible]	[illegible]	[illegible]	[illegible]	[illegible]	[illegible]	[illegible]	[illegible]	[illegible]	[illegible]	[illegible]	[illegible]	[illegible]	[illegible]	[illegible]	[illegible]	964
Malaria	0 (0 to 0)	[illegible]	[illegible]	[illegible]	[illegible]	[illegible]	[illegible]	[illegible]	[illegible]	[illegible]	[illegible]	[illegible]	[illegible]	[illegible]	[illegible]	[illegible]	[illegible]	[illegible]	[illegible]	[illegible]	[illegible]	[illegible]	[illegible]	0
Chagas disease	0 (0 to 0)	[illegible]	[illegible]	[illegible]	[illegible]	[illegible]	[illegible]	[illegible]	[illegible]	[illegible]	[illegible]	[illegible]	[illegible]	[illegible]	[illegible]	[illegible]	[illegible]	[illegible]	[illegible]	[illegible]	[illegible]	[illegible]	[illegible]	1·8
Leishmaniasis	0 (0 to 0)	[illegible]	[illegible]	[illegible]	[illegible]	[illegible]	[illegible]	[illegible]	[illegible]	[illegible]	[illegible]	[illegible]	[illegible]	[illegible]	[illegible]	[illegible]	[illegible]	[illegible]	[illegible]	[illegible]	[illegible]	[illegible]	[illegible]	0
Visceral leishmaniasis	0 (0 to 0)	[illegible]	[illegible]	[illegible]	[illegible]	[illegible]	[illegible]	[illegible]	[illegible]	[illegible]	[illegible]	[illegible]	[illegible]	[illegible]	[illegible]	[illegible]	[illegible]	[illegible]	[illegible]	[illegible]	[illegible]	[illegible]	[illegible]	0
Cutaneous and mucocutaneous leishmaniasis	0 (0 to 0)	[illegible]	[illegible]	[illegible]	[illegible]	[illegible]	[illegible]	[illegible]	[illegible]	[illegible]	[illegible]	[illegible]	[illegible]	[illegible]	[illegible]	[illegible]	[illegible]	[illegible]	[illegible]	[illegible]	[illegible]	[illegible]	[illegible]	0
African trypanosomiasis	0 (0 to 0)	[illegible]	[illegible]	[illegible]	[illegible]	[illegible]	[illegible]	[illegible]	[illegible]	[illegible]	[illegible]	[illegible]	[illegible]	[illegible]	[illegible]	[illegible]	[illegible]	[illegible]	[illegible]	[illegible]	[illegible]	[illegible]	[illegible]	0
Schistosomiasis	0 (0 to 0)	[illegible]	[illegible]	[illegible]	[illegible]	[illegible]	[illegible]	[illegible]	[illegible]	[illegible]	[illegible]	[illegible]	[illegible]	[illegible]	[illegible]	[illegible]	[illegible]	[illegible]	[illegible]	[illegible]	[illegible]	[illegible]	[illegible]	0
Cysticercosis	0 (0 to 0)	[illegible]	[illegible]	[illegible]	[illegible]	[illegible]	[illegible]	[illegible]	[illegible]	[illegible]	[illegible]	[illegible]	[illegible]	[illegible]	[illegible]	[illegible]	[illegible]	[illegible]	[illegible]	[illegible]	[illegible]	[illegible]	[illegible]	783
Cystic echinococcosis	0 (0 to 0)	[illegible]	[illegible]	[illegible]	[illegible]	[illegible]	[illegible]	[illegible]	[illegible]	[illegible]	[illegible]	[illegible]	[illegible]	[illegible]	[illegible]	[illegible]	[illegible]	[illegible]	[illegible]	[illegible]	[illegible]	[illegible]	[illegible]	1·1
Lymphatic filariasis	0 (0 to 0)	[illegible]	[illegible]	[illegible]	[illegible]	[illegible]	[illegible]	[illegible]	[illegible]	[illegible]	[illegible]	[illegible]	[illegible]	[illegible]	[illegible]	[illegible]	[illegible]	[illegible]	[illegible]	[illegible]	[illegible]	[illegible]	[illegible]	0
Onchocerciasis	0 (0 to 0)	[illegible]	[illegible]	[illegible]	[illegible]	[illegible]	[illegible]	[illegible]	[illegible]	[illegible]	[illegible]	[illegible]	[illegible]	[illegible]	[illegible]	[illegible]	[illegible]	[illegible]	[illegible]	[illegible]	[illegible]	[illegible]	[illegible]	0
Trachoma	0 (0 to 0)	[illegible]	[illegible]	[illegible]	[illegible]	[illegible]	[illegible]	[illegible]	[illegible]	[illegible]	[illegible]	[illegible]	[illegible]	[illegible]	[illegible]	[illegible]	[illegible]	[illegible]	[illegible]	[illegible]	[illegible]	[illegible]	[illegible]	0
Dengue	0 (0 to 0)	[illegible]	[illegible]	[illegible]	[illegible]	[illegible]	[illegible]	[illegible]	[illegible]	[illegible]	[illegible]	[illegible]	[illegible]	[illegible]	[illegible]	[illegible]	[illegible]	[illegible]	[illegible]	[illegible]	[illegible]	[illegible]	[illegible]	0
Yellow fever	0 (0 to 0)	[illegible]	[illegible]	[illegible]	[illegible]	[illegible]	[illegible]	[illegible]	[illegible]	[illegible]	[illegible]	[illegible]	[illegible]	[illegible]	[illegible]	[illegible]	[illegible]	[illegible]	[illegible]	[illegible]	[illegible]	[illegible]	[illegible]	0
Rabies	0 (0 to 0)	[illegible]	[illegible]	[illegible]	[illegible]	[illegible]	[illegible]	[illegible]	[illegible]	[illegible]	[illegible]	[illegible]	[illegible]	[illegible]	[illegible]	[illegible]	[illegible]	[illegible]	[illegible]	[illegible]	[illegible]	[illegible]	[illegible]	2·8
Intestinal nematode infections	0 (0 to 0)	[illegible]	[illegible]	[illegible]	[illegible]	[illegible]	[illegible]	[illegible]	[illegible]	[illegible]	[illegible]	[illegible]	[illegible]	[illegible]	[illegible]	[illegible]	[illegible]	[illegible]	[illegible]	[illegible]	[illegible]	[illegible]	[illegible]	0
Ascariasis	0 (0 to 0)	[illegible]	[illegible]	[illegible]	[illegible]	[illegible]	[illegible]	[illegible]	[illegible]	[illegible]	[illegible]	[illegible]	[illegible]	[illegible]	[illegible]	[illegible]	[illegible]	[illegible]	[illegible]	[illegible]	[illegible]	[illegible]	[illegible]	0
Trichuriasis	0 (0 to 0)	[illegible]	[illegible]	[illegible]	[illegible]	[illegible]	[illegible]	[illegible]	[illegible]	[illegible]	[illegible]	[illegible]	[illegible]	[illegible]	[illegible]	[illegible]	[illegible]	[illegible]	[illegible]	[illegible]	[illegible]	[illegible]	[illegible]	0
Hookworm disease	0 (0 to 0)	[illegible]	[illegible]	[illegible]	[illegible]	[illegible]	[illegible]	[illegible]	[illegible]	[illegible]	[illegible]	[illegible]	[illegible]	[illegible]	[illegible]	[illegible]	[illegible]	[illegible]	[illegible]	[illegible]	[illegible]	[illegible]	[illegible]	0
Food-borne trematodiases	0 (0 to 0)	[illegible]	[illegible]	[illegible]	[illegible]	[illegible]	[illegible]	[illegible]	[illegible]	[illegible]	[illegible]	[illegible]	[illegible]	[illegible]	[illegible]	[illegible]	[illegible]	[illegible]	[illegible]	[illegible]	[illegible]	[illegible]	[illegible]	0
Leprosy	0 (0 to 0)	[illegible]	[illegible]	[illegible]	[illegible]	[illegible]	[illegible]	[illegible]	[illegible]	[illegible]	[illegible]	[illegible]	[illegible]	[illegible]	[illegible]	[illegible]	[illegible]	[illegible]	[illegible]	[illegible]	[illegible]	[illegible]	[illegible]	0
Ebola	0 (0 to 0)	[illegible]	[illegible]	[illegible]	[illegible]	[illegible]	[illegible]	[illegible]	[illegible]	[illegible]	[illegible]	[illegible]	[illegible]	[illegible]	[illegible]	[illegible]	[illegible]	[illegible]	[illegible]	[illegible]	[illegible]	[illegible]	[illegible]	0
Zika virus	0 (0 to 0)	[illegible]	[illegible]	[illegible]	[illegible]	[illegible]	[illegible]	[illegible]	[illegible]	[illegible]	[illegible]	[illegible]	[illegible]	[illegible]	[illegible]	[illegible]	[illegible]	[illegible]	[illegible]	[illegible]	[illegible]	[illegible]	[illegible]	0
Guinea worm disease	0 (0 to 0)	[illegible]	[illegible]	[illegible]	[illegible]	[illegible]	[illegible]	[illegible]	[illegible]	[illegible]	[illegible]	[illegible]	[illegible]	[illegible]	[illegible]	[illegible]	[illegible]	[illegible]	[illegible]	[illegible]	[illegible]	[illegible]	[illegible]	0
Other neglected tropical diseases	0·5 (0·1 to 0·8)	[illegible]	[illegible]	[illegible]	[illegible]	[illegible]	[illegible]	[illegible]	[illegible]	[illegible]	[illegible]	[illegible]	[illegible]	[illegible]	[illegible]	[illegible]	[illegible]	[illegible]	[illegible]	[illegible]	[illegible]	[illegible]	[illegible]	175
Other infectious diseases	18·4 (12·7 to 24·7)	[illegible]	[illegible]	[illegible]	[illegible]	[illegible]	[illegible]	[illegible]	[illegible]	[illegible]	[illegible]	[illegible]	[illegible]	[illegible]	[illegible]	[illegible]	[illegible]	[illegible]	[illegible]	[illegible]	[illegible]	[illegible]	[illegible]	1,950
Meningitis	3·5 (2·5 to 4·7)	[illegible]	[illegible]	[illegible]	[illegible]	[illegible]	[illegible]	[illegible]	[illegible]	[illegible]	[illegible]	[illegible]	[illegible]	[illegible]	[illegible]	[illegible]	[illegible]	[illegible]	[illegible]	[illegible]	[illegible]	[illegible]	[illegible]	383
Encephalitis	1·4 (0·8 to 2·3)	[illegible]	[illegible]	[illegible]	[illegible]	[illegible]	[illegible]	[illegible]	[illegible]	[illegible]	[illegible]	[illegible]	[illegible]	[illegible]	[illegible]	[illegible]	[illegible]	[illegible]	[illegible]	[illegible]	[illegible]	[illegible]	[illegible]	210
Diphtheria	0 (0 to 0)	[illegible]	[illegible]	[illegible]	[illegible]	[illegible]	[illegible]	[illegible]	[illegible]	[illegible]	[illegible]	[illegible]	[illegible]	[illegible]	[illegible]	[illegible]	[illegible]	[illegible]	[illegible]	[illegible]	[illegible]	[illegible]	[illegible]	0·8
Tetanus	0·1 (0 to 0·1)	[illegible]	[illegible]	[illegible]	[illegible]	[illegible]	[illegible]	[illegible]	[illegible]	[illegible]	[illegible]	[illegible]	[illegible]	[illegible]	[illegible]	[illegible]	[illegible]	[illegible]	[illegible]	[illegible]	[illegible]	[illegible]	[illegible]	3
Measles	0 (0 to 0)	[illegible]	[illegible]	[illegible]	[illegible]	[illegible]	[illegible]	[illegible]	[illegible]	[illegible]	[illegible]	[illegible]	[illegible]	[illegible]	[illegible]	[illegible]	[illegible]	[illegible]	[illegible]	[illegible]	[illegible]	[illegible]	[illegible]	0·2
Varicella and herpes zoster	0·3 (0·1 to 0·6)	[illegible]	[illegible]	[illegible]	[illegible]	[illegible]	[illegible]	[illegible]	[illegible]	[illegible]	[illegible]	[illegible]	[illegible]	[illegible]	[illegible]	[illegible]	[illegible]	[illegible]	[illegible]	[illegible]	[illegible]	[illegible]	[illegible]	144
Acute hepatitis	0 (0 to 0)	[illegible]	[illegible]	[illegible]	[illegible]	[illegible]	[illegible]	[illegible]	[illegible]	[illegible]	[illegible]	[illegible]	[illegible]	[illegible]	[illegible]	[illegible]	[illegible]	[illegible]	[illegible]	[illegible]	[illegible]	[illegible]	[illegible]	97·5
Acute hepatitis A	0 (0 to 0)	[illegible]	[illegible]	[illegible]	[illegible]	[illegible]	[illegible]	[illegible]	[illegible]	[illegible]	[illegible]	[illegible]	[illegible]	[illegible]	[illegible]	[illegible]	[illegible]	[illegible]	[illegible]	[illegible]	[illegible]	[illegible]	[illegible]	67·1
Acute hepatitis B	0 (0 to 0)	[illegible]	[illegible]	[illegible]	[illegible]	[illegible]	[illegible]	[illegible]	[illegible]	[illegible]	[illegible]	[illegible]	[illegible]	[illegible]	[illegible]	[illegible]	[illegible]	[illegible]	[illegible]	[illegible]	[illegible]	[illegible]	[illegible]	18·2
Acute hepatitis C	0 (0 to 0)	[illegible]	[illegible]	[illegible]	[illegible]	[illegible]	[illegible]	[illegible]	[illegible]	[illegible]	[illegible]	[illegible]	[illegible]	[illegible]	[illegible]	[illegible]	[illegible]	[illegible]	[illegible]	[illegible]	[illegible]	[illegible]	[illegible]	5·7
Acute hepatitis E	0 (0 to 0)	[illegible]	[illegible]	[illegible]	[illegible]	[illegible]	[illegible]	[illegible]	[illegible]	[illegible]	[illegible]	[illegible]	[illegible]	[illegible]	[illegible]	[illegible]	[illegible]	[illegible]	[illegible]	[illegible]	[illegible]	[illegible]	[illegible]	6·4
Other unspecified infectious diseases	13·1 (7·9 to 19·5)	[illegible]	[illegible]	[illegible]	[illegible]	[illegible]	[illegible]	[illegible]	[illegible]	[illegible]	[illegible]	[illegible]	[illegible]	[illegible]	[illegible]	[illegible]	[illegible]	[illegible]	[illegible]	[illegible]	[illegible]	[illegible]	[illegible]	1,100
Maternal and neonatal disorders	6,190 (5,530 to 6,830)	[illegible]	[illegible]	[illegible]	[illegible]	[illegible]	[illegible]	[illegible]	[illegible]	[illegible]	[illegible]	[illegible]	[illegible]	[illegible]	[illegible]	[illegible]	[illegible]	[illegible]	[illegible]	[illegible]	[illegible]	[illegible]	[illegible]	14,500
Maternal disorders	0 (0 to 0)	[illegible]	[illegible]	[illegible]	[illegible]	[illegible]	[illegible]	[illegible]	[illegible]	[illegible]	[illegible]	[illegible]	[illegible]	[illegible]	[illegible]	[illegible]	[illegible]	[illegible]	[illegible]	[illegible]	[illegible]	[illegible]	[illegible]	1,450
Maternal hemorrhage	0 (0 to 0)	[illegible]	[illegible]	[illegible]	[illegible]	[illegible]	[illegible]	[illegible]	[illegible]	[illegible]	[illegible]	[illegible]	[illegible]	[illegible]	[illegible]	[illegible]	[illegible]	[illegible]	[illegible]	[illegible]	[illegible]	[illegible]	[illegible]	127
Maternal sepsis and other maternal infections	0 (0 to 0)	[illegible]	[illegible]	[illegible]	[illegible]	[illegible]	[illegible]	[illegible]	[illegible]	[illegible]	[illegible]	[illegible]	[illegible]	[illegible]	[illegible]	[illegible]	[illegible]	[illegible]	[illegible]	[illegible]	[illegible]	[illegible]	[illegible]	65·2
Maternal hypertensive disorders	0 (0 to 0)	[illegible]	[illegible]	[illegible]	[illegible]	[illegible]	[illegible]	[illegible]	[illegible]	[illegible]	[illegible]	[illegible]	[illegible]	[illegible]	[illegible]	[illegible]	[illegible]	[illegible]	[illegible]	[illegible]	[illegible]	[illegible]	[illegible]	211
Maternal obstructed labor and uterine rupture	0 (0 to 0)	[illegible]	[illegible]	[illegible]	[illegible]	[illegible]	[illegible]	[illegible]	[illegible]	[illegible]	[illegible]	[illegible]	[illegible]	[illegible]	[illegible]	[illegible]	[illegible]	[illegible]	[illegible]	[illegible]	[illegible]	[illegible]	[illegible]	41·6
Maternal abortion and miscarriage	0 (0 to 0)	[illegible]	[illegible]	[illegible]	[illegible]	[illegible]	[illegible]	[illegible]	[illegible]	[illegible]	[illegible]	[illegible]	[illegible]	[illegible]	[illegible]	[illegible]	[illegible]	[illegible]	[illegible]	[illegible]	[illegible]	[illegible]	[illegible]	30·2
Ectopic pregnancy	0 (0 to 0)	[illegible]	[illegible]	[illegible]	[illegible]	[illegible]	[illegible]	[illegible]	[illegible]	[illegible]	[illegible]	[illegible]	[illegible]	[illegible]	[illegible]	[illegible]	[illegible]	[illegible]	[illegible]	[illegible]	[illegible]	[illegible]	[illegible]	25·3
Indirect maternal deaths	--	[illegible]	[illegible]	[illegible]	[illegible]	[illegible]	[illegible]	[illegible]	[illegible]	[illegible]	[illegible]	[illegible]	[illegible]	[illegible]	[illegible]	[illegible]	[illegible]	[illegible]	[illegible]	[illegible]	[illegible]	[illegible]	[illegible]	NA
Late maternal deaths	--	[illegible]	[illegible]	[illegible]	[illegible]	[illegible]	[illegible]	[illegible]	[illegible]	[illegible]	[illegible]	[illegible]	[illegible]	[illegible]	[illegible]	[illegible]	[illegible]	[illegible]	[illegible]	[illegible]	[illegible]	[illegible]	[illegible]	NA
Maternal deaths aggravated by HIV/AIDS	--	[illegible]	[illegible]	[illegible]	[illegible]	[illegible]	[illegible]	[illegible]	[illegible]	[illegible]	[illegible]	[illegible]	[illegible]	[illegible]	[illegible]	[illegible]	[illegible]	[illegible]	[illegible]	[illegible]	[illegible]	[illegible]	[illegible]	NA
Neonatal disorders	6,190 (5,530 to 6,830)	[illegible]	[illegible]	[illegible]	[illegible]	[illegible]	[illegible]	[illegible]	[illegible]	[illegible]	[illegible]	[illegible]	[illegible]	[illegible]	[illegible]	[illegible]	[illegible]	[illegible]	[illegible]	[illegible]	[illegible]	[illegible]	[illegible]	13,100
Neonatal preterm birth	3,770 (3,280 to 4,300)	[illegible]	[illegible]	[illegible]	[illegible]	[illegible]	[illegible]	[illegible]	[illegible]	[illegible]	[illegible]	[illegible]	[illegible]	[illegible]	[illegible]	[illegible]	[illegible]	[illegible]	[illegible]	[illegible]	[illegible]	[illegible]	[illegible]	8,800
Neonatal encephalopathy due to birth asphyxia and trauma	947 (766 to 1,140)	[illegible]	[illegible]	[illegible]	[illegible]	[illegible]	[illegible]	[illegible]	[illegible]	[illegible]	[illegible]	[illegible]	[illegible]	[illegible]	[illegible]	[illegible]	[illegible]	[illegible]	[illegible]	[illegible]	[illegible]	[illegible]	[illegible]	1,830
Neonatal sepsis and other neonatal infections	226 (161 to 294)	[illegible]	[illegible]	[illegible]	[illegible]	[illegible]	[illegible]	[illegible]	[illegible]	[illegible]	[illegible]	[illegible]	[illegible]	[illegible]	[illegible]	[illegible]	[illegible]	[illegible]	[illegible]	[illegible]	[illegible]	[illegible]	[illegible]	665
Hemolytic disease and other neonatal jaundice	5·6 (3·6 to 8·3)	[illegible]	[illegible]	[illegible]	[illegible]	[illegible]	[illegible]	[illegible]	[illegible]	[illegible]	[illegible]	[illegible]	[illegible]	[illegible]	[illegible]	[illegible]	[illegible]	[illegible]	[illegible]	[illegible]	[illegible]	[illegible]	[illegible]	67·4
Other neonatal disorders	1,240 (902 to 1,600)	[illegible]	[illegible]	[illegible]	[illegible]	[illegible]	[illegible]	[illegible]	[illegible]	[illegible]	[illegible]	[illegible]	[illegible]	[illegible]	[illegible]	[illegible]	[illegible]	[illegible]	[illegible]	[illegible]	[illegible]	[illegible]	[illegible]	1,720
Nutritional deficiencies	0 (0 to 0)	[illegible]	[illegible]	[illegible]	[illegible]	[illegible]	[illegible]	[illegible]	[illegible]	[illegible]	[illegible]	[illegible]	[illegible]	[illegible]	[illegible]	[illegible]	[illegible]	[illegible]	[illegible]	[illegible]	[illegible]	[illegible]	[illegible]	4,870
Protein-energy malnutrition	0 (0 to 0)	[illegible]	[illegible]	[illegible]	[illegible]	[illegible]	[illegible]	[illegible]	[illegible]	[illegible]	[illegible]	[illegible]	[illegible]	[illegible]	[illegible]	[illegible]	[illegible]	[illegible]	[illegible]	[illegible]	[illegible]	[illegible]	[illegible]	1,590
Iodine deficiency	0 (0 to 0)	[illegible]	[illegible]	[illegible]	[illegible]	[illegible]	[illegible]	[illegible]	[illegible]	[illegible]	[illegible]	[illegible]	[illegible]	[illegible]	[illegible]	[illegible]	[illegible]	[illegible]	[illegible]	[illegible]	[illegible]	[illegible]	[illegible]	79·6
Vitamin A deficiency	0 (0 to 0)	[illegible]	[illegible]	[illegible]	[illegible]	[illegible]	[illegible]	[illegible]	[illegible]	[illegible]	[illegible]	[illegible]	[illegible]	[illegible]	[illegible]	[illegible]	[illegible]	[illegible]	[illegible]	[illegible]	[illegible]	[illegible]	[illegible]	3·8
Dietary iron deficiency	0 (0 to 0)	[illegible]	[illegible]	[illegible]	[illegible]	[illegible]	[illegible]	[illegible]	[illegible]	[illegible]	[illegible]	[illegible]	[illegible]	[illegible]	[illegible]	[illegible]	[illegible]	[illegible]	[illegible]	[illegible]	[illegible]	[illegible]	[illegible]	2,930
Other nutritional deficiencies	0 (0 to 0)	[illegible]	[illegible]	[illegible]	[illegible]	[illegible]	[illegible]	[illegible]	[illegible]	[illegible]	[illegible]	[illegible]	[illegible]	[illegible]	[illegible]	[illegible]	[illegible]	[illegible]	[illegible]	[illegible]	[illegible]	[illegible]	[illegible]	264
Non-communicable diseases	1,680 ([illegible])	[illegible]	[illegible]	[illegible]	[illegible]	[illegible]	[illegible]	[illegible]	[illegible]	[illegible]	[illegible]	[illegible]	[illegible]	[illegible]	[illegible]	[illegible]	[illegible]	[illegible]	[illegible]	[illegible]	[illegible]	[illegible]	[illegible]	822,000
Neoplasms	15·5 ([illegible])	[illegible]	[illegible]	[illegible]	[illegible]	[illegible]	[illegible]	[illegible]	[illegible]	[illegible]	[illegible]	[illegible]	[illegible]	[illegible]	[illegible]	[illegible]	[illegible]	[illegible]	[illegible]	[illegible]	[illegible]	[illegible]	[illegible]	136,000
Lip and oral cavity cancer	0 (0 to 0)	[illegible]	[illegible]	[illegible]	[illegible]	[illegible]	[illegible]	[illegible]	[illegible]	[illegible]	[illegible]	[illegible]	[illegible]	[illegible]	[illegible]	[illegible]	[illegible]	[illegible]	[illegible]	[illegible]	[illegible]	[illegible]	[illegible]	968
Nasopharynx cancer	0 (0 to 0)	[illegible]	[illegible]	[illegible]	[illegible]	[illegible]	[illegible]	[illegible]	[illegible]	[illegible]	[illegible]	[illegible]	[illegible]	[illegible]	[illegible]	[illegible]	[illegible]	[illegible]	[illegible]	[illegible]	[illegible]	[illegible]	[illegible]	169
Other pharynx cancer	0 (0 to 0)	[illegible]	[illegible]	[illegible]	[illegible]	[illegible]	[illegible]	[illegible]	[illegible]	[illegible]	[illegible]	[illegible]	[illegible]	[illegible]	[illegible]	[illegible]	[illegible]	[illegible]	[illegible]	[illegible]	[illegible]	[illegible]	[illegible]	322
Esophageal cancer	0 (0 to 0)	[illegible]	[illegible]	[illegible]	[illegible]	[illegible]	[illegible]	[illegible]	[illegible]	[illegible]	[illegible]	[illegible]	[illegible]	[illegible]	[illegible]	[illegible]	[illegible]	[illegible]	[illegible]	[illegible]	[illegible]	[illegible]	[illegible]	1,470
Stomach cancer	0 (0 to 0)	[illegible]	[illegible]	[illegible]	[illegible]	[illegible]	[illegible]	[illegible]	[illegible]	[illegible]	[illegible]	[illegible]	[illegible]	[illegible]	[illegible]	[illegible]	[illegible]	[illegible]	[illegible]	[illegible]	[illegible]	[illegible]	[illegible]	2,570
Colon and rectum cancer	0 (0 to 0)	[illegible]	[illegible]	[illegible]	[illegible]	[illegible]	[illegible]	[illegible]	[illegible]	[illegible]	[illegible]	[illegible]	[illegible]	[illegible]	[illegible]	[illegible]	[illegible]	[illegible]	[illegible]	[illegible]	[illegible]	[illegible]	[illegible]	13,800
Liver cancer	0·5 (0·3 to 0·7)	[illegible]	[illegible]	[illegible]	[illegible]	[illegible]	[illegible]	[illegible]	[illegible]	[illegible]	[illegible]	[illegible]	[illegible]	[illegible]	[illegible]	[illegible]	[illegible]	[illegible]	[illegible]	[illegible]	[illegible]	[illegible]	[illegible]	2,430
Liver cancer due to hepatitis B	0 (0 to 0)	[illegible]	[illegible]	[illegible]	[illegible]	[illegible]	[illegible]	[illegible]	[illegible]	[illegible]	[illegible]	[illegible]	[illegible]	[illegible]	[illegible]	[illegible]	[illegible]	[illegible]	[illegible]	[illegible]	[illegible]	[illegible]	[illegible]	262
Liver cancer due to hepatitis C	0 (0 to 0)	[illegible]	[illegible]	[illegible]	[illegible]	[illegible]	[illegible]	[illegible]	[illegible]	[illegible]	[illegible]	[illegible]	[illegible]	[illegible]	[illegible]	[illegible]	[illegible]	[illegible]	[illegible]	[illegible]	[illegible]	[illegible]	[illegible]	1,220
Liver cancer due to alcohol use	0 (0 to 0)	[illegible]	[illegible]	[illegible]	[illegible]	[illegible]	[illegible]	[illegible]	[illegible]	[illegible]	[illegible]	[illegible]	[illegible]	[illegible]	[illegible]	[illegible]	[illegible]	[illegible]	[illegible]	[illegible]	[illegible]	[illegible]	[illegible]	298
Liver cancer due to NASH	0 (0 to 0)	[illegible]	[illegible]	[illegible]	[illegible]	[illegible]	[illegible]	[illegible]	[illegible]	[illegible]	[illegible]	[illegible]	[illegible]	[illegible]	[illegible]	[illegible]	[illegible]	[illegible]	[illegible]	[illegible]	[illegible]	[illegible]	[illegible]	342
Liver cancer due to other causes	0·5 (0·3 to 0·7)	[illegible]	[illegible]	[illegible]	[illegible]	[illegible]	[illegible]	[illegible]	[illegible]	[illegible]	[illegible]	[illegible]	[illegible]	[illegible]	[illegible]	[illegible]	[illegible]	[illegible]	[illegible]	[illegible]	[illegible]	[illegible]	[illegible]	316
Gallbladder and biliary tract cancer	0 (0 to 0)	0 (0 to 0)	[illegible]	[illegible]	[illegible]	[illegible]	[illegible]	[illegible]	[illegible]	[illegible]	[illegible]	[illegible]	[illegible]	[illegible]	[illegible]	[illegible]	[illegible]	[illegible]	[illegible]	[illegible]	[illegible]	[illegible]	[illegible]	942
Pancreatic cancer	0 (0 to 0)	0 (0 to 0)	[illegible]	[illegible]	[illegible]	[illegible]	[illegible]	[illegible]	[illegible]	[illegible]	[illegible]	[illegible]	[illegible]	[illegible]	[illegible]	[illegible]	[illegible]	[illegible]	[illegible]	[illegible]	[illegible]	185 (125 to 261)	52·2 (33·5 to 71·7)	9,300
Larynx cancer	0 (0 to 0)	0 (0 to 0)	[illegible]	[illegible]	[illegible]	[illegible]	[illegible]	[illegible]	[illegible]	[illegible]	[illegible]	[illegible]	[illegible]	[illegible]	[illegible]	[illegible]	[illegible]	[illegible]	[illegible]	[illegible]	[illegible]	3·2 (1·8 to 5)	0·8 (0·5 to 1·4)	388
Tracheal, bronchus, and lung cancer	0 (0 to 0)	0 (0 to 0)	[illegible]	[illegible]	[illegible]	[illegible]	[illegible]	[illegible]	[illegible]	[illegible]	[illegible]	[illegible]	[illegible]	[illegible]	[illegible]	[illegible]	[illegible]	[illegible]	[illegible]	[illegible]	[illegible]	384 (252 to 546)	95·2 (58·1 to 136)	33,600
Malignant skin melanoma	0·1 (0 to 0·1)	0·1 (0·1 to 0·1)	[illegible]	[illegible]	[illegible]	[illegible]	[illegible]	[illegible]	[illegible]	[illegible]	[illegible]	[illegible]	[illegible]	[illegible]	[illegible]	[illegible]	[illegible]	[illegible]	[illegible]	[illegible]	[illegible]	22·3 (12·8 to 34·3)	7·3 (4 to 10·8)	1,680
Non-melanoma skin cancer	0 (0 to 0)	0 (0 to 0)	[illegible]	[illegible]	[illegible]	[illegible]	[illegible]	[illegible]	[illegible]	[illegible]	[illegible]	[illegible]	[illegible]	[illegible]	[illegible]	[illegible]	[illegible]	[illegible]	[illegible]	[illegible]	[illegible]	37 (27·2 to 48·7)	16·5 (11·4 to 22·4)	888
Non-melanoma skin cancer (squamous-cell carcinoma)	0 (0 to 0)	0 (0 to 0)	[illegible]	[illegible]	[illegible]	[illegible]	[illegible]	[illegible]	[illegible]	[illegible]	[illegible]	[illegible]	[illegible]	[illegible]	[illegible]	[illegible]	[illegible]	[illegible]	[illegible]	[illegible]	[illegible]	36·8 (27·1 to 48·3)	16·4 (11·4 to 22·3)	880
Non-melanoma skin cancer (basal-cell carcinoma)	0 (0 to 0)	0 (0 to 0)	[illegible]	[illegible]	[illegible]	[illegible]	[illegible]	[illegible]	[illegible]	[illegible]	[illegible]	[illegible]	[illegible]	[illegible]	[illegible]	[illegible]	[illegible]	[illegible]	[illegible]	[illegible]	[illegible]	0·2 (0·1 to 0·4)	0·1 (0 to 0·2)	8
Breast cancer	0 (0 to 0)	0 (0 to 0)	[illegible]	[illegible]	[illegible]	[illegible]	[illegible]	[illegible]	[illegible]	[illegible]	[illegible]	[illegible]	[illegible]	[illegible]	[illegible]	[illegible]	[illegible]	[illegible]	[illegible]	[illegible]	[illegible]	380 (277 to 502)	124 (76·5 to 174)	24,700
Cervical cancer	0 (0 to 0)	0 (0 to 0)	[illegible]	[illegible]	[illegible]	[illegible]	[illegible]	[illegible]	[illegible]	[illegible]	[illegible]	[illegible]	[illegible]	[illegible]	[illegible]	[illegible]	[illegible]	[illegible]	[illegible]	[illegible]	[illegible]	24·8 (16 to 36)	7·5 (4·7 to 10·6)	3,990
Uterine cancer	0 (0 to 0)	0 (0 to 0)	[illegible]	[illegible]	[illegible]	[illegible]	[illegible]	[illegible]	[illegible]	[illegible]	[illegible]	[illegible]	[illegible]	[illegible]	[illegible]	[illegible]	[illegible]	[illegible]	[illegible]	[illegible]	[illegible]	51·2 (34·2 to 69·7)	13·3 (8·8 to 18·7)	4,370
Ovarian cancer	0 (0 to 0)	0 (0 to 0)	[illegible]	[illegible]	[illegible]	[illegible]	[illegible]	[illegible]	[illegible]	[illegible]	[illegible]	[illegible]	[illegible]	[illegible]	[illegible]	[illegible]	[illegible]	[illegible]	[illegible]	[illegible]	[illegible]	83 (54·2 to 119)	17·5 (11 to 25·8)	6,840
Prostate cancer	0 (0 to 0)	0 (0 to 0)	[illegible]	[illegible]	[illegible]	[illegible]	[illegible]	[illegible]	[illegible]	[illegible]	[illegible]	[illegible]	[illegible]	[illegible]	[illegible]	[illegible]	[illegible]	[illegible]	[illegible]	[illegible]	[illegible]	0 (0 to 0)	0 (0 to 0)	0
Testicular cancer	--	--	[illegible]	[illegible]	[illegible]	[illegible]	[illegible]	[illegible]	[illegible]	[illegible]	[illegible]	[illegible]	[illegible]	[illegible]	[illegible]	[illegible]	[illegible]	[illegible]	[illegible]	[illegible]	[illegible]	--	--	NA
Kidney cancer	0·3 (0·2 to 0·4)	0·2 (0·1 to 0·3)	[illegible]	[illegible]	[illegible]	[illegible]	[illegible]	[illegible]	[illegible]	[illegible]	[illegible]	[illegible]	[illegible]	[illegible]	[illegible]	[illegible]	[illegible]	[illegible]	[illegible]	[illegible]	[illegible]	44·2 (27·2 to 66·7)	11·5 (6·8 to 17·4)	2,320
Bladder cancer	0 (0 to 0)	0 (0 to 0)	[illegible]	[illegible]	[illegible]	[illegible]	[illegible]	[illegible]	[illegible]	[illegible]	[illegible]	[illegible]	[illegible]	[illegible]	[illegible]	[illegible]	[illegible]	[illegible]	[illegible]	[illegible]	[illegible]	81 (56·1 to 114)	30 (19·5 to 41·1)	1,780
Brain and central nervous system cancer	2·3 (1·5 to 3·2)	1·6 (1 to 2·3)	[illegible]	[illegible]	[illegible]	[illegible]	[illegible]	[illegible]	[illegible]	[illegible]	[illegible]	[illegible]	[illegible]	[illegible]	[illegible]	[illegible]	[illegible]	[illegible]	[illegible]	[illegible]	[illegible]	24·7 (11·4 to 41·5)	7·5 (3·2 to 14)	4,130
Thyroid cancer	0 (0 to 0)	0 (0 to 0)	[illegible]	[illegible]	[illegible]	[illegible]	[illegible]	[illegible]	[illegible]	[illegible]	[illegible]	[illegible]	[illegible]	[illegible]	[illegible]	[illegible]	[illegible]	[illegible]	[illegible]	[illegible]	[illegible]	8·5 (5·1 to 13)	2·4 (1·4 to 3·7)	471
Mesothelioma	0 (0 to 0)	0 (0 to 0)	[illegible]	[illegible]	[illegible]	[illegible]	[illegible]	[illegible]	[illegible]	[illegible]	[illegible]	[illegible]	[illegible]	[illegible]	[illegible]	[illegible]	[illegible]	[illegible]	[illegible]	[illegible]	[illegible]	2·5 (1·7 to 3·8)	0·4 (0·3 to 0·7)	198
Hodgkin lymphoma	0 (0 to 0)	0 (0 to 0)	[illegible]	[illegible]	[illegible]	[illegible]	[illegible]	[illegible]	[illegible]	[illegible]	[illegible]	[illegible]	[illegible]	[illegible]	[illegible]	[illegible]	[illegible]	[illegible]	[illegible]	[illegible]	[illegible]	2·9 (1·4 to 5·2)	0·5 (0·2 to 0·9)	350
Non-Hodgkin lymphoma	0 (0 to 0)	0 (0 to 0)	[illegible]	[illegible]	[illegible]	[illegible]	[illegible]	[illegible]	[illegible]	[illegible]	[illegible]	[illegible]	[illegible]	[illegible]	[illegible]	[illegible]	[illegible]	[illegible]	[illegible]	[illegible]	[illegible]	125 (83·3 to 176)	30·2 (19·6 to 42·3)	4,380
Multiple myeloma	0 (0 to 0)	0 (0 to 0)	[illegible]	[illegible]	[illegible]	[illegible]	[illegible]	[illegible]	[illegible]	[illegible]	[illegible]	[illegible]	[illegible]	[illegible]	[illegible]	[illegible]	[illegible]	[illegible]	[illegible]	[illegible]	[illegible]	62·1 (35·3 to 93·7)	12·5 (6·6 to 20·3)	3,230
Leukemia	1·8 (1·4 to 2·4)	1·7 (1·3 to 2·2)	[illegible]	[illegible]	[illegible]	[illegible]	[illegible]	[illegible]	[illegible]	[illegible]	[illegible]	[illegible]	[illegible]	[illegible]	[illegible]	[illegible]	[illegible]	[illegible]	[illegible]	[illegible]	[illegible]	111 (73·5 to 162)	34·3 (21·9 to 49·4)	4,630
Acute lymphoid leukemia	0·5 (0·4 to 0·7)	0·3 (0·1 to 0·4)	[illegible]	[illegible]	[illegible]	[illegible]	[illegible]	[illegible]	[illegible]	[illegible]	[illegible]	[illegible]	[illegible]	[illegible]	[illegible]	[illegible]	[illegible]	[illegible]	[illegible]	[illegible]	[illegible]	2·5 (1·2 to 4·4)	0·6 (0·3 to 1·2)	461
Chronic lymphoid leukemia	0 (0 to 0)	0 (0 to 0)	[illegible]	[illegible]	[illegible]	[illegible]	[illegible]	[illegible]	[illegible]	[illegible]	[illegible]	[illegible]	[illegible]	[illegible]	[illegible]	[illegible]	[illegible]	[illegible]	[illegible]	[illegible]	[illegible]	35·5 (20·1 to 58·4)	12·4 (6·5 to 20·8)	580
Acute myeloid leukemia	0·4 (0·3 to 0·6)	[illegible]	[illegible]	[illegible]	[illegible]	[illegible]	[illegible]	[illegible]	[illegible]	[illegible]	[illegible]	[illegible]	[illegible]	[illegible]	[illegible]	[illegible]	[illegible]	[illegible]	[illegible]	[illegible]	[illegible]	[illegible]	[illegible]	[illegible]
Chronic myeloid leukemia	[illegible]	[illegible]	[illegible]	[illegible]	[illegible]	[illegible]	[illegible]	[illegible]	[illegible]	[illegible]	[illegible]	[illegible]	[illegible]	[illegible]	[illegible]	[illegible]	[illegible]	[illegible]	[illegible]	[illegible]	[illegible]	[illegible]	[illegible]	[illegible]
Other leukemia	[illegible]	[illegible]	[illegible]	[illegible]	[illegible]	[illegible]	[illegible]	[illegible]	[illegible]	[illegible]	[illegible]	[illegible]	[illegible]	[illegible]	[illegible]	[illegible]	[illegible]	[illegible]	[illegible]	[illegible]	[illegible]	[illegible]	[illegible]	[illegible]
Other malignant neoplasms	[illegible]	[illegible]	[illegible]	[illegible]	[illegible]	[illegible]	[illegible]	[illegible]	[illegible]	[illegible]	[illegible]	[illegible]	[illegible]	[illegible]	[illegible]	[illegible]	[illegible]	[illegible]	[illegible]	[illegible]	[illegible]	[illegible]	[illegible]	[illegible]
Other neoplasms	[illegible]	[illegible]	[illegible]	[illegible]	[illegible]	[illegible]	[illegible]	[illegible]	[illegible]	[illegible]	[illegible]	[illegible]	[illegible]	[illegible]	[illegible]	[illegible]	[illegible]	[illegible]	[illegible]	[illegible]	[illegible]	[illegible]	[illegible]	[illegible]
Myelodysplastic, myeloproliferative, and other hematopoietic neoplasms	[illegible]	[illegible]	[illegible]	[illegible]	[illegible]	[illegible]	[illegible]	[illegible]	[illegible]	[illegible]	[illegible]	[illegible]	[illegible]	[illegible]	[illegible]	[illegible]	[illegible]	[illegible]	[illegible]	[illegible]	[illegible]	[illegible]	[illegible]	[illegible]
Benign and in situ intestinal neoplasms	[illegible]	[illegible]	[illegible]	[illegible]	[illegible]	[illegible]	[illegible]	[illegible]	[illegible]	[illegible]	[illegible]	[illegible]	[illegible]	[illegible]	[illegible]	[illegible]	[illegible]	[illegible]	[illegible]	[illegible]	[illegible]	[illegible]	[illegible]	[illegible]
Benign and in situ cervical and uterine neoplasms	[illegible]	[illegible]	[illegible]	[illegible]	[illegible]	[illegible]	[illegible]	[illegible]	[illegible]	[illegible]	[illegible]	[illegible]	[illegible]	[illegible]	[illegible]	[illegible]	[illegible]	[illegible]	[illegible]	[illegible]	[illegible]	[illegible]	[illegible]	[illegible]
Other benign and in situ neoplasms	[illegible]	[illegible]	[illegible]	[illegible]	[illegible]	[illegible]	[illegible]	[illegible]	[illegible]	[illegible]	[illegible]	[illegible]	[illegible]	[illegible]	[illegible]	[illegible]	[illegible]	[illegible]	[illegible]	[illegible]	[illegible]	[illegible]	[illegible]	[illegible]
Cardiovascular diseases	[illegible]	[illegible]	[illegible]	[illegible]	[illegible]	[illegible]	[illegible]	[illegible]	[illegible]	[illegible]	[illegible]	[illegible]	[illegible]	[illegible]	[illegible]	[illegible]	[illegible]	[illegible]	[illegible]	[illegible]	[illegible]	[illegible]	[illegible]	[illegible]
Rheumatic heart disease	[illegible]	[illegible]	[illegible]	[illegible]	[illegible]	[illegible]	[illegible]	[illegible]	[illegible]	[illegible]	[illegible]	[illegible]	[illegible]	[illegible]	[illegible]	[illegible]	[illegible]	[illegible]	[illegible]	[illegible]	[illegible]	[illegible]	[illegible]	[illegible]





SR Table 2b: South Dakota DALYS by cause and age group for females with 95% uncertainty intervals, 2019

Cause	Early Neonatal (0-6 days)	Late Neonatal (7-27 days)	Post Neonatal (28-364 days)	1 to 4 (365 days-4 yrs)	5 to 9 (5-9 yrs)	10 to 14 (10-14 yrs)	15 to 19 (15-19 yrs)	20 to 24 (20-24 yrs)	25 to 29 (25-29 yrs)	30 to 34 (30-34 yrs)	35 to 39 (35-39 yrs)	40 to 44 (40-44 yrs)	45 to 49 (45-49 yrs)	50 to 54 (50-54 yrs)	55 to 59 (55-59 yrs)	60 to 64 (60-64 yrs)	65 to 69 (65-69 yrs)	70 to 74 (70-74 yrs)	75 to 79 (75-79 yrs)	80 to 84 (80-84 yrs)	85 to 89 (85-89 yrs)	90 to 94 (90-94 yrs)	95 plus (95 plus yrs)	Total
All causes	9494 (8454 to 10,622)	2,977 (2727 to 3244)	3,722 (3358 to 4,148)	4,776 (4,264 to 5,360)	1,729 (1,515 to 1,990)	1,760 (1,556 to 2,029)	2,256 (2,042 to 2,479)	3,519 (3,316 to 3,745)	4,129 (3,880 to 4,394)	4,979 (4,679 to 5,290)	6,194 (5,843 to 6,557)	7,743 (7,302 to 8,194)	9,719 (9,170 to 10,276)	11,966 (11,290 to 12,650)	14,299 (13,477 to 15,151)	16,648 (15,693 to 17,652)	19,209 (18,109 to 20,395)	21,977 (20,722 to 23,372)	24,923 (23,516 to 26,481)	27,777 (26,215 to 29,511)	29,273 (27,615 to 31,092)	29,896 (28,200 to 31,777)	29,896 (28,200 to 31,777)	140,693
Communicable, maternal, neonatal, and nutritional diseases	9494 (8454 to 10,622)	2,977 (2727 to 3244)	3,722 (3358 to 4,148)	4,776 (4,264 to 5,360)	1,729 (1,515 to 1,990)	1,760 (1,556 to 2,029)	2,256 (2,042 to 2,479)	3,519 (3,316 to 3,745)	4,129 (3,880 to 4,394)	4,979 (4,679 to 5,290)	6,194 (5,843 to 6,557)	7,743 (7,302 to 8,194)	9,719 (9,170 to 10,276)	11,966 (11,290 to 12,650)	14,299 (13,477 to 15,151)	16,648 (15,693 to 17,652)	19,209 (18,109 to 20,395)	21,977 (20,722 to 23,372)	24,923 (23,516 to 26,481)	27,777 (26,215 to 29,511)	29,273 (27,615 to 31,092)	29,896 (28,200 to 31,777)	29,896 (28,200 to 31,777)	6,232
HIV/AIDS and sexually transmitted infections	0.1 (0 to 0.1)	0 (0 to 0)	0.6 (0.5 to 0.7)	0.6 (0.5 to 0.7)	0.4 (0.4 to 0.5)	0.9 (0.7 to 1.1)	2.8 (2.3 to 3.1)	8.2 (6.9 to 9.2)	16.6 (11.4 to 21.8)	29.4 (17.7 to 37.2)	38 (20.9 to 51.4)	23.7 (16.7 to 34.4)	17.3 (12.2 to 25.1)	12.6 (8.8 to 18.6)	11.9 (8.1 to 18.7)	9.2 (6.1 to 14.2)	7.6 (4.9 to 11.6)	4.3 (2.6 to 7.1)	3 (1.6 to 4.7)	1.5 (1 to 2.3)	0.6 (0.4 to 1.3)	0.4 (0.3 to 0.8)	179
HIV/AIDS	0 (0 to 0)	0 (0 to 0)	0.6 (0.5 to 0.7)	0.6 (0.5 to 0.7)	0.4 (0.4 to 0.5)	0.9 (0.7 to 1.1)	1.2 (1 to 1.5)	2.6 (2.2 to 3.1)	6.2 (4.3 to 10.6)	16 (10.9 to 17.7)	16.9 (10.9 to 22.1)	13.2 (10.3 to 17.2)	9.6 (7.5 to 13.3)	6.9 (5.1 to 9.4)	6 (4.3 to 8.7)	4.3 (2.9 to 6.1)	3.1 (2.1 to 4.1)	1.9 (1.2 to 2.7)	0.9 (0.4 to 1.6)	0.4 (0.2 to 0.9)	0.1 (0 to 0.3)	0 (0 to 0.1)	91
HIV/AIDS - Drug-susceptible Tuberculosis	0 (0 to 0)	0 (0 to 0)	0 (0 to 0)	0 (0 to 0)	0 (0 to 0)	0 (0 to 0)	0.1 (0 to 0.2)	0.2 (0 to 0.4)	0.6 (0 to 1.6)	0.6 (0 to 1.3)	0.4 (0 to 0.9)	0.4 (0 to 0.9)	0.3 (0 to 0.6)	0.2 (0 to 0.5)	0.1 (0 to 0.3)	0.1 (0 to 0.2)	0 (0 to 0.1)	0 (0 to 0.1)	0 (0 to 0)	0 (0 to 0)	0 (0 to 0)	0 (0 to 0)	0 (0 to 0)	2.7
HIV/AIDS - Multidrug-resistant Tuberculosis without extensive drug resistance	0 (0 to 0)	0 (0 to 0)	0 (0 to 0)	0 (0 to 0)	0 (0 to 0)	0 (0 to 0)	0 (0 to 0)	0 (0 to 0)	0 (0 to 0)	0 (0 to 0)	0 (0 to 0)	0 (0 to 0)	0 (0 to 0)	0 (0 to 0)	0 (0 to 0)	0 (0 to 0)	0 (0 to 0)	0 (0 to 0)	0 (0 to 0)	0 (0 to 0)	0 (0 to 0)	0 (0 to 0)	0 (0 to 0)	0.1
HIV/AIDS - Extensively drug-resistant Tuberculosis	0 (0 to 0)	0 (0 to 0)	0 (0 to 0)	0 (0 to 0)	0 (0 to 0)	0 (0 to 0)	0 (0 to 0)	0 (0 to 0)	0 (0 to 0)	0 (0 to 0)	0 (0 to 0)	0 (0 to 0)	0 (0 to 0)	0 (0 to 0)	0 (0 to 0)	0 (0 to 0)	0 (0 to 0)	0 (0 to 0)	0 (0 to 0)	0 (0 to 0)	0 (0 to 0)	0 (0 to 0)	0 (0 to 0)	0
HIV/AIDS resulting in other diseases	0 (0 to 0)	0 (0 to 0)	0.1 (0 to 0.1)	0.1 (0 to 0.1)	0.1 (0 to 0.1)	0.1 (0 to 0.1)	0.6 (0.4 to 0.8)	3.5 (2.7 to 4.4)	8 (6.1 to 10.6)	13.5 (9.7 to 17.7)	20.9 (15.1 to 27.3)	10.5 (7.5 to 14.7)	7.7 (5.4 to 11.1)	5.7 (3.9 to 8.4)	5.9 (4.2 to 8.4)	4.9 (3.4 to 7.1)	4.2 (2.7 to 6.1)	2.4 (1.5 to 4.1)	2.1 (1.2 to 3.6)	1.1 (0.6 to 2.1)	0.5 (0.2 to 1.1)	0.3 (0.2 to 0.7)	89.2
Sexually transmitted infections excluding HIV	0 (0 to 0)	0 (0 to 0)	0 (0 to 0)	0 (0 to 0)	0 (0 to 0)	0.1 (0 to 0.1)	0.6 (0.4 to 0.8)	4.6 (3.4 to 6.1)	8 (5.7 to 11.1)	13.5 (9.5 to 17.7)	17.1 (12.2 to 23.2)	13.2 (9.5 to 18.7)	9.9 (7.2 to 14.2)	6.7 (4.9 to 9.6)	5.4 (3.9 to 7.8)	4.3 (2.9 to 6.1)	3.1 (2.1 to 4.5)	2 (1.2 to 3.1)	1.1 (0.6 to 1.9)	0.4 (0.2 to 0.9)	0.2 (0.1 to 0.5)	0.1 (0 to 0.3)	89.4
Syphilis	0 (0 to 0.1)	0 (0 to 0)	0 (0 to 0)	0 (0 to 0)	0 (0 to 0)	0.1 (0 to 0.1)	0.1 (0 to 0.1)	0.3 (0 to 0.5)	0.7 (0 to 1.3)	1.1 (0 to 2.2)	1.1 (0 to 2.2)	0.9 (0 to 1.7)	0.7 (0 to 1.3)	0.5 (0 to 1.1)	0.4 (0 to 0.9)	0.3 (0 to 0.7)	0.2 (0 to 0.5)	0.1 (0 to 0.3)	0.1 (0 to 0.2)	0 (0 to 0.1)	0 (0 to 0.1)	0 (0 to 0.1)	0 (0 to 0.1)	5.3
Chlamydial infection	0 (0 to 0)	0 (0 to 0)	0 (0 to 0)	0 (0 to 0)	0 (0 to 0)	0 (0 to 0)	0.2 (0 to 0.4)	0.9 (0.2 to 2.4)	0.6 (0 to 2.4)	0.4 (0 to 2.1)	0.4 (0 to 2.1)	0.3 (0 to 1.7)	0.3 (0 to 1.2)	0.2 (0 to 0.9)	0.2 (0 to 0.9)	0.1 (0 to 0.6)	0.1 (0 to 0.5)	0 (0 to 0.2)	0 (0 to 0.2)	0 (0 to 0.1)	0 (0 to 0.1)	0 (0 to 0.1)	0 (0 to 0.1)	4.4
Gonococcal infection	0 (0 to 0)	0 (0 to 0)	0 (0 to 0)	0 (0 to 0)	0 (0 to 0)	0 (0 to 0.1)	0.2 (0 to 0.3)	0.7 (0 to 1.2)	0.5 (0 to 1.1)	0.7 (0 to 2.3)	0.5 (0 to 2.1)	0.4 (0 to 1.9)	0.3 (0 to 1.4)	0.2 (0 to 0.9)	0.2 (0 to 0.8)	0.1 (0 to 0.5)	0.1 (0 to 0.4)	0 (0 to 0.2)	0 (0 to 0.1)	0 (0 to 0.1)	0 (0 to 0.1)	0 (0 to 0.1)	0 (0 to 0.1)	6.5
Trichomoniasis	0 (0 to 0)	0 (0 to 0)	0 (0 to 0)	0 (0 to 0)	0 (0 to 0)	0 (0 to 0.1)	0.2 (0 to 0.3)	0.6 (0.4 to 0.9)	1.2 (0.4 to 2.2)	1.6 (0.4 to 3.1)	1.2 (0.4 to 2.7)	0.9 (0.3 to 2.1)	0.7 (0.2 to 1.7)	0.5 (0.2 to 1.3)	0.4 (0.1 to 1.1)	0.3 (0.1 to 0.8)	0.2 (0.1 to 0.6)	0.1 (0 to 0.3)	0 (0 to 0.2)	0 (0 to 0.1)	0 (0 to 0.1)	0 (0 to 0.1)	0 (0 to 0.1)	3.8
Genital herpes	0 (0 to 0)	0 (0 to 0)	0 (0 to 0)	0 (0 to 0)	0 (0 to 0)	0 (0 to 0.1)	0.1 (0 to 1.1)	0.4 (0 to 1.9)	1.2 (0 to 3.1)	1.8 (0 to 4.3)	1.6 (0 to 3.9)	1.3 (0 to 3.3)	1 (0 to 2.6)	0.7 (0 to 1.8)	0.5 (0 to 1.4)	0.4 (0 to 1.1)	0.3 (0 to 0.8)	0.2 (0 to 0.5)	0.1 (0 to 0.3)	0 (0 to 0.2)	0 (0 to 0.1)	0 (0 to 0.1)	0 (0 to 0.1)	19.7
Other sexually transmitted infections	0 (0 to 0)	0 (0 to 0)	0 (0 to 0)	0 (0 to 0)	0 (0 to 0)	0 (0 to 0.1)	0.2 (0 to 0.4)	0.7 (0.1 to 1.6)	1.2 (0 to 3.1)	1.7 (0 to 4.3)	1.5 (0 to 3.9)	1.2 (0 to 3.3)	0.9 (0 to 2.6)	0.7 (0 to 1.8)	0.5 (0 to 1.4)	0.4 (0 to 1.1)	0.3 (0 to 0.8)	0.2 (0 to 0.5)	0.1 (0 to 0.3)	0 (0 to 0.2)	0 (0 to 0.1)	0 (0 to 0.1)	0 (0 to 0.1)	17.7
Respiratory infections and tuberculosis	2,143 (1,743 to 2,619)	1,144 (1,004 to 1,304)	1,147 (1,004 to 1,316)	1,147 (1,004 to 1,316)	77 (59 to 98)	77 (59 to 98)	77 (59 to 98)	77 (59 to 98)	77 (59 to 98)	77 (59 to 98)	77 (59 to 98)	77 (59 to 98)	77 (59 to 98)	77 (59 to 98)	77 (59 to 98)	77 (59 to 98)	77 (59 to 98)	77 (59 to 98)	77 (59 to 98)	77 (59 to 98)	77 (59 to 98)	77 (59 to 98)	77 (59 to 98)	2,256
Tuberculosis	0.1 (0 to 0.2)	0 (0 to 0)	0.1 (0 to 0.2)	0.1 (0 to 0.2)	0.1 (0 to 0.2)	0.1 (0 to 0.2)	0.2 (0 to 0.4)	0.4 (0 to 0.7)	0.6 (0 to 1.1)	0.8 (0 to 1.7)	0.9 (0 to 1.9)	0.8 (0 to 1.7)	0.7 (0 to 1.5)	0.6 (0 to 1.3)	0.5 (0 to 1.2)	0.4 (0 to 1.1)	0.3 (0 to 0.9)	0.2 (0 to 0.6)	0.1 (0 to 0.4)	0.1 (0 to 0.3)	0 (0 to 0.2)	0 (0 to 0.1)	0 (0 to 0.1)	9.2
Latent tuberculosis infection	0 (0 to 0)	0 (0 to 0)	0 (0 to 0)	0 (0 to 0)	0 (0 to 0)	0 (0 to 0)	0 (0 to 0)	0 (0 to 0)	0 (0 to 0)	0 (0 to 0)	0 (0 to 0)	0 (0 to 0)	0 (0 to 0)	0 (0 to 0)	0 (0 to 0)	0 (0 to 0)	0 (0 to 0)	0 (0 to 0)	0 (0 to 0)	0 (0 to 0)	0 (0 to 0)	0 (0 to 0)	0 (0 to 0)	0
Drug-susceptible tuberculosis	0 (0 to 0.2)	0 (0 to 0.2)	0 (0 to 0.2)	0 (0 to 0.2)	0 (0 to 0.2)	0 (0 to 0.2)	0 (0 to 0.4)	0 (0 to 0.6)	0 (0 to 1.1)	0 (0 to 1.6)	0 (0 to 1.7)	0 (0 to 1.5)	0 (0 to 1.3)	0 (0 to 1.1)	0 (0 to 1.1)	0 (0 to 1.1)	0 (0 to 1.1)	0 (0 to 1.1)	0 (0 to 1.1)	0 (0 to 1.1)	0 (0 to 1.1)	0 (0 to 1.1)	0 (0 to 1.1)	0.4
Multidrug-resistant tuberculosis without extensive drug resistance	0 (0 to 0)	0 (0 to 0)	0 (0 to 0)	0 (0 to 0)	0 (0 to 0)	0 (0 to 0)	0 (0 to 0)	0 (0 to 0)	0 (0 to 0)	0 (0 to 0)	0 (0 to 0)	0 (0 to 0)	0 (0 to 0)	0 (0 to 0)	0 (0 to 0)	0 (0 to 0)	0 (0 to 0)	0 (0 to 0)	0 (0 to 0)	0 (0 to 0)	0 (0 to 0)	0 (0 to 0)	0 (0 to 0)	0
Extensively drug-resistant tuberculosis	0 (0 to 0)	0 (0 to 0)	0 (0 to 0)	0 (0 to 0)	0 (0 to 0)	0 (0 to 0)	0 (0 to 0)	0 (0 to 0)	0 (0 to 0)	0 (0 to 0)	0 (0 to 0)	0 (0 to 0)	0 (0 to 0)	0 (0 to 0)	0 (0 to 0)	0 (0 to 0)	0 (0 to 0)	0 (0 to 0)	0 (0 to 0)	0 (0 to 0)	0 (0 to 0)	0 (0 to 0)	0 (0 to 0)	0
Lower respiratory infections	2,142 (1,742 to 2,618)	1,144 (1,004 to 1,304)	1,146 (1,003 to 1,315)	1,146 (1,003 to 1,315)	0 (0 to 0)	0 (0 to 0)	0 (0 to 0)	0 (0 to 0)	0 (0 to 0)	0 (0 to 0)	0 (0 to 0)	0 (0 to 0)	0 (0 to 0)	0 (0 to 0)	0 (0 to 0)	0 (0 to 0)	0 (0 to 0)	0 (0 to 0)	0 (0 to 0)	0 (0 to 0)	0 (0 to 0)	0 (0 to 0)	0 (0 to 0)	2,142
Upper respiratory infections	0 (0 to 0)	0 (0 to 0)	0 (0 to 0)	0 (0 to 0)	0 (0 to 0)	0 (0 to 0)	0 (0 to 0)	0 (0 to 0)	0 (0 to 0)	0 (0 to 0)	0 (0 to 0)	0 (0 to 0)	0 (0 to 0)	0 (0 to 0)	0 (0 to 0)	0 (0 to 0)	0 (0 to 0)	0 (0 to 0)	0 (0 to 0)	0 (0 to 0)	0 (0 to 0)	0 (0 to 0)	0 (0 to 0)	0
Otitis media	0 (0 to 0)	0 (0 to 0)	1.2 (0 to 1.7)	6.7 (4.2 to 10.1)	2.7 (1.7 to 4.1)	2.6 (1.6 to 4)	4.6 (2.9 to 6.9)	3.8 (2.4 to 5.7)	3.6 (2.3 to 5.4)	3.4 (2.2 to 5.1)	3.2 (2 to 4.8)	2.9 (1.8 to 4.4)	2.6 (1.6 to 4)	2.3 (1.4 to 3.5)	2.1 (1.3 to 3.2)	1.8 (1.1 to 2.8)	1.6 (1 to 2.5)	1.3 (0.8 to 2.1)	1 (0.6 to 1.7)	0.8 (0.4 to 1.5)	0.5 (0.2 to 1.2)	0.3 (0.1 to 0.8)	0.2 (0 to 0.5)	56.1
Enteric infections	1,352 (1,096 to 1,671)	1,144 (1,004 to 1,304)	1,147 (1,004 to 1,316)	1,147 (1,004 to 1,316)	0 (0 to 0)	0 (0 to 0)	0 (0 to 0)	0 (0 to 0)	0 (0 to 0)	0 (0 to 0)	0 (0 to 0)	0 (0 to 0)	0 (0 to 0)	0 (0 to 0)	0 (0 to 0)	0 (0 to 0)	0 (0 to 0)	0 (0 to 0)	0 (0 to 0)	0 (0 to 0)	0 (0 to 0)	0 (0 to 0)	0 (0 to 0)	1,352
Diarrheal diseases	1,352 (1,096 to 1,671)	1,144 (1,004 to 1,304)	1,147 (1,004 to 1,316)	1,147 (1,004 to 1,316)	0 (0 to 0)	0 (0 to 0)	0 (0 to 0)	0 (0 to 0)	0 (0 to 0)	0 (0 to 0)	0 (0 to 0)	0 (0 to 0)	0 (0 to 0)	0 (0 to 0)	0 (0 to 0)	0 (0 to 0)	0 (0 to 0)	0 (0 to 0)	0 (0 to 0)	0 (0 to 0)	0 (0 to 0)	0 (0 to 0)	0 (0 to 0)	1,352
Typhoid and paratyphoid	0 (0 to 0)	0 (0 to 0)	0 (0 to 0)	0 (0 to 0)	0 (0 to 0)	0 (0 to 0)	0 (0 to 0)	0 (0 to 0)	0 (0 to 0)	0 (0 to 0)	0 (0 to 0)	0 (0 to 0)	0 (0 to 0)	0 (0 to 0)	0 (0 to 0)	0 (0 to 0)	0 (0 to 0)	0 (0 to 0)	0 (0 to 0)	0 (0 to 0)	0 (0 to 0)	0 (0 to 0)	0 (0 to 0)	0
Typhoid fever	0 (0 to 0)	0 (0 to 0)	0 (0 to 0)	0 (0 to 0)	0 (0 to 0)	0 (0 to 0)	0 (0 to 0)	0 (0 to 0)	0 (0 to 0)	0 (0 to 0)	0 (0 to 0)	0 (0 to 0)	0 (0 to 0)	0 (0 to 0)	0 (0 to 0)	0 (0 to 0)	0 (0 to 0)	0 (0 to 0)	0 (0 to 0)	0 (0 to 0)	0 (0 to 0)	0 (0 to 0)	0 (0 to 0)	0
Paratyphoid fever	0 (0 to 0)	0 (0 to 0)	0 (0 to 0)	0 (0 to 0)	0 (0 to 0)	0 (0 to 0)	0 (0 to 0)	0 (0 to 0)	0 (0 to 0)	0 (0 to 0)	0 (0 to 0)	0 (0 to 0)	0 (0 to 0)	0 (0 to 0)	0 (0 to 0)	0 (0 to 0)	0 (0 to 0)	0 (0 to 0)	0 (0 to 0)	0 (0 to 0)	0 (0 to 0)	0 (0 to 0)	0 (0 to 0)	0
Other enteric infections	0 (0 to 0)	0 (0 to 0)	0 (0 to 0)	0 (0 to 0)	0 (0 to 0)	0 (0 to 0)	0 (0 to 0)	0 (0 to 0)	0 (0 to 0)	0 (0 to 0)	0 (0 to 0)	0 (0 to 0)	0 (0 to 0)	0 (0 to 0)	0 (0 to 0)	0 (0 to 0)	0 (0 to 0)	0 (0 to 0)	0 (0 to 0)	0 (0 to 0)	0 (0 to 0)	0 (0 to 0)	0 (0 to 0)	0
Neglected tropical diseases and malaria	0.1 (0 to 0.2)	0 (0 to 0)	0.1 (0 to 0.2)	0.1 (0 to 0.2)	0.1 (0 to 0.2)	0.1 (0 to 0.2)	0.2 (0 to 0.4)	0.4 (0 to 0.7)	0.6 (0 to 1.1)	0.8 (0 to 1.7)	0.9 (0 to 1.9)	0.8 (0 to 1.7)	0.7 (0 to 1.5)	0.6 (0 to 1.3)	0.5 (0 to 1.2)	0.4 (0 to 1.1)	0.3 (0 to 0.9)	0.2 (0 to 0.6)	0.1 (0 to 0.4)	0.1 (0 to 0.3)	0 (0 to 0.2)	0 (0 to 0.1)	0 (0 to 0.1)	9.2
Malaria	0 (0 to 0)	0 (0 to 0)	0 (0 to 0)	0 (0 to 0)	0 (0 to 0)	0 (0 to 0)	0 (0 to 0)	0 (0 to 0)	0 (0 to 0)	0 (0 to 0)	0 (0 to 0)	0 (0 to 0)	0 (0 to 0)	0 (0 to 0)	0 (0 to 0)	0 (0 to 0)	0 (0 to 0)	0 (0 to 0)	0 (0 to 0)	0 (0 to 0)	0 (0 to 0)	0 (0 to 0)	0 (0 to 0)	0
Chagas disease	0 (0 to 0)	0 (0 to 0)	0 (0 to 0)	0 (0 to 0)	0 (0 to 0)	0 (0 to 0)	0 (0 to 0)	0 (0 to 0)	0 (0 to 0)	0 (0 to 0)	0 (0 to 0)	0 (0 to 0)	0 (0 to 0)	0 (0 to 0)	0 (0 to 0)	0 (0 to 0)	0 (0 to 0)	0 (0 to 0)	0 (0 to 0)	0 (0 to 0)	0 (0 to 0)	0 (0 to 0)	0 (0 to 0)	0
Leishmaniasis	0 (0 to 0)	0 (0 to 0)	0 (0 to 0)	0 (0 to 0)	0 (0 to 0)	0 (0 to 0)	0 (0 to 0)	0 (0 to 0)	0 (0 to 0)	0 (0 to 0)	0 (0 to 0)	0 (0 to 0)	0 (0 to 0)	0 (0 to 0)	0 (0 to 0)	0 (0 to 0)	0 (0 to 0)	0 (0 to 0)	0 (0 to 0)	0 (0 to 0)	0 (0 to 0)	0 (0 to 0)	0 (0 to 0)	0
Visceral leishmaniasis	0 (0 to 0)	0 (0 to 0)	0 (0 to 0)	0 (0 to 0)	0 (0 to 0)	0 (0 to 0)	0 (0 to 0)	0 (0 to 0)	0 (0 to 0)	0 (0 to 0)	0 (0 to 0)	0 (0 to 0)	0 (0 to 0)	0 (0 to 0)	0 (0 to 0)	0 (0 to 0)	0 (0 to 0)	0 (0 to 0)	0 (0 to 0)	0 (0 to 0)	0 (0 to 0)	0 (0 to 0)	0 (0 to 0)	0
Cutaneous and mucocutaneous leishmaniasis	0 (0 to 0)	0 (0 to 0)	0 (0 to 0)	0 (0 to 0)	0 (0 to 0)	0 (0 to 0)	0 (0 to 0)	0 (0 to 0)	0 (0 to 0)	0 (0 to 0)	0 (0 to 0)	0 (0 to 0)	0 (0 to 0)	0 (0 to 0)	0 (0 to 0)	0 (0 to 0)	0 (0 to 0)	0 (0 to 0)	0 (0 to 0)	0 (0 to 0)	0 (0 to 0)	0 (0 to 0)	0 (0 to 0)	0
African trypanosomiasis	0 (0 to 0)	0 (0 to 0)	0 (0 to 0)	0 (0 to 0)	0 (0 to 0)	0 (0 to 0)	0 (0 to 0)	0 (0 to 0)	0 (0 to 0)	0 (0 to 0)	0 (0 to 0)	0 (0 to 0)	0 (0 to 0)	0 (0 to 0)	0 (0 to 0)	0 (0 to 0)	0 (0 to 0)	0 (0 to 0)	0 (0 to 0)	0 (0 to 0)	0 (0 to 0)	0 (0 to 0)	0 (0 to 0)	0
Schistosomiasis	0 (0 to 0)	0 (0 to 0)	0 (0 to 0)	0 (0 to 0)	0 (0 to 0)	0 (0 to 0)	0 (0 to 0)	0 (0 to 0)	0 (0 to 0)	0 (0 to 0)	0 (0 to 0)	0 (0 to 0)	0 (0 to 0)	0 (0 to 0)	0 (0 to 0)	0 (0 to 0)	0 (0 to 0)	0 (0 to 0)	0 (0 to 0)	0 (0 to 0)	0 (0 to 0)	0 (0 to 0)	0 (0 to 0)	0
Cysticercosis	0 (0 to 0)	0 (0 to 0)	0 (0 to 0)	0 (0 to 0)	0 (0 to 0)	0 (0 to 0)	0 (0 to 0)	0 (0 to 0)	0 (0 to 0)	0 (0 to 0)	0 (0 to 0)	0 (0 to 0)	0 (0 to 0)	0 (0 to 0)	0 (0 to 0)	0 (0 to 0)	0 (0 to 0)	0 (0 to 0)	0 (0 to 0)	0 (0 to 0)	0 (0 to 0)	0 (0 to 0)	0 (0 to 0)	0
Cystic echinococcosis	0 (0 to 0)	0 (0 to 0)	0 (0 to 0)	0 (0 to 0)	0 (0 to 0)	0 (0 to 0)	0 (0 to 0)	0 (0 to 0)	0 (0 to 0)	0 (0 to 0)	0 (0 to 0)	0 (0 to 0)	0 (0 to 0)	0 (0 to 0)	0 (0 to 0)	0 (0 to 0)	0 (0 to 0)	0 (0 to 0)	0 (0 to 0)	0 (0 to 0)	0 (0 to 0)	0 (0 to 0)	0 (0 to 0)	0
Lymphatic filariasis	0 (0 to 0)	0 (0 to 0)	0 (0 to 0)	0 (0 to 0)	0 (0 to 0)	0 (0 to 0)	0 (0 to 0)	0 (0 to 0)	0 (0 to 0)	0 (0 to 0)	0 (0 to 0)	0 (0 to 0)	0 (0 to 0)	0 (0 to 0)	0 (0 to 0)	0 (0 to 0)	0 (0 to 0)	0 (0 to 0)	0 (0 to 0)	0 (0 to 0)	0 (0 to 0)	0 (0 to 0)	0 (0 to 0)	0
Onchocerciasis	0 (0 to 0)	0 (0 to 0)	0 (0 to 0)	0 (0 to 0)	0 (0 to 0)	0 (0 to 0)	0 (0 to 0)	0 (0 to 0)	0 (0 to 0)	0 (0 to 0)	0 (0 to 0)	0 (0 to 0)	0 (0 to 0)	0 (0 to 0)	0 (0 to 0)	0 (0 to 0)	0 (0 to 0)	0 (0 to 0)	0 (0 to 0)	0 (0 to 0)	0 (0 to 0)	0 (0 to 0)	0 (0 to 0)	0
Trachoma	0 (0 to 0)	0 (0 to 0)	0 (0 to 0)	0 (0 to 0)	0 (0 to 0)	0 (0 to 0)	0 (0 to 0)	0 (0 to 0)	0 (0 to 0)	0 (0 to 0)	0 (0 to 0)	0 (0 to 0)	0 (0 to 0)	0 (0 to 0)	0 (0 to 0)	0 (0 to 0)	0 (0 to 0)	0 (0 to 0)	0 (0 to 0)	0 (0 to 0)	0 (0 to 0)	0 (0 to 0)	0 (0 to 0)	0
Dengue	0 (0 to 0)	0 (0 to 0)	0 (0 to 0)	0 (0 to 0)	0 (0 to 0)	0 (0 to 0)	0 (0 to 0)	0 (0 to 0)	0 (0 to 0)	0 (0 to 0)	0 (0 to 0)	0 (0 to 0)	0 (0 to 0)	0 (0 to 0)	0 (0 to 0)	0 (0 to 0)	0 (0 to 0)	0 (0 to 0)	0 (0 to 0)	0 (0 to 0)	0 (0 to 0)	0 (0 to 0)	0 (0 to 0)	0
Yellow fever	0 (0 to 0)	0 (0 to 0)	0 (0 to 0)	0 (0 to 0)	0 (0 to 0)	0 (0 to 0)	0 (0 to 0)	0 (0 to 0)	0 (0 to 0)	0 (0 to 0)	0 (0 to 0)	0 (0 to 0)	0 (0 to 0)	0 (0 to 0)	0 (0 to 0)	0 (0 to 0)	0 (0 to 0)	0 (0 to 0)	0 (0 to 0)	0 (0 to 0)	0 (0 to 0)	0 (0 to 0)	0 (0 to 0)	0
Rabies	0 (0 to 0)	0 (0 to 0)	0 (0 to 0)	0 (0 to 0)	0 (0 to 0)	0 (0 to 0)	0 (0 to 0)	0 (0 to 0)	0 (0 to 0)	0 (0 to 0)	0 (0 to 0)	0 (0 to 0)	0 (0 to 0)	0 (0 to 0)	0 (0 to 0)	0 (0 to 0)	0 (0 to 0)	0 (0 to 0)	0 (0 to 0)	0 (0 to 0)	0 (0 to 0)	0 (0 to 0)	0 (0 to 0)	0
Intestinal nematode infections	0 (0 to 0)	0 (0 to 0)	0 (0 to 0)	0 (0 to 0)	0 (0 to 0)	0 (0 to 0)	0 (0 to 0)	0 (0 to 0)	0 (0 to 0)	0 (0 to 0)	0 (0 to 0)	0 (0 to 0)	0 (0 to 0)	0 (0 to 0)	0 (0 to 0)	0 (0 to 0)	0 (0 to 0)	0 (0 to 0)	0 (0 to 0)	0 (0 to 0)	0 (0 to 0)	0 (0 to 0)	0 (0 to 0)	0
Ascariasis	0 (0 to 0)	0 (0 to 0)	0 (0 to 0)	0 (0 to 0)	0 (0 to 0)	0 (0 to 0)	0 (0 to 0)	0 (0 to 0)	0 (0 to 0)	0 (0 to 0)	0 (0 to 0)	0 (0 to 0)	0 (0 to 0)	0 (0 to 0)	0 (0 to 0)	0 (0 to 0)	0 (0 to 0)	0 (0 to 0)	0 (0 to 0)	0 (0 to 0)	0 (0 to 0)	0 (0 to 0)	0 (0 to 0)	0
Trichuriasis	0 (0 to 0)	0 (0 to 0)	0 (0 to 0)	0 (0 to 0)	0 (0 to 0)	0 (0 to 0)	0 (0 to 0)	0 (0 to 0)	0 (0 to 0)	0 (0 to 0)	0 (0 to 0)	0 (0 to 0)	0 (0 to 0)	0 (0 to 0)	0 (0 to 0)	0 (0 to 0)	0 (0 to 0)	0 (0 to 0)	0 (0 to 0)	0 (0 to 0)	0 (0 to 0)	0 (0 to 0)	0 (0 to 0)	0
Hookworm disease	0 (0 to 0)	0 (0 to 0)	0 (0 to 0)	0 (0 to 0)	0 (0 to 0)	0 (0 to 0)	0 (0 to 0)	0 (0 to 0)	0 (0 to 0)	0 (0 to 0)	0 (0 to 0)	0 (0 to 0)	0 (0 to 0)	0 (0 to 0)	0 (0 to 0)	0 (0 to 0)	0 (0 to 0)	0 (0 to 0)	0 (0 to 0)	0 (0 to 0)	0 (0 to 0)	0 (0 to 0)	0 (0 to 0)	0
Food-borne trematodiases	0 (0 to 0)	0 (0 to 0)	0 (0 to 0)	0 (0 to 0)	0 (0 to 0)	0 (0 to 0)	0 (0 to 0)	0 (0 to 0)	0 (0 to 0)	0 (0 to 0)	0 (0 to 0)	0 (0 to 0)	0 (0 to 0)	0 (0 to 0)	0 (0 to 0)	0 (0 to 0)	0 (0 to 0)	0 (0 to 0)	0 (0 to 0)	0 (0 to 0)	0 (0 to 0)	0 (0 to 0)	0 (0 to 0)	0
Leprosy	0 (0 to 0)	0 (0 to 0)	0 (0 to 0)	0 (0 to 0)	0 (0 to 0)	0 (0 to 0)	0 (0 to 0)	0 (0 to 0)	0 (0 to 0)	0 (0 to 0)	0 (0 to 0)	0 (0 to 0)	0 (0 to 0)

Congenital birth defects	408 (340 to 405)	118 (91 2 to 153)	281 (203 to 386)	140 (103 to 193)	65 (48 4 to 84 2)	56 0 (41 0 to 73 4)	51 2 (36 1 to 66 4)	39 2 (29 5 to 49 4)	35 9 (26 6 to 46 8)	33 4 (25 7 to 44 6)	34 (26 1 to 43 7)	28 8 (21 0 to 37 5)	25 6 (19 6 to 33 4)	26 3 (19 2 to 35)	32 5 (22 8 to 43 1)	28 (20 to 38 9)	20 2 (14 6 to 29 3)	5 (3 to 7 4)	3 (1 6 to 4 7)	1 9 (1 2 to 2 9)	1 2 (0 7 to 2)	0 6 (0 4 to 1)	0 3 (0 1 to 0 4)		1,440
Neural tube defects	69 2 (37 4 to 116)	4 4 (2 3 to 7 7)	20 9 (9 1 to 42 4)	24 4 (13 1 to 46 8)	2 5 (1 6 to 3 8)	2 3 (1 5 to 3 8)	2 5 (1 5 to 3 8)	2 1 (1 3 to 3 3)	2 3 (1 4 to 3 6)	2 5 (1 4 to 4 1)	1 9 (1 1 to 3 2)	1 2 (0 8 to 3 2)	0 9 (0 6 to 1 4)	0 9 (0 4 to 2 9)	2 4 (0 9 to 6 6)	0 4 (0 3 to 3 6)	0 4 (0 3 to 3 5)	0 1 (0 1 to 2)	0 1 (0 to 2)	0 (0 to 1 5)	0 (0 to 2)	0 (0 to 1 6)	0 (0 to 1 5)		139
Congenital heart anomalies	24 2 (20 to 30 1)	7 2 (5 2 to 9 6)	16 4 (12 to 22)	8 2 (5 7 to 12 4)	3 6 (2 5 to 5 2)	3 3 (2 3 to 4 8)	3 1 (2 to 4 6)	2 5 (1 7 to 3 6)	2 1 (1 4 to 3 2)	2 1 (1 4 to 3 2)	1 6 (1 to 2 5)	1 2 (0 8 to 2 1)	0 9 (0 6 to 1 5)	1 1 (0 7 to 1 8)	1 2 (0 7 to 2 1)	0 5 (0 3 to 1 4)	0 4 (0 2 to 1 2)	0 2 (0 1 to 0 8)	0 1 (0 to 0 6)	0 1 (0 to 0 4)	0 (0 to 0 3)	0 (0 to 0 2)	0 (0 to 0 1)		216
Orofacial clefts	0 (0 to 0)	0 (0 to 0)	0 2 (0 1 to 0 6)	0 (0 2 to 0 5)	0 3 (0 2 to 0 6)	0 3 (0 2 to 0 6)	0 2 (0 1 to 0 5)	0 2 (0 1 to 0 5)	0 2 (0 1 to 0 5)	0 2 (0 1 to 0 5)	0 2 (0 1 to 0 5)	0 2 (0 1 to 0 5)	0 2 (0 1 to 0 5)	0 2 (0 1 to 0 5)	0 2 (0 1 to 0 5)	0 2 (0 1 to 0 6)	0 2 (0 1 to 0 6)	0 1 (0 1 to 0 5)	0 1 (0 1 to 0 5)	0 1 (0 to 0 5)	0 1 (0 to 0 5)	0 (0 to 0 5)	0 (0 to 0 1)		2-9
Down syndrome	9 7 (7 7 to 11 8)	2 3 (1 4 to 3 8)	13 1 (7 to 21 4)	9 6 (5 9 to 13 3)	3 9 (2 4 to 5 7)	3 7 (2 4 to 5 4)	4 2 (2 6 to 6 6)	4 3 (2 8 to 6 1)	4 1 (2 7 to 6 1)	4 6 (2 9 to 7)	5 (3 1 to 7 4)	4 9 (3 1 to 7 4)	4 4 (2 9 to 6 9)	9 2 (5 9 to 13 7)	13 6 (7 9 to 21)	10 3 (6 2 to 16)	5 8 (3 3 to 9 5)	0 (0 to 5)	0 (0 to 5)	0 (0 to 5)	0 (0 to 5)	0 (0 to 5)	0 (0 to 5)		108
Turner syndrome	0 (0 to 0)	0 (0 to 0)	0 1 (0 to 0 5)	0 4 (0 1 to 1 3)	0 6 (0 1 to 1 4)	0 6 (0 1 to 1 4)	0 4 (0 2 to 1 4)	0 7 (0 2 to 1 4)	0 6 (0 2 to 1 3)	0 5 (0 2 to 1 5)	0 4 (0 1 to 1)	0 3 (0 1 to 0 7)	0 2 (0 to 0 6)	0 1 (0 to 0 2)	0 1 (0 to 0 2)	0 1 (0 to 0 2)	0 1 (0 to 0 1)	0 (0 to 0)	0 (0 to 0)	0 (0 to 0)	0 (0 to 0)	0 (0 to 0)	0 (0 to 0)		5-9
Klinefelter syndrome	0 (0 to 0)	0 (0 to 0)	0 (0 to 0)	0 (0 to 0)	0 (0 to 0)	0 (0 to 0)	0 (0 to 0)	0 (0 to 0)	0 (0 to 0)	0 (0 to 0)	0 (0 to 0)	0 (0 to 0)	0 (0 to 0)	0 (0 to 0)	0 (0 to 0)	0 (0 to 0)	0 (0 to 0)	0 (0 to 0)	0 (0 to 0)	0 (0 to 0)	0 (0 to 0)	0 (0 to 0)	0 (0 to 0)		0
Other chromosomal abnormalities	101 (42 to 173)	38 4 (19 6 to 66 7)	79 7 (36 1 to 137)	20 7 (10 9 to 32 4)	11 9 (6 1 to 17 4)	9 4 (4 9 to 14 0)	8 7 (4 1 to 13 3)	6 (3 to 9 4)	5 1 (2 5 to 7 7)	4 6 (2 7 to 6 6)	3 6 (2 to 5 7)	2 9 (1 7 to 4 3)	2 (1 2 to 2 9)	1 4 (0 8 to 2 1)	1 3 (0 8 to 2)	0 7 (0 5 to 1 1)	0 5 (0 3 to 1)	0 2 (0 1 to 0 5)	0 1 (0 to 0 3)	0 1 (0 to 0 2)	0 (0 to 0)	0 (0 to 0)	0 (0 to 0)		297
Congenital musculoskeletal and limb anomalies	22 2 (11 9 to 39 3)	6 (2 4 to 9 3)	17 2 (7 5 to 29 2)	10 (4 5 to 17 2)	11 1 (6 4 to 19 4)	9 9 (5 6 to 15 3)	8 (4 to 12 4)	8 1 (4 7 to 13)	6 3 (4 to 12 5)	9 2 (4 4 to 12 4)	7 (4 1 to 11 1)	7 (4 1 to 11 1)	5 (2 7 to 10 5)	6 8 (3 6 to 10 7)	9 2 (4 7 to 12 7)	7 6 (4 3 to 12 4)	4 5 (2 4 to 8 2)	2 2 (1 2 to 4 4)	1 6 (0 8 to 3)	1 (0 4 to 1 6)	0 6 (0 3 to 1)	0 3 (0 1 to 0 6)		174
Urogenital congenital anomalies	22 8 (9 9 to 43)	2 4 (1 0 to 5 2)	5 4 (2 to 9 7)	1 5 (0 5 to 3 7)	1 1 (0 4 to 3)	0 9 (0 3 to 2 6)	0 6 (0 2 to 2 2)	0 5 (0 2 to 1 6)	0 4 (0 2 to 1 2)	0 3 (0 1 to 0 8)	0 2 (0 to 0 7)	0 2 (0 to 0 6)	0 2 (0 1 to 0 5)	0 2 (0 1 to 0 5)	0 1 (0 to 0 3)	0 1 (0 to 0 3)	0 1 (0 to 0 2)	0 (0 to 0)	0 (0 to 0)	0 (0 to 0)	0 (0 to 0)	0 (0 to 0)	0 (0 to 0)		34-8
Digestive congenital anomalies	24 1 (13 1 to 39 3)	9 3 (4 4 to 15 4)	14 4 (6 9 to 24 7)	6 7 (3 to 11)	3 4 (1 6 to 5 4)	3 2 (1 6 to 5 1)	3 1 (1 6 to 4 4)	2 6 (1 4 to 4 1)	2 2 (0 9 to 3 1)	2 4 (1 2 to 3 6)	2 1 (1 to 3 2)	2 1 (1 to 3 2)	1 6 (0 8 to 2 4)	2 1 (0 9 to 3 7)	2 6 (1 2 to 3 9)	2 1 (1 to 3 2)	1 3 (0 6 to 2 2)	0 6 (0 3 to 1 2)	0 2 (0 to 0 6)	0 1 (0 to 0 3)	0 1 (0 to 0 2)	0 1 (0 to 0 2)	0 1 (0 to 0 2)		73-2
Other congenital birth defects	98 (61 4 to 179)	19 4 (10 6 to 27 4)	47 4 (27 3 to 73 6)	26 (16 7 to 44 1)	13 1 (10 4 to 23 2)	12 4 (8 6 to 18 4)	9 4 (5 9 to 15 1)	8 3 (5 4 to 12 5)	6 3 (3 6 to 9 9)	5 2 (3 2 to 8 2)	3 8 (2 4 to 6 7)	3 3 (2 to 5 7)	2 3 (1 7 to 5 1)	2 6 (1 4 to 4 4)	2 7 (1 4 to 4 1)	2 6 (1 3 to 4 6)	2 2 (1 2 to 4 3)	0 7 (0 2 to 2 2)	0 2 (0 1 to 1 6)	0 2 (0 1 to 1 5)	0 2 (0 1 to 0 6)	0 2 (0 1 to 0 5)	0 1 (0 to 0 5)		284
Urinary diseases and male infertility	0 9 (0 4 to 1 2)	0 4 (0 2 to 0 8)	1 5 (0 9 to 2 4)	0 6 (0 1 to 1 4)	0 8 (0 1 to 2 3)	1 1 (0 4 to 2 5)	0 9 (0 2 to 2 2)	0 7 (0 2 to 1 6)	0 7 (0 to 1 8)	1 2 (0 1 to 3 3)	0 9 (0 to 2 3)	0 7 (0 to 1 7)	1 1 (0 to 2 5)	1 5 (0 to 3 5)	2 5 (0 to 7)	2 2 (0 to 5 7)	1 7 (0 to 4 5)	0 7 (0 to 2 2)	0 4 (0 to 1 2)	0 3 (0 to 1 2)	0 2 (0 to 1 2)	0 2 (0 to 1 2)	0 1 (0 to 0 6)		38-6
Urolithiasis	0 (0 to 0)	0 (0 to 0)	0 (0 to 0)	0 (0 to 0 1)	0 (0 to 0 1)	0 (0 to 0 2)	0 (0 2 to 0 5)	0 (0 2 to 0 5)	0 (0 to 0 4)	0 (0 to 0 5)	0 (0 to 0 4)	0 (0 to 0 3)	0 (0 to 0 1)	0 (0 to 0 2)	0 (0 to 0 1)	0 (0 to 0 2)	0 (0 to 0 2)	0 (0 to 0 2)	0 (0 to 0 1)	0 (0 to 0 1)	0 (0 to 0 1)	0 (0 to 0 1)	0 (0 to 0 1)		23-3
Benign prostatic hyperplasia	0 (0 to 0)	0 (0 to 0)	0 (0 to 0)	0 (0 to 0)	0 (0 to 0)	0 (0 to 0)	0 (0 to 0)	0 (0 to 0)	0 (0 to 0)	0 (0 to 0)	0 (0 to 0)	0 (0 to 0)	0 (0 to 0)	0 (0 to 0)	0 (0 to 0)	0 (0 to 0)	0 (0 to 0)	0 (0 to 0)	0 (0 to 0)	0 (0 to 0)	0 (0 to 0)	0 (0 to 0)	0 (0 to 0)		0
Male infertility	—	—	—	—	—	—	—	—	—	—	—	—	—	—	—	—	—	—	—	—	—	—	—		NA
Other urinary diseases	0 5 (0 3 to 1)	0 3 (0 2 to 0 4)	0 4 (0 2 to 0 8)	0 6 (0 2 to 1 2)	0 7 (0 4 to 0 9)	0 6 (0 3 to 1 1)	0 7 (0 3 to 1 1)	0 5 (0 3 to 0 8)	0 6 (0 3 to 1 1)	1 1 (0 7 to 1 7)	0 7 (0 4 to 1 4)	1 1 (0 7 to 1 6)	0 9 (0 6 to 1 5)	1 1 (0 to 2 4)	1 6 (1 to 2 6)	1 3 (0 9 to 2 4)	1 6 (1 1 to 2 3)	1 6 (1 1 to 2 3)	1 6 (0 9 to 2 7)	1 5 (0 8 to 2 5)	1 2 (0 6 to 2 1)	0 9 (0 5 to 1 7)	0 4 (0 2 to 0 8)		23-5
Gynecological diseases	0 (0 to 0)	0 (0 to 0)	0 (0 to 0)	0 (0 to 0)	0 (0 to 0)	0 (0 to 0)	0 (0 to 0)	0 (0 to 0)	0 (0 to 0)	0 (0 to 0)	0 (0 to 0)	0 (0 to 0)	0 (0 to 0)	0 (0 to 0)	0 (0 to 0)	0 (0 to 0)	0 (0 to 0)	0 (0 to 0)	0 (0 to 0)	0 (0 to 0)	0 (0 to 0)	0 (0 to 0)	0 (0 to 0)		1,998
Uterine fibroids	0 (0 to 0)	0 (0 to 0)	0 (0 to 0)	0 (0 to 0)	0 (0 to 0)	0 (0 to 0)	0 (0 to 0)	0 (0 to 0)	0 (0 to 0)	0 (0 to 0)	0 (0 to 0)	0 (0 to 0)	0 (0 to 0)	0 (0 to 0)	0 (0 to 0)	0 (0 to 0)	0 (0 to 0)	0 (0 to 0)	0 (0 to 0)	0 (0 to 0)	0 (0 to 0)	0 (0 to 0)	0 (0 to 0)		102
Polycystic ovarian syndrome	0 (0 to 0)	0 (0 to 0)	0 (0 to 0)	0 (0 to 0)	0 (0 to 0)	0 (0 to 0)	0 (0 to 0)	0 (0 to 0)	0 (0 to 0)	0 (0 to 0)	0 (0 to 0)	0 (0 to 0)	0 (0 to 0)	0 (0 to 0)	0 (0 to 0)	0 (0 to 0)	0 (0 to 0)	0 (0 to 0)	0 (0 to 0)	0 (0 to 0)	0 (0 to 0)	0 (0 to 0)	0 (0 to 0)		111
Female infertility	0 (0 to 0)	0 (0 to 0)	0 (0 to 0)	0 (0 to 0)	0 (0 to 0)	0 (0 to 0)	0 (0 to 0)	0 (0 to 0)	0 (0 to 0)	0 (0 to 0)	0 (0 to 0)	0 (0 to 0)	0 (0 to 0)	0 (0 to 0)	0 (0 to 0)	0 (0 to 0)	0 (0 to 0)	0 (0 to 0)	0 (0 to 0)	0 (0 to 0)	0 (0 to 0)	0 (0 to 0)	0 (0 to 0)		23-2
Endometriosis	0 (0 to 0)	0 (0 to 0)	0 (0 to 0)	0 (0 to 0)	0 (0 to 0)	0 1 (0 to 0 4)	0 1 (0 to 0 4)	0 6 (0 1 to 1 4)	0 2 (0 to 0 9)	0 2 (0 to 0 7)	0 1 (0 to 0 6)	0 2 (0 to 0 6)	0 1 (0 to 0 5)	0 1 (0 to 0 4)	0 1 (0 to 0 4)	0 1 (0 to 0 4)	0 1 (0 to 0 3)	0 1 (0 to 0 3)	0 1 (0 to 0 3)	0 1 (0 to 0 3)	0 1 (0 to 0 3)	0 1 (0 to 0 3)	0 1 (0 to 0 3)		124
Genital prolapse	0 (0 to 0)	0 (0 to 0)	0 (0 to 0)	0 (0 to 0)	0 (0 to 0)	0 (0 to 0)	0 (0 to 0)	0 (0 to 0 1)	0 1 (0 to 0 2)	0 1 (0 to 0 3)	0 2 (0 to 0 3)	0 2 (0 to 0 3)	0 2 (0 to 0 4)	0 3 (0 to 0 6)	0 3 (0 to 0 5)	0 2 (0 to 0 5)	0 2 (0 to 0 4)	0 1 (0 to 0 3)	0 1 (0 to 0 2)	0 1 (0 to 0 2)	0 1 (0 to 0 2)	0 1 (0 to 0 2)	0 1 (0 to 0 2)		53-9
Premenstrual syndrome	0 (0 to 0)	0 (0 to 0)	0 (0 to 0)	0 (0 to 0)	0 (0 to 0)	0 (0 to 0)	0 (0 to 0)	0 (0 to 0)	0 (0 to 0)	0 (0 to 0)	0 (0 to 0)	0 (0 to 0)	0 (0 to 0)	0 (0 to 0)	0 (0 to 0)	0 (0 to 0)	0 (0 to 0)	0 (0 to 0)	0 (0 to 0)	0 (0 to 0)	0 (0 to 0)	0 (0 to 0)	0 (0 to 0)		693
Other gynecological diseases	0 (0 to 0)	0 (0 to 0)	0 (0 to 0)	0 (0 to 0)	0 2 (0 to 0 6)	0 6 (0 to 1 4)	0 7 (0 to 1 5)	0 6 (0 to 1 3)	0 5 (0 to 1 2)	0 5 (0 to 1 3)	0 4 (0 to 1)	0 3 (0 to 0 8)	0 3 (0 to 0 7)	0 3 (0 to 0 7)	0 2 (0 to 0 6)	0 2 (0 to 0 5)	0 2 (0 to 0 5)	0 2 (0 to 0 5)	0 2 (0 to 0 5)	0 2 (0 to 0 5)	0 2 (0 to 0 5)	0 2 (0 to 0 5)	0 2 (0 to 0 5)		842
Hemoglobinopathies and hemolytic anemias	6 (3 3 to 11)	2 2 (0 9 to 5 2)	4 7 (2 4 to 7 7)	4 9 (2 6 to 8 8)	4 3 (2 4 to 7 6)	3 8 (2 to 6 2)	3 7 (2 to 6 1)	3 2 (1 8 to 5 1)	2 7 (1 5 to 4 4)	3 1 (1 8 to 5 1)	2 6 (1 4 to 4 2)	2 3 (1 3 to 3 7)	2 1 (1 2 to 3 4)	2 3 (1 3 to 3 6)	2 7 (1 5 to 4)	2 3 (1 3 to 3 6)	1 7 (1 to 3 1)	1 4 (0 8 to 2 5)	1 2 (0 6 to 2 2)	1 1 (0 6 to 2)	1 1 (0 6 to 2)	1 1 (0 6 to 2)	1 1 (0 6 to 2)		150
Thalassemias	0 (0 to 0)	0 (0 to 0)	0 (0 to 0)	0 (0 to 0)	0 (0 to 0)	0 (0 to 0)	0 (0 to 0)	0 (0 to 0)	0 (0 to 0)	0 (0 to 0)	0 (0 to 0)	0 (0 to 0)	0 (0 to 0)	0 (0 to 0)	0 (0 to 0)	0 (0 to 0)	0 (0 to 0)	0 (0 to 0)	0 (0 to 0)	0 (0 to 0)	0 (0 to 0)	0 (0 to 0)	0 (0 to 0)		12-6
Thalassemias trait	0 (0 to 0)	0 (0 to 0)	0 (0 to 0)	0 (0 to 0)	0 (0 to 0)	0 (0 to 0)	0 (0 to 0)	0 (0 to 0)	0 (0 to 0)	0 (0 to 0)	0 (0 to 0)	0 (0 to 0)	0 (0 to 0)	0 (0 to 0)	0 (0 to 0)	0 (0 to 0)	0 (0 to 0)	0 (0 to 0)	0 (0 to 0)	0 (0 to 0)	0 (0 to 0)	0 (0 to 0)	0 (0 to 0)		1-1
Sickle cell disorders	0 (0 to 0 2)	0 (0 to 0)	0 1 (0 to 0 2)	0 (0 to 0)	0 (0 to 0 1)	0 (0 to 0 1)	0 1 (0 to 0 2)	0 1 (0 to 0 4)	0 (0 to 0 2)	0 (0 to 0 3)	0 (0 to 0 2)	0 (0 to 0 2)	0 1 (0 to 0 3)	0 1 (0 to 0 3)	0 1 (0 to 0 3)	0 (0 to 0 2)	0 (0 to 0)	0 (0 to 0)	0 (0 to 0)	0 (0 to 0)	0 (0 to 0)	0 (0 to 0)	0 (0 to 0)		1-1
Sickle cell trait	0 (0 to 0)	0 (0 to 0)	0 (0 to 0)	0 (0 to 0)	0 (0 to 0)	0 (0 to 0)	0 (0 to 0)	0 (0 to 0)	0 (0 to 0)	0 (0 to 0)	0 (0 to 0)	0 (0 to 0)	0 (0 to 0)	0 (0 to 0)	0 (0 to 0)	0 (0 to 0)	0 (0 to 0)	0 (0 to 0)	0 (0 to 0)	0 (0 to 0)	0 (0 to 0)	0 (0 to 0)	0 (0 to 0)		6-2
G6PD deficiency	0 (0 to 0 1)	0 (0 to 0)	0 (0 to 0 1)	0 (0 to 0)	0 (0 to 0 2)	0 (0 to 0 2)	0 (0 4 to 1 5)	0 (0 2 to 0 8)	0 (0 to 0 4)	0 (0 to 0 3)	0 (0 to 0 3)	0 (0 to 0 3)	0 (0 to 0 2)	0 (0 to 0 2)	0 (0 to 0 2)	0 (0 to 0 2)	0 (0 to 0 2)	0 (0 to 0 2)	0 (0 to 0 1)	0 (0 to 0 1)	0 (0 to 0 1)	0 (0 to 0 1)	0 (0 to 0 1)		27-9
G6PD trait	0 (0 to 0)	0 (0 to 0)	0 (0 to 0)	0 (0 to 0)	0 (0 to 0)	0 (0 to 0)	0 (0 to 0)	0 (0 to 0)	0 (0 to 0)	0 (0 to 0)	0 (0 to 0)	0 (0 to 0)	0 (0 to 0)	0 (0 to 0)	0 (0 to 0)	0 (0 to 0)	0 (0 to 0)	0 (0 to 0)	0 (0 to 0)	0 (0 to 0)	0 (0 to 0)	0 (0 to 0)	0 (0 to 0)		1-1
Other hemoglobinopathies and hemolytic anemias	0 (0 1 to 0 3)	0 (0 to 0 1)	0 2 (0 1 to 0 6)	0 3 (0 2 to 1 9)	1 5 (0 3 to 4 7)	1 3 (0 4 to 3 4)	3 4 (1 4 to 8 1)	2 5 (1 2 to 5 4)	2 3 (1 1 to 4 3)	4 1 (1 7 to 9 3)	3 1 (1 to 7 6)	6 1 (3 to 11 4)	4 9 (2 4 to 9 3)	4 6 (2 3 to 7 9)	7 4 (3 1 to 9 7)	5 5 (2 4 to 10)	3 7 (1 6 to 7 4)	2 5 (1 4 to 3 6)	2 1 (1 2 to 3 1)	1 9 (1 to 2 8)	1 7 (0 9 to 2 6)	1 4 (0 8 to 2 2)	1 3 (0 7 to 2 1)		87-6
Endocrine, metabolic, blood, and immune disorders	74 (41 to 121 1)	23 (2 7 to 7 4)	49 (19 to 3)	28 (9 to 69 9)	16 (7 6 to 37 5)	14 (6 2 to 32 6)	12 (4 6 to 30 4)	10 (3 7 to 27 1)	8 (3 to 21 3)	8 (3 to 19 7)	6 (2 to 15 3)	5 (2 to 13 2)	4 (1 6 to 10 3)	4 (1 6 to 9 7)	5 (1 9 to 12 3)	4 (1 6 to 10 3)	3 (1 to 8 2)	2 (0 7 to 5 3)	2 (0 6 to 4 7)	1 (0 4 to 3 1)	1 (0 4 to 2 7)	1 (0 4 to 2 6)	1 (0 4 to 2 6)		2,110
Oral disorders	0 (0 to 0)	0 (0 to 0)	0 (0 to 0)	0 (0 to 0)	0 (0 to 0)	0 (0 to 0)	0 (0 to 0)	0 (0 to 0)	0 (0 to 0)	0 (0 to 0)	0 (0 to 0)	0 (0 to 0)	0 (0 to 0)	0 (0 to 0)	0 (0 to 0)	0 (0 to 0)	0 (0 to 0)	0 (0 to 0)	0 (0 to 0)	0 (0 to 0)	0 (0 to 0)	0 (0 to 0)	0 (0 to 0)		1,702
Caries of deciduous teeth	0 (0 to 0)	0 (0 to 0)	0 (0 to 0)	0 (0 to 0)	0 (0 to 0)	0 (0 to 0)	0 (0 to 0)	0 (0 to 0)	0 (0 to 0)	0 (0 to 0)	0 (0 to 0)	0 (0 to 0)	0 (0 to 0)	0 (0 to 0)	0 (0 to 0)	0 (0 to 0)	0 (0 to 0)	0 (0 to 0)	0 (0 to 0)	0 (0 to 0)	0 (0 to 0)	0 (0 to 0)	0 (0 to 0)		8-6
Caries of permanent teeth	0 (0 to 0)	0 (0 to 0)	0 (0 to 0)	0 (0 to 0 4)	1 6 (0 to 4 1)	0 7 (0 to 1 8)	2 3 (0 to 5 3)	1 9 (0 to 4 5)	0 2 (0 to 1 4)	0 3 (0 to 1 2)	0 2 (0 to 0 7)	0 2 (0 to 0 6)	0 2 (0 to 0 5)	0 2 (0 to 0 5)	0 2 (0 to 0 5)	0 2 (0 to 0 5)	0 2 (0 to 0 5)	0 2 (0 to 0 5)	0 2 (0 to 0 5)	0 2 (0 to 0 5)	0 2 (0 to 0 5)	0 2 (0 to 0 5)	0 2 (0 to 0 5)		91-9
Periodontal diseases	0 (0 to 0)	0 (0 to 0)	0 (0 to 0)	0 (0 to 0)	0 (0 to 0)	0 (0 to 0)	0 (0 to 0)	0 (0 to 0)	0 (0 to 0)	0 (0 to 0)	0 (0 to 0)	0 (0 to 0)	0 (0 to 0)	0 (0 to 0)	0 (0 to 0)	0 (0 to 0)	0 (0 to 0)	0 (0 to 0)	0 (0 to 0)	0 (0 to 0)	0 (0 to 0)	0 (0 to 0)	0 (0 to 0)		318
Other oral disorders	0 (0 to 0)	0 (0 to 0)	0 6 (0 to 1 4)	0 6 (0 to 1 4)	10 5 (6 1 to 16 1)	14 4 (8 9 to 22 7)	19 4 (12 1 to 29 4)	19 9 (12 7 to 30 4)	17 7 (11 2 to 26 9)	20 3 (13 to 31 7)	18 (10 6 to 27 1)	17 7 (10 6 to 26 9)	15 9 (9 8 to 24 2)	18 4 (10 9 to 28 3)	22 4 (13 2 to 34 3)	20 8 (12 to 31 7)	14 7 (10 to 23 3)	4 (2 4 to 6 1)	2 4 (1 5 to 3 6)	2 4 (1 5 to 3 6)	2 2 (1 4 to 3 2)	1 2 (0 7 to 1 8)	0 5 (0 3 to 0 8)		258
Sudden infant death syndrome	— —	— —	222 (144 to 317)	— —	— —	— —	— —	— —	— —	— —	— —	— —	— —	— —	— —	— —	— —	— —	— —	— —	— —	— —	— —		NA
Injuries	7 2 (4 9 to 10 6)	10 (7 3 to 13 8)	133 (97 3 to 179)	279 (228 to 329)	212 (179 to 251)	286 (240 to 337)	892 (757 to 1,051)	636 (539 to 741)	621 (484 to 767)	594 (478 to 736)	584 (469 to 727)	570 (470 to 693)	534 (460 to 648)	597 (472 to 710)	727 (570 to 898)	770 (603 to 967)	763 (592 to 966)	676 (524 to 858)	653 (514 to 822)	644 (508 to 812)	631 (499 to 791)	492 (387 to 622)	266 (209 to 339)	11,500
Transport injuries	1 2 (0 8 to 1 7)	1 (0 7 to 1 3)	19 3 (12 2 to 28 6)	101 (74 to 130)	137 (114 to 166)	129 (107 to 156)	469 (384 to 568)	331 (270 to 401)	268 (203 to 355)	241 (180 to 307)	269 (194 to 360)	199 (147 to 253)	199 (139 to 267)	173 (119 to 234)	197 (134 to 264)	264 (181 to 356)	193 (127 to 268)	141 (102 to 193)	110 (67 to 167)	87 1 (56 to 130)	89 3 (56 4 to 134)	33 2 (20 to 52 1)	16 3 (10 to 26 3)	3,426
Road injuries	0 6 (0 4 to 1 4)	0 8 (0 5 to 1 7)	17 4 (11 4 to 27)	94 1 (64 to 125)	94 4 (69 to 122)	103 (83 to 126)	316 (256 to 386)	210 (162 to 268)	228 (166 to 303)	196 (139 to 270)	193 (133 to 267)	157 (117 to 203)	146 (107 to 196)	151 (107 to 206)	194 (136 to 264)	212 (132 to 308)	151 (91 to 232)	110 (71 to 161)	89 (51 to 131)	74 3 (50 to 110)	74 9 (50 4 to 110)	29 1 (19 to 43)	9 2 (7 to 13 7)	2,930
Pedestrian road injuries	0 1 (0 to 0 1)	0 1 (0 to 0 1)	3 5 (1 9 to 5 9)	19 4 (17 2 to 22 1)	19 4 (11 1 to 29 6)	12 8 (10 4 to 17 4)	28 7 (19 7 to 39 2)	16 4 (12 7 to 20 5)	12 4 (12 4 to 26 4)	11 4 (13 3 to 22 2)	10 2 (12 6 to 20 4)	9 2 (11 6 to 19 4)	14 2 (11 to 19)	14 6 (11 4 to 19 3)	17 5 (13 2 to 21 5)	17 5 (14 to 22 4)	14 7 (13 2 to 21 3)	11 (10 9 to 17 7)	11 6 (9 1 to 14 5)	11 8 (9 9 to 13 2)

SR Table 2b: Tennessee DALYS by cause and age group for females with 95% uncertainty intervals, 2019

Cause	Early Neonatal	Late Neonatal	Post Neonatal	1 to 4	5 to 9	10 to 14	15 to 19	20 to 24	25 to 29	30 to 34	35 to 39	40 to 44
All causes	9,090 (8,420 to 9,810)	3,110 (2,890 to 3,360)	9,260 (8,730 to 9,830)	7,020 (5,900 to 8,370)	8,230 (6,360 to 10,600)	15,600 (11,800 to 20,300)	29,400 (22,800 to 37,200)	41,200 (32,000 to 51,000)	50,900 (39,900 to 62,900)	53,700 (43,000 to 65,800)	57,500 (46,600 to 70,100)	63,900 (52,500 to 77,000)
Communicable, maternal, neonatal, and nutritional diseases	6,750 (6,010 to 7,500)	1,740 (1,530 to 1,980)	2,060 (1,580 to 2,580)	1,560 (1,200 to 2,030)	1,590 (1,100 to 2,520)	1,470 (1,070 to 2,110)	1,720 (1,220 to 2,550)	1,820 (1,400 to 2,370)	2,260 (1,780 to 2,890)	2,400 (1,890 to 3,120)	2,800 (2,140 to 3,870)	2,980 (2,250 to 4,130)
HIV/AIDS and sexually transmitted infections	0·7 (0·5 to 1)	0·6 (0·3 to 1)	14·5 (12·2 to 17·1)	10·3 (8·8 to 12·1)	5·5 (4·7 to 6·4)	9·6 (8·2 to 11·3)	30·8 (22·8 to 43·3)	119 (91·8 to 166)	310 (234 to 407)	447 (346 to 589)	548 (433 to 707)	550 (430 to 723)
HIV/AIDS	0 (0 to 0)	0 (0 to 0)	14·2 (11·9 to 16·8)	10·3 (8·7 to 12)	5·5 (4·6 to 6·3)	5·9 (5 to 6·8)	17·1 (13·6 to 22·4)	77·3 (62·6 to 97·7)	225 (173 to 288)	339 (272 to 433)	434 (346 to 541)	443 (356 to 570)
HIV/AIDS - Drug-susceptible Tuberculosis	0 (0 to 0)	0 (0 to 0)	0·4 (0·2 to 0·6)	0·3 (0·2 to 0·4)	0·1 (0·1 to 0·2)	0·2 (0·1 to 0·2)	0·3 (0·2 to 0·5)	1·5 (1 to 2·3)	4·3 (2·7 to 6·4)	6·5 (4·1 to 9·8)	8·7 (5·5 to 13·1)	9·2 (5·8 to 13·8)
HIV/AIDS - Multidrug-resistant Tuberculosis without exten	0 (0 to 0)	0 (0 to 0)	0 (0 to 0·1)	0 (0 to 0)	0 (0 to 0)	0 (0 to 0)	0 (0 to 0·1)	0·1 (0 to 0·2)	0·1 (0 to 0·6)	0·2 (0 to 1)	0·3 (0 to 1·3)	0·3 (0 to 1·3)
HIV/AIDS - Extensively drug-resistant Tuberculosis	0 (0 to 0)	0 (0 to 0)	0 (0 to 0)	0 (0 to 0)	0 (0 to 0)	0 (0 to 0)	0 (0 to 0)	0 (0 to 0·1)	0 (0 to 0·2)	0·1 (0 to 0·2)	0·1 (0 to 0·3)	0·1 (0 to 0·3)
HIV/AIDS resulting in other diseases	0 (0 to 0)	0 (0 to 0)	13·8 (11·5 to 16·4)	10 (8·4 to 11·8)	5·3 (4·5 to 6·2)	5·7 (4·8 to 6·7)	16·8 (13·3 to 22)	75·7 (61 to 96·2)	221 (170 to 284)	332 (264 to 427)	425 (337 to 532)	434 (346 to 561)
Sexually transmitted infections excluding HIV	0·7 (0·5 to 1)	0·6 (0·3 to 1)	0·4 (0·2 to 0·6)	0 (0 to 0)	0 (0 to 0·1)	3·8 (2·8 to 5·2)	13·7 (7·4 to 23·5)	41·9 (22·3 to 77·1)	84·5 (44·9 to 155)	108 (57·2 to 198)	115 (60·8 to 211)	107 (56·3 to 206)
Syphilis	0·7 (0·5 to 1)	0·6 (0·3 to 1)	0·4 (0·2 to 0·6)	0 (0 to 0)	0 (0 to 0·1)	0·9 (0·8 to 1·1)	0·1 (0 to 0·2)	1·3 (0·8 to 2)	0·5 (0·2 to 0·9)	0·7 (0·4 to 1·3)	0·9 (0·5 to 1·3)	0·9 (0·6 to 1·4)
Chlamydial infection	0 (0 to 0)	0 (0 to 0)	0 (0 to 0)	0 (0 to 0)	0 (0 to 0)	0·5 (0·4 to 0·8)	1·5 (0·9 to 2·4)	3·6 (2·2 to 5·7)	6·4 (4 to 9·7)	6·4 (3·6 to 10·6)	7·8 (4·5 to 13·5)	7·3 (4·1 to 12·8)
Gonococcal infection	0 (0 to 0)	0 (0 to 0)	0 (0 to 0)	0 (0 to 0)	0 (0 to 0)	0·4 (0·4 to 0·5)	1·1 (0·8 to 1·4)	2 (1·3 to 3)	3·8 (2·5 to 5·7)	6·7 (4·6 to 9·5)	6·5 (4·4 to 9·5)	6 (3·9 to 9·5)
Trichomoniasis	0 (0 to 0)	0 (0 to 0)	0 (0 to 0)	0 (0 to 0)	0 (0 to 0)	0·2 (0 to 0·6)	3·3 (1 to 8·5)	16·6 (5·5 to 41·8)	36·1 (12·2 to 84·7)	41·8 (13·4 to 99·3)	40 (12·7 to 92·7)	36·1 (11·7 to 87·1)
Genital herpes	0 (0 to 0)	0 (0 to 0)	0 (0 to 0)	0 (0 to 0)	0 (0 to 0)	0·7 (0·2 to 1·7)	3·2 (0·8 to 8·3)	6·6 (2 to 15·5)	10·5 (3·4 to 26·4)	13·2 (4 to 31·4)	14·7 (4·7 to 36·3)	14·9 (4·8 to 37·7)
Other sexually transmitted infections	0 (0 to 0)	0 (0 to 0)	0 (0 to 0)	0 (0 to 0)	0 (0 to 0)	1 (0·6 to 1·4)	4·4 (1·5 to 8·8)	11·7 (5·6 to 20·1)	27·2 (15·6 to 44)	38·8 (22·7 to 61)	44·7 (24·6 to 72·4)	41·4 (21·6 to 71·9)
Respiratory infections and tuberculosis	24·8 (17·4 to 33·5)	59·9 (45·1 to 79·5)	482 (347 to 639)	487 (338 to 697)	435 (272 to 664)	391 (241 to 614)	388 (249 to 613)	435 (287 to 655)	495 (340 to 706)	553 (381 to 776)	622 (440 to 870)	753 (535 to 1,040)
Tuberculosis	0 (0 to 0)	0 (0 to 0)	1·9 (1·4 to 2·5)	2 (1·5 to 2·5)	1·1 (0·7 to 1·5)	1·5 (1·1 to 2·1)	3 (2 to 4·6)	8 (5·4 to 11·9)	11·6 (7·8 to 16·7)	10·7 (7·1 to 15·4)	10·6 (6·8 to 15·9)	12·7 (8 to 19·1)
Latent tuberculosis infection	0 (0 to 0)	0 (0 to 0)	0 (0 to 0)	0 (0 to 0)	0 (0 to 0)	0 (0 to 0)	0 (0 to 0)	0 (0 to 0)	0 (0 to 0)	0 (0 to 0)	0 (0 to 0)	0 (0 to 0)
Drug-susceptible tuberculosis	0 (0 to 0)	0 (0 to 0)	1·8 (1·3 to 2·5)	1·9 (1·4 to 2·5)	1 (0·7 to 1·4)	1·4 (1 to 2·1)	3 (2 to 4·5)	7·8 (5·2 to 11·4)	11·3 (7·6 to 16·5)	10·4 (6·9 to 15·1)	10·2 (6·5 to 15·2)	12·3 (7·7 to 18·6)
Multidrug-resistant tuberculosis without extensive drug res	0 (0 to 0)	0 (0 to 0)	0·1 (0 to 0·2)	0·1 (0 to 0·2)	0 (0 to 0·1)	0 (0 to 0·1)	0·1 (0 to 0·3)	0·2 (0 to 0·8)	0·3 (0 to 1·1)	0·2 (0 to 1)	0·3 (0 to 1·2)	0·3 (0 to 1·4)
Extensively drug-resistant tuberculosis	0 (0 to 0)	0 (0 to 0)	0 (0 to 0·1)	0 (0 to 0·1)	0 (0 to 0)	0 (0 to 0)	0 (0 to 0·1)	0 (0 to 0·2)	0·1 (0 to 0·3)	0·1 (0 to 0·3)	0·1 (0 to 0·3)	0·1 (0 to 0·4)
Lower respiratory infections	24·2 (16·8 to 32·8)	55·9 (41·4 to 74·5)	404 (278 to 566)	167 (122 to 219)	75·8 (53·7 to 102)	74·4 (52·2 to 102)	76·2 (54·7 to 104)	119 (78·2 to 182)	177 (113 to 265)	260 (167 to 383)	337 (222 to 513)	498 (310 to 735)
Upper respiratory infections	0·6 (0·4 to 1)	3·6 (2·1 to 5·9)	65·3 (38·2 to 104)	261 (145 to 428)	301 (163 to 503)	271 (143 to 467)	269 (139 to 484)	274 (149 to 472)	276 (149 to 455)	258 (139 to 432)	250 (128 to 419)	218 (116 to 383)
Otitis media	0 (0 to 0)	0·3 (0·1 to 0·6)	10·2 (5·4 to 17·9)	57·6 (29·1 to 105)	57·4 (31·1 to 100)	44·1 (23 to 73·6)	40·4 (21·4 to 67·9)	34·2 (14·9 to 65·8)	29·4 (13·1 to 55·4)	24·1 (10·1 to 47·4)	23·7 (11 to 43·7)	24 (10·9 to 45·8)
Enteric infections	4·6 (3 to 6·6)	9·4 (6·6 to 13)	98·4 (67·1 to 139)	227 (144 to 343)	215 (132 to 325)	179 (108 to 279)	220 (147 to 319)	247 (161 to 350)	265 (175 to 378)	260 (177 to 369)	258 (180 to 363)	258 (186 to 359)
Diarrheal diseases	4·6 (3 to 6·6)	8·9 (6·2 to 12·5)	94·6 (63·9 to 135)	224 (140 to 340)	213 (132 to 324)	178 (107 to 277)	219 (147 to 319)	247 (160 to 349)	264 (174 to 377)	259 (176 to 368)	258 (179 to 362)	257 (185 to 358)
Typhoid and paratyphoid	0 (0 to 0)	0 (0 to 0)	0 (0 to 0·1)	0 (0 to 0·1)	0 (0 to 0·1)	0 (0 to 0·1)	0 (0 to 0)	0 (0 to 0)	0 (0 to 0)	0 (0 to 0)	0 (0 to 0·1)	0 (0 to 0·1)
Typhoid fever	0 (0 to 0)	0 (0 to 0)	0 (0 to 0)	0 (0 to 0)	0 (0 to 0)	0 (0 to 0)	0 (0 to 0)	0 (0 to 0)	0 (0 to 0)	0 (0 to 0)	0 (0 to 0)	0 (0 to 0)
Paratyphoid fever	0 (0 to 0)	0 (0 to 0)	0 (0 to 0·1)	0 (0 to 0·1)	0 (0 to 0·1)	0 (0 to 0·1)	0 (0 to 0)	0 (0 to 0)	0 (0 to 0)	0 (0 to 0)	0 (0 to 0·1)	0 (0 to 0)
Invasive Non-typhoidal Salmonella (iNTS)	0 (0 to 0)	0·5 (0·2 to 1)	2·2 (0·8 to 5·1)	1·6 (0·6 to 3·8)	0·7 (0·3 to 1·6)	0·7 (0·3 to 1·6)	0·1 (0·1 to 0·3)	0·2 (0·1 to 0·3)	0·4 (0·1 to 0·9)	0·4 (0·1 to 0·8)	0·4 (0·1 to 0·8)	0·3 (0·1 to 0·7)
Other intestinal infectious diseases	0 (0 to 0)	0 (0 to 0)	1·6 (0 to 6·1)	1·4 (0·3 to 4·1)	0·8 (0·2 to 2·4)	0·7 (0·1 to 2·3)	0·6 (0·1 to 1·6)	0·6 (0·2 to 1·6)	0·4 (0·1 to 0·9)	0·9 (0·3 to 2·4)	0·5 (0·1 to 1·5)	0·6 (0·1 to 1·8)
Neglected tropical diseases and malaria	0·5 (0·2 to 0·9)	2·3 (0·7 to 4·2)	9·2 (3·6 to 18·8)	13·2 (4·3 to 32·7)	27·7 (5·3 to 84·5)	19·3 (4·1 to 59)	16·5 (4·3 to 41·1)	12·8 (1·8 to 36·1)	21·2 (5·8 to 48)	28·9 (7·5 to 70·9)	49·2 (18·2 to 98·6)	64·3 (24·8 to 125)
Malaria	0 (0 to 0)	0 (0 to 0)	0 (0 to 0)	0 (0 to 0)	0 (0 to 0)	0 (0 to 0)	0 (0 to 0)	0 (0 to 0)	0 (0 to 0)	0 (0 to 0)	0 (0 to 0)	0 (0 to 0)
Chagas disease	0 (0 to 0)	0 (0 to 0)	0 (0 to 0)	0 (0 to 0)	0 (0 to 0)	0 (0 to 0)	0 (0 to 0)	0 (0 to 0)	0·1 (0 to 0·1)	0·1 (0·1 to 0·2)	0·1 (0·1 to 0·2)	0·2 (0·1 to 0·3)
Leishmaniasis	0 (0 to 0)	0 (0 to 0)	0 (0 to 0)	0 (0 to 0)	0 (0 to 0)	0 (0 to 0)	0 (0 to 0)	0 (0 to 0)	0 (0 to 0)	0 (0 to 0)	0 (0 to 0)	0 (0 to 0)
Visceral leishmaniasis	0 (0 to 0)	0 (0 to 0)	0 (0 to 0)	0 (0 to 0)	0 (0 to 0)	0 (0 to 0)	0 (0 to 0)	0 (0 to 0)	0 (0 to 0)	0 (0 to 0)	0 (0 to 0)	0 (0 to 0)
Cutaneous and mucocutaneous leishmaniasis	0 (0 to 0)	0 (0 to 0)	0 (0 to 0)	0 (0 to 0)	0 (0 to 0)	0 (0 to 0)	0 (0 to 0)	0 (0 to 0)	0 (0 to 0)	0 (0 to 0)	0 (0 to 0)	0 (0 to 0)
African trypanosomiasis	0 (0 to 0)	0 (0 to 0)	0 (0 to 0)	0 (0 to 0)	0 (0 to 0)	0 (0 to 0)	0 (0 to 0)	0 (0 to 0)	0 (0 to 0)	0 (0 to 0)	0 (0 to 0)	0 (0 to 0)
Schistosomiasis	0 (0 to 0)	0 (0 to 0)	0 (0 to 0)	0 (0 to 0)	0 (0 to 0)	0 (0 to 0)	0 (0 to 0)	0 (0 to 0)	0 (0 to 0)	0 (0 to 0)	0 (0 to 0)	0 (0 to 0)
Cysticercosis	0 (0 to 0)	0 (0 to 0)	0 (0 to 0)	0 (0 to 0)	0 (0 to 0·1)	0·3 (0·1 to 0·9)	1·9 (0·5 to 5·1)	6·8 (0 to 21·2)	14·5 (1·6 to 39·6)	20·6 (4 to 57·7)	29·1 (6·5 to 72·5)	36·6 (9·1 to 87·4)
Cystic echinococcosis	0 (0 to 0)	0 (0 to 0)	0 (0 to 0)	0 (0 to 0·1)	0 (0 to 0·1)	0 (0 to 0·1)	0·1 (0 to 0·1)	0·1 (0 to 0·2)	0·1 (0 to 0·2)	0·1 (0 to 0·3)	0·1 (0 to 0·3)	0·1 (0 to 0·4)
Lymphatic filariasis	0 (0 to 0)	0 (0 to 0)	0 (0 to 0)	0 (0 to 0)	0 (0 to 0)	0 (0 to 0)	0 (0 to 0)	0 (0 to 0)	0 (0 to 0)	0 (0 to 0)	0 (0 to 0)	0 (0 to 0)
Onchocerciasis	0 (0 to 0)	0 (0 to 0)	0 (0 to 0)	0 (0 to 0)	0 (0 to 0)	0 (0 to 0)	0 (0 to 0)	0 (0 to 0)	0 (0 to 0)	0 (0 to 0)	0 (0 to 0)	0 (0 to 0)
Trachoma	0 (0 to 0)	0 (0 to 0)	0 (0 to 0)	0 (0 to 0)	0 (0 to 0)	0 (0 to 0)	0 (0 to 0)	0 (0 to 0)	0 (0 to 0)	0 (0 to 0)	0 (0 to 0)	0 (0 to 0)
Dengue	0 (0 to 0)	0 (0 to 0)	0 (0 to 0)	0 (0 to 0)	0 (0 to 0)	0 (0 to 0)	0 (0 to 0)	0 (0 to 0)	0 (0 to 0)	0 (0 to 0)	0 (0 to 0)	0 (0 to 0)
Yellow fever	0 (0 to 0)	0 (0 to 0)	0 (0 to 0)	0 (0 to 0)	0 (0 to 0)	0 (0 to 0)	0 (0 to 0)	0 (0 to 0)	0 (0 to 0)	0 (0 to 0)	0 (0 to 0)	0 (0 to 0)
Rabies	0 (0 to 0)	0 (0 to 0)	1·6 (0·5 to 4)	1 (0·4 to 2·2)	0·6 (0·1 to 1·5)	0·8 (0·3 to 2)	0·2 (0 to 0·5)	0·1 (0 to 0·2)	0·3 (0·1 to 0·7)	0·2 (0·1 to 0·5)	0 (0 to 0·1)	0·4 (0·1 to 1)
Intestinal nematode infections	0 (0 to 0)	0 (0 to 0)	0 (0 to 0)	0 (0 to 0)	0 (0 to 0)	0 (0 to 0)	0 (0 to 0)	0 (0 to 0)	0 (0 to 0)	0 (0 to 0)	0 (0 to 0)	0 (0 to 0)
Ascariasis	0 (0 to 0)	0 (0 to 0)	0 (0 to 0)	0 (0 to 0)	0 (0 to 0)	0 (0 to 0)	0 (0 to 0)	0 (0 to 0)	0 (0 to 0)	0 (0 to 0)	0 (0 to 0)	0 (0 to 0)
Trichuriasis	0 (0 to 0)	0 (0 to 0)	0 (0 to 0)	0 (0 to 0)	0 (0 to 0)	0 (0 to 0)	0 (0 to 0)	0 (0 to 0)	0 (0 to 0)	0 (0 to 0)	0 (0 to 0)	0 (0 to 0)
Hookworm disease	0 (0 to 0)	0 (0 to 0)	0 (0 to 0)	0 (0 to 0)	0 (0 to 0)	0 (0 to 0)	0 (0 to 0)	0 (0 to 0)	0 (0 to 0)	0 (0 to 0)	0 (0 to 0)	0 (0 to 0)
Food-borne trematodiases	0 (0 to 0)	0 (0 to 0)	0 (0 to 0)	0 (0 to 0)	0 (0 to 0)	0 (0 to 0)	0 (0 to 0)	0 (0 to 0)	0 (0 to 0)	0 (0 to 0)	0 (0 to 0)	0 (0 to 0)
Leprosy	0 (0 to 0)	0 (0 to 0)	0 (0 to 0)	0 (0 to 0)	0 (0 to 0)	0 (0 to 0)	0 (0 to 0)	0 (0 to 0)	0 (0 to 0)	0 (0 to 0)	0 (0 to 0)	0 (0 to 0)
Ebola	0 (0 to 0)	0 (0 to 0)	0 (0 to 0)	0 (0 to 0)	0 (0 to 0)	0 (0 to 0)	0 (0 to 0)	0 (0 to 0)	0 (0 to 0)	0 (0 to 0)	0 (0 to 0)	0 (0 to 0)
Zika virus	0 (0 to 0)	0 (0 to 0)	0 (0 to 0)	0 (0 to 0)	0 (0 to 0)	0 (0 to 0)	0 (0 to 0)	0 (0 to 0)	0 (0 to 0)	0 (0 to 0)	0 (0 to 0)	0 (0 to 0)
Guinea worm disease	0 (0 to 0)	0 (0 to 0)	0 (0 to 0)	0 (0 to 0)	0 (0 to 0)	0 (0 to 0)	0 (0 to 0)	0 (0 to 0)	0 (0 to 0)	0 (0 to 0)	0 (0 to 0)	0 (0 to 0)
Other neglected tropical diseases	0·5 (0·2 to 0·9)	2·3 (0·7 to 4·2)	7·7 (2·5 to 16·2)	12·2 (3·4 to 31·1)	27·1 (4·6 to 83·9)	18·1 (3·1 to 57·8)	14·3 (2·4 to 37·9)	5·9 (0·6 to 23·5)	6·3 (0·9 to 21)	7·8 (0·9 to 28)	19·8 (3·9 to 52·8)	27 (6·2 to 65·4)
Other infectious diseases	21·7 (15·1 to 29·3)	75·9 (46·6 to 114)	241 (179 to 322)	119 (95·3 to 148)	79·1 (56·7 to 124)	75·5 (54·3 to 106)	88 (63·7 to 119)	77·4 (55·4 to 108)	89·5 (64·5 to 123)	99·5 (73·2 to 139)	119 (83·2 to 168)	136 (97·5 to 190)
Meningitis	3·8 (2·6 to 5·2)	14·8 (10·2 to 20·2)	82·6 (55·1 to 118)	35·3 (25·3 to 48)	16 (11·6 to 21·8)	16·3 (11·4 to 22·6)	19·3 (13·9 to 26·9)	20·1 (12·5 to 32·3)	23·9 (15·2 to 36·3)	28·5 (19·2 to 40·9)	27·9 (18·4 to 42·2)	34·2 (22·2 to 49·7)
Encephalitis	1·5 (0·9 to 2·5)	3·2 (1·9 to 5·1)	17·3 (10·2 to 28)	20·3 (12·3 to 31·8)	10·2 (6·3 to 15·9)	11 (6·5 to 17·2)	11 (6·6 to 17·2)	11·2 (6·4 to 19·3)	12·3 (6·7 to 20·4)	11·7 (6·5 to 19)	11·6 (6·5 to 18)	10·9 (5·8 to 17·6)
Diphtheria	0 (0 to 0)	0 (0 to 0)	0·1 (0 to 0·2)	0·1 (0 to 0·2)	0·1 (0 to 0·2)	0·1 (0 to 0·2)	0 (0 to 0·1)	0 (0 to 0·1)	0 (0 to 0·1)	0 (0 to 0·1)	0 (0 to 0·1)	0 (0 to 0·1)
Tetanus	0 (0 to 0)	0 (0 to 0·1)	0 (0 to 0)	0 (0 to 0)	0 (0 to 0)	0 (0 to 0)	0 (0 to 0)	0 (0 to 0)	0 (0 to 0)	0 (0 to 0·1)	0 (0 to 0)	0 (0 to 0)
Measles	0 (0 to 0)	0 (0 to 0)	0·1 (0 to 0·4)	0·2 (0 to 1)	0 (0 to 0·2)	0 (0 to 0·1)	0 (0 to 0)	0 (0 to 0)	0 (0 to 0)	0 (0 to 0)	0 (0 to 0)	0 (0 to 0)
Varicella and herpes zoster	0·3 (0·2 to 0·8)	1·3 (0·7 to 2·4)	4·5 (2·4 to 8·6)	4·9 (2·8 to 10·6)	4·6 (2·1 to 10·3)	4·5 (1·8 to 9·3)	4·4 (1·7 to 8·6)	5·3 (2·1 to 10·5)	6·5 (2·7 to 12·2)	6·6 (2·7 to 12·3)	7·2 (3·1 to 13)	7·1 (2·7 to 13·7)
Acute hepatitis	0 (0 to 0)	0 (0 to 0)	2·2 (1·1 to 4)	2·2 (0·9 to 4·2)	6·3 (2·7 to 11·6)	9·3 (4·3 to 16)	9·6 (4·8 to 16·1)	8·9 (4·5 to 14·8)	9·2 (4·8 to 15·3)	9 (4·8 to 14·5)	8·9 (4·9 to 14·2)	9 (5·3 to 14)
Acute hepatitis A	0 (0 to 0)	0 (0 to 0)	0·4 (0·1 to 0·9)	1·4 (0·2 to 3·2)	5·5 (2 to 10·5)	8·4 (3·5 to 15)	8·5 (3·9 to 14·9)	7·8 (3·6 to 13·6)	7·7 (3·5 to 13·7)	7·2 (3·3 to 12·3)	6·9 (3·2 to 11·9)	6·2 (2·9 to 10·8)
Acute hepatitis B	0 (0 to 0)	0 (0 to 0)	1·2 (0·5 to 2·5)	0·4 (0·1 to 0·8)	0·2 (0·1 to 0·3)	0·2 (0·1 to 0·3)	0·4 (0·2 to 0·8)	0·5 (0·2 to 0·9)	0·8 (0·4 to 1·4)	1 (0·5 to 1·8)	1·2 (0·6 to 2)	1·6 (0·9 to 2·6)
Acute hepatitis C	0 (0 to 0)	0 (0 to 0)	0·2 (0·1 to 0·5)	0·3 (0·1 to 0·5)	0·2 (0·1 to 0·4)	0·2 (0·1 to 0·3)	0·1 (0·1 to 0·3)	0·1 (0·1 to 0·3)	0·2 (0·1 to 0·4)	0·2 (0·1 to 0·5)	0·4 (0·2 to 0·7)	0·6 (0·3 to 1·2)
Acute hepatitis E	0 (0 to 0)	0 (0 to 0)	0·4 (0·1 to 0·9)	0·2 (0·1 to 0·3)	0·4 (0·2 to 0·7)	0·6 (0·3 to 1)	0·5 (0·3 to 0·9)	0·5 (0·2 to 0·9)	0·5 (0·2 to 0·9)	0·5 (0·3 to 0·9)	0·5 (0·3 to 0·9)	0·6 (0·3 to 0·9)
Other unspecified infectious diseases	16·1 (10·1 to 23·6)	56·6 (28·8 to 94·5)	116 (72·2 to 174)	42·8 (27·6 to 64)	40·4 (21·7 to 82·9)	33·9 (18·8 to 62·9)	43·6 (25·6 to 70·1)	31·8 (19·3 to 53·9)	37·4 (24·1 to 60·1)	43·6 (27·6 to 71·4)	63·2 (36·3 to 104)	74·9 (44·5 to 119)
Maternal and neonatal disorders	6,700 (5,970 to 7,430)	1,590 (1,390 to 1,820)	1,180 (862 to 1,550)	624 (468 to 821)	539 (386 to 723)	590 (421 to 802)	638 (469 to 849)	753 (591 to 969)	891 (703 to 1,120)	795 (612 to 1,010)	703 (546 to 876)	557 (437 to 721)
Maternal disorders	0 (0 to 0)	0 (0 to 0)	0 (0 to 0)	0 (0 to 0)	0 (0 to 0)	4·2 (3·4 to 5·1)	74·6 (57·5 to 96·4)	214 (158 to 288)	336 (245 to 454)	280 (205 to 380)	213 (158 to 276)	119 (86·1 to 160)
Maternal hemorrhage	0 (0 to 0)	0 (0 to 0)	0 (0 to 0)	0 (0 to 0)	0 (0 to 0)	0·2 (0·1 to 0·3)	5·8 (2·6 to 9·9)	18·4 (8·8 to 32)	33·4 (15·4 to 58)	33·3 (14·2 to 61·5)	21·2 (11·3 to 35·3)	8·2 (4·1 to 14·1)
Maternal sepsis and other maternal infections	0 (0 to 0)	0 (0 to 0)	0 (0 to 0)	0 (0 to 0)	0 (0 to 0)	0·3 (0·1 to 0·5)	6·4 (2·5 to 12·3)	16·1 (7 to 30·2)	13·1 (6·3 to 23·2)	7·7 (3·5 to 14·1)	4·5 (2 to 8·7)	2·5 (1·3 to 4·5)
Maternal hypertensive disorders	0 (0 to 0)	0 (0 to 0)	0 (0 to 0)	0 (0 to 0)	0 (0 to 0)	0·7 (0·5 to 1)	14·3 (8·9 to 21·2)	40·3 (25·2 to 59·9)	72·1 (45·9 to 106)	64 (39·3 to 96·3)	37·1 (22·9 to 55·2)	15·3 (8·9 to 23·4)
Maternal obstructed labor and uterine rupture	0 (0 to 0)	0 (0 to 0)	0 (0 to 0)	0 (0 to 0)	0 (0 to 0)	0·2 (0·1 to 0·3)	3·2 (1·8 to 5·1)	8 (0·8 to 19·8)	12·9 (1·8 to 29·5)	12·3 (1·8 to 26·8)	6·8 (3·7 to 10·8)	2·4 (1·4 to 4·2)
Maternal abortion and miscarriage	0 (0 to 0)	0 (0 to 0)	0 (0 to 0)	0 (0 to 0)	0 (0 to 0)	0·2 (0·1 to 0·4)	2·7 (1·5 to 4·5)	4·7 (2·5 to 7·9)	5·4 (2·8 to 9·7)	4·5 (2·4 to 7·8)	3·8 (1·8 to 7·7)	2·9 (1·1 to 6·4)
Ectopic pregnancy	0 (0 to 0)	0 (0 to 0)	0 (0 to 0)	0 (0 to 0)	0 (0 to 0)	0·1 (0 to 0·2)	1·5 (0·8 to 2·6)	4·2 (2·1 to 7·5)	5·7 (2·9 to 10·3)	4·2 (2·2 to 7·5)	3·1 (1·6 to 5·4)	1·5 (0·7 to 2·8)
Indirect maternal deaths	--	--	--	--	--	0·6 (0·3 to 1)	8·7 (4 to 15·6)	25 (12·1 to 44·2)	37·3 (16·9 to 67·5)	29·2 (13·3 to 53·3)	27·9 (13·5 to 50·4)	19·8 (9·6 to 35·6)
Late maternal deaths	--	--	--	--	--	0·3 (0·2 to 0·7)	6·6 (2·7 to 13·4)	23·5 (11·5 to 43·1)	49·2 (25·9 to 81·4)	40·2 (20·5 to 66·9)	31·4 (16·1 to 56·1)	17·5 (8 to 33)
Maternal deaths aggravated by HIV/AIDS	--	--	--	--	--	0 (0 to 0)	0 (0 to 0)	0·1 (0 to 0·2)	0·5 (0·2 to 1)	0·6 (0·2 to 1·2)	0·7 (0·3 to 1·3)	0·5 (0·2 to 1)
Neonatal disorders	6,700 (5,970 to 7,430)	1,590 (1,390 to 1,820)	1,180 (862 to 1,550)	624 (468 to 821)	539 (386 to 723)	586 (416 to 798)	564 (399 to 770)	539 (397 to 743)	555 (400 to 750)	515 (369 to 692)	489 (353 to 647)	438 (319 to 599)
Neonatal preterm birth	4,040 (3,460 to 4,620)	634 (488 to 791)	761 (545 to 1,010)	360 (263 to 485)	453 (322 to 619)	492 (341 to 669)	472 (328 to 650)	451 (322 to 628)	463 (330 to 621)	429 (305 to 581)	406 (289 to 543)	363 (261 to 502)
Neonatal encephalopathy due to birth asphyxia and traum	968 (782 to 1,170)	181 (129 to 238)	112 (77·7 to 148)	86·7 (56·5 to 123)	72·4 (35·9 to 120)	78·9 (38·2 to 131)	76·6 (38·6 to 129)	73·5 (37·1 to 119)	75·9 (37·1 to 128)	71·9 (36·4 to 121)	69·2 (33·7 to 117)	62 (30·6 to 103)
Neonatal sepsis and other neonatal infections	234 (166 to 312)	394 (294 to 504)	105 (69 to 149)	6·7 (3·9 to 12)	8·4 (4·5 to 15·8)	9·2 (5 to 17·2)	9·2 (4·9 to 17·2)	9·1 (5 to 17)	9·5 (5 to 17·6)	8·9 (4·7 to 16·7)	8·6 (4·6 to 16·1)	8 (4·2 to 14·6)
Hemolytic disease and other neonatal jaundice	6·9 (4·4 to 10·4)	3·3 (2 to 5·1)	2·5 (1·4 to 4·3)	6·3 (4·8 to 8·1)	5·2 (3·7 to 6·8)	5·7 (4·2 to 7·5)	5·7 (4·2 to 7·5)	5·7 (4·1 to 7·5)	5·9 (4·3 to 7·8)	5·6 (4 to 7·4)	5·4 (3·9 to 7·1)	5 (3·6 to 6·6)
Other neonatal disorders	1,450 (1,030 to 1,900)	379 (289 to 480)	201 (122 to 309)	164 (121 to 217)	0 (0 to 0)	0 (0 to 0)	0 (0 to 0)	0 (0 to 0)	0 (0 to 0)	0 (0 to 0)	0 (0 to 0)	0 (0 to 0)
Nutritional deficiencies	0 (0 to 0)	4·2 (0·2 to 13·8)	37·2 (13·2 to 99)	80·9 (12·9 to 244)	288 (54·1 to 903)	205 (45·6 to 620)	342 (71·5 to 871)	170 (47·2 to 582)	185 (57·5 to 515)	216 (63·8 to 699)	503 (145 to 1,200)	662 (204 to 1,540)
Protein-energy malnutrition	0 (0 to 0)	0 (0 to 0)	10·9 (7·2 to 15·8)	2·9 (1·9 to 4·3)	25·7 (11 to 47·1)	26·3 (10·6 to 48·7)	28·2 (13·7 to 49)	32·9 (16·9 to 55·6)	39·8 (21·8 to 64·9)	45·4 (26·2 to 71·8)	53·9 (33·4 to 81·9)	59·5 (37·3 to 88·7)
Iodine deficiency	0 (0 to 0)	0 (0 to 0)	0 (0 to 0)	0·3 (0 to 0·7)	1·8 (0·6 to 4)	4·8 (1·8 to 10·2)	6·7 (2·6 to 13·4)	7·5 (3 to 15·6)	8·5 (3·6 to 17·7)	8·6 (3·7 to 17·4)	8·7 (3·6 to 18·1)	8·3 (3·6 to 16·6)
Vitamin A deficiency	0 (0 to 0)	0·2 (0 to 0·5)	0·3 (0 to 1·4)	1 (0·1 to 3·7)	2·5 (0 to 9·3)	1·1 (0·1 to 4·2)	0 (0 to 0)	0 (0 to 0)	0 (0 to 0)	0 (0 to 0)	0 (0 to 0)	0 (0 to 0)
Dietary iron deficiency	0 (0 to 0)	4·1 (0·1 to 13·3)	24·9 (2·2 to 85·8)	75 (7·9 to 234)	251 (24·3 to 854)	165 (14 to 574)	294 (29 to 825)	114 (3·8 to 513)	114 (3·6 to 446)	146 (6·8 to 611)	423 (71·4 to 1,110)	577 (126 to 1,450)
Other nutritional deficiencies	0 (0 to 0)	0 (0 to 0)	1·1 (0·5 to 2·1)	1·7 (1 to 2·8)	6·7 (3·2 to 11·7)	7·9 (3·7 to 14)	13·3 (6·6 to 23)	16 (7·9 to 27·4)	22·7 (11·5 to 39·2)	15·9 (7·8 to 26·8)	16·7 (9 to 28·3)	17 (8·5 to 28·7)
Non-communicable diseases	2,280 (1,830 to 2,890)	1,220 (1,030 to 1,410)	5,000 (4,370 to 5,610)	3,890 (3,050 to 4,970)	5,510 (4,130 to 7,250)	12,500 (9,120 to 16,700)	23,500 (17,200 to 30,800)	34,600 (26,000 to 43,900)	43,700 (33,700 to 54,900)	46,200 (36,300 to 57,200)	49,600 (39,400 to 60,700)	55,500 (45,400 to 67,200)
Neoplasms	18·3 (14·3 to 22·5)	13·6 (10·6 to 17·6)	102 (81·2 to 127)	389 (322 to 463)	451 (380 to 532)	526 (430 to 638)	546 (442 to 676)	667 (488 to 901)	1,150 (826 to 1,580)	2,110 (1,540 to 2,780)	3,390 (2,550 to 4,500)	5,810 (4,400 to 7,490)
Lip and oral cavity cancer	0 (0 to 0)	0 (0 to 0)	0 (0 to 0)	0 (0 to 0)	1·7 (1·5 to 1·9)	1·8 (1·5 to 2·2)	2·3 (1·5 to 3·4)	4 (2·4 to 6·2)	8·8 (5·1 to 13·7)	16·2 (10·1 to 26·3)	25·2 (15·7 to 37·9)	39·9 (26 to 56·8)
Nasopharynx cancer	0 (0 to 0)	0 (0 to 0)	0 (0 to 0)	0 (0 to 0)	1·7 (1·5 to 1·9)	1·8 (1·5 to 2·1)	1·8 (1·4 to 2·6)	2·2 (1·3 to 3·7)	2·7 (1·5 to 4·2)	4·4 (2·6 to 6·8)	7 (4·2 to 11·3)	11·1 (6·5 to 18·2)
Other pharynx cancer	0 (0 to 0)	0 (0 to 0)	0 (0 to 0)	0 (0 to 0)	0 (0 to 0)	0 (0 to 0)	0 (0 to 0)	1·3 (1 to 1·7)	1·2 (0·9 to 1·6)	1·6 (1 to 2·6)	4·3 (2·2 to 7·2)	10·5 (6 to 17·5)
Esophageal cancer	0 (0 to 0)	0 (0 to 0)	0 (0 to 0)	0 (0 to 0)	0 (0 to 0)	0 (0 to 0)	0 (0 to 0)	1·3 (1 to 1·8)	3·9 (2·4 to 6·4)	6·6 (3·7 to 10·9)	14·6 (8·9 to 22·2)	35·5 (20·9 to 57·2)
Stomach cancer	0 (0 to 0)	0 (0 to 0)	0 (0 to 0)	0 (0 to 0)	0 (0 to 0)	0 (0 to 0)	2·4 (1·6 to 3·5)	9·6 (6·2 to 14)	28·2 (17·5 to 43·6)	63·5 (41 to 96·8)	93·6 (59·2 to 141)	134 (88·2 to 195)
Colon and rectum cancer	0 (0 to 0)	0 (0 to 0)	0 (0 to 0)	0 (0 to 0)	3·7 (2·5 to 5)	5·9 (3·9 to 8·5)	10·5 (7 to 15·6)	34·1 (20 to 52·6)	89 (56·7 to 137)	204 (129 to 316)	358 (233 to 524)	646 (440 to 902)
Liver cancer	0·5 (0·3 to 0·8)	0·6 (0·2 to 1·2)	4·3 (2·4 to 7)	10·4 (6·8 to 15·6)	10·1 (7·2 to 14)	11·8 (8·5 to 16·8)	9·8 (4·9 to 17·3)	12·1 (6·6 to 20·6)	17·1 (9·2 to 28·6)	25 (12·4 to 44·8)	44·4 (23·8 to 75·3)	73·4 (41·5 to 118)
Liver cancer due to hepatitis B	0 (0 to 0)	0 (0 to 0)	0 (0 to 0)	0 (0 to 0)	0 (0 to 0)	0·9 (0·4 to 1·6)	1·6 (0·8 to 2·9)	3·1 (1·6 to 5·3)	6 (2·9 to 10·3)	8·9 (4·3 to 16·1)	14·3 (7·3 to 25·2)	19·2 (10·2 to 34·1)
Liver cancer due to hepatitis C	0 (0 to 0)	0 (0 to 0)	0 (0 to 0)	0 (0 to 0)	0 (0 to 0)	0·1 (0 to 0·2)	0·2 (0·1 to 0·4)	0·6 (0·3 to 1·1)	1·4 (0·6 to 2·7)	3·8 (1·6 to 7)	10·2 (4·9 to 18·3)	23·7 (12·7 to 39·2)
Liver cancer due to alcohol use	0 (0 to 0)	0 (0 to 0)	0 (0 to 0)	0 (0 to 0)	0 (0 to 0)	0 (0 to 0)	0·1 (0 to 0·2)	0·4 (0·2 to 0·8)	1 (0·5 to 1·8)	2·1 (1 to 3·9)	4·9 (2·3 to 8·9)	8·8 (4·7 to 15·3)
Liver cancer due to NASH	0 (0 to 0)	0 (0 to 0)	0 (0 to 0)	0 (0 to 0)	0 (0 to 0)	0 (0 to 0)	2·6 (1·2 to 4·7)	2·6 (1·3 to 4·5)	2·8 (1·4 to 4·8)	3·3 (1·6 to 6)	5 (2·4 to 9·4)	7·8 (4·2 to 13·8)
Liver cancer due to other causes	0·5 (0·3 to 0·8)	0·6 (0·2 to 1·2)	4·3 (2·4 to 7)	10·4 (6·8 to 15·6)	10·1 (7·2 to 14)	10·9 (7·9 to 15)	5·4 (2·6 to 9·8)	5·5 (2·9 to 9·5)	6 (3·1 to 10·4)	6·9 (3·4 to 13·2)	10 (5·1 to 17·7)	13·9 (7·4 to 24·3)
Gallbladder and biliary tract cancer	0 (0 to 0)	0 (0 to 0)	0 (0 to 0)	0 (0 to 0)	0 (0 to 0)	0 (0 to 0)	0 (0 to 0)	1·3 (0·9 to 1·6)	1·9 (1·1 to 3·5)	5·1 (2·7 to 9·5)	12 (6·8 to 20·7)	28·3 (16·9 to 50)
Pancreatic cancer	0 (0 to 0)	0 (0 to 0)	0 (0 to 0)	0 (0 to 0)	0 (0 to 0)	0 (0 to 0)	2·5 (1·6 to 3·6)	6·8 (3·6 to 12·1)	14·1 (7·9 to 22·8)	39·6 (24·1 to 64·8)	82·4 (55·3 to 121)	201 (133 to 289)
Larynx cancer	0 (0 to 0)	0 (0 to 0)	0 (0 to 0)	0 (0 to 0)	0 (0 to 0)	0 (0 to 0)	0 (0 to 0)	1·8 (1·4 to 2·2)	1·7 (1·2 to 2·2)	2·4 (1·4 to 4·2)	4·2 (2·2 to 7·2)	10·8 (5·8 to 18·4)
Tracheal, bronchus, and lung cancer	0 (0 to 0)	0 (0 to 0)	0 (0 to 0)	0 (0 to 0)	0 (0 to 0)	4·9 (2·6 to 8·2)	9·9 (5·8 to 15·8)	19 (10 to 33·3)	37·3 (21·5 to 63·1)	101 (59·6 to 160)	235 (149 to 347)	743 (481 to 1,100)
Malignant skin melanoma	0·1 (0·1 to 0·2)	0·1 (0·1 to 0·2)	2·6 (0·3 to 7·5)	9·3 (1·1 to 27·6)	1·9 (1·7 to 2·5)	2·1 (1·7 to 3·2)	8·3 (4·4 to 15·9)	23·5 (12·4 to 42·4)	56·4 (31·9 to 95·4)	96·2 (54·4 to 161)	121 (68·3 to 207)	179 (102 to 298)
Non-melanoma skin cancer	0 (0 to 0)	0 (0 to 0)	0 (0 to 0)	0 (0 to 0)	0 (0 to 0)	0 (0 to 0)	0 (0 to 0)	2·3 (1·5 to 3·3)	3·5 (2·2 to 5·1)	5·8 (3·8 to 8·5)	9·6 (6·5 to 13·5)	19·9 (13·2 to 27·6)
Non-melanoma skin cancer (squamous-cell carcinoma)	0 (0 to 0)	0 (0 to 0)	0 (0 to 0)	0 (0 to 0)	0 (0 to 0)	0 (0 to 0)	0 (0 to 0)	2·2 (1·5 to 3·3)	3·4 (2·2 to 5·1)	5·7 (3·7 to 8·3)	9·3 (6·3 to 13·2)	19·5 (13 to 27)
Non-melanoma skin cancer (basal-cell carcinoma)	0 (0 to 0)	0 (0 to 0)	0 (0 to 0)	0 (0 to 0)	0 (0 to 0)	0 (0 to 0)	0 (0 to 0)	0 (0 to 0·1)	0·1 (0 to 0·1)	0·1 (0·1 to 0·3)	0·3 (0 to 0·8)	0·4 (0 to 1·1)
Breast cancer	0 (0 to 0)	0 (0 to 0)	0 (0 to 0)	0 (0 to 0)	0 (0 to 0)	0 (0 to 0)	7·5 (4·5 to 11·9)	26·1 (16·5 to 38·5)	145 (90·7 to 211)	495 (322 to 723)	929 (633 to 1,310)	1,580 (1,100 to 2,210)
Cervical cancer	0 (0 to 0)	0 (0 to 0)	0 (0 to 0)	0 (0 to 0)	0 (0 to 0)	0 (0 to 0)	4·3 (2·5 to 7·4)	27 (14·5 to 46·2)	127 (70·4 to 209)	281 (157 to 448)	412 (255 to 636)	505 (328 to 748)
Uterine cancer	0 (0 to 0)	0 (0 to 0)	0 (0 to 0)	0 (0 to 0)	0 (0 to 0)	0 (0 to 0)	0 (0 to 0)	1·6 (1·2 to 2·2)	6·1 (3·2 to 10·1)	29·3 (16·7 to 46·7)	56·3 (34·9 to 85·5)	98·1 (60·9 to 148)
Ovarian cancer	0 (0 to 0)	0 (0 to 0)	0 (0 to 0)	0 (0 to 0)	5·2 (3 to 8)	11·4 (7·2 to 17·6)	16·9 (10·1 to 27·6)	30·2 (17·9 to 47·7)	51·2 (30·4 to 80·5)	88·6 (55 to 136)	172 (110 to 252)	326 (210 to 486)
Prostate cancer	0 (0 to 0)	0 (0 to 0)	0 (0 to 0)	0 (0 to 0)	0 (0 to 0)	0 (0 to 0)	0 (0 to 0)	0 (0 to 0)	0 (0 to 0)	0 (0 to 0)	0 (0 to 0)	0 (0 to 0)
Testicular cancer	--	--	--	--	--	--	--	--	--	--	--	--
Kidney cancer	0·4 (0·3 to 0·5)	0·3 (0·2 to 0·4)	4·8 (3·1 to 7)	15·7 (11·3 to 21)	18·6 (11·1 to 30)	9·6 (5·4 to 16)	8·3 (3·8 to 16·2)	11·3 (6 to 19·5)	15 (8·3 to 23·8)	23·9 (12·7 to 41·1)	41·3 (23·4 to 67·4)	76·3 (46·6 to 122)
Bladder cancer	0 (0 to 0)	0 (0 to 0)	0 (0 to 0)	0 (0 to 0)	0 (0 to 0)	0 (0 to 0)	1·6 (1·4 to 2)	1·4 (1 to 1·8)	3·8 (2 to 6·2)	6·6 (4 to 10·8)	17·4 (10·4 to 28·2)	32·9 (21·2 to 49·4)
Brain and central nervous system cancer	2·9 (1·8 to 4·2)	2·5 (1·6 to 3·8)	25·9 (16·5 to 39·4)	109 (71·7 to 155)	167 (113 to 232)	143 (96 to 209)	91·2 (60 to 131)	90 (56·4 to 137)	115 (68 to 205)	153 (88·7 to 281)	214 (131 to 351)	294 (176 to 454)
Thyroid cancer	0 (0 to 0)	0 (0 to 0)	0 (0 to 0)	0 (0 to 0)	2 (1·8 to 2·3)	2·2 (1·8 to 2·6)	2 (1·6 to 2·9)	3·2 (1·6 to 6·3)	5·8 (2·2 to 11·9)	9·8 (4·1 to 18·4)	14·1 (7·2 to 24·8)	23·1 (11·8 to 41·2)
Mesothelioma	0 (0 to 0)	0 (0 to 0)	0 (0 to 0)	0 (0 to 0)	0 (0 to 0)	0 (0 to 0)	0 (0 to 0)	1·1 (0·6 to 1·8)	2 (1 to 3·6)	2·4 (1·3 to 4·4)	4·4 (2·5 to 7·5)	7·8 (4·5 to 13·4)
Hodgkin lymphoma	0 (0 to 0)	0 (0 to 0)	0 (0 to 0)	1·4 (1·1 to 1·6)	1·8 (1·6 to 2·2)	4·5 (1·8 to 9·8)	17 (6·4 to 36·2)	31·6 (14 to 64·2)	38·9 (20·1 to 72)	35·1 (17·5 to 62·8)	32·5 (16·3 to 60·6)	30·6 (17·2 to 50·9)
Non-Hodgkin lymphoma	0 (0 to 0)	0 (0 to 0)	0 (0 to 0)	7·2 (5·1 to 9·5)	10·5 (7·2 to 14·5)	17·9 (11·2 to 26·7)	29·8 (19·3 to 43)	46 (28·9 to 70·4)	65·9 (41 to 99·3)	79·6 (51·2 to 119)	97·4 (62·1 to 146)	120 (77·6 to 177)
Multiple myeloma	0 (0 to 0)	0 (0 to 0)	0 (0 to 0)	0 (0 to 0)	0 (0 to 0)	0 (0 to 0)	0 (0 to 0)	0·9 (0·5 to 1·5)	2·3 (1·2 to 3·8)	6·4 (3·3 to 11·1)	20·1 (11 to 33·1)	45·5 (28·1 to 74)
Leukemia	2·1 (1·6 to 2·8)	2·8 (2·1 to 3·5)	34·1 (23·1 to 48·8)	106 (73·5 to 147)	103 (67·9 to 148)	123 (78·5 to 177)	116 (74·5 to 172)	113 (70·7 to 173)	137 (83·4 to 218)	151 (94·4 to 227)	162 (103 to 253)	249 (162 to 362)
Acute lymphoid leukemia	0·7 (0·4 to 0·9)	0·4 (0·2 to 0·6)	10·7 (6·1 to 17·5)	38·4 (22 to 60·3)	56·6 (32·4 to 89·5)	58·6 (30·9 to 93·4)	45·7 (22·8 to 76·3)	36 (18·3 to 63)	36 (18·2 to 64·3)	31·8 (15·8 to 58·1)	30 (14·5 to 52·6)	37·5 (18·9 to 65·9)
Chronic lymphoid leukemia	0 (0 to 0)	0 (0 to 0)	0 (0 to 0)	0 (0 to 0)	0 (0 to 0)	0 (0 to 0)	0 (0 to 0)	1·3 (0·8 to 2·1)	1·3 (0·7 to 2·1)	1·5 (0·8 to 2·7)	3·1 (1·5 to 5·6)	6·7 (3·1 to 13)
Acute myeloid leukemia	0·5 (0·3 to 0·7)	0·8 (0·5 to 1·2)	12·6 (7·5 to 19·5)	47·4 (29·8 to 70·5)	28·4 (13·9 to 50)	41·6 (20·4 to 72)	47·8 (25·2 to 80·3)	52·3 (28 to 89·9)	65·4 (36·2 to 111)	72·8 (41·6 to 117)	84·9 (49·1 to 139)	135 (81·7 to 205)
Chronic myeloid leukemia	0·1 (0 to 0·3)	0 (0 to 0·1)	0·5 (0·3 to 0·8)	1·6 (0·9 to 2·7)	1·7 (0·9 to 2·8)	2·6 (1·2 to 4·7)	2·7 (1·2 to 5·2)	3·7 (1·6 to 7·2)	7·4 (3 to 14·8)	10·8 (4·9 to 20·9)	12·4 (5·5 to 24·1)	19·2 (8·9 to 35·5)
Other leukemia	0·8 (0·6 to 1·2)	1·5 (1·1 to 2)	10·4 (5·9 to 16·8)	19·1 (10·7 to 31)	16 (7·6 to 28·8)	20 (9·4 to 35·7)	20·2 (9·8 to 35·5)	20 (9·5 to 37·2)	27·1 (12·9 to 48·7)	34·3 (17·6 to 62·2)	31·3 (15 to 60·8)	51·3 (26·3 to 88·7)
Other malignant neoplasms	10·9 (7·8 to 14·6)	5·1 (4 to 6·5)	27·4 (21 to 35·3)	124 (95·5 to 162)	122 (93·8 to 159)	181 (139 to 235)	198 (149 to 264)	158 (107 to 228)	164 (103 to 262)	164 (108 to 270)	195 (128 to 308)	268 (175 to 419)
Other neoplasms	1·4 (0·7 to 2·5)	2·3 (0·8 to 5·3)	3·3 (1·5 to 6·6)	4·8 (3 to 7·2)	3·2 (1·7 to 5·3)	5·3 (3 to 8·8)	5·6 (3·2 to 9·1)	6·1 (3·4 to 9·6)	8·6 (4·7 to 13·4)	11·2 (6·7 to 16·6)	15·5 (9·5 to 23)	19·6 (13 to 28·2)
Myelodysplastic, myeloproliferative, and other hematopoie	1·4 (0·7 to 2·5)	2·3 (0·8 to 5·3)	3·3 (1·5 to 6·6)	4·8 (3 to 7·2)	3·2 (1·7 to 5·3)	5·3 (3 to 8·8)	5·6 (3·2 to 9·1)	6·1 (3·4 to 9·6)	8·6 (4·7 to 13·4)	11·2 (6·7 to 16·6)	15·5 (9·5 to 23)	19·6 (13 to 28·2)
Benign and in situ intestinal neoplasms	0 (0 to 0)	0 (0 to 0)	0 (0 to 0)	0 (0 to 0)	0 (0 to 0)	0 (0 to 0)	0 (0 to 0)	0 (0 to 0)	0 (0 to 0)	0 (0 to 0)	0 (0 to 0)	0 (0 to 0)
Benign and in situ cervical and uterine neoplasms	0 (0 to 0)	0 (0 to 0)	0 (0 to 0)	0 (0 to 0)	0 (0 to 0)	0 (0 to 0)	0 (0 to 0)	0 (0 to 0)	0 (0 to 0)	0 (0 to 0)	0 (0 to 0)	0 (0 to 0)
Other benign and in situ neoplasms	0 (0 to 0)	0 (0 to 0)	0 (0 to 0)	0 (0 to 0)	0 (0 to 0)	0 (0 to 0)	0 (0 to 0)	0 (0 to 0)	0 (0 to 0)	0 (0 to 0)	0 (0 to 0)	0 (0 to 0)
Cardiovascular diseases	39·2 (28·7 to 51·8)	48·7 (36·5 to 62·8)	346 (271 to 428)	157 (131 to 181)	149 (117 to 189)	244 (188 to 314)	429 (333 to 543)	701 (535 to 908)	1,270 (985 to 1,690)	2,060 (1,550 to 2,660)	2,970 (2,290 to 3,880)	5,310 (4,100 to 6,770)
Rheumatic heart disease	0 (0 to 0)	0 (0 to 0)	0 (0 to 0)	2·8 (2·1 to 3·5)	2·5 (2 to 3·1)	4·1 (2·4 to 6·3)	5·9 (3·7 to 8·7)	10·3 (6·8 to 14·9)	21·5 (14 to 32·2)	29·8 (19·9 to 43·7)	33·7 (22·7 to 49·1)	47 (29·8 to 71·5)
Ischemic heart disease	0 (0 to 0)	0 (0 to 0)	0 (0 to 0)	0 (0 to 0)	0 (0 to 0)	0 (0 to 0)	33·6 (25·3 to 43·4)	85·5 (61·3 to 117)	221 (154 to 311)	535 (376 to 737)	949 (697 to 1,260)	1,990 (1,440 to 2,670)
Stroke	6·8 (3·2 to 11·7)	9·9 (5·9 to 15·3)	85·1 (49·2 to 134)	40·5 (29·5 to 54·3)	77 (50·6 to 112)	138 (91·5 to 198)	205 (141 to 285)	292 (205 to 390)	456 (330 to 615)	650 (460 to 878)	879 (641 to 1,190)	1,390 (1,040 to 1,810)
Ischemic stroke	4·7 (2·2 to 8·2)	7·5 (4·5 to 11·7)	11·2 (6·4 to 17·2)	16·2 (10·9 to 23·6)	43·7 (21 to 75·5)	76·3 (35·6 to 131)	104 (55·9 to 170)	131 (75·4 to 202)	175 (105 to 262)	224 (146 to 322)	278 (184 to 403)	360 (255 to 496)
Intracerebral hemorrhage	0·4 (0·2 to 0·8)	0·7 (0·4 to 1·1)	44 (23·1 to 72·4)	8·1 (5·2 to 11·7)	16·2 (11·1 to 22·8)	31·3 (21·8 to 44·1)	54·7 (36·2 to 79·1)	83·5 (54·2 to 122)	141 (90·2 to 205)	216 (138 to 305)	271 (177 to 386)	484 (345 to 675)
Subarachnoid hemorrhage	1·7 (0·7 to 3·1)	1·7 (0·9 to 3)	30 (13·6 to 56·4)	16·3 (10·3 to 23·2)	17·1 (11·1 to 24·5)	30·8 (20·8 to 42·9)	46·1 (31·9 to 65·1)	76·8 (48·6 to 115)	140 (89·5 to 208)	210 (130 to 311)	330 (216 to 502)	540 (375 to 753)
Hypertensive heart disease	0 (0 to 0)	0 (0 to 0)	0 (0 to 0)	0 (0 to 0)	0 (0 to 0)	0 (0 to 0)	4·6 (2·1 to 7·1)	19·8 (9 to 29·9)	73·9 (30·7 to 113)	193 (78·5 to 298)	340 (127 to 514)	594 (219 to 916)
Non-rheumatic valvular heart disease	0 (0 to 0)	0 (0 to 0)	0 (0 to 0)	0 (0 to 0)	0 (0 to 0)	0 (0 to 0)	5·5 (3·7 to 7·7)	11·5 (7·2 to 17)	21 (12·7 to 32·8)	31·5 (20·4 to 46·5)	40·7 (25·7 to 61·8)	54·5 (33·9 to 84·9)
Non-rheumatic calcific aortic valve disease	0 (0 to 0)	0 (0 to 0)	0 (0 to 0)	0 (0 to 0)	0 (0 to 0)	0 (0 to 0)	1·6 (0·8 to 2·6)	3·2 (1·6 to 5·7)	5·1 (2·4 to 9·8)	10·7 (5·6 to 18·7)	15·7 (8·4 to 27·9)	21 (11·2 to 36)

Cause	45 to 49	50 to 54	55 to 59	60 to 64	65 to 69	70 to 74	75 to 79	80 to 84	85 to 89	90 to 94	95 plus	Total
All causes	75,700 (62,100 to 90,700)	89,400 (73,700 to 106,000)	110,000 (90,700 to 131,000)	122,000 (101,000 to 144,000)	122,000 (103,000 to 144,000)	122,000 (104,000 to 141,000)	101,000 (86,900 to 116,000)	82,000 (71,400 to 93,000)	60,500 (52,700 to 68,600)	36,700 (32,500 to 40,900)	16,200 (14,900 to 17,600)	1,290,000
Communicable, maternal, neonatal, and nutritional diseases	2,830 (2,170 to 3,850)	2,870 (2,280 to 3,750)	3,150 (2,410 to 4,150)	3,400 (2,620 to 4,350)	3,360 (2,590 to 4,360)	3,470 (2,690 to 4,430)	3,380 (2,590 to 4,290)	2,980 (2,280 to 3,860)	2,540 (1,930 to 3,230)	1,810 (1,320 to 2,320)	950 (673 to 1,210)	59,900
HIV/AIDS and sexually transmitted infections	458 (358 to 604)	349 (272 to 456)	261 (193 to 361)	172 (124 to 252)	123 (88·1 to 182)	57·3 (35·9 to 96·8)	32·9 (21·2 to 52·7)	15·8 (10·7 to 24·6)	9·4 (6·3 to 14·4)	4·4 (3 to 6·4)	1·6 (1·1 to 2·2)	3,530
HIV/AIDS	383 (295 to 507)	296 (231 to 388)	213 (158 to 295)	134 (95·8 to 198)	89·2 (63·2 to 139)	29·2 (15·5 to 59·1)	12·7 (6·1 to 26)	2·5 (1·2 to 4·5)	1·2 (0·5 to 2·5)	0·6 (0·2 to 1·3)	0·2 (0·1 to 0·5)	2,730
HIV/AIDS - Drug-susceptible Tuberculosis	7·6 (4·8 to 11·4)	5·8 (3·7 to 8·8)	3·9 (2·5 to 5·8)	2·3 (1·5 to 3·5)	1·6 (1 to 2·3)	0·3 (0·2 to 0·5)	0·1 (0·1 to 0·2)	0 (0 to 0)	0 (0 to 0)	0 (0 to 0)	0 (0 to 0)	53·1
HIV/AIDS - Multidrug-resistant Tuberculosis without exten	0·3 (0 to 1·1)	0·2 (0 to 0·9)	0·1 (0 to 0·6)	0·1 (0 to 0·3)	0·1 (0 to 0·2)	0 (0 to 0)	0 (0 to 0)	0 (0 to 0)	0 (0 to 0)	0 (0 to 0)	0 (0 to 0)	1·8
HIV/AIDS - Extensively drug-resistant Tuberculosis	0·1 (0 to 0·3)	0·1 (0 to 0·2)	0 (0 to 0·1)	0 (0 to 0·1)	0 (0 to 0·1)	0 (0 to 0)	0 (0 to 0)	0 (0 to 0)	0 (0 to 0)	0 (0 to 0)	0 (0 to 0)	0·5
HIV/AIDS resulting in other diseases	375 (288 to 498)	290 (224 to 382)	209 (153 to 291)	132 (93·8 to 196)	87·6 (61·6 to 138)	28·9 (15·2 to 58·8)	12·5 (5·9 to 25·9)	2·4 (1·2 to 4·4)	1·2 (0·5 to 2·5)	0·5 (0·2 to 1·3)	0·2 (0·1 to 0·5)	2,680
Sexually transmitted infections excluding HIV	75·5 (37·8 to 150)	53·3 (25·4 to 109)	47·6 (23·1 to 93·2)	38 (19·3 to 77·1)	33·6 (18 to 62·5)	28·1 (16·4 to 49·9)	20·2 (12·1 to 34·3)	13·3 (8·7 to 22)	8·2 (5·3 to 13·2)	3·8 (2·6 to 5·8)	1·3 (0·9 to 2)	798
Syphilis	1·1 (0·7 to 1·6)	1·2 (0·8 to 1·7)	1·7 (1·1 to 2·4)	2·4 (1·5 to 3·5)	3·1 (1·9 to 4·5)	3·3 (2·1 to 4·8)	2·7 (1·7 to 4)	1·9 (1·2 to 2·8)	1·3 (0·8 to 1·9)	0·7 (0·4 to 1)	0·3 (0·2 to 0·4)	26·7
Chlamydial infection	3·4 (2·1 to 5·5)	1·6 (1·1 to 2·2)	1·4 (1 to 2·1)	1·1 (0·7 to 1·8)	0·7 (0·4 to 1·2)	1·1 (0·7 to 1·8)	1·1 (0·7 to 1·7)	1·1 (0·7 to 1·6)	0·7 (0·5 to 1·1)	0·4 (0·2 to 0·5)	0·1 (0·1 to 0·2)	46·5
Gonococcal infection	4·1 (2·6 to 6·2)	2·9 (1·8 to 4·5)	3 (1·9 to 4·8)	3·7 (2·2 to 6)	4·5 (2·5 to 7·4)	4·1 (2·5 to 6·7)	4·1 (2·5 to 6·2)	2·9 (1·8 to 4·5)	2 (1·2 to 3)	1 (0·6 to 1·4)	0·4 (0·3 to 0·6)	59·3
Trichomoniasis	33·7 (10·4 to 81·7)	25·6 (7·9 to 64·1)	19·8 (6·4 to 48·6)	14·1 (4·8 to 33·4)	11·1 (3·8 to 26)	8·1 (2·9 to 18·6)	5 (1·9 to 11·1)	2·7 (1 to 6·2)	1·4 (0·5 to 3·1)	0·5 (0·2 to 1·1)	0·1 (0 to 0·2)	296
Genital herpes	16·2 (5·1 to 40·2)	16·1 (4·9 to 41·4)	16·9 (5·2 to 41·6)	15·4 (4·8 to 39·5)	12·7 (3·8 to 31·4)	9·7 (2·9 to 24)	6·4 (2 to 15·9)	3·8 (1·2 to 9·5)	2·2 (0·7 to 5·4)	1 (0·3 to 2·5)	0·3 (0·1 to 0·8)	165
Other sexually transmitted infections	16·9 (8·9 to 29·5)	5·9 (2·4 to 11·4)	4·7 (3·3 to 6·4)	1·3 (0·8 to 2)	1·6 (0·9 to 2·6)	1·8 (1·1 to 3)	1·1 (0·6 to 1·6)	0·9 (0·6 to 1·4)	0·6 (0·4 to 1)	0·3 (0·2 to 0·5)	0·1 (0 to 0·1)	204
Respiratory infections and tuberculosis	828 (606 to 1,100)	1,120 (779 to 1,550)	1,420 (976 to 1,960)	1,760 (1,230 to 2,430)	1,850 (1,290 to 2,580)	2,160 (1,550 to 2,940)	2,240 (1,580 to 3,030)	2,160 (1,570 to 2,910)	1,900 (1,380 to 2,520)	1,400 (976 to 1,870)	754 (517 to 999)	22,700
Tuberculosis	14·7 (9·6 to 22·2)	18·4 (11·7 to 27·5)	23·2 (14·6 to 34·6)	26·9 (17·6 to 39·9)	30·8 (21·4 to 43·2)	30·8 (20·1 to 45·7)	26·9 (18·9 to 37·7)	19·4 (13·5 to 27·4)	12·3 (8·2 to 18·1)	5·9 (3·9 to 8·4)	1·9 (1·3 to 2·5)	274
Latent tuberculosis infection	0 (0 to 0)	0 (0 to 0)	0 (0 to 0)	0 (0 to 0)	0 (0 to 0)	0 (0 to 0)	0 (0 to 0)	0 (0 to 0)	0 (0 to 0)	0 (0 to 0)	0 (0 to 0)	0
Drug-susceptible tuberculosis	14·2 (9·2 to 21·6)	17·8 (11·3 to 27)	22·4 (14 to 33·8)	26 (16·8 to 38·8)	29·8 (20·4 to 42)	29·8 (19·1 to 44·8)	26·1 (18 to 36·8)	18·8 (12·9 to 26·7)	11·9 (7·9 to 17·5)	5·7 (3·8 to 8·1)	1·8 (1·3 to 2·5)	266
Multidrug-resistant tuberculosis without extensive drug res	0·4 (0 to 1·7)	0·5 (0 to 2·2)	0·6 (0 to 2·9)	0·7 (0·1 to 3·2)	0·8 (0·1 to 3·5)	0·8 (0·1 to 3·6)	0·7 (0·1 to 3·1)	0·5 (0 to 2·2)	0·3 (0 to 1·4)	0·2 (0 to 0·7)	0·1 (0 to 0·2)	7
Extensively drug-resistant tuberculosis	0·1 (0 to 0·5)	0·1 (0 to 0·6)	0·2 (0 to 0·8)	0·2 (0 to 0·8)	0·2 (0 to 0·9)	0·2 (0 to 0·9)	0·2 (0 to 0·8)	0·1 (0 to 0·6)	0·1 (0 to 0·4)	0 (0 to 0·2)	0 (0 to 0·1)	1·8
Lower respiratory infections	571 (389 to 814)	870 (563 to 1,270)	1,160 (756 to 1,680)	1,530 (1,020 to 2,210)	1,650 (1,110 to 2,360)	2,000 (1,410 to 2,790)	2,130 (1,490 to 2,920)	2,100 (1,510 to 2,830)	1,860 (1,340 to 2,460)	1,380 (953 to 1,850)	747 (511 to 993)	18,300
Upper respiratory infections	211 (111 to 362)	196 (106 to 328)	197 (108 to 321)	176 (96·9 to 284)	150 (79·1 to 251)	116 (61·7 to 194)	74·7 (39·1 to 125)	43·8 (23·3 to 72·6)	24·4 (13·7 to 40·6)	12·2 (6·8 to 20·3)	4·3 (2·4 to 7·2)	3,650
Otitis media	30·2 (14·7 to 52·7)	33·2 (15·2 to 60·3)	32·8 (17·1 to 57·2)	26 (12·5 to 48·4)	17·1 (8·4 to 32·1)	10·8 (5 to 19·8)	7·1 (3·6 to 13·4)	4·8 (2·2 to 9·3)	3·3 (1·5 to 5·8)	1·8 (0·8 to 3·2)	0·8 (0·4 to 1·4)	513
Enteric infections	282 (199 to 375)	318 (232 to 425)	380 (276 to 513)	441 (322 to 589)	449 (329 to 609)	451 (323 to 637)	477 (342 to 665)	388 (248 to 576)	320 (204 to 473)	197 (127 to 287)	77·4 (47·2 to 112)	6,020
Diarrheal diseases	281 (198 to 374)	317 (231 to 423)	379 (274 to 512)	440 (321 to 588)	448 (327 to 607)	450 (321 to 636)	476 (341 to 664)	387 (247 to 575)	319 (203 to 473)	196 (127 to 286)	77·1 (46·8 to 112)	6,000
Typhoid and paratyphoid	0 (0 to 0·1)	0 (0 to 0·1)	0 (0 to 0·1)	0 (0 to 0)	0 (0 to 0)	0 (0 to 0)	0 (0 to 0)	0 (0 to 0)	0 (0 to 0)	0 (0 to 0)	0 (0 to 0)	0·3
Typhoid fever	0 (0 to 0)	0 (0 to 0)	0 (0 to 0)	0 (0 to 0)	0 (0 to 0)	0 (0 to 0)	0 (0 to 0)	0 (0 to 0)	0 (0 to 0)	0 (0 to 0)	0 (0 to 0)	0·1
Paratyphoid fever	0 (0 to 0)	0 (0 to 0·1)	0 (0 to 0·1)	0 (0 to 0)	0 (0 to 0)	0 (0 to 0)	0 (0 to 0)	0 (0 to 0)	0 (0 to 0)	0 (0 to 0)	0 (0 to 0)	0·3
Invasive Non-typhoidal Salmonella (iNTS)	0·6 (0·2 to 1·4)	0·6 (0·2 to 1·3)	0·8 (0·3 to 1·8)	1·2 (0·4 to 2·7)	1·1 (0·4 to 2·4)	1·3 (0·4 to 3·4)	1 (0·3 to 2·4)	0·8 (0·3 to 2)	0·5 (0·2 to 1·2)	0·3 (0·1 to 0·7)	0·2 (0·1 to 0·4)	15·6
Other intestinal infectious diseases	0·4 (0·1 to 1·2)	0·4 (0·1 to 1·4)	0·4 (0·1 to 1·2)	0·3 (0 to 1·2)	0·5 (0 to 1·8)	0·4 (0 to 1·3)	0·2 (0 to 0·8)	0·2 (0 to 0·8)	0·3 (0 to 1·3)	0·2 (0 to 0·7)	0·1 (0 to 0·4)	11·6
Neglected tropical diseases and malaria	72·3 (28·5 to 146)	82·1 (29·5 to 166)	115 (44 to 238)	141 (54·5 to 296)	165 (59·6 to 345)	165 (64·3 to 341)	131 (50·5 to 268)	88·1 (34·1 to 175)	52·4 (19·2 to 109)	25·5 (9·3 to 55·8)	9·6 (3·3 to 21·2)	1,310
Malaria	0 (0 to 0)	0 (0 to 0)	0 (0 to 0)	0 (0 to 0)	0 (0 to 0)	0 (0 to 0)	0 (0 to 0)	0 (0 to 0)	0 (0 to 0)	0 (0 to 0)	0 (0 to 0)	0
Chagas disease	0·2 (0·1 to 0·3)	0·2 (0·1 to 0·3)	0·2 (0·1 to 0·3)	0·2 (0·1 to 0·3)	0·2 (0·1 to 0·3)	0·2 (0·1 to 0·3)	0·2 (0·1 to 0·2)	0·1 (0·1 to 0·2)	0·1 (0·1 to 0·2)	0 (0 to 0·1)	0 (0 to 0·1)	2·1
Leishmaniasis	0 (0 to 0)	0 (0 to 0)	0 (0 to 0)	0 (0 to 0)	0 (0 to 0)	0 (0 to 0)	0 (0 to 0)	0 (0 to 0)	0 (0 to 0)	0 (0 to 0)	0 (0 to 0)	0
Visceral leishmaniasis	0 (0 to 0)	0 (0 to 0)	0 (0 to 0)	0 (0 to 0)	0 (0 to 0)	0 (0 to 0)	0 (0 to 0)	0 (0 to 0)	0 (0 to 0)	0 (0 to 0)	0 (0 to 0)	0
Cutaneous and mucocutaneous leishmaniasis	0 (0 to 0)	0 (0 to 0)	0 (0 to 0)	0 (0 to 0)	0 (0 to 0)	0 (0 to 0)	0 (0 to 0)	0 (0 to 0)	0 (0 to 0)	0 (0 to 0)	0 (0 to 0)	0
African trypanosomiasis	0 (0 to 0)	0 (0 to 0)	0 (0 to 0)	0 (0 to 0)	0 (0 to 0)	0 (0 to 0)	0 (0 to 0)	0 (0 to 0)	0 (0 to 0)	0 (0 to 0)	0 (0 to 0)	0
Schistosomiasis	0 (0 to 0)	0 (0 to 0)	0 (0 to 0)	0 (0 to 0)	0 (0 to 0)	0 (0 to 0)	0 (0 to 0)	0 (0 to 0)	0 (0 to 0)	0 (0 to 0)	0 (0 to 0)	0
Cysticercosis	51·3 (14 to 118)	66·2 (18·4 to 149)	99·6 (32·9 to 220)	132 (45·6 to 288)	157 (52·8 to 336)	157 (58·7 to 335)	124 (44·1 to 261)	84·2 (29·8 to 172)	49·8 (17 to 105)	24·3 (8·3 to 54·8)	8·9 (2·7 to 20·4)	1,060
Cystic echinococcosis	0·1 (0 to 0·4)	0·1 (0 to 0·5)	0·2 (0 to 0·5)	0·2 (0 to 0·5)	0·1 (0 to 0·4)	0·2 (0 to 0·4)	0·1 (0 to 0·3)	0·1 (0 to 0·2)	0·1 (0 to 0·2)	0 (0 to 0·1)	0 (0 to 0·1)	1·8
Lymphatic filariasis	0 (0 to 0)	0 (0 to 0)	0 (0 to 0)	0 (0 to 0)	0 (0 to 0)	0 (0 to 0)	0 (0 to 0)	0 (0 to 0)	0 (0 to 0)	0 (0 to 0)	0 (0 to 0)	0
Onchocerciasis	0 (0 to 0)	0 (0 to 0)	0 (0 to 0)	0 (0 to 0)	0 (0 to 0)	0 (0 to 0)	0 (0 to 0)	0 (0 to 0)	0 (0 to 0)	0 (0 to 0)	0 (0 to 0)	0
Trachoma	0 (0 to 0)	0 (0 to 0)	0 (0 to 0)	0 (0 to 0)	0 (0 to 0)	0 (0 to 0)	0 (0 to 0)	0 (0 to 0)	0 (0 to 0)	0 (0 to 0)	0 (0 to 0)	0
Dengue	0 (0 to 0)	0 (0 to 0)	0 (0 to 0)	0 (0 to 0)	0 (0 to 0)	0 (0 to 0)	0 (0 to 0)	0 (0 to 0)	0 (0 to 0)	0 (0 to 0)	0 (0 to 0)	0
Yellow fever	0 (0 to 0)	0 (0 to 0)	0 (0 to 0)	0 (0 to 0)	0 (0 to 0)	0 (0 to 0)	0 (0 to 0)	0 (0 to 0)	0 (0 to 0)	0 (0 to 0)	0 (0 to 0)	0
Rabies	0·1 (0·1 to 0·3)	0 (0 to 0)	0·1 (0·1 to 0·3)	0 (0 to 0·1)	0 (0 to 0·1)	0·1 (0 to 0·2)	0·1 (0 to 0·1)	0 (0 to 0·1)	0 (0 to 0·1)	0·1 (0 to 0·2)	0·1 (0 to 0·2)	5·9
Intestinal nematode infections	0 (0 to 0)	0 (0 to 0)	0 (0 to 0)	0 (0 to 0)	0 (0 to 0)	0 (0 to 0)	0 (0 to 0)	0 (0 to 0)	0 (0 to 0)	0 (0 to 0)	0 (0 to 0)	0
Ascariasis	0 (0 to 0)	0 (0 to 0)	0 (0 to 0)	0 (0 to 0)	0 (0 to 0)	0 (0 to 0)	0 (0 to 0)	0 (0 to 0)	0 (0 to 0)	0 (0 to 0)	0 (0 to 0)	0
Trichuriasis	0 (0 to 0)	0 (0 to 0)	0 (0 to 0)	0 (0 to 0)	0 (0 to 0)	0 (0 to 0)	0 (0 to 0)	0 (0 to 0)	0 (0 to 0)	0 (0 to 0)	0 (0 to 0)	0
Hookworm disease	0 (0 to 0)	0 (0 to 0)	0 (0 to 0)	0 (0 to 0)	0 (0 to 0)	0 (0 to 0)	0 (0 to 0)	0 (0 to 0)	0 (0 to 0)	0 (0 to 0)	0 (0 to 0)	0
Food-borne trematodiases	0 (0 to 0)	0 (0 to 0)	0 (0 to 0)	0 (0 to 0)	0 (0 to 0)	0 (0 to 0)	0 (0 to 0)	0 (0 to 0)	0 (0 to 0)	0 (0 to 0)	0 (0 to 0)	0
Leprosy	0 (0 to 0)	0 (0 to 0)	0 (0 to 0)	0 (0 to 0)	0 (0 to 0)	0 (0 to 0)	0 (0 to 0)	0 (0 to 0)	0 (0 to 0)	0 (0 to 0)	0 (0 to 0)	0
Ebola	0 (0 to 0)	0 (0 to 0)	0 (0 to 0)	0 (0 to 0)	0 (0 to 0)	0 (0 to 0)	0 (0 to 0)	0 (0 to 0)	0 (0 to 0)	0 (0 to 0)	0 (0 to 0)	0
Zika virus	0 (0 to 0)	0 (0 to 0)	0 (0 to 0)	0 (0 to 0)	0 (0 to 0)	0 (0 to 0)	0 (0 to 0)	0 (0 to 0)	0 (0 to 0)	0 (0 to 0)	0 (0 to 0)	0
Guinea worm disease	0 (0 to 0)	0 (0 to 0)	0 (0 to 0)	0 (0 to 0)	0 (0 to 0)	0 (0 to 0)	0 (0 to 0)	0 (0 to 0)	0 (0 to 0)	0 (0 to 0)	0 (0 to 0)	0
Other neglected tropical diseases	20·5 (4·3 to 52·3)	15·6 (3·4 to 39·8)	14·9 (3·4 to 42·8)	8·2 (2·5 to 20·8)	7·3 (2·2 to 18·4)	7·2 (2·2 to 16)	6·6 (2·2 to 14·7)	3·6 (1·3 to 7·5)	2·4 (0·9 to 5·1)	1 (0·4 to 2·2)	0·6 (0·2 to 1·1)	237
Other infectious diseases	152 (111 to 205)	162 (116 to 217)	199 (142 to 266)	214 (152 to 300)	223 (159 to 302)	188 (134 to 259)	126 (93·4 to 164)	73·2 (54·8 to 95·3)	46·8 (34·1 to 63)	23·3 (17 to 30·7)	10·1 (7 to 14·4)	2,640
Meningitis	38·6 (26·6 to 54)	30·1 (20·3 to 42·5)	33·2 (22·1 to 47)	32·3 (22·4 to 46·3)	25·1 (17·3 to 34·6)	23·4 (16·4 to 32·4)	17·5 (11·9 to 25·1)	12·4 (8·5 to 17·3)	7·8 (5·3 to 11·3)	4 (2·7 to 5·7)	1·4 (0·9 to 1·8)	549
Encephalitis	11·6 (6·8 to 18·7)	13·3 (7·7 to 20·4)	15·3 (9·3 to 23·8)	15·7 (9·8 to 23·3)	18·1 (11·5 to 26·8)	16·6 (10 to 25·6)	13·2 (7·7 to 19·7)	8·8 (4·8 to 15)	5·5 (2·8 to 9·9)	2·5 (1·4 to 4·1)	1·1 (0·6 to 1·7)	254
Diphtheria	0 (0 to 0·1)	0·1 (0 to 0·2)	0 (0 to 0·1)	0 (0 to 0)	0 (0 to 0)	0 (0 to 0)	0 (0 to 0)	0 (0 to 0)	0 (0 to 0)	0 (0 to 0)	0 (0 to 0)	0·7
Tetanus	0·1 (0 to 0·1)	0 (0 to 0·1)	0·1 (0 to 0·2)	0·1 (0·1 to 0·3)	0·1 (0 to 0·2)	0·1 (0·1 to 0·3)	0·2 (0·1 to 0·4)	0·1 (0 to 0·2)	0·1 (0 to 0·3)	0 (0 to 0·1)	0 (0 to 0)	1·2
Measles	0 (0 to 0)	0 (0 to 0)	0 (0 to 0)	0 (0 to 0)	0 (0 to 0)	0 (0 to 0)	0 (0 to 0)	0 (0 to 0)	0 (0 to 0)	0 (0 to 0)	0 (0 to 0)	0·3
Varicella and herpes zoster	8·9 (3·8 to 15·9)	11·5 (5·5 to 20·6)	15·4 (7·6 to 27·2)	17·2 (7·8 to 30·1)	17·9 (9·2 to 32·2)	17·2 (9·8 to 28·5)	13·8 (7·8 to 22·3)	11·6 (6·4 to 18·7)	9·8 (5·8 to 17·1)	6·9 (4·1 to 11·6)	4·1 (2·2 to 7·7)	191
Acute hepatitis	9·3 (5·6 to 14·6)	8·5 (5·2 to 13·2)	8·4 (5 to 12·9)	7·4 (4·6 to 11·5)	5·5 (3·4 to 8·4)	4 (2·4 to 6·1)	2·2 (1·5 to 3)	1·3 (0·9 to 1·9)	0·9 (0·6 to 1·2)	0·4 (0·3 to 0·7)	0·2 (0·1 to 0·3)	123
Acute hepatitis A	6 (2·5 to 10·8)	5·5 (2·5 to 9·9)	5·3 (2·4 to 9·2)	4·1 (1·7 to 7·8)	2·7 (1 to 5·3)	1·6 (0·5 to 3·2)	0·8 (0·4 to 1·3)	0·4 (0·2 to 0·8)	0·3 (0·1 to 0·5)	0·1 (0·1 to 0·3)	0·1 (0 to 0·1)	86·9
Acute hepatitis B	1·9 (1 to 3·1)	1·7 (0·8 to 2·8)	1·7 (0·7 to 2·9)	2 (0·9 to 3·3)	1·6 (0·7 to 2·6)	1·3 (0·6 to 2·3)	0·7 (0·3 to 1·1)	0·4 (0·2 to 0·7)	0·2 (0·1 to 0·4)	0·1 (0 to 0·2)	0 (0 to 0·1)	19
Acute hepatitis C	0·9 (0·4 to 1·7)	0·9 (0·4 to 1·8)	0·9 (0·4 to 1·9)	0·8 (0·3 to 1·6)	0·7 (0·3 to 1·3)	0·6 (0·3 to 1·3)	0·3 (0·1 to 0·7)	0·2 (0·1 to 0·4)	0·1 (0·1 to 0·3)	0·1 (0 to 0·2)	0 (0 to 0·1)	8·1
Acute hepatitis E	0·6 (0·3 to 1)	0·4 (0·2 to 0·8)	0·5 (0·3 to 0·9)	0·5 (0·3 to 0·9)	0·5 (0·3 to 0·9)	0·5 (0·2 to 0·8)	0·4 (0·2 to 0·7)	0·3 (0·1 to 0·5)	0·2 (0·1 to 0·4)	0·1 (0 to 0·3)	0·1 (0 to 0·1)	8·6
Other unspecified infectious diseases	83·2 (51·8 to 129)	98·3 (60·9 to 147)	126 (78·3 to 183)	141 (90·5 to 214)	157 (99·7 to 231)	127 (80·3 to 190)	79·6 (51·8 to 112)	39 (24·8 to 55·9)	22·7 (14 to 32·5)	9·4 (5·8 to 13·9)	3·4 (2·1 to 5)	1,490
Maternal and neonatal disorders	507 (378 to 663)	428 (321 to 566)	362 (258 to 503)	289 (205 to 393)	196 (140 to 266)	109 (82·4 to 141)	42·1 (31·7 to 55·5)	9·7 (6·2 to 13·6)	3·2 (1·5 to 5·7)	1·4 (0·6 to 2·5)	0·5 (0·2 to 0·9)	17,500
Maternal disorders	72·9 (49·8 to 105)	39·1 (28·3 to 54·7)	0 (0 to 0)	0 (0 to 0)	0 (0 to 0)	0 (0 to 0)	0 (0 to 0)	0 (0 to 0)	0 (0 to 0)	0 (0 to 0)	0 (0 to 0)	1,350
Maternal hemorrhage	2·9 (1·2 to 6·2)	0·2 (0·1 to 0·4)	0 (0 to 0)	0 (0 to 0)	0 (0 to 0)	0 (0 to 0)	0 (0 to 0)	0 (0 to 0)	0 (0 to 0)	0 (0 to 0)	0 (0 to 0)	124
Maternal sepsis and other maternal infections	1·6 (0·7 to 3)	0·3 (0·1 to 0·8)	0 (0 to 0)	0 (0 to 0)	0 (0 to 0)	0 (0 to 0)	0 (0 to 0)	0 (0 to 0)	0 (0 to 0)	0 (0 to 0)	0 (0 to 0)	52·4
Maternal hypertensive disorders	6·7 (3·7 to 11)	0·7 (0·4 to 1·2)	0 (0 to 0)	0 (0 to 0)	0 (0 to 0)	0 (0 to 0)	0 (0 to 0)	0 (0 to 0)	0 (0 to 0)	0 (0 to 0)	0 (0 to 0)	251
Maternal obstructed labor and uterine rupture	0·8 (0·4 to 1·8)	0 (0 to 0)	0 (0 to 0)	0 (0 to 0)	0 (0 to 0)	0 (0 to 0)	0 (0 to 0)	0 (0 to 0)	0 (0 to 0)	0 (0 to 0)	0 (0 to 0)	46·6
Maternal abortion and miscarriage	2·6 (0·8 to 6)	0·2 (0·1 to 0·4)	0 (0 to 0)	0 (0 to 0)	0 (0 to 0)	0 (0 to 0)	0 (0 to 0)	0 (0 to 0)	0 (0 to 0)	0 (0 to 0)	0 (0 to 0)	26·9
Ectopic pregnancy	0·7 (0·3 to 1·4)	0 (0 to 0·1)	0 (0 to 0)	0 (0 to 0)	0 (0 to 0)	0 (0 to 0)	0 (0 to 0)	0 (0 to 0)	0 (0 to 0)	0 (0 to 0)	0 (0 to 0)	21·1
Indirect maternal deaths	14·7 (7 to 26·4)	13·9 (8 to 22)	--	--	--	--	--	--	--	--	--	NA
Late maternal deaths	10·3 (5·3 to 17·6)	5·3 (2·5 to 9·4)	--	--	--	--	--	--	--	--	--	NA
Maternal deaths aggravated by HIV/AIDS	0·3 (0·1 to 0·6)	0·1 (0 to 0·3)	--	--	--	--	--	--	--	--	--	NA
Neonatal disorders	434 (313 to 590)	389 (281 to 529)	362 (258 to 503)	289 (205 to 393)	196 (140 to 266)	109 (82·4 to 141)	42·1 (31·7 to 55·5)	9·7 (6·2 to 13·6)	3·2 (1·5 to 5·7)	1·4 (0·6 to 2·5)	0·5 (0·2 to 0·9)	16,200
Neonatal preterm birth	357 (249 to 488)	318 (227 to 440)	292 (201 to 407)	229 (160 to 314)	153 (107 to 214)	89·9 (66·9 to 118)	35·8 (26·6 to 48)	8·3 (5·2 to 12·1)	3 (1·3 to 5·4)	1·4 (0·6 to 2·5)	0·5 (0·2 to 0·9)	10,800
Neonatal encephalopathy due to birth asphyxia and traum	63·6 (28·3 to 105)	58·3 (26·7 to 101)	57·3 (28 to 97·5)	49·7 (22 to 86·2)	34·2 (21·9 to 51)	13·9 (8·3 to 21·9)	3·7 (1·9 to 6·3)	0·6 (0·2 to 1·2)	0·1 (0 to 0·2)	0 (0 to 0)	0 (0 to 0)	2,210
Neonatal sepsis and other neonatal infections	8·2 (4·4 to 15·2)	7·7 (4·2 to 14·1)	7·7 (4·2 to 14)	6·7 (3·6 to 12·2)	5 (2·8 to 9·1)	3·3 (1·7 to 6)	1·6 (0·9 to 3)	0·4 (0·2 to 0·8)	0·1 (0 to 0·2)	0 (0 to 0)	0 (0 to 0)	851
Hemolytic disease and other neonatal jaundice	5·2 (3·7 to 6·8)	4·8 (3·5 to 6·5)	4·9 (3·5 to 6·6)	4·3 (3·1 to 5·7)	3·3 (2·4 to 4·3)	2·1 (1·6 to 2·8)	1 (0·7 to 1·4)	0·4 (0·3 to 0·5)	0·1 (0·1 to 0·1)	0 (0 to 0)	0 (0 to 0)	89·4
Other neonatal disorders	0 (0 to 0)	0 (0 to 0)	0 (0 to 0)	0 (0 to 0)	0 (0 to 0)	0 (0 to 0)	0 (0 to 0)	0 (0 to 0)	0 (0 to 0)	0 (0 to 0)	0 (0 to 0)	2,190
Nutritional deficiencies	536 (174 to 1,230)	415 (155 to 996)	418 (161 to 1,050)	383 (185 to 844)	353 (187 to 743)	341 (195 to 674)	331 (190 to 601)	239 (156 to 380)	210 (136 to 317)	159 (107 to 229)	97·2 (64·5 to 137)	6,180
Protein-energy malnutrition	72·4 (48·1 to 106)	87·1 (58·1 to 121)	113 (77·6 to 159)	134 (95·4 to 182)	156 (111 to 211)	175 (125 to 231)	175 (125 to 240)	165 (117 to 228)	161 (107 to 228)	134 (88·4 to 188)	84 (54·1 to 119)	1,780
Iodine deficiency	8·8 (3·6 to 18·1)	8·4 (3·5 to 17·2)	8·7 (3·6 to 16·9)	7·8 (3·4 to 15·5)	6·3 (2·7 to 12·7)	4·7 (2 to 9·4)	3 (1·3 to 5·8)	1·7 (0·7 to 3·5)	1 (0·4 to 2)	0·4 (0·2 to 0·9)	0·1 (0·1 to 0·3)	106
Vitamin A deficiency	0 (0 to 0)	0 (0 to 0)	0 (0 to 0)	0 (0 to 0)	0 (0 to 0)	0 (0 to 0)	0 (0 to 0)	0 (0 to 0)	0 (0 to 0)	0 (0 to 0)	0 (0 to 0)	5·1
Dietary iron deficiency	439 (82 to 1,130)	296 (45 to 886)	271 (37·9 to 879)	217 (34·7 to 679)	168 (21·1 to 516)	141 (20·8 to 455)	136 (18·7 to 403)	58 (6·5 to 204)	34·8 (3·4 to 125)	14·7 (1·2 to 56·4)	6·1 (0·5 to 21·6)	3,970
Other nutritional deficiencies	16·2 (9·1 to 26·7)	23·5 (12·7 to 37·1)	26 (14·4 to 42·9)	23·9 (14·5 to 38·1)	23·4 (13·3 to 37·4)	19·6 (12 to 32·1)	17·3 (10·3 to 31)	13·8 (7·7 to 26·2)	13 (6·8 to 29·5)	10·4 (5·2 to 23·4)	6·9 (3·2 to 15·6)	313
Non-communicable diseases	67,200 (55,200 to 81,000)	80,400 (66,500 to 96,100)	100,000 (82,900 to 119,000)	112,000 (92,900 to 132,000)	113,000 (95,300 to 131,000)	113,000 (96,000 to 130,000)	92,400 (79,300 to 106,000)	74,400 (64,700 to 84,300)	54,400 (47,300 to 61,600)	32,600 (28,800 to 36,200)	14,300 (13,100 to 15,500)	1,140,000
Neoplasms	9,190 (6,980 to 11,800)	15,200 (11,600 to 19,500)	22,100 (17,000 to 28,200)	26,900 (21,100 to 33,800)	27,100 (22,000 to 33,300)	26,900 (21,800 to 33,000)	19,300 (15,800 to 23,200)	12,800 (10,300 to 15,500)	7,300 (5,720 to 8,790)	3,120 (2,360 to 3,790)	939 (677 to 1,130)	186,000
Lip and oral cavity cancer	70·6 (46·1 to 104)	108 (71·6 to 156)	166 (107 to 237)	190 (131 to 274)	188 (129 to 263)	167 (113 to 234)	142 (96·2 to 199)	102 (69·1 to 146)	68 (46·6 to 95·2)	36·2 (23·6 to 51·2)	11·9 (7·9 to 16·6)	1,350
Nasopharynx cancer	19·5 (12·1 to 29)	27 (16·9 to 40·4)	39 (24·2 to 57·7)	31·1 (18·6 to 48·6)	26·1 (16·1 to 39·7)	21·3 (13·7 to 32·2)	11·1 (6·8 to 17·2)	6·8 (3·9 to 10·6)	4·1 (2·3 to 6·6)	1·4 (0·7 to 2·4)	0·4 (0·2 to 0·8)	220
Other pharynx cancer	24 (14·1 to 38·1)	41·9 (25·8 to 66·1)	57·5 (36·6 to 86·7)	61·9 (39·3 to 92·1)	52·1 (32·5 to 79·5)	45·4 (29·7 to 67·1)	30·5 (19·5 to 44·9)	16·6 (10·1 to 25·6)	8·9 (5·7 to 13·2)	3·8 (2·2 to 6)	1·1 (0·7 to 1·9)	363
Esophageal cancer	69·7 (44·3 to 103)	151 (99·9 to 218)	226 (149 to 332)	237 (159 to 332)	263 (184 to 369)	252 (173 to 352)	189 (128 to 271)	123 (80·9 to 177)	67·4 (46·6 to 95·3)	30 (19·9 to 42·9)	8·9 (5·4 to 13·6)	1,680
Stomach cancer	172 (114 to 243)	234 (160 to 330)	310 (215 to 431)	367 (268 to 506)	375 (272 to 507)	392 (287 to 520)	349 (262 to 472)	283 (208 to 378)	186 (133 to 252)	92·3 (62·8 to 124)	28·7 (19·4 to 40)	3,120
Colon and rectum cancer	986 (679 to 1,360)	1,590 (1,110 to 2,250)	2,120 (1,520 to 2,940)	2,550 (1,810 to 3,490)	2,420 (1,780 to 3,200)	2,350 (1,730 to 3,070)	2,120 (1,580 to 2,730)	1,670 (1,230 to 2,190)	1,070 (762 to 1,450)	557 (387 to 764)	188 (126 to 259)	19,000
Liver cancer	139 (82·8 to 219)	266 (164 to 410)	485 (298 to 733)	549 (362 to 815)	488 (327 to 704)	446 (292 to 651)	361 (240 to 512)	216 (151 to 302)	110 (69·6 to 156)	41·6 (28·1 to 59·3)	9·8 (5·8 to 14)	3,330
Liver cancer due to hepatitis B	25·5 (13·7 to 43·4)	35·8 (19·1 to 60·9)	54 (30·6 to 90·4)	53·1 (28·9 to 88·2)	43·1 (25·3 to 68·2)	36·1 (20·6 to 59·5)	27 (16·5 to 41·7)	14·5 (8·8 to 22·5)	6·5 (4 to 10·1)	2·2 (1·3 to 3·6)	0·5 (0·2 to 0·8)	352
Liver cancer due to hepatitis C	59·9 (32·8 to 97·7)	134 (81·1 to 204)	267 (160 to 418)	308 (198 to 463)	267 (174 to 387)	239 (155 to 355)	191 (122 to 280)	118 (81·4 to 170)	64·7 (40·5 to 93·9)	25·8 (17·1 to 36·4)	6·3 (3·6 to 9·5)	1,720
Liver cancer due to alcohol use	16·6 (8·5 to 28·4)	31·1 (17·4 to 51·3)	54·4 (29·3 to 91)	64·2 (36·9 to 105)	63·9 (37·9 to 101)	58·4 (34·4 to 94·9)	41·5 (25·7 to 61·4)	20·9 (13·1 to 32·1)	8·9 (5·4 to 13·5)	2·8 (1·7 to 4·3)	0·6 (0·3 to 1)	380
Liver cancer due to NASH	14·6 (7·7 to 24·7)	28 (15·9 to 44·6)	52·2 (28·9 to 87·4)	64 (36 to 102)	64·7 (39·3 to 101)	68·5 (42 to 105)	65·7 (40·1 to 97·4)	41·8 (26·4 to 62·7)	20·4 (12·5 to 30·4)	7·5 (4·6 to 11·6)	1·7 (0·9 to 2·8)	453
Liver cancer due to other causes	22·5 (12·2 to 37·1)	36·8 (20·1 to 59)	57·7 (32·4 to 94·9)	59·1 (34·5 to 96·8)	49·5 (30·6 to 78·5)	43·8 (25·3 to 69·1)	35·6 (20·6 to 55·2)	20·3 (12·6 to 31·1)	9·5 (5·7 to 14·7)	3·3 (2 to 5·5)	0·7 (0·4 to 1·2)	423
Gallbladder and biliary tract cancer	49·3 (28·4 to 94·4)	84·3 (49·9 to 159)	136 (84·2 to 240)	182 (115 to 319)	190 (121 to 334)	198 (126 to 344)	144 (91 to 265)	97·4 (60·2 to 184)	59·8 (37·2 to 104)	26·5 (15·9 to 45·5)	7·3 (4·2 to 13·9)	1,220
Pancreatic cancer	406 (269 to 582)	818 (549 to 1,160)	1,370 (945 to 1,910)	1,910 (1,330 to 2,640)	1,780 (1,290 to 2,420)	1,910 (1,400 to 2,600)	1,410 (1,020 to 1,920)	963 (678 to 1,300)	575 (399 to 821)	244 (167 to 334)	60·7 (41·5 to 83·1)	11,800
Larynx cancer	28·1 (17·3 to 44·8)	59·7 (36·4 to 93·2)	86·9 (56·3 to 131)	114 (72·6 to 171)	109 (69·3 to 160)	86·8 (56·8 to 130)	54·2 (36·6 to 77·4)	28·2 (18·8 to 41·9)	13·7 (8·8 to 19·9)	4·9 (2·9 to 7·7)	1·3 (0·7 to 2·1)	608
Tracheal, bronchus, and lung cancer	1,730 (1,160 to 2,480)	3,940 (2,680 to 5,340)	6,450 (4,590 to 8,930)	8,180 (5,970 to 11,000)	8,830 (6,620 to 11,500)	9,240 (7,030 to 12,100)	5,870 (4,450 to 7,890)	3,340 (2,410 to 4,540)	1,520 (1,060 to 2,060)	505 (323 to 698)	130 (84·4 to 183)	50,900
Malignant skin melanoma	217 (129 to 346)	275 (164 to 431)	280 (172 to 461)	310 (193 to 480)	270 (169 to 408)	239 (147 to 355)	186 (118 to 272)	124 (76·1 to 183)	77·4 (42·9 to 111)	35·7 (17·9 to 53·3)	11·4 (6·2 to 17)	2,530
Non-melanoma skin cancer	40·5 (26·6 to 55·8)	66·8 (42·4 to 97·9)	101 (63·4 to 151)	148 (95·7 to 220)	165 (111 to 239)	166 (116 to 232)	144 (101 to 198)	114 (82·1 to 153)	81·3 (60·8 to 107)	51·3 (38·2 to 68·7)	23·1 (16·2 to 30·7)	1,140
Non-melanoma skin cancer (squamous-cell carcinoma)	39·9 (26·1 to 55·4)	66·1 (41·8 to 97·4)	100 (61·6 to 150)	147 (94·1 to 219)	164 (110 to 238)	165 (115 to 232)	143 (100 to 197)	113 (81·3 to 152)	80·8 (60·4 to 106)	51 (38 to 68·3)	23 (16·1 to 30·7)	1,130
Non-melanoma skin cancer (basal-cell carcinoma)	0·6 (0·1 to 1·5)	0·8 (0·2 to 1·8)	0·9 (0·2 to 2·2)	1·1 (0·3 to 2·4)	1·3 (0·4 to 2·9)	1·3 (0·5 to 2·6)	1·1 (0·4 to 2·3)	0·8 (0·3 to 1·6)	0·5 (0·2 to 1)	0·2 (0·1 to 0·5)	0·1 (0 to 0·2)	9·5
Breast cancer	2,290 (1,620 to 3,150)	3,410 (2,450 to 4,670)	4,430 (3,220 to 5,890)	4,620 (3,430 to 6,120)	4,300 (3,180 to 5,560)	3,710 (2,840 to 4,820)	2,580 (1,970 to 3,330)	1,740 (1,280 to 2,250)	1,090 (806 to 1,460)	493 (351 to 652)	174 (113 to 241)	32,000
Cervical cancer	666 (434 to 953)	621 (404 to 913)	737 (490 to 1,040)	692 (477 to 973)	577 (404 to 807)	446 (311 to 624)	252 (178 to 345)	170 (117 to 235)	79·4 (54·7 to 110)	32·3 (20·9 to 46·7)	10·1 (6·5 to 14·3)	5,640
Uterine cancer	194 (126 to 291)	342 (219 to 499)	534 (347 to 781)	947 (614 to 1,360)	900 (620 to 1,300)	789 (544 to 1,090)	511 (358 to 706)	279 (186 to 389)	142 (98·4 to 194)	51 (35·4 to 69·3)	15·4 (10 to 21·3)	4,890
Ovarian cancer	528 (349 to 781)	862 (580 to 1,260)	1,160 (785 to 1,670)	1,380 (944 to 1,950)	1,490 (1,060 to 2,010)	1,510 (1,100 to 2,030)	960 (683 to 1,320)	611 (416 to 831)	331 (224 to 489)	114 (75·4 to 165)	26·8 (16·2 to 40·8)	9,670
Prostate cancer	0 (0 to 0)	0 (0 to 0)	0 (0 to 0)	0 (0 to 0)	0 (0 to 0)	0 (0 to 0)	0 (0 to 0)	0 (0 to 0)	0 (0 to 0)	0 (0 to 0)	0 (0 to 0)	0
Testicular cancer	--	--	--	--	--	--	--	--	--	--	--	NA
Kidney cancer	144 (85·2 to 226)	216 (134 to 340)	362 (230 to 529)	492 (318 to 725)	483 (326 to 688)	516 (353 to 744)	369 (246 to 538)	244 (162 to 346)	153 (96·3 to 235)	68·5 (42·5 to 103)	18·2 (11·1 to 26·6)	3,290
Bladder cancer	63·6 (41·2 to 92·8)	97·5 (64·8 to 141)	183 (124 to 263)	239 (164 to 338)	297 (213 to 414)	339 (241 to 474)	333 (233 to 464)	294 (210 to 401)	201 (139 to 287)	93·8 (63·5 to 128)	31·2 (20·7 to 42·4)	2,240
Brain and central nervous system cancer	352 (220 to 536)	509 (320 to 753)	655 (424 to 974)	748 (494 to 1,070)	689 (458 to 967)	589 (382 to 826)	371 (235 to 553)	213 (115 to 343)	96·6 (48·3 to 163)	36·5 (16·7 to 60·3)	10·3 (4·9 to 18·6)	5,680
Thyroid cancer	35·6 (20·1 to 58·3)	47·7 (27·9 to 77·5)	73·4 (48 to 112)	96·6 (62 to 141)	88·9 (59 to 130)	83·4 (54·2 to 123)	64·6 (41·7 to 93·7)	43·5 (27·9 to 64·2)	27·2 (17·4 to 40·6)	11·8 (7 to 18·4)	3·5 (2 to 5·3)	638
Mesothelioma	10·5 (6·5 to 18·1)	18·6 (11·9 to 31·7)	29·8 (18·8 to 51·4)	36·7 (22·6 to 62·2)	43·4 (29·3 to 72)	42·5 (27 to 69·6)	32 (21·2 to 54·4)	20·9 (14·3 to 33·8)	10·3 (6·5 to 16·8)	3·4 (2·2 to 5·3)	0·6 (0·4 to 0·9)	266
Hodgkin lymphoma	29·1 (15·9 to 50·8)	29·1 (16·9 to 50)	37·8 (21·2 to 66·1)	39·2 (22·7 to 68·9)	40·5 (23·2 to 75·2)	38 (21·8 to 66·9)	30·8 (18·1 to 54·3)	19·5 (11·3 to 32·8)	10·6 (6·2 to 16·8)	4·2 (2 to 7·4)	0·8 (0·4 to 1·4)	473
Non-Hodgkin lymphoma	201 (127 to 293)	330 (217 to 477)	492 (335 to 704)	711 (489 to 1,010)	836 (581 to 1,150)	1,010 (723 to 1,390)	822 (605 to 1,120)	660 (473 to 907)	424 (296 to 577)	166 (111 to 229)	42·1 (26·5 to 59·6)	6,170
Multiple myeloma	100 (63 to 153)	207 (132 to 309)	347 (226 to 533)	544 (373 to 785)	608 (430 to 880)	644 (450 to 897)	493 (346 to 701)	367 (242 to 525)	189 (114 to 294)	77·2 (47·8 to 116)	15·6 (8·9 to 25·5)	3,670
Leukemia	245 (161 to 367)	342 (227 to 505)	501 (335 to 719)	677 (462 to 952)	737 (508 to 1,030)	830 (580 to 1,180)	719 (506 to 1,010)	507 (337 to 733)	349 (223 to 510)	161 (103 to 228)	48·1 (30·1 to 70·5)	6,410
Acute lymphoid leukemia	35 (17·9 to 63·1)	41·4 (21·1 to 73)	48·5 (24·6 to 85·8)	51·1 (26·8 to 90·3)	44·8 (21·6 to 81·9)	36·5 (17·9 to 64·9)	29·5 (14·7 to 54·3)	16·7 (8·3 to 29·7)	10·3 (4·9 to 18·2)	3·8 (1·9 to 6·9)	1 (0·4 to 1·9)	701
Chronic lymphoid leukemia	12·3 (5·9 to 22·1)	28·6 (14 to 49·5)	51 (24·6 to 93·6)	96·1 (48·8 to 170)	118 (56·2 to 206)	140 (76·2 to 245)	146 (74·8 to 246)	115 (58·9 to 195)	88·2 (48·3 to 145)	53·2 (28·9 to 87·1)	18·3 (9·4 to 31)	881
Acute myeloid leukemia	133 (81·1 to 209)	183 (110 to 282)	269 (163 to 417)	347 (220 to 524)	377 (236 to 561)	417 (258 to 637)	325 (207 to 490)	200 (121 to 313)	111 (59·8 to 184)	36·5 (19·7 to 60·4)	9 (2·7 to 20·9)	3,000
Chronic myeloid leukemia	17·2 (8·1 to 32·8)	20·2 (9·6 to 35·9)	26·3 (11·7 to 47·7)	34·5 (17·1 to 64·5)	29·2 (14·3 to 53·2)	38·4 (19·5 to 69·2)	34·3 (16·2 to 62·7)	31 (15·2 to 52·6)	22·9 (10·9 to 41·1)	10·5 (4·9 to 19·1)	2·9 (1·3 to 5·3)	330
Other leukemia	47·7 (24·2 to 84·2)	68·6 (36·6 to 123)	106 (57·4 to 184)	148 (83·5 to 240)	168 (85·5 to 281)	197 (105 to 315)	184 (104 to 286)	144 (83·9 to 231)	116 (64·8 to 191)	56·8 (31·1 to 91·2)	16·9 (9·2 to 27·1)	1,510
Other malignant neoplasms	350 (230 to 549)	462 (306 to 722)	646 (445 to 914)	694 (482 to 978)	684 (478 to 951)	627 (451 to 874)	507 (360 to 683)	340 (240 to 463)	200 (140 to 275)	95·8 (65·3 to 131)	30·8 (19·8 to 44·8)	6,250
Other neoplasms	30·8 (21 to 42·8)	47·5 (32·7 to 66·4)	75·9 (52·5 to 107)	125 (89·6 to 169)	175 (127 to 242)	224 (162 to 314)	234 (170 to 315)	220 (154 to 301)	158 (113 to 216)	81·7 (54·6 to 116)	28·7 (18·3 to 41·1)	1,490
Myelodysplastic, myeloproliferative, and other hematopoie	30·8 (21 to 42·8)	47·5 (32·7 to 66·4)	75·9 (52·5 to 107)	125 (89·6 to 169)	175 (127 to 242)	224 (162 to 314)	234 (170 to 315)	220 (154 to 301)	158 (113 to 216)	81·7 (54·6 to 116)	28·7 (18·3 to 41·1)	1,490
Benign and in situ intestinal neoplasms	0 (0 to 0)	0 (0 to 0)	0 (0 to 0)	0 (0 to 0)	0 (0 to 0)	0 (0 to 0)	0 (0 to 0)	0 (0 to 0)	0 (0 to 0)	0 (0 to 0)	0 (0 to 0)	0
Benign and in situ cervical and uterine neoplasms	0 (0 to 0)	0 (0 to 0)	0 (0 to 0)	0 (0 to 0)	0 (0 to 0)	0 (0 to 0)	0 (0 to 0)	0 (0 to 0)	0 (0 to 0)	0 (0 to 0)	0 (0 to 0)	0
Other benign and in situ neoplasms	0 (0 to 0)	0 (0 to 0)	0 (0 to 0)	0 (0 to 0)	0 (0 to 0)	0 (0 to 0)	0 (0 to 0)	0 (0 to 0)	0 (0 to 0)	0 (0 to 0)	0 (0 to 0)	0
Cardiovascular diseases	7,600 (5,800 to 9,720)	11,100 (8,570 to 14,000)	15,400 (12,100 to 19,600)	19,300 (15,400 to 23,900)	21,200 (17,200 to 25,400)	24,600 (20,100 to 29,700)	24,200 (19,900 to 28,700)	24,200 (20,100 to 28,900)	20,900 (16,900 to 24,700)	14,500 (11,300 to 16,900)	6,880 (5,260 to 7,990)	204,000
Rheumatic heart disease	63 (41·1 to 92·6)	86·6 (58·2 to 125)	121 (82·6 to 172)	168 (122 to 228)	213 (154 to 287)	265 (196 to 352)	242 (187 to 313)	211 (160 to 273)	148 (114 to 189)	88·4 (68·5 to 112)	37·9 (28·5 to 48·1)	1,800
Ischemic heart disease	3,510 (2,620 to 4,590)	5,570 (4,230 to 7,260)	8,060 (6,050 to 10,600)	10,100 (7,740 to 12,700)	10,800 (8,500 to 13,300)	12,200 (9,430 to 15,100)	11,500 (9,290 to 14,000)	11,500 (9,190 to 14,100)	9,980 (7,780 to 12,100)	7,270 (5,570 to 8,670)	3,740 (2,810 to 4,410)	97,900
Stroke	1,930 (1,390 to 2,560)	2,760 (2,030 to 3,650)	3,840 (2,940 to 4,880)	5,010 (3,840 to 6,470)	5,680 (4,420 to 7,150)	7,000 (5,550 to 8,740)	7,230 (5,630 to 9,070)	7,270 (5,930 to 8,920)	6,280 (4,890 to 7,740)	3,950 (2,990 to 4,830)	1,650 (1,250 to 2,040)	56,800
Ischemic stroke	520 (360 to 712)	772 (547 to 1,060)	1,210 (879 to 1,560)	1,980 (1,500 to 2,520)	2,410 (1,830 to 3,050)	4,040 (3,210 to 5,050)	4,480 (3,510 to 5,550)	5,440 (4,410 to 6,640)	4,930 (3,860 to 6,060)	3,200 (2,430 to 3,910)	1,360 (1,030 to 1,680)	31,800
Intracerebral hemorrhage	748 (493 to 1,070)	1,110 (751 to 1,570)	1,480 (1,060 to 2,020)	1,940 (1,360 to 2,720)	2,160 (1,540 to 2,900)	2,080 (1,540 to 2,750)	1,990 (1,450 to 2,600)	1,380 (1,080 to 1,730)	1,010 (750 to 1,280)	566 (415 to 711)	207 (145 to 280)	16,000
Subarachnoid hemorrhage	661 (429 to 954)	882 (607 to 1,220)	1,150 (815 to 1,570)	1,080 (753 to 1,520)	1,110 (794 to 1,530)	884 (649 to 1,170)	760 (553 to 1,030)	453 (314 to 617)	338 (231 to 476)	189 (125 to 261)	79·8 (52·9 to 109)	9,040
Hypertensive heart disease	850 (343 to 1,250)	1,130 (487 to 1,640)	1,320 (575 to 1,940)	1,340 (670 to 1,870)	1,270 (788 to 1,690)	1,230 (843 to 1,690)	1,190 (801 to 1,610)	1,260 (838 to 1,670)	1,230 (779 to 1,620)	1,010 (510 to 1,350)	516 (247 to 692)	13,600
Non-rheumatic valvular heart disease	70·4 (44·9 to 103)	108 (70·8 to 158)	144 (97·5 to 207)	240 (171 to 331)	331 (245 to 442)	511 (376 to 683)	605 (456 to 807)	743 (553 to 966)	720 (528 to 948)	508 (371 to 676)	250 (182 to 325)	4,400
Non-rheumatic calcific aortic valve disease	30·1 (16·8 to 49·9)	52·8 (30·1 to 83·9)	69·1 (41·7 to 108)	138 (86·1 to 205)	183 (123 to 263)	288 (199 to 409)	369 (259 to 510)	525 (372 to 711)	542 (390 to 737)	401 (277 to 538)	197 (137 to 261)	2,850





All Table 2a. Taxes DALYs income and age group for females with 95% uncertainty intervals, 2019

Cause	Early Neonatal	Late Neonatal	Post Neonatal	1 to 5	5 to 9	10 to 14	15 to 19	20 to 24	25 to 29	30 to 34	35 to 39	40 to 44	45 to 49	50 to 54	55 to 59	60 to 64	65 to 69	70 to 74	75 to 79	80 to 84	85 to 89	90 to 94	95 plus	Total
All causes	58,650 (55,928 to 62,150)	11,256 (10,559 to 12,109)	26,420 (25,700 to 28,300)	33,865 (28,230 to 41,109)	40,193 (32,648 to 48,464)	70,958 (62,395 to 80,300)	151,350 (137,355 to 167,000)	241,358 (224,955 to 258,000)	243,205 (223,000 to 263,000)	244,000 (222,000 to 266,000)	274,000 (253,000 to 295,000)	309,000 (284,000 to 334,000)	352,000 (329,000 to 377,000)	386,000 (354,000 to 420,000)	349,000 (316,000 to 386,000)	379,000 (343,000 to 419,000)	369,000 (333,000 to 409,000)	353,000 (319,000 to 389,000)	287,000 (258,000 to 320,000)	237,000 (209,000 to 268,000)	179,000 (156,000 to 205,000)	113,000 (98,400 to 130,000)	52,900 (47,900 to 59,000)	4,200,000
Communicable, maternal, neonatal, and nutritional diseases	29,100 (26,900 to 31,600)	6,290 (5,900 to 6,700)	6,310 (5,900 to 6,800)	7,100 (6,400 to 8,000)	6270 (4,900 to 7,800)	6,640 (5,200 to 8,300)	7,100 (5,700 to 8,700)	7,900 (6,200 to 9,800)	9,070 (7,000 to 11,400)	9,900 (7,800 to 12,300)	11,100 (8,600 to 13,700)	11,700 (9,000 to 14,500)	13,600 (10,300 to 16,800)	15,100 (11,400 to 18,600)	13,100 (9,900 to 16,200)	13,700 (10,300 to 17,000)	12,600 (9,500 to 15,700)	11,900 (8,900 to 14,800)	9,900 (7,300 to 12,300)	7,900 (5,700 to 9,800)	6,290 (4,500 to 7,800)	4,290 (3,100 to 5,300)	2,470 (1,800 to 3,000)	206,000
HIV/AIDS and sexually transmitted infections	3.7 (2.4 to 5.7)	2.9 (1.3 to 4.6)	59.4 (28.1 to 93.7)	45.3 (38.4 to 53)	25 (20.1 to 30.3)	40.6 (32.1 to 50.9)	139 (112 to 200)	507 (370 to 654)	1,060 (732 to 1,420)	1,810 (1,200 to 2,510)	2,730 (1,800 to 3,760)	2,950 (1,920 to 4,060)	3,070 (1,920 to 4,340)	3,140 (1,880 to 4,600)	2,870 (1,720 to 4,300)	2,900 (1,690 to 4,700)	2,660 (1,560 to 4,300)	2,270 (1,310 to 3,800)	1,670 (1,000 to 2,800)	1,070 (652 to 1,800)	707 (434 to 1,200)	422 (264 to 700)	229 (140 to 380)	53,700
HIV/AIDS	0 (0 to 0)	0 (0 to 0)	59.4 (28.1 to 93.7)	45.3 (38.4 to 53)	25 (20.1 to 30.3)	40.6 (32.1 to 50.9)	139 (112 to 200)	507 (370 to 654)	1,060 (732 to 1,420)	1,810 (1,200 to 2,510)	2,730 (1,800 to 3,760)	2,950 (1,920 to 4,060)	3,070 (1,920 to 4,340)	3,140 (1,880 to 4,600)	2,870 (1,720 to 4,300)	2,900 (1,690 to 4,700)	2,660 (1,560 to 4,300)	2,270 (1,310 to 3,800)	1,670 (1,000 to 2,800)	1,070 (652 to 1,800)	707 (434 to 1,200)	422 (264 to 700)	229 (140 to 380)	53,700
HIV/AIDS - Drug-susceptible Tuberculosis	0 (0 to 0)	0 (0 to 0)	0.7 (0.7 to 1.1)	0.9 (0.5 to 1.4)	0.8 (0.5 to 1.2)	1.4 (0.9 to 2.1)	4.9 (3.2 to 7.2)	16.7 (10.7 to 24)	37.4 (23.7 to 51.8)	64.6 (41.1 to 87.7)	97.5 (61.7 to 132)	105.4 (66.1 to 142)	109.7 (68.1 to 148)	112.2 (67.1 to 164)	102.5 (61.4 to 154)	103.6 (60.4 to 168)	95.1 (55.7 to 154)	81.1 (46.8 to 136)	59.7 (34.8 to 100)	38.2 (21.9 to 64.1)	25.3 (14.5 to 42.5)	15.1 (8.7 to 25.3)	1,920
HIV/AIDS - Multidrug-resistant Tuberculosis without extensive drug resistance	0 (0 to 0)	0 (0 to 0)	0 (0 to 0)	0 (0 to 0)	0 (0 to 0)	0 (0 to 0)	0 (0 to 0)	0 (0 to 0)	0 (0 to 0)	0 (0 to 0)	0 (0 to 0)	0 (0 to 0)	0 (0 to 0)	0 (0 to 0)	0 (0 to 0)	0 (0 to 0)	0 (0 to 0)	0 (0 to 0)	0 (0 to 0)	0 (0 to 0)	0 (0 to 0)	0 (0 to 0)	0 (0 to 0)	0 (0 to 0)	0
HIV/AIDS - Extensively drug-resistant Tuberculosis	0 (0 to 0)	0 (0 to 0)	0 (0 to 0)	0 (0 to 0)	0 (0 to 0)	0 (0 to 0)	0 (0 to 0)	0 (0 to 0)	0 (0 to 0)	0 (0 to 0)	0 (0 to 0)	0 (0 to 0)	0 (0 to 0)	0 (0 to 0)	0 (0 to 0)	0 (0 to 0)	0 (0 to 0)	0 (0 to 0)	0 (0 to 0)	0 (0 to 0)	0 (0 to 0)	0 (0 to 0)	0 (0 to 0)	0 (0 to 0)	1.5
HIV/AIDS resulting in other diseases	0 (0 to 0)	0 (0 to 0)	0 (0 to 0)	0 (0 to 0)	0 (0 to 0)	0 (0 to 0)	0 (0 to 0)	0 (0 to 0)	0 (0 to 0)	0 (0 to 0)	0 (0 to 0)	0 (0 to 0)	0 (0 to 0)	0 (0 to 0)	0 (0 to 0)	0 (0 to 0)	0 (0 to 0)	0 (0 to 0)	0 (0 to 0)	0 (0 to 0)	0 (0 to 0)	0 (0 to 0)	0 (0 to 0)	0 (0 to 0)	0
Sexually transmitted infections, excluding HIV	2.7 (2.4 to 3.7)	2.9 (1.3 to 4.6)	0.3 (0.1 to 0.5)	0.2 (0.1 to 0.3)	0.2 (0.1 to 0.3)	0.2 (0.1 to 0.3)	0.3 (0.2 to 0.5)	0.5 (0.3 to 0.8)	0.7 (0.4 to 1.1)	0.9 (0.5 to 1.4)	1.1 (0.6 to 1.7)	1.2 (0.6 to 1.8)	1.3 (0.6 to 2)	1.4 (0.6 to 2.2)	1.3 (0.5 to 2.1)	1.3 (0.5 to 2.2)	1.2 (0.4 to 2.1)	1.1 (0.4 to 2)	0.7 (0.2 to 1.4)	0.5 (0.2 to 1.1)	0.3 (0.1 to 0.8)	0.2 (0.1 to 0.5)	0.1 (0 to 0.3)	186
Syphilis	2.7 (2.4 to 3.7)	2.9 (1.3 to 4.6)	0.3 (0.1 to 0.5)	0.2 (0.1 to 0.3)	0.2 (0.1 to 0.3)	0.2 (0.1 to 0.3)	0.3 (0.2 to 0.5)	0.5 (0.3 to 0.8)	0.7 (0.4 to 1.1)	0.9 (0.5 to 1.4)	1.1 (0.6 to 1.7)	1.2 (0.6 to 1.8)	1.3 (0.6 to 2)	1.4 (0.6 to 2.2)	1.3 (0.5 to 2.1)	1.3 (0.5 to 2.2)	1.2 (0.4 to 2.1)	1.1 (0.4 to 2)	0.7 (0.2 to 1.4)	0.5 (0.2 to 1.1)	0.3 (0.1 to 0.8)	0.2 (0.1 to 0.5)	0.1 (0 to 0.3)	186
Chlamydial infection	0 (0 to 0)	0 (0 to 0)	0 (0 to 0)	0 (0 to 0)	0 (0 to 0)	0 (0 to 0)	0 (0 to 0)	0 (0 to 0)	0 (0 to 0)	0 (0 to 0)	0 (0 to 0)	0 (0 to 0)	0 (0 to 0)	0 (0 to 0)	0 (0 to 0)	0 (0 to 0)	0 (0 to 0)	0 (0 to 0)	0 (0 to 0)	0 (0 to 0)	0 (0 to 0)	0 (0 to 0)	0 (0 to 0)	0 (0 to 0)	0
Gonococcal infection	0 (0 to 0)	0 (0 to 0)	0 (0 to 0)	0 (0 to 0)	0 (0 to 0)	0 (0 to 0)	0 (0 to 0)	0 (0 to 0)	0 (0 to 0)	0 (0 to 0)	0 (0 to 0)	0 (0 to 0)	0 (0 to 0)	0 (0 to 0)	0 (0 to 0)	0 (0 to 0)	0 (0 to 0)	0 (0 to 0)	0 (0 to 0)	0 (0 to 0)	0 (0 to 0)	0 (0 to 0)	0 (0 to 0)	0 (0 to 0)	0
Trichomoniasis	0 (0 to 0)	0 (0 to 0)	0 (0 to 0)	0 (0 to 0)	0 (0 to 0)	0 (0 to 0)	0 (0 to 0)	0 (0 to 0)	0 (0 to 0)	0 (0 to 0)	0 (0 to 0)	0 (0 to 0)	0 (0 to 0)	0 (0 to 0)	0 (0 to 0)	0 (0 to 0)	0 (0 to 0)	0 (0 to 0)	0 (0 to 0)	0 (0 to 0)	0 (0 to 0)	0 (0 to 0)	0 (0 to 0)	0 (0 to 0)	0
Genital herpes	0 (0 to 0)	0 (0 to 0)	0 (0 to 0)	0 (0 to 0)	0 (0 to 0)	0 (0 to 0)	0 (0 to 0)	0 (0 to 0)	0 (0 to 0)	0 (0 to 0)	0 (0 to 0)	0 (0 to 0)	0 (0 to 0)	0 (0 to 0)	0 (0 to 0)	0 (0 to 0)	0 (0 to 0)	0 (0 to 0)	0 (0 to 0)	0 (0 to 0)	0 (0 to 0)	0 (0 to 0)	0 (0 to 0)	0 (0 to 0)	0
Other sexually transmitted infections	0 (0 to 0)	0 (0 to 0)	0 (0 to 0)	0 (0 to 0)	0 (0 to 0)	0 (0 to 0)	0 (0 to 0)	0 (0 to 0)	0 (0 to 0)	0 (0 to 0)	0 (0 to 0)	0 (0 to 0)	0 (0 to 0)	0 (0 to 0)	0 (0 to 0)	0 (0 to 0)	0 (0 to 0)	0 (0 to 0)	0 (0 to 0)	0 (0 to 0)	0 (0 to 0)	0 (0 to 0)	0 (0 to 0)	0 (0 to 0)	0
HIV/AIDS resulting in other diseases	0 (0 to 0)	0 (0 to 0)	0 (0 to 0)	0 (0 to 0)	0 (0 to 0)	0 (0 to 0)	0 (0 to 0)	0 (0 to 0)	0 (0 to 0)	0 (0 to 0)	0 (0 to 0)	0 (0 to 0)	0 (0 to 0)	0 (0 to 0)	0 (0 to 0)	0 (0 to 0)	0 (0 to 0)	0 (0 to 0)	0 (0 to 0)	0 (0 to 0)	0 (0 to 0)	0 (0 to 0)	0 (0 to 0)	0 (0 to 0)	0
Sexually transmitted infections, excluding HIV	2.7 (2.4 to 3.7)	2.9 (1.3 to 4.6)	0.3 (0.1 to 0.5)	0.2 (0.1 to 0.3)	0.2 (0.1 to 0.3)	0.2 (0.1 to 0.3)	0.3 (0.2 to 0.5)	0.5 (0.3 to 0.8)	0.7 (0.4 to 1.1)	0.9 (0.5 to 1.4)	1.1 (0.6 to 1.7)	1.2 (0.6 to 1.8)	1.3 (0.6 to 2)	1.4 (0.6 to 2.2)	1.3 (0.5 to 2.1)	1.3 (0.5 to 2.2)	1.2 (0.4 to 2.1)	1.1 (0.4 to 2)	0.7 (0.2 to 1.4)	0.5 (0.2 to 1.1)	0.3 (0.1 to 0.8)	0.2 (0.1 to 0.5)	0.1 (0 to 0.3)	186
Respiratory infections and tuberculosis	7,900 (6,700 to 9,200)	1,750 (1,270 to 2,300)	1,280 (1,000 to 1,600)	2,050 (1,700 to 2,500)	1,760 (1,270 to 2,300)	1,770 (1,300 to 2,300)	1,300 (1,000 to 1,600)	1,960 (1,500 to 2,500)	2,200 (1,600 to 2,900)	2,200 (1,600 to 2,900)	2,600 (1,900 to 3,400)	3,100 (2,300 to 4,000)	3,600 (2,600 to 4,700)	4,200 (2,900 to 5,600)	4,200 (2,900 to 5,600)	4,700 (3,200 to 6,200)	4,200 (2,900 to 5,600)	4,700 (3,200 to 6,200)	4,200 (2,900 to 5,600)	3,700 (2,600 to 4,900)	3,200 (2,200 to 4,200)	2,400 (1,700 to 3,200)	1,200 (800 to 1,600)	62,000
Tuberculosis	0 (0 to 0)	0 (0 to 0)	0.2 (0.2 to 0.3)	0.8 (0.6 to 1.1)	0.9 (0.6 to 1.2)	1.4 (1.1 to 2)	3.7 (2.7 to 5.1)	6.6 (4.8 to 9.2)	11.2 (8.1 to 15.5)	17.3 (12.5 to 24)	24.4 (17.6 to 33.8)	33.6 (24.2 to 46.5)	43.9 (31.6 to 60.8)	56.6 (40.7 to 78.4)	71.3 (51.3 to 98.8)	89.8 (64.6 to 124)	97.4 (70.1 to 135)	99.5 (71.6 to 138)	97.1 (69.9 to 135)	77.1 (55.5 to 107)	53.2 (38.3 to 73.8)	31.6 (22.7 to 43.8)	15.9 (11.4 to 22)	887
Latent tuberculosis infection	0 (0 to 0)	0 (0 to 0)	0 (0 to 0)	0 (0 to 0)	0 (0 to 0)	0 (0 to 0)	0 (0 to 0)	0 (0 to 0)	0 (0 to 0)	0 (0 to 0)	0 (0 to 0)	0 (0 to 0)	0 (0 to 0)	0 (0 to 0)	0 (0 to 0)	0 (0 to 0)	0 (0 to 0)	0 (0 to 0)	0 (0 to 0)	0 (0 to 0)	0 (0 to 0)	0 (0 to 0)	0 (0 to 0)	0 (0 to 0)	0
Active tuberculosis	0 (0 to 0)	0 (0 to 0)	0.2 (0.2 to 0.3)	0.8 (0.6 to 1.1)	0.9 (0.6 to 1.2)	1.4 (1.1 to 2)	3.7 (2.7 to 5.1)	6.6 (4.8 to 9.2)	11.2 (8.1 to 15.5)	17.3 (12.5 to 24)	24.4 (17.6 to 33.8)	33.6 (24.2 to 46.5)	43.9 (31.6 to 60.8)	56.6 (40.7 to 78.4)	71.3 (51.3 to 98.8)	89.8 (64.6 to 124)	97.4 (70.1 to 135)	99.5 (71.6 to 138)	97.1 (69.9 to 135)	77.1 (55.5 to 107)	53.2 (38.3 to 73.8)	31.6 (22.7 to 43.8)	15.9 (11.4 to 22)	887
Drug-susceptible tuberculosis	0 (0 to 0)	0 (0 to 0)	0.1 (0 to 0.2)	0.7 (0.5 to 1)	0.8 (0.5 to 1.1)	1.3 (0.9 to 1.9)	3.5 (2.5 to 4.8)	6.2 (4.5 to 8.7)	10.6 (7.6 to 14.7)	16.4 (11.8 to 22.7)	23.1 (16.7 to 32)	31.8 (22.9 to 44)	41.6 (29.9 to 57.6)	53.6 (38.5 to 74.2)	67.5 (48.6 to 93.5)	85 (61.2 to 118)	92.2 (66.4 to 128)	94.2 (67.8 to 131)	91.9 (66.2 to 128)	73 (52.5 to 101)	50.4 (36.2 to 69.8)	29.9 (21.5 to 41.5)	15.1 (10.8 to 20.9)	839
Multidrug-resistant tuberculosis without extensive drug resistance	0 (0 to 0)	0 (0 to 0)	0 (0 to 0)	0 (0 to 0)	0 (0 to 0)	0 (0 to 0)	0 (0 to 0)	0 (0 to 0)	0 (0 to 0)	0 (0 to 0)	0 (0 to 0)	0 (0 to 0)	0 (0 to 0)	0 (0 to 0)	0 (0 to 0)	0 (0 to 0)	0 (0 to 0)	0 (0 to 0)	0 (0 to 0)	0 (0 to 0)	0 (0 to 0)	0 (0 to 0)	0 (0 to 0)	0 (0 to 0)	0
Extensively drug-resistant tuberculosis	0 (0 to 0)	0 (0 to 0)	0 (0 to 0)	0 (0 to 0)	0 (0 to 0)	0 (0 to 0)	0 (0 to 0)	0 (0 to 0)	0 (0 to 0)	0 (0 to 0)	0 (0 to 0)	0 (0 to 0)	0 (0 to 0)	0 (0 to 0)	0 (0 to 0)	0 (0 to 0)	0 (0 to 0)	0 (0 to 0)	0 (0 to 0)	0 (0 to 0)	0 (0 to 0)	0 (0 to 0)	0 (0 to 0)	0 (0 to 0)	0
Lower respiratory infections	7,900 (6,700 to 9,200)	1,750 (1,270 to 2,300)	1,280 (1,000 to 1,600)	1,300 (1,000 to 1,600)	990 (700 to 1,300)	350 (250 to 500)	290 (200 to 400)	290 (200 to 400)	290 (200 to 400)	290 (200 to 400)	290 (200 to 400)	290 (200 to 400)	290 (200 to 400)	290 (200 to 400)	290 (200 to 400)	290 (200 to 400)	290 (200 to 400)	290 (200 to 400)	290 (200 to 400)	290 (200 to 400)	290 (200 to 400)	290 (200 to 400)	290 (200 to 400)	43,400
Upper respiratory infections	0 (0 to 2.3)	0 (0 to 0)	0 (0 to 0.2)	0 (0 to 0)	0 (0 to 0)	0 (0 to 0)	0 (0 to 0)	0 (0 to 0)	0 (0 to 0)	0 (0 to 0)	0 (0 to 0)	0 (0 to 0)	0 (0 to 0)	0 (0 to 0)	0 (0 to 0)	0 (0 to 0)	0 (0 to 0)	0 (0 to 0)	0 (0 to 0)	0 (0 to 0)	0 (0 to 0)	0 (0 to 0)	0 (0 to 0)	0 (0 to 0)	0
Otitis media	0 (0 to 0)	0 (0 to 0)	0 (0 to 0)	0 (0 to 0)	0 (0 to 0)	0 (0 to 0)	0 (0 to 0)	0 (0 to 0)	0 (0 to 0)	0 (0 to 0)	0 (0 to 0)	0 (0 to 0)	0 (0 to 0)	0 (0 to 0)	0 (0 to 0)	0 (0 to 0)	0 (0 to 0)	0 (0 to 0)	0 (0 to 0)	0 (0 to 0)	0 (0 to 0)	0 (0 to 0)	0 (0 to 0)	0 (0 to 0)	0
Enteric infections	1,900 (1,700 to 2,100)	1,700 (1,500 to 1,900)	1,900 (1,700 to 2,100)	4900 (4,400 to 5,400)	2900 (2,600 to 3,200)	1,900 (1,700 to 2,100)	1,900 (1,700 to 2,100)	1,900 (1,700 to 2,100)	1,900 (1,700 to 2,100)	1,900 (1,700 to 2,100)	1,900 (1,700 to 2,100)	1,900 (1,700 to 2,100)	1,900 (1,700 to 2,100)	1,900 (1,700 to 2,100)	1,900 (1,700 to 2,100)	1,900 (1,700 to 2,100)	1,900 (1,700 to 2,100)	1,900 (1,700 to 2,100)	1,900 (1,700 to 2,100)	1,900 (1,700 to 2,100)	1,900 (1,700 to 2,100)	1,900 (1,700 to 2,100)	1,900 (1,700 to 2,100)	21,000
Diarrheal diseases	1,900 (1,700 to 2,100)	1,700 (1,500 to 1,900)	1,900 (1,700 to 2,100)	4,070 (3,600 to 4,500)	841 (600 to 1,100)	1,000 (700 to 1,300)	1,100 (800 to 1,400)	1,100 (800 to 1,400)	1,100 (800 to 1,400)	1,100 (800 to 1,400)	1,100 (800 to 1,400)	1,100 (800 to 1,400)	1,100 (800 to 1,400)	1,100 (800 to 1,400)	1,070 (800 to 1,400)	1,100 (800 to 1,400)	1,100 (800 to 1,400)	1,100 (800 to 1,400)	1,100 (800 to 1,400)	1,100 (800 to 1,400)	1,100 (800 to 1,400)	1,100 (800 to 1,400)	1,100 (800 to 1,400)	21,900
Typhoid and paratyphoid	0 (0 to 0)	0 (0 to 0)	0 (0 to 0)	0 (0 to 0)	0 (0 to 0)	0 (0 to 0)	0 (0 to 0)	0 (0 to 0)	0 (0 to 0)	0 (0 to 0)	0 (0 to 0)	0 (0 to 0)	0 (0 to 0)	0 (0 to 0)	0 (0 to 0)	0 (0 to 0)	0 (0 to 0)	0 (0 to 0)	0 (0 to 0)	0 (0 to 0)	0 (0 to 0)	0 (0 to 0)	0 (0 to 0)	0 (0 to 0)	0
Invasive non-typhoidal Salmonella (iNTS)	0 (0 to 0)	0 (0 to 0)	0 (0 to 0)	0 (0 to 0)	0 (0 to 0)	0 (0 to 0)	0 (0 to 0)	0 (0 to 0)	0 (0 to 0)	0 (0 to 0)	0 (0 to 0)	0 (0 to 0)	0 (0 to 0)	0 (0 to 0)	0 (0 to 0)	0 (0 to 0)	0 (0 to 0)	0 (0 to 0)	0 (0 to 0)	0 (0 to 0)	0 (0 to 0)	0 (0 to 0)	0 (0 to 0)	0 (0 to 0)	0
Other intestinal infectious diseases	0 (0 to 0)	0 (0 to 0)	0 (0 to 0)	0 (0 to 0)	0 (0 to 0)	0 (0 to 0)	0 (0 to 0)	0 (0 to 0)	0 (0 to 0)	0 (0 to 0)	0 (0 to 0)	0 (0 to 0)	0 (0 to 0)	0 (0 to 0)	0 (0 to 0)	0 (0 to 0)	0 (0 to 0)	0 (0 to 0)	0 (0 to 0)	0 (0 to 0)	0 (0 to 0)	0 (0 to 0)	0 (0 to 0)	0 (0 to 0)	0
Neglected tropical diseases and malaria	6.6 (3.6 to 9)	1.2 (0.6 to 1.8)	4.8 (1.9 to 7.8)	6.7 (3.7 to 10.2)	4.7 (2.4 to 7.3)	2.3 (1.1 to 3.7)	2.2 (1.1 to 3.5)	2.3 (1.1 to 3.6)	2.3 (1.1 to 3.6)	2.3 (1.1 to 3.6)	2.3 (1.1 to 3.7)	2.3 (1.1 to 3.7)	2.3 (1.1 to 3.7)	1.7 (0.8 to 2.8)	1.6 (0.8 to 2.6)	1.6 (0.8 to 2.6)	1.5 (0.7 to 2.5)	1.1 (0.5 to 1.9)	0.7 (0.3 to 1.3)	0.5 (0.2 to 1.0)	0.3 (0.1 to 0.6)	0.2 (0.1 to 0.4)	0.1 (0 to 0.2)	5,040
Malaria	0 (0 to 0)	0 (0 to 0)	0 (0 to 0)	0 (0 to 0)	0 (0 to 0)	0 (0 to 0)	0 (0 to 0)	0 (0 to 0)	0 (0 to 0)	0 (0 to 0)	0 (0 to 0)	0 (0 to 0)	0 (0 to 0)	0 (0 to 0)	0 (0 to 0)	0 (0 to 0)	0 (0 to 0)	0 (0 to 0)	0 (0 to 0)	0 (0 to 0)	0 (0 to 0)	0 (0 to 0)	0 (0 to 0)	0 (0 to 0)	0
Chagas disease	0 (0 to 0)	0 (0 to 0)	0 (0 to 0)	0 (0 to 0)	0 (0 to 0)	0 (0 to 0)	0 (0 to 0)	0 (0 to 0)	0 (0 to 0)	0 (0 to 0)	0 (0 to 0)	0 (0 to 0)	0 (0 to 0)	0 (0 to 0)	0 (0 to 0)	0 (0 to 0)	0 (0 to 0)	0 (0 to 0)	0 (0 to 0)	0 (0 to 0)	0 (0 to 0)	0 (0 to 0)	0 (0 to 0)	0 (0 to 0)	0
Leishmaniasis	0 (0 to 0)	0 (0 to 0)	0 (0 to 0)	0 (0 to 0)	0 (0 to 0)	0 (0 to 0)	0 (0 to 0)	0 (0 to 0)	0 (0 to 0)	0 (0 to 0)	0 (0 to 0)	0 (0 to 0)	0 (0 to 0)	0 (0 to 0)	0 (0 to 0)	0 (0 to 0)	0 (0 to 0)	0 (0 to 0)	0 (0 to 0)	0 (0 to 0)	0 (0 to 0)	0 (0 to 0)	0 (0 to 0)	0 (0 to 0)	0
Visceral leishmaniasis	0 (0 to 0)	0 (0 to 0)	0 (0 to 0)	0 (0 to 0)	0 (0 to 0)	0 (0 to 0)	0 (0 to 0)	0 (0 to 0)	0 (0 to 0)	0 (0 to 0)	0 (0 to 0)	0 (0 to 0)	0 (0 to 0)	0 (0 to 0)	0 (0 to 0)	0 (0 to 0)	0 (0 to 0)	0 (0 to 0)	0 (0 to 0)	0 (0 to 0)	0 (0 to 0)	0 (0 to 0)	0 (0 to 0)	0 (0 to 0)	0
Cutaneous and mucocutaneous leishmaniasis	0 (0 to 0)	0 (0 to 0)	0 (0 to 0)	0 (0 to 0)	0 (0 to 0)	0 (0 to 0)	0 (0 to 0)	0 (0 to 0)	0 (0 to 0)	0 (0 to 0)	0 (0 to 0)	0 (0 to 0)	0 (0 to 0)	0 (0 to 0)	0 (0 to 0)	0 (0 to 0)	0 (0 to 0)	0 (0 to 0)	0 (0 to 0)	0 (0 to 0)	0 (0 to 0)	0 (0 to 0)	0 (0 to 0)	0 (0 to 0)	61
African trypanosomiasis	0 (0 to 0)	0 (0 to 0)	0 (0 to 0)	0 (0 to 0)	0 (0 to 0)	0 (0 to 0)	0 (0 to 0)	0 (0 to 0)	0 (0 to 0)	0 (0 to 0)	0 (0 to 0)	0 (0 to 0)	0 (0 to 0)	0 (0 to 0)	0 (0 to 0)	0 (0 to 0)	0 (0 to 0)	0 (0 to 0)	0 (0 to 0)	0 (0 to 0)	0 (0 to 0)	0 (0 to 0)	0 (0 to 0)	0 (0 to 0)	0
Schistosomiasis	0 (0 to 0)	0 (0 to 0)	0 (0 to 0)	0 (0 to 0)	0 (0 to 0)	0 (0 to 0)	0 (0 to 0)	0 (0 to 0)	0 (0 to 0)	0 (0 to 0)	0 (0 to 0)	0 (0 to 0)	0 (0 to 0)	0 (0 to 0)	0 (0 to 0)	0 (0 to 0)	0 (0 to 0)	0 (0 to 0)	0 (0 to 0)	0 (0 to 0)	0 (0 to 0)	0 (0 to 0)	0 (0 to 0)	0 (0 to 0)	0
Cysticercosis	0 (0 to 0)	0 (0 to 0)	0 (0 to 0)	0.1 (0 to 0.2)	1.3 (0.9 to 2.2)	4.5 (2.1 to 8.9)	29.2 (9 to 76)	63.7 (19 to 167)	99.2 (27.5 to 267)	122 (28.7 to 335)	166 (29.1 to 471)	227 (26.9 to 670)	292 (20.5 to 870)	414 (12.7 to 1,180)	523 (7.9 to 1,770)	587 (2.69 to 2,060)	593 (2.69 to 1,960)	429 (1.61 to 1,470)	299 (1.08 to 1,050)	190 (0.69 to 662)	86.1 (0.28 to 294)	42.4 (0.13 to 145)	4,110
Cystic echinococcosis	0 (0 to 0)	0 (0 to 0)	0 (0 to 0)	0.2 (0 to 0.3)	0.2 (0 to 0.3)	0.2 (0 to 0.3)	0.2 (0 to 0.3)	0.2 (0 to 0.3)	0.2 (0 to 0.3)	0.2 (0 to 0.3)	0.2 (0 to 0.3)	0.2 (0 to 0.3)	0.2 (0 to 0.3)	0.4 (0 to 1.4)	0.4 (0 to 1.4)	0.4 (0 to 1.4)	0.3 (0 to 1.1)	0.2 (0 to 0.8)	0.2 (0 to 0.7)	0.1 (0 to 0.5)	0.1 (0 to 0.3)	0 (0 to 0.1)	0 (0 to 0.1)	4.9
Lymphatic filariasis	0 (0 to 0)	0 (0 to 0)	0 (0 to 0)	0 (0 to 0)	0 (0 to 0)	0 (0 to 0)	0 (0 to 0)	0 (0 to 0)	0 (0 to 0)	0 (0 to 0)	0 (0 to 0)	0 (0 to 0)	0 (0 to 0)	0 (0 to 0)	0 (0 to 0)	0 (0 to 0)	0 (0 to 0)	0 (0 to 0)	0 (0 to 0)	0 (0 to 0)	0 (0 to 0)	0 (0 to 0)	0 (0 to 0)	0 (0 to 0)	0
Onchocerciasis	0 (0 to 0)	0 (0 to 0)	0 (0 to 0)	0 (0 to 0)	0 (0 to 0)	0 (0 to 0)	0 (0 to 0)	0 (0 to 0)	0 (0 to 0)	0 (0 to 0)	0 (0 to 0)	0 (0 to 0)	0 (0 to 0)	0 (0 to 0)	0 (0 to 0)	0 (0 to 0)	0 (0 to 0)	0 (0 to 0)	0 (0 to 0)	0 (0 to 0)	0 (0 to 0)	0 (0 to 0)	0 (0 to 0)	0 (0 to 0)	0
Trachoma	0 (0 to 0)	0 (0 to 0)	0 (0 to 0)	0 (0 to 0)	0 (0 to 0)	0 (0 to 0)	0 (0 to 0)	0 (0 to 0)	0 (0 to 0)	0 (0 to 0)	0 (0 to 0)	0 (0 to 0)	0 (0 to 0)	0 (0 to 0)	0 (0 to 0)	0 (0 to 0)	0 (0 to 0)	0 (0 to 0)	0 (0 to 0)	0 (0 to 0)	0 (0 to 0)	0 (0 to 0)	0 (0 to 0)	0 (0 to 0)	0
Dengue	0 (0 to 0)	0.2 (0.2 to 0.3)	0.2 (0.2 to 0.3)	0.9 (0.7 to 1.2)	1.3 (0.9 to 1.8)	2.2 (1.5 to 3.2)	2.3 (1.6 to 3.3)	2.3 (1.6 to 3.3)	2.3 (1.6 to 3.3)	2.3 (1.6 to 3.3)	2.3 (1.6 to 3.3)	2.3 (1.6 to 3.3)	2.3 (1.6 to 3.3)	1.7 (1.2 to 2.4)	1.6 (1.1 to 2.3)	1.6 (1.1 to 2.3)	1.5 (1 to 2.2)	1.1 (0.7 to 1.6)	0.7 (0.5 to 1.1)	0.5 (0.3 to 0.8)	0.3 (0.2 to 0.5)	0.2 (0.1 to 0.3)	0.1 (0 to 0.2)	30.1
Yellow fever	0 (0 to 0)	0 (0 to 0)	0 (0 to 0)	0 (0 to 0)	0 (0 to 0)	0 (0 to 0)	0 (0 to 0)	0 (0 to 0)	0 (0 to 0)	0 (0 to 0)	0 (0 to 0)	0 (0 to 0)	0 (0 to 0)	0 (0 to 0)	0 (0 to 0)	0 (0 to 0)	0 (0 to 0)	0 (0 to 0)	0 (0 to 0)	0 (0 to 0)	0 (0 to 0)	0 (0 to 0)	0 (0 to 0)	0 (0 to 0)	0
Rabies	0 (0 to 0)	0 (0 to 0)	0 (0 to 0)	0 (0 to 0)	0 (0 to 0)	0 (0 to 0)	0 (0 to 0)	0 (0 to 0)	0 (0 to 0)	0 (0 to 0)	0 (0 to 0)	0 (0 to 0)	0 (0 to 0)	0 (0 to 0)	0 (0 to 0)	0 (0 to 0)	0 (0 to 0)	0 (0 to 0)	0 (0 to 0)	0 (0 to 0)	0 (0 to 0)	0 (0 to 0)	0 (0 to 0)	0 (0 to 0)	0
Intestinal nematode infections	0 (0 to 0)	0 (0 to 0)	0 (0 to 0)	0 (0 to 0)	0 (0 to 0)	0 (0 to 0)	0 (0 to 0)	0 (0 to 0)	0 (0 to 0)	0 (0 to 0)	0 (0 to 0)	0 (0 to 0)	0 (0 to 0)	0 (0 to 0)	0 (0 to 0)	0 (0 to 0)	0 (0 to 0)	0 (0 to 0)	0 (0 to 0)	0 (0 to 0)	0 (0 to 0)	0 (



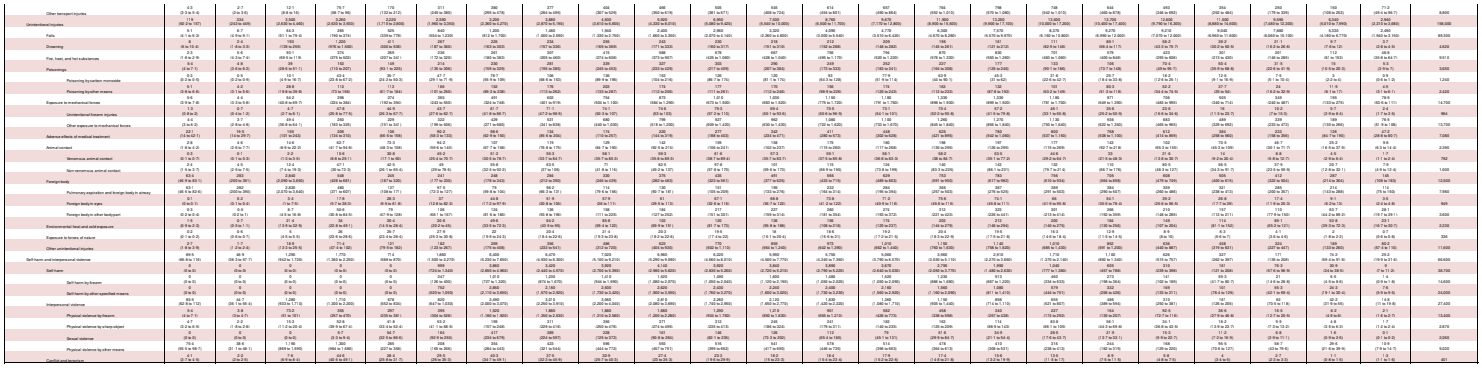

SR Table 2b: Utah DALYS by cause and age group for females with 95% uncertainty intervals, 2019

Cause	Early Neonatal	Late Neonatal	Post-Neonatal	1 to 4	5 to 9	10 to 14	15 to 19	20 to 24	25 to 29	30 to 34	35 to 39	40 to 44	45 to 49	50 to 54	55 to 59	60 to 64	65 to 69	70 to 74	75 to 79	80 to 84	85 to 89	90 to 94	95 plus	Total
All causes	4,010 (3,770 to 5,060)	1,769 (930 to 3,450)	2,680 (2,200 to 3,300)	3,680 (3,040 to 4,500)	4,460 (3,690 to 5,760)	8,670 (6,810 to 11,400)	17,700 (13,600 to 22,900)	21,700 (16,700 to 27,100)	23,200 (18,100 to 28,700)	22,900 (18,100 to 28,200)	26,100 (20,900 to 32,200)	26,900 (21,600 to 32,900)	26,900 (21,600 to 32,900)	26,200 (20,100 to 32,200)	26,200 (20,200 to 32,200)	26,900 (20,600 to 33,000)	27,000 (20,600 to 33,000)	26,900 (20,600 to 33,000)	26,900 (20,600 to 33,000)	27,000 (20,700 to 33,200)	26,900 (20,600 to 33,000)	17,000 (13,000 to 20,900)	10,600 (8,560 to 13,700)	6,190 (2,990 to 9,550)	416,000
Communicable, maternal, neonatal, and nutritional diseases	3,260 (2,670 to 4,270)	599 (350 to 797)	650 (486 to 799)	627 (439 to 1,090)	634 (560 to 1,290)	759 (521 to 1,120)	933 (647 to 1,410)	870 (549 to 1,350)	926 (720 to 1,220)	932 (720 to 1,240)	1,090 (780 to 1,480)	1,090 (770 to 1,450)	1,090 (770 to 1,450)	941 (620 to 1,390)	771 (509 to 1,220)	809 (534 to 1,280)	798 (519 to 1,300)	840 (554 to 1,330)	895 (577 to 1,390)	836 (548 to 1,290)	799 (500 to 1,362)	371 (209 to 777)	277 (207 to 358)	20,700
HIV/AIDS and sexually transmitted infections	0.3 (0.2 to 0.5)	0.2 (0.1 to 0.4)	2.0 (1.6 to 2.4)	2.1 (1.6 to 2.7)	1.0 (1 to 1.4)	2.2 (2 to 4.2)	11.6 (8.1 to 16.3)	39.6 (31.2 to 50.1)	72.6 (58.6 to 107)	97.6 (81.1 to 144)	117.0 (97.1 to 172)	115.0 (96.1 to 169)	102.0 (85.5 to 150)	82.5 (68.9 to 121)	62.0 (51.8 to 91.1)	38.2 (31.9 to 56.2)	27.3 (22.8 to 40.1)	23.3 (19.4 to 34.2)	19.2 (16 to 28.2)	16.7 (13.9 to 24.5)	4.4 (3.7 to 6.5)	2.7 (2.3 to 4)	1.2 (0.9 to 1.8)	648 (513 to 910)
HIV/AIDS	0 (0 to 0)	0 (0 to 0)	2.2 (1.7 to 2.6)	2.1 (1.7 to 2.6)	1.2 (1 to 1.4)	1.2 (1 to 1.4)	3.8 (3.1 to 4.6)	13.5 (10.9 to 17)	32.6 (26.2 to 42)	68.2 (54.7 to 87.3)	99.4 (80.3 to 127.3)	92.6 (74.8 to 118.5)	39 (31.5 to 49.9)	29.4 (23.8 to 37.6)	19 (15.4 to 24.3)	13.4 (10.8 to 17.2)	7.5 (6.1 to 9.6)	2.3 (1.9 to 2.9)	1 (0.8 to 1.3)	0.3 (0.2 to 0.4)	0.1 (0.1 to 0.2)	0.1 (0 to 0.1)	0 (0 to 0)	310
HIV/AIDS - Drug-susceptible Tuberculosis	0 (0 to 0)	0 (0 to 0)	0 (0 to 0)	0 (0 to 0)	0 (0 to 0)	0 (0 to 0)	0 (0 to 0)	0 (0 to 0)	0 (0 to 0)	0 (0 to 0)	0 (0 to 0)	0 (0 to 0)	0 (0 to 0)	0 (0 to 0)	0 (0 to 0)	0 (0 to 0)	0 (0 to 0)	0 (0 to 0)	0 (0 to 0)	0 (0 to 0)	0 (0 to 0)	0 (0 to 0)	0 (0 to 0)	0 (0 to 0)	3.6
HIV/AIDS - Multidrug-resistant Tuberculosis without extensive	0 (0 to 0)	0 (0 to 0)	0 (0 to 0)	0 (0 to 0)	0 (0 to 0)	0 (0 to 0)	0 (0 to 0)	0 (0 to 0)	0 (0 to 0)	0 (0 to 0)	0 (0 to 0)	0 (0 to 0)	0 (0 to 0)	0 (0 to 0)	0 (0 to 0)	0 (0 to 0)	0 (0 to 0)	0 (0 to 0)	0 (0 to 0)	0 (0 to 0)	0 (0 to 0)	0 (0 to 0)	0 (0 to 0)	0 (0 to 0)	0.1
HIV/AIDS - Extensively drug-resistant Tuberculous	0 (0 to 0)	0 (0 to 0)	0 (0 to 0)	0 (0 to 0)	0 (0 to 0)	0 (0 to 0)	0 (0 to 0)	0 (0 to 0)	0 (0 to 0)	0 (0 to 0)	0 (0 to 0)	0 (0 to 0)	0 (0 to 0)	0 (0 to 0)	0 (0 to 0)	0 (0 to 0)	0 (0 to 0)	0 (0 to 0)	0 (0 to 0)	0 (0 to 0)	0 (0 to 0)	0 (0 to 0)	0 (0 to 0)	0 (0 to 0)	0
HIV/AIDS resulting in other diseases	0 (0 to 0)	0 (0 to 0)	(1.6 to 2.3)	(1.7 to 2.4)	(1 to 1.4)	(1 to 1.4)	(10.3 to 16.9)	(24.6 to 41.4)	(56.3 to 90.7)	(49.7 to 76.4)	(42.5 to 66.9)	(36.8 to 58.7)	(30.7 to 48.9)	(25.1 to 37.7)	(21.7 to 32.2)	(19.5 to 28.7)	(17.1 to 24.9)	(14.6 to 21.1)	(12.3 to 17.8)	(9.9 to 14.3)	(8.1 to 11.8)	(6.3 to 9.2)	(3.1 to 4.5)	307
Sexually transmitted infections excluding HIV	0.3 (0.2 to 0.4)	0.2 (0.1 to 0.4)	(1.6 to 2.1)	(1.6 to 2.1)	(1 to 1.4)	(1.9 to 2.7)	7.8 (5.1 to 11.5)	25.8 (20.2 to 33.1)	39.9 (31.2 to 51.1)	47.5 (37.1 to 61.1)	51.6 (40.5 to 66.1)	48.4 (38.1 to 62.1)	40.9 (32.2 to 52.5)	32.6 (25.7 to 41.9)	24.3 (19.2 to 31.2)	15.1 (11.9 to 19.4)	9.8 (7.7 to 12.6)	8.1 (6.4 to 10.4)	6.7 (5.3 to 8.6)	6.4 (5.1 to 8.2)	4.4 (3.5 to 5.6)	2.7 (2.1 to 3.5)	1.2 (0.9 to 1.5)	318
Syphilis	0 (0 to 0)	0 (0 to 0)	0 (0 to 0)	0 (0 to 0)	0 (0 to 0)	0 (0 to 0)	0 (0 to 0)	0 (0 to 0)	0 (0 to 0)	0 (0 to 0)	0 (0 to 0)	0 (0 to 0)	0 (0 to 0)	0 (0 to 0)	0 (0 to 0)	0 (0 to 0)	0 (0 to 0)	0 (0 to 0)	0 (0 to 0)	0 (0 to 0)	0 (0 to 0)	0 (0 to 0)	0 (0 to 0)	0 (0 to 0)	0.1
Chlamydial infection	0 (0 to 0)	0 (0 to 0)	0 (0 to 0)	0 (0 to 0)	0 (0 to 0)	0 (0 to 0)	0 (0 to 0)	0 (0 to 0)	0 (0 to 0)	0 (0 to 0)	0 (0 to 0)	0 (0 to 0)	0 (0 to 0)	0 (0 to 0)	0 (0 to 0)	0 (0 to 0)	0 (0 to 0)	0 (0 to 0)	0 (0 to 0)	0 (0 to 0)	0 (0 to 0)	0 (0 to 0)	0 (0 to 0)	0 (0 to 0)	0.1
Gonococcal infection	0 (0 to 0)	0 (0 to 0)	0 (0 to 0)	0 (0 to 0)	0 (0 to 0)	0 (0 to 0)	0 (0 to 0)	0 (0 to 0)	0 (0 to 0)	0 (0 to 0)	0 (0 to 0)	0 (0 to 0)	0 (0 to 0)	0 (0 to 0)	0 (0 to 0)	0 (0 to 0)	0 (0 to 0)	0 (0 to 0)	0 (0 to 0)	0 (0 to 0)	0 (0 to 0)	0 (0 to 0)	0 (0 to 0)	0 (0 to 0)	0.1
Trichomoniasis	0 (0 to 0)	0 (0 to 0)	0 (0 to 0)	0 (0 to 0)	0 (0 to 0)	0 (0 to 0)	0 (0 to 0)	0 (0 to 0)	0 (0 to 0)	0 (0 to 0)	0 (0 to 0)	0 (0 to 0)	0 (0 to 0)	0 (0 to 0)	0 (0 to 0)	0 (0 to 0)	0 (0 to 0)	0 (0 to 0)	0 (0 to 0)	0 (0 to 0)	0 (0 to 0)	0 (0 to 0)	0 (0 to 0)	0 (0 to 0)	0.1
Genital herpes	0 (0 to 0)	0 (0 to 0)	0 (0 to 0)	0 (0 to 0)	0 (0 to 0)	0 (0 to 0)	0 (0 to 0)	0 (0 to 0)	0 (0 to 0)	0 (0 to 0)	0 (0 to 0)	0 (0 to 0)	0 (0 to 0)	0 (0 to 0)	0 (0 to 0)	0 (0 to 0)	0 (0 to 0)	0 (0 to 0)	0 (0 to 0)	0 (0 to 0)	0 (0 to 0)	0 (0 to 0)	0 (0 to 0)	0 (0 to 0)	0.1
Other sexually transmitted infections	0 (0 to 0)	0 (0 to 0)	0 (0 to 0)	0 (0 to 0)	0 (0 to 0)	0 (0 to 0)	0 (0 to 0)	0 (0 to 0)	0 (0 to 0)	0 (0 to 0)	0 (0 to 0)	0 (0 to 0)	0 (0 to 0)	0 (0 to 0)	0 (0 to 0)	0 (0 to 0)	0 (0 to 0)	0 (0 to 0)	0 (0 to 0)	0 (0 to 0)	0 (0 to 0)	0 (0 to 0)	0 (0 to 0)	0 (0 to 0)	0.1
Respiratory infections and tuberculosis	130 (93 to 211)	36 (18 to 56)	104 (107 to 207)	271 (180 to 398)	220 (166 to 426)	220 (158 to 388)	286 (182 to 543)	287 (183 to 516)	291 (188 to 519)	291 (188 to 519)	297 (189 to 519)	297 (189 to 519)	297 (189 to 519)	297 (189 to 519)	297 (189 to 519)	297 (189 to 519)	297 (189 to 519)	297 (189 to 519)	297 (189 to 519)	297 (189 to 519)	297 (189 to 519)	297 (189 to 519)	297 (189 to 519)	6,730
Tuberculosis	0 (0 to 0)	0 (0 to 0)	0 (0.2 to 0.3)	0 (0.4 to 0.7)	0 (0.2 to 0.3)	0 (0.2 to 0.4)	0 (0.6 to 1.4)	0 (1.3 to 3.2)	0 (1.8 to 4.2)	0 (1.9 to 3.4)	0 (1.4 to 3)	0 (1.4 to 3)	0 (1.3 to 2.8)	0 (1.3 to 2.9)	0 (1.4 to 3.7)	0 (2 to 4.6)	0 (2.7 to 5.1)	0 (3 to 5.5)	0 (2.9 to 4.7)	0 (1.9 to 3.4)	0 (1.3 to 2.4)	0 (0.6 to 1.3)	0 (0.2 to 0.5)	40.3
Latent tuberculosis infection	0 (0 to 0)	0 (0 to 0)	0 (0 to 0)	0 (0 to 0)	0 (0 to 0)	0 (0 to 0)	0 (0 to 0)	0 (0 to 0)	0 (0 to 0)	0 (0 to 0)	0 (0 to 0)	0 (0 to 0)	0 (0 to 0)	0 (0 to 0)	0 (0 to 0)	0 (0 to 0)	0 (0 to 0)	0 (0 to 0)	0 (0 to 0)	0 (0 to 0)	0 (0 to 0)	0 (0 to 0)	0 (0 to 0)	0 (0 to 0)	0
Drug-susceptible Tuberculosis	0 (0 to 0)	0 (0 to 0)	0 (0 to 0)	0 (0 to 0)	0 (0 to 0)	0 (0 to 0)	0 (0 to 0)	0 (0 to 0)	0 (0 to 0)	0 (0 to 0)	0 (0 to 0)	0 (0 to 0)	0 (0 to 0)	0 (0 to 0)	0 (0 to 0)	0 (0 to 0)	0 (0 to 0)	0 (0 to 0)	0 (0 to 0)	0 (0 to 0)	0 (0 to 0)	0 (0 to 0)	0 (0 to 0)	0 (0 to 0)	39.1
Multidrug-resistant tuberculosis without extensive drug-resistat	0 (0 to 0)	0 (0 to 0)	0 (0 to 0)	0 (0 to 0)	0 (0 to 0)	0 (0 to 0)	0 (0 to 0)	0 (0 to 0)	0 (0 to 0)	0 (0 to 0)	0 (0 to 0)	0 (0 to 0)	0 (0 to 0)	0 (0 to 0)	0 (0 to 0)	0 (0 to 0)	0 (0 to 0)	0 (0 to 0)	0 (0 to 0)	0 (0 to 0)	0 (0 to 0)	0 (0 to 0)	0 (0 to 0)	0 (0 to 0)	1
Extensively drug-resistant tuberculosis	0 (0 to 0)	0 (0 to 0)	0 (0 to 0)	0 (0 to 0)	0 (0 to 0)	0 (0 to 0)	0 (0 to 0)	0 (0 to 0)	0 (0 to 0)	0 (0 to 0)	0 (0 to 0)	0 (0 to 0)	0 (0 to 0)	0 (0 to 0)	0 (0 to 0)	0 (0 to 0)	0 (0 to 0)	0 (0 to 0)	0 (0 to 0)	0 (0 to 0)	0 (0 to 0)	0 (0 to 0)	0 (0 to 0)	0 (0 to 0)	0.2
Lower respiratory infections	13.9 (9.3 to 21.9)	23.3 (12.6 to 39.2)	7.12 (5.1 to 9.3)	60.7 (39.9 to 108)	29.1 (20.6 to 66.4)	27.7 (20.3 to 57.1)	42.6 (30.1 to 86.4)	69.4 (50.1 to 140)	67 (50.4 to 135)	66.2 (49.6 to 134)	77.7 (57.7 to 173)	77.7 (58.1 to 167)	77.7 (58.1 to 167)	77.7 (58.1 to 167)	77.7 (58.1 to 167)	77.7 (58.1 to 167)	77.7 (58.1 to 167)	77.7 (58.1 to 167)	77.7 (58.1 to 167)	77.7 (58.1 to 167)	77.7 (58.1 to 167)	77.7 (58.1 to 167)	77.7 (58.1 to 167)	1,770
Upper respiratory infections	0.4 (0.1 to 1.1)	2.1 (0.4 to 5.6)	0.6 (0.2 to 1.4)	1.9 (0.6 to 5.1)	1.6 (0.5 to 4.4)	1.6 (0.5 to 4.4)	1.6 (0.5 to 4.4)	1.6 (0.5 to 4.4)	1.6 (0.5 to 4.4)	1.6 (0.5 to 4.4)	1.6 (0.5 to 4.4)	1.6 (0.5 to 4.4)	1.6 (0.5 to 4.4)	1.6 (0.5 to 4.4)	1.6 (0.5 to 4.4)	1.6 (0.5 to 4.4)	1.6 (0.5 to 4.4)	1.6 (0.5 to 4.4)	1.6 (0.5 to 4.4)	1.6 (0.5 to 4.4)	1.6 (0.5 to 4.4)	1.6 (0.5 to 4.4)	1.6 (0.5 to 4.4)	1,770
Otitis media	0 (0 to 0)	0 (0 to 0.3)	0 (0.4 to 0.8)	0 (0.2 to 0.5)	0 (0.1 to 0.3)	0 (0.1 to 0.3)	0 (0.1 to 0.3)	0 (0.1 to 0.3)	0 (0.1 to 0.3)	0 (0.1 to 0.3)	0 (0.1 to 0.3)	0 (0.1 to 0.3)	0 (0.1 to 0.3)	0 (0.1 to 0.3)	0 (0.1 to 0.3)	0 (0.1 to 0.3)	0 (0.1 to 0.3)	0 (0.1 to 0.3)	0 (0.1 to 0.3)	0 (0.1 to 0.3)	0 (0.1 to 0.3)	0 (0.1 to 0.3)	0 (0.1 to 0.3)	264
Enteric infections	2.3 (1.5 to 3.4)	0.6 (0.3 to 2)	0.5 (0.1 to 0.7)	7.9 (2.1 to 17)	4.2 (1.2 to 12)	3.9 (1.2 to 12)	4.2 (1.2 to 12)	4.2 (1.2 to 12)	4.2 (1.2 to 12)	4.2 (1.2 to 12)	4.2 (1.2 to 12)	4.2 (1.2 to 12)	4.2 (1.2 to 12)	4.2 (1.2 to 12)	4.2 (1.2 to 12)	4.2 (1.2 to 12)	4.2 (1.2 to 12)	4.2 (1.2 to 12)	4.2 (1.2 to 12)	4.2 (1.2 to 12)	4.2 (1.2 to 12)	4.2 (1.2 to 12)	4.2 (1.2 to 12)	1,740
Diarrheal diseases	2.3 (1.5 to 3.4)	0.6 (0.3 to 2)	0.5 (0.1 to 0.7)	7.9 (2.1 to 17)	4.2 (1.2 to 12)	3.9 (1.2 to 12)	4.2 (1.2 to 12)	4.2 (1.2 to 12)	4.2 (1.2 to 12)	4.2 (1.2 to 12)	4.2 (1.2 to 12)	4.2 (1.2 to 12)	4.2 (1.2 to 12)	4.2 (1.2 to 12)	4.2 (1.2 to 12)	4.2 (1.2 to 12)	4.2 (1.2 to 12)	4.2 (1.2 to 12)	4.2 (1.2 to 12)	4.2 (1.2 to 12)	4.2 (1.2 to 12)	4.2 (1.2 to 12)	4.2 (1.2 to 12)	1,730
Typhoid and paratyphoid	0 (0 to 0)	0 (0 to 0)	0 (0 to 0)	0 (0 to 0)	0 (0 to 0)	0 (0 to 0)	0 (0 to 0)	0 (0 to 0)	0 (0 to 0)	0 (0 to 0)	0 (0 to 0)	0 (0 to 0)	0 (0 to 0)	0 (0 to 0)	0 (0 to 0)	0 (0 to 0)	0 (0 to 0)	0 (0 to 0)	0 (0 to 0)	0 (0 to 0)	0 (0 to 0)	0 (0 to 0)	0 (0 to 0)	0 (0 to 0)	0.4
Typhoid fever	0 (0 to 0)	0 (0 to 0)	0 (0 to 0)	0 (0 to 0)	0 (0 to 0)	0 (0 to 0)	0 (0 to 0)	0 (0 to 0)	0 (0 to 0)	0 (0 to 0)	0 (0 to 0)	0 (0 to 0)	0 (0 to 0)	0 (0 to 0)	0 (0 to 0)	0 (0 to 0)	0 (0 to 0)	0 (0 to 0)	0 (0 to 0)	0 (0 to 0)	0 (0 to 0)	0 (0 to 0)	0 (0 to 0)	0 (0 to 0)	0.1
Paratyphoid fever	0 (0 to 0)	0 (0 to 0)	0 (0 to 0)	0 (0 to 0)	0 (0 to 0)	0 (0 to 0)	0 (0 to 0)	0 (0 to 0)	0 (0 to 0)	0 (0 to 0)	0 (0 to 0)	0 (0 to 0)	0 (0 to 0)	0 (0 to 0)	0 (0 to 0)	0 (0 to 0)	0 (0 to 0)	0 (0 to 0)	0 (0 to 0)	0 (0 to 0)	0 (0 to 0)	0 (0 to 0)	0 (0 to 0)	0 (0 to 0)	0.3
Invasive Non-typhoidal Salmonella (iNTS)	0 (0 to 0)	0 (0 to 0)	0 (0 to 0)	0 (0 to 0)	0 (0 to 0)	0 (0 to 0)	0 (0 to 0)	0 (0 to 0)	0 (0 to 0)	0 (0 to 0)	0 (0 to 0)	0 (0 to 0)	0 (0 to 0)	0 (0 to 0)	0 (0 to 0)	0 (0 to 0)	0 (0 to 0)	0 (0 to 0)	0 (0 to 0)	0 (0 to 0)	0 (0 to 0)	0 (0 to 0)	0 (0 to 0)	0 (0 to 0)	0.1
Other intestinal infectious diseases	2.3 (1.5 to 3.4)	0.6 (0.3 to 2)	0.4 (0.1 to 0.7)	7.9 (2.1 to 17)	4.2 (1.2 to 12)	3.9 (1.2 to 12)	4.2 (1.2 to 12)	4.2 (1.2 to 12)	4.2 (1.2 to 12)	4.2 (1.2 to 12)	4.2 (1.2 to 12)	4.2 (1.2 to 12)	4.2 (1.2 to 12)	4.2 (1.2 to 12)	4.2 (1.2 to 12)	4.2 (1.2 to 12)	4.2 (1.2 to 12)	4.2 (1.2 to 12)	4.2 (1.2 to 12)	4.2 (1.2 to 12)	4.2 (1.2 to 12)	4.2 (1.2 to 12)	4.2 (1.2 to 12)	2.8
Neglected tropical diseases and malaria	0.3 (0.1 to 0.6)	0.2 (0.1 to 0.5)	0.6 (0.1 to 1.7)	0.9 (0.2 to 2.7)	0.8 (0.2 to 2.7)	0.8 (0.2 to 2.7)	0.9 (0.2 to 2.7)	0.9 (0.2 to 2.7)	0.9 (0.2 to 2.7)	0.9 (0.2 to 2.7)	0.9 (0.2 to 2.7)	0.9 (0.2 to 2.7)	0.9 (0.2 to 2.7)	0.9 (0.2 to 2.7)	0.9 (0.2 to 2.7)	0.9 (0.2 to 2.7)	0.9 (0.2 to 2.7)	0.9 (0.2 to 2.7)	0.9 (0.2 to 2.7)	0.9 (0.2 to 2.7)	0.9 (0.2 to 2.7)	0.9 (0.2 to 2.7)	0.9 (0.2 to 2.7)	427
Malaria	0 (0 to 0)	0 (0 to 0)	0 (0 to 0)	0 (0 to 0)	0 (0 to 0)	0 (0 to 0)	0 (0 to 0)	0 (0 to 0)	0 (0 to 0)	0 (0 to 0)	0 (0 to 0)	0 (0 to 0)	0 (0 to 0)	0 (0 to 0)	0 (0 to 0)	0 (0 to 0)	0 (0 to 0)	0 (0 to 0)	0 (0 to 0)	0 (0 to 0)	0 (0 to 0)	0 (0 to 0)	0 (0 to 0)	0 (0 to 0)	0 (0 to 0)	0
Chagas disease	0 (0 to 0)	0 (0 to 0)	0 (0 to 0)	0 (0 to 0)	0 (0 to 0)	0 (0 to 0)	0 (0 to 0)	0 (0 to 0)	0 (0 to 0)	0 (0 to 0)	0 (0 to 0)	0 (0 to 0)	0 (0 to 0)	0 (0 to 0)	0 (0 to 0)	0 (0 to 0)	0 (0 to 0)	0 (0 to 0)	0 (0 to 0)	0 (0 to 0)	0 (0 to 0)	0 (0 to 0)	0 (0 to 0)	0 (0 to 0)	0 (0 to 0)	1.9
Leishmaniasis	0 (0 to 0)	0 (0 to 0)	0 (0 to 0)	0 (0 to 0)	0 (0 to 0)	0 (0 to 0)	0 (0 to 0)	0 (0 to 0)	0 (0 to 0)	0 (0 to 0)	0 (0 to 0)	0 (0 to 0)	0 (0 to 0)	0 (0 to 0)	0 (0 to 0)	0 (0 to 0)	0 (0 to 0)	0 (0 to 0)	0 (0 to 0)	0 (0 to 0)	0 (0 to 0)	0 (0 to 0)	0 (0 to 0)	0 (0 to 0)	0 (0 to 0)	0
Visceral leishmaniasis	0 (0 to 0)	0 (0 to 0)	0 (0 to 0)	0 (0 to 0)	0 (0 to 0)	0 (0 to 0)	0 (0 to 0)	0 (0 to 0)	0 (0 to 0)	0 (0 to 0)	0 (0 to 0)	0 (0 to 0)	0 (0 to 0)	0 (0 to 0)	0 (0 to 0)	0 (0 to 0)	0 (0 to 0)	0 (0 to 0)	0 (0 to 0)	0 (0 to 0)	0 (0 to 0)	0 (0 to 0)	0 (0 to 0)	0 (0 to 0)	0 (0 to 0)	0
Cutaneous and mucocutaneous leishmaniasis	0 (0 to 0)	0 (0 to 0)	0 (0 to 0)	0 (0 to 0)	0 (0 to 0)	0 (0 to 0)	0 (0 to 0)	0 (0 to 0)	0 (0 to 0)	0 (0 to 0)	0 (0 to 0)	0 (0 to 0)	0 (0 to 0)	0 (0 to 0)	0 (0 to 0)	0 (0 to 0)	0 (0 to 0)	0 (0 to 0)	0 (0 to 0)	0 (0 to 0)	0 (0 to 0)	0 (0 to 0)	0 (0 to 0)	0 (0 to 0)	0 (0 to 0)	0
African trypanosomiasis	0 (0 to 0)	0 (0 to 0)	0 (0 to 0)	0 (0 to 0)	0 (0 to 0)	0 (0 to 0)	0 (0 to 0)	0 (0 to 0)	0 (0 to 0)	0 (0 to 0)	0 (0 to 0)	0 (0 to 0)	0 (0 to 0)	0 (0 to 0)	0 (0 to 0)	0 (0 to 0)	0 (0 to 0)	0 (0 to 0)	0 (0 to 0)	0 (0 to 0)	0 (0 to 0)	0 (0 to 0)	0 (0 to 0)	0 (0 to 0)	0 (0 to 0)	0
Schistosomiasis	0 (0 to 0)	0 (0 to 0)	0 (0 to 0)	0 (0 to 0)	0 (0 to 0)	0 (0 to 0)	0 (0 to 0)	0 (0 to 0)	0 (0 to 0)	0 (0 to 0)	0 (0 to 0)	0 (0 to 0)	0 (0 to 0)	0 (0 to 0)	0 (0 to 0)	0 (0 to 0)	0 (0 to 0)	0 (0 to 0)	0 (0 to 0)	0 (0 to 0)	0 (0 to 0)	0 (0 to 0)	0 (0 to 0)	0 (0 to 0)	0 (0 to 0)	0
Cysticercosis	0 (0 to 0)	0 (0 to 0)	0 (0 to 0)	0 (0 to 0)	0 (0 to 0)	0 (0 to 0)	0.8 (0.2 to 2.3)	2.9 (0.8 to 8)	6.1 (1.6 to 17)	6 (1.6 to 16.2)	13.1 (3.5 to 37)	13.6 (3.5 to 42.1)	14.7 (3.9 to 39.9)	18.3 (4.9 to 42.4)	27.2 (6.9 to 66.7)	37.3 (10.1 to 76.8)	49.4 (14.5 to 94)	43.6 (13.3 to 77.9)	38 (12.6 to 71.4)	28.2 (9.1 to 52.4)	19.2 (6.1 to 32.4)	7 (2.2 to 11.5)	2.2 (0.7 to 3.7)	322
Cystic echinococcosis	0 (0 to 0)	0 (0 to 0)	0 (0 to 0)	0 (0 to 0)	0 (0 to 0)	0 (0 to 0)	0 (0 to 0)	0 (0 to 0)	0 (0 to 0)	0 (0 to 0)	0 (0 to 0)	0 (0 to 0)	0 (0 to 0)	0 (0 to 0)	0 (0 to 0)	0 (0 to 0)	0 (0 to 0)	0 (0 to 0)	0 (0 to 0)	0 (0 to 0)	0 (0 to 0)	0 (0 to 0)	0 (0 to 0)	0 (0 to 0)	1.2
Lymphatic filariasis	0 (0 to 0)	0 (0 to 0)	0 (0 to 0)	0 (0 to 0)	0 (0 to 0)	0 (0 to 0)	0 (0 to 0)	0 (0 to 0)	0 (0 to 0)	0 (0 to 0)	0 (0 to 0)	0 (0 to 0)	0 (0 to 0)	0 (0 to 0)	0 (0 to 0)	0 (0 to 0)	0 (0 to 0)	0 (0 to 0)	0 (0 to 0)	0 (0 to 0)	0 (0 to 0)	0 (0 to 0)	0 (0 to 0)	0 (0 to 0)	0
Onchocerciasis	0 (0 to 0)	0 (0 to 0)	0 (0 to 0)	0 (0 to 0)	0 (0 to 0)	0 (0 to 0)	0 (0 to 0)	0 (0 to 0)	0 (0 to 0)	0 (0 to 0)	0 (0 to 0)	0 (0 to 0)	0 (0 to 0)	0 (0 to 0)	0 (0 to 0)	0 (0 to 0)	0 (0 to 0)	0 (0 to 0)	0 (0 to 0)	0 (0 to 0)	0 (0 to 0)	0 (0 to 0)	0 (0 to 0)	0 (0 to 0)	0
Trachoma	0 (0 to 0)	0 (0 to 0)	0 (0 to 0)	0 (0 to 0)	0 (0 to 0)	0 (0 to 0)	0 (0 to 0)	0 (0 to 0)	0 (0 to 0)	0 (0 to 0)	0 (0 to 0)	0 (0 to 0)	0 (0 to 0)	0 (0 to 0)	0 (0 to 0)	0 (0 to 0)	0 (0 to 0)	0 (0 to 0)	0 (0 to 0)	0 (0 to 0)	0 (0 to 0)	0 (0 to 0)	0 (0 to 0)	0 (0 to 0)	0
Dengue	0 (0 to 0)	0 (0 to 0)	0 (0 to 0)	0 (0 to 0)	0 (0 to 0)	0 (0 to 0)	0 (0 to 0)	0 (0 to 0)	0 (0 to 0)	0 (0 to 0)	0 (0 to 0)	0 (0 to 0)	0 (0 to 0)	0 (0 to 0)	0 (0 to 0)	0 (0 to 0)	0 (0 to 0)	0 (0 to 0)	0 (0 to 0)	0 (0 to 0)	0 (0 to 0)	0 (0 to 0)	0 (0 to 0)	0 (0 to 0)	0
Yellow fever	0 (0 to 0)	0 (0 to 0)	0 (0 to 0)	0 (0 to 0)	0 (0 to 0)	0 (0 to 0)	0 (0 to 0)	0 (0 to 0)	0 (0 to 0)	0 (0 to 0)	0 (0 to 0)	0 (0 to 0)	0 (0 to 0)	0 (0 to 0)	0 (0 to 0)	0 (0 to 0)	0 (0 to 0)	0 (0 to 0)	0 (0 to 0)	0 (0 to 0)	0 (0 to 0)	0 (0 to 0)	0 (0 to 0)	0 (0 to 0)	0
Rabies	0 (0 to 0)	0 (0 to 0)	0 (0 to 0)	0 (0 to 0)	0 (0 to 0)	0 (0 to 0)	0 (0 to 0)	0 (0 to 0)	0 (0 to 0)	0 (0 to 0)	0 (0 to 0)	0 (0 to 0)	0 (0 to 0)	0 (0 to 0)	0 (0 to 0)	0 (0 to 0)	0 (0 to 0)	0 (0 to 0)	0 (0 to 0)	0 (0 to 0)	0 (0 to 0)	0 (0 to 0)	0 (0 to 0)	0 (0 to 0)	0
Intestinal nematode infections	0 (0 to 0)	0 (0 to 0)	0 (0 to 0)	0 (0 to 0)	0 (0 to 0)	0 (0 to 0)	0 (0 to 0)	0 (0 to 0)	0 (0 to 0)	0 (0 to 0)	0 (0 to 0)	0 (0 to 0)	0 (0 to 0)	0 (0 to 0)	0 (0 to 0)	0 (0 to 0)	0 (0 to 0)	0 (0 to 0)	0 (0 to 0)	0 (0 to 0)	0 (0 to 0)	0 (0 to 0)	0 (0 to 0)	0 (0 to 0)	0
Ascariasis	0 (0 to 0)	0 (0 to 0)	0 (0 to 0)	0 (0 to 0)	0 (0 to 0)	0 (0 to 0)	0 (0 to 0)	0 (0 to 0)	0 (0 to 0)	0 (0 to 0)	0 (0 to 0)	0 (0 to 0)	0 (0 to 0)	0 (0 to 0)	0 (0 to 0)	0 (0 to 0)	0 (0 to 0)	0 (0 to 0)	0 (0 to 0)	0 (0 to 0)	0 (0 to 0)	0 (0 to 0)	0 (0 to 0)	0 (0 to 0)	0
Trichuriasis	0 (0 to 0)	0 (0 to 0)	0 (0 to 0)	0 (0 to 0)	0 (0 to 0)	0 (0 to 0)	0 (0 to 0)	0 (0 to 0)	0 (0 to 0)	0 (0 to 0)	0 (0 to 0)	0 (0 to 0)	0 (0 to 0)	0 (0 to 0)	0 (0 to 0)	0 (0 to 0)	0 (0 to 0)	0 (0 to 0)	0 (0 to 0)	0 (0 to 0)	0 (0 to 0)	0 (0 to 0)	0 (0 to 0)	0 (0 to 0)	0
Hookworm disease	0 (0 to 0)	0 (0 to 0)	0 (0 to 0)	0 (0 to 0)	0 (0 to 0)	0 (0 to 0)	0 (0 to 0)	0 (0 to 0)	0 (0 to 0)	0 (0 to 0)	0 (0 to 0)	0 (0 to 0)	0 (0 to 0)	0 (0 to 0)	0 (0



SR Table 2b: Vermont DALYs by cause and age group for females with 95% uncertainty intervals, 2019

Cause	Early Neonatal	Late Neonatal	Post Neonatal	1 to 4	5 to 9	10 to 14	15 to 19	20 to 24	25 to 29	30 to 34	35 to 39	40 to 44	45 to 49	50 to 54	55 to 59	60 to 64	65 to 69	70 to 74	75 to 79	80 to 84	85 to 89	90 to 94	95 plus	Total
All causes	2041 (1,647 to 2,511)	1,307 (1,147 to 1,511)	2,533 (2,033 to 3,207)	1,921 (1,581 to 2,346)	1,503 (1,249 to 1,844)	1,503 (1,253 to 1,822)	1,503 (1,265 to 1,822)	2,033 (1,705 to 2,540)	2,033 (1,705 to 2,540)	2,033 (1,705 to 2,540)	2,033 (1,705 to 2,540)	2,033 (1,705 to 2,540)	2,033 (1,705 to 2,540)	2,033 (1,705 to 2,540)	2,033 (1,705 to 2,540)	2,033 (1,705 to 2,540)	2,033 (1,705 to 2,540)	2,033 (1,705 to 2,540)	2,033 (1,705 to 2,540)	2,033 (1,705 to 2,540)	2,033 (1,705 to 2,540)	2,033 (1,705 to 2,540)	105,000
Communicable, maternal, neonatal, and nutritional diseases	397 (252 to 555)	69.6 (76 to 119)	69.9 (76 to 138)	69.9 (76 to 138)	86.4 (99 to 153)	60.4 (67 to 120)	120 (85.2 to 185)	127 (90 to 178)	141 (108 to 181)	149 (113 to 194)	166 (123 to 224)	168 (123 to 228)	191 (139 to 258)	177 (128 to 241)	212 (160 to 282)	232 (186 to 302)	232 (181 to 302)	229 (173 to 299)	225 (163 to 297)	176 (127 to 237)	174 (120 to 235)	149 (107 to 197)	113 (77 to 158)	3,710
HIV/AIDS and sexually transmitted infections	0.1 (0 to 0.1)	0.1 (0 to 0.3)	0.3 (0.2 to 0.3)	0.2 (0.2 to 0.3)	0.1 (0.1 to 0.2)	0.4 (0.3 to 0.5)	1.4 (0.9 to 2.2)	4.5 (2.8 to 7.2)	10.1 (6.7 to 15.7)	13.1 (8.7 to 20.2)	14.6 (9.5 to 22.1)	13.8 (9.2 to 21.5)	11.8 (7.6 to 18.3)	9.6 (6.2 to 14.4)	8.9 (5.6 to 13.4)	7.2 (4.7 to 11.4)	4.6 (2.9 to 7.1)	3.6 (2.2 to 5.6)	2.4 (1.5 to 3.8)	1.6 (0.9 to 2.3)	0.7 (0.7 to 1.6)	0.6 (0.4 to 0.9)	111
HIV/AIDS	0 (0 to 0)	0 (0 to 0)	0.2 (0.2 to 0.3)	0.2 (0.2 to 0.3)	0.1 (0.1 to 0.1)	0.1 (0.1 to 0.1)	0.2 (0.2 to 0.4)	0.2 (0.2 to 0.4)	0.7 (1.1 to 1.5)	4.2 (2.2 to 5.4)	9.5 (5.9 to 13.5)	9.2 (4.9 to 12.8)	8.7 (4.5 to 12.1)	6.6 (3.5 to 9.2)	6.1 (3.2 to 8.5)	5 (2.6 to 7)	3.2 (1.6 to 4.4)	2.2 (1.1 to 3.2)	1.7 (0.8 to 2.4)	0.9 (0.4 to 1.3)	0.4 (0.1 to 0.7)	0.3 (0.2 to 0.5)	49
HIV/AIDS - Drug-susceptible Tuberculosis	0 (0 to 0)	0 (0 to 0)	0 (0 to 0)	0 (0 to 0)	0 (0 to 0)	0 (0 to 0)	0 (0 to 0)	0 (0 to 0)	0 (0 to 0)	0.1 (0 to 0.1)	0.1 (0.1 to 0.2)	0.1 (0.1 to 0.2)	0.1 (0.1 to 0.2)	0.1 (0.1 to 0.1)	0.1 (0 to 0.1)	0.1 (0 to 0.1)	0 (0 to 0)	0 (0 to 0)	0 (0 to 0)	0 (0 to 0)	0 (0 to 0)	0 (0 to 0)	0 (0 to 0)	0.6
HIV/AIDS - Multidrug-resistant Tuberculosis without extensive drug resistance	0 (0 to 0)	0 (0 to 0)	0 (0 to 0)	0 (0 to 0)	0 (0 to 0)	0 (0 to 0)	0 (0 to 0)	0 (0 to 0)	0 (0 to 0)	0 (0 to 0)	0 (0 to 0)	0 (0 to 0)	0 (0 to 0)	0 (0 to 0)	0 (0 to 0)	0 (0 to 0)	0 (0 to 0)	0 (0 to 0)	0 (0 to 0)	0 (0 to 0)	0 (0 to 0)	0 (0 to 0)	0 (0 to 0)	0
HIV/AIDS - Extensively drug-resistant Tuberculosis	0 (0 to 0)	0 (0 to 0)	0 (0 to 0)	0 (0 to 0)	0 (0 to 0)	0 (0 to 0)	0 (0 to 0)	0 (0 to 0)	0 (0 to 0)	0 (0 to 0)	0 (0 to 0)	0 (0 to 0)	0 (0 to 0)	0 (0 to 0)	0 (0 to 0)	0 (0 to 0)	0 (0 to 0)	0 (0 to 0)	0 (0 to 0)	0 (0 to 0)	0 (0 to 0)	0 (0 to 0)	0 (0 to 0)	0
HIV/AIDS resulting in other diseases	0 (0 to 0)	0 (0 to 0)	0.2 (0.2 to 0.3)	0.2 (0.2 to 0.3)	0.1 (0.1 to 0.1)	0.1 (0.1 to 0.1)	0.2 (0.2 to 0.4)	4.1 (1.1 to 1.9)	3.5 (2.2 to 5.2)	9.4 (4.9 to 8.3)	5.1 (4.9 to 8.1)	4.6 (4.9 to 8.1)	3.4 (4.3 to 5.7)	3.4 (4.3 to 5.7)	2.5 (3.2 to 4.5)	2 (2.6 to 3.4)	1.3 (1.7 to 2.2)	1.1 (1.3 to 2.2)	0.7 (1.1 to 2.2)	0.3 (0.1 to 0.7)	0.1 (0.1 to 0.2)	0.1 (0.1 to 0.2)	49.2
Sexually transmitted infections excluding HIV	0 (0 to 0)	0 (0 to 0)	0 (0 to 0)	0 (0 to 0)	0 (0 to 0)	0 (0 to 0)	0 (0 to 0)	0.1 (0 to 0.1)	0.1 (0 to 0.1)	0.1 (0 to 0.1)	0.1 (0 to 0.1)	0.1 (0 to 0.1)	0.1 (0 to 0.1)	0.1 (0 to 0.1)	0.1 (0 to 0.1)	0.1 (0 to 0.1)	0.1 (0 to 0.1)	0.1 (0 to 0.1)	0.1 (0 to 0.1)	0.1 (0 to 0.1)	0.1 (0 to 0.1)	0.1 (0 to 0.1)	0.1 (0 to 0.1)	0.9
Syphilis	0 (0 to 0)	0 (0 to 0)	0 (0 to 0)	0 (0 to 0)	0 (0 to 0)	0 (0 to 0)	0 (0 to 0)	0 (0 to 0)	0 (0 to 0)	0 (0 to 0)	0 (0 to 0)	0 (0 to 0)	0 (0 to 0)	0 (0 to 0)	0 (0 to 0)	0 (0 to 0)	0 (0 to 0)	0 (0 to 0)	0 (0 to 0)	0 (0 to 0)	0 (0 to 0)	0 (0 to 0)	0 (0 to 0)	2.9
Chlamydial infection	0 (0 to 0)	0 (0 to 0)	0 (0 to 0)	0 (0 to 0)	0 (0 to 0)	0 (0 to 0)	0 (0 to 0)	0 (0 to 0)	0 (0 to 0)	0 (0 to 0)	0 (0 to 0)	0 (0 to 0)	0 (0 to 0)	0 (0 to 0)	0 (0 to 0)	0 (0 to 0)	0 (0 to 0)	0 (0 to 0)	0 (0 to 0)	0 (0 to 0)	0 (0 to 0)	0 (0 to 0)	0 (0 to 0)	0
Gonococcal infection	0 (0 to 0)	0 (0 to 0)	0 (0 to 0)	0 (0 to 0)	0 (0 to 0)	0 (0 to 0)	0 (0 to 0)	0 (0 to 0)	0 (0 to 0)	0 (0 to 0)	0 (0 to 0)	0 (0 to 0)	0 (0 to 0)	0 (0 to 0)	0 (0 to 0)	0 (0 to 0)	0 (0 to 0)	0 (0 to 0)	0 (0 to 0)	0 (0 to 0)	0 (0 to 0)	0 (0 to 0)	0 (0 to 0)	0
Trichomoniasis	0 (0 to 0)	0 (0 to 0)	0 (0 to 0)	0 (0 to 0)	0 (0 to 0)	0 (0 to 0)	0 (0 to 0)	0 (0 to 0)	0 (0 to 0)	0 (0 to 0)	0 (0 to 0)	0 (0 to 0)	0 (0 to 0)	0 (0 to 0)	0 (0 to 0)	0 (0 to 0)	0 (0 to 0)	0 (0 to 0)	0 (0 to 0)	0 (0 to 0)	0 (0 to 0)	0 (0 to 0)	0 (0 to 0)	0
Genital herpes	0 (0 to 0)	0 (0 to 0)	0 (0 to 0)	0 (0 to 0)	0 (0 to 0)	0 (0 to 0)	0 (0 to 0)	0 (0 to 0)	0 (0 to 0)	0 (0 to 0)	0 (0 to 0)	0 (0 to 0)	0 (0 to 0)	0 (0 to 0)	0 (0 to 0)	0 (0 to 0)	0 (0 to 0)	0 (0 to 0)	0 (0 to 0)	0 (0 to 0)	0 (0 to 0)	0 (0 to 0)	0 (0 to 0)	0
Other sexually transmitted infections	0 (0 to 0)	0 (0 to 0)	0 (0 to 0)	0 (0 to 0)	0 (0 to 0)	0 (0 to 0)	0 (0 to 0)	0 (0 to 0)	0 (0 to 0)	0 (0 to 0)	0 (0 to 0)	0 (0 to 0)	0 (0 to 0)	0 (0 to 0)	0 (0 to 0)	0 (0 to 0)	0 (0 to 0)	0 (0 to 0)	0 (0 to 0)	0 (0 to 0)	0 (0 to 0)	0 (0 to 0)	0 (0 to 0)	0
Respiratory infections and tuberculosis	1.1 (0.7 to 1.4)	2.6 (2 to 3.6)	22.4 (12.5 to 48.1)	20.2 (16.4 to 48.9)	20.2 (16.7 to 44.4)	20 (19.3 to 49.1)	20.2 (19.3 to 43.6)	20.2 (20.2 to 51.9)	20.2 (20.7 to 56.6)	20.2 (23.4 to 62.1)	20.2 (22.9 to 66.1)	20.2 (23.9 to 66.1)	20.2 (21.3 to 60.6)	20.2 (20.9 to 60.6)	20.2 (21.2 to 60.6)	20.2 (21.2 to 60.6)	20.2 (21.2 to 60.6)	20.2 (21.2 to 60.6)	20.2 (21.2 to 60.6)	20.2 (21.2 to 60.6)	20.2 (21.2 to 60.6)	20.2 (21.2 to 60.6)	1,270
Tuberculosis	0 (0 to 0)	0 (0 to 0)	0.1 (0 to 0.1)	0.1 (0 to 0.1)	0.1 (0 to 0.1)	0.1 (0 to 0.1)	0.2 (0 to 0.3)	0.2 (0 to 0.3)	0.2 (0 to 0.3)	0.2 (0 to 0.3)	0.2 (0 to 0.3)	0.2 (0 to 0.3)	0.2 (0 to 0.3)	0.2 (0 to 0.3)	0.2 (0 to 0.3)	0.2 (0 to 0.3)	0.2 (0 to 0.3)	0.2 (0 to 0.3)	0.2 (0 to 0.3)	0.2 (0 to 0.3)	0.2 (0 to 0.3)	0.2 (0 to 0.3)	0.2 (0 to 0.3)	13.1
Latent tuberculosis infection	0 (0 to 0)	0 (0 to 0)	0 (0 to 0)	0 (0 to 0)	0 (0 to 0)	0 (0 to 0)	0 (0 to 0)	0 (0 to 0)	0 (0 to 0)	0 (0 to 0)	0 (0 to 0)	0 (0 to 0)	0 (0 to 0)	0 (0 to 0)	0 (0 to 0)	0 (0 to 0)	0 (0 to 0)	0 (0 to 0)	0 (0 to 0)	0 (0 to 0)	0 (0 to 0)	0 (0 to 0)	0 (0 to 0)	0
Drug-susceptible tuberculosis	0 (0 to 0)	0 (0 to 0)	0 (0 to 0)	0 (0 to 0)	0 (0 to 0)	0 (0 to 0)	0 (0 to 0)	0 (0 to 0)	0 (0 to 0)	0 (0 to 0)	0 (0 to 0)	0 (0 to 0)	0 (0 to 0)	0 (0 to 0)	0 (0 to 0)	0 (0 to 0)	0 (0 to 0)	0 (0 to 0)	0 (0 to 0)	0 (0 to 0)	0 (0 to 0)	0 (0 to 0)	0 (0 to 0)	0
Multidrug-resistant tuberculosis without extensive drug resistance	0 (0 to 0)	0 (0 to 0)	0 (0 to 0)	0 (0 to 0)	0 (0 to 0)	0 (0 to 0)	0 (0 to 0)	0 (0 to 0)	0 (0 to 0)	0 (0 to 0)	0 (0 to 0)	0 (0 to 0)	0 (0 to 0)	0 (0 to 0)	0 (0 to 0)	0 (0 to 0)	0 (0 to 0)	0 (0 to 0)	0 (0 to 0)	0 (0 to 0)	0 (0 to 0)	0 (0 to 0)	0 (0 to 0)	0
Extensively drug-resistant tuberculosis	0 (0 to 0)	0 (0 to 0)	0 (0 to 0)	0 (0 to 0)	0 (0 to 0)	0 (0 to 0)	0 (0 to 0)	0 (0 to 0)	0 (0 to 0)	0 (0 to 0)	0 (0 to 0)	0 (0 to 0)	0 (0 to 0)	0 (0 to 0)	0 (0 to 0)	0 (0 to 0)	0 (0 to 0)	0 (0 to 0)	0 (0 to 0)	0 (0 to 0)	0 (0 to 0)	0 (0 to 0)	0 (0 to 0)	0
Lower respiratory infections	1 (0.6 to 1.4)	2.6 (1.6 to 3.6)	9.3 (5.1 to 18.6)	8 (5.1 to 18.6)	3.4 (2.4 to 4.8)	2.3 (1.6 to 3.2)	4.4 (3.1 to 6.1)	5.8 (3.9 to 8.1)	8.1 (5.4 to 11.3)	10.6 (7.1 to 14.8)	12.9 (8.7 to 18.1)	16 (10.4 to 22.4)	21.7 (14.2 to 30.4)	22.2 (14.5 to 31)	23.9 (15.5 to 33.4)	24.6 (16 to 34.4)	24.3 (15.8 to 34)	24.1 (15.7 to 33.7)	24.1 (15.7 to 33.7)	24.1 (15.7 to 33.7)	24.1 (15.7 to 33.7)	24.1 (15.7 to 33.7)	482
Upper respiratory infections	0 (0 to 0.1)	0 (0 to 0.4)	4.6 (1.3 to 7.4)	20.6 (11.7 to 34.6)	23.7 (12.9 to 40.1)	21.5 (11.9 to 40.4)	22.9 (12.4 to 40.1)	23.4 (12.4 to 40.1)	23.6 (13.1 to 40.1)	21.9 (12.9 to 39.2)	21.1 (12.1 to 39.2)	19.2 (9.7 to 37.3)	19.4 (9.8 to 37.3)	19.4 (10.1 to 37.3)	19.4 (10.3 to 37.3)	19.4 (10.3 to 37.3)	19.4 (10.3 to 37.3)	19.4 (10.3 to 37.3)	19.4 (10.3 to 37.3)	19.4 (10.3 to 37.3)	19.4 (10.3 to 37.3)	19.4 (10.3 to 37.3)	19.4 (10.3 to 37.3)	329
Otitis media	0 (0 to 0)	0 (0 to 0)	3.6 (1.9 to 6.3)	3.6 (1.9 to 6.3)	3.2 (2 to 4.7)	2.7 (1.7 to 3.9)	2.7 (1.5 to 4.1)	1.9 (1 to 3.1)	1.9 (0.8 to 3.4)	1.9 (0.8 to 3.4)	1.9 (0.8 to 3.4)	2.4 (0.9 to 3.4)	2.4 (0.9 to 3.4)	3 (1.1 to 4.2)	3 (1.1 to 4.2)	2.7 (1 to 3.8)	1.9 (0.7 to 2.7)	1.1 (0.4 to 1.6)	0.7 (0.2 to 1)	0.4 (0.2 to 0.7)	0.2 (0.1 to 0.4)	0.1 (0.1 to 0.2)	41.1
Enteric infections	0.3 (0.2 to 0.4)	0.6 (0.4 to 0.8)	11.6 (5.9 to 21.7)	9.4 (5.2 to 17.2)	5.4 (3.1 to 7.7)	3.2 (2 to 4.7)	13.4 (7.7 to 19.6)	9.7 (5.6 to 14.2)	9.6 (5.6 to 14.2)	9.6 (5.6 to 14.2)	9.6 (5.6 to 14.2)	9.6 (5.6 to 14.2)	9.6 (5.6 to 14.2)	9.6 (5.6 to 14.2)	9.6 (5.6 to 14.2)	9.6 (5.6 to 14.2)	9.6 (5.6 to 14.2)	9.6 (5.6 to 14.2)	9.6 (5.6 to 14.2)	9.6 (5.6 to 14.2)	9.6 (5.6 to 14.2)	9.6 (5.6 to 14.2)	9.6 (5.6 to 14.2)	445
Diarrheal diseases	0.2 (0.2 to 0.4)	0.6 (0.4 to 0.8)	11.6 (5.9 to 21.7)	9.4 (5.2 to 17.2)	5.4 (3.1 to 7.7)	3.2 (2 to 4.7)	13.4 (7.7 to 19.6)	9.7 (5.6 to 14.2)	9.6 (5.6 to 14.2)	9.6 (5.6 to 14.2)	9.6 (5.6 to 14.2)	9.6 (5.6 to 14.2)	9.6 (5.6 to 14.2)	9.6 (5.6 to 14.2)	9.6 (5.6 to 14.2)	9.6 (5.6 to 14.2)	9.6 (5.6 to 14.2)	9.6 (5.6 to 14.2)	9.6 (5.6 to 14.2)	9.6 (5.6 to 14.2)	9.6 (5.6 to 14.2)	9.6 (5.6 to 14.2)	9.6 (5.6 to 14.2)	443
Typhoid and paratyphoid	0 (0 to 0)	0 (0 to 0)	0 (0 to 0)	0 (0 to 0)	0 (0 to 0)	0 (0 to 0)	0 (0 to 0)	0 (0 to 0)	0 (0 to 0)	0 (0 to 0)	0 (0 to 0)	0 (0 to 0)	0 (0 to 0)	0 (0 to 0)	0 (0 to 0)	0 (0 to 0)	0 (0 to 0)	0 (0 to 0)	0 (0 to 0)	0 (0 to 0)	0 (0 to 0)	0 (0 to 0)	0 (0 to 0)	0 (0 to 0)	0
Typhoid fever	0 (0 to 0)	0 (0 to 0)	0 (0 to 0)	0 (0 to 0)	0 (0 to 0)	0 (0 to 0)	0 (0 to 0)	0 (0 to 0)	0 (0 to 0)	0 (0 to 0)	0 (0 to 0)	0 (0 to 0)	0 (0 to 0)	0 (0 to 0)	0 (0 to 0)	0 (0 to 0)	0 (0 to 0)	0 (0 to 0)	0 (0 to 0)	0 (0 to 0)	0 (0 to 0)	0 (0 to 0)	0 (0 to 0)	0 (0 to 0)	0
Paratyphoid fever	0 (0 to 0)	0 (0 to 0)	0 (0 to 0)	0 (0 to 0)	0 (0 to 0)	0 (0 to 0)	0 (0 to 0)	0 (0 to 0)	0 (0 to 0)	0 (0 to 0)	0 (0 to 0)	0 (0 to 0)	0 (0 to 0)	0 (0 to 0)	0 (0 to 0)	0 (0 to 0)	0 (0 to 0)	0 (0 to 0)	0 (0 to 0)	0 (0 to 0)	0 (0 to 0)	0 (0 to 0)	0 (0 to 0)	0 (0 to 0)	0
Invasive Non-typhoidal Salmonella (iNTS)	0 (0 to 0)	0 (0 to 0)	0 (0 to 0)	0 (0 to 0)	0 (0 to 0)	0 (0 to 0)	0 (0 to 0)	0 (0 to 0)	0 (0 to 0)	0 (0 to 0)	0 (0 to 0)	0 (0 to 0)	0 (0 to 0)	0 (0 to 0)	0 (0 to 0)	0 (0 to 0)	0 (0 to 0)	0 (0 to 0)	0 (0 to 0)	0 (0 to 0)	0 (0 to 0)	0 (0 to 0)	0 (0 to 0)	0 (0 to 0)	0
Other intestinal infectious diseases	0 (0 to 0)	0 (0 to 0)	0 (0 to 0)	0 (0 to 0)	0 (0 to 0)	0 (0 to 0)	0 (0 to 0)	0 (0 to 0)	0 (0 to 0)	0 (0 to 0)	0 (0 to 0)	0 (0 to 0)	0 (0 to 0)	0 (0 to 0)	0 (0 to 0)	0 (0 to 0)	0 (0 to 0)	0 (0 to 0)	0 (0 to 0)	0 (0 to 0)	0 (0 to 0)	0 (0 to 0)	0 (0 to 0)	0 (0 to 0)	0
Neglected tropical diseases and malaria	0.1 (0 to 0.2)	0.2 (0 to 0.7)	0.6 (0 to 1.9)	1.5 (0.6 to 3.4)	0.9 (0.5 to 1.8)	0.6 (0.4 to 1.4)	0.9 (0.6 to 2.4)	0.9 (0.6 to 2.3)	1.3 (0.8 to 3.2)	1.6 (0.9 to 4.2)	2.1 (1.1 to 5.6)	2.7 (1.5 to 6.9)	3.1 (1.7 to 8.4)	3.1 (1.7 to 8.4)	3.1 (1.7 to 8.4)	3.1 (1.7 to 8.4)	3.1 (1.7 to 8.4)	3.1 (1.7 to 8.4)	3.1 (1.7 to 8.4)	3.1 (1.7 to 8.4)	3.1 (1.7 to 8.4)	3.1 (1.7 to 8.4)	3.1 (1.7 to 8.4)	112
Malaria	0 (0 to 0)	0 (0 to 0)	0 (0 to 0)	0 (0 to 0)	0 (0 to 0)	0 (0 to 0)	0 (0 to 0)	0 (0 to 0)	0 (0 to 0)	0 (0 to 0)	0 (0 to 0)	0 (0 to 0)	0 (0 to 0)	0 (0 to 0)	0 (0 to 0)	0 (0 to 0)	0 (0 to 0)	0 (0 to 0)	0 (0 to 0)	0 (0 to 0)	0 (0 to 0)	0 (0 to 0)	0 (0 to 0)	0 (0 to 0)	0
Chagas disease	0 (0 to 0)	0 (0 to 0)	0 (0 to 0)	0 (0 to 0)	0 (0 to 0)	0 (0 to 0)	0 (0 to 0)	0 (0 to 0)	0 (0 to 0)	0 (0 to 0)	0 (0 to 0)	0 (0 to 0)	0 (0 to 0)	0 (0 to 0)	0 (0 to 0)	0 (0 to 0)	0 (0 to 0)	0 (0 to 0)	0 (0 to 0)	0 (0 to 0)	0 (0 to 0)	0 (0 to 0)	0 (0 to 0)	0 (0 to 0)	0
Leishmaniasis	0 (0 to 0)	0 (0 to 0)	0 (0 to 0)	0 (0 to 0)	0 (0 to 0)	0 (0 to 0)	0 (0 to 0)	0 (0 to 0)	0 (0 to 0)	0 (0 to 0)	0 (0 to 0)	0 (0 to 0)	0 (0 to 0)	0 (0 to 0)	0 (0 to 0)	0 (0 to 0)	0 (0 to 0)	0 (0 to 0)	0 (0 to 0)	0 (0 to 0)	0 (0 to 0)	0 (0 to 0)	0 (0 to 0)	0 (0 to 0)	0
Visceral leishmaniasis	0 (0 to 0)	0 (0 to 0)	0 (0 to 0)	0 (0 to 0)	0 (0 to 0)	0 (0 to 0)	0 (0 to 0)	0 (0 to 0)	0 (0 to 0)	0 (0 to 0)	0 (0 to 0)	0 (0 to 0)	0 (0 to 0)	0 (0 to 0)	0 (0 to 0)	0 (0 to 0)	0 (0 to 0)	0 (0 to 0)	0 (0 to 0)	0 (0 to 0)	0 (0 to 0)	0 (0 to 0)	0 (0 to 0)	0 (0 to 0)	0
Cutaneous and mucocutaneous leishmaniasis	0 (0 to 0)	0 (0 to 0)	0 (0 to 0)	0 (0 to 0)	0 (0 to 0)	0 (0 to 0)	0 (0 to 0)	0 (0 to 0)	0 (0 to 0)	0 (0 to 0)	0 (0 to 0)	0 (0 to 0)	0 (0 to 0)	0 (0 to 0)	0 (0 to 0)	0 (0 to 0)	0 (0 to 0)	0 (0 to 0)	0 (0 to 0)	0 (0 to 0)	0 (0 to 0)	0 (0 to 0)	0 (0 to 0)	0 (0 to 0)	0
African trypanosomiasis	0 (0 to 0)	0 (0 to 0)	0 (0 to 0)	0 (0 to 0)	0 (0 to 0)	0 (0 to 0)	0 (0 to 0)	0 (0 to 0)	0 (0 to 0)	0 (0 to 0)	0 (0 to 0)	0 (0 to 0)	0 (0 to 0)	0 (0 to 0)	0 (0 to 0)	0 (0 to 0)	0 (0 to 0)	0 (0 to 0)	0 (0 to 0)	0 (0 to 0)	0 (0 to 0)	0 (0 to 0)	0 (0 to 0)	0 (0 to 0)	0
Schistosomiasis	0 (0 to 0)	0 (0 to 0)	0 (0 to 0)	0 (0 to 0)	0 (0 to 0)	0 (0 to 0)	0 (0 to 0)	0 (0 to 0)	0 (0 to 0)	0 (0 to 0)	0 (0 to 0)	0 (0 to 0)	0 (0 to 0)	0 (0 to 0)	0 (0 to 0)	0 (0 to 0)	0 (0 to 0)	0 (0 to 0)	0 (0 to 0)	0 (0 to 0)	0 (0 to 0)	0 (0 to 0)	0 (0 to 0)	0 (0 to 0)	0
Cysticercosis	0 (0 to 0)	0 (0 to 0)	0 (0 to 0)	0 (0 to 0)	0 (0 to 0)	0 (0 to 0)	0.4 (0 to 1.2)	0.6 (0 to 2.6)	1.4 (0.2 to 3.6)	2.3 (0.3 to 6.1)	2.3 (0.3 to 6.1)	2.3 (0.3 to 6.1)	3.1 (0.4 to 8.2)	4.6 (0.7 to 11)	7.7 (2.4 to 17.9)	11.3 (3.4 to 26.6)	14.3 (4.1 to 33.2)	13.8 (3.1 to 32.2)	13.8 (3.1 to 32.2)	7.6 (2.3 to 18.4)	9.2 (1.7 to 11.5)	3 (1.3 to 6.6)	1.4 (0.4 to 3.1)	89.6
Cystic echinococcosis	0 (0 to 0)	0 (0 to 0)	0 (0 to 0)	0 (0 to 0)	0 (0 to 0)	0 (0 to 0)	0 (0 to 0)	0 (0 to 0)	0 (0 to 0)	0 (0 to 0)	0 (0 to 0)	0 (0 to 0)	0 (0 to 0)	0 (0 to 0)	0 (0 to 0)	0 (0 to 0)	0 (0 to 0)	0 (0 to 0)	0 (0 to 0)	0 (0 to 0)	0 (0 to 0)	0 (0 to 0)	0 (0 to 0)	0 (0 to 0)	0
Lymphatic filariasis	0 (0 to 0)	0 (0 to 0)	0 (0 to 0)	0 (0 to 0)	0 (0 to 0)	0 (0 to 0)	0 (0 to 0)	0 (0 to 0)	0 (0 to 0)	0 (0 to 0)	0 (0 to 0)	0 (0 to 0)	0 (0 to 0)	0 (0 to 0)	0 (0 to 0)	0 (0 to 0)	0 (0 to 0)	0 (0 to 0)	0 (0 to 0)	0 (0 to 0)	0 (0 to 0)	0 (0 to 0)	0 (0 to 0)	0 (0 to 0)	0
Onchocerciasis	0 (0 to 0)	0 (0 to 0)	0 (0 to 0)	0 (0 to 0)	0 (0 to 0)	0 (0 to 0)	0 (0 to 0)	0 (0 to 0)	0 (0 to 0)	0 (0 to 0)	0 (0 to 0)	0 (0 to 0)	0 (0 to 0)	0 (0 to 0)	0 (0 to 0)	0 (0 to 0)	0 (0 to 0)	0 (0 to 0)	0 (0 to 0)	0 (0 to 0)	0 (0 to 0)	0 (0 to 0)	0 (0 to 0)	0 (0 to 0)	0
Trachoma	0 (0 to 0)	0 (0 to 0)	0 (0 to 0)	0 (0 to 0)	0 (0 to 0)	0 (0 to 0)	0 (0 to 0)	0 (0 to 0)	0 (0 to 0)	0 (0 to 0)	0 (0 to 0)	0 (0 to 0)	0 (0 to 0)	0 (0 to 0)	0 (0 to 0)	0 (0 to 0)	0 (0 to 0)	0 (0 to 0)	0 (0 to 0)	0 (0 to 0)	0 (0 to 0)	0 (0 to 0)	0 (0 to 0)	0 (0 to 0)	0
Dengue	0 (0 to 0)	0 (0 to 0)	0 (0 to 0)	0 (0 to 0)	0 (0 to 0)	0 (0 to 0)	0 (0 to 0)	0 (0 to 0)	0 (0 to 0)	0 (0 to 0)	0 (0 to 0)	0 (0 to 0)	0 (0 to 0)	0 (0 to 0)	0 (0 to 0)	0 (0 to 0)	0 (0 to 0)	0 (0 to 0)	0 (0 to 0)	0 (0 to 0)	0 (0 to 0)	0 (0 to 0)	0 (0 to 0)	0 (0 to 0)	0
Yellow fever	0 (0 to 0)	0 (0 to 0)	0 (0 to 0)	0 (0 to 0)	0 (0 to 0)	0 (0 to 0)	0 (0 to 0)	0 (0 to 0)	0 (0 to 0)	0 (0 to 0)	0 (0 to 0)	0 (0 to 0)	0 (0 to 0)	0 (0 to 0)	0 (0 to 0)	0 (0 to 0)	0 (0 to 0)	0 (0 to 0)	0 (0 to 0)	0 (0 to 0)	0 (0 to 0)	0 (0 to 0)	0 (0 to 0)	0 (0 to 0)	0
Rabies	0 (0 to 0)	0 (0 to 0)	0.2 (0 to 0.4)	0.2 (0 to 0.4)	0.1 (0 to 0.2)	0.1 (0 to 0.2)	0.1 (0 to 0.2)	0.1 (0 to 0.2)	0.1 (0 to 0.2)	0.1 (0 to 0.2)	0.1 (0 to 0.2)	0.1 (0 to 0.2)	0.1 (0 to 0.2)	0.1 (0 to 0.2)	0.1 (0 to 0.2)	0.1 (0 to 0.2)	0.1 (0 to 0.2)	0.1 (0 to 0.2)	0.1 (0 to 0.2)	0.1 (0 to 0.2)	0.1 (0 to 0.2)	0.1 (0 to 0.2)	0.1 (0 to 0.2)	1.4
Intestinal nematode infections	0 (0 to 0)	0 (0 to 0)	0 (0 to 0)	0 (0 to 0)	0 (0 to 0)	0 (0 to 0)	0 (0 to 0)	0 (0 to 0)	0 (0 to 0)	0 (0 to 0)	0 (0 to 0)	0 (0 to 0)	0 (0 to 0)	0 (0 to 0)	0 (0 to 0)	0 (0 to 0)	0 (0 to 0)	0 (0 to 0)	0 (0 to 0)	0 (0 to 0)	0 (0 to 0)	0 (0 to 0)	0 (0 to 0)	0 (0 to 0)	0
Ascariasis	0 (0 to 0)	0 (0 to 0)	0 (0 to 0)	0 (0 to 0)	0 (0 to 0)	0 (0 to 0)	0 (0 to 0)	0 (0 to 0)	0 (0 to 0)	0 (0 to 0)	0 (0 to 0)	0 (0 to 0)	0 (0 to 0)	0 (0 to 0)	0 (0 to 0)	0 (0 to 0)	0 (0 to 0)	0 (0 to 0)	0 (0 to 0)	0 (0 to 0)	0 (0 to 0)	0 (0 to 0)	0 (0 to 0)	0 (0 to 0)	0
Trichuriasis	0 (0 to 0)	0 (0 to 0)	0 (0 to 0)	0 (0 to 0)	0 (0 to 0)	0 (0 to 0)	0 (0 to 0)	0 (0 to 0)	0 (0 to 0)	0 (0 to 0)	0 (0 to 0)	0 (0 to 0)	0 (0 to 0)	0 (0 to 0)	0 (0 to 0)	0 (0 to 0)	0 (0 to 0)	0 (0 to 0)	0 (0 to 0)	0 (0 to 0)	0 (0 to 0)	0 (0 to 0)	0 (0 to 0)	0 (0 to 0)	0
Hookworm disease	0 (0 to 0)	0 (0 to 0)	0 (0 to 0)	0 (0 to 0)	0 (0 to 0)	0 (0 to 0)	0 (0 to 0)	0 (0 to 0)	0 (0 to 0)	0 (0 to 0)	0 (0 to 0)	0 (0 to 0)	0 (0 to 0)	0 (0 to 0)	0 (0 to 0)	0 (0 to 0)	0 (0 to 0)	0 (0 to 0)	0 (

Other neoplasms	0·1 (0 to 0·2)	0·2 (0·1 to 0·4)	0·1 (0·1 to 0·3)	0·3 (0·2 to 0·5)	0·2 (0·1 to 0·4)	0·4 (0·2 to 0·7)	0·5 (0·3 to 0·8)	0·5 (0·3 to 0·8)	0·6 (0·3 to 1)	0·8 (0·4 to 1·3)	1·1 (0·7 to 1·7)	1·3 (0·8 to 1·9)	2·2 (1·5 to 3·2)	4·1 (2·8 to 5·7)	7·7 (5·4 to 11)	12·8 (9·2 to 17·3)	18·6 (13·4 to 24·8)	23·2 (17 to 31·4)	23·4 (17·1 to 31·3)	19·6 (13·5 to 26·9)	15·6 (10·7 to 22·2)	11·4 (7·2 to 16·4)	5·1 (2·9 to 7·5)	150
Myelodysplastic, myeloproliferative, and other hematopoietic n	0·1 (0 to 0·2)	0·2 (0·1 to 0·4)	0·1 (0·1 to 0·3)	0·3 (0·2 to 0·5)	0·2 (0·1 to 0·4)	0·4 (0·2 to 0·7)	0·5 (0·3 to 0·8)	0·5 (0·3 to 0·8)	0·6 (0·3 to 1)	0·8 (0·4 to 1·3)	1·1 (0·7 to 1·7)	1·3 (0·8 to 1·9)	2·2 (1·5 to 3·2)	4·1 (2·8 to 5·7)	7·7 (5·4 to 11)	12·8 (9·2 to 17·3)	18·6 (13·4 to 24·8)	23·2 (17 to 31·4)	23·4 (17·1 to 31·3)	19·6 (13·5 to 26·9)	15·6 (10·7 to 22·2)	11·4 (7·2 to 16·4)	5·1 (2·9 to 7·5)	150
Benign and in situ intestinal neoplasms	0 (0 to 0)	0 (0 to 0)	0 (0 to 0)	0 (0 to 0)	0 (0 to 0)	0 (0 to 0)	0 (0 to 0)	0 (0 to 0)	0 (0 to 0)	0 (0 to 0)	0 (0 to 0)	0 (0 to 0)	0 (0 to 0)	0 (0 to 0)	0 (0 to 0)	0 (0 to 0)	0 (0 to 0)	0 (0 to 0)	0 (0 to 0)	0 (0 to 0)	0 (0 to 0)	0 (0 to 0)	0 (0 to 0)	0
Benign and in situ cervical and uterine neoplasms	0 (0 to 0)	0 (0 to 0)	0 (0 to 0)	0 (0 to 0)	0 (0 to 0)	0 (0 to 0)	0 (0 to 0)	0 (0 to 0)	0 (0 to 0)	0 (0 to 0)	0 (0 to 0)	0 (0 to 0)	0 (0 to 0)	0 (0 to 0)	0 (0 to 0)	0 (0 to 0)	0 (0 to 0)	0 (0 to 0)	0 (0 to 0)	0 (0 to 0)	0 (0 to 0)	0 (0 to 0)	0 (0 to 0)	0
Other benign and in situ neoplasms	0 (0 to 0)	0 (0 to 0)	0 (0 to 0)	0 (0 to 0)	0 (0 to 0)	0 (0 to 0)	0 (0 to 0)	0 (0 to 0)	0 (0 to 0)	0 (0 to 0)	0 (0 to 0)	0 (0 to 0)	0 (0 to 0)	0 (0 to 0)	0 (0 to 0)	0 (0 to 0)	0 (0 to 0)	0 (0 to 0)	0 (0 to 0)	0 (0 to 0)	0 (0 to 0)	0 (0 to 0)	0 (0 to 0)	0
Cardiovascular diseases	1·8 (1·2 to 2·8)	2·4 (1·7 to 3·3)	7·5 (4·9 to 10·5)	8·3 (6·8 to 10·1)	7·5 (5·8 to 9·6)	12·2 (8·8 to 15·9)	25·6 (19·3 to 32·9)	35·8 (26·9 to 45·4)	56·3 (44·5 to 70·1)	78·9 (63 to 97·9)	112 (89·7 to 139)	180 (143 to 223)	274 (222 to 341)	460 (379 to 556)	739 (606 to 893)	1,060 (890 to 1,250)	1,450 (1,240 to 1,680)	1,740 (1,490 to 2,010)	1,710 (1,480 to 1,970)	1,750 (1,480 to 2,010)	1,790 (1,440 to 2,080)	1,550 (1,190 to 1,810)	966 (696 to 1,130)	14,000
Rheumatic heart disease	0 (0 to 0)	0 (0 to 0)	0 (0 to 0)	0·2 (0·1 to 0·2)	0·2 (0·1 to 0·2)	0·3 (0·2 to 0·4)	0·5 (0·4 to 0·7)	0·7 (0·5 to 1)	1·4 (1 to 2)	1·8 (1·3 to 2·5)	2·2 (1·5 to 3·1)	2·8 (1·8 to 4·2)	4·7 (3·3 to 6·7)	7·9 (5·4 to 11·6)	13·6 (9·2 to 20)	18·7 (13·6 to 25·5)	24·4 (17·3 to 33·8)	26·6 (19·6 to 35·5)	23·8 (17·9 to 30·7)	19·7 (14·7 to 25·4)	16·7 (12·5 to 21·3)	12·6 (9·3 to 16·3)	7·2 (5 to 9·3)	186
Ischemic heart disease	0 (0 to 0)	0 (0 to 0)	0 (0 to 0)	0 (0 to 0)	0 (0 to 0)	0 (0 to 0)	1·9 (1·4 to 2·4)	3·6 (2·6 to 4·9)	7·2 (5·3 to 9·7)	14·5 (10·9 to 19)	25·1 (19·6 to 32·5)	43·2 (31 to 59)	87·1 (68·1 to 111)	176 (141 to 222)	308 (239 to 394)	457 (370 to 554)	657 (551 to 773)	807 (653 to 972)	799 (679 to 932)	761 (622 to 897)	778 (604 to 924)	693 (510 to 840)	470 (331 to 565)	6,090
Stroke	0·2 (0·1 to 0·5)	0·4 (0·2 to 0·7)	1·3 (0·6 to 2·3)	2 (1·4 to 2·7)	3·7 (2·4 to 5·5)	6·4 (3·9 to 9·7)	10·8 (7 to 15·8)	14·1 (9·3 to 19·4)	20·2 (14·5 to 26·9)	27·6 (20 to 37)	38·6 (28·8 to 50·7)	52·4 (40·4 to 65·8)	83·7 (62·2 to 111)	132 (99 to 168)	197 (156 to 244)	277 (211 to 350)	351 (274 to 437)	422 (347 to 508)	420 (333 to 515)	477 (389 to 575)	480 (379 to 581)	400 (302 to 491)	224 (160 to 280)	3,640
Ischemic stroke	0·2 (0·1 to 0·3)	0·3 (0·2 to 0·5)	0·2 (0·1 to 0·3)	0·9 (0·6 to 1·3)	2·2 (1·2 to 3·9)	3·8 (1·5 to 6·8)	5·6 (2·5 to 9·8)	6·9 (3·4 to 11·2)	9 (5 to 14)	11·1 (6·7 to 17·5)	13·7 (8·5 to 20·1)	16·6 (10·7 to 24·1)	25·4 (16·9 to 36·4)	41·8 (29 to 57·8)	71·3 (49·3 to 94·9)	125 (92 to 161)	165 (126 to 211)	255 (205 to 310)	266 (209 to 325)	366 (299 to 442)	385 (305 to 464)	334 (254 to 410)	193 (139 to 242)	2,300
Intracerebral hemorrhage	0 (0 to 0)	0 (0 to 0)	0·6 (0·2 to 1·1)	0·4 (0·2 to 0·5)	0·7 (0·4 to 0·9)	1·2 (0·8 to 1·8)	2·6 (1·8 to 3·6)	3·5 (2·3 to 4·8)	5 (3·3 to 7·2)	7·2 (5 to 10·2)	10 (6·9 to 13·8)	14·8 (10·9 to 19·9)	25·9 (17·2 to 37·4)	42·5 (28·9 to 59·9)	57·4 (42·1 to 75·6)	80·8 (55·9 to 112)	107 (74·4 to 143)	106 (81·8 to 132)	105 (78·2 to 136)	81·8 (65·1 to 101)	70·9 (53·4 to 89·8)	48·2 (34·6 to 61·6)	22·3 (14·6 to 30·7)	794
Subarachnoid hemorrhage	0·1 (0 to 0·1)	0·1 (0 to 0·1)	0·6 (0·2 to 1·1)	0·7 (0·5 to 1·1)	0·8 (0·5 to 1·2)	1·4 (0·9 to 2)	2·6 (1·8 to 3·7)	3·7 (2·5 to 5·4)	6·2 (4·2 to 8·7)	9·3 (6·2 to 13·3)	14·9 (10·5 to 20·7)	20·9 (14·9 to 28·4)	32·4 (22 to 45·3)	47·4 (33·1 to 65·3)	68 (51·4 to 88·2)	71·5 (50·6 to 97·7)	79 (57 to 107)	61·3 (44·8 to 82·2)	48·5 (34 to 65·9)	29·2 (21·3 to 39·2)	24·3 (17·3 to 33·8)	17·4 (12·2 to 23·8)	9·5 (6·5 to 13)	550
Hypertensive heart disease	0 (0 to 0)	0 (0 to 0)	0 (0 to 0)	0 (0 to 0)	0 (0 to 0)	0 (0 to 0)	0·2 (0·1 to 0·3)	0·8 (0·5 to 1·1)	2·6 (1·5 to 3·8)	5·9 (3·6 to 8·6)	10·2 (6·1 to 14·5)	16 (9·9 to 22·6)	27·9 (18 to 38·9)	42·1 (28 to 57·6)	58·3 (38·4 to 81·4)	68·9 (46·5 to 94·5)	84·5 (60·5 to 114)	88·4 (63·3 to 124)	83·7 (59·4 to 114)	79·6 (55·8 to 111)	107 (69·6 to 141)	101 (61·6 to 133)	70·1 (37·1 to 93·7)	847
Non-rheumatic valvular heart disease	0 (0 to 0)	0 (0 to 0)	0 (0 to 0)	0 (0 to 0)	0 (0 to 0)	0 (0 to 0)	0·6 (0·4 to 0·9)	1·1 (0·7 to 1·5)	1·7 (1·1 to 2·5)	2·2 (1·5 to 3·2)	3·1 (2·1 to 4·4)	3·8 (2·4 to 5·6)	6·2 (4·2 to 8·8)	10·5 (7·1 to 14·8)	18·2 (12 to 26·1)	29·8 (20·7 to 40·5)	43·3 (31·5 to 58)	57 (42 to 77·2)	60·8 (45·4 to 79·1)	92 (64·8 to 121)	115 (82·8 to 154)	119 (79·5 to 157)	68·9 (43·8 to 92·9)	633
Non-rheumatic calcific aortic valve disease	0 (0 to 0)	0 (0 to 0)	0 (0 to 0)	0 (0 to 0)	0 (0 to 0)	0 (0 to 0)	0·2 (0·1 to 0·3)	0·3 (0·2 to 0·5)	0·5 (0·2 to 0·8)	0·9 (0·5 to 1·4)	1·4 (0·8 to 2·2)	1·8 (1 to 2·9)	3·4 (2·1 to 5·2)	6·2 (3·9 to 9·5)	11·5 (6·9 to 17·6)	20·7 (13·6 to 29·3)	30·5 (21·3 to 42·4)	40·4 (27·8 to 56·5)	44·8 (32·8 to 60·1)	75 (51·1 to 101)	96·8 (68·6 to 130)	105 (68·5 to 142)	61 (38·3 to 83·2)	501
Non-rheumatic degenerative mitral valve disease	0 (0 to 0)	0 (0 to 0)	0 (0 to 0)	0 (0 to 0)	0 (0 to 0)	0 (0 to 0)	0·3 (0·2 to 0·5)	0·5 (0·3 to 0·9)	1 (0·6 to 1·6)	1·1 (0·7 to 1·8)	1·4 (0·8 to 2·3)	1·8 (1·1 to 2·8)	2·7 (1·6 to 4·2)	4 (2·4 to 6·3)	6·5 (3·9 to 10·3)	8·8 (5·5 to 13·8)	12·6 (7·9 to 19·9)	16·5 (10 to 25·1)	16 (10·1 to 23·5)	16·9 (10·3 to 26·6)	18 (10·2 to 29·1)	13·9 (7·5 to 24·5)	7·8 (4·2 to 13·6)	130

Congenital birth defects	125 (80·7 to 195)	58·4 (43·9 to 76·2)	81·6 (55·7 to 119)	49·7 (38·1 to 62·8)	24 (18·4 to 30·5)	23·4 (17·9 to 30)	24·7 (18·5 to 31·9)	22·1 (17 to 28·7)	22·1 (16·9 to 28·2)	20·3 (15·4 to 26·2)	19·6 (15·1 to 25·5)	18 (13·8 to 23·1)	19·3 (14·3 to 25·1)	22·9 (16·8 to 29·6)	28 (19·9 to 37·3)	25·1 (17·9 to 33·3)	18·5 (13·8 to 23·7)	5·1 (3·1 to 7·7)	2·8 (1·6 to 4·4)	1·6 (1 to 2·4)	0·9 (0·6 to 1·5)	0·5 (0·3 to 0·8)	0·2 (0·1 to 0·3)	614
Neural tube defects	15·6 (8·3 to 26·6)	1·7 (0·9 to 3)	6·3 (2·4 to 13·9)	6·7 (3·1 to 12·5)	0·5 (0·3 to 0·8)	0·5 (0·3 to 0·8)	0·7 (0·4 to 1)	0·7 (0·4 to 1·3)	0·9 (0·5 to 1·5)	0·9 (0·5 to 1·4)	0·6 (0·4 to 1·1)	0·4 (0·3 to 0·7)	0·4 (0·2 to 0·7)	0·3 (0·2 to 0·4)	0·3 (0·2 to 0·4)	0·2 (0·1 to 0·3)	0·2 (0·1 to 0·3)	0·1 (0 to 0·1)	0 (0 to 0)	0 (0 to 0)	0 (0 to 0)	0 (0 to 0)	0 (0 to 0)	37·1
Congenital heart anomalies	15·3 (8·1 to 32·6)	19·5 (13·2 to 28·2)	22·9 (12·2 to 49·9)	11·2 (7·1 to 17·4)	4·6 (3 to 7)	5·1 (3·4 to 7·5)	5·5 (3·7 to 8)	4·9 (3·3 to 7·2)	5 (3·3 to 7·1)	4·6 (2·9 to 6·7)	4·8 (3·2 to 6·8)	4·4 (2·9 to 6·1)	3·9 (2·5 to 5·8)	3·8 (2·3 to 5·7)	3·9 (2·3 to 6·1)	3·7 (2·2 to 5·6)	3·7 (2·2 to 5·6)	0·5 (0·2 to 1·1)	0·3 (0·1 to 0·7)	0·2 (0·1 to 0·4)	0·1 (0 to 0·3)	0·1 (0 to 0·2)	0 (0 to 0·1)	128
Orofacial clefts	0 (0 to 0)	0 (0 to 0)	0·2 (0·1 to 0·5)	0·5 (0·1 to 1)	0·3 (0 to 0·7)	0·3 (0·2 to 0·5)	0·3 (0·2 to 0·5)	0·3 (0·2 to 0·5)	0·3 (0·2 to 0·5)	0·3 (0·2 to 0·5)	0·3 (0·2 to 0·5)	0·3 (0·2 to 0·5)	0·3 (0·2 to 0·5)	0·4 (0·2 to 0·6)	0·4 (0·2 to 0·7)	0·4 (0·2 to 0·7)	0·4 (0·2 to 0·6)	0·3 (0·2 to 0·4)	0·2 (0·1 to 0·3)	0·1 (0·1 to 0·2)	0·1 (0·1 to 0·1)	0·1 (0 to 0·1)	0 (0 to 0)	6
Down syndrome	2·3 (1·2 to 4·1)	1·2 (0·7 to 2)	4·1 (2·1 to 7)	2·5 (1·5 to 3·8)	1·5 (1 to 2·1)	1·6 (1 to 2·2)	2·1 (1·4 to 3)	2·5 (1·6 to 3·5)	2·5 (1·7 to 3·7)	2·6 (1·6 to 3·8)	2·8 (1·8 to 4)	2·9 (2 to 4·2)	4·6 (2·9 to 6·9)	7·9 (4·6 to 11·5)	11·8 (6·8 to 17·6)	9·7 (5·7 to 14·5)	5·3 (3·2 to 7·9)	0 (0 to 0)	0 (0 to 0)	0 (0 to 0)	0 (0 to 0)	0 (0 to 0)	0 (0 to 0)	67·6
Turner syndrome	0 (0 to 0)	0 (0 to 0)	0 (0 to 0·1)	0·1 (0 to 0·3)	0·1 (0 to 0·4)	0·1 (0 to 0·4)	0·2 (0 to 0·5)	0·2 (0 to 0·5)	0·2 (0 to 0·4)	0·2 (0·1 to 0·3)	0·1 (0·1 to 0·2)	0·1 (0 to 0·2)	0·1 (0 to 0·2)	0·1 (0 to 0·1)	0 (0 to 0·1)	0 (0 to 0·1)	0 (0 to 0)	0 (0 to 0)	0 (0 to 0)	0 (0 to 0)	0 (0 to 0)	0 (0 to 0)	0 (0 to 0)	1·6
Klinefelter syndrome	0 (0 to 0)	0 (0 to 0)	0 (0 to 0)	0 (0 to 0)	0 (0 to 0)	0 (0 to 0)	0 (0 to 0)	0 (0 to 0)	0 (0 to 0)	0 (0 to 0)	0 (0 to 0)	0 (0 to 0)	0 (0 to 0)	0 (0 to 0)	0 (0 to 0)	0 (0 to 0)	0 (0 to 0)	0 (0 to 0)	0 (0 to 0)	0 (0 to 0)	0 (0 to 0)	0 (0 to 0)	0 (0 to 0)	0
Other chromosomal abnormalities	30·6 (16·3 to 53)	18·5 (10·3 to 27·7)	22·7 (11·6 to 38)	6·6 (4 to 9·9)	3·4 (2·1 to 5)	3·1 (1·8 to 4·5)	3·3 (2 to 4·8)	2·7 (1·7 to 4)	2·4 (1·5 to 3·5)	2 (1·2 to 3)	1·8 (1·1 to 2·5)	1·5 (1 to 2)	1·2 (0·8 to 1·6)	1 (0·6 to 1·4)	0·8 (0·5 to 1·2)	0·7 (0·4 to 1·1)	0·5 (0·3 to 0·7)	0 (0 to 0)	0 (0 to 0)	0 (0 to 0)	0 (0 to 0)	0 (0 to 0)	0 (0 to 0)	103
Congenital musculoskeletal and limb anomalies	9·7 (5 to 16·9)	2·5 (1·4 to 4·2)	6·8 (4 to 10·2)	8 (4·8 to 12·2)	6 (3·4 to 9·3)	6·4 (3·7 to 10·2)	6·8 (3·9 to 10·8)	6·2 (3·6 to 9·5)	6·4 (3·6 to 10)	6·1 (3·6 to 9·6)	6·1 (3·6 to 9·5)	5·7 (3·4 to 8·7)	6 (3·4 to 9·2)	6·9 (4 to 10·6)	7·9 (4·4 to 12·4)	7·5 (4·4 to 11·4)	6 (3·4 to 9·2)	3·4 (1·8 to 5·6)	1·7 (0·9 to 3)	0·9 (0·5 to 1·5)	0·5 (0·2 to 0·8)	0·2 (0·1 to 0·4)	0·1 (0 to 0·1)	118
Urogenital congenital anomalies	9·7 (3 to 18·6)	1·6 (0·6 to 3)	1·5 (0·7 to 2·7)	1·2 (0·7 to 1·9)	0·9 (0·5 to 1·4)	0·8 (0·5 to 1·2)	0·7 (0·4 to 1)	0·6 (0·4 to 0·9)	0·5 (0·3 to 0·8)	0·4 (0·3 to 0·7)	0·4 (0·3 to 0·6)	0·3 (0·2 to 0·5)	0·3 (0·2 to 0·5)	0·3 (0·2 to 0·4)	0·2 (0·1 to 0·4)	0·2 (0·1 to 0·3)	0·1 (0 to 0·2)	0 (0 to 0)	0 (0 to 0)	0 (0 to 0)	0 (0 to 0)	0 (0 to 0)	0 (0 to 0)	19·7
Digestive congenital anomalies	7·1 (3·6 to 16·5)	3·9 (2·2 to 6·5)	4·1 (2·1 to 8·8)	2·8 (1·7 to 4·4)	1·3 (0·7 to 2·1)	0·8 (0·4 to 1·4)	0·7 (0·4 to 1·3)	0·6 (0·4 to 0·9)	0·5 (0·3 to 0·7)	0·4 (0·3 to 0·6)	0·4 (0·3 to 0·5)	0·3 (0·2 to 0·5)	0·4 (0·2 to 0·5)	0·4 (0·3 to 0·6)	0·5 (0·3 to 0·7)	0·4 (0·3 to 0·7)	0·4 (0·3 to 0·6)	0·2 (0·1 to 0·3)	0·1 (0·1 to 0·2)	0·1 (0 to 0·1)	0 (0 to 0·1)	0 (0 to 0)	0 (0 to 0)	25·4
Other congenital birth defects	35 (18·7 to 59·2)	9·3 (5·3 to 14·5)	13·1 (6·4 to 24·4)	10·2 (6·1 to 15·1)	5·5 (3·7 to 7·8)	4·7 (2·8 to 6·9)	4·4 (2·6 to 6·4)	3·5 (2·1 to 5·5)	3·3 (1·9 to 5·2)	2·8 (1·6 to 4·5)	2·4 (1·4 to 4)	2 (1·2 to 3·5)	2·1 (1·2 to 3·7)	2 (1·1 to 3·7)	2·1 (1·1 to 4)	2·2 (1·1 to 4·1)	1·9 (1 to 3·6)	0·6 (0·1 to 1·8)	0·4 (0·1 to 1·2)	0·3 (0·1 to 0·8)	0·2 (0 to 0·6)	0·1 (0 to 0·3)	0 (0 to 0·1)	108
Urinary diseases and male infertility	0·2 (0·1 to 0·4)	0·2 (0·1 to 0·4)	0·4 (0·2 to 0·7)	1 (0·6 to 1·6)	1·2 (0·7 to 1·8)	1·1 (0·7 to 1·8)	2 (1·3 to 3)	2·8 (1·9 to 3·8)	3·4 (2·4 to 4·8)	4 (2·8 to 5·5)	4·7 (3·4 to 6·2)	5·5 (4 to 7·5)	7·8 (5·7 to 10·4)	12·4 (9·1 to 16·9)	19·2 (13·3 to 26·2)	27·2 (19·6 to 36·3)	34·4 (24·8 to 48·4)	40·1 (28·6 to 56·1)	45 (31·6 to 62·3)	45·9 (30·7 to 67·3)	40·5 (26·3 to 59·5)	34·7 (21·6 to 51·5)	22·2 (13·7 to 33·1)	356
Urolithiasis	0 (0 to 0)	0 (0 to 0)	0 (0 to 0)	0 (0 to 0)	0 (0 to 0·1)	0·1 (0·1 to 0·2)	0·2 (0·1 to 0·3)	0·4 (0·3 to 0·7)	0·5 (0·3 to 0·8)	0·7 (0·4 to 1·1)	0·8 (0·5 to 1·2)	0·9 (0·5 to 1·3)	1·2 (0·7 to 1·8)	1·7 (1 to 2·5)	2·4 (1·4 to 3·8)	3 (1·8 to 4·7)	3·2 (1·7 to 5·3)	3·1 (1·7 to 5·1)	2·7 (1·4 to 4·4)	2·4 (1·2 to 4·1)	1·9 (0·9 to 3·5)	1·2 (0·6 to 2·1)	0·5 (0·2 to 0·9)	26·9
Benign prostatic hyperplasia	0 (0 to 0)	0 (0 to 0)	0 (0 to 0)	0 (0 to 0)	0 (0 to 0)	0 (0 to 0)	0 (0 to 0)	0 (0 to 0)	0 (0 to 0)	0 (0 to 0)	0 (0 to 0)	0 (0 to 0)	0 (0 to 0)	0 (0 to 0)	0 (0 to 0)	0 (0 to 0)	0 (0 to 0)	0 (0 to 0)	0 (0 to 0)	0 (0 to 0)	0 (0 to 0)	0 (0 to 0)	0 (0 to 0)	0
Male infertility	--	--	--	--	--	--	--	--	--	--	--	--	--	--	--	--	--	--	--	--	--	--	--	NA
Other urinary diseases	0·2 (0·1 to 0·3)	0·1 (0·1 to 0·3)	0·1 (0 to 0·2)	0·4 (0·2 to 0·6)	0·4 (0·2 to 0·6)	0·3 (0·2 to 0·5)	0·5 (0·3 to 0·7)	0·3 (0·2 to 0·5)	0·5 (0·3 to 0·7)	0·6 (0·4 to 0·9)	0·6 (0·4 to 0·9)	0·6 (0·4 to 0·9)	0·8 (0·5 to 1·2)	0·8 (0·5 to 1·2)	1·2 (0·8 to 1·8)	1·4 (0·9 to 2·1)	1·6 (0·9 to 2·5)	1·6 (0·9 to 2·5)	1·3 (0·7 to 2·1)	1·1 (0·6 to 1·8)	0·8 (0·4 to 1·5)	0·6 (0·3 to 1·1)	0·3 (0·1 to 0·5)	16
Gynecological diseases	0 (0 to 0)	0 (0 to 0)	0 (0 to 0)	0 (0 to 0)	0 (0 to 0)	22·7 (11·1 to 40·2)	69·8 (40·6 to 115)	123 (77 to 190)	164 (110 to 237)	177 (115 to 254)	184 (125 to 267)	168 (111 to 247)	164 (107 to 236)	117 (76·4 to 172)	74·9 (47·2 to 109)	60·5 (37 to 90·4)	48·9 (31·8 to 70·3)	35·9 (23·4 to 50·5)	22·7 (14·5 to 32·4)	13·3 (8·2 to 19·6)	8·2 (5·2 to 12·2)	4·2 (2·7 to 6)	1·5 (0·9 to 2·4)	1,460
Uterine fibroids	0 (0 to 0)	0 (0 to 0)	0 (0 to 0)	0 (0 to 0)	0 (0 to 0)	0·1 (0 to 0·4)	0·4 (0·1 to 0·9)	1·1 (0·4 to 2·4)	3·3 (1·3 to 6·9)	7·1 (3 to 14·4)	11·6 (5·1 to 23·6)	12·7 (5·9 to 24·4)	12·8 (6·1 to 24·3)	11·1 (5 to 21·7)	8·9 (3·9 to 17·3)	6 (2·7 to 11·8)	3·6 (1·6 to 7·1)	1·9 (0·9 to 3·7)	0·9 (0·4 to 1·7)	0·4 (0·2 to 0·8)	0·2 (0·1 to 0·4)	0·1 (0 to 0·2)	0 (0 to 0·1)	82·3
Polycystic ovarian syndrome	0 (0 to 0)	0 (0 to 0)	0 (0 to 0)	0 (0 to 0)	0 (0 to 0)	0·8 (0·3 to 1·9)	5·7 (2·6 to 11·3)	9·8 (4·3 to 19·5)	9·9 (4·4 to 19·6)	9·2 (4·1 to 18·4)	8·7 (3·9 to 17·4)	7·6 (3·3 to 15·2)	6·8 (2·8 to 13·2)	1·8 (0·8 to 3·6)	0 (0 to 0)	0 (0 to 0)	0 (0 to 0)	0 (0 to 0)	0 (0 to 0)	0 (0 to 0)	0 (0 to 0)	0 (0 to 0)	0 (0 to 0)	60·4
Female infertility	0 (0 to 0)	0 (0 to 0)	0 (0 to 0)	0 (0 to 0)	0 (0 to 0)	0 (0 to 0)	0 (0 to 0)	2·2 (0·1 to 8)	5·2 (0·8 to 15·3)	5·3 (0·6 to 16·4)	4·4 (0·1 to 14·6)	2·5 (0·1 to 9·8)	0 (0 to 0·1)	0 (0 to 0)	0 (0 to 0)	0 (0 to 0)	0 (0 to 0)	0 (0 to 0)	0 (0 to 0)	0 (0 to 0)	0 (0 to 0)	0 (0 to 0)	0 (0 to 0)	19·6
Endometriosis	0 (0 to 0)	0 (0 to 0)	0 (0 to 0)	0 (0 to 0)	0 (0 to 0)	0 (0 to 0)	2·9 (0·9 to 6·3)	11·8 (5 to 22·7)	16·5 (7·8 to 29·2)	16·1 (7·7 to 28·4)	15·7 (8·1 to 26·9)	14·1 (7 to 24·1)	12·5 (6·6 to 20·9)	7·1 (3·6 to 12)	0 (0 to 0)	0 (0 to 0)	0 (0 to 0)	0 (0 to 0)	0 (0 to 0)	0 (0 to 0)	0 (0 to 0)	0 (0 to 0)	0 (0 to 0)	96·6
Genital prolapse	0 (0 to 0)	0 (0 to 0)	0 (0 to 0)	0 (0 to 0)	0 (0 to 0)	0 (0 to 0)	0 (0 to 0)	0 (0 to 0·1)	0·1 (0 to 0·1)	0·1 (0 to 0·2)	0·2 (0·1 to 0·4)	0·5 (0·2 to 1)	2·1 (0·9 to 4)	4·6 (2·1 to 8·9)	6·4 (2·9 to 12·3)	6·5 (3 to 12·7)	7·3 (3·5 to 13·7)	7·4 (3·5 to 13·8)	5·6 (2·7 to 10)	3·7 (1·8 to 6·7)	2·5 (1·2 to 4·4)	1·4 (0·7 to 2·4)	0·5 (0·3 to 1)	49
Premenstrual syndrome	0 (0 to 0)	0 (0 to 0)	0 (0 to 0)	0 (0 to 0)	0 (0 to 0)	21·6 (10·3 to 39)	50·8 (25 to 92·8)	62·3 (30·1 to 113)	65·3 (37·2 to 107)	65·3 (34·2 to 107)	75·3 (41·7 to 120)	75·9 (42·5 to 123)	69·3 (38·7 to 114)	29·2 (14·9 to 52)	0 (0 to 0)	0 (0 to 0)	0 (0 to 0)	0 (0 to 0)	0 (0 to 0)	0 (0 to 0)	0 (0 to 0)	0 (0 to 0)	0 (0 to 0)	515
Other gynecological diseases	0 (0 to 0)	0 (0 to 0)	0 (0 to 0)	0 (0 to 0)	0 (0 to 0)	0·1 (0 to 0·4)	10 (5 to 17·2)	36·2 (21·5 to 55·5)	63·4 (37·6 to 95·1)	73·8 (43·8 to 112)	68·5 (42·6 to 102)	54·4 (31·3 to 85·7)	60·5 (36·3 to 92·1)	63·4 (35·8 to 99·1)	59·6 (36·1 to 90·8)	47·9 (27·7 to 74·9)	38 (23·6 to 56·6)	26·6 (16·6 to 38·9)	16·2 (10·2 to 23·9)	9·2 (5·5 to 14·2)	5·5 (3·3 to 8·3)	2·7 (1·6 to 4·2)	0·9 (0·5 to 1·7)	637
Hemoglobinopathies and hemolytic anemias	0·1 (0·1 to 0·2)	0·1 (0·1 to 0·2)	0·5 (0·2 to 1·1)	1·8 (0·9 to 3·9)	3 (1·1 to 7·6)	2·4 (1 to 5·5)	4·8 (2·2 to 10·7)	5 (2·4 to 10·5)	12·3 (3·7 to 31·1)	13·2 (4·2 to 32·6)	15·9 (4·7 to 39·3)	6·8 (3 to 13·4)	6·2 (2·8 to 13·2)	5·8 (2·9 to 12·2)	6·4 (3·4 to 13·3)	7·7 (3·8 to 16·1)	7·2 (3·8 to 14·6)	6·7 (3·8 to 12·7)	5·8 (3·1 to 10·6)	4·2 (2·6 to 7)	3·5 (2 to 5·9)	2·4 (1·4 to 3·7)	1·2 (0·8 to 2)	123
Thalassemias	0·1 (0·1 to 0·2)	0·1 (0 to 0·1)	0·2 (0·2 to 0·4)	1 (0·6 to 1·6)	0·7 (0·4 to 1)	0·6 (0·4 to 0·9)	1·2 (0·7 to 1·8)	1·6 (1 to 2·4)	1·6 (1 to 2·7)	1 (0·5 to 1·8)	0·4 (0·1 to 0·7)	0·1 (0 to 0·2)	0 (0 to 0·1)	0 (0 to 0)	0 (0 to 0)	0 (0 to 0)	0 (0 to 0)	0 (0 to 0)	0 (0 to 0)	0 (0 to 0)	0 (0 to 0)	0 (0 to 0)	0 (0 to 0)	8·6
Thalassemias trait	0 (0 to 0)	0 (0 to 0·1)	0·1 (0 to 0·3)	0·3 (0 to 1·1)	0·8 (0·1 to 2·9)	0·5 (0 to 1·8)	0·7 (0·1 to 2)	0·6 (0·1 to 1·9)	4·9 (0·6 to 13·6)	5·2 (0·7 to 14·7)	6·5 (1·1 to 16·6)	1 (0·2 to 2·3)	1·2 (0·2 to 3·1)	1·1 (0·1 to 3)	1 (0·1 to 3·3)	1 (0·1 to 3·1)	0·9 (0·1 to 2·7)	0·8 (0·1 to 2·4)	0·8 (0·1 to 1·8)	0·5 (0·1 to 1·2)	0·4 (0 to 1)	0·2 (0 to 0·5)	0·1 (0 to 0·3)	28·4
Sickle cell disorders	0 (0 to 0)	0 (0 to 0)	0 (0 to 0·1)	0·2 (0·1 to 0·3)	0·3 (0·2 to 0·5)	0·4 (0·2 to 0·6)	0·6 (0·4 to 1)	0·6 (0·4 to 1)	0·9 (0·5 to 1·5)	1·4 (0·8 to 2·4)	1·7 (1·1 to 2·7)	1·6 (1 to 2·5)	1·7 (1·1 to 2·6)	1·7 (1·1 to 2·6)	1·8 (1·1 to 2·7)	1·7 (1·1 to 2·7)	1·7 (1 to 2·6)	0·7 (0·4 to 1·1)	0·1 (0·1 to 0·2)	0 (0 to 0)	0 (0 to 0)	0 (0 to 0)	0 (0 to 0)	17·3
Sickle cell trait	0 (0 to 0)	0 (0 to 0·1)	0·1 (0 to 0·2)	0·2 (0 to 0·8)	0·6 (0 to 2·3)	0·4 (0 to 1·4)	0·6 (0 to 1·7)	0·2 (0 to 0·7)	4·2 (0·4 to 13)	4·6 (0·6 to 14·5)	5·7 (0·9 to 16·1)	0·8 (0·1 to 2)	1 (0·1 to 2·5)	0·8 (0·1 to 2·6)	0·8 (0·1 to 2·6)	0·8 (0·1 to 2·4)	0·7 (0·1 to 2·3)	0·6 (0·1 to 1·8)	0·6 (0·1 to 1·5)	0·4 (0·1 to 1)	0·3 (0 to 0·7)	0·1 (0 to 0·4)	0·1 (0 to 0·2)	23·8
G6PD deficiency	0 (0 to 0)	0 (0 to 0)	0 (0 to 0)	0 (0 to 0)	0 (0 to 0)	0·1 (0 to 0·1)	0·4 (0·1 to 1)	0·9 (0·1 to 2·5)	0·2 (0·1 to 0·3)	0·3 (0·1 to 0·5)	0·4 (0·2 to 1)	0·6 (0·2 to 1·2)	0·3 (0·1 to 0·5)	0·3 (0·1 to 0·6)	0·3 (0·2 to 0·6)	0·3 (0·1 to 0·5)	0·2 (0·1 to 0·4)	0·2 (0·1 to 0·3)	0·1 (0·1 to 0·2)	0·1 (0 to 0·1)	0 (0 to 0)	0 (0 to 0)	0 (0 to 0)	4·5
G6PD trait	0 (0 to 0)	0 (0 to 0)	0 (0 to 0)	0 (0 to 0)	0 (0 to 0)	0 (0 to 0)	0·2 (0 to 0·6)	0·3 (0·1 to 0·6)	0 (0 to 0)	0 (0 to 0)	0·1 (0 to 0·6)	0·3 (0 to 0·7)	0 (0 to 0·1)	0 (0 to 0)	0 (0 to 0)	0 (0 to 0)	0 (0 to 0)	0 (0 to 0)	0 (0 to 0)	0 (0 to 0)	0 (0 to 0)	0 (0 to 0)	0 (0 to 0)	0·9
Other hemoglobinopathies and hemolytic anemias	0 (0 to 0)	0 (0 to 0)	0·1 (0 to 0·2)	0·2 (0 to 0·7)	0·5 (0 to 1·8)	0·4 (0 to 1·3)	1·2 (0·2 to 3·8)	0·8 (0·1 to 2·6)	0·4 (0·1 to 1·5)	0·6 (0·2 to 1·6)	1·2 (0·3 to 3·2)	2·4 (0·6 to 6·2)	2 (0·6 to 5·3)	1·9 (0·8 to 4·7)	2·4 (1·2 to 5·5)	3·9 (1·7 to 9)	3·7 (2 to 7·8)	4·5 (2·7 to 7·9)	4·2 (2·5 to 7)	3·3 (2·2 to 5)	2·8 (1·8 to 4·3)	2 (1·3 to 3)	1·1 (0·7 to 1·6)	39·5
Endocrine, metabolic, blood, and immune disorders	3·5 (2 to 5·7)	3·2 (1·9 to 4·8)	9·4 (5·3 to 15·6)	15·9 (10·3 to 22)	12·6 (8·4 to 17·4)	15·6 (11 to 21·3)	27·8 (19·5 to 38·7)	35·5 (24·3 to 48·5)	47·3 (31·8 to 63·5)	57·3 (40·1 to 80)	71·2 (50·2 to 98·2)	81·3 (57·3 to 111)	98·5 (68·7 to 132)	130 (92·5 to 174)	175 (123 to 238)	193 (136 to 262)	187 (133 to 251)	164 (113 to 218)	124 (84 to 166)	97·8 (59 to 133)	80·3 (44·4 to 111)	55·9 (28·1 to 78·2)	25·3 (13 to 36·5)	1,710
Oral disorders	0 (0 to 0)	0 (0 to 0)	0 (0 to 0)	6·9 (3·9 to 11·4)	8 (4·3 to 13·1)	9·9 (5·5 to 16·9)	14·9 (8·6 to 24·3)	21·1 (12·1 to 33·9)	29·7 (17·1 to 48·1)	38·8 (22·8 to 64·3)	50·6 (28·7 to 84·5)	60·8 (34·5 to 102)	85 (49·8 to 136)	119 (69·4 to 193)	166 (100 to 255)	192 (117 to 298)	192 (117 to 295)	162 (101 to 250)	114 (71·6 to 168)	74 (46·1 to 108)	51·3 (32·4 to 75·2)	29·6 (18·4 to 43·4)	12·7 (7·8 to 18·7)	1,440
Caries of deciduous teeth	0 (0 to 0)	0 (0 to 0)	0 (0 to 0)	2·2 (0·8 to 4·6)	2·3 (0·9 to 5)	0·1 (0 to 0·4)	0 (0 to 0)	0 (0 to 0)	0 (0 to 0)	0 (0 to 0)	0 (0 to 0)	0 (0 to 0)	0 (0 to 0)	0 (0 to 0)	0 (0 to 0)	0 (0 to 0)	0 (0 to 0)	0 (0 to 0)	0 (0 to 0)	0 (0 to 0)	0 (0 to 0)	0 (0 to 0)	0 (0 to 0)	4·7
Caries of permanent teeth	0 (0 to 0)	0 (0 to 0)	0 (0 to 0)	0 (0 to 0)	0·9 (0·3 to 2·1)	3·8 (1·4 to 8·4)	4·9 (2 to 9·9)	5·8 (2·5 to 11·5)	6·1 (2·4 to 12·2)	5·5 (2·2 to 11·7)	5·3 (2·2 to 10·9)	4·6 (1·9 to 9·5)	4·7 (1·9 to 9·8)	5·1 (2·1 to 10·8)	5·7 (2·1 to 12·4)	5·4 (2 to 12)	4·6 (1·8 to 9·6)	3·4 (1·3 to 7·2)	2·1 (0·8 to 4·1)	1·2 (0·5 to 2·5)	0·7 (0·3 to 1·5)	0·3 (0·1 to 0·8)	0·1 (0 to 0·3)	70
Periodontal diseases	0 (0 to 0)	0 (0 to 0)	0 (0 to 0)	0 (0 to 0)	0 (0 to 0)	0 (0 to 0)	0·5 (0·1 to 1·2)	1·5 (0·4 to 3·8)	3·8 (1·1 to 9·6)	7 (2·1 to 18·9)	11·5 (3·6 to 30·9)	16·1 (5·1 to 39·1)	23·5 (7·8 to 55·3)	31·4 (11·2 to 72·2)	39·1 (14·2 to 85·6)	38·7 (14·6 to 80)	32·9 (12·5 to 67·4)	24·5 (9·6 to 49·8)	16·1 (6·4 to 31·8)	10·2 (3·9 to 20·8)	7·2 (2·7 to 14·9)	4·1 (1·5 to 8·7)	1·7 (0·6 to 3·6)	270
Other oral disorders	0 (0 to 0)	0 (0 to 0)	0 (0 to 0)	4·7 (2·7 to 7·4)	4·7 (2·7 to 7·5)	6 (3·5 to 9·4)	9·6 (5·7 to 14·9)	11·8 (7·2 to 18·4)	13·6 (8 to 20·9)	14 (8·4 to 21·3)	14·1 (8·3 to 21·3)	13·3 (7·9 to 20·2)	15 (8·8 to 22·5)	17 (10·2 to 26·2)	19·5 (11·9 to 29·5)	18·4 (11·1 to 27·6)	14·9 (9·2 to 22·6)	10·2 (6·2 to 15·3)	5·7 (3·5 to 8·6)	3 (1·8 to 4·6)	1·7 (1 to 2·5)	0·9 (0·5 to 1·3)	0·4 (0·2 to 0·6)	199
Sudden infant death syndrome	--	6·6 (4 to 10·2)	38·8 (22·6 to 61·4)	--	--	--	--	--	--	--	--	--	--	--	--	--	--	--	--	--	--	--	--	NA
Injuries	2·6 (1·8 to 3·7)	6·2 (4·3 to 8·8)	39·4 (27·6 to 53·4)	85·3 (72 to 101)	64·8 (54·6 to 77)	97·4 (83 to 114)	299 (264 to 338)	298 (253 to 351)	314 (264 to 378)	320 (265 to 385)	333 (275 to 404)	334 (278 to 409)	399 (329 to 488)	497 (405 to 610)	613 (496 to 763)	678 (533 to 851)	687 (542 to 864)	661 (523 to 827)	585 (464 to 739)	527 (422 to 666)	497 (393 to 621)	394 (313 to 488)	220 (173 to 272)	7,950
Transport injuries	0·3 (0·2 to 0·4)	0·4 (0·3 to 0·5)	3·5 (2·3 to 5·2)	24·4 (17·6 to 32·4)	24·4 (18·3 to 31·9)	32 (24·7 to 40·3)	148 (118 to 180)	127 (101 to 159)	109 (84·6 to 138)	95·4 (74·8 to 119)	90·6 (71·7 to 114)	86·2 (68·8 to 109)	99·3 (79·1 to 124)	116 (92·2 to 143)	137 (108 to 170)	144 (115 to 179)	133 (106 to 167)	112 (87·4 to 139)	80·8 (64·4 to 101)	53·9 (42·8 to 67·3)	37·2 (29·2 to 46·8)	21·3 (16·4 to 27·3)	9·5 (7·1 to 12·2)	1,680
Road injuries	0·2 (0·1 to 0·3)	0·3 (0·2 to 0·4)	3·3 (2·1 to 4·9)	22·8 (16·3 to 30·5)	21·1 (15·6 to 28)	26 (19·6 to 33·5)	139 (111 to 170)	118 (93·3 to 149)	99·2 (76·3 to 127)	85·2 (66·4 to 107)	79·7 (63·2 to 100)	74·6 (59 to 94·1)	84·7 (67·2 to 105)	97·1 (77·7 to 119)	113 (89·4 to 140)	116 (93 to 145)	106 (85·5 to 133)	88·6 (69·9 to 109)	63·3 (50·9 to 78)	41·5 (33·1 to 51)	27·4 (21·7 to 34·3)	14·4 (11·3 to 18·3)	5·6 (4·3 to 7·2)	1,430
Pedestrian road injuries	0 (0 to 0)	0 (0 to 0)	0·2 (0·1 to 0·4)	7·6 (5·4 to 10·3)	4·7 (3·4 to 6·3)	4·5 (3·4 to 5·8)	9·2 (7·3 to 11·3)	8·9 (7 to 11·2)	9·7 (7·3 to 12·8)	9·4 (7 to 12·1)	9·2 (7·1 to 11·9)	8·8 (6·9 to 11·3)	10·3 (8·1 to 13·1)	12·2 (9·5 to 15·2)	14·8 (11·6 to 18·7)	15·8 (12·5 to 20)	15·2 (11·9 to 19·2)	13·6 (10·6 to 17)	10·3 (8·2 to 12·9)	7·1 (5·6 to 8·8)	4·7 (3·6 to 5·9)	2·4 (1·9 to 3·1)	0·9 (0·7 to 1·2)	180
Cyclist road injuries	0 (0 to 0)	0 (0 to 0)	0 (0 to 0)	0·4 (0·3 to 0·7)	1·7 (1 to 2·9)	2·2 (1·3 to 3·5)	1·7 (1·1 to 2·5)	2·1 (1·4 to 3)	2·3 (1·6 to 3·2)	2·6 (1·9 to 3·4)	2·9 (2 to 3·8)	3·1 (2·3 to 4·2)	4·3 (3·1 to 5·7)	5·5 (3·9 to 7·3)	7 (5 to 9·3)	7·3 (5·3 to 9·7)	7·1 (5·2 to 9·4)	5·7 (4·1 to 7·5)	3·8 (2·8 to 5·1)	2·4 (1·8 to 3·2)	1·7 (1·2 to 2·2)	0·9 (0·7 to 1·2)	0·4 (0·3 to 0·5)	65·1
Motorcyclist road injuries	0 (0 to 0)	0 (0 to 0)	0·1 (0 to 0·1)	0·3 (0·2 to 0·4)	0·4 (0·3 to 0·5)	0·8 (0·6 to 1·1)	5 (3·8 to 6·3)	7·3 (5·7 to 9·2)	7·4 (5·6 to 9·9)	7·2 (5·4 to 9·4)	7·1 (5·5 to 9·2)	7·5 (5·7 to 9·6)	8·6 (6·8 to 10·9)	9·8 (7·6 to 12·3)	10·7 (8·2 to 13·6)	9·1 (7 to 11·9)	7·3 (5·4 to 9·8)	5·5 (4 to 7·3)	3·7 (2·6 to 4·9)	2·4 (1·7 to 3·2)	1·7 (1·2 to 2·2)	1 (0·7 to 1·4)	0·5 (0·3 to 0·6)	103
Motor vehicle road injuries	0·1 (0·1 to 0·2)	0·2 (0·2 to 0·3)	3 (1·9 to 4·4)	14·1 (10 to 18·9)	13·9 (10·2 to 18·4)	17·8 (13·3 to 22·9)	122 (96 to 149)	98·8 (77·5 to 126)	78·7 (60·2 to 100)	64·7 (50 to 81·6)	59·2 (46·2 to 74·9)	53·8 (42·9 to 68·1)	59·9 (47·7 to 74·8)	67·6 (53·9 to 83·7)	78·1 (62 to 98·1)	82·2 (65·5 to 103)	75 (59·8 to 93·7)	62·6 (49·2 to 78·2)	44·6 (35·8 to 55·3)	29 (23·1 to 35·8)	19 (15 to 23·9)	9·8 (7·7 to 12·5)	3·8 (2·9 to 4·8)	1,060
Other road injuries	0 (0 to 0)	0 (0 to 0)	0·1 (0 to 0·1)	0·4 (0·2 to 0·6)	0·4 (0·3 to 0·5)	0·7 (0·5 to 0·9)	1·4 (1·1 to 1·8)	1·2 (0·9 to 1·5)	1·1 (0·8 to 1·5)	1·3 (0·9 to 1·7)	1·3 (1 to 1·7)	1·3 (1 to 1·7)	1·6 (1·2 to 2)	2 (1·6 to 2·6)	2·3 (1·8 to 3)	1·9 (1·4 to 2·5)	1·6 (1·2 to 2·1)	1·2 (0·9 to 1·6)	0·9 (0·7 to 1·2)	0·6 (0·4 to 0·7)	0·4 (0·3 to 0·5)	0·2 (0·2 to 0·3)	0·1 (0·1 to 0·1)	22
Other transport injuries	0·1 (0·1 to 0·1)	0·1 (0 to 0·1)	0·2 (0·1 to 0·3)	1·6 (1·2 to 2)	3·3 (2·5 to 4·2)	6 (4·7 to 7·4)	8·9 (7 to 11·2)	8·9 (6·9 to 11·3)	9·5 (7·2 to 12·3)	10·2 (7·6 to 13)	10·9 (8·3 to 14·1)	11·6 (8·8 to 15)	14·6 (11 to 18·9)	18·7 (14 to 24·3)	24·2 (17·9 to 31·6)	27·4 (19·6 to 36·8)	27·2 (19·6 to 36·4)	23·2 (16·6 to 31·4)	17·5 (12·3 to 24·1)	12·4 (8·9 to 16·8)	9·8 (7·1 to 13·2)	6·8 (4·9 to 9·3)	3·9 (2·6 to 5·2)	257
Unintentional injuries	1·7 (1·1 to 2·5)	5·5 (3·8 to 7·9)	30·4 (20·2 to 42·9)	50 (38·6 to 63)	35 (27·2 to 44·2)	42·7 (31·8 to 55·8)	59·3 (44·6 to 79·2)	75·1 (56·8 to 100)	96·8 (73·9 to 130)	114 (85·8 to 155)	134 (98·9 to 180)	146 (110 to 195)	191 (143 to 251)	264 (202 to 350)	366 (278 to 480)	450 (342 to 592)	497 (378 to 641)	514 (398 to 654)	484 (377 to 619)	463 (366 to 587)	453 (355 to 570)	370 (292 to 459)	209 (164 to 259)	5,050
Falls	0·1 (0·1 to 0·2)	0·2 (0·1 to 0·2)	1·1 (0·8 to 1·4)	5·2 (3·9 to 7)	8·5 (5·5 to 12·5)	13·7 (9·1 to 19·2)	22·3 (15·7 to 31·1)	29 (20·6 to 40·1)	39 (27·7 to 54·2)	47·8 (34·6 to 66·1)	58·8 (42·3 to 79·7)	67·6 (49·1 to 92·6)	94·2 (70·5 to 126)	140 (105 to 187)	209 (159 to 278)	279 (208 to 366)	330 (248 to 429)	369 (282 to 475)	373 (288 to 483)	382 (300 to 488)	390 (302 to 489)	326 (254 to 406)	186 (146 to 231)	3,370
Drowning	0·1 (0 to 0·1)	0 (0 to 0)	1·3 (0·8 to 2)	12 (9 to 15·6)	3·9 (2·7 to 5·2)	3·3 (2·4 to 4·4)	3·2 (2·3 to 4·4)	3 (2·1 to 4·1)	3·2 (2·3 to 4·5)	3 (2·3 to 4)	2·9 (2·1 to 3·8)	2·7 (2 to 3·6)	3 (2·3 to 4)	3·5 (2·7 to 4·5)	3·8 (2·9 to 4·9)	3·6 (2·8 to 4·5)	3 (2·4 to 3·9)	2·4 (1·8 to 3)	1·6 (1·2 to 2)	1·1 (0·8 to 1·3)	0·7 (0·5 to 0·9)	0·4 (0·3 to 0·5)	0·2 (0·1 to 0·2)	61·9
Fire, heat, and hot substances	0 (0 to 0·1)	0·1 (0·1 to 0·2)	1·4 (0·9 to 2)	10·3 (7·2 to 13·9)	7·1 (5·4 to 9)	5·3 (4 to 7)	5·8 (4·1 to 8·1)	7·5 (5·2 to 10·6)	9·4 (6·7 to 13·6)	12·6 (8·4 to 19·1)	14·2 (9·4 to 21·6)	13·8 (9·1 to 20·8)	17·4 (11·6 to 25·8)	21·9 (14·9 to 32·7)	27·3 (18·4 to 40·7)	28·4 (19·2 to 42·1)	25·8 (18·2 to 38)	21·3 (15·1 to 30·8)	15·7 (11·3 to 22·1)	11·2 (8·3 to 15·6)	8·3 (6·2 to 11·6)	5·5 (4·2 to 7·3)	2·9 (2·2 to 3·8)	273
Poisonings	0·1 (0·1 to 0·2)	0·1 (0·1 to 0·2)	0·6 (0·4 to 0·8)	3·2 (2·4 to 4·5)	2·7 (1·8 to 4)	4·2 (2·9 to 6)	5·4 (3·9 to 7·5)	6·6 (4·8 to 8·8)	8 (5·8 to 10·5)	7·4 (5·5 to 9·7)	7 (5·2 to 9·4)	6·7 (5 to 8·8)	6·3 (4·7 to 8·4)	7·7 (5·7 to 10·2)	7·7 (5·6 to 10·5)	6·6 (4·6 to 8·8)	5 (3·6 to 6·9)	4·1 (2·9 to 5·6)	2·8 (2 to 3·7)	2 (1·5 to 2·6)	1·4 (1 to 1·9)	0·8 (0·6 to 1)	0·3 (0·2 to 0·4)	96·9
Poisoning by carbon monoxide	0 (0 to 0)	0 (0 to 0)	0·2 (0·1 to 0·3)	1·2 (0·7 to 1·8)	0·8 (0·5 to 1·1)	1·2 (0·8 to 1·9)	2·5 (1·7 to 3·5)	3·1 (2 to 4·3)	3·7 (2·6 to 5·3)	4 (2·8 to 5·5)	3·5 (2·5 to 4·8)	3·3 (2·3 to 4·5)	2·8 (2 to 3·9)	3 (2 to 4)	2·7 (1·8 to 3·7)	2·1 (1·5 to 2·9)	1·5 (1·1 to 2·1)	1·3 (1 to 1·7)	0·9 (0·7 to 1·2)	0·6 (0·5 to 0·8)	0·4 (0·3 to 0·6)	0·2 (0·1 to 0·3)	0·1 (0 to 0·1)	39·2
Poisoning by other means	0·1 (0·1 to 0·2)	0·1 (0·1 to 0·1)	0·4 (0·2 to 0·6)	2·1 (1·3 to 3)	1·9 (1 to 3·1)	3 (1·8 to 4·5)	3 (1·8 to 4·5)	3·5 (2·3 to 5·2)	4·2 (2·8 to 6·1)	3·5 (2·2 to 5·2)	3·5 (2·3 to 5·2)	3·4 (2·2 to 5)	3·5 (2·3 to 5·1)	4·8 (3·3 to 6·7)	5 (3·3 to 7·3)	4·4 (2·9 to 6·4)	3·5 (2·2 to 5·1)	2·8 (1·8 to 4·2)	1·8 (1·2 to 2·7)	1·4 (0·9 to 1·8)	1 (0·6 to 1·4)	0·6 (0·4 to 0·8)	0·3 (0·2 to 0·3)	57·7
Exposure to mechanical forces	0·1 (0 to 0·1)	0·1 (0 to 0·1)	0·6 (0·4 to 0·8)	4·4 (3·2 to 5·8)	4·3 (3 to 6·2)	6·1 (4·1 to 9·3)	9 (6 to 13·5)	11·6 (7·9 to 17·6)	14·7 (9·9 to 21·7)	16·7 (11·1 to 24·8)	18·9 (12·6 to 28·4)	19·6 (13·1 to 29·4)	24·3 (16·4 to 35·9)	30·1 (20·5 to 44·3)	38·2 (26 to 56·2)	41·4 (27·5 to 60·5)	39 (26 to 56·5)	32·1 (21·8 to 46)	23·1 (15·8 to 32·8)	16·3 (11·1 to 23·1)	12·6 (8·6 to 17·9)	8·2 (5·5 to 11·6)	4 (2·6 to 5·6)	375
Unintentional firearm injuries	0 (0 to 0)	0 (0 to 0)	0 (0 to 0)	0·3 (0·2 to 0·6)	0·4 (0·2 to 0·7)	0·5 (0·3 to 0·8)	0·9 (0·6 to 1·3)	1·1 (0·7 to 1·5)	1 (0·7 to 1·5)	1 (0·7 to 1·4)	1·1 (0·8 to 1·5)	1 (0·7 to 1·4)	1·1 (0·8 to 1·6)	1·4 (1 to 2)	1·5 (1·1 to 2·2)	1·4 (1 to 2·1)	1·3 (0·9 to 1·9)	1 (0·7 to 1·5)	0·7 (0·5 to 1)	0·5 (0·3 to 0·7)	0·3 (0·2 to 0·5)	0·2 (0·2 to 0·3)	0·1 (0·1 to 0·2)	17
Other exposure to mechanical forces	0·1 (0 to 0·1)	0·1 (0 to 0·1)	0·6 (0·4 to 0·8)	4·1 (3 to 5·4)	3·9 (2·6 to 5·7)	5·6 (3·5 to 8·8)	8·1 (5·3 to 12·5)	10·6 (6·9 to 16·3)	13·6 (8·9 to 20·6)	15·7 (10·2 to 23·6)	17·8 (11·7 to 26·7)	18·6 (12·4 to 28·1)	23·1 (15·5 to 34·2)	28·7 (19·3 to 42·4)	36·6 (24·7 to 54·2)	40 (26·5 to 58·7)	37·7 (25 to 54·7)	31·1 (21 to 44·7)	22·4 (15·2 to 31·9)	15·9 (10·8 to 22·4)	12·3 (8·3 to 17·4)	8 (5·4 to 11·3)	3·8 (2·6 to 5·5)	358
Adverse effects of medical treatment	0·3 (0·2 to 0·6)	0·3 (0·2 to 0·5)	2·4 (1·5 to 3·6)	3·1 (2 to 4·7)	1·5 (1 to 2·3)	1·4 (1 to 2)	1·7 (1·1 to 2·5)	2·4 (1·6 to 3·4)	3·1 (2 to 4·5)	3·8 (2·6 to 5·5)	4·8 (3·4 to 6·6)	5·8 (4·1 to 8)	8·1 (5·7 to 11·3)	11·1 (7·8 to 15·4)	16·3 (11·5 to 22·6)	21·3 (15·2 to 29·3)	24·6 (17·7 to 33·5)	23·5 (16·6 to 32·2)	19 (13·5 to 26·1)	12·7 (9 to 17·2)	9·3 (6·6 to 12·7)	5·8 (4·1 to 7·9)	2·8 (1·8 to 4)	185
Animal contact	0 (0 to 0·1)	0·1 (0 to 0·1)	0·2 (0·1 to 0·2)	0·9 (0·6 to 1·4)	1·1 (0·7 to 1·6)	1·5 (0·9 to 2·2)	1·9 (1·2 to 2·8)	2·2 (1·4 to 3·2)	2·5 (1·6 to 3·7)	2·6 (1·7 to 4)	2·9 (1·9 to 4·5)	2·9 (1·9 to 4·4)	3·6 (2·3 to 5·3)	4·5 (2·9 to 6·7)	5·6 (3·6 to 8·4)	6·1 (4 to 9·1)	5·8 (3·8 to 8·8)	4·7 (3 to 7·2)	3·3 (2·1 to 5·1)	2·3 (1·4 to 3·5)	1·7 (1·1 to 2·6)	1·1 (0·7 to 1·6)	0·5 (0·3 to 0·7)	57·8
Venomous animal contact	0 (0 to 0)	0 (0 to 0)	0 (0 to 0·1)	0·3 (0·1 to 0·4)	0·5 (0·3 to 0·8)	0·7 (0·4 to 1·1)	0·9 (0·5 to 1·4)	1 (0·6 to 1·5)	1·1 (0·7 to 1·6)	1·1 (0·7 to 1·7)	1·1 (0·7 to 1·6)	1·1 (0·7 to 1·5)	1·2 (0·8 to 1·7)	1·4 (0·9 to 2)	1·6 (1 to 2·4)	1·6 (1·1 to 2·4)	1·4 (1 to 2·1)	1·1 (0·7 to 1·5)	0·7 (0·5 to 1)	0·4 (0·3 to 0·7)	0·3 (0·2 to 0·4)	0·2 (0·1 to 0·3)	0·1 (0·1 to 0·1)	17·9
Non-venomous animal contact	0 (0 to 0·1)	0·1 (0 to 0·1)	0·1 (0·1 to 0·2)	0·7 (0·4 to 1·1)	0·6 (0·4 to 1)	0·8 (0·4 to 1·3)	1 (0·6 to 1·6)	1·2 (0·7 to 2)	1·4 (0·8 to 2·3)	1·5 (0·9 to 2·6)	1·8 (1·1 to 3·1)	1·9 (1·1 to 3·2)	2·4 (1·4 to 3·9)	3·1 (1·8 to 5)	4 (2·3 to 6·4)	4·4 (2·6 to 7·1)	4·4 (2·7 to 7·1)	3·6 (2·2 to 5·8)	2·6 (1·6 to 4·2)	1·8 (1·1 to 2·9)	1·4 (0·8 to 2·2)	0·9 (0·5 to 1·3)	0·4 (0·2 to 0·6)	39·9
Foreign body	0·8 (0·5 to 1·2)	4·5 (3 to 6·6)	22·2 (13·9 to 32·4)	8·6 (6·5 to 10·9)	3·2 (2·5 to 4·2)	3·3 (2·4 to 4·3)	3·7 (2·7 to 5·1)	4·4 (3·2 to 6)	5·2 (4 to 7)	6 (4·6 to 7·7)	6·9 (5·3 to 8·8)	7·7 (6 to 9·8)	9·7 (7·6 to 12·4)	13·3 (10·6 to 16·7)	17·9 (13·9 to 22·6)	20·3 (15·9 to 25·3)	21·6 (17·7 to 26·4)	20·8 (16·8 to 25·2)	17·6 (13·8 to 22·2)	14·8 (11·7 to 18·2)	12·8 (10·2 to 15·5)	10 (7·7 to 12·3)	6·2 (4·7 to 7·7)	241
Pulmonary aspiration and foreign body in airway	0·8 (0·5 to 1·2)	4·5 (3 to 6·6)	22 (13·8 to 32·2)	7·6 (5·7 to 10)	1·9 (1·4 to 2·4)	1·5 (1·2 to 2)	1·5 (1·1 to 1·9)	1·8 (1·3 to 2·5)	2·2 (1·6 to 2·9)	2·6 (2 to 3·5)	3·1 (2·3 to 4·1)	3·7 (2·6 to 4·9)	4·8 (3·5 to 6·2)	7 (5·1 to 9·3)	9·8 (7·2 to 13·3)	11·1 (8·1 to 15·2)	12·5 (9·4 to 16)	12·6 (9·6 to 16·3)	11·2 (8 to 15)	10 (7·5 to 13)	8·9 (6·6 to 11·2)	7·4 (5·2 to 9·5)	4·8 (3·3 to 6·1)	153
Foreign body in eyes	0 (0 to 0)	0 (0 to 0)	0·1 (0 to 0·1)	0·3 (0·1 to 0·6)	0·5 (0·1 to 1)	0·6 (0·2 to 1·3)	0·8 (0·3 to 1·8)	1 (0·4 to 2)	1·1 (0·5 to 2·2)	1·2 (0·6 to 2·1)	1·2 (0·6 to 2·2)	1·3 (0·7 to 2·3)	1·5 (0·9 to 2·5)	1·8 (1·1 to 2·9)	2·2 (1·3 to 3·3)	2·3 (1·4 to 3·4)	2·2 (1·4 to 3·2)	1·8 (1·2 to 2·6)	1·3 (0·8 to 1·8)	0·9 (0·6 to 1·3)	0·6 (0·4 to 0·9)	0·4 (0·3 to 0·5)	0·2 (0·1 to 0·2)	23·1
Foreign body in other body part	0 (0 to 0)	0 (0 to 0)	0·1 (0·1 to 0·2)	0·6 (0·4 to 1)	0·9 (0·5 to 1·3)	1·1 (0·7 to 1·6)	1·4 (0·9 to 2)	1·6 (1·1 to 2·2)	1·9 (1·3 to 2·7)	2·2 (1·5 to 3)	2·5 (1·7 to 3·5)	2·7 (1·9 to 3·7)	3·5 (2·5 to 4·7)	4·5 (3·2 to 6·2)	5·9 (4·2 to 8·1)	6·8 (4·8 to 9·4)	7 (4·9 to 9·7)	6·4 (4·5 to 8·7)	5·2 (3·6 to 7)	4 (2·8 to 5·4)	3·2 (2·3 to 4·5)	2·3 (1·6 to 3·2)	1·2 (0·8 to 1·7)	64·9
Environmental heat and cold exposure	0 (0 to 0)	0 (0 to 0)	0·3 (0·2 to 0·4)	0·6 (0·4 to 0·9)	0·3 (0·2 to 0·4)	0·5 (0·3 to 0·6)	0·9 (0·6 to 1·2)	1·1 (0·8 to 1·6)	1·6 (1·1 to 2·2)	1·9 (1·3 to 2·7)	2·2 (1·6 to 3)	2·5 (1·8 to 3·5)	3·3 (2·4 to 4·5)	4·6 (3·3 to 6·2)	5·9 (4·3 to 8·2)	6·9 (5 to 9·6)	6·9 (4·8 to 9·3)	6·7 (4·9 to 9·1)	5·5 (4 to 7·3)	4·6 (3·4 to 6)	4 (2·9 to 5·3)	3 (2·2 to 3·9)	1·5 (1·1 to 1·9)	64·6
Exposure to forces of nature	0 (0 to 0)	0 (0 to 0)	0 (0 to 0)	0·1 (0·1 to 0·1)	0·1 (0·1 to 0·1)	0·1 (0·1 to 0·2)	0·2 (0·1 to 0·2)	0·1 (0·1 to 0·2)	0·1 (0·1 to 0·2)	0·1 (0·1 to 0·2)	0·1 (0·1 to 0·2)	0·1 (0·1 to 0·2)	0·1 (0·1 to 0·2)	0·1 (0·1 to 0·2)	0·2 (0·1 to 0·2)	0·2 (0·1 to 0·2)	0·1 (0·1 to 0·2)	0·1 (0·1 to 0·1)	0·1 (0·1 to 0·1)	0·1 (0 to 0·1)	0 (0 to 0·1)	0 (0 to 0)	0 (0 to 0)	2·3
Other unintentional injuries	0·1 (0 to 0·1)	0 (0 to 0·1)	0·4 (0·2 to 0·5)	1·5 (1·1 to 2·1)	2·2 (1·5 to 3·3)	3·3 (2·3 to 4·8)	5·2 (3·5 to 7·9)	7·2 (4·8 to 10·7)	10 (6·5 to 14·7)	12·4 (8·2 to 18·2)	14·9 (9·9 to 21·6)	16·7 (11·1 to 23·9)	21 (14·1 to 30·1)	26·8 (17·6 to 38·2)	34·2 (22·8 to 48·3)	36·9 (25·2 to 52)	35·1 (23·9 to 48·9)	29·6 (20·6 to 42·2)	22 (15·4 to 30·5)	15·8 (11 to 21·9)	12·8 (9·1 to 17·5)	9 (6·3 to 12·3)	4·7 (3·3 to 6·3)	322
Self-harm and interpersonal violence	0·6 (0·4 to 0·9)	0·3 (0·3 to 0·5)	5·5 (3·5 to 8·3)	10·9 (7·8 to 14·7)	5·5 (4·3 to 7)	22·7 (17·7 to 28·7)	91·8 (72·9 to 113)	96 (76·5 to 118)	109 (84·4 to 142)	111 (85·9 to 142)	108 (84·9 to 138)	102 (79·9 to 130)	109 (83·2 to 141)	117 (91·1 to 150)	110 (84·9 to 142)	83·4 (65·3 to 105)	56·6 (45 to 72·1)	35 (27·9 to 43·3)	19·9 (15·9 to 24·7)	10·6 (8·6 to 13)	6·3 (5 to 7·7)	3 (2·4 to 3·7)	1·1 (0·9 to 1·4)	1,210
Self-harm	0 (0 to 0)	0 (0 to 0)	0 (0 to 0)	0 (0 to 0)	0 (0 to 0)	14·1 (9·7 to 19·7)	63·5 (46 to 83·6)	60·9 (44·5 to 80·6)	75·8 (54·5 to 104)	82·2 (59 to 108)	83·3 (62·5 to 110)	81·1 (60·5 to 107)	88·1 (64·3 to 118)	97·4 (72·1 to 129)	90·6 (66·7 to 122)	66·4 (49·6 to 87)	42·5 (31·8 to 56·7)	24·4 (18·1 to 32·3)	12·9 (9·7 to 17)	6·7 (5·1 to 8·7)	3·7 (2·7 to 4·7)	1·7 (1·3 to 2)	0·5 (0·4 to 0·6)	896
Self-harm by firearm	0 (0 to 0)	0 (0 to 0)	0 (0 to 0)	0 (0 to 0)	0 (0 to 0)	2·4 (1·6 to 3·5)	13·4 (9·4 to 18·2)	16·1 (11·6 to 21·8)	20·2 (14·3 to 27·8)	20·3 (14·2 to 27)	20 (14·5 to 26·6)	19·7 (14·6 to 26·4)	21·5 (15·6 to 29·2)	23·2 (16·7 to 31·2)	21·5 (15·2 to 29·4)	17·2 (12·3 to 23·3)	11·6 (8·4 to 15·9)	6·5 (4·6 to 8·9)	3·2 (2·3 to 4·4)	1·4 (1 to 1·9)	0·6 (0·4 to 0·8)	0·2 (0·1 to 0·3)	0 (0 to 0·1)	219
Self-harm by other specified means	0 (0 to 0)	0 (0 to 0)	0 (0 to 0)	0 (0 to 0)	0 (0 to 0)	11·7 (8·1 to 16·3)	50·1 (36·7 to 65·8)	44·9 (32·6 to 59·2)	55·6 (39·8 to 76·5)	61·9 (44·9 to 81)	63·3 (47·4 to 83·9)	61·3 (46 to 80·7)	66·7 (48·4 to 88·5)	74·2 (55·1 to 97·3)	69·1 (51·1 to 92·9)	49·2 (37 to 64·1)	30·8 (23·3 to 40·8)	17·9 (13·4 to 23·4)	9·8 (7·4 to 12·7)	5·3 (4 to 6·8)	3·1 (2·3 to 4)	1·5 (1·1 to 1·8)	0·5 (0·4 to 0·6)	677
Interpersonal violence	0·6 (0·4 to 0·9)	0·3 (0·3 to 0·5)	5·5 (3·4 to 8·2)	10·7 (7·6 to 14·5)	5·3 (4·1 to 6·8)	8·4 (6·6 to 10·6)	27·9 (21·8 to 34·6)	34·8 (27·3 to 44·1)	32·8 (25·1 to 42·7)	28·1 (22 to 35·7)	24·7 (19·8 to 30·5)	20·6 (17 to 25)	20·5 (16·8 to 25·2)	19·4 (15·6 to 23·9)	19·3 (15·6 to 23·6)	16·9 (13·4 to 20·9)	14 (11·1 to 17·7)	10·5 (8·5 to 13·1)	6·9 (5·5 to 8·7)	3·9 (3 to 5)	2·6 (2 to 3·3)	1·4 (1 to 1·8)	0·6 (0·4 to 0·8)	316
Physical violence by firearm	0 (0 to 0)	0 (0 to 0)	0·3 (0·2 to 0·4)	1·9 (1·3 to 2·7)	1·8 (1·3 to 2·4)	2·9 (2·3 to 3·8)	13·7 (10·4 to 17·4)	17·7 (12·9 to 23·3)	16·8 (12·1 to 23)	13·7 (10·1 to 18·5)	11·2 (8·4 to 14·6)	8·6 (6·7 to 11)	7·4 (5·7 to 9·7)	6·1 (4·7 to 7·9)	5·5 (4·3 to 6·9)	4·4 (3·5 to 5·5)	3·4 (2·7 to 4·1)	2·3 (1·9 to 2·8)	1·4 (1·1 to 1·7)	0·6 (0·5 to 0·8)	0·3 (0·3 to 0·4)	0·1 (0·1 to 0·2)	0·1 (0 to 0·1)	120
Physical violence by sharp object	0 (0 to 0)	0 (0 to 0)	0 (0 to 0·1)	0·3 (0·2 to 0·3)	0·2 (0·2 to 0·3)	0·4 (0·3 to 0·5)	1·7 (1·3 to 2·1)	2·7 (2 to 3·5)	3 (2·2 to 4)	2·8 (2·1 to 3·6)	2·4 (1·9 to 3·1)	2 (1·6 to 2·5)	2·1 (1·7 to 2·6)	2 (1·6 to 2·5)	2·1 (1·7 to 2·7)	1·8 (1·4 to 2·3)	1·5 (1·2 to 1·9)	1·1 (0·8 to 1·4)	0·7 (0·5 to 0·9)	0·4 (0·3 to 0·5)	0·3 (0·2 to 0·3)	0·1 (0·1 to 0·2)	0·1 (0 to 0·1)	27·7
Sexual violence	0 (0 to 0)	0 (0 to 0)	0 (0 to 0)	0·1 (0·1 to 0·2)	0·9 (0·5 to 1·4)	2·7 (1·5 to 4·2)	7·5 (4·2 to 12·3)	7·4 (4·3 to 11·5)	4·5 (2·5 to 7·3)	3·1 (1·7 to 5)	2·7 (1·5 to 4·3)	2·4 (1·4 to 3·9)	2·3 (1·4 to 3·9)	2 (1·1 to 3·3)	1·5 (0·8 to 2·4)	1·1 (0·6 to 1·7)	0·9 (0·6 to 1·4)	0·7 (0·4 to 1·1)	0·5 (0·3 to 0·7)	0·4 (0·2 to 0·5)	0·2 (0·1 to 0·4)	0·1 (0 to 0·1)	0 (0 to 0)	41·1
Physical violence by other means	0·6 (0·4 to 0·9)	0·3 (0·2 to 0·4)	5·1 (3·2 to 7·8)	8·4 (6 to 11·4)	2·5 (1·8 to 3·2)	2·3 (1·8 to 3)	5 (4 to 6·2)	7 (5·5 to 8·8)	8·4 (6·4 to 10·8)	8·5 (6·5 to 10·7)	8·3 (6·5 to 10·4)	7·6 (6 to 9·7)	8·7 (6·7 to 11)	9·3 (7 to 12)	10·2 (7·7 to 13·2)	9·6 (7·1 to 12·8)	8·2 (6·1 to 11)	6·4 (4·8 to 8·4)	4·3 (3·3 to 5·7)	2·5 (1·8 to 3·4)	1·7 (1·3 to 2·3)	1 (0·7 to 1·4)	0·4 (0·3 to 0·6)	126
Conflict and terrorism	0 (0 to 0)	0 (0 to 0)	0 (0 to 0)	0 (0 to 0)	0 (0 to 0)	0·1 (0 to 0·2)	0·2 (0·1 to 0·4)	0·2 (0·1 to 0·4)	0·2 (0·1 to 0·3)	0·1 (0·1 to 0·3)	0·1 (0·1 to 0·3)	0·1 (0·1 to 0·3)	0·1 (0·1 to 0·2)	0·1 (0·1 to 0·2)	0·1 (0·1 to 0·2)	0·1 (0·1 to 0·2)	0·1 (0·1 to 0·2)	0·1 (0 to 0·1)	0 (0 to 0·1)	0 (0 to 0·1)	0 (0 to 0)	0 (0 to 0)	0 (0 to 0)	1·8

SR Table 2b: Virginia DALYS by cause and age group for females with 50% uncertainty intervals, 2019

Cause	Early Neonatal	Late Neonatal	Post Neonatal	1 to 4	5 to 9	10 to 14	15 to 19	20 to 24	25 to 29	30 to 34	35 to 39	40 to 44	45 to 49	50 to 54	55 to 59	60 to 64	65 to 69	70 to 74	75 to 79	80 to 84	85 to 89	90 to 94	95 plus	Total
All causes	12,000 (11,100 to 12,900)	3,090 (2,730 to 3,500)	6,100 (5,600 to 6,600)	8,730 (7,900 to 9,700)	10,300 (9,360 to 11,300)	10,600 (9,620 to 11,700)	27,200 (25,300 to 29,100)	36,400 (34,000 to 38,900)	43,900 (41,000 to 47,200)	57,000 (53,200 to 60,900)	69,200 (64,600 to 74,000)	84,000 (78,400 to 89,800)	96,000 (89,600 to 102,600)	104,000 (97,000 to 111,000)	112,000 (104,000 to 120,000)	118,000 (109,000 to 126,000)	126,000 (116,000 to 135,000)	134,000 (123,000 to 143,000)	137,000 (125,000 to 147,000)	136,000 (123,000 to 147,000)	124,000 (110,000 to 135,000)	66,000 (58,000 to 73,000)	1,300,000
Communicable, maternal, neonatal, and nutritional diseases	9,230 (8,200 to 10,300)	1,680 (1,430 to 1,970)	1,690 (1,290 to 2,200)	1,890 (1,490 to 2,460)	1,660 (1,320 to 2,110)	1,650 (1,290 to 2,120)	2,100 (1,650 to 2,650)	2,150 (1,670 to 2,800)	2,700 (2,100 to 3,500)	2,890 (2,240 to 3,870)	3,070 (2,310 to 4,190)	3,260 (2,360 to 4,790)	3,090 (2,220 to 4,230)	3,060 (2,200 to 4,230)	3,290 (2,350 to 4,570)	3,390 (2,420 to 4,650)	3,390 (2,410 to 4,690)	3,220 (2,270 to 4,560)	3,150 (2,200 to 4,540)	2,810 (1,940 to 4,040)	1,960 (1,350 to 2,800)	1,130 (780 to 1,640)	69,400
HIV/AIDS and sexually transmitted infections	1.3 (0.9 to 1.8)	0.9 (0.6 to 1.3)	19.7 (14.1 to 27.5)	13.2 (9.4 to 18.4)	6.9 (5.0 to 9.7)	6.6 (4.7 to 9.2)	19.0 (13.7 to 26.4)	34.6 (25.1 to 47.5)	50.1 (36.4 to 68.7)	70.4 (51.2 to 96.5)	92.5 (67.4 to 126.5)	122.1 (88.7 to 167.1)	153.0 (111.1 to 209.4)	184.1 (133.7 to 252.0)	217.1 (157.6 to 297.1)	254.1 (184.5 to 347.8)	293.1 (212.8 to 401.1)	332.7 (241.5 to 455.3)	369.2 (268.0 to 505.1)	391.0 (283.9 to 535.2)	374.5 (271.9 to 512.6)	214.3 (155.6 to 293.3)	3,440
HIV/AIDS	0 (0 to 0)	0 (0 to 0)	13.8 (9.8 to 19.1)	10.2 (7.2 to 14.2)	5.1 (3.6 to 7.1)	4.4 (3.1 to 6.1)	13.2 (9.2 to 18.4)	25.6 (18.6 to 35.1)	39.1 (28.4 to 53.6)	57.1 (41.5 to 78.3)	77.5 (56.5 to 106.1)	104.2 (75.7 to 142.6)	131.2 (95.3 to 179.6)	158.1 (114.8 to 216.4)	186.7 (135.6 to 255.6)	218.7 (158.8 to 299.4)	252.3 (183.1 to 345.4)	286.4 (207.9 to 392.2)	318.1 (230.9 to 435.5)	337.1 (244.8 to 461.6)	323.1 (234.6 to 442.4)	185.1 (134.4 to 253.4)	2,960
HIV/AIDS - Drug-susceptible Tuberculosis	0 (0 to 0)	0 (0 to 0)	0.3 (0.2 to 0.5)	0.3 (0.2 to 0.5)	0.1 (0.1 to 0.2)	0.1 (0.1 to 0.2)	0.1 (0.1 to 0.2)	0.2 (0.2 to 0.3)	0.3 (0.2 to 0.4)	0.4 (0.3 to 0.6)	0.5 (0.4 to 0.7)	0.6 (0.5 to 0.8)	0.7 (0.5 to 0.9)	0.8 (0.6 to 1.0)	0.9 (0.7 to 1.2)	1.0 (0.8 to 1.3)	1.2 (0.9 to 1.5)	1.4 (1.0 to 1.8)	1.5 (1.1 to 2.0)	1.6 (1.1 to 2.1)	1.5 (1.1 to 2.1)	0.9 (0.6 to 1.3)	13
HIV/AIDS - Multidrug-resistant Tuberculosis without extensi	0 (0 to 0)	0 (0 to 0)	0 (0 to 0)	0 (0 to 0)	0 (0 to 0)	0 (0 to 0)	0 (0 to 0)	0 (0 to 0)	0 (0 to 0)	0 (0 to 0)	0 (0 to 0)	0 (0 to 0)	0 (0 to 0)	0 (0 to 0)	0 (0 to 0)	0 (0 to 0)	0 (0 to 0)	0 (0 to 0)	0 (0 to 0)	0 (0 to 0)	0 (0 to 0)	0 (0 to 0)	0 (0 to 0)	0
HIV/AIDS - Extensively drug-resistant Tuberculosis	0 (0 to 0)	0 (0 to 0)	0 (0 to 0)	0 (0 to 0)	0 (0 to 0)	0 (0 to 0)	0 (0 to 0)	0 (0 to 0)	0 (0 to 0)	0 (0 to 0)	0 (0 to 0)	0 (0 to 0)	0 (0 to 0)	0 (0 to 0)	0 (0 to 0)	0 (0 to 0)	0 (0 to 0)	0 (0 to 0)	0 (0 to 0)	0 (0 to 0)	0 (0 to 0)	0 (0 to 0)	0 (0 to 0)	0
HIV/AIDS resulting in other diseases	1.3 (0.9 to 1.8)	0.9 (0.6 to 1.3)	5.6 (3.9 to 7.8)	3.0 (2.1 to 4.2)	1.8 (1.3 to 2.5)	2.2 (1.5 to 3.1)	5.9 (4.1 to 8.2)	8.9 (6.2 to 12.4)	10.9 (7.6 to 15.3)	12.4 (8.6 to 17.5)	14.0 (9.8 to 19.8)	16.1 (11.2 to 22.8)	19.1 (13.3 to 27.0)	21.9 (15.2 to 31.0)	24.4 (16.9 to 34.6)	26.9 (18.6 to 38.2)	29.4 (20.3 to 41.8)	32.2 (22.2 to 45.8)	32.3 (22.3 to 46.0)	31.1 (21.4 to 44.3)	28.6 (19.6 to 40.8)	16.1 (11.0 to 23.0)	2,410
Sexually transmitted infections excluding HIV	1.3 (0.9 to 1.8)	0.9 (0.6 to 1.3)	0.4 (0.3 to 0.6)	0.1 (0.1 to 0.2)	0.1 (0.1 to 0.2)	0.1 (0.1 to 0.2)	0.9 (0.6 to 1.3)	1.5 (1.0 to 2.1)	2.2 (1.5 to 3.1)	3.1 (2.1 to 4.3)	4.2 (2.8 to 5.8)	5.4 (3.6 to 7.6)	6.4 (4.3 to 9.1)	7.4 (5.0 to 10.5)	8.4 (5.7 to 11.9)	9.4 (6.4 to 13.3)	10.4 (7.1 to 14.7)	11.4 (7.8 to 16.1)	12.3 (8.4 to 17.4)	12.9 (8.8 to 18.2)	12.7 (8.7 to 18.0)	7.7 (5.3 to 10.9)	161
Syphilis	0 (0 to 1.9)	0 (0 to 1.5)	0 (0 to 0.7)	0 (0 to 0.1)	0 (0 to 0.1)	0 (0 to 0.1)	0.1 (0 to 0.5)	0.3 (0 to 0.9)	0.5 (0.1 to 1.3)	0.8 (0.1 to 1.9)	1.1 (0.2 to 2.6)	1.5 (0.3 to 3.5)	1.8 (0.4 to 4.1)	2.1 (0.4 to 4.8)	2.4 (0.5 to 5.5)	2.7 (0.6 to 6.2)	3.0 (0.6 to 6.9)	3.3 (0.7 to 7.6)	3.5 (0.7 to 8.1)	3.7 (0.8 to 8.5)	3.6 (0.8 to 8.3)	2.2 (0.5 to 5.1)	32
Chlamydial infection	0 (0 to 0)	0 (0 to 0)	0 (0 to 0)	0 (0 to 0)	0 (0 to 0)	0 (0 to 0)	0.4 (0.2 to 0.6)	0.7 (0.4 to 1.0)	1.1 (0.7 to 1.6)	1.6 (1.0 to 2.3)	2.1 (1.3 to 3.1)	2.8 (1.7 to 4.1)	3.5 (2.1 to 5.1)	4.2 (2.5 to 6.2)	4.9 (2.9 to 7.2)	5.6 (3.3 to 8.2)	6.3 (3.7 to 9.3)	7.1 (4.1 to 10.4)	7.8 (4.5 to 11.5)	8.4 (4.8 to 12.4)	8.8 (5.0 to 13.0)	8.6 (4.9 to 12.8)	5.2 (3.0 to 7.7)	109
Gonococcal infection	0 (0 to 0)	0 (0 to 0)	0 (0 to 0)	0 (0 to 0)	0 (0 to 0)	0 (0 to 0)	0.4 (0.2 to 0.6)	0.7 (0.4 to 1.0)	1.1 (0.7 to 1.6)	1.6 (1.0 to 2.3)	2.1 (1.3 to 3.1)	2.8 (1.7 to 4.1)	3.5 (2.1 to 5.1)	4.2 (2.5 to 6.2)	4.9 (2.9 to 7.2)	5.6 (3.3 to 8.2)	6.3 (3.7 to 9.3)	7.1 (4.1 to 10.4)	7.8 (4.5 to 11.5)	8.4 (4.8 to 12.4)	8.8 (5.0 to 13.0)	8.6 (4.9 to 12.8)	5.2 (3.0 to 7.7)	109
Trichomoniasis	0 (0 to 0)	0 (0 to 0)	0 (0 to 0)	0 (0 to 0)	0 (0 to 0)	0 (0 to 0)	0.4 (0.2 to 0.6)	0.7 (0.4 to 1.0)	1.1 (0.7 to 1.6)	1.6 (1.0 to 2.3)	2.1 (1.3 to 3.1)	2.8 (1.7 to 4.1)	3.5 (2.1 to 5.1)	4.2 (2.5 to 6.2)	4.9 (2.9 to 7.2)	5.6 (3.3 to 8.2)	6.3 (3.7 to 9.3)	7.1 (4.1 to 10.4)	7.8 (4.5 to 11.5)	8.4 (4.8 to 12.4)	8.8 (5.0 to 13.0)	8.6 (4.9 to 12.8)	5.2 (3.0 to 7.7)	109
Other sexually transmitted infections	0 (0 to 0)	0 (0 to 0)	0 (0 to 0)	0 (0 to 0)	0 (0 to 0)	0 (0 to 0)	0 (0 to 0)	0 (0 to 0)	0 (0 to 0)	0 (0 to 0)	0 (0 to 0)	0 (0 to 0)	0 (0 to 0)	0 (0 to 0)	0 (0 to 0)	0 (0 to 0)	0 (0 to 0)	0 (0 to 0)	0 (0 to 0)	0 (0 to 0)	0 (0 to 0)	0 (0 to 0)	0 (0 to 0)	0
Respiratory infections and tuberculosis	3,560 (2,970 to 4,190)	1,270 (1,040 to 1,550)	1,080 (777 to 1,490)	1,020 (727 to 1,410)	1,020 (727 to 1,410)	1,020 (727 to 1,410)	1,020 (727 to 1,410)	1,020 (727 to 1,410)	1,020 (727 to 1,410)	1,020 (727 to 1,410)	1,020 (727 to 1,410)	1,020 (727 to 1,410)	1,020 (727 to 1,410)	1,020 (727 to 1,410)	1,020 (727 to 1,410)	1,020 (727 to 1,410)	1,020 (727 to 1,410)	1,020 (727 to 1,410)	1,020 (727 to 1,410)	1,020 (727 to 1,410)	1,020 (727 to 1,410)	1,020 (727 to 1,410)	21,400
Tuberculosis	0 (0 to 0)	0 (0 to 1.6)	0 (0 to 2.5)	0 (0 to 2.1)	0 (0 to 1.4)	0 (0 to 1.4)	2.1 (1.1 to 4.6)	7.8 (4.0 to 17.0)	11.6 (6.0 to 25.4)	15.6 (8.1 to 34.2)	19.6 (10.2 to 42.9)	23.7 (12.3 to 51.8)	27.8 (14.4 to 60.8)	31.9 (16.5 to 69.7)	36.0 (18.6 to 78.6)	40.1 (20.7 to 87.5)	44.2 (22.8 to 96.4)	48.3 (24.9 to 105.3)	52.4 (27.0 to 114.2)	56.5 (29.1 to 123.1)	60.6 (31.2 to 131.9)	64.7 (33.3 to 140.8)	1,080
Latent tuberculosis infection	0 (0 to 0)	0 (0 to 0)	0 (0 to 0)	0 (0 to 0)	0 (0 to 0)	0 (0 to 0)	0 (0 to 0)	0 (0 to 0)	0 (0 to 0)	0 (0 to 0)	0 (0 to 0)	0 (0 to 0)	0 (0 to 0)	0 (0 to 0)	0 (0 to 0)	0 (0 to 0)	0 (0 to 0)	0 (0 to 0)	0 (0 to 0)	0 (0 to 0)	0 (0 to 0)	0 (0 to 0)	0 (0 to 0)	0
Drug-susceptible tuberculosis	0 (0 to 0)	0 (0 to 1.6)	0 (0 to 2.5)	0 (0 to 2.1)	0 (0 to 1.4)	0 (0 to 1.4)	2.1 (1.1 to 4.6)	7.8 (4.0 to 17.0)	11.6 (6.0 to 25.4)	15.6 (8.1 to 34.2)	19.6 (10.2 to 42.9)	23.7 (12.3 to 51.8)	27.8 (14.4 to 60.8)	31.9 (16.5 to 69.7)	36.0 (18.6 to 78.6)	40.1 (20.7 to 87.5)	44.2 (22.8 to 96.4)	48.3 (24.9 to 105.3)	52.4 (27.0 to 114.2)	56.5 (29.1 to 123.1)	60.6 (31.2 to 131.9)	64.7 (33.3 to 140.8)	1,080
Multidrug-resistant tuberculosis without extensive drug-re	0 (0 to 0)	0 (0 to 0)	0 (0 to 0)	0 (0 to 0)	0 (0 to 0)	0 (0 to 0)	0 (0 to 0)	0 (0 to 0)	0 (0 to 0)	0 (0 to 0)	0 (0 to 0)	0 (0 to 0)	0 (0 to 0)	0 (0 to 0)	0 (0 to 0)	0 (0 to 0)	0 (0 to 0)	0 (0 to 0)	0 (0 to 0)	0 (0 to 0)	0 (0 to 0)	0 (0 to 0)	0 (0 to 0)	0
Extensively drug-resistant tuberculosis	0 (0 to 0)	0 (0 to 0)	0 (0 to 0)	0 (0 to 0)	0 (0 to 0)	0 (0 to 0)	0 (0 to 0)	0 (0 to 0)	0 (0 to 0)	0 (0 to 0)	0 (0 to 0)	0 (0 to 0)	0 (0 to 0)	0 (0 to 0)	0 (0 to 0)	0 (0 to 0)	0 (0 to 0)	0 (0 to 0)	0 (0 to 0)	0 (0 to 0)	0 (0 to 0)	0 (0 to 0)	0 (0 to 0)	0
Lower respiratory infections	29.2 (19.7 to 39.7)	19.7 (13.2 to 26.8)	293 (196 to 399)	191 (128 to 260)	77.7 (52.2 to 106)	39.6 (26.7 to 54.0)	33.5 (22.6 to 45.7)	109 (73.6 to 149)	179 (121 to 244)	236 (159 to 322)	281 (189 to 383)	340 (229 to 463)	393 (265 to 536)	442 (298 to 603)	483 (325 to 659)	523 (352 to 714)	562 (378 to 767)	599 (403 to 817)	633 (426 to 863)	652 (439 to 889)	643 (433 to 877)	368 (248 to 502)	6,600
Upper respiratory infections	0 (0 to 1.3)	0 (0 to 0.9)	0 (0 to 1.5)	0 (0 to 1.2)	0 (0 to 0.8)	0 (0 to 0.8)	0 (0 to 0.8)	0 (0 to 0.8)	0 (0 to 0.8)	0 (0 to 0.8)	0 (0 to 0.8)	0 (0 to 0.8)	0 (0 to 0.8)	0 (0 to 0.8)	0 (0 to 0.8)	0 (0 to 0.8)	0 (0 to 0.8)	0 (0 to 0.8)	0 (0 to 0.8)	0 (0 to 0.8)	0 (0 to 0.8)	0 (0 to 0.8)	0 (0 to 0.8)	0
Otitis media	0 (0 to 0.4)	0 (0 to 0.4)	0 (0 to 0.6)	0 (0 to 0.4)	0 (0 to 0.3)	0 (0 to 0.3)	0 (0 to 0.3)	0 (0 to 0.3)	0 (0 to 0.3)	0 (0 to 0.3)	0 (0 to 0.3)	0 (0 to 0.3)	0 (0 to 0.3)	0 (0 to 0.3)	0 (0 to 0.3)	0 (0 to 0.3)	0 (0 to 0.3)	0 (0 to 0.3)	0 (0 to 0.3)	0 (0 to 0.3)	0 (0 to 0.3)	0 (0 to 0.3)	0 (0 to 0.3)	0
Enteric infections	12 (4.6 to 30.2)	7.6 (2.9 to 19.3)	114 (61.1 to 198)	74 (39.1 to 129)	30.2 (15.9 to 52.6)	15.4 (8.1 to 26.8)	13.1 (6.9 to 22.8)	42.4 (22.4 to 73.8)	69.7 (36.8 to 121)	91.8 (48.5 to 160)	109 (57.8 to 190)	132 (69.9 to 230)	153 (81.1 to 267)	172 (90.9 to 299)	188 (99.4 to 327)	203 (107 to 354)	219 (116 to 381)	233 (123 to 406)	246 (130 to 428)	253 (134 to 441)	250 (132 to 435)	143 (75.6 to 249)	2,600
Diarrheal diseases	8.9 (4.6 to 19.2)	5.7 (2.9 to 12.3)	85.1 (44.1 to 183)	55.2 (28.6 to 119)	22.5 (11.7 to 48.6)	11.5 (5.9 to 24.8)	9.8 (5.1 to 21.1)	31.6 (16.4 to 68.2)	52 (27 to 112)	68.4 (35.5 to 148)	81.2 (42.1 to 175)	98.5 (51.1 to 213)	114 (59.2 to 247)	128 (66.5 to 277)	140 (72.8 to 303)	152 (78.7 to 328)	163 (84.6 to 353)	174 (90.1 to 376)	183 (95.2 to 397)	189 (98.1 to 409)	186 (96.8 to 403)	107 (55.4 to 231)	1,940
Typhoid and paratyphoid	0 (0 to 0)	0 (0 to 0)	0 (0 to 0.2)	0 (0 to 0.1)	0 (0 to 0.1)	0 (0 to 0.1)	0 (0 to 0.1)	0 (0 to 0.1)	0 (0 to 0.1)	0 (0 to 0.1)	0 (0 to 0.1)	0 (0 to 0.1)	0 (0 to 0.1)	0 (0 to 0.1)	0 (0 to 0.1)	0 (0 to 0.1)	0 (0 to 0.1)	0 (0 to 0.1)	0 (0 to 0.1)	0 (0 to 0.1)	0 (0 to 0.1)	0 (0 to 0.1)	0 (0 to 0.1)	0
Typhoid fever	0 (0 to 0)	0 (0 to 0)	0 (0 to 0.2)	0 (0 to 0.1)	0 (0 to 0.1)	0 (0 to 0.1)	0 (0 to 0.1)	0 (0 to 0.1)	0 (0 to 0.1)	0 (0 to 0.1)	0 (0 to 0.1)	0 (0 to 0.1)	0 (0 to 0.1)	0 (0 to 0.1)	0 (0 to 0.1)	0 (0 to 0.1)	0 (0 to 0.1)	0 (0 to 0.1)	0 (0 to 0.1)	0 (0 to 0.1)	0 (0 to 0.1)	0 (0 to 0.1)	0 (0 to 0.1)	0
Paratyphoid fever	0 (0 to 0)	0 (0 to 0)	0 (0 to 0)	0 (0 to 0)	0 (0 to 0)	0 (0 to 0)	0 (0 to 0)	0 (0 to 0)	0 (0 to 0)	0 (0 to 0)	0 (0 to 0)	0 (0 to 0)	0 (0 to 0)	0 (0 to 0)	0 (0 to 0)	0 (0 to 0)	0 (0 to 0)	0 (0 to 0)	0 (0 to 0)	0 (0 to 0)	0 (0 to 0)	0 (0 to 0)	0 (0 to 0)	0
Invasive Non-typhoidal Salmonella (iNTS)	0.4 (0.2 to 1.1)	0.3 (0.1 to 0.7)	1.7 (0.8 to 3.8)	0.9 (0.4 to 2.1)	0.2 (0.2 to 1.0)	0.1 (0.1 to 0.5)	0.1 (0.1 to 0.5)	0.1 (0.1 to 0.5)	0.1 (0.1 to 0.5)	0.1 (0.1 to 0.5)	0.1 (0.1 to 0.5)	0.1 (0.1 to 0.5)	0.1 (0.1 to 0.5)	0.1 (0.1 to 0.5)	0.1 (0.1 to 0.5)	0.1 (0.1 to 0.5)	0.1 (0.1 to 0.5)	0.1 (0.1 to 0.5)	0.1 (0.1 to 0.5)	0.1 (0.1 to 0.5)	0.1 (0.1 to 0.5)	0.1 (0.1 to 0.5)	1.3
Other intestinal infectious diseases	0 (0 to 0)	0 (0 to 0.4)	1.5 (0.4 to 4.1)	1.5 (0.4 to 4.1)	0.9 (0.2 to 2.4)	0.9 (0.2 to 2.4)	0.9 (0.2 to 2.4)	1.1 (0.4 to 2.4)	1.1 (0.4 to 2.4)	1.1 (0.4 to 2.4)	1.1 (0.4 to 2.4)	1.1 (0.4 to 2.4)	1.1 (0.4 to 2.4)	1.1 (0.4 to 2.4)	1.1 (0.4 to 2.4)	1.1 (0.4 to 2.4)	1.1 (0.4 to 2.4)	1.1 (0.4 to 2.4)	1.1 (0.4 to 2.4)	1.1 (0.4 to 2.4)	1.1 (0.4 to 2.4)	1.1 (0.4 to 2.4)	0.4
Neglected tropical diseases and malaria	0.2 (0.1 to 0.5)	0.1 (0 to 0.3)	0.3 (0.1 to 0.7)	0.2 (0.1 to 0.5)	0.1 (0 to 0.3)	0.1 (0 to 0.3)	0.1 (0 to 0.3)	0.1 (0 to 0.3)	0.1 (0 to 0.3)	0.1 (0 to 0.3)	0.1 (0 to 0.3)	0.1 (0 to 0.3)	0.1 (0 to 0.3)	0.1 (0 to 0.3)	0.1 (0 to 0.3)	0.1 (0 to 0.3)	0.1 (0 to 0.3)	0.1 (0 to 0.3)	0.1 (0 to 0.3)	0.1 (0 to 0.3)	0.1 (0 to 0.3)	0.1 (0 to 0.3)	0.1 (0 to 0.3)	1.3
Malaria	0 (0 to 0)	0 (0 to 0)	0 (0 to 0)	0 (0 to 0)	0 (0 to 0)	0 (0 to 0)	0 (0 to 0)	0 (0 to 0)	0 (0 to 0)	0 (0 to 0)	0 (0 to 0)	0 (0 to 0)	0 (0 to 0)	0 (0 to 0)	0 (0 to 0)	0 (0 to 0)	0 (0 to 0)	0 (0 to 0)	0 (0 to 0)	0 (0 to 0)	0 (0 to 0)	0 (0 to 0)	0 (0 to 0)	0
Chagas disease	0 (0 to 0)	0 (0 to 0)	0 (0 to 0)	0 (0 to 0)	0 (0 to 0)	0 (0 to 0)	0 (0 to 0)	0 (0 to 0)	0 (0 to 0)	0 (0 to 0)	0 (0 to 0)	0 (0 to 0)	0 (0 to 0)	0 (0 to 0)	0 (0 to 0)	0 (0 to 0)	0 (0 to 0)	0 (0 to 0)	0 (0 to 0)	0 (0 to 0)	0 (0 to 0)	0 (0 to 0)	0 (0 to 0)	0
Leishmaniasis	0 (0 to 0)	0 (0 to 0)	0 (0 to 0)	0 (0 to 0)	0 (0 to 0)	0 (0 to 0)	0 (0 to 0)	0 (0 to 0)	0 (0 to 0)	0 (0 to 0)	0 (0 to 0)	0 (0 to 0)	0 (0 to 0)	0 (0 to 0)	0 (0 to 0)	0 (0 to 0)	0 (0 to 0)	0 (0 to 0)	0 (0 to 0)	0 (0 to 0)	0 (0 to 0)	0 (0 to 0)	0 (0 to 0)	0
Visceral leishmaniasis	0 (0 to 0)	0 (0 to 0)	0 (0 to 0)	0 (0 to 0)	0 (0 to 0)	0 (0 to 0)	0 (0 to 0)	0 (0 to 0)	0 (0 to 0)	0 (0 to 0)	0 (0 to 0)	0 (0 to 0)	0 (0 to 0)	0 (0 to 0)	0 (0 to 0)	0 (0 to 0)	0 (0 to 0)	0 (0 to 0)	0 (0 to 0)	0 (0 to 0)	0 (0 to 0)	0 (0 to 0)	0 (0 to 0)	0
Cutaneous and mucocutaneous leishmaniasis	0 (0 to 0)	0 (0 to 0)	0 (0 to 0)	0 (0 to 0)	0 (0 to 0)	0 (0 to 0)	0 (0 to 0)	0 (0 to 0)	0 (0 to 0)	0 (0 to 0)	0 (0 to 0)	0 (0 to 0)	0 (0 to 0)	0 (0 to 0)	0 (0 to 0)	0 (0 to 0)	0 (0 to 0)	0 (0 to 0)	0 (0 to 0)	0 (0 to 0)	0 (0 to 0)	0 (0 to 0)	0 (0 to 0)	0
African trypanosomiasis	0 (0 to 0)	0 (0 to 0)	0 (0 to 0)	0 (0 to 0)	0 (0 to 0)	0 (0 to 0)	0 (0 to 0)	0 (0 to 0)	0 (0 to 0)	0 (0 to 0)	0 (0 to 0)	0 (0 to 0)	0 (0 to 0)	0 (0 to 0)	0 (0 to 0)	0 (0 to 0)	0 (0 to 0)	0 (0 to 0)	0 (0 to 0)	0 (0 to 0)	0 (0 to 0)	0 (0 to 0)	0 (0 to 0)	0
Schistosomiasis	0 (0 to 0)	0 (0 to 0)	0 (0 to 0)	0 (0 to 0)	0 (0 to 0)	0 (0 to 0)	0 (0 to 0)	0 (0 to 0)	0 (0 to 0)	0 (0 to 0)	0 (0 to 0)	0 (0 to 0)	0 (0 to 0)	0 (0 to 0)	0 (0 to 0)	0 (0 to 0)	0 (0 to 0)	0 (0 to 0)	0 (0 to 0)	0 (0 to 0)	0 (0 to 0)	0 (0 to 0)	0 (0 to 0)	0
Cysticercosis	0 (0 to 0)	0 (0 to 0)	0 (0 to 0)	0.3 (0.1 to 0.6)	0.2 (0.1 to 0.4)	0.2 (0.1 to 0.4)	0.2 (0.1 to 0.4)	0.2 (0.1 to 0.4)	0.2 (0.1 to 0.4)	0.2 (0.1 to 0.4)	0.2 (0.1 to 0.4)	0.2 (0.1 to 0.4)	0.2 (0.1 to 0.4)	0.2 (0.1 to 0.4)	0.2 (0.1 to 0.4)	0.2 (0.1 to 0.4)	0.2 (0.1 to 0.4)	0.2 (0.1 to 0.4)	0.2 (0.1 to 0.4)	0.2 (0.1 to 0.4)	0.2 (0.1 to 0.4)	0.2 (0.1 to 0.4)	2
Cystic echinococcosis	0 (0 to 0)	0 (0 to 0)	0 (0 to 0)	0 (0 to 0)	0 (0 to 0)	0 (0 to 0)	0 (0 to 0)	0 (0 to 0)	0 (0 to 0)	0 (0 to 0)	0 (0 to 0)	0 (0 to 0)	0 (0 to 0)	0 (0 to 0)	0 (0 to 0)	0 (0 to 0)	0 (0 to 0)	0 (0 to 0)	0 (0 to 0)	0 (0 to 0)	0 (0 to 0)	0 (0 to 0)	0 (0 to 0)	0
Lymphatic filariasis	0 (0 to 0)	0 (0 to 0)	0 (0 to 0)	0 (0 to 0)	0 (0 to 0)	0 (0 to 0)	0 (0 to 0)	0 (0 to 0)	0 (0 to 0)	0 (0 to 0)	0 (0 to 0)	0 (0 to 0)	0 (0 to 0)	0 (0 to 0)	0 (0 to 0)	0 (0 to 0)	0 (0 to 0)	0 (0 to 0)	0 (0 to 0)	0 (0 to 0)	0 (0 to 0)	0 (0 to 0)	0 (0 to 0)	0
Onchocerciasis	0 (0 to 0)	0 (0 to 0)	0 (0 to 0)	0 (0 to 0)	0 (0 to 0)	0 (0 to 0)	0 (0 to 0)	0 (0 to 0)	0 (0 to 0)	0 (0 to 0)	0 (0 to 0)	0 (0 to 0)	0 (0 to 0)	0 (0 to 0)	0 (0 to 0)	0 (0 to 0)	0 (0 to 0)	0 (0 to 0)	0 (0 to 0)	0 (0 to 0)	0 (0 to 0)	0 (0 to 0)	0 (0 to 0)	0
Trachoma	0 (0 to 0)	0 (0 to 0)	0 (0 to 0)	0 (0 to 0)	0 (0 to 0)	0 (0 to 0)	0 (0 to 0)	0 (0 to 0)	0 (0 to 0)	0 (0 to 0)	0 (0 to 0)	0 (0 to 0)	0 (0 to 0)	0 (0 to 0)	0 (0 to 0)	0 (0 to 0)	0 (0 to 0)	0 (0 to 0)	0 (0 to 0)	0 (0 to 0)	0 (0 to 0)	0 (0 to 0)	0 (0 to 0)	0
Dengue	0 (0 to 0)	0 (0 to 0)	0 (0 to 0)	0 (0 to 0)	0 (0 to 0)	0 (0 to 0)	0 (0 to 0)	0 (0 to 0)	0 (0 to 0)	0 (0 to 0)	0 (0 to 0)	0 (0 to 0)	0 (0 to 0)	0 (0 to 0)	0 (0 to 0)	0 (0 to 0)	0 (0 to 0)	0 (0 to 0)	0 (0 to 0)	0 (0 to 0)	0 (0 to 0)	0 (0 to 0)	0 (0 to 0)	0
Yellow fever	0 (0 to 0)	0 (0 to 0)	0 (0 to 0)	0 (0 to 0)	0 (0 to 0)	0 (0 to 0)	0 (0 to 0)	0 (0 to 0)	0 (0 to 0)	0 (0 to 0)	0 (0 to 0)	0 (0 to 0)	0 (0 to 0)	0 (0 to 0)	0 (0 to 0)	0 (0 to 0)	0 (0 to 0)	0 (0 to 0)	0 (0 to 0)	0 (0 to 0)	0 (0 to 0)	0 (0 to 0)	0 (0 to 0)	0
Rabies	0 (0 to 0)	0 (0 to 0)	0.2 (0.1 to 0.7)	0.1 (0 to 0.4)	0.1 (0 to 0.3)	0.2 (0 to 0.4)	0.1 (0 to 0.3)	0.1 (0 to 0.3)	0.1 (0 to 0.3)	0.1 (0 to 0.3)	0.1 (0 to 0.3)	0.1 (0 to 0.3)	0.1 (0 to 0.3)	0.1 (0 to 0.3)	0.1 (0 to 0.3)	0.1 (0 to 0.3)	0.1 (0 to 0.3)	0.1 (0 to 0.3)	0.1 (0 to 0.3)	0.1 (0 to 0.3)	0.1 (0 to 0.3)	0.1 (0 to 0.3)	0.1 (0 to 0.3)	1.2
Intestinal nematode infections	0 (0 to 0)	0 (0 to 0)	0 (0 to 0)	0 (0 to 0)	0 (0 to 0)	0 (0 to 0)	0 (0 to 0)	0 (0 to 0)	0 (0 to 0)	0 (0 to 0)	0 (0 to 0)	0 (0 to 0)	0 (0 to 0)	0 (0 to 0)	0 (0 to 0)	0 (0 to 0)	0 (0 to 0)	0 (0 to 0)	0 (0 to 0)	0 (0 to 0)	0 (0 to 0)	0 (0 to 0)	0 (0 to 0)	0
Ascariasis	0 (0 to 0)	0 (0 to 0)	0 (0 to 0)	0 (0 to 0)	0 (0 to 0)	0 (0 to 0)	0 (0 to 0)	0 (0 to 0)	0 (0 to 0)	0 (0 to 0)	0 (0 to 0)	0 (0 to 0)	0 (0 to 0)	0 (0 to 0)	0 (0 to 0)	0 (0 to 0)	0 (0 to 0)	0 (0 to 0)	0 (0 to 0)	0 (0 to 0)	0 (0 to 0)	0 (0 to 0)	0 (0 to 0)	0
Trichuriasis	0 (0 to 0)	0 (0 to 0)	0 (0 to 0)	0 (0 to 0)	0 (0 to 0)	0 (0 to 0)	0 (0 to 0)	0 (0 to 0)	0 (0 to 0)	0 (0 to 0)	0 (0 to 0)	0 (0 to 0)	0 (0 to 0)	0 (0 to 0)	0 (0 to 0)	0 (0 to 0)	0 (0 to 0)	0 (0 to 0)	0 (0 to 0)	0 (0 to 0)	0 (0 to 0)	0 (0 to 0)	0 (0 to 0)	0
Hookworm disease	0 (0 to 0)	0 (0 to 0)	0 (0 to 0)	0 (0 to 0)	0 (0 to 0)	0





SR Table 2b: Vanuatu DALYS by cause and age group for females with 95% uncertainty intervals, 2019

Cause	Early Neonatal	Late Neonatal	Post Neonatal	1 to 4	5 to 9	10 to 14	15 to 19	20 to 24	25 to 29	30 to 34	35 to 39	40 to 44	45 to 49	50 to 54	55 to 59	60 to 64	65 to 69	70 to 74	75 to 79	80 to 84	85 to 89	90 to 94	95 plus	Total
All causes	2,460 (1,800 to 2,930)	2,410 (630 to 5,200)	3,410 (1,940 to 5,030)	7,240 (5,700 to 8,770)	5,240 (4,190 to 6,190)	4,240 (3,130 to 5,190)	4,240 (3,060 to 5,460)	4,240 (3,060 to 5,460)	4,240 (3,060 to 5,460)	4,240 (3,060 to 5,460)	4,240 (3,060 to 5,460)	4,240 (3,060 to 5,460)	4,240 (3,060 to 5,460)	4,240 (2,960 to 5,460)	4,240 (2,960 to 5,460)	4,240 (2,960 to 5,460)	4,240 (2,960 to 5,460)	4,240 (2,960 to 5,460)	4,240 (2,960 to 5,460)	4,240 (2,960 to 5,460)	4,240 (2,960 to 5,460)	4,240 (2,960 to 5,460)	4,240 (2,960 to 5,460)	45,900 (39,100 to 52,400)
Communicable, maternal, neonatal, and nutritional diseases	2,460 (1,800 to 2,930)	2,410 (729 to 5,120)	3,410 (1,520 to 5,020)	7,240 (5,700 to 8,770)	5,240 (4,190 to 6,190)	4,240 (3,130 to 5,190)	4,240 (3,060 to 5,460)	4,240 (3,060 to 5,460)	4,240 (3,060 to 5,460)	4,240 (3,060 to 5,460)	4,240 (3,060 to 5,460)	4,240 (3,060 to 5,460)	4,240 (3,060 to 5,460)	4,240 (2,960 to 5,460)	4,240 (2,960 to 5,460)	4,240 (2,960 to 5,460)	4,240 (2,960 to 5,460)	4,240 (2,960 to 5,460)	4,240 (2,960 to 5,460)	4,240 (2,960 to 5,460)	4,240 (2,960 to 5,460)	4,240 (2,960 to 5,460)	4,240 (2,960 to 5,460)	13,400 (10,900 to 15,200)
HIV/AIDS and sexually transmitted infections	424 (127 to 795)	119 (40 to 3,224)	145 (0 to 441)	57.5 (0 to 441)	13.8 (0.3 to 50.1)	9.6 (0.6 to 53)	9.6 (1.7 to 121)	20.2 (5.1 to 309)	59.1 (5.1 to 309)	112 (7.1 to 736)	171 (7.2 to 852)	85.7 (7.3 to 578)	52.9 (0 to 339)	38.4 (4.2 to 218)	21.6 (1.4 to 139)	13.9 (0 to 106)	11.4 (0.5 to 53.2)	4.7 (0.3 to 38.1)	1.4 (0 to 13.7)	0.3 (0 to 4)	0 (0 to 0)	0 (0 to 0)	1,330
HIV/AIDS	424 (0 to 0)	119 (0 to 0)	145 (0 to 0)	55.1 (0 to 436)	9.7 (0 to 48.1)	7.6 (0 to 116)	18.9 (0.7 to 116)	54.9 (1.7 to 292)	156 (1.8 to 736)	294 (1.4 to 793)	439 (0 to 852)	219 (0 to 578)	137 (0 to 339)	104 (0 to 218)	58.1 (0 to 139)	32.1 (0 to 106)	29.1 (0 to 53.2)	10.9 (0 to 52.9)	3.2 (0 to 37.9)	0.8 (0 to 4)	0 (0 to 0)	0 (0 to 0)	586
HIV/AIDS - Drug-susceptible Tuberculosis	0 (0 to 0)	0 (0 to 0)	0.9 (0 to 2.9)	0.7 (0 to 5.2)	0.1 (0 to 0.7)	0.1 (0 to 1.4)	1.6 (0 to 14.5)	5.4 (1.1 to 10.3)	9.9 (1 to 18.9)	13.9 (0.9 to 27.4)	8 (0.9 to 17.4)	5.6 (0.4 to 12.9)	3.7 (0.4 to 8.8)	2.6 (0.2 to 6.4)	1.6 (0.2 to 4.1)	1.1 (0.1 to 2.6)	0.8 (0.1 to 2.2)	0.3 (0 to 0.9)	0.1 (0 to 0.3)	0 (0 to 0)	0 (0 to 0)	0 (0 to 0)	47.2
HIVAIDS - Multidrug-resistant Tuberculosis without extensive dr...	0 (0 to 0)	0 (0 to 0)	0 (0 to 0)	0 (0 to 0)	0 (0 to 0)	0 (0 to 0)	0 (0 to 0)	0 (0 to 0.1)	0 (0 to 0.3)	0 (0 to 0.3)	0 (0 to 0)	0 (0 to 0)	0 (0 to 0)	0 (0 to 0)	0 (0 to 0)	0 (0 to 0)	0 (0 to 0)	0 (0 to 0)	0 (0 to 0)	0 (0 to 0)	0 (0 to 0)	0 (0 to 0)	0.2
HIV/AIDS - Extensively drug-resistant Tuberculosis	0 (0 to 0)	0 (0 to 0)	0 (0 to 0)	0 (0 to 0)	0 (0 to 0)	0 (0 to 0)	0 (0 to 0)	0 (0 to 0)	0 (0 to 0)	0 (0 to 0)	0 (0 to 0)	0 (0 to 0)	0 (0 to 0)	0 (0 to 0)	0 (0 to 0)	0 (0 to 0)	0 (0 to 0)	0 (0 to 0)	0 (0 to 0)	0 (0 to 0)	0 (0 to 0)	0 (0 to 0)	0 (0 to 0)	0
HIV/AIDS resulting in other diseases	0 (0 to 0)	0 (0 to 0)	11.3 (0 to 100)	47.4 (0 to 436)	9 (0 to 89.4)	6.9 (0 to 50)	17 (0.2 to 117)	49.5 (0.6 to 357)	140 (0.7 to 776)	264 (0.5 to 776)	394 (0 to 793)	197 (0 to 578)	123 (0 to 339)	94 (0 to 218)	52.3 (0 to 139)	28.9 (0 to 106)	26.2 (0 to 53.2)	9.8 (0 to 52.9)	2.9 (0 to 37.9)	0.7 (0 to 4)	0 (0 to 0)	0 (0 to 0)	539
Sexually transmitted infections excluding HIV	0 (127 to 795)	0 (40 to 3,224)	0 (39 to 279)	2.4 (1.8 to 14.7)	4.1 (2.3 to 9.1)	2 (0.3 to 3)	0.7 (0.4 to 2.4)	0.3 (0 to 2.5)	0.1 (0 to 0.6)	0.1 (0 to 0.2)	0.1 (0 to 0.2)	0.1 (0 to 0.2)	0.1 (0 to 0.2)	0.1 (0 to 0.2)	0.1 (0 to 0.2)	0.1 (0 to 0.2)	0.1 (0 to 0.2)	0.1 (0 to 0.2)	0.1 (0 to 0.2)	0 (0 to 0)	0 (0 to 0)	0 (0 to 0)	730
Syphilis	424 (127 to 795)	119 (40 to 3,224)	122 (39 to 279)	64 (1.8 to 14.7)	4.1 (1.2 to 9.1)	0.5 (0.1 to 1.4)	0.1 (0 to 0.2)	0.1 (0 to 0.2)	0.1 (0 to 0.2)	0.1 (0 to 0.2)	0.1 (0 to 0.2)	0.1 (0 to 0.2)	0.1 (0 to 0.2)	0.2 (0 to 0.6)	0.1 (0 to 0.2)	0.1 (0 to 0.2)	0.1 (0 to 0.2)	0.1 (0 to 0.2)	0.1 (0 to 0.2)	0 (0 to 0)	0 (0 to 0)	0 (0 to 0)	687
Chlamydial infection	0 (0 to 0)	0 (0 to 0)	0 (0 to 0)	0 (0 to 0)	0 (0 to 0)	0 (0 to 0.1)	0 (0 to 0.1)	0 (0 to 0.2)	0 (0 to 0.2)	0 (0 to 0.2)	0 (0 to 0.2)	0 (0 to 0.2)	0 (0 to 0.1)	0 (0 to 0.2)	0 (0 to 0.1)	0 (0 to 0.1)	0 (0 to 0.1)	0 (0 to 0.1)	0 (0 to 0.1)	0 (0 to 0)	0 (0 to 0)	0 (0 to 0)	3
Gonococcal infection	0 (0 to 0)	0 (0 to 0)	0 (0 to 0)	0 (0 to 0)	0 (0 to 0)	0 (0 to 0.1)	0 (0 to 0.1)	0 (0 to 0.1)	0 (0 to 0.2)	0 (0 to 0.2)	0 (0 to 0.2)	0 (0 to 0.2)	0 (0 to 0.2)	0 (0 to 0.2)	0 (0 to 0.2)	0 (0 to 0.2)	0 (0 to 0.2)	0 (0 to 0.1)	0 (0 to 0.1)	0 (0 to 0)	0 (0 to 0)	0 (0 to 0)	3.1
Trichomoniasis	0 (0 to 0)	0 (0 to 0)	0 (0 to 0)	0 (0 to 0)	0 (0 to 0)	0 (0 to 0.1)	0.7 (0.2 to 1.7)	2.9 (1 to 6.9)	1.4 (0.3 to 3.4)	0.6 (0.1 to 1.5)	0.3 (0 to 0.8)	0.2 (0 to 0.6)	0.1 (0 to 0.4)	0.1 (0 to 0.3)	0.1 (0 to 0.2)	0.1 (0 to 0.2)	0.1 (0 to 0.2)	0.1 (0 to 0.2)	0.1 (0 to 0.2)	0 (0 to 0)	0 (0 to 0)	0 (0 to 0)	22.2
Genital herpes	0 (0 to 0)	0 (0 to 0)	0 (0 to 0)	0 (0 to 0)	0 (0 to 0)	0.1 (0 to 0.1)	0.2 (0 to 0.5)	0.4 (0.1 to 0.9)	0.4 (0.2 to 1.4)	0.2 (0.2 to 0.7)	0.1 (0 to 0.4)	0.1 (0 to 0.4)	0.1 (0 to 0.4)	0.1 (0 to 0.4)	0.1 (0 to 0.3)	0.1 (0 to 0.3)	0.1 (0 to 0.3)	0.1 (0 to 0.2)	0.1 (0 to 0.2)	0 (0 to 0)	0 (0 to 0)	0 (0 to 0)	4.4
Other sexually transmitted infections	0 (0 to 0)	0 (0 to 0)	0 (0 to 0)	0 (0 to 0)	0 (0 to 0)	0 (0 to 0.1)	0.2 (0 to 0.6)	0.9 (0.2 to 2.2)	0.4 (0.1 to 1.4)	0.2 (0.1 to 0.6)	0.1 (0 to 0.3)	0.1 (0 to 0.2)	0.1 (0 to 0.2)	0.1 (0 to 0.2)	0.1 (0 to 0.2)	0.1 (0 to 0.2)	0.1 (0 to 0.2)	0.1 (0 to 0.2)	0.1 (0 to 0.2)	0 (0 to 0)	0 (0 to 0)	0 (0 to 0)	9.2
Respiratory infections and tuberculosis	155 (53 to 196)	39 (36 to 239)	68 (447 to 999)	68 (163 to 304)	22 (99 to 162)	18 (74 to 157)	6 (64 to 137)	6 (61 to 137)	6 (110 to 252)	6 (62 to 153)	6 (70.7 to 226)	6 (60.7 to 210)	6 (65.4 to 209)	6 (66.4 to 211)	6 (68.5 to 138)	6 (73.6 to 170)	6 (69.3 to 162)	6 (72.6 to 165)	6 (72.6 to 133)	6 (68.4 to 138)	6 (61.3 to 145)	6 (32 to 79.9)	6 (10.7 to 29.1)	3,130
Tuberculosis	0 (0 to 0)	0 (0 to 0)	0.4 (0 to 36)	0.4 (0 to 15.1)	0.1 (0 to 49.3)	0.1 (0 to 28.2)	0.1 (0 to 17.5)	0.2 (0 to 48.1)	0.2 (0 to 103)	0.2 (0 to 70)	0.2 (0 to 174.7)	0.2 (0 to 5)	0.2 (0 to 21.5)	0.2 (0 to 83)	0.2 (0 to 14.8)	0.2 (0 to 53.3)	0.2 (0 to 19.1)	0.2 (0 to 56.4)	0.2 (0 to 19.1)	0.2 (0 to 54.9)	0.2 (0 to 24.6)	0.1 (0 to 18.5)	0.1 (0 to 0.4)	63
Latent tuberculosis infection	0 (0 to 0)	0 (0 to 0)	0 (0 to 0)	0 (0 to 0)	0 (0 to 0)	0 (0 to 0)	0 (0 to 0)	0 (0 to 0)	0 (0 to 0)	0 (0 to 0)	0 (0 to 0)	0 (0 to 0)	0 (0 to 0)	0 (0 to 0)	0 (0 to 0)	0 (0 to 0)	0 (0 to 0)	0 (0 to 0)	0 (0 to 0)	0 (0 to 0)	0 (0 to 0)	0 (0 to 0)	0 (0 to 0)	0
Drug-susceptible tuberculosis	0 (0 to 0)	0 (0 to 0)	0.4 (0 to 36)	0.4 (0 to 15.1)	0.1 (0 to 49.3)	0.1 (0 to 28.2)	0.1 (0 to 17.5)	0.2 (0 to 48.1)	0.2 (0 to 103)	0.2 (0 to 69)	0.2 (0 to 174.7)	0.2 (0 to 5)	0.2 (0 to 21.5)	0.2 (0 to 83)	0.2 (0 to 14.8)	0.2 (0 to 53.3)	0.2 (0 to 19.1)	0.2 (0 to 56.4)	0.2 (0 to 19.1)	0.2 (0 to 54.9)	0.2 (0 to 24.6)	0.1 (0 to 18.5)	0.1 (0 to 0.4)	63
Multidrug-resistant tuberculosis without extensive drug-resistance	0 (0 to 0)	0 (0 to 0)	0 (0 to 0.4)	0 (0 to 0.2)	0 (0 to 0.5)	0 (0 to 0.3)	0 (0 to 0.2)	0 (0 to 0.7)	0 (0 to 1.1)	0 (0 to 0.7)	0 (0 to 2.2)	0 (0 to 0.6)	0 (0 to 0.2)	0 (0 to 0.9)	0 (0 to 0.2)	0 (0 to 0.6)	0 (0 to 0.2)	0 (0 to 0.7)	0 (0 to 0.2)	0 (0 to 0.6)	0 (0 to 0.2)	0 (0 to 0.2)	0 (0 to 0.1)	2.3
Extensively drug-resistant tuberculosis	0 (0 to 0)	0 (0 to 0)	0 (0 to 0)	0 (0 to 0)	0 (0 to 0)	0 (0 to 0.1)	0 (0 to 0.2)	0 (0 to 0.4)	0 (0 to 0.1)	0 (0 to 0.1)	0 (0 to 0.1)	0 (0 to 0.1)	0 (0 to 0.1)	0 (0 to 0.1)	0 (0 to 0.1)	0 (0 to 0.1)	0 (0 to 0.1)	0 (0 to 0.1)	0 (0 to 0.1)	0 (0 to 0)	0 (0 to 0)	0 (0 to 0)	0.4
Lower respiratory infections	115 (53 to 196)	39 (36 to 239)	68 (425 to 971)	68 (163 to 304)	22 (98 to 162)	18 (73.6 to 157)	6 (64 to 137)	6 (61 to 151)	6 (63 to 152)	6 (62 to 153)	6 (68.6 to 194)	6 (60.1 to 170)	6 (64.9 to 188)	6 (66.1 to 190)	6 (68.2 to 138)	6 (73.3 to 170)	6 (69.1 to 162)	6 (72.3 to 165)	6 (72.3 to 133)	6 (68.1 to 138)	6 (61.1 to 145)	6 (31.9 to 79.5)	6 (10.7 to 29.1)	3,060
Upper respiratory infections	0 (0 to 0)	0 (0 to 0.3)	2.4 (1 to 5.6)	4.4 (1.9 to 23.3)	0.2 (0 to 1.1)	0.2 (0 to 1.1)	0.2 (0 to 1.1)	0.2 (0 to 1.1)	0.2 (0 to 1.1)	0.2 (0 to 1.1)	0.2 (0 to 1.1)	0.2 (0 to 1.1)	0.2 (0 to 1.1)	0.2 (0 to 1.1)	0.2 (0 to 1.1)	0.2 (0 to 1.1)	0.2 (0 to 1.1)	0.2 (0 to 1.1)	0.2 (0 to 1.1)	0.2 (0 to 1.1)	0.2 (0 to 1.1)	0.2 (0 to 1.1)	0.2 (0 to 1.1)	105
Otitis media	0 (0 to 0)	0 (0 to 0)	1.4 (0.4 to 3.1)	3.1 (1 to 11.7)	0.1 (0 to 0.7)	0.1 (0 to 0.4)	0.1 (0 to 0.4)	0.1 (0 to 0.4)	0.1 (0 to 0.4)	0.1 (0 to 0.4)	0.1 (0 to 0.4)	0.1 (0 to 0.4)	0.1 (0 to 0.4)	0.1 (0 to 0.4)	0.1 (0 to 0.4)	0.1 (0 to 0.4)	0.1 (0 to 0.4)	0.1 (0 to 0.4)	0.1 (0 to 0.4)	0.1 (0 to 0.4)	0.1 (0 to 0.4)	0.1 (0 to 0.4)	0.1 (0 to 0.4)	51
Enteric infections	6.2 (1.6 to 14.6)	22.4 (6.5 to 81.5)	100 (54 to 449)	283 (126 to 594)	85.5 (33.4 to 133)	50.4 (20.3 to 93.5)	45.3 (9.6 to 89.1)	72.4 (39.1 to 135)	68.4 (29.6 to 111)	39.5 (22 to 62.4)	40 (22.7 to 68.2)	34.5 (20 to 58)	32.5 (20.3 to 51)	32.6 (20.2 to 51)	37.4 (20.2 to 174)	42.8 (27 to 130)	46.3 (31.3 to 77)	52.6 (32.5 to 107)	47.8 (25.2 to 147)	44.3 (24.6 to 152)	32.6 (10.4 to 93.4)	7.3 (2.3 to 15.7)	1,560
Diarrheal diseases	6.2 (1.6 to 14.6)	22.4 (6.3 to 81.2)	100 (54 to 449)	283 (126 to 592)	85.5 (34 to 132)	50.4 (19.4 to 93)	45.3 (9.4 to 89.1)	72.4 (37.1 to 134)	68.4 (24.3 to 110)	39.5 (20.2 to 58.2)	40 (21.2 to 62.5)	34.5 (19.2 to 58)	32.5 (20.1 to 50)	32.6 (20.1 to 50)	37.4 (20.1 to 169)	42.8 (26.9 to 130)	46.3 (29.3 to 74)	52.6 (29.3 to 100)	47.8 (25.5 to 129)	44.3 (21 to 135)	32.6 (10.4 to 93.4)	7.3 (2.3 to 15.7)	1,460
Typhoid and paraphoid	0 (0 to 0)	0 (0 to 0)	0 (0 to 0.3)	0.2 (0 to 2.3)	0.1 (0 to 0.5)	0.1 (0 to 0.7)	0.1 (0 to 0.7)	0.2 (0 to 1.1)	0.2 (0 to 1.1)	0.2 (0 to 1.1)	0.2 (0 to 1.1)	0.2 (0 to 1.1)	0.2 (0 to 1.1)	0.2 (0 to 1.1)	0.2 (0 to 1.1)	0.2 (0 to 1.1)	0.2 (0 to 1.1)	0.2 (0 to 1.1)	0.2 (0 to 1.1)	0.2 (0 to 1.1)	0.2 (0 to 1.1)	0.2 (0 to 1.1)	0.2 (0 to 1.1)	75.9
Typhoid fever	0 (0 to 0)	0 (0 to 0)	0.1 (0 to 0.3)	0.1 (0 to 0.6)	0.1 (0 to 0.4)	0.1 (0 to 0.4)	0.1 (0 to 0.4)	0.2 (0 to 0.4)	0.2 (0 to 0.4)	0.2 (0 to 0.4)	0.2 (0 to 0.4)	0.2 (0 to 0.4)	0.2 (0 to 0.4)	0.2 (0 to 0.4)	0.2 (0 to 0.4)	0.2 (0 to 0.4)	0.2 (0 to 0.4)	0.2 (0 to 0.4)	0.2 (0 to 0.4)	0.2 (0 to 0.4)	0.2 (0 to 0.4)	0.2 (0 to 0.4)	0.2 (0 to 0.4)	75.9
Paraphoid fever	0 (0 to 0)	0 (0 to 0)	0 (0 to 0.1)	0.1 (0 to 0.4)	0.1 (0 to 0.3)	0.1 (0 to 0.3)	0.1 (0 to 0.3)	0.1 (0 to 0.3)	0.1 (0 to 0.1)	0.1 (0 to 0.1)	0.1 (0 to 0.1)	0.1 (0 to 0.1)	0.1 (0 to 0.1)	0.1 (0 to 0.1)	0.1 (0 to 0.1)	0.1 (0 to 0.1)	0.1 (0 to 0.1)	0.1 (0 to 0.1)	0.1 (0 to 0.1)	0.1 (0 to 0.1)	0.1 (0 to 0.1)	0.1 (0 to 0.1)	0.1 (0 to 0.1)	0.9
Invasive Non-typhoidal Salmonella (iNTS)	0 (0 to 0)	2.3 (0.1 to 8.3)	7 (1.1 to 4.2)	4.8 (2.2 to 14.4)	3.9 (1.7 to 7.7)	2.1 (0.8 to 4.3)	1.4 (0.4 to 3)	0.7 (0.2 to 2.2)	0.5 (0.1 to 1.5)	0.4 (0.1 to 1.1)	0.4 (0.1 to 0.9)	0.4 (0.1 to 0.8)	0.4 (0.1 to 0.8)	0.4 (0.2 to 0.9)	0.5 (0.2 to 0.9)	0.4 (0.1 to 0.7)	0.3 (0.1 to 0.5)	0.2 (0.1 to 0.3)	0.1 (0.1 to 0.3)	0 (0 to 0)	0 (0 to 0)	0 (0 to 0)	29.7
Other intestinal infectious diseases	0 (0 to 0)	0.4 (0 to 1.8)	0.6 (0 to 2.2)	0.7 (0 to 3)	0.3 (0 to 0.7)	0.2 (0 to 0.6)	0.1 (0 to 0.4)	0.1 (0 to 0.4)	0.1 (0 to 0.4)	0.1 (0 to 0.4)	0.1 (0 to 0.4)	0.1 (0 to 0.4)	0.1 (0 to 0.4)	0.1 (0 to 0.4)	0.1 (0 to 0.4)	0.1 (0 to 0.4)	0.1 (0 to 0.4)	0.1 (0 to 0.4)	0.1 (0 to 0.4)	0.1 (0 to 0.4)	0.1 (0 to 0.4)	0.1 (0 to 0.4)	0.1 (0 to 0.4)	2.3
Neglected tropical diseases and malaria	0.5 (0.2 to 1)	6.1 (3.4 to 11)	24.3 (9.7 to 55.5)	20.7 (9.5 to 33.4)	31.2 (18 to 52.4)	22.6 (9.6 to 39.7)	20.5 (8.7 to 37.2)	40.2 (25 to 62.4)	25.1 (15.4 to 40.4)	29.5 (17.4 to 45.4)	17.4 (9.5 to 32.2)	16.8 (9.1 to 31)	11.3 (6.9 to 17.4)	10.8 (5.9 to 24.4)	10.7 (5.2 to 26.1)	9.4 (4.9 to 16.2)	8.1 (3.9 to 17.7)	4 (1.8 to 9.4)	1.6 (0.7 to 4.7)	0.6 (0.1 to 2.2)	0.1 (0 to 0.2)	0 (0 to 0)	276
Malaria	0 (0 to 0)	0.2 (0 to 0.7)	0.4 (0 to 1.1)	1.7 (0.7 to 3.7)	2.1 (1 to 4.2)	2.1 (1 to 4.2)	4.1 (2 to 8.4)	3.7 (1.9 to 7.5)	3.1 (1.6 to 5.9)	2.7 (1.4 to 5.2)	2.4 (1.2 to 5.3)	2.1 (1 to 4.8)	1.9 (0.9 to 5.2)	1.9 (0.8 to 5.2)	2.6 (1.1 to 6.9)	4.1 (1.6 to 10)	4.7 (1.8 to 11)	2.2 (0.8 to 6.9)	0.9 (0.3 to 3.1)	0.5 (0.1 to 1.9)	0.1 (0 to 0.3)	0 (0 to 0)	42.8
Chagas disease	0 (0 to 0)	0 (0 to 0)	0 (0 to 0)	0 (0 to 0)	0 (0 to 0)	0 (0 to 0)	0 (0 to 0)	0 (0 to 0)	0 (0 to 0)	0 (0 to 0)	0 (0 to 0)	0 (0 to 0)	0 (0 to 0)	0 (0 to 0)	0 (0 to 0)	0 (0 to 0)	0 (0 to 0)	0 (0 to 0)	0 (0 to 0)	0 (0 to 0)	0 (0 to 0)	0 (0 to 0)	0 (0 to 0)	0
Leishmaniasis	0 (0 to 0)	0 (0 to 0)	0 (0 to 0)	0 (0 to 0)	0 (0 to 0)	0 (0 to 0)	0 (0 to 0)	0 (0 to 0)	0 (0 to 0)	0 (0 to 0)	0 (0 to 0)	0 (0 to 0)	0 (0 to 0)	0 (0 to 0)	0 (0 to 0)	0 (0 to 0)	0 (0 to 0)	0 (0 to 0)	0 (0 to 0)	0 (0 to 0)	0 (0 to 0)	0 (0 to 0)	0 (0 to 0)	0
Visceral leishmaniasis	0 (0 to 0)	0 (0 to 0)	0 (0 to 0)	0 (0 to 0)	0 (0 to 0)	0 (0 to 0)	0 (0 to 0)	0 (0 to 0)	0 (0 to 0)	0 (0 to 0)	0 (0 to 0)	0 (0 to 0)	0 (0 to 0)	0 (0 to 0)	0 (0 to 0)	0 (0 to 0)	0 (0 to 0)	0 (0 to 0)	0 (0 to 0)	0 (0 to 0)	0 (0 to 0)	0 (0 to 0)	0 (0 to 0)	0
Cutaneous and mucocutaneous leishmaniasis	0 (0 to 0)	0 (0 to 0)	0 (0 to 0)	0 (0 to 0)	0 (0 to 0)	0 (0 to 0)	0 (0 to 0)	0 (0 to 0)	0 (0 to 0)	0 (0 to 0)	0 (0 to 0)	0 (0 to 0)	0 (0 to 0)	0 (0 to 0)	0 (0 to 0)	0 (0 to 0)	0 (0 to 0)	0 (0 to 0)	0 (0 to 0)	0 (0 to 0)	0 (0 to 0)	0 (0 to 0)	0 (0 to 0)	0
African trypanosomiasis	0 (0 to 0)	0 (0 to 0)	0 (0 to 0)	0 (0 to 0)	0 (0 to 0)	0 (0 to 0)	0 (0 to 0)	0 (0 to 0)	0 (0 to 0)	0 (0 to 0)	0 (0 to 0)	0 (0 to 0)	0 (0 to 0)	0 (0 to 0)	0 (0 to 0)	0 (0 to 0)	0 (0 to 0)	0 (0 to 0)	0 (0 to 0)	0 (0 to 0)	0 (0 to 0)	0 (0 to 0)	0 (0 to 0)	0
Schistosomiasis	0 (0 to 0)	0 (0 to 0)	0 (0 to 0)	0 (0 to 0)	0 (0 to 0)	0 (0 to 0)	0 (0 to 0)	0 (0 to 0)	0 (0 to 0)	0 (0 to 0)	0 (0 to 0)	0 (0 to 0)	0 (0 to 0)	0 (0 to 0)	0 (0 to 0)	0 (0 to 0)	0 (0 to 0)	0 (0 to 0)	0 (0 to 0)	0 (0 to 0)	0 (0 to 0)	0 (0 to 0)	0 (0 to 0)	0
Cysticercosis	0 (0 to 0)	0 (0 to 0)	0 (0 to 0)	0 (0 to 0)	0 (0 to 0.1)	0 (0 to 0.1)	0 (0 to 0.4)	0.3 (0 to 0.7)	1.2 (0 to 2.9)	1.2 (0 to 2.9)	1.2 (0 to 2.9)	1.2 (0 to 2.9)	1.2 (0 to 2.9)	1.2 (0 to 2.7)	1.2 (0 to 2.9)	1.2 (0 to 2.9)	1.2 (0 to 2.9)	1.2 (0 to 2.9)	1.2 (0 to 2.9)	1.2 (0 to 2.9)	1.2 (0 to 2.9)	1.2 (0 to 2.9)	1.2 (0 to 2.9)	16.6
Cystic echinococcosis	0 (0 to 0)	0 (0 to 0)	0 (0 to 0)	0 (0 to 0)	0 (0 to 0.1)	0 (0 to 0.1)	0 (0 to 0.1)	0 (0 to 0.1)	0 (0 to 0.1)	0 (0 to 0.1)	0 (0 to 0.1)	0 (0 to 0.1)	0 (0 to 0.1)	0 (0 to 0.1)	0 (0 to 0.1)	0 (0 to 0.1)	0 (0 to 0.1)	0 (0 to 0.1)	0 (0 to 0.1)	0 (0 to 0.1)	0 (0 to 0.1)	0 (0 to 0.1)	0 (0 to 0.1)	0.2
Lymphatic filariasis	0 (0 to 0)	0 (0 to 0)	0 (0 to 0)	0 (0 to 0)	0 (0 to 0.1)	0 (0 to 0.4)	0.6 (0.1 to 1.4)	2.7 (1.5 to 4.2)	2.6 (1.5 to 4)	2.2 (1.3 to 3.3)	1.8 (1 to 2.7)	1.4 (0.9 to 2.2)	1.2 (0 to 1.9)	1.1 (0.7 to 1.8)	1.4 (0.9 to 2.1)	1.5 (0.9 to 2.2)	1.5 (0.9 to 2.2)	1.5 (0.9 to 2.2)	1.5 (0.9 to 2.2)	1.5 (0.9 to 2.2)	1.5 (0.9 to 2.2)	1.5 (0.9 to 2.2)	1.5 (0.9 to 2.2)	25.1
Onchocerciasis	0 (0 to 0)	0 (0 to 0)	0 (0 to 0)	0 (0 to 0)	0 (0 to 0)	0 (0 to 0)	0 (0 to 0)	0 (0 to 0)	0 (0 to 0)	0 (0 to 0



Osteoarthritis other	0 (0 to 0)	0 (0 to 0)	0 (0 to 0)	0 (0 to 0)	0 (0 to 0)	0 (0 to 0)	0 (0 to 0)	0 (0 to 0)	0 (0 to 0)	0 (0 to 0·1)	0·3 (0·1 to 0·7)	0·8 (0·3 to 1·8)	1·4 (0·6 to 3)	1·9 (0·8 to 4·3)	2·3 (1 to 5·1)	2·7 (1·2 to 5·6)	2·4 (1·1 to 5·1)	2 (1 to 4·2)	1·6 (0·8 to 3·3)	0·8 (0·4 to 1·8)	0·3 (0·2 to 0·7)	0·1 (0 to 0·1)	0 (0 to 0)	16·8
Low back pain	0 (0 to 0)	0 (0 to 0)	0 (0 to 0)	0 (0 to 0)	17·1 (8·3 to 31)	68·9 (41·3 to 110)	96·8 (57·6 to 155)	113 (67 to 179)	130 (77·3 to 203)	129 (74·3 to 198)	129 (77·3 to 200)	125 (74·9 to 186)	118 (71·7 to 181)	110 (68·6 to 169)	97·1 (60·3 to 144)	90·2 (58·1 to 136)	70·9 (46·1 to 106)	53 (34 to 78·1)	37·7 (23·7 to 55·2)	18·7 (12 to 26·7)	6·4 (4·1 to 8·8)	1·2 (0·8 to 1·7)	0·2 (0·1 to 0·2)	1,410
Neck pain	0 (0 to 0)	0 (0 to 0)	0 (0 to 0)	0 (0 to 0)	1·1 (0·3 to 2·5)	6 (2·5 to 11·4)	12·1 (5·5 to 22·9)	20·2 (9·1 to 40·4)	31·2 (14·8 to 60)	41 (19·9 to 76·5)	46 (24·1 to 78·5)	47·7 (24·6 to 82·5)	45·8 (23·4 to 79·9)	36·4 (18·2 to 65·9)	29·8 (14·6 to 53·1)	25·5 (13 to 44·7)	19 (10·1 to 31·4)	13·5 (7·4 to 23)	8·5 (4·4 to 15·5)	3·3 (1·6 to 6)	0·9 (0·5 to 1·6)	0·2 (0·1 to 0·3)	0 (0 to 0)	388
Gout	0 (0 to 0)	0 (0 to 0)	0 (0 to 0)	0 (0 to 0)	0 (0 to 0)	0 (0 to 0)	0 (0 to 0)	0·1 (0 to 0·2)	0·3 (0·2 to 0·6)	0·5 (0·1 to 1·2)	0·7 (0·2 to 1·3)	0·8 (0·3 to 1·6)	0·9 (0·4 to 1·7)	1 (0·4 to 1·8)	1·1 (0·4 to 1·9)	1·2 (0·5 to 2·2)	1·1 (0·5 to 1·8)	0·9 (0·4 to 1·6)	0·7 (0·4 to 1·2)	0·4 (0·2 to 0·6)	0·1 (0·1 to 0·2)	0 (0 to 0)	0 (0 to 0)	9·9
Other musculoskeletal disorders	0 (0 to 0)	0 (0 to 0)	0 (0 to 0)	0 (0 to 0)	2·8 (1·3 to 5)	6 (2·6 to 10·5)	19·3 (10·6 to 31)	32·1 (19·3 to 49)	54 (33·7 to 81·9)	57·4 (35·8 to 89·2)	50·3 (30·7 to 74·9)	45·1 (27 to 68·5)	40·7 (25·2 to 63·3)	36·2 (21·8 to 58·5)	31 (18·8 to 47·4)	27·8 (16·3 to 43·6)	21 (13·1 to 31·5)	14·7 (8·4 to 23·3)	8·4 (4·7 to 13·5)	3 (1·4 to 5·3)	0·7 (0·2 to 1·2)	0·1 (0 to 0·2)	0 (0 to 0)	451
Other non-communicable diseases	227 (92·3 to 397)	95 (50·6 to 155)	283 (131 to 500)	178 (109 to 273)	92·3 (65·5 to 125)	99·6 (69·9 to 134)	147 (96·8 to 219)	193 (135 to 272)	250 (175 to 345)	241 (169 to 333)	216 (155 to 298)	192 (137 to 261)	145 (103 to 195)	107 (77 to 144)	85·7 (61·4 to 115)	75·2 (53·9 to 101)	62·3 (44·5 to 83·7)	50·1 (36·3 to 67·1)	33·8 (24·5 to 45·8)	17·9 (13 to 24·1)	6·7 (4·8 to 9)	1·5 (1·1 to 2·1)	0·2 (0·2 to 0·3)	2,800
Congenital birth defects	225 (90·8 to 395)	88·2 (45·1 to 145)	245 (103 to 461)	140 (73·8 to 235)	59·8 (39·1 to 87·5)	46 (30·8 to 67·3)	22 (14·7 to 31·1)	21·9 (13·9 to 33·3)	23·7 (12·9 to 40·8)	23·2 (12·4 to 38·3)	10·7 (7 to 15·9)	10·2 (6·6 to 15·5)	5·8 (4 to 8·5)	3·9 (2·5 to 5·7)	3·8 (2·5 to 5·6)	3·7 (2·4 to 5·3)	2 (1·3 to 2·8)	0·7 (0·4 to 1·2)	0·5 (0·2 to 0·8)	0·2 (0·1 to 0·3)	0·1 (0 to 0·1)	0 (0 to 0)	0 (0 to 0)	935
Neural tube defects	68 (19·6 to 153)	9·2 (2·2 to 26·6)	32·8 (6·9 to 96·1)	8·5 (1·5 to 31)	1·1 (0·7 to 1·8)	0·8 (0·5 to 1·3)	0·6 (0·4 to 1·1)	0·5 (0·3 to 0·8)	0·4 (0·2 to 0·6)	0·2 (0·1 to 0·3)	0·2 (0·1 to 0·2)	0·1 (0·1 to 0·2)	0·1 (0 to 0·1)	0·1 (0 to 0·1)	0 (0 to 0·1)	0 (0 to 0)	0·1 (0 to 0·2)	0 (0 to 0)	0 (0 to 0)	0 (0 to 0)	0 (0 to 0)	0 (0 to 0)	0 (0 to 0)	123
Congenital heart anomalies	82·1 (27·3 to 163)	45·2 (20·6 to 82·3)	127 (45·9 to 255)	75·2 (32·1 to 141)	25·3 (13·6 to 42·9)	25·1 (13·6 to 42·5)	5·6 (2·9 to 10·6)	10·9 (4·9 to 19·9)	10 (3·6 to 20·6)	13·3 (4·8 to 25·2)	2·8 (1·3 to 5·1)	5·3 (2·7 to 9·4)	1·3 (0·7 to 2·5)	0·7 (0·4 to 1·2)	1 (0·5 to 1·7)	1 (0·5 to 1·9)	0·5 (0·3 to 1)	0·1 (0 to 0·1)	0 (0 to 0·1)	0 (0 to 0)	0 (0 to 0)	0 (0 to 0)	0 (0 to 0)	433
Orofacial clefts	0·1 (0 to 0·2)	0 (0 to 0·1)	0·1 (0·1 to 0·2)	0·5 (0·2 to 0·9)	0·4 (0·2 to 0·5)	0·3 (0·2 to 0·5)	0·2 (0·2 to 0·4)	0·2 (0·1 to 0·4)	0·2 (0·1 to 0·3)	0·2 (0·1 to 0·3)	0·1 (0·1 to 0·2)	0·1 (0·1 to 0·2)	0·1 (0·1 to 0·2)	0·1 (0 to 0·1)	0·1 (0 to 0·1)	0·1 (0 to 0·1)	0 (0 to 0·1)	0 (0 to 0)	0 (0 to 0)	0 (0 to 0)	0 (0 to 0)	0 (0 to 0)	0 (0 to 0)	3
Down syndrome	2·7 (0·8 to 6·8)	1·6 (0·5 to 3·6)	5·2 (1·2 to 12·9)	5·8 (1·9 to 14·4)	1·7 (0·8 to 3·8)	0·6 (0·4 to 1·1)	0·5 (0·3 to 0·9)	0·5 (0·3 to 0·9)	0·3 (0·2 to 0·6)	0·2 (0·1 to 0·5)	0·6 (0·2 to 1·3)	0·5 (0·2 to 1)	0·1 (0 to 0·3)	0·3 (0·1 to 0·7)	0 (0 to 0·1)	0 (0 to 0)	0·1 (0 to 0·3)	0 (0 to 0)	0 (0 to 0)	0 (0 to 0)	0 (0 to 0)	0 (0 to 0)	0 (0 to 0)	20·9
Turner syndrome	0 (0 to 0)	0 (0 to 0)	0 (0 to 0)	0·1 (0 to 0·1)	0·1 (0 to 0·1)	0·1 (0 to 0·1)	0·1 (0 to 0·1)	0 (0 to 0·1)	0 (0 to 0·1)	0 (0 to 0)	0 (0 to 0)	0 (0 to 0)	0 (0 to 0)	0 (0 to 0)	0 (0 to 0)	0 (0 to 0)	0 (0 to 0)	0 (0 to 0)	0 (0 to 0)	0 (0 to 0)	0 (0 to 0)	0 (0 to 0)	0 (0 to 0)	0·4
Klinefelter syndrome	0 (0 to 0)	0 (0 to 0)	0 (0 to 0)	0 (0 to 0)	0 (0 to 0)	0 (0 to 0)	0 (0 to 0)	0 (0 to 0)	0 (0 to 0)	0 (0 to 0)	0 (0 to 0)	0 (0 to 0)	0 (0 to 0)	0 (0 to 0)	0 (0 to 0)	0 (0 to 0)	0 (0 to 0)	0 (0 to 0)	0 (0 to 0)	0 (0 to 0)	0 (0 to 0)	0 (0 to 0)	0 (0 to 0)	0
Other chromosomal abnormalities	4 (1·2 to 10)	7·2 (2·8 to 15·1)	12·5 (4·2 to 28·8)	2·1 (1·3 to 3·3)	2·6 (1·3 to 5·4)	1·5 (0·7 to 3·1)	0·6 (0·4 to 0·8)	0·5 (0·3 to 0·7)	0·8 (0·4 to 1·9)	0·2 (0·1 to 0·2)	0·1 (0·1 to 0·1)	0·1 (0 to 0·1)	0 (0 to 0)	0 (0 to 0)	0 (0 to 0)	0 (0 to 0)	0 (0 to 0·1)	0 (0 to 0)	0 (0 to 0)	0 (0 to 0)	0 (0 to 0)	0 (0 to 0)	0 (0 to 0)	32·2
Congenital musculoskeletal and limb anomalies	4·4 (1·4 to 10·5)	1·2 (0·7 to 1·9)	10·6 (6·1 to 17·5)	14·7 (8·6 to 23·4)	10·1 (5·5 to 16·3)	8·7 (4·8 to 13·7)	6 (3·3 to 9·9)	3·8 (2·1 to 6·2)	3·1 (1·7 to 5·1)	3·5 (2 to 5·7)	2 (1·1 to 3·2)	1·6 (0·9 to 2·7)	1·3 (0·7 to 2·2)	1 (0·6 to 1·7)	0·8 (0·4 to 1·3)	0·6 (0·3 to 1)	0·3 (0·2 to 0·6)	0·2 (0·1 to 0·3)	0·1 (0 to 0·1)	0 (0 to 0)	0 (0 to 0)	0 (0 to 0)	0 (0 to 0)	74
Urogenital congenital anomalies	7·3 (2 to 19)	4 (1·5 to 8·8)	4·1 (1·2 to 10·8)	1·4 (0·8 to 2·2)	1 (0·6 to 1·6)	0·9 (0·5 to 1·4)	0·5 (0·3 to 0·8)	0·4 (0·3 to 0·7)	0·3 (0·2 to 0·5)	0·2 (0·1 to 0·4)	0·2 (0·1 to 0·3)	0·1 (0·1 to 0·2)	0·1 (0 to 0·1)	0·1 (0 to 0·1)	0 (0 to 0·1)	0 (0 to 0·1)	0 (0 to 0·1)	0 (0 to 0)	0 (0 to 0)	0 (0 to 0)	0 (0 to 0)	0 (0 to 0)	0 (0 to 0)	20·7
Digestive congenital anomalies	11·9 (3·3 to 31)	6·5 (2·2 to 14·6)	16·3 (4·5 to 42·4)	3 (1·1 to 7·5)	0·6 (0·3 to 1·1)	0·4 (0·2 to 0·8)	0·2 (0·1 to 0·4)	0·1 (0·1 to 0·3)	0·1 (0·1 to 0·3)	0·1 (0 to 0·1)	0 (0 to 0·1)	0 (0 to 0)	0 (0 to 0)	0 (0 to 0)	0 (0 to 0)	0 (0 to 0)	0 (0 to 0·1)	0 (0 to 0)	0 (0 to 0)	0 (0 to 0)	0 (0 to 0)	0 (0 to 0)	0 (0 to 0)	39·4
Other congenital birth defects	44·1 (12·8 to 100)	13·4 (5·2 to 26·6)	35·8 (10·6 to 84·1)	28·6 (12·4 to 56·7)	17·1 (9·1 to 29·9)	7·7 (4·1 to 13·2)	7·6 (4·2 to 12·9)	5 (2·4 to 9·2)	8·4 (3·8 to 15·3)	5·3 (2·5 to 9·4)	4·7 (2·4 to 7·8)	2·4 (1 to 4·7)	2·8 (1·5 to 4·8)	1·5 (0·7 to 3)	1·8 (1 to 3·1)	1·8 (1 to 3)	0·7 (0·3 to 1·4)	0·5 (0·2 to 1)	0·3 (0·1 to 0·7)	0·1 (0·1 to 0·3)	0·1 (0 to 0·1)	0 (0 to 0)	0 (0 to 0)	190
Urinary diseases and male infertility	0·4 (0·2 to 0·9)	1·8 (0·8 to 3·6)	3·4 (1·4 to 7·1)	2·9 (1·2 to 6)	1 (0·5 to 1·6)	1·2 (0·7 to 2·2)	2·4 (1·4 to 4·2)	4·3 (2·1 to 7·5)	4·6 (1·8 to 8·4)	6 (2·2 to 11·1)	8 (4 to 14·9)	12·2 (6·1 to 22·5)	8·2 (4·1 to 14·9)	8·2 (4·3 to 14·6)	7·6 (4·1 to 12·9)	4·8 (2·5 to 9)	7·1 (3·7 to 12·9)	5·3 (2·6 to 10)	3·3 (1·8 to 6)	3·4 (1·7 to 6·4)	1·6 (0·8 to 2·9)	0·5 (0·2 to 0·9)	0·1 (0 to 0·2)	98·1
Urolithiasis	0 (0 to 0)	0 (0 to 0)	0 (0 to 0)	0 (0 to 0·1)	0 (0 to 0)	0·2 (0·1 to 0·5)	0·1 (0 to 0·1)	0·1 (0 to 0·2)	0·2 (0·1 to 0·3)	0·5 (0·2 to 1·1)	1·4 (0·5 to 3)	1·2 (0·5 to 2·8)	0·5 (0·2 to 0·9)	0·5 (0·2 to 1·2)	0·9 (0·3 to 2)	0·3 (0·1 to 0·5)	0·8 (0·3 to 1·9)	0·4 (0·2 to 1)	0·3 (0·1 to 0·8)	0 (0 to 0·1)	0 (0 to 0)	0 (0 to 0)	0 (0 to 0)	7·4
Benign prostatic hyperplasia	0 (0 to 0)	0 (0 to 0)	0 (0 to 0)	0 (0 to 0)	0 (0 to 0)	0 (0 to 0)	0 (0 to 0)	0 (0 to 0)	0 (0 to 0)	0 (0 to 0)	0 (0 to 0)	0 (0 to 0)	0 (0 to 0)	0 (0 to 0)	0 (0 to 0)	0 (0 to 0)	0 (0 to 0)	0 (0 to 0)	0 (0 to 0)	0 (0 to 0)	0 (0 to 0)	0 (0 to 0)	0 (0 to 0)	0
Male infertility	--	--	--	--	--	--	--	--	--	--	--	--	--	--	--	--	--	--	--	--	--	--	--	NA
Other urinary diseases	0·2 (0·1 to 0·4)	0 (0 to 0·1)	0·1 (0 to 0·2)	1·5 (0·5 to 3·3)	0·3 (0·1 to 0·4)	0·3 (0·2 to 0·5)	0·3 (0·1 to 0·5)	0·2 (0·1 to 0·4)	0·3 (0·1 to 0·5)	0·4 (0·2 to 0·9)	0·3 (0·1 to 0·4)	0·2 (0·1 to 0·4)	0·3 (0·1 to 0·5)	0·2 (0·1 to 0·5)	0·5 (0·2 to 1·1)	0·1 (0·1 to 0·3)	0·1 (0·1 to 0·3)	0·3 (0·1 to 0·8)	0 (0 to 0·1)	0 (0 to 0)	0 (0 to 0)	0 (0 to 0)	0 (0 to 0)	5·6
Gynecological diseases	0 (0 to 0)	0 (0 to 0)	0 (0 to 0)	0 (0 to 0)	0 (0 to 0)	23·5 (11·8 to 42·2)	67·4 (40·3 to 109)	107 (66·3 to 162)	149 (97·5 to 217)	144 (94·2 to 208)	124 (84·1 to 177)	102 (67·2 to 150)	67·1 (44 to 95·4)	36·4 (21·7 to 54·3)	17·5 (10·8 to 26)	12 (6·8 to 18·7)	7·7 (4·6 to 11·7)	4·9 (3·1 to 7·3)	3 (1·9 to 4·6)	1·2 (0·7 to 1·9)	0·4 (0·2 to 0·6)	0·1 (0·1 to 0·1)	0 (0 to 0)	867
Uterine fibroids	0 (0 to 0)	0 (0 to 0)	0 (0 to 0)	0 (0 to 0)	0 (0 to 0)	0·2 (0·1 to 0·4)	0·4 (0·1 to 0·8)	0·9 (0·4 to 1·8)	3·4 (1·4 to 7)	3·6 (1·6 to 7·4)	4·1 (1·8 to 8·2)	4·2 (2·1 to 7·7)	2·8 (1·3 to 5·2)	2 (0·9 to 3·6)	1·3 (0·6 to 2·4)	0·5 (0·2 to 1·1)	0·4 (0·2 to 0·7)	0·3 (0·1 to 0·7)	0·1 (0 to 0·2)	0 (0 to 0)	0 (0 to 0)	0 (0 to 0)	0 (0 to 0)	24·1
Polycystic ovarian syndrome	0 (0 to 0)	0 (0 to 0)	0 (0 to 0)	0 (0 to 0)	0 (0 to 0)	1 (0·4 to 2·3)	4 (1·6 to 8·2)	4·8 (2 to 9·7)	4·3 (1·8 to 9)	3·5 (1·5 to 7·2)	2·8 (1·1 to 5·6)	2·2 (0·9 to 4·5)	1·6 (0·7 to 3·2)	0·3 (0·1 to 0·6)	0 (0 to 0)	0 (0 to 0)	0 (0 to 0)	0 (0 to 0)	0 (0 to 0)	0 (0 to 0)	0 (0 to 0)	0 (0 to 0)	0 (0 to 0)	24·5
Female infertility	0 (0 to 0)	0 (0 to 0)	0 (0 to 0)	0 (0 to 0)	0 (0 to 0)	0 (0 to 0)	0 (0 to 0)	3·9 (0·8 to 10·6)	5·5 (1·4 to 15·1)	5·7 (1·3 to 15·7)	5·7 (0·8 to 17·2)	6 (1·1 to 16·4)	0·2 (0 to 1·5)	0 (0 to 0)	0 (0 to 0)	0 (0 to 0)	0 (0 to 0)	0 (0 to 0)	0 (0 to 0)	0 (0 to 0)	0 (0 to 0)	0 (0 to 0)	0 (0 to 0)	27·1
Endometriosis	0 (0 to 0)	0 (0 to 0)	0 (0 to 0)	0 (0 to 0)	0 (0 to 0)	0 (0 to 0)	4·1 (1·8 to 7·9)	20·3 (9·5 to 36)	24·4 (12·3 to 43·4)	18·6 (9 to 33·3)	14·7 (7·5 to 26·4)	12·2 (6·4 to 20·9)	8·7 (4·7 to 14·1)	3·3 (1·8 to 5·5)	0 (0 to 0)	0 (0 to 0)	0 (0 to 0)	0 (0 to 0)	0 (0 to 0)	0 (0 to 0)	0 (0 to 0)	0 (0 to 0)	0 (0 to 0)	106
Genital prolapse	0 (0 to 0)	0 (0 to 0)	0 (0 to 0)	0 (0 to 0)	0 (0 to 0)	0 (0 to 0)	0·2 (0 to 0·6)	0·3 (0·1 to 0·7)	0·1 (0 to 0·3)	0·1 (0 to 0·2)	0·3 (0·1 to 0·5)	0·4 (0·2 to 0·9)	1 (0·4 to 2·1)	0·9 (0·4 to 1·7)	0·9 (0·4 to 1·8)	0·8 (0·4 to 1·6)	0·6 (0·3 to 1·2)	0·5 (0·2 to 0·9)	0·3 (0·1 to 0·6)	0·2 (0·1 to 0·3)	0·1 (0 to 0·1)	0 (0 to 0)	0 (0 to 0)	6·5
Premenstrual syndrome	0 (0 to 0)	0 (0 to 0)	0 (0 to 0)	0 (0 to 0)	0 (0 to 0)	21·6 (10·4 to 40)	40·5 (20·6 to 71·1)	44·5 (22·1 to 79)	43·6 (25 to 71·5)	36·9 (19 to 61·2)	34·6 (20 to 54·7)	30 (17 to 48·6)	18·9 (10·6 to 32·3)	5·5 (2·7 to 9·7)	0 (0 to 0)	0 (0 to 0)	0 (0 to 0)	0 (0 to 0)	0 (0 to 0)	0 (0 to 0)	0 (0 to 0)	0 (0 to 0)	0 (0 to 0)	276
Other gynecological diseases	0 (0 to 0)	0 (0 to 0)	0 (0 to 0)	0 (0 to 0)	0 (0 to 0)	0·7 (0·2 to 1·5)	18·1 (7·4 to 34·8)	32 (18·4 to 51·4)	68·2 (38·3 to 108)	75·2 (44·3 to 118)	62·1 (36·5 to 95·7)	47 (26·4 to 76·3)	34 (18·9 to 54·2)	24·5 (11·6 to 38·9)	15·3 (8·7 to 23·5)	10·6 (5·8 to 17·2)	6·7 (3·8 to 10·7)	4·1 (2·5 to 6·4)	2·6 (1·6 to 4·1)	1 (0·6 to 1·6)	0·3 (0·2 to 0·5)	0·1 (0 to 0·1)	0 (0 to 0)	403
Hemoglobinopathies and hemolytic anemias	0·1 (0 to 0·1)	0·3 (0·2 to 0·5)	2·9 (1·7 to 4·4)	8 (4·1 to 13)	6·2 (3·1 to 11·4)	5·1 (2·6 to 9·1)	25·4 (12·1 to 44·9)	22·8 (13·7 to 34·9)	23·4 (14·2 to 36)	19 (10·7 to 30)	15·8 (9·4 to 24·3)	10·2 (5·7 to 15·9)	6 (3·6 to 9·1)	4·4 (2·5 to 6·8)	3·9 (2·4 to 5·9)	4·3 (2·3 to 7·2)	4·1 (2·4 to 6·2)	3·5 (2·2 to 5·1)	2·7 (1·7 to 4)	1·3 (0·8 to 1·9)	0·5 (0·3 to 0·7)	0·1 (0·1 to 0·1)	0 (0 to 0)	170
Thalassemias	0·1 (0 to 0·1)	0·1 (0 to 0·1)	1 (0·5 to 1·9)	1·1 (0·6 to 1·9)	1·3 (0·7 to 2·2)	1·2 (0·6 to 2·2)	0·9 (0·4 to 1·8)	0·3 (0·1 to 0·6)	0·2 (0 to 0·4)	0 (0 to 0·1)	0 (0 to 0)	0 (0 to 0)	0 (0 to 0)	0 (0 to 0)	0 (0 to 0)	0 (0 to 0)	0 (0 to 0)	0 (0 to 0)	0 (0 to 0)	0 (0 to 0)	0 (0 to 0)	0 (0 to 0)	0 (0 to 0)	6·1
Thalassemias trait	0 (0 to 0)	0·2 (0·1 to 0·3)	0·8 (0·4 to 1·3)	3 (1·5 to 5·2)	2·5 (0·9 to 4·8)	1·8 (0·6 to 3·4)	17·5 (7·3 to 33)	15 (8·7 to 23·5)	14·3 (8 to 22·4)	11·7 (6·4 to 18·5)	9·7 (5·5 to 15·4)	1·6 (0·8 to 2·8)	0·8 (0·4 to 1·4)	1 (0·6 to 1·7)	0·9 (0·4 to 1·4)	0·7 (0·3 to 1·1)	0·5 (0·3 to 0·8)	0·4 (0·2 to 0·6)	0·3 (0·2 to 0·4)	0·1 (0·1 to 0·2)	0·1 (0 to 0·1)	0 (0 to 0)	0 (0 to 0)	82·9
Sickle cell disorders	0 (0 to 0)	0 (0 to 0)	0 (0 to 0)	0 (0 to 0)	0 (0 to 0)	0 (0 to 0)	0 (0 to 0)	0 (0 to 0)	0 (0 to 0)	0 (0 to 0)	0 (0 to 0)	0 (0 to 0)	0 (0 to 0)	0 (0 to 0)	0 (0 to 0)	0 (0 to 0)	0 (0 to 0)	0 (0 to 0)	0 (0 to 0)	0 (0 to 0)	0 (0 to 0)	0 (0 to 0)	0 (0 to 0)	0
Sickle cell trait	0 (0 to 0)	0 (0 to 0)	0 (0 to 0·1)	0·1 (0 to 0·2)	0·1 (0 to 0·2)	0·1 (0 to 0·1)	0·5 (0·1 to 1·2)	0·6 (0·2 to 1·2)	0·6 (0·2 to 1·2)	0·5 (0·1 to 1)	0·4 (0·1 to 0·9)	0·4 (0·1 to 0·7)	0·3 (0·1 to 0·5)	0 (0 to 0·1)	0 (0 to 0·1)	0 (0 to 0)	0 (0 to 0)	0 (0 to 0)	0 (0 to 0)	0 (0 to 0)	0 (0 to 0)	0 (0 to 0)	0 (0 to 0)	3·6
G6PD deficiency	0 (0 to 0)	0 (0 to 0)	0 (0 to 0)	0 (0 to 0·1)	0·1 (0 to 0·2)	0·3 (0·1 to 0·6)	1·7 (0·7 to 3·7)	1·1 (0·6 to 1·9)	2 (0·8 to 3·4)	1·5 (0·6 to 2·6)	1 (0·5 to 1·6)	2·9 (1·7 to 4·4)	1 (0·6 to 1·5)	0·4 (0·2 to 0·8)	0·4 (0·2 to 0·7)	0·1 (0 to 0·2)	0·2 (0·1 to 0·4)	0·1 (0·1 to 0·3)	0·1 (0 to 0·2)	0 (0 to 0)	0 (0 to 0)	0 (0 to 0)	0 (0 to 0)	13
G6PD trait	0 (0 to 0)	0 (0 to 0)	0 (0 to 0)	0 (0 to 0)	0 (0 to 0)	0 (0 to 0)	0·1 (0 to 0·7)	0 (0 to 0)	0 (0 to 0)	0 (0 to 0)	0 (0 to 0)	0·4 (0·2 to 0·7)	0·3 (0·2 to 0·5)	0 (0 to 0)	0 (0 to 0)	0 (0 to 0)	0 (0 to 0)	0 (0 to 0)	0 (0 to 0)	0 (0 to 0)	0 (0 to 0)	0 (0 to 0)	0 (0 to 0)	0·9
Other hemoglobinopathies and hemolytic anemias	0 (0 to 0)	0·1 (0 to 0·2)	1·1 (0·4 to 1·9)	3·7 (1·5 to 7)	2·3 (0·7 to 5·1)	1·8 (0·6 to 4)	4·7 (1·9 to 8·6)	5·7 (2·7 to 9·9)	6·3 (3·1 to 10·7)	5·2 (2·4 to 8·9)	4·7 (2·3 to 7·8)	4·9 (2·7 to 8)	3·7 (2 to 5·8)	2·9 (1·5 to 4·6)	2·6 (1·5 to 4·2)	3·5 (1·8 to 6)	3·3 (1·9 to 5·2)	3 (1·8 to 4·4)	2·3 (1·4 to 3·5)	1·1 (0·7 to 1·7)	0·5 (0·3 to 0·7)	0·1 (0·1 to 0·1)	0 (0 to 0)	63·5
Endocrine, metabolic, blood, and immune disorders	1·6 (0·7 to 3·3)	1·3 (0·7 to 2·6)	7·8 (4·5 to 13·1)	18·1 (11·2 to 27·7)	12·7 (7·6 to 19·8)	11·5 (6·9 to 17·5)	16·6 (9·7 to 26)	21·5 (12·9 to 32·6)	31·3 (19·4 to 45·5)	31·6 (19·2 to 50·3)	40 (25·5 to 59·9)	41·6 (25·4 to 63·4)	41·8 (26·1 to 61·4)	36·4 (23·1 to 53·1)	33·9 (22 to 49·8)	27·7 (17·4 to 42·3)	18·9 (12·2 to 28·6)	15·5 (10 to 23·5)	8·6 (5·3 to 13·3)	4·2 (2·5 to 6·6)	1·4 (0·8 to 2·4)	0·3 (0·2 to 0·5)	0 (0 to 0·1)	425
Oral disorders	0 (0 to 0)	0 (0 to 0)	0 (0 to 0)	9·2 (5·1 to 15·7)	12·7 (6·7 to 21·8)	12·2 (6·4 to 21·4)	12·7 (6·9 to 22)	15·9 (9·1 to 26·2)	17·9 (10·2 to 28·9)	17·7 (10·2 to 27·6)	16·8 (9·7 to 25·9)	16·1 (9·7 to 25·6)	16·3 (9·7 to 25·2)	17·2 (10·2 to 26·6)	19 (11·4 to 29)	22·8 (13·7 to 35·4)	22·5 (13·7 to 34·8)	20·1 (12·5 to 30)	15·7 (9·9 to 23)	7·7 (5 to 11·3)	2·7 (1·8 to 3·9)	0·6 (0·4 to 0·8)	0·1 (0·1 to 0·1)	276
Caries of deciduous teeth	0 (0 to 0)	0 (0 to 0)	0 (0 to 0)	2·8 (1 to 6·1)	3·1 (1·3 to 6·5)	0·1 (0 to 0·4)	0 (0 to 0)	0 (0 to 0)	0 (0 to 0)	0 (0 to 0)	0 (0 to 0)	0 (0 to 0)	0 (0 to 0)	0 (0 to 0)	0 (0 to 0)	0 (0 to 0)	0 (0 to 0)	0 (0 to 0)	0 (0 to 0)	0 (0 to 0)	0 (0 to 0)	0 (0 to 0)	0 (0 to 0)	6·1
Caries of permanent teeth	0 (0 to 0)	0 (0 to 0)	0 (0 to 0)	0 (0 to 0)	3·7 (1·3 to 8·2)	6·4 (2·6 to 13·9)	5·5 (2·3 to 11·9)	5·5 (2·3 to 11·7)	5 (2 to 10·2)	4·1 (1·7 to 8·5)	3·5 (1·5 to 7)	2·8 (1·2 to 5·6)	2·2 (0·9 to 4·5)	1·8 (0·7 to 3·5)	1·4 (0·6 to 3)	1·2 (0·5 to 2·6)	0·9 (0·4 to 1·8)	0·7 (0·3 to 1·3)	0·4 (0·2 to 0·9)	0·2 (0·1 to 0·4)	0·1 (0 to 0·1)	0 (0 to 0)	0 (0 to 0)	45·3
Periodontal diseases	0 (0 to 0)	0 (0 to 0)	0 (0 to 0)	0 (0 to 0)	0 (0 to 0)	0 (0 to 0)	0·1 (0 to 0·4)	0·4 (0·1 to 0·9)	0·7 (0·2 to 1·8)	1·1 (0·3 to 2·8)	1·4 (0·4 to 3·7)	1·7 (0·5 to 4·3)	1·9 (0·6 to 4·8)	1·9 (0·6 to 4·4)	1·6 (0·6 to 4)	1·4 (0·5 to 3·4)	1 (0·3 to 2·3)	0·7 (0·2 to 1·5)	0·4 (0·2 to 1)	0·2 (0·1 to 0·4)	0·1 (0 to 0·2)	0 (0 to 0)	0 (0 to 0)	14·6
Other oral disorders	0 (0 to 0)	0 (0 to 0)	0 (0 to 0)	6·4 (3·7 to 10)	5·9 (3·4 to 9·2)	5·7 (3·3 to 8·8)	7·1 (4·2 to 10·9)	8·3 (5 to 12·8)	8·6 (5·2 to 13·1)	7·6 (4·6 to 11·5)	6·3 (3·8 to 9·4)	5·3 (3·2 to 8·1)	4·5 (2·8 to 6·8)	3·6 (2·2 to 5·5)	2·9 (1·7 to 4·3)	2·4 (1·4 to 3·6)	1·7 (1 to 2·5)	1·1 (0·7 to 1·7)	0·6 (0·4 to 0·9)	0·2 (0·1 to 0·3)	0·1 (0 to 0·1)	0 (0 to 0)	0 (0 to 0)	78·2
Sudden infant death syndrome	--	3·3 (0·9 to 11·5)	24·4 (6·4 to 79·6)	--	--	--	--	--	--	--	--	--	--	--	--	--	--	--	--	--	--	--	--	NA
Injuries	12·2 (6·4 to 26·7)	10·3 (5 to 27·1)	71·3 (40·9 to 116)	194 (102 to 294)	174 (131 to 227)	151 (117 to 189)	419 (307 to 536)	459 (301 to 630)	446 (222 to 646)	293 (158 to 421)	222 (146 to 310)	184 (131 to 248)	160 (118 to 215)	113 (86·3 to 149)	89·1 (68·2 to 116)	90·3 (70·5 to 116)	52·5 (41·7 to 65·7)	45·7 (35·8 to 58·8)	40·8 (31 to 53·2)	26·7 (20·2 to 35)	10·4 (7·6 to 14·2)	2·4 (1·8 to 3)	0·4 (0·3 to 0·5)	3,270
Transport injuries	1·6 (0·5 to 3·7)	1·9 (0·8 to 4)	14·3 (6·6 to 26·8)	47·1 (22 to 83·4)	73·8 (45 to 111)	39·8 (25·4 to 57·7)	132 (74·1 to 207)	170 (94·4 to 254)	163 (65·5 to 272)	101 (42·5 to 164)	81·6 (45·9 to 131)	63 (39 to 95·1)	64·9 (42·3 to 97·3)	41·3 (28 to 61·4)	31·7 (22·2 to 46)	33·6 (23·3 to 48·2)	16·4 (12 to 23·2)	13·1 (9·5 to 18)	11 (7·6 to 16)	6·3 (4·5 to 9)	1·4 (1 to 1·9)	0·3 (0·2 to 0·5)	0·1 (0 to 0·1)	1,110
Road injuries	1·3 (0·5 to 3·1)	1·5 (0·6 to 3·2)	12·7 (5·9 to 23·8)	43·7 (20·1 to 77·5)	69·6 (41·8 to 105)	35 (21·9 to 51·7)	127 (71·3 to 197)	159 (87·8 to 242)	152 (60 to 247)	90·6 (39·3 to 149)	75·6 (41·5 to 120)	57·8 (35·7 to 87·5)	60·4 (39·3 to 91·1)	39·3 (26·6 to 58)	30·2 (20·9 to 44)	31·8 (21·9 to 45·6)	15·4 (11 to 21·5)	12·3 (9 to 17·1)	10·3 (7·1 to 15·2)	5·8 (4·1 to 8·4)	1·3 (0·9 to 1·7)	0·3 (0·2 to 0·4)	0 (0 to 0·1)	1,030
Pedestrian road injuries	0·8 (0·2 to 1·9)	0·7 (0·3 to 1·6)	3·6 (1·2 to 7·7)	26·7 (11·8 to 49·8)	29·1 (14·6 to 49·5)	17·9 (9·4 to 29·5)	55·2 (26·4 to 101)	78·9 (38 to 132)	67·9 (23·9 to 124)	47·3 (17·1 to 81·4)	45·6 (21·3 to 77·7)	26·1 (14·3 to 44)	28·5 (15·9 to 47·1)	14·4 (8·6 to 25·1)	13·9 (8·3 to 22·5)	16·7 (10·3 to 26·4)	6·7 (4·3 to 10·5)	5·7 (3·7 to 8·5)	4·8 (3 to 7·5)	2·6 (1·7 to 3·8)	0·5 (0·4 to 0·7)	0·1 (0·1 to 0·1)	0 (0 to 0)	494
Cyclist road injuries	0 (0 to 0)	0 (0 to 0)	0 (0 to 0)	1·1 (0·4 to 2·7)	4·1 (1·7 to 8·6)	1·3 (0·7 to 2·1)	2·4 (1·3 to 4·2)	3·4 (1·8 to 5·8)	3·8 (2 to 6·4)	3·5 (2 to 5·7)	2·9 (1·9 to 4·3)	3·1 (2 to 4·6)	5·2 (3 to 8·8)	2·4 (1·7 to 3·4)	2 (1·5 to 2·8)	1·9 (1·3 to 2·6)	1·3 (0·9 to 1·8)	1·1 (0·8 to 1·5)	0·8 (0·5 to 1·1)	0·5 (0·3 to 0·7)	0·1 (0·1 to 0·2)	0 (0 to 0·1)	0 (0 to 0)	41
Motorcyclist road injuries	0·2 (0·1 to 0·6)	0·3 (0·1 to 0·7)	1·6 (0·5 to 4·2)	1·7 (0·6 to 4)	2·7 (1·1 to 5·7)	1·9 (0·9 to 3·8)	9·3 (3·5 to 19·4)	11·3 (4·4 to 22·6)	13·8 (4·9 to 27·9)	8·2 (3·7 to 15·5)	6·1 (3·3 to 10·9)	8·9 (4·6 to 16·7)	4·5 (2·7 to 7·7)	3·8 (2·4 to 6·3)	2·5 (1·7 to 3·6)	2·8 (1·7 to 4·8)	1·5 (1 to 2·2)	1·1 (0·8 to 1·6)	0·8 (0·5 to 1·2)	0·6 (0·4 to 0·9)	0·2 (0·1 to 0·3)	0 (0 to 0·1)	0 (0 to 0)	83·9
Motor vehicle road injuries	0·3 (0·1 to 0·8)	0·5 (0·1 to 1·1)	7·2 (3 to 14·1)	14 (5·1 to 27·6)	33·2 (16·4 to 55·8)	13·7 (7·3 to 22·8)	59 (28·7 to 102)	64·7 (29·3 to 111)	63·8 (23·2 to 111)	30·8 (11·8 to 56)	20·2 (10·2 to 35·9)	18·9 (10·3 to 30·2)	21·6 (12·4 to 36·2)	18·1 (11·2 to 29)	11·5 (7·3 to 17·8)	10·1 (6·2 to 15·7)	5·7 (3·8 to 8·4)	4·4 (2·8 to 6·8)	3·8 (2·4 to 6·1)	2·1 (1·3 to 3·3)	0·4 (0·3 to 0·6)	0·1 (0·1 to 0·2)	0 (0 to 0)	404
Other road injuries	0·1 (0 to 0·2)	0·1 (0 to 0·3)	0·3 (0·1 to 0·8)	0·3 (0·1 to 0·8)	0·5 (0·2 to 1·1)	0·3 (0·1 to 0·5)	0·6 (0·2 to 1·2)	1 (0·4 to 2·1)	3 (0·8 to 7·3)	0·7 (0·3 to 1·2)	0·8 (0·4 to 1·6)	0·8 (0·4 to 1·3)	0·6 (0·3 to 1)	0·5 (0·3 to 1)	0·3 (0·2 to 0·5)	0·3 (0·2 to 0·6)	0·2 (0·1 to 0·3)	0·1 (0·1 to 0·2)	0·1 (0·1 to 0·2)	0·1 (0 to 0·1)	0 (0 to 0)	0 (0 to 0)	0 (0 to 0)	10·4
Other transport injuries	0·2 (0·1 to 0·6)	0·4 (0·1 to 0·9)	1·6 (0·6 to 3·7)	3·4 (1·4 to 8·3)	4·2 (2·1 to 7·9)	4·8 (2·7 to 8·4)	5·6 (2·7 to 11·3)	10·4 (4·7 to 21·2)	11·1 (4 to 22·7)	9·9 (3·7 to 20·6)	6 (3 to 12·1)	5·2 (2·7 to 9·4)	4·5 (2·4 to 8·5)	2 (1·2 to 3·5)	1·5 (1 to 2·6)	1·8 (1·1 to 3·1)	1 (0·6 to 1·8)	0·7 (0·4 to 1·3)	0·7 (0·4 to 1·1)	0·5 (0·3 to 0·8)	0·1 (0·1 to 0·2)	0 (0 to 0·1)	0 (0 to 0)	75·7
Unintentional injuries	10·2 (5·1 to 24·3)	8·3 (3·7 to 24·7)	55·9 (30·4 to 98)	144 (71·7 to 230)	94·9 (68·1 to 126)	73·2 (55 to 97·1)	103 (74·6 to 134)	127 (87·6 to 175)	143 (79·4 to 202)	109 (69·4 to 151)	80·9 (59·2 to 109)	75·5 (55·4 to 101)	67·8 (51·2 to 89·8)	46·9 (36·3 to 60·8)	39·8 (30·2 to 51·8)	39·1 (30·1 to 50·7)	27 (21·2 to 33·6)	26·5 (20·1 to 34·8)	25·3 (18·7 to 33·7)	18·9 (13·9 to 25·4)	8·5 (6 to 12·1)	1·8 (1·3 to 2·4)	0·3 (0·2 to 0·4)	1,330
Falls	0·8 (0·2 to 2·1)	0·8 (0·3 to 1·8)	3·4 (1·4 to 7·2)	10·2 (4·7 to 18·8)	12·9 (8·8 to 18·2)	13·4 (9·3 to 18·6)	14·5 (10·2 to 20·2)	19·1 (13·6 to 26·2)	30·6 (21·2 to 42·7)	25·5 (18·1 to 34·6)	21·5 (15·5 to 29·4)	21 (15·3 to 29)	19·6 (14·3 to 26·3)	16·8 (12·5 to 22·5)	13·6 (10·2 to 18·1)	13·4 (9·8 to 17·3)	10·4 (7·8 to 13·5)	12·1 (8·9 to 16·8)	13 (9 to 18·4)	12 (8·2 to 17·3)	6·5 (4·4 to 9·8)	1·4 (1 to 1·9)	0·2 (0·1 to 0·3)	293
Drowning	3 (1·5 to 5·7)	0·5 (0·2 to 1·1)	10·1 (3·6 to 22·3)	80·6 (33·8 to 153)	38·9 (19 to 67)	26·2 (13·9 to 44·9)	31 (15·1 to 52·9)	41·8 (18·6 to 74·6)	31 (9·9 to 55·9)	26 (8·8 to 47·7)	9·6 (4·3 to 17·6)	12·4 (6·2 to 21·8)	14·7 (7·2 to 25)	7·5 (4 to 12·9)	4·1 (2·2 to 6·7)	6 (3·2 to 10·4)	4·3 (2·2 to 6·9)	3·6 (1·9 to 6)	1·1 (0·6 to 1·7)	0·4 (0·2 to 0·6)	0 (0 to 0)	0 (0 to 0)	0 (0 to 0)	353
Fire, heat, and hot substances	0·2 (0·1 to 0·3)	0·1 (0·1 to 0·3)	3·9 (1·3 to 7·8)	8 (3·2 to 14·7)	7·6 (4·2 to 12·9)	5·1 (3·4 to 7·2)	9·8 (5·6 to 15·8)	15·1 (7·7 to 25·7)	17·1 (8·5 to 29·4)	11·1 (6·1 to 17·5)	9·7 (5·7 to 15·1)	6·2 (4·1 to 9)	5·1 (3·3 to 7·2)	3·7 (2·5 to 5·2)	2·9 (1·9 to 4·2)	2·8 (1·7 to 4·2)	1·4 (0·9 to 1·9)	1·2 (0·7 to 1·9)	1·1 (0·6 to 1·7)	0·7 (0·4 to 1·2)	0·2 (0·1 to 0·4)	0 (0 to 0·1)	0 (0 to 0)	113
Poisonings	0·3 (0·1 to 0·8)	0·4 (0·1 to 0·9)	1·3 (0·3 to 3·4)	4·8 (1·6 to 10·7)	2·2 (1 to 4·4)	1·9 (1 to 3·7)	2·7 (1·2 to 5·2)	3 (1·4 to 5·3)	1·9 (0·8 to 3·9)	0·8 (0·4 to 1·4)	1·3 (0·6 to 2·5)	0·7 (0·4 to 1·3)	0·5 (0·3 to 0·9)	1·3 (0·6 to 2·5)	0·4 (0·2 to 0·6)	0·3 (0·2 to 0·5)	0·2 (0·1 to 0·4)	0·2 (0·1 to 0·3)	0·2 (0·1 to 0·3)	0·1 (0 to 0·2)	0 (0 to 0)	0 (0 to 0)	0 (0 to 0)	24·4
Poisoning by carbon monoxide	0·1 (0 to 0·2)	0 (0 to 0·2)	0·1 (0 to 0·6)	0·6 (0·1 to 1·7)	0·3 (0·1 to 0·6)	0·3 (0·1 to 0·5)	0·9 (0·3 to 2·1)	1·3 (0·5 to 2·7)	0·7 (0·2 to 1·6)	0·3 (0·1 to 0·6)	0·4 (0·1 to 0·9)	0·2 (0·1 to 0·4)	0·1 (0·1 to 0·3)	1 (0·4 to 1·9)	0·1 (0·1 to 0·3)	0·1 (0·1 to 0·2)	0·1 (0 to 0·2)	0·1 (0 to 0·2)	0 (0 to 0·1)	0 (0 to 0)	0 (0 to 0)	0 (0 to 0)	0 (0 to 0)	6·8
Poisoning by other means	0·2 (0·1 to 0·6)	0·3 (0·1 to 0·8)	1·1 (0·3 to 3)	4·2 (1·4 to 9·9)	2 (0·8 to 3·8)	1·7 (0·8 to 3·2)	1·8 (0·8 to 3·5)	1·6 (0·7 to 3·1)	1·2 (0·4 to 2·5)	0·5 (0·2 to 0·8)	0·9 (0·4 to 1·8)	0·5 (0·3 to 1)	0·4 (0·2 to 0·7)	0·3 (0·1 to 0·7)	0·2 (0·1 to 0·4)	0·2 (0·1 to 0·3)	0·1 (0·1 to 0·2)	0·1 (0·1 to 0·2)	0·1 (0·1 to 0·3)	0·1 (0 to 0·1)	0 (0 to 0)	0 (0 to 0)	0 (0 to 0)	17·7
Exposure to mechanical forces	2·7 (0·1 to 16·6)	2·9 (0 to 19)	7·2 (0·5 to 41)	12·4 (4 to 34·3)	11·2 (6·3 to 20·6)	8·4 (5 to 14·5)	6·8 (4 to 10·9)	8·6 (4·9 to 14·5)	14·5 (6·9 to 26·1)	5·8 (3·9 to 8·4)	6·3 (4·1 to 9·9)	5·7 (3·8 to 9·1)	6·1 (3·8 to 9·4)	3·2 (2·2 to 4·5)	3·6 (2·4 to 5·4)	2·7 (1·9 to 4)	2·1 (1·5 to 3·1)	1·6 (1·1 to 2·5)	1·4 (0·9 to 2)	1 (0·6 to 1·6)	0·3 (0·2 to 0·5)	0·1 (0 to 0·1)	0 (0 to 0)	115
Unintentional firearm injuries	0·3 (0 to 2·4)	0·9 (0 to 4·2)	1·6 (0·1 to 10·9)	2 (0·5 to 6·8)	2·1 (0·7 to 5·3)	0·8 (0·5 to 1·3)	0·9 (0·5 to 1·5)	2·3 (1 to 4·6)	1·2 (0·8 to 2·3)	1 (0·7 to 1·6)	0·9 (0·6 to 1·2)	0·8 (0·5 to 1·1)	0·7 (0·5 to 1·1)	0·6 (0·4 to 0·9)	0·5 (0·3 to 0·8)	0·4 (0·3 to 0·7)	0·3 (0·2 to 0·5)	0·2 (0·1 to 0·4)	0·2 (0·1 to 0·3)	0·1 (0·1 to 0·3)	0 (0 to 0·1)	0 (0 to 0)	0 (0 to 0)	17·9
Other exposure to mechanical forces	2·4 (0·1 to 14·3)	2·1 (0 to 13·5)	5·6 (0·3 to 30·7)	10·4 (2·9 to 30·4)	9·1 (4·5 to 17·6)	7·6 (4·3 to 13·7)	5·9 (3·4 to 9·9)	6·3 (3·4 to 11·7)	13·3 (6·1 to 24·7)	4·7 (3·1 to 7)	5·5 (3·5 to 8·9)	4·9 (3·2 to 8)	5·4 (3·2 to 8·6)	2·6 (1·8 to 3·7)	3·1 (2 to 4·9)	2·3 (1·6 to 3·5)	1·8 (1·3 to 2·8)	1·4 (1 to 2·2)	1·2 (0·8 to 1·8)	0·8 (0·5 to 1·4)	0·3 (0·2 to 0·5)	0·1 (0 to 0·1)	0 (0 to 0)	96·8
Adverse effects of medical treatment	0·6 (0·3 to 1·2)	0·8 (0·4 to 1·6)	2·6 (1·2 to 5)	5·8 (2·7 to 10·9)	2·2 (1·2 to 3·9)	2·3 (1·1 to 4·5)	16·2 (8·5 to 28·2)	13·5 (6·4 to 25·1)	11 (4·8 to 19·9)	8·7 (3·3 to 16·6)	7 (3·2 to 12·8)	6·9 (3·3 to 12·8)	6·5 (2·8 to 12·6)	2·9 (1·3 to 5·5)	5·1 (2·1 to 10)	4·5 (2·2 to 8·6)	2·2 (1·1 to 4·4)	2·7 (1·3 to 5·5)	3·7 (1·8 to 7·5)	2·2 (1·1 to 4·8)	0·6 (0·3 to 1·4)	0·1 (0·1 to 0·3)	0 (0 to 0·1)	108
Animal contact	0·5 (0·2 to 1)	0·3 (0·1 to 0·7)	2·1 (0·7 to 5·1)	2·1 (1·1 to 4·4)	2·6 (1·4 to 4·6)	2·6 (1·5 to 4·3)	2·1 (1·3 to 3·3)	2·4 (1·4 to 3·7)	3·3 (1·8 to 5·7)	4·6 (2·1 to 9·3)	3·3 (1·8 to 6)	2·1 (1·3 to 3·4)	1·5 (0·9 to 2·2)	1·4 (0·9 to 2·2)	1 (0·7 to 1·5)	1·1 (0·7 to 1·6)	0·8 (0·5 to 1·3)	0·6 (0·4 to 1)	0·6 (0·3 to 1)	0·4 (0·2 to 0·8)	0·1 (0·1 to 0·2)	0 (0 to 0·1)	0 (0 to 0)	35·7
Venomous animal contact	0·5 (0·2 to 1)	0·2 (0·1 to 0·6)	1·6 (0·5 to 4)	1·6 (0·7 to 3·3)	1·9 (1 to 3·6)	1·9 (1 to 3·4)	1·3 (0·7 to 2·1)	1·4 (0·8 to 2·3)	2·1 (1·1 to 3·7)	3·5 (1·4 to 7·5)	2·5 (1·2 to 4·9)	1·2 (0·7 to 2·1)	0·8 (0·5 to 1·2)	0·8 (0·5 to 1·3)	0·5 (0·3 to 0·8)	0·6 (0·4 to 1·1)	0·4 (0·2 to 0·8)	0·3 (0·2 to 0·5)	0·3 (0·1 to 0·6)	0·2 (0·1 to 0·4)	0 (0 to 0·1)	0 (0 to 0)	0 (0 to 0)	23·6
Non-venomous animal contact	0 (0 to 0)	0·1 (0 to 0·2)	0·5 (0·1 to 1·4)	0·5 (0·2 to 1·2)	0·7 (0·3 to 1·3)	0·7 (0·4 to 1·2)	0·8 (0·4 to 1·4)	1 (0·5 to 1·7)	1·3 (0·6 to 2·4)	1·1 (0·6 to 2·2)	0·8 (0·5 to 1·5)	0·9 (0·5 to 1·5)	0·7 (0·4 to 1·1)	0·6 (0·4 to 1)	0·5 (0·3 to 0·8)	0·4 (0·3 to 0·7)	0·4 (0·2 to 0·6)	0·3 (0·2 to 0·5)	0·3 (0·2 to 0·6)	0·2 (0·1 to 0·5)	0·1 (0 to 0·2)	0 (0 to 0)	0 (0 to 0)	12·1
Foreign body	1·3 (0·5 to 2·6)	1·5 (0·7 to 2·7)	21·4 (8·3 to 44·7)	12·4 (5·5 to 23·5)	6·5 (3·8 to 10·2)	7 (4·2 to 10·8)	6·9 (4 to 11)	6·5 (3·5 to 10·9)	6·4 (2·6 to 11)	3·1 (1·4 to 5)	3 (1·6 to 4·9)	2·8 (1·7 to 4·5)	1·1 (0·8 to 1·6)	2·2 (1·5 to 3·4)	1·8 (1·2 to 2·8)	1·6 (1·1 to 2·5)	1·4 (1 to 2·1)	1·1 (0·7 to 1·6)	1·2 (0·7 to 1·8)	0·7 (0·4 to 1)	0·2 (0·1 to 0·3)	0 (0 to 0·1)	0 (0 to 0)	90·3
Pulmonary aspiration and foreign body in airway	1·3 (0·5 to 2·6)	1·5 (0·7 to 2·7)	21 (8·2 to 44·4)	11·9 (5·1 to 22·6)	5·9 (3·4 to 9·6)	6·4 (3·7 to 10·1)	6·3 (3·5 to 10·4)	5·9 (3 to 10·1)	5·8 (2·1 to 10·3)	2·5 (0·9 to 4·3)	2·5 (1·2 to 4·4)	2·3 (1·2 to 4)	0·7 (0·4 to 1·1)	1·8 (1·1 to 2·9)	1·5 (0·9 to 2·5)	1·4 (0·8 to 2·1)	1·2 (0·7 to 1·9)	0·9 (0·6 to 1·5)	1 (0·6 to 1·7)	0·6 (0·3 to 0·9)	0·2 (0·1 to 0·2)	0 (0 to 0·1)	0 (0 to 0)	82·6
Foreign body in eyes	0 (0 to 0)	0 (0 to 0)	0 (0 to 0·1)	0·1 (0 to 0·3)	0·2 (0 to 0·4)	0·2 (0·1 to 0·4)	0·2 (0·1 to 0·4)	0·2 (0·1 to 0·5)	0·2 (0·1 to 0·5)	0·2 (0·1 to 0·4)	0·2 (0·1 to 0·4)	0·2 (0·1 to 0·3)	0·2 (0·1 to 0·3)	0·1 (0·1 to 0·2)	0·1 (0·1 to 0·2)	0·1 (0 to 0·1)	0·1 (0 to 0·1)	0·1 (0 to 0·1)	0 (0 to 0·1)	0 (0 to 0)	0 (0 to 0)	0 (0 to 0)	0 (0 to 0)	2·4
Foreign body in other body part	0 (0 to 0)	0 (0 to 0)	0·4 (0·1 to 1·2)	0·3 (0·2 to 0·6)	0·4 (0·3 to 0·5)	0·4 (0·3 to 0·5)	0·4 (0·3 to 0·5)	0·4 (0·3 to 0·6)	0·4 (0·3 to 0·6)	0·5 (0·3 to 0·7)	0·4 (0·3 to 0·5)	0·3 (0·2 to 0·4)	0·3 (0·2 to 0·4)	0·3 (0·2 to 0·5)	0·2 (0·2 to 0·3)	0·2 (0·1 to 0·3)	0·2 (0·1 to 0·2)	0·1 (0·1 to 0·2)	0·1 (0·1 to 0·1)	0·1 (0 to 0·1)	0 (0 to 0)	0 (0 to 0)	0 (0 to 0)	5·4
Environmental heat and cold exposure	0 (0 to 0·1)	0 (0 to 0·1)	0·3 (0·1 to 0·7)	0·7 (0·4 to 1·4)	1·2 (0·7 to 2)	1·1 (0·8 to 1·6)	1·2 (0·8 to 1·7)	1·9 (1·2 to 3)	1·4 (1 to 1·9)	1·2 (0·8 to 1·6)	1·4 (0·9 to 2·2)	1·2 (0·8 to 2)	1·2 (0·7 to 2·1)	0·6 (0·4 to 0·8)	0·5 (0·4 to 0·8)	0·8 (0·5 to 1·6)	0·8 (0·4 to 1·6)	0·4 (0·2 to 0·8)	0·4 (0·2 to 0·8)	0·2 (0·1 to 0·5)	0·1 (0 to 0·1)	0 (0 to 0)	0 (0 to 0)	16·8
Exposure to forces of nature	0 (0 to 0)	0 (0 to 0)	0 (0 to 0)	0 (0 to 0)	0·7 (0·4 to 1·2)	0·7 (0·4 to 1·1)	1 (0·6 to 1·7)	3·9 (2·2 to 6·5)	7·1 (4·2 to 11·8)	10·3 (6·4 to 17·2)	7·1 (4·5 to 11·4)	4·6 (2·9 to 7·1)	3·8 (2·4 to 5·8)	2·7 (1·7 to 4·2)	2 (1·3 to 3)	1·7 (1·1 to 2·6)	1·3 (0·8 to 1·9)	1 (0·6 to 1·4)	0·7 (0·5 to 1·1)	0·4 (0·2 to 0·6)	0·1 (0·1 to 0·2)	0 (0 to 0)	0 (0 to 0)	49·1
Other unintentional injuries	0·7 (0·3 to 1·4)	0·8 (0·3 to 1·7)	3·7 (1·7 to 7·3)	6·7 (3 to 13·5)	8·7 (4·5 to 16·2)	4·4 (2·7 to 7·2)	10·5 (5·2 to 20·2)	11·6 (5·9 to 21)	18·6 (7·1 to 35·9)	12·2 (5·7 to 22·2)	10·7 (5·4 to 19·9)	11·8 (5·8 to 22·2)	7·6 (4·1 to 14·1)	4·5 (2·7 to 7·5)	4·8 (2·5 to 8·3)	4·1 (2·3 to 7·3)	2·1 (1·3 to 3·3)	1·8 (1·1 to 3·1)	2·2 (1·2 to 3·7)	0·9 (0·5 to 1·4)	0·3 (0·2 to 0·5)	0 (0 to 0·1)	0 (0 to 0)	129
Self-harm and interpersonal violence	0·4 (0·1 to 0·8)	0·1 (0 to 0·2)	1·1 (0·5 to 2·5)	3·2 (1·5 to 6·8)	5·3 (3·7 to 7·4)	38·1 (25 to 56·7)	184 (119 to 266)	162 (92 to 248)	140 (62·2 to 220)	83·6 (39·9 to 129)	59·5 (35·8 to 93·8)	45·1 (29·6 to 66·6)	27·3 (18·3 to 39)	24·6 (16·9 to 35·9)	17·5 (12·2 to 25)	17·7 (11·7 to 25·9)	9·1 (6·3 to 12·9)	6·2 (4·4 to 8·7)	4·5 (3·1 to 6·3)	1·4 (1 to 2)	0·5 (0·4 to 0·8)	0·2 (0·2 to 0·3)	0 (0 to 0)	832
Self-harm	0 (0 to 0)	0 (0 to 0)	0 (0 to 0)	0 (0 to 0)	0 (0 to 0)	27·7 (15·5 to 44·9)	165 (99 to 246)	136 (67·1 to 220)	116 (42·4 to 195)	65·6 (27 to 108)	45·8 (24·1 to 77·8)	34 (19·7 to 54·9)	19 (10·9 to 30)	19 (11·8 to 29·7)	13·8 (8·7 to 21·3)	14·7 (9 to 22·7)	7 (4·4 to 10·8)	4·8 (3·1 to 7·2)	3·5 (2·2 to 5·3)	1·1 (0·7 to 1·6)	0·4 (0·3 to 0·6)	0·2 (0·1 to 0·3)	0 (0 to 0)	673
Self-harm by firearm	0 (0 to 0)	0 (0 to 0)	0 (0 to 0)	0 (0 to 0)	0 (0 to 0)	0·4 (0·1 to 1·1)	0·6 (0·2 to 1·5)	0·9 (0·3 to 2)	0·2 (0·1 to 0·4)	0·2 (0·1 to 0·4)	0·8 (0·3 to 1·7)	0·7 (0·3 to 1·5)	0·1 (0·1 to 0·3)	0·1 (0·1 to 0·1)	0·1 (0 to 0·1)	0·1 (0·1 to 0·1)	0·1 (0 to 0·1)	0 (0 to 0·1)	0 (0 to 0·1)	0 (0 to 0)	0 (0 to 0)	0 (0 to 0)	0 (0 to 0)	4·2
Self-harm by other specified means	0 (0 to 0)	0 (0 to 0)	0 (0 to 0)	0 (0 to 0)	0 (0 to 0)	27·3 (15·3 to 44·4)	164 (98·7 to 245)	135 (66·3 to 219)	116 (42·3 to 195)	65·4 (26·9 to 107)	45 (23·6 to 77)	33·3 (19·3 to 53·9)	18·9 (10·8 to 29·7)	18·9 (11·7 to 29·6)	13·7 (8·6 to 21·2)	14·6 (8·9 to 22·6)	7 (4·3 to 10·7)	4·7 (3·1 to 7·1)	3·5 (2·2 to 5·2)	1 (0·6 to 1·6)	0·4 (0·3 to 0·6)	0·2 (0·1 to 0·3)	0 (0 to 0)	669
Interpersonal violence	0·4 (0·1 to 0·8)	0·1 (0 to 0·2)	1·1 (0·5 to 2·4)	3·1 (1·4 to 6·7)	5·2 (3·6 to 7·3)	10·3 (6·9 to 14·8)	19·7 (12·7 to 29)	26·2 (17·1 to 38)	23·5 (14·5 to 35·3)	17·9 (11·7 to 27)	13·7 (9·1 to 19·3)	11·1 (7·8 to 15·3)	8·2 (5·8 to 11·3)	5·6 (4·2 to 7·5)	3·8 (2·8 to 4·9)	2·9 (2·2 to 3·7)	2 (1·6 to 2·6)	1·4 (1·1 to 1·8)	1 (0·7 to 1·2)	0·4 (0·3 to 0·5)	0·1 (0·1 to 0·1)	0 (0 to 0)	0 (0 to 0)	158
Physical violence by firearm	0 (0 to 0)	0 (0 to 0)	0·1 (0 to 0·2)	0·2 (0·1 to 0·6)	0·5 (0·2 to 1)	0·1 (0·1 to 0·2)	0·1 (0 to 0·1)	0·4 (0·2 to 0·9)	1·1 (0·3 to 2·4)	0·6 (0·2 to 1·4)	0·8 (0·3 to 1·8)	0·5 (0·2 to 0·9)	0·1 (0·1 to 0·2)	0·2 (0·1 to 0·3)	0·2 (0·1 to 0·3)	0 (0 to 0)	0 (0 to 0)	0 (0 to 0)	0 (0 to 0)	0 (0 to 0)	0 (0 to 0)	0 (0 to 0)	0 (0 to 0)	4·9
Physical violence by sharp object	0·2 (0·1 to 0·5)	0 (0 to 0)	0·1 (0 to 0·2)	0·3 (0·1 to 0·7)	0·2 (0·1 to 0·3)	0·3 (0·2 to 0·5)	0·4 (0·2 to 0·7)	1 (0·5 to 2)	2·1 (0·8 to 4·1)	2·5 (0·9 to 4·6)	1·4 (0·7 to 2·4)	0·6 (0·4 to 0·8)	0·8 (0·5 to 1·2)	0·7 (0·4 to 1·1)	0·3 (0·2 to 0·4)	0·3 (0·2 to 0·5)	0·2 (0·2 to 0·3)	0·1 (0·1 to 0·1)	0·1 (0·1 to 0·1)	0 (0 to 0)	0 (0 to 0)	0 (0 to 0)	0 (0 to 0)	11·5
Sexual violence	0 (0 to 0)	0 (0 to 0)	0 (0 to 0)	0·4 (0·2 to 0·6)	3·2 (2 to 5)	7·5 (4·4 to 11·5)	15·4 (8·8 to 24·2)	19·2 (11·4 to 29·4)	15·4 (8·3 to 25·2)	10·8 (6 to 17·5)	7·9 (4·5 to 12·7)	6·2 (3·6 to 10)	4·6 (2·6 to 7·6)	2·6 (1·5 to 4·3)	1·4 (0·8 to 2·2)	1 (0·6 to 1·6)	0·7 (0·5 to 1·1)	0·5 (0·3 to 0·7)	0·3 (0·2 to 0·5)	0·1 (0·1 to 0·2)	0 (0 to 0·1)	0 (0 to 0)	0 (0 to 0)	97·2
Physical violence by other means	0·2 (0 to 0·4)	0·1 (0 to 0·2)	1 (0·4 to 2·1)	2·3 (0·8 to 5·3)	1·3 (0·7 to 2·2)	2·4 (1·4 to 3·9)	3·9 (2·2 to 7)	5·6 (3 to 10·3)	5 (2·6 to 8·4)	4 (2·4 to 6·3)	3·6 (2·4 to 5·3)	3·9 (2·6 to 5·6)	2·8 (2 to 3·8)	2·2 (1·6 to 2·9)	1·9 (1·4 to 2·6)	1·6 (1·1 to 2)	1 (0·7 to 1·4)	0·8 (0·6 to 1)	0·5 (0·4 to 0·7)	0·2 (0·1 to 0·2)	0·1 (0 to 0·1)	0 (0 to 0)	0 (0 to 0)	44·2
Conflict and terrorism	0 (0 to 0)	0 (0 to 0)	0 (0 to 0)	0 (0 to 0)	0 (0 to 0)	0 (0 to 0)	0 (0 to 0)	0 (0 to 0)	0 (0 to 0)	0 (0 to 0)	0 (0 to 0)	0 (0 to 0)	0 (0 to 0)	0 (0 to 0)	0 (0 to 0)	0 (0 to 0)	0 (0 to 0)	0 (0 to 0)	0 (0 to 0)	0 (0 to 0)	0 (0 to 0)	0 (0 to 0)	0 (0 to 0)	0

SR Table 2b: Washington DALYS by cause and age group for females with 95% uncertainty intervals, 2019

Cause	Early Neonatal	Late Neonatal	Post Neonatal	1 to 4	5 to 9	10 to 14	15 to 19	20 to 24	25 to 29	30 to 34	35 to 39	40 to 44	45 to 49	50 to 54	55 to 59	60 to 64	65 to 69	70 to 74	75 to 79	80 to 84	85 to 89	90 to 94	95 plus	Total
All causes	6,990 (6,410 to 7,600)	1,840 (1,700 to 1,990)	4,800 (4,490 to 5,130)	6,090 (4,890 to 7,650)	8,300 (6,270 to 10,800)	15,800 (11,700 to 20,500)	29,200 (22,300 to 37,500)	38,700 (29,500 to 48,600)	47,200 (36,300 to 59,300)	50,600 (39,200 to 62,800)	55,100 (43,100 to 68,600)	55,900 (44,500 to 68,300)	63,800 (51,100 to 77,900)	72,900 (59,400 to 89,200)	91,700 (75,300 to 112,000)	104,000 (86,000 to 125,000)	109,000 (91,300 to 129,000)	107,000 (90,700 to 125,000)	84,400 (72,300 to 98,000)	67,500 (58,300 to 77,700)	52,400 (45,400 to 60,500)	37,600 (33,400 to 42,500)	19,600 (17,900 to 21,400)	1,130,000
Communicable, maternal, neonatal, and nutritional diseases	5,000 (4,340 to 5,600)	939 (781 to 1,070)	945 (753 to 1,160)	1,320 (996 to 1,740)	1,410 (967 to 2,170)	1,210 (860 to 1,710)	1,400 (988 to 2,090)	1,410 (1,050 to 1,930)	1,720 (1,310 to 2,300)	1,880 (1,430 to 2,640)	2,040 (1,480 to 2,930)	2,070 (1,490 to 2,970)	1,970 (1,460 to 2,780)	1,860 (1,440 to 2,530)	2,140 (1,660 to 2,820)	2,300 (1,800 to 3,010)	2,240 (1,770 to 2,810)	2,160 (1,690 to 2,760)	1,900 (1,460 to 2,440)	1,610 (1,220 to 2,030)	1,490 (1,120 to 1,930)	1,260 (903 to 1,610)	874 (627 to 1,130)	41,100
HIV/AIDS and sexually transmitted infections	0·7 (0·5 to 1·1)	0·4 (0·2 to 0·8)	5 (4·2 to 5·8)	4·1 (3·4 to 4·8)	2·4 (2·1 to 2·8)	5·7 (4·8 to 7·2)	18·8 (13·3 to 27·8)	65·4 (44·9 to 98·5)	146 (99·2 to 221)	212 (149 to 314)	248 (176 to 362)	228 (165 to 329)	181 (133 to 257)	132 (94·7 to 192)	113 (79 to 169)	86·1 (59·9 to 129)	66·7 (45·2 to 101)	36·9 (22·1 to 60·8)	21·9 (13·5 to 36·6)	12·1 (7·7 to 19·3)	7·6 (4·9 to 12)	4·1 (2·7 to 6·2)	1·6 (1·1 to 2·4)	1,600
HIV/AIDS	0 (0 to 0)	0 (0 to 0)	4·8 (4 to 5·6)	4·1 (3·4 to 4·8)	2·4 (2 to 2·8)	2·4 (2 to 2·8)	6·8 (5·6 to 8·5)	28·6 (23 to 36·4)	68·8 (53·2 to 91·1)	109 (83 to 144)	136 (104 to 180)	128 (102 to 165)	112 (87·8 to 145)	83·4 (63·6 to 110)	68·9 (52·3 to 95·2)	50·5 (36·4 to 72·9)	35·1 (25·4 to 52·5)	11·7 (6·3 to 23)	5 (2·2 to 10)	1·1 (0·5 to 2·1)	0·6 (0·2 to 1·4)	0·3 (0·1 to 0·7)	0·1 (0·1 to 0·3)	859
HIV/AIDS - Drug-susceptible Tuberculosis	0 (0 to 0)	0 (0 to 0)	0·1 (0·1 to 0·1)	0·1 (0 to 0·1)	0 (0 to 0·1)	0 (0 to 0·1)	0·1 (0·1 to 0·2)	0·4 (0·3 to 0·6)	1 (0·6 to 1·5)	1·6 (1 to 2·4)	1·9 (1·2 to 3)	1·9 (1·2 to 2·9)	1·7 (1·1 to 2·6)	1·2 (0·8 to 1·9)	1 (0·6 to 1·5)	0·7 (0·4 to 1·1)	0·5 (0·3 to 0·7)	0·1 (0·1 to 0·2)	0 (0 to 0·1)	0 (0 to 0)	0 (0 to 0)	0 (0 to 0)	0 (0 to 0)	12·4
HIV/AIDS - Multidrug-resistant Tuberculosis without extensive (	0 (0 to 0)	0 (0 to 0)	0 (0 to 0)	0 (0 to 0)	0 (0 to 0)	0 (0 to 0)	0 (0 to 0)	0 (0 to 0·1)	0 (0 to 0·1)	0·1 (0 to 0·2)	0·1 (0 to 0·3)	0·1 (0 to 0·3)	0·1 (0 to 0·3)	0 (0 to 0·2)	0 (0 to 0·1)	0 (0 to 0·1)	0 (0 to 0·1)	0 (0 to 0)	0 (0 to 0)	0 (0 to 0)	0 (0 to 0)	0 (0 to 0)	0 (0 to 0)	0·4
HIV/AIDS - Extensively drug-resistant Tuberculosis	0 (0 to 0)	0 (0 to 0)	0 (0 to 0)	0 (0 to 0)	0 (0 to 0)	0 (0 to 0)	0 (0 to 0)	0 (0 to 0)	0 (0 to 0)	0 (0 to 0·1)	0 (0 to 0·1)	0 (0 to 0·1)	0 (0 to 0·1)	0 (0 to 0)	0 (0 to 0)	0 (0 to 0)	0 (0 to 0)	0 (0 to 0)	0 (0 to 0)	0 (0 to 0)	0 (0 to 0)	0 (0 to 0)	0 (0 to 0)	0·1
HIV/AIDS resulting in other diseases	0 (0 to 0)	0 (0 to 0)	4·7 (3·9 to 5·5)	4 (3·4 to 4·7)	2·3 (2 to 2·7)	2·4 (2 to 2·7)	6·7 (5·4 to 8·3)	28·2 (22·6 to 36)	67·7 (52·2 to 89·9)	108 (81·5 to 142)	134 (102 to 178)	126 (99·7 to 163)	110 (85·8 to 144)	82·1 (62 to 109)	67·9 (51·3 to 94·1)	49·8 (35·7 to 72·2)	34·6 (25 to 52)	11·6 (6·2 to 22·8)	4·9 (2·2 to 9·9)	1·1 (0·5 to 2·1)	0·6 (0·2 to 1·4)	0·3 (0·1 to 0·7)	0·1 (0·1 to 0·3)	846
Sexually transmitted infections excluding HIV	0·7 (0·5 to 1·1)	0·4 (0·2 to 0·8)	0·2 (0·1 to 0·4)	0 (0 to 0)	0 (0 to 0·1)	3·4 (2·5 to 4·7)	12 (7 to 20·4)	36·8 (18·7 to 69·2)	76·9 (38 to 147)	102 (51·3 to 195)	112 (55·6 to 215)	100 (48·4 to 195)	69·3 (32·5 to 140)	49 (20·7 to 101)	43·9 (20 to 90·2)	35·6 (16·6 to 74)	31·6 (16·4 to 61·7)	25·2 (13·7 to 47)	16·9 (9·8 to 29·6)	11 (6·7 to 18·2)	7 (4·5 to 11·4)	3·8 (2·5 to 6)	1·5 (1 to 2·2)	740
Syphilis	0·7 (0·5 to 1·1)	0·4 (0·2 to 0·8)	0·2 (0·1 to 0·4)	0 (0 to 0)	0 (0 to 0·1)	0·9 (0·8 to 1·1)	0·1 (0 to 0·2)	1 (0·6 to 1·5)	0·4 (0·1 to 0·9)	0·5 (0·2 to 1)	0·6 (0·3 to 1·1)	0·6 (0·3 to 0·9)	0·7 (0·4 to 1)	0·7 (0·5 to 1·1)	1 (0·7 to 1·4)	1·4 (0·9 to 2·1)	1·8 (1·1 to 2·8)	1·8 (1·1 to 2·7)	1·4 (0·9 to 2·1)	1 (0·6 to 1·4)	0·7 (0·4 to 1)	0·4 (0·3 to 0·6)	0·2 (0·1 to 0·3)	16·5





SR Table 2b: West Virginia DALYS by cause and age group for females with 95% uncertainty intervals, 2019

Cause	Early Neonatal	Late Neonatal	Post Neonatal	1 to 4	5 to 9	10 to 14	15 to 19	20 to 24	25 to 29	30 to 34	35 to 39	40 to 44	45 to 49	50 to 54	55 to 59	60 to 64	65 to 69	70 to 74	75 to 79	80 to 84	85 to 89	90 to 94	95 plus	Total
All causes	2,220 (1,780 to 2,780)	801 (539 to 1,150)	2,040 (1,650 to 2,550)	1,830 (1,530 to 2,210)	2,070 (1,580 to 2,690)	4,100 (3,150 to 5,290)	8,170 (6,410 to 10,200)	11,800 (9,270 to 14,600)	14,200 (11,200 to 17,500)	14,600 (11,700 to 17,700)	16,100 (13,100 to 19,400)	18,700 (15,400 to 22,400)	22,100 (18,100 to 26,600)	25,800 (21,200 to 30,700)	32,600 (26,800 to 38,700)	40,100 (33,200 to 47,400)	43,300 (36,500 to 50,600)	42,000 (35,600 to 48,400)	34,100 (29,100 to 39,000)	29,000 (25,100 to 32,900)	21,300 (18,600 to 24,100)	13,500 (11,900 to 15,000)	6,270 (5,750 to 6,780)	407,000
Communicable, maternal, neonatal, and nutritional diseases	1,640 (1,290 to 2,080)	436 (293 to 648)	411 (304 to 549)	377 (290 to 487)	384 (261 to 596)	362 (254 to 518)	438 (310 to 663)	436 (327 to 594)	508 (391 to 696)	534 (406 to 716)	649 (463 to 932)	702 (503 to 978)	695 (527 to 967)	686 (526 to 926)	797 (604 to 1,080)	966 (723 to 1,250)	1,030 (795 to 1,360)	1,070 (798 to 1,410)	997 (760 to 1,260)	923 (699 to 1,200)	808 (619 to 1,040)	567 (415 to 723)	296 (208 to 381)	15,700
HIV/AIDS and sexually transmitted infections	0·3 (0·2 to 0·4)	0·3 (0·1 to 0·5)	1·5 (1·3 to 1·8)	1·2 (1 to 1·4)	0·6 (0·5 to 0·7)	1·7 (1·5 to 2·1)	5·6 (3·8 to 8·5)	20·3 (14·6 to 30·3)	48·2 (35·3 to 67·4)	70·6 (52·8 to 95·5)	82·3 (61·1 to 113)	77·5 (58·4 to 106)	60·4 (44·6 to 83)	42·6 (31·6 to 58·6)	35·9 (25·7 to 51·9)	28·9 (20·2 to 43)	24·3 (17·2 to 35·1)	13·7 (8·9 to 21·5)	8·7 (5·8 to 13·3)	5·3 (3·5 to 8)	3·2 (2·2 to 4·8)	1·6 (1·1 to 2·4)	0·6 (0·4 to 0·8)	535
HIV/AIDS	0 (0 to 0)	0 (0 to 0)	1·4 (1·2 to 1·7)	1·2 (1 to 1·4)	0·6 (0·5 to 0·7)	0·7 (0·6 to 0·9)	2·2 (1·8 to 2·7)	10·1 (8·1 to 12·8)	28·6 (22·2 to 37·5)	46·1 (35·6 to 59·2)	54·8 (42·6 to 70·7)	50 (39·1 to 64·9)	40·4 (30·9 to 53·2)	28·1 (22 to 37·1)	22·3 (16·3 to 31·2)	16·6 (11·8 to 24·7)	12·5 (8·9 to 18·8)	4 (2·1 to 7·7)	1·7 (0·8 to 3·5)	0·4 (0·2 to 0·7)	0·2 (0·1 to 0·4)	0·1 (0 to 0·2)	0 (0 to 0·1)	322
HIV/AIDS - Drug-susceptible Tuberculosis	0 (0 to 0)	0 (0 to 0)	0·1 (0 to 0·1)	0 (0 to 0·1)	0 (0 to 0)	0 (0 to 0)	0·1 (0 to 0·1)	0·3 (0·2 to 0·4)	0·7 (0·5 to 1·2)	1·2 (0·8 to 1·9)	1·5 (0·9 to 2·3)	1·4 (0·9 to 2·2)	1·1 (0·7 to 1·7)	0·8 (0·5 to 1·2)	0·6 (0·4 to 0·9)	0·4 (0·3 to 0·7)	0·3 (0·2 to 0·5)	0·1 (0 to 0·1)	0 (0 to 0)	0 (0 to 0)	0 (0 to 0)	0 (0 to 0)	0 (0 to 0)	8·7
HIV/AIDS - Multidrug-resistant Tuberculosis without extensive	0 (0 to 0)	0 (0 to 0)	0 (0 to 0)	0 (0 to 0)	0 (0 to 0)	0 (0 to 0)	0 (0 to 0)	0 (0 to 0)	0 (0 to 0·1)	0 (0 to 0·2)	0·1 (0 to 0·2)	0·1 (0 to 0·2)	0 (0 to 0·2)	0 (0 to 0·1)	0 (0 to 0·1)	0 (0 to 0·1)	0 (0 to 0·1)	0 (0 to 0)	0 (0 to 0)	0 (0 to 0)	0 (0 to 0)	0 (0 to 0)	0 (0 to 0)	0·3
HIV/AIDS - Extensively drug-resistant Tuberculosis	0 (0 to 0)	0 (0 to 0)	0 (0 to 0)	0 (0 to 0)	0 (0 to 0)	0 (0 to 0)	0 (0 to 0)	0 (0 to 0)	0 (0 to 0)	0 (0 to 0·1)	0 (0 to 0·1)	0 (0 to 0·1)	0 (0 to 0)	0 (0 to 0)	0 (0 to 0)	0 (0 to 0)	0 (0 to 0)	0 (0 to 0)	0 (0 to 0)	0 (0 to 0)	0 (0 to 0)	0 (0 to 0)	0 (0 to 0)	0·1
HIV/AIDS resulting in other diseases	0 (0 to 0)	0 (0 to 0)	1·4 (1·1 to 1·6)	1·1 (1 to 1·3)	0·6 (0·5 to 0·7)	0·7 (0·6 to 0·8)	2·1 (1·7 to 2·6)	9·8 (7·8 to 12·5)	27·8 (21·5 to 36·8)	44·8 (34·4 to 57·8)	53·3 (41 to 68·9)	48·6 (37·5 to 63·3)	39·2 (29·7 to 52)	27·3 (20·9 to 36·2)	21·7 (15·6 to 30·5)	16·2 (11·3 to 24·1)	12·1 (8·6 to 18·4)	3·9 (2 to 7·7)	1·7 (0·7 to 3·5)	0·4 (0·2 to 0·7)	0·2 (0·1 to 0·4)	0·1 (0 to 0·2)	0 (0 to 0·1)	313
Sexually transmitted infections excluding HIV	0·3 (0·2 to 0·4)	0·3 (0·1 to 0·5)	0·1 (0·1 to 0·2)	0 (0 to 0)	0 (0 to 0)	1 (0·7 to 1·4)	3·4 (1·8 to 6)	10·2 (5·4 to 18·7)	19·6 (10 to 35·7)	24·4 (12·7 to 44·4)	27·5 (14·6 to 49·8)	27·5 (14·2 to 51·3)	19·9 (10 to 37·9)	14·5 (7 to 29·1)	13·6 (6·8 to 25·9)	12·3 (6·6 to 22·7)	11·9 (6·9 to 21·9)	9·8 (5·9 to 16·4)	7 (4·5 to 11·5)	4·9 (3·2 to 7·6)	3 (2 to 4·6)	1·5 (1 to 2·2)	0·6 (0·4 to 0·8)	213
Syphilis	0·3 (0·2 to 0·4)	0·3 (0·1 to 0·5)	0·1 (0·1 to 0·2)	0 (0 to 0)	0 (0 to 0)	0·3 (0·2 to 0·3)	0 (0 to 0·1)	0·4 (0·2 to 0·6)	0·2 (0·1 to 0·3)	0·3 (0·2 to 0·4)	0·4 (0·3 to 0·6)	0·5 (0·3 to 0·7)	0·6 (0·4 to 0·9)	0·7 (0·4 to 1)	1 (0·6 to 1·4)	1·4 (0·9 to 2·1)	1·9 (1·1 to 2·8)	1·9 (1·1 to 2·7)	1·5 (0·9 to 2·1)	1·1 (0·7 to 1·5)	0·7 (0·4 to 1)	0·4 (0·2 to 0·6)	0·2 (0·1 to 0·2)	14
Chlamydial infection	0 (0 to 0)	0 (0 to 0)	0 (0 to 0)	0 (0 to 0)	0 (0 to 0)	0·1 (0·1 to 0·2)	0·4 (0·2 to 0·6)	0·8 (0·5 to 1·3)	1·4 (0·9 to 2·2)	1·4 (0·8 to 2·3)	1·8 (1·1 to 3)	1·8 (1 to 3·2)	0·9 (0·5 to 1·4)	0·4 (0·3 to 0·6)	0·4 (0·3 to 0·6)	0·4 (0·2 to 0·6)	0·3 (0·1 to 0·4)	0·4 (0·2 to 0·6)	0·4 (0·2 to 0·6)	0·4 (0·2 to 0·6)	0·2 (0·2 to 0·4)	0·1 (0·1 to 0·2)	0 (0 to 0·1)	11·6
Gonococcal infection	0 (0 to 0)	0 (0 to 0)	0 (0 to 0)	0 (0 to 0)	0 (0 to 0)	0·1 (0·1 to 0·1)	0·3 (0·2 to 0·3)	0·5 (0·3 to 0·7)	0·8 (0·5 to 1·3)	1·5 (1 to 2·1)	1·5 (1 to 2·2)	1·5 (1 to 2·4)	1·1 (0·7 to 1·7)	0·8 (0·5 to 1·2)	0·8 (0·5 to 1·3)	1·2 (0·7 to 1·9)	1·5 (0·9 to 2·6)	1·4 (0·8 to 2·2)	1·4 (0·9 to 2·1)	1 (0·6 to 1·5)	0·7 (0·4 to 1)	0·3 (0·2 to 0·5)	0·2 (0·1 to 0·2)	16·6
Trichomoniasis	0 (0 to 0)	0 (0 to 0)	0 (0 to 0)	0 (0 to 0)	0 (0 to 0)	0 (0 to 0·2)	0·8 (0·2 to 2·1)	4·1 (1·4 to 10·3)	8·8 (2·9 to 20)	10 (3·2 to 23·6)	10 (3·2 to 22·7)	9·7 (3·1 to 23·1)	9 (2·8 to 21·3)	6·9 (2·1 to 16·6)	5·5 (1·7 to 13·4)	4·3 (1·5 to 10)	3·5 (1·2 to 8·4)	2·5 (0·9 to 5·5)	1·5 (0·6 to 3·5)	0·9 (0·3 to 1·9)	0·5 (0·2 to 1)	0·2 (0·1 to 0·4)	0 (0 to 0·1)	78·3
Genital herpes	0 (0 to 0)	0 (0 to 0)	0 (0 to 0)	0 (0 to 0)	0 (0 to 0)	0·2 (0 to 0·4)	0·8 (0·2 to 2·1)	1·6 (0·5 to 4·1)	2·6 (0·8 to 6·4)	3·1 (1 to 7·4)	3·7 (1·1 to 9)	3·9 (1·2 to 9·9)	4·3 (1·4 to 10·7)	4·3 (1·3 to 10·6)	4·7 (1·4 to 11·4)	4·7 (1·4 to 11·5)	4·1 (1·2 to 10·4)	3 (0·9 to 7·5)	2 (0·6 to 4·9)	1·2 (0·4 to 3·1)	0·7 (0·2 to 1·8)	0·4 (0·1 to 0·9)	0·1 (0 to 0·3)	45·5
Other sexually transmitted infections	0 (0 to 0)	0 (0 to 0)	0 (0 to 0)	0 (0 to 0)	0 (0 to 0)	0·2 (0·2 to 0·4)	1·1 (0·4 to 2·3)	2·7 (1·3 to 4·7)	5·8 (3·2 to 9·4)	8·2 (4·8 to 13·2)	10 (5·5 to 17)	10 (5·1 to 17·3)	4·1 (2·1 to 7·1)	1·5 (0·6 to 2·8)	1·2 (0·8 to 1·7)	0·4 (0·2 to 0·7)	0·5 (0·3 to 0·9)	0·6 (0·4 to 1)	0·4 (0·2 to 0·5)	0·3 (0·2 to 0·5)	0·2 (0·1 to 0·3)	0·1 (0·1 to 0·2)	0 (0 to 0)	47·5
Respiratory infections and tuberculosis	5·2 (3·5 to 7·4)	13·8 (8·6 to 21·7)	98 (68 to 135)	115 (79·6 to 164)	105 (64·7 to 165)	98·3 (61·1 to 153)	99·8 (62 to 158)	107 (70·7 to 161)	116 (78·3 to 167)	126 (85·7 to 178)	141 (97·5 to 195)	171 (121 to 234)	212 (152 to 282)	257 (176 to 364)	340 (235 to 473)	469 (316 to 648)	541 (383 to 751)	635 (445 to 871)	627 (432 to 850)	636 (448 to 867)	600 (440 to 805)	437 (308 to 572)	232 (163 to 302)	6,180
Tuberculosis	0 (0 to 0)	0 (0 to 0)	0·3 (0·2 to 0·4)	0·4 (0·3 to 0·5)	0·2 (0·1 to 0·2)	0·3 (0·2 to 0·4)	0·7 (0·4 to 0·9)	1·6 (1·1 to 2·3)	2·2 (1·5 to 3·3)	2 (1·3 to 2·9)	2·1 (1·4 to 3·3)	2·7 (1·8 to 4)	3·3 (2·1 to 4·9)	3·9 (2·5 to 5·9)	5·2 (3·2 to 7·9)	6·9 (4·5 to 10·2)	8·5 (5·8 to 11·9)	8·8 (6·4 to 12·1)	7 (4·9 to 9·8)	5·4 (3·7 to 7·5)	3·3 (2·2 to 4·6)	1·6 (1·1 to 2·3)	0·5 (0·4 to 0·7)	67





SR Table 2b. Wisconsin DALYS by cause and age group for females with 95% uncertainty intervals, 2019

Cause	Early Neonatal	Late Neonatal	Post-Neonatal	1 to 4	5 to 9	10 to 14	15 to 19	20 to 24	25 to 29	30 to 34	35 to 39	40 to 44	45 to 49	50 to 54	55 to 59	60 to 64	65 to 69	70 to 74	75 to 79	80 to 84	85 to 89	90 to 94	95 plus	Total
All causes	6,000 (7,000 to 6,000)	1,900 (1,900 to 2,119)	4,600 (3,200 to 4,900)	5,200 (4,310 to 6,300)	4,070 (3,900 to 4,300)	12,000 (9,930 to 16,000)	29,700 (18,900 to 43,000)	33,100 (24,700 to 49,900)	39,000 (28,700 to 49,000)	39,000 (28,700 to 49,000)	39,000 (28,700 to 49,000)	41,000 (32,600 to 53,000)	41,000 (33,900 to 53,000)	48,000 (38,700 to 63,000)	58,000 (48,200 to 71,000)	76,000 (65,000 to 93,000)	87,000 (75,000 to 104,000)	89,100 (74,400 to 108,000)	84,000 (71,600 to 96,000)	72,000 (61,000 to 82,000)	54,000 (45,000 to 62,000)	39,000 (31,000 to 45,000)	29,000 (22,000 to 32,000)	1,000,000 (1,000,000 to 1,000,000)	1,000,000 (1,000,000 to 1,000,000)	664,000
Communicable, maternal, neonatal, and nutritional diseases	6,100 (6,600 to 6,600)	1,110 (897 to 1,300)	1,100 (675 to 1,300)	1,100 (629 to 1,600)	1,110 (770 to 1,480)	1,020 (727 to 1,600)	1,260 (928 to 1,820)	1,250 (928 to 1,670)	1,470 (1,120 to 1,960)	1,500 (1,160 to 2,030)	1,490 (1,160 to 2,060)	1,660 (1,170 to 2,400)	1,660 (1,170 to 2,390)	1,660 (1,170 to 2,390)	1,660 (1,170 to 2,390)	1,660 (1,170 to 2,390)	1,660 (1,170 to 2,390)	1,660 (1,170 to 2,390)	1,760 (1,240 to 2,530)	1,660 (1,170 to 2,390)	1,610 (1,140 to 2,300)	1,660 (1,170 to 2,390)	1,660 (1,170 to 2,390)	1,070 (756 to 1,370)	1,070 (756 to 1,370)	39,200
HIV/AIDS and sexually transmitted infections	0.4 (0.3 to 0.6)	0.2 (0.1 to 0.4)	3.9 (2.9 to 4.9)	3.2 (2.6 to 3.8)	1.6 (1.4 to 1.8)	4.6 (3.9 to 5.6)	19.6 (11.9 to 34.6)	53.7 (36.3 to 83.5)	119 (79.3 to 176)	198 (133 to 293)	280 (189 to 398)	362 (244 to 513)	439 (294 to 621)	536 (361 to 758)	636 (429 to 900)	753 (507 to 1,070)	863 (581 to 1,220)	947 (638 to 1,340)	1,010 (679 to 1,430)	1,040 (700 to 1,470)	1,060 (714 to 1,500)	1,060 (714 to 1,500)	1,060 (714 to 1,500)	1,060 (714 to 1,500)	1,060 (714 to 1,500)	1,240
HIV/AIDS	0 (0 to 0)	0 (0 to 0)	3.8 (2.8 to 4.8)	3.2 (2.7 to 3.8)	1.6 (1.4 to 1.8)	4.6 (3.9 to 5.6)	19.5 (11.8 to 34.5)	53.5 (36.2 to 83.2)	119 (79.1 to 175)	198 (133 to 293)	280 (189 to 398)	362 (244 to 513)	439 (294 to 621)	536 (361 to 758)	636 (429 to 900)	753 (507 to 1,070)	863 (581 to 1,220)	947 (638 to 1,340)	1,010 (679 to 1,430)	1,040 (700 to 1,470)	1,060 (714 to 1,500)	1,060 (714 to 1,500)	1,060 (714 to 1,500)	1,060 (714 to 1,500)	1,060 (714 to 1,500)	605
HIV/AIDS - Drug-susceptible Tuberculosis	0 (0 to 0)	0 (0 to 0)	0.1 (0.1 to 0.1)	0.1 (0.1 to 0.1)	0 (0 to 0.1)	0 (0 to 0.2)	0.1 (0 to 0.4)	0.2 (0 to 0.6)	0.4 (0.1 to 1.4)	0.6 (0.2 to 2.1)	0.9 (0.3 to 3.1)	1.2 (0.4 to 4.3)	1.5 (0.5 to 5.4)	1.8 (0.6 to 6.5)	2.1 (0.7 to 7.7)	2.5 (0.8 to 9.1)	2.9 (0.9 to 10.7)	3.2 (1.0 to 11.6)	3.4 (1.1 to 12.4)	3.5 (1.1 to 12.8)	3.6 (1.1 to 13.0)	3.6 (1.1 to 13.0)	3.6 (1.1 to 13.0)	3.6 (1.1 to 13.0)	3.6 (1.1 to 13.0)	19.7
HIV/AIDS - Multidrug-resistant Tuberculosis without extensive drug resistance	0 (0 to 0)	0 (0 to 0)	0 (0 to 0)	0 (0 to 0)	0 (0 to 0)	0 (0 to 0)	0 (0 to 0)	0 (0 to 0)	0 (0 to 0)	0 (0 to 0)	0 (0 to 0)	0 (0 to 0)	0 (0 to 0)	0 (0 to 0)	0 (0 to 0)	0 (0 to 0)	0 (0 to 0)	0 (0 to 0)	0 (0 to 0)	0 (0 to 0)	0 (0 to 0)	0 (0 to 0)	0 (0 to 0)	0 (0 to 0)	0 (0 to 0)	0 (0 to 0)	0.4
HIV/AIDS - Extensively drug-resistant Tuberculosis	0 (0 to 0)	0 (0 to 0)	0 (0 to 0)	0 (0 to 0)	0 (0 to 0)	0 (0 to 0)	0 (0 to 0)	0 (0 to 0)	0 (0 to 0)	0 (0 to 0)	0 (0 to 0)	0 (0 to 0)	0 (0 to 0)	0 (0 to 0)	0 (0 to 0)	0 (0 to 0)	0 (0 to 0)	0 (0 to 0)	0 (0 to 0)	0 (0 to 0)	0 (0 to 0)	0 (0 to 0)	0 (0 to 0)	0 (0 to 0)	0 (0 to 0)	0 (0 to 0)	0.1
HIV/AIDS resulting in other diseases	0 (0 to 0)	0 (0 to 0)	0.1 (0.1 to 0.1)	0.1 (0.1 to 0.1)	0 (0 to 0)	0.1 (0.1 to 0.1)	0.1 (0.1 to 0.1)	0.2 (0.1 to 0.2)	0.4 (0.2 to 0.4)	0.6 (0.3 to 0.6)	0.9 (0.4 to 0.9)	1.2 (0.5 to 1.2)	1.5 (0.6 to 1.5)	1.8 (0.7 to 1.8)	2.1 (0.8 to 2.1)	2.5 (0.9 to 2.5)	2.9 (1.1 to 2.9)	3.2 (1.2 to 3.2)	3.4 (1.3 to 3.4)	3.5 (1.3 to 3.5)	3.6 (1.3 to 3.6)	3.6 (1.3 to 3.6)	3.6 (1.3 to 3.6)	3.6 (1.3 to 3.6)	3.6 (1.3 to 3.6)	603
Sexually transmitted infections excluding HIV	0.4 (0.3 to 0.6)	0.2 (0.1 to 0.4)	0.1 (0.1 to 0.2)	0 (0 to 0)	0 (0 to 0)	0 (0 to 0.2)	0.1 (0.1 to 0.2)	0.2 (0.1 to 0.3)	0.5 (0.3 to 0.8)	0.6 (0.3 to 0.9)	0.6 (0.3 to 0.9)	0.6 (0.3 to 0.9)	0.6 (0.3 to 0.9)	0.6 (0.3 to 0.9)	0.6 (0.3 to 0.9)	0.6 (0.3 to 0.9)	0.6 (0.3 to 0.9)	0.6 (0.3 to 0.9)	0.6 (0.3 to 0.9)	0.6 (0.3 to 0.9)	0.6 (0.3 to 0.9)	0.6 (0.3 to 0.9)	0.6 (0.3 to 0.9)	0.6 (0.3 to 0.9)	0.6 (0.3 to 0.9)	592
Syphilis	0 (0 to 0)	0 (0 to 0)	0 (0 to 0)	0 (0 to 0)	0 (0 to 0)	0 (0 to 0)	0 (0 to 0)	0 (0 to 0)	0 (0 to 0)	0 (0 to 0)	0 (0 to 0)	0 (0 to 0)	0 (0 to 0)	0 (0 to 0)	0 (0 to 0)	0 (0 to 0)	0 (0 to 0)	0 (0 to 0)	0 (0 to 0)	0 (0 to 0)	0 (0 to 0)	0 (0 to 0)	0 (0 to 0)	0 (0 to 0)	0 (0 to 0)	0 (0 to 0)	19.3
Chlamydial infection	0 (0 to 0)	0 (0 to 0)	0 (0 to 0)	0 (0 to 0)	0 (0 to 0)	0 (0 to 0)	0 (0 to 0)	0 (0 to 0)	0 (0 to 0)	0 (0 to 0)	0 (0 to 0)	0 (0 to 0)	0 (0 to 0)	0 (0 to 0)	0 (0 to 0)	0 (0 to 0)	0 (0 to 0)	0 (0 to 0)	0 (0 to 0)	0 (0 to 0)	0 (0 to 0)	0 (0 to 0)	0 (0 to 0)	0 (0 to 0)	0 (0 to 0)	0 (0 to 0)	0
Gonococcal infection	0 (0 to 0)	0 (0 to 0)	0 (0 to 0)	0 (0 to 0)	0 (0 to 0)	0 (0 to 0)	0 (0 to 0)	0 (0 to 0)	0 (0 to 0)	0 (0 to 0)	0 (0 to 0)	0 (0 to 0)	0 (0 to 0)	0 (0 to 0)	0 (0 to 0)	0 (0 to 0)	0 (0 to 0)	0 (0 to 0)	0 (0 to 0)	0 (0 to 0)	0 (0 to 0)	0 (0 to 0)	0 (0 to 0)	0 (0 to 0)	0 (0 to 0)	0 (0 to 0)	0
Trichomoniasis	0 (0 to 0)	0 (0 to 0)	0 (0 to 0)	0 (0 to 0)	0 (0 to 0)	0 (0 to 0)	0 (0 to 0)	0 (0 to 0)	0 (0 to 0)	0 (0 to 0)	0 (0 to 0)	0 (0 to 0)	0 (0 to 0)	0 (0 to 0)	0 (0 to 0)	0 (0 to 0)	0 (0 to 0)	0 (0 to 0)	0 (0 to 0)	0 (0 to 0)	0 (0 to 0)	0 (0 to 0)	0 (0 to 0)	0 (0 to 0)	0 (0 to 0)	0 (0 to 0)	0
Genital herpes	0 (0 to 0)	0 (0 to 0)	0 (0 to 0)	0 (0 to 0)	0 (0 to 0)	0 (0 to 0)	0 (0 to 0)	0 (0 to 0)	0 (0 to 0)	0 (0 to 0)	0 (0 to 0)	0 (0 to 0)	0 (0 to 0)	0 (0 to 0)	0 (0 to 0)	0 (0 to 0)	0 (0 to 0)	0 (0 to 0)	0 (0 to 0)	0 (0 to 0)	0 (0 to 0)	0 (0 to 0)	0 (0 to 0)	0 (0 to 0)	0 (0 to 0)	0 (0 to 0)	0
Other sexually transmitted infections	0 (0 to 0)	0 (0 to 0)	0 (0 to 0)	0 (0 to 0)	0 (0 to 0)	0 (0 to 0)	0 (0 to 0)	0 (0 to 0)	0 (0 to 0)	0 (0 to 0)	0 (0 to 0)	0 (0 to 0)	0 (0 to 0)	0 (0 to 0)	0 (0 to 0)	0 (0 to 0)	0 (0 to 0)	0 (0 to 0)	0 (0 to 0)	0 (0 to 0)	0 (0 to 0)	0 (0 to 0)	0 (0 to 0)	0 (0 to 0)	0 (0 to 0)	0 (0 to 0)	118
Respiratory infections and tuberculosis	19.4 (19.6 to 28.4)	3.6 (3.6 to 4.2)	252 (29.5 to 45.5)	279 (28 to 542)	222 (27.8 to 562)	217 (189 to 489)	199 (28.5 to 509)	209 (28.5 to 509)	209 (28.5 to 509)	209 (28.5 to 509)	209 (28.5 to 509)	209 (28.5 to 509)	209 (28.5 to 509)	209 (28.5 to 509)	209 (28.5 to 509)	209 (28.5 to 509)	209 (28.5 to 509)	209 (28.5 to 509)	209 (28.5 to 509)	209 (28.5 to 509)	209 (28.5 to 509)	209 (28.5 to 509)	209 (28.5 to 509)	209 (28.5 to 509)	209 (28.5 to 509)	13,600
Tuberculosis	0 (0 to 0)	0 (0 to 0)	0.5 (0.5 to 0.6)	1.1 (0.8 to 1.3)	0.5 (0.5 to 0.7)	1.8 (0.8 to 1.9)	1.9 (1.3 to 2.4)	2.5 (1.7 to 3.4)	3.5 (2.7 to 4.7)	4.6 (3.1 to 6.4)	5.9 (3.9 to 8.3)	7.5 (4.9 to 10.6)	9.4 (6.1 to 13.2)	11.6 (7.5 to 16.4)	14.1 (9.1 to 20.1)	16.9 (10.9 to 24.2)	19.9 (12.8 to 28.6)	22.9 (14.7 to 33.0)	25.8 (16.5 to 37.3)	28.4 (18.1 to 41.2)	30.6 (19.5 to 44.5)	32.3 (20.6 to 47.0)	33.4 (21.3 to 48.6)	34.0 (21.7 to 49.5)	129
Latent tuberculosis infection	0 (0 to 0)	0 (0 to 0)	0 (0 to 0)	0 (0 to 0)	0 (0 to 0)	0 (0 to 0)	0 (0 to 0)	0 (0 to 0)	0 (0 to 0)	0 (0 to 0)	0 (0 to 0)	0 (0 to 0)	0 (0 to 0)	0 (0 to 0)	0 (0 to 0)	0 (0 to 0)	0 (0 to 0)	0 (0 to 0)	0 (0 to 0)	0 (0 to 0)	0 (0 to 0)	0 (0 to 0)	0 (0 to 0)	0 (0 to 0)	0 (0 to 0)	0 (0 to 0)	0
Drug-susceptible tuberculosis	0.8 (0.8 to 0.9)	0.6 (0.6 to 0.6)	0.6 (0.6 to 1.3)	0.5 (0.5 to 0.6)	0.7 (0.5 to 0.7)	1.7 (1.2 to 2.6)	2.6 (2.0 to 3.6)	3.4 (2.5 to 4.7)	4.7 (3.5 to 6.4)	6.2 (4.3 to 8.7)	8.0 (5.4 to 11.4)	10.2 (6.8 to 14.6)	12.8 (8.4 to 18.4)	15.8 (10.3 to 22.6)	19.2 (12.4 to 27.4)	23.0 (14.8 to 32.9)	27.1 (17.4 to 38.8)	31.2 (20.0 to 44.6)	35.1 (22.5 to 50.2)	38.7 (24.7 to 55.3)	41.7 (26.6 to 59.5)	44.0 (28.1 to 62.8)	45.5 (29.0 to 65.0)	46.3 (29.6 to 66.1)	46.5 (29.7 to 66.4)	1,700
Multidrug-resistant tuberculosis without extensive drug resistance	0 (0 to 0)	0 (0 to 0)	0 (0 to 0)	0 (0 to 0)	0 (0 to 0)	0 (0 to 0)	0 (0 to 0)	0 (0 to 0)	0 (0 to 0)	0 (0 to 0)	0 (0 to 0)	0 (0 to 0)	0 (0 to 0)	0 (0 to 0)	0 (0 to 0)	0 (0 to 0)	0 (0 to 0)	0 (0 to 0)	0 (0 to 0)	0 (0 to 0)	0 (0 to 0)	0 (0 to 0)	0 (0 to 0)	0 (0 to 0)	0 (0 to 0)	0 (0 to 0)	3.6
Extensively drug-resistant tuberculosis	0 (0 to 0)	0 (0 to 0)	0 (0 to 0)	0 (0 to 0)	0 (0 to 0)	0 (0 to 0)	0 (0 to 0)	0 (0 to 0)	0 (0 to 0)	0 (0 to 0)	0 (0 to 0)	0 (0 to 0)	0 (0 to 0)	0 (0 to 0)	0 (0 to 0)	0 (0 to 0)	0 (0 to 0)	0 (0 to 0)	0 (0 to 0)	0 (0 to 0)	0 (0 to 0)	0 (0 to 0)	0 (0 to 0)	0 (0 to 0)	0 (0 to 0)	0 (0 to 0)	0.9
Lower respiratory infections	19.8 (19.9 to 28.9)	3.6 (3.6 to 4.2)	199 (29.5 to 42.4)	197 (29.5 to 141)	23.2 (27.7 to 56.9)	38.1 (29.5 to 79.4)	97.2 (49.9 to 179.0)	71.7 (49.9 to 133)	65.1 (49.9 to 116)	102 (64.2 to 156)	151 (89.2 to 226)	197 (116 to 293)	248 (146 to 368)	298 (176 to 441)	352 (209 to 523)	398 (235 to 592)	435 (257 to 647)	468 (277 to 696)	494 (292 to 735)	511 (302 to 760)	521 (307 to 775)	526 (310 to 782)	527 (311 to 784)	527 (311 to 784)	527 (311 to 784)	9,660
Upper respiratory infections	0.1 (0.1 to 0.1)	0.1 (0.1 to 0.1)	229 (0.1 to 0.1)	78 (0.1 to 0.1)	199 (0.1 to 0.1)	179 (0.1 to 0.1)	102 (0.1 to 0.1)	137 (0.1 to 0.1)	144 (0.1 to 0.1)	214 (0.1 to 0.1)	215 (0.1 to 0.1)	215 (0.1 to 0.1)	215 (0.1 to 0.1)	215 (0.1 to 0.1)	215 (0.1 to 0.1)	215 (0.1 to 0.1)	215 (0.1 to 0.1)	215 (0.1 to 0.1)	215 (0.1 to 0.1)	215 (0.1 to 0.1)	215 (0.1 to 0.1)	215 (0.1 to 0.1)	215 (0.1 to 0.1)	215 (0.1 to 0.1)	215 (0.1 to 0.1)	1.5
Otitis media	0 (0 to 0)	0 (0 to 0)	0 (0 to 0)	0 (0 to 0)	0 (0 to 0)	0 (0 to 0)	0 (0 to 0)	0 (0 to 0)	0 (0 to 0)	0 (0 to 0)	0 (0 to 0)	0 (0 to 0)	0 (0 to 0)	0 (0 to 0)	0 (0 to 0)	0 (0 to 0)	0 (0 to 0)	0 (0 to 0)	0 (0 to 0)	0 (0 to 0)	0 (0 to 0)	0 (0 to 0)	0 (0 to 0)	0 (0 to 0)	0 (0 to 0)	0 (0 to 0)	0
Enteric infections	3.7 (3.6 to 5.3)	0.6 (0.6 to 0.8)	60.3 (41 to 80.6)	102 (69.2 to 164)	73.9 (49.7 to 120)	67.2 (39.4 to 137)	126 (67.9 to 236)	126 (79.3 to 176)	126 (80.6 to 186)	126 (82.2 to 183)	126 (87.4 to 182)	127 (86.6 to 186)	127 (86.6 to 186)	127 (86.6 to 186)	127 (86.6 to 186)	127 (86.6 to 186)	127 (86.6 to 186)	127 (86.6 to 186)	127 (86.6 to 186)	127 (86.6 to 186)	127 (86.6 to 186)	127 (86.6 to 186)	127 (86.6 to 186)	127 (86.6 to 186)	127 (86.6 to 186)	3,210
Diarrheal diseases	3.7 (3.6 to 5.3)	0.6 (0.6 to 0.7)	59.7 (39.7 to 81.5)	100 (68.6 to 163)	73.1 (49.7 to 119)	66.4 (39.4 to 137)	124 (66.9 to 232)	124 (78.3 to 176)	124 (80.6 to 183)	124 (81.6 to 180)	124 (87.1 to 181)	125 (86.2 to 184)	125 (86.2 to 184)	125 (86.2 to 184)	125 (86.2 to 184)	125 (86.2 to 184)	125 (86.2 to 184)	125 (86.2 to 184)	125 (86.2 to 184)	125 (86.2 to 184)	125 (86.2 to 184)	125 (86.2 to 184)	125 (86.2 to 184)	125 (86.2 to 184)	125 (86.2 to 184)	3,200
Typhoid and paratyphoid	0 (0 to 0)	0 (0 to 0)	0 (0 to 0)	0 (0 to 0)	0 (0 to 0)	0 (0 to 0)	0 (0 to 0)	0 (0 to 0)	0 (0 to 0)	0 (0 to 0)	0 (0 to 0)	0 (0 to 0)	0 (0 to 0)	0 (0 to 0)	0 (0 to 0)	0 (0 to 0)	0 (0 to 0)	0 (0 to 0)	0 (0 to 0)	0 (0 to 0)	0 (0 to 0)	0 (0 to 0)	0 (0 to 0)	0 (0 to 0)	0 (0 to 0)	0 (0 to 0)	0.4
Typhoid fever	0 (0 to 0)	0 (0 to 0)	0 (0 to 0)	0 (0 to 0)	0 (0 to 0)	0 (0 to 0)	0 (0 to 0)	0 (0 to 0)	0 (0 to 0)	0 (0 to 0)	0 (0 to 0)	0 (0 to 0)	0 (0 to 0)	0 (0 to 0)	0 (0 to 0)	0 (0 to 0)	0 (0 to 0)	0 (0 to 0)	0 (0 to 0)	0 (0 to 0)	0 (0 to 0)	0 (0 to 0)	0 (0 to 0)	0 (0 to 0)	0 (0 to 0)	0 (0 to 0)	0.4
Paratyphoid fever	0 (0 to 0)	0 (0 to 0)	0 (0 to 0)	0 (0 to 0)	0 (0 to 0)	0 (0 to 0)	0 (0 to 0)	0 (0 to 0)	0 (0 to 0)	0 (0 to 0)	0 (0 to 0)	0 (0 to 0)	0 (0 to 0)	0 (0 to 0)	0 (0 to 0)	0 (0 to 0)	0 (0 to 0)	0 (0 to 0)	0 (0 to 0)	0 (0 to 0)	0 (0 to 0)	0 (0 to 0)	0 (0 to 0)	0 (0 to 0)	0 (0 to 0)	0 (0 to 0)	0
Invasive Non-typhoidal Salmonella (iNTS)	0 (0 to 0)	0 (0 to 0)	0.1 (0.1 to 0.2)	0.2 (0.1 to 0.3)	0.1 (0.1 to 0.2)	0.1 (0.1 to 0.2)	0.1 (0.1 to 0.2

Benign prostatic hyperplasia	0 (0 to 0)	0 (0 to 0)	0 (0 to 0)	0 (0 to 0)	0 (0 to 0)	0 (0 to 0)	0 (0 to 0)	0 (0 to 0)	0 (0 to 0)	0 (0 to 0)	0 (0 to 0)	0 (0 to 0)	0 (0 to 0)	0 (0 to 0)	0 (0 to 0)	0 (0 to 0)	0 (0 to 0)	0 (0 to 0)	0 (0 to 0)	0 (0 to 0)	0 (0 to 0)	0 (0 to 0)	0 (0 to 0)	0
Male infertility	--	--	--	--	--	--	--	--	--	--	--	--	--	--	--	--	--	--	--	--	--	--	--	NA
Other urinary diseases	2·7 (1·6 to 4·7)	1·7 (0·9 to 3)	1·7 (0·7 to 3·8)	4·6 (2·8 to 7·2)	4·7 (3 to 6·9)	3·8 (2·3 to 5·4)	5·1 (3·2 to 7·8)	3·5 (2·3 to 5)	4·8 (3 to 7)	6·4 (4 to 9·5)	6·3 (4 to 9·6)	5·5 (3·5 to 8·3)	7·2 (4·5 to 10·9)	6·6 (4·2 to 9·8)	10·3 (6·5 to 16·3)	10·8 (6·9 to 17)	11·3 (7 to 19·4)	11·2 (6·8 to 20·2)	9·2 (5·3 to 16·5)	8·1 (4·7 to 14·3)	6·2 (3·4 to 11·8)	4·3 (2·1 to 8·1)	1·8 (0·9 to 3·5)	138
Gynecological diseases	0 (0 to 0)	0 (0 to 0)	0 (0 to 0)	0 (0 to 0)	0 (0 to 0)	246 (118 to 445)	720 (409 to 1,190)	1,230 (769 to 1,870)	1,540 (1,000 to 2,250)	1,720 (1,110 to 2,510)	1,840 (1,240 to 2,680)	1,650 (1,090 to 2,400)	1,490 (998 to 2,160)	1,020 (654 to 1,490)	625 (405 to 909)	472 (293 to 699)	372 (240 to 533)	272 (176 to 388)	186 (122 to 270)	119 (77·3 to 175)	72·7 (47·1 to 106)	35·2 (22·8 to 53·2)	11·5 (6·8 to 18·2)	13,600
Uterine fibroids	0 (0 to 0)	0 (0 to 0)	0 (0 to 0)	0 (0 to 0)	0 (0 to 0)	1·7 (0·3 to 4·2)	4 (1·4 to 9·4)	10·6 (3·9 to 23·3)	30·6 (12·5 to 64·7)	72·2 (32·3 to 148)	128 (55·8 to 251)	140 (64·4 to 263)	133 (63·8 to 255)	110 (49·9 to 213)	86·8 (38·7 to 166)	55·5 (25·6 to 106)	31·9 (13·8 to 63·5)	16·8 (7·6 to 33·1)	8·3 (3·7 to 17·1)	4·1 (1·9 to 8·5)	2 (0·9 to 4·3)	0·9 (0·4 to 1·8)	0·3 (0·1 to 0·6)	838
Polycystic ovarian syndrome	0 (0 to 0)	0 (0 to 0)	0 (0 to 0)	0 (0 to 0)	0 (0 to 0)	9 (3 to 19·8)	56·2 (24·5 to 114)	93·4 (42·2 to 183)	91·9 (40·4 to 181)	88 (39·4 to 172)	85·5 (38·1 to 167)	72·1 (32·2 to 145)	59·9 (26·2 to 117)	15·2 (6·7 to 30·3)	0 (0 to 0)	0 (0 to 0)	0 (0 to 0)	0 (0 to 0)	0 (0 to 0)	0 (0 to 0)	0 (0 to 0)	0 (0 to 0)	0 (0 to 0)	571
Female infertility	0 (0 to 0)	0 (0 to 0)	0 (0 to 0)	0 (0 to 0)	0 (0 to 0)	0 (0 to 0)	0 (0 to 0)	21 (0·5 to 76·6)	48·6 (6·7 to 147)	51 (4·7 to 153)	42·5 (1·1 to 141)	23·5 (0·6 to 89·3)	0·4 (0 to 1·3)	0 (0 to 0)	0 (0 to 0)	0 (0 to 0)	0 (0 to 0)	0 (0 to 0)	0 (0 to 0)	0 (0 to 0)	0 (0 to 0)	0 (0 to 0)	0 (0 to 0)	187
Endometriosis	0 (0 to 0)	0 (0 to 0)	0 (0 to 0)	0 (0 to 0)	0 (0 to 0)	0 (0 to 0)	30·3 (10 to 65)	118 (50·4 to 229)	157 (75·1 to 280)	155 (77·3 to 273)	152 (80·8 to 258)	132 (68·7 to 223)	113 (59 to 187)	62·4 (29·8 to 105)	0 (0 to 0)	0 (0 to 0)	0 (0 to 0)	0 (0 to 0)	0 (0 to 0)	0 (0 to 0)	0 (0 to 0)	0 (0 to 0)	0 (0 to 0)	920
Genital prolapse	0 (0 to 0)	0 (0 to 0)	0 (0 to 0)	0 (0 to 0)	0 (0 to 0)	0 (0 to 0)	0·1 (0 to 0·1)	0·2 (0·1 to 0·5)	0·6 (0·3 to 1)	0·9 (0·2 to 2·3)	1·6 (0·5 to 3·7)	5·2 (2·3 to 10·4)	21·3 (9·3 to 41·2)	46·2 (20·9 to 88·9)	61·3 (28·9 to 118)	57·4 (26·5 to 114)	59·7 (27·4 to 114)	58·8 (28·5 to 108)	46·3 (22 to 86·8)	32·3 (15 to 59·7)	21·3 (9·8 to 38·5)	10·9 (5·3 to 20·3)	3·9 (2 to 7·2)	428
Premenstrual syndrome	0 (0 to 0)	0 (0 to 0)	0 (0 to 0)	0 (0 to 0)	0 (0 to 0)	235 (110 to 433)	516 (257 to 941)	596 (289 to 1,070)	604 (333 to 986)	628 (325 to 1,030)	757 (420 to 1,240)	734 (407 to 1,190)	624 (352 to 1,040)	251 (127 to 453)	0 (0 to 0)	0 (0 to 0)	0 (0 to 0)	0 (0 to 0)	0 (0 to 0)	0 (0 to 0)	0 (0 to 0)	0 (0 to 0)	0 (0 to 0)	4,940
Other gynecological diseases	0 (0 to 0)	0 (0 to 0)	0 (0 to 0)	0 (0 to 0)	0 (0 to 0)	1·1 (0·2 to 3·8)	113 (57·3 to 192)	390 (237 to 594)	611 (360 to 955)	724 (439 to 1,130)	677 (420 to 1,020)	544 (319 to 832)	542 (331 to 811)	530 (291 to 845)	477 (301 to 711)	359 (206 to 541)	280 (175 to 416)	196 (122 to 289)	131 (81·6 to 194)	82·6 (50·3 to 126)	49·4 (30·8 to 72·7)	23·3 (13·9 to 36·7)	7·3 (3·6 to 13)	5,740
Hemoglobinopathies and hemolytic anemias	3·1 (2·1 to 4·5)	1·2 (0·7 to 1·9)	6·1 (3·8 to 10)	18·9 (10·6 to 31·8)	23·1 (10·3 to 53·3)	18·2 (9·3 to 37·4)	46 (22·8 to 88·8)	84·3 (37 to 172)	89·3 (38·4 to 177)	94 (39·9 to 183)	117 (48·1 to 237)	61·8 (29·2 to 115)	51·9 (27·4 to 96)	44·9 (23·9 to 83·2)	51·1 (27·4 to 90·9)	59·4 (31 to 120)	54·1 (30 to 96·7)	52·3 (31·4 to 90·3)	46·2 (27·4 to 80·4)	37·4 (23·9 to 59·1)	32·7 (20·7 to 49·9)	21·8 (13·8 to 33)	11·1 (7·1 to 15·9)	1,030
Thalassemias	0·8 (0·4 to 1·3)	0·2 (0·1 to 0·4)	1·7 (1 to 2·8)	7·9 (4·4 to 13·2)	6·4 (3·8 to 9·5)	5·2 (2·9 to 8·5)	8·5 (4·7 to 14·1)	8·9 (4·7 to 14·9)	7·5 (3·5 to 14)	3·4 (1·4 to 7)	1 (0·4 to 2·1)	0·3 (0·1 to 0·7)	0·1 (0 to 0·4)	0·1 (0 to 0·2)	0 (0 to 0·1)	0 (0 to 0·1)	0 (0 to 0)	0 (0 to 0)	0 (0 to 0)	0 (0 to 0)	0 (0 to 0)	0 (0 to 0)	0 (0 to 0)	52·1
Thalassemias trait	0 (0 to 0)	0·1 (0 to 0·2)	0·3 (0 to 1·1)	1 (0·1 to 3·7)	3·1 (0 to 10·7)	1·7 (0·2 to 6·2)	2·9 (0·1 to 9·3)	20·2 (3·7 to 47·1)	18·9 (3·1 to 45·7)	20·3 (3·5 to 46·3)	23·2 (7·2 to 52·5)	2·6 (0·2 to 8·6)	3·5 (0·3 to 11)	3 (0·2 to 10·4)	3 (0·2 to 10·7)	2·7 (0·2 to 9)	2·3 (0·1 to 8·6)	2·1 (0·1 to 6·7)	2·2 (0·2 to 6)	1·6 (0·1 to 4·4)	1 (0 to 3)	0·5 (0 to 1·7)	0·2 (0 to 0·7)	116
Sickle cell disorders	2·1 (1·3 to 3·2)	0·6 (0·3 to 0·9)	3 (1·9 to 4·6)	6·1 (3·3 to 10·3)	2·4 (1·5 to 3·8)	2·5 (1·5 to 4·1)	6·4 (3·6 to 10·9)	9 (5·2 to 14·8)	12·8 (6·8 to 22·4)	15·5 (8·5 to 25·9)	14·2 (7·8 to 23·5)	12·1 (6·6 to 19·8)	10·5 (5·9 to 17)	9 (5·1 to 15·1)	10·2 (6 to 16·9)	6·7 (3·7 to 11·1)	4·6 (2·5 to 7·8)	1·7 (0·9 to 2·8)	0·3 (0·1 to 0·6)	0 (0 to 0·1)	0 (0 to 0)	0 (0 to 0)	0 (0 to 0)	130
Sickle cell trait	0 (0 to 0)	0·2 (0·1 to 0·4)	0·3 (0 to 1·3)	1·1 (0 to 3·9)	3·5 (0·1 to 11·4)	1·9 (0 to 7)	0·8 (0·1 to 2·4)	30·2 (3·6 to 79·3)	29·7 (3·5 to 80)	31·5 (4·4 to 83·8)	24·8 (4·5 to 76·8)	1·8 (0·2 to 4·5)	4·3 (0·6 to 11·1)	3·5 (0·3 to 10·9)	3·4 (0·1 to 10·8)	3·1 (0·1 to 9·9)	2·7 (0·1 to 8·2)	2·4 (0·2 to 7)	2·6 (0·4 to 7)	1·8 (0·1 to 4·6)	1·2 (0 to 3·4)	0·6 (0 to 1·8)	0·3 (0 to 0·7)	151
G6PD deficiency	0 (0 to 0·1)	0 (0 to 0·1)	0·1 (0 to 0·2)	0·6 (0·3 to 1·1)	1·1 (0·5 to 1·9)	2·1 (1 to 4)	9·4 (4·5 to 16·9)	7·7 (4 to 12·8)	9·5 (4·7 to 17·1)	10·8 (5·1 to 19·6)	22·8 (6 to 56·4)	11·3 (5·6 to 19·4)	7·2 (3·4 to 12·4)	6 (2·8 to 10·6)	5·5 (2·5 to 9·5)	4·5 (2 to 8)	3·3 (1·5 to 5·7)	2 (0·9 to 3·5)	1·1 (0·5 to 2)	0·6 (0·3 to 1)	0·3 (0·1 to 0·5)	0·1 (0 to 0·2)	0 (0 to 0)	106
G6PD trait	0 (0 to 0)	0 (0 to 0)	0 (0 to 0)	0 (0 to 0)	0 (0 to 0)	0 (0 to 0)	2·4 (0·2 to 5·6)	0 (0 to 0·1)	0 (0 to 0·1)	0 (0 to 0·1)	6·2 (0 to 15·3)	3 (0·3 to 6·4)	0·2 (0 to 0·5)	0 (0 to 0)	0 (0 to 0)	0 (0 to 0)	0 (0 to 0)	0 (0 to 0)	0 (0 to 0)	0 (0 to 0)	0 (0 to 0)	0 (0 to 0)	0 (0 to 0)	11·7
Other hemoglobinopathies and hemolytic anemias	0·2 (0·1 to 0·3)	0·1 (0 to 0·4)	0·6 (0·1 to 2·4)	2·2 (0·4 to 7·8)	6·5 (0·8 to 21·6)	4·8 (1·1 to 14·6)	15·7 (4·5 to 41·5)	8·3 (3·2 to 24·5)	11 (4·7 to 26·1)	12·4 (5·4 to 28·2)	25·3 (8·2 to 59·6)	30·7 (11·8 to 67)	26 (11·1 to 55·7)	23·4 (11·1 to 49·6)	29 (15·4 to 54·5)	42·5 (21·3 to 90·7)	41·2 (22·7 to 74·7)	44·1 (27 to 73·5)	39·9 (24·4 to 68·6)	33·4 (22·2 to 51·8)	30·1 (19·6 to 46·1)	20·5 (13·3 to 31)	10·6 (6·9 to 15·1)	459
Endocrine, metabolic, blood, and immune disorders	40·5 (27·4 to 61·8)	27 (17·5 to 41·1)	110 (71·1 to 176)	142 (100 to 201)	109 (75·7 to 156)	132 (93·3 to 192)	243 (163 to 355)	280 (190 to 398)	400 (277 to 562)	547 (383 to 781)	684 (468 to 953)	724 (506 to 996)	846 (610 to 1,140)	1,080 (790 to 1,470)	1,480 (1,070 to 2,060)	1,660 (1,210 to 2,200)	1,470 (1,070 to 1,960)	1,250 (922 to 1,630)	984 (729 to 1,310)	766 (557 to 1,030)	608 (418 to 818)	406 (268 to 545)	196 (114 to 270)	14,200
Oral disorders	0 (0 to 0)	0 (0 to 0)	0 (0 to 0)	75·5 (41·9 to 126)	87·9 (49·3 to 148)	108 (57·8 to 181)	151 (84·1 to 243)	197 (115 to 320)	261 (150 to 428)	344 (196 to 568)	457 (253 to 782)	534 (289 to 920)	700 (393 to 1,190)	945 (544 to 1,550)	1,300 (766 to 2,060)	1,420 (854 to 2,220)	1,380 (834 to 2,150)	1,150 (711 to 1,790)	866 (542 to 1,300)	611 (381 to 901)	420 (258 to 629)	233 (143 to 341)	91·8 (56·2 to 136)	11,300
Caries of deciduous teeth	0 (0 to 0)	0 (0 to 0)	0 (0 to 0)	24·4 (8·9 to 49·9)	25·4 (10·3 to 54·6)	1·6 (0·2 to 4·5)	0 (0 to 0)	0 (0 to 0)	0 (0 to 0)	0 (0 to 0)	0 (0 to 0)	0 (0 to 0)	0 (0 to 0)	0 (0 to 0)	0 (0 to 0)	0 (0 to 0)	0 (0 to 0)	0 (0 to 0)	0 (0 to 0)	0 (0 to 0)	0 (0 to 0)	0 (0 to 0)	0 (0 to 0)	51·4
Caries of permanent teeth	0 (0 to 0)	0 (0 to 0)	0 (0 to 0)	0 (0 to 0)	10·4 (3·2 to 24·6)	41·6 (15·4 to 90·9)	49·6 (19·6 to 102)	56·5 (24·5 to 109)	57·8 (23 to 116)	53·9 (22·2 to 115)	53 (21·6 to 108)	44·5 (18·6 to 91·6)	42·5 (17·4 to 91·6)	44·1 (17·8 to 94·9)	48·1 (19·2 to 106)	43·4 (16·1 to 93·6)	35·3 (13·8 to 71·9)	25·7 (9·7 to 52·3)	16·9 (6·9 to 33·5)	10·6 (4·2 to 21·3)	6·3 (2·4 to 13·2)	2·9 (1·1 to 6·4)	0·9 (0·3 to 2·2)	644
Periodontal diseases	0 (0 to 0)	0 (0 to 0)	0 (0 to 0)	0 (0 to 0)	0 (0 to 0)	0 (0 to 0)	3 (0·6 to 9·5)	9·2 (1·7 to 27·9)	24 (4·1 to 74·1)	48·8 (8·9 to 155)	88 (15·3 to 286)	125 (22 to 380)	176 (37·2 to 482)	234 (57·4 to 607)	293 (84 to 724)	280 (91·8 to 628)	233 (80·4 to 515)	173 (64·1 to 374)	123 (47·6 to 257)	85·5 (32·5 to 181)	59·7 (22 to 124)	33·1 (12 to 70·3)	12·7 (4·5 to 27·2)	2,000
Other oral disorders	0 (0 to 0)	0 (0 to 0)	0 (0 to 0)	51·1 (29·9 to 79·8)	52·1 (29·6 to 80·8)	65·2 (38·3 to 103)	98 (58·2 to 152)	115 (67·1 to 178)	129 (76·4 to 195)	136 (80·7 to 208)	141 (86 to 219)	129 (77·5 to 200)	136 (83·3 to 207)	149 (90·6 to 225)	167 (100 to 253)	149 (89·6 to 225)	116 (70·1 to 174)	77·7 (47·3 to 118)	46·6 (29 to 70·6)	26·7 (16·3 to 40·5)	14·9 (9·2 to 22·2)	7·3 (4·4 to 10·8)	2·9 (1·7 to 4·3)	1,810
Sudden infant death syndrome	--	101 (66·7 to 145)	810 (537 to 1,140)	--	--	--	--	--	--	--	--	--	--	--	--	--	--	--	--	--	--	--	--	NA
Injuries	40·3 (33·8 to 48·7)	60·9 (45·7 to 79·7)	720 (557 to 878)	949 (829 to 1,080)	702 (602 to 814)	1,020 (873 to 1,200)	3,640 (3,110 to 4,220)	3,400 (2,710 to 4,250)	3,430 (2,640 to 4,390)	3,360 (2,630 to 4,230)	3,330 (2,640 to 4,090)	3,410 (2,710 to 4,250)	3,680 (2,930 to 4,550)	4,360 (3,460 to 5,400)	5,260 (4,120 to 6,670)	5,390 (4,230 to 6,870)	5,350 (4,130 to 6,800)	5,150 (4,010 to 6,480)	4,960 (3,870 to 6,300)	4,880 (3,810 to 6,150)	4,570 (3,590 to 5,740)	3,460 (2,730 to 4,300)	1,770 (1,410 to 2,180)	72,900
Transport injuries	5·2 (4·2 to 6·5)	4·4 (3·2 to 5·7)	64·8 (43·8 to 90·9)	262 (191 to 341)	257 (195 to 320)	324 (246 to 407)	1,760 (1,380 to 2,170)	1,410 (1,030 to 1,900)	1,160 (843 to 1,560)	998 (750 to 1,310)	908 (698 to 1,150)	831 (650 to 1,060)	921 (712 to 1,150)	1,050 (831 to 1,310)	1,210 (939 to 1,500)	1,160 (897 to 1,450)	1,010 (800 to 1,260)	822 (644 to 1,010)	645 (510 to 801)	460 (365 to 571)	314 (248 to 390)	169 (130 to 213)	66·8 (50·1 to 85·2)	15,800
Road injuries	4·2 (3·4 to 5·3)	3·9 (2·9 to 5)	62·5 (42·2 to 88·1)	249 (179 to 326)	228 (167 to 287)	272 (203 to 348)	1,680 (1,320 to 2,080)	1,340 (973 to 1,810)	1,080 (777 to 1,470)	915 (683 to 1,200)	818 (620 to 1,050)	737 (576 to 945)	813 (624 to 1,020)	919 (723 to 1,140)	1,040 (814 to 1,320)	974 (757 to 1,230)	840 (671 to 1,040)	674 (531 to 836)	526 (412 to 647)	369 (296 to 457)	243 (192 to 304)	121 (95·4 to 152)	42·8 (32·6 to 54·8)	13,900
Pedestrian road injuries	0·4 (0·3 to 0·5)	0·3 (0·2 to 0·4)	4·6 (3·1 to 6·6)	75·3 (54·2 to 99·7)	47·3 (34·2 to 60·5)	41·9 (31·3 to 55)	93·1 (69·4 to 119)	82·7 (60·4 to 110)	89·1 (61·4 to 122)	85 (60·8 to 114)	83·4 (62 to 110)	80·6 (60·3 to 105)	85·1 (64·8 to 109)	96·1 (74·3 to 121)	114 (86·8 to 143)	112 (86·8 to 141)	99·7 (78·9 to 124)	87·4 (68·2 to 109)	71·9 (56·2 to 89·4)	53·3 (42·1 to 66·4)	34·4 (26·5 to 43·8)	17·4 (13·3 to 22)	6·2 (4·5 to 8·1)	1,460
Cyclist road injuries	0 (0 to 0)	0 (0 to 0)	0 (0 to 0)	4·5 (2·6 to 7·2)	16·3 (9·7 to 26·5)	22·1 (13 to 35·3)	17 (10·9 to 26·1)	18·8 (12·5 to 26·8)	20·3 (13·9 to 28·5)	23·1 (16·2 to 31·5)	25·8 (18·4 to 34·6)	27·3 (19·7 to 36·5)	34·5 (24·8 to 45·2)	42·7 (30·9 to 57·1)	52·6 (37·2 to 70·4)	50·8 (36 to 67·7)	46·4 (33·2 to 60·9)	36·3 (26·9 to 48·2)	25·9 (18·9 to 34·3)	17·8 (12·9 to 23·5)	11·9 (8·6 to 15·8)	6·4 (4·6 to 8·6)	2·3 (1·6 to 3·2)	503
Motorcyclist road injuries	0·5 (0·4 to 0·6)	0·3 (0·2 to 0·5)	1·4 (0·9 to 2)	3·2 (2·3 to 4·2)	4·7 (3·5 to 6)	9·6 (7·4 to 12·1)	58·5 (41·1 to 76·8)	76·2 (55·2 to 103)	80 (55·9 to 112)	77·8 (55·1 to 106)	76·3 (55·5 to 101)	81·4 (60·3 to 108)	88·7 (67·4 to 115)	95·3 (73 to 122)	98·6 (72·4 to 130)	76·8 (58·4 to 100)	58·8 (43·1 to 78·5)	42·8 (30·4 to 57·6)	30·4 (21·9 to 41·1)	21·2 (15·2 to 28·3)	14·6 (10·4 to 19·7)	8·5 (6 to 11·7)	3·7 (2·7 to 5)	1,010
Motor vehicle road injuries	3 (2·4 to 3·9)	3 (2·3 to 3·9)	55·8 (37·6 to 79·2)	163 (117 to 213)	158 (115 to 201)	195 (143 to 253)	1,500 (1,160 to 1,860)	1,160 (828 to 1,560)	880 (630 to 1,200)	720 (529 to 962)	623 (468 to 805)	539 (418 to 697)	594 (454 to 752)	671 (526 to 845)	761 (587 to 972)	722 (556 to 913)	624 (498 to 782)	499 (392 to 624)	391 (308 to 482)	273 (217 to 341)	179 (142 to 225)	87·6 (68·2 to 111)	30 (22·9 to 38·8)	10,800
Other road injuries	0·3 (0·2 to 0·4)	0·2 (0·1 to 0·3)	0·6 (0·4 to 0·9)	2·6 (1·8 to 3·6)	2·3 (1·7 to 2·9)	4·1 (3 to 5·3)	9·4 (6·9 to 12·2)	7·7 (5·7 to 10·2)	7·7 (5·6 to 10·4)	9 (6·4 to 12·3)	9·5 (7·1 to 12·5)	9·4 (7 to 12·3)	10·5 (7·8 to 13·7)	13·2 (10·1 to 17·2)	14·8 (11 to 19·5)	12·4 (8·8 to 16·5)	10·6 (7·6 to 14·3)	7·9 (5·7 to 10·8)	6 (4·3 to 8·1)	4 (2·9 to 5·5)	2·6 (1·8 to 3·5)	1·4 (1 to 2)	0·6 (0·4 to 0·8)	147
Other transport injuries	1 (0·8 to 1·3)	0·5 (0·4 to 0·7)	2·3 (1·6 to 3)	13·5 (10·3 to 17·2)	29 (22·1 to 37·4)	51·9 (40·6 to 65)	79·9 (61·4 to 103)	73 (54·5 to 95·9)	77·9 (58 to 104)	83·8 (62·1 to 112)	89·7 (66·9 to 118)	93·1 (69·4 to 121)	108 (79·8 to 141)	132 (98·5 to 173)	169 (124 to 224)	182 (130 to 247)	175 (125 to 237)	148 (105 to 202)	120 (84·6 to 166)	91·4 (64·5 to 123)	71·3 (51·1 to 96·7)	47·3 (33·4 to 64·2)	24 (16·5 to 32·5)	1,860
Unintentional injuries	22·8 (17·6 to 29)	51·6 (36·7 to 69·7)	529 (385 to 680)	522 (410 to 642)	367 (290 to 467)	441 (334 to 581)	615 (461 to 814)	733 (542 to 985)	926 (677 to 1,240)	1,110 (810 to 1,510)	1,300 (955 to 1,770)	1,390 (1,040 to 1,860)	1,680 (1,240 to 2,260)	2,220 (1,650 to 2,930)	3,050 (2,290 to 4,040)	3,560 (2,650 to 4,640)	3,900 (2,930 to 5,110)	4,080 (3,120 to 5,210)	4,160 (3,220 to 5,290)	4,330 (3,330 to 5,500)	4,200 (3,280 to 5,290)	3,270 (2,570 to 4,070)	1,700 (1,350 to 2,080)	44,100
Falls	1·7 (1·4 to 2·1)	1·8 (1·3 to 2·5)	18·1 (13·9 to 22·5)	58·8 (44·3 to 77·5)	93·5 (60·8 to 140)	149 (99·8 to 211)	235 (168 to 324)	288 (203 to 392)	375 (265 to 522)	473 (341 to 657)	583 (417 to 811)	652 (472 to 884)	846 (618 to 1,140)	1,210 (902 to 1,600)	1,810 (1,340 to 2,370)	2,280 (1,710 to 3,010)	2,700 (2,040 to 3,550)	3,060 (2,340 to 3,980)	3,350 (2,610 to 4,310)	3,690 (2,830 to 4,650)	3,710 (2,890 to 4,700)	2,950 (2,310 to 3,690)	1,540 (1,230 to 1,900)	30,100
Drowning	1·3 (1 to 1·6)	0·3 (0·2 to 0·4)	27·1 (18·7 to 36·1)	138 (104 to 173)	46·6 (33·1 to 61·5)	35·9 (25·9 to 49·7)	40·5 (28·3 to 55·6)	34·9 (23·5 to 51·2)	38·7 (26·1 to 56·5)	35·5 (24·4 to 49·5)	32·1 (22·1 to 44·3)	31·4 (22 to 43·9)	31 (22 to 41·9)	32·6 (23·7 to 43·2)	33·5 (24·9 to 44·6)	30·1 (22·6 to 38·9)	24·7 (18·7 to 32·1)	19·3 (14·5 to 25·2)	13·6 (10·6 to 17·2)	9·7 (7·4 to 12·2)	6·2 (4·8 to 7·8)	3·3 (2·5 to 4·1)	1·4 (1·1 to 1·7)	667
Fire, heat, and hot substances	0·5 (0·4 to 0·6)	1·1 (0·8 to 1·4)	20·8 (15·5 to 26·3)	92·2 (67·2 to 119)	62 (48·7 to 77·9)	45·4 (33·8 to 61·4)	54·5 (38·5 to 75·7)	65·8 (44·6 to 93·8)	81·6 (54 to 119)	108 (69·7 to 167)	123 (78·8 to 188)	118 (76·4 to 181)	136 (89·1 to 200)	159 (103 to 242)	194 (130 to 290)	191 (127 to 287)	167 (114 to 244)	133 (90·8 to 191)	103 (73·7 to 148)	79·5 (57·5 to 111)	58 (42·2 to 80·4)	37·6 (28 to 51·1)	18·1 (13·8 to 23·6)	2,050
Poisonings	1·6 (1·2 to 2·1)	1·2 (0·8 to 1·5)	9·3 (6·5 to 12·2)	33·1 (23·3 to 44·5)	27·8 (17·6 to 42·3)	41·5 (26·4 to 59·9)	54·2 (38 to 74·7)	62·7 (44·8 to 85·6)	75·9 (54·3 to 104)	70·4 (49·2 to 95·9)	65·1 (46·2 to 88·8)	62·5 (44·7 to 84·5)	52·3 (38·5 to 70·5)	60·4 (43·2 to 80·3)	58·4 (42·3 to 79·6)	47·2 (33·3 to 63·7)	35·1 (24·1 to 50·1)	28·3 (20·6 to 38·5)	20·1 (14·3 to 27·7)	15·2 (11·3 to 20·4)	10·8 (7·9 to 14·3)	5·8 (4·3 to 7·7)	2·2 (1·6 to 2·9)	841
Poisoning by carbon monoxide	0·1 (0·1 to 0·2)	0·1 (0·1 to 0·3)	2·7 (1·4 to 4·6)	10·8 (6·1 to 17·6)	7·5 (5 to 10·6)	10·5 (6·4 to 16·3)	24·3 (16·2 to 34·1)	28·4 (18·4 to 42·1)	34·6 (21·9 to 52·2)	36·7 (24 to 53·5)	31·2 (20·5 to 45·1)	29·8 (19·7 to 44)	22·1 (14·7 to 31·7)	21 (13·8 to 31·2)	18·4 (12 to 27·1)	13·9 (9·6 to 20)	9·7 (6·8 to 13)	8·1 (5·8 to 10·9)	6·2 (4·3 to 8·6)	4·4 (3·1 to 5·9)	3 (2·1 to 4·2)	1·4 (1 to 1·9)	0·4 (0·3 to 0·6)	325
Poisoning by other means	1·5 (1·1 to 1·9)	1 (0·7 to 1·4)	6·5 (4·3 to 9)	22·4 (14·6 to 31·9)	20·3 (10·8 to 33·1)	30·9 (17·8 to 46·8)	29·9 (17·4 to 46·8)	34·3 (23·1 to 49·5)	41·3 (27·1 to 58·3)	33·8 (22 to 49·5)	33·9 (21·6 to 50·4)	32·7 (21·7 to 47)	30·2 (19·5 to 44·5)	39·4 (26·4 to 55·7)	40 (26·8 to 57·3)	33·3 (21·7 to 49·1)	25·4 (15·7 to 38·2)	20·2 (13·2 to 29·5)	13·9 (8·9 to 20·6)	10·9 (7·4 to 15·5)	7·8 (5·2 to 10·7)	4·4 (3 to 6·1)	1·8 (1·3 to 2·4)	516
Exposure to mechanical forces	1·2 (0·8 to 1·6)	0·8 (0·6 to 1)	9·7 (7·2 to 12·7)	50·8 (37·1 to 67·2)	50·3 (35·5 to 71·3)	68·7 (45·8 to 104)	98·1 (66 to 146)	119 (79·3 to 175)	147 (98 to 217)	172 (115 to 257)	197 (130 to 294)	198 (132 to 290)	227 (153 to 342)	271 (181 to 402)	335 (227 to 491)	344 (229 to 503)	311 (206 to 450)	252 (169 to 361)	194 (132 to 277)	148 (99·2 to 209)	114 (77·8 to 161)	71 (48 to 100)	31·2 (21·1 to 43·9)	3,410
Unintentional firearm injuries	0·1 (0 to 0·1)	0 (0 to 0·1)	0·3 (0·2 to 0·5)	2·6 (1·5 to 4·5)	3 (1·7 to 4·9)	4 (2·5 to 6·4)	7·9 (4·7 to 12·1)	8·9 (5·6 to 13·4)	8·6 (5·5 to 12·8)	8·5 (5·8 to 12·2)	8·9 (6·2 to 12·4)	8·2 (5·7 to 11·2)	8·8 (6·2 to 12·5)	10·4 (7·3 to 15)	11·6 (8·1 to 16·7)	10·7 (7·2 to 16·2)	9·4 (6·3 to 14·3)	7·4 (4·9 to 11·2)	5·5 (3·6 to 8·2)	4 (2·7 to 6·1)	2·9 (2 to 4·5)	1·8 (1·2 to 2·7)	0·8 (0·6 to 1·2)	135
Other exposure to mechanical forces	1·1 (0·8 to 1·5)	0·7 (0·6 to 1)	9·3 (7 to 12·3)	48·2 (35·1 to 63·9)	47·2 (33 to 67·9)	64·7 (42 to 100)	90·2 (59·5 to 140)	111 (72 to 165)	139 (90·9 to 208)	163 (108 to 245)	188 (123 to 283)	190 (126 to 282)	219 (146 to 332)	260 (174 to 386)	324 (218 to 475)	333 (222 to 484)	301 (200 to 437)	245 (165 to 351)	188 (128 to 269)	144 (96·6 to 203)	111 (75·4 to 155)	69·2 (46·9 to 97·7)	30·4 (20·6 to 42·9)	3,280
Adverse effects of medical treatment	3·8 (2·5 to 7)	3·2 (2·2 to 5)	27 (17 to 41·1)	35·7 (22·3 to 54·7)	16·4 (9·8 to 27·2)	14 (8·6 to 22·3)	17 (10·6 to 25·5)	22·3 (13·7 to 34·6)	29·3 (18·9 to 45·4)	36·6 (24·1 to 56·6)	44·8 (29·1 to 66·9)	52·6 (34·8 to 75·3)	65·3 (43·4 to 95)	82 (53·7 to 124)	114 (72·5 to 177)	139 (91·7 to 216)	161 (106 to 249)	158 (107 to 238)	131 (88·4 to 201)	97 (66·3 to 142)	67·4 (46·6 to 102)	40·5 (27 to 61·2)	17·4 (11·4 to 27·9)	1,380
Animal contact	0·5 (0·3 to 0·8)	0·7 (0·4 to 1·3)	2·4 (1·5 to 3·6)	9·8 (6·4 to 14·8)	11·5 (7·4 to 17·3)	15·3 (9·6 to 23·3)	18·2 (11·7 to 27·1)	19·9 (12·3 to 29·2)	21·9 (14 to 33·4)	24·3 (15·7 to 35·9)	27·3 (17·7 to 41·9)	26·7 (17·1 to 39·9)	30·2 (19·1 to 44·9)	36·5 (23·6 to 53·8)	43·9 (27·7 to 65·4)	45 (28·8 to 67·7)	41·3 (26·3 to 63·6)	33 (21·1 to 50·1)	24·8 (15·9 to 38)	18·3 (11·7 to 28)	13·4 (8·6 to 20·3)	8·1 (5·3 to 12·2)	3·4 (2·2 to 5·1)	477
Venomous animal contact	0·1 (0 to 0·1)	0 (0 to 0)	0·4 (0·2 to 0·7)	2·8 (1·5 to 4·5)	5 (2·7 to 8·2)	7·4 (4·1 to 11·8)	8·6 (5·1 to 13·3)	9·2 (5·3 to 13·8)	9·8 (5·8 to 14·7)	10·1 (6·4 to 14·8)	10·4 (6·4 to 15·7)	9·5 (6·1 to 13·7)	10 (6·5 to 14·5)	11·1 (7·1 to 15·9)	12·6 (7·8 to 18·1)	11·9 (7·6 to 17·2)	10·1 (6·6 to 14·5)	7·4 (4·7 to 10·8)	5·2 (3·2 to 7·3)	3·5 (2·3 to 5)	2·5 (1·6 to 3·5)	1·4 (0·9 to 2)	0·6 (0·4 to 0·8)	150
Non-venomous animal contact	0·5 (0·3 to 0·7)	0·7 (0·4 to 1·2)	2 (1·2 to 3·1)	7·1 (4·4 to 11·2)	6·5 (4 to 10·7)	7·9 (4·5 to 13·1)	9·6 (5·6 to 16)	10·8 (6·2 to 18)	12·1 (6·9 to 20·5)	14·1 (8·2 to 23·9)	16·9 (9·9 to 29·6)	17·1 (9·9 to 28·8)	20·2 (11·7 to 33·1)	25·4 (15 to 40·5)	31·3 (18·5 to 50·2)	33·1 (19·8 to 53·4)	31·2 (18·8 to 50·7)	25·6 (15·6 to 40·5)	19·6 (11·7 to 31·7)	14·7 (8·9 to 23·5)	11 (6·7 to 17·2)	6·7 (4·2 to 10·4)	2·8 (1·8 to 4·4)	327
Foreign body	11·2 (8·3 to 14·9)	41·9 (28·8 to 58·2)	406 (286 to 534)	82 (62·9 to 102)	31·1 (23·9 to 41·1)	31·2 (22·6 to 43·4)	36·7 (26·7 to 53·1)	41·6 (29·9 to 58·3)	49 (35·7 to 67·9)	56·1 (41·1 to 74·9)	64·1 (47·2 to 83·3)	70·9 (53·5 to 91·6)	82·2 (62·6 to 105)	103 (79·1 to 130)	132 (103 to 169)	140 (108 to 175)	145 (114 to 181)	133 (105 to 166)	114 (88 to 143)	105 (83·5 to 131)	91·2 (72·3 to 114)	68·6 (53·2 to 85·9)	36·6 (28·4 to 44·1)	2,070
Pulmonary aspiration and foreign body in airway	11·2 (8·3 to 14·9)	41·8 (28·7 to 58·1)	405 (284 to 532)	73 (54·9 to 91·6)	17·9 (13·9 to 22·4)	13·3 (10·1 to 17·4)	14·9 (11 to 19·7)	17·4 (12·1 to 24·8)	21 (14·5 to 29·5)	24·3 (16·8 to 34·6)	27·6 (19·1 to 38·2)	33·5 (22·8 to 46)	38·5 (27·7 to 52·7)	49·1 (34·3 to 68·3)	65·6 (45·5 to 92)	69·1 (47·7 to 98·2)	76·9 (56·8 to 103)	73·1 (53·3 to 98·3)	63·8 (45·1 to 87·6)	65·3 (47·8 to 86·3)	59·8 (44 to 79·4)	48·2 (34·2 to 64·8)	26·9 (19·3 to 33·7)	1,340
Foreign body in eyes	0 (0 to 0)	0 (0 to 0·1)	0·5 (0·1 to 1·2)	2·6 (0·7 to 6·2)	4·4 (1·3 to 10·6)	6·3 (1·9 to 15·8)	8·1 (2·5 to 19·3)	9·5 (3·2 to 21·6)	10·7 (4·2 to 24)	11·5 (4·8 to 24·5)	12·7 (5·8 to 24·3)	12·9 (6·3 to 24·4)	14·4 (7·7 to 25·8)	16·4 (9·1 to 27·6)	19 (11·2 to 30·5)	19·1 (11·6 to 29·9)	17·4 (11 to 26·5)	14 (9·1 to 20·8)	10·7 (7 to 15·7)	7·8 (5·1 to 11·5)	5·6 (3·7 to 8·2)	3·3 (2·2 to 4·7)	1·4 (0·9 to 1·9)	208
Foreign body in other body part	0 (0 to 0·1)	0·1 (0 to 0·1)	1·1 (0·7 to 2)	6·4 (4·2 to 10)	8·8 (5·4 to 13·9)	11·5 (7·5 to 17·7)	13·6 (9·2 to 19·9)	14·8 (10·1 to 21·1)	17·2 (11·9 to 23·6)	20·3 (14 to 28·1)	23·8 (16·6 to 32·4)	24·5 (17·3 to 32·6)	29·4 (20·8 to 40·1)	37·1 (26·4 to 50·9)	47·4 (33·8 to 64·2)	51·7 (36·3 to 71·1)	50·5 (35·9 to 69·6)	45·5 (31·9 to 61·7)	39·1 (27·8 to 53·1)	32·2 (22·8 to 43·5)	25·8 (18·2 to 35·3)	17·1 (11·8 to 24·1)	8·4 (5·8 to 11·8)	527
Environmental heat and cold exposure	0·4 (0·2 to 0·5)	0·2 (0·1 to 0·2)	4·3 (2·6 to 6·5)	6 (4·1 to 8·7)	3·5 (2·5 to 4·8)	5·1 (3·5 to 7·4)	9 (6·1 to 13·2)	11·4 (7·7 to 16·4)	15·6 (10·7 to 21·6)	18·5 (12·6 to 26·2)	21·1 (14·8 to 29·8)	24·4 (17·3 to 34·1)	28·8 (20·3 to 39·8)	37·9 (26·6 to 52·6)	47·6 (33·5 to 64·3)	52 (37·1 to 72·5)	50·1 (35·2 to 69·3)	47·6 (34·3 to 65·5)	40·7 (29·6 to 54·5)	35·8 (26·2 to 47·5)	30·9 (22·7 to 41)	21·6 (15·9 to 28·1)	10·1 (7·4 to 13·3)	523
Exposure to forces of nature	0 (0 to 0)	0·1 (0·1 to 0·1)	0·6 (0·5 to 0·7)	3·1 (2·9 to 3·5)	3·1 (2·8 to 3·5)	3·4 (3·1 to 3·8)	2·7 (2·5 to 3)	2·5 (2·2 to 2·7)	2·6 (2·4 to 2·9)	2·5 (2·2 to 2·8)	2·4 (2·1 to 2·8)	2·2 (2 to 2·5)	2·4 (2·1 to 2·7)	2·4 (2·2 to 2·8)	2·6 (2·3 to 3)	2·5 (2·2 to 2·8)	2·1 (1·9 to 2·4)	1·7 (1·5 to 1·9)	1·2 (1 to 1·3)	0·8 (0·7 to 0·9)	0·6 (0·5 to 0·6)	0·3 (0·2 to 0·3)	0·1 (0·1 to 0·1)	41·9
Other unintentional injuries	0·6 (0·4 to 0·8)	0·3 (0·2 to 0·4)	3·4 (2·4 to 4·7)	12·7 (8·4 to 18·4)	21·2 (13·8 to 31·9)	32·2 (21·7 to 47·8)	49·4 (32·8 to 75·2)	64·9 (41·9 to 98·4)	88·6 (57·6 to 131)	115 (75 to 170)	142 (93·3 to 206)	155 (102 to 222)	182 (119 to 263)	223 (148 to 318)	279 (184 to 396)	284 (192 to 404)	258 (175 to 368)	214 (147 to 304)	169 (116 to 235)	130 (90·4 to 179)	102 (71·6 to 141)	67 (47·2 to 91·7)	30·9 (22·1 to 42)	2,620
Self-harm and interpersonal violence	12·3 (9·5 to 16·2)	5 (4 to 6·1)	126 (89·5 to 173)	165 (123 to 213)	77·2 (61·2 to 96·3)	257 (200 to 322)	1,270 (1,010 to 1,560)	1,260 (933 to 1,660)	1,340 (976 to 1,830)	1,250 (919 to 1,680)	1,120 (830 to 1,490)	1,190 (888 to 1,580)	1,080 (802 to 1,440)	1,100 (806 to 1,440)	1,000 (752 to 1,320)	673 (509 to 878)	435 (338 to 549)	255 (206 to 319)	150 (120 to 185)	86·5 (69·9 to 105)	54·4 (43·5 to 66)	27 (21·5 to 33)	9·3 (7·3 to 11·6)	12,900
Self-harm	0 (0 to 0)	0 (0 to 0)	0 (0 to 0)	0 (0 to 0)	0 (0 to 0)	144 (99·4 to 203)	868 (651 to 1,110)	796 (567 to 1,090)	906 (615 to 1,290)	884 (623 to 1,250)	818 (575 to 1,130)	925 (671 to 1,280)	846 (602 to 1,150)	899 (637 to 1,210)	811 (582 to 1,110)	517 (374 to 704)	311 (224 to 411)	164 (125 to 213)	86·7 (65·8 to 112)	48·6 (37·5 to 61·3)	29·7 (23 to 37·1)	14·4 (11·4 to 17·7)	4·6 (3·6 to 5·7)	9,070
Self-harm by firearm	0 (0 to 0)	0 (0 to 0)	0 (0 to 0)	0 (0 to 0)	0 (0 to 0)	17·4 (11·1 to 26·2)	123 (87·6 to 167)	141 (99 to 198)	196 (131 to 287)	185 (127 to 264)	151 (99·6 to 216)	159 (112 to 224)	150 (104 to 210)	152 (104 to 211)	149 (103 to 209)	100 (68·2 to 143)	66·7 (45·2 to 91·5)	36·4 (26·1 to 50)	17·3 (12·3 to 24·1)	8·1 (5·7 to 11·2)	3·5 (2·5 to 4·8)	1·2 (0·9 to 1·6)	0·3 (0·2 to 0·4)	1,660
Self-harm by other specified means	0 (0 to 0)	0 (0 to 0)	0 (0 to 0)	0 (0 to 0)	0 (0 to 0)	127 (87·8 to 178)	745 (557 to 957)	654 (466 to 895)	709 (483 to 1,000)	699 (496 to 978)	667 (472 to 921)	765 (554 to 1,050)	695 (496 to 945)	747 (532 to 1,000)	661 (479 to 899)	416 (303 to 561)	244 (179 to 321)	128 (98·7 to 164)	69·5 (53·2 to 89)	40·6 (31·5 to 51)	26·2 (20·3 to 33)	13·2 (10·4 to 16·3)	4·3 (3·4 to 5·3)	7,410
Interpersonal violence	12·3 (9·5 to 16·2)	5 (4 to 6·1)	125 (89·1 to 173)	163 (121 to 211)	75·6 (59·9 to 94·6)	111 (84·7 to 140)	399 (305 to 496)	458 (332 to 618)	435 (316 to 594)	361 (267 to 486)	302 (230 to 398)	264 (201 to 336)	232 (178 to 294)	196 (154 to 245)	188 (149 to 236)	155 (121 to 195)	123 (98·5 to 152)	89·9 (71·2 to 112)	62·4 (49·9 to 77·4)	37·5 (29 to 47·3)	24·4 (18·9 to 31·5)	12·3 (9·3 to 16·3)	4·6 (3·4 to 6·2)	3,840
Physical violence by firearm	0·5 (0·4 to 0·6)	0·3 (0·2 to 0·4)	5·5 (3·9 to 7·5)	26·2 (18·6 to 34·9)	23·4 (17·9 to 30·7)	35·2 (26·7 to 45·2)	192 (141 to 249)	222 (150 to 314)	215 (146 to 313)	168 (114 to 235)	128 (90·3 to 181)	108 (77·1 to 147)	79·8 (55·6 to 108)	57·6 (43 to 76·2)	52·2 (38·2 to 68·1)	39·9 (29·7 to 52·3)	29·3 (23 to 37·3)	20 (15·7 to 24·8)	12·5 (9·6 to 15·9)	6·1 (4·7 to 7·8)	3·3 (2·5 to 4·3)	1·4 (1·1 to 1·9)	0·6 (0·4 to 0·8)	1,430
Physical violence by sharp object	0·6 (0·4 to 0·8)	0·2 (0·2 to 0·3)	1·5 (1·1 to 2)	5·2 (3·9 to 6·7)	4·5 (3·5 to 5·7)	6·8 (5·2 to 8·6)	35·2 (26·5 to 45·5)	52·1 (35·7 to 72·8)	58·2 (40 to 82·9)	50 (35·1 to 68·7)	40·2 (29·4 to 55·2)	34 (25·2 to 44·6)	30·1 (22 to 39·8)	24·8 (18·8 to 32)	24·8 (18·9 to 31·8)	19·1 (14·6 to 24·6)	15 (11·8 to 18·9)	10 (7·8 to 12·6)	6·6 (5·2 to 8·4)	3·8 (2·9 to 4·9)	2·3 (1·7 to 3·1)	1·2 (0·9 to 1·7)	0·5 (0·3 to 0·7)	427
Sexual violence	0 (0 to 0)	0 (0 to 0)	0 (0 to 0)	1·3 (0·8 to 2·1)	12·5 (7·6 to 19·6)	38·6 (22·6 to 59·7)	100 (56·3 to 162)	93·7 (53·3 to 146)	54·9 (29·8 to 87·6)	38·6 (20·9 to 63·3)	35·1 (19·7 to 56·4)	29·6 (16·8 to 49)	27·1 (15·3 to 45·1)	22·4 (12·5 to 36·7)	16 (9·3 to 26)	11·3 (6·9 to 17·1)	9·4 (5·8 to 14·1)	7·1 (4·5 to 10·6)	5·2 (3·4 to 7·6)	4·1 (2·6 to 6)	2·8 (1·6 to 4·7)	0·7 (0·4 to 1·2)	0·1 (0 to 0·1)	511
Physical violence by other means	11·2 (8·7 to 14·8)	4·5 (3·6 to 5·5)	118 (84 to 163)	130 (96·3 to 169)	35·3 (27·6 to 45·7)	30 (23·2 to 37·9)	71·7 (54·9 to 90·5)	90·6 (66·7 to 122)	107 (78·2 to 143)	105 (78·8 to 140)	98·1 (74·9 to 127)	91·5 (70·2 to 118)	95·3 (72·1 to 123)	91·1 (69·8 to 117)	95·5 (71·9 to 125)	84·6 (63·4 to 111)	69·2 (51·4 to 91)	52·7 (39·2 to 69·9)	38·1 (29 to 50·4)	23·5 (17·3 to 31·6)	16 (11·7 to 21·8)	8·9 (6·4 to 12·2)	3·5 (2·6 to 4·8)	1,470
Conflict and terrorism	0 (0 to 0)	0 (0 to 0)	0 (0 to 0)	0 (0 to 0)	0·2 (0·1 to 0·4)	0·8 (0·4 to 1·7)	1·6 (0·8 to 3·4)	1·6 (0·8 to 3·1)	1·7 (0·9 to 3·3)	1·4 (0·7 to 2·9)	1·4 (0·7 to 2·6)	1·2 (0·7 to 2·4)	1·2 (0·7 to 2·2)	1·1 (0·6 to 2)	1·1 (0·6 to 2·1)	1·1 (0·6 to 2)	0·9 (0·5 to 1·6)	0·7 (0·4 to 1·2)	0·5 (0·3 to 0·8)	0·3 (0·2 to 0·5)	0·2 (0·1 to 0·4)	0·2 (0·1 to 0·3)	0·1 (0 to 0·1)	17·1

SR Table 2b: Wyoming DALYS by cause and age group for females with 95% uncertainty intervals, 2019

Cause	Early Neonatal (0-6 days)	Late Neonatal (7-27 days)	Post Neonatal (28-364 days)	1 to 4	5 to 9	10 to 14	15 to 19	20 to 24	25 to 29	30 to 34	35 to 39	40 to 44	45 to 49	50 to 54	55 to 59	60 to 64	65 to 69	70 to 74	75 to 79	80 to 84	85 to 89	90 to 94	95 plus	Total
All causes	641 (x 1,132)	(727 to 2531	(1222 to 1488	(974 to 975)	(974 to 975)	(974 to 975)	(2,100 to 2,288)	(2,456 to 2,662)	(2,100 to 2,288)	(2,456 to 2,662)	(3,120 to 4,666)	(3,975 to 4,666)	(3,665 to 5,670)	(4,670 to 5,330)	(4,670 to 5,330)	(4,665 to 6,410)	(6,405 to 8,370)	(9,000 to 10,900)	(9,300 to 11,600)	(7,760 to 9,990)	(4,150 to 7,720)	(3,160 to 4,880)	(2,660 to 3,760)	(1,390 to 1,900)	84,200
	6152	8569	9113	1598	1466	1466	1298	1153	1298	1153	1298	1153	1298	1153	1298	1153	1298	1153	1298	1153	1298	1153	1298	1153	99,4
Communicable, maternal, neonatal, and nutritional diseases	(4530 to 8490)	(7% 9 to 11% 17)	(7% 9 to 11% 17)	(1% 1 to 2% 2)	(999 to 2,012)	(999 to 2,012)	(924 to 1,956)	(727 to 1,586)	(726 to 2,209)	(727 to 2,209)	(1,192 to 2,956)	(1,169 to 2,971)	(1,169 to 2,978)	(1,192 to 2,932)	(1,192 to 2,932)	(1,169 to 2,932)	(1,169 to 2,932)	(1,169 to 2,932)	(1,169 to 2,932)	(1,169 to 2,932)	(1,169 to 2,932)	(1,169 to 2,932)	(1,169 to 2,932)	(1,169 to 2,932)	4,270
	0 (0 to 0)	0 (0 to 0)	0.4 (0.2 to 0.6)	0.3 (0.2 to 0.3)	0.2 (0.1 to 0.2)	0.5 (0.4 to 0.6)	1.7 (1.1 to 2.4)	5.1 (3.6 to 7.1)	11.6 (7.9 to 17.4)	13.8 (10.3 to 18.2)	18 (13.5 to 24.1)	19.1 (14.1 to 26.1)	17 (11.9 to 24.9)	14.4 (9.7 to 21.7)	11.4 (7.5 to 17.5)	7.8 (5.3 to 12.3)	7.3 (4.9 to 11.4)	4.6 (2.9 to 7.8)	2.2 (1.4 to 3.7)	2 (1.3 to 3.3)	1.6 (1.1 to 2.7)	1.4 (1 to 2.1)	0.9 (0.6 to 1.4)	120
HIV/AIDS and sexually transmitted infections	0 (0 to 0)	0 (0 to 0)	0.2 (0.2 to 0.3)	0.2 (0.2 to 0.3)	0.2 (0.1 to 0.2)	0.1 (0 to 0.2)	0.4 (0.3 to 0.6)	1.6 (1.2 to 2.2)	4.7 (3.7 to 6.2)	6.5 (5.4 to 8.1)	11.6 (9.5 to 14.2)	12.3 (10.1 to 15.2)	11.4 (9.1 to 14.5)	9.6 (7.6 to 12.3)	7.2 (5.6 to 9.6)	5.6 (4.2 to 7.7)	4.2 (3.2 to 6.2)	2.6 (1.9 to 3.9)	1.6 (1.2 to 2.5)	1.4 (1 to 2.1)	1.1 (0.8 to 1.7)	0.8 (0.6 to 1.4)	0.5 (0.3 to 0.7)	49.7
HIV/AIDS	0 (0 to 0)	0 (0 to 0)	0.2 (0.2 to 0.3)	0.2 (0.2 to 0.3)	0.1 (0.1 to 0.2)	0.1 (0 to 0.2)	0.4 (0.3 to 0.6)	1.6 (1.2 to 2.1)	4.7 (3.7 to 6.2)	6.5 (5.4 to 8.1)	11.6 (9.5 to 14.2)	12.3 (10.1 to 15.2)	11.4 (9.1 to 14.5)	9.6 (7.6 to 12.3)	7.2 (5.6 to 9.6)	5.6 (4.2 to 7.7)	4.2 (3.2 to 6.2)	2.6 (1.9 to 3.9)	1.6 (1.2 to 2.5)	1.4 (1 to 2.1)	1.1 (0.8 to 1.7)	0.8 (0.6 to 1.4)	0.5 (0.3 to 0.7)	49.7
HIV/AIDS - Drug-susceptible Tuberculosis	0 (0 to 0)	0 (0 to 0)	0 (0 to 0)	0 (0 to 0)	0 (0 to 0)	0 (0 to 0)	0 (0 to 0)	0 (0 to 0)	0.1 (0 to 0.1)	0.1 (0 to 0.2)	0.1 (0 to 0.2)	0.1 (0 to 0.2)	0.1 (0 to 0.1)	0.1 (0 to 0.1)	0.1 (0 to 0.1)	0 (0 to 0.1)	0 (0 to 0.1)	0 (0 to 0.1)	0 (0 to 0.1)	0 (0 to 0.1)	0 (0 to 0.1)	0 (0 to 0.1)	0 (0 to 0.1)	0 (0 to 0.1)	0.7
HIV/AIDS - Multidrug-resistant Tuberculosis without extensive drug resistance	0 (0 to 0)	0 (0 to 0)	0 (0 to 0)	0 (0 to 0)	0 (0 to 0)	0 (0 to 0)	0 (0 to 0)	0 (0 to 0)	0 (0 to 0)	0 (0 to 0)	0 (0 to 0)	0 (0 to 0)	0 (0 to 0)	0 (0 to 0)	0 (0 to 0)	0 (0 to 0)	0 (0 to 0)	0 (0 to 0)	0 (0 to 0)	0 (0 to 0)	0 (0 to 0)	0 (0 to 0)	0 (0 to 0)	0 (0 to 0)	0
HIV/AIDS - Extensively drug-resistant Tuberculosis	0 (0 to 0)	0 (0 to 0)	0 (0 to 0)	0 (0 to 0)	0 (0 to 0)	0 (0 to 0)	0 (0 to 0)	0 (0 to 0)	0 (0 to 0)	0 (0 to 0)	0 (0 to 0)	0 (0 to 0)	0 (0 to 0)	0 (0 to 0)	0 (0 to 0)	0 (0 to 0)	0 (0 to 0)	0 (0 to 0)	0 (0 to 0)	0 (0 to 0)	0 (0 to 0)	0 (0 to 0)	0 (0 to 0)	0 (0 to 0)	0
HIV/AIDS resulting in other diseases	0 (0 to 0)	0 (0 to 0)	0.3 (0.2 to 0.3)	0.2 (0.2 to 0.3)	0.1 (0.1 to 0.2)	0.1 (0 to 0.2)	0.4 (0.3 to 0.6)	1.6 (1.2 to 2.1)	4.7 (3.7 to 6.2)	6.4 (5.4 to 8.1)	11.6 (9.5 to 14.2)	12.3 (10.1 to 15.2)	11.4 (9.1 to 14.5)	9.6 (7.6 to 12.3)	7.2 (5.6 to 9.6)	5.6 (4.2 to 7.7)	4.2 (3.2 to 6.2)	2.6 (1.9 to 3.9)	1.6 (1.2 to 2.5)	1.4 (1 to 2.1)	1.1 (0.8 to 1.7)	0.8 (0.6 to 1.4)	0.5 (0.3 to 0.7)	49.8
Sexually transmitted infections excluding HIV	0 (0 to 0)	0 (0 to 0)	0 (0 to 0)	0 (0 to 0)	0 (0 to 0)	0 (0 to 0)	0.1 (0 to 0.2)	0.5 (0.3 to 0.8)	0.9 (0.6 to 1.3)	0.7 (0.5 to 1.1)	0.7 (0.5 to 1.1)	0.7 (0.5 to 1.1)	0.7 (0.5 to 1.1)	0.7 (0.5 to 1.1)	0.7 (0.5 to 1.1)	0.7 (0.5 to 1.1)	0.7 (0.5 to 1.1)	0.7 (0.5 to 1.1)	0.7 (0.5 to 1.1)	0.7 (0.5 to 1.1)	0.7 (0.5 to 1.1)	0.7 (0.5 to 1.1)	0.7 (0.5 to 1.1)	0.7 (0.5 to 1.1)	10.4
Syphilis	0 (0 to 0)	0 (0 to 0)	0 (0 to 0)	0 (0 to 0)	0 (0 to 0)	0 (0 to 0)	0 (0 to 0)	0 (0 to 0)	0 (0 to 0)	0 (0 to 0)	0 (0 to 0)	0 (0 to 0)	0 (0 to 0)	0 (0 to 0)	0 (0 to 0)	0 (0 to 0)	0 (0 to 0)	0 (0 to 0)	0 (0 to 0)	0 (0 to 0)	0 (0 to 0)	0 (0 to 0)	0 (0 to 0)	0 (0 to 0)	0
Chlamydial infection	0 (0 to 0)	0 (0 to 0)	0 (0 to 0)	0 (0 to 0)	0 (0 to 0)	0 (0 to 0)	0 (0 to 0)	0 (0 to 0)	0 (0 to 0)	0 (0 to 0)	0 (0 to 0)	0 (0 to 0)	0 (0 to 0)	0 (0 to 0)	0 (0 to 0)	0 (0 to 0)	0 (0 to 0)	0 (0 to 0)	0 (0 to 0)	0 (0 to 0)	0 (0 to 0)	0 (0 to 0)	0 (0 to 0)	0 (0 to 0)	0
Gonococcal infection	0 (0 to 0)	0 (0 to 0)	0 (0 to 0)	0 (0 to 0)	0 (0 to 0)	0 (0 to 0)	0 (0 to 0)	0 (0 to 0)	0 (0 to 0)	0 (0 to 0)	0 (0 to 0)	0 (0 to 0)	0 (0 to 0)	0 (0 to 0)	0 (0 to 0)	0 (0 to 0)	0 (0 to 0)	0 (0 to 0)	0 (0 to 0)	0 (0 to 0)	0 (0 to 0)	0 (0 to 0)	0 (0 to 0)	0 (0 to 0)	0
Trichomoniasis	0 (0 to 0)	0 (0 to 0)	0 (0 to 0)	0 (0 to 0)	0 (0 to 0)	0 (0 to 0)	0 (0 to 0)	0 (0 to 0)	0 (0 to 0)	0 (0 to 0)	0 (0 to 0)	0 (0 to 0)	0 (0 to 0)	0 (0 to 0)	0 (0 to 0)	0 (0 to 0)	0 (0 to 0)	0 (0 to 0)	0 (0 to 0)	0 (0 to 0)	0 (0 to 0)	0 (0 to 0)	0 (0 to 0)	0 (0 to 0)	0
Genital herpes	0 (0 to 0)	0 (0 to 0)	0 (0 to 0)	0 (0 to 0)	0 (0 to 0)	0 (0 to 0)	0 (0 to 0)	0 (0 to 0)	0 (0 to 0)	0 (0 to 0)	0 (0 to 0)	0 (0 to 0)	0 (0 to 0)	0 (0 to 0)	0 (0 to 0)	0 (0 to 0)	0 (0 to 0)	0 (0 to 0)	0 (0 to 0)	0 (0 to 0)	0 (0 to 0)	0 (0 to 0)	0 (0 to 0)	0 (0 to 0)	0
Other sexually transmitted infections	0 (0 to 0)	0 (0 to 0)	0 (0 to 0)	0 (0 to 0)	0 (0 to 0)	0 (0 to 0)	0 (0 to 0)	0 (0 to 0)	0 (0 to 0)	0 (0 to 0)	0 (0 to 0)	0 (0 to 0)	0 (0 to 0)	0 (0 to 0)	0 (0 to 0)	0 (0 to 0)	0 (0 to 0)	0 (0 to 0)	0 (0 to 0)	0 (0 to 0)	0 (0 to 0)	0 (0 to 0)	0 (0 to 0)	0 (0 to 0)	0
Respiratory infections and tuberculosis	2.7 (1.7 to 4.4)	4.2 (3 to 5.9)	41.7 (29.7 to 58.2)	29.6 (26.5 to 32.7)	29.7 (26.6 to 32.8)	29.7 (26.6 to 32.8)	27.1 (23.1 to 31.5)	25.9 (21.7 to 30.7)	28.7 (23.7 to 34.3)	29.6 (24.3 to 35.9)	34.1 (27.6 to 42.1)	37.5 (29.7 to 46.9)	38.6 (30.2 to 48.9)	40.9 (32.4 to 50.9)	43.7 (34.8 to 54.3)	47.3 (37.8 to 58.5)	52.7 (41.9 to 65.1)	59.6 (47.4 to 73.6)	68 (53.9 to 84.1)	77 (60.9 to 95.2)	88 (69.6 to 108.9)	102 (80.6 to 126.3)	128 (101.1 to 158.5)	1,990
Tuberculosis	0 (0 to 0)	0 (0 to 0)	0.1 (0 to 0.2)	0.1 (0 to 0.2)	0.1 (0 to 0.2)	0.1 (0 to 0.2)	0.2 (0.1 to 0.3)	0.3 (0.2 to 0.4)	0.4 (0.3 to 0.6)	0.5 (0.3 to 0.7)	0.6 (0.4 to 0.9)	0.7 (0.5 to 1)	0.8 (0.5 to 1.1)	0.9 (0.6 to 1.3)	1 (0.7 to 1.4)	1.1 (0.7 to 1.6)	1.3 (0.8 to 1.9)	1.5 (0.9 to 2.2)	1.7 (1 to 2.6)	1.9 (1.1 to 2.9)	2.1 (1.2 to 3.2)	2.3 (1.3 to 3.5)	2.5 (1.4 to 3.8)	2.7 (1.5 to 4.1)	33.6
Latent tuberculosis infection	0 (0 to 0)	0 (0 to 0)	0 (0 to 0)	0 (0 to 0)	0 (0 to 0)	0 (0 to 0)	0 (0 to 0)	0 (0 to 0)	0 (0 to 0)	0 (0 to 0)	0 (0 to 0)	0 (0 to 0)	0 (0 to 0)	0 (0 to 0)	0 (0 to 0)	0 (0 to 0)	0 (0 to 0)	0 (0 to 0)	0 (0 to 0)	0 (0 to 0)	0 (0 to 0)	0 (0 to 0)	0 (0 to 0)	0 (0 to 0)	0
Drug-susceptible tuberculosis	0 (0 to 0)	0 (0 to 0)	0 (0 to 0)	0 (0 to 0)	0 (0 to 0)	0 (0 to 0)	0.2 (0.1 to 0.3)	0.3 (0.2 to 0.4)	0.4 (0.3 to 0.6)	0.5 (0.3 to 0.7)	0.6 (0.4 to 0.9)	0.7 (0.5 to 1)	0.8 (0.5 to 1.1)	0.9 (0.6 to 1.3)	1 (0.7 to 1.4)	1.1 (0.7 to 1.6)	1.3 (0.8 to 1.9)	1.5 (0.9 to 2.2)	1.7 (1 to 2.6)	1.9 (1.1 to 2.9)	2.1 (1.2 to 3.2)	2.3 (1.3 to 3.5)	2.5 (1.4 to 3.8)	2.7 (1.5 to 4.1)	33.6
Multidrug-resistant tuberculosis without extensive drug resistance	0 (0 to 0)	0 (0 to 0)	0 (0 to 0)	0 (0 to 0)	0 (0 to 0)	0 (0 to 0)	0 (0 to 0)	0 (0 to 0)	0 (0 to 0)	0 (0 to 0)	0 (0 to 0)	0 (0 to 0)	0 (0 to 0)	0 (0 to 0)	0 (0 to 0)	0 (0 to 0)	0 (0 to 0)	0 (0 to 0)	0 (0 to 0)	0 (0 to 0)	0 (0 to 0)	0 (0 to 0)	0 (0 to 0)	0 (0 to 0)	0.3
Extensively drug-resistant tuberculosis	0 (0 to 0)	0 (0 to 0)	0 (0 to 0)	0 (0 to 0)	0 (0 to 0)	0 (0 to 0)	0 (0 to 0)	0 (0 to 0)	0 (0 to 0)	0 (0 to 0)	0 (0 to 0)	0 (0 to 0)	0 (0 to 0)	0 (0 to 0)	0 (0 to 0)	0 (0 to 0)	0 (0 to 0)	0 (0 to 0)	0 (0 to 0)	0 (0 to 0)	0 (0 to 0)	0 (0 to 0)	0 (0 to 0)	0 (0 to 0)	0.1
Lower respiratory infections	2.6 (1.6 to 4.1)	3.9 (2.8 to 5.5)	17.3 (10.9 to 26.4)	20 (14.1 to 28.4)	7 (4.9 to 9.8)	5.1 (3.6 to 7.1)	7.2 (5.1 to 10.1)	8.6 (6.1 to 12)	10.1 (7.2 to 14.2)	11.2 (7.9 to 15.7)	12.3 (8.7 to 17.3)	13.2 (9.3 to 18.6)	13.5 (9.5 to 19.1)	14.1 (9.9 to 19.9)	14.7 (10.3 to 20.8)	15.2 (10.6 to 21.5)	15.8 (11 to 22.4)	16.2 (11.2 to 23)	16.6 (11.4 to 23.6)	16.9 (11.5 to 24.1)	17.1 (11.6 to 24.4)	17.2 (11.6 to 24.6)	17.2 (11.6 to 24.6)	1,220
Upper respiratory infections	0.1 (0 to 0.1)	0.3 (0.2 to 0.4)	0.9 (0.6 to 1.3)	29.6 (19.6 to 43.6)	29.6 (19.6 to 43.6)	29.6 (19.6 to 43.6)	22.2 (14.6 to 32.7)	22.2 (14.6 to 32.7)	22.2 (14.6 to 32.7)	22.9 (14.7 to 34.3)	22.9 (14.7 to 34.3)	23.1 (14.7 to 34.3)	19.3 (12.3 to 28.7)	19.9 (12.7 to 29.5)	14.4 (9.2 to 21.4)	19.6 (12.5 to 29.2)	19.6 (12.5 to 29.2)	19.6 (12.5 to 29.2)	19.6 (12.5 to 29.2)	19.6 (12.5 to 29.2)	19.6 (12.5 to 29.2)	19.6 (12.5 to 29.2)	19.6 (12.5 to 29.2)	19.6 (12.5 to 29.2)	319
Otitis media	0 (0 to 0)	0.6 (0.4 to 0.8)	4.6 (2.9 to 6.8)	3.9 (2.7 to 5.5)	3.9 (2.7 to 5.5)	3.3 (2.3 to 4.6)	2.5 (1.7 to 3.5)	2.2 (1.5 to 3.2)	1.9 (1.3 to 2.7)	1.8 (1.2 to 2.6)	1.6 (1.1 to 2.4)	1.5 (1 to 2.2)	1.4 (0.9 to 2.1)	1.3 (0.9 to 2)	1.3 (0.8 to 1.9)	1.2 (0.8 to 1.8)	1.2 (0.8 to 1.8)	1.1 (0.7 to 1.7)	1.1 (0.7 to 1.7)	1.1 (0.7 to 1.7)	1.1 (0.7 to 1.7)	1.1 (0.7 to 1.7)	1.1 (0.7 to 1.7)	1.1 (0.7 to 1.7)	29.8
Enteric infections	20.2 (14.2 to 28.5)	29.2 (20.9 to 41.4)	19.6 (13.9 to 27.6)	11.4 (8.1 to 16.1)	11.5 (8.2 to 16.2)	11.5 (8.2 to 16.2)	17.6 (12.6 to 24.9)	19.7 (14.1 to 27.7)	21.2 (15.2 to 29.9)	21.3 (15.2 to 30)	21.3 (15.2 to 30)	19.7 (14.1 to 27.7)	17.2 (12.3 to 24.2)	15.1 (10.8 to 21.2)	13.1 (9.4 to 18.4)	11.4 (8.2 to 16)	10.1 (7.2 to 14.2)	9.1 (6.5 to 12.8)	8.3 (5.9 to 11.7)	7.7 (5.5 to 10.8)	7.2 (5.1 to 10.1)	6.9 (4.9 to 9.7)	6.8 (4.8 to 9.5)	380
Diarrheal diseases	8.7 (5.2 to 12.9)	8.6 (4.3 to 14.9)	7.6 (3.7 to 20.8)	7.6 (4.7 to 10.8)	7.6 (4.7 to 10.8)	7.6 (4.7 to 10.8)	7.5 (4.6 to 22)	7.5 (4.6 to 22)	7.5 (4.6 to 22)	7.5 (4.6 to 22)	7.5 (4.6 to 22)	7.5 (4.6 to 22)	7.5 (4.6 to 22)	7.5 (4.6 to 22)	7.5 (4.6 to 22)	7.5 (4.6 to 22)	7.5 (4.6 to 22)	7.5 (4.6 to 22)	7.5 (4.6 to 22)	7.5 (4.6 to 22)	7.5 (4.6 to 22)	7.5 (4.6 to 22)	7.5 (4.6 to 22)	7.5 (4.6 to 22)	378
Typhoid and paratyphoid	0 (0 to 0)	0 (0 to 0)	0 (0 to 0)	0 (0 to 0)	0 (0 to 0)	0 (0 to 0)	0 (0 to 0)	0 (0 to 0)	0 (0 to 0)	0 (0 to 0)	0 (0 to 0)	0 (0 to 0)	0 (0 to 0)	0 (0 to 0)	0 (0 to 0)	0 (0 to 0)	0 (0 to 0)	0 (0 to 0)	0 (0 to 0)	0 (0 to 0)	0 (0 to 0)	0 (0 to 0)	0 (0 to 0)	0 (0 to 0)	0.2
Typhoid fever	0 (0 to 0)	0 (0 to 0)	0 (0 to 0)	0 (0 to 0)	0 (0 to 0)	0 (0 to 0)	0 (0 to 0)	0 (0 to 0)	0 (0 to 0)	0 (0 to 0)	0 (0 to 0)	0 (0 to 0)	0 (0 to 0)	0 (0 to 0)	0 (0 to 0)	0 (0 to 0)	0 (0 to 0)	0 (0 to 0)	0 (0 to 0)	0 (0 to 0)	0 (0 to 0)	0 (0 to 0)	0 (0 to 0)	0 (0 to 0)	0
Paratyphoid fever	0 (0 to 0)	0 (0 to 0)	0 (0 to 0)	0 (0 to 0)	0 (0 to 0)	0 (0 to 0)	0 (0 to 0)	0 (0 to 0)	0 (0 to 0)	0 (0 to 0)	0 (0 to 0)	0 (0 to 0)	0 (0 to 0)	0 (0 to 0)	0 (0 to 0)	0 (0 to 0)	0 (0 to 0)	0 (0 to 0)	0 (0 to 0)	0 (0 to 0)	0 (0 to 0)	0 (0 to 0)	0 (0 to 0)	0 (0 to 0)	0.2
Other sexually transmitted infections	0 (0 to 0)	0 (0 to 0)	0 (0 to 0)	0 (0 to 0)	0 (0 to 0)	0 (0 to 0)	0 (0 to 0)	0 (0 to 0)	0 (0 to 0)	0 (0 to 0)	0 (0 to 0)	0 (0 to 0)	0 (0 to 0)	0 (0 to 0)	0 (0 to 0)	0 (0 to 0)	0 (0 to 0)	0 (0 to 0)	0 (0 to 0)	0 (0 to 0)	0 (0 to 0)	0 (0 to 0)	0 (0 to 0)	0 (0 to 0)	0
Invasive Non-typhoidal Salmonella (iNTS)	0 (0 to 0)	0 (0 to 0)	0 (0 to 0)	0 (0 to 0)	0 (0 to 0)	0 (0 to 0)	0 (0 to 0)	0 (0 to 0)	0 (0 to 0)	0 (0 to 0)	0 (0 to 0)	0 (0 to 0)	0 (0 to 0)	0 (0 to 0)	0 (0 to 0)	0 (0 to 0)	0 (0 to 0)	0 (0 to 0)	0 (0 to 0)	0 (0 to 0)	0 (0 to 0)	0 (0 to 0)	0 (0 to 0)	0 (0 to 0)	0
Other intestinal infectious diseases	0 (0 to 0)	0 (0 to 0)	0 (0 to 0)	0 (0 to 0)	0 (0 to 0)	0 (0 to 0)	0 (0 to 0)	0 (0 to 0)	0 (0 to 0)	0 (0 to 0)	0 (0 to 0)	0 (0 to 0)	0 (0 to 0)	0 (0 to 0)	0 (0 to 0)	0 (0 to 0)	0 (0 to 0)	0 (0 to 0)	0 (0 to 0)	0 (0 to 0)	0 (0 to 0)	0 (0 to 0)	0 (0 to 0)	0 (0 to 0)	0
Neglected tropical diseases and malaria	0.1 (0 to 0.3)	0.4 (0.1 to 0.9)	1.3 (0.4 to 2.6)	2.4 (1.5 to 3.7)	2.1 (0.9 to 3.7)	1.1 (0.5 to 1.8)	1.1 (0.5 to 1.8)	1.1 (0.5 to 1.8)	1.1 (0.5 to 1.8)	0.9 (0.4 to 1.5)	0.9 (0.4 to 1.5)	0.9 (0.4 to 1.5)	0.9 (0.4 to 1.5)	0.9 (0.4 to 1.5)	0.9 (0.4 to 1.5)	0.9 (0.4 to 1.5)	0.9 (0.4 to 1.5)	0.9 (0.4 to 1.5)	0.9 (0.4 to 1.5)	0.9 (0.4 to 1.5)	0.9 (0.4 to 1.5)	0.9 (0.4 to 1.5)	0.9 (0.4 to 1.5)	0.9 (0.4 to 1.5)	117
Malaria	0 (0 to 0)	0 (0 to 0)	0 (0 to 0)	0 (0 to 0)	0 (0 to 0)	0 (0 to 0)	0 (0 to 0)	0 (0 to 0)	0 (0 to 0)	0 (0 to 0)	0 (0 to 0)	0 (0 to 0)	0 (0 to 0)	0 (0 to 0)	0 (0 to 0)	0 (0 to 0)	0 (0 to 0)	0 (0 to 0)	0 (0 to 0)	0 (0 to 0)	0 (0 to 0)	0 (0 to 0)	0 (0 to 0)	0 (0 to 0)	0
Chagas disease	0 (0 to 0)	0 (0 to 0)	0 (0 to 0)	0 (0 to 0)	0 (0 to 0)	0 (0 to 0)	0 (0 to 0)	0 (0 to 0)	0 (0 to 0)	0 (0 to 0)	0 (0 to 0)	0 (0 to 0)	0 (0 to 0)	0 (0 to 0)	0 (0 to 0)	0 (0 to 0)	0 (0 to 0)	0 (0 to 0)	0 (0 to 0)	0 (0 to 0)	0 (0 to 0)	0 (0 to 0)	0 (0 to 0)	0 (0 to 0)	0.1
Leishmaniasis	0 (0 to 0)	0 (0 to 0)	0 (0 to 0)	0 (0 to 0)	0 (0 to 0)	0 (0 to 0)	0 (0 to 0)	0 (0 to 0)	0 (0 to 0)	0 (0 to 0)	0 (0 to 0)	0 (0 to 0)	0 (0 to 0)	0 (0 to 0)	0 (0 to 0)	0 (0 to 0)	0 (0 to 0)	0 (0 to 0)	0 (0 to 0)	0 (0 to 0)	0 (0 to 0)	0 (0 to 0)	0 (0 to 0)	0 (0 to 0)	0
Visceral leishmaniasis	0 (0 to 0)	0 (0 to 0)	0 (0 to 0)	0 (0 to 0)	0 (0 to 0)	0 (0 to 0)	0 (0 to 0)	0 (0 to 0)	0 (0 to 0)	0 (0 to 0)	0 (0 to 0)	0 (0 to 0)	0 (0 to 0)	0 (0 to 0)	0 (0 to 0)	0 (0 to 0)	0 (0 to 0)	0 (0 to 0)	0 (0 to 0)	0 (0 to 0)	0 (0 to 0)	0 (0 to 0)	0 (0 to 0)	0 (0 to 0)	0
Cutaneous and mucocutaneous leishmaniasis	0 (0 to 0)	0 (0 to 0)	0 (0 to 0)	0 (0 to 0)	0 (0 to 0)	0 (0 to 0)	0 (0 to 0)	0 (0 to 0)	0 (0 to 0)	0 (0 to 0)	0 (0 to 0)	0 (0 to 0)	0 (0 to 0)	0 (0 to 0)	0 (0 to 0)	0 (0 to 0)	0 (0 to 0)	0 (0 to 0)	0 (0 to 0)	0 (0 to 0)	0 (0 to 0)	0 (0 to 0)	0 (0 to 0)	0 (0 to 0)	0
African trypanosomiasis	0 (0 to 0)	0 (0 to 0)	0 (0 to 0)	0 (0 to 0)	0 (0 to 0)	0 (0 to 0)	0 (0 to 0)	0 (0 to 0)	0 (0 to 0)	0 (0 to 0)	0 (0 to 0)	0 (0 to 0)	0 (0 to 0)	0 (0 to 0)	0 (0 to 0)	0 (0 to 0)	0 (0 to 0)	0 (0 to 0)	0 (0 to 0)	0 (0 to 0)	0 (0 to 0)	0 (0 to 0)	0 (0 to 0)	0 (0 to 0)	0
Schistosomiasis	0 (0 to 0)	0 (0 to 0)	0 (0 to 0)	0 (0 to 0)	0 (0 to 0)	0 (0 to 0)	0 (0 to 0)	0 (0 to 0)	0 (0 to 0)	0 (0 to 0)	0 (0 to 0)	0 (0 to 0)	0 (0 to 0)	0 (0 to 0)	0 (0 to 0)	0 (0 to 0)	0 (0 to 0)	0 (0 to 0)	0 (0 to 0)	0 (0 to 0)	0 (0 to 0)	0 (0 to 0)	0 (0 to 0)	0 (0 to 0)	0
Cysticercosis	0 (0 to 0)	0 (0 to 0)	0 (0 to 0)	0.1 (0 to 0.1)	0.4 (0.1 to 0.8)	0.4 (0.1 to 0.8)	1.1 (0.4 to 2.1)	1.6 (0.6 to 3.1)	2.4 (0.9 to 4.7)	2.6 (0.9 to 5.1)	2.9 (0.9 to 5.7)	2.5 (0.8 to 5)	4.2 (1.3 to 8.2)	7.3 (2.4 to 15.4)	11.4 (4.1 to 24.2)	14.3 (4.9 to 29.9)	13.1 (4.5 to 28.2)	10.4 (3.6 to 22.7)	7.3 (2.7 to 15.4)	4.6 (1.8 to 9.6)	2.4 (1 to 4.9)	1.1 (0.5 to 2.2)	0.5 (0.2 to 1)	88.2
Cystic echinococcosis	0 (0 to 0)	0 (0 to 0)	0 (0 to 0)	0 (0 to 0)	0 (0 to 0)	0 (0 to 0)	0 (0 to 0)	0 (0 to 0)	0 (0 to 0)	0 (0 to 0)	0 (0 to 0)	0 (0 to 0)	0 (0 to 0)	0 (0 to 0)	0 (0 to 0)	0 (0 to 0)	0 (0 to 0)	0 (0 to 0)	0 (0 to 0)	0 (0 to 0)	0 (0 to 0)	0 (0 to 0)	0 (0 to 0)	0 (0 to 0)	0.1
Cysticercosis	0 (0 to 0)	0 (0 to 0)	0 (0 to 0)	0 (0 to 0)	0 (0 to 0)	0 (0 to 0)	0 (0 to 0)	0 (0 to 0)	0 (0 to 0)	0 (0 to 0)	0 (0 to 0)	0 (0 to 0)	0 (0 to 0)	0 (0 to 0)	0 (0 to 0)	0 (0 to 0)	0 (0 to 0)	0 (0 to 0)	0 (0 to 0)	0 (0 to 0)	0 (0 to 0)	0 (0 to 0)	0 (0 to 0)	0 (0 to 0)	0
Lymphatic filariasis	0 (0 to 0)	0 (0 to 0)	0 (0 to 0)	0 (0 to 0)	0 (0 to 0)	0 (0 to 0)	0 (0 to 0)	0 (0 to 0)	0 (0 to 0)	0 (0 to 0)	0 (0 to 0)	0 (0 to 0)	0 (0 to 0)	0 (0 to 0)	0 (0 to 0)	0 (0 to 0)	0 (0 to 0)	0 (0 to 0)	0 (0 to 0)	0 (0 to 0)	0 (0 to 0)	0 (0 to 0)	0 (0 to 0)	0 (0 to 0)	0
Onchocerciasis	0 (0 to 0)	0 (0 to 0)	0 (0 to 0)	0 (0 to 0)	0 (0 to 0)	0 (0 to 0)	0 (0 to 0)	0 (0 to 0)	0 (0 to 0)	0 (0 to 0)	0 (0 to 0)	0 (0 to 0)	0 (0 to 0)	0 (0 to 0)	0 (0 to 0)	0 (0 to 0)	0 (0 to 0)	0 (0 to 0)	0 (0 to 0)	0 (0 to 0)	0 (0 to 0)	0 (0 to 0)	0 (0 to 0)	0 (0 to 0)	0
Trachoma	0 (0 to 0)	0 (0 to 0)	0 (0 to 0)	0 (0 to 0)	0 (0 to 0)	0 (0 to 0)	0 (0 to 0)	0 (0 to 0)	0 (0 to 0)	0 (0 to 0)	0 (0 to 0)	0 (0 to 0)	0 (0 to 0)	0 (0 to 0)	0 (0 to 0)	0 (0 to 0)	0 (0 to 0)	0 (0 to 0)	0 (0 to 0)	0 (0 to 0)	0 (0 to 0)	0 (0 to 0)	0 (0 to 0)	0 (0 to 0)	0
Dengue	0 (0 to 0)	0 (0 to 0)	0 (0 to 0)	0 (0 to 0)	0 (0 to 0)	0 (0 to 0)	0 (0 to 0)	0 (0 to 0)	0 (0 to 0)	0 (0 to 0)	0 (0 to 0)	0 (0 to 0)	0 (0 to 0)	0 (0 to 0)	0 (0 to 0)	0 (0 to 0)	0 (0 to 0)	0 (0 to 0)	0 (0 to 0)	0 (0 to 0)	0 (0 to 0)	0 (0 to 0)	0 (0 to 0)	0 (0 to 0)	0
Yellow fever	0 (0 to 0)	0 (0 to 0)	0 (0 to 0)	0 (0 to 0)	0 (0 to 0)	0 (0 to 0)	0 (0 to 0)	0 (0 to 0)	0 (0 to 0)	0 (0 to 0)	0 (0 to 0)	0 (0 to 0)	0 (0 to

Congenital birth defects	201 (134 to 296)	61·2 (46·6 to 80·4)	99·6 (69·2 to 148)	75·7 (58 to 97·7)	34·9 (26·9 to 44)	28·8 (21·4 to 37·4)	28·2 (21·4 to 36·3)	23·2 (17·7 to 29·4)	25·5 (18·6 to 33·5)	25·5 (18·5 to 33·9)	24·7 (18·5 to 32·1)	21·2 (15·9 to 27·6)	19 (14·2 to 24·6)	18·2 (13·5 to 23·9)	22·8 (16·6 to 29·9)	21·5 (16 to 27·6)	15·1 (11·4 to 19·5)	4·2 (2·5 to 6·2)	2·3 (1·4 to 3·5)	1·2 (0·8 to 1·9)	0·7 (0·4 to 1·1)	0·3 (0·2 to 0·5)	0·1 (0·1 to 0·2)	755
Neural tube defects	21·8 (11·9 to 37)	1·8 (0·9 to 3·1)	8·8 (3·6 to 17·3)	11·3 (5·7 to 19·3)	0·8 (0·5 to 1·2)	0·7 (0·5 to 0·9)	0·8 (0·5 to 1·1)	0·7 (0·5 to 1·1)	1 (0·6 to 1·6)	1 (0·6 to 1·7)	0·8 (0·5 to 1·2)	0·5 (0·3 to 0·8)	0·4 (0·3 to 0·7)	0·3 (0·2 to 0·4)	0·3 (0·2 to 0·4)	0·2 (0·1 to 0·3)	0·2 (0·1 to 0·2)	0·1 (0 to 0·1)	0 (0 to 0·1)	0 (0 to 0)	0 (0 to 0)	0 (0 to 0)	0 (0 to 0)	51·4
Congenital heart anomalies	29 (16·9 to 50·3)	22·2 (15·1 to 34·7)	30·2 (16·7 to 65·1)	18·3 (11·6 to 26·7)	7 (4·4 to 10)	5·9 (3·8 to 8·8)	6·5 (4·3 to 9·1)	5·4 (3·7 to 7·8)	6·5 (3·8 to 9·7)	6·8 (3·7 to 10·3)	6·9 (4·3 to 10·2)	6·2 (3·8 to 8·9)	4·8 (3·1 to 7·1)	3·9 (2·4 to 5·7)	4·4 (2·8 to 6·8)	4·2 (2·7 to 6·3)	3·7 (2·5 to 5·2)	0·4 (0·1 to 0·8)	0·3 (0·1 to 0·5)	0·2 (0 to 0·3)	0·1 (0 to 0·2)	0·1 (0 to 0·1)	0 (0 to 0)	173
Orofacial clefts	0·2 (0·1 to 0·4)	0·1 (0 to 0·1)	0·3 (0·1 to 0·5)	0·3 (0·2 to 0·5)	0·2 (0·1 to 0·3)	0·2 (0·1 to 0·3)	0·2 (0·1 to 0·3)	0·2 (0·1 to 0·2)	0·2 (0·1 to 0·3)	0·2 (0·1 to 0·3)	0·2 (0·1 to 0·3)	0·2 (0·1 to 0·2)	0·2 (0·1 to 0·2)	0·1 (0·1 to 0·2)	0·2 (0·1 to 0·3)	0·2 (0·1 to 0·3)	0·2 (0·1 to 0·2)	0·1 (0·1 to 0·2)	0·1 (0 to 0·1)	0·1 (0 to 0·1)	0 (0 to 0·1)	0 (0 to 0)	0 (0 to 0)	3·4
Down syndrome	2·1 (1·1 to 3·6)	0·7 (0·4 to 1·2)	2·6 (1·3 to 4·5)	2·1 (1·3 to 3·3)	1·4 (0·9 to 2)	1·3 (0·9 to 1·8)	1·5 (1 to 2·1)	1·6 (1·1 to 2·3)	1·9 (1·2 to 2·8)	2·1 (1·4 to 3·2)	2·2 (1·5 to 3·2)	2·2 (1·5 to 3·3)	3 (1·8 to 4·5)	4·3 (2·6 to 6·4)	6·9 (4·1 to 10·5)	5·8 (3·6 to 8·7)	2·7 (1·6 to 4·2)	0 (0 to 0)	0 (0 to 0)	0 (0 to 0)	0 (0 to 0)	0 (0 to 0)	0 (0 to 0)	44·5
Turner syndrome	0 (0 to 0)	0 (0 to 0)	0·1 (0 to 0·2)	0·3 (0·1 to 0·6)	0·3 (0·1 to 0·8)	0·3 (0·1 to 0·8)	0·4 (0·1 to 0·9)	0·4 (0·1 to 0·8)	0·3 (0·1 to 0·7)	0·3 (0·1 to 0·7)	0·3 (0·1 to 0·6)	0·2 (0 to 0·4)	0·1 (0·1 to 0·2)	0·1 (0 to 0·1)	0·1 (0 to 0·1)	0 (0 to 0·1)	0 (0 to 0·1)	0 (0 to 0)	0 (0 to 0)	0 (0 to 0)	0 (0 to 0)	0 (0 to 0)	0 (0 to 0)	3·2
Klinefelter syndrome	0 (0 to 0)	0 (0 to 0)	0 (0 to 0)	0 (0 to 0)	0 (0 to 0)	0 (0 to 0)	0 (0 to 0)	0 (0 to 0)	0 (0 to 0)	0 (0 to 0)	0 (0 to 0)	0 (0 to 0)	0 (0 to 0)	0 (0 to 0)	0 (0 to 0)	0 (0 to 0)	0 (0 to 0)	0 (0 to 0)	0 (0 to 0)	0 (0 to 0)	0 (0 to 0)	0 (0 to 0)	0 (0 to 0)	0
Other chromosomal abnormalities	45·7 (25·1 to 74·6)	18·2 (11·2 to 28·7)	24·9 (13·5 to 40·1)	9·4 (5·8 to 14·2)	5·1 (3·2 to 7·3)	3·9 (2·4 to 5·7)	3·9 (2·3 to 5·7)	3 (1·8 to 4·4)	2·9 (1·7 to 4·3)	2·6 (1·6 to 4·1)	2·2 (1·4 to 3·3)	1·7 (1·1 to 2·5)	1·2 (0·7 to 1·7)	0·8 (0·5 to 1·2)	0·7 (0·4 to 1·1)	0·6 (0·4 to 1)	0·4 (0·2 to 0·6)	0 (0 to 0)	0 (0 to 0)	0 (0 to 0)	0 (0 to 0)	0 (0 to 0)	0 (0 to 0)	127
Congenital musculoskeletal and limb anomalies	11 (6 to 18·9)	2·1 (1·3 to 3·3)	9 (5·5 to 13·8)	13 (8 to 19·9)	9·5 (5·8 to 14·6)	9·8 (5·6 to 15·3)	8·6 (5·2 to 13·3)	7·1 (4·3 to 10·9)	7·5 (4·5 to 11·5)	7·8 (4·7 to 11·9)	8 (4·7 to 11·9)	6·8 (4·1 to 10·1)	6·4 (3·9 to 9·9)	6·2 (3·7 to 9·4)	7·5 (4·6 to 11·6)	7·5 (4·7 to 11·3)	5·7 (3·3 to 8·6)	3 (1·7 to 4·7)	1·5 (0·8 to 2·4)	0·7 (0·4 to 1·2)	0·4 (0·2 to 0·6)	0·1 (0·1 to 0·2)	0 (0 to 0·1)	139
Urogenital congenital anomalies	12·1 (5·8 to 22·1)	1·2 (0·7 to 2·3)	1·4 (0·7 to 2·7)	1·3 (0·8 to 2)	1 (0·6 to 1·5)	0·8 (0·5 to 1·3)	0·6 (0·4 to 0·9)	0·5 (0·3 to 0·8)	0·5 (0·3 to 0·7)	0·4 (0·3 to 0·7)	0·4 (0·3 to 0·6)	0·3 (0·2 to 0·4)	0·2 (0·2 to 0·4)	0·2 (0·1 to 0·3)	0·2 (0·1 to 0·3)	0·1 (0·1 to 0·2)	0·1 (0 to 0·1)	0 (0 to 0)	0 (0 to 0)	0 (0 to 0)	0 (0 to 0)	0 (0 to 0)	0 (0 to 0)	21·3
Digestive congenital anomalies	14·9 (7·5 to 28·1)	4·7 (2·6 to 8·1)	5·8 (3 to 11·8)	3·8 (2·3 to 6)	1·4 (0·8 to 2·5)	0·9 (0·4 to 1·5)	0·7 (0·5 to 1·1)	0·6 (0·4 to 0·8)	0·5 (0·3 to 0·7)	0·5 (0·3 to 0·7)	0·4 (0·3 to 0·6)	0·3 (0·2 to 0·5)	0·3 (0·2 to 0·5)	0·4 (0·2 to 0·5)	0·4 (0·3 to 0·6)	0·5 (0·3 to 0·7)	0·4 (0·3 to 0·6)	0·1 (0·1 to 0·2)	0·1 (0 to 0·1)	0·1 (0 to 0·1)	0 (0 to 0·1)	0 (0 to 0)	0 (0 to 0)	37
Other congenital birth defects	63·9 (36·4 to 102)	10·1 (5·8 to 15·3)	16·7 (8·7 to 29·1)	16 (9·6 to 23·3)	8·2 (5·5 to 11·6)	5·1 (3·3 to 7·6)	5 (3·1 to 7·4)	3·7 (2·2 to 5·6)	4·2 (2·4 to 6·4)	3·8 (2·1 to 5·9)	3·2 (1·9 to 5·1)	2·7 (1·5 to 4·3)	2·4 (1·3 to 3·8)	1·9 (1 to 3·2)	2·1 (1·1 to 3·7)	2·2 (1·2 to 4)	1·8 (1 to 3)	0·5 (0·1 to 1·4)	0·3 (0·1 to 1)	0·2 (0·1 to 0·6)	0·1 (0 to 0·4)	0·1 (0 to 0·2)	0 (0 to 0·1)	154
Urinary diseases and male infertility	0·4 (0·3 to 0·7)	0·3 (0·2 to 0·5)	0·7 (0·4 to 1·1)	1·7 (1·1 to 2·5)	1·8 (1·1 to 2·7)	1·4 (0·8 to 2·2)	2·3 (1·5 to 3·4)	3·1 (2·2 to 4·3)	4·6 (3·2 to 6·2)	6·1 (4·3 to 8·2)	7·2 (5·2 to 9·4)	8·3 (6·2 to 11·1)	9·8 (7 to 13·4)	12·7 (9·1 to 17·2)	20·3 (14·1 to 27·7)	28·9 (20·9 to 38·8)	35·5 (25·6 to 48)	40·9 (29·4 to 57·2)	43·2 (29·5 to 61)	44·8 (31·5 to 63)	42·7 (27·9 to 61·3)	32·9 (21·5 to 47)	17·3 (10·7 to 26·1)	367
Urolithiasis	0 (0 to 0)	0 (0 to 0)	0 (0 to 0)	0 (0 to 0)	0·1 (0 to 0·1)	0·1 (0·1 to 0·2)	0·2 (0·1 to 0·3)	0·4 (0·3 to 0·6)	0·6 (0·4 to 0·9)	0·8 (0·5 to 1·3)	0·9 (0·6 to 1·4)	0·9 (0·6 to 1·4)	1 (0·6 to 1·5)	1·2 (0·7 to 1·8)	1·7 (1 to 2·7)	2·1 (1·2 to 3·3)	2·1 (1·2 to 3·2)	1·9 (1·2 to 3)	1·5 (0·9 to 2·6)	1·4 (0·8 to 2·4)	1 (0·5 to 1·8)	0·6 (0·3 to 1·1)	0·2 (0·1 to 0·4)	19
Benign prostatic hyperplasia	0 (0 to 0)	0 (0 to 0)	0 (0 to 0)	0 (0 to 0)	0 (0 to 0)	0 (0 to 0)	0 (0 to 0)	0 (0 to 0)	0 (0 to 0)	0 (0 to 0)	0 (0 to 0)	0 (0 to 0)	0 (0 to 0)	0 (0 to 0)	0 (0 to 0)	0 (0 to 0)	0 (0 to 0)	0 (0 to 0)	0 (0 to 0)	0 (0 to 0)	0 (0 to 0)	0 (0 to 0)	0 (0 to 0)	0
Male infertility	--	--	--	--	--	--	--	--	--	--	--	--	--	--	--	--	--	--	--	--	--	--	--	NA
Other urinary diseases	0·3 (0·2 to 0·6)	0·2 (0·1 to 0·3)	0·1 (0·1 to 0·3)	0·6 (0·3 to 0·9)	0·5 (0·3 to 0·8)	0·4 (0·2 to 0·6)	0·5 (0·3 to 0·8)	0·3 (0·2 to 0·5)	0·5 (0·3 to 0·8)	0·8 (0·5 to 1·2)	0·8 (0·5 to 1·1)	0·7 (0·4 to 1)	0·8 (0·5 to 1·2)	0·7 (0·4 to 1)	1·1 (0·7 to 1·6)	1·2 (0·8 to 1·9)	1·3 (0·8 to 2·1)	1·2 (0·7 to 2·1)	0·9 (0·5 to 1·7)	0·8 (0·4 to 1·4)	0·5 (0·3 to 1)	0·3 (0·2 to 0·7)	0·1 (0·1 to 0·3)	14·6
Gynecological diseases	0 (0 to 0)	0 (0 to 0)	0 (0 to 0)	0 (0 to 0)	0 (0 to 0)	27·9 (13·6 to 49·5)	73·8 (43·6 to 118)	122 (75·8 to 185)	161 (106 to 238)	190 (124 to 278)	198 (135 to 284)	167 (112 to 244)	141 (93 to 203)	84·7 (54·9 to 124)	55·4 (35·2 to 81·7)	46·1 (28·5 to 68·6)	36·8 (23·4 to 53·5)	25·3 (16·3 to 35·3)	16·1 (10·4 to 23·2)	9·6 (6 to 13·9)	5·5 (3·5 to 8)	2·5 (1·6 to 3·7)	0·8 (0·5 to 1·3)	1,360
Uterine fibroids	0 (0 to 0)	0 (0 to 0)	0 (0 to 0)	0 (0 to 0)	0 (0 to 0)	0·2 (0 to 0·5)	0·4 (0·1 to 0·8)	1 (0·4 to 2·1)	2·8 (1·1 to 6·2)	6·5 (2·8 to 13·1)	10·9 (4·7 to 22·1)	10·9 (4·8 to 20·8)	9·5 (4·3 to 18·4)	7·2 (3·2 to 13·9)	6·3 (2·8 to 12·2)	4·4 (1·9 to 8·9)	2·6 (1·1 to 5·2)	1·3 (0·5 to 2·6)	0·6 (0·2 to 1·2)	0·3 (0·1 to 0·6)	0·1 (0·1 to 0·3)	0·1 (0 to 0·1)	0 (0 to 0)	64·9
Polycystic ovarian syndrome	0 (0 to 0)	0 (0 to 0)	0 (0 to 0)	0 (0 to 0)	0 (0 to 0)	1·4 (0·4 to 3·1)	7·5 (3·4 to 15)	12·4 (5·5 to 24·3)	12·8 (5·7 to 25·1)	13 (5·8 to 25·7)	12·7 (5·9 to 24·9)	10·1 (4·6 to 20·2)	7·8 (3·5 to 15)	1·8 (0·8 to 3·5)	0 (0 to 0)	0 (0 to 0)	0 (0 to 0)	0 (0 to 0)	0 (0 to 0)	0 (0 to 0)	0 (0 to 0)	0 (0 to 0)	0 (0 to 0)	79·6
Female infertility	0 (0 to 0)	0 (0 to 0)	0 (0 to 0)	0 (0 to 0)	0 (0 to 0)	0 (0 to 0)	0 (0 to 0)	1·5 (0 to 6·6)	4·2 (0·2 to 14·1)	4·7 (0·1 to 15·8)	3·8 (0·1 to 14)	1·8 (0·1 to 8·1)	0 (0 to 0·1)	0 (0 to 0)	0 (0 to 0)	0 (0 to 0)	0 (0 to 0)	0 (0 to 0)	0 (0 to 0)	0 (0 to 0)	0 (0 to 0)	0 (0 to 0)	0 (0 to 0)	16
Endometriosis	0 (0 to 0)	0 (0 to 0)	0 (0 to 0)	0 (0 to 0)	0 (0 to 0)	0 (0 to 0)	3·3 (1 to 7·2)	11·5 (5·6 to 21)	16 (8·5 to 27·8)	17 (8·8 to 28·8)	17·6 (10·1 to 28·5)	15·1 (8·2 to 24·7)	11·7 (6·5 to 19·1)	5·8 (3 to 9·5)	0 (0 to 0)	0 (0 to 0)	0 (0 to 0)	0 (0 to 0)	0 (0 to 0)	0 (0 to 0)	0 (0 to 0)	0 (0 to 0)	0 (0 to 0)	98·1
Genital prolapse	0 (0 to 0)	0 (0 to 0)	0 (0 to 0)	0 (0 to 0)	0 (0 to 0)	0 (0 to 0)	0 (0 to 0)	0 (0 to 0)	0 (0 to 0·1)	0·1 (0 to 0·2)	0·2 (0 to 0·4)	0·4 (0·2 to 0·9)	1·6 (0·7 to 3·2)	3·1 (1·4 to 6·1)	4·7 (2·1 to 9·2)	5·1 (2·2 to 9·8)	5·6 (2·6 to 10·7)	5·2 (2·5 to 9·9)	3·9 (1·9 to 7·3)	2·5 (1·1 to 4·9)	1·6 (0·7 to 2·9)	0·7 (0·3 to 1·4)	0·3 (0·1 to 0·5)	35·2
Premenstrual syndrome	0 (0 to 0)	0 (0 to 0)	0 (0 to 0)	0 (0 to 0)	0 (0 to 0)	26·2 (12·3 to 47·2)	51·2 (25·9 to 91)	56·3 (27 to 100)	60·7 (33·4 to 99·7)	68·2 (34·9 to 113)	82·2 (47 to 132)	75·1 (43 to 121)	59·2 (33·1 to 98·3)	21·4 (10·8 to 38·4)	0 (0 to 0)	0 (0 to 0)	0 (0 to 0)	0 (0 to 0)	0 (0 to 0)	0 (0 to 0)	0 (0 to 0)	0 (0 to 0)	0 (0 to 0)	500
Other gynecological diseases	0 (0 to 0)	0 (0 to 0)	0 (0 to 0)	0 (0 to 0)	0 (0 to 0)	0·1 (0 to 0·5)	11·4 (5·7 to 19·4)	39 (22·9 to 59·8)	64·8 (38·5 to 99·2)	80·9 (48·6 to 125)	70·6 (42·9 to 108)	53·6 (31·1 to 83·8)	50·7 (30·8 to 75·4)	45·2 (26·6 to 71)	44·4 (27·1 to 67·5)	36·6 (21·5 to 56·3)	28·6 (17·3 to 42·2)	18·8 (11·9 to 26·6)	11·6 (7·1 to 17·2)	6·8 (4 to 10·1)	3·8 (2·3 to 5·7)	1·7 (1 to 2·6)	0·5 (0·3 to 1)	569
Hemoglobinopathies and hemolytic anemias	0·3 (0·2 to 0·5)	0·1 (0·1 to 0·2)	0·5 (0·3 to 1·1)	2·5 (1·4 to 4·4)	3·1 (1·3 to 7·4)	2·2 (1 to 5·2)	5·4 (2·5 to 11)	9·8 (3·5 to 20·6)	10·7 (4·5 to 22·1)	12·5 (5·3 to 25·2)	11 (5·2 to 22·1)	7·4 (3·8 to 13)	5·5 (2·8 to 10·3)	4·1 (2·3 to 7·7)	4·9 (2·7 to 8·7)	6·6 (3·3 to 12·9)	5·8 (3·3 to 10·7)	5·3 (3·2 to 8·9)	4·5 (2·6 to 7·7)	3·4 (2·1 to 5·6)	2·5 (1·6 to 4·1)	1·6 (1 to 2·4)	0·8 (0·5 to 1·1)	111
Thalassemias	0·1 (0 to 0·1)	0 (0 to 0)	0·1 (0 to 0·2)	0·8 (0·4 to 1·5)	0·6 (0·3 to 0·9)	0·3 (0·2 to 0·6)	0·4 (0·2 to 0·7)	0·2 (0·1 to 0·4)	0·1 (0 to 0·3)	0 (0 to 0·1)	0 (0 to 0)	0 (0 to 0)	0 (0 to 0)	0 (0 to 0)	0 (0 to 0)	0 (0 to 0)	0 (0 to 0)	0 (0 to 0)	0 (0 to 0)	0 (0 to 0)	0 (0 to 0)	0 (0 to 0)	0 (0 to 0)	2·6
Thalassemias trait	0 (0 to 0)	0 (0 to 0)	0 (0 to 0·1)	0·1 (0 to 0·3)	0·3 (0 to 1·2)	0·2 (0 to 0·8)	0·7 (0·1 to 1·8)	1·2 (0·2 to 3)	1·1 (0·2 to 2·8)	1·3 (0·2 to 3·5)	1·5 (0·4 to 3·5)	0·4 (0 to 1)	0·3 (0 to 0·9)	0·2 (0 to 0·7)	0·2 (0 to 0·8)	0·2 (0 to 0·9)	0·2 (0 to 0·8)	0·2 (0 to 0·6)	0·2 (0 to 0·5)	0·1 (0 to 0·4)	0·1 (0 to 0·2)	0 (0 to 0·1)	0 (0 to 0·1)	8·5
Sickle cell disorders	0·2 (0·1 to 0·3)	0 (0 to 0·1)	0·2 (0·1 to 0·3)	1 (0·5 to 1·8)	0·6 (0·3 to 0·9)	0·5 (0·3 to 0·8)	1·2 (0·7 to 1·9)	1·6 (1 to 2·5)	2·5 (1·4 to 4)	3 (1·8 to 4·8)	2·6 (1·5 to 4·2)	2 (1·2 to 3·2)	1·5 (0·9 to 2·4)	1 (0·6 to 1·6)	0·9 (0·5 to 1·6)	0·8 (0·4 to 1·4)	0·7 (0·4 to 1·1)	0·2 (0·1 to 0·4)	0 (0 to 0·1)	0 (0 to 0)	0 (0 to 0)	0 (0 to 0)	0 (0 to 0)	20·6
Sickle cell trait	0 (0 to 0)	0 (0 to 0·1)	0·1 (0 to 0·3)	0·2 (0 to 0·8)	0·7 (0 to 2·2)	0·5 (0 to 1·6)	0·1 (0 to 0·4)	5·5 (0·8 to 14·1)	5·3 (0·7 to 14)	6 (0·9 to 15·4)	0·8 (0·1 to 2·6)	0·6 (0·1 to 1·5)	0·8 (0·1 to 1·9)	0·5 (0·1 to 1·4)	0·6 (0·1 to 1·7)	0·6 (0·1 to 1·8)	0·5 (0·1 to 1·4)	0·4 (0·1 to 1·1)	0·4 (0·1 to 1)	0·3 (0 to 0·7)	0·2 (0 to 0·5)	0·1 (0 to 0·2)	0 (0 to 0·1)	24·3
G6PD deficiency	0 (0 to 0)	0 (0 to 0)	0 (0 to 0)	0·1 (0 to 0·2)	0·1 (0 to 0·2)	0·1 (0·1 to 0·3)	1·1 (0·4 to 2·5)	0·5 (0·2 to 0·9)	0·7 (0·4 to 1·3)	0·9 (0·4 to 1·7)	2·7 (1 to 6·1)	1 (0·4 to 1·7)	0·5 (0·2 to 1)	0·4 (0·2 to 0·8)	0·5 (0·2 to 0·8)	0·4 (0·2 to 0·7)	0·3 (0·1 to 0·5)	0·2 (0·1 to 0·3)	0·1 (0·1 to 0·2)	0 (0 to 0·1)	0 (0 to 0)	0 (0 to 0)	0 (0 to 0)	9·7
G6PD trait	0 (0 to 0)	0 (0 to 0)	0 (0 to 0)	0 (0 to 0)	0 (0 to 0)	0 (0 to 0)	0·3 (0·1 to 0·7)	0 (0 to 0)	0 (0 to 0)	0 (0 to 0)	0·4 (0·1 to 0·8)	0·3 (0 to 0·7)	0 (0 to 0)	0 (0 to 0)	0 (0 to 0)	0 (0 to 0)	0 (0 to 0)	0 (0 to 0)	0 (0 to 0)	0 (0 to 0)	0 (0 to 0)	0 (0 to 0)	0 (0 to 0)	1
Other hemoglobinopathies and hemolytic anemias	0 (0 to 0·1)	0 (0 to 0·1)	0·1 (0 to 0·3)	0·3 (0·1 to 0·9)	0·8 (0·1 to 2·7)	0·6 (0·1 to 2)	1·6 (0·4 to 4·5)	0·8 (0·2 to 2·6)	1 (0·4 to 2·7)	1·2 (0·5 to 3·5)	3 (1 to 7·1)	3·1 (1 to 6·6)	2·4 (0·9 to 5·8)	2 (0·9 to 4·3)	2·7 (1·4 to 5·2)	4·5 (2·2 to 9·3)	4·2 (2·3 to 7·7)	4·3 (2·7 to 7·1)	3·8 (2·3 to 6·3)	3 (1·9 to 4·7)	2·3 (1·5 to 3·6)	1·5 (1 to 2·2)	0·7 (0·5 to 1)	43·8
Endocrine, metabolic, blood, and immune disorders	4·5 (2·6 to 7·7)	2·7 (1·7 to 4·2)	9·6 (5·7 to 16·2)	20·8 (14·3 to 29)	15·2 (10·7 to 21·3)	15·7 (10·9 to 21·8)	27·9 (19·4 to 38·7)	33·8 (23·6 to 45·9)	52·6 (36·4 to 72·9)	70·9 (49·6 to 99·7)	85·6 (61·8 to 117)	88·1 (62·4 to 120)	89·9 (64·3 to 121)	96·1 (68·5 to 131)	137 (96·6 to 188)	167 (123 to 228)	154 (111 to 206)	121 (87·9 to 160)	85·7 (62·9 to 115)	68·1 (48·4 to 92·9)	49·2 (33·5 to 67·1)	28·9 (19·3 to 39·4)	14·5 (8·8 to 20·4)	1,440
Oral disorders	0 (0 to 0)	0 (0 to 0)	0 (0 to 0)	8·6 (4·8 to 14·4)	9·9 (5·5 to 16·5)	12 (6·4 to 20·4)	15·2 (8·5 to 24·5)	19·9 (11·4 to 32·2)	28·4 (16·3 to 45·9)	40·4 (23·4 to 67·4)	54·7 (31·3 to 92)	60·4 (34·4 to 98·8)	73·1 (43·1 to 118)	87·8 (51·8 to 140)	130 (77·3 to 202)	158 (96 to 241)	154 (96·2 to 238)	122 (76·7 to 185)	86·6 (54·4 to 129)	57 (36·5 to 83·7)	36·3 (22·7 to 52·9)	18·7 (11·5 to 27·3)	7·3 (4·5 to 10·8)	1,180
Caries of deciduous teeth	0 (0 to 0)	0 (0 to 0)	0 (0 to 0)	2·8 (1 to 5·8)	2·9 (1·2 to 6·2)	0·2 (0 to 0·5)	0 (0 to 0)	0 (0 to 0)	0 (0 to 0)	0 (0 to 0)	0 (0 to 0)	0 (0 to 0)	0 (0 to 0)	0 (0 to 0)	0 (0 to 0)	0 (0 to 0)	0 (0 to 0)	0 (0 to 0)	0 (0 to 0)	0 (0 to 0)	0 (0 to 0)	0 (0 to 0)	0 (0 to 0)	5·8
Caries of permanent teeth	0 (0 to 0)	0 (0 to 0)	0 (0 to 0)	0 (0 to 0)	1·2 (0·4 to 2·7)	4·5 (1·7 to 9·9)	4·9 (1·9 to 10·1)	5·5 (2·4 to 10·9)	5·8 (2·3 to 11·5)	5·7 (2·3 to 11·6)	5·7 (2·3 to 11·3)	4·5 (1·8 to 9·2)	4 (1·6 to 8·2)	3·7 (1·5 to 7·6)	4·4 (1·7 to 9·6)	4·4 (1·6 to 9·6)	3·6 (1·3 to 7·8)	2·5 (0·9 to 5·3)	1·6 (0·6 to 3·2)	0·9 (0·4 to 2)	0·5 (0·2 to 1·1)	0·2 (0·1 to 0·5)	0·1 (0 to 0·2)	63·7
Periodontal diseases	0 (0 to 0)	0 (0 to 0)	0 (0 to 0)	0 (0 to 0)	0 (0 to 0)	0 (0 to 0)	0·5 (0·1 to 1·2)	1·4 (0·4 to 3·8)	3·7 (1·1 to 8·9)	7·3 (2·3 to 19)	12·4 (3·9 to 32·7)	15·9 (5 to 39·2)	20·2 (6·8 to 46·9)	23·3 (8·4 to 52·9)	30·9 (11·5 to 65·9)	32 (11·9 to 66·9)	26·5 (10 to 54·2)	18·4 (7·2 to 38·3)	12·2 (4·9 to 24·8)	7·8 (3 to 15·9)	5 (1·9 to 10·5)	2·6 (1 to 5·4)	1 (0·4 to 2·1)	221
Other oral disorders	0 (0 to 0)	0 (0 to 0)	0 (0 to 0)	5·8 (3·4 to 9·1)	5·9 (3·4 to 9·3)	7·3 (4·2 to 11·7)	9·8 (5·8 to 15·4)	11·2 (6·5 to 17·1)	13 (7·9 to 19·7)	14·5 (8·8 to 22·4)	15·2 (9·2 to 23·4)	13·2 (8 to 20·3)	13 (7·9 to 19·7)	12·7 (7·8 to 19·6)	15·4 (9·1 to 23·1)	15·2 (9·3 to 23·1)	12 (7·3 to 17·9)	7·6 (4·6 to 11·7)	4·3 (2·7 to 6·6)	2·3 (1·4 to 3·6)	1·2 (0·7 to 1·8)	0·6 (0·3 to 0·8)	0·2 (0·1 to 0·3)	180
Sudden infant death syndrome	--	11·1 (7·2 to 16·9)	79 (49·5 to 116)	--	--	--	--	--	--	--	--	--	--	--	--	--	--	--	--	--	--	--	--	NA
Injuries	5·7 (3·8 to 8·3)	8·5 (6·1 to 11·6)	66·7 (49 to 87·9)	185 (158 to 215)	116 (99·3 to 134)	130 (111 to 151)	440 (394 to 493)	377 (321 to 447)	450 (371 to 541)	474 (392 to 572)	500 (417 to 604)	467 (390 to 559)	444 (365 to 537)	436 (361 to 527)	542 (441 to 665)	603 (478 to 747)	574 (457 to 718)	506 (398 to 632)	432 (343 to 540)	371 (295 to 466)	312 (246 to 387)	216 (171 to 266)	108 (86·1 to 135)	7,760
Transport injuries	0·8 (0·5 to 1·2)	0·6 (0·4 to 0·8)	7·2 (4·7 to 10·7)	64·5 (47·4 to 84)	55·5 (42·2 to 69·6)	50·8 (40·6 to 62·2)	252 (213 to 294)	186 (145 to 228)	192 (149 to 243)	176 (137 to 225)	170 (133 to 214)	149 (119 to 186)	132 (104 to 162)	124 (99 to 154)	149 (118 to 184)	160 (127 to 197)	137 (110 to 170)	108 (85·3 to 134)	77·7 (62·1 to 96)	52·4 (41·9 to 64·5)	32·2 (25·4 to 40·3)	16·3 (12·6 to 20·5)	6·5 (5 to 8·3)	2,300
Road injuries	0·6 (0·4 to 0·8)	0·5 (0·3 to 0·7)	6·8 (4·4 to 10·2)	60·7 (44·2 to 79·6)	48·7 (36·7 to 61·3)	41·3 (32·7 to 51·1)	237 (200 to 278)	173 (135 to 215)	177 (137 to 226)	159 (123 to 203)	153 (118 to 193)	133 (104 to 168)	115 (90·2 to 142)	106 (84·4 to 133)	126 (100 to 156)	133 (106 to 165)	112 (90·8 to 138)	88·3 (70·2 to 110)	62·6 (49·5 to 76·7)	41·8 (33·7 to 51·4)	24·6 (19·2 to 30·8)	11·6 (9 to 14·4)	4·1 (3·1 to 5·2)	2,020
Pedestrian road injuries	0 (0 to 0·1)	0 (0 to 0)	0·3 (0·2 to 0·5)	14·8 (10·8 to 19·5)	7·6 (5·6 to 9·8)	4·6 (3·5 to 5·9)	9·8 (8·2 to 11·7)	8·3 (6·5 to 10·5)	11·3 (8·6 to 14·5)	11·8 (9·1 to 15·1)	11·7 (9·1 to 15)	11·1 (8·6 to 14)	10 (7·8 to 12·6)	9·6 (7·5 to 12·1)	12 (9·3 to 15)	13·6 (10·7 to 17)	12·1 (9·6 to 15)	10·4 (8·1 to 13·1)	7·8 (6·2 to 9·7)	5·5 (4·2 to 6·9)	3·3 (2·5 to 4·2)	1·6 (1·2 to 2)	0·6 (0·4 to 0·7)	178
Cyclist road injuries	0 (0 to 0)	0 (0 to 0)	0 (0 to 0)	0·7 (0·4 to 1·1)	2·2 (1·3 to 3·9)	2·3 (1·3 to 3·8)	1·6 (1·1 to 2·4)	1·9 (1·3 to 2·7)	2·3 (1·6 to 3·2)	2·8 (2 to 3·9)	3·2 (2·3 to 4·3)	3·2 (2·3 to 4·4)	3·7 (2·7 to 4·9)	4 (2·8 to 5·3)	5·4 (3·9 to 7·3)	5·9 (4·2 to 8)	5·5 (4 to 7·4)	4·2 (3 to 5·5)	2·8 (2 to 3·7)	1·8 (1·3 to 2·4)	1·1 (0·8 to 1·5)	0·6 (0·4 to 0·8)	0·2 (0·1 to 0·3)	55·6
Motorcyclist road injuries	0·1 (0 to 0·1)	0 (0 to 0·1)	0·1 (0·1 to 0·2)	0·6 (0·4 to 0·8)	0·9 (0·7 to 1·1)	1·2 (1 to 1·6)	7·7 (6 to 9·7)	9·6 (7·5 to 12·1)	12·2 (9·2 to 16)	12·5 (9·4 to 16·5)	12·6 (9·7 to 16·3)	12·9 (9·8 to 16·9)	11·5 (9 to 14·5)	10·3 (8 to 13·3)	11·4 (8·7 to 14·7)	9·9 (7·5 to 12·6)	7·3 (5·4 to 9·7)	5 (3·6 to 6·7)	3·3 (2·4 to 4·4)	2·2 (1·6 to 2·9)	1·4 (1 to 1·9)	0·8 (0·5 to 1·1)	0·3 (0·2 to 0·5)	134
Motor vehicle road injuries	0·4 (0·2 to 0·6)	0·4 (0·3 to 0·5)	6·2 (4 to 9·4)	43·6 (31·5 to 56·9)	37 (27·8 to 47·1)	32·1 (25·5 to 40·2)	216 (181 to 254)	152 (117 to 188)	149 (114 to 191)	130 (100 to 166)	123 (94·6 to 156)	103 (81·4 to 131)	87·7 (68 to 109)	80 (63·6 to 101)	94·3 (74·9 to 118)	102 (81·2 to 126)	85·5 (68·5 to 105)	67·6 (53·4 to 83·9)	47·9 (37·8 to 58·8)	31·8 (25·6 to 39·1)	18·5 (14·2 to 23·2)	8·5 (6·6 to 10·7)	2·9 (2·2 to 3·7)	1,620
Other road injuries	[illegible]	[illegible]	[illegible]	[illegible]	[illegible]	[illegible]	[illegible]	[illegible]	[illegible]	[illegible]	[illegible]	[illegible]	[illegible]	[illegible]	[illegible]	[illegible]	[illegible]	[illegible]	[illegible]	[illegible]	[illegible]	[illegible]	[illegible]	[illegible]
Other transport injuries	[illegible]	[illegible]	[illegible]	[illegible]	[illegible]	[illegible]	[illegible]	[illegible]	[illegible]	[illegible]	[illegible]	[illegible]	[illegible]	[illegible]	[illegible]	[illegible]	[illegible]	[illegible]	[illegible]	[illegible]	[illegible]	[illegible]	[illegible]	[illegible]
Unintentional injuries	[illegible]	[illegible]	[illegible]	[illegible]	[illegible]	[illegible]	[illegible]	[illegible]	[illegible]	[illegible]	[illegible]	[illegible]	[illegible]	[illegible]	[illegible]	[illegible]	[illegible]	[illegible]	[illegible]	[illegible]	[illegible]	[illegible]	[illegible]	[illegible]
Falls	[illegible]	[illegible]	[illegible]	[illegible]	[illegible]	[illegible]	[illegible]	[illegible]	[illegible]	[illegible]	[illegible]	[illegible]	[illegible]	[illegible]	[illegible]	[illegible]	[illegible]	[illegible]	[illegible]	[illegible]	[illegible]	[illegible]	[illegible]	[illegible]
Drowning	[illegible]	[illegible]	[illegible]	[illegible]	[illegible]	[illegible]	[illegible]	[illegible]	[illegible]	[illegible]	[illegible]	[illegible]	[illegible]	[illegible]	[illegible]	[illegible]	[illegible]	[illegible]	[illegible]	[illegible]	[illegible]	[illegible]	[illegible]	[illegible]
Fire, heat, and hot substances	[illegible]	[illegible]	[illegible]	[illegible]	[illegible]	[illegible]	[illegible]	[illegible]	[illegible]	[illegible]	[illegible]	[illegible]	[illegible]	[illegible]	[illegible]	[illegible]	[illegible]	[illegible]	[illegible]	[illegible]	[illegible]	[illegible]	[illegible]	[illegible]
Poisonings	[illegible]	[illegible]	[illegible]	[illegible]	[illegible]	[illegible]	[illegible]	[illegible]	[illegible]	[illegible]	[illegible]	[illegible]	[illegible]	[illegible]	[illegible]	[illegible]	[illegible]	[illegible]	[illegible]	[illegible]	[illegible]	[illegible]	[illegible]	[illegible]
Poisoning by carbon monoxide	[illegible]	[illegible]	[illegible]	[illegible]	[illegible]	[illegible]	[illegible]	[illegible]	[illegible]	[illegible]	[illegible]	[illegible]	[illegible]	[illegible]	[illegible]	[illegible]	[illegible]	[illegible]	[illegible]	[illegible]	[illegible]	[illegible]	[illegible]	[illegible]
Poisoning by other means	[illegible]	[illegible]	[illegible]	[illegible]	[illegible]	[illegible]	[illegible]	[illegible]	[illegible]	[illegible]	[illegible]	[illegible]	[illegible]	[illegible]	[illegible]	[illegible]	[illegible]	[illegible]	[illegible]	[illegible]	[illegible]	[illegible]	[illegible]	[illegible]
Exposure to mechanical forces	[illegible]	[illegible]	[illegible]	[illegible]	[illegible]	[illegible]	[illegible]	[illegible]	[illegible]	[illegible]	[illegible]	[illegible]	[illegible]	[illegible]	[illegible]	[illegible]	[illegible]	[illegible]	[illegible]	[illegible]	[illegible]	[illegible]	[illegible]	[illegible]
Unintentional firearm injuries	[illegible]	[illegible]	[illegible]	[illegible]	[illegible]	[illegible]	[illegible]	[illegible]	[illegible]	[illegible]	[illegible]	[illegible]	[illegible]	[illegible]	[illegible]	[illegible]	[illegible]	[illegible]	[illegible]	[illegible]	[illegible]	[illegible]	[illegible]	[illegible]
Other exposure to mechanical forces	[illegible]	[illegible]	[illegible]	[illegible]	[illegible]	[illegible]	[illegible]	[illegible]	[illegible]	[illegible]	[illegible]	[illegible]	[illegible]	[illegible]	[illegible]	[illegible]	[illegible]	[illegible]	[illegible]	[illegible]	[illegible]	[illegible]	[illegible]	[illegible]
Adverse effects of medical treatment	[illegible]	[illegible]	[illegible]	[illegible]	[illegible]	[illegible]	[illegible]	[illegible]	[illegible]	[illegible]	[illegible]	[illegible]	[illegible]	[illegible]	[illegible]	[illegible]	[illegible]	[illegible]	[illegible]	[illegible]	[illegible]	[illegible]	[illegible]	[illegible]
Animal contact	[illegible]	[illegible]	[illegible]	[illegible]	[illegible]	[illegible]	[illegible]	[illegible]	[illegible]	[illegible]	[illegible]	[illegible]	[illegible]	[illegible]	[illegible]	[illegible]	[illegible]	[illegible]	[illegible]	[illegible]	[illegible]	[illegible]	[illegible]	[illegible]
Venomous animal contact	[illegible]	[illegible]	[illegible]	[illegible]	[illegible]	[illegible]	[illegible]	[illegible]	[illegible]	[illegible]	[illegible]	[illegible]	[illegible]	[illegible]	[illegible]	[illegible]	[illegible]	[illegible]	[illegible]	[illegible]	[illegible]	[illegible]	[illegible]	[illegible]
Non-venomous animal contact	[illegible]	[illegible]	[illegible]	[illegible]	[illegible]	[illegible]	[illegible]	[illegible]	[illegible]	[illegible]	[illegible]	[illegible]	[illegible]	[illegible]	[illegible]	[illegible]	[illegible]	[illegible]	[illegible]	[illegible]	[illegible]	[illegible]	[illegible]	[illegible]
Foreign body	[illegible]	[illegible]	[illegible]	[illegible]	[illegible]	[illegible]	[illegible]	[illegible]	[illegible]	[illegible]	[illegible]	[illegible]	[illegible]	[illegible]	[illegible]	[illegible]	[illegible]	[illegible]	[illegible]	[illegible]	[illegible]	[illegible]	[illegible]	[illegible]
Pulmonary aspiration and foreign body in airway	[illegible]	[illegible]	[illegible]	[illegible]	[illegible]	[illegible]	[illegible]	[illegible]	[illegible]	[illegible]	[illegible]	[illegible]	[illegible]	[illegible]	[illegible]	[illegible]	[illegible]	[illegible]	[illegible]	[illegible]	[illegible]	[illegible]	[illegible]	[illegible]
Foreign body in eyes	[illegible]	[illegible]	[illegible]	[illegible]	[illegible]	[illegible]	[illegible]	[illegible]	[illegible]	[illegible]	[illegible]	[illegible]	[illegible]	[illegible]	[illegible]	[illegible]	[illegible]	[illegible]	[illegible]	[illegible]	[illegible]	[illegible]	[illegible]	[illegible]
Foreign body in other body part	[illegible]	[illegible]	[illegible]	[illegible]	[illegible]	[illegible]	[illegible]	[illegible]	[illegible]	[illegible]	[illegible]	[illegible]	[illegible]	[illegible]	[illegible]	[illegible]	[illegible]	[illegible]	[illegible]	[illegible]	[illegible]	[illegible]	[illegible]	[illegible]
Environmental heat and cold exposure	[illegible]	[illegible]	[illegible]	[illegible]	[illegible]	[illegible]	[illegible]	[illegible]	[illegible]	[illegible]	[illegible]	[illegible]	[illegible]	[illegible]	[illegible]	[illegible]	[illegible]	[illegible]	[illegible]	[illegible]	[illegible]	[illegible]	[illegible]	[illegible]
Exposure to forces of nature	[illegible]	[illegible]	[illegible]	[illegible]	[illegible]	[illegible]	[illegible]	[illegible]	[illegible]	[illegible]	[illegible]	[illegible]	[illegible]	[illegible]	[illegible]	[illegible]	[illegible]	[illegible]	[illegible]	[illegible]	[illegible]	[illegible]	[illegible]	[illegible]
Other unintentional injuries	[illegible]	[illegible]	[illegible]	[illegible]	[illegible]	[illegible]	[illegible]	[illegible]	[illegible]	[illegible]	[illegible]	[illegible]	[illegible]	[illegible]	[illegible]	[illegible]	[illegible]	[illegible]	[illegible]	[illegible]	[illegible]	[illegible]	[illegible]	[illegible]
Self-harm and interpersonal violence	[illegible]	[illegible]	[illegible]	[illegible]	[illegible]	[illegible]	[illegible]	[illegible]	[illegible]	[illegible]	[illegible]	[illegible]	[illegible]	[illegible]	[illegible]	[illegible]	[illegible]	[illegible]	[illegible]	[illegible]	[illegible]	[illegible]	[illegible]	[illegible]
Self-harm	[illegible]	[illegible]	[illegible]	[illegible]	[illegible]	[illegible]	[illegible]	[illegible]	[illegible]	[illegible]	[illegible]	[illegible]	[illegible]	[illegible]	[illegible]	[illegible]	[illegible]	[illegible]	[illegible]	[illegible]	[illegible]	[illegible]	[illegible]	[illegible]
Self-harm by firearm	[illegible]	[illegible]	[illegible]	[illegible]	[illegible]	[illegible]	[illegible]	[illegible]	[illegible]	[illegible]	[illegible]	[illegible]	[illegible]	[illegible]	[illegible]	[illegible]	[illegible]	[illegible]	[illegible]	[illegible]	[illegible]	[illegible]	[illegible]	[illegible]
Self-harm by other specified means	[illegible]	[illegible]	[illegible]	[illegible]	[illegible]	[illegible]	[illegible]	[illegible]	[illegible]	[illegible]	[illegible]	[illegible]	[illegible]	[illegible]	[illegible]	[illegible]	[illegible]	[illegible]	[illegible]	[illegible]	[illegible]	[illegible]	[illegible]	[illegible]
Interpersonal violence	[illegible]	[illegible]	[illegible]	[illegible]	[illegible]	[illegible]	[illegible]	[illegible]	[illegible]	[illegible]	[illegible]	[illegible]	[illegible]	[illegible]	[illegible]	[illegible]	[illegible]	[illegible]	[illegible]	[illegible]	[illegible]	[illegible]	[illegible]	[illegible]
Physical violence by firearm	[illegible]	[illegible]	[illegible]	[illegible]	[illegible]	[illegible]	[illegible]	[illegible]	[illegible]	[illegible]	[illegible]	[illegible]	[illegible]	[illegible]	[illegible]	[illegible]	[illegible]	[illegible]	[illegible]	[illegible]	[illegible]	[illegible]	[illegible]	[illegible]
Physical violence by sharp object	[illegible]	[illegible]	[illegible]	[illegible]	[illegible]	[illegible]	[illegible]	[illegible]	[illegible]	[illegible]	[illegible]	[illegible]	[illegible]	[illegible]	[illegible]	[illegible]	[illegible]	[illegible]	[illegible]	[illegible]	[illegible]	[illegible]	[illegible]	[illegible]
Sexual violence	[illegible]	[illegible]	[illegible]	[illegible]	[illegible]	[illegible]	[illegible]	[illegible]	[illegible]	[illegible]	[illegible]	[illegible]	[illegible]	[illegible]	[illegible]	[illegible]	[illegible]	[illegible]	[illegible]	[illegible]	[illegible]	[illegible]	[illegible]	[illegible]
Physical violence by other means	[illegible]	[illegible]	[illegible]	[illegible]	[illegible]	[illegible]	[illegible]	[illegible]	[illegible]	[illegible]	[illegible]	[illegible]	[illegible]	[illegible]	[illegible]	[illegible]	[illegible]	[illegible]	[illegible]	[illegible]	[illegible]	[illegible]	[illegible]	[illegible]
Conflict and terrorism	[illegible]	[illegible]	[illegible]	[illegible]	[illegible]	[illegible]	[illegible]	[illegible]	[illegible]	[illegible]	[illegible]	[illegible]	[illegible]	[illegible]	[illegible]	[illegible]	[illegible]	[illegible]	[illegible]	[illegible]	[illegible]	[illegible]	[illegible]	[illegible]

SR Table 2b: North East England DALYS by cause and age group for females with 95% uncertainty intervals, 2019

Cause	Early Neonatal	Late Neonatal	Post Neonatal	1 to 4	5 to 9	10 to 14	15 to 19	20 to 24	25 to 29	30 to 34	35 to 39	40 to 44	45 to 49	50 to 54	55 to 59	60 to 64	65 to 69	70 to 74	75 to 79	80 to 84	85 to 89	90 to 94	95 plus	Total
All causes	1,480 (1,164 to 1,856)	998 (897 to 1,163)	1,280 (1,066 to 1,580)	2,838 (2,656 to 3,060)	3,080 (2,770 to 3,500)	4,828 (4,563 to 5,430)	5,282 (4,995 to 5,766)	10,388 (9,830 to 10,993)	15,668 (14,824 to 16,600)	19,660 (18,599 to 20,800)	19,660 (18,599 to 20,800)	23,492 (22,257 to 24,900)	29,880 (28,455 to 31,455)	33,369 (31,900 to 34,959)	35,369 (33,901 to 37,200)	39,369 (37,900 to 41,000)	46,960 (45,500 to 48,500)	40,609 (39,000 to 42,000)	34,609 (33,000 to 36,000)	32,882 (29,700 to 36,300)	19,600 (16,900 to 21,300)	6,050 (5,470 to 7,000)	640,690
Communicable, maternal, neonatal, and nutritional diseases	1,030 (762 to 1,390)	309 (267 to 439)	621 (386 to 889)	685 (566 to 1,090)	419 (337 to 1,150)	404 (302 to 600)	590 (350 to 899)	936 (577 to 1,760)	803 (453 to 639)	677 (387 to 969)	726 (479 to 986)	690 (506 to 1,000)	690 (540 to 1,220)	671 (510 to 1,080)	687 (519 to 1,190)	1,369 (1,170 to 1,980)	1,926 (1,330 to 1,760)	2,249 (1,600 to 3,630)	2,600 (2,190 to 3,030)	2,110 (1,720 to 2,410)	668 (540 to 977)	22,002
HIV/AIDS and sexually transmitted infections	67.2 (39.8 to 164)	13 (7.1 to 38.6)	19.6 (7.3 to 58)	2.6 (2.2 to 3.8)	1.4 (1.1 to 1.8)	2 (1.7 to 2.4)	5 (3.7 to 7)	14.8 (12.2 to 21.4)	39.7 (35.6 to 49.6)	69.1 (58.9 to 91.1)	63.1 (55.3 to 83)	67.6 (59.5 to 87.6)	28.9 (21.3 to 43.6)	17.4 (12.9 to 26.1)	19.4 (14.4 to 29.1)	16 (12 to 27.4)	13.6 (9.6 to 23.9)	8.6 (6.4 to 14.8)	6 (4.5 to 9.6)	3.9 (2.9 to 6.4)	2.7 (1.9 to 4.6)	497
HIV/AIDS	0 (0 to 0)	0 (0 to 0)	2.5 (1.9 to 3.2)	2 (1.6 to 2.2)	1 (0.8 to 1.1)	0.9 (0.6 to 1.2)	1.8 (1.4 to 2.2)	4.7 (3.9 to 5.9)	8.4 (6.9 to 11.2)	19.1 (15.6 to 27.6)	19.6 (16.6 to 29.3)	17.6 (14.3 to 27.6)	7.9 (6.1 to 12.2)	4.6 (3.5 to 7.2)	5.1 (3.9 to 8)	4.2 (3.2 to 6.6)	3.6 (2.7 to 5.6)	2 (1.5 to 3.1)	1.6 (1.2 to 2.5)	1 (0.8 to 1.6)	0.7 (0.5 to 1.1)	106
HIV/AIDS - Drug-susceptible Tuberculosis	0 (0 to 0)	0 (0 to 0)	0.4 (0 to 1.6)	0.4 (0 to 1.6)	0.2 (0 to 0.9)	0.2 (0 to 0.9)	0.4 (0 to 1.6)	0.9 (0 to 3.6)	1.6 (0 to 6.5)	3.7 (0 to 15)	3.8 (0 to 15.2)	3.4 (0 to 13.7)	1.5 (0 to 6.1)	0.9 (0 to 3.6)	1 (0 to 4)	0.8 (0 to 3.2)	0.7 (0 to 2.8)	0.4 (0 to 1.6)	0.3 (0 to 1.2)	0.2 (0 to 0.8)	0.1 (0 to 0.6)	0.1 (0 to 0.5)	19.1
HIV/AIDS - Multidrug-resistant Tuberculosis without extensive	0 (0 to 0)	0 (0 to 0)	0 (0 to 0.1)	0 (0 to 0.1)	0 (0 to 0)	0 (0 to 0)	0 (0 to 0)	0.1 (0 to 0.1)	0.1 (0 to 0.3)	0.2 (0 to 0.9)	0.2 (0 to 0.9)	0.2 (0 to 0.9)	0.1 (0 to 0.5)	0.1 (0 to 0.4)	0.1 (0 to 0.5)	0.1 (0 to 0.4)	0.1 (0 to 0.4)	0 (0 to 0.3)	0 (0 to 0.2)	0 (0 to 0.2)	0 (0 to 0.1)	0 (0 to 0.1)	0.6
HIV/AIDS - Extensively drug-resistant Tuberculosis	0 (0 to 0)	0 (0 to 0)	0 (0 to 0)	0 (0 to 0)	0 (0 to 0)	0 (0 to 0)	0 (0 to 0)	0 (0 to 0)	0 (0 to 0)	0 (0 to 0)	0 (0 to 0)	0 (0 to 0)	0 (0 to 0)	0 (0 to 0)	0 (0 to 0)	0 (0 to 0)	0 (0 to 0)	0 (0 to 0)	0 (0 to 0)	0 (0 to 0)	0 (0 to 0)	0 (0 to 0)	0.1
HIV/AIDS resulting in other diseases	67.2 (39.8 to 164)	13 (7.1 to 38.6)	17 (6.4 to 56.2)	0.2 (0.1 to 0.3)	0.1 (0 to 0.2)	0.9 (0.6 to 1.2)	3.1 (2.5 to 3.5)	9.2 (8.3 to 10.2)	30.2 (26.9 to 39.6)	49.9 (43.3 to 64.1)	43.5 (38.7 to 54.3)	49.9 (43.9 to 60.8)	21.1 (15.2 to 31.4)	12.8 (9.4 to 19.1)	14.3 (10.6 to 21.4)	11.8 (8.9 to 20.8)	10 (7.1 to 18.3)	6.6 (4.9 to 11.4)	4.4 (3.3 to 7.1)	2.9 (2.1 to 4.8)	2 (1.4 to 3.5)	391
Syphilis	0 (0 to 0)	0 (0 to 0)	0.1 (0 to 0.3)	0.1 (0 to 0.3)	0.1 (0 to 0.2)	0.1 (0 to 0.2)	0.1 (0 to 0.2)	0.4 (0 to 0.9)	0.9 (0 to 2.1)	2.1 (0 to 5.1)	2.2 (0 to 5.4)	2.1 (0 to 5.1)	0.9 (0 to 2.2)	0.5 (0 to 1.3)	0.6 (0 to 1.5)	0.5 (0 to 1.2)	0.4 (0 to 1)	0.3 (0 to 0.7)	0.2 (0 to 0.5)	0.1 (0 to 0.4)	0.1 (0 to 0.3)	0.1 (0 to 0.3)	10.2
Chlamydial infection	0 (0 to 0)	0 (0 to 0)	0 (0 to 0)	0 (0 to 0)	0.2 (0 to 0.4)	0.9 (0.6 to 1.2)	2.6 (2.2 to 3.4)	2.6 (2.2 to 3.2)	3.7 (3.2 to 4.5)	7.2 (6.3 to 9.1)	7.3 (6.5 to 9.1)	6.1 (5.3 to 7.7)	2.6 (2.3 to 3.4)	1.6 (1.4 to 2.1)	1.1 (0.9 to 1.5)	0.6 (0.5 to 0.7)	0.4 (0.3 to 0.6)	0.3 (0.2 to 0.4)	0.2 (0.1 to 0.3)	0.1 (0.1 to 0.2)	0.1 (0 to 0.1)	44.7
Gonococcal infection	0 (0 to 0)	0 (0 to 0)	0 (0 to 0)	0 (0 to 0)	0.1 (0 to 0.1)	0.3 (0 to 0.5)	0.6 (0.5 to 0.8)	1.2 (0.9 to 1.6)	2.4 (1.9 to 3.4)	4.3 (3.4 to 6.3)	4.2 (3.4 to 6.1)	3.6 (2.7 to 5.3)	1.3 (1 to 1.9)	1.4 (1.1 to 1.7)	1.8 (1.4 to 2.3)	2.2 (1.7 to 3.1)	2.2 (1.7 to 3.2)	1.6 (1.2 to 2.4)	0.9 (0.7 to 1.4)	0.5 (0.4 to 0.8)	0.2 (0.1 to 0.4)	29.2
Trichomoniasis	0 (0 to 0)	0 (0 to 0)	0 (0 to 0)	0 (0 to 0)	0.4 (0.1 to 0.9)	1.6 (0.9 to 2.5)	3.2 (2.2 to 4.3)	3.6 (2.4 to 5.3)	3.7 (2.4 to 5.8)	3.4 (2.1 to 5.3)	3.6 (2.1 to 5.6)	3.3 (1.9 to 5.1)	2.6 (1.5 to 4)	2.3 (1.3 to 3.5)	1.9 (1.1 to 2.9)	1.4 (0.8 to 2.2)	1.1 (0.7 to 2.2)	0.8 (0.4 to 1.4)	0.5 (0.3 to 1)	0.3 (0.2 to 0.7)	0.1 (0 to 0.3)	33.6
Genital herpes	0 (0 to 0)	0 (0 to 0)	0 (0 to 0)	0 (0 to 0)	0 (0 to 0)	0 (0 to 0)	0.1 (0 to 0.1)	0.4 (0.3 to 0.6)	0.9 (0.7 to 1.2)	1.7 (1.3 to 2.3)	1.5 (1.2 to 2.1)	1.3 (1 to 1.8)	0.6 (0.4 to 0.8)	0.4 (0.3 to 0.6)	0.4 (0.3 to 0.6)	0.3 (0.2 to 0.5)	0.2 (0.1 to 0.4)	0.1 (0.1 to 0.3)	0.1 (0 to 0.2)	0 (0 to 0.1)	0 (0 to 0.1)	0 (0 to 0.1)	10.4
Other sexually transmitted infections	0 (0 to 0)	0 (0 to 0)	0 (0 to 0)	0 (0 to 0)	0.2 (0 to 0.4)	1.1 (0.1 to 0.4)	2.4 (2 to 3.1)	3.6 (2.9 to 4.7)	5.6 (4.7 to 7.5)	10.4 (8.7 to 13.9)	10.4 (8.7 to 13.9)	9.2 (7.6 to 12.3)	4.1 (3.3 to 5.5)	2.6 (2.1 to 3.5)	2.1 (1.7 to 2.8)	1.6 (1.3 to 2.2)	1.2 (0.9 to 1.7)	0.8 (0.6 to 1.2)	0.5 (0.4 to 0.8)	0.3 (0.2 to 0.5)	0.1 (0 to 0.2)	67.6
Respiratory infections and tuberculosis	17.4 (9.6 to 34)	12.3 (6.6 to 19)	46.8 (27.8 to 83.5)	179 (126 to 249)	138 (89.2 to 220)	108 (67.1 to 179)	108 (72.2 to 166)	139 (85.6 to 191)	204 (129 to 295)	286 (189 to 396)	286 (189 to 396)	220 (141 to 309)	166 (97 to 244)	155 (85 to 240)	186 (98.5 to 310)	230 (107 to 393)	1,050 (677 to 1,700)	1,230 (1,080 to 1,430)	1,490 (1,160 to 2,060)	2,290 (1,900 to 2,740)	1,970 (1,600 to 2,490)	12,900
Tuberculosis	0 (0 to 0)	0 (0 to 0)	0.3 (0.2 to 0.6)	1 (0.6 to 1.2)	0.4 (0.3 to 0.5)	0.7 (0.5 to 1)	1.9 (1.6 to 2.1)	1.8 (1.6 to 2.4)	2.6 (2.3 to 3.4)	3.9 (3.5 to 5.1)	3.9 (3.5 to 5.1)	3.1 (2.8 to 4.2)	2.3 (2.1 to 3.2)	2.1 (1.8 to 2.9)	2.5 (2.1 to 3.5)	3.1 (2.6 to 4.4)	14 (11.7 to 19.8)	17.7 (14.7 to 25.1)	19.8 (16.2 to 28.1)	30.6 (25.3 to 43.4)	26.3 (21.9 to 37.3)	172
Latent tuberculosis infection	0 (0 to 0)	0 (0 to 0)	0.2 (0 to 0.5)	0.8 (0.5 to 1.1)	0.3 (0.2 to 0.4)	0.5 (0.3 to 0.7)	1.4 (1.1 to 1.6)	1.3 (1.1 to 1.8)	1.9 (1.7 to 2.5)	2.9 (2.6 to 3.8)	2.9 (2.6 to 3.8)	2.3 (2.1 to 3.1)	1.7 (1.5 to 2.4)	1.6 (1.4 to 2.2)	1.9 (1.7 to 2.6)	2.3 (2.1 to 3.2)	10.6 (9.7 to 14.7)	13.4 (12.2 to 18.5)	14.9 (13.6 to 20.6)	23.1 (21.1 to 31.9)	19.9 (18.2 to 27.5)	130
Drug-susceptible Tuberculosis	0 (0 to 0)	0 (0 to 0)	0.3 (0.2 to 0.6)	0.9 (0.6 to 1.2)	0.4 (0.3 to 0.5)	0.6 (0.5 to 0.9)	1.8 (1.6 to 2.1)	1.7 (1.5 to 2.3)	2.5 (2.2 to 3.3)	3.7 (3.4 to 4.9)	3.7 (3.4 to 4.9)	3 (2.7 to 4)	2.2 (2 to 3)	2 (1.7 to 2.8)	2.4 (2.1 to 3.3)	2.9 (2.6 to 4.2)	13.5 (12.4 to 18.8)	16.9 (15.5 to 23.6)	18.9 (17.3 to 26.4)	29.1 (26.7 to 40.6)	25.1 (23 to 35)	164
Multidrug-resistant tuberculosis without extensive drug-resistar	0 (0 to 0)	0 (0 to 0)	0 (0 to 0)	0 (0 to 0)	0 (0 to 0)	0 (0 to 0)	0 (0 to 0.1)	0 (0 to 0.1)	0 (0 to 0.1)	0 (0 to 0.1)	0 (0 to 0.1)	0 (0 to 0.1)	0 (0 to 0.1)	0 (0 to 0.1)	0 (0 to 0.1)	0 (0 to 0.1)	0.1 (0 to 0.2)	0.1 (0 to 0.2)	0.1 (0 to 0.2)	0.1 (0 to 0.2)	0.1 (0 to 0.2)	0 (0 to 0.1)	0.6
Extensively drug-resistant tuberculosis	0 (0 to 0)	0 (0 to 0)	0 (0 to 0)	0 (0 to 0)	0 (0 to 0)	0 (0 to 0)	0 (0 to 0.1)	0 (0 to 0.2)	0 (0 to 0.2)	0 (0 to 0.2)	0 (0 to 0.2)	0 (0 to 0.2)	0 (0 to 0.2)	0 (0 to 0.2)	0 (0 to 0.2)	0 (0 to 0.2)	0 (0 to 0.2)	0 (0 to 0.2)	0 (0 to 0.2)	0 (0 to 0.2)	0 (0 to 0.2)	0 (0 to 0.1)	0.9
Lower respiratory infections	11.2 (6.4 to 24.6)	11.2 (6.1 to 17.5)	43.6 (27.3 to 80.8)	422 (320 to 704)	115 (74.1 to 193)	73.4 (41.1 to 159)	21.9 (9.6 to 53.2)	26.8 (11.2 to 69.6)	66 (27.9 to 169)	94.1 (39.1 to 253)	94.1 (39.1 to 253)	108 (46.2 to 278)	177 (102 to 307)	232 (132 to 399)	330 (183 to 564)	470 (263 to 794)	622 (350 to 1,050)	932 (527 to 1,560)	1,190 (666 to 1,990)	1,910 (1,020 to 3,280)	2,340 (1,300 to 3,710)	7,820
Upper respiratory infections	0.9 (0.3 to 2.1)	0.9 (0.3 to 2.1)	3.1 (1.2 to 7.2)	89 (66.7 to 139)	30.6 (19.7 to 49.3)	30.6 (19.7 to 49.3)	8.6 (3.8 to 20.9)	9.1 (3.8 to 23.6)	26.4 (10.9 to 67.6)	37.7 (15.7 to 96.4)	37.7 (15.7 to 96.4)	43.2 (18.5 to 110)	70.8 (40.9 to 123)	92.8 (52.8 to 159)	132 (73.3 to 225)	188 (105 to 318)	249 (140 to 420)	373 (211 to 630)	476 (267 to 796)	764 (408 to 1,330)	936 (520 to 1,660)	3,130
Otitis media	0 (0 to 0)	0 (0 to 0.2)	0.1 (0.3 to 0.7)	22.2 (14.7 to 37.1)	14.2 (9.2 to 22.8)	14.2 (9.2 to 22.8)	3.4 (1.2 to 8.4)	3.6 (1.2 to 9.4)	10.6 (3.7 to 27.6)	15.1 (5.3 to 39.9)	15.1 (5.3 to 39.9)	17.3 (6.1 to 45.5)	28.4 (10.1 to 75.1)	37.2 (13.2 to 98.8)	53 (18.8 to 140)	75.5 (26.8 to 200)	100 (35.5 to 265)	150 (53.2 to 397)	191 (67.9 to 504)	307 (109 to 810)	376 (134 to 992)	1,260
Enteric infections	1.2 (0.6 to 1.9)	0.7 (0.3 to 1.1)	2.2 (0.9 to 3.5)	16.8 (9.7 to 49.2)	2.9 (1.7 to 8.5)	2.9 (1.7 to 8.5)	0.9 (0.4 to 2.7)	1.1 (0.4 to 3.4)	3.1 (1.1 to 9.7)	4.4 (1.6 to 13.8)	4.4 (1.6 to 13.8)	5.1 (1.8 to 16)	8.3 (2.9 to 26)	10.9 (3.8 to 34)	15.5 (5.5 to 48.5)	22 (7.8 to 68.9)	29.3 (10.4 to 91.7)	43.9 (15.6 to 137)	55.9 (19.9 to 175)	89.8 (31.9 to 281)	110 (39.1 to 344)	364
Diarrheal diseases	1.2 (0.6 to 1.9)	0.7 (0.3 to 1.1)	2.2 (0.9 to 3.5)	16.8 (9.7 to 49.2)	2.9 (1.7 to 8.5)	2.9 (1.7 to 8.5)	0.9 (0.4 to 2.7)	1.1 (0.4 to 3.4)	3.1 (1.1 to 9.7)	4.4 (1.6 to 13.8)	4.4 (1.6 to 13.8)	5.1 (1.8 to 16)	8.3 (2.9 to 26)	10.9 (3.8 to 34)	15.5 (5.5 to 48.5)	22 (7.8 to 68.9)	29.3 (10.4 to 91.7)	43.9 (15.6 to 137)	55.9 (19.9 to 175)	89.8 (31.9 to 281)	110 (39.1 to 344)	364
Typhoid and paratyphoid	0 (0 to 0)	0 (0 to 0)	0 (0 to 0)	0 (0 to 0)	0 (0 to 0)	0 (0 to 0)	0 (0 to 0)	0 (0 to 0)	0 (0 to 0)	0 (0 to 0)	0 (0 to 0)	0 (0 to 0)	0 (0 to 0)	0 (0 to 0)	0 (0 to 0)	0 (0 to 0)	0 (0 to 0)	0 (0 to 0)	0 (0 to 0)	0 (0 to 0)	0 (0 to 0)	0 (0 to 0)	0.1
Typhoid fever	0 (0 to 0)	0 (0 to 0)	0 (0 to 0)	0 (0 to 0)	0 (0 to 0)	0 (0 to 0)	0 (0 to 0)	0 (0 to 0)	0 (0 to 0)	0 (0 to 0)	0 (0 to 0)	0 (0 to 0)	0 (0 to 0)	0 (0 to 0)	0 (0 to 0)	0 (0 to 0)	0 (0 to 0)	0 (0 to 0)	0 (0 to 0)	0 (0 to 0)	0 (0 to 0)	0 (0 to 0)	0.1
Paratyphoid fever	0 (0 to 0)	0 (0 to 0)	0 (0 to 0)	0 (0 to 0)	0 (0 to 0)	0 (0 to 0)	0 (0 to 0)	0 (0 to 0)	0 (0 to 0)	0 (0 to 0)	0 (0 to 0)	0 (0 to 0)	0 (0 to 0)	0 (0 to 0)	0 (0 to 0)	0 (0 to 0)	0 (0 to 0)	0 (0 to 0)	0 (0 to 0)	0 (0 to 0)	0 (0 to 0)	0 (0 to 0)	0
Invasive Non-typhoidal Salmonella (iNTS)	0 (0 to 0)	0 (0 to 0)	0 (0 to 0)	0 (0 to 0)	0 (0 to 0)	0 (0 to 0)	0 (0 to 0)	0 (0 to 0)	0 (0 to 0)	0 (0 to 0)	0 (0 to 0)	0 (0 to 0)	0 (0 to 0)	0 (0 to 0)	0 (0 to 0)	0 (0 to 0)	0 (0 to 0)	0 (0 to 0)	0 (0 to 0)	0 (0 to 0)	0 (0 to 0)	0 (0 to 0)	0.1
Other intestinal infectious diseases	0 (0 to 0)	0 (0 to 0)	0.2 (0 to 0.5)	0.4 (0.1 to 1.2)	0.1 (0 to 0.3)	0.1 (0 to 0.3)	0.1 (0 to 0.3)	0.2 (0 to 0.5)	0.3 (0 to 0.8)	0.5 (0 to 1.2)	0.5 (0 to 1.2)	0.4 (0 to 1)	0.3 (0 to 0.8)	0.2 (0 to 0.6)	0.2 (0 to 0.6)	0.2 (0 to 0.5)	0.1 (0 to 0.4)	0.1 (0 to 0.3)	0.1 (0 to 0.2)	0.1 (0 to 0.2)	0.1 (0 to 0.2)	4.5
Neglected tropical diseases and malaria	0 (0 to 0)	0.1 (0 to 1.2)	1.5 (0.7 to 6.4)	19 (9.4 to 49.6)	19.8 (9.9 to 51.2)	9.3 (4.6 to 24.1)	1.9 (0.9 to 4.9)	1.7 (0.8 to 4.4)	1.8 (0.9 to 4.6)	2.7 (1.3 to 6.9)	2.5 (1.2 to 6.5)	6.3 (3.1 to 16.1)	7.2 (3.6 to 18.3)	5.2 (2.6 to 13.2)	2 (1 to 5.1)	1.9 (0.9 to 4.8)	1.4 (0.7 to 3.6)	0.7 (0.3 to 1.8)	0.4 (0.2 to 1)	0.1 (0 to 0.3)	0.1 (0 to 0.2)	79
Malaria	0 (0 to 0)	0 (0 to 0)	0 (0 to 0)	0 (0 to 0)	0 (0 to 0)	0 (0 to 0)	0 (0 to 0)	0 (0 to 0)	0 (0 to 0)	0 (0 to 0)	0 (0 to 0)	0 (0 to 0)	0 (0 to 0)	0 (0 to 0)	0 (0 to 0)	0 (0 to 0)	0 (0 to 0)	0 (0 to 0)	0 (0 to 0)	0 (0 to 0)	0 (0 to 0)	0 (0 to 0)	0
Chagas disease	0 (0 to 0)	0 (0 to 0)	0 (0 to 0)	0 (0 to 0)	0 (0 to 0)	0 (0 to 0)	0 (0 to 0)	0 (0 to 0)	0 (0 to 0)	0 (0 to 0)	0 (0 to 0)	0 (0 to 0)	0 (0 to 0)	0 (0 to 0)	0 (0 to 0)	0 (0 to 0)	0 (0 to 0)	0 (0 to 0)	0 (0 to 0)	0 (0 to 0)	0 (0 to 0)	0 (0 to 0)	0
Leishmaniasis	0 (0 to 0)	0 (0 to 0)	0 (0 to 0)	0 (0 to 0)	0 (0 to 0)	0 (0 to 0)	0 (0 to 0)	0 (0 to 0)	0 (0 to 0)	0 (0 to 0)	0 (0 to 0)	0 (0 to 0)	0 (0 to 0)	0 (0 to 0)	0 (0 to 0)	0 (0 to 0)	0 (0 to 0)	0 (0 to 0)	0 (0 to 0)	0 (0 to 0)	0 (0 to 0)	0 (0 to 0)	0
Visceral leishmaniasis	0 (0 to 0)	0 (0 to 0)	0 (0 to 0)	0 (0 to 0)	0 (0 to 0)	0 (0 to 0)	0 (0 to 0)	0 (0 to 0)	0 (0 to 0)	0 (0 to 0)	0 (0 to 0)	0 (0 to 0)	0 (0 to 0)	0 (0 to 0)	0 (0 to 0)	0 (0 to 0)	0 (0 to 0)	0 (0 to 0)	0 (0 to 0)	0 (0 to 0)	0 (0 to 0)	0 (0 to 0)	0
Cutaneous and mucocutaneous leishmaniasis	0 (0 to 0)	0 (0 to 0)	0 (0 to 0)	0 (0 to 0)	0 (0 to 0)	0 (0 to 0)	0 (0 to 0)	0 (0 to 0)	0 (0 to 0)	0 (0 to 0)	0 (0 to 0)	0 (0 to 0)	0 (0 to 0)	0 (0 to 0)	0 (0 to 0)	0 (0 to 0)	0 (0 to 0)	0 (0 to 0)	0 (0 to 0)	0 (0 to 0)	0 (0 to 0)	0 (0 to 0)	0
African trypanosomiasis	0 (0 to 0)	0 (0 to 0)	0 (0 to 0)	0 (0 to 0)	0 (0 to 0)	0 (0 to 0)	0 (0 to 0)	0 (0 to 0)	0 (0 to 0)	0 (0 to 0)	0 (0 to 0)	0 (0 to 0)	0 (0 to 0)	0 (0 to 0)	0 (0 to 0)	0 (0 to 0)	0 (0 to 0)	0 (0 to 0)	0 (0 to 0)	0 (0 to 0)	0 (0 to 0)	0 (0 to 0)	0
Schistosomiasis	0 (0 to 0)	0 (0 to 0)	0 (0 to 0)	0 (0 to 0)	0 (0 to 0)	0 (0 to 0)	0 (0 to 0)	0 (0 to 0)	0 (0 to 0)	0 (0 to 0)	0 (0 to 0)	0 (0 to 0)	0 (0 to 0)	0 (0 to 0)	0 (0 to 0)	0 (0 to 0)	0 (0 to 0)	0 (0 to 0)	0 (0 to 0)	0 (0 to 0)	0 (0 to 0)	0 (0 to 0)	0
Cysticercosis	0 (0 to 0)	0 (0 to 0)	0 (0 to 0)	0 (0 to 0)	0 (0 to 0)	0 (0 to 0)	0 (0 to 0)	0 (0 to 0)	0 (0 to 0)	0 (0 to 0)	0 (0 to 0)	0 (0 to 0)	0 (0 to 0)	0 (0 to 0)	0 (0 to 0)	0 (0 to 0)	0 (0 to 0)	0 (0 to 0)	0 (0 to 0)	0 (0 to 0)	0 (0 to 0)	0 (0 to 0)	0
Cystic echinococcosis	0 (0 to 0)	0 (0 to 0)	0 (0 to 0)	0 (0 to 0)	0 (0 to 0)	0 (0 to 0)	0 (0 to 0)	0 (0 to 0)	0 (0 to 0)	0 (0 to 0)	0 (0 to 0)	0 (0 to 0)	0 (0 to 0)	0 (0 to 0)	0 (0 to 0)	0 (0 to 0)	0 (0 to 0)	0 (0 to 0)	0 (0 to 0)	0 (0 to 0)	0 (0 to 0)	0 (0 to 0)	0
Lymphatic filariasis	0 (0 to 0)	0 (0 to 0)	0 (0 to 0)	0 (0 to 0)	0 (0 to 0)	0 (0 to 0)	0 (0 to 0)	0 (0 to 0)	0 (0 to 0)	0 (0 to 0)	0 (0 to 0)	0 (0 to 0)	0 (0 to 0)	0 (0 to 0)	0 (0 to 0)	0 (0 to 0)	0 (0 to 0)	0 (0 to 0)	0 (0 to 0)	0 (0 to 0)	0 (0 to 0)	0 (0 to 0)	0
Onchocerciasis	0 (0 to 0)	0 (0 to 0)	0 (0 to 0)	0 (0 to 0)	0 (0 to 0)	0 (0 to 0)	0 (0 to 0)	0 (0 to 0)	0 (0 to 0)	0 (0 to 0)	0 (0 to 0)	0 (0 to 0)	0 (0 to 0)	0 (0 to 0)	0 (0 to 0)	0 (0 to 0)	0 (0 to 0)	0 (0 to 0)	0 (0 to 0)	0 (0 to 0)	0 (0 to 0)	0 (0 to 0)	0
Trachoma	0 (0 to 0)	0 (0 to 0)	0 (0 to 0)	0 (0 to 0)	0 (0 to 0)	0 (0 to 0)	0 (0 to 0)	0 (0 to 0)	0 (0 to 0)	0 (0 to 0)	0 (0 to 0)	0 (0 to 0)	0 (0 to 0)	0 (0 to 0)	0 (0 to 0)	0 (0 to 0)	0 (0 to 0)	0 (0 to 0)	0 (0 to 0)	0 (0 to 0)	0 (0 to 0)	0 (0 to 0)	0
Dengue	0 (0 to 0)	0 (0 to 0)	0 (0 to 0)	0 (0 to 0)	0 (0 to 0)	0 (0 to 0)	0 (0 to 0)	0 (0 to 0)	0 (0 to 0)	0 (0 to 0)	0 (0 to 0)	0 (0 to 0)	0 (0 to 0)	0 (0 to 0)	0 (0 to 0)	0 (0 to 0)	0 (0 to 0)	0 (0 to 0)	0 (0 to 0)	0 (0 to 0)	0 (0 to 0)	0 (0 to 0)	0
Yellow fever	0 (0 to 0)	0 (0 to 0)	0 (0 to 0)	0 (0 to 0)	0 (0 to 0)	0 (0 to 0)	0 (0 to 0)	0 (0 to 0)	0 (0 to 0)	0 (0 to 0)	0 (0 to 0)	0 (0 to 0)	0 (0 to 0)	0 (0 to 0)	0 (0 to 0)	0 (0 to 0)	0 (0 to 0)	0 (0 to 0)	0 (0 to 0)	0 (0 to 0)	0 (0 to 0)	0 (0 to 0)	0
Rabies	0 (0 to 0)	0 (0 to 0)	0 (0 to 0)	0 (0 to 0)	0 (0 to 0)	0 (0 to 0)	0 (0 to 0)	0 (0 to 0)	0 (0 to 0)	0 (0 to 0)	0 (0 to 0)	0 (0 to 0)	0 (0 to 0)	0 (0 to 0)	0 (0 to 0)	0 (0 to 0)	0 (0 to 0)	0 (0 to 0)	0 (0 to 0)	0 (0 to 0)	0 (0 to 0)	0 (0 to 0)	0
Intestinal nematode infections	0 (0 to 0)	0 (0 to 0)	0 (0 to 0)	0 (0 to 0)	0 (0 to 0)	0 (0 to 0)	0 (0 to 0)	0 (0 to 0)	0 (0 to 0)	0 (0 to 0)	0 (0 to 0)	0 (0 to 0)	0 (0 to 0)	0 (0 to 0)	0 (0 to 0)	0 (0 to 0)	0 (0 to 0)	0 (0 to 0)	0 (0 to 0)	0 (0 to 0)	0 (0 to 0)	0 (0 to 0)	0
Ascariasis	0 (0 to 0)	0 (0 to 0)	0 (0 to 0)	0 (0 to 0)	0 (0 to 0)	0 (0 to 0)	0 (0 to 0)	0 (0 to 0)	0 (0 to 0)	0 (0 to 0)	0 (0 to 0)	0 (0 to 0)	0 (0 to 0)	0 (0 to 0)	0 (0 to 0)	0 (0 to 0)	0 (0 to 0)	0 (0 to 0)	0 (0 to 0)	0 (0 to 0)	0 (0 to 0)	0 (0 to 0)	0
Trichuriasis	0 (0 to 0)	0 (0 to 0)	0 (0 to 0)	0 (0 to 0)	0 (0 to 0)	0 (0 to 0)	0 (0 to 0)	0 (0 to 0)	0 (0 to 0)	0 (0 to 0)	0 (0 to 0)	0 (0 to 0)	0 (0 to 0)	0 (0 to 0)	0 (0 to 0)	0 (0 to 0)	0 (0 to 0)	0 (0 to 0)	0 (0 to 0)	0 (0 to 0)	0 (0 to 0)	0 (0 to 0)	0
Hookworm disease	0 (0 to 0)	0 (0 to 0)	0 (0 to 0)	0 (0 to 0)	0 (0 to 0)	0 (0 to 0)	0 (0 to 0)	0 (0 to 0)	0 (0 to 0)	0 (0 to 0)	0 (0 to 0)	0 (0 to 0)	0 (0 to 0)	0 (0 to 0)	0 (0 to 0)	0 (0 to 0)	0 (0 to 0)	0 (0 to 0)	0 (0 to 0)	0 (0 to 0)	0 (0 to 0)	0 (0 to 0)	0
Food-borne trematodiases	0 (0 to 0)	0 (0 to 0)	0 (0 to 0)	0 (0 to 0)	0 (0 to 0)	0 (0 to 0)	0 (0 to 0)	0 (0 to 0)	0 (0 to 0)	0 (0 to 0)	0 (0 to 0)	0 (0 to 0)	0 (0 to 0)	0 (0 to 0)	0 (0 to 0)	0 (0 to 0)	0 (0 to 0)	0 (0 to 0)	0 (0 to 0)	0 (0 to 0)	0 (0 to 0)	0 (0 to 0)	0
Leprosy	0 (0 to 0)	0 (0 to 0)	0 (0 to 0)	0 (0 to 0)	0 (0 to 0)	0 (0 to 0)	0 (0 to 0)	0 (0 to 0)	0 (0 to 0)	0 (0 to 0)	0 (0 to 0)	0 (0 to 0)	0 (0 to 0)	0 (0 to 0)	0 (0 to 0)	0 (0 to 0)	0 (0 to 0)	0 (0 to 0)	0 (0 to 0)	0 (0 to 0)	0 (0 to 0)	0 (0 to 0)	0
Ebola	0 (0 to 0)	0 (0 to 0)	0 (0 to 0)	0 (0 to 0)	0 (0 to 0)	0 (0 to 0)	0 (0 to 0)	0 (0 to 0)	0 (0 to 0)	0 (0 to





SR Table 2b: North West England DALYS by cause and age group for females with 95% uncertainty intervals, 2019

Cause	Early Neonatal	Late Neonatal	Post Neonatal	1 to 4	5 to 9	10 to 14	15 to 19	20 to 24	25 to 29	30 to 34	35 to 39	40 to 44	45 to 49	50 to 54	55 to 59	60 to 64	65 to 69	70 to 74	75 to 79	80 to 84	85 to 89	90 to 94	95 plus	Total
All causes	6,490 (5,470 to 7,600)	2,300 (1,950 to 2,690)	5,440 (4,060 to 6,980)	7,660 (5,970 to 9,680)	9,220 (6,770 to 12,100)	14,100 (10,400 to 18,600)	21,400 (16,100 to 28,100)	28,800 (21,300 to 37,000)	36,800 (27,600 to 47,300)	44,000 (33,700 to 56,300)	47,600 (37,500 to 59,900)	48,700 (39,100 to 60,200)	62,200 (50,200 to 76,200)	75,500 (61,900 to 91,000)	83,500 (70,100 to 98,900)	85,300 (72,800 to 99,600)	93,600 (81,100 to 108,000)	116,000 (102,000 to 131,000)	103,000 (91,000 to 116,000)	102,000 (91,600 to 113,000)	81,900 (73,900 to 90,200)	51,300 (47,200 to 55,600)	18,800 (17,600 to 20,000)	1,150,000
Communicable, maternal, neonatal, and nutritional diseases	4,800 (3,880 to 5,730)	1,390 (1,100 to 1,660)	2,010 (1,480 to 2,650)	2,020 (1,450 to 2,980)	1,720 (1,150 to 2,700)	1,200 (904 to 1,580)	1,170 (921 to 1,450)	1,490 (1,090 to 2,030)	1,690 (1,270 to 2,230)	1,840 (1,440 to 2,400)	1,840 (1,430 to 2,370)	1,950 (1,430 to 2,850)	2,060 (1,570 to 2,830)	2,360 (1,810 to 3,280)	2,300 (1,860 to 3,010)	2,210 (1,840 to 2,710)	2,460 (2,090 to 3,000)	3,530 (3,060 to 4,120)	4,140 (3,600 to 4,700)	5,800 (4,960 to 6,640)	6,580 (5,410 to 7,590)	5,420 (4,370 to 6,170)	2,250 (1,780 to 2,570)	62,200
HIV/AIDS and sexually transmitted infections	142 (40·4 to 311)	38·7 (11·1 to 84·6)	64·2 (25·9 to 131)	11·2 (9·4 to 14·2)	6·7 (5·6 to 8·3)	7·1 (6·2 to 8·2)	16 (11·7 to 22·2)	44·5 (31·1 to 62·4)	90 (59·8 to 130)	148 (104 to 212)	173 (120 to 249)	166 (114 to 249)	130 (91·9 to 190)	85·6 (62·6 to 119)	66·7 (48 to 94·5)	51·1 (36·1 to 73·8)	50·5 (34·3 to 75)	38·4 (24·3 to 60·3)	24·9 (17·4 to 36·3)	16 (11·9 to 23)	10·4 (7·9 to 14·3)	5·6 (4·3 to 7·3)	2 (1·6 to 2·5)	1,390
HIV/AIDS	0 (0 to 0)	0 (0 to 0)	12 (11·3 to 12·7)	8·9 (8·3 to 9·6)	5·4 (5 to 6)	3·9 (3·5 to 4·5)	6·7 (5·4 to 8·7)	16·1 (13 to 20·6)	27·1 (21 to 35·3)	53·8 (42·2 to 68·7)	69·2 (54·9 to 91·1)	64·2 (51·3 to 83·3)	58·9 (46·6 to 76·4)	46·3 (36·2 to 59·4)	34·6 (26·8 to 46)	27·1 (19 to 39)	28·6 (17·3 to 45·3)	15·1 (5·6 to 30)	6·1 (2·5 to 12·1)	0·7 (0·4 to 1·2)	0·4 (0·2 to 0·7)	0·2 (0·1 to 0·3)	0·1 (0 to 0·1)	485
HIV/AIDS - Drug-susceptible Tuberculosis	0 (0 to 0)	0 (0 to 0)	1·9 (1·2 to 3)	1·4 (0·8 to 2·2)	0·9 (0·5 to 1·4)	0·6 (0·4 to 0·9)	0·7 (0·5 to 1·1)	1·6 (1 to 2·5)	2·6 (1·6 to 4)	5·7 (3·5 to 8·8)	7·5 (4·7 to 11·6)	6·6 (4·1 to 10·1)	6 (3·8 to 9·3)	4·5 (2·8 to 6·9)	3·3 (2·1 to 5·1)	2·4 (1·5 to 3·7)	2·2 (1·4 to 3·3)	0·4 (0·3 to 0·5)	0·1 (0·1 to 0·2)	0 (0 to 0)	0 (0 to 0)	0 (0 to 0)	0 (0 to 0)	48·7
HIV/AIDS - Multidrug-resistant Tuberculosis without extensive drug resistance	0 (0 to 0)	0 (0 to 0)	0·1 (0 to 0·2)	0 (0 to 0·2)	0 (0 to 0·1)	0 (0 to 0·1)	0 (0 to 0·1)	0 (0 to 0·2)	0·1 (0 to 0·3)	0·2 (0 to 0·6)	0·2 (0 to 0·8)	0·2 (0 to 0·7)	0·2 (0 to 0·6)	0·1 (0 to 0·5)	0·1 (0 to 0·3)	0·1 (0 to 0·2)	0·1 (0 to 0·2)	0 (0 to 0)	0 (0 to 0)	0 (0 to 0)	0 (0 to 0)	0 (0 to 0)	0 (0 to 0)	1·3
HIV/AIDS - Extensively drug-resistant Tuberculosis	0 (0 to 0)	0 (0 to 0)	0 (0 to 0·1)	0 (0 to 0)	0 (0 to 0)	0 (0 to 0)	0 (0 to 0)	0 (0 to 0)	0 (0 to 0·1)	0 (0 to 0·2)	0·1 (0 to 0·2)	0 (0 to 0·2)	0 (0 to 0·2)	0 (0 to 0·1)	0 (0 to 0·1)	0 (0 to 0·1)	0 (0 to 0·1)	0 (0 to 0)	0 (0 to 0)	0 (0 to 0)	0 (0 to 0)	0 (0 to 0)	0 (0 to 0)	0·3
HIV/AIDS resulting in other diseases	0 (0 to 0)	0 (0 to 0)	10 (8·7 to 11·1)	7·4 (6·3 to 8·4)	4·5 (3·8 to 5·2)	3·3 (2·8 to 4)	5·9 (4·5 to 7·9)	14·4 (11·2 to 19)	24·4 (18·2 to 32·6)	48 (36 to 62·8)	61·4 (46·5 to 83·7)	57·4 (44·4 to 76·4)	52·7 (39·9 to 69·7)	41·6 (31·2 to 54·7)	31·2 (23 to 42·3)	24·6 (16·4 to 36·8)	26·3 (15·2 to 43·4)	14·7 (5·3 to 29·5)	6 (2·3 to 12)	0·7 (0·3 to 1·2)	0·4 (0·2 to 0·7)	0·2 (0·1 to 0·3)	0·1 (0 to 0·1)	435
Sexually transmitted infections excluding HIV	142 (40·4 to 311)	38·6 (11·1 to 84·6)	52·1 (14 to 119)	2·3 (0·7 to 5·2)	1·3 (0·4 to 2·9)	3·2 (2·4 to 4·2)	9·3 (5·8 to 14·4)	28·4 (17·2 to 44·3)	62·9 (36·9 to 101)	94·3 (56·5 to 151)	104 (59·5 to 171)	102 (57·6 to 173)	70·6 (40·7 to 125)	39·3 (22·5 to 67·3)	32·1 (18·7 to 56·8)	24 (14·2 to 43·1)	21·9 (13·4 to 38·3)	23·3 (15·5 to 37·8)	18·8 (13·4 to 28·3)	15·3 (11·3 to 22·3)	10 (7·6 to 13·9)	5·4 (4·2 to 7·1)	2 (1·5 to 2·4)	904
Syphilis	142 (40·4 to 311)	38·6 (11·1 to 84·6)	52·1 (14 to 119)	2·3 (0·7 to 5·2)	1·3 (0·4 to 2·9)	0·9 (0·8 to 1)	0 (0 to 0·1)	1·2 (1 to 1·4)	0·2 (0·1 to 0·4)	0·2 (0·1 to 0·5)	0·2 (0·1 to 0·4)	0·1 (0·1 to 0·3)	0·1 (0·1 to 0·3)	0·2 (0·1 to 0·3)	0·2 (0·1 to 0·2)	0·2 (0·1 to 0·3)	0·1 (0·1 to 0·2)	0·1 (0·1 to 0·2)	0·1 (0·1 to 0·2)	0·1 (0·1 to 0·1)	0·1 (0 to 0·1)	0 (0 to 0·1)	0 (0 to 0)	241
Chlamydial infection	0 (0 to 0)	0 (0 to 0)	0 (0 to 0)	0 (0 to 0)	0 (0 to 0)	0·8 (0·5 to 1·2)	2·6 (1·5 to 4·2)	8·1 (4·7 to 12·8)	16·2 (8·9 to 26·7)	20·9 (11·5 to 35·3)	23·9 (13·3 to 42·2)	23·4 (12·6 to 41·9)	13 (6·8 to 24·7)	4·4 (2·7 to 7)	2·9 (2·1 to 4)	1·6 (1·4 to 1·9)	1 (0·8 to 1·1)	1·9 (1·6 to 2·2)	1·9 (1·6 to 2·3)	2·2 (1·8 to 2·6)	1·6 (1·2 to 1·8)	0·9 (0·7 to 1·1)	0·4 (0·3 to 0·4)	128
Gonococcal infection	0 (0 to 0)	0 (0 to 0)	0 (0 to 0)	0 (0 to 0)	0 (0 to 0)	0·4 (0·3 to 0·4)	1 (0·8 to 1·2)	1·7 (1·2 to 2·3)	3·5 (2·2 to 5·4)	7·1 (5·2 to 10·1)	7 (5 to 10·2)	7·5 (5·5 to 10·7)	6·7 (5·2 to 8·7)	4 (3·3 to 4·7)	4 (3·4 to 4·7)	5·3 (4·4 to 6·3)	5·9 (5 to 6·8)	6·7 (5·7 to 8·1)	7·3 (6·2 to 8·6)	6 (4·9 to 7)	4·2 (3·3 to 5)	2·5 (2 to 3)	1·1 (0·9 to 1·3)	81·7
Trichomoniasis	0 (0 to 0)	0 (0 to 0)	0 (0 to 0)	0 (0 to 0)	0 (0 to 0)	0·1 (0 to 0·2)	1 (0·3 to 2·5)	4·5 (1·5 to 11)	9·1 (2·9 to 21·2)	11·1 (3·5 to 26·9)	10·6 (3·3 to 25·8)	9·6 (3 to 22·9)	10 (3·1 to 23·2)	9 (2·8 to 20·9)	7·5 (2·5 to 17·9)	5·8 (2 to 13·7)	4·8 (1·7 to 11·4)	4·2 (1·5 to 9·4)	2·6 (1 to 5·7)	1·7 (0·6 to 3·7)	0·8 (0·3 to 1·8)	0·3 (0·1 to 0·6)	0 (0 to 0·1)	92·5
Genital herpes	0 (0 to 0)	0 (0 to 0)	0 (0 to 0)	0 (0 to 0)	0 (0 to 0)	0·3 (0·1 to 0·8)	1·5 (0·5 to 3·6)	3·5 (1·1 to 8·7)	6·4 (2·1 to 15·7)	8·9 (2·9 to 22)	9·7 (3·2 to 23·8)	9·3 (3·1 to 23·1)	11·2 (3·6 to 28·1)	12·2 (3·9 to 30·1)	11·3 (3·6 to 28·4)	9·3 (2·8 to 22·9)	8·1 (2·4 to 20·1)	7·4 (2·2 to 18·4)	5 (1·5 to 12·3)	3·5 (1·1 to 8·8)	2 (0·6 to 5·1)	0·9 (0·3 to 2·1)	0·2 (0·1 to 0·6)	111
Other sexually transmitted infections	0 (0 to 0)	0 (0 to 0)	0 (0 to 0)	0 (0 to 0)	0 (0 to 0)	0·7 (0·4 to 1·1)	3·2 (2 to 4·9)	9·5 (5·5 to 14·7)	27·6 (16 to 44·1)	46·1 (28·1 to 73)	52·8 (30·4 to 85·6)	52·1 (28·4 to 88·3)	29·6 (16·3 to 54)	9·6 (5·8 to 15·3)	6·1 (4·3 to 8·5)	1·8 (1·5 to 2·2)	2 (1·7 to 2·4)	3 (2·5 to 3·6)	1·9 (1·6 to 2·2)	1·9 (1·6 to 2·2)	1·4 (1·1 to 1·6)	0·8 (0·6 to 0·9)	0·2 (0·1 to 0·2)	250
Respiratory infections and tuberculosis	56·9 (45·3 to 68·7)	49·8 (39·2 to 59·9)	350 (253 to 468)	518 (383 to 721)	429 (274 to 669)	325 (200 to 509)	319 (208 to 485)	352 (236 to 531)	406 (285 to 582)	468 (337 to 654)	532 (398 to 703)	560 (451 to 721)	723 (593 to 893)	915 (766 to 1,100)	1,100 (936 to 1,280)	1,260 (1,080 to 1,450)	1,540 (1,340 to 1,750)	2,620 (2,290 to 3,020)	3,420 (2,980 to 3,890)	5,100 (4,350 to 5,870)	6,010 (4,900 to 6,910)	5,080 (4,050 to 5,790)	2,120 (1,670 to 2,420)	34,200
Tuberculosis	0 (0 to 0)	0 (0 to 0)	1·3 (0·9 to 1·8)	3·1 (2·6 to 3·7)	1·9 (1·5 to 2·3)	2·4 (1·7 to 3·4)	6·2 (4·6 to 8·4)	11·4 (8·1 to 16)	19·6 (13·4 to 28·5)	20·5 (15 to 28·4)	18·4 (14·2 to 24·1)	16 (12·9 to 19·9)	18 (14·6 to 22·2)	20·9 (17·2 to 25·2)	24·9 (20·9 to 29·6)	28·1 (23·5 to 33·4)	32·8 (27·5 to 39·5)	49·7 (41·5 to 58·5)	41·7 (35·3 to 48·8)	38·3 (31·5 to 45)	26·6 (21 to 31·5)	10·7 (8·3 to 12·6)	2·9 (2·3 to 3·4)	395
Latent tuberculosis infection	0 (0 to 0)	0 (0 to 0)	0 (0 to 0)	0 (0 to 0)	0 (0 to 0)	0 (0 to 0)	0 (0 to 0)	0 (0 to 0)	0 (0 to 0)	0 (0 to 0)	0 (0 to 0)	0 (0 to 0)	0 (0 to 0)	0 (0 to 0)	0 (0 to 0)	0 (0 to 0)	0 (0 to 0)	0 (0 to 0)	0 (0 to 0)	0 (0 to 0)	0 (0 to 0)	0 (0 to 0)	0 (0 to 0)	0
Drug-susceptible tuberculosis	0 (0 to 0)	0 (0 to 0)	1·3 (0·9 to 1·8)	3 (2·5 to 3·6)	1·8 (1·5 to 2·3)	2·4 (1·7 to 3·3)	6 (4·5 to 8·3)	11·2 (7·9 to 15·8)	19·2 (13·1 to 28·2)	20·1 (14·5 to 28·1)	18 (13·7 to 23·7)	15·6 (12·5 to 19·6)	17·6 (14·1 to 21·7)	20·3 (16·5 to 24·9)	24·3 (20 to 29·1)	27·4 (22·7 to 32·8)	32 (26·6 to 38·7)	48·5 (40·1 to 57·3)	40·6 (33·8 to 47·4)	37·3 (30·3 to 44)	25·9 (20·3 to 30·8)	10·4 (8·1 to 12·3)	2·8 (2·2 to 3·4)	386
Multidrug-resistant tuberculosis without extensive drug resistance	0 (0 to 0)	0 (0 to 0)	0 (0 to 0·1)	0·1 (0 to 0·2)	0 (0 to 0·1)	0 (0 to 0·1)	0·1 (0 to 0·4)	0·2 (0 to 0·7)	0·3 (0 to 1·3)	0·4 (0 to 1·4)	0·3 (0 to 1·3)	0·3 (0 to 1·2)	0·4 (0 to 1·4)	0·4 (0 to 1·7)	0·5 (0 to 2·1)	0·6 (0 to 2·3)	0·6 (0 to 2·5)	0·9 (0·1 to 3·8)	0·8 (0·1 to 3·4)	0·8 (0·1 to 3·4)	0·6 (0 to 2·4)	0·2 (0 to 0·9)	0·1 (0 to 0·3)	7·7
Extensively drug-resistant tuberculosis	0 (0 to 0)	0 (0 to 0)	0 (0 to 0)	0 (0 to 0·1)	0 (0 to 0)	0 (0 to 0)	0 (0 to 0·1)	0 (0 to 0·2)	0·1 (0 to 0·3)	0·1 (0 to 0·3)	0·1 (0 to 0·3)	0·1 (0 to 0·3)	0·1 (0 to 0·4)	0·1 (0 to 0·4)	0·1 (0 to 0·6)	0·1 (0 to 0·6)	0·2 (0 to 0·6)	0·2 (0 to 1)	0·2 (0 to 0·9)	0·2 (0 to 0·9)	0·1 (0 to 0·6)	0·1 (0 to 0·2)	0 (0 to 0·1)	1·9
Lower respiratory infections	56·4 (44·9 to 68)	46·6 (36·4 to 56·7)	281 (193 to 385)	187 (167 to 208)	60·7 (53·1 to 67·5)	46·3 (39·7 to 54·2)	72·5 (63·4 to 83·4)	79·2 (66·9 to 93·7)	109 (90·4 to 128)	171 (144 to 201)	260 (218 to 307)	330 (277 to 386)	471 (402 to 553)	654 (554 to 775)	868 (734 to 1,020)	1,070 (917 to 1,250)	1,370 (1,180 to 1,570)	2,440 (2,120 to 2,830)	3,300 (2,860 to 3,760)	5,010 (4,260 to 5,780)	5,950 (4,860 to 6,850)	5,050 (4,030 to 5,760)	2,110 (1,670 to 2,420)	30,000
Upper respiratory infections	0·4 (0·3 to 0·7)	2·8 (1·6 to 4·6)	54·7 (32·1 to 87·7)	250 (145 to 408)	292 (164 to 485)	232 (124 to 395)	201 (108 to 351)	221 (120 to 372)	238 (133 to 392)	241 (130 to 403)	220 (115 to 363)	180 (99·5 to 313)	189 (101 to 331)	189 (102 to 318)	165 (89 to 272)	129 (69·8 to 213)	116 (61·4 to 195)	110 (60·1 to 183)	72 (37·8 to 120)	49·6 (26·4 to 83·9)	27·4 (15·5 to 44·5)	13·4 (7·9 to 21·8)	4 (2·3 to 6·7)	3,200
Otitis media	0 (0 to 0)	0·4 (0·2 to 0·6)	12·1 (6·7 to 21·1)	77·4 (40·7 to 141)	74·4 (41 to 126)	44·4 (23·2 to 80·6)	39·4 (20·5 to 68·5)	40·6 (18·5 to 79·1)	39·4 (18·9 to 73·8)	35·7 (16 to 70·9)	34·6 (17 to 66·2)	34·5 (16·6 to 63·5)	45·2 (23·6 to 79·9)	51·7 (25 to 93·1)	43·9 (23 to 77·6)	31·2 (14·9 to 59·2)	21·5 (10·9 to 41)	15·9 (7·5 to 31·5)	10·5 (5·4 to 19·3)	8·2 (3·8 to 15·3)	5·5 (2·6 to 9·6)	2·9 (1·4 to 5·2)	1 (0·5 to 1·8)	670
Enteric infections	4·4 (3·5 to 5·4)	15·6 (11·6 to 20·2)	187 (128 to 265)	255 (154 to 406)	132 (74 to 217)	84·7 (47·5 to 138)	68·3 (44 to 99·5)	68·5 (44·5 to 101)	72·9 (48·1 to 106)	75·4 (51·6 to 105)	68·7 (48·3 to 94·5)	57·8 (40·4 to 79·9)	66·1 (47·3 to 91·1)	72·3 (51·7 to 99·4)	70·2 (51·5 to 96)	105 (80·4 to 135)	185 (144 to 236)	287 (228 to 355)	333 (272 to 409)	393 (323 to 464)	359 (293 to 423)	237 (195 to 275)	92·4 (75·5 to 108)	3,290
Diarrheal diseases	4·4 (3·5 to 5·4)	15·6 (11·6 to 20·1)	186 (127 to 264)	253 (153 to 402)	131 (73·2 to 217)	84·1 (47·1 to 137)	67·9 (43·9 to 99·3)	68·3 (44·4 to 100)	72·6 (48 to 105)	74·9 (51·4 to 105)	68·2 (47·9 to 93·9)	57·3 (39·9 to 79·2)	65·5 (46·9 to 90·8)	71·6 (51·3 to 99·1)	69·6 (50·7 to 95·4)	104 (79·7 to 135)	184 (144 to 235)	286 (227 to 354)	332 (271 to 405)	392 (322 to 463)	357 (292 to 422)	236 (194 to 274)	92 (75·2 to 107)	3,270
Typhoid and paratyphoid	0 (0 to 0)	0 (0 to 0)	0 (0 to 0)	0 (0 to 0)	0 (0 to 0·1)	0 (0 to 0·1)	0 (0 to 0·1)	0 (0 to 0)	0 (0 to 0)	0 (0 to 0)	0 (0 to 0)	0 (0 to 0)	0 (0 to 0)	0 (0 to 0)	0 (0 to 0)	0 (0 to 0)	0 (0 to 0)	0 (0 to 0·1)	0 (0 to 0)	0 (0 to 0)	0 (0 to 0)	0 (0 to 0)	0 (0 to 0)	0·2
Typhoid fever	0 (0 to 0)	0 (0 to 0)	0 (0 to 0)	0 (0 to 0)	0 (0 to 0·1)	0 (0 to 0·1)	0 (0 to 0)	0 (0 to 0)	0 (0 to 0)	0 (0 to 0)	0 (0 to 0)	0 (0 to 0)	0 (0 to 0)	0 (0 to 0)	0 (0 to 0)	0 (0 to 0)	0 (0 to 0)	0 (0 to 0)	0 (0 to 0)	0 (0 to 0)	0 (0 to 0)	0 (0 to 0)	0 (0 to 0)	0·1
Paratyphoid fever	0 (0 to 0)	0 (0 to 0)	0 (0 to 0)	0 (0 to 0)	0 (0 to 0)	0 (0 to 0)	0 (0 to 0)	0 (0 to 0)	0 (0 to 0)	0 (0 to 0)	0 (0 to 0)	0 (0 to 0)	0 (0 to 0)	0 (0 to 0)	0 (0 to 0)	0 (0 to 0)	0 (0 to 0)	0 (0 to 0)	0 (0 to 0)	0 (0 to 0)	0 (0 to 0)	0 (0 to 0)	0 (0 to 0)	0·1
Invasive Non-typhoidal Salmonella (iNTS)	0 (0 to 0)	0·1 (0 to 0·2)	0·3 (0·1 to 1·6)	0·5 (0·2 to 2·9)	0·2 (0·1 to 1)	0·2 (0·1 to 0·8)	0·1 (0·1 to 0·2)	0·1 (0 to 0·1)	0·2 (0·1 to 0·4)	0·1 (0 to 0·1)	0·2 (0·1 to 0·3)	0·2 (0·1 to 0·5)	0·3 (0·2 to 0·6)	0·4 (0·2 to 1·7)	0·4 (0·2 to 1·5)	0·5 (0·3 to 2·3)	0·6 (0·3 to 2·8)	0·9 (0·3 to 5·6)	1 (0·3 to 6·3)	1·2 (0·4 to 7·1)	1 (0·3 to 6)	0·5 (0·2 to 2·7)	0·3 (0·1 to 1·6)	9·2
Other intestinal infectious diseases	0 (0 to 0)	0 (0 to 0)	0·9 (0·1 to 3·3)	1·3 (0·3 to 3·5)	0·5 (0·1 to 1·6)	0·4 (0·1 to 1·1)	0·3 (0 to 0·9)	0·2 (0 to 0·7)	0·1 (0 to 0·4)	0·4 (0·1 to 1·1)	0·2 (0 to 0·8)	0·3 (0 to 0·9)	0·2 (0 to 0·7)	0·2 (0 to 0·8)	0·2 (0 to 0·7)	0·2 (0 to 0·7)	0·3 (0 to 1·3)	0·3 (0 to 1·1)	0·2 (0 to 0·9)	0·3 (0 to 1·1)	0·5 (0 to 1·9)	0·3 (0 to 1)	0·2 (0 to 0·5)	7·7
Neglected tropical diseases and malaria	0 (0 to 0·1)	1·2 (0·2 to 3·1)	11·3 (3 to 27·7)	40·9 (8·9 to 111)	34 (4·7 to 102)	7·1 (1 to 27·8)	1·2 (0·1 to 1·9)	7·4 (1·4 to 22·4)	4·6 (0·5 to 16·8)	4·8 (0·7 to 17·7)	5·6 (0·5 to 18·5)	17·8 (3·8 to 48·1)	14·9 (3·2 to 39)	19·8 (4·8 to 53·7)	12·9 (2·8 to 37)	4·8 (1·1 to 13·7)	4·7 (0·9 to 14·4)	3·5 (0·6 to 11·8)	2 (0·4 to 6·6)	2·4 (0·6 to 7·2)	2·2 (0·6 to 5·9)	1 (0·2 to 2·7)	0·4 (0·2 to 1)	204
Malaria	0 (0 to 0)	0 (0 to 0)	0 (0 to 0)	0 (0 to 0)	0 (0 to 0)	0 (0 to 0)	0 (0 to 0)	0 (0 to 0)	0 (0 to 0)	0 (0 to 0)	0 (0 to 0)	0 (0 to 0)	0 (0 to 0)	0 (0 to 0)	0 (0 to 0)	0 (0 to 0)	0 (0 to 0)	0 (0 to 0)	0 (0 to 0)	0 (0 to 0)	0 (0 to 0)	0 (0 to 0)	0 (0 to 0)	0
Chagas disease	0 (0 to 0)	0 (0 to 0)	0 (0 to 0)	0 (0 to 0)	0 (0 to 0)	0 (0 to 0)	0 (0 to 0)	0 (0 to 0)	0 (0 to 0)	0 (0 to 0)	0 (0 to 0)	0 (0 to 0)	0 (0 to 0)	0 (0 to 0)	0 (0 to 0)	0 (0 to 0)	0 (0 to 0)	0 (0 to 0)	0 (0 to 0)	0 (0 to 0)	0 (0 to 0)	0 (0 to 0)	0 (0 to 0)	0
Leishmaniasis	0 (0 to 0)	0 (0 to 0)	0 (0 to 0)	0 (0 to 0)	0 (0 to 0)	0 (0 to 0)	0 (0 to 0)	0 (0 to 0)	0 (0 to 0)	0 (0 to 0)	0 (0 to 0)	0 (0 to 0)	0 (0 to 0)	0 (0 to 0)	0 (0 to 0)	0 (0 to 0)	0 (0 to 0)	0 (0 to 0)	0 (0 to 0)	0 (0 to 0)	0 (0 to 0)	0 (0 to 0)	0 (0 to 0)	0
Visceral leishmaniasis	0 (0 to 0)	0 (0 to 0)	0 (0 to 0)	0 (0 to 0)	0 (0 to 0)	0 (0 to 0)	0 (0 to 0)	0 (0 to 0)	0 (0 to 0)	0 (0 to 0)	0 (0 to 0)	0 (0 to 0)	0 (0 to 0)	0 (0 to 0)	0 (0 to 0)	0 (0 to 0)	0 (0 to 0)	0 (0 to 0)	0 (0 to 0)	0 (0 to 0)	0 (0 to 0)	0 (0 to 0)	0 (0 to 0)	0
Cutaneous and mucocutaneous leishmaniasis	0 (0 to 0)	0 (0 to 0)	0 (0 to 0)	0 (0 to 0)	0 (0 to 0)	0 (0 to 0)	0 (0 to 0)	0 (0 to 0)	0 (0 to 0)	0 (0 to 0)	0 (0 to 0)	0 (0 to 0)	0 (0 to 0)	0 (0 to 0)	0 (0 to 0)	0 (0 to 0)	0 (0 to 0)	0 (0 to 0)	0 (0 to 0)	0 (0 to 0)	0 (0 to 0)	0 (0 to 0)	0 (0 to 0)	0
African trypanosomiasis	0 (0 to 0)	0 (0 to 0)	0 (0 to 0)	0 (0 to 0)	0 (0 to 0)	0 (0 to 0)	0 (0 to 0)	0 (0 to 0)	0 (0 to 0)	0 (0 to 0)	0 (0 to 0)	0 (0 to 0)	0 (0 to 0)	0 (0 to 0)	0 (0 to 0)	0 (0 to 0)	0 (0 to 0)	0 (0 to 0)	0 (0 to 0)	0 (0 to 0)	0 (0 to 0)	0 (0 to 0)	0 (0 to 0)	0
Schistosomiasis	0 (0 to 0)	0 (0 to 0)	0 (0 to 0)	0 (0 to 0)	0 (0 to 0)	0 (0 to 0)	0 (0 to 0)	0 (0 to 0)	0 (0 to 0)	0 (0 to 0)	0 (0 to 0)	0 (0 to 0)	0 (0 to 0)	0 (0 to 0)	0 (0 to 0)	0 (0 to 0)	0 (0 to 0)	0 (0 to 0)	0 (0 to 0)	0 (0 to 0)	0 (0 to 0)	0 (0 to 0)	0 (0 to 0)	0
Cysticercosis	0 (0 to 0)	0 (0 to 0)	0 (0 to 0)	0 (0 to 0)	0 (0 to 0)	0 (0 to 0)	0 (0 to 0)	0 (0 to 0)	0 (0 to 0)	0 (0 to 0)	0 (0 to 0)	0 (0 to 0)	0 (0 to 0)	0 (0 to 0)	0 (0 to 0)	0 (0 to 0)	0 (0 to 0)	0 (0 to 0)	0 (0 to 0)	0 (0 to 0)	0 (0 to 0)	0 (0 to 0)	0 (0 to 0)	0
Cystic echinococcosis	0 (0 to 0)	0 (0 to 0)	0 (0 to 0)	0 (0 to 0)	0 (0 to 0·1)	0 (0 to 0·1)	0·1 (0 to 0·2)	0·1 (0 to 0·2)	0·1 (0 to 0·2)	0·1 (0 to 0·2)	0·1 (0 to 0·3)	0·1 (0 to 0·3)	0·1 (0 to 0·3)	0·1 (0 to 0·4)	0·1 (0 to 0·4)	0·1 (0 to 0·4)	0·1 (0 to 0·4)	0·1 (0 to 0·4)	0·1 (0 to 0·3)	0·1 (0 to 0·3)	0·1 (0 to 0·3)	0 (0 to 0·2)	0 (0 to 0·1)	1·7
Lymphatic filariasis	0 (0 to 0)	0 (0 to 0)	0 (0 to 0)	0 (0 to 0)	0 (0 to 0)	0 (0 to 0)	0 (0 to 0)	0 (0 to 0)	0 (0 to 0)	0 (0 to 0)	0 (0 to 0)	0 (0 to 0)	0 (0 to 0)	0 (0 to 0)	0 (0 to 0)	0 (0 to 0)	0 (0 to 0)	0 (0 to 0)	0 (0 to 0)	0 (0 to 0)	0 (0 to 0)	0 (0 to 0)	0 (0 to 0)	0
Onchocerciasis	0 (0 to 0)	0 (0 to 0)	0 (0 to 0)	0 (0 to 0)	0 (0 to 0)	0 (0 to 0)	0 (0 to 0)	0 (0 to 0)	0 (0 to 0)	0 (0 to 0)	0 (0 to 0)	0 (0 to 0)	0 (0 to 0)	0 (0 to 0)	0 (0 to 0)	0 (0 to 0)	0 (0 to 0)	0 (0 to 0)	0 (0 to 0)	0 (0 to 0)	0 (0 to 0)	0 (0 to 0)	0 (0 to 0)	0
Trachoma	0 (0 to 0)	0 (0 to 0)	0 (0 to 0)	0 (0 to 0)	0 (0 to 0)	0 (0 to 0)	0 (0 to 0)	0 (0 to 0)	0 (0 to 0)	0 (0 to 0)	0 (0 to 0)	0 (0 to 0)	0 (0 to 0)	0 (0 to 0)	0 (0 to 0)	0 (0 to 0)	0 (0 to 0)	0 (0 to 0)	0 (0 to 0)	0 (0 to 0)	0 (0 to 0)	0 (0 to 0)	0 (0 to 0)	0
Dengue	0 (0 to 0)	0 (0 to 0)	0 (0 to 0)	0 (0 to 0)	0 (0 to 0)	0 (0 to 0)	0 (0 to 0)	0 (0 to 0)	0 (0 to 0)	0 (0 to 0)	0 (0 to 0)	0 (0 to 0)	0 (0 to 0)	0 (0 to 0)	0 (0 to 0)	0 (0 to 0)	0 (0 to 0)	0 (0 to 0)	0 (0 to 0)	0 (0 to 0)	0 (0 to 0)	0 (0 to 0)	0 (0 to 0)	0
Yellow fever	0 (0 to 0)	0 (0 to 0)	0 (0 to 0)	0 (0 to 0)	0 (0 to 0)	0 (0 to 0)	0 (0 to 0)	0 (0 to 0)	0 (0 to 0)	0 (0 to 0)	0 (0 to 0)	0 (0 to 0)	0 (0 to 0)	0 (0 to 0)	0 (0 to 0)	0 (0 to 0)	0 (0 to 0)	0 (0 to 0)	0 (0 to 0)	0 (0 to 0)	0 (0 to 0)	0 (0 to 0)	0 (0 to 0)	0
Rabies	0 (0 to 0)	0 (0 to 0)	0·1 (0 to 0·2)	0·1 (0·1 to 0·1)	0 (0 to 0·1)	0 (0 to 0)	0 (0 to 0)	0·1 (0 to 0·1)	0 (0 to 0)	0 (0 to 0)	0·1 (0 to 0·1)	0 (0 to 0)	0 (0 to 0·1)	0·1 (0 to 0·1)	0 (0 to 0·1)	0 (0 to 0)	0 (0 to 0)	0 (0 to 0)	0 (0 to 0)	0 (0 to 0)	0 (0 to 0)	0 (0 to 0)	0 (0 to 0)	0·5
Intestinal nematode infections	0 (0 to 0)	0 (0 to 0)	0 (0 to 0)	0 (0 to 0)	0 (0 to 0)	0 (0 to 0)	0 (0 to 0)	0 (0 to 0)	0 (0 to 0)	0 (0 to 0)	0 (0 to 0)	0 (0 to 0)	0 (0 to 0)	0 (0 to 0)	0 (0 to 0)	0 (0 to 0)	0 (0 to 0)	0 (0 to 0)	0 (0 to 0)	0 (0 to 0)	0 (0 to 0)	0 (0 to 0)	0 (0 to 0)	0
Ascariasis	0 (0 to 0)	0 (0 to 0)	0 (0 to 0)	0 (0 to 0)	0 (0 to 0)	0 (0 to 0)	0 (0 to 0)	0 (0 to 0)	0 (0 to 0)	0 (0 to 0)	0 (0 to 0)	0 (0 to 0)	0 (0 to 0)	0 (0 to 0)	0 (0 to 0)	0 (0 to 0)	0 (0 to 0)	0 (0 to 0)	0 (0 to 0)	0 (0 to 0)	0 (0 to 0)	0 (0 to 0)	0 (0 to 0)	0
Trichuriasis	0 (0 to 0)	0 (0 to 0)	0 (0 to 0)	0 (0 to 0)	0 (0 to 0)	0 (0 to 0)	0 (0 to 0)	0 (0 to 0)	0 (0 to 0)	0 (0 to 0)	0 (0 to 0)	0 (0 to 0)	0 (0 to 0)	0 (0 to 0)	0 (0 to 0)	0 (0 to 0)	0 (0 to 0)	0 (0 to 0)	0 (0 to 0)	0 (0 to 0)	0 (0 to 0)	0 (0 to 0)	0 (0 to 0)	0
Hookworm disease	0 (0 to 0)	0 (0 to 0)	0 (0 to 0)	0 (0 to 0)	0 (0 to 0)	0 (0 to 0)	0 (0 to 0)	0 (0 to 0)	0 (0 to 0)	0 (0 to 0)	0 (0 to 0)	0 (0 to 0)	0 (0 to 0)	0 (0 to 0)	0 (0 to 0)	0 (0 to 0)	0 (0 to 0)	0 (0 to 0)	0 (0 to 0)	0 (0 to 0)	0 (0 to 0)	0 (0 to 0)	0 (0 to 0)	0
Food-borne trematodiases	0 (0 to 0)	0 (0 to 0)	0 (0 to 0)	0 (0 to 0)	0 (0 to 0)	0 (0 to 0)	0 (0 to 0)	0 (0 to 0)	0 (0 to 0)	0 (0 to 0)	0 (0 to 0)	0 (0 to 0)	0 (0 to 0)	0 (0 to 0)	0 (0 to 0)	0 (0 to 0)	0 (0 to 0)	0 (0 to 0)	0 (0 to 0)	0 (0 to 0)	0 (0 to 0)	0 (0 to 0)	0 (0 to 0)	0
Leprosy	0 (0 to 0)	0 (0 to 0)	0 (0 to 0)	0 (0 to 0)	0 (0 to 0)	0 (0 to 0)	0 (0 to 0)	0 (0 to 0)	0 (0 to 0)	0 (0 to 0)	0 (0 to 0)	0 (0 to 0)	0 (0 to 0)	0 (0 to 0)	0 (0 to 0)	0 (0 to 0)	0 (0 to 0)	0 (0 to 0)	0 (0 to 0)	0 (0 to 0)	0 (0 to 0)	0 (0 to 0)	0 (0 to 0)	0
Ebola	0 (0 to 0)	0 (0 to 0)	0 (0 to 0)	0 (0 to 0)	0 (0 to 0)	0 (0 to 0)	0 (0 to 0)	0 (0 to 0)	0 (0 to 0)	0 (0 to 0)	0 (0 to 0)	0 (0 to 0)	0 (0 to 0)	0 (0 to 0)	0 (0 to 0)	0 (0 to 0)	0 (0 to 0)	0 (0 to 0)	0 (0 to 0)	0 (0 to 0)	0 (0 to 0)	0 (0 to 0)	0 (0 to 0)	0
Zika virus	0 (0 to 0)	0 (0 to 0)	0 (0 to 0)	0 (0 to 0)	0 (0 to 0)	0 (0 to 0)	0 (0 to 0)	0 (0 to 0)	0 (0 to 0)	0 (0 to 0)	0 (0 to 0)	0 (0 to 0)	0 (0 to 0)	0 (0 to 0)	0 (0 to 0)	0 (0 to 0)	0 (0 to 0)	0 (0 to 0)	0 (0 to 0)	0 (0 to 0)	0 (0 to 0)	0 (0 to 0)	0 (0 to 0)	0
Guinea worm disease	0 (0 to 0)	0 (0 to 0)	0 (0 to 0)	0 (0 to 0)	0 (0 to 0)	0 (0 to 0)	0 (0 to 0)	0 (0 to 0)	0 (0 to 0)	0 (0 to 0)	0 (0 to 0)	0 (0 to 0)	0 (0 to 0)	0 (0 to 0)	0 (0 to 0)	0 (0 to 0)	0 (0 to 0)	0 (0 to 0)	0 (0 to 0)	0 (0 to 0)	0 (0 to 0)	0 (0 to 0)	0 (0 to 0)	0
Other neglected tropical diseases	0 (0 to 0·1)	1·2 (0·2 to 3·1)	11·2 (2·9 to 27·6)	40·8 (8·9 to 111)	33·9 (4·6 to 102)	7 (1 to 27·7)	1·1 (0·1 to 1·8)	7·3 (1·2 to 22·2)	4·5 (0·4 to 16·7)	4·7 (0·6 to 17·7)	5·4 (0·4 to 18·4)	17·7 (3·7 to 48)	14·7 (3 to 38·9)	19·6 (4·5 to 53·6)	12·8 (2·6 to 36·8)	4·7 (1 to 13·6)	4·6 (0·8 to 14·1)	3·4 (0·5 to 11·7)	1·9 (0·4 to 6·5)	2·3 (0·5 to 7)	2·1 (0·5 to 5·8)	0·9 (0·2 to 2·6)	0·4 (0·2 to 1)	202
Other infectious diseases	26·1 (19·4 to 33·7)	50·9 (29·7 to 68·9)	165 (108 to 226)	199 (155 to 254)	104 (77·5 to 152)	79·5 (65·3 to 97·4)	117 (96·8 to 137)	96·9 (76·8 to 121)	95·1 (75·2 to 120)	106 (84·1 to 132)	107 (84·8 to 132)	107 (79·7 to 146)	126 (99·3 to 162)	147 (115 to 188)	157 (127 to 195)	150 (123 to 181)	150 (123 to 183)	163 (134 to 208)	126 (103 to 172)	105 (83·7 to 158)	76·8 (56·3 to 155)	44·9 (32 to 103)	20·1 (13·4 to 63·4)	2,520
Meningitis	9·2 (7·2 to 11·4)	19·6 (15·4 to 24·3)	77·3 (53·3 to 106)	95 (83·2 to 107)	36·5 (31·9 to 40·9)	32·8 (28·2 to 38)	60·6 (53·1 to 69·3)	35·9 (30·2 to 42)	31 (25·6 to 37·3)	35·8 (29·6 to 43)	36·3 (30·1 to 43·7)	32·6 (27·3 to 38·4)	39·4 (33·2 to 46·1)	39·5 (32·8 to 46·8)	43·6 (36·6 to 51)	39·5 (33·6 to 45·5)	32·7 (28 to 37·7)	35·6 (30·5 to 41·1)	26·7 (23·1 to 30·7)	21·7 (18·4 to 25·4)	11 (9 to 12·9)	6·1 (5 to 7·2)	2·3 (1·8 to 2·7)	801
Encephalitis	1·3 (0·3 to 1·9)	2·4 (0·9 to 3·4)	15·8 (5·4 to 24·5)	25·4 (11·1 to 33)	13·9 (8·1 to 17)	13·6 (8·3 to 16·7)	19 (9·4 to 24·4)	16·8 (10·4 to 21)	17·3 (12 to 21·4)	20·7 (13·1 to 25·9)	19·3 (11·6 to 24·4)	18·2 (10·9 to 23·1)	20·1 (12·5 to 25·2)	23 (16 to 28·5)	22·9 (15·7 to 28·3)	24·7 (15·4 to 30·9)	28·2 (15·9 to 35·1)	31 (15·8 to 39·5)	26·9 (11·9 to 35·5)	23·2 (8·9 to 31·4)	15·8 (5·5 to 21·9)	6·7 (2 to 9·3)	2·4 (0·7 to 3·3)	408
Diphtheria	0 (0 to 0)	0 (0 to 0)	0 (0 to 0·1)	0·1 (0·1 to 0·2)	0·1 (0 to 0·1)	0 (0 to 0)	0 (0 to 0·1)	0 (0 to 0·1)	0 (0 to 0)	0 (0 to 0·1)	0 (0 to 0)	0 (0 to 0)	0 (0 to 0·1)	0 (0 to 0)	0 (0 to 0)	0 (0 to 0)	0 (0 to 0)	0 (0 to 0)	0 (0 to 0)	0 (0 to 0)	0 (0 to 0)	0 (0 to 0)	0 (0 to 0)	0·6
Tetanus	0 (0 to 0)	0 (0 to 0)	0 (0 to 0)	0 (0 to 0)	0 (0 to 0)	0 (0 to 0)	0 (0 to 0)	0 (0 to 0)	0 (0 to 0)	0 (0 to 0)	0 (0 to 0)	0 (0 to 0)	0 (0 to 0)	0 (0 to 0)	0 (0 to 0·1)	0 (0 to 0)	0 (0 to 0)	0 (0 to 0)	0 (0 to 0)	0 (0 to 0)	0 (0 to 0)	0 (0 to 0)	0 (0 to 0)	0·3
Measles	0 (0 to 0)	0 (0 to 0)	0·2 (0 to 0·4)	0·5 (0·1 to 0·8)	0·4 (0 to 0·9)	0·1 (0 to 0·2)	0·2 (0 to 0·4)	0·1 (0 to 0·1)	0·2 (0 to 0·4)	0 (0 to 0)	0·1 (0 to 0·1)	0·1 (0 to 0·1)	0·1 (0 to 0·2)	0 (0 to 0)	0·1 (0 to 0·1)	0 (0 to 0)	0 (0 to 0)	0 (0 to 0)	0 (0 to 0)	0 (0 to 0)	0 (0 to 0)	0 (0 to 0)	0 (0 to 0)	1·9
Varicella and herpes zoster	1·7 (0·5 to 2·2)	1·6 (0·9 to 2·7)	6 (3·5 to 16·7)	11·7 (8·1 to 34·4)	7·2 (4·9 to 17·6)	5·8 (3·9 to 10)	5·7 (3·6 to 8·8)	5·9 (3·5 to 9·5)	8·1 (4·8 to 13)	10 (6·4 to 15·2)	8·8 (5·4 to 13·9)	8·1 (4·6 to 13·6)	10·6 (5·8 to 18)	14·3 (8·2 to 23·3)	17 (10 to 27·8)	16·6 (8·8 to 28·1)	18·1 (9·9 to 30·5)	21·3 (12·4 to 37)	19·6 (11·4 to 52·7)	21·2 (12 to 73)	25·8 (15·1 to 102)	21·1 (12·8 to 81·7)	11·6 (6·4 to 54·9)	278
Acute hepatitis	0 (0 to 0)	0 (0 to 0)	1·4 (0·9 to 2·2)	2·4 (1·6 to 3·4)	6·1 (3·4 to 9·7)	8·1 (4·9 to 12·1)	8·3 (5·5 to 12·1)	9 (6 to 13·2)	9·6 (6·4 to 14)	10·4 (6·9 to 14·9)	9·7 (6·5 to 13·9)	8·5 (5·8 to 12·1)	9·3 (6·5 to 12·8)	9·2 (6·4 to 12·9)	8·5 (6 to 11·7)	6·9 (5·1 to 9·4)	5·6 (4 to 7·5)	4·5 (3·3 to 6·1)	2·8 (2·1 to 3·8)	1·7 (1·3 to 2·4)	1 (0·7 to 1·4)	0·4 (0·3 to 0·6)	0·1 (0·1 to 0·2)	124
Acute hepatitis A	0 (0 to 0)	0 (0 to 0)	0·2 (0·1 to 0·4)	1·4 (0·7 to 2·2)	5·1 (2·6 to 8·4)	7·2 (4·2 to 11)	7·1 (4·5 to 10·6)	7·3 (4·5 to 11)	7·5 (4·7 to 11·5)	7·6 (4·7 to 11·3)	6·7 (4·2 to 10·1)	5·7 (3·5 to 8·7)	6 (3·8 to 8·8)	5·9 (3·8 to 8·6)	5·2 (3·3 to 7·8)	3·9 (2·4 to 5·8)	2·8 (1·7 to 4·3)	2·1 (1·2 to 3·2)	1 (0·6 to 1·6)	0·4 (0·2 to 0·7)	0·2 (0·1 to 0·3)	0·1 (0 to 0·1)	0 (0 to 0)	83·3
Acute hepatitis B	0 (0 to 0)	0 (0 to 0)	0·7 (0·2 to 1·3)	0·6 (0·2 to 0·9)	0·5 (0·3 to 0·7)	0·4 (0·2 to 0·7)	0·7 (0·4 to 1)	1·2 (0·7 to 1·7)	1·4 (0·9 to 2·3)	2·2 (1·4 to 3·6)	2·4 (1·6 to 3·7)	2·2 (1·5 to 3·4)	2·5 (1·6 to 3·7)	2·4 (1·6 to 3·5)	2·4 (1·6 to 3·3)	2·2 (1·5 to 2·9)	1·8 (1·1 to 2·5)	1·5 (0·9 to 2·1)	0·9 (0·5 to 1·3)	0·6 (0·3 to 0·8)	0·3 (0·1 to 0·5)	0·1 (0·1 to 0·2)	0 (0 to 0)	26·9
Acute hepatitis C	0 (0 to 0)	0 (0 to 0)	0·4 (0·2 to 0·9)	0·2 (0·1 to 0·4)	0·1 (0·1 to 0·3)	0·1 (0·1 to 0·2)	0·1 (0 to 0·2)	0·1 (0 to 0·2)	0·2 (0·1 to 0·4)	0·2 (0·1 to 0·5)	0·2 (0·1 to 0·5)	0·2 (0·1 to 0·6)	0·4 (0·2 to 1)	0·4 (0·2 to 1)	0·5 (0·2 to 1·1)	0·4 (0·2 to 1)	0·5 (0·2 to 1·1)	0·5 (0·2 to 1)	0·5 (0·2 to 1)	0·3 (0·1 to 0·6)	0·2 (0·1 to 0·4)	0·1 (0 to 0·2)	0 (0 to 0·1)	5·6
Acute hepatitis E	0 (0 to 0)	0 (0 to 0)	0·2 (0 to 0·4)	0·2 (0·1 to 0·4)	0·4 (0·2 to 0·6)	0·4 (0·2 to 0·6)	0·4 (0·2 to 0·6)	0·4 (0·2 to 0·7)	0·5 (0·2 to 0·8)	0·4 (0·2 to 0·7)	0·4 (0·2 to 0·7)	0·4 (0·2 to 0·6)	0·4 (0·2 to 0·7)	0·4 (0·2 to 0·7)	0·5 (0·2 to 0·8)	0·5 (0·3 to 0·8)	0·4 (0·2 to 0·8)	0·5 (0·3 to 0·9)	0·4 (0·2 to 0·8)	0·4 (0·2 to 0·8)	0·3 (0·2 to 0·6)	0·2 (0·1 to 0·3)	0·1 (0 to 0·1)	7·7
Other unspecified infectious diseases	13·9 (9·6 to 20·8)	27·2 (10·6 to 40·9)	50·7 (24·2 to 77·8)	54·1 (27·5 to 99·9)	38·7 (17·8 to 83·8)	18·7 (12·6 to 33)	23 (14·9 to 29·9)	29·1 (18·3 to 45)	28·8 (19·1 to 43·9)	29·4 (19·6 to 43·6)	32·6 (19·9 to 47·6)	39·4 (22·5 to 72·6)	46·2 (29·5 to 72·1)	60·9 (40·1 to 95·2)	64·9 (46·4 to 93·8)	62 (46·1 to 88·2)	65·5 (49·6 to 95·4)	70·3 (53·9 to 112)	49·8 (36·8 to 86)	37·4 (25·4 to 68·5)	23·2 (14·8 to 44·6)	10·6 (6 to 21·6)	3·7 (2·1 to 7·6)	880
Maternal and neonatal disorders	4,570 (3,710 to 5,470)	1,220 (966 to 1,470)	1,130 (799 to 1,540)	596 (484 to 719)	430 (332 to 542)	424 (324 to 530)	418 (327 to 516)	516 (407 to 633)	616 (492 to 749)	657 (524 to 807)	572 (457 to 689)	431 (340 to 531)	443 (347 to 550)	433 (341 to 536)	375 (289 to 465)	279 (215 to 348)	200 (155 to 250)	138 (106 to 173)	55·6 (42·7 to 70·2)	15·8 (11·5 to 20·7)	4·4 (2·8 to 6·3)	1·6 (0·9 to 2·5)	0·4 (0·2 to 0·7)	13,500
Maternal disorders	0 (0 to 0)	0 (0 to 0)	0 (0 to 0)	0 (0 to 0)	0 (0 to 0)	1·3 (1·1 to 1·4)	30·8 (25 to 37·8)	90·9 (62·2 to 128)	142 (96·2 to 200)	165 (116 to 233)	122 (91·7 to 167)	41·7 (34 to 51·2)	15·9 (13·5 to 18·5)	1·7 (1·5 to 2)	0 (0 to 0)	0 (0 to 0)	0 (0 to 0)	0 (0 to 0)	0 (0 to 0)	0 (0 to 0)	0 (0 to 0)	0 (0 to 0)	0 (0 to 0)	612
Maternal hemorrhage	0 (0 to 0)	0 (0 to 0)	0 (0 to 0)	0 (0 to 0)	0 (0 to 0)	0·1 (0·1 to 0·2)	2·4 (1·5 to 3·6)	21·8 (8·7 to 43·7)	34 (14·3 to 66·8)	37·6 (16·3 to 74·8)	27·5 (12·3 to 54·8)	7 (3·6 to 12)	1·6 (0·8 to 2·7)	0·1 (0·1 to 0·3)	0 (0 to 0)	0 (0 to 0)	0 (0 to 0)	0 (0 to 0)	0 (0 to 0)	0 (0 to 0)	0 (0 to 0)	0 (0 to 0)	0 (0 to 0)	132
Maternal sepsis and other maternal infections	0 (0 to 0)	0 (0 to 0)	0 (0 to 0)	0 (0 to 0)	0 (0 to 0)	0·1 (0 to 0·1)	4·1 (2·1 to 6·9)	13·4 (6 to 24·2)	16·9 (7·8 to 32·3)	14·2 (6·8 to 28)	7·5 (3·8 to 13·6)	2·1 (1·2 to 3·6)	0·7 (0·4 to 1·1)	0·1 (0·1 to 0·2)	0 (0 to 0)	0 (0 to 0)	0 (0 to 0)	0 (0 to 0)	0 (0 to 0)	0 (0 to 0)	0 (0 to 0)	0 (0 to 0)	0 (0 to 0)	59
Maternal hypertensive disorders	0 (0 to 0)	0 (0 to 0)	0 (0 to 0)	0 (0 to 0)	0 (0 to 0)	0·1 (0·1 to 0·2)	4·4 (2·8 to 6·5)	12·3 (7·1 to 20·3)	24·5 (13·7 to 41·5)	30·1 (16·2 to 50·9)	19·6 (11·3 to 32·7)	5 (3 to 8·1)	1·1 (0·7 to 1·6)	0 (0 to 0)	0 (0 to 0)	0 (0 to 0)	0 (0 to 0)	0 (0 to 0)	0 (0 to 0)	0 (0 to 0)	0 (0 to 0)	0 (0 to 0)	0 (0 to 0)	97·1
Maternal obstructed labor and uterine rupture	0 (0 to 0)	0 (0 to 0)	0 (0 to 0)	0 (0 to 0)	0 (0 to 0)	0 (0 to 0·1)	2·3 (1·2 to 3·8)	8·1 (3·8 to 14·4)	13·6 (5·8 to 24·5)	15·1 (6·4 to 26·9)	8·7 (4·2 to 14·9)	1·9 (1 to 3·2)	0·4 (0·2 to 0·7)	0 (0 to 0)	0 (0 to 0)	0 (0 to 0)	0 (0 to 0)	0 (0 to 0)	0 (0 to 0)	0 (0 to 0)	0 (0 to 0)	0 (0 to 0)	0 (0 to 0)	50·1
Maternal abortion and miscarriage	0 (0 to 0)	0 (0 to 0)	0 (0 to 0)	0 (0 to 0)	0 (0 to 0)	0·1 (0 to 0·1)	2·1 (1·2 to 3·3)	4·8 (2·2 to 8·4)	5·3 (2·5 to 9·6)	5·1 (2·4 to 9·1)	4·2 (2·1 to 7·5)	2 (1·1 to 3·2)	1·3 (0·5 to 2·6)	0·1 (0 to 0·2)	0 (0 to 0)	0 (0 to 0)	0 (0 to 0)	0 (0 to 0)	0 (0 to 0)	0 (0 to 0)	0 (0 to 0)	0 (0 to 0)	0 (0 to 0)	25
Ectopic pregnancy	0 (0 to 0)	0 (0 to 0)	0 (0 to 0)	0 (0 to 0)	0 (0 to 0)	0 (0 to 0)	0·6 (0·4 to 1)	1·6 (0·9 to 2·3)	3·1 (1·8 to 4·6)	4·4 (2·8 to 6·7)	3·3 (1·9 to 5)	1·1 (0·7 to 1·7)	0·3 (0·2 to 0·5)	0 (0 to 0)	0 (0 to 0)	0 (0 to 0)	0 (0 to 0)	0 (0 to 0)	0 (0 to 0)	0 (0 to 0)	0 (0 to 0)	0 (0 to 0)	0 (0 to 0)	14·4
Indirect maternal deaths	--	--	--	--	--	0·2 (0·1 to 0·3)	4 (2·1 to 6·4)	5·9 (3 to 9·3)	9 (5 to 14)	12 (6·3 to 19·6)	10·5 (5·6 to 17·3)	4·4 (2·2 to 7·6)	1·8 (0·9 to 2·9)	0·1 (0 to 0·2)	--	--	--	--	--	--	--	--	--	NA
Late maternal deaths	--	--	--	--	--	0·1 (0 to 0·3)	1·2 (0·2 to 4·3)	1·3 (0·2 to 4·7)	1·5 (0·4 to 4·7)	1·7 (0·5 to 6)	1·4 (0·4 to 4·7)	0·6 (0·2 to 2)	0·3 (0·1 to 0·9)	0 (0 to 0·1)	--	--	--	--	--	--	--	--	--	NA
Maternal deaths aggravated by HIV/AIDS	--	--	--	--	--	0 (0 to 0)	0 (0 to 0)	0 (0 to 0)	0 (0 to 0)	0 (0 to 0·1)	0 (0 to 0·1)	0 (0 to 0)	0 (0 to 0)	0 (0 to 0)	--	--	--	--	--	--	--	--	--	NA
Neonatal disorders	4,570 (3,710 to 5,470)	1,220 (966 to 1,470)	1,130 (799 to 1,540)	596 (484 to 719)	430 (332 to 542)	423 (323 to 529)	387 (297 to 484)	425 (329 to 536)	474 (370 to 595)	492 (382 to 618)	450 (348 to 561)	389 (299 to 487)	427 (332 to 534)	431 (339 to 535)	375 (289 to 465)	279 (215 to 348)	200 (155 to 250)	138 (106 to 173)	55·6 (42·7 to 70·2)	15·8 (11·5 to 20·7)	4·4 (2·8 to 6·3)	1·6 (0·9 to 2·5)	0·4 (0·2 to 0·7)	12,900
Neonatal preterm birth	3,500 (2,830 to 4,190)	902 (718 to 1,090)	776 (538 to 1,060)	302 (242 to 374)	306 (232 to 389)	301 (227 to 386)	275 (208 to 351)	302 (230 to 386)	337 (258 to 431)	350 (267 to 449)	318 (245 to 405)	274 (211 to 350)	300 (233 to 383)	300 (233 to 379)	257 (199 to 328)	188 (144 to 239)	139 (106 to 177)	101 (77·6 to 128)	43·4 (33 to 55·9)	12·7 (9·2 to 17)	3·9 (2·4 to 5·7)	1·5 (0·9 to 2·4)	0·4 (0·2 to 0·7)	9,290
Neonatal encephalopathy due to birth asphyxia and trauma	720 (574 to 869)	135 (108 to 163)	113 (81·4 to 152)	125 (97·1 to 159)	113 (78·2 to 154)	111 (78·4 to 151)	102 (71·9 to 137)	112 (79·3 to 150)	124 (87·6 to 167)	129 (92·2 to 176)	119 (82·4 to 163)	104 (73·1 to 143)	116 (80·4 to 158)	118 (82·7 to 163)	106 (74·3 to 145)	82·1 (57·4 to 113)	53·5 (36·1 to 74·8)	30·9 (19·8 to 45·3)	9·2 (5·1 to 14·7)	1·9 (0·8 to 3·9)	0·3 (0·1 to 0·7)	0 (0 to 0·1)	0 (0 to 0)	2,530
Neonatal sepsis and other neonatal infections	93·7 (74·9 to 115)	80·5 (63·1 to 98·4)	71 (47·4 to 98·8)	8·9 (6·4 to 13·1)	7 (3·8 to 12·4)	7 (3·8 to 12·4)	6·5 (3·5 to 11·5)	7·1 (4 to 12·7)	8 (4·4 to 14·3)	8·4 (4·6 to 15·1)	7·8 (4·3 to 13·9)	6·9 (3·8 to 12·3)	7·8 (4·2 to 13·9)	8·1 (4·4 to 14·5)	7·2 (4 to 12·8)	5·7 (3·1 to 10·2)	4·6 (2·6 to 8·2)	3·7 (2·1 to 6·5)	1·9 (1·1 to 3·4)	0·6 (0·3 to 1·2)	0·1 (0 to 0·3)	0 (0 to 0)	0 (0 to 0)	353
Hemolytic disease and other neonatal jaundice	5·7 (4·4 to 7·1)	1·9 (1·4 to 2·5)	1·5 (1·1 to 2)	7·1 (6·2 to 8·1)	4 (3 to 5)	4 (3 to 5)	3·7 (2·8 to 4·6)	4·1 (3·1 to 5·1)	4·6 (3·5 to 5·8)	4·9 (3·6 to 6·1)	4·5 (3·4 to 5·7)	4 (3 to 5)	4·5 (3·4 to 5·7)	4·7 (3·5 to 5·9)	4·2 (3·2 to 5·3)	3·3 (2·5 to 4·1)	2·7 (2 to 3·4)	2·2 (1·6 to 2·8)	1·1 (0·8 to 1·4)	0·5 (0·4 to 0·6)	0·1 (0·1 to 0·2)	0 (0 to 0)	0 (0 to 0)	73·2
Other neonatal disorders	246 (197 to 301)	97·6 (77·6 to 120)	167 (123 to 223)	153 (123 to 186)	0 (0 to 0)	0 (0 to 0)	0 (0 to 0)	0 (0 to 0)	0 (0 to 0)	0 (0 to 0)	0 (0 to 0)	0 (0 to 0)	0 (0 to 0)	0 (0 to 0)	0 (0 to 0)	0 (0 to 0)	0 (0 to 0)	0 (0 to 0)	0 (0 to 0)	0 (0 to 0)	0 (0 to 0)	0 (0 to 0)	0 (0 to 0)	664
Nutritional deficiencies	0·3 (0·1 to 0·6)	12·8 (3·1 to 32·9)	104 (19·8 to 271)	404 (73·4 to 1,150)	585 (228 to 1,310)	273 (137 to 516)	230 (128 to 370)	406 (196 to 772)	410 (213 to 732)	380 (205 to 709)	380 (196 to 697)	611 (257 to 1,310)	563 (256 to 1,140)	689 (309 to 1,450)	513 (252 to 1,070)	361 (180 to 747)	336 (153 to 714)	283 (143 to 610)	172 (92·9 to 351)	162 (77·9 to 345)	124 (56·8 to 268)	58·9 (28·7 to 127)	20·7 (10·5 to 42)	7,080
Protein-energy malnutrition	0·3 (0·1 to 0·6)	0·8 (0·2 to 1·7)	2·8 (1·2 to 8·3)	1·5 (1·3 to 1·7)	196 (102 to 322)	159 (82·9 to 271)	143 (75·2 to 241)	153 (81·9 to 255)	166 (91·7 to 273)	169 (93·6 to 279)	153 (86·3 to 246)	133 (77·4 to 213)	148 (87 to 236)	152 (89·6 to 240)	139 (84·3 to 219)	113 (69·2 to 176)	101 (62·7 to 155)	97·7 (61·3 to 148)	70·4 (45·3 to 107)	55·1 (36·4 to 81·5)	36·4 (24·7 to 52·7)	18·8 (13 to 27)	6·6 (4·8 to 9·4)	2,220
Iodine deficiency	0 (0 to 0)	0 (0 to 0)	0 (0 to 0)	0·6 (0·2 to 1·3)	4·1 (1·6 to 8·7)	10·3 (4·2 to 21·3)	17·2 (7·5 to 33·7)	28·2 (12·4 to 55·7)	38·9 (17·1 to 77·7)	44·8 (19·8 to 90·9)	42·6 (18·9 to 85·6)	36·8 (16·8 to 71·7)	40·3 (18·5 to 78·2)	40·4 (18·4 to 78·8)	35·2 (16·2 to 68·2)	27·2 (12·5 to 52·4)	22·5 (10·4 to 43·6)	19·6 (8·8 to 37·2)	12·3 (5·7 to 23·3)	8·1 (3·8 to 15·6)	4·3 (2 to 8·3)	1·8 (0·8 to 3·4)	0·5 (0·2 to 0·9)	435
Vitamin A deficiency	0 (0 to 0)	0·4 (0·1 to 1·1)	1·1 (0·2 to 3·1)	4·6 (0·6 to 13·6)	3·5 (0·3 to 12)	0·6 (0 to 2·6)	0 (0 to 0)	0 (0 to 0)	0 (0 to 0)	0 (0 to 0)	0 (0 to 0)	0 (0 to 0)	0 (0 to 0)	0 (0 to 0)	0 (0 to 0)	0 (0 to 0)	0 (0 to 0)	0 (0 to 0)	0 (0 to 0)	0 (0 to 0)	0 (0 to 0)	0 (0 to 0)	0 (0 to 0)	10·1
Dietary iron deficiency	0 (0 to 0)	11·6 (2·1 to 31·3)	99·3 (16·3 to 265)	395 (67·5 to 1,130)	336 (36·2 to 1,070)	58·8 (2·7 to 282)	3·2 (0 to 19·7)	146 (12·8 to 475)	97·6 (5·7 to 372)	94·9 (3·8 to 385)	120 (8·2 to 411)	387 (73·5 to 1,070)	326 (57·6 to 860)	428 (95·6 to 1,200)	280 (54·6 to 817)	179 (31·3 to 532)	173 (18·8 to 560)	132 (17·1 to 455)	66·9 (6·4 to 246)	82·9 (10·1 to 270)	73·4 (9·5 to 213)	31·5 (3·8 to 97·3)	10·7 (1·4 to 32·2)	3,530
Other nutritional deficiencies	0 (0 to 0)	0 (0 to 0)	0·6 (0·4 to 0·9)	1·5 (1·3 to 1·7)	45·3 (23·9 to 74)	43·9 (23·1 to 74·3)	66·4 (35·1 to 112)	77·9 (41·9 to 130)	108 (59·7 to 177)	70·9 (39·4 to 116)	63·8 (36·1 to 102)	53·8 (31·6 to 86)	49 (28·6 to 78·3)	68·4 (39·7 to 108)	58·3 (34·5 to 92)	41·2 (24·8 to 64·3)	40·3 (25 to 62·1)	33·3 (20·6 to 50·6)	22·4 (13·9 to 33·5)	16·1 (10·2 to 23·7)	10 (5·8 to 14·2)	6·8 (2·9 to 8·9)	2·9 (0·9 to 3·7)	880
Non-communicable diseases	1,670 (1,300 to 2,340)	889 (725 to 1,130)	3,190 (2,320 to 4,220)	5,010 (3,840 to 6,470)	6,770 (4,930 to 9,010)	12,000 (8,630 to 16,100)	18,400 (13,500 to 24,700)	25,100 (18,300 to 33,200)	32,800 (24,100 to 42,200)	39,400 (29,700 to 50,900)	42,800 (33,300 to 53,900)	43,800 (34,900 to 54,000)	56,300 (45,200 to 68,700)	69,000 (56,600 to 83,600)	77,000 (64,500 to 91,500)	79,300 (67,900 to 92,800)	87,200 (75,800 to 101,000)	108,000 (94,600 to 122,000)	94,500 (83,500 to 106,000)	91,500 (81,900 to 101,000)	71,200 (64,100 to 78,500)	43,300 (39,700 to 47,100)	15,600 (14,500 to 16,700)	1,020,000
Neoplasms	15·1 (12·1 to 19·7)	9·2 (7·3 to 11·4)	92·6 (63 to 129)	425 (372 to 479)	429 (368 to 476)	400 (342 to 444)	580 (519 to 634)	675 (579 to 768)	1,220 (1,030 to 1,400)	2,540 (2,180 to 2,890)	4,110 (3,570 to 4,690)	5,610 (4,890 to 6,370)	9,200 (8,020 to 10,500)	15,000 (13,000 to 16,900)	19,800 (17,300 to 22,500)	22,900 (20,300 to 25,800)	26,200 (23,400 to 29,200)	31,500 (28,200 to 35,100)	25,000 (22,200 to 27,900)	20,300 (17,400 to 22,800)	13,100 (10,600 to 14,800)	6,140 (4,940 to 6,950)	1,900 (1,510 to 2,130)	207,000
Lip and oral cavity cancer	0 (0 to 0)	0 (0 to 0)	0 (0 to 0)	0 (0 to 0)	2·9 (2·2 to 3·5)	2·6 (2 to 3·3)	3·6 (3·2 to 4·1)	5·2 (4·4 to 6·1)	11 (9·1 to 13·3)	23·6 (20·1 to 27·3)	36·3 (30·1 to 43·2)	52·5 (45·1 to 61·2)	95·3 (81·9 to 110)	158 (133 to 184)	208 (178 to 241)	212 (183 to 245)	208 (181 to 238)	219 (192 to 249)	173 (149 to 199)	141 (118 to 165)	106 (85·7 to 124)	56 (45 to 64·5)	19·2 (15·3 to 21·9)	1,730
Nasopharynx cancer	0 (0 to 0)	0 (0 to 0)	0 (0 to 0)	0 (0 to 0)	3·2 (2·8 to 3·6)	2·8 (2·4 to 3·3)	3·8 (3·4 to 4·3)	3·8 (3·3 to 4·5)	2·9 (2·4 to 3·4)	6·2 (5·3 to 7·2)	9 (7·6 to 10·4)	12·3 (10·5 to 14·2)	20·2 (17 to 23·4)	30 (25·7 to 34·9)	35·6 (30·5 to 40·9)	31 (26·5 to 35·6)	27·5 (23·6 to 31·9)	28·9 (24·7 to 33·8)	19·5 (16·9 to 22·3)	15·1 (12·4 to 17·5)	11·2 (8·9 to 13·2)	4·9 (3·8 to 5·7)	1·7 (1·3 to 1·9)	269
Other pharynx cancer	0 (0 to 0)	0 (0 to 0)	0 (0 to 0)	0 (0 to 0)	0 (0 to 0)	0 (0 to 0)	0 (0 to 0)	1·7 (1·5 to 2)	1·9 (1·6 to 2·2)	4·7 (4 to 5·4)	11·8 (10 to 13·7)	21 (17·7 to 24·5)	41·3 (35 to 48·4)	86·3 (73·5 to 101)	120 (102 to 140)	119 (103 to 136)	103 (88·4 to 118)	93·7 (80·8 to 108)	61·3 (52·1 to 70·6)	40·5 (34 to 46·8)	23 (18·8 to 26·7)	10·8 (8·4 to 12·5)	3·5 (2·7 to 4)	744
Esophageal cancer	0 (0 to 0)	0 (0 to 0)	0 (0 to 0)	0 (0 to 0)	0 (0 to 0)	0 (0 to 0)	0 (0 to 0)	3·5 (2·9 to 4)	10 (8·3 to 12·2)	21·9 (18·4 to 25·8)	45·5 (38·9 to 52·8)	78·9 (67 to 91·8)	173 (148 to 203)	412 (354 to 480)	614 (529 to 711)	767 (667 to 881)	860 (756 to 982)	1,080 (947 to 1,230)	953 (830 to 1,090)	835 (703 to 959)	579 (471 to 671)	268 (209 to 311)	80·1 (62·5 to 92·5)	6,780
Stomach cancer	0 (0 to 0)	0 (0 to 0)	0 (0 to 0)	0 (0 to 0)	0 (0 to 0)	0 (0 to 0)	2·6 (2·4 to 2·9)	7·1 (6·1 to 8·3)	25·4 (21·3 to 30)	68·7 (58·5 to 79·6)	112 (95·7 to 130)	160 (139 to 184)	240 (206 to 278)	343 (297 to 396)	451 (393 to 520)	528 (461 to 600)	611 (539 to 698)	886 (781 to 1,000)	889 (779 to 1,020)	855 (719 to 980)	617 (498 to 715)	309 (245 to 355)	100 (79·5 to 114)	6,210
Colon and rectum cancer	0 (0 to 0)	0 (0 to 0)	0 (0 to 0)	0 (0 to 0)	3·8 (3·2 to 4·2)	4 (3·4 to 4·6)	9·1 (8·1 to 10·1)	23·9 (20·2 to 27·7)	76·1 (63·5 to 90)	186 (157 to 216)	312 (268 to 364)	456 (391 to 526)	803 (689 to 926)	1,320 (1,140 to 1,520)	1,800 (1,550 to 2,070)	2,020 (1,750 to 2,310)	2,340 (2,060 to 2,640)	2,990 (2,620 to 3,360)	2,810 (2,470 to 3,180)	2,710 (2,290 to 3,080)	1,940 (1,570 to 2,220)	1,030 (821 to 1,170)	332 (263 to 373)	21,200
Liver cancer	0·4 (0·3 to 0·5)	0·6 (0·4 to 0·7)	4·5 (3 to 6·3)	10·6 (8·3 to 12·4)	12·3 (9·8 to 14·6)	12·6 (10·3 to 15·2)	14·4 (12·7 to 16·7)	16·8 (13·9 to 20)	27·9 (22·7 to 33·9)	47·8 (39·9 to 57·3)	63 (53·2 to 74·3)	90·6 (76·3 to 107)	149 (127 to 174)	297 (253 to 347)	422 (360 to 492)	506 (435 to 581)	599 (524 to 688)	756 (652 to 867)	665 (570 to 761)	534 (444 to 618)	320 (257 to 374)	134 (104 to 155)	40·6 (32·1 to 47·9)	4,720
Liver cancer due to hepatitis B	0 (0 to 0)	0 (0 to 0)	0 (0 to 0)	0 (0 to 0)	0 (0 to 0)	1·4 (1 to 1·7)	3·7 (2·8 to 4·6)	5·8 (4·5 to 7·3)	11·8 (8·3 to 15·7)	19·5 (14·5 to 25·3)	22·2 (15·7 to 29·7)	26·9 (18·8 to 36·5)	35·4 (24·3 to 49·3)	57·9 (39·9 to 82·3)	71·1 (48·2 to 99·9)	73·2 (47·5 to 104)	71·9 (49·7 to 101)	76·2 (49·6 to 111)	56·8 (39·5 to 78·7)	37·9 (24·1 to 54·3)	19·6 (13·7 to 26·6)	7·2 (4·8 to 10·3)	1·9 (1 to 3·1)	600
Liver cancer due to hepatitis C	0 (0 to 0)	0 (0 to 0)	0 (0 to 0)	0 (0 to 0)	0 (0 to 0)	0·1 (0·1 to 0·2)	0·3 (0·2 to 0·5)	1 (0·6 to 1·4)	2·7 (1·6 to 4)	7·6 (5·3 to 10·4)	14·7 (9·9 to 20·7)	27·5 (20·4 to 36·6)	56 (40·7 to 72·7)	129 (99·9 to 163)	200 (150 to 254)	249 (190 to 315)	296 (243 to 357)	385 (313 to 462)	359 (289 to 430)	315 (251 to 375)	206 (164 to 245)	92 (69·8 to 109)	29·4 (22·2 to 35·5)	2,370
Liver cancer due to alcohol use	0 (0 to 0)	0 (0 to 0)	0 (0 to 0)	0 (0 to 0)	0 (0 to 0)	0 (0 to 0)	0·3 (0·2 to 0·5)	1·1 (0·8 to 1·6)	3·1 (2 to 4·8)	7·1 (4·9 to 9·9)	11·4 (7·8 to 16·3)	17·6 (12·5 to 24·1)	29·2 (19·2 to 41)	57·8 (38·9 to 80·7)	80·3 (54·8 to 111)	101 (70 to 139)	133 (98·1 to 173)	164 (121 to 215)	124 (93·2 to 161)	81·5 (60·5 to 108)	39·5 (29·4 to 51·1)	13·4 (9·3 to 18)	3·3 (2 to 4·8)	868
Liver cancer due to NASH	0 (0 to 0)	0 (0 to 0)	0 (0 to 0)	0 (0 to 0)	0 (0 to 0)	0 (0 to 0)	3·7 (2·9 to 4·8)	3·2 (2·5 to 4·1)	3·8 (2·6 to 5·1)	5·1 (3·6 to 6·8)	5·7 (3·9 to 7·7)	7·7 (5·4 to 10·4)	12·8 (8·9 to 17·8)	25·9 (18·7 to 35·1)	37·5 (25·6 to 50·3)	47·5 (33·1 to 64·2)	60·4 (44·2 to 82·3)	84·4 (61·8 to 112)	84·5 (60·6 to 113)	68·9 (49 to 92·2)	38 (28·3 to 49·3)	14·8 (9·9 to 20·1)	4·2 (2·5 to 6·2)	508
Liver cancer due to other causes	0·4 (0·3 to 0·5)	0·6 (0·4 to 0·7)	4·5 (3 to 6·3)	10·6 (8·3 to 12·4)	12·3 (9·8 to 14·6)	11·1 (8·9 to 13·5)	6·4 (5·2 to 7·7)	5·6 (4·3 to 7)	6·5 (4·7 to 9)	8·6 (6·3 to 11·4)	9 (6·5 to 11·9)	10·9 (8·1 to 14·4)	15·6 (11·3 to 20·9)	27 (19·6 to 36·7)	33·1 (23·3 to 44·6)	35·5 (24·3 to 48·4)	38·3 (27·9 to 50·7)	45·9 (33·6 to 61·5)	40·3 (29 to 52·4)	30·4 (21·4 to 40·6)	16·2 (11·6 to 21·3)	6·1 (4·1 to 8·6)	1·7 (1 to 2·5)	377
Gallbladder and biliary tract cancer	0 (0 to 0)	0 (0 to 0)	0 (0 to 0)	0 (0 to 0)	0 (0 to 0)	0 (0 to 0)	0 (0 to 0)	1·6 (1·4 to 1·9)	2·2 (1·6 to 2·6)	5·8 (3·6 to 7)	13·1 (7·6 to 15·9)	25·8 (14·4 to 31·6)	48·3 (33·4 to 58·2)	89·8 (61·6 to 108)	137 (103 to 166)	174 (139 to 216)	207 (167 to 263)	269 (216 to 334)	220 (174 to 271)	184 (127 to 216)	122 (78·5 to 145)	56·7 (34·1 to 68·5)	18·1 (10 to 21·9)	1,570
Pancreatic cancer	0 (0 to 0)	0 (0 to 0)	0 (0 to 0)	0 (0 to 0)	0 (0 to 0)	0 (0 to 0)	3·4 (3 to 3·8)	5·5 (4·7 to 6·5)	14·9 (12·3 to 17·7)	43·4 (36·3 to 51·5)	94·4 (78·9 to 111)	152 (130 to 176)	316 (272 to 365)	675 (583 to 787)	995 (864 to 1,150)	1,420 (1,220 to 1,620)	1,690 (1,470 to 1,930)	2,060 (1,790 to 2,350)	1,670 (1,450 to 1,930)	1,350 (1,150 to 1,560)	842 (683 to 971)	381 (302 to 438)	114 (90·5 to 130)	11,800
Larynx cancer	0 (0 to 0)	0 (0 to 0)	0 (0 to 0)	0 (0 to 0)	0 (0 to 0)	0 (0 to 0)	0 (0 to 0)	2·8 (2·2 to 3·5)	2·9 (2·3 to 3·7)	3·5 (2·8 to 4·3)	6·1 (5·1 to 7·3)	12·6 (10·4 to 14·9)	28·4 (23·5 to 33·1)	53·8 (42·3 to 63·2)	79·1 (62·3 to 92·1)	86·5 (59·3 to 101)	82·5 (56·1 to 98)	100 (65·2 to 116)	67·6 (44·7 to 78·7)	47·7 (28·8 to 55·7)	30 (19·3 to 35·6)	11·7 (7·5 to 13·6)	3·1 (1·8 to 3·6)	618
Tracheal, bronchus, and lung cancer	0 (0 to 0)	0 (0 to 0)	0 (0 to 0)	0 (0 to 0)	0 (0 to 0)	3·1 (2·4 to 3·8)	8·2 (7·4 to 9·3)	14·3 (12 to 16·8)	45·3 (36·9 to 55·8)	151 (127 to 179)	310 (263 to 362)	557 (470 to 655)	1,230 (1,050 to 1,430)	2,860 (2,470 to 3,320)	4,380 (3,760 to 5,050)	6,250 (5,410 to 7,210)	7,690 (6,780 to 8,730)	9,500 (8,300 to 10,900)	6,670 (5,840 to 7,610)	4,860 (4,120 to 5,540)	2,610 (2,110 to 3,010)	986 (785 to 1,130)	285 (226 to 324)	48,400
Malignant skin melanoma	0·1 (0·1 to 0·2)	0·1 (0·1 to 0·2)	3·3 (0·3 to 8·6)	12·1 (1·3 to 31·5)	2·5 (2 to 3·2)	2·4 (1·9 to 3·4)	12·7 (8·9 to 19·2)	31·7 (22·2 to 52·6)	72·1 (48·2 to 112)	120 (90 to 179)	173 (130 to 267)	200 (148 to 288)	261 (186 to 372)	301 (220 to 434)	332 (218 to 465)	315 (215 to 420)	322 (201 to 426)	346 (211 to 426)	264 (161 to 344)	206 (122 to 261)	139 (78·5 to 180)	65·6 (35·8 to 80·7)	22 (11·5 to 27·2)	3,210
Non-melanoma skin cancer	0 (0 to 0)	0 (0 to 0)	0 (0 to 0)	0 (0 to 0)	0 (0 to 0)	0 (0 to 0)	0 (0 to 0)	1·9 (1·6 to 2·3)	3·1 (2·6 to 3·7)	5·4 (4·4 to 6·4)	8·3 (6·9 to 9·9)	10·8 (8·9 to 12·7)	16·7 (14 to 19·6)	27·4 (22·4 to 31·9)	34·7 (28·4 to 40·6)	37·6 (31·7 to 43·9)	49·4 (41·2 to 58)	65·3 (55 to 74·6)	73·9 (63·3 to 84·6)	83·2 (67·9 to 95·7)	85·5 (68·1 to 98·2)	65·5 (49·2 to 75·6)	29·7 (22·7 to 34·8)	598
Non-melanoma skin cancer (squamous-cell carcinoma)	0 (0 to 0)	0 (0 to 0)	0 (0 to 0)	0 (0 to 0)	0 (0 to 0)	0 (0 to 0)	0 (0 to 0)	1·9 (1·6 to 2·3)	3·1 (2·5 to 3·7)	5·4 (4·4 to 6·4)	8·3 (6·8 to 9·8)	10·7 (8·9 to 12·7)	16·6 (13·9 to 19·5)	27·3 (22·4 to 31·8)	34·6 (28·3 to 40·5)	37·5 (31·6 to 43·9)	49·2 (41 to 57·7)	65·1 (54·9 to 74·4)	73·7 (63·1 to 84·5)	83·1 (67·8 to 95·4)	85·4 (68 to 98·1)	65·5 (49·1 to 75·6)	29·7 (22·7 to 34·8)	597
Non-melanoma skin cancer (basal-cell carcinoma)	0 (0 to 0)	0 (0 to 0)	0 (0 to 0)	0 (0 to 0)	0 (0 to 0)	0 (0 to 0)	0 (0 to 0)	0 (0 to 0)	0 (0 to 0)	0 (0 to 0·1)	0 (0 to 0·1)	0 (0 to 0·1)	0·1 (0 to 0·1)	0·1 (0 to 0·2)	0·1 (0 to 0·2)	0·1 (0 to 0·2)	0·1 (0·1 to 0·3)	0·2 (0·1 to 0·4)	0·2 (0·1 to 0·3)	0·1 (0·1 to 0·3)	0·1 (0 to 0·2)	0·1 (0 to 0·1)	0 (0 to 0)	1·3
Breast cancer	0 (0 to 0)	0 (0 to 0)	0 (0 to 0)	0 (0 to 0)	0 (0 to 0)	0 (0 to 0)	8·2 (7·4 to 9·3)	22 (18·5 to 25·7)	189 (159 to 225)	730 (624 to 851)	1,360 (1,170 to 1,580)	1,880 (1,610 to 2,170)	2,900 (2,460 to 3,360)	4,010 (3,430 to 4,630)	4,610 (3,990 to 5,320)	4,090 (3,570 to 4,690)	3,920 (3,440 to 4,440)	4,230 (3,710 to 4,800)	3,350 (2,930 to 3,790)	2,840 (2,410 to 3,240)	2,050 (1,670 to 2,340)	1,100 (863 to 1,260)	366 (289 to 412)	37,700
Cervical cancer	0 (0 to 0)	0 (0 to 0)	0 (0 to 0)	0 (0 to 0)	0 (0 to 0)	0 (0 to 0)	4·8 (3·2 to 5·5)	28·1 (16·3 to 34)	149 (76 to 185)	310 (225 to 367)	439 (362 to 513)	478 (406 to 563)	575 (490 to 687)	554 (464 to 774)	587 (496 to 804)	472 (398 to 688)	456 (386 to 694)	475 (401 to 738)	339 (289 to 498)	254 (208 to 343)	139 (111 to 200)	61·7 (48·4 to 81·8)	20·7 (15·8 to 25·5)	5,340
Uterine cancer	0 (0 to 0)	0 (0 to 0)	0 (0 to 0)	0 (0 to 0)	0 (0 to 0)	0 (0 to 0)	0 (0 to 0)	2 (1·7 to 2·4)	6·9 (5·7 to 8·2)	17·3 (14·4 to 20·6)	33·9 (28·2 to 40·4)	54·5 (46·2 to 63·8)	125 (106 to 145)	293 (247 to 345)	471 (397 to 549)	653 (563 to 747)	789 (682 to 892)	897 (778 to 1,030)	631 (547 to 720)	447 (376 to 516)	244 (196 to 281)	107 (84·1 to 122)	31·5 (24·4 to 36·2)	4,800
Ovarian cancer	0 (0 to 0)	0 (0 to 0)	0 (0 to 0)	0 (0 to 0)	5·8 (4·3 to 8·2)	10·7 (8 to 15·6)	20·3 (17·1 to 27·9)	35·7 (29 to 49·8)	72·1 (58·3 to 87·8)	129 (105 to 156)	202 (166 to 243)	314 (262 to 381)	614 (514 to 757)	1,110 (933 to 1,360)	1,450 (1,220 to 1,730)	1,600 (1,360 to 1,900)	1,770 (1,510 to 2,080)	1,980 (1,690 to 2,330)	1,390 (1,160 to 1,630)	960 (789 to 1,120)	523 (415 to 612)	198 (154 to 231)	54·9 (42 to 64·5)	12,400
Prostate cancer	0 (0 to 0)	0 (0 to 0)	0 (0 to 0)	0 (0 to 0)	0 (0 to 0)	0 (0 to 0)	0 (0 to 0)	0 (0 to 0)	0 (0 to 0)	0 (0 to 0)	0 (0 to 0)	0 (0 to 0)	0 (0 to 0)	0 (0 to 0)	0 (0 to 0)	0 (0 to 0)	0 (0 to 0)	0 (0 to 0)	0 (0 to 0)	0 (0 to 0)	0 (0 to 0)	0 (0 to 0)	0 (0 to 0)	0
Testicular cancer	0 (0 to 0)	0 (0 to 0)	0 (0 to 0)	0 (0 to 0)	0 (0 to 0)	0 (0 to 0)	0 (0 to 0)	0 (0 to 0)	0 (0 to 0)	0 (0 to 0)	0 (0 to 0)	0 (0 to 0)	0 (0 to 0)	0 (0 to 0)	0 (0 to 0)	0 (0 to 0)	0 (0 to 0)	0 (0 to 0)	0 (0 to 0)	0 (0 to 0)	0 (0 to 0)	0 (0 to 0)	0 (0 to 0)	0
Kidney cancer	0·3 (0·3 to 0·4)	0·2 (0·2 to 0·3)	8·3 (5·5 to 11·5)	30·5 (26·2 to 35·2)	26·5 (22·1 to 30·6)	12·8 (10·8 to 15)	10·9 (9·4 to 12·6)	12·2 (10·2 to 14·5)	18·9 (15·6 to 22·4)	36·6 (30·9 to 43)	59·9 (50·6 to 70·3)	88·5 (75·1 to 103)	157 (134 to 183)	271 (234 to 314)	381 (325 to 443)	470 (404 to 540)	549 (477 to 623)	664 (577 to 762)	550 (479 to 621)	438 (372 to 501)	293 (238 to 342)	127 (101 to 147)	37 (28·8 to 43)	4,240
Bladder cancer	0 (0 to 0)	0 (0 to 0)	0 (0 to 0)	0 (0 to 0)	0 (0 to 0)	0 (0 to 0)	1·8 (1·6 to 2)	1·9 (1·6 to 2·1)	5·8 (4·8 to 7·1)	21·1 (17·7 to 24·6)	38·6 (32·6 to 44·8)	62·1 (52·3 to 72·9)	105 (89 to 123)	174 (149 to 201)	253 (217 to 291)	331 (286 to 377)	467 (406 to 537)	653 (569 to 744)	673 (584 to 768)	671 (565 to 771)	516 (418 to 597)	280 (224 to 323)	93·5 (74·1 to 106)	4,350
Brain and central nervous system cancer	2·4 (1·4 to 5·5)	1·5 (1 to 3·1)	21 (13·2 to 31·9)	104 (82·9 to 144)	136 (90·7 to 188)	101 (66·1 to 137)	95·4 (60·5 to 114)	97·3 (56·3 to 123)	123 (79·9 to 161)	181 (125 to 227)	235 (161 to 288)	274 (179 to 338)	388 (254 to 474)	532 (364 to 650)	658 (440 to 806)	639 (425 to 781)	625 (428 to 760)	609 (382 to 743)	373 (220 to 465)	209 (112 to 266)	96·8 (53 to 124)	33·7 (18·8 to 43·1)	9·5 (5·5 to 11·8)	5,540
Thyroid cancer	0 (0 to 0)	0 (0 to 0)	0 (0 to 0)	0 (0 to 0)	2·2 (2 to 2·5)	2 (1·7 to 2·3)	2 (1·8 to 2·3)	2·3 (1·9 to 2·7)	3·6 (2·9 to 4·6)	9 (7·2 to 11·7)	16 (12·7 to 20·2)	19·1 (15·5 to 23·8)	29 (23·4 to 36)	46·6 (37·9 to 56·5)	61·2 (50·6 to 74·2)	78·6 (67·1 to 92·1)	85·2 (73·1 to 100)	103 (88·3 to 119)	82·9 (71·6 to 95·4)	73·3 (61·8 to 84·1)	43·9 (35·1 to 51·3)	19·7 (15·2 to 23)	6·1 (4·6 to 7·1)	685
Mesothelioma	0 (0 to 0)	0 (0 to 0)	0 (0 to 0)	0 (0 to 0)	0 (0 to 0)	0 (0 to 0)	0 (0 to 0)	1·6 (1·2 to 3·5)	4·1 (2·9 to 5·7)	5·6 (4·3 to 9·8)	8·2 (6 to 18)	15·3 (11·4 to 30·1)	25·4 (18·9 to 50·3)	49·6 (38·2 to 80)	77·9 (59·1 to 119)	107 (75 to 142)	142 (82·3 to 172)	182 (105 to 223)	137 (75·3 to 165)	87·6 (48·1 to 106)	40·2 (21·8 to 50·2)	12·8 (6·4 to 15·7)	3·2 (1·6 to 3·9)	900
Hodgkin lymphoma	0 (0 to 0)	0 (0 to 0)	0 (0 to 0)	1·4 (1·2 to 1·6)	2·2 (1·8 to 3·2)	4·8 (3·2 to 9·6)	23·8 (17·6 to 40·4)	39·9 (28·5 to 68·4)	44·5 (30·9 to 79·5)	42·8 (30·3 to 72·8)	38·6 (28·8 to 61·9)	33·9 (24·4 to 50·7)	33·8 (25·3 to 53·9)	37·6 (27 to 65)	40·9 (30 to 70·2)	40·5 (29·8 to 69·1)	50·3 (37·3 to 83·1)	61 (45·2 to 94·3)	53·6 (37·6 to 80·4)	43·8 (29·2 to 62·7)	27·8 (18·3 to 41·9)	20·6 (10·3 to 31)	2·6 (1·1 to 4·1)	644
Non-Hodgkin lymphoma	0 (0 to 0)	0 (0 to 0)	0 (0 to 0)	11·2 (9·8 to 12·5)	12·7 (11·1 to 14·3)	13·9 (12·1 to 15·9)	32·9 (29·2 to 37·3)	43 (36·5 to 50·5)	52·3 (43·2 to 61·8)	70·5 (59·5 to 83)	101 (85·7 to 117)	119 (102 to 140)	178 (152 to 205)	284 (245 to 328)	402 (346 to 464)	525 (454 to 601)	677 (592 to 772)	924 (811 to 1,050)	816 (708 to 934)	666 (568 to 765)	439 (358 to 507)	202 (161 to 232)	51 (40·6 to 58)	5,620
Multiple myeloma	0 (0 to 0)	0 (0 to 0)	0 (0 to 0)	0 (0 to 0)	0 (0 to 0)	0 (0 to 0)	0 (0 to 0)	1 (0·8 to 2·2)	1·9 (1·4 to 3·3)	6·5 (5·3 to 9·6)	17·4 (14·2 to 22)	33·3 (27·8 to 42·3)	73·5 (59·8 to 111)	160 (131 to 217)	240 (199 to 347)	352 (292 to 491)	472 (394 to 629)	614 (517 to 786)	527 (434 to 638)	436 (345 to 515)	267 (185 to 319)	106 (70·5 to 126)	22·9 (11 to 27·7)	3,330
Leukemia	1·8 (1·4 to 2·5)	2·1 (1·6 to 2·6)	25·8 (17·8 to 36·1)	108 (93·9 to 125)	90·6 (77·9 to 106)	77·7 (66·4 to 92·8)	117 (103 to 133)	104 (85·9 to 125)	92·1 (75·9 to 113)	113 (93·2 to 138)	145 (120 to 177)	155 (131 to 182)	213 (181 to 249)	263 (225 to 309)	339 (290 to 398)	414 (358 to 483)	516 (450 to 589)	693 (604 to 796)	617 (537 to 708)	502 (415 to 573)	370 (296 to 436)	179 (133 to 208)	61·5 (41·9 to 71·1)	5,200
Acute lymphoid leukemia	0·4 (0·3 to 0·6)	0·4 (0·3 to 0·5)	11·1 (6·7 to 16·1)	50·3 (39·5 to 61·5)	54·5 (43·7 to 68)	40·3 (32·5 to 48·6)	51·9 (41·2 to 61·1)	44·7 (31·7 to 58·2)	29·6 (21 to 37·9)	28·6 (17·4 to 38·3)	34·4 (19·9 to 46·3)	32·3 (18·4 to 41·3)	40 (26·3 to 51·5)	40·8 (24·8 to 51·6)	46·3 (29 to 57·4)	46·6 (30·3 to 58·3)	44·4 (30·8 to 55·7)	41·7 (31 to 52·7)	28·6 (21·6 to 37)	17·3 (13·3 to 24·3)	10·2 (7·5 to 16·1)	4 (3 to 5·6)	1·1 (0·7 to 1·4)	699
Chronic lymphoid leukemia	0 (0 to 0)	0 (0 to 0)	0 (0 to 0)	0 (0 to 0)	0 (0 to 0)	0 (0 to 0)	0 (0 to 0)	1·9 (1·5 to 2·4)	1·9 (1·3 to 2·4)	1·8 (1·4 to 2·2)	1·7 (1·4 to 2·1)	2·8 (2·2 to 3·5)	6·7 (5·3 to 8·4)	16·5 (13·1 to 20·6)	28·6 (22·7 to 36·4)	51·9 (42·1 to 64·1)	84·2 (68·5 to 107)	125 (103 to 166)	125 (101 to 165)	124 (100 to 163)	109 (82·4 to 145)	64·6 (49 to 84)	26 (19 to 35·6)	771
Acute myeloid leukemia	0·6 (0·5 to 1)	0·5 (0·4 to 0·9)	10·1 (6·7 to 14·5)	43·3 (36·5 to 54)	27·3 (22·2 to 39·5)	30·1 (24·2 to 45·1)	52·8 (44·7 to 73·5)	48·1 (38·3 to 67·1)	49·3 (39·3 to 69·3)	66·3 (53·8 to 90·4)	87·3 (72·3 to 115)	98·3 (82 to 122)	137 (116 to 167)	171 (145 to 208)	222 (188 to 271)	262 (225 to 313)	320 (274 to 382)	429 (367 to 500)	359 (300 to 415)	256 (189 to 301)	158 (110 to 191)	61·9 (35·4 to 75·3)	18 (6·7 to 23)	2,910
Chronic myeloid leukemia	0·1 (0·1 to 0·2)	0 (0 to 0·1)	0·5 (0·3 to 0·7)	2·4 (1·8 to 2·9)	2·2 (1·5 to 2·7)	2 (1·4 to 2·5)	3·6 (2·7 to 4·4)	3·1 (2·4 to 4)	5·1 (3·4 to 6·8)	7·8 (5·8 to 10·2)	11·2 (8·7 to 14·6)	10·6 (8 to 13·8)	14·7 (11·1 to 19·4)	13·9 (10·6 to 18)	16·7 (12·9 to 22·1)	18·7 (14·5 to 25)	21·4 (16·5 to 28·5)	27·8 (20·8 to 39·2)	28·4 (21·7 to 39·9)	28·8 (23 to 38)	26·8 (20·1 to 34·6)	13·7 (10·1 to 17·7)	3·8 (2·7 to 4·9)	263
Other leukemia	0·7 (0·4 to 0·9)	1·1 (0·7 to 1·4)	[illegible] (2·6 to 5·9)	12·1 (9·1 to 14·4)	6·6 (4·6 to 8·3)	5 (3·8 to 6·9)	[illegible] (6·8 to 10·1)	6·6 (5·1 to 8·7)	[illegible]	8·2 (6·5 to 10·7)	10·4 (8·4 to 12·9)	10·6 (8·3 to 13·1)	14·5 (11·5 to 17·9)	20·4 (16·2 to 24·8)	26·2 (21 to 31·4)	34·6 (28·5 to 43·5)	46·5 (38·8 to 56·7)	69·1 (57·3 to 90·4)	76·9 (63 to 101)	75·5 (60·9 to 99·4)	66·7 (51·3 to 85·1)	34·8 (25·1 to 44·5)	12·5 (8·5 to 16·5)	558
Other malignant neoplasms	8·7 (6·7 to 10·9)	4·6 (3·4 to 5·8)	27·6 (18·8 to 37·8)	143 (117 to 164)	124 (98·3 to 141)	147 (113 to 170)	203 (159 to 231)	161 (128 to 190)	154 (130 to 182)	169 (141 to 203)	211 (175 to 255)	239 (200 to 284)	338 (283 to 396)	478 (406 to 559)	596 (498 to 695)	629 (535 to 731)	731 (617 to 841)	841 (716 to 963)	683 (581 to 770)	551 (455 to 628)	351 (283 to 403)	177 (134 to 205)	55·6 (40·1 to 65·2)	7,020
Other neoplasms	1·4 (0·1 to 1·9)	0 (0 to 0)	2·1 (1·1 to 3·1)	3·4 (2·6 to 4)	3·3 (2·4 to 4·2)	1·9 (1·7 to 2·3)	2·6 (2·2 to 3·4)	2·6 (2 to 3·6)	4·5 (3·5 to 5·6)	7·8 (6 to 9·3)	8·4 (6·7 to 10·3)	11·9 (9·6 to 14·9)	22 (17·5 to 27·5)	37·5 (29·6 to 46·6)	58·8 (45·7 to 74·9)	84·9 (67 to 108)	135 (108 to 172)	224 (183 to 285)	244 (200 to 306)	259 (209 to 311)	230 (179 to 276)	133 (98·1 to 159)	39·8 (27·9 to 48·1)	1,520
Myelodysplastic, myeloproliferative, and other hematopoietic neoplasms	1·4 (0·1 to 1·9)	0 (0 to 0)	2·1 (1·1 to 3·1)	3·4 (2·6 to 4)	3·3 (2·4 to 4·2)	1·9 (1·7 to 2·3)	2·6 (2·2 to 3·4)	2·6 (2 to 3·6)	4·5 (3·5 to 5·6)	7·8 (6 to 9·3)	8·4 (6·7 to 10·3)	11·9 (9·6 to 14·9)	22 (17·5 to 27·5)	37·5 (29·6 to 46·6)	58·8 (45·7 to 74·9)	84·9 (67 to 108)	135 (108 to 172)	224 (183 to 285)	244 (200 to 306)	259 (209 to 311)	230 (179 to 276)	133 (98·1 to 159)	39·8 (27·9 to 48·1)	1,520
Benign and in situ intestinal neoplasms	0 (0 to 0)	0 (0 to 0)	0 (0 to 0)	0 (0 to 0)	0 (0 to 0)	0 (0 to 0)	0 (0 to 0)	0 (0 to 0)	0 (0 to 0)	0 (0 to 0)	0 (0 to 0)	0 (0 to 0)	0 (0 to 0)	0 (0 to 0)	0 (0 to 0)	0 (0 to 0)	0 (0 to 0)	0 (0 to 0)	0 (0 to 0)	0 (0 to 0)	0 (0 to 0)	0 (0 to 0)	0 (0 to 0)	0
Benign and in situ cervical and uterine neoplasms	[illegible]	[illegible]	[illegible]	[illegible]	[illegible]	[illegible]	[illegible]	[illegible]	[illegible]	[illegible]	[illegible]	[illegible]	[illegible]	[illegible]	[illegible]	[illegible]	[illegible]	[illegible]	[illegible]	[illegible]	[illegible]	[illegible]	[illegible]	[illegible]
Other benign and in situ neoplasms	[illegible]	[illegible]	[illegible]	[illegible]	[illegible]	[illegible]	[illegible]	[illegible]	[illegible]	[illegible]	[illegible]	[illegible]	[illegible]	[illegible]	[illegible]	[illegible]	[illegible]	[illegible]	[illegible]	[illegible]	[illegible]	[illegible]	[illegible]	[illegible]
Cardiovascular diseases	[illegible]	[illegible]	[illegible]	[illegible]	[illegible]	[illegible]	[illegible]	[illegible]	[illegible]	[illegible]	[illegible]	[illegible]	[illegible]	[illegible]	[illegible]	[illegible]	[illegible]	[illegible]	[illegible]	[illegible]	[illegible]	[illegible]	[illegible]	[illegible]
Rheumatic heart disease	[illegible]	[illegible]	[illegible]	[illegible]	[illegible]	[illegible]	[illegible]	[illegible]	[illegible]	[illegible]	[illegible]	[illegible]	[illegible]	[illegible]	[illegible]	[illegible]	[illegible]	[illegible]	[illegible]	[illegible]	[illegible]	[illegible]	[illegible]	[illegible]





SR Table 2b: Yorkshire and the Humber DALYS by cause and age group for females with 95% uncertainty intervals, 2019

Cause	Early Neonatal	Late Neonatal	Post-Neonatal	1 to 4	5 to 9	10 to 14	15 to 19	20 to 24	25 to 29	30 to 34	35 to 39	40 to 44	45 to 49	50 to 54	55 to 59	60 to 64	65 to 69	70 to 74	75 to 79	80 to 84	85 to 89	90 to 94	95 plus	Total
All causes	6,620 (5,890 to 8,370)	1,870 (1,710 to 1,990)	3,480 (2,790 to 4,370)	6,980 (5,970 to 8,170)	10,990 (9,150 to 13,190)	13,990 (11,660 to 16,900)	22,130 (18,450 to 26,630)	28,270 (23,550 to 33,900)	32,020 (26,900 to 37,900)	34,650 (29,600 to 41,300)	37,420 (32,020 to 43,900)	39,330 (33,900 to 46,200)	39,700 (34,700 to 46,600)	43,290 (38,000 to 50,300)	48,990 (43,000 to 56,600)	53,990 (48,000 to 61,300)	61,380 (54,700 to 69,000)	67,200 (60,000 to 77,000)	68,200 (60,000 to 77,000)	76,990 (70,100 to 85,200)	76,490 (68,000 to 85,200)	68,200 (58,000 to 80,000)	38,290 (30,000 to 47,000)	19,190 (13,000 to 26,000)	827,200
Communicable, maternal, neonatal, and nutritional diseases	3,570 (2,660 to 4,990)	997 (789 to 1,200)	1,340 (1,000 to 1,790)	1,470 (1,000 to 1,960)	1,320 (899 to 1,830)	891 (603 to 1,160)	899 (609 to 1,150)	1,200 (820 to 1,710)	1,290 (898 to 1,710)	1,390 (1,000 to 1,810)	1,390 (1,000 to 1,810)	1,390 (1,000 to 1,960)	1,490 (1,000 to 2,000)	1,990 (1,390 to 2,820)	1,990 (1,390 to 2,820)	1,990 (1,390 to 2,820)	1,710 (1,100 to 2,510)	2,400 (2,100 to 2,800)	2,600 (2,200 to 3,210)	3,990 (3,300 to 5,390)	4,710 (3,600 to 6,390)	3,830 (2,900 to 5,370)	1,600 (1,200 to 2,400)	44,100
HIV/AIDS and sexually transmitted infections	166 (95 to 264)	29 (9 to 58)	47 (16 to 98)	8.6 (7.0 to 10.0)	4.2 (3.5 to 4.9)	5.6 (4.3 to 7.3)	39.6 (34.1 to 46.0)	77.7 (66.2 to 89.4)	116 (98.7 to 136)	136 (115 to 158)	136 (115 to 158)	99.6 (87.7 to 114)	64.7 (57.0 to 74.0)	49.6 (43.7 to 56.8)	29.5 (26 to 33)	29.5 (26.1 to 33.1)	29.5 (26.1 to 33.1)	30.2 (26.8 to 33.8)	19.6 (17.6 to 21.8)	13.2 (11.9 to 15.1)	8.6 (7.7 to 9.8)	4.7 (3.9 to 6.4)	1.7 (1.3 to 2.1)	1,060
HIV/AIDS	0 (0 to 0)	0 (0 to 0)	0.9 (0 to 0)	0.6 (0.3 to 0.8)	0.3 (0.1 to 0.5)	0.4 (0.1 to 0.6)	1.0 (0.4 to 1.8)	2.0 (0.7 to 3.6)	4.5 (1.7 to 8.2)	9.0 (3.5 to 16.4)	16 (6.1 to 29)	25 (9.7 to 45)	34 (13.7 to 61)	39.4 (16.2 to 69.7)	39.7 (16.3 to 70.3)	39.7 (16.3 to 70.3)	21 (8.6 to 37)	20.4 (8.4 to 36.2)	11.9 (4.9 to 21.1)	6.7 (2.8 to 11.9)	3.6 (1.5 to 6.4)	0.4 (0.2 to 0.8)	0.1 (0 to 0.1)	370
HIV/AIDS - Drug-susceptible Tuberculosis	0 (0 to 0)	0 (0 to 0)	0.9 (0 to 0.2)	0.7 (0.1 to 1.8)	0.3 (0.1 to 0.6)	0.4 (0.1 to 0.6)	1.0 (0.4 to 2.2)	2.0 (0.7 to 3.3)	4.5 (1.7 to 8.2)	9.0 (3.5 to 16.4)	16 (6.1 to 29)	25 (9.7 to 45)	34 (13.7 to 61)	39.4 (16.2 to 69.7)	39.7 (16.3 to 70.3)	39.7 (16.3 to 70.3)	21 (8.6 to 37)	20.4 (8.4 to 36.2)	11.9 (4.9 to 21.1)	6.7 (2.8 to 11.9)	3.6 (1.5 to 6.4)	0.4 (0.2 to 0.8)	0.1 (0 to 0.1)	366
HIV/AIDS - Multidrug-resistant Tuberculosis without extensive	0 (0 to 0)	0 (0 to 0)	0 (0 to 0)	0 (0 to 0)	0 (0 to 0)	0 (0 to 0)	0 (0 to 0)	0 (0 to 0)	0 (0 to 0)	0 (0 to 0)	0 (0 to 0)	0 (0 to 0)	0 (0 to 0)	0 (0 to 0)	0 (0 to 0)	0 (0 to 0)	0 (0 to 0)	0 (0 to 0)	0 (0 to 0)	0 (0 to 0)	0 (0 to 0)	0 (0 to 0)	0 (0 to 0)	0 (0 to 0)	1
HIV/AIDS - Extensively drug-resistant Tuberculous	0 (0 to 0)	0 (0 to 0)	0 (0 to 0)	0 (0 to 0)	0 (0 to 0)	0 (0 to 0)	0 (0 to 0)	0 (0 to 0)	0 (0 to 0)	0 (0 to 0)	0 (0 to 0)	0 (0 to 0)	0 (0 to 0)	0 (0 to 0)	0 (0 to 0)	0 (0 to 0)	0 (0 to 0)	0 (0 to 0)	0 (0 to 0)	0 (0 to 0)	0 (0 to 0)	0 (0 to 0)	0 (0 to 0)	0 (0 to 0)	0.2
HIV/AIDS resulting in other diseases	0 (0 to 0)	0 (0 to 0)	0 (0 to 0.2)	0.3 (0.1 to 0.5)	0.1 (0 to 0.2)	0.1 (0 to 0.2)	0.3 (0.1 to 0.5)	0.5 (0.2 to 0.9)	0.7 (0.3 to 1.3)	0.9 (0.3 to 1.6)	1.1 (0.4 to 2.0)	1.3 (0.5 to 2.4)	1.5 (0.6 to 2.8)	1.8 (0.7 to 3.2)	1.8 (0.7 to 3.2)	1.8 (0.7 to 3.2)	1.1 (0.4 to 2.0)	1.1 (0.4 to 2.0)	0.7 (0.3 to 1.3)	0.4 (0.2 to 0.8)	0.2 (0.1 to 0.4)	0.1 (0 to 0.2)	0.1 (0 to 0.2)	333
Sexually transmitted infections excluding HIV	166 (95 to 264)	29 (9 to 58)	46 (15 to 98)	7.7 (6.3 to 9.1)	3.9 (2.7 to 5.6)	5.2 (3.7 to 7.0)	38.6 (33.1 to 45.0)	75.7 (64.2 to 87.4)	112 (94.8 to 131)	127 (107 to 148)	120 (101 to 140)	74.6 (62.7 to 87.6)	30.7 (25.7 to 36.0)	9.8 (8.2 to 11.5)	9.8 (8.2 to 11.5)	9.8 (8.2 to 11.5)	8.3 (7.0 to 9.8)	9.8 (8.2 to 11.5)	7.7 (6.5 to 9.0)	8.8 (7.4 to 10.3)	8.4 (7.1 to 9.8)	4.7 (3.9 to 6.4)	1.7 (1.3 to 2.1)	723
Syphilis	0 (0 to 0)	0 (0 to 0)	0.1 (0 to 0.2)	0.1 (0 to 0.2)	0.1 (0 to 0.1)	0.1 (0 to 0.1)	0.4 (0.1 to 0.8)	0.9 (0.3 to 1.7)	2.0 (0.7 to 3.8)	4.1 (1.6 to 7.5)	7.2 (2.8 to 13)	11 (4.4 to 20)	15 (6.2 to 27)	17.7 (7.3 to 32)	17.8 (7.3 to 32)	17.8 (7.3 to 32)	9.4 (3.9 to 16)	9.1 (3.8 to 16)	5.3 (2.2 to 9.5)	3 (1.2 to 5.4)	1.6 (0.7 to 2.9)	0.2 (0.1 to 0.4)	0 (0 to 0.1)	179
Chlamydial infection	0 (0 to 0)	0 (0 to 0)	0 (0 to 0)	0.6 (0.4 to 0.9)	0.4 (0.3 to 0.5)	2 (1.5 to 2.5)	6.3 (4.8 to 8.1)	12.7 (9.6 to 17)	16 (12 to 21)	18 (13 to 23)	17.7 (13 to 23)	9.7 (7.1 to 13)	3.3 (2.4 to 4.2)	2.2 (1.6 to 2.8)	1.3 (1 to 1.6)	1.6 (1.2 to 2)	1.6 (1.2 to 2)	1.6 (1.2 to 2)	1.4 (1 to 1.8)	1.4 (1 to 1.8)	1.4 (1 to 1.8)	0.6 (0.4 to 0.8)	0.3 (0.2 to 0.4)	99.1
Gonococcal infection	0 (0 to 0)	0 (0 to 0)	0 (0 to 0)	0.2 (0.1 to 0.3)	0.2 (0.1 to 0.3)	0.7 (0.5 to 0.9)	2.8 (2.1 to 3.6)	5.6 (4.2 to 7.3)	7.1 (5.3 to 9.2)	8.0 (5.9 to 10)	7.8 (5.8 to 10)	4.3 (3.2 to 5.6)	1.5 (1.1 to 1.9)	1 (0.7 to 1.2)	0.6 (0.4 to 0.7)	0.7 (0.5 to 0.9)	0.7 (0.5 to 0.9)	0.7 (0.5 to 0.9)	0.6 (0.4 to 0.8)	0.6 (0.4 to 0.8)	0.6 (0.4 to 0.8)	0.3 (0.2 to 0.4)	0.1 (0 to 0.1)	44.2
Trichomoniasis	0 (0 to 0)	0 (0 to 0)	0 (0 to 0)	0.6 (0.4 to 0.9)	0.4 (0.3 to 0.5)	2 (1.5 to 2.5)	6.3 (4.8 to 8.1)	12.7 (9.6 to 17)	16 (12 to 21)	18 (13 to 23)	17.7 (13 to 23)	9.7 (7.1 to 13)	3.3 (2.4 to 4.2)	2.2 (1.6 to 2.8)	1.3 (1 to 1.6)	1.6 (1.2 to 2)	1.6 (1.2 to 2)	1.6 (1.2 to 2)	1.4 (1 to 1.8)	1.4 (1 to 1.8)	1.4 (1 to 1.8)	0.6 (0.4 to 0.8)	0.3 (0.2 to 0.4)	99.1
Genital herpes	0 (0 to 0)	0 (0 to 0)	0 (0 to 0)	0.2 (0.1 to 0.3)	0.2 (0.1 to 0.3)	0.7 (0.5 to 0.9)	2.8 (2.1 to 3.6)	5.6 (4.2 to 7.3)	7.1 (5.3 to 9.2)	8.0 (5.9 to 10)	7.8 (5.8 to 10)	4.3 (3.2 to 5.6)	1.5 (1.1 to 1.9)	1 (0.7 to 1.2)	0.6 (0.4 to 0.7)	0.7 (0.5 to 0.9)	0.7 (0.5 to 0.9)	0.7 (0.5 to 0.9)	0.6 (0.4 to 0.8)	0.6 (0.4 to 0.8)	0.6 (0.4 to 0.8)	0.3 (0.2 to 0.4)	0.1 (0 to 0.1)	44.2
Other sexually transmitted infections	0 (0 to 0)	0 (0 to 0)	0 (0 to 0)	0 (0 to 0)	0 (0 to 0.1)	0 (0 to 0.1)	0.1 (0 to 0.1)	0.1 (0 to 0.1)	0.1 (0 to 0.1)	0.1 (0 to 0.1)	0.1 (0 to 0.1)	0.1 (0 to 0.1)	0.1 (0 to 0.1)	0.1 (0 to 0.1)	0.1 (0 to 0.1)	0.1 (0 to 0.1)	0.1 (0 to 0.1)	0.1 (0 to 0.1)	0.1 (0 to 0.1)	0.1 (0 to 0.1)	0.1 (0 to 0.1)	0.1 (0 to 0.1)	0 (0 to 0)	0 (0 to 0)	1.4
Lower respiratory infections	38.2 (20.2 to 66.8)	324.6 (29.9 to 99.6)	177 (116 to 237)	119 (100 to 137)	27.6 (21.6 to 35.6)	42.3 (33.1 to 53.2)	41.9 (32.9 to 53.2)	67 (47.9 to 87.4)	69.9 (51.3 to 93.2)	106 (78.1 to 138)	150 (111 to 201)	192 (137 to 253)	312 (224 to 418)	397 (287 to 534)	636 (473 to 849)	992 (737 to 1,320)	922 (687 to 1,230)	1,600 (1,190 to 2,130)	2,200 (1,600 to 2,940)	4,090 (3,000 to 5,450)	3,570 (2,600 to 4,760)	1,920 (1,400 to 2,560)	20,700
Upper respiratory infections	0.3 (0.2 to 0.5)	2.1 (1.9 to 2.3)	1.9 (1.6 to 2.2)	1.6 (1.3 to 1.9)	1.5 (1.2 to 1.8)	1.5 (1.2 to 1.8)	1.5 (1.2 to 1.8)	1.5 (1.2 to 1.8)	1.5 (1.2 to 1.8)	1.5 (1.2 to 1.8)	1.5 (1.2 to 1.8)	1.5 (1.2 to 1.8)	1.5 (1.2 to 1.8)	1.5 (1.2 to 1.8)	1.5 (1.2 to 1.8)	1.5 (1.2 to 1.8)	1.5 (1.2 to 1.8)	1.5 (1.2 to 1.8)	1.5 (1.2 to 1.8)	1.5 (1.2 to 1.8)	1.5 (1.2 to 1.8)	1.5 (1.2 to 1.8)	0.3 (0.2 to 0.5)	2.1 (1.9 to 2.3)	34
Otitis media	0.4 (0 to 1)	0.4 (0.3 to 1)	0.4 (0.2 to 0.7)	59.5 (29.6 to 103)	24.3 (9.1 to 46.5)	20.3 (6.9 to 40.9)	13.7 (4.6 to 29.7)	10.2 (3.4 to 22.1)	8.6 (2.9 to 18.6)	7.6 (2.6 to 16.4)	6.8 (2.3 to 14.7)	6.2 (2.1 to 13.4)	5.7 (1.9 to 12.3)	5.3 (1.8 to 11.4)	4.9 (1.7 to 10.6)	4.6 (1.6 to 9.9)	4.3 (1.5 to 9.3)	4.1 (1.4 to 8.8)	3.9 (1.3 to 8.4)	3.7 (1.3 to 8.0)	3.5 (1.2 to 7.6)	3.4 (1.2 to 7.3)	0.4 (0.1 to 0.9)	913
Enteric infections	2.2 (2.0 to 2.6)	11.9 (9.9 to 13.9)	137 (91.6 to 199)	192 (116 to 271)	66.2 (36.1 to 115)	27.2 (12.4 to 55.1)	12.3 (5.6 to 24.7)	9.6 (4.4 to 19.4)	8.4 (3.9 to 16.9)	7.9 (3.7 to 15.9)	7.5 (3.5 to 15.2)	6.9 (3.2 to 14.0)	6.4 (2.9 to 13.0)	6.1 (2.8 to 12.3)	5.7 (2.6 to 11.6)	5.4 (2.5 to 11.0)	5.1 (2.3 to 10.4)	4.9 (2.2 to 9.9)	4.7 (2.1 to 9.5)	4.5 (2.1 to 9.1)	4.3 (2.0 to 8.8)	4.2 (1.9 to 8.5)	0.4 (0.2 to 0.8)	2,290
Diarrhoeal diseases	2.2 (2.0 to 2.6)	11.4 (9.9 to 13.1)	136 (91.6 to 199)	189 (116 to 268)	66.2 (36.1 to 115)	26.8 (12.4 to 55.1)	12.3 (5.6 to 24.7)	9.6 (4.4 to 19.4)	8.4 (3.9 to 16.9)	7.9 (3.7 to 15.9)	7.5 (3.5 to 15.2)	6.9 (3.2 to 14.0)	6.4 (2.9 to 13.0)	6.1 (2.8 to 12.3)	5.7 (2.6 to 11.6)	5.4 (2.5 to 11.0)	5.1 (2.3 to 10.4)	4.9 (2.2 to 9.9)	4.7 (2.1 to 9.5)	4.5 (2.1 to 9.1)	4.3 (2.0 to 8.8)	4.2 (1.9 to 8.5)	0.4 (0.2 to 0.8)	2.290
Typhoid and paratyphoid	0 (0 to 0)	0 (0 to 0)	0 (0 to 0)	0.1 (0 to 0.1)	0 (0 to 0.1)	0 (0 to 0.2)	0 (0 to 0)	0 (0 to 0)	0 (0 to 0)	0 (0 to 0)	0 (0 to 0)	0 (0 to 0)	0 (0 to 0)	0 (0 to 0)	0 (0 to 0)	0 (0 to 0)	0 (0 to 0)	0 (0 to 0)	0 (0 to 0)	0 (0 to 0)	0 (0 to 0)	0 (0 to 0)	0 (0 to 0)	0 (0 to 0)	0.7
Typhoid fever	0 (0 to 0)	0 (0 to 0)	0 (0 to 0)	0.1 (0 to 0.1)	0 (0 to 0.1)	0 (0 to 0.2)	0 (0 to 0)	0 (0 to 0)	0 (0 to 0)	0 (0 to 0)	0 (0 to 0)	0 (0 to 0)	0 (0 to 0)	0 (0 to 0)	0 (0 to 0)	0 (0 to 0)	0 (0 to 0)	0 (0 to 0)	0 (0 to 0)	0 (0 to 0)	0 (0 to 0)	0 (0 to 0)	0 (0 to 0)	0 (0 to 0)	0.1
Paratyphoid fever	0 (0 to 0)	0 (0 to 0)	0 (0 to 0)	0 (0 to 0)	0 (0 to 0)	0 (0 to 0)	0 (0 to 0)	0 (0 to 0)	0 (0 to 0)	0 (0 to 0)	0 (0 to 0)	0 (0 to 0)	0 (0 to 0)	0 (0 to 0)	0 (0 to 0)	0 (0 to 0)	0 (0 to 0)	0 (0 to 0)	0 (0 to 0)	0 (0 to 0)	0 (0 to 0)	0 (0 to 0)	0 (0 to 0)	0 (0 to 0)	0.6
Invasive Non-typhoidal Salmonella (NTS)	0 (0 to 0)	0 (0 to 0)	0.2 (0 to 0.4)	0.2 (0.1 to 0.4)	0.2 (0.1 to 0.3)	0.2 (0.1 to 0.3)	0.1 (0 to 0.2)	0.1 (0 to 0.2)	0.1 (0 to 0.2)	0.1 (0 to 0.2)	0.1 (0 to 0.2)	0.1 (0 to 0.2)	0.1 (0 to 0.2)	0.1 (0 to 0.2)	0.1 (0 to 0.2)	0.1 (0 to 0.2)	0.1 (0 to 0.2)	0.1 (0 to 0.2)	0.1 (0 to 0.2)	0.1 (0 to 0.2)	0.1 (0 to 0.2)	0.1 (0 to 0.1)	0 (0 to 0)	0.9
Other intestinal infectious diseases	0 (0 to 0)	0 (0 to 0)	0 (0 to 0.2)	0.3 (0.2 to 0.5)	0.1 (0 to 0.2)	0.1 (0 to 0.2)	0.3 (0.1 to 0.5)	0.5 (0.2 to 0.9)	0.7 (0.3 to 1.3)	0.9 (0.3 to 1.6)	1.1 (0.4 to 2.0)	1.3 (0.5 to 2.4)	1.5 (0.6 to 2.8)	1.8 (0.7 to 3.2)	1.8 (0.7 to 3.2)	1.8 (0.7 to 3.2)	1.1 (0.4 to 2.0)	1.1 (0.4 to 2.0)	0.7 (0.3 to 1.3)	0.4 (0.2 to 0.8)	0.2 (0.1 to 0.4)	0.1 (0 to 0.2)	0.1 (0 to 0.2)	9.6
Neglected tropical diseases and malaria	0.3 (0.2 to 0.4)	0.3 (0.2 to 0.4)	0.9 (0.3 to 1.6)	28.2 (16.6 to 43.6)	2.6 (1.5 to 4.1)	0.8 (0.4 to 1.7)	0.8 (0.4 to 1.7)	0.7 (0.3 to 1.5)	0.7 (0.3 to 1.4)	0.6 (0.3 to 1.3)	0.6 (0.3 to 1.2)	0.5 (0.2 to 1.1)	0.5 (0.2 to 1.0)	0.5 (0.2 to 1.0)	0.4 (0.2 to 0.9)	0.4 (0.2 to 0.8)	0.4 (0.2 to 0.8)	0.3 (0.2 to 0.7)	0.3 (0.2 to 0.6)	0.3 (0.1 to 0.6)	0.2 (0.1 to 0.5)	0.1 (0 to 0.3)	0 (0 to 0.1)	102
Malaria	0 (0 to 0)	0 (0 to 0)	0 (0 to 0)	0 (0 to 0)	0 (0 to 0)	0 (0 to 0)	0 (0 to 0)	0 (0 to 0)	0 (0 to 0)	0 (0 to 0)	0 (0 to 0)	0 (0 to 0)	0 (0 to 0)	0 (0 to 0)	0 (0 to 0)	0 (0 to 0)	0 (0 to 0)	0 (0 to 0)	0 (0 to 0)	0 (0 to 0)	0 (0 to 0)	0 (0 to 0)	0 (0 to 0)	0 (0 to 0)	0
Chagas disease	0 (0 to 0)	0 (0 to 0)	0 (0 to 0)	0 (0 to 0)	0 (0 to 0)	0 (0 to 0)	0 (0 to 0)	0 (0 to 0)	0 (0 to 0)	0 (0 to 0)	0 (0 to 0)	0 (0 to 0)	0 (0 to 0)	0 (0 to 0)	0 (0 to 0)	0 (0 to 0)	0 (0 to 0)	0 (0 to 0)	0 (0 to 0)	0 (0 to 0)	0 (0 to 0)	0 (0 to 0)	0 (0 to 0)	0 (0 to 0)	0
Leishmaniasis	0 (0 to 0)	0 (0 to 0)	0 (0 to 0)	0 (0 to 0)	0 (0 to 0)	0 (0 to 0)	0 (0 to 0)	0 (0 to 0)	0 (0 to 0)	0 (0 to 0)	0 (0 to 0)	0 (0 to 0)	0 (0 to 0)	0 (0 to 0)	0 (0 to 0)	0 (0 to 0)	0 (0 to 0)	0 (0 to 0)	0 (0 to 0)	0 (0 to 0)	0 (0 to 0)	0 (0 to 0)	0 (0 to 0)	0 (0 to 0)	0
Visceral leishmaniasis	0 (0 to 0)	0 (0 to 0)	0 (0 to 0)	0 (0 to 0)	0 (0 to 0)	0 (0 to 0)	0 (0 to 0)	0 (0 to 0)	0 (0 to 0)	0 (0 to 0)	0 (0 to 0)	0 (0 to 0)	0 (0 to 0)	0 (0 to 0)	0 (0 to 0)	0 (0 to 0)	0 (0 to 0)	0 (0 to 0)	0 (0 to 0)	0 (0 to 0)	0 (0 to 0)	0 (0 to 0)	0 (0 to 0)	0 (0 to 0)	0
Cutaneous and mucocutaneous leishmaniasis	0 (0 to 0)	0 (0 to 0)	0 (0 to 0)	0 (0 to 0)	0 (0 to 0)	0 (0 to 0)	0 (0 to 0)	0 (0 to 0)	0 (0 to 0)	0 (0 to 0)	0 (0 to 0)	0 (0 to 0)	0 (0 to 0)	0 (0 to 0)	0 (0 to 0)	0 (0 to 0)	0 (0 to 0)	0 (0 to 0)	0 (0 to 0)	0 (0 to 0)	0 (0 to 0)	0 (0 to 0)	0 (0 to 0)	0 (0 to 0)	0
African trypanosomiasis	0 (0 to 0)	0 (0 to 0)	0 (0 to 0)	0 (0 to 0)	0 (0 to 0)	0 (0 to 0)	0 (0 to 0)	0 (0 to 0)	0 (0 to 0)	0 (0 to 0)	0 (0 to 0)	0 (0 to 0)	0 (0 to 0)	0 (0 to 0)	0 (0 to 0)	0 (0 to 0)	0 (0 to 0)	0 (0 to 0)	0 (0 to 0)	0 (0 to 0)	0 (0 to 0)	0 (0 to 0)	0 (0 to 0)	0 (0 to 0)	0
Schistosomiasis	0 (0 to 0)	0 (0 to 0)	0 (0 to 0)	0 (0 to 0)	0 (0 to 0)	0 (0 to 0)	0 (0 to 0)	0 (0 to 0)	0 (0 to 0)	0 (0 to 0)	0 (0 to 0)	0 (0 to 0)	0 (0 to 0)	0 (0 to 0)	0 (0 to 0)	0 (0 to 0)	0 (0 to 0)	0 (0 to 0)	0 (0 to 0)	0 (0 to 0)	0 (0 to 0)	0 (0 to 0)	0 (0 to 0)	0 (0 to 0)	0
Cysticercosis	0 (0 to 0)	0 (0 to 0)	0 (0 to 0)	0 (0 to 0)	0 (0 to 0)	0 (0 to 0)	0 (0 to 0)	0 (0 to 0)	0 (0 to 0)	0 (0 to 0)	0 (0 to 0)	0 (0 to 0)	0 (0 to 0)	0 (0 to 0)	0 (0 to 0)	0 (0 to 0)	0 (0 to 0)	0 (0 to 0)	0 (0 to 0)	0 (0 to 0)	0 (0 to 0)	0 (0 to 0)	0 (0 to 0)	0 (0 to 0)	0
Cystic echinococcosis	0 (0 to 0)	0 (0 to 0)	0 (0 to 0)	0 (0 to 0)	0 (0 to 0)	0 (0 to 0)	0 (0 to 0)	0 (0 to 0)	0 (0 to 0)	0 (0 to 0)	0 (0 to 0)	0 (0 to 0)	0 (0 to 0)	0 (0 to 0)	0 (0 to 0)	0 (0 to 0)	0 (0 to 0)	0 (0 to 0)	0 (0 to 0)	0 (0 to 0)	0 (0 to 0)	0 (0 to 0)	0 (0 to 0)	0 (0 to 0)	1.1
Lymphatic filariasis	0 (0 to 0)	0 (0 to 0)	0 (0 to 0)	0 (0 to 0)	0 (0 to 0)	0 (0 to 0)	0 (0 to 0)	0 (0 to 0)	0 (0 to 0)	0 (0 to 0)	0 (0 to 0)	0 (0 to 0)	0 (0 to 0)	0 (0 to 0)	0 (0 to 0)	0 (0 to 0)	0 (0 to 0)	0 (0 to 0)	0 (0 to 0)	0 (0 to 0)	0 (0 to 0)	0 (0 to 0)	0 (0 to 0)	0 (0 to 0)	0
Onchocerciasis	0 (0 to 0)	0 (0 to 0)	0 (0 to 0)	0 (0 to 0)	0 (0 to 0)	0 (0 to 0)	0 (0 to 0)	0 (0 to 0)	0 (0 to 0)	0 (0 to 0)	0 (0 to 0)	0 (0 to 0)	0 (0 to 0)	0 (0 to 0)	0 (0 to 0)	0 (0 to 0)	0 (0 to 0)	0 (0 to 0)	0 (0 to 0)	0 (0 to 0)	0 (0 to 0)	0 (0 to 0)	0 (0 to 0)	0 (0 to 0)	0
Trachoma	0 (0 to 0)	0 (0 to 0)	0 (0 to 0)	0 (0 to 0)	0 (0 to 0)	0 (0 to 0)	0 (0 to 0)	0 (0 to 0)	0 (0 to 0)	0 (0 to 0)	0 (0 to 0)	0 (0 to 0)	0 (0 to 0)	0 (0 to 0)	0 (0 to 0)	0 (0 to 0)	0 (0 to 0)	0 (0 to 0)	0 (0 to 0)	0 (0 to 0)	0 (0 to 0)	0 (0 to 0)	0 (0 to 0)	0 (0 to 0)	0
Dengue	0 (0 to 0)	0 (0 to 0)	0 (0 to 0)	0 (0 to 0)	0 (0 to 0)	0 (0 to 0)	0 (0 to 0)	0 (0 to 0)	0 (0 to 0)	0 (0 to 0)	0 (0 to 0)	0 (0 to 0)	0 (0 to 0)	0 (0 to 0)	0 (0 to 0)	0 (0 to 0)	0 (0 to 0)	0 (0 to 0)	0 (0 to 0)	0 (0 to 0)	0 (0 to 0)	0 (0 to 0)	0 (0 to 0)	0 (0 to 0)	0
Yellow fever	0 (0 to 0)	0 (0 to 0)	0 (0 to 0)	0 (0 to 0)	0 (0 to 0)	0 (0 to 0)	0 (0 to 0)	0 (0 to 0)	0 (0 to 0)	0 (0 to 0)	0 (0 to 0)	0 (0 to 0)	0 (0 to 0)	0 (0 to 0)	0 (0 to 0)	0 (0 to 0)	0 (0 to 0)	0 (0 to 0)	0 (0 to 0)	0 (0 to 0)	0 (0 to 0)	0 (0 to 0)	0 (0 to 0)	0 (0 to 0)	0
Rabies	0 (0 to 0)	0 (0 to 0)	0 (0 to 0)	0 (0 to 0)	0 (0 to 0)	0 (0 to 0)	0 (0 to 0)	0 (0 to 0)	0 (0 to 0)	0 (0 to 0)	0 (0 to 0)	0 (0 to 0)	0 (0 to 0)	0 (0 to 0)	0 (0 to 0)	0 (0 to 0)	0 (0 to 0)	0 (0 to 0)	0 (0 to 0)	0 (0 to 0)	0 (0 to 0)	0 (0 to 0)	0 (0 to 0)	0 (0 to 0)	0.2
Intestinal nematode infections	0 (0 to 0)	0 (0 to 0)	0 (0 to 0)	0 (0 to 0)	0 (0 to 0)	0 (0 to 0)	0 (0 to 0)	0 (0 to 0)	0 (0 to 0)	0 (0 to 0)	0 (0 to 0)	0 (0 to 0)	0 (0 to 0)	0 (0 to 0)	0 (0 to 0)	0 (0 to 0)	0 (0 to 0)	0 (0 to 0)	0 (0 to 0)	0 (0 to 0)	0 (0 to 0)	0 (0 to 0)	0 (0 to 0)	0 (0 to 0)	0
Ascariasis	0 (0 to 0)	0 (0 to 0)	0 (0 to 0)	0 (0 to 0)	0 (0 to 0)	0 (0 to 0)	0 (0 to 0)	0 (0 to 0)	0 (0 to 0)	0 (0 to 0)	0 (0 to 0)	0 (0 to 0)	0 (0 to 0)	0 (0 to 0)	0 (0 to 0)	0 (0 to 0)	0 (0 to 0)	0 (0 to 0)	0 (0 to 0)	0 (0 to 0)	0 (0 to 0)	0 (0 to 0)	0 (0 to 0)	0 (0 to 0)	0
Trichuriasis	0 (0 to 0)	0 (0 to 0)	0 (0 to 0)	0 (0 to 0)	0 (0 to 0)	0 (0 to 0)	0 (0 to 0)	0 (0 to 0)	0 (0 to 0)	0 (0 to 0)	0 (0 to 0)	0 (0 to 0)	0 (0 to 0)	0 (0 to 0)	0 (0 to 0)	0 (0 to 0)	0 (0 to 0)	0 (0 to 0)	0 (0 to 0)	0 (0 to 0)	0 (0 to 0)	0 (0 to 0)	0 (0 to 0)	0 (0 to 0)	0
Hookworm disease	0 (0 to 0)	0 (0 to 0)	0 (0 to 0)	0 (0 to 0)	0 (0 to 0)	0 (0 to 0)	0 (0 to 0)	0 (0 to 0)	0 (0 to 0)	0 (0 to 0)	0 (0 to 0)	0 (0 to 0)	0 (0 to 0)	0 (0 to 0)	0 (0 to 0)	0 (0 to 0)	0 (0 to 0)	0 (0 to 0)	0 (0 to 0)	0 (0 to 0)	0 (0 to 0)	0 (0 to 0)	0 (0 to 0)	0 (0 to 0)	0
Food-borne trematodiases	0 (0 to 0)	0 (0 to 0)	0 (0 to 0)	0 (0 to 0)	0 (0 to 0)	0 (0 to 0)	0 (0 to 0)	0 (0 to 0)	0 (0 to 0)	0 (0 to 0)	0 (0 to 0)	0 (0 to 0)	0 (0 to 0)	0 (0 to 0)	0 (0 to 0)	0 (0 to 0)	0 (0 to 0)	0 (0 to 0)	0 (0 to 0)	0 (0 to 0)	0 (0 to 0)	0 (0 to 0)	0 (0 to 0)	0 (0 to 0)	0
Leprosy	0 (0 to 0)	0 (0 to 0)	0 (0 to 0)	0 (0 to 0)	0 (0 to 0)	0 (0 to 0)	0 (0 to 0)	0 (0 to 0)	0 (0 to 0)	0 (0 to 0)	0 (0 to 0)	0 (0 to 0)	0 (0 to 0)	0 (0 to 0)	0 (0 to 0)	0 (0 to 0)	0 (0 to 0)	0 (0 to 0)	0 (0 to 0)	0 (0 to 0)	0 (0 to 0)	0 (0 to 0)	0 (0 to 0)	0 (0 to 0)	0
Measles	0 (0 to 0)	0 (0 to 0)	0 (0 to 0)	0 (0 to 0)	0 (0 to 0)	0 (0 to 0)	0 (0 to 0)	0 (0 to 0)	0 (0 to 0)	0 (0 to 0)	0 (0 to 0)	0 (0 to 0)	0 (0 to 0)	0 (0 to 0)	0 (0 to 0)	0 (0 to 0)	0 (0 to 0)	0 (0 to 0)	0 (0 to 0)	0 (0 to 0)	0 (0 to 0)	0 (0 to 0)	0 (0 to 0)	0 (0 to 0)	0
Zika virus	0 (0 to 0)	0 (0 to 0)	0 (0 to 0)	0 (0 to 0)	0 (0 to 0)	0 (0 to 0)



SR Table 2b: East Midlands DALYS by cause and sex aroun for females with 95% uncertainty intervals, 2019

Cause	Early Neonatal	Late Neonatal	Post-Neonatal	1 to 4	5 to 9	10 to 14	15 to 19	20 to 24	25 to 29	30 to 34	35 to 39	40 to 44	45 to 49	50 to 54	55 to 59	60 to 64	65 to 69	70 to 74	75 to 79	80 to 84	85 to 89	90 to 94	95 plus	Total
All causes	6,680 (5,650 to 7,829)	1,369 (1,160 to 1,606)	2,640 (2,366 to 2,938)	3,848 (3,370 to 4,360)	5,470 (4,900 to 6,098)	9,066 (8,169 to 10,020)	10,920 (9,969 to 11,932)	15,492 (13,750 to 16,992)	23,600 (17,690 to 28,259)	36,490 (29,369 to 39,758)	39,200 (33,000 to 42,300)	39,490 (33,750 to 42,900)	39,000 (31,500 to 43,600)	39,000 (31,500 to 43,600)	37,900 (29,300 to 41,900)	33,600 (25,900 to 38,000)	33,600 (25,700 to 38,000)	33,600 (25,700 to 38,000)	33,600 (25,700 to 38,000)	33,700 (25,800 to 38,000)	33,700 (25,800 to 38,000)	33,200 (25,400 to 37,900)	33,100 (25,200 to 37,600)	726,000
Communicable, maternal, neonatal, and nutritional diseases	3,090 (2,700 to 3,500)	908 (819 to 977)	844 (685 to 1,000)	697 (600 to 1,000)	523 (420 to 1,000)	764 (622 to 997)	717 (582 to 907)	958 (808 to 1,110)	1,090 (819 to 1,420)	1,700 (869 to 1,900)	1,990 (829 to 1,420)	1,780 (649 to 1,470)	1,290 (570 to 1,060)	1,290 (570 to 1,060)	1,500 (1,120 to 1,900)	1,420 (1,100 to 1,810)	1,320 (1,070 to 1,660)	2,160 (1,660 to 2,610)	2,910 (2,190 to 2,950)	3,460 (2,600 to 3,600)	4,120 (3,420 to 4,640)	3,960 (2,870 to 4,130)	1,910 (1,190 to 1,750)	38,100
HIV/AIDS and sexually transmitted infections	86.6 (29.5 to 166)	23.7 (6.4 to 52.4)	29 (7.7 to 76.3)	7.2 (0.1 to 9.8)	3.6 (2.2 to 4.6)	12.3 (4.7 to 21)	10.6 (4.1 to 19.1)	39.7 (21.1 to 62.9)	60.4 (30.2 to 87.4)	69.2 (30.7 to 137)	106 (72.5 to 156)	108 (72.6 to 152)	89.2 (64.9 to 132)	89.2 (64.9 to 132)	68.6 (42.9 to 97.2)	43.6 (21.4 to 82.1)	23.1 (7.9 to 49.9)	20.9 (5.9 to 51.3)	16.2 (1.5 to 53.6)	6.6 (0.1 to 19.6)	3.6 (2.9 to 4.2)	1.4 (1.1 to 1.8)	899
HIV/AIDS	0 (0 to 0)	0 (0 to 0)	7.4 (0.6 to 24)	5.6 (0.1 to 8.6)	3.1 (2.6 to 3.9)	3.3 (2.7 to 4.1)	4.8 (3.9 to 6.1)	11.6 (9.4 to 15.2)	19.2 (15.6 to 25.2)	37.4 (29.5 to 47.3)	47.6 (37.3 to 59.6)	42.5 (32.3 to 54.1)	39.3 (29.7 to 50.2)	32.6 (23.1 to 44.1)	23 (17.2 to 31.2)	19.4 (12.6 to 27.1)	19.1 (12.5 to 27.1)	10.4 (5.9 to 16.1)	4.5 (2.3 to 7.6)	0.5 (0.3 to 0.8)	0.1 (0.1 to 0.2)	0.1 (0.1 to 0.2)	326
HIV/AIDS - Drug-susceptible Tuberculosis	0 (0 to 0)	0 (0 to 0)	0 (0 to 0.2)	0.1 (0 to 1.4)	0.2 (0 to 0.3)	0.4 (0 to 0.6)	0.6 (0 to 0.8)	1.2 (0.9 to 1.7)	2.1 (1.7 to 3.1)	4.5 (3.4 to 6.1)	6.6 (4.7 to 9.1)	6.7 (4.7 to 9.1)	6.9 (4.8 to 9.4)	5.7 (3.9 to 7.9)	4.1 (2.8 to 5.7)	3.7 (2.3 to 5.4)	3.7 (2.3 to 5.4)	2.2 (1.1 to 3.7)	1.1 (0.5 to 2)	0.1 (0 to 0.2)	0 (0 to 0)	0 (0 to 0)	39.6
HIV/AIDS - Multidrug-resistant Tuberculosis without extensive	0 (0 to 0)	0 (0 to 0)	0 (0 to 0.2)	0 (0 to 0.1)	0 (0 to 0.1)	0 (0 to 0.1)	0 (0 to 0.1)	0 (0 to 0.2)	0 (0 to 0.2)	0 (0 to 0.3)	0 (0 to 0.3)	0 (0 to 0.3)	0 (0 to 0.3)	0 (0 to 0.3)	0 (0 to 0.3)	0 (0 to 0.3)	0 (0 to 0.3)	0 (0 to 0.3)	0 (0 to 0.3)	0 (0 to 0.3)	0 (0 to 0.3)	0 (0 to 0.3)	0 (0 to 0.3)	1
HIV/AIDS - Extensively drug-resistant Tuberculosis	0 (0 to 0)	0 (0 to 0)	0 (0 to 0)	0 (0 to 0)	0 (0 to 0)	0 (0 to 0)	0 (0 to 0)	0 (0 to 0)	0 (0 to 0)	0 (0 to 0)	0 (0 to 0)	0 (0 to 0)	0 (0 to 0)	0 (0 to 0)	0 (0 to 0)	0 (0 to 0)	0 (0 to 0)	0 (0 to 0)	0 (0 to 0)	0 (0 to 0)	0 (0 to 0)	0 (0 to 0)	0 (0 to 0)	0
HIV/AIDS resulting in other diseases	86.6 (29.5 to 166)	23.7 (6.4 to 52.4)	19.6 (5.6 to 52.4)	0.6 (0 to 0.8)	0.2 (0 to 0.3)	8.4 (3.3 to 13.7)	5.4 (1.9 to 10.1)	26.9 (12.4 to 45.3)	39.2 (19.6 to 58.7)	27.4 (11.6 to 48.3)	51.4 (27.6 to 86.3)	59.2 (28.2 to 97.5)	43.1 (24.3 to 68.3)	51.6 (29.1 to 82.2)	41.5 (24.6 to 61.9)	20.4 (10.4 to 36.7)	7.7 (3.1 to 15.9)	8.6 (3.6 to 16.9)	3.6 (0.9 to 8.6)	0.1 (0 to 0.3)	0.1 (0 to 0.3)	0.1 (0 to 0.3)	289
Sexually transmitted infections excluding HIV	0 (0 to 0)	0 (0 to 0)	0.1 (0 to 0.1)	0.1 (0 to 0.2)	0.1 (0 to 0.1)	0.1 (0 to 0.1)	0.1 (0 to 0.1)	0.1 (0 to 0.1)	0.1 (0 to 0.1)	0.1 (0 to 0.1)	0.1 (0 to 0.1)	0.1 (0 to 0.1)	0.1 (0 to 0.1)	0.1 (0 to 0.1)	0.1 (0 to 0.1)	0.1 (0 to 0.1)	0.1 (0 to 0.1)	0.1 (0 to 0.1)	0.1 (0 to 0.1)	0 (0 to 0)	0 (0 to 0)	0 (0 to 0)	0 (0 to 0)	1
Syphilis	0 (0 to 0)	0 (0 to 0)	0 (0 to 0.1)	0 (0 to 0.1)	0 (0 to 0.1)	0 (0 to 0.1)	0 (0 to 0.1)	0.1 (0 to 0.1)	0.1 (0 to 0.1)	0.1 (0 to 0.2)	0.1 (0 to 0.1)	0.1 (0 to 0.2)	0.1 (0 to 0.1)	0.1 (0 to 0.1)	0.1 (0 to 0.1)	0.1 (0 to 0.1)	0.1 (0 to 0.1)	0.1 (0 to 0.1)	0.1 (0 to 0.1)	0 (0 to 0)	0 (0 to 0)	0 (0 to 0)	0 (0 to 0)	168
Chlamydial infection	0 (0 to 0)	0 (0 to 0)	0 (0 to 0)	0 (0 to 0)	0 (0 to 0)	0.6 (0 to 0.8)	1.6 (1.1 to 2.1)	5.6 (3.9 to 7.6)	10.6 (7.1 to 14.7)	13.2 (7.1 to 22.3)	19 (9.6 to 36.5)	19.2 (9.1 to 38)	8.6 (3.7 to 16.9)	7.2 (3.2 to 13.9)	3.9 (1.7 to 7.5)	1.6 (0.7 to 3.1)	0.6 (0.3 to 1.2)	1.1 (0.5 to 2.1)	1.2 (0.5 to 2.3)	1.3 (0.6 to 2.5)	1 (0.4 to 1.9)	0.6 (0.3 to 1.2)	92.4
Gonococcal infection	0 (0 to 0)	0 (0 to 0)	0 (0 to 0)	0 (0 to 0)	0 (0 to 0)	0.2 (0.2 to 0.3)	0.5 (0.3 to 0.7)	1.1 (0.7 to 1.5)	2.2 (1.3 to 3.3)	4.2 (2.1 to 7.2)	4.4 (2.1 to 8.1)	3.8 (1.7 to 7.4)	2.2 (0.9 to 4.5)	2.2 (0.9 to 4.5)	1.2 (0.4 to 2.6)	0.5 (0.2 to 1.2)	0.2 (0.1 to 0.6)	0.4 (0.1 to 1.1)	0.4 (0.1 to 1.2)	0.4 (0.1 to 1.2)	0.3 (0.1 to 0.9)	0.2 (0.1 to 0.5)	48.7
Trichomoniasis	0 (0 to 0)	0 (0 to 0)	0 (0 to 0)	0 (0 to 0)	0 (0 to 0)	0.7 (0.4 to 1.1)	0.7 (0.4 to 1.2)	1 (0.6 to 1.5)	0.9 (0.5 to 1.4)	0.9 (0.5 to 1.5)	0.8 (0.4 to 1.5)	0.6 (0.3 to 1.2)	0.4 (0.2 to 0.8)	0.4 (0.2 to 0.8)	0.3 (0.1 to 0.6)	0.2 (0.1 to 0.4)	0.1 (0.1 to 0.3)	0.1 (0.1 to 0.3)	0.1 (0.1 to 0.3)	0.1 (0.1 to 0.3)	0.1 (0.1 to 0.3)	0.1 (0.1 to 0.3)	0.1 (0.1 to 0.3)	6.6
Genital herpes	0 (0 to 0)	0 (0 to 0)	0 (0 to 0)	0 (0 to 0)	0 (0 to 0)	0 (0 to 0)	0 (0 to 0)	0 (0 to 0)	0 (0 to 0)	0 (0 to 0)	0 (0 to 0)	0 (0 to 0)	0 (0 to 0)	0 (0 to 0)	0 (0 to 0)	0 (0 to 0)	0 (0 to 0)	0 (0 to 0)	0 (0 to 0)	0 (0 to 0)	0 (0 to 0)	0 (0 to 0)	0 (0 to 0)	0
Other sexually transmitted infections	0 (0 to 0)	0 (0 to 0)	0.2 (0 to 0.5)	0.1 (0 to 0.3)	0.1 (0 to 0.2)	0.1 (0 to 0.2)	0.1 (0 to 0.2)	0.4 (0.1 to 0.7)	1.4 (0.6 to 2.6)	2.2 (0.9 to 4.1)	2.2 (0.9 to 4.1)	2.2 (0.9 to 4.1)	2.2 (0.9 to 4.1)	2.2 (0.9 to 4.1)	2.2 (0.9 to 4.1)	2.2 (0.9 to 4.1)	2.2 (0.9 to 4.1)	2.2 (0.9 to 4.1)	2.2 (0.9 to 4.1)	2.2 (0.9 to 4.1)	2.2 (0.9 to 4.1)	2.2 (0.9 to 4.1)	2.2 (0.9 to 4.1)	19.6
Respiratory infections and tuberculosis	1,240 (1,130 to 1,350)	437 (397 to 477)	287 (120 to 333)	150 (97 to 210)	163 (92 to 240)	159 (103 to 233)	198 (130 to 287)	227 (150 to 330)	259 (160 to 384)	322 (200 to 466)	376 (247 to 535)	429 (278 to 609)	506 (339 to 699)	506 (339 to 699)	484 (327 to 663)	507 (343 to 693)	496 (327 to 677)	1,020 (664 to 1,360)	1,230 (1,000 to 1,760)	1,230 (1,000 to 1,760)	1,230 (1,000 to 1,760)	1,480 (1,000 to 2,000)	20,700
Tuberculosis	0 (0 to 0)	0 (0 to 0)	0.6 (0.5 to 1.1)	1.6 (1.3 to 2)	1.6 (0.7 to 1.5)	3.7 (2.3 to 5.2)	3.7 (2.8 to 5.1)	9.6 (5.9 to 15.6)	16.8 (10.6 to 25.6)	33.9 (19.5 to 56.6)	39.6 (21.9 to 62.1)	39.6 (19.8 to 67.1)	39.6 (19.8 to 67.1)	39.6 (19.8 to 67.1)	39.6 (17.6 to 67.4)	39.7 (17.5 to 68.2)	39.7 (16.9 to 68.2)	39.6 (16.9 to 67.9)	39.6 (16.9 to 67.9)	39.6 (16.9 to 67.9)	39.6 (16.9 to 67.9)	39.6 (16.9 to 67.9)	272
Latent tuberculosis infection	0 (0 to 0)	0 (0 to 0)	0 (0 to 0)	0 (0 to 0)	0 (0 to 0)	0 (0 to 0)	0 (0 to 0)	0 (0 to 0)	0 (0 to 0)	0 (0 to 0)	0 (0 to 0)	0 (0 to 0)	0 (0 to 0)	0 (0 to 0)	0 (0 to 0)	0 (0 to 0)	0 (0 to 0)	0 (0 to 0)	0 (0 to 0)	0 (0 to 0)	0 (0 to 0)	0 (0 to 0)	0 (0 to 0)	0
Active tuberculosis	0 (0 to 0)	0 (0 to 0)	0.6 (0.5 to 1.1)	1.6 (1.3 to 2)	1.6 (0.7 to 1.5)	3.7 (2.3 to 5.2)	3.7 (2.8 to 5.1)	9.6 (5.9 to 15.6)	16.8 (10.6 to 25.6)	33.9 (19.5 to 56.6)	39.6 (21.9 to 62.1)	39.6 (19.8 to 67.1)	39.6 (19.8 to 67.1)	39.6 (19.8 to 67.1)	39.6 (17.6 to 67.4)	39.7 (17.5 to 68.2)	39.7 (16.9 to 68.2)	39.6 (16.9 to 67.9)	39.6 (16.9 to 67.9)	39.6 (16.9 to 67.9)	39.6 (16.9 to 67.9)	39.6 (16.9 to 67.9)	272
Drug-susceptible tuberculosis	0.8 (0.3 to 2.6)	1.6 (0.6 to 5.3)	1.6 (0.6 to 5.3)	1.6 (0.6 to 5.3)	1.6 (0.6 to 5.3)	3.6 (1.4 to 11.9)	3.6 (1.4 to 11.9)	9.3 (3.6 to 30.7)	16.3 (6.3 to 53.8)	32.9 (12.7 to 108)	38.4 (14.8 to 126)	38.4 (14.8 to 126)	38.4 (14.8 to 126)	38.4 (14.8 to 126)	38.4 (14.8 to 126)	38.5 (14.8 to 126)	38.5 (14.8 to 126)	38.4 (14.8 to 126)	38.4 (14.8 to 126)	38.4 (14.8 to 126)	38.4 (14.8 to 126)	38.4 (14.8 to 126)	264
Multidrug-resistant tuberculosis without extensive drug-resistar	0 (0 to 0)	0 (0 to 0)	0 (0 to 0)	0 (0 to 0)	0 (0 to 0)	0 (0 to 0)	0 (0 to 0)	0 (0 to 0)	0 (0 to 0)	0 (0 to 0)	0 (0 to 0)	0 (0 to 0)	0 (0 to 0)	0 (0 to 0)	0 (0 to 0)	0 (0 to 0)	0 (0 to 0)	0 (0 to 0)	0 (0 to 0)	0 (0 to 0)	0 (0 to 0)	0 (0 to 0)	0 (0 to 0)	0
Extensively drug-resistant tuberculosis	0 (0 to 0)	0 (0 to 0)	0 (0 to 0)	0 (0 to 0)	0 (0 to 0.1)	0 (0 to 0.1)	0 (0 to 0.1)	0 (0 to 0.1)	0 (0 to 0.1)	0 (0 to 0.2)	0 (0 to 0.2)	0 (0 to 0.2)	0 (0 to 0.2)	0 (0 to 0.2)	0 (0 to 0.2)	0 (0 to 0.2)	0 (0 to 0.2)	0 (0 to 0.2)	0 (0 to 0.2)	0 (0 to 0.2)	0 (0 to 0.2)	0 (0 to 0.2)	0 (0 to 0.2)	1.4
Lower respiratory infections	39.7 (31.1 to 47.8)	28.7 (20.8 to 37.6)	128 (84 to 181)	73.2 (50.1 to 99.3)	29.5 (20.6 to 41.1)	26.8 (20.6 to 34.1)	29 (21.6 to 38.1)	27.1 (20.2 to 36.1)	29.2 (21.3 to 38.6)	29.2 (21.3 to 38.6)	29.2 (21.3 to 38.6)	29.2 (21.3 to 38.6)	29.2 (21.3 to 38.6)	29.2 (21.3 to 38.6)	29.2 (21.3 to 38.6)	29.2 (21.3 to 38.6)	29.2 (21.3 to 38.6)	29.2 (21.3 to 38.6)	29.2 (21.3 to 38.6)	29.2 (21.3 to 38.6)	29.2 (21.3 to 38.6)	29.2 (21.3 to 38.6)	29.2 (21.3 to 38.6)	17,600
Upper respiratory infections	0.3 (0.2 to 0.4)	1.6 (1.3 to 2)	26.3 (21.3 to 32.2)	191 (154 to 234)	109 (88 to 134)	103 (83 to 126)	107 (86 to 131)	147 (118 to 180)	184 (148 to 225)	161 (129 to 197)	139 (112 to 170)	114 (92 to 140)	87 (70 to 107)	87 (70 to 107)	77 (62 to 95)	69 (56 to 85)	66 (53 to 81)	78 (63 to 96)	78 (63 to 96)	78 (63 to 96)	78 (63 to 96)	78 (63 to 96)	78 (63 to 96)	2,400
Otitis media	0 (0 to 0)	0 (0 to 0.3)	0.2 (0.1 to 0.5)	0.1 (0 to 0.4)	0.1 (0 to 0.3)	0.1 (0 to 0.3)	0.1 (0 to 0.3)	0.1 (0 to 0.3)	0.1 (0 to 0.3)	0.1 (0 to 0.3)	0.1 (0 to 0.3)	0.1 (0 to 0.3)	0.1 (0 to 0.3)	0.1 (0 to 0.3)	0.1 (0 to 0.3)	0.1 (0 to 0.3)	0.1 (0 to 0.3)	0.1 (0 to 0.3)	0.1 (0 to 0.3)	0.1 (0 to 0.3)	0.1 (0 to 0.3)	0.1 (0 to 0.3)	0.1 (0 to 0.3)	3
Enteric infections	2,130 (1,910 to 2,350)	132 (93 to 172)	120 (86 to 269)	192 (97 to 348)	49.6 (29.1 to 88.4)	49.6 (29.1 to 88.4)	49.6 (29.1 to 88.4)	49.6 (29.1 to 88.4)	49.6 (29.1 to 88.4)	49.6 (29.1 to 88.4)	49.6 (29.1 to 88.4)	49.6 (29.1 to 88.4)	49.6 (29.1 to 88.4)	49.6 (29.1 to 88.4)	49.6 (29.1 to 88.4)	49.6 (29.1 to 88.4)	49.6 (29.1 to 88.4)	49.6 (29.1 to 88.4)	49.6 (29.1 to 88.4)	49.6 (29.1 to 88.4)	49.6 (29.1 to 88.4)	49.6 (29.1 to 88.4)	2,240
Diarrheal diseases	193 (2.6 to 3.8)	3.2 (1.6 to 5.3)	120 (79.6 to 172)	192 (97.1 to 348)	49.6 (29.1 to 88.4)	49.6 (29.1 to 88.4)	49.6 (29.1 to 88.4)	49.6 (29.1 to 88.4)	49.6 (29.1 to 88.4)	49.6 (29.1 to 88.4)	49.6 (29.1 to 88.4)	49.6 (29.1 to 88.4)	49.6 (29.1 to 88.4)	49.6 (29.1 to 88.4)	49.6 (29.1 to 88.4)	49.6 (29.1 to 88.4)	49.6 (29.1 to 88.4)	49.6 (29.1 to 88.4)	49.6 (29.1 to 88.4)	49.6 (29.1 to 88.4)	49.6 (29.1 to 88.4)	49.6 (29.1 to 88.4)	49.6 (29.1 to 88.4)	2,240
Typhoid and paratyphoid	0 (0 to 0)	0 (0 to 0)	0 (0 to 0)	0 (0 to 0)	0 (0 to 0.1)	0 (0 to 0.1)	0 (0 to 0.1)	0 (0 to 0.1)	0 (0 to 0.1)	0 (0 to 0.1)	0 (0 to 0.1)	0 (0 to 0.1)	0 (0 to 0.1)	0 (0 to 0.1)	0 (0 to 0.1)	0 (0 to 0.1)	0 (0 to 0.1)	0 (0 to 0.1)	0 (0 to 0.1)	0 (0 to 0.1)	0 (0 to 0.1)	0 (0 to 0.1)	0 (0 to 0.1)	0.2
Typhoid fever	0 (0 to 0)	0 (0 to 0)	0 (0 to 0)	0 (0 to 0)	0 (0 to 0)	0 (0 to 0)	0 (0 to 0)	0 (0 to 0)	0 (0 to 0)	0 (0 to 0)	0 (0 to 0)	0 (0 to 0)	0 (0 to 0)	0 (0 to 0)	0 (0 to 0)	0 (0 to 0)	0 (0 to 0)	0 (0 to 0)	0 (0 to 0)	0 (0 to 0)	0 (0 to 0)	0 (0 to 0)	0 (0 to 0)	0.2
Paratyphoid fever	0 (0 to 0)	0 (0 to 0)	0 (0 to 0)	0 (0 to 0)	0 (0 to 0.1)	0 (0 to 0.1)	0 (0 to 0.1)	0 (0 to 0.1)	0 (0 to 0.1)	0 (0 to 0.1)	0 (0 to 0.1)	0 (0 to 0.1)	0 (0 to 0.1)	0 (0 to 0.1)	0 (0 to 0.1)	0 (0 to 0.1)	0 (0 to 0.1)	0 (0 to 0.1)	0 (0 to 0.1)	0 (0 to 0.1)	0 (0 to 0.1)	0 (0 to 0.1)	0 (0 to 0.1)	0.1
Invasive Non-typhoidal Salmonella (NTS)	0 (0 to 0)	0 (0 to 0)	0 (0 to 0.2)	0 (0 to 0.1)	0 (0 to 0.1)	0 (0 to 0.1)	0 (0 to 0.1)	0 (0 to 0.1)	0 (0 to 0.2)	0 (0 to 0.2)	0 (0 to 0.2)	0 (0 to 0.2)	0 (0 to 0.2)	0 (0 to 0.2)	0 (0 to 0.2)	0 (0 to 0.2)	0 (0 to 0.2)	0 (0 to 0.2)	0 (0 to 0.2)	0 (0 to 0.2)	0 (0 to 0.2)	0 (0 to 0.2)	0 (0 to 0.2)	0.5
Other intestinal infectious diseases	0.6 (0.1 to 1.4)	0.6 (0.2 to 1.2)	0.6 (0.2 to 1.3)	0.3 (0.1 to 0.8)	0.2 (0.1 to 0.5)	0.1 (0.1 to 0.4)	0.1 (0.1 to 0.4)	0.1 (0.1 to 0.4)	0.1 (0.1 to 0.4)	0.1 (0.1 to 0.4)	0.1 (0.1 to 0.4)	0.1 (0.1 to 0.4)	0.1 (0.1 to 0.4)	0.1 (0.1 to 0.4)	0.1 (0.1 to 0.4)	0.1 (0.1 to 0.4)	0.1 (0.1 to 0.4)	0.1 (0.1 to 0.4)	0.1 (0.1 to 0.4)	0.1 (0.1 to 0.4)	0.1 (0.1 to 0.4)	0.1 (0.1 to 0.4)	0.1 (0.1 to 0.4)	4.4
Neglected tropical diseases and malaria	0.2 (0 to 0.6)	0.8 (0.2 to 2.1)	1.1 (0.3 to 2.8)	19.5 (5.7 to 49.6)	6.4 (1.7 to 16.1)	5.7 (1.6 to 14.5)	5.2 (1.5 to 13.2)	2.8 (0.8 to 7)	2.7 (0.8 to 6.7)	2.3 (0.7 to 5.8)	2.3 (0.7 to 5.8)	13.7 (2.4 to 39.2)	9.2 (1.6 to 26.2)	13.6 (2.4 to 38.9)	8.7 (1.5 to 24.9)	3.1 (0.5 to 8.9)	3 (0.5 to 8.6)	2.3 (0.4 to 6.6)	1.5 (0.3 to 4.3)	1.6 (0.3 to 4.6)	0.6 (0.1 to 1.8)	0.3 (0.1 to 0.8)	89.9
Malaria	0 (0 to 0)	0 (0 to 0)	0 (0 to 0)	0 (0 to 0)	0 (0 to 0)	0 (0 to 0)	0 (0 to 0)	0 (0 to 0)	0 (0 to 0)	0 (0 to 0)	0 (0 to 0)	0 (0 to 0)	0 (0 to 0)	0 (0 to 0)	0 (0 to 0)	0 (0 to 0)	0 (0 to 0)	0 (0 to 0)	0 (0 to 0)	0 (0 to 0)	0 (0 to 0)	0 (0 to 0)	0 (0 to 0)	0
Chagas disease	0 (0 to 0)	0 (0 to 0)	0 (0 to 0)	0 (0 to 0)	0 (0 to 0)	0 (0 to 0)	0 (0 to 0)	0 (0 to 0)	0 (0 to 0)	0 (0 to 0)	0 (0 to 0)	0 (0 to 0)	0 (0 to 0)	0 (0 to 0)	0 (0 to 0)	0 (0 to 0)	0 (0 to 0)	0 (0 to 0)	0 (0 to 0)	0 (0 to 0)	0 (0 to 0)	0 (0 to 0)	0 (0 to 0)	0
Leishmaniasis	0 (0 to 0)	0 (0 to 0)	0 (0 to 0)	0 (0 to 0)	0 (0 to 0)	0 (0 to 0)	0 (0 to 0)	0 (0 to 0)	0 (0 to 0)	0 (0 to 0)	0 (0 to 0)	0 (0 to 0)	0 (0 to 0)	0 (0 to 0)	0 (0 to 0)	0 (0 to 0)	0 (0 to 0)	0 (0 to 0)	0 (0 to 0)	0 (0 to 0)	0 (0 to 0)	0 (0 to 0)	0 (0 to 0)	0
Visceral leishmaniasis	0 (0 to 0)	0 (0 to 0)	0 (0 to 0)	0 (0 to 0)	0 (0 to 0)	0 (0 to 0)	0 (0 to 0)	0 (0 to 0)	0 (0 to 0)	0 (0 to 0)	0 (0 to 0)	0 (0 to 0)	0 (0 to 0)	0 (0 to 0)	0 (0 to 0)	0 (0 to 0)	0 (0 to 0)	0 (0 to 0)	0 (0 to 0)	0 (0 to 0)	0 (0 to 0)	0 (0 to 0)	0 (0 to 0)	0
Cutaneous and mucocutaneous leishmaniasis	0 (0 to 0)	0 (0 to 0)	0 (0 to 0)	0 (0 to 0)	0 (0 to 0)	0 (0 to 0)	0 (0 to 0)	0 (0 to 0)	0 (0 to 0)	0 (0 to 0)	0 (0 to 0)	0 (0 to 0)	0 (0 to 0)	0 (0 to 0)	0 (0 to 0)	0 (0 to 0)	0 (0 to 0)	0 (0 to 0)	0 (0 to 0)	0 (0 to 0)	0 (0 to 0)	0 (0 to 0)	0 (0 to 0)	0
African trypanosomiasis	0 (0 to 0)	0 (0 to 0)	0 (0 to 0)	0 (0 to 0)	0 (0 to 0)	0 (0 to 0)	0 (0 to 0)	0 (0 to 0)	0 (0 to 0)	0 (0 to 0)	0 (0 to 0)	0 (0 to 0)	0 (0 to 0)	0 (0 to 0)	0 (0 to 0)	0 (0 to 0)	0 (0 to 0)	0 (0 to 0)	0 (0 to 0)	0 (0 to 0)	0 (0 to 0)	0 (0 to 0)	0 (0 to 0)	0
Schistosomiasis	0 (0 to 0)	0 (0 to 0)	0 (0 to 0)	0 (0 to 0)	0 (0 to 0)	0 (0 to 0)	0 (0 to 0)	0 (0 to 0)	0 (0 to 0)	0 (0 to 0)	0 (0 to 0)	0 (0 to 0)	0 (0 to 0)	0 (0 to 0)	0 (0 to 0)	0 (0 to 0)	0 (0 to 0)	0 (0 to 0)	0 (0 to 0)	0 (0 to 0)	0 (0 to 0)	0 (0 to 0)	0 (0 to 0)	0
Cysticercosis	0 (0 to 0)	0 (0 to 0)	0 (0 to 0)	0 (0 to 0)	0 (0 to 0)	0 (0 to 0)	0 (0 to 0)	0 (0 to 0)	0 (0 to 0)	0 (0 to 0)	0 (0 to 0)	0 (0 to 0)	0 (0 to 0)	0 (0 to 0)	0 (0 to 0)	0 (0 to 0)	0 (0 to 0)	0 (0 to 0)	0 (0 to 0)	0 (0 to 0)	0 (0 to 0)	0 (0 to 0)	0 (0 to 0)	0
Cystic echinococcosis	0 (0 to 0)	0 (0 to 0)	0 (0 to 0)	0 (0 to 0)	0 (0 to 0.1)	0 (0 to 0)	0 (0 to 0)	0 (0 to 0)	0 (0 to 0)	0 (0 to 0)	0 (0 to 0)	0 (0 to 0)	0 (0 to 0)	0 (0 to 0)	0 (0 to 0)	0 (0 to 0)	0 (0 to 0)	0 (0 to 0)	0 (0 to 0)	0 (0 to 0)	0 (0 to 0)	0 (0 to 0)	0 (0 to 0)	0.1
Lymphatic filariasis	0 (0 to 0)	0 (0 to 0)	0 (0 to 0)	0 (0 to 0)	0 (0 to 0)	0 (0 to 0)	0 (0 to 0)	0 (0 to 0)	0 (0 to 0)	0 (0 to 0)	0 (0 to 0)	0 (0 to 0)	0 (0 to 0)	0 (0 to 0)	0 (0 to 0)	0 (0 to 0)	0 (0 to 0)	0 (0 to 0)	0 (0 to 0)	0 (0 to 0)	0 (0 to 0)	0 (0 to 0)	0 (0 to 0)	0
Onchocerciasis	0 (0 to 0)	0 (0 to 0)	0 (0 to 0)	0 (0 to 0)	0 (0 to 0)	0 (0 to 0)	0 (0 to 0)	0 (0 to 0)	0 (0 to 0)	0 (0 to 0)	0 (0 to 0)	0 (0 to 0)	0 (0 to 0)	0 (0 to 0)	0 (0 to 0)	0 (0 to 0)	0 (0 to 0)	0 (0 to 0)	0 (0 to 0)	0 (0 to 0)	0 (0 to 0)	0 (0 to 0)	0 (0 to 0)	0
Trachoma	0 (0 to 0)	0 (0 to 0)	0 (0 to 0)	0 (0 to 0)	0 (0 to 0)	0 (0 to 0)	0 (0 to 0)	0 (0 to 0)	0 (0 to 0)	0 (0 to 0)	0 (0 to 0)	0 (0 to 0)	0 (0 to 0)	0 (0 to 0)	0 (0 to 0)	0 (0 to 0)	0 (0 to 0)	0 (0 to 0)	0 (0 to 0)	0 (0 to 0)	0 (0 to 0)	0 (0 to 0)	0 (0 to 0)	0
Dengue	0 (0 to 0)	0 (0 to 0)	0 (0 to 0)	0 (0 to 0)	0 (0 to 0)	0 (0 to 0)	0 (0 to 0)	0 (0 to 0)	0 (0 to 0)	0 (0 to 0)	0 (0 to 0)	0 (0 to 0)	0 (0 to 0)	0 (0 to 0)	0 (0 to 0)	0 (0 to 0)	0 (0 to 0)	0 (0 to 0)	0 (0 to 0)	0 (0 to 0)	0 (0 to 0)	0 (0 to 0)	0 (0 to 0)	0
Yellow fever	0 (0 to 0)	0 (0 to 0)	0 (0 to 0)	0 (0 to 0)	0 (0 to 0)	0 (0 to 0)	0 (0 to 0)	0 (0 to 0)	0 (0 to 0)	0 (0 to 0)	0 (0 to 0)	0 (0 to 0)	0 (0 to 0)	0 (0 to 0)	0 (0 to 0)	0 (0 to 0)	0 (0 to 0)	0 (0 to 0)	0 (0 to 0)	0 (0 to 0)	0 (0 to 0)	0 (0 to 0)	0 (0 to 0)	0
Rabies	0 (0 to 0)	0 (0 to 0)	0 (0 to 0)	0 (0 to 0)	0 (0 to 0)	0 (0 to 0)	0 (0 to 0)	0 (0 to 0)	0 (0 to 0)	0 (0 to 0)	0 (0 to 0)	0 (0 to 0)	0 (0 to 0)	0 (0 to 0)	0 (0 to 0)	0 (0 to 0)	0 (0 to 0)	0 (0 to 0)	0 (0 to 0)	0 (0 to 0)	0 (0 to 0)	0 (0 to 0)	0 (0 to 0)	0.4
Intestinal nematode infections	0 (0 to 0)	0 (0 to 0)	0 (0 to 0)	0 (0 to 0)	0 (0 to 0)	0 (0 to 0)	0 (0 to 0)	0 (0 to 0)	0 (0 to 0)	0 (0 to 0)	0 (0 to 0)	0 (0 to 0)	0 (0 to 0)	0 (0 to 0)	0 (0 to 0)	0 (0 to 0)	0 (0 to 0)	0 (0 to 0)	0 (0 to 0)	0 (0 to 0)	0 (0 to





SR Table 2b: West Midlands DALYS by cause and age group for females with 95% uncertainty intervals, 2019

Cause	Early Neonatal	Late Neonatal	Post Neonatal	1 to 4	5 to 9	10 to 14	15 to 19	20 to 24
All causes	7,820 (6,570 to 9,190)	2,130 (1,800 to 2,490)	4,740 (3,540 to 6,080)	6,080 (4,720 to 7,750)	7,690 (5,720 to 10,100)	12,000 (8,860 to 15,800)	17,300 (12,900 to 22,800)	23,700 (17,900 to 30,500)
Communicable, maternal, neonatal, and nutritional diseases	5,720 (4,700 to 6,760)	1,240 (986 to 1,480)	1,720 (1,260 to 2,230)	1,700 (1,200 to 2,500)	1,480 (985 to 2,420)	1,160 (819 to 1,710)	961 (746 to 1,200)	1,260 (940 to 1,710)
HIV/AIDS and sexually transmitted infections	117 (33·3 to 256)	30·7 (8·8 to 67·5)	55·3 (25·4 to 109)	10·3 (8·7 to 12·7)	7·2 (6·2 to 8·7)	6·3 (5·6 to 7·3)	15 (11·4 to 20·1)	41·2 (29·5 to 56·9)
HIV/AIDS	0 (0 to 0)	0 (0 to 0)	13·9 (12·8 to 15)	8·6 (7·9 to 9·5)	6·2 (5·7 to 6·9)	3·7 (3·3 to 4·2)	7·4 (6·1 to 9·3)	18·1 (14·6 to 22·7)
HIV/AIDS - Drug-susceptible Tuberculosis	0 (0 to 0)	0 (0 to 0)	2·9 (1·8 to 4·5)	1·7 (1·1 to 2·7)	1·2 (0·8 to 1·9)	0·8 (0·5 to 1·2)	1·1 (0·7 to 1·6)	2·4 (1·5 to 3·7)
HIV/AIDS - Multidrug-resistant Tuberculosis without extensive	0 (0 to 0)	0 (0 to 0)	0·1 (0 to 0·3)	0 (0 to 0·2)	0 (0 to 0·1)	0 (0 to 0·1)	0 (0 to 0·1)	0·1 (0 to 0·3)
HIV/AIDS - Extensively drug-resistant Tuberculosis	0 (0 to 0)	0 (0 to 0)	0 (0 to 0·1)	0 (0 to 0·1)	0 (0 to 0)	0 (0 to 0)	0 (0 to 0)	0 (0 to 0·1)
HIV/AIDS resulting in other diseases	0 (0 to 0)	0 (0 to 0)	10·8 (8·8 to 12·6)	6·8 (5·5 to 8)	4·9 (4 to 5·8)	2·9 (2·3 to 3·5)	6·3 (4·9 to 8·3)	15·6 (12 to 20·6)
Sexually transmitted infections excluding HIV	117 (33·3 to 256)	30·7 (8·8 to 67·5)	41·5 (10·9 to 95·3)	1·7 (0·5 to 3·9)	1 (0·3 to 2·2)	2·6 (2 to 3·5)	7·5 (4·8 to 11·6)	23 (13·8 to 36·7)
Syphilis	117 (33·3 to 256)	30·7 (8·8 to 67·5)	41·5 (10·9 to 95·3)	1·7 (0·5 to 3·9)	1 (0·3 to 2·2)	0·7 (0·7 to 0·8)	0 (0 to 0·1)	0·9 (0·8 to 1·2)
Chlamydial infection	0 (0 to 0)	0 (0 to 0)	0 (0 to 0)	0 (0 to 0)	0 (0 to 0)	0·6 (0·4 to 1)	2·1 (1·2 to 3·4)	6·5 (3·7 to 10·4)
Gonococcal infection	0 (0 to 0)	0 (0 to 0)	0 (0 to 0)	0 (0 to 0)	0 (0 to 0)	0·3 (0·3 to 0·4)	0·7 (0·6 to 0·9)	1·3 (1 to 1·9)
Trichomoniasis	0 (0 to 0)	0 (0 to 0)	0 (0 to 0)	0 (0 to 0)	0 (0 to 0)	0·1 (0 to 0·2)	0·9 (0·3 to 2·1)	3·7 (1·2 to 9)
Genital herpes	0 (0 to 0)	0 (0 to 0)	0 (0 to 0)	0 (0 to 0)	0 (0 to 0)	0·3 (0·1 to 0·7)	1·2 (0·4 to 3)	2·9 (1 to 7)
Other sexually transmitted infections	0 (0 to 0)	0 (0 to 0)	0 (0 to 0)	0 (0 to 0)	0 (0 to 0)	0·6 (0·4 to 0·9)	2·5 (1·6 to 3·9)	7·7 (4·4 to 12·2)
Respiratory infections and tuberculosis	68·6 (54·7 to 83·1)	44·5 (35 to 54·5)	295 (213 to 399)	395 (282 to 564)	355 (228 to 550)	273 (171 to 434)	253 (161 to 396)	301 (205 to 443)
Tuberculosis	0 (0 to 0)	0 (0 to 0)	1·6 (1·1 to 2·1)	3 (2·5 to 3·5)	2·1 (1·7 to 2·6)	2·5 (1·9 to 3·5)	5·6 (4·1 to 7·7)	12·5 (9·1 to 17·2)
Latent tuberculosis infection	0 (0 to 0)	0 (0 to 0)	0 (0 to 0)	0 (0 to 0)	0 (0 to 0)	0 (0 to 0)	0 (0 to 0)	0 (0 to 0)
Drug-susceptible tuberculosis	0 (0 to 0)	0 (0 to 0)	1·5 (1·1 to 2)	2·9 (2·4 to 3·5)	2 (1·6 to 2·5)	2·5 (1·8 to 3·4)	5·5 (3·9 to 7·7)	12·3 (8·6 to 16·7)
Multidrug-resistant tuberculosis without extensive drug resistar	0 (0 to 0)	0 (0 to 0)	0 (0 to 0·1)	0·1 (0 to 0·2)	0 (0 to 0·2)	0 (0 to 0·2)	0·1 (0 to 0·4)	0·2 (0 to 0·9)
Extensively drug-resistant tuberculosis	0 (0 to 0)	0 (0 to 0)	0 (0 to 0)	0 (0 to 0·1)	0 (0 to 0)	0 (0 to 0)	0 (0 to 0·1)	0 (0 to 0·2)
Lower respiratory infections	68·2 (54·3 to 82·6)	41·7 (32·6 to 51·7)	237 (158 to 331)	123 (105 to 141)	48·6 (42·2 to 55·7)	36·7 (31·2 to 42·7)	44·7 (37·9 to 53·3)	73 (59·9 to 88·9)
Upper respiratory infections	0·4 (0·2 to 0·6)	2·3 (1·3 to 3·9)	45·9 (27 to 72·4)	208 (119 to 337)	244 (136 to 408)	196 (104 to 336)	170 (90·6 to 294)	182 (99 to 308)
Otitis media	0 (0 to 0)	0·4 (0·3 to 0·7)	10·7 (6·2 to 17·9)	61·9 (32·6 to 113)	60·8 (33·8 to 102)	37·1 (19·7 to 66·5)	33 (16·9 to 56·6)	33·6 (15·5 to 66)
Enteric infections	4·3 (3·5 to 5·2)	14 (10·7 to 18·3)	165 (114 to 229)	210 (127 to 336)	112 (62 to 185)	72·7 (41·6 to 119)	58·2 (37·4 to 84·8)	57·6 (37·5 to 83·8)
Diarrheal diseases	4·3 (3·5 to 5·2)	14 (10·7 to 18·2)	164 (114 to 229)	209 (126 to 333)	111 (61·7 to 184)	72·2 (41·1 to 118)	57·8 (37·2 to 84·2)	57·3 (37·1 to 83·5)
Typhoid and paratyphoid	0 (0 to 0)	0 (0 to 0)	0 (0 to 0·1)	0 (0 to 0·1)	0 (0 to 0·1)	0 (0 to 0·1)	0·1 (0 to 0·1)	0 (0 to 0)
Typhoid fever	0 (0 to 0)	0 (0 to 0)	0 (0 to 0)	0 (0 to 0)	0 (0 to 0)	0 (0 to 0)	0 (0 to 0)	0 (0 to 0)
Paratyphoid fever	0 (0 to 0)	0 (0 to 0)	0 (0 to 0·1)	0 (0 to 0·1)	0 (0 to 0·1)	0 (0 to 0·1)	0·1 (0 to 0·1)	0 (0 to 0)
Invasive Non-typhoidal Salmonella (iNTS)	0 (0 to 0)	0·1 (0 to 0·2)	0·3 (0·1 to 1·4)	0·4 (0·2 to 2·2)	0·2 (0·1 to 0·9)	0·2 (0·1 to 0·6)	0·1 (0 to 0·2)	0·1 (0 to 0·1)
Other intestinal infectious diseases	0 (0 to 0)	0 (0 to 0)	0·8 (0·1 to 2·9)	0·9 (0·3 to 2·4)	0·4 (0·1 to 1·4)	0·3 (0·1 to 1)	0·2 (0 to 0·6)	0·2 (0 to 0·7)
Neglected tropical diseases and malaria	0 (0 to 0·1)	0·6 (0·1 to 1·7)	10·9 (3·1 to 25)	40·5 (10·1 to 95·5)	31·1 (3·2 to 101)	17·1 (2·4 to 55·3)	0·8 (0·1 to 1·7)	5·8 (1 to 18·4)
Malaria	0 (0 to 0)	0 (0 to 0)	0 (0 to 0)	0 (0 to 0)	0 (0 to 0)	0 (0 to 0)	0 (0 to 0)	0 (0 to 0)
Chagas disease	0 (0 to 0)	0 (0 to 0)	0 (0 to 0)	0 (0 to 0)	0 (0 to 0)	0 (0 to 0)	0 (0 to 0)	0 (0 to 0)
Leishmaniasis	0 (0 to 0)	0 (0 to 0)	0 (0 to 0)	0 (0 to 0)	0 (0 to 0)	0 (0 to 0)	0 (0 to 0)	0 (0 to 0)
Visceral leishmaniasis	0 (0 to 0)	0 (0 to 0)	0 (0 to 0)	0 (0 to 0)	0 (0 to 0)	0 (0 to 0)	0 (0 to 0)	0 (0 to 0)
Cutaneous and mucocutaneous leishmaniasis	0 (0 to 0)	0 (0 to 0)	0 (0 to 0)	0 (0 to 0)	0 (0 to 0)	0 (0 to 0)	0 (0 to 0)	0 (0 to 0)
African trypanosomiasis	0 (0 to 0)	0 (0 to 0)	0 (0 to 0)	0 (0 to 0)	0 (0 to 0)	0 (0 to 0)	0 (0 to 0)	0 (0 to 0)
Schistosomiasis	0 (0 to 0)	0 (0 to 0)	0 (0 to 0)	0 (0 to 0)	0 (0 to 0)	0 (0 to 0)	0 (0 to 0)	0 (0 to 0)
Cysticercosis	0 (0 to 0)	0 (0 to 0)	0 (0 to 0)	0 (0 to 0)	0 (0 to 0)	0 (0 to 0)	0 (0 to 0)	0 (0 to 0)
Cystic echinococcosis	0 (0 to 0)	0 (0 to 0)	0 (0 to 0)	0 (0 to 0)	0 (0 to 0·1)	0 (0 to 0·1)	0 (0 to 0·1)	0 (0 to 0·1)
Lymphatic filariasis	0 (0 to 0)	0 (0 to 0)	0 (0 to 0)	0 (0 to 0)	0 (0 to 0)	0 (0 to 0)	0 (0 to 0)	0 (0 to 0)
Onchocerciasis	0 (0 to 0)	0 (0 to 0)	0 (0 to 0)	0 (0 to 0)	0 (0 to 0)	0 (0 to 0)	0 (0 to 0)	0 (0 to 0)
Trachoma	0 (0 to 0)	0 (0 to 0)	0 (0 to 0)	0 (0 to 0)	0 (0 to 0)	0 (0 to 0)	0 (0 to 0)	0 (0 to 0)
Dengue	0 (0 to 0)	0 (0 to 0)	0 (0 to 0)	0 (0 to 0)	0 (0 to 0)	0 (0 to 0)	0 (0 to 0)	0 (0 to 0)
Yellow fever	0 (0 to 0)	0 (0 to 0)	0 (0 to 0)	0 (0 to 0)	0 (0 to 0)	0 (0 to 0)	0 (0 to 0)	0 (0 to 0)
Rabies	0 (0 to 0)	0 (0 to 0)	0·1 (0 to 0·1)	0·1 (0 to 0·1)	0 (0 to 0)	0 (0 to 0)	0 (0 to 0)	0·1 (0 to 0·1)
Intestinal nematode infections	0 (0 to 0)	0 (0 to 0)	0 (0 to 0)	0 (0 to 0)	0 (0 to 0)	0 (0 to 0)	0 (0 to 0)	0 (0 to 0)

Cause	25 to 29	30 to 34	35 to 39	40 to 44	45 to 49	50 to 54	55 to 59	60 to 64
All causes	29,200 (22,100 to 37,300)	33,400 (25,500 to 42,300)	36,500 (28,800 to 45,700)	37,000 (29,700 to 45,500)	46,800 (37,600 to 57,600)	55,800 (45,800 to 67,500)	59,900 (49,800 to 71,500)	60,800 (51,200 to 71,400)
Communicable, maternal, neonatal, and nutritional diseases	1,390 (1,070 to 1,860)	1,450 (1,120 to 1,930)	1,450 (1,140 to 1,880)	1,520 (1,120 to 2,180)	1,600 (1,210 to 2,290)	1,800 (1,360 to 2,510)	1,680 (1,350 to 2,180)	1,590 (1,310 to 2,010)
HIV/AIDS and sexually transmitted infections	79·4 (54·2 to 114)	127 (90·5 to 181)	145 (101 to 209)	136 (93·2 to 203)	109 (77·9 to 157)	71·9 (53·6 to 98)	54·4 (39·7 to 79·2)	43·2 (31·2 to 63·5)
HIV/AIDS	30·3 (23·3 to 39·5)	55·6 (43·7 to 70·8)	64·4 (50·1 to 83·1)	57·5 (45·1 to 74·3)	54·6 (43·1 to 69·5)	42·5 (32·8 to 54·8)	31 (23·3 to 41·2)	25·8 (18 to 37·3)
HIV/AIDS - Drug-susceptible Tuberculosis	3·8 (2·4 to 5·8)	7·5 (4·8 to 11·6)	8·5 (5·4 to 13)	7·5 (4·8 to 11·5)	7·2 (4·6 to 11)	5·4 (3·4 to 8·2)	3·7 (2·4 to 5·6)	3 (1·9 to 4·5)
HIV/AIDS - Multidrug-resistant Tuberculosis without extensive	0·1 (0 to 0·4)	0·2 (0 to 0·9)	0·2 (0 to 1)	0·2 (0 to 0·8)	0·2 (0 to 0·8)	0·1 (0 to 0·6)	0·1 (0 to 0·4)	0·1 (0 to 0·3)
HIV/AIDS - Extensively drug-resistant Tuberculosis	0 (0 to 0·1)	0·1 (0 to 0·2)	0·1 (0 to 0·2)	0·1 (0 to 0·2)	0 (0 to 0·2)	0 (0 to 0·1)	0 (0 to 0·1)	0 (0 to 0·1)
HIV/AIDS resulting in other diseases	26·4 (18·8 to 35·7)	47·8 (35·4 to 63·9)	55·6 (40·3 to 75)	49·7 (36·8 to 66·8)	47·1 (34·6 to 62·7)	36·9 (26·6 to 49·9)	27·2 (18·9 to 37·6)	22·7 (14·6 to 34·4)
Sexually transmitted infections excluding HIV	49·1 (28·2 to 79·5)	71·8 (42·5 to 117)	80·7 (46·6 to 135)	78·5 (43·5 to 134)	54·1 (29·8 to 96·9)	29·3 (16·8 to 51·8)	23·4 (13·3 to 42·5)	17·5 (9·7 to 32·3)
Syphilis	0·1 (0 to 0·3)	0·1 (0·1 to 0·4)	0·1 (0·1 to 0·3)	0·1 (0·1 to 0·2)	0·1 (0·1 to 0·2)	0·1 (0·1 to 0·2)	0·1 (0·1 to 0·2)	0·1 (0·1 to 0·2)
Chlamydial infection	12·6 (7·1 to 20·7)	16 (9 to 27·4)	18·5 (10·5 to 32·6)	18 (9·6 to 32·2)	9·9 (5 to 20)	3·1 (1·9 to 5)	2 (1·4 to 2·7)	1·1 (0·9 to 1·3)
Gonococcal infection	2·7 (1·7 to 4·2)	5 (3·6 to 7·3)	5 (3·5 to 7·6)	5·3 (3·8 to 7·6)	4·6 (3·6 to 6·4)	2·6 (2·1 to 3·2)	2·6 (2·2 to 3·1)	3·5 (2·9 to 4·3)
Trichomoniasis	7·2 (2·4 to 17·1)	8·7 (2·8 to 21·3)	8·5 (2·7 to 20·7)	7·7 (2·5 to 18·7)	8 (2·5 to 18·8)	7·1 (2·2 to 17·2)	5·8 (1·9 to 13·8)	4·4 (1·5 to 10·4)
Genital herpes	5 (1·7 to 12·2)	7 (2·3 to 17·2)	7·8 (2·6 to 19)	7·5 (2·4 to 18·1)	9 (2·8 to 22·4)	9·6 (3 to 23·8)	8·7 (2·7 to 21·5)	7·1 (2·2 to 17·7)
Other sexually transmitted infections	21·4 (12·4 to 35·3)	35 (20·7 to 56·3)	40·8 (23·4 to 66)	39·9 (21·8 to 67·8)	22·5 (12 to 40·8)	6·8 (3·8 to 11·1)	4·2 (2·9 to 6·1)	1·2 (1 to 1·5)
Respiratory infections and tuberculosis	334 (235 to 470)	352 (250 to 485)	393 (293 to 522)	400 (311 to 514)	517 (414 to 655)	647 (535 to 792)	744 (623 to 878)	835 (707 to 980)
Tuberculosis	20 (14·3 to 28)	18·4 (13·5 to 26)	16·7 (12·5 to 21·9)	14·8 (11·9 to 18·2)	17 (13·9 to 20·8)	19·5 (15·9 to 23·7)	23 (19 to 27·7)	25·5 (21·2 to 30·5)
Latent tuberculosis infection	0 (0 to 0)	0 (0 to 0)	0 (0 to 0)	0 (0 to 0)	0 (0 to 0)	0 (0 to 0)	0 (0 to 0)	0 (0 to 0)
Drug-susceptible tuberculosis	19·5 (13·8 to 27·6)	18 (13·2 to 25·5)	16·4 (12·2 to 21·6)	14·4 (11·5 to 17·8)	16·6 (13·4 to 20·5)	19 (15·3 to 23·3)	22·4 (18·3 to 27·2)	24·9 (20·5 to 29·9)
Multidrug-resistant tuberculosis without extensive drug resistar	0·3 (0 to 1·4)	0·3 (0 to 1·3)	0·3 (0 to 1·2)	0·3 (0 to 1·2)	0·3 (0 to 1·4)	0·4 (0 to 1·5)	0·5 (0 to 1·9)	0·5 (0 to 2)
Extensively drug-resistant tuberculosis	0·1 (0 to 0·3)	0·1 (0 to 0·3)	0·1 (0 to 0·3)	0·1 (0 to 0·3)	0·1 (0 to 0·4)	0·1 (0 to 0·4)	0·1 (0 to 0·5)	0·1 (0 to 0·5)
Lower respiratory infections	92·1 (77 to 112)	115 (96·2 to 141)	171 (143 to 205)	212 (177 to 254)	313 (261 to 376)	437 (365 to 522)	561 (465 to 666)	686 (576 to 800)
Upper respiratory infections	190 (105 to 314)	189 (101 to 314)	177 (93·2 to 294)	146 (79·9 to 256)	151 (80·6 to 262)	149 (81 to 253)	126 (69·7 to 210)	99·4 (53·9 to 166)
Otitis media	31·8 (15·1 to 59·2)	28·3 (12·8 to 56·5)	28·1 (13·7 to 54·5)	28 (13·3 to 53)	36·1 (18·4 to 63·2)	40·8 (19·8 to 73·5)	33·8 (17·7 to 58·5)	24·3 (11·5 to 46·3)
Enteric infections	59·4 (39·6 to 85·1)	60·3 (41·6 to 84·5)	56·3 (39·2 to 77·8)	47·2 (33·2 to 64·8)	53·7 (38 to 73·7)	58·7 (42·7 to 81·5)	55·9 (41·9 to 75·5)	84·2 (65·4 to 110)
Diarrheal diseases	59·1 (39·2 to 84·6)	59·9 (41·3 to 83·9)	55·9 (38·9 to 77·3)	46·8 (32·9 to 64·6)	53·3 (37·6 to 73·5)	58·2 (42 to 81·1)	55·4 (41·2 to 75·3)	83·7 (65·1 to 109)
Typhoid and paratyphoid	0 (0 to 0)	0·1 (0 to 0·2)	0·1 (0 to 0·2)	0 (0 to 0·1)	0·1 (0 to 0·1)	0 (0 to 0)	0 (0 to 0)	0 (0 to 0)
Typhoid fever	0 (0 to 0)	0 (0 to 0)	0 (0 to 0)	0 (0 to 0)	0 (0 to 0)	0 (0 to 0)	0 (0 to 0)	0 (0 to 0)
Paratyphoid fever	0 (0 to 0)	0·1 (0 to 0·2)	0·1 (0 to 0·2)	0 (0 to 0)	0 (0 to 0·1)	0 (0 to 0)	0 (0 to 0)	0 (0 to 0)
Invasive Non-typhoidal Salmonella (iNTS)	0·1 (0·1 to 0·3)	0·1 (0 to 0·1)	0·1 (0·1 to 0·2)	0·2 (0·1 to 0·3)	0·2 (0·1 to 0·4)	0·3 (0·2 to 1·4)	0·3 (0·2 to 1·1)	0·4 (0·2 to 1·6)
Other intestinal infectious diseases	0·1 (0 to 0·3)	0·3 (0·1 to 0·9)	0·2 (0 to 0·6)	0·2 (0 to 0·7)	0·2 (0 to 0·5)	0·2 (0 to 0·6)	0·1 (0 to 0·5)	0·1 (0 to 0·5)
Neglected tropical diseases and malaria	3·5 (0·4 to 14·4)	3·7 (0·4 to 15·1)	4·3 (0·4 to 14·4)	14 (3·1 to 38·2)	11·9 (2·1 to 35·9)	15·6 (3·4 to 40·8)	10·4 (2·1 to 27·3)	3·8 (0·8 to 11·7)
Malaria	0 (0 to 0)	0 (0 to 0)	0 (0 to 0)	0 (0 to 0)	0 (0 to 0)	0 (0 to 0)	0 (0 to 0)	0 (0 to 0)
Chagas disease	0 (0 to 0)	0 (0 to 0)	0 (0 to 0)	0 (0 to 0)	0 (0 to 0)	0 (0 to 0)	0 (0 to 0)	0 (0 to 0)
Leishmaniasis	0 (0 to 0)	0 (0 to 0)	0 (0 to 0)	0 (0 to 0)	0 (0 to 0)	0 (0 to 0)	0 (0 to 0)	0 (0 to 0)
Visceral leishmaniasis	0 (0 to 0)	0 (0 to 0)	0 (0 to 0)	0 (0 to 0)	0 (0 to 0)	0 (0 to 0)	0 (0 to 0)	0 (0 to 0)
Cutaneous and mucocutaneous leishmaniasis	0 (0 to 0)	0 (0 to 0)	0 (0 to 0)	0 (0 to 0)	0 (0 to 0)	0 (0 to 0)	0 (0 to 0)	0 (0 to 0)
African trypanosomiasis	0 (0 to 0)	0 (0 to 0)	0 (0 to 0)	0 (0 to 0)	0 (0 to 0)	0 (0 to 0)	0 (0 to 0)	0 (0 to 0)
Schistosomiasis	0 (0 to 0)	0 (0 to 0)	0 (0 to 0)	0 (0 to 0)	0 (0 to 0)	0 (0 to 0)	0 (0 to 0)	0 (0 to 0)
Cysticercosis	0 (0 to 0)	0 (0 to 0)	0 (0 to 0)	0 (0 to 0)	0 (0 to 0)	0 (0 to 0)	0 (0 to 0)	0 (0 to 0)
Cystic echinococcosis	0·1 (0 to 0·1)	0·1 (0 to 0·2)	0·1 (0 to 0·2)	0·1 (0 to 0·2)	0·1 (0 to 0·2)	0·1 (0 to 0·3)	0·1 (0 to 0·3)	0·1 (0 to 0·3)
Lymphatic filariasis	0 (0 to 0)	0 (0 to 0)	0 (0 to 0)	0 (0 to 0)	0 (0 to 0)	0 (0 to 0)	0 (0 to 0)	0 (0 to 0)
Onchocerciasis	0 (0 to 0)	0 (0 to 0)	0 (0 to 0)	0 (0 to 0)	0 (0 to 0)	0 (0 to 0)	0 (0 to 0)	0 (0 to 0)
Trachoma	0 (0 to 0)	0 (0 to 0)	0 (0 to 0)	0 (0 to 0)	0 (0 to 0)	0 (0 to 0)	0 (0 to 0)	0 (0 to 0)
Dengue	0 (0 to 0)	0 (0 to 0)	0 (0 to 0)	0 (0 to 0)	0 (0 to 0)	0 (0 to 0)	0 (0 to 0)	0 (0 to 0)
Yellow fever	0 (0 to 0)	0 (0 to 0)	0 (0 to 0)	0 (0 to 0)	0 (0 to 0)	0 (0 to 0)	0 (0 to 0)	0 (0 to 0)
Rabies	0 (0 to 0)	0 (0 to 0)	0 (0 to 0·1)	0 (0 to 0)	0 (0 to 0)	0 (0 to 0·1)	0 (0 to 0)	0 (0 to 0)
Intestinal nematode infections	0 (0 to 0)	0 (0 to 0)	0 (0 to 0)	0 (0 to 0)	0 (0 to 0)	0 (0 to 0)	0 (0 to 0)	0 (0 to 0)

Cause	65 to 69	70 to 74	75 to 79	80 to 84	85 to 89	90 to 94	95 plus	Total
All causes	68,600 (59,200 to 79,400)	84,000 (73,300 to 95,600)	77,600 (68,300 to 87,500)	78,100 (70,100 to 87,000)	65,800 (59,500 to 72,400)	42,300 (38,900 to 45,700)	16,300 (15,300 to 17,300)	874,000
Communicable, maternal, neonatal, and nutritional diseases	1,830 (1,540 to 2,230)	2,480 (2,130 to 2,900)	2,940 (2,550 to 3,390)	4,170 (3,490 to 4,770)	4,990 (4,040 to 5,820)	4,250 (3,370 to 4,920)	1,870 (1,450 to 2,160)	50,300
HIV/AIDS and sexually transmitted infections	44·9 (30·4 to 68)	30·9 (18·6 to 50·9)	19·9 (13·4 to 31)	12·3 (8·9 to 17·7)	8·4 (6·2 to 11·6)	4·5 (3·4 to 6·1)	1·7 (1·3 to 2·1)	1,170
HIV/AIDS	28·4 (17·8 to 45·2)	13·7 (5·2 to 26·9)	5·6 (2·2 to 10·8)	0·7 (0·3 to 1·1)	0·4 (0·2 to 0·7)	0·2 (0·1 to 0·3)	0·1 (0 to 0·1)	469
HIV/AIDS - Drug-susceptible Tuberculosis	2·8 (1·8 to 4·3)	0·4 (0·3 to 0·5)	0·2 (0·1 to 0·2)	0 (0 to 0·1)	0 (0 to 0)	0 (0 to 0)	0 (0 to 0)	60·3
HIV/AIDS - Multidrug-resistant Tuberculosis without extensive	0·1 (0 to 0·3)	0 (0 to 0)	0 (0 to 0)	0 (0 to 0)	0 (0 to 0)	0 (0 to 0)	0 (0 to 0)	1·6
HIV/AIDS - Extensively drug-resistant Tuberculosis	0 (0 to 0·1)	0 (0 to 0)	0 (0 to 0)	0 (0 to 0)	0 (0 to 0)	0 (0 to 0)	0 (0 to 0)	0·4
HIV/AIDS resulting in other diseases	25·5 (14·6 to 42·6)	13·2 (4·8 to 26·5)	5·5 (2 to 10·6)	0·6 (0·3 to 1·1)	0·4 (0·2 to 0·7)	0·2 (0·1 to 0·3)	0·1 (0 to 0·1)	406
Sexually transmitted infections excluding HIV	16·5 (9·7 to 29·7)	17·2 (10·8 to 29)	14·2 (9·8 to 22·1)	11·7 (8·5 to 17)	8 (5·8 to 11)	4·4 (3·2 to 5·8)	1·6 (1·2 to 2)	703
Syphilis	0·1 (0·1 to 0·2)	0·1 (0·1 to 0·2)	0·1 (0·1 to 0·1)	0·1 (0 to 0·1)	0 (0 to 0·1)	0 (0 to 0)	0 (0 to 0)	195
Chlamydial infection	0·7 (0·6 to 0·8)	1·2 (1 to 1·5)	1·4 (1·1 to 1·6)	1·6 (1·3 to 2)	1·2 (0·9 to 1·5)	0·7 (0·6 to 0·9)	0·3 (0·2 to 0·4)	97·5
Gonococcal infection	4·2 (3·4 to 5)	4·5 (3·7 to 5·5)	5·1 (4·2 to 6·2)	4·4 (3·5 to 5·3)	3·3 (2·5 to 4)	2 (1·5 to 2·4)	0·9 (0·7 to 1·1)	58·1
Trichomoniasis	3·8 (1·3 to 8·8)	3·4 (1·2 to 7·6)	2·1 (0·8 to 4·9)	1·4 (0·5 to 3)	0·7 (0·3 to 1·5)	0·2 (0·1 to 0·5)	0 (0 to 0·1)	73·6
Genital herpes	6·3 (1·8 to 15·9)	6 (1·8 to 14·9)	4·1 (1·3 to 10·3)	2·9 (0·9 to 7·1)	1·7 (0·5 to 4·2)	0·8 (0·2 to 1·9)	0·2 (0·1 to 0·5)	88·1
Other sexually transmitted infections	1·4 (1·2 to 1·7)	2 (1·6 to 2·5)	1·3 (1·1 to 1·6)	1·4 (1·1 to 1·7)	1·1 (0·8 to 1·3)	0·6 (0·5 to 0·8)	0·1 (0·1 to 0·2)	191
Respiratory infections and tuberculosis	1,070 (921 to 1,240)	1,730 (1,490 to 2,010)	2,330 (1,990 to 2,700)	3,570 (2,980 to 4,120)	4,470 (3,590 to 5,260)	3,920 (3,060 to 4,560)	1,730 (1,330 to 2,010)	25,000
Tuberculosis	31·8 (26·5 to 37·6)	46·3 (38·4 to 54·5)	40·5 (34 to 48·2)	38·7 (31·8 to 45·9)	28·2 (21·9 to 34·2)	11·5 (8·9 to 13·8)	3·4 (2·6 to 4)	383
Latent tuberculosis infection	0 (0 to 0)	0 (0 to 0)	0 (0 to 0)	0 (0 to 0)	0 (0 to 0)	0 (0 to 0)	0 (0 to 0)	0
Drug-susceptible tuberculosis	31 (25·5 to 37)	45·2 (37·3 to 53·6)	39·5 (32·9 to 47·1)	37·7 (30·8 to 45·1)	27·4 (21·3 to 33·5)	11·2 (8·7 to 13·6)	3·3 (2·5 to 3·9)	373
Multidrug-resistant tuberculosis without extensive drug resistar	0·6 (0·1 to 2·4)	0·9 (0·1 to 3·5)	0·8 (0·1 to 3·4)	0·8 (0·1 to 3·2)	0·6 (0·1 to 2·5)	0·2 (0 to 1)	0·1 (0 to 0·3)	7·4
Extensively drug-resistant tuberculosis	0·1 (0 to 0·6)	0·2 (0 to 0·9)	0·2 (0 to 0·9)	0·2 (0 to 0·9)	0·2 (0 to 0·7)	0·1 (0 to 0·3)	0 (0 to 0·1)	1·8
Lower respiratory infections	933 (793 to 1,090)	1,590 (1,350 to 1,860)	2,220 (1,890 to 2,590)	3,490 (2,910 to 4,040)	4,420 (3,550 to 5,190)	3,900 (3,030 to 4,530)	1,720 (1,320 to 2,000)	21,500
Upper respiratory infections	91·1 (48 to 153)	88·3 (48·5 to 146)	59·9 (32·3 to 99·8)	40·5 (22 to 68·6)	23·1 (13·1 to 37·7)	11·7 (6·9 to 19)	3·6 (2·2 to 6)	2,590
Otitis media	16·9 (8·6 to 31·2)	12·8 (5·9 to 25·4)	8·8 (4·4 to 16·4)	6·8 (3·2 to 12·8)	4·7 (2·2 to 8·3)	2·5 (1·1 to 4·4)	0·9 (0·4 to 1·6)	542
Enteric infections	153 (120 to 193)	238 (190 to 295)	288 (238 to 349)	348 (289 to 414)	327 (268 to 390)	233 (189 to 275)	98·1 (77·8 to 117)	2,860
Diarrheal diseases	152 (119 to 193)	237 (189 to 295)	287 (238 to 348)	347 (288 to 414)	326 (267 to 387)	232 (188 to 275)	97·7 (77·7 to 116)	2,840
Typhoid and paratyphoid	0 (0 to 0)	0 (0 to 0·1)	0 (0 to 0)	0 (0 to 0)	0 (0 to 0)	0 (0 to 0)	0 (0 to 0)	0·6
Typhoid fever	0 (0 to 0)	0 (0 to 0)	0 (0 to 0)	0 (0 to 0)	0 (0 to 0)	0 (0 to 0)	0 (0 to 0)	0·1
Paratyphoid fever	0 (0 to 0)	0 (0 to 0)	0 (0 to 0)	0 (0 to 0)	0 (0 to 0)	0 (0 to 0)	0 (0 to 0)	0·5
Invasive Non-typhoidal Salmonella (iNTS)	0·5 (0·2 to 2)	0·7 (0·2 to 3·8)	0·8 (0·3 to 4·7)	1 (0·4 to 5·6)	0·9 (0·3 to 4·8)	0·4 (0·2 to 2·2)	0·3 (0·1 to 1·3)	7·4
Other intestinal infectious diseases	0·3 (0 to 0·9)	0·2 (0 to 0·8)	0·2 (0 to 0·7)	0·2 (0 to 0·8)	0·4 (0 to 1·6)	0·2 (0 to 0·9)	0·1 (0 to 0·5)	6
Neglected tropical diseases and malaria	3·8 (0·7 to 11·6)	2·8 (0·4 to 9·3)	1·6 (0·3 to 5·3)	1·9 (0·4 to 5·5)	1·8 (0·4 to 5)	0·8 (0·2 to 2·1)	0·4 (0·1 to 0·9)	187
Malaria	0 (0 to 0)	0 (0 to 0)	0 (0 to 0)	0 (0 to 0)	0 (0 to 0)	0 (0 to 0)	0 (0 to 0)	0
Chagas disease	0 (0 to 0)	0 (0 to 0)	0 (0 to 0)	0 (0 to 0)	0 (0 to 0)	0 (0 to 0)	0 (0 to 0)	0
Leishmaniasis	0 (0 to 0)	0 (0 to 0)	0 (0 to 0)	0 (0 to 0)	0 (0 to 0)	0 (0 to 0)	0 (0 to 0)	0
Visceral leishmaniasis	0 (0 to 0)	0 (0 to 0)	0 (0 to 0)	0 (0 to 0)	0 (0 to 0)	0 (0 to 0)	0 (0 to 0)	0
Cutaneous and mucocutaneous leishmaniasis	0 (0 to 0)	0 (0 to 0)	0 (0 to 0)	0 (0 to 0)	0 (0 to 0)	0 (0 to 0)	0 (0 to 0)	0
African trypanosomiasis	0 (0 to 0)	0 (0 to 0)	0 (0 to 0)	0 (0 to 0)	0 (0 to 0)	0 (0 to 0)	0 (0 to 0)	0
Schistosomiasis	0 (0 to 0)	0 (0 to 0)	0 (0 to 0)	0 (0 to 0)	0 (0 to 0)	0 (0 to 0)	0 (0 to 0)	0
Cysticercosis	0 (0 to 0)	0 (0 to 0)	0 (0 to 0)	0 (0 to 0)	0 (0 to 0)	0 (0 to 0)	0 (0 to 0)	0
Cystic echinococcosis	0·1 (0 to 0·3)	0·1 (0 to 0·3)	0·1 (0 to 0·3)	0·1 (0 to 0·2)	0·1 (0 to 0·2)	0 (0 to 0·1)	0 (0 to 0·1)	1·2
Lymphatic filariasis	0 (0 to 0)	0 (0 to 0)	0 (0 to 0)	0 (0 to 0)	0 (0 to 0)	0 (0 to 0)	0 (0 to 0)	0
Onchocerciasis	0 (0 to 0)	0 (0 to 0)	0 (0 to 0)	0 (0 to 0)	0 (0 to 0)	0 (0 to 0)	0 (0 to 0)	0
Trachoma	0 (0 to 0)	0 (0 to 0)	0 (0 to 0)	0 (0 to 0)	0 (0 to 0)	0 (0 to 0)	0 (0 to 0)	0
Dengue	0 (0 to 0)	0 (0 to 0)	0 (0 to 0)	0 (0 to 0)	0 (0 to 0)	0 (0 to 0)	0 (0 to 0)	0
Yellow fever	0 (0 to 0)	0 (0 to 0)	0 (0 to 0)	0 (0 to 0)	0 (0 to 0)	0 (0 to 0)	0 (0 to 0)	0
Rabies	0 (0 to 0)	0 (0 to 0)	0 (0 to 0)	0 (0 to 0)	0 (0 to 0)	0 (0 to 0)	0 (0 to 0)	0·4
Intestinal nematode infections	0 (0 to 0)	0 (0 to 0)	0 (0 to 0)	0 (0 to 0)	0 (0 to 0)	0 (0 to 0)	0 (0 to 0)	0





SR Table 2b: East of England DALYS by cause and age group for females with 20% uncertainty intervals, 2019

Cause	Early Neonatal	Late Neonatal	Post-Neonatal	1 to 4	5 to 9	10 to 14	15 to 19	20 to 24	25 to 29	30 to 34	35 to 39	40 to 44	45 to 49	50 to 54	55 to 59	60 to 64	65 to 69	70 to 74	75 to 79	80 to 84	85 to 89	90 to 94	95 plus	Total
All causes	4,700 (3,990 to 5,490)	1,270 (1,060 to 1,490)	3,070 (2,330 to 3,930)	5,240 (4,030 to 6,660)	2,660 (2,200 to 3,210)	11,490 (9,660 to 13,390)	17,130 (12,700 to 22,600)	22,600 (16,700 to 29,000)	28,370 (21,100 to 36,200)	32,660 (25,000 to 42,000)	36,770 (28,000 to 46,500)	39,050 (30,000 to 49,700)	48,280 (38,400 to 60,900)	47,790 (38,000 to 60,200)	48,580 (38,900 to 61,000)	48,580 (38,900 to 61,000)	48,580 (38,900 to 61,000)	48,580 (38,900 to 61,000)	73,280 (60,700 to 91,000)	69,690 (56,000 to 88,000)	75,480 (61,100 to 93,000)	67,980 (55,000 to 85,000)	74,100 (60,000 to 92,000)	69,780 (56,000 to 87,000)	16,960 (13,000 to 21,000)	1,000,000
Communicable, maternal, neonatal, and nutritional diseases	3,440 (2,720 to 4,190)	726 (529 to 969)	1,090 (775 to 1,420)	1,790 (1,190 to 2,560)	1,160 (836 to 1,580)	933 (696 to 1,210)	921 (706 to 1,170)	1,130 (836 to 1,500)	1,300 (968 to 1,710)	1,390 (1,070 to 1,800)	1,390 (1,060 to 1,860)	1,430 (1,100 to 1,900)	1,990 (1,500 to 2,560)	1,660 (1,300 to 2,100)	1,820 (1,380 to 2,350)	1,750 (1,300 to 2,300)	1,810 (1,300 to 2,350)	1,790 (1,300 to 2,310)	2,560 (2,100 to 2,970)	2,960 (2,100 to 3,800)	4,300 (3,410 to 5,300)	5,550 (4,400 to 6,400)	5,990 (4,500 to 6,900)	2,210 (1,700 to 2,900)	67,600
HIV/AIDS and sexually transmitted infections	111 (77 to 161)	29 (19 to 42)	67 (39 to 99)	97 (54 to 151)	9.2 (5.5 to 13)	14.6 (7.3 to 19.6)	39.6 (27 to 54)	79.4 (57 to 106)	132 (96 to 177)	192 (138 to 257)	192 (138 to 257)	176 (126 to 235)	176 (126 to 235)	79.4 (57 to 106)	67 (48 to 89)	49.6 (35 to 66)	32 (23 to 43)	21.2 (14 to 28)	13.9 (9.1 to 20)	10 (6.6 to 14)	7.4 (4.7 to 10)	3.2 (1.9 to 4.6)	1,180
HIV/AIDS	0 (0 to 0)	0 (0 to 0)	0.8 (0.2 to 1.9)	0.1 (0 to 0.4)	0.3 (0 to 0.8)	0.7 (0.2 to 1.6)	19.7 (13.9 to 27.1)	39.2 (27.9 to 53.2)	69.6 (49.8 to 93.9)	99.4 (71.5 to 134)	99.4 (71.5 to 134)	90.8 (65.4 to 122)	90.8 (65.4 to 122)	37.7 (27 to 51)	22 (15.7 to 29.7)	11.4 (8.1 to 15.4)	3.3 (2.3 to 4.5)	0.8 (0.5 to 1.1)	0.2 (0.1 to 0.3)	0.1 (0 to 0.2)	0.1 (0 to 0.2)	0 (0 to 0.1)	688
HIV/AIDS - Drug-susceptible Tuberculosis	0 (0 to 0)	0 (0 to 0)	0.6 (0.2 to 1.5)	0.1 (0 to 0.3)	0.2 (0 to 0.6)	0.5 (0.2 to 1.2)	14.7 (10.3 to 20.1)	29.2 (20.8 to 39.6)	51.8 (37.1 to 69.9)	74 (53.2 to 99.8)	74 (53.2 to 99.8)	67.6 (48.7 to 90.8)	67.6 (48.7 to 90.8)	28.1 (20.1 to 38.3)	16.4 (12.1 to 22.1)	8.5 (6.1 to 11.5)	2.5 (1.7 to 3.3)	0.6 (0.4 to 0.8)	0.2 (0.1 to 0.2)	0.1 (0 to 0.1)	0 (0 to 0.1)	0 (0 to 0.1)	419
HIV/AIDS - Multidrug-resistant Tuberculosis without extensive	0 (0 to 0)	0 (0 to 0)	0 (0 to 0.2)	0 (0 to 0.1)	0 (0 to 0.1)	0 (0 to 0.1)	0 (0 to 0.2)	0 (0 to 0.3)	0 (0 to 0.3)	0 (0 to 0.4)	0 (0 to 0.4)	0 (0 to 0.4)	0 (0 to 0.4)	0 (0 to 0.2)	0 (0 to 0.1)	0 (0 to 0.1)	0 (0 to 0.1)	0 (0 to 0.1)	0 (0 to 0)	0 (0 to 0)	0 (0 to 0)	0 (0 to 0)	0 (0 to 0)	1.1
HIV/AIDS - Extensively drug-resistant Tuberculosis	0 (0 to 0)	0 (0 to 0)	0 (0 to 0)	0 (0 to 0)	0 (0 to 0)	0 (0 to 0)	0 (0 to 0)	0 (0 to 0)	0 (0 to 0)	0 (0 to 0)	0 (0 to 0)	0 (0 to 0)	0 (0 to 0)	0 (0 to 0)	0 (0 to 0)	0 (0 to 0)	0 (0 to 0)	0 (0 to 0)	0 (0 to 0)	0 (0 to 0)	0 (0 to 0)	0 (0 to 0)	0 (0 to 0)	0.3
HIV/AIDS resulting in other diseases	0 (0 to 0)	0 (0 to 0)	0.5 (1.3 to 9.3)	0.1 (0 to 0.7)	0.1 (0.3 to 0.9)	0.2 (0.7 to 2.1)	0.2 (0.6 to 1.8)	0.2 (0.6 to 1.9)	0.1 (0.3 to 0.9)	0.1 (0.3 to 0.8)	0.1 (0.3 to 0.8)	0.1 (0.3 to 0.8)	0.1 (0.3 to 0.8)	0.1 (0.3 to 0.8)	0.1 (0.3 to 0.8)	0.1 (0.3 to 0.8)	0.1 (0.3 to 0.8)	0.1 (0.3 to 0.8)	0.1 (0.3 to 0.8)	0.1 (0.3 to 0.8)	0.1 (0.3 to 0.8)	0.1 (0.3 to 0.8)	0.6
Sexually transmitted infections excluding HIV	111 (77 to 161)	29 (19 to 42)	67 (39 to 99)	97 (54 to 151)	9.2 (5.5 to 13)	13.9 (7.3 to 19.6)	19.9 (13 to 27.4)	40.2 (29 to 54)	62.4 (45 to 84)	92.6 (67 to 124)	92.6 (67 to 124)	85.2 (61 to 114)	85.2 (61 to 114)	41.7 (30 to 56)	45 (32 to 61)	38.2 (27 to 51)	28.7 (20 to 38)	20.4 (14 to 27)	13.7 (9.9 to 18)	9.9 (6.9 to 13)	7.3 (4.7 to 10)	3.2 (1.9 to 4.6)	714
Syphilis	0 (0 to 0)	0 (0 to 0)	0.4 (0.2 to 0.8)	0.1 (0 to 0.2)	0.1 (0 to 0.2)	0.2 (0.1 to 0.4)	0.3 (0.1 to 0.6)	0.5 (0.2 to 1.1)	0.8 (0.3 to 1.6)	1.1 (0.5 to 2.2)	1.1 (0.5 to 2.2)	1 (0.4 to 2)	1 (0.4 to 2)	0.5 (0.2 to 1)	0.5 (0.2 to 1)	0.5 (0.2 to 1)	0.3 (0.1 to 0.7)	0.2 (0.1 to 0.5)	0.2 (0.1 to 0.4)	0.1 (0 to 0.3)	0.1 (0 to 0.2)	0 (0 to 0.1)	12
Chlamydial infection	0 (0 to 0)	0 (0 to 0)	0 (0 to 0)	0 (0 to 0)	0 (0 to 0)	0 (0 to 0)	0 (0 to 0)	0 (0 to 0)	0 (0 to 0)	0 (0 to 0)	0 (0 to 0)	0 (0 to 0)	0 (0 to 0)	0 (0 to 0)	0 (0 to 0)	0 (0 to 0)	0 (0 to 0)	0 (0 to 0)	0 (0 to 0)	0 (0 to 0)	0 (0 to 0)	0 (0 to 0)	0 (0 to 0)	0
Gonococcal infection	0 (0 to 0)	0 (0 to 0)	0 (0 to 0)	0 (0 to 0)	0.2 (0.2 to 0.3)	0.5 (0.5 to 0.6)	2.1 (2.1 to 2.3)	6.1 (6.1 to 6.7)	12 (12 to 13)	19.4 (19.4 to 20.9)	19.4 (19.4 to 20.9)	19.2 (19.2 to 20.7)	19.4 (19.4 to 21.0)	3.3 (3.3 to 3.7)	2.2 (2.2 to 2.5)	1.2 (1.2 to 1.3)	0.7 (0.7 to 0.8)	1.6 (1.6 to 1.8)	1.5 (1.5 to 1.8)	1.4 (1.4 to 2.3)	0.9 (1.1 to 1.8)	0.4 (0.5 to 0.9)	184
Trichomoniasis	0 (0 to 0)	0 (0 to 0)	0 (0 to 0)	0 (0 to 0)	0.2 (0.2 to 0.3)	0.9 (0.9 to 1.1)	3.6 (3.6 to 3.9)	7.2 (7.2 to 8.1)	8.8 (8.8 to 9.9)	9.7 (9.7 to 11.1)	8.5 (8.5 to 9.8)	4.8 (4.8 to 5.6)	2.7 (2.7 to 3.3)	2.3 (2.3 to 2.8)	1.2 (1.2 to 1.5)	0.8 (0.8 to 1)	0.2 (0.2 to 0.3)	0.1 (0.1 to 0.2)	0.1 (0 to 0.1)	0 (0 to 0.1)	0 (0 to 0.1)	0 (0 to 0.1)	78.6
Genital herpes	0 (0 to 0)	0 (0 to 0)	0 (0 to 0)	0 (0 to 0)	0 (0 to 0)	0 (0 to 0)	0.1 (0 to 0.1)	0.1 (0 to 0.2)	0.1 (0 to 0.2)	0.1 (0 to 0.2)	0.1 (0 to 0.2)	0.1 (0 to 0.2)	0.1 (0 to 0.2)	0 (0 to 0.1)	0 (0 to 0.1)	0 (0 to 0.1)	0 (0 to 0.1)	0 (0 to 0.1)	0 (0 to 0.1)	0 (0 to 0.1)	0 (0 to 0.1)	0 (0 to 0.1)	0 (0 to 0.1)	99.2
Other sexually transmitted infections	0 (0 to 0)	0 (0 to 0)	0 (0 to 0)	0 (0 to 0)	0 (0 to 0)	2.9 (1.9 to 3.8)	2.5 (1.7 to 3.4)	4.3 (3.1 to 5.6)	11.7 (8.7 to 15.2)	20.4 (15.4 to 26.5)	20.4 (15.4 to 26.5)	23.5 (17.7 to 30.7)	23.5 (17.7 to 30.7)	10.4 (7.8 to 13.5)	7.7 (5.8 to 10.2)	3.5 (2.6 to 4.6)	1.4 (1 to 1.9)	0.5 (0.3 to 0.7)	0.2 (0.1 to 0.3)	0.1 (0 to 0.2)	0.1 (0 to 0.2)	0 (0 to 0.1)	207
Respiratory infections and tuberculosis	1,230 (1,010 to 1,490)	294 (206 to 398)	286 (206 to 398)	277 (187 to 401)	164 (104 to 244)	169 (104 to 244)	277 (174 to 412)	339 (214 to 498)	337 (214 to 497)	366 (232 to 535)	366 (232 to 535)	339 (215 to 503)	339 (215 to 503)	314 (199 to 465)	354 (225 to 524)	354 (225 to 524)	354 (225 to 524)	354 (225 to 524)	354 (225 to 524)	354 (225 to 524)	354 (225 to 524)	354 (225 to 524)	354 (225 to 524)	6,750
Tuberculosis	0 (0 to 0)	0 (0 to 0)	0.7 (0.5 to 0.9)	1.6 (1.1 to 2.2)	1.6 (1.1 to 2.3)	2.9 (2 to 4)	8.2 (5.6 to 11.3)	13.7 (9.3 to 20.4)	13.4 (9.1 to 19.9)	11.6 (8.5 to 15.3)	11.6 (8.5 to 15.3)	12.4 (9.1 to 16.2)	12.4 (9.1 to 16.2)	13.6 (9.3 to 19.2)	17.3 (11.9 to 24.1)	17.3 (11.9 to 24.1)	18.6 (12.7 to 26.1)	23.8 (16.2 to 33.4)	34.3 (23.4 to 48.1)	23.3 (15.9 to 32.7)	23.3 (15.9 to 32.7)	23.3 (15.9 to 32.7)	297
Latent tuberculosis infection	0 (0 to 0)	0 (0 to 0)	0.7 (0.5 to 0.9)	1.6 (1.1 to 2.2)	1.6 (1.1 to 2.3)	2.9 (2 to 4)	8.2 (5.6 to 11.3)	13.7 (9.3 to 20.4)	13.4 (9.1 to 19.9)	11.6 (8.5 to 15.3)	11.6 (8.5 to 15.3)	12.4 (9.1 to 16.2)	12.4 (9.1 to 16.2)	13.6 (9.3 to 19.2)	17.3 (11.9 to 24.1)	17.3 (11.9 to 24.1)	18.6 (12.7 to 26.1)	23.8 (16.2 to 33.4)	34.3 (23.4 to 48.1)	23.3 (15.9 to 32.7)	23.3 (15.9 to 32.7)	23.3 (15.9 to 32.7)	297
Drug-susceptible tuberculosis	0 (0 to 0)	0 (0 to 0)	0.7 (0.5 to 0.9)	1.6 (1.1 to 2.2)	1.6 (1.1 to 2.3)	2.9 (2 to 4)	8.2 (5.6 to 11.3)	13.7 (9.3 to 20.4)	13.4 (9.1 to 19.9)	11.6 (8.5 to 15.3)	11.6 (8.5 to 15.3)	12.4 (9.1 to 16.2)	12.4 (9.1 to 16.2)	13.6 (9.3 to 19.2)	17.3 (11.9 to 24.1)	17.3 (11.9 to 24.1)	18.6 (12.7 to 26.1)	23.8 (16.2 to 33.4)	34.3 (23.4 to 48.1)	23.3 (15.9 to 32.7)	23.3 (15.9 to 32.7)	23.3 (15.9 to 32.7)	297
Multidrug-resistant tuberculosis without extensive drug-resistar	0 (0 to 0)	0 (0 to 0)	0 (0 to 0)	0 (0 to 0)	0 (0 to 0)	0 (0 to 0)	0 (0 to 0)	0 (0 to 0)	0 (0 to 0)	0 (0 to 0)	0 (0 to 0)	0 (0 to 0)	0 (0 to 0)	0 (0 to 0)	0 (0 to 0)	0 (0 to 0)	0 (0 to 0)	0 (0 to 0)	0 (0 to 0)	0 (0 to 0)	0 (0 to 0)	0 (0 to 0)	0 (0 to 0)	0.6
Extensively drug-resistant tuberculosis	0 (0 to 0)	0 (0 to 0)	0 (0 to 0)	0 (0 to 0)	0 (0 to 0)	0 (0 to 0)	0 (0 to 0)	0 (0 to 0)	0 (0 to 0)	0 (0 to 0)	0 (0 to 0)	0 (0 to 0)	0 (0 to 0)	0 (0 to 0)	0 (0 to 0)	0 (0 to 0)	0 (0 to 0)	0 (0 to 0)	0 (0 to 0)	0 (0 to 0)	0 (0 to 0)	0 (0 to 0)	0 (0 to 0)	1.4
Lower respiratory infections	40.9 (27.7 to 56.4)	24.6 (17.5 to 34.4)	138 (98.5 to 193)	66.4 (46.9 to 93.2)	28.9 (21.4 to 40.6)	28.3 (20.9 to 39.5)	44.6 (32.1 to 62.1)	60 (43.3 to 83.3)	77 (55.7 to 107)	107 (78.1 to 150)	142 (103 to 197)	197 (142 to 277)	297 (220 to 399)	418 (312 to 559)	577 (431 to 770)	676 (504 to 903)	668 (497 to 889)	1,010 (752 to 1,350)	1,260 (940 to 1,680)	3,660 (2,720 to 4,880)	4,960 (3,690 to 6,610)	6,770 (5,040 to 9,020)	3,060 (2,280 to 4,080)	23,100
Upper respiratory infections	2.4 (1.6 to 3.4)	2.4 (1.7 to 3.4)	44.2 (31.5 to 62)	231 (164 to 325)	108 (77 to 152)	106 (75 to 149)	197 (140 to 277)	260 (185 to 365)	260 (185 to 365)	314 (224 to 441)	314 (224 to 441)	196 (140 to 276)	196 (140 to 276)	192 (137 to 270)	139 (99 to 195)	139 (99 to 195)	139 (99 to 195)	139 (99 to 195)	139 (99 to 195)	139 (99 to 195)	139 (99 to 195)	139 (99 to 195)	139 (99 to 195)	2,760
Otitis media	2.4 (0 to 5)	2.4 (0.2 to 5.6)	44.2 (9.6 to 117)	231 (50.5 to 595)	108 (19.9 to 284)	106 (19.5 to 284)	197 (36.1 to 484)	260 (47.9 to 637)	260 (47.9 to 637)	314 (57.9 to 767)	314 (57.9 to 767)	196 (36.1 to 484)	196 (36.1 to 484)	192 (35.4 to 472)	139 (25.7 to 342)	139 (25.7 to 342)	139 (25.7 to 342)	139 (25.7 to 342)	139 (25.7 to 342)	139 (25.7 to 342)	139 (25.7 to 342)	139 (25.7 to 342)	139 (25.7 to 342)	2,760
Enteric infections	3.7 (2.9 to 4.7)	12.9 (10.1 to 16.1)	106 (106 to 223)	215 (127 to 347)	110 (81.1 to 146)	77 (49.1 to 108)	96 (68.5 to 129)	94.6 (68.5 to 129)	89.7 (64.9 to 121)	89.7 (64.9 to 121)	89.7 (64.9 to 121)	89.7 (64.9 to 121)	89.7 (64.9 to 121)	89.7 (64.9 to 121)	89.7 (64.9 to 121)	89.7 (64.9 to 121)	89.7 (64.9 to 121)	89.7 (64.9 to 121)	89.7 (64.9 to 121)	89.7 (64.9 to 121)	89.7 (64.9 to 121)	89.7 (64.9 to 121)	2,780
Diarrheal diseases	3.7 (2.9 to 4.6)	12.9 (10.1 to 16.1)	106 (106 to 223)	215 (136 to 348)	110 (80.4 to 146)	77 (49.6 to 107)	96 (68.5 to 129)	94.6 (68.5 to 129)	89.7 (64.9 to 121)	89.7 (64.9 to 121)	89.7 (64.9 to 121)	89.7 (64.9 to 121)	89.7 (64.9 to 121)	89.7 (64.9 to 121)	89.7 (64.9 to 121)	89.7 (64.9 to 121)	89.7 (64.9 to 121)	89.7 (64.9 to 121)	89.7 (64.9 to 121)	89.7 (64.9 to 121)	89.7 (64.9 to 121)	89.7 (64.9 to 121)	2,770
Typhoid and paratyphoid	0 (0 to 0)	0 (0 to 0)	0 (0 to 0)	0 (0 to 0)	0 (0 to 0)	0 (0 to 0)	0 (0 to 0)	0 (0 to 0)	0 (0 to 0)	0 (0 to 0)	0 (0 to 0)	0 (0 to 0)	0 (0 to 0)	0 (0 to 0)	0 (0 to 0)	0 (0 to 0)	0 (0 to 0)	0 (0 to 0)	0 (0 to 0)	0 (0 to 0)	0 (0 to 0)	0 (0 to 0)	0 (0 to 0)	0.2
Typhoid fever	0 (0 to 0)	0 (0 to 0)	0 (0 to 0)	0 (0 to 0)	0 (0 to 0)	0 (0 to 0)	0 (0 to 0)	0 (0 to 0)	0 (0 to 0)	0 (0 to 0)	0 (0 to 0)	0 (0 to 0)	0 (0 to 0)	0 (0 to 0)	0 (0 to 0)	0 (0 to 0)	0 (0 to 0)	0 (0 to 0)	0 (0 to 0)	0 (0 to 0)	0 (0 to 0)	0 (0 to 0)	0 (0 to 0)	0.1
Paratyphoid fever	0 (0 to 0)	0 (0 to 0)	0 (0 to 0)	0 (0 to 0)	0 (0 to 0)	0 (0 to 0)	0 (0 to 0)	0 (0 to 0)	0 (0 to 0)	0 (0 to 0)	0 (0 to 0)	0 (0 to 0)	0 (0 to 0)	0 (0 to 0)	0 (0 to 0)	0 (0 to 0)	0 (0 to 0)	0 (0 to 0)	0 (0 to 0)	0 (0 to 0)	0 (0 to 0)	0 (0 to 0)	0 (0 to 0)	0.1
Invasive Non-typhoidal Salmonella (iNTS)	0 (0 to 0)	0 (0 to 0)	0 (0 to 0)	0 (0 to 0)	0 (0 to 0)	0 (0 to 0)	0 (0 to 0)	0 (0 to 0)	0 (0 to 0)	0 (0 to 0)	0 (0 to 0)	0 (0 to 0)	0 (0 to 0)	0 (0 to 0)	0 (0 to 0)	0 (0 to 0)	0 (0 to 0)	0 (0 to 0)	0 (0 to 0)	0 (0 to 0)	0 (0 to 0)	0 (0 to 0)	0 (0 to 0)	0.9
Other intestinal infectious diseases	0 (0 to 0)	0 (0 to 0)	0.6 (0 to 1.7)	0.6 (0.3 to 1.1)	0.4 (0.2 to 0.8)	0.2 (0 to 0.5)	0.2 (0 to 0.5)	0.2 (0 to 0.5)	0.2 (0 to 0.5)	0.2 (0 to 0.5)	0.2 (0 to 0.5)	0.2 (0 to 0.5)	0.2 (0 to 0.5)	0.2 (0 to 0.5)	0.2 (0 to 0.5)	0.2 (0 to 0.5)	0.2 (0 to 0.5)	0.2 (0 to 0.5)	0.2 (0 to 0.5)	0.2 (0 to 0.5)	0.2 (0 to 0.5)	0.2 (0 to 0.5)	0.3
Neglected tropical diseases and malaria	0.1 (0 to 0.2)	0.6 (0.1 to 1.9)	9.6 (3.9 to 20.2)	23.4 (9.5 to 49.2)	3.4 (1.4 to 7.2)	1.3 (0.5 to 2.7)	0.6 (0.2 to 1.4)	0.4 (0.1 to 1)	0.3 (0.1 to 0.7)	0.2 (0.1 to 0.5)	0.2 (0.1 to 0.5)	0.2 (0.1 to 0.5)	0.2 (0.1 to 0.5)	0.2 (0.1 to 0.5)	0.2 (0.1 to 0.5)	0.2 (0.1 to 0.5)	0.2 (0.1 to 0.5)	0.2 (0.1 to 0.5)	0.2 (0.1 to 0.5)	0.2 (0.1 to 0.5)	0.2 (0.1 to 0.5)	0.2 (0.1 to 0.5)	92.7
Malaria	0 (0 to 0)	0 (0 to 0)	0 (0 to 0)	0 (0 to 0)	0 (0 to 0)	0 (0 to 0)	0 (0 to 0)	0 (0 to 0)	0 (0 to 0)	0 (0 to 0)	0 (0 to 0)	0 (0 to 0)	0 (0 to 0)	0 (0 to 0)	0 (0 to 0)	0 (0 to 0)	0 (0 to 0)	0 (0 to 0)	0 (0 to 0)	0 (0 to 0)	0 (0 to 0)	0 (0 to 0)	0 (0 to 0)	0
Chagas disease	0 (0 to 0)	0 (0 to 0)	0 (0 to 0)	0 (0 to 0)	0 (0 to 0)	0 (0 to 0)	0 (0 to 0)	0 (0 to 0)	0 (0 to 0)	0 (0 to 0)	0 (0 to 0)	0 (0 to 0)	0 (0 to 0)	0 (0 to 0)	0 (0 to 0)	0 (0 to 0)	0 (0 to 0)	0 (0 to 0)	0 (0 to 0)	0 (0 to 0)	0 (0 to 0)	0 (0 to 0)	0 (0 to 0)	0
Leishmaniasis	0 (0 to 0)	0 (0 to 0)	0 (0 to 0)	0 (0 to 0)	0 (0 to 0)	0 (0 to 0)	0 (0 to 0)	0 (0 to 0)	0 (0 to 0)	0 (0 to 0)	0 (0 to 0)	0 (0 to 0)	0 (0 to 0)	0 (0 to 0)	0 (0 to 0)	0 (0 to 0)	0 (0 to 0)	0 (0 to 0)	0 (0 to 0)	0 (0 to 0)	0 (0 to 0)	0 (0 to 0)	0 (0 to 0)	0
Visceral leishmaniasis	0 (0 to 0)	0 (0 to 0)	0 (0 to 0)	0 (0 to 0)	0 (0 to 0)	0 (0 to 0)	0 (0 to 0)	0 (0 to 0)	0 (0 to 0)	0 (0 to 0)	0 (0 to 0)	0 (0 to 0)	0 (0 to 0)	0 (0 to 0)	0 (0 to 0)	0 (0 to 0)	0 (0 to 0)	0 (0 to 0)	0 (0 to 0)	0 (0 to 0)	0 (0 to 0)	0 (0 to 0)	0 (0 to 0)	0
Cutaneous and mucocutaneous leishmaniasis	0 (0 to 0)	0 (0 to 0)	0 (0 to 0)	0 (0 to 0)	0 (0 to 0)	0 (0 to 0)	0 (0 to 0)	0 (0 to 0)	0 (0 to 0)	0 (0 to 0)	0 (0 to 0)	0 (0 to 0)	0 (0 to 0)	0 (0 to 0)	0 (0 to 0)	0 (0 to 0)	0 (0 to 0)	0 (0 to 0)	0 (0 to 0)	0 (0 to 0)	0 (0 to 0)	0 (0 to 0)	0 (0 to 0)	0
African trypanosomiasis	0 (0 to 0)	0 (0 to 0)	0 (0 to 0)	0 (0 to 0)	0 (0 to 0)	0 (0 to 0)	0 (0 to 0)	0 (0 to 0)	0 (0 to 0)	0 (0 to 0)	0 (0 to 0)	0 (0 to 0)	0 (0 to 0)	0 (0 to 0)	0 (0 to 0)	0 (0 to 0)	0 (0 to 0)	0 (0 to 0)	0 (0 to 0)	0 (0 to 0)	0 (0 to 0)	0 (0 to 0)	0 (0 to 0)	0
Schistosomiasis	0 (0 to 0)	0 (0 to 0)	0 (0 to 0)	0 (0 to 0)	0 (0 to 0)	0 (0 to 0)	0 (0 to 0)	0 (0 to 0)	0 (0 to 0)	0 (0 to 0)	0 (0 to 0)	0 (0 to 0)	0 (0 to 0)	0 (0 to 0)	0 (0 to 0)	0 (0 to 0)	0 (0 to 0)	0 (0 to 0)	0 (0 to 0)	0 (0 to 0)	0 (0 to 0)	0 (0 to 0)	0 (0 to 0)	0
Cysticercosis	0 (0 to 0)	0 (0 to 0)	0 (0 to 0)	0 (0 to 0)	0 (0 to 0)	0 (0 to 0)	0 (0 to 0)	0 (0 to 0)	0 (0 to 0)	0 (0 to 0)	0 (0 to 0)	0 (0 to 0)	0 (0 to 0)	0 (0 to 0)	0 (0 to 0)	0 (0 to 0)	0 (0 to 0)	0 (0 to 0)	0 (0 to 0)	0 (0 to 0)	0 (0 to 0)	0 (0 to 0)	0 (0 to 0)	0
Cystic echinococcosis	0 (0 to 0)	0 (0 to 0)	0 (0 to 0)	0 (0 to 0)	0 (0 to 0)	0 (0 to 0)	0 (0 to 0)	0 (0 to 0)	0 (0 to 0)	0 (0 to 0)	0 (0 to 0)	0 (0 to 0)	0 (0 to 0)	0 (0 to 0)	0 (0 to 0)	0 (0 to 0)	0 (0 to 0)	0 (0 to 0)	0 (0 to 0)	0 (0 to 0)	0 (0 to 0)	0 (0 to 0)	0 (0 to 0)	1
Lymphatic filariasis	0 (0 to 0)	0 (0 to 0)	0 (0 to 0)	0 (0 to 0)	0 (0 to 0)	0 (0 to 0)	0 (0 to 0)	0 (0 to 0)	0 (0 to 0)	0 (0 to 0)	0 (0 to 0)	0 (0 to 0)	0 (0 to 0)	0 (0 to 0)	0 (0 to 0)	0 (0 to 0)	0 (0 to 0)	0 (0 to 0)	0 (0 to 0)	0 (0 to 0)	0 (0 to 0)	0 (0 to 0)	0 (0 to 0)	0
Onchocerciasis	0 (0 to 0)	0 (0 to 0)	0 (0 to 0)	0 (0 to 0)	0 (0 to 0)	0 (0 to 0)	0 (0 to 0)	0 (0 to 0)	0 (0 to 0)	0 (0 to 0)	0 (0 to 0)	0 (0 to 0)	0 (0 to 0)	0 (0 to 0)	0 (0 to 0)	0 (0 to 0)	0 (0 to 0)	0 (0 to 0)	0 (0 to 0)	0 (0 to 0)	0 (0 to 0)	0 (0 to 0)	0 (0 to 0)	0
Trachoma	0 (0 to 0)	0 (0 to 0)	0 (0 to 0)	0 (0 to 0)	0 (0 to 0)	0 (0 to 0)	0 (0 to 0)	0 (0 to 0)	0 (0 to 0)	0 (0 to 0)	0 (0 to 0)	0 (0 to 0)	0 (0 to 0)	0 (0 to 0)	0 (0 to 0)	0 (0 to 0)	0 (0 to 0)	0 (0 to 0)	0 (0 to 0)	0 (0 to 0)	0 (0 to 0)	0 (0 to 0)	0 (0 to 0)	0
Dengue	0 (0 to 0)	0 (0 to 0)	0 (0 to 0)	0 (0 to 0)	0 (0 to 0)	0 (0 to 0)	0 (0 to 0)	0 (0 to 0)	0 (0 to 0)	0 (0 to 0)	0 (0 to 0)	0 (0 to 0)	0 (0 to 0)	0 (0 to 0)	0 (0 to 0)	0 (0 to 0)	0 (0 to 0)	0 (0 to 0)	0 (0 to 0)	0 (0 to 0)	0 (0 to 0)	0 (0 to 0)	0 (0 to 0)	0
Yellow fever	0 (0 to 0)	0 (0 to 0)	0 (0 to 0)	0 (0 to 0)	0 (0 to 0)	0 (0 to 0)	0 (0 to 0)	0 (0 to 0)	0 (0 to 0)	0 (0 to 0)	0 (0 to 0)	0 (0 to 0)	0 (0 to 0)	0 (0 to 0)	0 (0 to 0)	0 (0 to 0)	0 (0 to 0)	0 (0 to 0)	0 (0 to 0)	0 (0 to 0)	0 (0 to 0)	0 (0 to 0)	0 (0 to 0)	0
Rabies	0 (0 to 0)	0 (0 to 0)	0 (0 to 0)	0 (0 to 0)	0 (0 to 0)	0 (0 to 0)	0 (0 to 0)	0 (0 to 0)	0 (0 to 0)	0 (0 to 0)	0 (0 to 0)	0 (0 to 0)	0 (0 to 0)	0 (0 to 0)	0 (0 to 0)	0 (0 to 0)	0 (0 to 0)	0 (0 to 0)	0 (0 to 0)	0 (0 to 0)	0 (0 to 0)	0 (0 to 0)	0 (0 to 0)	0.3
Intestinal nematode infections	0 (0 to 0)	0 (0 to 0)	0 (0 to 0)	0 (0 to 0)	0 (0 to 0)	0 (0 to 0)	0 (0 to 0)	0 (0 to 0)	0 (0 to 0)	0 (0 to 0)	0 (0 to 0)	0 (0 to 0)	0 (0 to 0)	0 (0 to 0)	0 (0 to 0)	0 (0 to 0)	0 (0 to 0)	0 (0 to 0)	0 (0 to 0)	0 (0 to 0)	0 (0 to 0)	0 (0 to 0)	0 (0 to 0)	0
Ascariasis	0 (0 to 0)	0 (0 to 0)	0 (0 to 0)	0 (0 to 0)	0 (0 to 0)	0 (0 to 0)	0 (0 to 0)	0 (0 to 0)	0 (0 to 0)	0 (0 to 0)	0 (0 to 0)	0 (0 to 0)	0 (0 to 0)	0 (0 to 0)	0 (0 to 0)	0 (0 to 0)	0 (0 to 0)	0 (0 to 0)	0 (0 to 0)	0 (0 to 0)	0 (0 to 0)	0 (0 to 0)	0 (0 to 0)	0
Trichuriasis	0 (0 to 0)	0 (0 to 0)	0 (0 to 0)	0 (0 to 0)	0 (0 to 0)	0 (0 to 0)	0 (0 to 0)	0 (0 to 0)	0 (0 to 0)	0 (0 to 0)	0 (0 to 0)	0 (0 to 0)	0 (0 to 0)	0 (0 to 0)	0 (0 to 0)	0 (0 to 0)	0 (0 to 0)	0 (0 to 0)	0 (0 to 0)	0 (0 to 0)	0 (0 to 0)	0 (0 to 0)	0 (0 to 0)	0
Hookworm disease	0 (0 to 0)	0 (0 to 0)	0 (0 to 0)	0 (0 to 0)	0 (0 to 0)	0 (0 to 0)	0 (0 to 0)	0 (0 to 0)	0 (0 to 0)	0 (0 to 0)	0 (0 to 0)	0 (0 to 0)	0 (0 to 0)	0 (0 to 0)	0 (0 to 0)	0 (0 to 0)	0 (0 to 0)	0 (0 to 0)	0 (0 to 0)	0 (0 to 0)	0 (0 to 0)





SR Table 2b: Central Europe, Eastern Europe, and Central Asia DALYS by cause and age group for females with 95% uncertainty intervals, 2019

Cause	Early Neonatal	Late Neonatal	Post Neonatal	1 to 4	5 to 9	10 to 14	15 to 19	20 to 24
All causes	774,000 (676 000 to 889 000)	328,000 (278 000 to 389 000)	827,000 (708 000 to 973 000)	759,000 (633 000 to 897 000)	685,000 (548 000 to 840 000)	806,000 (632 000 to 1 010 000)	1,070,000 (857 000 to 1 330 000)	1,390,000 (1 110 000 to 1 710 000)
Communicable, maternal, neonatal, and nutritional diseases	616,000 (528 000 to 719 000)	240,000 (201 000 to 290 000)	509,000 (431 000 to 614 000)	300,000 (253 000 to 355 000)	174,000 (140 000 to 219 000)	131,000 (104 000 to 163 000)	130,000 (102 000 to 163 000)	170,000 (139 000 to 205 000)
HIV/AIDS and sexually transmitted infections	3,030 (1 020 to 6 160)	767 (261 to 1 560)	13,200 (12 400 to 14 500)	4,260 (4 130 to 4 410)	2,700 (2 540 to 2 880)	2,270 (2 140 to 2 420)	4,170 (3 790 to 4 680)	15,600 (14 100 to 17 700)
HIV/AIDS	1 (0·6 to 1·4)	3·2 (2·1 to 4·7)	12,000 (11 800 to 12 300)	4,200 (4 070 to 4 340)	2,670 (2 520 to 2 850)	2,050 (1 960 to 2 160)	3,420 (3 260 to 3 630)	13,600 (12 800 to 14 900)
HIV/AIDS - Drug-susceptible Tuberculosis	0 (0 to 0)	0·1 (0 to 0·1)	309 (163 to 514)	128 (72·6 to 204)	97·8 (58·3 to 150)	76·6 (45·8 to 118)	121 (72·1 to 188)	437 (262 to 684)
HIV/AIDS - Multidrug-resistant Tuberculosis without	0 (0 to 0)	0 (0 to 0)	196 (96·8 to 346)	72·9 (37·6 to 126)	51·4 (27·6 to 86·4)	38 (20·3 to 64·9)	62 (32·1 to 108)	245 (130 to 419)
HIV/AIDS - Extensively drug-resistant Tuberculosis	0 (0 to 0)	0 (0 to 0)	89·9 (41·1 to 167)	33 (15·5 to 60·3)	22·9 (11·4 to 41·1)	16·9 (8·3 to 30·4)	27·7 (13·4 to 49·8)	107 (53·9 to 191)
HIV/AIDS resulting in other diseases	1 (0·6 to 1·4)	3·1 (2 to 4·6)	11,400 (11 100 to 11 800)	3,970 (3 800 to 4 120)	2,500 (2 320 to 2 690)	1,920 (1 810 to 2 040)	3,210 (3 010 to 3 420)	12,900 (11 900 to 14 100)
Sexually transmitted infections excluding HIV	3,030 (1 020 to 6 160)	764 (258 to 1 560)	1,150 (356 to 2 430)	58·3 (20·4 to 126)	30·4 (11·4 to 62·2)	214 (170 to 278)	751 (481 to 1 180)	1,940 (1 160 to 3 250)
Syphilis	3,030 (1 020 to 6 160)	764 (258 to 1 560)	1,150 (356 to 2 430)	58·3 (20·4 to 126)	30·4 (11·4 to 62·2)	68 (59·7 to 79·9)	3 (0·8 to 7·5)	149 (125 to 179)
Chlamydial infection	0 (0 to 0)	0 (0 to 0)	0 (0 to 0)	0 (0 to 0)	0 (0 to 0)	35 (26·6 to 47·3)	120 (78·6 to 181)	268 (175 to 411)
Gonococcal infection	0 (0 to 0)	0 (0 to 0)	0 (0 to 0)	0 (0 to 0)	0 (0 to 0)	29·4 (25·4 to 35·2)	113 (90·8 to 149)	161 (121 to 226)
Trichomoniasis	0 (0 to 0)	0 (0 to 0)	0 (0 to 0)	0 (0 to 0)	0 (0 to 0)	9·7 (2·7 to 25·9)	141 (43·6 to 334)	655 (227 to 1 540)
Genital herpes	0 (0 to 0)	0 (0 to 0)	0 (0 to 0)	0 (0 to 0)	0 (0 to 0)	26·4 (8·4 to 63)	108 (36·4 to 257)	237 (79·7 to 580)
Other sexually transmitted infections	0 (0 to 0)	0 (0 to 0)	0 (0 to 0)	0 (0 to 0)	0 (0 to 0)	45·4 (30·6 to 66·9)	267 (188 to 381)	468 (298 to 710)
Respiratory infections and tuberculosis	52,100 (41 400 to 64 700)	77,300 (61 600 to 98 100)	321,000 (261 000 to 398 000)	133,000 (109 000 to 160 000)	53,000 (44 600 to 63 800)	35,900 (29 100 to 44 800)	30,700 (24 700 to 39 100)	46,200 (38 800 to 54 900)
Tuberculosis	0 (0 to 0)	0·2 (0·1 to 0·3)	9,400 (7 470 to 12 000)	5,090 (4 120 to 6 160)	2,330 (1 900 to 2 920)	1,850 (1 490 to 2 260)	4,380 (3 660 to 5 240)	16,000 (13 500 to 19 100)
[illegible]	[illegible]	[illegible]	[illegible]	[illegible]	[illegible]	[illegible]	[illegible]	[illegible]

Cause	25 to 29	30 to 34	35 to 39	40 to 44	45 to 49	50 to 54	55 to 59	60 to 64
All causes	2,010,000 (1 620 000 to 2 480 000)	2,870,000 (2 350 000 to 3 470 000)	3,220,000 (2 660 000 to 3 880 000)	3,510,000 (2 940 000 to 4 200 000)	3,810,000 (3 220 000 to 4 510 000)	4,250,000 (3 650 000 to 4 950 000)	5,740,000 (5 000 000 to 6 620 000)	6,960,000 (6 140 000 to 7 950 000)
Communicable, maternal, neonatal, and nutritional diseases	253,000 (216 000 to 300 000)	361,000 (314 000 to 416 000)	349,000 (304 000 to 407 000)	291,000 (249 000 to 345 000)	243,000 (204 000 to 291 000)	203,000 (169 000 to 248 000)	214,000 (178 000 to 264 000)	189,000 (157 000 to 230 000)
HIV/AIDS and sexually transmitted infections	57,900 (53 500 to 65 300)	127,000 (119 000 to 138 000)	117,000 (110 000 to 127 000)	77,800 (72 200 to 85 400)	45,800 (42 300 to 50 600)	23,400 (21 300 to 26 400)	17,300 (15 300 to 19 900)	8,650 (7 290 to 10 700)
HIV/AIDS	53,800 (50 300 to 59 800)	121,000 (114 000 to 130 000)	110,000 (104 000 to 117 000)	70,400 (66 300 to 75 400)	40,700 (38 200 to 43 600)	20,000 (18 500 to 21 600)	14,300 (13 100 to 15 500)	6,460 (5 820 to 7 220)
HIV/AIDS - Drug-susceptible Tuberculosis	1,540 (886 to 2 480)	3,130 (1 750 to 5 170)	2,960 (1 620 to 4 830)	2,030 (1 120 to 3 380)	1,260 (699 to 2 070)	647 (358 to 1 070)	459 (255 to 754)	220 (138 to 338)
HIV/AIDS - Multidrug-resistant Tuberculosis without	988 (526 to 1 680)	2,170 (1 150 to 3 680)	2,090 (1 100 to 3 540)	1,490 (779 to 2 570)	940 (493 to 1 610)	490 (258 to 848)	346 (185 to 593)	136 (76·1 to 229)
HIV/AIDS - Extensively drug-resistant Tuberculosis	436 (220 to 773)	963 (479 to 1 720)	930 (465 to 1 640)	663 (329 to 1 180)	418 (205 to 743)	217 (107 to 386)	151 (76·2 to 269)	57·9 (30 to 101)
HIV/AIDS resulting in other diseases	50,800 (47 000 to 56 700)	114,000 (107 000 to 124 000)	104,000 (97 200 to 111 000)	66,200 (61 900 to 71 300)	38,100 (35 400 to 41 300)	18,700 (17 100 to 20 400)	13,300 (12 100 to 14 600)	6,040 (5 420 to 6 800)
Sexually transmitted infections excluding HIV	4,120 (2 380 to 6 990)	6,510 (3 880 to 10 900)	7,270 (4 480 to 12 000)	7,370 (4 490 to 12 500)	5,140 (3 170 to 8 500)	3,360 (2 040 to 5 730)	3,020 (1 800 to 5 240)	2,190 (1 240 to 4 050)
Syphilis	9·4 (3·8 to 22·3)	12·2 (5·9 to 26·6)	18·4 (12·9 to 30·6)	12·5 (7·9 to 20·9)	10 (6·1 to 16·5)	8·7 (5·5 to 14)	9·2 (6 to 13·9)	13·5 (10·1 to 18)
Chlamydial infection	654 (447 to 985)	713 (395 to 1 220)	1,020 (654 to 1 620)	1,100 (709 to 1 750)	606 (421 to 944)	291 (215 to 396)	237 (188 to 305)	126 (107 to 148)
Gonococcal infection	293 (230 to 389)	855 (697 to 1 050)	864 (718 to 1 050)	956 (807 to 1 150)	753 (629 to 894)	496 (424 to 588)	400 (339 to 472)	411 (349 to 481)
Trichomoniasis	1,420 (474 to 3 320)	1,880 (603 to 4 550)	1,750 (566 to 4 190)	1,610 (548 to 3 950)	1,370 (441 to 3 160)	1,090 (341 to 2 540)	969 (314 to 2 300)	738 (250 to 1 720)
Genital herpes	475 (160 to 1 140)	779 (254 to 1 880)	851 (274 to 2 090)	843 (269 to 2 120)	801 (252 to 2 040)	745 (231 to 1 860)	815 (251 to 2 000)	760 (228 to 1 910)
Other sexually transmitted infections	1,260 (815 to 1 940)	2,270 (1 500 to 3 460)	2,760 (1 800 to 4 130)	2,850 (1 750 to 4 530)	1,590 (1 060 to 2 500)	732 (508 to 1 050)	588 (427 to 813)	142 (121 to 167)
Respiratory infections and tuberculosis	65,800 (56 500 to 77 600)	84,900 (72 800 to 100 000)	85,900 (73 600 to 101 000)	81,200 (70 300 to 94 900)	76,400 (66 800 to 88 200)	68,900 (60 700 to 79 600)	77,600 (68 600 to 87 900)	76,500 (68 800 to 86 500)
Tuberculosis	25,000 (20 900 to 30 100)	29,700 (24 800 to 35 500)	26,100 (22 300 to 30 900)	22,900 (19 600 to 26 500)	23,500 (20 200 to 27 300)	18,900 (16 400 to 21 900)	18,000 (15 700 to 20 600)	13,500 (11 700 to 15 400)
[illegible]	[illegible]	[illegible]	[illegible]	[illegible]	[illegible]	[illegible]	[illegible]	[illegible]

Cause	65 to 69	70 to 74	75 to 79	80 to 84	85 to 89	90 to 94	95 plus	Total
All causes	7,290,000 (6 530 000 to 8 200 000)	6,190,000 (5 610 000 to 6 870 000)	6,020,000 (5 530 000 to 6 590 000)	6,940,000 (6 430 000 to 7 530 000)	4,120,000 (3 840 000 to 4 430 000)	2,090,000 (1 960 000 to 2 230 000)	498,000 (474 000 to 524 000)	72,200,000
Communicable, maternal, neonatal, and nutritional diseases	147,000 (126 000 to 175 000)	99,000 (85 700 to 114 000)	86,600 (76 800 to 97 600)	102,000 (88 700 to 117 000)	68,600 (58 700 to 77 300)	37,000 (31 000 to 41 600)	9,700 (7 760 to 10 900)	4,930,000
HIV/AIDS and sexually transmitted infections	4,190 (3 320 to 5 650)	1,220 (767 to 2 090)	738 (450 to 1 310)	593 (363 to 1 030)	233 (140 to 411)	96·2 (62·2 to 162)	19 (12·9 to 30·5)	528,000
HIV/AIDS	2,480 (2 220 to 2 810)	192 (145 to 246)	57·3 (44·8 to 71·1)	25·2 (21·6 to 29·5)	10·7 (8·9 to 12·8)	2·4 (1·7 to 3·2)	0·6 (0·4 to 0·7)	477,000
HIV/AIDS - Drug-susceptible Tuberculosis	87·3 (57·1 to 127)	6·9 (5·1 to 9·2)	2·4 (1·8 to 3·2)	1·3 (0·9 to 1·8)	0·5 (0·4 to 0·8)	0·1 (0·1 to 0·1)	0 (0 to 0)	13,500
HIV/AIDS - Multidrug-resistant Tuberculosis without	43·1 (24·2 to 71·2)	2·6 (1·6 to 4)	0·7 (0·4 to 1·1)	0·3 (0·2 to 0·6)	0·1 (0·1 to 0·2)	0 (0 to 0)	0 (0 to 0)	9,360
HIV/AIDS - Extensively drug-resistant Tuberculosis	17·9 (9·5 to 31)	0·9 (0·5 to 1·4)	0·3 (0·1 to 0·5)	0·1 (0·1 to 0·2)	0·1 (0 to 0·1)	0 (0 to 0)	0 (0 to 0)	4,150
HIV/AIDS resulting in other diseases	2,330 (2 080 to 2 660)	182 (137 to 234)	53·9 (41·8 to 67·4)	23·5 (19·8 to 27·6)	10 (8·2 to 12)	2·3 (1·6 to 3·1)	0·5 (0·4 to 0·7)	450,000
Sexually transmitted infections excluding HIV	1,710 (992 to 3 100)	1,030 (583 to 1 870)	681 (397 to 1 240)	568 (339 to 1 010)	222 (129 to 400)	93·8 (60·1 to 160)	18·4 (12·4 to 29·8)	51,200
Syphilis	9·4 (6·3 to 13)	7 (4·6 to 9·7)	5·3 (3·5 to 7·3)	4·7 (3·1 to 6·8)	3·1 (2 to 4·5)	1·4 (0·9 to 2·2)	0·4 (0·2 to 0·6)	5,380
Chlamydial infection	61·2 (52·8 to 70·7)	54·7 (47·7 to 63·1)	39·3 (34·3 to 45·6)	46·2 (39·1 to 52·4)	16·5 (13·5 to 19)	9 (7·2 to 10·3)	2·1 (1·6 to 2·4)	5,400
Gonococcal infection	371 (320 to 427)	197 (172 to 228)	147 (129 to 171)	126 (107 to 143)	44·7 (36·7 to 51·5)	24·4 (19·7 to 28·1)	6·8 (5·3 to 7·8)	6,250
Trichomoniasis	535 (188 to 1 230)	303 (112 to 688)	187 (72·7 to 421)	129 (50 to 294)	46·6 (18·1 to 103)	12·7 (4·7 to 28·8)	1·2 (0·4 to 2·9)	12,900
Genital herpes	608 (183 to 1 500)	378 (114 to 934)	264 (79·5 to 649)	221 (65·9 to 547)	96·6 (29 to 240)	38·5 (11·8 to 93·7)	6·9 (2·1 to 16·7)	8,050
Other sexually transmitted infections	129 (111 to 148)	87·9 (76·8 to 101)	38·3 (33·4 to 44·4)	40·1 (34 to 45·5)	14·6 (12 to 16·8)	7·7 (6·2 to 8·9)	1·1 (0·8 to 1·2)	13,300
Respiratory infections and tuberculosis	69,500 (62 900 to 77 200)	56,700 (51 500 to 63 200)	56,900 (51 400 to 62 500)	69,200 (61 300 to 76 300)	49,200 (41 900 to 54 500)	28,600 (23 400 to 31 900)	8,230 (6 300 to 9 260)	1,700,000
Tuberculosis	8,730 (7 380 to 10 100)	5,510 (4 610 to 6 370)	4,080 (3 330 to 4 690)	3,290 (2 740 to 3 760)	1,460 (1 210 to 1 680)	464 (370 to 534)	83 (64·8 to 96·4)	240,000
[illegible]	[illegible]	[illegible]	[illegible]	[illegible]	[illegible]	[illegible]	[illegible]	[illegible]



SR Table 2b: Greater London DALYS by cause and age group for females with 95% uncertainty intervals, 2019

Cause	Early Neonatal	Late Neonatal	Post Neonatal	1 to 4	5 to 9	10 to 14	15 to 19	20 to 24	25 to 29	30 to 34	35 to 39	40 to 44	45 to 49	50 to 54	55 to 59	60 to 64	65 to 69	70 to 74	75 to 79	80 to 84	85 to 89	90 to 94	95 plus	Total
All causes	8,480 (7,060 to 10,000)	2,990 (2,510 to 3,530)	6,320 (4,760 to 8,090)	10,700 (8,380 to 13,400)	13,200 (9,540 to 17,800)	17,500 (12,900 to 23,300)	24,300 (18,000 to 32,200)	37,600 (27,800 to 48,700)	56,400 (41,500 to 73,000)	68,600 (51,700 to 88,500)	72,800 (55,900 to 93,500)	66,000 (51,600 to 83,000)	68,700 (54,800 to 84,600)	74,100 (60,000 to 89,600)	73,700 (59,900 to 87,800)	69,600 (58,200 to 81,900)	66,000 (56,300 to 76,100)	76,400 (66,300 to 87,100)	67,700 (59,300 to 75,700)	67,800 (60,300 to 74,800)	55,500 (49,700 to 61,000)	38,700 (35,100 to 41,900)	22,200 (20,700 to 23,600)	1,070,000
Communicable, maternal, neonatal, and nutritional diseases	6,350 (5,030 to 7,740)	1,840 (1,400 to 2,250)	2,500 (1,850 to 3,250)	2,800 (2,100 to 3,890)	3,240 (2,000 to 5,300)	1,490 (1,130 to 1,900)	1,340 (1,030 to 1,690)	2,010 (1,490 to 2,720)	2,680 (2,020 to 3,550)	3,030 (2,350 to 3,910)	3,020 (2,350 to 3,930)	2,790 (2,090 to 3,840)	2,450 (1,900 to 3,450)	2,430 (1,890 to 3,280)	2,130 (1,710 to 2,770)	1,890 (1,570 to 2,290)	1,800 (1,530 to 2,160)	2,360 (2,060 to 2,690)	2,680 (2,330 to 3,030)	3,800 (3,160 to 4,350)	4,480 (3,490 to 5,200)	4,040 (3,110 to 4,670)	2,670 (2,060 to 3,070)	63,800
HIV/AIDS and sexually transmitted infections	221 (63·9 to 487)	59 (17 to 129)	142 (84·2 to 243)	53·9 (50 to 59·3)	29·6 (27·4 to 32·7)	21·9 (20·1 to 24·7)	35·1 (28·2 to 45·2)	106 (82·4 to 138)	217 (160 to 293)	376 (280 to 504)	444 (337 to 603)	404 (307 to 541)	294 (229 to 380)	189 (148 to 242)	122 (95·6 to 160)	85·7 (68·2 to 112)	67·2 (51·7 to 91·3)	37·6 (23·6 to 59·4)	22·9 (15·8 to 33·5)	12·6 (9·4 to 17·8)	8·4 (6·3 to 11·4)	4·9 (3·7 to 6·5)	2·8 (2·1 to 3·5)	2,960
HIV/AIDS	0 (0 to 0)	0 (0 to 0·1)	63·2 (60·4 to 66)	50·4 (47·9 to 54)	27·7 (26·1 to 30·4)	18 (16·7 to 20·3)	24·5 (20·7 to 30·4)	70 (57·8 to 87·2)	122 (95·5 to 156)	229 (185 to 287)	278 (223 to 355)	257 (212 to 319)	211 (173 to 261)	147 (117 to 188)	91·5 (72·5 to 117)	64·2 (52 to 82·3)	50·2 (38·1 to 69·2)	20·6 (9·6 to 39·3)	9·2 (4·3 to 16·7)	1·1 (0·7 to 1·8)	0·6 (0·4 to 1·1)	0·3 (0·2 to 0·5)	0·2 (0·1 to 0·2)	1,740
HIV/AIDS - Drug-susceptible Tuberculosis	0 (0 to 0)	0 (0 to 0)	6·4 (3·9 to 10)	5 (3·1 to 7·9)	2·8 (1·7 to 4·3)	1·7 (1 to 2·7)	1·7 (1·1 to 2·6)	4·7 (3 to 7·1)	7·1 (4·6 to 10·8)	14·9 (9·5 to 22·8)	18·1 (11·5 to 27·5)	17·3 (11 to 26·4)	14·5 (9·2 to 22)	9·7 (6·2 to 14·7)	5·9 (3·8 to 8·9)	4·5 (2·8 to 6·8)	3·3 (2·1 to 5)	0·5 (0·4 to 0·7)	0·2 (0·2 to 0·3)	0 (0 to 0·1)	0 (0 to 0)	0 (0 to 0)	0 (0 to 0)	118
HIV/AIDS - Multidrug-resistant Tuberculosis without extensive d	0 (0 to 0)	0 (0 to 0)	0·2 (0 to 0·7)	0·1 (0 to 0·5)	0·1 (0 to 0·3)	0 (0 to 0·2)	0 (0 to 0·2)	0·1 (0 to 0·5)	0·2 (0 to 0·7)	0·4 (0 to 1·4)	0·5 (0 to 1·7)	0·4 (0 to 1·6)	0·4 (0 to 1·3)	0·2 (0 to 0·9)	0·1 (0 to 0·5)	0·1 (0 to 0·4)	0·1 (0 to 0·3)	0 (0 to 0)	0 (0 to 0)	0 (0 to 0)	0 (0 to 0)	0 (0 to 0)	0 (0 to 0)	3
HIV/AIDS - Extensively drug-resistant Tuberculosis	0 (0 to 0)	0 (0 to 0)	0 (0 to 0·2)	0 (0 to 0·1)	0 (0 to 0·1)	0 (0 to 0)	0 (0 to 0)	0 (0 to 0·1)	0 (0 to 0·2)	0·1 (0 to 0·4)	0·1 (0 to 0·4)	0·1 (0 to 0·4)	0·1 (0 to 0·3)	0·1 (0 to 0·2)	0 (0 to 0·1)	0 (0 to 0·1)	0 (0 to 0·1)	0 (0 to 0)	0 (0 to 0)	0 (0 to 0)	0 (0 to 0)	0 (0 to 0)	0 (0 to 0)	0·8
HIV/AIDS resulting in other diseases	0 (0 to 0)	0 (0 to 0·1)	56·6 (52·1 to 60·5)	45·2 (41·5 to 49·5)	24·9 (22·6 to 27·7)	16·3 (14·6 to 18·6)	22·8 (18·9 to 28·8)	65·1 (52·9 to 82·5)	115 (87·7 to 149)	214 (168 to 272)	259 (202 to 334)	240 (193 to 303)	196 (157 to 246)	137 (107 to 176)	85·5 (66·4 to 111)	59·6 (47·2 to 77·5)	46·8 (34·7 to 66·2)	20·1 (9 to 38·8)	8·9 (4·1 to 16·5)	1·1 (0·7 to 1·8)	0·6 (0·4 to 1)	0·3 (0·2 to 0·5)	0·1 (0·1 to 0·2)	1,610
Sexually transmitted infections excluding HIV	221 (63·9 to 487)	58·9 (16·9 to 129)	79·2 (21·8 to 181)	3·5 (1 to 7·8)	1·9 (0·5 to 4·2)	3·9 (3 to 5·1)	10·6 (6·5 to 16·4)	36·4 (22·2 to 56·6)	94·4 (55 to 151)	147 (86·5 to 236)	166 (92·7 to 275)	146 (80·6 to 248)	83·1 (47·5 to 147)	41·3 (23·9 to 72·4)	30·9 (17·8 to 56)	21·5 (12·4 to 40·1)	17 (10·4 to 30·5)	17 (11·2 to 28·9)	13·7 (9·7 to 21·5)	11·5 (8·4 to 16·5)	7·7 (5·8 to 10·7)	4·6 (3·4 to 6·1)	2·6 (2 to 3·3)	1,220
Syphilis	221 (63·9 to 487)	58·9 (16·9 to 129)	79·2 (21·8 to 181)	3·5 (1 to 7·8)	1·9 (0·5 to 4·2)	1·1 (1 to 1·2)	0·1 (0 to 0·2)	1·5 (1·2 to 1·8)	0·3 (0·1 to 0·7)	0·3 (0·1 to 0·8)	0·3 (0·2 to 0·6)	0·2 (0·1 to 0·4)	0·2 (0·1 to 0·3)	0·2 (0·1 to 0·3)	0·2 (0·1 to 0·2)	0·2 (0·1 to 0·2)	0·1 (0·1 to 0·2)	0·1 (0·1 to 0·2)	0·1 (0·1 to 0·1)	0·1 (0 to 0·1)	0 (0 to 0·1)	0 (0 to 0)	0 (0 to 0)	369
Chlamydial infection	0 (0 to 0)	0 (0 to 0)	0 (0 to 0)	0 (0 to 0)	0 (0 to 0)	1 (0·6 to 1·4)	3·1 (1·8 to 5·1)	10·9 (6·4 to 17·5)	26·1 (15·2 to 42·5)	36·2 (20·8 to 60·6)	42·6 (24·5 to 74·6)	37·5 (20·5 to 66·6)	17·2 (8·8 to 32·9)	5·2 (3·1 to 8·3)	3·1 (2·2 to 4·3)	1·4 (1·2 to 1·6)	0·7 (0·6 to 0·8)	1·3 (1·1 to 1·5)	1·4 (1·2 to 1·6)	1·6 (1·3 to 1·9)	1·2 (0·9 to 1·4)	0·8 (0·6 to 0·9)	0·5 (0·4 to 0·5)	192
Gonococcal infection	0 (0 to 0)	0 (0 to 0)	0 (0 to 0)	0 (0 to 0)	0 (0 to 0)	0·5 (0·4 to 0·6)	1·3 (1 to 1·8)	3·3 (2·2 to 4·8)	8·6 (5·3 to 13·7)	15·7 (10·6 to 24·6)	15·6 (10 to 24·6)	14·5 (9·6 to 22·6)	9·2 (6·8 to 13·8)	4·5 (3·7 to 5·2)	3·7 (3·2 to 4·4)	4·5 (3·8 to 5·2)	4·4 (3·7 to 5·1)	4·8 (4·1 to 5·6)	5·2 (4·4 to 6·1)	4·5 (3·6 to 5·2)	3·2 (2·5 to 3·8)	2·1 (1·6 to 2·5)	1·5 (1·1 to 1·8)	107
Trichomoniasis	0 (0 to 0)	0 (0 to 0)	0 (0 to 0)	0 (0 to 0)	0 (0 to 0)	0·1 (0 to 0·3)	1·2 (0·4 to 3)	6·1 (2 to 15·1)	14·8 (4·9 to 34·6)	18·7 (6 to 45·5)	18·2 (5·7 to 43·5)	14·5 (4·8 to 35·8)	12·1 (3·7 to 28·8)	9·5 (2·9 to 22·7)	7·4 (2·4 to 17·9)	5·3 (1·9 to 12·5)	3·8 (1·3 to 9)	3·1 (1·1 to 7·2)	1·9 (0·7 to 4·3)	1·2 (0·5 to 2·8)	0·6 (0·2 to 1·4)	0·2 (0·1 to 0·6)	0·1 (0 to 0·1)	119
Genital herpes	0 (0 to 0)	0 (0 to 0)	0 (0 to 0)	0 (0 to 0)	0 (0 to 0)	0·4 (0·1 to 1)	1·8 (0·6 to 4·4)	4·8 (1·6 to 11·7)	10·4 (3·5 to 25·6)	15·1 (5 to 37·6)	16·6 (5·4 to 41·3)	14·2 (4·6 to 35·7)	13·6 (4·3 to 34·3)	12·9 (4 to 31·7)	11·2 (3·4 to 27·8)	8·6 (2·6 to 21·3)	6·4 (1·9 to 15·9)	5·6 (1·7 to 13·8)	3·7 (1·1 to 9·2)	2·7 (0·8 to 6·7)	1·6 (0·5 to 4)	0·8 (0·2 to 2)	0·3 (0·1 to 0·8)	131
Other sexually transmitted infections	0 (0 to 0)	0 (0 to 0)	0 (0 to 0)	0 (0 to 0)	0 (0 to 0)	0·7 (0·5 to 1·1)	3 (2 to 4·6)	9·8 (6 to 15·3)	34·3 (20·3 to 54·5)	60·8 (36·3 to 96·8)	73·1 (41·7 to 117)	65·3 (35·5 to 109)	30·8 (16·8 to 55·7)	9·1 (5·6 to 14·2)	5·4 (3·8 to 7·5)	1·6 (1·3 to 1·8)	1·5 (1·3 to 1·8)	2·1 (1·8 to 2·5)	1·4 (1·1 to 1·6)	1·4 (1·1 to 1·6)	1·1 (0·8 to 1·2)	0·7 (0·5 to 0·8)	0·2 (0·2 to 0·3)	302
Respiratory infections and tuberculosis	78·9 (62·3 to 96·3)	68·6 (52·5 to 83·2)	422 (305 to 570)	749 (547 to 1,050)	567 (360 to 887)	413 (258 to 642)	355 (224 to 558)	459 (300 to 707)	605 (408 to 889)	691 (477 to 998)	724 (507 to 988)	678 (528 to 908)	754 (608 to 952)	881 (744 to 1,070)	929 (786 to 1,090)	986 (852 to 1,140)	1,050 (916 to 1,210)	1,680 (1,470 to 1,910)	2,150 (1,850 to 2,440)	3,280 (2,700 to 3,790)	4,040 (3,130 to 4,730)	3,740 (2,850 to 4,370)	2,490 (1,900 to 2,850)	27,800
Tuberculosis	0 (0 to 0)	0 (0 to 0)	2·7 (1·9 to 3·6)	7·5 (6·3 to 8·9)	3·7 (3 to 4·5)	4·8 (3·7 to 6·5)	8·7 (6·4 to 12·2)	20·2 (14·5 to 27·6)	37·8 (26·5 to 53·4)	40·3 (29·1 to 53·8)	33·5 (25·5 to 44·3)	27·9 (22·5 to 34·1)	29·6 (24·4 to 35·4)	32·8 (27·1 to 38·9)	35·5 (30 to 41·5)	37·9 (31·7 to 44·1)	39·2 (31·9 to 46·2)	56·8 (47·5 to 66·2)	48·4 (40 to 56)	45·5 (36·1 to 53·1)	32 (24·5 to 37·8)	14·1 (10·7 to 16·7)	6·1 (4·6 to 7·2)	565
Latent tuberculosis infection	0 (0 to 0)	0 (0 to 0)	0 (0 to 0)	0 (0 to 0)	0 (0 to 0)	0 (0 to 0)	0 (0 to 0)	0 (0 to 0)	0 (0 to 0)	0 (0 to 0)	0 (0 to 0)	0 (0 to 0)	0 (0 to 0)	0 (0 to 0)	0 (0 to 0)	0 (0 to 0)	0 (0 to 0)	0 (0 to 0)	0 (0 to 0)	0 (0 to 0)	0 (0 to 0)	0 (0 to 0)	0 (0 to 0)	0
Drug-susceptible tuberculosis	0 (0 to 0)	0 (0 to 0)	2·6 (1·8 to 3·5)	7·4 (6·2 to 8·9)	3·6 (2·9 to 4·4)	4·8 (3·6 to 6·4)	8·6 (6·3 to 12)	19·8 (14·1 to 27·3)	37·1 (26 to 52·7)	39·5 (28·6 to 52·9)	32·8 (24·8 to 43·7)	27·3 (22 to 33·5)	28·9 (23·9 to 34·8)	32 (26·4 to 38·3)	34·6 (28·9 to 41)	37 (30·3 to 43·4)	38·3 (31 to 45·2)	55·6 (45·7 to 64·9)	47·2 (38·9 to 55·1)	44·3 (35 to 52·2)	31·1 (23·7 to 37·1)	13·7 (10·4 to 16·4)	6 (4·5 to 7)	552
Multidrug-resistant tuberculosis without extensive drug resistar	0 (0 to 0)	0 (0 to 0)	0·1 (0 to 0·2)	0·1 (0 to 0·5)	0·1 (0 to 0·3)	0·1 (0 to 0·3)	0·1 (0 to 0·5)	0·3 (0 to 1·2)	0·6 (0 to 2·2)	0·7 (0 to 2·5)	0·6 (0 to 2·1)	0·5 (0 to 1·9)	0·6 (0 to 2·1)	0·6 (0 to 2·4)	0·7 (0 to 2·6)	0·7 (0·1 to 2·8)	0·7 (0·1 to 2·6)	1 (0·1 to 3·8)	0·9 (0·1 to 3·5)	0·9 (0·1 to 3·5)	0·7 (0 to 2·6)	0·3 (0 to 1·1)	0·1 (0 to 0·5)	10·4
Extensively drug-resistant tuberculosis	0 (0 to 0)	0 (0 to 0)	0 (0 to 0·1)	0 (0 to 0·1)	0 (0 to 0·1)	0 (0 to 0·1)	0 (0 to 0·1)	0·1 (0 to 0·3)	0·1 (0 to 0·5)	0·1 (0 to 0·6)	0·1 (0 to 0·5)	0·1 (0 to 0·5)	0·1 (0 to 0·5)	0·2 (0 to 0·6)	0·2 (0 to 0·7)	0·2 (0 to 0·7)	0·2 (0 to 0·7)	0·2 (0 to 1)	0·2 (0 to 0·9)	0·2 (0 to 0·9)	0·2 (0 to 0·7)	0·1 (0 to 0·3)	0 (0 to 0·1)	2·5
Lower respiratory infections	78·2 (61·5 to 95·5)	63·5 (48·4 to 77·9)	318 (213 to 446)	262 (230 to 292)	71·7 (62 to 80·8)	61·1 (54·4 to 68·4)	57·9 (51·7 to 66·4)	85·5 (72·9 to 99·5)	119 (100 to 141)	189 (160 to 221)	260 (222 to 305)	328 (279 to 384)	446 (383 to 519)	597 (510 to 700)	692 (596 to 803)	803 (695 to 924)	906 (789 to 1,040)	1,530 (1,330 to 1,750)	2,040 (1,760 to 2,320)	3,190 (2,630 to 3,680)	3,990 (3,090 to 4,670)	3,710 (2,830 to 4,330)	2,480 (1,890 to 2,840)	22,300
Upper respiratory infections	0·7 (0·4 to 1·2)	4·3 (2·4 to 7·2)	83·4 (48·5 to 135)	367 (210 to 596)	394 (220 to 663)	293 (158 to 498)	243 (129 to 425)	303 (164 to 513)	390 (219 to 650)	408 (221 to 681)	377 (196 to 626)	274 (149 to 476)	228 (121 to 401)	200 (110 to 343)	162 (88·8 to 264)	119 (63·8 to 197)	92·2 (49 to 154)	82·4 (45·2 to 138)	54·1 (28·7 to 89·3)	37·2 (19·8 to 62·8)	21·2 (12 to 34·5)	12·1 (7·1 to 19·8)	5·6 (3·2 to 9·5)	4,150
Otitis media	0 (0 to 0·1)	0·7 (0·5 to 1·1)	18·7 (10·5 to 32·3)	112 (59·4 to 205)	98·2 (54·6 to 167)	54·7 (29·1 to 96·8)	46 (23·6 to 80·7)	50·2 (22·5 to 97·3)	57·7 (27·8 to 108)	54·2 (24·2 to 109)	53·6 (26·4 to 101)	47·8 (23 to 89)	50·4 (25·6 to 88·6)	51 (25·5 to 90·1)	40 (21·2 to 71)	26·8 (12·8 to 51·3)	15·8 (8·1 to 29·5)	11 (5·1 to 21·5)	7·3 (3·7 to 13·4)	5·8 (2·7 to 10·8)	4 (2 to 7)	2·4 (1·2 to 4·3)	1·3 (0·6 to 2·4)	810
Enteric infections	6·7 (5·4 to 8·2)	24 (17·9 to 31·7)	282 (188 to 410)	370 (224 to 591)	172 (99·6 to 286)	103 (58·8 to 166)	79·2 (50·9 to 115)	89·7 (58·6 to 130)	113 (75·3 to 164)	119 (81·9 to 166)	108 (75·1 to 150)	81·1 (55·9 to 111)	74·5 (53·3 to 103)	72·5 (53·1 to 98)	64 (47·1 to 87·3)	91·6 (71·1 to 118)	144 (112 to 182)	212 (168 to 263)	248 (202 to 301)	295 (241 to 346)	276 (224 to 324)	206 (164 to 240)	126 (101 to 148)	3,360
Diarrheal diseases	6·7 ([illegible])	24 ([illegible])	281 ([illegible])	367 ([illegible])	171 ([illegible])	102 ([illegible])	78·8 ([illegible])	89·4 ([illegible])	113 ([illegible])	119 ([illegible])	108 (74·8 to 150)	80·7 (55·7 to 111)	74 (52·8 to 102)	72 (52·8 to 97·5)	63·6 (46·6 to 87)	91·2 (70·6 to 118)	143 (111 to 182)	211 (167 to 262)	247 (201 to 300)	294 (240 to 346)	275 (224 to 323)	206 (163 to 239)	126 (101 to 147)	3,340





SR Table 2b: South East England DALYS by cause and age group for females with 95% uncertainty intervals, 2019

Cause	Early Neonatal	Late Neonatal	Post Neonatal	1 to 4	5 to 9	10 to 14	15 to 19	20 to 24	25 to 29	30 to 34	35 to 39	40 to 44	45 to 49	50 to 54	55 to 59	60 to 64	65 to 69	70 to 74	75 to 79	80 to 84	85 to 89	90 to 94	95 plus	Total
All causes	6,750 (5,690 to 7,900)	2,210 (1,860 to 2,600)	4,810 (3,680 to 6,050)	9,040 (6,780 to 12,000)	10,700 (7,880 to 14,100)	17,400 (12,700 to 23,200)	25,700 (19,000 to 34,100)	33,700 (25,100 to 43,600)	41,800 (31,100 to 53,700)	48,000 (36,500 to 61,400)	54,000 (42,000 to 68,200)	58,900 (46,200 to 73,400)	72,200 (57,600 to 88,700)	86,000 (70,300 to 104,000)	91,800 (76,800 to 110,000)	90,500 (76,300 to 107,000)	100,000 (86,300 to 116,000)	127,000 (111,000 to 145,000)	115,000 (101,000 to 130,000)	115,000 (103,000 to 128,000)	104,000 (94,400 to 115,000)	71,700 (66,300 to 77,700)	29,500 (27,700 to 31,200)	1,320,000
Communicable, maternal, neonatal, and nutritional diseases	4,990 (3,920 to 6,000)	1,290 (957 to 1,580)	1,860 (1,380 to 2,430)	2,840 (1,840 to 4,410)	1,880 (1,300 to 2,860)	1,390 (1,050 to 1,830)	1,340 (1,030 to 1,720)	1,680 (1,240 to 2,290)	1,880 (1,410 to 2,480)	1,980 (1,500 to 2,630)	2,040 (1,550 to 2,710)	2,280 (1,680 to 3,270)	2,340 (1,780 to 3,260)	2,660 (2,010 to 3,720)	2,480 (1,960 to 3,260)	2,280 (1,900 to 2,830)	2,580 (2,180 to 3,140)	3,630 (3,140 to 4,260)	4,160 (3,590 to 4,770)	6,040 (5,050 to 6,940)	8,160 (6,530 to 9,390)	7,600 (5,990 to 8,790)	3,570 (2,750 to 4,100)	71,000
HIV/AIDS and sexually transmitted infections	164 (47·1 to 357)	43·4 (12·6 to 95·2)	69·3 (28·4 to 143)	13·5 (11·6 to 16·5)	8·8 (7·6 to 10·5)	9·2 (8·2 to 10·6)	20·3 (15·2 to 27·6)	57·2 (41·2 to 79·5)	108 (74·1 to 155)	170 (119 to 247)	204 (141 to 297)	214 (147 to 318)	166 (119 to 239)	115 (86·3 to 158)	86·5 (63·8 to 124)	66·4 (47·3 to 96·2)	63·5 (43·5 to 94·7)	47·9 (29·3 to 77·1)	31 (21·2 to 47)	19·7 (14·2 to 28·7)	14·5 (10·7 to 19·9)	8·6 (6·5 to 11·1)	3·5 (2·7 to 4·2)	1,710
HIV/AIDS	0 (0 to 0)	0 (0 to 0)	13 (12·4 to 13·7)	11·1 (10·4 to 12)	7·5 (7 to 8·3)	5·5 (5 to 6·3)	9·4 (7·8 to 11·6)	24·6 (20 to 31)	38·9 (30·4 to 49·9)	68·1 (53 to 87·3)	82·9 (65·8 to 108)	86·5 (69·2 to 112)	80·2 (64·3 to 103)	68·3 (54·4 to 87·5)	48·7 (36·7 to 65·4)	38·9 (27·2 to 56·3)	37·8 (23·6 to 59·2)	20·1 (7·8 to 39·4)	8·4 (3·5 to 16·6)	1·1 (0·6 to 1·9)	0·7 (0·3 to 1·2)	0·3 (0·1 to 0·6)	0·1 (0·1 to 0·2)	652
HIV/AIDS - Drug-susceptible Tuberculosis	0 (0 to 0)	0 (0 to 0)	1·8 (1·1 to 2·8)	1·5 (0·9 to 2·3)	0·9 (0·6 to 1·5)	0·7 (0·4 to 1·1)	0·9 (0·5 to 1·4)	2·2 (1·4 to 3·4)	3·2 (2 to 4·9)	6 (3·7 to 9·3)	7·1 (4·4 to 11)	7·5 (4·6 to 11·6)	7 (4·3 to 10·8)	5·9 (3·7 to 9·1)	4 (2·4 to 6)	2·9 (1·8 to 4·4)	2·5 (1·6 to 3·8)	0·4 (0·3 to 0·6)	0·2 (0·1 to 0·2)	0 (0 to 0·1)	0 (0 to 0)	0 (0 to 0)	0 (0 to 0)	54·8
HIV/AIDS - Multidrug-resistant Tuberculosis without exten	0 (0 to 0)	0 (0 to 0)	0·1 (0 to 0·2)	0 (0 to 0·2)	0 (0 to 0·1)	0 (0 to 0·1)	0 (0 to 0·1)	0·1 (0 to 0·2)	0·1 (0 to 0·3)	0·2 (0 to 0·7)	0·2 (0 to 0·8)	0·2 (0 to 0·8)	0·2 (0 to 0·7)	0·2 (0 to 0·6)	0·1 (0 to 0·4)	0·1 (0 to 0·3)	0·1 (0 to 0·3)	0 (0 to 0)	0 (0 to 0)	0 (0 to 0)	0 (0 to 0)	0 (0 to 0)	0 (0 to 0)	1·5
HIV/AIDS - Extensively drug-resistant Tuberculosis	0 (0 to 0)	0 (0 to 0)	0 (0 to 0·1)	0 (0 to 0)	0 (0 to 0)	0 (0 to 0)	0 (0 to 0)	0 (0 to 0·1)	0 (0 to 0·1)	0 (0 to 0·2)	0 (0 to 0·2)	0·1 (0 to 0·2)	0 (0 to 0·2)	0 (0 to 0·2)	0 (0 to 0·1)	0 (0 to 0·1)	0 (0 to 0·1)	0 (0 to 0)	0 (0 to 0)	0 (0 to 0)	0 (0 to 0)	0 (0 to 0)	0 (0 to 0)	0·4
HIV/AIDS resulting in other diseases	0 (0 to 0)	0 (0 to 0)	11·2 (9·9 to 12·2)	9·6 (8·4 to 10·7)	6·5 (5·8 to 7·4)	4·8 (4·1 to 5·6)	8·5 (6·8 to 10·8)	22·3 (17·4 to 28·6)	35·6 (26·7 to 46·6)	61·9 (46·9 to 81·2)	75·5 (57·5 to 101)	78·7 (60·4 to 103)	72·9 (55·9 to 95·8)	62·2 (47·7 to 80·9)	44·6 (32 to 61·7)	35·9 (24 to 53·6)	35·3 (21·2 to 56·7)	19·7 (7·3 to 38·9)	8·2 (3·3 to 16·4)	1 (0·5 to 1·9)	0·7 (0·3 to 1·2)	0·3 (0·1 to 0·6)	0·1 (0·1 to 0·2)	595
Sexually transmitted infections excluding HIV	164 (47·1 to 357)	43·4 (12·6 to 95·2)	56·3 (15·5 to 130)	2·4 (0·7 to 5·4)	1·3 (0·4 to 2·9)	3·7 (2·9 to 5)	10·9 (6·8 to 17·2)	32·6 (19·6 to 50·7)	69·5 (40·2 to 111)	102 (60 to 167)	121 (68·5 to 202)	128 (71·5 to 218)	86·2 (47·9 to 156)	47 (26·6 to 83)	37·8 (21·3 to 69)	27·6 (15·5 to 51·1)	25·7 (15·3 to 46·4)	27·8 (17·8 to 46·3)	22·6 (15·9 to 35·3)	18·6 (13·3 to 27·3)	13·8 (10·1 to 19·1)	8·2 (6·2 to 10·8)	3·3 (2·5 to 4·1)	1,050
Syphilis	164 (47·1 to 357)	43·4 (12·6 to 95·2)	56·3 (15·5 to 130)	2·4 (0·7 to 5·4)	1·3 (0·4 to 2·9)	1 (0·9 to 1·2)	0·1 (0 to 0·2)	1·2 (1 to 1·5)	0·2 (0·1 to 0·5)	0·2 (0·1 to 0·5)	0·2 (0·1 to 0·5)	0·2 (0·1 to 0·3)	0·2 (0·1 to 0·3)	0·2 (0·1 to 0·3)	0·2 (0·1 to 0·3)	0·2 (0·1 to 0·3)	0·2 (0·1 to 0·2)	0·2 (0·1 to 0·3)	0·1 (0·1 to 0·2)	0·1 (0·1 to 0·2)	0·1 (0 to 0·1)	0 (0 to 0·1)	0 (0 to 0)	272
Chlamydial infection	0 (0 to 0)	0 (0 to 0)	0 (0 to 0)	0 (0 to 0)	0 (0 to 0)	0·9 (0·6 to 1·4)	3·1 (1·7 to 5)	9·1 (5·3 to 14·9)	17·6 (10 to 29·2)	22·6 (12·7 to 38·2)	27·7 (15·5 to 47·7)	29·1 (15·4 to 51·6)	15·7 (8 to 31·1)	5 (3 to 8)	3·2 (2·3 to 4·5)	1·6 (1·3 to 2)	1 (0·8 to 1·3)	2 (1·6 to 2·5)	2·2 (1·8 to 2·6)	2·6 (2 to 3·1)	2·1 (1·6 to 2·6)	1·4 (1·1 to 1·7)	0·6 (0·5 to 0·7)	148
Gonococcal infection	0 (0 to 0)	0 (0 to 0)	0 (0 to 0)	0 (0 to 0)	0 (0 to 0)	0·4 (0·4 to 0·5)	1 (0·8 to 1·3)	1·8 (1·3 to 2·6)	3·7 (2·4 to 5·9)	7·2 (5·2 to 10·3)	7·1 (4·9 to 10·8)	8·3 (6 to 12·3)	7 (5·4 to 9·6)	4·2 (3·4 to 5·2)	4·1 (3·4 to 5)	5·3 (4·3 to 6·6)	6·3 (5·1 to 7·7)	7·3 (6 to 8·9)	8·3 (6·9 to 9·9)	7 (5·5 to 8·5)	5·7 (4·4 to 7)	3·8 (2·9 to 4·7)	2 (1·5 to 2·3)	90·7
Trichomoniasis	0 (0 to 0)	0 (0 to 0)	0 (0 to 0)	0 (0 to 0)	0 (0 to 0)	0·1 (0 to 0·3)	1·3 (0·4 to 3·2)	5·4 (1·7 to 13·2)	10·5 (3·4 to 25·3)	12·6 (4·1 to 30·9)	13·1 (4·1 to 31·2)	12·8 (4·2 to 31·2)	12·9 (4 to 30)	11·4 (3·5 to 27·3)	9·4 (3 to 22·5)	7·1 (2·5 to 16·9)	6 (2·1 to 13·8)	5·4 (1·9 to 12·4)	3·4 (1·3 to 7·5)	2·1 (0·8 to 4·8)	1·1 (0·4 to 2·5)	0·4 (0·2 to 0·9)	0·1 (0 to 0·2)	115
Genital herpes	0 (0 to 0)	0 (0 to 0)	0 (0 to 0)	0 (0 to 0)	0 (0 to 0)	0·4 (0·1 to 1·1)	1·9 (0·6 to 4·6)	4·3 (1·4 to 10·4)	7·4 (2·5 to 17·5)	10·2 (3·4 to 24·8)	12 (4 to 29·8)	12·5 (4 to 31·3)	14·5 (4·6 to 36·3)	15·4 (4·9 to 38·1)	14·1 (4·4 to 34·3)	11·5 (3·5 to 28·9)	10·1 (3·1 to 24·9)	9·6 (2·9 to 23·6)	6·5 (2 to 16·1)	4·5 (1·4 to 11·1)	2·8 (0·9 to 7·1)	1·3 (0·4 to 3·2)	0·4 (0·1 to 0·9)	139
Other sexually transmitted infections	0 (0 to 0)	0 (0 to 0)	0 (0 to 0)	0 (0 to 0)	0 (0 to 0)	0·8 (0·5 to 1·2)	3·6 (2·2 to 5·7)	10·8 (6 to 17·3)	30·1 (17·7 to 49·1)	49·5 (29·5 to 80·2)	61·1 (35·1 to 98·7)	65 (35·2 to 111)	35·9 (19·1 to 64·9)	10·9 (6·3 to 17·9)	6·8 (4·7 to 9·9)	1·8 (1·5 to 2·3)	2·2 (1·8 to 2·7)	3·3 (2·7 to 4)	2·1 (1·8 to 2·6)	2·2 (1·8 to 2·7)	1·9 (1·4 to 2·3)	1·2 (0·9 to 1·5)	0·3 (0·2 to 0·4)	289

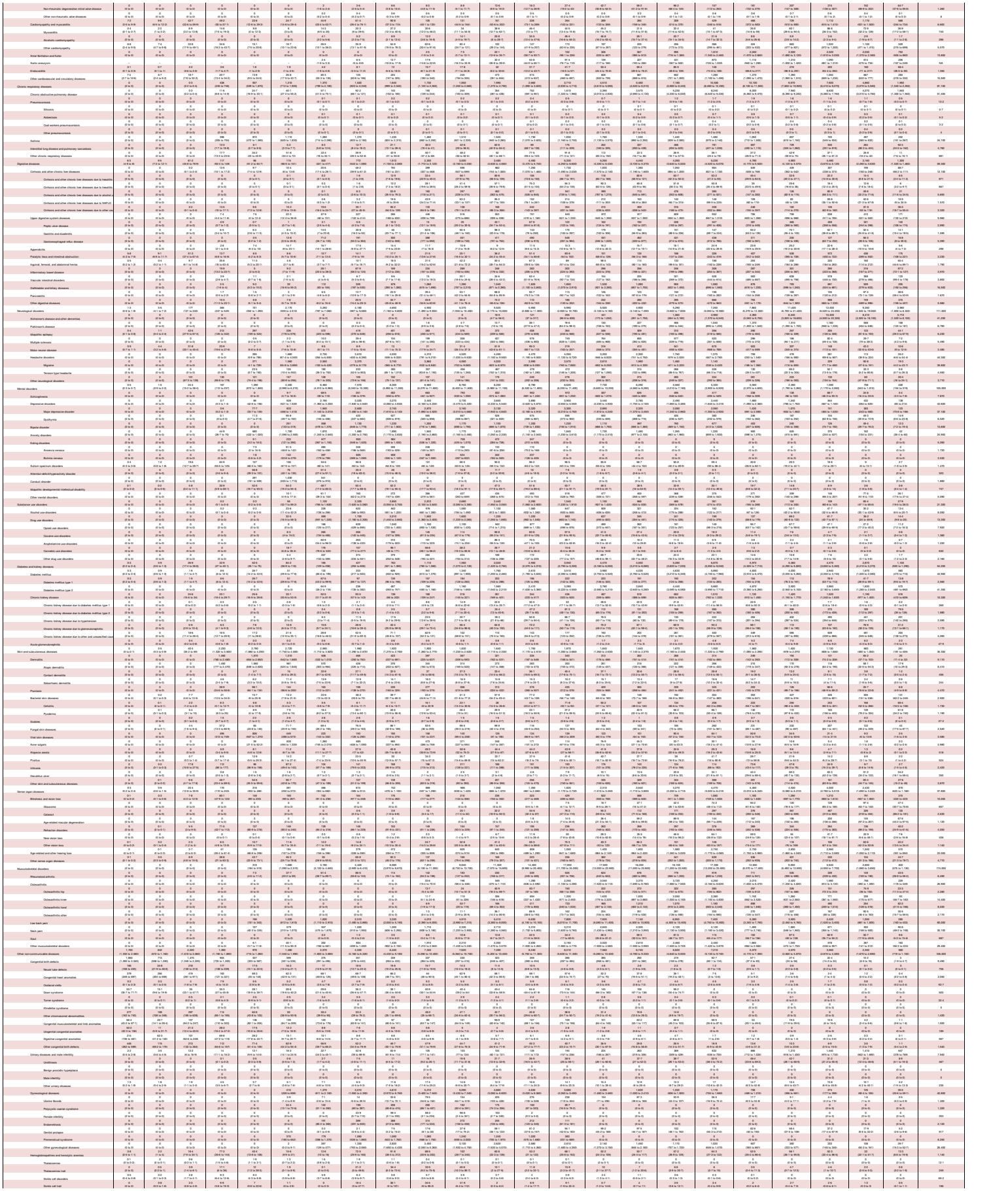

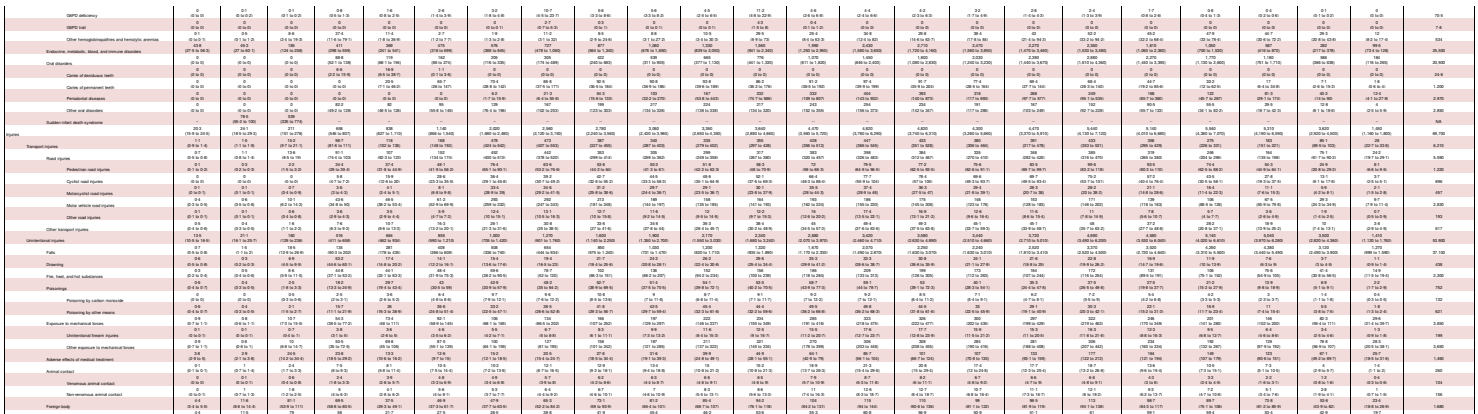

SR Table 2b: South West England DALYS by cause and age group for females with 95% uncertainty intervals, 2019

Cause	Early Neonatal	Late Neonatal	Post Neonatal	1 to 4	5 to 9	10 to 14	15 to 19	20 to 24	25 to 29	30 to 34	35 to 39	40 to 44	45 to 49	50 to 54	55 to 59	60 to 64	65 to 69	70 to 74	75 to 79	80 to 84	85 to 89	90 to 94	95 plus	Total
All causes	3,520 (2,970 to 4,139)	1,169 (999 to 1,359)	3,126 (2,630 to 3,676)	7,066 (5,429 to 8,966)	4,959 (3,809 to 6,296)	6,780 (5,199 to 8,600)	10,135 (7,769 to 13,003)	20,606 (15,900 to 26,450)	29,606 (22,900 to 37,999)	29,606 (22,900 to 37,999)	29,606 (22,900 to 37,999)	32,105 (24,830 to 41,170)	32,105 (24,830 to 41,170)	32,105 (24,830 to 41,170)	32,105 (24,830 to 41,170)	32,105 (24,830 to 41,170)	32,105 (24,830 to 41,170)	32,105 (24,830 to 41,170)	32,105 (24,830 to 41,170)	32,105 (24,830 to 41,170)	32,105 (24,830 to 41,170)	32,105 (24,830 to 41,170)	861,269
Communicable, maternal, neonatal, and nutritional diseases	2,570 (1,970 to 3,268)	689 (519 to 909)	1,520 (1,120 to 2,000)	4,765 (2,960 to 6,950)	1,170 (768 to 1,650)	995 (649 to 1,500)	852 (519 to 1,321)	1,202 (734 to 1,870)	1,769 (1,079 to 2,733)	1,769 (1,079 to 2,733)	1,769 (1,079 to 2,733)	1,269 (768 to 1,960)	1,269 (768 to 1,960)	1,375 (1,033 to 2,260)	1,600 (1,203 to 2,260)	1,568 (1,203 to 2,260)	1,475 (1,203 to 1,960)	1,892 (1,370 to 2,260)	2,360 (2,000 to 2,720)	2,790 (2,000 to 3,230)	4,058 (3,360 to 4,580)	5,498 (4,480 to 6,270)	5,238 (4,160 to 6,020)	2,396 (1,660 to 2,730)	47,360
HIV/AIDS and sexually transmitted infections	96.5 (77.5 to 260)	29.2 (7.4 to 59.4)	39.7 (19.1 to 66.9)	8.6 (3.4 to 16.2)	3.7 (1.9 to 6.1)	4.9 (2.3 to 9.7)	17.6 (9.9 to 34.2)	36 (20.5 to 69.6)	69.6 (38.3 to 135.3)	102 (55.1 to 198)	116 (59.5 to 227)	116 (79.7 to 175)	91 (62.5 to 133)	83.6 (58.6 to 119.3)	76.2 (54.1 to 109.2)	62 (44.2 to 87.7)	31.9 (22.9 to 44.7)	21 (14.9 to 31.6)	16 (9.9 to 24.6)	10 (7.6 to 13.9)	6 (4.5 to 7.7)	2.4 (1.8 to 2.9)	989
HIV/AIDS	0 (0 to 0)	0 (0 to 0)	4.7 (4.0 to 5.7)	9.1 (7.7 to 10.9)	2.6 (2.2 to 3.2)	2.7 (2.3 to 3.3)	9.3 (7.9 to 11.2)	14.6 (12.4 to 17.5)	23.2 (19.8 to 28.0)	34.4 (29.3 to 41.3)	40.9 (34.8 to 49.2)	40.8 (34.8 to 49.1)	29.2 (24.9 to 35.1)	33.9 (28.9 to 40.8)	29.8 (25.4 to 35.8)	23.7 (20.2 to 28.5)	24.6 (20.9 to 29.6)	12.6 (10.7 to 15.2)	8.4 (7.1 to 10.1)	5.6 (4.7 to 6.7)	2.4 (2.0 to 2.9)	0.1 (0.1 to 0.1)	342
HIV/AIDS - Drug-susceptible Tuberculosis	0 (0 to 0)	0 (0 to 0)	0.4 (0.4 to 1.4)	0.4 (0.1 to 1.2)	0.2 (0.2 to 0.6)	0.2 (0.2 to 0.6)	0.4 (0.4 to 1.2)	0.6 (0.5 to 2.1)	0.9 (0.8 to 3.1)	1.4 (1.3 to 5.1)	1.6 (1.5 to 5.9)	1.6 (1.5 to 5.8)	1.2 (1.1 to 4.3)	1.4 (1.3 to 5.1)	1.2 (1.1 to 4.3)	1 (0.9 to 3.7)	1 (0.9 to 3.6)	0.5 (0.5 to 1.9)	0.3 (0.3 to 1.2)	0.2 (0.2 to 0.8)	0.1 (0.1 to 0.4)	0 (0 to 0)	311
HIV/AIDS - Multidrug-resistant Tuberculosis without extensive	0 (0 to 0)	0 (0 to 0)	0 (0 to 0.1)	0 (0 to 0.1)	0 (0 to 0.1)	0 (0 to 0.1)	0 (0 to 0.1)	0 (0 to 0.2)	0 (0 to 0.2)	0 (0 to 0.2)	0 (0 to 0.2)	0 (0 to 0.2)	0 (0 to 0.2)	0 (0 to 0.2)	0 (0 to 0.2)	0 (0 to 0.2)	0 (0 to 0.2)	0 (0 to 0.2)	0 (0 to 0.2)	0 (0 to 0.2)	0 (0 to 0.2)	0 (0 to 0.2)	0 (0 to 0)	0
HIV/AIDS - Extensively drug-resistant Tuberculosis	0 (0 to 0)	0 (0 to 0)	0 (0 to 0)	0 (0 to 0)	0 (0 to 0)	0 (0 to 0)	0 (0 to 0)	0 (0 to 0)	0 (0 to 0)	0 (0 to 0)	0 (0 to 0)	0 (0 to 0)	0 (0 to 0)	0 (0 to 0)	0 (0 to 0)	0 (0 to 0)	0 (0 to 0)	0 (0 to 0)	0 (0 to 0)	0 (0 to 0)	0 (0 to 0)	0 (0 to 0)	0 (0 to 0)	0
HIV/AIDS resulting in other diseases	0 (0 to 0)	0 (0 to 0)	4.6 (4.0 to 5.7)	9.1 (7.7 to 10.9)	2.6 (2.2 to 3.2)	2.7 (2.3 to 3.3)	9.3 (7.9 to 11.2)	14.6 (12.4 to 17.5)	23.2 (19.8 to 28.0)	34.4 (29.3 to 41.3)	40.9 (34.8 to 49.2)	40.8 (34.8 to 49.1)	29.2 (24.9 to 35.1)	33.9 (28.9 to 40.8)	29.8 (25.4 to 35.8)	23.7 (20.2 to 28.5)	24.6 (20.9 to 29.6)	12.6 (10.7 to 15.2)	8.4 (7.1 to 10.1)	5.6 (4.7 to 6.7)	2.4 (2.0 to 2.9)	0.1 (0.1 to 0.1)	342
Sexually transmitted infections excluding HIV	96.5 (77.5 to 260)	29.2 (7.4 to 59.4)	35 (14.5 to 61.2)	0.6 (0.3 to 1.1)	0.6 (0.3 to 1.1)	0.6 (0.3 to 1.1)	0.6 (0.3 to 1.1)	0.6 (0.3 to 1.1)	0.6 (0.3 to 1.1)	0.6 (0.3 to 1.1)	0.6 (0.3 to 1.1)	0.6 (0.3 to 1.1)	0.6 (0.3 to 1.1)	0.6 (0.3 to 1.1)	0.6 (0.3 to 1.1)	0.6 (0.3 to 1.1)	0.6 (0.3 to 1.1)	0.6 (0.3 to 1.1)	0.6 (0.3 to 1.1)	0.6 (0.3 to 1.1)	0.6 (0.3 to 1.1)	0.6 (0.3 to 1.1)	632
Syphilis	0 (0 to 0)	0 (0 to 0)	1.4 (0.5 to 3.7)	0.6 (0.2 to 1.7)	0.6 (0.2 to 1.7)	0.6 (0.2 to 1.7)	0.6 (0.2 to 1.7)	0.6 (0.2 to 1.7)	0.6 (0.2 to 1.7)	0.6 (0.2 to 1.7)	0.6 (0.2 to 1.7)	0.6 (0.2 to 1.7)	0.6 (0.2 to 1.7)	0.6 (0.2 to 1.7)	0.6 (0.2 to 1.7)	0.6 (0.2 to 1.7)	0.6 (0.2 to 1.7)	0.6 (0.2 to 1.7)	0.6 (0.2 to 1.7)	0.6 (0.2 to 1.7)	0.6 (0.2 to 1.7)	0.6 (0.2 to 1.7)	197
Chlamydial infection	0 (0 to 0)	0 (0 to 0)	0 (0 to 0)	0 (0 to 0)	0.6 (0.3 to 1.1)	1.6 (0.8 to 2.9)	9.8 (4.7 to 19.6)	17.4 (8.2 to 33.9)	14.2 (6.6 to 28.6)	19.4 (9.1 to 39.7)	19.6 (9.1 to 39.7)	9.6 (4.5 to 19.4)	2.2 (1.0 to 4.5)	2.1 (1.0 to 4.3)	1.1 (0.5 to 2.2)	0.7 (0.3 to 1.4)	1.4 (0.7 to 2.7)	1.6 (0.8 to 3.2)	1.6 (0.8 to 3.2)	1.5 (0.7 to 3.1)	0.4 (0.2 to 0.8)	0.1 (0.1 to 0.2)	124
Gonococcal infection	0 (0 to 0)	0 (0 to 0)	0 (0 to 0)	0 (0 to 0)	0.2 (0.1 to 0.4)	0.2 (0.1 to 0.4)	0.2 (0.1 to 0.4)	0.2 (0.1 to 0.4)	0.2 (0.1 to 0.4)	0.2 (0.1 to 0.4)	0.2 (0.1 to 0.4)	0.2 (0.1 to 0.4)	0.2 (0.1 to 0.4)	0.2 (0.1 to 0.4)	0.2 (0.1 to 0.4)	0.2 (0.1 to 0.4)	0.2 (0.1 to 0.4)	0.2 (0.1 to 0.4)	0.2 (0.1 to 0.4)	0.2 (0.1 to 0.4)	0.2 (0.1 to 0.4)	0.2 (0.1 to 0.4)	0.2 (0.1 to 0.4)	0
Trichomoniasis	0 (0 to 0)	0 (0 to 0)	0 (0 to 0)	0 (0 to 0)	0.1 (0 to 0.2)	0.7 (0.3 to 1.6)	3.2 (1.5 to 7.1)	6.6 (3.1 to 14.5)	7.9 (3.7 to 17.6)	7.4 (3.2 to 17.1)	7.2 (3.2 to 17.1)	7.3 (3.2 to 17.1)	6.9 (3.2 to 15.8)	6.9 (3.2 to 15.8)	6.7 (3.2 to 15.8)	6.1 (2.9 to 14.5)	3.8 (1.8 to 9.1)	2.3 (1.1 to 5.5)	1.5 (0.7 to 3.7)	0.8 (0.4 to 2)	0.3 (0.1 to 0.7)	0.1 (0 to 0.4)	102
Genital herpes	0 (0 to 0)	0 (0 to 0)	0 (0 to 0)	0 (0 to 0)	0 (0 to 0)	0 (0 to 0)	0 (0 to 0)	0 (0 to 0)	0 (0 to 0)	0 (0 to 0)	0 (0 to 0)	0 (0 to 0)	0 (0 to 0)	0 (0 to 0)	0 (0 to 0)	0 (0 to 0)	0 (0 to 0)	0 (0 to 0)	0 (0 to 0)	0 (0 to 0)	0 (0 to 0)	0 (0 to 0)	0 (0 to 0)	0
Other sexually transmitted infections	0 (0 to 0)	0 (0 to 0)	0 (0 to 0)	0 (0 to 0)	0 (0 to 0)	0 (0 to 0)	0 (0 to 0)	0 (0 to 0)	0 (0 to 0)	0 (0 to 0)	0 (0 to 0)	0 (0 to 0)	0 (0 to 0)	0 (0 to 0)	0 (0 to 0)	0 (0 to 0)	0 (0 to 0)	0 (0 to 0)	0 (0 to 0)	0 (0 to 0)	0 (0 to 0)	0 (0 to 0)	0 (0 to 0)	0
Respiratory infections and tuberculosis	27.4 (21.6 to 34.4)	19.6 (14.9 to 26.7)	107 (101 to 116)	287 (267 to 310)	172 (154 to 192)	140 (126 to 158)	139 (121 to 157)	178 (155 to 206)	224 (195 to 258)	224 (195 to 258)	224 (195 to 258)	264 (230 to 305)	264 (230 to 305)	328 (285 to 380)	389 (339 to 450)	542 (472 to 627)	760 (661 to 880)	1,030 (896 to 1,190)	1,360 (1,180 to 1,570)	2,060 (1,790 to 2,380)	2,960 (2,580 to 3,420)	3,440 (2,990 to 3,980)	3,180 (2,760 to 3,670)	29,200
Tuberculosis	0 (0 to 0)	0 (0 to 0)	0.3 (0.3 to 0.7)	0.1 (0.1 to 0.1)	0.7 (0.7 to 1.1)	1.1 (1 to 2)	3.6 (2.8 to 5)	8.7 (6.7 to 12.2)	13.1 (9.4 to 18.2)	13.1 (9.4 to 18.2)	13.1 (9.4 to 18.2)	12.3 (8.8 to 17.1)	9.6 (6.8 to 13.4)	10.4 (7.3 to 14.6)	8.6 (6.1 to 12.1)	7.7 (5.4 to 10.8)	7.1 (5.1 to 10)	7.8 (5.6 to 11)	7.9 (5.6 to 11.1)	7.4 (5.3 to 10.4)	6.2 (4.4 to 8.7)	3.2 (2.3 to 4.5)	271
Latent tuberculosis infection	0 (0 to 0)	0 (0 to 0)	0.3 (0.3 to 0.7)	0.1 (0.1 to 0.1)	0.7 (0.7 to 1.1)	1.1 (1 to 2)	3.6 (2.8 to 5)	8.7 (6.7 to 12.2)	13.1 (9.4 to 18.2)	13.1 (9.4 to 18.2)	13.1 (9.4 to 18.2)	12.3 (8.8 to 17.1)	9.6 (6.8 to 13.4)	10.4 (7.3 to 14.6)	8.6 (6.1 to 12.1)	7.7 (5.4 to 10.8)	7.1 (5.1 to 10)	7.8 (5.6 to 11)	7.9 (5.6 to 11.1)	7.4 (5.3 to 10.4)	6.2 (4.4 to 8.7)	3.2 (2.3 to 4.5)	271
Drug-susceptible Tuberculosis	0 (0 to 0)	0 (0 to 0)	0.3 (0.3 to 0.7)	0.1 (0.1 to 0.1)	0.7 (0.7 to 1.1)	1.1 (1 to 2)	3.6 (2.8 to 5)	8.7 (6.7 to 12.2)	13.1 (9.4 to 18.2)	13.1 (9.4 to 18.2)	13.1 (9.4 to 18.2)	12.3 (8.8 to 17.1)	9.6 (6.8 to 13.4)	10.4 (7.3 to 14.6)	8.6 (6.1 to 12.1)	7.7 (5.4 to 10.8)	7.1 (5.1 to 10)	7.8 (5.6 to 11)	7.9 (5.6 to 11.1)	7.4 (5.3 to 10.4)	6.2 (4.4 to 8.7)	3.2 (2.3 to 4.5)	271
Multidrug-resistant tuberculosis without extensive drug-resistan	0 (0 to 0)	0 (0 to 0)	0 (0 to 0)	0 (0 to 0)	0 (0 to 0)	0 (0 to 0)	0 (0 to 0)	0 (0 to 0)	0 (0 to 0)	0 (0 to 0)	0 (0 to 0)	0 (0 to 0)	0 (0 to 0)	0 (0 to 0)	0 (0 to 0)	0 (0 to 0)	0 (0 to 0)	0 (0 to 0)	0 (0 to 0)	0 (0 to 0)	0 (0 to 0)	0 (0 to 0)	0 (0 to 0)	0
Extensively drug-resistant tuberculosis	0 (0 to 0)	0 (0 to 0)	0 (0 to 0)	0 (0 to 0)	0 (0 to 0)	0 (0 to 0)	0 (0 to 0)	0 (0 to 0)	0 (0 to 0)	0 (0 to 0)	0 (0 to 0)	0 (0 to 0)	0 (0 to 0)	0 (0 to 0)	0 (0 to 0)	0 (0 to 0)	0 (0 to 0)	0 (0 to 0)	0 (0 to 0)	0 (0 to 0)	0 (0 to 0)	0 (0 to 0)	0 (0 to 0)	0
Lower respiratory infections	27.4 (21.6 to 34.4)	19.3 (14.7 to 26.5)	97.8 (92.1 to 106)	278.9 (260.4 to 299.9)	169.8 (154.2 to 187.8)	137.9 (124.6 to 154.4)	135.4 (118.4 to 152.4)	169.3 (147.6 to 196.1)	210.1 (183.1 to 243.2)	210.1 (183.1 to 243.2)	210.1 (183.1 to 243.2)	251.7 (219.2 to 291.1)	254.8 (222.1 to 294.8)	317.5 (276.8 to 367.4)	379.2 (330.7 to 438.8)	530.2 (462.4 to 613.5)	750.1 (654.3 to 868.1)	1,020 (890.1 to 1,180)	1,350 (1,180 to 1,560)	2,050 (1,790 to 2,370)	2,950 (2,580 to 3,410)	3,430 (2,990 to 3,970)	3,170 (2,760 to 3,670)	29,000
Upper respiratory infections	0.3 (0.2 to 1.2)	1.9 (1.2 to 3.2)	2.3 (1.5 to 3.5)	170 (161 to 180)	0.6 (0.4 to 0.9)	1.6 (1.1 to 2.3)	1.6 (1.1 to 2.3)	1.6 (1.1 to 2.3)	1.6 (1.1 to 2.3)	1.6 (1.1 to 2.3)	1.6 (1.1 to 2.3)	1.6 (1.1 to 2.3)	1.6 (1.1 to 2.3)	1.6 (1.1 to 2.3)	1.6 (1.1 to 2.3)	1.6 (1.1 to 2.3)	1.6 (1.1 to 2.3)	1.6 (1.1 to 2.3)	1.6 (1.1 to 2.3)	1.6 (1.1 to 2.3)	1.6 (1.1 to 2.3)	1.6 (1.1 to 2.3)	1.6 (1.1 to 2.3)	2,390
Otitis media	0 (0 to 0)	0 (0 to 0.4)	0 (0 to 0.2)	474 (266 to 852)	0 (0 to 0)	0 (0 to 0)	0 (0 to 0)	0 (0 to 0)	0 (0 to 0)	0 (0 to 0)	0 (0 to 0)	0 (0 to 0)	0 (0 to 0)	0 (0 to 0)	0 (0 to 0)	0 (0 to 0)	0 (0 to 0)	0 (0 to 0)	0 (0 to 0)	0 (0 to 0)	0 (0 to 0)	0 (0 to 0)	0 (0 to 0)	474
Enteric infections	2.3 (1.3 to 3.6)	1.6 (0.9 to 2.6)	1.9 (1.1 to 3.1)	179 (98 to 292)	0.9 (0.5 to 1.4)	0.9 (0.5 to 1.4)	0.9 (0.5 to 1.4)	0.9 (0.5 to 1.4)	0.9 (0.5 to 1.4)	0.9 (0.5 to 1.4)	0.9 (0.5 to 1.4)	0.9 (0.5 to 1.4)	0.9 (0.5 to 1.4)	0.9 (0.5 to 1.4)	0.9 (0.5 to 1.4)	0.9 (0.5 to 1.4)	0.9 (0.5 to 1.4)	0.9 (0.5 to 1.4)	0.9 (0.5 to 1.4)	0.9 (0.5 to 1.4)	0.9 (0.5 to 1.4)	0.9 (0.5 to 1.4)	0.9 (0.5 to 1.4)	2,540
Diarrheal diseases	2.3 (1.3 to 3.6)	1.6 (0.9 to 2.6)	1.9 (1.1 to 3.1)	179 (98 to 292)	0.9 (0.5 to 1.4)	0.9 (0.5 to 1.4)	0.9 (0.5 to 1.4)	0.9 (0.5 to 1.4)	0.9 (0.5 to 1.4)	0.9 (0.5 to 1.4)	0.9 (0.5 to 1.4)	0.9 (0.5 to 1.4)	0.9 (0.5 to 1.4)	0.9 (0.5 to 1.4)	0.9 (0.5 to 1.4)	0.9 (0.5 to 1.4)	0.9 (0.5 to 1.4)	0.9 (0.5 to 1.4)	0.9 (0.5 to 1.4)	0.9 (0.5 to 1.4)	0.9 (0.5 to 1.4)	0.9 (0.5 to 1.4)	0.9 (0.5 to 1.4)	2,530
Typhoid and paratyphoid	0 (0 to 0)	0 (0 to 0)	0 (0 to 0)	0 (0 to 0)	0 (0 to 0)	0 (0 to 0)	0 (0 to 0)	0 (0 to 0)	0 (0 to 0)	0 (0 to 0)	0 (0 to 0)	0 (0 to 0)	0 (0 to 0)	0 (0 to 0)	0 (0 to 0)	0 (0 to 0)	0 (0 to 0)	0 (0 to 0)	0 (0 to 0)	0 (0 to 0)	0 (0 to 0)	0 (0 to 0)	0 (0 to 0)	0
Typhoid fever	0 (0 to 0)	0 (0 to 0)	0 (0 to 0)	0 (0 to 0)	0 (0 to 0)	0 (0 to 0)	0 (0 to 0)	0 (0 to 0)	0 (0 to 0)	0 (0 to 0)	0 (0 to 0)	0 (0 to 0)	0 (0 to 0)	0 (0 to 0)	0 (0 to 0)	0 (0 to 0)	0 (0 to 0)	0 (0 to 0)	0 (0 to 0)	0 (0 to 0)	0 (0 to 0)	0 (0 to 0)	0 (0 to 0)	0
Paratyphoid fever	0 (0 to 0)	0 (0 to 0)	0 (0 to 0)	0 (0 to 0)	0 (0 to 0)	0 (0 to 0)	0 (0 to 0)	0 (0 to 0)	0 (0 to 0)	0 (0 to 0)	0 (0 to 0)	0 (0 to 0)	0 (0 to 0)	0 (0 to 0)	0 (0 to 0)	0 (0 to 0)	0 (0 to 0)	0 (0 to 0)	0 (0 to 0)	0 (0 to 0)	0 (0 to 0)	0 (0 to 0)	0 (0 to 0)	0
Invasive Non-typhoidal Salmonella (iNTS)	0 (0 to 0)	0 (0 to 0.1)	0.1 (0 to 0.5)	0.7 (0.1 to 3.1)	0.1 (0 to 0.5)	0.1 (0 to 0.5)	0.1 (0 to 0.5)	0.1 (0 to 0.5)	0.1 (0 to 0.5)	0.1 (0 to 0.5)	0.1 (0 to 0.5)	0.1 (0 to 0.5)	0.1 (0 to 0.5)	0.1 (0 to 0.5)	0.1 (0 to 0.5)	0.1 (0 to 0.5)	0.1 (0 to 0.5)	0.1 (0 to 0.5)	0.1 (0 to 0.5)	0.1 (0 to 0.5)	0.1 (0 to 0.5)	0.1 (0 to 0.5)	0.1 (0 to 0.5)	1.4
Other intestinal infectious diseases	0 (0 to 0)	0 (0 to 0)	0.4 (0.2 to 1.4)	0.7 (0.4 to 1.6)	0.2 (0.1 to 0.5)	0.2 (0.1 to 0.5)	0.2 (0.1 to 0.5)	0.2 (0.1 to 0.5)	0.2 (0.1 to 0.5)	0.2 (0.1 to 0.5)	0.2 (0.1 to 0.5)	0.2 (0.1 to 0.5)	0.2 (0.1 to 0.5)	0.2 (0.1 to 0.5)	0.2 (0.1 to 0.5)	0.2 (0.1 to 0.5)	0.2 (0.1 to 0.5)	0.2 (0.1 to 0.5)	0.2 (0.1 to 0.5)	0.2 (0.1 to 0.5)	0.2 (0.1 to 0.5)	0.2 (0.1 to 0.5)	0.2 (0.1 to 0.5)	4.6
Neglected tropical diseases and malaria	0.3 (0.1 to 0.6)	0.1 (0 to 0.4)	59.7 (27.3 to 94.6)	286.3 (131.1 to 454)	3.9 (1.7 to 6.2)	0.9 (0.4 to 1.4)	0.3 (0.1 to 0.5)	0.2 (0.1 to 0.4)	0.2 (0.1 to 0.4)	0.2 (0.1 to 0.4)	0.2 (0.1 to 0.4)	0.2 (0.1 to 0.4)	0.2 (0.1 to 0.4)	0.2 (0.1 to 0.4)	0.2 (0.1 to 0.4)	0.2 (0.1 to 0.4)	0.2 (0.1 to 0.4)	0.2 (0.1 to 0.4)	0.2 (0.1 to 0.4)	0.2 (0.1 to 0.4)	0.2 (0.1 to 0.4)	0.2 (0.1 to 0.4)	0.2 (0.1 to 0.4)	638
Malaria	0 (0 to 0)	0 (0 to 0)	0 (0 to 0)	0 (0 to 0)	0 (0 to 0)	0 (0 to 0)	0 (0 to 0)	0 (0 to 0)	0 (0 to 0)	0 (0 to 0)	0 (0 to 0)	0 (0 to 0)	0 (0 to 0)	0 (0 to 0)	0 (0 to 0)	0 (0 to 0)	0 (0 to 0)	0 (0 to 0)	0 (0 to 0)	0 (0 to 0)	0 (0 to 0)	0 (0 to 0)	0 (0 to 0)	0 (0 to 0)	0
Chagas disease	0 (0 to 0)	0 (0 to 0)	0 (0 to 0)	0 (0 to 0)	0 (0 to 0)	0 (0 to 0)	0 (0 to 0)	0 (0 to 0)	0 (0 to 0)	0 (0 to 0)	0 (0 to 0)	0 (0 to 0)	0 (0 to 0)	0 (0 to 0)	0 (0 to 0)	0 (0 to 0)	0 (0 to 0)	0 (0 to 0)	0 (0 to 0)	0 (0 to 0)	0 (0 to 0)	0 (0 to 0)	0 (0 to 0)	0 (0 to 0)	0
Leishmaniasis	0 (0 to 0)	0 (0 to 0)	0 (0 to 0)	0 (0 to 0)	0 (0 to 0)	0 (0 to 0)	0 (0 to 0)	0 (0 to 0)	0 (0 to 0)	0 (0 to 0)	0 (0 to 0)	0 (0 to 0)	0 (0 to 0)	0 (0 to 0)	0 (0 to 0)	0 (0 to 0)	0 (0 to 0)	0 (0 to 0)	0 (0 to 0)	0 (0 to 0)	0 (0 to 0)	0 (0 to 0)	0 (0 to 0)	0 (0 to 0)	0
Visceral leishmaniasis	0 (0 to 0)	0 (0 to 0)	0 (0 to 0)	0 (0 to 0)	0 (0 to 0)	0 (0 to 0)	0 (0 to 0)	0 (0 to 0)	0 (0 to 0)	0 (0 to 0)	0 (0 to 0)	0 (0 to 0)	0 (0 to 0)	0 (0 to 0)	0 (0 to 0)	0 (0 to 0)	0 (0 to 0)	0 (0 to 0)	0 (0 to 0)	0 (0 to 0)	0 (0 to 0)	0 (0 to 0)	0 (0 to 0)	0 (0 to 0)	0
Cutaneous and mucocutaneous leishmaniasis	0 (0 to 0)	0 (0 to 0)	0 (0 to 0)	0 (0 to 0)	0 (0 to 0)	0 (0 to 0)	0 (0 to 0)	0 (0 to 0)	0 (0 to 0)	0 (0 to 0)	0 (0 to 0)	0 (0 to 0)	0 (0 to 0)	0 (0 to 0)	0 (0 to 0)	0 (0 to 0)	0 (0 to 0)	0 (0 to 0)	0 (0 to 0)	0 (0 to 0)	0 (0 to 0)	0 (0 to 0)	0 (0 to 0)	0 (0 to 0)	0
African trypanosomiasis	0 (0 to 0)	0 (0 to 0)	0 (0 to 0)	0 (0 to 0)	0 (0 to 0)	0 (0 to 0)	0 (0 to 0)	0 (0 to 0)	0 (0 to 0)	0 (0 to 0)	0 (0 to 0)	0 (0 to 0)	0 (0 to 0)	0 (0 to 0)	0 (0 to 0)	0 (0 to 0)	0 (0 to 0)	0 (0 to 0)	0 (0 to 0)	0 (0 to 0)	0 (0 to 0)	0 (0 to 0)	0 (0 to 0)	0 (0 to 0)	0
Schistosomiasis	0 (0 to 0)	0 (0 to 0)	0 (0 to 0)	0 (0 to 0)	0 (0 to 0)	0 (0 to 0)	0 (0 to 0)	0 (0 to 0)	0 (0 to 0)	0 (0 to 0)	0 (0 to 0)	0 (0 to 0)	0 (0 to 0)	0 (0 to 0)	0 (0 to 0)	0 (0 to 0)	0 (0 to 0)	0 (0 to 0)	0 (0 to 0)	0 (0 to 0)	0 (0 to 0)	0 (0 to 0)	0 (0 to 0)	0 (0 to 0)	0
Cysticercosis	0 (0 to 0)	0 (0 to 0)	0 (0 to 0)	0 (0 to 0)	0 (0 to 0)	0 (0 to 0)	0 (0 to 0)	0 (0 to 0)	0 (0 to 0)	0 (0 to 0)	0 (0 to 0)	0 (0 to 0)	0 (0 to 0)	0 (0 to 0)	0 (0 to 0)	0 (0 to 0)	0 (0 to 0)	0 (0 to 0)	0 (0 to 0)	0 (0 to 0)	0 (0 to 0)	0 (0 to 0)	0 (0 to 0)	0 (0 to 0)	0
Cystic echinococcosis	0 (0 to 0)	0 (0 to 0)	0 (0 to 0)	0 (0 to 0)	0 (0 to 0)	0 (0 to 0)	0 (0 to 0)	0 (0 to 0)	0 (0 to 0)	0 (0 to 0)	0 (0 to 0)	0 (0 to 0)	0 (0 to 0)	0 (0 to 0)	0 (0 to 0)	0 (0 to 0)	0 (0 to 0)	0 (0 to 0)	0 (0 to 0)	0 (0 to 0)	0 (0 to 0)	0 (0 to 0)	0 (0 to 0)	0 (0 to 0)	1
Lymphatic filariasis	0 (0 to 0)	0 (0 to 0)	0 (0 to 0)	0 (0 to 0)	0 (0 to 0)	0 (0 to 0)	0 (0 to 0)	0 (0 to 0)	0 (0 to 0)	0 (0 to 0)	0 (0 to 0)	0 (0 to 0)	0 (0 to 0)	0 (0 to 0)	0 (0 to 0)	0 (0 to 0)	0 (0 to 0)	0 (0 to 0)	0 (0 to 0)	0 (0 to 0)	0 (0 to 0)	0 (0 to 0)	0 (0 to 0)	0 (0 to 0)	0
Onchocerciasis	0 (0 to 0)	0 (0 to 0)	0 (0 to 0)	0 (0 to 0)	0 (0 to 0)	0 (0 to 0)	0 (0 to 0)	0 (0 to 0)	0 (0 to 0)	0 (0 to 0)	0 (0 to 0)	0 (0 to 0)	0 (0 to 0)	0 (0 to 0)	0 (0 to 0)	0 (0 to 0)	0 (0 to 0)	0 (0 to 0)	0 (0 to 0)	0 (0 to 0)	0 (0 to 0)	0 (0 to 0)	0 (0 to 0)	0 (0 to 0)	0
Trachoma	0 (0 to 0)	0 (0 to 0)	0 (0 to 0)	0 (0 to 0)	0 (0 to 0)	0 (0 to 0)	0 (0 to 0)	0 (0 to 0)	0 (0 to 0)	0 (0 to 0)	0 (0 to 0)	0 (0 to 0)	0 (0 to 0)	0 (0 to 0)	0 (0 to 0)	0 (0 to 0)	0 (0 to 0)	0 (0 to 0)	0 (0 to 0)	0 (0 to 0)	0 (0 to 0)	0 (0 to 0)	0 (0 to 0)	0 (0 to 0)	0
Dengue	0 (0 to 0)	0 (0 to 0)	0 (0 to 0)	0 (0 to 0)	0 (0 to 0)	0 (0 to 0)	0 (0 to 0)	0 (0 to 0)	0 (0 to 0)	0 (0 to 0)	0 (0 to 0)	0 (0 to 0)	0 (0 to 0)	0 (0 to 0)	0 (0 to 0)	0 (0 to 0)	0 (0 to 0)	0 (0 to 0)	0 (0 to 0)	0 (0 to 0)	0 (0 to 0)	0 (0 to 0)	0 (0 to 0)	0 (0 to 0)	0
Yellow fever	0 (0 to 0)	0 (0 to 0)	0 (0 to 0)	0 (0 to 0)	0 (0 to 0)	0 (0 to 0)	0 (0 to 0)	0 (0 to 0)	0 (0 to 0)	0 (0 to 0)	0 (0 to 0)	0 (0 to 0)	0 (0 to 0)	0 (0 to 0)	0 (0 to 0)	0 (0 to 0)	0 (0 to 0)	0 (0 to 0)	0 (0 to 0)	0 (0 to 0)	0 (0 to 0)	0 (0 to 0)	0 (0 to 0)	0 (0 to 0)	0
Rabies	0 (0 to 0)	0 (0 to 0)	0.1 (0 to 0.3)	0.1 (0 to 0.3)	0.1 (0 to 0.3)	0.1 (0 to 0.3)	0.2 (0 to 0.5)	0.2 (0 to 0.6)	0.1 (0 to 0.5)	0.1 (0 to 0.5)	0.1 (0 to 0.5)	0.1 (0 to 0.5)	0.1 (0 to 0.5)	0.1 (0 to 0.5)	0.1 (0 to 0.5)	0.1 (0 to 0.5)	0.1 (0 to 0.5)	0.1 (0 to 0.5)	0.1 (0 to 0.5)	0.1 (0 to 0.5)	0.1 (0 to 0.5)	0.1 (0 to 0.5)	0.1 (0 to 0.5)	1.4
Intestinal nematode infections	0 (0 to 0)	0 (0 to 0)	0 (0 to 0)	0 (0 to 0)	0 (0 to 0)	0 (0 to 0)	0 (0 to 0)	0 (0 to 0)	0 (0 to 0)	0 (0 to 0)	0 (0 to 0)	0 (0 to 0)	0 (0 to 0)	0 (0 to 0)	0 (0 to 0)	0 (0 to 0)	0 (0 to 0)	0 (0 to 0)	0 (0 to 0)	0 (0 to 0)	0 (0





SR Table 2b: Wales DALYS by cause and age group for females with 95% uncertainty intervals, 2019

Cause	Early Neonatal	Late Neonatal	Post Neonatal	1 to 4	5 to 9	10 to 14	15 to 19	20 to 24	25 to 29	30 to 34	35 to 39	40 to 44	45 to 49	50 to 54	55 to 59	60 to 64	65 to 69	70 to 74	75 to 79	80 to 84	85 to 89	90 to 94	95 plus	Total
All causes	1,930 (1,490 to 2,450)	770 (599 to 971)	1,380 (1,070 to 1,730)	2,320 (1,750 to 3,000)	3,350 (2,500 to 4,380)	5,750 (4,280 to 7,620)	8,630 (6,420 to 11,300)	12,400 (9,300 to 15,800)	15,000 (11,300 to 19,000)	16,400 (12,600 to 20,600)	17,600 (13,800 to 22,200)	18,700 (15,000 to 23,000)	24,600 (20,100 to 29,900)	31,600 (26,500 to 37,600)	35,900 (30,600 to 42,000)	37,700 (32,700 to 43,500)	43,700 (38,600 to 49,500)	53,400 (47,900 to 59,500)	48,000 (43,500 to 52,600)	46,100 (42,300 to 50,100)	38,200 (35,500 to 41,200)	25,200 (23,700 to 26,600)	10,200 (9,730 to 10,700)	499,000
Communicable, maternal, neonatal, and nutritional diseases	1,360 (979 to 1,770)	453 (334 to 588)	499 (360 to 649)	566 (413 to 801)	481 (340 to 674)	406 (304 to 532)	416 (321 to 531)	557 (418 to 744)	647 (494 to 867)	657 (506 to 905)	659 (489 to 920)	651 (471 to 943)	729 (540 to 1,040)	921 (681 to 1,310)	928 (728 to 1,230)	969 (771 to 1,240)	1,270 (991 to 1,630)	1,770 (1,370 to 2,250)	2,200 (1,770 to 2,710)	2,870 (2,280 to 3,520)	3,400 (2,690 to 4,070)	2,860 (2,230 to 3,450)	1,410 (1,050 to 1,750)	26,700
HIV/AIDS and sexually transmitted infections	0 (0 to 0)	0 (0 to 0)	6 (5 to 7·2)	4·4 (3·7 to 5·3)	2·6 (2·1 to 3)	3·8 (3·2 to 4·4)	6·8 (4·8 to 9·6)	22 (15·4 to 31·7)	52·3 (38·1 to 71·2)	80·3 (57·1 to 112)	84·8 (53·5 to 128)	78·4 (50·4 to 118)	69·6 (42·7 to 108)	51·6 (32·9 to 80·9)	37·7 (24·6 to 58·3)	27·7 (18·8 to 40·8)	23·4 (16·3 to 34·6)	17·5 (10·8 to 27·4)	12·7 (8·5 to 19·6)	8·2 (5·5 to 12·4)	5·2 (3·4 to 7·8)	3 (2 to 4·2)	1·2 (0·8 to 1·6)	599
HIV/AIDS	0 (0 to 0)	0 (0 to 0)	6 (5 to 7·2)	4·4 (3·7 to 5·3)	2·6 (2·1 to 3)	2·8 (2·3 to 3·3)	4·2 (3 to 6·2)	15·3 (10·7 to 22·2)	41·4 (30·1 to 57·1)	66·3 (45·7 to 94·2)	69·4 (41·7 to 107)	62·6 (37·1 to 96·7)	52·6 (29 to 87·8)	38·7 (22·1 to 64·8)	25·3 (15·5 to 41·2)	16·4 (10·6 to 25·8)	12·2 (8·1 to 19·1)	5·6 (2·3 to 11·5)	3·1 (1·1 to 6·9)	0·6 (0·1 to 1·5)	0·4 (0·1 to 0·9)	0·2 (0 to 0·4)	0·1 (0 to 0·1)	430
HIV/AIDS - Drug-susceptible Tuberculosis	0 (0 to 0)	0 (0 to 0)	1 (0·5 to 1·5)	0·7 (0·4 to 1·1)	0·4 (0·2 to 0·6)	0·4 (0·2 to 0·7)	0·4 (0·2 to 0·6)	1·2 (0·7 to 2)	3·8 (2·2 to 6)	5·7 (3·3 to 9·2)	4·1 (2·4 to 6·4)	3·7 (2·2 to 5·8)	2·5 (1·6 to 4)	2 (1·2 to 3·1)	1·6 (0·9 to 2·5)	1·2 (0·7 to 1·9)	1 (0·6 to 1·6)	0·1 (0·1 to 0·2)	0·1 (0 to 0·1)	0 (0 to 0)	0 (0 to 0)	0 (0 to 0)	0 (0 to 0)	29·8
HIV/AIDS - Multidrug-resistant Tuberculosis without extensive	0 (0 to 0)	0 (0 to 0)	0·1 (0 to 0·3)	0 (0 to 0·2)	0 (0 to 0·1)	0 (0 to 0·1)	0 (0 to 0·1)	0·1 (0 to 0·4)	0·2 (0 to 1·1)	0·3 (0 to 1·6)	0·2 (0 to 1·1)	0·2 (0 to 1)	0·1 (0 to 0·7)	0·1 (0 to 0·5)	0·1 (0 to 0·4)	0·1 (0 to 0·3)	0·1 (0 to 0·3)	0 (0 to 0)	0 (0 to 0)	0 (0 to 0)	0 (0 to 0)	0 (0 to 0)	0 (0 to 0)	1·6
HIV/AIDS - Extensively drug-resistant Tuberculosis	0 (0 to 0)	0 (0 to 0)	0 (0 to 0·1)	0 (0 to 0)	0 (0 to 0)	0 (0 to 0)	0 (0 to 0)	0 (0 to 0·1)	0·1 (0 to 0·3)	0·1 (0 to 0·4)	0·1 (0 to 0·3)	0·1 (0 to 0·2)	0 (0 to 0·2)	0 (0 to 0·1)	0 (0 to 0·1)	0 (0 to 0·1)	0 (0 to 0·1)	0 (0 to 0)	0 (0 to 0)	0 (0 to 0)	0 (0 to 0)	0 (0 to 0)	0 (0 to 0)	0·4
HIV/AIDS resulting in other diseases	0 (0 to 0)	0 (0 to 0)	5 (3·9 to 6·3)	3·7 (2·8 to 4·6)	2·1 (1·6 to 2·7)	2·3 (1·8 to 2·9)	3·8 (2·6 to 5·9)	13·9 (9·3 to 20·3)	37·3 (25·9 to 53·2)	60·2 (39·4 to 88·5)	65·1 (36·8 to 102)	58·6 (33·2 to 93·3)	49·9 (26·2 to 84·8)	36·6 (20 to 62·5)	23·6 (13·5 to 39·8)	15·1 (9·2 to 24·5)	11·2 (7 to 18)	5·5 (2·1 to 11·4)	3·1 (1 to 6·9)	0·6 (0·1 to 1·5)	0·4 (0·1 to 0·9)	0·2 (0 to 0·4)	0·1 (0 to 0·1)	398
Sexually transmitted infections excluding HIV	0 (0 to 0)	0 (0 to 0)	0 (0 to 0)	0 (0 to 0)	0 (0 to 0)	1 (0·8 to 1·4)	2·5 (1·4 to 4·5)	6·7 (3·5 to 12·5)	10·9 (5·5 to 20·7)	14 (7·4 to 25·7)	15·4 (8 to 28·9)	15·8 (8·8 to 29·4)	17 (9·5 to 31·3)	13 (6·8 to 25·2)	12·4 (6·7 to 23·9)	11·4 (6·5 to 20·2)	11·1 (6·7 to 19·4)	11·9 (7 to 20·2)	9·6 (6·1 to 15·4)	7·5 (4·9 to 11·5)	4·8 (3·2 to 7·4)	2·8 (1·9 to 4·1)	1·1 (0·8 to 1·6)	169
Syphilis	0 (0 to 0)	0 (0 to 0)	0 (0 to 0)	0 (0 to 0)	0 (0 to 0)	0·3 (0·3 to 0·4)	0 (0 to 0·1)	0·5 (0·3 to 0·8)	0·1 (0 to 0·2)	0·1 (0 to 0·1)	0·1 (0 to 0·1)	0·1 (0 to 0·1)	0·1 (0 to 0·1)	0·1 (0 to 0·1)	0·1 (0 to 0·1)	0·1 (0·1 to 0·1)	0·1 (0 to 0·1)	0·1 (0 to 0·1)	0 (0 to 0·1)	0 (0 to 0)	0 (0 to 0)	0 (0 to 0)	0 (0 to 0)	1·6
Chlamydial infection	0 (0 to 0)	0 (0 to 0)	0 (0 to 0)	0 (0 to 0)	0 (0 to 0)	0·1 (0·1 to 0·2)	0·2 (0·2 to 0·4)	0·7 (0·4 to 1)	1·3 (0·8 to 2·1)	1·3 (0·7 to 2·4)	1·8 (1 to 2·9)	2 (1·2 to 3·1)	1·8 (1·1 to 3·2)	0·7 (0·5 to 1)	0·7 (0·5 to 1)	0·8 (0·5 to 1·2)	0·5 (0·3 to 0·8)	1 (0·6 to 1·5)	1 (0·6 to 1·4)	1·1 (0·7 to 1·6)	0·7 (0·5 to 1·1)	0·5 (0·3 to 0·7)	0·2 (0·1 to 0·3)	16·4
Gonococcal infection	0 (0 to 0)	0 (0 to 0)	0 (0 to 0)	0 (0 to 0)	0 (0 to 0)	0·1 (0·1 to 0·1)	0·3 (0·2 to 0·3)	0·4 (0·3 to 0·5)	0·5 (0·3 to 0·7)	1·5 (1 to 2)	1·3 (0·9 to 1·8)	1·8 (1·2 to 2·5)	2·3 (1·5 to 3·4)	1·7 (1·1 to 2·4)	1·8 (1·2 to 2·6)	2·6 (1·6 to 4)	3·2 (2 to 4·7)	3·5 (2·1 to 5·5)	3·6 (2·4 to 5·4)	2·9 (1·8 to 4·4)	2 (1·2 to 2·9)	1·3 (0·8 to 1·9)	0·7 (0·4 to 0·9)	31·3
Trichomoniasis	0 (0 to 0)	0 (0 to 0)	0 (0 to 0)	0 (0 to 0)	0 (0 to 0)	0·1 (0 to 0·2)	0·6 (0·2 to 1·6)	2·4 (0·8 to 5·6)	3·6 (1·1 to 8·7)	3·7 (1·1 to 9·1)	3·9 (1·1 to 9·5)	3·6 (1·1 to 9·4)	3·7 (1·1 to 8·9)	3·3 (0·9 to 8·3)	2·9 (1 to 7·4)	2·3 (0·8 to 5·5)	2 (0·7 to 4·6)	1·8 (0·6 to 4·1)	1·1 (0·4 to 2·6)	0·7 (0·2 to 1·5)	0·3 (0·1 to 0·8)	0·1 (0 to 0·3)	0 (0 to 0)	36·2
Genital herpes	0 (0 to 0)	0 (0 to 0)	0 (0 to 0)	0 (0 to 0)	0 (0 to 0)	0·2 (0·1 to 0·5)	0·9 (0·3 to 2·3)	2·1 (0·7 to 5·3)	3·3 (1·1 to 8·2)	4·1 (1·3 to 10)	4·4 (1·4 to 11·3)	4·3 (1·4 to 10·7)	5·2 (1·6 to 13)	5·8 (1·8 to 14·6)	5·6 (1·6 to 14·2)	4·7 (1·4 to 11·4)	4·3 (1·3 to 10·9)	4 (1·2 to 10)	2·8 (0·9 to 6·9)	1·9 (0·6 to 4·7)	1·1 (0·3 to 2·8)	0·5 (0·2 to 1·3)	0·1 (0 to 0·4)	55·3
Other sexually transmitted infections	0 (0 to 0)	0 (0 to 0)	0 ([illegible])	0 ([illegible])	0 ([illegible])	0·1 ([illegible])	0·4 ([illegible])	0·7 ([illegible])	2·1 ([illegible])	3·4 ([illegible])	4 ([illegible])	4·2 ([illegible])	3·9 ([illegible])	1·4 ([illegible])	1·4 ([illegible])	0·9 ([illegible])	1·1 ([illegible])	1·6 ([illegible])	0·9 ([illegible])	0·9 ([illegible])	0·6 ([illegible])	0·4 ([illegible])	0·1 ([illegible])	28·2
Respiratory infections and tuberculosis	15·2 (9·9 to 22·8)	16·4 (11·1 to 23·2)	[illegible]	[illegible]	[illegible]	[illegible]	[illegible]	[illegible]	[illegible]	[illegible]	[illegible]	[illegible]	[illegible]	[illegible]	[illegible]	[illegible]	[illegible]	[illegible]	[illegible]	[illegible]	[illegible]	[illegible]	[illegible]	16,700
Tuberculosis	0 (0 to 0)	0 (0 to 0)	[illegible]	[illegible]	[illegible]	[illegible]	[illegible]	[illegible]	[illegible]	[illegible]	[illegible]	[illegible]	[illegible]	[illegible]	[illegible]	[illegible]	[illegible]	[illegible]	[illegible]	[illegible]	[illegible]	[illegible]	[illegible]	204
Latent tuberculosis infection	0 (0 to 0)	0 (0 to 0)	[illegible]	[illegible]	[illegible]	[illegible]	[illegible]	[illegible]	[illegible]	[illegible]	[illegible]	[illegible]	[illegible]	[illegible]	[illegible]	[illegible]	[illegible]	[illegible]	[illegible]	[illegible]	[illegible]	[illegible]	[illegible]	0
Drug-susceptible tuberculosis	0 (0 to 0)	0 (0 to 0)	[illegible]	[illegible]	[illegible]	[illegible]	[illegible]	[illegible]	[illegible]	[illegible]	[illegible]	[illegible]	[illegible]	[illegible]	[illegible]	[illegible]	[illegible]	[illegible]	[illegible]	[illegible]	[illegible]	[illegible]	[illegible]	194
Multidrug-resistant tuberculosis without extensive drug resistar	0 (0 to 0)	0 (0 to 0)	[illegible]	[illegible]	[illegible]	[illegible]	[illegible]	[illegible]	[illegible]	[illegible]	[illegible]	[illegible]	[illegible]	[illegible]	[illegible]	[illegible]	[illegible]	[illegible]	[illegible]	[illegible]	[illegible]	[illegible]	[illegible]	8·5
Extensively drug-resistant tuberculosis	0 (0 to 0)	0 (0 to 0)	[illegible]	[illegible]	[illegible]	[illegible]	[illegible]	[illegible]	[illegible]	[illegible]	[illegible]	[illegible]	[illegible]	[illegible]	[illegible]	[illegible]	[illegible]	[illegible]	[illegible]	[illegible]	[illegible]	[illegible]	[illegible]	2·1
Lower respiratory infections	15 (9·7 to 22·6)	15·1 (10 to 21·9)	[illegible]	[illegible]	[illegible]	[illegible]	[illegible]	[illegible]	[illegible]	[illegible]	[illegible]	[illegible]	[illegible]	[illegible]	[illegible]	[illegible]	[illegible]	[illegible]	[illegible]	[illegible]	[illegible]	[illegible]	[illegible]	15,000
Upper respiratory infections	0·2 (0·1 to 0·3)	1·1 (0·6 to 1·8)	[illegible]	[illegible]	[illegible]	[illegible]	[illegible]	[illegible]	[illegible]	[illegible]	[illegible]	[illegible]	[illegible]	[illegible]	[illegible]	[illegible]	[illegible]	[illegible]	[illegible]	[illegible]	[illegible]	[illegible]	[illegible]	1,290
Otitis media	0 (0 to 0)	0·2 (0·1 to 0·5)	[illegible]	[illegible]	[illegible]	[illegible]	[illegible]	[illegible]	[illegible]	[illegible]	[illegible]	[illegible]	[illegible]	[illegible]	[illegible]	[illegible]	[illegible]	[illegible]	[illegible]	[illegible]	[illegible]	[illegible]	[illegible]	264
Enteric infections	1·8 (1·3 to 2·5)	7·2 (5·2 to 9·8)	[illegible]	[illegible]	[illegible]	[illegible]	[illegible]	[illegible]	[illegible]	[illegible]	[illegible]	[illegible]	[illegible]	[illegible]	[illegible]	[illegible]	[illegible]	[illegible]	[illegible]	[illegible]	[illegible]	[illegible]	[illegible]	1,790
Diarrheal diseases	1·8 (1·3 to 2·5)	7·2 (5·1 to 9·8)	[illegible]	[illegible]	[illegible]	[illegible]	[illegible]	[illegible]	[illegible]	[illegible]	[illegible]	[illegible]	[illegible]	[illegible]	[illegible]	[illegible]	[illegible]	[illegible]	[illegible]	[illegible]	[illegible]	[illegible]	[illegible]	1,790
Typhoid and paratyphoid	0 (0 to 0)	0 (0 to 0)	[illegible]	[illegible]	[illegible]	[illegible]	[illegible]	[illegible]	[illegible]	[illegible]	[illegible]	[illegible]	[illegible]	[illegible]	[illegible]	[illegible]	[illegible]	[illegible]	[illegible]	[illegible]	[illegible]	[illegible]	[illegible]	0·2
Typhoid fever	0 (0 to 0)	0 (0 to 0)	[illegible]	[illegible]	[illegible]	[illegible]	[illegible]	[illegible]	[illegible]	[illegible]	[illegible]	[illegible]	[illegible]	[illegible]	[illegible]	[illegible]	[illegible]	[illegible]	[illegible]	[illegible]	[illegible]	[illegible]	[illegible]	0
Paratyphoid fever	0 (0 to 0)	0 (0 to 0)	[illegible]	[illegible]	[illegible]	[illegible]	[illegible]	[illegible]	[illegible]	[illegible]	[illegible]	[illegible]	[illegible]	[illegible]	[illegible]	[illegible]	[illegible]	[illegible]	[illegible]	[illegible]	[illegible]	[illegible]	[illegible]	0·1
Invasive Non-typhoidal Salmonella (iNTS)	0 (0 to 0)	0 (0 to 0·1)	[illegible]	[illegible]	[illegible]	[illegible]	[illegible]	[illegible]	[illegible]	[illegible]	[illegible]	[illegible]	[illegible]	[illegible]	[illegible]	[illegible]	[illegible]	[illegible]	[illegible]	[illegible]	[illegible]	[illegible]	[illegible]	3·5
Other intestinal infectious diseases	0 (0 to 0)	0 (0 to 0)	[illegible]	[illegible]	[illegible]	[illegible]	[illegible]	[illegible]	[illegible]	[illegible]	[illegible]	[illegible]	[illegible]	[illegible]	[illegible]	[illegible]	[illegible]	[illegible]	[illegible]	[illegible]	[illegible]	[illegible]	[illegible]	3·1
Neglected tropical diseases and malaria	0 (0 to 0·1)	0·2 (0 to 0·7)	[illegible]	[illegible]	[illegible]	[illegible]	[illegible]	[illegible]	[illegible]	[illegible]	[illegible]	[illegible]	[illegible]	[illegible]	[illegible]	[illegible]	[illegible]	[illegible]	[illegible]	[illegible]	[illegible]	[illegible]	[illegible]	48
Malaria	0 (0 to 0)	0 (0 to 0)	[illegible]	[illegible]	[illegible]	[illegible]	[illegible]	[illegible]	[illegible]	[illegible]	[illegible]	[illegible]	[illegible]	[illegible]	[illegible]	[illegible]	[illegible]	[illegible]	[illegible]	[illegible]	[illegible]	[illegible]	[illegible]	0
Chagas disease	0 (0 to 0)	0 (0 to 0)	[illegible]	[illegible]	[illegible]	[illegible]	[illegible]	[illegible]	[illegible]	[illegible]	[illegible]	[illegible]	[illegible]	[illegible]	[illegible]	[illegible]	[illegible]	[illegible]	[illegible]	[illegible]	[illegible]	[illegible]	[illegible]	0·2
Leishmaniasis	0 (0 to 0)	0 (0 to 0)	[illegible]	[illegible]	[illegible]	[illegible]	[illegible]	[illegible]	[illegible]	[illegible]	[illegible]	[illegible]	[illegible]	[illegible]	[illegible]	[illegible]	[illegible]	[illegible]	[illegible]	[illegible]	[illegible]	[illegible]	[illegible]	0
Visceral leishmaniasis	0 (0 to 0)	0 (0 to 0)	[illegible]	[illegible]	[illegible]	[illegible]	[illegible]	[illegible]	[illegible]	[illegible]	[illegible]	[illegible]	[illegible]	[illegible]	[illegible]	[illegible]	[illegible]	[illegible]	[illegible]	[illegible]	[illegible]	[illegible]	[illegible]	0
Cutaneous and mucocutaneous leishmaniasis	0 (0 to 0)	0 (0 to 0)	[illegible]	[illegible]	[illegible]	[illegible]	[illegible]	[illegible]	[illegible]	[illegible]	[illegible]	[illegible]	[illegible]	[illegible]	[illegible]	[illegible]	[illegible]	[illegible]	[illegible]	[illegible]	[illegible]	[illegible]	[illegible]	0
African trypanosomiasis	0 (0 to 0)	0 (0 to 0)	[illegible]	[illegible]	[illegible]	[illegible]	[illegible]	[illegible]	[illegible]	[illegible]	[illegible]	[illegible]	[illegible]	[illegible]	[illegible]	[illegible]	[illegible]	[illegible]	[illegible]	[illegible]	[illegible]	[illegible]	[illegible]	0
Schistosomiasis	0 (0 to 0)	0 (0 to 0)	[illegible]	[illegible]	[illegible]	[illegible]	[illegible]	[illegible]	[illegible]	[illegible]	[illegible]	[illegible]	[illegible]	[illegible]	[illegible]	[illegible]	[illegible]	[illegible]	[illegible]	[illegible]	[illegible]	[illegible]	[illegible]	0
Cysticercosis	0 (0 to 0)	0 (0 to 0)	[illegible]	[illegible]	[illegible]	[illegible]	[illegible]	[illegible]	[illegible]	[illegible]	[illegible]	[illegible]	[illegible]	[illegible]	[illegible]	[illegible]	[illegible]	[illegible]	[illegible]	[illegible]	[illegible]	[illegible]	[illegible]	0
Cystic echinococcosis	0 (0 to 0)	0 (0 to 0)	[illegible]	[illegible]	[illegible]	[illegible]	[illegible]	[illegible]	[illegible]	[illegible]	[illegible]	[illegible]	[illegible]	[illegible]	[illegible]	[illegible]	[illegible]	[illegible]	[illegible]	[illegible]	[illegible]	[illegible]	[illegible]	0·9
Lymphatic filariasis	0 (0 to 0)	0 (0 to 0)	[illegible]	[illegible]	[illegible]	[illegible]	[illegible]	[illegible]	[illegible]	[illegible]	[illegible]	[illegible]	[illegible]	[illegible]	[illegible]	[illegible]	[illegible]	[illegible]	[illegible]	[illegible]	[illegible]	[illegible]	[illegible]	0
Onchocerciasis	0 (0 to 0)	0 (0 to 0)	[illegible]	[illegible]	[illegible]	[illegible]	[illegible]	[illegible]	[illegible]	[illegible]	[illegible]	[illegible]	[illegible]	[illegible]	[illegible]	[illegible]	[illegible]	[illegible]	[illegible]	[illegible]	[illegible]	[illegible]	[illegible]	0
Trachoma	0 (0 to 0)	0 (0 to 0)	[illegible]	[illegible]	[illegible]	[illegible]	[illegible]	[illegible]	[illegible]	[illegible]	[illegible]	[illegible]	[illegible]	[illegible]	[illegible]	[illegible]	[illegible]	[illegible]	[illegible]	[illegible]	[illegible]	[illegible]	[illegible]	0
Dengue	0 (0 to 0)	0 (0 to 0)	[illegible]	[illegible]	[illegible]	[illegible]	[illegible]	[illegible]	[illegible]	[illegible]	[illegible]	[illegible]	[illegible]	[illegible]	[illegible]	[illegible]	[illegible]	[illegible]	[illegible]	[illegible]	[illegible]	[illegible]	[illegible]	0
Yellow fever	0 (0 to 0)	0 (0 to 0)	[illegible]	[illegible]	[illegible]	[illegible]	[illegible]	[illegible]	[illegible]	[illegible]	[illegible]	[illegible]	[illegible]	[illegible]	[illegible]	[illegible]	[illegible]	[illegible]	[illegible]	[illegible]	[illegible]	[illegible]	[illegible]	0
Rabies	0 (0 to 0)	0 (0 to 0)	[illegible]	[illegible]	[illegible]	[illegible]	[illegible]	[illegible]	[illegible]	[illegible]	[illegible]	[illegible]	[illegible]	[illegible]	[illegible]	[illegible]	[illegible]	[illegible]	[illegible]	[illegible]	[illegible]	[illegible]	[illegible]	0·4
Intestinal nematode infections	0 (0 to 0)	0 (0 to 0)	[illegible]	[illegible]	[illegible]	[illegible]	[illegible]	[illegible]	[illegible]	[illegible]	[illegible]	[illegible]	[illegible]	[illegible]	[illegible]	[illegible]	[illegible]	[illegible]	[illegible]	[illegible]	[illegible]	[illegible]	[illegible]	0
Ascariasis	0 (0 to 0)	0 (0 to 0)	[illegible]	[illegible]	[illegible]	[illegible]	[illegible]	[illegible]	[illegible]	[illegible]	[illegible]	[illegible]	[illegible]	[illegible]	[illegible]	[illegible]	[illegible]	[illegible]	[illegible]	[illegible]	[illegible]	[illegible]	[illegible]	0
Trichuriasis	0 (0 to 0)	0 (0 to 0)	[illegible]	[illegible]	[illegible]	[illegible]	[illegible]	[illegible]	[illegible]	[illegible]	[illegible]	[illegible]	[illegible]	[illegible]	[illegible]	[illegible]	[illegible]	[illegible]	[illegible]	[illegible]	[illegible]	[illegible]	[illegible]	0
Hookworm disease	0 (0 to 0)	0 (0 to 0)	[illegible]	[illegible]	[illegible]	[illegible]	[illegible]	[illegible]	[illegible]	[illegible]	[illegible]	[illegible]	[illegible]	[illegible]	[illegible]	[illegible]	[illegible]	[illegible]	[illegible]	[illegible]	[illegible]	[illegible]	[illegible]	0
Food-borne trematodiases	0 (0 to 0)	0 (0 to 0)	[illegible]	[illegible]	[illegible]	[illegible]	[illegible]	[illegible]	[illegible]	[illegible]	[illegible]	[illegible]	[illegible]	[illegible]	[illegible]	[illegible]	[illegible]	[illegible]	[illegible]	[illegible]	[illegible]	[illegible]	[illegible]	0
Leprosy	0 (0 to 0)	0 (0 to 0)	[illegible]	[illegible]	[illegible]	[illegible]	[illegible]	[illegible]	[illegible]	[illegible]	[illegible]	[illegible]	[illegible]	[illegible]	[illegible]	[illegible]	[illegible]	[illegible]	[illegible]	[illegible]	[illegible]	[illegible]	[illegible]	0
Ebola	0 (0 to 0)	0 (0 to 0)	[illegible]	[illegible]	[illegible]	[illegible]	[illegible]	[illegible]	[illegible]	[illegible]	[illegible]	[illegible]	[illegible]	[illegible]	[illegible]	[illegible]	[illegible]	[illegible]	[illegible]	[illegible]	[illegible]	[illegible]	[illegible]	0
Zika virus	0 (0 to 0)	0 (0 to 0)	[illegible]	[illegible]	[illegible]	[illegible]	[illegible]	[illegible]	[illegible]	[illegible]	[illegible]	[illegible]	[illegible]	[illegible]	[illegible]	[illegible]	[illegible]	[illegible]	[illegible]	[illegible]	[illegible]	[illegible]	[illegible]	0
Guinea worm disease	0 (0 to 0)	0 (0 to 0)	[illegible]	[illegible]	[illegible]	[illegible]	[illegible]	[illegible]	[illegible]	[illegible]	[illegible]	[illegible]	[illegible]	[illegible]	[illegible]	[illegible]	[illegible]	[illegible]	[illegible]	[illegible]	[illegible]	[illegible]	[illegible]	0
Other neglected tropical diseases	0 (0 to 0·1)	0·2 (0 to 0·7)	[illegible]	[illegible]	[illegible]	[illegible]	[illegible]	[illegible]	[illegible]	[illegible]	[illegible]	[illegible]	[illegible]	[illegible]	[illegible]	[illegible]	[illegible]	[illegible]	[illegible]	[illegible]	[illegible]	[illegible]	[illegible]	46·4
Other infectious diseases	9·9 (6·4 to 14·3)	19·6 (10·2 to 31·8)	[illegible]	[illegible]	[illegible]	[illegible]	[illegible]	[illegible]	[illegible]	[illegible]	[illegible]	[illegible]	[illegible]	[illegible]	[illegible]	[illegible]	[illegible]	[illegible]	[illegible]	[illegible]	[illegible]	[illegible]	[illegible]	987
Meningitis	3 (1·9 to 4·5)	7·4 (4·6 to 11·3)	[illegible]	[illegible]	[illegible]	[illegible]	[illegible]	[illegible]	[illegible]	[illegible]	[illegible]	[illegible]	[illegible]	[illegible]	[illegible]	[illegible]	[illegible]	[illegible]	[illegible]	[illegible]	[illegible]	[illegible]	[illegible]	291
Encephalitis	0·5 (0·1 to 1)	0·9 (0·3 to 1·6)	[illegible]	[illegible]	[illegible]	[illegible]	[illegible]	[illegible]	[illegible]	[illegible]	[illegible]	[illegible]	[illegible]	[illegible]	[illegible]	[illegible]	[illegible]	[illegible]	[illegible]	[illegible]	[illegible]	[illegible]	[illegible]	151
Diphtheria	0 (0 to 0)	0 (0 to 0)	[illegible]	[illegible]	[illegible]	[illegible]	[illegible]	[illegible]	[illegible]	[illegible]	[illegible]	[illegible]	[illegible]	[illegible]	[illegible]	[illegible]	[illegible]	[illegible]	[illegible]	[illegible]	[illegible]	[illegible]	[illegible]	0·2
Tetanus	0 (0 to 0)	0 (0 to 0)	[illegible]	[illegible]	[illegible]	[illegible]	[illegible]	[illegible]	[illegible]	[illegible]	[illegible]	[illegible]	[illegible]	[illegible]	[illegible]	[illegible]	[illegible]	[illegible]	[illegible]	[illegible]	[illegible]	[illegible]	[illegible]	0·2
Measles	0 (0 to 0)	0 (0 to 0)	[illegible]	[illegible]	[illegible]	[illegible]	[illegible]	[illegible]	[illegible]	[illegible]	[illegible]	[illegible]	[illegible]	[illegible]	[illegible]	[illegible]	[illegible]	[illegible]	[illegible]	[illegible]	[illegible]	[illegible]	[illegible]	0·8
Varicella and herpes zoster	0·6 (0·2 to 1)	0·6 (0·3 to 1)	[illegible]	[illegible]	[illegible]	[illegible]	[illegible]	[illegible]	[illegible]	[illegible]	[illegible]	[illegible]	[illegible]	[illegible]	[illegible]	[illegible]	[illegible]	[illegible]	[illegible]	[illegible]	[illegible]	[illegible]	[illegible]	124
Acute hepatitis	0 (0 to 0)	0 (0 to 0)	[illegible]	[illegible]	[illegible]	[illegible]	[illegible]	[illegible]	[illegible]	[illegible]	[illegible]	[illegible]	[illegible]	[illegible]	[illegible]	[illegible]	[illegible]	[illegible]	[illegible]	[illegible]	[illegible]	[illegible]	[illegible]	48·8
Acute hepatitis A	0 (0 to 0)	0 (0 to 0)	[illegible]	[illegible]	[illegible]	[illegible]	[illegible]	[illegible]	[illegible]	[illegible]	[illegible]	[illegible]	[illegible]	[illegible]	[illegible]	[illegible]	[illegible]	[illegible]	[illegible]	[illegible]	[illegible]	[illegible]	[illegible]	32·2
Acute hepatitis B	0 (0 to 0)	0 (0 to 0)	[illegible]	[illegible]	[illegible]	[illegible]	[illegible]	[illegible]	[illegible]	[illegible]	[illegible]	[illegible]	[illegible]	[illegible]	[illegible]	[illegible]	[illegible]	[illegible]	[illegible]	[illegible]	[illegible]	[illegible]	[illegible]	11
Acute hepatitis C	0 (0 to 0)	0 (0 to 0)	[illegible]	[illegible]	[illegible]	[illegible]	[illegible]	[illegible]	[illegible]	[illegible]	[illegible]	[illegible]	[illegible]	[illegible]	[illegible]	[illegible]	[illegible]	[illegible]	[illegible]	[illegible]	[illegible]	[illegible]	[illegible]	2
Acute hepatitis E	0 (0 to 0)	0 (0 to 0)	[illegible]	[illegible]	[illegible]	[illegible]	[illegible]	[illegible]	[illegible]	[illegible]	[illegible]	[illegible]	[illegible]	[illegible]	[illegible]	[illegible]	[illegible]	[illegible]	[illegible]	[illegible]	[illegible]	[illegible]	[illegible]	3·6
Other unspecified infectious diseases	5·8 (3·4 to 9·6)	10·7 (3·8 to 20·6)	[illegible]	[illegible]	[illegible]	[illegible]	[illegible]	[illegible]	[illegible]	[illegible]	[illegible]	[illegible]	[illegible]	[illegible]	[illegible]	[illegible]	[illegible]	[illegible]	[illegible]	[illegible]	[illegible]	[illegible]	[illegible]	362
Maternal and neonatal disorders	1,340 (959 to 1,740)	408 (302 to 532)	[illegible]	[illegible]	[illegible]	[illegible]	[illegible]	[illegible]	[illegible]	[illegible]	[illegible]	[illegible]	[illegible]	[illegible]	[illegible]	[illegible]	[illegible]	[illegible]	[illegible]	[illegible]	[illegible]	[illegible]	[illegible]	4,460
Maternal disorders	0 (0 to 0)	0 (0 to 0)	[illegible]	[illegible]	[illegible]	[illegible]	[illegible]	[illegible]	[illegible]	[illegible]	[illegible]	[illegible]	[illegible]	[illegible]	[illegible]	[illegible]	[illegible]	[illegible]	[illegible]	[illegible]	[illegible]	[illegible]	[illegible]	258
Maternal hemorrhage	0 (0 to 0)	0 (0 to 0)	[illegible]	[illegible]	[illegible]	[illegible]	[illegible]	[illegible]	[illegible]	[illegible]	[illegible]	[illegible]	[illegible]	[illegible]	[illegible]	[illegible]	[illegible]	[illegible]	[illegible]	[illegible]	[illegible]	[illegible]	[illegible]	47·6
Maternal sepsis and other maternal infections	0 (0 to 0)	0 (0 to 0)	[illegible]	[illegible]	[illegible]	[illegible]	[illegible]	[illegible]	[illegible]	[illegible]	[illegible]	[illegible]	[illegible]	[illegible]	[illegible]	[illegible]	[illegible]	[illegible]	[illegible]	[illegible]	[illegible]	[illegible]	[illegible]	23·4
Maternal hypertensive disorders	0 (0 to 0)	0 (0 to 0)	[illegible]	[illegible]	[illegible]	[illegible]	[illegible]	[illegible]	[illegible]	[illegible]	[illegible]	[illegible]	[illegible]	[illegible]	[illegible]	[illegible]	[illegible]	[illegible]	[illegible]	[illegible]	[illegible]	[illegible]	[illegible]	31·9
Maternal obstructed labor and uterine rupture	0 (0 to 0)	0 (0 to 0)	[illegible]	[illegible]	[illegible]	[illegible]	[illegible]	[illegible]	[illegible]	[illegible]	[illegible]	[illegible]	[illegible]	[illegible]	[illegible]	[illegible]	[illegible]	[illegible]	[illegible]	[illegible]	[illegible]	[illegible]	[illegible]	22·5
Maternal abortion and miscarriage	0 (0 to 0)	0 (0 to 0)	[illegible]	[illegible]	[illegible]	[illegible]	[illegible]	[illegible]	[illegible]	[illegible]	[illegible]	[illegible]	[illegible]	[illegible]	[illegible]	[illegible]	[illegible]	[illegible]	[illegible]	[illegible]	[illegible]	[illegible]	[illegible]	8·5
Ectopic pregnancy	0 (0 to 0)	0 (0 to 0)	[illegible]	[illegible]	[illegible]	[illegible]	[illegible]	[illegible]	[illegible]	[illegible]	[illegible]	[illegible]	[illegible]	[illegible]	[illegible]	[illegible]	[illegible]	[illegible]	[illegible]	[illegible]	[illegible]	[illegible]	[illegible]	5·3
Indirect maternal deaths	--	--	[illegible]	[illegible]	[illegible]	[illegible]	[illegible]	[illegible]	[illegible]	[illegible]	[illegible]	[illegible]	[illegible]	[illegible]	[illegible]	[illegible]	[illegible]	[illegible]	[illegible]	[illegible]	[illegible]	[illegible]	[illegible]	NA
Late maternal deaths	--	--	[illegible]	[illegible]	[illegible]	[illegible]	[illegible]	[illegible]	[illegible]	[illegible]	[illegible]	[illegible]	[illegible]	[illegible]	[illegible]	[illegible]	[illegible]	[illegible]	[illegible]	[illegible]	[illegible]	[illegible]	[illegible]	NA
Maternal deaths aggravated by HIV/AIDS	--	--	[illegible]	[illegible]	[illegible]	[illegible]	[illegible]	[illegible]	[illegible]	[illegible]	[illegible]	[illegible]	[illegible]	[illegible]	[illegible]	[illegible]	[illegible]	[illegible]	[illegible]	[illegible]	[illegible]	[illegible]	[illegible]	NA
Neonatal disorders	1,340 (959 to 1,740)	408 (302 to 532)	[illegible]	[illegible]	[illegible]	[illegible]	[illegible]	[illegible]	[illegible]	[illegible]	[illegible]	[illegible]	[illegible]	[illegible]	[illegible]	[illegible]	[illegible]	[illegible]	[illegible]	[illegible]	[illegible]	[illegible]	[illegible]	4,200
Neonatal preterm birth	947 (676 to 1,260)	290 (214 to 382)	[illegible]	[illegible]	[illegible]	[illegible]	[illegible]	[illegible]	[illegible]	[illegible]	[illegible]	[illegible]	[illegible]	[illegible]	[illegible]	[illegible]	[illegible]	[illegible]	[illegible]	[illegible]	[illegible]	[illegible]	[illegible]	3,120
Neonatal encephalopathy due to birth asphyxia and trauma	264 (177 to 364)	49·4 (34·2 to 68·7)	[illegible]	[illegible]	[illegible]	[illegible]	[illegible]	[illegible]	[illegible]	[illegible]	[illegible]	[illegible]	[illegible]	[illegible]	[illegible]	[illegible]	[illegible]	[illegible]	[illegible]	[illegible]	[illegible]	[illegible]	[illegible]	723
Neonatal sepsis and other neonatal infections	32·3 (20·1 to 48·7)	30·8 (17·5 to 49·2)	[illegible]	[illegible]	[illegible]	[illegible]	[illegible]	[illegible]	[illegible]	[illegible]	[illegible]	[illegible]	[illegible]	[illegible]	[illegible]	[illegible]	[illegible]	[illegible]	[illegible]	[illegible]	[illegible]	[illegible]	[illegible]	110
Hemolytic disease and other neonatal jaundice	2 (1 to 3·5)	0·7 (0·3 to 1·3)	[illegible]	[illegible]	[illegible]	[illegible]	[illegible]	[illegible]	[illegible]	[illegible]	[illegible]	[illegible]	[illegible]	[illegible]	[illegible]	[illegible]	[illegible]	[illegible]	[illegible]	[illegible]	[illegible]	[illegible]	[illegible]	29·3
Other neonatal disorders	89·9 (52·8 to 139)	36·4 (21·3 to 55·4)	[illegible]	[illegible]	[illegible]	[illegible]	[illegible]	[illegible]	[illegible]	[illegible]	[illegible]	[illegible]	[illegible]	[illegible]	[illegible]	[illegible]	[illegible]	[illegible]	[illegible]	[illegible]	[illegible]	[illegible]	[illegible]	219
Nutritional deficiencies	0·1 (0 to 0·3)	2·2 (0·3 to 7·4)	[illegible]	[illegible]	[illegible]	[illegible]	[illegible]	[illegible]	[illegible]	[illegible]	[illegible]	[illegible]	[illegible]	[illegible]	[illegible]	[illegible]	[illegible]	[illegible]	[illegible]	[illegible]	[illegible]	[illegible]	[illegible]	2,050
Protein-energy malnutrition	0·1 (0 to 0·3)	0·4 (0 to 0·8)	[illegible]	[illegible]	[illegible]	[illegible]	[illegible]	[illegible]	[illegible]	[illegible]	[illegible]	[illegible]	[illegible]	[illegible]	[illegible]	[illegible]	[illegible]	[illegible]	[illegible]	[illegible]	[illegible]	[illegible]	[illegible]	624
Iodine deficiency	0 (0 to 0)	0 (0 to 0)	[illegible]	[illegible]	[illegible]	[illegible]	[illegible]	[illegible]	[illegible]	[illegible]	[illegible]	[illegible]	[illegible]	[illegible]	[illegible]	[illegible]	[illegible]	[illegible]	[illegible]	[illegible]	[illegible]	[illegible]	[illegible]	190
Vitamin A deficiency	0 (0 to 0)	0·1 (0 to 0·4)	[illegible]	[illegible]	[illegible]	[illegible]	[illegible]	[illegible]	[illegible]	[illegible]	[illegible]	[illegible]	[illegible]	[illegible]	[illegible]	[illegible]	[illegible]	[illegible]	[illegible]	[illegible]	[illegible]	[illegible]	[illegible]	2
Dietary iron deficiency	0 (0 to 0)	1·7 (0 to 6·9)	[illegible]	[illegible]	[illegible]	[illegible]	[illegible]	[illegible]	[illegible]	[illegible]	[illegible]	[illegible]	[illegible]	[illegible]	[illegible]	[illegible]	[illegible]	[illegible]	[illegible]	[illegible]	[illegible]	[illegible]	[illegible]	1,000
Other nutritional deficiencies	0 (0 to 0)	0 (0 to 0)	[illegible]	[illegible]	[illegible]	[illegible]	[illegible]	[illegible]	[illegible]	[illegible]	[illegible]	[illegible]	[illegible]	[illegible]	[illegible]	[illegible]	[illegible]	[illegible]	[illegible]	[illegible]	[illegible]	[illegible]	[illegible]	238
Non-communicable diseases	562 (381 to 888)	309 (230 to 420)	[illegible]	[illegible]	[illegible]	[illegible]	[illegible]	[illegible]	[illegible]	[illegible]	[illegible]	[illegible]	[illegible]	[illegible]	[illegible]	[illegible]	[illegible]	[illegible]	[illegible]	[illegible]	[illegible]	[illegible]	[illegible]	447,000
Neoplasms	5·5 (3·8 to 7·8)	3·5 (2·5 to 4·8)	[illegible]	[illegible]	[illegible]	[illegible]	[illegible]	[illegible]	[illegible]	[illegible]	[illegible]	[illegible]	[illegible]	[illegible]	[illegible]	[illegible]	[illegible]	[illegible]	[illegible]	[illegible]	[illegible]	[illegible]	[illegible]	94,300
Lip and oral cavity cancer	0 (0 to 0)	0 (0 to 0)	[illegible]	[illegible]	[illegible]	[illegible]	[illegible]	[illegible]	[illegible]	[illegible]	[illegible]	[illegible]	[illegible]	[illegible]	[illegible]	[illegible]	[illegible]	[illegible]	[illegible]	[illegible]	[illegible]	[illegible]	[illegible]	766
Nasopharynx cancer	0 (0 to 0)	0 (0 to 0)	[illegible]	[illegible]	[illegible]	[illegible]	[illegible]	[illegible]	[illegible]	[illegible]	[illegible]	[illegible]	[illegible]	[illegible]	[illegible]	[illegible]	[illegible]	[illegible]	[illegible]	[illegible]	[illegible]	[illegible]	[illegible]	114
Other pharynx cancer	0 (0 to 0)	0 (0 to 0)	[illegible]	[illegible]	[illegible]	[illegible]	[illegible]	[illegible]	[illegible]	[illegible]	[illegible]	[illegible]	[illegible]	[illegible]	[illegible]	[illegible]	[illegible]	[illegible]	[illegible]	[illegible]	[illegible]	[illegible]	[illegible]	301
Esophageal cancer	0 (0 to 0)	0 (0 to 0)	[illegible]	[illegible]	[illegible]	[illegible]	[illegible]	[illegible]	[illegible]	[illegible]	[illegible]	[illegible]	[illegible]	[illegible]	[illegible]	[illegible]	[illegible]	[illegible]	[illegible]	[illegible]	[illegible]	[illegible]	[illegible]	3,010
Stomach cancer	0 (0 to 0)	0 (0 to 0)	[illegible]	[illegible]	[illegible]	[illegible]	[illegible]	[illegible]	[illegible]	[illegible]	[illegible]	[illegible]	[illegible]	[illegible]	[illegible]	[illegible]	[illegible]	[illegible]	[illegible]	[illegible]	[illegible]	[illegible]	[illegible]	2,730
Colon and rectum cancer	0 (0 to 0)	0 (0 to 0)	[illegible]	[illegible]	[illegible]	[illegible]	[illegible]	[illegible]	[illegible]	[illegible]	[illegible]	[illegible]	[illegible]	[illegible]	[illegible]	[illegible]	[illegible]	[illegible]	[illegible]	[illegible]	[illegible]	[illegible]	[illegible]	10,400
Liver cancer	0·1 (0·1 to 0·2)	0·3 (0·1 to 0·6)	[illegible]	[illegible]	[illegible]	[illegible]	[illegible]	[illegible]	[illegible]	[illegible]	[illegible]	[illegible]	[illegible]	[illegible]	[illegible]	[illegible]	[illegible]	[illegible]	[illegible]	[illegible]	[illegible]	[illegible]	[illegible]	2,200
Liver cancer due to hepatitis B	0 (0 to 0)	0 (0 to 0)	[illegible]	[illegible]	[illegible]	[illegible]	[illegible]	[illegible]	[illegible]	[illegible]	[illegible]	[illegible]	[illegible]	[illegible]	[illegible]	[illegible]	[illegible]	[illegible]	[illegible]	[illegible]	[illegible]	[illegible]	[illegible]	277
Liver cancer due to hepatitis C	0 (0 to 0)	0 (0 to 0)	[illegible]	[illegible]	[illegible]	[illegible]	[illegible]	[illegible]	[illegible]	[illegible]	[illegible]	[illegible]	[illegible]	[illegible]	[illegible]	[illegible]	[illegible]	[illegible]	[illegible]	[illegible]	[illegible]	[illegible]	[illegible]	1,110
Liver cancer due to alcohol use	0 (0 to 0)	0 (0 to 0)	[illegible]	[illegible]	[illegible]	[illegible]	[illegible]	[illegible]	[illegible]	[illegible]	[illegible]	[illegible]	[illegible]	[illegible]	[illegible]	[illegible]	[illegible]	[illegible]	[illegible]	[illegible]	[illegible]	[illegible]	[illegible]	425
Liver cancer due to NASH	0 (0 to 0)	0 (0 to 0)	[illegible]	[illegible]	[illegible]	[illegible]	[illegible]	[illegible]	[illegible]	[illegible]	[illegible]	[illegible]	[illegible]	[illegible]	[illegible]	[illegible]	[illegible]	[illegible]	[illegible]	[illegible]	[illegible]	[illegible]	[illegible]	227
Liver cancer due to other causes	0·1 (0·1 to 0·2)	0·3 (0·1 to 0·6)	[illegible]	[illegible]	[illegible]	[illegible]	[illegible]	[illegible]	[illegible]	[illegible]	[illegible]	[illegible]	[illegible]	[illegible]	[illegible]	[illegible]	[illegible]	[illegible]	[illegible]	[illegible]	[illegible]	[illegible]	[illegible]	168
Gallbladder and biliary tract cancer	0 (0 to 0)	0 (0 to 0)	[illegible]	[illegible]	[illegible]	[illegible]	[illegible]	[illegible]	[illegible]	[illegible]	[illegible]	[illegible]	[illegible]	[illegible]	[illegible]	[illegible]	[illegible]	[illegible]	[illegible]	[illegible]	[illegible]	[illegible]	[illegible]	732
Pancreatic cancer	0 (0 to 0)	0 (0 to 0)	[illegible]	[illegible]	[illegible]	[illegible]	[illegible]	[illegible]	[illegible]	[illegible]	[illegible]	[illegible]	[illegible]	[illegible]	[illegible]	[illegible]	[illegible]	[illegible]	[illegible]	[illegible]	[illegible]	[illegible]	[illegible]	5,790
Larynx cancer	0 (0 to 0)	0 (0 to 0)	[illegible]	[illegible]	[illegible]	[illegible]	[illegible]	[illegible]	[illegible]	[illegible]	[illegible]	[illegible]	[illegible]	[illegible]	[illegible]	[illegible]	[illegible]	[illegible]	[illegible]	[illegible]	[illegible]	[illegible]	[illegible]	237
Tracheal, bronchus, and lung cancer	0 (0 to 0)	0 (0 to 0)	[illegible]	[illegible]	[illegible]	[illegible]	[illegible]	[illegible]	[illegible]	[illegible]	[illegible]	[illegible]	[illegible]	[illegible]	[illegible]	[illegible]	[illegible]	[illegible]	[illegible]	[illegible]	[illegible]	[illegible]	[illegible]	19,600
Malignant skin melanoma	0 (0 to 0·1)	0 (0 to 0·1)	[illegible]	[illegible]	[illegible]	[illegible]	[illegible]	[illegible]	[illegible]	[illegible]	[illegible]	[illegible]	[illegible]	[illegible]	[illegible]	[illegible]	[illegible]	[illegible]	[illegible]	[illegible]	[illegible]	[illegible]	[illegible]	1,580
Non-melanoma skin cancer	0 (0 to 0)	0 (0 to 0)	[illegible]	[illegible]	[illegible]	[illegible]	[illegible]	[illegible]	[illegible]	[illegible]	[illegible]	[illegible]	[illegible]	[illegible]	[illegible]	[illegible]	[illegible]	[illegible]	[illegible]	[illegible]	[illegible]	[illegible]	[illegible]	276
Non-melanoma skin cancer (squamous-cell carcinoma)	0 (0 to 0)	0 (0 to 0)	[illegible]	[illegible]	[illegible]	[illegible]	[illegible]	[illegible]	[illegible]	[illegible]	[illegible]	[illegible]	[illegible]	[illegible]	[illegible]	[illegible]	[illegible]	[illegible]	[illegible]	[illegible]	[illegible]	[illegible]	[illegible]	276
Non-melanoma skin cancer (basal-cell carcinoma)	0 (0 to 0)	0 (0 to 0)	[illegible]	[illegible]	[illegible]	[illegible]	[illegible]	[illegible]	[illegible]	[illegible]	[illegible]	[illegible]	[illegible]	[illegible]	[illegible]	[illegible]	[illegible]	[illegible]	[illegible]	[illegible]	[illegible]	[illegible]	[illegible]	0·5
Breast cancer	0 (0 to 0)	0 (0 to 0)	[illegible]	[illegible]	[illegible]	[illegible]	[illegible]	[illegible]	[illegible]	[illegible]	[illegible]	[illegible]	[illegible]	[illegible]	[illegible]	[illegible]	[illegible]	[illegible]	[illegible]	[illegible]	[illegible]	[illegible]	[illegible]	17,200
Cervical cancer	0 (0 to 0)	0 (0 to 0)	[illegible]	[illegible]	[illegible]	[illegible]	[illegible]	[illegible]	[illegible]	[illegible]	[illegible]	[illegible]	[illegible]	[illegible]	[illegible]	[illegible]	[illegible]	[illegible]	[illegible]	[illegible]	[illegible]	[illegible]	[illegible]	2,210
Uterine cancer	0 (0 to 0)	0 (0 to 0)	[illegible]	[illegible]	[illegible]	[illegible]	[illegible]	[illegible]	[illegible]	[illegible]	[illegible]	[illegible]	[illegible]	[illegible]	[illegible]	[illegible]	[illegible]	[illegible]	[illegible]	[illegible]	[illegible]	[illegible]	[illegible]	2,700
Ovarian cancer	0 (0 to 0)	0 (0 to 0)	[illegible]	[illegible]	[illegible]	[illegible]	[illegible]	[illegible]	[illegible]	[illegible]	[illegible]	[illegible]	[illegible]	[illegible]	[illegible]	[illegible]	[illegible]	[illegible]	[illegible]	[illegible]	[illegible]	[illegible]	[illegible]	5,950
Prostate cancer	0 (0 to 0)	0 (0 to 0)	[illegible]	[illegible]	[illegible]	[illegible]	[illegible]	[illegible]	[illegible]	[illegible]	[illegible]	[illegible]	[illegible]	[illegible]	[illegible]	[illegible]	[illegible]	[illegible]	[illegible]	[illegible]	[illegible]	[illegible]	[illegible]	0
Testicular cancer	--	--	[illegible]	[illegible]	[illegible]	[illegible]	[illegible]	[illegible]	[illegible]	[illegible]	[illegible]	[illegible]	[illegible]	[illegible]	[illegible]	[illegible]	[illegible]	[illegible]	[illegible]	[illegible]	[illegible]	[illegible]	[illegible]	NA
Kidney cancer	0·1 (0·1 to 0·2)	0·1 (0·1 to 0·1)	[illegible]	[illegible]	[illegible]	[illegible]	[illegible]	[illegible]	[illegible]	[illegible]	[illegible]	[illegible]	[illegible]	[illegible]	[illegible]	[illegible]	[illegible]	[illegible]	[illegible]	[illegible]	[illegible]	[illegible]	[illegible]	1,890
Bladder cancer	0 (0 to 0)	0 (0 to 0)	[illegible]	[illegible]	[illegible]	[illegible]	[illegible]	[illegible]	[illegible]	[illegible]	[illegible]	[illegible]	[illegible]	[illegible]	[illegible]	[illegible]	[illegible]	[illegible]	[illegible]	[illegible]	[illegible]	[illegible]	[illegible]	1,930
Brain and central nervous system cancer	0·9 (0·5 to 2·1)	0·6 (0·3 to 1·2)	[illegible]	[illegible]	[illegible]	[illegible]	[illegible]	[illegible]	[illegible]	[illegible]	[illegible]	[illegible]	[illegible]	[illegible]	[illegible]	[illegible]	[illegible]	[illegible]	[illegible]	[illegible]	[illegible]	[illegible]	[illegible]	2,650
Thyroid cancer	0 (0 to 0)	0 (0 to 0)	[illegible]	[illegible]	[illegible]	[illegible]	[illegible]	[illegible]	[illegible]	[illegible]	[illegible]	[illegible]	[illegible]	[illegible]	[illegible]	[illegible]	[illegible]	[illegible]	[illegible]	[illegible]	[illegible]	[illegible]	[illegible]	323
Mesothelioma	0 (0 to 0)	0 (0 to 0)	[illegible]	[illegible]	[illegible]	[illegible]	[illegible]	[illegible]	[illegible]	[illegible]	[illegible]	[illegible]	[illegible]	[illegible]	[illegible]	[illegible]	[illegible]	[illegible]	[illegible]	[illegible]	[illegible]	[illegible]	[illegible]	424
Hodgkin lymphoma	0 (0 to 0)	0 (0 to 0)	[illegible]	[illegible]	[illegible]	[illegible]	[illegible]	[illegible]	[illegible]	[illegible]	[illegible]	[illegible]	[illegible]	[illegible]	[illegible]	[illegible]	[illegible]	[illegible]	[illegible]	[illegible]	[illegible]	[illegible]	[illegible]	283
Non-Hodgkin lymphoma	0 (0 to 0)	0 (0 to 0)	[illegible]	[illegible]	[illegible]	[illegible]	[illegible]	[illegible]	[illegible]	[illegible]	[illegible]	[illegible]	[illegible]	[illegible]	[illegible]	[illegible]	[illegible]	[illegible]	[illegible]	[illegible]	[illegible]	[illegible]	[illegible]	2,900
Multiple myeloma	0 (0 to 0)	0 (0 to 0)	[illegible]	[illegible]	[illegible]	[illegible]	[illegible]	[illegible]	[illegible]	[illegible]	[illegible]	[illegible]	[illegible]	[illegible]	[illegible]	[illegible]	[illegible]	[illegible]	[illegible]	[illegible]	[illegible]	[illegible]	[illegible]	1,600
Leukemia	0·6 (0·4 to 1)	0·8 (0·6 to 1·1)	[illegible]	[illegible]	[illegible]	[illegible]	[illegible]	[illegible]	[illegible]	[illegible]	[illegible]	[illegible]	[illegible]	[illegible]	[illegible]	[illegible]	[illegible]	[illegible]	[illegible]	[illegible]	[illegible]	[illegible]	[illegible]	2,590
Acute lymphoid leukemia	0·2 (0·1 to 0·3)	0·2 (0·1 to 0·3)	[illegible]	[illegible]	[illegible]	[illegible]	[illegible]	[illegible]	[illegible]	[illegible]	[illegible]	[illegible]	[illegible]	[illegible]	[illegible]	[illegible]	[illegible]	[illegible]	[illegible]	[illegible]	[illegible]	[illegible]	[illegible]	309
Chronic lymphoid leukemia	0 (0 to 0)	0 (0 to 0)	[illegible]	[illegible]	[illegible]	[illegible]	[illegible]	[illegible]	[illegible]	[illegible]	[illegible]	[illegible]	[illegible]	[illegible]	[illegible]	[illegible]	[illegible]	[illegible]	[illegible]	[illegible]	[illegible]	[illegible]	[illegible]	383
Acute myeloid leukemia	0·2 (0·1 to 0·4)	0·2 (0·1 to 0·4)	[illegible]	[illegible]	[illegible]	[illegible]	[illegible]	[illegible]	[illegible]	[illegible]	[illegible]	[illegible]	[illegible]	[illegible]	[illegible]	[illegible]	[illegible]	[illegible]	[illegible]	[illegible]	[illegible]	[illegible]	[illegible]	1,490
Chronic myeloid leukemia	0 (0 to 0·1)	0 (0 to 0·1)	[illegible]	[illegible]	[illegible]	[illegible]	[illegible]	[illegible]	[illegible]	[illegible]	[illegible]	[illegible]	[illegible]	[illegible]	[illegible]	[illegible]	[illegible]	[illegible]	[illegible]	[illegible]	[illegible]	[illegible]	[illegible]	145
Other leukemia	0·2 (0·1 to 0·3)	0·4 (0·2 to 0·6)	[illegible]	[illegible]	[illegible]	[illegible]	[illegible]	[illegible]	[illegible]	[illegible]	[illegible]	[illegible]	[illegible]	[illegible]	[illegible]	[illegible]	[illegible]	[illegible]	[illegible]	[illegible]	[illegible]	[illegible]	[illegible]	265
Other malignant neoplasms	3·2 (2 to 4·8)	1·7 (1·1 to 2·5)	[illegible]	[illegible]	[illegible]	[illegible]	[illegible]	[illegible]	[illegible]	[illegible]	[illegible]	[illegible]	[illegible]	[illegible]	[illegible]	[illegible]	[illegible]	[illegible]	[illegible]	[illegible]	[illegible]	[illegible]	[illegible]	3,250
Other neoplasms	0·5 (0 to 0·9)	0 (0 to 0)	[illegible]	[illegible]	[illegible]	[illegible]	[illegible]	[illegible]	[illegible]	[illegible]	[illegible]	[illegible]	[illegible]	[illegible]	[illegible]	[illegible]	[illegible]	[illegible]	[illegible]	[illegible]	[illegible]	[illegible]	[illegible]	629
Myelodysplastic, myeloproliferative, and other hematopoietic n	0·5 (0 to 0·9)	0 (0 to 0)	[illegible]	[illegible]	[illegible]	[illegible]	[illegible]	[illegible]	[illegible]	[illegible]	[illegible]	[illegible]	[illegible]	[illegible]	[illegible]	[illegible]	[illegible]	[illegible]	[illegible]	[illegible]	[illegible]	[illegible]	[illegible]	629
Benign and in situ intestinal neoplasms	0 (0 to 0)	0 (0 to 0)	[illegible]	[illegible]	[illegible]	[illegible]	[illegible]	[illegible]	[illegible]	[illegible]	[illegible]	[illegible]	[illegible]	[illegible]	[illegible]	[illegible]	[illegible]	[illegible]	[illegible]	[illegible]	[illegible]	[illegible]	[illegible]	0
Benign and in situ cervical and uterine neoplasms	0 (0 to 0)	0 (0 to 0)	[illegible]	[illegible]	[illegible]	[illegible]	[illegible]	[illegible]	[illegible]	[illegible]	[illegible]	[illegible]	[illegible]	[illegible]	[illegible]	[illegible]	[illegible]	[illegible]	[illegible]	[illegible]	[illegible]	[illegible]	[illegible]	0
Other benign and in situ neoplasms	0 (0 to 0)	0 (0 to 0)	[illegible]	[illegible]	[illegible]	[illegible]	[illegible]	[illegible]	[illegible]	[illegible]	[illegible]	[illegible]	[illegible]	[illegible]	[illegible]	[illegible]	[illegible]	[illegible]	[illegible]	[illegible]	[illegible]	[illegible]	[illegible]	0
Cardiovascular diseases	4·4 (2·8 to 6·4)	6·5 (4·3 to 9·4)	[illegible]	[illegible]	[illegible]	[illegible]	[illegible]	[illegible]	[illegible]	[illegible]	[illegible]	[illegible]	[illegible]	[illegible]	[illegible]	[illegible]	[illegible]	[illegible]	[illegible]	[illegible]	[illegible]	[illegible]	[illegible]	70,300
Rheumatic heart disease	0 (0 to 0)	0 (0 to 0)	[illegible]	[illegible]	[illegible]	[illegible]	[illegible]	[illegible]	[illegible]	[illegible]	[illegible]	[illegible]	[illegible]	[illegible]	[illegible]	[illegible]	[illegible]	[illegible]	[illegible]	[illegible]	[illegible]	[illegible]	[illegible]	847





SR Table 2b: Aquascalientes DALYS by cause and age group for females with 95% uncertainty intervals, 2019

Cause	Early Neonatal	Late Neonatal	Post Neonatal	1 to 4	5 to 9	10 to 14	15 to 19	20 to 24	25 to 29	30 to 34	35 to 39	40 to 44	45 to 49	50 to 54	55 to 59	60 to 64	65 to 69	70 to 74	75 to 79	80 to 84	85 to 89	90 to 94	95 plus	Total
All causes	3,530 (2,770 to 4,460)	1,420 (1,120 to 1,780)	3,730 (2,540 to 5,390)	3,530 (2,990 to 4,160)	2,870 (2,240 to 3,590)	4,380 (3,430 to 5,520)	6,550 (5,200 to 8,150)	8,040 (6,290 to 9,930)	8,350 (6,530 to 10,500)	8,620 (6,740 to 10,700)	9,430 (7,460 to 11,700)	10,200 (8,110 to 12,600)	11,400 (9,180 to 13,800)	11,900 (9,710 to 14,300)	11,600 (9,500 to 13,900)	11,800 (9,730 to 14,000)	10,600 (8,940 to 12,500)	9,360 (7,970 to 10,900)	7,150 (6,130 to 8,280)	5,770 (5,030 to 6,560)	3,840 (3,340 to 4,380)	2,090 (1,880 to 2,300)	404 (368 to 443)	156,000
Communicable, maternal, neonatal, and nutritional diseases	2,510 (1,830 to 3,260)	954 (734 to 1,210)	1,490 (953 to 2,270)	1,030 (823 to 1,250)	699 (516 to 958)	523 (411 to 659)	593 (479 to 722)	743 (590 to 916)	721 (577 to 877)	692 (554 to 860)	681 (540 to 835)	625 (492 to 775)	585 (458 to 736)	514 (396 to 642)	469 (366 to 591)	432 (338 to 541)	363 (280 to 450)	323 (253 to 411)	283 (220 to 359)	261 (206 to 322)	211 (162 to 271)	151 (119 to 184)	40·5 (31·5 to 50·3)	14,900
HIV/AIDS and sexually transmitted infections	0·2 (0·1 to 0·3)	0·1 (0·1 to 0·2)	13·4 (11 to 16·4)	9·3 (7·4 to 11·3)	7·7 (6·4 to 9·2)	11·7 (9·8 to 13·8)	25 (20·5 to 30·3)	68·5 (55·4 to 85·7)	90·7 (71·4 to 119)	100 (77·8 to 135)	103 (81·3 to 135)	97 (76·3 to 130)	78·1 (60·4 to 104)	50·4 (39·8 to 67·5)	35·8 (28·5 to 47·5)	24·1 (19·5 to 31·2)	18·6 (15 to 23·4)	5·4 (3·7 to 8·1)	3·1 (2·1 to 4·8)	1·7 (1·1 to 2·6)	1 (0·6 to 1·4)	0·3 (0·2 to 0·4)	0 (0 to 0·1)	746
HIV/AIDS	0 (0 to 0)	0 (0 to 0)	13·2 (10·8 to 16·3)	9·3 (7·4 to 11·3)	7·7 (6·4 to 9·2)	10·3 (8·5 to 12·3)	18·8 (15·3 to 22·6)	52·3 (42·2 to 62·7)	62·6 (51·7 to 75·4)	67·6 (55·7 to 82·3)	68·9 (57·1 to 82·6)	63 (51·6 to 75·5)	49 (40·4 to 58·5)	33·6 (27·5 to 40·5)	25·3 (20·8 to 30·6)	16·9 (14 to 20·1)	13·1 (10·7 to 15·9)	1·5 (1·1 to 1·9)	0·7 (0·5 to 0·8)	0·2 (0·1 to 0·2)	0·1 (0·1 to 0·1)	0 (0 to 0)	0 (0 to 0)	514
HIV/AIDS - Drug-susceptible Tuberculosis	0 (0 to 0)	0 (0 to 0)	0·7 (0·4 to 1·2)	0·5 (0·3 to 0·9)	0·4 (0·2 to 0·7)	0·6 (0·3 to 1)	1·1 (0·7 to 1·7)	3·2 (1·8 to 4·9)	3·7 (2·2 to 5·8)	4 (2·3 to 6·2)	4·1 (2·3 to 6·4)	3·7 (2·1 to 5·8)	2·9 (1·6 to 4·5)	2 (1·1 to 3·1)	1·5 (0·8 to 2·3)	1 (0·6 to 1·5)	0·8 (0·5 to 1·2)	0·1 (0·1 to 0·1)	0 (0 to 0·1)	0 (0 to 0)	0 (0 to 0)	0 (0 to 0)	0 (0 to 0)	30·4
HIV/AIDS - Multidrug-resistant Tuberculosis without extensive d	0 (0 to 0)	0 (0 to 0)	0·1 (0 to 0·3)	0 (0 to 0·2)	0 (0 to 0·2)	0 (0 to 0·2)	0·1 (0 to 0·4)	0·2 (0 to 1·1)	0·3 (0 to 1·3)	0·3 (0 to 1·4)	0·3 (0 to 1·4)	0·3 (0 to 1·3)	0·2 (0 to 1)	0·2 (0 to 0·7)	0·1 (0 to 0·5)	0·1 (0 to 0·3)	0·1 (0 to 0·3)	0 (0 to 0)	0 (0 to 0)	0 (0 to 0)	0 (0 to 0)	0 (0 to 0)	0 (0 to 0)	2·3
HIV/AIDS - Extensively drug-resistant Tuberculosis	0 (0 to 0)	0 (0 to 0)	0 (0 to 0)	0 (0 to 0)	0 (0 to 0)	0 (0 to 0)	0 (0 to 0·1)	0 (0 to 0·2)	0 (0 to 0·2)	0 (0 to 0·2)	0 (0 to 0·2)	0 (0 to 0·2)	0 (0 to 0·2)	0 (0 to 0·1)	0 (0 to 0·1)	0 (0 to 0·1)	0 (0 to 0)	0 (0 to 0)	0 (0 to 0)	0 (0 to 0)	0 (0 to 0)	0 (0 to 0)	0 (0 to 0)	0·4
HIV/AIDS resulting in other diseases	0 (0 to 0)	0 (0 to 0)	12·4 (10 to 15·4)	8·7 (6·9 to 10·8)	7·2 (5·8 to 8·8)	9·6 (7·8 to 11·7)	17·6 (14 to 21·5)	48·8 (38·8 to 59·2)	58·6 (47·4 to 71·7)	63·3 (50·9 to 78·5)	64·5 (52·6 to 78·2)	59 (47·8 to 71·8)	45·8 (37·4 to 55·5)	31·4 (25·5 to 38·5)	23·7 (19·2 to 28·9)	15·8 (12·8 to 19·2)	12·3 (9·9 to 15)	1·4 (1 to 1·8)	0·6 (0·5 to 0·8)	0·2 (0·1 to 0·2)	0·1 (0·1 to 0·1)	0 (0 to 0)	0 (0 to 0)	481
Sexually transmitted infections excluding HIV	0·2 (0·1 to 0·3)	0·1 (0·1 to 0·2)	0·2 (0·1 to 0·3)	0 (0 to 0)	0 (0 to 0)	1·4 (0·9 to 2)	6·2 (4 to 10·2)	16·2 (8·7 to 29·5)	28·1 (14·1 to 54·9)	32·7 (15·8 to 64·4)	34·6 (18·3 to 64·2)	34 (18 to 65·2)	29·2 (15·4 to 55·2)	16·8 (8·5 to 32·3)	10·6 (5·2 to 20·2)	7·3 (3·9 to 13·9)	5·5 (3·2 to 9·5)	3·9 (2·2 to 6·5)	2·4 (1·5 to 4)	1·5 (0·9 to 2·4)	0·9 (0·6 to 1·3)	0·3 (0·2 to 0·4)	0 (0 to 0)	232
Syphilis	0·2 (0·1 to 0·3)	0·1 (0·1 to 0·2)	0·2 (0·1 to 0·3)	0 (0 to 0)	0 (0 to 0)	0·5 (0·3 to 0·7)	0·6 (0·4 to 0·9)	0·3 (0·2 to 0·5)	0·9 (0·5 to 1·4)	0·9 (0·6 to 1·4)	0·8 (0·5 to 1·1)	0·4 (0·3 to 0·5)	0·8 (0·5 to 1·1)	0·5 (0·4 to 0·7)	0·3 (0·2 to 0·4)	0·3 (0·2 to 0·5)	0·4 (0·2 to 0·5)	0·3 (0·2 to 0·5)	0·2 (0·1 to 0·3)	0·2 (0·1 to 0·3)	0·1 (0·1 to 0·2)	0·1 (0 to 0·1)	0 (0 to 0)	8·1
Chlamydial infection	0 (0 to 0)	0 (0 to 0)	0 (0 to 0)	0 (0 to 0)	0 (0 to 0)	0·2 (0·1 to 0·2)	0·6 (0·4 to 0·9)	1·7 (1·2 to 2·5)	1·9 (1·2 to 2·9)	1·9 (1·1 to 3·2)	2·7 (1·5 to 4·6)	2·9 (1·7 to 4·8)	2·4 (1·4 to 3·9)	0·8 (0·5 to 1·1)	0·4 (0·3 to 0·6)	0·3 (0·2 to 0·5)	0·2 (0·1 to 0·4)	0·2 (0·1 to 0·4)	0·2 (0·1 to 0·2)	0·1 (0·1 to 0·2)	0·1 (0·1 to 0·1)	0 (0 to 0)	0 (0 to 0)	16·7
Gonococcal infection	0 (0 to 0)	0 (0 to 0)	0 (0 to 0)	0 (0 to 0)	0 (0 to 0)	0·1 (0·1 to 0·2)	0·9 (0·6 to 1·3)	1·5 (1 to 2·2)	1·8 (1·1 to 2·9)	1·7 (1·1 to 2·5)	2·1 (1·4 to 3·1)	2·6 (1·7 to 3·9)	2·8 (1·7 to 4·4)	1·3 (0·8 to 2·1)	0·8 (0·5 to 1·2)	0·8 (0·5 to 1·3)	1·2 (0·7 to 1·9)	0·8 (0·5 to 1·2)	0·6 (0·3 to 0·9)	0·3 (0·2 to 0·5)	0·2 (0·1 to 0·4)	0·1 (0 to 0·1)	0 (0 to 0)	19·7
Trichomoniasis	0 (0 to 0)	0 (0 to 0)	0 (0 to 0)	0 (0 to 0)	0 (0 to 0)	0·1 (0 to 0·2)	1·3 (0·4 to 3·3)	7·4 (2·4 to 18·3)	15·8 (5·2 to 36·4)	18·1 (6·1 to 43·2)	16·7 (5·6 to 38·3)	15·1 (5 to 36·1)	12·5 (3·8 to 29·2)	8·3 (2·5 to 19·9)	4·8 (1·6 to 11·9)	2·7 (0·9 to 6·4)	1·6 (0·6 to 3·9)	1·1 (0·4 to 2·5)	0·6 (0·2 to 1·4)	0·3 (0·1 to 0·7)	0·1 (0 to 0·3)	0 (0 to 0·1)	0 (0 to 0)	107
Genital herpes	0 (0 to 0)	0 (0 to 0)	0 (0 to 0)	0 (0 to 0)	0 (0 to 0)	0·2 (0·1 to 0·6)	1·1 (0·3 to 3·1)	2·4 (0·7 to 6)	3·7 (1·2 to 9)	4·7 (1·5 to 11·6)	5·1 (1·7 to 12·4)	5 (1·6 to 12·2)	4·7 (1·6 to 11·6)	3·9 (1·2 to 9·6)	3·1 (0·9 to 7·5)	2·4 (0·7 to 5·8)	1·6 (0·5 to 3·9)	1·1 (0·3 to 2·7)	0·7 (0·2 to 1·7)	0·4 (0·1 to 1)	0·2 (0·1 to 0·5)	0·1 (0 to 0·2)	0 (0 to 0)	40·3
Other sexually transmitted infections	0 (0 to 0)	0 (0 to 0)	0 (0 to 0)	0 (0 to 0)	0 (0 to 0)	0·3 (0·2 to 0·4)	1·7 (1·1 to 2·3)	3 (1·8 to 4·7)	4 (2·1 to 6·2)	5·3 (3·1 to 8·3)	7·2 (4·4 to 11·1)	7·9 (4·7 to 12·8)	6 (3·6 to 9·9)	2 (1 to 3·3)	1·1 (0·6 to 1·8)	0·7 (0·4 to 1·1)	0·5 (0·3 to 0·8)	0·4 (0·2 to 0·6)	0·2 (0·1 to 0·3)	0·1 (0·1 to 0·2)	0·1 (0·1 to 0·2)	0 (0 to 0)	0 (0 to 0)	40·5
Respiratory infections and tuberculosis	68·4 (44 to 99·7)	71·3 (49·4 to 101)	441 (256 to 711)	259 (194 to 332)	135 (90·3 to 199)	122 (82·3 to 181)	125 (86·1 to 181)	139 (97·2 to 194)	128 (93·9 to 173)	114 (81·5 to 157)	122 (86·9 to 162)	121 (86·2 to 163)	126 (92·1 to 169)	130 (93·1 to 173)	126 (92·5 to 169)	132 (95·4 to 180)	127 (89·4 to 172)	128 (92 to 175)	115 (83 to 154)	113 (80·7 to 151)	98·4 (72·3 to 130)	72·9 (52·2 to 95·6)	17·8 (13 to 23·3)	3,030
Tuberculosis	0 (0 to 0)	0 (0 to 0)	2·3 (1·3 to 3·7)	3·7 (2·7 to 5)	2·8 (1·9 to 4)	3·7 (2·7 to 5·1)	8·7 (6·1 to 11·9)	22·1 (14·2 to 33·5)	23·7 (14·7 to 35·8)	18 (11·4 to 26·8)	18·8 (11·4 to 28·1)	17·2 (10·9 to 25·9)	18·2 (11·7 to 27·4)	19·4 (11·8 to 29·9)	17 (10·6 to 26·3)	16·1 (10·3 to 24·2)	14·2 (9·2 to 21·1)	12·2 (8·2 to 17·8)	7·7 (5·1 to 10·8)	4·9 (3·2 to 7·2)	2·3 (1·5 to 3·4)	0·9 (0·6 to 1·2)	0·1 (0·1 to 0·2)	234
Latent tuberculosis infection	0 (0 to 0)	0 (0 to 0)	0 (0 to 0)	0 (0 to 0)	0 (0 to 0)	0 (0 to 0)	0 (0 to 0)	0 (0 to 0)	0 (0 to 0)	0 (0 to 0)	0 (0 to 0)	0 (0 to 0)	0 (0 to 0)	0 (0 to 0)	0 (0 to 0)	0 (0 to 0)	0 (0 to 0)	0 (0 to 0)	0 (0 to 0)	0 (0 to 0)	0 (0 to 0)	0 (0 to 0)	0 (0 to 0)	0
Drug-susceptible tuberculosis	0 (0 to 0)	0 (0 to 0)	2·1 (1·2 to 3·5)	3·5 (2·4 to 4·7)	2·6 (1·7 to 3·9)	3·5 (2·3 to 4·8)	8·1 (5·2 to 11·3)	20·8 (12·7 to 31·6)	22·4 (13 to 34·6)	17 (10·2 to 26·1)	17·6 (9·9 to 27·2)	16·1 (9·6 to 24·1)	17 (10·2 to 26·3)	18·1 (10·3 to 28·1)	15·9 (9·2 to 25·1)	15 (8·9 to 23)	13·2 (8 to 19·8)	11·4 (6·8 to 17)	7·2 (4·4 to 10·4)	4·6 (2·8 to 6·9)	2·2 (1·3 to 3·3)	0·8 (0·5 to 1·2)	0·1 (0·1 to 0·2)	219
Multidrug-resistant tuberculosis without extensive drug resista	0 (0 to 0)	0 (0 to 0)	0·1 (0 to 0·7)	0·2 (0 to 1)	0·1 (0 to 0·6)	0·2 (0 to 1)	0·5 (0 to 2·4)	1·2 (0·1 to 5·2)	1·2 (0·1 to 5·8)	0·9 (0 to 4·4)	1 (0 to 4·5)	1 (0 to 4·7)	1·1 (0·1 to 5·1)	1·1 (0·1 to 5·1)	1 (0 to 4·7)	0·9 (0 to 4·2)	0·8 (0 to 3·8)	0·7 (0 to 3·3)	0·5 (0 to 2·1)	0·3 (0 to 1·2)	0·1 (0 to 0·6)	0·1 (0 to 0·2)	0 (0 to 0)	13·1
Extensively drug-resistant tuberculosis	0 (0 to 0)	0 (0 to 0)	0 (0 to 0·1)	0 (0 to 0·1)	0 (0 to 0·1)	0 (0 to 0·1)	0·1 (0 to 0·4)	0·2 (0 to 0·8)	0·2 (0 to 0·8)	0·1 (0 to 0·6)	0·2 (0 to 0·7)	0·2 (0 to 0·7)	0·2 (0 to 0·8)	0·2 (0 to 0·8)	0·2 (0 to 0·7)	0·2 (0 to 0·7)	0·1 (0 to 0·6)	0·1 (0 to 0·5)	0·1 (0 to 0·3)	0 (0 to 0·2)	0 (0 to 0·1)	0 (0 to 0)	0 (0 to 0)	2
Lower respiratory infections	67·8 (43·5 to 99)	69·3 (47·7 to 99·4)	413 (234 to 678)	171 (121 to 231)	30·3 (20·9 to 42·7)	31·6 (20·9 to 45·7)	36 (25 to 51·4)	47·6 (29·8 to 71·3)	44·9 (29 to 66·7)	42·1 (26·7 to 63·1)	53·3 (34·7 to 78)	59·6 (37·4 to 89·1)	68·9 (45·9 to 101)	77·5 (50·5 to 114)	83·9 (55·7 to 123)	96·5 (63·5 to 138)	100 (65·7 to 142)	106 (72·7 to 153)	102 (69·6 to 140)	105 (72·5 to 143)	94·2 (68 to 126)	71·3 (50·6 to 93·7)	17·6 (12·8 to 23)	1,990
Upper respiratory infections	0·6 (0·3 to 1·1)	1·9 (1·1 to 3·1)	22·3 (13·7 to 35·7)	59·4 (34·8 to 96·9)	68·6 (37 to 115)	62·1 (33·2 to 107)	58·6 (29·7 to 104)	54·8 (28·4 to 94·3)	48·6 (26·5 to 80)	44·5 (23·8 to 74·9)	41·6 (21·1 to 70·5)	36 (19·4 to 62·1)	30·7 (16·5 to 53)	25·4 (14·1 to 43)	19·8 (10·9 to 33·1)	15·1 (8·3 to 25·1)	10·4 (5·5 to 17·1)	7·5 (4·1 to 12·3)	4·8 (2·7 to 8)	2·8 (1·6 to 4·5)	1·5 (0·9 to 2·3)	0·7 (0·4 to 1)	0·1 (0·1 to 0·2)	618
Otitis media	0 (0 to 0)	0·1 (0 to 0·2)	3·1 (1·6 to 5·7)	25 (13·3 to 44·5)	33·6 (18·8 to 57·1)	25 (13·3 to 43·5)	21·8 (11·2 to 37·2)	14·1 (6·2 to 27·9)	11 (4·9 to 20·5)	9·1 (3·8 to 17·5)	8·7 (4 to 16·1)	8·7 (3·9 to 16·4)	8·4 (4·2 to 15·2)	7·3 (3·5 to 13·1)	5·6 (2·8 to 9·9)	4 (1·8 to 8·1)	2·3 (1·1 to 4·2)	1·4 (0·6 to 2·8)	0·9 (0·5 to 1·7)	0·6 (0·3 to 1·1)	0·4 (0·2 to 0·6)	0·1 (0·1 to 0·3)	0 (0 to 0)	191
Enteric infections	5·1 (3·1 to 8·1)	14·9 (9·8 to 22·5)	252 (140 to 429)	221 (154 to 298)	137 (85·2 to 218)	71·6 (45·5 to 105)	35·3 (23·2 to 50·6)	24·7 (16·2 to 36·8)	25·8 (17·2 to 36·3)	27 (18·5 to 38·1)	34·1 (23·7 to 47)	38·7 (26·9 to 54·5)	45·4 (32·2 to 63·2)	50·7 (36 to 70·6)	53·5 (37·2 to 75)	60·4 (42·7 to 83·9)	56·9 (39·6 to 78·4)	57·6 (38·9 to 83·7)	49·6 (34·4 to 68·9)	43·5 (28·6 to 64·3)	32·6 (21·6 to 48·3)	20·2 (13·2 to 30·2)	4·4 (3 to 6·5)	1,360
Diarrheal diseases	5·1 (3·1 to 8·1)	14·8 (9·7 to 22·5)	251 (139 to 429)	219 (153 to 297)	136 (84·7 to 217)	70 (44·8 to 104)	34·8 (22·9 to 50·1)	24·3 (15·7 to 35·6)	25·5 (17 to 36)	26·7 (18·3 to 37·8)	33·7 (23·5 to 46·7)	38·3 (26·7 to 53·6)	45·1 (32 to 63)	50·3 (35·7 to 70·3)	53·1 (37 to 74·7)	60·1 (42·4 to 83·7)	56·6 (39·2 to 78)	57·3 (38·4 to 83·5)	49·3 (34·1 to 68·6)	43·2 (28·4 to 64)	32·4 (21·5 to 48·3)	20·1 (13·1 to 29·9)	4·4 (3 to 6·5)	1,350
Typhoid and paratyphoid	0 (0 to 0)	0 (0 to 0)	0·3 (0 to 1·7)	0·4 (0 to 2·5)	0·1 (0 to 0·7)	0·4 (0 to 2·1)	0·3 (0 to 1·5)	0·2 (0 to 1·2)	0·2 (0 to 1·1)	0·2 (0 to 0·9)	0·2 (0 to 1·4)	0·3 (0 to 2·2)	0·2 (0 to 1·6)	0·3 (0 to 2·3)	0·3 (0 to 1·6)	0·2 (0 to 1·1)	0·2 (0 to 1·3)	0·2 (0 to 0·9)	0·1 (0 to 0·8)	0·1 (0 to 0·7)	0·1 (0 to 0·6)	0·1 (0 to 0·5)	0 (0 to 0·1)	4·5
Typhoid fever	0 (0 to 0)	0 (0 to 0)	0·3 (0 to 1·6)	0·4 (0 to 2·4)	0·1 (0 to 0·7)	0·4 (0 to 2·1)	0·2 (0 to 1·5)	0·2 (0 to 1·2)	0·2 (0 to 1·1)	0·2 (0 to 0·9)	0·2 (0 to 1·4)	0·3 (0 to 2·1)	0·2 (0 to 1·6)	0·3 (0 to 2·3)	0·3 (0 to 1·6)	0·2 (0 to 1·1)	0·2 (0 to 1·3)	0·2 (0 to 0·9)	0·1 (0 to 0·7)	0·1 (0 to 0·7)	0·1 (0 to 0·6)	0·1 (0 to 0·5)	0 (0 to 0·1)	4·4
Paratyphoid fever	0 (0 to 0)	0 (0 to 0)	0 (0 to 0·1)	0 (0 to 0)	0 (0 to 0)	0 (0 to 0)	0 (0 to 0)	0 (0 to 0)	0 (0 to 0)	0 (0 to 0)	0 (0 to 0)	0 (0 to 0)	0 (0 to 0)	0 (0 to 0)	0 (0 to 0)	0 (0 to 0)	0 (0 to 0)	0 (0 to 0)	0 (0 to 0)	0 (0 to 0)	0 (0 to 0)	0 (0 to 0)	0 (0 to 0)	0·1
Invasive Non-typhoidal Salmonella (iNTS)	0 (0 to 0)	0 (0 to 0·2)	0·5 (0 to 4·2)	0·4 (0 to 3·7)	0·6 (0 to 6)	1 (0·1 to 8·2)	0·1 (0 to 0·5)	0·1 (0 to 0·4)	0·1 (0 to 0·3)	0·1 (0 to 0·1)	0·1 (0 to 0·2)	0 (0 to 0·1)	0·1 (0 to 0·3)	0·1 (0 to 0·2)	0·1 (0 to 0·6)	0·1 (0 to 0·2)	0·1 (0 to 0·3)	0·1 (0 to 0·4)	0·1 (0 to 0·6)	0·1 (0 to 0·3)	0 (0 to 0·1)	0 (0 to 0·1)	0 (0 to 0)	3·7
Other intestinal infectious diseases	0 (0 to 0)	0 (0 to 0)	0·5 (0 to 2·1)	0·8 (0·1 to 2·3)	0·3 (0·1 to 0·7)	0·3 (0 to 0·8)	0·1 (0 to 0·4)	0·1 (0 to 0·4)	0 (0 to 0·1)	0·1 (0 to 0·3)	0·1 (0 to 0·2)	0·1 (0 to 0·2)	0 (0 to 0·1)	0 (0 to 0·1)	0 (0 to 0·1)	0 (0 to 0·1)	0 (0 to 0·1)	0 (0 to 0·1)	0 (0 to 0·1)	0 (0 to 0·1)	0 (0 to 0·1)	0 (0 to 0)	0 (0 to 0)	2·6
Neglected tropical diseases and malaria	2·2 (0·8 to 4·6)	0·3 (0·1 to 1·1)	5 (1·6 to 16·9)	20·3 (9·8 to 46·9)	30·1 (16 to 50·5)	18·4 (10·5 to 31·2)	25·9 (13·6 to 43)	46·5 (23·3 to 91·6)	59·6 (26·3 to 117)	65·6 (28·5 to 131)	67·2 (29·1 to 133)	69·2 (29·9 to 136)	71·4 (31·7 to 134)	68·7 (31·5 to 124)	67·7 (32·4 to 124)	65 (29·1 to 118)	55·5 (26 to 97·6)	47·2 (22·7 to 84·6)	35·4 (16·7 to 63·6)	23·6 (10·6 to 42·7)	13·2 (6·2 to 24)	4·9 (2·3 to 8·8)	0·7 (0·3 to 1·3)	863
Malaria	0 (0 to 0)	0 (0 to 0)	0 (0 to 0)	0 (0 to 0)	0 (0 to 0)	0 (0 to 0)	0 (0 to 0)	0 (0 to 0)	0 (0 to 0)	0 (0 to 0)	0 (0 to 0)	0 (0 to 0)	0 (0 to 0)	0 (0 to 0)	0 (0 to 0)	0 (0 to 0)	0 (0 to 0)	0 (0 to 0)	0 (0 to 0)	0 (0 to 0)	0 (0 to 0)	0 (0 to 0)	0 (0 to 0)	0
Chagas disease	0 (0 to 0)	0 (0 to 0)	0 (0 to 0)	0 (0 to 0)	0·1 (0·1 to 0·1)	0·5 (0·3 to 0·8)	1·1 (0·1 to 2·7)	1·7 (0·4 to 3·7)	2·2 (0·7 to 4·4)	2·9 (1·1 to 5·3)	3·3 (1·6 to 5·8)	3·7 (1·9 to 6·3)	4·1 (2·2 to 6·7)	4·2 (2·3 to 6·7)	4 (2·2 to 6·5)	4 (2·1 to 6·4)	3·4 (1·9 to 5·3)	3·1 (1·7 to 4·8)	2·5 (1·4 to 3·9)	1·8 (1·1 to 2·9)	1·3 (0·7 to 2·1)	0·6 (0·3 to 1·1)	0·1 (0 to 0·2)	44·7
Leishmaniasis	0 (0 to 0)	0 (0 to 0)	0 (0 to 0)	0 (0 to 0)	0 (0 to 0)	0 (0 to 0)	0 (0 to 0)	0 (0 to 0)	0 (0 to 0)	0 (0 to 0)	0 (0 to 0)	0 (0 to 0)	0 (0 to 0)	0 (0 to 0)	0 (0 to 0)	0 (0 to 0)	0 (0 to 0)	0 (0 to 0)	0 (0 to 0)	0 (0 to 0)	0 (0 to 0)	0 (0 to 0)	0 (0 to 0)	0
Visceral leishmaniasis	0 (0 to 0)	0 (0 to 0)	0 (0 to 0)	0 (0 to 0)	0 (0 to 0)	0 (0 to 0)	0 (0 to 0)	0 (0 to 0)	0 (0 to 0)	0 (0 to 0)	0 (0 to 0)	0 (0 to 0)	0 (0 to 0)	0 (0 to 0)	0 (0 to 0)	0 (0 to 0)	0 (0 to 0)	0 (0 to 0)	0 (0 to 0)	0 (0 to 0)	0 (0 to 0)	0 (0 to 0)	0 (0 to 0)	0
Cutaneous and mucocutaneous leishmaniasis	0 (0 to 0)	0 (0 to 0)	0 (0 to 0)	0 (0 to 0)	0 (0 to 0)	0 (0 to 0)	0 (0 to 0)	0 (0 to 0)	0 (0 to 0)	0 (0 to 0)	0 (0 to 0)	0 (0 to 0)	0 (0 to 0)	0 (0 to 0)	0 (0 to 0)	0 (0 to 0)	0 (0 to 0)	0 (0 to 0)	0 (0 to 0)	0 (0 to 0)	0 (0 to 0)	0 (0 to 0)	0 (0 to 0)	0
African trypanosomiasis	0 (0 to 0)	0 (0 to 0)	0 (0 to 0)	0 (0 to 0)	0 (0 to 0)	0 (0 to 0)	0 (0 to 0)	0 (0 to 0)	0 (0 to 0)	0 (0 to 0)	0 (0 to 0)	0 (0 to 0)	0 (0 to 0)	0 (0 to 0)	0 (0 to 0)	0 (0 to 0)	0 (0 to 0)	0 (0 to 0)	0 (0 to 0)	0 (0 to 0)	0 (0 to 0)	0 (0 to 0)	0 (0 to 0)	0
Schistosomiasis	0 (0 to 0)	0 (0 to 0)	0 (0 to 0)	0 (0 to 0)	0 (0 to 0)	0 (0 to 0)	0 (0 to 0)	0 (0 to 0)	0 (0 to 0)	0 (0 to 0)	0 (0 to 0)	0 (0 to 0)	0 (0 to 0)	0 (0 to 0)	0 (0 to 0)	0 (0 to 0)	0 (0 to 0)	0 (0 to 0)	0 (0 to 0)	0 (0 to 0)	0 (0 to 0)	0 (0 to 0)	0 (0 to 0)	0
Cysticercosis	0 (0 to 0)	0 (0 to 0)	0 (0 to 0)	0 (0 to 0·2)	0·2 (0 to 0·6)	1·2 (0·2 to 3)	7·5 (1·4 to 18·2)	26·2 (7 to 66·5)	43·9 (13 to 100)	49·8 (15·7 to 115)	53·9 (18·4 to 116)	57·3 (18·8 to 121)	60·1 (21·5 to 122)	58·6 (22·5 to 112)	58·5 (23·7 to 112)	57·9 (23·1 to 111)	50·1 (20·9 to 91·8)	42·7 (18·1 to 79)	31·7 (13·3 to 59·8)	20·9 (8·3 to 40·1)	11·5 (4·6 to 22)	4·1 (1·7 to 8·1)	0·6 (0·2 to 1·1)	637
Cystic echinococcosis	0 (0 to 0)	0 (0 to 0)	0 (0 to 0)	0 (0 to 0)	0 (0 to 0)	0 (0 to 0·1)	0 (0 to 0·1)	0 (0 to 0·1)	0 (0 to 0·1)	0 (0 to 0)	0 (0 to 0·1)	0 (0 to 0)	0 (0 to 0·1)	0 (0 to 0·1)	0 (0 to 0·1)	0 (0 to 0·1)	0 (0 to 0)	0 (0 to 0)	0 (0 to 0)	0 (0 to 0)	0 (0 to 0)	0 (0 to 0)	0 (0 to 0)	0·3
Lymphatic filariasis	0 (0 to 0)	0 (0 to 0)	0 (0 to 0)	0 (0 to 0)	0 (0 to 0)	0 (0 to 0)	0 (0 to 0)	0 (0 to 0)	0 (0 to 0)	0 (0 to 0)	0 (0 to 0)	0 (0 to 0)	0 (0 to 0)	0 (0 to 0)	0 (0 to 0)	0 (0 to 0)	0 (0 to 0)	0 (0 to 0)	0 (0 to 0)	0 (0 to 0)	0 (0 to 0)	0 (0 to 0)	0 (0 to 0)	0
Onchocerciasis	0 (0 to 0)	0 (0 to 0)	0 (0 to 0)	0 (0 to 0)	0 (0 to 0)	0 (0 to 0)	0 (0 to 0)	0 (0 to 0)	0 (0 to 0)	0 (0 to 0)	0 (0 to 0)	0 (0 to 0)	0 (0 to 0)	0 (0 to 0)	0 (0 to 0)	0 (0 to 0)	0 (0 to 0)	0 (0 to 0)	0 (0 to 0)	0 (0 to 0)	0 (0 to 0)	0 (0 to 0)	0 (0 to 0)	0
Trachoma	0 (0 to 0)	0 (0 to 0)	0 (0 to 0)	0 (0 to 0)	0 (0 to 0)	0 (0 to 0)	0 (0 to 0)	0 (0 to 0)	0 (0 to 0)	0 (0 to 0)	0 (0 to 0)	0 (0 to 0)	0 (0 to 0)	0 (0 to 0)	0 (0 to 0)	0 (0 to 0)	0 (0 to 0)	0 (0 to 0)	0 (0 to 0)	0 (0 to 0)	0 (0 to 0)	0 (0 to 0)	0 (0 to 0)	0
Dengue	0 (0 to 0)	0 (0 to 0)	0·3 (0 to 0·9)	1 (0·2 to 2·4)	2·4 (0·1 to 7)	2·8 (0·1 to 7·8)	2·8 (0·2 to 7·7)	2·7 (0·2 to 7·4)	2·5 (0·2 to 7·6)	2·2 (0·1 to 6)	1·9 (0·1 to 5·3)	1·7 (0·1 to 4·9)	1·5 (0·1 to 4·1)	1·3 (0·1 to 3·7)	1·1 (0·1 to 3·1)	0·9 (0·1 to 2·3)	0·6 (0 to 1·7)	0·4 (0 to 1·2)	0·3 (0 to 0·8)	0·2 (0 to 0·5)	0·1 (0 to 0·3)	0·1 (0 to 0·2)	0 (0 to 0)	26·9
Yellow fever	0 (0 to 0)	0 (0 to 0)	0 (0 to 0)	0 (0 to 0)	0 (0 to 0)	0 (0 to 0)	0 (0 to 0)	0 (0 to 0)	0 (0 to 0)	0 (0 to 0)	0 (0 to 0)	0 (0 to 0)	0 (0 to 0)	0 (0 to 0)	0 (0 to 0)	0 (0 to 0)	0 (0 to 0)	0 (0 to 0)	0 (0 to 0)	0 (0 to 0)	0 (0 to 0)	0 (0 to 0)	0 (0 to 0)	0
Rabies	0 (0 to 0)	0 (0 to 0)	0 (0 to 0)	0 (0 to 0)	0 (0 to 0)	0 (0 to 0)	0 (0 to 0)	0 (0 to 0)	0 (0 to 0)	0 (0 to 0)	0 (0 to 0)	0 (0 to 0)	0 (0 to 0)	0 (0 to 0)	0 (0 to 0)	0 (0 to 0)	0 (0 to 0)	0 (0 to 0)	0 (0 to 0)	0 (0 to 0)	0 (0 to 0)	0 (0 to 0)	0 (0 to 0)	0
Intestinal nematode infections	0 (0 to 0)	0 (0 to 0)	0·4 (0·1 to 1·5)	5·9 (2·7 to 11·3)	14·7 (7 to 27·6)	10·4 (4·8 to 20·2)	13·7 (6·4 to 26)	14·5 (6·5 to 27·9)	9·9 (4·6 to 19·2)	9 (3·7 to 18·7)	6 (2·9 to 11·2)	3·4 (1·6 to 6·3)	2·7 (1·2 to 5)	2·1 (1 to 4·1)	1·7 (0·8 to 3·2)	1·3 (0·6 to 2·5)	0·8 (0·4 to 1·5)	0·6 (0·3 to 1·1)	0·5 (0·2 to 0·8)	0·3 (0·1 to 0·5)	0·1 (0 to 0·2)	0 (0 to 0·1)	0 (0 to 0)	98
Ascariasis	0 (0 to 0)	0 (0 to 0)	0·4 (0 to 1·4)	3·3 (1 to 7·3)	6 (2·1 to 13·2)	3·5 (1·2 to 7·4)	2·2 (0·7 to 4·9)	1·9 (0·6 to 4·1)	1·7 (0·5 to 3·9)	1·5 (0·5 to 3·4)	1·4 (0·5 to 3·2)	1·2 (0·4 to 2·7)	1 (0·3 to 2·3)	0·8 (0·3 to 1·9)	0·6 (0·2 to 1·5)	0·5 (0·2 to 1·2)	0·3 (0·1 to 0·8)	0·3 (0·1 to 0·6)	0·2 (0·1 to 0·4)	0·1 (0 to 0·2)	0 (0 to 0·1)	0 (0 to 0·1)	0 (0 to 0)	27
Trichuriasis	0 (0 to 0)	0 (0 to 0)	0·1 (0 to 0·2)	1·7 (0·6 to 3·8)	6·3 (2·5 to 13·8)	5·4 (2·1 to 12)	5·5 (2 to 12·1)	5·1 (1·9 to 11)	3·6 (1·4 to 7·9)	2·5 (0·9 to 5·5)	1·9 (0·7 to 4·3)	1·4 (0·5 to 3·2)	1·1 (0·4 to 2·5)	0·8 (0·3 to 1·9)	0·6 (0·2 to 1·4)	0·4 (0·1 to 0·9)	0·2 (0·1 to 0·5)	0·2 (0 to 0·3)	0·1 (0 to 0·2)	0 (0 to 0·1)	0 (0 to 0)	0 (0 to 0)	0 (0 to 0)	37·1
Hookworm disease	0 (0 to 0)	0 (0 to 0)	0 (0 to 0·1)	0·9 (0·3 to 2)	2·3 (0·8 to 4·8)	1·5 (0·5 to 3·4)	6·1 (2 to 14·1)	7·6 (2·1 to 19·5)	4·6 (1·2 to 11·4)	5 (1·3 to 12·2)	2·7 (0·9 to 6·1)	0·8 (0·3 to 1·5)	0·5 (0·2 to 1·1)	0·5 (0·2 to 1·1)	0·4 (0·1 to 1)	0·3 (0·1 to 0·8)	0·2 (0·1 to 0·5)	0·2 (0·1 to 0·4)	0·2 (0 to 0·4)	0·1 (0 to 0·3)	0 (0 to 0·1)	0 (0 to 0)	0 (0 to 0)	33·9
Food-borne trematodiases	0 (0 to 0)	0 (0 to 0)	0 (0 to 0)	0 (0 to 0)	0 (0 to 0)	0 (0 to 0)	0 (0 to 0)	0 (0 to 0)	0 (0 to 0)	0 (0 to 0)	0 (0 to 0)	0 (0 to 0)	0 (0 to 0)	0 (0 to 0)	0 (0 to 0)	0 (0 to 0)	0 (0 to 0)	0 (0 to 0)	0 (0 to 0)	0 (0 to 0)	0 (0 to 0)	0 (0 to 0)	0 (0 to 0)	0
Leprosy	0 (0 to 0)	0 (0 to 0)	0 (0 to 0)	0 (0 to 0)	0 (0 to 0)	0 (0 to 0)	0 (0 to 0)	0 (0 to 0)	0 (0 to 0)	0 (0 to 0)	0 (0 to 0)	0 (0 to 0)	0 (0 to 0)	0 (0 to 0)	0 (0 to 0)	0 (0 to 0)	0 (0 to 0)	0 (0 to 0)	0 (0 to 0)	0 (0 to 0)	0 (0 to 0)	0 (0 to 0)	0 (0 to 0)	0·1
Ebola	0 (0 to 0)	0 (0 to 0)	0 (0 to 0)	0 (0 to 0)	0 (0 to 0)	0 (0 to 0)	0 (0 to 0)	0 (0 to 0)	0 (0 to 0)	0 (0 to 0)	0 (0 to 0)	0 (0 to 0)	0 (0 to 0)	0 (0 to 0)	0 (0 to 0)	0 (0 to 0)	0 (0 to 0)	0 (0 to 0)	0 (0 to 0)	0 (0 to 0)	0 (0 to 0)	0 (0 to 0)	0 (0 to 0)	0
Zika virus	0 (0 to 0)	0 (0 to 0)	0 (0 to 0)	0 (0 to 0)	0 (0 to 0)	0 (0 to 0)	0 (0 to 0)	0 (0 to 0)	0 (0 to 0)	0 (0 to 0)	0 (0 to 0)	0 (0 to 0)	0 (0 to 0)	0 (0 to 0)	0 (0 to 0)	0 (0 to 0)	0 (0 to 0)	0 (0 to 0)	0 (0 to 0)	0 (0 to 0)	0 (0 to 0)	0 (0 to 0)	0 (0 to 0)	0
Guinea worm disease	0 (0 to 0)	0 (0 to 0)	0 (0 to 0)	0 (0 to 0)	0 (0 to 0)	0 (0 to 0)	0 (0 to 0)	0 (0 to 0)	0 (0 to 0)	0 (0 to 0)	0 (0 to 0)	0 (0 to 0)	0 (0 to 0)	0 (0 to 0)	0 (0 to 0)	0 (0 to 0)	0 (0 to 0)	0 (0 to 0)	0 (0 to 0)	0 (0 to 0)	0 (0 to 0)	0 (0 to 0)	0 (0 to 0)	0
Other neglected tropical diseases	2·2 (0·8 to 4·6)	0·3 (0·1 to 1·1)	4·3 (1·2 to 15·6)	13·3 (4·7 to 37·2)	12·7 (4·5 to 26·1)	3·5 (1·2 to 7·5)	0·7 (0·3 to 1·8)	1·4 (0·4 to 3·7)	1·1 (0·2 to 2·9)	1·7 (0·4 to 4·5)	2 (0·6 to 4·4)	2·9 (0·9 to 6·2)	3 (1 to 6·7)	2·4 (0·7 to 5·3)	2·4 (0·7 to 5·5)	1 (0·4 to 2·1)	0·5 (0·2 to 1·1)	0·4 (0·1 to 0·9)	0·4 (0·1 to 0·8)	0·4 (0·2 to 0·9)	0·2 (0·1 to 0·3)	0·1 (0 to 0·1)	0 (0 to 0)	56·8
Other infectious diseases	7·2 (4·4 to 12·5)	11·4 (7·7 to 16·9)	116 (70·2 to 192)	125 (91·4 to 172)	56 (42·2 to 73)	47·2 (36·2 to 62·3)	42·8 (32·5 to 56·7)	43 (31·1 to 58·5)	36·4 (26·2 to 50·4)	31·7 (23 to 42·2)	30·9 (22·5 to 40·5)	30·2 (21·9 to 39·8)	31·1 (23 to 41·2)	27·5 (20·4 to 36·8)	24·4 (17·8 to 32·3)	21·8 (16·6 to 28·3)	16·9 (12·9 to 21·7)	12·1 (9·4 to 15·7)	8·2 (6·4 to 10·5)	5·1 (3·9 to 6·5)	3·2 (2·4 to 4·2)	1·5 (1·1 to 2)	0·4 (0·2 to 0·5)	731
Meningitis	0·9 (0·6 to 1·4)	1·7 (1 to 2·5)	16·3 (8·9 to 28·4)	9·9 (7·2 to 13·3)	3·9 (2·8 to 5·3)	5·8 (4·2 to 8)	6·1 (4·4 to 8·4)	6·9 (4·5 to 10·8)	5·3 (3·6 to 7·8)	5 (3·4 to 7·1)	5 (3·5 to 7)	4·5 (3·1 to 6·3)	5·3 (3·8 to 7·7)	4·1 (2·8 to 6)	3·3 (2·3 to 4·7)	3·4 (2·3 to 4·7)	2·7 (1·8 to 3·8)	1·7 (1·1 to 2·4)	1·2 (0·8 to 1·7)	0·7 (0·4 to 0·9)	0·3 (0·2 to 0·5)	0·1 (0·1 to 0·2)	0 (0 to 0)	94·1
Encephalitis	2·5 (1·3 to 4·1)	4·8 (2 to 8)	47 (19·1 to 86)	55·8 (32·6 to 90·5)	24·6 (16·3 to 36·4)	23·2 (14·6 to 35·4)	21·8 (13·6 to 32·6)	21·8 (12·3 to 34·6)	18·5 (10·7 to 30·6)	14·3 (8·3 to 21·7)	13·6 (7·8 to 20·4)	12·8 (7·2 to 19·8)	11·7 (6·7 to 18·6)	10·1 (5·7 to 16·3)	9·1 (4·7 to 14·7)	7·8 (4·5 to 12·1)	5·8 (3·3 to 8·7)	3·7 (2·2 to 5·9)	2·2 (1·3 to 3·4)	1·2 (0·8 to 1·9)	0·6 (0·3 to 0·9)	0·3 (0·1 to 0·4)	0·1 (0 to 0·1)	313
Diphtheria	0 (0 to 0)	0 (0 to 0)	0 (0 to 0)	0 (0 to 0)	0 (0 to 0)	0 (0 to 0)	0 (0 to 0)	0 (0 to 0)	0 (0 to 0)	0 (0 to 0)	0 (0 to 0)	0 (0 to 0)	0 (0 to 0)	0 (0 to 0)	0 (0 to 0)	0 (0 to 0)	0 (0 to 0)	0 (0 to 0)	0 (0 to 0)	0 (0 to 0)	0 (0 to 0)	0 (0 to 0)	0 (0 to 0)	0·1
Tetanus	0 (0 to 0)	0 (0 to 0)	0 (0 to 0)	0 (0 to 0)	0 (0 to 0)	0 (0 to 0)	0 (0 to 0)	0 (0 to 0)	0 (0 to 0)	0 (0 to 0)	0 (0 to 0)	0 (0 to 0)	0 (0 to 0)	0 (0 to 0)	0 (0 to 0)	0 (0 to 0)	0 (0 to 0)	0 (0 to 0)	0 (0 to 0)	0 (0 to 0)	0 (0 to 0)	0 (0 to 0)	0 (0 to 0)	0·1
Measles	0 (0 to 0)	0 (0 to 0)	0 (0 to 0)	0 (0 to 0)	0 (0 to 0)	0 (0 to 0)	0 (0 to 0)	0 (0 to 0)	0 (0 to 0)	0 (0 to 0)	0 (0 to 0)	0 (0 to 0)	0 (0 to 0)	0 (0 to 0)	0 (0 to 0)	0 (0 to 0)	0 (0 to 0)	0 (0 to 0)	0 (0 to 0)	0 (0 to 0)	0 (0 to 0)	0 (0 to 0)	0 (0 to 0)	0
Varicella and herpes zoster	0·2 (0·1 to 0·4)	1 (0·5 to 1·7)	6 (2·6 to 12·8)	13·3 (6·2 to 23·6)	6 (2·7 to 11·7)	2·5 (1·1 to 4·1)	2·6 (1·3 to 4·8)	2·3 (1·2 to 4·2)	2·4 (1·2 to 4·4)	2 (1 to 4·1)	2·2 (1·2 to 4·1)	1·8 (0·8 to 3·2)	1·9 (0·9 to 3·3)	2·2 (1·1 to 4)	1·7 (0·8 to 3)	2·1 (1·1 to 3·7)	1·6 (0·9 to 2·6)	1·4 (0·8 to 2·1)	1·2 (0·7 to 1·9)	1 (0·5 to 1·6)	0·8 (0·5 to 1·2)	0·4 (0·2 to 0·7)	0·1 (0 to 0·2)	56·7
Acute hepatitis	0 (0 to 0)	0 (0 to 0)	6 (2·6 to 12·3)	11·8 (6·2 to 20·9)	6·4 (3·9 to 9·8)	6·6 (4·1 to 9·9)	5 (2·9 to 7·8)	4·2 (2·5 to 6·5)	3·4 (2·1 to 5·3)	2·7 (1·6 to 4·2)	2·6 (1·7 to 3·8)	2·6 (1·7 to 3·7)	3 (2·1 to 4·1)	3·1 (2 to 4·4)	3 (2 to 4·3)	3·2 (2·1 to 4·6)	2·7 (1·8 to 3·8)	2·1 (1·3 to 3·3)	1·1 (0·7 to 1·5)	0·7 (0·4 to 1)	0·4 (0·3 to 0·6)	0·2 (0·1 to 0·3)	0 (0 to 0)	70·6
Acute hepatitis A	0 (0 to 0)	0 (0 to 0)	1·6 (0·5 to 4·1)	7·7 (3·7 to 14·3)	5·3 (3 to 8·6)	5·3 (3·1 to 8·4)	4 (2·1 to 6·7)	3·1 (1·6 to 5·2)	2·3 (1·1 to 4)	1·7 (0·8 to 3)	1·4 (0·7 to 2·4)	1·2 (0·5 to 2·1)	1·2 (0·5 to 2·1)	1·1 (0·4 to 2·1)	0·9 (0·3 to 1·8)	0·8 (0·3 to 1·9)	1 (0·3 to 2)	0·7 (0·2 to 1·5)	0·4 (0·1 to 0·8)	0·3 (0·1 to 0·6)	0·2 (0·1 to 0·4)	0·1 (0 to 0·2)	0 (0 to 0)	40·5
Acute hepatitis B	0 (0 to 0)	0 (0 to 0)	3·5 (1·1 to 8·1)	2·7 (0·4 to 7·8)	0·6 (0·1 to 1·5)	0·7 (0·2 to 1·6)	0·5 (0·1 to 1)	0·6 (0·2 to 1·2)	0·6 (0·3 to 1·2)	0·6 (0·3 to 1)	0·7 (0·3 to 1·2)	0·9 (0·4 to 1·5)	1·1 (0·4 to 2)	1·4 (0·5 to 2·5)	1·4 (0·5 to 2·6)	1·7 (0·6 to 3)	1·2 (0·3 to 2·3)	0·9 (0·3 to 1·9)	0·5 (0·1 to 0·9)	0·3 (0·1 to 0·5)	0·1 (0 to 0·3)	0·1 (0 to 0·1)	0 (0 to 0)	20·2
Acute hepatitis C	0 (0 to 0)	0 (0 to 0)	0·1 (0 to 0·3)	0·9 (0·2 to 3)	0·2 (0·1 to 0·5)	0·2 (0·1 to 0·4)	0·2 (0·1 to 0·5)	0·2 (0·1 to 0·6)	0·2 (0·1 to 0·4)	0·2 (0·1 to 0·5)	0·2 (0·1 to 0·6)	0·3 (0·1 to 0·6)	0·4 (0·2 to 1·2)	0·4 (0·2 to 1·2)	0·5 (0·2 to 1·3)	0·4 (0·2 to 1·3)	0·4 (0·1 to 1·1)	0·3 (0·1 to 0·9)	0·2 (0·1 to 0·4)	0·1 (0 to 0·3)	0 (0 to 0·1)	0 (0 to 0)	0 (0 to 0)	5·3
Acute hepatitis E	0 (0 to 0)	0 (0 to 0)	0·8 (0·2 to 2)	0·5 (0·2 to 0·9)	0·3 (0·2 to 0·5)	0·4 (0·2 to 0·7)	0·3 (0·2 to 0·5)	0·3 (0·1 to 0·5)	0·2 (0·1 to 0·4)	0·2 (0·1 to 0·4)	0·2 (0·1 to 0·4)	0·2 (0·1 to 0·4)	0·2 (0·1 to 0·4)	0·2 (0·1 to 0·3)	0·2 (0·1 to 0·3)	0·2 (0·1 to 0·4)	0·1 (0·1 to 0·2)	0·1 (0·1 to 0·2)	0·1 (0 to 0·1)	0 (0 to 0·1)	0 (0 to 0·1)	0 (0 to 0)	0 (0 to 0)	4·6
Other unspecified infectious diseases	3·6 (1·5 to 8·6)	3·9 (1·7 to 8·7)	25·2 (11·3 to 56·4)	20·6 (10·7 to 39·8)	13·4 (7·5 to 22·8)	8·8 (5·7 to 13·1)	7·2 (4·9 to 10·5)	7·6 (4·7 to 11·8)	6·8 (4 to 11·3)	7·6 (4·3 to 13·1)	7·3 (4·6 to 11·5)	8·5 (5 to 13·7)	9·1 (5·7 to 14·3)	7·9 (5 to 12·3)	7·3 (4·5 to 11·7)	5·3 (3·5 to 7·9)	4·1 (2·7 to 6·2)	3·3 (2·1 to 5·3)	2·5 (1·6 to 4·1)	1·6 (1 to 2·5)	1·1 (0·7 to 1·8)	0·5 (0·3 to 0·7)	0·1 (0·1 to 0·2)	163
Maternal and neonatal disorders	2,430 (1,770 to 3,150)	853 (651 to 1,090)	506 (300 to 811)	202 (142 to 279)	162 (112 to 228)	168 (119 to 232)	269 (210 to 339)	332 (262 to 416)	295 (228 to 372)	262 (207 to 330)	222 (174 to 282)	148 (115 to 195)	108 (79·1 to 145)	77·3 (54·8 to 107)	56·3 (39·7 to 78·2)	39·7 (28·1 to 55·9)	22·3 (15·8 to 31·5)	11·7 (8·1 to 16·8)	4·9 (3·2 to 7·1)	1·4 (0·9 to 2·2)	0·3 (0·2 to 0·5)	0·1 (0 to 0·1)	0 (0 to 0)	6,170
Maternal disorders	0 (0 to 0)	0 (0 to 0)	0 (0 to 0)	0 (0 to 0)	0 (0 to 0)	3·3 (2·7 to 4)	107 (80·1 to 141)	179 (130 to 243)	154 (110 to 206)	132 (96·5 to 180)	102 (74 to 139)	41 (28·4 to 58·3)	12·7 (8·4 to 18·1)	0·8 (0·6 to 1·1)	0 (0 to 0)	0 (0 to 0)	0 (0 to 0)	0 (0 to 0)	0 (0 to 0)	0 (0 to 0)	0 (0 to 0)	0 (0 to 0)	0 (0 to 0)	732
Maternal hemorrhage	0 (0 to 0)	0 (0 to 0)	0 (0 to 0)	0 (0 to 0)	0 (0 to 0)	0·4 (0·2 to 0·7)	13·9 (7·8 to 22·6)	26 (14·3 to 45·1)	24·8 (13·6 to 40·6)	26 (14·1 to 42·6)	18·3 (10·1 to 30·8)	7·7 (3·8 to 14·3)	2·1 (1 to 4)	0·2 (0·1 to 0·3)	0 (0 to 0)	0 (0 to 0)	0 (0 to 0)	0 (0 to 0)	0 (0 to 0)	0 (0 to 0)	0 (0 to 0)	0 (0 to 0)	0 (0 to 0)	119
Maternal sepsis and other maternal infections	0 (0 to 0)	0 (0 to 0)	0 (0 to 0)	0 (0 to 0)	0 (0 to 0)	0·1 (0·1 to 0·2)	6·2 (3·2 to 10·6)	10·4 (5·4 to 18·2)	7·4 (3·9 to 12·7)	5·2 (2·6 to 9·3)	3·6 (1·8 to 6·2)	1·3 (0·6 to 2·3)	0·6 (0·3 to 1·1)	0 (0 to 0·1)	0 (0 to 0)	0 (0 to 0)	0 (0 to 0)	0 (0 to 0)	0 (0 to 0)	0 (0 to 0)	0 (0 to 0)	0 (0 to 0)	0 (0 to 0)	34·9
Maternal hypertensive disorders	0 (0 to 0)	0 (0 to 0)	0 (0 to 0)	0 (0 to 0)	0 (0 to 0)	1 (0·7 to 1·3)	30·7 (20·7 to 43·9)	41 (27·1 to 61·5)	40·5 (26·4 to 58·6)	34·7 (23·4 to 50·1)	26·6 (17·4 to 38·3)	10·2 (6·5 to 15·2)	2·5 (1·5 to 4·1)	0·2 (0·1 to 0·2)	0 (0 to 0)	0 (0 to 0)	0 (0 to 0)	0 (0 to 0)	0 (0 to 0)	0 (0 to 0)	0 (0 to 0)	0 (0 to 0)	0 (0 to 0)	187
Maternal obstructed labor and uterine rupture	0 (0 to 0)	0 (0 to 0)	0 (0 to 0)	0 (0 to 0)	0 (0 to 0)	0·1 (0·1 to 0·1)	4·6 (1·3 to 9·8)	7·9 (3 to 15·4)	6·4 (2·5 to 12·4)	5·7 (2 to 11)	4·7 (1·7 to 9·2)	1·7 (0·9 to 3·2)	0·4 (0·2 to 0·8)	0 (0 to 0·1)	0 (0 to 0)	0 (0 to 0)	0 (0 to 0)	0 (0 to 0)	0 (0 to 0)	0 (0 to 0)	0 (0 to 0)	0 (0 to 0)	0 (0 to 0)	31·3
Maternal abortion and miscarriage	0 (0 to 0)	0 (0 to 0)	0 (0 to 0)	0 (0 to 0)	0 (0 to 0)	0·2 (0·1 to 0·4)	7 (3·3 to 12·4)	10·5 (4·9 to 18·8)	7 (2·8 to 13·8)	5·7 (2·2 to 11·4)	6 (2·4 to 12·7)	3·7 (1·5 to 7·7)	2·5 (1·1 to 4·7)	0·2 (0·1 to 0·3)	0 (0 to 0)	0 (0 to 0)	0 (0 to 0)	0 (0 to 0)	0 (0 to 0)	0 (0 to 0)	0 (0 to 0)	0 (0 to 0)	0 (0 to 0)	42·7
Ectopic pregnancy	0 (0 to 0)	0 (0 to 0)	0 (0 to 0)	0 (0 to 0)	0 (0 to 0)	0 (0 to 0)	0·9 (0·5 to 1·5)	2 (1·1 to 3·6)	2·1 (1·1 to 3·5)	1·8 (1 to 2·9)	1·3 (0·7 to 2·1)	0·4 (0·2 to 0·7)	0·1 (0 to 0·1)	0 (0 to 0)	0 (0 to 0)	0 (0 to 0)	0 (0 to 0)	0 (0 to 0)	0 (0 to 0)	0 (0 to 0)	0 (0 to 0)	0 (0 to 0)	0 (0 to 0)	8·6
Indirect maternal deaths	--	--	--	--	--	0·8 (0·4 to 1·2)	20 (10·6 to 32·5)	36·5 (20·2 to 60·8)	28·3 (15 to 47·7)	21·9 (11·9 to 37·1)	16·9 (8·3 to 29·1)	5·9 (2·9 to 10·1)	1·4 (0·7 to 2·5)	0·1 (0·1 to 0·2)	--	--	--	--	--	--	--	--	--	NA
Late maternal deaths	--	--	--	--	--	0·3 (0·1 to 0·4)	10·9 (5·7 to 20·1)	20·4 (10·8 to 36·6)	16·3 (8·5 to 26·9)	12·4 (6·6 to 21·8)	9·3 (5 to 15·9)	3·4 (1·6 to 6·2)	0·9 (0·5 to 1·6)	0·1 (0 to 0·1)	--	--	--	--	--	--	--	--	--	NA
Maternal deaths aggravated by HIV/AIDS	--	--	--	--	--	0 (0 to 0)	0 (0 to 0·1)	0·1 (0 to 0·2)	0·1 (0 to 0·2)	0·1 (0 to 0·1)	0 (0 to 0·1)	0 (0 to 0)	0 (0 to 0)	0 (0 to 0)	--	--	--	--	--	--	--	--	--	NA
Neonatal disorders	2,430 (1,770 to 3,150)	853 (651 to 1,090)	506 (300 to 811)	202 (142 to 279)	162 (112 to 228)	165 (115 to 228)	162 (114 to 227)	153 (107 to 210)	141 (97·8 to 195)	130 (92·2 to 180)	119 (84 to 165)	107 (78 to 150)	95·3 (67·6 to 131)	76·4 (54 to 106)	56·3 (39·7 to 78·2)	39·7 (28·1 to 55·9)	22·3 (15·8 to 31·5)	11·7 (8·1 to 16·8)	4·9 (3·2 to 7·1)	1·4 (0·9 to 2·2)	0·3 (0·2 to 0·5)	0·1 (0 to 0·1)	0 (0 to 0)	5,440
Neonatal preterm birth	1,170 (822 to 1,590)	284 (195 to 394)	192 (110 to 313)	62·2 (43·1 to 84·1)	71·5 (48 to 100)	72·4 (46·9 to 103)	70·8 (47·4 to 100)	66·1 (44·3 to 93·3)	60·8 (40·2 to 85·1)	55·4 (36·8 to 78·6)	50·9 (34·8 to 70·2)	45·4 (30·1 to 62·7)	39·6 (26·5 to 54·8)	31·1 (21 to 43·3)	22·2 (15 to 30·5)	15·1 (10·9 to 19·8)	8·1 (6 to 10·4)	3·8 (2·8 to 5)	1·4 (1 to 2)	0·3 (0·2 to 0·5)	0·1 (0 to 0·2)	0 (0 to 0·1)	0 (0 to 0)	2,330
Neonatal encephalopathy due to birth asphyxia and trauma	554 (361 to 821)	111 (67·3 to 173)	61·6 (34·5 to 99·4)	24·3 (15·3 to 36·4)	12·3 (4·9 to 22·2)	12·5 (6 to 22·9)	12·6 (5·7 to 22)	12 (5·6 to 21·5)	11·1 (5·2 to 20·3)	10·1 (4·8 to 18·1)	9·7 (5·9 to 15·2)	8·9 (5·4 to 13·9)	8 (4·9 to 12·6)	6·5 (4 to 10·3)	5 (3 to 8)	3·7 (2·1 to 5·7)	1·8 (1 to 2·9)	0·7 (0·4 to 1·1)	0·2 (0·1 to 0·3)	0 (0 to 0·1)	0 (0 to 0)	0 (0 to 0)	0 (0 to 0)	866
Neonatal sepsis and other neonatal infections	416 (275 to 600)	321 (234 to 438)	174 (103 to 287)	53 (29·2 to 88·6)	67·7 (37·6 to 113)	69·3 (36·9 to 113)	68·3 (37·2 to 114)	64·2 (34·7 to 106)	59·6 (32·8 to 101)	55·2 (30·7 to 92·3)	50·5 (27·8 to 82·1)	45·6 (25·8 to 75·9)	40·8 (22·3 to 68·7)	33·2 (18·3 to 55·1)	24·8 (13·9 to 41)	17·8 (9·5 to 29·5)	10·6 (5·7 to 18·4)	6·1 (3·1 to 10·6)	2·8 (1·4 to 4·8)	0·9 (0·5 to 1·6)	0·2 (0·1 to 0·3)	0 (0 to 0)	0 (0 to 0)	1,580
Hemolytic disease and other neonatal jaundice	13·2 (7·3 to 21·5)	6·3 (3·7 to 10·1)	2·9 (1·6 to 4·7)	9·2 (6·9 to 11·8)	10·4 (7·6 to 13·5)	10·7 (7·9 to 13·9)	10·8 (7·9 to 13·9)	10·4 (7·6 to 13·5)	9·7 (7·1 to 12·5)	9 (6·6 to 11·6)	8·3 (6·1 to 10·7)	7·6 (5·6 to 9·9)	6·9 (5 to 9)	5·6 (4·1 to 7·3)	4·3 (3·1 to 5·5)	3·1 (2·3 to 4)	1·9 (1·4 to 2·5)	1·1 (0·8 to 1·4)	0·5 (0·4 to 0·7)	0·2 (0·1 to 0·2)	0 (0 to 0)	0 (0 to 0)	0 (0 to 0)	132
Other neonatal disorders	275 (169 to 416)	130 (91·3 to 175)	75·8 (47·6 to 116)	52·9 (36·9 to 73·7)	0 (0 to 0)	0 (0 to 0)	0 (0 to 0)	0 (0 to 0)	0 (0 to 0)	0 (0 to 0)	0 (0 to 0)	0 (0 to 0)	0 (0 to 0)	0 (0 to 0)	0 (0 to 0)	0 (0 to 0)	0 (0 to 0)	0 (0 to 0)	0 (0 to 0)	0 (0 to 0)	0 (0 to 0)	0 (0 to 0)	0 (0 to 0)	533
Nutritional deficiencies	0·2 (0·1 to 0·4)	3·1 (1·4 to 6·2)	158 (97·8 to 248)	191 (117 to 293)	171 (90·8 to 301)	83·4 (53·3 to 127)	70 (46·5 to 102)	89·4 (56·8 to 141)	84·8 (54·1 to 128)	91·3 (52·9 to 157)	101 (62·4 to 165)	120 (71·2 to 197)	125 (73 to 216)	110 (67·1 to 178)	105 (63·4 to 173)	89·5 (58·9 to 137)	65·3 (46 to 91·3)	61·3 (44·9 to 84·1)	66·9 (46·9 to 92·9)	73·1 (51·1 to 99·7)	62·9 (43·2 to 90·1)	50·9 (35·9 to 70·4)	17·1 (11·7 to 23·7)	1,990
Protein-energy malnutrition	0·2 (0·1 to 0·4)	0·8 (0·4 to 1·2)	128 (75·1 to 214)	86·2 (55·2 to 139)	31·4 (20 to 46·3)	33·4 (22·6 to 46·2)	35·1 (23·1 to 50·2)	40·9 (27·9 to 57·3)	37·8 (25·6 to 52·5)	37·3 (25·1 to 51·4)	41·5 (28·6 to 57·8)	41·6 (29·1 to 56·3)	45·3 (30·8 to 61·6)	42·1 (29·7 to 57·9)	43·4 (30·9 to 59·4)	44·6 (32·3 to 59·2)	42·5 (29·9 to 58·1)	46·3 (34·3 to 63·4)	50·4 (35·4 to 69·7)	56·2 (38·1 to 77·5)	55·6 (37·1 to 81·5)	46·8 (32·1 to 65·7)	16·1 (11 to 22·1)	1,000
Iodine deficiency	0 (0 to 0)	0 (0 to 0)	0 (0 to 0)	0·5 (0·2 to 1·1)	3·8 (1·6 to 7·6)	9·1 (4 to 18)	11·9 (5·3 to 23·1)	11·8 (5·1 to 23)	10·6 (4·5 to 20·5)	9·5 (4·2 to 18·8)	8·4 (3·8 to 16·6)	7·4 (3·2 to 14·3)	6·4 (2·9 to 12·5)	5·1 (2·2 to 9·4)	3·8 (1·7 to 7·3)	2·8 (1·3 to 5·4)	1·8 (0·8 to 3·4)	1·2 (0·5 to 2·3)	0·7 (0·3 to 1·3)	0·4 (0·2 to 0·7)	0·2 (0·1 to 0·3)	0·1 (0 to 0·1)	0 (0 to 0)	95·4
Vitamin A deficiency	0 (0 to 0)	0·3 (0·1 to 0·7)	1·4 (0·6 to 3)	9·4 (4·5 to 16·8)	11·4 (5·1 to 19·7)	6·8 (2·5 to 12·9)	4·9 (1·6 to 9·6)	3·9 (1·1 to 7·9)	3·3 (1 to 7·1)	2·6 (0·9 to 5·2)	2·1 (0·6 to 4·5)	1·6 (0·4 to 3·5)	1·4 (0·7 to 2·4)	1·1 (0·6 to 1·9)	0·9 (0·5 to 1·5)	0·7 (0·4 to 1·2)	0·5 (0·2 to 0·9)	0·4 (0·2 to 0·6)	0·2 (0·1 to 0·4)	0·1 (0·1 to 0·2)	0·1 (0 to 0·1)	0 (0 to 0)	0 (0 to 0)	53·2
Dietary iron deficiency	0 (0 to 0)	2·1 (0·5 to 4·7)	25·4 (7·1 to 58·3)	92·6 (36·4 to 178)	121 (46·6 to 245)	28·9 (8·5 to 64·8)	8 (1·1 to 25·7)	20·6 (2·9 to 61·6)	17 (2·2 to 51·5)	31·3 (3·3 to 93·7)	37·6 (10·5 to 86·6)	58·2 (17·3 to 127)	62 (21·1 to 140)	49·7 (12·9 to 114)	46·6 (11·6 to 108)	33·3 (11·2 to 76·7)	12·7 (3·4 to 30·9)	7·3 (1·8 to 18·6)	10·2 (2·4 to 25·4)	12·1 (3·5 to 26·6)	3·3 (0·8 to 7·8)	1·1 (0·2 to 2·8)	0·2 (0 to 0·4)	681
Other nutritional deficiencies	0 (0 to 0)	0 (0 to 0)	2·5 (1·2 to 4·8)	2·5 (1 to 5·2)	4·1 (1·9 to 6·8)	5·3 (2·8 to 8·5)	10·1 (5·5 to 16·2)	12·3 (7·2 to 19·4)	15·9 (9 to 24·8)	10·7 (6·1 to 16·4)	11·3 (6·9 to 17·5)	11·2 (6·6 to 16·3)	9·7 (6 to 14·4)	12·2 (7·3 to 18·3)	9·9 (6·1 to 15)	8·2 (4·9 to 11·9)	7·8 (4·7 to 12)	6·1 (3·7 to 9·2)	5·4 (3 to 8·5)	4·4 (2·4 to 7·7)	3·8 (1·8 to 7·5)	3 (1·3 to 8)	0·9 (0·4 to 2·9)	157
Non-communicable diseases	990 (653 to 1,640)	444 (325 to 620)	1,790 (1,170 to 2,660)	1,870 (1,510 to 2,280)	1,800 (1,360 to 2,320)	3,220 (2,380 to 4,210)	4,910 (3,670 to 6,440)	6,160 (4,670 to 7,920)	6,740 (5,120 to 8,650)	7,200 (5,510 to 9,020)	8,010 (6,280 to 10,000)	8,910 (7,100 to 11,100)	10,200 (8,190 to 12,400)	10,800 (8,800 to 13,000)	10,700 (8,670 to 12,800)	10,900 (8,990 to 13,000)	9,850 (8,350 to 11,600)	8,680 (7,410 to 10,100)	6,580 (5,640 to 7,640)	5,250 (4,570 to 5,980)	3,440 (2,990 to 3,930)	1,830 (1,640 to 2,020)	342 (310 to 377)	131,000
Neoplasms	6·1 (3·7 to 8·5)	4·1 (2·8 to 5·7)	50·8 (29·9 to 79·9)	223 (157 to 292)	178 (128 to 222)	281 (219 to 344)	298 (237 to 365)	333 (249 to 436)	380 (277 to 503)	523 (394 to 684)	813 (614 to 1,060)	1,070 (825 to 1,370)	1,470 (1,120 to 1,890)	1,690 (1,280 to 2,170)	1,650 (1,260 to 2,110)	1,660 (1,310 to 2,070)	1,520 (1,230 to 1,880)	1,240 (1,000 to 1,500)	816 (657 to 991)	545 (440 to 661)	297 (232 to 361)	124 (100 to 147)	18·9 (15·3 to 22·3)	15,200
Lip and oral cavity cancer	0 (0 to 0)	0 (0 to 0)	0 (0 to 0)	0 (0 to 0)	0·4 (0·3 to 0·5)	0·5 (0·4 to 0·8)	0·9 (0·7 to 1·2)	1·2 (0·8 to 1·6)	1·5 (1 to 2·2)	2·1 (1·4 to 3)	3·5 (2·2 to 5·3)	5 (3·5 to 7·1)	7·2 (5 to 10·2)	9 (6·4 to 12·7)	9·8 (6·9 to 13·5)	10·7 (7·6 to 15)	9·9 (7 to 13·4)	8·6 (6·3 to 11·6)	6·5 (4·6 to 8·9)	5·1 (3·7 to 6·9)	3 (2·1 to 4·1)	1·4 (1·1 to 1·8)	0·2 (0·2 to 0·3)	86·6
Nasopharynx cancer	0 (0 to 0)	0 (0 to 0)	0 (0 to 0)	0 (0 to 0)	0·4 (0·3 to 0·5)	0·4 (0·4 to 0·5)	0·5 (0·4 to 0·7)	0·7 (0·5 to 1)	0·6 (0·4 to 0·9)	0·8 (0·5 to 1·1)	1·1 (0·7 to 1·5)	1·2 (0·8 to 1·7)	1·7 (1·1 to 2·5)	1·9 (1·3 to 2·8)	2 (1·4 to 2·8)	1·9 (1·3 to 2·7)	1·5 (1 to 2·1)	1·2 (0·8 to 1·9)	0·6 (0·4 to 0·8)	0·4 (0·3 to 0·5)	0·2 (0·2 to 0·3)	0·1 (0·1 to 0·2)	0 (0 to 0)	17·5
Other pharynx cancer	0 (0 to 0)	0 (0 to 0)	0 (0 to 0)	0 (0 to 0)	0 (0 to 0)	0 (0 to 0)	0 (0 to 0)	0·4 (0·3 to 0·6)	0·4 (0·3 to 0·5)	0·3 (0·2 to 0·4)	0·3 (0·2 to 0·4)	0·6 (0·4 to 0·8)	1·4 (1 to 2·1)	1·7 (1·2 to 2·4)	2 (1·3 to 2·8)	1·9 (1·4 to 2·7)	1·6 (1 to 2·2)	1·2 (0·8 to 1·6)	0·6 (0·4 to 0·8)	0·4 (0·3 to 0·6)	0·2 (0·2 to 0·3)	0·1 (0·1 to 0·1)	0 (0 to 0)	13·1
Esophageal cancer	0 (0 to 0)	0 (0 to 0)	0 (0 to 0)	0 (0 to 0)	0 (0 to 0)	0 (0 to 0)	0 (0 to 0)	0·6 (0·4 to 0·9)	0·8 (0·5 to 1·2)	1·2 (0·7 to 1·8)	2·2 (1·5 to 3·1)	3·1 (2·1 to 4·4)	5·7 (3·6 to 8·3)	8·1 (5·8 to 11·3)	9·1 (6·5 to 12·3)	9·6 (7 to 12·9)	10·6 (7·7 to 14·3)	9·7 (6·9 to 13)	7·5 (5·3 to 10·2)	5·2 (3·7 to 7·2)	3 (2·1 to 3·9)	1·2 (0·9 to 1·5)	0·1 (0·1 to 0·2)	77·8
Stomach cancer	0 (0 to 0)	0 (0 to 0)	0 (0 to 0)	0 (0 to 0)	0 (0 to 0)	0 (0 to 0)	3·7 (3 to 4·4)	10·2 (7·2 to 14·1)	17·1 (10·8 to 25·9)	26·1 (18·1 to 36·3)	44·9 (29·4 to 64·9)	53·9 (38·6 to 71·5)	70 (48 to 99·8)	87·4 (63·3 to 120)	90·6 (65·7 to 121)	99·1 (73·3 to 133)	100 (74·5 to 131)	89·2 (66·1 to 116)	66·3 (48·4 to 89·1)	46·5 (34·5 to 60)	27·9 (20·5 to 36·2)	13·6 (10·5 to 16·8)	2·3 (1·8 to 2·8)	849
Colon and rectum cancer	0 (0 to 0)	0 (0 to 0)	0 (0 to 0)	0 (0 to 0)	0·7 (0·5 to 1·1)	2·1 (1·4 to 3·1)	5·8 (4·4 to 7·5)	12·9 (9 to 18)	20·6 (12·6 to 32·3)	30·3 (20·1 to 44·1)	47·2 (32·4 to 65·9)	62·2 (42·4 to 87·6)	84·9 (60 to 116)	113 (81·8 to 161)	122 (84·2 to 171)	132 (95·5 to 179)	132 (94·4 to 177)	118 (85·9 to 161)	83·2 (59·4 to 113)	62·9 (44·2 to 83·8)	35·9 (26·1 to 47·1)	16·3 (12·3 to 20·4)	2·7 (2·1 to 3·3)	1,090
Liver cancer	0·1 (0·1 to 0·2)	0·1 (0·1 to 0·2)	2·5 (1·1 to 4·5)	6·4 (2·7 to 11·1)	2·9 (2 to 3·9)	3·2 (2·4 to 4·2)	2·7 (1·8 to 3·9)	3·1 (1·9 to 4·9)	3·2 (2 to 4·9)	4·5 (2·8 to 6·8)	7·6 (5 to 11·3)	13 (8·2 to 19·9)	22·7 (15·3 to 32·9)	36·8 (24·6 to 52·7)	44·1 (29·4 to 63·5)	53·2 (37·1 to 76·2)	55·3 (39·2 to 74·6)	48 (32·8 to 69·1)	33·2 (23·1 to 46·7)	21·1 (14·7 to 29·6)	10·4 (7·2 to 14·6)	3·6 (2·5 to 5)	0·4 (0·3 to 0·6)	378
Liver cancer due to hepatitis B	0 (0 to 0)	0 (0 to 0)	0 (0 to 0)	0 (0 to 0)	0 (0 to 0)	0·3 (0·2 to 0·5)	0·5 (0·3 to 0·8)	0·8 (0·5 to 1·4)	1·1 (0·7 to 1·8)	1·6 (1 to 2·5)	2·4 (1·4 to 3·8)	3·5 (2 to 5·7)	5 (3 to 8·3)	6·7 (4 to 10·9)	6·8 (4 to 10·8)	6·8 (4 to 11·8)	5·6 (3·5 to 8·7)	4 (2·2 to 6·4)	2·3 (1·4 to 3·5)	1·2 (0·7 to 2)	0·6 (0·3 to 0·9)	0·2 (0·1 to 0·3)	0 (0 to 0)	49·5
Liver cancer due to hepatitis C	0 (0 to 0)	0 (0 to 0)	0 (0 to 0)	0 (0 to 0)	0 (0 to 0)	0 (0 to 0·1)	0 (0 to 0·1)	0·2 (0·1 to 0·3)	0·3 (0·1 to 0·5)	0·6 (0·3 to 1)	1·5 (0·8 to 2·4)	3·2 (1·9 to 5·1)	7·1 (4·2 to 11)	13·7 (8·4 to 20·4)	18·6 (11·5 to 28)	24 (15·8 to 36)	25·7 (17·2 to 36)	23·5 (15·5 to 34)	17·5 (11·8 to 25·6)	12 (8·2 to 16·9)	6·3 (4·3 to 8·9)	2·3 (1·6 to 3·2)	0·3 (0·2 to 0·4)	157
Liver cancer due to alcohol use	0 (0 to 0)	0 (0 to 0)	0 (0 to 0)	0 (0 to 0)	0 (0 to 0)	0 (0 to 0)	0 (0 to 0·1)	0·2 (0·1 to 0·3)	0·3 (0·2 to 0·6)	0·7 (0·4 to 1·1)	1·5 (0·8 to 2·6)	2·8 (1·6 to 4·9)	5·3 (3 to 8)	8·7 (5·3 to 13·5)	10·2 (6 to 16)	12·6 (8 to 19·3)	14 (9 to 21)	11·6 (7·2 to 17·9)	6·8 (4·3 to 10)	3·6 (2·2 to 5·5)	1·5 (1 to 2·2)	0·4 (0·3 to 0·6)	0 (0 to 0·1)	80·3
Liver cancer due to NASH	0 (0 to 0)	0 (0 to 0)	0 (0 to 0)	0 (0 to 0)	0 (0 to 0)	0 (0 to 0)	0·9 (0·6 to 1·4)	0·8 (0·5 to 1·4)	0·7 (0·4 to 1·1)	0·7 (0·4 to 1·1)	1·1 (0·6 to 1·6)	1·6 (1 to 2·7)	2·8 (1·7 to 4·5)	4·4 (2·6 to 6·7)	5·1 (3 to 7·9)	6·2 (3·8 to 9·6)	6·7 (4·2 to 10·1)	6·3 (4 to 9·7)	4·9 (3 to 7·3)	3·2 (2 to 5)	1·6 (1 to 2·3)	0·5 (0·3 to 0·8)	0·1 (0 to 0·1)	47·5
Liver cancer due to other causes	0·1 (0·1 to 0·2)	0·1 (0·1 to 0·2)	2·5 (1·1 to 4·5)	6·4 (2·7 to 11·1)	2·9 (2 to 3·9)	2·9 (2·1 to 3·7)	1·2 (0·7 to 1·8)	1·1 (0·6 to 1·7)	0·8 (0·5 to 1·4)	0·9 (0·5 to 1·5)	1·2 (0·7 to 2)	1·7 (1 to 2·8)	2·5 (1·5 to 4)	3·4 (2 to 5·4)	3·4 (2 to 5·3)	3·6 (2·1 to 5·5)	3·3 (2 to 5)	2·7 (1·6 to 4·1)	1·8 (1·1 to 2·8)	1·1 (0·7 to 1·6)	0·5 (0·3 to 0·7)	0·2 (0·1 to 0·3)	0 (0 to 0)	44·3
Gallbladder and biliary tract cancer	0 (0 to 0)	0 (0 to 0)	0 (0 to 0)	0 (0 to 0)	0 (0 to 0)	0 (0 to 0)	0 (0 to 0)	1·1 (0·7 to 1·7)	1·6 (1·1 to 2·6)	3·3 (2·1 to 5·2)	8·6 (5·8 to 12·4)	17·7 (11·4 to 26·7)	35·2 (23·8 to 50·9)	53·6 (35·3 to 80)	65·2 (43·5 to 97·2)	73·8 (52·9 to 106)	74·1 (52·8 to 103)	61 (43·7 to 85·5)	42·6 (30·9 to 59·3)	25·9 (19 to 35·8)	13·7 (9·8 to 19·4)	5 (3·3 to 7)	0·7 (0·4 to 1·2)	483
Pancreatic cancer	[illegible]	[illegible]	[illegible]	[illegible]	[illegible]	[illegible]	[illegible]	[illegible]	[illegible]	[illegible]	[illegible]	[illegible]	[illegible]	[illegible]	[illegible]	[illegible]	[illegible]	[illegible]	[illegible]	[illegible]	[illegible]	[illegible]	[illegible]	[illegible]
Larynx cancer	[illegible]	[illegible]	[illegible]	[illegible]	[illegible]	[illegible]	[illegible]	[illegible]	[illegible]	[illegible]	[illegible]	[illegible]	[illegible]	[illegible]	[illegible]	[illegible]	[illegible]	[illegible]	[illegible]	[illegible]	[illegible]	[illegible]	[illegible]	[illegible]
Tracheal, bronchus, and lung cancer	[illegible]	[illegible]	[illegible]	[illegible]	[illegible]	[illegible]	[illegible]	[illegible]	[illegible]	[illegible]	[illegible]	[illegible]	[illegible]	[illegible]	[illegible]	[illegible]	[illegible]	[illegible]	[illegible]	[illegible]	[illegible]	[illegible]	[illegible]	[illegible]
Malignant skin melanoma	[illegible]	[illegible]	[illegible]	[illegible]	[illegible]	[illegible]	[illegible]	[illegible]	[illegible]	[illegible]	[illegible]	[illegible]	[illegible]	[illegible]	[illegible]	[illegible]	[illegible]	[illegible]	[illegible]	[illegible]	[illegible]	[illegible]	[illegible]	[illegible]
Non-melanoma skin cancer	[illegible]	[illegible]	[illegible]	[illegible]	[illegible]	[illegible]	[illegible]	[illegible]	[illegible]	[illegible]	[illegible]	[illegible]	[illegible]	[illegible]	[illegible]	[illegible]	[illegible]	[illegible]	[illegible]	[illegible]	[illegible]	[illegible]	[illegible]	[illegible]
Non-melanoma skin cancer (squamous-cell carcinoma)	[illegible]	[illegible]	[illegible]	[illegible]	[illegible]	[illegible]	[illegible]	[illegible]	[illegible]	[illegible]	[illegible]	[illegible]	[illegible]	[illegible]	[illegible]	[illegible]	[illegible]	[illegible]	[illegible]	[illegible]	[illegible]	[illegible]	[illegible]	[illegible]
Non-melanoma skin cancer (basal-cell carcinoma)	[illegible]	[illegible]	[illegible]	[illegible]	[illegible]	[illegible]	[illegible]	[illegible]	[illegible]	[illegible]	[illegible]	[illegible]	[illegible]	[illegible]	[illegible]	[illegible]	[illegible]	[illegible]	[illegible]	[illegible]	[illegible]	[illegible]	[illegible]	[illegible]
Breast cancer	[illegible]	[illegible]	[illegible]	[illegible]	[illegible]	[illegible]	[illegible]	[illegible]	[illegible]	[illegible]	[illegible]	[illegible]	[illegible]	[illegible]	[illegible]	[illegible]	[illegible]	[illegible]	[illegible]	[illegible]	[illegible]	[illegible]	[illegible]	[illegible]
Cervical cancer	[illegible]	[illegible]	[illegible]	[illegible]	[illegible]	[illegible]	[illegible]	[illegible]	[illegible]	[illegible]	[illegible]	[illegible]	[illegible]	[illegible]	[illegible]	[illegible]	[illegible]	[illegible]	[illegible]	[illegible]	[illegible]	[illegible]	[illegible]	[illegible]
Uterine cancer	[illegible]	[illegible]	[illegible]	[illegible]	[illegible]	[illegible]	[illegible]	[illegible]	[illegible]	[illegible]	[illegible]	[illegible]	[illegible]	[illegible]	[illegible]	[illegible]	[illegible]	[illegible]	[illegible]	[illegible]	[illegible]	[illegible]	[illegible]	[illegible]
Ovarian cancer	[illegible]	[illegible]	[illegible]	[illegible]	[illegible]	[illegible]	[illegible]	[illegible]	[illegible]	[illegible]	[illegible]	[illegible]	[illegible]	[illegible]	[illegible]	[illegible]	[illegible]	[illegible]	[illegible]	[illegible]	[illegible]	[illegible]	[illegible]	[illegible]
Prostate cancer	[illegible]	[illegible]	[illegible]	[illegible]	[illegible]	[illegible]	[illegible]	[illegible]	[illegible]	[illegible]	[illegible]	[illegible]	[illegible]	[illegible]	[illegible]	[illegible]	[illegible]	[illegible]	[illegible]	[illegible]	[illegible]	[illegible]	[illegible]	[illegible]
Testicular cancer	[illegible]	[illegible]	[illegible]	[illegible]	[illegible]	[illegible]	[illegible]	[illegible]	[illegible]	[illegible]	[illegible]	[illegible]	[illegible]	[illegible]	[illegible]	[illegible]	[illegible]	[illegible]	[illegible]	[illegible]	[illegible]	[illegible]	[illegible]	[illegible]
Kidney cancer	[illegible]	[illegible]	[illegible]	[illegible]	[illegible]	[illegible]	[illegible]	[illegible]	[illegible]	[illegible]	[illegible]	[illegible]	[illegible]	[illegible]	[illegible]	[illegible]	[illegible]	[illegible]	[illegible]	[illegible]	[illegible]	[illegible]	[illegible]	[illegible]
Bladder cancer	[illegible]	[illegible]	[illegible]	[illegible]	[illegible]	[illegible]	[illegible]	[illegible]	[illegible]	[illegible]	[illegible]	[illegible]	[illegible]	[illegible]	[illegible]	[illegible]	[illegible]	[illegible]	[illegible]	[illegible]	[illegible]	[illegible]	[illegible]	[illegible]
Brain and central nervous system cancer	[illegible]	[illegible]	[illegible]	[illegible]	[illegible]	[illegible]	[illegible]	[illegible]	[illegible]	[illegible]	[illegible]	[illegible]	[illegible]	[illegible]	[illegible]	[illegible]	[illegible]	[illegible]	[illegible]	[illegible]	[illegible]	[illegible]	[illegible]	[illegible]
Thyroid cancer	[illegible]	[illegible]	[illegible]	[illegible]	[illegible]	[illegible]	[illegible]	[illegible]	[illegible]	[illegible]	[illegible]	[illegible]	[illegible]	[illegible]	[illegible]	[illegible]	[illegible]	[illegible]	[illegible]	[illegible]	[illegible]	[illegible]	[illegible]	[illegible]
Mesothelioma	[illegible]	[illegible]	[illegible]	[illegible]	[illegible]	[illegible]	[illegible]	[illegible]	[illegible]	[illegible]	[illegible]	[illegible]	[illegible]	[illegible]	[illegible]	[illegible]	[illegible]	[illegible]	[illegible]	[illegible]	[illegible]	[illegible]	[illegible]	[illegible]
Hodgkin lymphoma	[illegible]	[illegible]	[illegible]	[illegible]	[illegible]	[illegible]	[illegible]	[illegible]	[illegible]	[illegible]	[illegible]	[illegible]	[illegible]	[illegible]	[illegible]	[illegible]	[illegible]	[illegible]	[illegible]	[illegible]	[illegible]	[illegible]	[illegible]	[illegible]
Non-Hodgkin lymphoma	[illegible]	[illegible]	[illegible]	[illegible]	[illegible]	[illegible]	[illegible]	[illegible]	[illegible]	[illegible]	[illegible]	[illegible]	[illegible]	[illegible]	[illegible]	[illegible]	[illegible]	[illegible]	[illegible]	[illegible]	[illegible]	[illegible]	[illegible]	[illegible]
Multiple myeloma	[illegible]	[illegible]	[illegible]	[illegible]	[illegible]	[illegible]	[illegible]	[illegible]	[illegible]	[illegible]	[illegible]	[illegible]	[illegible]	[illegible]	[illegible]	[illegible]	[illegible]	[illegible]	[illegible]	[illegible]	[illegible]	[illegible]	[illegible]	[illegible]
Leukemia	[illegible]	[illegible]	[illegible]	[illegible]	[illegible]	[illegible]	[illegible]	[illegible]	[illegible]	[illegible]	[illegible]	[illegible]	[illegible]	[illegible]	[illegible]	[illegible]	[illegible]	[illegible]	[illegible]	[illegible]	[illegible]	[illegible]	[illegible]	[illegible]
Acute lymphoid leukemia	[illegible]	[illegible]	[illegible]	[illegible]	[illegible]	[illegible]	[illegible]	[illegible]	[illegible]	[illegible]	[illegible]	[illegible]	[illegible]	[illegible]	[illegible]	[illegible]	[illegible]	[illegible]	[illegible]	[illegible]	[illegible]	[illegible]	[illegible]	[illegible]
Chronic lymphoid leukemia	[illegible]	[illegible]	[illegible]	[illegible]	[illegible]	[illegible]	[illegible]	[illegible]	[illegible]	[illegible]	[illegible]	[illegible]	[illegible]	[illegible]	[illegible]	[illegible]	[illegible]	[illegible]	[illegible]	[illegible]	[illegible]	[illegible]	[illegible]	[illegible]
Acute myeloid leukemia	[illegible]	[illegible]	[illegible]	[illegible]	[illegible]	[illegible]	[illegible]	[illegible]	[illegible]	[illegible]	[illegible]	[illegible]	[illegible]	[illegible]	[illegible]	[illegible]	[illegible]	[illegible]	[illegible]	[illegible]	[illegible]	[illegible]	[illegible]	[illegible]
Chronic myeloid leukemia	[illegible]	[illegible]	[illegible]	[illegible]	[illegible]	[illegible]	[illegible]	[illegible]	[illegible]	[illegible]	[illegible]	[illegible]	[illegible]	[illegible]	[illegible]	[illegible]	[illegible]	[illegible]	[illegible]	[illegible]	[illegible]	[illegible]	[illegible]	[illegible]
Other leukemia	[illegible]	[illegible]	[illegible]	[illegible]	[illegible]	[illegible]	[illegible]	[illegible]	[illegible]	[illegible]	[illegible]	[illegible]	[illegible]	[illegible]	[illegible]	[illegible]	[illegible]	[illegible]	[illegible]	[illegible]	[illegible]	[illegible]	[illegible]	[illegible]
Other malignant neoplasms	[illegible]	[illegible]	[illegible]	[illegible]	[illegible]	[illegible]	[illegible]	[illegible]	[illegible]	[illegible]	[illegible]	[illegible]	[illegible]	[illegible]	[illegible]	[illegible]	[illegible]	[illegible]	[illegible]	[illegible]	[illegible]	[illegible]	[illegible]	[illegible]



Congenital birth defects	962 (630 to 1,610)	405 (292 to 580)	1,320 (789 to 2,060)	584 (351 to 834)	188 (134 to 251)	201 (147 to 263)	166 (116 to 216)	137 (90·9 to 182)	106 (74·8 to 143)	81·2 (56·2 to 110)	71·2 (49·5 to 96·9)	61·4 (43·2 to 84·3)	52·3 (35 to 71·2)	43·8 (28·7 to 60·8)	34 (22·4 to 46·2)	25·4 (16·8 to 35)	17·2 (11 to 23·3)	6 (3·6 to 9·2)	3·2 (1·9 to 4·8)	1·6 (1 to 2·5)	0·7 (0·4 to 1·1)	0·2 (0·1 to 0·4)	0 (0 to 0)	4,470
Neural tube defects	103 (54·3 to 175)	21·4 (11·3 to 39·6)	90·7 (39 to 183)	77·6 (37·9 to 143)	8·5 (5·6 to 12·5)	10·1 (6·5 to 15)	9·2 (6·2 to 13·3)	7·6 (4·9 to 11·9)	4·1 (2·8 to 6)	3·1 (2·1 to 4·5)	2·4 (1·7 to 3·4)	1·8 (1·3 to 2·5)	1·4 (0·9 to 1·9)	1·1 (0·7 to 1·5)	0·7 (0·5 to 1)	0·5 (0·3 to 0·7)	0·4 (0·3 to 0·6)	0·1 (0·1 to 0·1)	0·1 (0 to 0·1)	0 (0 to 0)	0 (0 to 0)	0 (0 to 0)	0 (0 to 0)	343
Congenital heart anomalies	303 (159 to 603)	172 (107 to 256)	599 (333 to 1,020)	218 (104 to 389)	49·6 (28·3 to 88·2)	59 (36·4 to 83·8)	45·2 (27·8 to 65·5)	39·4 (22·3 to 61)	31·2 (17·8 to 46·7)	20·8 (10·4 to 31·9)	18·3 (9·6 to 27·6)	16 (8·3 to 24·4)	10·7 (4·9 to 16·7)	9·3 (3·9 to 14·8)	7·2 (3·2 to 11·1)	5·4 (2·2 to 8·7)	4·2 (1·6 to 6·7)	0·5 (0·1 to 0·9)	0·3 (0·1 to 0·6)	0·2 (0·1 to 0·4)	0·1 (0 to 0·2)	0 (0 to 0·1)	0 (0 to 0)	1,610
Orofacial clefts	3·7 (1·5 to 7·6)	2 (0·9 to 4·1)	9·4 (2·9 to 24)	2·9 (1·1 to 6·7)	1·1 (0·6 to 1·6)	1 (0·6 to 1·6)	1 (0·6 to 1·6)	1 (0·6 to 1·5)	0·9 (0·5 to 1·4)	0·8 (0·5 to 1·3)	0·8 (0·5 to 1·2)	0·7 (0·4 to 1·1)	0·7 (0·4 to 1)	0·6 (0·3 to 0·9)	0·5 (0·3 to 0·7)	0·4 (0·2 to 0·6)	0·3 (0·2 to 0·4)	0·2 (0·1 to 0·3)	0·1 (0·1 to 0·2)	0·1 (0 to 0·1)	0 (0 to 0·1)	0 (0 to 0)	0 (0 to 0)	28·2
Down syndrome	15·8 (7·8 to 27·7)	11 (6·2 to 18)	84·9 (42·2 to 153)	48·7 (25·1 to 88·5)	9·6 (5·2 to 16·9)	9·8 (5·2 to 17)	10·6 (6 to 17·4)	10·1 (5·9 to 17·3)	10·1 (5·7 to 16·8)	7·9 (4·3 to 13·2)	6·1 (3·4 to 10·3)	5·6 (3·2 to 9·3)	5·6 (3·1 to 9·3)	4·8 (2·5 to 8·2)	3·2 (1·6 to 5·6)	2·4 (1·2 to 4·1)	0·8 (0·4 to 1·4)	0 (0 to 0)	0 (0 to 0)	0 (0 to 0)	0 (0 to 0)	0 (0 to 0)	0 (0 to 0)	247
Turner syndrome	0 (0 to 0)	0 (0 to 0)	0 (0 to 0·1)	0·2 (0·1 to 0·4)	0·2 (0·1 to 0·4)	0·2 (0·1 to 0·4)	0·3 (0·1 to 0·6)	0·3 (0·1 to 0·5)	0·2 (0·1 to 0·4)	0·2 (0·1 to 0·4)	0·2 (0·1 to 0·3)	0·1 (0·1 to 0·2)	0·1 (0·1 to 0·2)	0 (0 to 0·1)	0 (0 to 0·1)	0 (0 to 0)	0 (0 to 0)	0 (0 to 0)	0 (0 to 0)	0 (0 to 0)	0 (0 to 0)	0 (0 to 0)	0 (0 to 0)	2·2
Klinefelter syndrome	0 (0 to 0)	0 (0 to 0)	0 (0 to 0)	0 (0 to 0)	0 (0 to 0)	0 (0 to 0)	0 (0 to 0)	0 (0 to 0)	0 (0 to 0)	0 (0 to 0)	0 (0 to 0)	0 (0 to 0)	0 (0 to 0)	0 (0 to 0)	0 (0 to 0)	0 (0 to 0)	0 (0 to 0)	0 (0 to 0)	0 (0 to 0)	0 (0 to 0)	0 (0 to 0)	0 (0 to 0)	0 (0 to 0)	0
Other chromosomal abnormalities	47·4 (17·3 to 83·1)	17·3 (7·5 to 29·3)	59·4 (23·4 to 110)	18·7 (8·4 to 30·5)	6·1 (3·4 to 9)	5·5 (2·8 to 8·8)	5·5 (2·5 to 9·2)	4·8 (2·4 to 7·5)	3·9 (2 to 6·2)	2·9 (1·3 to 4·5)	2·6 (1·1 to 4·3)	1·6 (0·8 to 2·4)	1·4 (0·5 to 2·3)	1 (0·4 to 1·7)	0·9 (0·2 to 1·6)	0·5 (0·1 to 0·9)	0·4 (0·1 to 0·8)	0 (0 to 0)	0 (0 to 0)	0 (0 to 0)	0 (0 to 0)	0 (0 to 0)	0 (0 to 0)	180
Congenital musculoskeletal and limb anomalies	19·9 (9·9 to 35·6)	6·4 (3·9 to 9·8)	39·1 (24·4 to 60·3)	63·5 (37·8 to 99·8)	66·4 (37·7 to 106)	67·3 (38·3 to 105)	59·3 (34·3 to 93·5)	40·5 (25 to 61·9)	33·7 (20 to 50·9)	31·1 (18·1 to 48·1)	28·8 (17·2 to 44·2)	26·3 (15·1 to 40·6)	24·5 (14·1 to 37·8)	20·7 (12·6 to 31·8)	16·7 (10 to 25·7)	12·8 (7·9 to 19·3)	8·1 (4·8 to 11·9)	4·6 (2·5 to 7·3)	2·3 (1·3 to 3·6)	1·1 (0·5 to 1·7)	0·4 (0·2 to 0·7)	0·1 (0·1 to 0·2)	0 (0 to 0)	574
Urogenital congenital anomalies	84·8 (26·4 to 305)	35·8 (15·9 to 95·5)	38·7 (13·9 to 116)	20·4 (10·6 to 43·5)	11·6 (6·4 to 19·7)	12·4 (7·7 to 20)	13·6 (5·7 to 24)	16·1 (3·5 to 33)	10·1 (3·3 to 19·3)	6·2 (2 to 11·2)	4·3 (1·2 to 8·6)	3·1 (1 to 6)	2 (0·9 to 3·2)	1·3 (0·6 to 2·3)	0·8 (0·3 to 1·7)	0·5 (0·1 to 0·9)	0·4 (0·2 to 0·8)	0 (0 to 0)	0 (0 to 0)	0 (0 to 0)	0 (0 to 0)	0 (0 to 0)	0 (0 to 0)	262
Digestive congenital anomalies	142 (67·7 to 325)	75·4 (41·8 to 124)	178 (75·5 to 319)	39·6 (17·2 to 74·3)	6·4 (3·5 to 11·5)	5·7 (3·2 to 8·9)	2·9 (1·5 to 4·5)	2·3 (1·3 to 3·7)	1·7 (1 to 3)	1 (0·5 to 1·6)	1 (0·4 to 1·7)	0·8 (0·4 to 1·3)	0·9 (0·3 to 1·5)	1 (0·3 to 1·8)	0·8 (0·2 to 1·5)	0·8 (0·2 to 1·5)	0·7 (0·1 to 1·3)	0 (0 to 0)	0 (0 to 0)	0 (0 to 0)	0 (0 to 0)	0 (0 to 0)	0 (0 to 0)	461
Other congenital birth defects	243 (115 to 400)	63·5 (35·5 to 100)	220 (109 to 425)	94 (42 to 161)	28·3 (16·3 to 44·4)	30·1 (16 to 47·6)	18 (10·4 to 28·7)	14·5 (8·3 to 22·9)	10·2 (5·7 to 17·1)	7·1 (4·1 to 12·5)	6·7 (3·8 to 11·2)	5·2 (2·9 to 9·6)	5 (2·7 to 9·1)	4 (2·1 to 7·6)	3·1 (1·6 to 5·8)	2·3 (1·2 to 4·6)	1·9 (1 to 3·6)	0·6 (0·2 to 1·8)	0·4 (0·1 to 1·2)	0·3 (0·1 to 0·7)	0·1 (0 to 0·4)	0 (0 to 0·1)	0 (0 to 0)	759
Urinary diseases and male infertility	0·8 (0·3 to 1·3)	1·1 (0·6 to 1·7)	16·1 (8·6 to 28·7)	23·1 (15·6 to 32·8)	19·4 (12·2 to 29·2)	13·8 (9 to 21·3)	15·3 (10·9 to 20·5)	20·3 (14 to 29)	23 (15·8 to 32·8)	24·8 (16·9 to 35·7)	35·2 (25·2 to 48·4)	44·7 (31·3 to 63·5)	61·2 (42·3 to 83·5)	81·3 (55·7 to 114)	80·3 (53·4 to 114)	82·2 (55·3 to 115)	81·6 (55·6 to 112)	77·5 (51·8 to 107)	58·2 (39·7 to 81·7)	45·6 (30·3 to 64)	32·4 (21·2 to 47·5)	17·4 (11·5 to 25·3)	3·8 (2·4 to 5·4)	859
Urolithiasis	0 (0 to 0)	0 (0 to 0)	0 (0 to 0)	0·1 (0·1 to 0·3)	0·3 (0·2 to 0·5)	0·6 (0·4 to 1)	0·8 (0·5 to 1·4)	1·8 (1·1 to 3)	2·5 (1·5 to 4)	3·8 (2·1 to 6·2)	6 (3·5 to 9·7)	8·1 (4·2 to 13·3)	10 (5·1 to 17)	13·2 (7·3 to 23·3)	11·5 (6·2 to 20·8)	8·6 (4·6 to 16)	6·5 (3·3 to 12·3)	4·6 (2·4 to 8·9)	2·8 (1·5 to 5·3)	1·8 (1 to 3·6)	1 (0·5 to 2)	0·6 (0·3 to 1·2)	0·1 (0 to 0·2)	84·8
Benign prostatic hyperplasia	0 (0 to 0)	0 (0 to 0)	0 (0 to 0)	0 (0 to 0)	0 (0 to 0)	0 (0 to 0)	0 (0 to 0)	0 (0 to 0)	0 (0 to 0)	0 (0 to 0)	0 (0 to 0)	0 (0 to 0)	0 (0 to 0)	0 (0 to 0)	0 (0 to 0)	0 (0 to 0)	0 (0 to 0)	0 (0 to 0)	0 (0 to 0)	0 (0 to 0)	0 (0 to 0)	0 (0 to 0)	0 (0 to 0)	0
Male infertility	--	--	--	--	--	--	--	--	--	--	--	--	--	--	--	--	--	--	--	--	--	--	--	NA
Other urinary diseases	0·4 (0·1 to 0·7)	0·5 (0·2 to 0·8)	1·5 (0·6 to 3·3)	5·4 (3·3 to 8·3)	4·7 (2·8 to 7·2)	3 (1·7 to 4·7)	2·1 (1·3 to 3·2)	1·4 (0·7 to 2·3)	1·6 (0·9 to 2·5)	2·1 (1·3 to 3·2)	2·4 (1·5 to 3·6)	2·9 (1·7 to 4·5)	4·3 (2·7 to 6·4)	3·9 (2·3 to 6·5)	3·3 (2 to 6)	2·6 (1·5 to 5·2)	1·8 (1 to 3·5)	1·3 (0·7 to 2·5)	1 (0·5 to 2·5)	0·6 (0·3 to 1·1)	0·4 (0·2 to 0·9)	0·3 (0·1 to 0·7)	0·1 (0 to 0·1)	47·6
Gynecological diseases	0 (0 to 0)	0 (0 to 0)	0 (0 to 0)	0 (0 to 0)	0 (0 to 0)	101 (52·5 to 173)	312 (184 to 502)	549 (350 to 847)	666 (438 to 990)	719 (468 to 1,050)	740 (497 to 1,080)	745 (495 to 1,090)	627 (418 to 890)	406 (255 to 598)	198 (127 to 285)	105 (65·1 to 157)	62·9 (40·7 to 91·9)	39·2 (25·8 to 56·1)	21·5 (13·8 to 31·2)	12·9 (8·6 to 18·5)	8·4 (5·5 to 12)	4 (2·6 to 5·8)	0·6 (0·4 to 0·9)	5,320
Uterine fibroids	0 (0 to 0)	0 (0 to 0)	0 (0 to 0)	0 (0 to 0)	0 (0 to 0)	2·2 (0·8 to 5)	4·8 (2 to 10·2)	9·4 (3·7 to 19·7)	18·5 (7·8 to 39·1)	40·5 (18 to 83·1)	82·9 (37 to 167)	115 (54·2 to 214)	97·2 (46·4 to 180)	62·4 (29·6 to 116)	35·8 (16·7 to 66·9)	20 (8·9 to 38)	10·5 (4·7 to 20·2)	5·8 (2·7 to 11·1)	2·9 (1·4 to 5·6)	1·5 (0·8 to 2·7)	0·7 (0·4 to 1·2)	0·3 (0·2 to 0·6)	0 (0 to 0·1)	510
Polycystic ovarian syndrome	0 (0 to 0)	0 (0 to 0)	0 (0 to 0)	0 (0 to 0)	0 (0 to 0)	12·8 (5·3 to 26·1)	43·4 (18·5 to 88·3)	54·3 (23·8 to 110)	49·2 (21·1 to 102)	43·7 (18·9 to 89·2)	39·3 (16·8 to 79·9)	34·9 (15·1 to 70·6)	28·2 (12·1 to 55·3)	8·8 (3·4 to 18·1)	0 (0 to 0)	0 (0 to 0)	0 (0 to 0)	0 (0 to 0)	0 (0 to 0)	0 (0 to 0)	0 (0 to 0)	0 (0 to 0)	0 (0 to 0)	315
Female infertility	0 (0 to 0)	0 (0 to 0)	0 (0 to 0)	0 (0 to 0)	0 (0 to 0)	0 (0 to 0)	0 (0 to 0)	7·9 (0·2 to 29·7)	16 (1·1 to 51·4)	20·8 (1·9 to 69·4)	23·4 (0·4 to 77·5)	25 (1·1 to 73·2)	0·7 (0 to 5·7)	0 (0 to 0)	0 (0 to 0)	0 (0 to 0)	0 (0 to 0)	0 (0 to 0)	0 (0 to 0)	0 (0 to 0)	0 (0 to 0)	0 (0 to 0)	0 (0 to 0)	93·8
Endometriosis	0 (0 to 0)	0 (0 to 0)	0 (0 to 0)	0 (0 to 0)	0 (0 to 0)	0 (0 to 0)	24·9 (9·1 to 55·5)	71·2 (33 to 134)	77·2 (37·4 to 144)	65·3 (30·6 to 118)	55·9 (29 to 96·9)	50·5 (25·6 to 86)	42·2 (22·8 to 69·4)	18·1 (9·1 to 30·2)	0 (0 to 0)	0 (0 to 0)	0 (0 to 0)	0 (0 to 0)	0 (0 to 0)	0 (0 to 0)	0 (0 to 0)	0 (0 to 0)	0 (0 to 0)	405
Genital prolapse	0 (0 to 0)	0 (0 to 0)	0 (0 to 0)	0 (0 to 0)	0 (0 to 0)	0 (0 to 0)	0·1 (0 to 0·2)	0·5 (0·1 to 1·1)	0·8 (0·3 to 1·7)	1·3 (0·5 to 2·7)	2·7 (1·1 to 5·7)	5·2 (2·2 to 10·7)	9·4 (4·2 to 18)	12·8 (5·8 to 24·7)	12·8 (6 to 24·9)	11·2 (5 to 21·7)	8·6 (4 to 16·4)	6·7 (3·2 to 12·4)	4·5 (2·2 to 8·1)	2·7 (1·3 to 5)	1·7 (0·9 to 3)	0·7 (0·4 to 1·2)	0·1 (0·1 to 0·2)	81·9
Premenstrual syndrome	0 (0 to 0)	0 (0 to 0)	0 (0 to 0)	0 (0 to 0)	0 (0 to 0)	85 (40·9 to 152)	199 (103 to 358)	248 (128 to 435)	238 (139 to 388)	225 (119 to 363)	235 (135 to 371)	213 (120 to 340)	125 (68·8 to 211)	35·7 (18·1 to 65·4)	0 (0 to 0)	0 (0 to 0)	0 (0 to 0)	0 (0 to 0)	0 (0 to 0)	0 (0 to 0)	0 (0 to 0)	0 (0 to 0)	0 (0 to 0)	1,600
Other gynecological diseases	0 (0 to 0)	0 (0 to 0)	0 (0 to 0)	0 (0 to 0)	0 (0 to 0)	1·2 (0·4 to 2·6)	39·7 (18·9 to 70·3)	157 (92·2 to 245)	267 (143 to 454)	322 (181 to 532)	301 (172 to 478)	301 (172 to 467)	324 (186 to 495)	268 (144 to 409)	150 (91 to 224)	73·9 (43·1 to 114)	43·9 (26·6 to 66·5)	26·7 (16·7 to 40·4)	14 (8·3 to 21·3)	8·6 (5·3 to 12·7)	6 (3·5 to 9·1)	2·9 (1·8 to 4·5)	0·5 (0·3 to 0·8)	2,310
Hemoglobinopathies and hemolytic anemias	0·8 (0·4 to 1·3)	0·5 (0·3 to 0·8)	4·5 (2·6 to 7·2)	11·3 (6·7 to 17·6)	12·1 (7·3 to 18·4)	12 (7·5 to 18·2)	15·5 (9·5 to 24·3)	18·6 (10·8 to 29·3)	14·8 (8·4 to 24·3)	15·5 (8·5 to 26·2)	19·8 (11 to 32·9)	13·7 (7·9 to 21·4)	12·9 (7·9 to 20)	13·6 (8·4 to 20·9)	12·5 (8 to 18·9)	13·5 (8·5 to 20·4)	9·6 (6·2 to 14·3)	7·5 (5 to 10·9)	5·9 (3·9 to 8·7)	4·3 (2·7 to 6·4)	2·1 (1·4 to 3·2)	0·8 (0·6 to 1·2)	0·1 (0·1 to 0·2)	222
Thalassemias	0·1 (0 to 0·2)	0·1 (0 to 0·2)	1 (0·3 to 2·1)	2·5 (1·1 to 4·7)	1·2 (0·6 to 2·3)	0·7 (0·3 to 1·5)	0·3 (0·1 to 0·6)	0·1 (0 to 0·3)	0 (0 to 0·1)	0 (0 to 0·1)	0 (0 to 0·1)	0 (0 to 0·1)	0 (0 to 0·1)	0 (0 to 0·1)	0 (0 to 0)	0 (0 to 0)	0 (0 to 0)	0 (0 to 0)	0 (0 to 0)	0 (0 to 0)	0 (0 to 0)	0 (0 to 0)	0 (0 to 0)	6·2
Thalassemias trait	0 (0 to 0)	0 (0 to 0·1)	0·2 (0 to 0·5)	0·7 (0·2 to 1·8)	0·9 (0·2 to 2·3)	0·2 (0·1 to 0·6)	3·5 (1·1 to 8)	4·6 (1·4 to 9·5)	4 (1·1 to 8·8)	4·4 (1·4 to 8·8)	3·5 (1·4 to 7·1)	0·8 (0·1 to 2·1)	0·3 (0·1 to 0·9)	0·3 (0·1 to 0·9)	0·3 (0·1 to 0·9)	0·3 (0·1 to 0·6)	0·2 (0 to 0·4)	0·1 (0 to 0·3)	0·2 (0 to 0·4)	0·1 (0 to 0·3)	0 (0 to 0·1)	0 (0 to 0)	0 (0 to 0)	24·8
Sickle cell disorders	0·2 (0 to 0·6)	0·2 (0 to 0·3)	1·2 (0·2 to 2·8)	1·2 (0·2 to 3·1)	0·5 (0·1 to 1·6)	0·8 (0·1 to 2·4)	0·5 (0·1 to 1·7)	0·3 (0 to 1·1)	0·1 (0 to 0·4)	0·1 (0 to 0·3)	0·1 (0 to 0·3)	0·1 (0 to 0·3)	0·1 (0 to 0·4)	0·1 (0 to 0·3)	0 (0 to 0·2)	0 (0 to 0·1)	0 (0 to 0)	0 (0 to 0)	0 (0 to 0)	0 (0 to 0)	0 (0 to 0)	0 (0 to 0)	0 (0 to 0)	5·5
Sickle cell trait	0 (0 to 0)	0 (0 to 0·1)	0·1 (0 to 0·2)	0·3 (0·1 to 0·6)	0·4 (0·1 to 0·9)	0·1 (0 to 0·2)	1·8 (0·3 to 4·9)	2·8 (0·4 to 7·1)	2·3 (0·3 to 6)	2·9 (0·4 to 8)	2·2 (0·6 to 4·7)	0·5 (0·1 to 1·3)	0·1 (0 to 0·4)	0·1 (0 to 0·4)	0·1 (0 to 0·3)	0·1 (0 to 0·3)	0·1 (0 to 0·2)	0·1 (0 to 0·1)	0·1 (0 to 0·2)	0·1 (0 to 0·1)	0 (0 to 0·1)	0 (0 to 0)	0 (0 to 0)	14·1
G6PD deficiency	0·1 (0 to 0·1)	0·1 (0 to 0·1)	0·5 (0·2 to 1·1)	1·9 (0·9 to 3·4)	2·8 (1·5 to 4·6)	5 (2·5 to 8·3)	4·8 (2·7 to 8)	5·4 (3 to 8·9)	3·7 (2 to 6)	3·2 (1·8 to 5·5)	6 (3·1 to 10)	3·5 (1·9 to 5·5)	3·1 (1·6 to 5·4)	2·7 (1·3 to 4·7)	1·7 (0·9 to 2·9)	1·1 (0·5 to 1·9)	0·6 (0·3 to 1·1)	0·3 (0·1 to 0·5)	0·1 (0·1 to 0·2)	0 (0 to 0·1)	0 (0 to 0)	0 (0 to 0)	0 (0 to 0)	46·8
G6PD trait	0 (0 to 0)	0 (0 to 0)	0 (0 to 0)	0 (0 to 0)	0 (0 to 0)	0 (0 to 0)	0 (0 to 0)	0 (0 to 0)	0 (0 to 0)	0 (0 to 0)	1 (0·4 to 1·9)	0·6 (0·1 to 1·5)	0 (0 to 0·1)	0 (0 to 0)	0 (0 to 0)	0 (0 to 0)	0 (0 to 0)	0 (0 to 0)	0 (0 to 0)	0 (0 to 0)	0 (0 to 0)	0 (0 to 0)	0 (0 to 0)	1·7
Other hemoglobinopathies and hemolytic anemias	0·4 (0·2 to 0·7)	0·2 (0·1 to 0·3)	1·5 (0·6 to 2·8)	4·8 (2·5 to 8·3)	6·2 (3·1 to 11·1)	5·2 (3 to 8·2)	4·5 (2·6 to 7·3)	5·3 (2·8 to 9)	4·6 (2·6 to 7·7)	4·9 (2·5 to 9)	7·1 (4 to 11·7)	8·1 (4·5 to 13·2)	9·2 (5·3 to 14·8)	10·3 (6·1 to 16·3)	10·3 (6·5 to 15·7)	12 (7·5 to 18·2)	8·7 (5·7 to 13)	7 (4·7 to 10·2)	5·5 (3·6 to 8·3)	4 (2·5 to 6)	2·1 (1·3 to 3·1)	0·8 (0·5 to 1·1)	0·1 (0·1 to 0·2)	123
Endocrine, metabolic, blood, and immune disorders	6·1 (3·4 to 12·4)	6·2 (3·8 to 10·8)	62·8 (35·6 to 113)	104 (68·4 to 157)	87·2 (51·9 to 139)	58·9 (37·5 to 94·5)	43 (29·8 to 62·6)	57·2 (38·6 to 78·8)	77·1 (51·5 to 110)	112 (74·3 to 165)	175 (121 to 246)	247 (166 to 356)	341 (228 to 488)	390 (259 to 576)	380 (254 to 560)	330 (220 to 490)	259 (177 to 375)	218 (154 to 304)	138 (92·9 to 188)	77·4 (48·1 to 109)	43·5 (27·6 to 63·1)	20·1 (10·8 to 28·2)	3·8 (1·7 to 5·6)	3,240
Oral disorders	0 (0 to 0)	0 (0 to 0)	0 (0 to 0)	29·1 (16·4 to 48·5)	33·1 (18·3 to 55)	34·7 (19 to 58)	55·9 (30·4 to 94·5)	95·6 (51 to 170)	139 (72·6 to 257)	176 (92·9 to 316)	206 (105 to 375)	232 (128 to 400)	263 (150 to 435)	277 (161 to 444)	278 (167 to 426)	270 (166 to 412)	224 (140 to 339)	185 (117 to 275)	131 (84·8 to 194)	80·1 (52·1 to 115)	42·9 (27·3 to 61·1)	15·1 (9·7 to 21·5)	2 (1·3 to 2·9)	2,770
Caries of deciduous teeth	0 (0 to 0)	0 (0 to 0)	0 (0 to 0)	9 (3·5 to 18·8)	8·9 (3·5 to 19·1)	0·5 (0·1 to 1·4)	0 (0 to 0)	0 (0 to 0)	0 (0 to 0)	0 (0 to 0)	0 (0 to 0)	0 (0 to 0)	0 (0 to 0)	0 (0 to 0)	0 (0 to 0)	0 (0 to 0)	0 (0 to 0)	0 (0 to 0)	0 (0 to 0)	0 (0 to 0)	0 (0 to 0)	0 (0 to 0)	0 (0 to 0)	18·5
Caries of permanent teeth	0 (0 to 0)	0 (0 to 0)	0 (0 to 0)	0 (0 to 0)	4·4 (1·4 to 10·3)	11·8 (4·2 to 26)	15·5 (6 to 33·2)	19·4 (8·3 to 38·2)	17·7 (7·2 to 34·7)	15 (6 to 30·4)	13·7 (5·5 to 28·6)	11·8 (4·9 to 24·1)	10·2 (4·2 to 21·5)	8·3 (3·2 to 17·4)	6·5 (2·5 to 14·6)	5 (1·7 to 11·3)	3·4 (1·3 to 7)	2·4 (0·9 to 4·9)	1·4 (0·6 to 2·9)	0·8 (0·3 to 1·6)	0·3 (0·1 to 0·7)	0·1 (0 to 0·2)	0 (0 to 0)	148
Periodontal diseases	0 (0 to 0)	0 (0 to 0)	0 (0 to 0)	0 (0 to 0)	0 (0 to 0)	0 (0 to 0)	7·5 (2 to 18·9)	28·2 (8·4 to 71·7)	59·4 (18·4 to 140)	84·4 (28·6 to 187)	99·5 (35·8 to 222)	105 (38·3 to 225)	103 (39·7 to 222)	86·2 (34 to 185)	64·5 (26·1 to 133)	45·2 (17·8 to 92·5)	27·6 (10·6 to 57·7)	18 (7 to 36·6)	11 (4·2 to 22·3)	6·2 (2·4 to 12·8)	3·2 (1·2 to 6·9)	1·1 (0·4 to 2·4)	0·1 (0·1 to 0·3)	751
Other oral disorders	0 (0 to 0)	0 (0 to 0)	0 (0 to 0)	20·1 (11·6 to 31·5)	19·8 (11·4 to 31·1)	22·4 (13·1 to 35·1)	32·8 (19 to 51·6)	38·5 (23 to 59·3)	39·6 (23·2 to 61·3)	38·6 (23·4 to 58·3)	36·5 (21·7 to 55·8)	34·7 (20·7 to 52·6)	33·1 (19·9 to 50)	28·3 (17 to 42·5)	22·5 (14 to 33·2)	17·7 (10·9 to 26·6)	12·4 (7·6 to 18·8)	8·3 (5·1 to 12·5)	4·5 (2·7 to 6·8)	2·1 (1·3 to 3·2)	0·9 (0·5 to 1·3)	0·3 (0·2 to 0·4)	0 (0 to 0·1)	413
Sudden infant death syndrome	--	14·4 (8·5 to 22·9)	86·7 (40·6 to 157)	--	--	--	--	--	--	--	--	--	--	--	--	--	--	--	--	--	--	--	--	NA
Injuries	26·8 (18·5 to 36·8)	20 (14 to 28·2)	453 (268 to 691)	631 (495 to 801)	369 (306 to 433)	639 (540 to 741)	1,040 (883 to 1,220)	1,130 (904 to 1,390)	887 (705 to 1,110)	729 (581 to 907)	740 (589 to 916)	647 (520 to 799)	623 (507 to 773)	573 (461 to 707)	493 (398 to 607)	461 (373 to 563)	393 (314 to 474)	356 (290 to 431)	292 (238 to 354)	254 (207 to 308)	193 (154 to 237)	109 (87·6 to 133)	21·8 (17·7 to 26·3)	11,100
Transport injuries	3·3 (2·2 to 4·8)	2·4 (1·7 to 3·3)	43·1 (23·5 to 70·6)	198 (135 to 278)	125 (91·6 to 166)	191 (139 to 247)	369 (276 to 478)	424 (302 to 577)	319 (230 to 423)	243 (184 to 323)	261 (193 to 345)	222 (164 to 287)	218 (169 to 281)	206 (161 to 265)	173 (135 to 222)	155 (122 to 197)	128 (101 to 157)	100 (79·3 to 127)	72 (56·8 to 89·2)	45 (34·7 to 56)	26·2 (19·8 to 33·6)	10·4 (8·2 to 12·8)	1·8 (1·4 to 2·2)	3,540
Road injuries	3 (1·9 to 4·4)	2 (1·4 to 2·8)	40·7 (22·1 to 67·2)	192 (130 to 271)	119 (87 to 158)	181 (131 to 235)	353 (262 to 461)	405 (288 to 552)	305 (220 to 405)	232 (175 to 310)	249 (184 to 331)	212 (155 to 273)	208 (161 to 269)	197 (155 to 255)	166 (129 to 213)	149 (118 to 189)	123 (97·3 to 152)	96·5 (76·4 to 123)	69·7 (54·9 to 86·5)	43·4 (33·5 to 54·1)	25·2 (19 to 32·5)	9·8 (7·7 to 12·2)	1·6 (1·2 to 2)	3,380
Pedestrian road injuries	1·5 (1 to 2·2)	1 (0·7 to 1·4)	16·8 (9 to 28·1)	114 (74·6 to 165)	62·1 (42·9 to 86·5)	86·6 (62·1 to 114)	125 (82·7 to 177)	145 (93·6 to 207)	110 (78·1 to 149)	87·7 (64·3 to 120)	101 (72·4 to 138)	85·3 (61·4 to 113)	86·7 (64·2 to 119)	87·8 (65·3 to 118)	74·6 (55·6 to 99·1)	76·2 (57·1 to 101)	66·5 (51 to 84·5)	55·4 (42·1 to 72·9)	42·4 (32·5 to 54·6)	27·1 (20·2 to 35·2)	16 (11·5 to 21·6)	5·9 (4·5 to 7·6)	1 (0·7 to 1·2)	1,480
Cyclist road injuries	0 (0 to 0)	0 (0 to 0)	0 (0 to 0)	9·1 (5 to 16·1)	8·5 (5·3 to 13·2)	13·7 (8·4 to 21·7)	12·1 (8·3 to 16·9)	11·8 (8·2 to 16·1)	10·9 (7·7 to 15)	10·2 (7·3 to 13·7)	10·6 (7·7 to 13·9)	10·2 (7·3 to 13·4)	13·7 (10 to 18·6)	14·2 (10·2 to 19·1)	12 (8·7 to 16·1)	10·2 (7·5 to 13·7)	8·1 (5·8 to 10·9)	5·2 (3·9 to 6·7)	3·2 (2·4 to 4·1)	2·2 (1·6 to 2·9)	1·3 (1 to 1·8)	0·6 (0·4 to 0·7)	0·1 (0 to 0·1)	168
Motorcyclist road injuries	0·2 (0·1 to 0·3)	0·2 (0·1 to 0·2)	2 (1·1 to 3·4)	5·9 (4 to 8·4)	5·4 (3·9 to 7)	12·4 (9·3 to 15·7)	42·8 (26·1 to 63·7)	47·6 (30·8 to 67·3)	33·4 (24 to 44·8)	20·2 (15·2 to 26·8)	20·4 (15·2 to 26·8)	16·9 (12·5 to 22·1)	14·5 (11·2 to 18·9)	11·3 (8·8 to 14·5)	8·8 (6·6 to 11·6)	6·6 (4·9 to 8·6)	5 (3·7 to 6·7)	4·2 (3·1 to 5·6)	3·2 (2·3 to 4·3)	2·3 (1·7 to 3·1)	1·4 (1 to 1·8)	0·6 (0·4 to 0·8)	0·1 (0·1 to 0·1)	265
Motor vehicle road injuries	1·1 (0·6 to 1·7)	0·8 (0·5 to 1·1)	20·8 (11·5 to 34·5)	58·9 (37·8 to 87·6)	40 (28·1 to 54·3)	63·2 (46·4 to 81·9)	165 (110 to 230)	191 (129 to 269)	142 (101 to 191)	106 (79·2 to 143)	108 (79·6 to 144)	91·2 (66·5 to 119)	85·1 (64·3 to 112)	76·3 (59·7 to 97·9)	63·9 (49·3 to 81·4)	52·4 (40·3 to 67·3)	40·3 (32·2 to 50)	29·4 (23·4 to 36·8)	19·2 (15·1 to 23·8)	10·8 (8·4 to 13·3)	5·9 (4·6 to 7·5)	2·6 (2 to 3·2)	0·5 (0·4 to 0·6)	1,370
Other road injuries	0·2 (0·1 to 0·3)	0·1 (0·1 to 0·2)	1·1 (0·4 to 2·5)	3·8 (1·8 to 8)	2·9 (1·7 to 4·4)	5·5 (3·4 to 8·5)	8·7 (5·6 to 13·2)	10 (6·5 to 15·5)	8·3 (5·4 to 12·2)	8 (5·5 to 11·4)	8·3 (5·8 to 11·6)	8 (5·6 to 10·8)	7·9 (5·6 to 10·8)	7·4 (5·3 to 9·8)	6·4 (4·6 to 8·7)	4·1 (3 to 5·5)	3 (2·1 to 4·1)	2·2 (1·6 to 3)	1·6 (1·2 to 2·1)	1 (0·7 to 1·3)	0·5 (0·4 to 0·7)	0·2 (0·1 to 0·3)	0 (0 to 0)	99·1
Other transport injuries	0·3 (0·2 to 0·5)	0·3 (0·2 to 0·5)	2·4 (1·2 to 4·3)	5·7 (3·7 to 8·8)	6 (4·2 to 8·3)	9·5 (6·4 to 13·8)	15·8 (10·2 to 24·3)	18·9 (12·1 to 28·5)	15 (9·6 to 22)	11·3 (7·5 to 15·9)	11·9 (7·8 to 17·4)	10·3 (7 to 14·7)	9·9 (6·7 to 14·7)	8·6 (5·9 to 12·7)	7·2 (5·1 to 10)	6 (4·2 to 8·4)	4·6 (3·3 to 6·5)	3·5 (2·5 to 5)	2·4 (1·7 to 3·3)	1·6 (1·2 to 2·1)	1 (0·7 to 1·4)	0·6 (0·4 to 0·8)	0·1 (0·1 to 0·2)	153
Unintentional injuries	17·7 (11·7 to 25·1)	16·5 (11 to 24·1)	391 (226 to 618)	372 (277 to 486)	192 (150 to 240)	282 (217 to 360)	300 (233 to 387)	319 (244 to 421)	291 (218 to 380)	278 (207 to 363)	289 (216 to 383)	279 (208 to 364)	288 (220 to 377)	285 (217 to 368)	264 (204 to 337)	267 (208 to 336)	239 (185 to 299)	238 (189 to 296)	210 (168 to 259)	204 (163 to 253)	164 (128 to 203)	97·7 (78·3 to 121)	19·9 (16 to 24·2)	5,300
Falls	1·3 (0·9 to 1·8)	0·9 (0·5 to 1·3)	14·3 (8·5 to 21·9)	45·4 (33·8 to 58·4)	52·1 (38 to 71·1)	79·4 (57·1 to 107)	100 (73·5 to 135)	111 (80·4 to 150)	112 (81·5 to 150)	114 (83·5 to 152)	122 (88·3 to 161)	126 (91·6 to 165)	135 (101 to 179)	143 (107 to 187)	139 (106 to 179)	154 (119 to 196)	147 (114 to 184)	162 (127 to 200)	152 (122 to 190)	162 (128 to 202)	137 (106 to 171)	82·9 (65·8 to 103)	16·8 (13·4 to 20·8)	2,310
Drowning	0·8 (0·5 to 1·1)	0·3 (0·2 to 0·5)	8 (4·5 to 12·8)	90·3 (64 to 124)	23·9 (16·2 to 33·4)	44·7 (31·2 to 60·6)	32·6 (23 to 45)	22·2 (15 to 31·2)	14·6 (9·3 to 21·4)	10·6 (7·2 to 14·9)	10·6 (7·3 to 15·1)	7·3 (4·9 to 10·2)	6·7 (4·5 to 9·9)	5·4 (3·7 to 7·8)	4 (2·8 to 5·5)	3·9 (2·7 to 5·3)	2·9 (2·1 to 4)	2·2 (1·6 to 3)	1·5 (1·1 to 2·1)	1 (0·7 to 1·3)	0·5 (0·4 to 0·7)	0·3 (0·2 to 0·3)	0·1 (0·1 to 0·1)	294
Fire, heat, and hot substances	0·4 (0·3 to 0·5)	0·4 (0·3 to 0·6)	8·2 (5·6 to 11·7)	31·7 (24·8 to 39·6)	24·1 (16·3 to 37·2)	31·5 (19·1 to 52·5)	39·2 (24·6 to 62·1)	42·5 (26·9 to 65·2)	41·8 (26·4 to 65·4)	41·4 (25 to 65)	41·7 (26 to 63·4)	39 (24 to 59·6)	38·2 (23·4 to 59·3)	34·8 (21·7 to 53)	29·7 (18·7 to 45·1)	25·6 (16·1 to 37·8)	19·6 (13·1 to 28·8)	16·3 (11·2 to 23·6)	12·1 (8·5 to 17·2)	9·5 (7·1 to 12·8)	6·5 (4·9 to 8·6)	3·7 (2·9 to 4·6)	0·8 (0·6 to 1)	539
Poisonings	0·6 (0·4 to 0·9)	0·8 (0·6 to 1·2)	5·3 (3 to 8·5)	18·1 (12·5 to 25·2)	9·7 (6·5 to 13·8)	16·2 (10·8 to 23)	18·6 (13·3 to 25·9)	19·1 (13·3 to 25·9)	13·7 (9·5 to 18·9)	10·8 (7·3 to 15·5)	10·1 (6·9 to 14)	7·9 (5·3 to 11·5)	7·5 (5 to 10·9)	6·6 (4·5 to 9·3)	4·8 (3·2 to 7)	4·1 (2·7 to 5·8)	3·2 (2·2 to 4·4)	2·4 (1·7 to 3·4)	1·8 (1·3 to 2·5)	1·3 (0·9 to 1·6)	0·7 (0·5 to 1)	0·4 (0·3 to 0·5)	0·1 (0·1 to 0·1)	164
Poisoning by carbon monoxide	0·1 (0 to 0·1)	0·1 (0·1 to 0·2)	2 (0·9 to 3·5)	7·2 (3·8 to 11·5)	3·4 (2·1 to 4·9)	5 (2·8 to 8·1)	8·1 (5·4 to 12)	9·2 (5·9 to 13·4)	5·9 (3·9 to 8·2)	3·8 (2·5 to 5·4)	3·7 (2·5 to 5·2)	2·7 (1·8 to 3·9)	2·6 (1·7 to 3·9)	2·1 (1·4 to 3·1)	1·4 (0·9 to 2)	1·2 (0·8 to 1·8)	1·1 (0·7 to 1·6)	1 (0·7 to 1·4)	0·8 (0·6 to 1·2)	0·5 (0·3 to 0·7)	0·3 (0·2 to 0·5)	0·2 (0·1 to 0·3)	0 (0 to 0)	62·3
Poisoning by other means	0·5 (0·4 to 0·8)	0·7 (0·5 to 1·1)	3·3 (1·8 to 5·7)	10·9 (6·8 to 15·8)	6·3 (3·8 to 9·9)	11·2 (7 to 16·6)	10·5 (6·7 to 15·8)	9·9 (6·3 to 14·6)	7·8 (4·9 to 12)	7 (4·2 to 10·5)	6·4 (3·8 to 9·7)	5·2 (3 to 8·4)	4·9 (3 to 7·7)	4·4 (2·8 to 6·7)	3·5 (2·1 to 5·5)	2·8 (1·8 to 4·4)	2·1 (1·3 to 3·1)	1·4 (0·9 to 2·2)	1 (0·6 to 1·5)	0·8 (0·5 to 1·1)	0·4 (0·3 to 0·6)	0·2 (0·1 to 0·2)	0 (0 to 0·1)	101
Exposure to mechanical forces	0·2 (0·1 to 0·3)	0·2 (0·2 to 0·3)	3 (1·9 to 4·3)	16·4 (11·4 to 22·5)	22·1 (14·6 to 33·8)	29·7 (19·7 to 43·4)	34·8 (23·8 to 51·9)	38 (26·6 to 55·8)	35·1 (23·7 to 51·6)	33·9 (23 to 49·5)	33·8 (22·9 to 49·6)	32·4 (21·8 to 47)	32·8 (22·5 to 47·8)	31 (21·9 to 44·9)	27·1 (19 to 38·8)	24 (16·5 to 34·1)	18·8 (13·1 to 26·2)	14·8 (10·2 to 20·9)	10·8 (7·7 to 15·1)	6·6 (4·6 to 9·3)	3·9 (2·7 to 5·4)	1·6 (1·2 to 2·2)	0·3 (0·2 to 0·4)	451
Unintentional firearm injuries	0 (0 to 0)	0 (0 to 0)	0·1 (0·1 to 0·2)	1 (0·6 to 1·6)	1·1 (0·7 to 1·7)	2·3 (1·4 to 3·5)	4·5 (2·9 to 6·5)	5·7 (3·8 to 8·1)	3·9 (2·6 to 5·6)	3·3 (2·3 to 4·5)	3·4 (2·4 to 4·8)	3·1 (2·2 to 4·2)	3·1 (2·3 to 4·3)	2·9 (2·1 to 4)	2·3 (1·7 to 3·2)	1·9 (1·4 to 2·7)	1·5 (1 to 2·1)	1·2 (0·8 to 1·8)	0·9 (0·6 to 1·3)	0·6 (0·4 to 0·9)	0·3 (0·2 to 0·5)	0·1 (0·1 to 0·2)	0 (0 to 0)	43·4
Other exposure to mechanical forces	0·2 (0·1 to 0·3)	0·2 (0·2 to 0·3)	2·8 (1·8 to 4·1)	15·4 (10·7 to 21·1)	21 (13·7 to 32·3)	27·4 (17·9 to 41·3)	30·3 (19·7 to 46·5)	32·2 (21·5 to 48·8)	31·2 (20·6 to 46·9)	30·6 (20·3 to 45·5)	30·4 (20·4 to 45·6)	29·3 (19·2 to 42·9)	29·7 (20·2 to 43·8)	28·2 (19·5 to 41·3)	24·7 (17·2 to 35·8)	22·1 (15·1 to 31·6)	17·3 (12 to 24·2)	13·6 (9·3 to 19)	9·9 (7 to 13·8)	6 (4·2 to 8·6)	3·5 (2·5 to 4·9)	1·5 (1·1 to 2)	0·3 (0·2 to 0·3)	408
Adverse effects of medical treatment	2 (1·3 to 3)	1·6 (1 to 2·5)	20·7 (7·8 to 39·8)	19·2 (11·7 to 30·6)	7·6 (5·2 to 11·3)	7·2 (4·5 to 10·7)	8·5 (5·4 to 12·6)	10·8 (6·6 to 16·6)	9·9 (5·8 to 15·5)	9·9 (6·2 to 14·5)	11·6 (7·5 to 17·3)	13·1 (8·5 to 19·6)	14·9 (8·9 to 22·8)	17·9 (9·7 to 27)	19 (9·7 to 29·2)	21 (9·7 to 32·8)	18·6 (7·9 to 27·8)	17·3 (8·2 to 26·1)	13·5 (6·4 to 20·8)	9·9 (4·3 to 14·6)	7·2 (2·9 to 11·1)	3·6 (1·3 to 5·4)	0·7 (0·2 to 1)	266
Animal contact	0·2 (0·1 to 0·4)	0·4 (0·2 to 0·7)	3·8 (2 to 6·7)	8·9 (5·7 to 13·8)	6·7 (4·3 to 10·6)	8·2 (5 to 12·3)	7·9 (4·9 to 11·9)	8·3 (5·3 to 12·2)	7·8 (4·8 to 11·5)	7·4 (4·7 to 11·2)	7·5 (4·8 to 11·1)	7·3 (4·6 to 10·9)	7·5 (4·9 to 10·8)	7 (4·7 to 10·1)	6·1 (4 to 8·9)	5·4 (3·6 to 7·8)	4·3 (2·8 to 6·2)	3·5 (2·4 to 5)	2·4 (1·7 to 3·4)	1·6 (1·1 to 2·2)	0·9 (0·6 to 1·3)	0·4 (0·3 to 0·5)	0·1 (0 to 0·1)	114
Venomous animal contact	0·1 (0·1 to 0·2)	0·3 (0·1 to 0·5)	2·6 (1·2 to 4·9)	5·8 (3·4 to 9·6)	3·8 (2·2 to 6)	4·8 (2·8 to 7·5)	4·8 (2·9 to 7·4)	5 (3 to 7·6)	4·6 (2·7 to 7·2)	4·4 (2·6 to 6·5)	4·3 (2·6 to 6·5)	4 (2·5 to 6·2)	4 (2·5 to 5·8)	3·5 (2·3 to 5·2)	3 (2 to 4·4)	2·5 (1·7 to 3·7)	1·9 (1·2 to 2·7)	1·4 (0·9 to 2)	1 (0·6 to 1·3)	0·6 (0·4 to 0·9)	0·4 (0·2 to 0·5)	0·1 (0·1 to 0·2)	0 (0 to 0)	62·8
Non-venomous animal contact	0·1 (0·1 to 0·2)	0·1 (0 to 0·2)	1·2 (0·5 to 2·4)	3·1 (1·6 to 5·5)	3 (1·8 to 5)	3·4 (2 to 5·7)	3·1 (1·8 to 5·5)	3·3 (1·8 to 5·7)	3·1 (1·7 to 5·4)	3·1 (1·8 to 5·5)	3·2 (1·8 to 5·5)	3·3 (1·9 to 5·6)	3·5 (2·1 to 5·7)	3·5 (2·1 to 5·5)	3·1 (1·9 to 5·1)	2·9 (1·7 to 4·6)	2·4 (1·5 to 3·7)	2 (1·3 to 3·1)	1·5 (0·9 to 2·2)	1 (0·6 to 1·5)	0·6 (0·4 to 0·8)	0·2 (0·2 to 0·4)	0 (0 to 0·1)	50·8
Foreign body	11·7 (7·6 to 17·2)	11·6 (7·4 to 17·6)	325 (183 to 522)	132 (94·8 to 179)	33·8 (25·7 to 42·6)	47·1 (35·7 to 60·4)	37·2 (28·4 to 46·8)	43·4 (32·3 to 58·1)	34·1 (25·2 to 45·1)	28·9 (21·4 to 37·8)	29·9 (22·1 to 39·1)	25·8 (19·2 to 33·4)	24·6 (18·6 to 32·5)	21·3 (15·9 to 28·3)	17·9 (13·3 to 23)	15·2 (11·4 to 20)	12·6 (10 to 16)	10·9 (8·6 to 13·8)	7·8 (6 to 10)	6·5 (5 to 8·3)	4·3 (3·3 to 5·4)	2·8 (2·1 to 3·7)	0·6 (0·5 to 0·8)	885
Pulmonary aspiration and foreign body in airway	11·7 (7·6 to 17·2)	11·5 (7·3 to 17·6)	324 (182 to 522)	128 (91·9 to 174)	28·2 (20·8 to 37)	39·9 (29·2 to 52·6)	28·8 (21·4 to 37·9)	33·8 (23·7 to 45·8)	24·4 (16·9 to 34)	19·2 (13 to 26·9)	20 (13·8 to 28)	15·9 (10·7 to 22·1)	14·9 (10·3 to 21·6)	12·7 (8·5 to 18·7)	10·7 (7 to 15·3)	9·4 (6·2 to 13·5)	8·2 (5·9 to 11)	7·5 (5·4 to 10·1)	5·4 (3·8 to 7·5)	5 (3·5 to 6·8)	3·5 (2·5 to 4·6)	2·5 (1·8 to 3·4)	0·6 (0·4 to 0·8)	766
Foreign body in eyes	0 (0 to 0)	0 (0 to 0)	0·2 (0·1 to 0·4)	1 (0·3 to 2·2)	1·8 (0·6 to 3·8)	2·4 (0·9 to 5·5)	3·3 (1·3 to 7)	4·2 (1·6 to 8·5)	4·6 (2 to 9)	4·8 (2·2 to 9·2)	5 (2·4 to 9·2)	5·3 (2·7 to 9·1)	5·2 (2·9 to 8·7)	4·5 (2·6 to 7·3)	3·7 (2·2 to 5·6)	3·1 (1·8 to 4·5)	2·3 (1·4 to 3·4)	1·8 (1·2 to 2·6)	1·3 (0·8 to 1·8)	0·8 (0·5 to 1·1)	0·4 (0·3 to 0·6)	0·2 (0·1 to 0·2)	0 (0 to 0)	55·7
Foreign body in other body part	0 (0 to 0)	0 (0 to 0)	0·4 (0·2 to 0·8)	2·9 (1·8 to 4·8)	3·9 (2·4 to 6)	4·7 (3 to 6·8)	5·1 (3·5 to 7·2)	5·4 (3·7 to 7·5)	5·1 (3·6 to 7·2)	4·9 (3·5 to 6·8)	4·8 (3·4 to 6·6)	4·6 (3·3 to 6·4)	4·5 (3·2 to 6·2)	4·1 (3 to 5·6)	3·6 (2·6 to 4·8)	2·8 (2 to 3·8)	2·1 (1·5 to 2·8)	1·6 (1·2 to 2·2)	1·2 (0·8 to 1·6)	0·7 (0·5 to 1)	0·4 (0·3 to 0·6)	0·2 (0·1 to 0·2)	0 (0 to 0)	63·2
Environmental heat and cold exposure	0·1 (0 to 0·1)	0 (0 to 0·1)	0·4 (0·2 to 0·6)	1·5 (0·9 to 2·5)	3·2 (1·8 to 5·2)	4·7 (2·8 to 7·4)	6·3 (4 to 9·9)	7·2 (4·4 to 11)	7·4 (4·7 to 11·6)	7·7 (4·8 to 12)	7·8 (4·9 to 11·9)	7·9 (5 to 12)	8·1 (5·2 to 12·3)	7·6 (5 to 11·5)	7 (4·5 to 10·2)	6·2 (4 to 9·4)	5 (3·2 to 7·4)	4·3 (2·8 to 6·1)	3·2 (2·1 to 4·7)	2·3 (1·6 to 3·2)	1·5 (1 to 2)	0·8 (0·5 to 1)	0·1 (0·1 to 0·2)	100
Exposure to forces of nature	0 (0 to 0)	0 (0 to 0)	0 (0 to 0)	0 (0 to 0)	0 (0 to 0)	0 (0 to 0·1)	0·1 (0 to 0·1)	0·1 (0·1 to 0·1)	0·1 (0 to 0·1)	0·1 (0·1 to 0·2)	0·1 (0·1 to 0·2)	0·2 (0·1 to 0·3)	0·2 (0·1 to 0·3)	0·1 (0·1 to 0·2)	0·1 (0·1 to 0·1)	0·1 (0·1 to 0·1)	0·1 (0 to 0·1)	0 (0 to 0·1)	0 (0 to 0)	0 (0 to 0)	0 (0 to 0)	0 (0 to 0)	0 (0 to 0)	1·5
Other unintentional injuries	0·4 (0·2 to 0·6)	0·2 (0·1 to 0·4)	2·6 (1·5 to 3·9)	8·4 (5·9 to 11·6)	8·9 (6·4 to 12·5)	12·9 (9·4 to 17·1)	14·7 (11 to 19·7)	16·4 (12·1 to 22·1)	14 (10·2 to 18·9)	12·9 (9·3 to 17·3)	13·5 (10 to 17·8)	12·3 (9·1 to 16)	12·3 (9·1 to 16·4)	10·2 (7·5 to 13·7)	9 (6·6 to 11·8)	7·7 (5·6 to 10·1)	6·5 (4·8 to 8·3)	4·9 (3·6 to 6·4)	3·9 (3 to 5)	2·9 (2·2 to 3·8)	2·1 (1·6 to 2·8)	1·3 (0·9 to 1·7)	0·3 (0·2 to 0·4)	178
Self-harm and interpersonal violence	5·9 (3·5 to 9·1)	1·2 (0·7 to 1·9)	19 (9·7 to 31·6)	60·8 (37·8 to 93·2)	51·5 (38·7 to 68)	167 (130 to 210)	371 (294 to 470)	386 (283 to 503)	277 (199 to 375)	208 (153 to 277)	191 (144 to 257)	146 (110 to 192)	118 (89·2 to 152)	82·5 (62·8 to 108)	56·2 (43 to 72·8)	39·1 (30·4 to 49·4)	26·5 (21 to 33·4)	17·2 (13·8 to 21·2)	9·9 (8·1 to 12·1)	5·4 (4·4 to 6·5)	2·7 (2·2 to 3·3)	1·1 (0·8 to 1·3)	0·2 (0·2 to 0·3)	2,240
Self-harm	0 (0 to 0)	0 (0 to 0)	0 (0 to 0)	0 (0 to 0)	0 (0 to 0)	71·8 (46·7 to 105)	212 (149 to 294)	199 (134 to 273)	125 (75·7 to 188)	88·4 (56·2 to 128)	79·5 (54·3 to 116)	55·8 (37·4 to 78·5)	44·9 (30 to 63)	30·3 (20 to 42·8)	20·2 (13·8 to 28·8)	13·4 (9·4 to 18·5)	8·9 (6·3 to 12·3)	5·3 (3·8 to 7·2)	2·6 (1·8 to 3·4)	1·6 (1·2 to 2·1)	0·9 (0·6 to 1·1)	0·4 (0·3 to 0·5)	0·1 (0·1 to 0·1)	959
Self-harm by firearm	0 (0 to 0)	0 (0 to 0)	0 (0 to 0)	0 (0 to 0)	0 (0 to 0)	1·4 (0·9 to 2·1)	7·5 (3·8 to 13·4)	6·4 (4 to 9·3)	4 (1·9 to 7·1)	2·5 (1·3 to 4·2)	2·2 (1·2 to 3·7)	2 (1·3 to 2·8)	1·7 (1·1 to 2·4)	1·2 (0·8 to 1·7)	0·7 (0·5 to 1)	0·6 (0·4 to 0·8)	0·4 (0·3 to 0·6)	0·2 (0·1 to 0·3)	0·1 (0·1 to 0·2)	0·1 (0·1 to 0·1)	0 (0 to 0·1)	0 (0 to 0)	0 (0 to 0)	31
Self-harm by other specified means	0 (0 to 0)	0 (0 to 0)	0 (0 to 0)	0 (0 to 0)	0 (0 to 0)	70·4 (45·8 to 103)	205 (144 to 283)	192 (130 to 264)	121 (74·2 to 181)	85·9 (54·6 to 124)	77·3 (52·7 to 113)	53·8 (36·1 to 75·7)	43·3 (28·9 to 60·7)	29·1 (19·3 to 41·1)	19·5 (13·3 to 27·7)	12·8 (9 to 17·7)	8·5 (6 to 11·8)	5·1 (3·7 to 6·9)	2·4 (1·7 to 3·2)	1·5 (1·1 to 2)	0·8 (0·6 to 1·1)	0·4 (0·3 to 0·5)	0·1 (0·1 to 0·1)	928
Interpersonal violence	5·9 (3·5 to 9·1)	1·2 (0·7 to 1·9)	18·9 (9·7 to 31·5)	59·8 (36·9 to 92)	51·1 (38·3 to 67·6)	94·2 (69·8 to 125)	159 (117 to 208)	187 (132 to 254)	152 (108 to 207)	119 (86·9 to 164)	111 (80·6 to 148)	90·2 (65·3 to 120)	72·5 (53·4 to 94·1)	52 (38·5 to 69·7)	35·8 (26·7 to 47·5)	25·6 (19·4 to 33·3)	17·6 (13·5 to 22·3)	11·9 (9·3 to 14·6)	7·4 (5·9 to 9·2)	3·8 (3 to 4·7)	1·9 (1·5 to 2·3)	0·7 (0·5 to 0·8)	0·1 (0·1 to 0·1)	1,280
Physical violence by firearm	0·3 (0·2 to 0·5)	0·1 (0·1 to 0·2)	2 (1 to 3·3)	8·1 (4·8 to 12·4)	10·7 (7·6 to 14·6)	19·4 (14 to 26·6)	48·9 (34·7 to 66·3)	53·7 (36·2 to 76·7)	42·5 (29 to 62)	31·1 (20·6 to 44·9)	29·8 (19·8 to 41·5)	23·8 (15·5 to 33·8)	18·6 (12·8 to 25·8)	13·4 (9 to 19·8)	8·2 (5·7 to 11·7)	4·8 (3·4 to 6·6)	2·8 (2 to 3·9)	1·3 (0·9 to 1·8)	0·7 (0·5 to 0·9)	0·2 (0·2 to 0·3)	0·1 (0·1 to 0·1)	0 (0 to 0)	0 (0 to 0)	321
Physical violence by sharp object	0·6 (0·3 to 0·9)	0·1 (0·1 to 0·1)	1·3 (0·7 to 2·2)	4·7 (3 to 7·1)	5·3 (4 to 6·9)	12·7 (9·3 to 17·1)	27·6 (20·1 to 36·8)	38·4 (26·3 to 54)	30 (20·7 to 43·2)	24·3 (16·2 to 34·8)	22·1 (15 to 30·1)	17·8 (12·2 to 25)	13·7 (9·6 to 18·6)	11·1 (7·6 to 15·7)	8·2 (5·9 to 11·3)	6·2 (4·5 to 8·5)	4·3 (3·2 to 5·7)	2·9 (2·2 to 3·8)	1·6 (1·3 to 2·1)	0·9 (0·7 to 1·1)	0·4 (0·3 to 0·5)	0·2 (0·1 to 0·2)	0 (0 to 0)	234
Sexual violence	0 (0 to 0)	0 (0 to 0)	0 (0 to 0)	0·4 (0·3 to 0·7)	3·6 (2·2 to 5·7)	8 (4·5 to 12·9)	16·9 (9·4 to 26·7)	24·6 (14·3 to 38·7)	25·9 (14·6 to 41·6)	25·1 (14·1 to 39·9)	23·6 (13·1 to 37·8)	20·1 (11·8 to 32·5)	15·1 (8·7 to 24·9)	9 (5 to 14·8)	4·8 (2·7 to 7·6)	3·2 (1·9 to 4·8)	2·2 (1·3 to 3·3)	1·6 (1 to 2·3)	1 (0·6 to 1·5)	0·6 (0·4 to 0·9)	0·2 (0·1 to 0·4)	0 (0 to 0·1)	0 (0 to 0)	186
Physical violence by other means	5 (3 to 7·7)	1 (0·6 to 1·6)	15·6 (8 to 26·1)	46·6 (28·6 to 72·9)	31·5 (22·7 to 42·8)	54·1 (39 to 73·3)	65·3 (47 to 87·5)	70 (48·3 to 97·5)	53·4 (37·5 to 76·4)	38·3 (26·6 to 54·3)	35·9 (25·3 to 48·5)	28·5 (20·1 to 39·5)	25 (18·1 to 33·8)	18·6 (13·3 to 25·3)	14·6 (10·9 to 19·5)	11·5 (8·7 to 15)	8·3 (6·2 to 10·7)	6·1 (4·7 to 7·7)	4 (3·1 to 5·2)	2·1 (1·6 to 2·7)	1·1 (0·9 to 1·4)	0·4 (0·3 to 0·6)	0·1 (0·1 to 0·3)	537
Conflict and terrorism	0 (0 to 0)	0 (0 to 0)	0 (0 to 0)	0 (0 to 0)	0 (0 to 0)	0·1 (0 to 0·1)	0·1 (0·1 to 0·2)	0·1 (0·1 to 0·3)	0·2 (0·1 to 0·3)	0·1 (0·1 to 0·3)	0·1 (0·1 to 0·3)	0·1 (0·1 to 0·2)	0·1 (0 to 0·2)	0·1 (0 to 0·1)	0·1 (0 to 0·1)	0 (0 to 0·1)	0 (0 to 0)	0 (0 to 0)	0 (0 to 0)	0 (0 to 0)	0 (0 to 0)	0 (0 to 0)	0 (0 to 0)	1·2

SR Table 2b: Baja California DALYS by cause and sex group for females with 95% uncertainty intervals, 2019

Cause	Early Neonatal	Late Neonatal	Post-Neonatal	1 to 4	5 to 9	10 to 14	15 to 19	20 to 24	25 to 29	30 to 34	35 to 39	40 to 44	45 to 49	50 to 54	55 to 59	60 to 64	65 to 69	70 to 74	75 to 79	80 to 84	85 to 89	90 to 94	95 plus	Total
All causes	6,410 (5,650 to 6,990)	2,600 (2,200 to 2,980)	3,990 (3,170 to 4,790)	15,900 (13,600 to 18,400)	7,740 (6,370 to 9,450)	10,500 (8,770 to 13,000)	14,400 (12,100 to 17,200)	21,900 (17,200 to 27,200)	24,400 (19,300 to 30,000)	26,000 (20,600 to 32,200)	28,100 (22,300 to 35,600)	32,300 (25,900 to 39,800)	34,900 (28,400 to 42,900)	36,900 (29,200 to 45,100)	36,900 (28,400 to 45,100)	40,100 (30,400 to 48,900)	40,200 (30,400 to 48,900)	43,100 (32,700 to 52,700)	43,100 (32,700 to 52,700)	42,900 (32,700 to 52,700)	8,500 (7,300 to 9,700)	4,000 (3,600 to 4,450)	467 (391 to 561)	424,000
Communicable, maternal, neonatal, and nutritional diseases	6,290 (5,540 to 6,860)	1,890 (1,570 to 2,510)	1,490 (1,020 to 1,910)	4,610 (3,580 to 5,960)	2,200 (1,530 to 3,060)	1,920 (1,330 to 2,640)	1,960 (1,320 to 2,760)	2,040 (1,350 to 2,900)	2,390 (1,550 to 3,460)	2,330 (1,470 to 3,370)	2,760 (1,770 to 3,990)	2,410 (1,560 to 3,520)	2,330 (1,470 to 3,450)	1,870 (1,120 to 2,840)	1,510 (1,000 to 2,270)	1,780 (1,010 to 2,800)	1,690 (930 to 2,760)	971 (579 to 1,710)	771 (507 to 1,200)	614 (419 to 772)	477 (305 to 636)	267 (222 to 354)	76.1 (56 to 97.6)	39,800
HIV/AIDS and sexually transmitted infections	1.7 (0 to 3)	1.1 (0 to 2.1)	72.6 (60.7 to 88.1)	50.3 (40.9 to 62)	39.6 (31.7 to 49.7)	42.3 (34.1 to 52.6)	272 (216 to 352)	578 (452 to 737)	648 (498 to 842)	686 (498 to 926)	686 (498 to 942)	689 (498 to 942)	685 (498 to 942)	679 (477 to 956)	646 (461 to 916)	775 (532 to 1,140)	727 (482 to 1,110)	679 (432 to 1,060)	619 (384 to 1,000)	519 (341 to 824)	318 (206 to 514)	217 (138 to 378)	50.7 (31 to 92)	6,400
HIV/AIDS	0 (0 to 0)	0 (0 to 0)	72.6 (60.5 to 88.1)	49.9 (40.6 to 59.9)	39.6 (32.6 to 48.4)	42.4 (32.6 to 52.2)	272 (216 to 352)	578 (452 to 737)	648 (498 to 842)	686 (498 to 926)	686 (498 to 942)	689 (498 to 942)	685 (498 to 942)	679 (477 to 956)	646 (461 to 916)	775 (532 to 1,140)	727 (482 to 1,110)	679 (432 to 1,060)	619 (384 to 1,000)	519 (341 to 824)	318 (206 to 514)	217 (138 to 378)	50.7 (31 to 92)	3,860
HIV/AIDS - Drug-susceptible Tuberculosis	0 (0 to 0)	0 (0 to 0)	0.2 (0.1 to 0.3)	0.3 (0.2 to 0.5)	0.4 (0.2 to 0.6)	0.3 (0.2 to 0.5)	0.2 (0.1 to 0.3)	0.2 (0.1 to 0.3)	0.2 (0.1 to 0.3)	0.2 (0.1 to 0.3)	0.2 (0.1 to 0.3)	0.2 (0.1 to 0.3)	0.2 (0.1 to 0.3)	0.2 (0.1 to 0.3)	0.2 (0.1 to 0.3)	0.2 (0.1 to 0.3)	0.2 (0.1 to 0.3)	0.2 (0.1 to 0.3)	0.2 (0.1 to 0.3)	0.2 (0.1 to 0.3)	0.2 (0.1 to 0.3)	0.2 (0.1 to 0.3)	0.2 (0.1 to 0.3)	0.2
HIV/AIDS - Multidrug-resistant Tuberculosis without extensive drug-resistance	0 (0 to 0)	0 (0 to 0)	0.1 (0.1 to 0.2)	0.1 (0.1 to 0.3)	0.2 (0.1 to 0.3)	0.2 (0.1 to 0.3)	0.1 (0.1 to 0.2)	0.1 (0.1 to 0.2)	0.1 (0.1 to 0.2)	0.1 (0.1 to 0.2)	0.1 (0.1 to 0.2)	0.1 (0.1 to 0.2)	0.1 (0.1 to 0.2)	0.1 (0.1 to 0.2)	0.1 (0.1 to 0.2)	0.1 (0.1 to 0.2)	0.1 (0.1 to 0.2)	0.1 (0.1 to 0.2)	0.1 (0.1 to 0.2)	0.1 (0.1 to 0.2)	0.1 (0.1 to 0.2)	0.1 (0.1 to 0.2)	0.1 (0.1 to 0.2)	0.7
HIV/AIDS - Extensively drug-resistant Tuberculosis	0 (0 to 0)	0 (0 to 0)	0 (0 to 0)	0 (0 to 0)	0 (0 to 0)	0 (0 to 0)	0 (0 to 0)	0 (0 to 0)	0 (0 to 0)	0 (0 to 0)	0 (0 to 0)	0 (0 to 0)	0 (0 to 0)	0 (0 to 0)	0 (0 to 0)	0 (0 to 0)	0 (0 to 0)	0 (0 to 0)	0 (0 to 0)	0 (0 to 0)	0 (0 to 0)	0 (0 to 0)	0 (0 to 0)	0 (0 to 0)	0
HIV/AIDS resulting in other diseases	0 (0 to 0)	0 (0 to 0)	0 (0 to 0)	0.5 (0.3 to 0.7)	0.1 (0 to 0.1)	0.1 (0 to 0.2)	0.5 (0.4 to 0.7)	0.5 (0.4 to 0.7)	0.5 (0.4 to 0.7)	0.5 (0.4 to 0.7)	0.5 (0.4 to 0.7)	0.5 (0.4 to 0.7)	0.5 (0.4 to 0.7)	0.5 (0.4 to 0.7)	0.5 (0.4 to 0.7)	0.5 (0.4 to 0.7)	0.5 (0.4 to 0.7)	0.5 (0.4 to 0.7)	0.5 (0.4 to 0.7)	0.5 (0.4 to 0.7)	0.5 (0.4 to 0.7)	0.5 (0.4 to 0.7)	0.5 (0.4 to 0.7)	3.5
Sexually transmitted infections excluding HIV	1.7 (0 to 3)	1.1 (0 to 2.1)	0.6 (0.5 to 1.1)	0.8 (0.5 to 1.1)	0.1 (0 to 0.1)	0.3 (0.1 to 0.5)	1.6 (1.1 to 2.6)	5.6 (3.8 to 8.6)	3.6 (2.4 to 5.6)	3.6 (2.4 to 5.6)	3.6 (2.4 to 5.6)	3.6 (2.4 to 5.6)	3.6 (2.4 to 5.6)	3.6 (2.4 to 5.6)	3.6 (2.4 to 5.6)	3.6 (2.4 to 5.6)	3.6 (2.4 to 5.6)	3.6 (2.4 to 5.6)	3.6 (2.4 to 5.6)	3.6 (2.4 to 5.6)	3.6 (2.4 to 5.6)	3.6 (2.4 to 5.6)	3.6 (2.4 to 5.6)	70.2
Syphilis	0 (0 to 0)	0 (0 to 0)	0 (0 to 0)	0 (0 to 0)	0 (0 to 0)	0.3 (0.2 to 0.5)	1.1 (0.7 to 1.8)	4.1 (2.8 to 6.1)	2.7 (1.8 to 3.9)	2.7 (1.8 to 3.9)	2.7 (1.8 to 3.9)	2.7 (1.8 to 3.9)	2.7 (1.8 to 3.9)	2.7 (1.8 to 3.9)	2.7 (1.8 to 3.9)	2.7 (1.8 to 3.9)	2.7 (1.8 to 3.9)	2.7 (1.8 to 3.9)	2.7 (1.8 to 3.9)	2.7 (1.8 to 3.9)	2.7 (1.8 to 3.9)	2.7 (1.8 to 3.9)	2.7 (1.8 to 3.9)	29.9
Chlamydial infection	0 (0 to 0)	0 (0 to 0)	0 (0 to 0)	0 (0 to 0)	0 (0 to 0)	0 (0 to 0)	0.1 (0 to 0.2)	0.3 (0.1 to 0.5)	0.2 (0.1 to 0.3)	0.2 (0.1 to 0.3)	0.2 (0.1 to 0.3)	0.2 (0.1 to 0.3)	0.2 (0.1 to 0.3)	0.2 (0.1 to 0.3)	0.2 (0.1 to 0.3)	0.2 (0.1 to 0.3)	0.2 (0.1 to 0.3)	0.2 (0.1 to 0.3)	0.2 (0.1 to 0.3)	0.2 (0.1 to 0.3)	0.2 (0.1 to 0.3)	0.2 (0.1 to 0.3)	0.2 (0.1 to 0.3)	1.6
Gonococcal infection	0 (0 to 0)	0 (0 to 0)	0 (0 to 0)	0 (0 to 0)	0 (0 to 0)	0 (0 to 0)	0.6 (0.5 to 0.8)	2.6 (1.9 to 3.6)	2.1 (1.5 to 3)	2.1 (1.5 to 3)	2.1 (1.5 to 3)	2.1 (1.5 to 3)	2.1 (1.5 to 3)	2.1 (1.5 to 3)	2.1 (1.5 to 3)	2.1 (1.5 to 3)	2.1 (1.5 to 3)	2.1 (1.5 to 3)	2.1 (1.5 to 3)	2.1 (1.5 to 3)	2.1 (1.5 to 3)	2.1 (1.5 to 3)	2.1 (1.5 to 3)	20.8
Trichomoniasis	0 (0 to 0)	0 (0 to 0)	0 (0 to 0)	0 (0 to 0)	0 (0 to 0)	0.2 (0.1 to 0.3)	0.4 (0.2 to 0.6)	1.6 (0.9 to 2.5)	1.1 (0.6 to 1.7)	1.1 (0.6 to 1.7)	1.1 (0.6 to 1.7)	1.1 (0.6 to 1.7)	1.1 (0.6 to 1.7)	1.1 (0.6 to 1.7)	1.1 (0.6 to 1.7)	1.1 (0.6 to 1.7)	1.1 (0.6 to 1.7)	1.1 (0.6 to 1.7)	1.1 (0.6 to 1.7)	1.1 (0.6 to 1.7)	1.1 (0.6 to 1.7)	1.1 (0.6 to 1.7)	1.1 (0.6 to 1.7)	10.2
Genital herpes	0 (0 to 0)	0 (0 to 0)	0 (0 to 0)	0 (0 to 0)	0 (0 to 0)	0 (0 to 0)	0.1 (0 to 0.2)	0.2 (0.1 to 0.4)	0.2 (0.1 to 0.3)	0.2 (0.1 to 0.3)	0.2 (0.1 to 0.3)	0.2 (0.1 to 0.3)	0.2 (0.1 to 0.3)	0.2 (0.1 to 0.3)	0.2 (0.1 to 0.3)	0.2 (0.1 to 0.3)	0.2 (0.1 to 0.3)	0.2 (0.1 to 0.3)	0.2 (0.1 to 0.3)	0.2 (0.1 to 0.3)	0.2 (0.1 to 0.3)	0.2 (0.1 to 0.3)	0.2 (0.1 to 0.3)	1.6
Other sexually transmitted infections	0 (0 to 0)	0 (0 to 0)	0 (0 to 0)	0 (0 to 0)	0 (0 to 0)	0.1 (0 to 0.2)	0.1 (0 to 0.2)	0.2 (0.1 to 0.3)	0.2 (0.1 to 0.3)	0.2 (0.1 to 0.3)	0.2 (0.1 to 0.3)	0.2 (0.1 to 0.3)	0.2 (0.1 to 0.3)	0.2 (0.1 to 0.3)	0.2 (0.1 to 0.3)	0.2 (0.1 to 0.3)	0.2 (0.1 to 0.3)	0.2 (0.1 to 0.3)	0.2 (0.1 to 0.3)	0.2 (0.1 to 0.3)	0.2 (0.1 to 0.3)	0.2 (0.1 to 0.3)	0.2 (0.1 to 0.3)	1.6
Respiratory infections and tuberculosis	160 (86.7 to 299)	106 (52 to 206)	248 (149 to 660)	1,280 (1,040 to 1,800)	399 (282 to 539)	231 (200 to 280)	272 (244 to 321)	470 (347 to 624)	572 (427 to 808)	648 (432 to 932)	697 (482 to 999)	756 (518 to 1,110)	806 (547 to 1,200)	846 (572 to 1,280)	846 (572 to 1,280)	846 (572 to 1,280)	846 (572 to 1,280)	846 (572 to 1,280)	846 (572 to 1,280)	846 (572 to 1,280)	846 (572 to 1,280)	846 (572 to 1,280)	846 (572 to 1,280)	19,200
Tuberculosis	0 (0 to 0)	0 (0 to 0)	0 (0 to 0.1)	0 (0 to 0.1)	0 (0 to 0.1)	0.1 (0 to 0.2)	0.1 (0 to 0.2)	0.1 (0 to 0.2)	0.1 (0 to 0.2)	0.1 (0 to 0.2)	0.1 (0 to 0.2)	0.1 (0 to 0.2)	0.1 (0 to 0.2)	0.1 (0 to 0.2)	0.1 (0 to 0.2)	0.1 (0 to 0.2)	0.1 (0 to 0.2)	0.1 (0 to 0.2)	0.1 (0 to 0.2)	0.1 (0 to 0.2)	0.1 (0 to 0.2)	0.1 (0 to 0.2)	0.1 (0 to 0.2)	1.3
Latent tuberculosis infection	0 (0 to 0)	0 (0 to 0)	0 (0 to 0)	0 (0 to 0)	0 (0 to 0)	0 (0 to 0)	0 (0 to 0)	0 (0 to 0)	0 (0 to 0)	0 (0 to 0)	0 (0 to 0)	0 (0 to 0)	0 (0 to 0)	0 (0 to 0)	0 (0 to 0)	0 (0 to 0)	0 (0 to 0)	0 (0 to 0)	0 (0 to 0)	0 (0 to 0)	0 (0 to 0)	0 (0 to 0)	0 (0 to 0)	0 (0 to 0)	0
Active tuberculosis	0 (0 to 0)	0 (0 to 0)	0 (0 to 0.1)	0 (0 to 0.1)	0 (0 to 0.1)	0.1 (0 to 0.2)	0.1 (0 to 0.2)	0.1 (0 to 0.2)	0.1 (0 to 0.2)	0.1 (0 to 0.2)	0.1 (0 to 0.2)	0.1 (0 to 0.2)	0.1 (0 to 0.2)	0.1 (0 to 0.2)	0.1 (0 to 0.2)	0.1 (0 to 0.2)	0.1 (0 to 0.2)	0.1 (0 to 0.2)	0.1 (0 to 0.2)	0.1 (0 to 0.2)	0.1 (0 to 0.2)	0.1 (0 to 0.2)	0.1 (0 to 0.2)	1.3
Drug-susceptible Tuberculosis	0 (0 to 0)	0 (0 to 0)	0 (0 to 0.1)	0 (0 to 0.1)	0 (0 to 0.1)	0.1 (0 to 0.2)	0.1 (0 to 0.2)	0.1 (0 to 0.2)	0.1 (0 to 0.2)	0.1 (0 to 0.2)	0.1 (0 to 0.2)	0.1 (0 to 0.2)	0.1 (0 to 0.2)	0.1 (0 to 0.2)	0.1 (0 to 0.2)	0.1 (0 to 0.2)	0.1 (0 to 0.2)	0.1 (0 to 0.2)	0.1 (0 to 0.2)	0.1 (0 to 0.2)	0.1 (0 to 0.2)	0.1 (0 to 0.2)	0.1 (0 to 0.2)	1.3
Multidrug-resistant tuberculosis without extensive drug-resistance	0 (0 to 0)	0 (0 to 0)	0 (0 to 0)	0 (0 to 0)	0 (0 to 0)	0 (0 to 0)	0 (0 to 0)	0 (0 to 0)	0 (0 to 0)	0 (0 to 0)	0 (0 to 0)	0 (0 to 0)	0 (0 to 0)	0 (0 to 0)	0 (0 to 0)	0 (0 to 0)	0 (0 to 0)	0 (0 to 0)	0 (0 to 0)	0 (0 to 0)	0 (0 to 0)	0 (0 to 0)	0 (0 to 0)	0
Extensively drug-resistant tuberculosis	0 (0 to 0)	0 (0 to 0)	0 (0 to 0)	0 (0 to 0)	0 (0 to 0)	0 (0 to 0)	0 (0 to 0)	0 (0 to 0)	0 (0 to 0)	0 (0 to 0)	0 (0 to 0)	0 (0 to 0)	0 (0 to 0)	0 (0 to 0)	0 (0 to 0)	0 (0 to 0)	0 (0 to 0)	0 (0 to 0)	0 (0 to 0)	0 (0 to 0)	0 (0 to 0)	0 (0 to 0)	0 (0 to 0)	0
Lower respiratory infections	160 (86.7 to 299)	106 (52 to 206)	248 (149 to 660)	1,230 (1,000 to 1,750)	392 (277 to 532)	230 (199 to 279)	270 (242 to 319)	468 (345 to 622)	570 (425 to 806)	646 (430 to 930)	695 (480 to 997)	754 (516 to 1,110)	804 (545 to 1,200)	844 (570 to 1,280)	844 (570 to 1,280)	844 (570 to 1,280)	844 (570 to 1,280)	844 (570 to 1,280)	844 (570 to 1,280)	844 (570 to 1,280)	844 (570 to 1,280)	844 (570 to 1,280)	844 (570 to 1,280)	19,100
Upper respiratory infections	0 (0 to 0)	0 (0 to 0)	0 (0 to 0)	0 (0 to 0)	0 (0 to 0)	0 (0 to 0)	0 (0 to 0)	0 (0 to 0)	0 (0 to 0)	0 (0 to 0)	0 (0 to 0)	0 (0 to 0)	0 (0 to 0)	0 (0 to 0)	0 (0 to 0)	0 (0 to 0)	0 (0 to 0)	0 (0 to 0)	0 (0 to 0)	0 (0 to 0)	0 (0 to 0)	0 (0 to 0)	0 (0 to 0)	0 (0 to 0)	0
Otitis media	7.2 (0 to 9)	5.2 (0 to 5.4)	6.1 (3.7 to 7.6)	42.6 (32.1 to 55)	30.4 (20.4 to 39)	24.2 (20.1 to 28.6)	23.6 (19.7 to 28.2)	24.2 (17.7 to 32.6)	23.6 (17.6 to 32.2)	23.6 (17.6 to 32.2)	23.6 (17.6 to 32.2)	23.6 (17.6 to 32.2)	23.6 (17.6 to 32.2)	23.6 (17.6 to 32.2)	23.7 (17.3 to 32.2)	23.7 (17.3 to 32.2)	23.7 (17.3 to 32.2)	23.7 (17.3 to 32.2)	23.7 (17.3 to 32.2)	23.7 (17.3 to 32.2)	23.7 (17.3 to 32.2)	23.7 (17.3 to 32.2)	23.7 (17.3 to 32.2)	498
Enteric infections	0.6 (0.5 to 0.7)	0.4 (0.3 to 0.5)	0.6 (0.5 to 0.8)	3.6 (2.9 to 4.5)	2.5 (1.9 to 3.2)	2.1 (1.7 to 2.6)	2.1 (1.7 to 2.6)	2.1 (1.7 to 2.6)	2.1 (1.7 to 2.6)	2.1 (1.7 to 2.6)	2.1 (1.7 to 2.6)	2.1 (1.7 to 2.6)	2.1 (1.7 to 2.6)	2.1 (1.7 to 2.6)	2.1 (1.7 to 2.6)	2.1 (1.7 to 2.6)	2.1 (1.7 to 2.6)	2.1 (1.7 to 2.6)	2.1 (1.7 to 2.6)	2.1 (1.7 to 2.6)	2.1 (1.7 to 2.6)	2.1 (1.7 to 2.6)	2.1 (1.7 to 2.6)	41
Diarrheal diseases	0.6 (0.5 to 0.7)	0.4 (0.3 to 0.5)	0.6 (0.5 to 0.8)	3.6 (2.9 to 4.5)	2.5 (1.9 to 3.2)	2.1 (1.7 to 2.6)	2.1 (1.7 to 2.6)	2.1 (1.7 to 2.6)	2.1 (1.7 to 2.6)	2.1 (1.7 to 2.6)	2.1 (1.7 to 2.6)	2.1 (1.7 to 2.6)	2.1 (1.7 to 2.6)	2.1 (1.7 to 2.6)	2.1 (1.7 to 2.6)	2.1 (1.7 to 2.6)	2.1 (1.7 to 2.6)	2.1 (1.7 to 2.6)	2.1 (1.7 to 2.6)	2.1 (1.7 to 2.6)	2.1 (1.7 to 2.6)	2.1 (1.7 to 2.6)	2.1 (1.7 to 2.6)	41
Typhoid and paratyphoid	0 (0 to 0)	0 (0 to 0)	0 (0 to 0.1)	0 (0 to 0.1)	0 (0 to 0.1)	0 (0 to 0.1)	0 (0 to 0.1)	0 (0 to 0.1)	0 (0 to 0.1)	0 (0 to 0.1)	0 (0 to 0.1)	0 (0 to 0.1)	0 (0 to 0.1)	0 (0 to 0.1)	0 (0 to 0.1)	0 (0 to 0.1)	0 (0 to 0.1)	0 (0 to 0.1)	0 (0 to 0.1)	0 (0 to 0.1)	0 (0 to 0.1)	0 (0 to 0.1)	0 (0 to 0.1)	0 (0 to 0.1)	0.1
Typhoid fever	0 (0 to 0)	0 (0 to 0)	0 (0 to 0.1)	0 (0 to 0.1)	0 (0 to 0.1)	0 (0 to 0.1)	0 (0 to 0.1)	0 (0 to 0.1)	0 (0 to 0.1)	0 (0 to 0.1)	0 (0 to 0.1)	0 (0 to 0.1)	0 (0 to 0.1)	0 (0 to 0.1)	0 (0 to 0.1)	0 (0 to 0.1)	0 (0 to 0.1)	0 (0 to 0.1)	0 (0 to 0.1)	0 (0 to 0.1)	0 (0 to 0.1)	0 (0 to 0.1)	0 (0 to 0.1)	0 (0 to 0.1)	0.1
Paratyphoid fever	0 (0 to 0)	0 (0 to 0)	0 (0 to 0.1)	0 (0 to 0.1)	0 (0 to 0)	0 (0 to 0)	0 (0 to 0)	0 (0 to 0)	0 (0 to 0)	0 (0 to 0)	0 (0 to 0)	0 (0 to 0)	0 (0 to 0)	0 (0 to 0)	0 (0 to 0)	0 (0 to 0)	0 (0 to 0)	0 (0 to 0)	0 (0 to 0)	0 (0 to 0)	0 (0 to 0)	0 (0 to 0)	0 (0 to 0)	0 (0 to 0)	0
Invasive Non-typhoidal Salmonella (iNTS)	0 (0 to 0)	0 (0 to 0)	0 (0 to 0)	0 (0 to 0)	0 (0 to 0)	0 (0 to 0)	0 (0 to 0)	0 (0 to 0)	0 (0 to 0)	0 (0 to 0)	0 (0 to 0)	0 (0 to 0)	0 (0 to 0)	0 (0 to 0)	0 (0 to 0)	0 (0 to 0)	0 (0 to 0)	0 (0 to 0)	0 (0 to 0)	0 (0 to 0)	0 (0 to 0)	0 (0 to 0)	0 (0 to 0)	0 (0 to 0)	0
Other intestinal infectious diseases	0.6 (0.5 to 0.7)	0.4 (0.3 to 0.5)	0.6 (0.5 to 0.8)	3.6 (2.9 to 4.5)	2.5 (1.9 to 3.2)	2.1 (1.7 to 2.6)	2.1 (1.7 to 2.6)	2.1 (1.7 to 2.6)	2.1 (1.7 to 2.6)	2.1 (1.7 to 2.6)	2.1 (1.7 to 2.6)	2.1 (1.7 to 2.6)	2.1 (1.7 to 2.6)	2.1 (1.7 to 2.6)	2.1 (1.7 to 2.6)	2.1 (1.7 to 2.6)	2.1 (1.7 to 2.6)	2.1 (1.7 to 2.6)	2.1 (1.7 to 2.6)	2.1 (1.7 to 2.6)	2.1 (1.7 to 2.6)	2.1 (1.7 to 2.6)	2.1 (1.7 to 2.6)	41
Neglected tropical diseases and malaria	1.4 (0.3 to 2.2)	1.4 (0.7 to 2.4)	16.3 (11.4 to 23)	102 (77.1 to 136)	122 (86.1 to 166)	72.3 (57.1 to 92.2)	63 (49.7 to 80.2)	123 (93.7 to 162)	171 (127 to 230)	192 (140 to 262)	197 (147 to 268)	206 (153 to 280)	198 (147 to 270)	176 (130 to 240)	162 (120 to 220)	135 (100 to 184)	126 (93.4 to 172)	79.3 (57.7 to 108)	49.3 (35.9 to 67.3)	29.6 (21.5 to 40.4)	9.1 (6.6 to 12.4)	1.6 (1.2 to 2.2)	2,410
Malaria	0 (0 to 0)	0 (0 to 0)	0 (0 to 0)	0 (0 to 0)	0 (0 to 0)	0 (0 to 0)	0 (0 to 0)	0 (0 to 0)	0 (0 to 0)	0 (0 to 0)	0 (0 to 0)	0 (0 to 0)	0 (0 to 0)	0 (0 to 0)	0 (0 to 0)	0 (0 to 0)	0 (0 to 0)	0 (0 to 0)	0 (0 to 0)	0 (0 to 0)	0 (0 to 0)	0 (0 to 0)	0 (0 to 0)	0 (0 to 0)	0
Chagas disease	0 (0 to 0)	0 (0 to 0)	0 (0 to 0.1)	0 (0 to 0.1)	0.1 (0 to 0.4)	0.3 (0.2 to 0.5)	0.3 (0.3 to 0.4)	1.4 (1.1 to 1.8)	2.1 (1.6 to 2.7)	2.4 (1.8 to 3.1)	2.6 (1.9 to 3.4)	3.3 (2.4 to 4.3)	3.3 (2.4 to 4.3)	3.3 (2.4 to 4.3)	3.3 (2.4 to 4.3)	3.3 (2.4 to 4.3)	3.3 (2.4 to 4.3)	3.3 (2.4 to 4.3)	3.3 (2.4 to 4.3)	3.3 (2.4 to 4.3)	3.3 (2.4 to 4.3)	3.3 (2.4 to 4.3)	3.3 (2.4 to 4.3)	123
Leishmaniasis	0 (0 to 0)	0 (0 to 0)	0 (0 to 0)	0 (0 to 0)	0 (0 to 0)	0 (0 to 0)	0 (0 to 0)	0 (0 to 0)	0 (0 to 0)	0 (0 to 0)	0 (0 to 0)	0 (0 to 0)	0 (0 to 0)	0 (0 to 0)	0 (0 to 0)	0 (0 to 0)	0 (0 to 0)	0 (0 to 0)	0 (0 to 0)	0 (0 to 0)	0 (0 to 0)	0 (0 to 0)	0 (0 to 0)	0 (0 to 0)	0
Visceral leishmaniasis	0 (0 to 0)	0 (0 to 0)	0 (0 to 0)	0 (0 to 0)	0 (0 to 0)	0 (0 to 0)	0 (0 to 0)	0 (0 to 0)	0 (0 to 0)	0 (0 to 0)	0 (0 to 0)	0 (0 to 0)	0 (0 to 0)	0 (0 to 0)	0 (0 to 0)	0 (0 to 0)	0 (0 to 0)	0 (0 to 0)	0 (0 to 0)	0 (0 to 0)	0 (0 to 0)	0 (0 to 0)	0 (0 to 0)	0 (0 to 0)	0
Cutaneous and mucocutaneous leishmaniasis	0 (0 to 0)	0 (0 to 0)	0 (0 to 0)	0 (0 to 0)	0 (0 to 0)	0 (0 to 0)	0 (0 to 0)	0 (0 to 0)	0 (0 to 0)	0 (0 to 0)	0 (0 to 0)	0 (0 to 0)	0 (0 to 0)	0 (0 to 0)	0 (0 to 0)	0 (0 to 0)	0 (0 to 0)	0 (0 to 0)	0 (0 to 0)	0 (0 to 0)	0 (0 to 0)	0 (0 to 0)	0 (0 to 0)	0 (0 to 0)	0
African trypanosomiasis	0 (0 to 0)	0 (0 to 0)	0 (0 to 0)	0 (0 to 0)	0 (0 to 0)	0 (0 to 0)	0 (0 to 0)	0 (0 to 0)	0 (0 to 0)	0 (0 to 0)	0 (0 to 0)	0 (0 to 0)	0 (0 to 0)	0 (0 to 0)	0 (0 to 0)	0 (0 to 0)	0 (0 to 0)	0 (0 to 0)	0 (0 to 0)	0 (0 to 0)	0 (0 to 0)	0 (0 to 0)	0 (0 to 0)	0 (0 to 0)	0
Schistosomiasis	0 (0 to 0)	0 (0 to 0)	0 (0 to 0)	0 (0 to 0)	0 (0 to 0)	0 (0 to 0)	0 (0 to 0)	0 (0 to 0)	0 (0 to 0)	0 (0 to 0)	0 (0 to 0)	0 (0 to 0)	0 (0 to 0)	0 (0 to 0)	0 (0 to 0)	0 (0 to 0)	0 (0 to 0)	0 (0 to 0)	0 (0 to 0)	0 (0 to 0)	0 (0 to 0)	0 (0 to 0)	0 (0 to 0)	0 (0 to 0)	0
Cysticercosis	0 (0 to 0)	0 (0 to 0)	0.2 (0 to 0.4)	0.4 (0.1 to 1)	2.6 (0.8 to 7.1)	18.4 (7.4 to 47.8)	44.4 (17.5 to 116)	111 (33.9 to 299)	129 (42 to 356)	132 (44 to 356)	131 (47 to 352)	138 (49 to 368)	138 (49 to 368)	139 (49 to 368)	139 (49 to 368)	139 (49 to 368)	138 (47 to 368)	89 (29 to 240)	69 (21 to 184)	22 (7.1 to 59)	7.4 (2.4 to 19)	1.2 (0.4 to 3.1)	1,970
Cystic echinococcosis	0 (0 to 0)	0 (0 to 0)	0 (0 to 0)	0 (0 to 0)	0 (0 to 0)	0 (0 to 0)	0 (0 to 0)	0 (0 to 0)	0 (0 to 0)	0 (0 to 0)	0 (0 to 0)	0 (0 to 0)	0 (0 to 0)	0 (0 to 0)	0 (0 to 0)	0 (0 to 0)	0 (0 to 0)	0 (0 to 0)	0 (0 to 0)	0 (0 to 0)	0 (0 to 0)	0 (0 to 0)	0 (0 to 0)	0 (0 to 0)	0
Lymphatic filariasis	0 (0 to 0)	0 (0 to 0)	0 (0 to 0)	0 (0 to 0)	0 (0 to 0)	0 (0 to 0)	0 (0 to 0)	0 (0 to 0)	0 (0 to 0)	0 (0 to 0)	0 (0 to 0)	0 (0 to 0)	0 (0 to 0)	0 (0 to 0)	0 (0 to 0)	0 (0 to 0)	0 (0 to 0)	0 (0 to 0)	0 (0 to 0)	0 (0 to 0)	0 (0 to 0)	0 (0 to 0)	0 (0 to 0)	0 (0 to 0)	0
Onchocerciasis	0 (0 to 0)	0 (0 to 0)	0 (0 to 0)	0 (0 to 0)	0 (0 to 0)	0 (0 to 0)	0 (0 to 0)	0 (0 to 0)	0 (0 to 0)	0 (0 to 0)	0 (0 to 0)	0 (0 to 0)	0 (0 to 0)	0 (0 to 0)	0 (0 to 0)	0 (0 to 0)	0 (0 to 0)	0 (0 to 0)	0 (0 to 0)	0 (0 to 0)	0 (0 to 0)	0 (0 to 0)	0 (0 to 0)	0 (0 to 0)	0
Trachoma	0 (0 to 0)	0 (0 to 0)	0 (0 to 0)	0 (0 to 0)	0 (0 to 0)	0 (0 to 0)	0 (0 to 0)	0 (0 to 0)	0 (0 to 0)	0 (0 to 0)	0 (0 to 0)	0 (0 to 0)	0 (0 to 0)	0 (0 to 0)	0 (0 to 0)	0 (0 to 0)	0 (0 to 0)	0 (0 to 0)	0 (0 to 0)	0 (0 to 0)	0 (0 to 0)	0 (0 to 0)	0 (0 to 0)	0 (0 to 0)	0
Dengue	0 (0 to 0)	0 (0 to 0)	0.7 (0 to 2.1)	2.6 (0.9 to 6.6)	7.6 (2.9 to 19.9)	6.2 (2.4 to 20.6)	5.7 (2.2 to 17.2)	6.2 (2.4 to 17.2)	6.2 (2.4 to 17.2)	6.2 (2.4 to 17.2)	6.2 (2.4 to 17.2)	6.2 (2.4 to 17.2)	6.2 (2.4 to 17.2)	6.2 (2.4 to 17.2)	6.2 (2.4 to 17.2)	6.2 (2.4 to 17.2)	6.2 (2.4 to 17.2)	6.2 (2.4 to 17.2)	6.2 (2.4 to 17.2)	6.2 (2.4 to 17.2)	6.2 (2.4 to 17.2)	6.2 (2.4 to 17.2)	6.2 (2.4 to 17.2)	327
Yellow fever	0 (0 to 0)	0 (0 to 0)	0 (0 to 0)	0 (0 to 0)	0 (0 to 0)	0 (0 to 0)	0 (0 to 0)	0 (0 to 0)	0 (0 to 0)	0 (0 to 0)	0 (0 to 0)	0 (0 to 0)	0 (0 to 0)	0 (0 to 0)	0 (0 to 0)	0 (0 to 0)	0 (0 to 0)	0 (0 to 0)	0 (0 to 0)	0 (0 to 0)	0 (0 to 0)	0 (0 to 0)	0 (0 to 0)	0 (0 to 0)	0
Rabies	0 (0 to 0)	0 (0 to 0)	0 (0 to 0)	0





SR Table 2b: Baja California Sur DALYS by cause and age group for females with 95% uncertainty intervals, 2019

Cause	Early Neonatal	Late Neonatal	Post Neonatal	1 to 4	5 to 9	10 to 14	15 to 19	20 to 24	25 to 29	30 to 34	35 to 39	40 to 44	45 to 49	50 to 54	55 to 59	60 to 64	65 to 69	70 to 74	75 to 79	80 to 84	85 to 89	90 to 94	95 plus	Total
All causes	2,110 (1,560 to 2,770)	1,120 (828 to 1,480)	1,640 (1,120 to 2,290)	1,600 (1,300 to 1,940)	1,680 (1,320 to 2,110)	2,360 (1,840 to 3,020)	3,330 (2,620 to 4,210)	4,400 (3,460 to 5,450)	5,070 (4,020 to 6,340)	5,580 (4,420 to 6,940)	6,390 (5,140 to 7,850)	6,700 (5,410 to 8,150)	7,190 (5,870 to 8,640)	6,820 (5,610 to 8,120)	6,870 (5,680 to 8,200)	6,190 (5,170 to 7,360)	5,110 (4,330 to 5,980)	4,510 (3,870 to 5,250)	3,300 (2,850 to 3,850)	2,380 (2,080 to 2,720)	1,580 (1,390 to 1,790)	713 (641 to 792)	213 (196 to 230)	86,900
Communicable, maternal, neonatal, and nutritional diseases	1,470 (1,060 to 2,000)	720 (519 to 962)	694 (459 to 1,030)	515 (405 to 644)	457 (326 to 620)	326 (245 to 429)	319 (250 to 406)	419 (333 to 530)	469 (377 to 573)	469 (380 to 578)	527 (416 to 668)	472 (377 to 600)	436 (347 to 548)	329 (261 to 406)	285 (223 to 354)	232 (184 to 288)	185 (146 to 237)	174 (136 to 220)	140 (109 to 178)	111 (86·7 to 138)	92·6 (71·3 to 119)	52·1 (38·9 to 66·3)	20·5 (15·4 to 25·6)	8,910
HIV/AIDS and sexually transmitted infections	0·4 (0·2 to 0·6)	0·3 (0·1 to 0·5)	9·9 (8·1 to 11·9)	7·7 (6·3 to 9·3)	6·2 (5 to 7·4)	9·6 (8·1 to 11·4)	16·1 (13·5 to 19·5)	53·9 (44·1 to 66·1)	85·5 (68·9 to 105)	105 (85·4 to 133)	105 (84·5 to 132)	104 (85·7 to 131)	92·7 (76 to 113)	47·5 (38·7 to 58·8)	32·1 (26·3 to 39·7)	20·5 (16·8 to 25·2)	14·4 (12 to 17·4)	3·9 (2·8 to 5·5)	2·1 (1·5 to 2·9)	1·1 (0·8 to 1·5)	0·6 (0·4 to 0·9)	0·2 (0·1 to 0·2)	0 (0 to 0·1)	720
HIV/AIDS	0 (0 to 0)	0 (0 to 0)	9·7 (7·9 to 11·8)	7·6 (6·2 to 9·3)	6·2 (5 to 7·4)	8·5 (6·9 to 10·2)	11·9 (9·8 to 14·1)	42·9 (35 to 52·5)	65·5 (54 to 79·6)	80·6 (66·8 to 96·9)	77·4 (63·2 to 92·7)	77·5 (63·3 to 92·2)	70 (57·4 to 84·2)	36 (29·7 to 43·1)	24·8 (20·5 to 29·7)	15·5 (12·9 to 18·4)	10·7 (8·9 to 12·7)	1·2 (0·9 to 1·5)	0·4 (0·4 to 0·5)	0·1 (0·1 to 0·2)	0 (0 to 0·1)	0 (0 to 0)	0 (0 to 0)	547
HIV/AIDS - Drug-susceptible Tuberculosis	0 (0 to 0)	0 (0 to 0)	0·8 (0·4 to 1·2)	0·6 (0·3 to 1)	0·5 (0·3 to 0·8)	0·7 (0·4 to 1·1)	0·9 (0·6 to 1·4)	3·5 (2 to 5·3)	5·3 (3·1 to 8·1)	6·5 (3·8 to 10)	6·4 (3·7 to 9·7)	6·3 (3·6 to 9·7)	5·8 (3·3 to 8·9)	2·9 (1·6 to 4·5)	2 (1·1 to 3·1)	1·2 (0·7 to 1·9)	0·9 (0·5 to 1·3)	0·1 (0·1 to 0·1)	0 (0 to 0·1)	0 (0 to 0)	0 (0 to 0)	0 (0 to 0)	0 (0 to 0)	44·6
HIV/AIDS - Multidrug-resistant Tuberculosis without extensive dru	0 (0 to 0)	0 (0 to 0)	0·1 (0 to 0·3)	0·1 (0 to 0·3)	0 (0 to 0·2)	0·1 (0 to 0·3)	0·1 (0 to 0·3)	0·3 (0 to 1·3)	0·4 (0 to 2)	0·5 (0 to 2·5)	0·5 (0 to 2·4)	0·5 (0 to 2·4)	0·5 (0 to 2·3)	0·2 (0 to 1·1)	0·2 (0 to 0·8)	0·1 (0 to 0·5)	0·1 (0 to 0·3)	0 (0 to 0)	0 (0 to 0)	0 (0 to 0)	0 (0 to 0)	0 (0 to 0)	0 (0 to 0)	3·7
HIV/AIDS - Extensively drug-resistant Tuberculosis	0 (0 to 0)	0 (0 to 0)	0 (0 to 0·1)	0 (0 to 0)	0 (0 to 0)	0 (0 to 0)	0 (0 to 0·1)	0 (0 to 0·2)	0·1 (0 to 0·3)	0·1 (0 to 0·4)	0·1 (0 to 0·4)	0·1 (0 to 0·4)	0·1 (0 to 0·4)	0 (0 to 0·2)	0 (0 to 0·1)	0 (0 to 0·1)	0 (0 to 0·1)	0 (0 to 0)	0 (0 to 0)	0 (0 to 0)	0 (0 to 0)	0 (0 to 0)	0 (0 to 0)	0·6
HIV/AIDS resulting in other diseases	0 (0 to 0)	0 (0 to 0)	8·8 (6·9 to 10·9)	7 (5·6 to 8·6)	5·6 (4·5 to 6·9)	7·7 (6·1 to 9·4)	10·9 (8·7 to 13·2)	39 (31 to 48·2)	59·7 (47·4 to 73·8)	73·4 (59·2 to 89·5)	70·5 (55·9 to 86·2)	70·5 (56·5 to 85·3)	63·6 (50·9 to 78·3)	32·8 (26·2 to 40·1)	22·5 (18·1 to 27·6)	14·1 (11·4 to 17·1)	9·7 (7·9 to 11·8)	1·1 (0·8 to 1·4)	0·4 (0·3 to 0·5)	0·1 (0·1 to 0·1)	0 (0 to 0·1)	0 (0 to 0)	0 (0 to 0)	498
Sexually transmitted infections excluding HIV	0·4 (0·2 to 0·6)	0·3 (0·1 to 0·5)	0·2 (0·1 to 0·4)	0 (0 to 0)	0 (0 to 0)	1·1 (0·8 to 1·6)	4·2 (2·8 to 6·4)	11 (6·6 to 18·2)	20 (11·1 to 35·3)	24·6 (13·4 to 45·3)	27·8 (16·1 to 47)	27 (15·7 to 48·7)	22·7 (13·6 to 38·5)	11·5 (6·3 to 20·9)	7·3 (4·1 to 13)	5 (3 to 8·5)	3·8 (2·3 to 5·9)	2·7 (1·7 to 4·2)	1·6 (1·1 to 2·5)	1 (0·6 to 1·4)	0·6 (0·4 to 0·9)	0·1 (0·1 to 0·2)	0 (0 to 0)	173
Syphilis	0·4 (0·2 to 0·6)	0·3 (0·1 to 0·5)	0·2 (0·1 to 0·4)	0 (0 to 0)	0 (0 to 0)	0·5 (0·3 to 0·7)	0·5 (0·3 to 0·7)	0·3 (0·2 to 0·5)	1 (0·6 to 1·6)	1·1 (0·7 to 1·8)	1 (0·7 to 1·5)	0·4 (0·3 to 0·6)	0·9 (0·6 to 1·4)	0·5 (0·4 to 0·7)	0·2 (0·2 to 0·3)	0·3 (0·2 to 0·4)	0·3 (0·2 to 0·4)	0·3 (0·2 to 0·4)	0·2 (0·1 to 0·2)	0·2 (0·1 to 0·2)	0·1 (0·1 to 0·2)	0 (0 to 0·1)	0 (0 to 0)	8·7
Chlamydial infection	0 (0 to 0)	0 (0 to 0)	0 (0 to 0)	0 (0 to 0)	0 (0 to 0)	0·1 (0·1 to 0·2)	0·5 (0·3 to 0·7)	1·4 (1 to 2)	1·7 (1 to 2·8)	1·7 (0·9 to 3)	2·6 (1·6 to 4·3)	2·8 (1·8 to 4·4)	2·3 (1·4 to 3·6)	0·7 (0·5 to 1)	0·5 (0·3 to 0·7)	0·3 (0·2 to 0·5)	0·2 (0·1 to 0·3)	0·2 (0·1 to 0·4)	0·2 (0·1 to 0·2)	0·1 (0·1 to 0·2)	0·1 (0 to 0·1)	0 (0 to 0)	0 (0 to 0)	15·5
Gonococcal infection	0 (0 to 0)	0 (0 to 0)	0 (0 to 0)	0 (0 to 0)	0 (0 to 0)	0·1 (0·1 to 0·2)	0·7 (0·5 to 1)	1·4 (0·9 to 2·1)	2·1 (1·2 to 3·4)	2·1 (1·3 to 3·2)	2·8 (1·8 to 4·1)	3·4 (2·1 to 5·1)	3·7 (2·1 to 5·8)	1·5 (0·9 to 2·4)	1 (0·6 to 1·6)	0·9 (0·5 to 1·4)	1·1 (0·6 to 1·8)	0·8 (0·5 to 1·2)	0·5 (0·3 to 0·8)	0·3 (0·2 to 0·4)	0·2 (0·1 to 0·3)	0 (0 to 0·1)	0 (0 to 0)	22·8
Trichomoniasis	0 (0 to 0)	0 (0 to 0)	0 (0 to 0)	0 (0 to 0)	0 (0 to 0)	0 (0 to 0·1)	0·7 (0·2 to 1·7)	4·1 (1·4 to 9·6)	9·3 (3 to 21·1)	11·6 (3·9 to 27·3)	10·9 (3·6 to 24·5)	9·6 (3·2 to 24·4)	7·5 (2·3 to 17·6)	4·8 (1·5 to 11·1)	2·7 (0·9 to 6·6)	1·5 (0·5 to 3·5)	0·8 (0·3 to 2)	0·5 (0·2 to 1·2)	0·3 (0·1 to 0·6)	0·1 (0 to 0·3)	0 (0 to 0·1)	0 (0 to 0)	0 (0 to 0)	64·6
Genital herpes	0 (0 to 0)	0 (0 to 0)	0 (0 to 0)	0 (0 to 0)	0 (0 to 0)	0·1 (0 to 0·3)	0·6 (0·1 to 1·5)	1·3 (0·4 to 3·2)	2·2 (0·8 to 5·4)	3 (1 to 7·2)	3·3 (1·1 to 8·3)	3·2 (1 to 7·8)	2·8 (0·9 to 7·3)	2·3 (0·7 to 5·6)	1·8 (0·5 to 4·4)	1·3 (0·4 to 3·1)	0·8 (0·2 to 2)	0·5 (0·2 to 1·3)	0·3 (0·1 to 0·8)	0·2 (0 to 0·4)	0·1 (0 to 0·2)	0 (0 to 0·1)	0 (0 to 0)	23·8
Other sexually transmitted infections	0 (0 to 0)	0 (0 to 0)	0 (0 to 0)	0 (0 to 0)	0 (0 to 0)	0·2 (0·2 to 0·3)	1·3 (0·9 to 1·8)	2·4 (1·5 to 3·6)	3·6 (2·2 to 5·7)	5·1 (3·3 to 7·8)	7·2 (4·8 to 10·6)	7·5 (4·7 to 11·1)	5·5 (3·4 to 8·5)	1·7 (1 to 2·6)	1·1 (0·7 to 1·7)	0·8 (0·4 to 1·2)	0·5 (0·3 to 0·8)	0·4 (0·2 to 0·6)	0·2 (0·1 to 0·3)	0·1 (0·1 to 0·2)	0·1 (0·1 to 0·2)	0 (0 to 0)	0 (0 to 0)	37·8
Respiratory infections and tuberculosis	56·3 (36·6 to 83·9)	77·6 (50·4 to 114)	251 (152 to 395)	131 (96·8 to 171)	79·9 (55 to 116)	68·9 (46·3 to 101)	66·9 (46·4 to 97·9)	82·7 (59·7 to 113)	86·3 (63·4 to 115)	82·2 (60·5 to 110)	95·2 (70 to 128)	93·9 (69·5 to 129)	97·8 (71 to 133)	87·8 (62·1 to 119)	88·6 (65·4 to 122)	78·8 (58 to 109)	70·3 (50·2 to 98·2)	77·9 (56 to 104)	69·3 (49·4 to 94·5)	58·1 (41·7 to 77·4)	52·7 (38·5 to 70·5)	30·4 (22 to 39·6)	11·4 (8·1 to 14·8)	1,890
Tuberculosis	0 (0 to 0)	0 (0 to 0)	1·3 (0·7 to 2·1)	2·1 (1·5 to 2·9)	2·1 (1·4 to 3)	2·4 (1·8 to 3·2)	4·7 (3·4 to 6·3)	14·4 (9·5 to 20·3)	17·5 (11·3 to 25·2)	14·4 (9·2 to 20·7)	16·4 (10·3 to 24·3)	14·7 (9·7 to 21·3)	15·9 (10 to 23·7)	14·3 (9 to 21·5)	13·7 (8·8 to 20·9)	10·9 (7 to 15·9)	8·7 (5·9 to 12·5)	7·9 (5·3 to 11·3)	5 (3·5 to 7·1)	2·7 (1·8 to 3·7)	1·3 (0·9 to 1·8)	0·4 (0·3 to 0·6)	0·1 (0·1 to 0·1)	171
Latent tuberculosis infection	0 (0 to 0)	0 (0 to 0)	0 (0 to 0)	0 (0 to 0)	0 (0 to 0)	0 (0 to 0)	0 (0 to 0)	0 (0 to 0)	0 (0 to 0)	0 (0 to 0)	0 (0 to 0)	0 (0 to 0)	0 (0 to 0)	0 (0 to 0)	0 (0 to 0)	0 (0 to 0)	0 (0 to 0)	0 (0 to 0)	0 (0 to 0)	0 (0 to 0)	0 (0 to 0)	0 (0 to 0)	0 (0 to 0)	0
Drug-susceptible tuberculosis	0 (0 to 0)	0 (0 to 0)	1·2 (0·6 to 2)	2 (1·3 to 2·8)	2 (1·2 to 2·9)	2·2 (1·4 to 3·1)	4·4 (2·9 to 5·9)	13·4 (8 to 19·6)	16·4 (9·7 to 24·1)	13·5 (8·1 to 20)	15·3 (8·8 to 23)	13·7 (8·1 to 20·6)	14·8 (8·5 to 22·6)	13·3 (7·8 to 20·4)	12·7 (7·5 to 19·5)	10·1 (5·8 to 15·1)	8·1 (4·8 to 11·9)	7·3 (4·4 to 10·6)	4·6 (3 to 6·7)	2·5 (1·5 to 3·6)	1·2 (0·7 to 1·8)	0·4 (0·2 to 0·5)	0·1 (0 to 0·1)	159
Multidrug-resistant tuberculosis without extensive drug resistanc	0 (0 to 0)	0 (0 to 0)	0·1 (0 to 0·4)	0·1 (0 to 0·5)	0·1 (0 to 0·4)	0·1 (0 to 0·7)	0·3 (0 to 1·4)	0·8 (0·1 to 3·5)	0·9 (0·1 to 4·2)	0·8 (0 to 3·5)	1 (0·1 to 4·3)	0·9 (0·1 to 4)	1 (0·1 to 4·6)	0·9 (0·1 to 4·3)	0·9 (0 to 3·9)	0·7 (0 to 3·2)	0·6 (0 to 2·5)	0·5 (0 to 2·3)	0·3 (0 to 1·4)	0·2 (0 to 0·8)	0·1 (0 to 0·4)	0 (0 to 0·1)	0 (0 to 0)	10·2
Extensively drug-resistant tuberculosis	0 (0 to 0)	0 (0 to 0)	0 (0 to 0·1)	0 (0 to 0·1)	0 (0 to 0·1)	0 (0 to 0·1)	0 (0 to 0·2)	0·1 (0 to 0·6)	0·1 (0 to 0·6)	0·1 (0 to 0·5)	0·1 (0 to 0·6)	0·1 (0 to 0·6)	0·2 (0 to 0·7)	0·1 (0 to 0·7)	0·1 (0 to 0·6)	0·1 (0 to 0·5)	0·1 (0 to 0·4)	0·1 (0 to 0·4)	0 (0 to 0·2)	0 (0 to 0·1)	0 (0 to 0·1)	0 (0 to 0)	0 (0 to 0)	1·6
Lower respiratory infections	55·9 (36·1 to 83·6)	76·2 (49·3 to 112)	237 (138 to 382)	84·9 (57·4 to 116)	23·5 (16·5 to 32·4)	20·2 (13·6 to 28·4)	19·4 (13·1 to 27·7)	30·6 (19·1 to 45·7)	33·6 (20·9 to 49·7)	34·1 (22·2 to 50·2)	46·5 (29·3 to 69)	50·9 (32·1 to 81·3)	58·5 (36·9 to 87·4)	54·7 (35 to 81·2)	60·5 (40·7 to 89·6)	57·6 (38·7 to 83·5)	55·1 (36·4 to 81)	65·8 (44·8 to 91·5)	61·7 (42·6 to 86·5)	54 (38·1 to 73)	50·7 (36·7 to 68·5)	29·7 (21·4 to 38·8)	11·2 (8 to 14·7)	1,270
Upper respiratory infections	0·4 (0·2 to 0·7)	1·4 (0·7 to 2·6)	10·9 (6·6 to 17·3)	30·7 (17·8 to 49·9)	36·8 (20·2 to 63·1)	33·2 (17·7 to 56·3)	31·6 (15·9 to 56·5)	30·3 (16·5 to 52·1)	29 (15·6 to 47·9)	28·2 (15 to 47)	26·8 (13·6 to 44·6)	22·9 (12·3 to 40·6)	18·4 (9·8 to 31·8)	14·6 (8·2 to 24·8)	11·3 (6·2 to 18·4)	8·2 (4·4 to 13·6)	5·3 (2·8 to 8·8)	3·6 (2·1 to 6)	2·2 (1·2 to 3·5)	1·2 (0·7 to 2)	0·6 (0·4 to 0·9)	0·2 (0·2 to 0·4)	0·1 (0 to 0·1)	348
Otitis media	0 (0 to 0)	0 (0 to 0·1)	1·6 (0·8 to 3)	13·1 (6·9 to 23·5)	17·6 (9·6 to 29·1)	13 (7·5 to 22·7)	11·3 (6 to 19·7)	7·5 (3·3 to 15)	6·2 (2·9 to 11·5)	5·5 (2·2 to 10·7)	5·5 (2·5 to 9·9)	5·3 (2·5 to 10·1)	4·9 (2·3 to 9·8)	4·1 (1·9 to 7·4)	3 (1·5 to 5·3)	2·1 (1 to 4)	1·1 (0·5 to 2·1)	0·7 (0·3 to 1·3)	0·4 (0·2 to 0·7)	0·2 (0·1 to 0·5)	0·1 (0·1 to 0·2)	0 (0 to 0·1)	0 (0 to 0)	103
Enteric infections	2·5 (1·6 to 3·9)	9·9 (6 to 14·9)	95·6 (53·4 to 157)	96·3 (68·9 to 130)	75·8 (45·9 to 121)	36·4 (22·4 to 54·5)	17·1 (10·9 to 26)	11·9 (7·7 to 17·3)	14·3 (9·2 to 20·1)	16·6 (11·2 to 23)	21·5 (15·4 to 29·2)	23·7 (16·5 to 32·8)	26·7 (19 to 37·3)	26·6 (18·7 to 35·8)	29·2 (20·5 to 42·1)	27·8 (19·7 to 37·9)	24·8 (17·4 to 34·8)	24·9 (17·2 to 34·7)	20·2 (14·2 to 28)	15·6 (10·4 to 23)	11·4 (7·5 to 17·4)	5·6 (3·7 to 8·1)	1·9 (1·2 to 2·7)	636
Diarrheal diseases	2·5 (1·6 to 3·9)	9·8 (6 to 14·9)	95·1 (53 to 156)	95·7 (68·3 to 130)	75·2 (45·5 to 120)	35·8 (21·8 to 53·2)	17 (10·8 to 25·8)	11·7 (7·5 to 17)	14·1 (9 to 20)	16·4 (11·2 to 22·9)	21·3 (15·2 to 29)	23·5 (16·4 to 32·4)	26·6 (18·9 to 36·9)	26·4 (18·6 to 35·8)	29 (20·3 to 41·9)	27·6 (19·5 to 37·8)	24·7 (17·2 to 34·8)	24·7 (16·9 to 34·7)	20·1 (14·2 to 27·9)	15·5 (10·4 to 23)	11·3 (7·5 to 17·2)	5·6 (3·6 to 8·1)	1·8 (1·2 to 2·7)	632
Typhoid and paratyphoid	0 (0 to 0)	0 (0 to 0)	0·1 (0 to 0·6)	0·1 (0 to 1)	0·1 (0 to 0·3)	0·1 (0 to 0·9)	0·1 (0 to 0·6)	0·1 (0 to 0·6)	0·1 (0 to 0·6)	0·1 (0 to 0·6)	0·1 (0 to 0·9)	0·2 (0 to 1·3)	0·1 (0 to 1)	0·2 (0 to 1·3)	0·1 (0 to 0·9)	0·1 (0 to 0·6)	0·1 (0 to 0·6)	0·1 (0 to 0·5)	0 (0 to 0·3)	0 (0 to 0·3)	0 (0 to 0·2)	0 (0 to 0·2)	0 (0 to 0)	1·9
Typhoid fever	0 (0 to 0)	0 (0 to 0)	0·1 (0 to 0·6)	0·1 (0 to 1)	0·1 (0 to 0·3)	0·1 (0 to 0·9)	0·1 (0 to 0·6)	0·1 (0 to 0·6)	0·1 (0 to 0·6)	0·1 (0 to 0·6)	0·1 (0 to 0·9)	0·2 (0 to 1·3)	0·1 (0 to 1)	0·2 (0 to 1·2)	0·1 (0 to 0·9)	0·1 (0 to 0·6)	0·1 (0 to 0·6)	0·1 (0 to 0·4)	0 (0 to 0·3)	0 (0 to 0·3)	0 (0 to 0·2)	0 (0 to 0·2)	0 (0 to 0)	1·8
Paratyphoid fever	0 (0 to 0)	0 (0 to 0)	0 (0 to 0)	0 (0 to 0)	0 (0 to 0)	0 (0 to 0)	0 (0 to 0)	0 (0 to 0)	0 (0 to 0)	0 (0 to 0)	0 (0 to 0)	0 (0 to 0)	0 (0 to 0)	0 (0 to 0)	0 (0 to 0)	0 (0 to 0)	0 (0 to 0)	0 (0 to 0)	0 (0 to 0)	0 (0 to 0)	0 (0 to 0)	0 (0 to 0)	0 (0 to 0)	0
Invasive Non-typhoidal Salmonella (iNTS)	0 (0 to 0)	0 (0 to 0·1)	0·2 (0 to 2)	0·2 (0 to 1·8)	0·3 (0 to 2·2)	0·4 (0 to 3·7)	0 (0 to 0·2)	0 (0 to 0·2)	0 (0 to 0·1)	0 (0 to 0·1)	0 (0 to 0·1)	0 (0 to 0·1)	0 (0 to 0·2)	0 (0 to 0·1)	0 (0 to 0·4)	0 (0 to 0·1)	0 (0 to 0·1)	0 (0 to 0·2)	0 (0 to 0·2)	0 (0 to 0·1)	0 (0 to 0)	0 (0 to 0)	0 (0 to 0)	1·3
Other intestinal infectious diseases	0 (0 to 0)	0 (0 to 0)	0·2 (0 to 0·9)	0·3 (0·1 to 0·9)	0·2 (0·1 to 0·4)	0·1 (0 to 0·4)	0·1 (0 to 0·2)	0 (0 to 0·2)	0 (0 to 0·1)	0·1 (0 to 0·2)	0 (0 to 0·1)	0 (0 to 0·1)	0 (0 to 0·1)	0 (0 to 0·1)	0 (0 to 0·1)	0 (0 to 0)	0 (0 to 0·1)	0 (0 to 0)	0 (0 to 0)	0 (0 to 0)	0 (0 to 0)	0 (0 to 0)	0 (0 to 0)	1·2
Neglected tropical diseases and malaria	1·1 (0·4 to 2·3)	0·4 (0·2 to 0·9)	3·9 (1·9 to 9)	13·4 (7·1 to 25·3)	24·4 (13·7 to 40)	16·9 (9·9 to 28)	20·7 (11·6 to 34·5)	28·8 (15·1 to 50·8)	36·7 (18·4 to 68)	40·1 (19 to 73·2)	45·4 (23·5 to 82·9)	42·3 (21 to 76·9)	41·3 (21·3 to 72·9)	37·3 (18·8 to 64)	35·4 (17·4 to 60·6)	32·3 (16·2 to 57·3)	25·7 (12 to 45)	20·7 (10·2 to 36)	14·2 (7·2 to 24·7)	9·1 (4·4 to 15·9)	4·6 (2·3 to 8)	1·7 (0·9 to 2·9)	0·4 (0·2 to 0·8)	497
Malaria	0 (0 to 0)	0 (0 to 0)	0 (0 to 0)	0 (0 to 0)	0 (0 to 0)	0 (0 to 0)	0 (0 to 0)	0 (0 to 0)	0 (0 to 0)	0 (0 to 0)	0 (0 to 0)	0 (0 to 0)	0 (0 to 0)	0 (0 to 0)	0 (0 to 0)	0 (0 to 0)	0 (0 to 0)	0 (0 to 0)	0 (0 to 0)	0 (0 to 0)	0 (0 to 0)	0 (0 to 0)	0 (0 to 0)	0
Chagas disease	0 (0 to 0)	0 (0 to 0)	0 (0 to 0)	0 (0 to 0)	0 (0 to 0·1)	0·3 (0·1 to 0·4)	0·6 (0·1 to 1·4)	0·9 (0·2 to 1·9)	1·2 (0·4 to 2·4)	1·7 (0·7 to 3·2)	2 (0·9 to 3·5)	2·2 (1·1 to 3·8)	2·3 (1·2 to 3·9)	2·3 (1·3 to 3·7)	2·2 (1·2 to 3·6)	2 (1·1 to 3·4)	1·6 (0·9 to 2·6)	1·4 (0·8 to 2·3)	1·1 (0·6 to 1·6)	0·8 (0·4 to 1·2)	0·5 (0·3 to 0·8)	0·2 (0·1 to 0·4)	0·1 (0 to 0·1)	23·4
Leishmaniasis	0 (0 to 0)	0 (0 to 0)	0 (0 to 0)	0 (0 to 0)	0 (0 to 0)	0 (0 to 0)	0 (0 to 0)	0 (0 to 0)	0 (0 to 0)	0 (0 to 0)	0 (0 to 0)	0 (0 to 0)	0 (0 to 0)	0 (0 to 0)	0 (0 to 0)	0 (0 to 0)	0 (0 to 0)	0 (0 to 0)	0 (0 to 0)	0 (0 to 0)	0 (0 to 0)	0 (0 to 0)	0 (0 to 0)	
Visceral leishmaniasis	0 (0 to 0)	0 (0 to 0)	0 (0 to 0)	0 (0 to 0)	0 (0 to 0)	0 (0 to 0)	0 (0 to 0)	0 (0 to 0)	0 (0 to 0)	0 (0 to 0)	0 (0 to 0)	0 (0 to 0)	0 (0 to 0)	0 (0 to 0)	0 (0 to 0)	0 (0 to 0)	0 (0 to 0)	0 (0 to 0)	0 (0 to 0)	0 (0 to 0)	0 (0 to 0)	0 (0 to 0)	0 (0 to 0)	0
Cutaneous and mucocutaneous leishmaniasis	0 (0 to 0)	0 (0 to 0)	0 (0 to 0)	0 (0 to 0)	0 (0 to 0)	0 (0 to 0)	0 (0 to 0)	0 (0 to 0)	0 (0 to 0)	0 (0 to 0)	0 (0 to 0)	0 (0 to 0)	0 (0 to 0)	0 (0 to 0)	0 (0 to 0)	0 (0 to 0)	0 (0 to 0)	0 (0 to 0)	0 (0 to 0)	0 (0 to 0)	0 (0 to 0)	0 (0 to 0)	0 (0 to 0)	0
African trypanosomiasis	0 (0 to 0)	0 (0 to 0)	0 (0 to 0)	0 (0 to 0)	0 (0 to 0)	0 (0 to 0)	0 (0 to 0)	0 (0 to 0)	0 (0 to 0)	0 (0 to 0)	0 (0 to 0)	0 (0 to 0)	0 (0 to 0)	0 (0 to 0)	0 (0 to 0)	0 (0 to 0)	0 (0 to 0)	0 (0 to 0)	0 (0 to 0)	0 (0 to 0)	0 (0 to 0)	0 (0 to 0)	0 (0 to 0)	
Schistosomiasis	0 (0 to 0)	0 (0 to 0)	0 (0 to 0)	0 (0 to 0)	0 (0 to 0)	0 (0 to 0)	0 (0 to 0)	0 (0 to 0)	0 (0 to 0)	0 (0 to 0)	0 (0 to 0)	0 (0 to 0)	0 (0 to 0)	0 (0 to 0)	0 (0 to 0)	0 (0 to 0)	0 (0 to 0)	0 (0 to 0)	0 (0 to 0)	0 (0 to 0)	0 (0 to 0)	0 (0 to 0)	0 (0 to 0)	0
Cysticercosis	0 (0 to 0)	0 (0 to 0)	0 (0 to 0)	0 (0 to 0·1)	0·1 (0 to 0·4)	0·6 (0·1 to 1·5)	3·5 (0·6 to 9·2)	12·3 (3·2 to 31·6)	21·9 (6·6 to 50·7)	26·8 (8·7 to 58·7)	29·5 (10·3 to 65·4)	30·2 (10·5 to 63·6)	30·2 (11·5 to 60·9)	28·3 (11 to 54·9)	28 (11·5 to 53)	26·9 (11 to 51·7)	21·7 (8·6 to 40·8)	17·4 (7·3 to 32·6)	12·1 (5·3 to 22·6)	7·7 (3·2 to 14·5)	3·8 (1·6 to 7·2)	1·3 (0·6 to 2·5)	0·3 (0·1 to 0·7)	303
Cystic echinococcosis	0 (0 to 0)	0 (0 to 0)	0 (0 to 0)	0 (0 to 0)	0 (0 to 0)	0 (0 to 0)	0 (0 to 0)	0 (0 to 0)	0 (0 to 0)	0 (0 to 0)	0 (0 to 0)	0 (0 to 0)	0 (0 to 0)	0 (0 to 0)	0 (0 to 0)	0 (0 to 0)	0 (0 to 0)	0 (0 to 0)	0 (0 to 0)	0 (0 to 0)	0 (0 to 0)	0 (0 to 0)	0 (0 to 0)	0·1
Lymphatic filariasis	0 (0 to 0)	0 (0 to 0)	0 (0 to 0)	0 (0 to 0)	0 (0 to 0)	0 (0 to 0)	0 (0 to 0)	0 (0 to 0)	0 (0 to 0)	0 (0 to 0)	0 (0 to 0)	0 (0 to 0)	0 (0 to 0)	0 (0 to 0)	0 (0 to 0)	0 (0 to 0)	0 (0 to 0)	0 (0 to 0)	0 (0 to 0)	0 (0 to 0)	0 (0 to 0)	0 (0 to 0)	0 (0 to 0)	
Onchocerciasis	0 (0 to 0)	0 (0 to 0)	0 (0 to 0)	0 (0 to 0)	0 (0 to 0)	0 (0 to 0)	0 (0 to 0)	0 (0 to 0)	0 (0 to 0)	0 (0 to 0)	0 (0 to 0)	0 (0 to 0)	0 (0 to 0)	0 (0 to 0)	0 (0 to 0)	0 (0 to 0)	0 (0 to 0)	0 (0 to 0)	0 (0 to 0)	0 (0 to 0)	0 (0 to 0)	0 (0 to 0)	0 (0 to 0)	0
Trachoma	0 (0 to 0)	0 (0 to 0)	0 (0 to 0)	0 (0 to 0)	0 (0 to 0)	0 (0 to 0)	0 (0 to 0)	0 (0 to 0)	0 (0 to 0)	0 (0 to 0)	0 (0 to 0)	0 (0 to 0)	0 (0 to 0)	0 (0 to 0)	0 (0 to 0)	0 (0 to 0)	0 (0 to 0)	0 (0 to 0)	0 (0 to 0)	0 (0 to 0)	0 (0 to 0)	0 (0 to 0)	0 (0 to 0)	0
Dengue	0 (0 to 0)	0·1 (0 to 0·1)	0·8 (0·3 to 1·6)	1·8 (0·5 to 3·9)	4·1 (1·2 to 8·5)	5·1 (1·8 to 12·3)	5 (1·7 to 12·2)	5·5 (2 to 13·4)	5·5 (1·9 to 13·7)	4·9 (1·6 to 12·4)	5·8 (2·2 to 12·7)	4·7 (1·7 to 10·7)	4·1 (1·5 to 9·7)	3·4 (1·1 to 7·6)	2·7 (1 to 6·5)	2·1 (0·9 to 4·8)	1·6 (0·6 to 3·6)	1·1 (0·4 to 2·6)	0·6 (0·2 to 1·5)	0·4 (0·2 to 0·9)	0·2 (0·1 to 0·5)	0·1 (0 to 0·2)	0·1 (0 to 0·1)	59·7
Yellow fever	0 (0 to 0)	0 (0 to 0)	0 (0 to 0)	0 (0 to 0)	0 (0 to 0)	0 (0 to 0)	0 (0 to 0)	0 (0 to 0)	0 (0 to 0)	0 (0 to 0)	0 (0 to 0)	0 (0 to 0)	0 (0 to 0)	0 (0 to 0)	0 (0 to 0)	0 (0 to 0)	0 (0 to 0)	0 (0 to 0)	0 (0 to 0)	0 (0 to 0)	0 (0 to 0)	0 (0 to 0)	0 (0 to 0)	
Rabies	0 (0 to 0)	0 (0 to 0)	0 (0 to 0)	0 (0 to 0)	0 (0 to 0)	0 (0 to 0)	0 (0 to 0)	0 (0 to 0)	0 (0 to 0)	0 (0 to 0)	0 (0 to 0)	0 (0 to 0)	0 (0 to 0)	0 (0 to 0)	0 (0 to 0)	0 (0 to 0)	0 (0 to 0)	0 (0 to 0)	0 (0 to 0)	0 (0 to 0)	0 (0 to 0)	0 (0 to 0)	0 (0 to 0)	0
Intestinal nematode infections	0 (0 to 0)	0 (0 to 0)	0·2 (0 to 0·6)	2·9 (1·3 to 5·4)	7·9 (3·9 to 15·1)	5·6 (2·7 to 10·5)	10·6 (4·7 to 20·4)	9 (3·7 to 20)	6·9 (3 to 14)	5·5 (2·4 to 10·9)	4·6 (2·1 to 8·2)	1·9 (0·9 to 3·8)	1·6 (0·8 to 3)	1·2 (0·6 to 2·3)	1 (0·4 to 1·8)	0·7 (0·3 to 1·4)	0·4 (0·2 to 0·8)	0·3 (0·1 to 0·6)	0·2 (0·1 to 0·4)	0·1 (0 to 0·2)	0 (0 to 0·1)	0 (0 to 0)	0 (0 to 0)	60·8
Ascariasis	0 (0 to 0)	0 (0 to 0)	0·1 (0 to 0·6)	1·4 (0·5 to 3)	2·7 (1 to 5·7)	1·6 (0·5 to 3·4)	1 (0·3 to 2·1)	0·9 (0·3 to 1·9)	0·8 (0·3 to 1·9)	0·8 (0·3 to 1·8)	0·8 (0·2 to 1·7)	0·7 (0·2 to 1·5)	0·5 (0·2 to 1·1)	0·4 (0·1 to 0·9)	0·3 (0·1 to 0·7)	0·2 (0·1 to 0·5)	0·1 (0 to 0·3)	0·1 (0 to 0·2)	0·1 (0 to 0·2)	0 (0 to 0·1)	0 (0 to 0)	0 (0 to 0)	0 (0 to 0)	12·5
Trichuriasis	0 (0 to 0)	0 (0 to 0)	0 (0 to 0·1)	0·9 (0·3 to 2)	3·4 (1·4 to 7·2)	2·9 (1·1 to 6·2)	2·9 (1·2 to 6·3)	2·8 (1·1 to 6·1)	2·1 (0·9 to 4·4)	1·6 (0·6 to 3·3)	1·2 (0·4 to 2·7)	0·9 (0·3 to 2)	0·7 (0·2 to 1·5)	0·5 (0·2 to 1·1)	0·4 (0·1 to 0·8)	0·2 (0·1 to 0·5)	0·1 (0 to 0·3)	0·1 (0 to 0·2)	0·1 (0 to 0·1)	0 (0 to 0)	0 (0 to 0)	0 (0 to 0)	0 (0 to 0)	20·9
Hookworm disease	0 (0 to 0)	0 (0 to 0)	0 (0 to 0)	0·6 (0·2 to 1·3)	1·8 (0·7 to 3·8)	1·2 (0·4 to 2·6)	6·7 (2·2 to 15)	5·3 (1·4 to 14·1)	3·9 (1·1 to 9·9)	3·1 (0·8 to 7·8)	2·6 (0·9 to 5·3)	0·4 (0·2 to 0·8)	0·4 (0·1 to 1)	0·4 (0·1 to 0·8)	0·3 (0·1 to 0·7)	0·2 (0·1 to 0·6)	0·1 (0 to 0·3)	0·1 (0 to 0·3)	0·1 (0 to 0·2)	0 (0 to 0·1)	0 (0 to 0)	0 (0 to 0)	0 (0 to 0)	27·3
Food-borne trematodiases	0 (0 to 0)	0 (0 to 0)	0 (0 to 0)	0 (0 to 0)	0 (0 to 0)	0 (0 to 0)	0 (0 to 0)	0 (0 to 0)	0 (0 to 0)	0 (0 to 0)	0 (0 to 0)	0 (0 to 0)	0 (0 to 0)	0 (0 to 0)	0 (0 to 0)	0 (0 to 0)	0 (0 to 0)	0 (0 to 0)	0 (0 to 0)	0 (0 to 0)	0 (0 to 0)	0 (0 to 0)	0 (0 to 0)	0
Leprosy	0 (0 to 0)	0 (0 to 0)	0 (0 to 0)	0 (0 to 0)	0 (0 to 0)	0 (0 to 0)	0 (0 to 0)	0 (0 to 0)	0 (0 to 0)	0 (0 to 0)	0 (0 to 0)	0 (0 to 0)	0 (0 to 0)	0 (0 to 0)	0 (0 to 0)	0 (0 to 0)	0 (0 to 0)	0 (0 to 0)	0 (0 to 0)	0 (0 to 0)	0 (0 to 0)	0 (0 to 0)	0 (0 to 0)	0·1
Ebola	0 (0 to 0)	0 (0 to 0)	0 (0 to 0)	0 (0 to 0)	0 (0 to 0)	0 (0 to 0)	0 (0 to 0)	0 (0 to 0)	0 (0 to 0)	0 (0 to 0)	0 (0 to 0)	0 (0 to 0)	0 (0 to 0)	0 (0 to 0)	0 (0 to 0)	0 (0 to 0)	0 (0 to 0)	0 (0 to 0)	0 (0 to 0)	0 (0 to 0)	0 (0 to 0)	0 (0 to 0)	0 (0 to 0)	0
Zika virus	0 (0 to 0)	0 (0 to 0)	0 (0 to 0)	0 (0 to 0)	0 (0 to 0)	0 (0 to 0)	0 (0 to 0)	0 (0 to 0)	0 (0 to 0)	0 (0 to 0)	0 (0 to 0)	0 (0 to 0)	0 (0 to 0)	0 (0 to 0)	0 (0 to 0)	0 (0 to 0)	0 (0 to 0)	0 (0 to 0)	0 (0 to 0)	0 (0 to 0)	0 (0 to 0)	0 (0 to 0)	0 (0 to 0)	0·1
Guinea worm disease	0 (0 to 0)	0 (0 to 0)	0 (0 to 0)	0 (0 to 0)	0 (0 to 0)	0 (0 to 0)	0 (0 to 0)	0 (0 to 0)	0 (0 to 0)	0 (0 to 0)	0 (0 to 0)	0 (0 to 0)	0 (0 to 0)	0 (0 to 0)	0 (0 to 0)	0 (0 to 0)	0 (0 to 0)	0 (0 to 0)	0 (0 to 0)	0 (0 to 0)	0 (0 to 0)	0 (0 to 0)	0 (0 to 0)	0
Other neglected tropical diseases	1·1 (0·4 to 2·3)	0·3 (0·1 to 0·9)	2·9 (1·1 to 7·9)	8·6 (3·7 to 19·7)	12·3 (5·3 to 22·8)	5·3 (2 to 11·2)	1 (0·3 to 2·5)	1·1 (0·3 to 3·1)	1·2 (0·3 to 3)	1·1 (0·3 to 3)	3·4 (1·2 to 6·7)	3·3 (1·2 to 6·6)	2·9 (1·1 to 5·9)	2 (0·7 to 4·3)	1·5 (0·5 to 3·2)	0·6 (0·2 to 1·2)	0·4 (0·2 to 0·8)	0·5 (0·2 to 0·9)	0·2 (0·1 to 0·4)	0·2 (0·1 to 0·3)	0 (0 to 0·1)	0 (0 to 0)	0 (0 to 0)	49·9
Other infectious diseases	4·4 (2·7 to 7·4)	9·3 (6·1 to 13·7)	53·9 (32·9 to 86·2)	57·9 (41·8 to 78·3)	36·8 (27·7 to 48·2)	27·8 (20·8 to 35·7)	22·2 (17·1 to 28·7)	23·9 (17·5 to 32·4)	23·3 (16·8 to 30·8)	21·8 (16·4 to 29)	24·9 (18·3 to 32·8)	22·5 (16·9 to 29·5)	22·5 (16·4 to 29·1)	17·7 (13·2 to 23·1)	15·1 (11·3 to 20·1)	12·1 (9·2 to 15·7)	8·6 (6·6 to 11)	6·4 (5 to 8·2)	4·1 (3·2 to 5·2)	2·3 (1·7 to 2·9)	1·4 (1 to 1·8)	0·6 (0·4 to 0·8)	0·2 (0·1 to 0·3)	420
Meningitis	0·7 (0·4 to 1·1)	1·8 (1 to 2·7)	9·1 (4·9 to 15·3)	5·2 (3·7 to 7·1)	3·6 (2·7 to 4·7)	4·4 (3·4 to 5·8)	4·2 (3·1 to 5·5)	5·2 (3·6 to 7·5)	4·8 (3·5 to 6·7)	5 (3·8 to 6·6)	5·3 (3·8 to 7·2)	4·6 (3·4 to 6·4)	5·3 (3·8 to 7·2)	3·6 (2·7 to 5)	3·1 (2·3 to 4·2)	2·5 (1·9 to 3·4)	1·8 (1·3 to 2·5)	1·1 (0·8 to 1·6)	0·8 (0·6 to 1·1)	0·4 (0·3 to 0·6)	0·2 (0·1 to 0·3)	0·1 (0 to 0·1)	0 (0 to 0)	72·9
Encephalitis	1·3 (0·7 to 2·2)	3·2 (1·4 to 5·4)	18·6 (8·6 to 33)	22·2 (13·2 to 35·7)	13·1 (8·3 to 20·5)	11·2 (7 to 16·7)	9·7 (6·1 to 14·2)	10·5 (6·3 to 16·1)	10·2 (6·1 to 15·7)	8·7 (5·4 to 13·1)	9 (5·3 to 13·3)	8 (4·5 to 12·3)	7·2 (4·4 to 11·2)	5·7 (3·4 to 8·6)	5 (2·8 to 7·8)	3·8 (2·2 to 5·7)	2·6 (1·7 to 3·7)	1·7 (1·1 to 2·5)	0·9 (0·6 to 1·4)	0·5 (0·3 to 0·8)	0·2 (0·1 to 0·3)	0·1 (0 to 0·1)	0 (0 to 0·1)	153
Diphtheria	0 (0 to 0)	0 (0 to 0)	0 (0 to 0)	0 (0 to 0)	0 (0 to 0)	0 (0 to 0)	0 (0 to 0)	0 (0 to 0)	0 (0 to 0)	0 (0 to 0)	0 (0 to 0)	0 (0 to 0)	0 (0 to 0)	0 (0 to 0)	0 (0 to 0)	0 (0 to 0)	0 (0 to 0)	0 (0 to 0)	0 (0 to 0)	0 (0 to 0)	0 (0 to 0)	0 (0 to 0)	0 (0 to 0)	0
Tetanus	0 (0 to 0)	0 (0 to 0·1)	0 (0 to 0)	0 (0 to 0)	0 (0 to 0)	0 (0 to 0)	0 (0 to 0)	0 (0 to 0)	0 (0 to 0)	0 (0 to 0)	0 (0 to 0)	0 (0 to 0)	0 (0 to 0)	0 (0 to 0)	0 (0 to 0)	0 (0 to 0)	0 (0 to 0)	0 (0 to 0)	0 (0 to 0)	0 (0 to 0)	0 (0 to 0)	0 (0 to 0)	0 (0 to 0)	0·2
Measles	0 (0 to 0)	0 (0 to 0)	0 (0 to 0)	0 (0 to 0)	0 (0 to 0)	0 (0 to 0)	0 (0 to 0)	0 (0 to 0)	0 (0 to 0)	0 (0 to 0)	0 (0 to 0)	0 (0 to 0)	0 (0 to 0)	0 (0 to 0)	0 (0 to 0)	0 (0 to 0)	0 (0 to 0)	0 (0 to 0)	0 (0 to 0)	0 (0 to 0)	0 (0 to 0)	0 (0 to 0)	0 (0 to 0)	0
Varicella and herpes zoster	0·2 (0·1 to 0·4)	1 (0·3 to 1·8)	4 (1·8 to 7·9)	8·6 (2·8 to 15·5)	5·1 (1·5 to 9·3)	1·8 (0·6 to 3)	1·6 (0·8 to 2·6)	1·5 (0·8 to 2·6)	1·7 (0·9 to 2·9)	1·5 (0·8 to 2·7)	1·8 (0·9 to 3)	1·4 (0·7 to 2·3)	1·3 (0·7 to 2·2)	1·5 (0·7 to 2·5)	1·1 (0·5 to 1·8)	1·3 (0·7 to 2·1)	0·9 (0·5 to 1·5)	0·8 (0·4 to 1·2)	0·7 (0·4 to 1)	0·5 (0·3 to 0·8)	0·4 (0·2 to 0·6)	0·2 (0·1 to 0·3)	0·1 (0 to 0·1)	39
Acute hepatitis	0 (0 to 0)	0 (0 to 0)	2·1 (0·9 to 4·1)	4·3 (2·2 to 7·7)	3·4 (2 to 5·4)	3·3 (2·1 to 4·9)	2·4 (1·4 to 3·7)	2·1 (1·3 to 3·2)	1·8 (1·1 to 2·8)	1·6 (1 to 2·5)	1·6 (1 to 2·4)	1·5 (1 to 2·2)	1·7 (1·1 to 2·3)	1·5 (1 to 2·2)	1·5 (1·1 to 2·2)	1·4 (1 to 2)	1·1 (0·7 to 1·5)	0·9 (0·5 to 1·4)	0·4 (0·3 to 0·6)	0·2 (0·2 to 0·3)	0·1 (0·1 to 0·2)	0·1 (0 to 0·1)	0 (0 to 0)	33·1
Acute hepatitis A	0 (0 to 0)	0 (0 to 0)	0·5 (0·2 to 1·3)	2·8 (1·3 to 5·3)	2·8 (1·5 to 4·7)	2·7 (1·5 to 4·3)	2 (1·1 to 3·3)	1·6 (0·8 to 2·7)	1·3 (0·6 to 2·2)	1 (0·4 to 1·8)	0·9 (0·4 to 1·6)	0·7 (0·3 to 1·3)	0·6 (0·3 to 1·1)	0·5 (0·2 to 1)	0·5 (0·2 to 0·9)	0·4 (0·1 to 0·8)	0·4 (0·1 to 0·7)	0·3 (0·1 to 0·6)	0·2 (0 to 0·3)	0·1 (0 to 0·2)	0·1 (0 to 0·1)	0 (0 to 0)	0 (0 to 0)	19·4
Acute hepatitis B	0 (0 to 0)	0 (0 to 0)	1·2 (0·4 to 2·7)	0·9 (0·1 to 2·7)	0·3 (0·1 to 0·7)	0·3 (0·1 to 0·7)	0·2 (0 to 0·4)	0·3 (0·1 to 0·5)	0·3 (0·1 to 0·6)	0·3 (0·1 to 0·5)	0·4 (0·2 to 0·7)	0·5 (0·2 to 0·8)	0·6 (0·2 to 1·1)	0·6 (0·2 to 1·2)	0·7 (0·2 to 1·3)	0·7 (0·3 to 1·3)	0·5 (0·1 to 0·9)	0·4 (0·1 to 0·8)	0·2 (0 to 0·4)	0·1 (0 to 0·2)	0 (0 to 0·1)	0 (0 to 0)	0 (0 to 0)	8·5
Acute hepatitis C	0 (0 to 0)	0 (0 to 0)	0 (0 to 0·1)	0·3 (0·1 to 1·2)	0·1 (0 to 0·3)	0·1 (0 to 0·2)	0·1 (0 to 0·2)	0·1 (0 to 0·3)	0·1 (0 to 0·3)	0·1 (0 to 0·3)	0·1 (0·1 to 0·4)	0·2 (0·1 to 0·4)	0·3 (0·1 to 0·8)	0·2 (0·1 to 0·7)	0·3 (0·1 to 0·7)	0·2 (0·1 to 0·6)	0·2 (0·1 to 0·4)	0·1 (0 to 0·4)	0·1 (0 to 0·2)	0 (0 to 0·1)	0 (0 to 0)	0 (0 to 0)	0 (0 to 0)	2·6
Acute hepatitis E	0 (0 to 0)	0 (0 to 0)	0·4 (0·1 to 0·9)	0·2 (0·1 to 0·5)	0·2 (0·1 to 0·3)	0·2 (0·1 to 0·4)	0·2 (0·1 to 0·2)	0·1 (0·1 to 0·2)	0·1 (0·1 to 0·2)	0·1 (0·1 to 0·2)	0·2 (0·1 to 0·3)	0·2 (0·1 to 0·3)	0·2 (0·1 to 0·3)	0·1 (0·1 to 0·2)	0·1 (0·1 to 0·2)	0·1 (0·1 to 0·2)	0·1 (0 to 0·1)	0·1 (0 to 0·1)	0 (0 to 0)	0 (0 to 0)	0 (0 to 0)	0 (0 to 0)	0 (0 to 0)	2·6
Other unspecified infectious diseases	2·2 (1 to 4·8)	3·3 (1·5 to 6·9)	12·1 (6·1 to 24·8)	11·2 (5·9 to 20·1)	10·8 (5·8 to 17·9)	6·9 (4·1 to 10·8)	4·2 (2·8 to 6·4)	4·5 (2·8 to 6·9)	4·6 (2·8 to 7·5)	4·9 (2·9 to 8)	7·1 (4·2 to 11·4)	6·9 (4·2 to 11·1)	6·9 (4·3 to 10·5)	5·3 (3·3 to 8·2)	4·4 (2·6 to 6·8)	3 (2 to 4·4)	2·2 (1·5 to 3·2)	1·9 (1·3 to 2·9)	1·2 (0·8 to 1·9)	0·7 (0·4 to 1)	0·4 (0·3 to 0·7)	0·2 (0·1 to 0·3)	0·1 (0 to 0·1)	105
Maternal and neonatal disorders	1,410 (1,010 to 1,920)	620 (440 to 837)	208 (129 to 328)	107 (77·7 to 145)	91·5 (63·8 to 125)	94·5 (67·1 to 131)	136 (105 to 172)	173 (135 to 219)	174 (134 to 222)	158 (123 to 198)	138 (108 to 174)	92·6 (70·4 to 119)	66·5 (49·7 to 88·3)	46·7 (33·5 to 64·2)	33·7 (23·6 to 46·4)	22·6 (16·2 to 31·8)	12·3 (8·7 to 16·9)	6·1 (4·3 to 8·6)	2·3 (1·6 to 3·5)	0·7 (0·4 to 1)	0·1 (0·1 to 0·2)	0 (0 to 0)	0 (0 to 0)	3,590
Maternal disorders	0 (0 to 0)	0 (0 to 0)	0 (0 to 0)	0 (0 to 0)	0 (0 to 0)	1·5 (1·2 to 1·8)	44 (32·4 to 57·4)	82·5 (58·9 to 114)	85·4 (60·1 to 119)	70·6 (50·3 to 96·5)	55·6 (39·3 to 75·1)	20·7 (15·5 to 27·7)	6·4 (4·4 to 9)	0·4 (0·3 to 0·5)	0 (0 to 0)	0 (0 to 0)	0 (0 to 0)	0 (0 to 0)	0 (0 to 0)	0 (0 to 0)	0 (0 to 0)	0 (0 to 0)	0 (0 to 0)	367
Maternal hemorrhage	0 (0 to 0)	0 (0 to 0)	0 (0 to 0)	0 (0 to 0)	0 (0 to 0)	0·1 (0·1 to 0·2)	7·6 (4·1 to 12·2)	14·1 (7·5 to 23·4)	16·3 (8·2 to 26·1)	13·9 (7·5 to 23)	8·2 (4·7 to 13·4)	2·8 (1·5 to 5)	0·7 (0·3 to 1·3)	0 (0 to 0·1)	0 (0 to 0)	0 (0 to 0)	0 (0 to 0)	0 (0 to 0)	0 (0 to 0)	0 (0 to 0)	0 (0 to 0)	0 (0 to 0)	0 (0 to 0)	63·9
Maternal sepsis and other maternal infections	0 (0 to 0)	0 (0 to 0)	0 (0 to 0)	0 (0 to 0)	0 (0 to 0)	0·1 (0 to 0·1)	2·9 (1·4 to 5·2)	5·6 (2·8 to 9·3)	4·7 (2·4 to 8·4)	3·4 (1·6 to 5·8)	2·6 (1·3 to 4·6)	1 (0·5 to 1·9)	0·8 (0·4 to 1·3)	0 (0 to 0·1)	0 (0 to 0)	0 (0 to 0)	0 (0 to 0)	0 (0 to 0)	0 (0 to 0)	0 (0 to 0)	0 (0 to 0)	0 (0 to 0)	0 (0 to 0)	21·1
Maternal hypertensive disorders	0 (0 to 0)	0 (0 to 0)	0 (0 to 0)	0 (0 to 0)	0 (0 to 0)	0·5 (0·3 to 0·6)	11·9 (8·1 to 17)	17·6 (11·1 to 26·4)	20·7 (13·2 to 30·8)	17·9 (11·4 to 26·5)	14·1 (9·1 to 20·1)	5 (3·3 to 7·2)	1·3 (0·8 to 2)	0·1 (0 to 0·1)	0 (0 to 0)	0 (0 to 0)	0 (0 to 0)	0 (0 to 0)	0 (0 to 0)	0 (0 to 0)	0 (0 to 0)	0 (0 to 0)	0 (0 to 0)	89·1
Maternal obstructed labor and uterine rupture	0 (0 to 0)	0 (0 to 0)	0 (0 to 0)	0 (0 to 0)	0 (0 to 0)	0 (0 to 0·1)	0·9 (0·5 to 1·5)	1·7 (0·8 to 3·2)	1·7 (0·9 to 3)	1·5 (0·8 to 2·6)	1·3 (0·6 to 2·5)	0·5 (0·2 to 0·9)	0·1 (0 to 0·2)	0 (0 to 0)	0 (0 to 0)	0 (0 to 0)	0 (0 to 0)	0 (0 to 0)	0 (0 to 0)	0 (0 to 0)	0 (0 to 0)	0 (0 to 0)	0 (0 to 0)	7·8
Maternal abortion and miscarriage	0 (0 to 0)	0 (0 to 0)	0 (0 to 0)	0 (0 to 0)	0 (0 to 0)	0·1 (0 to 0·1)	2·5 (1 to 4·5)	3·8 (1·7 to 6·6)	2·3 (1 to 4·2)	1·6 (0·6 to 3)	1·7 (0·7 to 3·3)	1 (0·4 to 2·1)	0·6 (0·2 to 1·2)	0 (0 to 0)	0 (0 to 0)	0 (0 to 0)	0 (0 to 0)	0 (0 to 0)	0 (0 to 0)	0 (0 to 0)	0 (0 to 0)	0 (0 to 0)	0 (0 to 0)	13·6
Ectopic pregnancy	0 (0 to 0)	0 (0 to 0)	0 (0 to 0)	0 (0 to 0)	0 (0 to 0)	0 (0 to 0)	0·5 (0·3 to 0·8)	1·3 (0·7 to 2·2)	1·5 (0·8 to 2·7)	1·3 (0·7 to 2·1)	1·1 (0·6 to 1·8)	0·3 (0·2 to 0·6)	0·1 (0 to 0·1)	0 (0 to 0)	0 (0 to 0)	0 (0 to 0)	0 (0 to 0)	0 (0 to 0)	0 (0 to 0)	0 (0 to 0)	0 (0 to 0)	0 (0 to 0)	0 (0 to 0)	6·1
Indirect maternal deaths	--	--	--	--	--	0·4 (0·2 to 0·5)	8 (4·4 to 13·3)	17·2 (9·3 to 29·7)	16·5 (8·7 to 28·8)	12·7 (6·3 to 20·9)	10·7 (5·6 to 17·7)	3·6 (2 to 6)	0·9 (0·4 to 1·6)	0·1 (0 to 0·1)	--	--	--	--	--	--	--	--	--	NA
Late maternal deaths	--	--	--	--	--	0·1 (0·1 to 0·2)	3·5 (1·7 to 6·2)	7·5 (3·7 to 13·9)	7·5 (3·6 to 12·9)	5·8 (2·7 to 10·7)	4·9 (2·5 to 8·7)	1·8 (0·9 to 3·1)	0·5 (0·3 to 0·8)	0 (0 to 0)	--	--	--	--	--	--	--	--	--	NA
Maternal deaths aggravated by HIV/AIDS	--	--	--	--	--	0 (0 to 0)	0 (0 to 0)	0·1 (0 to 0·1)	0·1 (0 to 0·1)	0·1 (0 to 0·1)	0·1 (0 to 0·1)	0 (0 to 0)	0 (0 to 0)	0 (0 to 0)	--	--	--	--	--	--	--	--	--	NA
Neonatal disorders	1,410 (1,010 to 1,920)	620 (440 to 837)	208 (129 to 328)	107 (77·7 to 145)	91·5 (63·8 to 125)	93 (65·8 to 130)	91·9 (65·8 to 125)	90·5 (62·6 to 125)	89·1 (62·7 to 121)	87·6 (60·4 to 119)	82·2 (59 to 112)	71·8 (51·8 to 96·5)	60·1 (43·7 to 81·5)	46·3 (33·2 to 63·8)	33·7 (23·6 to 46·4)	22·6 (16·2 to 31·8)	12·3 (8·7 to 16·9)	6·1 (4·3 to 8·6)	2·3 (1·6 to 3·5)	0·7 (0·4 to 1)	0·1 (0·1 to 0·2)	0 (0 to 0)	0 (0 to 0)	3,220
Neonatal preterm birth	756 (528 to 1,040)	229 (150 to 326)	86 (51 to 135)	34·3 (23·6 to 47·4)	40·9 (26·9 to 57·7)	41·4 (27·9 to 57·8)	40·7 (27·5 to 57)	39·8 (26·4 to 57·1)	38·9 (25·1 to 53·6)	37·8 (25·4 to 52·9)	35·6 (24·6 to 48·6)	30·5 (20·9 to 43)	25·2 (17·2 to 35)	19·1 (13 to 27)	13·4 (8·9 to 18·7)	8·5 (5·8 to 11·8)	4·5 (3·4 to 5·9)	2 (1·5 to 2·7)	0·7 (0·5 to 1)	0·2 (0·1 to 0·3)	0·1 (0 to 0·1)	0 (0 to 0)	0 (0 to 0)	1,480
Neonatal encephalopathy due to birth asphyxia and trauma	333 (226 to 466)	78·5 (48·3 to 118)	25·1 (12·2 to 43·9)	11 (6·7 to 16·6)	6·9 (2·8 to 12·7)	7 (2·8 to 12·5)	6·8 (2·9 to 12·7)	7 (3·5 to 12·7)	6·9 (3·2 to 12·3)	6·7 (3·3 to 11·9)	6·4 (3·1 to 11·4)	5·6 (2·8 to 10·1)	5 (3 to 7·7)	3·9 (2·4 to 6)	3 (1·8 to 4·6)	2·1 (1·2 to 3·3)	1 (0·6 to 1·6)	0·4 (0·2 to 0·6)	0·1 (0 to 0·2)	0 (0 to 0)	0 (0 to 0)	0 (0 to 0)	0 (0 to 0)	516
Neonatal sepsis and other neonatal infections	197 (119 to 300)	231 (156 to 334)	67·8 (39·9 to 108)	28·4 (15·7 to 47·4)	37 (20·5 to 61·9)	38 (21 to 66·1)	37·6 (21·1 to 62·5)	36·9 (20·8 to 62·8)	36·7 (20·4 to 62·5)	36·4 (19·7 to 60·9)	33·9 (19·2 to 57·1)	29·9 (17·3 to 50·1)	25 (13·6 to 42·6)	19·5 (10·8 to 33·6)	14·4 (8·1 to 24·6)	10 (5·6 to 17·2)	5·7 (3 to 9·5)	3·1 (1·6 to 5·4)	1·3 (0·6 to 2·2)	0·4 (0·2 to 0·7)	0·1 (0 to 0·1)	0 (0 to 0)	0 (0 to 0)	891
Hemolytic disease and other neonatal jaundice	7 (4·1 to 11)	5·1 (3·2 to 8)	1·6 (0·8 to 2·6)	5·6 (3·1 to 8·8)	6·6 (3·1 to 11·5)	6·6 (3·3 to 11·1)	6·8 (3·7 to 11·2)	6·8 (3·7 to 11·2)	6·6 (3·7 to 10·8)	6·6 (3·8 to 10·8)	6·3 (3·5 to 10·3)	5·8 (4·2 to 7·5)	4·9 (3·6 to 6·4)	3·8 (2·8 to 5)	2·9 (2·1 to 3·8)	2 (1·5 to 2·6)	1·2 (0·9 to 1·5)	0·6 (0·5 to 0·9)	0·3 (0·2 to 0·4)	0·1 (0·1 to 0·1)	0 (0 to 0)	0 (0 to 0)	0 (0 to 0)	87·1
Other neonatal disorders	112 (64·9 to 178)	76·6 (51·4 to 110)	27·7 (16·2 to 46)	27·9 (19·8 to 38·1)	0 (0 to 0)	0 (0 to 0)	0 (0 to 0)	0 (0 to 0)	0 (0 to 0)	0 (0 to 0)	0 (0 to 0)	0 (0 to 0)	0 (0 to 0)	0 (0 to 0)	0 (0 to 0)	0 (0 to 0)	0 (0 to 0)	0 (0 to 0)	0 (0 to 0)	0 (0 to 0)	0 (0 to 0)	0 (0 to 0)	0 (0 to 0)	244
Nutritional deficiencies	0·1 (0 to 0·1)	2·6 (1 to 4·9)	71·4 (44·3 to 108)	102 (58·4 to 168)	142 (69·9 to 244)	71·8 (37·3 to 131)	40·2 (20·8 to 74·1)	45·2 (23·9 to 89·3)	48·4 (26·7 to 92·3)	45·1 (24·5 to 86·5)	97·4 (49·2 to 175)	92·8 (46·8 to 166)	88·1 (45·4 to 154)	65 (33 to 115)	50·6 (28·1 to 87·9)	37·7 (22·9 to 63·6)	29·2 (18·7 to 43·9)	33·9 (22·6 to 50·7)	27·8 (19·3 to 39·1)	24·5 (16·9 to 33·9)	21·7 (14·3 to 31·1)	13·6 (8·8 to 20·1)	6·5 (4·4 to 9·1)	1,160
Protein-energy malnutrition	0·1 (0 to 0·1)	0·4 (0·2 to 0·6)	49·5 (29 to 78·9)	31 (18·6 to 49·4)	13·5 (8·8 to 19·5)	12·3 (8·1 to 17·8)	11·2 (7·3 to 16·6)	14·5 (9·9 to 20·1)	14·8 (9·9 to 20·7)	15·4 (10·5 to 21·1)	18·9 (13·2 to 26·1)	18·2 (12·8 to 25·4)	20·1 (13·9 to 28·2)	16·5 (11·4 to 22·7)	18·5 (12·9 to 26·6)	17·6 (12·2 to 24·3)	16·6 (11·4 to 23·4)	20 (14 to 28·6)	20·6 (13·9 to 30)	19·7 (12·8 to 27·7)	20·4 (13·4 to 29·4)	12·8 (8·1 to 19·1)	6·1 (4·1 to 8·6)	389
Iodine deficiency	0 (0 to 0)	0 (0 to 0)	0 (0 to 0)	0·3 (0·1 to 0·6)	2 (0·8 to 4)	4·7 (2·1 to 9·3)	6·2 (2·7 to 12·1)	6·3 (2·7 to 11·8)	6·1 (2·7 to 11·7)	5·9 (2·5 to 11·3)	5·3 (2·3 to 10·3)	4·6 (2 to 9)	3·8 (1·6 to 7·2)	2·8 (1·3 to 5·5)	2·1 (1 to 4·1)	1·5 (0·7 to 2·8)	0·9 (0·4 to 1·6)	0·6 (0·2 to 1·1)	0·3 (0·1 to 0·6)	0·2 (0·1 to 0·3)	0·1 (0 to 0·1)	0 (0 to 0)	0 (0 to 0)	53·5
Vitamin A deficiency	0 (0 to 0)	0·2 (0 to 0·5)	1·1 (0·5 to 2·4)	6·1 (3 to 10·9)	7·5 (3·5 to 13·8)	4·4 (1·8 to 8·2)	2·7 (0·9 to 5·2)	2·2 (0·7 to 4·9)	2 (0·7 to 4·1)	1·7 (0·5 to 3·4)	1·4 (0·4 to 3)	1 (0·3 to 2·2)	0·8 (0·4 to 1·5)	0·6 (0·3 to 1·1)	0·5 (0·3 to 0·9)	0·4 (0·2 to 0·7)	0·3 (0·1 to 0·4)	0·2 (0·1 to 0·3)	0·1 (0·1 to 0·2)	0·1 (0 to 0·1)	0 (0 to 0)	0 (0 to 0)	0 (0 to 0)	33·4
Dietary iron deficiency	0 (0 to 0)	2 (0·6 to 4·2)	20 (6·7 to 42·7)	63·7 (26·3 to 122)	118 (49·8 to 216)	48·8 (17·9 to 106)	17·3 (3 to 46·4)	18·5 (2·6 to 59·6)	20·3 (3·2 to 61·3)	18·4 (2·5 to 57·7)	67·8 (22·5 to 141)	65·1 (21·7 to 137)	60·1 (20·4 to 123)	41·2 (12·9 to 91·2)	26·3 (6·8 to 61·7)	15·8 (3·7 to 39·7)	9·2 (2·4 to 22·1)	11·2 (3·1 to 26·4)	5 (1·3 to 12·6)	3·3 (0·7 to 8·2)	0 (0 to 0)	0 (0 to 0)	0 (0 to 0)	632
Other nutritional deficiencies	0 (0 to 0)	0 (0 to 0)	0·8 (0·4 to 1·7)	0·8 (0·3 to 1·7)	1·3 (0·6 to 2·4)	1·6 (0·8 to 2·8)	2·8 (1·3 to 5)	3·6 (1·9 to 6·3)	5·1 (2·7 to 8·3)	3·6 (1·9 to 5·7)	4 (2·2 to 6·4)	3·8 (2·2 to 6)	3·3 (1·8 to 5·1)	3·8 (2·2 to 5·8)	3·1 (1·7 to 4·7)	2·5 (1·4 to 3·8)	2·3 (1·3 to 3·6)	1·9 (1 to 3·1)	1·8 (0·9 to 3·2)	1·3 (0·7 to 2·5)	1·3 (0·5 to 2·7)	0·8 (0·3 to 1·9)	0·3 (0·1 to 0·9)	50
Non-communicable diseases	621 (408 to 978)	385 (270 to 534)	753 (503 to 1,110)	818 (635 to 1,030)	993 (760 to 1,260)	1,690 (1,250 to 2,250)	2,520 (1,880 to 3,320)	3,330 (2,530 to 4,230)	4,020 (3,070 to 5,160)	4,590 (3,550 to 5,810)	5,300 (4,190 to 6,600)	5,760 (4,630 to 7,050)	6,310 (5,150 to 7,660)	6,150 (5,040 to 7,340)	6,280 (5,190 to 7,520)	5,700 (4,750 to 6,790)	4,730 (4,000 to 5,530)	4,170 (3,580 to 4,870)	3,040 (2,620 to 3,520)	2,180 (1,900 to 2,490)	1,420 (1,250 to 1,620)	630 (564 to 699)	183 (168 to 199)	71,600
Neoplasms	3·6 (2·3 to 5·1)	3 (2 to 4·3)	22·6 (13·1 to 35·3)	90·8 (59·9 to 122)	107 (79·8 to 133)	137 (107 to 169)	126 (100 to 153)	170 (128 to 221)	235 (176 to 312)	352 (264 to 463)	620 (474 to 803)	780 (598 to 1,000)	1,040 (805 to 1,320)	1,040 (813 to 1,340)	1,090 (838 to 1,400)	922 (724 to 1,140)	758 (609 to 933)	660 (535 to 814)	428 (346 to 524)	247 (196 to 300)	141 (113 to 172)	48·2 (38·2 to 57)	10·5 (8·4 to 12·3)	9,030
Lip and oral cavity cancer	0 (0 to 0)	0 (0 to 0)	0 (0 to 0)	0 (0 to 0)	0·2 (0·2 to 0·4)	0·3 (0·2 to 0·5)	0·5 (0·4 to 0·7)	0·8 (0·5 to 1·1)	1·2 (0·8 to 1·7)	1·8 (1·2 to 2·5)	3·3 (2 to 5·1)	4·5 (3·1 to 6·5)	6·6 (4·6 to 9·2)	7 (4·8 to 9·9)	8·2 (5·7 to 11·6)	7·6 (5·2 to 10·5)	6·3 (4·5 to 8·4)	5·8 (4·3 to 7·6)	4·3 (3 to 6)	2·9 (2·1 to 3·9)	1·7 (1·2 to 2·3)	0·7 (0·5 to 0·9)	0·1 (0·1 to 0·2)	63·8
Nasopharynx cancer	0 (0 to 0)	0 (0 to 0)	0 (0 to 0)	0 (0 to 0)	0·2 (0·2 to 0·3)	0·2 (0·2 to 0·3)	0·3 (0·2 to 0·3)	0·5 (0·3 to 0·6)	0·5 (0·3 to 0·7)	0·6 (0·4 to 0·9)	0·9 (0·6 to 1·4)	1 (0·7 to 1·4)	1·4 (0·9 to 2·1)	1·4 (0·9 to 2)	1·5 (1·1 to 2·1)	1·2 (0·8 to 1·7)	0·9 (0·6 to 1·2)	0·8 (0·5 to 1·1)	0·3 (0·2 to 0·5)	0·2 (0·1 to 0·3)	0·1 (0·1 to 0·2)	0·1 (0 to 0·1)	0 (0 to 0)	12·1
Other pharynx cancer	0 (0 to 0)	0 (0 to 0)	0 (0 to 0)	0 (0 to 0)	0 (0 to 0)	0 (0 to 0)	0 (0 to 0)	0·2 (0·2 to 0·3)	0·2 (0·2 to 0·3)	0·3 (0·2 to 0·5)	0·4 (0·3 to 0·6)	0·7 (0·4 to 1)	1·1 (0·7 to 1·5)	1·1 (0·7 to 1·5)	1·4 (0·9 to 2)	1·3 (1 to 1·8)	1·1 (0·8 to 1·6)	1·1 (0·8 to 1·5)	0·6 (0·4 to 0·9)	0·4 (0·3 to 0·5)	0·2 (0·2 to 0·3)	0·1 (0·1 to 0·1)	0 (0 to 0)	10·4
Esophageal cancer	0 (0 to 0)	0 (0 to 0)	0 (0 to 0)	0 (0 to 0)	0 (0 to 0)	0 (0 to 0)	0 (0 to 0)	0·6 (0·4 to 0·8)	0·9 (0·6 to 1·4)	1·4 (0·9 to 2·1)	2·9 (2 to 4·2)	3·9 (2·6 to 5·6)	7·2 (4·8 to 10·4)	8·7 (6·1 to 12·2)	10·4 (7·1 to 14·8)	9·5 (6·9 to 12·9)	9·5 (7 to 12·5)	9·1 (6·6 to 12·2)	6·8 (4·9 to 9·4)	4·2 (3 to 5·6)	2·3 (1·7 to 3)	0·7 (0·6 to 0·9)	0·1 (0·1 to 0·2)	78·3
Stomach cancer	0 (0 to 0)	0 (0 to 0)	0 (0 to 0)	0 (0 to 0)	0 (0 to 0)	0 (0 to 0)	1·9 (1·6 to 2·3)	6·4 (4·5 to 8·6)	12·6 (8·2 to 19·2)	20·8 (14·2 to 29·4)	39·7 (26·8 to 56·5)	45·9 (32·5 to 63·8)	61·2 (40·6 to 88·7)	62·2 (45 to 84·6)	71·8 (51·5 to 97·2)	63·1 (46·6 to 84·5)	57·3 (41·8 to 77·3)	57·5 (42·6 to 75·6)	44·6 (32·6 to 59·4)	25·5 (18·1 to 34·1)	17·1 (12·9 to 21·9)	6·1 (4·7 to 7·6)	1·5 (1·1 to 1·8)	595
Colon and rectum cancer	0 (0 to 0)	0 (0 to 0)	0 (0 to 0)	0 (0 to 0)	0·6 (0·4 to 0·9)	1·4 (1 to 2)	3·2 (2·4 to 4·2)	8·7 (5·9 to 12·6)	16·5 (10·2 to 25·7)	26 (17 to 37·7)	45·8 (30·9 to 65·1)	57·6 (39·8 to 80·4)	83·4 (58·2 to 116)	85·7 (61·3 to 117)	95·9 (68·4 to 135)	86·7 (61·3 to 119)	74·7 (54·1 to 100)	71·9 (52·3 to 96·1)	49·6 (36·3 to 67·3)	33·6 (24 to 46·5)	21·6 (15·8 to 28·3)	7·7 (5·8 to 10)	1·8 (1·4 to 2·2)	772
Liver cancer	0 (0 to 0·1)	0·1 (0 to 0·1)	0·7 (0·4 to 1·1)	1·3 (0·7 to 2·4)	1·2 (0·8 to 1·7)	1·3 (1 to 1·7)	0·8 (0·5 to 1·2)	1·1 (0·7 to 1·7)	1·4 (0·9 to 2·1)	2·1 (1·3 to 3·2)	4 (2·5 to 5·9)	6·4 (4 to 9·7)	11·3 (7·3 to 16·6)	15·7 (10·6 to 22·4)	20·8 (13·8 to 31)	21·8 (14·8 to 31·8)	20·2 (14·4 to 28·3)	18·3 (12·2 to 26·5)	12 (8·3 to 16·4)	6·7 (4·5 to 9·5)	3·1 (2·2 to 4·5)	0·9 (0·6 to 1·2)	0·1 (0·1 to 0·2)	151
Liver cancer due to hepatitis B	0 (0 to 0)	0 (0 to 0)	0 (0 to 0)	0 (0 to 0)	0 (0 to 0)	0·1 (0·1 to 0·2)	0·1 (0·1 to 0·2)	0·3 (0·2 to 0·5)	0·5 (0·3 to 0·8)	0·7 (0·4 to 1·1)	1·2 (0·7 to 1·9)	1·7 (1 to 2·7)	2·4 (1·4 to 3·9)	2·8 (1·6 to 4·5)	3·1 (1·8 to 5·1)	2·7 (1·5 to 4·5)	2 (1·2 to 3·1)	1·4 (0·8 to 2·4)	0·8 (0·5 to 1·2)	0·4 (0·2 to 0·6)	0·2 (0·1 to 0·2)	0 (0 to 0·1)	0 (0 to 0)	20·3
Liver cancer due to hepatitis C	0 (0 to 0)	0 (0 to 0)	0 (0 to 0)	0 (0 to 0)	0 (0 to 0)	0 (0 to 0)	0 (0 to 0)	0·1 (0 to 0·1)	0·1 (0·1 to 0·2)	0·3 (0·2 to 0·5)	0·8 (0·4 to 1·3)	1·6 (0·9 to 2·6)	3·6 (2·1 to 5·7)	5·9 (3·7 to 9·1)	8·9 (5·4 to 13·6)	9·9 (6·2 to 15·1)	9·4 (6·4 to 13·5)	9 (5·8 to 13·5)	6·4 (4·2 to 9·2)	3·8 (2·5 to 5·6)	1·9 (1·3 to 2·7)	0·6 (0·4 to 0·8)	0·1 (0·1 to 0·1)	62·4
Liver cancer due to alcohol use	0 (0 to 0)	0 (0 to 0)	0 (0 to 0)	0 (0 to 0)	0 (0 to 0)	0 (0 to 0)	0 (0 to 0)	0·1 (0 to 0·1)	0·1 (0·1 to 0·2)	0·3 (0·2 to 0·5)	0·8 (0·4 to 1·3)	1·4 (0·8 to 2·4)	2·6 (1·4 to 4·1)	3·7 (2·2 to 5·6)	4·7 (2·8 to 7·5)	5·1 (3 to 8)	5 (3·2 to 7·6)	4·3 (2·6 to 6·5)	2·4 (1·5 to 3·6)	1·1 (0·7 to 1·6)	0·4 (0·3 to 0·7)	0·1 (0·1 to 0·2)	0 (0 to 0)	32·2
Liver cancer due to NASH	0 (0 to 0)	0 (0 to 0)	0 (0 to 0)	0 (0 to 0)	0 (0 to 0)	0 (0 to 0)	0·3 (0·2 to 0·5)	0·3 (0·2 to 0·5)	0·3 (0·2 to 0·5)	0·4 (0·2 to 0·6)	0·6 (0·3 to 0·9)	0·9 (0·5 to 1·4)	1·5 (0·9 to 2·3)	2 (1·2 to 3)	2·5 (1·5 to 4)	2·7 (1·6 to 4·2)	2·6 (1·6 to 4)	2·5 (1·5 to 4)	1·9 (1·1 to 2·8)	1·1 (0·7 to 1·7)	0·5 (0·3 to 0·8)	0·1 (0·1 to 0·2)	0 (0 to 0)	20·2
Liver cancer due to other causes	0 (0 to 0·1)	0·1 (0 to 0·1)	0·7 (0·4 to 1·1)	1·3 (0·7 to 2·4)	1·2 (0·8 to 1·7)	1·2 (0·9 to 1·6)	0·3 (0·2 to 0·5)	0·4 (0·2 to 0·6)	0·4 (0·2 to 0·6)	0·4 (0·2 to 0·7)	0·6 (0·4 to 1)	0·8 (0·5 to 1·3)	1·2 (0·7 to 1·9)	1·4 (0·8 to 2·2)	1·5 (0·9 to 2·6)	1·4 (0·9 to 2·2)	1·1 (0·7 to 1·8)	1 (0·6 to 1·5)	0·6 (0·4 to 0·9)	0·3 (0·2 to 0·5)	0·1 (0·1 to 0·2)	0 (0 to 0·1)	0 (0 to 0)	16·2
Gallbladder and biliary tract cancer	0 (0 to 0)	0 (0 to 0)	0 (0 to 0)	0 (0 to 0)	0 (0 to 0)	0 (0 to 0)	0 (0 to 0)	0·4 (0·3 to 0·8)	0·7 (0·5 to 1·5)	1·6 (1 to 3·1)	4·4 (2·8 to 7·6)	8·8 (5·6 to 14·3)	17·7 (11·4 to 29·2)	22·8 (14·6 to 36·7)	30·7 (19·2 to 53·1)	29·3 (20·3 to 51)	28·1 (18·2 to 44·8)	22 (14·6 to 38)	14·7 (10 to 24·5)	7·9 (5·5 to 13·1)	4·2 (2·9 to 7·3)	1·2 (0·8 to 2·2)	0·3 (0·1 to 0·5)	193
Pancreatic cancer	0 (0 to 0)	0 (0 to 0)	0 (0 to 0)	0 (0 to 0)	0 (0 to 0)	0 (0 to 0)	0·6 (0·5 to 0·8)	1·5 (1·1 to 2)	3 (1·9 to 4·4)	5·2 (3·3 to 8)	14 (8·9 to 20·9)	22·7 (15·2 to 31·7)	41·6 (29·2 to 57)	51·9 (37·3 to 70·1)	68 (48·2 to 91·2)	72·6 (50·9 to 99·3)	63·9 (45·1 to 87)	59·8 (42·6 to 81·4)	39·4 (27·7 to 53·5)	21·9 (15·2 to 29·3)	11·5 (8·5 to 14·9)	3·5 (2·6 to 4·4)	0·6 (0·5 to 0·8)	482
Larynx cancer	0 (0 to 0)	0 (0 to 0)	0 (0 to 0)	0 (0 to 0)	0 (0 to 0)	0 (0 to 0)	0 (0 to 0)	0·6 (0·3 to 1)	0·8 (0·4 to 1·2)	0·9 (0·6 to 1·3)	1·6 (1 to 2·2)	1·8 (1·2 to 2·7)	2·8 (1·9 to 3·9)	3·2 (2·2 to 4·8)	4·3 (3·3 to 7·1)	5·2 (3·5 to 7·2)	4·6 (3 to 6·6)	4·1 (2·9 to 6·1)	2·5 (1·8 to 4)	1·5 (1 to 2·6)	0·9 (0·6 to 1·7)	0·4 (0·2 to 0·6)	0·1 (0 to 0·1)	37·2
Tracheal, bronchus, and lung cancer	0 (0 to 0)	0 (0 to 0)	0 (0 to 0)	0 (0 to 0)	0 (0 to 0)	0·6 (0·3 to 1)	1·7 (1·3 to 2·1)	3·9 (2·6 to 5·7)	6·2 (3·7 to 9·5)	12 (7·4 to 17·7)	23·1 (15 to 33·9)	33·2 (22·8 to 47·5)	53·6 (37 to 76·5)	63·6 (44 to 88·4)	80·3 (53·7 to 114)	85·6 (57·5 to 123)	78·6 (53·2 to 108)	74·9 (53·2 to 103)	47 (32·7 to 63·9)	26·4 (18·2 to 36·3)	13·5 (9·5 to 18·5)	4·3 (3·1 to 5·7)	0·7 (0·5 to 1)	609
Malignant skin melanoma	0 (0 to 0)	0 (0 to 0)	0·2 (0 to 0·5)	0·6 (0·2 to 1·8)	0·3 (0·2 to 0·4)	0·3 (0·2 to 0·4)	0·6 (0·4 to 1)	1·4 (0·8 to 2·2)	2·5 (1·3 to 4)	3·4 (1·8 to 5·2)	6·2 (3·2 to 9·4)	6·4 (3·4 to 9·9)	7·6 (3·9 to 11·3)	6·8 (3·7 to 10)	7·6 (4 to 11·4)	6·4 (3·3 to 9·2)	5·2 (2·8 to 7·3)	4·3 (2 to 6·4)	3·6 (1·6 to 5)	2·2 (0·9 to 3·2)	1·5 (0·6 to 2·2)	0·6 (0·2 to 0·9)	0·2 (0·1 to 0·2)	67·9
Non-melanoma skin cancer	0 (0 to 0)	0 (0 to 0)	0 (0 to 0)	0 (0 to 0)	0 (0 to 0)	0 (0 to 0)	0 (0 to 0)	0·8 (0·5 to 1·1)	1·2 (0·8 to 1·9)	2·1 (1·4 to 3·1)	3·3 (2 to 4·9)	4·4 (2·6 to 6·5)	5·9 (3·6 to 8·8)	5·2 (3·1 to 7·8)	6·1 (3·8 to 9·5)	5·7 (3·7 to 8·2)	5·5 (3·5 to 8·2)	5·3 (3·6 to 7·7)	5·6 (3·9 to 7·8)	5·1 (3·5 to 7)	4·5 (3·1 to 6·1)	2·7 (1·7 to 3·6)	0·9 (0·5 to 1·3)	64·2
Non-melanoma skin cancer (squamous-cell carcinoma)	0 (0 to 0)	0 (0 to 0)	0 (0 to 0)	0 (0 to 0)	0 (0 to 0)	0 (0 to 0)	0 (0 to 0)	0·8 (0·5 to 1·1)	1·2 (0·8 to 1·9)	2·1 (1·3 to 3·1)	3·3 (2 to 4·9)	4·4 (2·6 to 6·5)	5·9 (3·6 to 8·8)	5·2 (3·1 to 7·8)	6 (3·8 to 9·5)	5·7 (3·7 to 8·2)	5·5 (3·5 to 8·1)	5·3 (3·6 to 7·7)	5·6 (3·9 to 7·8)	5·1 (3·5 to 7)	4·5 (3·1 to 6)	2·7 (1·7 to 3·6)	0·9 (0·5 to 1·3)	64·2
Non-melanoma skin cancer (basal-cell carcinoma)	0 (0 to 0)	0 (0 to 0)	0 (0 to 0)	0 (0 to 0)	0 (0 to 0)	0 (0 to 0)	0 (0 to 0)	0 (0 to 0)	0 (0 to 0)	0 (0 to 0)	0 (0 to 0)	0 (0 to 0)	0 (0 to 0)	0 (0 to 0)	0 (0 to 0)	0 (0 to 0)	0 (0 to 0)	0 (0 to 0)	0 (0 to 0)	0 (0 to 0)	0 (0 to 0)	0 (0 to 0)	0 (0 to 0)	0·1
Breast cancer	0 (0 to 0)	0 (0 to 0)	0 (0 to 0)	0 (0 to 0)	0 (0 to 0)	0 (0 to 0)	2·4 (1·9 to 3)	7·6 (5·3 to 10·8)	30·1 (19·6 to 44·2)	86 (61·1 to 122)	179 (130 to 244)	231 (162 to 312)	292 (206 to 407)	283 (198 to 389)	240 (169 to 328)	169 (120 to 232)	119 (84·7 to 159)	88·6 (64·8 to 119)	50·4 (36·2 to 67·3)	27·3 (19·7 to 37·6)	16·9 (12·3 to 23·1)	6 (4·5 to 7·7)	1·3 (0·9 to 1·7)	1,830
Cervical cancer	0 (0 to 0)	0 (0 to 0)	0 (0 to 0)	0 (0 to 0)	0 (0 to 0)	0 (0 to 0)	1·4 (1 to 2)	6·8 (4·1 to 10·6)	25·2 (15·7 to 39·7)	57·3 (36·8 to 85)	104 (70·5 to 160)	133 (93·6 to 197)	160 (109 to 243)	134 (94·1 to 203)	128 (89·2 to 188)	86·5 (60·9 to 124)	66·5 (47·7 to 92·5)	52·7 (37·7 to 73·2)	31·1 (22·7 to 41·2)	17·5 (12·4 to 23·9)	9·7 (6·7 to 13·6)	3·2 (2·1 to 4·3)	0·7 (0·4 to 1)	1,020
Uterine cancer	0 (0 to 0)	0 (0 to 0)	0 (0 to 0)	0 (0 to 0)	0 (0 to 0)	0 (0 to 0)	0 (0 to 0)	0·7 (0·5 to 1)	1·7 (1·1 to 2·4)	2·1 (1·3 to 3)	5·4 (3·5 to 8·2)	7·8 (5·2 to 11·3)	16 (10·9 to 22·7)	17·3 (11·9 to 25·2)	21·1 (14·5 to 29·7)	22·1 (15·8 to 30·9)	16·1 (11·6 to 22·1)	12 (8·6 to 16·2)	5·9 (4·2 to 7·9)	3 (2·2 to 4·2)	1·5 (1·1 to 1·9)	0·5 (0·3 to 0·6)	0·1 (0·1 to 0·1)	133
Ovarian cancer	0 (0 to 0)	0 (0 to 0)	0 (0 to 0)	0 (0 to 0)	1·5 (0·8 to 2·3)	4·1 (2·5 to 6·1)	7·3 (4·8 to 10·4)	12·5 (7·9 to 19·2)	16·8 (10·5 to 24·5)	22·5 (14·4 to 33·7)	40 (26·5 to 57·2)	56·8 (40 to 81·7)	85·4 (58·5 to 122)	80·9 (55·7 to 114)	76·5 (53·9 to 110)	59·8 (41·4 to 84·1)	46·1 (31·9 to 63·5)	36·6 (26·2 to 49·9)	20·1 (14·1 to 27·6)	10·4 (7·2 to 14·3)	4·6 (3·3 to 6·3)	1·2 (0·9 to 1·6)	0·2 (0·1 to 0·3)	583
Prostate cancer	0 (0 to 0)	0 (0 to 0)	0 (0 to 0)	0 (0 to 0)	0 (0 to 0)	0 (0 to 0)	0 (0 to 0)	0 (0 to 0)	0 (0 to 0)	0 (0 to 0)	0 (0 to 0)	0 (0 to 0)	0 (0 to 0)	0 (0 to 0)	0 (0 to 0)	0 (0 to 0)	0 (0 to 0)	0 (0 to 0)	0 (0 to 0)	0 (0 to 0)	0 (0 to 0)	0 (0 to 0)	0 (0 to 0)	0
Testicular cancer	--	--	--	--	--	--	--	--	--	--	--	--	--	--	--	--	--	--	--	--	--	--	--	NA
Kidney cancer	0·4 (0·2 to 0·5)	0·2 (0·1 to 0·3)	1·8 (0·9 to 3·4)	6·3 (4 to 9·4)	4·9 (3·3 to 7)	2·4 (1·6 to 3·4)	1·5 (1 to 2·1)	2·4 (1·6 to 3·7)	3 (1·9 to 4·5)	4·6 (2·9 to 6·7)	9·2 (5·7 to 13·8)	13·8 (9 to 20)	23·4 (15·6 to 34·3)	28·3 (19·6 to 40·3)	32·7 (21·6 to 46·5)	31·6 (22·3 to 44·1)	27·2 (20·2 to 36·4)	22·2 (15·9 to 29·8)	13·5 (9·6 to 18·4)	7·2 (5·1 to 9·9)	3·4 (2·3 to 4·6)	1 (0·7 to 1·3)	0·2 (0·1 to 0·2)	241
Bladder cancer	0 (0 to 0)	0 (0 to 0)	0 (0 to 0)	0 (0 to 0)	0 (0 to 0)	0 (0 to 0)	0·3 (0·2 to 0·4)	0·5 (0·3 to 0·6)	0·7 (0·5 to 1)	1·2 (0·7 to 1·8)	2·6 (1·8 to 3·8)	4·3 (2·8 to 6·4)	7·2 (4·6 to 10·4)	8·7 (6 to 12·1)	11·6 (8·4 to 15·4)	11·9 (8·7 to 16)	11·8 (8·8 to 15·7)	12·2 (9·2 to 16·5)	10·1 (7·5 to 13·3)	6·5 (4·5 to 8·7)	4·3 (3·2 to 5·7)	1·6 (1·1 to 2)	0·3 (0·2 to 0·4)	95·7
Brain and central nervous system cancer	0·6 (0·2 to 1)	0·4 (0·1 to 0·7)	2·9 (0·9 to 5·8)	13·7 (3·9 to 23·4)	22·2 (7·4 to 35·8)	19·1 (8·4 to 29)	10·7 (4·6 to 16·3)	13·5 (6·3 to 22·1)	15·4 (7·4 to 24·6)	16 (7·5 to 24·8)	21·9 (10·9 to 33·2)	22·9 (11·8 to 33·8)	26·4 (13·3 to 39·8)	25·1 (13·9 to 37·1)	27·7 (14·4 to 40·9)	22 (11·5 to 32·4)	17·5 (8·5 to 26·2)	12·9 (5·8 to 19·5)	7·6 (3·4 to 12)	3·5 (1·4 to 5·8)	1·6 (0·7 to 2·6)	0·4 (0·2 to 0·7)	0·1 (0 to 0·2)	304
Thyroid cancer	0 (0 to 0)	0 (0 to 0)	0 (0 to 0)	0 (0 to 0)	0·3 (0·2 to 0·4)	0·3 (0·2 to 0·4)	0·4 (0·3 to 0·5)	0·8 (0·5 to 1·1)	1·2 (0·8 to 1·8)	1·7 (1·1 to 2·5)	2·9 (1·9 to 4·2)	3·7 (2·5 to 5·4)	6·8 (4·4 to 10·1)	8·7 (5·5 to 13·4)	10·5 (6·9 to 15·4)	10·6 (7·7 to 14·5)	9·7 (6·7 to 13·8)	8·2 (5·7 to 11·3)	5·4 (3·9 to 7·4)	3 (2·2 to 4·1)	1·5 (1·1 to 2·1)	0·5 (0·3 to 0·6)	0·1 (0·1 to 0·1)	76·3
Mesothelioma	0 (0 to 0)	0 (0 to 0)	0 (0 to 0)	0 (0 to 0)	0 (0 to 0)	0 (0 to 0)	0 (0 to 0)	0·2 (0·1 to 0·5)	0·5 (0·2 to 1·7)	0·4 (0·2 to 1·2)	0·8 (0·4 to 1·9)	1·1 (0·6 to 2·5)	1·3 (0·7 to 2·9)	1·4 (0·9 to 2·8)	1·6 (1 to 3)	1·2 (0·8 to 2·2)	0·9 (0·6 to 1·6)	0·8 (0·5 to 1·4)	0·4 (0·3 to 0·8)	0·2 (0·1 to 0·5)	0·1 (0·1 to 0·2)	0 (0 to 0·1)	0 (0 to 0)	11·3
Hodgkin lymphoma	0 (0 to 0)	0 (0 to 0)	0 (0 to 0)	0·6 (0·3 to 1·1)	1 (0·5 to 1·6)	1·3 (0·8 to 2·3)	3·2 (1·8 to 5·6)	4·6 (2·6 to 8·3)	5·3 (3 to 9·4)	3·8 (2 to 6·7)	4·1 (2·3 to 7·4)	3·7 (2·2 to 5·9)	3·1 (1·9 to 5·1)	3·1 (1·9 to 5)	3·4 (2·1 to 5·1)	3·3 (2·1 to 5)	2·6 (1·6 to 3·9)	2·4 (1·4 to 3·5)	1·7 (0·9 to 2·5)	0·8 (0·4 to 1·3)	0·4 (0·2 to 0·7)	0·1 (0 to 0·2)	0 (0 to 0)	48·4
Non-Hodgkin lymphoma	0 (0 to 0)	0 (0 to 0)	0 (0 to 0)	4·1 (2·6 to 6·2)	4·3 (2·8 to 6·4)	5·4 (3·8 to 7·5)	7·3 (5·1 to 10·1)	11·7 (7·7 to 17·2)	12·4 (7·9 to 18·2)	12·8 (8·4 to 18·4)	17·5 (12 to 24·5)	18·6 (12·5 to 26·1)	21·9 (15·3 to 30·3)	23·5 (16·3 to 32·2)	26·5 (18·8 to 36·1)	24·6 (17·3 to 33·3)	20·7 (15 to 27·8)	19·2 (13·9 to 25·6)	12·5 (8·9 to 16·8)	6·8 (4·8 to 9)	3·2 (2·4 to 4·2)	1 (0·8 to 1·2)	0·2 (0·1 to 0·2)	254
Multiple myeloma	0 (0 to 0)	0 (0 to 0)	0 (0 to 0)	0 (0 to 0)	0 (0 to 0)	0 (0 to 0)	0 (0 to 0)	0·3 (0·2 to 0·4)	0·4 (0·3 to 0·6)	0·9 (0·6 to 1·3)	2·5 (1·6 to 3·9)	4·5 (3 to 6·6)	8·8 (5·4 to 13·1)	12·2 (8·1 to 17·5)	14·9 (10·2 to 20·7)	14·5 (10 to 20·1)	11·5 (8·3 to 15·9)	8·8 (6·2 to 12·6)	5 (3·6 to 7·3)	2·2 (1·5 to 3·2)	0·9 (0·6 to 1·3)	0·2 (0·2 to 0·3)	0 (0 to 0)	87·6
Leukemia	1·1 (0·7 to 1·7)	1·1 (0·7 to 1·6)	8·4 (4·4 to 14·5)	38·6 (21·6 to 56·7)	50·9 (33·3 to 68·6)	68·6 (45·7 to 92·6)	53·2 (37 to 71·8)	54·8 (37 to 75·6)	47·2 (31·1 to 69·7)	38·9 (25·6 to 55·7)	46·7 (31·5 to 65·6)	42·5 (29·6 to 59·8)	43 (29 to 59·1)	34 (24·3 to 45·4)	35·5 (25·1 to 48·3)	26·6 (19·5 to 35·9)	20·2 (15·1 to 26·3)	17·1 (12·5 to 22·2)	11·2 (8·2 to 15)	5·8 (4·3 to 7·8)	3·2 (2·3 to 4·4)	0·9 (0·7 to 1·2)	0·2 (0·1 to 0·2)	650
Acute lymphoid leukemia	0·6 (0·3 to 0·9)	0·3 (0·2 to 0·5)	5·2 (2·4 to 9·4)	28·2 (15·2 to 43·1)	39·7 (25 to 56·3)	49·9 (31·5 to 69·4)	35 (22·5 to 48·7)	30·7 (18 to 44·6)	23·3 (13 to 35·9)	17·9 (10·6 to 26·9)	19·3 (10·3 to 29·5)	16·7 (9·2 to 25·9)	17·1 (10 to 25·2)	12·5 (6·9 to 18·6)	12·9 (7·5 to 18·5)	8·9 (5·4 to 12·8)	5·7 (3·4 to 8·3)	3·9 (2·2 to 5·8)	2 (1·1 to 3)	0·8 (0·5 to 1·3)	0·4 (0·3 to 0·7)	0·1 (0·1 to 0·2)	0 (0 to 0)	331
Chronic lymphoid leukemia	0 (0 to 0)	0 (0 to 0)	0 (0 to 0)	0 (0 to 0)	0 (0 to 0)	0 (0 to 0)	0 (0 to 0)	0·5 (0·3 to 0·9)	0·4 (0·2 to 0·7)	0·6 (0·3 to 0·9)	0·9 (0·5 to 1·4)	0·9 (0·5 to 1·3)	1·1 (0·7 to 1·9)	1·6 (1 to 2·4)	2 (1·2 to 3·1)	2·1 (1·4 to 3·2)	2·3 (1·5 to 3·5)	2·4 (1·5 to 3·5)	2·1 (1·4 to 3·1)	1·4 (1 to 2)	0·8 (0·5 to 1·2)	0·3 (0·2 to 0·4)	0 (0 to 0·1)	19·5
Acute myeloid leukemia	0·2 (0·1 to 0·3)	0·5 (0·3 to 0·7)	2·4 (1·1 to 4·5)	8·7 (4·3 to 14·5)	8·7 (4·4 to 15)	14·4 (7·5 to 23·9)	13·9 (8 to 21·6)	16 (9·1 to 25·8)	16·4 (9·2 to 26·5)	13·8 (8·2 to 21·4)	17·3 (10·5 to 25·9)	16·2 (10·1 to 24·1)	15 (9·2 to 22·6)	12·1 (7·7 to 17·2)	12·3 (7·9 to 17·6)	9·2 (6·1 to 13·1)	6·8 (4·6 to 9·7)	6 (4·2 to 8·3)	3·3 (2·2 to 4·7)	1·4 (0·9 to 2·1)	0·7 (0·4 to 1)	0·1 (0·1 to 0·2)	0 (0 to 0)	196



Osteoarthritis other	0 (0 to 0)	0 (0 to 0)	0 (0 to 0)	0 (0 to 0)	0 (0 to 0)	0 (0 to 0)	0 (0 to 0)	0 (0 to 0)	0 (0 to 0)	0·1 (0 to 0·3)	1 (0·2 to 2·3)	3·1 (1·1 to 7·7)	6·4 (2·6 to 14·8)	9·6 (4 to 20·3)	11·8 (5·2 to 24·8)	12·4 (5·7 to 26)	10·1 (4·9 to 21·3)	8·2 (4 to 17·1)	5·8 (2·9 to 12)	3·8 (1·9 to 7·7)	2 (1 to 4·2)	0·8 (0·4 to 1·5)	0·2 (0·1 to 0·4)	75·3
Low back pain	0 (0 to 0)	0 (0 to 0)	0 (0 to 0)	0 (0 to 0)	19·6 (8·6 to 35)	103 (59·9 to 163)	209 (127 to 326)	289 (173 to 459)	365 (217 to 569)	409 (236 to 625)	447 (270 to 690)	450 (272 to 681)	414 (250 to 649)	346 (211 to 544)	288 (180 to 434)	230 (147 to 349)	155 (99·3 to 235)	112 (69·7 to 170)	71·6 (43·3 to 107)	42·7 (26·7 to 63·9)	19·3 (11·8 to 28)	5·9 (3·7 to 8·8)	1·3 (0·8 to 2)	3,980
Neck pain	0 (0 to 0)	0 (0 to 0)	0 (0 to 0)	0 (0 to 0)	1 (0·2 to 2·4)	6·4 (2·3 to 13·2)	16 (6·7 to 30·2)	25·8 (11 to 51·7)	40·9 (18·6 to 79)	64·3 (29·5 to 122)	85·2 (44·4 to 152)	96·1 (49·9 to 173)	95·9 (48·7 to 175)	75·1 (37·7 to 142)	61·9 (30·3 to 114)	48 (23·7 to 85·7)	31·4 (16·4 to 55·4)	21·5 (11·4 to 37·5)	12·5 (6·5 to 23·2)	6·5 (3·3 to 11·6)	2·9 (1·5 to 5·1)	1 (0·5 to 1·6)	0·2 (0·1 to 0·4)	693
Gout	0 (0 to 0)	0 (0 to 0)	0 (0 to 0)	0 (0 to 0)	0 (0 to 0)	0 (0 to 0)	0·1 (0 to 0·1)	0·3 (0·1 to 0·7)	0·9 (0·5 to 1·6)	1·6 (0·3 to 3·6)	2·2 (0·6 to 4·6)	2·6 (0·8 to 5·2)	2·8 (0·9 to 5·5)	2·6 (1 to 5·1)	2·4 (1 to 4·6)	2·1 (0·8 to 4)	1·5 (0·6 to 2·7)	1·1 (0·5 to 2)	0·7 (0·3 to 1·4)	0·5 (0·2 to 0·9)	0·2 (0·1 to 0·5)	0·1 (0 to 0·2)	0 (0 to 0)	21·6
Other musculoskeletal disorders	0 (0 to 0)	0 (0 to 0)	0 (0 to 0)	0 (0 to 0)	3·2 (1·6 to 5·2)	14·3 (7·3 to 22·6)	60 (36·3 to 90·8)	156 (108 to 218)	303 (200 to 433)	408 (266 to 595)	450 (305 to 654)	447 (294 to 659)	432 (289 to 628)	375 (248 to 549)	321 (210 to 464)	254 (161 to 377)	170 (111 to 250)	116 (72·5 to 175)	65·9 (41·3 to 97·5)	33·3 (18·8 to 51·8)	13 (7·6 to 20·1)	3 (1·1 to 5·5)	0·6 (0·2 to 1·1)	3,630
Other non-communicable diseases	609 (397 to 964)	373 (258 to 518)	626 (395 to 949)	325 (227 to 482)	211 (157 to 276)	242 (180 to 317)	342 (235 to 491)	513 (356 to 731)	675 (470 to 960)	789 (550 to 1,110)	871 (616 to 1,230)	874 (612 to 1,220)	826 (599 to 1,120)	697 (503 to 938)	562 (412 to 750)	436 (320 to 578)	317 (233 to 421)	253 (188 to 329)	164 (123 to 212)	95·3 (72·6 to 123)	53 (40·7 to 67·6)	20·8 (16 to 26)	5·5 (4·1 to 7)	9,880
Congenital birth defects	604 (393 to 960)	354 (242 to 498)	547 (328 to 854)	241 (152 to 388)	118 (86·1 to 157)	115 (84·8 to 152)	91·6 (64·7 to 122)	79·9 (54·6 to 107)	71·4 (49·3 to 95·8)	60·8 (42·2 to 82·7)	57·2 (39·2 to 78·9)	47·9 (33·3 to 64·8)	39·9 (27·2 to 55·8)	30·9 (21 to 42·4)	24·4 (16·7 to 33·2)	17·2 (11·7 to 23·6)	10·5 (7·1 to 14·3)	4·2 (2·6 to 6)	2 (1·2 to 3·1)	0·9 (0·5 to 1·4)	0·4 (0·2 to 0·6)	0·1 (0·1 to 0·2)	0 (0 to 0)	2,520
Neural tube defects	68·5 (34·5 to 120)	18·2 (8·9 to 34·3)	48·7 (21·4 to 98)	25·7 (11·9 to 51·3)	4·7 (3·1 to 7·1)	4·8 (3·3 to 7·3)	4·1 (2·8 to 5·9)	3·9 (2·6 to 5·7)	2·5 (1·7 to 3·7)	2 (1·4 to 2·8)	1·7 (1·1 to 2·3)	1·2 (0·9 to 1·7)	0·9 (0·6 to 1·3)	0·6 (0·4 to 0·9)	0·4 (0·3 to 0·6)	0·3 (0·2 to 0·4)	0·2 (0·1 to 0·3)	0·1 (0 to 0·1)	0 (0 to 0)	0 (0 to 0)	0 (0 to 0)	0 (0 to 0)	0 (0 to 0)	189
Congenital heart anomalies	187 (98 to 323)	159 (89·7 to 238)	240 (130 to 404)	79·6 (36·6 to 175)	28 (16 to 45·4)	27·8 (17 to 39·4)	19·9 (11·2 to 29·4)	20·8 (10·8 to 32·1)	18·8 (9·5 to 29·1)	13·4 (6·2 to 21·3)	13 (6·1 to 19·6)	10·5 (5·2 to 15·7)	6·9 (2·8 to 11·7)	5 (2 to 8·2)	4·1 (1·7 to 6·5)	2·6 (1 to 4·3)	1·8 (0·7 to 2·9)	0·2 (0 to 0·3)	0·1 (0 to 0·2)	0 (0 to 0·1)	0 (0 to 0)	0 (0 to 0)	0 (0 to 0)	838
Orofacial clefts	1·6 (0·6 to 3·5)	1·2 (0·5 to 2·7)	2·6 (0·9 to 6·6)	1·1 (0·4 to 2·3)	0·6 (0·3 to 0·9)	0·6 (0·3 to 0·9)	0·6 (0·3 to 0·9)	0·5 (0·3 to 0·9)	0·5 (0·3 to 0·8)	0·5 (0·3 to 0·8)	0·5 (0·3 to 0·8)	0·5 (0·3 to 0·7)	0·4 (0·2 to 0·6)	0·3 (0·2 to 0·5)	0·3 (0·2 to 0·4)	0·2 (0·1 to 0·3)	0·1 (0·1 to 0·2)	0·1 (0·1 to 0·2)	0·1 (0 to 0·1)	0 (0 to 0·1)	0 (0 to 0)	0 (0 to 0)	0 (0 to 0)	12·4
Down syndrome	9·3 (4·6 to 16·5)	8·6 (4·6 to 15)	31·3 (15·3 to 58)	17·7 (8·7 to 33·7)	5 (2·7 to 8·9)	4·3 (2·4 to 7·4)	4·2 (2·4 to 7)	4·7 (2·6 to 7·9)	5·6 (3·1 to 9·3)	4·8 (2·6 to 8·3)	4·2 (2·3 to 7)	3·5 (2 to 5·9)	3·5 (1·9 to 5·6)	2·5 (1·3 to 4·1)	1·8 (0·9 to 3·1)	1·1 (0·6 to 1·9)	0·3 (0·2 to 0·6)	0 (0 to 0)	0 (0 to 0)	0 (0 to 0)	0 (0 to 0)	0 (0 to 0)	0 (0 to 0)	113
Turner syndrome	0 (0 to 0)	0 (0 to 0)	0 (0 to 0)	0·1 (0 to 0·2)	0·1 (0 to 0·2)	0·1 (0 to 0·2)	0·2 (0·1 to 0·3)	0·1 (0·1 to 0·3)	0·1 (0·1 to 0·3)	0·1 (0·1 to 0·2)	0·1 (0 to 0·2)	0·1 (0 to 0·2)	0·1 (0 to 0·1)	0 (0 to 0·1)	0 (0 to 0)	0 (0 to 0)	0 (0 to 0)	0 (0 to 0)	0 (0 to 0)	0 (0 to 0)	0 (0 to 0)	0 (0 to 0)	0 (0 to 0)	1·2
Klinefelter syndrome	0 (0 to 0)	0 (0 to 0)	0 (0 to 0)	0 (0 to 0)	0 (0 to 0)	0 (0 to 0)	0 (0 to 0)	0 (0 to 0)	0 (0 to 0)	0 (0 to 0)	0 (0 to 0)	0 (0 to 0)	0 (0 to 0)	0 (0 to 0)	0 (0 to 0)	0 (0 to 0)	0 (0 to 0)	0 (0 to 0)	0 (0 to 0)	0 (0 to 0)	0 (0 to 0)	0 (0 to 0)	0 (0 to 0)	0
Other chromosomal abnormalities	24·2 (8·6 to 44·3)	12 (4·9 to 20·7)	20·6 (8·3 to 36·8)	6·8 (3·5 to 11·3)	3 (1·6 to 4·5)	2·3 (1·3 to 3·5)	2·2 (1·1 to 3·4)	2·1 (1·2 to 3·4)	2 (1 to 3·4)	1·6 (0·8 to 2·7)	1·6 (0·7 to 2·6)	0·9 (0·4 to 1·4)	0·8 (0·3 to 1·4)	0·5 (0·2 to 0·8)	0·5 (0·1 to 0·8)	0·2 (0·1 to 0·4)	0·2 (0 to 0·3)	0 (0 to 0)	0 (0 to 0)	0 (0 to 0)	0 (0 to 0)	0 (0 to 0)	0 (0 to 0)	81·6
Congenital musculoskeletal and limb anomalies	18·1 (8·7 to 31·6)	7·1 (4 to 12·1)	27·4 (16·9 to 41·2)	49·6 (29·6 to 75·7)	52·5 (31·5 to 79)	53·1 (32 to 81·4)	47·2 (28·6 to 71·6)	34·7 (21·5 to 51·9)	31·4 (19 to 47·2)	30·9 (19·4 to 46·7)	29·3 (17·9 to 44·8)	26·3 (16 to 40·4)	23 (14·1 to 35·2)	18·6 (11·4 to 27·7)	14·8 (9 to 22·3)	11 (6·8 to 16·4)	6·5 (4 to 9·5)	3·6 (2·2 to 5·3)	1·7 (1 to 2·6)	0·7 (0·4 to 1·2)	0·3 (0·1 to 0·4)	0·1 (0 to 0·1)	0 (0 to 0)	488
Urogenital congenital anomalies	38·8 (6·8 to 173)	20·9 (5·1 to 73·9)	12·5 (2·9 to 50·1)	6·9 (2·8 to 21)	4·2 (2·2 to 8·4)	4 (2·1 to 9·1)	3·6 (1·9 to 5·8)	4 (1·4 to 7·6)	3·1 (1·4 to 5·5)	2 (0·9 to 3·5)	1·5 (0·6 to 2·7)	1 (0·4 to 1·8)	0·7 (0·4 to 1·1)	0·4 (0·2 to 0·6)	0·2 (0·1 to 0·4)	0·1 (0·1 to 0·2)	0·1 (0·1 to 0·3)	0 (0 to 0)	0 (0 to 0)	0 (0 to 0)	0 (0 to 0)	0 (0 to 0)	0 (0 to 0)	104
Digestive congenital anomalies	108 (49·2 to 212)	74·3 (38·8 to 121)	76·7 (34·5 to 143)	18·2 (8·2 to 38·3)	4·3 (2·3 to 7·2)	3·2 (1·8 to 5·2)	1·5 (0·8 to 2·5)	1·4 (0·7 to 2·3)	1·2 (0·6 to 2)	0·8 (0·4 to 1·2)	0·8 (0·2 to 1·4)	0·6 (0·2 to 1)	0·7 (0·2 to 1·2)	0·6 (0·2 to 1·1)	0·6 (0·1 to 1·1)	0·5 (0·1 to 0·9)	0·4 (0·1 to 0·7)	0 (0 to 0)	0 (0 to 0)	0 (0 to 0)	0 (0 to 0)	0 (0 to 0)	0 (0 to 0)	294
Other congenital birth defects	149 (69·5 to 248)	52·7 (26·6 to 83·6)	86·5 (41·9 to 159)	35·5 (16 to 64·5)	16·1 (8·9 to 25·6)	14·5 (7·6 to 22·6)	8·2 (4·8 to 12·7)	7·5 (4·2 to 12)	6·1 (3·3 to 9·9)	4·5 (2·5 to 7·7)	4·5 (2·5 to 7·6)	3·3 (1·8 to 5·8)	3 (1·6 to 5·3)	2·2 (1·1 to 3·9)	1·7 (0·9 to 3·2)	1·2 (0·6 to 2·3)	0·9 (0·5 to 1·6)	0·3 (0·1 to 0·8)	0·2 (0 to 0·5)	0·1 (0 to 0·3)	0·1 (0 to 0·1)	0 (0 to 0)	0 (0 to 0)	398
Urinary diseases and male infertility	0·5 (0·2 to 0·8)	0·9 (0·5 to 1·5)	7·2 (3·9 to 11·6)	11·5 (7·8 to 16·5)	12 (7·7 to 17·4)	7·9 (5·1 to 12)	7·5 (5·4 to 10·4)	10·7 (7·4 to 14·9)	14·6 (10 to 20·9)	17·1 (11·8 to 24·5)	25·8 (18·1 to 36)	31 (22 to 42·2)	40·8 (28·2 to 57·4)	47·1 (33·4 to 65·4)	50·5 (32 to 73·3)	46·6 (31·1 to 65·9)	38·3 (25·5 to 53·1)	37·8 (25·4 to 52·5)	28·9 (19·2 to 40·5)	20·2 (13 to 29·3)	14·6 (9·2 to 21·2)	6·8 (4·4 to 9·6)	1·9 (1·2 to 2·8)	480
Urolithiasis	0 (0 to 0)	0 (0 to 0)	0 (0 to 0)	0 (0 to 0·1)	0·1 (0·1 to 0·2)	0·2 (0·1 to 0·3)	0·3 (0·2 to 0·4)	0·6 (0·4 to 1)	1·1 (0·6 to 1·8)	1·8 (1·1 to 2·9)	3 (1·8 to 5)	3·9 (2·3 to 6·2)	4·5 (2·2 to 7·9)	5·2 (2·7 to 8·9)	4·8 (2·4 to 9·3)	3·1 (1·6 to 5·8)	2 (1·1 to 3·8)	1·5 (0·8 to 2·9)	0·9 (0·4 to 1·8)	0·5 (0·2 to 1)	0·3 (0·1 to 0·6)	0·1 (0·1 to 0·3)	0 (0 to 0·1)	34
Benign prostatic hyperplasia	0 (0 to 0)	0 (0 to 0)	0 (0 to 0)	0 (0 to 0)	0 (0 to 0)	0 (0 to 0)	0 (0 to 0)	0 (0 to 0)	0 (0 to 0)	0 (0 to 0)	0 (0 to 0)	0 (0 to 0)	0 (0 to 0)	0 (0 to 0)	0 (0 to 0)	0 (0 to 0)	0 (0 to 0)	0 (0 to 0)	0 (0 to 0)	0 (0 to 0)	0 (0 to 0)	0 (0 to 0)	0 (0 to 0)	0
Male infertility	--	--	--	--	--	--	--	--	--	--	--	--	--	--	--	--	--	--	--	--	--	--	--	NA
Other urinary diseases	0·3 (0·1 to 0·5)	0·4 (0·2 to 0·8)	0·8 (0·3 to 1·6)	3·1 (1·8 to 4·7)	3 (1·8 to 4·4)	1·8 (1·1 to 2·8)	1·2 (0·7 to 1·8)	0·8 (0·5 to 1·4)	1·1 (0·7 to 1·8)	1·6 (1 to 2·5)	1·8 (1·1 to 2·8)	2·1 (1·3 to 3·2)	3 (1·8 to 4·8)	2·5 (1·5 to 4·1)	2·2 (1·2 to 4·1)	1·6 (0·9 to 3)	1 (0·6 to 1·9)	0·7 (0·4 to 1·4)	0·6 (0·3 to 1·3)	0·3 (0·2 to 0·6)	0·2 (0·1 to 0·4)	0·1 (0 to 0·3)	0 (0 to 0·1)	30·3
Gynecological diseases	0 (0 to 0)	0 (0 to 0)	0 (0 to 0)	0 (0 to 0)	0 (0 to 0)	57·7 (30·6 to 98·7)	180 (106 to 291)	324 (207 to 489)	441 (287 to 653)	505 (331 to 740)	508 (341 to 745)	477 (313 to 694)	377 (251 to 538)	235 (146 to 349)	117 (74·1 to 167)	62·2 (38·4 to 93·1)	34·9 (22·3 to 51·6)	20·7 (13·7 to 29·9)	10·3 (6·7 to 15)	5·8 (3·9 to 8·6)	3·6 (2·3 to 5·1)	1·6 (1 to 2·4)	0·4 (0·3 to 0·6)	3,360
Uterine fibroids	0 (0 to 0)	0 (0 to 0)	0 (0 to 0)	0 (0 to 0)	0 (0 to 0)	0·9 (0·3 to 2)	2 (0·7 to 4·4)	4 (1·5 to 8·7)	8·5 (3·4 to 17·7)	19·4 (8·4 to 40·4)	38·4 (16·6 to 79·2)	48 (21·7 to 92·6)	38·6 (18·1 to 73·8)	23·6 (10·6 to 44·6)	13·1 (5·9 to 25·2)	6·8 (3 to 13)	3·1 (1·4 to 6·1)	1·6 (0·7 to 3·1)	0·7 (0·3 to 1·4)	0·3 (0·2 to 0·6)	0·1 (0·1 to 0·2)	0 (0 to 0·1)	0 (0 to 0)	209
Polycystic ovarian syndrome	0 (0 to 0)	0 (0 to 0)	0 (0 to 0)	0 (0 to 0)	0 (0 to 0)	10·9 (4·5 to 22·3)	35·1 (15 to 70·6)	44·8 (19·2 to 89·6)	44·1 (19 to 90·3)	42·2 (18·4 to 84·7)	38·6 (16·8 to 76·5)	33·6 (14·7 to 67·3)	25 (10·6 to 49·7)	7·8 (3 to 16·2)	0 (0 to 0)	0 (0 to 0)	0 (0 to 0)	0 (0 to 0)	0 (0 to 0)	0 (0 to 0)	0 (0 to 0)	0 (0 to 0)	0 (0 to 0)	282
Female infertility	0 (0 to 0)	0 (0 to 0)	0 (0 to 0)	0 (0 to 0)	0 (0 to 0)	0 (0 to 0)	0 (0 to 0)	2·8 (0·1 to 12·4)	7·3 (0·2 to 27·1)	11 (0·3 to 40·4)	13·3 (0·2 to 46·7)	13·9 (0·3 to 43·6)	0·3 (0 to 1·3)	0 (0 to 0)	0 (0 to 0)	0 (0 to 0)	0 (0 to 0)	0 (0 to 0)	0 (0 to 0)	0 (0 to 0)	0 (0 to 0)	0 (0 to 0)	0 (0 to 0)	48·5
Endometriosis	0 (0 to 0)	0 (0 to 0)	0 (0 to 0)	0 (0 to 0)	0 (0 to 0)	0 (0 to 0)	11·1 (3·5 to 24·3)	31·5 (14·5 to 59·9)	36·6 (18·5 to 65·4)	34 (16·9 to 59·6)	30·5 (16 to 54·3)	27·2 (13·9 to 47·4)	21·7 (11·9 to 35·7)	8·9 (4·7 to 15·1)	0 (0 to 0)	0 (0 to 0)	0 (0 to 0)	0 (0 to 0)	0 (0 to 0)	0 (0 to 0)	0 (0 to 0)	0 (0 to 0)	0 (0 to 0)	201
Genital prolapse	0 (0 to 0)	0 (0 to 0)	0 (0 to 0)	0 (0 to 0)	0 (0 to 0)	0 (0 to 0)	0·1 (0 to 0·2)	0·3 (0·1 to 0·7)	0·6 (0·2 to 1·2)	1 (0·4 to 2·1)	2·1 (0·9 to 4·4)	4·1 (1·8 to 8·3)	7 (3·2 to 13·7)	9 (4 to 18·2)	8·9 (4·1 to 17·4)	7·5 (3·4 to 14·3)	5·4 (2·6 to 10·3)	4 (2 to 7·2)	2·5 (1·3 to 4·5)	1·5 (0·8 to 2·6)	0·8 (0·4 to 1·4)	0·4 (0·2 to 0·6)	0·1 (0 to 0·1)	55·2
Premenstrual syndrome	0 (0 to 0)	0 (0 to 0)	0 (0 to 0)	0 (0 to 0)	0 (0 to 0)	44·5 (20·1 to 80·5)	106 (51·9 to 191)	137 (69·2 to 245)	142 (78·6 to 231)	144 (77·2 to 235)	153 (88·1 to 240)	134 (75·5 to 216)	74·1 (41·3 to 123)	20·2 (9·9 to 37·4)	0 (0 to 0)	0 (0 to 0)	0 (0 to 0)	0 (0 to 0)	0 (0 to 0)	0 (0 to 0)	0 (0 to 0)	0 (0 to 0)	0 (0 to 0)	955
Other gynecological diseases	0 (0 to 0)	0 (0 to 0)	0 (0 to 0)	0 (0 to 0)	0 (0 to 0)	1·4 (0·5 to 3·1)	25·2 (11·2 to 45·3)	104 (63·5 to 156)	202 (114 to 335)	253 (146 to 405)	232 (137 to 369)	216 (123 to 342)	210 (123 to 318)	165 (88·5 to 263)	94·7 (56·3 to 142)	47·9 (27·3 to 72·1)	26·4 (15·7 to 39·9)	15·1 (9·3 to 22·7)	7·1 (4·2 to 10·8)	4 (2·4 to 6·2)	2·6 (1·5 to 4)	1·2 (0·7 to 1·8)	0·3 (0·2 to 0·5)	1,610
Hemoglobinopathies and hemolytic anemias	0·8 (0·4 to 1·3)	0·6 (0·3 to 0·9)	3·4 (1·9 to 5·3)	7·5 (4·5 to 11·6)	11·9 (7·7 to 17·8)	10·8 (6·7 to 16·6)	12·3 (7·5 to 18·9)	13·3 (7·8 to 20·9)	12·6 (7·5 to 19·3)	11·8 (7 to 18·7)	21·8 (12·5 to 34·8)	13·6 (8·1 to 21·2)	13·4 (8·1 to 20·1)	12·3 (7·6 to 18·3)	11·1 (6·9 to 16·5)	10 (6·4 to 14·9)	7·2 (4·5 to 10·6)	6·7 (4·3 to 9·8)	4·2 (2·7 to 6)	2·2 (1·4 to 3·2)	1·1 (0·7 to 1·7)	0·4 (0·2 to 0·5)	0·1 (0 to 0·1)	189
Thalassemias	0·1 (0 to 0·2)	0·1 (0 to 0·2)	0·7 (0·2 to 1·6)	1·6 (0·7 to 3)	1·3 (0·6 to 2·3)	0·6 (0·2 to 1·2)	0·2 (0·1 to 0·4)	0·1 (0 to 0·2)	0 (0 to 0·1)	0 (0 to 0·1)	0 (0 to 0·1)	0 (0 to 0·1)	0 (0 to 0·1)	0 (0 to 0·1)	0 (0 to 0)	0 (0 to 0)	0 (0 to 0)	0 (0 to 0)	0 (0 to 0)	0 (0 to 0)	0 (0 to 0)	0 (0 to 0)	0 (0 to 0)	4·8
Thalassemias trait	0 (0 to 0)	0 (0 to 0)	0·1 (0 to 0·4)	0·5 (0·1 to 1·2)	0·9 (0·2 to 2·1)	0·4 (0·1 to 1)	2·6 (1·1 to 5·2)	2·5 (0·8 to 4·9)	2·5 (0·9 to 5)	2·4 (0·9 to 4·8)	3 (1·2 to 5·7)	0·4 (0·1 to 1·1)	0·4 (0·1 to 1)	0·3 (0·1 to 0·8)	0·3 (0 to 0·7)	0·2 (0 to 0·6)	0·1 (0 to 0·4)	0·1 (0 to 0·3)	0·1 (0 to 0·2)	0·1 (0 to 0·1)	0 (0 to 0)	0 (0 to 0)	0 (0 to 0)	17·1
Sickle cell disorders	0·2 (0 to 0·6)	0·2 (0 to 0·4)	0·9 (0·2 to 2·1)	0·8 (0·1 to 2)	0·6 (0·1 to 1·6)	0·7 (0·1 to 2·2)	0·4 (0 to 1·4)	0·3 (0 to 1)	0·1 (0 to 0·4)	0·1 (0 to 0·3)	0·1 (0 to 0·4)	0·1 (0 to 0·3)	0·1 (0 to 0·4)	0·1 (0 to 0·3)	0 (0 to 0·1)	0 (0 to 0·1)	0 (0 to 0)	0 (0 to 0)	0 (0 to 0)	0 (0 to 0)	0 (0 to 0)	0 (0 to 0)	0 (0 to 0)	4·8
Sickle cell trait	0 (0 to 0)	0 (0 to 0)	0·1 (0 to 0·2)	0·2 (0 to 0·5)	0·4 (0 to 0·9)	0·2 (0 to 0·4)	2·1 (0·5 to 4·9)	1·9 (0·3 to 4·6)	1·9 (0·4 to 4·7)	1·8 (0·3 to 4·5)	2·1 (0·6 to 4·6)	0·2 (0 to 0·7)	0·2 (0 to 0·4)	0·1 (0 to 0·4)	0·1 (0 to 0·3)	0·1 (0 to 0·3)	0·1 (0 to 0·1)	0·1 (0 to 0·2)	0 (0 to 0·1)	0 (0 to 0·1)	0 (0 to 0)	0 (0 to 0)	0 (0 to 0)	11·5
G6PD deficiency	0·1 (0 to 0·1)	0·1 (0 to 0·1)	0·4 (0·1 to 0·8)	1·2 (0·5 to 2·2)	2·7 (1·5 to 4·3)	3·9 (2 to 6·5)	3·3 (1·8 to 5·2)	4·2 (2·3 to 7)	3·4 (1·8 to 5·7)	3·2 (1·6 to 5·5)	6·5 (3·4 to 10·6)	3·6 (1·8 to 5·9)	3·3 (1·6 to 5·7)	2·5 (1·2 to 4·3)	1·7 (0·8 to 2·8)	0·9 (0·4 to 1·6)	0·5 (0·2 to 0·8)	0·2 (0·1 to 0·4)	0·1 (0 to 0·2)	0 (0 to 0)	0 (0 to 0)	0 (0 to 0)	0 (0 to 0)	41·7
G6PD trait	0 (0 to 0)	0 (0 to 0)	0 (0 to 0)	0 (0 to 0)	0 (0 to 0)	0 (0 to 0)	0·1 (0 to 0·4)	0 (0 to 0)	0 (0 to 0)	0 (0 to 0)	0·7 (0·3 to 1·3)	0·4 (0·1 to 1)	0 (0 to 0·1)	0 (0 to 0)	0 (0 to 0)	0 (0 to 0)	0 (0 to 0)	0 (0 to 0)	0 (0 to 0)	0 (0 to 0)	0 (0 to 0)	0 (0 to 0)	0 (0 to 0)	1·2
Other hemoglobinopathies and hemolytic anemias	0·4 (0·2 to 0·7)	0·2 (0·1 to 0·3)	1·2 (0·5 to 2·1)	3·3 (1·7 to 5·8)	6·1 (3·4 to 10)	5·1 (3 to 8·1)	3·7 (2·1 to 6·1)	4·3 (2·3 to 7·5)	4·6 (2·6 to 7·7)	4·2 (2·2 to 7·5)	9·3 (5·1 to 15)	8·9 (5·2 to 14·2)	9·4 (5·4 to 14·6)	9·2 (5·6 to 14·2)	9 (5·4 to 13·4)	8·7 (5·6 to 13·2)	6·5 (4·1 to 9·7)	6·2 (4 to 9·2)	3·9 (2·6 to 5·7)	2·1 (1·4 to 3)	1·1 (0·7 to 1·6)	0·4 (0·2 to 0·5)	0·1 (0 to 0·1)	108
Endocrine, metabolic, blood, and immune disorders	3·2 (1·7 to 7·8)	4·4 (2·5 to 10·2)	25·8 (14·8 to 51·6)	49·5 (31·6 to 78·8)	50·9 (31·1 to 81·8)	31·8 (19·8 to 50·9)	20·8 (13 to 33·1)	31·1 (20·3 to 45·5)	52·5 (35·1 to 76·5)	81·1 (54·2 to 121)	124 (85 to 176)	156 (103 to 227)	198 (131 to 284)	213 (140 to 315)	203 (135 to 298)	154 (101 to 226)	113 (76·8 to 163)	95·3 (65·8 to 134)	61·1 (41·4 to 84·7)	32 (22 to 44·5)	16·8 (11·3 to 24·3)	6·3 (4 to 8·8)	1·8 (1 to 2·6)	1,730
Oral disorders	0 (0 to 0)	0 (0 to 0)	0 (0 to 0)	15·2 (8·5 to 25·2)	17·7 (9·8 to 28·7)	18·6 (10·1 to 31·5)	29·9 (16·8 to 51·4)	53·4 (28·4 to 94·5)	83·4 (43·2 to 155)	113 (59·1 to 206)	135 (70·1 to 238)	148 (79·1 to 257)	157 (89·3 to 260)	158 (93·6 to 254)	157 (93·8 to 243)	146 (91·3 to 224)	114 (70·8 to 171)	88·3 (56·1 to 131)	57·8 (37 to 84·7)	34·1 (22·1 to 49·1)	16·5 (10·5 to 23·7)	5·6 (3·6 to 8·1)	1·3 (0·8 to 1·8)	1,550
Caries of deciduous teeth	0 (0 to 0)	0 (0 to 0)	0 (0 to 0)	4·7 (1·8 to 10)	4·8 (2 to 10·3)	0·3 (0 to 0·7)	0 (0 to 0)	0 (0 to 0)	0 (0 to 0)	0 (0 to 0)	0 (0 to 0)	0 (0 to 0)	0 (0 to 0)	0 (0 to 0)	0 (0 to 0)	0 (0 to 0)	0 (0 to 0)	0 (0 to 0)	0 (0 to 0)	0 (0 to 0)	0 (0 to 0)	0 (0 to 0)	0 (0 to 0)	9·8
Caries of permanent teeth	0 (0 to 0)	0 (0 to 0)	0 (0 to 0)	0 (0 to 0)	2·3 (0·7 to 5·4)	6·3 (2·2 to 14·3)	8·3 (3·2 to 18)	10·7 (4·7 to 21·1)	10·5 (4·2 to 21·5)	9·5 (3·8 to 19·2)	8·8 (3·6 to 18·3)	7·5 (3·2 to 15·5)	6·1 (2·5 to 13)	4·8 (1·9 to 10)	3·7 (1·4 to 8·4)	2·7 (1 to 5·9)	1·7 (0·7 to 3·6)	1·1 (0·4 to 2·3)	0·6 (0·2 to 1·3)	0·3 (0·1 to 0·7)	0·1 (0 to 0·3)	0 (0 to 0·1)	0 (0 to 0)	85·2
Periodontal diseases	0 (0 to 0)	0 (0 to 0)	0 (0 to 0)	0 (0 to 0)	0 (0 to 0)	0 (0 to 0)	4·1 (1·2 to 10·8)	16·1 (4·8 to 40·2)	36·2 (11·6 to 86·7)	54·9 (19·1 to 123)	66 (23·6 to 148)	68·2 (25·9 to 145)	62·7 (24·6 to 131)	50·1 (20·1 to 108)	37 (14·9 to 77·2)	25·1 (10·1 to 50·2)	14·4 (5·7 to 29·7)	8·8 (3·5 to 17·6)	5 (1·9 to 10·2)	2·7 (1 to 5·6)	1·3 (0·5 to 2·7)	0·4 (0·2 to 0·9)	0·1 (0 to 0·2)	453
Other oral disorders	0 (0 to 0)	0 (0 to 0)	0 (0 to 0)	10·5 (6·1 to 16·2)	10·6 (6·3 to 16·7)	12 (6·9 to 18·7)	17·5 (10·3 to 27·7)	21·4 (12·5 to 32·7)	23·5 (14 to 36·3)	24·7 (14·6 to 37·9)	23·9 (14·1 to 36·6)	22·1 (13·3 to 33·6)	19·8 (11·9 to 29·5)	16·3 (9·9 to 24·2)	12·8 (7·9 to 19·5)	9·7 (5·9 to 14·7)	6·4 (3·9 to 9·6)	4 (2·5 to 6)	2 (1·2 to 3)	0·9 (0·6 to 1·4)	0·3 (0·2 to 0·5)	0·1 (0·1 to 0·2)	0 (0 to 0)	239
Sudden infant death syndrome	--	12·8 (7 to 21·1)	43·1 (19·4 to 81·6)	--	--	--	--	--	--	--	--	--	--	--	--	--	--	--	--	--	--	--	--	NA
Injuries	19 (12·9 to 27·1)	16·4 (11 to 23·5)	195 (116 to 308)	268 (199 to 344)	234 (197 to 276)	345 (297 to 406)	489 (418 to 573)	652 (518 to 809)	583 (459 to 736)	526 (423 to 657)	566 (457 to 703)	474 (382 to 591)	445 (355 to 553)	348 (278 to 432)	312 (251 to 390)	256 (206 to 320)	198 (159 to 241)	169 (137 to 206)	128 (103 to 159)	93·9 (76·1 to 115)	65·1 (52·6 to 78·8)	31·1 (25·1 to 37·7)	9·6 (7·8 to 11·5)	6,420
Transport injuries	2·2 (1·5 to 3·3)	2·2 (1·4 to 3·2)	21·9 (12·1 to 36·9)	88·3 (57 to 128)	87·3 (65·6 to 115)	107 (82·2 to 135)	155 (119 to 197)	246 (175 to 331)	206 (147 to 274)	181 (135 to 242)	203 (151 to 269)	171 (128 to 225)	169 (128 to 219)	128 (98·4 to 164)	121 (93·5 to 158)	93·5 (73·7 to 119)	71·6 (56·8 to 88·9)	54·2 (42·8 to 68·1)	37·7 (29·7 to 47·4)	21·7 (16·9 to 27·5)	12·3 (9·5 to 15·8)	4·2 (3·3 to 5·3)	1·1 (0·9 to 1·4)	2,180
Road injuries	2 (1·3 to 3)	1·9 (1·2 to 2·8)	20·7 (11·3 to 34·9)	85·5 (54·8 to 125)	83·3 (62·3 to 110)	102 (77·6 to 128)	148 (112 to 189)	235 (166 to 318)	196 (139 to 263)	173 (129 to 231)	194 (144 to 259)	163 (122 to 215)	161 (123 to 210)	122 (94·1 to 157)	116 (89·7 to 152)	90 (70·9 to 114)	69·1 (54·7 to 85·9)	52·3 (41·3 to 65·8)	36·5 (28·7 to 45·9)	20·9 (16·3 to 26·6)	11·8 (9·2 to 15·3)	4 (3·1 to 5)	1 (0·8 to 1·3)	2,090
Pedestrian road injuries	0·6 (0·4 to 1)	0·6 (0·4 to 0·8)	4·8 (2·5 to 8·1)	33·4 (20·7 to 51·5)	29·8 (21·3 to 40·4)	31·2 (23·1 to 40·8)	32·8 (21·9 to 45)	51·5 (32·6 to 78·8)	42·2 (29·5 to 57·4)	38·1 (25·5 to 54·3)	47·3 (33 to 65·9)	40·4 (27·3 to 58·1)	43·8 (30·4 to 61·2)	34·9 (26 to 46)	35·9 (27 to 47·9)	31·2 (24·2 to 40·3)	26·1 (20·2 to 33·4)	21·8 (16·6 to 28·5)	17 (13 to 22)	10·1 (7·6 to 13·2)	6 (4·5 to 8·1)	1·8 (1·3 to 2·3)	0·4 (0·3 to 0·5)	582
Cyclist road injuries	0 (0 to 0)	0 (0 to 0)	0 (0 to 0)	3·6 (2 to 6·2)	4·7 (3 to 7·2)	6·5 (4·3 to 10)	5·2 (3·6 to 7·3)	5·9 (4·2 to 7·9)	6 (4·3 to 8·2)	6·3 (4·6 to 8·3)	6·7 (4·9 to 8·9)	6·4 (4·7 to 8·6)	8·2 (6 to 10·9)	7·6 (5·5 to 10·2)	6·7 (4·9 to 9·3)	5·3 (3·9 to 7·1)	3·9 (2·9 to 5·3)	2·5 (1·9 to 3·3)	1·4 (1 to 1·9)	1 (0·7 to 1·3)	0·5 (0·4 to 0·7)	0·2 (0·2 to 0·3)	0 (0 to 0·1)	88·9
Motorcyclist road injuries	0·1 (0·1 to 0·2)	0·1 (0·1 to 0·2)	0·9 (0·5 to 1·6)	2·8 (1·8 to 4·1)	3·8 (2·9 to 5)	7 (5·4 to 8·8)	17·1 (11·2 to 25·1)	25·2 (15·7 to 39·5)	19·5 (14 to 26·1)	13·4 (9·2 to 18·8)	14·6 (10·2 to 20·5)	11·9 (8·1 to 17·1)	10·2 (7·5 to 14)	6·6 (5·2 to 8·6)	5·5 (4·2 to 7·2)	3·7 (2·8 to 4·8)	2·6 (2 to 3·5)	2·1 (1·6 to 2·8)	1·5 (1·1 to 2)	1·1 (0·8 to 1·4)	0·6 (0·4 to 0·8)	0·2 (0·2 to 0·3)	0·1 (0·1 to 0·1)	151
Motor vehicle road injuries	1·1 (0·7 to 1·7)	1·1 (0·7 to 1·6)	14·4 (8 to 24·1)	43·6 (26·8 to 66·9)	43·1 (32·1 to 57·5)	54·1 (41·1 to 69·6)	89 (64·6 to 119)	147 (99·4 to 205)	124 (88·3 to 169)	111 (79·9 to 153)	121 (87 to 162)	101 (73·9 to 137)	95·5 (70·7 to 127)	70·3 (53·9 to 90·8)	65·2 (50·1 to 85·4)	48·5 (37·8 to 62·2)	35·5 (28 to 44·4)	25·2 (20 to 31·8)	16·1 (12·6 to 20·2)	8·5 (6·6 to 10·8)	4·5 (3·5 to 5·8)	1·7 (1·3 to 2·1)	0·5 (0·3 to 0·6)	1,220
Other road injuries	0·1 (0·1 to 0·2)	0·1 (0 to 0·2)	0·6 (0·2 to 1·2)	2·1 (0·8 to 4·3)	1·8 (1 to 3·1)	2·7 (1·6 to 4·5)	3·3 (2 to 5·6)	4·8 (2·8 to 8·1)	4 (2·4 to 6·5)	4 (2·5 to 6·2)	4·3 (2·8 to 6·7)	3·7 (2·5 to 5·4)	3·5 (2·4 to 5·1)	2·8 (2 to 4)	2·7 (1·8 to 4)	1·2 (0·9 to 1·6)	0·8 (0·6 to 1·1)	0·6 (0·4 to 0·8)	0·5 (0·3 to 0·6)	0·3 (0·2 to 0·4)	0·1 (0·1 to 0·2)	0·1 (0 to 0·1)	0 (0 to 0)	44·3
Other transport injuries	0·2 (0·1 to 0·4)	0·3 (0·2 to 0·5)	1·2 (0·6 to 2·2)	2·8 (1·8 to 4·2)	4 (2·7 to 5·6)	5·5 (3·7 to 8·1)	7·9 (5·1 to 11·9)	10·8 (6·8 to 16·5)	9·8 (6·4 to 15)	8·1 (5·5 to 12·2)	9·2 (6 to 14)	7·6 (4·9 to 11·4)	7·3 (4·8 to 11·2)	5·4 (3·7 to 8)	4·9 (3·3 to 7·5)	3·5 (2·5 to 4·9)	2·5 (1·8 to 3·5)	1·9 (1·4 to 2·6)	1·2 (0·9 to 1·7)	0·8 (0·5 to 1)	0·5 (0·3 to 0·7)	0·2 (0·2 to 0·3)	0·1 (0·1 to 0·1)	95·8
Unintentional injuries	10 (6·6 to 14·8)	12·5 (8·2 to 18·4)	157 (91·8 to 258)	145 (106 to 187)	108 (84·3 to 137)	141 (110 to 179)	140 (108 to 183)	162 (124 to 211)	166 (124 to 216)	172 (129 to 231)	186 (140 to 245)	177 (131 to 234)	174 (132 to 228)	159 (119 to 207)	148 (112 to 192)	136 (104 to 176)	110 (83·9 to 140)	103 (81 to 127)	83·6 (65 to 105)	69 (54·9 to 85·6)	51·3 (40·8 to 63·1)	26·4 (21 to 32·4)	8·4 (6·7 to 10·1)	2,640
Falls	0·5 (0·4 to 0·8)	0·5 (0·3 to 0·7)	4·5 (2·7 to 7·1)	14·9 (11 to 19·9)	26·4 (19·4 to 36·4)	38·5 (27 to 52·8)	46·6 (32·8 to 65·2)	54·5 (38·8 to 74·2)	60·5 (42·9 to 81·7)	66·5 (48·5 to 90·7)	72·8 (53 to 98)	73·7 (53·1 to 100)	74·7 (55 to 100)	73·2 (55 to 97·2)	70·5 (53 to 92·3)	70·9 (54 to 91·2)	61·6 (47·4 to 78)	63·1 (49·3 to 79·6)	55·4 (43·6 to 70·5)	50·3 (39·3 to 62·6)	39·3 (31·2 to 49·4)	20·9 (16·5 to 26·2)	6·7 (5·3 to 8·2)	1,050
Drowning	0·4 (0·3 to 0·6)	0·2 (0·1 to 0·3)	3·2 (1·8 to 5·4)	31·8 (21·1 to 43·8)	13·7 (9·4 to 19·3)	20·9 (15 to 28·7)	12·7 (9·1 to 17·3)	10·3 (7 to 14·5)	7·9 (5·1 to 11·8)	6·3 (4·4 to 9)	6·9 (4·7 to 10)	4·7 (3·2 to 6·7)	4·3 (3 to 6)	2·9 (2 to 4·2)	2·4 (1·7 to 3·3)	1·9 (1·4 to 2·7)	1·3 (0·9 to 1·9)	1 (0·8 to 1·4)	0·7 (0·5 to 0·9)	0·4 (0·3 to 0·5)	0·2 (0·2 to 0·3)	0·1 (0·1 to 0·1)	0 (0 to 0)	134
Fire, heat, and hot substances	0·2 (0·2 to 0·3)	0·4 (0·2 to 0·5)	4·2 (2·9 to 6·1)	15·7 (12 to 19·6)	15·3 (10·4 to 23)	18·7 (11·5 to 30·3)	22·3 (13·8 to 34·7)	25·1 (15·6 to 38·4)	26·9 (17·2 to 41·2)	28·5 (17·5 to 45)	29·8 (18·6 to 45·1)	27·2 (16·8 to 41·4)	25·4 (16 to 38·9)	21·8 (13·6 to 33·7)	18·7 (11·9 to 28·3)	15·2 (9·8 to 22·9)	10·8 (7·2 to 16·1)	8·7 (6·1 to 12·3)	6·2 (4·3 to 8·6)	4·5 (3·3 to 6)	3 (2·3 to 3·8)	1·4 (1·1 to 1·8)	0·5 (0·4 to 0·6)	330
Poisonings	0·1 (0·1 to 0·2)	0·3 (0·2 to 0·4)	0·9 (0·5 to 1·6)	3·3 (2·1 to 4·7)	3·6 (2·2 to 5·7)	5·3 (3·3 to 7·9)	5·5 (3·7 to 8·1)	6·1 (4·1 to 8·7)	5·4 (3·5 to 8)	4·9 (3·2 to 7·5)	4·8 (3·1 to 7·3)	3·9 (2·5 to 5·9)	3·5 (2·2 to 5·4)	2·8 (1·7 to 4·2)	2·2 (1·3 to 3·3)	1·6 (1 to 2·5)	1·1 (0·7 to 1·7)	0·8 (0·5 to 1·2)	0·6 (0·4 to 0·8)	0·3 (0·2 to 0·5)	0·2 (0·1 to 0·3)	0·1 (0·1 to 0·1)	0 (0 to 0)	57·6
Poisoning by carbon monoxide	0 (0 to 0)	0 (0 to 0)	0·2 (0·1 to 0·4)	0·7 (0·4 to 1·3)	0·8 (0·5 to 1·2)	1 (0·6 to 1·6)	1·4 (0·9 to 2)	1·7 (1·1 to 2·5)	1·4 (0·9 to 2·1)	1·1 (0·7 to 1·6)	1·1 (0·7 to 1·6)	0·9 (0·6 to 1·3)	0·8 (0·6 to 1·2)	0·6 (0·4 to 0·9)	0·4 (0·3 to 0·7)	0·3 (0·2 to 0·5)	0·2 (0·2 to 0·4)	0·2 (0·1 to 0·3)	0·2 (0·1 to 0·2)	0·1 (0·1 to 0·1)	0 (0 to 0·1)	0 (0 to 0)	0 (0 to 0)	13·3
Poisoning by other means	0·1 (0·1 to 0·2)	0·2 (0·2 to 0·4)	0·7 (0·4 to 1·2)	2·6 (1·6 to 3·8)	2·8 (1·6 to 4·7)	4·3 (2·6 to 6·6)	4·2 (2·5 to 6·5)	4·3 (2·6 to 6·6)	4 (2·4 to 6·2)	3·8 (2·3 to 6·2)	3·7 (2·2 to 5·9)	3 (1·8 to 4·9)	2·7 (1·5 to 4·3)	2·2 (1·2 to 3·5)	1·8 (1 to 2·8)	1·3 (0·8 to 2·2)	0·9 (0·5 to 1·4)	0·6 (0·4 to 1)	0·4 (0·2 to 0·6)	0·3 (0·2 to 0·4)	0·1 (0·1 to 0·2)	0 (0 to 0·1)	0 (0 to 0)	44·3
Exposure to mechanical forces	0·1 (0·1 to 0·2)	0·2 (0·1 to 0·2)	1·4 (0·9 to 2·1)	7·6 (5·1 to 11·1)	12·6 (8·4 to 18·9)	15·9 (10·6 to 23·8)	17·8 (11·9 to 27·1)	20·5 (14·3 to 30·4)	21 (14·4 to 31)	21·9 (15·1 to 32·3)	22·6 (15·7 to 32·7)	21·2 (14·1 to 31·1)	20·4 (14·2 to 30)	18·1 (12·7 to 26)	15·8 (11·1 to 23)	13·2 (9·2 to 19·1)	9·6 (6·6 to 13·6)	7·2 (5·1 to 10·2)	4·9 (3·5 to 6·9)	2·8 (2 to 4)	1·5 (1·1 to 2·1)	0·6 (0·4 to 0·8)	0·2 (0·1 to 0·2)	257
Unintentional firearm injuries	0 (0 to 0)	0 (0 to 0)	0·1 (0 to 0·1)	0·5 (0·3 to 0·8)	0·6 (0·4 to 0·9)	1 (0·7 to 1·5)	1·6 (1·1 to 2·4)	2·4 (1·6 to 3·4)	2 (1·4 to 2·8)	1·9 (1·4 to 2·6)	2·1 (1·5 to 2·9)	1·9 (1·4 to 2·7)	1·9 (1·3 to 2·7)	1·6 (1·2 to 2·4)	1·4 (1 to 2)	1·1 (0·8 to 1·6)	0·8 (0·6 to 1·2)	0·6 (0·4 to 0·9)	0·4 (0·3 to 0·6)	0·3 (0·2 to 0·4)	0·1 (0·1 to 0·2)	0·1 (0 to 0·1)	0 (0 to 0)	22·5
Other exposure to mechanical forces	0·1 (0·1 to 0·2)	0·2 (0·1 to 0·2)	1·3 (0·9 to 2)	7·1 (4·7 to 10·2)	12 (8 to 18·1)	14·9 (9·7 to 22·4)	16·1 (10·4 to 25·2)	18·2 (12·2 to 27·5)	19·1 (12·9 to 28·6)	20 (13·6 to 29·9)	20·5 (14 to 30·1)	19·2 (12·7 to 28·4)	18·5 (12·7 to 27·5)	16·5 (11·4 to 24)	14·4 (10·1 to 21·2)	12·1 (8·3 to 17·6)	8·8 (6 to 12·5)	6·6 (4·6 to 9·3)	4·5 (3·2 to 6·3)	2·6 (1·8 to 3·6)	1·4 (1 to 1·9)	0·5 (0·4 to 0·8)	0·2 (0·1 to 0·2)	235
Adverse effects of medical treatment	1·4 (0·8 to 2·2)	1·6 (0·7 to 2·4)	11·2 (3·5 to 22·2)	10·4 (5·9 to 16·5)	5·3 (3·2 to 7·9)	4·4 (2·5 to 6·7)	4·5 (2·8 to 6·7)	6·2 (3·6 to 9·8)	6·8 (3·9 to 10·8)	7·5 (4·4 to 11·3)	9·8 (5·6 to 15·3)	10·7 (5·5 to 16·6)	11·7 (5·3 to 18·5)	12·9 (5·5 to 20·4)	14·1 (5·3 to 22·6)	13·9 (5 to 23·1)	11·2 (3·7 to 18)	10·7 (3·6 to 16·5)	7·9 (2·7 to 12·3)	5·1 (1·7 to 7·8)	3·5 (1·1 to 5·5)	1·5 (0·4 to 2·3)	0·4 (0·1 to 0·6)	173
Animal contact	0·2 (0·1 to 0·3)	0·4 (0·2 to 0·8)	2·4 (1·2 to 4·2)	5·1 (3·2 to 8·1)	4·3 (2·9 to 6·2)	4·7 (3 to 7)	4·2 (2·7 to 6·3)	4·6 (2·9 to 6·7)	4·6 (3 to 6·8)	4·7 (3·1 to 7)	4·9 (3·2 to 7·3)	4·7 (3·1 to 6·9)	4·6 (3·1 to 6·6)	4·1 (2·8 to 6)	3·6 (2·5 to 5·2)	3 (2 to 4·3)	2·3 (1·6 to 3·2)	1·8 (1·2 to 2·5)	1·2 (0·8 to 1·6)	0·7 (0·5 to 1·1)	0·4 (0·3 to 0·5)	0·2 (0·1 to 0·2)	0 (0 to 0·1)	66·9
Venomous animal contact	0·1 (0 to 0·2)	0·3 (0·1 to 0·6)	1·4 (0·7 to 2·8)	3 (1·7 to 5·2)	2·3 (1·4 to 3·6)	2·6 (1·5 to 4·2)	2·5 (1·4 to 4)	2·8 (1·7 to 4·3)	2·7 (1·6 to 4·2)	2·8 (1·7 to 4·2)	2·8 (1·8 to 4·2)	2·5 (1·6 to 3·7)	2·4 (1·5 to 3·6)	2 (1·3 to 3)	1·7 (1·1 to 2·5)	1·4 (0·9 to 2)	0·9 (0·6 to 1·4)	0·7 (0·5 to 1)	0·4 (0·3 to 0·6)	0·3 (0·2 to 0·4)	0·1 (0·1 to 0·2)	0·1 (0 to 0·1)	0 (0 to 0)	35·9
Non-venomous animal contact	0·1 (0·1 to 0·2)	0·1 (0·1 to 0·3)	0·9 (0·4 to 1·8)	2·1 (1·1 to 3·6)	2 (1·2 to 3·2)	2·1 (1·2 to 3·4)	1·7 (1 to 3)	1·8 (1·1 to 3·1)	1·9 (1·1 to 3·2)	2 (1·2 to 3·4)	2·1 (1·2 to 3·6)	2·2 (1·3 to 3·7)	2·2 (1·3 to 3·6)	2·1 (1·3 to 3·3)	1·9 (1·2 to 3)	1·6 (1 to 2·6)	1·3 (0·8 to 2)	1·1 (0·7 to 1·6)	0·7 (0·5 to 1·1)	0·5 (0·3 to 0·7)	0·3 (0·2 to 0·4)	0·1 (0·1 to 0·2)	0 (0 to 0)	31
Foreign body	6·6 (4·2 to 10·1)	8·8 (5·4 to 13·3)	128 (72·8 to 216)	51·3 (34·7 to 69·4)	19·8 (15·2 to 25·2)	23·2 (17·8 to 29·8)	15·7 (12·3 to 19·9)	21·2 (15·7 to 27·6)	19·3 (14·2 to 26)	17·7 (13·1 to 23·6)	19·7 (14·6 to 26·3)	16·5 (12·2 to 21·8)	15·5 (11·6 to 20)	11·7 (8·8 to 15·5)	10·4 (7·8 to 13·8)	7·7 (5·8 to 10·1)	5·8 (4·5 to 7·5)	5 (3·9 to 6·5)	3·5 (2·6 to 4·4)	2·6 (1·9 to 3·4)	1·7 (1·3 to 2·1)	0·9 (0·7 to 1·1)	0·3 (0·2 to 0·4)	413
Pulmonary aspiration and foreign body in airway	6·6 (4·2 to 10·1)	8·8 (5·3 to 13·3)	127 (72·4 to 215)	49·3 (33 to 67·5)	16·8 (12·4 to 22)	19·5 (14·5 to 25·9)	11·4 (8·6 to 14·9)	16·1 (11·4 to 22·2)	13·8 (9·3 to 19·7)	11·7 (8·1 to 16·9)	13·5 (9·2 to 19·4)	10·4 (7·2 to 14·9)	9·8 (6·7 to 13·7)	6·9 (4·7 to 10·2)	6·4 (4·2 to 9·2)	4·6 (3 to 6·7)	3·6 (2·5 to 5·1)	3·4 (2·5 to 4·9)	2·4 (1·7 to 3·3)	1·9 (1·4 to 2·7)	1·4 (1 to 1·8)	0·8 (0·5 to 1)	0·3 (0·2 to 0·4)	347
Foreign body in eyes	0 (0 to 0)	0 (0 to 0)	0·1 (0 to 0·2)	0·5 (0·2 to 1·1)	0·9 (0·3 to 2·1)	1·3 (0·4 to 2·9)	1·8 (0·7 to 3·8)	2·3 (0·9 to 4·7)	2·7 (1·2 to 5·3)	3·1 (1·4 to 5·8)	3·3 (1·6 to 6)	3·3 (1·8 to 5·8)	3·1 (1·7 to 5·2)	2·6 (1·5 to 4·1)	2·1 (1·2 to 3·2)	1·7 (1·1 to 2·5)	1·2 (0·7 to 1·7)	0·9 (0·5 to 1·2)	0·6 (0·4 to 0·8)	0·3 (0·2 to 0·5)	0·2 (0·1 to 0·2)	0·1 (0 to 0·1)	0 (0 to 0)	31·9
Foreign body in other body part	0 (0 to 0)	0 (0 to 0)	0·2 (0·1 to 0·4)	1·5 (0·9 to 2·4)	2·1 (1·3 to 3·2)	2·4 (1·6 to 3·5)	2·6 (1·8 to 3·7)	2·8 (1·9 to 3·8)	2·9 (2 to 4)	3 (2 to 4·1)	3 (2 to 4·1)	2·8 (1·9 to 3·8)	2·5 (1·8 to 3·5)	2·2 (1·6 to 3)	1·9 (1·4 to 2·6)	1·4 (1 to 2)	1 (0·7 to 1·4)	0·7 (0·5 to 1)	0·5 (0·3 to 0·7)	0·3 (0·2 to 0·4)	0·1 (0·1 to 0·2)	0·1 (0 to 0·1)	0 (0 to 0)	34
Environmental heat and cold exposure	0 (0 to 0)	0 (0 to 0)	0·2 (0·1 to 0·3)	0·9 (0·5 to 1·4)	1·9 (1·1 to 3·1)	2·8 (1·6 to 4·4)	3·7 (2·3 to 5·8)	4·4 (2·7 to 6·8)	4·9 (3 to 7·5)	5·4 (3·4 to 8·4)	5·7 (3·5 to 8·7)	5·6 (3·5 to 8·6)	5·5 (3·5 to 8·3)	4·9 (3·2 to 7·2)	4·4 (2·8 to 6·5)	3·8 (2·4 to 5·7)	2·8 (1·9 to 4·2)	2·2 (1·5 to 3·2)	1·6 (1 to 2·2)	1 (0·7 to 1·4)	0·6 (0·4 to 0·9)	0·3 (0·2 to 0·4)	0·1 (0·1 to 0·1)	62·6
Exposure to forces of nature	0 (0 to 0)	0 (0 to 0)	0 (0 to 0)	0 (0 to 0)	0·1 (0 to 0·1)	0·2 (0·1 to 0·3)	0·3 (0·2 to 0·4)	0·3 (0·2 to 0·4)	0·3 (0·2 to 0·5)	0·3 (0·2 to 0·5)	0·4 (0·3 to 0·6)	0·4 (0·2 to 0·6)	0·4 (0·3 to 0·6)	0·3 (0·2 to 0·4)	0·2 (0·1 to 0·3)	0·2 (0·1 to 0·3)	0·1 (0·1 to 0·2)	0·1 (0·1 to 0·1)	0·1 (0 to 0·1)	0 (0 to 0·1)	0 (0 to 0)	0 (0 to 0)	0 (0 to 0)	3·7
Other unintentional injuries	0·2 (0·1 to 0·4)	0·2 (0·1 to 0·3)	1·1 (0·7 to 1·8)	3·7 (2·5 to 5·4)	5·2 (3·8 to 7·1)	6·7 (4·9 to 9)	7 (5·1 to 9·2)	8·6 (6·3 to 11·7)	8·2 (6 to 11)	8·2 (6·2 to 11·2)	9·1 (6·7 to 11·9)	8 (6 to 10·7)	7·8 (5·7 to 10·1)	5·9 (4·3 to 8)	5·2 (3·9 to 7·1)	4·1 (3 to 5·5)	3·2 (2·4 to 4·2)	2·4 (1·8 to 3·1)	1·8 (1·3 to 2·3)	1·2 (0·9 to 1·6)	0·9 (0·6 to 1·1)	0·4 (0·3 to 0·6)	0·1 (0·1 to 0·2)	99·2
Self-harm and interpersonal violence	6·7 (4 to 10·6)	1·8 (1 to 3)	16·4 (8·8 to 27·9)	34·7 (21·4 to 52)	38·8 (28·9 to 51)	96·7 (76·7 to 120)	193 (154 to 238)	244 (182 to 319)	211 (152 to 288)	173 (127 to 235)	177 (132 to 234)	126 (93·4 to 166)	102 (76·9 to 142)	62 (47·6 to 81·3)	43·2 (32·9 to 56·6)	26·7 (20·9 to 34·4)	16·9 (13·2 to 21)	11·3 (9·1 to 14·2)	6·5 (5·2 to 8·2)	3·1 (2·5 to 3·9)	1·5 (1·2 to 1·9)	0·5 (0·4 to 0·6)	0·2 (0·1 to 0·2)	1,590
Self-harm	0 (0 to 0)	0 (0 to 0)	0 (0 to 0)	0 (0 to 0)	0 (0 to 0)	30·9 (20·1 to 44·9)	81·6 (57·4 to 111)	80·5 (53·4 to 113)	60 (38·2 to 90·4)	45·8 (30·3 to 66·7)	46 (30·7 to 65·8)	31·8 (21 to 45·6)	26·3 (17·6 to 37)	14·7 (10·1 to 21·2)	10·7 (7·3 to 15·3)	5·9 (4·2 to 8·2)	3·6 (2·6 to 5)	2·3 (1·6 to 3·1)	1·1 (0·8 to 1·4)	0·6 (0·4 to 0·7)	0·3 (0·2 to 0·4)	0·1 (0·1 to 0·1)	0 (0 to 0·1)	442
Self-harm by firearm	0 (0 to 0)	0 (0 to 0)	0 (0 to 0)	0 (0 to 0)	0 (0 to 0)	1·5 (0·9 to 2·2)	6·3 (4·4 to 8·8)	6·8 (4·5 to 9·7)	4·8 (3·1 to 7·3)	3·2 (2·1 to 4·7)	3·1 (2 to 4·5)	2·8 (1·8 to 4)	2·3 (1·6 to 3·3)	1·3 (0·9 to 1·9)	0·9 (0·6 to 1·3)	0·6 (0·4 to 0·8)	0·4 (0·3 to 0·5)	0·2 (0·1 to 0·3)	0·1 (0·1 to 0·2)	0·1 (0 to 0·1)	0 (0 to 0)	0 (0 to 0)	0 (0 to 0)	34·5
Self-harm by other specified means	0 (0 to 0)	0 (0 to 0)	0 (0 to 0)	0 (0 to 0)	0 (0 to 0)	29·4 (19·1 to 42·4)	75·2 (53·1 to 102)	73·7 (48·9 to 103)	55·2 (35·3 to 83·2)	42·6 (28·2 to 62·2)	42·8 (28·7 to 61·2)	29 (19·1 to 41·5)	24 (16 to 33·8)	13·4 (9·2 to 19·2)	9·8 (6·7 to 14)	5·3 (3·8 to 7·4)	3·3 (2·3 to 4·4)	2·1 (1·5 to 2·8)	0·9 (0·7 to 1·2)	0·5 (0·4 to 0·7)	0·3 (0·2 to 0·4)	0·1 (0·1 to 0·1)	0 (0 to 0)	408
Interpersonal violence	6·7 (4 to 10·6)	1·8 (1 to 3)	15·9 (8·5 to 27·4)	34·2 (21 to 51·4)	37·9 (28·2 to 49·7)	64·7 (48·7 to 84·6)	109 (81·5 to 140)	160 (116 to 215)	150 (105 to 207)	126 (90 to 172)	129 (93·6 to 173)	94·3 (69·4 to 126)	75·9 (55·6 to 108)	46·8 (34·8 to 63·2)	32 (23·8 to 43·1)	20·7 (15·7 to 27·1)	13·2 (10·1 to 16·7)	9 (7·1 to 11·5)	5·4 (4·2 to 6·8)	2·6 (2 to 3·2)	1·2 (1 to 1·5)	0·4 (0·3 to 0·5)	0·1 (0·1 to 0·1)	1,140
Physical violence by firearm	0·9 (0·5 to 1·4)	0·4 (0·2 to 0·6)	3·7 (2 to 6·3)	9·9 (5·9 to 15·3)	15·1 (10·8 to 20·3)	25 (18·1 to 33·1)	55·4 (39·7 to 73·8)	79·8 (55·2 to 110)	72·3 (47·1 to 104)	58·1 (38·5 to 85·2)	61·5 (40·9 to 89·1)	43·4 (29·5 to 61·5)	34·4 (23·6 to 51·5)	20 (13·7 to 28·6)	12·3 (8·3 to 17·8)	6·5 (4·6 to 9·2)	3·7 (2·6 to 4·9)	1·8 (1·3 to 2·6)	0·9 (0·7 to 1·3)	0·3 (0·2 to 0·3)	0·1 (0·1 to 0·2)	0 (0 to 0)	0 (0 to 0)	506
Physical violence by sharp object	0·9 (0·5 to 1·4)	0·2 (0·1 to 0·3)	1·4 (0·8 to 2·4)	3·2 (2 to 4·8)	4·2 (3·1 to 5·5)	9·3 (6·8 to 12·1)	16·9 (12·5 to 22·2)	29·1 (20·3 to 39·8)	28 (18·6 to 40)	24·7 (15·7 to 35·8)	24·3 (16·6 to 35)	17·9 (12·7 to 24·8)	14·1 (10·2 to 20·2)	9·7 (7 to 13·3)	7·3 (5·3 to 10·1)	5·2 (3·8 to 7)	3·4 (2·5 to 4·5)	2·5 (1·9 to 3·4)	1·4 (1·1 to 1·8)	0·7 (0·5 to 0·9)	0·3 (0·2 to 0·4)	0·1 (0·1 to 0·1)	0 (0 to 0)	205
Sexual violence	0 (0 to 0)	0 (0 to 0)	0 (0 to 0)	0·2 (0·1 to 0·4)	1·9 (1·2 to 3)	4·3 (2·4 to 6·9)	9·1 (5·1 to 14·3)	13·7 (7·9 to 21·5)	15·4 (8·7 to 24·8)	16 (9 to 25·4)	15·4 (8·6 to 24·7)	12·8 (7·5 to 20·7)	9·1 (5·2 to 15)	5·2 (2·9 to 8·5)	2·7 (1·5 to 4·3)	1·7 (1·1 to 2·6)	1·1 (0·7 to 1·7)	0·7 (0·5 to 1·1)	0·4 (0·3 to 0·7)	0·2 (0·2 to 0·4)	0·1 (0·1 to 0·1)	0 (0 to 0)	0 (0 to 0)	110
Physical violence by other means	5 (2·9 to 7·8)	1·2 (0·7 to 2·1)	10·8 (5·8 to 18·6)	20·8 (12·4 to 31·3)	16·7 (12·2 to 22·4)	26·2 (19·5 to 34·7)	27·4 (20·7 to 36·1)	37·1 (26·5 to 49·9)	34 (23·3 to 47·4)	27 (18·3 to 37·9)	27·9 (19·7 to 38·1)	20·2 (15·1 to 26·9)	18·3 (13·6 to 25·1)	12 (9 to 15·8)	9·7 (7·4 to 12·8)	7·2 (5·6 to 9·3)	5 (3·8 to 6·4)	3·9 (3 to 5)	2·6 (2 to 3·3)	1·3 (1 to 1·7)	0·7 (0·5 to 0·9)	0·2 (0·2 to 0·3)	0·1 (0 to 0·1)	315
Conflict and terrorism	0 (0 to 0)	0 (0 to 0)	0 (0 to 0)	0 (0 to 0)	0 (0 to 0)	0 (0 to 0)	0 (0 to 0)	0 (0 to 0·1)	0·1 (0 to 0·1)	0·1 (0 to 0·1)	0·1 (0 to 0·1)	0 (0 to 0·1)	0 (0 to 0·1)	0 (0 to 0)	0 (0 to 0)	0 (0 to 0)	0 (0 to 0)	0 (0 to 0)	0 (0 to 0)	0 (0 to 0)	0 (0 to 0)	0 (0 to 0)	0 (0 to 0)	0·4

SR Table 2b: Campeche DALYS by cause and age group for females with 95% uncertainty intervals, 2019

Cause	Early Neonatal (0-6 days)	Late Neonatal (7-27 days)	Post Neonatal (28-364 days)	1 to 4	5 to 9	10 to 14	15 to 19	20 to 24	25 to 29	30 to 34	35 to 39	40 to 44	45 to 49	50 to 54	55 to 59	60 to 64	65 to 69	70 to 74	75 to 79	80 to 84	85 to 89	90 to 94	95 plus	Total
All causes	2,458 (2,458 to 2,462)	1,141 (1,141 to 1,210)	1,092 (1,092 to 1,370)	2,564 (1,960 to 3,240)	2,228 (1,760 to 2,770)	2,107 (2,100 to 2,610)	2,170 (2,170 to 2,670)	2,511 (2,510 to 2,950)	2,824 (2,820 to 3,220)	3,242 (3,240 to 3,660)	3,784 (3,780 to 4,300)	4,453 (4,450 to 4,710)	5,128 (5,120 to 5,450)	5,867 (5,860 to 6,190)	6,728 (6,720 to 7,050)	7,656 (7,650 to 8,060)	8,599 (8,590 to 9,060)	9,547 (9,540 to 10,000)	10,490 (10,480 to 11,000)	11,430 (11,420 to 12,000)	12,360 (12,350 to 13,000)	13,280 (13,270 to 14,000)	14,190 (14,180 to 15,000)	113,000 (113,000 to 113,000)
Communicable, maternal, neonatal, and nutritional diseases	2,429 (1,815 to 2,982)	1,092 (809 to 1,456)	1,060 (829 to 1,640)	971 (682 to 1,330)	666 (441 to 978)	422 (217 to 692)	455 (263 to 765)	548 (316 to 886)	722 (401 to 1,164)	711 (393 to 1,165)	668 (372 to 1,054)	623 (349 to 1,019)	567 (320 to 922)	495 (277 to 810)	392 (218 to 645)	309 (172 to 515)	274 (152 to 461)	247 (137 to 417)	196 (108 to 338)	163 (91 to 283)	99.5 (56 to 173)	31.7 (20 to 56.3)	13,200
HIV/AIDS and sexually transmitted infections	0.6 (0.4 to 1)	0.4 (0.3 to 0.9)	19.7 (12.9 to 29)	12.8 (10.5 to 15.4)	10.5 (8.5 to 12.9)	10.6 (8.6 to 12.9)	16.3 (13 to 20.2)	69.8 (55.9 to 87.4)	130.1 (106 to 161)	173 (142 to 212)	134 (109 to 164)	133 (107 to 163)	99.3 (80.4 to 122)	68.6 (54.1 to 85.6)	39.4 (31 to 49.6)	19.8 (14.6 to 26)	9.9 (7.4 to 13)	2.5 (1.8 to 3.3)	0.9 (0.6 to 1.4)	0.7 (0.5 to 1.1)	0.2 (0.1 to 0.3)	0.1 (0.1 to 0.1)	1,010
HIV/AIDS	0 (0 to 0)	0 (0 to 0)	19.4 (12.8 to 28.6)	12.8 (10.5 to 15.4)	10.5 (8.5 to 12.9)	9.8 (8 to 11.9)	16.9 (13.1 to 21.8)	57 (47.2 to 69.7)	109 (113 to 167)	149 (126 to 179)	106 (86 to 132)	109 (88 to 132)	79.2 (65 to 96)	67.4 (54.3 to 82.5)	22.1 (17.5 to 27.5)	21.3 (16.3 to 27.9)	9.1 (6.5 to 13.2)	2.1 (1.4 to 2.9)	0.9 (0.7 to 1.1)	0.2 (0.2 to 0.3)	0.1 (0.1 to 0.1)	0 (0 to 0)	845
HIV/AIDS - Drug-susceptible Tuberculosis	0 (0 to 0)	0 (0 to 0)	1 (0.5 to 1.9)	0.7 (0.4 to 1.3)	0.7 (0.4 to 1.1)	0.6 (0.3 to 0.9)	0.6 (0.3 to 1)	2.5 (1.2 to 4.3)	9.7 (4.5 to 17)	9.3 (4.4 to 16.4)	6.8 (3.2 to 12.1)	6.8 (3.2 to 12.1)	5.1 (2.4 to 9.1)	3.7 (1.7 to 6.7)	1.1 (0.5 to 2)	1.2 (0.5 to 2.3)	0.5 (0.2 to 0.9)	0.1 (0 to 0.2)	0 (0 to 0)	0 (0 to 0)	0 (0 to 0)	0 (0 to 0)	64
HIV/AIDS - Multidrug-resistant Tuberculosis without extensive drug resistance	0 (0 to 0)	0 (0 to 0)	0.1 (0 to 0.2)	0.1 (0 to 0.2)	0.1 (0 to 0.1)	0.1 (0 to 0.1)	0.1 (0 to 0.2)	0.3 (0.1 to 0.5)	1.2 (0.5 to 2.1)	1.1 (0.5 to 2)	0.8 (0.4 to 1.5)	0.8 (0.4 to 1.5)	0.6 (0.3 to 1.1)	0.4 (0.2 to 0.8)	0.3 (0.1 to 0.5)	0.2 (0.1 to 0.4)	0.1 (0 to 0.2)	0 (0 to 0.1)	0 (0 to 0)	0 (0 to 0)	0 (0 to 0)	0 (0 to 0)	4.5
HIV/AIDS - Extensively drug-resistant Tuberculosis	0 (0 to 0)	0 (0 to 0)	0 (0 to 0.1)	0 (0 to 0)	0 (0 to 0)	0 (0 to 0)	0 (0 to 0.1)	0 (0 to 0.2)	0.1 (0 to 0.4)	0.1 (0 to 0.4)	0.1 (0 to 0.3)	0.1 (0 to 0.3)	0.1 (0 to 0.3)	0.1 (0 to 0.3)	0 (0 to 0.1)	0 (0 to 0.1)	0 (0 to 0.1)	0 (0 to 0.1)	0 (0 to 0.1)	0 (0 to 0.1)	0 (0 to 0.1)	0 (0 to 0.1)	0 (0 to 0.1)	0.7
HIV/AIDS resulting in other diseases	0 (0 to 0)	0 (0 to 0)	14.3 (9.5 to 21.1)	11.9 (9.8 to 14.7)	9.7 (7.9 to 12.1)	9.2 (7.5 to 11.5)	13.9 (10.9 to 17.8)	52.1 (42.9 to 64.9)	112 (86 to 147)	139 (108 to 181)	101 (77 to 132)	101 (77 to 132)	73.6 (56 to 96)	63.4 (48.7 to 83.1)	29.9 (22.2 to 38.1)	29.2 (22.2 to 38.2)	13 (9.5 to 18.1)	3 (2 to 4.2)	0.9 (0.6 to 1.3)	0.2 (0.2 to 0.3)	0.1 (0.1 to 0.1)	0 (0 to 0)	786
Sexually transmitted infections excluding HIV	0.6 (0.4 to 1)	0.4 (0.3 to 0.9)	0.3 (0.1 to 0.7)	0.1 (0 to 0.1)	0.1 (0 to 0.1)	0.8 (0.4 to 1.5)	1.4 (0.8 to 2.4)	12.8 (7.5 to 21.5)	21.1 (12.4 to 35.2)	24 (14.1 to 39.5)	34 (20 to 55.1)	24 (14.1 to 39.5)	20.1 (11.8 to 33.1)	5.2 (3 to 8.5)	0.7 (0.4 to 1.2)	0.2 (0.1 to 0.4)	0.2 (0.1 to 0.4)	0.2 (0.1 to 0.4)	0.2 (0.1 to 0.4)	0.1 (0 to 0.2)	0 (0 to 0.1)	0 (0 to 0.1)	161
Syphilis	0 (0 to 0)	0 (0 to 0)	0.2 (0.1 to 0.7)	0.2 (0 to 0.1)	0.2 (0 to 0.1)	0.2 (0 to 0.1)	0.2 (0.2 to 0.4)	0.2 (0.1 to 0.3)	0.2 (0.1 to 0.3)	0.2 (0.1 to 0.4)	0.2 (0.1 to 0.4)	0.2 (0.1 to 0.4)	0.2 (0.1 to 0.4)	0.2 (0.1 to 0.4)	0.2 (0.1 to 0.4)	0.2 (0.1 to 0.4)	0.2 (0.1 to 0.4)	0.2 (0.1 to 0.4)	0.2 (0.1 to 0.4)	0.2 (0.1 to 0.4)	0.1 (0.1 to 0.1)	0 (0 to 0.1)	6.7
Chlamydial infection	0 (0 to 0)	0 (0 to 0)	0 (0 to 0)	0 (0 to 0)	0 (0 to 0)	0 (0 to 0)	0 (0 to 0.1)	0 (0 to 0.1)	0 (0 to 0.1)	0 (0 to 0.1)	0 (0 to 0.1)	0 (0 to 0.1)	0 (0 to 0.1)	0 (0 to 0.1)	0 (0 to 0.1)	0 (0 to 0.1)	0 (0 to 0.1)	0 (0 to 0.1)	0 (0 to 0.1)	0 (0 to 0.1)	0 (0 to 0.1)	0 (0 to 0.1)	0 (0 to 0)	11.6
Gonococcal infection	0 (0 to 0)	0 (0 to 0)	0 (0 to 0)	0 (0 to 0)	0 (0 to 0)	0 (0 to 0)	0 (0 to 0.1)	0 (0 to 0.1)	0 (0 to 0.1)	0 (0 to 0.2)	0 (0 to 0.2)	0 (0 to 0.2)	0 (0 to 0.2)	0 (0 to 0.2)	0 (0 to 0.2)	0 (0 to 0.2)	0 (0 to 0.2)	0 (0 to 0.2)	0 (0 to 0.2)	0 (0 to 0.2)	0 (0 to 0.2)	0 (0 to 0.1)	0 (0 to 0)	14.6
Trichomoniasis	0 (0 to 0)	0 (0 to 0)	0 (0 to 0)	0 (0 to 0)	0 (0 to 0)	0 (0 to 0)	0 (0 to 0.1)	0 (0 to 0.2)	0 (0 to 0.2)	0 (0 to 0.2)	0 (0 to 0.2)	0 (0 to 0.2)	0 (0 to 0.2)	0 (0 to 0.2)	0 (0 to 0.2)	0 (0 to 0.2)	0 (0 to 0.2)	0 (0 to 0.2)	0 (0 to 0.2)	0 (0 to 0.2)	0 (0 to 0.2)	0 (0 to 0.1)	0 (0 to 0)	72.9
Genital herpes	0 (0 to 0)	0 (0 to 0)	0 (0 to 0)	0 (0 to 0)	0 (0 to 0)	0 (0 to 0)	0 (0 to 0.1)	0 (0 to 0.2)	0.7 (0.4 to 1.1)	1.9 (1.1 to 3)	2.5 (1.5 to 3.9)	2.5 (1.5 to 3.9)	1.9 (1.1 to 3)	1.4 (0.8 to 2.2)	0.7 (0.4 to 1.1)	0.6 (0.3 to 1)	0.3 (0.2 to 0.5)	0.1 (0 to 0.2)	0 (0 to 0.1)	0 (0 to 0.1)	0 (0 to 0.1)	0 (0 to 0)	0 (0 to 0)	27.4
Other sexually transmitted infections	0 (0 to 0)	0 (0 to 0)	0 (0 to 0)	0 (0 to 0)	0 (0 to 0)	0 (0 to 0)	0 (0 to 0.1)	0 (0 to 0.2)	0.1 (0 to 0.4)	0.1 (0 to 0.4)	0.1 (0 to 0.3)	0.1 (0 to 0.3)	0.1 (0 to 0.3)	0.1 (0 to 0.3)	0 (0 to 0.1)	0 (0 to 0.1)	0 (0 to 0.1)	0 (0 to 0.1)	0 (0 to 0.1)	0 (0 to 0.1)	0 (0 to 0.1)	0 (0 to 0.1)	0 (0 to 0)	27.9
Respiratory infections and tuberculosis	82.1 (52.7 to 129)	89.3 (59.3 to 133)	229 (129 to 290)	154 (88.9 to 243)	72.4 (43.2 to 111)	39.1 (19.3 to 70.6)	36 (17.6 to 62.6)	39 (19.4 to 69.1)	43.2 (21.5 to 76.3)	46.1 (23.2 to 81.3)	49.1 (24.7 to 86.1)	51.2 (25.8 to 89.5)	53.1 (26.6 to 93.1)	55.1 (27.6 to 96.1)	57.1 (28.6 to 99.1)	59.1 (29.6 to 102)	61.1 (30.6 to 105)	63.1 (31.6 to 108)	65.1 (32.6 to 111)	67.1 (33.6 to 114)	69.1 (34.6 to 117)	71.1 (35.6 to 120)	2,296
Tuberculosis	0 (0 to 0)	0 (0 to 0)	0 (0 to 0)	0 (0 to 0)	0 (0 to 0)	0 (0 to 0)	0 (0 to 0)	0 (0 to 0)	0 (0 to 0)	0 (0 to 0)	0 (0 to 0)	0 (0 to 0)	0 (0 to 0)	0 (0 to 0)	0 (0 to 0)	0 (0 to 0)	0 (0 to 0)	0 (0 to 0)	0 (0 to 0)	0 (0 to 0)	0 (0 to 0)	0 (0 to 0)	0 (0 to 0)	227
Latent tuberculosis infection	0 (0 to 0)	0 (0 to 0)	0 (0 to 0)	0 (0 to 0)	0 (0 to 0)	0 (0 to 0)	0 (0 to 0)	0 (0 to 0)	0 (0 to 0)	0 (0 to 0)	0 (0 to 0)	0 (0 to 0)	0 (0 to 0)	0 (0 to 0)	0 (0 to 0)	0 (0 to 0)	0 (0 to 0)	0 (0 to 0)	0 (0 to 0)	0 (0 to 0)	0 (0 to 0)	0 (0 to 0)	0 (0 to 0)	0
Drug-susceptible tuberculosis	0 (0 to 0)	0 (0 to 0)	1.6 (0.9 to 3.2)	3.6 (2.1 to 6.4)	2.7 (1.6 to 4.6)	2.5 (1.4 to 4.2)	3.9 (2.3 to 6.6)	14.9 (8.9 to 23.4)	22.1 (13.2 to 35.7)	20.2 (12.1 to 32.6)	14.2 (8.5 to 23)	11.1 (6.6 to 18)	8.1 (4.8 to 13.1)	6.1 (3.6 to 9.8)	3.2 (1.9 to 5.2)	1.8 (1.1 to 2.9)	0.9 (0.5 to 1.5)	0.3 (0.2 to 0.5)	0.1 (0 to 0.2)	0 (0 to 0.1)	0 (0 to 0)	0 (0 to 0)	221
Multidrug-resistant tuberculosis without extensive drug resistance	0 (0 to 0)	0 (0 to 0)	0.2 (0 to 1.1)	0.2 (0 to 0.7)	0.2 (0 to 0.6)	0.2 (0 to 0.5)	0.4 (0 to 0.9)	0.9 (0.3 to 2.1)	1.3 (0.5 to 2.9)	1.2 (0.5 to 2.7)	1.1 (0.5 to 2.5)	1.2 (0.5 to 2.7)	1.2 (0.5 to 2.6)	1.3 (0.5 to 2.9)	1.2 (0.5 to 2.7)	1.3 (0.5 to 2.9)	1.2 (0.5 to 2.7)	1.2 (0.5 to 2.7)	1.2 (0.5 to 2.7)	1.2 (0.5 to 2.7)	1.2 (0.5 to 2.7)	0 (0 to 0)	14.4
Extensively drug-resistant tuberculosis	0 (0 to 0)	0 (0 to 0)	0 (0 to 0)	0 (0 to 0)	0 (0 to 0)	0 (0 to 0)	0 (0 to 0.1)	0 (0 to 0.1)	0 (0 to 0.2)	0.2 (0 to 0.6)	0.2 (0 to 0.5)	0.2 (0 to 0.5)	0.2 (0 to 0.5)	0.2 (0 to 0.5)	0.2 (0 to 0.5)	0.2 (0 to 0.5)	0.2 (0 to 0.5)	0.2 (0 to 0.5)	0.2 (0 to 0.5)	0.2 (0 to 0.5)	0.2 (0 to 0.5)	0.2 (0 to 0.5)	0 (0 to 0)	2.3
Lower respiratory infections	81.6 (52.2 to 128)	87.2 (57.4 to 129)	228 (128 to 288)	145 (88.6 to 227)	69.2 (40.7 to 106)	36.8 (17.9 to 66.3)	19.1 (9.1 to 36.1)	29.1 (14.1 to 52.7)	39.1 (20.1 to 69.1)	44.2 (22.4 to 78.2)	48.2 (24.4 to 85.2)	50.2 (25.4 to 88.8)	52.2 (26.4 to 92.3)	54.1 (27.4 to 95.7)	56.1 (28.4 to 98.7)	58.1 (29.4 to 101)	60.1 (30.4 to 104)	62.1 (31.4 to 107)	64.1 (32.4 to 110)	66.1 (33.4 to 113)	68.1 (34.4 to 116)	70.1 (35.4 to 119)	2,196
Upper respiratory infections	0.4 (0.2 to 1.2)	2 (1 to 3.8)	15 (8.6 to 28.1)	40 (24.3 to 63.8)	44.7 (27.1 to 68.7)	58.6 (33.9 to 89.5)	35.4 (19.2 to 60.1)	34.6 (18.6 to 60.1)	28.1 (14.7 to 48.8)	31.3 (16.4 to 54.2)	34.5 (18.1 to 59.6)	36.1 (18.9 to 62.3)	37.8 (19.8 to 65.2)	39.4 (20.6 to 68)	41.1 (21.5 to 70.8)	42.7 (22.3 to 73.6)	44.3 (23.2 to 76.4)	45.9 (24 to 79.1)	47.5 (24.8 to 81.9)	49.1 (25.7 to 84.7)	50.7 (26.5 to 87.4)	52.3 (27.3 to 90.2)	410
Otitis media	0 (0 to 0)	0 (0 to 0)	2 (1 to 3.4)	19.6 (9.9 to 29.2)	21.9 (12.1 to 34.9)	13.7 (6.5 to 27.7)	13.2 (7.1 to 22.1)	9.1 (4.8 to 15.1)	7.4 (3.9 to 12.5)	6.5 (3.4 to 11.1)	6.3 (3.3 to 10.8)	6.1 (3.2 to 10.4)	5.7 (2.9 to 9.8)	4.8 (2.4 to 8.3)	3.7 (1.8 to 6.4)	2.7 (1.3 to 4.6)	1.6 (0.8 to 2.8)	0.8 (0.4 to 1.4)	0.4 (0.2 to 0.7)	0.2 (0.1 to 0.4)	0.1 (0 to 0.2)	0 (0 to 0)	139
Enteric infections	19.4 (13.1 to 28.4)	19.4 (13.1 to 28.4)	16.8 (9.6 to 29.2)	102 (69.4 to 150)	32 (21.7 to 46.9)	16.4 (10.9 to 24.1)	16.2 (10.7 to 23.8)	16.2 (10.7 to 23.7)	16.2 (10.7 to 23.7)	16.2 (10.7 to 23.7)	16.2 (10.7 to 23.7)	16.2 (10.7 to 23.7)	16.2 (10.7 to 23.7)	16.2 (10.7 to 23.7)	16.2 (10.7 to 23.7)	16.2 (10.7 to 23.7)	16.2 (10.7 to 23.7)	16.2 (10.7 to 23.7)	16.2 (10.7 to 23.7)	16.2 (10.7 to 23.7)	16.2 (10.7 to 23.7)	16.2 (10.7 to 23.7)	1,030
Diarrheal diseases	19.2 (13.1 to 28.1)	19.2 (13.1 to 28.1)	16.6 (9.6 to 28.9)	101 (69.1 to 148)	32.1 (21.8 to 46.5)	16.4 (10.9 to 23.9)	16.2 (10.7 to 23.6)	16.2 (10.7 to 23.6)	16.2 (10.7 to 23.6)	16.2 (10.7 to 23.6)	16.2 (10.7 to 23.6)	16.2 (10.7 to 23.6)	16.2 (10.7 to 23.6)	16.2 (10.7 to 23.6)	16.2 (10.7 to 23.6)	16.2 (10.7 to 23.6)	16.2 (10.7 to 23.6)	16.2 (10.7 to 23.6)	16.2 (10.7 to 23.6)	16.2 (10.7 to 23.6)	16.2 (10.7 to 23.6)	16.2 (10.7 to 23.6)	1,030
Typhoid and paratyphoid	0 (0 to 0)	0 (0 to 0)	0 (0.1 to 1.1)	0.3 (0.2 to 2)	0.4 (0.1 to 0.7)	0.4 (0.1 to 1.3)	0.4 (0 to 1.1)	0.4 (0 to 1.1)	0.4 (0 to 1.1)	0.4 (0 to 1.1)	0.4 (0 to 1.1)	0.4 (0 to 1.1)	0.4 (0 to 1.1)	0.4 (0 to 1.1)	0.4 (0 to 1.1)	0.4 (0 to 1.1)	0.4 (0 to 1.1)	0.4 (0 to 1.1)	0.4 (0 to 1.1)	0.4 (0 to 1.1)	0.4 (0 to 1.1)	0.4 (0 to 1.1)	9.3
Typhoid fever	0 (0 to 0)	0 (0 to 0)	0 (0 to 0.1)	0.2 (0 to 1.9)	0.3 (0.1 to 0.7)	0.3 (0.1 to 1.2)	0.3 (0 to 1)	0.3 (0 to 1)	0.3 (0 to 1)	0.3 (0 to 1)	0.3 (0 to 1)	0.3 (0 to 1)	0.3 (0 to 1)	0.3 (0 to 1)	0.3 (0 to 1)	0.3 (0 to 1)	0.3 (0 to 1)	0.3 (0 to 1)	0.3 (0 to 1)	0.3 (0 to 1)	0.3 (0 to 1)	0.3 (0 to 1)	0 (0 to 0)	8
Paratyphoid fever	0 (0 to 0)	0 (0 to 0)	0 (0 to 0)	0 (0 to 0)	0 (0 to 0)	0 (0 to 0)	0 (0 to 0)	0 (0 to 0)	0 (0 to 0)	0 (0 to 0)	0 (0 to 0)	0 (0 to 0)	0 (0 to 0)	0 (0 to 0)	0 (0 to 0)	0 (0 to 0)	0 (0 to 0)	0 (0 to 0)	0 (0 to 0)	0 (0 to 0)	0 (0 to 0)	0 (0 to 0)	0 (0 to 0)	0.3
Invasive Non-typhoidal Salmonella (iNTS)	0 (0 to 0)	0 (0 to 0)	0.3 (0 to 0.4)	0.4 (0.1 to 2)	0.4 (0.1 to 0.7)	0.4 (0 to 0.4)	0.4 (0 to 0.5)	0.4 (0 to 0.5)	0.4 (0 to 0.5)	0.4 (0 to 0.5)	0.4 (0 to 0.5)	0.4 (0 to 0.5)	0.4 (0 to 0.5)	0.4 (0 to 0.5)	0.4 (0 to 0.5)	0.4 (0 to 0.5)	0.4 (0 to 0.5)	0.4 (0 to 0.5)	0.4 (0 to 0.5)	0.4 (0 to 0.5)	0.4 (0 to 0.5)	0.4 (0 to 0.5)	0 (0 to 0)	2.3
Other intestinal infectious diseases	0 (0 to 0)	0 (0 to 0)	0 (0 to 1.4)	0.2 (0 to 1.3)	0.2 (0 to 0.7)	0.2 (0 to 0.5)	0.2 (0 to 0.5)	0.2 (0 to 0.5)	0.2 (0 to 0.5)	0.2 (0 to 0.5)	0.2 (0 to 0.5)	0.2 (0 to 0.5)	0.2 (0 to 0.5)	0.2 (0 to 0.5)	0.2 (0 to 0.5)	0.2 (0 to 0.5)	0.2 (0 to 0.5)	0.2 (0 to 0.5)	0.2 (0 to 0.5)	0.2 (0 to 0.5)	0.2 (0 to 0.5)	0.2 (0 to 0.5)	0 (0 to 0)	1.9
Neglected tropical diseases and malaria	1.3 (0.5 to 2.4)	0.8 (0.3 to 1.2)	2.9 (0.8 to 12.9)	27 (13.9 to 45.9)	28.2 (13.9 to 51.2)	24.7 (11.6 to 46.2)	27.7 (12.9 to 52.1)	29.2 (13.6 to 54.9)	29.7 (13.8 to 55.9)	29.9 (13.9 to 56.3)	30.1 (14 to 56.6)	30.2 (14.1 to 56.8)	30.3 (14.1 to 57)	30.4 (14.2 to 57.2)	30.5 (14.2 to 57.4)	30.6 (14.3 to 57.5)	30.7 (14.3 to 57.7)	30.8 (14.4 to 57.9)	30.9 (14.4 to 58)	31 (14.5 to 58.2)	31.1 (14.5 to 58.4)	31.2 (14.6 to 58.6)	674
Malaria	0 (0 to 0)	0 (0 to 0)	0 (0 to 0)	0 (0 to 0)	0 (0 to 0)	0 (0 to 0)	0 (0 to 0.1)	0 (0 to 0.1)	0 (0 to 0.1)	0 (0 to 0.1)	0 (0 to 0.1)	0 (0 to 0.1)	0 (0 to 0.1)	0 (0 to 0.1)	0 (0 to 0.1)	0 (0 to 0.1)	0 (0 to 0.1)	0 (0 to 0.1)	0 (0 to 0.1)	0 (0 to 0.1)	0 (0 to 0.1)	0 (0 to 0.1)	0 (0 to 0.1)	0.1
Chagas disease	0 (0 to 0)	0 (0 to 0)	0 (0 to 0.1)	0 (0 to 0.1)	0 (0 to 0.1)	0 (0 to 0.2)	0 (0 to 0.2)	0 (0 to 0.2)	0.1 (0 to 0.3)	0.1 (0 to 0.3)	0.1 (0 to 0.3)	0.1 (0 to 0.3)	0.1 (0 to 0.3)	0.1 (0 to 0.3)	0.1 (0 to 0.3)	0.1 (0 to 0.3)	0.1 (0 to 0.3)	0.1 (0 to 0.3)	0.1 (0 to 0.3)	0.1 (0 to 0.3)	0.1 (0 to 0.3)	0.1 (0 to 0.3)	0 (0 to 0)	27.6
Leishmaniasis	0 (0 to 0)	0 (0 to 0)	0 (0 to 0.1)	1 (0.1 to 2.7)	0.9 (0.2 to 2.4)	0.6 (0.1 to 1.6)	0.5 (0 to 1.4)	0.5 (0 to 1.4)	0.5 (0 to 1.4)	0.4 (0 to 1.3)	0.4 (0 to 1.3)	0.4 (0 to 1.3)	0.5 (0 to 1.4)	0.4 (0 to 1.4)	0.4 (0 to 1.4)	0.4 (0 to 1.4)	0.4 (0 to 1.4)	0.4 (0 to 1.4)	0.4 (0 to 1.4)	0.4 (0 to 1.4)	0.4 (0 to 1.4)	0.4 (0 to 1.4)	0 (0 to 0)	7.5
Visceral leishmaniasis	0 (0 to 0)	0 (0 to 0)	0 (0 to 0)	0 (0 to 0)	0 (0 to 0)	0 (0 to 0)	0 (0 to 0)	0 (0 to 0)	0 (0 to 0)	0 (0 to 0)	0 (0 to 0)	0 (0 to 0)	0 (0 to 0)	0 (0 to 0)	0 (0 to 0)	0 (0 to 0)	0 (0 to 0)	0 (0 to 0)	0 (0 to 0)	0 (0 to 0)	0 (0 to 0)	0 (0 to 0)	0 (0 to 0)	0
Cutaneous and mucocutaneous leishmaniasis	0 (0 to 0)	0 (0 to 0)	0 (0 to 0.1)	1 (0.1 to 2.7)	0.9 (0.2 to 2.4)	0.6 (0.1 to 1.6)	0.5 (0 to 1.4)	0.5 (0 to 1.4)	0.5 (0 to 1.4)	0.4 (0 to 1.3)	0.4 (0 to 1.3)	0.4 (0 to 1.3)	0.5 (0 to 1.4)	0.4 (0 to 1.4)	0.4 (0 to 1.4)	0.4 (0 to 1.4)	0.4 (0 to 1.4)	0.4 (0 to 1.4)	0.4 (0 to 1.4)	0.4 (0 to 1.4)	0.4 (0 to 1.4)	0.4 (0 to 1.4)	0 (0 to 0)	7.5
African trypanosomiasis	0 (0 to 0)	0 (0 to 0)	0 (0 to 0)	0 (0 to 0)	0 (0 to 0)	0 (0 to 0)	0 (0 to 0)	0 (0 to 0)	0 (0 to 0)	0 (0 to 0)	0 (0 to 0)	0 (0 to 0)	0 (0 to 0)	0 (0 to 0)	0 (0 to 0)	0 (0 to 0)	0 (0 to 0)	0 (0 to 0)	0 (0 to 0)	0 (0 to 0)	0 (0 to 0)	0 (0 to 0)	0 (0 to 0)	0
Schistosomiasis	0 (0 to 0)	0 (0 to 0)	0 (0 to 0)	0 (0 to 0)	0 (0 to 0)	0 (0 to 0)	0 (0 to 0)	0 (0 to 0)	0 (0 to 0)	0 (0 to 0)	0 (0 to 0)	0 (0 to 0)	0 (0 to 0)	0 (0 to 0)	0 (0 to 0)	0 (0 to 0)	0 (0 to 0)	0 (0 to 0)	0 (0 to 0)	0 (0 to 0)	0 (0 to 0)	0 (0 to 0)	0 (0 to 0)	0
Cysticercosis	0 (0 to 0)	0 (0 to 0)	0 (0 to 0)	0.2 (0 to 0.9)	0.7 (0.2 to 1.7)	0.9 (0.2 to 1.8)	1.9 (0.6 to 3.9)	2.8 (0.9 to 5.7)	3.3 (1.1 to 6.7)	3.4 (1.1 to 6.9)	3.5 (1.2 to 7)	3.5 (1.2 to 7.1)	3.6 (1.2 to 7.2)	3.6 (1.2 to 7.3)	3.6 (1.2 to 7.3)	3.6 (1.2 to 7.3)	3.6 (1.2 to 7.3)	3.6 (1.2 to 7.3)	3.6 (1.2 to 7.3)	3.6 (1.2 to 7.3)	3.6 (1.2 to 7.3)	3.6 (1.2 to 7.3)	89.3
Cystic echinococcosis	0 (0 to 0)	0 (0 to 0)	0 (0 to 0)	0 (0 to 0)	0 (0 to 0)	0 (0 to 0)	0 (0 to 0)	0 (0 to 0)	0 (0 to 0)	0 (0 to 0)	0 (0 to 0)	0 (0 to 0)	0 (0 to 0)	0 (0 to 0)	0 (0 to 0)	0 (0 to 0)	0 (0 to 0)	0 (0 to 0)	0 (0 to 0)	0 (0 to 0)	0 (0 to 0)	0 (0 to 0)	0 (0 to 0)	0.2
Lymphatic filariasis	0 (0 to 0)	0 (0 to 0)	0 (0 to 0)	0 (0 to 0)	0 (0 to 0)	0 (0 to 0)	0 (0 to 0)	0 (0 to 0)	0 (0 to 0)	0 (0 to 0)	0 (0 to 0)	0 (0 to 0)	0 (0 to 0)	0 (0 to 0)	0 (0 to 0)	0 (0 to 0)	0 (0 to 0)	0 (0 to 0)	0 (0 to 0)	0 (0 to 0)	0 (0 to 0)	0 (0 to 0)	0 (0 to 0)	0
Onchocerciasis	0 (0 to 0)	0 (0 to 0)	0 (0 to 0)	0 (0 to 0)	0 (0 to 0)	0 (0 to 0)	0 (0 to 0)	0 (0 to 0)	0 (0 to 0)	0 (0 to 0)	0 (0 to 0)	0 (0 to 0)	0 (0 to 0)	0 (0 to 0)	0 (0 to 0)	0 (0 to 0)	0 (0 to 0)	0 (0 to 0)	0 (0 to 0)	0 (0 to 0)	0 (0 to 0)	0 (0 to 0)	0 (0 to 0)	0
Trachoma	0 (0 to 0)	0 (0 to 0)	0 (0 to 0)	0 (0 to 0)	0 (0 to 0)	0 (0 to 0)	0 (0 to 0)	0 (0 to 0)	0 (0 to 0)	0 (0 to 0)	0 (0 to 0)	0 (0 to 0)	0 (0 to 0)	0 (0 to 0)	0 (0 to 0)	0 (0 to 0)	0 (0 to 0)	0 (0 to 0)	0 (0 to 0)	0 (0 to 0)	0 (0 to 0)	0 (0 to 0)	0 (0 to 0)	0
Dengue	0.1 (0 to 0.3)	1.4 (0.9 to 2.8)	1.4 (0.9 to 2.8)	2.3 (1.9 to 12.2)	2.3 (1.9 to 2.8)	2.3 (1.9 to 2.8)	2.3 (1.9 to 2.8)	2.3 (1.9 to 16)	2.3 (1.9 to 2.8)	2.3 (1.9 to 2.8)	2.3 (1.9 to 2.8)	2.3 (1.9 to 2.8)	2.3 (1.9 to 2.8)	2.3 (1.9 to 2.8)	2.3 (1.9 to 2.8)	2.3 (1.9 to 2.8)	2.3 (1.9 to 2.8)	2.3 (1.9 to 2.8)	2.3 (1.9 to 2.8)	2.3 (1.9 to 2.8)	2.3 (1.9 to 2.8)	2.3 (1.9 to 2.8)	82.2
Yellow fever	0 (0 to 0)	0 (0 to 0)	0 (0 to 0)	0 (0 to 0)	0 (0 to 0)	0 (0 to 0)	0 (0 to 0)	0 (0 to 0)	0 (0 to 0)	0 (0 to 0)	0 (0 to 0)	0 (0 to 0)	0 (0 to 0)	0 (0 to 0)	0 (0 to 0)	0 (0 to 0)	0 (0 to 0)	0 (0 to 0)	0 (0 to 0)	0 (0 to 0)	0 (0 to 0)	0 (0 to 0)	0 (0 to 0)	0
Rabies	0 (0 to 0)	0 (0 to 0)	0 (0 to 0)	0 (0 to 0)	0 (0 to 0)	0 (0 to 0)	0 (0 to 0)	0 (0 to 0)	0 (0 to 0)	0 (0 to 0)	0 (0 to 0)	0 (0 to 0)	0 (0 to 0)	0 (0 to 0)	0 (0 to 0)	0 (0 to 0)	0 (0 to 0)	0 (0 to 0)	0 (0 to 0)	0 (0 to 0)	0 (0 to 0)	0 (0 to 0)	0 (0 to 0)	0
Intestinal nematode infections	0 (0 to 0)	0 (0 to 0)	0 (0 to 1.4)	11.9 (2.3 to 37)	7.5 (1.4 to 23.9)	3.2 (0.6 to 10.2)	2.1 (0.4 to 6.7)	1.7 (0.3 to 5.3)	1.7 (0.3 to 5.3)	1.7 (0.3 to 5.

Congenital birth defects	724 (455 to 1,270)	378 (262 to 537)	761 (421 to 1,280)	394 (238 to 622)	154 (115 to 207)	122 (89·1 to 163)	102 (73·5 to 137)	82·3 (58·2 to 109)	79·5 (57·5 to 107)	67·8 (48·1 to 92·1)	57·4 (40·8 to 78·2)	49·8 (35·6 to 67)	41·2 (28·3 to 56·2)	34 (23·8 to 46)	26·7 (18·5 to 37·4)	19·9 (13·4 to 27·1)	13 (8·8 to 17·8)	5·4 (3·4 to 8)	2·8 (1·7 to 4·3)	1·4 (0·8 to 2·1)	0·6 (0·4 to 0·9)	0·2 (0·1 to 0·3)	0 (0 to 0·1)	3,120
Neural tube defects	69·4 (34·8 to 134)	16 (8 to 28·5)	53·6 (20·5 to 113)	46 (20·1 to 93·3)	5·5 (3·7 to 8·1)	4·5 (3·1 to 6·5)	4·1 (2·7 to 6)	3·6 (2·4 to 5·1)	2·5 (1·7 to 3·5)	2·1 (1·4 to 2·9)	1·6 (1·1 to 2·2)	1·2 (0·8 to 1·6)	0·9 (0·6 to 1·2)	0·6 (0·4 to 0·8)	0·4 (0·3 to 0·6)	0·3 (0·2 to 0·4)	0·2 (0·1 to 0·3)	0·1 (0 to 0·1)	0 (0 to 0·1)	0 (0 to 0)	0 (0 to 0)	0 (0 to 0)	0 (0 to 0)	213
Congenital heart anomalies	270 (139 to 485)	192 (119 to 288)	416 (191 to 739)	168 (75·4 to 308)	45·2 (25·8 to 70·5)	31 (18·1 to 47·6)	25·1 (14·6 to 36·3)	23 (12 to 34·7)	25·3 (13·7 to 38·6)	19·2 (9·4 to 30·3)	14·3 (7·1 to 22·1)	12·6 (6·5 to 19·4)	8·2 (3·5 to 13)	6·9 (2·7 to 11·1)	5·3 (2·3 to 8·3)	3·7 (1·4 to 6)	2·7 (1 to 4·3)	0·2 (0 to 0·4)	0·1 (0 to 0·2)	0·1 (0 to 0·1)	0 (0 to 0·1)	0 (0 to 0)	0 (0 to 0)	1,270
Orofacial clefts	1·4 (0·6 to 3·1)	0·9 (0·4 to 1·8)	2·5 (0·8 to 6·3)	1·5 (0·6 to 2·8)	0·9 (0·2 to 1·9)	0·8 (0·2 to 1·8)	0·8 (0·1 to 1·8)	0·8 (0·1 to 1·7)	0·7 (0·1 to 1·6)	0·7 (0·1 to 1·7)	0·7 (0·1 to 1·5)	0·6 (0·1 to 1·4)	0·5 (0·1 to 1·3)	0·5 (0·2 to 0·8)	0·4 (0·2 to 0·6)	0·3 (0·2 to 0·5)	0·2 (0·1 to 0·4)	0·2 (0·1 to 0·3)	0·1 (0·1 to 0·2)	0·1 (0 to 0·1)	0 (0 to 0·1)	0 (0 to 0)	0 (0 to 0)	14·5
Down syndrome	6·9 (3·6 to 12·2)	5·5 (3 to 9·2)	25 (11 to 50)	17·1 (8·1 to 33·8)	4·4 (2·5 to 7·6)	2·8 (1·7 to 4·8)	2·9 (1·8 to 4·7)	3 (1·8 to 4·8)	4 (2·2 to 6·8)	3·6 (2 to 6)	2·5 (1·4 to 4·1)	2·2 (1·3 to 3·8)	2·1 (1·2 to 3·4)	1·8 (1 to 3·1)	1·2 (0·6 to 2·1)	0·8 (0·4 to 1·4)	0·2 (0·1 to 0·4)	0 (0 to 0)	0 (0 to 0)	0 (0 to 0)	0 (0 to 0)	0 (0 to 0)	0 (0 to 0)	86·2
Turner syndrome	0 (0 to 0)	0 (0 to 0)	0 (0 to 0·1)	0·1 (0·1 to 0·3)	0·2 (0·1 to 0·3)	0·1 (0·1 to 0·3)	0·2 (0·1 to 0·4)	0·2 (0·1 to 0·3)	0·2 (0·1 to 0·3)	0·2 (0·1 to 0·3)	0·1 (0·1 to 0·2)	0·1 (0 to 0·2)	0·1 (0 to 0·1)	0 (0 to 0·1)	0 (0 to 0)	0 (0 to 0)	0 (0 to 0)	0 (0 to 0)	0 (0 to 0)	0 (0 to 0)	0 (0 to 0)	0 (0 to 0)	0 (0 to 0)	1·5
Klinefelter syndrome	0 (0 to 0)	0 (0 to 0)	0 (0 to 0)	0 (0 to 0)	0 (0 to 0)	0 (0 to 0)	0 (0 to 0)	0 (0 to 0)	0 (0 to 0)	0 (0 to 0)	0 (0 to 0)	0 (0 to 0)	0 (0 to 0)	0 (0 to 0)	0 (0 to 0)	0 (0 to 0)	0 (0 to 0)	0 (0 to 0)	0 (0 to 0)	0 (0 to 0)	0 (0 to 0)	0 (0 to 0)	0 (0 to 0)	0
Other chromosomal abnormalities	31·9 (13 to 56)	13·4 (6·2 to 23·1)	29·6 (11·8 to 56)	10·8 (5·3 to 19)	4·1 (2·4 to 6·2)	2·7 (1·7 to 4)	2·7 (1·5 to 4·1)	2·5 (1·5 to 3·7)	2·5 (1·4 to 4)	2·1 (1 to 3·5)	1·7 (0·8 to 2·6)	1 (0·5 to 1·5)	0·9 (0·4 to 1·4)	0·6 (0·2 to 1·1)	0·5 (0·2 to 1)	0·3 (0·1 to 0·5)	0·2 (0·1 to 0·4)	0 (0 to 0)	0 (0 to 0)	0 (0 to 0)	0 (0 to 0)	0 (0 to 0)	0 (0 to 0)	107
Congenital musculoskeletal and limb anomalies	15 (7·7 to 25·7)	5·9 (3·7 to 9·2)	32·6 (19·6 to 49·4)	64·3 (38·4 to 97·5)	64·8 (38·3 to 100)	61 (36 to 94)	52·6 (32·2 to 80·4)	37·4 (22·7 to 55·9)	33·4 (20·6 to 51·6)	32·2 (19·3 to 48·4)	30·2 (18·3 to 45·3)	27·3 (16·5 to 41·3)	24·1 (14·8 to 36·2)	19·9 (12·3 to 29·7)	16·1 (10 to 24·2)	12·4 (7·6 to 18·6)	7·8 (4·9 to 11·6)	4·5 (2·8 to 6·8)	2·2 (1·3 to 3·6)	1·1 (0·6 to 1·7)	0·4 (0·2 to 0·7)	0·1 (0·1 to 0·2)	0 (0 to 0)	545
Urogenital congenital anomalies	47·3 (8·3 to 191)	22 (5·5 to 76·5)	16·1 (3·3 to 63·1)	8·1 (3·1 to 22·7)	4·4 (2·1 to 9·6)	3·7 (1·8 to 8·9)	3·5 (1·9 to 5·7)	3·6 (1·3 to 6·9)	3·2 (1·6 to 5·7)	2·1 (1 to 3·8)	1·3 (0·5 to 2·5)	0·9 (0·4 to 1·6)	0·7 (0·4 to 1·1)	0·4 (0·2 to 0·7)	0·3 (0·1 to 0·4)	0·1 (0·1 to 0·2)	0·1 (0·1 to 0·4)	0 (0 to 0)	0 (0 to 0)	0 (0 to 0)	0 (0 to 0)	0 (0 to 0)	0 (0 to 0)	118
Digestive congenital anomalies	111 (52·2 to 275)	70·8 (39·8 to 127)	85 (36·8 to 183)	25·3 (12·4 to 52·2)	5 (3 to 9·2)	2·9 (1·8 to 5·2)	1·6 (0·9 to 2·5)	1·3 (0·8 to 2·3)	1·3 (0·7 to 2·5)	0·8 (0·5 to 1·4)	0·7 (0·3 to 1·2)	0·6 (0·3 to 0·9)	0·6 (0·2 to 1)	0·7 (0·2 to 1·2)	0·6 (0·2 to 1)	0·5 (0·2 to 1)	0·4 (0·1 to 0·7)	0 (0 to 0)	0 (0 to 0)	0 (0 to 0)	0 (0 to 0)	0 (0 to 0)	0 (0 to 0)	309
Other congenital birth defects	171 (96·7 to 286)	51·5 (28·2 to 86·2)	101 (43·8 to 227)	52·3 (27·2 to 99·1)	19·2 (12·1 to 30·9)	12·6 (8 to 19·2)	8·2 (5·3 to 13·3)	7 (4·4 to 11·1)	6·4 (3·7 to 10·8)	4·9 (2·9 to 8·6)	4·3 (2·5 to 8)	3·4 (1·9 to 6·6)	3·1 (1·8 to 5·9)	2·4 (1·4 to 4·7)	1·9 (1·1 to 3·9)	1·4 (0·7 to 2·9)	1·1 (0·6 to 2·3)	0·5 (0·1 to 1·3)	0·3 (0·1 to 0·8)	0·2 (0·1 to 0·5)	0·1 (0 to 0·3)	0 (0 to 0·1)	0 (0 to 0)	453
Urinary diseases and male infertility	1·2 (0·3 to 1·8)	1·7 (0·8 to 2·7)	14·2 (6·8 to 26)	21·3 (13·8 to 31·6)	16·7 (11·3 to 23·8)	10 (6·7 to 14·6)	11·2 (8·2 to 15·2)	15·4 (10·5 to 21·2)	24·7 (16·7 to 35·7)	30·6 (20·1 to 43·5)	37·3 (26 to 51·5)	49·8 (33·8 to 68·9)	66·5 (44·9 to 92·9)	89·9 (59·2 to 126)	94 (58·4 to 136)	88 (58·1 to 126)	76·6 (49·7 to 106)	73·8 (48·1 to 102)	57·7 (37·9 to 83·8)	47 (29·8 to 68·4)	32·6 (20·6 to 47)	14 (9·1 to 19·5)	4 (2·6 to 5·6)	878
Urolithiasis	0 (0 to 0)	0 (0 to 0)	0 (0 to 0)	0·3 (0·1 to 0·5)	0·6 (0·3 to 1·1)	0·7 (0·4 to 1·2)	1·1 (0·6 to 2)	2·5 (1·4 to 4·4)	5·1 (2·7 to 8·7)	8·5 (4·4 to 14·1)	11 (6 to 18·3)	15·7 (8·9 to 25·8)	18·9 (9·8 to 33)	26·9 (14·1 to 49·8)	25·3 (12·2 to 49·2)	18·7 (9·3 to 36·8)	13·4 (6·5 to 27·4)	10·2 (4·9 to 20·5)	6·8 (3·3 to 14·2)	4·4 (2 to 8·8)	2·6 (1·2 to 5·5)	1·2 (0·6 to 2·5)	0·2 (0·1 to 0·4)	174
Benign prostatic hyperplasia	0 (0 to 0)	0 (0 to 0)	0 (0 to 0)	0 (0 to 0)	0 (0 to 0)	0 (0 to 0)	0 (0 to 0)	0 (0 to 0)	0 (0 to 0)	0 (0 to 0)	0 (0 to 0)	0 (0 to 0)	0 (0 to 0)	0 (0 to 0)	0 (0 to 0)	0 (0 to 0)	0 (0 to 0)	0 (0 to 0)	0 (0 to 0)	0 (0 to 0)	0 (0 to 0)	0 (0 to 0)	0 (0 to 0)	0
Male infertility	--	--	--	--	--	--	--	--	--	--	--	--	--	--	--	--	--	--	--	--	--	--	--	NA
Other urinary diseases	0·7 (0·1 to 1·2)	0·9 (0·3 to 1·6)	1·7 (0·6 to 3·6)	4·8 (3 to 7·5)	3·9 (2·4 to 5·7)	2·3 (1·3 to 3·5)	1·7 (1 to 2·6)	1·2 (0·6 to 2)	1·7 (1 to 2·7)	2·4 (1·5 to 3·6)	2·4 (1·4 to 3·7)	3 (1·8 to 4·6)	4·5 (2·6 to 7)	4·1 (2·4 to 6·9)	3·6 (2 to 6·3)	2·8 (1·6 to 4·9)	1·9 (1 to 3·6)	1·4 (0·7 to 2·7)	1·2 (0·6 to 2·3)	0·7 (0·3 to 1·5)	0·5 (0·2 to 1)	0·3 (0·1 to 0·6)	0·1 (0 to 0·1)	47·7
Gynecological diseases	0 (0 to 0)	0 (0 to 0)	0 (0 to 0)	0 (0 to 0)	0 (0 to 0)	64·9 (33·2 to 111)	196 (116 to 316)	354 (224 to 545)	484 (315 to 716)	532 (346 to 780)	536 (362 to 785)	518 (342 to 760)	411 (272 to 585)	259 (163 to 384)	132 (85·6 to 191)	73·4 (45·8 to 107)	43·9 (28 to 63·6)	27·5 (17·6 to 38·9)	14·4 (9·4 to 20·7)	8·8 (5·7 to 12·8)	5·8 (3·8 to 8·4)	2·7 (1·7 to 4·1)	0·6 (0·4 to 1)	3,660
Uterine fibroids	0 (0 to 0)	0 (0 to 0)	0 (0 to 0)	0 (0 to 0)	0 (0 to 0)	1·3 (0·5 to 2·8)	2·7 (1·1 to 5·7)	5·6 (2·2 to 11·9)	12·1 (5·1 to 25·3)	27·6 (12·5 to 56)	55·8 (24·2 to 112)	73·4 (34·2 to 141)	59·5 (28·8 to 113)	37·2 (17·8 to 70·2)	21·4 (10·2 to 40·3)	11·8 (5·4 to 21·9)	6·1 (2·7 to 11·7)	3·4 (1·6 to 6·5)	1·6 (0·8 to 3·2)	0·9 (0·4 to 1·6)	0·4 (0·2 to 0·6)	0·1 (0·1 to 0·2)	0 (0 to 0)	321
Polycystic ovarian syndrome	0 (0 to 0)	0 (0 to 0)	0 (0 to 0)	0 (0 to 0)	0 (0 to 0)	8·9 (3·7 to 18·9)	28·9 (12·4 to 59·2)	38·1 (16·6 to 78)	36·6 (16 to 74·7)	34 (14·6 to 68·1)	30·9 (13·3 to 62·9)	27 (11·8 to 54·7)	20·8 (8·9 to 41·5)	6·2 (2·3 to 13)	0 (0 to 0)	0 (0 to 0)	0 (0 to 0)	0 (0 to 0)	0 (0 to 0)	0 (0 to 0)	0 (0 to 0)	0 (0 to 0)	0 (0 to 0)	231
Female infertility	0 (0 to 0)	0 (0 to 0)	0 (0 to 0)	0 (0 to 0)	0 (0 to 0)	0 (0 to 0)	0 (0 to 0)	4·6 (0·2 to 17·5)	10·3 (0·4 to 33·5)	14·3 (1·1 to 48·1)	16·8 (0·4 to 55·3)	17·7 (0·8 to 51·6)	0·5 (0 to 3·4)	0 (0 to 0)	0 (0 to 0)	0 (0 to 0)	0 (0 to 0)	0 (0 to 0)	0 (0 to 0)	0 (0 to 0)	0 (0 to 0)	0 (0 to 0)	0 (0 to 0)	64·2
Endometriosis	0 (0 to 0)	0 (0 to 0)	0 (0 to 0)	0 (0 to 0)	0 (0 to 0)	0 (0 to 0)	12·6 (4 to 27·2)	37·7 (17 to 74·5)	43·3 (20·7 to 78·7)	38·3 (18 to 67·2)	33·4 (17·3 to 58·5)	29·5 (15 to 51·2)	23·1 (12·1 to 37·4)	9·8 (4·9 to 16·8)	0 (0 to 0)	0 (0 to 0)	0 (0 to 0)	0 (0 to 0)	0 (0 to 0)	0 (0 to 0)	0 (0 to 0)	0 (0 to 0)	0 (0 to 0)	228
Genital prolapse	0 (0 to 0)	0 (0 to 0)	0 (0 to 0)	0 (0 to 0)	0 (0 to 0)	0 (0 to 0)	0·1 (0 to 0·2)	0·3 (0·1 to 0·6)	0·5 (0·2 to 1·1)	0·8 (0·3 to 1·7)	1·6 (0·7 to 3·5)	3 (1·2 to 6·1)	5·2 (2·3 to 9·9)	6·8 (3·1 to 13·5)	6·9 (3·4 to 13·2)	6·1 (2·9 to 12)	4·9 (2·4 to 9·2)	4 (2·1 to 7·1)	2·7 (1·4 to 4·6)	1·7 (0·9 to 3·1)	1·1 (0·6 to 1·9)	0·5 (0·3 to 0·8)	0·1 (0·1 to 0·2)	46·3
Premenstrual syndrome	0 (0 to 0)	0 (0 to 0)	0 (0 to 0)	0 (0 to 0)	0 (0 to 0)	52·2 (24·8 to 95·7)	120 (61·1 to 214)	157 (79·2 to 279)	161 (90·8 to 262)	159 (82 to 262)	169 (97·2 to 267)	149 (83 to 239)	83 (47·5 to 141)	23·3 (11·7 to 41·6)	0 (0 to 0)	0 (0 to 0)	0 (0 to 0)	0 (0 to 0)	0 (0 to 0)	0 (0 to 0)	0 (0 to 0)	0 (0 to 0)	0 (0 to 0)	1,070
Other gynecological diseases	0 (0 to 0)	0 (0 to 0)	0 (0 to 0)	0 (0 to 0)	0 (0 to 0)	2·5 (0·7 to 5·7)	31·8 (13·9 to 61·4)	110 (63·9 to 173)	221 (122 to 365)	258 (148 to 422)	229 (132 to 379)	218 (127 to 349)	219 (125 to 337)	176 (93·1 to 273)	104 (64·1 to 154)	55·5 (32·8 to 83·9)	32·9 (19·6 to 49·9)	20·1 (12·4 to 29·9)	10·1 (6·1 to 15·1)	6·2 (3·6 to 9·4)	4·3 (2·5 to 6·6)	2·1 (1·2 to 3·3)	0·5 (0·3 to 0·8)	1,700
Hemoglobinopathies and hemolytic anemias	1 (0·5 to 1·6)	0·7 (0·4 to 1·1)	3·9 (2·1 to 6·5)	12·1 (7 to 18·7)	17·1 (10·8 to 25·7)	10·5 (6·4 to 16·4)	21·8 (12·3 to 35·6)	17 (8·5 to 30·1)	24 (12·7 to 37·7)	19·6 (10·2 to 32·9)	19·5 (10·5 to 34·4)	14·2 (8·7 to 22·4)	16·2 (9·9 to 24·4)	14·6 (9·1 to 22·4)	12·5 (7·8 to 19·1)	12·1 (7·6 to 18·5)	8·2 (5·2 to 12·3)	6·6 (4·3 to 9·5)	5·9 (3·7 to 8·9)	4·8 (3 to 7·2)	2·2 (1·4 to 3·3)	0·7 (0·5 to 1·1)	0·2 (0·1 to 0·2)	245
Thalassemias	0·1 (0 to 0·3)	0·1 (0 to 0·2)	0·7 (0·2 to 1·5)	1·7 (0·7 to 3·6)	0·7 (0·3 to 1·3)	0·2 (0·1 to 0·4)	0·1 (0 to 0·2)	0 (0 to 0·1)	0 (0 to 0·1)	0 (0 to 0·1)	0 (0 to 0·1)	0 (0 to 0·1)	0 (0 to 0·1)	0 (0 to 0·1)	0 (0 to 0)	0 (0 to 0)	0 (0 to 0)	0 (0 to 0)	0 (0 to 0)	0 (0 to 0)	0 (0 to 0)	0 (0 to 0)	0 (0 to 0)	3·6
Thalassemias trait	0 (0 to 0)	0 (0 to 0)	0·2 (0 to 0·5)	0·8 (0·1 to 2·1)	1·4 (0·3 to 3·5)	0·6 (0·1 to 1·8)	3·6 (1·4 to 7·2)	2·9 (0·9 to 6·2)	3·8 (1·6 to 7·1)	3·1 (1·1 to 6·3)	2·8 (1·1 to 5·2)	0·7 (0·1 to 1·8)	0·6 (0·1 to 1·5)	0·5 (0·1 to 1·4)	0·5 (0·1 to 1·2)	0·3 (0·1 to 0·9)	0·2 (0 to 0·7)	0·2 (0 to 0·5)	0·2 (0 to 0·6)	0·2 (0·1 to 0·5)	0·1 (0 to 0·2)	0 (0 to 0·1)	0 (0 to 0)	23
Sickle cell disorders	0·4 (0·1 to 0·8)	0·3 (0·1 to 0·5)	1·4 (0·5 to 2·9)	2·9 (1·3 to 5·5)	4·3 (2·5 to 6·7)	4·3 (2·5 to 6·8)	3·4 (2 to 5·3)	2·4 (1·2 to 4·2)	1·6 (0·7 to 2·9)	1·3 (0·6 to 2·4)	1·1 (0·5 to 2·2)	1 (0·5 to 1·9)	1·1 (0·5 to 1·9)	0·9 (0·4 to 1·6)	0·4 (0·2 to 0·7)	0·1 (0·1 to 0·2)	0 (0 to 0·1)	0 (0 to 0)	0 (0 to 0)	0 (0 to 0)	0 (0 to 0)	0 (0 to 0)	0 (0 to 0)	26·9
Sickle cell trait	0 (0 to 0)	0·1 (0 to 0·1)	0·3 (0·1 to 0·6)	1·1 (0·4 to 2·3)	2 (0·7 to 3·7)	0·8 (0·2 to 2)	10·1 (3·7 to 18·2)	6·8 (1·8 to 14·8)	10·6 (4 to 19)	7·7 (2·4 to 16)	2·1 (0·5 to 5·2)	0·3 (0 to 0·7)	1 (0·3 to 1·9)	0·8 (0·2 to 1·7)	0·6 (0·2 to 1·4)	0·5 (0·1 to 1)	0·3 (0·1 to 0·7)	0·2 (0 to 0·5)	0·3 (0 to 0·7)	0·3 (0·1 to 0·5)	0·1 (0 to 0·2)	0 (0 to 0·1)	0 (0 to 0)	46
G6PD deficiency	0·1 (0 to 0·1)	0 (0 to 0·1)	0·3 (0·1 to 0·7)	1·2 (0·5 to 2·4)	1·6 (0·7 to 2·8)	1·2 (0·5 to 2·3)	1·5 (0·8 to 2·5)	2·2 (1·1 to 3·6)	2·8 (1·5 to 4·8)	3 (1·5 to 5)	5·8 (2·9 to 10)	3·2 (1·8 to 5·1)	2·6 (1·3 to 4·4)	2·3 (1·1 to 4·1)	1·6 (0·7 to 2·7)	1 (0·5 to 1·6)	0·5 (0·2 to 0·9)	0·2 (0·1 to 0·4)	0·1 (0·1 to 0·2)	0 (0 to 0·1)	0 (0 to 0)	0 (0 to 0)	0 (0 to 0)	31·4
G6PD trait	0 (0 to 0)	0 (0 to 0)	0 (0 to 0)	0 (0 to 0)	0 (0 to 0)	0 (0 to 0)	0 (0 to 0)	0 (0 to 0)	0 (0 to 0)	0 (0 to 0)	0·6 (0·2 to 1·2)	0·6 (0·1 to 1·2)	0·1 (0 to 0·2)	0 (0 to 0)	0 (0 to 0)	0 (0 to 0)	0 (0 to 0)	0 (0 to 0)	0 (0 to 0)	0 (0 to 0)	0 (0 to 0)	0 (0 to 0)	0 (0 to 0)	1·3
Other hemoglobinopathies and hemolytic anemias	0·4 (0·2 to 0·7)	0·2 (0·1 to 0·3)	1·2 (0·5 to 2·2)	4·3 (2 to 7·9)	7 (3·1 to 12·9)	3·3 (1·5 to 6·5)	3 (1·3 to 6·4)	2·6 (1·2 to 4·8)	5·1 (2·5 to 9·3)	4·4 (2·3 to 7·7)	7·2 (3·8 to 12·5)	8·4 (4·7 to 14)	10·8 (6·2 to 17·3)	10·1 (6 to 15·8)	9·4 (5·9 to 14·9)	10·2 (6·2 to 15·6)	7·1 (4·6 to 10·6)	6 (4 to 8·6)	5·2 (3·3 to 7·8)	4·2 (2·6 to 6·5)	2 (1·3 to 3)	0·7 (0·4 to 1)	0·1 (0·1 to 0·2)	113
Endocrine, metabolic, blood, and immune disorders	4·7 (2·5 to 11·1)	5·4 (3 to 12·7)	33 (17·1 to 75·4)	59·8 (37·8 to 94·7)	51·7 (32·1 to 80·8)	29·9 (19 to 47·3)	21·6 (13·6 to 36)	24·7 (17·1 to 38·8)	42·5 (27·6 to 60·7)	60·2 (40·8 to 85·4)	84·9 (58·2 to 121)	116 (79 to 166)	157 (106 to 219)	172 (120 to 245)	170 (115 to 239)	156 (105 to 220)	127 (87·5 to 185)	105 (73·4 to 144)	69·4 (48·8 to 96·3)	42·2 (30 to 58·1)	24·9 (17·6 to 34·4)	10·6 (7·2 to 14·4)	2·6 (1·7 to 3·8)	1,570
Oral disorders	0 (0 to 0)	0 (0 to 0)	0 (0 to 0)	19·6 (11·1 to 31·9)	22·9 (12·6 to 38·8)	23·6 (12·3 to 39·3)	35·4 (19·2 to 60·7)	62·2 (33·2 to 110)	94·9 (49·9 to 175)	126 (65·7 to 226)	149 (76·9 to 265)	165 (88·6 to 280)	177 (102 to 297)	182 (107 to 294)	185 (111 to 287)	182 (114 to 277)	154 (96 to 233)	129 (82·3 to 191)	88·8 (56·9 to 130)	57·1 (37 to 81·4)	30·2 (19 to 42·9)	10·8 (6·9 to 15·4)	2·1 (1·4 to 3·1)	1,900
Caries of deciduous teeth	0 (0 to 0)	0 (0 to 0)	0 (0 to 0)	6·3 (2·5 to 12·8)	6 (2·4 to 13·1)	0·3 (0 to 0·8)	0 (0 to 0)	0 (0 to 0)	0 (0 to 0)	0 (0 to 0)	0 (0 to 0)	0 (0 to 0)	0 (0 to 0)	0 (0 to 0)	0 (0 to 0)	0 (0 to 0)	0 (0 to 0)	0 (0 to 0)	0 (0 to 0)	0 (0 to 0)	0 (0 to 0)	0 (0 to 0)	0 (0 to 0)	12·6
Caries of permanent teeth	0 (0 to 0)	0 (0 to 0)	0 (0 to 0)	0 (0 to 0)	4 (1·3 to 8·9)	9·5 (3·6 to 20·5)	11·1 (4·3 to 23·5)	14 (6 to 28·9)	13·7 (5·3 to 27·9)	12·7 (5 to 26·7)	12·2 (5·1 to 24·6)	10·7 (4·5 to 21·8)	8·9 (3·6 to 18·9)	7·3 (2·9 to 15·3)	6 (2·3 to 13)	4·8 (1·7 to 10·2)	3·4 (1·4 to 6·9)	2·5 (1 to 5)	1·5 (0·6 to 2·9)	0·8 (0·3 to 1·7)	0·4 (0·1 to 0·8)	0·1 (0 to 0·2)	0 (0 to 0)	123
Periodontal diseases	0 (0 to 0)	0 (0 to 0)	0 (0 to 0)	0 (0 to 0)	0 (0 to 0)	0 (0 to 0)	4·5 (1·3 to 11·2)	17·5 (5·3 to 43·5)	39·3 (12·3 to 94·5)	58·9 (20·1 to 132)	70·8 (24·9 to 158)	73·8 (27·2 to 157)	68·7 (26·2 to 146)	56·1 (22 to 117)	42·4 (17 to 89·3)	29·9 (11·8 to 62·2)	18·6 (7·3 to 38·2)	12·4 (4·8 to 24·8)	7·3 (2·9 to 14·9)	4·4 (1·7 to 9)	2·2 (0·8 to 4·8)	0·8 (0·3 to 1·7)	0·1 (0·1 to 0·3)	508
Other oral disorders	0 (0 to 0)	0 (0 to 0)	0 (0 to 0)	13·4 (7·7 to 20·7)	12·9 (7·4 to 20·4)	13·9 (7·8 to 21·7)	19·9 (11·6 to 31·5)	24·7 (14·8 to 39·2)	26·7 (15·7 to 41·3)	27·2 (15·9 to 41·4)	26 (15·6 to 40)	24·4 (14·8 to 37·7)	22·1 (13·6 to 33·2)	18·5 (11·2 to 27·5)	14·9 (9·2 to 22·6)	11·9 (7·3 to 18)	8·4 (5·2 to 12·5)	5·8 (3·5 to 8·8)	3 (1·9 to 4·5)	1·5 (0·9 to 2·2)	0·6 (0·4 to 0·9)	0·2 (0·1 to 0·3)	0 (0 to 0·1)	276
Sudden infant death syndrome	--	25·5 (13·2 to 39·7)	79 (33·5 to 155)	--	--	--	--	--	--	--	--	--	--	--	--	--	--	--	--	--	--	--	--	NA
Injuries	22 (14·9 to 30·8)	16·3 (11·2 to 22·8)	190 (102 to 324)	403 (269 to 582)	296 (246 to 351)	345 (292 to 411)	586 (497 to 683)	626 (492 to 785)	683 (526 to 867)	640 (502 to 803)	550 (433 to 688)	492 (397 to 614)	453 (364 to 555)	398 (321 to 492)	341 (273 to 424)	299 (241 to 371)	248 (201 to 302)	225 (181 to 276)	180 (146 to 219)	149 (120 to 181)	109 (88 to 132)	55·1 (44·9 to 66·7)	14·4 (11·7 to 17·6)	7,320
Transport injuries	2·5 (1·7 to 3·7)	2 (1·4 to 2·9)	21·1 (10·4 to 36·9)	116 (69·2 to 190)	97·4 (71·2 to 132)	79·7 (59·4 to 103)	145 (108 to 186)	164 (117 to 234)	196 (140 to 271)	181 (128 to 248)	154 (112 to 205)	141 (107 to 189)	133 (101 to 171)	124 (96·2 to 158)	107 (81·9 to 139)	88·1 (70·1 to 112)	71·6 (56·3 to 88·8)	58·6 (46·6 to 74)	42·4 (33·8 to 53)	26·4 (21 to 33)	15·4 (11·8 to 19·7)	5·5 (4·4 to 6·7)	1·2 (1 to 1·5)	1,970
Road injuries	2 (1·3 to 3·1)	1·5 (1 to 2·2)	18·8 (9 to 33)	110 (63·9 to 182)	89·8 (64·5 to 123)	72 (53·7 to 93·8)	132 (97·5 to 171)	149 (104 to 211)	178 (126 to 249)	165 (116 to 228)	141 (102 to 189)	129 (97·5 to 174)	122 (91·6 to 157)	114 (88·1 to 147)	98·7 (75·6 to 129)	81·7 (64·9 to 104)	66·7 (52·4 to 83·6)	54·8 (43·5 to 69·5)	39·8 (31·8 to 49·8)	24·7 (19·5 to 31·1)	14·3 (10·9 to 18·1)	4·9 (4 to 6·1)	1·1 (0·8 to 1·3)	1,810
Pedestrian road injuries	0·9 (0·6 to 1·5)	0·6 (0·4 to 0·9)	6·5 (3 to 11·9)	59·5 (33·3 to 100)	44·1 (30·3 to 63)	28·9 (20·6 to 39)	41 (29·6 to 54·8)	45·5 (30·8 to 65·9)	57·9 (39·2 to 82·9)	56·4 (37·4 to 82·2)	48 (32·9 to 67)	45·1 (32·2 to 62·9)	44·5 (32·1 to 59·7)	45·5 (33·5 to 60·9)	40·2 (29·6 to 54)	36·7 (27·7 to 48·5)	32·2 (24·4 to 42·1)	28·5 (21·9 to 37·4)	22·5 (17·2 to 29·1)	14·1 (10·5 to 18·5)	8·4 (6·2 to 11·4)	2·6 (2 to 3·3)	0·5 (0·4 to 0·7)	710
Cyclist road injuries	0 (0 to 0)	0 (0 to 0)	0 (0 to 0)	6·2 (3 to 11·6)	6·6 (4·1 to 10·6)	6·8 (4·5 to 10·2)	6·1 (4·2 to 8·3)	6·2 (4·3 to 8·5)	6·9 (4·9 to 9·4)	7·3 (5·3 to 9·8)	7·2 (5·2 to 9·7)	7 (5 to 9·3)	8·9 (6·5 to 11·7)	9·1 (6·6 to 12·3)	7·9 (5·6 to 10·7)	6·5 (4·8 to 8·7)	5·1 (3·7 to 6·8)	3·5 (2·6 to 4·5)	2·1 (1·6 to 2·7)	1·5 (1·1 to 2)	0·9 (0·6 to 1·2)	0·4 (0·3 to 0·5)	0·1 (0 to 0·1)	106
Motorcyclist road injuries	0·2 (0·1 to 0·2)	0·1 (0·1 to 0·2)	1·1 (0·5 to 2)	4·3 (2·5 to 6·9)	4·8 (3·5 to 6·3)	6·2 (4·7 to 8)	19·6 (14·3 to 26·3)	21·6 (13·1 to 34·9)	23·9 (16·7 to 32·9)	17·3 (11·9 to 25·1)	14·2 (10·5 to 19·3)	12·6 (9·3 to 16·8)	10·4 (8 to 13·3)	8·1 (6·3 to 10·4)	6·4 (4·8 to 8·3)	4·8 (3·5 to 6·3)	3·7 (2·7 to 4·9)	3·2 (2·3 to 4·2)	2·4 (1·7 to 3·2)	1·8 (1·3 to 2·3)	1 (0·7 to 1·3)	0·4 (0·3 to 0·5)	0·1 (0·1 to 0·1)	168
Motor vehicle road injuries	0·8 (0·5 to 1·3)	0·6 (0·4 to 0·9)	10·5 (5·1 to 19·2)	37 (20·8 to 63·9)	31·6 (22·3 to 43·4)	26·9 (19·3 to 35·2)	60·1 (43·8 to 79·6)	69·6 (48 to 101)	83·1 (57·6 to 119)	77·3 (51·3 to 112)	64·7 (46·3 to 87·9)	58 (42·9 to 78·6)	51·4 (38·8 to 67·5)	45·6 (35 to 58·1)	39 (30 to 50·9)	30·4 (24·2 to 38·4)	23·2 (18·2 to 28·6)	17·6 (14·1 to 22)	11·4 (9·1 to 14·1)	6·5 (5·2 to 8·1)	3·5 (2·7 to 4·5)	1·4 (1·1 to 1·7)	0·3 (0·3 to 0·4)	751
Other road injuries	0·1 (0·1 to 0·3)	0·1 (0 to 0·2)	0·7 (0·2 to 1·5)	2·8 (1·1 to 5·8)	2·8 (1·7 to 4·6)	3·2 (2 to 4·6)	4·9 (3·2 to 7·4)	5·7 (3·7 to 8·6)	6·6 (4·4 to 9·6)	7·3 (4·9 to 10·7)	6·7 (4·8 to 9·3)	6·8 (4·8 to 9·2)	6·4 (4·6 to 8·6)	5·9 (4·3 to 7·9)	5·2 (3·7 to 7)	3·4 (2·4 to 4·5)	2·5 (1·8 to 3·4)	1·9 (1·4 to 2·6)	1·3 (1 to 1·8)	0·8 (0·6 to 1·1)	0·4 (0·3 to 0·6)	0·2 (0·1 to 0·2)	0 (0 to 0)	75·8
Other transport injuries	0·5 (0·3 to 0·8)	0·5 (0·3 to 0·8)	2·3 (1·1 to 4·5)	6·6 (3·7 to 11·1)	7·6 (4·9 to 11·4)	7·7 (5·1 to 10·8)	13 (8·1 to 19·9)	15·4 (9·6 to 23·9)	17·5 (10·9 to 27·1)	15·2 (9·7 to 23·1)	13·5 (8·6 to 19·9)	12 (7·9 to 17·1)	11·2 (7·4 to 16·4)	9·5 (6·5 to 13·8)	8·2 (5·5 to 12·2)	6·3 (4·5 to 8·8)	4·8 (3·4 to 6·9)	3·8 (2·7 to 5·5)	2·6 (1·9 to 3·6)	1·7 (1·3 to 2·3)	1·2 (0·8 to 1·6)	0·6 (0·4 to 0·8)	0·2 (0·1 to 0·2)	162
Unintentional injuries	12·4 (8·1 to 18)	12·8 (8·4 to 18·8)	153 (80·6 to 264)	233 (155 to 339)	148 (115 to 189)	156 (118 to 203)	170 (129 to 224)	187 (140 to 247)	205 (155 to 266)	213 (160 to 283)	211 (159 to 279)	207 (153 to 273)	203 (154 to 263)	196 (147 to 254)	182 (140 to 237)	177 (136 to 226)	153 (120 to 194)	152 (119 to 189)	129 (102 to 160)	118 (93·7 to 145)	91·1 (72·2 to 111)	48·7 (39·1 to 59·5)	12·9 (10·5 to 15·9)	3,370
Falls	0·9 (0·6 to 1·3)	0·7 (0·4 to 1)	6·4 (3·4 to 10·5)	25·9 (17 to 37·7)	34·6 (25·1 to 47·2)	43·7 (30·8 to 59·6)	53·6 (38·7 to 74·8)	62·2 (44·5 to 85·4)	70·9 (51·5 to 94·6)	77·3 (56·6 to 105)	80·9 (59·6 to 108)	83·2 (60·3 to 113)	84·9 (63·8 to 112)	87·2 (66·1 to 112)	85·3 (65 to 111)	90·8 (69·9 to 116)	85 (65·7 to 108)	92·5 (72·9 to 115)	85·6 (66·7 to 106)	87 (68·2 to 109)	71 (55·3 to 88·4)	39·4 (31·3 to 48·6)	10·4 (8·3 to 12·9)	1,360
Drowning	0·6 (0·4 to 0·9)	0·3 (0·2 to 0·4)	4·2 (2·1 to 7·5)	60·4 (36·7 to 93·3)	20·9 (14 to 29·1)	20 (14 to 27·6)	15·2 (10·6 to 20·7)	10·2 (6·9 to 14·5)	10 (6·5 to 14·9)	8·7 (6 to 12·5)	7 (4·7 to 9·8)	5·2 (3·6 to 7·5)	4·6 (3·2 to 6·4)	3·6 (2·4 to 5)	2·7 (1·9 to 3·9)	2·4 (1·7 to 3·5)	1·8 (1·2 to 2·4)	1·4 (1 to 1·9)	1 (0·7 to 1·3)	0·6 (0·4 to 0·8)	0·3 (0·3 to 0·5)	0·1 (0·1 to 0·2)	0 (0 to 0·1)	181
Fire, heat, and hot substances	0·3 (0·2 to 0·4)	0·4 (0·3 to 0·5)	4·6 (3·1 to 7)	21·7 (15·7 to 29·9)	18·9 (13 to 28·3)	21·2 (12·7 to 34·7)	25·7 (15·3 to 40·8)	28·5 (17·5 to 44·4)	31·3 (19·5 to 48·4)	32·9 (20 to 50·8)	32·4 (19·5 to 50·8)	30·3 (18·5 to 46·3)	28·4 (17·8 to 43·3)	25·4 (15·9 to 38·7)	21·9 (14 to 33·2)	18·6 (11·9 to 28)	14·2 (9·2 to 21·2)	11·9 (8 to 17·6)	8·7 (6·1 to 12·3)	6·6 (4·8 to 9·1)	4·4 (3·4 to 5·9)	2·2 (1·7 to 2·7)	0·6 (0·5 to 0·8)	391
Poisonings	0·5 (0·3 to 0·7)	0·7 (0·5 to 1)	2·5 (1·3 to 4·4)	10·8 (6·5 to 16·7)	7 (4·8 to 9·8)	7·7 (5·1 to 11·1)	8·7 (6·2 to 12)	9·1 (6·3 to 12·8)	8·8 (6 to 12·5)	7·8 (5·4 to 11·2)	6·6 (4·5 to 9·3)	5·4 (3·8 to 7·7)	4·9 (3·3 to 7·1)	4·2 (2·8 to 6)	3·1 (2·1 to 4·5)	2·5 (1·7 to 3·6)	1·9 (1·3 to 2·8)	1·6 (1·1 to 2·2)	1·1 (0·8 to 1·6)	0·8 (0·6 to 1)	0·5 (0·3 to 0·6)	0·2 (0·1 to 0·2)	0 (0 to 0·1)	96·3
Poisoning by carbon monoxide	0 (0 to 0)	0 (0 to 0)	0·2 (0·1 to 0·5)	1·1 (0·5 to 2·2)	0·9 (0·5 to 1·5)	0·7 (0·4 to 1·2)	1·3 (0·8 to 2)	1·6 (1 to 2·4)	1·5 (0·9 to 2·3)	1·1 (0·7 to 1·7)	0·9 (0·6 to 1·4)	0·8 (0·5 to 1·2)	0·7 (0·5 to 1·1)	0·5 (0·3 to 0·8)	0·4 (0·2 to 0·5)	0·3 (0·2 to 0·5)	0·2 (0·2 to 0·4)	0·3 (0·2 to 0·4)	0·2 (0·1 to 0·4)	0·1 (0·1 to 0·2)	0·1 (0 to 0·1)	0 (0 to 0)	0 (0 to 0)	12·9
Poisoning by other means	0·4 (0·3 to 0·7)	0·7 (0·4 to 1)	2·3 (1·2 to 4·1)	9·7 (5·7 to 14·9)	6·1 (4 to 8·7)	6·9 (4·6 to 10·1)	7·5 (5·1 to 10·6)	7·5 (5·1 to 10·8)	7·3 (4·9 to 10·6)	6·8 (4·6 to 9·9)	5·7 (3·8 to 8·2)	4·7 (3·1 to 6·8)	4·1 (2·7 to 6·1)	3·7 (2·4 to 5·4)	2·8 (1·8 to 4·1)	2·2 (1·4 to 3·2)	1·7 (1·1 to 2·4)	1·3 (0·9 to 1·8)	0·9 (0·6 to 1·3)	0·7 (0·5 to 0·9)	0·4 (0·3 to 0·5)	0·2 (0·1 to 0·2)	0 (0 to 0·1)	83·4
Exposure to mechanical forces	0·2 (0·2 to 0·4)	0·3 (0·2 to 0·4)	2·3 (1·5 to 3·4)	15·2 (10·3 to 21·7)	23 (15·4 to 33·8)	25·5 (16·5 to 39·4)	28·7 (19·2 to 44·1)	32·2 (22·2 to 47·8)	34·5 (23·3 to 50·8)	35·7 (24·8 to 52·5)	34·8 (23·7 to 51·8)	33·5 (22·5 to 49·9)	32·5 (22·5 to 47·6)	30 (20·8 to 43·3)	26·4 (18·4 to 38·3)	23·2 (15·9 to 33·5)	18·1 (12·6 to 25·7)	14·5 (10 to 20·6)	10·2 (7·2 to 14·4)	6·5 (4·5 to 9·3)	3·8 (2·6 to 5·3)	1·5 (1·1 to 2·1)	0·4 (0·3 to 0·5)	433
Unintentional firearm injuries	0 (0 to 0)	0 (0 to 0)	0·1 (0 to 0·2)	0·6 (0·4 to 1·1)	0·9 (0·5 to 1·4)	1·2 (0·8 to 1·8)	2·5 (1·6 to 3·7)	3·2 (2·2 to 4·6)	3 (2 to 4·4)	2·8 (1·9 to 4·1)	2·5 (1·8 to 3·5)	2·3 (1·7 to 3·2)	2·1 (1·6 to 3)	2 (1·4 to 2·7)	1·5 (1·1 to 2·1)	1·2 (0·9 to 1·7)	0·9 (0·7 to 1·3)	0·8 (0·5 to 1·1)	0·6 (0·4 to 0·8)	0·4 (0·3 to 0·6)	0·2 (0·2 to 0·3)	0·1 (0·1 to 0·1)	0 (0 to 0)	29·1
Other exposure to mechanical forces	0·2 (0·1 to 0·4)	0·2 (0·2 to 0·4)	2·2 (1·4 to 3·3)	14·6 (9·9 to 20·8)	22·1 (14·8 to 32·6)	24·3 (15·5 to 38·1)	26·2 (16·9 to 41·2)	29 (19·2 to 44·2)	31·5 (21 to 47·4)	32·9 (22·3 to 49·2)	32·3 (21·8 to 48·5)	31·2 (20·7 to 46·8)	30·3 (20·7 to 45)	28 (19·2 to 41)	24·9 (17·2 to 36·2)	22 (15 to 31·9)	17·2 (11·9 to 24·5)	13·7 (9·4 to 19·5)	9·7 (6·8 to 13·7)	6·1 (4·2 to 8·7)	3·5 (2·5 to 5)	1·4 (1 to 2)	0·3 (0·2 to 0·5)	404
Adverse effects of medical treatment	2·2 (1·1 to 3·5)	2 (0·9 to 3·2)	16·8 (5·2 to 34·5)	16·1 (8·2 to 28·2)	7·1 (4·2 to 10·8)	4·5 (2·8 to 6·8)	5 (3·3 to 7·2)	6·7 (4·1 to 10·4)	8·1 (4·8 to 13)	9·2 (5·3 to 14·6)	10·2 (6·2 to 16)	11·6 (6·7 to 18·1)	12·5 (6·5 to 19·4)	15·1 (6·9 to 23·5)	16·1 (6·7 to 26·1)	16·6 (6·6 to 26·5)	14·2 (5·4 to 21·7)	14·3 (5·7 to 21·8)	10·9 (4·5 to 16·6)	8 (3·1 to 12)	5·5 (2·1 to 8·4)	2·5 (0·9 to 3·8)	0·6 (0·2 to 1)	216
Animal contact	0·3 (0·2 to 0·5)	0·5 (0·3 to 1)	2·9 (1·3 to 5·4)	8 (4·5 to 13·4)	5·6 (3·7 to 8·2)	5·3 (3·3 to 7·9)	4·9 (3·1 to 7·4)	5·3 (3·3 to 8)	5·4 (3·4 to 8)	5·5 (3·5 to 7·9)	5·5 (3·6 to 8·1)	5·3 (3·5 to 7·7)	5·2 (3·4 to 7·5)	4·9 (3·3 to 6·9)	4·3 (2·9 to 6·1)	3·8 (2·6 to 5·4)	3·1 (2·1 to 4·4)	2·6 (1·8 to 3·6)	1·8 (1·3 to 2·5)	1·2 (0·9 to 1·7)	0·7 (0·5 to 1)	0·3 (0·2 to 0·4)	0·1 (0 to 0·1)	82·4
Venomous animal contact	0·2 (0·1 to 0·3)	0·4 (0·2 to 0·8)	2·1 (1 to 4·2)	5·9 (3·1 to 10·3)	3·3 (2 to 5·2)	3·2 (1·8 to 5·1)	3 (1·8 to 4·7)	3·2 (1·9 to 4·9)	3·2 (1·9 to 5·1)	3·2 (2 to 4·9)	3·2 (2 to 4·7)	3 (1·9 to 4·5)	2·8 (1·8 to 4·1)	2·5 (1·6 to 3·7)	2·2 (1·4 to 3·2)	1·9 (1·3 to 2·7)	1·4 (1 to 2)	1·1 (0·8 to 1·5)	0·7 (0·5 to 1)	0·5 (0·3 to 0·7)	0·3 (0·2 to 0·4)	0·1 (0·1 to 0·2)	0 (0 to 0)	47·5
Non-venomous animal contact	0·1 (0 to 0·2)	0·1 (0 to 0·2)	0·7 (0·3 to 1·6)	2·2 (1·1 to 4)	2·3 (1·2 to 3·8)	2·1 (1·2 to 3·4)	2 (1·1 to 3·3)	2·1 (1·2 to 3·7)	2·2 (1·3 to 3·7)	2·2 (1·3 to 3·8)	2·3 (1·3 to 3·9)	2·3 (1·4 to 4)	2·4 (1·4 to 3·9)	2·3 (1·4 to 3·7)	2·1 (1·3 to 3·4)	2 (1·2 to 3·1)	1·7 (1 to 2·6)	1·5 (0·9 to 2·3)	1 (0·7 to 1·6)	0·7 (0·5 to 1·1)	0·4 (0·3 to 0·6)	0·2 (0·1 to 0·2)	0 (0 to 0·1)	34·9
Foreign body	6·9 (4·4 to 10·4)	7·7 (4·8 to 11·9)	112 (55·3 to 197)	67·2 (41·2 to 102)	21·5 (16·7 to 27·2)	17·5 (13·3 to 22·5)	15·1 (11·6 to 19·3)	17·6 (13·3 to 23·2)	19·2 (14·1 to 25·7)	18·9 (13·8 to 25·1)	17·2 (12·9 to 22·6)	15·8 (11·9 to 20·6)	14·5 (11·1 to 18·7)	12·4 (9·4 to 15·9)	10·5 (8·1 to 13·4)	8·5 (6·5 to 11)	6·7 (5·3 to 8·4)	5·9 (4·6 to 7·4)	4·3 (3·4 to 5·3)	3·3 (2·6 to 4·1)	2·1 (1·7 to 2·8)	1·1 (0·9 to 1·4)	0·3 (0·2 to 0·4)	406
Pulmonary aspiration and foreign body in airway	6·9 (4·4 to 10·4)	7·7 (4·8 to 11·9)	111 (55·1 to 197)	64·5 (39·2 to 99·1)	17·5 (12·9 to 22·7)	12·7 (9·3 to 16·9)	9·5 (7 to 12·5)	10·9 (7·6 to 15)	11·9 (8·1 to 17)	11·2 (7·7 to 15·9)	9·3 (6·5 to 12·8)	8 (5·6 to 11·4)	7·3 (5·1 to 10)	6 (4 to 8·5)	5 (3·4 to 7·3)	4·1 (2·8 to 6·1)	3·4 (2·5 to 4·6)	3·3 (2·4 to 4·3)	2·5 (1·8 to 3·3)	2·1 (1·5 to 2·8)	1·5 (1·1 to 2·1)	0·9 (0·7 to 1·2)	0·3 (0·2 to 0·4)	318
Foreign body in eyes	0 (0 to 0)	0 (0 to 0)	0·1 (0 to 0·2)	0·6 (0·2 to 1·4)	1·1 (0·4 to 2·5)	1·5 (0·5 to 3·4)	2 (0·8 to 4·3)	2·7 (1·1 to 5·4)	3·1 (1·4 to 6·1)	3·4 (1·6 to 6·5)	3·6 (1·7 to 6·6)	3·7 (2 to 6·5)	3·5 (2 to 5·8)	3 (1·7 to 4·7)	2·4 (1·4 to 3·7)	2 (1·2 to 3)	1·6 (1 to 2·3)	1·2 (0·8 to 1·8)	0·9 (0·6 to 1·2)	0·6 (0·4 to 0·8)	0·3 (0·2 to 0·4)	0·1 (0·1 to 0·2)	0 (0 to 0)	37·5
Foreign body in other body part	0 (0 to 0)	0 (0 to 0)	0·3 (0·2 to 0·6)	2 (1·2 to 3·3)	2·9 (1·8 to 4·6)	3·3 (2·2 to 4·9)	3·6 (2·5 to 5·2)	4 (2·7 to 5·6)	4·2 (2·9 to 5·8)	4·3 (3 to 6)	4·2 (3 to 5·8)	4 (2·9 to 5·5)	3·8 (2·8 to 5·1)	3·4 (2·5 to 4·6)	3 (2·2 to 4·1)	2·3 (1·7 to 3·1)	1·7 (1·2 to 2·4)	1·4 (1 to 1·8)	0·9 (0·7 to 1·2)	0·6 (0·4 to 0·8)	0·3 (0·2 to 0·4)	0·1 (0·1 to 0·2)	0 (0 to 0)	50·6
Environmental heat and cold exposure	0·1 (0 to 0·1)	0 (0 to 0·1)	0·3 (0·2 to 0·5)	1·2 (0·7 to 2)	2·6 (1·5 to 4·1)	3·5 (2·1 to 5·6)	4·7 (2·9 to 7·2)	5·6 (3·5 to 8·6)	6·2 (4 to 9·5)	6·7 (4·2 to 10·4)	6·9 (4·4 to 10·4)	6·8 (4·3 to 10·4)	6·7 (4·2 to 9·8)	6·1 (4 to 8·9)	5·6 (3·7 to 8·4)	5 (3·3 to 7·4)	4·1 (2·7 to 6·1)	3·5 (2·2 to 5·1)	2·6 (1·8 to 3·7)	1·9 (1·3 to 2·6)	1·2 (0·8 to 1·6)	0·6 (0·4 to 0·8)	0·1 (0·1 to 0·2)	82
Exposure to forces of nature	0 (0 to 0)	0 (0 to 0)	0 (0 to 0)	0 (0 to 0)	0 (0 to 0)	0 (0 to 0·1)	0·1 (0·1 to 0·1)	0·2 (0·1 to 0·2)	0·2 (0·1 to 0·3)	0·2 (0·2 to 0·4)	0·3 (0·2 to 0·4)	0·3 (0·2 to 0·5)	0·3 (0·2 to 0·5)	0·2 (0·1 to 0·3)	0·2 (0·1 to 0·2)	0·1 (0·1 to 0·2)	0·1 (0·1 to 0·1)	0·1 (0·1 to 0·1)	0·1 (0 to 0·1)	0 (0 to 0)	0 (0 to 0)	0 (0 to 0)	0 (0 to 0)	2·4
Other unintentional injuries	0·4 (0·2 to 0·6)	0·2 (0·1 to 0·4)	1·6 (0·9 to 2·6)	6·2 (4 to 9·2)	7·2 (5·2 to 9·6)	7·2 (5·2 to 9·6)	8·2 (6 to 11)	9·3 (7 to 12·3)	10·1 (7·4 to 13·3)	10·2 (7·5 to 13·6)	9·8 (7·3 to 12·9)	9 (6·8 to 12·1)	8·7 (6·5 to 11·4)	6·9 (5·2 to 9·3)	6·2 (4·6 to 8·2)	5·2 (3·8 to 6·9)	4·3 (3·3 to 5·7)	3·4 (2·6 to 4·5)	2·8 (2·1 to 3·6)	2 (1·6 to 2·6)	1·5 (1·2 to 2)	0·8 (0·6 to 1·1)	0·2 (0·2 to 0·3)	122
Self-harm and interpersonal violence	7·1 (4·1 to 11)	1·5 (0·9 to 2·4)	15·3 (7·5 to 27·5)	54 (29·1 to 88·2)	50·4 (36·6 to 68·2)	109 (83·9 to 139)	271 (213 to 335)	275 (199 to 370)	283 (199 to 388)	246 (178 to 328)	185 (133 to 246)	144 (106 to 191)	118 (87·1 to 156)	78·5 (58·8 to 102)	51·9 (39·3 to 68·9)	34·2 (26·3 to 45)	22·7 (17·6 to 28·4)	15·2 (12·1 to 18·9)	8·8 (7·1 to 10·8)	4·7 (3·8 to 5·8)	2·5 (2 to 3)	0·9 (0·7 to 1·1)	0·2 (0·2 to 0·3)	1,980
Self-harm	0 (0 to 0)	0 (0 to 0)	0 (0 to 0)	0 (0 to 0)	0 (0 to 0)	54·3 (36·4 to 78·2)	174 (127 to 227)	154 (102 to 216)	148 (93·6 to 223)	123 (79·3 to 175)	86 (56·5 to 123)	64·3 (41·7 to 91·6)	54·1 (36 to 77·5)	34·8 (23·5 to 48·9)	23·3 (15·5 to 33·7)	14·3 (9·9 to 20·3)	9·1 (6·4 to 12·6)	5·7 (4·1 to 7·8)	2·8 (2 to 3·9)	1·6 (1·2 to 2·2)	0·9 (0·6 to 1·2)	0·3 (0·3 to 0·4)	0·1 (0·1 to 0·2)	951
Self-harm by firearm	0 (0 to 0)	0 (0 to 0)	0 (0 to 0)	0 (0 to 0)	0 (0 to 0)	0·7 (0·5 to 1·1)	3·8 (2·6 to 5·2)	3·6 (1·8 to 6·1)	3·3 (1·6 to 6)	2·3 (1·5 to 3·3)	1·7 (1·1 to 2·5)	1·7 (1·1 to 2·4)	1·4 (0·9 to 2)	1 (0·7 to 1·3)	0·6 (0·4 to 0·9)	0·4 (0·3 to 0·6)	0·3 (0·2 to 0·4)	0·2 (0·1 to 0·2)	0·1 (0·1 to 0·2)	0·1 (0 to 0·1)	0 (0 to 0)	0 (0 to 0)	0 (0 to 0)	21·2
Self-harm by other specified means	0 (0 to 0)	0 (0 to 0)	0 (0 to 0)	0 (0 to 0)	0 (0 to 0)	53·6 (35·9 to 77·3)	170 (125 to 222)	150 (100 to 211)	145 (92 to 218)	121 (77·7 to 172)	84·4 (55·2 to 121)	62·6 (40·5 to 89·1)	52·7 (35 to 75·6)	33·8 (22·9 to 47·5)	22·7 (15 to 32·8)	13·9 (9·6 to 19·6)	8·8 (6·2 to 12·2)	5·5 (4 to 7·5)	2·7 (1·9 to 3·7)	1·6 (1·1 to 2·1)	0·9 (0·6 to 1·2)	0·3 (0·2 to 0·4)	0·1 (0·1 to 0·1)	929
Interpersonal violence	7·1 (4·1 to 11)	1·5 (0·9 to 2·4)	15·3 (7·4 to 27·4)	53·3 (28·7 to 87)	50·1 (36·3 to 67·8)	54·6 (41 to 72·1)	96·7 (71·6 to 130)	121 (86·3 to 167)	135 (95·2 to 192)	122 (86·4 to 170)	98·2 (71·7 to 133)	79·7 (59·2 to 109)	63·3 (46·2 to 87·1)	43·6 (31·9 to 58·8)	28·5 (21·5 to 37·8)	19·8 (15·1 to 26·3)	13·5 (10·4 to 17·2)	9·4 (7·4 to 12)	5·9 (4·8 to 7·3)	3·1 (2·4 to 3·9)	1·6 (1·2 to 1·9)	0·5 (0·4 to 0·7)	0·1 (0·1 to 0·2)	1,020
Physical violence by firearm	0·4 (0·3 to 0·7)	0·1 (0·1 to 0·2)	1·8 (0·9 to 3·2)	8·2 (4·3 to 13·7)	11·9 (8·3 to 16·3)	12 (8·7 to 16·3)	30·8 (21·6 to 42·3)	35·8 (23·7 to 52)	40·1 (26·4 to 60·3)	35·5 (23·3 to 52)	28·3 (19·2 to 41)	23 (15·7 to 33·1)	18·3 (12·3 to 26·8)	12·2 (8·3 to 17·8)	6·9 (4·8 to 9·6)	3·8 (2·6 to 5·3)	2·2 (1·6 to 3)	1 (0·7 to 1·5)	0·5 (0·4 to 0·7)	0·2 (0·1 to 0·2)	0·1 (0·1 to 0·1)	0 (0 to 0)	0 (0 to 0)	273
Physical violence by sharp object	0·9 (0·5 to 1·4)	0·1 (0·1 to 0·2)	1·4 (0·7 to 2·4)	5·2 (2·9 to 8·5)	6·3 (4·6 to 8·5)	9 (6·6 to 12)	19·9 (14·2 to 27·1)	28·6 (19 to 41)	32·7 (21·8 to 49·1)	31·8 (21·2 to 45·9)	24 (16·6 to 34·2)	19·5 (13·6 to 27·7)	14·7 (10·1 to 21)	11·2 (7·8 to 15·8)	7·8 (5·7 to 10·6)	5·7 (4·2 to 7·9)	3·9 (2·9 to 5·1)	2·8 (2·1 to 3·7)	1·6 (1·2 to 2)	0·9 (0·7 to 1·1)	0·4 (0·3 to 0·5)	0·1 (0·1 to 0·2)	0 (0 to 0·1)	228
Sexual violence	0 (0 to 0)	0 (0 to 0)	0 (0 to 0)	0·3 (0·2 to 0·5)	2·4 (1·4 to 3·7)	5 (2·8 to 8)	10·3 (5·7 to 16·2)	15·7 (9·1 to 24·7)	17·5 (9·9 to 28·2)	17·7 (9·9 to 28·1)	16·9 (9·4 to 27·1)	14·2 (8·3 to 22·9)	10·1 (5·8 to 16·7)	5·9 (3·3 to 9·7)	3·2 (1·8 to 5·1)	2·1 (1·3 to 3·2)	1·5 (0·9 to 2·3)	1·1 (0·7 to 1·6)	0·7 (0·4 to 1)	0·4 (0·3 to 0·6)	0·2 (0·1 to 0·3)	0 (0 to 0)	0 (0 to 0)	125
Physical violence by other means	5·8 (3·4 to 8·9)	1·2 (0·7 to 2)	12·1 (5·8 to 21·7)	39·6 (21·4 to 64·5)	29·6 (21·3 to 40·6)	28·7 (20·8 to 38·4)	35·7 (26 to 48·8)	40·9 (27·6 to 57·8)	44·2 (29·9 to 64·5)	37·5 (25·6 to 53·1)	29 (20·4 to 40·5)	23·1 (16·7 to 32·3)	20·2 (14·3 to 28·7)	14·3 (10·5 to 19·4)	10·7 (8·1 to 14)	8·2 (6·2 to 10·9)	6 (4·6 to 7·5)	4·6 (3·5 to 5·9)	3·1 (2·4 to 3·9)	1·7 (1·3 to 2·1)	0·9 (0·7 to 1·1)	0·3 (0·3 to 0·4)	0·1 (0·1 to 0·1)	397
Conflict and terrorism	0 (0 to 0)	0 (0 to 0)	0 (0 to 0)	0 (0 to 0)	0 (0 to 0)	0 (0 to 0)	0 (0 to 0)	0 (0 to 0·1)	0·1 (0 to 0·1)	0·1 (0 to 0·1)	0·1 (0 to 0·1)	0 (0 to 0·1)	0 (0 to 0·1)	0 (0 to 0)	0 (0 to 0)	0 (0 to 0)	0 (0 to 0)	0 (0 to 0)	0 (0 to 0)	0 (0 to 0)	0 (0 to 0)	0 (0 to 0)	0 (0 to 0)	0·4

SR Table 2b: Cashulla DALYS by cause and sex groups for females with 95% uncertainty intervals. 2019

Cause	Non-Communicable	Road Accidents	1 to 4	5 to 9	10 to 14	15 to 19	20 to 24	25 to 29	30 to 34	35 to 39	40 to 44	45 to 49	50 to 54	55 to 59	60 to 64	65 to 69	70 to 74	75 to 79	80 to 84	85 to 89	90 to 94	95 plus	Total
All causes	13,000 (12,200 to 14,000)	6,670 (3,900 to 9,780)	6,660 (6,000 to 7,200)	4,660 (4,300 to 4,990)	4,670 (4,050 to 5,230)	5,110 (4,560 to 5,660)	5,200 (4,660 to 5,700)	5,200 (4,660 to 5,700)	5,200 (4,660 to 5,700)	5,200 (4,660 to 5,700)	5,200 (4,660 to 5,700)	5,200 (4,660 to 5,700)	5,200 (4,660 to 5,700)	5,200 (4,660 to 5,700)	5,200 (4,660 to 5,700)	5,200 (4,660 to 5,700)	5,200 (4,660 to 5,700)	5,200 (4,660 to 5,700)	5,200 (4,660 to 5,700)	5,200 (4,660 to 5,700)	5,200 (4,660 to 5,700)	394,000
Communicable, maternal, neonatal, and nutritional diseases	13,000 (11,600 to 13,900)	3,490 (2,660 to 4,470)	3,490 (2,980 to 4,010)	2,170 (1,790 to 2,550)	1,900 (1,550 to 2,230)	1,290 (960 to 1,670)	1,300 (1,040 to 1,600)	1,460 (1,200 to 1,740)	1,660 (1,350 to 2,000)	1,660 (1,350 to 2,000)	1,770 (1,450 to 2,090)	1,760 (1,390 to 2,120)	1,970 (1,530 to 2,460)	1,420 (1,110 to 1,770)	1,290 (1,000 to 1,630)	1,290 (1,000 to 1,630)	981 (780 to 1,200)	699 (570 to 1,000)	799 (672 to 1,000)	622 (512 to 781)	499 (392 to 614)	277 (211 to 369)	131 (97.8 to 183)	41,600
HIV/AIDS and sexually transmitted infections	0.6 (0.4 to 1.4)	0 (0 to 0.6)	284 (216 to 371)	19.6 (11.8 to 31.6)	19.2 (10.9 to 31.4)	22.9 (12.9 to 37.4)	37 (20 to 58.9)	107 (59.1 to 166)	181 (101 to 286)	232 (132 to 365)	282 (166 to 429)	237 (142 to 372)	227 (142 to 342)	126 (72.1 to 196)	43.9 (26.4 to 70.1)	43.9 (26.4 to 70.1)	43.9 (26.4 to 70.1)	14.6 (10.1 to 21.4)	8.9 (5.9 to 13.1)	2.6 (1.8 to 3.8)	0.7 (0.5 to 1.1)	0.2 (0.1 to 0.3)	1,720
HIV/AIDS	0 (0 to 0)	0 (0 to 0)	284 (216 to 371)	19.3 (11.6 to 31.3)	19.2 (10.9 to 31.4)	19.7 (10.9 to 32.2)	29 (15.8 to 45.8)	70.2 (39.2 to 113)	136 (76.1 to 215)	136 (77.2 to 209)	136 (77.2 to 209)	126 (72.1 to 196)	126 (72.1 to 196)	84.3 (48.2 to 129)	56.7 (32.1 to 87.6)	41.6 (23.7 to 64.1)	30.1 (16.8 to 46.3)	9.6 (5.4 to 14.8)	6.4 (3.6 to 9.9)	2.2 (1.2 to 3.4)	0.5 (0.3 to 0.8)	1,130
HIV/AIDS - Drug-susceptible Tuberculosis	0 (0 to 0)	0 (0 to 0)	1.2 (0.5 to 2.5)	0.4 (0.2 to 0.8)	1.4 (0.6 to 2.9)	3.2 (1.3 to 6.7)	8.4 (3.5 to 17.5)	20.3 (8.6 to 42.3)	39.1 (16.6 to 81.5)	43.2 (18.3 to 90.1)	39.1 (16.6 to 81.5)	29.1 (12.3 to 60.7)	20.4 (8.6 to 42.5)	9.9 (4.2 to 20.6)	5.4 (2.3 to 11.2)	3.6 (1.5 to 7.5)	2.2 (0.9 to 4.6)	0.5 (0.2 to 1.1)	0.2 (0.1 to 0.4)	0 (0 to 0.1)	0 (0 to 0.1)	137
HIV/AIDS - Multidrug-resistant Tuberculosis without extensive	0 (0 to 0)	0 (0 to 0)	0.2 (0 to 1.2)	0.2 (0 to 0.9)	0.2 (0 to 0.7)	0.5 (0 to 0.9)	1.2 (0.5 to 2.1)	1.6 (0.6 to 3)	1.6 (0.6 to 3.1)	1.6 (0.6 to 3.1)	1.6 (0.6 to 3.1)	1.6 (0.6 to 3.1)	1.6 (0.6 to 3.1)	1.6 (0.6 to 3.1)	1.6 (0.6 to 3.1)	1.6 (0.6 to 3.1)	1.6 (0.6 to 3.1)	0.5 (0.2 to 0.9)	0.5 (0.2 to 0.9)	0.5 (0.2 to 0.9)	0.5 (0.2 to 0.9)	11
HIV/AIDS - Extensively drug-resistant Tuberculosis	0 (0 to 0)	0 (0 to 0)	0 (0 to 0.2)	0 (0 to 0.1)	0 (0 to 0.1)	0 (0 to 0.1)	0.2 (0 to 0.6)	0.2 (0 to 0.6)	0.2 (0 to 0.6)	0.2 (0 to 0.6)	0.2 (0 to 0.6)	0.2 (0 to 0.6)	0.2 (0 to 0.6)	0.2 (0 to 0.6)	0.2 (0 to 0.6)	0.2 (0 to 0.6)	0.2 (0 to 0.6)	0.2 (0 to 0.6)	0.2 (0 to 0.6)	0.2 (0 to 0.6)	0.2 (0 to 0.6)	1.8
HIV/AIDS resulting in other diseases	0 (0 to 0)	0 (0 to 0)	337 (177 to 226)	19.6 (12.8 to 29.6)	19.6 (10.5 to 33.3)	19.7 (12.3 to 31.4)	29.1 (18.7 to 42)	107 (72.1 to 156)	136 (87.2 to 206)	136 (88.1 to 197)	136 (88.1 to 197)	126 (82.2 to 183)	126 (82.2 to 183)	111 (72.4 to 161)	73.9 (47.4 to 106)	38.2 (24.5 to 55.3)	30.1 (19.3 to 43.6)	9.6 (6.2 to 13.9)	6.4 (4.1 to 9.2)	2.2 (1.4 to 3.2)	0.5 (0.3 to 0.8)	991
Sexually transmitted infections excluding HIV	0.6 (0.4 to 1.4)	0 (0 to 0.6)	0.2 (0.2 to 0.9)	0.1 (0 to 0.3)	0.1 (0 to 0.3)	3.3 (1.7 to 6.1)	8 (4.1 to 15.2)	36.8 (18.9 to 70.2)	44.9 (23.1 to 85.6)	96.2 (49.4 to 183)	146 (75.1 to 278)	111 (57.2 to 211)	101 (52.2 to 192)	41.9 (21.6 to 79.8)	37.3 (19.2 to 71.1)	5.4 (2.8 to 10.3)	13.8 (7.1 to 26.3)	5 (2.6 to 9.5)	2.7 (1.4 to 5.2)	0.6 (0.3 to 1.2)	0.2 (0.1 to 0.4)	554
Syphilis	0 (0 to 0)	0 (0 to 0)	0 (0 to 0)	0 (0 to 0)	0.1 (0 to 0.3)	1.1 (0.7 to 1.7)	2.6 (1.6 to 3.9)	2.6 (1.6 to 3.9)	2.6 (1.6 to 3.9)	2.6 (1.6 to 3.9)	2.6 (1.6 to 3.9)	2.6 (1.6 to 3.9)	2.6 (1.6 to 3.9)	2.6 (1.6 to 3.9)	2.6 (1.6 to 3.9)	2.6 (1.6 to 3.9)	2.6 (1.6 to 3.9)	2.6 (1.6 to 3.9)	2.6 (1.6 to 3.9)	2.6 (1.6 to 3.9)	2.6 (1.6 to 3.9)	22.6
Chlamydial infection	0 (0 to 0)	0 (0 to 0)	0 (0 to 0)	0 (0 to 0)	0 (0 to 0)	0.6 (0.3 to 0.9)	1.6 (1.1 to 2.2)	2.3 (1.6 to 3.2)	2.3 (1.6 to 3.2)	2.3 (1.6 to 3.2)	2.3 (1.6 to 3.2)	2.3 (1.6 to 3.2)	2.3 (1.6 to 3.2)	1.6 (1 to 2.3)	1.6 (1 to 2.3)	1.6 (1 to 2.3)	1.6 (1 to 2.3)	0.6 (0.4 to 1.2)	0.6 (0.4 to 1.2)	0.6 (0.4 to 1.2)	0.6 (0.4 to 1.2)	49
Gonococcal infection	0 (0 to 0)	0 (0 to 0)	0 (0 to 0)	0 (0 to 0)	0 (0 to 0)	0.4 (0.2 to 0.6)	1.9 (1.2 to 2.8)	3.7 (2.4 to 5.1)	3.7 (2.4 to 5.1)	3.7 (2.4 to 5.1)	3.7 (2.4 to 5.1)	3.7 (2.4 to 5.1)	3.7 (2.4 to 5.1)	3.5 (2.2 to 4.9)	3.5 (2.2 to 4.9)	3.5 (2.2 to 4.9)	2.1 (1.3 to 3.1)	0.7 (0.4 to 1.2)	0.7 (0.4 to 1.2)	0.7 (0.4 to 1.2)	0.7 (0.4 to 1.2)	68.2
Trichomoniasis	0 (0 to 0)	0 (0 to 0)	0 (0 to 0)	0 (0 to 0)	0.1 (0 to 0.3)	2.6 (0.6 to 6.4)	19.7 (5.2 to 47.9)	32.9 (8.8 to 79.2)	59.6 (16.1 to 142)	59.6 (16.1 to 142)	54.4 (11.4 to 141)	59.6 (16.1 to 142)	59.6 (16.1 to 142)	19.1 (5.4 to 46.1)	13.3 (3.7 to 31.7)	3.9 (1.1 to 9.3)	2.6 (0.7 to 6.2)	1.6 (0.4 to 3.8)	0.7 (0.2 to 1.7)	0.3 (0.1 to 0.7)	0.1 (0 to 0.2)	236
Genital herpes	0 (0 to 0)	0 (0 to 0)	0 (0 to 0)	0 (0 to 0)	0 (0 to 0)	0.3 (0.1 to 0.5)	1.6 (0.8 to 2.7)	3.1 (1.6 to 5.2)	3.1 (1.6 to 5.2)	3.1 (1.6 to 5.2)	3.1 (1.6 to 5.2)	3.1 (1.6 to 5.2)	3.1 (1.6 to 5.2)	2.7 (1.4 to 4.5)	2.7 (1.4 to 4.5)	2.7 (1.4 to 4.5)	1.6 (0.8 to 2.7)	0.5 (0.2 to 0.9)	0.5 (0.2 to 0.9)	0.2 (0.1 to 0.4)	0.1 (0 to 0.2)	91.4
Other sexually transmitted infections	0 (0 to 0)	0 (0 to 0)	0 (0 to 0)	0 (0 to 0)	0 (0 to 0)	0.9 (0.6 to 1.1)	2.6 (1.6 to 4.1)	11 (6.7 to 17.1)	20.4 (12.6 to 31.3)	20.4 (12.6 to 31.3)	16 (9.7 to 25)	20.4 (12.6 to 31.3)	20.4 (12.6 to 31.3)	16 (9.7 to 25)	11.3 (6.9 to 17.6)	6.8 (4.1 to 10.6)	4.9 (2.9 to 7.7)	1.9 (1.1 to 2.9)	1.4 (0.8 to 2.2)	0.4 (0.2 to 0.6)	0.1 (0 to 0.2)	178
Respiratory infections and tuberculosis	238 (222 to 492)	1,060 (186 to 401)	1,060 (949 to 1,650)	332 (429 to 715)	332 (226 to 497)	332 (176 to 391)	332 (187 to 394)	332 (201 to 408)	332 (202 to 416)	332 (216 to 420)	332 (216 to 420)	332 (216 to 420)	332 (216 to 420)	332 (216 to 420)	332 (216 to 420)	332 (216 to 420)	332 (216 to 420)	332 (216 to 420)	332 (216 to 420)	332 (216 to 420)	332 (216 to 420)	332 (216 to 420)	8,390
Tuberculosis	0 (0 to 0)	0 (0 to 0)	9.6 (9.6 to 19.2)	14.1 (10.1 to 19.2)	17.7 (7.6 to 19.6)	27.7 (9.9 to 39.6)	79.5 (19.1 to 204)	79.5 (19.1 to 204)	79.1 (19.1 to 204)	79.1 (19.1 to 204)	79.1 (19.1 to 204)	79.1 (19.1 to 204)	79.1 (19.1 to 204)	63.3 (15.2 to 163)	63.7 (15.2 to 163)	47.2 (11.4 to 121)	29.6 (7.1 to 76.4)	29.6 (7.1 to 76.4)	29.6 (7.1 to 76.4)	29.6 (7.1 to 76.4)	29.6 (7.1 to 76.4)	993
Latent tuberculosis infection	0 (0 to 0)	0 (0 to 0)	0 (0 to 0)	0 (0 to 0)	0 (0 to 0)	0 (0 to 0)	0 (0 to 0)	0 (0 to 0)	0 (0 to 0)	0 (0 to 0)	0 (0 to 0)	0 (0 to 0)	0 (0 to 0)	0 (0 to 0)	0 (0 to 0)	0 (0 to 0)	0 (0 to 0)	0 (0 to 0)	0 (0 to 0)	0 (0 to 0)	0 (0 to 0)	0 (0 to 0)	0
Drug-susceptible Tuberculosis	0 (0 to 0)	0 (0 to 0)	9.6 (9.6 to 19.2)	14.1 (10.1 to 19.2)	17.7 (7.6 to 19.6)	27.7 (9.9 to 39.6)	79.5 (19.1 to 204)	79.5 (19.1 to 204)	79.1 (19.1 to 204)	79.1 (19.1 to 204)	79.1 (19.1 to 204)	79.1 (19.1 to 204)	79.1 (19.1 to 204)	63.3 (15.2 to 163)	63.7 (15.2 to 163)	47.2 (11.4 to 121)	29.6 (7.1 to 76.4)	29.6 (7.1 to 76.4)	29.6 (7.1 to 76.4)	29.6 (7.1 to 76.4)	29.6 (7.1 to 76.4)	993
Multidrug-resistant tuberculosis without extensive drug-resista	0 (0 to 0)	0 (0 to 0)	0 (0 to 0)	0 (0 to 0)	0 (0 to 0)	0 (0 to 0)	0 (0 to 0)	0 (0 to 0)	0 (0 to 0)	0 (0 to 0)	0 (0 to 0)	0 (0 to 0)	0 (0 to 0)	0 (0 to 0)	0 (0 to 0)	0 (0 to 0)	0 (0 to 0)	0 (0 to 0)	0 (0 to 0)	0 (0 to 0)	0 (0 to 0)	0 (0 to 0)	0
Extensively drug-resistant tuberculosis	0 (0 to 0)	0 (0 to 0)	0 (0 to 0)	0 (0 to 0)	0 (0 to 0)	0 (0 to 0)	0 (0 to 0)	0 (0 to 0)	0 (0 to 0)	0 (0 to 0)	0 (0 to 0)	0 (0 to 0)	0 (0 to 0)	0 (0 to 0)	0 (0 to 0)	0 (0 to 0)	0 (0 to 0)	0 (0 to 0)	0 (0 to 0)	0 (0 to 0)	0 (0 to 0)	0 (0 to 0)	0
Lower respiratory infections	234 (219 to 478)	283 (163 to 385)	985 (920 to 1,570)	297 (288 to 674)	93.6 (86.1 to 135)	49.3 (48.5 to 66)	71.2 (69.2 to 102)	101 (92.2 to 151)	179 (172 to 264)	179 (174 to 264)	143 (89.1 to 264)	186 (127 to 264)	223 (146 to 322)	333 (186 to 502)	294 (182 to 434)	282 (182 to 434)	282 (182 to 434)	332 (222 to 491)	299 (209 to 491)	299 (209 to 491)	152 (106 to 249)	10.1 (49.1 to 89.8)	5,610
Upper respiratory infections	0.1 (1 to 1.2)	0 (0 to 0.2)	132 (79.7 to 212)	132 (79.7 to 212)	132 (79.7 to 212)	132 (79.7 to 212)	97 (58.7 to 156)	64.3 (38.9 to 103)	64.3 (38.9 to 103)	64.3 (38.9 to 103)	64.3 (38.9 to 103)	64.3 (38.9 to 103)	64.3 (38.9 to 103)	64.3 (38.9 to 103)	64.3 (38.9 to 103)	64.3 (38.9 to 103)	64.3 (38.9 to 103)	64.3 (38.9 to 103)	64.3 (38.9 to 103)	64.3 (38.9 to 103)	64.3 (38.9 to 103)	1.4 (0.8 to 2.3)	1,370
Otitis media	0 (0 to 0.1)	0 (0 to 0.4)	29.2 (9.6 to 59)	29.2 (9.6 to 59)	29.2 (9.6 to 59)	29.2 (9.6 to 59)	29.2 (9.6 to 59)	29.2 (9.6 to 59)	29.2 (10.6 to 62.5)	29.2 (10.6 to 62.5)	29.2 (10.6 to 62.5)	29.2 (9.1 to 57.7)	29.2 (9.1 to 57.7)	29.2 (9.1 to 57.7)	29.2 (9.5 to 53.3)	29.2 (9.5 to 53.3)	29.2 (9.5 to 53.3)	29.2 (9.5 to 53.3)	29.2 (9.5 to 53.3)	29.2 (9.5 to 53.3)	29.2 (9.5 to 53.3)	420
Enteric infections	1,230 (9.3 to 20.1)	0 (0 to 0.1)	1,230 (220 to 1,920)	1,230 (220 to 1,920)	1,230 (227 to 1,930)	1,230 (170 to 1,960)	1,230 (164 to 1,960)	1,230 (164 to 1,960)	1,230 (164 to 1,960)	1,230 (164 to 1,960)	1,230 (164 to 1,960)	1,230 (164 to 1,960)	1,230 (164 to 1,960)	1,230 (164 to 1,960)	1,230 (164 to 1,960)	1,230 (164 to 1,960)	1,230 (164 to 1,960)	1,230 (164 to 1,960)	1,230 (164 to 1,960)	1,230 (164 to 1,960)	1,230 (164 to 1,960)	3,080
Diarrheal diseases	1,230 (9.3 to 20.1)	0 (0 to 0.1)	1,230 (220 to 1,920)	1,230 (220 to 1,920)	1,230 (227 to 1,930)	1,230 (170 to 1,960)	1,230 (164 to 1,960)	1,230 (164 to 1,960)	1,230 (164 to 1,960)	1,230 (164 to 1,960)	1,230 (164 to 1,960)	1,230 (164 to 1,960)	1,230 (164 to 1,960)	1,230 (164 to 1,960)	1,230 (164 to 1,960)	1,230 (164 to 1,960)	1,230 (164 to 1,960)	1,230 (164 to 1,960)	1,230 (164 to 1,960)	1,230 (164 to 1,960)	1,230 (164 to 1,960)	3,080
Typhoid and paratyphoid	0 (0 to 0)	0 (0 to 0)	0.2 (0 to 0.9)	0.2 (0 to 0.9)	0.2 (0 to 0.9)	0.2 (0 to 0.9)	0.2 (0 to 0.9)	0.2 (0 to 0.9)	0.2 (0 to 0.9)	0.2 (0 to 0.9)	0.2 (0 to 0.9)	0.2 (0 to 0.9)	0.2 (0 to 0.9)	0.2 (0 to 0.9)	0.2 (0 to 0.9)	0.2 (0 to 0.9)	0.2 (0 to 0.9)	0.2 (0 to 0.9)	0.2 (0 to 0.9)	0.2 (0 to 0.9)	0.2 (0 to 0.9)	73
Typhoid fever	0 (0 to 0)	0 (0 to 0)	0.2 (0 to 0.9)	0.2 (0 to 0.9)	0.2 (0 to 0.9)	0.2 (0 to 0.9)	0.2 (0 to 0.9)	0.2 (0 to 0.9)	0.2 (0 to 0.9)	0.2 (0 to 0.9)	0.2 (0 to 0.9)	0.2 (0 to 0.9)	0.2 (0 to 0.9)	0.2 (0 to 0.9)	0.2 (0 to 0.9)	0.2 (0 to 0.9)	0.2 (0 to 0.9)	0.2 (0 to 0.9)	0.2 (0 to 0.9)	0.2 (0 to 0.9)	0.2 (0 to 0.9)	73
Paratyphoid fever	0 (0 to 0)	0 (0 to 0)	0 (0 to 0.1)	0 (0 to 0.1)	0 (0 to 0.1)	0 (0 to 0.1)	0 (0 to 0)	0 (0 to 0)	0 (0 to 0)	0 (0 to 0)	0 (0 to 0)	0 (0 to 0)	0 (0 to 0)	0 (0 to 0)	0 (0 to 0)	0 (0 to 0)	0 (0 to 0)	0 (0 to 0)	0 (0 to 0)	0 (0 to 0)	0 (0 to 0)	0.3
Invasive Non-typhoidal Salmonella (iNTS)	0 (0 to 0)	0 (0 to 0)	1.1 (0.1 to 4.4)	1.1 (0.1 to 4.4)	1.1 (0.1 to 4.4)	1.1 (0.1 to 4.4)	0.2 (0 to 0.8)	0.2 (0 to 0.8)	0.2 (0 to 0.8)	0.2 (0 to 0.8)	0.2 (0 to 0.8)	0.1 (0 to 0.5)	0.1 (0 to 0.5)	0.1 (0 to 0.5)	0.2 (0 to 0.7)	0.2 (0 to 0.7)	0.2 (0 to 0.7)	0.2 (0 to 0.7)	0.2 (0 to 0.7)	0.2 (0 to 0.7)	0.2 (0 to 0.7)	8.2
Other intestinal infectious diseases	0 (0 to 0)	0 (0 to 0)	1.4 (0.4 to 2.9)	2 (0.4 to 2.9)	0.6 (0 to 1.7)	0.6 (0 to 1.7)	0.2 (0 to 0.6)	0.2 (0 to 0.6)	0.2 (0 to 0.6)	0.2 (0 to 0.6)	0.2 (0 to 0.6)	0.1 (0 to 0.5)	0.1 (0 to 0.5)	0.1 (0 to 0.5)	0.1 (0 to 0.5)	0.1 (0 to 0.5)	0.1 (0 to 0.5)	0.1 (0 to 0.5)	0.1 (0 to 0.5)	0.1 (0 to 0.5)	0.1 (0 to 0.5)	7
Neglected tropical diseases and malaria	0.6 (0.3 to 0.8)	0 (0 to 0)	11.9 (6.5 to 20.2)	485 (0.2 to 1.6)	823 (0.2 to 1.6)	68.8 (29.1 to 82.7)	66.2 (29.1 to 82.7)	136 (29.1 to 82.7)	136 (29.1 to 82.7)	137 (29.1 to 82.7)	166 (29.1 to 82.7)	176 (29.1 to 82.7)	176 (29.1 to 82.7)	171 (29.1 to 82.7)	162 (29.1 to 82.7)	136 (29.1 to 82.7)	136 (29.1 to 82.7)	66.8 (29.1 to 82.7)	67.3 (29.1 to 82.7)	21.9 (29.1 to 82.7)	12.4 (29.1 to 82.7)	4.1 (29.1 to 82.7)	2,120
Malaria	0 (0 to 0)	0 (0 to 0)	0 (0 to 0)	0 (0 to 0)	0 (0 to 0)	0 (0 to 0)	0 (0 to 0)	0 (0 to 0)	0 (0 to 0)	0 (0 to 0)	0 (0 to 0)	0 (0 to 0)	0 (0 to 0)	0 (0 to 0)	0 (0 to 0)	0 (0 to 0)	0 (0 to 0)	0 (0 to 0)	0 (0 to 0)	0 (0 to 0)	0 (0 to 0)	0 (0 to 0)	0
Chagas disease	0 (0 to 0)	0 (0 to 0)	0.1 (0 to 0.1)	0 (0 to 0)	0.2 (0 to 0.4)	0.8 (0 to 2.2)	4.7 (0 to 9.1)	4.7 (1.4 to 9.4)	4.7 (1.4 to 9.4)	7.6 (2.4 to 13.3)	11.7 (3.2 to 17.7)	11.7 (4.1 to 19.1)	11.7 (4.1 to 19.1)	11.7 (4.1 to 19.1)	11.7 (4.1 to 19.1)	11.7 (4.1 to 19.1)	11.7 (4.1 to 19.1)	11.7 (4.1 to 19.1)	11.7 (4.1 to 19.1)	11.7 (4.1 to 19.1)	11.7 (4.1 to 19.1)	125
Leishmaniasis	0 (0 to 0)	0 (0 to 0)	0 (0 to 0)	0 (0 to 0)	0 (0 to 0)	0 (0 to 0)	0 (0 to 0)	0 (0 to 0)	0 (0 to 0)	0 (0 to 0)	0 (0 to 0)	0 (0 to 0)	0 (0 to 0)	0 (0 to 0)	0 (0 to 0)	0 (0 to 0)	0 (0 to 0)	0 (0 to 0)	0 (0 to 0)	0 (0 to 0)	0 (0 to 0)	0 (0 to 0)	0
Visceral leishmaniasis	0 (0 to 0)	0 (0 to 0)	0 (0 to 0)	0 (0 to 0)	0 (0 to 0)	0 (0 to 0)	0 (0 to 0)	0 (0 to 0)	0 (0 to 0)	0 (0 to 0)	0 (0 to 0)	0 (0 to 0)	0 (0 to 0)	0 (0 to 0)	0 (0 to 0)	0 (0 to 0)	0 (0 to 0)	0 (0 to 0)	0 (0 to 0)	0 (0 to 0)	0 (0 to 0)	0 (0 to 0)	0
Cutaneous and mucocutaneous leishmaniasis	0 (0 to 0)	0 (0 to 0)	0 (0 to 0)	0 (0 to 0)	0 (0 to 0)	0 (0 to 0)	0 (0 to 0)	0 (0 to 0)	0 (0 to 0)	0 (0 to 0)	0 (0 to 0)	0 (0 to 0)	0 (0 to 0)	0 (0 to 0)	0 (0 to 0)	0 (0 to 0)	0 (0 to 0)	0 (0 to 0)	0 (0 to 0)	0 (0 to 0)	0 (0 to 0)	0 (0 to 0)	0
African trypanosomiasis	0 (0 to 0)	0 (0 to 0)	0 (0 to 0)	0 (0 to 0)	0 (0 to 0)	0 (0 to 0)	0 (0 to 0)	0 (0 to 0)	0 (0 to 0)	0 (0 to 0)	0 (0 to 0)	0 (0 to 0)	0 (0 to 0)	0 (0 to 0)	0 (0 to 0)	0 (0 to 0)	0 (0 to 0)	0 (0 to 0)	0 (0 to 0)	0 (0 to 0)	0 (0 to 0)	0 (0 to 0)	0
Schistosomiasis	0 (0 to 0)	0 (0 to 0)	0 (0 to 0)	0 (0 to 0)	0 (0 to 0)	0 (0 to 0)	0 (0 to 0)	0 (0 to 0)	0 (0 to 0)	0 (0 to 0)	0 (0 to 0)	0 (0 to 0)	0 (0 to 0)	0 (0 to 0)	0 (0 to 0)	0 (0 to 0)	0 (0 to 0)	0 (0 to 0)	0 (0 to 0)	0 (0 to 0)	0 (0 to 0)	0 (0 to 0)	0
Cysticercosis	0 (0 to 0)	0 (0 to 0)	0.1 (0 to 0.4)	0.6 (0 to 1.8)	2.7 (0.4 to 5.3)	17.4 (3.1 to 38.4)	68.8 (16.6 to 171)	67.4 (24.3 to 171)	132 (48.3 to 253)	132 (48.3 to 253)	137 (49.9 to 277)	144 (53.9 to 278)	151 (57.8 to 282)	102 (64.8 to 266)	102 (69.7 to 267)	102 (69.7 to 267)	121 (54.3 to 220)	104 (54.4 to 191)	79.1 (29.3 to 156)	60.1 (22.3 to 131)	27.3 (12.3 to 59.1)	10.4 (4.3 to 23.1)	3.2 (1.3 to 6.9)	1,510
Cystic echinococcosis	0 (0 to 0)	0 (0 to 0)	0 (0 to 0)	0 (0 to 0)	0 (0 to 0)	0 (0 to 0)	0 (0 to 0)	0 (0 to 0)	0 (0 to 0)	0 (0 to 0)	0 (0 to 0)	0 (0 to 0)	0 (0 to 0)	0 (0 to 0)	0 (0 to 0)	0 (0 to 0)	0 (0 to 0)	0 (0 to 0)	0 (0 to 0)	0 (0 to 0)	0 (0 to 0)	0 (0 to 0)	0.6
Lymphatic filariasis	0 (0 to 0)	0 (0 to 0)	0 (0 to 0)	0 (0 to 0)	0 (0 to 0)	0 (0 to 0)	0 (0 to 0)	0 (0 to 0)	0 (0 to 0)	0 (0 to 0)	0 (0 to 0)	0 (0 to 0)	0 (0 to 0)	0 (0 to 0)	0 (0 to 0)	0 (0 to 0)	0 (0 to 0)	0 (0 to 0)	0 (0 to 0)	0 (0 to 0)	0 (0 to 0)	0 (0 to 0)	0
Onchocerciasis	0 (0 to 0)	0 (0 to 0)	0 (0 to 0)	0 (0 to 0)	0 (0 to 0)	0 (0 to 0)	0 (0 to 0)	0 (0 to 0)	0 (0 to 0)	0 (0 to 0)	0 (0 to 0)	0 (0 to 0)	0 (0 to 0)	0 (0 to 0)	0 (0 to 0)	0 (0 to 0)	0 (0 to 0)	0 (0 to 0)	0 (0 to 0)	0 (0 to 0)	0 (0 to 0)	0 (0 to 0)	0
Trachoma	0 (0 to 0)	0 (0 to 0)	0 (0 to 0)	0 (0 to 0)	0 (0 to 0)	0 (0 to 0)	0 (0 to 0)	0 (0 to 0)	0 (0 to 0)	0 (0 to 0)	0 (0 to 0)	0 (0 to 0)	0 (0 to 0)	0 (0 to 0)	0 (0 to 0)	0 (0 to 0)	0 (0 to 0)	0 (0 to 0)	0 (0 to 0)	0 (0 to 0)	0 (0 to 0)	0 (0 to 0)	0
Dengue	0 (0 to 0)	0 (0 to 0)	3.3 (0.1 to 7.7)	3.3 (0.9 to 9.1)	3.3 (0.9 to 9.1)	7.7 (1.1 to 19.6)	7.4 (0.9 to 19.2)	9.6 (0.9 to 19.6)	9.6 (0.9 to 19.6)	9.6 (0.9 to 19.6)	9.6 (1.1 to 24.3)	9.3 (1 to 23)	9.3 (1 to 23)	6.7 (1 to 12.6)	6.7 (1 to 12.6)	3.9 (0.6 to 7.3)	2.6 (0.4 to 4.7)	1.4 (0.2 to 2.4)	0.2 (0 to 0.3)	0.2 (0 to 1.1)	0.2 (0.1 to 0.6)	97
Yellow fever	0 (0 to 0)	0 (0 to 0)	0 (0 to 0)	0 (0 to 0)	0 (0 to 0)	0 (0 to 0)	0 (0 to 0)	0 (0 to 0)	0 (0 to 0)	0 (0 to 0)	0 (0 to 0)	0 (0 to 0)	0 (0 to 0)	0 (0 to 0)	0 (0 to 0)	0 (0 to 0)	0 (0 to 0)	0 (0 to 0)	0 (0 to 0)	0 (0 to 0)	0 (0 to 0)	0 (0 to 0)	0
Rabies	0 (0 to 0)	0 (0 to 0)	0 (0 to 0)	0 (0 to 0)	0 (0 to 0)	0 (0 to 0)	0 (0 to 0)	0 (0 to 0)	0 (0 to 0)	0 (0 to 0)	0 (0 to 0)	0 (0 to 0)	0 (0 to 0)	0 (0 to 0)	0 (0 to 0)	0 (0 to 0)	0 (0 to 0)	0 (0 to 0)	0 (0 to 0)	0 (0 to 0)	0 (0 to 0)	0 (0 to 0)	0
Intestinal nematode infections	0 (0 to 0)	0 (0 to 0)	1.1 (0.3 to 3.1)	17.3 (7.7 to 33.8)	47.6 (21.4 to 77.1)	27.2 (13.5 to 39.4)	29.7 (17.1 to 47.8)	58.7 (34.6 to 86.5)	58.6 (34.6 to 86.5)	27.6 (14.4 to 46.5)	19.2 (9.6 to 33.3)	9.7 (4.9 to 16.7)	7.9 (3.9 to 14)	6.3 (3.1 to 10.7)	5.1 (2.5 to 8.7)	2.1 (1 to 3.6)	2.5 (1.2 to 4.3)	1.9 (0.9 to 3.2)	1.3 (0.7 to 2.2)	0.7 (0.3 to 1.2)	0.3 (0.1 to 0.5)	263
Ascariasis	0 (0 to 0)	0 (0 to 0)	0.9 (0.1 to 2.8)	11.9 (4.9 to 24.1)	23.9 (9.3 to 49.1)	12.8 (5.3 to 26.2)	9.6 (3.1 to 21.7)	9.6 (2.8 to 21.7)	9.6 (2.8 to 21.7)	9.6 (2.8 to 21.7)	9.6 (2.8 to 21.7)	9.6 (2.8 to 21.7)	9.6 (2.8 to 21.7)	4.1 (1.6 to 9.6)	4.1 (1.6 to 9.6)	2.6 (1 to 6.1)	1.8 (0.7 to 4.2)	1.8 (0.7 to 4.2)	0.7 (0.3 to 1.7)	0.2 (0.1 to 0.4)	0.2 (0.1 to 0.4)	181
Trichuriasis	0 (0 to 0)	0 (0 to 0)	0.1 (0 to 0.5)	1.4 (0.4 to 3.8)	13.6 (4.9 to 29.6)	3.2 (1.1 to 8.2)	1.6 (0.5 to 4.3)	7.4 (2.7 to 16.3)	6.3 (2.2 to 14.1)	4.1 (1.4 to 9.2)	3.2 (1.1 to 7.2)	2.6 (0.9 to 5.8)	1.9 (0.6 to 4.2)	1.4 (0.5 to 3.2)	1.4 (0.5 to 3.2)	0.6 (0.2 to 1.4)	0.6 (0.2 to 1.4)	0.6 (0.2 to 1.4)	0.1 (0 to 0.3)	0.





S8 Table 2b: Colima DALYS by cause and age group for females with 95% uncertainty intervals, 2019

Cause	Early Neonatal	Late Neonatal	Post Neonatal	1 to 4	5 to 9	10 to 14	15 to 19	20 to 24	25 to 29	30 to 34	35 to 39	40 to 44	45 to 49	50 to 54	55 to 59	60 to 64	65 to 69	70 to 74	75 to 79	80 plus	Total
All causes	1,110 (1,010 to 1,210)	650 (571 to 730)	1,060 (1,060 to 1,060)	1,340 (1,340 to 1,340)	1,150 (1,150 to 1,150)	1,020 (1,020 to 1,020)	1,060 (1,060 to 1,060)	1,210 (1,210 to 1,210)	1,300 (1,300 to 1,300)	1,370 (1,370 to 1,370)	1,440 (1,440 to 1,440)	1,540 (1,540 to 1,540)	1,660 (1,660 to 1,660)	1,870 (1,870 to 1,870)	2,110 (2,110 to 2,110)	2,360 (2,360 to 2,360)	2,630 (2,630 to 2,630)	2,870 (2,870 to 2,870)	3,030 (3,030 to 3,030)	3,040 (3,040 to 3,040)	90,800
Communicable, maternal, neonatal, and nutritional diseases	1,110 (1,010 to 1,210)	650 (571 to 730)	1,060 (1,060 to 1,060)	1,340 (1,340 to 1,340)	1,150 (1,150 to 1,150)	1,020 (1,020 to 1,020)	1,060 (1,060 to 1,060)	1,210 (1,210 to 1,210)	1,300 (1,300 to 1,300)	1,370 (1,370 to 1,370)	1,440 (1,440 to 1,440)	1,540 (1,540 to 1,540)	1,660 (1,660 to 1,660)	1,870 (1,870 to 1,870)	2,110 (2,110 to 2,110)	2,360 (2,360 to 2,360)	2,630 (2,630 to 2,630)	2,870 (2,870 to 2,870)	3,030 (3,030 to 3,030)	3,040 (3,040 to 3,040)	90,800
HIV/AIDS and sexually transmitted infections	0 (0 to 0)	0 (0 to 0)	10.3 (9.5 to 12.4)	8.7 (7.2 to 10.7)	5.9 (4.9 to 7.2)	10.6 (9.0 to 12.8)	13.6 (11.2 to 16.4)	44.6 (34.9 to 54.8)	118 (98.1 to 141)	124 (100 to 151)	134 (107 to 164)	109 (87.5 to 132)	87.8 (74.6 to 101)	67.7 (52.9 to 83.5)	44.2 (35.2 to 54.1)	32.9 (27 to 40)	26.2 (21.4 to 32.4)	16.1 (13.3 to 19.5)	4.4 (3.3 to 6.2)	2.5 (1.8 to 3.4)	738
HIV/AIDS	0 (0 to 0)	0 (0 to 0)	10.3 (9.5 to 12.4)	8.7 (7.2 to 10.7)	5.9 (4.9 to 7.2)	10.1 (9.0 to 12.8)	10.4 (8.6 to 12.7)	36.1 (29.5 to 42.9)	102 (82.6 to 122)	96.6 (80.6 to 124)	104 (86.9 to 124)	86.6 (71 to 103)	76.9 (63.9 to 91.6)	59.1 (42.1 to 81.9)	34.1 (28.2 to 41.3)	26.2 (21.6 to 31.6)	21.3 (17.8 to 26.3)	12.5 (10.4 to 15.1)	1.8 (1.4 to 2.2)	0.8 (0.6 to 1)	599
HIV/AIDS - Drug-susceptible Tuberculosis	0 (0 to 0)	1-1 (0 to 1.7)	0.9 (0.5 to 1.4)	0.6 (0.4 to 0.9)	0.6 (0.4 to 0.9)	1.1 (0.6 to 1.7)	1.1 (0.6 to 1.6)	3.6 (2 to 5.6)	11.1 (6.5 to 17)	10.9 (6.4 to 16.7)	12.1 (7.1 to 18.5)	9 (5.2 to 13.8)	8.1 (4.7 to 12.4)	5.2 (3 to 8)	3.5 (2.1 to 5.4)	2.7 (1.6 to 4.1)	2.2 (1.3 to 3.3)	1.3 (0.8 to 1.9)	0.2 (0.1 to 0.2)	0.1 (0 to 0.1)	62.6
HIV/AIDS - Multidrug-resistant Tuberculosis without extensive dr...	0 (0 to 0)	0-1 (0 to 0.4)	0.1 (0 to 0.4)	0.1 (0 to 0.4)	0.1 (0 to 0.4)	0.1 (0 to 0.3)	0.1 (0 to 0.3)	0.3 (0.1 to 1.2)	0.8 (0.3 to 3)	0.8 (0.3 to 3)	0.7 (0.3 to 2.7)	0.6 (0.2 to 2.7)	0.4 (0.1 to 2)	0.3 (0.1 to 1.5)	0.2 (0 to 1.1)	0.2 (0 to 0.9)	0.1 (0 to 0.6)	0.1 (0 to 0.4)	0 (0 to 0.2)	0 (0 to 0.1)	4.8
HIV/AIDS - Extensively drug-resistant Tuberculosis	0 (0 to 0)	0 (0 to 0)	0 (0 to 0)	0 (0 to 0)	0 (0 to 0)	0 (0 to 0)	0 (0 to 0)	0 (0 to 0)	0 (0 to 0)	0 (0 to 0)	0 (0 to 0)	0 (0 to 0)	0 (0 to 0)	0 (0 to 0)	0 (0 to 0)	0 (0 to 0)	0 (0 to 0)	0 (0 to 0)	0 (0 to 0)	0 (0 to 0)	0 (0 to 0)	0.6
HIV/AIDS resulting in other diseases	0 (0 to 0)	0-1 (0 to 1.1)	1.7 (1.1 to 2.3)	1.7 (1.1 to 2.3)	0.3 (0.2 to 0.4)	8.9 (7.1 to 11.2)	9.3 (7.5 to 11.4)	32 (25.5 to 39.9)	89.6 (71.1 to 110)	82.1 (73.4 to 113)	77 (59.9 to 93.8)	68.1 (54.3 to 82.1)	65.3 (50.6 to 80.3)	52.9 (39.2 to 67.2)	30.3 (24.1 to 37.2)	23.3 (18.5 to 28.6)	19 (15.5 to 23.4)	11.1 (9.2 to 13.7)	1.6 (1.2 to 2.2)	0.7 (0.5 to 0.9)	531
Sexually transmitted infections excluding HIV	0 (0 to 0)	0 (0 to 0)	0 (0 to 0)	0 (0 to 0)	0 (0 to 0)	0.5 (0.5 to 1.1)	3.1 (2 to 4.9)	8.7 (4.8 to 15.2)	16.2 (9.4 to 29.6)	20.6 (9.6 to 37.9)	30.9 (14.9 to 57.2)	41.5 (19.9 to 72.8)	20.9 (11.4 to 38.2)	14.7 (6.9 to 24.5)	10.1 (4.9 to 18.5)	6.7 (3.2 to 12.5)	4.6 (2.2 to 8.5)	3.6 (1.7 to 6.1)	1.7 (0.8 to 3.1)	1 (0.4 to 1.7)	138
Syphilis	0 (0 to 0)	0 (0 to 0)	0 (0 to 0)	0 (0 to 0)	0 (0 to 0)	0.2 (0.1 to 0.4)	0.3 (0.2 to 0.6)	0.2 (0.1 to 0.4)	0.4 (0.2 to 1)	0.4 (0.2 to 1)	0.4 (0.2 to 1)	0.3 (0.1 to 0.7)	0.2 (0.1 to 0.4)	0.2 (0.1 to 0.4)	0.3 (0.2 to 0.6)	0.4 (0.2 to 0.8)	0.3 (0.2 to 0.6)	0.2 (0.1 to 0.5)	0.2 (0.1 to 0.3)	0.1 (0.1 to 0.2)	4.6
Chlamydial infection	0 (0 to 0)	0 (0 to 0)	0 (0 to 0)	0 (0 to 0)	0 (0 to 0)	0.1 (0.1 to 0.1)	0.1 (0.1 to 0.2)	1 (0.4 to 2.4)	1 (0.7 to 1.4)	1.2 (0.7 to 2.2)	1.2 (0.7 to 2.3)	1.2 (0.7 to 2.2)	1.2 (0.7 to 2.2)	1.4 (0.8 to 2.2)	1.4 (0.8 to 2.2)	1.3 (0.8 to 2.1)	1.2 (0.7 to 1.9)	0.9 (0.5 to 1.5)	0.4 (0.2 to 0.7)	0.1 (0.1 to 0.2)	11.1
Gonococcal infection	0 (0 to 0)	0 (0 to 0)	0 (0 to 0)	0 (0 to 0)	0 (0 to 0)	0.1 (0.1 to 0.1)	0.1 (0.1 to 0.2)	0.4 (0.2 to 0.8)	1.2 (0.6 to 1.9)	1.2 (0.6 to 1.9)	1.4 (0.8 to 2.2)	1.2 (0.7 to 1.8)	1.2 (0.7 to 1.8)	1.2 (0.7 to 1.8)	1.1 (0.7 to 1.6)	0.9 (0.6 to 1.4)	0.8 (0.5 to 1.2)	0.6 (0.4 to 1)	0.3 (0.2 to 0.5)	0.1 (0.1 to 0.2)	13.6
Trichomoniasis	0 (0 to 0)	0 (0 to 0)	0 (0 to 0)	0 (0 to 0)	0 (0 to 0)	0 (0 to 0.1)	0.1 (0.1 to 0.2)	3.7 (1.2 to 9.2)	8.2 (2.4 to 19.7)	10.2 (3.1 to 22.6)	9.5 (3 to 22.6)	7.7 (2.5 to 20.5)	6.6 (2.2 to 16.1)	4.7 (1.6 to 11.2)	2.5 (0.9 to 6.4)	1.6 (0.6 to 4.1)	1.1 (0.4 to 2.9)	0.7 (0.2 to 1.7)	0.2 (0.1 to 0.5)	0.1 (0 to 0.2)	59.2
Genital herpes	0 (0 to 0)	0 (0 to 0)	0 (0 to 0)	0 (0 to 0)	0 (0 to 0)	0 (0 to 0.1)	0 (0 to 0.1)	0.2 (0.1 to 0.4)	0.4 (0.2 to 0.8)	0.4 (0.2 to 0.8)	0.5 (0.2 to 1)	0.5 (0.2 to 1)	0.5 (0.2 to 1)	0.5 (0.2 to 1)	0.5 (0.2 to 1)	0.5 (0.2 to 1)	0.4 (0.2 to 0.8)	0.3 (0.2 to 0.7)	0.2 (0.1 to 0.4)	0.1 (0 to 0.2)	4.6
Other sexually transmitted infections	0 (0 to 0)	0 (0 to 0)	0 (0 to 0)	0 (0 to 0)	0 (0 to 0)	0 (0 to 0.1)	0 (0 to 0.1)	0.1 (0.1 to 0.2)	0.2 (0.1 to 0.4)	0.2 (0.1 to 0.4)	0.2 (0.1 to 0.4)	0.2 (0.1 to 0.4)	0.2 (0.1 to 0.4)	0.2 (0.1 to 0.4)	0.2 (0.1 to 0.4)	0.2 (0.1 to 0.4)	0.2 (0.1 to 0.4)	0.1 (0.1 to 0.3)	0.1 (0.1 to 0.2)	0 (0 to 0)	2.2
Respiratory infections and tuberculosis	20 (20.2 to 47.7)	47.5 (29.6 to 68.1)	268 (100 to 354)	268 (43.9 to 657.7)	39 (38.1 to 84.9)	16 (15.8 to 34.3)	16 (15.8 to 34.3)	17 (16.8 to 37.1)	17 (16.8 to 37.1)	18 (17.8 to 39.1)	19 (18.8 to 41.1)	20 (19.8 to 43.2)	21 (20.8 to 45.4)	22 (21.8 to 47.7)	23 (22.8 to 49.9)	24 (23.8 to 52.1)	25 (24.8 to 54.3)	26 (25.8 to 56.7)	27 (26.8 to 58.9)	28 (27.8 to 61.1)	1,720
Tuberculosis	0 (0 to 0)	0 (0 to 0)	1.7 (1.1 to 2.5)	0.5 (0.3 to 0.7)	0.5 (0.3 to 0.7)	0.5 (0.3 to 0.7)	0.5 (0.3 to 0.7)	0.5 (0.3 to 0.7)	0.5 (0.3 to 0.7)	0.5 (0.3 to 0.7)	0.5 (0.3 to 0.7)	0.5 (0.3 to 0.7)	0.5 (0.3 to 0.7)	0.5 (0.3 to 0.7)	0.5 (0.3 to 0.7)	0.5 (0.3 to 0.7)	0.5 (0.3 to 0.7)	0.5 (0.3 to 0.7)	0.5 (0.3 to 0.7)	0.5 (0.3 to 0.7)	217
Latent tuberculosis infection	0 (0 to 0)	0 (0 to 0)	0 (0 to 0)	0 (0 to 0)	0 (0 to 0)	0 (0 to 0)	0 (0 to 0)	0 (0 to 0)	0 (0 to 0)	0 (0 to 0)	0 (0 to 0)	0 (0 to 0)	0 (0 to 0)	0 (0 to 0)	0 (0 to 0)	0 (0 to 0)	0 (0 to 0)	0 (0 to 0)	0 (0 to 0)	0 (0 to 0)	0
Drug-susceptible tuberculosis	0 (0 to 0)	0 (0 to 0)	1.6 (1.1 to 2.4)	0.4 (0.3 to 0.6)	0.4 (0.3 to 0.6)	0.4 (0.3 to 0.6)	0.4 (0.3 to 0.6)	0.4 (0.3 to 0.6)	0.4 (0.3 to 0.6)	0.4 (0.3 to 0.6)	0.4 (0.3 to 0.6)	0.4 (0.3 to 0.6)	0.4 (0.3 to 0.6)	0.4 (0.3 to 0.6)	0.4 (0.3 to 0.6)	0.4 (0.3 to 0.6)	0.4 (0.3 to 0.6)	0.4 (0.3 to 0.6)	0.4 (0.3 to 0.6)	0.4 (0.3 to 0.6)	15.4
Multidrug-resistant tuberculosis without extensive drug-resistance	0 (0 to 0)	0-1 (0 to 0.4)	0.1 (0 to 0.7)	0.1 (0 to 0.4)	0.1 (0 to 0.4)	0.1 (0 to 0.4)	0.1 (0 to 0.4)	0.3 (0.1 to 1.1)	0.9 (0.3 to 3.3)	0.9 (0.3 to 3.3)	0.8 (0.3 to 3.2)	0.7 (0.3 to 2.8)	0.6 (0.2 to 2.4)	0.4 (0.2 to 1.7)	0.3 (0.1 to 1.1)	0.2 (0.1 to 0.8)	0.2 (0.1 to 0.6)	0.1 (0.1 to 0.4)	0.1 (0.1 to 0.2)	0 (0 to 0)	12.2
Extensively drug-resistant tuberculosis	0 (0 to 0)	0 (0 to 0)	0 (0 to 0)	0 (0 to 0)	0 (0 to 0)	0 (0 to 0)	0 (0 to 0)	0 (0 to 0)	0 (0 to 0)	0 (0 to 0)	0 (0 to 0)	0 (0 to 0)	0 (0 to 0)	0 (0 to 0)	0 (0 to 0)	0 (0 to 0)	0 (0 to 0)	0 (0 to 0)	0 (0 to 0)	0 (0 to 0)	0 (0 to 0)	1.9
Lower respiratory infections	20.9 (20.6 to 48.9)	46.5 (28.9 to 67.9)	196 (41.2 to 346)	82.4 (57.5 to 115)	14.3 (9.9 to 19.6)	10.5 (9.2 to 17.5)	10.5 (8.6 to 18.3)	11.2 (9.1 to 21)	11.2 (9.7 to 20.7)	11.8 (9.9 to 21.3)	12.4 (10.3 to 23.4)	13.1 (10.9 to 24.2)	13.8 (11.4 to 25.6)	14.5 (11.9 to 27.1)	15.2 (12.4 to 28.4)	15.9 (13 to 29.8)	16.7 (13.6 to 31.2)	17.4 (14.2 to 32.6)	18.2 (14.8 to 33.9)	18.9 (15.4 to 35.5)	1,080
Upper respiratory infections	0.2 (0.1 to 0.4)	0.9 (0.5 to 1.4)	9 (2 to 16.3)	27.9 (16.3 to 46.1)	3.3 (1.9 to 5.4)	3.3 (1.9 to 5.4)	3.3 (1.9 to 5.4)	3.3 (1.9 to 5.4)	3.3 (1.9 to 5.4)	3.3 (1.9 to 5.4)	3.3 (1.9 to 5.4)	3.3 (1.9 to 5.4)	3.3 (1.9 to 5.4)	3.3 (1.9 to 5.4)	3.3 (1.9 to 5.4)	3.3 (1.9 to 5.4)	3.3 (1.9 to 5.4)	3.3 (1.9 to 5.4)	3.3 (1.9 to 5.4)	3.3 (1.9 to 5.4)	319
Otitis media	0 (0 to 0)	0 (0 to 0)	1.5 (0.4 to 2.6)	10.3 (4.3 to 21.5)	10.3 (4.3 to 21.5)	12.1 (4.4 to 25)	10.3 (3.8 to 17.9)	10.3 (3.8 to 17.9)	10.3 (3.8 to 17.9)	10.3 (3.8 to 17.9)	10.3 (3.8 to 17.9)	10.3 (3.8 to 17.9)	10.3 (3.8 to 17.9)	10.3 (3.8 to 17.9)	10.3 (3.8 to 17.9)	10.3 (3.8 to 17.9)	10.3 (3.8 to 17.9)	10.3 (3.8 to 17.9)	10.3 (3.8 to 17.9)	10.3 (3.8 to 17.9)	98.4
Enteric infections	2 (1.2 to 3.3)	2 (1.2 to 3.3)	112 (54.7 to 192)	88.5 (43.3 to 153)	54.4 (29.4 to 84)	28.2 (18.9 to 42.4)	13.1 (9.9 to 20.4)	13.4 (7.1 to 15.3)	13.4 (9.1 to 19.2)	13.4 (9.3 to 19.8)	13.4 (9.5 to 19.8)	13.4 (11.6 to 22.7)	13.4 (10.9 to 24.9)	13.4 (10.9 to 24.9)	13.4 (10.9 to 24.9)	13.4 (10.9 to 24.9)	13.4 (10.9 to 24.9)	13.4 (10.9 to 24.9)	13.4 (10.9 to 24.9)	13.4 (10.9 to 24.9)	642
Diarrheal diseases	2 (1.2 to 3.3)	2 (1.2 to 3.3)	112 (54.7 to 192)	88.5 (42.8 to 152)	54.4 (29.3 to 83.7)	28.2 (18.9 to 42.4)	13.1 (9.9 to 20.4)	13.4 (7.1 to 15.3)	13.4 (9.1 to 19.2)	13.4 (9.3 to 19.8)	13.4 (9.5 to 19.8)	13.4 (11.6 to 22.7)	13.4 (10.9 to 24.9)	13.4 (10.9 to 24.9)	13.4 (10.9 to 24.9)	13.4 (10.9 to 24.9)	13.4 (10.9 to 24.9)	13.4 (10.9 to 24.9)	13.4 (10.9 to 24.9)	13.4 (10.9 to 24.9)	636
Typhoid and paratyphoid	0 (0 to 0)	0 (0 to 0)	0 (0 to 1.4)	0 (0 to 0)	0 (0 to 0)	0 (0 to 0)	0 (0 to 0)	0 (0 to 0)	0 (0 to 0)	0 (0 to 0)	0 (0 to 0)	0 (0 to 0)	0 (0 to 0)	0 (0 to 0)	0 (0 to 0)	0 (0 to 0)	0 (0 to 0)	0 (0 to 0)	0 (0 to 0)	0 (0 to 0)	0 (0 to 0)	2.6
Typhoid fever	0 (0 to 0)	0 (0 to 0)	0 (0 to 1.4)	0 (0 to 0)	0 (0 to 0)	0 (0 to 0)	0 (0 to 0)	0 (0 to 0)	0 (0 to 0)	0 (0 to 0)	0 (0 to 0)	0 (0 to 0)	0 (0 to 0)	0 (0 to 0)	0 (0 to 0)	0 (0 to 0)	0 (0 to 0)	0 (0 to 0)	0 (0 to 0)	0 (0 to 0)	0 (0 to 0)	2.6
Paratyphoid fever	0 (0 to 0)	0 (0 to 0)	0 (0 to 0)	0 (0 to 0)	0 (0 to 0)	0 (0 to 0)	0 (0 to 0)	0 (0 to 0)	0 (0 to 0)	0 (0 to 0)	0 (0 to 0)	0 (0 to 0)	0 (0 to 0)	0 (0 to 0)	0 (0 to 0)	0 (0 to 0)	0 (0 to 0)	0 (0 to 0)	0 (0 to 0)	0 (0 to 0)	0 (0 to 0)	0.1
Invasive Non-typhoidal Salmonella (iNTS)	0 (0 to 0)	0 (0 to 0)	0 (0 to 1.7)	0 (0 to 0)	0 (0 to 0)	0 (0 to 0)	0 (0 to 0)	0 (0 to 0)	0 (0 to 0)	0 (0 to 0)	0 (0 to 0)	0 (0 to 0)	0 (0 to 0)	0 (0 to 0)	0 (0 to 0)	0 (0 to 0)	0 (0 to 0)	0 (0 to 0)	0 (0 to 0)	0 (0 to 0)	0 (0 to 0)	1.7
Other intestinal infectious diseases	0 (0 to 0)	0 (0 to 0)	0 (0 to 0.1)	0 (0 to 0.4)	0 (0 to 0)	0 (0 to 0)	0 (0 to 0)	0 (0 to 0)	0 (0 to 0)	0 (0 to 0)	0 (0 to 0)	0 (0 to 0)	0 (0 to 0)	0 (0 to 0)	0 (0 to 0)	0 (0 to 0)	0 (0 to 0)	0 (0 to 0)	0 (0 to 0)	0 (0 to 0)	0 (0 to 0)	1.2
Neglected tropical diseases and malaria	1.6 (0.4 to 3.2)	0.3 (0.1 to 0.9)	4.4 (1.9 to 16.2)	13.4 (7.3 to 23.2)	23.7 (13.2 to 39.6)	16.6 (9.6 to 28.6)	22.7 (12.2 to 41.4)	21.3 (10.5 to 39.7)	38.9 (19.2 to 73.4)	44.1 (21.5 to 85.5)	45.5 (24.3 to 86.7)	44.7 (23.9 to 79.1)	45.1 (23.7 to 75.1)	43.7 (21.4 to 73.7)	42.4 (21 to 71.1)	41.3 (19.2 to 68.9)	35.4 (16.5 to 59)	30.9 (14.5 to 52)	22.8 (12.1 to 40.3)	15.9 (4.7 to 15.5)	577
Malaria	0 (0 to 0)	0 (0 to 0)	0 (0 to 0)	0 (0 to 0)	0 (0 to 0)	0 (0 to 0)	0 (0 to 0)	0 (0 to 0)	0 (0 to 0)	0 (0 to 0)	0 (0 to 0)	0 (0 to 0)	0 (0 to 0)	0 (0 to 0)	0 (0 to 0)	0 (0 to 0)	0 (0 to 0)	0 (0 to 0)	0 (0 to 0)	0 (0 to 0)	0 (0 to 0)	0
Chagas disease	0 (0 to 0)	0 (0 to 0)	0 (0 to 0)	0 (0 to 0)	0 (0 to 0)	0 (0 to 0)	0 (0 to 0)	0 (0 to 0)	0 (0 to 0)	0 (0 to 0)	0 (0 to 0)	0 (0 to 0)	0 (0 to 0)	0 (0 to 0)	0 (0 to 0)	0 (0 to 0)	0 (0 to 0)	0 (0 to 0)	0 (0 to 0)	0 (0 to 0)	0 (0 to 0)	0
Leishmaniasis	0 (0 to 0)	0 (0 to 0)	0 (0 to 0)	0 (0 to 0)	0 (0 to 0)	0 (0 to 0)	0 (0 to 0)	0 (0 to 0)	0 (0 to 0)	0 (0 to 0)	0 (0 to 0)	0 (0 to 0)	0 (0 to 0)	0 (0 to 0)	0 (0 to 0)	0 (0 to 0)	0 (0 to 0)	0 (0 to 0)	0 (0 to 0)	0 (0 to 0)	0 (0 to 0)	0
Visceral leishmaniasis	0 (0 to 0)	0 (0 to 0)	0 (0 to 0)	0 (0 to 0)	0 (0 to 0)	0 (0 to 0)	0 (0 to 0)	0 (0 to 0)	0 (0 to 0)	0 (0 to 0)	0 (0 to 0)	0 (0 to 0)	0 (0 to 0)	0 (0 to 0)	0 (0 to 0)	0 (0 to 0)	0 (0 to 0)	0 (0 to 0)	0 (0 to 0)	0 (0 to 0)	0 (0 to 0)	0
Cutaneous and mucocutaneous leishmaniasis	0 (0 to 0)	0 (0 to 0)	0 (0 to 0)	0 (0 to 0)	0 (0 to 0)	0 (0 to 0)	0 (0 to 0)	0 (0 to 0)	0 (0 to 0)	0 (0 to 0)	0 (0 to 0)	0 (0 to 0)	0 (0 to 0)	0 (0 to 0)	0 (0 to 0)	0 (0 to 0)	0 (0 to 0)	0 (0 to 0)	0 (0 to 0)	0 (0 to 0)	0 (0 to 0)	0
African trypanosomiasis	0 (0 to 0)	0 (0 to 0)	0 (0 to 0)	0 (0 to 0)	0 (0 to 0)	0 (0 to 0)	0 (0 to 0)	0 (0 to 0)	0 (0 to 0)	0 (0 to 0)	0 (0 to 0)	0 (0 to 0)	0 (0 to 0)	0 (0 to 0)	0 (0 to 0)	0 (0 to 0)	0 (0 to 0)	0 (0 to 0)	0 (0 to 0)	0 (0 to 0)	0 (0 to 0)	0
Schistosomiasis	0 (0 to 0)	0 (0 to 0)	0 (0 to 0)	0 (0 to 0)	0 (0 to 0)	0 (0 to 0)	0 (0 to 0)	0 (0 to 0)	0 (0 to 0)	0 (0 to 0)	0 (0 to 0)	0 (0 to 0)	0 (0 to 0)	0 (0 to 0)	0 (0 to 0)	0 (0 to 0)	0 (0 to 0)	0 (0 to 0)	0 (0 to 0)	0 (0 to 0)	0 (0 to 0)	0
Cysticercosis	0 (0 to 0)	0 (0 to 0)	0 (0 to 0)	0 (0 to 1.4)	0.4 (0.2 to 0.7)	0.4 (0.2 to 0.7)	0.4 (0.2 to 0.7)	0.4 (0.2 to 0.7)	0.4 (0.2 to 0.7)	0.4 (0.2 to 0.7)	0.4 (0.2 to 0.7)	0.4 (0.2 to 0.7)	0.4 (0.2 to 0.7)	0.4 (0.2 to 0.7)	0.4 (0.2 to 0.7)	0.4 (0.2 to 0.7)	0.4 (0.2 to 0.7)	0.4 (0.2 to 0.7)	0.4 (0.2 to 0.7)	0.4 (0.2 to 0.7)	355
Cystic echinococcosis	0 (0 to 0)	0 (0 to 0)	0 (0 to 0)	0 (0 to 0)	0 (0 to 0)	0 (0 to 0)	0 (0 to 0)	0 (0 to 0)	0 (0 to 0)	0 (0 to 0)	0 (0 to 0)	0 (0 to 0)	0 (0 to 0)	0 (0 to 0)	0 (0 to 0)	0 (0 to 0)	0 (0 to 0)	0 (0 to 0)	0 (0 to 0)	0 (0 to 0)	0 (0 to 0)	0.1
Lymphatic filariasis	0 (0 to 0)	0 (0 to 0)	0 (0 to 0)	0 (0 to 0)	0 (0 to 0)	0 (0 to 0)	0 (0 to 0)	0 (0 to 0)	0 (0 to 0)	0 (0 to 0)	0 (0 to 0)	0 (0 to 0)	0 (0 to 0)	0 (0 to 0)	0 (0 to 0)	0 (0 to 0)	0 (0 to 0)	0 (0 to 0)	0 (0 to 0)	0 (0 to 0)	0 (0 to 0)	0
Onchocerciasis	0 (0 to 0)	0 (0 to 0)	0 (0 to 0)	0 (0 to 0)	0 (0 to 0)	0 (0 to 0)	0 (0 to 0)	0 (0 to 0)	0 (0 to 0)	0 (0 to 0)	0 (0 to 0)	0 (0 to 0)	0 (0 to 0)	0 (0 to 0)	0 (0 to 0)	0 (0 to 0)	0 (0 to 0)	0 (0 to 0)	0 (0 to 0)	0 (0 to 0)	0 (0 to 0)	0
Trachoma	0 (0 to 0)	0 (0 to 0)	0 (0 to 0)	0 (0 to 0)	0 (0 to 0)	0 (0 to 0)	0 (0 to 0)	0 (0 to 0)	0 (0 to 0)	0 (0 to 0)	0 (0 to 0)	0 (0 to 0)	0 (0 to 0)	0 (0 to 0)	0 (0 to 0)	0 (0 to 0)	0 (0 to 0)	0 (0 to 0)	0 (0 to 0)	0 (0 to 0)	0 (0 to 0)	0
Dengue	0 (0 to 0)	0 (0 to 0)	2.3 (0.3 to 1.6)	2.3 (0.7 to 5.3)	2.3 (1.3 to 11.3)	8.3 (3.1 to 17.3)	7.7 (2.2 to 21.4)	8.8 (2.6 to 23.4)	8.8 (2.6 to 23.4)	7.8 (2.4 to 24)	7 (1.7 to 22.2)	5.7 (2 to 19.1)	5.7 (2 to 19.1)	4.7 (1.4 to 13.5)	4.7 (1.4 to 11.1)	4.7 (1.2 to 9.4)	4.7 (1.1 to 9.2)	4.7 (1.1 to 9.2)	4.7 (1.1 to 9.2)	4.7 (1.1 to 9.2)	80.7
Yellow fever	0 (0 to 0)	0 (0 to 0)	0 (0 to 0)	0 (0 to 0)	0 (0 to 0)	0 (0 to 0)	0 (0 to 0)	0 (0 to 0)	0 (0 to 0)	0 (0 to 0)	0 (0 to 0)	0 (0 to 0)	0 (0 to 0)	0 (0 to 0)	0 (0 to 0)	0 (0 to 0)	0 (0 to 0)	0 (0 to 0)	0 (0 to 0)	0 (0 to 0)	0 (0 to 0)	0
Rabies	0 (0 to 0)	0 (0 to 0)	0 (0 to 0)	0 (0 to 0)	0 (0 to 0)	0 (0 to 0)	0 (0 to 0)	0 (0 to 0)	0 (0 to 0)	0 (0 to 0)	0 (0 to 0)	0 (0 to 0)	0 (0 to 0)	0 (0 to 0)	0 (0 to 0)	0 (0 to 0)	0 (0 to 0)	0 (0 to 0)	0 (0 to 0)	0 (0 to 0)	0 (0 to 0)	0
Intestinal nematode infections	0 (0 to 0)	0 (0 to 0)	0.2 (0 to 0.4)	3.7 (1.3 to 9.4)	5.2 (2.9 to 13.9)	5.2 (2.7 to 15.1)	5.2 (2.9 to 17.4)	5.2 (2.9 to 17.4)	5.2 (3.3 to 14.6)	5.2 (3.3 to 14.6)	5.2 (3.3 to 14.6)	5.2 (3.3 to 14.6)	5.2 (3.3 to 14.6)	5.2 (3.3 to 14.6)	5.2 (3.3 to 14.6)	5.2 (3.3 to 14.6)	5.2 (3.3 to 14.6)	5.2 (3.3 to 14.6)	5.2 (3.3 to 14.6)	5.2 (3.3 to 14.6)	54.1
Ascariasis	0 (0 to 0)	0 (0 to 0)	0 (0 to 0.1)	2 (0.5 to 4.8)	1.3 (1 to 4.6)	1.3 (0.7 to 3.7)	1.3 (0.7 to 4.1)	1.3 (0.7 to 4.1)	1.3 (0.7 to 3.2)	1.3 (0.7 to 3.2)	1.3 (0.7 to 3.2)	1.3 (0.7 to 3.2)	1.3 (0.7 to 3.2)	1.3 (0.7 to 3.2)	1.3 (0.7 to 3.2)	1.3 (0.7 to 3.2)	1.3 (0.7 to 3.2)	1.3 (0.7 to 3.2)	1.3 (0.7 to 3.2)	1.3 (0.7 to 3.2)	15
Trichuriasis	0 (0 to 0)	0 (0 to 0)	0 (0 to 0.1)	2.5 (1.1 to 5.2)	2.5 (1.2 to 5.3)	2.5 (1.1 to 5.7)	2.5 (1.2 to 6.3)	2.5 (1.2 to 6.3)	1.9 (0.7 to 3.9)	1.4 (0.5 to 3)	1.1 (0.4 to 2.2)	0.9 (0.3 to 1.6)	0.8 (0.2 to 1.4)	0.6 (0.2 to 1.1)	0.5 (0.2 to 0.9)	0.4 (0.1 to 0.7)	0.3 (0.1 to 0.6)	0.2 (0.1 to 0.5)	0.1 (0.1 to 0.3)	0.1 (0.1 to 0.2)	18.6
Hookworm disease	0 (0 to 0)	0 (0 to 0)	0 (0 to 0.1)	0.5 (0.4 to 2.3)	0.5 (0.3 to 2.1)	0.5 (0.3 to 2.5)	0.5 (0.3 to 2.5)	0.5 (0.3 to 2.5)	0.3 (0.2 to 1.6)	0.2 (0.1 to 1.3)	0.2 (0.1 to 1.1)	0.2 (0.1 to 0.9)	0.1 (0.1 to 0.8)	0.1 (0.1 to 0.6)	0.1 (0.1 to 0.5)	0.1 (0.1 to 0.4)	0.1 (0.1 to 0.3)	0.1 (0.1 to 0.3)	0.1 (0.1 to 0.2)	0.1 (0.1 to 0.2)	20.3
Food-borne trematodiases	0 (0 to 0)	0 (0 to 0)	0 (0 to 0)	0 (0 to 0)	0 (0 to 0)	0 (0 to 0)	0 (0 to 0)	0 (0 to 0)	0 (0 to 0)	0 (0 to 0)	0 (0 to 0)	0 (0 to 0)	0 (0 to 0)	0 (0 to 0)	0 (0 to 0)	0 (0 to 0)	0 (0 to 0)	0 (0 to 0)	0 (0 to 0)	0 (0 to 0)	0 (0 to 0)	0
Leprosy	0 (0 to 0)	0 (0 to 0)	0 (0 to 0)	0 (0 to 0)	0 (0 to 0)	0 (0 to 0)	0 (0 to 0)	0 (0 to 0)	0 (0 to 0)	0 (0 to 0)	0 (0 to 0)	0 (0 to 0)	0

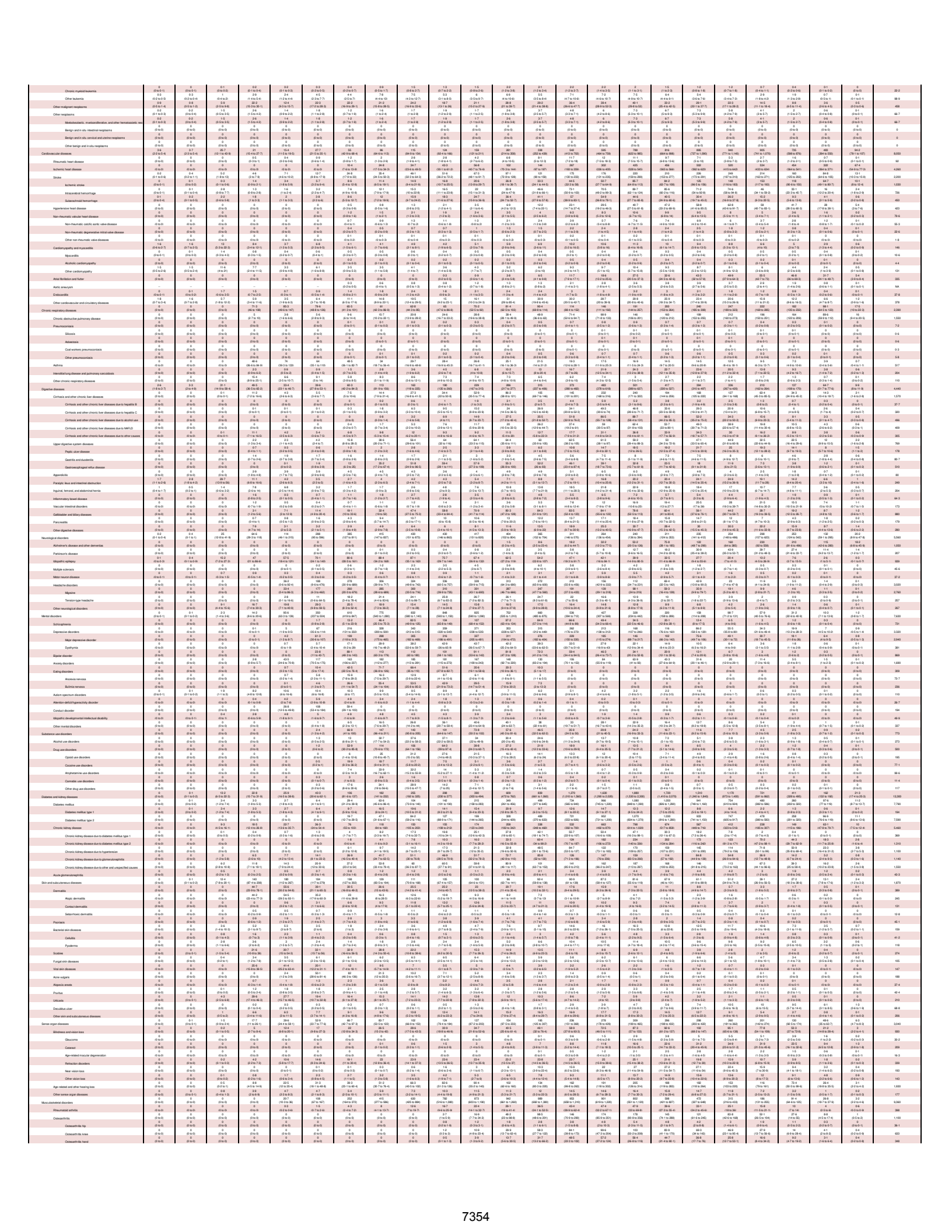

7354

Osteoarthritis other	0 (0 to 0)	0 (0 to 0)	0 (0 to 0)	0 (0 to 0)	0 (0 to 0)	0 (0 to 0)	0 (0 to 0)	0 (0 to 0)	0 (0 to 0)	0·1 (0 to 0·3)	0·8 (0·2 to 2)	2·7 (0·9 to 6·7)	5·8 (2·4 to 12·6)	9·2 (3·9 to 20)	12·1 (5·4 to 26·4)	13·4 (6·3 to 28·9)	11·8 (5·6 to 24·6)	10·7 (5·1 to 22·2)	8·1 (3·9 to 16·6)	5·6 (2·8 to 11·4)	3·3 (1·6 to 6·7)	1·2 (0·6 to 2·3)	0·1 (0·1 to 0·3)	85
Low back pain	0 (0 to 0)	0 (0 to 0)	0 (0 to 0)	0 (0 to 0)	17·8 (7·8 to 32·8)	92·8 (54·5 to 149)	188 (110 to 303)	259 (156 to 402)	324 (193 to 501)	361 (211 to 553)	388 (236 to 588)	398 (235 to 624)	384 (234 to 611)	337 (208 to 526)	299 (186 to 458)	255 (163 to 387)	183 (116 to 282)	146 (91·6 to 221)	101 (62 to 152)	63·5 (40·2 to 95·9)	31·4 (19·6 to 45·4)	9·1 (5·7 to 13·4)	1 (0·6 to 1·5)	3,840
Neck pain	0 (0 to 0)	0 (0 to 0)	0 (0 to 0)	0 (0 to 0)	0·9 (0·2 to 2·1)	5·7 (2·1 to 11·4)	14·3 (6·4 to 26·6)	23·3 (10·1 to 46·1)	36·6 (16·5 to 71·8)	56·8 (26·6 to 106)	73·8 (36·9 to 132)	85·4 (43·8 to 154)	89·1 (43 to 161)	73·5 (37·1 to 137)	64 (31·7 to 116)	52·8 (26·4 to 93·1)	37 (19·1 to 63·6)	27·9 (14·6 to 47·7)	17·5 (8·9 to 32·1)	9·6 (4·8 to 17·6)	4·8 (2·5 to 8·3)	1·5 (0·8 to 2·5)	0·2 (0·1 to 0·3)	675
Gout	0 (0 to 0)	0 (0 to 0)	0 (0 to 0)	0 (0 to 0)	0 (0 to 0)	0 (0 to 0)	0 (0 to 0·1)	0·3 (0·1 to 0·5)	0·7 (0·3 to 1·2)	1·1 (0·2 to 2·9)	1·6 (0·3 to 3·5)	1·9 (0·5 to 4·1)	2·1 (0·7 to 4·2)	2·2 (0·8 to 4·2)	2 (0·7 to 3·9)	1·9 (0·7 to 3·7)	1·5 (0·6 to 2·7)	1·2 (0·5 to 2·2)	0·9 (0·4 to 1·7)	0·6 (0·3 to 1·1)	0·3 (0·2 to 0·6)	0·1 (0·1 to 0·2)	0 (0 to 0)	18·7
Other musculoskeletal disorders	0 (0 to 0)	0 (0 to 0)	0 (0 to 0)	0 (0 to 0)	1·7 (1 to 3·9)	7·8 (4·5 to 15·8)	45 (26·6 to 75·6)	124 (82·1 to 177)	257 (168 to 379)	344 (221 to 506)	370 (234 to 536)	380 (244 to 564)	378 (247 to 554)	352 (222 to 522)	315 (204 to 468)	267 (167 to 404)	191 (122 to 280)	142 (86·2 to 219)	86·7 (53·9 to 129)	44·6 (24·4 to 69·7)	17·3 (8·6 to 27)	3·3 (1·2 to 6·6)	0·4 (0·1 to 0·7)	3,330
Other non-communicable diseases	428 (267 to 679)	294 (199 to 418)	709 (423 to 1,200)	305 (219 to 401)	163 (120 to 214)	197 (142 to 263)	305 (210 to 441)	449 (314 to 641)	564 (389 to 802)	647 (440 to 914)	695 (481 to 989)	734 (518 to 1,040)	711 (499 to 973)	633 (448 to 857)	534 (383 to 715)	473 (346 to 636)	369 (271 to 494)	303 (228 to 395)	223 (168 to 285)	137 (104 to 177)	81·1 (62·6 to 103)	33·4 (26·5 to 41·7)	5·1 (3·9 to 6·4)	8,990
Congenital birth defects	425 (264 to 675)	275 (184 to 398)	611 (340 to 1,120)	233 (158 to 324)	91 (65·4 to 124)	88 (63·8 to 117)	71 (49·6 to 94·6)	61·6 (41·9 to 81·9)	58·4 (40·2 to 79·5)	45·3 (30·9 to 62·1)	39·1 (26·7 to 52·7)	35·7 (24·7 to 48·2)	28·7 (19·5 to 39·4)	25·1 (16·8 to 34·8)	20·7 (13·9 to 28)	16 (10·5 to 22)	10·5 (7 to 14·1)	4 (2·5 to 5·9)	2·2 (1·4 to 3·2)	1·1 (0·6 to 1·7)	0·5 (0·3 to 0·7)	0·1 (0·1 to 0·2)	0 (0 to 0)	2,140
Neural tube defects	52·7 (26·6 to 96·9)	15·8 (8 to 28·2)	60·9 (23·3 to 135)	28·8 (14·6 to 52·2)	4·2 (2·8 to 6·2)	4·3 (2·9 to 6·2)	3·9 (2·7 to 5·7)	3·6 (2·4 to 5·5)	2·3 (1·5 to 3·1)	1·8 (1·2 to 2·5)	1·4 (0·9 to 1·9)	1·1 (0·7 to 1·4)	0·8 (0·5 to 1·1)	0·6 (0·4 to 0·8)	0·4 (0·3 to 0·6)	0·3 (0·2 to 0·4)	0·2 (0·2 to 0·3)	0·1 (0 to 0·1)	0 (0 to 0)	0 (0 to 0)	0 (0 to 0)	0 (0 to 0)	0 (0 to 0)	183
Congenital heart anomalies	150 (70·9 to 260)	137 (71 to 214)	293 (129 to 617)	93·5 (48·6 to 145)	25·3 (13 to 41·7)	25·3 (14·6 to 37)	18·7 (10·6 to 27·8)	19·2 (9·6 to 29·8)	20·1 (9·9 to 32·6)	12·7 (5·8 to 20)	10·4 (4·8 to 16)	10·3 (5 to 16)	6 (2·5 to 9·7)	5·8 (2·2 to 9·2)	4·8 (2 to 7·3)	3·7 (1·3 to 6)	2·6 (0·9 to 4·2)	0·3 (0·1 to 0·6)	0·2 (0·1 to 0·4)	0·1 (0 to 0·2)	0·1 (0 to 0·1)	0 (0 to 0)	0 (0 to 0)	839
Orofacial clefts	1·2 (0·5 to 2·5)	1 (0·4 to 1·9)	2·9 (0·9 to 7·5)	1·3 (0·6 to 2·4)	0·8 (0·2 to 1·7)	0·7 (0·2 to 1·6)	0·7 (0·2 to 1·6)	0·7 (0·1 to 1·5)	0·7 (0·1 to 1·7)	0·7 (0·2 to 1·4)	0·6 (0·1 to 1·3)	0·6 (0·1 to 1·2)	0·5 (0·1 to 1·1)	0·5 (0·1 to 1·1)	0·4 (0·1 to 0·9)	0·3 (0·1 to 0·7)	0·2 (0 to 0·5)	0·2 (0 to 0·4)	0·1 (0 to 0·2)	0·1 (0 to 0·1)	0 (0 to 0·1)	0 (0 to 0)	0 (0 to 0)	14·3
Down syndrome	4·9 (2·4 to 8·1)	4·9 (2·5 to 8·3)	28·4 (11·9 to 58·4)	12·7 (6·7 to 21·9)	3·3 (1·9 to 6)	2·8 (1·6 to 4·8)	2·8 (1·7 to 4·6)	3 (1·8 to 5)	4 (2·2 to 6·7)	3·1 (1·8 to 5·2)	2·3 (1·3 to 3·8)	2·3 (1·3 to 3·7)	2·1 (1·2 to 3·4)	1·9 (1 to 3·2)	1·4 (0·7 to 2·4)	1 (0·5 to 1·8)	0·3 (0·2 to 0·5)	0 (0 to 0)	0 (0 to 0)	0 (0 to 0)	0 (0 to 0)	0 (0 to 0)	0 (0 to 0)	81·1
Turner syndrome	0 (0 to 0)	0 (0 to 0)	0 (0 to 0)	0·1 (0 to 0·2)	0·1 (0 to 0·2)	0·1 (0 to 0·2)	0·2 (0·1 to 0·3)	0·1 (0·1 to 0·3)	0·1 (0 to 0·2)	0·1 (0 to 0·2)	0·1 (0 to 0·2)	0·1 (0 to 0·1)	0·1 (0 to 0·1)	0 (0 to 0)	0 (0 to 0)	0 (0 to 0)	0 (0 to 0)	0 (0 to 0)	0 (0 to 0)	0 (0 to 0)	0 (0 to 0)	0 (0 to 0)	0 (0 to 0)	1·2
Klinefelter syndrome	0 (0 to 0)	0 (0 to 0)	0 (0 to 0)	0 (0 to 0)	0 (0 to 0)	0 (0 to 0)	0 (0 to 0)	0 (0 to 0)	0 (0 to 0)	0 (0 to 0)	0 (0 to 0)	0 (0 to 0)	0 (0 to 0)	0 (0 to 0)	0 (0 to 0)	0 (0 to 0)	0 (0 to 0)	0 (0 to 0)	0 (0 to 0)	0 (0 to 0)	0 (0 to 0)	0 (0 to 0)	0 (0 to 0)	0
Other chromosomal abnormalities	23·9 (7·7 to 42)	12·7 (5 to 21·2)	35·4 (10·3 to 73·8)	8 (3·6 to 13·1)	3·1 (1·6 to 4·8)	2·5 (1·3 to 4)	2·4 (1·1 to 3·8)	2·3 (1·1 to 3·8)	2·3 (1 to 3·9)	1·7 (0·7 to 2·9)	1·5 (0·6 to 2·4)	0·9 (0·4 to 1·5)	0·8 (0·3 to 1·4)	0·6 (0·2 to 1·1)	0·6 (0·1 to 1·1)	0·3 (0·1 to 0·6)	0·3 (0 to 0·5)	0 (0 to 0)	0 (0 to 0)	0 (0 to 0)	0 (0 to 0)	0 (0 to 0)	0 (0 to 0)	99·3
Congenital musculoskeletal and limb anomalies	8·5 (4·1 to 14·2)	3·9 (2·4 to 6·4)	20·3 (12·3 to 32·1)	34·1 (20·2 to 52·6)	35·3 (20·7 to 55·9)	35·2 (20·4 to 55·1)	31·1 (18·2 to 50)	21·8 (13·1 to 32·8)	19·5 (12·1 to 29·2)	18·9 (11·3 to 30)	17·7 (10·7 to 26·9)	16·2 (9·9 to 24·5)	14·8 (8·9 to 22·7)	12·7 (7·5 to 19·6)	10·6 (6·3 to 15·9)	8·4 (5·1 to 12·6)	5·3 (3·2 to 8)	3·1 (1·8 to 4·7)	1·6 (0·9 to 2·5)	0·7 (0·4 to 1·2)	0·3 (0·1 to 0·5)	0·1 (0 to 0·1)	0 (0 to 0)	320
Urogenital congenital anomalies	28·3 (5·7 to 114)	18·2 (5·3 to 63·2)	17·4 (3·2 to 79·2)	6·2 (2·9 to 12·9)	3·8 (2 to 7·5)	3·7 (2 to 7·6)	3·5 (1·9 to 5·7)	3·9 (1·3 to 7·6)	3·2 (1·4 to 6)	2 (0·9 to 3·6)	1·3 (0·5 to 2·4)	1 (0·4 to 1·9)	0·6 (0·4 to 1)	0·5 (0·3 to 0·7)	0·3 (0·1 to 0·5)	0·2 (0·1 to 0·3)	0·2 (0·1 to 0·4)	0 (0 to 0)	0 (0 to 0)	0 (0 to 0)	0 (0 to 0)	0 (0 to 0)	0 (0 to 0)	94·3
Digestive congenital anomalies	54·7 (25·1 to 134)	43·1 (24·4 to 84·6)	61 (23·8 to 177)	13·8 (7·3 to 24·8)	2·7 (1·4 to 5·4)	2 (1·2 to 3·6)	1 (0·6 to 1·6)	0·9 (0·5 to 1·6)	0·9 (0·5 to 1·6)	0·5 (0·3 to 0·8)	0·4 (0·2 to 0·7)	0·4 (0·2 to 0·6)	0·4 (0·2 to 0·6)	0·4 (0·2 to 0·8)	0·4 (0·1 to 0·8)	0·4 (0·2 to 0·8)	0·3 (0·1 to 0·5)	0 (0 to 0)	0 (0 to 0)	0 (0 to 0)	0 (0 to 0)	0 (0 to 0)	0 (0 to 0)	183
Other congenital birth defects	100 (50·1 to 172)	38·6 (22 to 62·7)	91·6 (38·6 to 234)	34·7 (19·7 to 55·5)	12·4 (7·8 to 19·5)	11·2 (6·5 to 17·3)	6·8 (4·3 to 10·4)	6·2 (3·8 to 9·9)	5·4 (3·1 to 8·8)	3·8 (2·2 to 6·8)	3·4 (2 to 6·2)	2·8 (1·6 to 5·3)	2·6 (1·4 to 5)	2·1 (1·2 to 4)	1·8 (1 to 3·4)	1·4 (0·7 to 2·8)	1·1 (0·6 to 2·1)	0·4 (0·1 to 1·1)	0·3 (0·1 to 0·7)	0·2 (0 to 0·5)	0·1 (0 to 0·2)	0 (0 to 0·1)	0 (0 to 0)	327
Urinary diseases and male infertility	0·4 (0·1 to 0·6)	0·7 (0·4 to 1·2)	7·8 (3·4 to 14·3)	11·1 (7·7 to 15·7)	9·6 (6·2 to 14·4)	6·1 (4 to 9·5)	6·2 (4·4 to 8·6)	9·3 (6·3 to 13)	13·8 (9·1 to 20)	14·3 (9·9 to 20)	18·6 (12·8 to 25·6)	27 (18·5 to 37·4)	31·6 (21·6 to 43·1)	46·1 (31·6 to 64·5)	54·9 (36 to 77·8)	60·3 (39·6 to 82·3)	50·2 (34 to 70·9)	48·2 (33 to 68·4)	43·8 (28·6 to 61·9)	29·1 (19·1 to 42·1)	21·6 (14 to 31)	11·9 (7·7 to 16·7)	2 (1·3 to 2·9)	524
Urolithiasis	0 (0 to 0)	0 (0 to 0)	0 (0 to 0)	0·1 (0 to 0·1)	0·1 (0 to 0·2)	0·2 (0·1 to 0·3)	0·3 (0·2 to 0·5)	0·7 (0·4 to 1·2)	1·3 (0·7 to 2·2)	1·9 (1 to 3)	2·8 (1·6 to 4·4)	4·2 (2·4 to 7)	4·4 (2·1 to 7·5)	6·6 (3·5 to 11·8)	6·7 (3·5 to 12·9)	5·2 (2·7 to 10·6)	3·4 (1·7 to 6·9)	2·5 (1·3 to 4·6)	1·8 (0·9 to 3·3)	1 (0·5 to 2·1)	0·6 (0·3 to 1·2)	0·3 (0·2 to 0·7)	0 (0 to 0·1)	44·1
Benign prostatic hyperplasia	0 (0 to 0)	0 (0 to 0)	0 (0 to 0)	0 (0 to 0)	0 (0 to 0)	0 (0 to 0)	0 (0 to 0)	0 (0 to 0)	0 (0 to 0)	0 (0 to 0)	0 (0 to 0)	0 (0 to 0)	0 (0 to 0)	0 (0 to 0)	0 (0 to 0)	0 (0 to 0)	0 (0 to 0)	0 (0 to 0)	0 (0 to 0)	0 (0 to 0)	0 (0 to 0)	0 (0 to 0)	0 (0 to 0)	0
Male infertility	..	..	..	..	..	..	..	..	..	..	..	..	..	..	..	..	..	..	..	..	..	..	..	NA
Other urinary diseases	0·2 (0 to 0·3)	0·3 (0·1 to 0·6)	0·7 (0·2 to 1·7)	2·6 (1·6 to 4)	2·3 (1·4 to 3·6)	1·4 (0·8 to 2·2)	0·9 (0·5 to 1·4)	0·6 (0·3 to 1)	0·9 (0·5 to 1·4)	1·2 (0·8 to 1·8)	1·3 (0·8 to 1·9)	1·6 (1 to 2·6)	2·2 (1·3 to 3·3)	2·1 (1·3 to 3·6)	2·1 (1·1 to 4·2)	1·8 (0·9 to 3·8)	1·1 (0·6 to 2·2)	0·8 (0·4 to 1·6)	0·7 (0·3 to 1·8)	0·4 (0·2 to 0·8)	0·3 (0·1 to 0·6)	0·2 (0·1 to 0·4)	0 (0 to 0·1)	25·6
Gynecological diseases	0 (0 to 0)	0 (0 to 0)	0 (0 to 0)	0 (0 to 0)	0 (0 to 0)	55·4 (29·5 to 92·8)	174 (101 to 283)	299 (193 to 452)	381 (249 to 559)	434 (285 to 640)	439 (295 to 643)	431 (283 to 635)	360 (238 to 522)	236 (148 to 347)	120 (76·7 to 174)	67·7 (42·5 to 101)	40·8 (26 to 59·8)	26 (16·9 to 37·2)	14·1 (9·1 to 20·7)	8·2 (5·3 to 12·4)	5·5 (3·5 to 7·9)	2·3 (1·5 to 3·5)	0·3 (0·2 to 0·5)	3,090
Uterine fibroids	0 (0 to 0)	0 (0 to 0)	0 (0 to 0)	0 (0 to 0)	0 (0 to 0)	1 (0·4 to 2·2)	2·3 (0·9 to 4·8)	4·5 (1·8 to 10·1)	9·4 (3·8 to 20·1)	21·5 (9·6 to 44·3)	44·1 (19·2 to 91·2)	60·6 (28·5 to 113)	50·9 (24·2 to 95·2)	33·2 (15·9 to 61·8)	19·7 (9·2 to 36·9)	11·2 (5 to 21·5)	5·8 (2·7 to 11·5)	3·3 (1·5 to 6·3)	1·7 (0·8 to 3·1)	0·9 (0·5 to 1·6)	0·4 (0·2 to 0·7)	0·2 (0·1 to 0·3)	0 (0 to 0)	271
Polycystic ovarian syndrome	0 (0 to 0)	0 (0 to 0)	0 (0 to 0)	0 (0 to 0)	0 (0 to 0)	13·1 (5·7 to 26·7)	40·8 (18·2 to 81·3)	50·8 (22·2 to 102)	50·3 (22·3 to 98·5)	47·8 (21·2 to 95·2)	43·2 (19·2 to 85·6)	38·3 (16·7 to 76·1)	29·6 (13·1 to 58)	10 (4 to 20·8)	0 (0 to 0)	0 (0 to 0)	0 (0 to 0)	0 (0 to 0)	0 (0 to 0)	0 (0 to 0)	0 (0 to 0)	0 (0 to 0)	0 (0 to 0)	324
Female infertility	0 (0 to 0)	0 (0 to 0)	0 (0 to 0)	0 (0 to 0)	0 (0 to 0)	0 (0 to 0)	0 (0 to 0)	1·7 (0·1 to 9·4)	5·2 (0·2 to 21·8)	8·5 (0·2 to 34)	10·4 (0·2 to 38·9)	11·2 (0·2 to 37)	0·2 (0 to 0·8)	0 (0 to 0)	0 (0 to 0)	0 (0 to 0)	0 (0 to 0)	0 (0 to 0)	0 (0 to 0)	0 (0 to 0)	0 (0 to 0)	0 (0 to 0)	0 (0 to 0)	37·1
Endometriosis	0 (0 to 0)	0 (0 to 0)	0 (0 to 0)	0 (0 to 0)	0 (0 to 0)	0 (0 to 0)	13·3 (4·8 to 29·5)	36·9 (17·4 to 69·9)	42·8 (21·1 to 79·8)	39·1 (19·1 to 71·1)	34·1 (17·8 to 60·1)	30·6 (15·2 to 52·6)	25 (13·1 to 40·6)	11 (5·7 to 18·6)	0 (0 to 0)	0 (0 to 0)	0 (0 to 0)	0 (0 to 0)	0 (0 to 0)	0 (0 to 0)	0 (0 to 0)	0 (0 to 0)	0 (0 to 0)	233
Genital prolapse	0 (0 to 0)	0 (0 to 0)	0 (0 to 0)	0 (0 to 0)	0 (0 to 0)	0 (0 to 0)	0 (0 to 0·1)	0·3 (0·1 to 0·8)	0·6 (0·2 to 1·2)	1 (0·4 to 2·1)	2·2 (0·9 to 4·7)	4·3 (1·8 to 8·7)	7·8 (3·5 to 15·1)	10·7 (4·8 to 21·1)	11·1 (5·2 to 22·1)	9·8 (4·5 to 19·4)	7·5 (3·6 to 14·3)	6 (2·9 to 11·1)	4 (1·9 to 7·2)	2·5 (1·2 to 4·5)	1·4 (0·7 to 2·6)	0·6 (0·3 to 0·9)	0·1 (0 to 0·1)	70
Premenstrual syndrome	0 (0 to 0)	0 (0 to 0)	0 (0 to 0)	0 (0 to 0)	0 (0 to 0)	40·2 (19·1 to 72·2)	96·8 (48 to 173)	124 (62 to 216)	127 (72·1 to 207)	127 (68·3 to 204)	133 (78·5 to 210)	120 (68·8 to 190)	69·3 (38·7 to 116)	20·2 (10 to 35·7)	0 (0 to 0)	0 (0 to 0)	0 (0 to 0)	0 (0 to 0)	0 (0 to 0)	0 (0 to 0)	0 (0 to 0)	0 (0 to 0)	0 (0 to 0)	858
Other gynecological diseases	0 (0 to 0)	0 (0 to 0)	0 (0 to 0)	0 (0 to 0)	0 (0 to 0)	1·1 (0·3 to 2·4)	20·7 (9·2 to 38)	80·6 (46·8 to 127)	146 (78·2 to 244)	189 (105 to 312)	171 (96·8 to 275)	150 (93·5 to 264)	178 (102 to 277)	150 (80·1 to 239)	89·3 (54·2 to 134)	46·7 (27·2 to 71·6)	27·4 (16·1 to 41·3)	16·8 (10·1 to 24·9)	8·4 (5·1 to 12·8)	4·9 (2·9 to 7·6)	3·7 (2·2 to 5·6)	1·6 (0·9 to 2·6)	0·2 (0·1 to 0·4)	1,300
Hemoglobinopathies and hemolytic anemias	0·4 (0·2 to 0·6)	0·4 (0·2 to 0·6)	2·4 (1·2 to 3·8)	6·2 (3·8 to 9·5)	8·6 (5·3 to 14)	6·6 (4·1 to 10)	11·1 (6·4 to 17·8)	10·5 (6·2 to 17·2)	7·3 (4·3 to 11·5)	9·6 (5·1 to 16·3)	13·7 (7·5 to 22·8)	9·7 (6 to 15)	9·7 (6 to 14·8)	10 (6·1 to 15·6)	8·8 (5·6 to 13·4)	8·7 (5·5 to 13)	7·7 (4·8 to 11·5)	6·5 (4·3 to 9·8)	7 (4·6 to 10·4)	3·2 (2 to 4·7)	1·5 (1 to 2·1)	0·5 (0·3 to 0·7)	0·1 (0 to 0·1)	150
Thalassemias	0·1 (0 to 0·1)	0·1 (0 to 0·1)	0·5 (0·1 to 1·1)	1·3 (0·6 to 2·4)	0·6 (0·3 to 1·1)	0·3 (0·1 to 0·5)	0·1 (0 to 0·2)	0·1 (0 to 0·1)	0 (0 to 0·1)	0 (0 to 0)	0 (0 to 0)	0 (0 to 0)	0 (0 to 0)	0 (0 to 0)	0 (0 to 0)	0 (0 to 0)	0 (0 to 0)	0 (0 to 0)	0 (0 to 0)	0 (0 to 0)	0 (0 to 0)	0 (0 to 0)	0 (0 to 0)	3
Thalassemias trait	0 (0 to 0)	0 (0 to 0)	0·1 (0 to 0·3)	0·4 (0·1 to 1·1)	0·8 (0·1 to 1·9)	0·3 (0 to 0·8)	2·5 (1·1 to 4·8)	2·2 (0·7 to 4·6)	1·1 (0·2 to 2·8)	2·2 (0·8 to 4·6)	2·4 (0·9 to 4·6)	0·4 (0·1 to 1)	0·4 (0·1 to 1·1)	0·4 (0·1 to 0·9)	0·3 (0 to 0·8)	0·2 (0 to 0·5)	0·2 (0 to 0·6)	0·2 (0 to 0·4)	0·2 (0·1 to 0·4)	0·1 (0 to 0·2)	0 (0 to 0·1)	0 (0 to 0)	0 (0 to 0)	14·4
Sickle cell disorders	0·1 (0 to 0·3)	0·1 (0 to 0·3)	0·7 (0·1 to 1·5)	0·8 (0·2 to 1·8)	0·7 (0·3 to 1·5)	1·3 (0·5 to 2·6)	0·9 (0·3 to 1·9)	0·6 (0·2 to 1·5)	0·3 (0·1 to 0·8)	0·2 (0 to 0·4)	0·2 (0 to 0·6)	0·3 (0·1 to 0·6)	0·2 (0·1 to 0·6)	0·3 (0·1 to 0·6)	0·2 (0 to 0·4)	0·1 (0 to 0·1)	0 (0 to 0)	0 (0 to 0)	0 (0 to 0)	0 (0 to 0)	0 (0 to 0)	0 (0 to 0)	0 (0 to 0)	7·1
Sickle cell trait	0 (0 to 0)	0 (0 to 0)	0·1 (0 to 0·2)	0·3 (0·1 to 0·7)	0·5 (0·1 to 1·1)	0·2 (0 to 0·5)	3·2 (1 to 6·6)	2·6 (0·7 to 6·2)	0·9 (0·1 to 2·7)	2·5 (0·6 to 5·8)	1·7 (0·5 to 3·8)	0·1 (0 to 0·4)	0·3 (0 to 0·7)	0·2 (0 to 0·6)	0·2 (0 to 0·6)	0·1 (0 to 0·4)	0·2 (0 to 0·4)	0·1 (0 to 0·3)	0·1 (0 to 0·2)	0·1 (0 to 0·1)	0 (0 to 0·1)	0 (0 to 0)	0 (0 to 0)	13·5
G6PD deficiency	0 (0 to 0·1)	0 (0 to 0·1)	0·2 (0·1 to 0·5)	1 (0·4 to 1·7)	1·4 (0·7 to 2·2)	1·8 (1 to 3·2)	2 (1 to 3·6)	2·5 (1·2 to 4·2)	2·3 (1·2 to 4)	2 (1 to 3·3)	3·9 (2·2 to 6·5)	2·4 (1·3 to 3·8)	1·7 (0·9 to 2·9)	1·7 (0·9 to 3·1)	1·2 (0·6 to 2·2)	0·8 (0·4 to 1·4)	0·4 (0·2 to 0·7)	0·2 (0·1 to 0·3)	0·1 (0 to 0·2)	0 (0 to 0·1)	0 (0 to 0)	0 (0 to 0)	0 (0 to 0)	25·8
G6PD trait	0 (0 to 0)	0 (0 to 0)	0 (0 to 0)	0 (0 to 0)	0 (0 to 0)	0 (0 to 0)	0·2 (0 to 1·4)	0 (0 to 0)	0 (0 to 0)	0 (0 to 0)	0·5 (0 to 2·5)	0·4 (0·1 to 0·9)	0 (0 to 0)	0 (0 to 0)	0 (0 to 0)	0 (0 to 0)	0 (0 to 0)	0 (0 to 0)	0 (0 to 0)	0 (0 to 0)	0 (0 to 0)	0 (0 to 0)	0 (0 to 0)	1·1
Other hemoglobinopathies and hemolytic anemias	0·2 (0·1 to 0·4)	0·1 (0 to 0·2)	0·8 (0·3 to 1·5)	2·4 (1·2 to 4·4)	4·6 (2·3 to 8·1)	2·8 (1·5 to 4·7)	2·2 (1·2 to 4)	2·5 (1·4 to 4·5)	2·5 (1·4 to 4·2)	2·6 (1·4 to 4·5)	4·9 (2·7 to 8·1)	6·2 (3·6 to 9·8)	7 (4·1 to 11·4)	7·4 (4·3 to 12)	7 (4·3 to 10·6)	7·5 (4·8 to 11·2)	6·8 (4·2 to 10·3)	6·1 (3·9 to 9)	6·6 (4·2 to 9·9)	3 (1·9 to 4·4)	1·4 (0·9 to 2)	0·5 (0·3 to 0·7)	0·1 (0 to 0·1)	85·2
Endocrine, metabolic, blood, and immune disorders	2·2 (1·2 to 5·3)	3·4 (1·9 to 8·3)	27·7 (12·5 to 79)	40·7 (26·2 to 62·8)	37·9 (22·4 to 60·6)	23·5 (14·6 to 37·6)	16 (10·3 to 24·7)	20·8 (14·1 to 29·7)	30·2 (20·5 to 41·8)	43·9 (29·8 to 61·9)	67·4 (45·4 to 94·1)	100 (67·7 to 141)	135 (91·2 to 194)	161 (111 to 234)	168 (112 to 243)	159 (106 to 231)	125 (86·9 to 181)	102 (71·2 to 143)	73·9 (51·6 to 101)	44·5 (31·2 to 61·4)	24·8 (16·6 to 35·4)	9·7 (6 to 13·7)	1·7 (0·9 to 2·5)	1,420
Oral disorders	0 (0 to 0)	0 (0 to 0)	0 (0 to 0)	14·1 (7·7 to 23·1)	16·1 (9·1 to 26·7)	16·8 (9·1 to 28·8)	26·8 (14·9 to 45·4)	47·5 (25·6 to 83·2)	73·8 (38·2 to 135)	99·3 (51·4 to 178)	117 (60·8 to 213)	130 (69·4 to 228)	146 (81·9 to 244)	155 (90·6 to 248)	162 (96·5 to 250)	162 (98·1 to 252)	135 (84·7 to 203)	116 (73·5 to 173)	81·9 (52·6 to 120)	51·2 (33·1 to 73·9)	27·3 (17·4 to 38·8)	8·8 (5·6 to 12·5)	1 (0·7 to 1·5)	1,590
Caries of deciduous teeth	0 (0 to 0)	0 (0 to 0)	0 (0 to 0)	4·4 (1·6 to 9·3)	4·4 (1·8 to 9·5)	0·2 (0 to 0·7)	0 (0 to 0)	0 (0 to 0)	0 (0 to 0)	0 (0 to 0)	0 (0 to 0)	0 (0 to 0)	0 (0 to 0)	0 (0 to 0)	0 (0 to 0)	0 (0 to 0)	0 (0 to 0)	0 (0 to 0)	0 (0 to 0)	0 (0 to 0)	0 (0 to 0)	0 (0 to 0)	0 (0 to 0)	9
Caries of permanent teeth	0 (0 to 0)	0 (0 to 0)	0 (0 to 0)	0 (0 to 0)	2·2 (0·6 to 5·2)	5·7 (2 to 13)	7·4 (2·9 to 15·9)	9·7 (4 to 18·9)	9·4 (3·7 to 19)	8·4 (3·4 to 17·5)	7·7 (3·2 to 16·2)	6·6 (2·6 to 13·6)	5·6 (2·3 to 12·2)	4·7 (1·8 to 10)	3·8 (1·4 to 8·7)	3 (1·1 to 6·7)	2·1 (0·8 to 4·3)	1·5 (0·6 to 3·2)	0·9 (0·4 to 1·8)	0·5 (0·2 to 1)	0·2 (0·1 to 0·5)	0·1 (0 to 0·1)	0 (0 to 0)	79·5
Periodontal diseases	0 (0 to 0)	0 (0 to 0)	0 (0 to 0)	0 (0 to 0)	0 (0 to 0)	0 (0 to 0)	3·6 (1 to 9·5)	14 (4·2 to 35·2)	31·6 (9·9 to 76·1)	47·7 (16·4 to 105)	56·8 (20·2 to 127)	59·5 (22·1 to 127)	57·4 (22·7 to 121)	48·6 (19·4 to 101)	37·7 (15 to 78·2)	27·1 (10·8 to 55·8)	16·7 (6·5 to 33·4)	11·3 (4·5 to 23)	6·8 (2·7 to 14)	4 (1·6 to 8·2)	2 (0·8 to 4·3)	0·6 (0·2 to 1·4)	0·1 (0 to 0·2)	426
Other oral disorders	0 (0 to 0)	0 (0 to 0)	0 (0 to 0)	9·7 (5·7 to 15·2)	9·6 (5·7 to 14·6)	10·8 (6·2 to 16·9)	15·8 (9·3 to 24·5)	19·2 (11·6 to 29·9)	21 (12·4 to 32·1)	21·7 (13·2 to 33·2)	20·8 (12·5 to 32)	19·5 (11·7 to 29·8)	18·4 (10·9 to 27·7)	16 (9·6 to 23·9)	13·2 (8 to 19·4)	10·7 (6·5 to 15·9)	7·5 (4·6 to 11·4)	5·2 (3·2 to 7·9)	2·8 (1·7 to 4·2)	1·4 (0·8 to 2)	0·6 (0·3 to 0·8)	0·2 (0·1 to 0·2)	0 (0 to 0)	224
Sudden infant death syndrome	..	14·8 (7·9 to 23·8)	60·3 (24·3 to 122)	..	..	..	..	..	..	..	..	..	..	..	..	..	..	..	..	..	..	..	..	NA
Injuries	27·6 (17·9 to 39·8)	15·8 (10·7 to 22·3)	189 (94·4 to 304)	349 (264 to 453)	206 (174 to 240)	323 (277 to 377)	592 (510 to 680)	838 (671 to 1,030)	871 (669 to 1,110)	679 (527 to 851)	632 (501 to 789)	618 (488 to 766)	497 (395 to 618)	457 (366 to 568)	390 (311 to 485)	350 (284 to 427)	277 (229 to 331)	244 (199 to 293)	207 (169 to 247)	158 (130 to 187)	121 (96·8 to 149)	62·8 (51·2 to 75·5)	10·9 (8·9 to 13·1)	8,110
Transport injuries	1·4 (0·9 to 2·1)	1·5 (1 to 2·2)	19·8 (9·1 to 35·9)	87 (56·6 to 128)	62·5 (46·3 to 82)	75·5 (55·2 to 95)	130 (96·2 to 171)	175 (121 to 239)	177 (128 to 244)	135 (97·4 to 182)	127 (92·2 to 166)	135 (101 to 174)	117 (88·3 to 152)	112 (85·7 to 145)	101 (77·1 to 130)	91·8 (71·7 to 114)	75·1 (60·2 to 93·7)	58·7 (46·4 to 73·3)	47·3 (37·4 to 59·2)	27·9 (22 to 34·7)	17·1 (13 to 22·4)	6·2 (4·9 to 7·7)	0·9 (0·7 to 1·1)	1,780
Road injuries	1·3 (0·8 to 1·9)	1·3 (0·8 to 1·9)	18·8 (8·5 to 34·2)	84·2 (54·5 to 123)	59·2 (43·5 to 78·3)	69·9 (51·7 to 89·7)	123 (90 to 163)	166 (113 to 227)	168 (120 to 232)	128 (92·1 to 173)	120 (86·7 to 158)	128 (95·3 to 166)	109 (84 to 145)	106 (81·3 to 139)	96·2 (73·1 to 124)	87·6 (68·2 to 109)	72 (57·4 to 89·6)	56·3 (44·2 to 70·6)	45·6 (35·9 to 57·1)	26·8 (21·2 to 33·4)	16·4 (12·5 to 21·4)	5·9 (4·6 to 7·2)	0·8 (0·6 to 1·1)	1,690
Pedestrian road injuries	0·6 (0·4 to 1)	0·6 (0·4 to 0·9)	6·7 (3 to 13·3)	50·2 (31·9 to 74·6)	30·8 (20·6 to 41·1)	30·8 (22·3 to 40·4)	40·3 (28·6 to 54·3)	56·4 (38 to 79·4)	59·2 (41·4 to 83·8)	45·1 (31·7 to 62·2)	44·4 (30·9 to 60·3)	49·9 (36·2 to 66·5)	42·4 (31·6 to 57·9)	44·9 (33·5 to 60·2)	40·3 (30·6 to 57)	43·3 (32·9 to 55·3)	38·2 (29·4 to 48·6)	31·1 (23·5 to 40·8)	28 (21·2 to 36·2)	16·4 (12·6 to 21·2)	10·4 (7·5 to 14·3)	3·5 (2·6 to 4·3)	0·5 (0·4 to 0·6)	715
Cyclist road injuries	0 (0 to 0)	0 (0 to 0)	0 (0 to 0)	4 (2·1 to 7)	4·2 (2·6 to 6·7)	5·5 (3·5 to 8·5)	4·8 (3·3 to 7·1)	5·2 (3·7 to 7·2)	5·5 (3·9 to 7·7)	5·6 (4 to 7·5)	5·7 (4·1 to 7·5)	5·8 (4·2 to 7·7)	7·4 (5·2 to 9·7)	7·8 (5·6 to 10·5)	6·9 (4·9 to 9·5)	6·1 (4·4 to 8)	4·8 (3·5 to 6·4)	3·2 (2·4 to 4·2)	2 (1·5 to 2·6)	1·4 (1·1 to 1·8)	0·9 (0·6 to 1·1)	0·3 (0·2 to 0·4)	0 (0 to 0)	87·2
Motorcyclist road injuries	0·1 (0·1 to 0·2)	0·1 (0·1 to 0·2)	1·1 (0·5 to 2·1)	3·6 (2·4 to 5·3)	3·3 (2·4 to 4·3)	6·4 (4·8 to 8·1)	19·4 (14 to 26·1)	26 (17·8 to 35·5)	24·2 (17·2 to 33·5)	14·3 (10·6 to 18·7)	12·9 (9·5 to 16·8)	13 (9·7 to 17)	9·7 (7·5 to 12·6)	7·9 (6·1 to 10·2)	6·4 (4·8 to 8·4)	4·8 (3·5 to 6·3)	3·6 (2·7 to 4·7)	3·1 (2·3 to 4·1)	2·4 (1·7 to 3·1)	1·7 (1·2 to 2·2)	1 (0·7 to 1·3)	0·4 (0·3 to 0·5)	0·1 (0·1 to 0·1)	165
Motor vehicle road injuries	0·5 (0·3 to 0·8)	0·5 (0·3 to 0·7)	10·5 (4·2 to 19·7)	24·8 (16·2 to 36·4)	20·5 (14·2 to 28·7)	25·2 (18·5 to 32·5)	55 (40 to 73)	74·2 (49·5 to 101)	74·8 (52·8 to 106)	59·2 (41·9 to 80·6)	53·6 (38·7 to 70·7)	56·2 (41·8 to 73·7)	46·7 (35·9 to 62·5)	42·8 (32·7 to 55·4)	37·8 (28·8 to 48·5)	32 (25 to 39·6)	24·4 (19·5 to 30·5)	18·1 (14·4 to 22·6)	12·5 (10 to 15·5)	6·9 (5·4 to 8·5)	3·9 (3 to 5)	1·6 (1·2 to 2)	0·2 (0·2 to 0·3)	682
Other road injuries	0·1 (0 to 0·1)	0·1 (0 to 0·1)	0·5 (0·2 to 1)	1·6 (0·9 to 2·7)	1·3 (0·8 to 2·2)	2 (1·2 to 3·4)	3·1 (1·8 to 5·4)	4·1 (2·4 to 7·1)	3·9 (2·4 to 6·5)	3·6 (2·2 to 5·8)	3·3 (2 to 5·2)	3·5 (2·3 to 5·2)	3 (2·1 to 4·3)	2·9 (2 to 4·2)	2·7 (1·9 to 3·8)	1·4 (1 to 1·9)	1·1 (0·8 to 1·4)	0·8 (0·6 to 1·1)	0·7 (0·5 to 0·9)	0·4 (0·3 to 0·5)	0·2 (0·2 to 0·3)	0·1 (0·1 to 0·1)	0 (0 to 0)	40·4
Other transport injuries	0·1 (0 to 0·2)	0·2 (0·1 to 0·3)	1·1 (0·4 to 2·1)	2·9 (1·8 to 4·4)	3·3 (2·2 to 4·7)	4·6 (3·2 to 6·5)	7 (4·6 to 10·5)	9·4 (6 to 14)	9·5 (6·3 to 14·9)	7·1 (5 to 10·3)	7 (4·8 to 10)	6·8 (4·7 to 9·8)	6 (4·2 to 8·6)	5·5 (3·8 to 7·6)	5 (3·5 to 7·3)	4·2 (3 to 5·7)	3·1 (2·2 to 4·3)	2·4 (1·7 to 3·2)	1·8 (1·2 to 2·4)	1·1 (0·8 to 1·4)	0·7 (0·5 to 1)	0·4 (0·3 to 0·5)	0·1 (0·1 to 0·1)	89·3
Unintentional injuries	6·3 (4·1 to 8·9)	9·2 (6·1 to 13·3)	128 (65 to 213)	178 (133 to 235)	95 (74·2 to 118)	125 (97·2 to 158)	129 (97·3 to 167)	149 (114 to 193)	158 (120 to 206)	154 (115 to 200)	156 (117 to 204)	159 (120 to 208)	156 (118 to 205)	162 (123 to 211)	159 (122 to 209)	166 (127 to 210)	144 (112 to 181)	147 (116 to 181)	134 (107 to 165)	119 (95·5 to 145)	98·6 (77·7 to 122)	54·9 (44 to 66·5)	9·7 (7·8 to 11·8)	2,800
Falls	0·5 (0·3 to 0·7)	0·5 (0·3 to 0·8)	6·1 (3 to 10·2)	19·9 (14·6 to 26·7)	23 (16·8 to 31·4)	33·6 (24·3 to 45·6)	41·9 (29·8 to 57·7)	50·1 (36·2 to 66·7)	56·7 (41·4 to 76)	59·7 (44·2 to 80·5)	63·2 (45·8 to 84·1)	66·6 (48·4 to 87·6)	69·1 (50·5 to 90·7)	75·6 (56·5 to 97·1)	77·9 (59·4 to 101)	89 (68·9 to 112)	83·1 (65·4 to 104)	93·6 (73·6 to 116)	92·7 (73·3 to 115)	90·4 (72·3 to 110)	79·1 (61·5 to 99·9)	45·3 (36 to 56)	8 (6·5 to 9·8)	1,230
Drowning	0·4 (0·2 to 0·6)	0·2 (0·2 to 0·4)	4·3 (2 to 7·6)	52·5 (36·6 to 74·2)	14·5 (9·6 to 20·4)	22·8 (16·4 to 31·2)	15·4 (10·8 to 21·3)	12·8 (8·5 to 18·4)	11·2 (7·3 to 16·3)	7·5 (5·1 to 10·9)	6·7 (4·7 to 9·6)	5·7 (3·9 to 8·1)	4·4 (2·9 to 6·2)	3·9 (2·7 to 5·4)	3·2 (2·3 to 4·6)	3·1 (2·2 to 4·2)	2·1 (1·6 to 2·9)	1·7 (1·2 to 2·2)	1·3 (0·9 to 1·8)	0·7 (0·6 to 1)	0·4 (0·3 to 0·6)	0·2 (0·1 to 0·3)	0 (0 to 0·1)	175
Fire, heat, and hot substances	0·2 (0·1 to 0·2)	0·2 (0·2 to 0·3)	3·6 (2·3 to 5·5)	14·8 (11·6 to 19)	12 (8·1 to 18·3)	14·9 (9·1 to 24·2)	18·5 (11·1 to 30)	20·9 (12·9 to 32·4)	22·7 (14·3 to 35)	23·2 (13·9 to 36·2)	23·2 (14·3 to 35·5)	22·2 (13·6 to 34·7)	21 (13 to 32·8)	19·6 (12·2 to 30·1)	17·5 (11 to 26·6)	15·4 (9·9 to 22·9)	11·6 (7·8 to 17·1)	9·9 (7 to 14·4)	7·7 (5·4 to 10·8)	5·7 (4·3 to 7·8)	4 (3·1 to 5·3)	2·1 (1·6 to 2·6)	0·4 (0·3 to 0·5)	291
Poisonings	0·1 (0·1 to 0·2)	0·3 (0·2 to 0·4)	1·2 (0·6 to 2·1)	4·6 (3·1 to 6·6)	3·3 (1·9 to 5·3)	4·8 (3·1 to 7·4)	5·3 (3·5 to 7·6)	6 (4·2 to 8·7)	5·5 (3·6 to 7·8)	4·5 (2·9 to 6·8)	4 (2·6 to 6)	3·6 (2·3 to 5·5)	3·2 (1·9 to 4·9)	2·8 (1·8 to 4·3)	2·3 (1·4 to 3·4)	1·9 (1·2 to 2·9)	1·4 (0·9 to 2·1)	1·1 (0·7 to 1·6)	0·8 (0·6 to 1·2)	0·5 (0·4 to 0·8)	0·3 (0·2 to 0·4)	0·1 (0·1 to 0·2)	0 (0 to 0)	57·7
Poisoning by carbon monoxide	0 (0 to 0)	0 (0 to 0)	0·1 (0 to 0·3)	0·6 (0·3 to 1·1)	0·5 (0·3 to 0·8)	0·6 (0·4 to 1·1)	1 (0·6 to 1·5)	1·3 (0·9 to 1·9)	1·2 (0·7 to 1·7)	0·8 (0·5 to 1·2)	0·7 (0·5 to 1·1)	0·7 (0·4 to 1)	0·6 (0·4 to 0·9)	0·5 (0·3 to 0·8)	0·4 (0·2 to 0·6)	0·3 (0·2 to 0·5)	0·2 (0·2 to 0·4)	0·2 (0·2 to 0·3)	0·2 (0·1 to 0·3)	0·1 (0 to 0·1)	0·1 (0 to 0·1)	0 (0 to 0)	0 (0 to 0)	10·3
Poisoning by other means	0·1 (0·1 to 0·2)	0·3 (0·2 to 0·4)	1·1 (0·5 to 1·9)	4·1 (2·7 to 5·8)	2·7 (1·5 to 4·5)	4·2 (2·6 to 6·5)	4·3 (2·8 to 6·4)	4·7 (3·1 to 7)	4·3 (2·7 to 6·3)	3·7 (2·3 to 5·7)	3·3 (2 to 5·1)	2·9 (1·8 to 4·6)	2·6 (1·5 to 4·1)	2·4 (1·4 to 3·7)	1·9 (1·1 to 2·9)	1·6 (1 to 2·5)	1·2 (0·7 to 1·8)	0·9 (0·5 to 1·3)	0·6 (0·4 to 1)	0·4 (0·3 to 0·6)	0·3 (0·2 to 0·4)	0·1 (0·1 to 0·1)	0 (0 to 0)	47·4
Exposure to mechanical forces	0·1 (0·1 to 0·2)	0·2 (0·1 to 0·2)	1·5 (0·9 to 2·4)	8·4 (5·9 to 11·8)	11·3 (7·5 to 16·8)	14·4 (9·6 to 21·8)	16·4 (11·2 to 24·7)	19·3 (13·4 to 27·6)	20·1 (14·2 to 28·8)	19·9 (14 to 28·9)	19·7 (13·4 to 28·7)	19·3 (13·5 to 28)	18·9 (13 to 27·7)	18·5 (13 to 26·5)	16·9 (11·8 to 24·1)	15·4 (10·7 to 21·4)	11·9 (8·3 to 16·8)	9·7 (6·9 to 13·6)	7·3 (5·2 to 10)	4·4 (3·1 to 6·2)	2·6 (1·8 to 3·7)	1 (0·7 to 1·4)	0·2 (0·1 to 0·2)	257
Unintentional firearm injuries	0 (0 to 0)	0 (0 to 0)	0·1 (0 to 0·2)	0·5 (0·3 to 0·8)	0·7 (0·4 to 1)	1·2 (0·8 to 1·9)	2·2 (1·5 to 3·3)	3·4 (2·2 to 5)	2·9 (1·8 to 4·4)	2·3 (1·6 to 3·3)	2·2 (1·5 to 3)	2·2 (1·6 to 3)	1·9 (1·4 to 2·7)	1·9 (1·4 to 2·6)	1·5 (1·1 to 2·2)	1·3 (0·9 to 1·8)	0·9 (0·7 to 1·3)	0·8 (0·6 to 1·1)	0·6 (0·4 to 0·8)	0·4 (0·3 to 0·6)	0·2 (0·2 to 0·3)	0·1 (0·1 to 0·1)	0 (0 to 0)	27·5
Other exposure to mechanical forces	0·1 (0·1 to 0·2)	0·1 (0·1 to 0·2)	1·4 (0·9 to 2·2)	7·9 (5·5 to 11·1)	10·7 (7 to 15·9)	13·1 (8·5 to 20·4)	14·2 (9·1 to 22·1)	15·8 (10·5 to 23·9)	17·2 (11·6 to 25·4)	17·6 (12 to 26·2)	17·5 (11·6 to 26·3)	17·2 (11·6 to 25·3)	17 (11·4 to 25)	16·6 (11·5 to 23·9)	15·3 (10·6 to 21·9)	14·1 (9·8 to 19·8)	11 (7·7 to 15·4)	8·9 (6·3 to 12·6)	6·7 (4·8 to 9·2)	4 (2·8 to 5·7)	2·4 (1·7 to 3·3)	0·9 (0·7 to 1·3)	0·1 (0·1 to 0·2)	230
Adverse effects of medical treatment	1·1 (0·6 to 1·6)	1·4 (0·7 to 2·1)	16·4 (6·1 to 33)	9·3 (4 to 16·1)	4·5 (2·6 to 6·8)	3·7 (2·1 to 5·7)	4 (2·3 to 6·3)	5·5 (2·9 to 8·3)	6·5 (3·4 to 10·7)	6·7 (3·8 to 10·5)	7·4 (4·3 to 11·3)	9·6 (4·9 to 14·9)	9·6 (4·8 to 14·7)	12·9 (5·5 to 20)	15·1 (5·8 to 23·9)	17 (6·1 to 27·7)	14·1 (4·8 to 22·1)	14 (5·1 to 22)	11·5 (4·1 to 17·7)	8 (2·7 to 11·9)	5·9 (1·9 to 9·1)	2·9 (0·8 to 4·4)	0·5 (0·1 to 0·7)	188
Animal contact	0·6 (0·3 to 1·1)	1·5 (0·7 to 3)	10·5 (4·3 to 21)	21·1 (11·5 to 36·3)	8·3 (5·4 to 12)	7·8 (5·3 to 11·2)	5·7 (3·8 to 8)	6·6 (4·5 to 9·1)	6·6 (4·4 to 9·2)	6·5 (4·4 to 9·3)	6·5 (4·4 to 9·3)	7·1 (4·9 to 9·9)	7·1 (5 to 9·7)	7·7 (5·4 to 10·7)	7·2 (5·2 to 10·3)	6·7 (4·8 to 9·3)	5·7 (4·1 to 7·9)	5 (3·7 to 6·8)	3·8 (2·7 to 5·2)	2·7 (1·9 to 3·8)	1·6 (1·1 to 2·2)	0·7 (0·5 to 1)	0·1 (0·1 to 0·2)	137
Venomous animal contact	0·6 (0·3 to 1)	1·5 (0·7 to 2·8)	9·8 (3·9 to 19·6)	19·7 (10·4 to 34·5)	6·6 (4·2 to 9·8)	6 (4 to 9·1)	3·9 (2·6 to 5·5)	4·8 (3·2 to 6·7)	4·7 (3·1 to 6·7)	4·5 (3·1 to 6·4)	4·5 (3·1 to 6·4)	5 (3·5 to 6·9)	4·9 (3·4 to 6·6)	5·3 (3·6 to 7·5)	5 (3·4 to 7)	4·6 (3·2 to 6·5)	3·8 (2·6 to 5·4)	3·3 (2·3 to 4·5)	2·5 (1·7 to 3·5)	1·8 (1·2 to 2·6)	1·1 (0·7 to 1·6)	0·5 (0·3 to 0·7)	0·1 (0·1 to 0·1)	105
Non-venomous animal contact	0·1 (0 to 0·1)	0·1 (0 to 0·1)	0·7 (0·2 to 1·7)	1·4 (0·7 to 2·7)	1·7 (0·9 to 3)	1·8 (1 to 3)	1·8 (1 to 3)	1·8 (1 to 3·1)	1·9 (1·1 to 3·3)	2 (1·1 to 3·3)	2 (1·2 to 3·5)	2·1 (1·2 to 3·7)	2·2 (1·3 to 3·7)	2·3 (1·4 to 3·7)	2·2 (1·4 to 3·5)	2·1 (1·3 to 3·4)	1·9 (1·2 to 3)	1·7 (1·1 to 2·7)	1·3 (0·8 to 2)	0·9 (0·6 to 1·4)	0·5 (0·3 to 0·8)	0·2 (0·2 to 0·3)	0 (0 to 0)	32·8
Foreign body	3·1 (1·9 to 4·6)	4·7 (2·8 to 7·1)	83·1 (38·3 to 148)	42 (29·8 to 58·9)	11·7 (8·8 to 14·9)	14·2 (10·8 to 18·2)	11·2 (8·5 to 14·3)	14·8 (11 to 19·4)	15 (11·2 to 20)	12·6 (9·1 to 16·6)	12·2 (8·9 to 16·3)	12·1 (9 to 15·8)	10·5 (7·8 to 13·8)	9·8 (7·4 to 12·9)	8·8 (6·6 to 11·5)	7·6 (5·8 to 9·8)	5·8 (4·7 to 7·3)	5·1 (4 to 6·4)	4 (3·1 to 5·1)	3 (2·3 to 3·6)	2 (1·6 to 2·5)	1·1 (0·9 to 1·4)	0·2 (0·2 to 0·3)	295
Pulmonary aspiration and foreign body in airway	3·1 (1·9 to 4·6)	4·7 (2·8 to 7)	82·8 (38 to 148)	40·3 (28·2 to 57)	8·8 (6·4 to 11·6)	10·7 (7·9 to 14·1)	7 (5·2 to 9·3)	9·8 (6·8 to 13·7)	9·6 (6·6 to 13·5)	6·9 (4·7 to 10)	6·4 (4·5 to 9·1)	6·2 (4·3 to 8·7)	4·9 (3·3 to 6·8)	4·6 (3·2 to 6·5)	4·3 (2·9 to 6·3)	3·9 (2·6 to 5·6)	3·1 (2·3 to 4·1)	2·9 (2·1 to 3·9)	2·4 (1·7 to 3·3)	2 (1·4 to 2·6)	1·4 (1·1 to 1·9)	0·9 (0·7 to 1·2)	0·2 (0·1 to 0·2)	227
Foreign body in eyes	0 (0 to 0)	0 (0 to 0)	0·1 (0 to 0·2)	0·5 (0·1 to 1)	0·9 (0·3 to 1·9)	1·2 (0·4 to 2·6)	1·6 (0·6 to 3·4)	2·1 (0·8 to 4·2)	2·4 (1·1 to 4·7)	2·7 (1·2 to 5·1)	2·9 (1·4 to 5·2)	3 (1·5 to 5·1)	2·9 (1·6 to 4·8)	2·6 (1·5 to 4·1)	2·1 (1·3 to 3·2)	1·8 (1·1 to 2·8)	1·4 (0·9 to 2)	1·1 (0·7 to 1·6)	0·8 (0·5 to 1·1)	0·5 (0·3 to 0·7)	0·3 (0·2 to 0·4)	0·1 (0·1 to 0·1)	0 (0 to 0)	30·9
Foreign body in other body part	0 (0 to 0)	0 (0 to 0)	0·2 (0·1 to 0·5)	1·3 (0·8 to 2)	2 (1·2 to 3·1)	2·4 (1·5 to 3·5)	2·6 (1·7 to 3·7)	2·8 (2 to 4)	3 (2·1 to 4)	3 (2·1 to 4·1)	3 (2·1 to 4)	2·9 (2 to 3·9)	2·7 (1·9 to 3·7)	2·6 (1·9 to 3·5)	2·3 (1·7 to 3·1)	1·8 (1·3 to 2·5)	1·4 (1 to 1·8)	1·1 (0·8 to 1·5)	0·8 (0·6 to 1)	0·5 (0·4 to 0·7)	0·3 (0·2 to 0·4)	0·1 (0·1 to 0·1)	0 (0 to 0)	36·7
Environmental heat and cold exposure	0 (0 to 0)	0 (0 to 0)	0·2 (0·1 to 0·2)	0·7 (0·5 to 1·2)	1·6 (0·9 to 2·5)	2·4 (1·4 to 3·7)	3·2 (2 to 5·1)	3·8 (2·4 to 5·8)	4·2 (2·6 to 6·3)	4·7 (2·9 to 7·3)	4·8 (3 to 7·4)	4·8 (3 to 7·4)	4·9 (3·1 to 7·5)	4·7 (3 to 6·9)	4·4 (2·9 to 6·6)	4·1 (2·6 to 6)	3·3 (2·1 to 4·9)	2·8 (1·8 to 4·2)	2·1 (1·4 to 3·1)	1·5 (1 to 2·1)	0·9 (0·6 to 1·3)	0·4 (0·3 to 0·6)	0·1 (0 to 0·1)	59·6
Exposure to forces of nature	0 (0 to 0)	0 (0 to 0)	0 (0 to 0)	0 (0 to 0)	0 (0 to 0)	0 (0 to 0·1)	0·2 (0·1 to 0·3)	0·3 (0·2 to 0·4)	0·6 (0·4 to 0·9)	0·5 (0·3 to 0·8)	0·6 (0·4 to 1)	0·4 (0·3 to 0·7)	0·5 (0·3 to 0·7)	0·4 (0·2 to 0·6)	0·3 (0·2 to 0·5)	0·2 (0·2 to 0·4)	0·2 (0·1 to 0·3)	0·1 (0·1 to 0·2)	0·1 (0 to 0·1)	0·1 (0 to 0·1)	0 (0 to 0)	0 (0 to 0)	0 (0 to 0)	4·6
Other unintentional injuries	0·2 (0·1 to 0·3)	0·2 (0·1 to 0·3)	1·4 (0·7 to 2·3)	4·7 (3·2 to 6·5)	4·8 (3·5 to 6·5)	6·3 (4·7 to 8·3)	7 (5·1 to 9·3)	8·8 (6·4 to 11·8)	8·9 (6·4 to 12·2)	7·9 (5·8 to 10·6)	8 (5·9 to 10·6)	7·8 (5·9 to 10·4)	7·2 (5·3 to 9·7)	6·2 (4·6 to 8·2)	5·9 (4·3 to 7·8)	5·1 (3·8 to 6·7)	4·2 (3·2 to 5·4)	3·4 (2·5 to 4·4)	2·9 (2·2 to 3·8)	2·1 (1·6 to 2·7)	1·6 (1·2 to 2·1)	0·9 (0·7 to 1·2)	0·2 (0·1 to 0·2)	106
Self-harm and interpersonal violence	19·9 (12·1 to 30·3)	5 (2·8 to 8·2)	40·5 (18·2 to 73·6)	83·5 (53·6 to 121)	48·3 (36·6 to 62·3)	123 (98 to 154)	333 (274 to 403)	514 (390 to 665)	536 (394 to 710)	390 (285 to 518)	349 (259 to 464)	323 (236 to 433)	225 (165 to 314)	184 (132 to 252)	129 (94 to 179)	92·3 (65·7 to 125)	58·7 (43·6 to 77·7)	38·3 (28·9 to 51·3)	25 (18·9 to 32·9)	11 (8·2 to 14·7)	5·2 (4 to 6·8)	1·7 (1·3 to 2·3)	0·3 (0·2 to 0·4)	3,540
Self-harm	0 (0 to 0)	0 (0 to 0)	0 (0 to 0)	0 (0 to 0)	0 (0 to 0)	23 (14·7 to 33·1)	64·6 (45·1 to 89·1)	67·8 (44·9 to 94·9)	58·4 (37·6 to 84·8)	38·3 (24·4 to 54·7)	31·3 (21·2 to 45·2)	26·6 (17·7 to 38·2)	18·5 (12·2 to 26·3)	13·9 (9·7 to 19·6)	10·2 (7 to 14·6)	6·9 (5 to 9·6)	4·2 (2·9 to 5·8)	2·7 (1·9 to 3·7)	1·4 (1 to 2)	0·8 (0·6 to 1)	0·5 (0·3 to 0·6)	0·2 (0·1 to 0·2)	0 (0 to 0·1)	370
Self-harm by firearm	0 (0 to 0)	0 (0 to 0)	0 (0 to 0)	0 (0 to 0)	0 (0 to 0)	1·1 (0·7 to 1·6)	4·9 (3·3 to 6·9)	5·3 (3·5 to 7·5)	4·3 (2·7 to 6·4)	2·6 (1·6 to 3·6)	2 (1·3 to 2·9)	2·2 (1·5 to 3·2)	1·5 (1 to 2·2)	1·2 (0·8 to 1·7)	0·8 (0·6 to 1·2)	0·7 (0·5 to 0·9)	0·4 (0·3 to 0·6)	0·3 (0·2 to 0·3)	0·1 (0·1 to 0·2)	0·1 (0·1 to 0·1)	0 (0 to 0·1)	0 (0 to 0)	0 (0 to 0)	27·5
Self-harm by other specified means	0 (0 to 0)	0 (0 to 0)	0 (0 to 0)	0 (0 to 0)	0 (0 to 0)	21·9 (14 to 31·5)	59·8 (41·6 to 82·9)	62·6 (41·6 to 87·2)	54·1 (34·7 to 78·4)	35·8 (22·8 to 51·1)	29·3 (19·9 to 42·3)	24·4 (16·2 to 34·9)	17 (11·1 to 24·1)	12·7 (8·9 to 17·9)	9·4 (6·4 to 13·4)	6·3 (4·6 to 8·7)	3·8 (2·6 to 5·2)	2·5 (1·8 to 3·4)	1·3 (0·9 to 1·7)	0·7 (0·5 to 0·9)	0·4 (0·3 to 0·5)	0·2 (0·1 to 0·2)	0 (0 to 0)	342
Interpersonal violence	19·9 (12·1 to 30·3)	5 (2·8 to 8·2)	40·4 (18·2 to 73·4)	83·2 (53·4 to 120)	48·1 (35·8 to 62·1)	100 (75·6 to 127)	268 (215 to 332)	446 (333 to 580)	477 (347 to 639)	352 (257 to 466)	317 (234 to 426)	296 (214 to 402)	207 (149 to 289)	170 (120 to 237)	119 (84·5 to 167)	85·3 (59·2 to 117)	54·5 (39·6 to 72·5)	35·6 (26·4 to 47·8)	23·6 (17·5 to 31·1)	10·2 (7·4 to 13·8)	4·8 (3·6 to 6·3)	1·6 (1·1 to 2·1)	0·2 (0·2 to 0·3)	3,160
Physical violence by firearm	3 (1·8 to 4·6)	1·2 (0·7 to 1·9)	10·6 (4·7 to 19·3)	27·1 (16·9 to 40·2)	21·4 (15·2 to 28·4)	44·6 (32·7 to 57·4)	159 (126 to 197)	268 (196 to 362)	280 (199 to 386)	197 (138 to 269)	182 (128 to 251)	171 (116 to 238)	116 (80·9 to 167)	94·6 (64·9 to 136)	60·4 (41·4 to 86·5)	37·3 (25·1 to 52·2)	21·3 (15 to 29·1)	10·2 (6·9 to 14·9)	6 (4·1 to 8·3)	1·5 (1 to 2·1)	0·7 (0·5 to 1)	0·2 (0·1 to 0·3)	0 (0 to 0·1)	1,710
Physical violence by sharp object	2·5 [illegible]	0·4 [illegible]	3·3 [illegible]	7·2 [illegible]	5 [illegible]	13·5 [illegible]	39·3 [illegible]	74·1 [illegible]	84·5 [illegible]	68·8 [illegible]	59 [illegible]	56·4 [illegible]	37·6 [illegible]	34·2 [illegible]	26·6 [illegible]	21·6 [illegible]	14·5 [illegible]	10·6 [illegible]	6·5 [illegible]	3·2 [illegible]	1·3 [illegible]	0·4 [illegible]	0·1 [illegible]	570
Sexual violence	0 [illegible]	0 [illegible]	0·2 [illegible]	1·8 [illegible]	3·8 [illegible]	8·2 [illegible]	12·3 [illegible]	13·7 [illegible]	14·1 [illegible]	13·4 [illegible]	11·3 [illegible]	9·4 [illegible]	5·1 [illegible]	2·8 [illegible]	1·6 [illegible]	1 [illegible]	0·7 [illegible]	0·6 [illegible]	0·4 [illegible]	0·2 [illegible]	0·1 [illegible]	0 [illegible]	0 [illegible]	101
Physical violence by other means	14·4 [illegible]	3·4 [illegible]	26·5 [illegible]	48·7 [illegible]	20 [illegible]	38·2 [illegible]	62·2 [illegible]	90·6 [illegible]	99·1 [illegible]	72·1 [illegible]	62·8 [illegible]	57·8 [illegible]	46·6 [illegible]	35·8 [illegible]	29·3 [illegible]	24·6 [illegible]	17·4 [illegible]	13·9 [illegible]	10·5 [illegible]	5·1 [illegible]	2·6 [illegible]	1·1 [illegible]	0·2 [illegible]	781
Conflict and terrorism	[illegible]	[illegible]	[illegible]	[illegible]	[illegible]	[illegible]	[illegible]	[illegible]	[illegible]	[illegible]	[illegible]	[illegible]	[illegible]	[illegible]	[illegible]	[illegible]	[illegible]	[illegible]	[illegible]	[illegible]	[illegible]	[illegible]	[illegible]	0·5

SR Table 2b: East Asia DALYS by cause and age group for females with 95% uncertainty intervals, 2019

Cause	Early Neonatal	Late Neonatal	Post Neonatal	1 to 4	5 to 9	10 to 14	15 to 19	20 to 24	25 to 29	30 to 34	35 to 39	40 to 44	45 to 49	50 to 54	55 to 59	60 to 64	65 to 69	70 to 74	75 to 79	80 to 84	85 to 89	90 to 94	95 plus	Total
All causes	1,650,000 (1,460,000 to 1,850,000)	560,000 (497,000 to 627,000)	1,830,000 (1,630,000 to 2,050,000)	1,840,000 (1,590,000 to 2,120,000)	1,460,000 (1,190,000 to 1,760,000)	1,840,000 (1,430,000 to 2,320,000)	2,680,000 (2,110,000 to 3,390,000)	3,630,000 (2,860,000 to 4,530,000)	5,640,000 (4,410,000 to 7,140,000)	7,610,000 (5,980,000 to 9,600,000)	7,000,000 (5,560,000 to 8,640,000)	8,460,000 (6,790,000 to 10,300,000)	11,700,000 (9,480,000 to 14,300,000)	15,400,000 (12,400,000 to 18,700,000)	14,500,000 (11,800,000 to 17,400,000)	15,300,000 (12,800,000 to 18,100,000)	18,100,000 (15,300,000 to 21,100,000)	17,000,000 (14,500,000 to 19,400,000)	14,100,000 (12,200,000 to 16,100,000)	13,100,000 (11,500,000 to 14,700,000)	8,220,000 (7,260,000 to 9,230,000)	3,340,000 (3,010,000 to 3,690,000)	896,000 (825,000 to 966,000)	176,000,000
Communicable, maternal, neonatal, and nutritional diseases	1,330,000 (1,170,000 to 1,510,000)	366,000 (320,000 to 418,000)	800,000 (679,000 to 925,000)	521,000 (438,000 to 617,000)	285,000 (225,000 to 355,000)	226,000 (175,000 to 283,000)	260,000 (198,000 to 328,000)	329,000 (260,000 to 411,000)	457,000 (366,000 to 571,000)	563,000 (442,000 to 709,000)	483,000 (370,000 to 634,000)	488,000 (376,000 to 634,000)	542,000 (419,000 to 696,000)	599,000 (459,000 to 770,000)	443,000 (349,000 to 562,000)	390,000 (321,000 to 478,000)	424,000 (349,000 to 516,000)	376,000 (313,000 to 445,000)	321,000 (272,000 to 380,000)	341,000 (288,000 to 408,000)	255,000 (209,000 to 305,000)	134,000 (106,000 to 162,000)	45,700 (35,800 to 53,800)	9,980,000
HIV/AIDS and sexually transmitted infections	37,400 (11,000 to 83,500)	12,900 (3,750 to 28,800)	24,100 (9,900 to 49,300)	21,100 (18,000 to 29,200)	3,930 (3,430 to 4,770)	3,360 (2,990 to 3,990)	7,200 (6,260 to 8,690)	17,800 (15,400 to 22,000)	45,600 (39,000 to 55,600)	71,000 (60,900 to 87,200)	60,500 (50,700 to 74,800)	55,600 (44,900 to 71,800)	63,600 (51,300 to 82,300)	53,100 (44,500 to 66,100)	29,600 (24,300 to 37,800)	23,200 (19,200 to 29,400)	24,100 (20,300 to 29,500)	12,600 (10,300 to 16,100)	5,540 (4,400 to 7,350)	2,760 (2,100 to 3,710)	1,180 (881 to 1,620)	344 (260 to 475)	74·5 (56·7 to 99·3)	577,000
HIV/AIDS	0·5 (0·3 to 0·7)	1·8 (1·2 to 2·6)	4,350 (3,660 to 6,230)	20,200 (17,200 to 28,000)	3,540 (3,130 to 4,310)	2,990 (2,630 to 3,610)	5,940 (5,280 to 6,890)	13,800 (12,600 to 16,000)	35,000 (31,800 to 40,400)	54,100 (49,000 to 61,100)	44,500 (38,700 to 52,100)	37,600 (33,000 to 43,300)	43,300 (37,800 to 49,900)	39,500 (34,800 to 45,000)	20,800 (18,500 to 23,900)	17,200 (15,100 to 20,700)	18,900 (16,600 to 22,200)	9,280 (7,890 to 11,200)	3,510 (2,930 to 4,370)	1,550 (1,230 to 1,970)	619 (480 to 815)	163 (124 to 222)	28·9 (21·3 to 41·4)	377,000
HIV/AIDS - Drug-susceptible Tuberculosis	0·1 (0·1 to 0·2)	0·5 (0·3 to 0·7)	308 (189 to 479)	1,430 (878 to 2,230)	274 (182 to 409)	218 (147 to 323)	491 (343 to 710)	1,170 (807 to 1,690)	2,530 (1,720 to 3,750)	3,890 (2,600 to 5,920)	3,380 (2,280 to 5,150)	2,920 (1,950 to 4,390)	3,100 (2,090 to 4,610)	2,840 (1,940 to 4,230)	1,630 (1,120 to 2,350)	1,370 (957 to 1,950)	1,440 (1,010 to 2,050)	751 (526 to 1,050)	326 (232 to 441)	141 (101 to 190)	57·8 (41·7 to 77·1)	16 (11·6 to 21·1)	3·1 (2·2 to 4·1)	28,300
HIV/AIDS - Multidrug-resistant Tuberculosis with…	0 (0 to 0)	0 (0 to 0·1)	31·9 (5·5 to 98·3)	149 (25·7 to 463)	26·5 (4·6 to 86·2)	20·8 (3·6 to 67·1)	44·7 (8·2 to 140)	106 (20 to 322)	240 (45·3 to 729)	375 (65·3 to 1,160)	327 (57·1 to 1,040)	280 (49·5 to 888)	294 (50·8 to 896)	268 (45·5 to 817)	149 (26·9 to 448)	123 (22·5 to 368)	129 (23·4 to 386)	65·4 (12 to 195)	26·7 (5·1 to 79·8)	11·4 (2 to 33·6)	4·5 (0·8 to 13·1)	1·2 (0·2 to 3·5)	0·2 (0 to 0·6)	2,670
HIV/AIDS - Extensively drug-resistant Tuberculosis	0 (0 to 0)	0 (0 to 0)	6·1 (1 to 19·3)	28·2 (4·4 to 89·3)	4·8 (0·7 to 15·9)	3·8 (0·6 to 12·6)	7·8 (1·2 to 25)	18·7 (3·1 to 59·7)	43·4 (7·2 to 136)	68·7 (10·6 to 218)	60·1 (9 to 194)	51·4 (7·7 to 163)	53·5 (8·2 to 170)	48·6 (7·8 to 154)	26·5 (4·2 to 83·3)	21·6 (3·5 to 68·4)	22·5 (3·7 to 70·1)	11·2 (1·8 to 34·6)	4·3 (0·7 to 13·4)	1·8 (0·3 to 5·6)	0·7 (0·1 to 2)	0·2 (0 to 0·5)	0 (0 to 0·1)	484
HIV/AIDS resulting in other diseases	0·4 (0·2 to 0·6)	1·3 (0·8 to 2)	4,000 (3,320 to 5,860)	18,600 (15,600 to 26,200)	3,240 (2,810 to 3,990)	2,750 (2,380 to 3,330)	5,400 (4,710 to 6,330)	12,500 (11,200 to 14,600)	32,200 (29,100 to 37,500)	49,800 (44,500 to 56,500)	40,800 (34,800 to 48,100)	34,300 (29,600 to 39,800)	39,800 (34,300 to 46,200)	36,400 (31,700 to 42,100)	19,000 (16,600 to 22,100)	15,600 (13,600 to 18,800)	17,300 (15,000 to 20,600)	8,460 (7,050 to 10,400)	3,150 (2,590 to 3,950)	1,400 (1,080 to 1,820)	556 (417 to 753)	146 (106 to 204)	25·5 (18 to 37·3)	345,000
Sexually transmitted infections excluding HIV	37,400 (11,000 to 83,500)	12,900 (3,750 to 28,800)	19,700 (5,630 to 45,200)	850 (241 to 1,970)	389 (114 to 878)	366 (294 to 492)	1,260 (742 to 2,230)	4,050 (2,080 to 7,570)	10,600 (5,400 to 19,800)	16,900 (8,820 to 31,500)	16,000 (8,520 to 29,700)	18,100 (9,310 to 34,100)	20,300 (10,100 to 38,100)	13,600 (6,830 to 26,200)	8,810 (4,360 to 16,900)	6,000 (2,990 to 11,700)	5,190 (2,660 to 9,800)	3,360 (1,880 to 6,160)	2,030 (1,200 to 3,610)	1,210 (724 to 2,170)	564 (338 to 973)	181 (114 to 295)	45·7 (31·4 to 68·2)	200,000
Syphilis	37,400 (11,000 to 83,500)	12,900 (3,750 to 28,800)	19,700 (5,630 to 45,200)	850 (241 to 1,970)	389 (114 to 878)	136 (118 to 156)	79·7 (62 to 110)	77·8 (42·2 to 157)	197 (127 to 341)	298 (207 to 476)	219 (157 to 338)	175 (122 to 260)	283 (209 to 374)	309 (235 to 400)	171 (125 to 230)	187 (139 to 243)	211 (157 to 275)	195 (148 to 247)	123 (92·2 to 157)	126 (96 to 159)	68·9 (51·3 to 87·4)	37 (27·9 to 47)	12·8 (9·1 to 16·4)	74,100
Chlamydial infection	0 (0 to 0)	0 (0 to 0)	0 (0 to 0)	0 (0 to 0)	0 (0 to 0)	34·2 (28 to 42·8)	105 (66·9 to 159)	353 (237 to 540)	841 (497 to 1,370)	1,330 (766 to 2,260)	1,390 (809 to 2,320)	1,620 (910 to 2,810)	1,750 (913 to 3,280)	605 (398 to 922)	353 (256 to 485)	193 (125 to 273)	129 (89·7 to 175)	134 (92·4 to 174)	98·2 (71·3 to 128)	74·7 (53·1 to 95·9)	31·7 (22·5 to 40·1)	10·7 (7·7 to 13·6)	4·6 (3 to 5·8)	9,060



SR Table 2b: Central Asia DALYS by cause and age group for females with 95% uncertainty intervals, 2019

Cause	Early Neonatal	Late Neonatal	Post Neonatal	1 to 4	5 to 9	10 to 14	15 to 19	20 to 24	25 to 29	30 to 34	35 to 39	40 to 44	45 to 49	50 to 54	55 to 59	60 to 64	65 to 69	70 to 74	75 to 79	80 to 84	85 to 89	90 to 94	95 plus	Total
All causes	506,000 (435,000 to 594,000)	216,000 (178,000 to 268,000)	529,000 (439,000 to 645,000)	385,000 (321,000 to 458,000)	293,000 (238,000 to 358,000)	288,000 (227,000 to 361,000)	358,000 (289,000 to 441,000)	485,000 (397,000 to 586,000)	625,000 (510,000 to 757,000)	703,000 (580,000 to 840,000)	668,000 (554,000 to 799,000)	688,000 (580,000 to 812,000)	747,000 (635,000 to 873,000)	872,000 (752,000 to 1,000,000)	1,100,000 (962,000 to 1,250,000)	1,130,000 (1,000,000 to 1,270,000)	963,000 (871,000 to 1,070,000)	652,000 (596,000 to 714,000)	657,000 (607,000 to 709,000)	617,000 (580,000 to 655,000)	246,000 (231,000 to 261,000)	103,000 (97,000 to 109,000)	24,400 (23,100 to 25,800)	12,900,000
Communicable, maternal, neonatal, and nutritional diseases	421,000 (357,000 to 498,000)	171,000 (139,000 to 214,000)	382,000 (313,000 to 477,000)	195,000 (164,000 to 233,000)	93,400 (74,100 to 119,000)	64,100 (49,700 to 83,300)	57,600 (44,600 to 74,100)	76,300 (61,400 to 95,200)	91,700 (74,300 to 115,000)	93,000 (74,600 to 115,000)	79,600 (64,600 to 100,000)	65,800 (52,000 to 82,800)	54,300 (42,500 to 68,100)	47,800 (37,800 to 60,600)	47,300 (38,100 to 58,000)	37,200 (30,900 to 45,100)	25,600 (21,200 to 30,800)	14,000 (12,000 to 16,200)	11,600 (10,200 to 13,200)	10,800 (9,450 to 12,300)	4,830 (4,090 to 5,650)	2,050 (1,720 to 2,330)	436 (351 to 522)	2,050,000
HIV/AIDS and sexually transmitted infections	2,630 (795 to 5,430)	640 (187 to 1,320)	1,570 (854 to 2,740)	339 (292 to 403)	404 (354 to 458)	342 (300 to 390)	545 (434 to 726)	1,710 (1,320 to 2,340)	4,540 (3,710 to 5,910)	7,190 (6,080 to 8,790)	7,370 (6,340 to 8,940)	4,650 (3,850 to 5,980)	3,130 (2,600 to 3,960)	1,670 (1,330 to 2,230)	1,230 (943 to 1,680)	764 (583 to 1,070)	372 (266 to 550)	122 (79·6 to 200)	75·6 (46·5 to 128)	53·4 (34·1 to 86·5)	17·2 (11·1 to 27·6)	6 (4 to 9·5)	1·1 (0·7 to 1·7)	39,400
HIV/AIDS	0·1 (0 to 0·1)	0·3 (0·2 to 0·5)	561 (491 to 638)	291 (263 to 322)	380 (334 to 428)	266 (232 to 304)	270 (242 to 305)	909 (781 to 1,060)	3,010 (2,660 to 3,510)	5,340 (4,750 to 6,010)	5,650 (5,030 to 6,350)	3,020 (2,730 to 3,360)	2,100 (1,850 to 2,350)	962 (848 to 1,100)	672 (569 to 796)	432 (344 to 545)	137 (107 to 180)	8·9 (5·8 to 12·8)	2 (1·4 to 2·6)	0·1 (0·1 to 0·2)	0 (0 to 0·1)	0 (0 to 0)	0 (0 to 0)	24,000
HIV/AIDS - Drug-susceptible Tuberculosis	0 (0 to 0)	0 (0 to 0)	29·5 (15 to 50·7)	19·4 (10·6 to 30·5)	26·7 (14·2 to 42·7)	14·8 (7·3 to 24·9)	16·9 (9·6 to 26·6)	56·7 (31·8 to 89·1)	192 (110 to 306)	330 (187 to 529)	345 (187 to 563)	196 (114 to 306)	136 (81·1 to 209)	65·9 (39·9 to 100)	47 (29·7 to 68·2)	30·7 (19·9 to 43·5)	9·4 (6·2 to 13·3)	0·8 (0·5 to 1·1)	0·2 (0·1 to 0·2)	0 (0 to 0)	0 (0 to 0)	0 (0 to 0)	0 (0 to 0)	1,520
HIV/AIDS - Multidrug-resistant Tuberculosis without exten	0 (0 to 0)	0 (0 to 0)	19 (8·9 to 33·3)	11 (5·6 to 18·8)	16·3 (8·1 to 27·5)	9·9 (4·8 to 16·9)	9·6 (4·9 to 16·2)	31·6 (15·1 to 54·5)	106 (52·7 to 181)	185 (93·7 to 318)	197 (93·8 to 341)	104 (54·1 to 177)	68·8 (34·4 to 116)	32·8 (16·9 to 54·9)	23·1 (12·4 to 37·7)	14·7 (8 to 23·6)	4·5 (2·5 to 7·1)	0·3 (0·2 to 0·5)	0·1 (0 to 0·1)	0 (0 to 0)	0 (0 to 0)	0 (0 to 0)	0 (0 to 0)	834
HIV/AIDS - Extensively drug-resistant Tuberculosis	0 (0 to 0)	0 (0 to 0)	8·7 (4 to 15·7)	4·9 (2·4 to 8·7)	7·3 (3·4 to 13·2)	4·5 (2 to 8·1)	4·2 (2 to 7·6)	13·5 (6 to 24·4)	46·1 (21·2 to 83)	81·6 (37·6 to 149)	87·7 (38·9 to 161)	46·1 (21·4 to 82·6)	30·4 (14·2 to 53·6)	14·2 (6·8 to 24·9)	9·6 (4·8 to 16·3)	5·9 (3 to 9·9)	1·7 (0·9 to 2·9)	0·1 (0·1 to 0·2)	0 (0 to 0)	0 (0 to 0)	0 (0 to 0)	0 (0 to 0)	0 (0 to 0)	367
HIV/AIDS resulting in other diseases	0·1 (0 to 0·1)	0·3 (0·2 to 0·4)	504 (430 to 591)	256 (223 to 290)	330 (281 to 381)	236 (201 to 274)	240 (208 to 274)	808 (679 to 966)	2,670 (2,290 to 3,180)	4,740 (4,110 to 5,440)	5,020 (4,320 to 5,740)	2,680 (2,350 to 3,050)	1,860 (1,600 to 2,140)	849 (733 to 992)	592 (490 to 717)	381 (295 to 492)	121 (91·2 to 163)	7·7 (4·7 to 11·6)	1·7 (1·2 to 2·4)	0·1 (0·1 to 0·1)	0 (0 to 0·1)	0 (0 to 0)	0 (0 to 0)	21,300
Sexually transmitted infections excluding HIV	2,630 (794 to 5,430)	639 (186 to 1,320)	1,010 (292 to 2,190)	47·2 (12·7 to 110)	24·1 (7 to 52·4)	76·6 (57·8 to 106)	275 (174 to 448)	804 (462 to 1,410)	1,530 (855 to 2,690)	1,860 (1,040 to 3,220)	1,730 (1,000 to 3,030)	1,630 (936 to 2,850)	1,030 (596 to 1,790)	706 (406 to 1,240)	559 (330 to 992)	332 (185 to 595)	235 (144 to 398)	113 (71·1 to 191)	73·6 (44·8 to 126)	53·3 (34 to 86·4)	17·1 (11 to 27·6)	6 (4 to 9·5)	1·1 (0·7 to 1·7)	15,400
Syphilis	2,630 (794 to 5,430)	639 (186 to 1,320)	1,010 (292 to 2,190)	47·2 (12·7 to 110)	24·1 (7 to 52·4)	26·7 (19·9 to 38)	1·4 (0·4 to 3·7)	65 (47·8 to 89·4)	3·2 (0·9 to 8·1)	2·7 (0·8 to 6·9)	2·9 (1·6 to 5·8)	1·5 (0·6 to 3·5)	1 (0·3 to 2·3)	0·7 (0·2 to 1·8)	0·5 (0·2 to 1·4)	0·9 (0·6 to 1·5)	0·2 (0·1 to 0·4)	0·1 (0 to 0·2)	0·1 (0·1 to 0·1)	0 (0 to 0·1)	0 (0 to 0)	0 (0 to 0)	0 (0 to 0)	4,460



Exposure to forces of nature	0.2 (0.2 to 0.3)	0.6 (0.6 to 1)	7.7 (7 to 8.6)	41.4 (37.5 to 43.4)	58.9 (52.7 to 61.7)	57.6 (51.9 to 60.3)	56.6 (50.6 to 59.1)	49.8 (45.5 to 52.3)	44.7 (40.3 to 1.0)	347 (321 to 362)	419 (390 to 432)	508 (501 to 707)	588 (581 to 1,000)	293 (281 to 298)	205 (193 to 216)	283 (251 to 285)	267 (191 to 277)	191 (122 to 254)	166 (75.5 to 153)	69.6 (65.0 to 99.0)	68.4 (48.1 to 87.8)	28 (19.6 to 46.4)	11.2 (7.3 to 15.1)	1.6 (1.1 to 2.3)	3,130
Other unintentional injuries	79.4 (69.9 to 89.1)	89.5 (80.9 to 1.0)	996 (930 to 1,06)	2,162 (1,923 to 2,382)	3,043 (2,240 to 3,472)	2,782 (2,269 to 3,152)	2,540 (1,953 to 3,010)	2,472 (2,109 to 3,213)	2,672 (2,233 to 3,213)	4,038 (3,779 to 4,353)	3,660 (3,353 to 4,003)	3,960 (3,243 to 4,089)	3,952 (3,370 to 4,259)	3,913 (3,333 to 4,332)	3,332 (2,938 to 3,773)	2,960 (1,949 to 3,572)	1,962 (1,570 to 2,296)	849 (599 to1,200)	664 (347 to 968)	498 (268 to 692)	192 (97 to 281)	79.5 (50.1 to 110)	46.1 (19.4 to 69.7)	44,100
Self-harm and interpersonal violence	343 (250 to 439)	89.2 (66.1 to 1.1)	939 (696 to 1,17)	1,913 (1,511 to 2,183)	1,478 (1,204 to 1,758)	1,220 (1,000 to 1,450)	27,400 (22,400 to 32,400)	31,200 (25,600 to 36,200)	29,600 (24,200 to 34,200)	25,700 (22,100 to 29,600)	19,200 (16,500 to 22,000)	15,600 (13,400 to 17,900)	11,300 (9,662 to 12,900)	11,400 (9,772 to 13,100)	10,700 (9,172 to 12,200)	9,500 (7,900 to 11,000)	8,410 (6,999 to 9,822)	5,950 (4,900 to 7,000)	3,900 (3,100 to 4,700)	2,610 (1,900 to 3,320)	1,900 (1,400 to 2,400)	1,260 (1,000 to 1,520)	433 (318 to 548)	134 (98 to 170)	202,000
Self-harm	8 (5 to 0)	8 (5 to 0)	8 (5 to 0)	8 (5 to 0)	8 (5 to 0)	8 (5 to 0)	8,400 (6,400 to 10,400)	10,400 (8,400 to 12,400)	10,400 (21,200 to 30,500)	20,600 (16,600 to 24,600)	15,400 (13,600 to 17,200)	12,400 (10,600 to 13,900)	8,900 (7,500 to 10,300)	8,412 (7,000 to 10,200)	8,750 (6,750 to 10,700)	8,400 (6,470 to 9,890)	6,900 (5,898 to 8,290)	5,100 (3,670 to 6,530)	2,900 (1,940 to 3,830)	1,240 (1,000 to 1,480)	412 (273 to 1,170)	216 (150 to 1,000)	84.1 (27.7 to 1.10)	14.2 (11.1 to 18.4)	137,000
Self-harm by firearm	0 (0 to 0)	0 (0 to 0)	0 (0 to 0)	0 (0 to 0)	0 (0 to 0)	0 (0 to 0)	1,400 (1,100 to 1,700)	1,800 (1,400 to 2,300)	1,700 (1,300 to 2,200)	1,400 (1,100 to 1,800)	1,100 (872 to 1,400)	1,000 (792 to 1,200)	1,000 (791 to 1,200)	1,000 (791 to 1,200)	1,000 (791 to 1,200)	1,000 (791 to 1,200)	1,000 (791 to 1,200)	1,000 (791 to 1,200)	1,000 (791 to 1,200)	1,000 (791 to 1,200)	1,000 (791 to 1,200)	1,000 (791 to 1,200)	1,000 (791 to 1,200)	1,000 (791 to 1,200)	480
Self-harm by other specified means	0 (0 to 0)	0 (0 to 0)	0 (0 to 0)	0 (0 to 0)	0 (0 to 0)	0 (0 to 0)	6,600 (5,270 to 8,600)	24,400 (20,400 to 28,900)	25,400 (21,200 to 30,400)	20,600 (16,700 to 24,600)	15,900 (13,300 to 18,300)	11,900 (9,900 to 13,600)	8,780 (7,310 to 10,300)	8,753 (6,730 to 10,510)	8,750 (6,750 to 10,510)	8,340 (6,600 to 9,950)	6,930 (5,680 to 8,200)	4,930 (3,670 to 5,950)	2,940 (2,000 to 3,930)	1,240 (1,000 to 1,540)	387 (262 to 1,160)	209 (144 to 1,000)	81.1 (26.1 to 360)	50.8 (29.7 to 109)	137,000
Interpersonal violence	343 (250 to 439)	89.2 (66.1 to 1.1)	939 (696 to 1,17)	1,913 (1,511 to 2,183)	1,478 (1,204 to 1,758)	1,220 (1,000 to 1,450)	20,800 (16,900 to 24,600)	6,170 (4,770 to 7,570)	5,473 (4,233 to 6,633)	7,049 (5,511 to 8,280)	7,849 (6,572 to 9,169)	8,290 (7,000 to 9,490)	6,543 (5,500 to 7,500)	4,142 (3,500 to 4,800)	3,262 (2,700 to 3,870)	3,490 (2,800 to 4,230)	2,040 (1,600 to 2,500)	1,460 (1,100 to 1,890)	724 (500 to 950)	387 (237 to 538)	220 (148 to 330)	104 (64 to 144)	39.2 (22.7 to 57.7)	6.5 (4.6 to 9.2)	64,200
Physical violence by firearm	3.6 (1.8 to 5.9)	4.4 (1.7 to 9.5)	8.3 (4 to 12.2)	27.1 (20.2 to 35.4)	40.8 (29.8 to 51.3)	54.3 (42 to 66.9)	69.6 (53.1 to 88)	7.6 (5.8 to 9.6)	7.6 (5.8 to 9.6)	742 (1,027 to 2,018)	1,008 (1,032 to 2,018)	1,148 (1,024 to 1,990)	1,148 (1,024 to 1,990)	1,148 (1,024 to 1,990)	1,148 (1,024 to 1,990)	886.1 (719 to 1,300)	72 (56.6 to 88.3)	42 (27.3 to 56.1)	20.5 (12.6 to 28.2)	17.5 (11.6 to 23.1)	11.8 (6.7 to 16.9)	5.2 (2.8 to 8.7)	2.1 (1.1 to 3.1)	1.4 (0.8 to 2.3)	1,400
Physical violence by sharp object	0 (0 to 0)	0 (0 to 0)	0 (0 to 0)	0 (0 to 0)	0 (0 to 0)	0 (0 to 0)	1,200 (1,000 to 1,400)	1,200 (1,000 to 1,400)	1,200 (1,000 to 1,400)	1,200 (1,000 to 1,400)	1,200 (1,000 to 1,400)	1,200 (1,000 to 1,400)	1,200 (1,000 to 1,400)	1,200 (1,000 to 1,400)	1,200 (1,000 to 1,400)	1,200 (1,000 to 1,400)	1,200 (1,000 to 1,400)	1,200 (1,000 to 1,400)	1,200 (1,000 to 1,400)	1,200 (1,000 to 1,400)	1,200 (1,000 to 1,400)	1,200 (1,000 to 1,400)	1,200 (1,000 to 1,400)	1,200 (1,000 to 1,400)	15,000
Sexual violence	22.7 (0 to 0)	0 (0 to 0)	0 (0 to 0)	0 (0.7 to 30.8)	198 (98.2 to 303)	307 (172 to 478)	544 (309 to 850)	621 (360 to 1,260)	672 (427 to 1,090)	929 (532 to 1,700)	753 (424 to 1,280)	578 (330 to 914)	411 (240 to 670)	351 (172 to 486)	27 (12 to 227)	128 (79.5 to 189)	60.9 (31 to 121)	29.9 (20.3 to 95.4)	28.6 (18.2 to 39)	22.3 (13.4 to 32.3)	11.6 (5.5 to 5.8)	0.9 (0.5 to 1.4)	0 (0 to 0.1)	8,020
Physical violence by other means	270 (204 to 377)	84.6 (56.7 to 1.1)	455 (317 to 615)	762 (510 to 1,05)	909 (732 to 1,150)	1,020 (800 to 1,300)	1,020 (800 to 1,300)	2,742 (2,200 to 3,700)	3,260 (2,600 to 4,700)	3,660 (3,000 to 4,700)	3,200 (2,600 to 4,000)	2,960 (2,400 to 3,600)	2,252 (1,800 to 2,800)	1,752 (1,400 to 2,200)	1,750 (1,400 to 2,200)	1,500 (1,100 to 1,900)	998 (700 to 1,340)	476 (300 to 650)	380 (240 to 520)	192 (120 to 270)	79.2 (49.2 to 109)	24.5 (14.7 to 34.3)	4.5 (2.4 to 6.7)	50,200
Conflict and terrorism	10 to 33	10 to 33	10 to 33	10 to 33.7)	(33.6 to 75.1)	(50.6 to 172)	172 (82.1 to 278)	172 (100 to 500)	172 (112 to 2,200)	172 (112 to 2,200)	172 (112 to 2,200)	172 (112 to 2,200)	172 (112 to 2,200)	172 (112 to 2,200)	172 (112 to 2,200)	172 (112 to 2,200)	172 (112 to 2,200)	172 (112 to 2,200)	172 (112 to 2,200)	172 (112 to 2,200)	172 (112 to 2,200)	172 (112 to 2,200)	172 (112 to 2,200)	172 (112 to 2,200)	9,592

SR Table 2b: Chiapas DALYS by cause and age group for females with 95% uncertainty intervals, 2019

Cause	Early Neonatal	Late Neonatal	Post Neonatal	1 to 4	5 to 9	10 to 14	15 to 19	20 to 24	25 to 29	30 to 34	35 to 39
All causes	27,600 (21,500 to 35,500)	10,200 (7,910 to 13,000)	28,700 (19,200 to 41,400)	27,800 (23,400 to 33,100)	19,200 (15,700 to 23,300)	23,100 (18,300 to 28,400)	31,400 (25,100 to 39,000)	37,600 (29,900 to 46,600)	39,700 (31,300 to 49,200)	40,100 (31,900 to 49,200)	43,100 (34,500 to 52,500)
Communicable, maternal, neonatal, and nutritional diseases	21,800 (16,100 to 28,100)	7,580 (5,560 to 9,750)	17,800 (11,400 to 26,600)	13,000 (10,800 to 15,800)	5,360 (4,180 to 6,870)	3,820 (2,980 to 4,880)	4,070 (3,320 to 4,880)	5,230 (4,190 to 6,450)	5,300 (4,220 to 6,630)	4,730 (3,790 to 5,750)	4,600 (3,710 to 5,650)
HIV/AIDS and sexually transmitted infections	4·8 (2·3 to 9·5)	2·5 (1·1 to 5)	269 (223 to 326)	200 (163 to 242)	103 (85·7 to 123)	90·1 (75·1 to 106)	148 (124 to 176)	436 (361 to 536)	727 (599 to 895)	780 (641 to 961)	778 (645 to 946)
HIV/AIDS	0 (0 to 0)	0 (0 to 0·1)	265 (220 to 323)	199 (163 to 242)	103 (85·4 to 123)	81·2 (67·6 to 96·9)	112 (92 to 134)	357 (298 to 423)	598 (495 to 719)	635 (524 to 767)	631 (531 to 757)
HIV/AIDS - Drug-susceptible Tuberculosis	0 (0 to 0)	0 (0 to 0)	39·5 (22·2 to 64)	30·4 (17·1 to 49·3)	15·7 (8·9 to 25·3)	12·2 (6·9 to 19·5)	16·3 (9·4 to 25·5)	51·9 (29·8 to 81·5)	87·6 (50·1 to 138)	93·7 (53·6 to 148)	93·5 (53·4 to 148)
HIV/AIDS - Multidrug-resistant Tuberculosis without extensive	0 (0 to 0)	0 (0 to 0)	3·1 (0·2 to 15·4)	2·4 (0·2 to 11·8)	1·2 (0·1 to 6)	1 (0·1 to 4·7)	1·2 (0·1 to 6·1)	4 (0·2 to 19·3)	6·7 (0·4 to 32·6)	7·1 (0·4 to 34·9)	7·1 (0·4 to 34·9)
HIV/AIDS - Extensively drug-resistant Tuberculosis	0 (0 to 0)	0 (0 to 0)	0·5 (0 to 2·3)	0·4 (0 to 1·7)	0·2 (0 to 0·9)	0·2 (0 to 0·7)	0·2 (0 to 0·9)	0·6 (0 to 2·8)	1·1 (0·1 to 4·8)	1·1 (0·1 to 5·1)	1·1 (0·1 to 5·1)
HIV/AIDS resulting in other diseases	0 (0 to 0)	0 (0 to 0·1)	222 (172 to 278)	166 (125 to 213)	85·6 (65·5 to 107)	67·9 (52·8 to 83·9)	94·3 (74 to 117)	300 (236 to 372)	502 (390 to 622)	533 (406 to 672)	529 (422 to 656)
Sexually transmitted infections excluding HIV	4·8 (2·2 to 9·5)	2·5 (1·1 to 5)	3·3 (1·3 to 6·8)	0·6 (0·2 to 1·3)	0·2 (0·1 to 0·4)	8·9 (6·1 to 12·8)	35·6 (22·5 to 53)	79·2 (43·4 to 141)	129 (68·5 to 234)	145 (74·8 to 272)	147 (79·5 to 263)
Syphilis	4·8 (2·2 to 9·5)	2·5 (1·1 to 5)	3·3 (1·3 to 6·8)	0·6 (0·2 to 1·3)	0·2 (0·1 to 0·4)	3·6 (2·3 to 5·5)	4·3 (2·4 to 7·1)	2 (1·1 to 3·4)	5·7 (3·4 to 9·3)	6·3 (3·6 to 10·3)	4·5 (2·8 to 7)
Chlamydial infection	0 (0 to 0)	0 (0 to 0)	0 (0 to 0)	0 (0 to 0)	0 (0 to 0)	1 (0·7 to 1·4)	3·8 (2·5 to 5·4)	9·3 (5·9 to 14·5)	9·5 (6·2 to 14·3)	8·3 (5·2 to 13·6)	11·5 (7 to 18·5)
Gonococcal infection	0 (0 to 0)	0 (0 to 0)	0 (0 to 0)	0 (0 to 0)	0 (0 to 0)	1·1 (0·7 to 1·6)	6·1 (3·5 to 9·9)	9·5 (5·2 to 16·2)	12·3 (7·5 to 19·7)	11·3 (6·8 to 18·3)	12·6 (8 to 19·7)
Trichomoniasis	0 (0 to 0)	0 (0 to 0)	0 (0 to 0)	0 (0 to 0)	0 (0 to 0)	0·3 (0 to 1)	5·9 (1·6 to 15·1)	32·5 (10·4 to 79·4)	66·6 (22·1 to 153)	74·8 (25·5 to 178)	67·1 (21·9 to 155)
Genital herpes	0 (0 to 0)	0 (0 to 0)	0 (0 to 0)	0 (0 to 0)	0 (0 to 0)	1·1 (0·3 to 2·8)	4·9 (1·3 to 12·5)	10·4 (3·3 to 25·1)	15·8 (4·9 to 36·9)	19·3 (6·5 to 47·1)	20·3 (6·4 to 51·4)
Other sexually transmitted infections	0 (0 to 0)	0 (0 to 0)	0 (0 to 0)	0 (0 to 0)	0 (0 to 0)	1·8 (1·3 to 2·5)	10·6 (6·9 to 15·6)	15·6 (9 to 25·2)	19·3 (11·3 to 30·5)	24·5 (15·2 to 38·1)	30·6 (20·3 to 45·8)
Respiratory infections and tuberculosis	635 (383 to 988)	767 (463 to 1,200)	6,820 (4,070 to 10,800)	4,380 (3,260 to 5,730)	1,220 (928 to 1,620)	903 (669 to 1,210)	942 (718 to 1,260)	1,180 (873 to 1,590)	1,170 (847 to 1,620)	1,000 (727 to 1,330)	987 (716 to 1,340)
Tuberculosis	0 (0 to 0)	0 (0 to 0)	58·7 (31·7 to 102)	107 (70·9 to 156)	73·9 (47·8 to 109)	84·6 (57·2 to 119)	182 (119 to 267)	381 (247 to 561)	409 (268 to 615)	322 (206 to 479)	317 (207 to 487)
Latent tuberculosis infection	0 (0 to 0)	0 (0 to 0)	0 (0 to 0)	0 (0 to 0)	0 (0 to 0)	0 (0 to 0)	0 (0 to 0)	0 (0 to 0)	0 (0 to 0)	0 (0 to 0)	0 (0 to 0)
Drug-susceptible tuberculosis	0 (0 to 0)	0 (0 to 0)	54·7 (27·1 to 97·4)	99·8 (62·4 to 150)	69·2 (42 to 105)	79 (49 to 115)	169 (103 to 257)	356 (215 to 540)	383 (233 to 588)	301 (182 to 455)	297 (182 to 465)
Multidrug-resistant tuberculosis without extensive drug resistar	0 (0 to 0)	0 (0 to 0)	3·5 (0·2 to 15·7)	6·3 (0·4 to 29·3)	4 (0·2 to 18·9)	4·8 (0·3 to 22·7)	10·8 (0·7 to 48·5)	20·9 (1·3 to 103)	22·4 (1·4 to 104)	18 (1·1 to 84·8)	17·8 (1·1 to 80·4)
Extensively drug-resistant tuberculosis	0 (0 to 0)	0 (0 to 0)	0·6 (0 to 2·5)	1 (0·1 to 4·8)	0·6 (0 to 2·7)	0·8 (0 to 3·3)	1·7 (0·1 to 7·7)	3·2 (0·2 to 14·6)	3·5 (0·2 to 15·7)	2·8 (0·2 to 13·4)	2·8 (0·2 to 12·8)
Lower respiratory infections	631 (380 to 984)	755 (451 to 1,190)	6,610 (3,900 to 10,500)	3,800 (2,690 to 5,090)	615 (449 to 815)	397 (269 to 542)	389 (286 to 527)	481 (300 to 715)	492 (306 to 763)	453 (290 to 662)	465 (296 to 708)
Upper respiratory infections	3·8 (2·1 to 6·2)	11·3 (7·3 to 17·7)	131 (82 to 199)	330 (189 to 532)	346 (188 to 580)	289 (154 to 496)	260 (136 to 471)	240 (129 to 419)	207 (116 to 350)	182 (100 to 310)	164 (85·2 to 271)
Otitis media	0·1 (0 to 0·1)	0·5 (0·2 to 0·8)	18·2 (9·1 to 33·4)	144 (77 to 248)	185 (103 to 305)	132 (72 to 230)	111 (58·4 to 189)	76 (33·4 to 151)	57·2 (26·8 to 108)	44·7 (18·3 to 85·8)	41·8 (19·8 to 77·2)
Enteric infections	66·4 (37·8 to 110)	142 (71·9 to 254)	3,870 (2,280 to 6,210)	4,050 (2,940 to 5,440)	1,220 (886 to 1,640)	726 (522 to 1,010)	380 (273 to 496)	298 (205 to 408)	309 (218 to 431)	294 (214 to 394)	355 (258 to 478)
Diarrheal diseases	66·4 (37·8 to 110)	141 (71·7 to 254)	3,850 (2,270 to 6,190)	4,010 (2,900 to 5,390)	1,190 (864 to 1,610)	705 (501 to 983)	366 (258 to 482)	287 (196 to 396)	301 (213 to 421)	287 (206 to 383)	349 (252 to 472)
Typhoid and paratyphoid	0 (0 to 0)	0 (0 to 0)	2 (0·6 to 5·2)	12·9 (4 to 32·5)	8·5 (2·2 to 26)	7·5 (2·5 to 17·8)	5·9 (1·8 to 14·6)	4·9 (1·3 to 12·2)	4 (1 to 10·2)	3·4 (0·9 to 9·2)	3·1 (0·9 to 7·6)
Typhoid fever	0 (0 to 0)	0 (0 to 0)	1·9 (0·5 to 5)	12·3 (3·9 to 31·5)	8·2 (2·1 to 24·5)	7·3 (2·4 to 17)	5·7 (1·7 to 14·1)	4·7 (1·2 to 11·9)	3·9 (1 to 9·9)	3·3 (0·9 to 8·8)	3 (0·9 to 7·4)
Paratyphoid fever	0 (0 to 0)	0 (0 to 0)	0·1 (0 to 0·3)	0·6 (0·1 to 1·6)	0·3 (0·1 to 0·9)	0·2 (0·1 to 0·6)	0·2 (0 to 0·4)	0·1 (0 to 0·4)	0·1 (0 to 0·3)	0·1 (0 to 0·3)	0·1 (0 to 0·3)
Invasive Non-typhoidal Salmonella (iNTS)	0 (0 to 0)	0·4 (0·2 to 0·8)	7·2 (3·3 to 14·1)	20·4 (8·6 to 37·8)	16·8 (5·5 to 34·7)	10·7 (2·9 to 23·9)	7 (1·5 to 17·9)	5 (0·8 to 13·3)	3·6 (0·6 to 9·3)	2·8 (0·5 to 6·9)	2·6 (0·3 to 6·5)
Other intestinal infectious diseases	0 (0 to 0)	0 (0 to 0)	5·4 (0·2 to 21·2)	8·6 (0·9 to 28·4)	3·5 (0·7 to 11·4)	2·5 (0·4 to 8·1)	1·1 (0·1 to 3·6)	0·8 (0·1 to 3)	0·4 (0 to 1·3)	0·9 (0·1 to 2·6)	0·5 (0·1 to 1·6)
Neglected tropical diseases and malaria	24·4 (10 to 52·6)	4·1 (1·9 to 8·9)	57·1 (28·5 to 121)	256 (145 to 411)	338 (200 to 520)	232 (146 to 357)	323 (202 to 466)	484 (295 to 780)	570 (324 to 953)	544 (313 to 923)	539 (312 to 864)
Malaria	0 (0 to 0)	0 (0 to 0·1)	0·3 (0·1 to 0·6)	2 (0·3 to 5)	2·3 (0·3 to 6·2)	0·9 (0·3 to 1·8)	2·7 (0·4 to 7·1)	3·6 (1·6 to 7·2)	1·9 (0·8 to 3·9)	2·1 (1 to 4·1)	2·2 (0·7 to 4·8)
Chagas disease	0 (0 to 0)	0 (0 to 0)	0·3 (0 to 0·6)	0·3 (0·1 to 0·6)	1·3 (0·8 to 2·1)	5·6 (0·9 to 12·6)	12·3 (4·1 to 24·5)	17·8 (7·8 to 32·1)	21 (9·3 to 37·3)	26·8 (14·5 to 44·1)	29·3 (16·7 to 46·9)
Leishmaniasis	0 (0 to 0)	0 (0 to 0)	1·3 (0 to 6·5)	8·7 (0 to 49·4)	8·1 (0·2 to 45·6)	5·9 (0·6 to 19·4)	4·9 (0·1 to 13·9)	3·8 (0 to 10·7)	3·3 (0 to 9·7)	2·8 (0 to 8·5)	2·4 (0 to 6·9)
Visceral leishmaniasis	0 (0 to 0)	0 (0 to 0)	1·1 (0 to 6·4)	6·5 (0 to 47·1)	4 (0 to 42·4)	1·6 (0 to 15·8)	1·1 (0 to 9·1)	0·9 (0 to 6·7)	1 (0 to 6·7)	0·9 (0 to 5·5)	0·8 (0 to 4·5)
Cutaneous and mucocutaneous leishmaniasis	0 (0 to 0)	0 (0 to 0)	0·2 (0 to 0·4)	2·2 (0 to 6·5)	4 (0 to 10·4)	4·3 (0 to 11·1)	3·8 (0 to 10·5)	2·9 (0 to 8·8)	2·3 (0 to 6·8)	1·9 (0 to 5·9)	1·6 (0 to 5)
African trypanosomiasis	0 (0 to 0)	0 (0 to 0)	0 (0 to 0)	0 (0 to 0)	0 (0 to 0)	0 (0 to 0)	0 (0 to 0)	0 (0 to 0)	0 (0 to 0)	0 (0 to 0)	0 (0 to 0)
Schistosomiasis	0 (0 to 0)	0 (0 to 0)	0 (0 to 0)	0 (0 to 0)	0 (0 to 0)	0 (0 to 0)	0 (0 to 0)	0 (0 to 0)	0 (0 to 0)	0 (0 to 0)	0 (0 to 0)
Cysticercosis	0 (0 to 0)	0 (0 to 0)	0 (0 to 0)	0·8 (0 to 3)	3·8 (0·1 to 13·6)	11·2 (2 to 26·9)	55·3 (12·2 to 128)	190 (61·9 to 446)	313 (109 to 656)	337 (127 to 703)	333 (134 to 641)
Cystic echinococcosis	0 (0 to 0)	0 (0 to 0)	0 (0 to 0)	0·1 (0 to 0·4)	0·1 (0 to 0·5)	0·1 (0 to 0·3)	0·1 (0 to 0·2)	0·1 (0 to 0·2)	0·1 (0 to 0·3)	0·1 (0 to 0·3)	0·1 (0 to 0·4)
Lymphatic filariasis	0 (0 to 0)	0 (0 to 0)	0 (0 to 0)	0 (0 to 0)	0 (0 to 0)	0 (0 to 0)	0 (0 to 0)	0 (0 to 0)	0 (0 to 0)	0 (0 to 0)	0 (0 to 0)
Onchocerciasis	0 (0 to 0)	0 (0 to 0)	0 (0 to 0)	0 (0 to 0)	0 (0 to 0)	0 (0 to 0)	0 (0 to 0)	0 (0 to 0)	0 (0 to 0)	0 (0 to 0)	0 (0 to 0)
Trachoma	0 (0 to 0)	0 (0 to 0)	0 (0 to 0)	0 (0 to 0)	0 (0 to 0)	0 (0 to 0)	82·1 (45·9 to 138)	108 (56·2 to 179)	101 (55·6 to 159)	79·2 (41·3 to 131)	59·5 (32·3 to 102)
Dengue	0 (0 to 0)	0·5 (0 to 1·8)	8·9 (2·1 to 23·3)	20·5 (5·1 to 45·7)	38·2 (10·4 to 78·2)	40·4 (13·9 to 85·3)	38 (10·7 to 82·6)	41·2 (12·5 to 104)	37·8 (12·7 to 88·8)	27·6 (8·8 to 64·7)	31·7 (10·7 to 69·5)
Yellow fever	0 (0 to 0)	0 (0 to 0)	0 (0 to 0)	0 (0 to 0)	0 (0 to 0)	0 (0 to 0)	0 (0 to 0)	0 (0 to 0)	0 (0 to 0)	0 (0 to 0)	0 (0 to 0)
Rabies	0 (0 to 0)	0 (0 to 0)	0 (0 to 0)	0 (0 to 0)	0 (0 to 0·1)	0 (0 to 0·1)	0 (0 to 0)	0 (0 to 0)	0 (0 to 0)	0 (0 to 0)	0 (0 to 0)
Intestinal nematode infections	0 (0 to 0)	0 (0 to 0)	6·7 (1·5 to 22·9)	93·5 (40 to 182)	180 (92·4 to 317)	106 (52·9 to 187)	115 (56 to 208)	104 (49·6 to 193)	77·3 (38·5 to 140)	57·2 (28·1 to 105)	63·9 (30·8 to 115)
Ascariasis	0 (0 to 0)	0 (0 to 0)	6·1 (1·1 to 22·4)	76·8 (28·7 to 159)	131 (60·9 to 240)	68·4 (30·7 to 124)	39·9 (17·3 to 76·3)	34 (14 to 64·5)	29·3 (13·1 to 56·2)	25·3 (11 to 47·4)	23·4 (10·1 to 43·4)
Trichuriasis	0 (0 to 0)	0 (0 to 0)	0·4 (0·1 to 0·9)	9·4 (3·1 to 20·5)	31·8 (12·2 to 70·5)	25·3 (9·1 to 54·4)	24·1 (8·9 to 49·6)	22·3 (8·7 to 47·8)	15·5 (5·6 to 33·8)	10·5 (3·7 to 21·7)	7·5 (2·6 to 16·1)
Hookworm disease	0 (0 to 0)	0 (0 to 0)	0·3 (0·1 to 0·6)	7·2 (2·4 to 15·5)	17·1 (5·7 to 36·7)	12·5 (4 to 27·7)	50·8 (16·9 to 116)	47·9 (12·9 to 115)	32·5 (8·7 to 80·5)	21·4 (5·9 to 51·9)	32·9 (11·3 to 73·5)
Food-borne trematodiases	0 (0 to 0)	0 (0 to 0)	0 (0 to 0)	0 (0 to 0)	0 (0 to 0)	0 (0 to 0)	0 (0 to 0)	0 (0 to 0)	0 (0 to 0)	0 (0 to 0)	0 (0 to 0)
Leprosy	0 (0 to 0)	0 (0 to 0)	0 (0 to 0)	0 (0 to 0)	0 (0 to 0)	0 (0 to 0)	0 (0 to 0)	0 (0 to 0·1)	0·1 (0 to 0·1)	0·1 (0 to 0·1)	0·1 (0·1 to 0·1)
Ebola	0 (0 to 0)	0 (0 to 0)	0 (0 to 0)	0 (0 to 0)	0 (0 to 0)	0 (0 to 0)	0 (0 to 0)	0 (0 to 0)	0 (0 to 0)	0 (0 to 0)	0 (0 to 0)
Zika virus	0 (0 to 0)	0 (0 to 0)	0 (0 to 0)	0 (0 to 0)	0 (0 to 0)	0 (0 to 0)	0 (0 to 0)	0 (0 to 0)	0 (0 to 0)	0 (0 to 0)	0 (0 to 0)
Guinea worm disease	0 (0 to 0)	0 (0 to 0)	0 (0 to 0)	0 (0 to 0)	0 (0 to 0)	0 (0 to 0)	0 (0 to 0)	0 (0 to 0)	0 (0 to 0)	0 (0 to 0)	0 (0 to 0)
Other neglected tropical diseases	24·4 (10 to 52·6)	3·6 (1·5 to 8·3)	39·7 (16·2 to 103)	130 (60·9 to 248)	104 (48·1 to 195)	61·5 (26·1 to 116)	12·2 (4·6 to 24·4)	14·7 (5·2 to 32)	13·7 (4·3 to 31·7)	11·2 (3·6 to 24·3)	16·4 (5·7 to 34·5)
Other infectious diseases	43·1 (25 to 75·7)	68·3 (39 to 112)	828 (487 to 1,350)	809 (601 to 1,080)	430 (336 to 554)	290 (222 to 374)	210 (161 to 268)	196 (143 to 260)	174 (123 to 234)	149 (109 to 198)	141 (102 to 191)
Meningitis	7·8 (4·2 to 13·1)	11·9 (6·2 to 20·7)	118 (62·8 to 202)	90 (59·4 to 126)	47·8 (35·7 to 63·4)	44·3 (32 to 59·7)	38 (27·7 to 51·8)	39·1 (25·5 to 57)	33·3 (21·9 to 49·4)	31·9 (21·6 to 43·7)	29·1 (19·9 to 42·6)
Encephalitis	12·2 (6·6 to 21·2)	23·9 (11·1 to 48)	240 (123 to 426)	295 (166 to 473)	164 (108 to 240)	114 (68·5 to 177)	91·9 (57·2 to 137)	83·1 (52·2 to 124)	72·7 (41·5 to 111)	55·4 (33 to 86·6)	48·9 (28·3 to 75·4)
Diphtheria	0 (0 to 0)	0 (0 to 0)	0·1 (0 to 0·5)	0·2 (0 to 1)	0·1 (0 to 0·4)	0·1 (0 to 0·2)	0 (0 to 0·1)	0 (0 to 0·2)	0 (0 to 0·1)	0 (0 to 0)	0 (0 to 0)
Tetanus	0·4 (0·2 to 0·7)	0·7 (0·3 to 1·7)	0·1 (0·1 to 0·3)	0·1 (0·1 to 0·2)	0·2 (0·1 to 0·3)	0·2 (0·1 to 0·3)	0·2 (0·1 to 0·4)	0·3 (0·1 to 0·5)	0·4 (0·2 to 0·7)	0·3 (0·2 to 0·6)	0·3 (0·1 to 0·6)
Measles	0 (0 to 0)	0 (0 to 0)	0 (0 to 0)	0 (0 to 0·1)	0 (0 to 0)	0 (0 to 0)	0 (0 to 0)	0 (0 to 0)	0 (0 to 0)	0 (0 to 0)	0 (0 to 0)
Varicella and herpes zoster	1·2 (0·5 to 2·6)	5·4 (2·3 to 11·1)	31·2 (12·9 to 78·5)	86·3 (33·9 to 169)	47·9 (21 to 94)	14·6 (6 to 26·4)	12·3 (5·5 to 26·6)	10·5 (4·9 to 21·8)	10·8 (5·3 to 20·1)	9·1 (4·4 to 18·4)	9·3 (4·3 to 19·6)
Acute hepatitis	0 (0 to 0)	0 (0 to 0)	48·8 (22·3 to 94·1)	122 (63·5 to 231)	48·8 (31·2 to 72·2)	35·5 (22·2 to 52·2)	21·9 (13·3 to 34·4)	19·5 (11 to 31·8)	16·7 (9·7 to 26·5)	13·8 (8 to 21·5)	13·8 (8·3 to 22·3)
Acute hepatitis A	0 (0 to 0)	0 (0 to 0)	24·1 (8·5 to 49·4)	98·1 (47·2 to 183)	40 (24·8 to 60·7)	28·8 (17 to 43·4)	17·4 (9·8 to 29·2)	14·9 (7·4 to 24·9)	11·8 (6 to 20·1)	8·9 (4·6 to 14·9)	8·2 (4·2 to 13·9)
Acute hepatitis B	0 (0 to 0)	0 (0 to 0)	20·7 (3·8 to 48)	13·4 (1·8 to 37·7)	4·7 (0·6 to 12·5)	3·6 (0·6 to 8·7)	2 (0·5 to 4·7)	2·4 (0·6 to 5·5)	2·7 (1·1 to 5·6)	2·7 (1 to 5·5)	3·3 (1 to 6·8)
Acute hepatitis C	0 (0 to 0)	0 (0 to 0)	0·8 (0·3 to 2·4)	8·8 (1·8 to 28·5)	2·4 (0·8 to 6)	1·3 (0·5 to 3·8)	1·3 (0·5 to 3·3)	1·3 (0·5 to 3·4)	1·3 (0·5 to 3·2)	1·4 (0·5 to 3·3)	1·5 (0·6 to 3·6)
Acute hepatitis E	0 (0 to 0)	0 (0 to 0)	3·2 (0·9 to 7·4)	1·7 (0·6 to 3·8)	1·8 (0·9 to 2·9)	1·8 (1 to 2·9)	1·2 (0·7 to 2)	1 (0·5 to 1·9)	0·9 (0·5 to 1·7)	0·8 (0·4 to 1·5)	0·8 (0·4 to 1·4)
Other unspecified infectious diseases	21·5 (7·4 to 50)	26·3 (10 to 61·2)	149 (65·1 to 326)	129 (69·7 to 214)	95·4 (55·5 to 149)	74·1 (46·2 to 116)	40·8 (26·7 to 59·1)	40·5 (23·9 to 64·7)	37·6 (21·3 to 61·1)	35·6 (21·5 to 57·2)	37·4 (22·3 to 60·3)
Maternal and neonatal disorders	21,000 (15,600 to 27,000)	6,560 (4,790 to 8,490)	4,170 (2,540 to 6,510)	1,050 (807 to 1,360)	660 (474 to 894)	669 (494 to 889)	1,600 (1,310 to 1,950)	2,090 (1,630 to 2,660)	1,810 (1,410 to 2,310)	1,500 (1,150 to 1,910)	1,220 (952 to 1,530)
Maternal disorders	0 (0 to 0)	0 (0 to 0)	0 (0 to 0)	0 (0 to 0)	0 (0 to 0)	49·5 (38·1 to 62·9)	1,030 (790 to 1,310)	1,560 (1,150 to 2,070)	1,340 (951 to 1,810)	1,080 (766 to 1,470)	850 (611 to 1,130)
Maternal hemorrhage	0 (0 to 0)	0 (0 to 0)	0 (0 to 0)	0 (0 to 0)	0 (0 to 0)	9·6 (5·5 to 16)	223 (126 to 350)	365 (209 to 564)	358 (205 to 578)	321 (179 to 504)	278 (166 to 425)
Maternal sepsis and other maternal infections	0 (0 to 0)	0 (0 to 0)	0 (0 to 0)	0 (0 to 0)	0 (0 to 0)	3·1 (1·8 to 5)	65·3 (35·9 to 107)	104 (58·3 to 165)	79·1 (41·9 to 130)	52·6 (27·3 to 90·4)	36·1 (18·5 to 63·7)
Maternal hypertensive disorders	0 (0 to 0)	0 (0 to 0)	0 (0 to 0)	0 (0 to 0)	0 (0 to 0)	10·1 (7·1 to 14·4)	200 (133 to 279)	239 (150 to 354)	227 (142 to 332)	194 (126 to 294)	132 (83·7 to 190)
Maternal obstructed labor and uterine rupture	0 (0 to 0)	0 (0 to 0)	0 (0 to 0)	0 (0 to 0)	0 (0 to 0)	1·7 (1 to 3)	46·1 (19·7 to 86·6)	89·1 (39·5 to 178)	78·8 (33·6 to 152)	66·8 (29·9 to 136)	59·4 (24·7 to 113)
Maternal abortion and miscarriage	0 (0 to 0)	0 (0 to 0)	0 (0 to 0)	0 (0 to 0)	0 (0 to 0)	3·1 (1·7 to 5·6)	64·9 (32·6 to 120)	92·5 (46·5 to 161)	62·6 (29·9 to 119)	47·8 (21·3 to 95·6)	43·1 (18·1 to 89·9)
Ectopic pregnancy	0 (0 to 0)	0 (0 to 0)	0 (0 to 0)	0 (0 to 0)	0 (0 to 0)	0·4 (0·2 to 0·7)	12 (6·5 to 20·8)	23·8 (12·9 to 42)	23·8 (13·2 to 41·6)	18·1 (9·8 to 31·9)	12 (6·4 to 20·5)
Indirect maternal deaths	--	--	--	--	--	10·9 (6 to 17·1)	199 (112 to 320)	291 (159 to 482)	227 (110 to 387)	159 (78·1 to 284)	110 (55·4 to 195)
Late maternal deaths	--	--	--	--	--	2 (0·9 to 3·7)	50·1 (24 to 93·4)	79·4 (40·4 to 148)	61·5 (30·7 to 105)	45·1 (21·6 to 80·7)	31·4 (15·3 to 60·8)
Maternal deaths aggravated by HIV/AIDS	--	--	--	--	--	0 (0 to 0)	0·4 (0·1 to 0·7)	1·1 (0·4 to 2)	1·2 (0·4 to 2·4)	1·1 (0·5 to 2)	0·9 (0·4 to 1·5)
Neonatal disorders	21,000 (15,600 to 27,000)	6,560 (4,790 to 8,490)	4,170 (2,540 to 6,510)	1,050 (807 to 1,360)	660 (474 to 894)	620 (445 to 836)	573 (408 to 772)	535 (391 to 712)	478 (344 to 639)	417 (297 to 563)	369 (273 to 493)
Neonatal preterm birth	8,640 (5,930 to 11,500)	1,900 (1,290 to 2,610)	1,360 (822 to 2,120)	341 (244 to 453)	339 (233 to 487)	316 (216 to 442)	292 (201 to 406)	268 (182 to 370)	239 (162 to 331)	206 (139 to 282)	182 (125 to 251)
Neonatal encephalopathy due to birth asphyxia and trauma	6,830 (4,760 to 9,480)	1,250 (817 to 1,800)	681 (394 to 1,090)	211 (141 to 295)	62·6 (28·8 to 116)	59·8 (26·3 to 108)	55·2 (24·8 to 105)	52·3 (24·1 to 93·9)	47·9 (27·3 to 79·7)	42·4 (23·9 to 70·5)	37·7 (21·3 to 63·1)
Neonatal sepsis and other neonatal infections	3,340 (2,240 to 4,650)	2,430 (1,680 to 3,340)	1,410 (850 to 2,240)	185 (103 to 324)	211 (108 to 355)	199 (103 to 346)	184 (94·9 to 322)	174 (88·9 to 297)	155 (83·1 to 268)	136 (71 to 244)	120 (62 to 208)
Hemolytic disease and other neonatal jaundice	87·3 (52·3 to 139)	38·3 (20 to 67·7)	17·2 (11·4 to 26·6)	45·5 (34·4 to 58·7)	47·2 (34·3 to 62·4)	44·9 (32·5 to 59·3)	42·4 (30·7 to 56)	40·2 (29·2 to 53·2)	36·2 (26·3 to 47·9)	32·1 (23·3 to 42·4)	28·7 (20·8 to 37·5)
Other neonatal disorders	2,100 (1,340 to 2,990)	956 (655 to 1,330)	696 (425 to 1,080)	270 (208 to 349)	0 (0 to 0)	0 (0 to 0)	0 (0 to 0)	0 (0 to 0)	0 (0 to 0)	0 (0 to 0)	0 (0 to 0)
Nutritional deficiencies	2·2 (1·3 to 3·5)	30·6 (14·5 to 57·1)	1,800 (1,030 to 2,920)	2,250 (1,540 to 3,210)	1,390 (787 to 2,280)	905 (528 to 1,520)	466 (306 to 697)	551 (341 to 901)	545 (321 to 929)	462 (291 to 736)	585 (338 to 989)
Protein-energy malnutrition	2·2 (1·3 to 3·5)	7·4 (4·4 to 11·1)	1,530 (831 to 2,660)	1,310 (846 to 2,040)	385 (273 to 528)	236 (163 to 324)	202 (135 to 281)	222 (151 to 316)	198 (128 to 290)	204 (137 to 285)	203 (137 to 288)
Iodine deficiency	0 (0 to 0)	0 (0 to 0)	0·1 (0 to 0·1)	7·5 (3·2 to 13·3)	44·3 (18 to 84·2)	77·1 (35·6 to 135)	88·6 (42·7 to 159)	85·2 (40·5 to 155)	75·3 (38·8 to 137)	64·6 (30 to 122)	56 (26·9 to 98·8)
Vitamin A deficiency	0 (0 to 0·1)	5 (1·2 to 12·5)	22·9 (8 to 55·3)	133 (58·3 to 259)	116 (50·5 to 228)	66·3 (29·7 to 120)	10·5 (5 to 19·1)	7·3 (3·1 to 13·9)	6·4 (3 to 11·5)	6·3 (3·1 to 10·9)	6·4 (3·3 to 10·4)
Dietary iron deficiency	0 (0 to 0)	18·2 (5·5 to 40·3)	190 (53·6 to 416)	724 (293 to 1,350)	813 (294 to 1,630)	489 (177 to 1,030)	114 (21·9 to 316)	175 (27·7 to 489)	187 (28·1 to 523)	133 (20·9 to 398)	261 (56·7 to 625)
Other nutritional deficiencies	0 (0 to 0)	0 (0 to 0)	52·5 (21·8 to 111)	74 (33·2 to 146)	30·9 (15·7 to 52·7)	36·2 (19·6 to 61·3)	50·5 (28·7 to 83·4)	62·5 (36·2 to 98·8)	79·2 (46·5 to 129)	55·1 (33 to 85·4)	58·7 (33·6 to 89·2)
Non-communicable diseases	5,690 (3,650 to 10,300)	2,500 (1,690 to 3,960)	9,690 (6,150 to 14,500)	11,800 (9,580 to 14,300)	11,500 (9,180 to 14,200)	16,300 (12,400 to 21,100)	22,900 (17,400 to 29,500)	27,900 (21,500 to 35,100)	30,400 (23,600 to 38,500)	32,100 (24,800 to 39,900)	35,500 (28,100 to 43,600)
Neoplasms	49·1 (21 to 111)	28·7 (12·5 to 63·5)	264 (156 to 422)	1,580 (1,130 to 2,110)	1,890 (1,410 to 2,340)	1,740 (1,360 to 2,150)	1,590 (1,240 to 1,970)	1,660 (1,200 to 2,200)	2,150 (1,530 to 2,950)	2,970 (2,190 to 3,990)	4,540 (3,350 to 6,090)
Lip and oral cavity cancer	0 (0 to 0)	0 (0 to 0)	0 (0 to 0)	0 (0 to 0)	3·5 (2·5 to 5·1)	5·3 (3 to 8·9)	8·2 (5·3 to 12·2)	9·6 (5·6 to 14·7)	12·9 (7·9 to 20·5)	18·9 (11·4 to 29·1)	28 (17·4 to 42·6)
Nasopharynx cancer	0 (0 to 0)	0 (0 to 0)	0 (0 to 0)	0 (0 to 0)	2·9 (2·4 to 3·8)	2·6 (2·2 to 3·2)	3·2 (2·1 to 5)	4·3 (2·3 to 7·4)	4 (2·3 to 6·5)	5·2 (3·1 to 8·4)	6·3 (3·8 to 10·1)
Other pharynx cancer	0 (0 to 0)	0 (0 to 0)	0 (0 to 0)	0 (0 to 0)	0 (0 to 0)	0 (0 to 0)	0 (0 to 0)	2·1 (1·6 to 2·8)	2 (1·3 to 3·2)	3·6 (2 to 5·9)	3·5 (2 to 6)
Esophageal cancer	0 (0 to 0)	0 (0 to 0)	0 (0 to 0)	0 (0 to 0)	0 (0 to 0)	0 (0 to 0)	0 (0 to 0)	5·5 (3·3 to 8·5)	8·1 (4·9 to 12·7)	11·5 (6·4 to 18·3)	20·1 (12·4 to 31·6)
Stomach cancer	0 (0 to 0)	0 (0 to 0)	0 (0 to 0)	0 (0 to 0)	0 (0 to 0)	0 (0 to 0)	46 (31·2 to 66·9)	118 (73·9 to 176)	225 (142 to 342)	337 (217 to 505)	557 (359 to 835)
Colon and rectum cancer	0 (0 to 0)	0 (0 to 0)	0 (0 to 0)	0 (0 to 0)	9·2 (6 to 13·1)	15·4 (9·9 to 22·3)	34·3 (22·3 to 48·1)	68·3 (40·9 to 109)	121 (75·1 to 191)	184 (111 to 288)	254 (164 to 372)
Liver cancer	1·4 (0·7 to 2·4)	1·3 (0·5 to 2·7)	18 (7·8 to 36·1)	41·7 (22·9 to 73·8)	29·3 (19·2 to 44·3)	27·1 (17·6 to 40·7)	26·5 (13 to 48)	26·5 (14·8 to 44·6)	30·8 (17·4 to 49·1)	42·8 (23 to 71)	64·6 (36·1 to 109)
Liver cancer due to hepatitis B	0 (0 to 0)	0 (0 to 0)	0 (0 to 0)	0 (0 to 0)	0 (0 to 0)	4·1 (2·1 to 7·5)	5·1 (2·4 to 9·4)	7·4 (4·1 to 12·7)	11·2 (5·9 to 18·9)	15·7 (8 to 27·3)	21·2 (11·4 to 37)
Liver cancer due to hepatitis C	0 (0 to 0)	0 (0 to 0)	0 (0 to 0)	0 (0 to 0)	0 (0 to 0)	0·4 (0·2 to 0·8)	0·5 (0·2 to 0·9)	1·4 (0·7 to 2·5)	2·7 (1·3 to 4·9)	6·1 (2·8 to 10·3)	13·2 (6·8 to 23·6)
Liver cancer due to alcohol use	0 (0 to 0)	0 (0 to 0)	0 (0 to 0)	0 (0 to 0)	0 (0 to 0)	0 (0 to 0)	0·4 (0·2 to 0·8)	1·3 (0·6 to 2·5)	2·7 (1·3 to 4·7)	5·4 (2·6 to 9)	10·7 (5·2 to 19·2)
Liver cancer due to NASH	0 (0 to 0)	0 (0 to 0)	0 (0 to 0)	0 (0 to 0)	0 (0 to 0)	0 (0 to 0)	8·2 (4 to 14·6)	6·5 (3·4 to 10·8)	5·7 (3 to 9·5)	6·3 (3·1 to 10·8)	8·1 (4·2 to 14·1)
Liver cancer due to other causes	1·4 (0·7 to 2·4)	1·3 (0·5 to 2·7)	18 (7·8 to 36·1)	41·7 (22·9 to 73·8)	29·3 (19·2 to 44·3)	22·6 (15·2 to 33)	12·2 (6 to 22·4)	9·8 (5·3 to 17·1)	8·6 (4·5 to 14·9)	9·4 (4·8 to 16·5)	11·3 (5·7 to 19·9)
Gallbladder and biliary tract cancer	0 (0 to 0)	0 (0 to 0)	0 (0 to 0)	0 (0 to 0)	0 (0 to 0)	0 (0 to 0)	0 (0 to 0)	6·4 (3·8 to 10·2)	10·8 (6·2 to 17·2)	22·2 (13 to 35·9)	52·6 (31·7 to 85·9)
Pancreatic cancer	0 (0 to 0)	0 (0 to 0)	0 (0 to 0)	0 (0 to 0)	0 (0 to 0)	0 (0 to 0)	6·9 (4·6 to 10·2)	12·3 (6·4 to 21·2)	22·9 (13 to 37·6)	37·1 (23·2 to 56·9)	79·5 (51·9 to 119)
Larynx cancer	0 (0 to 0)	0 (0 to 0)	0 (0 to 0)	0 (0 to 0)	0 (0 to 0)	0 (0 to 0)	0 (0 to 0)	4·3 (2·8 to 6·5)	5·3 (3·3 to 7·9)	6·1 (3·4 to 10·9)	8·7 (4·5 to 15·1)
Tracheal, bronchus, and lung cancer	0 (0 to 0)	0 (0 to 0)	0 (0 to 0)	0 (0 to 0)	0 (0 to 0)	6 (3·1 to 10·5)	15 (8·8 to 23·7)	27·6 (14·4 to 47·6)	38·8 (22·8 to 63·6)	71·5 (45 to 109)	111 (69·7 to 170)
Malignant skin melanoma	0·1 (0 to 0·1)	0·1 (0 to 0·1)	1·5 (0·4 to 4·3)	5·9 (1·9 to 16·4)	3 (2·5 to 4)	2·8 (2·2 to 3·9)	5 (2·8 to 9)	9·3 (5·2 to 15·5)	14·8 (8 to 24·3)	19·4 (10·9 to 32·1)	29 (16·5 to 47·9)
Non-melanoma skin cancer	0 (0 to 0)	0 (0 to 0)	0 (0 to 0)	0 (0 to 0)	0 (0 to 0)	0 (0 to 0)	0 (0 to 0)	9·9 (6·5 to 14·6)	14·6 (8·6 to 22·7)	23·5 (13·8 to 36·7)	29·9 (17·3 to 45·8)
Non-melanoma skin cancer (squamous-cell carcinoma)	0 (0 to 0)	0 (0 to 0)	0 (0 to 0)	0 (0 to 0)	0 (0 to 0)	0 (0 to 0)	0 (0 to 0)	9·9 (6·4 to 14·6)	14·6 (8·6 to 22·7)	23·5 (13·8 to 36·7)	29·9 (17·3 to 45·8)
Non-melanoma skin cancer (basal-cell carcinoma)	0 (0 to 0)	0 (0 to 0)	0 (0 to 0)	0 (0 to 0)	0 (0 to 0)	0 (0 to 0)	0 (0 to 0)	0 (0 to 0)	0 (0 to 0)	0 (0 to 0)	0 (0 to 0)
Breast cancer	0 (0 to 0)	0 (0 to 0)	0 (0 to 0)	0 (0 to 0)	0 (0 to 0)	0 (0 to 0)	16·5 (9·9 to 26)	38·2 (24·5 to 57·1)	141 (89·1 to 208)	422 (277 to 628)	712 (477 to 1,030)
Cervical cancer	0 (0 to 0)	0 (0 to 0)	0 (0 to 0)	0 (0 to 0)	0 (0 to 0)	0 (0 to 0)	28·2 (16·5 to 45·8)	98·7 (54·9 to 166)	364 (207 to 576)	765 (468 to 1,170)	1,390 (926 to 2,000)
Uterine cancer	0 (0 to 0)	0 (0 to 0)	0 (0 to 0)	0 (0 to 0)	0 (0 to 0)	0 (0 to 0)	0 (0 to 0)	6·8 (4·1 to 10·8)	14·8 (8 to 24·1)	17·2 (9·4 to 27·5)	35·2 (20·9 to 53·6)
Ovarian cancer	0 (0 to 0)	0 (0 to 0)	0 (0 to 0)	0 (0 to 0)	19·6 (11·2 to 31·7)	46·3 (28·2 to 71·9)	75·8 (46·7 to 122)	99·6 (60·2 to 152)	126 (74·3 to 202)	156 (102 to 243)	235 (150 to 356)
Prostate cancer	0 (0 to 0)	0 (0 to 0)	0 (0 to 0)	0 (0 to 0)	0 (0 to 0)	0 (0 to 0)	0 (0 to 0)	0 (0 to 0)	0 (0 to 0)	0 (0 to 0)	0 (0 to 0)
Testicular cancer	--	--	--	--	--	--	--	--	--	--	--
Kidney cancer	4·6 (0·8 to 14·8)	1·6 (0·2 to 5·8)	19·4 (10 to 35·1)	90·2 (55·4 to 135)	69 (38·6 to 111)	26·4 (15·1 to 43·4)	16·3 (7·8 to 30)	19·3 (10·4 to 33)	22·5 (12·6 to 36·9)	31·4 (17·7 to 51·4)	53 (30 to 82·5)
Bladder cancer	0 (0 to 0)	0 (0 to 0)	0 (0 to 0)	0 (0 to 0)	0 (0 to 0)	0 (0 to 0)	2·7 (2 to 4·1)	3·3 (2·1 to 4·9)	4·3 (2·4 to 7·4)	7 (4·4 to 10·7)	13 (7·4 to 21·2)
Brain and central nervous system cancer	11·2 (0·9 to 52·4)	3·1 (0·3 to 12·9)	25·8 (12·5 to 48·3)	163 (88·2 to 265)	258 (156 to 380)	175 (115 to 247)	93·2 (60·9 to 135)	93·1 (58 to 140)	99·5 (61 to 150)	97·1 (59·5 to 147)	109 (68·6 to 164)
Thyroid cancer	0 (0 to 0)	0 (0 to 0)	0 (0 to 0)	0 (0 to 0)	5·2 (2·9 to 9·4)	4·4 (2·8 to 7·1)	5·7 (3·1 to 9·6)	9·2 (3·9 to 18·4)	14·2 (6·2 to 26·9)	18·9 (9·1 to 34·5)	24·9 (13·2 to 41·3)
Mesothelioma	0 (0 to 0)	0 (0 to 0)	0 (0 to 0)	0 (0 to 0)	0 (0 to 0)	0 (0 to 0)	0 (0 to 0)	2·2 (1·2 to 4·2)	4·7 (2 to 12·3)	3·6 (1·9 to 7·7)	5·2 (2·7 to 11·3)
Hodgkin lymphoma	0 (0 to 0)	0 (0 to 0)	0 (0 to 0)	10·4 (4·2 to 20·7)	18·4 (8·8 to 31·9)	20·6 (9·1 to 35·7)	46·5 (25 to 78·3)	55·9 (30·1 to 99·1)	57 (32·1 to 97)	37·1 (19·9 to 64·5)	34·3 (17·7 to 61·5)
Non-Hodgkin lymphoma	0 (0 to 0)	0 (0 to 0)	0 (0 to 0)	98·3 (62·2 to 145)	91·1 (62·7 to 128)	81·7 (52·9 to 121)	108 (73·6 to 157)	124 (77·7 to 188)	127 (80·2 to 194)	114 (72·5 to 174)	134 (88 to 204)
Multiple myeloma	0 (0 to 0)	0 (0 to 0)	0 (0 to 0)	0 (0 to 0)	0 (0 to 0)	0 (0 to 0)	0 (0 to 0)	2·4 (1·4 to 3·9)	2·8 (1·6 to 4·9)	6·2 (3·3 to 10·7)	14 (7·7 to 23·1)
Leukemia	14·3 (3 to 44)	9·6 (2·6 to 24·3)	109 (62·2 to 186)	816 (486 to 1,200)	1,110 (694 to 1,510)	941 (633 to 1,270)	721 (476 to 1,010)	560 (352 to 841)	432 (262 to 667)	325 (198 to 495)	326 (209 to 485)
Acute lymphoid leukemia	3·9 (0·4 to 13·3)	2·3 (0·3 to 6·8)	61·3 (31·7 to 106)	592 (339 to 886)	860 (497 to 1,210)	662 (419 to 934)	477 (280 to 683)	300 (163 to 489)	213 (108 to 353)	143 (73 to 241)	130 (65·1 to 216)
Chronic lymphoid leukemia	0 (0 to 0)	0 (0 to 0)	0 (0 to 0)	0 (0 to 0)	0 (0 to 0)	0 (0 to 0)	0 (0 to 0)	3·3 (1·8 to 5·4)	2·4 (1·3 to 4·2)	3·1 (1·5 to 6)	4·2 (1·9 to 7·7)
Acute myeloid leukemia	2·6 (0·2 to 11·5)	3 (0·3 to 10·9)	22·1 (10·2 to 43·5)	122 (60·4 to 211)	127 (61·8 to 233)	148 (72·1 to 261)	125 (59·3 to 219)	113 (58·5 to 206)	105 (50·5 to 183)	81·9 (41·2 to 140)	83·6 (43·2 to 141)
Chronic myeloid leukemia	1·8 (0·2 to 7·5)	0·2 (0 to 1)	0·7 (0·4 to 1·3)	3·3 (1·7 to 6)	3·5 (1·9 to 6·5)	4·4 (2·1 to 8·1)	5·1 (2·3 to 9·8)	7·6 (3·2 to 15·3)	10·4 (4·4 to 21·7)	10·5 (4·7 to 20·3)	11·9 (5·2 to 23·1)
Other leukemia	6 (0·9 to 19·3)	4·2 (0·9 to 11·6)	25·2 (12·1 to 47)	98·8 (45·6 to 173)	119 (54·5 to 224)	127 (63·8 to 222)	114 (57·5 to 202)	136 (67·7 to 245)	101 (51·3 to 185)	86 (43·1 to 150)	96·2 (51·2 to 166)
Other malignant neoplasms	15·3 (5·1 to 35·9)	11·4 (2·4 to 42)	70·6 (35·1 to 129)	312 (215 to 443)	246 (189 to 312)	359 (262 to 484)	312 (227 to 427)	226 (156 to 319)	208 (142 to 295)	171 (120 to 231)	192 (133 to 274)
Other neoplasms	2·3 (0·9 to 4·2)	1·6 (0·3 to 3·7)	19·5 (7·8 to 40·4)	38·4 (19·6 to 59·7)	25·8 (13·9 to 40)	26·5 (14·2 to 42·9)	15·7 (8·8 to 24·2)	18·2 (11·1 to 27·2)	17·5 (10·5 to 27)	18·7 (10·9 to 28·6)	16·5 (9·2 to 25·5)
Myelodysplastic, myeloproliferative, and other hematopoietic n	2·3 (0·9 to 4·2)	1·6 (0·3 to 3·7)	19·5 (7·8 to 40·4)	38·4 (19·6 to 59·7)	25·8 (13·9 to 40)	26·5 (14·2 to 42·9)	15·7 (8·8 to 24·2)	18·2 (11·1 to 27·2)	17·5 (10·5 to 27)	18·7 (10·9 to 28·6)	16·5 (9·2 to 25·5)
Benign and in situ intestinal neoplasms	0 (0 to 0)	0 (0 to 0)	0 (0 to 0)	0 (0 to 0)	0 (0 to 0)	0 (0 to 0)	0 (0 to 0)	0 (0 to 0)	0 (0 to 0)	0 (0 to 0)	0 (0 to 0)
Benign and in situ cervical and uterine neoplasms	0 (0 to 0)	0 (0 to 0)	0 (0 to 0)	0 (0 to 0)	0 (0 to 0)	0 (0 to 0)	0 (0 to 0)	0 (0 to 0)	0 (0 to 0)	0 (0 to 0)	0 (0 to 0)
Other benign and in situ neoplasms	0 (0 to 0)	0 (0 to 0)	0 (0 to 0)	0 (0 to 0)	0 (0 to 0)	0 (0 to 0)	0 (0 to 0)	0 (0 to 0)	0 (0 to 0)	0 (0 to 0)	0 (0 to 0)
Cardiovascular diseases	61·9 (31·6 to 104)	38·1 (22·9 to 60)	458 (246 to 770)	378 (278 to 494)	357 (272 to 439)	529 (398 to 686)	941 (741 to 1,180)	1,280 (981 to 1,680)	1,390 (1,050 to 1,850)	1,570 (1,170 to 2,100)	2,050 (1,550 to 2,720)
Rheumatic heart disease	0 (0 to 0)	0 (0 to 0)	0 (0 to 0)	19·9 (11·6 to 31·3)	61·2 (33·1 to 105)	133 (70·6 to 226)	191 (104 to 315)	223 (131 to 340)	219 (136 to 335)	204 (126 to 310)	193 (126 to 286)

Cause	40 to 44	45 to 49	50 to 54	55 to 59	60 to 64	65 to 69	70 to 74	75 to 79	80 to 84	85 to 89	90 to 94	95 plus	Total
All causes	44,800 (36,000 to 54,600)	46,600 (37,600 to 57,000)	48,700 (39,600 to 59,300)	47,800 (39,200 to 58,100)	46,500 (38,600 to 55,900)	39,700 (33,400 to 47,200)	38,700 (32,800 to 45,700)	30,600 (26,100 to 36,000)	22,500 (19,400 to 26,100)	13,500 (11,700 to 15,500)	5,470 (4,850 to 6,150)	1,810 (1,650 to 1,970)	715,000
Communicable, maternal, neonatal, and nutritional diseases	4,030 (3,230 to 5,120)	3,350 (2,690 to 4,160)	2,860 (2,280 to 3,530)	2,660 (2,080 to 3,430)	2,500 (1,980 to 3,150)	2,010 (1,600 to 2,500)	2,090 (1,660 to 2,620)	1,800 (1,420 to 2,250)	1,450 (1,130 to 1,830)	1,100 (846 to 1,380)	530 (400 to 664)	221 (168 to 282)	118,000
HIV/AIDS and sexually transmitted infections	632 (521 to 775)	457 (376 to 572)	252 (205 to 315)	170 (137 to 213)	170 (141 to 203)	87·6 (72·1 to 109)	25·4 (17·6 to 37·1)	13·9 (9·6 to 20·8)	7 (4·5 to 10·9)	3·5 (2·3 to 5·3)	0·8 (0·5 to 1·2)	0·2 (0·2 to 0·3)	5,350
HIV/AIDS	495 (409 to 593)	344 (286 to 416)	189 (158 to 226)	131 (108 to 155)	142 (119 to 170)	66·6 (55·2 to 79·3)	9·3 (7·1 to 12·1)	3·6 (2·9 to 4·6)	0·9 (0·8 to 1·1)	0·3 (0·3 to 0·4)	0·1 (0·1 to 0·1)	0·1 (0·1 to 0·1)	4,360
HIV/AIDS - Drug-susceptible Tuberculosis	72·5 (41·4 to 115)	51·3 (29·2 to 81·4)	28·3 (16·2 to 44·7)	19·3 (11·1 to 30·4)	20·8 (12·1 to 32·4)	9·4 (5·6 to 14·2)	1·2 (0·8 to 1·7)	0·5 (0·3 to 0·7)	0·1 (0·1 to 0·2)	0 (0 to 0·1)	0 (0 to 0)	0 (0 to 0)	644
HIV/AIDS - Multidrug-resistant Tuberculosis without extensive	5·5 (0·3 to 27·1)	4 (0·2 to 19·3)	2·2 (0·1 to 10·7)	1·5 (0·1 to 7·2)	1·6 (0·1 to 7·7)	0·7 (0 to 3·4)	0·1 (0 to 0·4)	0 (0 to 0·2)	0 (0 to 0)	0 (0 to 0)	0 (0 to 0)	0 (0 to 0)	49·5
HIV/AIDS - Extensively drug-resistant Tuberculosis	0·9 (0·1 to 4)	0·6 (0 to 2·8)	0·4 (0 to 1·6)	0·2 (0 to 1·1)	0·3 (0 to 1·1)	0·1 (0 to 0·5)	0 (0 to 0·1)	0 (0 to 0)	0 (0 to 0)	0 (0 to 0)	0 (0 to 0)	0 (0 to 0)	8
HIV/AIDS resulting in other diseases	416 (321 to 520)	289 (227 to 360)	158 (121 to 197)	109 (84·6 to 136)	119 (93·1 to 148)	56·4 (43·6 to 70)	8 (5·8 to 10·6)	3·1 (2·3 to 4)	0·8 (0·6 to 1)	0·3 (0·2 to 0·3)	0·1 (0·1 to 0·1)	0·1 (0 to 0·1)	3,660
Sexually transmitted infections excluding HIV	137 (75·9 to 250)	113 (63·6 to 198)	62·2 (32·3 to 116)	39 (20 to 72·6)	27·6 (15·1 to 50·3)	21 (12·3 to 36·2)	16·1 (9·2 to 27·3)	10·2 (6·2 to 17·1)	6 (3·6 to 9·9)	3·2 (2 to 5)	0·7 (0·4 to 1·1)	0·2 (0·1 to 0·3)	991
Syphilis	1·8 (1·1 to 2·8)	3·5 (2·2 to 5·1)	2·1 (1·3 to 3·1)	0·8 (0·5 to 1·2)	1 (0·7 to 1·6)	1·1 (0·7 to 1·6)	1·3 (0·8 to 1·8)	0·8 (0·5 to 1·1)	0·8 (0·5 to 1·3)	0·5 (0·3 to 0·7)	0·2 (0·1 to 0·3)	0 (0 to 0·1)	51·7
Chlamydial infection	12·1 (7·2 to 19·5)	9·8 (6·4 to 15·7)	3·3 (2·2 to 4·8)	2 (1·2 to 3·1)	1·6 (0·9 to 2·6)	0·9 (0·5 to 1·4)	1·1 (0·6 to 1·8)	0·8 (0·4 to 1·2)	0·6 (0·3 to 1·1)	0·4 (0·2 to 0·6)	0·1 (0 to 0·1)	0 (0 to 0)	75·9
Gonococcal infection	15 (9·5 to 23·3)	14·7 (9·1 to 22·3)	7·1 (4·1 to 11·1)	4·3 (2·2 to 7·4)	4 (2·3 to 6·6)	4·9 (2·8 to 7·6)	3·6 (2 to 6)	2·7 (1·6 to 4·2)	1·4 (0·8 to 2·5)	0·9 (0·5 to 1·5)	0·2 (0·1 to 0·3)	0 (0 to 0)	112
Trichomoniasis	57·4 (18·9 to 138)	44·3 (13·5 to 99·8)	28·4 (9·3 to 64·7)	16·5 (5·2 to 38·7)	9·4 (3·1 to 22·3)	6·1 (2·1 to 14·1)	4·1 (1·5 to 9·4)	2·3 (0·9 to 5·3)	1·1 (0·4 to 2·5)	0·4 (0·1 to 0·9)	0·1 (0 to 0·2)	0 (0 to 0)	417
Genital herpes	19·1 (5·9 to 47·2)	16·7 (5·2 to 41·6)	13·4 (4·2 to 33·9)	10·5 (3·3 to 26·4)	8·1 (2·4 to 20·5)	5·7 (1·7 to 14·5)	4·2 (1·3 to 10·2)	2·6 (0·8 to 6·6)	1·4 (0·5 to 3·6)	0·6 (0·2 to 1·4)	0·2 (0·1 to 0·5)	0 (0 to 0·1)	154
Other sexually transmitted infections	31·5 (20·1 to 48·5)	23·7 (14·5 to 38·1)	8 (4·7 to 12·6)	4·9 (3·1 to 7·3)	3·5 (2 to 5·7)	2·2 (1·3 to 3·4)	1·9 (1·1 to 3·1)	1·1 (0·6 to 1·6)	0·6 (0·3 to 1)	0·5 (0·3 to 0·7)	0·1 (0 to 0·1)	0 (0 to 0)	180
Respiratory infections and tuberculosis	982 (714 to 1,340)	1,020 (750 to 1,330)	1,020 (735 to 1,390)	1,010 (711 to 1,400)	956 (697 to 1,310)	799 (597 to 1,060)	814 (595 to 1,090)	763 (558 to 1,020)	626 (456 to 826)	462 (330 to 621)	245 (169 to 335)	88·1 (58·8 to 120)	28,800
Tuberculosis	282 (183 to 432)	298 (192 to 455)	316 (204 to 473)	253 (164 to 375)	202 (135 to 294)	161 (109 to 239)	155 (105 to 225)	101 (70·2 to 145)	60·7 (42·1 to 83·1)	24·6 (16 to 36·9)	6·2 (3·9 to 9·7)	1·6 (0·9 to 2·5)	3,790
Latent tuberculosis infection	0 (0 to 0)	0 (0 to 0)	0 (0 to 0)	0 (0 to 0)	0 (0 to 0)	0 (0 to 0)	0 (0 to 0)	0 (0 to 0)	0 (0 to 0)	0 (0 to 0)	0 (0 to 0)	0 (0 to 0)	0
Drug-susceptible tuberculosis	264 (161 to 409)	277 (167 to 426)	294 (182 to 454)	235 (141 to 356)	188 (118 to 280)	150 (97·1 to 228)	145 (91·4 to 213)	93·6 (61·1 to 138)	56·5 (34·1 to 79)	22·9 (14·1 to 34·4)	5·8 (3·4 to 9·3)	1·5 (0·8 to 2·4)	3,540
Multidrug-resistant tuberculosis without extensive drug resistar	16·2 (1 to 74·9)	17·7 (1 to 85·2)	18·7 (1·1 to 87·8)	15·1 (0·9 to 71·1)	11·9 (0·7 to 57·5)	9·7 (0·6 to 45·3)	9·1 (0·5 to 43·4)	6 (0·4 to 29·1)	3·6 (0·2 to 16·4)	1·5 (0·1 to 6·9)	0·4 (0 to 1·8)	0·1 (0 to 0·4)	219
Extensively drug-resistant tuberculosis	2·6 (0·1 to 11·8)	2·8 (0·2 to 13·8)	3 (0·2 to 12·9)	2·4 (0·1 to 11·6)	1·9 (0·1 to 8·6)	1·6 (0·1 to 6·9)	1·5 (0·1 to 6·8)	0·9 (0·1 to 4·5)	0·6 (0 to 2·7)	0·2 (0 to 1·1)	0·1 (0 to 0·3)	0 (0 to 0·1)	34·7
Lower respiratory infections	523 (343 to 768)	577 (392 to 819)	592 (389 to 852)	670 (435 to 981)	686 (465 to 1,010)	590 (415 to 813)	624 (435 to 867)	639 (444 to 888)	553 (394 to 751)	432 (303 to 589)	236 (160 to 325)	85·8 (56·3 to 118)	21,300
Upper respiratory infections	137 (71·3 to 241)	108 (57 to 184)	85·8 (48·1 to 146)	66·9 (37·2 to 111)	51·8 (28·9 to 84·2)	37·5 (20·8 to 62·1)	28·2 (15·7 to 46·5)	18·2 (10 to 29·8)	10·2 (5·8 to 17·1)	4·7 (2·9 to 7·5)	1·8 (1·1 to 2·7)	0·6 (0·4 to 0·9)	2,710
Otitis media	40·1 (18·4 to 74·1)	35·7 (16·7 to 63·3)	29·2 (13·7 to 54·1)	22·4 (11 to 40·7)	16·5 (7·7 to 32·7)	10 (4·8 to 18·7)	6·5 (3 to 12·7)	4·3 (2·1 to 8·1)	2·8 (1·2 to 5·2)	1·3 (0·6 to 2·4)	0·5 (0·2 to 0·8)	0·1 (0·1 to 0·2)	980
Enteric infections	382 (278 to 518)	423 (316 to 558)	472 (346 to 632)	485 (343 to 669)	524 (390 to 716)	435 (322 to 583)	471 (340 to 654)	404 (297 to 541)	298 (221 to 399)	193 (140 to 259)	74·7 (53·9 to 103)	31·5 (21·1 to 44·7)	15,900
Diarrheal diseases	377 (273 to 510)	418 (311 to 553)	467 (341 to 626)	480 (340 to 664)	520 (385 to 711)	431 (319 to 579)	468 (337 to 652)	402 (295 to 538)	296 (220 to 398)	192 (139 to 258)	74·4 (53·5 to 103)	31·4 (21 to 44·6)	15,700
Typhoid and paratyphoid	2·7 (0·7 to 7·2)	2·8 (0·9 to 6·9)	2·8 (1·1 to 6·1)	2·6 (1 to 5·7)	2·3 (0·9 to 5·1)	1·8 (0·7 to 3·7)	1·4 (0·5 to 3·1)	1·5 (0·7 to 2·9)	1·3 (0·6 to 2·5)	0·7 (0·3 to 1·4)	0·2 (0·1 to 0·5)	0·1 (0 to 0·1)	72·3
Typhoid fever	2·6 (0·7 to 6·9)	2·7 (0·9 to 6·5)	2·8 (1·1 to 5·8)	2·5 (0·9 to 5·6)	2·2 (0·8 to 4·9)	1·7 (0·7 to 3·7)	1·4 (0·5 to 3)	1·4 (0·7 to 2·8)	1·2 (0·5 to 2·4)	0·7 (0·3 to 1·3)	0·2 (0·1 to 0·5)	0·1 (0 to 0·1)	69·7
Paratyphoid fever	0·1 (0 to 0·3)	0·1 (0 to 0·3)	0·1 (0 to 0·3)	0·1 (0 to 0·3)	0·1 (0 to 0·2)	0·1 (0 to 0·2)	0·1 (0 to 0·2)	0·1 (0 to 0·1)	0·1 (0 to 0·1)	0 (0 to 0·1)	0 (0 to 0)	0 (0 to 0)	2·6
Invasive Non-typhoidal Salmonella (iNTS)	2·3 (0·5 to 5·5)	2·1 (0·4 to 5)	2 (0·3 to 4·5)	2 (0·3 to 4·7)	1·9 (0·2 to 4·6)	1·6 (0·2 to 3·9)	1·4 (0·3 to 3·2)	0·9 (0·2 to 2)	0·5 (0·1 to 1·2)	0·2 (0·1 to 0·5)	0·1 (0 to 0·2)	0 (0 to 0·1)	91·5
Other intestinal infectious diseases	0·5 (0·1 to 1·6)	0·3 (0·1 to 0·9)	0·3 (0·1 to 0·9)	0·2 (0 to 0·7)	0·2 (0 to 0·6)	0·2 (0 to 0·8)	0·2 (0 to 0·5)	0·1 (0 to 0·3)	0·1 (0 to 0·3)	0·1 (0 to 0·4)	0 (0 to 0·1)	0 (0 to 0·1)	25·9
Neglected tropical diseases and malaria	466 (264 to 751)	385 (212 to 624)	337 (186 to 542)	316 (186 to 498)	296 (176 to 471)	258 (149 to 409)	232 (143 to 360)	177 (106 to 270)	119 (72·9 to 188)	61·5 (38·4 to 93·4)	22·2 (13·9 to 33·1)	6·8 (4·1 to 10·1)	6,050
Malaria	1·6 (0·3 to 3·8)	1·2 (0·6 to 2·2)	0·3 (0·2 to 0·6)	0·3 (0·2 to 0·6)	0·3 (0·2 to 0·5)	0·3 (0·2 to 0·4)	0·2 (0·1 to 0·4)	0·2 (0·1 to 0·3)	0·1 (0 to 0·1)	0 (0 to 0·1)	0 (0 to 0)	0 (0 to 0)	22·7
Chagas disease	30 (17 to 47·2)	30 (16·7 to 46·5)	29·1 (16·5 to 44·9)	28·4 (17·2 to 44·5)	27·4 (16·9 to 42·1)	24 (14·6 to 35·4)	22·1 (13·1 to 32·6)	17·9 (11·1 to 26·5)	12·3 (7·1 to 18·9)	7·2 (4 to 11·4)	2·9 (1·2 to 5·2)	0·9 (0·2 to 1·9)	347
Leishmaniasis	2 (0 to 5·9)	1·7 (0 to 4·5)	1·4 (0 to 3·7)	1·2 (0 to 3·2)	1·2 (0 to 3·2)	1 (0 to 2·7)	0·8 (0 to 2·4)	0·5 (0 to 1·5)	0·2 (0 to 0·8)	0·1 (0 to 0·3)	0 (0 to 0·1)	0 (0 to 0)	51·2
Visceral leishmaniasis	0·6 (0 to 3·1)	0·4 (0 to 1·9)	0·3 (0 to 1·3)	0·2 (0 to 1)	0·2 (0 to 0·7)	0·1 (0 to 0·5)	0·1 (0 to 0·3)	0 (0 to 0·2)	0 (0 to 0·1)	0 (0 to 0)	0 (0 to 0)	0 (0 to 0)	19·8
Cutaneous and mucocutaneous leishmaniasis	1·4 (0 to 4·8)	1·2 (0 to 4)	1·1 (0 to 3·5)	1 (0 to 3)	1 (0 to 3·2)	0·9 (0 to 2·5)	0·7 (0 to 2·4)	0·4 (0 to 1·4)	0·2 (0 to 0·7)	0·1 (0 to 0·3)	0 (0 to 0·1)	0 (0 to 0)	31·4
African trypanosomiasis	0 (0 to 0)	0 (0 to 0)	0 (0 to 0)	0 (0 to 0)	0 (0 to 0)	0 (0 to 0)	0 (0 to 0)	0 (0 to 0)	0 (0 to 0)	0 (0 to 0)	0 (0 to 0)	0 (0 to 0)	0
Schistosomiasis	0 (0 to 0)	0 (0 to 0)	0 (0 to 0)	0 (0 to 0)	0 (0 to 0)	0 (0 to 0)	0 (0 to 0)	0 (0 to 0)	0 (0 to 0)	0 (0 to 0)	0 (0 to 0)	0 (0 to 0)	0
Cysticercosis	316 (128 to 600)	285 (125 to 519)	251 (113 to 448)	236 (114 to 418)	230 (117 to 401)	202 (102 to 351)	177 (92·6 to 301)	131 (65·6 to 227)	84·1 (42·1 to 149)	39·7 (19·9 to 67)	13·3 (6·1 to 23·2)	3·6 (1·6 to 6·4)	3,210
Cystic echinococcosis	0·1 (0 to 0·3)	0·1 (0 to 0·3)	0·1 (0 to 0·4)	0·1 (0 to 0·3)	0·1 (0 to 0·3)	0·1 (0 to 0·2)	0·1 (0 to 0·2)	0 (0 to 0·1)	0 (0 to 0·1)	0 (0 to 0·1)	0 (0 to 0)	0 (0 to 0)	1·4
Lymphatic filariasis	0 (0 to 0)	0 (0 to 0)	0 (0 to 0)	0 (0 to 0)	0 (0 to 0)	0 (0 to 0)	0 (0 to 0)	0 (0 to 0)	0 (0 to 0)	0 (0 to 0)	0 (0 to 0)	0 (0 to 0)	0
Onchocerciasis	0 (0 to 0)	0 (0 to 0)	0 (0 to 0)	0 (0 to 0)	0 (0 to 0)	0 (0 to 0)	0 (0 to 0)	0 (0 to 0)	0 (0 to 0)	0 (0 to 0)	0 (0 to 0)	0 (0 to 0)	0
Trachoma	30·4 (14·4 to 54·9)	8·2 (2·7 to 16·5)	9·1 (3·1 to 18·6)	10 (3·2 to 21)	10·8 (3·8 to 21·1)	11·9 (4·8 to 23)	14·9 (6·6 to 27·1)	16·9 (8·2 to 29·6)	15·6 (8 to 26·9)	10·4 (5·5 to 18·1)	4·5 (2·3 to 7·8)	1·6 (0·7 to 2·8)	575
Dengue	25 (9·7 to 51·7)	19·6 (6·8 to 41·8)	17·2 (6 to 35·6)	13·4 (4·8 to 26·8)	10·4 (3·7 to 20·3)	7·6 (2·9 to 16·7)	5·3 (1·9 to 10·9)	3·5 (1 to 7)	2·8 (1·1 to 5·5)	1·7 (0·5 to 3·5)	0·7 (0·2 to 1·4)	0·4 (0·1 to 0·9)	393
Yellow fever	0 (0 to 0)	0 (0 to 0)	0 (0 to 0)	0 (0 to 0)	0 (0 to 0)	0 (0 to 0)	0 (0 to 0)	0 (0 to 0)	0 (0 to 0)	0 (0 to 0)	0 (0 to 0)	0 (0 to 0)	0
Rabies	0 (0 to 0)	0 (0 to 0)	0 (0 to 0)	0 (0 to 0)	0 (0 to 0)	0 (0 to 0)	0 (0 to 0)	0 (0 to 0)	0 (0 to 0)	0 (0 to 0)	0 (0 to 0)	0 (0 to 0)	0·2
Intestinal nematode infections	33·8 (16·8 to 59·3)	20·7 (10·1 to 37·6)	16·3 (7·9 to 29·5)	13·1 (6·2 to 23·4)	10·4 (5·1 to 18·6)	6·7 (3·3 to 11·9)	5·8 (3 to 10·2)	3·8 (1·9 to 6·8)	2 (1 to 3·8)	0·9 (0·4 to 1·5)	0·3 (0·1 to 0·5)	0·1 (0 to 0·1)	917
Ascariasis	19·5 (8·5 to 37·1)	14·9 (6·5 to 27·9)	11·3 (5 to 20·8)	9·1 (3·8 to 16·6)	7·5 (3·2 to 13·9)	4·8 (2·1 to 9·3)	3·8 (1·6 to 7·2)	2·7 (1·1 to 5)	1·4 (0·6 to 2·8)	0·6 (0·2 to 1·1)	0·2 (0·1 to 0·5)	0 (0 to 0·1)	510
Trichuriasis	5·5 (1·9 to 11·7)	4 (1·4 to 8·8)	2·9 (0·9 to 6·2)	2·1 (0·7 to 4·6)	1·4 (0·4 to 3·2)	0·9 (0·2 to 2)	0·6 (0·2 to 1·2)	0·4 (0·1 to 0·8)	0·2 (0 to 0·4)	0·1 (0 to 0·1)	0 (0 to 0)	0 (0 to 0)	165
Hookworm disease	8·8 (3·3 to 17·9)	1·8 (0·6 to 4·3)	2·1 (0·6 to 4·8)	1·9 (0·6 to 4·6)	1·5 (0·5 to 3·4)	1 (0·3 to 2·3)	1·4 (0·5 to 2·9)	0·8 (0·2 to 1·7)	0·4 (0·1 to 0·9)	0·2 (0·1 to 0·5)	0·1 (0 to 0·1)	0 (0 to 0)	243
Food-borne trematodiases	0 (0 to 0)	0 (0 to 0)	0 (0 to 0)	0 (0 to 0)	0 (0 to 0)	0 (0 to 0)	0 (0 to 0)	0 (0 to 0)	0 (0 to 0)	0 (0 to 0)	0 (0 to 0)	0 (0 to 0)	0
Leprosy	0·1 (0·1 to 0·2)	0·1 (0·1 to 0·2)	0·1 (0·1 to 0·2)	0·1 (0·1 to 0·2)	0·1 (0·1 to 0·1)	0·1 (0 to 0·1)	0·1 (0 to 0·1)	0 (0 to 0·1)	0 (0 to 0)	0 (0 to 0)	0 (0 to 0)	0 (0 to 0)	1·1
Ebola	0 (0 to 0)	0 (0 to 0)	0 (0 to 0)	0 (0 to 0)	0 (0 to 0)	0 (0 to 0)	0 (0 to 0)	0 (0 to 0)	0 (0 to 0)	0 (0 to 0)	0 (0 to 0)	0 (0 to 0)	0
Zika virus	0 (0 to 0)	0 (0 to 0)	0 (0 to 0)	0 (0 to 0)	0 (0 to 0)	0 (0 to 0)	0 (0 to 0)	0 (0 to 0)	0 (0 to 0)	0 (0 to 0)	0 (0 to 0)	0 (0 to 0)	0
Guinea worm disease	0 (0 to 0)	0 (0 to 0)	0 (0 to 0)	0 (0 to 0)	0 (0 to 0)	0 (0 to 0)	0 (0 to 0)	0 (0 to 0)	0 (0 to 0)	0 (0 to 0)	0 (0 to 0)	0 (0 to 0)	0
Other neglected tropical diseases	26·5 (10·7 to 51·5)	18 (6·9 to 35·2)	12·3 (4 to 26·5)	12·6 (4·3 to 25·9)	5·5 (1·9 to 10·7)	3·7 (1·5 to 7·1)	6·3 (2·7 to 10·9)	2·6 (1 to 4·9)	1·9 (0·8 to 3·7)	1·5 (0·7 to 2·6)	0·6 (0·2 to 1)	0·3 (0·1 to 0·5)	523
Other infectious diseases	140 (103 to 187)	129 (94·1 to 174)	108 (79·7 to 141)	93·8 (68·2 to 122)	77·5 (58·1 to 101)	57·2 (43·8 to 73)	48·2 (36·6 to 61·6)	31·1 (23·3 to 40·6)	17·7 (13 to 23·5)	10·1 (7 to 14·1)	3·5 (2·6 to 4·9)	1·3 (0·9 to 1·7)	4,060
Meningitis	25·2 (17·1 to 36)	27·6 (18·7 to 40·1)	20·4 (14·4 to 27·8)	16 (11 to 21·9)	14·8 (10·5 to 20·6)	10·5 (7·1 to 15·4)	7·2 (4·9 to 10·2)	5·5 (3·6 to 7·8)	2·8 (1·8 to 4)	1·3 (0·9 to 1·9)	0·4 (0·2 to 0·5)	0·1 (0·1 to 0·2)	623
Encephalitis	44 (25·7 to 68·6)	37·4 (22·6 to 57·6)	30·7 (20·5 to 45·2)	26 (16·7 to 38·3)	21·1 (13·7 to 30·5)	14·9 (10·1 to 21·5)	10·6 (6·9 to 16·1)	6·4 (4·1 to 9·5)	3·4 (2·1 to 5·4)	1·3 (0·9 to 2)	0·5 (0·3 to 0·7)	0·2 (0·1 to 0·3)	1,400
Diphtheria	0 (0 to 0)	0 (0 to 0)	0 (0 to 0·1)	0 (0 to 0)	0 (0 to 0)	0 (0 to 0)	0 (0 to 0)	0 (0 to 0)	0 (0 to 0)	0 (0 to 0)	0 (0 to 0)	0 (0 to 0)	0·8
Tetanus	0·4 (0·2 to 0·7)	0·3 (0·2 to 0·6)	0·4 (0·2 to 0·8)	0·3 (0·1 to 0·6)	0·3 (0·1 to 0·5)	0·2 (0·1 to 0·4)	0·1 (0·1 to 0·3)	0·1 (0·1 to 0·3)	0·1 (0 to 0·1)	0 (0 to 0·1)	0 (0 to 0)	0 (0 to 0)	5·6
Measles	0 (0 to 0)	0 (0 to 0)	0 (0 to 0)	0 (0 to 0)	0 (0 to 0)	0 (0 to 0)	0 (0 to 0)	0 (0 to 0)	0 (0 to 0)	0 (0 to 0)	0 (0 to 0)	0 (0 to 0)	0
Varicella and herpes zoster	7·5 (3·6 to 14·1)	6·8 (3·3 to 12·4)	7·6 (3·7 to 15)	6 (2·6 to 10·8)	7 (3·5 to 13·2)	5·5 (2·9 to 9·6)	5 (2·7 to 8·1)	4·3 (2·5 to 7·1)	3·2 (1·8 to 5·6)	2·1 (1·2 to 3·6)	0·9 (0·5 to 1·6)	0·3 (0·1 to 0·5)	295
Acute hepatitis	14·2 (8·5 to 22·4)	15·6 (8·6 to 25·2)	16·4 (9·2 to 28·4)	15·6 (8·8 to 26·1)	15·6 (8·8 to 25·2)	11·8 (6·9 to 19·4)	9·9 (5·8 to 16·5)	5·4 (3 to 8·8)	3·1 (1·8 to 5·1)	1·6 (0·8 to 2·8)	0·5 (0·3 to 0·8)	0·1 (0·1 to 0·2)	451
Acute hepatitis A	8 (3·9 to 13·6)	7·9 (3·4 to 14·4)	8·5 (3·8 to 16·2)	7·4 (3·2 to 13·3)	6·8 (2·7 to 13)	6·4 (2·8 to 11·6)	5·2 (2·2 to 9·5)	2·9 (1·3 to 5·5)	2 (0·9 to 3·5)	1·1 (0·5 to 2·1)	0·3 (0·2 to 0·6)	0·1 (0 to 0·2)	309
Acute hepatitis B	3·6 (1·3 to 7)	4·2 (1·3 to 9·1)	4·7 (1·4 to 10·2)	4·9 (1·4 to 11·1)	5·6 (1·9 to 11·8)	3·3 (0·7 to 7·6)	2·8 (0·7 to 6·1)	1·4 (0·3 to 3·2)	0·7 (0·2 to 1·6)	0·3 (0 to 0·7)	0·1 (0 to 0·2)	0 (0 to 0·1)	86·9
Acute hepatitis C	1·9 (0·7 to 4·4)	2·9 (1 to 7·2)	2·7 (1 to 6·9)	2·8 (1 to 6·7)	2·7 (0·9 to 5·7)	1·8 (0·6 to 4·1)	1·7 (0·6 to 3·8)	0·8 (0·3 to 1·9)	0·4 (0·1 to 0·9)	0·1 (0 to 0·3)	0 (0 to 0·1)	0 (0 to 0·1)	37·9
Acute hepatitis E	0·7 (0·4 to 1·2)	0·7 (0·3 to 1·2)	0·5 (0·2 to 0·8)	0·5 (0·2 to 0·8)	0·5 (0·2 to 1·1)	0·3 (0·2 to 0·5)	0·3 (0·2 to 0·5)	0·2 (0·1 to 0·3)	0·1 (0·1 to 0·2)	0·1 (0 to 0·1)	0 (0 to 0)	0 (0 to 0)	17·1
Other unspecified infectious diseases	46·7 (27·7 to 77·4)	38·9 (22·7 to 61·6)	30·8 (19·1 to 47·6)	27·4 (16·4 to 44)	18·8 (11·6 to 28·3)	14·3 (9·2 to 22·1)	15·3 (9·1 to 24·3)	9·4 (5·5 to 16·3)	5·2 (2·8 to 8·8)	3·8 (2 to 6·4)	1·3 (0·7 to 2·1)	0·5 (0·3 to 0·8)	899
Maternal and neonatal disorders	641 (505 to 800)	335 (254 to 422)	195 (142 to 265)	137 (100 to 181)	93·7 (68·7 to 127)	53·6 (38·4 to 73)	28·9 (20·9 to 40·5)	12·3 (8·6 to 17·1)	3·1 (1·9 to 4·8)	0·7 (0·4 to 1·3)	0·2 (0·1 to 0·3)	0 (0 to 0·1)	43,800
Maternal disorders	329 (225 to 458)	83·6 (55·6 to 122)	5·8 (4·1 to 8)	0 (0 to 0)	0 (0 to 0)	0 (0 to 0)	0 (0 to 0)	0 (0 to 0)	0 (0 to 0)	0 (0 to 0)	0 (0 to 0)	0 (0 to 0)	6,320
Maternal hemorrhage	95·7 (50 to 166)	20·6 (9·8 to 37·1)	1·1 (0·6 to 2)	0 (0 to 0)	0 (0 to 0)	0 (0 to 0)	0 (0 to 0)	0 (0 to 0)	0 (0 to 0)	0 (0 to 0)	0 (0 to 0)	0 (0 to 0)	1,670
Maternal sepsis and other maternal infections	14·4 (7·2 to 26·2)	6 (3·2 to 10·5)	0·3 (0·1 to 0·7)	0 (0 to 0)	0 (0 to 0)	0 (0 to 0)	0 (0 to 0)	0 (0 to 0)	0 (0 to 0)	0 (0 to 0)	0 (0 to 0)	0 (0 to 0)	361
Maternal hypertensive disorders	56·4 (35·3 to 84·8)	14 (8·3 to 22·1)	1·7 (1·1 to 2·5)	0 (0 to 0)	0 (0 to 0)	0 (0 to 0)	0 (0 to 0)	0 (0 to 0)	0 (0 to 0)	0 (0 to 0)	0 (0 to 0)	0 (0 to 0)	1,070
Maternal obstructed labor and uterine rupture	25·2 (10·3 to 51·3)	6·5 (2·5 to 13·7)	0·6 (0·3 to 1·1)	0 (0 to 0)	0 (0 to 0)	0 (0 to 0)	0 (0 to 0)	0 (0 to 0)	0 (0 to 0)	0 (0 to 0)	0 (0 to 0)	0 (0 to 0)	374
Maternal abortion and miscarriage	22·6 (8·5 to 48)	9·2 (3·7 to 18·5)	0·6 (0·3 to 1·1)	0 (0 to 0)	0 (0 to 0)	0 (0 to 0)	0 (0 to 0)	0 (0 to 0)	0 (0 to 0)	0 (0 to 0)	0 (0 to 0)	0 (0 to 0)	346
Ectopic pregnancy	3·6 (2 to 6·1)	0·6 (0·4 to 1)	0 (0 to 0·1)	0 (0 to 0)	0 (0 to 0)	0 (0 to 0)	0 (0 to 0)	0 (0 to 0)	0 (0 to 0)	0 (0 to 0)	0 (0 to 0)	0 (0 to 0)	94·3
Indirect maternal deaths	36·3 (17 to 67·9)	7·2 (3·4 to 13·5)	0·3 (0·2 to 0·6)	--	--	--	--	--	--	--	--	--	NA
Late maternal deaths	10·9 (4·3 to 21·6)	2·2 (1 to 4·1)	0·1 (0·1 to 0·2)	--	--	--	--	--	--	--	--	--	NA
Maternal deaths aggravated by HIV/AIDS	0·3 (0·1 to 0·6)	0·1 (0 to 0·1)	0 (0 to 0)	--	--	--	--	--	--	--	--	--	NA
Neonatal disorders	312 (226 to 423)	251 (179 to 339)	189 (136 to 260)	137 (100 to 181)	93·7 (68·7 to 127)	53·6 (38·4 to 73)	28·9 (20·9 to 40·5)	12·3 (8·6 to 17·1)	3·1 (1·9 to 4·8)	0·7 (0·4 to 1·3)	0·2 (0·1 to 0·3)	0 (0 to 0·1)	37,500
Neonatal preterm birth	152 (104 to 209)	121 (80·8 to 169)	88·8 (60·7 to 125)	63·4 (46·5 to 85·7)	41·2 (30·8 to 52·7)	22·4 (16·5 to 29·1)	11·4 (8·3 to 15·4)	4·7 (2·9 to 7·1)	1·3 (0·5 to 2·6)	0·5 (0·1 to 1)	0·2 (0 to 0·3)	0 (0 to 0·1)	14,600
Neonatal encephalopathy due to birth asphyxia and trauma	32·5 (18·2 to 54·6)	26·5 (14·4 to 43·5)	20·2 (11·2 to 33·4)	15·3 (8·5 to 25·7)	10·9 (5·9 to 18·2)	5·4 (2·8 to 9·1)	1·9 (1 to 3·5)	0·4 (0·2 to 0·8)	0·1 (0 to 0·1)	0 (0 to 0)	0 (0 to 0)	0 (0 to 0)	9,440
Neonatal sepsis and other neonatal infections	103 (53·7 to 179)	83·5 (44·4 to 145)	64·2 (32·8 to 114)	46·6 (24·3 to 80·2)	33·1 (16·5 to 57·1)	20·5 (10·3 to 36·9)	12·4 (6·5 to 21·5)	5·8 (3·4 to 9·5)	1·3 (0·7 to 2·5)	0·2 (0·1 to 0·4)	0 (0 to 0)	0 (0 to 0)	8,920
Hemolytic disease and other neonatal jaundice	24·8 (17·9 to 33·3)	20·5 (14·6 to 27·4)	15·8 (11·1 to 21·2)	11·8 (8·6 to 15·9)	8·5 (6·1 to 11·4)	5·3 (3·8 to 7)	3·1 (2·3 to 4·1)	1·4 (1 to 1·8)	0·4 (0·3 to 0·5)	0·1 (0 to 0·1)	0 (0 to 0)	0 (0 to 0)	552
Other neonatal disorders	0 (0 to 0)	0 (0 to 0)	0 (0 to 0)	0 (0 to 0)	0 (0 to 0)	0 (0 to 0)	0 (0 to 0)	0 (0 to 0)	0 (0 to 0)	0 (0 to 0)	0 (0 to 0)	0 (0 to 0)	4,020
Nutritional deficiencies	793 (431 to 1,360)	600 (347 to 1,010)	471 (286 to 755)	442 (270 to 707)	385 (262 to 572)	321 (225 to 451)	471 (327 to 661)	396 (280 to 540)	383 (273 to 498)	364 (265 to 485)	184 (126 to 252)	93·2 (67·1 to 125)	13,900
Protein-energy malnutrition	198 (138 to 283)	202 (143 to 278)	168 (116 to 236)	185 (127 to 255)	199 (141 to 270)	202 (140 to 282)	257 (181 to 352)	294 (201 to 415)	310 (214 to 414)	291 (199 to 403)	152 (96·8 to 213)	80·2 (53·5 to 110)	7,040
Iodine deficiency	47·4 (23·5 to 87)	38·4 (18·8 to 66·5)	29·7 (14·5 to 53·5)	22·4 (11·8 to 38·3)	16·5 (8 to 29·3)	11·1 (5·3 to 19·8)	7·7 (3·6 to 13·6)	4·6 (2·1 to 8·2)	2·7 (1·4 to 4·5)	1·2 (0·6 to 1·9)	0·3 (0·2 to 0·5)	0·1 (0 to 0·1)	681
Vitamin A deficiency	6·4 (3·3 to 10·9)	5·6 (2·9 to 9·8)	4·4 (2·4 to 7·5)	3·5 (1·9 to 5·9)	2·7 (1·4 to 4·7)	2 (1 to 3·5)	1·5 (0·8 to 2·7)	1 (0·5 to 1·7)	0·6 (0·3 to 1)	0·2 (0·1 to 0·4)	0·1 (0 to 0·1)	0 (0 to 0)	408
Dietary iron deficiency	485 (164 to 1,030)	305 (102 to 673)	213 (56·5 to 499)	186 (50·9 to 440)	122 (36·1 to 281)	56·2 (14·7 to 137)	157 (49·1 to 310)	44·8 (10·6 to 107)	26·1 (5·9 to 62·4)	31·9 (11·1 to 63·4)	8·8 (3·1 to 18·3)	2·6 (0·9 to 5·3)	4,740
Other nutritional deficiencies	55·7 (33·7 to 87)	49 (26·6 to 77·1)	56·6 (33·2 to 88·1)	45·4 (27 to 69·3)	44·3 (25 to 70·2)	49·2 (26·5 to 81·6)	48·2 (25·1 to 79·3)	51 (25·9 to 94·5)	43·6 (22·4 to 84)	40·3 (20·4 to 99·9)	22·1 (10·1 to 54·9)	10·3 (4·9 to 26·2)	1,020
Non-communicable diseases	38,300 (30,600 to 46,600)	41,200 (33,200 to 50,300)	44,100 (35,800 to 53,900)	43,700 (35,900 to 53,100)	42,800 (35,400 to 51,500)	36,700 (30,800 to 43,800)	35,600 (30,000 to 42,200)	28,000 (23,900 to 33,000)	20,400 (17,600 to 23,600)	12,000 (10,400 to 13,800)	4,770 (4,220 to 5,390)	1,530 (1,390 to 1,670)	555,000
Neoplasms	5,500 (4,090 to 7,220)	6,410 (4,790 to 8,410)	7,340 (5,530 to 9,650)	6,910 (5,320 to 9,000)	6,440 (5,020 to 8,300)	5,340 (4,190 to 6,700)	5,040 (4,050 to 6,210)	3,600 (2,900 to 4,420)	2,100 (1,660 to 2,570)	1,020 (809 to 1,260)	292 (230 to 358)	72·8 (55·5 to 90·6)	68,500
Lip and oral cavity cancer	39·2 (24·2 to 60)	50·4 (32·5 to 77·7)	57·6 (37·3 to 89·9)	60·3 (39·6 to 88·8)	62·8 (41·5 to 92·1)	47·9 (32·8 to 67·9)	49 (33·3 to 67·9)	40·2 (27·7 to 57·6)	28·2 (18·9 to 39·8)	15 (10·1 to 21·5)	4·8 (3·3 to 6·8)	1·2 (0·8 to 1·7)	543
Nasopharynx cancer	6·6 (3·9 to 10·7)	8·5 (5·4 to 12·6)	9·1 (5·7 to 14·4)	9·5 (5·9 to 14·9)	7·8 (4·6 to 11·8)	5·4 (3·4 to 8·6)	5·1 (3·2 to 7·8)	2·4 (1·5 to 3·7)	1·4 (0·9 to 2·3)	0·8 (0·4 to 1·2)	0·3 (0·2 to 0·5)	0·1 (0 to 0·1)	85·5
Other pharynx cancer	5·8 (3·4 to 9·7)	7·4 (4·5 to 11·7)	8·7 (5·2 to 13·9)	9·8 (5·8 to 15)	10·6 (6·5 to 16·1)	9·2 (5·8 to 13·8)	9·4 (6 to 13·9)	5·8 (3·7 to 8·5)	3·8 (2·3 to 5·8)	1·8 (1·1 to 2·6)	0·6 (0·4 to 0·9)	0·2 (0·1 to 0·3)	84·4
Esophageal cancer	26·6 (15·9 to 43·4)	42·9 (28·2 to 65·3)	57·7 (37·5 to 87·8)	61·3 (38 to 91·5)	59·8 (39·6 to 88·3)	59·1 (39·7 to 87·7)	57 (37·4 to 84·4)	49·4 (33·4 to 70)	29 (18·7 to 43)	14·1 (9·5 to 20·2)	4·1 (2·6 to 5·9)	0·8 (0·5 to 1·2)	507
Stomach cancer	615 (428 to 860)	753 (521 to 1,040)	940 (651 to 1,290)	815 (573 to 1,120)	759 (546 to 1,040)	765 (558 to 1,020)	820 (606 to 1,090)	678 (509 to 878)	394 (290 to 524)	217 (157 to 293)	61·7 (42 to 83·7)	17·9 (11·8 to 25·3)	8,120
Colon and rectum cancer	348 (238 to 492)	386 (259 to 553)	433 (293 to 630)	530 (366 to 757)	500 (348 to 705)	416 (289 to 575)	444 (325 to 595)	365 (262 to 484)	228 (165 to 304)	128 (90·6 to 172)	38·3 (26·4 to 52·2)	9·3 (6·3 to 13)	4,510
Liver cancer	108 (60·8 to 169)	165 (102 to 252)	254 (153 to 394)	324 (209 to 490)	343 (225 to 498)	328 (223 to 473)	322 (221 to 453)	235 (160 to 333)	135 (94·1 to 185)	55·4 (36·7 to 79·9)	11·8 (8·1 to 16·7)	2·2 (1·4 to 3·2)	2,590
Liver cancer due to hepatitis B	30·6 (16·3 to 51·7)	38·3 (20·8 to 66·2)	48·2 (25 to 81·6)	52·5 (29·1 to 86·2)	46·5 (25·6 to 81)	35·3 (20·5 to 55·5)	27·9 (15·8 to 44·9)	16·7 (10·2 to 26·5)	8·1 (4·6 to 12·8)	3 (1·9 to 4·9)	0·6 (0·3 to 1)	0·1 (0 to 0·2)	372
Liver cancer due to hepatitis C	28·8 (15·5 to 47)	54·9 (30·8 to 90·5)	100 (55·9 to 166)	146 (88·3 to 234)	165 (102 to 250)	163 (104 to 234)	168 (111 to 245)	132 (85·7 to 193)	81·1 (54·7 to 113)	35·1 (22·8 to 51·7)	7·8 (5·2 to 10·9)	1·5 (0·9 to 2·3)	1,110
Liver cancer due to alcohol use	20·4 (10·6 to 35)	33·6 (17·5 to 58·2)	52·1 (29·8 to 84·8)	64·9 (36·9 to 106)	70·8 (42 to 110)	72·7 (42·7 to 112)	68 (41·8 to 107)	41·4 (26·2 to 63·5)	19·7 (12·9 to 29·3)	6·8 (4·4 to 10·7)	1·2 (0·8 to 1·9)	0·2 (0·1 to 0·3)	472
Liver cancer due to NASH	12·5 (6·4 to 21·2)	18·7 (10·2 to 31·4)	27·8 (15·7 to 45·5)	34·4 (19·6 to 55·8)	36·8 (21·2 to 58·5)	36·8 (22·4 to 59·4)	39 (23·9 to 59·8)	31·7 (19·4 to 49·2)	19 (11·5 to 28·6)	7·5 (4·7 to 11·5)	1·6 (1 to 2·4)	0·3 (0·1 to 0·5)	301
Liver cancer due to other causes	15·5 (8·1 to 26)	19·9 (11 to 32·3)	25·3 (13·9 to 41·5)	26·8 (15·5 to 42·7)	24·7 (14·4 to 40)	21·1 (12·5 to 33·6)	19·2 (11·7 to 29)	13·5 (8·3 to 20·7)	7·4 (4·6 to 11·2)	2·8 (1·8 to 4·4)	0·6 (0·3 to 0·9)	0·1 (0·1 to 0·2)	343
Gallbladder and biliary tract cancer	100 (61·3 to 154)	177 (110 to 268)	264 (168 to 390)	280 (174 to 438)	312 (208 to 471)	288 (196 to 421)	267 (183 to 378)	186 (129 to 262)	104 (70·8 to 153)	43 (26·4 to 64·6)	12·2 (7·8 to 18·6)	2·6 (1·5 to 4·6)	2,130
Pancreatic cancer	122 (80·6 to 174)	218 (146 to 315)	311 (204 to 441)	384 (259 to 552)	426 (297 to 600)	349 (249 to 482)	368 (261 to 504)	240 (168 to 333)	150 (104 to 211)	63·9 (42·3 to 92·4)	16·2 (10·6 to 23·6)	3·5 (2·3 to 5)	2,810
Larynx cancer	10·2 (5·6 to 16·5)	13·7 (8 to 22·5)	17·4 (9·8 to 28·7)	24·3 (15·5 to 37·8)	26·8 (16·2 to 41·2)	22·5 (14·4 to 34·3)	23·6 (15·1 to 35·7)	17·6 (11·5 to 26)	11·5 (7·4 to 16·9)	6·4 (4 to 9·6)	1·7 (0·9 to 2·7)	0·4 (0·2 to 0·6)	200
Tracheal, bronchus, and lung cancer	158 (100 to 235)	230 (151 to 339)	326 (219 to 472)	348 (228 to 504)	370 (261 to 525)	338 (241 to 463)	353 (254 to 484)	246 (171 to 333)	144 (99·3 to 208)	63·6 (43·2 to 88·2)	17·2 (10·7 to 25)	3·1 (1·9 to 4·8)	2,870
Malignant skin melanoma	29·9 (17·1 to 48·5)	31·9 (17·7 to 51)	31·4 (18·2 to 49)	31·6 (18·9 to 51·8)	28·8 (16·6 to 46·2)	22·5 (13·5 to 36·3)	21 (12·3 to 31·9)	18·4 (10·5 to 27·9)	11·8 (7 to 17·9)	7·2 (3·6 to 10·7)	2·5 (1·1 to 3·9)	0·7 (0·4 to 1·2)	329
Non-melanoma skin cancer	38·3 (22·8 to 58·3)	47·5 (27·3 to 77·4)	44·6 (23·3 to 73·5)	47·3 (28 to 71·7)	42·2 (25·8 to 65·3)	44·7 (27·6 to 65·3)	45·5 (28·6 to 67·4)	52·2 (33·7 to 75·1)	51·2 (32·9 to 73·1)	37·5 (23·2 to 56·5)	18·7 (10·5 to 29·6)	7·5 (3·8 to 12·5)	555
Non-melanoma skin cancer (squamous-cell carcinoma)	38·3 (22·8 to 58·2)	47·5 (27·3 to 77·3)	44·6 (23·2 to 73·5)	47·2 (27·9 to 71·7)	42·2 (25·7 to 65·2)	44·6 (27·5 to 65·3)	45·4 (28·6 to 67·4)	52·1 (33·7 to 75·1)	51·2 (32·9 to 73)	37·5 (23·2 to 56·5)	18·7 (10·5 to 29·6)	7·5 (3·8 to 12·5)	555
Non-melanoma skin cancer (basal-cell carcinoma)	0 (0 to 0·1)	0 (0 to 0·1)	0 (0 to 0·1)	0 (0 to 0·1)	0 (0 to 0·1)	0 (0 to 0·1)	0 (0 to 0·1)	0 (0 to 0·1)	0 (0 to 0·1)	0 (0 to 0)	0 (0 to 0)	0 (0 to 0)	0·4
Breast cancer	952 (642 to 1,340)	1,020 (715 to 1,450)	1,160 (821 to 1,590)	969 (683 to 1,350)	795 (584 to 1,080)	577 (422 to 772)	418 (308 to 553)	270 (200 to 356)	140 (100 to 190)	66·7 (47·3 to 89·9)	19 (13 to 26)	4·5 (2·8 to 7)	7,720
Cervical cancer	1,560 (1,060 to 2,190)	1,670 (1,140 to 2,370)	1,680 (1,150 to 2,420)	1,280 (865 to 1,830)	1,050 (734 to 1,470)	744 (518 to 1,020)	672 (485 to 900)	416 (300 to 564)	232 (161 to 313)	109 (74·6 to 149)	29·8 (19·8 to 41·4)	7·1 (4·2 to 10·4)	12,100
Uterine cancer	50·8 (31·8 to 78·1)	93·4 (59·5 to 142)	109 (69·6 to 162)	123 (80·8 to 185)	136 (87·1 to 202)	94·5 (60·8 to 142)	74·1 (49·2 to 108)	41·2 (27·4 to 59·4)	21·1 (13·9 to 31)	9·3 (6·2 to 13·1)	2·7 (1·8 to 3·7)	0·6 (0·4 to 0·9)	830
Ovarian cancer	343 (221 to 504)	446 (289 to 649)	471 (311 to 678)	400 (272 to 576)	358 (246 to 503)	277 (196 to 382)	213 (147 to 292)	123 (86·7 to 169)	56·6 (36·7 to 82·7)	22·2 (14·5 to 32·4)	5·4 (3·4 to 8)	1·1 (0·7 to 1·7)	3,480
Prostate cancer	0 (0 to 0)	0 (0 to 0)	0 (0 to 0)	0 (0 to 0)	0 (0 to 0)	0 (0 to 0)	0 (0 to 0)	0 (0 to 0)	0 (0 to 0)	0 (0 to 0)	0 (0 to 0)	0 (0 to 0)	0
Testicular cancer	--	--	--	--	--	--	--	--	--	--	--	--	NA
Kidney cancer	77·7 (45·6 to 125)	105 (62·6 to 163)	155 (97·8 to 237)	155 (91·6 to 238)	173 (109 to 264)	142 (89 to 216)	136 (89·2 to 196)	83 (55·2 to 123)	42·7 (27·4 to 64·6)	18·2 (10·9 to 28·3)	4·4 (2·6 to 6·8)	0·8 (0·5 to 1·3)	1,450
Bladder cancer	20·8 (13·3 to 31)	30·9 (19·6 to 45·1)	41·4 (26·5 to 60·4)	49·8 (33·4 to 72·8)	53·4 (36·6 to 76·3)	51·2 (36·4 to 70·5)	53·7 (36·5 to 75·7)	51·6 (35 to 73)	31·5 (21 to 45·2)	19 (12·5 to 28·5)	6·4 (4·2 to 8·9)	1·4 (0·9 to 2)	442
Brain and central nervous system cancer	113 (71·8 to 174)	118 (73·1 to 177)	130 (81·1 to 206)	131 (84·9 to 196)	113 (73·5 to 167)	87·9 (58·4 to 126)	69·8 (45·1 to 102)	45·5 (29·1 to 65·7)	19·9 (12 to 32)	7·7 (4·7 to 11·9)	1·9 (1·1 to 2·8)	0·5 (0·3 to 0·9)	1,970
Thyroid cancer	32·2 (17·8 to 54·6)	51·3 (32·2 to 82·7)	70·8 (43·2 to 112)	77·5 (49·3 to 117)	81 (52·3 to 119)	81·8 (52·4 to 118)	71·6 (47·2 to 103)	49·9 (31·3 to 72·5)	29·2 (19 to 43·3)	13·5 (8·3 to 20)	3·5 (2·1 to 5·5)	0·8 (0·5 to 1·1)	646
Mesothelioma	7·3 (4·1 to 14·8)	8·1 (4·7 to 16·1)	9·8 (6 to 17·9)	10·2 (6·3 to 17·3)	8·3 (5 to 13·4)	6·1 (4·1 to 10·3)	5·9 (3·8 to 9·5)	3·4 (2·2 to 5·8)	1·9 (1·2 to 3·7)	0·7 (0·5 to 1·3)	0·2 (0·1 to 0·4)	0 (0 to 0·1)	77·6
Hodgkin lymphoma	30·8 (18 to 51·7)	24·2 (13·4 to 40·7)	24·9 (13·9 to 41·2)	26·3 (16·3 to 41·9)	25·5 (16 to 41·3)	21·7 (13·8 to 34)	22·2 (14·4 to 33·4)	16·1 (9·6 to 24)	8 (4·6 to 13)	3·6 (2 to 6)	0·7 (0·4 to 1·2)	0·1 (0 to 0·2)	484
Non-Hodgkin lymphoma	141 (91·8 to 212)	144 (92·7 to 215)	158 (105 to 232)	169 (112 to 249)	177 (122 to 253)	137 (94·3 to 191)	129 (91·7 to 184)	95·8 (67·9 to 133)	65·1 (45·6 to 91·4)	25·9 (17·9 to 36·4)	7·1 (4·8 to 10·2)	1·5 (1 to 2)	2,130
Multiple myeloma	25·7 (15·5 to 40·6)	43·5 (26·9 to 66·5)	62·7 (39·9 to 95·6)	73 (46·5 to 112)	73 (47·2 to 107)	59·3 (39·4 to 87·7)	51·1 (34·3 to 77·5)	30·7 (20·3 to 47·8)	14 (8·5 to 22·6)	4·9 (2·8 to 8·3)	1·1 (0·6 to 2)	0·2 (0·1 to 0·3)	465
Leukemia	304 (198 to 430)	263 (172 to 386)	235 (160 to 335)	236 (158 to 337)	184 (119 to 271)	136 (87·9 to 198)	117 (78·9 to 171)	81·1 (54·7 to 115)	42·5 (26·7 to 64·7)	19·5 (11·8 to 30·4)	5·4 (3·2 to 8·4)	1·1 (0·7 to 1·7)	6,990
Acute lymphoid leukemia	115 (60 to 187)	99·9 (50·8 to 164)	81·2 (42·7 to 133)	80 (42 to 130)	56·5 (29·5 to 95·7)	35·2 (16·6 to 60·2)	24·2 (12·6 to 42·2)	12·8 (6·6 to 22·2)	5·3 (2·6 to 9·7)	2·2 (1·1 to 3·9)	0·5 (0·3 to 1)	0·1 (0·1 to 0·2)	3,960
Chronic lymphoid leukemia	4·2 (2 to 8)	4·7 (2·3 to 8·7)	7·3 (4 to 12·6)	9 (4·1 to 16·2)	9·5 (4·6 to 17·5)	9·7 (4·8 to 17·4)	9·5 (4·6 to 17·3)	9·4 (4·7 to 15·9)	6·3 (3·1 to 11·2)	2·9 (1·4 to 5·1)	0·8 (0·4 to 1·5)	0·1 (0·1 to 0·2)	86·5
Acute myeloid leukemia	82·7 (44·5 to 136)	66·3 (34·8 to 113)	55·3 (30·6 to 92·4)	58·8 (31·5 to 97·6)	42·7 (22·1 to 71)	31·7 (16·9 to 53·5)	28·9 (15 to 47·5)	16·4 (8·5 to 27·6)	7·1 (3·5 to 12·7)	2·6 (1·2 to 4·8)	0·5 (0·3 to 0·9)	0·1 (0 to 0·3)	1,330
Chronic myeloid leukemia	13·8 (6·4 to 26·4)	14·3 (7 to 27)	11·6 (5·8 to 20·9)	11·6 (5·8 to 21·5)	8·7 (4·1 to 15·7)	6·4 (3·2 to 11·3)	5·4 (2·8 to 9·7)	4·5 (2·1 to 8·4)	2·6 (1·2 to 4·9)	1 (0·5 to 2)	0·3 (0·1 to 0·6)	0·1 (0 to 0·2)	140
Other leukemia	88·3 (48·4 to 144)	77·6 (42·9 to 128)	79·7 (45·6 to 125)	76·4 (43·5 to 124)	66·7 (37·6 to 107)	52·7 (31·1 to 82·2)	48·9 (28·6 to 79·9)	37·9 (22·9 to 57·6)	21·1 (12·2 to 32·6)	10·8 (6·2 to 17·9)	3·1 (1·8 to 5·2)	0·6 (0·4 to 1)	1,480
Other malignant neoplasms	215 (146 to 300)	231 (159 to 323)	247 (169 to 364)	245 (167 to 342)	227 (161 to 313)	188 (136 to 255)	178 (127 to 243)	123 (86·9 to 166)	81·2 (57·7 to 111)	41·7 (29·4 to 58·1)	12·9 (9·2 to 17·3)	3·2 (2·2 to 4·5)	3,920
Other neoplasms	21·6 (13·9 to 32·3)	29·4 (19·8 to 41·6)	32·7 (20·9 to 48·2)	36·6 (23·8 to 52·8)	39·7 (27·6 to 55·2)	36·5 (26 to 49·3)	40·7 (29·6 to 55·8)	31 (22·6 to 41·8)	21·6 (15·4 to 29·5)	8·7 (6·2 to 11·8)	2 (1·4 to 2·9)	0·4 (0·3 to 0·6)	502
Myelodysplastic, myeloproliferative, and other hematopoietic n	21·6 (13·9 to 32·3)	29·4 (19·8 to 41·6)	32·7 (20·9 to 48·2)	36·6 (23·8 to 52·8)	39·7 (27·6 to 55·2)	36·5 (26 to 49·3)	40·7 (29·6 to 55·8)	31 (22·6 to 41·8)	21·6 (15·4 to 29·5)	8·7 (6·2 to 11·8)	2 (1·4 to 2·9)	0·4 (0·3 to 0·6)	502
Benign and in situ intestinal neoplasms	0 (0 to 0)	0 (0 to 0)	0 (0 to 0)	0 (0 to 0)	0 (0 to 0)	0 (0 to 0)	0 (0 to 0)	0 (0 to 0)	0 (0 to 0)	0 (0 to 0)	0 (0 to 0)	0 (0 to 0)	0
Benign and in situ cervical and uterine neoplasms	0 (0 to 0)	0 (0 to 0)	0 (0 to 0)	0 (0 to 0)	0 (0 to 0)	0 (0 to 0)	0 (0 to 0)	0 (0 to 0)	0 (0 to 0)	0 (0 to 0)	0 (0 to 0)	0 (0 to 0)	0
Other benign and in situ neoplasms	0 (0 to 0)	0 (0 to 0)	0 (0 to 0)	0 (0 to 0)	0 (0 to 0)	0 (0 to 0)	0 (0 to 0)	0 (0 to 0)	0 (0 to 0)	0 (0 to 0)	0 (0 to 0)	0 (0 to 0)	0
Cardiovascular diseases	2,550 (1,920 to 3,280)	3,040 (2,290 to 3,910)	3,960 (2,980 to 5,200)	4,310 (3,310 to 5,630)	5,080 (3,960 to 6,410)	4,910 (3,930 to 6,100)	6,170 (4,920 to 7,660)	5,850 (4,730 to 7,110)	5,360 (4,340 to 6,480)	3,820 (3,010 to 4,590)	1,800 (1,420 to 2,130)	644 (500 to 756)	56,500
Rheumatic heart disease	175 (118 to 254)	154 (108 to 214)	136 (96·5 to 189)	110 (79·4 to 147)	83·1 (60·3 to 112)	61·6 (45·5 to 81·9)	48·3 (36 to 63·4)	31·4 (23·5 to 41·9)	15·5 (11·5 to 20·3)	7·4 (5·3 to 10·1)	2·3 (1·6 to 3)	0·6 (0·4 to 0·8)	2,070





SR Table 2b: Chihuahua DALYS by cause and age group for females with 95% uncertainty intervals, 2019

Cause	Early Neonatal	Late Neonatal	Post Neonatal	1 to 4	Total
All causes	14,000 (10,700 to 18,100)	4,990 (3,820 to 6,400)	14,700 (9,800 to 21,600)	11,300 (9,470 to 13,400)	497,000
Communicable, maternal, neonatal, and nutritional diseases	10,400 (7,860 to 13,400)	3,440 (2,610 to 4,490)	6,270 (4,000 to 9,170)	3,290 (2,690 to 3,990)	51,100
HIV/AIDS and sexually transmitted infections	2 (1·2 to 3·1)	1 (0·5 to 1·9)	39·9 (32·2 to 48·6)	34 (27·5 to 40·8)	2,400
HIV/AIDS	0 (0 to 0)	0 (0 to 0)	38·4 (31·1 to 46·9)	33·8 (27·4 to 40·6)	1,660
HIV/AIDS - Drug-susceptible Tuberculosis	0 (0 to 0)	0 (0 to 0)	4·9 (2·8 to 7·8)	4·5 (2·5 to 7)	208
HIV/AIDS - Multidrug-resistant Tuberculosis without extensive d	0 (0 to 0)	0 (0 to 0)	0·4 (0 to 2)	0·4 (0 to 1·8)	15·7
HIV/AIDS - Extensively drug-resistant Tuberculosis	0 (0 to 0)	0 (0 to 0)	0·1 (0 to 0·3)	0·1 (0 to 0·3)	2·5
HIV/AIDS resulting in other diseases	0 (0 to 0)	0 (0 to 0)	33 (25·3 to 41·6)	29 (22·2 to 36·3)	1,430
Sexually transmitted infections excluding HIV	1·9 (1·2 to 3·1)	1 (0·5 to 1·9)	1·5 (0·7 to 3·1)	0·2 (0·1 to 0·3)	741
Syphilis	1·9 (1·2 to 3·1)	1 (0·5 to 1·9)	1·5 (0·7 to 3·1)	0·2 (0·1 to 0·3)	53·8
Chlamydial infection	0 (0 to 0)	0 (0 to 0)	0 (0 to 0)	0 (0 to 0)	65·9
Gonococcal infection	0 (0 to 0)	0 (0 to 0)	0 (0 to 0)	0 (0 to 0)	85·3
Trichomoniasis	0 (0 to 0)	0 (0 to 0)	0 (0 to 0)	0 (0 to 0)	270
Genital herpes	0 (0 to 0)	0 (0 to 0)	0 (0 to 0)	0 (0 to 0)	104
Other sexually transmitted infections	0 (0 to 0)	0 (0 to 0)	0 (0 to 0)	0 (0 to 0)	162
Respiratory infections and tuberculosis	267 (178 to 382)	291 (196 to 415)	2,480 (1,430 to 3,950)	1,050 (800 to 1,340)	13,100
Tuberculosis	0 (0 to 0)	0 (0 to 0)	13·5 (7·9 to 21·8)	20·1 (14·4 to 27·3)	1,150
Latent tuberculosis infection	0 (0 to 0)	0 (0 to 0)	0 (0 to 0)	0 (0 to 0)	0
Drug-susceptible tuberculosis	0 (0 to 0)	0 (0 to 0)	12·5 (6·9 to 20·9)	18·7 (12·6 to 26·2)	1,080
Multidrug-resistant tuberculosis without extensive drug resistar	0 (0 to 0)	0 (0 to 0)	0·8 (0 to 4)	1·1 (0·1 to 5·3)	64·8
Extensively drug-resistant tuberculosis	0 (0 to 0)	0 (0 to 0)	0·1 (0 to 0·7)	0·2 (0 to 0·9)	10·2
Lower respiratory infections	264 (175 to 377)	284 (190 to 406)	2,380 (1,350 to 3,860)	825 (599 to 1,080)	9,900
Upper respiratory infections	2·8 (1·2 to 5·5)	7 (3·6 to 13·7)	77·6 (42·9 to 128)	150 (92·9 to 237)	1,590
Otitis media	0 (0 to 0)	0·2 (0·1 to 0·4)	7·6 (3·9 to 13·4)	59·3 (31·2 to 105)	472
Enteric infections	15·2 (9·7 to 22·7)	39 (25·6 to 57·9)	838 (469 to 1,350)	729 (536 to 973)	4,440
Diarrheal diseases	15·2 (9·7 to 22·7)	38·9 (25·4 to 57·8)	833 (467 to 1,350)	723 (529 to 967)	4,390
Typhoid and paratyphoid	0 (0 to 0)	0 (0 to 0)	1·5 (0·4 to 5·8)	2·2 (0·6 to 7·6)	24·2
Typhoid fever	0 (0 to 0)	0 (0 to 0)	1·4 (0·3 to 5·7)	2·1 (0·5 to 7·5)	23·3
Paratyphoid fever	0 (0 to 0)	0 (0 to 0)	0·1 (0 to 0·3)	0·1 (0 to 0·2)	0·9
Invasive Non-typhoidal Salmonella (iNTS)	0 (0 to 0)	0·1 (0 to 0·6)	1·3 (0·1 to 10·2)	1·3 (0·1 to 11·8)	10·1
Other intestinal infectious diseases	0 (0 to 0)	0 (0 to 0)	2·1 (0·1 to 8·5)	2·8 (0·3 to 9·1)	9·6
Neglected tropical diseases and malaria	5·5 (2 to 11·4)	1·1 (0·4 to 3·3)	14·5 (5·5 to 45·5)	50·1 (25·5 to 105)	2,480
Malaria	0 (0 to 0)	0 (0 to 0)	0·1 (0 to 0·2)	0·4 (0·1 to 1)	8·1
Chagas disease	0 (0 to 0)	0 (0 to 0)	0 (0 to 0·1)	0 (0 to 0·1)	121
Leishmaniasis	0 (0 to 0)	0 (0 to 0)	0 (0 to 0)	0 (0 to 0)	0
Visceral leishmaniasis	0 (0 to 0)	0 (0 to 0)	0 (0 to 0)	0 (0 to 0)	0
Cutaneous and mucocutaneous leishmaniasis	0 (0 to 0)	0 (0 to 0)	0 (0 to 0)	0 (0 to 0)	0
African trypanosomiasis	0 (0 to 0)	0 (0 to 0)	0 (0 to 0)	0 (0 to 0)	0
Schistosomiasis	0 (0 to 0)	0 (0 to 0)	0 (0 to 0)	0 (0 to 0)	0
Cysticercosis	0 (0 to 0)	0 (0 to 0)	0 (0 to 0)	0·2 (0 to 0·8)	1,880
Cystic echinococcosis	0 (0 to 0)	0 (0 to 0)	0 (0 to 0)	0 (0 to 0·1)	1
Lymphatic filariasis	0 (0 to 0)	0 (0 to 0)	0 (0 to 0)	0 (0 to 0)	0
Onchocerciasis	0 (0 to 0)	0 (0 to 0)	0 (0 to 0)	0 (0 to 0)	0
Trachoma	0 (0 to 0)	0 (0 to 0)	0 (0 to 0)	0 (0 to 0)	0
Dengue	0 (0 to 0)	0 (0 to 0)	0·7 (0 to 2·1)	2·5 (0·5 to 6)	67·7
Yellow fever	0 (0 to 0)	0 (0 to 0)	0 (0 to 0)	0 (0 to 0)	0
Rabies	0 (0 to 0)	0 (0 to 0)	0 (0 to 0)	0 (0 to 0)	0·1
Intestinal nematode infections	0 (0 to 0)	0 (0 to 0)	1·3 (0·2 to 4·8)	16·3 (6·5 to 33·5)	240
Ascariasis	0 (0 to 0)	0 (0 to 0)	1·1 (0·1 to 4·5)	10·3 (3·2 to 24)	80·1
Trichuriasis	0 (0 to 0)	0 (0 to 0)	0·1 (0 to 0·4)	4·1 (1·4 to 9·2)	91
Hookworm disease	0 (0 to 0)	0 (0 to 0)	0·1 (0 to 0·2)	1·9 (0·6 to 4·5)	68·8
Food-borne trematodiases	0 (0 to 0)	0 (0 to 0)	0 (0 to 0)	0 (0 to 0)	0
Leprosy	0 (0 to 0)	0 (0 to 0)	0 (0 to 0)	0 (0 to 0)	0·4
Ebola	0 (0 to 0)	0 (0 to 0)	0 (0 to 0)	0 (0 to 0)	0
Zika virus	0 (0 to 0)	0 (0 to 0)	0 (0 to 0)	0 (0 to 0)	0
Guinea worm disease	0 (0 to 0)	0 (0 to 0)	0 (0 to 0)	0 (0 to 0)	0
Other neglected tropical diseases	5·5 (2 to 11·4)	1·1 (0·4 to 3·3)	12·4 (4·1 to 44·1)	30·7 (11·7 to 80·3)	154
Other infectious diseases	21·9 (14 to 34·2)	34·7 (23·3 to 51·3)	364 (228 to 567)	335 (252 to 437)	2,100
Meningitis	5·3 (3·5 to 7·9)	8·3 (5 to 12·3)	90 (49·7 to 148)	54·1 (37·5 to 72·4)	480
Encephalitis	6·8 (3·2 to 11·8)	12·6 (5·7 to 21·2)	123 (52·2 to 245)	129 (75·1 to 210)	776
Diphtheria	0 (0 to 0)	0 (0 to 0)	0·3 (0·1 to 0·8)	0·3 (0·1 to 0·8)	1·6
Tetanus	0 (0 to 0)	0 (0 to 0·1)	0 (0 to 0)	0 (0 to 0)	0·2
Measles	0 (0 to 0)	0 (0 to 0)	0 (0 to 0)	0 (0 to 0)	0
Varicella and herpes zoster	0·6 (0·2 to 1·2)	2·6 (1·2 to 4·7)	15·7 (7·4 to 32·7)	37·3 (16·1 to 68·3)	150
Acute hepatitis	0 (0 to 0)	0 (0 to 0)	15·2 (6·6 to 29·1)	29·3 (15·6 to 51·3)	172
Acute hepatitis A	0 (0 to 0)	0 (0 to 0)	5·5 (1·6 to 13)	20·8 (9·6 to 38·1)	107
Acute hepatitis B	0 (0 to 0)	0 (0 to 0)	7·6 (2·4 to 17·2)	4·4 (0·9 to 12·8)	36·9
Acute hepatitis C	0 (0 to 0)	0 (0 to 0)	0·3 (0·1 to 1·2)	3·2 (0·7 to 10·3)	18·8
Acute hepatitis E	0 (0 to 0)	0 (0 to 0)	1·7 (0·5 to 4·2)	0·8 (0·3 to 1·7)	9·5
Other unspecified infectious diseases	9·1 (3·9 to 20·9)	11·2 (4·5 to 25·1)	65·8 (31 to 136)	47·5 (27·2 to 86·4)	421
Maternal and neonatal disorders	10,100 (7,620 to 13,000)	3,060 (2,310 to 4,000)	2,030 (1,220 to 3,100)	567 (416 to 752)	21,900
Maternal disorders	0 (0 to 0)	0 (0 to 0)	0 (0 to 0)	0 (0 to 0)	2,420
Maternal hemorrhage	0 (0 to 0)	0 (0 to 0)	0 (0 to 0)	0 (0 to 0)	396
Maternal sepsis and other maternal infections	0 (0 to 0)	0 (0 to 0)	0 (0 to 0)	0 (0 to 0)	112
Maternal hypertensive disorders	0 (0 to 0)	0 (0 to 0)	0 (0 to 0)	0 (0 to 0)	581
Maternal obstructed labor and uterine rupture	0 (0 to 0)	0 (0 to 0)	0 (0 to 0)	0 (0 to 0)	86·5
Maternal abortion and miscarriage	0 (0 to 0)	0 (0 to 0)	0 (0 to 0)	0 (0 to 0)	113
Ectopic pregnancy	0 (0 to 0)	0 (0 to 0)	0 (0 to 0)	0 (0 to 0)	46·8
Indirect maternal deaths	--	--	--	--	NA
Late maternal deaths	--	--	--	--	NA
Maternal deaths aggravated by HIV/AIDS	--	--	--	--	NA
Neonatal disorders	10,100 (7,620 to 13,000)	3,060 (2,310 to 4,000)	2,030 (1,220 to 3,100)	567 (416 to 752)	19,500
Neonatal preterm birth	5,600 (4,230 to 7,350)	1,110 (765 to 1,540)	879 (513 to 1,370)	164 (114 to 223)	9,190
Neonatal encephalopathy due to birth asphyxia and trauma	1,940 (1,430 to 2,620)	387 (241 to 576)	246 (125 to 417)	83·7 (53·9 to 122)	2,960
Neonatal sepsis and other neonatal infections	1,460 (973 to 2,030)	1,190 (839 to 1,620)	611 (352 to 968)	146 (81·9 to 238)	5,090
Hemolytic disease and other neonatal jaundice	52·5 (32 to 81·6)	24 (14·9 to 36·2)	10·9 (5·5 to 18·8)	28 (13·5 to 46·3)	433
Other neonatal disorders	1,040 (670 to 1,510)	350 (242 to 481)	284 (154 to 462)	145 (107 to 195)	1,820
Nutritional deficiencies	0·6 (0·3 to 0·9)	10·3 (4·5 to 19·5)	508 (320 to 775)	518 (341 to 769)	4,690
Protein-energy malnutrition	0·6 (0·3 to 0·9)	2·4 (1·4 to 3·6)	423 (241 to 687)	290 (186 to 432)	2,190
Iodine deficiency	0 (0 to 0)	0 (0 to 0)	0 (0 to 0)	1·3 (0·5 to 2·7)	240
Vitamin A deficiency	0 (0 to 0)	0·9 (0·2 to 2·4)	5·7 (2·5 to 11·1)	26·2 (13·3 to 46)	143
Dietary iron deficiency	0 (0 to 0)	7 (2·1 to 15·1)	71·5 (22·4 to 153)	192 (75·5 to 414)	1,900
Other nutritional deficiencies	0 (0 to 0)	0 (0 to 0)	8·4 (3·8 to 16·6)	8·8 (3·5 to 18·6)	222
Non-communicable diseases	3,400 (2,420 to 4,760)	1,460 (1,060 to 2,000)	5,920 (3,890 to 8,810)	5,100 (4,140 to 6,200)	395,000
Neoplasms	19 (13·1 to 26·2)	11·5 (8·1 to 15·9)	150 (91·6 to 235)	692 (480 to 922)	51,200
Lip and oral cavity cancer	0 (0 to 0)	0 (0 to 0)	0 (0 to 0)	0 (0 to 0)	315
Nasopharynx cancer	0 (0 to 0)	0 (0 to 0)	0 (0 to 0)	0 (0 to 0)	40·8
Other pharynx cancer	0 (0 to 0)	0 (0 to 0)	0 (0 to 0)	0 (0 to 0)	38·5
Esophageal cancer	0 (0 to 0)	0 (0 to 0)	0 (0 to 0)	0 (0 to 0)	328
Stomach cancer	0 (0 to 0)	0 (0 to 0)	0 (0 to 0)	0 (0 to 0)	3,080
Colon and rectum cancer	0 (0 to 0)	0 (0 to 0)	0 (0 to 0)	0 (0 to 0)	4,320
Liver cancer	0·3 (0·2 to 0·5)	0·3 (0·2 to 0·5)	6·3 (2·8 to 11·1)	17·4 (7·7 to 29·7)	884
Liver cancer due to hepatitis B	0 (0 to 0)	0 (0 to 0)	0 (0 to 0)	0 (0 to 0)	116
Liver cancer due to hepatitis C	0 (0 to 0)	0 (0 to 0)	0 (0 to 0)	0 (0 to 0)	371
Liver cancer due to alcohol use	0 (0 to 0)	0 (0 to 0)	0 (0 to 0)	0 (0 to 0)	181
Liver cancer due to NASH	0 (0 to 0)	0 (0 to 0)	0 (0 to 0)	0 (0 to 0)	109
Liver cancer due to other causes	0·3 (0·2 to 0·5)	0·3 (0·2 to 0·5)	6·3 (2·8 to 11·1)	17·4 (7·7 to 29·7)	107
Gallbladder and biliary tract cancer	0 (0 to 0)	0 (0 to 0)	0 (0 to 0)	0 (0 to 0)	1,490
Pancreatic cancer	0 (0 to 0)	0 (0 to 0)	0 (0 to 0)	0 (0 to 0)	2,580
Larynx cancer	0 (0 to 0)	0 (0 to 0)	0 (0 to 0)	0 (0 to 0)	144
Tracheal, bronchus, and lung cancer	0 (0 to 0)	0 (0 to 0)	0 (0 to 0)	0 (0 to 0)	4,450
Malignant skin melanoma	0 (0 to 0·1)	0 (0 to 0·1)	0·8 (0·2 to 2·2)	3·3 (0·9 to 8·3)	288
Non-melanoma skin cancer	0 (0 to 0)	0 (0 to 0)	0 (0 to 0)	0 (0 to 0)	274
Non-melanoma skin cancer (squamous-cell carcinoma)	0 (0 to 0)	0 (0 to 0)	0 (0 to 0)	0 (0 to 0)	274
Non-melanoma skin cancer (basal-cell carcinoma)	0 (0 to 0)	0 (0 to 0)	0 (0 to 0)	0 (0 to 0)	0·3
Breast cancer	0 (0 to 0)	0 (0 to 0)	0 (0 to 0)	0 (0 to 0)	10,500
Cervical cancer	0 (0 to 0)	0 (0 to 0)	0 (0 to 0)	0 (0 to 0)	6,310
Uterine cancer	0 (0 to 0)	0 (0 to 0)	0 (0 to 0)	0 (0 to 0)	665
Ovarian cancer	0 (0 to 0)	0 (0 to 0)	0 (0 to 0)	0 (0 to 0)	3,360
Prostate cancer	0 (0 to 0)	0 (0 to 0)	0 (0 to 0)	0 (0 to 0)	0
Testicular cancer	--	--	--	--	NA
Kidney cancer	2 (1·4 to 2·8)	0·7 (0·5 to 1·1)	12·8 (6·3 to 22·1)	49·5 (35·1 to 68·5)	1,340
Bladder cancer	0 (0 to 0)	0 (0 to 0)	0 (0 to 0)	0 (0 to 0)	460
Brain and central nervous system cancer	2·9 (1·3 to 4·5)	1·4 (0·6 to 2·3)	18·5 (8·1 to 33·5)	98·9 (38 to 168)	1,510
Thyroid cancer	0 (0 to 0)	0 (0 to 0)	0 (0 to 0)	0 (0 to 0)	447
Mesothelioma	0 (0 to 0)	0 (0 to 0)	0 (0 to 0)	0 (0 to 0)	297
Hodgkin lymphoma	0 (0 to 0)	0 (0 to 0)	0 (0 to 0)	5·2 (1·7 to 12·3)	327
Non-Hodgkin lymphoma	0 (0 to 0)	0 (0 to 0)	0 (0 to 0)	31·3 (21·1 to 44·9)	1,280
Multiple myeloma	0 (0 to 0)	0 (0 to 0)	0 (0 to 0)	0 (0 to 0)	532
Leukemia	6·3 (4·2 to 9·1)	4·2 (2·8 to 5·8)	61·4 (34·1 to 103)	321 (201 to 457)	3,180
Acute lymphoid leukemia	2·3 (1·3 to 3·6)	1·1 (0·6 to 1·7)	34·8 (17·7 to 60·1)	226 (131 to 334)	1,490
Chronic lymphoid leukemia	0 (0 to 0)	0 (0 to 0)	0 (0 to 0)	0 (0 to 0)	74·6
Acute myeloid leukemia	0·7 (0·4 to 1·1)	1·4 (0·9 to 2·3)	15·3 (7·4 to 27·3)	64·3 (33·7 to 108)	827
Chronic myeloid leukemia	0·5 (0·1 to 1·1)	0·1 (0 to 0·3)	0·4 (0·2 to 0·9)	2·6 (1·3 to 4·7)	175
Other leukemia	2·8 (1·8 to 4·2)	1·5 (1 to 2·3)	11 (5 to 20·4)	28·3 (15 to 50·8)	614
Other malignant neoplasms	6·5 (4·2 to 9·4)	4·3 (2·9 to 6·2)	41·1 (24·1 to 66·7)	150 (106 to 202)	2,510
Other neoplasms	1 (0·5 to 1·8)	0·6 (0·2 to 1·4)	8·9 (3·7 to 18·2)	14·3 (8·6 to 21·8)	297
Myelodysplastic, myeloproliferative, and other hematopoietic n	1 (0·5 to 1·8)	0·6 (0·2 to 1·4)	8·9 (3·7 to 18·2)	14·3 (8·6 to 21·8)	297
Benign and in situ intestinal neoplasms	0 (0 to 0)	0 (0 to 0)	0 (0 to 0)	0 (0 to 0)	0
Benign and in situ cervical and uterine neoplasms	0 (0 to 0)	0 (0 to 0)	0 (0 to 0)	0 (0 to 0)	0
Other benign and in situ neoplasms	0 (0 to 0)	0 (0 to 0)	0 (0 to 0)	0 (0 to 0)	0
Cardiovascular diseases	40·2 (26·7 to 58·7)	24 (15·6 to 34·3)	274 (155 to 442)	192 (143 to 246)	53,300
Rheumatic heart disease	0 (0 to 0)	0 (0 to 0)	0 (0 to 0)	5·8 (3·3 to 10·2)	621

Cause	5 to 9	10 to 14	15 to 19	20 to 24	25 to 29	30 to 34	35 to 39	40 to 44	45 to 49	50 to 54	55 to 59	60 to 64	65 to 69	70 to 74	75 to 79	80 to 84	85 to 89	90 to 94	95 plus
All causes	8,070 (6,500 to 9,930)	12,000 (9,660 to 14,900)	18,600 (15,100 to 22,900)	23,000 (18,400 to 28,400)	24,500 (19,500 to 30,300)	24,900 (19,800 to 30,800)	27,500 (21,900 to 33,600)	31,300 (25,200 to 38,200)	35,900 (29,100 to 43,800)	38,900 (31,600 to 47,400)	39,100 (32,000 to 47,300)	39,500 (33,000 to 47,500)	33,900 (28,500 to 40,100)	31,100 (26,400 to 36,500)	25,800 (22,100 to 30,000)	19,000 (16,600 to 21,800)	11,900 (10,400 to 13,600)	5,050 (4,500 to 5,650)	1,750 (1,610 to 1,900)
Communicable, maternal, neonatal, and nutritional diseases	1,830 (1,350 to 2,410)	1,400 (1,100 to 1,770)	1,650 (1,330 to 2,000)	1,980 (1,600 to 2,440)	2,120 (1,720 to 2,600)	2,030 (1,630 to 2,510)	2,080 (1,650 to 2,610)	2,020 (1,590 to 2,550)	1,970 (1,560 to 2,490)	1,770 (1,390 to 2,250)	1,600 (1,250 to 2,060)	1,510 (1,190 to 1,910)	1,260 (991 to 1,610)	1,210 (930 to 1,550)	1,160 (900 to 1,500)	963 (734 to 1,220)	720 (564 to 896)	341 (259 to 439)	142 (105 to 176)
HIV/AIDS and sexually transmitted infections	20·9 (17 to 25·1)	29·8 (25·1 to 35·1)	64·8 (54 to 78·2)	172 (140 to 213)	273 (219 to 348)	339 (275 to 431)	347 (281 to 431)	303 (243 to 395)	266 (215 to 337)	184 (148 to 233)	115 (92 to 144)	108 (89·3 to 131)	57·7 (47·3 to 70·9)	19·5 (14 to 27·8)	11·7 (8·2 to 16·5)	6·2 (4·2 to 9)	3·4 (2·3 to 5)	0·8 (0·6 to 1·2)	0·2 (0·2 to 0·3)
HIV/AIDS	20·8 (16·9 to 25·1)	25·1 (20·6 to 30·4)	44·3 (36·7 to 52·8)	123 (102 to 147)	189 (156 to 228)	242 (197 to 291)	241 (198 to 288)	193 (161 to 233)	171 (141 to 205)	129 (108 to 155)	78·9 (65·4 to 95·4)	82·1 (68·1 to 98·6)	38 (31·3 to 45·5)	5·1 (3·9 to 6·6)	2·1 (1·6 to 2·7)	0·6 (0·5 to 0·7)	0·2 (0·2 to 0·2)	0 (0 to 0·1)	0 (0 to 0)
HIV/AIDS - Drug-susceptible Tuberculosis	2·7 (1·5 to 4·2)	3·3 (1·9 to 5·1)	5·5 (3·2 to 8·4)	15·4 (9 to 23·7)	23·5 (13·8 to 36·2)	30·1 (17·5 to 46·6)	30·1 (17·5 to 46·6)	24·1 (14 to 37·3)	21·6 (12·5 to 33·5)	16·3 (9·4 to 25·4)	9·8 (5·7 to 15·2)	10·3 (6 to 15·8)	4·7 (2·8 to 7·1)	0·6 (0·4 to 0·8)	0·2 (0·2 to 0·4)	0·1 (0 to 0·1)	0 (0 to 0)	0 (0 to 0)	0 (0 to 0)
HIV/AIDS - Multidrug-resistant Tuberculosis without extensive d	0·2 (0 to 1·1)	0·3 (0 to 1·3)	0·4 (0 to 2·1)	1·2 (0·1 to 5·8)	1·8 (0·1 to 8·9)	2·3 (0·1 to 11·5)	2·3 (0·1 to 11·5)	1·8 (0·1 to 9·2)	1·6 (0·1 to 8·3)	1·2 (0·1 to 6·3)	0·7 (0 to 3·7)	0·8 (0 to 3·9)	0·3 (0 to 1·7)	0 (0 to 0·2)	0 (0 to 0·1)	0 (0 to 0)	0 (0 to 0)	0 (0 to 0)	0 (0 to 0)
HIV/AIDS - Extensively drug-resistant Tuberculosis	0 (0 to 0·2)	0 (0 to 0·2)	0·1 (0 to 0·3)	0·2 (0 to 0·9)	0·3 (0 to 1·4)	0·4 (0 to 1·8)	0·4 (0 to 1·8)	0·3 (0 to 1·4)	0·3 (0 to 1·3)	0·2 (0 to 1)	0·1 (0 to 0·6)	0·1 (0 to 0·6)	0·1 (0 to 0·3)	0 (0 to 0)	0 (0 to 0)	0 (0 to 0)	0 (0 to 0)	0 (0 to 0)	0 (0 to 0)
HIV/AIDS resulting in other diseases	17·9 (13·8 to 22·2)	21·5 (16·8 to 27·2)	38·4 (30·4 to 47·3)	106 (83 to 131)	163 (129 to 204)	209 (162 to 260)	209 (165 to 259)	167 (131 to 208)	148 (118 to 183)	112 (86·5 to 138)	68·2 (53·6 to 85·9)	70·9 (56 to 87·4)	32·9 (25·6 to 40·8)	4·5 (3·3 to 6)	1·8 (1·4 to 2·4)	0·5 (0·4 to 0·6)	0·2 (0·1 to 0·2)	0 (0 to 0)	0 (0 to 0)
Sexually transmitted infections excluding HIV	0 (0 to 0·1)	4·7 (3·3 to 6·7)	20·4 (13·6 to 29·5)	49·1 (28·7 to 82·1)	84·5 (47·2 to 149)	97·7 (53·9 to 181)	105 (59·3 to 183)	110 (61·6 to 193)	95 (55·6 to 160)	54·9 (31·6 to 98·7)	35·7 (20·6 to 62·4)	25·8 (15·9 to 43·1)	19·7 (13 to 30·1)	14·4 (9·3 to 22·1)	9·6 (6·2 to 14·4)	5·6 (3·6 to 8·4)	3·2 (2·1 to 4·7)	0·8 (0·5 to 1·1)	0·2 (0·1 to 0·3)
Syphilis	[illegible]	[illegible]	[illegible]	[illegible]	[illegible]	[illegible]	[illegible]	[illegible]	[illegible]	[illegible]	[illegible]	[illegible]	[illegible]	[illegible]	[illegible]	[illegible]	[illegible]	[illegible]	[illegible]
Chlamydial infection	[illegible]	[illegible]	[illegible]	[illegible]	[illegible]	[illegible]	[illegible]	[illegible]	[illegible]	[illegible]	[illegible]	[illegible]	[illegible]	[illegible]	[illegible]	[illegible]	[illegible]	[illegible]	[illegible]
Gonococcal infection	[illegible]	[illegible]	[illegible]	[illegible]	[illegible]	[illegible]	[illegible]	[illegible]	[illegible]	[illegible]	[illegible]	[illegible]	[illegible]	[illegible]	[illegible]	[illegible]	[illegible]	[illegible]	[illegible]
Trichomoniasis	[illegible]	[illegible]	[illegible]	[illegible]	[illegible]	[illegible]	[illegible]	[illegible]	[illegible]	[illegible]	[illegible]	[illegible]	[illegible]	[illegible]	[illegible]	[illegible]	[illegible]	[illegible]	[illegible]
Genital herpes	[illegible]	[illegible]	[illegible]	[illegible]	[illegible]	[illegible]	[illegible]	[illegible]	[illegible]	[illegible]	[illegible]	[illegible]	[illegible]	[illegible]	[illegible]	[illegible]	[illegible]	[illegible]	[illegible]
Other sexually transmitted infections	[illegible]	[illegible]	[illegible]	[illegible]	[illegible]	[illegible]	[illegible]	[illegible]	[illegible]	[illegible]	[illegible]	[illegible]	[illegible]	[illegible]	[illegible]	[illegible]	[illegible]	[illegible]	[illegible]
Respiratory infections and tuberculosis	[illegible]	[illegible]	[illegible]	[illegible]	[illegible]	[illegible]	[illegible]	[illegible]	[illegible]	[illegible]	[illegible]	[illegible]	[illegible]	[illegible]	[illegible]	[illegible]	[illegible]	[illegible]	[illegible]
Tuberculosis	[illegible]	[illegible]	[illegible]	[illegible]	[illegible]	[illegible]	[illegible]	[illegible]	[illegible]	[illegible]	[illegible]	[illegible]	[illegible]	[illegible]	[illegible]	[illegible]	[illegible]	[illegible]	[illegible]
Latent tuberculosis infection	[illegible]	[illegible]	[illegible]	[illegible]	[illegible]	[illegible]	[illegible]	[illegible]	[illegible]	[illegible]	[illegible]	[illegible]	[illegible]	[illegible]	[illegible]	[illegible]	[illegible]	[illegible]	[illegible]
Drug-susceptible tuberculosis	[illegible]	[illegible]	[illegible]	[illegible]	[illegible]	[illegible]	[illegible]	[illegible]	[illegible]	[illegible]	[illegible]	[illegible]	[illegible]	[illegible]	[illegible]	[illegible]	[illegible]	[illegible]	[illegible]
Multidrug-resistant tuberculosis without extensive drug resistar	[illegible]	[illegible]	[illegible]	[illegible]	[illegible]	[illegible]	[illegible]	[illegible]	[illegible]	[illegible]	[illegible]	[illegible]	[illegible]	[illegible]	[illegible]	[illegible]	[illegible]	[illegible]	[illegible]
Extensively drug-resistant tuberculosis	[illegible]	[illegible]	[illegible]	[illegible]	[illegible]	[illegible]	[illegible]	[illegible]	[illegible]	[illegible]	[illegible]	[illegible]	[illegible]	[illegible]	[illegible]	[illegible]	[illegible]	[illegible]	[illegible]
Lower respiratory infections	[illegible]	[illegible]	[illegible]	[illegible]	[illegible]	[illegible]	[illegible]	[illegible]	[illegible]	[illegible]	[illegible]	[illegible]	[illegible]	[illegible]	[illegible]	[illegible]	[illegible]	[illegible]	[illegible]
Upper respiratory infections	[illegible]	[illegible]	[illegible]	[illegible]	[illegible]	[illegible]	[illegible]	[illegible]	[illegible]	[illegible]	[illegible]	[illegible]	[illegible]	[illegible]	[illegible]	[illegible]	[illegible]	[illegible]	[illegible]
Otitis media	[illegible]	[illegible]	[illegible]	[illegible]	[illegible]	[illegible]	[illegible]	[illegible]	[illegible]	[illegible]	[illegible]	[illegible]	[illegible]	[illegible]	[illegible]	[illegible]	[illegible]	[illegible]	[illegible]
Enteric infections	[illegible]	[illegible]	[illegible]	[illegible]	[illegible]	[illegible]	[illegible]	[illegible]	[illegible]	[illegible]	[illegible]	[illegible]	[illegible]	[illegible]	[illegible]	[illegible]	[illegible]	[illegible]	[illegible]
Diarrheal diseases	[illegible]	[illegible]	[illegible]	[illegible]	[illegible]	[illegible]	[illegible]	[illegible]	[illegible]	[illegible]	[illegible]	[illegible]	[illegible]	[illegible]	[illegible]	[illegible]	[illegible]	[illegible]	[illegible]
Typhoid and paratyphoid	[illegible]	[illegible]	[illegible]	[illegible]	[illegible]	[illegible]	[illegible]	[illegible]	[illegible]	[illegible]	[illegible]	[illegible]	[illegible]	[illegible]	[illegible]	[illegible]	[illegible]	[illegible]	[illegible]
Typhoid fever	[illegible]	[illegible]	[illegible]	[illegible]	[illegible]	[illegible]	[illegible]	[illegible]	[illegible]	[illegible]	[illegible]	[illegible]	[illegible]	[illegible]	[illegible]	[illegible]	[illegible]	[illegible]	[illegible]
Paratyphoid fever	[illegible]	[illegible]	[illegible]	[illegible]	[illegible]	[illegible]	[illegible]	[illegible]	[illegible]	[illegible]	[illegible]	[illegible]	[illegible]	[illegible]	[illegible]	[illegible]	[illegible]	[illegible]	[illegible]
Invasive Non-typhoidal Salmonella (iNTS)	[illegible]	[illegible]	[illegible]	[illegible]	[illegible]	[illegible]	[illegible]	[illegible]	[illegible]	[illegible]	[illegible]	[illegible]	[illegible]	[illegible]	[illegible]	[illegible]	[illegible]	[illegible]	[illegible]
Other intestinal infectious diseases	[illegible]	[illegible]	[illegible]	[illegible]	[illegible]	[illegible]	[illegible]	[illegible]	[illegible]	[illegible]	[illegible]	[illegible]	[illegible]	[illegible]	[illegible]	[illegible]	[illegible]	[illegible]	[illegible]
Neglected tropical diseases and malaria	[illegible]	[illegible]	[illegible]	[illegible]	[illegible]	[illegible]	[illegible]	[illegible]	[illegible]	[illegible]	[illegible]	[illegible]	[illegible]	[illegible]	[illegible]	[illegible]	[illegible]	[illegible]	[illegible]
Malaria	[illegible]	[illegible]	[illegible]	[illegible]	[illegible]	[illegible]	[illegible]	[illegible]	[illegible]	[illegible]	[illegible]	[illegible]	[illegible]	[illegible]	[illegible]	[illegible]	[illegible]	[illegible]	[illegible]
Chagas disease	[illegible]	[illegible]	[illegible]	[illegible]	[illegible]	[illegible]	[illegible]	[illegible]	[illegible]	[illegible]	[illegible]	[illegible]	[illegible]	[illegible]	[illegible]	[illegible]	[illegible]	[illegible]	[illegible]
Leishmaniasis	[illegible]	[illegible]	[illegible]	[illegible]	[illegible]	[illegible]	[illegible]	[illegible]	[illegible]	[illegible]	[illegible]	[illegible]	[illegible]	[illegible]	[illegible]	[illegible]	[illegible]	[illegible]	[illegible]
Visceral leishmaniasis	[illegible]	[illegible]	[illegible]	[illegible]	[illegible]	[illegible]	[illegible]	[illegible]	[illegible]	[illegible]	[illegible]	[illegible]	[illegible]	[illegible]	[illegible]	[illegible]	[illegible]	[illegible]	[illegible]
Cutaneous and mucocutaneous leishmaniasis	[illegible]	[illegible]	[illegible]	[illegible]	[illegible]	[illegible]	[illegible]	[illegible]	[illegible]	[illegible]	[illegible]	[illegible]	[illegible]	[illegible]	[illegible]	[illegible]	[illegible]	[illegible]	[illegible]
African trypanosomiasis	[illegible]	[illegible]	[illegible]	[illegible]	[illegible]	[illegible]	[illegible]	[illegible]	[illegible]	[illegible]	[illegible]	[illegible]	[illegible]	[illegible]	[illegible]	[illegible]	[illegible]	[illegible]	[illegible]
Schistosomiasis	[illegible]	[illegible]	[illegible]	[illegible]	[illegible]	[illegible]	[illegible]	[illegible]	[illegible]	[illegible]	[illegible]	[illegible]	[illegible]	[illegible]	[illegible]	[illegible]	[illegible]	[illegible]	[illegible]
Cysticercosis	[illegible]	[illegible]	[illegible]	[illegible]	[illegible]	[illegible]	[illegible]	[illegible]	[illegible]	[illegible]	[illegible]	[illegible]	[illegible]	[illegible]	[illegible]	[illegible]	[illegible]	[illegible]	[illegible]
Cystic echinococcosis	[illegible]	[illegible]	[illegible]	[illegible]	[illegible]	[illegible]	[illegible]	[illegible]	[illegible]	[illegible]	[illegible]	[illegible]	[illegible]	[illegible]	[illegible]	[illegible]	[illegible]	[illegible]	[illegible]
Lymphatic filariasis	[illegible]	[illegible]	[illegible]	[illegible]	[illegible]	[illegible]	[illegible]	[illegible]	[illegible]	[illegible]	[illegible]	[illegible]	[illegible]	[illegible]	[illegible]	[illegible]	[illegible]	[illegible]	[illegible]
Onchocerciasis	[illegible]	[illegible]	[illegible]	[illegible]	[illegible]	[illegible]	[illegible]	[illegible]	[illegible]	[illegible]	[illegible]	[illegible]	[illegible]	[illegible]	[illegible]	[illegible]	[illegible]	[illegible]	[illegible]
Trachoma	[illegible]	[illegible]	[illegible]	[illegible]	[illegible]	[illegible]	[illegible]	[illegible]	[illegible]	[illegible]	[illegible]	[illegible]	[illegible]	[illegible]	[illegible]	[illegible]	[illegible]	[illegible]	[illegible]
Dengue	[illegible]	[illegible]	[illegible]	[illegible]	[illegible]	[illegible]	[illegible]	[illegible]	[illegible]	[illegible]	[illegible]	[illegible]	[illegible]	[illegible]	[illegible]	[illegible]	[illegible]	[illegible]	[illegible]
Yellow fever	[illegible]	[illegible]	[illegible]	[illegible]	[illegible]	[illegible]	[illegible]	[illegible]	[illegible]	[illegible]	[illegible]	[illegible]	[illegible]	[illegible]	[illegible]	[illegible]	[illegible]	[illegible]	[illegible]
Rabies	[illegible]	[illegible]	[illegible]	[illegible]	[illegible]	[illegible]	[illegible]	[illegible]	[illegible]	[illegible]	[illegible]	[illegible]	[illegible]	[illegible]	[illegible]	[illegible]	[illegible]	[illegible]	[illegible]
Intestinal nematode infections	[illegible]	[illegible]	[illegible]	[illegible]	[illegible]	[illegible]	[illegible]	[illegible]	[illegible]	[illegible]	[illegible]	[illegible]	[illegible]	[illegible]	[illegible]	[illegible]	[illegible]	[illegible]	[illegible]
Ascariasis	[illegible]	[illegible]	[illegible]	[illegible]	[illegible]	[illegible]	[illegible]	[illegible]	[illegible]	[illegible]	[illegible]	[illegible]	[illegible]	[illegible]	[illegible]	[illegible]	[illegible]	[illegible]	[illegible]
Trichuriasis	[illegible]	[illegible]	[illegible]	[illegible]	[illegible]	[illegible]	[illegible]	[illegible]	[illegible]	[illegible]	[illegible]	[illegible]	[illegible]	[illegible]	[illegible]	[illegible]	[illegible]	[illegible]	[illegible]
Hookworm disease	[illegible]	[illegible]	[illegible]	[illegible]	[illegible]	[illegible]	[illegible]	[illegible]	[illegible]	[illegible]	[illegible]	[illegible]	[illegible]	[illegible]	[illegible]	[illegible]	[illegible]	[illegible]	[illegible]
Food-borne trematodiases	[illegible]	[illegible]	[illegible]	[illegible]	[illegible]	[illegible]	[illegible]	[illegible]	[illegible]	[illegible]	[illegible]	[illegible]	[illegible]	[illegible]	[illegible]	[illegible]	[illegible]	[illegible]	[illegible]
Leprosy	[illegible]	[illegible]	[illegible]	[illegible]	[illegible]	[illegible]	[illegible]	[illegible]	[illegible]	[illegible]	[illegible]	[illegible]	[illegible]	[illegible]	[illegible]	[illegible]	[illegible]	[illegible]	[illegible]
Ebola	[illegible]	[illegible]	[illegible]	[illegible]	[illegible]	[illegible]	[illegible]	[illegible]	[illegible]	[illegible]	[illegible]	[illegible]	[illegible]	[illegible]	[illegible]	[illegible]	[illegible]	[illegible]	[illegible]
Zika virus	[illegible]	[illegible]	[illegible]	[illegible]	[illegible]	[illegible]	[illegible]	[illegible]	[illegible]	[illegible]	[illegible]	[illegible]	[illegible]	[illegible]	[illegible]	[illegible]	[illegible]	[illegible]	[illegible]
Guinea worm disease	[illegible]	[illegible]	[illegible]	[illegible]	[illegible]	[illegible]	[illegible]	[illegible]	[illegible]	[illegible]	[illegible]	[illegible]	[illegible]	[illegible]	[illegible]	[illegible]	[illegible]	[illegible]	[illegible]
Other neglected tropical diseases	[illegible]	[illegible]	[illegible]	[illegible]	[illegible]	[illegible]	[illegible]	[illegible]	[illegible]	[illegible]	[illegible]	[illegible]	[illegible]	[illegible]	[illegible]	[illegible]	[illegible]	[illegible]	[illegible]
Other infectious diseases	[illegible]	[illegible]	[illegible]	[illegible]	[illegible]	[illegible]	[illegible]	[illegible]	[illegible]	[illegible]	[illegible]	[illegible]	[illegible]	[illegible]	[illegible]	[illegible]	[illegible]	[illegible]	[illegible]
Meningitis	[illegible]	[illegible]	[illegible]	[illegible]	[illegible]	[illegible]	[illegible]	[illegible]	[illegible]	[illegible]	[illegible]	[illegible]	[illegible]	[illegible]	[illegible]	[illegible]	[illegible]	[illegible]	[illegible]
Encephalitis	[illegible]	[illegible]	[illegible]	[illegible]	[illegible]	[illegible]	[illegible]	[illegible]	[illegible]	[illegible]	[illegible]	[illegible]	[illegible]	[illegible]	[illegible]	[illegible]	[illegible]	[illegible]	[illegible]
Diphtheria	[illegible]	[illegible]	[illegible]	[illegible]	[illegible]	[illegible]	[illegible]	[illegible]	[illegible]	[illegible]	[illegible]	[illegible]	[illegible]	[illegible]	[illegible]	[illegible]	[illegible]	[illegible]	[illegible]
Tetanus	[illegible]	[illegible]	[illegible]	[illegible]	[illegible]	[illegible]	[illegible]	[illegible]	[illegible]	[illegible]	[illegible]	[illegible]	[illegible]	[illegible]	[illegible]	[illegible]	[illegible]	[illegible]	[illegible]
Measles	[illegible]	[illegible]	[illegible]	[illegible]	[illegible]	[illegible]	[illegible]	[illegible]	[illegible]	[illegible]	[illegible]	[illegible]	[illegible]	[illegible]	[illegible]	[illegible]	[illegible]	[illegible]	[illegible]
Varicella and herpes zoster	[illegible]	[illegible]	[illegible]	[illegible]	[illegible]	[illegible]	[illegible]	[illegible]	[illegible]	[illegible]	[illegible]	[illegible]	[illegible]	[illegible]	[illegible]	[illegible]	[illegible]	[illegible]	[illegible]
Acute hepatitis	[illegible]	[illegible]	[illegible]	[illegible]	[illegible]	[illegible]	[illegible]	[illegible]	[illegible]	[illegible]	[illegible]	[illegible]	[illegible]	[illegible]	[illegible]	[illegible]	[illegible]	[illegible]	[illegible]
Acute hepatitis A	[illegible]	[illegible]	[illegible]	[illegible]	[illegible]	[illegible]	[illegible]	[illegible]	[illegible]	[illegible]	[illegible]	[illegible]	[illegible]	[illegible]	[illegible]	[illegible]	[illegible]	[illegible]	[illegible]
Acute hepatitis B	[illegible]	[illegible]	[illegible]	[illegible]	[illegible]	[illegible]	[illegible]	[illegible]	[illegible]	[illegible]	[illegible]	[illegible]	[illegible]	[illegible]	[illegible]	[illegible]	[illegible]	[illegible]	[illegible]
Acute hepatitis C	[illegible]	[illegible]	[illegible]	[illegible]	[illegible]	[illegible]	[illegible]	[illegible]	[illegible]	[illegible]	[illegible]	[illegible]	[illegible]	[illegible]	[illegible]	[illegible]	[illegible]	[illegible]	[illegible]
Acute hepatitis E	[illegible]	[illegible]	[illegible]	[illegible]	[illegible]	[illegible]	[illegible]	[illegible]	[illegible]	[illegible]	[illegible]	[illegible]	[illegible]	[illegible]	[illegible]	[illegible]	[illegible]	[illegible]	[illegible]
Other unspecified infectious diseases	[illegible]	[illegible]	[illegible]	[illegible]	[illegible]	[illegible]	[illegible]	[illegible]	[illegible]	[illegible]	[illegible]	[illegible]	[illegible]	[illegible]	[illegible]	[illegible]	[illegible]	[illegible]	[illegible]
Maternal and neonatal disorders	[illegible]	[illegible]	[illegible]	[illegible]	[illegible]	[illegible]	[illegible]	[illegible]	[illegible]	[illegible]	[illegible]	[illegible]	[illegible]	[illegible]	[illegible]	[illegible]	[illegible]	[illegible]	[illegible]
Maternal disorders	[illegible]	[illegible]	[illegible]	[illegible]	[illegible]	[illegible]	[illegible]	[illegible]	[illegible]	[illegible]	[illegible]	[illegible]	[illegible]	[illegible]	[illegible]	[illegible]	[illegible]	[illegible]	[illegible]
Maternal hemorrhage	[illegible]	[illegible]	[illegible]	[illegible]	[illegible]	[illegible]	[illegible]	[illegible]	[illegible]	[illegible]	[illegible]	[illegible]	[illegible]	[illegible]	[illegible]	[illegible]	[illegible]	[illegible]	[illegible]
Maternal sepsis and other maternal infections	[illegible]	[illegible]	[illegible]	[illegible]	[illegible]	[illegible]	[illegible]	[illegible]	[illegible]	[illegible]	[illegible]	[illegible]	[illegible]	[illegible]	[illegible]	[illegible]	[illegible]	[illegible]	[illegible]
Maternal hypertensive disorders	[illegible]	[illegible]	[illegible]	[illegible]	[illegible]	[illegible]	[illegible]	[illegible]	[illegible]	[illegible]	[illegible]	[illegible]	[illegible]	[illegible]	[illegible]	[illegible]	[illegible]	[illegible]	[illegible]
Maternal obstructed labor and uterine rupture	[illegible]	[illegible]	[illegible]	[illegible]	[illegible]	[illegible]	[illegible]	[illegible]	[illegible]	[illegible]	[illegible]	[illegible]	[illegible]	[illegible]	[illegible]	[illegible]	[illegible]	[illegible]	[illegible]
Maternal abortion and miscarriage	[illegible]	[illegible]	[illegible]	[illegible]	[illegible]	[illegible]	[illegible]	[illegible]	[illegible]	[illegible]	[illegible]	[illegible]	[illegible]	[illegible]	[illegible]	[illegible]	[illegible]	[illegible]	[illegible]
Ectopic pregnancy	[illegible]	[illegible]	[illegible]	[illegible]	[illegible]	[illegible]	[illegible]	[illegible]	[illegible]	[illegible]	[illegible]	[illegible]	[illegible]	[illegible]	[illegible]	[illegible]	[illegible]	[illegible]	[illegible]
Indirect maternal deaths	[illegible]	[illegible]	[illegible]	[illegible]	[illegible]	[illegible]	[illegible]	[illegible]	[illegible]	[illegible]	[illegible]	[illegible]	[illegible]	[illegible]	[illegible]	[illegible]	[illegible]	[illegible]	[illegible]
Late maternal deaths	[illegible]	[illegible]	[illegible]	[illegible]	[illegible]	[illegible]	[illegible]	[illegible]	[illegible]	[illegible]	[illegible]	[illegible]	[illegible]	[illegible]	[illegible]	[illegible]	[illegible]	[illegible]	[illegible]
Maternal deaths aggravated by HIV/AIDS	[illegible]	[illegible]	[illegible]	[illegible]	[illegible]	[illegible]	[illegible]	[illegible]	[illegible]	[illegible]	[illegible]	[illegible]	[illegible]	[illegible]	[illegible]	[illegible]	[illegible]	[illegible]	[illegible]
Neonatal disorders	[illegible]	[illegible]	[illegible]	[illegible]	[illegible]	[illegible]	[illegible]	[illegible]	[illegible]	[illegible]	[illegible]	[illegible]	[illegible]	[illegible]	[illegible]	[illegible]	[illegible]	[illegible]	[illegible]
Neonatal preterm birth	[illegible]	[illegible]	[illegible]	[illegible]	[illegible]	[illegible]	[illegible]	[illegible]	[illegible]	[illegible]	[illegible]	[illegible]	[illegible]	[illegible]	[illegible]	[illegible]	[illegible]	[illegible]	[illegible]
Neonatal encephalopathy due to birth asphyxia and trauma	[illegible]	[illegible]	[illegible]	[illegible]	[illegible]	[illegible]	[illegible]	[illegible]	[illegible]	[illegible]	[illegible]	[illegible]	[illegible]	[illegible]	[illegible]	[illegible]	[illegible]	[illegible]	[illegible]
Neonatal sepsis and other neonatal infections	[illegible]	[illegible]	[illegible]	[illegible]	[illegible]	[illegible]	[illegible]	[illegible]	[illegible]	[illegible]	[illegible]	[illegible]	[illegible]	[illegible]	[illegible]	[illegible]	[illegible]	[illegible]	[illegible]
Hemolytic disease and other neonatal jaundice	[illegible]	[illegible]	[illegible]	[illegible]	[illegible]	[illegible]	[illegible]	[illegible]	[illegible]	[illegible]	[illegible]	[illegible]	[illegible]	[illegible]	[illegible]	[illegible]	[illegible]	[illegible]	[illegible]
Other neonatal disorders	[illegible]	[illegible]	[illegible]	[illegible]	[illegible]	[illegible]	[illegible]	[illegible]	[illegible]	[illegible]	[illegible]	[illegible]	[illegible]	[illegible]	[illegible]	[illegible]	[illegible]	[illegible]	[illegible]
Nutritional deficiencies	[illegible]	[illegible]	[illegible]	[illegible]	[illegible]	[illegible]	[illegible]	[illegible]	[illegible]	[illegible]	[illegible]	[illegible]	[illegible]	[illegible]	[illegible]	[illegible]	[illegible]	[illegible]	[illegible]
Protein-energy malnutrition	[illegible]	[illegible]	[illegible]	[illegible]	[illegible]	[illegible]	[illegible]	[illegible]	[illegible]	[illegible]	[illegible]	[illegible]	[illegible]	[illegible]	[illegible]	[illegible]	[illegible]	[illegible]	[illegible]
Iodine deficiency	[illegible]	[illegible]	[illegible]	[illegible]	[illegible]	[illegible]	[illegible]	[illegible]	[illegible]	[illegible]	[illegible]	[illegible]	[illegible]	[illegible]	[illegible]	[illegible]	[illegible]	[illegible]	[illegible]
Vitamin A deficiency	[illegible]	[illegible]	[illegible]	[illegible]	[illegible]	[illegible]	[illegible]	[illegible]	[illegible]	[illegible]	[illegible]	[illegible]	[illegible]	[illegible]	[illegible]	[illegible]	[illegible]	[illegible]	[illegible]
Dietary iron deficiency	[illegible]	[illegible]	[illegible]	[illegible]	[illegible]	[illegible]	[illegible]	[illegible]	[illegible]	[illegible]	[illegible]	[illegible]	[illegible]	[illegible]	[illegible]	[illegible]	[illegible]	[illegible]	[illegible]
Other nutritional deficiencies	[illegible]	[illegible]	[illegible]	[illegible]	[illegible]	[illegible]	[illegible]	[illegible]	[illegible]	[illegible]	[illegible]	[illegible]	[illegible]	[illegible]	[illegible]	[illegible]	[illegible]	[illegible]	[illegible]
Non-communicable diseases	[illegible]	[illegible]	[illegible]	[illegible]	[illegible]	[illegible]	[illegible]	[illegible]	[illegible]	[illegible]	[illegible]	[illegible]	[illegible]	[illegible]	[illegible]	[illegible]	[illegible]	[illegible]	[illegible]
Neoplasms	[illegible]	[illegible]	[illegible]	[illegible]	[illegible]	[illegible]	[illegible]	[illegible]	[illegible]	[illegible]	[illegible]	[illegible]	[illegible]	[illegible]	[illegible]	[illegible]	[illegible]	[illegible]	[illegible]
Lip and oral cavity cancer	[illegible]	[illegible]	[illegible]	[illegible]	[illegible]	[illegible]	[illegible]	[illegible]	[illegible]	[illegible]	[illegible]	[illegible]	[illegible]	[illegible]	[illegible]	[illegible]	[illegible]	[illegible]	[illegible]
Nasopharynx cancer	[illegible]	[illegible]	[illegible]	[illegible]	[illegible]	[illegible]	[illegible]	[illegible]	[illegible]	[illegible]	[illegible]	[illegible]	[illegible]	[illegible]	[illegible]	[illegible]	[illegible]	[illegible]	[illegible]
Other pharynx cancer	[illegible]	[illegible]	[illegible]	[illegible]	[illegible]	[illegible]	[illegible]	[illegible]	[illegible]	[illegible]	[illegible]	[illegible]	[illegible]	[illegible]	[illegible]	[illegible]	[illegible]	[illegible]	[illegible]
Esophageal cancer	[illegible]	[illegible]	[illegible]	[illegible]	[illegible]	[illegible]	[illegible]	[illegible]	[illegible]	[illegible]	[illegible]	[illegible]	[illegible]	[illegible]	[illegible]	[illegible]	[illegible]	[illegible]	[illegible]
Stomach cancer	[illegible]	[illegible]	[illegible]	[illegible]	[illegible]	[illegible]	[illegible]	[illegible]	[illegible]	[illegible]	[illegible]	[illegible]	[illegible]	[illegible]	[illegible]	[illegible]	[illegible]	[illegible]	[illegible]
Colon and rectum cancer	[illegible]	[illegible]	[illegible]	[illegible]	[illegible]	[illegible]	[illegible]	[illegible]	[illegible]	[illegible]	[illegible]	[illegible]	[illegible]	[illegible]	[illegible]	[illegible]	[illegible]	[illegible]	[illegible]
Liver cancer	[illegible]	[illegible]	[illegible]	[illegible]	[illegible]	[illegible]	[illegible]	[illegible]	[illegible]	[illegible]	[illegible]	[illegible]	[illegible]	[illegible]	[illegible]	[illegible]	[illegible]	[illegible]	[illegible]
Liver cancer due to hepatitis B	[illegible]	[illegible]	[illegible]	[illegible]	[illegible]	[illegible]	[illegible]	[illegible]	[illegible]	[illegible]	[illegible]	[illegible]	[illegible]	[illegible]	[illegible]	[illegible]	[illegible]	[illegible]	[illegible]
Liver cancer due to hepatitis C	[illegible]	[illegible]	[illegible]	[illegible]	[illegible]	[illegible]	[illegible]	[illegible]	[illegible]	[illegible]	[illegible]	[illegible]	[illegible]	[illegible]	[illegible]	[illegible]	[illegible]	[illegible]	[illegible]
Liver cancer due to alcohol use	[illegible]	[illegible]	[illegible]	[illegible]	[illegible]	[illegible]	[illegible]	[illegible]	[illegible]	[illegible]	[illegible]	[illegible]	[illegible]	[illegible]	[illegible]	[illegible]	[illegible]	[illegible]	[illegible]
Liver cancer due to NASH	[illegible]	[illegible]	[illegible]	[illegible]	[illegible]	[illegible]	[illegible]	[illegible]	[illegible]	[illegible]	[illegible]	[illegible]	[illegible]	[illegible]	[illegible]	[illegible]	[illegible]	[illegible]	[illegible]
Liver cancer due to other causes	[illegible]	[illegible]	[illegible]	[illegible]	[illegible]	[illegible]	[illegible]	[illegible]	[illegible]	[illegible]	[illegible]	[illegible]	[illegible]	[illegible]	[illegible]	[illegible]	[illegible]	[illegible]	[illegible]
Gallbladder and biliary tract cancer	[illegible]	[illegible]	[illegible]	[illegible]	[illegible]	[illegible]	[illegible]	[illegible]	[illegible]	[illegible]	[illegible]	[illegible]	[illegible]	[illegible]	[illegible]	[illegible]	[illegible]	[illegible]	[illegible]
Pancreatic cancer	[illegible]	[illegible]	[illegible]	[illegible]	[illegible]	[illegible]	[illegible]	[illegible]	[illegible]	[illegible]	[illegible]	[illegible]	[illegible]	[illegible]	[illegible]	[illegible]	[illegible]	[illegible]	[illegible]
Larynx cancer	[illegible]	[illegible]	[illegible]	[illegible]	[illegible]	[illegible]	[illegible]	[illegible]	[illegible]	[illegible]	[illegible]	[illegible]	[illegible]	[illegible]	[illegible]	[illegible]	[illegible]	[illegible]	[illegible]
Tracheal, bronchus, and lung cancer	[illegible]	[illegible]	[illegible]	[illegible]	[illegible]	[illegible]	[illegible]	[illegible]	[illegible]	[illegible]	[illegible]	[illegible]	[illegible]	[illegible]	[illegible]	[illegible]	[illegible]	[illegible]	[illegible]
Malignant skin melanoma	[illegible]	[illegible]	[illegible]	[illegible]	[illegible]	[illegible]	[illegible]	[illegible]	[illegible]	[illegible]	[illegible]	[illegible]	[illegible]	[illegible]	[illegible]	[illegible]	[illegible]	[illegible]	[illegible]
Non-melanoma skin cancer	[illegible]	[illegible]	[illegible]	[illegible]	[illegible]	[illegible]	[illegible]	[illegible]	[illegible]	[illegible]	[illegible]	[illegible]	[illegible]	[illegible]	[illegible]	[illegible]	[illegible]	[illegible]	[illegible]
Non-melanoma skin cancer (squamous-cell carcinoma)	[illegible]	[illegible]	[illegible]	[illegible]	[illegible]	[illegible]	[illegible]	[illegible]	[illegible]	[illegible]	[illegible]	[illegible]	[illegible]	[illegible]	[illegible]	[illegible]	[illegible]	[illegible]	[illegible]
Non-melanoma skin cancer (basal-cell carcinoma)	[illegible]	[illegible]	[illegible]	[illegible]	[illegible]	[illegible]	[illegible]	[illegible]	[illegible]	[illegible]	[illegible]	[illegible]	[illegible]	[illegible]	[illegible]	[illegible]	[illegible]	[illegible]	[illegible]
Breast cancer	[illegible]	[illegible]	[illegible]	[illegible]	[illegible]	[illegible]	[illegible]	[illegible]	[illegible]	[illegible]	[illegible]	[illegible]	[illegible]	[illegible]	[illegible]	[illegible]	[illegible]	[illegible]	[illegible]
Cervical cancer	[illegible]	[illegible]	[illegible]	[illegible]	[illegible]	[illegible]	[illegible]	[illegible]	[illegible]	[illegible]	[illegible]	[illegible]	[illegible]	[illegible]	[illegible]	[illegible]	[illegible]	[illegible]	[illegible]
Uterine cancer	[illegible]	[illegible]	[illegible]	[illegible]	[illegible]	[illegible]	[illegible]	[illegible]	[illegible]	[illegible]	[illegible]	[illegible]	[illegible]	[illegible]	[illegible]	[illegible]	[illegible]	[illegible]	[illegible]
Ovarian cancer	[illegible]	[illegible]	[illegible]	[illegible]	[illegible]	[illegible]	[illegible]	[illegible]	[illegible]	[illegible]	[illegible]	[illegible]	[illegible]	[illegible]	[illegible]	[illegible]	[illegible]	[illegible]	[illegible]
Prostate cancer	[illegible]	[illegible]	[illegible]	[illegible]	[illegible]	[illegible]	[illegible]	[illegible]	[illegible]	[illegible]	[illegible]	[illegible]	[illegible]	[illegible]	[illegible]	[illegible]	[illegible]	[illegible]	[illegible]
Testicular cancer	[illegible]	[illegible]	[illegible]	[illegible]	[illegible]	[illegible]	[illegible]	[illegible]	[illegible]	[illegible]	[illegible]	[illegible]	[illegible]	[illegible]	[illegible]	[illegible]	[illegible]	[illegible]	[illegible]
Kidney cancer	[illegible]	[illegible]	[illegible]	[illegible]	[illegible]	[illegible]	[illegible]	[illegible]	[illegible]	[illegible]	[illegible]	[illegible]	[illegible]	[illegible]	[illegible]	[illegible]	[illegible]	[illegible]	[illegible]
Bladder cancer	[illegible]	[illegible]	[illegible]	[illegible]	[illegible]	[illegible]	[illegible]	[illegible]	[illegible]	[illegible]	[illegible]	[illegible]	[illegible]	[illegible]	[illegible]	[illegible]	[illegible]	[illegible]	[illegible]
Brain and central nervous system cancer	[illegible]	[illegible]	[illegible]	[illegible]	[illegible]	[illegible]	[illegible]	[illegible]	[illegible]	[illegible]	[illegible]	[illegible]	[illegible]	[illegible]	[illegible]	[illegible]	[illegible]	[illegible]	[illegible]
Thyroid cancer	[illegible]	[illegible]	[illegible]	[illegible]	[illegible]	[illegible]	[illegible]	[illegible]	[illegible]	[illegible]	[illegible]	[illegible]	[illegible]	[illegible]	[illegible]	[illegible]	[illegible]	[illegible]	[illegible]
Mesothelioma	[illegible]	[illegible]	[illegible]	[illegible]	[illegible]	[illegible]	[illegible]	[illegible]	[illegible]	[illegible]	[illegible]	[illegible]	[illegible]	[illegible]	[illegible]	[illegible]	[illegible]	[illegible]	[illegible]
Hodgkin lymphoma	[illegible]	[illegible]	[illegible]	[illegible]	[illegible]	[illegible]	[illegible]	[illegible]	[illegible]	[illegible]	[illegible]	[illegible]	[illegible]	[illegible]	[illegible]	[illegible]	[illegible]	[illegible]	[illegible]
Non-Hodgkin lymphoma	[illegible]	[illegible]	[illegible]	[illegible]	[illegible]	[illegible]	[illegible]	[illegible]	[illegible]	[illegible]	[illegible]	[illegible]	[illegible]	[illegible]	[illegible]	[illegible]	[illegible]	[illegible]	[illegible]
Multiple myeloma	[illegible]	[illegible]	[illegible]	[illegible]	[illegible]	[illegible]	[illegible]	[illegible]	[illegible]	[illegible]	[illegible]	[illegible]	[illegible]	[illegible]	[illegible]	[illegible]	[illegible]	[illegible]	[illegible]
Leukemia	[illegible]	[illegible]	[illegible]	[illegible]	[illegible]	[illegible]	[illegible]	[illegible]	[illegible]	[illegible]	[illegible]	[illegible]	[illegible]	[illegible]	[illegible]	[illegible]	[illegible]	[illegible]	[illegible]
Acute lymphoid leukemia	[illegible]	[illegible]	[illegible]	[illegible]	[illegible]	[illegible]	[illegible]	[illegible]	[illegible]	[illegible]	[illegible]	[illegible]	[illegible]	[illegible]	[illegible]	[illegible]	[illegible]	[illegible]	[illegible]
Chronic lymphoid leukemia	[illegible]	[illegible]	[illegible]	[illegible]	[illegible]	[illegible]	[illegible]	[illegible]	[illegible]	[illegible]	[illegible]	[illegible]	[illegible]	[illegible]	[illegible]	[illegible]	[illegible]	[illegible]	[illegible]
Acute myeloid leukemia	[illegible]	[illegible]	[illegible]	[illegible]	[illegible]	[illegible]	[illegible]	[illegible]	[illegible]	[illegible]	[illegible]	[illegible]	[illegible]	[illegible]	[illegible]	[illegible]	[illegible]	[illegible]	[illegible]
Chronic myeloid leukemia	[illegible]	[illegible]	[illegible]	[illegible]	[illegible]	[illegible]	[illegible]	[illegible]	[illegible]	[illegible]	[illegible]	[illegible]	[illegible]	[illegible]	[illegible]	[illegible]	[illegible]	[illegible]	[illegible]
Other leukemia	[illegible]	[illegible]	[illegible]	[illegible]	[illegible]	[illegible]	[illegible]	[illegible]	[illegible]	[illegible]	[illegible]	[illegible]	[illegible]	[illegible]	[illegible]	[illegible]	[illegible]	[illegible]	[illegible]
Other malignant neoplasms	[illegible]	[illegible]	[illegible]	[illegible]	[illegible]	[illegible]	[illegible]	[illegible]	[illegible]	[illegible]	[illegible]	[illegible]	[illegible]	[illegible]	[illegible]	[illegible]	[illegible]	[illegible]	[illegible]
Other neoplasms	[illegible]	[illegible]	[illegible]	[illegible]	[illegible]	[illegible]	[illegible]	[illegible]	[illegible]	[illegible]	[illegible]	[illegible]	[illegible]	[illegible]	[illegible]	[illegible]	[illegible]	[illegible]	[illegible]
Myelodysplastic, myeloproliferative, and other hematopoietic n	[illegible]	[illegible]	[illegible]	[illegible]	[illegible]	[illegible]	[illegible]	[illegible]	[illegible]	[illegible]	[illegible]	[illegible]	[illegible]	[illegible]	[illegible]	[illegible]	[illegible]	[illegible]	[illegible]
Benign and in situ intestinal neoplasms	[illegible]	[illegible]	[illegible]	[illegible]	[illegible]	[illegible]	[illegible]	[illegible]	[illegible]	[illegible]	[illegible]	[illegible]	[illegible]	[illegible]	[illegible]	[illegible]	[illegible]	[illegible]	[illegible]
Benign and in situ cervical and uterine neoplasms	[illegible]	[illegible]	[illegible]	[illegible]	[illegible]	[illegible]	[illegible]	[illegible]	[illegible]	[illegible]	[illegible]	[illegible]	[illegible]	[illegible]	[illegible]	[illegible]	[illegible]	[illegible]	[illegible]
Other benign and in situ neoplasms	[illegible]	[illegible]	[illegible]	[illegible]	[illegible]	[illegible]	[illegible]	[illegible]	[illegible]	[illegible]	[illegible]	[illegible]	[illegible]	[illegible]	[illegible]	[illegible]	[illegible]	[illegible]	[illegible]
Cardiovascular diseases	[illegible]	[illegible]	[illegible]	[illegible]	[illegible]	[illegible]	[illegible]	[illegible]	[illegible]	[illegible]	[illegible]	[illegible]	[illegible]	[illegible]	[illegible]	[illegible]	[illegible]	[illegible]	[illegible]
Rheumatic heart disease	[illegible]	[illegible]	[illegible]	[illegible]	[illegible]	[illegible]	[illegible]	[illegible]	[illegible]	[illegible]	[illegible]	[illegible]	[illegible]	[illegible]	[illegible]	[illegible]	[illegible]	[illegible]	[illegible]





SR Table 2b: Mexico City DALYS by cause and age group for females with 95% uncertainty intervals, 2019

Cause	Early Neonatal	Late Neonatal	Post Neonatal	1 to 4	5 to 9	10 to 14	15 to 19	20 to 24	25 to 29	30 to 34	35 to 39	40 to 44	45 to 49	50 to 54	55 to 59	60 to 64	65 to 69	70 to 74	75 to 79	80 to 84	85 to 89	90 to 94	95 plus	Total
All causes	27,500 (20,700 to 35,700)	10,800 (8,210 to 14,100)	22,500 (15,800 to 31,600)	10,400 (8,070 to 13,200)	14,700 (11,800 to 18,100)	20,400 (16,100 to 26,200)	31,400 (24,800 to 39,400)	42,200 (33,400 to 52,600)	49,800 (38,800 to 61,800)	56,500 (44,700 to 69,800)	65,300 (51,900 to 80,500)	77,600 (62,400 to 94,500)	91,700 (74,200 to 110,000)	103,000 (84,400 to 123,000)	111,000 (90,900 to 132,000)	116,000 (96,200 to 137,000)	107,000 (90,700 to 126,000)	102,000 (86,700 to 119,000)	86,200 (74,100 to 100,000)	70,300 (61,400 to 80,200)	49,400 (43,000 to 56,000)	23,600 (21,100 to 26,200)	7,310 (6,730 to 7,920)	1,300,000
Communicable, maternal, neonatal, and nutritional diseases	20,200 (14,900 to 26,600)	7,230 (5,300 to 9,500)	9,920 (6,610 to 14,200)	3,390 (2,540 to 4,440)	3,340 (2,550 to 4,430)	2,620 (2,030 to 3,350)	3,020 (2,440 to 3,710)	3,910 (3,160 to 4,800)	4,490 (3,610 to 5,590)	4,770 (3,790 to 5,930)	5,350 (4,130 to 6,820)	5,960 (4,530 to 7,710)	5,080 (3,990 to 6,400)	4,670 (3,640 to 5,860)	4,440 (3,540 to 5,600)	4,360 (3,430 to 5,560)	4,080 (3,210 to 5,190)	4,110 (3,160 to 5,280)	3,710 (2,850 to 4,710)	3,180 (2,440 to 4,070)	2,540 (1,890 to 3,320)	1,340 (1,020 to 1,700)	508 (378 to 645)	112,000
HIV/AIDS and sexually transmitted infections	1·6 (1 to 2·4)	0·9 (0·5 to 1·8)	89·8 (72·2 to 109)	56·4 (46·4 to 68·6)	50 (40·9 to 60·4)	68·3 (57·7 to 82·4)	127 (105 to 153)	303 (241 to 385)	493 (382 to 647)	707 (560 to 914)	719 (565 to 955)	711 (560 to 963)	677 (540 to 886)	411 (320 to 552)	326 (262 to 424)	241 (193 to 305)	171 (139 to 215)	65·4 (45·9 to 93·7)	40 (27·4 to 58·2)	23 (15·5 to 35)	13·8 (9·5 to 19·6)	3·7 (2·5 to 5·5)	0·9 (0·7 to 1·3)	5,300
HIV/AIDS	0 (0 to 0)	0 (0 to 0·1)	89 (71·3 to 108)	56·3 (46·3 to 68·6)	50 (40·8 to 60·3)	60·4 (50·1 to 74)	91·7 (74·7 to 110)	208 (170 to 249)	314 (258 to 377)	476 (391 to 572)	460 (383 to 549)	434 (361 to 517)	417 (351 to 501)	260 (214 to 312)	224 (188 to 268)	164 (136 to 195)	110 (91·6 to 133)	17·9 (13·3 to 23·9)	8·1 (6·2 to 10·1)	2·5 (2 to 2·9)	1 (0·8 to 1·2)	0·3 (0·2 to 0·3)	0·2 (0·2 to 0·2)	3,440
HIV/AIDS - Drug-susceptible Tuberculosis	0 (0 to 0)	0 (0 to 0)	3 (1·7 to 4·7)	1·9 (1·1 to 2·9)	1·7 (1 to 2·6)	2 (1·2 to 3·1)	3 (1·9 to 4·5)	7·3 (4·5 to 10·8)	10·8 (6·7 to 16·1)	16·2 (9·9 to 24·2)	15·8 (9·7 to 23·6)	14·9 (9 to 22·3)	14·6 (8·8 to 22)	9·1 (5·5 to 13·6)	7·8 (4·8 to 11·6)	5·8 (3·6 to 8·6)	4 (2·5 to 5·7)	0·7 (0·5 to 0·9)	0·3 (0·2 to 0·4)	0·1 (0·1 to 0·1)	0 (0 to 0·1)	0 (0 to 0)	0 (0 to 0)	119
HIV/AIDS - Multidrug-resistant Tuberculosis without exten	0 (0 to 0)	0 (0 to 0)	0·2 (0 to 1·1)	0·1 (0 to 0·7)	0·1 (0 to 0·6)	0·2 (0 to 0·7)	0·2 (0 to 1)	0·5 (0 to 2·4)	0·8 (0 to 3·6)	1·2 (0·1 to 5·5)	1·1 (0·1 to 5·4)	1·1 (0·1 to 5·1)	1·1 (0·1 to 5)	0·7 (0 to 3·1)	0·6 (0 to 2·7)	0·4 (0 to 1·9)	0·3 (0 to 1·2)	0 (0 to 0·2)	0 (0 to 0·1)	0 (0 to 0)	0 (0 to 0)	0 (0 to 0)	0 (0 to 0)	8·7
HIV/AIDS - Extensively drug-resistant Tuberculosis	0 (0 to 0)	0 (0 to 0)	0 (0 to 0·2)	0 (0 to 0·1)	0 (0 to 0·1)	0 (0 to 0·1)	0 (0 to 0·2)	0·1 (0 to 0·4)	0·1 (0 to 0·5)	0·2 (0 to 0·8)	0·2 (0 to 0·8)	0·2 (0 to 0·8)	0·2 (0 to 0·8)	0·1 (0 to 0·5)	0·1 (0 to 0·4)	0·1 (0 to 0·3)	0 (0 to 0·2)	0 (0 to 0)	0 (0 to 0)	0 (0 to 0)	0 (0 to 0)	0 (0 to 0)	0 (0 to 0)	1·4
HIV/AIDS resulting in other diseases	0 (0 to 0)	0 (0 to 0·1)	85·7 (67·9 to 105)	54·3 (44·1 to 66·6)	48·1 (38·7 to 58·5)	58·1 (47·4 to 71·7)	88·4 (71·6 to 106)	200 (162 to 242)	302 (245 to 365)	458 (374 to 552)	443 (364 to 532)	418 (345 to 501)	401 (334 to 484)	250 (204 to 302)	216 (179 to 259)	158 (130 to 189)	106 (87·2 to 128)	17·2 (12·5 to 23)	7·8 (6 to 9·7)	2·4 (1·9 to 2·7)	1 (0·8 to 1·2)	0·2 (0·2 to 0·3)	0·2 (0·1 to 0·2)	3,320
Sexually transmitted infections excluding HIV	1·6 (0·9 to 2·4)	0·9 (0·4 to 1·8)	0·9 (0·4 to 1·8)	0 (0 to 0·1)	0 (0 to 0·1)	8 (5·4 to 11·5)	34·8 (23·3 to 52·8)	95·5 (54·8 to 169)	179 (93·5 to 332)	231 (123 to 432)	258 (138 to 467)	277 (158 to 495)	260 (144 to 466)	151 (79·9 to 279)	101 (53·4 to 191)	77 (42·5 to 132)	61 (35·5 to 103)	47·4 (28·3 to 76·4)	31·9 (19·6 to 49·6)	20·5 (13·2 to 32·4)	12·8 (8·5 to 18·5)	3·5 (2·2 to 5·2)	0·7 (0·5 to 1·1)	1,850
Syphilis	1·6 (0·9 to 2·4)	0·9 (0·4 to 1·8)	0·9 (0·4 to 1·8)	0 (0 to 0·1)	0 (0 to 0·1)	3 (1·8 to 4·7)	3·6 (2·3 to 5·5)	2·1 (1·3 to 3·4)	6·7 (3·8 to 11)	8·5 (5·1 to 13·1)	6·9 (4·4 to 10·5)	3·6 (2·4 to 5·2)	8·2 (5·2 to 12·6)	5 (3·4 to 7·2)	2·1 (1·5 to 2·9)	3 (2·1 to 4·2)	3·3 (2·3 to 4·7)	3·7 (2·5 to 5·4)	2·4 (1·7 to 3·3)	2·9 (2 to 4·2)	2 (1·4 to 2·8)	0·8 (0·5 to 1·1)	0·2 (0·1 to 0·3)	71·3
Chlamydial infection	0 (0 to 0)	0 (0 to 0)	0 (0 to 0)	0 (0 to 0)	0 (0 to 0)	0·9 (0·6 to 1·3)	4 (2·6 to 5·8)	11·6 (8·1 to 16·3)	14·5 (7·7 to 24·7)	15·9 (8·2 to 27·1)	22·9 (13 to 37·2)	27·7 (17·2 to 43·2)	24·9 (16·2 to 38·6)	8·3 (5·7 to 12·1)	5·3 (3·7 to 7·7)	4·6 (2·7 to 7·3)	2·9 (1·7 to 4·7)	3·3 (2 to 5·1)	2·5 (1·5 to 3·9)	2·2 (1·4 to 3·4)	1·4 (0·9 to 2·1)	0·3 (0·2 to 0·5)	0·1 (0·1 to 0·1)	153
Gonococcal infection	0 (0 to 0)	0 (0 to 0)	0 (0 to 0)	0 (0 to 0)	0 (0 to 0)	0·9 (0·6 to 1·4)	5·2 (3·3 to 7·8)	10·1 (6·6 to 15·4)	14·8 (8·8 to 23·6)	15·9 (10·2 to 23·9)	19·8 (12·7 to 29·5)	29·8 (18·9 to 43·6)	35·1 (21·4 to 54·7)	16·7 (10·1 to 26·3)	11 (7 to 17·1)	11·7 (6·9 to 18·7)	15·6 (9·1 to 25)	11·2 (6·8 to 17·5)	9 (5·5 to 13·9)	5 (3·1 to 7·6)	3·7 (2·3 to 5·4)	0·8 (0·5 to 1·2)	0·2 (0·1 to 0·2)	216
Trichomoniasis	0 (0 to 0)	0 (0 to 0)	0 (0 to 0)	0 (0 to 0)	0 (0 to 0)	0·3 (0 to 1)	6·5 (1·8 to 16·1)	39·3 (13·1 to 93·2)	90·6 (29·6 to 211)	115 (37·6 to 279)	113 (36·6 to 260)	106 (36·2 to 259)	94·7 (30·4 to 216)	68·1 (21·3 to 162)	42·8 (14 to 102)	25·4 (8·7 to 61·3)	16·5 (5·8 to 39·9)	11·5 (4·3 to 26)	6·8 (2·6 to 15·2)	3·6 (1·4 to 7·9)	1·5 (0·6 to 3·5)	0·4 (0·1 to 0·9)	0 (0 to 0·1)	742
Genital herpes	0 (0 to 0)	0 (0 to 0)	0 (0 to 0)	0 (0 to 0)	0 (0 to 0)	1·1 (0·3 to 2·9)	5·4 (1·4 to 14·6)	12·8 (3·8 to 32·8)	22 (7 to 54·8)	30·2 (9·8 to 74·9)	34·2 (11·1 to 83·3)	35·9 (10·7 to 90·7)	36 (11·3 to 86·6)	32·3 (10·1 to 79·8)	27·5 (8·2 to 67·7)	22·2 (6·5 to 54·6)	15·8 (4·7 to 38·4)	11·9 (3·7 to 29·4)	7·7 (2·4 to 19)	4·6 (1·4 to 11·6)	2·4 (0·7 to 5·7)	0·8 (0·3 to 2)	0·2 (0·1 to 0·5)	303
Other sexually transmitted infections	0 (0 to 0)	0 (0 to 0)	0 (0 to 0)	0 (0 to 0)	0 (0 to 0)	1·7 (1·2 to 2·4)	10·2 (7·1 to 14·3)	19·8 (12·2 to 30·5)	30·5 (18 to 47·7)	45·2 (28·7 to 67·4)	61·8 (37·9 to 92·8)	73·6 (46·2 to 111)	60·8 (36·2 to 97·9)	20·6 (12·2 to 32·3)	12·9 (7·6 to 20·6)	10·1 (6 to 16·1)	6·9 (4 to 11)	5·8 (3·5 to 9)	3·5 (2·1 to 5·4)	2·1 (1·3 to 3·1)	1·8 (1·2 to 2·7)	0·3 (0·2 to 0·5)	0·1 (0 to 0·1)	368
Respiratory infections and tuberculosis	808 (528 to 1,190)	757 (503 to 1,070)	4,130 (2,550 to 6,240)	806 (536 to 1,150)	756 (514 to 1,070)	621 (429 to 894)	647 (451 to 921)	823 (583 to 1,130)	902 (645 to 1,200)	917 (651 to 1,240)	1,120 (812 to 1,560)	1,330 (946 to 1,810)	1,550 (1,100 to 2,130)	1,680 (1,200 to 2,310)	1,790 (1,260 to 2,440)	2,000 (1,410 to 2,730)	2,020 (1,430 to 2,790)	2,050 (1,470 to 2,790)	2,100 (1,520 to 2,800)	1,990 (1,490 to 2,590)	1,770 (1,280 to 2,380)	960 (710 to 1,240)	378 (274 to 487)	31,900
Tuberculosis	0 (0 to 0)	0 (0 to 0)	7·4 (4·5 to 11·5)	5·9 (3·8 to 8·8)	12·1 (8 to 18·7)	11 (8 to 15·3)	22·9 (16·5 to 30·9)	75·6 (46·6 to 118)	98·2 (58·7 to 156)	82·9 (46·5 to 136)	84·9 (51·1 to 128)	84·7 (52·3 to 128)	91·8 (57·8 to 136)	99·9 (62·2 to 151)	94·5 (59·3 to 142)	88·7 (55·5 to 129)	74·3 (48·5 to 109)	64·8 (43 to 93·7)	49·7 (33 to 70·1)	27·9 (18·2 to 39·5)	14·6 (9·4 to 21·1)	4·8 (3·1 to 7)	1·1 (0·8 to 1·5)	1,100
Latent tuberculosis infection	0 (0 to 0)	0 (0 to 0)	0 (0 to 0)	0 (0 to 0)	0 (0 to 0)	0 (0 to 0)	0 (0 to 0)	0 (0 to 0)	0 (0 to 0)	0 (0 to 0)	0 (0 to 0)	0 (0 to 0)	0 (0 to 0)	0 (0 to 0)	0 (0 to 0)	0 (0 to 0)	0 (0 to 0)	0 (0 to 0)	0 (0 to 0)	0 (0 to 0)	0 (0 to 0)	0 (0 to 0)	0 (0 to 0)	0
Drug-susceptible tuberculosis	0 (0 to 0)	0 (0 to 0)	6·9 (3·9 to 11·1)	5·7 (3·5 to 8·6)	11·5 (7·3 to 18)	10·3 (6·8 to 14·9)	21·4 (14·3 to 29·5)	71·6 (42·8 to 115)	93·2 (50·3 to 151)	78·5 (41·1 to 129)	80·1 (44·8 to 121)	79·8 (44·8 to 122)	86·1 (46·5 to 129)	93·6 (54·7 to 143)	88·4 (52·4 to 139)	82·8 (48·5 to 124)	69·4 (41·3 to 103)	60·6 (37·2 to 89·1)	46·5 (29·1 to 67·7)	26·1 (15·4 to 37·6)	13·7 (8 to 20·4)	4·5 (2·8 to 6·6)	1 (0·6 to 1·4)	1,030
Multidrug-resistant tuberculosis without extensive drug res	0 (0 to 0)	0 (0 to 0)	0·4 (0 to 1·9)	0·2 (0 to 1·1)	0·5 (0 to 2·1)	0·5 (0 to 2·4)	1·3 (0·1 to 5·5)	3·6 (0·2 to 16·8)	4·4 (0·3 to 19·8)	3·8 (0·2 to 18)	4·1 (0·3 to 19·4)	4·3 (0·3 to 19·8)	5 (0·3 to 22·8)	5·5 (0·4 to 25·1)	5·2 (0·3 to 22·1)	5 (0·3 to 23·8)	4·2 (0·3 to 19·8)	3·6 (0·2 to 15·8)	2·8 (0·2 to 12·2)	1·6 (0·1 to 6·8)	0·8 (0·1 to 3·5)	0·3 (0 to 1·2)	0·1 (0 to 0·3)	57·2
Extensively drug-resistant tuberculosis	0 (0 to 0)	0 (0 to 0)	0·1 (0 to 0·3)	0 (0 to 0·1)	0·1 (0 to 0·3)	0·1 (0 to 0·4)	0·2 (0 to 0·9)	0·5 (0 to 2·3)	0·6 (0 to 2·7)	0·5 (0 to 2·5)	0·6 (0 to 2·9)	0·6 (0 to 3)	0·8 (0 to 3·5)	0·9 (0·1 to 3·9)	0·8 (0 to 3·7)	0·8 (0 to 3·8)	0·7 (0 to 3·1)	0·6 (0 to 2·7)	0·4 (0 to 2)	0·2 (0 to 1·1)	0·1 (0 to 0·6)	0 (0 to 0·2)	0 (0 to 0)	8·7
Lower respiratory infections	803 (525 to 1,180)	743 (490 to 1,060)	3,980 (2,420 to 6,050)	405 (214 to 657)	260 (182 to 350)	199 (131 to 282)	235 (164 to 323)	385 (240 to 569)	456 (294 to 651)	494 (317 to 713)	698 (464 to 1,060)	926 (606 to 1,340)	1,170 (765 to 1,720)	1,320 (876 to 1,890)	1,470 (960 to 2,110)	1,730 (1,170 to 2,440)	1,820 (1,260 to 2,590)	1,890 (1,320 to 2,620)	1,990 (1,410 to 2,690)	1,930 (1,410 to 2,530)	1,730 (1,240 to 2,340)	945 (695 to 1,230)	374 (271 to 483)	25,900
Upper respiratory infections	4·9 (2·2 to 9·9)	13·8 (7·4 to 25·6)	125 (75·6 to 199)	275 (161 to 455)	331 (181 to 557)	297 (157 to 513)	289 (147 to 517)	294 (155 to 498)	288 (155 to 469)	285 (150 to 484)	279 (144 to 469)	258 (137 to 442)	235 (127 to 399)	207 (115 to 355)	177 (99·1 to 296)	142 (78·4 to 231)	103 (56·5 to 172)	80·5 (45·4 to 132)	54·4 (29·8 to 90·3)	33·3 (18·3 to 54·2)	18·6 (11·2 to 29·1)	8·1 (5·2 to 12·3)	2·6 (1·7 to 3·9)	3,800
Otitis media	0·1 (0 to 0·1)	0·5 (0·2 to 0·9)	15·5 (7·9 to 28)	120 (62·7 to 213)	154 (84·2 to 262)	113 (58·7 to 195)	100 (52·9 to 175)	68·8 (29·5 to 135)	59·6 (26·8 to 113)	54·3 (23·3 to 108)	55 (25·4 to 104)	57·5 (26·3 to 115)	59·7 (29·5 to 104)	55·6 (25·6 to 100)	45·7 (23·2 to 84·7)	34·8 (15·4 to 67·7)	21·2 (10·5 to 39·1)	14·2 (6·4 to 26·6)	9·8 (4·8 to 17·5)	6·8 (2·9 to 13)	4·2 (2 to 7·4)	1·7 (0·8 to 3·1)	0·5 (0·2 to 0·8)	1,050
Enteric infections	25·2 (16·2 to 37·6)	67·5 (42·8 to 103)	1,000 (522 to 1,710)	547 (363 to 809)	551 (345 to 848)	275 (160 to 482)	137 (80·8 to 284)	100 (57·6 to 239)	121 (73·4 to 276)	139 (87·9 to 281)	186 (118 to 405)	242 (149 to 601)	300 (192 to 577)	379 (255 to 816)	446 (292 to 846)	521 (357 to 820)	548 (384 to 844)	558 (381 to 804)	544 (391 to 781)	490 (340 to 711)	358 (240 to 585)	172 (115 to 292)	51·4 (35·1 to 78·5)	7,760
Diarrheal diseases	25·2 (16·2 to 37·6)	67·2 (42·7 to 102)	972 (521 to 1,620)	529 (353 to 770)	535 (338 to 813)	249 (155 to 383)	123 (77·5 to 185)	85·7 (55 to 123)	107 (70·2 to 151)	126 (85·2 to 176)	166 (115 to 235)	211 (146 to 290)	275 (189 to 386)	342 (250 to 469)	414 (285 to 588)	495 (351 to 684)	524 (376 to 715)	537 (377 to 747)	526 (384 to 694)	473 (335 to 657)	342 (238 to 491)	161 (112 to 228)	49 (34·4 to 68·2)	7,330
Typhoid and paratyphoid	0 (0 to 0)	0 (0 to 0)	20·8 (0·3 to 260)	14·4 (0·3 to 180)	8·1 (0·2 to 98·4)	18 (0·2 to 195)	13·7 (0·2 to 151)	13·4 (0·3 to 146)	13·6 (0·3 to 178)	12·4 (0·3 to 143)	18·6 (0·3 to 225)	30·7 (0·3 to 378)	23·5 (0·4 to 277)	36·4 (0·5 to 400)	30 (0·6 to 381)	24·4 (0·5 to 289)	22·6 (0·6 to 280)	20·5 (0·6 to 259)	16·8 (0·6 to 187)	15·8 (0·6 to 187)	14·8 (0·4 to 203)	10·5 (0·2 to 129)	2·2 (0·1 to 25·3)	381
Typhoid fever	0 (0 to 0)	0 (0 to 0)	20·6 (0·3 to 260)	14·3 (0·3 to 180)	8·1 (0·2 to 98·3)	18 (0·2 to 195)	13·7 (0·2 to 151)	13·4 (0·3 to 146)	13·6 (0·3 to 178)	12·3 (0·3 to 143)	18·5 (0·3 to 225)	30·6 (0·3 to 378)	23·4 (0·4 to 277)	36·4 (0·5 to 400)	29·9 (0·5 to 380)	24·3 (0·5 to 289)	22·5 (0·5 to 280)	20·5 (0·5 to 259)	16·7 (0·6 to 187)	15·8 (0·6 to 187)	14·8 (0·4 to 203)	10·5 (0·2 to 129)	2·2 (0·1 to 25·3)	380
Paratyphoid fever	0 (0 to 0)	0 (0 to 0)	0·1 (0 to 1·2)	0·1 (0 to 0·4)	0 (0 to 0·3)	0 (0 to 0·3)	0 (0 to 0·2)	0 (0 to 0·1)	0 (0 to 0·2)	0 (0 to 0·3)	0 (0 to 0·2)	0 (0 to 0·3)	0 (0 to 0·1)	0 (0 to 0·3)	0·1 (0 to 0·4)	0·1 (0 to 0·6)	0·1 (0 to 0·3)	0·1 (0 to 0·3)	0·1 (0 to 0·3)	0·1 (0 to 0·2)	0 (0 to 0·3)	0 (0 to 0·1)	0 (0 to 0·1)	1
Invasive Non-typhoidal Salmonella (iNTS)	0 (0 to 0)	0·3 (0 to 2·8)	4·8 (0·1 to 43·3)	2·8 (0·1 to 29·1)	6·8 (0·1 to 68·9)	6·8 (0·2 to 68·2)	0·6 (0·1 to 4)	0·7 (0·1 to 3·9)	0·5 (0·1 to 2·8)	0·3 (0·1 to 1·4)	0·5 (0·1 to 2·6)	0·3 (0·1 to 1·3)	0·6 (0·1 to 3·8)	0·6 (0·1 to 3·9)	1·4 (0·2 to 10·7)	0·7 (0·1 to 3·7)	0·7 (0·1 to 4·4)	1 (0·1 to 6·5)	1·5 (0·2 to 11·3)	0·8 (0·1 to 5·3)	0·3 (0·1 to 1·6)	0·2 (0 to 1·6)	0·1 (0 to 0·6)	32·4
Other intestinal infectious diseases	0 (0 to 0)	0 (0 to 0)	2·8 (0·1 to 11)	1·6 (0·5 to 3·8)	1·5 (0·4 to 4·1)	1 (0·2 to 3·1)	0·5 (0 to 1·7)	0·5 (0 to 1·7)	0·2 (0 to 0·8)	0·6 (0·1 to 1·8)	0·3 (0 to 1·2)	0·4 (0·1 to 1·5)	0·3 (0 to 1)	0·3 (0 to 1·1)	0·3 (0 to 0·9)	0·2 (0 to 0·9)	0·4 (0 to 1·3)	0·2 (0 to 0·8)	0·2 (0 to 0·6)	0·2 (0 to 0·6)	0·2 (0 to 0·9)	0·1 (0 to 0·4)	0 (0 to 0·2)	11·9
Neglected tropical diseases and malaria	11·3 (4·5 to 24·5)	1·5 (0·3 to 6·3)	20·6 (6·2 to 86·2)	88·2 (41·2 to 191)	147 (74 to 247)	98·7 (54·6 to 170)	131 (69·8 to 226)	250 (128 to 457)	380 (187 to 685)	418 (201 to 788)	450 (215 to 846)	503 (250 to 902)	522 (242 to 929)	553 (255 to 988)	588 (294 to 1,040)	602 (290 to 1,060)	549 (260 to 966)	512 (259 to 889)	393 (190 to 682)	275 (132 to 483)	154 (74·2 to 285)	60 (28·7 to 111)	15·2 (6·7 to 27·5)	6,720
Malaria	0 (0 to 0)	0 (0 to 0)	0 (0 to 0)	0 (0 to 0)	0 (0 to 0)	0 (0 to 0)	0 (0 to 0)	0 (0 to 0)	0 (0 to 0)	0 (0 to 0)	0 (0 to 0)	0 (0 to 0)	0 (0 to 0)	0 (0 to 0)	0 (0 to 0)	0 (0 to 0)	0 (0 to 0)	0 (0 to 0)	0 (0 to 0)	0 (0 to 0)	0 (0 to 0)	0 (0 to 0)	0 (0 to 0)	0
Chagas disease	0 (0 to 0)	0 (0 to 0)	0·1 (0 to 0·2)	0·1 (0 to 0·1)	0·5 (0·3 to 0·8)	2·5 (1·5 to 4·1)	5·7 (0·7 to 13)	9·6 (2·5 to 20·5)	13·2 (4·2 to 26·8)	19·4 (8·3 to 34·7)	22·8 (10·6 to 39)	27·4 (14·4 to 47·9)	32·2 (17·4 to 53)	35·6 (19·3 to 58·9)	37·8 (20·4 to 60·1)	38·3 (21 to 61·3)	35·2 (20·2 to 54·8)	34·3 (19·1 to 52·7)	28·7 (16·5 to 43·5)	22·6 (13 to 36)	16·3 (8·8 to 27·1)	7·6 (3·3 to 14·2)	2·2 (0·6 to 4·7)	392
Leishmaniasis	0 (0 to 0)	0 (0 to 0)	0 (0 to 0)	0 (0 to 0·3)	0 (0 to 0·3)	0 (0 to 0·1)	0 (0 to 0·1)	0 (0 to 0·1)	0 (0 to 0·1)	0 (0 to 0·1)	0 (0 to 0·1)	0 (0 to 0)	0 (0 to 0)	0 (0 to 0)	0 (0 to 0)	0 (0 to 0)	0 (0 to 0)	0 (0 to 0)	0 (0 to 0)	0 (0 to 0)	0 (0 to 0)	0 (0 to 0)	0 (0 to 0)	0·2
Visceral leishmaniasis	0 (0 to 0)	0 (0 to 0)	0 (0 to 0)	0 (0 to 0·3)	0 (0 to 0·3)	0 (0 to 0·1)	0 (0 to 0·1)	0 (0 to 0·1)	0 (0 to 0·1)	0 (0 to 0·1)	0 (0 to 0·1)	0 (0 to 0)	0 (0 to 0)	0 (0 to 0)	0 (0 to 0)	0 (0 to 0)	0 (0 to 0)	0 (0 to 0)	0 (0 to 0)	0 (0 to 0)	0 (0 to 0)	0 (0 to 0)	0 (0 to 0)	0·2
Cutaneous and mucocutaneous leishmaniasis	0 (0 to 0)	0 (0 to 0)	0 (0 to 0)	0 (0 to 0)	0 (0 to 0)	0 (0 to 0)	0 (0 to 0)	0 (0 to 0)	0 (0 to 0)	0 (0 to 0)	0 (0 to 0)	0 (0 to 0)	0 (0 to 0)	0 (0 to 0)	0 (0 to 0)	0 (0 to 0)	0 (0 to 0)	0 (0 to 0)	0 (0 to 0)	0 (0 to 0)	0 (0 to 0)	0 (0 to 0)	0 (0 to 0)	0
African trypanosomiasis	0 (0 to 0)	0 (0 to 0)	0 (0 to 0)	0 (0 to 0)	0 (0 to 0)	0 (0 to 0)	0 (0 to 0)	0 (0 to 0)	0 (0 to 0)	0 (0 to 0)	0 (0 to 0)	0 (0 to 0)	0 (0 to 0)	0 (0 to 0)	0 (0 to 0)	0 (0 to 0)	0 (0 to 0)	0 (0 to 0)	0 (0 to 0)	0 (0 to 0)	0 (0 to 0)	0 (0 to 0)	0 (0 to 0)	0
Schistosomiasis	0 (0 to 0)	0 (0 to 0)	0 (0 to 0)	0 (0 to 0)	0 (0 to 0)	0 (0 to 0)	0 (0 to 0)	0 (0 to 0)	0 (0 to 0)	0 (0 to 0)	0 (0 to 0)	0 (0 to 0)	0 (0 to 0)	0 (0 to 0)	0 (0 to 0)	0 (0 to 0)	0 (0 to 0)	0 (0 to 0)	0 (0 to 0)	0 (0 to 0)	0 (0 to 0)	0 (0 to 0)	0 (0 to 0)	0
Cysticercosis	0 (0 to 0)	0 (0 to 0)	0 (0 to 0)	0·1 (0 to 0·2)	1 (0·1 to 3·5)	5·3 (1·2 to 12·8)	34·6 (5·8 to 88·9)	124 (36 to 304)	230 (73·6 to 523)	285 (96·1 to 643)	326 (111 to 720)	376 (130 to 743)	433 (162 to 830)	470 (178 to 902)	514 (219 to 963)	541 (236 to 998)	495 (208 to 921)	453 (208 to 823)	349 (149 to 640)	244 (100 to 461)	134 (58·6 to 263)	51·3 (21·4 to 101)	12·7 (4·7 to 24·6)	5,080
Cystic echinococcosis	0 (0 to 0)	0 (0 to 0)	0 (0 to 0)	0 (0 to 0)	0·1 (0 to 0·2)	0·1 (0 to 0·5)	0·2 (0 to 0·8)	0·2 (0 to 0·9)	0·2 (0 to 0·7)	0·2 (0 to 0·6)	0·2 (0 to 0·6)	0·2 (0 to 0·6)	0·2 (0 to 0·6)	0·3 (0 to 0·7)	0·3 (0 to 0·8)	0·3 (0 to 0·8)	0·2 (0 to 0·6)	0·2 (0 to 0·5)	0·1 (0 to 0·4)	0·1 (0 to 0·2)	0·1 (0 to 0·2)	0 (0 to 0·1)	0 (0 to 0)	3·4
Lymphatic filariasis	0 (0 to 0)	0 (0 to 0)	0 (0 to 0)	0 (0 to 0)	0 (0 to 0)	0 (0 to 0)	0 (0 to 0)	0 (0 to 0)	0 (0 to 0)	0 (0 to 0)	0 (0 to 0)	0 (0 to 0)	0 (0 to 0)	0 (0 to 0)	0 (0 to 0)	0 (0 to 0)	0 (0 to 0)	0 (0 to 0)	0 (0 to 0)	0 (0 to 0)	0 (0 to 0)	0 (0 to 0)	0 (0 to 0)	0
Onchocerciasis	0 (0 to 0)	0 (0 to 0)	0 (0 to 0)	0 (0 to 0)	0 (0 to 0)	0 (0 to 0)	0 (0 to 0)	0 (0 to 0)	0 (0 to 0)	0 (0 to 0)	0 (0 to 0)	0 (0 to 0)	0 (0 to 0)	0 (0 to 0)	0 (0 to 0)	0 (0 to 0)	0 (0 to 0)	0 (0 to 0)	0 (0 to 0)	0 (0 to 0)	0 (0 to 0)	0 (0 to 0)	0 (0 to 0)	0
Trachoma	0 (0 to 0)	0 (0 to 0)	0 (0 to 0)	0 (0 to 0)	0 (0 to 0)	0 (0 to 0)	0 (0 to 0)	0 (0 to 0)	0 (0 to 0)	0 (0 to 0)	0 (0 to 0)	0 (0 to 0)	0 (0 to 0)	0 (0 to 0)	0 (0 to 0)	0 (0 to 0)	0 (0 to 0)	0 (0 to 0)	0 (0 to 0)	0 (0 to 0)	0 (0 to 0)	0 (0 to 0)	0 (0 to 0)	0
Dengue	0 (0 to 0)	0 (0 to 0)	0 (0 to 0·2)	0 (0 to 0·1)	0 (0 to 0·1)	0 (0 to 0·1)	0 (0 to 0·1)	0 (0 to 0·1)	0 (0 to 0·1)	0 (0 to 0·1)	0 (0 to 0·1)	0 (0 to 0·1)	0 (0 to 0·1)	0 (0 to 0·1)	0 (0 to 0·1)	0 (0 to 0·1)	0 (0 to 0·1)	0 (0 to 0·1)	0 (0 to 0)	0 (0 to 0)	0 (0 to 0)	0 (0 to 0)	0 (0 to 0)	0·5
Yellow fever	0 (0 to 0)	0 (0 to 0)	0 (0 to 0)	0 (0 to 0)	0 (0 to 0)	0 (0 to 0)	0 (0 to 0)	0 (0 to 0)	0 (0 to 0)	0 (0 to 0)	0 (0 to 0)	0 (0 to 0)	0 (0 to 0)	0 (0 to 0)	0 (0 to 0)	0 (0 to 0)	0 (0 to 0)	0 (0 to 0)	0 (0 to 0)	0 (0 to 0)	0 (0 to 0)	0 (0 to 0)	0 (0 to 0)	0
Rabies	0 (0 to 0)	0 (0 to 0)	0 (0 to 0)	0 (0 to 0)	0 (0 to 0·1)	0 (0 to 0)	0 (0 to 0)	0 (0 to 0)	0 (0 to 0)	0 (0 to 0)	0 (0 to 0)	0 (0 to 0)	0 (0 to 0)	0 (0 to 0)	0 (0 to 0)	0 (0 to 0)	0 (0 to 0)	0 (0 to 0)	0 (0 to 0)	0 (0 to 0)	0 (0 to 0)	0 (0 to 0)	0 (0 to 0)	0·2
Intestinal nematode infections	0 (0 to 0)	0 (0 to 0)	2·6 (0·7 to 7·1)	39·6 (18·8 to 72·3)	99·1 (47·7 to 172)	70·2 (35·2 to 133)	85 (40·2 to 161)	112 (47·1 to 217)	126 (53·7 to 263)	103 (43·3 to 208)	66·8 (33·5 to 118)	34·5 (16·5 to 63)	31·5 (15·2 to 56·6)	26·6 (12·9 to 49·1)	22·5 (10·6 to 39·9)	17·8 (8·6 to 32·3)	12·7 (6·1 to 23·5)	12·3 (6·2 to 21·5)	8·7 (4·5 to 15)	5 (2·5 to 8·8)	1·9 (0·9 to 3·5)	0·6 (0·3 to 1·2)	0·1 (0 to 0·3)	878
Ascariasis	0 (0 to 0)	0 (0 to 0)	2 (0·3 to 6·5)	22·2 (8·1 to 45·9)	47·3 (17·7 to 94·7)	27·3 (10·2 to 55·1)	17·8 (6·3 to 37·2)	16·6 (6 to 35·1)	16·3 (5·9 to 34·8)	15·8 (5·8 to 33·6)	15·6 (5·8 to 32·1)	14·6 (5·3 to 31·1)	12·8 (4·4 to 26·7)	10·8 (3·9 to 22·4)	9·3 (3·2 to 19·3)	7·9 (2·7 to 16·2)	5·2 (1·8 to 10·4)	4·2 (1·4 to 8·8)	3·1 (1·1 to 6·3)	1·8 (0·6 to 3·7)	0·9 (0·3 to 1·7)	0·3 (0·1 to 0·8)	0·1 (0 to 0·2)	252
Trichuriasis	0 (0 to 0)	0 (0 to 0)	0·3 (0 to 0·8)	8·7 (3 to 18·4)	30·9 (11·9 to 62·9)	26·4 (10·2 to 55·4)	27·6 (10·9 to 57·6)	28 (10·6 to 58·9)	22 (8·2 to 44·6)	16·9 (6 to 35·7)	13·2 (4·5 to 27·2)	10·5 (3·8 to 21·1)	8·9 (3·2 to 18·4)	7·1 (2·3 to 15·4)	5·6 (1·8 to 12·4)	4·1 (1·2 to 9)	2·5 (0·7 to 5·8)	1·8 (0·5 to 3·9)	1·1 (0·3 to 2·4)	0·6 (0·1 to 1·4)	0·3 (0 to 0·6)	0·1 (0 to 0·2)	0 (0 to 0)	216
Hookworm disease	0 (0 to 0)	0 (0 to 0)	0·3 (0·1 to 0·7)	8·7 (3·2 to 18)	20·9 (7·6 to 42·7)	16·6 (7 to 33·5)	39·6 (14 to 93·6)	67·1 (18·8 to 158)	87·6 (24·9 to 203)	70·3 (19·9 to 167)	38 (14·2 to 75·8)	9·4 (4·1 to 18·1)	9·8 (3·4 to 20·6)	8·7 (3·1 to 18)	7·5 (2·6 to 16·3)	5·8 (2·1 to 11·9)	5 (1·8 to 10·4)	6·3 (2·4 to 12·1)	4·5 (1·9 to 9)	2·6 (1 to 5·2)	0·8 (0·3 to 1·7)	0·2 (0·1 to 0·5)	0 (0 to 0·1)	410
Food-borne trematodiases	0 (0 to 0)	0 (0 to 0)	0 (0 to 0)	0 (0 to 0)	0 (0 to 0)	0 (0 to 0)	0 (0 to 0)	0 (0 to 0)	0 (0 to 0)	0 (0 to 0)	0 (0 to 0)	0 (0 to 0)	0 (0 to 0)	0 (0 to 0)	0 (0 to 0)	0 (0 to 0)	0 (0 to 0)	0 (0 to 0)	0 (0 to 0)	0 (0 to 0)	0 (0 to 0)	0 (0 to 0)	0 (0 to 0)	0
Leprosy	0 (0 to 0)	0 (0 to 0)	0 (0 to 0)	0 (0 to 0)	0 (0 to 0)	0 (0 to 0)	0 (0 to 0)	0 (0 to 0)	0 (0 to 0·1)	0·1 (0 to 0·1)	0·1 (0 to 0·1)	0·1 (0·1 to 0·1)	0·1 (0·1 to 0·2)	0·1 (0·1 to 0·2)	0·1 (0·1 to 0·2)	0·1 (0·1 to 0·2)	0·1 (0·1 to 0·2)	0·1 (0·1 to 0·1)	0·1 (0 to 0·1)	0 (0 to 0·1)	0 (0 to 0)	0 (0 to 0)	0 (0 to 0)	1·1
Ebola	0 (0 to 0)	0 (0 to 0)	0 (0 to 0)	0 (0 to 0)	0 (0 to 0)	0 (0 to 0)	0 (0 to 0)	0 (0 to 0)	0 (0 to 0)	0 (0 to 0)	0 (0 to 0)	0 (0 to 0)	0 (0 to 0)	0 (0 to 0)	0 (0 to 0)	0 (0 to 0)	0 (0 to 0)	0 (0 to 0)	0 (0 to 0)	0 (0 to 0)	0 (0 to 0)	0 (0 to 0)	0 (0 to 0)	0
Zika virus	0 (0 to 0)	0 (0 to 0)	0 (0 to 0)	0 (0 to 0)	0 (0 to 0)	0 (0 to 0)	0 (0 to 0)	0 (0 to 0)	0 (0 to 0)	0 (0 to 0)	0 (0 to 0)	0 (0 to 0)	0 (0 to 0)	0 (0 to 0)	0 (0 to 0)	0 (0 to 0)	0 (0 to 0)	0 (0 to 0)	0 (0 to 0)	0 (0 to 0)	0 (0 to 0)	0 (0 to 0)	0 (0 to 0)	0
Guinea worm disease	0 (0 to 0)	0 (0 to 0)	0 (0 to 0)	0 (0 to 0)	0 (0 to 0)	0 (0 to 0)	0 (0 to 0)	0 (0 to 0)	0 (0 to 0)	0 (0 to 0)	0 (0 to 0)	0 (0 to 0)	0 (0 to 0)	0 (0 to 0)	0 (0 to 0)	0 (0 to 0)	0 (0 to 0)	0 (0 to 0)	0 (0 to 0)	0 (0 to 0)	0 (0 to 0)	0 (0 to 0)	0 (0 to 0)	0
Other neglected tropical diseases	11·3 (4·5 to 24·5)	1·5 (0·3 to 6·3)	17·9 (4·5 to 83·2)	48·4 (15·7 to 130)	46·5 (14·6 to 100)	20·4 (6·3 to 45·1)	5·4 (0·8 to 17·3)	5 (0·8 to 16·2)	10·8 (1·8 to 29·5)	10·5 (1·8 to 29·2)	34·2 (9·7 to 71·9)	65·4 (26·9 to 118)	25·5 (7·9 to 56·2)	20 (5·6 to 47·7)	13·1 (3·6 to 30·6)	4·7 (1·5 to 10·7)	5·8 (1·9 to 13·4)	12·1 (4·6 to 25·2)	6·9 (2·3 to 14·7)	4 (1·4 to 9·1)	0·9 (0·4 to 2·6)	0·4 (0·2 to 1)	0·2 (0·1 to 0·4)	371
Other infectious diseases	45·6 (28·2 to 81)	72·3 (45·6 to 115)	555 (335 to 934)	292 (175 to 522)	264 (195 to 372)	203 (152 to 277)	186 (140 to 250)	202 (143 to 280)	200 (144 to 274)	197 (141 to 271)	224 (157 to 302)	263 (188 to 347)	249 (180 to 334)	230 (171 to 308)	214 (161 to 280)	203 (155 to 262)	163 (124 to 212)	133 (98·6 to 180)	95·1 (71·1 to 130)	58 (43 to 79·9)	36·9 (26·6 to 54·1)	15·5 (11·4 to 21·3)	5·5 (3·9 to 7·3)	4,110
Meningitis	8·7 (5·7 to 13·5)	14·4 (8·8 to 22·1)	103 (57·6 to 169)	19 (10·9 to 29·9)	29·3 (21·6 to 39·2)	31 (21·7 to 42·1)	32·5 (23·5 to 44)	41 (26·4 to 61·4)	37·5 (24·7 to 53·5)	40·7 (28 to 56·4)	43 (29·2 to 64·2)	43·2 (29·7 to 61·5)	56·2 (37·4 to 81·6)	44·6 (30·8 to 64)	38·5 (26·4 to 54·7)	40·2 (27·5 to 56)	32·2 (22·1 to 45·6)	20·4 (14 to 28·8)	17·2 (11·6 to 23·9)	9·3 (6·4 to 12·9)	5·3 (3·5 to 7·8)	1·6 (1·1 to 2·3)	0·6 (0·4 to 0·8)	709
Encephalitis	14 (6·8 to 25)	25·6 (12·1 to 43·3)	192 (101 to 327)	103 (44·3 to 241)	104 (63·8 to 181)	83·6 (53·2 to 138)	80·1 (50·4 to 123)	88·2 (52·3 to 136)	84·3 (49·7 to 130)	73·6 (44 to 115)	73·7 (45·2 to 111)	76 (44 to 117)	75 (44·9 to 114)	66·8 (39·7 to 101)	65·7 (42·7 to 97·3)	58·3 (37·5 to 85·4)	41·9 (27·7 to 60·1)	29·4 (19·3 to 43·9)	19·1 (12·2 to 28·1)	11·1 (6·8 to 17·1)	5·2 (3·3 to 7·9)	2·2 (1·3 to 3·3)	0·9 (0·6 to 1·4)	1,370
Diphtheria	0 (0 to 0)	0 (0 to 0)	0 (0 to 0·1)	0 (0 to 0)	0 (0 to 0·1)	0 (0 to 0·1)	0 (0 to 0)	0 (0 to 0·1)	0 (0 to 0·1)	0 (0 to 0)	0 (0 to 0)	0 (0 to 0)	0 (0 to 0)	0 (0 to 0·1)	0 (0 to 0)	0 (0 to 0)	0 (0 to 0)	0 (0 to 0)	0 (0 to 0)	0 (0 to 0)	0 (0 to 0)	0 (0 to 0)	0 (0 to 0)	0·3
Tetanus	0 (0 to 0)	0 (0 to 0·1)	0 (0 to 0)	0 (0 to 0)	0 (0 to 0)	0 (0 to 0)	0 (0 to 0)	0 (0 to 0)	0 (0 to 0)	0 (0 to 0)	0 (0 to 0)	0 (0 to 0·1)	0 (0 to 0·1)	0 (0 to 0·1)	0 (0 to 0·1)	0 (0 to 0·1)	0 (0 to 0)	0 (0 to 0)	0 (0 to 0)	0 (0 to 0)	0 (0 to 0)	0 (0 to 0)	0 (0 to 0)	0·4
Measles	0 (0 to 0)	0 (0 to 0)	0 (0 to 0)	0 (0 to 0)	0 (0 to 0)	0 (0 to 0)	0 (0 to 0)	0 (0 to 0)	0 (0 to 0)	0 (0 to 0)	0 (0 to 0)	0 (0 to 0)	0 (0 to 0)	0 (0 to 0)	0 (0 to 0)	0 (0 to 0)	0 (0 to 0)	0 (0 to 0)	0 (0 to 0)	0 (0 to 0)	0 (0 to 0)	0 (0 to 0)	0 (0 to 0)	0
Varicella and herpes zoster	1·5 (0·5 to 2·8)	6·9 (2·8 to 12·1)	29·7 (13·8 to 62·7)	27·8 (8·7 to 67·6)	32·2 (14·8 to 57·6)	11·1 (4·7 to 18·7)	12·4 (6·5 to 23)	12 (5·9 to 23)	13·6 (7·1 to 25·2)	13·4 (6·5 to 24·9)	15·1 (7·3 to 28·4)	13·4 (6·3 to 24·6)	14·5 (7·1 to 26·3)	18·4 (9·3 to 32·6)	15·2 (7·2 to 26·9)	20 (10·4 to 34)	15·9 (8·5 to 26·8)	14·3 (7·9 to 22·9)	13·1 (7·9 to 20·9)	10·8 (6·2 to 17·4)	8·9 (5·3 to 14)	4·6 (2·5 to 7·2)	1·4 (0·5 to 2·3)	326
Acute hepatitis	0 (0 to 0)	0 (0 to 0)	38 (16·2 to 73·4)	26·8 (13·1 to 50·5)	35·7 (23·1 to 51·6)	32·1 (20·1 to 48·6)	24·1 (13·8 to 37·2)	23·5 (14·9 to 34·8)	21·3 (13·7 to 31·6)	19·4 (12·6 to 27·7)	20·8 (14·3 to 30·1)	23·8 (16·1 to 33·4)	29·8 (20·9 to 41·2)	33·9 (23·3 to 48·1)	36·1 (23·9 to 52·7)	40·1 (27·1 to 57·1)	34·2 (23·9 to 47·4)	27·7 (16·9 to 43·8)	16·2 (11·1 to 22·6)	9·9 (6·4 to 14·2)	5·8 (3·8 to 8·4)	2·2 (1·5 to 3·4)	0·6 (0·4 to 0·9)	502
Acute hepatitis A	0 (0 to 0)	0 (0 to 0)	11·7 (3·4 to 27·5)	18·3 (8·6 to 33·5)	28·1 (16·4 to 43·6)	25·3 (14·5 to 40·6)	18·8 (9·6 to 30·5)	16·6 (8·5 to 27·1)	13·7 (6·4 to 23·2)	11·1 (5·1 to 18·9)	10·3 (4·6 to 18·1)	10 (4·7 to 17·5)	10·4 (4·2 to 19·3)	11·3 (4 to 23·9)	10·4 (3·5 to 25·6)	10 (2·8 to 25·6)	11·1 (3·7 to 25·7)	8·6 (2·4 to 19·3)	5·4 (1·7 to 12)	4·2 (1·6 to 8·2)	3·1 (1·4 to 5·8)	1·2 (0·5 to 2·1)	0·3 (0 to 0·6)	240
Acute hepatitis B	0 (0 to 0)	0 (0 to 0)	22·4 (7·1 to 48·1)	4·5 (0·3 to 12·4)	3·9 (0·9 to 8·8)	3·7 (1 to 8·1)	2·3 (0·7 to 5·1)	3·7 (1·4 to 6·8)	4·4 (2 to 7·8)	4·6 (2·3 to 7·8)	5·9 (2·9 to 9·7)	7·5 (3·7 to 13)	9·8 (4·1 to 16·6)	12·6 (4·6 to 22·3)	14·1 (4·9 to 24·9)	17·7 (6·6 to 30·6)	12·4 (3·4 to 22·1)	10 (3 to 19·2)	5·7 (1·4 to 10·3)	3·1 (0·8 to 6·1)	1·6 (0·3 to 3·3)	0·7 (0·2 to 1·4)	0·2 (0 to 0·4)	151
Acute hepatitis C	0 (0 to 0)	0 (0 to 0)	1·1 (0·3 to 2·9)	3·6 (0·6 to 10·6)	2·3 (0·6 to 5·5)	1·4 (0·5 to 3·1)	1·6 (0·6 to 3·5)	2 (0·7 to 4·4)	2 (0·7 to 4)	2·5 (0·8 to 4·7)	3·3 (0·9 to 6·3)	4·9 (1·3 to 8·7)	8·2 (2·5 to 15)	9 (2·4 to 18·1)	10·4 (2·3 to 20·6)	10·9 (2·5 to 21·5)	9·7 (1·7 to 18·4)	8·3 (1·7 to 17·2)	4·5 (0·9 to 8·9)	2·2 (0·4 to 4·4)	0·9 (0·2 to 2)	0·2 (0·1 to 0·5)	0·1 (0 to 0·2)	89·2
Acute hepatitis E	0 (0 to 0)	0 (0 to 0)	2·9 (0·6 to 9·9)	0·5 (0·2 to 1·3)	1·4 (0·7 to 2·9)	1·6 (0·8 to 2·8)	1·3 (0·7 to 2·2)	1·2 (0·6 to 2·4)	1·2 (0·6 to 2·4)	1·2 (0·6 to 2·5)	1·3 (0·7 to 2·3)	1·3 (0·7 to 2·5)	1·4 (0·6 to 3·2)	1·1 (0·5 to 2·3)	1·2 (0·5 to 3·1)	1·4 (0·6 to 4·7)	1 (0·4 to 2·7)	0·9 (0·4 to 2·2)	0·6 (0·3 to 1·4)	0·4 (0·2 to 1)	0·3 (0·1 to 0·6)	0·1 (0 to 0·3)	0·1 (0 to 0·2)	22·3
Other unspecified infectious diseases	21·4 (8·8 to 55·4)	25·3 (10·3 to 65)	130 (50·5 to 349)	72 (26·8 to 187)	57 (29·3 to 101)	43·7 (24·4 to 75·1)	35·9 (21 to 63·7)	37 (21·2 to 71·2)	43·3 (22 to 83·2)	49·4 (26·3 to 97·7)	70·5 (37·4 to 118)	106 (58·8 to 174)	73 (42·2 to 126)	66 (38·2 to 114)	57·5 (32·2 to 109)	44·1 (27·3 to 79·9)	39·1 (24·8 to 72·6)	41·1 (23 to 79·2)	29·4 (16·3 to 59·1)	16·8 (9·1 to 34·3)	11·6 (6 to 25·5)	4·8 (2·8 to 9·8)	1·9 (1·2 to 3·3)	1,080
Maternal and neonatal disorders	19,300 (14,200 to 25,500)	6,320 (4,610 to 8,350)	3,700 (2,290 to 5,580)	1,100 (790 to 1,510)	976 (677 to 1,350)	1,010 (699 to 1,400)	1,530 (1,190 to 1,950)	1,960 (1,540 to 2,500)	1,990 (1,550 to 2,490)	2,000 (1,580 to 2,510)	1,720 (1,340 to 2,140)	1,270 (979 to 1,650)	1,030 (758 to 1,370)	788 (558 to 1,090)	624 (441 to 877)	459 (321 to 638)	279 (196 to 393)	160 (104 to 230)	69·6 (43·8 to 104)	20·3 (11·8 to 32·7)	4·5 (2·5 to 7·3)	0·8 (0·3 to 1·3)	0·1 (0 to 0·3)	46,300
Maternal disorders	0 (0 to 0)	0 (0 to 0)	0 (0 to 0)	0 (0 to 0)	0 (0 to 0)	17·4 (13·3 to 22·3)	519 (386 to 684)	916 (678 to 1,220)	926 (661 to 1,260)	940 (672 to 1,290)	700 (505 to 934)	304 (213 to 417)	107 (70·9 to 154)	8·1 (5·6 to 11·2)	0 (0 to 0)	0 (0 to 0)	0 (0 to 0)	0 (0 to 0)	0 (0 to 0)	0 (0 to 0)	0 (0 to 0)	0 (0 to 0)	0 (0 to 0)	4,440
Maternal hemorrhage	0 (0 to 0)	0 (0 to 0)	0 (0 to 0)	0 (0 to 0)	0 (0 to 0)	1·9 (0·9 to 3·3)	59·6 (33·1 to 99·2)	117 (65·1 to 191)	148 (83·3 to 241)	171 (91·1 to 283)	129 (72·2 to 209)	58·9 (32·3 to 98·2)	16·5 (7·9 to 30·2)	1·4 (0·7 to 2·3)	0 (0 to 0)	0 (0 to 0)	0 (0 to 0)	0 (0 to 0)	0 (0 to 0)	0 (0 to 0)	0 (0 to 0)	0 (0 to 0)	0 (0 to 0)	704
Maternal sepsis and other maternal infections	0 (0 to 0)	0 (0 to 0)	0 (0 to 0)	0 (0 to 0)	0 (0 to 0)	0·8 (0·4 to 1·3)	28·3 (15·1 to 47·9)	48·1 (24·7 to 78·8)	39·6 (19·8 to 70·7)	34·6 (17·2 to 61·1)	24·1 (11·7 to 41·7)	9·9 (4·3 to 17·6)	7·9 (4·2 to 13·6)	0·4 (0·1 to 0·9)	0 (0 to 0)	0 (0 to 0)	0 (0 to 0)	0 (0 to 0)	0 (0 to 0)	0 (0 to 0)	0 (0 to 0)	0 (0 to 0)	0 (0 to 0)	194
Maternal hypertensive disorders	0 (0 to 0)	0 (0 to 0)	0 (0 to 0)	0 (0 to 0)	0 (0 to 0)	5·5 (3·9 to 7·7)	160 (105 to 223)	204 (136 to 298)	225 (148 to 326)	243 (159 to 350)	179 (118 to 264)	75·1 (48·5 to 114)	20·9 (12·3 to 33·5)	1·4 (0·9 to 2·1)	0 (0 to 0)	0 (0 to 0)	0 (0 to 0)	0 (0 to 0)	0 (0 to 0)	0 (0 to 0)	0 (0 to 0)	0 (0 to 0)	0 (0 to 0)	1,110
Maternal obstructed labor and uterine rupture	0 (0 to 0)	0 (0 to 0)	0 (0 to 0)	0 (0 to 0)	0 (0 to 0)	0·3 (0·2 to 0·5)	12 (6·6 to 20·7)	24·1 (12 to 47·8)	24·9 (12·1 to 47·3)	26·7 (13·7 to 50·6)	22·6 (11 to 43)	9·4 (4·6 to 18·7)	2·8 (1 to 5·7)	0·3 (0·2 to 0·6)	0 (0 to 0)	0 (0 to 0)	0 (0 to 0)	0 (0 to 0)	0 (0 to 0)	0 (0 to 0)	0 (0 to 0)	0 (0 to 0)	0 (0 to 0)	123
Maternal abortion and miscarriage	0 (0 to 0)	0 (0 to 0)	0 (0 to 0)	0 (0 to 0)	0 (0 to 0)	1·1 (0·5 to 2·2)	32·8 (16·6 to 57·4)	54·9 (24·8 to 100)	41·8 (17·6 to 78·7)	40·2 (16·8 to 85·7)	38 (15·9 to 76·3)	25·2 (10·3 to 50)	21·1 (9·5 to 38·1)	1·5 (0·7 to 2·5)	0 (0 to 0)	0 (0 to 0)	0 (0 to 0)	0 (0 to 0)	0 (0 to 0)	0 (0 to 0)	0 (0 to 0)	0 (0 to 0)	0 (0 to 0)	257
Ectopic pregnancy	0 (0 to 0)	0 (0 to 0)	0 (0 to 0)	0 (0 to 0)	0 (0 to 0)	0·2 (0·1 to 0·4)	9·8 (5·5 to 16·7)	25·6 (13·9 to 44·1)	27·5 (14·2 to 47·1)	26·3 (14·2 to 44·8)	17·1 (9·4 to 30)	5·7 (3·2 to 9·6)	1·1 (0·5 to 2)	0·1 (0·1 to 0·2)	0 (0 to 0)	0 (0 to 0)	0 (0 to 0)	0 (0 to 0)	0 (0 to 0)	0 (0 to 0)	0 (0 to 0)	0 (0 to 0)	0 (0 to 0)	113
Indirect maternal deaths	--	--	--	--	--	4 (2·3 to 6·2)	94·9 (50·1 to 154)	187 (101 to 318)	164 (87·5 to 277)	144 (73 to 248)	102 (52·7 to 178)	40 (20·2 to 69·7)	11·3 (5·4 to 21·1)	1·3 (0·7 to 2·1)	--	--	--	--	--	--	--	--	--	NA
Late maternal deaths	--	--	--	--	--	1·5 (0·8 to 2·5)	59·4 (32·4 to 99·1)	128 (74·4 to 210)	127 (75·7 to 203)	121 (69·9 to 194)	81·6 (49·3 to 131)	30·5 (15·7 to 52·7)	8·1 (4·6 to 13·3)	0·4 (0·2 to 0·8)	--	--	--	--	--	--	--	--	--	NA
Maternal deaths aggravated by HIV/AIDS	--	--	--	--	--	0 (0 to 0)	0·1 (0 to 0·2)	0·3 (0·1 to 0·6)	0·5 (0·2 to 0·9)	0·5 (0·2 to 0·9)	0·4 (0·2 to 0·7)	0·1 (0·1 to 0·2)	0·1 (0 to 0·1)	0 (0 to 0)	--	--	--	--	--	--	--	--	--	NA
Neonatal disorders	19,300 (14,200 to 25,500)	6,320 (4,610 to 8,350)	3,700 (2,290 to 5,580)	1,100 (790 to 1,510)	976 (677 to 1,350)	996 (683 to 1,390)	1,010 (721 to 1,380)	1,050 (745 to 1,490)	1,060 (762 to 1,490)	1,060 (742 to 1,470)	1,020 (715 to 1,380)	963 (681 to 1,330)	920 (651 to 1,270)	780 (550 to 1,080)	624 (441 to 877)	459 (321 to 638)	279 (196 to 393)	160 (104 to 230)	69·6 (43·8 to 104)	20·3 (11·8 to 32·7)	4·5 (2·5 to 7·3)	0·8 (0·3 to 1·3)	0·1 (0 to 0·3)	41,900
Neonatal preterm birth	9,460 (6,840 to 12,700)	1,950 (1,330 to 2,740)	1,580 (955 to 2,400)	292 (197 to 400)	353 (235 to 498)	362 (246 to 511)	366 (250 to 511)	374 (257 to 527)	376 (264 to 530)	371 (252 to 524)	359 (246 to 514)	334 (227 to 465)	313 (210 to 438)	258 (170 to 366)	195 (129 to 279)	136 (91·7 to 192)	78·4 (58·4 to 103)	39·6 (29·2 to 53)	15·3 (10·6 to 21)	4 (2·1 to 6·4)	1·5 (0·5 to 3)	0·5 (0·2 to 1·1)	0·1 (0 to 0·3)	17,200
Neonatal encephalopathy due to birth asphyxia and traum	3,660 (2,430 to 5,190)	682 (424 to 1,080)	319 (158 to 589)	66·2 (35·2 to 104)	58·2 (22·3 to 109)	59·2 (25·2 to 113)	61·1 (23·8 to 114)	64·3 (29·8 to 116)	65·6 (30 to 117)	65·8 (30·3 to 119)	64·3 (29 to 117)	63·6 (36·5 to 101)	60·7 (34·8 to 97·2)	52·5 (30·3 to 84·4)	43·9 (24·8 to 70)	33·8 (19 to 53·8)	17·6 (9·6 to 28·1)	7 (3·6 to 12·2)	1·8 (0·8 to 3·4)	0·3 (0·1 to 0·7)	0 (0 to 0·1)	0 (0 to 0)	0 (0 to 0)	5,450
Neonatal sepsis and other neonatal infections	3,950 (2,760 to 5,540)	2,820 (2,000 to 3,830)	1,390 (824 to 2,100)	397 (234 to 630)	504 (297 to 827)	514 (309 to 820)	523 (306 to 848)	541 (315 to 872)	552 (327 to 878)	552 (318 to 857)	528 (301 to 832)	502 (287 to 798)	483 (280 to 769)	414 (240 to 665)	340 (199 to 549)	255 (147 to 405)	160 (93·1 to 260)	98·7 (51·5 to 163)	45·7 (23·6 to 78·3)	13·8 (6 to 25·8)	2·6 (1·1 to 5·1)	0·2 (0·1 to 0·4)	0 (0 to 0)	14,600
Hemolytic disease and other neonatal jaundice	93·7 (55·4 to 153)	47·1 (28·9 to 72·6)	17·5 (9·2 to 29·9)	50·7 (26 to 84)	59·8 (28·9 to 103)	60·9 (27·3 to 104)	62·2 (29·8 to 106)	65·5 (37·6 to 105)	67·5 (37·3 to 110)	68·5 (39·6 to 113)	65·2 (38·2 to 107)	63·2 (35·8 to 100)	63 (46·7 to 81·7)	54·9 (40·2 to 72)	45·3 (33·6 to 59)	34·8 (25·2 to 45·7)	22·5 (16·4 to 29·6)	14·2 (10·6 to 18·8)	6·7 (4·8 to 8·8)	2·3 (1·6 to 3)	0·4 (0·3 to 0·6)	0 (0 to 0)	0 (0 to 0)	966
Other neonatal disorders	2,140 (1,420 to 3,110)	820 (576 to 1,120)	395 (222 to 668)	293 (208 to 405)	0 (0 to 0)	0 (0 to 0)	0 (0 to 0)	0 (0 to 0)	0 (0 to 0)	0 (0 to 0)	0 (0 to 0)	0 (0 to 0)	0 (0 to 0)	0 (0 to 0)	0 (0 to 0)	0 (0 to 0)	0 (0 to 0)	0 (0 to 0)	0 (0 to 0)	0 (0 to 0)	0 (0 to 0)	0 (0 to 0)	0 (0 to 0)	3,650
Nutritional deficiencies	0·4 (0·2 to 0·8)	9·9 (3·2 to 22·5)	426 (265 to 620)	497 (232 to 941)	592 (275 to 1,130)	344 (184 to 633)	266 (132 to 517)	267 (147 to 456)	408 (186 to 827)	393 (184 to 815)	939 (407 to 1,790)	1,640 (773 to 2,890)	751 (363 to 1,410)	625 (295 to 1,230)	456 (235 to 831)	336 (202 to 564)	349 (209 to 594)	628 (326 to 1,100)	469 (275 to 745)	319 (204 to 472)	206 (142 to 279)	124 (86·4 to 175)	57·3 (39·8 to 78·6)	10,100
Protein-energy malnutrition	0·4 (0·2 to 0·8)	1·6 (0·8 to 2·7)	314 (187 to 486)	54·8 (25·8 to 101)	89·6 (55·4 to 142)	71·5 (42·1 to 114)	71·9 (40·8 to 120)	86·5 (52·8 to 131)	85·6 (50·8 to 133)	90 (55·4 to 134)	100 (64·5 to 154)	109 (71·2 to 157)	125 (81·4 to 176)	120 (80·6 to 172)	136 (92 to 192)	137 (93·7 to 195)	131 (91·5 to 179)	153 (109 to 218)	186 (131 to 261)	175 (120 to 241)	167 (113 to 232)	104 (70·3 to 148)	49 (33·4 to 68·1)	2,560
Iodine deficiency	0 (0 to 0)	0 (0 to 0)	0 (0 to 0)	2·5 (0·9 to 5·2)	16·9 (7·1 to 32·2)	40·4 (17·3 to 80·3)	55·1 (24·2 to 107)	59·4 (25·6 to 114)	59 (25·2 to 114)	57·3 (24·9 to 114)	53·7 (23·4 to 105)	49·8 (22·1 to 96·1)	46·3 (20·3 to 90·4)	39·2 (17 to 75·7)	32 (14·5 to 61·4)	24·7 (11·3 to 46·8)	16·9 (7·5 to 32·5)	12·1 (5·3 to 23·1)	7·4 (3·3 to 14·5)	4·2 (1·9 to 8·1)	2·1 (0·9 to 3·9)	0·7 (0·3 to 1·4)	0·1 (0·1 to 0·3)	580
Vitamin A deficiency	0 (0 to 0)	0·9 (0·2 to 2·4)	7·7 (3·5 to 14·1)	42·4 (21·6 to 73·4)	45·5 (21·3 to 82·2)	30 (11·9 to 60·7)	23·1 (8·5 to 44·7)	19·5 (6·5 to 39)	18·3 (6 to 38·4)	15·9 (4·6 to 33·6)	13·1 (4·1 to 26·7)	11 (5·3 to 19·5)	9·8 (4·8 to 17·7)	8·6 (4·2 to 15·3)	7·5 (4 to 13)	6·3 (3·2 to 10·9)	4·8 (2·3 to 8·4)	3·9 (1·9 to 7)	2·7 (1·3 to 4·7)	1·6 (0·8 to 2·8)	0·8 (0·4 to 1·4)	0·2 (0·1 to 0·4)	0 (0 to 0·1)	274
Dietary iron deficiency	0 (0 to 0)	7·5 (1·4 to 19·6)	96 (28·3 to 217)	393 (149 to 818)	427 (143 to 943)	189 (56·2 to 443)	92·7 (6·8 to 331)	74·3 (7·1 to 251)	209 (31·6 to 597)	205 (26·9 to 604)	745 (238 to 1,550)	1,450 (609 to 2,650)	544 (183 to 1,170)	424 (118 to 1,000)	251 (58·1 to 608)	142 (35·8 to 345)	169 (46·8 to 402)	434 (152 to 899)	245 (74·8 to 521)	114 (32·4 to 250)	9·4 (1·8 to 28·5)	3·5 (0·6 to 11·2)	1 (0·2 to 3·5)	6,220
Other nutritional deficiencies	0 (0 to 0)	0 (0 to 0)	8·7 (4 to 16·6)	4·1 (1·8 to 8·3)	12·7 (5·5 to 24·1)	13·2 (5·7 to 24·9)	23·1 (9·8 to 43·9)	27·6 (12·5 to 50·3)	36·7 (16·9 to 68·6)	25·5 (12·6 to 43·4)	27·3 (14·6 to 45·7)	27·8 (13·9 to 47·5)	26 (13·2 to 42·5)	33·6 (17·3 to 54·9)	28·8 (14·7 to 45·6)	25·8 (12·4 to 40·7)	27·3 (11·3 to 45·3)	25·2 (8·3 to 42·3)	27·9 (7·6 to 48)	25·4 (6·2 to 42·9)	25·8 (5 to 45·6)	16·2 (3 to 28·5)	7 (1·4 to 12·5)	476
Non-communicable diseases	7,100 (4,880 to 10,400)	3,500 (2,470 to 4,890)	11,000 (7,350 to 16,000)	5,970 (4,430 to 7,800)	9,320 (7,230 to 11,800)	15,000 (11,300 to 19,800)	23,600 (17,700 to 31,100)	32,400 (24,800 to 41,400)	39,800 (30,100 to 50,300)	46,600 (36,100 to 58,600)	54,700 (43,200 to 67,800)	66,700 (53,600 to 81,900)	81,600 (65,900 to 98,900)	93,400 (75,900 to 112,000)	102,000 (83,700 to 121,000)	108,000 (89,200 to 128,000)	99,500 (83,900 to 117,000)	94,200 (80,300 to 110,000)	79,700 (68,400 to 92,500)	64,900 (56,500 to 73,900)	45,300 (39,500 to 51,600)	21,500 (19,100 to 24,000)	6,560 (6,020 to 7,110)	1,110,000
Neoplasms	48·7 (30·2 to 70)	31·2 (21 to 42·9)	283 (182 to 425)	440 (237 to 687)	1,160 (879 to 1,410)	1,320 (1,040 to 1,590)	1,430 (1,130 to 1,750)	1,710 (1,290 to 2,180)	2,250 (1,660 to 2,990)	3,560 (2,700 to 4,680)	5,850 (4,410 to 7,550)	8,940 (6,910 to 11,700)	12,900 (9,850 to 16,600)	16,300 (12,400 to 20,600)	18,000 (13,900 to 23,200)	18,000 (14,300 to 22,300)	16,100 (12,700 to 19,900)	13,700 (11,100 to 16,500)	10,300 (8,450 to 12,500)	6,450 (5,270 to 7,770)	3,600 (2,860 to 4,320)	1,180 (932 to 1,390)	247 (196 to 289)	144,000
Lip and oral cavity cancer	0 (0 to 0)	0 (0 to 0)	0 (0 to 0)	0 (0 to 0)	2·4 (2 to 3)	2·6 (1·9 to 4·1)	4·7 (3·5 to 6·1)	6·7 (4·5 to 9·4)	10·1 (6·5 to 15·3)	16·5 (11·1 to 23·6)	28·1 (17·9 to 43·4)	47·6 (31·6 to 67·9)	73·4 (50·2 to 105)	96·3 (65·9 to 138)	102 (71 to 142)	125 (88·5 to 173)	114 (81·4 to 155)	100 (73·4 to 134)	88·4 (63·1 to 120)	69·6 (48·9 to 94·3)	39 (28·2 to 52)	15·9 (11·5 to 20·9)	3·6 (2·5 to 4·7)	947
Nasopharynx cancer	0 (0 to 0)	0 (0 to 0)	0 (0 to 0)	0 (0 to 0)	2·3 (2 to 2·8)	2·2 (1·9 to 2·6)	2·2 (1·9 to 2·7)	2·7 (2 to 3·7)	2·7 (1·8 to 3·9)	4 (2·6 to 5·6)	5·5 (3·7 to 7·8)	7·1 (4·8 to 10·2)	11·3 (7·6 to 16·9)	13·1 (8·8 to 18·7)	14·7 (10·1 to 20·2)	13·3 (9·2 to 18·7)	10·3 (6·9 to 14·7)	9·4 (6 to 13·8)	4·9 (3·5 to 6·7)	3·1 (2·1 to 4·5)	2·1 (1·4 to 2·8)	0·9 (0·6 to 1·1)	0·2 (0·2 to 0·3)	112
Other pharynx cancer	0 (0 to 0)	0 (0 to 0)	0 (0 to 0)	0 (0 to 0)	0 (0 to 0)	0 (0 to 0)	0 (0 to 0)	2·4 (1·8 to 3)	2·2 (1·6 to 2·9)	2·6 (1·7 to 3·7)	2·7 (1·8 to 3·9)	5·8 (3·8 to 8·8)	12·2 (8·3 to 17·6)	14·8 (10·2 to 21·7)	17·9 (12·2 to 25·2)	19·1 (13·4 to 26·6)	17·2 (11·7 to 25)	15·4 (10·4 to 21·7)	10·1 (6·5 to 14·5)	7 (4·8 to 9·6)	4 (2·8 to 5·4)	1·6 (1·2 to 2·1)	0·4 (0·3 to 0·6)	135
Esophageal cancer	0 (0 to 0)	0 (0 to 0)	0 (0 to 0)	0 (0 to 0)	0 (0 to 0)	0 (0 to 0)	0 (0 to 0)	2·7 (1·9 to 3·7)	4 (2·6 to 6)	6·6 (4·1 to 10·1)	12·9 (8·5 to 18·4)	20·7 (14 to 30·5)	41 (27·5 to 58·7)	61·4 (43·4 to 88)	73·4 (51·6 to 101)	80·5 (57·2 to 109)	88·9 (65 to 120)	86·3 (60·6 to 117)	76·1 (53·4 to 102)	52·5 (37 to 70·4)	29·4 (21·2 to 39·2)	9·4 (7·1 to 12)	1·8 (1·1 to 2·2)	648
Stomach cancer	0 (0 to 0)	0 (0 to 0)	0 (0 to 0)	0 (0 to 0)	0 (0 to 0)	0 (0 to 0)	17·8 (14·5 to 21·4)	56·6 (40·1 to 77·7)	119 (74·6 to 178)	224 (154 to 316)	417 (280 to 577)	624 (457 to 855)	912 (643 to 1,280)	1,190 (864 to 1,610)	1,330 (956 to 1,770)	1,310 (991 to 1,730)	1,200 (884 to 1,580)	1,080 (826 to 1,410)	934 (698 to 1,210)	618 (461 to 808)	378 (280 to 480)	135 (103 to 169)	28 (21·8 to 33·5)	10,600
Colon and rectum cancer	0 (0 to 0)	0 (0 to 0)	0 (0 to 0)	0 (0 to 0)	5·4 (3·7 to 7·5)	10·3 (6·8 to 14·7)	28·4 (21·2 to 37·4)	68·3 (45·5 to 98·2)	131 (80·4 to 201)	248 (165 to 364)	387 (267 to 562)	583 (417 to 807)	911 (636 to 1,240)	1,150 (838 to 1,540)	1,490 (1,070 to 2,030)	1,600 (1,210 to 2,120)	1,580 (1,170 to 2,080)	1,380 (1,040 to 1,820)	1,180 (908 to 1,540)	813 (611 to 1,060)	492 (375 to 624)	175 (132 to 223)	41·3 (32·1 to 50·2)	12,300
Liver cancer	1·7 (1 to 2·6)	1·5 (0·9 to 2·3)	18·1 (9·4 to 30·4)	19·5 (7·9 to 33·8)	20·7 (15·4 to 26·9)	19·5 (14·7 to 25·6)	17·6 (11·6 to 26)	22·1 (13·9 to 34·6)	27·1 (16·8 to 41·8)	45·3 (29·1 to 68·3)	75·7 (48 to 115)	135 (87·6 to 206)	236 (157 to 332)	451 (313 to 631)	686 (475 to 968)	739 (501 to 1,020)	791 (577 to 1,100)	820 (575 to 1,140)	648 (465 to 887)	363 (259 to 482)	171 (117 to 238)	48·8 (34·5 to 65·8)	9·4 (6·8 to 12·3)	5,370
Liver cancer due to hepatitis B	0 (0 to 0)	0 (0 to 0)	0 (0 to 0)	0 (0 to 0)	0 (0 to 0)	1·8 (1·1 to 2·9)	2·9 (1·7 to 4·5)	5·3 (3 to 8·6)	8·2 (4·5 to 13·7)	13·5 (7·8 to 21·9)	19·6 (10·6 to 33·1)	28·8 (16 to 49·3)	38·3 (20·9 to 63·8)	58·1 (32·2 to 97·2)	73·6 (39·4 to 123)	64·9 (34·8 to 111)	53·5 (30·4 to 88·2)	43·3 (23·4 to 73·4)	27 (15·4 to 42·9)	12·6 (6·4 to 21·1)	5·5 (3·1 to 9·2)	1·4 (0·8 to 2·5)	0·3 (0·1 to 0·5)	458
Liver cancer due to hepatitis C	0 (0 to 0)	0 (0 to 0)	0 (0 to 0)	0 (0 to 0)	0 (0 to 0)	0·4 (0·3 to 0·7)	0·7 (0·4 to 1·1)	2·3 (1·3 to 3·9)	4·8 (2·6 to 8·1)	12·3 (7·4 to 19·4)	27·7 (16·5 to 42·6)	61·2 (37·9 to 95·7)	126 (81·8 to 181)	270 (182 to 383)	443 (300 to 641)	500 (335 to 708)	553 (394 to 783)	599 (411 to 838)	497 (352 to 676)	289 (206 to 388)	139 (93·9 to 193)	40·4 (28·3 to 53·8)	7·9 (5·6 to 10·4)	3,570
Liver cancer due to alcohol use	0 (0 to 0)	0 (0 to 0)	0 (0 to 0)	0 (0 to 0)	0 (0 to 0)	0 (0 to 0)	0·2 (0·1 to 0·4)	0·7 (0·3 to 1·5)	1·5 (0·6 to 3·2)	3·6 (1·7 to 6·7)	7·8 (3·4 to 15·5)	15·7 (7·5 to 29·5)	29·1 (11·6 to 54·2)	55·5 (26·4 to 97·8)	81 (38·3 to 138)	87·5 (44·2 to 146)	96·8 (52·9 to 172)	91 (48·5 to 159)	55·5 (31·6 to 89·9)	24·5 (13·5 to 39·2)	9·8 (5·3 to 15·7)	2·3 (1·3 to 3·8)	0·4 (0·2 to 0·7)	563
Liver cancer due to NASH	0 (0 to 0)	0 (0 to 0)	0 (0 to 0)	0 (0 to 0)	0 (0 to 0)	0 (0 to 0)	3·8 (2·2 to 6·1)	3·8 (2 to 6·2)	3·5 (1·8 to 5·8)	4·5 (2·4 to 7·3)	6·1 (3·2 to 10·6)	9·4 (5 to 16·3)	15 (7·9 to 26)	26·6 (14·6 to 45·7)	37·9 (20·8 to 61·3)	40·2 (22·1 to 66·8)	43·6 (24·7 to 75·5)	46·8 (27·2 to 77·3)	39 (22·3 to 61·7)	22·2 (12·3 to 36·3)	10·2 (5·7 to 16·9)	2·9 (1·5 to 5)	0·5 (0·3 to 1·1)	316
Liver cancer due to other causes	1·7 (1 to 2·6)	1·5 (0·9 to 2·3)	18·1 (9·4 to 30·4)	19·5 (7·9 to 33·8)	20·7 (15·4 to 26·9)	17·2 (13·1 to 22·4)	10 (6·5 to 15·1)	10 (6 to 16·4)	9·2 (5·3 to 14·7)	11·4 (6·7 to 18·5)	14·4 (8·3 to 23·2)	19·9 (11·6 to 32·7)	27·2 (16·4 to 41·5)	41·3 (25 to 63)	50·7 (31 to 79·8)	46·4 (28·1 to 72·3)	43·5 (27·9 to 65·9)	40·6 (25·4 to 61·2)	29·7 (19·5 to 43·9)	15·5 (9·9 to 22·9)	6·8 (4·3 to 10)	1·8 (1·2 to 2·7)	0·3 (0·2 to 0·5)	457
Gallbladder and biliary tract cancer	0 (0 to 0)	0 (0 to 0)	0 (0 to 0)	0 (0 to 0)	0 (0 to 0)	0 (0 to 0)	0 (0 to 0)	4·8 (3·1 to 8·1)	8·5 (5·5 to 14·6)	19·5 (12·3 to 34·2)	51·8 (32·5 to 79·9)	116 (74·8 to 178)	237 (157 to 387)	403 (271 to 609)	577 (397 to 888)	635 (449 to 999)	595 (424 to 959)	524 (372 to 854)	423 (309 to 631)	269 (192 to 382)	141 (101 to 219)	41·8 (28·5 to 68·2)	8·2 (4·9 to 17)	4,050
Pancreatic cancer	0 (0 to 0)	0 (0 to 0)	0 (0 to 0)	0 (0 to 0)	0 (0 to 0)	0 (0 to 0)	6·8 (5·3 to 8·6)	14·6 (10·4 to 20)	29·9 (19·2 to 44·1)	55·7 (36·2 to 81·5)	136 (86·2 to 197)	287 (203 to 410)	535 (385 to 740)	870 (633 to 1,150)	1,100 (790 to 1,460)	1,400 (1,050 to 1,850)	1,370 (1,000 to 1,810)	1,330 (1,020 to 1,750)	979 (730 to 1,290)	616 (450 to 815)	302 (225 to 396)	89·7 (67·9 to 113)	15·5 (10·7 to 19·4)	9,130
Larynx cancer	0 (0 to 0)	0 (0 to 0)	0 (0 to 0)	0 (0 to 0)	0 (0 to 0)	0 (0 to 0)	0 (0 to 0)	4 (3 to 5·3)	3·8 (2·7 to 5·7)	4 (2·8 to 6·5)	5·7 (3·8 to 11·1)	7·8 (4·8 to 18·3)	12·6 (7·9 to 35·4)	17·3 (10·5 to 53·5)	26·7 (16·7 to 73·7)	32·2 (21·1 to 82)	30·1 (18·9 to 77·1)	29·2 (19·6 to 67·7)	23·3 (15·5 to 48·2)	17 (11·6 to 29·8)	10·7 (7 to 19·3)	3·3 (2·3 to 5·5)	0·7 (0·4 to 1·3)	228
Tracheal, bronchus, and lung cancer	0 (0 to 0)	0 (0 to 0)	0 (0 to 0)	0 (0 to 0)	0 (0 to 0)	4·4 (2·4 to 7·6)	13·4 (10·3 to 17·6)	29·7 (19·8 to 42·8)	45·5 (28·6 to 71·5)	95·9 (61 to 144)	177 (119 to 257)	311 (216 to 429)	568 (398 to 774)	841 (601 to 1,170)	1,140 (807 to 1,580)	1,280 (918 to 1,710)	1,320 (969 to 1,790)	1,140 (838 to 1,500)	874 (654 to 1,150)	533 (385 to 706)	274 (194 to 364)	83·8 (60·7 to 108)	13·8 (9 to 19·1)	8,740
Malignant skin melanoma	0·1 (0 to 0·2)	0·1 (0 to 0·3)	1·8 (0·4 to 5)	5·8 (1·1 to 16)	2·6 (2·1 to 3·9)	2·6 (2 to 4·5)	6·7 (4·2 to 11·5)	15·3 (7·8 to 24·6)	26·2 (13·2 to 42·5)	38·8 (19·1 to 59·9)	66 (34·3 to 104)	80·9 (40 to 124)	102 (50·1 to 154)	116 (54·9 to 169)	130 (63·1 to 199)	126 (61·5 to 181)	112 (56·8 to 166)	98·1 (42·8 to 141)	89·6 (39·6 to 126)	60·7 (26·5 to 88·1)	39·9 (17 to 57·6)	17·3 (6·4 to 24)	5·1 (1·8 to 7·5)	1,140
Non-melanoma skin cancer	0 (0 to 0)	0 (0 to 0)	0 (0 to 0)	0 (0 to 0)	0 (0 to 0)	0 (0 to 0)	0 (0 to 0)	4·3 (2·6 to 7)	7 (4·2 to 11·5)	12·8 (8·2 to 21·1)	18·7 (11·9 to 29)	28·5 (18 to 44·1)	41·1 (25·6 to 63·8)	43·6 (28 to 64·1)	54·2 (33·9 to 83·4)	54·4 (35 to 83)	55·9 (35·7 to 85·5)	55·8 (37·4 to 83)	71·3 (51 to 98·9)	70·8 (49·7 to 98·5)	68·6 (49 to 93·7)	40·4 (29·1 to 54·6)	14·3 (9·7 to 19·6)	642
Non-melanoma skin cancer (squamous-cell carcinoma)	0 (0 to 0)	0 (0 to 0)	0 (0 to 0)	0 (0 to 0)	0 (0 to 0)	0 (0 to 0)	0 (0 to 0)	4·3 (2·6 to 7)	7 (4·2 to 11·5)	12·8 (8·1 to 21)	18·6 (11·8 to 29)	28·4 (18 to 44)	41 (25·5 to 63·7)	43·5 (27·9 to 64)	54·1 (33·8 to 83·3)	54·3 (35 to 82·8)	55·8 (35·5 to 85·3)	55·7 (37·3 to 83)	71·2 (50·9 to 98·9)	70·8 (49·6 to 98·5)	68·6 (49 to 93·7)	40·4 (29·1 to 54·6)	14·3 (9·7 to 19·6)	641
Non-melanoma skin cancer (basal-cell carcinoma)	0 (0 to 0)	0 (0 to 0)	0 (0 to 0)	0 (0 to 0)	0 (0 to 0)	0 (0 to 0)	0 (0 to 0)	0 (0 to 0)	0 (0 to 0)	0 (0 to 0·1)	0 (0 to 0·1)	0·1 (0 to 0·1)	0·1 (0 to 0·2)	0·1 (0 to 0·2)	0·1 (0 to 0·2)	0·1 (0 to 0·2)	0·1 (0·1 to 0·2)	0·1 (0·1 to 0·2)	0·1 (0 to 0·2)	0·1 (0 to 0·2)	0 (0 to 0·1)	0 (0 to 0·1)	0 (0 to 0)	1
Breast cancer	0 (0 to 0)	0 (0 to 0)	0 (0 to 0)	0 (0 to 0)	0 (0 to 0)	0 (0 to 0)	23 (18 to 28·8)	64·5 (44·7 to 91·1)	249 (161 to 370)	775 (532 to 1,090)	1,480 (1,070 to 1,980)	2,450 (1,760 to 3,320)	3,230 (2,330 to 4,330)	3,920 (2,800 to 5,320)	3,900 (2,830 to 5,160)	3,330 (2,480 to 4,460)	2,510 (1,870 to 3,170)	1,840 (1,390 to 2,340)	1,140 (895 to 1,470)	729 (537 to 949)	484 (362 to 614)	168 (128 to 213)	33·5 (24·8 to 41·6)	26,300
Cervical cancer	0 (0 to 0)	0 (0 to 0)	0 (0 to 0)	0 (0 to 0)	0 (0 to 0)	0 (0 to 0)	12·1 (8·6 to 19·8)	53·5 (32 to 100)	215 (130 to 358)	556 (365 to 850)	940 (632 to 1,510)	1,390 (944 to 2,330)	1,790 (1,210 to 2,900)	1,930 (1,350 to 3,070)	1,770 (1,250 to 2,910)	1,450 (1,000 to 2,370)	1,200 (868 to 1,770)	955 (693 to 1,390)	635 (483 to 902)	377 (273 to 556)	216 (151 to 313)	57·9 (39 to 93·5)	14·3 (9 to 23·8)	13,600
Uterine cancer	0 (0 to 0)	0 (0 to 0)	0 (0 to 0)	0 (0 to 0)	0 (0 to 0)	0 (0 to 0)	0 (0 to 0)	9·4 (6·8 to 12·7)	21·5 (14·6 to 30·8)	28·5 (18·9 to 40·4)	71·3 (45·9 to 104)	127 (83·8 to 184)	281 (193 to 392)	411 (286 to 577)	525 (376 to 718)	641 (470 to 860)	527 (392 to 709)	368 (273 to 494)	199 (146 to 267)	95·8 (70·6 to 130)	42·5 (30·8 to 55·8)	14·9 (10·9 to 19·2)	3·4 (2·4 to 4·5)	3,370
Ovarian cancer	0 (0 to 0)	0 (0 to 0)	0 (0 to 0)	0 (0 to 0)	15·7 (7·9 to 24·6)	40·3 (25·3 to 62·2)	78·7 (51·9 to 112)	127 (79·6 to 192)	174 (111 to 256)	260 (170 to 386)	484 (320 to 685)	881 (593 to 1,240)	1,400 (945 to 1,930)	1,700 (1,160 to 2,290)	1,580 (1,130 to 2,160)	1,490 (1,060 to 2,000)	1,220 (884 to 1,650)	804 (586 to 1,060)	525 (392 to 717)	289 (207 to 385)	137 (100 to 180)	36·6 (27·1 to 47)	6·7 (4·6 to 9·3)	11,200
Prostate cancer	0 (0 to 0)	0 (0 to 0)	0 (0 to 0)	0 (0 to 0)	0 (0 to 0)	0 (0 to 0)	0 (0 to 0)	0 (0 to 0)	0 (0 to 0)	0 (0 to 0)	0 (0 to 0)	0 (0 to 0)	0 (0 to 0)	0 (0 to 0)	0 (0 to 0)	0 (0 to 0)	0 (0 to 0)	0 (0 to 0)	0 (0 to 0)	0 (0 to 0)	0 (0 to 0)	0 (0 to 0)	0 (0 to 0)	0
Testicular cancer	--	--	--	--	--	--	--	--	--	--	--	--	--	--	--	--	--	--	--	--	--	--	--	NA
Kidney cancer	4·5 (3 to 6·4)	1·6 (1·1 to 2·4)	19·7 (10·4 to 35·1)	24·7 (10·2 to 46·5)	43 (29 to 61·8)	19·4 (13·1 to 26·6)	14·7 (10 to 20·6)	22 (14·5 to 31·6)	25·8 (16·3 to 38·1)	46 (30·4 to 68·1)	80·8 (52·4 to 120)	142 (96·9 to 205)	270 (181 to 384)	401 (277 to 557)	454 (306 to 648)	511 (363 to 687)	482 (353 to 640)	447 (328 to 588)	330 (245 to 437)	172 (125 to 229)	84·8 (60·2 to 114)	25·1 (17·4 to 33·5)	4·1 (2·6 to 5·8)	3,630
Bladder cancer	0 (0 to 0)	0 (0 to 0)	0 (0 to 0)	0 (0 to 0)	0 (0 to 0)	0 (0 to 0)	2·4 (2 to 3·1)	3·5 (2·4 to 4·8)	5 (3·4 to 7)	9 (5·8 to 13·5)	18·3 (12·3 to 25·6)	36·2 (24·1 to 53·8)	63·8 (42·8 to 95·2)	93·7 (63·5 to 134)	117 (81·2 to 156)	152 (114 to 198)	162 (119 to 215)	166 (124 to 215)	161 (122 to 213)	122 (85·6 to 164)	85·1 (62·3 to 114)	32·7 (24·2 to 42·8)	6·6 (4·3 to 8·7)	1,240
Brain and central nervous system cancer	7 (2·6 to 12·2)	3·6 (1·4 to 6·3)	33·3 (12·8 to 62·6)	68·2 (13·3 to 163)	238 (83 to 371)	171 (80·6 to 255)	106 (50·4 to 161)	133 (66 to 208)	147 (77·1 to 232)	162 (83·7 to 247)	211 (111 to 312)	260 (144 to 379)	325 (177 to 478)	384 (225 to 559)	415 (243 to 589)	387 (226 to 543)	335 (187 to 474)	257 (131 to 371)	181 (89·5 to 276)	91·3 (41·5 to 144)	43·4 (20·3 to 69)	11·3 (5·7 to 16·5)	3·1 (1·4 to 4·6)	3,970
Thyroid cancer	0 (0 to 0)	0 (0 to 0)	0 (0 to 0)	0 (0 to 0)	3·2 (2·4 to 4·4)	3 (2·2 to 4·2)	4·7 (3·4 to 6·3)	9·3 (6·6 to 12·7)	15 (9·7 to 22·6)	22·5 (15·4 to 31·1)	35·8 (23·5 to 52·5)	53·9 (36·4 to 75·9)	105 (69·4 to 157)	155 (99·5 to 228)	208 (142 to 300)	250 (181 to 329)	262 (185 to 359)	218 (158 to 289)	166 (118 to 224)	108 (77·9 to 146)	57·3 (39·8 to 77·2)	16·2 (11·5 to 21·8)	3·3 (2·2 to 4·2)	1,700
Mesothelioma	0 (0 to 0)	0 (0 to 0)	0 (0 to 0)	0 (0 to 0)	0 (0 to 0)	0 (0 to 0)	0 (0 to 0)	4·7 (2·5 to 7·4)	9·9 (5·3 to 17·3)	9·2 (5·4 to 14·2)	15·2 (8·7 to 23·6)	24·4 (14 to 37·5)	32·9 (18·5 to 49·3)	44 (21·6 to 68·8)	53·6 (23 to 84)	49·7 (20·5 to 76·7)	40·5 (16·5 to 60·7)	35·3 (15·7 to 53·5)	21·6 (10·3 to 31·5)	12·9 (7 to 18·6)	6·5 (2·9 to 9·9)	2·2 (1·1 to 3·3)	0·2 (0·1 to 0·4)	363
Hodgkin lymphoma	0 (0 to 0)	0 (0 to 0)	0 (0 to 0)	3·1 (1·4 to 6·4)	9·8 (5·1 to 17·3)	13 (7·6 to 23·9)	35·1 (20 to 60·3)	50·9 (27·8 to 89·5)	56·5 (31·3 to 100)	42·5 (22 to 75·4)	44·4 (24·9 to 80·4)	46 (27·7 to 74·2)	42·1 (25·2 to 70·5)	47·7 (29·6 to 77·6)	57·1 (36·1 to 86·6)	61·3 (39·2 to 92·4)	55·4 (34·2 to 79·7)	54·4 (33 to 77·8)	42 (24·2 to 60·8)	22·4 (12·1 to 34·9)	12·8 (6·4 to 20·8)	3·2 (1·5 to 5·1)	0·4 (0·2 to 0·7)	700
Non-Hodgkin lymphoma	0 (0 to 0)	0 (0 to 0)	0 (0 to 0)	17·3 (9 to 29·2)	56·4 (38 to 80·1)	57·3 (41·3 to 77·8)	88·3 (63·8 to 121)	129 (85 to 195)	138 (89·6 to 200)	165 (109 to 242)	204 (138 to 289)	244 (169 to 340)	327 (232 to 456)	453 (324 to 619)	539 (389 to 736)	649 (477 to 871)	582 (434 to 781)	538 (409 to 727)	420 (315 to 561)	255 (190 to 341)	123 (91 to 164)	33·7 (25·3 to 42·2)	6·7 (5·2 to 8·4)	5,020
Multiple myeloma	0 (0 to 0)	0 (0 to 0)	0 (0 to 0)	0 (0 to 0)	0 (0 to 0)	0 (0 to 0)	0 (0 to 0)	4·5 (2·2 to 6·2)	5·8 (3·5 to 8·5)	14·5 (9·2 to 21·1)	36 (20·3 to 55·6)	78·5 (38·8 to 116)	159 (82·2 to 241)	254 (135 to 363)	365 (187 to 519)	409 (228 to 568)	317 (211 to 422)	277 (189 to 377)	189 (125 to 254)	93·5 (61·1 to 128)	37·9 (25·1 to 51·9)	9·7 (6·8 to 12·8)	1·4 (0·9 to 2)	2,250
Leukemia	15·8 (9·6 to 23·2)	11·3 (7·1 to 15·9)	111 (65·7 to 177)	157 (76·3 to 268)	571 (395 to 758)	684 (477 to 880)	662 (456 to 867)	584 (392 to 811)	494 (322 to 716)	428 (292 to 592)	507 (337 to 711)	495 (347 to 692)	542 (384 to 751)	523 (375 to 707)	520 (374 to 702)	475 (357 to 620)	417 (314 to 546)	379 (290 to 484)	305 (230 to 399)	190 (143 to 249)	96·1 (69·4 to 127)	26·9 (20·4 to 35·1)	5·5 (3·8 to 7·3)	8,200
Acute lymphoid leukemia	7·8 (3·7 to 12·1)	3·3 (1·7 to 5·2)	66·3 (34·7 to 113)	110 (45·1 to 192)	442 (288 to 596)	499 (337 to 660)	457 (277 to 624)	331 (183 to 487)	253 (142 to 386)	202 (115 to 295)	210 (109 to 326)	188 (109 to 277)	210 (124 to 307)	199 (108 to 294)	198 (112 to 291)	152 (94·3 to 219)	112 (73·3 to 165)	88·9 (53·6 to 128)	52·7 (31·6 to 78·3)	27·2 (17 to 41·7)	14·6 (8·8 to 22·3)	3·8 (2·3 to 5·6)	0·8 (0·4 to 1·2)	3,830
Chronic lymphoid leukemia	0 (0 to 0)	0 (0 to 0)	0 (0 to 0)	0 (0 to 0)	0 (0 to 0)	0 (0 to 0)	0 (0 to 0)	3·7 (2·1 to 6·7)	2·6 (1·6 to 4·5)	4·2 (2·5 to 7)	6 (3·6 to 10·7)	6·6 (4·1 to 10·6)	9·8 (5·7 to 16·4)	17 (10·3 to 27·5)	19·8 (11·8 to 33·1)	24·3 (15·6 to 36·8)	29·5 (18·6 to 46)	30·9 (20 to 48·8)	37·1 (24·5 to 55·8)	30·1 (19·5 to 43·8)	15·9 (10·5 to 23·3)	5·1 (3·5 to 7·2)	0·7 (0·4 to 1·1)	244
Acute myeloid leukemia	2·5 (1·4 to 4·1)	4·9 (2·7 to 7·6)	32 (15·5 to 56·5)	40·8 (18·1 to 82·1)	96·5 (51·4 to 159)	142 (77·9 to 224)	156 (90·9 to 249)	177 (100 to 271)	172 (95·9 to 278)	152 (94·3 to 224)	202 (123 to 312)	204 (126 to 297)	204 (126 to 296)	187 (120 to 269)	193 (127 to 277)	187 (122 to 261)	167 (110 to 233)	164 (110 to 217)	114 (71 to 158)	60·5 (34 to 86·8)	24·8 (15·2 to 36·6)	5·4 (3·1 to 7·8)	1·2 (0·6 to 1·7)	2,690
Chronic myeloid leukemia	0·7 (0·2 to 1·7)	0·3 (0·1 to 0·8)	0·8 (0·3 to 1·6)	1·3 (0·5 to 2·6)	3 (1·6 to 5·6)	5 (2·9 to 8·4)	7·3 (4 to 13·2)	13·5 (7 to 24·8)	18·8 (10 to 33·7)	21·9 (11·8 to 37·9)	27·8 (15·5 to 48·4)	35·8 (19·8 to 60·8)	48·9 (28 to 82·9)	42·4 (24·7 to 70·3)	42·6 (26·1 to 69·6)	36 (22·3 to 56·6)	33·1 (20·5 to 52·3)	28 (18·1 to 45·2)	29·4 (18·8 to 44·8)	20·5 (13 to 31·3)	9·8 (5·7 to 15·3)	3·3 (2·2 to 5)	0·8 (0·5 to 1·2)	431
Other leukemia	4·8 (3 to 7·9)	2·7 (1·6 to 4·8)	11·5 (5·1 to 24·2)	5·3 (2·2 to 10·9)	29·1 (15·8 to 49·2)	38 (21·6 to 65·1)	41·7 (23·5 to 70)	59·3 (34·8 to 99·9)	47·7 (26·8 to 81·3)	47·5 (27·9 to 79·4)	60·8 (36·5 to 106)	60·9 (36·2 to 100)	69·1 (41·9 to 114)	77·8 (49·5 to 126)	66·3 (42·6 to 115)	75·8 (49·1 to 124)	75·2 (47·8 to 121)	67·6 (43 to 106)	71·2 (46·7 to 108)	51·5 (33·1 to 76·7)	31 (20·9 to 48·2)	9·2 (6·3 to 13·7)	2 (1·3 to 2·9)	1,010
Other malignant neoplasms	16·1 (9·8 to 24·2)	10·8 (6·9 to 15·8)	77·8 (48·4 to 119)	130 (69 to 220)	172 (137 to 212)	269 (203 to 347)	292 (212 to 380)	253 (186 to 335)	253 (179 to 347)	242 (166 to 329)	310 (217 to 421)	407 (286 to 557)	527 (369 to 729)	615 (441 to 827)	670 (474 to 900)	632 (473 to 819)	564 (424 to 721)	559 (416 to 709)	425 (323 to 544)	309 (227 to 389)	176 (129 to 231)	62·1 (47 to 79·6)	13·5 (9·6 to 17·5)	6,980
Other neoplasms	3·5 (1·2 to 6·2)	2·3 (0·5 to 5)	22 (9·1 to 45·6)	13·9 (5·2 to 27·2)	18·4 (11·5 to 27·6)	22·2 (12·9 to 34)	16·3 (9·7 to 25·7)	22·3 (14·7 to 34·6)	22·9 (14·1 to 36·3)	28·8 (18 to 45·1)	28·5 (17·9 to 41·4)	42·9 (28·1 to 63·4)	68·2 (46 to 99·1)	82·1 (54·7 to 121)	105 (72·8 to 148)	125 (89·4 to 171)	117 (85·3 to 158)	143 (104 to 193)	124 (90·2 to 166)	90·9 (65·2 to 126)	43·2 (30·8 to 60)	11·9 (8·3 to 16·9)	2·1 (1·4 to 3·4)	1,160
Myelodysplastic, myeloproliferative, and other hematopoie	3·5 (1·2 to 6·2)	2·3 (0·5 to 5)	22 (9·1 to 45·6)	13·9 (5·2 to 27·2)	18·4 (11·5 to 27·6)	22·2 (12·9 to 34)	16·3 (9·7 to 25·7)	22·3 (14·7 to 34·6)	22·9 (14·1 to 36·3)	28·8 (18 to 45·1)	28·5 (17·9 to 41·4)	42·9 (28·1 to 63·4)	68·2 (46 to 99·1)	82·1 (54·7 to 121)	105 (72·8 to 148)	125 (89·4 to 171)	117 (85·3 to 158)	143 (104 to 193)	124 (90·2 to 166)	90·9 (65·2 to 126)	43·2 (30·8 to 60)	11·9 (8·3 to 16·9)	2·1 (1·4 to 3·4)	1,160
Benign and in situ intestinal neoplasms	0 (0 to 0)	0 (0 to 0)	0 (0 to 0)	0 (0 to 0)	0 (0 to 0)	0 (0 to 0)	0 (0 to 0)	0 (0 to 0)	0 (0 to 0)	0 (0 to 0)	0 (0 to 0)	0 (0 to 0)	0 (0 to 0)	0 (0 to 0)	0 (0 to 0)	0 (0 to 0)	0 (0 to 0)	0 (0 to 0)	0 (0 to 0)	0 (0 to 0)	0 (0 to 0)	0 (0 to 0)	0 (0 to 0)	0
Benign and in situ cervical and uterine neoplasms	0 (0 to 0)	0 (0 to 0)	0 (0 to 0)	0 (0 to 0)	0 (0 to 0)	0 (0 to 0)	0 (0 to 0)	0 (0 to 0)	0 (0 to 0)	0 (0 to 0)	0 (0 to 0)	0 (0 to 0)	0 (0 to 0)	0 (0 to 0)	0 (0 to 0)	0 (0 to 0)	0 (0 to 0)	0 (0 to 0)	0 (0 to 0)	0 (0 to 0)	0 (0 to 0)	0 (0 to 0)	0 (0 to 0)	0
Other benign and in situ neoplasms	0 (0 to 0)	0 (0 to 0)	0 (0 to 0)	0 (0 to 0)	0 (0 to 0)	0 (0 to 0)	0 (0 to 0)	0 (0 to 0)	0 (0 to 0)	0 (0 to 0)	0 (0 to 0)	0 (0 to 0)	0 (0 to 0)	0 (0 to 0)	0 (0 to 0)	0 (0 to 0)	0 (0 to 0)	0 (0 to 0)	0 (0 to 0)	0 (0 to 0)	0 (0 to 0)	0 (0 to 0)	0 (0 to 0)	0
Cardiovascular diseases	77·6 (49·7 to 117)	50·1 (33·1 to 72·2)	460 (276 to 738)	94 (60·3 to 138)	269 (208 to 334)	453 (344 to 578)	864 (675 to 1,080)	1,260 (963 to 1,590)	1,530 (1,160 to 1,960)	2,040 (1,570 to 2,590)	2,560 (1,980 to 3,240)	4,320 (3,400 to 5,450)	6,110 (4,800 to 7,880)	8,050 (6,200 to 10,300)	10,400 (8,130 to 13,200)	13,700 (10,800 to 17,400)	15,100 (12,200 to 18,200)	17,400 (14,100 to 21,100)	18,300 (15,000 to 22,100)	18,400 (15,100 to 21,700)	15,500 (12,500 to 18,500)	8,850 (7,130 to 10,400)	3,180 (2,590 to 3,620)	149,000
Rheumatic heart disease	0 (0 to 0)	0 (0 to 0)	0 (0 to 0)	13·3 (6·4 to 22·4)	61·8 (35·2 to 101)	141 (81·9 to 237)	215 (125 to 353)	279 (169 to 433)	308 (194 to 472)	348 (214 to 486)	343 (228 to 498)	366 (251 to 521)	421 (297 to 582)	459 (323 to 633)	521 (372 to 724)	508 (372 to 696)	449 (333 to 605)	359 (263 to 485)	252 (187 to 333)	123 (89·8 to 163)	59 (42·5 to 76·9)	21·5 (15·8 to 27·9)	5·2 (3·8 to 6·5)	5,230
Ischemic heart disease	0 (0 to 0)	0 (0 to 0)	0 (0 to 0)	0 (0 to 0)	0 (0 to 0)	0 (0 to 0)	144 (107 to 186)	304 (220 to 409)	394 (274 to 559)	660 (467 to 888)	893 (649 to 1,180)	1,640 (1,240 to 2,130)	2,590 (1,960 to 3,370)	3,600 (2,740 to 4,640)	5,120 (3,880 to 6,570)	7,280 (5,760 to 9,180)	8,330 (6,750 to 10,200)	9,690 (7,630 to 12,100)	10,300 (8,170 to 12,600)	10,900 (8,860 to 13,000)	9,780 (7,870 to 11,700)	6,110 (4,840 to 7,280)	2,360 (1,910 to 2,700)	80,100
Stroke	4·5 (1·6 to 11·4)	6 (2·5 to 13·9)	128 (56·8 to 267)	25·1 (16·7 to 37·3)	97·6 (67 to 137)	153 (107 to 210)	294 (211 to 394)	404 (282 to 551)	493 (352 to 674)	711 (508 to 956)	922 (672 to 1,190)	1,370 (1,010 to 1,820)	2,130 (1,570 to 2,900)	2,760 (2,030 to 3,780)	3,210 (2,350 to 4,250)	3,760 (2,780 to 5,070)	3,860 (2,860 to 4,920)	4,490 (3,540 to 5,600)	4,690 (3,740 to 5,820)	4,350 (3,360 to 5,460)	3,230 (2,500 to 4,100)	1,470 (1,150 to 1,770)	421 (326 to 517)	39,000
Ischemic stroke	0·9 (0·3 to 2·7)	1 (0·4 to 2·4)	5·3 (2·5 to 10·8)	13·9 (8·7 to 20·9)	40·9 (21·8 to 71)	65·6 (37·9 to 106)	102 (59 to 167)	138 (79·8 to 219)	173 (106 to 264)	222 (143 to 322)	281 (185 to 400)	377 (261 to 513)	532 (380 to 710)	683 (499 to 902)	844 (639 to 1,100)	1,390 (1,050 to 1,810)	1,490 (1,140 to 1,880)	2,420 (1,910 to 3,020)	2,710 (2,160 to 3,320)	3,080 (2,390 to 3,860)	2,390 (1,830 to 3,010)	1,120 (860 to 1,380)	333 (257 to 412)	18,400
Intracerebral hemorrhage	0·4 (0·1 to 1·1)	2·1 (0·7 to 5·7)	79·4 (30·6 to 180)	5·3 (3·9 to 7·1)	23·3 (15·1 to 34·6)	36·6 (24·3 to 52·2)	86·9 (60·5 to 119)	127 (83·9 to 184)	150 (101 to 211)	224 (149 to 322)	285 (196 to 390)	479 (327 to 672)	895 (622 to 1,280)	1,160 (800 to 1,650)	1,330 (917 to 1,840)	1,570 (1,100 to 2,190)	1,600 (1,140 to 2,120)	1,430 (1,090 to 1,840)	1,390 (1,080 to 1,760)	915 (684 to 1,180)	617 (465 to 802)	271 (197 to 354)	68·3 (52·1 to 84·7)	12,800
Subarachnoid hemorrhage	3·2 (1·2 to 7·8)	2·9 (1·2 to 6·5)	43·2 (16·4 to 91·5)	5·8 (2·6 to 11·3)	33·4 (20·8 to 49·9)	51·2 (32·5 to 77·3)	105 (66·3 to 153)	139 (84·6 to 216)	170 (108 to 257)	265 (168 to 395)	355 (236 to 517)	515 (342 to 732)	708 (465 to 1,040)	920 (596 to 1,330)	1,040 (680 to 1,520)	805 (533 to 1,170)	765 (474 to 1,090)	640 (405 to 918)	582 (353 to 819)	358 (200 to 524)	226 (107 to 334)	78·1 (38·4 to 111)	19·6 (9·6 to 27·4)	7,830
Hypertensive heart disease	0 (0 to 0)	0 (0 to 0)	0 (0 to 0)	0 (0 to 0)	0 (0 to 0)	0 (0 to 0)	6·8 (4·3 to 11·2)	10·4 (6·3 to 18·2)	14·6 (8·9 to 26·7)	29 (17·4 to 54·7)	48·2 (29 to 82·6)	91 (57·9 to 152)	188 (121 to 318)	326 (218 to 516)	475 (315 to 700)	689 (474 to 980)	876 (578 to 1,180)	1,070 (766 to 1,510)	1,210 (855 to 1,640)	1,240 (887 to 1,530)	986 (665 to 1,290)	472 (317 to 624)	159 (98·3 to 212)	7,890
Non-rheumatic valvular heart disease	0 (0 to 0)	0 (0 to 0)	0 (0 to 0)	0 (0 to 0)	0 (0 to 0)	0 (0 to 0)	17·3 (11·6 to 23·8)	21 (13·1 to 31)	24·7 (15·2 to 37·4)	29·6 (18·8 to 45)	35·4 (22·1 to 53·3)	48·4 (30·6 to 74·7)	69·2 (44·5 to 103)	85·7 (54·4 to 130)	129 (87·4 to 187)	204 (136 to 290)	219 (155 to 300)	222 (148 to 304)	181 (128 to 249)	127 (89·6 to 171)	99·2 (69·5 to 135)	30·7 (21·8 to 41·2)	6·4 (4·6 to 8·5)	1,550
Non-rheumatic calcific aortic valve disease	0 (0 to 0)	0 (0 to 0)	0 (0 to 0)	0 (0 to 0)	0 (0 to 0)	0 (0 to 0)	11·4 (7·2 to 16·2)	14 (8·1 to 21)	16·6 (9·4 to 25·9)	19 (10·6 to 29·5)	21·6 (12·5 to 34·3)	32·3 (18·2 to 50·9)	45·1 (26·7 to 70·4)	56·1 (30·6 to 90)	93·2 (59·2 to 142)	156 (101 to 226)	177 (117 to 247)	175 (111 to 251)	146 (101 to 206)	104 (70·4 to 141)	84·3 (55·4 to 116)	24·9 (17·1 to 34·2)	4·7 (3·1 to 6·5)	1,180





SR Table 2b: Durango DALYS by cause and age group for females with 95% uncertainty intervals, 2019

Cause	Early Neonatal (0-6 days)	Late Neonatal (7-27 days)	Post Neonatal (28-364 days)	1 to 4 (1-4 yrs)	5 to 9 (5-9 yrs)	10 to 14 (10-14 yrs)	15 to 19 (15-19 yrs)	20 to 24 (20-24 yrs)	25 to 29 (25-29 yrs)	30 to 34 (30-34 yrs)	35 to 39 (35-39 yrs)	40 to 44 (40-44 yrs)	45 to 49 (45-49 yrs)	50 to 54 (50-54 yrs)	55 to 59 (55-59 yrs)	60 to 64 (60-64 yrs)	65 to 69 (65-69 yrs)	70 to 74 (70-74 yrs)	75 to 79 (75-79 yrs)	80 to 84 (80-84 yrs)	85 to 89 (85-89 yrs)	90 plus (90 plus yrs)	Total
All causes	6,454 (4,834-8,343)	2,160 (1,592-2,868)	1,979 (1,779-2,199)	4,020 (3,486-4,589)	2,082 (1,810-2,370)	2,160 (1,870-2,463)	3,153 (2,748-3,553)	5,462 (4,940-5,993)	7,552 (6,850-8,252)	9,202 (8,339-10,060)	10,242 (9,284-11,200)	11,430 (10,400-12,500)	11,209 (10,177-12,300)	13,381 (12,169-14,600)	13,854 (12,600-15,200)	14,722 (13,372-16,200)	14,965 (13,606-16,500)	13,966 (12,700-15,300)	11,550 (10,150-14,000)	7,966 (7,000-9,400)	4,232 (3,300-5,277)	2,054 (1,429-2,900)	214,000
Communicable, maternal, neonatal, and nutritional diseases	5,998 (4,498-7,782)	1,979 (1,510-2,588)	1,039 (1,878-1,270)	1,469 (1,119-1,726)	945 (758-1,202)	732 (584-1,002)	633 (463-1,001)	962 (763-1,199)	1,095 (868-1,339)	1,030 (813-1,269)	975 (772-1,213)	915 (716-1,156)	789 (628-1,000)	732 (564-1,008)	664 (511-1,008)	662 (518-1,020)	499 (374-1,000)	374 (282-1,000)	258 (190-1,000)	158 (106-1,000)	102 (72-1,000)	24,705
HIV/AIDS and sexually transmitted infections	0.6 (0.4-1.4)	0.5 (0.3-0.9)	39.5 (19.2-72.6)	19.3 (7.4-42.1)	7.6 (4.0-14.4)	9.6 (4.6-17.6)	29.7 (21.1-37.7)	76.2 (56.4-93.8)	112 (86.4-134)	129 (101-153)	128 (99.5-159)	118 (91-146)	91.5 (70.7-122)	60.2 (44.9-81.4)	45.3 (36.4-58.9)	31.9 (25.1-42.4)	23.9 (19.2-30.1)	8.1 (6.4-10.1)	3.1 (2.4-4.1)	1.7 (1.1-2.4)	0.7 (0.3-0.9)	908
HIV/AIDS	0 (0-0)	0 (0-0)	17.6 (14.4-22.4)	16.2 (13.4-19.7)	7.6 (4.9-10.4)	8.9 (7.4-10.7)	17.4 (14.4-20.8)	49.4 (40.3-59.6)	79.1 (61.9)	89.1 (69.3-108)	89.2 (67.3-109)	72.7 (54.2-97.4)	53.2 (43.8-64.3)	37.9 (31.2-45.1)	28.1 (23.8-36.1)	22.4 (19.2-26.5)	19.7 (17.2-19.9)	6.2 (5.1-7.1)	2.1 (1.9-2.3)	1.1 (0.9-1.2)	0.5 (0.2-0.6)	594
HIV/AIDS - Drug-susceptible Tuberculosis	0 (0-0)	0 (0-0)	1.6 (1.3-2.1)	1.7 (0.9-3.1)	0.6 (0.4-1.2)	0.8 (0.5-2.0)	1.6 (1.0-2.6)	7.6 (4.7-12.7)	7.6 (4.7-12.7)	6.6 (4.1-10.6)	6.4 (4.0-10.3)	7.3 (4.5-11.6)	5.2 (3.2-8.3)	3.7 (2.3-5.9)	3 (1.7-5.1)	2.1 (1.1-3.2)	1.6 (0.9-2.4)	0.2 (0.1-0.4)	0.1 (0.1-0.1)	0 (0-0)	0 (0-0)	59.7
HIV/AIDS - Multidrug-resistant Tuberculosis without extensive drug resistance	0 (0-0)	0 (0-0)	0.1 (0.1-0.1)	0.1 (0.1-0.2)	0.1 (0.1-0.2)	0.1 (0.1-0.2)	0.1 (0.1-0.2)	0.4 (0.3-0.6)	0.5 (0.3-0.8)	0.6 (0.4-0.9)	0.6 (0.3-0.9)	0.6 (0.3-0.9)	0.4 (0.2-0.7)	0.3 (0.1-0.5)	0.2 (0.1-0.4)	0.2 (0.1-0.3)	0.1 (0.1-0.2)	0 (0-0)	0 (0-0)	0 (0-0)	0 (0-0)	4.6
HIV/AIDS - Extensively drug-resistant Tuberculosis	0 (0-0)	0 (0-0)	0 (0-0)	0 (0-0)	0 (0-0)	0 (0-0)	0 (0-0)	0.1 (0-0.1)	0.1 (0-0.2)	0.1 (0-0.2)	0.1 (0-0.2)	0.1 (0-0.2)	0.1 (0-0.2)	0.1 (0-0.2)	0.1 (0-0.2)	0.1 (0-0.2)	0 (0-0.1)	0 (0-0)	0 (0-0)	0 (0-0)	0 (0-0)	0 (0-0)	0.7
HIV/AIDS resulting in other diseases	0.6 (0.3-1.3)	0.5 (0.2-0.9)	19.9 (12.9-32.9)	1.4 (0.8-2.7)	0.1 (0.1-0.2)	0.7 (0.4-1.4)	10.6 (6.2-18.6)	3.6 (2.1-6.2)	26.8 (15.9-46.1)	33.5 (19.9-57.6)	29.1 (17.2-50.1)	38.5 (22.8-66.2)	32.6 (19.3-56.1)	19.4 (11.5-33.4)	13.2 (7.8-22.7)	7.3 (4.3-12.6)	3.4 (2.0-5.9)	1.7 (1.0-2.9)	0.6 (0.4-1.1)	0.2 (0.1-0.4)	0.1 (0.0-0.2)	329
Sexually transmitted infections excluding HIV	0.6 (0.3-1.4)	0.5 (0.2-0.9)	0.4 (0.2-0.8)	0.1 (0-0.1)	0.1 (0-0.1)	0.1 (0-0.2)	0.4 (0.2-0.8)	0.5 (0.3-0.9)	0.7 (0.4-1.2)	0.8 (0.5-1.3)	0.8 (0.5-1.4)	0.8 (0.4-1.4)	0.6 (0.3-1.1)	0.4 (0.2-0.8)	0.3 (0.1-0.6)	0.2 (0.1-0.4)	0.1 (0-0.3)	0 (0-0.1)	0 (0-0.1)	0 (0-0.1)	0 (0-0.1)	213
Syphilis	0 (0-0)	0 (0-0)	0.2 (0.2-1.3)	0 (0-0)	0 (0-0)	0.1 (0-0.5)	0.4 (0.4-1.6)	1.4 (0.2-5.2)	1.4 (0.2-5.2)	1.4 (0.2-5.2)	1.4 (0.2-5.2)	1.4 (0.2-5.2)	1.2 (0.2-4.5)	0.7 (0.1-2.7)	0.5 (0.1-1.9)	0.3 (0-1.2)	0.2 (0-0.8)	0.1 (0-0.4)	0 (0-0.2)	0 (0-0.1)	0 (0-0.1)	14.4
Chlamydial infection	0 (0-0)	0 (0-0)	0 (0-0)	0 (0-0)	0 (0-0)	0 (0-0)	0 (0-0)	0.1 (0-0.1)	0.1 (0-0.1)	0.1 (0-0.1)	0.1 (0-0.1)	0.1 (0-0.1)	0.1 (0-0.1)	0.1 (0-0.1)	0.1 (0-0.1)	0.1 (0-0.1)	0.1 (0-0.1)	0 (0-0)	0 (0-0)	0 (0-0)	0 (0-0)	0 (0-0)	24.6
Gonococcal infection	0 (0-0)	0 (0-0)	0 (0-0)	0 (0-0)	0 (0-0)	0 (0-0.3)	0.1 (0-0.3)	0.4 (0.1-1.1)	0.6 (0.1-1.6)	0.6 (0.1-1.6)	0.6 (0.1-1.6)	0.6 (0.1-1.6)	0.5 (0.1-1.4)	0.3 (0.1-0.9)	0.2 (0.1-0.7)	0.2 (0.1-0.5)	0.1 (0-0.3)	0 (0-0.1)	0 (0-0)	0 (0-0)	0 (0-0)	0 (0-0)	3.1
Trichomoniasis	0 (0-0)	0 (0-0)	0 (0-0)	0 (0-0)	0 (0-0)	0 (0-0.2)	0 (0-0.3)	0.4 (0.1-1.1)	0.6 (0.1-1.6)	0.6 (0.1-1.6)	0.6 (0.1-1.6)	0.6 (0.1-1.6)	0.5 (0.1-1.4)	0.3 (0.1-0.9)	0.2 (0.1-0.7)	0.2 (0.1-0.5)	0.1 (0-0.3)	0 (0-0.1)	0 (0-0)	0 (0-0)	0 (0-0)	0 (0-0)	3.1
Genital herpes	0 (0-0)	0 (0-0)	0 (0-0)	0 (0-0)	0 (0-0)	0 (0-0.1)	0 (0-0.1)	0.4 (0.2-0.9)	0.6 (0.3-1.3)	0.8 (0.4-1.6)	0.8 (0.4-1.7)	0.7 (0.3-1.5)	0.6 (0.3-1.4)	0.4 (0.2-1.0)	0.3 (0.1-0.8)	0.2 (0.1-0.6)	0.1 (0-0.4)	0 (0-0.2)	0 (0-0.1)	0 (0-0)	0 (0-0)	0 (0-0)	5.1
Other sexually transmitted infections	0 (0-0)	0 (0-0)	0 (0-0)	0 (0-0)	0 (0-0)	0 (0-0.1)	0 (0-0.1)	0.1 (0-0.2)	0.1 (0-0.2)	0.1 (0-0.2)	0.1 (0-0.2)	0.1 (0-0.2)	0.1 (0-0.2)	0.1 (0-0.2)	0.1 (0-0.2)	0.1 (0-0.2)	0 (0-0.1)	0 (0-0)	0 (0-0)	0 (0-0)	0 (0-0)	0 (0-0)	0.5
Respiratory infections and tuberculosis	1,228 (961-1,556)	393 (291-519)	198 (161-239)	158 (127-196)	130 (102-163)	119 (94-151)	178 (139-223)	179 (137-229)	179 (136-234)	179 (132-227)	179 (129-242)	179 (129-244)	179 (128-232)	179 (127-234)	179 (127-233)	179 (127-233)	179 (127-233)	179 (127-233)	179 (127-233)	179 (127-233)	179 (127-233)	179 (127-233)	4,960
Tuberculosis	0.6 (0.3-1.4)	0.5 (0.2-0.9)	0.4 (0.2-0.8)	0.1 (0-0.1)	0.1 (0-0.1)	0.1 (0-0.2)	0.4 (0.2-0.8)	0.5 (0.3-0.9)	0.7 (0.4-1.2)	0.8 (0.5-1.3)	0.8 (0.5-1.4)	0.8 (0.4-1.4)	0.6 (0.3-1.1)	0.4 (0.2-0.8)	0.3 (0.1-0.6)	0.2 (0.1-0.4)	0.1 (0-0.3)	0 (0-0.1)	0 (0-0)	0 (0-0)	0 (0-0)	414
Latent tuberculosis infection	0 (0-0)	0 (0-0)	0 (0-0)	0 (0-0)	0 (0-0)	0 (0-0)	0 (0-0)	0 (0-0)	0 (0-0)	0 (0-0)	0 (0-0)	0 (0-0)	0 (0-0)	0 (0-0)	0 (0-0)	0 (0-0)	0 (0-0)	0 (0-0)	0 (0-0)	0 (0-0)	0 (0-0)	0 (0-0)	0
Drug-susceptible tuberculosis	0 (0-0)	0 (0-0)	0.6 (0.3-1.2)	0.2 (0.1-0.4)	0.1 (0-0.2)	0.1 (0-0.2)	0.3 (0.1-0.6)	0.4 (0.2-0.8)	0.5 (0.3-0.9)	0.6 (0.3-1.1)	0.6 (0.3-1.2)	0.6 (0.3-1.2)	0.5 (0.2-1.0)	0.3 (0.1-0.7)	0.2 (0.1-0.5)	0.2 (0.1-0.4)	0.1 (0-0.3)	0 (0-0.1)	0 (0-0)	0 (0-0)	0 (0-0)	3.7
Multidrug-resistant tuberculosis without extensive drug resistance	0 (0-0)	0 (0-0)	0.4 (0.1-0.8)	0.2 (0-0.1)	0.2 (0-0.1)	0.2 (0-0.1)	0.5 (0.2-1.0)	1.7 (0.7-3.4)	2.1 (0.8-4.2)	2.1 (0.8-4.2)	1.9 (0.8-3.8)	1.8 (0.7-3.6)	1.7 (0.7-3.2)	1.1 (0.5-2.1)	0.8 (0.3-1.5)	0.5 (0.2-1.0)	0.3 (0.1-0.7)	0.1 (0-0.3)	0 (0-0.1)	0 (0-0)	0 (0-0)	23.6
Extensively drug-resistant tuberculosis	0 (0-0)	0 (0-0)	0 (0-0)	0 (0-0)	0 (0-0)	0 (0-0)	0 (0-0)	0 (0-0)	0 (0-0)	0 (0-0)	0 (0-0)	0 (0-0)	0 (0-0)	0 (0-0)	0 (0-0)	0 (0-0)	0 (0-0)	0 (0-0)	0 (0-0)	0 (0-0)	0 (0-0)	0 (0-0)	3.7
Lower respiratory infections	167 (90.1-263)	148 (88.6-223)	684 (544.9-1,000)	255 (205.1-313)	51.1 (39.2-70.8)	39.2 (29.2-52.9)	60.2 (44.3-80.9)	61.3 (44.8-83.3)	72.1 (52.1-101)	70.1 (49.6-98.6)	69.6 (48.1-98.6)	61.4 (41.9-90.2)	66.3 (45.1-96.1)	112 (77.1-170)	132 (89.2-193)	164 (98.4-273)	134 (103-264)	169 (103-264)	182 (124-264)	173 (121-264)	132 (92.2-211)	70.6 (45.1-99.6)	3,480
Upper respiratory infections	1.2 (0.6-2.1)	3.4 (2.2-5.2)	69.6 (54.5-94.4)	60.2 (46.9-77.1)	69.6 (49.2-91.1)	77.4 (56.1-103)	72.3 (52.1-98.1)	67.3 (47.5-93.1)	60 (41.7-84.1)	54.3 (36.6-77.6)	49.7 (32.8-73.1)	44.4 (28.1-67.9)	38.6 (23.2-59.5)	32.9 (17.6-53.9)	26 (12.3-42.9)	22.1 (10.9-38.2)	14.1 (5.9-27.7)	10.7 (4.9-17.4)	7.5 (4.2-12)	6.6 (4.4-7.4)	2.6 (1.6-4.2)	1.3 (0.8-2.1)	799
Otitis media	0 (0-0)	0.1 (0-0.2)	4.4 (2.6-6.9)	26.4 (24.6-27.4)	45.2 (37.5-54.2)	22.2 (17.2-28.2)	27.6 (21.2-33.9)	19.4 (14.6-25)	14.4 (9.6-20.7)	11.8 (7.5-18.2)	11.2 (7.2-17.5)	11.1 (7.2-17.3)	9.7 (5.9-15.4)	7.7 (4.5-13.1)	7.7 (4.7-12.9)	7.7 (4.5-12.1)	3.3 (1.6-6.5)	2.1 (1.1-3.8)	1.1 (0.6-1.9)	0.7 (0.4-1.1)	0.3 (0.2-0.5)	255
Enteric infections	4.3 (3.1-5.9)	4.6 (3.2-6.4)	2,160 (216-5,686)	1,044 (215-3,392)	320 (66.1-1,060)	95.5 (19.6-316)	39.6 (8.1-131)	29.2 (6.1-96.9)	26.9 (5.6-89.4)	27 (5.6-89.4)	26.9 (5.6-89.4)	26.9 (5.6-89.4)	24.6 (5.1-81.6)	20.8 (4.3-69.1)	17.4 (3.6-57.8)	14.4 (3-47.8)	12.1 (2.5-40.2)	10.2 (2.1-33.9)	8.6 (1.8-28.5)	7.2 (1.5-23.9)	6.2 (1.3-20.6)	11.4 (2.4-37.9)	7,760
Diarrheal diseases	4.3 (3.1-5.9)	4.6 (3.2-6.4)	2,160 (216-5,686)	1,044 (215-3,392)	320 (66.1-1,060)	95.5 (19.6-316)	39.6 (8.1-131)	29.2 (6.1-96.9)	26.9 (5.6-89.4)	27 (5.6-89.4)	26.9 (5.6-89.4)	26.9 (5.6-89.4)	24.6 (5.1-81.6)	20.8 (4.3-69.1)	17.4 (3.6-57.8)	14.4 (3-47.8)	12.1 (2.5-40.2)	10.2 (2.1-33.9)	8.6 (1.8-28.5)	7.2 (1.5-23.9)	6.2 (1.3-20.6)	11.4 (2.4-37.9)	7,760
Typhoid and paratyphoid	0 (0-0)	0 (0-0)	0.4 (0.1-1.2)	0.2 (0.1-0.6)	0.1 (0-0.4)	0.2 (0.1-0.6)	0.1 (0-0.3)	0.1 (0-0.2)	0.1 (0-0.2)	0.1 (0-0.2)	0.1 (0-0.2)	0.1 (0-0.2)	0.1 (0-0.2)	0.1 (0-0.2)	0.1 (0-0.2)	0.1 (0-0.2)	0.1 (0-0.2)	0 (0-0.1)	0 (0-0.1)	0 (0-0)	0 (0-0)	0 (0-0)	1.3
Typhoid fever	0 (0-0)	0 (0-0)	0.4 (0.1-1.1)	0.2 (0.1-0.6)	0.1 (0-0.3)	0.2 (0.1-0.5)	0.1 (0-0.3)	0.1 (0-0.2)	0.1 (0-0.2)	0.1 (0-0.2)	0.1 (0-0.2)	0.1 (0-0.2)	0.1 (0-0.2)	0.1 (0-0.2)	0.1 (0-0.2)	0.1 (0-0.2)	0.1 (0-0.2)	0 (0-0.1)	0 (0-0.1)	0 (0-0)	0 (0-0)	0 (0-0)	1.3
Paratyphoid fever	0 (0-0)	0 (0-0)	0 (0-0.2)	0 (0-0.1)	0 (0-0.1)	0 (0-0.1)	0 (0-0.1)	0 (0-0.1)	0 (0-0.1)	0 (0-0.1)	0 (0-0.1)	0 (0-0.1)	0 (0-0.1)	0 (0-0.1)	0 (0-0.1)	0 (0-0.1)	0 (0-0.1)	0 (0-0)	0 (0-0)	0 (0-0)	0 (0-0)	0 (0-0)	0.1
Invasive Non-typhoidal Salmonella (iNTS)	0.6 (0-2.2)	0.7 (0.2-3.7)	1.6 (1.1-2.8)	2.6 (1.8-4.6)	1.8 (0.9-3.8)	0.4 (0-1.6)	0.4 (0-1.6)	0.4 (0-2.2)	0.4 (0-2.2)	0.4 (0-2.2)	0.4 (0-2.2)	0.4 (0-2.2)	0.4 (0-2.2)	0.4 (0-2.2)	0.4 (0-2.2)	0.4 (0-2.2)	0.4 (0-2.2)	0.4 (0-2.2)	0.4 (0-2.2)	0.4 (0-2.2)	0.4 (0-2.2)	0.4 (0-2.2)	19.8
Other intestinal infectious diseases	0 (0-0)	0 (0-0)	1.3 (0-5.5)	1.2 (0.2-3.9)	0.3 (0-2.1)	0.3 (0-1.5)	0.3 (0-0.9)	0.3 (0-0.9)	0.3 (0-0.9)	0.3 (0-0.9)	0.3 (0-0.9)	0.3 (0-0.9)	0.3 (0-0.9)	0.3 (0-0.9)	0.3 (0-0.9)	0.3 (0-0.9)	0.3 (0-0.9)	0.3 (0-0.9)	0.3 (0-0.9)	0.3 (0-0.9)	0.3 (0-0.9)	0.3 (0-0.9)	4.9
Neglected tropical diseases and malaria	4.3 (1.7-9)	4.6 (2-9.2)	414 (3.4-1,129)	39.9 (1.1-176)	27.1 (0.7-120)	2.1 (0.1-9.2)	2.1 (0.1-9.2)	2.2 (0.1-9.6)	2.2 (0.1-9.6)	2.2 (0.1-9.6)	2.2 (0.1-9.6)	2.2 (0.1-9.6)	2.2 (0.1-9.6)	2.2 (0.1-9.6)	2.2 (0.1-9.6)	2.2 (0.1-9.6)	2.2 (0.1-9.6)	2.2 (0.1-9.6)	2.2 (0.1-9.6)	2.2 (0.1-9.6)	2.2 (0.1-9.6)	2.2 (0.1-9.6)	667
Malaria	0 (0-0)	0 (0-0)	0 (0-0)	0 (0-0)	0 (0-0)	0 (0-0)	0 (0-0)	0 (0-0)	0 (0-0)	0 (0-0)	0 (0-0)	0 (0-0)	0 (0-0)	0 (0-0)	0 (0-0)	0 (0-0)	0 (0-0)	0 (0-0)	0 (0-0)	0 (0-0)	0 (0-0)	0 (0-0)	0
Chagas disease	0 (0-0)	0 (0-0)	0 (0-0)	0 (0-0)	0 (0-0)	0.2 (0.1-0.2)	0.9 (0.3-2.3)	2.1 (0.6-5.2)	2.2 (0.6-5.5)	2.2 (0.6-5.5)	2.2 (0.6-5.5)	2.2 (0.6-5.5)	2.2 (0.6-5.5)	2.2 (0.6-5.5)	2.2 (0.6-5.5)	2.2 (0.6-5.5)	2.2 (0.6-5.5)	2.2 (0.6-5.5)	2.2 (0.6-5.5)	2.2 (0.6-5.5)	2.2 (0.6-5.5)	2.2 (0.6-5.5)	22.1
Leishmaniasis	0 (0-0)	0 (0-0)	0 (0-0)	0 (0-0)	0 (0-0)	0 (0-0)	0 (0-0)	0 (0-0)	0 (0-0)	0 (0-0)	0 (0-0)	0 (0-0)	0 (0-0)	0 (0-0)	0 (0-0)	0 (0-0)	0 (0-0)	0 (0-0)	0 (0-0)	0 (0-0)	0 (0-0)	0 (0-0)	0
Visceral leishmaniasis	0 (0-0)	0 (0-0)	0 (0-0)	0 (0-0)	0 (0-0)	0 (0-0)	0 (0-0)	0 (0-0)	0 (0-0)	0 (0-0)	0 (0-0)	0 (0-0)	0 (0-0)	0 (0-0)	0 (0-0)	0 (0-0)	0 (0-0)	0 (0-0)	0 (0-0)	0 (0-0)	0 (0-0)	0 (0-0)	0
Cutaneous and mucocutaneous leishmaniasis	0 (0-0)	0 (0-0)	0 (0-0)	0 (0-0)	0 (0-0)	0 (0-0)	0 (0-0)	0 (0-0)	0 (0-0)	0 (0-0)	0 (0-0)	0 (0-0)	0 (0-0)	0 (0-0)	0 (0-0)	0 (0-0)	0 (0-0)	0 (0-0)	0 (0-0)	0 (0-0)	0 (0-0)	0 (0-0)	0
African trypanosomiasis	0 (0-0)	0 (0-0)	0 (0-0)	0 (0-0)	0 (0-0)	0 (0-0)	0 (0-0)	0 (0-0)	0 (0-0)	0 (0-0)	0 (0-0)	0 (0-0)	0 (0-0)	0 (0-0)	0 (0-0)	0 (0-0)	0 (0-0)	0 (0-0)	0 (0-0)	0 (0-0)	0 (0-0)	0 (0-0)	0
Schistosomiasis	0 (0-0)	0 (0-0)	0 (0-0)	0 (0-0)	0 (0-0)	0 (0-0)	0 (0-0)	0 (0-0)	0 (0-0)	0 (0-0)	0 (0-0)	0 (0-0)	0 (0-0)	0 (0-0)	0 (0-0)	0 (0-0)	0 (0-0)	0 (0-0)	0 (0-0)	0 (0-0)	0 (0-0)	0 (0-0)	0
Cysticercosis	0 (0-0)	0 (0-0)	0 (0-1)	0.3 (0-1.2)	1.6 (0.1-3.9)	10.4 (2.2-26.1)	24.4 (9.7-51.1)	57.8 (28.1-104)	66.2 (31.6-120)	67.5 (32.2-122)	68.8 (34.6-118)	70.1 (35.5-122)	68.5 (28.6-124)	68.5 (28.6-124)	70 (31.2-131)	70 (31.2-131)	61.1 (30.8-109)	54.9 (28.4-93.5)	43.3 (20.3-77.7)	29.7 (13.9-56.4)	17.9 (7.8-34.1)	8.4 (3.6-15.7)	1,110
Cystic echinococcosis	0 (0-0)	0 (0-0)	0 (0-0)	0 (0-0)	0 (0-0)	0 (0-0)	0 (0-0)	0 (0-0)	0 (0-0)	0 (0-0)	0 (0-0)	0 (0-0)	0 (0-0)	0 (0-0)	0 (0-0)	0 (0-0)	0 (0-0)	0 (0-0)	0 (0-0)	0 (0-0)	0 (0-0)	0 (0-0)	0
Cystic echinococcosis	0 (0-0)	0 (0-0)	0 (0-0)	0 (0-0)	0 (0-0)	0 (0-0)	0 (0-0)	0 (0-0)	0 (0-0)	0 (0-0)	0 (0-0)	0 (0-0)	0 (0-0)	0 (0-0)	0 (0-0)	0 (0-0)	0 (0-0)	0 (0-0)	0 (0-0)	0 (0-0)	0 (0-0)	0 (0-0)	0
Lymphatic filariasis	0 (0-0)	0 (0-0)	0 (0-0)	0 (0-0)	0 (0-0)	0 (0-0)	0 (0-0)	0 (0-0)	0 (0-0)	0 (0-0)	0 (0-0)	0 (0-0)	0 (0-0)	0 (0-0)	0 (0-0)	0 (0-0)	0 (0-0)	0 (0-0)	0 (0-0)	0 (0-0)	0 (0-0)	0 (0-0)	0
Onchocerciasis	0 (0-0)	0 (0-0)	0 (0-0)	0 (0-0)	0 (0-0)	0 (0-0)	0 (0-0)	0 (0-0)	0 (0-0)	0 (0-0)	0 (0-0)	0 (0-0)	0 (0-0)	0 (0-0)	0 (0-0)	0 (0-0)	0 (0-0)	0 (0-0)	0 (0-0)	0 (0-0)	0 (0-0)	0 (0-0)	0
Trachoma	0 (0-0)	0 (0-0)	0 (0-0)	0 (0-0)	0 (0-0)	0 (0-0)	0 (0-0)	0 (0-0)	0 (0-0)	0 (0-0)	0 (0-0)	0 (0-0)	0 (0-0)	0 (0-0)	0 (0-0)	0 (0-0)	0 (0-0)	0 (0-0)	0 (0-0)	0 (0-0)	0 (0-0)	0 (0-0)	0
Dengue	0 (0-0.1)	0 (0-0)	0.7 (0.1-1.4)	1.9 (0.2-3.4)	4.1 (0.4-10.6)	4.2 (0.5-11.1)	4.2 (0.4-11.1)	4.2 (0.4-11.1)	4.2 (0.4-11.1)	4.2 (0.4-11.1)	4.2 (0.4-11.1)	4.2 (0.4-11.1)	4.2 (0.4-11.1)	4.2 (0.4-11.1)	4.2 (0.4-11.1)	4.2 (0.4-11.1)	4.2 (0.4-11.1)	4.2 (0.4-11.1)	4.2 (0.4-11.1)	4.2 (0.4-11.1)	4.2 (0.4-11.1)	47.3
Yellow fever	0 (0-0)	0 (0-0)	0 (0-0)	0 (0-0)	0 (0-0)	0 (0-0)	0 (0-0)	0 (0-0)	0 (0-0)	0 (0-0)	0 (0-0)	0 (0-0)	0 (0-0)	0 (0-0)	0 (0-0)	0 (0-0)	0 (0-0)	0 (0-0)	0 (0-0)	0 (0-0)	0 (0-0)	0 (0-0)	0
Rabies	0 (0-0)	0 (0-0)	0 (0-0)	0 (0-0)	0 (0-0)	0 (0-0)	0 (0-0)	0 (0-0)	0 (0-0)	0 (0-0)	0 (0-0)	0 (0-0)	0 (0-0)	0 (0-0)	0 (0-0)	0 (0-0)	0 (0-0)	0 (0-0)	0 (0-0)	0 (0-0)	0 (0-0)	0 (0-0)	0.1
Intestinal nematode infections	0 (0-0)	0 (0-0)	0 (0-2.9)	29.7 (3.4-72)	17.1 (3.4-39.9)	19.4 (3.9-39.3)	19.4 (3.9-39.3)	19.4 (3.9-39.3)	19.4 (3.9-39.3)	19.4 (3.9-39.3)	19.4 (3.9-39.3)	19.4 (3.9-39.3)	19.4 (3.9-39.3)	19.4 (3.9-39.3)	19.4 (3.9-39.3)	19.4 (3.9-39.3)	19.4 (3.9-39.3)	19.4 (3.9-39.3)	19.4 (3.9-39.3)	19.4 (3.9-39.3)	19.4 (3.9-39.3)	199
Ascariasis	0 (0-0)	0 (0-0)	0 (0-0)	12.3 (1.7-33.2)	7.1 (1.7-16.3)	8.1 (1.7-18.4)	8.1 (1.7-18.4)	8.1 (1.7-18.4)	8.1 (1.7-18.4)	8.1 (1.7-18.4)	8.1 (1.7-18.4)	8.1 (1.7-18.4)	8.1 (1.7-18.4)	8.1 (1.7-18.4)	8.1 (1.7-18.4)	8.1 (1.7-18.4)	8.1 (1.7-18.4)	8.1 (1.7-18.4)	8.1 (1.7-18.4)	8.1 (1.7-18.4)	8.1 (1.7-18.4)	83.1
Trichuriasis	0 (0-0)	0 (0-0)	0 (0-0)	2.5 (0.3-7.3)	0.4 (0.1-1.2)	0.5 (0.1-1.4)	0.5 (0.1-1.4)	0.5 (0.1-1.4)	0.5 (0.1-1.4)	0.5 (0.1-1.4)	0.5 (0.1-1.4)	0.5 (0.1-1.4)	0.5 (0.1-1.4)	0.5 (0.1-1.4)	0.5 (0.1-1.4)	0.5 (0.1-1.4)	0.5 (0.1-1.4)	0.5 (0.1-1.4)	0.5 (0.1-1.4)	0.5 (0.1-1.4)	0.5 (0.1-1.4)	6.4
Hookworm disease	0 (0-0)	0 (0-0)	0 (0-0)	1.5 (0.2-4.3)	2.6 (0.3-6.6)	2.3 (0.3-6.4)	2.3 (0.3-6.4)	2.3 (0.3-6.4)	2.3 (0.3-6.4)	2.3 (0.3-6.4)	2.3 (0.3-6.4)	2.3 (0.3-6.4)	2.3 (0.3-6.4)	2.3 (0.3-6.4)	2.3 (0.3-6.4)	2.3 (0.3-6.4)	2.3 (0.3-6.4)	2.3 (0.3-6.4)	2.3 (0.3-6.4)	2.3 (0.3-6.4)	2.3 (0.3-6.4)	29.1
Food-borne trematodiases	0 (0-0)	0 (0-0)	0 (0-0)	0 (0-0)	0 (0-0)	0 (0-0)	0 (0-0)	0 (0-0)	0 (0-0)	0 (0-0)	0 (0-0)	0 (0-0)	0 (0-0)	0 (0-0)	0 (0-0)	0 (0-0)	0 (0-0)	0 (0-0)	0 (0-0)	0 (0-0)	0 (0-0)	0 (0-0)	0
Leprosy	0 (0-0)	0 (0-0)	0 (0-0)	0 (0-0)	0 (0-0)	0 (0-0)	0 (0-0)	0 (0-0)	0 (0-0)	0 (0-0)	0 (0-0)	0 (0-0)	0 (0-0)	0 (0-0)	0 (0-0)	0 (0-0)	0 (0-0)	0 (0-0)	0 (0-0)	0 (0-0)	0 (0-0)	0 (0-0)	0
Ebola	0 (0-0)	0 (0-0)	0 (0-0)	0 (0-0)	0 (0-0)	0 (0-0)	0 (0-0)	0 (0-0)	0 (0-0)	0 (0-0)	0 (0-0)	0 (0-0)	0 (0-0)	0 (0-0)	0 (0-0)	0 (0-0)	0 (0-0)	0 (0-0)	0 (0-0)	0 (0-0)	0 (0-0)	0 (0-0)	0
Zika virus	0 (0-0)	0 (0-0)	0 (0-0)	0 (0-0)	0 (0-0)	0 (0-0)	0 (0-0)	0 (0-0)	0 (0-0)	0 (0-0)	0 (0-0)	0 (0-0)	0 (0-0)	0 (0-0)	0 (0-0)	0 (0-0)	0 (0-0)	0 (0-0)	0 (0-0)	0 (0-0)	0 (0-0)	0 (0-0)	0
Guinea worm disease	0 (0-0)	0 (0-0)	0 (0-0)	0 (0-0)	0 (0-0)	0 (0-0)	0 (0-0)	0 (0-0)	0 (0-0)	0 (0-0)	0 (0-0)	0 (0-0)	0 (0-0)	0 (0-0)	0 (0-0)	0 (0-0)	0 (0-0)	0 (0-0)	0 (0-0)	0 (0-0)	0 (0-0)	0 (0-0)	0
Other neglected tropical diseases	4.3 (1.7-9)	4.6 (2-9.2)	3.9 (2.3-23.9)	3.9 (2.3-49.



7371



SR Table 2b: Guanajuato DALYS by cause and age group for females with 95% uncertainty intervals, 2019

Cause	Early Neonatal	Late Neonatal	Post Neonatal	1 to 4	5 to 9	10 to 14	15 to 19	20 to 24	25 to 29	30 to 34	35 to 39	40 to 44	45 to 49	50 to 54	55 to 59	60 to 64	65 to 69	70 to 74	75 to 79	80 to 84	85 to 89	90 to 94	95 plus	Total
All causes	19,900 (14,500 to 26,300)	8,100 (5,940 to 10,700)	17,600 (12,600 to 23,900)	13,300 (10,300 to 16,800)	13,100 (10,400 to 16,200)	18,800 (14,700 to 23,800)	28,300 (22,500 to 35,300)	35,900 (28,500 to 44,500)	38,500 (30,200 to 48,400)	39,600 (31,200 to 49,300)	43,600 (35,000 to 53,500)	47,600 (38,300 to 58,100)	53,100 (43,300 to 64,400)	56,000 (45,900 to 67,500)	56,700 (46,900 to 68,000)	57,700 (48,200 to 69,100)	48,600 (41,000 to 57,500)	44,400 (37,900 to 52,100)	37,600 (32,200 to 44,000)	30,900 (26,800 to 35,600)	23,100 (20,100 to 26,500)	11,600 (10,500 to 12,900)	2,920 (2,670 to 3,190)	747,000
Communicable, maternal, neonatal, and nutritional diseases	14,200 (9,960 to 19,300)	5,170 (3,650 to 6,980)	7,250 (4,890 to 10,300)	4,220 (3,180 to 5,540)	3,040 (2,280 to 4,100)	2,300 (1,780 to 2,880)	2,430 (1,940 to 2,940)	3,050 (2,460 to 3,730)	3,260 (2,660 to 4,070)	3,090 (2,450 to 3,850)	3,300 (2,580 to 4,130)	3,030 (2,360 to 3,910)	2,900 (2,220 to 3,630)	2,500 (1,950 to 3,230)	2,280 (1,790 to 2,870)	2,150 (1,680 to 2,700)	1,760 (1,360 to 2,220)	1,600 (1,260 to 2,000)	1,560 (1,220 to 1,950)	1,360 (1,060 to 1,750)	1,410 (1,080 to 1,760)	920 (711 to 1,130)	319 (250 to 389)	73,100
HIV/AIDS and sexually transmitted infections	0·8 (0·5 to 1·3)	0·5 (0·2 to 0·9)	38·1 (31·3 to 46)	31·1 (25·8 to 37·5)	26·1 (21·7 to 31·2)	33·7 (28·1 to 39·7)	72·2 (59·1 to 90·2)	186 (146 to 246)	300 (228 to 418)	312 (227 to 455)	342 (251 to 482)	315 (233 to 454)	300 (230 to 412)	174 (131 to 250)	128 (98 to 175)	87·1 (68·2 to 117)	65·3 (51·9 to 86·9)	23·2 (14·9 to 36·9)	14·4 (9·6 to 23·3)	8·6 (5·7 to 13·6)	5·4 (3·6 to 8·1)	1·5 (1 to 2·1)	0·3 (0·2 to 0·4)	2,460
HIV/AIDS	0 (0 to 0)	0 (0 to 0)	37·6 (30·9 to 45·6)	31 (25·7 to 37·4)	26 (21·7 to 31·1)	28·1 (23 to 33·9)	47·7 (39·5 to 57·2)	118 (96 to 141)	178 (145 to 217)	168 (138 to 202)	191 (157 to 229)	168 (140 to 203)	171 (141 to 207)	99·6 (81·2 to 121)	80·3 (66·4 to 97·2)	53·4 (44·1 to 63·8)	40·1 (32·9 to 48)	4·8 (3·5 to 6·4)	2·2 (1·7 to 2·9)	0·7 (0·6 to 0·8)	0·3 (0·3 to 0·4)	0·1 (0·1 to 0·1)	0 (0 to 0)	1,450
HIV/AIDS - Drug-susceptible Tuberculosis	0 (0 to 0)	0 (0 to 0)	2·4 (1·4 to 3·8)	2 (1·1 to 3·2)	1·6 (0·9 to 2·6)	1·7 (1 to 2·7)	3 (1·8 to 4·6)	7·5 (4·6 to 11·5)	11·3 (6·9 to 17·4)	10·5 (6·3 to 16·1)	12 (7·2 to 18·6)	10·5 (6·3 to 16·3)	10·9 (6·5 to 17)	6·4 (3·8 to 9·8)	5·1 (3·1 to 7·9)	3·5 (2·1 to 5·3)	2·6 (1·6 to 4)	0·3 (0·2 to 0·4)	0·1 (0·1 to 0·2)	0 (0 to 0·1)	0 (0 to 0)	0 (0 to 0)	0 (0 to 0)	91·6
HIV/AIDS - Multidrug-resistant Tuberculosis without extensive d	0 (0 to 0)	0 (0 to 0)	0·2 (0 to 0·9)	0·2 (0 to 0·7)	0·1 (0 to 0·6)	0·1 (0 to 0·6)	0·2 (0 to 1)	0·6 (0 to 2·5)	0·9 (0·1 to 3·8)	0·8 (0 to 3·5)	0·9 (0·1 to 4·1)	0·8 (0 to 3·6)	0·9 (0 to 3·8)	0·5 (0 to 2·2)	0·4 (0 to 1·8)	0·3 (0 to 1·1)	0·2 (0 to 0·8)	0 (0 to 0·1)	0 (0 to 0)	0 (0 to 0)	0 (0 to 0)	0 (0 to 0)	0 (0 to 0)	7·1
HIV/AIDS - Extensively drug-resistant Tuberculosis	0 (0 to 0)	0 (0 to 0)	0 (0 to 0·1)	0 (0 to 0·1)	0 (0 to 0·1)	0 (0 to 0·1)	0 (0 to 0·2)	0·1 (0 to 0·4)	0·1 (0 to 0·6)	0·1 (0 to 0·6)	0·2 (0 to 0·7)	0·1 (0 to 0·6)	0·1 (0 to 0·6)	0·1 (0 to 0·3)	0·1 (0 to 0·3)	0 (0 to 0·2)	0 (0 to 0·1)	0 (0 to 0)	0 (0 to 0)	0 (0 to 0)	0 (0 to 0)	0 (0 to 0)	0 (0 to 0)	1·1
HIV/AIDS resulting in other diseases	0 (0 to 0)	0 (0 to 0)	35 (28·2 to 42·8)	28·9 (23·4 to 35·4)	24·3 (19·8 to 29·4)	26·2 (21·2 to 32)	44·4 (36·4 to 54)	109 (87·5 to 134)	166 (132 to 203)	157 (126 to 190)	178 (144 to 217)	157 (129 to 192)	159 (128 to 196)	92·6 (74·1 to 114)	74·8 (60·4 to 91·6)	49·7 (40·4 to 60·3)	37·3 (30·3 to 45·2)	4·5 (3·1 to 6·1)	2·1 (1·6 to 2·7)	0·6 (0·5 to 0·8)	0·3 (0·2 to 0·4)	0·1 (0·1 to 0·1)	0 (0 to 0)	1,350
Sexually transmitted infections excluding HIV	0·8 (0·5 to 1·3)	0·5 (0·2 to 0·9)	0·5 (0·2 to 1)	0 (0 to 0·1)	0 (0 to 0)	5·6 (3·7 to 8·2)	24·6 (15·5 to 40·7)	68·2 (36 to 125)	122 (60·9 to 234)	143 (69·8 to 279)	150 (76·7 to 284)	147 (75 to 280)	129 (71 to 238)	74 (37·2 to 149)	47·7 (24·1 to 91·1)	33·6 (18·2 to 61·3)	25·2 (14·7 to 44·5)	18·3 (10·5 to 31·9)	12·2 (7·4 to 20·9)	7·9 (5 to 12·9)	5 (3·3 to 7·7)	1·4 (0·9 to 2·1)	0·2 (0·2 to 0·3)	1,020
Syphilis	0·8 (0·5 to 1·3)	0·5 (0·2 to 0·9)	0·5 (0·2 to 1)	0 (0 to 0·1)	0 (0 to 0)	1·9 (1·2 to 3)	2·2 (1·4 to 3·2)	1·3 (0·7 to 2·1)	3·8 (2·2 to 6·2)	4·1 (2·4 to 6·3)	3·3 (2·2 to 4·9)	1·5 (1 to 2·3)	3·3 (2·1 to 4·9)	2 (1·4 to 3)	0·9 (0·6 to 1·3)	1·2 (0·8 to 1·7)	1·3 (0·8 to 1·9)	1·3 (0·9 to 1·9)	0·9 (0·6 to 1·2)	1 (0·7 to 1·5)	0·8 (0·5 to 1·1)	0·3 (0·2 to 0·4)	0·1 (0 to 0·1)	33·1
Chlamydial infection	0 (0 to 0)	0 (0 to 0)	0 (0 to 0)	0 (0 to 0)	0 (0 to 0)	0·6 (0·4 to 0·8)	2·4 (1·6 to 3·6)	6·6 (4·4 to 9·7)	7·9 (5 to 12·4)	7·7 (4·6 to 13·1)	10·7 (6·7 to 16·6)	11·7 (7·3 to 18·5)	10·3 (6·3 to 16·3)	3·3 (2·2 to 4·7)	2·1 (1·4 to 3)	1·7 (1 to 2·7)	1 (0·6 to 1·6)	1·1 (0·6 to 1·7)	0·8 (0·5 to 1·2)	0·7 (0·5 to 1·1)	0·5 (0·3 to 0·8)	0·1 (0·1 to 0·2)	0 (0 to 0)	69·2
Gonococcal infection	0 (0 to 0)	0 (0 to 0)	0 (0 to 0)	0 (0 to 0)	0 (0 to 0)	0·6 (0·4 to 0·9)	3·1 (2 to 4·6)	5·7 (3·6 to 8·6)	8·2 (4·9 to 13·3)	7·5 (4·6 to 11·5)	9·3 (6·2 to 13·5)	12 (7·5 to 18·7)	13·7 (8·3 to 21·2)	6·7 (4 to 10·4)	4·4 (2·7 to 6·9)	4·3 (2·6 to 7)	5·5 (3·3 to 8·8)	3·6 (2·1 to 5·9)	2·8 (1·8 to 4·3)	1·6 (1 to 2·5)	1·4 (0·8 to 2·1)	0·3 (0·2 to 0·5)	0 (0 to 0·1)	91
Trichomoniasis	0 (0 to 0)	0 (0 to 0)	0 (0 to 0)	0 (0 to 0)	0 (0 to 0)	0·3 (0 to 0·9)	5·8 (1·7 to 14·7)	32·5 (10·7 to 79·6)	69·3 (23·3 to 162)	81·7 (27·3 to 189)	75·7 (24·7 to 173)	68·1 (23·1 to 169)	55·3 (17·6 to 132)	36·5 (11 to 87·8)	21·4 (6·8 to 52·8)	12·2 (4·1 to 29)	7·7 (2·7 to 18·4)	5·2 (1·8 to 11·7)	3·1 (1·2 to 6·8)	1·7 (0·6 to 3·7)	0·7 (0·3 to 1·6)	0·2 (0·1 to 0·4)	0 (0 to 0)	477
Genital herpes	0 (0 to 0)	0 (0 to 0)	0 (0 to 0)	0 (0 to 0)	0 (0 to 0)	1 (0·3 to 2·7)	4·9 (1·2 to 12·3)	10·7 (3·2 to 26·8)	16·7 (5·5 to 40·6)	21·4 (6·9 to 52·1)	23·2 (7·5 to 56·8)	22·9 (7·2 to 55)	21·1 (6·8 to 51·8)	17·5 (5·5 to 44·6)	13·8 (4·2 to 34·4)	10·5 (3·2 to 26·5)	7·3 (2·2 to 18·3)	5·2 (1·5 to 12·8)	3·5 (1 to 8·7)	2·1 (0·6 to 5·1)	1·1 (0·3 to 2·6)	0·3 (0·1 to 0·9)	0·1 (0 to 0·1)	183
Other sexually transmitted infections	0 (0 to 0)	0 (0 to 0)	0 (0 to 0)	0 (0 to 0)	0 (0 to 0)	1·1 (0·8 to 1·5)	6·2 (4·2 to 8·9)	11·4 (7·8 to 16·1)	16·2 (8·9 to 26·7)	21·2 (12·6 to 33·7)	28 (17 to 42·9)	30·3 (18·4 to 47·9)	25·3 (14·7 to 41·5)	8 (4·7 to 12·4)	5·2 (3·5 to 7·3)	3·7 (2·2 to 6)	2·5 (1·4 to 3·9)	1·9 (1·1 to 3)	1·1 (0·7 to 1·7)	0·7 (0·4 to 1)	0·7 (0·4 to 1·1)	0·1 (0·1 to 0·2)	0 (0 to 0)	163
Respiratory infections and tuberculosis	415 (255 to 628)	412 (268 to 614)	2,550 (1,500 to 3,900)	1,070 (755 to 1,490)	672 (473 to 967)	563 (382 to 822)	566 (389 to 825)	654 (466 to 898)	643 (471 to 866)	588 (425 to 802)	663 (469 to 920)	683 (490 to 957)	773 (550 to 1,060)	799 (571 to 1,100)	788 (551 to 1,100)	826 (584 to 1,130)	718 (507 to 986)	688 (496 to 927)	692 (494 to 933)	652 (476 to 899)	651 (477 to 861)	439 (324 to 561)	146 (105 to 189)	16,700
Tuberculosis	0 (0 to 0)	0 (0 to 0)	8·7 (5·2 to 13·7)	11·3 (7·5 to 16·6)	12·7 (8·5 to 18·7)	13·6 (9·8 to 18·8)	26·5 (18·8 to 36·4)	76 (47 to 119)	93·2 (55·9 to 142)	71 (41 to 111)	71·4 (43·8 to 108)	67·6 (39·8 to 104)	71·3 (43·8 to 106)	73·4 (44·7 to 111)	69·9 (43·8 to 112)	65 (40·4 to 100)	51·9 (32·6 to 80)	39·6 (26·4 to 57·2)	29·1 (19·5 to 41)	19·5 (13·3 to 27·7)	10·9 (7 to 15·6)	3·7 (2·4 to 5·2)	0·7 (0·5 to 0·9)	887
Latent tuberculosis infection	0 (0 to 0)	0 (0 to 0)	0 (0 to 0)	0 (0 to 0)	0 (0 to 0)	0 (0 to 0)	0 (0 to 0)	0 (0 to 0)	0 (0 to 0)	0 (0 to 0)	0 (0 to 0)	0 (0 to 0)	0 (0 to 0)	0 (0 to 0)	0 (0 to 0)	0 (0 to 0)	0 (0 to 0)	0 (0 to 0)	0 (0 to 0)	0 (0 to 0)	0 (0 to 0)	0 (0 to 0)	0 (0 to 0)	0
Drug-susceptible tuberculosis	0 (0 to 0)	0 (0 to 0)	8 (4·3 to 13·1)	10·6 (6·7 to 15·9)	12 (7·8 to 17·9)	12·8 (8·2 to 18)	24·7 (15·7 to 34·5)	71·6 (42·2 to 114)	88 (50·2 to 135)	66·9 (36·4 to 107)	67 (38·5 to 103)	63·4 (36 to 99·8)	66·6 (39·2 to 101)	68·4 (39·4 to 106)	65·1 (37·2 to 103)	60·5 (36 to 92·6)	48·3 (28·4 to 75·8)	37 (22·7 to 54·2)	27·2 (16·8 to 39·6)	18·2 (11·1 to 26·3)	10·1 (6·1 to 14·8)	3·5 (2·1 to 5)	0·6 (0·4 to 0·9)	830
Multidrug-resistant tuberculosis without extensive drug resistar	0 (0 to 0)	0 (0 to 0)	0·5 (0 to 2·3)	0·6 (0 to 2·6)	0·6 (0 to 2·7)	0·7 (0 to 3·2)	1·6 (0·1 to 6·7)	3·8 (0·2 to 16·7)	4·6 (0·3 to 20·4)	3·5 (0·2 to 15·8)	3·8 (0·2 to 17·9)	3·7 (0·2 to 16·8)	4·1 (0·2 to 17·6)	4·3 (0·2 to 18·8)	4·2 (0·2 to 18·9)	3·8 (0·2 to 16·4)	3·1 (0·2 to 14·3)	2·3 (0·1 to 9·9)	1·7 (0·1 to 8)	1·1 (0·1 to 5·2)	0·6 (0 to 2·9)	0·2 (0 to 1)	0 (0 to 0·2)	48·9
Extensively drug-resistant tuberculosis	0 (0 to 0)	0 (0 to 0)	0·1 (0 to 0·4)	0·1 (0 to 0·4)	0·1 (0 to 0·3)	0·1 (0 to 0·5)	0·2 (0 to 1·1)	0·6 (0 to 2·5)	0·7 (0 to 2·9)	0·5 (0 to 2·3)	0·6 (0 to 2·4)	0·6 (0 to 2·5)	0·6 (0 to 2·9)	0·7 (0 to 3·1)	0·7 (0 to 2·9)	0·6 (0 to 2·7)	0·5 (0 to 2·1)	0·4 (0 to 1·6)	0·3 (0 to 1·2)	0·2 (0 to 0·7)	0·1 (0 to 0·5)	0 (0 to 0·2)	0 (0 to 0)	7·5
Lower respiratory infections	412 (253 to 623)	403 (259 to 605)	2,440 (1,400 to 3,790)	690 (422 to 1,050)	210 (150 to 293)	164 (113 to 235)	181 (122 to 263)	267 (165 to 388)	280 (172 to 410)	272 (172 to 411)	363 (221 to 549)	411 (259 to 618)	527 (340 to 763)	581 (376 to 851)	605 (393 to 897)	676 (451 to 964)	608 (412 to 872)	606 (417 to 836)	634 (440 to 869)	614 (442 to 848)	630 (456 to 843)	432 (317 to 554)	144 (103 to 187)	12,100
Upper respiratory infections	2·8 (1·3 to 5·2)	9·3 (5 to 16·5)	91·9 (56 to 141)	258 (147 to 416)	300 (164 to 504)	274 (145 to 473)	260 (134 to 459)	245 (132 to 423)	219 (120 to 367)	203 (109 to 346)	188 (93·3 to 324)	164 (84·5 to 296)	137 (71·6 to 233)	112 (60·3 to 190)	88 (49 to 147)	67·4 (36·6 to 113)	47·3 (24·9 to 79·2)	35·2 (19·6 to 58·7)	24·1 (13·1 to 40·5)	14·8 (8·1 to 24·9)	8·1 (4·9 to 12·8)	3·4 (2·2 to 5·1)	0·9 (0·6 to 1·3)	2,750
Otitis media	0 (0 to 0·1)	0·4 (0·2 to 0·7)	14·1 (7 to 26·4)	114 (58·6 to 202)	149 (82·6 to 249)	112 (58·6 to 194)	98·3 (54·2 to 168)	65·6 (28·3 to 131)	51·3 (23·9 to 97·3)	42·7 (17·6 to 83·8)	41·1 (19·4 to 74·2)	40·9 (18·4 to 76·2)	38·6 (18·7 to 67·9)	33·1 (15·2 to 60·4)	25·7 (12·8 to 44·5)	18·4 (8·3 to 34·5)	10·7 (5·1 to 20)	7 (3·1 to 14·2)	4·9 (2·4 to 8·8)	3·5 (1·5 to 6·6)	2·1 (1 to 3·8)	0·8 (0·4 to 1·4)	0·2 (0·1 to 0·3)	874
Enteric infections	30·2 (18·7 to 45·9)	72·9 (45·9 to 112)	1,040 (609 to 1,620)	797 (557 to 1,110)	595 (377 to 918)	286 (187 to 429)	138 (91·8 to 199)	97·9 (63·6 to 139)	113 (76·4 to 157)	122 (84·1 to 171)	150 (107 to 209)	177 (122 to 249)	211 (143 to 296)	239 (172 to 329)	260 (181 to 373)	287 (200 to 398)	267 (189 to 369)	266 (188 to 371)	260 (186 to 352)	223 (151 to 328)	168 (111 to 244)	99·1 (69·2 to 138)	26·2 (17·7 to 37·4)	5,930
Diarrheal diseases	30·2 (18·7 to 45·9)	72·8 (45·8 to 112)	1,040 (605 to 1,610)	790 (551 to 1,100)	589 (366 to 914)	279 (182 to 421)	135 (89·4 to 198)	95·7 (62·1 to 136)	111 (74·4 to 155)	120 (82·4 to 169)	148 (105 to 208)	174 (120 to 247)	209 (142 to 294)	236 (169 to 325)	257 (178 to 369)	285 (197 to 396)	265 (188 to 366)	264 (186 to 366)	258 (184 to 350)	221 (150 to 326)	167 (110 to 243)	98·2 (68·2 to 137)	26 (17·6 to 37·2)	5,870
Typhoid and paratyphoid	0 (0 to 0)	0 (0 to 0)	2·1 (0·5 to 8·2)	2·7 (0·7 to 9·5)	1·2 (0·4 to 3·8)	2·2 (0·5 to 8·1)	1·5 (0·4 to 5·2)	1·5 (0·4 to 4·7)	1·5 (0·5 to 4·6)	1·4 (0·4 to 4·2)	1·7 (0·5 to 5·5)	2·1 (0·4 to 9·3)	1·9 (0·6 to 6·4)	2·5 (0·7 to 10·9)	2·3 (0·7 to 8)	2 (0·7 to 6)	1·8 (0·6 to 5·5)	1·7 (0·6 to 4·8)	1·5 (0·6 to 4·1)	1·5 (0·7 to 4)	1·2 (0·5 to 3·7)	0·7 (0·2 to 2·9)	0·1 (0 to 0·4)	35
Typhoid fever	0 (0 to 0)	0 (0 to 0)	2 (0·5 to 8·1)	2·6 (0·6 to 9·4)	1·2 (0·4 to 3·7)	2·2 (0·4 to 8·1)	1·5 (0·4 to 5·2)	1·5 (0·4 to 4·6)	1·4 (0·4 to 4·5)	1·3 (0·4 to 4·1)	1·6 (0·5 to 5·4)	2 (0·4 to 9·2)	1·9 (0·6 to 6·3)	2·5 (0·7 to 10·9)	2·3 (0·7 to 8)	2 (0·7 to 5·9)	1·8 (0·6 to 5·5)	1·6 (0·6 to 4·8)	1·5 (0·6 to 4·1)	1·5 (0·7 to 4)	1·2 (0·5 to 3·7)	0·7 (0·2 to 2·9)	0·1 (0 to 0·4)	34·4
Paratyphoid fever	0 (0 to 0)	0 (0 to 0)	0·1 (0 to 0·4)	0 (0 to 0·2)	0 (0 to 0·1)	0 (0 to 0·1)	0 (0 to 0·1)	0 (0 to 0·1)	0 (0 to 0·1)	0 (0 to 0·1)	0 (0 to 0·1)	0 (0 to 0·1)	0 (0 to 0)	0 (0 to 0·1)	0 (0 to 0·1)	0 (0 to 0·1)	0 (0 to 0·1)	0 (0 to 0·1)	0 (0 to 0·1)	0 (0 to 0·1)	0 (0 to 0·1)	0 (0 to 0)	0 (0 to 0)	0·6
Invasive Non-typhoidal Salmonella (iNTS)	0 (0 to 0)	0·2 (0 to 1·2)	2 (0·1 to 18·3)	1·7 (0·1 to 16·2)	3·2 (0·1 to 30·7)	3·4 (0·1 to 32·1)	0·3 (0·1 to 1·6)	0·3 (0·1 to 1·4)	0·2 (0·1 to 1)	0·2 (0·1 to 0·4)	0·2 (0·1 to 0·8)	0·1 (0 to 0·4)	0·3 (0·1 to 1·2)	0·2 (0·1 to 1·2)	0·5 (0·1 to 3)	0·2 (0·1 to 0·9)	0·2 (0·1 to 1·1)	0·3 (0·1 to 1·7)	0·4 (0·1 to 3)	0·2 (0·1 to 1·4)	0·1 (0 to 0·4)	0·1 (0 to 0·4)	0 (0 to 0·1)	14·5
Other intestinal infectious diseases	0 (0 to 0)	0 (0 to 0)	2·6 (0·1 to 10·4)	2·8 (0·5 to 8·4)	1·5 (0·5 to 4·1)	1·1 (0·2 to 3·4)	0·5 (0·1 to 1·5)	0·4 (0 to 1·5)	0·2 (0 to 0·7)	0·4 (0·1 to 1·4)	0·3 (0 to 0·9)	0·3 (0·1 to 1)	0·2 (0 to 0·7)	0·2 (0 to 0·7)	0·2 (0 to 0·5)	0·1 (0 to 0·5)	0·2 (0 to 0·7)	0·1 (0 to 0·4)	0·1 (0 to 0·3)	0·1 (0 to 0·3)	0·1 (0 to 0·5)	0·1 (0 to 0·2)	0 (0 to 0·1)	11·4
Neglected tropical diseases and malaria	11·5 (4·4 to 24·5)	1·9 (0·6 to 6·4)	27·4 (11·3 to 83·7)	112 (57·9 to 223)	147 (80·8 to 254)	100 (57·2 to 159)	120 (67 to 207)	218 (110 to 401)	288 (140 to 535)	315 (150 to 575)	342 (167 to 609)	340 (160 to 612)	342 (161 to 605)	323 (159 to 593)	318 (160 to 548)	304 (149 to 524)	261 (126 to 463)	228 (117 to 390)	179 (87·4 to 319)	128 (62·6 to 224)	76·3 (39·2 to 131)	28·3 (14·4 to 47·9)	5·8 (2·8 to 9·7)	4,220
Malaria	0 (0 to 0)	0 (0 to 0)	0 (0 to 0)	0 (0 to 0)	0 (0 to 0)	0 (0 to 0)	0 (0 to 0)	0 (0 to 0)	0 (0 to 0)	0 (0 to 0)	0 (0 to 0)	0 (0 to 0)	0 (0 to 0)	0 (0 to 0)	0 (0 to 0)	0 (0 to 0)	0 (0 to 0)	0 (0 to 0)	0 (0 to 0)	0 (0 to 0)	0 (0 to 0)	0 (0 to 0)	0 (0 to 0)	0
Chagas disease	0 (0 to 0)	0 (0 to 0)	0·1 (0 to 0·1)	0·1 (0 to 0·1)	0·5 (0·3 to 0·8)	2·7 (1·6 to 4·3)	6 (0·9 to 13·5)	9·5 (2·9 to 20·1)	11·6 (4 to 22·7)	15·7 (7·2 to 28·5)	17·9 (8·7 to 30·9)	20 (10·1 to 33·7)	21·8 (11·5 to 35)	22 (12·9 to 34·3)	21·4 (11·8 to 35·3)	20·7 (11·9 to 33·6)	18·2 (10·3 to 28·8)	17 (10·1 to 26·4)	14·5 (8·2 to 22·9)	11·5 (6·4 to 17·8)	8·2 (4·5 to 13·3)	3·6 (1·5 to 6·5)	0·8 (0·2 to 1·7)	244
Leishmaniasis	0 (0 to 0)	0 (0 to 0)	0 (0 to 0)	0 (0 to 0)	0 (0 to 0)	0 (0 to 0)	0 (0 to 0)	0 (0 to 0)	0 (0 to 0)	0 (0 to 0)	0 (0 to 0)	0 (0 to 0)	0 (0 to 0)	0 (0 to 0)	0 (0 to 0)	0 (0 to 0)	0 (0 to 0)	0 (0 to 0)	0 (0 to 0)	0 (0 to 0)	0 (0 to 0)	0 (0 to 0)	0 (0 to 0)	0
Visceral leishmaniasis	0 (0 to 0)	0 (0 to 0)	0 (0 to 0)	0 (0 to 0)	0 (0 to 0)	0 (0 to 0)	0 (0 to 0)	0 (0 to 0)	0 (0 to 0)	0 (0 to 0)	0 (0 to 0)	0 (0 to 0)	0 (0 to 0)	0 (0 to 0)	0 (0 to 0)	0 (0 to 0)	0 (0 to 0)	0 (0 to 0)	0 (0 to 0)	0 (0 to 0)	0 (0 to 0)	0 (0 to 0)	0 (0 to 0)	0
Cutaneous and mucocutaneous leishmaniasis	0 (0 to 0)	0 (0 to 0)	0 (0 to 0)	0 (0 to 0)	0 (0 to 0)	0 (0 to 0)	0 (0 to 0)	0 (0 to 0)	0 (0 to 0)	0 (0 to 0)	0 (0 to 0)	0 (0 to 0)	0 (0 to 0)	0 (0 to 0)	0 (0 to 0)	0 (0 to 0)	0 (0 to 0)	0 (0 to 0)	0 (0 to 0)	0 (0 to 0)	0 (0 to 0)	0 (0 to 0)	0 (0 to 0)	0
African trypanosomiasis	0 (0 to 0)	0 (0 to 0)	0 (0 to 0)	0 (0 to 0)	0 (0 to 0)	0 (0 to 0)	0 (0 to 0)	0 (0 to 0)	0 (0 to 0)	0 (0 to 0)	0 (0 to 0)	0 (0 to 0)	0 (0 to 0)	0 (0 to 0)	0 (0 to 0)	0 (0 to 0)	0 (0 to 0)	0 (0 to 0)	0 (0 to 0)	0 (0 to 0)	0 (0 to 0)	0 (0 to 0)	0 (0 to 0)	0
Schistosomiasis	0 (0 to 0)	0 (0 to 0)	0 (0 to 0)	0 (0 to 0)	0 (0 to 0)	0 (0 to 0)	0 (0 to 0)	0 (0 to 0)	0 (0 to 0)	0 (0 to 0)	0 (0 to 0)	0 (0 to 0)	0 (0 to 0)	0 (0 to 0)	0 (0 to 0)	0 (0 to 0)	0 (0 to 0)	0 (0 to 0)	0 (0 to 0)	0 (0 to 0)	0 (0 to 0)	0 (0 to 0)	0 (0 to 0)	0
Cysticercosis	0 (0 to 0)	0 (0 to 0)	0 (0 to 0)	0·1 (0 to 0·6)	1 (0 to 3·4)	5·3 (1·2 to 12·7)	34·6 (6·6 to 93)	121 (37·2 to 298)	203 (62 to 433)	231 (80·2 to 482)	249 (85 to 512)	267 (95·1 to 540)	276 (101 to 549)	265 (105 to 513)	263 (114 to 488)	259 (113 to 481)	227 (96·7 to 424)	199 (87·5 to 365)	156 (66·5 to 294)	111 (47·9 to 207)	62·9 (27 to 119)	22·6 (9·6 to 42·3)	4·4 (1·7 to 8·3)	2,960
Cystic echinococcosis	0 (0 to 0)	0 (0 to 0)	0 (0 to 0)	0 (0 to 0·1)	0·1 (0 to 0·2)	0·1 (0 to 0·3)	0·1 (0 to 0·4)	0·1 (0 to 0·4)	0·1 (0 to 0·3)	0·1 (0 to 0·3)	0·1 (0 to 0·3)	0·1 (0 to 0·3)	0·1 (0 to 0·3)	0·1 (0 to 0·3)	0·1 (0 to 0·3)	0·1 (0 to 0·3)	0·1 (0 to 0·2)	0·1 (0 to 0·2)	0 (0 to 0·1)	0 (0 to 0·1)	0 (0 to 0·1)	0 (0 to 0)	0 (0 to 0)	1·6
Lymphatic filariasis	0 (0 to 0)	0 (0 to 0)	0 (0 to 0)	0 (0 to 0)	0 (0 to 0)	0 (0 to 0)	0 (0 to 0)	0 (0 to 0)	0 (0 to 0)	0 (0 to 0)	0 (0 to 0)	0 (0 to 0)	0 (0 to 0)	0 (0 to 0)	0 (0 to 0)	0 (0 to 0)	0 (0 to 0)	0 (0 to 0)	0 (0 to 0)	0 (0 to 0)	0 (0 to 0)	0 (0 to 0)	0 (0 to 0)	
Onchocerciasis	0 (0 to 0)	0 (0 to 0)	0 (0 to 0)	0 (0 to 0)	0 (0 to 0)	0 (0 to 0)	0 (0 to 0)	0 (0 to 0)	0 (0 to 0)	0 (0 to 0)	0 (0 to 0)	0 (0 to 0)	0 (0 to 0)	0 (0 to 0)	0 (0 to 0)	0 (0 to 0)	0 (0 to 0)	0 (0 to 0)	0 (0 to 0)	0 (0 to 0)	0 (0 to 0)	0 (0 to 0)	0 (0 to 0)	0
Trachoma	0 (0 to 0)	0 (0 to 0)	0 (0 to 0)	0 (0 to 0)	0 (0 to 0)	0 (0 to 0)	0 (0 to 0)	0 (0 to 0)	0 (0 to 0)	0 (0 to 0)	0 (0 to 0)	0 (0 to 0)	0 (0 to 0)	0 (0 to 0)	0 (0 to 0)	0 (0 to 0)	0 (0 to 0)	0 (0 to 0)	0 (0 to 0)	0 (0 to 0)	0 (0 to 0)	0 (0 to 0)	0 (0 to 0)	0
Dengue	0 (0 to 0)	0 (0 to 0·1)	2·9 (0·6 to 7·3)	10·6 (1·1 to 29·9)	25·5 (5·5 to 78·6)	23 (4·4 to 57·6)	22·7 (4·5 to 62·6)	21·2 (4·2 to 59·5)	20·7 (4·1 to 63·8)	17·2 (3·6 to 49·6)	16·3 (3·5 to 41)	14·2 (2·2 to 38)	12·7 (2·6 to 34·5)	11·9 (2·3 to 30·6)	14·3 (2·4 to 48)	12·6 (2 to 43·3)	8·9 (1·6 to 30·1)	6·3 (1·4 to 19·7)	3·6 (0·7 to 11·2)	2·2 (0·6 to 5·9)	1·4 (0·4 to 3·4)	0·9 (0·3 to 2·2)	0·3 (0·1 to 0·6)	249
Yellow fever	0 (0 to 0)	0 (0 to 0)	0 (0 to 0)	0 (0 to 0)	0 (0 to 0)	0 (0 to 0)	0 (0 to 0)	0 (0 to 0)	0 (0 to 0)	0 (0 to 0)	0 (0 to 0)	0 (0 to 0)	0 (0 to 0)	0 (0 to 0)	0 (0 to 0)	0 (0 to 0)	0 (0 to 0)	0 (0 to 0)	0 (0 to 0)	0 (0 to 0)	0 (0 to 0)	0 (0 to 0)	0 (0 to 0)	
Rabies	0 (0 to 0)	0 (0 to 0)	0 (0 to 0)	0 (0 to 0)	0 (0 to 0)	0 (0 to 0)	0 (0 to 0)	0 (0 to 0)	0 (0 to 0)	0 (0 to 0)	0 (0 to 0)	0 (0 to 0)	0 (0 to 0)	0 (0 to 0)	0 (0 to 0)	0 (0 to 0)	0 (0 to 0)	0 (0 to 0)	0 (0 to 0)	0 (0 to 0)	0 (0 to 0)	0 (0 to 0)	0 (0 to 0)	0·1
Intestinal nematode infections	0 (0 to 0)	0 (0 to 0)	2·5 (0·5 to 8·5)	32·7 (14·6 to 61·1)	74·9 (35·6 to 135)	51·4 (25·2 to 95·3)	54·5 (27 to 99·8)	61·2 (27·6 to 124)	47 (20·9 to 88·9)	42·1 (18·9 to 78·9)	40·4 (19·2 to 70·8)	19·3 (9·2 to 35·2)	13·8 (6·6 to 25·3)	11 (5·2 to 20·4)	8·7 (4·2 to 16·2)	6·8 (3·2 to 12·4)	4·3 (2·1 to 8)	3·5 (1·6 to 6·3)	2·7 (1·2 to 4·9)	1·5 (0·7 to 2·8)	0·9 (0·4 to 1·6)	0·3 (0·1 to 0·7)	0·1 (0 to 0·2)	480
Ascariasis	0 (0 to 0)	0 (0 to 0)	2·1 (0·2 to 8)	21·1 (7·5 to 43·4)	40·3 (15·8 to 84·7)	22·8 (8·7 to 48)	14·2 (5·2 to 31)	12·4 (4·5 to 27·6)	11·2 (4 to 24·8)	10 (3·8 to 21·9)	9·6 (3·7 to 20·2)	8·4 (2·7 to 17·9)	6·7 (2·6 to 14)	5·3 (2 to 11·1)	4·3 (1·6 to 9·6)	3·6 (1·2 to 7·7)	2·3 (0·8 to 4·9)	1·9 (0·6 to 4)	1·4 (0·4 to 3)	0·8 (0·2 to 1·8)	0·4 (0·1 to 1)	0·2 (0 to 0·6)	0 (0 to 0·2)	179
Trichuriasis	0 (0 to 0)	0 (0 to 0)	0·3 (0 to 0·7)	7·5 (2·7 to 15·6)	26·6 (10·2 to 54)	22·7 (8·8 to 47·9)	23 (8·8 to 48·1)	21·8 (8·6 to 45·9)	15·6 (6 to 32·2)	11·1 (4·1 to 23·3)	8·2 (3 to 17·1)	6·2 (2 to 13)	4·8 (1·6 to 10·8)	3·6 (1·2 to 7·6)	2·6 (0·8 to 5·7)	1·8 (0·6 to 4)	1·1 (0·3 to 2·5)	0·7 (0·2 to 1·6)	0·5 (0·1 to 1·1)	0·2 (0·1 to 0·6)	0·1 (0 to 0·3)	0 (0 to 0·1)	0 (0 to 0)	159
Hookworm disease	0 (0 to 0)	0 (0 to 0)	0·2 (0·1 to 0·3)	4·1 (1·2 to 9·3)	8 (2·5 to 17·1)	5·9 (2·2 to 12)	17·3 (5·5 to 44·1)	26·9 (7·2 to 72·9)	20·2 (5·2 to 50·7)	21 (5·9 to 49·8)	22·6 (7·8 to 44·9)	4·6 (1·6 to 9·7)	2·3 (0·8 to 5)	2·1 (0·8 to 4·4)	1·8 (0·7 to 3·8)	1·4 (0·5 to 2·9)	0·9 (0·3 to 2)	0·9 (0·2 to 1·9)	0·8 (0·2 to 1·9)	0·4 (0·1 to 0·9)	0·4 (0·2 to 0·8)	0·1 (0 to 0·2)	0 (0 to 0)	142
Food-borne trematodiases	0 (0 to 0)	0 (0 to 0)	0 (0 to 0)	0 (0 to 0)	0 (0 to 0)	0 (0 to 0)	0 (0 to 0)	0 (0 to 0)	0 (0 to 0)	0 (0 to 0)	0 (0 to 0)	0 (0 to 0)	0 (0 to 0)	0 (0 to 0)	0 (0 to 0)	0 (0 to 0)	0 (0 to 0)	0 (0 to 0)	0 (0 to 0)	0 (0 to 0)	0 (0 to 0)	0 (0 to 0)	0 (0 to 0)	0
Leprosy	0 (0 to 0)	0 (0 to 0)	0 (0 to 0)	0 (0 to 0)	0 (0 to 0)	0 (0 to 0)	0 (0 to 0)	0 (0 to 0)	0 (0 to 0·1)	0 (0 to 0·1)	0·1 (0 to 0·1)	0·1 (0 to 0·1)	0·1 (0 to 0·1)	0·1 (0 to 0·1)	0·1 (0 to 0·1)	0·1 (0 to 0·1)	0·1 (0 to 0·1)	0 (0 to 0·1)	0 (0 to 0·1)	0 (0 to 0)	0 (0 to 0)	0 (0 to 0)	0 (0 to 0)	0·7
Ebola	0 (0 to 0)	0 (0 to 0)	0 (0 to 0)	0 (0 to 0)	0 (0 to 0)	0 (0 to 0)	0 (0 to 0)	0 (0 to 0)	0 (0 to 0)	0 (0 to 0)	0 (0 to 0)	0 (0 to 0)	0 (0 to 0)	0 (0 to 0)	0 (0 to 0)	0 (0 to 0)	0 (0 to 0)	0 (0 to 0)	0 (0 to 0)	0 (0 to 0)	0 (0 to 0)	0 (0 to 0)	0 (0 to 0)	0
Zika virus	0 (0 to 0)	0 (0 to 0)	0 (0 to 0)	0 (0 to 0)	0 (0 to 0)	0 (0 to 0)	0 (0 to 0)	0 (0 to 0)	0 (0 to 0)	0 (0 to 0)	0 (0 to 0)	0 (0 to 0)	0 (0 to 0)	0 (0 to 0)	0 (0 to 0)	0 (0 to 0)	0 (0 to 0)	0 (0 to 0)	0 (0 to 0)	0 (0 to 0)	0 (0 to 0)	0 (0 to 0)	0 (0 to 0)	
Guinea worm disease	0 (0 to 0)	0 (0 to 0)	0 (0 to 0)	0 (0 to 0)	0 (0 to 0)	0 (0 to 0)	0 (0 to 0)	0 (0 to 0)	0 (0 to 0)	0 (0 to 0)	0 (0 to 0)	0 (0 to 0)	0 (0 to 0)	0 (0 to 0)	0 (0 to 0)	0 (0 to 0)	0 (0 to 0)	0 (0 to 0)	0 (0 to 0)	0 (0 to 0)	0 (0 to 0)	0 (0 to 0)	0 (0 to 0)	0
Other neglected tropical diseases	11·5 (4·4 to 24·5)	1·9 (0·5 to 6·4)	21·9 (6·5 to 79·5)	68·5 (26·3 to 170)	44·8 (14·6 to 98·5)	17·4 (6 to 37)	2·3 (0·9 to 6)	5·1 (1·1 to 15)	5·8 (1 to 17·7)	8·3 (1·7 to 21·2)	18·2 (5·2 to 38·8)	19·8 (6·7 to 43·2)	17·6 (5·8 to 38)	12·9 (3·8 to 29·9)	10·3 (3·3 to 24)	4·1 (1·5 to 8·7)	2·6 (1 to 5·6)	2·7 (1 to 5·8)	2·4 (0·8 to 4·8)	1·3 (0·5 to 3·5)	2·9 (1·4 to 5)	1 (0·5 to 1·7)	0·3 (0·1 to 0·4)	284
Other infectious diseases	33·4 (18·8 to 58·2)	54·4 (33·5 to 90·5)	430 (255 to 740)	381 (247 to 618)	223 (163 to 319)	169 (129 to 230)	138 (105 to 179)	139 (104 to 184)	129 (95 to 171)	118 (87·4 to 158)	125 (91·9 to 168)	125 (92·8 to 168)	130 (97·7 to 172)	114 (83·7 to 153)	100 (74 to 133)	88·5 (67·2 to 114)	65·1 (49·9 to 84·2)	49·1 (37·5 to 64·3)	36·4 (27·7 to 49·2)	22·6 (16·7 to 30·4)	17·8 (13·3 to 23·9)	7·3 (5·6 to 9·4)	2 (1·4 to 2·5)	2,700
Meningitis	5 (3·1 to 7·7)	8·7 (5·2 to 13·4)	70·8 (38·8 to 117)	31·2 (19·4 to 47·6)	20·9 (15·5 to 28)	23·4 (17 to 32·2)	22·1 (16 to 30·7)	25·9 (16·6 to 38·1)	23 (15·2 to 33·3)	22·3 (15·9 to 32·2)	22·4 (15·2 to 32·4)	21·1 (14·4 to 30·3)	26·3 (17·5 to 37·5)	20·3 (13·8 to 28·9)	16·9 (11·6 to 24·5)	16·8 (11·3 to 24·1)	11·7 (7·8 to 16·6)	7·5 (5·1 to 10·5)	6·1 (4·1 to 8·6)	3·4 (2·3 to 5)	2 (1·3 to 3)	0·7 (0·5 to 0·9)	0·2 (0·1 to 0·3)	409
Encephalitis	10 (5·2 to 17)	19·5 (10·8 to 32·5)	154 (82·7 to 264)	146 (75·3 to 284)	90·5 (54·4 to 157)	69·9 (43·3 to 120)	59·2 (39·8 to 89·7)	58·1 (39·3 to 85·4)	53·6 (35·6 to 81·8)	42·9 (29 to 63·2)	41·7 (28·6 to 60·4)	40·9 (28 to 61·2)	38·8 (25·9 to 57·1)	33·4 (22·1 to 49·3)	29·9 (19·2 to 45·1)	25·3 (16·3 to 37·5)	17·7 (12 to 25·5)	11·7 (7·3 to 17·5)	7·7 (4·9 to 11·6)	4·7 (2·8 to 7·3)	2·2 (1·4 to 3·4)	0·9 (0·6 to 1·4)	0·3 (0·2 to 0·5)	959
Diphtheria	0 (0 to 0)	0 (0 to 0)	0 (0 to 0·1)	0 (0 to 0)	0 (0 to 0·1)	0 (0 to 0)	0 (0 to 0)	0 (0 to 0)	0 (0 to 0)	0 (0 to 0)	0 (0 to 0)	0 (0 to 0)	0 (0 to 0)	0 (0 to 0)	0 (0 to 0)	0 (0 to 0)	0 (0 to 0)	0 (0 to 0)	0 (0 to 0)	0 (0 to 0)	0 (0 to 0)	0 (0 to 0)	0 (0 to 0)	0·2
Tetanus	0·1 (0 to 0·2)	0·2 (0·1 to 0·4)	0 (0 to 0·1)	0 (0 to 0)	0 (0 to 0)	0 (0 to 0·1)	0 (0 to 0·1)	0·1 (0 to 0·1)	0·1 (0 to 0·2)	0·1 (0 to 0·2)	0·1 (0 to 0·2)	0·1 (0 to 0·2)	0·1 (0 to 0·2)	0·1 (0·1 to 0·3)	0·1 (0 to 0·2)	0·1 (0 to 0·2)	0·1 (0 to 0·2)	0·1 (0 to 0·1)	0 (0 to 0·1)	0 (0 to 0·1)	0 (0 to 0)	0 (0 to 0)	0 (0 to 0)	1·5
Measles	0 (0 to 0)	0 (0 to 0)	0 (0 to 0)	0 (0 to 0)	0 (0 to 0)	0 (0 to 0)	0 (0 to 0)	0 (0 to 0)	0 (0 to 0)	0 (0 to 0)	0 (0 to 0)	0 (0 to 0)	0 (0 to 0)	0 (0 to 0)	0 (0 to 0)	0 (0 to 0)	0 (0 to 0)	0 (0 to 0)	0 (0 to 0)	0 (0 to 0)	0 (0 to 0)	0 (0 to 0)	0 (0 to 0)	0
Varicella and herpes zoster	0·9 (0·4 to 1·8)	4·3 (2·2 to 8)	21·1 (9·8 to 55·9)	39·2 (15·2 to 92·9)	25 (11·9 to 48·5)	8·7 (4·4 to 15·4)	8·7 (4·4 to 17·7)	8·3 (3·8 to 16·5)	9·2 (4·2 to 16·7)	8·3 (4 to 17·3)	9·1 (4·1 to 18·6)	7·9 (3·4 to 14·6)	8·1 (3·8 to 15·1)	9·3 (4·7 to 17·4)	7·4 (3·5 to 13·4)	8 (4·3 to 15·6)	6·8 (3·6 to 11·7)	6 (3·4 to 9·9)	5·3 (3·2 to 8·7)	3·3 (2·5 to 7·5)	3·6 (2·1 to 6)	1·9 (1 to 3)	0·5 (0·2 to 0·8)	213
Acute hepatitis	0 (0 to 0)	0 (0 to 0)	24·9 (11·1 to 47)	38 (18·9 to 66·7)	29·8 (18·3 to 45·8)	28·1 (17 to 42·4)	20·8 (12·3 to 31·6)	17·6 (10·5 to 26·7)	14·5 (8·6 to 22·5)	11·8 (7·2 to 18·3)	11·4 (7·3 to 16·9)	11·6 (7·7 to 16·6)	13·2 (8·8 to 18·6)	14 (9·2 to 20·3)	13·8 (9·2 to 20·1)	14·7 (9·6 to 21·4)	11·2 (7·5 to 16·2)	8·8 (5·5 to 13·9)	5·1 (3·4 to 7·3)	3·3 (2·2 to 4·7)	2·1 (1·4 to 3)	0·9 (0·5 to 1·2)	0·2 (0·1 to 0·3)	296
Acute hepatitis A	0 (0 to 0)	0 (0 to 0)	9·8 (2·7 to 23·9)	28·2 (12·9 to 52·9)	25·3 (14·4 to 40·6)	23·9 (13·7 to 37·1)	17·7 (9·4 to 28·4)	14 (7·4 to 22·4)	10·7 (5·1 to 18)	8·1 (3·8 to 14·1)	6·9 (3·4 to 11·5)	6·3 (3·2 to 10·8)	6·1 (2·9 to 10·3)	6·1 (2·7 to 10·9)	5·3 (2 to 9·8)	4·9 (1·6 to 9·7)	3·6 (2·1 to 9·4)	3·6 (1·3 to 7·2)	2·2 (0·8 to 4·1)	1·7 (0·8 to 3)	1·3 (0·7 to 2·2)	0·5 (0·2 to 0·9)	0·1 (0 to 0·2)	188
Acute hepatitis B	0 (0 to 0)	0 (0 to 0)	12·5 (3·6 to 28·6)	5·5 (0·7 to 16·2)	2·1 (0·4 to 5·1)	2·1 (0·5 to 4·8)	1·2 (0·3 to 2·7)	1·7 (0·6 to 3·6)	2 (0·9 to 3·8)	1·9 (0·9 to 3·4)	2·5 (1·2 to 4·3)	3 (1·3 to 5·1)	3·8 (1·6 to 6·6)	4·7 (1·8 to 9)	5 (1·8 to 9·3)	6·2 (2·6 to 11·1)	3·7 (1 to 7·3)	3 (0·9 to 5·8)	1·6 (0·4 to 3·2)	0·9 (0·3 to 1·8)	0·5 (0·1 to 1·1)	0·2 (0·1 to 0·5)	0 (0 to 0·1)	64
Acute hepatitis C	0 (0 to 0)	0 (0 to 0)	0·5 (0·2 to 1·5)	3·6 (0·8 to 9·8)	1·1 (0·4 to 2·7)	0·8 (0·3 to 1·6)	0·8 (0·3 to 2)	0·9 (0·4 to 2·1)	0·9 (0·4 to 1·9)	0·9 (0·4 to 2)	1·2 (0·5 to 2·3)	1·6 (0·6 to 3·2)	2·6 (1 to 5·6)	2·6 (1 to 6·2)	3 (1·1 to 6·2)	3 (1·1 to 6·4)	2·2 (0·8 to 4·4)	1·8 (0·5 to 3·9)	1 (0·4 to 2·2)	0·5 (0·2 to 1·1)	0·2 (0·1 to 0·5)	0·1 (0 to 0·2)	0 (0 to 0·1)	29·2
Acute hepatitis E	0 (0 to 0)	0 (0 to 0)	2·1 (0·5 to 5·6)	0·8 (0·3 to 1·6)	1·2 (0·6 to 2·1)	1·4 (0·8 to 2·4)	1·1 (0·6 to 2)	1 (0·5 to 1·8)	0·9 (0·4 to 1·7)	0·8 (0·4 to 1·6)	0·8 (0·4 to 1·4)	0·8 (0·4 to 1·3)	0·7 (0·4 to 1·4)	0·6 (0·3 to 1)	0·6 (0·3 to 1)	0·6 (0·3 to 1·3)	0·4 (0·2 to 0·7)	0·3 (0·2 to 0·6)	0·2 (0·1 to 0·4)	0·2 (0·1 to 0·3)	0·1 (0 to 0·3)	0 (0 to 0·1)	0 (0 to 0)	14·8
Other unspecified infectious diseases	17·4 (7·1 to 40·7)	21·7 (8·8 to 50·5)	113 (48·3 to 257)	88·4 (41·7 to 179)	52·3 (28·1 to 92·1)	37·7 (23·6 to 58·6)	26·5 (16·8 to 40)	28·6 (17·5 to 44·8)	28 (16 to 48·9)	32·6 (18·2 to 56)	40·2 (22·9 to 66·3)	43·1 (24·8 to 69·6)	43·5 (26·3 to 68·6)	36·8 (21·6 to 59·3)	31·9 (19·2 to 51·3)	22·6 (15·2 to 34·4)	17·5 (11·7 to 27·2)	15·1 (9·6 to 25·8)	12·1 (7·5 to 21·6)	6·8 (4 to 12)	7·7 (4·9 to 12)	3 (2 to 4·2)	0·8 (0·5 to 1·1)	727
Maternal and neonatal disorders	13,700 (9,620 to 18,700)	4,610 (3,250 to 6,210)	2,340 (1,470 to 3,460)	899 (644 to 1,190)	741 (509 to 1,030)	781 (533 to 1,070)	1,140 (821 to 1,450)	1,420 (1,110 to 1,780)	1,410 (1,110 to 1,780)	1,240 (975 to 1,550)	1,040 (803 to 1,300)	712 (542 to 928)	511 (380 to 674)	355 (255 to 499)	258 (183 to 361)	181 (129 to 251)	104 (73·4 to 143)	56·9 (39 to 80·5)	25·4 (16·3 to 37)	8 (5·2 to 12)	1·8 (1 to 3)	0·3 (0·1 to 0·6)	0 (0 to 0·1)	31,500
Maternal disorders	0 (0 to 0)	0 (0 to 0)	0 (0 to 0)	0 (0 to 0)	0 (0 to 0)	18·3 (13·9 to 23)	382 (287 to 503)	693 (489 to 934)	745 (540 to 1,020)	621 (443 to 828)	471 (332 to 654)	201 (135 to 284)	67·6 (45·8 to 97·7)	4·8 (3·3 to 6·4)	0 (0 to 0)	0 (0 to 0)	0 (0 to 0)	0 (0 to 0)	0 (0 to 0)	0 (0 to 0)	0 (0 to 0)	0 (0 to 0)	0 (0 to 0)	3,200
Maternal hemorrhage	0 (0 to 0)	0 (0 to 0)	0 (0 to 0)	0 (0 to 0)	0 (0 to 0)	3 (1·5 to 5·3)	61·3 (32·5 to 100)	122 (65·3 to 205)	147 (82·1 to 242)	142 (83·1 to 224)	111 (61·6 to 182)	49·5 (26·2 to 86·2)	15·5 (7·5 to 28·9)	1·4 (0·8 to 2·2)	0 (0 to 0)	0 (0 to 0)	0 (0 to 0)	0 (0 to 0)	0 (0 to 0)	0 (0 to 0)	0 (0 to 0)	0 (0 to 0)	0 (0 to 0)	653
Maternal sepsis and other maternal infections	0 (0 to 0)	0 (0 to 0)	0 (0 to 0)	0 (0 to 0)	0 (0 to 0)	1 (0·5 to 1·6)	30·5 (15·8 to 52·6)	53·7 (29·1 to 87·2)	45·8 (24·3 to 77·3)	31·5 (16·4 to 55·8)	19·8 (10·6 to 33·8)	8 (3·9 to 14·2)	7·1 (3·8 to 12·3)	0·2 (0·1 to 0·6)	0 (0 to 0)	0 (0 to 0)	0 (0 to 0)	0 (0 to 0)	0 (0 to 0)	0 (0 to 0)	0 (0 to 0)	0 (0 to 0)	0 (0 to 0)	198
Maternal hypertensive disorders	0 (0 to 0)	0 (0 to 0)	0 (0 to 0)	0 (0 to 0)	0 (0 to 0)	4·5 (3·1 to 6·2)	88·2 (56·6 to 127)	126 (80 to 193)	153 (99·5 to 219)	127 (81 to 190)	92·4 (58·8 to 132)	37·7 (22·6 to 58·5)	9·8 (6 to 15·5)	0·5 (0·3 to 0·8)	0 (0 to 0)	0 (0 to 0)	0 (0 to 0)	0 (0 to 0)	0 (0 to 0)	0 (0 to 0)	0 (0 to 0)	0 (0 to 0)	0 (0 to 0)	640
Maternal obstructed labor and uterine rupture	0 (0 to 0)	0 (0 to 0)	0 (0 to 0)	0 (0 to 0)	0 (0 to 0)	0·5 (0·3 to 0·9)	18·1 (9·8 to 30·8)	36·5 (14·6 to 70)	39·7 (16·9 to 74·1)	34·7 (14·1 to 66·9)	30·5 (13·2 to 61·4)	13·9 (5·9 to 28·3)	4·4 (1·6 to 9·3)	0·6 (0·3 to 1)	0 (0 to 0)	0 (0 to 0)	0 (0 to 0)	0 (0 to 0)	0 (0 to 0)	0 (0 to 0)	0 (0 to 0)	0 (0 to 0)	0 (0 to 0)	179
Maternal abortion and miscarriage	0 (0 to 0)	0 (0 to 0)	0 (0 to 0)	0 (0 to 0)	0 (0 to 0)	0·9 (0·4 to 1·6)	21·2 (9·2 to 36·9)	33·3 (16·1 to 58·3)	25·5 (10·6 to 50·5)	19·2 (8·1 to 40·6)	17·5 (7·3 to 36·9)	10·7 (4·3 to 23·2)	8·4 (3·5 to 16·9)	0·6 (0·3 to 1)	0 (0 to 0)	0 (0 to 0)	0 (0 to 0)	0 (0 to 0)	0 (0 to 0)	0 (0 to 0)	0 (0 to 0)	0 (0 to 0)	0 (0 to 0)	137
Ectopic pregnancy	0 (0 to 0)	0 (0 to 0)	0 (0 to 0)	0 (0 to 0)	0 (0 to 0)	0·2 (0·1 to 0·3)	5·6 (3 to 9·7)	14·1 (7·2 to 25·6)	17·4 (8·8 to 29·8)	13·5 (6·8 to 23·3)	8·7 (4·4 to 15·2)	2·8 (1·4 to 5)	0·5 (0·3 to 1)	0·1 (0 to 0·1)	0 (0 to 0)	0 (0 to 0)	0 (0 to 0)	0 (0 to 0)	0 (0 to 0)	0 (0 to 0)	0 (0 to 0)	0 (0 to 0)	0 (0 to 0)	62·9
Indirect maternal deaths	–	–	–	–	–	4·7 (2·7 to 7·2)	78·7 (44·4 to 123)	148 (80·9 to 248)	147 (81 to 254)	109 (56·4 to 181)	75·1 (37·8 to 131)	28 (13·7 to 50·8)	7·1 (3·5 to 13·2)	0·5 (0·3 to 0·8)	–	–	–	–	–	–	–	–	–	NA
Late maternal deaths	–	–	–	–	–	1·1 (0·5 to 2·2)	25·4 (11·5 to 51·1)	51·6 (25·4 to 97·8)	56·5 (28·9 to 100)	47·8 (23 to 84·6)	41·1 (19·9 to 74·5)	16·1 (7·1 to 31·3)	3·5 (1·7 to 6·3)	0·2 (0·1 to 0·3)	–	–	–	–	–	–	–	–	–	NA
Maternal deaths aggravated by HIV/AIDS	–	–	–	–	–	0 (0 to 0)	0 (0 to 0·1)	0·2 (0·1 to 0·3)	0·2 (0·1 to 0·5)	0·2 (0·1 to 0·4)	0·1 (0·1 to 0·3)	0 (0 to 0·1)	0 (0 to 0)	0 (0 to 0)	–	–	–	–	–	–	–	–	–	NA
Neonatal disorders	13,700 (9,620 to 18,700)	4,610 (3,250 to 6,210)	2,340 (1,470 to 3,460)	899 (644 to 1,190)	741 (509 to 1,030)	763 (517 to 1,050)	757 (521 to 1,050)	724 (495 to 989)	670 (472 to 931)	617 (431 to 850)	564 (397 to 759)	512 (364 to 705)	444 (308 to 606)	351 (250 to 494)	258 (183 to 361)	181 (129 to 251)	104 (73·4 to 143)	56·9 (39 to 80·5)	25·4 (16·3 to 37)	8 (5·2 to 12)	1·8 (1 to 3)	0·3 (0·1 to 0·6)	0 (0 to 0·1)	28,300
Neonatal preterm birth	7,110 (4,910 to 10,000)	1,540 (1,010 to 2,260)	853 (473 to 1,370)	273 (184 to 378)	317 (209 to 457)	324 (213 to 458)	321 (203 to 454)	304 (203 to 428)	279 (188 to 386)	254 (166 to 352)	233 (159 to 324)	208 (140 to 297)	178 (119 to 251)	138 (95·8 to 192)	97·3 (63·7 to 135)	66 (47·3 to 86·8)	35·6 (26·4 to 46·2)	18 (13·1 to 23·6)	7·5 (5·1 to 10·3)	2 (1·1 to 3·3)	0·8 (0·3 to 1·5)	0·3 (0·1 to 0·5)	0 (0 to 0·1)	12,600
Neonatal encephalopathy due to birth asphyxia and trauma	3,110 (2,080 to 4,510)	587 (343 to 912)	286 (167 to 442)	93·6 (53·4 to 142)	56·2 (23·7 to 103)	57·5 (24 to 107)	57·5 (23·3 to 111)	56·1 (26·1 to 105)	52 (23·7 to 93·6)	48·4 (22 to 86·5)	44·1 (20·8 to 78·1)	42·1 (20·9 to 74·1)	36·8 (21·1 to 59·8)	26·8 (16·9 to 47·7)	16·7 (13·3 to 37·5)	16·1 (9·3 to 26·6)	8·3 (4·6 to 13·7)	3·2 (1·6 to 5·6)	0·1 (0 to 0·4)	0·1 (0 to 0·1)	0 (0 to 0)	0 (0 to 0)	0 (0 to 0)	4,610
Neonatal sepsis and other neonatal infections	2,120 (1,380 to 3,000)	1,880 (1,290 to 2,600)	860 (499 to 1,340)	246 (140 to 393)	312 (170 to 516)	322 (177 to 546)	319 (176 to 530)	307 (164 to 526)	285 (160 to 475)	264 (145 to 439)	241 (131 to 393)	220 (122 to 367)	190 (101 to 318)	152 (83·8 to 258)	114 (64·1 to 189)	81·2 (43·5 to 140)	49·5 (25·5 to 82·5)	29·2 (15·5 to 49·7)	14 (6·6 to 24·6)	4·8 (2·7 to 8·3)	0·8 (0·4 to 1·7)	0·1 (0 to 0·2)	0 (0 to 0)	8,010
Hemolytic disease and other neonatal jaundice	74·3 (44·2 to 118)	39·2 (24·4 to 58·9)	15·5 (8·3 to 23·8)	49·6 (22·7 to 84·5)	56·4 (24·1 to 100)	58·6 (30·4 to 99)	59·1 (29 to 99)	56·6 (27·3 to 94·6)	53·8 (30·4 to 89·6)	50 (28 to 82·3)	46 (27·4 to 73·9)	41·9 (24·1 to 65·7)	38·4 (27·8 to 50·4)	31 (22·2 to 40·7)	23·8 (17·3 to 31·4)	17·3 (12·3 to 22·6)	10·7 (7·8 to 14·1)	6·5 (4·8 to 8·6)	3·1 (2·2 to 4·2)	1·1 (0·8 to 1·5)	0·2 (0·1 to 0·3)	0 (0 to 0·1)	0 (0 to 0)	733
Other neonatal disorders	1,270 (784 to 1,900)	566 (381 to 784)	325 (206 to 478)	236 (169 to 316)	0 (0 to 0)	0 (0 to 0)	0 (0 to 0)	0 (0 to 0)	0 (0 to 0)	0 (0 to 0)	0 (0 to 0)	0 (0 to 0)	0 (0 to 0)	0 (0 to 0)	0 (0 to 0)	0 (0 to 0)	0 (0 to 0)	0 (0 to 0)	0 (0 to 0)	0 (0 to 0)	0 (0 to 0)	0 (0 to 0)	0 (0 to 0)	2,400
Nutritional deficiencies	1 (0·5 to 1·5)	16·5 (6·8 to 33·8)	818 (512 to 1,210)	922 (551 to 1,480)	634 (337 to 1,200)	371 (229 to 585)	254 (173 to 359)	341 (214 to 566)	367 (222 to 628)	395 (220 to 686)	639 (347 to 1,090)	673 (355 to 1,180)	633 (354 to 1,070)	500 (275 to 915)	426 (252 to 724)	377 (245 to 573)	278 (195 to 401)	291 (205 to 409)	350 (255 to 471)	322 (238 to 433)	489 (354 to 639)	344 (249 to 452)	139 (101 to 181)	9,580
Protein-energy malnutrition	1 (0·5 to 1·5)	3·1 (1·7 to 4·9)	657 (391 to 1,030)	306 (171 to 511)	150 (101 to 210)	132 (89·8 to 185)	126 (83·8 to 184)	151 (101 to 205)	147 (98·2 to 209)	144 (98·5 to 196)	172 (118 to 241)	172 (123 to 239)	188 (129 to 257)	154 (108 to 208)	169 (120 to 238)	193 (140 to 265)	166 (120 to 231)	183 (132 to 249)	239 (169 to 324)	262 (188 to 356)	351 (238 to 472)	286 (191 to 385)	123 (84·5 to 163)	4,480
Iodine deficiency	0 (0 to 0)	0 (0 to 0)	0 (0 to 0·1)	2·5 (0·9 to 5·1)	17·2 (6·9 to 34·8)	41·1 (17·2 to 81·6)	54·7 (23·3 to 107)	54·8 (23·6 to 105)	49·5 (21·2 to 95·5)	44·7 (19·4 to 88·7)	39·9 (17·2 to 78)	34·9 (15·6 to 67·9)	29·8 (12·9 to 58·6)	23·4 (10·4 to 44·2)	17·6 (7·7 to 34·4)	13 (5·8 to 25·1)	8·6 (3·8 to 16·7)	5·9 (2·6 to 11·4)	3·7 (1·6 to 7·2)	2·1 (1 to 4)	1 (0·5 to 2)	0·3 (0·1 to 0·6)	0·1 (0 to 0·1)	445
Vitamin A deficiency	0 (0 to 0)	1·7 (0·4 to 4·6)	8·3 (3·1 to 18)	52 (26·4 to 94·8)	48·4 (21·9 to 90·2)	29·5 (11·7 to 55·8)	20·2 (6·4 to 41·1)	15·9 (4·5 to 33·1)	13·4 (4 to 27·1)	11·1 (3·1 to 24)	8·6 (2·3 to 17·8)	7 (3·7 to 12·3)	5·7 (2·8 to 9·7)	4·5 (2·2 to 8)	3·7 (1·9 to 6·3)	2·9 (1·5 to 5)	2·1 (1·1 to 3·7)	1·6 (0·8 to 2·8)	1·1 (0·6 to 2)	0·7 (0·4 to 1·2)	0·4 (0·2 to 0·6)	0·1 (0 to 0·2)	0 (0 to 0)	239
Dietary iron deficiency	0 (0 to 0)	11·6 (3·1 to 26·4)	135 (42·8 to 297)	548 (222 to 1,070)	403 (132 to 894)	148 (48·8 to 332)	19 (2·5 to 64·9)	77 (7·9 to 300)	99·5 (9·1 to 334)	156 (21·5 to 436)	375 (113 to 819)	415 (132 to 905)	370 (124 to 795)	270 (77·8 to 656)	196 (53·6 to 460)	130 (35 to 294)	64·6 (18·9 to 162)	70·2 (18·9 to 160)	73·3 (20·3 to 166)	26 (6·3 to 65·3)	102 (46·6 to 174)	30·6 (13 to 53·1)	6·1 (2·8 to 11·2)	3,730
Other nutritional deficiencies	0 (0 to 0)	0 (0 to 0)	17·1 (7·7 to 33·9)	14·1 (5·3 to 29·1)	14·8 (7·3 to 26·1)	19·4 (9·9 to 31·8)	33·8 (18·5 to 55·7)	42·6 (23·6 to 66·3)	57·7 (32·4 to 91·9)	39·2 (22·9 to 58·5)	43·3 (25·5 to 69·8)	43·4 (26·8 to 65·1)	39·8 (22·1 to 60)	47·9 (29·3 to 74·4)	39·8 (23·9 to 59·1)	37·4 (22·4 to 56·8)	37·6 (20·6 to 56·8)	30·5 (16·4 to 47·3)	34·6 (16·4 to 55·2)	31·6 (14 to 53)	34·6 (16·2 to 73·5)	26·7 (12·8 to 74·8)	9·8 (4·5 to 35·7)	692
Non-communicable diseases	5,460 (3,490 to 8,570)	2,830 (1,960 to 4,020)	8,700 (5,920 to 12,300)	7,030 (5,310 to 9,050)	8,190 (6,270 to 10,400)	13,700 (10,200 to 18,100)	20,800 (15,500 to 27,400)	26,600 (20,100 to 34,200)	29,700 (22,700 to 38,000)	31,800 (24,300 to 40,200)	35,600 (28,100 to 44,600)	40,400 (32,100 to 49,900)	46,400 (37,600 to 56,300)	50,300 (41,200 to 60,700)	51,900 (42,900 to 62,300)	53,300 (44,300 to 64,000)	45,100 (38,000 to 53,300)	41,300 (35,200 to 48,500)	34,800 (29,700 to 40,700)	28,400 (24,700 to 32,700)	20,900 (18,100 to 23,900)	10,300 (9,270 to 11,400)	2,490 (2,270 to 2,730)	616,000
Neoplasms	29·8 (18·8 to 43·2)	20·3 (13·4 to 28·9)	195 (124 to 290)	675 (428 to 1,000)	909 (697 to 1,130)	1,030 (822 to 1,270)	942 (761 to 1,150)	1,100 (809 to 1,460)	1,380 (997 to 1,870)	2,000 (1,490 to 2,640)	3,220 (2,370 to 4,210)	4,510 (3,380 to 5,870)	6,270 (4,750 to 8,190)	7,370 (5,530 to 9,570)	7,530 (5,700 to 9,770)	7,470 (5,800 to 9,530)	5,970 (4,710 to 7,440)	4,890 (3,910 to 6,010)	3,640 (2,930 to 4,480)	2,430 (1,950 to 3,000)	1,450 (1,150 to 1,780)	522 (418 to 619)	97·8 (80·5 to 113)	63,700
Lip and oral cavity cancer	0 (0 to 0)	0 (0 to 0)	0 (0 to 0)	0 (0 to 0)	2·1 (1·8 to 2·6)	2·2 (1·7 to 3·4)	3·4 (2·6 to 4·4)	4·5 (3·1 to 6·5)	6·7 (4·2 to 10·1)	9·6 (6·5 to 14·2)	16·1 (9·9 to 25·2)	24·9 (16·5 to 36·3)	37·4 (24·9 to 52·4)	46·2 (30·8 to 67·1)	50·7 (34·4 to 71·4)	54·7 (37·3 to 77·1)	43·6 (30·7 to 61·6)	39·5 (28·9 to 52·9)	33·9 (24 to 46·2)	26·2 (19·5 to 35·5)	17·4 (12·3 to 22·4)	7·6 (5·6 to 9·8)	1·5 (1 to 1·9)	428
Nasopharynx cancer	0 (0 to 0)	0 (0 to 0)	0 (0 to 0)	0 (0 to 0)	2·1 (1·7 to 2·5)	1·9 (1·6 to 2·3)	1·7 (1·4 to 2)	1·6 (1·2 to 2·2)	1·5 (1·1 to 2·1)	1·8 (1·2 to 2·6)	2·5 (1·6 to 3·6)	3·1 (2·1 to 4·5)	5·8 (3·8 to 8·7)	6·1 (4 to 8·8)	6·2 (4·2 to 8·5)	5 (3·4 to 7·2)	3·3 (2·3 to 4·8)	2·9 (1·9 to 4·4)	1·5 (1 to 2)	1 (0·6 to 1·4)	0·7 (0·5 to 1)	0·3 (0·2 to 0·4)	0·1 (0 to 0·1)	49
Other pharynx cancer	0 (0 to 0)	0 (0 to 0)	0 (0 to 0)	0 (0 to 0)	0 (0 to 0)	0 (0 to 0)	0 (0 to 0)	1·6 (1·2 to 2·1)	1·4 (1·1 to 1·9)	1·5 (1·1 to 2·2)	1·7 (1·1 to 2·5)	3·2 (2 to 4·8)	7·3 (4·7 to 10·7)	8·1 (5·4 to 11·6)	9·2 (5·8 to 13·1)	9·5 (6·5 to 13·2)	7·8 (5·2 to 11·4)	6·4 (4·3 to 9·1)	4·2 (2·8 to 6)	3 (2 to 4·2)	1·8 (1·3 to 2·4)	0·8 (0·6 to 1·1)	0·2 (0·1 to 0·2)	67·7
Esophageal cancer	0 (0 to 0)	0 (0 to 0)	0 (0 to 0)	0 (0 to 0)	0 (0 to 0)	0 (0 to 0)	0 (0 to 0)	1·9 (1·3 to 2·5)	2·8 (1·8 to 4·3)	4·1 (2·5 to 6·3)	7·8 (5·1 to 11·5)	11·6 (7·4 to 16·9)	22·2 (14·2 to 32·8)	31·6 (21·5 to 44·5)	36·2 (24·8 to 50·2)	36·3 (25·8 to 50)	35·5 (25·6 to 48·1)	34·6 (24·3 to 46·4)	29·4 (21·2 to 40·6)	20·2 (14·2 to 28·2)	13·3 (9·6 to 17·5)	4·7 (3·5 to 5·9)	0·7 (0·5 to 0·9)	293
Stomach cancer	0 (0 to 0)	0 (0 to 0)	0 (0 to 0)	0 (0 to 0)	0 (0 to 0)	0 (0 to 0)	14·2 (11·7 to 17·2)	41 (28·6 to 56·9)	80·3 (50·2 to 122)	126 (85·1 to 186)	229 (153 to 325)	283 (201 to 385)	401 (279 to 557)	490 (346 to 664)	506 (364 to 685)	538 (389 to 738)	464 (343 to 631)	433 (322 to 590)	365 (276 to 476)	263 (194 to 346)	170 (126 to 220)	70·7 (53·4 to 87·9)	14·3 (11·3 to 17·3)	4,490
Colon and rectum cancer	0 (0 to 0)	0 (0 to 0)	0 (0 to 0)	0 (0 to 0)	3·6 (2·5 to 5·1)	7·3 (4·9 to 10·2)	17·5 (13·2 to 22·9)	41 (27·3 to 59·5)	77·1 (46·2 to 123)	115 (77·2 to 170)	183 (122 to 261)	272 (189 to 376)	403 (282 to 554)	504 (351 to 692)	574 (411 to 799)	600 (429 to 823)	530 (382 to 714)	472 (346 to 629)	422 (313 to 566)	323 (241 to 420)	196 (146 to 252)	72 (55·2 to 91·4)	13·5 (10·8 to 16·6)	4,820
Liver cancer	0·6 (0·3 to 0·9)	0·6 (0·3 to 0·9)	7·5 (4·4 to 11·4)	16·4 (9·7 to 25·7)	12·5 (9·1 to 16·2)	12·5 (9·2 to 15·5)	7·8 (5·2 to 11·1)	9·1 (5·5 to 14·2)	11 (6·6 to 17·5)	15·8 (9·5 to 24·7)	26·6 (16·3 to 41·8)	49·4 (30·3 to 76·6)	88·6 (57·5 to 134)	142 (100 to 215)	205 (126 to 279)	231 (157 to 329)	205 (146 to 284)	173 (123 to 249)	132 (94 to 190)	88 (62·5 to 123)	45·5 (32·1 to 62·5)	13·4 (9·5 to 18·4)	2·2 (1·6 to 3)	1,500
Liver cancer due to hepatitis B	0 (0 to 0)	0 (0 to 0)	0 (0 to 0)	0 (0 to 0)	0 (0 to 0)	1·1 (0·7 to 1·6)	1·5 (0·9 to 2·2)	2·5 (1·4 to 4·1)	3·9 (2·2 to 6·7)	5·6 (3·3 to 9)	8·5 (4·8 to 14)	13·6 (7·7 to 22·4)	19·8 (11·9 to 32·3)	27·2 (16·1 to 43·2)	29·6 (17·7 to 47·7)	29·9 (16·7 to 49·8)	21·1 (12·4 to 33·1)	14·7 (8·7 to 24)	9·3 (5·7 to 14·8)	5·1 (2·9 to 8·2)	2·4 (1·5 to 3·7)	0·7 (0·4 to 1·1)	0·1 (0 to 0·2)	196
Liver cancer due to hepatitis C	0 (0 to 0)	0 (0 to 0)	0 (0 to 0)	0 (0 to 0)	0 (0 to 0)	0·1 (0 to 0·2)	0·1 (0 to 0·2)	0·4 (0·2 to 0·8)	0·9 (0·4 to 1·7)	2·1 (1·2 to 3·5)	4·9 (2·8 to 8·9)	12·7 (7·2 to 20·9)	28·2 (16·6 to 44·6)	56·5 (34·5 to 86·5)	82·8 (50·7 to 128)	107 (68·5 to 161)	98·5 (67·2 to 142)	89·1 (60 to 129)	72·8 (47·9 to 104)	50·9 (35·2 to 71)	27·9 (19·5 to 38·9)	8·6 (6 to 12)	1·5 (1·1 to 2·1)	644
Liver cancer due to alcohol use	0 (0 to 0)	0 (0 to 0)	0 (0 to 0)	0 (0 to 0)	0 (0 to 0)	0 (0 to 0·1)	0·1 (0 to 0·2)	0·5 (0·3 to 0·9)	1·1 (0·6 to 1·9)	2·2 (1·3 to 3·7)	4·9 (2·6 to 8·4)	10·3 (5·7 to 16·6)	19·7 (11·3 to 31·3)	33·5 (20·5 to 51·5)	42·1 (24·9 to 66·7)	52·3 (31·4 to 81·6)	49·5 (31·4 to 74·8)	40·9 (25·4 to 64·2)	26 (16·6 to 39·2)	14 (9 to 20·8)	6·2 (4 to 9·2)	1·5 (1 to 2·4)	0·2 (0·1 to 0·3)	305
Liver cancer due to NASH	0 (0 to 0)	0 (0 to 0)	0 (0 to 0)	0 (0 to 0)	0 (0 to 0)	0 (0 to 0)	2·6 (1·7 to 3·9)	2·5 (1·4 to 3·9)	2·2 (1·3 to 3·6)	2·6 (1·5 to 4·1)	3·6 (2 to 5·9)	6·2 (3·4 to 10·1)	10·9 (6·5 to 17)	17·7 (11 to 27·8)	22 (12·9 to 34·6)	26·9 (15·8 to 42·6)	25 (15·9 to 38)	23·3 (14·7 to 34·9)	19·7 (12·2 to 29)	13·4 (8·4 to 19·8)	6·7 (4·3 to 9·8)	1·9 (1·2 to 3)	0·3 (0·2 to 0·5)	188
Liver cancer due to other causes	0·6 (0·3 to 0·9)	0·6 (0·3 to 0·9)	7·5 (4·4 to 11·4)	16·4 (9·7 to 25·7)	12·5 (9·1 to 16·2)	10·8 (8·3 to 13·8)	3·4 (2·2 to 5)	3·2 (1·9 to 5·1)	2·9 (1·7 to 4·9)	3·3 (1·9 to 5·6)	4·4 (2·5 to 7·2)	6·7 (3·8 to 10·9)	10·1 (5·9 to 15·9)	14·1 (8·3 to 22·3)	15·1 (9 to 23·3)	15·8 (9·3 to 24·6)	12·5 (7·6 to 18·8)	10 (6·2 to 15·6)	7·4 (4·6 to 11·2)	4·6 (2·9 to 6·8)	2·2 (1·4 to 3·3)	0·6 (0·4 to 1)	0·1 (0 to 0·1)	165
Gallbladder and biliary tract cancer	0 (0 to 0)	0 (0 to 0)	0 (0 to 0)	0 (0 to 0)	0 (0 to 0)	0 (0 to 0)	0 (0 to 0)	3·5 (2·3 to 6)	6·3 (4 to 10·7)	12·8 (8 to 21·5)	32·8 (21·9 to 50·6)	71·7 (44·8 to 106)	147 (96·1 to 221)	230 (149 to 344)	300 (198 to 452)	338 (239 to 499)	290 (207 to 442)	245 (173 to 367)	185 (129 to 271)	115 (82·2 to 171)	61·8 (42·5 to 105)	19·9 (13·6 to 35·6)	3·6 (2·2 to 7·3)	2,060
Pancreatic cancer	0 (0 to 0)	0 (0 to 0)	0 (0 to 0)	0 (0 to 0)	0 (0 to 0)	0 (0 to 0)	4·8 (3·7 to 5·9)	9·6 (6·6 to 13·3)	19·1 (12 to 29·2)	31·2 (19·6 to 49)	72·8 (44·9 to 109)	132 (89·5 to 187)	260 (185 to 367)	390 (268 to 540)	543 (382 to 746)	637 (453 to 874)	560 (401 to 769)	535 (393 to 712)	388 (281 to 521)	230 (169 to 313)	136 (99 to 179)	44·7 (33·6 to 57·2)	7 (4·9 to 8·6)	4,000
Larynx cancer	0 (0 to 0)	0 (0 to 0)	0 (0 to 0)	0 (0 to 0)	0 (0 to 0)	0 (0 to 0)	0 (0 to 0)	3·1 (1·4 to 5·6)	2·9 (2·1 to 4·1)	3 (2·1 to 4·4)	4·3 (2·9 to 6·8)	5·4 (3·4 to 10·3)	8·3 (5·4 to 16·7)	11·3 (6·9 to 26·9)	16·9 (10·3 to 33·1)	19·5 (13·2 to 35·8)	16·8 (10·8 to 30)	15·5 (10·6 to 26·1)	12·3 (8·6 to 19·3)	9·1 (6·3 to 13·1)	6·4 (4·4 to 9·1)	2·1 (1·5 to 3)	0·4 (0·2 to 0·5)	137
Tracheal, bronchus, and lung cancer	0 (0 to 0)	0 (0 to 0)	0 (0 to 0)	0 (0 to 0)	0 (0 to 0)	3·7 (2 to 6·3)	9·9 (7·5 to 12·9)	20·3 (12·8 to 29·5)	31·7 (18·7 to 49·3)	56·2 (34·5 to 84·4)	101 (66·1 to 150)	161 (107 to 224)	288 (196 to 407)	369 (252 to 542)	425 (279 to 597)	505 (362 to 745)	499 (348 to 680)	425 (299 to 576)	305 (219 to 414)	222 (160 to 304)	129 (93 to 176)	40·3 (29·6 to 53·5)	6·3 (4 to 8)	3,620
Malignant skin melanoma	0·1 (0 to 0·1)	0·1 (0 to 0·2)	1·5 (0·4 to 4·2)	5·8 (1·4 to 16·3)	2·2 (1·8 to 3·2)	2·1 (1·7 to 3·2)	4·5 (2·9 to 7·2)	9·7 (5·1 to 15·4)	16·2 (8·2 to 26·5)	21·6 (11·3 to 33·9)	35·9 (18·9 to 57·8)	41·3 (22 to 63·3)	51·9 (27·1 to 79·1)	51·6 (28·4 to 76·3)	55·6 (32 to 84)	52·7 (28·1 to 79)	43·4 (24 to 63)	35·6 (17·8 to 52·5)	32·3 (16·5 to 46·1)	24·5 (11·3 to 34·8)	19·1 (7·5 to 26·6)	8·4 (2·9 to 12)	2 (0·7 to 2·9)	518
Non-melanoma skin cancer	0 (0 to 0)	0 (0 to 0)	0 (0 to 0)	0 (0 to 0)	0 (0 to 0)	0 (0 to 0)	0 (0 to 0)	4·6 (2·9 to 7·1)	7·1 (4·3 to 11)	11·6 (7·2 to 17·7)	16·8 (10·5 to 25·9)	24·5 (15·2 to 37·2)	33·4 (20·4 to 49·6)	34·7 (22·2 to 50·7)	39·9 (24·7 to 61)	39·2 (25 to 56·7)	38·7 (24·9 to 57·8)	36·2 (24·4 to 51·7)	47 (33·2 to 64·4)	47·9 (33·8 to 65·5)	50·6 (35·8 to 69)	30·9 (21·5 to 41·2)	8·6 (5·3 to 12·4)	472
Non-melanoma skin cancer (squamous-cell carcinoma)	0 (0 to 0)	0 (0 to 0)	0 (0 to 0)	0 (0 to 0)	0 (0 to 0)	0 (0 to 0)	0 (0 to 0)	4·6 (2·9 to 7)	7·1 (4·3 to 11)	11·6 (7·1 to 17·7)	16·8 (10·5 to 25·9)	24·4 (15·2 to 37·1)	33·4 (20·4 to 49·5)	34·6 (22·1 to 50·6)	39·9 (24·6 to 60·9)	39·2 (25 to 56·6)	38·6 (24·9 to 57·8)	36·2 (24·4 to 51·7)	47 (33·2 to 64·4)	47·9 (33·8 to 65·3)	50·5 (35·7 to 69)	30·9 (21·5 to 41·2)	8·6 (5·3 to 12·4)	471
Non-melanoma skin cancer (basal-cell carcinoma)	0 (0 to 0)	0 (0 to 0)	0 (0 to 0)	0 (0 to 0)	0 (0 to 0)	0 (0 to 0)	0 (0 to 0)	0 (0 to 0)	0 (0 to 0)	0 (0 to 0)	0 (0 to 0·1)	0 (0 to 0·1)	0 (0 to 0·1)	0 (0 to 0·1)	0 (0 to 0·1)	0·1 (0 to 0·1)	0·1 (0 to 0·1)	0 (0 to 0·1)	0 (0 to 0·1)	0 (0 to 0·1)	0 (0 to 0)	0 (0 to 0)	0 (0 to 0)	0·5
Breast cancer	0 (0 to 0)	0 (0 to 0)	0 (0 to 0)	0 (0 to 0)	0 (0 to 0)	0 (0 to 0)	13·6 (10·7 to 16·8)	36·8 (24·7 to 52·8)	147 (96·6 to 221)	448 (316 to 633)	845 (605 to 1,150)	1,250 (896 to 1,710)	1,700 (1,200 to 2,340)	1,800 (1,240 to 2,400)	1,590 (1,130 to 2,170)	1,380 (1,010 to 1,830)	886 (664 to 1,190)	588 (434 to 771)	387 (285 to 510)	223 (169 to 299)	130 (94·3 to 171)	50·9 (38·8 to 63)	9·8 (7·5 to 12·3)	11,500
Cervical cancer	0 (0 to 0)	0 (0 to 0)	0 (0 to 0)	0 (0 to 0)	0 (0 to 0)	0 (0 to 0)	11 (8 to 16·6)	45·2 (27·2 to 78·6)	159 (90·7 to 276)	375 (243 to 579)	657 (424 to 1,030)	854 (575 to 1,380)	1,010 (646 to 1,670)	1,100 (753 to 1,730)	922 (630 to 1,530)	751 (522 to 1,240)	537 (377 to 863)	408 (288 to 632)	287 (208 to 412)	190 (134 to 269)	117 (82·2 to 168)	36 (23·4 to 53·4)	7·5 (4·9 to 11·2)	7,470
Uterine cancer	0 (0 to 0)	0 (0 to 0)	0 (0 to 0)	0 (0 to 0)	0 (0 to 0)	0 (0 to 0)	0 (0 to 0)	5·5 (4 to 7·6)	12·7 (8·1 to 18·4)	14·6 (9·6 to 21·5)	34·2 (21·5 to 51·7)	56·1 (36·9 to 80)	110 (74·8 to 156)	144 (97·8 to 207)	168 (113 to 238)	213 (153 to 290)	157 (115 to 209)	112 (80·1 to 149)	64·8 (46·4 to 88)	36·3 (26·3 to 49·5)	17·5 (12·8 to 22·7)	6·7 (5·1 to 8·7)	1·2 (0·9 to 1·6)	1,150
Ovarian cancer	0 (0 to 0)	0 (0 to 0)	0 (0 to 0)	0 (0 to 0)	12·2 (6 to 19·3)	30·6 (19·3 to 46·7)	51·1 (33·4 to 71·8)	80·6 (50 to 121)	101 (62·7 to 151)	129 (81·3 to 190)	205 (135 to 300)	391 (268 to 556)	586 (412 to 815)	643 (441 to 885)	634 (445 to 880)	564 (404 to 778)	424 (308 to 587)	296 (208 to 405)	185 (130 to 253)	108 (77·2 to 145)	54·9 (39·8 to 73·5)	15 (11·2 to 19·4)	2·3 (1·6 to 3·1)	4,510
Prostate cancer	0 (0 to 0)	0 (0 to 0)	0 (0 to 0)	0 (0 to 0)	0 (0 to 0)	0 (0 to 0)	0 (0 to 0)	0 (0 to 0)	0 (0 to 0)	0 (0 to 0)	0 (0 to 0)	0 (0 to 0)	0 (0 to 0)	0 (0 to 0)	0 (0 to 0)	0 (0 to 0)	0 (0 to 0)	0 (0 to 0)	0 (0 to 0)	0 (0 to 0)	0 (0 to 0)	0 (0 to 0)	0 (0 to 0)	0
Testicular cancer	–	–	–	–	–	–	–	–	–	–	–	–	–	–	–	–	–	–	–	–	–	–	–	NA
Kidney cancer	2·4 (1·5 to 3·5)	1 (0·6 to 1·4)	12·2 (6·4 to 21·2)	35·6 (20·4 to 56·4)	30·3 (20·8 to 43·5)	13·6 (9 to 19·3)	8·8 (5·8 to 12·6)	11·9 (7·5 to 17·7)	14·6 (9·1 to 22·4)	20·3 (12·7 to 30·6)	37·2 (22·7 to 56·1)	63·4 (39·8 to 93)	112 (72 to 163)	156 (100 to 226)	177 (118 to 260)	195 (133 to 279)	169 (120 to 230)	134 (96·7 to 181)	77·4 (54·4 to 105)	52 (36·4 to 70·7)	29·5 (20·1 to 41)	9 (6·3 to 12·4)	1·4 (0·9 to 1·9)	1,360
Bladder cancer	0 (0 to 0)	0 (0 to 0)	0 (0 to 0)	0 (0 to 0)	0 (0 to 0)	0 (0 to 0)	1·8 (1·5 to 2·1)	2 (1·4 to 2·7)	2·8 (1·9 to 4)	4·6 (2·9 to 7·2)	9·3 (6·1 to 13·9)	16·8 (10·9 to 24·4)	28·9 (18·6 to 43·6)	40·5 (26·8 to 58·1)	53·8 (38·1 to 75·3)	60·3 (43·3 to 80·8)	61·8 (45 to 82·6)	59·8 (43·7 to 81·2)	60·3 (43·4 to 80·7)	43·9 (31·5 to 59·5)	33·8 (23·7 to 45·7)	12·2 (8·9 to 16·1)	2·3 (1·5 to 3)	495
Brain and central nervous system cancer	4·3 (1·8 to 7·2)	2·3 (1·1 to 3·7)	22·5 (9·8 to 40·3)	94·5 (31·8 to 183)	167 (68·6 to 259)	127 (70·3 to 185)	71·4 (40·2 to 108)	77·5 (46 to 118)	88·5 (50 to 139)	92·5 (50·7 to 137)	113 (66·5 to 169)	128 (81 to 185)	150 (93·8 to 215)	176 (112 to 251)	180 (118 to 252)	168 (107 to 230)	132 (80·6 to 184)	96·9 (54·6 to 141)	64·9 (37·4 to 94·2)	33·5 (17·9 to 51)	17·4 (9·4 to 27·2)	5·4 (2·6 to 7·8)	1·1 (0·5 to 1·6)	2,020
Thyroid cancer	0 (0 to 0)	0 (0 to 0)	0 (0 to 0)	0 (0 to 0)	2·7 (2 to 3·7)	2·5 (1·9 to 3·5)	3·5 (2·5 to 4·7)	6·4 (4·5 to 8·9)	10·4 (6·8 to 15·5)	13·8 (9·3 to 19·8)	21 (13·8 to 31)	29·6 (19·4 to 42)	53·4 (35·2 to 79·6)	87·4 (53·6 to 130)	99·3 (63·4 to 144)	115 (83·3 to 156)	103 (71·4 to 143)	87·3 (61·8 to 117)	64·1 (44·9 to 88·2)	40·7 (27·9 to 55·5)	24·1 (16·2 to 33·2)	7·7 (5·3 to 10·4)	1·4 (0·9 to 1·8)	773
Mesothelioma	0 (0 to 0)	0 (0 to 0)	0 (0 to 0)	0 (0 to 0)	0 (0 to 0)	0 (0 to 0)	0 (0 to 0)	2·6 (1·5 to 4·1)	5·5 (2·7 to 11·2)	4·5 (2·7 to 7·5)	7·1 (4·1 to 11·8)	11 (6·5 to 17·3)	14·2 (8·9 to 22·5)	18·4 (10·8 to 27·6)	20·6 (11·5 to 30·9)	18·2 (9·8 to 28·4)	13·4 (7·6 to 19·2)	11·8 (6·9 to 17·6)	7·1 (4·5 to 9·7)	4·4 (2·9 to 6·4)	2·3 (1·4 to 3·4)	0·8 (0·5 to 1·2)	0·1 (0 to 0·1)	142
Hodgkin lymphoma	0 (0 to 0)	0 (0 to 0)	0 (0 to 0)	4·7 (2·2 to 9·7)	9 (4·8 to 15·8)	11·4 (6·7 to 20·8)	25·9 (14·5 to 45·5)	34 (18·3 to 60·7)	36·9 (19·8 to 67·1)	25·7 (12·5 to 47·2)	25·5 (13·2 to 50)	25·8 (14·8 to 44·3)	23 (13·5 to 39·6)	25·1 (14·8 to 41·5)	27·7 (17·4 to 43·7)	29·3 (18·4 to 45·5)	23·8 (15·2 to 35·4)	22·2 (14·4 to 32·9)	17·7 (10·8 to 26·4)	10 (5·6 to 15·5)	5·6 (3 to 8·9)	1·4 (0·7 to 2·3)	0·2 (0·1 to 0·3)	385
Non-Hodgkin lymphoma	0 (0 to 0)	0 (0 to 0)	0 (0 to 0)	26·7 (15·1 to 43·4)	31 (20·4 to 46·5)	34·4 (24·4 to 47·5)	49·6 (34·9 to 70·4)	67 (44 to 97·2)	72·4 (46·7 to 105)	69·9 (46·8 to 102)	85·9 (59·5 to 122)	96 (64·6 to 138)	118 (82·9 to 167)	165 (116 to 234)	178 (120 to 248)	185 (133 to 258)	155 (113 to 209)	138 (98·5 to 187)	95·2 (67·2 to 127)	68·9 (48·7 to 91·8)	37·2 (26·8 to 49·7)	12 (9·2 to 15·2)	1·9 (1·5 to 2·4)	1,690
Multiple myeloma	0 (0 to 0)	0 (0 to 0)	0 (0 to 0)	0 (0 to 0)	0 (0 to 0)	0 (0 to 0)	0 (0 to 0)	2 (1·3 to 2·8)	2·5 (1·6 to 3·5)	5·6 (3·7 to 8·4)	14·1 (8·8 to 21·7)	28·2 (17·9 to 41·8)	56·3 (35·5 to 86·2)	90·6 (60·5 to 132)	103 (71·4 to 145)	119 (80·9 to 170)	96·7 (69·3 to 132)	70·1 (50·5 to 105)	48 (33·3 to 70·3)	23·9 (16·3 to 36·3)	10·7 (7·4 to 16·2)	3 (2·2 to 4·4)	0·4 (0·3 to 0·5)	674
Leukemia	10·1 (6·1 to 15·2)	7·7 (4·8 to 11·1)	79·9 (45·9 to 127)	302 (166 to 477)	484 (325 to 657)	549 (378 to 728)	411 (294 to 545)	383 (252 to 546)	276 (178 to 412)	230 (156 to 331)	247 (159 to 353)	243 (165 to 340)	271 (182 to 367)	276 (196 to 387)	278 (199 to 380)	238 (172 to 328)	176 (128 to 238)	138 (100 to 186)	107 (76·8 to 142)	66·4 (46·8 to 89·7)	38·2 (28·1 to 52·2)	12·5 (9·4 to 16·2)	2·1 (1·6 to 2·9)	4,830
Acute lymphoid leukemia	3·8 (2 to 6·2)	2 (1·1 to 3·3)	45·2 (23·7 to 75·6)	212 (108 to 341)	373 (241 to 511)	384 (253 to 519)	262 (172 to 360)	200 (120 to 296)	121 (70·4 to 189)	94·4 (55·9 to 148)	85·2 (47·1 to 131)	84·4 (50·5 to 127)	100 (58·8 to 148)	91·6 (52·3 to 137)	88·4 (53·5 to 129)	70·3 (44·4 to 107)	42·4 (25·7 to 66·3)	27·6 (17·1 to 40·4)	17·2 (10·1 to 26·2)	8·6 (5·2 to 13·3)	4·6 (2·8 to 7·2)	1·3 (0·8 to 2)	0·2 (0·1 to 0·4)	2,320
Chronic lymphoid leukemia	0 (0 to 0)	0 (0 to 0)	0 (0 to 0)	0 (0 to 0)	0 (0 to 0)	0 (0 to 0)	0 (0 to 0)	2·6 (1·5 to 4·4)	1·7 (1 to 2·8)	2·4 (1·4 to 3·7)	3·5 (2 to 5·6)	3·6 (2·1 to 5·5)	5·2 (3 to 8·8)	9·1 (5·5 to 15)	11·2 (6·7 to 17·3)	13·8 (8·4 to 21)	14·6 (9·2 to 22·6)	13·1 (8·5 to 19·5)	13·6 (8·5 to 20·2)	11 (7 to 16·1)	6·4 (4 to 9·8)	2·3 (1·5 to 3·3)	0·3 (0·2 to 0·4)	114
Acute myeloid leukemia	1·4 (0·8 to 2·3)	3 (1·8 to 4·4)	22·3 (10·9 to 39·3)	68·2 (32·9 to 122)	75·2 (41·2 to 125)	114 (61 to 183)	102 (57·9 to 155)	108 (62·5 to 170)	93·1 (54·5 to 147)	78·6 (47·5 to 120)	91·4 (53·1 to 141)	88·8 (54·4 to 132)	88·1 (54·6 to 129)	94·2 (59·6 to 139)	96·8 (62·3 to 140)	75·9 (49·9 to 109)	59·1 (39·1 to 83·1)	45·8 (31 to 65·5)	29·4 (19·7 to 42·3)	16 (10·3 to 23·1)	7·6 (4·8 to 11·3)	1·8 (1·1 to 2·6)	0·4 (0·2 to 0·5)	1,360
Chronic myeloid leukemia	0·9 (0·3 to 2·1)	0·2 (0·1 to 0·5)	0·6 (0·3 to 1·1)	1·6 (0·8 to 3)	2·2 (1·2 to 3·7)	3·9 (2·2 to 6·4)	4·9 (2·6 to 8·2)	8·9 (4·5 to 15·2)	11·6 (6·2 to 19·2)	12·2 (6·9 to 20)	15·3 (8·4 to 26)	18·1 (9·5 to 31)	22·9 (13·3 to 36·7)	20·4 (11·4 to 33·4)	21·6 (13·2 to 33·8)	18·3 (10·7 to 29·5)	13·5 (8·2 to 20·5)	10·6 (6·8 to 15·7)	10 (6 to 15·1)	6·7 (4 to 10·3)	3·4 (2·1 to 5·5)	1·3 (0·8 to 2)	0·3 (0·2 to 0·4)	209
Other leukemia	4 (2·4 to 6·3)	2·6 (1·5 to 4)	11·9 (5·5 to 22)	20·3 (9·6 to 36·6)	33·4 (18·2 to 57·6)	47·4 (27·3 to 77·3)	42·6 (25·7 to 66·3)	63·6 (35·4 to 100)	48·5 (27·8 to 81·1)	42 (25·5 to 65)	52·1 (30·1 to 85·2)	48 (28·4 to 75·4)	54·3 (33·5 to 80·9)	61 (39·9 to 93·3)	60·3 (39·5 to 88·3)	59·7 (39·9 to 87·8)	46·6 (31·4 to 67·7)	40·6 (27·1 to 59·1)	36·9 (23·7 to 53·3)	24·1 (16 to 34·6)	16·2 (10·9 to 23·7)	5·7 (4 to 7·9)	0·9 (0·6 to 1·4)	823
Other malignant neoplasms	9·6 (5·6 to 14·6)	6·7 (4·5 to 10·1)	50·9 (30·6 to 82·7)	164 (102 to 260)	131 (104 to 164)	214 (162 to 274)	216 (160 to 279)	174 (128 to 237)	171 (122 to 237)	140 (99 to 197)	170 (121 to 235)	208 (143 to 287)	242 (171 to 341)	281 (200 to 384)	291 (211 to 389)	281 (211 to 374)	239 (181 to 316)	206 (158 to 262)	160 (122 to 205)	112 (85·4 to 142)	68·6 (51 to 87·2)	27·7 (21·4 to 34·3)	5·3 (3·9 to 6·7)	3,570
Other neoplasms	2·8 (0·9 to 5·2)	2 (0·4 to 5)	20·6 (8·2 to 43·3)	25·5 (12·4 to 44·5)	18·7 (11·7 to 28)	22 (12·3 to 34·8)	14·4 (8·2 to 22·5)	17·6 (11·1 to 26·8)	17·8 (10·5 to 28)	19·5 (11·7 to 30·2)	18·7 (11·7 to 28·4)	27 (18·1 to 39·1)	42·1 (27·9 to 61·1)	47·4 (31·1 to 68·8)	56 (38·9 to 80·5)	67 (46·8 to 89·6)	59·5 (43·6 to 81·1)	60·3 (43·4 to 81·5)	55·1 (40·2 to 75·1)	41·4 (29·4 to 56·8)	20·7 (14·6 to 27·6)	5·9 (4 to 8·4)	0·9 (0·6 to 1·4)	663
Myelodysplastic, myeloproliferative, and other hematopoietic n	2·8 (0·9 to 5·2)	2 (0·4 to 5)	20·6 (8·2 to 43·3)	25·5 (12·4 to 44·5)	18·7 (11·7 to 28)	22 (12·3 to 34·8)	14·4 (8·2 to 22·5)	17·6 (11·1 to 26·8)	17·8 (10·5 to 28)	19·5 (11·7 to 30·2)	18·7 (11·7 to 28·4)	27 (18·1 to 39·1)	42·1 (27·9 to 61·1)	47·4 (31·1 to 68·8)	56 (38·9 to 80·5)	67 (46·8 to 89·6)	59·5 (43·6 to 81·1)	60·3 (43·4 to 81·5)	55·1 (40·2 to 75·1)	41·4 (29·4 to 56·8)	20·7 (14·6 to 27·6)	5·9 (4 to 8·4)	0·9 (0·6 to 1·4)	663
Benign and in situ intestinal neoplasms	0 (0 to 0)	0 (0 to 0)	0 (0 to 0)	0 (0 to 0)	0 (0 to 0)	0 (0 to 0)	0 (0 to 0)	0 (0 to 0)	0 (0 to 0)	0 (0 to 0)	0 (0 to 0)	0 (0 to 0)	0 (0 to 0)	0 (0 to 0)	0 (0 to 0)	0 (0 to 0)	0 (0 to 0)	0 (0 to 0)	0 (0 to 0)	0 (0 to 0)	0 (0 to 0)	0 (0 to 0)	0 (0 to 0)	
Benign and in situ cervical and uterine neoplasms	0 (0 to 0)	0 (0 to 0)	0 (0 to 0)	0 (0 to 0)	0 (0 to 0)	0 (0 to 0)	0 (0 to 0)	0 (0 to 0)	0 (0 to 0)	0 (0 to 0)	0 (0 to 0)	0 (0 to 0)	0 (0 to 0)	0 (0 to 0)	0 (0 to 0)	0 (0 to 0)	0 (0 to 0)	0 (0 to 0)	0 (0 to 0)	0 (0 to 0)	0 (0 to 0)	0 (0 to 0)	0 (0 to 0)	0
Other benign and in situ neoplasms	0 (0 to 0)	0 (0 to 0)	0 (0 to 0)	0 (0 to 0)	0 (0 to 0)	0 (0 to 0)	0 (0 to 0)	0 (0 to 0)	0 (0 to 0)	0 (0 to 0)	0 (0 to 0)	0 (0 to 0)	0 (0 to 0)	0 (0 to 0)	0 (0 to 0)	0 (0 to 0)	0 (0 to 0)	0 (0 to 0)	0 (0 to 0)	0 (0 to 0)	0 (0 to 0)	0 (0 to 0)	0 (0 to 0)	0
Cardiovascular diseases	46·6 (27·7 to 70·7)	33·1 (21 to 48·9)	282 (170 to 438)	147 (94·7 to 217)	161 (125 to 201)	254 (198 to 319)	483 (384 to 599)	747 (569 to 958)	875 (653 to 1,150)	983 (744 to 1,280)	1,530 (1,140 to 2,020)	2,470 (1,880 to 3,210)	3,510 (2,710 to 4,580)	4,500 (3,390 to 5,880)	5,170 (3,980 to 6,670)	6,580 (5,120 to 8,340)	6,360 (5,110 to 7,850)	7,200 (5,820 to 8,980)	7,240 (5,810 to 8,790)	7,400 (6,050 to 8,790)	6,780 (5,380 to 8,160)	4,180 (3,440 to 4,870)	1,200 (1,000 to 1,380)	68,100
Rheumatic heart disease	0 (0 to 0)	0 (0 to 0)	0 (0 to 0)	7 (3·7 to 13)	8 (5·3 to 11·7)	16·5 (11·2 to 23·1)	18·8 (13·3 to 26)	31·9 (21·3 to 45·6)	35·9 (23·2 to 52·9)	37·5 (25 to 54·3)	63 (40·5 to 94·5)	90·4 (57·2 to 136)	136 (87·4 to 208)	172 (111 to 259)	183 (119 to 273)	148 (102 to 206)	131 (92·5 to 180)	101 (70·1 to 138)	71·8 (50·7 to 97·5)	40·7 (29 to 54·6)	24·9 (18·3 to 32·8)	10 (7·4 to 12·9)	2·1 (1·6 to 2·7)	1,330





SR Table 2b: Guerrero DALYS by cause and age group for females with 95% uncertainty intervals, 2019

Cause	Early Neonatal	Late Neonatal	Post Neonatal	1 to 4	5 to 9	10 to 14	15 to 19	20 to 24	25 to 29	30 to 34	35 to 39	40 to 44	45 to 49	50 to 54	55 to 59	60 to 64	65 to 69	70 to 74	75 to 79	80 to 84	85 to 89	90 to 94	95 plus	Total
All causes	8,150 (7,868 to 27,200)	6,230 (5,930 to 19,300)	12,660 (9,920 to 19,200)	16,460 (12,900 to 22,400)	9,970 (7,750 to 11,400)	12,200 (9,530 to 14,600)	15,800 (12,300 to 20,000)	22,400 (17,800 to 27,600)	24,200 (19,100 to 29,700)	23,600 (18,700 to 29,000)	26,300 (20,200 to 32,600)	26,300 (20,200 to 32,600)	28,200 (22,700 to 34,200)	29,400 (23,800 to 35,600)	30,400 (24,200 to 36,800)	32,600 (26,400 to 39,000)	32,600 (26,700 to 39,000)	32,600 (26,300 to 39,000)	31,200 (24,300 to 38,000)	32,200 (23,700 to 40,000)	33,200 (23,700 to 42,000)	9,980 (5,960 to 16,600)	2,790 (2,060 to 3,810)	666,000
Communicable, maternal, neonatal, and nutritional diseases	13,700 (9,980 to 20,900)	6,730 (3,970 to 11,700)	6,260 (4,000 to 8,700)	6,260 (4,000 to 7,960)	2,450 (1,640 to 3,290)	1,760 (1,320 to 2,310)	2,170 (1,770 to 2,670)	2,860 (2,140 to 3,350)	2,760 (2,260 to 3,360)	2,960 (2,330 to 3,760)	3,260 (2,600 to 4,000)	3,240 (2,630 to 3,930)	3,600 (2,930 to 4,330)	3,910 (3,180 to 4,690)	4,020 (3,260 to 4,830)	4,390 (3,600 to 5,250)	4,390 (3,630 to 5,220)	4,370 (3,630 to 5,200)	4,180 (3,230 to 5,200)	4,180 (3,230 to 5,200)	4,180 (3,230 to 5,200)	3,080 (2,060 to 4,600)	998 (721 to 1,350)	139,000 (109 to 182)	60,800
HIV/AIDS and sexually transmitted infections	2.6 (1 to 4.6)	1.4 (0.6 to 2.7)	146 (121 to 185)	132 (107 to 163)	68 (53 to 86)	67 (52 to 86)	106 (82 to 135)	260 (215 to 322)	418 (348 to 512)	492 (407 to 602)	490 (396 to 619)	392 (320 to 490)	262 (212 to 327)	183 (150 to 228)	133 (109 to 163)	99 (81 to 122)	69.2 (56.8 to 85.4)	59.2 (48.6 to 72.9)	51.7 (42.4 to 63.7)	51.7 (42.4 to 63.7)	0.6 (0.4 to 1.1)	0.4 (0.2 to 0.8)	0.1 (0 to 0.2)	3,380
HIV/AIDS	0 (0 to 0)	0 (0 to 0)	137 (120 to 179)	132 (107 to 163)	68 (53 to 86)	63.5 (49.4 to 82.1)	99.4 (77.6 to 126)	220 (172 to 286)	346 (270 to 446)	472 (368 to 610)	390 (303 to 504)	314 (244 to 406)	202 (157 to 261)	133 (103 to 172)	95 (74 to 123)	78.9 (61.3 to 101.9)	64.1 (49.8 to 82.8)	54.1 (42.1 to 69.9)	47.6 (37.1 to 61.5)	2.9 (2.2 to 3.8)	0.2 (0.1 to 0.3)	0.2 (0.1 to 0.3)	2,790
HIV/AIDS - Drug-susceptible Tuberculosis	0 (0 to 0)	1.4 (0.6 to 2.7)	11.2 (7.1 to 17.1)	11.2 (7.1 to 17.1)	5.1 (3.2 to 7.8)	6.2 (3.9 to 9.5)	11.6 (7.3 to 17.7)	29.4 (18.6 to 44.9)	49.6 (31.4 to 75.8)	69.3 (43.9 to 106)	64 (40.5 to 97.8)	49 (31 to 74.8)	33.4 (21.2 to 51)	22.6 (14.3 to 34.5)	16.7 (10.6 to 25.5)	13.1 (8.3 to 20)	10.1 (6.4 to 15.4)	8.6 (5.5 to 13.1)	7.5 (4.8 to 11.5)	0.5 (0.3 to 0.7)	0 (0 to 0.1)	0 (0 to 0)	336
HIV/AIDS - Multidrug-resistant Tuberculosis without extensive	0 (0 to 0)	0.2 (0 to 0.5)	1.7 (0.1 to 6.3)	1.7 (0.1 to 6.3)	0.8 (0.1 to 2.9)	0.9 (0.1 to 3.4)	1.7 (0.1 to 6.2)	4.4 (0.3 to 16)	7.4 (0.5 to 27)	10.4 (0.7 to 38)	9.7 (0.6 to 35)	7.4 (0.5 to 27)	5.1 (0.3 to 18)	3.4 (0.2 to 12)	2.5 (0.2 to 9.1)	2 (0.1 to 7.3)	1.5 (0.1 to 5.5)	1.3 (0.1 to 4.8)	1.1 (0.1 to 4.1)	0.1 (0 to 0.4)	0 (0 to 0)	0 (0 to 0)	50.6
HIV/AIDS - Extensively drug-resistant Tuberculosis	0 (0 to 0)	0 (0 to 0)	0.1 (0 to 1)	0.1 (0 to 0.4)	0.1 (0 to 0.4)	0.1 (0 to 0.5)	0.1 (0 to 0.7)	0.3 (0 to 2)	0.5 (0 to 3.5)	0.6 (0 to 3.5)	0.6 (0 to 3.5)	0.4 (0 to 2)	0.3 (0 to 1.7)	0.2 (0 to 1.1)	0.2 (0 to 0.9)	0.1 (0 to 0.8)	0.1 (0 to 0.6)	0.1 (0 to 0.5)	0.1 (0 to 0.4)	0 (0 to 0)	0 (0 to 0)	0 (0 to 0)	4.2
HIV/AIDS resulting in other diseases	0 (0 to 0)	0 (0 to 0)	123 (103 to 167)	119 (99.5 to 160)	62.7 (50.3 to 80.9)	56.7 (45.3 to 73.1)	79.6 (63.7 to 99.6)	176 (141 to 226)	292 (232 to 363)	398 (326 to 501)	326 (258 to 413)	272 (212 to 357)	211 (165 to 280)	129 (99.9 to 164)	87.9 (68.6 to 120)	67.9 (52.9 to 92.6)	55.5 (42.9 to 74.2)	47.2 (36.6 to 62.7)	41.6 (32.2 to 54.8)	0.8 (0.6 to 1.1)	0.2 (0.1 to 0.3)	0.1 (0 to 0.2)	2,420
Sexually transmitted infections excluding HIV	2.6 (1 to 4.6)	1.4 (0.6 to 2.7)	8.9 (5.2 to 12.6)	0 (0 to 0)	0 (0 to 0)	3.5 (1.9 to 5.4)	6.6 (3.7 to 10.2)	40 (22.2 to 62.3)	71.6 (39.7 to 111)	92.6 (51.4 to 143)	100 (55.4 to 154)	78.1 (43.1 to 120)	59.8 (33.1 to 92.1)	49.8 (27.6 to 76.8)	37.1 (20.5 to 57.2)	31.2 (17.3 to 48.1)	14.2 (7.9 to 21.9)	12 (6.6 to 18.5)	9.6 (5.3 to 14.8)	0.1 (0 to 0.2)	0.1 (0 to 0.2)	0 (0 to 0)	595
Syphilis	0 (0 to 0)	0 (0 to 0)	1.2 (0.4 to 2.2)	0.1 (0 to 0.2)	0.1 (0 to 0.1)	0.1 (0 to 0.1)	0.1 (0 to 0.1)	0.9 (0.3 to 1.7)	2.3 (0.8 to 4.3)	3.9 (1.4 to 7.3)	4.2 (1.5 to 7.9)	3.9 (1.4 to 7.3)	3.2 (1.1 to 6)	2.6 (0.9 to 4.9)	2.1 (0.7 to 3.9)	1.8 (0.6 to 3.4)	0.7 (0.2 to 1.3)	0.6 (0.2 to 1.1)	0.5 (0.2 to 1)	0 (0 to 0)	0 (0 to 0)	0 (0 to 0)	29.1
Chlamydial infection	0 (0 to 0)	0 (0 to 0)	0 (0 to 0)	0 (0 to 0)	0 (0 to 0)	0.4 (0.2 to 0.6)	1.6 (0.9 to 2.4)	4.2 (2.4 to 6.3)	6.8 (3.7 to 10)	9.2 (5.1 to 13.5)	9.6 (5.3 to 14.2)	8.2 (4.5 to 12.1)	6.4 (3.5 to 9.4)	5.1 (2.8 to 7.5)	3.7 (2 to 5.5)	3.1 (1.7 to 4.6)	1.4 (0.8 to 2.1)	1.2 (0.6 to 1.8)	0.9 (0.5 to 1.4)	0 (0 to 0)	0 (0 to 0)	0 (0 to 0)	59.2
Gonococcal infection	0 (0 to 0)	0 (0 to 0)	0 (0 to 0)	0 (0 to 0)	0 (0 to 0)	0.2 (0.1 to 0.3)	0.8 (0.4 to 1.2)	2.9 (1.7 to 4.3)	4.6 (2.6 to 6.7)	6.3 (3.5 to 9.2)	6.1 (3.4 to 8.9)	5.2 (2.9 to 7.6)	4.1 (2.3 to 6)	3.2 (1.8 to 4.7)	2.3 (1.3 to 3.4)	2 (1.1 to 2.9)	0.9 (0.5 to 1.3)	0.8 (0.4 to 1.1)	0.6 (0.3 to 0.8)	0 (0 to 0)	0 (0 to 0)	0 (0 to 0)	38.2
Trichomoniasis	0 (0 to 0)	0 (0 to 0)	0 (0 to 0)	0 (0 to 0)	0 (0 to 0)	0.2 (0.1 to 0.3)	0.6 (0.3 to 0.9)	1.6 (0.9 to 2.4)	2.6 (1.4 to 3.8)	3.6 (1.9 to 5.3)	3.5 (1.9 to 5.2)	3 (1.6 to 4.4)	2.4 (1.3 to 3.5)	1.9 (1 to 2.8)	1.4 (0.7 to 2)	1.2 (0.6 to 1.7)	0.5 (0.3 to 0.8)	0.5 (0.2 to 0.7)	0.3 (0.2 to 0.5)	0 (0 to 0)	0 (0 to 0)	0 (0 to 0)	14.2
Genital herpes	0 (0 to 0)	0 (0 to 0)	0 (0 to 0)	0 (0 to 0)	0 (0 to 0)	0.1 (0 to 0.1)	0.3 (0.1 to 0.5)	0.9 (0.4 to 1.4)	1.5 (0.7 to 2.3)	2.1 (1 to 3.2)	2.1 (1 to 3.2)	1.8 (0.9 to 2.7)	1.4 (0.7 to 2.1)	1.1 (0.5 to 1.6)	0.8 (0.4 to 1.2)	0.7 (0.3 to 1)	0.3 (0.1 to 0.4)	0.3 (0.1 to 0.4)	0.2 (0.1 to 0.3)	0 (0 to 0)	0 (0 to 0)	0 (0 to 0)	12.4
Other sexually transmitted infections	0 (0 to 0)	0 (0 to 0)	0 (0 to 0)	0 (0 to 0)	0 (0 to 0)	0.1 (0 to 0.1)	0.2 (0.1 to 0.3)	0.7 (0.3 to 1.2)	1.2 (0.5 to 2)	1.7 (0.8 to 2.8)	1.7 (0.8 to 2.8)	1.5 (0.7 to 2.4)	1.2 (0.5 to 1.9)	0.9 (0.4 to 1.5)	0.7 (0.3 to 1.1)	0.5 (0.2 to 0.8)	0.2 (0.1 to 0.4)	0.2 (0.1 to 0.3)	0.2 (0.1 to 0.3)	0 (0 to 0)	0 (0 to 0)	0 (0 to 0)	10.4
Respiratory infections and tuberculosis	2,660 (1,980 to 4,660)	1,460 (967 to 2,960)	1,660 (1,070 to 2,270)	2,170 (1,370 to 2,720)	276 (232 to 340)	266 (206 to 349)	426 (316 to 568)	537 (410 to 703)	467 (350 to 627)	396 (297 to 536)	391 (279 to 553)	373 (265 to 530)	420 (297 to 597)	398 (286 to 569)	346 (246 to 494)	337 (247 to 464)	297 (220 to 408)	238 (183 to 316)	197 (154 to 254)	158 (124 to 204)	0 (0 to 0)	0 (0 to 0)	16,600
Tuberculosis	0 (0 to 0)	0 (0 to 0)	19.3 (9 to 32.6)	49.4 (28.6 to 70.1)	22.6 (16.2 to 30.7)	22.6 (13.4 to 33.1)	50.6 (29.6 to 79.1)	111 (71.6 to 159)	155 (104 to 216)	159 (99.5 to 236)	159 (93.8 to 247)	135 (79.4 to 205)	111 (65.6 to 169)	94.1 (55.9 to 143)	82.7 (49.2 to 125)	77.1 (45.9 to 116)	72.2 (43.2 to 107)	70.2 (42.1 to 103)	63.6 (38.2 to 93.2)	35.9 (21.6 to 52.6)	13.2 (7.9 to 19.3)	1.2 (0.7 to 1.8)	1,320
Latent tuberculosis infection	0 (0 to 0)	0 (0 to 0)	0 (0 to 0)	0 (0 to 0)	0 (0 to 0)	0 (0 to 0)	0 (0 to 0)	0 (0 to 0)	0 (0 to 0)	0 (0 to 0)	0 (0 to 0)	0 (0 to 0)	0 (0 to 0)	0 (0 to 0)	0 (0 to 0)	0 (0 to 0)	0 (0 to 0)	0 (0 to 0)	0 (0 to 0)	0 (0 to 0)	0 (0 to 0)	0 (0 to 0)	0 (0 to 0)	0
Drug-susceptible Tuberculosis	0 (0 to 0)	0 (0 to 0)	13.4 (7 to 27.8)	42.6 (23.9 to 67.4)	20.1 (13.9 to 28.5)	21.5 (12.4 to 32.6)	47.1 (27.1 to 76.6)	106 (67.3 to 155)	150 (97.5 to 212)	156 (96.1 to 237)	156 (91.6 to 244)	132 (77.1 to 202)	108 (63.4 to 166)	91.2 (53.7 to 140)	80.1 (47.3 to 123)	74.5 (43.9 to 114)	69.6 (41.3 to 104)	67.5 (40.1 to 100)	61.2 (36.4 to 90.1)	34.5 (20.6 to 50.8)	12.6 (7.5 to 18.6)	1.1 (0.7 to 1.7)	1,260
Multidrug-resistant tuberculosis without extensive drug-resistan	0 (0 to 0)	0 (0 to 0)	0.6 (0 to 1.7)	2.4 (0.7 to 6.1)	1.4 (0.5 to 3.6)	1.2 (0.4 to 3.1)	3.2 (1.1 to 8.1)	5.7 (2.1 to 14.2)	5.4 (2 to 13.2)	7.4 (2.8 to 17.5)	6.4 (2.5 to 15.1)	5.3 (2.1 to 12.4)	3.7 (1.5 to 8.6)	2.7 (1.1 to 6.2)	2.1 (0.8 to 4.8)	1.8 (0.7 to 4.1)	1.1 (0.4 to 2.5)	1 (0.4 to 2.3)	0.8 (0.3 to 1.9)	0.4 (0.2 to 0.9)	0.2 (0.1 to 0.4)	0 (0 to 0)	73
Extensively drug-resistant tuberculosis	0 (0 to 0)	0 (0 to 0)	0 (0 to 0.1)	0 (0 to 0.1)	0 (0 to 0.2)	0 (0 to 0.2)	0 (0 to 0.2)	0 (0 to 0.4)	0 (0 to 0.5)	0 (0 to 0.6)	0 (0 to 0.5)	0 (0 to 0.5)	0 (0 to 0.4)	0 (0 to 0.3)	0 (0 to 0.3)	0 (0 to 0.3)	0 (0 to 0.2)	0 (0 to 0.2)	0 (0 to 0.2)	0 (0 to 0.2)	0 (0 to 0.1)	0 (0 to 0.1)	0 (0 to 0)	3
Lower respiratory infections	2,660 (1,980 to 4,660)	1,460 (967 to 2,960)	1,650 (1,070 to 2,270)	2,120 (1,370 to 2,720)	254 (210 to 320)	244 (186 to 329)	379 (279 to 520)	431 (327 to 596)	317 (234 to 463)	240 (174 to 350)	235 (161 to 356)	241 (161 to 356)	312 (207 to 463)	307 (203 to 466)	265 (169 to 406)	259 (166 to 399)	227 (153 to 329)	172 (126 to 240)	136 (103 to 187)	123 (93.6 to 164)	0 (0 to 0)	0 (0 to 0)	0 (0 to 0)	15,900
Upper respiratory infections	0.2 (0 to 0.4)	0.2 (0 to 0.4)	0.4 (0 to 0.8)	0.4 (0 to 0.8)	0.3 (0 to 0.6)	0.3 (0 to 0.6)	0.4 (0 to 0.8)	0.5 (0 to 1)	0.5 (0 to 1)	0.5 (0 to 1)	0.5 (0 to 1)	0.5 (0 to 1)	0.5 (0 to 1)	0.5 (0 to 1)	0.5 (0 to 1)	0.5 (0 to 1)	0.5 (0 to 1)	0.5 (0 to 1)	0.5 (0 to 1)	0.5 (0 to 1)	0 (0 to 0)	0 (0 to 0)	0 (0 to 0)	6.3
Otitis media	2,660 (1,980 to 4,660)	1,460 (967 to 2,960)	1,650 (1,070 to 2,270)	2,120 (1,370 to 2,720)	254 (210 to 320)	244 (186 to 329)	379 (279 to 520)	431 (327 to 596)	317 (234 to 463)	240 (174 to 350)	235 (161 to 356)	241 (161 to 356)	312 (207 to 463)	307 (203 to 466)	265 (169 to 406)	259 (166 to 399)	227 (153 to 329)	172 (126 to 240)	136 (103 to 187)	123 (93.6 to 164)	0 (0 to 0)	0 (0 to 0)	0 (0 to 0)	15,900
Enteric infections	222 (154 to 322.9)	77.6 (33 to 157)	1,160 (997 to 1,860)	1,410 (1,060 to 2,190)	429 (288 to 637)	237 (191 to 297)	376 (279 to 511)	377 (264 to 544)	327 (229 to 478)	264 (174 to 402)	262 (167 to 421)	261 (161 to 434)	270 (163 to 460)	275 (163 to 475)	276 (163 to 482)	286 (169 to 502)	287 (170 to 502)	287 (169 to 502)	284 (167 to 494)	283 (163 to 516)	283 (163 to 516)	283 (163 to 516)	16,800
Diarrheal diseases	222 (154 to 322.9)	77.6 (33 to 157)	1,160 (997 to 1,860)	1,390 (1,060 to 2,190)	429 (288 to 637)	237 (191 to 297)	376 (279 to 511)	377 (264 to 544)	327 (229 to 478)	264 (174 to 402)	262 (167 to 421)	261 (161 to 434)	270 (163 to 460)	275 (163 to 475)	276 (163 to 482)	286 (169 to 502)	287 (170 to 502)	287 (169 to 502)	284 (167 to 494)	283 (163 to 516)	283 (163 to 516)	283 (163 to 516)	16,800
Typhoid and paratyphoid	0 (0 to 0)	0.3 (0 to 2.4)	0.9 (0 to 2.6)	0.1 (0 to 1.7)	0.1 (0 to 1.2)	0.1 (0 to 1.1)	0.1 (0 to 1.2)	0.1 (0 to 1.4)	0.1 (0 to 1.5)	0.1 (0 to 1.5)	0.1 (0 to 1.5)	0.1 (0 to 1.5)	0.1 (0 to 1.5)	0.1 (0 to 1.5)	0.1 (0 to 1.5)	0.1 (0 to 1.5)	0.1 (0 to 1.5)	0.1 (0 to 1.5)	0.1 (0 to 1.5)	0.1 (0 to 1.5)	0.1 (0 to 1.5)	0.1 (0 to 1.5)	0.1 (0 to 1.5)	15
Typhoid fever	0 (0 to 0)	0.3 (0 to 2.4)	0.9 (0 to 2.6)	0.1 (0 to 1.7)	0.1 (0 to 1.2)	0.1 (0 to 1.1)	0.1 (0 to 1.2)	0.1 (0 to 1.4)	0.1 (0 to 1.5)	0.1 (0 to 1.5)	0.1 (0 to 1.5)	0.1 (0 to 1.5)	0.1 (0 to 1.5)	0.1 (0 to 1.5)	0.1 (0 to 1.5)	0.1 (0 to 1.5)	0.1 (0 to 1.5)	0.1 (0 to 1.5)	0.1 (0 to 1.5)	0.1 (0 to 1.5)	0.1 (0 to 1.5)	0.1 (0 to 1.5)	0.1 (0 to 1.5)	15
Paratyphoid fever	0 (0 to 0)	0 (0 to 0)	0 (0 to 0)	0 (0 to 0)	0 (0 to 0)	0 (0 to 0)	0 (0 to 0)	0 (0 to 0)	0 (0 to 0)	0 (0 to 0)	0 (0 to 0)	0 (0 to 0)	0 (0 to 0)	0 (0 to 0)	0 (0 to 0)	0 (0 to 0)	0 (0 to 0)	0 (0 to 0)	0 (0 to 0)	0 (0 to 0)	0 (0 to 0)	0 (0 to 0)	0 (0 to 0)	0
Invasive Non-typhoidal Salmonella (iNTS)	0.2 (0 to 0.4)	0.2 (0 to 0.5)	1.2 (1 to 1.5)	5.6 (2.8 to 10.9)	3.2 (2.3 to 4.2)	7.4 (5.4 to 9.8)	6.1 (4.4 to 8.2)	3.7 (2.6 to 5.1)	2.3 (1.6 to 3.2)	1.6 (1.1 to 2.2)	1.3 (0.9 to 1.8)	1.2 (0.8 to 1.6)	1.2 (0.8 to 1.6)	1.1 (0.8 to 1.5)	1.1 (0.8 to 1.5)	1.1 (0.8 to 1.5)	1.1 (0.8 to 1.5)	1.1 (0.8 to 1.5)	1.1 (0.8 to 1.5)	1.1 (0.8 to 1.5)	1.1 (0.8 to 1.5)	1.1 (0.8 to 1.5)	49.7
Other intestinal infectious diseases	0 (0 to 0)	0 (0 to 0)	2.1 (0.9 to 3.8)	4.7 (2.3 to 8.1)	2.3 (1.5 to 3.5)	0.8 (0.4 to 1.4)	0.7 (0.3 to 1.3)	0.9 (0.4 to 1.6)	1.2 (0.5 to 2.1)	1.4 (0.6 to 2.4)	1.5 (0.6 to 2.5)	1.4 (0.6 to 2.4)	1.3 (0.5 to 2.2)	1.2 (0.5 to 2.1)	1.2 (0.5 to 2.1)	1.1 (0.5 to 2)	1.1 (0.5 to 2)	1.1 (0.5 to 2)	1.1 (0.5 to 2)	1.1 (0.5 to 2)	1.1 (0.5 to 2)	1.1 (0.5 to 2)	24.1
Neglected tropical diseases and malaria	12.5 (9.1 to 20.8)	3.6 (1.6 to 7.6)	29.5 (18.9 to 39.6)	199 (96.7 to 316)	153 (99.7 to 208)	111 (67.1 to 159)	143 (87.1 to 205)	190 (116 to 276)	238 (146 to 346)	230 (140 to 335)	235 (142 to 343)	213 (129 to 312)	202 (122 to 297)	197 (119 to 290)	188 (113 to 277)	193 (116 to 283)	192 (116 to 282)	191 (115 to 281)	133 (80.1 to 196)	89.9 (54.1 to 132)	89.9 (54.1 to 132)	29.3 (17.6 to 43.1)	3,100
Malaria	0 (0 to 0)	0 (0 to 0)	0 (0 to 0)	0 (0 to 0)	0 (0 to 0)	0 (0 to 0)	0 (0 to 0)	0 (0 to 0)	0 (0 to 0)	0 (0 to 0)	0 (0 to 0)	0 (0 to 0)	0 (0 to 0)	0 (0 to 0)	0 (0 to 0)	0 (0 to 0)	0 (0 to 0)	0 (0 to 0)	0 (0 to 0)	0 (0 to 0)	0 (0 to 0)	0 (0 to 0)	0 (0 to 0)	0
Chagas disease	0 (0 to 0)	0 (0 to 0)	0 (0 to 0)	1.1 (0 to 2)	2.2 (0.5 to 4.2)	2.2 (0.5 to 4.1)	2.2 (0.5 to 4.1)	2.2 (0.5 to 4.1)	2.2 (0.5 to 4.1)	2.2 (0.5 to 4.1)	2.2 (0.5 to 4.1)	2.2 (0.5 to 4.1)	2.2 (0.5 to 4.1)	2.2 (0.5 to 4.1)	2.2 (0.5 to 4.1)	2.2 (0.5 to 4.1)	2.2 (0.5 to 4.1)	2.2 (0.5 to 4.1)	2.2 (0.5 to 4.1)	2.2 (0.5 to 4.1)	2.2 (0.5 to 4.1)	2.2 (0.5 to 4.1)	2.2 (0.5 to 4.1)	29.7
Leishmaniasis	0 (0 to 0)	0 (0 to 0)	0 (0 to 0)	0 (0 to 0)	0.2 (0 to 0.4)	0.1 (0 to 0.3)	0 (0 to 0.1)	0 (0 to 0.1)	0 (0 to 0.1)	0 (0 to 0.1)	0 (0 to 0.1)	0 (0 to 0.1)	0 (0 to 0.1)	0 (0 to 0.1)	0 (0 to 0.1)	0 (0 to 0.1)	0 (0 to 0.1)	0 (0 to 0.1)	0 (0 to 0.1)	0 (0 to 0.1)	0 (0 to 0.1)	0 (0 to 0.1)	0 (0 to 0.1)	1.3
Visceral leishmaniasis	0 (0 to 0)	0 (0 to 0)	0 (0 to 0)	0 (0 to 0)	0 (0 to 0)	0 (0 to 0)	0 (0 to 0)	0 (0 to 0)	0 (0 to 0)	0 (0 to 0)	0 (0 to 0)	0 (0 to 0)	0 (0 to 0)	0 (0 to 0)	0 (0 to 0)	0 (0 to 0)	0 (0 to 0)	0 (0 to 0)	0 (0 to 0)	0 (0 to 0)	0 (0 to 0)	0 (0 to 0)	0 (0 to 0)	0
Cutaneous and mucocutaneous leishmaniasis	0 (0 to 0)	0 (0 to 0)	0 (0 to 0)	0 (0 to 0)	0.2 (0 to 0.4)	0.1 (0 to 0.3)	0 (0 to 0.1)	0 (0 to 0.1)	0 (0 to 0.1)	0 (0 to 0.1)	0 (0 to 0.1)	0 (0 to 0.1)	0 (0 to 0.1)	0 (0 to 0.1)	0 (0 to 0.1)	0 (0 to 0.1)	0 (0 to 0.1)	0 (0 to 0.1)	0 (0 to 0.1)	0 (0 to 0.1)	0 (0 to 0.1)	0 (0 to 0.1)	0 (0 to 0.1)	1.3
African trypanosomiasis	0 (0 to 0)	0 (0 to 0)	0 (0 to 0)	0 (0 to 0)	0 (0 to 0)	0 (0 to 0)	0 (0 to 0)	0 (0 to 0)	0 (0 to 0)	0 (0 to 0)	0 (0 to 0)	0 (0 to 0)	0 (0 to 0)	0 (0 to 0)	0 (0 to 0)	0 (0 to 0)	0 (0 to 0)	0 (0 to 0)	0 (0 to 0)	0 (0 to 0)	0 (0 to 0)	0 (0 to 0)	0 (0 to 0)	0
Schistosomiasis	0 (0 to 0)	0 (0 to 0)	0 (0 to 0)	0 (0 to 0)	0 (0 to 0)	0 (0 to 0)	0 (0 to 0)	0 (0 to 0)	0 (0 to 0)	0 (0 to 0)	0 (0 to 0)	0 (0 to 0)	0 (0 to 0)	0 (0 to 0)	0 (0 to 0)	0 (0 to 0)	0 (0 to 0)	0 (0 to 0)	0 (0 to 0)	0 (0 to 0)	0 (0 to 0)	0 (0 to 0)	0 (0 to 0)	0
Cysticercosis	0 (0 to 0)	0 (0 to 0)	0.6 (0 to 2.3)	1.3 (0 to 4.6)	0.8 (0.4 to 1.9)	0.5 (0.1 to 1.2)	0.1 (0 to 0.3)	0.1 (0 to 0.3)	0.1 (0 to 0.3)	0.1 (0 to 0.3)	0.1 (0 to 0.3)	0.1 (0 to 0.3)	0.1 (0 to 0.3)	0.1 (0 to 0.3)	0.1 (0 to 0.3)	0.1 (0 to 0.3)	0.1 (0 to 0.3)	0.1 (0 to 0.3)	0.1 (0 to 0.3)	0.1 (0 to 0.3)	0.1 (0 to 0.3)	0.1 (0 to 0.3)	0.1 (0 to 0.3)	7.4
Cystic echinococcosis	0 (0 to 0)	0 (0 to 0)	0 (0 to 0)	0 (0 to 0)	0 (0 to 0)	0 (0 to 0)	0 (0 to 0)	0 (0 to 0)	0 (0 to 0)	0 (0 to 0)	0 (0 to 0)	0 (0 to 0)	0 (0 to 0)	0 (0 to 0)	0 (0 to 0)	0 (0 to 0)	0 (0 to 0)	0 (0 to 0)	0 (0 to 0)	0 (0 to 0)	0 (0 to 0)	0 (0 to 0)	0 (0 to 0)	0.6
Lymphatic filariasis	0 (0 to 0)	0 (0 to 0)	0 (0 to 0)	0 (0 to 0)	0 (0 to 0)	0 (0 to 0)	0 (0 to 0)	0 (0 to 0)	0 (0 to 0)	0 (0 to 0)	0 (0 to 0)	0 (0 to 0)	0 (0 to 0)	0 (0 to 0)	0 (0 to 0)	0 (0 to 0)	0 (0 to 0)	0 (0 to 0)	0 (0 to 0)	0 (0 to 0)	0 (0 to 0)	0 (0 to 0)	0 (0 to 0)	0
Onchocerciasis	0 (0 to 0)	0 (0 to 0)	0 (0 to 0)	0 (0 to 0)	0 (0 to 0)	0 (0 to 0)	0 (0 to 0)	0 (0 to 0)	0 (0 to 0)	0 (0 to 0)	0 (0 to 0)	0 (0 to 0)	0 (0 to 0)	0 (0 to 0)	0 (0 to 0)	0 (0 to 0)	0 (0 to 0)	0 (0 to 0)	0 (0 to 0)	0 (0 to 0)	0 (0 to 0)	0 (0 to 0)	0 (0 to 0)	0
Trachoma	0 (0 to 0)	0 (0 to 0)	0 (0 to 0)	0 (0 to 0)	0 (0 to 0)	0 (0 to 0)	0 (0 to 0)	0 (0 to 0)	0 (0 to 0)	0 (0 to 0)	0 (0 to 0)	0 (0 to 0)	0 (0 to 0)	0 (0 to 0)	0 (0 to 0)	0 (0 to 0)	0 (0 to 0)	0 (0 to 0)	0 (0 to 0)	0 (0 to 0)	0 (0 to 0)	0 (0 to 0)	0 (0 to 0)	0
Dengue	0 (0 to 0.4)	0 (0 to 0.4)	2.4 (0.4 to 29.7)	29.9 (6.5 to 60.9)	23.7 (7.3 to 52.4)	13.1 (3.9 to 34.6)	9.6 (2.8 to 22.4)	5.5 (1.6 to 13.2)	3.2 (0.9 to 7.6)	2.2 (0.6 to 5.2)	1.6 (0.5 to 3.8)	1.2 (0.4 to 2.9)	0.9 (0.3 to 2.2)	0.7 (0.2 to 1.7)	0.5 (0.2 to 1.3)	0.4 (0.1 to 1)	0.3 (0.1 to 0.8)	0.3 (0.1 to 0.7)	0.2 (0.1 to 0.6)	0.2 (0.1 to 0.5)	0.1 (0.1 to 0.4)	0.1 (0 to 0.3)	101
Yellow fever	0 (0 to 0)	0 (0 to 0)	0 (0 to 0)	0 (0 to 0)	0 (0 to 0)	0 (0 to 0)	0 (0 to 0)	0 (0 to 0)	0 (0 to 0)	0 (0 to 0)	0 (0 to 0)	0 (0 to 0)	0 (0 to 0)	0 (0 to 0)	0 (0 to 0)	0 (0 to 0)	0 (0 to 0)	0 (0 to 0)	0 (0 to 0)	0 (0 to 0)	0 (0 to 0)	0 (0 to 0)	0 (0 to 0)	0
Rabies	0 (0 to 0)	0 (0 to 0)	0 (0 to 0)	0 (0 to 0)	0 (0 to 0)	0 (0 to 0)	0 (0 to 0)	0 (0 to 0)	0 (0 to 0)	0 (0 to 0)	0 (0 to 0)	0 (0 to 0)	0 (0 to 0)	0 (0 to 0)	0 (0 to 0)	0 (0 to 0)	0 (0 to 0)	0 (0 to 0)	0 (0 to 0)	0 (0 to 0)	0 (0 to 0)	0 (0 to 0)	0 (0 to 0)	0
Intestinal nematode infections	0 (0 to 0)	0 (0 to 0.4)	0.8 (0.1 to 16.1)	3.9 (0.6 to 14.1)	2.6 (0.4 to 9.4)	1.6 (0.3 to 5.7)	1.1 (0.2 to 3.9)	0.8 (0.1 to 2.8)	0.6 (0.1 to 2.1)	0.5 (0.1 to 1.8)	0.4 (0.1 to 1.5)	0.4 (0.1 to 1.3)	0.3 (0.1 to 1.1)	0.3 (0.1 to 1)	0.2 (0 to 0.8)	0.2 (0 to 0.7)	0.1 (0 to 0.5)	0.1 (0 to 0.4)	0.1 (0 to 0.3)	0 (0 to 0.2)	0 (0 to 0.1)	0 (0 to 0)	498
Ascariasis	0 (0 to 0)	0 (0 to 0)	0.7 (0.1 to 14.7)	3.6 (0.5 to 13.1)	2.4 (0.4 to 8.7)	1.5 (0.3 to 5.3)	1 (0.2 to 3.6)	0.7 (0.1 to 2.6)	0.5 (0.1 to 1.9)	0.4 (0.1 to 1.6)





SR Table 2b: Hidalgo DALYS by cause and age group for females with 95% uncertainty intervals, 2019

Cause	Early Neonatal	Late Neonatal	Post Neonatal	1 to 4	5 to 9	10 to 14	15 to 19	20 to 24	25 to 29	30 to 34	35 to 39	40 to 44	45 to 49	50 to 54	55 to 59	60 to 64	65 to 69	70 to 74	75 to 79	80 to 84	85 to 89	90 to 94	95 plus	Total
All causes	6,760 (4,880 to 9,060)	2,850 (2,070 to 3,800)	7,460 (5,370 to 9,830)	8,600 (6,620 to 11,000)	6,620 (5,280 to 8,210)	9,110 (7,120 to 11,500)	13,400 (10,700 to 16,900)	15,900 (12,700 to 19,900)	18,300 (14,400 to 22,800)	19,700 (15,600 to 24,400)	21,700 (17,300 to 26,800)	24,500 (19,800 to 29,900)	26,100 (21,100 to 31,700)	27,700 (22,400 to 33,200)	27,700 (22,500 to 32,900)	26,800 (22,100 to 31,700)	24,000 (20,100 to 28,100)	21,900 (18,500 to 25,500)	19,200 (16,200 to 22,200)	15,600 (13,400 to 17,800)	10,800 (9,270 to 12,300)	5,830 (5,140 to 6,530)	2,550 (2,330 to 2,760)	363,000
Communicable, maternal, neonatal, and nutritional diseases	5,210 (3,340 to 7,130)	1,950 (1,310 to 2,680)	2,970 (1,990 to 4,120)	2,500 (1,920 to 3,180)	1,600 (1,200 to 2,190)	1,200 (915 to 1,590)	1,280 (1,030 to 1,580)	1,520 (1,220 to 1,880)	1,820 (1,430 to 2,270)	1,840 (1,440 to 2,360)	1,880 (1,450 to 2,490)	1,730 (1,310 to 2,310)	1,620 (1,230 to 2,100)	1,360 (1,050 to 1,790)	1,120 (874 to 1,410)	987 (784 to 1,240)	855 (675 to 1,070)	825 (643 to 1,030)	748 (579 to 938)	686 (534 to 857)	527 (404 to 670)	305 (229 to 381)	176 (126 to 225)	34,700
HIV/AIDS and sexually transmitted infections	0·2 (0·1 to 0·3)	0·1 (0 to 0·2)	21·8 (17·5 to 26·5)	17·8 (14·7 to 21·6)	12·4 (10·1 to 14·8)	17·8 (14·9 to 21·1)	38 (31 to 46)	100 (78·5 to 131)	163 (125 to 218)	198 (153 to 271)	174 (129 to 249)	180 (135 to 253)	147 (111 to 206)	97·4 (74·2 to 136)	68·4 (53 to 94·9)	45·1 (35·3 to 61·6)	33·3 (26 to 44·3)	11·6 (7·5 to 18·9)	7·2 (4·5 to 11·8)	4 (2·5 to 6·7)	2·3 (1·5 to 3·6)	0·7 (0·4 to 1·2)	0·2 (0·2 to 0·4)	1,340
HIV/AIDS	0 (0 to 0)	0 (0 to 0)	21·7 (17·4 to 26·4)	17·8 (14·7 to 21·6)	12·4 (10·1 to 14·8)	15·3 (12·7 to 18·5)	26 (21·3 to 30·9)	68·3 (55·8 to 82)	103 (85·7 to 125)	125 (102 to 150)	96 (78·5 to 116)	101 (83·3 to 122)	82·2 (68·3 to 99·7)	60·2 (50·2 to 72·3)	44·3 (36·9 to 53·5)	29 (24·1 to 34·6)	21·4 (17·6 to 25·8)	3 (2·2 to 4)	1·3 (1 to 1·7)	0·4 (0·3 to 0·5)	0·2 (0·1 to 0·2)	0·1 (0 to 0·1)	0·1 (0 to 0·1)	829
HIV/AIDS - Drug-susceptible Tuberculosis	0 (0 to 0)	0 (0 to 0)	2·3 (1·2 to 3·7)	1·8 (1 to 3)	1·3 (0·7 to 2·1)	1·6 (0·9 to 2·6)	2·7 (1·5 to 4·3)	7·1 (4 to 11·2)	10·9 (6·1 to 17·3)	12·9 (7·3 to 20·6)	9·8 (5·5 to 15·6)	10·5 (5·8 to 16·8)	8·5 (4·7 to 13·6)	6·2 (3·4 to 10)	4·5 (2·5 to 7·2)	3 (1·7 to 4·7)	2·2 (1·2 to 3·4)	0·3 (0·2 to 0·4)	0·1 (0·1 to 0·2)	0 (0 to 0·1)	0 (0 to 0)	0 (0 to 0)	0 (0 to 0)	85·8
HIV/AIDS - Multidrug-resistant Tuberculosis without extensive drug resistance	0 (0 to 0)	0 (0 to 0)	0·2 (0 to 0·9)	0·2 (0 to 0·7)	0·1 (0 to 0·5)	0·1 (0 to 0·6)	0·2 (0 to 1)	0·6 (0 to 2·6)	0·9 (0 to 4)	1·1 (0·1 to 4·8)	0·8 (0 to 3·6)	0·9 (0 to 3·9)	0·7 (0 to 3·2)	0·5 (0 to 2·3)	0·4 (0 to 1·7)	0·2 (0 to 1·1)	0·2 (0 to 0·8)	0 (0 to 0·1)	0 (0 to 0)	0 (0 to 0)	0 (0 to 0)	0 (0 to 0)	0 (0 to 0)	7·3
HIV/AIDS - Extensively drug-resistant Tuberculosis	0 (0 to 0)	0 (0 to 0)	0 (0 to 0·2)	0 (0 to 0·1)	0 (0 to 0·1)	0 (0 to 0·1)	0 (0 to 0·2)	0·1 (0 to 0·4)	0·1 (0 to 0·7)	0·2 (0 to 0·8)	0·1 (0 to 0·6)	0·1 (0 to 0·7)	0·1 (0 to 0·5)	0·1 (0 to 0·4)	0·1 (0 to 0·3)	0 (0 to 0·2)	0 (0 to 0·1)	0 (0 to 0)	0 (0 to 0)	0 (0 to 0)	0 (0 to 0)	0 (0 to 0)	0 (0 to 0)	1·2
HIV/AIDS resulting in other diseases	0 (0 to 0)	0 (0 to 0)	19·2 (14·8 to 24·1)	15·8 (12·5 to 19·4)	10·9 (8·5 to 13·4)	13·5 (10·6 to 16·8)	23 (18·1 to 28·1)	60·5 (47·2 to 74·5)	91·5 (73 to 113)	111 (87 to 136)	85·2 (67·6 to 105)	89·9 (70·4 to 112)	72·8 (58 to 90·9)	53·4 (42·9 to 66·2)	39·3 (31·6 to 48·1)	25·8 (20·6 to 31·3)	19 (15·1 to 23·6)	2·7 (1·9 to 3·6)	1·1 (0·8 to 1·5)	0·3 (0·3 to 0·4)	0·1 (0·1 to 0·2)	0·1 (0 to 0·1)	0 (0 to 0·1)	735
Sexually transmitted infections excluding HIV	0·2 (0·1 to 0·3)	0·1 (0 to 0·2)	0·1 (0·1 to 0·2)	0 (0 to 0)	0 (0 to 0)	2·5 (1·8 to 3·8)	12 (7·5 to 19·4)	31·7 (16·5 to 59·3)	59·1 (29·3 to 116)	73·1 (36·1 to 141)	78·3 (40·3 to 148)	78·9 (41·2 to 150)	65 (33·6 to 119)	37·2 (18·2 to 75·5)	24·1 (11·4 to 47·5)	16·1 (8·1 to 30·9)	11·9 (6·1 to 22)	8·6 (4·8 to 15·6)	5·9 (3·4 to 10·5)	3·6 (2·1 to 6·3)	2·1 (1·3 to 3·4)	0·7 (0·4 to 1·1)	0·2 (0·1 to 0·3)	511
Syphilis	0·2 (0·1 to 0·3)	0·1 (0 to 0·2)	0·1 (0·1 to 0·2)	0 (0 to 0)	0 (0 to 0)	0·8 (0·5 to 1·2)	1 (0·7 to 1·6)	0·5 (0·3 to 0·9)	1·6 (1 to 2·6)	1·8 (1·1 to 2·7)	1·4 (0·9 to 2·2)	0·7 (0·5 to 1·1)	1·4 (0·9 to 2·1)	0·9 (0·6 to 1·3)	0·5 (0·3 to 0·7)	0·5 (0·4 to 0·8)	0·5 (0·4 to 0·8)	0·6 (0·4 to 0·8)	0·4 (0·3 to 0·5)	0·4 (0·3 to 0·6)	0·3 (0·2 to 0·4)	0·1 (0·1 to 0·2)	0 (0 to 0·1)	14
Chlamydial infection	0 (0 to 0)	0 (0 to 0)	0 (0 to 0)	0 (0 to 0)	0 (0 to 0)	0·3 (0·2 to 0·4)	1·4 (0·9 to 2)	3·3 (2·2 to 4·8)	4·3 (2·8 to 6·7)	4·6 (2·2 to 8·2)	6·3 (3·4 to 10·9)	7·1 (4 to 12·2)	5·3 (3·2 to 9·1)	1·6 (1 to 2·3)	0·9 (0·6 to 1·3)	0·6 (0·4 to 0·9)	0·4 (0·2 to 0·6)	0·4 (0·2 to 0·6)	0·3 (0·2 to 0·5)	0·3 (0·2 to 0·4)	0·2 (0·1 to 0·3)	0 (0 to 0·1)	0 (0 to 0)	37·2
Gonococcal infection	0 (0 to 0)	0 (0 to 0)	0 (0 to 0)	0 (0 to 0)	0 (0 to 0)	0·3 (0·2 to 0·4)	1·5 (1 to 2·2)	2·4 (1·5 to 3·5)	3·6 (2·3 to 5·7)	3·5 (2·3 to 5·1)	4·2 (2·8 to 6·1)	5·7 (3·6 to 8·6)	5·5 (3·4 to 8·6)	2·6 (1·5 to 4)	1·6 (1 to 2·5)	1·5 (0·9 to 2·4)	2 (1·1 to 3·3)	1·3 (0·8 to 2·1)	1·1 (0·7 to 1·6)	0·6 (0·4 to 1)	0·5 (0·3 to 0·7)	0·1 (0·1 to 0·2)	0 (0 to 0)	38·1
Trichomoniasis	0 (0 to 0)	0 (0 to 0)	0 (0 to 0)	0 (0 to 0)	0 (0 to 0)	0·1 (0 to 0·4)	2·6 (0·8 to 6·7)	14·9 (5·2 to 36·9)	32·6 (10·5 to 76)	39·9 (13·8 to 96·2)	37·9 (12·9 to 88·7)	34·6 (11·9 to 83·5)	28·4 (8·9 to 64·1)	19·1 (5·8 to 46·9)	11·4 (3·5 to 27·7)	6·5 (2·2 to 15·3)	4·1 (1·4 to 9·6)	2·8 (1 to 6·2)	1·7 (0·6 to 3·8)	0·9 (0·4 to 2)	0·4 (0·1 to 0·9)	0·1 (0 to 0·3)	0 (0 to 0)	238
Genital herpes	0 (0 to 0)	0 (0 to 0)	0 (0 to 0)	0 (0 to 0)	0 (0 to 0)	0·5 (0·1 to 1·2)	2·2 (0·6 to 5·5)	4·8 (1·5 to 12·1)	7·8 (2·5 to 19·5)	10·4 (3·4 to 25·1)	11·4 (3·7 to 27·3)	11·5 (3·8 to 27·9)	10·7 (3·4 to 26·2)	9 (2·8 to 22·1)	7·3 (2·1 to 18)	5·7 (1·7 to 13·9)	3·9 (1·2 to 9·9)	2·9 (0·8 to 7·2)	1·9 (0·6 to 4·7)	1·2 (0·4 to 2·9)	0·6 (0·2 to 1·4)	0·2 (0·1 to 0·6)	0·1 (0 to 0·2)	92·1
Other sexually transmitted infections	0 (0 to 0)	0 (0 to 0)	0 (0 to 0)	0 (0 to 0)	0 (0 to 0)	0·6 (0·4 to 0·8)	3·3 (2·3 to 4·5)	5·7 (3·3 to 9·5)	9·7 (5·4 to 14·6)	13·3 (7·7 to 20)	17·1 (10·1 to 26·5)	19·3 (11·5 to 30·5)	13·7 (7·5 to 23·5)	3·9 (2·1 to 6·6)	2·4 (1·3 to 4·1)	1·3 (0·8 to 2·1)	0·9 (0·5 to 1·4)	0·7 (0·4 to 1·1)	0·4 (0·3 to 0·6)	0·3 (0·2 to 0·4)	0·1 (0·1 to 0·4)	0 (0 to 0·1)	0 (0 to 0)	91·8
Respiratory infections and tuberculosis	124 (71·1 to 189)	125 (78·3 to 183)	914 (538 to 1,430)	792 (563 to 1,070)	348 (248 to 489)	288 (200 to 420)	301 (214 to 425)	336 (243 to 451)	365 (261 to 488)	335 (242 to 449)	361 (264 to 479)	403 (291 to 535)	396 (289 to 532)	400 (282 to 551)	388 (281 to 530)	367 (264 to 489)	309 (222 to 417)	324 (239 to 437)	303 (218 to 407)	252 (184 to 334)	216 (155 to 286)	130 (91 to 171)	70·2 (47·9 to 93·3)	7,850
Tuberculosis	0 (0 to 0)	0 (0 to 0)	6·5 (3·9 to 10·1)	14·8 (9·7 to 22·5)	9·3 (6·5 to 13·1)	11·1 (8·1 to 14·7)	28·2 (19·2 to 40·2)	59·5 (38·1 to 88·5)	72·7 (46·2 to 111)	59·3 (36·9 to 89·4)	60·4 (37·7 to 92·3)	64·4 (39·4 to 97·3)	61·1 (38·2 to 92·5)	62·1 (38·2 to 98·9)	56·6 (34·8 to 86·2)	50·3 (31 to 73·9)	42 (27·5 to 61·7)	37 (24·4 to 53·8)	27·1 (18·4 to 39·2)	17·2 (11·6 to 24·7)	8·7 (5·6 to 12·8)	3·2 (2·1 to 4·6)	1 (0·7 to 1·4)	752
Latent tuberculosis infection	0 (0 to 0)	0 (0 to 0)	0 (0 to 0)	0 (0 to 0)	0 (0 to 0)	0 (0 to 0)	0 (0 to 0)	0 (0 to 0)	0 (0 to 0)	0 (0 to 0)	0 (0 to 0)	0 (0 to 0)	0 (0 to 0)	0 (0 to 0)	0 (0 to 0)	0 (0 to 0)	0 (0 to 0)	0 (0 to 0)	0 (0 to 0)	0 (0 to 0)	0 (0 to 0)	0 (0 to 0)	0 (0 to 0)	0
Drug-susceptible tuberculosis	0 (0 to 0)	0 (0 to 0)	6 (3·1 to 9·7)	13·7 (8 to 21·3)	8·7 (5·5 to 12·4)	10·3 (6·7 to 14·2)	26·1 (15·8 to 37·6)	55·5 (32·5 to 84·6)	67·9 (39·3 to 106)	55·3 (32·6 to 85)	56·2 (32·1 to 87)	59·8 (33 to 91·8)	56·6 (31·2 to 87·3)	57·5 (31·8 to 90·9)	52·4 (28·8 to 82·1)	46·6 (26·2 to 70·4)	38·9 (22·7 to 58·1)	34·3 (20·1 to 51·1)	25·1 (15·2 to 37·8)	15·9 (9·4 to 23·5)	8·1 (4·7 to 12·4)	2·9 (1·7 to 4·4)	0·9 (0·6 to 1·3)	699
Multidrug-resistant tuberculosis without extensive drug resistance	0 (0 to 0)	0 (0 to 0)	0·4 (0 to 1·9)	0·9 (0 to 4·5)	0·5 (0 to 2·2)	0·6 (0 to 2·9)	1·6 (0·1 to 8·2)	3·5 (0·2 to 15·3)	4·2 (0·2 to 19·3)	3·5 (0·2 to 15·5)	3·5 (0·2 to 15·3)	4 (0·2 to 17·7)	3·8 (0·2 to 17·8)	3·7 (0·2 to 16·5)	3·6 (0·2 to 16·8)	3·2 (0·2 to 14·1)	2·7 (0·1 to 11·6)	2·4 (0·1 to 9·6)	1·7 (0·1 to 7·7)	1·1 (0·1 to 4·9)	0·5 (0 to 2·6)	0·2 (0 to 0·9)	0·1 (0 to 0·3)	46·4





SR Table 2b: Jalisco DALYS by cause and age group for females with 95% uncertainty intervals, 2019

Cause	Early Neonatal	Late Neonatal	Post Neonatal	1 to 4	5 to 9	10 to 14	15 to 19	20 to 24	25 to 29	30 to 34	35 to 39	40 to 44	45 to 49	50 to 54	55 to 59	60 to 64	65 to 69	70 to 74	75 to 79	80 to 84	85 to 89	90 to 94	95 plus	Total
All causes	23,900 (19,000 to 30,000)	9,270 (7,420 to 11,600)	24,200 (16,300 to 34,700)	22,100 (18,700 to 25,900)	18,600 (15,100 to 22,700)	24,400 (19,000 to 31,000)	36,900 (29,200 to 45,900)	43,900 (34,400 to 54,300)	48,600 (37,600 to 60,600)	51,400 (40,400 to 64,000)	55,600 (43,900 to 68,900)	61,700 (49,700 to 75,800)	68,200 (54,700 to 82,600)	71,900 (58,700 to 86,700)	72,900 (60,100 to 87,000)	76,600 (64,000 to 91,200)	69,200 (58,400 to 81,700)	64,200 (54,500 to 75,300)	53,200 (45,200 to 61,800)	41,600 (35,900 to 47,600)	29,100 (25,100 to 33,100)	16,300 (14,500 to 18,000)	3,990 (3,630 to 4,360)	988,000
Communicable, maternal, neonatal, and nutritional diseases	16,900 (12,700 to 21,500)	5,620 (4,340 to 7,210)	9,790 (6,390 to 14,400)	6,320 (4,950 to 7,910)	4,120 (3,130 to 5,460)	3,140 (2,410 to 4,110)	3,440 (2,730 to 4,240)	3,930 (3,170 to 4,860)	4,260 (3,340 to 5,340)	4,180 (3,350 to 5,240)	4,330 (3,380 to 5,480)	4,240 (3,380 to 5,450)	3,860 (3,000 to 4,910)	3,540 (2,780 to 4,420)	3,190 (2,550 to 3,930)	3,110 (2,470 to 3,880)	3,000 (2,370 to 3,830)	2,780 (2,160 to 3,520)	2,640 (2,030 to 3,360)	2,300 (1,770 to 2,980)	2,070 (1,580 to 2,640)	1,450 (1,120 to 1,800)	484 (379 to 591)	98,700
HIV/AIDS and sexually transmitted infections	3·3 (2·1 to 4·9)	1·8 (0·9 to 3·4)	92·8 (75·9 to 112)	81·8 (66·5 to 99·2)	54·5 (45·4 to 65·3)	86·2 (72·1 to 103)	124 (100 to 150)	291 (231 to 383)	472 (367 to 625)	555 (423 to 736)	551 (425 to 744)	581 (461 to 774)	479 (372 to 638)	312 (244 to 407)	238 (189 to 305)	163 (131 to 208)	163 (132 to 199)	40·2 (28·6 to 60·1)	23·3 (15·6 to 35·1)	12·5 (8·2 to 19·5)	7·3 (4·9 to 10·6)	2·2 (1·5 to 3·4)	0·4 (0·3 to 0·6)	4,330
HIV/AIDS	0 (0 to 0)	0 (0 to 0·1)	90·4 (73·7 to 110)	81·5 (66·3 to 98·8)	54·3 (45·3 to 65·1)	78·2 (64·4 to 93·6)	89 (73·2 to 106)	203 (166 to 245)	315 (259 to 384)	366 (297 to 436)	355 (297 to 425)	388 (317 to 463)	307 (254 to 369)	214 (178 to 257)	173 (143 to 209)	116 (96·2 to 137)	126 (103 to 152)	13·3 (9·8 to 17·3)	5·8 (4·5 to 7·1)	1·7 (1·4 to 2)	0·7 (0·5 to 0·8)	0·2 (0·1 to 0·2)	0·1 (0·1 to 0·1)	2,980
HIV/AIDS - Drug-susceptible Tuberculosis	0 (0 to 0)	0 (0 to 0)	5·8 (3·3 to 8·8)	5·3 (3·1 to 8·2)	3·6 (2·1 to 5·5)	5·3 (3·1 to 8·1)	5·8 (3·6 to 8·7)	13·7 (8·3 to 20·4)	21 (12·7 to 31·4)	24·2 (14·5 to 36·3)	23·3 (13·9 to 35)	25·4 (15 to 38·3)	20·3 (12 to 30·6)	14 (8·3 to 21·1)	11·3 (6·7 to 17)	7·6 (4·7 to 11·2)	8·3 (5 to 12·3)	0·8 (0·6 to 1·2)	0·4 (0·2 to 0·5)	0·1 (0·1 to 0·2)	0 (0 to 0·1)	0 (0 to 0)	0 (0 to 0)	196
HIV/AIDS - Multidrug-resistant Tuberculosis without extensive (	0 (0 to 0)	0 (0 to 0)	0·4 (0 to 1·8)	0·4 (0 to 1·6)	0·3 (0 to 1·1)	0·4 (0 to 1·6)	0·4 (0 to 1·7)	1 (0·1 to 4)	1·5 (0·1 to 6·1)	1·7 (0·1 to 7·1)	1·7 (0·1 to 6·8)	1·8 (0·1 to 7·5)	1·5 (0·1 to 6)	1 (0·1 to 4·2)	0·8 (0 to 3·3)	0·5 (0 to 2·2)	0·6 (0 to 2·4)	0 (0 to 0·2)	0 (0 to 0·1)	0 (0 to 0)	0 (0 to 0)	0 (0 to 0)	0 (0 to 0)	14·2
HIV/AIDS - Extensively drug-resistant Tuberculosis	0 (0 to 0)	0 (0 to 0)	0·1 (0 to 0·3)	0·1 (0 to 0·3)	0 (0 to 0·2)	0·1 (0 to 0·3)	0·1 (0 to 0·3)	0·2 (0 to 0·6)	0·2 (0 to 0·9)	0·3 (0 to 1·1)	0·3 (0 to 1·1)	0·3 (0 to 1·2)	0·2 (0 to 0·9)	0·2 (0 to 0·6)	0·1 (0 to 0·5)	0·1 (0 to 0·3)	0·1 (0 to 0·4)	0 (0 to 0)	0 (0 to 0)	0 (0 to 0)	0 (0 to 0)	0 (0 to 0)	0 (0 to 0)	2·3
HIV/AIDS resulting in other diseases	0 (0 to 0)	0 (0 to 0·1)	84·1 (67·1 to 105)	75·7 (60 to 93·4)	50·4 (41 to 61·4)	72·5 (58·3 to 88·2)	82·6 (66·9 to 99·7)	188 (152 to 231)	292 (235 to 361)	340 (271 to 410)	330 (270 to 402)	360 (291 to 437)	285 (231 to 351)	199 (161 to 242)	161 (131 to 197)	108 (87·5 to 130)	117 (93·3 to 143)	12·4 (8·9 to 16·4)	5·4 (4·1 to 6·7)	1·6 (1·2 to 1·9)	0·6 (0·5 to 0·8)	0·2 (0·1 to 0·2)	0·1 (0·1 to 0·1)	2,760
Sexually transmitted infections excluding HIV	3·3 (2·1 to 4·9)	1·8 (0·9 to 3·3)	2·4 (1 to 4·6)	0·3 (0·2 to 0·6)	0·1 (0·1 to 0·2)	7·9 (5·3 to 11·7)	34·7 (22 to 53·6)	88·1 (46·8 to 162)	158 (77·3 to 300)	188 (91·7 to 365)	196 (98·2 to 366)	194 (102 to 361)	173 (92·3 to 322)	98·1 (50·3 to 191)	64·5 (30·8 to 124)	46·8 (25 to 87·1)	36·6 (20·8 to 63·2)	27 (15·8 to 46·7)	17·5 (10·3 to 29·8)	10·8 (6·6 to 17·8)	6·7 (4·2 to 9·9)	2 (1·3 to 3·2)	0·3 (0·2 to 0·5)	1,360
Syphilis	3·3 (2·1 to 4·9)	1·8 (0·9 to 3·3)	2·4 (1 to 4·6)	0·3 (0·2 to 0·6)	0·1 (0·1 to 0·2)	2·9 (1·8 to 4·5)	3·4 (2·2 to 5·1)	1·7 ([illegible])	5·1 ([illegible])	5·5 ([illegible])	4·1 ([illegible])	2 ([illegible])	4·4 ([illegible])	2·6 ([illegible])	1·2 ([illegible])	1·6 ([illegible])	1·9 ([illegible])	2 ([illegible])	1·3 ([illegible])	1·5 ([illegible])	1 ([illegible])	0·5 ([illegible])	0·1 (0·1 to 0·1)	50·6
Chlamydial infection	0 (0 to 0)	0 (0 to 0)	0 (0 to 0)	0 (0 to 0)	0 (0 to 0)	0·9 (0·6 to 1·3)	3·6 (2·4 to 5·3)	[illegible]	[illegible]	[illegible]	[illegible]	[illegible]	[illegible]	[illegible]	[illegible]	[illegible]	[illegible]	[illegible]	[illegible]	[illegible]	[illegible]	[illegible]	0 (0 to 0·1)	94·4
Gonococcal infection	0 (0 to 0)	0 (0 to 0)	0 (0 to 0)	0 (0 to 0)	0 (0 to 0)	0·9 (0·6 to 1·4)	4·9 (3·2 to 7·2)	[illegible]	[illegible]	[illegible]	[illegible]	[illegible]	[illegible]	[illegible]	[illegible]	[illegible]	[illegible]	[illegible]	[illegible]	[illegible]	[illegible]	[illegible]	0·1 (0 to 0·1)	124
Trichomoniasis	0 (0 to 0)	0 (0 to 0)	0 (0 to 0)	0 (0 to 0)	0 (0 to 0)	0·4 (0 to 1·2)	7·3 (2·2 to 18·7)	[illegible]	[illegible]	[illegible]	[illegible]	[illegible]	[illegible]	[illegible]	[illegible]	[illegible]	[illegible]	[illegible]	[illegible]	[illegible]	[illegible]	[illegible]	0 (0 to 0·1)	623
Genital herpes	0 (0 to 0)	0 (0 to 0)	0 (0 to 0)	0 (0 to 0)	0 (0 to 0)	1·3 (0·3 to 3·4)	6 (1·6 to 14·9)	[illegible]	[illegible]	[illegible]	[illegible]	[illegible]	[illegible]	[illegible]	[illegible]	[illegible]	[illegible]	[illegible]	[illegible]	[illegible]	[illegible]	[illegible]	0·1 (0 to 0·2)	241
Other sexually transmitted infections	0 (0 to 0)	0 (0 to 0)	0 (0 to 0)	0 (0 to 0)	0 (0 to 0)	1·6 (1·1 to 2·3)	9·5 (6·5 to 13)	[illegible]	[illegible]	[illegible]	[illegible]	[illegible]	[illegible]	[illegible]	[illegible]	[illegible]	[illegible]	[illegible]	[illegible]	[illegible]	[illegible]	[illegible]	0 (0 to 0)	225
Respiratory infections and tuberculosis	764 (491 to 1,090)	654 (443 to 907)	3,360 (1,940 to 5,300)	1,850 (1,370 to 2,400)	923 (648 to 1,280)	730 (500 to 1,060)	784 (545 to 1,110)	[illegible]	[illegible]	[illegible]	[illegible]	[illegible]	[illegible]	[illegible]	[illegible]	[illegible]	[illegible]	[illegible]	[illegible]	[illegible]	[illegible]	[illegible]	301 (225 to 388)	26,800
Tuberculosis	0 (0 to 0)	0 (0 to 0)	14·3 (8·7 to 23·3)	23·7 (17·4 to 31·7)	20·4 (14·6 to 28·5)	20·1 (14·7 to 27·2)	47·3 (32·7 to 66)	[illegible]	[illegible]	[illegible]	[illegible]	[illegible]	[illegible]	[illegible]	[illegible]	[illegible]	[illegible]	[illegible]	[illegible]	[illegible]	[illegible]	[illegible]	1 (0·7 to 1·4)	1,420
Latent tuberculosis infection	0 (0 to 0)	0 (0 to 0)	0 (0 to 0)	0 (0 to 0)	0 (0 to 0)	0 (0 to 0)	0 (0 to 0)	[illegible]	[illegible]	[illegible]	[illegible]	[illegible]	[illegible]	[illegible]	[illegible]	[illegible]	[illegible]	[illegible]	[illegible]	[illegible]	[illegible]	[illegible]	0 (0 to 0)	0
Drug-susceptible tuberculosis	0 (0 to 0)	[illegible]	[illegible]	[illegible]	[illegible]	[illegible]	[illegible]	[illegible]	[illegible]	[illegible]	[illegible]	[illegible]	[illegible]	[illegible]	[illegible]	[illegible]	[illegible]	[illegible]	[illegible]	[illegible]	[illegible]	[illegible]	1 (0·6 to 1·4)	1,330
Multidrug-resistant tuberculosis without extensive drug resistar	0 (0 to 0)	[illegible]	[illegible]	[illegible]	[illegible]	[illegible]	[illegible]	[illegible]	[illegible]	[illegible]	[illegible]	[illegible]	[illegible]	[illegible]	[illegible]	[illegible]	[illegible]	[illegible]	[illegible]	[illegible]	[illegible]	[illegible]	0·1 (0 to 0·2)	75·4
Extensively drug-resistant tuberculosis	0 (0 to 0)	[illegible]	[illegible]	[illegible]	[illegible]	[illegible]	[illegible]	[illegible]	[illegible]	[illegible]	[illegible]	[illegible]	[illegible]	[illegible]	[illegible]	[illegible]	[illegible]	[illegible]	[illegible]	[illegible]	[illegible]	[illegible]	0 (0 to 0)	11·7
Lower respiratory infections	761 (488 to 1,090)	[illegible]	[illegible]	[illegible]	[illegible]	[illegible]	[illegible]	[illegible]	[illegible]	[illegible]	[illegible]	[illegible]	[illegible]	[illegible]	[illegible]	[illegible]	[illegible]	[illegible]	[illegible]	[illegible]	[illegible]	[illegible]	298 (222 to 385)	20,700
Upper respiratory infections	3·1 (1·5 to 5·9)	[illegible]	[illegible]	[illegible]	[illegible]	[illegible]	[illegible]	[illegible]	[illegible]	[illegible]	[illegible]	[illegible]	[illegible]	[illegible]	[illegible]	[illegible]	[illegible]	[illegible]	[illegible]	[illegible]	[illegible]	[illegible]	1·1 (0·7 to 1·7)	3,550
Otitis media	0 (0 to 0·1)	[illegible]	[illegible]	[illegible]	[illegible]	[illegible]	[illegible]	[illegible]	[illegible]	[illegible]	[illegible]	[illegible]	[illegible]	[illegible]	[illegible]	[illegible]	[illegible]	[illegible]	[illegible]	[illegible]	[illegible]	[illegible]	0·2 (0·1 to 0·4)	1,090
Enteric infections	27·2 (17 to 40·6)	[illegible]	[illegible]	[illegible]	[illegible]	[illegible]	[illegible]	[illegible]	[illegible]	[illegible]	[illegible]	[illegible]	[illegible]	[illegible]	[illegible]	[illegible]	[illegible]	[illegible]	[illegible]	[illegible]	[illegible]	[illegible]	29·4 (20·5 to 41·4)	7,180
Diarrheal diseases	27·2 (17 to 40·6)	[illegible]	[illegible]	[illegible]	[illegible]	[illegible]	[illegible]	[illegible]	[illegible]	[illegible]	[illegible]	[illegible]	[illegible]	[illegible]	[illegible]	[illegible]	[illegible]	[illegible]	[illegible]	[illegible]	[illegible]	[illegible]	29·1 (20·3 to 41·1)	7,090
Typhoid and paratyphoid	0 (0 to 0)	[illegible]	[illegible]	[illegible]	[illegible]	[illegible]	[illegible]	[illegible]	[illegible]	[illegible]	[illegible]	[illegible]	[illegible]	[illegible]	[illegible]	[illegible]	[illegible]	[illegible]	[illegible]	[illegible]	[illegible]	[illegible]	0·2 (0·1 to 0·7)	48·8
Typhoid fever	0 (0 to 0)	[illegible]	[illegible]	[illegible]	[illegible]	[illegible]	[illegible]	[illegible]	[illegible]	[illegible]	[illegible]	[illegible]	[illegible]	[illegible]	[illegible]	[illegible]	[illegible]	[illegible]	[illegible]	[illegible]	[illegible]	[illegible]	0·2 (0·1 to 0·7)	48·1
Paratyphoid fever	0 (0 to 0)	[illegible]	[illegible]	[illegible]	[illegible]	[illegible]	[illegible]	[illegible]	[illegible]	[illegible]	[illegible]	[illegible]	[illegible]	[illegible]	[illegible]	[illegible]	[illegible]	[illegible]	[illegible]	[illegible]	[illegible]	[illegible]	0 (0 to 0)	0·7
Invasive Non-typhoidal Salmonella (iNTS)	0 (0 to 0)	[illegible]	[illegible]	[illegible]	[illegible]	[illegible]	[illegible]	[illegible]	[illegible]	[illegible]	[illegible]	[illegible]	[illegible]	[illegible]	[illegible]	[illegible]	[illegible]	[illegible]	[illegible]	[illegible]	[illegible]	[illegible]	0 (0 to 0·2)	22·4
Other intestinal infectious diseases	0 (0 to 0)	[illegible]	[illegible]	[illegible]	[illegible]	[illegible]	[illegible]	[illegible]	[illegible]	[illegible]	[illegible]	[illegible]	[illegible]	[illegible]	[illegible]	[illegible]	[illegible]	[illegible]	[illegible]	[illegible]	[illegible]	[illegible]	0 (0 to 0·1)	17·3
Neglected tropical diseases and malaria	15·2 (5·7 to 32·3)	[illegible]	[illegible]	[illegible]	[illegible]	[illegible]	[illegible]	[illegible]	[illegible]	[illegible]	[illegible]	[illegible]	[illegible]	[illegible]	[illegible]	[illegible]	[illegible]	[illegible]	[illegible]	[illegible]	[illegible]	[illegible]	8·5 (4·2 to 14·4)	6,150
Malaria	0 (0 to 0)	[illegible]	[illegible]	[illegible]	[illegible]	[illegible]	[illegible]	[illegible]	[illegible]	[illegible]	[illegible]	[illegible]	[illegible]	[illegible]	[illegible]	[illegible]	[illegible]	[illegible]	[illegible]	[illegible]	[illegible]	[illegible]	0 (0 to 0)	0
Chagas disease	0 (0 to 0)	[illegible]	[illegible]	[illegible]	[illegible]	[illegible]	[illegible]	[illegible]	[illegible]	[illegible]	[illegible]	[illegible]	[illegible]	[illegible]	[illegible]	[illegible]	[illegible]	[illegible]	[illegible]	[illegible]	[illegible]	[illegible]	1·1 (0·3 to 2·5)	349
Leishmaniasis	0 (0 to 0)	[illegible]	[illegible]	[illegible]	[illegible]	[illegible]	[illegible]	[illegible]	[illegible]	[illegible]	[illegible]	[illegible]	[illegible]	[illegible]	[illegible]	[illegible]	[illegible]	[illegible]	[illegible]	[illegible]	[illegible]	[illegible]	0 (0 to 0)	0
Visceral leishmaniasis	0 (0 to 0)	[illegible]	[illegible]	[illegible]	[illegible]	[illegible]	[illegible]	[illegible]	[illegible]	[illegible]	[illegible]	[illegible]	[illegible]	[illegible]	[illegible]	[illegible]	[illegible]	[illegible]	[illegible]	[illegible]	[illegible]	[illegible]	0 (0 to 0)	0
Cutaneous and mucocutaneous leishmaniasis	0 (0 to 0)	[illegible]	[illegible]	[illegible]	[illegible]	[illegible]	[illegible]	[illegible]	[illegible]	[illegible]	[illegible]	[illegible]	[illegible]	[illegible]	[illegible]	[illegible]	[illegible]	[illegible]	[illegible]	[illegible]	[illegible]	[illegible]	0 (0 to 0)	0
African trypanosomiasis	0 (0 to 0)	[illegible]	[illegible]	[illegible]	[illegible]	[illegible]	[illegible]	[illegible]	[illegible]	[illegible]	[illegible]	[illegible]	[illegible]	[illegible]	[illegible]	[illegible]	[illegible]	[illegible]	[illegible]	[illegible]	[illegible]	[illegible]	0 (0 to 0)	0
Schistosomiasis	0 (0 to 0)	[illegible]	[illegible]	[illegible]	[illegible]	[illegible]	[illegible]	[illegible]	[illegible]	[illegible]	[illegible]	[illegible]	[illegible]	[illegible]	[illegible]	[illegible]	[illegible]	[illegible]	[illegible]	[illegible]	[illegible]	[illegible]	0 (0 to 0)	0
Cysticercosis	0 (0 to 0)	[illegible]	[illegible]	[illegible]	[illegible]	[illegible]	[illegible]	[illegible]	[illegible]	[illegible]	[illegible]	[illegible]	[illegible]	[illegible]	[illegible]	[illegible]	[illegible]	[illegible]	[illegible]	[illegible]	[illegible]	[illegible]	6·5 (2·7 to 12·5)	4,370
Cystic echinococcosis	0 (0 to 0)	[illegible]	[illegible]	[illegible]	[illegible]	[illegible]	[illegible]	[illegible]	[illegible]	[illegible]	[illegible]	[illegible]	[illegible]	[illegible]	[illegible]	[illegible]	[illegible]	[illegible]	[illegible]	[illegible]	[illegible]	[illegible]	0 (0 to 0)	1·1
Lymphatic filariasis	0 (0 to 0)	[illegible]	[illegible]	[illegible]	[illegible]	[illegible]	[illegible]	[illegible]	[illegible]	[illegible]	[illegible]	[illegible]	[illegible]	[illegible]	[illegible]	[illegible]	[illegible]	[illegible]	[illegible]	[illegible]	[illegible]	[illegible]	0 (0 to 0)	0
Onchocerciasis	0 (0 to 0)	[illegible]	[illegible]	[illegible]	[illegible]	[illegible]	[illegible]	[illegible]	[illegible]	[illegible]	[illegible]	[illegible]	[illegible]	[illegible]	[illegible]	[illegible]	[illegible]	[illegible]	[illegible]	[illegible]	[illegible]	[illegible]	0 (0 to 0)	0
Trachoma	0 (0 to 0)	[illegible]	[illegible]	[illegible]	[illegible]	[illegible]	[illegible]	[illegible]	[illegible]	[illegible]	[illegible]	[illegible]	[illegible]	[illegible]	[illegible]	[illegible]	[illegible]	[illegible]	[illegible]	[illegible]	[illegible]	[illegible]	0 (0 to 0)	0
Dengue	0 (0 to 0)	[illegible]	[illegible]	[illegible]	[illegible]	[illegible]	[illegible]	[illegible]	[illegible]	[illegible]	[illegible]	[illegible]	[illegible]	[illegible]	[illegible]	[illegible]	[illegible]	[illegible]	[illegible]	[illegible]	[illegible]	[illegible]	0·6 (0·2 to 1)	368
Yellow fever	0 (0 to 0)	[illegible]	[illegible]	[illegible]	[illegible]	[illegible]	[illegible]	[illegible]	[illegible]	[illegible]	[illegible]	[illegible]	[illegible]	[illegible]	[illegible]	[illegible]	[illegible]	[illegible]	[illegible]	[illegible]	[illegible]	[illegible]	0 (0 to 0)	0
Rabies	0 (0 to 0)	[illegible]	[illegible]	[illegible]	[illegible]	[illegible]	[illegible]	[illegible]	[illegible]	[illegible]	[illegible]	[illegible]	[illegible]	[illegible]	[illegible]	[illegible]	[illegible]	[illegible]	[illegible]	[illegible]	[illegible]	[illegible]	0 (0 to 0)	0·1
Intestinal nematode infections	0 (0 to 0)	[illegible]	[illegible]	[illegible]	[illegible]	[illegible]	[illegible]	[illegible]	[illegible]	[illegible]	[illegible]	[illegible]	[illegible]	[illegible]	[illegible]	[illegible]	[illegible]	[illegible]	[illegible]	[illegible]	[illegible]	[illegible]	0·1 (0 to 0·2)	688
Ascariasis	0 (0 to 0)	[illegible]	[illegible]	[illegible]	[illegible]	[illegible]	[illegible]	[illegible]	[illegible]	[illegible]	[illegible]	[illegible]	[illegible]	[illegible]	[illegible]	[illegible]	[illegible]	[illegible]	[illegible]	[illegible]	[illegible]	[illegible]	0 (0 to 0·2)	283
Trichuriasis	0 (0 to 0)	[illegible]	[illegible]	[illegible]	[illegible]	[illegible]	[illegible]	[illegible]	[illegible]	[illegible]	[illegible]	[illegible]	[illegible]	[illegible]	[illegible]	[illegible]	[illegible]	[illegible]	[illegible]	[illegible]	[illegible]	[illegible]	0 (0 to 0)	200
Hookworm disease	0 (0 to 0)	[illegible]	[illegible]	[illegible]	[illegible]	[illegible]	[illegible]	[illegible]	[illegible]	[illegible]	[illegible]	[illegible]	[illegible]	[illegible]	[illegible]	[illegible]	[illegible]	[illegible]	[illegible]	[illegible]	[illegible]	[illegible]	0 (0 to 0)	205
Food-borne trematodiases	0 (0 to 0)	[illegible]	[illegible]	[illegible]	[illegible]	[illegible]	[illegible]	[illegible]	[illegible]	[illegible]	[illegible]	[illegible]	[illegible]	[illegible]	[illegible]	[illegible]	[illegible]	[illegible]	[illegible]	[illegible]	[illegible]	[illegible]	0 (0 to 0)	0
Leprosy	0 (0 to 0)	[illegible]	[illegible]	[illegible]	[illegible]	[illegible]	[illegible]	[illegible]	[illegible]	[illegible]	[illegible]	[illegible]	[illegible]	[illegible]	[illegible]	[illegible]	[illegible]	[illegible]	[illegible]	[illegible]	[illegible]	[illegible]	0 (0 to 0)	1
Ebola	0 (0 to 0)	[illegible]	[illegible]	[illegible]	[illegible]	[illegible]	[illegible]	[illegible]	[illegible]	[illegible]	[illegible]	[illegible]	[illegible]	[illegible]	[illegible]	[illegible]	[illegible]	[illegible]	[illegible]	[illegible]	[illegible]	[illegible]	0 (0 to 0)	0
Zika virus	0 (0 to 0)	[illegible]	[illegible]	[illegible]	[illegible]	[illegible]	[illegible]	[illegible]	[illegible]	[illegible]	[illegible]	[illegible]	[illegible]	[illegible]	[illegible]	[illegible]	[illegible]	[illegible]	[illegible]	[illegible]	[illegible]	[illegible]	0 (0 to 0)	1·5
Guinea worm disease	0 (0 to 0)	[illegible]	[illegible]	[illegible]	[illegible]	[illegible]	[illegible]	[illegible]	[illegible]	[illegible]	[illegible]	[illegible]	[illegible]	[illegible]	[illegible]	[illegible]	[illegible]	[illegible]	[illegible]	[illegible]	[illegible]	[illegible]	0 (0 to 0)	0
Other neglected tropical diseases	15·2 (5·7 to 32·3)	[illegible]	[illegible]	[illegible]	[illegible]	[illegible]	[illegible]	[illegible]	[illegible]	[illegible]	[illegible]	[illegible]	[illegible]	[illegible]	[illegible]	[illegible]	[illegible]	[illegible]	[illegible]	[illegible]	[illegible]	[illegible]	0·2 (0·1 to 0·4)	373
Other infectious diseases	46 (28·7 to 77·9)	[illegible]	[illegible]	[illegible]	[illegible]	[illegible]	[illegible]	[illegible]	[illegible]	[illegible]	[illegible]	[illegible]	[illegible]	[illegible]	[illegible]	[illegible]	[illegible]	[illegible]	[illegible]	[illegible]	[illegible]	[illegible]	3·1 (2·2 to 4)	4,280
Meningitis	8·8 (5·5 to 13·2)	[illegible]	[illegible]	[illegible]	[illegible]	[illegible]	[illegible]	[illegible]	[illegible]	[illegible]	[illegible]	[illegible]	[illegible]	[illegible]	[illegible]	[illegible]	[illegible]	[illegible]	[illegible]	[illegible]	[illegible]	[illegible]	0·4 (0·3 to 0·5)	764
Encephalitis	14·3 (7·3 to 24·5)	[illegible]	[illegible]	[illegible]	[illegible]	[illegible]	[illegible]	[illegible]	[illegible]	[illegible]	[illegible]	[illegible]	[illegible]	[illegible]	[illegible]	[illegible]	[illegible]	[illegible]	[illegible]	[illegible]	[illegible]	[illegible]	0·6 (0·3 to 0·9)	1,610
Diphtheria	0 (0 to 0)	[illegible]	[illegible]	[illegible]	[illegible]	[illegible]	[illegible]	[illegible]	[illegible]	[illegible]	[illegible]	[illegible]	[illegible]	[illegible]	[illegible]	[illegible]	[illegible]	[illegible]	[illegible]	[illegible]	[illegible]	[illegible]	0 (0 to 0)	0·7
Tetanus	0·2 (0·1 to 0·4)	[illegible]	[illegible]	[illegible]	[illegible]	[illegible]	[illegible]	[illegible]	[illegible]	[illegible]	[illegible]	[illegible]	[illegible]	[illegible]	[illegible]	[illegible]	[illegible]	[illegible]	[illegible]	[illegible]	[illegible]	[illegible]	0 (0 to 0)	3·2
Measles	0 (0 to 0)	[illegible]	[illegible]	[illegible]	[illegible]	[illegible]	[illegible]	[illegible]	[illegible]	[illegible]	[illegible]	[illegible]	[illegible]	[illegible]	[illegible]	[illegible]	[illegible]	[illegible]	[illegible]	[illegible]	[illegible]	[illegible]	0 (0 to 0)	0
Varicella and herpes zoster	1·3 (0·6 to 2·4)	[illegible]	[illegible]	[illegible]	[illegible]	[illegible]	[illegible]	[illegible]	[illegible]	[illegible]	[illegible]	[illegible]	[illegible]	[illegible]	[illegible]	[illegible]	[illegible]	[illegible]	[illegible]	[illegible]	[illegible]	[illegible]	0·7 (0·3 to 1·1)	324
Acute hepatitis	0 (0 to 0)	[illegible]	[illegible]	[illegible]	[illegible]	[illegible]	[illegible]	[illegible]	[illegible]	[illegible]	[illegible]	[illegible]	[illegible]	[illegible]	[illegible]	[illegible]	[illegible]	[illegible]	[illegible]	[illegible]	[illegible]	[illegible]	0·3 (0·2 to 0·4)	432
Acute hepatitis A	0 (0 to 0)	[illegible]	[illegible]	[illegible]	[illegible]	[illegible]	[illegible]	[illegible]	[illegible]	[illegible]	[illegible]	[illegible]	[illegible]	[illegible]	[illegible]	[illegible]	[illegible]	[illegible]	[illegible]	[illegible]	[illegible]	[illegible]	0·2 (0 to 0·3)	262
Acute hepatitis B	0 (0 to 0)	[illegible]	[illegible]	[illegible]	[illegible]	[illegible]	[illegible]	[illegible]	[illegible]	[illegible]	[illegible]	[illegible]	[illegible]	[illegible]	[illegible]	[illegible]	[illegible]	[illegible]	[illegible]	[illegible]	[illegible]	[illegible]	0·1 (0 to 0·2)	96·3
Acute hepatitis C	0 (0 to 0)	[illegible]	[illegible]	[illegible]	[illegible]	[illegible]	[illegible]	[illegible]	[illegible]	[illegible]	[illegible]	[illegible]	[illegible]	[illegible]	[illegible]	[illegible]	[illegible]	[illegible]	[illegible]	[illegible]	[illegible]	[illegible]	0 (0 to 0·1)	52·6
Acute hepatitis E	0 (0 to 0)	[illegible]	[illegible]	[illegible]	[illegible]	[illegible]	[illegible]	[illegible]	[illegible]	[illegible]	[illegible]	[illegible]	[illegible]	[illegible]	[illegible]	[illegible]	[illegible]	[illegible]	[illegible]	[illegible]	[illegible]	[illegible]	0 (0 to 0·1)	21·7
Other unspecified infectious diseases	21·3 (9 to 50·4)	[illegible]	[illegible]	[illegible]	[illegible]	[illegible]	[illegible]	[illegible]	[illegible]	[illegible]	[illegible]	[illegible]	[illegible]	[illegible]	[illegible]	[illegible]	[illegible]	[illegible]	[illegible]	[illegible]	[illegible]	[illegible]	1·1 (0·7 to 1·6)	974
Maternal and neonatal disorders	16,000 (12,000 to 20,300)	[illegible]	[illegible]	[illegible]	[illegible]	[illegible]	[illegible]	[illegible]	[illegible]	[illegible]	[illegible]	[illegible]	[illegible]	[illegible]	[illegible]	[illegible]	[illegible]	[illegible]	[illegible]	[illegible]	[illegible]	[illegible]	0·1 (0 to 0·1)	37,400
Maternal disorders	0 (0 to 0)	[illegible]	[illegible]	[illegible]	[illegible]	[illegible]	[illegible]	[illegible]	[illegible]	[illegible]	[illegible]	[illegible]	[illegible]	[illegible]	[illegible]	[illegible]	[illegible]	[illegible]	[illegible]	[illegible]	[illegible]	[illegible]	0 (0 to 0)	3,690
Maternal hemorrhage	0 (0 to 0)	[illegible]	[illegible]	[illegible]	[illegible]	[illegible]	[illegible]	[illegible]	[illegible]	[illegible]	[illegible]	[illegible]	[illegible]	[illegible]	[illegible]	[illegible]	[illegible]	[illegible]	[illegible]	[illegible]	[illegible]	[illegible]	0 (0 to 0)	777
Maternal sepsis and other maternal infections	0 (0 to 0)	[illegible]	[illegible]	[illegible]	[illegible]	[illegible]	[illegible]	[illegible]	[illegible]	[illegible]	[illegible]	[illegible]	[illegible]	[illegible]	[illegible]	[illegible]	[illegible]	[illegible]	[illegible]	[illegible]	[illegible]	[illegible]	0 (0 to 0)	183
Maternal hypertensive disorders	0 (0 to 0)	[illegible]	[illegible]	[illegible]	[illegible]	[illegible]	[illegible]	[illegible]	[illegible]	[illegible]	[illegible]	[illegible]	[illegible]	[illegible]	[illegible]	[illegible]	[illegible]	[illegible]	[illegible]	[illegible]	[illegible]	[illegible]	0 (0 to 0)	680
Maternal obstructed labor and uterine rupture	0 (0 to 0)	[illegible]	[illegible]	[illegible]	[illegible]	[illegible]	[illegible]	[illegible]	[illegible]	[illegible]	[illegible]	[illegible]	[illegible]	[illegible]	[illegible]	[illegible]	[illegible]	[illegible]	[illegible]	[illegible]	[illegible]	[illegible]	0 (0 to 0)	167
Maternal abortion and miscarriage	0 (0 to 0)	[illegible]	[illegible]	[illegible]	[illegible]	[illegible]	[illegible]	[illegible]	[illegible]	[illegible]	[illegible]	[illegible]	[illegible]	[illegible]	[illegible]	[illegible]	[illegible]	[illegible]	[illegible]	[illegible]	[illegible]	[illegible]	0 (0 to 0)	174
Ectopic pregnancy	0 (0 to 0)	[illegible]	[illegible]	[illegible]	[illegible]	[illegible]	[illegible]	[illegible]	[illegible]	[illegible]	[illegible]	[illegible]	[illegible]	[illegible]	[illegible]	[illegible]	[illegible]	[illegible]	[illegible]	[illegible]	[illegible]	[illegible]	0 (0 to 0)	77·3
Indirect maternal deaths	--	[illegible]	[illegible]	[illegible]	[illegible]	[illegible]	[illegible]	[illegible]	[illegible]	[illegible]	[illegible]	[illegible]	[illegible]	[illegible]	[illegible]	[illegible]	[illegible]	[illegible]	[illegible]	[illegible]	[illegible]	[illegible]	--	NA
Late maternal deaths	--	[illegible]	[illegible]	[illegible]	[illegible]	[illegible]	[illegible]	[illegible]	[illegible]	[illegible]	[illegible]	[illegible]	[illegible]	[illegible]	[illegible]	[illegible]	[illegible]	[illegible]	[illegible]	[illegible]	[illegible]	[illegible]	--	NA
Maternal deaths aggravated by HIV/AIDS	--	[illegible]	[illegible]	[illegible]	[illegible]	[illegible]	[illegible]	[illegible]	[illegible]	[illegible]	[illegible]	[illegible]	[illegible]	[illegible]	[illegible]	[illegible]	[illegible]	[illegible]	[illegible]	[illegible]	[illegible]	[illegible]	--	NA
Neonatal disorders	16,000 (12,000 to 20,300)	[illegible]	[illegible]	[illegible]	[illegible]	[illegible]	[illegible]	[illegible]	[illegible]	[illegible]	[illegible]	[illegible]	[illegible]	[illegible]	[illegible]	[illegible]	[illegible]	[illegible]	[illegible]	[illegible]	[illegible]	[illegible]	0·1 (0 to 0·1)	33,700
Neonatal preterm birth	8,130 (5,930 to 10,500)	[illegible]	[illegible]	[illegible]	[illegible]	[illegible]	[illegible]	[illegible]	[illegible]	[illegible]	[illegible]	[illegible]	[illegible]	[illegible]	[illegible]	[illegible]	[illegible]	[illegible]	[illegible]	[illegible]	[illegible]	[illegible]	0·1 (0 to 0·1)	14,600
Neonatal encephalopathy due to birth asphyxia and trauma	2,810 (1,930 to 3,870)	[illegible]	[illegible]	[illegible]	[illegible]	[illegible]	[illegible]	[illegible]	[illegible]	[illegible]	[illegible]	[illegible]	[illegible]	[illegible]	[illegible]	[illegible]	[illegible]	[illegible]	[illegible]	[illegible]	[illegible]	[illegible]	0 (0 to 0)	4,500
Neonatal sepsis and other neonatal infections	3,080 (2,160 to 4,240)	[illegible]	[illegible]	[illegible]	[illegible]	[illegible]	[illegible]	[illegible]	[illegible]	[illegible]	[illegible]	[illegible]	[illegible]	[illegible]	[illegible]	[illegible]	[illegible]	[illegible]	[illegible]	[illegible]	[illegible]	[illegible]	0 (0 to 0)	10,400
Hemolytic disease and other neonatal jaundice	88·4 (54·1 to 137)	[illegible]	[illegible]	[illegible]	[illegible]	[illegible]	[illegible]	[illegible]	[illegible]	[illegible]	[illegible]	[illegible]	[illegible]	[illegible]	[illegible]	[illegible]	[illegible]	[illegible]	[illegible]	[illegible]	[illegible]	[illegible]	0 (0 to 0)	929
Other neonatal disorders	1,900 (1,280 to 2,690)	[illegible]	[illegible]	[illegible]	[illegible]	[illegible]	[illegible]	[illegible]	[illegible]	[illegible]	[illegible]	[illegible]	[illegible]	[illegible]	[illegible]	[illegible]	[illegible]	[illegible]	[illegible]	[illegible]	[illegible]	[illegible]	0 (0 to 0)	3,300
Nutritional deficiencies	0·8 (0·4 to 1·4)	[illegible]	[illegible]	[illegible]	[illegible]	[illegible]	[illegible]	[illegible]	[illegible]	[illegible]	[illegible]	[illegible]	[illegible]	[illegible]	[illegible]	[illegible]	[illegible]	[illegible]	[illegible]	[illegible]	[illegible]	[illegible]	142 (102 to 188)	12,500
Protein-energy malnutrition	0·8 (0·4 to 1·4)	[illegible]	[illegible]	[illegible]	[illegible]	[illegible]	[illegible]	[illegible]	[illegible]	[illegible]	[illegible]	[illegible]	[illegible]	[illegible]	[illegible]	[illegible]	[illegible]	[illegible]	[illegible]	[illegible]	[illegible]	[illegible]	134 (94·8 to 179)	6,170
Iodine deficiency	0 (0 to 0)	[illegible]	[illegible]	[illegible]	[illegible]	[illegible]	[illegible]	[illegible]	[illegible]	[illegible]	[illegible]	[illegible]	[illegible]	[illegible]	[illegible]	[illegible]	[illegible]	[illegible]	[illegible]	[illegible]	[illegible]	[illegible]	0·1 (0 to 0·1)	553
Vitamin A deficiency	0 (0 to 0)	[illegible]	[illegible]	[illegible]	[illegible]	[illegible]	[illegible]	[illegible]	[illegible]	[illegible]	[illegible]	[illegible]	[illegible]	[illegible]	[illegible]	[illegible]	[illegible]	[illegible]	[illegible]	[illegible]	[illegible]	[illegible]	0 (0 to 0)	322
Dietary iron deficiency	0 (0 to 0)	[illegible]	[illegible]	[illegible]	[illegible]	[illegible]	[illegible]	[illegible]	[illegible]	[illegible]	[illegible]	[illegible]	[illegible]	[illegible]	[illegible]	[illegible]	[illegible]	[illegible]	[illegible]	[illegible]	[illegible]	[illegible]	1·3 (0·3 to 3·2)	4,450
Other nutritional deficiencies	0 (0 to 0)	[illegible]	[illegible]	[illegible]	[illegible]	[illegible]	[illegible]	[illegible]	[illegible]	[illegible]	[illegible]	[illegible]	[illegible]	[illegible]	[illegible]	[illegible]	[illegible]	[illegible]	[illegible]	[illegible]	[illegible]	[illegible]	6·8 (3·2 to 18·9)	1,000
Non-communicable diseases	6,810 (4,780 to 10,100)	[illegible]	[illegible]	[illegible]	[illegible]	[illegible]	[illegible]	[illegible]	[illegible]	[illegible]	[illegible]	[illegible]	[illegible]	[illegible]	[illegible]	[illegible]	[illegible]	[illegible]	[illegible]	[illegible]	[illegible]	[illegible]	3,360 (3,040 to 3,690)	820,000
Neoplasms	39·3 (25·2 to 53·8)	[illegible]	[illegible]	[illegible]	[illegible]	[illegible]	[illegible]	[illegible]	[illegible]	[illegible]	[illegible]	[illegible]	[illegible]	[illegible]	[illegible]	[illegible]	[illegible]	[illegible]	[illegible]	[illegible]	[illegible]	[illegible]	153 (121 to 180)	97,800
Lip and oral cavity cancer	0 (0 to 0)	[illegible]	[illegible]	[illegible]	[illegible]	[illegible]	[illegible]	[illegible]	[illegible]	[illegible]	[illegible]	[illegible]	[illegible]	[illegible]	[illegible]	[illegible]	[illegible]	[illegible]	[illegible]	[illegible]	[illegible]	[illegible]	2 (1·4 to 2·6)	581
Nasopharynx cancer	0 (0 to 0)	[illegible]	[illegible]	[illegible]	[illegible]	[illegible]	[illegible]	[illegible]	[illegible]	[illegible]	[illegible]	[illegible]	[illegible]	[illegible]	[illegible]	[illegible]	[illegible]	[illegible]	[illegible]	[illegible]	[illegible]	[illegible]	0·1 (0·1 to 0·2)	88·4
Other pharynx cancer	0 (0 to 0)	[illegible]	[illegible]	[illegible]	[illegible]	[illegible]	[illegible]	[illegible]	[illegible]	[illegible]	[illegible]	[illegible]	[illegible]	[illegible]	[illegible]	[illegible]	[illegible]	[illegible]	[illegible]	[illegible]	[illegible]	[illegible]	0·2 (0·2 to 0·3)	87·3
Esophageal cancer	0 (0 to 0)	[illegible]	[illegible]	[illegible]	[illegible]	[illegible]	[illegible]	[illegible]	[illegible]	[illegible]	[illegible]	[illegible]	[illegible]	[illegible]	[illegible]	[illegible]	[illegible]	[illegible]	[illegible]	[illegible]	[illegible]	[illegible]	1·2 (0·8 to 1·5)	466
Stomach cancer	0 (0 to 0)	[illegible]	[illegible]	[illegible]	[illegible]	[illegible]	[illegible]	[illegible]	[illegible]	[illegible]	[illegible]	[illegible]	[illegible]	[illegible]	[illegible]	[illegible]	[illegible]	[illegible]	[illegible]	[illegible]	[illegible]	[illegible]	20·3 (16·1 to 24·3)	5,800
Colon and rectum cancer	0 (0 to 0)	[illegible]	[illegible]	[illegible]	[illegible]	[illegible]	[illegible]	[illegible]	[illegible]	[illegible]	[illegible]	[illegible]	[illegible]	[illegible]	[illegible]	[illegible]	[illegible]	[illegible]	[illegible]	[illegible]	[illegible]	[illegible]	23·1 (17·9 to 28·4)	8,180
Liver cancer	0·8 (0·5 to 1·2)	[illegible]	[illegible]	[illegible]	[illegible]	[illegible]	[illegible]	[illegible]	[illegible]	[illegible]	[illegible]	[illegible]	[illegible]	[illegible]	[illegible]	[illegible]	[illegible]	[illegible]	[illegible]	[illegible]	[illegible]	[illegible]	3·8 (2·8 to 4·9)	2,530
Liver cancer due to hepatitis B	0 (0 to 0)	[illegible]	[illegible]	[illegible]	[illegible]	[illegible]	[illegible]	[illegible]	[illegible]	[illegible]	[illegible]	[illegible]	[illegible]	[illegible]	[illegible]	[illegible]	[illegible]	[illegible]	[illegible]	[illegible]	[illegible]	[illegible]	0·2 (0·1 to 0·3)	318
Liver cancer due to hepatitis C	0 (0 to 0)	[illegible]	[illegible]	[illegible]	[illegible]	[illegible]	[illegible]	[illegible]	[illegible]	[illegible]	[illegible]	[illegible]	[illegible]	[illegible]	[illegible]	[illegible]	[illegible]	[illegible]	[illegible]	[illegible]	[illegible]	[illegible]	2·6 (1·8 to 3·5)	1,120
Liver cancer due to alcohol use	0 (0 to 0)	[illegible]	[illegible]	[illegible]	[illegible]	[illegible]	[illegible]	[illegible]	[illegible]	[illegible]	[illegible]	[illegible]	[illegible]	[illegible]	[illegible]	[illegible]	[illegible]	[illegible]	[illegible]	[illegible]	[illegible]	[illegible]	0·3 (0·2 to 0·5)	490
Liver cancer due to NASH	0 (0 to 0)	[illegible]	[illegible]	[illegible]	[illegible]	[illegible]	[illegible]	[illegible]	[illegible]	[illegible]	[illegible]	[illegible]	[illegible]	[illegible]	[illegible]	[illegible]	[illegible]	[illegible]	[illegible]	[illegible]	[illegible]	[illegible]	0·5 (0·3 to 0·8)	310
Liver cancer due to other causes	0·8 (0·5 to 1·2)	[illegible]	[illegible]	[illegible]	[illegible]	[illegible]	[illegible]	[illegible]	[illegible]	[illegible]	[illegible]	[illegible]	[illegible]	[illegible]	[illegible]	[illegible]	[illegible]	[illegible]	[illegible]	[illegible]	[illegible]	[illegible]	0·2 (0·1 to 0·2)	286
Gallbladder and biliary tract cancer	0 (0 to 0)	[illegible]	[illegible]	[illegible]	[illegible]	[illegible]	[illegible]	[illegible]	[illegible]	[illegible]	[illegible]	[illegible]	[illegible]	[illegible]	[illegible]	[illegible]	[illegible]	[illegible]	[illegible]	[illegible]	[illegible]	[illegible]	5 (3·1 to 10·2)	2,750
Pancreatic cancer	0 (0 to 0)	[illegible]	[illegible]	[illegible]	[illegible]	[illegible]	[illegible]	[illegible]	[illegible]	[illegible]	[illegible]	[illegible]	[illegible]	[illegible]	[illegible]	[illegible]	[illegible]	[illegible]	[illegible]	[illegible]	[illegible]	[illegible]	9·4 (6·6 to 11·7)	5,270
Larynx cancer	0 (0 to 0)	[illegible]	[illegible]	[illegible]	[illegible]	[illegible]	[illegible]	[illegible]	[illegible]	[illegible]	[illegible]	[illegible]	[illegible]	[illegible]	[illegible]	[illegible]	[illegible]	[illegible]	[illegible]	[illegible]	[illegible]	[illegible]	0·7 (0·4 to 0·9)	238
Tracheal, bronchus, and lung cancer	0 (0 to 0)	[illegible]	[illegible]	[illegible]	[illegible]	[illegible]	[illegible]	[illegible]	[illegible]	[illegible]	[illegible]	[illegible]	[illegible]	[illegible]	[illegible]	[illegible]	[illegible]	[illegible]	[illegible]	[illegible]	[illegible]	[illegible]	12·7 (8·3 to 17·2)	7,470
Malignant skin melanoma	0·1 (0 to 0·1)	[illegible]	[illegible]	[illegible]	[illegible]	[illegible]	[illegible]	[illegible]	[illegible]	[illegible]	[illegible]	[illegible]	[illegible]	[illegible]	[illegible]	[illegible]	[illegible]	[illegible]	[illegible]	[illegible]	[illegible]	[illegible]	2·8 (1 to 4)	721
Non-melanoma skin cancer	0 (0 to 0)	[illegible]	[illegible]	[illegible]	[illegible]	[illegible]	[illegible]	[illegible]	[illegible]	[illegible]	[illegible]	[illegible]	[illegible]	[illegible]	[illegible]	[illegible]	[illegible]	[illegible]	[illegible]	[illegible]	[illegible]	[illegible]	12·1 (7·9 to 17)	628
Non-melanoma skin cancer (squamous-cell carcinoma)	0 (0 to 0)	[illegible]	[illegible]	[illegible]	[illegible]	[illegible]	[illegible]	[illegible]	[illegible]	[illegible]	[illegible]	[illegible]	[illegible]	[illegible]	[illegible]	[illegible]	[illegible]	[illegible]	[illegible]	[illegible]	[illegible]	[illegible]	12·1 (7·9 to 17)	627
Non-melanoma skin cancer (basal-cell carcinoma)	0 (0 to 0)	[illegible]	[illegible]	[illegible]	[illegible]	[illegible]	[illegible]	[illegible]	[illegible]	[illegible]	[illegible]	[illegible]	[illegible]	[illegible]	[illegible]	[illegible]	[illegible]	[illegible]	[illegible]	[illegible]	[illegible]	[illegible]	0 (0 to 0)	0·7
Breast cancer	0 (0 to 0)	[illegible]	[illegible]	[illegible]	[illegible]	[illegible]	[illegible]	[illegible]	[illegible]	[illegible]	[illegible]	[illegible]	[illegible]	[illegible]	[illegible]	[illegible]	[illegible]	[illegible]	[illegible]	[illegible]	[illegible]	[illegible]	18·8 (13·8 to 23·3)	19,300
Cervical cancer	0 (0 to 0)	[illegible]	[illegible]	[illegible]	[illegible]	[illegible]	[illegible]	[illegible]	[illegible]	[illegible]	[illegible]	[illegible]	[illegible]	[illegible]	[illegible]	[illegible]	[illegible]	[illegible]	[illegible]	[illegible]	[illegible]	[illegible]	10·6 (6·6 to 15·6)	10,200
Uterine cancer	0 (0 to 0)	[illegible]	[illegible]	[illegible]	[illegible]	[illegible]	[illegible]	[illegible]	[illegible]	[illegible]	[illegible]	[illegible]	[illegible]	[illegible]	[illegible]	[illegible]	[illegible]	[illegible]	[illegible]	[illegible]	[illegible]	[illegible]	1·8 (1·3 to 2·5)	1,800
Ovarian cancer	0 (0 to 0)	[illegible]	[illegible]	[illegible]	[illegible]	[illegible]	[illegible]	[illegible]	[illegible]	[illegible]	[illegible]	[illegible]	[illegible]	[illegible]	[illegible]	[illegible]	[illegible]	[illegible]	[illegible]	[illegible]	[illegible]	[illegible]	3·5 (2·5 to 4·8)	6,870
Prostate cancer	0 (0 to 0)	[illegible]	[illegible]	[illegible]	[illegible]	[illegible]	[illegible]	[illegible]	[illegible]	[illegible]	[illegible]	[illegible]	[illegible]	[illegible]	[illegible]	[illegible]	[illegible]	[illegible]	[illegible]	[illegible]	[illegible]	[illegible]	0 (0 to 0)	0
Testicular cancer	--	[illegible]	[illegible]	[illegible]	[illegible]	[illegible]	[illegible]	[illegible]	[illegible]	[illegible]	[illegible]	[illegible]	[illegible]	[illegible]	[illegible]	[illegible]	[illegible]	[illegible]	[illegible]	[illegible]	[illegible]	[illegible]	--	NA
Kidney cancer	2·7 (1·9 to 3·7)	[illegible]	[illegible]	[illegible]	[illegible]	[illegible]	[illegible]	[illegible]	[illegible]	[illegible]	[illegible]	[illegible]	[illegible]	[illegible]	[illegible]	[illegible]	[illegible]	[illegible]	[illegible]	[illegible]	[illegible]	[illegible]	1·8 (1·1 to 2·5)	1,730
Bladder cancer	0 (0 to 0)	[illegible]	[illegible]	[illegible]	[illegible]	[illegible]	[illegible]	[illegible]	[illegible]	[illegible]	[illegible]	[illegible]	[illegible]	[illegible]	[illegible]	[illegible]	[illegible]	[illegible]	[illegible]	[illegible]	[illegible]	[illegible]	3·4 (2·4 to 4·5)	737
Brain and central nervous system cancer	6·2 (2·2 to 10·2)	[illegible]	[illegible]	[illegible]	[illegible]	[illegible]	[illegible]	[illegible]	[illegible]	[illegible]	[illegible]	[illegible]	[illegible]	[illegible]	[illegible]	[illegible]	[illegible]	[illegible]	[illegible]	[illegible]	[illegible]	[illegible]	1·7 (0·8 to 2·5)	3,130
Thyroid cancer	0 (0 to 0)	[illegible]	[illegible]	[illegible]	[illegible]	[illegible]	[illegible]	[illegible]	[illegible]	[illegible]	[illegible]	[illegible]	[illegible]	[illegible]	[illegible]	[illegible]	[illegible]	[illegible]	[illegible]	[illegible]	[illegible]	[illegible]	1·6 (1·1 to 2·2)	886
Mesothelioma	0 (0 to 0)	[illegible]	[illegible]	[illegible]	[illegible]	[illegible]	[illegible]	[illegible]	[illegible]	[illegible]	[illegible]	[illegible]	[illegible]	[illegible]	[illegible]	[illegible]	[illegible]	[illegible]	[illegible]	[illegible]	[illegible]	[illegible]	0·1 (0·1 to 0·2)	199
Hodgkin lymphoma	0 (0 to 0)	[illegible]	[illegible]	[illegible]	[illegible]	[illegible]	[illegible]	[illegible]	[illegible]	[illegible]	[illegible]	[illegible]	[illegible]	[illegible]	[illegible]	[illegible]	[illegible]	[illegible]	[illegible]	[illegible]	[illegible]	[illegible]	0·2 (0·1 to 0·4)	564
Non-Hodgkin lymphoma	0 (0 to 0)	[illegible]	[illegible]	[illegible]	[illegible]	[illegible]	[illegible]	[illegible]	[illegible]	[illegible]	[illegible]	[illegible]	[illegible]	[illegible]	[illegible]	[illegible]	[illegible]	[illegible]	[illegible]	[illegible]	[illegible]	[illegible]	3·1 (2·3 to 3·8)	2,810
Multiple myeloma	0 (0 to 0)	[illegible]	[illegible]	[illegible]	[illegible]	[illegible]	[illegible]	[illegible]	[illegible]	[illegible]	[illegible]	[illegible]	[illegible]	[illegible]	[illegible]	[illegible]	[illegible]	[illegible]	[illegible]	[illegible]	[illegible]	[illegible]	0·7 (0·5 to 1)	1,320
Leukemia	14·1 (8·8 to 19·8)	[illegible]	[illegible]	[illegible]	[illegible]	[illegible]	[illegible]	[illegible]	[illegible]	[illegible]	[illegible]	[illegible]	[illegible]	[illegible]	[illegible]	[illegible]	[illegible]	[illegible]	[illegible]	[illegible]	[illegible]	[illegible]	3·3 (2·2 to 4·4)	7,350
Acute lymphoid leukemia	5·5 (3 to 8·4)	[illegible]	[illegible]	[illegible]	[illegible]	[illegible]	[illegible]	[illegible]	[illegible]	[illegible]	[illegible]	[illegible]	[illegible]	[illegible]	[illegible]	[illegible]	[illegible]	[illegible]	[illegible]	[illegible]	[illegible]	[illegible]	0·4 (0·2 to 0·6)	3,590
Chronic lymphoid leukemia	0 (0 to 0)	[illegible]	[illegible]	[illegible]	[illegible]	[illegible]	[illegible]	[illegible]	[illegible]	[illegible]	[illegible]	[illegible]	[illegible]	[illegible]	[illegible]	[illegible]	[illegible]	[illegible]	[illegible]	[illegible]	[illegible]	[illegible]	0·5 (0·3 to 0·7)	177
Acute myeloid leukemia	2 (1·2 to 3)	[illegible]	[illegible]	[illegible]	[illegible]	[illegible]	[illegible]	[illegible]	[illegible]	[illegible]	[illegible]	[illegible]	[illegible]	[illegible]	[illegible]	[illegible]	[illegible]	[illegible]	[illegible]	[illegible]	[illegible]	[illegible]	0·6 (0·3 to 0·9)	2,250
Chronic myeloid leukemia	1 (0·3 to 2·5)	[illegible]	[illegible]	[illegible]	[illegible]	[illegible]	[illegible]	[illegible]	[illegible]	[illegible]	[illegible]	[illegible]	[illegible]	[illegible]	[illegible]	[illegible]	[illegible]	[illegible]	[illegible]	[illegible]	[illegible]	[illegible]	0·4 (0·3 to 0·6)	287
Other leukemia	5·5 (3·5 to 8·4)	[illegible]	[illegible]	[illegible]	[illegible]	[illegible]	[illegible]	[illegible]	[illegible]	[illegible]	[illegible]	[illegible]	[illegible]	[illegible]	[illegible]	[illegible]	[illegible]	[illegible]	[illegible]	[illegible]	[illegible]	[illegible]	1·4 (0·9 to 2)	1,050
Other malignant neoplasms	12·4 (7·2 to 18·1)	[illegible]	[illegible]	[illegible]	[illegible]	[illegible]	[illegible]	[illegible]	[illegible]	[illegible]	[illegible]	[illegible]	[illegible]	[illegible]	[illegible]	[illegible]	[illegible]	[illegible]	[illegible]	[illegible]	[illegible]	[illegible]	7·8 (5·8 to 9·7)	5,240
Other neoplasms	2·9 (1·1 to 5·5)	[illegible]	[illegible]	[illegible]	[illegible]	[illegible]	[illegible]	[illegible]	[illegible]	[illegible]	[illegible]	[illegible]	[illegible]	[illegible]	[illegible]	[illegible]	[illegible]	[illegible]	[illegible]	[illegible]	[illegible]	[illegible]	1·1 (0·8 to 1·8)	827
Myelodysplastic, myeloproliferative, and other hematopoietic n	2·9 (1·1 to 5·5)	[illegible]	[illegible]	[illegible]	[illegible]	[illegible]	[illegible]	[illegible]	[illegible]	[illegible]	[illegible]	[illegible]	[illegible]	[illegible]	[illegible]	[illegible]	[illegible]	[illegible]	[illegible]	[illegible]	[illegible]	[illegible]	1·1 (0·8 to 1·8)	827
Benign and in situ intestinal neoplasms	0 (0 to 0)	[illegible]	[illegible]	[illegible]	[illegible]	[illegible]	[illegible]	[illegible]	[illegible]	[illegible]	[illegible]	[illegible]	[illegible]	[illegible]	[illegible]	[illegible]	[illegible]	[illegible]	[illegible]	[illegible]	[illegible]	[illegible]	0 (0 to 0)	0
Benign and in situ cervical and uterine neoplasms	0 (0 to 0)	[illegible]	[illegible]	[illegible]	[illegible]	[illegible]	[illegible]	[illegible]	[illegible]	[illegible]	[illegible]	[illegible]	[illegible]	[illegible]	[illegible]	[illegible]	[illegible]	[illegible]	[illegible]	[illegible]	[illegible]	[illegible]	0 (0 to 0)	0
Other benign and in situ neoplasms	0 (0 to 0)	[illegible]	[illegible]	[illegible]	[illegible]	[illegible]	[illegible]	[illegible]	[illegible]	[illegible]	[illegible]	[illegible]	[illegible]	[illegible]	[illegible]	[illegible]	[illegible]	[illegible]	[illegible]	[illegible]	[illegible]	[illegible]	0 (0 to 0)	0
Cardiovascular diseases	59·9 (39·2 to 85·6)	[illegible]	[illegible]	[illegible]	[illegible]	[illegible]	[illegible]	[illegible]	[illegible]	[illegible]	[illegible]	[illegible]	[illegible]	[illegible]	[illegible]	[illegible]	[illegible]	[illegible]	[illegible]	[illegible]	[illegible]	[illegible]	1,430 (1,160 to 1,650)	87,400
Rheumatic heart disease	0 (0 to 0)	[illegible]	[illegible]	[illegible]	[illegible]	[illegible]	[illegible]	[illegible]	[illegible]	[illegible]	[illegible]	[illegible]	[illegible]	[illegible]	[illegible]	[illegible]	[illegible]	[illegible]	[illegible]	[illegible]	[illegible]	[illegible]	2·3 (1·7 to 2·9)	1,370





SR Table 2b: México DALYS by cause and age group for females with 95% uncertainty intervals, 2019

Cause	Early Neonatal	Late Neonatal	Post Neonatal	1 to 4	5 to 9	10 to 14	15 to 19	20 to 24	25 to 29	30 to 34	35 to 39	40 to 44	45 to 49	50 to 54	55 to 59	60 to 64	65 to 69	70 to 74	75 to 79	80 to 84	85 to 89	90 to 94	95 plus	Total
All causes	74,000 (55,300 to 96,600)	28,100 (21,100 to 36,400)	79,300 (57,100 to 108,000)	40,300 (31,400 to 51,600)	37,800 (30,500 to 47,100)	52,000 (40,600 to 65,700)	74,900 (59,100 to 94,400)	93,600 (73,500 to 116,000)	107,000 (83,700 to 132,000)	115,000 (89,900 to 141,000)	127,000 (101,000 to 156,000)	146,000 (117,000 to 178,000)	162,000 (131,000 to 196,000)	172,000 (139,000 to 207,000)	173,000 (141,000 to 207,000)	170,000 (140,000 to 202,000)	143,000 (120,000 to 169,000)	123,000 (104,000 to 144,000)	96,200 (81,900 to 112,000)	72,200 (62,400 to 82,800)	48,300 (41,900 to 55,000)	23,500 (20,900 to 26,000)	5,600 (5,120 to 6,110)	2,160,000
Communicable, maternal, neonatal, and nutritional diseases	55,900 (40,800 to 73,400)	20,200 (15,100 to 26,200)	36,300 (25,300 to 50,900)	12,800 (9,490 to 16,600)	9,060 (6,890 to 12,200)	6,630 (5,180 to 8,470)	7,020 (5,640 to 8,540)	8,810 (7,090 to 10,800)	9,410 (7,500 to 11,700)	9,100 (7,350 to 11,300)	9,530 (7,480 to 12,200)	9,350 (7,280 to 12,200)	8,470 (6,590 to 10,700)	7,420 (5,810 to 9,350)	6,610 (5,290 to 8,370)	5,940 (4,670 to 7,490)	5,170 (3,980 to 6,520)	4,330 (3,310 to 5,540)	3,800 (2,950 to 4,860)	3,090 (2,380 to 3,970)	2,750 (2,200 to 3,470)	1,600 (1,270 to 1,990)	486 (388 to 599)	244,000
HIV/AIDS and sexually transmitted infections	4·6 (2·9 to 7·3)	2·5 (1·2 to 4·7)	150 (124 to 180)	92 (75 to 111)	75·5 (61·5 to 90·7)	121 (101 to 144)	201 (164 to 251)	539 (425 to 703)	887 (684 to 1,190)	1,060 (805 to 1,470)	1,100 (841 to 1,500)	1,060 (806 to 1,490)	900 (686 to 1,240)	569 (434 to 788)	393 (307 to 540)	304 (241 to 397)	187 (147 to 240)	69 (47·1 to 106)	38·2 (25·2 to 57·9)	21·2 (13·8 to 32·3)	12·1 (8·1 to 17·8)	3·2 (2·1 to 4·8)	0·6 (0·4 to 0·8)	7,790
HIV/AIDS	0 (0 to 0)	0 (0 to 0·1)	147 (120 to 176)	91·8 (74·6 to 111)	75·4 (61·4 to 90·6)	102 (83·7 to 123)	123 (101 to 147)	341 (278 to 407)	530 (441 to 646)	630 (519 to 759)	639 (528 to 770)	580 (484 to 693)	471 (389 to 562)	334 (274 to 401)	246 (204 to 294)	201 (167 to 243)	111 (90·4 to 134)	16·7 (12·1 to 22·5)	6·6 (5 to 8·4)	1·9 (1·5 to 2·2)	0·7 (0·6 to 0·9)	0·2 (0·1 to 0·2)	0·1 (0·1 to 0·1)	4,650
HIV/AIDS - Drug-susceptible Tuberculosis	0 (0 to 0)	0 (0 to 0)	8·3 (4·8 to 12·6)	5 (2·9 to 7·6)	3·6 (2·1 to 5·4)	4·7 (2·8 to 7·1)	5·7 (3·5 to 8·3)	16·7 (10·3 to 24·7)	24·6 (15·1 to 36·3)	30 (18·3 to 44·3)	29·7 (18·1 to 43·8)	27·2 (16·5 to 40·3)	22·3 (13·5 to 33)	15·8 (9·6 to 23·4)	11·7 (7·1 to 17·2)	9·8 (6·1 to 14·1)	5·4 (3·5 to 7·7)	0·9 (0·6 to 1·1)	0·3 (0·2 to 0·5)	0·1 (0·1 to 0·1)	0 (0 to 0)	0 (0 to 0)	0 (0 to 0)	222
HIV/AIDS - Multidrug-resistant Tuberculosis without exten	0 (0 to 0)	0 (0 to 0)	0·6 (0 to 2·5)	0·4 (0 to 1·5)	0·3 (0 to 1·1)	0·3 (0 to 1·4)	0·4 (0 to 1·6)	1·1 (0·1 to 4·7)	1·7 (0·1 to 6·9)	2·1 (0·1 to 8·5)	2 (0·1 to 8·4)	1·9 (0·1 to 7·8)	1·6 (0·1 to 6·4)	1·1 (0·1 to 4·6)	0·8 (0·1 to 3·3)	0·6 (0 to 2·6)	0·3 (0 to 1·4)	0 (0 to 0·2)	0 (0 to 0·1)	0 (0 to 0)	0 (0 to 0)	0 (0 to 0)	0 (0 to 0)	15·3
HIV/AIDS - Extensively drug-resistant Tuberculosis	0 (0 to 0)	0 (0 to 0)	0·1 (0 to 0·4)	0·1 (0 to 0·2)	0 (0 to 0·2)	0·1 (0 to 0·2)	0·1 (0 to 0·3)	0·2 (0 to 0·8)	0·3 (0 to 1·1)	0·3 (0 to 1·4)	0·3 (0 to 1·4)	0·3 (0 to 1·3)	0·2 (0 to 1)	0·2 (0 to 0·7)	0·1 (0 to 0·5)	0·1 (0 to 0·4)	0·1 (0 to 0·2)	0 (0 to 0)	0 (0 to 0)	0 (0 to 0)	0 (0 to 0)	0 (0 to 0)	0 (0 to 0)	2·4
HIV/AIDS resulting in other diseases	0 (0 to 0)	0 (0 to 0·1)	138 (111 to 167)	86·3 (69·1 to 105)	71·5 (57·5 to 86·7)	96·6 (78·4 to 117)	117 (94·5 to 141)	323 (261 to 388)	503 (416 to 618)	598 (486 to 727)	607 (494 to 740)	551 (453 to 661)	447 (366 to 539)	317 (258 to 384)	234 (190 to 282)	191 (156 to 231)	105 (84·9 to 129)	15·8 (11·3 to 21·5)	6·3 (4·7 to 8·1)	1·8 (1·4 to 2·1)	0·7 (0·6 to 0·8)	0·2 (0·1 to 0·2)	0·1 (0·1 to 0·1)	4,410
Sexually transmitted infections excluding HIV	4·6 (2·9 to 7·3)	2·5 (1·2 to 4·7)	3·5 (1·6 to 6·6)	0·2 (0·1 to 0·4)	0·1 (0 to 0·2)	19·3 (13 to 27·8)	78·2 (52·7 to 119)	198 (112 to 359)	358 (188 to 658)	432 (222 to 832)	463 (242 to 824)	480 (259 to 872)	429 (241 to 769)	235 (126 to 449)	147 (74·4 to 278)	103 (55·7 to 189)	76 (43·6 to 129)	52·3 (31·4 to 88·4)	31·6 (19·3 to 50·9)	19·3 (12 to 30·2)	11·4 (7·4 to 17)	3 (2 to 4·5)	0·5 (0·3 to 0·7)	3,150
Syphilis	4·6 (2·9 to 7·3)	2·5 (1·2 to 4·7)	3·5 (1·6 to 6·6)	0·2 (0·1 to 0·4)	0·1 (0 to 0·2)	7·2 (4·6 to 10·9)	8·2 (5·1 to 12·4)	4·3 (2·6 to 6·9)	13·1 (7·7 to 21·2)	14·5 (8·9 to 22·7)	10·9 (6·8 to 16·8)	5·5 (3·5 to 8·2)	12·1 (7·8 to 18·5)	6·8 (4·5 to 9·9)	2·8 (1·8 to 4)	3·7 (2·4 to 5·3)	4 (2·6 to 6)	3·9 (2·5 to 5·6)	2·3 (1·5 to 3·2)	2·6 (1·7 to 3·9)	1·7 (1·2 to 2·5)	0·7 (0·5 to 1)	0·1 (0·1 to 0·2)	115
Chlamydial infection	0 (0 to 0)	0 (0 to 0)	0 (0 to 0)	0 (0 to 0)	0 (0 to 0)	2·2 (1·5 to 3·1)	8·5 (5·8 to 12·1)	22·4 (15·4 to 32)	27 (17·9 to 41·3)	27 (13·5 to 48·3)	37·2 (20·9 to 60·7)	44·5 (26·1 to 70·6)	38·9 (24·9 to 61·8)	12 (8·1 to 17·5)	7·2 (4·9 to 9·9)	5·6 (3·4 to 8·9)	3·5 (2 to 5·6)	3·3 (1·9 to 5·2)	2·2 (1·4 to 3·3)	2 (1·2 to 3·2)	1·2 (0·7 to 1·9)	0·3 (0·2 to 0·4)	0·1 (0 to 0·1)	245
Gonococcal infection	0 (0 to 0)	0 (0 to 0)	0 (0 to 0)	0 (0 to 0)	0 (0 to 0)	2·2 (1·4 to 3·3)	11·7 (7·5 to 17·3)	20 (13·4 to 30·2)	28·7 (17·7 to 45·3)	27·3 (17·3 to 41·1)	31·4 (20·3 to 46)	46·1 (29·4 to 70·6)	52 (32·2 to 80·5)	22·8 (13·7 to 36·2)	14·2 (8·7 to 21·4)	14·4 (8·7 to 22·8)	18·7 (10·8 to 30)	11·3 (6·6 to 17·8)	8 (4·9 to 11·8)	4·4 (2·6 to 7·1)	3·1 (1·9 to 4·8)	0·7 (0·4 to 1)	0·1 (0·1 to 0·1)	317
Trichomoniasis	0 (0 to 0)	0 (0 to 0)	0 (0 to 0)	0 (0 to 0)	0 (0 to 0)	0·7 (0 to 2·5)	14·8 (4·4 to 38·8)	85·4 (27·2 to 204)	188 (61·9 to 423)	228 (75·7 to 541)	217 (71·1 to 496)	200 (66·1 to 475)	167 (51·7 to 390)	111 (35·1 to 263)	64·3 (20·6 to 156)	35·5 (11·6 to 84·2)	21·3 (7·3 to 48·6)	13·8 (4·9 to 31·7)	7·6 (2·9 to 16·6)	3·8 (1·4 to 8·2)	1·5 (0·6 to 3·2)	0·4 (0·1 to 0·8)	0 (0 to 0·1)	1,360
Genital herpes	0 (0 to 0)	0 (0 to 0)	0 (0 to 0)	0 (0 to 0)	0 (0 to 0)	2·9 (0·8 to 7·2)	12·6 (3·4 to 31·8)	27·6 (8 to 67·6)	44·9 (15·1 to 112)	58·7 (19·5 to 141)	65·1 (21·2 to 162)	65·9 (20·5 to 164)	62·7 (19 to 159)	52·2 (15·9 to 126)	41 (12·5 to 98·8)	30·9 (9·2 to 77·6)	20·3 (6·1 to 50·1)	14 (4·4 to 35·4)	8·4 (2·5 to 21)	4·7 (1·4 to 12)	2·3 (0·7 to 5·7)	0·7 (0·2 to 1·8)	0·1 (0 to 0·3)	515
Other sexually transmitted infections	0 (0 to 0)	0 (0 to 0)	0 (0 to 0)	0 (0 to 0)	0 (0 to 0)	4 (2·8 to 5·5)	22·4 (16 to 31·2)	38·5 (23·7 to 61·6)	56 (34·2 to 87·5)	76·8 (45·9 to 118)	101 (63·9 to 156)	118 (72·1 to 179)	96·6 (59·7 to 151)	30·3 (17·1 to 47·9)	17·7 (10·2 to 27·9)	12·4 (7·5 to 19·7)	8·2 (4·8 to 13·3)	5·8 (3·4 to 9·2)	3·1 (1·9 to 4·6)	1·8 (1·1 to 2·9)	1·6 (1 to 2·4)	0·3 (0·2 to 0·4)	0 (0 to 0·1)	595
Respiratory infections and tuberculosis	2,720 (1,710 to 4,020)	2,310 (1,580 to 3,250)	14,200 (9,000 to 21,300)	3,400 (2,270 to 4,790)	2,090 (1,480 to 2,960)	1,730 (1,220 to 2,430)	1,670 (1,190 to 2,340)	1,960 (1,400 to 2,650)	2,080 (1,510 to 2,750)	2,040 (1,450 to 2,770)	2,070 (1,470 to 2,830)	2,410 (1,740 to 3,330)	2,540 (1,840 to 3,440)	2,680 (1,900 to 3,620)	2,710 (1,940 to 3,670)	2,490 (1,810 to 3,460)	2,350 (1,680 to 3,210)	2,110 (1,480 to 2,830)	1,900 (1,380 to 2,550)	1,610 (1,200 to 2,120)	1,410 (1,070 to 1,850)	847 (635 to 1,090)	254 (189 to 332)	59,600
Tuberculosis	0 (0 to 0)	0 (0 to 0)	39·2 (24·7 to 58·7)	33·6 (22·4 to 49·1)	38·4 (26·1 to 55·6)	42·5 (30·9 to 56·8)	85·3 (60·3 to 115)	216 (131 to 319)	261 (150 to 408)	195 (114 to 302)	187 (115 to 280)	186 (113 to 285)	181 (115 to 268)	229 (146 to 343)	191 (119 to 290)	166 (105 to 243)	135 (88·6 to 192)	111 (76·7 to 154)	75·2 (52·3 to 103)	44·1 (30·2 to 63·5)	21·7 (14·1 to 31·2)	7·1 (4·6 to 10·1)	1·2 (0·9 to 1·7)	2,440
Latent tuberculosis infection	0 (0 to 0)	0 (0 to 0)	0 (0 to 0)	0 (0 to 0)	0 (0 to 0)	0 (0 to 0)	0 (0 to 0)	0 (0 to 0)	0 (0 to 0)	0 (0 to 0)	0 (0 to 0)	0 (0 to 0)	0 (0 to 0)	0 (0 to 0)	0 (0 to 0)	0 (0 to 0)	0 (0 to 0)	0 (0 to 0)	0 (0 to 0)	0 (0 to 0)	0 (0 to 0)	0 (0 to 0)	0 (0 to 0)	0
Drug-susceptible tuberculosis	0 (0 to 0)	0 (0 to 0)	36·7 (21·9 to 56·5)	31·7 (20·2 to 46·8)	36·5 (24·3 to 54·1)	40·1 (27·4 to 54·5)	80·1 (52·7 to 110)	204 (119 to 307)	247 (140 to 383)	185 (102 to 292)	176 (102 to 271)	175 (103 to 273)	170 (104 to 256)	215 (134 to 328)	179 (105 to 273)	156 (92·8 to 232)	127 (79·9 to 182)	104 (68·1 to 148)	70·7 (44·6 to 98·7)	41·4 (26·3 to 60·4)	20·3 (12·7 to 29·9)	6·6 (4·2 to 9·6)	1·2 (0·8 to 1·6)	2,300

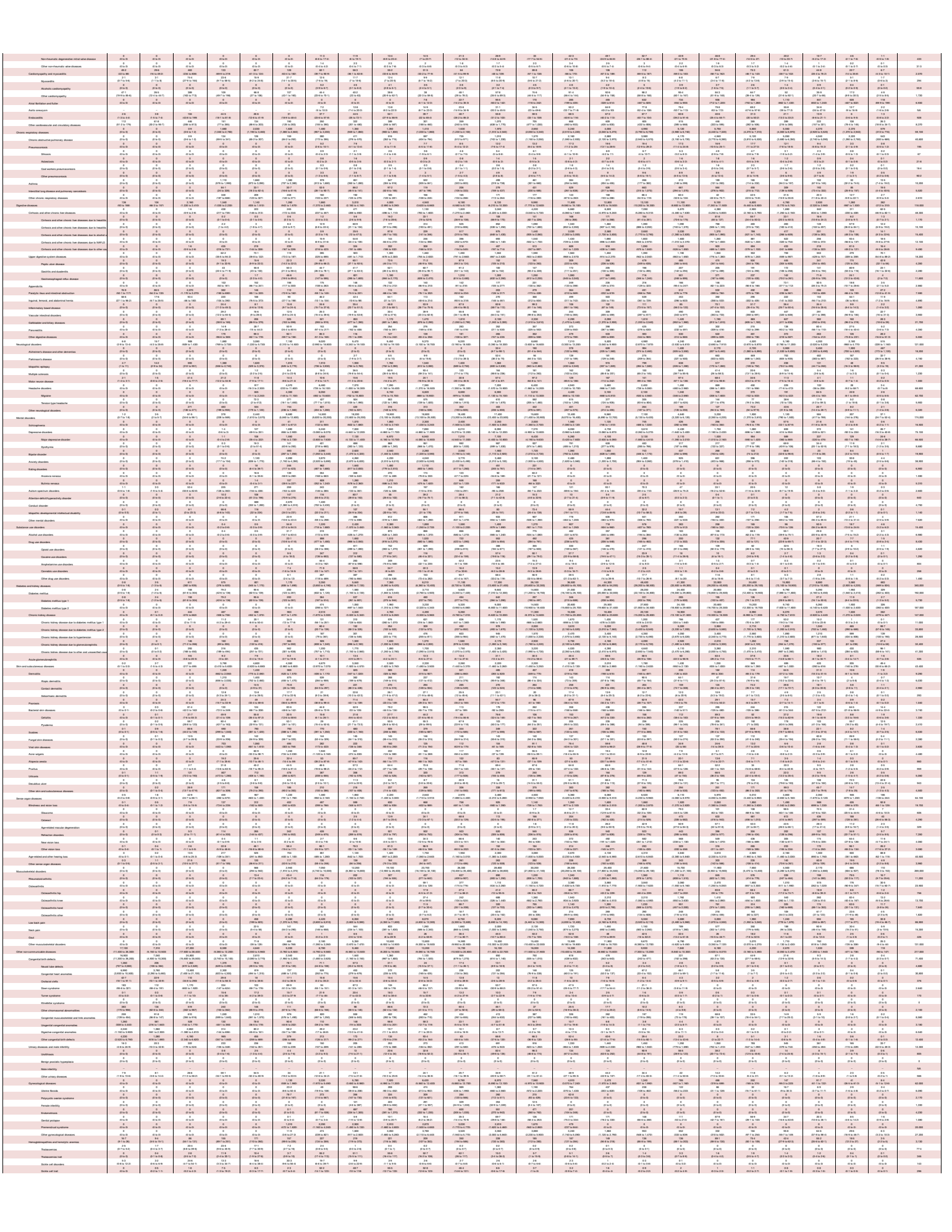



SR Table 2b: Michoacán de Ocampo DALYS by cause and age group for females with 95% uncertainty intervals, 2019

Cause	Early Neonatal	Late Neonatal	Post Neonatal	1 to 4	5 to 9	10 to 14	15 to 19	20 to 24	25 to 29	30 to 34	35 to 39	40 to 44	45 to 49	50 to 54	55 to 59	60 to 64	65 to 69	70 to 74	75 to 79	80 to 84	85 to 89	90 to 94	95 plus	Total
All causes	9,430 (7,300 to 12,200)	3,900 (3,030 to 5,020)	16,100 (11,000 to 22,900)	11,700 (9,710 to 13,900)	10,300 (8,230 to 12,700)	14,900 (11,800 to 18,500)	21,200 (16,800 to 26,400)	24,900 (19,300 to 30,800)	27,700 (21,600 to 34,400)	28,900 (22,500 to 36,000)	31,100 (24,700 to 38,100)	33,600 (26,900 to 41,200)	35,500 (28,500 to 43,000)	38,300 (31,100 to 46,300)	40,700 (33,200 to 48,800)	41,100 (34,200 to 49,100)	38,300 (32,300 to 45,200)	35,800 (30,400 to 42,000)	31,300 (26,700 to 36,500)	27,100 (23,400 to 31,200)	20,000 (17,400 to 23,100)	11,000 (9,700 to 12,400)	4,730 (4,340 to 5,160)	557,000
Communicable, maternal, neonatal, and nutritional diseases	6,750 (4,370 to 9,050)	2,550 (1,770 to 3,330)	7,270 (4,740 to 10,800)	3,800 (2,970 to 4,850)	2,650 (1,950 to 3,530)	2,020 (1,560 to 2,590)	2,090 (1,680 to 2,560)	2,350 (1,880 to 2,920)	2,690 (2,170 to 3,360)	2,660 (2,120 to 3,340)	2,420 (1,940 to 3,010)	2,340 (1,840 to 3,040)	2,010 (1,570 to 2,570)	1,810 (1,420 to 2,300)	1,700 (1,330 to 2,190)	1,530 (1,200 to 1,900)	1,360 (1,060 to 1,720)	1,300 (1,020 to 1,670)	1,170 (932 to 1,460)	1,110 (864 to 1,410)	1,020 (760 to 1,300)	662 (501 to 830)	396 (291 to 495)	53,700
HIV/AIDS and sexually transmitted infections	0·9 (0·5 to 1·5)	0·6 (0·3 to 1·1)	57·1 (46·2 to 68·9)	40·5 (33·3 to 49·1)	26·1 (21·7 to 31·2)	39·9 (33·1 to 47·6)	57·9 (47·4 to 71·6)	153 (121 to 199)	244 (182 to 333)	314 (243 to 416)	287 (220 to 394)	241 (182 to 344)	200 (150 to 286)	122 (91·1 to 183)	99 (76 to 135)	69·3 (53·1 to 96)	59·6 (46·7 to 76·5)	19·1 (12·2 to 30·6)	11·9 (7·6 to 20)	7·2 (4·5 to 11·9)	4·4 (2·9 to 7)	1·4 (0·9 to 2·3)	0·4 (0·3 to 0·7)	2,060
HIV/AIDS	0 (0 to 0)	0 (0 to 0)	55·9 (45·1 to 67·5)	40·3 (33·2 to 49)	26·1 (21·6 to 31·1)	35·5 (29·1 to 42·9)	39·8 (32·6 to 48)	106 (87·1 to 129)	158 (129 to 190)	211 (171 to 255)	182 (148 to 218)	139 (115 to 166)	113 (92·7 to 136)	69·6 (58·3 to 83·7)	63·4 (52·5 to 76·2)	44·7 (37·3 to 53·2)	40·6 (33·4 to 48·4)	4·8 (3·5 to 6·5)	2·1 (1·6 to 2·7)	0·6 (0·5 to 0·8)	0·3 (0·2 to 0·4)	0·1 (0·1 to 0·1)	0·1 (0·1 to 0·1)	1,330
HIV/AIDS - Drug-susceptible Tuberculosis	0 (0 to 0)	0 (0 to 0)	3·7 (2·1 to 5·8)	2·7 (1·5 to 4·3)	1·8 (1 to 2·8)	2·5 (1·4 to 3·9)	2·7 (1·6 to 4·1)	7·1 (4·2 to 10·8)	10·9 (6·4 to 16·5)	14·2 (8·3 to 21·8)	12·4 (7·3 to 18·9)	9·3 (5·5 to 14·2)	7·5 (4·4 to 11·4)	4·7 (2·7 to 7·1)	4·2 (2·5 to 6·4)	3 (1·8 to 4·4)	2·7 (1·6 to 4·1)	0·3 (0·2 to 0·4)	0·1 (0·1 to 0·2)	0 (0 to 0·1)	0 (0 to 0)	0 (0 to 0)	0 (0 to 0)	89·8
HIV/AIDS - Multidrug-resistant Tuberculosis without extensive	0 (0 to 0)	0 (0 to 0)	0·3 (0 to 1·3)	0·2 (0 to 1)	0·1 (0 to 0·6)	0·2 (0 to 0·9)	0·2 (0 to 0·9)	0·5 (0 to 2·4)	0·8 (0 to 3·6)	1·1 (0·1 to 4·8)	0·9 (0·1 to 4·1)	0·7 (0 to 3·1)	0·6 (0 to 2·5)	0·4 (0 to 1·6)	0·3 (0 to 1·4)	0·2 (0 to 0·9)	0·2 (0 to 0·9)	0 (0 to 0·1)	0 (0 to 0)	0 (0 to 0)	0 (0 to 0)	0 (0 to 0)	0 (0 to 0)	6·9
HIV/AIDS - Extensively drug-resistant Tuberculosis	0 (0 to 0)	0 (0 to 0)	0 (0 to 0·2)	0 (0 to 0·2)	0 (0 to 0·1)	0 (0 to 0·1)	0 (0 to 0·1)	0·1 (0 to 0·4)	0·1 (0 to 0·6)	0·2 (0 to 0·8)	0·2 (0 to 0·7)	0·1 (0 to 0·5)	0·1 (0 to 0·4)	0·1 (0 to 0·2)	0·1 (0 to 0·2)	0 (0 to 0·1)	0 (0 to 0·1)	0 (0 to 0)	0 (0 to 0)	0 (0 to 0)	0 (0 to 0)	0 (0 to 0)	0 (0 to 0)	1·1
HIV/AIDS resulting in other diseases	0 (0 to 0)	0 (0 to 0)	51·8 (41 to 63·7)	37·3 (30 to 45·8)	24·1 (19·6 to 29·4)	32·7 (26·2 to 40·2)	36·8 (29·8 to 45)	98·1 (78·2 to 120)	146 (116 to 179)	196 (154 to 241)	168 (135 to 204)	128 (103 to 156)	104 (84 to 128)	64·5 (52·7 to 78·6)	58·8 (47·8 to 71·7)	41·5 (34 to 50·4)	37·6 (30·1 to 45·7)	4·5 (3·2 to 6·1)	1·9 (1·4 to 2·5)	0·6 (0·5 to 0·7)	0·3 (0·2 to 0·3)	0·1 (0·1 to 0·1)	0·1 (0·1 to 0·1)	1,230
Sexually transmitted infections excluding HIV	0·9 (0·5 to 1·5)	0·6 (0·3 to 1)	1·2 (0·5 to 2·5)	0·1 (0·1 to 0·2)	[illegible]	[illegible]	[illegible]	[illegible]	[illegible]	[illegible]	[illegible]	[illegible]	[illegible]	[illegible]	[illegible]	[illegible]	[illegible]	[illegible]	[illegible]	[illegible]	[illegible]	[illegible]	0·4 (0·2 to 0·6)	725
Syphilis	0·9 (0·5 to 1·5)	0·6 (0·3 to 1)	[illegible]	[illegible]	[illegible]	[illegible]	[illegible]	[illegible]	[illegible]	[illegible]	[illegible]	[illegible]	[illegible]	[illegible]	[illegible]	[illegible]	[illegible]	[illegible]	[illegible]	[illegible]	[illegible]	[illegible]	0·1 (0·1 to 0·1)	23·2
Chlamydial infection	0 (0 to 0)	0 (0 to 0)	[illegible]	[illegible]	[illegible]	[illegible]	[illegible]	[illegible]	[illegible]	[illegible]	[illegible]	[illegible]	[illegible]	[illegible]	[illegible]	[illegible]	[illegible]	[illegible]	[illegible]	[illegible]	[illegible]	[illegible]	0 (0 to 0·1)	45·9
Gonococcal infection	0 (0 to 0)	0 (0 to 0)	[illegible]	[illegible]	[illegible]	[illegible]	[illegible]	[illegible]	[illegible]	[illegible]	[illegible]	[illegible]	[illegible]	[illegible]	[illegible]	[illegible]	[illegible]	[illegible]	[illegible]	[illegible]	[illegible]	[illegible]	0·1 (0 to 0·1)	54·3
Trichomoniasis	0 (0 to 0)	0 (0 to 0)	[illegible]	[illegible]	[illegible]	[illegible]	[illegible]	[illegible]	[illegible]	[illegible]	[illegible]	[illegible]	[illegible]	[illegible]	[illegible]	[illegible]	[illegible]	[illegible]	[illegible]	[illegible]	[illegible]	[illegible]	0 (0 to 0·1)	354
Genital herpes	0 (0 to 0)	0 (0 to 0)	[illegible]	[illegible]	[illegible]	[illegible]	[illegible]	[illegible]	[illegible]	[illegible]	[illegible]	[illegible]	[illegible]	[illegible]	[illegible]	[illegible]	[illegible]	[illegible]	[illegible]	[illegible]	[illegible]	[illegible]	0·1 (0 to 0·3)	138
Other sexually transmitted infections	0 (0 to 0)	0 (0 to 0)	[illegible]	[illegible]	[illegible]	[illegible]	[illegible]	[illegible]	[illegible]	[illegible]	[illegible]	[illegible]	[illegible]	[illegible]	[illegible]	[illegible]	[illegible]	[illegible]	[illegible]	[illegible]	[illegible]	[illegible]	0 (0 to 0)	109
Respiratory infections and tuberculosis	198 (120 to 289)	224 (148 to 319)	[illegible]	[illegible]	[illegible]	[illegible]	[illegible]	[illegible]	[illegible]	[illegible]	[illegible]	[illegible]	[illegible]	[illegible]	[illegible]	[illegible]	[illegible]	[illegible]	[illegible]	[illegible]	[illegible]	[illegible]	184 (129 to 243)	12,200
Tuberculosis	0 (0 to 0)	0 (0 to 0)	[illegible]	[illegible]	[illegible]	[illegible]	[illegible]	[illegible]	[illegible]	[illegible]	[illegible]	[illegible]	[illegible]	[illegible]	[illegible]	[illegible]	[illegible]	[illegible]	[illegible]	[illegible]	[illegible]	[illegible]	1·2 (0·8 to 1·6)	730
Latent tuberculosis infection	0 (0 to 0)	0 (0 to 0)	[illegible]	[illegible]	[illegible]	[illegible]	[illegible]	[illegible]	[illegible]	[illegible]	[illegible]	[illegible]	[illegible]	[illegible]	[illegible]	[illegible]	[illegible]	[illegible]	[illegible]	[illegible]	[illegible]	[illegible]	0 (0 to 0)	0
Drug-susceptible tuberculosis	0 (0 to 0)	0 (0 to 0)	[illegible]	[illegible]	[illegible]	[illegible]	[illegible]	[illegible]	[illegible]	[illegible]	[illegible]	[illegible]	[illegible]	[illegible]	[illegible]	[illegible]	[illegible]	[illegible]	[illegible]	[illegible]	[illegible]	[illegible]	1·1 (0·7 to 1·5)	683
Multidrug-resistant tuberculosis without extensive drug resistar	0 (0 to 0)	0 (0 to 0)	[illegible]	[illegible]	[illegible]	[illegible]	[illegible]	[illegible]	[illegible]	[illegible]	[illegible]	[illegible]	[illegible]	[illegible]	[illegible]	[illegible]	[illegible]	[illegible]	[illegible]	[illegible]	[illegible]	[illegible]	0·1 (0 to 0·3)	40·3
Extensively drug-resistant tuberculosis	0 (0 to 0)	0 (0 to 0)	[illegible]	[illegible]	[illegible]	[illegible]	[illegible]	[illegible]	[illegible]	[illegible]	[illegible]	[illegible]	[illegible]	[illegible]	[illegible]	[illegible]	[illegible]	[illegible]	[illegible]	[illegible]	[illegible]	[illegible]	0 (0 to 0)	6·2
Lower respiratory infections	197 (119 to 287)	218 (143 to 314)	[illegible]	[illegible]	[illegible]	[illegible]	[illegible]	[illegible]	[illegible]	[illegible]	[illegible]	[illegible]	[illegible]	[illegible]	[illegible]	[illegible]	[illegible]	[illegible]	[illegible]	[illegible]	[illegible]	[illegible]	180 (126 to 239)	8,700
Upper respiratory infections	1·7 (0·8 to 3·3)	5·7 (3·4 to 9·5)	[illegible]	[illegible]	[illegible]	[illegible]	[illegible]	[illegible]	[illegible]	[illegible]	[illegible]	[illegible]	[illegible]	[illegible]	[illegible]	[illegible]	[illegible]	[illegible]	[illegible]	[illegible]	[illegible]	[illegible]	1·8 (1·1 to 2·7)	2,080
Otitis media	0 (0 to 0)	0·3 (0·1 to 0·5)	[illegible]	[illegible]	[illegible]	[illegible]	[illegible]	[illegible]	[illegible]	[illegible]	[illegible]	[illegible]	[illegible]	[illegible]	[illegible]	[illegible]	[illegible]	[illegible]	[illegible]	[illegible]	[illegible]	[illegible]	0·4 (0·2 to 0·7)	679
Enteric infections	12·9 (7·5 to 20·7)	36·4 (22 to 54·5)	[illegible]	[illegible]	[illegible]	[illegible]	[illegible]	[illegible]	[illegible]	[illegible]	[illegible]	[illegible]	[illegible]	[illegible]	[illegible]	[illegible]	[illegible]	[illegible]	[illegible]	[illegible]	[illegible]	[illegible]	39·8 (26·3 to 58)	4,670
Diarrheal diseases	12·9 (7·5 to 20·7)	36·2 (21·9 to 54·3)	[illegible]	[illegible]	[illegible]	[illegible]	[illegible]	[illegible]	[illegible]	[illegible]	[illegible]	[illegible]	[illegible]	[illegible]	[illegible]	[illegible]	[illegible]	[illegible]	[illegible]	[illegible]	[illegible]	[illegible]	39·2 (25·9 to 57·3)	4,580
Typhoid and paratyphoid	0 (0 to 0)	0 (0 to 0)	[illegible]	[illegible]	[illegible]	[illegible]	[illegible]	[illegible]	[illegible]	[illegible]	[illegible]	[illegible]	[illegible]	[illegible]	[illegible]	[illegible]	[illegible]	[illegible]	[illegible]	[illegible]	[illegible]	[illegible]	0·4 (0·2 to 1·1)	50·4
Typhoid fever	0 (0 to 0)	0 (0 to 0)	[illegible]	[illegible]	[illegible]	[illegible]	[illegible]	[illegible]	[illegible]	[illegible]	[illegible]	[illegible]	[illegible]	[illegible]	[illegible]	[illegible]	[illegible]	[illegible]	[illegible]	[illegible]	[illegible]	[illegible]	0·4 (0·2 to 1·1)	49·7
Paratyphoid fever	0 (0 to 0)	0 (0 to 0)	[illegible]	[illegible]	[illegible]	[illegible]	[illegible]	[illegible]	[illegible]	[illegible]	[illegible]	[illegible]	[illegible]	[illegible]	[illegible]	[illegible]	[illegible]	[illegible]	[illegible]	[illegible]	[illegible]	[illegible]	0 (0 to 0)	0·7
Invasive Non-typhoidal Salmonella (iNTS)	0 (0 to 0)	0·2 (0 to 0·9)	[illegible]	[illegible]	[illegible]	[illegible]	[illegible]	[illegible]	[illegible]	[illegible]	[illegible]	[illegible]	[illegible]	[illegible]	[illegible]	[illegible]	[illegible]	[illegible]	[illegible]	[illegible]	[illegible]	[illegible]	0·1 (0 to 0·3)	23
Other intestinal infectious diseases	0 (0 to 0)	0 (0 to 0)	[illegible]	[illegible]	[illegible]	[illegible]	[illegible]	[illegible]	[illegible]	[illegible]	[illegible]	[illegible]	[illegible]	[illegible]	[illegible]	[illegible]	[illegible]	[illegible]	[illegible]	[illegible]	[illegible]	[illegible]	0 (0 to 0·1)	10·5
Neglected tropical diseases and malaria	10·6 (3·9 to 22·3)	1·6 (0·5 to 4·5)	[illegible]	[illegible]	[illegible]	[illegible]	[illegible]	[illegible]	[illegible]	[illegible]	[illegible]	[illegible]	[illegible]	[illegible]	[illegible]	[illegible]	[illegible]	[illegible]	[illegible]	[illegible]	[illegible]	[illegible]	12 (6·1 to 20·6)	3,350
Malaria	0 (0 to 0)	0 (0 to 0)	[illegible]	[illegible]	[illegible]	[illegible]	[illegible]	[illegible]	[illegible]	[illegible]	[illegible]	[illegible]	[illegible]	[illegible]	[illegible]	[illegible]	[illegible]	[illegible]	[illegible]	[illegible]	[illegible]	[illegible]	0 (0 to 0)	0
Chagas disease	0 (0 to 0)	0 (0 to 0)	[illegible]	[illegible]	[illegible]	[illegible]	[illegible]	[illegible]	[illegible]	[illegible]	[illegible]	[illegible]	[illegible]	[illegible]	[illegible]	[illegible]	[illegible]	[illegible]	[illegible]	[illegible]	[illegible]	[illegible]	2 (0·6 to 4·4)	231
Leishmaniasis	0 (0 to 0)	0 (0 to 0)	[illegible]	[illegible]	[illegible]	[illegible]	[illegible]	[illegible]	[illegible]	[illegible]	[illegible]	[illegible]	[illegible]	[illegible]	[illegible]	[illegible]	[illegible]	[illegible]	[illegible]	[illegible]	[illegible]	[illegible]	0 (0 to 0)	0·1
Visceral leishmaniasis	0 (0 to 0)	0 (0 to 0)	[illegible]	[illegible]	[illegible]	[illegible]	[illegible]	[illegible]	[illegible]	[illegible]	[illegible]	[illegible]	[illegible]	[illegible]	[illegible]	[illegible]	[illegible]	[illegible]	[illegible]	[illegible]	[illegible]	[illegible]	0 (0 to 0)	0
Cutaneous and mucocutaneous leishmaniasis	0 (0 to 0)	0 (0 to 0)	[illegible]	[illegible]	[illegible]	[illegible]	[illegible]	[illegible]	[illegible]	[illegible]	[illegible]	[illegible]	[illegible]	[illegible]	[illegible]	[illegible]	[illegible]	[illegible]	[illegible]	[illegible]	[illegible]	[illegible]	0 (0 to 0)	0·1
African trypanosomiasis	0 (0 to 0)	0 (0 to 0)	[illegible]	[illegible]	[illegible]	[illegible]	[illegible]	[illegible]	[illegible]	[illegible]	[illegible]	[illegible]	[illegible]	[illegible]	[illegible]	[illegible]	[illegible]	[illegible]	[illegible]	[illegible]	[illegible]	[illegible]	0 (0 to 0)	0
Schistosomiasis	0 (0 to 0)	0 (0 to 0)	[illegible]	[illegible]	[illegible]	[illegible]	[illegible]	[illegible]	[illegible]	[illegible]	[illegible]	[illegible]	[illegible]	[illegible]	[illegible]	[illegible]	[illegible]	[illegible]	[illegible]	[illegible]	[illegible]	[illegible]	0 (0 to 0)	0
Cysticercosis	0 (0 to 0)	0 (0 to 0)	[illegible]	[illegible]	[illegible]	[illegible]	[illegible]	[illegible]	[illegible]	[illegible]	[illegible]	[illegible]	[illegible]	[illegible]	[illegible]	[illegible]	[illegible]	[illegible]	[illegible]	[illegible]	[illegible]	[illegible]	9·1 (4 to 17·2)	2,230
Cystic echinococcosis	0 (0 to 0)	0 (0 to 0)	[illegible]	[illegible]	[illegible]	[illegible]	[illegible]	[illegible]	[illegible]	[illegible]	[illegible]	[illegible]	[illegible]	[illegible]	[illegible]	[illegible]	[illegible]	[illegible]	[illegible]	[illegible]	[illegible]	[illegible]	0 (0 to 0)	0·8
Lymphatic filariasis	0 (0 to 0)	0 (0 to 0)	[illegible]	[illegible]	[illegible]	[illegible]	[illegible]	[illegible]	[illegible]	[illegible]	[illegible]	[illegible]	[illegible]	[illegible]	[illegible]	[illegible]	[illegible]	[illegible]	[illegible]	[illegible]	[illegible]	[illegible]	0 (0 to 0)	0
Onchocerciasis	0 (0 to 0)	0 (0 to 0)	[illegible]	[illegible]	[illegible]	[illegible]	[illegible]	[illegible]	[illegible]	[illegible]	[illegible]	[illegible]	[illegible]	[illegible]	[illegible]	[illegible]	[illegible]	[illegible]	[illegible]	[illegible]	[illegible]	[illegible]	0 (0 to 0)	0
Trachoma	0 (0 to 0)	0 (0 to 0)	[illegible]	[illegible]	[illegible]	[illegible]	[illegible]	[illegible]	[illegible]	[illegible]	[illegible]	[illegible]	[illegible]	[illegible]	[illegible]	[illegible]	[illegible]	[illegible]	[illegible]	[illegible]	[illegible]	[illegible]	0 (0 to 0)	0
Dengue	0 (0 to 0)	0 (0 to 0·1)	[illegible]	[illegible]	[illegible]	[illegible]	[illegible]	[illegible]	[illegible]	[illegible]	[illegible]	[illegible]	[illegible]	[illegible]	[illegible]	[illegible]	[illegible]	[illegible]	[illegible]	[illegible]	[illegible]	[illegible]	0·5 (0·1 to 1·2)	160
Yellow fever	0 (0 to 0)	0 (0 to 0)	[illegible]	[illegible]	[illegible]	[illegible]	[illegible]	[illegible]	[illegible]	[illegible]	[illegible]	[illegible]	[illegible]	[illegible]	[illegible]	[illegible]	[illegible]	[illegible]	[illegible]	[illegible]	[illegible]	[illegible]	0 (0 to 0)	0
Rabies	0 (0 to 0)	0 (0 to 0)	[illegible]	[illegible]	[illegible]	[illegible]	[illegible]	[illegible]	[illegible]	[illegible]	[illegible]	[illegible]	[illegible]	[illegible]	[illegible]	[illegible]	[illegible]	[illegible]	[illegible]	[illegible]	[illegible]	[illegible]	0 (0 to 0)	0·1
Intestinal nematode infections	0 (0 to 0)	0 (0 to 0)	[illegible]	[illegible]	[illegible]	[illegible]	[illegible]	[illegible]	[illegible]	[illegible]	[illegible]	[illegible]	[illegible]	[illegible]	[illegible]	[illegible]	[illegible]	[illegible]	[illegible]	[illegible]	[illegible]	[illegible]	0·1 (0 to 0·3)	479
Ascariasis	0 (0 to 0)	0 (0 to 0)	[illegible]	[illegible]	[illegible]	[illegible]	[illegible]	[illegible]	[illegible]	[illegible]	[illegible]	[illegible]	[illegible]	[illegible]	[illegible]	[illegible]	[illegible]	[illegible]	[illegible]	[illegible]	[illegible]	[illegible]	0·1 (0 to 0·3)	220
Trichuriasis	0 (0 to 0)	0 (0 to 0)	[illegible]	[illegible]	[illegible]	[illegible]	[illegible]	[illegible]	[illegible]	[illegible]	[illegible]	[illegible]	[illegible]	[illegible]	[illegible]	[illegible]	[illegible]	[illegible]	[illegible]	[illegible]	[illegible]	[illegible]	0 (0 to 0)	119
Hookworm disease	0 (0 to 0)	0 (0 to 0)	[illegible]	[illegible]	[illegible]	[illegible]	[illegible]	[illegible]	[illegible]	[illegible]	[illegible]	[illegible]	[illegible]	[illegible]	[illegible]	[illegible]	[illegible]	[illegible]	[illegible]	[illegible]	[illegible]	[illegible]	0 (0 to 0)	140
Food-borne trematodiases	0 (0 to 0)	0 (0 to 0)	[illegible]	[illegible]	[illegible]	[illegible]	[illegible]	[illegible]	[illegible]	[illegible]	[illegible]	[illegible]	[illegible]	[illegible]	[illegible]	[illegible]	[illegible]	[illegible]	[illegible]	[illegible]	[illegible]	[illegible]	0 (0 to 0)	0
Leprosy	0 (0 to 0)	0 (0 to 0)	[illegible]	[illegible]	[illegible]	[illegible]	[illegible]	[illegible]	[illegible]	[illegible]	[illegible]	[illegible]	[illegible]	[illegible]	[illegible]	[illegible]	[illegible]	[illegible]	[illegible]	[illegible]	[illegible]	[illegible]	0 (0 to 0)	0·6
Ebola	0 (0 to 0)	0 (0 to 0)	[illegible]	[illegible]	[illegible]	[illegible]	[illegible]	[illegible]	[illegible]	[illegible]	[illegible]	[illegible]	[illegible]	[illegible]	[illegible]	[illegible]	[illegible]	[illegible]	[illegible]	[illegible]	[illegible]	[illegible]	0 (0 to 0)	0
Zika virus	0 (0 to 0)	0 (0 to 0)	[illegible]	[illegible]	[illegible]	[illegible]	[illegible]	[illegible]	[illegible]	[illegible]	[illegible]	[illegible]	[illegible]	[illegible]	[illegible]	[illegible]	[illegible]	[illegible]	[illegible]	[illegible]	[illegible]	[illegible]	0 (0 to 0)	0
Guinea worm disease	0 (0 to 0)	0 (0 to 0)	[illegible]	[illegible]	[illegible]	[illegible]	[illegible]	[illegible]	[illegible]	[illegible]	[illegible]	[illegible]	[illegible]	[illegible]	[illegible]	[illegible]	[illegible]	[illegible]	[illegible]	[illegible]	[illegible]	[illegible]	0 (0 to 0)	0
Other neglected tropical diseases	10·6 (3·9 to 22·3)	1·5 (0·5 to 4·5)	[illegible]	[illegible]	[illegible]	[illegible]	[illegible]	[illegible]	[illegible]	[illegible]	[illegible]	[illegible]	[illegible]	[illegible]	[illegible]	[illegible]	[illegible]	[illegible]	[illegible]	[illegible]	[illegible]	[illegible]	0·3 (0·1 to 0·5)	249
Other infectious diseases	21·9 (12·7 to 40·7)	36·3 (23·5 to 59·1)	[illegible]	[illegible]	[illegible]	[illegible]	[illegible]	[illegible]	[illegible]	[illegible]	[illegible]	[illegible]	[illegible]	[illegible]	[illegible]	[illegible]	[illegible]	[illegible]	[illegible]	[illegible]	[illegible]	[illegible]	3·9 (2·8 to 5·1)	2,420
Meningitis	2·5 (1·4 to 3·8)	4·7 (3 to 7·4)	[illegible]	[illegible]	[illegible]	[illegible]	[illegible]	[illegible]	[illegible]	[illegible]	[illegible]	[illegible]	[illegible]	[illegible]	[illegible]	[illegible]	[illegible]	[illegible]	[illegible]	[illegible]	[illegible]	[illegible]	0·3 (0·2 to 0·5)	340
Encephalitis	6·7 (3·6 to 10·9)	13·6 (7 to 21·7)	[illegible]	[illegible]	[illegible]	[illegible]	[illegible]	[illegible]	[illegible]	[illegible]	[illegible]	[illegible]	[illegible]	[illegible]	[illegible]	[illegible]	[illegible]	[illegible]	[illegible]	[illegible]	[illegible]	[illegible]	0·7 (0·5 to 1·1)	945
Diphtheria	0 (0 to 0)	0 (0 to 0)	[illegible]	[illegible]	[illegible]	[illegible]	[illegible]	[illegible]	[illegible]	[illegible]	[illegible]	[illegible]	[illegible]	[illegible]	[illegible]	[illegible]	[illegible]	[illegible]	[illegible]	[illegible]	[illegible]	[illegible]	0 (0 to 0)	0·5
Tetanus	0·1 (0 to 0·2)	0·2 (0·1 to 0·4)	[illegible]	[illegible]	[illegible]	[illegible]	[illegible]	[illegible]	[illegible]	[illegible]	[illegible]	[illegible]	[illegible]	[illegible]	[illegible]	[illegible]	[illegible]	[illegible]	[illegible]	[illegible]	[illegible]	[illegible]	0 (0 to 0)	2·2
Measles	0 (0 to 0)	0 (0 to 0)	[illegible]	[illegible]	[illegible]	[illegible]	[illegible]	[illegible]	[illegible]	[illegible]	[illegible]	[illegible]	[illegible]	[illegible]	[illegible]	[illegible]	[illegible]	[illegible]	[illegible]	[illegible]	[illegible]	[illegible]	0 (0 to 0)	0
Varicella and herpes zoster	0·5 (0·2 to 1·1)	2·5 (1·3 to 5·3)	[illegible]	[illegible]	[illegible]	[illegible]	[illegible]	[illegible]	[illegible]	[illegible]	[illegible]	[illegible]	[illegible]	[illegible]	[illegible]	[illegible]	[illegible]	[illegible]	[illegible]	[illegible]	[illegible]	[illegible]	0·8 (0·4 to 1·4)	184
Acute hepatitis	0 (0 to 0)	0 (0 to 0)	[illegible]	[illegible]	[illegible]	[illegible]	[illegible]	[illegible]	[illegible]	[illegible]	[illegible]	[illegible]	[illegible]	[illegible]	[illegible]	[illegible]	[illegible]	[illegible]	[illegible]	[illegible]	[illegible]	[illegible]	0·4 (0·2 to 0·6)	267
Acute hepatitis A	0 (0 to 0)	0 (0 to 0)	[illegible]	[illegible]	[illegible]	[illegible]	[illegible]	[illegible]	[illegible]	[illegible]	[illegible]	[illegible]	[illegible]	[illegible]	[illegible]	[illegible]	[illegible]	[illegible]	[illegible]	[illegible]	[illegible]	[illegible]	0·2 (0·1 to 0·4)	170
Acute hepatitis B	0 (0 to 0)	0 (0 to 0)	[illegible]	[illegible]	[illegible]	[illegible]	[illegible]	[illegible]	[illegible]	[illegible]	[illegible]	[illegible]	[illegible]	[illegible]	[illegible]	[illegible]	[illegible]	[illegible]	[illegible]	[illegible]	[illegible]	[illegible]	0·1 (0 to 0·2)	58·6
Acute hepatitis C	0 (0 to 0)	0 (0 to 0)	[illegible]	[illegible]	[illegible]	[illegible]	[illegible]	[illegible]	[illegible]	[illegible]	[illegible]	[illegible]	[illegible]	[illegible]	[illegible]	[illegible]	[illegible]	[illegible]	[illegible]	[illegible]	[illegible]	[illegible]	0 (0 to 0·2)	22·8
Acute hepatitis E	0 (0 to 0)	0 (0 to 0)	[illegible]	[illegible]	[illegible]	[illegible]	[illegible]	[illegible]	[illegible]	[illegible]	[illegible]	[illegible]	[illegible]	[illegible]	[illegible]	[illegible]	[illegible]	[illegible]	[illegible]	[illegible]	[illegible]	[illegible]	0 (0 to 0·1)	15
Other unspecified infectious diseases	12 (4·9 to 30)	15·2 (6·4 to 35·8)	[illegible]	[illegible]	[illegible]	[illegible]	[illegible]	[illegible]	[illegible]	[illegible]	[illegible]	[illegible]	[illegible]	[illegible]	[illegible]	[illegible]	[illegible]	[illegible]	[illegible]	[illegible]	[illegible]	[illegible]	1·6 (1 to 2·4)	637
Maternal and neonatal disorders	6,510 (4,200 to 8,730)	2,240 (1,530 to 2,950)	[illegible]	[illegible]	[illegible]	[illegible]	[illegible]	[illegible]	[illegible]	[illegible]	[illegible]	[illegible]	[illegible]	[illegible]	[illegible]	[illegible]	[illegible]	[illegible]	[illegible]	[illegible]	[illegible]	[illegible]	0·1 (0 to 0·2)	19,200
Maternal disorders	0 (0 to 0)	0 (0 to 0)	[illegible]	[illegible]	[illegible]	[illegible]	[illegible]	[illegible]	[illegible]	[illegible]	[illegible]	[illegible]	[illegible]	[illegible]	[illegible]	[illegible]	[illegible]	[illegible]	[illegible]	[illegible]	[illegible]	[illegible]	0 (0 to 0)	2,500
Maternal hemorrhage	0 (0 to 0)	0 (0 to 0)	[illegible]	[illegible]	[illegible]	[illegible]	[illegible]	[illegible]	[illegible]	[illegible]	[illegible]	[illegible]	[illegible]	[illegible]	[illegible]	[illegible]	[illegible]	[illegible]	[illegible]	[illegible]	[illegible]	[illegible]	0 (0 to 0)	511
Maternal sepsis and other maternal infections	0 (0 to 0)	0 (0 to 0)	[illegible]	[illegible]	[illegible]	[illegible]	[illegible]	[illegible]	[illegible]	[illegible]	[illegible]	[illegible]	[illegible]	[illegible]	[illegible]	[illegible]	[illegible]	[illegible]	[illegible]	[illegible]	[illegible]	[illegible]	0 (0 to 0)	118
Maternal hypertensive disorders	0 (0 to 0)	0 (0 to 0)	[illegible]	[illegible]	[illegible]	[illegible]	[illegible]	[illegible]	[illegible]	[illegible]	[illegible]	[illegible]	[illegible]	[illegible]	[illegible]	[illegible]	[illegible]	[illegible]	[illegible]	[illegible]	[illegible]	[illegible]	0 (0 to 0)	477
Maternal obstructed labor and uterine rupture	0 (0 to 0)	0 (0 to 0)	[illegible]	[illegible]	[illegible]	[illegible]	[illegible]	[illegible]	[illegible]	[illegible]	[illegible]	[illegible]	[illegible]	[illegible]	[illegible]	[illegible]	[illegible]	[illegible]	[illegible]	[illegible]	[illegible]	[illegible]	0 (0 to 0)	145
Maternal abortion and miscarriage	0 (0 to 0)	0 (0 to 0)	[illegible]	[illegible]	[illegible]	[illegible]	[illegible]	[illegible]	[illegible]	[illegible]	[illegible]	[illegible]	[illegible]	[illegible]	[illegible]	[illegible]	[illegible]	[illegible]	[illegible]	[illegible]	[illegible]	[illegible]	0 (0 to 0)	111
Ectopic pregnancy	0 (0 to 0)	0 (0 to 0)	[illegible]	[illegible]	[illegible]	[illegible]	[illegible]	[illegible]	[illegible]	[illegible]	[illegible]	[illegible]	[illegible]	[illegible]	[illegible]	[illegible]	[illegible]	[illegible]	[illegible]	[illegible]	[illegible]	[illegible]	0 (0 to 0)	49
Indirect maternal deaths	--	--	[illegible]	[illegible]	[illegible]	[illegible]	[illegible]	[illegible]	[illegible]	[illegible]	[illegible]	[illegible]	[illegible]	[illegible]	[illegible]	[illegible]	[illegible]	[illegible]	[illegible]	[illegible]	[illegible]	[illegible]	--	NA
Late maternal deaths	--	--	[illegible]	[illegible]	[illegible]	[illegible]	[illegible]	[illegible]	[illegible]	[illegible]	[illegible]	[illegible]	[illegible]	[illegible]	[illegible]	[illegible]	[illegible]	[illegible]	[illegible]	[illegible]	[illegible]	[illegible]	--	NA
Maternal deaths aggravated by HIV/AIDS	--	--	[illegible]	[illegible]	[illegible]	[illegible]	[illegible]	[illegible]	[illegible]	[illegible]	[illegible]	[illegible]	[illegible]	[illegible]	[illegible]	[illegible]	[illegible]	[illegible]	[illegible]	[illegible]	[illegible]	[illegible]	--	NA
Neonatal disorders	6,510 (4,200 to 8,730)	2,240 (1,530 to 2,950)	[illegible]	[illegible]	[illegible]	[illegible]	[illegible]	[illegible]	[illegible]	[illegible]	[illegible]	[illegible]	[illegible]	[illegible]	[illegible]	[illegible]	[illegible]	[illegible]	[illegible]	[illegible]	[illegible]	[illegible]	0·1 (0 to 0·2)	16,700
Neonatal preterm birth	3,540 (2,200 to 4,800)	790 (520 to 1,100)	[illegible]	[illegible]	[illegible]	[illegible]	[illegible]	[illegible]	[illegible]	[illegible]	[illegible]	[illegible]	[illegible]	[illegible]	[illegible]	[illegible]	[illegible]	[illegible]	[illegible]	[illegible]	[illegible]	[illegible]	0·1 (0 to 0·2)	7,400
Neonatal encephalopathy due to birth asphyxia and trauma	1,420 (872 to 2,010)	254 (158 to 389)	[illegible]	[illegible]	[illegible]	[illegible]	[illegible]	[illegible]	[illegible]	[illegible]	[illegible]	[illegible]	[illegible]	[illegible]	[illegible]	[illegible]	[illegible]	[illegible]	[illegible]	[illegible]	[illegible]	[illegible]	0 (0 to 0)	3,910
Neonatal sepsis and other neonatal infections	869 (549 to 1,240)	882 (608 to 1,230)	[illegible]	[illegible]	[illegible]	[illegible]	[illegible]	[illegible]	[illegible]	[illegible]	[illegible]	[illegible]	[illegible]	[illegible]	[illegible]	[illegible]	[illegible]	[illegible]	[illegible]	[illegible]	[illegible]	[illegible]	0 (0 to 0)	3,440
Hemolytic disease and other neonatal jaundice	47·8 (26·4 to 74·7)	27·3 (17·3 to 40·8)	[illegible]	[illegible]	[illegible]	[illegible]	[illegible]	[illegible]	[illegible]	[illegible]	[illegible]	[illegible]	[illegible]	[illegible]	[illegible]	[illegible]	[illegible]	[illegible]	[illegible]	[illegible]	[illegible]	[illegible]	0 (0 to 0)	534
Other neonatal disorders	632 (376 to 966)	282 (187 to 400)	[illegible]	[illegible]	[illegible]	[illegible]	[illegible]	[illegible]	[illegible]	[illegible]	[illegible]	[illegible]	[illegible]	[illegible]	[illegible]	[illegible]	[illegible]	[illegible]	[illegible]	[illegible]	[illegible]	[illegible]	0 (0 to 0)	1,420
Nutritional deficiencies	0·8 (0·5 to 1·4)	15·9 (6·8 to 33·1)	[illegible]	[illegible]	[illegible]	[illegible]	[illegible]	[illegible]	[illegible]	[illegible]	[illegible]	[illegible]	[illegible]	[illegible]	[illegible]	[illegible]	[illegible]	[illegible]	[illegible]	[illegible]	[illegible]	[illegible]	156 (109 to 208)	9,780
Protein-energy malnutrition	0·8 (0·5 to 1·3)	3 (1·9 to 4·6)	[illegible]	[illegible]	[illegible]	[illegible]	[illegible]	[illegible]	[illegible]	[illegible]	[illegible]	[illegible]	[illegible]	[illegible]	[illegible]	[illegible]	[illegible]	[illegible]	[illegible]	[illegible]	[illegible]	[illegible]	139 (94·2 to 186)	5,090
Iodine deficiency	0 (0 to 0)	0 (0 to 0)	[illegible]	[illegible]	[illegible]	[illegible]	[illegible]	[illegible]	[illegible]	[illegible]	[illegible]	[illegible]	[illegible]	[illegible]	[illegible]	[illegible]	[illegible]	[illegible]	[illegible]	[illegible]	[illegible]	[illegible]	0·1 (0·1 to 0·2)	348
Vitamin A deficiency	0 (0 to 0)	2·2 (0·5 to 5·8)	[illegible]	[illegible]	[illegible]	[illegible]	[illegible]	[illegible]	[illegible]	[illegible]	[illegible]	[illegible]	[illegible]	[illegible]	[illegible]	[illegible]	[illegible]	[illegible]	[illegible]	[illegible]	[illegible]	[illegible]	0 (0 to 0·1)	223
Dietary iron deficiency	0 (0 to 0)	10·7 (2·9 to 25·4)	[illegible]	[illegible]	[illegible]	[illegible]	[illegible]	[illegible]	[illegible]	[illegible]	[illegible]	[illegible]	[illegible]	[illegible]	[illegible]	[illegible]	[illegible]	[illegible]	[illegible]	[illegible]	[illegible]	[illegible]	1·8 (0·3 to 4·9)	2,900
Other nutritional deficiencies	0 (0 to 0)	0 (0 to 0)	[illegible]	[illegible]	[illegible]	[illegible]	[illegible]	[illegible]	[illegible]	[illegible]	[illegible]	[illegible]	[illegible]	[illegible]	[illegible]	[illegible]	[illegible]	[illegible]	[illegible]	[illegible]	[illegible]	[illegible]	14·8 (7·2 to 28·3)	1,220
Non-communicable diseases	2,570 (1,650 to 4,980)	1,290 (897 to 2,020)	[illegible]	[illegible]	[illegible]	[illegible]	[illegible]	[illegible]	[illegible]	[illegible]	[illegible]	[illegible]	[illegible]	[illegible]	[illegible]	[illegible]	[illegible]	[illegible]	[illegible]	[illegible]	[illegible]	[illegible]	4,120 (3,760 to 4,530)	461,000
Neoplasms	15·1 (8·5 to 21·2)	10·3 (6·4 to 14·5)	[illegible]	[illegible]	[illegible]	[illegible]	[illegible]	[illegible]	[illegible]	[illegible]	[illegible]	[illegible]	[illegible]	[illegible]	[illegible]	[illegible]	[illegible]	[illegible]	[illegible]	[illegible]	[illegible]	[illegible]	174 (132 to 208)	50,100
Lip and oral cavity cancer	0 (0 to 0)	0 (0 to 0)	[illegible]	[illegible]	[illegible]	[illegible]	[illegible]	[illegible]	[illegible]	[illegible]	[illegible]	[illegible]	[illegible]	[illegible]	[illegible]	[illegible]	[illegible]	[illegible]	[illegible]	[illegible]	[illegible]	[illegible]	2·3 (1·6 to 3·1)	338
Nasopharynx cancer	0 (0 to 0)	0 (0 to 0)	[illegible]	[illegible]	[illegible]	[illegible]	[illegible]	[illegible]	[illegible]	[illegible]	[illegible]	[illegible]	[illegible]	[illegible]	[illegible]	[illegible]	[illegible]	[illegible]	[illegible]	[illegible]	[illegible]	[illegible]	0·1 (0·1 to 0·2)	43·9
Other pharynx cancer	0 (0 to 0)	0 (0 to 0)	[illegible]	[illegible]	[illegible]	[illegible]	[illegible]	[illegible]	[illegible]	[illegible]	[illegible]	[illegible]	[illegible]	[illegible]	[illegible]	[illegible]	[illegible]	[illegible]	[illegible]	[illegible]	[illegible]	[illegible]	0·3 (0·2 to 0·4)	51·1
Esophageal cancer	0 (0 to 0)	0 (0 to 0)	[illegible]	[illegible]	[illegible]	[illegible]	[illegible]	[illegible]	[illegible]	[illegible]	[illegible]	[illegible]	[illegible]	[illegible]	[illegible]	[illegible]	[illegible]	[illegible]	[illegible]	[illegible]	[illegible]	[illegible]	1·5 (1 to 1·9)	291
Stomach cancer	0 (0 to 0)	0 (0 to 0)	[illegible]	[illegible]	[illegible]	[illegible]	[illegible]	[illegible]	[illegible]	[illegible]	[illegible]	[illegible]	[illegible]	[illegible]	[illegible]	[illegible]	[illegible]	[illegible]	[illegible]	[illegible]	[illegible]	[illegible]	25 (18·3 to 31)	3,660
Colon and rectum cancer	0 (0 to 0)	0 (0 to 0)	[illegible]	[illegible]	[illegible]	[illegible]	[illegible]	[illegible]	[illegible]	[illegible]	[illegible]	[illegible]	[illegible]	[illegible]	[illegible]	[illegible]	[illegible]	[illegible]	[illegible]	[illegible]	[illegible]	[illegible]	25·2 (18·8 to 31·3)	3,990
Liver cancer	0·3 (0·2 to 0·5)	0·3 (0·2 to 0·5)	[illegible]	[illegible]	[illegible]	[illegible]	[illegible]	[illegible]	[illegible]	[illegible]	[illegible]	[illegible]	[illegible]	[illegible]	[illegible]	[illegible]	[illegible]	[illegible]	[illegible]	[illegible]	[illegible]	[illegible]	3·7 (2·6 to 5)	1,230
Liver cancer due to hepatitis B	0 (0 to 0)	0 (0 to 0)	[illegible]	[illegible]	[illegible]	[illegible]	[illegible]	[illegible]	[illegible]	[illegible]	[illegible]	[illegible]	[illegible]	[illegible]	[illegible]	[illegible]	[illegible]	[illegible]	[illegible]	[illegible]	[illegible]	[illegible]	0·2 (0·1 to 0·3)	156
Liver cancer due to hepatitis C	0 (0 to 0)	0 (0 to 0)	[illegible]	[illegible]	[illegible]	[illegible]	[illegible]	[illegible]	[illegible]	[illegible]	[illegible]	[illegible]	[illegible]	[illegible]	[illegible]	[illegible]	[illegible]	[illegible]	[illegible]	[illegible]	[illegible]	[illegible]	2·5 (1·7 to 3·4)	537
Liver cancer due to alcohol use	0 (0 to 0)	0 (0 to 0)	[illegible]	[illegible]	[illegible]	[illegible]	[illegible]	[illegible]	[illegible]	[illegible]	[illegible]	[illegible]	[illegible]	[illegible]	[illegible]	[illegible]	[illegible]	[illegible]	[illegible]	[illegible]	[illegible]	[illegible]	0·4 (0·2 to 0·6)	247
Liver cancer due to NASH	0 (0 to 0)	0 (0 to 0)	[illegible]	[illegible]	[illegible]	[illegible]	[illegible]	[illegible]	[illegible]	[illegible]	[illegible]	[illegible]	[illegible]	[illegible]	[illegible]	[illegible]	[illegible]	[illegible]	[illegible]	[illegible]	[illegible]	[illegible]	0·5 (0·3 to 0·8)	150
Liver cancer due to other causes	0·3 (0·2 to 0·5)	0·3 (0·2 to 0·5)	[illegible]	[illegible]	[illegible]	[illegible]	[illegible]	[illegible]	[illegible]	[illegible]	[illegible]	[illegible]	[illegible]	[illegible]	[illegible]	[illegible]	[illegible]	[illegible]	[illegible]	[illegible]	[illegible]	[illegible]	0·2 (0·1 to 0·3)	144
Gallbladder and biliary tract cancer	0 (0 to 0)	0 (0 to 0)	[illegible]	[illegible]	[illegible]	[illegible]	[illegible]	[illegible]	[illegible]	[illegible]	[illegible]	[illegible]	[illegible]	[illegible]	[illegible]	[illegible]	[illegible]	[illegible]	[illegible]	[illegible]	[illegible]	[illegible]	6 (3·7 to 11·6)	1,550
Pancreatic cancer	0 (0 to 0)	0 (0 to 0)	[illegible]	[illegible]	[illegible]	[illegible]	[illegible]	[illegible]	[illegible]	[illegible]	[illegible]	[illegible]	[illegible]	[illegible]	[illegible]	[illegible]	[illegible]	[illegible]	[illegible]	[illegible]	[illegible]	[illegible]	10·9 (7·5 to 14)	3,150
Larynx cancer	0 (0 to 0)	0 (0 to 0)	[illegible]	[illegible]	[illegible]	[illegible]	[illegible]	[illegible]	[illegible]	[illegible]	[illegible]	[illegible]	[illegible]	[illegible]	[illegible]	[illegible]	[illegible]	[illegible]	[illegible]	[illegible]	[illegible]	[illegible]	0·6 (0·4 to 0·8)	110
Tracheal, bronchus, and lung cancer	0 (0 to 0)	0 (0 to 0)	[illegible]	[illegible]	[illegible]	[illegible]	[illegible]	[illegible]	[illegible]	[illegible]	[illegible]	[illegible]	[illegible]	[illegible]	[illegible]	[illegible]	[illegible]	[illegible]	[illegible]	[illegible]	[illegible]	[illegible]	11·6 (7·5 to 16·1)	3,170
Malignant skin melanoma	0 (0 to 0·1)	0 (0 to 0·1)	[illegible]	[illegible]	[illegible]	[illegible]	[illegible]	[illegible]	[illegible]	[illegible]	[illegible]	[illegible]	[illegible]	[illegible]	[illegible]	[illegible]	[illegible]	[illegible]	[illegible]	[illegible]	[illegible]	[illegible]	2·5 (1·2 to 3·6)	320
Non-melanoma skin cancer	0 (0 to 0)	0 (0 to 0)	[illegible]	[illegible]	[illegible]	[illegible]	[illegible]	[illegible]	[illegible]	[illegible]	[illegible]	[illegible]	[illegible]	[illegible]	[illegible]	[illegible]	[illegible]	[illegible]	[illegible]	[illegible]	[illegible]	[illegible]	21 (13 to 30·2)	512
Non-melanoma skin cancer (squamous-cell carcinoma)	0 (0 to 0)	0 (0 to 0)	[illegible]	[illegible]	[illegible]	[illegible]	[illegible]	[illegible]	[illegible]	[illegible]	[illegible]	[illegible]	[illegible]	[illegible]	[illegible]	[illegible]	[illegible]	[illegible]	[illegible]	[illegible]	[illegible]	[illegible]	21 (13 to 30·2)	511
Non-melanoma skin cancer (basal-cell carcinoma)	0 (0 to 0)	0 (0 to 0)	[illegible]	[illegible]	[illegible]	[illegible]	[illegible]	[illegible]	[illegible]	[illegible]	[illegible]	[illegible]	[illegible]	[illegible]	[illegible]	[illegible]	[illegible]	[illegible]	[illegible]	[illegible]	[illegible]	[illegible]	0 (0 to 0)	0·4
Breast cancer	0 (0 to 0)	0 (0 to 0)	[illegible]	[illegible]	[illegible]	[illegible]	[illegible]	[illegible]	[illegible]	[illegible]	[illegible]	[illegible]	[illegible]	[illegible]	[illegible]	[illegible]	[illegible]	[illegible]	[illegible]	[illegible]	[illegible]	[illegible]	15·7 (11·3 to 19·6)	7,900
Cervical cancer	0 (0 to 0)	0 (0 to 0)	[illegible]	[illegible]	[illegible]	[illegible]	[illegible]	[illegible]	[illegible]	[illegible]	[illegible]	[illegible]	[illegible]	[illegible]	[illegible]	[illegible]	[illegible]	[illegible]	[illegible]	[illegible]	[illegible]	[illegible]	15 (9·6 to 21·9)	6,740
Uterine cancer	0 (0 to 0)	0 (0 to 0)	[illegible]	[illegible]	[illegible]	[illegible]	[illegible]	[illegible]	[illegible]	[illegible]	[illegible]	[illegible]	[illegible]	[illegible]	[illegible]	[illegible]	[illegible]	[illegible]	[illegible]	[illegible]	[illegible]	[illegible]	1·9 (1·3 to 2·6)	798
Ovarian cancer	0 (0 to 0)	0 (0 to 0)	[illegible]	[illegible]	[illegible]	[illegible]	[illegible]	[illegible]	[illegible]	[illegible]	[illegible]	[illegible]	[illegible]	[illegible]	[illegible]	[illegible]	[illegible]	[illegible]	[illegible]	[illegible]	[illegible]	[illegible]	3·9 (2·5 to 5·4)	3,390
Prostate cancer	0 (0 to 0)	0 (0 to 0)	0 (0 to 0)	[illegible]	[illegible]	[illegible]	[illegible]	[illegible]	[illegible]	[illegible]	[illegible]	[illegible]	[illegible]	[illegible]	[illegible]	[illegible]	[illegible]	[illegible]	[illegible]	[illegible]	[illegible]	0 (0 to 0)	0 (0 to 0)	0
Testicular cancer	--	--	--	[illegible]	[illegible]	[illegible]	[illegible]	[illegible]	[illegible]	[illegible]	[illegible]	[illegible]	[illegible]	[illegible]	[illegible]	[illegible]	[illegible]	[illegible]	[illegible]	[illegible]	[illegible]	--	--	NA
Kidney cancer	1·3 (0·7 to 1·8)	0·5 (0·3 to 0·8)	11·5 (6·2 to 19·6)	[illegible]	[illegible]	[illegible]	[illegible]	[illegible]	[illegible]	[illegible]	[illegible]	[illegible]	[illegible]	[illegible]	[illegible]	[illegible]	[illegible]	[illegible]	[illegible]	[illegible]	[illegible]	8·3 (5·5 to 11·7)	2·2 (1·4 to 3·1)	1,100
Bladder cancer	0 (0 to 0)	0 (0 to 0)	0 (0 to 0)	[illegible]	[illegible]	[illegible]	[illegible]	[illegible]	[illegible]	[illegible]	[illegible]	[illegible]	[illegible]	[illegible]	[illegible]	[illegible]	[illegible]	[illegible]	[illegible]	[illegible]	[illegible]	12 (8·7 to 15·9)	3·6 (2·4 to 4·9)	381
Brain and central nervous system cancer	2·4 (0·8 to 4·1)	1·3 (0·5 to 2·2)	21·5 (8·6 to 37·8)	[illegible]	[illegible]	[illegible]	[illegible]	[illegible]	[illegible]	[illegible]	[illegible]	[illegible]	[illegible]	[illegible]	[illegible]	[illegible]	[illegible]	[illegible]	[illegible]	[illegible]	[illegible]	5·2 (2·7 to 7·5)	1·8 (1 to 2·6)	1,620
Thyroid cancer	0 (0 to 0)	0 (0 to 0)	0 (0 to 0)	[illegible]	[illegible]	[illegible]	[illegible]	[illegible]	[illegible]	[illegible]	[illegible]	[illegible]	[illegible]	[illegible]	[illegible]	[illegible]	[illegible]	[illegible]	[illegible]	[illegible]	[illegible]	7·3 (4·9 to 10·1)	2·2 (1·5 to 2·9)	588
Mesothelioma	0 (0 to 0)	0 (0 to 0)	0 (0 to 0)	[illegible]	[illegible]	[illegible]	[illegible]	[illegible]	[illegible]	[illegible]	[illegible]	[illegible]	[illegible]	[illegible]	[illegible]	[illegible]	[illegible]	[illegible]	[illegible]	[illegible]	[illegible]	0·5 (0·3 to 1)	0·1 (0·1 to 0·2)	72·6
Hodgkin lymphoma	0 (0 to 0)	0 (0 to 0)	0 (0 to 0)	[illegible]	[illegible]	[illegible]	[illegible]	[illegible]	[illegible]	[illegible]	[illegible]	[illegible]	[illegible]	[illegible]	[illegible]	[illegible]	[illegible]	[illegible]	[illegible]	[illegible]	[illegible]	1·5 (0·8 to 2·3)	0·3 (0·1 to 0·4)	318
Non-Hodgkin lymphoma	0 (0 to 0)	0 (0 to 0)	0 (0 to 0)	[illegible]	[illegible]	[illegible]	[illegible]	[illegible]	[illegible]	[illegible]	[illegible]	[illegible]	[illegible]	[illegible]	[illegible]	[illegible]	[illegible]	[illegible]	[illegible]	[illegible]	[illegible]	10·2 (7·3 to 13·4)	2·9 (2·1 to 3·6)	1,270
Multiple myeloma	0 (0 to 0)	0 (0 to 0)	0 (0 to 0)	[illegible]	[illegible]	[illegible]	[illegible]	[illegible]	[illegible]	[illegible]	[illegible]	[illegible]	[illegible]	[illegible]	[illegible]	[illegible]	[illegible]	[illegible]	[illegible]	[illegible]	[illegible]	3·1 (2·2 to 5)	0·7 (0·4 to 0·9)	566
Leukemia	4·8 (2·6 to 7·3)	3·6 (2·2 to 5·4)	73·2 (40·7 to 121)	[illegible]	[illegible]	[illegible]	[illegible]	[illegible]	[illegible]	[illegible]	[illegible]	[illegible]	[illegible]	[illegible]	[illegible]	[illegible]	[illegible]	[illegible]	[illegible]	[illegible]	[illegible]	11·4 (8·1 to 15·1)	3·2 (2·2 to 4·4)	3,580
Acute lymphoid leukemia	1·7 (0·7 to 2·8)	0·8 (0·4 to 1·4)	37·7 (19·1 to 65·9)	[illegible]	[illegible]	[illegible]	[illegible]	[illegible]	[illegible]	[illegible]	[illegible]	[illegible]	[illegible]	[illegible]	[illegible]	[illegible]	[illegible]	[illegible]	[illegible]	[illegible]	[illegible]	1·1 (0·7 to 1·7)	0·3 (0·2 to 0·5)	1,570
Chronic lymphoid leukemia	0 (0 to 0)	0 (0 to 0)	0 (0 to 0)	[illegible]	[illegible]	[illegible]	[illegible]	[illegible]	[illegible]	[illegible]	[illegible]	[illegible]	[illegible]	[illegible]	[illegible]	[illegible]	[illegible]	[illegible]	[illegible]	[illegible]	[illegible]	1·8 (1·2 to 2·7)	0·4 (0·2 to 0·6)	76·2
Acute myeloid leukemia	0·6 (0·3 to 1·1)	1·4 (0·8 to 2·1)	19·9 (9·5 to 36·2)	[illegible]	[illegible]	[illegible]	[illegible]	[illegible]	[illegible]	[illegible]	[illegible]	[illegible]	[illegible]	[illegible]	[illegible]	[illegible]	[illegible]	[illegible]	[illegible]	[illegible]	[illegible]	1·6 (1 to 2·4)	0·5 (0·3 to 0·8)	1,050
Chronic myeloid leukemia	0·2 (0·1 to 0·6)	0·1 (0 to 0·3)	0·5 (0·2 to 1)	[illegible]	[illegible]	[illegible]	[illegible]	[illegible]	[illegible]	[illegible]	[illegible]	[illegible]	[illegible]	[illegible]	[illegible]	[illegible]	[illegible]	[illegible]	[illegible]	[illegible]	[illegible]	0·9 (0·5 to 1·4)	0·3 (0·2 to 0·5)	121
Other leukemia	2·2 (1·3 to 3·6)	1·3 (0·7 to 2·1)	15 (7·2 to 28·4)	[illegible]	[illegible]	[illegible]	[illegible]	[illegible]	[illegible]	[illegible]	[illegible]	[illegible]	[illegible]	[illegible]	[illegible]	[illegible]	[illegible]	[illegible]	[illegible]	[illegible]	[illegible]	6 (4·1 to 8·3)	1·7 (1·1 to 2·5)	765
Other malignant neoplasms	5·2 (2·4 to 8·5)	3·7 (2·1 to 5·5)	45·9 (26·8 to 72·6)	[illegible]	[illegible]	[illegible]	[illegible]	[illegible]	[illegible]	[illegible]	[illegible]	[illegible]	[illegible]	[illegible]	[illegible]	[illegible]	[illegible]	[illegible]	[illegible]	[illegible]	[illegible]	28·5 (20·7 to 36·5)	8·9 (6·5 to 11·3)	2,890
Other neoplasms	1·2 (0·4 to 2·3)	0·8 (0·2 to 2)	15·4 (6·1 to 32·5)	[illegible]	[illegible]	[illegible]	[illegible]	[illegible]	[illegible]	[illegible]	[illegible]	[illegible]	[illegible]	[illegible]	[illegible]	[illegible]	[illegible]	[illegible]	[illegible]	[illegible]	[illegible]	4·7 (3·1 to 6·8)	1·3 (0·8 to 2)	434
Myelodysplastic, myeloproliferative, and other hematopoietic n	1·2 (0·4 to 2·3)	0·8 (0·2 to 2)	15·4 (6·1 to 32·5)	[illegible]	[illegible]	[illegible]	[illegible]	[illegible]	[illegible]	[illegible]	[illegible]	[illegible]	[illegible]	[illegible]	[illegible]	[illegible]	[illegible]	[illegible]	[illegible]	[illegible]	[illegible]	4·7 (3·1 to 6·8)	1·3 (0·8 to 2)	434
Benign and in situ intestinal neoplasms	0 (0 to 0)	0 (0 to 0)	0 (0 to 0)	[illegible]	[illegible]	[illegible]	[illegible]	[illegible]	[illegible]	[illegible]	[illegible]	[illegible]	[illegible]	[illegible]	[illegible]	[illegible]	[illegible]	[illegible]	[illegible]	[illegible]	[illegible]	0 (0 to 0)	0 (0 to 0)	0
Benign and in situ cervical and uterine neoplasms	0 (0 to 0)	0 (0 to 0)	0 (0 to 0)	[illegible]	[illegible]	[illegible]	[illegible]	[illegible]	[illegible]	[illegible]	[illegible]	[illegible]	[illegible]	[illegible]	[illegible]	[illegible]	[illegible]	[illegible]	[illegible]	[illegible]	[illegible]	[illegible]	0 (0 to 0)	0
Other benign and in situ neoplasms	[illegible]	[illegible]	[illegible]	[illegible]	[illegible]	[illegible]	[illegible]	[illegible]	[illegible]	[illegible]	[illegible]	[illegible]	[illegible]	[illegible]	[illegible]	[illegible]	[illegible]	[illegible]	[illegible]	[illegible]	[illegible]	[illegible]	[illegible]	[illegible]
Cardiovascular diseases	[illegible]	[illegible]	[illegible]	[illegible]	[illegible]	[illegible]	[illegible]	[illegible]	[illegible]	[illegible]	[illegible]	[illegible]	[illegible]	[illegible]	[illegible]	[illegible]	[illegible]	[illegible]	[illegible]	[illegible]	[illegible]	[illegible]	[illegible]	92,600
Rheumatic heart disease	[illegible]	[illegible]	[illegible]	[illegible]	[illegible]	[illegible]	[illegible]	[illegible]	[illegible]	[illegible]	[illegible]	[illegible]	[illegible]	[illegible]	[illegible]	[illegible]	[illegible]	[illegible]	[illegible]	[illegible]	[illegible]	[illegible]	[illegible]	1,060

Ischemic heart disease	0 (0 to 0)	0 (0 to 0)	0 (0 to 0)	0 (0 to 0)	0 (0 to 0)	0 (0 to 0)	72·8 (54·1 to 94·7)	141 (99·6 to 194)	187 (129 to 258)	266 (192 to 375)	419 (306 to 572)	647 (482 to 865)	903 (679 to 1,190)	1,280 (961 to 1,690)	1,770 (1,350 to 2,300)	2,320 (1,820 to 2,970)	2,610 (2,080 to 3,280)	2,960 (2,290 to 3,780)	3,010 (2,390 to 3,800)	3,210 (2,530 to 3,930)	2,870 (2,220 to 3,530)	1,870 (1,380 to 2,300)	996 (754 to 1,190)	25,500
Stroke	1·4 (0·5 to 4·5)	2 (0·8 to 4·7)	72·5 (31·1 to 156)	34·7 (22·8 to 55·7)	61·7 (42·9 to 87·1)	107 (77·1 to 144)	178 (130 to 233)	223 (160 to 309)	265 (190 to 362)	307 (218 to 419)	436 (311 to 595)	585 (428 to 789)	774 (552 to 1,040)	967 (712 to 1,290)	1,160 (844 to 1,580)	1,240 (907 to 1,650)	1,380 (1,040 to 1,850)	1,570 (1,230 to 2,000)	1,720 (1,350 to 2,170)	1,670 (1,290 to 2,140)	1,340 (1,000 to 1,730)	729 (549 to 908)	293 (218 to 365)	15,100
Ischemic stroke	0·4 (0·1 to 1·1)	0·4 (0·2 to 1)	4·3 (2 to 8·9)	11·3 (7·5 to 16·3)	26·3 (14·7 to 44·9)	41 (24·2 to 65·7)	61·5 (40 to 90·9)	75·2 (44·7 to 114)	91·5 (58·1 to 137)	105 (65·6 to 156)	133 (88·8 to 187)	166 (116 to 225)	212 (153 to 280)	263 (191 to 348)	330 (246 to 436)	494 (372 to 637)	583 (446 to 759)	924 (734 to 1,180)	1,080 (850 to 1,340)	1,240 (943 to 1,590)	1,020 (759 to 1,330)	567 (424 to 712)	235 (173 to 297)	7,660
Intracerebral hemorrhage	0·1 (0 to 0·4)	0·6 (0·2 to 1·7)	45·9 (18·7 to 103)	10·1 (5·9 to 18·1)	15·7 (10·1 to 23·2)	29·7 (20·4 to 42·4)	59·4 (40·8 to 80·9)	77·6 (51·4 to 111)	89·2 (59·3 to 130)	101 (67·4 to 149)	150 (105 to 215)	210 (143 to 298)	327 (210 to 463)	418 (289 to 587)	499 (346 to 707)	522 (366 to 722)	585 (418 to 806)	487 (373 to 638)	500 (376 to 644)	347 (243 to 480)	260 (183 to 354)	135 (97 to 178)	48·2 (32·9 to 64·2)	4,920
Subarachnoid hemorrhage	0·9 (0·3 to 2·9)	0·9 (0·4 to 2·3)	22·3 (8·5 to 50·1)	13·3 (7·5 to 24·6)	19·7 (11·4 to 31·7)	36·5 (22·5 to 55·6)	57·5 (36·3 to 83·1)	70·5 (42·7 to 107)	84·4 (52·7 to 126)	100 (64 to 150)	153 (100 to 229)	208 (138 to 301)	234 (150 to 337)	287 (192 to 408)	330 (212 to 486)	222 (144 to 322)	217 (141 to 319)	155 (101 to 224)	149 (97·1 to 219)	90·7 (62·1 to 133)	57 (36·9 to 83·4)	26·9 (17·4 to 38·4)	9·3 (6·1 to 13)	2,550
Hypertensive heart disease	0 (0 to 0)	0 (0 to 0)	0 (0 to 0)	0 (0 to 0)	0 (0 to 0)	0 (0 to 0)	5·1 (3·3 to 7·9)	7·3 (4·6 to 12·1)	10·2 (6·3 to 17·8)	17·4 (10·7 to 31·2)	30·3 (18·1 to 48·5)	51·3 (33·6 to 80·1)	87·7 (56·2 to 147)	145 (94·8 to 226)	203 (135 to 304)	244 (164 to 362)	326 (226 to 467)	446 (308 to 649)	482 (343 to 674)	584 (392 to 773)	514 (315 to 689)	355 (181 to 474)	158 (84·9 to 212)	3,670
Non-rheumatic valvular heart disease	0 (0 to 0)	0 (0 to 0)	0 (0 to 0)	0 (0 to 0)	0 (0 to 0)	0 (0 to 0)	8 (5·4 to 11·2)	9 (5·7 to 13·3)	10·6 (6·5 to 16·1)	10·5 (6·4 to 15·9)	14·6 (9·3 to 21·7)	17·4 (11 to 26·7)	20·2 (12·7 to 29·5)	28·2 (17·8 to 43·3)	39·5 (24·8 to 58·4)	45·9 (30·4 to 66·8)	45 (31·8 to 63·2)	46·4 (30·7 to 66·1)	35·4 (24·9 to 49·1)	28·2 (19·2 to 39)	21·8 (14·7 to 30·6)	9·4 (6·1 to 13)	3·2 (2·2 to 4·4)	393
Non-rheumatic calcific aortic valve disease	0 (0 to 0)	0 (0 to 0)	0 (0 to 0)	0 (0 to 0)	0 (0 to 0)	0 (0 to 0)	4·7 (3 to 6·9)	5·3 (3·1 to 8·4)	6·3 (3·4 to 10·4)	6 (3·4 to 9·5)	8 (4·7 to 12·7)	10·5 (6 to 16·9)	11·8 (7 to 18)	16·9 (10 to 26·6)	26·7 (16·2 to 40·8)	32·2 (21 to 48·6)	32·8 (21·9 to 46·9)	32·9 (20·6 to 49·5)	25·8 (17·3 to 36·8)	20·3 (13·1 to 29·6)	16·4 (10·9 to 23·6)	6·9 (4·3 to 9·9)	2·1 (1·4 to 3)	265
Non-rheumatic degenerative mitral valve disease	0 (0 to 0)	0 (0 to 0)	0 (0 to 0)	0 (0 to 0)	0 (0 to 0)	0 (0 to 0)	2·9 (1·6 to 4·7)	3 (1·5 to 5·2)	3·5 (1·7 to 6·1)	3·9 (2 to 6·5)	5·9 (3·1 to 10)	6·3 (3·3 to 10·9)	7·5 (4·1 to 12·7)	10 (5·1 to 17·6)	11·8 (5·7 to 21·3)	12·5 (6·2 to 21)	11·3 (5·8 to 19)	12·6 (6·2 to 21)	8·8 (4·4 to 14·7)	7·2 (3·7 to 11·7)	4·7 (2·3 to 7·9)	2·3 (1·1 to 3·8)	0·9 (0·5 to 1·5)	115
Other non-rheumatic valve diseases	0 (0 to 0)	0 (0 to 0)	0 (0 to 0)	0 (0 to 0)	0 (0 to 0)	0 (0 to 0)	0·5 (0·1 to 1·2)	0·7 (0·2 to 2·1)	0·8 (0·2 to 2·2)	0·7 (0·1 to 2·1)	0·7 (0·2 to 1·8)	0·6 (0·2 to 1·4)	0·9 (0·4 to 2)	1·3 (0·5 to 2·9)	1 (0·4 to 2·1)	1·2 (0·5 to 2·7)	0·9 (0·3 to 2·2)	0·8 (0·3 to 2)	0·8 (0·3 to 1·9)	0·8 (0·3 to 1·9)	0·7 (0·2 to 1·7)	0·2 (0·1 to 0·5)	0·2 (0·1 to 0·4)	12·8
Cardiomyopathy and myocarditis	7·8 (3·9 to 13·4)	5 (2·8 to 8)	95·3 (50·7 to 157)	47·1 (27·2 to 68·5)	26·2 (12 to 36·7)	50·1 (21·4 to 68·7)	22·8 (11·5 to 33·5)	20·2 (11·8 to 30·6)	20·6 (12·5 to 32·3)	19·3 (11·5 to 30·3)	24·7 (15·2 to 37)	24·6 (15·6 to 36·4)	29·1 (19·2 to 43·5)	37·1 (23·4 to 57·6)	42·8 (27·1 to 65·1)	42·3 (28·2 to 61·9)	40·4 (26·5 to 60·5)	38·9 (25·3 to 60·8)	37·8 (24·5 to 57·4)	32·4 (20·3 to 49·9)	24·8 (15·5 to 39)	14·9 (8·9 to 22)	7·8 (4·7 to 11·1)	712
Myocarditis	0·3 (0·1 to 0·7)	0·4 (0·2 to 1)	11·9 (5·5 to 23·6)	6 (3 to 11·3)	4·1 (2 to 6·9)	6·6 (3·2 to 10·8)	3·4 (2 to 5·3)	2·9 (1·7 to 4·4)	3·3 (2 to 5·4)	2·5 (1·5 to 4)	3·1 (1·8 to 4·8)	2·7 (1·6 to 4·1)	2·4 (1·4 to 3·9)	2·4 (1·2 to 4·2)	2·5 (1·6 to 3·9)	2·1 (1·3 to 3·3)	2 (1·2 to 3·3)	2·2 (1 to 4·4)	3 (1·3 to 5·9)	3·6 (1·3 to 7·6)	3·8 (1·4 to 7·4)	3 (1 to 5·8)	1·8 (0·5 to 3·4)	75·9
Alcoholic cardiomyopathy	0 (0 to 0)	0 (0 to 0)	0 (0 to 0)	0 (0 to 0)	0 (0 to 0)	0 (0 to 0)	1·4 (1·1 to 1·8)	1·3 (0·9 to 1·8)	1·2 (0·8 to 1·8)	1 (0·6 to 1·5)	1·3 (0·7 to 2·6)	1 (0·6 to 2·1)	1·5 (0·8 to 2·8)	1·8 (0·8 to 3·8)	1·7 (0·8 to 3·4)	1·9 (1 to 3·6)	1·6 (0·8 to 2·9)	1·6 (0·7 to 3·4)	1·3 (0·6 to 2·9)	0·9 (0·3 to 1·8)	0·6 (0·3 to 1·1)	0·3 (0·1 to 0·6)	0·1 (0·1 to 0·3)	20·5
Other cardiomyopathy	7·6 (3·7 to 13)	4·5 (2·4 to 7·3)	83·4 (40·1 to 140)	41·2 (21·2 to 62·5)	22·1 (9·4 to 32·1)	43·6 (16·3 to 63·1)	18 (7·9 to 28·2)	16 (8·3 to 25·6)	16·1 (8·9 to 26·7)	15·8 (9 to 25·6)	20·3 (11·6 to 31·4)	21 (12·5 to 31·6)	25·3 (15·9 to 39·2)	32·9 (20·7 to 51)	38·6 (23·7 to 59·4)	38·2 (24·6 to 57·9)	36·8 (23·5 to 56·5)	35·1 (22·3 to 56·7)	33·4 (21·5 to 53·3)	28 (16·9 to 45·7)	20·4 (10·7 to 35·5)	11·6 (5·7 to 19·8)	5·9 (2·9 to 9·5)	616
Atrial fibrillation and flutter	0 (0 to 0)	0 (0 to 0)	0 (0 to 0)	0 (0 to 0)	0 (0 to 0)	0 (0 to 0)	0 (0 to 0)	0 (0 to 0)	0 (0 to 0)	2 (1·2 to 3·1)	5·5 (3·4 to 8·3)	20·5 (12·6 to 31·7)	35·2 (23 to 51·6)	59·8 (40·9 to 86·1)	101 (70·7 to 138)	144 (106 to 195)	183 (138 to 242)	252 (189 to 340)	299 (226 to 390)	374 (288 to 495)	323 (243 to 481)	230 (168 to 350)	94·2 (68 to 152)	2,120
Aortic aneurysm	--	--	--	--	--	--	2·2 (1·5 to 3·2)	3·9 (2·4 to 6·1)	4·3 (2·7 to 7)	4·5 (2·6 to 7·3)	7·5 (4·5 to 11·5)	8 (5·1 to 11·6)	8·3 (5·5 to 12·5)	12·3 (8·3 to 18·2)	16·8 (11·2 to 24·6)	20·7 (14·2 to 29·7)	23·2 (15·4 to 32·4)	25·8 (17·1 to 37)	25·1 (16·6 to 35·7)	23·3 (15·8 to 32·9)	16·3 (11·1 to 22·5)	7·4 (5 to 10·5)	2·3 (1·6 to 3·1)	NA
Endocarditis	0·3 (0·2 to 0·7)	0·5 (0·2 to 0·9)	16·6 (7 to 31·9)	11·7 (5·9 to 18·3)	6·3 (3·1 to 9·9)	8·7 (5·2 to 13·9)	10·2 (6·2 to 15·6)	11·7 (6·5 to 19·4)	14 (7·5 to 23·2)	10·9 (5·8 to 18·1)	13·9 (7·7 to 23·6)	14·1 (7·9 to 24·4)	14·1 (7·9 to 25·5)	15·4 (9·3 to 27·2)	16·7 (10·1 to 28)	16·7 (10·4 to 26·6)	16·2 (10·2 to 25)	12·2 (7·4 to 20·2)	10·7 (6·8 to 17)	8·2 (5·1 to 13)	6·2 (3·8 to 9·5)	3·2 (2 to 4·8)	1·2 (0·8 to 1·9)	240
Other cardiovascular and circulatory diseases	12·5 (4·3 to 21·6)	7·6 (3·1 to 12·7)	61·6 (22·2 to 115)	38·4 (20·9 to 61·7)	30·9 (19·3 to 46·1)	54·3 (34·5 to 80·9)	74·9 (46·2 to 119)	96·7 (59·5 to 143)	116 (75·1 to 176)	89·9 (55·2 to 135)	99 (64·2 to 143)	263 (152 to 430)	162 (107 to 234)	150 (99·2 to 219)	153 (105 to 216)	145 (103 to 200)	141 (103 to 189)	136 (101 to 178)	123 (89·6 to 162)	109 (78·5 to 146)	88·1 (63·1 to 118)	48·6 (32·3 to 66·1)	21·7 (15·3 to 28·4)	2,220
Chronic respiratory diseases	0 (0 to 0)	0 (0 to 0)	0·2 (0·2 to 0·3)	526 (341 to 821)	611 (358 to 1,020)	569 (355 to 875)	460 (304 to 700)	400 (275 to 549)	394 (284 to 537)	404 (298 to 531)	447 (338 to 570)	487 (374 to 624)	563 (435 to 716)	658 (496 to 899)	854 (636 to 1,170)	1,140 (845 to 1,540)	1,270 (962 to 1,710)	1,600 (1,240 to 2,080)	1,810 (1,370 to 2,310)	1,990 (1,480 to 2,510)	1,720 (1,230 to 2,210)	1,030 (714 to 1,330)	476 (320 to 600)	17,400
Chronic obstructive pulmonary disease	0 (0 to 0)	0 (0 to 0)	0·2 (0·2 to 0·3)	40·3 (20·3 to 88·2)	32·9 (18 to 54)	44·8 (24·3 to 71·4)	76·5 (47·6 to 110)	107 (71·5 to 151)	135 (91·6 to 182)	156 (108 to 209)	187 (131 to 250)	233 (170 to 306)	309 (231 to 402)	411 (301 to 580)	591 (435 to 821)	880 (655 to 1,230)	1,010 (759 to 1,410)	1,350 (1,050 to 1,750)	1,580 (1,200 to 2,040)	1,800 (1,350 to 2,290)	1,590 (1,140 to 2,040)	957 (667 to 1,230)	446 (300 to 562)	11,900
Pneumoconiosis	0 (0 to 0)	0 (0 to 0)	0 (0 to 0)	0 (0 to 0)	0 (0 to 0)	0 (0 to 0)	0·5 (0·3 to 1)	0·7 (0·4 to 1·2)	0·7 (0·4 to 1·1)	0·8 (0·5 to 1·2)	0·9 (0·5 to 1·3)	1·2 (0·7 to 1·8)	1·2 (0·8 to 1·9)	1·7 (1·1 to 2·5)	2 (1·3 to 2·9)	2·1 (1·4 to 3·3)	2·1 (1·4 to 3·1)	2·2 (1·4 to 3·3)	2·5 (1·6 to 3·8)	2 (1·3 to 3)	1·7 (1·1 to 2·6)	0·7 (0·5 to 1·1)	0·3 (0·2 to 0·5)	23·5
Silicosis	0 (0 to 0)	0 (0 to 0)	0 (0 to 0)	0 (0 to 0)	0 (0 to 0)	0 (0 to 0)	0·1 (0 to 0·2)	0·2 (0·1 to 0·4)	0·3 (0·1 to 0·5)	0·4 (0·2 to 0·6)	0·5 (0·3 to 0·7)	0·5 (0·3 to 0·9)	0·6 (0·3 to 1)	0·7 (0·4 to 1·1)	0·7 (0·4 to 1·1)	0·7 (0·4 to 1·2)	0·6 (0·4 to 1)	0·6 (0·4 to 1)	0·6 (0·4 to 1·2)	0·5 (0·3 to 0·8)	0·4 (0·2 to 0·7)	0·2 (0·1 to 0·3)	0·1 (0 to 0·1)	7·5
Asbestosis	0 (0 to 0)	0 (0 to 0)	0 (0 to 0)	0 (0 to 0)	0 (0 to 0)	0 (0 to 0)	0·1 (0 to 0·3)	0·2 (0·1 to 0·4)	0·1 (0 to 0·3)	0·1 (0 to 0·2)	0·1 (0 to 0·2)	0·1 (0 to 0·3)	0·1 (0 to 0·3)	0·2 (0·1 to 0·4)	0·2 (0·1 to 0·5)	0·2 (0·1 to 0·5)	0·2 (0·1 to 0·5)	0·2 (0·1 to 0·6)	0·3 (0·1 to 0·6)	0·2 (0·1 to 0·5)	0·2 (0·1 to 0·5)	0·1 (0 to 0·2)	0 (0 to 0·1)	2·8
Coal workers pneumoconiosis	0 (0 to 0)	0 (0 to 0)	0 (0 to 0)	0 (0 to 0)	0 (0 to 0)	0 (0 to 0)	0·1 (0 to 0·2)	0·1 (0 to 0·3)	0·1 (0 to 0·2)	0·1 (0 to 0·1)	0·1 (0 to 0·2)	0·1 (0 to 0·2)	0·1 (0·1 to 0·3)	0·2 (0·1 to 0·5)	0·2 (0·1 to 0·5)	0·2 (0·1 to 0·5)	0·3 (0·1 to 0·6)	0·3 (0·1 to 0·7)	0·5 (0·1 to 1·2)	0·4 (0·1 to 0·9)	0·3 (0·1 to 0·8)	0·1 (0 to 0·2)	0 (0 to 0·1)	3·4
Other pneumoconiosis	0 (0 to 0)	0 (0 to 0)	0 (0 to 0)	0 (0 to 0)	0 (0 to 0)	0 (0 to 0)	0·3 (0·1 to 0·5)	0·2 (0·1 to 0·5)	0·2 (0·1 to 0·4)	0·3 (0·1 to 0·5)	0·2 (0·1 to 0·5)	0·4 (0·2 to 0·9)	0·4 (0·2 to 0·9)	0·6 (0·2 to 1·2)	0·8 (0·4 to 1·5)	1 (0·4 to 1·8)	1 (0·5 to 1·8)	1 (0·5 to 1·8)	1·1 (0·6 to 2)	0·9 (0·4 to 1·5)	0·8 (0·4 to 1·3)	0·4 (0·2 to 0·6)	0·2 (0·1 to 0·3)	9·8
Asthma	0 (0 to 0)	0 (0 to 0)	0 (0 to 0)	368 (211 to 630)	518 (284 to 914)	447 (249 to 738)	329 (177 to 562)	225 (125 to 366)	191 (111 to 307)	179 (108 to 283)	174 (110 to 260)	160 (108 to 227)	142 (95·8 to 202)	124 (82·9 to 181)	116 (79·4 to 164)	108 (74·3 to 153)	102 (71·1 to 144)	93 (63·7 to 131)	83·4 (58·5 to 117)	79·9 (53·5 to 114)	60 (39·5 to 85·5)	36·4 (23·6 to 51·4)	16 (10 to 22·7)	3,550
Interstitial lung disease and pulmonary sarcoidosis	0 (0 to 0)	0 (0 to 0)	0 (0 to 0)	19·6 (6 to 63·3)	7·6 (4 to 14·9)	7·8 (4·4 to 13·6)	12·1 (6·5 to 20·6)	17·6 (9·3 to 31·9)	21·1 (11·3 to 37·5)	26·3 (14·4 to 44·3)	42·8 (24·7 to 68·7)	54·7 (33·7 to 88·8)	75·5 (45·9 to 115)	89·8 (54·2 to 143)	108 (63·2 to 171)	134 (77·5 to 205)	143 (77·4 to 217)	145 (82·2 to 219)	123 (74·6 to 188)	95·6 (54·3 to 148)	64·2 (32·9 to 105)	32·2 (14·5 to 53·4)	11·8 (5·2 to 20·9)	1,230
Other chronic respiratory diseases	0 (0 to 0)	0 (0 to 0)	0 (0 to 0)	98·5 (55·3 to 161)	52·3 (29·2 to 82·2)	69·6 (40·4 to 107)	42·3 (27 to 63·7)	48·6 (31·5 to 70·4)	46·7 (30·6 to 69·1)	42·1 (27·5 to 62·9)	43 (28·2 to 67·4)	38·4 (25·7 to 58·7)	35·7 (23·4 to 57·5)	31·7 (19·6 to 56·5)	36·9 (21·9 to 66·4)	14·7 (7·8 to 26·8)	14·5 (7·8 to 26·1)	11·5 (6·3 to 21·5)	12 (6·3 to 22·6)	10·7 (5·3 to 19·4)	8·3 (4·3 to 15·5)	5·4 (2·8 to 9·8)	2 (0·9 to 3·6)	665
Digestive diseases	17·4 (11·9 to 24·5)	16·5 (11·4 to 23·9)	304 (166 to 527)	362 (262 to 481)	272 (195 to 368)	303 (230 to 394)	415 (303 to 552)	665 (473 to 937)	911 (643 to 1,280)	1,150 (840 to 1,570)	1,350 (1,010 to 1,830)	1,730 (1,320 to 2,230)	1,940 (1,480 to 2,490)	2,320 (1,790 to 3,000)	2,590 (1,970 to 3,290)	2,490 (1,950 to 3,110)	2,410 (1,940 to 3,030)	2,040 (1,590 to 2,570)	1,790 (1,390 to 2,260)	1,460 (1,150 to 1,820)	1,030 (800 to 1,300)	528 (399 to 646)	211 (155 to 260)	26,300
Cirrhosis and other chronic liver diseases	0 (0 to 0)	0 (0 to 0)	0·3 (0·2 to 0·5)	72·5 (40·2 to 113)	35·8 (23·4 to 52·4)	46·5 (31·9 to 64)	57·3 (38·6 to 79·7)	76·2 (45·2 to 113)	137 (85·6 to 202)	238 (162 to 339)	338 (238 to 482)	602 (435 to 835)	737 (529 to 1,010)	1,010 (746 to 1,400)	1,290 (941 to 1,730)	1,210 (921 to 1,600)	1,220 (943 to 1,590)	896 (664 to 1,170)	680 (488 to 899)	430 (315 to 565)	247 (179 to 325)	102 (71·8 to 133)	39·6 (28·1 to 50·5)	9,470
Cirrhosis and other chronic liver diseases due to hepatitis B	0 (0 to 0)	0 (0 to 0)	0 (0 to 0)	0 (0 to 0·1)	0 (0 to 0·1)	0·1 (0 to 0·2)	0·2 (0·1 to 0·3)	0·8 (0·4 to 1·4)	2·6 (1·2 to 4·6)	6·3 (3·5 to 10·1)	10·9 (6 to 18·2)	19·7 (12 to 31·1)	22·3 (12·9 to 36·4)	27·5 (15·4 to 44·9)	29·5 (17·8 to 48·4)	24 (14·5 to 38·8)	21·5 (13·5 to 34·1)	15·2 (9·1 to 23·9)	11·9 (7·4 to 18·8)	7·7 (4·6 to 11·8)	4·4 (2·9 to 6·3)	1·8 (1·1 to 2·9)	0·7 (0·4 to 1·2)	207
Cirrhosis and other chronic liver diseases due to hepatitis C	0 (0 to 0)	0 (0 to 0)	0 (0 to 0)	0·4 (0·2 to 0·6)	0·5 (0·3 to 0·8)	1·2 (0·7 to 1·8)	2·2 (1·1 to 3·8)	9·8 (4·8 to 17·5)	31·9 (16·9 to 53)	66·5 (39·3 to 103)	98·8 (60 to 158)	171 (109 to 258)	193 (123 to 300)	244 (154 to 386)	280 (176 to 428)	243 (154 to 365)	228 (156 to 330)	159 (107 to 231)	115 (73·8 to 174)	73 (47 to 109)	44·2 (29·3 to 62·5)	19·1 (12 to 27·3)	7·8 (4·5 to 12·2)	1,990
Cirrhosis and other chronic liver diseases due to alcohol use	0 (0 to 0)	0 (0 to 0)	0 (0 to 0)	0 (0 to 0)	0 (0 to 0)	0 (0 to 0)	0·2 (0·1 to 0·3)	3·9 (1·8 to 7·4)	15·3 (7·5 to 27·1)	47 (27·9 to 74)	94·2 (57 to 147)	191 (125 to 278)	248 (155 to 364)	358 (238 to 514)	475 (316 to 694)	444 (299 to 645)	413 (279 to 577)	274 (183 to 387)	180 (119 to 262)	103 (68·2 to 152)	57·5 (39·2 to 82·3)	23 (14·6 to 34·2)	8·7 (5·1 to 13·8)	2,940
Cirrhosis and other chronic liver diseases due to NAFLD	0 (0 to 0)	0 (0 to 0)	0 (0 to 0)	0 (0 to 0)	0 (0 to 0)	0 (0 to 0)	2·7 (1·1 to 5·4)	8·8 (3·8 to 17·2)	25·9 (11·5 to 49·2)	51·9 (27·4 to 87·5)	74·1 (37·6 to 130)	139 (71·4 to 233)	183 (92·5 to 304)	260 (136 to 427)	323 (164 to 549)	312 (164 to 514)	334 (209 to 503)	261 (160 to 381)	208 (120 to 312)	134 (78·1 to 199)	75·9 (48·8 to 108)	30·9 (18·5 to 44·8)	11·8 (6·1 to 17·4)	2,440
Cirrhosis and other chronic liver diseases due to other causes	0 (0 to 0)	0 (0 to 0)	0·3 (0·2 to 0·5)	72·1 (40 to 112)	35·3 (23 to 51·8)	45·2 (31·1 to 62·3)	52·1 (35·4 to 71·8)	52·9 (30·5 to 81)	60·9 (34·1 to 102)	65·9 (34·5 to 113)	59·8 (30·1 to 102)	81·2 (39·7 to 141)	90·2 (42·3 to 159)	125 (58·9 to 219)	177 (83·2 to 307)	192 (99 to 324)	220 (113 to 384)	188 (102 to 301)	165 (91·4 to 275)	112 (64·2 to 179)	65·5 (40·6 to 97·3)	27·3 (16·1 to 41·1)	10·7 (5·5 to 16·3)	1,900
Upper digestive system diseases	0 (0 to 0)	0 (0 to 0)	0 (0 to 0)	18·4 (11·8 to 26·8)	18·1 (10·4 to 29·7)	31·9 (20 to 49·5)	110 (62·8 to 195)	253 (138 to 464)	352 (184 to 615)	389 (198 to 703)	387 (201 to 693)	391 (221 to 669)	387 (223 to 640)	396 (249 to 650)	377 (243 to 596)	364 (249 to 538)	328 (238 to 469)	317 (238 to 436)	318 (233 to 438)	315 (236 to 409)	264 (198 to 345)	164 (118 to 210)	72·1 (52·3 to 91·8)	5,250
Peptic ulcer disease	0 (0 to 0)	0 (0 to 0)	0 (0 to 0)	7·3 (4 to 11·4)	4·7 (3 to 6·8)	7·8 (5·1 to 10·9)	13·2 (8·7 to 18·6)	16·1 (10·3 to 23·9)	20·8 (12·5 to 32·2)	23·4 (15·4 to 33·2)	29·6 (20·2 to 42·1)	45 (31·6 to 63·6)	48·6 (33·4 to 68·5)	81·3 (58·4 to 113)	92·9 (60·2 to 136)	114 (82·1 to 154)	129 (95·5 to 174)	146 (104 to 196)	176 (120 to 250)	197 (137 to 269)	182 (132 to 247)	118 (82·5 to 157)	52·2 (36·7 to 68·4)	1,510
Gastritis and duodenitis	0 (0 to 0)	0 (0 to 0)	0 (0 to 0)	11·1 (6 to 18·6)	12·9 (5·6 to 24·1)	11·4 (4·9 to 21·6)	11·6 (6·2 to 19·8)	11·1 (6·1 to 18·1)	14·3 (7·7 to 23·5)	17·4 (9 to 30·1)	24·4 (13·6 to 40·9)	26·2 (15·6 to 40·8)	34·6 (20·7 to 57)	42·5 (26·6 to 64)	50·3 (32·1 to 75·8)	49·2 (31·9 to 71·9)	47·2 (30·7 to 69·2)	50 (33·5 to 72·1)	52·4 (33·5 to 78·1)	56 (33·8 to 87·8)	46 (30·7 to 69·2)	31·3 (19 to 48·7)	15·3 (9·9 to 22·5)	615
Gastroesophageal reflux disease	0 (0 to 0)	0 (0 to 0)	0 (0 to 0)	0 (0 to 0)	0·5 (0·1 to 1·2)	12·7 (5·2 to 24·4)	85·2 (40·6 to 165)	226 (112 to 437)	317 (152 to 579)	348 (164 to 661)	333 (156 to 635)	320 (155 to 580)	303 (149 to 543)	272 (136 to 516)	234 (111 to 438)	200 (96 to 379)	152 (75·4 to 274)	121 (61·8 to 216)	90·1 (45·5 to 165)	61·3 (30·3 to 112)	35 (17·5 to 63·6)	14·8 (7·5 to 27·1)	4·6 (2·3 to 8·1)	3,130
Appendicitis	0 (0 to 0)	0 (0 to 0)	0 (0 to 0)	21·5 (12 to 35·5)	35·9 (18·9 to 58·1)	50·9 (29·7 to 79·2)	35·3 (20·5 to 57·5)	27·5 (18 to 41·4)	24·4 (15 to 38·6)	25·6 (15·5 to 40)	27·5 (17·2 to 42·5)	31 (17·8 to 51·1)	32·9 (18·9 to 53·2)	34·1 (20·1 to 54·2)	37·9 (21·3 to 61·8)	32·2 (19·6 to 49·7)	29·4 (17·6 to 44·7)	26·6 (15·8 to 41·1)	21·6 (12·4 to 33·8)	18·5 (11·4 to 28·1)	14·3 (8·4 to 22·1)	6·1 (3·5 to 9·3)	2·2 (1·3 to 3·2)	535
Paralytic ileus and intestinal obstruction	11·8 (8 to 17·9)	14·7 (10·1 to 20·9)	290 (156 to 500)	93·2 (52·6 to 147)	35·7 (22·1 to 53·3)	29·1 (19·2 to 41·6)	20·9 (12·6 to 32·2)	25·1 (15·1 to 39·7)	24·4 (13·9 to 39·3)	28·9 (16·8 to 45·8)	33·8 (20 to 54·5)	42·5 (26·4 to 66·1)	52·3 (31·9 to 82·6)	73·7 (45·5 to 115)	86·4 (54 to 133)	98·1 (62·7 to 146)	110 (73·3 to 161)	122 (79 to 183)	131 (85 to 192)	133 (90·3 to 189)	100 (66·2 to 145)	50·9 (33·6 to 73·2)	20·8 (13·2 to 29·5)	1,630
Inguinal, femoral, and abdominal hernia	5·6 (1·6 to 10·7)	1·8 (0·5 to 4)	14·3 (7·2 to 27·7)	69·5 (34·4 to 119)	63·7 (27·4 to 113)	29·7 (10·2 to 55·9)	15·2 (3·8 to 33·1)	13·4 (3·2 to 28·5)	20 (6 to 39·6)	34·1 (14·7 to 61·6)	53·7 (26·2 to 93)	76·7 (42·4 to 127)	97 (55 to 156)	117 (72·7 to 178)	117 (77·1 to 170)	109 (75·2 to 154)	94·1 (63·7 to 131)	87·6 (61·5 to 121)	80·2 (54·3 to 112)	60·1 (42·1 to 84·6)	47·5 (31·3 to 68·2)	22·6 (14·6 to 31·9)	8·3 (5·3 to 12·1)	1,240
Inflammatory bowel disease	0 (0 to 0)	0 (0 to 0)	0 (0 to 0)	8·3 (4·2 to 14·3)	2·4 (1·2 to 3·9)	5·1 (3 to 7·8)	6·7 (4·2 to 10·5)	8·7 (5·7 to 12·4)	12·2 (7·8 to 18·3)	14·5 (10 to 20·9)	17·7 (12·4 to 25·2)	20·5 (14·7 to 28·6)	23·7 (16·3 to 33·4)	26·2 (16·5 to 39)	27·5 (16·7 to 40·1)	28·8 (19 to 40·1)	25·3 (16·7 to 35·7)	22·4 (14·5 to 32)	18·6 (12·2 to 26·5)	15·5 (10·4 to 21·9)	10·7 (7 to 15·4)	5·3 (3·2 to 7·6)	2·3 (1·3 to 3·4)	303
Vascular intestinal disorders	0 (0 to 0)	0 (0 to 0)	0 (0 to 0)	6·9 (3·1 to 11·9)	3·6 (1·8 to 6)	2·8 (1·2 to 5·6)	4·9 (2·9 to 7·9)	6 (3·6 to 9·1)	5·8 (3·3 to 9·4)	8·4 (4·9 to 13·2)	11·7 (7·3 to 18·6)	18·7 (11·5 to 29)	28·3 (17·4 to 43·6)	40·5 (26·2 to 60·9)	52·3 (34·2 to 77·6)	65·7 (43·5 to 95·4)	83·7 (57·4 to 120)	114 (76·6 to 160)	136 (95·4 to 190)	126 (86·8 to 170)	88·8 (62 to 125)	43·6 (29·6 to 59·6)	15·4 (9·9 to 21·4)	863
Gallbladder and biliary diseases	0 (0 to 0)	0 (0 to 0)	0 (0 to 0)	21·3 (8·4 to 40·3)	47 (19·9 to 85·8)	72·4 (32·4 to 130)	116 (61 to 206)	187 (102 to 313)	261 (153 to 426)	326 (189 to 532)	387 (229 to 626)	431 (256 to 677)	455 (280 to 708)	453 (289 to 690)	421 (273 to 624)	391 (267 to 559)	323 (226 to 444)	276 (194 to 373)	231 (160 to 317)	204 (143 to 276)	136 (94·7 to 185)	69·1 (47·1 to 94·6)	25·8 (17·2 to 35·5)	4,830
Pancreatitis	0 (0 to 0)	0 (0 to 0)	0 (0 to 0)	3·5 (2 to 5·6)	5·7 (3·2 to 9·5)	11·3 (6 to 17·7)	29·5 (19·5 to 43)	45·1 (28·3 to 68·8)	46·7 (27·6 to 73·2)	57·8 (35·9 to 90·9)	56·7 (35·1 to 89·3)	62·7 (39·4 to 95·1)	62·6 (39·9 to 96)	72·8 (45 to 113)	77·3 (48·7 to 118)	73·9 (47·1 to 111)	73·5 (48 to 113)	60·4 (40·5 to 89·5)	49·6 (33·3 to 75·6)	41·5 (28·7 to 60·3)	27·8 (18·6 to 41·2)	11·6 (7·5 to 17·4)	4 (2·7 to 5·8)	874
Other digestive diseases	0 (0 to 0)	0 (0 to 0)	0 (0 to 0)	47 (29·1 to 81·6)	24 (16·3 to 37·7)	23 (16 to 33·9)	18·3 (11·7 to 28·5)	23 (14·2 to 36·8)	27·7 (16·8 to 44·2)	31·9 (19·4 to 51·2)	40·8 (24·4 to 67)	53·4 (32 to 80·6)	65·5 (36·7 to 97·5)	88·9 (49·3 to 141)	103 (58·1 to 158)	118 (68·4 to 180)	124 (74·5 to 185)	119 (69·8 to 181)	123 (67·4 to 187)	114 (66·4 to 170)	95·1 (54·8 to 143)	52·5 (31·3 to 77·3)	20·6 (12·9 to 31·7)	1,310
Neurological disorders	1·3 (0·4 to 2·9)	3·4 (0·8 to 7·7)	204 (114 to 328)	495 (217 to 942)	805 (324 to 1,530)	1,950 (639 to 3,950)	2,530 (834 to 5,450)	2,610 (853 to 5,420)	2,580 (861 to 5,230)	2,490 (812 to 5,060)	2,390 (826 to 4,840)	2,310 (837 to 4,560)	2,100 (874 to 4,090)	1,810 (822 to 3,300)	1,540 (791 to 2,650)	1,410 (803 to 2,340)	1,320 (789 to 2,210)	1,540 (911 to 2,790)	1,810 (1,040 to 3,530)	2,450 (1,320 to 5,090)	2,260 (1,100 to 4,610)	1,470 (674 to 3,140)	656 (285 to 1,400)	36,700
Alzheimer's disease and other dementias	0 (0 to 0)	0 (0 to 0)	0 (0 to 0)	0 (0 to 0)	0 (0 to 0)	0 (0 to 0)	0 (0 to 0)	0 (0 to 0)	0 (0 to 0)	0 (0 to 0)	0 (0 to 0)	9 (1·9 to 28·7)	51·6 (14·6 to 143)	110 (35·9 to 294)	194 (69·2 to 485)	319 (123 to 795)	489 (188 to 1,220)	824 (339 to 1,980)	1,180 (485 to 2,900)	1,930 (784 to 4,590)	1,920 (760 to 4,290)	1,330 (521 to 3,030)	609 (237 to 1,370)	8,960
Parkinson's disease	0 (0 to 0)	0 (0 to 0)	0 (0 to 0)	0 (0 to 0)	0 (0 to 0)	0 (0 to 0)	0 (0 to 0)	0·7 (0·5 to 1)	1·7 (1·1 to 2·7)	2·6 (1·6 to 4)	5·3 (3·7 to 7·5)	13·1 (9·6 to 17·7)	21·5 (14·9 to 31)	33·5 (24·1 to 45·7)	46·8 (33·3 to 64)	71·4 (54 to 93·5)	112 (86·9 to 141)	196 (155 to 245)	282 (227 to 350)	302 (240 to 374)	212 (165 to 263)	90·5 (69·4 to 113)	30·4 (23·8 to 36·5)	1,420
Idiopathic epilepsy	1·1 (0·2 to 2·7)	3·2 (0·7 to 7·6)	128 (68·8 to 214)	358 (152 to 687)	410 (145 to 865)	479 (179 to 1,020)	520 (209 to 1,040)	509 (205 to 1,030)	476 (203 to 939)	408 (175 to 782)	369 (157 to 691)	334 (150 to 601)	290 (124 to 550)	254 (103 to 486)	225 (90·7 to 453)	210 (77 to 437)	184 (67·7 to 371)	163 (58·7 to 333)	133 (43·3 to 279)	95·9 (31·7 to 201)	59·3 (20·9 to 119)	26·6 (9 to 54·6)	9·7 (3·4 to 20·4)	5,640
Multiple sclerosis	0 (0 to 0)	0 (0 to 0)	0 (0 to 0)	0 (0 to 0)	0·3 (0 to 0·7)	2·3 (0·7 to 6·4)	4·8 (2·3 to 8·7)	8·3 (4·8 to 12·2)	14·6 (8·9 to 21·2)	22 (14·5 to 32)	29·5 (19·2 to 41·7)	36·6 (23·7 to 52·4)	38·4 (23·8 to 55·4)	34·6 (22·5 to 50)	31 (21·1 to 46·5)	24·6 (15·7 to 36·4)	15·9 (10·7 to 22·7)	11·8 (8 to 16·7)	6·7 (4·4 to 9·5)	3·9 (2·7 to 5·6)	2·2 (1·5 to 3·4)	0·8 (0·5 to 1·1)	0·2 (0·1 to 0·3)	289
Motor neuron disease	0·2 (0·1 to 0·3)	0·2 (0·1 to 0·3)	6·4 (3 to 11·8)	5·3 (3·4 to 8·1)	2·5 (1·6 to 3·7)	3·3 (2·2 to 4·7)	2·4 (1·8 to 3·3)	3·1 (2·2 to 4·1)	4 (2·9 to 5·3)	4·8 (3·3 to 6·6)	6·4 (4·2 to 9·3)	10·9 (7·1 to 16)	16·6 (10·9 to 24·6)	22·7 (15·1 to 33·3)	28·3 (18·6 to 42·9)	24·5 (17·2 to 33·9)	20·1 (13·8 to 28·4)	15·7 (10·8 to 21·7)	8 (5·4 to 11·4)	3·2 (2·1 to 4·8)	1·3 (0·9 to 1·8)	0·4 (0·2 to 0·5)	0·1 (0·1 to 0·2)	190
Headache disorders	0 (0 to 0)	0 (0 to 0)	0 (0 to 0)	0 (0 to 0)	252 (4·4 to 654)	1,270 (66 to 3,170)	1,840 (215 to 4,520)	1,980 (274 to 4,590)	1,990 (307 to 4,540)	1,970 (349 to 4,490)	1,890 (342 to 4,170)	1,810 (372 to 4,020)	1,590 (385 to 3,550)	1,260 (335 to 2,710)	936 (248 to 2,020)	687 (204 to 1,450)	449 (148 to 936)	289 (94·7 to 601)	174 (56·5 to 355)	101 (32·5 to 212)	51 (17·8 to 105)	17·5 (5·4 to 37)	3·9 (0·8 to 8·9)	18,600
Migraine	0 (0 to 0)	0 (0 to 0)	0 (0 to 0)	0 (0 to 0)	232 (3 to 641)	1,190 (45 to 3,090)	1,720 (143 to 4,440)	1,840 (193 to 4,460)	1,850 (212 to 4,440)	1,820 (239 to 4,260)	1,740 (244 to 4,010)	1,660 (274 to 3,820)	1,440 (272 to 3,270)	1,130 (231 to 2,580)	836 (181 to 1,890)	602 (145 to 1,360)	384 (101 to 847)	242 (67·1 to 547)	145 (41 to 326)	84·5 (24·2 to 184)	42·3 (12·5 to 91·9)	14·3 (3·5 to 32·3)	3 (0·6 to 7·1)	17,000
Tension-type headache	0 (0 to 0)	0 (0 to 0)	0 (0 to 0)	0 (0 to 0)	19·5 (0·5 to 113)	73·6 (3·9 to 446)	120 (22·9 to 531)	138 (28·5 to 532)	148 (35 to 551)	151 (37·1 to 487)	154 (40·9 to 494)	151 (45·1 to 420)	144 (49·5 to 363)	130 (40·7 to 334)	100 (32·1 to 244)	84·9 (25·5 to 227)	65·2 (19·9 to 193)	47 (12 to 153)	29·3 (6·5 to 102)	16·6 (3·8 to 55·5)	8·8 (2·1 to 29·5)	3·2 (0·6 to 11·8)	0·8 (0 to 4·2)	1,580
Other neurological disorders	0 (0 to 0)	0 (0 to 0)	69·4 (36·3 to 116)	132 (59·3 to 249)	141 (54 to 292)	201 (77·1 to 428)	165 (59·2 to 342)	114 (48·1 to 227)	87·7 (42·3 to 161)	82·9 (43·7 to 141)	93·2 (51·9 to 153)	95 (55·6 to 149)	98·6 (57·6 to 158)	89·7 (57 to 134)	83·6 (55·1 to 121)	72·7 (50·9 to 101)	54 (39·9 to 73·8)	40·9 (30·2 to 54·5)	27·4 (20·2 to 35·9)	19·4 (14·2 to 26·3)	10·4 (7·3 to 14·6)	4·7 (3·3 to 6·5)	2·1 (1·4 to 2·9)	1,680
Mental disorders	0·3 (0·2 to 0·5)	0·9 (0·5 to 1·4)	15 (8·5 to 23·9)	101 (62·2 to 153)	662 (431 to 970)	2,380 (1,600 to 3,400)	4,050 (2,810 to 5,630)	5,010 (3,500 to 6,880)	5,120 (3,610 to 6,950)	4,990 (3,460 to 6,740)	4,770 (3,480 to 6,340)	4,360 (3,160 to 5,870)	3,860 (2,840 to 5,090)	3,190 (2,340 to 4,190)	2,580 (1,880 to 3,410)	2,030 (1,470 to 2,710)	1,440 (1,050 to 1,870)	1,070 (774 to 1,410)	747 (535 to 981)	491 (349 to 648)	289 (207 to 380)	129 (90·1 to 176)	42·5 (28 to 60·3)	47,300
Schizophrenia	0 (0 to 0)	0 (0 to 0)	0 (0 to 0)	0 (0 to 0)	0 (0 to 0)	11·3 (5·7 to 19·4)	86·8 (33·1 to 156)	296 (161 to 472)	501 (304 to 733)	604 (376 to 864)	614 (397 to 871)	561 (378 to 761)	492 (338 to 666)	394 (269 to 537)	294 (199 to 397)	210 (138 to 287)	131 (84·7 to 183)	83 (52·2 to 119)	48·4 (29·6 to 70·7)	24·7 (15 to 36·7)	10·4 (5·6 to 16·2)	3·2 (1·6 to 5·1)	0·7 (0·3 to 1·2)	4,360
Depressive disorders	0 (0 to 0)	0 (0 to 0)	0 (0 to 0)	0·4 (0·2 to 0·8)	34·7 (13·1 to 67)	463 (249 to 791)	1,470 (857 to 2,250)	2,170 (1,290 to 3,330)	2,160 (1,330 to 3,280)	2,150 (1,350 to 3,260)	2,170 (1,390 to 3,130)	2,070 (1,340 to 3,070)	1,860 (1,240 to 2,700)	1,570 (1,060 to 2,220)	1,300 (827 to 1,860)	1,050 (672 to 1,500)	762 (516 to 1,060)	586 (393 to 825)	419 (268 to 596)	290 (182 to 419)	185 (124 to 258)	88·2 (55·8 to 129)	30·7 (18·6 to 47·4)	20,800
Major depressive disorder	0 (0 to 0)	0 (0 to 0)	0 (0 to 0)	0·3 (0·1 to 0·7)	29·5 (9·2 to 61·4)	425 (220 to 740)	1,350 (783 to 2,120)	1,980 (1,120 to 3,110)	1,930 (1,150 to 2,980)	1,900 (1,150 to 2,940)	1,920 (1,210 to 2,810)	1,830 (1,160 to 2,770)	1,630 (1,060 to 2,430)	1,380 (916 to 1,980)	1,130 (706 to 1,640)	911 (554 to 1,330)	666 (437 to 936)	515 (340 to 732)	371 (230 to 544)	260 (159 to 383)	168 (110 to 240)	80·8 (50·3 to 122)	28·3 (16·6 to 44·4)	18,500
Dysthymia	0 (0 to 0)	0 (0 to 0)	0 (0 to 0)	0·1 (0 to 0·2)	5·2 (0 to 12·7)	38·6 (16·3 to 70·9)	113 (62·5 to 186)	192 (105 to 307)	233 (135 to 378)	251 (151 to 387)	254 (157 to 400)	244 (149 to 388)	229 (139 to 359)	198 (123 to 311)	167 (103 to 260)	135 (77·5 to 211)	96 (56·4 to 149)	71·3 (42·8 to 111)	48 (29·2 to 73)	30·1 (17·6 to 47·3)	16·9 (10 to 25·5)	7·4 (4·3 to 11·3)	2·4 (1·3 to 4·1)	2,330
Bipolar disorder	0 (0 to 0)	0 (0 to 0)	0 (0 to 0)	0 (0 to 0)	0 (0 to 0)	160 (68·6 to 282)	584 (294 to 958)	724 (394 to 1,140)	684 (382 to 1,110)	600 (345 to 942)	525 (305 to 825)	472 (269 to 733)	422 (250 to 664)	352 (206 to 549)	279 (164 to 441)	210 (122 to 327)	136 (76·7 to 216)	88·8 (51 to 140)	51 (29·6 to 81·3)	25·7 (14·3 to 40·9)	11·3 (6·1 to 18·9)	4 (1·9 to 6·9)	1·1 (0·5 to 1·9)	5,330
Anxiety disorders	0 (0 to 0)	0 (0 to 0)	0 (0 to 0)	20·1 (5·7 to 41·7)	301 (164 to 480)	794 (483 to 1,210)	1,080 (681 to 1,570)	1,170 (726 to 1,740)	1,130 (699 to 1,700)	1,060 (675 to 1,560)	959 (629 to 1,380)	855 (538 to 1,260)	756 (479 to 1,110)	627 (402 to 901)	501 (333 to 713)	394 (246 to 569)	282 (176 to 414)	214 (132 to 315)	152 (99·4 to 220)	97·2 (64·6 to 142)	50·8 (32·1 to 75·6)	19·2 (11·7 to 28·5)	5 (2·8 to 7·7)	10,500
Eating disorders	0 (0 to 0)	0 (0 to 0)	0 (0 to 0)	0 (0 to 0)	4·7 (1·6 to 10)	65·1 (31·1 to 114)	258 (135 to 463)	428 (223 to 729)	375 (205 to 628)	276 (153 to 452)	187 (102 to 301)	106 (54·3 to 178)	53·1 (26·1 to 90·2)	0 (0 to 0)	0 (0 to 0)	0 (0 to 0)	0 (0 to 0)	0 (0 to 0)	0 (0 to 0)	0 (0 to 0)	0 (0 to 0)	0 (0 to 0)	0 (0 to 0)	1,750
Anorexia nervosa	0 (0 to 0)	0 (0 to 0)	0 (0 to 0)	0 (0 to 0)	4·4 (1·3 to 9·7)	36·7 (15·5 to 69·1)	96·3 (45·2 to 179)	94·8 (42 to 175)	69·8 (33·5 to 123)	43·7 (18·2 to 79·9)	29·7 (12·8 to 53·9)	21·7 (7·7 to 39·8)	14·8 (4·8 to 29·7)	0 (0 to 0)	0 (0 to 0)	0 (0 to 0)	0 (0 to 0)	0 (0 to 0)	0 (0 to 0)	0 (0 to 0)	0 (0 to 0)	0 (0 to 0)	0 (0 to 0)	412
Bulimia nervosa	0 (0 to 0)	0 (0 to 0)	0 (0 to 0)	0 (0 to 0)	0·4 (0·1 to 0·8)	28·5 (7·5 to 61·9)	162 (72·5 to 320)	334 (151 to 602)	305 (153 to 538)	233 (119 to 397)	158 (81·6 to 264)	84·1 (38·9 to 151)	38·3 (15·8 to 72·6)	0 (0 to 0)	0 (0 to 0)	0 (0 to 0)	0 (0 to 0)	0 (0 to 0)	0 (0 to 0)	0 (0 to 0)	0 (0 to 0)	0 (0 to 0)	0 (0 to 0)	1,340
Autism spectrum disorders	0·3 (0·2 to 0·5)	0·9 (0·5 to 1·4)	13·7 (8 to 21·7)	59·4 (33·7 to 93·5)	73·2 (42·4 to 118)	70·6 (40·6 to 114)	67·9 (38·5 to 109)	63·6 (35·8 to 98·8)	57·5 (32·8 to 91·8)	51·9 (28·7 to 83·9)	46·2 (25·5 to 73·1)	40·9 (22·5 to 64·9)	35·6 (20·4 to 55·2)	30 (16·5 to 47·5)	24·6 (13·7 to 38·1)	19·7 (10·7 to 30·7)	14·1 (8·1 to 22·6)	11 (6·2 to 16·9)	7·8 (4·3 to 12·5)	5·1 (2·8 to 8·1)	2·8 (1·5 to 4·6)	1·2 (0·6 to 2)	0·4 (0·2 to 0·6)	698
Attention-deficit/hyperactivity disorder	0 (0 to 0)	0 (0 to 0)	0 (0 to 0)	2·7 (0·7 to 6)	29·1 (13·5 to 53·2)	40·2 (19·7 to 74·9)	32·3 (15·9 to 58·9)	22·2 (10·2 to 40·4)	14·9 (6·8 to 28·5)	10·3 (4·6 to 19·2)	7·3 (2·6 to 14·4)	5·2 (1·8 to 10·4)	3·8 (1·3 to 7·5)	2·5 (0·7 to 5·4)	1·4 (0·3 to 3·3)	0·7 (0 to 1·9)	0·3 (0·1 to 0·7)	0·1 (0 to 0·3)	0 (0 to 0·1)	0 (0 to 0)	0 (0 to 0)	0 (0 to 0)	0 (0 to 0)	173
Conduct disorder	0 (0 to 0)	0 (0 to 0)	0 (0 to 0)	0 (0 to 0)	185 (82·2 to 340)	729 (383 to 1,210)	392 (198 to 692)	0 (0 to 0)	0 (0 to 0)	0 (0 to 0)	0 (0 to 0)	0 (0 to 0)	0 (0 to 0)	0 (0 to 0)	0 (0 to 0)	0 (0 to 0)	0 (0 to 0)	0 (0 to 0)	0 (0 to 0)	0 (0 to 0)	0 (0 to 0)	0 (0 to 0)	0 (0 to 0)	1,310
Idiopathic developmental intellectual disability	0 (0 to 0)	0 (0 to 0·1)	1·2 (0·1 to 4·6)	18·2 (1·6 to 38·9)	34·1 (10·4 to 65·8)	34·9 (11·8 to 65·3)	33·3 (10·3 to 63·7)	31·7 (9·6 to 57·5)	28·9 (8·8 to 55·5)	26·4 (8·2 to 50·6)	23·8 (7·9 to 44·6)	21·3 (7 to 39)	18·9 (6·6 to 35·7)	15·8 (5·6 to 29·6)	12·7 (4·6 to 23·4)	9·6 (3·1 to 17·8)	6·6 (2·2 to 12·5)	4·6 (1·5 to 8·7)	3·1 (1·2 to 5·7)	2·1 (0·9 to 3·7)	1·1 (0·5 to 1·9)	0·4 (0·2 to 0·7)	0·1 (0 to 0·2)	329
Other mental disorders	0 (0 to 0)	0 (0 to 0)	0 (0 to 0)	0 (0 to 0)	0 (0 to 0)	6·6 (2·9 to 11·9)	43·5 (14·4 to 83·2)	105 (48 to 186)	164 (87·7 to 269)	211 (118 to 338)	232 (135 to 368)	232 (137 to 372)	219 (128 to 346)	196 (118 to 308)	168 (105 to 259)	140 (85·8 to 216)	106 (65·5 to 161)	85·2 (54·1 to 129)	65·5 (41·9 to 96·2)	46·1 (29·4 to 69·1)	28·1 (18·4 to 41·6)	13 (8·4 to 19·2)	4·5 (3 to 6·8)	2,070
Substance use disorders	0 (0 to 0)	0 (0 to 0)	0 (0 to 0)	0·1 (0·1 to 0·2)	0·2 (0·1 to 0·3)	18·3 (9·9 to 30·6)	428 (267 to 658)	741 (478 to 1,060)	679 (459 to 949)	519 (347 to 733)	414 (284 to 574)	333 (234 to 461)	279 (202 to 383)	211 (146 to 291)	177 (124 to 240)	142 (97 to 194)	103 (73·1 to 141)	73·5 (51·2 to 102)	54·2 (39·8 to 73·1)	35·2 (25 to 47·3)	21 (15 to 27·8)	9·5 (6·9 to 13)	4·1 (3 to 5·5)	4,240
Alcohol use disorders	0 (0 to 0)	0 (0 to 0)	0 (0 to 0)	0·1 (0·1 to 0·2)	0·2 (0·1 to 0·3)	8·7 (3 to 17)	87·5 (44·8 to 144)	208 (111 to 345)	232 (140 to 354)	224 (136 to 358)	209 (138 to 301)	184 (120 to 264)	152 (103 to 217)	102 (67·3 to 146)	81·7 (55·3 to 120)	64·4 (42·9 to 91·4)	46·2 (31·7 to 64·9)	33·7 (22·9 to 48·4)	26·8 (18·6 to 37·3)	18·4 (13 to 25·2)	11·5 (8 to 15·8)	5·2 (3·5 to 7·2)	2·6 (1·7 to 3·6)	1,700
Drug use disorders	0 (0 to 0)	0 (0 to 0)	0 (0 to 0)	0 (0 to 0)	0 (0 to 0)	9·7 (5·2 to 16·6)	341 (199 to 565)	533 (320 to 802)	447 (277 to 662)	295 (174 to 440)	205 (124 to 313)	150 (92·9 to 235)	127 (78·4 to 194)	109 (63·8 to 169)	95 (54·1 to 149)	77·7 (43·7 to 124)	56·8 (33·5 to 88·8)	39·8 (21·8 to 64)	27·4 (16·6 to 42·2)	16·7 (9·8 to 25·7)	9·6 (5·5 to 14·8)	4·3 (2·5 to 6·8)	1·5 (0·9 to 2·4)	2,540
Opioid use disorders	0 (0 to 0)	0 (0 to 0)	0 (0 to 0)	0 (0 to 0)	0 (0 to 0)	0 (0 to 0)	40·3 (11 to 85·7)	167 (77·9 to 307)	192 (93·1 to 334)	161 (82·4 to 272)	122 (59·4 to 208)	92·3 (43·5 to 162)	82·9 (42·2 to 141)	78·3 (37 to 132)	72 (34·5 to 122)	60·9 (30·3 to 105)	43·9 (22·5 to 72·1)	30·8 (15·5 to 51·9)	20·4 (10·6 to 34·8)	12·2 (5·8 to 20·5)	6·9 (3·1 to 12)	3·1 (1·4 to 5·5)	1·1 (0·5 to 1·9)	1,190
Cocaine use disorders	0 (0 to 0)	0 (0 to 0)	0 (0 to 0)	0 (0 to 0)	0 (0 to 0)	3·7 (1·8 to 6·6)	140 (68·1 to 257)	124 (62 to 217)	73·7 (36·9 to 127)	47·3 (22 to 82)	33·4 (15·7 to 58·8)	22·6 (9·4 to 42·8)	17·1 (6·9 to 32·3)	13 (5·2 to 25·1)	10·9 (4·2 to 20·3)	8·5 (3·2 to 16·1)	6·8 (2·9 to 13)	4 (1·2 to 8·7)	3·1 (2 to 4·9)	1·7 (1 to 2·6)	0·9 (0·5 to 1·4)	0·4 (0·2 to 0·6)	0·1 (0·1 to 0·2)	512
Amphetamine use disorders	0 (0 to 0)	0 (0 to 0)	0 (0 to 0)	0 (0 to 0)	0 (0 to 0)	0 (0 to 0)	18·7 (2·2 to 43·9)	78 (28·3 to 159)	66·4 (24·5 to 132)	25·4 (5·9 to 57·3)	10·4 (1·8 to 26·5)	5·6 (2·9 to 9·9)	3·7 (2 to 6·2)	2·4 (1·2 to 4·3)	1·8 (0·9 to 3·1)	1·3 (0·7 to 2·2)	1·1 (0·6 to 1·7)	0·4 (0·2 to 0·8)	0·3 (0·1 to 0·5)	0·1 (0·1 to 0·3)	0·1 (0·1 to 0·2)	0·1 (0 to 0·1)	0 (0 to 0·1)	216
Cannabis use disorders	0 (0 to 0)	0 (0 to 0)	0 (0 to 0)	0 (0 to 0)	0 (0 to 0)	3·5 (1·2 to 6·9)	34·7 (14·3 to 68·3)	28·2 (11·2 to 54·9)	16 (5·2 to 32·6)	9·9 (2·5 to 21·7)	6·8 (3·2 to 12·5)	6·2 (3 to 11)	5·8 (2·5 to 10·3)	3·5 (1·6 to 6·4)	2 (0·8 to 3·7)	1·1 (0·4 to 2·2)	0·6 (0·2 to 1·1)	0·3 (0·1 to 0·4)	0·1 (0 to 0·2)	0 (0 to 0·1)	0 (0 to 0)	0 (0 to 0)	0 (0 to 0)	119
Other drug use disorders	0 (0 to 0)	0 (0 to 0)	0 (0 to 0)	0 (0 to 0)	0 (0 to 0)	2·4 (1·1 to 4·5)	107 (55·8 to 194)	136 (70·4 to 226)	98·4 (53·8 to 166)	51·5 (26·9 to 86·5)	32·5 (16·5 to 54·7)	22·8 (11·9 to 38·7)	17·6 (9 to 29·5)	12·2 (5·6 to 21·6)	8·4 (3·7 to 16)	5·9 (2·4 to 11·6)	4·5 (2 to 8·8)	4·2 (2·2 to 7·6)	3·4 (2·4 to 4·9)	2·7 (2 to 3·6)	1·6 (1·1 to 2·2)	0·8 (0·6 to 1)	0·3 (0·2 to 0·4)	511
Diabetes and kidney diseases	0·1 (0 to 0·3)	0·5 (0·3 to 0·9)	123 (73·7 to 193)	157 (112 to 219)	192 (131 to 274)	329 (243 to 452)	747 (567 to 945)	1,140 (878 to 1,460)	1,440 (1,110 to 1,860)	1,800 (1,370 to 2,290)	2,460 (1,910 to 3,110)	3,540 (2,790 to 4,440)	5,280 (4,160 to 6,630)	7,660 (6,040 to 9,510)	9,950 (7,990 to 12,200)	11,200 (9,050 to 13,700)	11,000 (9,050 to 13,300)	9,690 (8,030 to 11,700)	7,560 (6,230 to 9,130)	5,550 (4,510 to 6,640)	3,410 (2,700 to 4,130)	1,480 (1,190 to 1,790)	493 (387 to 586)	85,300
Diabetes mellitus	0·1 (0 to 0·3)	0·4 (0·2 to 0·9)	31·1 (13·4 to 61·5)	25·1 (14·4 to 41·8)	24·7 (16·1 to 39·7)	59·7 (38·3 to 83·8)	222 (166 to 295)	396 (286 to 541)	586 (420 to 796)	859 (619 to 1,160)	1,310 (970 to 1,730)	2,040 (1,550 to 2,640)	3,180 (2,380 to 4,120)	4,580 (3,520 to 5,830)	5,850 (4,520 to 7,410)	6,690 (5,290 to 8,270)	6,560 (5,190 to 8,030)	6,070 (4,870 to 7,440)	4,850 (3,920 to 5,970)	3,610 (2,880 to 4,410)	2,120 (1,650 to 2,610)	885 (690 to 1,090)	256 (200 to 316)	50,200
Diabetes mellitus type 1	0·1 (0 to 0·3)	0·4 (0·2 to 0·9)	31·1 (13·4 to 61·5)	25·1 (14·4 to 41·8)	24·7 (16·1 to 39·7)	59·7 (38·3 to 83·8)	85·3 (46·3 to 120)	110 (58·3 to 167)	116 (55·7 to 182)	99·2 (52·4 to 154)	111 (62 to 174)	135 (75·4 to 213)	62·7 (40·9 to 102)	74·1 (47·7 to 126)	85·7 (52·8 to 158)	75·7 (47·9 to 143)	73·1 (45·1 to 146)	55·4 (35 to 108)	40·9 (25·2 to 86·8)	16·9 (11 to 30·7)	11 (6·7 to 18·3)	5·4 (3·2 to 8·8)	2·2 (1·2 to 3·4)	1,300
Diabetes mellitus type 2	0 (0 to 0)	0 (0 to 0)	0 (0 to 0)	0 (0 to 0)	0 (0 to 0)	0 (0 to 0)	137 (90 to 205)	285 (192 to 414)	470 (318 to 662)	760 (530 to 1,040)	1,200 (874 to 1,600)	1,910 (1,430 to 2,490)	3,120 (2,340 to 4,070)	4,510 (3,450 to 5,750)	5,770 (4,450 to 7,310)	6,620 (5,220 to 8,170)	6,490 (5,120 to 7,930)	6,010 (4,800 to 7,380)	4,810 (3,890 to 5,910)	3,590 (2,870 to 4,400)	2,110 (1,640 to 2,600)	880 (685 to 1,080)	254 (199 to 313)	48,900
Chronic kidney disease	0 (0 to 0)	0 (0 to 0·1)	90·7 (54·5 to 147)	130 (88·8 to 184)	166 (109 to 247)	268 (185 to 387)	523 (381 to 691)	742 (544 to 985)	854 (607 to 1,160)	936 (684 to 1,250)	1,150 (822 to 1,550)	1,490 (1,100 to 2,010)	2,100 (1,560 to 2,820)	3,080 (2,270 to 4,100)	4,090 (3,070 to 5,430)	4,550 (3,490 to 5,870)	4,450 (3,480 to 5,740)	3,620 (2,810 to 4,650)	2,700 (2,110 to 3,430)	1,940 (1,490 to 2,480)	1,290 (985 to 1,630)	597 (436 to 761)	237 (175 to 299)	35,000
Chronic kidney disease due to diabetes mellitus type 1	0 (0 to 0)	0 (0 to 0)	1 (0·4 to 2·3)	2·6 (1·1 to 5·7)	4·5 (1·9 to 10·7)	9·7 (4·1 to 20·2)	27·2 (11·9 to 51·7)	53·6 (22·2 to 104)	95·2 (42·8 to 177)	129 (62·3 to 219)	178 (85·4 to 302)	228 (115 to 394)	278 (122 to 489)	329 (133 to 631)	318 (106 to 657)	271 (96·3 to 585)	206 (83·3 to 439)	120 (47 to 236)	53·5 (21 to 122)	17 (6·1 to 37·3)	3·7 (1·2 to 8·9)	0·4 (0·1 to 0·9)	0 (0 to 0·1)	2,330
Chronic kidney disease due to diabetes mellitus type 2	0 (0 to 0)	0 (0 to 0)	0 (0 to 0)	0 (0 to 0)	0 (0 to 0)	0 (0 to 0)	12·5 (4·3 to 27·9)	26·9 (10·4 to 57·5)	43·9 (18·6 to 87·7)	64·7 (29·8 to 121)	106 (49·8 to 194)	192 (95·7 to 322)	373 (205 to 607)	715 (411 to 1,100)	1,110 (645 to 1,710)	1,320 (799 to 1,970)	1,320 (853 to 1,910)	1,100 (723 to 1,560)	818 (525 to 1,170)	584 (387 to 833)	382 (248 to 540)	170 (104 to 241)	63·9 (36·7 to 92·4)	8,410
Chronic kidney disease due to hypertension	0 (0 to 0)	0 (0 to 0)	0 (0 to 0)	0 (0 to 0)	0 (0 to 0)	0 (0 to 0)	38·7 (15·5 to 75)	59·4 (27·6 to 113)	78·8 (36·2 to 145)	98·7 (50·9 to 171)	128 (71 to 204)	188 (114 to 286)	294 (181 to 443)	490 (299 to 731)	755 (473 to 1,130)	980 (614 to 1,450)	1,070 (712 to 1,560)	943 (644 to 1,340)	765 (526 to 1,090)	603 (413 to 843)	442 (307 to 608)	220 (151 to 300)	90 (61·4 to 126)	7,240
Chronic kidney disease due to glomerulonephritis	0 (0 to 0)	0 (0 to 0)	29·8 (14·3 to 55·4)	43·7 (25·2 to 69)	59·2 (33·5 to 97·7)	108 (60 to 167)	193 (123 to 281)	269 (162 to 402)	284 (176 to 428)	282 (173 to 422)	337 (208 to 517)	427 (255 to 644)	545 (341 to 821)	741 (411 to 1,190)	925 (473 to 1,530)	923 (486 to 1,530)	780 (412 to 1,340)	560 (292 to 928)	376 (189 to 644)	232 (106 to 415)	124 (57·2 to 216)	48·4 (21·7 to 91)	17·3 (6·7 to 35·8)	7,300
Chronic kidney disease due to other and unspecified causes	0 (0 to 0)	0 (0 to 0)	59·9 (31·7 to 99·2)	83·6 (54·4 to 124)	102 (59·7 to 163)	151 (87·1 to 240)	251 (161 to 369)	333 (207 to 478)	352 (228 to 514)	361 (237 to 520)	400 (252 to 592)	459 (283 to 649)	606 (374 to 901)	801 (476 to 1,240)	976 (564 to 1,550)	1,050 (611 to 1,700)	1,070 (627 to 1,600)	902 (551 to 1,320)	685 (416 to 1,040)	502 (313 to 749)	337 (214 to 499)	159 (101 to 234)	65·5 (39·5 to 97·1)	9,710
Acute glomerulonephritis	0 (0 to 0)	0 (0 to 0)	1·1 (0·5 to 2·5)	1·7 (0·6 to 4)	1·2 (0·5 to 2·3)	1·6 (0·7 to 3·4)	1·5 (0·6 to 2·9)	1·8 (0·7 to 4·2)	1·5 (0·6 to 3·5)	1·9 (0·8 to 4)	1·9 (0·9 to 3·8)	3·3 (1·4 to 6·8)	2·9 (1·4 to 5·6)	4·1 (1·7 to 8·9)	5·9 (2·2 to 13·1)	5·3 (2·1 to 11·3)	5·5 (2·3 to 11·2)	5·7 (2·3 to 11·7)	6 (2·5 to 12·3)	4·9 (2 to 9·9)	2·8 (1·2 to 5·4)	2 (0·8 to 4·1)	0·7 (0·3 to 1·2)	63·5
Skin and subcutaneous diseases	0·1 (0 to 0·1)	0·7 (0·4 to 1·1)	81·4 (52·9 to 127)	997 (629 to 1,480)	1,230 (756 to 1,840)	1,230 (785 to 1,850)	1,290 (810 to 1,940)	822 (521 to 1,240)	671 (428 to 998)	609 (378 to 908)	571 (363 to 847)	537 (349 to 796)	513 (330 to 778)	497 (322 to 757)	477 (309 to 715)	442 (291 to 667)	386 (259 to 598)	348 (221 to 547)	300 (198 to 478)	237 (156 to 374)	158 (106 to 263)	87·3 (58·5 to 144)	39·1 (27 to 64·2)	11,500
Dermatitis	0 (0 to 0)	0 (0 to 0)	0 (0 to 0)	322 (172 to 554)	385 (206 to 670)	263 (144 to 436)	202 (110 to 331)	172 (98·2 to 273)	158 (89·5 to 249)	148 (81·5 to 249)	134 (74·7 to 218)	120 (67·4 to 201)	112 (61·6 to 195)	104 (54·6 to 177)	95·7 (50·7 to 168)	86 (44·6 to 139)	71·1 (38·4 to 120)	59·4 (33·2 to 98)	43·4 (24·7 to 72)	27·8 (15·4 to 45·2)	15·3 (8·5 to 25·1)	6·5 (3·8 to 10·3)	2·2 (1·2 to 3·6)	2,530
Atopic dermatitis	0 (0 to 0)	0 (0 to 0)	0 (0 to 0)	318 (169 to 551)	377 (201 to 658)	238 (125 to 410)	152 (77·1 to 261)	106 (52·6 to 190)	78·5 (39·6 to 142)	62·6 (31·7 to 113)	54·3 (26·2 to 96·8)	47·4 (24·5 to 85·5)	42·5 (20·8 to 79·7)	35·9 (17·7 to 63·2)	30·2 (15·4 to 53·6)	25·3 (12·7 to 44·9)	19·5 (9·7 to 33·8)	15·4 (7·6 to 27·2)	12 (5·8 to 21·6)	8·5 (4·3 to 15·2)	5·2 (2·6 to 9·7)	2·4 (1·3 to 4·3)	0·8 (0·4 to 1·4)	1,630
Contact dermatitis	0 (0 to 0)	0 (0 to 0)	0 (0 to 0)	0 (0 to 0)	3·9 (1·3 to 8·4)	20·9 (7 to 44·3)	44·2 (17·1 to 84·3)	60 (25·2 to 114)	72·1 (32·2 to 141)	77·8 (32·6 to 151)	73·3 (30·4 to 144)	66·8 (30·6 to 135)	64·3 (28·7 to 126)	64·2 (26·7 to 123)	61·7 (27·5 to 123)	57·1 (24·9 to 106)	47·8 (21·9 to 92·6)	40·4 (18·6 to 76·3)	28·4 (13·5 to 52·2)	17·2 (7·3 to 31·7)	8·9 (3·9 to 16·9)	3·6 (1·6 to 6·6)	1·2 (0·5 to 2·5)	814
Seborrhoeic dermatitis	0 (0 to 0)	0 (0 to 0)	0 (0 to 0)	3·4 (1·4 to 6·6)	3·6 (1·4 to 7·3)	4·8 (2 to 9·4)	5·9 (2·6 to 11·1)	6·4 (3 to 12·3)	6·9 (3·1 to 12·6)	7·3 (3·5 to 13·3)	6·5 (3 to 11·5)	5·7 (2·5 to 10·3)	5 (2·2 to 9)	4·3 (2 to 7·6)	3·7 (1·8 to 7)	3·6 (1·7 to 6·3)	3·7 (1·9 to 6·4)	3·6 (1·8 to 6·2)	3 (1·5 to 5·1)	2·1 (1·1 to 3·5)	1·2 (0·6 to 2)	0·5 (0·3 to 0·9)	0·1 (0·1 to 0·2)	81·4
Psoriasis	0 (0 to 0)	0 (0 to 0)	0 (0 to 0)	7·1 (4·7 to 10)	14·7 (9·9 to 21·1)	18·3 (11·5 to 27·7)	20·5 (12·7 to 32·2)	20·9 (6·6 to 42·2)	22·3 (8 to 44·1)	24·5 (9·5 to 45·7)	25·3 (10·2 to 47·1)	25·5 (10·9 to 45·4)	26·1 (12·2 to 45·5)	24·5 (11 to 42·9)	22·4 (10·5 to 37·1)	19·4 (9·5 to 32·6)	14·5 (6·9 to 24·6)	10·7 (5 to 18·2)	6·6 (3 to 11·9)	3·6 (1·5 to 6·6)	1·6 (0·5 to 3)	0·6 (0·4 to 0·9)	0·2 (0·1 to 0·3)	309
Bacterial skin diseases	0 (0 to 0)	0·1 (0 to 0·1)	15·9 (7·7 to 40·8)	28·6 (15 to 60·2)	26·4 (14·5 to 44·5)	18·4 (10·9 to 31·6)	9·4 (5·5 to 16·1)	11·2 (6·1 to 20)	14·6 (8·6 to 29·9)	20·7 (11·1 to 45·8)	21·1 (11·1 to 41·7)	29·9 (17·4 to 59·5)	37 (20·7 to 71·4)	53·9 (29·4 to 104)	61·8 (33·7 to 117)	57·6 (33·4 to 125)	54·1 (29·8 to 132)	46·4 (25·2 to 110)	43·5 (23 to 112)	39·5 (18·2 to 103)	25·5 (11·9 to 72·9)	15·1 (7·2 to 37·1)	8 (3·7 to 17·5)	639
Cellulitis	0 (0 to 0)	0 (0 to 0)	4·9 (1·5 to 16·9)	10·9 (4·7 to 27·6)	11 (4·3 to 21)	6·5 (3·6 to 11·1)	3·3 (1·5 to 5·6)	4 (1·8 to 7·8)	5·7 (2·6 to 12·6)	10·2 (4·8 to 27·8)	9·5 (4·2 to 20·7)	14·7 (7·3 to 31·7)	17·7 (8·7 to 35·9)	25·7 (12·8 to 55·4)	34·3 (16·4 to 71·8)	29·3 (15·2 to 69·5)	23·3 (10·8 to 54·2)	20·2 (9·3 to 56·6)	14·9 (6·5 to 46·5)	12 (4·6 to 38·6)	7·1 (2·7 to 24·1)	3·6 (1·4 to 11·3)	1·6 (0·6 to 4·4)	270
Pyoderma	0 (0 to 0)	0·1 (0 to 0·1)	11 (5·2 to 25·8)	17·6 (8·9 to 37·1)	15·4 (7 to 30·9)	11·8 (6 to 23·1)	6·2 (3·1 to 11·7)	7·1 (3·7 to 12·9)	8·9 (4·8 to 18·1)	10·5 (5·5 to 20·3)	11·6 (5·8 to 22·4)	15·3 (7·9 to 29·7)	19·3 (10·3 to 38·6)	28·2 (15·1 to 55)	27·5 (13·9 to 54·8)	28·3 (15·1 to 60·3)	30·8 (16·5 to 73·8)	26·1 (12·6 to 63·1)	28·6 (13·4 to 70·9)	27·5 (12·3 to 67·6)	18·5 (8·6 to 50·5)	11·5 (5·3 to 25·6)	6·5 (2·9 to 13·3)	368
Scabies	0 (0 to 0)	0·2 (0·1 to 0·4)	22·4 (11·6 to 38·3)	156 (80 to 275)	212 (103 to 377)	217 (106 to 387)	217 (110 to 378)	187 (93 to 326)	136 (68·3 to 243)	99·9 (48 to 180)	87·6 (42·2 to 152)	86 (43·9 to 148)	78·8 (40·4 to 133)	65·8 (33·5 to 114)	53·8 (27·2 to 94·8)	42·2 (21·5 to 75·2)	31·6 (16 to 56·9)	25·5 (12·6 to 44·8)	21·6 (10·8 to 37·6)	16·7 (8·7 to 28·5)	10·8 (5·5 to 18·3)	5·1 (2·5 to 9)	1·6 (0·8 to 2·9)	1,770
Fungal skin diseases	0 (0 to 0)	0 (0 to 0·1)	3·2 (1·2 to 7)	23·8 (8·6 to 53·8)	37·4 (14·3 to 82·5)	40·8 (15·3 to 88·7)	39·8 (14·3 to 89·2)	39·6 (14·5 to 83·8)	38·6 (14·7 to 83·5)	38 (14·7 to 83·4)	36·9 (14·2 to 80·8)	35·3 (13·5 to 76·6)	34 (13 to 74·9)	34·2 (13·3 to 75·3)	36·9 (15·1 to 80·7)	37·2 (14·6 to 82·1)	38·6 (15·4 to 83·3)	44·7 (17·4 to 94·4)	42·4 (15·8 to 91·5)	39·2 (15 to 84·5)	31·2 (12·8 to 66·6)	16·5 (6·7 to 35)	6·1 (2·5 to 12·7)	694
Viral skin diseases	0 (0 to 0)	0 (0 to 0)	0 (0 to 0)	186 (116 to 284)	286 (174 to 442)	134 (84·7 to 206)	79 (48·4 to 122)	61·6 (36 to 95·5)	43 (25·8 to 66·7)	32·8 (19 to 51·6)	28·7 (16·3 to 45·3)	25·6 (14·8 to 40·9)	22·3 (12·6 to 36)	19·3 (11·2 to 31·3)	15·7 (8·8 to 25)	13·7 (7·8 to 21·8)	10·6 (6·2 to 16·3)	8·1 (4·7 to 12·6)	5 (2·9 to 7·7)	2·8 (1·6 to 4·5)	1·4 (0·7 to 2·2)	0·5 (0·3 to 0·8)	0·2 (0·1 to 0·2)	977
Acne vulgaris	0 (0 to 0)	0 (0 to 0)	0 (0 to 0)	0 (0 to 0)	16 (8·8 to 26·6)	333 (193 to 540)	520 (304 to 842)	130 (69·7 to 215)	59·2 (30·2 to 99)	40·3 (20·1 to 69·7)	28·5 (14·3 to 48·9)	19·5 (11·2 to 31·8)	12·9 (7·4 to 20·9)	7·9 (4·3 to 13)	4·9 (2·7 to 8·3)	3·4 (1·8 to 5·8)	2·3 (1·2 to 3·9)	1·6 (0·8 to 2·7)	1 (0·6 to 1·7)	0·6 (0·3 to 0·9)	0·3 (0·1 to 0·4)	0·1 (0 to 0·1)	0 (0 to 0)	1,180
Alopecia areata	0 (0 to 0)	0 (0 to 0)	0 (0 to 0)	5·1 (1·9 to 10·1)	6·9 (2·9 to 12·9)	8·8 (4·2 to 16·1)	15·1 (7·6 to 26·4)	23·4 (12·8 to 37·8)	30·1 (17·9 to 48·2)	30·4 (18 to 48·2)	26·2 (15·2 to 41·7)	20·5 (11·6 to 32·7)	16·1 (8·9 to 26)	12·7 (6·9 to 20·8)	10·1 (5·6 to 16·4)	8·7 (4·4 to 13·9)	6·1 (3·4 to 9·9)	4·6 (2·5 to 7·5)	2·7 (1·5 to 4·5)	1·5 (0·7 to 2·6)	0·7 (0·3 to 1·2)	0·2 (0·1 to 0·3)	0 (0 to 0·1)	230
Pruritus	0 (0 to 0)	0 (0 to 0)	0·7 (0·3 to 1·4)	8·4 (3·5 to 16·5)	12·2 (5·1 to 25·1)	12 (5·1 to 24·6)	13·6 (5·5 to 28·2)	15·7 (6·8 to 31·6)	17·2 (7·3 to 34·4)	18·5 (7·7 to 36·4)	18·1 (8·1 to 34·7)	17 (7·4 to 32·8)	16·4 (6·9 to 32·7)	16·2 (6·8 to 32·7)	17·3 (7·1 to 35·2)	19·9 (8·5 to 40·4)	19·6 (8·3 to 37·9)	17 (7·3 to 32·9)	12·9 (5·6 to 26·3)	8·8 (3·7 to 17·9)	4·6 (1·9 to 9·5)	1·7 (0·8 to 3·3)	0·5 (0·2 to 1·1)	268
Urticaria	0 (0 to 0)	0·3 (0·1 to 0·5)	31·7 (18·4 to 48·9)	214 (126 to 337)	192 (110 to 313)	132 (71·6 to 227)	109 (57 to 186)	98·2 (51·9 to 170)	86·3 (44·6 to 147)	83·8 (44·2 to 139)	79·7 (44·5 to 128)	69·6 (38·6 to 111)	59·5 (31·4 to 97·1)	50·9 (27·2 to 84·5)	43·2 (22·8 to 71·1)	36·2 (18·2 to 60·6)	27·6 (14·8 to 46·1)	21·8 (12·3 to 35·9)	15·8 (8·5 to 25·6)	9·7 (5·5 to 15·2)	4·7 (2·6 to 7·7)	1·7 (0·9 to 2·8)	0·5 (0·3 to 0·9)	1,370
Decubitus ulcer	0 (0 to 0)	0 (0 to 0)	0 (0 to 0)	1·1 (0·6 to 2·2)	1·4 (0·8 to 2·4)	1·5 (0·8 to 2·6)	1·2 (0·6 to 2·4)	2·3 (1 to 5·8)	1·8 (0·8 to 3·8)	1·9 (0·8 to 4·7)	4·9 (1·9 to 13·9)	3·2 (1·6 to 6·8)	6 (2·9 to 12·9)	10 (5·1 to 22·9)	13·6 (7·1 to 29·8)	15·9 (8·7 to 34·6)	20·2 (11 to 49·4)	26·1 (13·3 to 66·5)	39·2 (21·8 to 92·9)	43·5 (25·3 to 92·2)	39·3 (23·1 to 89·7)	30·1 (19·1 to 64·9)	16·9 (11 to 31)	280
Other skin and subcutaneous diseases	0 (0 to 0)	0 (0 to 0·1)	7·5 (3·9 to 13·2)	46·2 (22·3 to 85)	43 (20·9 to 78·7)	51·3 (24·9 to 94·3)	59·1 (29·4 to 111)	60·3 (29·7 to 111)	64·3 (31·6 to 117)	70·8 (34 to 133)	79·7 (39·8 to 145)	85·2 (43·6 to 152)	91·9 (47·3 to 169)	97·1 (48·3 to 174)	102 (50 to 189)	102 (51·2 to 181)	90·1 (45·1 to 161)	82·5 (40·7 to 147)	66·1 (33·6 to 115)	43·4 (22·3 to 76·8)	22·7 (11·7 to 39·6)	9·1 (4·6 to 15·9)	2·8 (1·5 to 4·9)	1,280
Sense organ diseases	0·2 (0·1 to 0·3)	0·6 (0·4 to 1)	13·3 (7·9 to 21·1)	143 (88·3 to 210)	302 (188 to 448)	392 (253 to 576)	484 (313 to 702)	590 (372 to 861)	674 (434 to 989)	765 (483 to 1,150)	824 (526 to 1,220)	925 (593 to 1,390)	1,170 (747 to 1,830)	1,440 (908 to 2,240)	1,720 (1,100 to 2,660)	1,960 (1,280 to 2,980)	1,990 (1,330 to 2,920)	2,090 (1,420 to 2,980)	2,030 (1,390 to 2,820)	1,740 (1,220 to 2,380)	1,220 (868 to 1,640)	616 (440 to 807)	223 (162 to 293)	21,300
Blindness and vision loss	0·1 (0 to 0·2)	0·3 (0·1 to 0·6)	3·6 (1·7 to 6·8)	46·9 (25·7 to 78)	104 (59·9 to 166)	138 (82·7 to 220)	177 (109 to 278)	211 (123 to 325)	212 (129 to 320)	212 (131 to 322)	228 (143 to 337)	263 (163 to 391)	313 (206 to 479)	378 (241 to 593)	471 (303 to 758)	574 (365 to 895)	642 (415 to 944)	732 (482 to 1,060)	761 (518 to 1,090)	691 (478 to 963)	515 (358 to 705)	276 (193 to 372)	109 (76·5 to 147)	7,060
Glaucoma	0 (0 to 0)	0 (0 to 0)	0 (0 to 0)	0 (0 to 0)	0 (0 to 0)	0 (0 to 0)	0 (0 to 0)	0 (0 to 0)	0 (0 to 0)	0 (0 to 0)	0 (0 to 0)	0 (0 to 0)	0·4 (0·2 to 0·7)	3·2 (1·6 to 5·4)	8·8 (3·7 to 16)	17·3 (8·9 to 28·8)	25·1 (14·5 to 39·2)	34·1 (21·4 to 53)	42 (26·8 to 63·7)	43·5 (28·3 to 63·2)	36·1 (22·8 to 52·4)	19·5 (12·3 to 28·3)	7·9 (5 to 11·7)	238
Cataract	0 (0 to 0)	0 (0 to 0)	0 (0 to 0)	0 (0 to 0)	0 (0 to 0)	0 (0 to 0)	0 (0 to 0)	0·7 (0·4 to 1·2)	3·6 (1·8 to 6·6)	8·7 (3·7 to 16·8)	17·3 (7·3 to 30·5)	27·6 (13·6 to 46·2)	40·2 (22·1 to 64·8)	51·4 (29·3 to 81·4)	71·1 (42·8 to 110)	103 (65 to 156)	150 (94·4 to 223)	217 (140 to 318)	272 (184 to 395)	279 (188 to 397)	225 (153 to 308)	121 (81·9 to 167)	46·6 (30·4 to 65·3)	1,630
Age-related macular degeneration	0 (0 to 0)	0 (0 to 0)	0 (0 to 0)	0 (0 to 0)	0 (0 to 0)	0 (0 to 0)	0 (0 to 0)	0 (0 to 0)	0 (0 to 0)	0 (0 to 0)	0 (0 to 0)	0 (0 to 0)	0·4 (0·2 to 0·7)	2·8 (1·4 to 4·6)	6·9 (2·5 to 13·9)	11·9 (5·8 to 20·5)	15·2 (8·1 to 25·5)	18·8 (10·9 to 30·4)	20·3 (12·2 to 32·6)	18·6 (11·1 to 27·7)	13·7 (8·3 to 20·4)	6·8 (4·2 to 10·1)	2·5 (1·5 to 4)	118
Refraction disorders	0 (0 to 0)	0·1 (0 to 0·1)	2·5 (1·1 to 4·7)	40·1 (21·5 to 67·9)	90·8 (51·7 to 146)	121 (70·5 to 197)	157 (95 to 250)	187 (108 to 294)	182 (110 to 280)	167 (100 to 256)	162 (98·2 to 243)	161 (94·7 to 249)	164 (104 to 246)	167 (103 to 250)	177 (114 to 266)	182 (118 to 269)	166 (105 to 241)	159 (102 to 233)	140 (92·9 to 201)	104 (66·6 to 152)	62 (41·1 to 89)	24·9 (16·4 to 36·5)	7·2 (4·5 to 10·6)	2,620
Near vision loss	0 (0 to 0)	0 (0 to 0)	0 (0 to 0)	0·1 (0 to 0·3)	0·3 (0 to 1)	0·5 (0·1 to 1·6)	0·8 (0·1 to 2·1)	1·9 (0·5 to 4·6)	3·9 (1·2 to 8·9)	9·4 (3·4 to 20·6)	17·7 (6·2 to 39)	36·5 (14·4 to 75·5)	63 (25·1 to 133)	99·9 (39·1 to 209)	140 (54 to 289)	175 (72 to 365)	186 (76·3 to 371)	195 (81·3 to 387)	180 (74·4 to 381)	142 (59·8 to 288)	90·6 (38·7 to 174)	41·9 (17·5 to 81)	13·8 (5·5 to 28·2)	1,400
Other vision loss	0·1 (0 to 0·2)	0·2 (0·1 to 0·5)	1·1 (0·4 to 2·2)	6·7 (2·3 to 13·8)	13 (5·1 to 25·1)	16·4 (5·7 to 31·3)	19·3 (8·3 to 35·9)	21·6 (10 to 39)	22·7 (10·2 to 40·1)	26·5 (12·3 to 46·6)	30·9 (15·5 to 51·4)	37·7 (20·7 to 62·1)	45·3 (25·5 to 74·3)	54·5 (32·3 to 85·1)	66·6 (40·7 to 100)	84·9 (54·4 to 127)	99·2 (64·1 to 148)	109 (72·7 to 158)	106 (68·5 to 156)	105 (68·8 to 151)	87·6 (57·2 to 128)	62·2 (42·2 to 86·5)	31·1 (20·9 to 44·4)	1,050
Age-related and other hearing loss	0 (0 to 0)	0·1 (0 to 0·1)	4·2 (1·7 to 7·9)	68·2 (34·3 to 114)	166 (90·2 to 269)	223 (128 to 345)	271 (159 to 416)	342 (202 to 514)	417 (255 to 635)	493 (304 to 752)	530 (322 to 822)	598 (362 to 944)	792 (477 to 1,270)	983 (598 to 1,580)	1,170 (724 to 1,820)	1,290 (788 to 2,000)	1,250 (783 to 1,870)	1,260 (830 to 1,810)	1,180 (795 to 1,690)	990 (674 to 1,370)	676 (466 to 919)	328 (230 to 437)	108 (76·7 to 143)	13,100
Other sense organ diseases	0·1 (0 to 0·1)	0·3 (0·1 to 0·5)	5·5 (2·7 to 9·6)	27·8 (13·8 to 48)	32·1 (14·8 to 55·6)	31·4 (14·5 to 56·4)	35 (16·3 to 65·7)	37·5 (15 to 75·1)	44·3 (19·3 to 84·4)	59·4 (25·2 to 117)	65·8 (30 to 123)	64·4 (29·4 to 126)	68·2 (31·3 to 131)	83 (38·2 to 163)	85·3 (39·5 to 167)	100 (47·4 to 188)	103 (48·1 to 195)	98 (46 to 178)	87·8 (40·6 to 157)	59·9 (29·4 to 112)	29·2 (14·2 to 52·8)	11·8 (5·7 to 21)	5·5 (2·6 to 9·8)	1,140
Musculoskeletal disorders	0 (0 to 0)	0 (0 to 0)	0 (0 to 0)	0 (0 to 0)	150 (78·4 to 248)	764 (479 to 1,190)	1,710 (1,120 to 2,550)	2,660 (1,780 to 3,740)	3,820 (2,570 to 5,410)	4,550 (3,050 to 6,350)	5,010 (3,480 to 6,880)	5,400 (3,740 to 7,330)	5,680 (3,980 to 7,900)	5,570 (3,890 to 7,680)	5,340 (3,670 to 7,200)	4,830 (3,350 to 6,690)	3,820 (2,710 to 5,240)	3,140 (2,200 to 4,320)	2,350 (1,620 to 3,230)	1,560 (1,100 to 2,200)	843 (586 to 1,160)	325 (224 to 455)	101 (71·7 to 147)	57,600
Rheumatoid arthritis	0 (0 to 0)	0 (0 to 0)	0 (0 to 0)	0 (0 to 0)	3·5 (2 to 5·8)	12·1 (6·5 to 19·5)	31·4 (17·3 to 50·3)	53 (29 to 89·4)	85·3 (51·7 to 129)	112 (66·5 to 170)	156 (101 to 226)	204 (136 to 284)	256 (178 to 349)	299 (210 to 417)	335 (234 to 465)	318 (232 to 430)	281 (208 to 386)	234 (171 to 313)	197 (140 to 259)	139 (98·7 to 185)	92·7 (62·4 to 126)	42·9 (26·9 to 60·4)	16·5 (9·3 to 24·2)	2,870
Osteoarthritis	0 (0 to 0)	0 (0 to 0)	0 (0 to 0)	0 (0 to 0)	0 (0 to 0)	0 (0 to 0)	0 (0 to 0)	0 (0 to 0)	0 (0 to 0)	15·4 (6·3 to 32·6)	94·9 (43·6 to 200)	272 (133 to 555)	560 (274 to 1,150)	840 (400 to 1,710)	1,010 (506 to 2,070)	1,060 (540 to 2,140)	919 (467 to 1,850)	798 (403 to 1,630)	622 (317 to 1,250)	431 (222 to 852)	249 (130 to 498)	107 (54·6 to 212)	34·3 (17·6 to 67·9)	7,020
Osteoarthritis hip	0 (0 to 0)	0 (0 to 0)	0 (0 to 0)	0 (0 to 0)	0 (0 to 0)	0 (0 to 0)	0 (0 to 0)	0 (0 to 0)	0 (0 to 0)	4·6 (1·2 to 10·7)	6·5 (1·9 to 15·9)	9·9 (3·2 to 24·2)	15 (5·5 to 35·3)	20·8 (8·6 to 45·9)	26·5 (11·6 to 55·9)	30·3 (13·2 to 63·3)	28·5 (12·7 to 61)	26·5 (11·8 to 55·9)	21·4 (9·8 to 43·8)	15·1 (7 to 30·9)	8·9 (4·2 to 18·6)	3·9 (1·9 to 7·8)	1·3 (0·6 to 2·6)	219
Osteoarthritis knee	0 (0 to 0)	0 (0 to 0)	0 (0 to 0)	0 (0 to 0)	0 (0 to 0)	0 (0 to 0)	0 (0 to 0)	0 (0 to 0)	0 (0 to 0)	7·2 (2·3 to 15·7)	61·1 (26·9 to 129)	167 (77·1 to 351)	327 (157 to 664)	480 (221 to 1,010)	576 (273 to 1,180)	609 (297 to 1,240)	528 (258 to 1,060)	454 (225 to 925)	345 (169 to 689)	230 (112 to 466)	126 (62·6 to 255)	50·2 (24·7 to 101)	14·8 (7·4 to 29·7)	3,980
Osteoarthritis hand	0 (0 to 0)	0 (0 to 0)	0 (0 to 0)	0 (0 to 0)	0 (0 to 0)	0 (0 to 0)	0 (0 to 0)	0 (0 to 0)	0 (0 to 0)	3 (0·7 to 8)	22·7 (7·1 to 56·3)	79·4 (32·2 to 175)	185 (78·3 to 403)	287 (132 to 615)	343 (160 to 737)	345 (161 to 709)	289 (140 to 596)	248 (121 to 514)	196 (97·2 to 399)	140 (71 to 287)	85·2 (43·3 to 176)	39·1 (19·8 to 80)	13·3 (6·7 to 27·4)	2,280
Osteoarthritis other	0 (0 to 0)	0 (0 to 0)	0 (0 to 0)	0 (0 to 0)	0 (0 to 0)	0 (0 to 0)	0 (0 to 0)	0 (0 to 0)	0 (0 to 0)	0·6 (0·2 to 1·6)	4·6 (1·1 to 11·4)	15·2 (5·1 to 36·4)	32·6 (12·8 to 71·2)	52·5 (22·4 to 112)	69·4 (31·2 to 150)	79 (35·9 to 165)	73·7 (35·4 to 155)	69·6 (33·6 to 141)	59·6 (29·6 to 123)	46 (23·2 to 94·9)	29·7 (14·6 to 60·4)	14·2 (7·2 to 28·2)	5 (2·5 to 9·8)	552
Low back pain	0 (0 to 0)	0 (0 to 0)	0 (0 to 0)	0 (0 to 0)	124 (54·6 to 218)	633 (368 to 1,040)	1,250 (726 to 1,990)	1,690 (1,020 to 2,670)	2,010 (1,210 to 3,150)	2,150 (1,220 to 3,280)	2,260 (1,350 to 3,510)	2,310 (1,390 to 3,560)	2,240 (1,310 to 3,470)	2,010 (1,240 to 3,100)	1,800 (1,100 to 2,730)	1,560 (983 to 2,340)	1,190 (754 to 1,810)	992 (623 to 1,500)	765 (468 to 1,170)	540 (330 to 817)	295 (180 to 426)	117 (70·6 to 175)	35·5 (22·9 to 53·4)	24,000
Neck pain	0 (0 to 0)	0 (0 to 0)	0 (0 to 0)	0 (0 to 0)	6 (1·4 to 15·3)	38·6 (13·9 to 80·8)	95 (38·5 to 186)	150 (65·6 to 298)	224 (104 to 441)	334 (161 to 621)	426 (215 to 757)	495 (259 to 887)	519 (261 to 932)	434 (219 to 810)	382 (185 to 688)	323 (161 to 580)	240 (127 to 415)	189 (100 to 325)	133 (67·8 to 247)	81·2 (40·4 to 146)	44·4 (22·8 to 75·9)	18·7 (9·4 to 31·4)	6·7 (3·5 to 11·8)	4,140
Gout	0 (0 to 0)	0 (0 to 0)	0 (0 to 0)	0 (0 to 0)	0 (0 to 0)	0 (0 to 0)	0·3 (0·1 to 0·6)	1·7 (0·7 to 3·2)	4 (2 to 7·2)	6·7 (3·4 to 11·8)	8·4 (1·6 to 19·6)	10·2 (2·7 to 22·3)	11·9 (4 to 23·8)	12·3 (4·1 to 25·4)	11·5 (4·3 to 22·1)	11 (4·1 to 21·4)	9·1 (3·6 to 16·6)	7·8 (2·9 to 14·9)	6·3 (2·5 to 11·5)	4·7 (1·8 to 9·1)	3 (1·4 to 5·4)	1·5 (0·7 to 2·8)	0·6 (0·2 to 1·1)	111
Other musculoskeletal disorders	0 (0 to 0)	0 (0 to 0)	0 (0 to 0)	0 (0 to 0)	16·4 (8·9 to 29·1)	80·7 (46·2 to 137)	333 (202 to 512)	767 (509 to 1,080)	1,490 (984 to 2,210)	1,930 (1,270 to 2,840)	2,060 (1,340 to 2,980)	2,100 (1,340 to 3,070)	2,090 (1,380 to 3,090)	1,980 (1,290 to 2,970)	1,790 (1,150 to 2,630)	1,550 (954 to 2,320)	1,180 (762 to 1,760)	921 (552 to 1,410)	627 (389 to 953)	364 (204 to 591)	159 (87·8 to 250)	38·1 (10 to 77·9)	7·2 (2·7 to 15·8)	19,500
Other non-communicable diseases	2,510 (1,600 to 4,940)	1,240 (854 to 1,970)	5,890 (3,740 to 9,070)	2,130 (1,480 to 3,000)	1,110 (846 to 1,440)	1,310 (989 to 1,700)	1,780 (1,250 to 2,510)	2,410 (1,690 to 3,440)	2,960 (2,060 to 4,180)	3,250 (2,240 to 4,610)	3,480 (2,500 to 4,920)	3,630 (2,570 to 5,100)	3,490 (2,480 to 4,790)	3,130 (2,230 to 4,210)	2,680 (1,930 to 3,650)	2,430 (1,780 to 3,220)	2,030 (1,490 to 2,710)	1,740 (1,270 to 2,270)	1,350 (1,030 to 1,760)	941 (699 to 1,220)	592 (458 to 767)	272 (206 to 343)	103 (77·3 to 130)	50,500
Congenital birth defects	2,490 (1,580 to 4,930)	1,170 (792 to 1,920)	5,090 (3,130 to 7,930)	1,650 (1,060 to 2,510)	668 (497 to 901)	639 (488 to 832)	477 (357 to 625)	368 (266 to 480)	321 (236 to 426)	255 (187 to 339)	225 (164 to 299)	194 (141 to 258)	159 (112 to 214)	136 (95·1 to 182)	111 (77·2 to 152)	82·9 (56·9 to 113)	56·5 (39 to 76·7)	23·2 (14·1 to 35·5)	14·3 (8·3 to 21·9)	8·1 (4·9 to 12·6)	4·1 (2·4 to 6·5)	1·6 (0·9 to 2·6)	0·5 (0·3 to 0·8)	14,100
Neural tube defects	231 (101 to 409)	47·1 (22·2 to 83·1)	398 (175 to 810)	300 (160 to 501)	29·3 (19·3 to 43·6)	30·6 (20·9 to 44)	24·3 (16·8 to 34·6)	18·7 (12·5 to 27·3)	12 (8·2 to 16·8)	9·4 (6·4 to 13·2)	7·3 (5 to 10)	5·4 (3·7 to 7·5)	3·9 (2·7 to 5·4)	3 (2 to 4·2)	2·2 (1·5 to 3·1)	1·5 (1 to 2·2)	1·2 (0·8 to 1·6)	0·4 (0·2 to 0·6)	0·2 (0·1 to 0·4)	0·1 (0·1 to 0·2)	0·1 (0 to 0·1)	0 (0 to 0)	0 (0 to 0)	1,130
Congenital heart anomalies	934 (401 to 1,990)	578 (305 to 934)	2,570 (1,410 to 4,220)	592 (299 to 1,080)	207 (128 to 331)	198 (135 to 282)	132 (90·9 to 190)	106 (66·9 to 158)	98·1 (61·7 to 144)	69·8 (41·2 to 103)	62·9 (36·7 to 90·3)	55·3 (32·4 to 81·8)	36 (19·4 to 55·2)	31·6 (16·3 to 47·2)	26·4 (14·3 to 39·6)	17·5 (8·3 to 26·9)	12·8 (5·8 to 19·5)	1·9 (0·6 to 4·1)	1·3 (0·4 to 2·7)	0·9 (0·3 to 1·9)	0·5 (0·1 to 1·1)	0·2 (0·1 to 0·5)	0·1 (0 to 0·2)	5,730
Orofacial clefts	9·6 (3·8 to 20·5)	5·5 (2·3 to 11·2)	36·1 (10·8 to 91·1)	8·4 (3 to 18)	3·6 (2·2 to 5·7)	3·4 (2 to 5·3)	3·3 (2 to 5·2)	3·2 (1·9 to 5)	3 (1·8 to 4·7)	2·8 (1·7 to 4·4)	2·6 (1·5 to 4)	2·4 (1·4 to 3·7)	2·2 (1·3 to 3·4)	1·9 (1·1 to 3)	1·6 (1 to 2·5)	1·4 (0·8 to 2·1)	1 (0·6 to 1·6)	0·8 (0·5 to 1·3)	0·6 (0·4 to 1)	0·4 (0·3 to 0·7)	0·3 (0·2 to 0·4)	0·1 (0·1 to 0·2)	0 (0 to 0·1)	94·2
Down syndrome	37·6 (16·8 to 68·3)	29·4 (15·1 to 50·5)	269 (138 to 474)	117 (56·8 to 220)	37·3 (20·2 to 65·1)	33·5 (17·9 to 57)	29·9 (17·7 to 48·2)	25 (14·6 to 42·5)	28·9 (16 to 47·8)	23·7 (13·1 to 39·1)	18·9 (10·9 to 30·8)	16·8 (10 to 27·4)	15·4 (8·8 to 24·7)	13·4 (7·6 to 21·2)	9·9 (5·1 to 17)	7 (3·7 to 11·9)	2·3 (1·2 to 4·2)	0 (0 to 0)	0 (0 to 0)	0 (0 to 0)	0 (0 to 0)	0 (0 to 0)	0 (0 to 0)	715
Turner syndrome	0 (0 to 0)	0·1 (0 to 0·1)	1 (0·3 to 2·1)	3·8 (0·8 to 9·1)	4·2 (1 to 9·8)	3·9 (0·8 to 9·5)	5·6 (2 to 11·2)	5·2 (1·7 to 10·2)	4·4 (1·3 to 9·5)	3·7 (1·2 to 8)	3 (0·9 to 6·4)	2·4 (0·6 to 5·2)	1·8 (0·4 to 4)	0·8 (0 to 2·6)	0·6 (0·2 to 1·2)	0·4 (0·2 to 0·8)	0·3 (0·1 to 0·5)	0·2 (0·1 to 0·3)	0·1 (0 to 0·2)	0·1 (0 to 0·1)	0 (0 to 0·1)	0 (0 to 0)	0 (0 to 0)	41·5
Klinefelter syndrome	0 (0 to 0)	0 (0 to 0)	0 (0 to 0)	0 (0 to 0)	0 (0 to 0)	0 (0 to 0)	0 (0 to 0)	0 (0 to 0)	0 (0 to 0)	0 (0 to 0)	0 (0 to 0)	0 (0 to 0)	0 (0 to 0)	0 (0 to 0)	0 (0 to 0)	0 (0 to 0)	0 (0 to 0)	0 (0 to 0)	0 (0 to 0)	0 (0 to 0)	0 (0 to 0)	0 (0 to 0)	0 (0 to 0)	0
Other chromosomal abnormalities	80·1 (22·9 to 231)	34 (14 to 90·3)	150 (82·4 to 272)	64 (40·9 to 95·6)	37·9 (23·9 to 56)	30 (18·3 to 45·1)	28·5 (17·1 to 43·5)	25 (14·9 to 37·5)	21·8 (13·1 to 33·4)	17·9 (11·1 to 27·1)	14·9 (9·5 to 22·2)	10·8 (6·6 to 16·4)	8·6 (5·7 to 12·3)	6·3 (4 to 9)	4·7 (3 to 6·7)	2·9 (1·9 to 4·1)	2 (1·2 to 2·9)	0 (0 to 0)	0 (0 to 0)	0 (0 to 0)	0 (0 to 0)	0 (0 to 0)	0 (0 to 0)	540
Congenital musculoskeletal and limb anomalies	50·1 (22·6 to 88·7)	18·6 (10·5 to 29·6)	129 (76·4 to 203)	185 (100 to 303)	193 (108 to 313)	192 (109 to 307)	162 (90·5 to 259)	109 (61·8 to 174)	92·3 (52·1 to 150)	86·4 (50·4 to 134)	80·2 (44·7 to 125)	72·7 (41·9 to 115)	67·3 (38·6 to 107)	58·9 (34·2 to 92·1)	49·4 (27·9 to 76·5)	39·6 (23·1 to 63·6)	26·7 (15·5 to 41·9)	16·5 (8·7 to 27)	9·5 (4·9 to 15·7)	4·8 (2·4 to 8·1)	2·2 (1·2 to 3·9)	0·8 (0·4 to 1·3)	0·2 (0·1 to 0·3)	1,640
Urogenital congenital anomalies	207 (46·5 to 919)	94·6 (30·2 to 319)	117 (33·7 to 391)	39 (18·2 to 98·7)	23·9 (13·7 to 45·2)	27·7 (15·7 to 52·2)	27·8 (11·5 to 52·3)	27·8 (6 to 57·3)	20·8 (6·5 to 41·9)	12·7 (3·8 to 24·6)	8·7 (2·1 to 18·9)	6·1 (1·7 to 12·4)	3·6 (1·7 to 6·2)	2·5 (1·1 to 4·3)	1·7 (0·6 to 3·7)	1 (0·3 to 2)	1·1 (0·5 to 2·1)	0 (0 to 0)	0 (0 to 0)	0 (0 to 0)	0 (0 to 0)	0 (0 to 0)	0 (0 to 0)	624
Digestive congenital anomalies	370 (144 to 1,110)	203 (98·7 to 425)	656 (304 to 1,220)	106 (47·9 to 199)	24·5 (13·6 to 44·4)	19·9 (11·4 to 32·6)	8·7 (4·8 to 13·4)	6 (3·6 to 9·9)	5·2 (2·9 to 9·4)	3·1 (1·8 to 4·9)	3 (1·2 to 5·3)	2·5 (1·2 to 4)	2·4 (0·9 to 4·2)	2·6 (0·9 to 4·6)	2·6 (0·7 to 4·8)	2·5 (0·8 to 4·6)	2 (0·5 to 3·7)	0·1 (0 to 0·1)	0·1 (0 to 0·1)	0 (0 to 0)	0 (0 to 0)	0 (0 to 0)	0 (0 to 0)	1,420
Other congenital birth defects	569 (294 to 1,070)	163 (83·5 to 324)	763 (410 to 1,400)	234 (126 to 417)	108 (69·7 to 162)	100 (63·1 to 147)	55·3 (36·6 to 82·6)	41·5 (26·1 to 67·7)	34·2 (21·2 to 56·8)	25·6 (15·4 to 45·3)	23·9 (14·2 to 43)	19·5 (11·1 to 35·6)	18 (10 to 33·8)	14·8 (8·2 to 28·3)	12 (6·4 to 22·8)	9 (4·5 to 18·4)	7·2 (3·9 to 14·8)	3·3 (0·9 to 9·2)	2·5 (0·6 to 6·7)	1·7 (0·5 to 4·6)	1 (0·3 to 2·8)	0·4 (0·1 to 1·2)	0·1 (0 to 0·4)	2,210
Urinary diseases and male infertility	1·4 (0·6 to 2·2)	2 (1·1 to 3·1)	42·3 (23·5 to 73·1)	55·6 (36·7 to 81·8)	55·2 (34 to 83)	38 (24·6 to 58·8)	35·2 (24 to 52·5)	37·9 (25·6 to 55·5)	52·6 (35·1 to 76·6)	58·6 (39·5 to 87·1)	79·4 (55·3 to 114)	98·1 (67·6 to 140)	123 (86 to 170)	173 (122 to 246)	190 (133 to 278)	214 (151 to 296)	183 (126 to 251)	164 (115 to 225)	140 (96 to 203)	120 (81·2 to 174)	82·9 (55·1 to 129)	44 (27·4 to 74·3)	20 (12·3 to 33)	2,010
Urolithiasis	0 (0 to 0)	0 (0 to 0)	0 (0 to 0)	0·3 (0·1 to 0·6)	0·8 (0·4 to 1·4)	1·5 (0·8 to 2·6)	1·9 (1·1 to 3·1)	3·6 (1·9 to 5·7)	5·9 (3·4 to 9·5)	9·3 (4·7 to 15·5)	14·2 (8·5 to 22·1)	19·1 (10·7 to 29·7)	20·6 (10·4 to 34·6)	29·2 (16·9 to 47·7)	29·1 (16·9 to 47·3)	21·7 (12·3 to 35)	15·4 (9 to 24·3)	11·1 (6·3 to 17·6)	7·7 (4 to 13)	5·5 (2·7 to 9·5)	3·4 (1·3 to 6·5)	1·8 (0·7 to 3·3)	0·5 (0·2 to 1)	203



SR Table 2b: Armenia DALYS by cause and sex across for females with 95% uncertainty intervals, 2019

Cause	Early Neonatal	Late Neonatal	Post-Neonatal	1 to 4	5 to 9	10 to 14	15 to 19	20 to 24	25 to 29	30 to 34	35 to 39	40 to 44	45 to 49	50 to 54	55 to 59	60 to 64	65 to 69	70 to 74	75 to 79	80 to 84	85 to 89	90 to 94	95 plus	Total
All causes	7,670 (6,770 to 8,600)	1,763 (1,429 to 2,200)	9,520 (8,370 to 10,870)	4,826 (3,990 to 5,870)	5,209 (4,710 to 5,880)	5,209 (4,720 to 5,880)	6,730 (6,090 to 7,550)	10,050 (9,110 to 11,190)	17,450 (15,810 to 19,400)	23,140 (21,060 to 25,720)	29,020 (26,450 to 32,000)	29,960 (27,350 to 33,060)	29,960 (27,350 to 33,060)	24,900 (22,800 to 27,200)	27,360 (25,400 to 29,600)	24,900 (22,800 to 27,200)	24,900 (22,800 to 27,200)	25,960 (23,400 to 28,600)	32,300 (29,000 to 35,900)	32,300 (29,000 to 35,900)	46,400 (41,500 to 51,900)	26,000 (21,300 to 30,900)	11,200 (10,200 to 12,200)	3,760 (1,830 to 5,990)	437,000
Communicable, maternal, neonatal, and nutritional diseases	5,670 (3,280 to 8,990)	1,130 (639 to 1,460)	3,170 (1,390 to 5,290)	1,740 (1,020 to 2,650)	1,420 (900 to 2,000)	997 (670 to 1,380)	822 (552 to 1,210)	1,030 (762 to 1,310)	1,460 (1,120 to 1,850)	1,960 (1,520 to 2,480)	1,960 (1,560 to 2,440)	1,260 (1,000 to 1,570)	1,260 (1,000 to 1,570)	1,020 (790 to 1,320)	1,020 (790 to 1,320)	1,020 (810 to 1,270)	1,020 (810 to 1,270)	998 (768 to 1,290)	1,220 (937 to 1,580)	1,220 (937 to 1,580)	933 (693 to 1,270)	507 (357 to 723)	922 (717 to 1,173)	294 (222 to 374)	34.9 (29.7 to 40.9)	33,300
HIV/AIDS and sexually transmitted infections	0 (0 to 0)	0 (0 to 0)	0 (0 to 0)	0 (0 to 0)	0 (0 to 0)	0 (0 to 0)	0 (0 to 0)	0 (0 to 0)	0 (0 to 0)	0 (0 to 0)	0 (0 to 0)	0 (0 to 0)	0 (0 to 0)	0 (0 to 0)	0 (0 to 0)	0 (0 to 0)	0 (0 to 0)	0 (0 to 0)	0 (0 to 0)	0 (0 to 0)	0 (0 to 0)	0 (0 to 0)	0 (0 to 0)	0 (0 to 0)	0 (0 to 0)	0 (0 to 0)	0
HIV/AIDS	0 (0 to 0)	0 (0 to 0)	0 (0 to 0)	6.6 (4.4 to 9.7)	6.3 (4.4 to 9.1)	5.7 (4.0 to 8.4)	6.2 (4.4 to 8.9)	9.6 (7.0 to 13.2)	37.6 (28.4 to 49.0)	83.3 (62.3 to 107.8)	152.0 (120.4 to 191.0)	214.0 (171.0 to 264.0)	214.0 (171.0 to 264.0)	239.0 (191.0 to 294.0)	239.0 (191.0 to 294.0)	239.0 (191.0 to 294.0)	239.0 (191.0 to 294.0)	239.0 (191.0 to 294.0)	239.0 (191.0 to 294.0)	239.0 (191.0 to 294.0)	239.0 (191.0 to 294.0)	239.0 (191.0 to 294.0)	239.0 (191.0 to 294.0)	239.0 (191.0 to 294.0)	2,660
HIV/AIDS - Drug-susceptible Tuberculosis	0 (0 to 0)	0 (0 to 0)	1.6 (0.7 to 3.2)	0.7 (0.3 to 1.4)	0.1 (0 to 0.2)	0.1 (0 to 0.2)	0.1 (0 to 0.2)	0.1 (0 to 0.2)	0.6 (0.3 to 1.2)	1.4 (0.7 to 2.8)	2.6 (1.3 to 5.2)	3.6 (1.8 to 7.1)	3.6 (1.8 to 7.1)	3.4 (1.7 to 6.7)	3.4 (1.7 to 6.7)	3.4 (1.7 to 6.7)	3.4 (1.7 to 6.7)	3.4 (1.7 to 6.7)	3.4 (1.7 to 6.7)	3.4 (1.7 to 6.7)	3.4 (1.7 to 6.7)	3.4 (1.7 to 6.7)	3.4 (1.7 to 6.7)	3.4 (1.7 to 6.7)	50.4
HIV/AIDS - Multidrug-resistant Tuberculosis without extensive drug resistance	0 (0 to 0)	0 (0 to 0)	0.2 (0.1 to 0.6)	0.2 (0.1 to 0.6)	0.1 (0 to 0.3)	0 (0 to 0.2)	0 (0 to 0.2)	0.1 (0 to 0.3)	0.4 (0.1 to 1.1)	0.9 (0.3 to 2.4)	1.8 (0.6 to 4.8)	2.5 (0.8 to 6.8)	2.5 (0.8 to 6.8)	2.4 (0.8 to 6.4)	2.4 (0.8 to 6.4)	2.4 (0.8 to 6.4)	2.4 (0.8 to 6.4)	2.4 (0.8 to 6.4)	2.4 (0.8 to 6.4)	2.4 (0.8 to 6.4)	2.4 (0.8 to 6.4)	2.4 (0.8 to 6.4)	2.4 (0.8 to 6.4)	2.4 (0.8 to 6.4)	35.2
HIV/AIDS - Extensively drug-resistant Tuberculosis	0 (0 to 0)	0 (0 to 0)	0.3 (0.1 to 0.7)	0.3 (0.1 to 0.7)	0.1 (0 to 0.3)	0 (0 to 0.1)	0 (0 to 0.1)	0 (0 to 0.1)	0.2 (0.2 to 0.2)	0.5 (0.3 to 0.6)	1.0 (0.6 to 1.2)	1.4 (0.8 to 1.7)	1.4 (0.8 to 1.7)	1.3 (0.8 to 1.6)	1.3 (0.8 to 1.6)	1.3 (0.8 to 1.6)	1.3 (0.8 to 1.6)	1.3 (0.8 to 1.6)	1.3 (0.8 to 1.6)	1.3 (0.8 to 1.6)	1.3 (0.8 to 1.6)	1.3 (0.8 to 1.6)	1.3 (0.8 to 1.6)	1.3 (0.8 to 1.6)	19.1
HIV/AIDS resulting in other diseases	0 (0 to 0)	0 (0 to 0)	1.6 (1.0 to 2.8)	0.7 (0.4 to 1.1)	0.3 (0.2 to 0.4)	0.2 (0.1 to 0.3)	0.3 (0.2 to 0.5)	0.5 (0.3 to 0.9)	1.9 (1.1 to 3.4)	4.3 (2.5 to 7.6)	7.9 (4.7 to 13.8)	11.0 (6.6 to 19.1)	11.0 (6.6 to 19.1)	12.0 (7.2 to 20.8)	12.0 (7.2 to 20.8)	12.0 (7.2 to 20.8)	12.0 (7.2 to 20.8)	12.0 (7.2 to 20.8)	12.0 (7.2 to 20.8)	12.0 (7.2 to 20.8)	12.0 (7.2 to 20.8)	12.0 (7.2 to 20.8)	12.0 (7.2 to 20.8)	12.0 (7.2 to 20.8)	186
Sexually transmitted infections excluding HIV	0 (0 to 0)	0 (0 to 0)	0 (0 to 0)	0 (0 to 0)	0 (0 to 0)	0 (0 to 0)	0 (0 to 0)	0 (0 to 0)	0 (0 to 0)	0 (0 to 0)	0 (0 to 0)	0 (0 to 0)	0 (0 to 0)	0 (0 to 0)	0 (0 to 0)	0 (0 to 0)	0 (0 to 0)	0 (0 to 0)	0 (0 to 0)	0 (0 to 0)	0 (0 to 0)	0 (0 to 0)	0 (0 to 0)	0 (0 to 0)	0 (0 to 0)	0
Syphilis	0 (0 to 0)	0 (0 to 0)	0 (0 to 0)	0 (0 to 0)	0 (0 to 0)	0 (0 to 0)	0 (0 to 0)	0 (0 to 0)	0 (0 to 0)	0 (0 to 0)	0 (0 to 0)	0 (0 to 0)	0 (0 to 0)	0 (0 to 0)	0 (0 to 0)	0 (0 to 0)	0 (0 to 0)	0 (0 to 0)	0 (0 to 0)	0 (0 to 0)	0 (0 to 0)	0 (0 to 0)	0 (0 to 0)	0 (0 to 0)	0 (0 to 0)	0
Chlamydial infection	0 (0 to 0)	0 (0 to 0)	0 (0 to 0)	0 (0 to 0)	0 (0 to 0)	0.2 (0 to 0.5)	0.7 (0.4 to 1.3)	2.1 (1.2 to 3.5)	5.3 (3.2 to 8.4)	9.6 (5.7 to 15.1)	14.7 (8.9 to 23.1)	19.6 (11.9 to 30.6)	19.6 (11.9 to 30.6)	17.6 (10.7 to 27.4)	17.6 (10.7 to 27.4)	17.6 (10.7 to 27.4)	17.6 (10.7 to 27.4)	16.6 (9.9 to 25.9)	21.0 (12.5 to 32.7)	21.0 (12.5 to 32.7)	21.0 (12.5 to 32.7)	21.0 (12.5 to 32.7)	21.0 (12.5 to 32.7)	21.0 (12.5 to 32.7)	322
Gonococcal infection	0 (0 to 0)	0 (0 to 0)	0 (0 to 0)	0 (0 to 0)	0 (0 to 0)	0.2 (0 to 0.5)	0.9 (0.5 to 1.7)	2.1 (1.2 to 3.8)	5.4 (3.2 to 8.9)	9.7 (5.7 to 15.7)	14.7 (8.9 to 23.4)	19.6 (11.9 to 31.0)	19.6 (11.9 to 31.0)	17.5 (10.7 to 27.7)	17.5 (10.7 to 27.7)	17.5 (10.7 to 27.7)	17.5 (10.7 to 27.7)	16.6 (9.9 to 26.2)	21.0 (12.5 to 33.1)	21.0 (12.5 to 33.1)	21.0 (12.5 to 33.1)	21.0 (12.5 to 33.1)	21.0 (12.5 to 33.1)	21.0 (12.5 to 33.1)	323
Trichomoniasis	0 (0 to 0)	0 (0 to 0)	0 (0 to 0)	0 (0 to 0)	0 (0 to 0)	0.1 (0 to 0.3)	0.7 (0.4 to 1.3)	2.1 (1.2 to 3.5)	5.3 (3.2 to 8.4)	9.6 (5.7 to 15.1)	14.7 (8.9 to 23.1)	19.6 (11.9 to 30.6)	19.6 (11.9 to 30.6)	17.6 (10.7 to 27.4)	17.6 (10.7 to 27.4)	17.6 (10.7 to 27.4)	17.6 (10.7 to 27.4)	16.6 (9.9 to 25.9)	21.0 (12.5 to 32.7)	21.0 (12.5 to 32.7)	21.0 (12.5 to 32.7)	21.0 (12.5 to 32.7)	21.0 (12.5 to 32.7)	21.0 (12.5 to 32.7)	322
Genital herpes	0 (0 to 0)	0 (0 to 0)	0 (0 to 0)	0 (0 to 0)	0 (0 to 0)	0 (0 to 0)	0 (0 to 0)	0 (0 to 0)	0.2 (0 to 0.4)	0.4 (0.2 to 0.8)	0.6 (0.3 to 1.2)	0.8 (0.4 to 1.6)	0.8 (0.4 to 1.6)	0.7 (0.3 to 1.4)	0.7 (0.3 to 1.4)	0.7 (0.3 to 1.4)	0.7 (0.3 to 1.4)	0.7 (0.3 to 1.4)	0.7 (0.3 to 1.4)	0.7 (0.3 to 1.4)	0.7 (0.3 to 1.4)	0.7 (0.3 to 1.4)	0.7 (0.3 to 1.4)	0.7 (0.3 to 1.4)	13.2
Other sexually transmitted infections	0 (0 to 0)	0 (0 to 0)	0 (0 to 0)	0 (0 to 0)	0 (0 to 0)	0 (0 to 0)	0 (0 to 0)	0.1 (0 to 0.2)	0.2 (0 to 0.4)	0.4 (0.1 to 0.7)	0.6 (0.2 to 1.1)	0.8 (0.3 to 1.4)	0.8 (0.3 to 1.4)	0.7 (0.3 to 1.3)	0.7 (0.3 to 1.3)	0.7 (0.3 to 1.3)	0.7 (0.3 to 1.3)	0.7 (0.3 to 1.3)	0.7 (0.3 to 1.3)	0.7 (0.3 to 1.3)	0.7 (0.3 to 1.3)	0.7 (0.3 to 1.3)	0.7 (0.3 to 1.3)	0.7 (0.3 to 1.3)	10.1
Respiratory infections and tuberculosis	472 (379 to 588)	279 (189 to 379)	2,090 (1,490 to 2,800)	239 (169 to 332)	159 (120 to 214)	149 (108 to 202)	160 (109 to 234)	202 (139 to 284)	290 (196 to 406)	382 (259 to 538)	479 (326 to 672)	599 (406 to 841)	599 (406 to 841)	499 (337 to 701)	499 (337 to 701)	499 (337 to 701)	499 (337 to 701)	499 (337 to 701)	499 (337 to 701)	499 (337 to 701)	499 (337 to 701)	499 (337 to 701)	499 (337 to 701)	499 (337 to 701)	6,860
Tuberculosis	0 (0 to 0)	0 (0 to 0)	39.7 (29.9 to 56.9)	16.2 (12.1 to 23.1)	13.1 (9.9 to 20)	8.7 (6.7 to 12.1)	11.2 (8.2 to 16.1)	20.6 (15.1 to 28.2)	47.1 (35.1 to 64.4)	42.5 (32.3 to 57.1)	34.6 (26.4 to 46.6)	39.6 (29.2 to 53.6)	39.6 (29.2 to 53.6)	37.6 (28.1 to 50.6)	37.6 (28.1 to 50.6)	37.6 (28.1 to 50.6)	37.6 (28.1 to 50.6)	37.6 (28.1 to 50.6)	37.6 (28.1 to 50.6)	37.6 (28.1 to 50.6)	37.6 (28.1 to 50.6)	37.6 (28.1 to 50.6)	37.6 (28.1 to 50.6)	37.6 (28.1 to 50.6)	593
Latent tuberculosis infection	0 (0 to 0)	0 (0 to 0)	0 (0 to 0)	0 (0 to 0)	0 (0 to 0)	0 (0 to 0)	0 (0 to 0)	0 (0 to 0)	0 (0 to 0)	0 (0 to 0)	0 (0 to 0)	0 (0 to 0)	0 (0 to 0)	0 (0 to 0)	0 (0 to 0)	0 (0 to 0)	0 (0 to 0)	0 (0 to 0)	0 (0 to 0)	0 (0 to 0)	0 (0 to 0)	0 (0 to 0)	0 (0 to 0)	0 (0 to 0)	0 (0 to 0)	0
Active tuberculosis	39.7 (29.9 to 56.9)	16.2 (12.1 to 23.1)	39.7 (29.9 to 56.9)	16.2 (12.1 to 23.1)	13.1 (9.9 to 20)	8.7 (6.7 to 12.1)	11.2 (8.2 to 16.1)	20.6 (15.1 to 28.2)	47.1 (35.1 to 64.4)	42.5 (32.3 to 57.1)	34.6 (26.4 to 46.6)	39.6 (29.2 to 53.6)	39.6 (29.2 to 53.6)	37.6 (28.1 to 50.6)	37.6 (28.1 to 50.6)	37.6 (28.1 to 50.6)	37.6 (28.1 to 50.6)	37.6 (28.1 to 50.6)	37.6 (28.1 to 50.6)	37.6 (28.1 to 50.6)	37.6 (28.1 to 50.6)	37.6 (28.1 to 50.6)	37.6 (28.1 to 50.6)	37.6 (28.1 to 50.6)	593
Drug-susceptible Tuberculosis	39.7 (29.9 to 56.9)	16.2 (12.1 to 23.1)	39.7 (29.9 to 56.9)	16.2 (12.1 to 23.1)	13.1 (9.9 to 20)	8.7 (6.7 to 12.1)	11.2 (8.2 to 16.1)	20.6 (15.1 to 28.2)	47.1 (35.1 to 64.4)	42.5 (32.3 to 57.1)	34.6 (26.4 to 46.6)	39.6 (29.2 to 53.6)	39.6 (29.2 to 53.6)	37.6 (28.1 to 50.6)	37.6 (28.1 to 50.6)	37.6 (28.1 to 50.6)	37.6 (28.1 to 50.6)	37.6 (28.1 to 50.6)	37.6 (28.1 to 50.6)	37.6 (28.1 to 50.6)	37.6 (28.1 to 50.6)	37.6 (28.1 to 50.6)	37.6 (28.1 to 50.6)	37.6 (28.1 to 50.6)	593
Multidrug-resistant tuberculosis without extensive drug resistance	0 (0 to 0)	0 (0 to 0)	0 (0 to 0)	0 (0 to 0)	0 (0 to 0)	0 (0 to 0)	0 (0 to 0)	0 (0 to 0)	0 (0 to 0)	0 (0 to 0)	0 (0 to 0)	0 (0 to 0)	0 (0 to 0)	0 (0 to 0)	0 (0 to 0)	0 (0 to 0)	0 (0 to 0)	0 (0 to 0)	0 (0 to 0)	0 (0 to 0)	0 (0 to 0)	0 (0 to 0)	0 (0 to 0)	0 (0 to 0)	0 (0 to 0)	0
Extensively drug-resistant tuberculosis	0 (0 to 0)	0 (0 to 0)	0 (0 to 0)	0 (0 to 0)	0 (0 to 0)	0 (0 to 0)	0 (0 to 0)	0 (0 to 0)	0 (0 to 0)	0 (0 to 0)	0 (0 to 0)	0 (0 to 0)	0 (0 to 0)	0 (0 to 0)	0 (0 to 0)	0 (0 to 0)	0 (0 to 0)	0 (0 to 0)	0 (0 to 0)	0 (0 to 0)	0 (0 to 0)	0 (0 to 0)	0 (0 to 0)	0 (0 to 0)	0 (0 to 0)	0
Lower respiratory infections	472 (379 to 588)	279 (189 to 379)	2,050 (1,450 to 2,750)	222 (155 to 309)	150 (108 to 202)	141 (101 to 192)	149 (97 to 223)	182 (124 to 261)	243 (164 to 341)	340 (221 to 481)	445 (296 to 627)	559 (373 to 781)	559 (373 to 781)	462 (307 to 647)	462 (307 to 647)	462 (307 to 647)	462 (307 to 647)	462 (307 to 647)	462 (307 to 647)	462 (307 to 647)	462 (307 to 647)	462 (307 to 647)	462 (307 to 647)	462 (307 to 647)	6,780
Upper respiratory infections	0.3 (0 to 1.1)	0.1 (0 to 0.4)	19.8 (11.1 to 34.6)	16.9 (9.4 to 29.5)	8.6 (4.8 to 15.1)	7.4 (4.1 to 13)	8.9 (4.9 to 15.6)	19.7 (10.9 to 34.5)	37 (20.4 to 64.8)	39 (21.5 to 68.3)	33 (18.2 to 57.8)	39 (21.5 to 68.3)	39 (21.5 to 68.3)	34 (18.7 to 59.5)	34 (18.7 to 59.5)	34 (18.7 to 59.5)	34 (18.7 to 59.5)	34 (18.7 to 59.5)	34 (18.7 to 59.5)	34 (18.7 to 59.5)	34 (18.7 to 59.5)	34 (18.7 to 59.5)	34 (18.7 to 59.5)	34 (18.7 to 59.5)	1,120
Otitis media	0 (0 to 0)	0 (0 to 0)	1.3 (0.5 to 3.5)	0.6 (0.2 to 1.7)	0.3 (0.1 to 0.7)	0.2 (0.1 to 0.6)	0.3 (0.1 to 0.8)	0.5 (0.2 to 1.3)	0.9 (0.3 to 2.4)	1.2 (0.4 to 3.2)	1.5 (0.5 to 4.1)	1.9 (0.6 to 5.2)	1.9 (0.6 to 5.2)	1.6 (0.5 to 4.4)	1.6 (0.5 to 4.4)	1.6 (0.5 to 4.4)	1.6 (0.5 to 4.4)	1.6 (0.5 to 4.4)	1.6 (0.5 to 4.4)	1.6 (0.5 to 4.4)	1.6 (0.5 to 4.4)	1.6 (0.5 to 4.4)	1.6 (0.5 to 4.4)	1.6 (0.5 to 4.4)	26
Enteric infections	12.4 (9.1 to 20.5)	29 (17.9 to 45.9)	220 (138 to 337)	237 (138 to 393)	237 (138 to 393)	196 (120 to 297)	228 (147 to 339)	291 (191 to 421)	354 (189 to 626)	354 (186 to 596)	354 (121 to 596)	354 (187 to 623)	354 (187 to 623)	196 (103 to 332)	196 (103 to 332)	196 (103 to 332)	196 (103 to 332)	196 (103 to 332)	196 (103 to 332)	196 (103 to 332)	196 (103 to 332)	196 (103 to 332)	196 (103 to 332)	196 (103 to 332)	3,170
Diarrheal diseases	12.4 (9.1 to 20.5)	29 (17.9 to 45.9)	220 (138 to 337)	237 (138 to 393)	237 (138 to 393)	196 (120 to 297)	228 (147 to 339)	291 (180 to 426)	354 (191 to 626)	354 (189 to 596)	354 (189 to 596)	354 (121 to 596)	354 (187 to 623)	196 (103 to 332)	196 (103 to 332)	196 (103 to 332)	196 (103 to 332)	196 (103 to 332)	196 (103 to 332)	196 (103 to 332)	196 (103 to 332)	196 (103 to 332)	196 (103 to 332)	196 (103 to 332)	3,160
Typhoid and paratyphoid	0 (0 to 0)	0 (0 to 0)	0 (0 to 0)	0 (0 to 0)	0 (0 to 0)	0 (0 to 0)	0 (0 to 0)	0 (0 to 0)	0 (0 to 0)	0 (0 to 0)	0 (0 to 0)	0 (0 to 0)	0 (0 to 0)	0 (0 to 0)	0 (0 to 0)	0 (0 to 0)	0 (0 to 0)	0 (0 to 0)	0 (0 to 0)	0 (0 to 0)	0 (0 to 0)	0 (0 to 0)	0 (0 to 0)	0 (0 to 0)	0 (0 to 0)	0
Invasive non-typhoidal Salmonella (iNTS)	0 (0 to 0)	0 (0 to 0)	0 (0 to 0)	0 (0 to 0)	0 (0 to 0)	0 (0 to 0)	0 (0 to 0)	0 (0 to 0)	0 (0 to 0)	0 (0 to 0)	0 (0 to 0)	0 (0 to 0)	0 (0 to 0)	0 (0 to 0)	0 (0 to 0)	0 (0 to 0)	0 (0 to 0)	0 (0 to 0)	0 (0 to 0)	0 (0 to 0)	0 (0 to 0)	0 (0 to 0)	0 (0 to 0)	0 (0 to 0)	0 (0 to 0)	0
Other intestinal infectious diseases	0 (0 to 0)	0 (0 to 0)	0.7 (0.2 to 2.1)	0.6 (0.2 to 1.7)	0.6 (0.2 to 1.7)	0.2 (0.1 to 0.6)	0.2 (0.1 to 0.6)	0.2 (0.1 to 0.6)	0.2 (0.1 to 0.6)	0.2 (0.1 to 0.6)	0.2 (0.1 to 0.6)	0.2 (0.1 to 0.6)	0.2 (0.1 to 0.6)	0.1 (0.1 to 0.3)	0.1 (0.1 to 0.3)	0.1 (0.1 to 0.3)	0.1 (0.1 to 0.3)	0.1 (0.1 to 0.3)	0.1 (0.1 to 0.3)	0.1 (0.1 to 0.3)	0.1 (0.1 to 0.3)	0.1 (0.1 to 0.3)	0.1 (0.1 to 0.3)	0.1 (0.1 to 0.3)	9.4
Neglected tropical diseases and malaria	0 (0 to 0)	11.3 (9.1 to 14)	59.3 (39.9 to 84)	47.8 (32.4 to 68.2)	22.4 (15.2 to 32.2)	19.7 (13.3 to 28.1)	27.1 (18.4 to 38.6)	49.8 (33.9 to 70.8)	73.4 (50.1 to 104)	89.9 (59.7 to 127)	92.9 (59.5 to 133)	82.4 (52.3 to 122)	82.4 (52.3 to 122)	71.1 (44.7 to 107)	71.1 (44.7 to 107)	71.1 (44.7 to 107)	71.1 (44.7 to 107)	69.6 (44.7 to 103)	69.6 (44.7 to 103)	69.6 (44.7 to 103)	69.6 (44.7 to 103)	69.6 (44.7 to 103)	69.6 (44.7 to 103)	69.6 (44.7 to 103)	1,120
Malaria	0 (0 to 0)	0 (0 to 0)	0 (0 to 0)	0 (0 to 0)	0 (0 to 0)	0 (0 to 0)	0 (0 to 0)	0 (0 to 0)	0 (0 to 0)	0 (0 to 0)	0 (0 to 0)	0 (0 to 0)	0 (0 to 0)	0 (0 to 0)	0 (0 to 0)	0 (0 to 0)	0 (0 to 0)	0 (0 to 0)	0 (0 to 0)	0 (0 to 0)	0 (0 to 0)	0 (0 to 0)	0 (0 to 0)	0 (0 to 0)	0 (0 to 0)	0
Chagas disease	0 (0 to 0)	0 (0 to 0)	0 (0 to 0)	0 (0 to 0)	0 (0 to 0)	0 (0 to 0)	0 (0 to 0)	0 (0 to 0)	0 (0 to 0)	0 (0 to 0)	0 (0 to 0)	0 (0 to 0)	0 (0 to 0)	0 (0 to 0)	0 (0 to 0)	0 (0 to 0)	0 (0 to 0)	0 (0 to 0)	0 (0 to 0)	0 (0 to 0)	0 (0 to 0)	0 (0 to 0)	0 (0 to 0)	0 (0 to 0)	0 (0 to 0)	0
Leishmaniasis	0 (0 to 0)	0 (0 to 0)	1.9 (0 to 10.9)	0.4 (0 to 0.6)	0.4 (0 to 0.6)	1.2 (0 to 6.9)	2.1 (0 to 12.2)	2.1 (0 to 11.9)	2.1 (0 to 12.2)	2.1 (0 to 11.9)	2.1 (0 to 12.2)	2.1 (0 to 11.9)	2.1 (0 to 12.2)	1.1 (0 to 6.4)	1.1 (0 to 6.4)	1.1 (0 to 6.4)	1.1 (0 to 6.4)	0.7 (0 to 3.7)	0.4 (0 to 2.2)	0.4 (0 to 2.2)	0.2 (0 to 1.1)	0.2 (0 to 1.1)	0.2 (0 to 1.1)	0.2 (0 to 1.1)	39.1
Visceral leishmaniasis	0 (0 to 0)	0 (0 to 0)	1.9 (0 to 10.9)	0.4 (0 to 0.6)	0.4 (0 to 0.6)	1.2 (0 to 6.9)	2.1 (0 to 12.2)	2.1 (0 to 11.9)	2.1 (0 to 12.2)	2.1 (0 to 11.9)	2.1 (0 to 12.2)	2.1 (0 to 11.9)	2.1 (0 to 12.2)	1.1 (0 to 6.4)	1.1 (0 to 6.4)	1.1 (0 to 6.4)	1.1 (0 to 6.4)	0.7 (0 to 3.7)	0.4 (0 to 2.2)	0.4 (0 to 2.2)	0.2 (0 to 1.1)	0.2 (0 to 1.1)	0.2 (0 to 1.1)	0.2 (0 to 1.1)	39.1
Cutaneous and mucocutaneous leishmaniasis	0 (0 to 0)	0 (0 to 0)	0 (0 to 0)	0 (0 to 0)	0 (0 to 0)	0 (0 to 0)	0 (0 to 0)	0 (0 to 0)	0 (0 to 0)	0 (0 to 0)	0 (0 to 0)	0 (0 to 0)	0 (0 to 0)	0 (0 to 0)	0 (0 to 0)	0 (0 to 0)	0 (0 to 0)	0 (0 to 0)	0 (0 to 0)	0 (0 to 0)	0 (0 to 0)	0 (0 to 0)	0 (0 to 0)	0 (0 to 0)	0 (0 to 0)	0
African trypanosomiasis	0 (0 to 0)	0 (0 to 0)	0 (0 to 0)	0 (0 to 0)	0 (0 to 0)	0 (0 to 0)	0 (0 to 0)	0 (0 to 0)	0 (0 to 0)	0 (0 to 0)	0 (0 to 0)	0 (0 to 0)	0 (0 to 0)	0 (0 to 0)	0 (0 to 0)	0 (0 to 0)	0 (0 to 0)	0 (0 to 0)	0 (0 to 0)	0 (0 to 0)	0 (0 to 0)	0 (0 to 0)	0 (0 to 0)	0 (0 to 0)	0 (0 to 0)	0
Schistosomiasis	0 (0 to 0)	0 (0 to 0)	0 (0 to 0)	0 (0 to 0)	0 (0 to 0)	0 (0 to 0)	0 (0 to 0)	0 (0 to 0)	0 (0 to 0)	0 (0 to 0)	0 (0 to 0)	0 (0 to 0)	0 (0 to 0)	0 (0 to 0)	0 (0 to 0)	0 (0 to 0)	0 (0 to 0)	0 (0 to 0)	0 (0 to 0)	0 (0 to 0)	0 (0 to 0)	0 (0 to 0)	0 (0 to 0)	0 (0 to 0)	0 (0 to 0)	0
Cysticercosis	0 (0 to 0)	0 (0 to 0)	0 (0 to 0)	0.2 (0 to 0.5)	0.2 (0 to 0.5)	1.6 (0.4 to 4.2)	2.4 (0.6 to 6.3)	19.7 (4.9 to 49.6)	27.1 (6.8 to 68.2)	23.1 (5.8 to 58.2)	23.1 (5.8 to 58.2)	23.4 (5.9 to 58.7)	29.2 (8.5 to 69.8)	32.8 (9.6 to 78)	32.8 (9.6 to 78)	32.8 (9.6 to 78)	32.8 (9.6 to 78)	27.2 (7.9 to 65)	19.6 (5.6 to 46.8)	19.6 (5.6 to 46.8)	19.6 (5.6 to 46.8)	19.6 (5.6 to 46.8)	19.6 (5.6 to 46.8)	19.6 (5.6 to 46.8)	592
Cystic echinococcosis	0 (0 to 0)	0 (0 to 0)	0.1 (0.1 to 0.1)	0.1 (0.1 to 0.1)	0.1 (0.1 to 0.1)	12.4 (3.1 to 31.9)	21.1 (5.3 to 54.6)	34.1 (8.6 to 87.7)	36.7 (9.2 to 94.6)	32.4 (8.1 to 83.5)	29.4 (7.4 to 75.8)	29.1 (7.3 to 74.9)	29.1 (7.3 to 74.9)	26.3 (6.6 to 67.8)	33.7 (10.7 to 78.7)	33 (9.6 to 76.4)	33.2 (9.6 to 76.8)	27.3 (7.9 to 63.2)	11.9 (3.4 to 27.5)	9.3 (2.7 to 21.5)	2.3 (0.7 to 5.3)	0.8 (0.2 to 1.8)	0.1 (0 to 0.3)	337
Lymphatic filariasis	0 (0 to 0)	0 (0 to 0)	0 (0 to 0)	0 (0 to 0)	0 (0 to 0)	0 (0 to 0)	0 (0 to 0)	0 (0 to 0)	0 (0 to 0)	0 (0 to 0)	0 (0 to 0)	0 (0 to 0)	0 (0 to 0)	0 (0 to 0)	0 (0 to 0)	0 (0 to 0)	0 (0 to 0)	0 (0 to 0)	0 (0 to 0)	0 (0 to 0)	0 (0 to 0)	0 (0 to 0)	0 (0 to 0)	0 (0 to 0)	0 (0 to 0)	0
Onchocerciasis	0 (0 to 0)	0 (0 to 0)	0 (0 to 0)	0 (0 to 0)	0 (0 to 0)	0 (0 to 0)	0 (0 to 0)	0 (0 to 0)	0 (0 to 0)	0 (0 to 0)	0 (0 to 0)	0 (0 to 0)	0 (0 to 0)	0 (0 to 0)	0 (0 to 0)	0 (0 to 0)	0 (0 to 0)	0 (0 to 0)	0 (0 to 0)	0 (0 to 0)	0 (0 to 0)	0 (0 to 0)	0 (0 to 0)	0 (0 to 0)	0 (0 to 0)	0
Trachoma	0 (0 to 0)	0 (0 to 0)	0 (0 to 0)	0 (0 to 0)	0 (0 to 0)	0 (0 to 0)	0 (0 to 0)	0 (0 to 0)	0 (0 to 0)	0 (0 to 0)	0 (0 to 0)	0 (0 to 0)	0 (0 to 0)	0 (0 to 0)	0 (0 to 0)	0 (0 to 0)	0 (0 to 0)	0 (0 to 0)	0 (0 to 0)	0 (0 to 0)	0 (0 to 0)	0 (0 to 0)	0 (0 to 0)	0 (0 to 0)	0 (0 to 0)	0
Dengue	0 (0 to 0)	0 (0 to 0)	0 (0 to 0)	0 (0 to 0)	0 (0 to 0)	0 (0 to 0)	0 (0 to 0)	0 (0 to 0)	0 (0 to 0)	0 (0 to 0)	0 (0 to 0)	0 (0 to 0)	0 (0 to 0)	0 (0 to 0)	0 (0 to 0)	0 (0 to 0)	0 (0 to 0)	0 (0 to 0)	0 (0 to 0)	0 (0 to 0)	0 (0 to 0)	0 (0 to 0)	0 (0 to 0)	0 (0 to 0)	0 (0 to 0)	0
Yellow fever	0 (0 to 0)	0 (0 to 0)	0 (0 to 0)	0 (0 to 0)	0 (0 to 0)	0 (0 to 0)	0 (0 to 0)	0 (0 to 0)	0 (0 to 0)	0 (0 to 0)	0 (0 to 0)	0 (0 to 0)	0 (0 to 0)	0 (0 to 0)	0 (0 to 0)	0 (0 to 0)	0 (0 to 0)	0 (0 to 0)	0 (0 to 0)	0 (0 to 0)	0 (0 to 0)	0 (0 to 0)	0 (0 to 0)	0 (0 to 0)	0 (0 to 0)	0
Rabies	0 (0 to 0)	0 (0



SR Table 2b: Morelos DALYS by cause and age group for females with 95% uncertainty intervals, 2019

Cause	Early Neonatal	Late Neonatal	Post Neonatal	1 to 4	5 to 9	10 to 14	15 to 19	20 to 24	25 to 29	30 to 34	35 to 39	40 to 44	45 to 49
All causes	5,080 (3,920 to 6,590)	2,060 (1,590 to 2,650)	4,360 (2,950 to 6,400)	4,530 (3,780 to 5,470)	4,030 (3,190 to 5,010)	5,610 (4,360 to 7,160)	8,250 (6,510 to 10,400)	10,200 (7,970 to 12,700)	11,700 (9,170 to 14,700)	12,800 (10,100 to 15,900)	13,300 (10,500 to 16,400)	15,400 (12,300 to 19,000)	18,000 (14,400 to 22,000)
Communicable, maternal, neonatal, and nutritional diseases	3,670 (2,630 to 4,840)	1,350 (1,000 to 1,740)	1,770 (1,130 to 2,710)	1,430 (1,110 to 1,820)	940 (698 to 1,260)	703 (550 to 894)	790 (637 to 997)	962 (769 to 1,210)	1,110 (881 to 1,360)	1,130 (900 to 1,440)	1,080 (836 to 1,370)	1,090 (856 to 1,400)	1,080 (860 to 1,370)
HIV/AIDS and sexually transmitted infections	0·2 (0·1 to 0·3)	0·1 (0·1 to 0·2)	25·3 (20·7 to 30·6)	22·6 (18·3 to 27·4)	15·6 (12·7 to 19)	22·6 (18·8 to 26·7)	43·7 (36 to 53·2)	99·9 (81·4 to 122)	172 (139 to 214)	195 (158 to 245)	181 (145 to 230)	203 (166 to 256)	222 (181 to 274)
HIV/AIDS	0 (0 to 0)	0 (0 to 0)	25·2 (20·6 to 30·5)	22·5 (18·3 to 27·4)	15·6 (12·7 to 19)	20·7 (17 to 24·8)	35·7 (29 to 42·8)	78·8 (64·4 to 94·9)	133 (109 to 162)	148 (122 to 173)	132 (110 to 158)	153 (125 to 182)	175 (143 to 212)
HIV/AIDS - Drug-susceptible Tuberculosis	0 (0 to 0)	0 (0 to 0)	1·6 (0·9 to 2·5)	1·5 (0·8 to 2·3)	1 (0·6 to 1·6)	1·3 (0·8 to 2)	2·2 (1·3 to 3·3)	4·9 (2·9 to 7·4)	8·3 (4·9 to 12·6)	9·4 (5·5 to 14·2)	8·1 (4·8 to 12·4)	9·6 (5·5 to 14·6)	11·2 (6·4 to 17·1)
HIV/AIDS - Multidrug-resistant Tuberculosis without extensive	0 (0 to 0)	0 (0 to 0)	0·1 (0 to 0·5)	0·1 (0 to 0·5)	0·1 (0 to 0·3)	0·1 (0 to 0·4)	0·2 (0 to 0·7)	0·4 (0 to 1·5)	0·6 (0 to 2·6)	0·7 (0 to 3)	0·6 (0 to 2·6)	0·7 (0 to 3·1)	0·9 (0·1 to 3·6)
HIV/AIDS - Extensively drug-resistant Tuberculosis	0 (0 to 0)	0 (0 to 0)	0 (0 to 0·1)	0 (0 to 0·1)	0 (0 to 0·1)	0 (0 to 0·1)	0 (0 to 0·1)	0·1 (0 to 0·3)	0·1 (0 to 0·4)	0·1 (0 to 0·5)	0·1 (0 to 0·4)	0·1 (0 to 0·5)	0·1 (0 to 0·6)
HIV/AIDS resulting in other diseases	0 (0 to 0)	0 (0 to 0)	23·5 (18·9 to 28·9)	21 (16·6 to 26)	14·5 (11·5 to 17·8)	19·2 (15·6 to 23·5)	33·4 (26·6 to 40·3)	73·5 (59·5 to 89·4)	124 (99·4 to 154)	138 (112 to 164)	124 (101 to 149)	143 (114 to 171)	163 (131 to 202)
Sexually transmitted infections excluding HIV	0·2 (0·1 to 0·3)	0·1 (0·1 to 0·2)	0·1 (0 to 0·2)	0 (0 to 0)	0 (0 to 0)	1·9 (1·3 to 2·8)	8 (5·1 to 12·1)	21 (11·2 to 38·5)	39 (19·6 to 72·8)	47·2 (23·9 to 91·4)	48·7 (25·3 to 87·6)	50·5 (27·9 to 94·2)	46·6 (24·9 to 82·7)
Syphilis	0·2 (0·1 to 0·3)	0·1 (0·1 to 0·2)	0·1 (0 to 0·2)	0 (0 to 0)	0 (0 to 0)	0·7 (0·4 to 1·1)	0·8 (0·5 to 1·2)	0·4 (0·3 to 0·7)	1·4 (0·8 to 2·3)	1·8 (1·1 to 2·8)	1·2 (0·8 to 1·9)	0·6 (0·4 to 0·9)	1·4 (0·9 to 2·3)
Chlamydial infection	0 (0 to 0)	0 (0 to 0)	0 (0 to 0)	0 (0 to 0)	0 (0 to 0)	0·2 (0·1 to 0·3)	0·8 (0·6 to 1·2)	2·2 (1·4 to 3·2)	2·7 (1·7 to 4·2)	2·7 (1·7 to 4·6)	3·7 (2·1 to 6·2)	4·4 (2·6 to 7·1)	4·1 (2·5 to 6·3)
Gonococcal infection	0 (0 to 0)	0 (0 to 0)	0 (0 to 0)	0 (0 to 0)	0 (0 to 0)	0·2 (0·1 to 0·3)	1·2 (0·8 to 1·7)	2 (1·2 to 3·1)	3·1 (1·8 to 5)	3·3 (2·1 to 5)	3·4 (2·3 to 5·1)	5·1 (3·3 to 7·6)	6 (3·6 to 9·6)
Trichomoniasis	0 (0 to 0)	0 (0 to 0)	0 (0 to 0)	0 (0 to 0)	0 (0 to 0)	0·1 (0 to 0·3)	1·7 (0·5 to 4·2)	9·9 (3·3 to 24·4)	21·6 (7·4 to 50·3)	25·5 (8·5 to 60·1)	23·9 (8 to 53·9)	22 (7·3 to 53)	18·8 (5·9 to 44·2)
Genital herpes	0 (0 to 0)	0 (0 to 0)	0 (0 to 0)	0 (0 to 0)	0 (0 to 0)	0·3 (0·1 to 0·7)	1·2 (0·3 to 3·1)	2·7 (0·8 to 7·1)	4·5 (1·5 to 11·4)	5·9 (1·9 to 14·4)	6·5 (2·1 to 15·9)	6·7 (2 to 16·6)	6·5 (2·1 to 16·2)
Other sexually transmitted infections	0 (0 to 0)	0 (0 to 0)	0 (0 to 0)	0 (0 to 0)	0 (0 to 0)	0·4 (0·3 to 0·6)	2·2 (1·5 to 3·1)	3·8 (2·2 to 6)	5·6 (3·3 to 9·3)	7·9 (4·8 to 12·5)	9·9 (6·2 to 15·7)	11·6 (7·4 to 18)	9·8 (5·8 to 15·7)
Respiratory infections and tuberculosis	96·3 (61·3 to 142)	83·8 (54·4 to 122)	487 (289 to 798)	327 (238 to 442)	191 (128 to 283)	159 (105 to 237)	156 (104 to 231)	170 (120 to 238)	182 (130 to 250)	176 (127 to 241)	170 (120 to 231)	195 (140 to 265)	217 (156 to 296)
Tuberculosis	0 (0 to 0)	0 (0 to 0)	2·7 (1·5 to 4·3)	4·9 (3·6 to 6·8)	4·4 (3·1 to 6·4)	4·9 (3·5 to 6·8)	10·5 (7·4 to 14·4)	26 (16·1 to 39·4)	34·2 (21·4 to 51)	30·3 (18·7 to 46·5)	26·4 (16·5 to 40·1)	28·9 (17·7 to 43·1)	32·7 (20·9 to 48·8)
Latent tuberculosis infection	0 (0 to 0)	0 (0 to 0)	0 (0 to 0)	0 (0 to 0)	0 (0 to 0)	0 (0 to 0)	0 (0 to 0)	0 (0 to 0)	0 (0 to 0)	0 (0 to 0)	0 (0 to 0)	0 (0 to 0)	0 (0 to 0)
Drug-susceptible tuberculosis	0 (0 to 0)	0 (0 to 0)	2·5 (1·3 to 4·1)	4·6 (3·1 to 6·3)	4·2 (2·7 to 6·1)	4·6 (3·1 to 6·5)	9·8 (6·3 to 13·6)	24·5 (14·6 to 37·8)	32·2 (19·1 to 48·8)	28·5 (16·6 to 43·9)	24·8 (14·2 to 38·7)	27 (14·7 to 41·4)	30·5 (18·4 to 47·1)
Multidrug-resistant tuberculosis without extensive drug resistar	0 (0 to 0)	0 (0 to 0)	0·2 (0 to 0·7)	0·3 (0 to 1·1)	0·2 (0 to 0·8)	0·3 (0 to 1·1)	0·6 (0 to 2·5)	1·3 (0·1 to 5·2)	1·8 (0·1 to 6·9)	1·6 (0·1 to 6·8)	1·4 (0·1 to 5·7)	1·6 (0·1 to 6·7)	1·9 (0·1 to 7·7)
Extensively drug-resistant tuberculosis	0 (0 to 0)	0 (0 to 0)	0 (0 to 0·1)	0 (0 to 0·2)	0 (0 to 0·1)	0 (0 to 0·2)	0·1 (0 to 0·4)	0·2 (0 to 0·8)	0·3 (0 to 1·1)	0·2 (0 to 1)	0·2 (0 to 0·9)	0·2 (0 to 1)	0·3 (0 to 1·3)
Lower respiratory infections	95·8 (60·8 to 141)	81·8 (52·6 to 119)	458 (263 to 768)	212 (145 to 301)	50·8 (35·8 to 69·7)	39·8 (27·1 to 55·8)	41·7 (27·7 to 60·2)	52·1 (33·8 to 77·8)	65·1 (40 to 96·8)	70·7 (44·9 to 106)	72·5 (44·5 to 110)	101 (63·3 to 150)	125 (79·2 to 188)
Upper respiratory infections	0·5 (0·3 to 1)	1·9 (1·1 to 3·1)	22·3 (13·5 to 34·9)	76·5 (43·7 to 122)	90·9 (49·5 to 153)	80·6 (42·2 to 138)	74·9 (37·3 to 136)	71·9 (39·1 to 123)	66·6 (37·5 to 109)	61·7 (32·3 to 104)	58 (29·4 to 98·3)	52·1 (27·2 to 92·7)	45·7 (23·8 to 80·2)
Otitis media	0 (0 to 0)	0·1 (0·1 to 0·2)	4·1 (2 to 7·4)	33·4 (17·6 to 59·1)	45·2 (25·1 to 76·3)	33·5 (17·7 to 58·4)	28·7 (15·2 to 49·6)	19·5 (8·3 to 37·8)	15·9 (7·4 to 30)	13·4 (5·5 to 26·5)	12·9 (5·8 to 24·1)	13·3 (6 to 24·7)	13·3 (6·4 to 23·5)
Enteric infections	7·3 (4·2 to 11·4)	20·9 (12·3 to 34)	281 (149 to 499)	253 (174 to 358)	142 (89·8 to 219)	69·7 (45·1 to 104)	34·5 (22·8 to 49·7)	26·1 (17·3 to 38·4)	32 (20·7 to 45·3)	36·6 (24·9 to 52·4)	41·6 (28·5 to 57·5)	53 (36·5 to 75·5)	66·7 (44 to 93·1)
Diarrheal diseases	7·3 (4·2 to 11·4)	20·8 (12·3 to 34)	278 (148 to 497)	250 (173 to 351)	140 (88·2 to 218)	67·1 (42·7 to 101)	33·4 (21·9 to 48·5)	25 (16·2 to 37·3)	31 (20·1 to 44·1)	35·4 (23·8 to 51·4)	40·5 (27·3 to 55·8)	51·6 (35·5 to 73·6)	65·4 (42·9 to 91·8)
Typhoid and paratyphoid	0 (0 to 0)	0 (0 to 0)	0·9 (0·2 to 2·7)	1·4 (0·3 to 3·9)	0·7 (0·2 to 1·7)	1·1 (0·3 to 3·4)	0·9 (0·2 to 2·3)	0·8 (0·2 to 2)	0·8 (0·3 to 2·1)	0·9 (0·2 to 2·6)	0·9 (0·3 to 2·2)	1·2 (0·3 to 3·7)	1·2 (0·4 to 2·9)
Typhoid fever	0 (0 to 0)	0 (0 to 0)	0·9 (0·2 to 2·7)	1·4 (0·3 to 3·9)	0·7 (0·2 to 1·7)	1·1 (0·3 to 3·4)	0·8 (0·2 to 2·3)	0·8 (0·2 to 2)	0·8 (0·3 to 2·1)	0·9 (0·2 to 2·6)	0·9 (0·3 to 2·2)	1·1 (0·3 to 3·7)	1·1 (0·4 to 2·9)
Paratyphoid fever	0 (0 to 0)	0 (0 to 0)	0 (0 to 0·1)	0 (0 to 0·1)	0 (0 to 0)	0 (0 to 0)	0 (0 to 0)	0 (0 to 0)	0 (0 to 0)	0 (0 to 0)	0 (0 to 0)	0 (0 to 0)	0 (0 to 0)
Invasive Non-typhoidal Salmonella (iNTS)	0 (0 to 0)	0 (0 to 0·3)	0·7 (0 to 6)	0·6 (0 to 5·3)	1·1 (0·1 to 8·7)	1·2 (0·1 to 9·9)	0·1 (0 to 0·5)	0·2 (0·1 to 0·5)	0·1 (0 to 0·4)	0·1 (0 to 0·2)	0·1 (0 to 0·3)	0·1 (0 to 0·2)	0·1 (0·1 to 0·5)
Other intestinal infectious diseases	0 (0 to 0)	0 (0 to 0)	0·6 (0 to 2·5)	0·9 (0·1 to 3)	0·4 (0·1 to 1·2)	0·3 (0 to 1)	0·1 (0 to 0·5)	0·1 (0 to 0·4)	0·1 (0 to 0·2)	0·2 (0 to 0·5)	0·1 (0 to 0·3)	0·1 (0 to 0·3)	0·1 (0 to 0·2)
Neglected tropical diseases and malaria	3·3 (1·3 to 7·1)	0·8 (0·4 to 2)	10·5 (4·6 to 27)	41·8 (23·9 to 77)	52·3 (29·8 to 85·8)	37·8 (22·7 to 59·3)	52·6 (29·2 to 84·8)	80·1 (42·4 to 146)	104 (53·1 to 186)	110 (54·8 to 188)	117 (60·6 to 202)	119 (60·7 to 211)	124 (63 to 209)
Malaria	0 (0 to 0)	0 (0 to 0)	0 (0 to 0)	0 (0 to 0)	0 (0 to 0)	0 (0 to 0)	0 (0 to 0)	0 (0 to 0)	0 (0 to 0)	0 (0 to 0)	0 (0 to 0)	0 (0 to 0)	0 (0 to 0)
Chagas disease	0 (0 to 0)	0 (0 to 0)	0 (0 to 0·1)	0 (0 to 0·1)	0·2 (0·1 to 0·3)	0·8 (0·5 to 1·2)	1·7 (0·2 to 3·9)	2·6 (0·8 to 5·2)	3·4 (1·2 to 6·5)	4·7 (2·1 to 8·2)	5·3 (2·5 to 9·3)	6·2 (3·1 to 10·2)	7·2 (4 to 11·4)
Leishmaniasis	0 (0 to 0)	0 (0 to 0)	0 (0 to 0·1)	0·1 (0 to 0·8)	0·1 (0 to 0·6)	0 (0 to 0·3)	0 (0 to 0·2)	0 (0 to 0·1)	0 (0 to 0·1)	0 (0 to 0·1)	0 (0 to 0·1)	0 (0 to 0·1)	0 (0 to 0·1)
Visceral leishmaniasis	0 (0 to 0)	0 (0 to 0)	0 (0 to 0·1)	0·1 (0 to 0·8)	0·1 (0 to 0·6)	0 (0 to 0·3)	0 (0 to 0·2)	0 (0 to 0·1)	0 (0 to 0·1)	0 (0 to 0·1)	0 (0 to 0·1)	0 (0 to 0·1)	0 (0 to 0·1)
Cutaneous and mucocutaneous leishmaniasis	0 (0 to 0)	0 (0 to 0)	0 (0 to 0)	0 (0 to 0)	0 (0 to 0)	0 (0 to 0)	0 (0 to 0)	0 (0 to 0)	0 (0 to 0)	0 (0 to 0)	0 (0 to 0)	0 (0 to 0)	0 (0 to 0)
African trypanosomiasis	0 (0 to 0)	0 (0 to 0)	0 (0 to 0)	0 (0 to 0)	0 (0 to 0)	0 (0 to 0)	0 (0 to 0)	0 (0 to 0)	0 (0 to 0)	0 (0 to 0)	0 (0 to 0)	0 (0 to 0)	0 (0 to 0)
Schistosomiasis	0 (0 to 0)	0 (0 to 0)	0 (0 to 0)	0 (0 to 0)	0 (0 to 0)	0 (0 to 0)	0 (0 to 0)	0 (0 to 0)	0 (0 to 0)	0 (0 to 0)	0 (0 to 0)	0 (0 to 0)	0 (0 to 0)
Cysticercosis	0 (0 to 0)	0 (0 to 0)	0 (0 to 0)	0 (0 to 0·2)	0·3 (0 to 0·9)	1·6 (0·4 to 3·7)	10·3 (2 to 27·9)	36·5 (9·7 to 94·2)	63 (19·3 to 140)	73·1 (24·8 to 150)	78·8 (28·2 to 162)	86·2 (31·1 to 175)	93·5 (35·9 to 179)
Cystic echinococcosis	0 (0 to 0)	0 (0 to 0)	0 (0 to 0)	0 (0 to 0)	0 (0 to 0)	0 (0 to 0)	0 (0 to 0)	0 (0 to 0)	0 (0 to 0)	0 (0 to 0·1)	0 (0 to 0·1)	0 (0 to 0·1)	0 (0 to 0·1)
Lymphatic filariasis	0 (0 to 0)	0 (0 to 0)	0 (0 to 0)	0 (0 to 0)	0 (0 to 0)	0 (0 to 0)	0 (0 to 0)	0 (0 to 0)	0 (0 to 0)	0 (0 to 0)	0 (0 to 0)	0 (0 to 0)	0 (0 to 0)
Onchocerciasis	0 (0 to 0)	0 (0 to 0)	0 (0 to 0)	0 (0 to 0)	0 (0 to 0)	0 (0 to 0)	0 (0 to 0)	0 (0 to 0)	0 (0 to 0)	0 (0 to 0)	0 (0 to 0)	0 (0 to 0)	0 (0 to 0)
Trachoma	0 (0 to 0)	0 (0 to 0)	0 (0 to 0)	0 (0 to 0)	0 (0 to 0)	0 (0 to 0)	0 (0 to 0)	0 (0 to 0)	0 (0 to 0)	0 (0 to 0)	0 (0 to 0)	0 (0 to 0)	0 (0 to 0)
Dengue	0 (0 to 0)	0·1 (0 to 0·3)	2·1 (0·7 to 4·4)	4·8 (1·4 to 9·9)	10·1 (3·2 to 21·3)	12·5 (4·4 to 27·4)	13·1 (4·9 to 31·8)	14·9 (4·8 to 40·8)	15·3 (5·1 to 41·5)	11·9 (4·3 to 30·2)	12·7 (4·4 to 27·8)	11·4 (4·2 to 27·4)	10·7 (4 to 23·2)
Yellow fever	0 (0 to 0)	0 (0 to 0)	0 (0 to 0)	0 (0 to 0)	0 (0 to 0)	0 (0 to 0)	0 (0 to 0)	0 (0 to 0)	0 (0 to 0)	0 (0 to 0)	0 (0 to 0)	0 (0 to 0)	0 (0 to 0)
Rabies	0 (0 to 0)	0 (0 to 0)	0 (0 to 0)	0 (0 to 0)	0 (0 to 0·1)	0 (0 to 0)	0 (0 to 0)	0 (0 to 0)	0 (0 to 0)	0 (0 to 0)	0 (0 to 0)	0 (0 to 0)	0 (0 to 0)
Intestinal nematode infections	0 (0 to 0)	0 (0 to 0)	0·6 (0·1 to 2)	10·1 (4·4 to 18·4)	23·1 (11·1 to 41·3)	15·6 (7·1 to 29)	24·9 (11·7 to 46·5)	22·8 (10·5 to 44·9)	18·3 (8·3 to 35·2)	15·5 (6·8 to 30·4)	13·5 (6·5 to 24·4)	6·1 (2·8 to 11·4)	4·8 (2·1 to 9·2)
Ascariasis	0 (0 to 0)	0 (0 to 0)	0·5 (0·1 to 1·8)	6·5 (2·3 to 13·7)	12·4 (4·8 to 24·7)	6·9 (2·4 to 14·5)	4·2 (1·6 to 8·7)	3·7 (1·4 to 7·8)	3·5 (1·3 to 7·4)	3·2 (1·2 to 6·7)	3·1 (1·1 to 6·4)	2·8 (1 to 6)	2·3 (0·8 to 5·1)
Trichuriasis	0 (0 to 0)	0 (0 to 0)	0·1 (0 to 0·2)	2·2 (0·8 to 4·9)	8·1 (3·1 to 17·1)	6·8 (2·7 to 14·8)	6·7 (2·4 to 14·5)	6·5 (2·4 to 13·8)	4·8 (1·9 to 10·4)	3·4 (1·2 to 7·5)	2·6 (0·9 to 5·8)	2 (0·7 to 4·3)	1·6 (0·5 to 3·6)
Hookworm disease	0 (0 to 0)	0 (0 to 0)	0 (0 to 0·1)	1·3 (0·4 to 2·9)	2·6 (1 to 5·7)	1·9 (0·6 to 4·2)	14 (4·7 to 31·9)	12·6 (3·8 to 30·5)	10 (2·8 to 23·7)	8·9 (2·4 to 20·3)	7·9 (2·8 to 15·8)	1·3 (0·4 to 2·8)	0·8 (0·2 to 2)
Food-borne trematodiases	0 (0 to 0)	0 (0 to 0)	0 (0 to 0)	0 (0 to 0)	0 (0 to 0)	0 (0 to 0)	0 (0 to 0)	0 (0 to 0)	0 (0 to 0)	0 (0 to 0)	0 (0 to 0)	0 (0 to 0)	0 (0 to 0)
Leprosy	0 (0 to 0)	0 (0 to 0)	0 (0 to 0)	0 (0 to 0)	0 (0 to 0)	0 (0 to 0)	0 (0 to 0)	0 (0 to 0)	0 (0 to 0)	0 (0 to 0)	0 (0 to 0)	0 (0 to 0)	0 (0 to 0)
Ebola	0 (0 to 0)	0 (0 to 0)	0 (0 to 0)	0 (0 to 0)	0 (0 to 0)	0 (0 to 0)	0 (0 to 0)	0 (0 to 0)	0 (0 to 0)	0 (0 to 0)	0 (0 to 0)	0 (0 to 0)	0 (0 to 0)
Zika virus	0 (0 to 0)	0 (0 to 0)	0 (0 to 0)	0 (0 to 0)	0 (0 to 0)	0 (0 to 0)	0 (0 to 0)	0 (0 to 0)	0 (0 to 0)	0 (0 to 0)	0 (0 to 0)	0 (0 to 0)	0 (0 to 0)
Guinea worm disease	0 (0 to 0)	0 (0 to 0)	0 (0 to 0)	0 (0 to 0)	0 (0 to 0)	0 (0 to 0)	0 (0 to 0)	0 (0 to 0)	0 (0 to 0)	0 (0 to 0)	0 (0 to 0)	0 (0 to 0)	0 (0 to 0)
Other neglected tropical diseases	3·3 (1·3 to 7·1)	0·7 (0·3 to 1·8)	7·7 (2·4 to 24·4)	26·7 (12·1 to 58·8)	18·5 (7·7 to 35·9)	7·3 (2·7 to 15)	2·5 (0·8 to 6·2)	3·2 (0·9 to 7·7)	3·8 (0·9 to 10·1)	4·7 (1·3 to 11·3)	7 (2·7 to 14·5)	8·6 (3·4 to 16·2)	7·5 (2·9 to 14·7)
Other infectious diseases	10 (6·1 to 17·2)	16·7 (11·1 to 26·4)	143 (83·1 to 234)	157 (112 to 213)	85·7 (64·9 to 110)	63·7 (47·7 to 82·4)	53·8 (40·6 to 70)	52·8 (37·6 to 73·2)	51·9 (37·2 to 70·7)	50·8 (36·8 to 67·6)	47·9 (34·8 to 63·4)	52 (37 to 69·6)	55 (39·8 to 72)
Meningitis	1·5 (0·9 to 2·2)	2·8 (1·7 to 4·3)	20·7 (10·9 to 33·9)	13·9 (9·7 to 19·8)	7·3 (5·4 to 9·7)	8·2 (5·8 to 11)	7·8 (5·6 to 10·7)	8·5 (5·7 to 12·7)	8·4 (5·5 to 12·5)	9·2 (6·4 to 12·9)	7·5 (5·1 to 10·8)	8 (5·5 to 11·4)	10·4 (6·9 to 14·8)
Encephalitis	3·6 (1·6 to 6·6)	7 (2·9 to 12·1)	60·7 (27·3 to 113)	67·8 (39·9 to 109)	39·3 (25 to 58·7)	30·6 (19·2 to 44·6)	26·7 (16·6 to 39·3)	25·9 (14·6 to 40·8)	24·8 (14·2 to 38·6)	21·9 (12·2 to 33·8)	19·4 (11 to 29·7)	20·5 (10·5 to 31·9)	19·6 (11 to 30·5)
Diphtheria	0 (0 to 0)	0 (0 to 0)	0 (0 to 0·1)	0 (0 to 0·1)	0 (0 to 0)	0 (0 to 0)	0 (0 to 0)	0 (0 to 0)	0 (0 to 0)	0 (0 to 0)	0 (0 to 0)	0 (0 to 0)	0 (0 to 0)
Tetanus	0 (0 to 0·1)	0·1 (0 to 0·2)	0 (0 to 0)	0 (0 to 0)	0 (0 to 0)	0 (0 to 0)	0 (0 to 0)	0 (0 to 0·1)	0 (0 to 0·1)	0 (0 to 0·1)	0 (0 to 0·1)	0·1 (0 to 0·1)	0·1 (0 to 0·1)
Measles	0 (0 to 0)	0 (0 to 0)	0 (0 to 0)	0 (0 to 0)	0 (0 to 0)	0 (0 to 0)	0 (0 to 0)	0 (0 to 0)	0 (0 to 0)	0 (0 to 0)	0 (0 to 0)	0 (0 to 0)	0 (0 to 0)
Varicella and herpes zoster	0·3 (0·1 to 0·6)	1·4 (0·7 to 2·4)	7·2 (3 to 19·7)	16·4 (7·5 to 29·3)	9 (4 to 16·6)	3·1 (1·3 to 5·4)	3·1 (1·6 to 5·7)	2·8 (1·2 to 5·2)	3·1 (1·5 to 5·6)	3 (1·5 to 5·5)	3·1 (1·5 to 6·1)	2·7 (1·3 to 4·8)	2·9 (1·4 to 5)
Acute hepatitis	0 (0 to 0)	0 (0 to 0)	8·5 (3·5 to 16·9)	17·8 (9 to 30·5)	10·2 (6·4 to 15·1)	9·3 (5·9 to 14·2)	6·6 (3·9 to 10·2)	5·8 (3·5 to 8·7)	5·2 (3·3 to 7·6)	4·6 (2·9 to 7)	4·2 (2·7 to 6·1)	4·9 (3·3 to 6·8)	6·1 (4·2 to 8·3)
Acute hepatitis A	0 (0 to 0)	0 (0 to 0)	2·9 (0·8 to 6·8)	12·2 (5·5 to 22·9)	8·2 (4·8 to 12·8)	7·5 (4·4 to 11·9)	5·3 (2·8 to 8·6)	4·4 (2·4 to 7·2)	3·5 (1·9 to 5·8)	2·8 (1·4 to 4·8)	2·3 (1·1 to 3·8)	2·3 (1·1 to 3·8)	2·4 (1·1 to 4·3)
Acute hepatitis B	0 (0 to 0)	0 (0 to 0)	4·4 (1·3 to 10·1)	2·8 (0·5 to 8·2)	0·9 (0·2 to 2·2)	0·9 (0·2 to 2·1)	0·5 (0·1 to 1·2)	0·6 (0·2 to 1·3)	0·9 (0·4 to 1·6)	0·9 (0·4 to 1·6)	1 (0·5 to 1·7)	1·3 (0·7 to 2·3)	1·7 (0·8 to 3·1)
Acute hepatitis C	0 (0 to 0)	0 (0 to 0)	0·2 (0·1 to 0·6)	2·2 (0·5 to 6·2)	0·6 (0·2 to 1·3)	0·4 (0·1 to 0·8)	0·4 (0·1 to 0·9)	0·4 (0·1 to 0·8)	0·4 (0·2 to 0·9)	0·5 (0·2 to 1·1)	0·6 (0·2 to 1·1)	0·9 (0·3 to 1·7)	1·5 (0·5 to 2·9)
Acute hepatitis E	0 (0 to 0)	0 (0 to 0)	1 (0·3 to 2·5)	0·5 (0·2 to 1·1)	0·5 (0·3 to 0·8)	0·5 (0·3 to 0·9)	0·4 (0·2 to 0·6)	0·3 (0·2 to 0·6)	0·3 (0·2 to 0·6)	0·3 (0·2 to 0·6)	0·3 (0·2 to 0·5)	0·4 (0·2 to 0·6)	0·4 (0·2 to 0·6)
Other unspecified infectious diseases	4·5 (1·7 to 11·2)	5·5 (2·2 to 13·6)	32·1 (12·8 to 77·7)	29 (14·6 to 51·3)	18·4 (9·7 to 31·3)	12·2 (7·1 to 20·1)	9·4 (5·9 to 15·2)	9·7 (5·4 to 16·2)	10·3 (5·4 to 17·9)	12·1 (6·6 to 20·8)	13·6 (7·6 to 22·1)	15·8 (8·6 to 26·3)	15·9 (9·2 to 24·8)
Maternal and neonatal disorders	3,550 (2,540 to 4,690)	1,220 (901 to 1,580)	612 (372 to 971)	283 (205 to 379)	228 (155 to 316)	234 (163 to 324)	357 (279 to 454)	423 (327 to 531)	437 (335 to 550)	422 (327 to 547)	327 (255 to 416)	231 (175 to 299)	173 (128 to 234)
Maternal disorders	0 (0 to 0)	0 (0 to 0)	0 (0 to 0)	0 (0 to 0)	0 (0 to 0)	5·2 (4·1 to 6·5)	135 (101 to 178)	207 (147 to 280)	229 (160 to 317)	229 (163 to 315)	148 (103 to 203)	66 (44·8 to 93·2)	23·6 (15·8 to 33·8)
Maternal hemorrhage	0 (0 to 0)	0 (0 to 0)	0 (0 to 0)	0 (0 to 0)	0 (0 to 0)	0·7 (0·4 to 1·2)	23·8 (14 to 37)	37·8 (21·7 to 60·5)	46·2 (27·2 to 73·2)	51·4 (29·5 to 82·3)	32·6 (17·6 to 54·2)	14·7 (7·7 to 25·4)	4·3 (2·1 to 7·8)
Maternal sepsis and other maternal infections	0 (0 to 0)	0 (0 to 0)	0 (0 to 0)	0 (0 to 0)	0 (0 to 0)	0·3 (0·1 to 0·5)	6·9 (3·6 to 12)	11·3 (5·7 to 19·6)	10·5 (4·8 to 18·5)	9·1 (4·3 to 17)	5·9 (2·8 to 11·2)	2·8 (1·4 to 5·1)	2·5 (1·3 to 4·4)
Maternal hypertensive disorders	0 (0 to 0)	0 (0 to 0)	0 (0 to 0)	0 (0 to 0)	0 (0 to 0)	1·5 (1 to 2·1)	36·9 (25·3 to 53·2)	44·4 (29·1 to 64·3)	55·4 (35·8 to 81·5)	57·2 (36·4 to 84·1)	37·1 (23·6 to 53·5)	15·1 (9·3 to 22·8)	3·8 (2·2 to 6)
Maternal obstructed labor and uterine rupture	0 (0 to 0)	0 (0 to 0)	0 (0 to 0)	0 (0 to 0)	0 (0 to 0)	0·1 (0·1 to 0·2)	3·8 (1·9 to 6·6)	7·4 (3·4 to 14·5)	8·9 (4 to 18·6)	9·4 (4·5 to 19·1)	6·7 (3 to 13·2)	3 (1·2 to 6·5)	0·9 (0·3 to 1·9)
Maternal abortion and miscarriage	0 (0 to 0)	0 (0 to 0)	0 (0 to 0)	0 (0 to 0)	0 (0 to 0)	0·3 (0·2 to 0·6)	7·6 (3·5 to 13·8)	10·5 (5 to 20·2)	9·5 (4 to 20·1)	9·4 (4 to 20·1)	7·8 (3·2 to 16·7)	5·7 (2·2 to 11·8)	4·7 (2 to 9·2)
Ectopic pregnancy	0 (0 to 0)	0 (0 to 0)	0 (0 to 0)	0 (0 to 0)	0 (0 to 0)	0·1 (0 to 0·1)	1·6 (0·9 to 2·7)	3·5 (1·8 to 5·9)	4·6 (2·4 to 8·3)	4·5 (2·4 to 7·8)	2·6 (1·4 to 4·6)	0·9 (0·5 to 1·6)	0·2 (0·1 to 0·4)
Indirect maternal deaths	--	--	--	--	--	1·3 (0·8 to 2·1)	25 (14·2 to 40)	41·1 (22·2 to 68·8)	44·4 (23 to 73·9)	41·1 (20·6 to 68·4)	24·5 (12·3 to 41·9)	9·7 (5 to 17)	2·5 (1·2 to 4·7)
Late maternal deaths	--	--	--	--	--	0·4 (0·2 to 0·7)	14·6 (7 to 26·8)	23·5 (11·4 to 42·2)	19·6 (10·1 to 34·5)	15·3 (7·2 to 28·6)	9·2 (4·5 to 17)	3·9 (1·8 to 7·2)	1·2 (0·6 to 2)
Maternal deaths aggravated by HIV/AIDS	--	--	--	--	--	0 (0 to 0)	0 (0 to 0·1)	0·1 (0 to 0·2)	0·2 (0·1 to 0·3)	0·2 (0·1 to 0·3)	0·1 (0 to 0·2)	0·1 (0 to 0·1)	0 (0 to 0)
Neonatal disorders	3,550 (2,540 to 4,690)	1,220 (901 to 1,580)	612 (372 to 971)	283 (205 to 379)	228 (155 to 316)	229 (157 to 319)	221 (153 to 311)	216 (149 to 304)	208 (146 to 289)	193 (136 to 267)	179 (126 to 246)	165 (115 to 228)	149 (106 to 210)
Neonatal preterm birth	1,640 (1,160 to 2,220)	335 (224 to 475)	191 (114 to 308)	83·2 (56·6 to 116)	94·8 (64·7 to 136)	94·8 (62·1 to 133)	91·8 (59·4 to 134)	88·1 (59·7 to 125)	84·5 (55·7 to 118)	77·6 (51·7 to 107)	72·3 (49·6 to 101)	65·6 (45·2 to 91)	57·9 (39·1 to 81·1)
Neonatal encephalopathy due to birth asphyxia and trauma	774 (489 to 1,130)	145 (91·3 to 216)	75·3 (36·4 to 139)	31·7 (20·1 to 45·4)	15·8 (6 to 28·6)	16 (7·1 to 29·5)	15·5 (7·2 to 27·8)	15·4 (7·2 to 29)	15·2 (9·2 to 24·7)	14·2 (8·6 to 23·2)	13·2 (7·9 to 21·6)	12·4 (7·3 to 20·1)	11·3 (6·7 to 18·1)
Neonatal sepsis and other neonatal infections	693 (451 to 997)	557 (381 to 772)	254 (146 to 428)	78·7 (44·5 to 128)	100 (54·4 to 164)	101 (55 to 167)	97·1 (50·8 to 159)	95·7 (53·2 to 159)	91·4 (50·6 to 148)	86·1 (47·1 to 144)	79·2 (44·2 to 132)	73·2 (40·3 to 119)	67·2 (37·8 to 112)
Hemolytic disease and other neonatal jaundice	14·1 (8·6 to 22·2)	8·1 (4·7 to 13·3)	4·1 (2 to 7)	14·8 (7·2 to 24·4)	17·3 (7·4 to 30·5)	17·2 (8·2 to 30·2)	16·8 (8·3 to 27·5)	17 (8·2 to 28·8)	16·6 (9·6 to 27·9)	15·6 (8·7 to 24·6)	14·5 (8·3 to 22·9)	13·5 (7·6 to 22·1)	12·9 (9·3 to 17·1)
Other neonatal disorders	426 (263 to 629)	172 (106 to 259)	87·4 (48·5 to 149)	74·4 (53·4 to 101)	0 (0 to 0)	0 (0 to 0)	0 (0 to 0)	0 (0 to 0)	0 (0 to 0)	0 (0 to 0)	0 (0 to 0)	0 (0 to 0)	0 (0 to 0)
Nutritional deficiencies	0·2 (0·1 to 0·3)	5·7 (2·2 to 11·4)	214 (128 to 325)	348 (212 to 545)	225 (109 to 400)	116 (66·3 to 201)	93·1 (51·5 to 175)	111 (55 to 211)	129 (62·4 to 253)	143 (65·2 to 288)	199 (100 to 360)	236 (117 to 403)	223 (114 to 389)
Protein-energy malnutrition	0·2 (0·1 to 0·3)	0·7 (0·4 to 1·1)	159 (87·8 to 252)	121 (75 to 185)	36·4 (24·2 to 53·8)	28·8 (19·4 to 41·8)	25·1 (15·8 to 38·6)	28·7 (18·9 to 40·4)	29·2 (18 to 42·6)	32·8 (21·5 to 47·8)	33·1 (22 to 48)	39·5 (26 to 55·1)	48·8 (32·2 to 70·7)
Iodine deficiency	0 (0 to 0)	0 (0 to 0)	0 (0 to 0)	0·7 (0·3 to 1·6)	5·3 (2·2 to 10·9)	12·4 (5·3 to 24·9)	16·1 (6·8 to 30·9)	16·4 (7·2 to 31·7)	15·4 (6·6 to 29·9)	13·9 (6 to 27·5)	12·6 (5·4 to 24·5)	11·3 (5 to 22·4)	10·2 (4·5 to 20)
Vitamin A deficiency	0 (0 to 0)	0·6 (0·1 to 1·6)	2·9 (1·2 to 6·3)	17·7 (8·8 to 33·1)	15·8 (6·9 to 28·3)	9·3 (3·7 to 17·4)	5·9 (2 to 11·6)	4·7 (1·4 to 10·3)	4·2 (1·2 to 8·8)	3·4 (1 to 7·2)	2·7 (0·8 to 5·7)	2·2 (1·1 to 4)	1·9 (0·9 to 3·4)
Dietary iron deficiency	0 (0 to 0)	4·3 (1·3 to 9·4)	47 (14·8 to 104)	201 (89 to 383)	165 (59·4 to 330)	61·7 (20·4 to 137)	40·6 (7·4 to 116)	54·3 (8·1 to 151)	70·5 (12 to 190)	85·4 (15 to 222)	143 (49 to 301)	174 (63·5 to 342)	153 (53·3 to 312)
Other nutritional deficiencies	0 (0 to 0)	0 (0 to 0)	5·5 (2·3 to 10·8)	7·1 (3 to 14·5)	3 (1·2 to 5·8)	3·7 (1·6 to 7)	5·4 (2·5 to 10·1)	6·7 (3 to 11·7)	9·6 (5·1 to 16·4)	7·6 (3·6 to 12·7)	7·7 (3·6 to 12·6)	8·9 (4·2 to 14·2)	9·5 (4·4 to 17·2)
Non-communicable diseases	1,350 (916 to 2,140)	688 (495 to 954)	2,210 (1,420 to 3,310)	2,370 (1,900 to 2,890)	2,520 (1,930 to 3,210)	4,100 (3,050 to 5,460)	6,090 (4,500 to 8,040)	7,710 (5,760 to 9,960)	9,100 (6,930 to 11,800)	10,200 (7,920 to 13,000)	11,000 (8,610 to 13,800)	13,100 (10,400 to 16,300)	15,800 (12,600 to 19,300)
Neoplasms	7·8 (4·9 to 11)	5·2 (3·5 to 7·1)	51·3 (29·3 to 79·2)	244 (175 to 321)	266 (207 to 328)	314 (245 to 389)	306 (243 to 374)	336 (252 to 449)	490 (362 to 648)	796 (593 to 1,040)	1,040 (770 to 1,360)	1,630 (1,230 to 2,110)	2,350 (1,790 to 3,040)
Lip and oral cavity cancer	0 (0 to 0)	0 (0 to 0)	0 (0 to 0)	0 (0 to 0)	0·7 (0·5 to 1)	0·8 (0·5 to 1·3)	1·3 (1 to 1·8)	1·6 (1·1 to 2·4)	2·7 (1·7 to 4)	4·5 (3 to 6·4)	6·1 (3·8 to 9·4)	10·5 (7·2 to 14·9)	16·3 (11·3 to 23·1)
Nasopharynx cancer	0 (0 to 0)	0 (0 to 0)	0 (0 to 0)	0 (0 to 0)	0·6 (0·5 to 0·8)	0·6 (0·5 to 0·7)	0·5 (0·4 to 0·6)	0·5 (0·4 to 0·7)	0·5 (0·4 to 0·8)	0·8 (0·5 to 1·1)	0·9 (0·6 to 1·2)	1·2 (0·8 to 1·7)	2·1 (1·4 to 3·1)
Other pharynx cancer	0 (0 to 0)	0 (0 to 0)	0 (0 to 0)	0 (0 to 0)	0 (0 to 0)	0 (0 to 0)	0 (0 to 0)	0·5 (0·4 to 0·7)	0·5 (0·3 to 0·6)	0·6 (0·4 to 0·9)	0·5 (0·4 to 0·8)	1·2 (0·8 to 1·7)	2·5 (1·6 to 3·6)
Esophageal cancer	0 (0 to 0)	0 (0 to 0)	0 (0 to 0)	0 (0 to 0)	0 (0 to 0)	0 (0 to 0)	0 (0 to 0)	0·9 (0·6 to 1·2)	1·4 (0·9 to 2·2)	2·5 (1·5 to 3·7)	3·9 (2·6 to 5·5)	6·5 (4·4 to 9·3)	12·8 (8·5 to 18·9)
Stomach cancer	0 (0 to 0)	0 (0 to 0)	0 (0 to 0)	0 (0 to 0)	0 (0 to 0)	0 (0 to 0)	5·6 (4·7 to 6·8)	14·8 (10·4 to 20·2)	32·7 (20·7 to 49·2)	60·6 (41 to 85·7)	80·5 (52·5 to 114)	120 (82·9 to 164)	170 (114 to 241)
Colon and rectum cancer	0 (0 to 0)	0 (0 to 0)	0 (0 to 0)	0 (0 to 0)	1·3 (0·9 to 1·8)	2·6 (1·8 to 3·8)	6·5 (4·9 to 8·4)	13·9 (9·3 to 19·9)	28·6 (16·9 to 44·3)	49·9 (32·7 to 72·8)	61·6 (42·2 to 88·4)	95 (64·8 to 133)	159 (108 to 230)
Liver cancer	0·2 (0·1 to 0·3)	0·2 (0·1 to 0·3)	3·1 (1·4 to 5·4)	8·3 (4·1 to 13·6)	4·7 (3·4 to 6·2)	4·3 (3·2 to 5·5)	3·5 (2·3 to 5·1)	3·7 (2·2 to 5·5)	4·8 (2·9 to 7·3)	8·2 (5·2 to 12·6)	11·8 (7·4 to 17·8)	23·6 (14·8 to 35·9)	45·1 (30·7 to 62·1)
Liver cancer due to hepatitis B	0 (0 to 0)	0 (0 to 0)	0 (0 to 0)	0 (0 to 0)	0 (0 to 0)	0·5 (0·3 to 0·7)	0·7 (0·4 to 1)	1 (0·6 to 1·6)	1·7 (0·9 to 2·8)	2·9 (1·7 to 4·6)	3·7 (2·1 to 5·9)	6·5 (3·8 to 10·2)	10 (6 to 15·5)
Liver cancer due to hepatitis C	0 (0 to 0)	0 (0 to 0)	0 (0 to 0)	0 (0 to 0)	0 (0 to 0)	0 (0 to 0·1)	0·1 (0 to 0·1)	0·2 (0·1 to 0·3)	0·4 (0·2 to 0·7)	1·1 (0·6 to 1·8)	2·3 (1·3 to 3·8)	6 (3·5 to 9·6)	14·2 (8·2 to 21·6)
Liver cancer due to alcohol use	0 (0 to 0)	0 (0 to 0)	0 (0 to 0)	0 (0 to 0)	0 (0 to 0)	0 (0 to 0)	0·1 (0 to 0·1)	0·2 (0·1 to 0·4)	0·5 (0·3 to 0·9)	1·2 (0·7 to 1·9)	2·2 (1·2 to 3·8)	5·1 (2·9 to 8·4)	10·5 (6·2 to 16·8)
Liver cancer due to NASH	0 (0 to 0)	0 (0 to 0)	0 (0 to 0)	0 (0 to 0)	0 (0 to 0)	0 (0 to 0)	1·2 (0·7 to 1·8)	1 (0·6 to 1·6)	0·9 (0·5 to 1·5)	1·3 (0·8 to 2·1)	1·6 (0·9 to 2·5)	2·9 (1·6 to 4·6)	5·3 (3·2 to 8·2)
Liver cancer due to other causes	0·2 (0·1 to 0·3)	0·2 (0·1 to 0·3)	3·1 (1·4 to 5·4)	8·3 (4·1 to 13·6)	4·7 (3·4 to 6·2)	3·8 (2·8 to 4·8)	1·5 (1 to 2·3)	1·3 (0·8 to 2)	1·3 (0·7 to 2·1)	1·7 (1 to 2·7)	1·9 (1·1 to 3·1)	3·2 (1·8 to 5)	5 (3 to 7·7)
Gallbladder and biliary tract cancer	0 (0 to 0)	0 (0 to 0)	0 (0 to 0)	0 (0 to 0)	0 (0 to 0)	0 (0 to 0)	0 (0 to 0)	1·4 (0·9 to 2)	2·6 (1·8 to 3·9)	6·4 (4·2 to 9·3)	13·4 (8·7 to 19·8)	33·2 (20·4 to 49·9)	68·8 (44 to 103)
Pancreatic cancer	0 (0 to 0)	0 (0 to 0)	0 (0 to 0)	0 (0 to 0)	0 (0 to 0)	0 (0 to 0)	1·4 (1·1 to 1·8)	2·7 (1·8 to 3·7)	5·9 (3·8 to 8·8)	11·2 (7·1 to 16·9)	21·9 (13·6 to 33·2)	45·7 (30·7 to 64·6)	88·1 (62·7 to 121)
Larynx cancer	0 (0 to 0)	0 (0 to 0)	0 (0 to 0)	0 (0 to 0)	0 (0 to 0)	0 (0 to 0)	0 (0 to 0)	0·9 (0·7 to 1·2)	0·9 (0·6 to 1·3)	1·1 (0·8 to 1·6)	1·4 (0·9 to 2·1)	2 (1·3 to 3·6)	3·1 (2 to 6·3)
Tracheal, bronchus, and lung cancer	0 (0 to 0)	0 (0 to 0)	0 (0 to 0)	0 (0 to 0)	0 (0 to 0)	1 (0·6 to 1·8)	3 (2·2 to 3·8)	5·6 (3·7 to 8·1)	9·3 (5·5 to 14·4)	19·5 (11·9 to 29·4)	28·1 (18·3 to 40·7)	50·5 (33·8 to 71·2)	86·7 (59 to 122)
Malignant skin melanoma	0 (0 to 0)	0 (0 to 0)	0·4 (0·1 to 1·2)	1·6 (0·5 to 4·5)	0·7 (0·5 to 0·9)	0·6 (0·5 to 1)	1·3 (0·9 to 2·2)	2·6 (1·4 to 4·1)	4·7 (2·5 to 7·5)	7·2 (4·1 to 11)	10·1 (5·8 to 15·9)	12·9 (7·2 to 19·8)	16·3 (9·2 to 23·6)
Non-melanoma skin cancer	0 (0 to 0)	0 (0 to 0)	0 (0 to 0)	0 (0 to 0)	0 (0 to 0)	0 (0 to 0)	0 (0 to 0)	1·7 (1·1 to 2·6)	2·8 (1·7 to 4·4)	5·2 (3·4 to 7·9)	6·5 (4 to 10·1)	10·4 (6·4 to 16)	15·4 (9·3 to 23·5)
Non-melanoma skin cancer (squamous-cell carcinoma)	0 (0 to 0)	0 (0 to 0)	0 (0 to 0)	0 (0 to 0)	0 (0 to 0)	0 (0 to 0)	0 (0 to 0)	1·7 (1·1 to 2·6)	2·8 (1·7 to 4·4)	5·2 (3·4 to 7·9)	6·5 (4 to 10·1)	10·4 (6·4 to 16)	15·4 (9·3 to 23·4)
Non-melanoma skin cancer (basal-cell carcinoma)	0 (0 to 0)	0 (0 to 0)	0 (0 to 0)	0 (0 to 0)	0 (0 to 0)	0 (0 to 0)	0 (0 to 0)	0 (0 to 0)	0 (0 to 0)	0 (0 to 0)	0 (0 to 0)	0 (0 to 0)	0 (0 to 0)
Breast cancer	0 (0 to 0)	0 (0 to 0)	0 (0 to 0)	0 (0 to 0)	0 (0 to 0)	0 (0 to 0)	4·2 (3·3 to 5·3)	10·4 (7·1 to 15)	44·6 (28·7 to 66·3)	138 (95 to 192)	209 (145 to 290)	391 (276 to 542)	536 (381 to 739)
Cervical cancer	0 (0 to 0)	0 (0 to 0)	0 (0 to 0)	0 (0 to 0)	0 (0 to 0)	0 (0 to 0)	5·2 (3·8 to 7)	19·1 (12·2 to 28·6)	75·8 (47·3 to 113)	189 (125 to 269)	269 (181 to 378)	390 (278 to 546)	505 (348 to 692)
Uterine cancer	0 (0 to 0)	0 (0 to 0)	0 (0 to 0)	0 (0 to 0)	0 (0 to 0)	0 (0 to 0)	0 (0 to 0)	1·4 (1 to 1·9)	3·6 (2·4 to 5)	5 (3·4 to 7·2)	9·3 (6 to 14·1)	16·8 (11·1 to 24·1)	36·9 (25·5 to 53·1)
Ovarian cancer	0 (0 to 0)	0 (0 to 0)	0 (0 to 0)	0 (0 to 0)	3·7 (1·9 to 6)	9·2 (5·6 to 13·8)	16·8 (11·2 to 23·7)	22·5 (14·2 to 33·5)	31·1 (20·1 to 44·9)	45·5 (28·9 to 68·2)	64·3 (42·2 to 91·9)	107 (72·2 to 156)	183 (125 to 254)
Prostate cancer	0 (0 to 0)	0 (0 to 0)	0 (0 to 0)	0 (0 to 0)	0 (0 to 0)	0 (0 to 0)	0 (0 to 0)	0 (0 to 0)	0 (0 to 0)	0 (0 to 0)	0 (0 to 0)	0 (0 to 0)	0 (0 to 0)
Testicular cancer	--	--	--	--	--	--	--	--	--	--	--	--	--
Kidney cancer	0·5 (0·3 to 0·8)	0·2 (0·1 to 0·3)	2·7 (1·3 to 5)	11·2 (7·3 to 16·6)	8·1 (5·4 to 11·9)	3·6 (2·5 to 5)	2·5 (1·7 to 3·4)	3 (1·9 to 4·5)	3·9 (2·5 to 5·8)	6·6 (4·2 to 9·9)	10·4 (6·5 to 15·5)	19·2 (12·6 to 27·9)	34·4 (22·9 to 49·5)
Bladder cancer	0 (0 to 0)	0 (0 to 0)	0 (0 to 0)	0 (0 to 0)	0 (0 to 0)	0 (0 to 0)	0·6 (0·5 to 0·7)	0·6 (0·4 to 0·8)	0·9 (0·6 to 1·2)	1·7 (1·1 to 2·6)	2·8 (1·9 to 4)	5·8 (3·8 to 8·7)	10·4 (6·8 to 15·1)
Brain and central nervous system cancer	1·1 (0·5 to 1·8)	0·6 (0·3 to 1)	5·9 (2·3 to 11·9)	33·6 (13·2 to 56)	51·2 (21·4 to 79·7)	39·7 (22·3 to 56·5)	23·6 (12·7 to 35·5)	23·6 (13·5 to 36)	28·7 (16·5 to 43·6)	32·7 (19·2 to 48·3)	34·5 (20 to 50·9)	43·8 (28 to 63)	53·6 (33·8 to 76·7)
Thyroid cancer	0 (0 to 0)	0 (0 to 0)	0 (0 to 0)	0 (0 to 0)	0·7 (0·6 to 1)	0·7 (0·6 to 0·9)	1 (0·7 to 1·3)	1·6 (1·1 to 2·2)	2·8 (1·9 to 4·1)	4·5 (3 to 6·5)	5·5 (3·6 to 7·9)	8·8 (5·9 to 12·5)	17 (10·9 to 25)
Mesothelioma	0 (0 to 0)	0 (0 to 0)	0 (0 to 0)	0 (0 to 0)	0 (0 to 0)	0 (0 to 0)	0 (0 to 0)	0·6 (0·4 to 1·1)	1·5 (0·7 to 3·4)	1·4 (0·8 to 2·5)	1·9 (1 to 3·3)	3·2 (1·9 to 5·5)	4·2 (2·6 to 6·7)
Hodgkin lymphoma	0 (0 to 0)	0 (0 to 0)	0 (0 to 0)	1·7 (0·8 to 3·4)	3 (1·6 to 5·1)	3·7 (2·1 to 6·6)	8·8 (4·9 to 14·7)	11·1 (5·7 to 19·7)	12·7 (6·8 to 21·9)	9·5 (5 to 16·4)	8·8 (4·8 to 16·2)	9·2 (5·4 to 15·4)	8·8 (5 to 14·4)
Non-Hodgkin lymphoma	0 (0 to 0)	0 (0 to 0)	0 (0 to 0)	11·4 (7·5 to 16·4)	10·7 (7·1 to 15·7)	11·8 (8·6 to 16·2)	17·2 (12·2 to 23·8)	21·9 (14 to 33·4)	25·9 (16·8 to 38)	29·7 (20 to 42·4)	28·7 (19·7 to 40·3)	38·9 (26·6 to 55·1)	48·4 (34·1 to 66·1)
Multiple myeloma	0 (0 to 0)	0 (0 to 0)	0 (0 to 0)	0 (0 to 0)	0 (0 to 0)	0 (0 to 0)	0 (0 to 0)	0·7 (0·4 to 0·9)	0·9 (0·6 to 1·3)	2·3 (1·6 to 3·3)	5·2 (3·1 to 8·3)	11·3 (6·9 to 16·7)	24 (13·5 to 37·1)
Leukemia	2·6 (1·5 to 3·9)	1·9 (1·2 to 2·8)	20·2 (10·8 to 34·1)	113 (68·7 to 167)	135 (91·5 to 183)	164 (111 to 224)	134 (91·4 to 179)	114 (75·6 to 162)	103 (65·7 to 148)	96·8 (63·8 to 136)	84·9 (54·7 to 122)	95·5 (64·9 to 137)	106 (72·5 to 147)
Acute lymphoid leukemia	1 (0·5 to 1·6)	0·5 (0·3 to 0·7)	11·3 (5·6 to 19·6)	77·3 (44·9 to 118)	98·1 (62 to 136)	112 (73·8 to 159)	82·2 (51·7 to 116)	58·6 (35·7 to 87·1)	46·6 (27·5 to 71·7)	40·2 (22·7 to 59·5)	31·5 (17·2 to 50·7)	33·9 (18·9 to 52·6)	38·4 (22·5 to 57·1)
Chronic lymphoid leukemia	0 (0 to 0)	0 (0 to 0)	0 (0 to 0)	0 (0 to 0)	0 (0 to 0)	0 (0 to 0)	0 (0 to 0)	0·6 (0·4 to 0·9)	0·5 (0·3 to 0·8)	0·7 (0·4 to 1·2)	0·8 (0·5 to 1·4)	1 (0·6 to 1·6)	1·5 (0·9 to 2·4)
Acute myeloid leukemia	0·3 (0·2 to 0·6)	0·7 (0·4 to 1·1)	5·6 (2·8 to 10·3)	26 (13·8 to 44·3)	24·2 (13·1 to 41·3)	33·9 (18·2 to 57·1)	34·2 (19·5 to 55·1)	31·5 (17·9 to 50·5)	32·2 (18·5 to 50·7)	31·4 (18·9 to 47·1)	29·8 (17·3 to 47·2)	33·7 (20·8 to 50·7)	35·4 (22 to 52·2)
Chronic myeloid leukemia	0·1 (0 to 0·4)	0·1 (0 to 0·2)	0·2 (0·1 to 0·4)	0·7 (0·3 to 1·2)	0·7 (0·4 to 1·1)	1·1 (0·6 to 1·9)	1·5 (0·8 to 2·6)	2·4 (1·2 to 4·5)	3·9 (2 to 6·5)	4·9 (2·7 to 8)	4·5 (2·5 to 7·7)	6·5 (3·4 to 11)	8·4 (4·9 to 13·8)
Other leukemia	1·1 (0·7 to 1·8)	0·7 (0·4 to 1·1)	3 (1·3 to 5·9)	9·4 (4·7 to 15·9)	11·8 (6 to 20·1)	16·8 (9·5 to 28·5)	16·1 (9·7 to 25·1)	21 (11·7 to 33·4)	19·4 (11 to 31·3)	19·6 (11·4 to 30·1)	18·2 (10·9 to 29·9)	20·4 (12·6 to 31·8)	22·1 (13·7 to 33·3)
Other malignant neoplasms	2·7 (1·5 to 3·9)	1·8 (1·2 to 2·5)	14·3 (7·8 to 23·7)	55·1 (39·9 to 75·4)	40·4 (31·9 to 49·6)	65·9 (51 to 83·8)	64·7 (49·4 to 84)	50·2 (36·5 to 67·9)	52·1 (37·5 to 71·4)	49·6 (35·5 to 66·7)	52 (36·9 to 71·8)	71·2 (50·6 to 97·8)	87·4 (64·3 to 115)
Other neoplasms	0·6 (0·2 to 1·3)	0·4 (0·1 to 1)	4·7 (1·8 to 10)	8·1 (4·6 to 12·6)	5·2 (3 to 8)	6 (3·4 to 9·3)	4·2 (2·3 to 6·5)	4·8 (3 to 7·2)	5 (3·1 to 8)	6·5 (4·1 to 10·1)	5·5 (3·5 to 7·9)	8·4 (5·5 to 12)	13·5 (9·2 to 19·4)
Myelodysplastic, myeloproliferative, and other hematopoietic n	0·6 (0·2 to 1·3)	0·4 (0·1 to 1)	4·7 (1·8 to 10)	8·1 (4·6 to 12·6)	5·2 (3 to 8)	6 (3·4 to 9·3)	4·2 (2·3 to 6·5)	4·8 (3 to 7·2)	5 (3·1 to 8)	6·5 (4·1 to 10·1)	5·5 (3·5 to 7·9)	8·4 (5·5 to 12)	13·5 (9·2 to 19·4)
Benign and in situ intestinal neoplasms	0 (0 to 0)	0 (0 to 0)	0 (0 to 0)	0 (0 to 0)	0 (0 to 0)	0 (0 to 0)	0 (0 to 0)	0 (0 to 0)	0 (0 to 0)	0 (0 to 0)	0 (0 to 0)	0 (0 to 0)	0 (0 to 0)
Benign and in situ cervical and uterine neoplasms	0 (0 to 0)	0 (0 to 0)	0 (0 to 0)	0 (0 to 0)	0 (0 to 0)	0 (0 to 0)	0 (0 to 0)	0 (0 to 0)	0 (0 to 0)	0 (0 to 0)	0 (0 to 0)	0 (0 to 0)	0 (0 to 0)
Other benign and in situ neoplasms	0 (0 to 0)	0 (0 to 0)	0 (0 to 0)	0 (0 to 0)	0 (0 to 0)	0 (0 to 0)	0 (0 to 0)	0 (0 to 0)	0 (0 to 0)	0 (0 to 0)	0 (0 to 0)	0 (0 to 0)	0 (0 to 0)
Cardiovascular diseases	11·5 (7·5 to 17·1)	7·7 (5 to 11·4)	62·9 (33·9 to 102)	52·1 (36·7 to 70·7)	48·2 (37·3 to 60·8)	75·2 (59·7 to 94·4)	152 (119 to 189)	210 (160 to 271)	269 (197 to 352)	360 (270 to 472)	411 (316 to 534)	714 (538 to 920)	963 (726 to 1,250)
Rheumatic heart disease	0 (0 to 0)	0 (0 to 0)	0 (0 to 0)	2 (1·2 to 3·8)	2 (1·3 to 2·9)	4 (2·7 to 5·8)	4·8 (3·4 to 6·6)	7·2 (4·7 to 10·3)	9·3 (5·9 to 13·9)	11·9 (7·7 to 17·4)	15·8 (10·3 to 23·3)	25 (15·9 to 38·1)	34·1 (21·7 to 51·6)

Cause	50 to 54	55 to 59	60 to 64	65 to 69	70 to 74	75 to 79	80 to 84	85 to 89	90 to 94	95 plus	Total
All causes	20,200 (16,500 to 24,300)	20,800 (17,100 to 25,100)	21,800 (18,000 to 26,100)	19,100 (15,900 to 22,600)	17,500 (14,700 to 20,600)	14,800 (12,500 to 17,200)	12,200 (10,500 to 14,000)	8,370 (7,240 to 9,550)	4,230 (3,770 to 4,710)	1,140 (1,040 to 1,250)	255,000
Communicable, maternal, neonatal, and nutritional diseases	922 (726 to 1,180)	846 (659 to 1,080)	791 (620 to 1,010)	641 (514 to 813)	619 (481 to 782)	583 (459 to 744)	555 (433 to 688)	472 (366 to 583)	306 (242 to 369)	110 (84·5 to 137)	23,000
HIV/AIDS and sexually transmitted infections	107 (86·6 to 136)	85 (69·4 to 106)	61·8 (51 to 77·4)	45·7 (37·6 to 55·4)	12·3 (8·8 to 17·7)	7·2 (5·1 to 10·8)	4 (2·8 to 6·1)	2·4 (1·6 to 3·5)	0·7 (0·4 to 1)	0·1 (0·1 to 0·2)	1,530
HIV/AIDS	79·8 (66·2 to 96·4)	66·8 (54·8 to 80·3)	48·1 (39·8 to 57·5)	35·1 (28·7 to 42·6)	4·4 (3·3 to 5·7)	2 (1·6 to 2·4)	0·6 (0·5 to 0·7)	0·2 (0·2 to 0·3)	0·1 (0 to 0·1)	0 (0 to 0)	1,180
HIV/AIDS - Drug-susceptible Tuberculosis	5·1 (3 to 7·7)	4·2 (2·5 to 6·4)	3 (1·8 to 4·6)	2·2 (1·3 to 3·3)	0·3 (0·2 to 0·4)	0·1 (0·1 to 0·2)	0 (0 to 0·1)	0 (0 to 0)	0 (0 to 0)	0 (0 to 0)	73·9
HIV/AIDS - Multidrug-resistant Tuberculosis without extensive	0·4 (0 to 1·6)	0·3 (0 to 1·4)	0·2 (0 to 0·9)	0·2 (0 to 0·7)	0 (0 to 0·1)	0 (0 to 0)	0 (0 to 0)	0 (0 to 0)	0 (0 to 0)	0 (0 to 0)	5·7
HIV/AIDS - Extensively drug-resistant Tuberculosis	0·1 (0 to 0·3)	0·1 (0 to 0·2)	0 (0 to 0·2)	0 (0 to 0·1)	0 (0 to 0)	0 (0 to 0)	0 (0 to 0)	0 (0 to 0)	0 (0 to 0)	0 (0 to 0)	0·9
HIV/AIDS resulting in other diseases	74·3 (60·7 to 90·2)	62·2 (49·9 to 75·3)	44·8 (36·2 to 54·6)	32·7 (26·4 to 40·1)	4·1 (3·1 to 5·4)	1·8 (1·4 to 2·3)	0·6 (0·4 to 0·7)	0·2 (0·2 to 0·3)	0·1 (0 to 0·1)	0 (0 to 0)	1,100
Sexually transmitted infections excluding HIV	27·5 (14·2 to 50·3)	18·2 (9·5 to 33·3)	13·7 (7·6 to 24·3)	10·6 (6·1 to 17·5)	7·9 (4·8 to 13·1)	5·2 (3·3 to 8·7)	3·4 (2·2 to 5·5)	2·1 (1·4 to 3·2)	0·6 (0·4 to 0·9)	0·1 (0·1 to 0·2)	353
Syphilis	1 (0·6 to 1·4)	0·4 (0·3 to 0·6)	0·6 (0·4 to 0·8)	0·6 (0·4 to 0·9)	0·6 (0·4 to 0·9)	0·4 (0·3 to 0·6)	0·5 (0·3 to 0·7)	0·3 (0·2 to 0·5)	0·1 (0·1 to 0·2)	0 (0 to 0)	13·6
Chlamydial infection	1·4 (0·9 to 2·1)	0·9 (0·6 to 1·3)	0·8 (0·5 to 1·3)	0·5 (0·3 to 0·8)	0·6 (0·3 to 0·9)	0·4 (0·3 to 0·6)	0·4 (0·2 to 0·6)	0·2 (0·1 to 0·4)	0·1 (0 to 0·1)	0 (0 to 0)	26·2
Gonococcal infection	3·1 (1·9 to 5·1)	2 (1·3 to 3·1)	2·1 (1·2 to 3·3)	2·7 (1·6 to 4·4)	1·9 (1·1 to 3)	1·5 (0·9 to 2·2)	0·8 (0·5 to 1·3)	0·6 (0·4 to 0·9)	0·1 (0·1 to 0·2)	0 (0 to 0)	39·3
Trichomoniasis	12·8 (3·8 to 30·7)	8 (2·5 to 18·9)	4·7 (1·6 to 11·1)	2·9 (1 to 6·8)	2 (0·7 to 4·6)	1·2 (0·4 to 2·6)	0·6 (0·2 to 1·4)	0·3 (0·1 to 0·6)	0·1 (0 to 0·1)	0 (0 to 0)	156
Genital herpes	5·7 (1·7 to 14·1)	4·7 (1·4 to 11·2)	3·8 (1·2 to 9·3)	2·6 (0·8 to 6·5)	1·9 (0·5 to 4·5)	1·2 (0·4 to 3)	0·7 (0·2 to 1·8)	0·4 (0·1 to 0·9)	0·1 (0 to 0·3)	0 (0 to 0·1)	55·4
Other sexually transmitted infections	3·5 (2 to 5·2)	2·2 (1·5 to 3·1)	1·8 (1·1 to 2·8)	1·2 (0·7 to 1·9)	1 (0·5 to 1·5)	0·6 (0·4 to 0·9)	0·3 (0·2 to 0·5)	0·3 (0·2 to 0·5)	0·1 (0 to 0·1)	0 (0 to 0)	62·1
Respiratory infections and tuberculosis	245 (177 to 328)	252 (181 to 343)	258 (185 to 352)	239 (175 to 330)	252 (180 to 340)	235 (168 to 324)	230 (166 to 307)	201 (146 to 261)	134 (98·9 to 172)	43·6 (30·6 to 57·9)	4,700
Tuberculosis	37·3 (23·5 to 56)	34·1 (21·6 to 51·3)	32·4 (19·7 to 50·3)	26·9 (17·3 to 40·3)	23·8 (16·1 to 34·1)	17·1 (11·6 to 24·7)	10·7 (7·2 to 15)	5·3 (3·5 to 7·6)	1·8 (1·2 to 2·5)	0·3 (0·2 to 0·5)	396
Latent tuberculosis infection	0 (0 to 0)	0 (0 to 0)	0 (0 to 0)	0 (0 to 0)	0 (0 to 0)	0 (0 to 0)	0 (0 to 0)	0 (0 to 0)	0 (0 to 0)	0 (0 to 0)	0
Drug-susceptible tuberculosis	34·8 (21 to 53)	31·8 (18·3 to 49·1)	30·1 (17·6 to 47·7)	25 (15·2 to 39·1)	22·2 (13·4 to 32·9)	16 (9·9 to 23·4)	10 (6·3 to 14·3)	4·9 (2·9 to 7·3)	1·7 (1 to 2·4)	0·3 (0·2 to 0·4)	370
Multidrug-resistant tuberculosis without extensive drug resistar	2·2 (0·1 to 8·8)	2 (0·1 to 8·1)	1·9 (0·1 to 8·1)	1·6 (0·1 to 6·8)	1·4 (0·1 to 5·5)	1 (0·1 to 4)	0·6 (0 to 2·7)	0·3 (0 to 1·2)	0·1 (0 to 0·4)	0 (0 to 0·1)	22·2
Extensively drug-resistant tuberculosis	0·3 (0 to 1·4)	0·3 (0 to 1·4)	0·3 (0 to 1·4)	0·3 (0 to 1·2)	0·2 (0 to 0·9)	0·2 (0 to 0·7)	0·1 (0 to 0·5)	0 (0 to 0·2)	0 (0 to 0·1)	0 (0 to 0)	3·5
Lower respiratory infections	156 (99·3 to 224)	176 (114 to 264)	192 (126 to 279)	189 (130 to 273)	212 (144 to 297)	207 (142 to 291)	213 (150 to 288)	192 (138 to 251)	130 (95·3 to 168)	42·8 (29·9 to 57·2)	3,180
Upper respiratory infections	39 (20·9 to 66·5)	32·3 (17·4 to 54·2)	25·7 (13·8 to 43·9)	18·1 (9·3 to 30·1)	13·4 (7·5 to 22·2)	9 (4·8 to 14·9)	5·5 (3 to 9·1)	2·9 (1·7 to 4·7)	1·2 (0·8 to 1·9)	0·3 (0·2 to 0·5)	851
Otitis media	11·8 (5·6 to 21·8)	9·6 (4·7 to 16·8)	7·2 (3·3 to 13·8)	4·2 (2·1 to 7·8)	2·7 (1·2 to 5·2)	1·9 (0·9 to 3·5)	1·3 (0·6 to 2·5)	0·8 (0·4 to 1·4)	0·3 (0·1 to 0·6)	0·1 (0 to 0·1)	273
Enteric infections	81·9 (57·1 to 113)	90·4 (61·4 to 134)	102 (68·3 to 151)	91·1 (63·3 to 130)	97·7 (66·4 to 140)	98·5 (68·5 to 141)	82·7 (54·2 to 121)	60·3 (39·6 to 89)	33·6 (22·1 to 49·7)	10·8 (7 to 16·1)	1,810
Diarrheal diseases	80·1 (55·7 to 110)	88·6 (58·4 to 132)	100 (66·8 to 148)	89·5 (62·2 to 129)	96·2 (64·8 to 139)	97·1 (67·2 to 140)	81·5 (52·9 to 120)	59·5 (38·9 to 87·9)	33·1 (21·7 to 49·1)	10·6 (6·9 to 15·9)	1,780
Typhoid and paratyphoid	1·6 (0·5 to 4·6)	1·5 (0·5 to 3·8)	1·4 (0·5 to 3·4)	1·3 (0·4 to 3·4)	1·2 (0·4 to 2·8)	1·1 (0·4 to 2·2)	1·1 (0·4 to 2·3)	0·7 (0·3 to 1·7)	0·4 (0·1 to 1·1)	0·1 (0 to 0·2)	21
Typhoid fever	1·6 (0·5 to 4·6)	1·5 (0·5 to 3·8)	1·4 (0·5 to 3·4)	1·3 (0·4 to 3·4)	1·2 (0·4 to 2·8)	1·1 (0·4 to 2·2)	1·1 (0·4 to 2·3)	0·7 (0·3 to 1·7)	0·4 (0·1 to 1·1)	0·1 (0 to 0·2)	20·8
Paratyphoid fever	0 (0 to 0)	0 (0 to 0)	0 (0 to 0·1)	0 (0 to 0)	0 (0 to 0)	0 (0 to 0)	0 (0 to 0)	0 (0 to 0)	0 (0 to 0)	0 (0 to 0)	0·2
Invasive Non-typhoidal Salmonella (iNTS)	0·1 (0 to 0·4)	0·3 (0·1 to 1·1)	0·2 (0·1 to 0·4)	0·1 (0·1 to 0·5)	0·2 (0 to 0·7)	0·2 (0·1 to 1·2)	0·1 (0 to 0·6)	0·1 (0 to 0·2)	0 (0 to 0·2)	0 (0 to 0·1)	5·8
Other intestinal infectious diseases	0·1 (0 to 0·3)	0·1 (0 to 0·2)	0·1 (0 to 0·2)	0·1 (0 to 0·3)	0 (0 to 0·2)	0 (0 to 0·1)	0 (0 to 0·1)	0 (0 to 0·2)	0 (0 to 0·1)	0 (0 to 0)	3·4
Neglected tropical diseases and malaria	123 (61·5 to 208)	122 (61·8 to 208)	121 (60·6 to 209)	103 (50·3 to 181)	90·7 (45·7 to 153)	70·9 (35·7 to 124)	51·3 (26 to 89·2)	29·6 (15·7 to 51·8)	11·7 (6·3 to 20·4)	2·7 (1·4 to 4·5)	1,580
Malaria	0 (0 to 0)	0 (0 to 0)	0 (0 to 0)	0 (0 to 0)	0 (0 to 0)	0 (0 to 0)	0 (0 to 0)	0 (0 to 0)	0 (0 to 0)	0 (0 to 0)	0
Chagas disease	7·8 (4·6 to 12·2)	8 (4·4 to 12·8)	8·2 (4·7 to 13·1)	7·1 (4·1 to 10·7)	6·5 (3·8 to 10·2)	5·6 (3·4 to 8·4)	4·2 (2·4 to 6·7)	3 (1·7 to 4·8)	1·4 (0·6 to 2·5)	0·3 (0·1 to 0·7)	84·2
Leishmaniasis	0 (0 to 0)	0 (0 to 0)	0 (0 to 0)	0 (0 to 0)	0 (0 to 0)	0 (0 to 0)	0 (0 to 0)	0 (0 to 0)	0 (0 to 0)	0 (0 to 0)	0·4
Visceral leishmaniasis	0 (0 to 0)	0 (0 to 0)	0 (0 to 0)	0 (0 to 0)	0 (0 to 0)	0 (0 to 0)	0 (0 to 0)	0 (0 to 0)	0 (0 to 0)	0 (0 to 0)	0·4
Cutaneous and mucocutaneous leishmaniasis	0 (0 to 0)	0 (0 to 0)	0 (0 to 0)	0 (0 to 0)	0 (0 to 0)	0 (0 to 0)	0 (0 to 0)	0 (0 to 0)	0 (0 to 0)	0 (0 to 0)	0
African trypanosomiasis	0 (0 to 0)	0 (0 to 0)	0 (0 to 0)	0 (0 to 0)	0 (0 to 0)	0 (0 to 0)	0 (0 to 0)	0 (0 to 0)	0 (0 to 0)	0 (0 to 0)	0
Schistosomiasis	0 (0 to 0)	0 (0 to 0)	0 (0 to 0)	0 (0 to 0)	0 (0 to 0)	0 (0 to 0)	0 (0 to 0)	0 (0 to 0)	0 (0 to 0)	0 (0 to 0)	0
Cysticercosis	94·6 (36·4 to 178)	98 (40·1 to 184)	101 (42·6 to 188)	88·3 (36·4 to 165)	78·3 (33·8 to 139)	60·9 (26·9 to 114)	43 (18·6 to 80)	24·1 (10·4 to 45·2)	9·2 (4 to 17·7)	1·9 (0·7 to 3·7)	1,040
Cystic echinococcosis	0 (0 to 0·1)	0 (0 to 0·1)	0 (0 to 0·1)	0 (0 to 0·1)	0 (0 to 0·1)	0 (0 to 0)	0 (0 to 0)	0 (0 to 0)	0 (0 to 0)	0 (0 to 0)	0·3
Lymphatic filariasis	0 (0 to 0)	0 (0 to 0)	0 (0 to 0)	0 (0 to 0)	0 (0 to 0)	0 (0 to 0)	0 (0 to 0)	0 (0 to 0)	0 (0 to 0)	0 (0 to 0)	0
Onchocerciasis	0 (0 to 0)	0 (0 to 0)	0 (0 to 0)	0 (0 to 0)	0 (0 to 0)	0 (0 to 0)	0 (0 to 0)	0 (0 to 0)	0 (0 to 0)	0 (0 to 0)	0
Trachoma	0 (0 to 0)	0 (0 to 0)	0 (0 to 0)	0 (0 to 0)	0 (0 to 0)	0 (0 to 0)	0 (0 to 0)	0 (0 to 0)	0 (0 to 0)	0 (0 to 0)	0
Dengue	10·7 (3·7 to 24·3)	8·1 (2·9 to 17·9)	6·6 (2·6 to 13·1)	4·7 (1·9 to 10)	3·4 (1·3 to 6·4)	2·5 (1 to 5·5)	2·4 (1 to 5·7)	1·6 (0·7 to 3·4)	0·8 (0·4 to 1·5)	0·3 (0·1 to 0·5)	161
Yellow fever	0 (0 to 0)	0 (0 to 0)	0 (0 to 0)	0 (0 to 0)	0 (0 to 0)	0 (0 to 0)	0 (0 to 0)	0 (0 to 0)	0 (0 to 0)	0 (0 to 0)	0
Rabies	0 (0 to 0)	0 (0 to 0)	0 (0 to 0)	0 (0 to 0)	0 (0 to 0)	0 (0 to 0)	0 (0 to 0)	0 (0 to 0)	0 (0 to 0)	0 (0 to 0)	0·2
Intestinal nematode infections	4 (1·8 to 7·1)	3·3 (1·5 to 6)	2·6 (1·2 to 4·7)	1·6 (0·7 to 2·9)	1·3 (0·6 to 2·4)	1 (0·4 to 1·7)	0·6 (0·3 to 1·1)	0·3 (0·1 to 0·5)	0·1 (0 to 0·2)	0 (0 to 0·1)	170
Ascariasis	1·9 (0·7 to 4)	1·6 (0·6 to 3·3)	1·4 (0·5 to 3)	0·9 (0·3 to 1·8)	0·7 (0·2 to 1·5)	0·5 (0·2 to 1·1)	0·3 (0·1 to 0·7)	0·2 (0 to 0·3)	0·1 (0 to 0·2)	0 (0 to 0·1)	56·6
Trichuriasis	1·3 (0·4 to 2·9)	1 (0·3 to 2·2)	0·7 (0·2 to 1·6)	0·4 (0·1 to 1)	0·3 (0·1 to 0·7)	0·2 (0 to 0·4)	0·1 (0 to 0·2)	0 (0 to 0·1)	0 (0 to 0)	0 (0 to 0)	48·8
Hookworm disease	0·8 (0·2 to 1·7)	0·7 (0·2 to 1·6)	0·5 (0·2 to 1·2)	0·3 (0·1 to 0·6)	0·3 (0·1 to 0·7)	0·3 (0·1 to 0·5)	0·2 (0·1 to 0·5)	0·1 (0 to 0·2)	0 (0 to 0·1)	0 (0 to 0)	64·6
Food-borne trematodiases	0 (0 to 0)	0 (0 to 0)	0 (0 to 0)	0 (0 to 0)	0 (0 to 0)	0 (0 to 0)	0 (0 to 0)	0 (0 to 0)	0 (0 to 0)	0 (0 to 0)	0
Leprosy	0 (0 to 0)	0 (0 to 0)	0 (0 to 0)	0 (0 to 0)	0 (0 to 0)	0 (0 to 0)	0 (0 to 0)	0 (0 to 0)	0 (0 to 0)	0 (0 to 0)	0·3
Ebola	0 (0 to 0)	0 (0 to 0)	0 (0 to 0)	0 (0 to 0)	0 (0 to 0)	0 (0 to 0)	0 (0 to 0)	0 (0 to 0)	0 (0 to 0)	0 (0 to 0)	0
Zika virus	0 (0 to 0)	0 (0 to 0)	0 (0 to 0)	0 (0 to 0)	0 (0 to 0)	0 (0 to 0)	0 (0 to 0)	0 (0 to 0)	0 (0 to 0)	0 (0 to 0)	0·1
Guinea worm disease	0 (0 to 0)	0 (0 to 0)	0 (0 to 0)	0 (0 to 0)	0 (0 to 0)	0 (0 to 0)	0 (0 to 0)	0 (0 to 0)	0 (0 to 0)	0 (0 to 0)	0
Other neglected tropical diseases	5·8 (1·9 to 12·3)	4·8 (1·7 to 10·7)	2 (0·7 to 4·3)	1 (0·4 to 2·1)	1·2 (0·5 to 2·5)	0·9 (0·4 to 1·7)	1 (0·4 to 1·9)	0·6 (0·4 to 1·1)	0·3 (0·1 to 0·5)	0·1 (0 to 0·2)	119
Other infectious diseases	51·5 (37·8 to 69·1)	45·4 (33 to 60·3)	41·6 (31 to 54)	31 (23·6 to 39·3)	23·5 (18·3 to 30·2)	16·9 (13·2 to 21·9)	10·7 (8·2 to 13·7)	6·9 (5·2 to 9·3)	3 (2·3 to 3·9)	0·9 (0·7 to 1·2)	1,070
Meningitis	8·6 (5·7 to 12·3)	7·1 (4·9 to 10·2)	7·3 (5 to 10·4)	5·4 (3·7 to 7·8)	3·5 (2·4 to 5)	2·9 (1·9 to 4·2)	1·6 (1 to 2·2)	0·9 (0·6 to 1·2)	0·3 (0·2 to 0·4)	0·1 (0·1 to 0·1)	152
Encephalitis	17·9 (9·6 to 28·7)	16·5 (7·9 to 27·3)	14·4 (7·6 to 21·6)	10·2 (5·8 to 15·3)	6·9 (3·8 to 11)	4·4 (2·5 to 7)	2·5 (1·5 to 4)	1·2 (0·7 to 1·9)	0·5 (0·3 to 0·8)	0·2 (0·1 to 0·3)	442
Diphtheria	0 (0 to 0)	0 (0 to 0)	0 (0 to 0)	0 (0 to 0)	0 (0 to 0)	0 (0 to 0)	0 (0 to 0)	0 (0 to 0)	0 (0 to 0)	0 (0 to 0)	0·1
Tetanus	0·1 (0 to 0·2)	0·1 (0 to 0·1)	0·1 (0 to 0·1)	0 (0 to 0·1)	0 (0 to 0)	0 (0 to 0·1)	0 (0 to 0)	0 (0 to 0)	0 (0 to 0)	0 (0 to 0)	0·8
Measles	0 (0 to 0)	0 (0 to 0)	0 (0 to 0)	0 (0 to 0)	0 (0 to 0)	0 (0 to 0)	0 (0 to 0)	0 (0 to 0)	0 (0 to 0)	0 (0 to 0)	0
Varicella and herpes zoster	3·6 (1·9 to 7)	2·8 (1·3 to 5)	3·7 (2 to 6·3)	2·8 (1·5 to 4·7)	2·5 (1·5 to 4)	2·3 (1·4 to 3·7)	1·9 (1·1 to 3·1)	1·6 (0·9 to 2·6)	0·8 (0·5 to 1·4)	0·2 (0·1 to 0·4)	80·4
Acute hepatitis	7 (4·7 to 10·3)	6·9 (4·7 to 10)	7·6 (5 to 11·1)	6·2 (4·2 to 8·7)	4·8 (2·9 to 7·6)	2·8 (1·9 to 3·9)	1·8 (1·2 to 2·6)	1 (0·7 to 1·5)	0·4 (0·3 to 0·6)	0·1 (0·1 to 0·2)	122
Acute hepatitis A	2·7 (1·1 to 5·2)	2·3 (0·8 to 4·8)	2·2 (0·7 to 4·9)	2·4 (0·9 to 5)	1·7 (0·6 to 3·8)	1·1 (0·4 to 2·1)	0·9 (0·4 to 1·6)	0·6 (0·3 to 1·1)	0·3 (0·1 to 0·4)	0·1 (0 to 0·1)	68·1
Acute hepatitis B	2·4 (0·9 to 4·4)	2·5 (0·9 to 4·6)	3·2 (1·2 to 5·6)	2 (0·6 to 3·9)	1·6 (0·5 to 3·3)	0·9 (0·2 to 1·7)	0·5 (0·1 to 1)	0·2 (0 to 0·5)	0·1 (0 to 0·2)	0 (0 to 0·1)	29·5
Acute hepatitis C	1·6 (0·6 to 3·3)	1·8 (0·6 to 3·5)	1·8 (0·6 to 3·8)	1·5 (0·4 to 2·9)	1·3 (0·3 to 2·7)	0·7 (0·2 to 1·3)	0·3 (0·1 to 0·7)	0·1 (0 to 0·3)	0 (0 to 0·1)	0 (0 to 0·1)	17·3
Acute hepatitis E	0·3 (0·2 to 0·5)	0·3 (0·2 to 0·6)	0·4 (0·2 to 0·8)	0·2 (0·1 to 0·4)	0·2 (0·1 to 0·4)	0·1 (0·1 to 0·2)	0·1 (0·1 to 0·1)	0·1 (0 to 0·1)	0 (0 to 0·1)	0 (0 to 0)	6·8
Other unspecified infectious diseases	14·1 (8·1 to 22·5)	11·9 (7·2 to 19·4)	8·6 (5·5 to 13·3)	6·3 (4·1 to 10·3)	5·7 (3·4 to 9·8)	4·5 (2·9 to 7·9)	2·9 (1·7 to 5)	2·2 (1·4 to 4)	0·9 (0·6 to 1·5)	0·3 (0·2 to 0·4)	246
Maternal and neonatal disorders	124 (88·1 to 170)	94·5 (66·1 to 132)	68·8 (47·8 to 97)	39·6 (27·4 to 56·7)	21·3 (14·3 to 30·7)	9·1 (5·9 to 13·9)	2·8 (1·8 to 4·3)	0·6 (0·3 to 1)	0·1 (0 to 0·2)	0 (0 to 0)	8,850
Maternal disorders	1·7 (1·2 to 2·3)	0 (0 to 0)	0 (0 to 0)	0 (0 to 0)	0 (0 to 0)	0 (0 to 0)	0 (0 to 0)	0 (0 to 0)	0 (0 to 0)	0 (0 to 0)	1,040
Maternal hemorrhage	0·4 (0·2 to 0·6)	0 (0 to 0)	0 (0 to 0)	0 (0 to 0)	0 (0 to 0)	0 (0 to 0)	0 (0 to 0)	0 (0 to 0)	0 (0 to 0)	0 (0 to 0)	212
Maternal sepsis and other maternal infections	0·1 (0 to 0·2)	0 (0 to 0)	0 (0 to 0)	0 (0 to 0)	0 (0 to 0)	0 (0 to 0)	0 (0 to 0)	0 (0 to 0)	0 (0 to 0)	0 (0 to 0)	49·3
Maternal hypertensive disorders	0·2 (0·1 to 0·3)	0 (0 to 0)	0 (0 to 0)	0 (0 to 0)	0 (0 to 0)	0 (0 to 0)	0 (0 to 0)	0 (0 to 0)	0 (0 to 0)	0 (0 to 0)	252
Maternal obstructed labor and uterine rupture	0·1 (0·1 to 0·2)	0 (0 to 0)	0 (0 to 0)	0 (0 to 0)	0 (0 to 0)	0 (0 to 0)	0 (0 to 0)	0 (0 to 0)	0 (0 to 0)	0 (0 to 0)	40·3
Maternal abortion and miscarriage	0·3 (0·2 to 0·6)	0 (0 to 0)	0 (0 to 0)	0 (0 to 0)	0 (0 to 0)	0 (0 to 0)	0 (0 to 0)	0 (0 to 0)	0 (0 to 0)	0 (0 to 0)	55·7
Ectopic pregnancy	0 (0 to 0)	0 (0 to 0)	0 (0 to 0)	0 (0 to 0)	0 (0 to 0)	0 (0 to 0)	0 (0 to 0)	0 (0 to 0)	0 (0 to 0)	0 (0 to 0)	17·9
Indirect maternal deaths	0·2 (0·1 to 0·4)	--	--	--	--	--	--	--	--	--	NA
Late maternal deaths	0·1 (0 to 0·1)	--	--	--	--	--	--	--	--	--	NA
Maternal deaths aggravated by HIV/AIDS	0 (0 to 0)	--	--	--	--	--	--	--	--	--	NA
Neonatal disorders	122 (86·6 to 168)	94·5 (66·1 to 132)	68·8 (47·8 to 97)	39·6 (27·4 to 56·7)	21·3 (14·3 to 30·7)	9·1 (5·9 to 13·9)	2·8 (1·8 to 4·3)	0·6 (0·3 to 1)	0·1 (0 to 0·2)	0 (0 to 0)	7,810
Neonatal preterm birth	46·7 (31·2 to 64·5)	34·4 (22·8 to 48·6)	23·8 (16·9 to 33)	13·1 (9·8 to 17·4)	6·4 (4·7 to 8·5)	2·6 (1·8 to 3·6)	0·7 (0·4 to 1·1)	0·3 (0·1 to 0·5)	0·1 (0 to 0·2)	0 (0 to 0)	3,110
Neonatal encephalopathy due to birth asphyxia and trauma	9·4 (5·5 to 14·9)	7·6 (4·5 to 12·6)	5·7 (3·3 to 9·3)	2·8 (1·6 to 4·7)	1 (0·5 to 1·8)	0·3 (0·1 to 0·5)	0 (0 to 0·1)	0 (0 to 0)	0 (0 to 0)	0 (0 to 0)	1,180
Neonatal sepsis and other neonatal infections	55·5 (29·9 to 89·8)	43·8 (24·4 to 73·6)	32·7 (18 to 54·6)	19·6 (10·1 to 33·6)	11·4 (5·8 to 19·8)	5·1 (2·2 to 9·5)	1·7 (0·9 to 3)	0·3 (0·1 to 0·5)	0 (0 to 0)	0 (0 to 0)	2,540
Hemolytic disease and other neonatal jaundice	10·8 (7·8 to 14·2)	8·7 (6·2 to 11·3)	6·6 (4·8 to 8·5)	4·1 (3 to 5·4)	2·5 (1·8 to 3·3)	1·2 (0·8 to 1·6)	0·4 (0·3 to 0·5)	0·1 (0 to 0·1)	0 (0 to 0)	0 (0 to 0)	217
Other neonatal disorders	0 (0 to 0)	0 (0 to 0)	0 (0 to 0)	0 (0 to 0)	0 (0 to 0)	0 (0 to 0)	0 (0 to 0)	0 (0 to 0)	0 (0 to 0)	0 (0 to 0)	760
Nutritional deficiencies	189 (97·6 to 336)	157 (89 to 285)	138 (86·1 to 227)	92·6 (63·6 to 133)	121 (85·8 to 167)	145 (102 to 192)	173 (126 to 232)	172 (125 to 234)	123 (88·2 to 169)	51·5 (36·9 to 68·6)	3,410
Protein-energy malnutrition	46·9 (30·5 to 67·9)	55·5 (37·4 to 81)	65·2 (43·8 to 93·9)	63 (41·5 to 90·3)	83·6 (56·2 to 116)	107 (73·7 to 147)	134 (94·8 to 181)	139 (95·4 to 192)	106 (73·2 to 148)	45·4 (30·3 to 61)	1,430
Iodine deficiency	8·3 (3·8 to 15·8)	6·6 (3 to 12·7)	5 (2·3 to 9·9)	3·3 (1·6 to 6·5)	2·3 (1 to 4·5)	1·4 (0·7 to 2·7)	0·8 (0·4 to 1·5)	0·4 (0·2 to 0·8)	0·1 (0·1 to 0·2)	0 (0 to 0)	143
Vitamin A deficiency	1·6 (0·8 to 2·8)	1·4 (0·7 to 2·3)	1·1 (0·6 to 2)	0·8 (0·4 to 1·4)	0·6 (0·3 to 1·2)	0·4 (0·2 to 0·8)	0·3 (0·1 to 0·5)	0·1 (0·1 to 0·2)	0 (0 to 0·1)	0 (0 to 0)	77·8
Dietary iron deficiency	120 (34·8 to 264)	83·6 (24·7 to 198)	55·3 (15·2 to 139)	12·4 (3 to 33·6)	21·3 (5·6 to 51·7)	20·2 (6·3 to 43·3)	22·1 (6·1 to 49·7)	14·9 (6·6 to 27·5)	4·3 (1·1 to 9·8)	1 (0·2 to 2·1)	1,560
Other nutritional deficiencies	13 (6·5 to 22·8)	10·3 (5 to 17·9)	11·4 (5·3 to 20·6)	13 (5·2 to 22·8)	13·2 (5·4 to 23·5)	15·9 (6·9 to 28·4)	16·1 (7·5 to 31·1)	16·8 (7·5 to 36·7)	12·3 (5·6 to 32·6)	5·1 (2·3 to 13·2)	202
Non-communicable diseases	18,200 (14,800 to 22,000)	19,100 (15,600 to 23,100)	20,200 (16,700 to 24,200)	17,800 (14,800 to 21,100)	16,300 (13,700 to 19,100)	13,700 (11,600 to 15,900)	11,200 (9,670 to 12,900)	7,560 (6,520 to 8,640)	3,750 (3,330 to 4,190)	985 (898 to 1,080)	215,000
Neoplasms	3,010 (2,310 to 3,890)	2,950 (2,240 to 3,750)	3,070 (2,410 to 3,880)	2,590 (2,080 to 3,190)	2,250 (1,820 to 2,770)	1,660 (1,350 to 2,010)	1,100 (882 to 1,330)	620 (494 to 744)	232 (185 to 274)	47·2 (39·1 to 54·9)	25,400
Lip and oral cavity cancer	22·3 (15·1 to 32·4)	24·3 (16·9 to 33·3)	26·8 (19 to 38·1)	22·8 (16 to 31·1)	20·7 (15·2 to 27·6)	17·5 (12·7 to 24)	13·2 (9·7 to 17·3)	8·3 (5·8 to 10·8)	3·5 (2·5 to 4·7)	0·7 (0·5 to 0·9)	205
Nasopharynx cancer	2·4 (1·6 to 3·5)	2·5 (1·7 to 3·4)	2·1 (1·4 to 3)	1·6 (1 to 2·3)	1·4 (0·9 to 2·1)	0·7 (0·5 to 1)	0·5 (0·3 to 0·7)	0·3 (0·2 to 0·4)	0·1 (0·1 to 0·2)	0 (0 to 0)	19·4
Other pharynx cancer	3 (2 to 4·3)	3·4 (2·2 to 4·9)	3·7 (2·7 to 5·1)	3·2 (2·1 to 4·8)	2·9 (2 to 4·1)	1·9 (1·2 to 2·7)	1·4 (1 to 1·8)	0·7 (0·5 to 1)	0·3 (0·2 to 0·4)	0·1 (0·1 to 0·1)	26·4
Esophageal cancer	19·5 (13·4 to 27·8)	21·9 (15·2 to 30·4)	23·1 (16·5 to 31·7)	24·1 (17·2 to 33)	22·9 (16·7 to 31·8)	20 (14 to 27·2)	14·2 (10·1 to 18·8)	8 (5·9 to 10·5)	2·8 (2·1 to 3·5)	0·5 (0·3 to 0·6)	185
Stomach cancer	226 (161 to 308)	214 (151 to 285)	261 (194 to 348)	222 (161 to 300)	249 (187 to 321)	195 (141 to 255)	144 (108 to 188)	92·6 (69·4 to 121)	36 (27·8 to 45·1)	7·8 (6·3 to 9·3)	2,130
Colon and rectum cancer	227 (165 to 308)	225 (166 to 306)	263 (191 to 354)	246 (175 to 327)	230 (171 to 302)	184 (137 to 243)	133 (97·3 to 179)	83·7 (64·1 to 107)	30·9 (23·8 to 38·4)	6·7 (5·3 to 8·4)	2,050
Liver cancer	77·9 (51·8 to 114)	98 (63·8 to 142)	117 (80·8 to 166)	119 (84·4 to 167)	113 (78·5 to 162)	81·3 (57·6 to 114)	48·9 (33·9 to 68)	24·7 (17·2 to 34·2)	7·5 (5·1 to 10·3)	1·2 (0·9 to 1·7)	810
Liver cancer due to hepatitis B	14·2 (8·1 to 22·6)	15·2 (8·5 to 24·2)	15 (8·6 to 24·3)	12·1 (7·3 to 18·7)	9·3 (5·3 to 15·1)	5·6 (3·4 to 8·8)	2·9 (1·7 to 4·6)	1·3 (0·8 to 2)	0·4 (0·2 to 0·6)	0·1 (0 to 0·1)	103
Liver cancer due to hepatitis C	29·2 (18·3 to 44·5)	41·9 (24·8 to 62·6)	53·2 (33·8 to 80·4)	55·9 (38·4 to 81·1)	55·9 (37·2 to 81·5)	43·5 (29·5 to 63·8)	28·2 (19·5 to 39·3)	15·1 (10·4 to 21·3)	4·8 (3·2 to 6·8)	0·8 (0·6 to 1·2)	353
Liver cancer due to alcohol use	18·4 (10·8 to 29·2)	22·4 (13·1 to 35·5)	27·5 (16·9 to 41·6)	30·2 (19·4 to 44·2)	27·3 (17·3 to 40·9)	16·5 (10·7 to 24·7)	8·2 (5·2 to 12·1)	3·5 (2·3 to 5·1)	0·9 (0·6 to 1·3)	0·1 (0·1 to 0·2)	175
Liver cancer due to NASH	8·9 (5·4 to 13·9)	10·9 (6·3 to 17·2)	13·1 (8 to 19·9)	13·8 (8·9 to 20·7)	14·2 (9 to 21·3)	11·4 (7·2 to 17·1)	7·2 (4·5 to 10·7)	3·5 (2·3 to 5·2)	1·1 (0·7 to 1·6)	0·2 (0·1 to 0·3)	98·3
Liver cancer due to other causes	7·2 (4·2 to 11·2)	7·6 (4·4 to 11·8)	7·8 (4·8 to 12·1)	7·1 (4·5 to 10·5)	6·2 (3·8 to 9·7)	4·4 (2·7 to 6·6)	2·5 (1·6 to 3·8)	1·2 (0·8 to 1·8)	0·3 (0·2 to 0·5)	0·1 (0 to 0·1)	80·6
Gallbladder and biliary tract cancer	107 (68·5 to 160)	133 (87·6 to 191)	175 (117 to 236)	164 (109 to 220)	136 (93·5 to 187)	99·3 (69·8 to 133)	57·8 (41 to 78·1)	32·8 (23 to 44·4)	10·8 (7·5 to 14·4)	2 (1·3 to 3)	1,040
Pancreatic cancer	148 (105 to 202)	174 (124 to 234)	223 (160 to 304)	201 (147 to 276)	197 (145 to 261)	130 (93·8 to 175)	95·5 (68·7 to 128)	47 (34·4 to 61·5)	16 (11·9 to 20·4)	2·7 (2 to 3·4)	1,410
Larynx cancer	4·7 (2·9 to 10·6)	6·6 (4·4 to 12·8)	8·2 (5·5 to 14)	7·5 (4·9 to 12·6)	7 (4·7 to 11·4)	5·4 (3·9 to 8·1)	4 (2·7 to 5·7)	2·5 (1·7 to 3·6)	0·8 (0·6 to 1·2)	0·2 (0·1 to 0·2)	56·3
Tracheal, bronchus, and lung cancer	128 (87 to 182)	153 (101 to 217)	181 (125 to 257)	177 (124 to 246)	167 (114 to 232)	120 (83·2 to 169)	78·8 (55·7 to 107)	42·2 (29·4 to 57·7)	14·5 (10·4 to 19·4)	2·4 (1·5 to 3·3)	1,270
Malignant skin melanoma	18·1 (10·6 to 27·5)	19·1 (11·2 to 29·1)	18·8 (11·4 to 27·5)	16·2 (10 to 23·3)	13·8 (7·6 to 20)	12·8 (6·8 to 17·7)	9·1 (4·8 to 12·9)	6·5 (2·9 to 9·1)	2·8 (1·1 to 3·9)	0·7 (0·3 to 1)	176
Non-melanoma skin cancer	16·5 (10 to 24·4)	19 (11·5 to 28·4)	19·5 (12·6 to 28)	20·4 (13·1 to 29·7)	20 (13·6 to 28·8)	24 (17·1 to 33·2)	23·5 (16·3 to 32·1)	22·5 (15·3 to 30·5)	14·9 (10·1 to 20)	4·7 (2·9 to 6·6)	227
Non-melanoma skin cancer (squamous-cell carcinoma)	16·4 (10 to 24·4)	19 (11·5 to 28·4)	19·5 (12·6 to 28)	20·4 (13 to 29·7)	20 (13·5 to 28·8)	24 (17·1 to 33·2)	23·5 (16·2 to 32)	22·5 (15·3 to 30·5)	14·9 (10·1 to 20)	4·7 (2·9 to 6·6)	227
Non-melanoma skin cancer (basal-cell carcinoma)	0 (0 to 0)	0 (0 to 0)	0 (0 to 0)	0 (0 to 0)	0 (0 to 0)	0 (0 to 0)	0 (0 to 0)	0 (0 to 0)	0 (0 to 0)	0 (0 to 0)	0·2
Breast cancer	637 (459 to 871)	554 (390 to 756)	464 (337 to 633)	340 (252 to 449)	235 (173 to 311)	154 (113 to 202)	91 (66·4 to 120)	49·7 (36·2 to 65·8)	21·2 (15·8 to 27)	4·3 (3·3 to 5·4)	3,880
Cervical cancer	595 (413 to 818)	506 (355 to 699)	434 (309 to 579)	324 (237 to 424)	248 (187 to 325)	194 (142 to 251)	120 (84·4 to 160)	64·4 (44·9 to 86·1)	24 (15·9 to 32·5)	4·9 (3·1 to 6·8)	3,970
Uterine cancer	50·8 (34·2 to 73·7)	54·6 (37·8 to 75)	75·4 (53·6 to 102)	53·7 (39·7 to 72·5)	41·7 (30·1 to 57·1)	23·6 (17·1 to 32·1)	13·7 (9·6 to 18·8)	6·8 (5·1 to 9)	2·5 (1·8 to 3·2)	0·5 (0·3 to 0·6)	396
Ovarian cancer	225 (155 to 318)	217 (155 to 306)	214 (152 to 295)	154 (109 to 213)	122 (87·3 to 166)	76·6 (56·1 to 105)	42·3 (29·8 to 57·1)	18·8 (13·3 to 24·8)	5·5 (4 to 7)	0·9 (0·6 to 1·2)	1,560
Prostate cancer	0 (0 to 0)	0 (0 to 0)	0 (0 to 0)	0 (0 to 0)	0 (0 to 0)	0 (0 to 0)	0 (0 to 0)	0 (0 to 0)	0 (0 to 0)	0 (0 to 0)	0
Testicular cancer	--	--	--	--	--	--	--	--	--	--	NA
Kidney cancer	52·6 (35·3 to 76·2)	54·4 (36·8 to 79·3)	64·5 (43·8 to 90·9)	59·5 (43·7 to 77·5)	48·5 (35 to 66·4)	33·4 (24·1 to 46·1)	19·8 (13·9 to 26·9)	9·8 (6·7 to 13·2)	3·1 (2 to 4·2)	0·5 (0·3 to 0·7)	452
Bladder cancer	15·9 (10·9 to 22·5)	20·1 (14·2 to 27·1)	24·3 (18 to 31·8)	25·4 (18·4 to 33·9)	26·3 (19·5 to 35·2)	24·5 (18·3 to 31·9)	17·5 (12·8 to 23·1)	12·7 (9·2 to 16·8)	4·9 (3·6 to 6·3)	0·9 (0·6 to 1·2)	195
Brain and central nervous system cancer	63·1 (42·1 to 87·7)	67·7 (44·8 to 93·9)	63·7 (41·3 to 86·9)	51·7 (33 to 70·9)	38 (22·6 to 53·3)	26·2 (15·4 to 38·8)	13·9 (7·2 to 21·1)	6·4 (3·5 to 10)	2 (1 to 2·8)	0·4 (0·2 to 0·6)	706
Thyroid cancer	27·9 (16·5 to 44·1)	31·6 (20·8 to 44·4)	39 (28·1 to 53·4)	36·9 (25·3 to 50·8)	30·3 (21·9 to 41·2)	23·9 (17·1 to 31·8)	15·7 (11·1 to 21)	7·8 (5·5 to 10·5)	2·6 (1·8 to 3·5)	0·5 (0·3 to 0·6)	259
Mesothelioma	5·9 (3·7 to 8·9)	6·4 (4 to 9·2)	5·9 (3·6 to 8·9)	4·5 (2·7 to 6·3)	4 (2·5 to 5·9)	2·4 (1·6 to 3·5)	1·5 (1 to 2·2)	0·7 (0·5 to 1)	0·3 (0·2 to 0·4)	0 (0 to 0)	44·3
Hodgkin lymphoma	9·9 (6·2 to 15·6)	11·1 (6·9 to 16·8)	12·2 (7·6 to 18·2)	10·4 (6·4 to 15·1)	9·9 (6·2 to 14·6)	7·8 (4·4 to 11·2)	4·2 (2·3 to 6·6)	2·2 (1·2 to 3·4)	0·6 (0·3 to 0·9)	0·1 (0 to 0·1)	145
Non-Hodgkin lymphoma	65·1 (45·4 to 89·5)	68·3 (48 to 93·4)	80·7 (56·6 to 110)	72·9 (52·6 to 96·8)	66·4 (48·7 to 90·9)	48·3 (34·6 to 65)	31 (22·3 to 40·9)	14·7 (10·6 to 19·6)	4·8 (3·6 to 6·1)	0·8 (0·6 to 1)	698
Multiple myeloma	38·9 (23·6 to 55·6)	48·5 (30·9 to 67·7)	52·2 (34·5 to 72·1)	44·2 (31·3 to 58·7)	34·9 (25·5 to 46·6)	22·8 (16·2 to 31·1)	11·4 (8·2 to 15·8)	4·8 (3·3 to 6·8)	1·3 (0·9 to 1·8)	0·2 (0·1 to 0·2)	304
Leukemia	100 (71·7 to 136)	88·8 (60·6 to 122)	86·9 (63·5 to 114)	67·5 (49·6 to 89·4)	56·6 (41·7 to 76·9)	44·7 (32·4 to 59·8)	28·5 (20·5 to 37·5)	15·6 (11·3 to 20·6)	5 (3·8 to 6·5)	0·9 (0·6 to 1·2)	1,660
Acute lymphoid leukemia	32·5 (19·8 to 48·8)	29 (17·2 to 42·5)	25·8 (16·4 to 37·1)	16·8 (10·5 to 25)	11·8 (7·3 to 17·6)	7·2 (4·3 to 10·7)	3·7 (2·2 to 5·7)	1·9 (1·2 to 2·9)	0·5 (0·3 to 0·8)	0·1 (0·1 to 0·2)	761
Chronic lymphoid leukemia	2·5 (1·5 to 4)	2·7 (1·6 to 4·1)	3·7 (2·3 to 5·6)	4·1 (2·5 to 6·2)	3·9 (2·5 to 5·8)	4·3 (2·8 to 6·7)	3·7 (2·4 to 5·5)	2 (1·3 to 2·9)	0·7 (0·5 to 1)	0·1 (0·1 to 0·1)	32·9
Acute myeloid leukemia	32·7 (20·5 to 47·6)	28·7 (18·4 to 41·7)	27·5 (18·5 to 38·9)	20·8 (13·6 to 28·9)	18·6 (12·4 to 26·4)	12·6 (8·3 to 18)	6·6 (4·2 to 9·8)	3 (2 to 4·6)	0·7 (0·4 to 1·1)	0·2 (0·1 to 0·2)	470
Chronic myeloid leukemia	7·4 (4·3 to 12)	6·7 (3·8 to 10·4)	6·2 (3·6 to 9·8)	5 (3·2 to 8)	4·1 (2·6 to 6·2)	3·9 (2·4 to 5·9)	2·8 (1·7 to 4·4)	1·3 (0·8 to 2)	0·5 (0·3 to 0·8)	0·1 (0·1 to 0·2)	73·1
Other leukemia	25·2 (16·8 to 37·7)	21·7 (14·1 to 32·1)	23·7 (15·6 to 34·1)	20·7 (14·1 to 29·4)	18·2 (12·2 to 26)	16·8 (11·3 to 24·1)	11·6 (7·8 to 16·7)	7·4 (4·9 to 10·2)	2·5 (1·8 to 3·5)	0·4 (0·3 to 0·6)	328
Other malignant neoplasms	107 (77·4 to 144)	106 (77·8 to 137)	110 (81·8 to 143)	94·4 (72·6 to 122)	84·7 (65·2 to 109)	65 (50 to 81·9)	45·3 (34·9 to 57·6)	25·8 (19·4 to 32·7)	10·8 (8·3 to 13·6)	2·2 (1·7 to 2·8)	1,260
Other neoplasms	16·7 (10·9 to 25·3)	19·7 (13·3 to 28·5)	24·2 (17·3 to 33·3)	22·9 (16·3 to 30·6)	24·4 (17·6 to 32·7)	19·9 (14·3 to 26·7)	15·7 (11 to 21·3)	7·5 (5·4 to 10·2)	2·1 (1·5 to 3·1)	0·4 (0·2 to 0·5)	226
Myelodysplastic, myeloproliferative, and other hematopoietic n	16·7 (10·9 to 25·3)	19·7 (13·3 to 28·5)	24·2 (17·3 to 33·3)	22·9 (16·3 to 30·6)	24·4 (17·6 to 32·7)	19·9 (14·3 to 26·7)	15·7 (11 to 21·3)	7·5 (5·4 to 10·2)	2·1 (1·5 to 3·1)	0·4 (0·2 to 0·5)	226
Benign and in situ intestinal neoplasms	0 (0 to 0)	0 (0 to 0)	0 (0 to 0)	0 (0 to 0)	0 (0 to 0)	0 (0 to 0)	0 (0 to 0)	0 (0 to 0)	0 (0 to 0)	0 (0 to 0)	0
Benign and in situ cervical and uterine neoplasms	0 (0 to 0)	0 (0 to 0)	0 (0 to 0)	0 (0 to 0)	0 (0 to 0)	0 (0 to 0)	0 (0 to 0)	0 (0 to 0)	0 (0 to 0)	0 (0 to 0)	0
Other benign and in situ neoplasms	0 (0 to 0)	0 (0 to 0)	0 (0 to 0)	0 (0 to 0)	0 (0 to 0)	0 (0 to 0)	0 (0 to 0)	0 (0 to 0)	0 (0 to 0)	0 (0 to 0)	0
Cardiovascular diseases	1,380 (1,060 to 1,770)	1,680 (1,280 to 2,160)	2,140 (1,660 to 2,710)	2,290 (1,830 to 2,830)	2,710 (2,190 to 3,290)	2,740 (2,240 to 3,410)	2,840 (2,340 to 3,410)	2,290 (1,840 to 2,750)	1,380 (1,120 to 1,610)	423 (347 to 485)	23,200
Rheumatic heart disease	44·7 (27·6 to 67·2)	47 (29·5 to 72·6)	42·9 (29 to 61·7)	40·7 (28·4 to 56·8)	32·1 (22 to 44·6)	22·2 (15·8 to 30)	12·6 (9·1 to 17)	7·2 (5·2 to 9·5)	3 (2·2 to 3·8)	0·7 (0·5 to 0·8)	369





SR Table 2b: Nayarit DALYS by cause and age group for females with 95% uncertainty intervals, 2019

Cause	Early Neonatal	Late Neonatal	Post Neonatal	1 to 4	5 to 9	10 to 14	15 to 19	20 to 24	25 to 29	30 to 34	35 to 39
All causes	2,580 (1,930 to 3,400)	971 (727 to 1,270)	4,820 (3,170 to 7,100)	3,480 (2,940 to 4,080)	3,070 (2,520 to 3,720)	3,490 (2,670 to 4,490)	5,270 (4,190 to 6,600)	6,280 (4,920 to 7,860)	7,270 (5,700 to 9,090)	7,940 (6,280 to 9,870)	8,650 (6,940 to 10,600)
Communicable, maternal, neonatal, and nutritional diseases	1,770 (1,230 to 2,380)	589 (426 to 781)	2,020 (1,230 to 3,160)	989 (787 to 1,230)	670 (510 to 876)	472 (348 to 634)	515 (410 to 637)	624 (500 to 772)	699 (570 to 839)	753 (603 to 941)	764 (627 to 929)
HIV/AIDS and sexually transmitted infections	0·4 (0·2 to 0·6)	0·2 (0·1 to 0·5)	19 (15·5 to 23·1)	18·5 (15 to 22·4)	13·1 (10·7 to 15·8)	11·9 (9·9 to 14)	25·3 (21·1 to 30·3)	65·7 (53·8 to 81·2)	114 (92·7 to 143)	128 (104 to 159)	184 (149 to 226)
HIV/AIDS	0 (0 to 0)	0 (0 to 0)	18·4 (15 to 22·3)	18·5 (15 to 22·4)	13·1 (10·7 to 15·8)	10·8 (8·9 to 13)	20·1 (16·4 to 24·1)	52·6 (43·6 to 63·1)	89·3 (74 to 108)	98·2 (80·8 to 120)	152 (125 to 184)
HIV/AIDS - Drug-susceptible Tuberculosis	0 (0 to 0)	0 (0 to 0)	2·2 (1·2 to 3·4)	2·2 (1·2 to 3·4)	1·6 (0·9 to 2·5)	1·1 (0·6 to 1·8)	2·4 (1·3 to 3·6)	6 (3·4 to 9·1)	10·6 (6·1 to 16·1)	11·8 (6·7 to 17·9)	18·9 (10·7 to 28·9)
HIV/AIDS - Multidrug-resistant Tuberculosis without extensive	0 (0 to 0)	0 (0 to 0)	0·2 (0 to 0·9)	0·2 (0 to 0·9)	0·1 (0 to 0·6)	0·1 (0 to 0·5)	0·2 (0 to 0·9)	0·5 (0 to 2·3)	0·9 (0 to 4·1)	1 (0 to 4·6)	1·6 (0·1 to 7·4)
HIV/AIDS - Extensively drug-resistant Tuberculosis	0 (0 to 0)	0 (0 to 0)	0 (0 to 0·1)	0 (0 to 0·1)	0 (0 to 0·1)	0 (0 to 0·1)	0 (0 to 0·1)	0·1 (0 to 0·4)	0·1 (0 to 0·6)	0·2 (0 to 0·7)	0·3 (0 to 1·2)
HIV/AIDS resulting in other diseases	0 (0 to 0)	0 (0 to 0)	16 (12·4 to 20·1)	16·1 (12·4 to 20·1)	11·3 (8·9 to 14·1)	9·6 (7·6 to 11·7)	17·5 (13·8 to 21·4)	46 (37 to 57·6)	77·6 (61·5 to 96·9)	85·2 (66·7 to 106)	132 (101 to 164)
Sexually transmitted infections excluding HIV	0·4 (0·2 to 0·6)	0·2 (0·1 to 0·5)	0·6 (0·2 to 1·2)	0·1 (0 to 0·1)	0 (0 to 0)	1 (0·7 to 1·5)	5·2 (3·3 to 8·2)	13·2 (7·2 to 24·1)	24·4 (12·5 to 45·1)	29·6 (14·9 to 57·8)	31·3 (16·5 to 58·6)
Syphilis	0·4 (0·2 to 0·6)	0·2 (0·1 to 0·5)	0·6 (0·2 to 1·2)	0·1 (0 to 0·1)	0 (0 to 0)	0·3 (0·2 to 0·5)	0·5 (0·3 to 0·7)	0·2 (0·1 to 0·4)	0·9 (0·5 to 1·4)	1 (0·6 to 1·6)	0·8 (0·5 to 1·2)
Chlamydial infection	0 (0 to 0)	0 (0 to 0)	0 (0 to 0)	0 (0 to 0)	0 (0 to 0)	0·1 (0·1 to 0·2)	0·6 (0·4 to 0·9)	1·4 (1 to 2·1)	1·9 (1·2 to 2·9)	1·9 (0·9 to 3·2)	2·6 (1·5 to 4·4)
Gonococcal infection	0 (0 to 0)	0 (0 to 0)	0 (0 to 0)	0 (0 to 0)	0 (0 to 0)	0·1 (0·1 to 0·2)	0·7 (0·4 to 1)	1·1 (0·7 to 1·6)	1·9 (1·2 to 3)	1·9 (1·2 to 2·8)	2·3 (1·5 to 3·3)
Trichomoniasis	0 (0 to 0)	0 (0 to 0)	0 (0 to 0)	0 (0 to 0)	0 (0 to 0)	0·1 (0 to 0·2)	1·1 (0·3 to 2·7)	5·9 (1·9 to 14·1)	12·8 (4·2 to 29·4)	15·4 (4·8 to 36·9)	14·3 (4·6 to 33·6)
Genital herpes	0 (0 to 0)	0 (0 to 0)	0 (0 to 0)	0 (0 to 0)	0 (0 to 0)	0·2 (0·1 to 0·5)	0·9 (0·2 to 2·2)	1·9 (0·6 to 4·6)	3·1 (1 to 7·3)	4 (1·3 to 9·8)	4·3 (1·3 to 10·7)
Other sexually transmitted infections	0 (0 to 0)	0 (0 to 0)	0 (0 to 0)	0 (0 to 0)	0 (0 to 0)	0·2 (0·2 to 0·3)	1·5 (1 to 2·1)	2·5 (1·4 to 4·2)	3·9 (2·3 to 6·3)	5·4 (3·1 to 8·2)	7 (4·5 to 10·8)
Respiratory infections and tuberculosis	60·5 (36·7 to 89·5)	63·5 (41·2 to 92·2)	765 (445 to 1,260)	305 (230 to 400)	151 (108 to 209)	101 (67·6 to 150)	110 (76·4 to 159)	125 (92·4 to 170)	142 (105 to 188)	134 (99·4 to 179)	144 (104 to 191)
Tuberculosis	0 (0 to 0)	0 (0 to 0)	6·9 (3·7 to 11·6)	8·9 (6·5 to 12·2)	7 (4 to 10·9)	5·1 (3·7 to 6·8)	14·7 (10·3 to 20·2)	32·2 (21·4 to 46·9)	43·7 (29·1 to 63·4)	38·2 (24·1 to 57)	39·6 (25·1 to 58·9)
Latent tuberculosis infection	0 (0 to 0)	0 (0 to 0)	0 (0 to 0)	0 (0 to 0)	0 (0 to 0)	0 (0 to 0)	0 (0 to 0)	0 (0 to 0)	0 (0 to 0)	0 (0 to 0)	0 (0 to 0)
Drug-susceptible tuberculosis	0 (0 to 0)	0 (0 to 0)	6·4 (3·1 to 10·8)	8·3 (5·4 to 11·6)	6·5 (3·3 to 10·6)	4·7 (3·1 to 6·5)	13·6 (8·6 to 19·3)	30 (18·2 to 44·4)	40·7 (23·9 to 61·7)	35·5 (21·4 to 54·8)	36·8 (20·7 to 56·4)
Multidrug-resistant tuberculosis without extensive drug resista	0 (0 to 0)	0 (0 to 0)	0·5 (0 to 2)	0·6 (0 to 2·5)	0·4 (0 to 1·9)	0·3 (0 to 1·4)	1 (0·1 to 4·1)	1·9 (0·1 to 8·6)	2·6 (0·1 to 11·6)	2·3 (0·1 to 11)	2·5 (0·1 to 11)
Extensively drug-resistant tuberculosis	0 (0 to 0)	0 (0 to 0)	0·1 (0 to 0·3)	0·1 (0 to 0·4)	0·1 (0 to 0·3)	0 (0 to 0·2)	0·2 (0 to 0·7)	0·3 (0 to 1·3)	0·4 (0 to 1·7)	0·4 (0 to 1·6)	0·4 (0 to 1·8)
Lower respiratory infections	60·1 (36·5 to 89)	62·2 (40·2 to 91)	735 (420 to 1,220)	222 (156 to 309)	54·1 (38·3 to 75·8)	23·4 (15·5 to 33·3)	30·8 (20·7 to 43·9)	37·8 (23·7 to 56·1)	49 (31 to 72·9)	50·4 (32·4 to 74·5)	61·7 (38 to 92)
Upper respiratory infections	0·4 (0·2 to 0·7)	1·3 (0·7 to 2·1)	20·6 (12·4 to 34·6)	51·7 (30·5 to 82·8)	59·7 (32·8 to 101)	51·5 (27·6 to 89·4)	47 (24·3 to 82·4)	43·6 (23·6 to 74·9)	39·9 (21·9 to 65·7)	37·7 (20·1 to 62·7)	35·1 (17·6 to 58·9)
Otitis media	0 (0 to 0)	0·1 (0 to 0·1)	2·6 (1·3 to 4·9)	22·3 (11·7 to 40)	29·9 (16·3 to 49·2)	21·2 (11·3 to 36·5)	17·7 (9·2 to 30·4)	11·5 (4·8 to 22·7)	9·3 (4·2 to 17·7)	7·9 (3·3 to 16)	7·6 (3·7 to 14·4)
Enteric infections	3·2 (2 to 5)	9·7 (6·1 to 15·1)	313 (160 to 552)	213 (150 to 289)	132 (85·1 to 203)	62·5 (38·5 to 95·8)	31·8 (20·6 to 45·4)	19·7 (12·8 to 28·6)	24·6 (16·5 to 34·9)	27·3 (18·8 to 37·8)	32·6 (23 to 44·1)
Diarrheal diseases	3·2 (2 to 5)	9·7 (6·1 to 15)	311 (159 to 551)	211 (147 to 287)	130 (83·6 to 202)	61·3 (37·6 to 94·5)	31·2 (20·1 to 44·7)	19·2 (12·3 to 28)	24·1 (16 to 34·4)	26·7 (18·3 to 37·1)	32 (22·3 to 43·2)
Typhoid and paratyphoid	0 (0 to 0)	0 (0 to 0)	0·8 (0·2 to 2·8)	0·8 (0·2 to 2·3)	0·4 (0·1 to 1·2)	0·4 (0·1 to 1·5)	0·4 (0·1 to 1·2)	0·4 (0·1 to 1)	0·4 (0·1 to 1·2)	0·4 (0·1 to 1·2)	0·5 (0·2 to 1·6)
Typhoid fever	0 (0 to 0)	0 (0 to 0)	0·8 (0·2 to 2·8)	0·8 (0·2 to 2·3)	0·4 (0·1 to 1·2)	0·4 (0·1 to 1·5)	0·4 (0·1 to 1·2)	0·4 (0·1 to 1)	0·4 (0·1 to 1·2)	0·4 (0·1 to 1·2)	0·5 (0·1 to 1·6)
Paratyphoid fever	0 (0 to 0)	0 (0 to 0)	0 (0 to 0·1)	0 (0 to 0)	0 (0 to 0)	0 (0 to 0)	0 (0 to 0)	0 (0 to 0)	0 (0 to 0)	0 (0 to 0)	0 (0 to 0)
Invasive Non-typhoidal Salmonella (iNTS)	0 (0 to 0)	0 (0 to 0·2)	0·5 (0 to 4)	0·5 (0·1 to 4·2)	1 (0·1 to 7·6)	0·6 (0 to 4·8)	0·1 (0 to 0·4)	0·1 (0 to 0·3)	0·1 (0 to 0·3)	0·1 (0 to 0·2)	0·1 (0 to 0·2)
Other intestinal infectious diseases	0 (0 to 0)	0 (0 to 0)	0·8 (0 to 3·4)	0·9 (0·1 to 2·9)	0·4 (0·1 to 1·2)	0·2 (0 to 0·6)	0·1 (0 to 0·4)	0·1 (0 to 0·3)	0 (0 to 0·2)	0·1 (0 to 0·4)	0·1 (0 to 0·2)
Neglected tropical diseases and malaria	2·3 (0·9 to 5·1)	0·4 (0·2 to 1·1)	9·4 (4·4 to 26·7)	24·3 (14·1 to 43·5)	38·7 (22·6 to 61)	30·2 (17·6 to 50·9)	37·2 (20·6 to 63·1)	52·5 (27·9 to 91)	64·6 (32·7 to 116)	74·6 (39 to 133)	77·1 (41·9 to 136)
Malaria	0 (0 to 0)	0 (0 to 0)	0 (0 to 0·1)	0·1 (0 to 0·3)	0·2 (0 to 0·5)	0·1 (0 to 0·2)	0·3 (0·1 to 0·8)	0·5 (0·2 to 0·9)	0·2 (0·1 to 0·5)	0·4 (0·1 to 0·8)	0·4 (0·2 to 0·9)
Chagas disease	0 (0 to 0)	0 (0 to 0)	0 (0 to 0)	0 (0 to 0)	0·1 (0·1 to 0·2)	0·5 (0·3 to 0·9)	1·2 (0·2 to 2·6)	1·8 (0·5 to 3·5)	2·3 (0·8 to 4·5)	3·1 (1·5 to 5·4)	3·6 (1·7 to 6)
Leishmaniasis	0 (0 to 0)	0 (0 to 0)	0 (0 to 0·1)	0·2 (0 to 0·4)	0·1 (0 to 0·3)	0·1 (0 to 0·3)	0·1 (0 to 0·2)	0·1 (0 to 0·2)	0·1 (0 to 0·2)	0·1 (0 to 0·2)	0·1 (0 to 0·2)
Visceral leishmaniasis	0 (0 to 0)	0 (0 to 0)	0 (0 to 0)	0 (0 to 0)	0 (0 to 0)	0 (0 to 0)	0 (0 to 0)	0 (0 to 0)	0 (0 to 0)	0 (0 to 0)	0 (0 to 0)
Cutaneous and mucocutaneous leishmaniasis	0 (0 to 0)	0 (0 to 0)	0 (0 to 0·1)	0·2 (0 to 0·4)	0·1 (0 to 0·3)	0·1 (0 to 0·3)	0·1 (0 to 0·2)	0·1 (0 to 0·2)	0·1 (0 to 0·2)	0·1 (0 to 0·2)	0·1 (0 to 0·2)
African trypanosomiasis	0 (0 to 0)	0 (0 to 0)	0 (0 to 0)	0 (0 to 0)	0 (0 to 0)	0 (0 to 0)	0 (0 to 0)	0 (0 to 0)	0 (0 to 0)	0 (0 to 0)	0 (0 to 0)
Schistosomiasis	0 (0 to 0)	0 (0 to 0)	0 (0 to 0)	0 (0 to 0)	0 (0 to 0)	0 (0 to 0)	0 (0 to 0)	0 (0 to 0)	0 (0 to 0)	0 (0 to 0)	0 (0 to 0)
Cysticercosis	0 (0 to 0)	0 (0 to 0)	0 (0 to 0)	0·1 (0 to 0·3)	0·3 (0 to 1·1)	1 (0·2 to 2·4)	6·4 (1·2 to 16·3)	22 (6·7 to 52·4)	38·5 (12·8 to 84)	45·7 (15·9 to 97·9)	48·6 (17·3 to 104)
Cystic echinococcosis	0 (0 to 0)	0 (0 to 0)	0 (0 to 0)	0 (0 to 0)	0 (0 to 0)	0 (0 to 0)	0 (0 to 0)	0 (0 to 0)	0 (0 to 0)	0 (0 to 0)	0 (0 to 0)
Lymphatic filariasis	0 (0 to 0)	0 (0 to 0)	0 (0 to 0)	0 (0 to 0)	0 (0 to 0)	0 (0 to 0)	0 (0 to 0)	0 (0 to 0)	0 (0 to 0)	0 (0 to 0)	0 (0 to 0)
Onchocerciasis	0 (0 to 0)	0 (0 to 0)	0 (0 to 0)	0 (0 to 0)	0 (0 to 0)	0 (0 to 0)	0 (0 to 0)	0 (0 to 0)	0 (0 to 0)	0 (0 to 0)	0 (0 to 0)
Trachoma	0 (0 to 0)	0 (0 to 0)	0 (0 to 0)	0 (0 to 0)	0 (0 to 0)	0 (0 to 0)	0 (0 to 0)	0 (0 to 0)	0 (0 to 0)	0 (0 to 0)	0 (0 to 0)
Dengue	0 (0 to 0)	0·1 (0 to 0·3)	3·4 (1·1 to 7·9)	5·5 (2·1 to 11·2)	10·8 (4·2 to 22·1)	10·9 (4 to 27·2)	12·9 (4·3 to 38·3)	13·8 (4·3 to 41·9)	14·6 (4·9 to 39·8)	12·2 (3·8 to 31)	14·3 (5·5 to 36·6)
Yellow fever	0 (0 to 0)	0 (0 to 0)	0 (0 to 0)	0 (0 to 0)	0 (0 to 0)	0 (0 to 0)	0 (0 to 0)	0 (0 to 0)	0 (0 to 0)	0 (0 to 0)	0 (0 to 0)
Rabies	0 (0 to 0)	0 (0 to 0)	0 (0 to 0)	0 (0 to 0)	0 (0 to 0·1)	0 (0 to 0)	0 (0 to 0)	0 (0 to 0)	0 (0 to 0)	0 (0 to 0)	0 (0 to 0)
Intestinal nematode infections	0 (0 to 0)	0 (0 to 0)	0·5 (0·1 to 1·5)	7·4 (3·1 to 15·2)	16·2 (7·8 to 29·6)	10·7 (4·9 to 19·7)	15·1 (7·1 to 29·8)	12·8 (5·6 to 24·7)	8 (3·6 to 15·2)	10·3 (4·5 to 19·4)	7·8 (3·8 to 14·6)
Ascariasis	0 (0 to 0)	0 (0 to 0)	0·4 (0 to 1·4)	5·2 (1·5 to 12·2)	8·8 (3·4 to 17·8)	4·6 (1·7 to 9·7)	2·8 (1 to 5·6)	2·4 (0·8 to 5·2)	2·2 (0·8 to 4·5)	2 (0·8 to 4·3)	2 (0·7 to 4·1)
Trichuriasis	0 (0 to 0)	0 (0 to 0)	0·1 (0 to 0·1)	1·5 (0·5 to 3·3)	5·5 (2·1 to 11·9)	4·5 (1·6 to 9·4)	4·3 (1·6 to 9·3)	4·1 (1·4 to 8·3)	3 (1·1 to 6·4)	2·1 (0·7 to 4·6)	1·6 (0·6 to 3·5)
Hookworm disease	0 (0 to 0)	0 (0 to 0)	0 (0 to 0·1)	0·7 (0·2 to 1·5)	1·9 (0·6 to 4·1)	1·6 (0·5 to 3·6)	7·9 (2·5 to 18·6)	6·3 (1·8 to 15·4)	2·8 (0·7 to 7·4)	6·1 (1·7 to 14·3)	4·2 (1·4 to 10·1)
Food-borne trematodiases	0 (0 to 0)	0 (0 to 0)	0 (0 to 0)	0 (0 to 0)	0 (0 to 0)	0 (0 to 0)	0 (0 to 0)	0 (0 to 0)	0 (0 to 0)	0 (0 to 0)	0 (0 to 0)
Leprosy	0 (0 to 0)	0 (0 to 0)	0 (0 to 0)	0 (0 to 0)	0 (0 to 0)	0 (0 to 0)	0 (0 to 0)	0 (0 to 0)	0 (0 to 0)	0 (0 to 0)	0 (0 to 0)
Ebola	0 (0 to 0)	0 (0 to 0)	0 (0 to 0)	0 (0 to 0)	0 (0 to 0)	0 (0 to 0)	0 (0 to 0)	0 (0 to 0)	0 (0 to 0)	0 (0 to 0)	0 (0 to 0)
Zika virus	0 (0 to 0)	0 (0 to 0)	0 (0 to 0)	0 (0 to 0)	0 (0 to 0·1)	0 (0 to 0·1)	0 (0 to 0·1)	0 (0 to 0·1)	0 (0 to 0·1)	0 (0 to 0·1)	0 (0 to 0·1)
Guinea worm disease	0 (0 to 0)	0 (0 to 0)	0 (0 to 0)	0 (0 to 0)	0 (0 to 0)	0 (0 to 0)	0 (0 to 0)	0 (0 to 0)	0 (0 to 0)	0 (0 to 0)	0 (0 to 0)
Other neglected tropical diseases	2·3 (0·9 to 5·1)	0·3 (0·1 to 1)	5·4 (1·8 to 23)	11 (4·6 to 27·8)	10·9 (4·2 to 22·4)	6·8 (2·4 to 14·2)	1·3 (0·4 to 3·1)	1·5 (0·4 to 3·9)	0·9 (0·3 to 2·3)	2·8 (0·7 to 6·6)	2·3 (0·6 to 5·5)
Other infectious diseases	5·1 (2·8 to 9·5)	8·4 (5·1 to 14·3)	148 (82·5 to 251)	105 (77·3 to 141)	61·9 (48·3 to 80·5)	34·8 (26 to 45·1)	31·7 (24·3 to 40·2)	30·6 (22·7 to 40·4)	30·8 (22·7 to 41·5)	30·5 (22·5 to 40·5)	28·6 (21·6 to 37·7)
Meningitis	0·9 (0·5 to 1·4)	1·7 (1 to 2·7)	28·9 (15·3 to 51·5)	14·2 (9·8 to 19·8)	7·8 (5·7 to 10·7)	4·9 (3·5 to 6·7)	5·9 (4·2 to 8·2)	6·3 (3·9 to 9·4)	6·5 (4·3 to 9·5)	6·8 (4·6 to 9·5)	6·6 (4·3 to 9·5)
Encephalitis	1·6 (0·8 to 2·7)	3·1 (1·6 to 5·1)	61·4 (25·9 to 116)	43·9 (22·3 to 74·4)	28 (18 to 43·1)	14·2 (9·2 to 21·4)	14·2 (9·5 to 20·6)	13·7 (8·9 to 20·4)	14 (8·3 to 21·6)	11·7 (7·2 to 17·3)	10·9 (6·9 to 15·9)
Diphtheria	0 (0 to 0)	0 (0 to 0)	0 (0 to 0·1)	0 (0 to 0·1)	0 (0 to 0)	0 (0 to 0)	0 (0 to 0)	0 (0 to 0)	0 (0 to 0)	0 (0 to 0)	0 (0 to 0)
Tetanus	0 (0 to 0·1)	0·1 (0 to 0·2)	0 (0 to 0·1)	0 (0 to 0)	0 (0 to 0)	0 (0 to 0)	0 (0 to 0·1)	0 (0 to 0·1)	0·1 (0 to 0·1)	0 (0 to 0·1)	0 (0 to 0·1)
Measles	0 (0 to 0)	0 (0 to 0)	0 (0 to 0)	0 (0 to 0)	0 (0 to 0)	0 (0 to 0)	0 (0 to 0)	0 (0 to 0)	0 (0 to 0)	0 (0 to 0)	0 (0 to 0)
Varicella and herpes zoster	0·1 (0·1 to 0·3)	0·5 (0·2 to 1·3)	4·7 (2·1 to 11·9)	10·3 (4·7 to 19·7)	5·6 (2·6 to 10·9)	1·4 (0·7 to 2·5)	1·6 (0·8 to 3·5)	1·5 (0·7 to 3·1)	1·7 (0·8 to 3·7)	1·6 (0·7 to 3·3)	1·7 (0·8 to 3·7)
Acute hepatitis	0 (0 to 0)	0 (0 to 0)	9·1 (3·8 to 18)	13·6 (6·8 to 24·2)	7·3 (4·7 to 11·1)	5·3 (3·3 to 8·3)	4 (2·4 to 6·1)	3·3 (2 to 5·2)	3·1 (1·9 to 4·6)	2·7 (1·7 to 4)	2·6 (1·8 to 3·7)
Acute hepatitis A	0 (0 to 0)	0 (0 to 0)	2·7 (0·7 to 7)	9 (4 to 16·7)	5·7 (3·2 to 8·9)	4·4 (2·5 to 7·1)	3·2 (1·7 to 5·1)	2·5 (1·4 to 4·2)	2·1 (1·1 to 3·4)	1·6 (0·8 to 2·8)	1·4 (0·7 to 2·4)
Acute hepatitis B	0 (0 to 0)	0 (0 to 0)	5·3 (1·3 to 12·4)	2·9 (0·4 to 8·8)	1 (0·2 to 2·5)	0·5 (0·1 to 1·2)	0·4 (0·1 to 0·8)	0·5 (0·1 to 0·9)	0·6 (0·3 to 1·1)	0·6 (0·3 to 1·1)	0·7 (0·3 to 1·4)
Acute hepatitis C	0 (0 to 0)	0 (0 to 0)	0·1 (0 to 0·4)	1·2 (0·2 to 4·1)	0·3 (0·1 to 0·8)	0·1 (0·1 to 0·3)	0·2 (0·1 to 0·4)	0·2 (0·1 to 0·4)	0·2 (0·1 to 0·4)	0·2 (0·1 to 0·5)	0·2 (0·1 to 0·5)
Acute hepatitis E	0 (0 to 0)	0 (0 to 0)	0·9 (0·2 to 2·2)	0·4 (0·1 to 0·8)	0·3 (0·2 to 0·6)	0·3 (0·2 to 0·5)	0·2 (0·1 to 0·4)	0·2 (0·1 to 0·3)	0·2 (0·1 to 0·3)	0·2 (0·1 to 0·3)	0·2 (0·1 to 0·3)
Other unspecified infectious diseases	2·4 (0·8 to 6·5)	3 (1·1 to 7·7)	33·2 (12·2 to 82·7)	14·7 (8·1 to 25·4)	11·9 (6·8 to 19·5)	8·7 (4·8 to 14·4)	5·9 (3·8 to 9·2)	5·7 (3·3 to 9·4)	5·4 (3·2 to 9·3)	7·7 (4·1 to 12·9)	6·7 (3·9 to 10·9)
Maternal and neonatal disorders	1,690 (1,180 to 2,300)	504 (361 to 671)	589 (346 to 954)	169 (125 to 226)	126 (87·2 to 175)	125 (87·9 to 174)	210 (166 to 261)	257 (198 to 323)	256 (196 to 322)	255 (197 to 322)	203 (157 to 256)
Maternal disorders	0 (0 to 0)	0 (0 to 0)	0 (0 to 0)	0 (0 to 0)	0 (0 to 0)	2·8 (2·3 to 3·4)	93·2 (70·3 to 120)	146 (104 to 198)	151 (103 to 210)	156 (111 to 216)	113 (79·7 to 158)
Maternal hemorrhage	0 (0 to 0)	0 (0 to 0)	0 (0 to 0)	0 (0 to 0)	0 (0 to 0)	0·4 (0·2 to 0·6)	17·2 (9·7 to 27·8)	27·5 (15·2 to 45·6)	29·9 (15·8 to 49)	40·7 (23 to 64·7)	27·8 (14·9 to 46·3)
Maternal sepsis and other maternal infections	0 (0 to 0)	0 (0 to 0)	0 (0 to 0)	0 (0 to 0)	0 (0 to 0)	0·2 (0·1 to 0·3)	6·6 (3·4 to 10·7)	10·6 (5·4 to 18·5)	8·9 (4·6 to 15·4)	7 (3·4 to 11·9)	4·7 (2·3 to 8·2)
Maternal hypertensive disorders	0 (0 to 0)	0 (0 to 0)	0 (0 to 0)	0 (0 to 0)	0 (0 to 0)	0·6 (0·5 to 0·8)	16·8 (11·3 to 24)	21·1 (13·2 to 32·2)	24·5 (15·2 to 36)	24 (15·7 to 35·4)	16·7 (10·8 to 25)
Maternal obstructed labor and uterine rupture	0 (0 to 0)	0 (0 to 0)	0 (0 to 0)	0 (0 to 0)	0 (0 to 0)	0·1 (0·1 to 0·2)	3·7 (1·9 to 7·1)	7·1 (3 to 14·7)	7·8 (3·2 to 15·4)	8·5 (3·5 to 19)	7·4 (2·9 to 16·1)
Maternal abortion and miscarriage	0 (0 to 0)	0 (0 to 0)	0 (0 to 0)	0 (0 to 0)	0 (0 to 0)	0·2 (0·1 to 0·3)	6·1 (2·9 to 11·1)	8·2 (3·8 to 15·1)	6·4 (2·8 to 12·6)	6·3 (2·5 to 13·4)	6·2 (2·3 to 13·4)
Ectopic pregnancy	0 (0 to 0)	0 (0 to 0)	0 (0 to 0)	0 (0 to 0)	0 (0 to 0)	0 (0 to 0·1)	1·5 (0·7 to 2·5)	3 (1·5 to 5·5)	3·7 (1·9 to 6·6)	3·5 (1·9 to 6·1)	2·3 (1·2 to 4·3)
Indirect maternal deaths	--	--	--	--	--	0·7 (0·4 to 1)	20·4 (11·2 to 32·8)	32·7 (17·3 to 52·2)	32·6 (16·5 to 56·6)	28·8 (15·3 to 49·5)	19·8 (9·3 to 34·7)
Late maternal deaths	--	--	--	--	--	0·1 (0·1 to 0·3)	5·8 (2·3 to 13·1)	10·3 (4·4 to 20·9)	11 (4·8 to 20·1)	10·3 (4·3 to 19·7)	7·2 (3·1 to 14)
Maternal deaths aggravated by HIV/AIDS	--	--	--	--	--	0 (0 to 0)	0 (0 to 0·1)	0·1 (0 to 0·2)	0·1 (0 to 0·2)	0·1 (0·1 to 0·2)	0·1 (0 to 0·2)
Neonatal disorders	1,690 (1,180 to 2,300)	504 (361 to 671)	589 (346 to 954)	169 (125 to 226)	126 (87·2 to 175)	122 (85·2 to 172)	117 (81·8 to 159)	111 (78·3 to 152)	105 (72·9 to 143)	98·8 (70 to 135)	90·1 (64 to 124)
Neonatal preterm birth	831 (561 to 1,170)	171 (113 to 247)	229 (132 to 369)	54·1 (37·5 to 74·2)	58·5 (38·4 to 82·6)	56·1 (36·1 to 80)	53·5 (36·4 to 73·6)	50·4 (33 to 70·8)	47·3 (31·2 to 67·6)	44·3 (29·9 to 61·1)	40·2 (27·1 to 56·7)
Neonatal encephalopathy due to birth asphyxia and trauma	450 (286 to 645)	79·1 (46·8 to 123)	93·4 (46·3 to 165)	24·5 (16·5 to 34·6)	9·7 (4·5 to 16·8)	9·6 (5·7 to 15)	9·3 (5·5 to 14·5)	8·9 (5·3 to 13·9)	8·5 (5·1 to 13·3)	8·1 (4·8 to 12·7)	7·4 (4·4 to 11·8)
Neonatal sepsis and other neonatal infections	235 (146 to 353)	181 (119 to 258)	181 (98·4 to 300)	38·2 (19·5 to 66·7)	48 (24·7 to 81·4)	46·7 (25·2 to 80)	44·5 (23·7 to 74·4)	42·3 (22·4 to 72)	40·2 (20·6 to 68·9)	38 (20·6 to 64·2)	34·6 (19 to 58·2)
Hemolytic disease and other neonatal jaundice	9·1 (5 to 15)	4 (2·2 to 6·4)	3·3 (1·8 to 5·6)	8·7 (4·3 to 14·8)	10 (5·3 to 16·7)	9·7 (5·2 to 16·5)	9·5 (5·3 to 16)	9·3 (6·9 to 12)	8·9 (6·6 to 11·5)	8·5 (6·3 to 11)	7·8 (5·8 to 10·3)
Other neonatal disorders	169 (97·8 to 264)	67·8 (44·7 to 96)	82·5 (43·4 to 142)	43·2 (31·5 to 58·2)	0 (0 to 0)	0 (0 to 0)	0 (0 to 0)	0 (0 to 0)	0 (0 to 0)	0 (0 to 0)	0 (0 to 0)
Nutritional deficiencies	0·2 (0·1 to 0·3)	2·8 (1·1 to 5·7)	171 (99 to 269)	154 (99·7 to 235)	148 (78·7 to 256)	107 (55·1 to 192)	68·9 (41·3 to 113)	73·9 (43·9 to 125)	67·5 (44·8 to 104)	104 (54·1 to 196)	94·6 (53·6 to 165)
Protein-energy malnutrition	0·2 (0·1 to 0·3)	0·6 (0·3 to 1)	145 (78·4 to 242)	80·9 (52·3 to 122)	38·7 (25·8 to 54·5)	25 (15·5 to 38·3)	27·3 (17·3 to 40·4)	29·7 (20·3 to 43)	31·4 (21·5 to 44·2)	33·2 (22·3 to 46·1)	35·7 (24·9 to 48·7)
Iodine deficiency	0 (0 to 0)	0 (0 to 0)	0 (0 to 0)	0·5 (0·2 to 1)	3·4 (1·4 to 7)	7·8 (3·3 to 16)	9·9 (4·2 to 19·8)	9·8 (4·3 to 19·4)	9·1 (3·9 to 18)	8·4 (3·5 to 16·2)	7·5 (3·2 to 14·3)
Vitamin A deficiency	0 (0 to 0)	0·3 (0·1 to 0·9)	1·5 (0·5 to 3·1)	8·5 (3·9 to 16·5)	10·7 (4·5 to 20·1)	7·2 (2·9 to 14·2)	3·9 (1·2 to 8·4)	3 (0·9 to 6·4)	2·7 (0·8 to 5·6)	2·2 (0·6 to 4·8)	1·7 (0·5 to 3·6)
Dietary iron deficiency	0 (0 to 0)	1·8 (0·4 to 4·4)	20·5 (5·1 to 47·2)	60 (21·9 to 129)	90·5 (31·6 to 189)	62 (19·2 to 138)	18·4 (2·6 to 53·9)	20·4 (2·5 to 63·6)	9·6 (0·8 to 35·6)	49·8 (9·1 to 134)	38·9 (4·8 to 107)
Other nutritional deficiencies	0 (0 to 0)	0 (0 to 0)	3·8 (1·7 to 7·7)	3·6 (1·6 to 7·2)	4·8 (2·5 to 8)	5·1 (2·6 to 8·5)	9·3 (5·1 to 15·5)	10·9 (6·3 to 17·1)	14·8 (8·9 to 22·6)	10·4 (6·2 to 15·4)	10·8 (6·7 to 15·7)
Non-communicable diseases	793 (512 to 1,210)	368 (253 to 516)	2,320 (1,450 to 3,510)	1,700 (1,380 to 2,060)	1,800 (1,410 to 2,250)	2,500 (1,830 to 3,340)	3,820 (2,850 to 5,050)	4,690 (3,520 to 6,060)	5,580 (4,250 to 7,140)	6,310 (4,880 to 7,950)	7,050 (5,540 to 8,810)
Neoplasms	4·1 (2·6 to 5·8)	2·9 (1·9 to 4·1)	56·4 (31·5 to 90·8)	235 (162 to 313)	264 (199 to 333)	171 (135 to 210)	211 (171 to 256)	226 (171 to 298)	369 (269 to 492)	579 (434 to 754)	874 (653 to 1,140)
Lip and oral cavity cancer	0 (0 to 0)	0 (0 to 0)	0 (0 to 0)	0 (0 to 0)	0·5 (0·4 to 0·7)	0·4 (0·3 to 0·7)	1 (0·7 to 1·3)	1·1 (0·8 to 1·6)	2 (1·3 to 3)	3·2 (2·1 to 4·5)	5 (3 to 7·3)
Nasopharynx cancer	0 (0 to 0)	0 (0 to 0)	0 (0 to 0)	0 (0 to 0)	0·4 (0·4 to 0·5)	0·3 (0·3 to 0·4)	0·4 (0·3 to 0·4)	0·3 (0·3 to 0·4)	0·4 (0·2 to 0·5)	0·5 (0·3 to 0·7)	0·7 (0·4 to 0·9)
Other pharynx cancer	0 (0 to 0)	0 (0 to 0)	0 (0 to 0)	0 (0 to 0)	0 (0 to 0)	0 (0 to 0)	0 (0 to 0)	0·3 (0·3 to 0·4)	0·3 (0·2 to 0·4)	0·3 (0·2 to 0·5)	0·3 (0·2 to 0·5)
Esophageal cancer	0 (0 to 0)	0 (0 to 0)	0 (0 to 0)	0 (0 to 0)	0 (0 to 0)	0 (0 to 0)	0 (0 to 0)	0·5 (0·3 to 0·7)	0·8 (0·5 to 1·3)	1·3 (0·8 to 2)	2·4 (1·6 to 3·5)
Stomach cancer	0 (0 to 0)	0 (0 to 0)	0 (0 to 0)	0 (0 to 0)	0 (0 to 0)	0 (0 to 0)	3·4 (2·8 to 4)	8·6 (6·1 to 11·9)	19·8 (13 to 30·2)	34·6 (23·8 to 49·4)	55·5 (36·7 to 79·2)
Colon and rectum cancer	0 (0 to 0)	0 (0 to 0)	0 (0 to 0)	0 (0 to 0)	1·4 (1 to 2·1)	1·5 (1 to 2·1)	4·8 (3·7 to 6·3)	9·9 (6·6 to 14·3)	21·9 (12·8 to 34·1)	36·8 (24·7 to 54·2)	53·8 (36·8 to 76·6)
Liver cancer	0·1 (0·1 to 0·2)	0·1 (0·1 to 0·2)	3 (1·1 to 5·8)	8·9 (3·9 to 14·7)	4·4 (2·9 to 6·4)	2·8 (1·9 to 3·7)	2·6 (1·7 to 3·8)	2·8 (1·7 to 4·4)	4 (2·4 to 6)	6·2 (3·9 to 9·7)	9·9 (6·4 to 14·7)
Liver cancer due to hepatitis B	0 (0 to 0)	0 (0 to 0)	0 (0 to 0)	0 (0 to 0)	0 (0 to 0)	0·3 (0·2 to 0·4)	0·5 (0·3 to 0·7)	0·8 (0·4 to 1·2)	1·4 (0·8 to 2·2)	2·2 (1·3 to 3·5)	3·1 (1·8 to 5)
Liver cancer due to hepatitis C	0 (0 to 0)	0 (0 to 0)	0 (0 to 0)	0 (0 to 0)	0 (0 to 0)	0 (0 to 0)	0 (0 to 0·1)	0·1 (0·1 to 0·2)	0·3 (0·2 to 0·6)	0·8 (0·5 to 1·4)	1·9 (1·1 to 3·2)
Liver cancer due to alcohol use	0 (0 to 0)	0 (0 to 0)	0 (0 to 0)	0 (0 to 0)	0 (0 to 0)	0 (0 to 0)	0 (0 to 0·1)	0·2 (0·1 to 0·3)	0·4 (0·2 to 0·7)	0·9 (0·5 to 1·6)	1·9 (1 to 3·2)
Liver cancer due to NASH	0 (0 to 0)	0 (0 to 0)	0 (0 to 0)	0 (0 to 0)	0 (0 to 0)	0 (0 to 0)	0·9 (0·6 to 1·3)	0·8 (0·4 to 1·2)	0·8 (0·5 to 1·3)	1 (0·6 to 1·6)	1·4 (0·8 to 2·1)
Liver cancer due to other causes	0·1 (0·1 to 0·2)	0·1 (0·1 to 0·2)	3 (1·1 to 5·8)	8·9 (3·9 to 14·7)	4·4 (2·9 to 6·4)	2·5 (1·7 to 3·3)	1·1 (0·7 to 1·7)	1 (0·6 to 1·6)	1·1 (0·6 to 1·7)	1·3 (0·8 to 2·1)	1·6 (1 to 2·7)
Gallbladder and biliary tract cancer	0 (0 to 0)	0 (0 to 0)	0 (0 to 0)	0 (0 to 0)	0 (0 to 0)	0 (0 to 0)	0 (0 to 0)	0·8 (0·5 to 1·2)	1·6 (1 to 2·5)	3·6 (2·4 to 5·6)	8·8 (5·8 to 12·8)
Pancreatic cancer	0 (0 to 0)	0 (0 to 0)	0 (0 to 0)	0 (0 to 0)	0 (0 to 0)	0 (0 to 0)	1·1 (0·8 to 1·4)	1·9 (1·3 to 2·6)	4·4 (2·9 to 6·5)	8·1 (5·2 to 11·9)	18·5 (11·6 to 28)
Larynx cancer	0 (0 to 0)	0 (0 to 0)	0 (0 to 0)	0 (0 to 0)	0 (0 to 0)	0 (0 to 0)	0 (0 to 0)	0·6 (0·4 to 0·8)	0·8 (0·5 to 1·1)	0·9 (0·6 to 1·3)	1·4 (0·9 to 2)
Tracheal, bronchus, and lung cancer	0 (0 to 0)	0 (0 to 0)	0 (0 to 0)	0 (0 to 0)	0 (0 to 0)	0·9 (0·5 to 1·4)	3 (2·2 to 4)	5·7 (3·8 to 8·2)	10 (6 to 15·2)	20·3 (12·6 to 30·8)	33·6 (22 to 48·1)
Malignant skin melanoma	0 (0 to 0)	0 (0 to 0)	0·3 (0·1 to 0·9)	1·1 (0·3 to 3·2)	0·5 (0·4 to 0·6)	0·3 (0·3 to 0·5)	0·8 (0·6 to 1·5)	1·6 (1 to 2·7)	3·2 (1·8 to 5·2)	4·6 (2·7 to 7)	7·3 (4·2 to 11·7)
Non-melanoma skin cancer	0 (0 to 0)	0 (0 to 0)	0 (0 to 0)	0 (0 to 0)	0 (0 to 0)	0 (0 to 0)	0 (0 to 0)	1·1 (0·7 to 1·8)	2 (1·3 to 3)	3·5 (2·2 to 5·2)	4·8 (3 to 7·3)
Non-melanoma skin cancer (squamous-cell carcinoma)	0 (0 to 0)	0 (0 to 0)	0 (0 to 0)	0 (0 to 0)	0 (0 to 0)	0 (0 to 0)	0 (0 to 0)	1·1 (0·7 to 1·8)	2 (1·2 to 3)	3·5 (2·2 to 5·2)	4·8 (3 to 7·3)
Non-melanoma skin cancer (basal-cell carcinoma)	0 (0 to 0)	0 (0 to 0)	0 (0 to 0)	0 (0 to 0)	0 (0 to 0)	0 (0 to 0)	0 (0 to 0)	0 (0 to 0)	0 (0 to 0)	0 (0 to 0)	0 (0 to 0)
Breast cancer	0 (0 to 0)	0 (0 to 0)	0 (0 to 0)	0 (0 to 0)	0 (0 to 0)	0 (0 to 0)	3·4 (2·7 to 4·2)	8·1 (5·6 to 11·6)	36·9 (24 to 53·6)	111 (73·7 to 156)	212 (149 to 289)
Cervical cancer	0 (0 to 0)	0 (0 to 0)	0 (0 to 0)	0 (0 to 0)	0 (0 to 0)	0 (0 to 0)	3·9 (2·8 to 5·2)	14·2 (9 to 21)	62·2 (39·5 to 93·1)	144 (95·7 to 206)	216 (148 to 305)
Uterine cancer	0 (0 to 0)	0 (0 to 0)	0 (0 to 0)	0 (0 to 0)	0 (0 to 0)	0 (0 to 0)	0 (0 to 0)	1·1 (0·8 to 1·5)	3·1 (2·1 to 4·6)	4 (2·7 to 5·7)	8·8 (5·5 to 13·1)
Ovarian cancer	0 (0 to 0)	0 (0 to 0)	0 (0 to 0)	0 (0 to 0)	2·6 (1·5 to 4·2)	4·9 (3 to 7·6)	10·6 (7·1 to 15·5)	14·9 (8·9 to 22·6)	22·2 (13·8 to 32·4)	29·9 (18·8 to 45·1)	46·3 (31·4 to 67·2)
Prostate cancer	0 (0 to 0)	0 (0 to 0)	0 (0 to 0)	0 (0 to 0)	0 (0 to 0)	0 (0 to 0)	0 (0 to 0)	0 (0 to 0)	0 (0 to 0)	0 (0 to 0)	0 (0 to 0)
Testicular cancer	--	--	--	--	--	--	--	--	--	--	--
Kidney cancer	0·3 (0·2 to 0·4)	0·1 (0·1 to 0·2)	2·9 (1·4 to 5·3)	10·6 (7·1 to 15·3)	8 (5·2 to 11·5)	2·1 (1·4 to 3)	1·7 (1·1 to 2·4)	2 (1·4 to 3)	2·9 (1·9 to 4·2)	4·6 (3·1 to 6·7)	7·8 (4·9 to 12)
Bladder cancer	0 (0 to 0)	0 (0 to 0)	0 (0 to 0)	0 (0 to 0)	0 (0 to 0)	0 (0 to 0)	0·4 (0·3 to 0·5)	0·5 (0·3 to 0·7)	0·8 (0·5 to 1·1)	1·4 (0·9 to 2·1)	2·7 (1·8 to 3·9)
Brain and central nervous system cancer	0·7 (0·2 to 1·1)	0·4 (0·1 to 0·6)	7·3 (2·7 to 14·2)	35·7 (12·2 to 59·9)	54·9 (21·7 to 90)	26·6 (11·5 to 41·3)	18·8 (8·7 to 28·5)	18·5 (9·6 to 29·3)	23·6 (12·8 to 37·6)	24·8 (13·3 to 37·7)	30·5 (16·4 to 46·8)
Thyroid cancer	0 (0 to 0)	0 (0 to 0)	0 (0 to 0)	0 (0 to 0)	0·6 (0·4 to 0·9)	0·4 (0·3 to 0·5)	0·6 (0·4 to 0·8)	1 (0·7 to 1·4)	1·9 (1·2 to 2·9)	2·8 (1·9 to 4·1)	4·1 (2·6 to 6)
Mesothelioma	0 (0 to 0)	0 (0 to 0)	0 (0 to 0)	0 (0 to 0)	0 (0 to 0)	0 (0 to 0)	0 (0 to 0)	0·4 (0·2 to 0·7)	0·9 (0·4 to 2·2)	0·8 (0·4 to 1·6)	1·2 (0·6 to 2·4)
Hodgkin lymphoma	0 (0 to 0)	0 (0 to 0)	0 (0 to 0)	1·5 (0·6 to 3·2)	2·4 (1·4 to 3·7)	2 (1·2 to 3·4)	5·8 (3·4 to 9·5)	7·2 (4 to 12·3)	8·8 (5·1 to 14·7)	6·3 (3·5 to 10·5)	6·2 (3·5 to 10·7)
Non-Hodgkin lymphoma	0 (0 to 0)	0 (0 to 0)	0 (0 to 0)	13 (8·9 to 18)	12·7 (8·4 to 18·5)	7·3 (5·2 to 10·2)	14·3 (10·1 to 19·7)	17·5 (11·7 to 25·1)	22 (14·6 to 32)	23·7 (15·7 to 33·4)	27·3 (18·7 to 38·2)
Multiple myeloma	0 (0 to 0)	0 (0 to 0)	0 (0 to 0)	0 (0 to 0)	0 (0 to 0)	0 (0 to 0)	0 (0 to 0)	0·4 (0·3 to 0·6)	0·6 (0·4 to 0·9)	1·4 (1 to 2)	3·5 (2·2 to 5·3)
Leukemia	1·2 (0·8 to 1·9)	0·9 (0·6 to 1·3)	22·9 (11·8 to 41·2)	103 (65·1 to 147)	130 (89·5 to 176)	75·7 (53·1 to 102)	82·4 (59·9 to 110)	66·8 (45 to 96·5)	69·5 (44·8 to 101)	61·3 (41·5 to 86·8)	60 (40 to 85·1)
Acute lymphoid leukemia	0·5 (0·2 to 0·7)	0·2 (0·1 to 0·4)	12·1 (5·9 to 22·8)	69·3 (42 to 104)	94·8 (61·9 to 133)	50·3 (33·9 to 69·9)	48·5 (31·6 to 67·5)	32 (19 to 48·8)	29·4 (17·4 to 46·5)	23·9 (14·6 to 36·6)	20·5 (11·3 to 31·7)
Chronic lymphoid leukemia	0 (0 to 0)	0 (0 to 0)	0 (0 to 0)	0 (0 to 0)	0 (0 to 0)	0 (0 to 0)	0 (0 to 0)	0·4 (0·2 to 0·6)	0·4 (0·2 to 0·6)	0·6 (0·4 to 0·9)	0·7 (0·4 to 1·1)
Acute myeloid leukemia	0·2 (0·1 to 0·3)	0·4 (0·2 to 0·6)	6·5 (3 to 12·1)	24·5 (12·2 to 42·7)	23·6 (12·5 to 39·3)	17·9 (9·9 to 28·7)	23·1 (13·3 to 36·2)	21 (12·1 to 32·4)	24·7 (13·9 to 39·9)	22·1 (13·1 to 33·4)	22·6 (13·4 to 34·2)
Chronic myeloid leukemia	0·1 (0 to 0·2)	0 (0 to 0·1)	0·2 (0·1 to 0·5)	0·7 (0·3 to 1·2)	0·7 (0·4 to 1·3)	0·6 (0·3 to 1)	1 (0·6 to 1·8)	1·6 (0·8 to 2·8)	2·8 (1·5 to 4·8)	3·3 (1·9 to 5·4)	3·6 (2 to 6·3)
Other leukemia	0·5 (0·3 to 0·8)	0·3 (0·2 to 0·4)	4·1 (1·8 to 8·3)	8·2 (4·1 to 14·3)	11·1 (6 to 18·8)	7 (3·9 to 11·8)	9·7 (5·7 to 15·6)	11·7 (6·7 to 18·2)	12·3 (7 to 20·7)	11·4 (7 to 17·8)	12·6 (7·3 to 19·3)
Other malignant neoplasms	1·4 (0·8 to 2·3)	1·1 (0·7 to 1·6)	14·7 (8·2 to 24·3)	53·6 (38·3 to 71·7)	40·9 (31·7 to 50·8)	42·2 (31·3 to 54·9)	49·3 (36·5 to 64·2)	34·8 (25·3 to 46·5)	38·6 (27·5 to 52·2)	34·4 (24·9 to 46·3)	40·8 (29·6 to 56·2)

Cause	40 to 44	45 to 49	50 to 54	55 to 59	60 to 64	65 to 69	70 to 74	75 to 79	80 to 84	85 to 89	90 to 94	95 plus	Total
All causes	8,970 (7,260 to 11,000)	9,350 (7,560 to 11,500)	10,100 (8,210 to 12,200)	10,300 (8,390 to 12,200)	10,400 (8,590 to 12,300)	9,360 (7,880 to 11,000)	9,060 (7,680 to 10,600)	8,010 (6,850 to 9,310)	6,380 (5,520 to 7,320)	4,520 (3,920 to 5,170)	2,330 (2,060 to 2,620)	1,240 (1,130 to 1,340)	144,000
Communicable, maternal, neonatal, and nutritional diseases	626 (499 to 787)	543 (428 to 680)	484 (380 to 597)	453 (351 to 582)	412 (323 to 511)	353 (277 to 445)	355 (281 to 450)	337 (267 to 428)	275 (211 to 349)	242 (190 to 300)	142 (105 to 179)	96·2 (69·8 to 123)	14,200
HIV/AIDS and sexually transmitted infections	109 (86·7 to 139)	86·8 (69·7 to 111)	55·5 (45·1 to 73)	42 (34·4 to 52·8)	28·6 (23 to 35·4)	19·7 (16 to 24·5)	6·3 (4·4 to 9·3)	3·7 (2·6 to 5·6)	2 (1·3 to 3·2)	1·2 (0·8 to 1·8)	0·4 (0·2 to 0·6)	0·2 (0·1 to 0·2)	935
HIV/AIDS	79·1 (65·7 to 94·9)	62 (51·1 to 74·8)	41·1 (34·2 to 49·6)	32·5 (27·4 to 38·5)	21·9 (18 to 26·5)	14·5 (11·9 to 17·3)	2·3 (1·8 to 2·9)	1 (0·8 to 1·2)	0·3 (0·2 to 0·4)	0·1 (0·1 to 0·1)	0 (0 to 0)	0 (0 to 0·1)	728
HIV/AIDS - Drug-susceptible Tuberculosis	9·3 (5·3 to 14·1)	7 (4 to 10·6)	4·8 (2·7 to 7·3)	3·7 (2·1 to 5·6)	2·4 (1·4 to 3·7)	1·6 (0·9 to 2·4)	0·2 (0·2 to 0·3)	0·1 (0·1 to 0·2)	0 (0 to 0)	0 (0 to 0)	0 (0 to 0)	0 (0 to 0)	85·9
HIV/AIDS - Multidrug-resistant Tuberculosis without extensive	0·8 (0 to 3·6)	0·6 (0 to 2·8)	0·4 (0 to 1·9)	0·3 (0 to 1·4)	0·2 (0 to 0·9)	0·1 (0 to 0·6)	0 (0 to 0·1)	0 (0 to 0)	0 (0 to 0)	0 (0 to 0)	0 (0 to 0)	0 (0 to 0)	7·4
HIV/AIDS - Extensively drug-resistant Tuberculosis	0·1 (0 to 0·6)	0·1 (0 to 0·4)	0·1 (0 to 0·3)	0·1 (0 to 0·2)	0 (0 to 0·1)	0 (0 to 0·1)	0 (0 to 0)	0 (0 to 0)	0 (0 to 0)	0 (0 to 0)	0 (0 to 0)	0 (0 to 0)	1·2
HIV/AIDS resulting in other diseases	68·9 (54·4 to 84·7)	54·3 (43·3 to 67·7)	35·8 (28·4 to 44·2)	28·5 (22·8 to 34·9)	19·2 (15·1 to 23·8)	12·7 (10·2 to 15·8)	2·1 (1·6 to 2·6)	0·9 (0·7 to 1·1)	0·3 (0·2 to 0·3)	0·1 (0·1 to 0·1)	0 (0 to 0)	0 (0 to 0·1)	634
Sexually transmitted infections excluding HIV	30 (15·8 to 57·1)	24·8 (13 to 45·8)	14·4 (7·4 to 28·1)	9·5 (4·7 to 18·6)	6·7 (3·4 to 12·9)	5·2 (2·8 to 9·3)	4 (2·2 to 6·9)	2·7 (1·6 to 4·6)	1·7 (1·1 to 2·9)	1·1 (0·7 to 1·6)	0·3 (0·2 to 0·5)	0·1 (0·1 to 0·2)	207
Syphilis	0·3 (0·2 to 0·5)	0·6 (0·4 to 0·9)	0·4 (0·3 to 0·6)	0·2 (0·1 to 0·3)	0·2 (0·2 to 0·3)	0·3 (0·2 to 0·4)	0·3 (0·2 to 0·4)	0·2 (0·1 to 0·3)	0·2 (0·1 to 0·3)	0·1 (0·1 to 0·2)	0·1 (0 to 0·1)	0 (0 to 0)	7·9
Chlamydial infection	2·8 (1·6 to 4·5)	2 (1·3 to 3·4)	0·7 (0·5 to 1)	0·4 (0·3 to 0·6)	0·3 (0·2 to 0·5)	0·2 (0·1 to 0·3)	0·2 (0·1 to 0·3)	0·2 (0·1 to 0·3)	0·2 (0·1 to 0·2)	0·1 (0·1 to 0·2)	0 (0 to 0)	0 (0 to 0)	15·6
Gonococcal infection	2·6 (1·6 to 3·9)	2·4 (1·5 to 3·7)	1·2 (0·7 to 1·9)	0·8 (0·5 to 1·2)	0·7 (0·4 to 1·2)	1 (0·6 to 1·6)	0·8 (0·4 to 1·2)	0·6 (0·4 to 1)	0·4 (0·2 to 0·5)	0·3 (0·2 to 0·4)	0·1 (0 to 0·1)	0 (0 to 0)	18·8
Trichomoniasis	12·7 (4·2 to 31·3)	10·5 (3·4 to 24)	7·1 (2·2 to 16)	4·3 (1·4 to 10·5)	2·6 (0·9 to 6)	1·7 (0·6 to 3·9)	1·1 (0·4 to 2·6)	0·7 (0·3 to 1·5)	0·4 (0·1 to 0·8)	0·2 (0·1 to 0·4)	0 (0 to 0·1)	0 (0 to 0)	90·8
Genital herpes	4·3 (1·4 to 10·5)	4 (1·2 to 9·8)	3·4 (1 to 8·5)	2·8 (0·8 to 6·9)	2·2 (0·7 to 5·6)	1·6 (0·5 to 4)	1·2 (0·3 to 2·9)	0·8 (0·2 to 1·9)	0·5 (0·1 to 1·2)	0·3 (0·1 to 0·6)	0·1 (0 to 0·3)	0 (0 to 0·1)	35·5
Other sexually transmitted infections	7·4 (4·4 to 11·3)	5·2 (3 to 8·7)	1·7 (1 to 2·7)	1 (0·6 to 1·6)	0·6 (0·4 to 1)	0·5 (0·3 to 0·7)	0·4 (0·2 to 0·6)	0·3 (0·2 to 0·4)	0·1 (0·1 to 0·2)	0·1 (0·1 to 0·2)	0 (0 to 0)	0 (0 to 0)	37·8
Respiratory infections and tuberculosis	134 (97·1 to 180)	127 (94·4 to 174)	141 (102 to 187)	139 (101 to 189)	138 (98·3 to 182)	132 (98·5 to 175)	153 (113 to 203)	163 (121 to 217)	141 (102 to 189)	129 (93·3 to 169)	76·8 (51·4 to 101)	49·9 (34·2 to 65·5)	3,630
Tuberculosis	33·9 (22·1 to 50·6)	31·5 (19·5 to 48·2)	37 (22·3 to 57·8)	33 (20·5 to 49·6)	30·7 (18·7 to 46·7)	25·6 (16·1 to 37)	24·5 (16·8 to 35·5)	19·1 (13·4 to 27·5)	11·4 (7·6 to 16·2)	5·7 (3·6 to 8·2)	1·9 (1·2 to 2·7)	0·7 (0·5 to 1)	451
Latent tuberculosis infection	0 (0 to 0)	0 (0 to 0)	0 (0 to 0)	0 (0 to 0)	0 (0 to 0)	0 (0 to 0)	0 (0 to 0)	0 (0 to 0)	0 (0 to 0)	0 (0 to 0)	0 (0 to 0)	0 (0 to 0)	0
Drug-susceptible tuberculosis	31·4 (18·2 to 47·8)	29·2 (16·3 to 45·4)	34·2 (19·3 to 55)	30·5 (17·4 to 47·5)	28·4 (16·1 to 44·3)	23·6 (14·2 to 34·9)	22·7 (13·8 to 33·4)	17·7 (11 to 25·7)	10·5 (6·5 to 15·3)	5·3 (3·1 to 7·9)	1·8 (1 to 2·6)	0·6 (0·4 to 0·9)	418
Multidrug-resistant tuberculosis without extensive drug resista	2·1 (0·1 to 10·1)	2 (0·1 to 9)	2·4 (0·1 to 11)	2·1 (0·1 to 9·8)	2 (0·1 to 9)	1·7 (0·1 to 7·7)	1·6 (0·1 to 7·3)	1·2 (0·1 to 5·5)	0·7 (0 to 3·3)	0·4 (0 to 1·7)	0·1 (0 to 0·5)	0 (0 to 0·2)	28·6
Extensively drug-resistant tuberculosis	0·3 (0 to 1·6)	0·3 (0 to 1·5)	0·4 (0 to 1·8)	0·3 (0 to 1·4)	0·3 (0 to 1·4)	0·3 (0 to 1·3)	0·2 (0 to 1·1)	0·2 (0 to 0·9)	0·1 (0 to 0·5)	0·1 (0 to 0·3)	0 (0 to 0·1)	0 (0 to 0)	4·5
Lower respiratory infections	61·8 (39 to 92·6)	62·6 (40·5 to 91·7)	75·9 (47·5 to 113)	83·1 (54·2 to 123)	89·2 (58·4 to 127)	94 (64·6 to 134)	119 (81·6 to 166)	138 (97·5 to 191)	125 (87·5 to 173)	121 (86·7 to 160)	73·8 (49·3 to 97·6)	48·7 (33·1 to 64)	2,480
Upper respiratory infections	30·5 (16·4 to 53)	26·1 (13·4 to 45·2)	21·6 (11·7 to 37·6)	17·6 (9·7 to 29·2)	14·1 (7·8 to 23·8)	10·2 (5·4 to 17·2)	7·9 (4·3 to 13·2)	5·3 (3 to 8·8)	3·3 (1·8 to 5·7)	1·8 (1·1 to 3)	0·9 (0·5 to 1·4)	0·4 (0·3 to 0·7)	528
Otitis media	7·7 (3·4 to 14·5)	7·3 (3·6 to 12·6)	6·3 (2·9 to 11·9)	5·1 (2·5 to 9·3)	3·8 (1·7 to 7·5)	2·3 (1·1 to 4·3)	1·5 (0·7 to 3)	1·1 (0·5 to 2)	0·8 (0·3 to 1·4)	0·5 (0·2 to 0·9)	0·2 (0·1 to 0·4)	0·1 (0 to 0·2)	167
Enteric infections	34·9 (24·4 to 48·4)	37·6 (27 to 51·1)	42·4 (30·7 to 57·1)	45·4 (32·2 to 64·5)	48·5 (33·9 to 67)	47·5 (34·3 to 64·7)	53·5 (37·7 to 73·4)	51 (36·8 to 70·3)	40·8 (27·4 to 58·4)	30·7 (20·8 to 44·7)	17·1 (11·5 to 24·6)	10·1 (6·8 to 14·3)	1,330
Diarrheal diseases	34·3 (24 to 47·7)	37·1 (26·5 to 50·7)	41·7 (29·9 to 56·1)	44·7 (31·8 to 63·9)	48 (33·4 to 66·2)	46·9 (33·9 to 64)	53 (37 to 73)	50·5 (36·3 to 69·7)	40·3 (27 to 57·8)	30·3 (20·4 to 44·3)	16·9 (11·2 to 24·2)	9·9 (6·7 to 14·2)	1,310
Typhoid and paratyphoid	0·5 (0·1 to 2·1)	0·4 (0·1 to 1·3)	0·6 (0·2 to 2·1)	0·5 (0·2 to 1·6)	0·5 (0·2 to 1·3)	0·4 (0·2 to 1·2)	0·5 (0·2 to 1·1)	0·4 (0·2 to 1)	0·4 (0·2 to 1)	0·3 (0·1 to 0·8)	0·2 (0·1 to 0·7)	0·1 (0 to 0·3)	9·4
Typhoid fever	0·5 (0·1 to 2·1)	0·4 (0·1 to 1·3)	0·6 (0·2 to 2·1)	0·5 (0·2 to 1·6)	0·4 (0·2 to 1·2)	0·4 (0·2 to 1·2)	0·4 (0·2 to 1·1)	0·4 (0·2 to 1)	0·4 (0·2 to 1)	0·3 (0·1 to 0·8)	0·2 (0·1 to 0·6)	0·1 (0 to 0·3)	9·2
Paratyphoid fever	0 (0 to 0)	0 (0 to 0)	0 (0 to 0)	0 (0 to 0)	0 (0 to 0)	0 (0 to 0)	0 (0 to 0)	0 (0 to 0)	0 (0 to 0)	0 (0 to 0)	0 (0 to 0)	0 (0 to 0)	0·2
Invasive Non-typhoidal Salmonella (iNTS)	0·1 (0 to 0·1)	0·1 (0 to 0·2)	0·1 (0 to 0·2)	0·1 (0 to 0·6)	0·1 (0 to 0·2)	0·1 (0 to 0·2)	0·1 (0 to 0·4)	0·1 (0 to 0·6)	0·1 (0 to 0·3)	0 (0 to 0·1)	0 (0 to 0·1)	0 (0 to 0·1)	3·9
Other intestinal infectious diseases	0·1 (0 to 0·2)	0 (0 to 0·1)	0 (0 to 0·1)	0 (0 to 0·1)	0 (0 to 0·1)	0 (0 to 0·1)	0 (0 to 0·1)	0 (0 to 0·1)	0 (0 to 0·1)	0 (0 to 0·1)	0 (0 to 0)	0 (0 to 0)	3·1
Neglected tropical diseases and malaria	72·8 (36·2 to 128)	70·4 (36·2 to 122)	65·9 (34·7 to 109)	64·6 (34·5 to 108)	63·1 (33·7 to 106)	56·1 (28·3 to 92·6)	50 (26·3 to 83·6)	39·2 (19·9 to 66·1)	28·7 (15·1 to 48·3)	17·5 (9·5 to 29·1)	8 (4·5 to 13·7)	3·8 (2 to 6·2)	951
Malaria	0·2 (0·1 to 0·5)	0·1 (0·1 to 0·2)	0·1 (0 to 0·1)	0·1 (0 to 0·1)	0·1 (0 to 0·1)	0·1 (0 to 0·1)	0 (0 to 0·1)	0·1 (0 to 0·1)	0 (0 to 0)	0 (0 to 0)	0 (0 to 0)	0 (0 to 0)	2·8
Chagas disease	4 (2 to 6·7)	4·3 (2·2 to 7)	4·4 (2·3 to 7)	4·4 (2·4 to 7·1)	4·5 (2·6 to 7·2)	4·1 (2·5 to 6·5)	4 (2·3 to 6)	3·4 (2 to 5·2)	2·7 (1·6 to 4·2)	2 (1·1 to 3·3)	1·1 (0·5 to 2)	0·5 (0·2 to 1·1)	52
Leishmaniasis	0·1 (0 to 0·2)	0·1 (0 to 0·2)	0·1 (0 to 0·2)	0·1 (0 to 0·2)	0·1 (0 to 0·1)	0 (0 to 0·1)	0 (0 to 0·1)	0 (0 to 0)	0 (0 to 0)	0 (0 to 0)	0 (0 to 0)	0 (0 to 0)	1·1
Visceral leishmaniasis	0 (0 to 0)	0 (0 to 0)	0 (0 to 0)	0 (0 to 0)	0 (0 to 0)	0 (0 to 0)	0 (0 to 0)	0 (0 to 0)	0 (0 to 0)	0 (0 to 0)	0 (0 to 0)	0 (0 to 0)	0
Cutaneous and mucocutaneous leishmaniasis	0·1 (0 to 0·2)	0·1 (0 to 0·2)	0·1 (0 to 0·2)	0·1 (0 to 0·2)	0·1 (0 to 0·1)	0 (0 to 0·1)	0 (0 to 0·1)	0 (0 to 0)	0 (0 to 0)	0 (0 to 0)	0 (0 to 0)	0 (0 to 0)	1·1
African trypanosomiasis	0 (0 to 0)	0 (0 to 0)	0 (0 to 0)	0 (0 to 0)	0 (0 to 0)	0 (0 to 0)	0 (0 to 0)	0 (0 to 0)	0 (0 to 0)	0 (0 to 0)	0 (0 to 0)	0 (0 to 0)	0
Schistosomiasis	0 (0 to 0)	0 (0 to 0)	0 (0 to 0)	0 (0 to 0)	0 (0 to 0)	0 (0 to 0)	0 (0 to 0)	0 (0 to 0)	0 (0 to 0)	0 (0 to 0)	0 (0 to 0)	0 (0 to 0)	0
Cysticercosis	49·8 (17 to 104)	50·4 (19·8 to 101)	48 (18·9 to 92·9)	49 (21·1 to 90·1)	50·7 (22·3 to 94·7)	46·2 (20·3 to 82·1)	41·6 (18·7 to 75·6)	32·7 (13·4 to 58·5)	23·4 (10·1 to 42·7)	13·6 (5·8 to 25·6)	6 (2·6 to 11·4)	2·6 (1 to 4·9)	577
Cystic echinococcosis	0 (0 to 0)	0 (0 to 0)	0 (0 to 0)	0 (0 to 0)	0 (0 to 0)	0 (0 to 0)	0 (0 to 0)	0 (0 to 0)	0 (0 to 0)	0 (0 to 0)	0 (0 to 0)	0 (0 to 0)	0·2
Lymphatic filariasis	0 (0 to 0)	0 (0 to 0)	0 (0 to 0)	0 (0 to 0)	0 (0 to 0)	0 (0 to 0)	0 (0 to 0)	0 (0 to 0)	0 (0 to 0)	0 (0 to 0)	0 (0 to 0)	0 (0 to 0)	0
Onchocerciasis	0 (0 to 0)	0 (0 to 0)	0 (0 to 0)	0 (0 to 0)	0 (0 to 0)	0 (0 to 0)	0 (0 to 0)	0 (0 to 0)	0 (0 to 0)	0 (0 to 0)	0 (0 to 0)	0 (0 to 0)	0
Trachoma	0 (0 to 0)	0 (0 to 0)	0 (0 to 0)	0 (0 to 0)	0 (0 to 0)	0 (0 to 0)	0 (0 to 0)	0 (0 to 0)	0 (0 to 0)	0 (0 to 0)	0 (0 to 0)	0 (0 to 0)	0
Dengue	11·4 (4·1 to 29·5)	9·4 (3·1 to 24·4)	8·7 (2·8 to 21·5)	6·3 (2·4 to 15·5)	5 (2·1 to 10)	3·8 (1·4 to 8·9)	2·6 (1·1 to 5·6)	1·8 (0·8 to 3·7)	1·8 (0·8 to 3·5)	1·3 (0·5 to 2·7)	0·7 (0·3 to 1·6)	0·6 (0·3 to 1)	152
Yellow fever	0 (0 to 0)	0 (0 to 0)	0 (0 to 0)	0 (0 to 0)	0 (0 to 0)	0 (0 to 0)	0 (0 to 0)	0 (0 to 0)	0 (0 to 0)	0 (0 to 0)	0 (0 to 0)	0 (0 to 0)	0
Rabies	0 (0 to 0)	0 (0 to 0)	0 (0 to 0)	0 (0 to 0)	0 (0 to 0)	0 (0 to 0)	0 (0 to 0)	0 (0 to 0)	0 (0 to 0)	0 (0 to 0)	0 (0 to 0)	0 (0 to 0)	0·1
Intestinal nematode infections	3·6 (1·6 to 6·5)	2·8 (1·3 to 5·3)	2·3 (1 to 4·2)	1·9 (0·9 to 3·4)	1·5 (0·7 to 2·8)	1 (0·5 to 1·9)	0·9 (0·4 to 1·6)	0·6 (0·3 to 1·2)	0·4 (0·2 to 0·7)	0·2 (0·1 to 0·3)	0·1 (0 to 0·2)	0 (0 to 0·1)	104
Ascariasis	1·7 (0·6 to 3·4)	1·4 (0·5 to 3)	1·1 (0·4 to 2·4)	0·9 (0·3 to 1·9)	0·8 (0·3 to 1·6)	0·5 (0·2 to 1·1)	0·4 (0·1 to 0·9)	0·3 (0·1 to 0·7)	0·2 (0·1 to 0·4)	0·1 (0 to 0·2)	0 (0 to 0·1)	0 (0 to 0·1)	38
Trichuriasis	1·2 (0·4 to 2·6)	1 (0·3 to 2)	0·7 (0·2 to 1·6)	0·5 (0·2 to 1·2)	0·4 (0·1 to 0·9)	0·2 (0·1 to 0·5)	0·2 (0 to 0·4)	0·1 (0 to 0·2)	0·1 (0 to 0·1)	0 (0 to 0·1)	0 (0 to 0)	0 (0 to 0)	31·2
Hookworm disease	0·7 (0·2 to 1·4)	0·5 (0·2 to 1·1)	0·4 (0·1 to 1·1)	0·4 (0·1 to 1)	0·3 (0·1 to 0·8)	0·3 (0·1 to 0·6)	0·3 (0·1 to 0·6)	0·2 (0·1 to 0·5)	0·1 (0 to 0·3)	0·1 (0 to 0·1)	0 (0 to 0)	0 (0 to 0)	34·8
Food-borne trematodiases	0 (0 to 0)	0 (0 to 0)	0 (0 to 0)	0 (0 to 0)	0 (0 to 0)	0 (0 to 0)	0 (0 to 0)	0 (0 to 0)	0 (0 to 0)	0 (0 to 0)	0 (0 to 0)	0 (0 to 0)	0
Leprosy	0 (0 to 0)	0 (0 to 0)	0 (0 to 0)	0 (0 to 0)	0 (0 to 0)	0 (0 to 0)	0 (0 to 0)	0 (0 to 0)	0 (0 to 0)	0 (0 to 0)	0 (0 to 0)	0 (0 to 0)	0·1
Ebola	0 (0 to 0)	0 (0 to 0)	0 (0 to 0)	0 (0 to 0)	0 (0 to 0)	0 (0 to 0)	0 (0 to 0)	0 (0 to 0)	0 (0 to 0)	0 (0 to 0)	0 (0 to 0)	0 (0 to 0)	0
Zika virus	0 (0 to 0·1)	0 (0 to 0·1)	0 (0 to 0)	0 (0 to 0)	0 (0 to 0)	0 (0 to 0)	0 (0 to 0)	0 (0 to 0)	0 (0 to 0)	0 (0 to 0)	0 (0 to 0)	0 (0 to 0)	0·3
Guinea worm disease	0 (0 to 0)	0 (0 to 0)	0 (0 to 0)	0 (0 to 0)	0 (0 to 0)	0 (0 to 0)	0 (0 to 0)	0 (0 to 0)	0 (0 to 0)	0 (0 to 0)	0 (0 to 0)	0 (0 to 0)	0
Other neglected tropical diseases	3·7 (1·3 to 7·6)	3·2 (1 to 7)	2·4 (0·7 to 5·3)	2·7 (1 to 6·1)	1·2 (0·5 to 2·3)	0·8 (0·3 to 1·6)	0·9 (0·4 to 1·8)	0·6 (0·2 to 1·3)	0·4 (0·2 to 0·8)	0·4 (0·2 to 0·7)	0·2 (0·1 to 0·3)	0·1 (0·1 to 0·2)	62·1
Other infectious diseases	27·1 (20·2 to 35·6)	25·7 (19·1 to 33·9)	23·3 (17·2 to 30·5)	21·2 (15·6 to 28·2)	18·6 (14·2 to 23·8)	14·5 (11·2 to 18·4)	11·7 (9 to 15·3)	8·8 (6·8 to 11·6)	5·2 (3·9 to 7·3)	3·5 (2·5 to 5·2)	1·6 (1·1 to 2·3)	1 (0·7 to 1·4)	678
Meningitis	5·3 (3·6 to 7·5)	5·7 (3·8 to 8·1)	4·7 (3·1 to 6·6)	3·8 (2·7 to 5·4)	3·7 (2·6 to 5·2)	2·9 (2 to 4)	2 (1·4 to 2·8)	1·7 (1·2 to 2·4)	0·9 (0·6 to 1·3)	0·5 (0·3 to 0·7)	0·2 (0·1 to 0·2)	0·1 (0·1 to 0·1)	122
Encephalitis	9·7 (6 to 14·5)	8·2 (5·4 to 12·2)	7·3 (4·7 to 10·6)	6·6 (4·2 to 9·8)	5·7 (3·7 to 8·4)	4·2 (2·8 to 6·1)	3·1 (2 to 4·8)	2 (1·3 to 3)	1·2 (0·7 to 1·8)	0·5 (0·4 to 0·8)	0·2 (0·2 to 0·4)	0·2 (0·1 to 0·3)	266
Diphtheria	0 (0 to 0)	0 (0 to 0)	0 (0 to 0)	0 (0 to 0)	0 (0 to 0)	0 (0 to 0)	0 (0 to 0)	0 (0 to 0)	0 (0 to 0)	0 (0 to 0)	0 (0 to 0)	0 (0 to 0)	0·1
Tetanus	0·1 (0 to 0·1)	0·1 (0 to 0·1)	0·1 (0 to 0·1)	0·1 (0 to 0·1)	0 (0 to 0·1)	0 (0 to 0·1)	0 (0 to 0·1)	0 (0 to 0·1)	0 (0 to 0)	0 (0 to 0)	0 (0 to 0)	0 (0 to 0)	0·8
Measles	0 (0 to 0)	0 (0 to 0)	0 (0 to 0)	0 (0 to 0)	0 (0 to 0)	0 (0 to 0)	0 (0 to 0)	0 (0 to 0)	0 (0 to 0)	0 (0 to 0)	0 (0 to 0)	0 (0 to 0)	0
Varicella and herpes zoster	1·4 (0·6 to 2·7)	1·4 (0·6 to 2·6)	1·7 (0·8 to 3·3)	1·4 (0·7 to 2·5)	1·8 (0·9 to 3·3)	1·4 (0·7 to 2·4)	1·3 (0·7 to 2)	1·1 (0·6 to 1·9)	0·9 (0·5 to 1·7)	0·7 (0·4 to 1·3)	0·4 (0·2 to 0·7)	0·2 (0·1 to 0·3)	44·6
Acute hepatitis	2·5 (1·7 to 3·6)	2·5 (1·7 to 3·6)	2·8 (1·9 to 4)	2·7 (1·8 to 3·9)	2·9 (1·8 to 4·1)	2·4 (1·6 to 3·3)	2 (1·3 to 3·2)	1·2 (0·9 to 1·7)	0·8 (0·5 to 1·1)	0·5 (0·3 to 0·7)	0·2 (0·1 to 0·3)	0·1 (0·1 to 0·1)	71·6
Acute hepatitis A	1·2 (0·6 to 2·1)	1 (0·5 to 1·9)	1·1 (0·4 to 2)	0·9 (0·3 to 1·8)	0·8 (0·2 to 1·7)	0·9 (0·3 to 1·9)	0·7 (0·2 to 1·5)	0·5 (0·2 to 1)	0·3 (0·1 to 0·6)	0·3 (0·1 to 0·5)	0·1 (0 to 0·2)	0 (0 to 0·1)	40·5
Acute hepatitis B	0·8 (0·3 to 1·5)	0·9 (0·3 to 1·7)	1·2 (0·4 to 2·2)	1·2 (0·4 to 2·5)	1·5 (0·5 to 2·6)	1 (0·3 to 2)	0·9 (0·2 to 1·8)	0·5 (0·1 to 1)	0·3 (0·1 to 0·6)	0·1 (0 to 0·3)	0·1 (0 to 0·1)	0 (0 to 0·1)	21·2
Acute hepatitis C	0·3 (0·1 to 0·6)	0·4 (0·2 to 1)	0·4 (0·2 to 1·1)	0·5 (0·2 to 1·1)	0·5 (0·2 to 1·1)	0·4 (0·1 to 0·8)	0·3 (0·1 to 0·9)	0·2 (0·1 to 0·5)	0·1 (0 to 0·2)	0 (0 to 0·1)	0 (0 to 0)	0 (0 to 0)	5·8
Acute hepatitis E	0·2 (0·1 to 0·3)	0·2 (0·1 to 0·3)	0·1 (0·1 to 0·2)	0·1 (0·1 to 0·2)	0·1 (0·1 to 0·3)	0·1 (0·1 to 0·2)	0·1 (0 to 0·2)	0·1 (0 to 0·1)	0 (0 to 0·1)	0 (0 to 0·1)	0 (0 to 0)	0 (0 to 0)	4
Other unspecified infectious diseases	8·1 (4·5 to 13·5)	7·7 (4·3 to 12·8)	6·6 (3·7 to 11·4)	6·4 (3·5 to 11)	4·5 (2·8 to 7·3)	3·6 (2·2 to 6)	3·3 (2 to 5·9)	2·6 (1·6 to 5)	1·5 (0·8 to 2·8)	1·3 (0·7 to 2·5)	0·6 (0·3 to 1·1)	0·4 (0·2 to 0·7)	152
Maternal and neonatal disorders	124 (95·4 to 157)	82·6 (60·8 to 108)	58·1 (40·6 to 79·7)	44·3 (31·7 to 59·8)	33·5 (23·8 to 45·9)	20·3 (14·5 to 28)	11·8 (8·2 to 17)	5·3 (3·5 to 7·7)	1·7 (1·2 to 2·6)	0·4 (0·3 to 0·7)	0·1 (0 to 0·2)	0 (0 to 0·1)	4,770
Maternal disorders	42·9 (29·3 to 60·4)	11·3 (7·9 to 15·4)	0·8 (0·6 to 1·1)	0 (0 to 0)	0 (0 to 0)	0 (0 to 0)	0 (0 to 0)	0 (0 to 0)	0 (0 to 0)	0 (0 to 0)	0 (0 to 0)	0 (0 to 0)	717
Maternal hemorrhage	10·2 (5·2 to 17·5)	2·2 (1·1 to 4)	0·2 (0·1 to 0·3)	0 (0 to 0)	0 (0 to 0)	0 (0 to 0)	0 (0 to 0)	0 (0 to 0)	0 (0 to 0)	0 (0 to 0)	0 (0 to 0)	0 (0 to 0)	156
Maternal sepsis and other maternal infections	1·7 (0·8 to 3·1)	0·8 (0·4 to 1·4)	0 (0 to 0·1)	0 (0 to 0)	0 (0 to 0)	0 (0 to 0)	0 (0 to 0)	0 (0 to 0)	0 (0 to 0)	0 (0 to 0)	0 (0 to 0)	0 (0 to 0)	40·4
Maternal hypertensive disorders	5·9 (3·7 to 8·9)	1·2 (0·8 to 1·9)	0·1 (0·1 to 0·1)	0 (0 to 0)	0 (0 to 0)	0 (0 to 0)	0 (0 to 0)	0 (0 to 0)	0 (0 to 0)	0 (0 to 0)	0 (0 to 0)	0 (0 to 0)	111
Maternal obstructed labor and uterine rupture	2·9 (1·1 to 5·9)	0·7 (0·3 to 1·5)	0·1 (0 to 0·2)	0 (0 to 0)	0 (0 to 0)	0 (0 to 0)	0 (0 to 0)	0 (0 to 0)	0 (0 to 0)	0 (0 to 0)	0 (0 to 0)	0 (0 to 0)	38·4
Maternal abortion and miscarriage	3·6 (1·5 to 7·9)	1·8 (0·8 to 3·6)	0·1 (0·1 to 0·2)	0 (0 to 0)	0 (0 to 0)	0 (0 to 0)	0 (0 to 0)	0 (0 to 0)	0 (0 to 0)	0 (0 to 0)	0 (0 to 0)	0 (0 to 0)	39
Ectopic pregnancy	0·7 (0·4 to 1·3)	0·1 (0·1 to 0·2)	0 (0 to 0)	0 (0 to 0)	0 (0 to 0)	0 (0 to 0)	0 (0 to 0)	0 (0 to 0)	0 (0 to 0)	0 (0 to 0)	0 (0 to 0)	0 (0 to 0)	14·9
Indirect maternal deaths	6·5 (3 to 11·6)	1·4 (0·7 to 2·5)	0·1 (0 to 0·1)	--	--	--	--	--	--	--	--	--	NA
Late maternal deaths	2·5 (1 to 5·1)	0·5 (0·3 to 0·9)	0 (0 to 0·1)	--	--	--	--	--	--	--	--	--	NA
Maternal deaths aggravated by HIV/AIDS	0 (0 to 0)	0 (0 to 0)	0 (0 to 0)	--	--	--	--	--	--	--	--	--	NA
Neonatal disorders	81·2 (57·9 to 110)	71·3 (49·6 to 97)	57·3 (39·8 to 79)	44·3 (31·7 to 59·8)	33·5 (23·8 to 45·9)	20·3 (14·5 to 28)	11·8 (8·2 to 17)	5·3 (3·5 to 7·7)	1·7 (1·2 to 2·6)	0·4 (0·3 to 0·7)	0·1 (0 to 0·2)	0 (0 to 0·1)	4,050
Neonatal preterm birth	35·7 (24·6 to 49·5)	31·3 (21·2 to 43·6)	24·6 (16·8 to 34·1)	18·4 (12·4 to 25·2)	13·4 (9·5 to 18)	7·8 (5·8 to 10)	4·2 (3·1 to 5·5)	1·7 (1·3 to 2·4)	0·5 (0·3 to 0·8)	0·2 (0·1 to 0·3)	0·1 (0 to 0·1)	0 (0 to 0·1)	1,770
Neonatal encephalopathy due to birth asphyxia and trauma	6·7 (4 to 10·5)	6 (3·6 to 9·3)	4·9 (2·9 to 7·6)	4 (2·4 to 6·2)	3·1 (1·8 to 4·8)	1·7 (0·9 to 2·7)	0·7 (0·4 to 1·2)	0·2 (0·1 to 0·4)	0 (0 to 0·1)	0 (0 to 0)	0 (0 to 0)	0 (0 to 0)	735
Neonatal sepsis and other neonatal infections	31·5 (16·8 to 53·3)	27·6 (15·1 to 45·7)	22·6 (11·5 to 38·8)	17·7 (9·4 to 29·6)	13·8 (7·1 to 23·5)	8·7 (4·4 to 14·7)	5·6 (2·7 to 10)	2·7 (1·3 to 4·8)	1 (0·6 to 1·8)	0·2 (0·1 to 0·4)	0 (0 to 0·1)	0 (0 to 0)	1,060
Hemolytic disease and other neonatal jaundice	7·2 (5·2 to 9·3)	6·4 (4·7 to 8·3)	5·3 (3·8 to 6·8)	4·2 (3·1 to 5·5)	3·2 (2·4 to 4·2)	2·1 (1·5 to 2·8)	1·3 (1 to 1·7)	0·6 (0·5 to 0·9)	0·2 (0·2 to 0·3)	0 (0 to 0·1)	0 (0 to 0)	0 (0 to 0)	120
Other neonatal disorders	0 (0 to 0)	0 (0 to 0)	0 (0 to 0)	0 (0 to 0)	0 (0 to 0)	0 (0 to 0)	0 (0 to 0)	0 (0 to 0)	0 (0 to 0)	0 (0 to 0)	0 (0 to 0)	0 (0 to 0)	363
Nutritional deficiencies	124 (67 to 210)	113 (60·4 to 200)	97·6 (54 to 165)	97·1 (55·5 to 177)	82·3 (50·8 to 126)	63·1 (41·9 to 92·5)	68·9 (45·4 to 100)	66·1 (46·6 to 95·4)	55·6 (40·6 to 76)	59·7 (41·4 to 83·2)	38 (25·7 to 52·9)	31·2 (20·5 to 43·1)	1,890
Protein-energy malnutrition	34·2 (24·1 to 47·5)	34·3 (23·1 to 48·1)	33 (23·5 to 45·8)	34 (23·5 to 45·2)	34·4 (24·5 to 46·3)	32·6 (23·1 to 43·5)	38·3 (27·6 to 51)	42·1 (30·6 to 57·7)	43·3 (30·6 to 59·2)	45 (29·9 to 63·6)	31·1 (20·4 to 44·1)	27·1 (17·3 to 38·4)	878
Iodine deficiency	6·5 (2·9 to 12·6)	5·7 (2·5 to 11)	4·5 (2 to 8·6)	3·5 (1·6 to 6·7)	2·8 (1·3 to 5·3)	1·9 (0·8 to 3·5)	1·3 (0·6 to 2·6)	0·8 (0·4 to 1·6)	0·5 (0·2 to 0·9)	0·2 (0·1 to 0·5)	0·1 (0 to 0·2)	0 (0 to 0·1)	84·3
Vitamin A deficiency	1·3 (0·3 to 2·8)	1·1 (0·6 to 2)	0·9 (0·5 to 1·6)	0·8 (0·4 to 1·3)	0·6 (0·3 to 1·2)	0·5 (0·2 to 0·8)	0·4 (0·2 to 0·7)	0·3 (0·1 to 0·5)	0·2 (0·1 to 0·3)	0·1 (0 to 0·1)	0 (0 to 0·1)	0 (0 to 0)	47·9
Dietary iron deficiency	72·1 (22·4 to 153)	63·2 (17·5 to 142)	48 (12·3 to 112)	49·6 (13·4 to 127)	36·6 (11·1 to 75·5)	20·4 (5·7 to 47·4)	22·3 (6·1 to 48·2)	16·2 (4·4 to 39·9)	6·1 (1·4 to 16·3)	9·4 (3·1 to 19·2)	3·4 (1 to 7·4)	1·6 (0·5 to 3·6)	721
Other nutritional deficiencies	10·4 (6·4 to 15·4)	8·6 (5·2 to 13·1)	11·2 (7 to 16·2)	9·3 (5·9 to 13·5)	7·9 (4·9 to 11·7)	7·8 (4·7 to 11·4)	6·7 (4·1 to 9·9)	6·7 (3·3 to 10·8)	5·4 (2·6 to 9·6)	5 (2·2 to 8·9)	3·3 (1·4 to 6·1)	2·4 (0·9 to 4·8)	158
Non-communicable diseases	7,670 (6,140 to 9,460)	8,210 (6,570 to 10,100)	9,090 (7,340 to 11,000)	9,320 (7,620 to 11,200)	9,500 (7,840 to 11,400)	8,640 (7,230 to 10,200)	8,350 (7,090 to 9,780)	7,350 (6,270 to 8,550)	5,840 (5,070 to 6,700)	4,070 (3,540 to 4,660)	2,070 (1,830 to 2,340)	1,080 (987 to 1,180)	118,000
Neoplasms	1,070 (820 to 1,380)	1,200 (903 to 1,530)	1,540 (1,180 to 1,950)	1,530 (1,170 to 1,940)	1,440 (1,130 to 1,800)	1,280 (1,010 to 1,590)	1,170 (953 to 1,420)	932 (749 to 1,130)	602 (481 to 734)	345 (266 to 422)	127 (95·3 to 156)	50·6 (37·2 to 61)	14,300
Lip and oral cavity cancer	6·6 (4·6 to 9·3)	8·1 (5·5 to 11·3)	10·9 (7·4 to 15·5)	12 (8·3 to 16·4)	12·8 (8·8 to 17·6)	11·3 (8 to 15·5)	11·1 (8·2 to 15)	10 (7·2 to 13·8)	7·3 (5·4 to 9·8)	4·6 (3·3 to 6·3)	1·9 (1·3 to 2·5)	0·8 (0·5 to 1)	111
Nasopharynx cancer	0·7 (0·5 to 1)	1·1 (0·7 to 1·5)	1·3 (0·9 to 1·8)	1·2 (0·8 to 1·7)	0·9 (0·6 to 1·3)	0·7 (0·5 to 1)	0·7 (0·4 to 1)	0·4 (0·2 to 0·5)	0·2 (0·1 to 0·3)	0·1 (0·1 to 0·2)	0·1 (0 to 0·1)	0 (0 to 0)	10·4
Other pharynx cancer	0·6 (0·4 to 0·9)	1·3 (0·9 to 1·9)	1·7 (1·1 to 2·4)	1·8 (1·2 to 2·6)	1·9 (1·3 to 2·6)	1·6 (1·1 to 2·3)	1·3 (0·9 to 1·8)	0·8 (0·6 to 1·2)	0·6 (0·4 to 0·8)	0·3 (0·2 to 0·4)	0·1 (0·1 to 0·2)	0·1 (0 to 0·1)	13·5
Esophageal cancer	3·1 (2 to 4·5)	4·8 (3·1 to 6·9)	7·4 (5·1 to 10·2)	8·4 (6 to 11·5)	8·6 (6 to 11·5)	9·2 (6·8 to 12·3)	9·4 (6·9 to 12·9)	8·8 (6·4 to 11·6)	5·8 (4·2 to 8)	3·4 (2·4 to 4·5)	1·2 (0·8 to 1·5)	0·4 (0·3 to 0·5)	75·7
Stomach cancer	61·7 (43·7 to 82·9)	68·5 (45 to 94·7)	91·9 (65·7 to 124)	95·6 (68·9 to 130)	98·4 (72·3 to 130)	97·3 (70·7 to 129)	103 (77·9 to 136)	98·6 (72·1 to 133)	59·9 (43·3 to 79·8)	40·4 (29·4 to 53·2)	15·8 (11·6 to 20·3)	6·8 (5 to 8·3)	960
Colon and rectum cancer	67·3 (47·1 to 92·6)	78·6 (55·4 to 109)	112 (79·6 to 152)	119 (83·5 to 163)	127 (89·8 to 172)	116 (83·2 to 159)	120 (89·3 to 157)	104 (74·7 to 137)	74·9 (53·1 to 101)	46·6 (33·7 to 62·6)	18·2 (12·7 to 23·7)	7·4 (5·2 to 9·2)	1,120
Liver cancer	15·5 (9·8 to 23·5)	23·5 (15·6 to 33·2)	40 (27 to 57·3)	50·2 (33·3 to 72·9)	54·8 (36·8 to 79·4)	55·6 (39·3 to 77)	54·2 (37·4 to 76·4)	43·5 (29·3 to 61·6)	28·3 (19·6 to 39·7)	14 (9·3 to 19·6)	4·2 (2·7 to 5·9)	1·5 (1 to 1·9)	430
Liver cancer due to hepatitis B	4·2 (2·4 to 6·7)	5·2 (3·1 to 8)	7·2 (4·3 to 11·8)	7·8 (4·5 to 12·8)	7·1 (4·1 to 11·3)	5·7 (3·3 to 8·9)	4·4 (2·5 to 7·3)	3 (1·7 to 4·8)	1·6 (0·9 to 2·6)	0·7 (0·4 to 1·1)	0·2 (0·1 to 0·3)	0·1 (0 to 0·1)	55·5
Liver cancer due to hepatitis C	3·9 (2·3 to 6·1)	7·4 (4·4 to 11·2)	15 (9·4 to 22·5)	21·3 (13·1 to 32·9)	24·9 (15·6 to 37·3)	26 (17·7 to 36·7)	26·8 (17·6 to 38·8)	23·2 (15·3 to 33·8)	16·3 (10·6 to 23·2)	8·5 (5·7 to 12)	2·6 (1·7 to 3·8)	1 (0·6 to 1·4)	180
Liver cancer due to alcohol use	3·3 (1·9 to 5·5)	5·4 (3·1 to 8·5)	9·3 (5·6 to 14·4)	11·4 (6·7 to 17·8)	12·8 (7·7 to 20·2)	13·9 (9 to 21·4)	12·9 (8·3 to 19·7)	8·7 (5·5 to 13·3)	4·7 (3 to 7·1)	2 (1·2 to 2·9)	0·5 (0·3 to 0·8)	0·1 (0·1 to 0·2)	88·4
Liver cancer due to NASH	2 (1·1 to 3·1)	2·9 (1·8 to 4·6)	4·8 (3 to 7·4)	5·8 (3·4 to 9·6)	6·4 (3·9 to 10)	6·7 (4·3 to 10·2)	7·1 (4·5 to 10·8)	6·3 (3·9 to 9·5)	4·3 (2·7 to 6·5)	2·1 (1·3 to 3·1)	0·6 (0·4 to 0·9)	0·2 (0·1 to 0·3)	53·9
Liver cancer due to other causes	2·1 (1·1 to 3·4)	2·6 (1·6 to 4)	3·7 (2·2 to 5·8)	3·9 (2·3 to 6·4)	3·7 (2·1 to 5·8)	3·3 (2·1 to 5·1)	3 (1·8 to 4·6)	2·3 (1·4 to 3·6)	1·4 (0·9 to 2·2)	0·7 (0·4 to 1)	0·2 (0·1 to 0·3)	0·1 (0 to 0·1)	52·1
Gallbladder and biliary tract cancer	16·7 (11 to 24·2)	28·4 (19·1 to 40·5)	46·7 (30·5 to 69)	57·2 (37·2 to 84·9)	62·5 (43·2 to 91·2)	59·3 (43·2 to 85)	53·3 (37·3 to 77·6)	45·5 (32·6 to 64·1)	26·3 (18·7 to 37·2)	14·4 (10·1 to 20·3)	4·7 (3·1 to 6·8)	1·7 (1 to 3)	431
Pancreatic cancer	29·4 (20·1 to 40·8)	44·4 (31·2 to 60·1)	70·6 (49·7 to 96·6)	88·9 (64·4 to 122)	105 (75·1 to 142)	103 (72·7 to 141)	101 (72·8 to 136)	74·6 (52 to 102)	52·5 (36·1 to 71·9)	26·4 (19 to 35·1)	8·7 (6·2 to 11·3)	2·9 (2 to 3·7)	741
Larynx cancer	1·5 (1 to 2·3)	2 (1·3 to 3·3)	2·8 (1·8 to 5·1)	4·2 (2·8 to 6·6)	5 (3·5 to 7·1)	4·6 (3·1 to 6·9)	4·7 (3·3 to 6·7)	3·9 (2·8 to 5·4)	2·8 (1·9 to 3·7)	1·8 (1·2 to 2·5)	0·6 (0·4 to 0·8)	0·2 (0·1 to 0·3)	37·8
Tracheal, bronchus, and lung cancer	46·1 (31·6 to 65)	64·7 (45·2 to 90·8)	92·6 (63·7 to 132)	102 (68·9 to 145)	118 (78·4 to 165)	124 (87·1 to 172)	122 (87·4 to 166)	101 (71·2 to 140)	62·3 (42·8 to 84·8)	34·4 (23·5 to 47·3)	11·4 (8 to 15·2)	3·7 (2·3 to 5·1)	956
Malignant skin melanoma	7·2 (4·2 to 11·3)	7·5 (4·5 to 11·4)	8·2 (5 to 12·2)	8·7 (5·2 to 13·2)	8·3 (5·1 to 12·3)	7·3 (4·5 to 10·6)	6·7 (3·8 to 9·9)	6·6 (3·7 to 9·2)	4·6 (2·5 to 6·4)	3·2 (1·5 to 4·5)	1·4 (0·6 to 1·9)	0·7 (0·4 to 1)	90·3
Non-melanoma skin cancer	6 (3·8 to 9)	7·2 (4·3 to 11)	7·5 (4·7 to 11)	8·7 (5·5 to 13·1)	8·8 (5·6 to 12·9)	9·3 (6 to 13·5)	9·9 (6·6 to 14·2)	12·4 (8·5 to 17·3)	12·7 (8·9 to 17·6)	11·6 (7·9 to 15·6)	7·7 (5·2 to 10·5)	4·9 (3·1 to 7)	118
Non-melanoma skin cancer (squamous-cell carcinoma)	6 (3·8 to 9)	7·2 (4·3 to 11)	7·5 (4·7 to 10·9)	8·7 (5·5 to 13·1)	8·8 (5·6 to 12·9)	9·3 (6 to 13·5)	9·9 (6·6 to 14·1)	12·4 (8·5 to 17·3)	12·6 (8·9 to 17·5)	11·6 (7·9 to 15·6)	7·7 (5·2 to 10·5)	4·9 (3·1 to 6·9)	118
Non-melanoma skin cancer (basal-cell carcinoma)	0 (0 to 0)	0 (0 to 0)	0 (0 to 0)	0 (0 to 0)	0 (0 to 0)	0 (0 to 0)	0 (0 to 0)	0 (0 to 0)	0 (0 to 0)	0 (0 to 0)	0 (0 to 0)	0 (0 to 0)	0·1
Breast cancer	271 (190 to 363)	295 (200 to 403)	357 (250 to 493)	304 (214 to 410)	229 (163 to 312)	171 (125 to 227)	133 (97·1 to 180)	91 (65·7 to 121)	56·6 (40·9 to 75·5)	34·3 (24·6 to 45·4)	12·8 (9·2 to 16·6)	5·1 (3·6 to 6·6)	2,330
Cervical cancer	269 (184 to 364)	264 (182 to 366)	305 (219 to 417)	277 (198 to 377)	205 (145 to 278)	160 (119 to 217)	132 (98 to 175)	99·6 (71·4 to 132)	65·8 (44·7 to 89·4)	36 (24·7 to 49)	13 (8·2 to 18·3)	5·4 (3·3 to 7·8)	2,270
Uterine cancer	12·5 (8·5 to 18)	21·4 (14·7 to 30·3)	30·3 (21 to 43·5)	32·1 (22·1 to 44·5)	38·9 (27·5 to 54·3)	31·3 (22·7 to 42·7)	24·9 (18 to 33·8)	15·5 (10·9 to 21·3)	8·5 (6 to 11·8)	4·2 (3·1 to 5·6)	1·5 (1 to 2)	0·5 (0·4 to 0·7)	239
Ovarian cancer	62·1 (42·8 to 88)	79·3 (54·7 to 111)	94·3 (64·3 to 135)	90·3 (61·5 to 128)	82·8 (56·8 to 120)	68 (46·4 to 96·3)	56 (39·4 to 78·1)	35·4 (24·9 to 50)	20·4 (14·5 to 27·9)	9·4 (6·6 to 12·5)	2·8 (1·9 to 3·8)	0·9 (0·6 to 1·3)	733
Prostate cancer	0 (0 to 0)	0 (0 to 0)	0 (0 to 0)	0 (0 to 0)	0 (0 to 0)	0 (0 to 0)	0 (0 to 0)	0 (0 to 0)	0 (0 to 0)	0 (0 to 0)	0 (0 to 0)	0 (0 to 0)	0
Testicular cancer	--	--	--	--	--	--	--	--	--	--	--	--	NA
Kidney cancer	11·3 (7·4 to 16·2)	16·7 (10·9 to 24·1)	24·8 (15·9 to 35·3)	26·9 (17·1 to 38·9)	30·2 (20·9 to 42·3)	27·4 (19·7 to 37·5)	24·8 (17·9 to 33·6)	17·7 (12·5 to 24·4)	10·5 (7·3 to 14·5)	5·1 (3·6 to 7)	1·6 (1 to 2·3)	0·5 (0·3 to 0·7)	241
Bladder cancer	4·3 (2·8 to 6·3)	6 (3·8 to 8·5)	9·1 (6·3 to 12·7)	11·6 (8·3 to 16)	13·4 (9·8 to 17·8)	14·3 (10·5 to 19)	16 (11·9 to 21·3)	16·3 (11·9 to 21·9)	11·5 (8·3 to 15·6)	7·9 (5·6 to 10·7)	3·1 (2·2 to 4)	1·1 (0·8 to 1·5)	120
Brain and central nervous system cancer	30·4 (16·8 to 44·7)	30·6 (16·3 to 44·4)	36·4 (21·1 to 52·3)	38·2 (21·3 to 54·1)	35 (18·7 to 48·5)	29·8 (14·8 to 43·3)	23·9 (11·5 to 35·3)	16·8 (8·2 to 25·7)	8·5 (3·7 to 13·6)	4 (1·8 to 6·4)	1·2 (0·6 to 1·8)	0·5 (0·3 to 0·8)	497
Thyroid cancer	5 (3·4 to 7·2)	7·6 (5 to 11)	12·4 (7·8 to 18·2)	14·1 (9·4 to 20·2)	16·5 (12·1 to 22·2)	16·1 (11 to 22·7)	14·5 (10·6 to 19·3)	11·8 (8·4 to 15·5)	7·2 (5·1 to 9·7)	3·8 (2·6 to 5·2)	1·2 (0·8 to 1·7)	0·4 (0·3 to 0·6)	122
Mesothelioma	1·6 (0·9 to 3·2)	1·7 (1 to 3·4)	2·3 (1·5 to 3·7)	2·6 (1·7 to 4·3)	2·2 (1·4 to 3·5)	1·8 (1·2 to 2·7)	1·7 (1·1 to 2·6)	1·1 (0·7 to 1·8)	0·7 (0·4 to 1·1)	0·3 (0·2 to 0·5)	0·1 (0·1 to 0·2)	0 (0 to 0)	19·5
Hodgkin lymphoma	5·4 (3·1 to 9)	4·4 (2·6 to 7·6)	5 (2·9 to 8·2)	5·4 (3·4 to 8·5)	5·7 (3·6 to 8·9)	5 (3·2 to 7·3)	5·1 (3·2 to 7·4)	4·2 (2·4 to 6·1)	2·3 (1·2 to 3·6)	1·2 (0·7 to 1·9)	0·3 (0·2 to 0·5)	0·1 (0 to 0·1)	84·2
Non-Hodgkin lymphoma	27·5 (18·4 to 38·5)	27·6 (19·1 to 37·8)	38·7 (26·7 to 53·3)	39·2 (27·3 to 53)	43·5 (30·1 to 60)	39·3 (29·4 to 52·5)	37·2 (26·7 to 50·4)	30·7 (21·9 to 41·3)	18·4 (13 to 24·7)	9 (6·4 to 11·7)	2·9 (2·1 to 3·8)	1 (0·7 to 1·2)	453
Multiple myeloma	6 (4 to 8·8)	10·6 (6·7 to 15·9)	17 (11·5 to 23·8)	20·7 (14 to 28·6)	22·5 (15·7 to 31·6)	19·3 (13·6 to 27·4)	16·5 (11·9 to 24·5)	11·2 (7·9 to 16·7)	5·5 (3·7 to 8·6)	2·3 (1·5 to 3·8)	0·6 (0·4 to 1·2)	0·2 (0·1 to 0·3)	138
Leukemia	52·4 (36·3 to 73·7)	45·6 (31·2 to 64·9)	45·2 (32·2 to 60·9)	43·5 (30·7 to 59·9)	37·4 (27·7 to 49·9)	31·9 (23·5 to 41·8)	28·4 (20·6 to 37·5)	22·4 (16·3 to 29·6)	13·5 (9·7 to 18·4)	7·4 (5·2 to 10)	2·4 (1·7 to 3·3)	0·8 (0·6 to 1·2)	1,000
Acute lymphoid leukemia	17·3 (10·5 to 26·9)	15·7 (9·8 to 23·5)	13·9 (8·9 to 20·3)	13·3 (8·5 to 19·8)	10·5 (6·7 to 15·3)	7·4 (4·7 to 10·8)	5·5 (3·4 to 8)	3·3 (2·1 to 5)	1·6 (1 to 2·6)	0·8 (0·5 to 1·4)	0·2 (0·1 to 0·4)	0·1 (0 to 0·1)	471
Chronic lymphoid leukemia	0·7 (0·4 to 1)	0·7 (0·4 to 1·2)	1·3 (0·8 to 2)	1·5 (0·9 to 2·3)	1·8 (1·2 to 2·8)	2·2 (1·4 to 3·3)	2·4 (1·5 to 3·5)	2·6 (1·7 to 3·8)	2·1 (1·3 to 3·1)	1·1 (0·7 to 1·6)	0·4 (0·3 to 0·6)	0·1 (0·1 to 0·1)	19
Acute myeloid leukemia	20·1 (12·6 to 30·1)	16·6 (10·4 to 25)	16·1 (10·4 to 23·3)	15·5 (10 to 22·8)	13 (8·9 to 18·4)	10·8 (7·5 to 15·2)	10·2 (7 to 14·2)	6·7 (4·5 to 9·6)	3·4 (2·2 to 5)	1·6 (1 to 2·4)	0·4 (0·2 to 0·6)	0·1 (0·1 to 0·2)	301
Chronic myeloid leukemia	3·8 (2 to 6·5)	3·8 (2·1 to 6·2)	3·6 (2·1 to 5·7)	3·4 (2·1 to 5·3)	2·8 (1·6 to 4·3)	2·5 (1·5 to 3·8)	2·1 (1·3 to 3·1)	2·1 (1·3 to 3·2)	1·4 (0·8 to 2·2)	0·7 (0·4 to 1)	0·3 (0·2 to 0·4)	0·1 (0·1 to 0·2)	41
Other leukemia	10·5 (6·4 to 15·9)	8·8 (5·6 to 13·2)	10·4 (7 to 15·2)	9·8 (6·5 to 14·1)	9·3 (6·2 to 13·5)	9 (6·1 to 12·7)	8·3 (5·6 to 12)	7·7 (5·1 to 11·1)	5 (3·3 to 7·4)	3·3 (2·2 to 4·8)	1·1 (0·8 to 1·6)	0·4 (0·3 to 0·6)	173
Other malignant neoplasms	44·5 (31·6 to 60·3)	45·5 (33·6 to 61·2)	55·9 (40·1 to 75·4)	56·1 (41·7 to 75·1)	55·1 (40·6 to 72·1)	49·6 (37·7 to 64)	46·3 (35·4 to 58·8)	37·2 (28·6 to 47·7)	25·8 (19·4 to 32·8)	14·9 (10·9 to 19·3)	6·2 (4·5 to 8·2)	2·5 (1·8 to 3·2)	792



Congenital birth defects	772 (496 to 1,190)	330 (218 to 472)	1,660 (957 to 2,670)	515 (363 to 691)	210 (159 to 276)	142 (104 to 186)	126 (90·8 to 165)	98·6 (70·1 to 130)
Neural tube defects	103 (53·6 to 172)	19·9 (9·9 to 35·2)	168 (68·7 to 346)	101 (51·4 to 173)	11·6 (7·4 to 17·8)	7·8 (5·2 to 11·7)	7·8 (5·3 to 11·5)	6·2 (3·9 to 9·6)
Congenital heart anomalies	260 (128 to 445)	159 (86 to 242)	805 (420 to 1,360)	188 (112 to 290)	69·7 (45·4 to 102)	38·7 (25·3 to 55·3)	35·5 (21·8 to 52·2)	29·8 (16·5 to 44·8)
Orofacial clefts	2·3 (1 to 4·6)	1·3 (0·6 to 2·6)	10·1 (2·8 to 27)	2·2 (0·8 to 4·7)	0·9 (0·6 to 1·5)	0·9 (0·5 to 1·4)	0·8 (0·5 to 1·3)	0·8 (0·5 to 1·2)
Down syndrome	6·7 (3·3 to 11·5)	4·8 (2·5 to 8·4)	61·6 (29·3 to 120)	24·1 (12·6 to 41·8)	7·8 (4·4 to 13)	3·9 (2·4 to 6·5)	4·7 (2·8 to 7·7)	4·3 (2·5 to 6·9)
Turner syndrome	0 (0 to 0)	0 (0 to 0)	0 (0 to 0·1)	0·2 (0·1 to 0·3)	0·2 (0·1 to 0·4)	0·2 (0·1 to 0·3)	0·2 (0·1 to 0·4)	0·2 (0·1 to 0·4)
Klinefelter syndrome	0 (0 to 0)	0 (0 to 0)	0 (0 to 0)	0 (0 to 0)	0 (0 to 0)	0 (0 to 0)	0 (0 to 0)	0 (0 to 0)
Other chromosomal abnormalities	35·8 (13·2 to 61·3)	13·7 (6 to 24·1)	77·8 (28·1 to 141)	15·6 (6·8 to 25·2)	7 (3·2 to 11·1)	3·9 (2·1 to 6)	4·1 (1·9 to 6·8)	3·5 (1·8 to 5·4)
Congenital musculoskeletal and limb anomalies	13·6 (6·9 to 23·1)	5 (3·1 to 7·9)	41·5 (24·9 to 65·5)	60·6 (34·9 to 92)	61·9 (36·4 to 95·8)	58·1 (33·9 to 89·4)	50·2 (29·9 to 78·5)	34·3 (20·5 to 53·5)
Urogenital congenital anomalies	55·4 (14·2 to 205)	24·2 (7·7 to 76)	42·3 (10·6 to 147)	12·4 (6·4 to 25·7)	8·2 (4·6 to 15·1)	6·4 (3·6 to 12)	7·4 (3·4 to 12·9)	7·7 (1·9 to 15·8)
Digestive congenital anomalies	121 (52·7 to 246)	59·3 (31·3 to 106)	213 (95 to 424)	36·7 (17·3 to 64·7)	8·5 (4·7 to 13·7)	3·9 (2·3 to 6·4)	2·3 (1·2 to 3·6)	1·7 (1 to 2·8)
Other congenital birth defects	174 (88·4 to 300)	42·9 (24·1 to 74·8)	244 (118 to 500)	73·2 (42·7 to 116)	33·7 (22·2 to 50·7)	18 (11·3 to 26·5)	12·8 (8·3 to 19·5)	10 (6·1 to 15·9)
Urinary diseases and male infertility	0·5 (0·2 to 0·8)	0·6 (0·4 to 1)	17·1 (8·7 to 29·5)	20·3 (14 to 28·4)	18·9 (12·3 to 27·4)	10 (6·3 to 15·7)	10·3 (7·3 to 14·9)	12 (8·3 to 17·2)
Urolithiasis	0 (0 to 0)	0 (0 to 0)	0 (0 to 0)	0·1 (0 to 0·2)	0·2 (0·1 to 0·4)	0·2 (0·1 to 0·4)	0·4 (0·2 to 0·6)	0·7 (0·4 to 1·2)
Benign prostatic hyperplasia	0 (0 to 0)	0 (0 to 0)	0 (0 to 0)	0 (0 to 0)	0 (0 to 0)	0 (0 to 0)	0 (0 to 0)	0 (0 to 0)
Male infertility	--	--	--	--	--	--	--	--
Other urinary diseases	0·2 (0·1 to 0·4)	0·3 (0·1 to 0·5)	1·5 (0·5 to 3·4)	4·6 (2·8 to 7·1)	4·3 (2·5 to 6·6)	2·3 (1·3 to 3·6)	1·5 (0·9 to 2·3)	0·8 (0·5 to 1·2)
Gynecological diseases	0 (0 to 0)	0 (0 to 0)	0 (0 to 0)	0 (0 to 0)	0 (0 to 0)	84·8 (43·1 to 147)	249 (147 to 408)	426 (271 to 657)
Uterine fibroids	0 (0 to 0)	0 (0 to 0)	0 (0 to 0)	0 (0 to 0)	0 (0 to 0)	1·9 (0·7 to 4·2)	3·9 (1·6 to 8·6)	7·3 (2·9 to 15·7)
Polycystic ovarian syndrome	0 (0 to 0)	0 (0 to 0)	0 (0 to 0)	0 (0 to 0)	0 (0 to 0)	10·1 (4·3 to 21·3)	33·4 (13·9 to 68·8)	41·8 (17·9 to 84·3)
Female infertility	0 (0 to 0)	0 (0 to 0)	0 (0 to 0)	0 (0 to 0)	0 (0 to 0)	0 (0 to 0)	0 (0 to 0)	6·4 (0·2 to 23·4)
Endometriosis	0 (0 to 0)	0 (0 to 0)	0 (0 to 0)	0 (0 to 0)	0 (0 to 0)	0 (0 to 0)	13·7 (4·5 to 29·7)	44 (19·6 to 85·5)
Genital prolapse	0 (0 to 0)	0 (0 to 0)	0 (0 to 0)	0 (0 to 0)	0 (0 to 0)	0 (0 to 0)	0·1 (0 to 0·2)	0·4 (0·1 to 1·1)
Premenstrual syndrome	0 (0 to 0)	0 (0 to 0)	0 (0 to 0)	0 (0 to 0)	0 (0 to 0)	71·4 (33·4 to 131)	159 (80·3 to 286)	199 (97·2 to 354)
Other gynecological diseases	0 (0 to 0)	0 (0 to 0)	0 (0 to 0)	0 (0 to 0)	0 (0 to 0)	1·4 (0·3 to 3·4)	38·3 (18·7 to 67·7)	127 (74·3 to 195)
Hemoglobinopathies and hemolytic anemias	0·7 (0·4 to 1·1)	0·4 (0·2 to 0·7)	6·2 (3·5 to 10·1)	12·5 (7·4 to 19·5)	17·1 (11 to 24·6)	11 (6·8 to 16·3)	16·4 (9·6 to 24·7)	15·6 (9·1 to 25·5)
Thalassemias	0·1 (0 to 0·2)	0·1 (0 to 0·2)	1·6 (0·5 to 3·6)	3·5 (1·6 to 6·7)	2·5 (1·2 to 4·5)	0·5 (0·2 to 1)	0·2 (0·1 to 0·4)	0·1 (0 to 0·2)
Thalassemias trait	0 (0 to 0)	0 (0 to 0)	0·2 (0 to 0·5)	0·6 (0·1 to 1·6)	0·8 (0·2 to 2·1)	0·6 (0·1 to 1·7)	4 (1·3 to 7·9)	3·9 (1·2 to 8·3)
Sickle cell disorders	0·2 (0 to 0·5)	0·1 (0 to 0·3)	2 (0·3 to 4·6)	1·7 (0·2 to 4·1)	1·1 (0·2 to 3·1)	0·6 (0·1 to 1·8)	0·5 (0 to 1·6)	0·2 (0 to 0·9)
Sickle cell trait	0 (0 to 0)	0 (0 to 0)	0·1 (0 to 0·2)	0·2 (0 to 0·5)	0·3 (0·1 to 0·7)	0·2 (0 to 0·5)	2·7 (0·6 to 6·5)	2·5 (0·4 to 6·5)
G6PD deficiency	0 (0 to 0·1)	0 (0 to 0·1)	0·7 (0·3 to 1·5)	2·4 (1·1 to 4·5)	5·4 (2·8 to 8·6)	3·8 (2 to 6·2)	4·3 (2·4 to 7·2)	4·4 (2·5 to 6·9)
G6PD trait	0 (0 to 0)	0 (0 to 0)	0 (0 to 0)	0 (0 to 0)	0 (0 to 0)	0 (0 to 0)	0 (0 to 0)	0 (0 to 0)
Other hemoglobinopathies and hemolytic anemias	0·3 (0·1 to 0·6)	0·1 (0·1 to 0·3)	1·6 (0·8 to 2·9)	4·1 (2·1 to 7)	6·9 (4·1 to 11·3)	5·4 (3·1 to 8·9)	4·7 (2·6 to 7·8)	4·5 (2·4 to 7·9)
Endocrine, metabolic, blood, and immune disorders	3·5 (1·9 to 9·2)	3·7 (2 to 9·3)	65 (33·2 to 138)	81·2 (54·7 to 119)	73·1 (45·2 to 112)	39·8 (23·9 to 65·6)	28·4 (18·5 to 42·4)	34·4 (22·5 to 50·2)
Oral disorders	0 (0 to 0)	0 (0 to 0)	0 (0 to 0)	25·7 (14·6 to 43·1)	28·8 (16·2 to 48·7)	28·9 (15·8 to 49·2)	44·6 (24·2 to 76·2)	76·4 (41·3 to 134)
Caries of deciduous teeth	0 (0 to 0)	0 (0 to 0)	0 (0 to 0)	7·9 (3 to 16·7)	7·8 (3·2 to 17)	0·4 (0·1 to 1·1)	0 (0 to 0)	0 (0 to 0)
Caries of permanent teeth	0 (0 to 0)	0 (0 to 0)	0 (0 to 0)	0 (0 to 0)	3·8 (1·2 to 9)	9·9 (3·6 to 23·2)	12·5 (4·8 to 25·7)	15·7 (6·9 to 30·8)
Periodontal diseases	0 (0 to 0)	0 (0 to 0)	0 (0 to 0)	0 (0 to 0)	0 (0 to 0)	0 (0 to 0)	5·9 (1·6 to 14·8)	22·2 (6·5 to 55·6)
Other oral disorders	0 (0 to 0)	0 (0 to 0)	0 (0 to 0)	17·8 (10·5 to 28·6)	17·2 (10 to 26·9)	18·6 (10·9 to 28·6)	26·2 (15·4 to 42·5)	30·9 (18·6 to 47·6)
Sudden infant death syndrome	--	20·1 (10·4 to 33)	210 (87·3 to 410)	--	--	--	--	--
Injuries	23·3 (15·4 to 33)	14·5 (9·8 to 20·5)	483 (276 to 784)	791 (618 to 992)	600 (510 to 694)	510 (434 to 591)	929 (796 to 1,070)	967 (777 to 1,200)
Transport injuries	2·7 (1·7 to 4)	1·9 (1·2 to 2·8)	67·2 (35·7 to 118)	252 (175 to 361)	225 (168 to 293)	137 (104 to 176)	312 (238 to 399)	331 (235 to 448)
Road injuries	2·3 (1·5 to 3·4)	1·5 (1 to 2·3)	62·1 (32·5 to 109)	243 (167 to 350)	213 (159 to 279)	128 (95·9 to 164)	293 (223 to 377)	311 (219 to 421)
Pedestrian road injuries	1 (0·7 to 1·6)	0·6 (0·4 to 0·9)	21·5 (11·2 to 40·3)	136 (92·5 to 200)	106 (76·6 to 141)	50 (36·2 to 66·1)	89·5 (66·5 to 117)	94·7 (65·2 to 131)
Cyclist road injuries	0 (0 to 0)	0 (0 to 0)	0 (0 to 0)	10·9 (6 to 17·3)	12·1 (7·1 to 19·1)	10 (6·4 to 15·3)	9·2 (6·2 to 13·2)	8·6 (6·1 to 12·1)
Motorcyclist road injuries	0·2 (0·1 to 0·3)	0·2 (0·1 to 0·2)	3·7 (1·9 to 6·5)	9·8 (6·7 to 13·8)	10·5 (7·7 to 13·8)	10·3 (7·8 to 13·2)	42·2 (31·1 to 55·2)	43·1 (29·9 to 59·7)
Motor vehicle road injuries	0·9 (0·6 to 1·4)	0·7 (0·4 to 1)	35 (18 to 61)	81·1 (55·4 to 114)	78·3 (57·9 to 103)	50·8 (37·5 to 66·1)	142 (107 to 185)	153 (106 to 209)
Other road injuries	0·1 (0·1 to 0·3)	0·1 (0 to 0·2)	1·9 (0·7 to 4·2)	5 (2·4 to 10·1)	6·5 (4·1 to 10·5)	6·5 (4·5 to 9·6)	10·8 (7 to 15·9)	12 (8·2 to 17·7)
Other transport injuries	0·4 (0·2 to 0·6)	0·4 (0·2 to 0·6)	5·1 (2·3 to 9·7)	9·6 (5·6 to 15)	12·2 (7·8 to 18·7)	9·6 (6·4 to 14·1)	18·5 (11·5 to 28·4)	19·9 (12·4 to 31·4)
Unintentional injuries	10·7 (7·1 to 15·2)	10·7 (7 to 15·6)	366 (205 to 612)	425 (316 to 547)	270 (218 to 328)	219 (169 to 282)	245 (189 to 314)	249 (187 to 323)
Falls	0·7 (0·5 to 1·1)	0·5 (0·3 to 0·8)	15·3 (8·6 to 25)	40·8 (29·9 to 54·1)	53·9 (41·3 to 69·7)	60·6 (42·7 to 85)	76·3 (54·7 to 104)	83 (59 to 114)
Drowning	0·6 (0·4 to 0·9)	0·2 (0·2 to 0·4)	11·4 (5·9 to 19·9)	109 (76·5 to 148)	44·4 (31·1 to 60·6)	30·3 (22·2 to 40·7)	26·8 (18·9 to 37·4)	16·2 (10·7 to 23·4)
Fire, heat, and hot substances	0·3 (0·2 to 0·3)	0·3 (0·2 to 0·4)	9 (5·8 to 13·9)	30·4 (23 to 39·3)	25·8 (18·4 to 38)	25·9 (15·3 to 43)	31·9 (19·4 to 51·1)	33·7 (20·5 to 51·8)
Poisonings	0·4 (0·2 to 0·5)	0·5 (0·3 to 0·7)	5·9 (3·1 to 10·2)	16·9 (11·3 to 23·7)	11·6 (8·4 to 15·6)	10·2 (6·9 to 14·3)	12·8 (9·2 to 17·6)	12·1 (8·5 to 16·5)
Poisoning by carbon monoxide	0 (0 to 0)	0 (0 to 0·1)	1·1 (0·4 to 2·2)	3·6 (1·7 to 6·3)	2·5 (1·5 to 4·1)	1·6 (0·9 to 2·7)	3·3 (2 to 5·2)	3·5 (2·2 to 5·4)
Poisoning by other means	0·4 (0·2 to 0·5)	0·5 (0·3 to 0·7)	4·8 (2·6 to 8·3)	13·3 (8·8 to 19)	9 (6·1 to 12·4)	8·6 (5·8 to 12·2)	9·5 (6·4 to 13·5)	8·6 (5·7 to 12·3)
Exposure to mechanical forces	0·3 (0·2 to 0·5)	0·3 (0·2 to 0·4)	6·1 (3·6 to 9·5)	26·6 (18·6 to 35·6)	35·5 (25·7 to 48·6)	31·2 (21·5 to 46·7)	37·5 (26·9 to 53·4)	39·7 (28·3 to 56·3)
Unintentional firearm injuries	0 (0 to 0·1)	0 (0 to 0)	0·4 (0·2 to 0·8)	1·9 (0·9 to 3·3)	3·2 (1·8 to 5·6)	3·3 (2 to 5·2)	7·5 (4·9 to 10·9)	8·6 (5·7 to 12·6)
Other exposure to mechanical forces	0·3 (0·2 to 0·4)	0·3 (0·2 to 0·4)	5·6 (3·4 to 8·8)	24·7 (17·1 to 33)	32·3 (23 to 44·6)	27·9 (18·7 to 42·3)	30 (20·2 to 44·8)	31·1 (21 to 46·3)
Adverse effects of medical treatment	1·3 (0·7 to 2·4)	1·1 (0·7 to 1·8)	26·2 (12·2 to 49·9)	15·8 (9·7 to 24·2)	8·9 (6 to 12·9)	4·6 (3 to 6·5)	5·8 (3·7 to 8·9)	7 (4·1 to 11)
Animal contact	1·7 (0·9 to 2·8)	2·7 (1·4 to 4·9)	49·2 (21·7 to 90·2)	80 (45·5 to 129)	39·4 (25·8 to 57·9)	20·4 (14·6 to 28·5)	15·3 (10·6 to 21·7)	16 (11 to 22·4)
Venomous animal contact	1·5 (0·8 to 2·5)	2·5 (1·3 to 4·6)	45·7 (20·1 to 84·2)	74 (41·3 to 122)	32·8 (20·5 to 49·8)	15·7 (10·9 to 22·7)	11·3 (7·7 to 15·9)	12·1 (8·3 to 17)
Non-venomous animal contact	0·2 (0·1 to 0·4)	0·2 (0·1 to 0·4)	3·5 (1·2 to 8·7)	6 (2·6 to 11·9)	6·7 (3·5 to 12·1)	4·7 (2·7 to 7·7)	4 (2·3 to 6·7)	3·8 (2·2 to 6·4)
Foreign body	5 (3·2 to 7·5)	4·8 (3 to 7·4)	238 (125 to 417)	93·1 (65·8 to 126)	34·3 (27 to 42·8)	21·3 (16·6 to 27·1)	20 (15·4 to 25·4)	21·6 (16·1 to 28·5)
Pulmonary aspiration and foreign body in airway	5 (3·2 to 7·5)	4·8 (3 to 7·4)	238 (124 to 417)	89·8 (63·2 to 123)	29·2 (22 to 37·4)	15·3 (11·6 to 19·9)	13·1 (9·8 to 17·5)	13·7 (9·5 to 19·2)
Foreign body in eyes	0 (0 to 0)	0 (0 to 0)	0·2 (0 to 0·3)	0·9 (0·3 to 1·9)	1·5 (0·5 to 3·4)	2 (0·7 to 4·5)	2·6 (1 to 5·5)	3·4 (1·3 to 6·8)
Foreign body in other body part	0 (0 to 0)	0 (0 to 0)	0·4 (0·2 to 0·8)	2·4 (1·5 to 3·9)	3·6 (2·3 to 5·4)	4 (2·5 to 6)	4·3 (2·9 to 6·1)	4·5 (3·2 to 6·3)
Environmental heat and cold exposure	0 (0 to 0)	0 (0 to 0)	0·4 (0·2 to 0·6)	1·4 (0·9 to 2·1)	2·8 (1·7 to 4·5)	3·9 (2·3 to 6)	5·2 (3·2 to 8)	5·9 (3·6 to 9·1)
Exposure to forces of nature	0 (0 to 0)	0 (0 to 0)	0 (0 to 0)	0 (0 to 0)	0 (0 to 0·1)	0·1 (0 to 0·1)	0·1 (0·1 to 0·2)	0·1 (0·1 to 0·2)
Other unintentional injuries	0·4 (0·2 to 0·6)	0·2 (0·1 to 0·3)	4·4 (2·4 to 7·4)	11·4 (7·6 to 15·9)	13·7 (10·3 to 17·7)	10·8 (8 to 14·2)	13·3 (9·9 to 17·8)	14·1 (10·4 to 19·1)
Self-harm and interpersonal violence	9·9 (5·7 to 15·7)	1·9 (1·1 to 3·1)	49·7 (24 to 88·5)	113 (76·1 to 162)	104 (77·1 to 138)	154 (123 to 191)	372 (292 to 455)	387 (288 to 511)
Self-harm	0 (0 to 0)	0 (0 to 0)	0 (0 to 0)	0 (0 to 0)	0 (0 to 0)	39·5 (25·7 to 57·8)	147 (99·2 to 193)	120 (77·9 to 169)
Self-harm by firearm	0 (0 to 0)	0 (0 to 0)	0 (0 to 0)	0 (0 to 0)	0 (0 to 0)	1·5 (0·9 to 2·3)	8·9 (5·9 to 12·3)	7·3 (4·8 to 10·5)
Self-harm by other specified means	0 (0 to 0)	0 (0 to 0)	0 (0 to 0)	0 (0 to 0)	0 (0 to 0)	38 (24·7 to 55·4)	138 (93·1 to 182)	113 (73·1 to 159)
Interpersonal violence	9·9 (5·7 to 15·7)	1·9 (1·1 to 3·1)	49·5 (23·9 to 88·2)	113 (75·4 to 161)	104 (76·8 to 138)	114 (87 to 148)	225 (166 to 287)	267 (193 to 359)
Physical violence by firearm	1·6 (0·9 to 2·5)	0·5 (0·3 to 0·7)	13·6 (6·5 to 24·5)	38 (24·5 to 57·1)	47·5 (34·3 to 64·6)	48·5 (35·9 to 64·2)	121 (87·8 to 158)	136 (94·4 to 189)
Physical violence by sharp object	1·4 (0·8 to 2·3)	0·2 (0·1 to 0·3)	4·7 (2·3 to 8·4)	11·3 (7·6 to 16·2)	12 (8·8 to 15·7)	17·5 (13·2 to 22·9)	38·8 (28·5 to 50·7)	53·6 (37·9 to 73·1)
Sexual violence	0 (0 to 0)	0 (0 to 0)	0 (0 to 0)	0·4 (0·2 to 0·6)	3·2 (1·9 to 5)	6·6 (3·7 to 10·7)	13·6 (7·6 to 21·4)	19·8 (11·5 to 31)
Physical violence by other means	6·9 (4 to 11)	1·2 (0·7 to 2)	31·2 (14·8 to 55·5)	63·1 (41·9 to 92·4)	40·9 (29·8 to 55)	41·3 (30·7 to 53·6)	51·2 (37·3 to 66·2)	56·8 (40·4 to 77·1)
Conflict and terrorism	0 (0 to 0)	0 (0 to 0)	0 (0 to 0)	0 (0 to 0)	0 (0 to 0)	0 (0 to 0)	0 (0 to 0)	0 (0 to 0·1)

Congenital birth defects	91·6 (65·1 to 124)	75·3 (51·3 to 102)	64·8 (44·6 to 86·7)	53·8 (37·9 to 72·8)	43·5 (30 to 58·8)	37·4 (25·5 to 51·1)	30·4 (20·9 to 41·3)	23·5 (16 to 32·6)
Neural tube defects	4 (2·7 to 5·7)	3·1 (2·1 to 4·6)	2·4 (1·6 to 3·5)	1·7 (1·2 to 2·4)	1·2 (0·8 to 1·8)	1 (0·7 to 1·4)	0·7 (0·5 to 1)	0·5 (0·3 to 0·7)
Congenital heart anomalies	30·5 (18 to 47·7)	22·9 (12·3 to 36·2)	19·3 (10·2 to 29·6)	15·5 (8·6 to 23·1)	9·3 (4·4 to 14·5)	8·5 (3·6 to 13)	6·7 (3·2 to 10·3)	4·9 (2·2 to 7·5)
Orofacial clefts	0·8 (0·5 to 1·2)	0·7 (0·4 to 1·1)	0·7 (0·4 to 1·1)	0·6 (0·4 to 1)	0·6 (0·3 to 0·9)	0·5 (0·3 to 0·8)	0·4 (0·3 to 0·7)	0·4 (0·2 to 0·6)
Down syndrome	5·7 (3·3 to 9·5)	4·9 (2·8 to 8·2)	3·7 (2·1 to 6·2)	3·1 (1·8 to 5·1)	2·7 (1·6 to 4·4)	2·4 (1·3 to 4)	1·6 (0·8 to 2·8)	1·2 (0·6 to 2)
Turner syndrome	0·2 (0·1 to 0·4)	0·2 (0·1 to 0·3)	0·1 (0·1 to 0·3)	0·1 (0 to 0·2)	0·1 (0 to 0·2)	0 (0 to 0·1)	0 (0 to 0·1)	0 (0 to 0)
Klinefelter syndrome	0 (0 to 0)	0 (0 to 0)	0 (0 to 0)	0 (0 to 0)	0 (0 to 0)	0 (0 to 0)	0 (0 to 0)	0 (0 to 0)
Other chromosomal abnormalities	3·4 (1·6 to 5·8)	2·8 (1·1 to 4·9)	2·5 (0·9 to 4·1)	1·3 (0·6 to 2·1)	1·2 (0·4 to 2)	0·9 (0·3 to 1·6)	0·8 (0·2 to 1·5)	0·4 (0·1 to 0·8)
Congenital musculoskeletal and limb anomalies	30·1 (17·3 to 45·6)	28·7 (16·7 to 44)	26·3 (15·5 to 39·5)	24·2 (14·8 to 37·6)	22·2 (13·6 to 33·9)	18·8 (11·6 to 28·7)	16·1 (9·9 to 24·7)	12·9 (7·8 to 20·1)
Urogenital congenital anomalies	6·6 (2·2 to 13·2)	4·2 (1·4 to 8·5)	2·8 (0·7 to 5·5)	1·8 (0·6 to 3·6)	1·1 (0·6 to 1·8)	0·8 (0·4 to 1·4)	0·5 (0·2 to 0·9)	0·3 (0·1 to 0·5)
Digestive congenital anomalies	1·7 (0·9 to 2·8)	1·1 (0·5 to 1·7)	1 (0·4 to 1·7)	0·8 (0·3 to 1·2)	0·8 (0·2 to 1·3)	0·9 (0·2 to 1·5)	0·8 (0·2 to 1·4)	0·8 (0·2 to 1·5)
Other congenital birth defects	8·8 (5·3 to 14·6)	6·6 (3·9 to 11·6)	6·1 (3·6 to 10·8)	4·6 (2·6 to 8·8)	4·2 (2·4 to 8·3)	3·5 (1·9 to 6·7)	2·8 (1·4 to 5·7)	2·2 (1·1 to 4·5)
Urinary diseases and male infertility	18·1 (12·1 to 25·9)	21·4 (14·5 to 30·8)	28·8 (20·2 to 40·1)	33·2 (23·2 to 46·8)	38·7 (27·7 to 52·9)	51 (35·6 to 70·9)	55·2 (37 to 76·7)	60·1 (41·3 to 82·6)
Urolithiasis	1·4 (0·8 to 2·2)	2·3 (1·3 to 3·6)	3·5 (2·1 to 5·8)	4·5 (2·7 to 7·2)	4·6 (2·2 to 8·2)	6·2 (3·3 to 9·7)	5·7 (2·9 to 9·8)	4·3 (2·3 to 7·2)
Benign prostatic hyperplasia	0 (0 to 0)	0 (0 to 0)	0 (0 to 0)	0 (0 to 0)	0 (0 to 0)	0 (0 to 0)	0 (0 to 0)	0 (0 to 0)
Male infertility	--	--	--	--	--	--	--	--
Other urinary diseases	1·2 (0·7 to 2)	1·8 (1·1 to 2·9)	1·9 (1·1 to 2·8)	2·2 (1·3 to 3·5)	2·9 (1·8 to 4·3)	2·5 (1·5 to 4·3)	2·4 (1·3 to 4·9)	1·9 (1 to 4·1)
Gynecological diseases	542 (348 to 808)	616 (405 to 913)	631 (423 to 921)	625 (414 to 916)	523 (346 to 756)	346 (214 to 519)	186 (117 to 270)	110 (67·3 to 162)
Uterine fibroids	15 (5·9 to 31·9)	35·5 (15·7 to 72·6)	73·5 (32·1 to 150)	100 (46·5 to 191)	84·1 (38·9 to 163)	54·6 (24·7 to 104)	33·1 (14·8 to 62·8)	19·8 (8·7 to 38·2)
Polycystic ovarian syndrome	38·9 (17·3 to 79·8)	35·8 (15·6 to 72·6)	32·2 (13·8 to 65·6)	28·6 (12·6 to 58·8)	23 (9·8 to 45·9)	7·1 (2·8 to 14·9)	0 (0 to 0)	0 (0 to 0)
Female infertility	13·2 (0·8 to 41·8)	17·9 (1·7 to 59)	20·1 (0·4 to 64·9)	21·3 (1 to 63·7)	0·6 (0 to 5·1)	0 (0 to 0)	0 (0 to 0)	0 (0 to 0)
Endometriosis	50·5 (23·2 to 95·8)	43·4 (19·4 to 82·2)	36·7 (17·9 to 65·5)	32·7 (16·8 to 56·7)	27·1 (14 to 46·3)	11·8 (5·6 to 21)	0 (0 to 0)	0 (0 to 0)
Genital prolapse	0·8 (0·3 to 1·7)	1·4 (0·5 to 3)	3 (1·2 to 6·3)	5·8 (2·6 to 12)	10·5 (4·7 to 20·1)	14·4 (6·3 to 28·1)	15 (6·8 to 29)	13·9 (6·4 to 26·6)
Premenstrual syndrome	197 (112 to 322)	193 (104 to 310)	201 (116 to 316)	183 (104 to 292)	107 (59·8 to 181)	31 (15·6 to 54·9)	0 (0 to 0)	0 (0 to 0)
Other gynecological diseases	226 (121 to 381)	289 (161 to 481)	264 (152 to 417)	253 (144 to 397)	271 (157 to 415)	228 (118 to 358)	138 (83·6 to 206)	76·3 (45·5 to 116)
Hemoglobinopathies and hemolytic anemias	13·2 (7·7 to 20·7)	20·1 (11·1 to 33·1)	21·2 (11·3 to 35·9)	15·2 (9·3 to 24·3)	12·4 (7·7 to 18·9)	13·6 (8·4 to 20·5)	13 (8 to 20·4)	13·8 (8·4 to 21·5)
Thalassemias	0 (0 to 0·1)	0 (0 to 0·1)	0 (0 to 0·1)	0 (0 to 0·1)	0 (0 to 0·1)	0 (0 to 0·1)	0 (0 to 0)	0 (0 to 0)
Thalassemias trait	2·8 (0·7 to 6·2)	5·2 (2 to 9·9)	3·8 (1·5 to 7)	0·8 (0·1 to 1·9)	0·4 (0·1 to 1·2)	0·4 (0·1 to 1·2)	0·4 (0·1 to 1·2)	0·3 (0·1 to 0·9)
Sickle cell disorders	0·1 (0 to 0·5)	0·1 (0 to 0·3)	0·1 (0 to 0·4)	0·1 (0 to 0·3)	0·1 (0 to 0·3)	0·1 (0 to 0·3)	0 (0 to 0·2)	0 (0 to 0·1)
Sickle cell trait	1·5 (0·1 to 4·2)	3·9 (0·8 to 9)	2·8 (0·7 to 6·1)	0·5 (0·1 to 1·2)	0·1 (0 to 0·4)	0·2 (0 to 0·4)	0·2 (0 to 0·4)	0·1 (0 to 0·3)
G6PD deficiency	4·1 (2·3 to 6·7)	4·1 (2·2 to 6·8)	5·7 (2·5 to 10·5)	3·9 (2·2 to 6·3)	2·9 (1·5 to 4·8)	2·7 (1·4 to 4·8)	1·8 (0·9 to 3)	1·1 (0·5 to 1·9)
G6PD trait	0 (0 to 0)	0 (0 to 0)	0·9 (0 to 3·2)	0·6 (0·1 to 1·4)	0·1 (0 to 0·1)	0 (0 to 0)	0 (0 to 0)	0 (0 to 0)
Other hemoglobinopathies and hemolytic anemias	4·7 (2·5 to 7·6)	6·8 (3·4 to 12·2)	7·9 (4·2 to 13·4)	9·4 (5·3 to 15·1)	8·8 (5·1 to 14·3)	10·2 (6·2 to 16)	10·6 (6·5 to 16·5)	12·2 (7·2 to 19·4)
Endocrine, metabolic, blood, and immune disorders	50·7 (33·3 to 72·9)	77·2 (53·1 to 110)	106 (73·5 to 147)	132 (89·2 to 186)	183 (124 to 262)	229 (155 to 334)	227 (153 to 330)	212 (145 to 313)
Oral disorders	115 (59·5 to 213)	150 (77 to 278)	176 (92·1 to 316)	199 (109 to 349)	224 (128 to 365)	238 (139 to 382)	251 (150 to 388)	259 (160 to 392)
Caries of deciduous teeth	0 (0 to 0)	0 (0 to 0)	0 (0 to 0)	0 (0 to 0)	0 (0 to 0)	0 (0 to 0)	0 (0 to 0)	0 (0 to 0)
Caries of permanent teeth	14·8 (5·9 to 30·2)	12·8 (5·3 to 27·3)	11·6 (4·8 to 24·1)	10 (4·2 to 21·9)	8·5 (3·5 to 18·5)	7 (2·7 to 14·7)	5·8 (2·2 to 13)	4·8 (1·6 to 10·7)
Periodontal diseases	48·5 (14·9 to 118)	71·5 (24·3 to 158)	84·7 (29·4 to 188)	89·9 (32·8 to 197)	87·4 (33·8 to 180)	73·6 (28·8 to 151)	57·6 (23 to 119)	42·8 (16·8 to 87·8)
Other oral disorders	32·7 (19 to 50·4)	33 (19·3 to 50·6)	31·2 (18·6 to 47·7)	29·6 (17·9 to 45·4)	28·1 (17·1 to 42·5)	24·3 (14·5 to 36·7)	20·2 (12·6 to 29·8)	16·9 (10·3 to 25·3)
Sudden infant death syndrome	--	--	--	--	--	--	--	--
Injuries	988 (780 to 1,240)	878 (694 to 1,110)	835 (667 to 1,030)	671 (536 to 839)	592 (479 to 735)	551 (444 to 688)	484 (390 to 604)	438 (353 to 543)
Transport injuries	338 (241 to 459)	291 (212 to 395)	282 (210 to 373)	225 (166 to 300)	200 (150 to 259)	194 (151 to 250)	172 (134 to 223)	146 (116 to 183)
Road injuries	318 (226 to 428)	274 (199 to 372)	265 (195 to 355)	211 (155 to 283)	188 (140 to 245)	183 (142 to 234)	163 (126 to 211)	138 (109 to 174)
Pedestrian road injuries	102 (69·4 to 143)	91·9 (63·4 to 130)	92·4 (66·5 to 127)	72·7 (51·2 to 100)	67·1 (47 to 91·8)	71 (53 to 94·9)	65·1 (48·7 to 88)	60·6 (46·3 to 79·1)
Cyclist road injuries	8·9 (6·3 to 12·2)	8·8 (6·5 to 11·9)	8·9 (6·5 to 11·8)	8·2 (6 to 10·9)	10·9 (8 to 14·7)	11·7 (8·4 to 16·2)	10·3 (7·5 to 14·3)	8·7 (6·8 to 11·1)
Motorcyclist road injuries	41·8 (28·1 to 60·4)	26·9 (18·9 to 37·9)	24·6 (17·9 to 33·5)	18·6 (13·5 to 25·2)	14·2 (10·6 to 18·4)	11·2 (8·6 to 14·6)	8·9 (6·7 to 11·6)	6·4 (4·9 to 8·4)
Motor vehicle road injuries	152 (100 to 213)	132 (92·4 to 186)	125 (91·2 to 168)	97·9 (71 to 133)	82·2 (60·1 to 109)	75·9 (58·9 to 97·7)	66·8 (51·2 to 86·4)	53·3 (42 to 67·3)
Other road injuries	12·7 (8·8 to 18)	13·7 (9·7 to 18·8)	13·7 (9·4 to 18·7)	13·6 (9·7 to 18·1)	13·5 (9·6 to 18·2)	12·9 (9·3 to 17·1)	11·7 (8·6 to 15·7)	9 (6·5 to 12)
Other transport injuries	20·8 (12·7 to 32·5)	17·3 (11·1 to 27·1)	17·2 (10·8 to 27)	13·5 (8·6 to 20·5)	11·8 (8 to 17·4)	11 (7·4 to 16·1)	9·4 (6·4 to 13·6)	7·7 (5·6 to 10·4)
Unintentional injuries	261 (194 to 346)	266 (203 to 347)	269 (204 to 355)	254 (192 to 334)	251 (187 to 331)	254 (193 to 331)	242 (188 to 314)	244 (187 to 313)
Falls	91·9 (64·9 to 126)	98·4 (70·6 to 132)	104 (75·8 to 141)	106 (77·6 to 143)	110 (81·7 to 146)	117 (87·9 to 154)	117 (88·3 to 153)	129 (98·4 to 165)
Drowning	14·9 (9·7 to 21·9)	12·4 (8·2 to 17·5)	11·3 (7·7 to 16·2)	7·2 (4·8 to 10·3)	5·7 (4 to 7·9)	4·9 (3·4 to 7)	3·7 (2·7 to 5·2)	3·5 (2·5 to 4·5)
Fire, heat, and hot substances	35·8 (22·2 to 55·4)	37·1 (23 to 56·9)	37 (22·9 to 56·4)	34·3 (20·9 to 52·4)	32·6 (19·9 to 50·7)	30·3 (18·7 to 46·5)	26·9 (16·8 to 41·4)	23·9 (15 to 36·5)
Poisonings	11 (7·8 to 15·5)	9·6 (6·8 to 13·4)	8·5 (5·9 to 11·6)	6·5 (4·4 to 9·5)	5·7 (3·8 to 8·2)	5·2 (3·5 to 7·3)	4 (2·7 to 5·8)	3·4 (2·3 to 4·9)
Poisoning by carbon monoxide	3·1 (1·9 to 4·7)	2·2 (1·4 to 3·3)	2 (1·3 to 3)	1·4 (0·9 to 2·1)	1·2 (0·8 to 1·8)	1 (0·7 to 1·5)	0·7 (0·4 to 1)	0·6 (0·4 to 0·9)
Poisoning by other means	8 (5·4 to 11·6)	7·4 (5 to 10·7)	6·5 (4·3 to 9·3)	5·1 (3·2 to 7·8)	4·5 (2·9 to 6·7)	4·2 (2·7 to 6·2)	3·3 (2·1 to 4·9)	2·8 (1·8 to 4·3)
Exposure to mechanical forces	41 (28·6 to 57·9)	41·4 (30·1 to 58·4)	40·1 (28·5 to 56·6)	36·7 (25·8 to 52·5)	36 (24·9 to 51·6)	35·3 (24·8 to 50)	31·9 (22·8 to 44·8)	29·5 (20·8 to 41·1)
Unintentional firearm injuries	7·7 (4·8 to 11·7)	6·9 (4·5 to 10·2)	6·4 (4·3 to 9·5)	5·1 (3·6 to 6·9)	4·3 (3 to 5·8)	4·2 (2·9 to 5·8)	3·1 (2·2 to 4·4)	2·5 (1·8 to 3·4)
Other exposure to mechanical forces	33·2 (22·4 to 48·6)	34·5 (24 to 50)	33·6 (23·2 to 49·2)	31·6 (21·5 to 46·5)	31·7 (21·6 to 46·2)	31·1 (21·4 to 44·9)	28·7 (20·1 to 41·2)	27·1 (18·9 to 37·9)
Adverse effects of medical treatment	8 (4·6 to 13·1)	8·9 (5·7 to 13·7)	10·3 (6·3 to 16·3)	10·6 (6·8 to 15·9)	10·7 (7 to 15·5)	13·2 (8·7 to 19·2)	14·5 (9 to 22·3)	15·7 (9·9 to 23·1)
Animal contact	15·7 (10·6 to 22)	16·1 (11·1 to 22)	16·4 (11·6 to 22·6)	16·3 (11·5 to 22·3)	16·4 (11·6 to 22·5)	17·4 (12·2 to 24·1)	16 (11·2 to 21·9)	14·6 (10·4 to 20·3)
Venomous animal contact	11·8 (7·9 to 16·7)	12·2 (8·4 to 16·6)	12·4 (8·7 to 17)	11·9 (8·4 to 16·3)	11·8 (8·4 to 16·2)	12·5 (8·7 to 17·2)	11·3 (7·8 to 15·6)	10·2 (7·2 to 14·2)
Non-venomous animal contact	4 (2·3 to 6·6)	3·9 (2·2 to 6·6)	4 (2·3 to 6·8)	4·3 (2·6 to 7·1)	4·6 (2·8 to 7·3)	4·9 (3 to 7·8)	4·6 (2·8 to 7·3)	4·4 (2·8 to 7)
Foreign body	22 (16·1 to 29)	21 (15·4 to 28·1)	20·6 (15·3 to 27)	17·5 (13·2 to 22·8)	15·4 (11·7 to 19·8)	14·1 (10·6 to 18·3)	12·1 (9·4 to 15·8)	10·3 (8 to 13·1)
Pulmonary aspiration and foreign body in airway	13·6 (9·3 to 18·9)	12·2 (8·2 to 17·1)	11·8 (8·1 to 16·4)	8·7 (5·9 to 12·2)	6·9 (4·9 to 9·4)	6·3 (4·3 to 9·1)	5·3 (3·7 to 7·8)	4·6 (3·2 to 6·3)
Foreign body in eyes	3·8 (1·7 to 7·3)	4·1 (1·9 to 7·7)	4·3 (2 to 7·8)	4·5 (2·4 to 7·7)	4·4 (2·5 to 7·4)	3·9 (2·3 to 6·2)	3·3 (2 to 5)	2·9 (1·8 to 4·3)
Foreign body in other body part	4·6 (3·2 to 6·4)	4·6 (3·2 to 6·3)	4·5 (3·3 to 6·1)	4·3 (3 to 5·7)	4·1 (3 to 5·5)	3·8 (2·8 to 5·2)	3·5 (2·5 to 4·7)	2·8 (2 to 3·8)
Environmental heat and cold exposure	6·3 (4 to 9·6)	6·8 (4·2 to 10·4)	6·8 (4·3 to 10·5)	6·9 (4·4 to 10·5)	7 (4·4 to 10·6)	6·6 (4·2 to 10)	6·3 (4 to 9·3)	6 (3·8 to 9)
Exposure to forces of nature	0·1 (0·1 to 0·2)	0·2 (0·1 to 0·2)	0·2 (0·2 to 0·3)	0·3 (0·2 to 0·4)	0·3 (0·2 to 0·5)	0·2 (0·1 to 0·3)	0·2 (0·1 to 0·2)	0·2 (0·1 to 0·2)
Other unintentional injuries	14·3 (10·2 to 19·4)	14 (10·3 to 18·7)	14·2 (10·6 to 18·8)	12·1 (9 to 15·8)	11·3 (8·3 to 15)	9·6 (7 to 12·7)	8·8 (6·6 to 11·6)	7·7 (5·7 to 10·1)
Self-harm and interpersonal violence	389 (284 to 527)	321 (237 to 436)	283 (210 to 386)	192 (144 to 253)	141 (106 to 185)	103 (78·4 to 137)	69·9 (52·7 to 91·5)	48·7 (37·4 to 63)
Self-harm	101 (64·2 to 147)	80·4 (53·2 to 115)	67·2 (42·9 to 95·9)	42·8 (28·8 to 60·2)	30·7 (20·3 to 43·2)	22·1 (15·5 to 31)	15·1 (10·5 to 21·5)	9·7 (6·7 to 13·6)
Self-harm by firearm	6·2 (3·9 to 9)	4·4 (2·9 to 6·3)	3·6 (2·3 to 5·2)	3 (2 to 4·2)	2·2 (1·4 to 3·1)	1·6 (1·1 to 2·3)	1 (0·7 to 1·5)	0·8 (0·5 to 1·1)
Self-harm by other specified means	95·2 (60·2 to 137)	76·1 (50·3 to 109)	63·6 (40·6 to 90·7)	39·9 (26·8 to 56)	28·5 (18·9 to 40)	20·5 (14·4 to 28·8)	14·1 (9·8 to 20)	8·9 (6·2 to 12·6)
Interpersonal violence	287 (199 to 396)	240 (172 to 327)	216 (157 to 299)	149 (109 to 203)	110 (80·2 to 148)	81·2 (59·3 to 110)	54·6 (40·9 to 72·4)	38·9 (28·7 to 51·8)
Physical violence by firearm	151 (103 to 215)	119 (81·6 to 167)	111 (73·4 to 160)	73·2 (48·6 to 105)	52·3 (35 to 74·9)	37·9 (25·7 to 54·4)	22·8 (15·7 to 31·9)	13·7 (9·3 to 19·2)
Physical violence by sharp object	56·8 (39·1 to 80·1)	52·9 (36·9 to 73·8)	43·8 (29·7 to 64·7)	30·1 (20·7 to 43·3)	21·6 (15·2 to 29·9)	17·7 (12·5 to 24·7)	13·3 (9·7 to 17·7)	10·3 (7·5 to 14)
Sexual violence	21·4 (12·1 to 34·4)	21·4 (12·1 to 34)	20·2 (11·2 to 32·4)	17·2 (10·1 to 27·8)	12·8 (7·4 to 21·2)	7·7 (4·2 to 12·6)	4·3 (2·4 to 6·8)	3 (1·8 to 4·6)
Physical violence by other means	57·9 (40·7 to 80·5)	46·9 (33·5 to 64·2)	41·3 (29·4 to 58·6)	28·5 (20·7 to 39·6)	23·3 (17·3 to 31·1)	17·9 (13·3 to 23·8)	14·3 (11 to 18·5)	11·9 (9·1 to 15·6)
Conflict and terrorism	0·1 (0 to 0·2)	0·1 (0 to 0·1)	0·1 (0 to 0·1)	0·1 (0 to 0·1)	0 (0 to 0·1)	0 (0 to 0·1)	0 (0 to 0·1)	0 (0 to 0)

Congenital birth defects	16·3 (11 to 21·8)	7 (4·4 to 10·4)	4·1 (2·5 to 6·2)	2·2 (1·3 to 3·4)	1 (0·6 to 1·6)	0·4 (0·2 to 0·6)	0·1 (0·1 to 0·2)	4,310
Neural tube defects	0·4 (0·3 to 0·5)	0·1 (0·1 to 0·2)	0·1 (0 to 0·1)	0 (0 to 0·1)	0 (0 to 0)	0 (0 to 0)	0 (0 to 0)	441
Congenital heart anomalies	3·6 (1·5 to 5·6)	0·5 (0·2 to 1)	0·3 (0·1 to 0·7)	0·2 (0·1 to 0·5)	0·1 (0 to 0·2)	0·1 (0 to 0·1)	0 (0 to 0)	1,710
Orofacial clefts	0·3 (0·2 to 0·4)	0·2 (0·1 to 0·3)	0·2 (0·1 to 0·2)	0·1 (0·1 to 0·2)	0·1 (0 to 0·1)	0 (0 to 0)	0 (0 to 0)	24·7
Down syndrome	0·4 (0·2 to 0·6)	0 (0 to 0)	0 (0 to 0)	0 (0 to 0)	0 (0 to 0)	0 (0 to 0)	0 (0 to 0)	143
Turner syndrome	0 (0 to 0)	0 (0 to 0)	0 (0 to 0)	0 (0 to 0)	0 (0 to 0)	0 (0 to 0)	0 (0 to 0)	1·9
Klinefelter syndrome	0 (0 to 0)	0 (0 to 0)	0 (0 to 0)	0 (0 to 0)	0 (0 to 0)	0 (0 to 0)	0 (0 to 0)	0
Other chromosomal abnormalities	0·4 (0·1 to 0·6)	0 (0 to 0)	0 (0 to 0)	0 (0 to 0)	0 (0 to 0)	0 (0 to 0)	0 (0 to 0)	175
Congenital musculoskeletal and limb anomalies	8·7 (5·4 to 13)	5·4 (3 to 8·4)	3 (1·6 to 4·7)	1·5 (0·8 to 2·4)	0·6 (0·3 to 1·1)	0·2 (0·1 to 0·4)	0·1 (0 to 0·1)	524
Urogenital congenital anomalies	0·3 (0·1 to 0·6)	0 (0 to 0)	0 (0 to 0)	0 (0 to 0)	0 (0 to 0)	0 (0 to 0)	0 (0 to 0)	182
Digestive congenital anomalies	0·6 (0·1 to 1)	0 (0 to 0)	0 (0 to 0)	0 (0 to 0)	0 (0 to 0)	0 (0 to 0)	0 (0 to 0)	455
Other congenital birth defects	1·8 (1 to 3·6)	0·8 (0·2 to 2·2)	0·5 (0·1 to 1·5)	0·4 (0·1 to 1)	0·2 (0·1 to 0·6)	0·1 (0 to 0·3)	0 (0 to 0·1)	651
Urinary diseases and male infertility	51·8 (35·9 to 72·6)	53·6 (37·7 to 75·2)	47·7 (32·4 to 67·4)	37·2 (24·2 to 53·7)	27·3 (17·3 to 39·4)	12·8 (7·9 to 19·6)	7·1 (4·5 to 10·6)	634
Urolithiasis	3 (1·7 to 5·2)	2·3 (1·3 to 3·8)	1·6 (0·9 to 2·7)	1 (0·5 to 1·7)	0·6 (0·3 to 1)	0·3 (0·1 to 0·5)	0·1 (0 to 0·2)	42·9
Benign prostatic hyperplasia	0 (0 to 0)	0 (0 to 0)	0 (0 to 0)	0 (0 to 0)	0 (0 to 0)	0 (0 to 0)	0 (0 to 0)	0
Male infertility	--	--	--	--	--	--	--	NA
Other urinary diseases	1·3 (0·7 to 2·5)	0·9 (0·5 to 1·9)	0·9 (0·4 to 2·2)	0·5 (0·2 to 1)	0·3 (0·1 to 0·8)	0·2 (0·1 to 0·5)	0·1 (0 to 0·2)	36·5
Gynecological diseases	68·6 (43·5 to 100)	45 (28·8 to 65·5)	25·3 (16 to 37·3)	15·7 (10 to 23·6)	11·1 (7·1 to 16·5)	6·1 (3·9 to 9·2)	2·9 (1·7 to 4·4)	4,510
Uterine fibroids	10·7 (4·5 to 21·6)	6·2 (2·7 to 12·5)	3·2 (1·5 to 6·4)	1·6 (0·8 to 3·2)	0·7 (0·3 to 1·4)	0·3 (0·1 to 0·5)	0·1 (0 to 0·2)	452
Polycystic ovarian syndrome	0 (0 to 0)	0 (0 to 0)	0 (0 to 0)	0 (0 to 0)	0 (0 to 0)	0 (0 to 0)	0 (0 to 0)	251
Female infertility	0 (0 to 0)	0 (0 to 0)	0 (0 to 0)	0 (0 to 0)	0 (0 to 0)	0 (0 to 0)	0 (0 to 0)	79·5
Endometriosis	0 (0 to 0)	0 (0 to 0)	0 (0 to 0)	0 (0 to 0)	0 (0 to 0)	0 (0 to 0)	0 (0 to 0)	260
Genital prolapse	11 (5·1 to 21·6)	9·1 (4·2 to 17·4)	6·5 (3 to 12·1)	4·2 (2 to 7·9)	2·6 (1·3 to 4·9)	1·3 (0·6 to 2·4)	0·5 (0·3 to 0·9)	100
Premenstrual syndrome	0 (0 to 0)	0 (0 to 0)	0 (0 to 0)	0 (0 to 0)	0 (0 to 0)	0 (0 to 0)	0 (0 to 0)	1,340
Other gynecological diseases	46·9 (27·4 to 72·4)	29·7 (18·4 to 43·8)	15·7 (9·3 to 24·1)	9·8 (5·6 to 15·4)	7·8 (4·6 to 11·9)	4·6 (2·6 to 7·3)	2·3 (1·2 to 3·7)	2,030
Hemoglobinopathies and hemolytic anemias	10·1 (6·5 to 15·2)	10 (6·4 to 14·8)	8 (5·1 to 11·6)	4·1 (2·7 to 6·1)	3·4 (2·2 to 4·9)	1·2 (0·8 to 1·8)	0·5 (0·3 to 0·8)	240
Thalassemias	0 (0 to 0)	0 (0 to 0)	0 (0 to 0)	0 (0 to 0)	0 (0 to 0)	0 (0 to 0)	0 (0 to 0)	8·8
Thalassemias trait	0·3 (0 to 0·7)	0·3 (0·1 to 0·8)	0·3 (0·1 to 0·7)	0·1 (0 to 0·3)	0·1 (0 to 0·2)	0 (0 to 0·1)	0 (0 to 0)	25·3
Sickle cell disorders	0 (0 to 0)	0 (0 to 0)	0 (0 to 0)	0 (0 to 0)	0 (0 to 0)	0 (0 to 0)	0 (0 to 0)	7·1
Sickle cell trait	0·1 (0 to 0·2)	0·1 (0 to 0·3)	0·1 (0 to 0·3)	0 (0 to 0·1)	0 (0 to 0·1)	0 (0 to 0)	0 (0 to 0)	15·6
G6PD deficiency	0·6 (0·3 to 1)	0·3 (0·1 to 0·5)	0·2 (0·1 to 0·3)	0 (0 to 0·1)	0 (0 to 0)	0 (0 to 0)	0 (0 to 0)	48·4
G6PD trait	0 (0 to 0)	0 (0 to 0)	0 (0 to 0)	0 (0 to 0)	0 (0 to 0)	0 (0 to 0)	0 (0 to 0)	1·7
Other hemoglobinopathies and hemolytic anemias	9·2 (5·9 to 13·8)	9·3 (6 to 13·6)	7·5 (4·8 to 10·9)	3·9 (2·6 to 5·7)	3·2 (2·1 to 4·8)	1·2 (0·7 to 1·8)	0·5 (0·3 to 0·8)	133
Endocrine, metabolic, blood, and immune disorders	185 (127 to 268)	167 (115 to 235)	125 (88·4 to 174)	79·2 (55·1 to 110)	44·1 (30·7 to 62·9)	18·2 (12·4 to 25·2)	8·3 (5·4 to 11·8)	2,170
Oral disorders	229 (142 to 343)	201 (127 to 299)	151 (97·1 to 222)	102 (65·5 to 146)	57·6 (36·9 to 82·8)	25·1 (16·2 to 36)	10·2 (6·6 to 14·6)	2,590
Caries of deciduous teeth	0 (0 to 0)	0 (0 to 0)	0 (0 to 0)	0 (0 to 0)	0 (0 to 0)	0 (0 to 0)	0 (0 to 0)	16·2
Caries of permanent teeth	3·4 (1·3 to 7·3)	2·6 (1 to 5·5)	1·6 (0·7 to 3·4)	1 (0·4 to 2)	0·5 (0·2 to 1)	0·2 (0·1 to 0·4)	0·1 (0 to 0·1)	126
Periodontal diseases	27·7 (10·8 to 57·1)	19·2 (7·4 to 39·1)	12·4 (4·8 to 25)	7·8 (3 to 15·9)	4·3 (1·6 to 9·1)	1·8 (0·7 to 3·9)	0·7 (0·2 to 1·5)	658
Other oral disorders	12·5 (7·6 to 19·1)	8·9 (5·5 to 13·6)	5·1 (3·1 to 7·8)	2·7 (1·7 to 4·1)	1·2 (0·7 to 1·8)	0·5 (0·3 to 0·7)	0·2 (0·1 to 0·3)	358
Sudden infant death syndrome	--	--	--	--	--	--	--	NA
Injuries	373 (300 to 459)	351 (282 to 429)	319 (258 to 388)	268 (218 to 324)	201 (160 to 246)	111 (89·4 to 137)	59·4 (47·2 to 73·1)	11,400
Transport injuries	121 (96·5 to 148)	101 (77·9 to 125)	86·1 (68·2 to 108)	55·2 (43·1 to 68·3)	33·2 (25·2 to 42·5)	13·1 (10·3 to 16·2)	6·1 (4·7 to 7·6)	3,590
Road injuries	115 (91·6 to 141)	95·7 (74·4 to 119)	82·1 (64·7 to 103)	52·5 (41 to 65·3)	31·4 (23·8 to 40·3)	12·1 (9·5 to 15)	5·4 (4·2 to 6·8)	3,390
Pedestrian road injuries	53·5 (41·3 to 67·9)	46·9 (34·9 to 60·9)	46·2 (34·6 to 59·8)	29·7 (22·1 to 38·5)	18·1 (13·1 to 24)	6·1 (4·6 to 7·8)	2·6 (2 to 3·4)	1,330
Cyclist road injuries	7·1 (5·2 to 9·6)	5·1 (3·8 to 6·7)	3·4 (2·5 to 4·3)	2·6 (1·9 to 3·4)	1·7 (1·2 to 2·2)	0·8 (0·6 to 1·1)	0·3 (0·2 to 0·4)	148
Motorcyclist road injuries	5 (3·7 to 6·7)	4·6 (3·4 to 6)	3·7 (2·8 to 4·9)	3 (2·2 to 3·9)	1·9 (1·4 to 2·5)	0·9 (0·7 to 1·2)	0·5 (0·4 to 0·6)	292
Motor vehicle road injuries	41·8 (33·1 to 51·5)	33·4 (25·9 to 41·7)	24·6 (19·4 to 31·1)	14·5 (11·4 to 18)	8·3 (6·3 to 10·5)	3·6 (2·8 to 4·5)	1·7 (1·3 to 2·2)	1,450
Other road injuries	7·1 (5 to 9·6)	5·7 (4·1 to 7·7)	4·2 (3·1 to 5·6)	2·7 (1·9 to 3·6)	1·4 (1 to 2)	0·6 (0·4 to 0·8)	0·3 (0·2 to 0·3)	166
Other transport injuries	6 (4·3 to 8·3)	5 (3·5 to 7·1)	3·9 (2·8 to 5·5)	2·7 (2 to 3·6)	1·8 (1·3 to 2·6)	1 (0·7 to 1·4)	0·7 (0·4 to 0·9)	206
Unintentional injuries	219 (170 to 277)	225 (177 to 286)	216 (172 to 270)	204 (164 to 254)	163 (127 to 201)	96·4 (76·3 to 120)	52·4 (41·1 to 64·9)	5,010
Falls	124 (94·5 to 158)	139 (107 to 177)	145 (115 to 182)	153 (121 to 190)	129 (99·4 to 160)	78·8 (61·7 to 98·6)	43 (33·2 to 53·3)	2,020
Drowning	2·5 (1·8 to 3·5)	2·1 (1·5 to 3)	1·8 (1·2 to 2·4)	1·1 (0·8 to 1·4)	0·6 (0·5 to 0·8)	0·3 (0·2 to 0·4)	0·2 (0·1 to 0·3)	311
Fire, heat, and hot substances	18·8 (11·9 to 28·2)	16·4 (11 to 24·3)	13·2 (9·2 to 18·7)	10·4 (7·5 to 14·3)	7·2 (5·2 to 9·6)	3·8 (2·9 to 5)	2·1 (1·6 to 2·7)	487
Poisonings	2·7 (1·8 to 3·9)	2·2 (1·6 to 3)	1·8 (1·3 to 2·6)	1·3 (0·9 to 1·7)	0·8 (0·5 to 1·1)	0·4 (0·3 to 0·5)	0·2 (0·1 to 0·2)	134
Poisoning by carbon monoxide	0·5 (0·3 to 0·7)	0·5 (0·4 to 0·8)	0·6 (0·3 to 0·8)	0·3 (0·2 to 0·4)	0·2 (0·1 to 0·3)	0·1 (0·1 to 0·1)	0 (0 to 0·1)	30·1
Poisoning by other means	2·2 (1·4 to 3·3)	1·7 (1·1 to 2·5)	1·3 (0·8 to 1·9)	1 (0·7 to 1·4)	0·6 (0·4 to 0·8)	0·3 (0·2 to 0·3)	0·1 (0·1 to 0·2)	104
Exposure to mechanical forces	24·3 (17·3 to 33·9)	20·6 (14·9 to 28·7)	16·5 (12 to 22·4)	10·8 (7·7 to 15·1)	6·8 (4·8 to 9·4)	3·3 (2·4 to 4·5)	1·6 (1·2 to 2·2)	553
Unintentional firearm injuries	1·9 (1·4 to 2·6)	1·7 (1·2 to 2·3)	1·3 (0·9 to 1·8)	0·9 (0·6 to 1·3)	0·6 (0·4 to 0·8)	0·3 (0·2 to 0·4)	0·2 (0·1 to 0·2)	72
Other exposure to mechanical forces	22·4 (15·9 to 31·4)	19 (13·6 to 26·5)	15·3 (11·1 to 21)	9·9 (7 to 13·9)	6·2 (4·4 to 8·6)	3 (2·1 to 4·1)	1·5 (1·1 to 2)	481
Adverse effects of medical treatment	13·5 (8·3 to 19·5)	14·4 (9·3 to 20·4)	12·5 (8·2 to 17·9)	9·3 (6 to 13·2)	6·5 (4·3 to 9·4)	3·1 (2 to 4·4)	1·6 (1 to 2·2)	223
Animal contact	13 (9·3 to 17·9)	12 (8·8 to 16·7)	9·6 (7 to 13)	7·1 (5 to 9·8)	4·4 (3·1 to 6·1)	2·1 (1·5 to 2·9)	1·1 (0·8 to 1·5)	403
Venomous animal contact	8·7 (6·2 to 12·3)	7·8 (5·5 to 11)	6·3 (4·4 to 8·6)	4·7 (3·2 to 6·7)	2·9 (2 to 4·2)	1·4 (0·9 to 1·9)	0·7 (0·5 to 1)	322
Non-venomous animal contact	4·3 (2·7 to 6·7)	4·2 (2·7 to 6·3)	3·3 (2·1 to 4·9)	2·4 (1·6 to 3·6)	1·5 (1 to 2·3)	0·8 (0·5 to 1·2)	0·4 (0·2 to 0·5)	80·6
Foreign body	8·4 (6·6 to 10·6)	7·8 (6·1 to 9·8)	6·3 (4·9 to 7·9)	5 (4 to 6·3)	3·3 (2·6 to 4·1)	1·9 (1·4 to 2·3)	1·1 (0·8 to 1·3)	605
Pulmonary aspiration and foreign body in airway	3·9 (2·9 to 5·3)	4 (2·9 to 5·2)	3·5 (2·4 to 4·8)	3 (2·2 to 4)	2·2 (1·6 to 2·9)	1·3 (0·9 to 1·8)	0·8 (0·6 to 1·1)	497
Foreign body in eyes	2·3 (1·5 to 3·4)	1·9 (1·2 to 2·8)	1·4 (0·9 to 2·1)	1 (0·6 to 1·4)	0·6 (0·4 to 0·8)	0·3 (0·2 to 0·4)	0·1 (0·1 to 0·2)	49·3
Foreign body in other body part	2·2 (1·6 to 3)	1·9 (1·3 to 2·5)	1·4 (1 to 1·9)	1 (0·7 to 1·3)	0·6 (0·4 to 0·8)	0·3 (0·2 to 0·4)	0·1 (0·1 to 0·2)	58·9
Environmental heat and cold exposure	5·1 (3·3 to 7·6)	4·5 (2·9 to 6·7)	3·6 (2·4 to 5·2)	2·7 (1·8 to 3·8)	1·7 (1·2 to 2·4)	0·9 (0·6 to 1·3)	0·5 (0·3 to 0·6)	91·1
Exposure to forces of nature	0·1 (0·1 to 0·2)	0·1 (0·1 to 0·1)	0·1 (0 to 0·1)	0 (0 to 0·1)	0 (0 to 0)	0 (0 to 0)	0 (0 to 0)	2·3
Other unintentional injuries	6·7 (5·1 to 8·7)	5·6 (4·2 to 7·4)	5·2 (3·9 to 6·6)	4 (3 to 5·3)	3·1 (2·3 to 4)	1·8 (1·4 to 2·4)	1·1 (0·8 to 1·4)	188
Self-harm and interpersonal violence	33·7 (26·3 to 43·1)	24·7 (19·6 to 31)	16·9 (13·6 to 20·9)	9·1 (7·2 to 11·5)	4·9 (3·9 to 6)	2 (1·6 to 2·4)	1 (0·8 to 1·2)	2,830
Self-harm	6·5 (4·7 to 8·9)	4·4 (3·1 to 6)	2·4 (1·8 to 3·3)	1·5 (1·1 to 2)	0·8 (0·6 to 1·1)	0·4 (0·3 to 0·5)	0·2 (0·2 to 0·3)	692
Self-harm by firearm	0·6 (0·4 to 0·7)	0·3 (0·2 to 0·4)	0·3 (0·2 to 0·3)	0·1 (0·1 to 0·2)	0·1 (0·1 to 0·1)	0 (0 to 0·1)	0 (0 to 0)	41·9
Self-harm by other specified means	6 (4·3 to 8·1)	4·1 (2·9 to 5·6)	2·2 (1·6 to 2·9)	1·3 (1 to 1·8)	0·8 (0·6 to 1)	0·3 (0·2 to 0·4)	0·2 (0·1 to 0·3)	650
Interpersonal violence	27·1 (20·6 to 35·1)	20·2 (16 to 26)	14·4 (11·4 to 18·2)	7·7 (5·8 to 9·6)	4 (3·1 to 5)	1·6 (1·2 to 2)	0·8 (0·6 to 1)	2,140
Physical violence by firearm	8·4 (6 to 11·5)	4·6 (3·2 to 6·4)	2·9 (2 to 4)	0·8 (0·6 to 1·2)	0·4 (0·3 to 0·6)	0·1 (0·1 to 0·2)	0·1 (0·1 to 0·1)	1,010
Physical violence by sharp object	7·5 (5·5 to 9·8)	6·1 (4·6 to 8)	4·1 (3·2 to 5·4)	2·4 (1·8 to 3·2)	1·2 (0·9 to 1·6)	0·5 (0·4 to 0·6)	0·3 (0·2 to 0·4)	408
Sexual violence	2·2 (1·3 to 3·3)	1·7 (1 to 2·5)	1·1 (0·7 to 1·7)	0·7 (0·5 to 1·1)	0·3 (0·2 to 0·5)	0·1 (0 to 0·1)	0 (0 to 0)	158
Physical violence by other means	9·1 (7 to 11·7)	7·9 (6·2 to 10)	6·3 (4·9 to 8)	3·7 (2·8 to 4·7)	2·1 (1·6 to 2·6)	0·9 (0·7 to 1·2)	0·4 (0·3 to 0·5)	565
Conflict and terrorism	0 (0 to 0)	0 (0 to 0)	0 (0 to 0)	0 (0 to 0)	0 (0 to 0)	0 (0 to 0)	0 (0 to 0)	0·5

SR Table 2b: Nuevo León DALYS by cause and age group for females with 95% uncertainty intervals, 2019

Cause	Early Neonatal	Late Neonatal	Post Neonatal	1 to 4	5 to 9	10 to 14	15 to 19	20 to 24	25 to 29	30 to 34	35 to 39	40 to 44	45 to 49	50 to 54	55 to 59	60 to 64	65 to 69	70 to 74	75 to 79	80 to 84	85 to 89	90 to 94	95 plus	Total
All causes	15,400 (11,900 to 19,800)	6,130 (4,760 to 7,870)	4,640 (3,370 to 6,330)	16,900 (14,100 to 20,300)	10,200 (8,100 to 12,800)	13,800 (10,600 to 18,000)	20,400 (15,800 to 26,200)	25,900 (20,100 to 32,400)	28,100 (21,700 to 35,400)	30,600 (23,900 to 38,100)	35,100 (27,700 to 43,700)	40,500 (32,400 to 49,900)	46,300 (37,400 to 56,200)	48,800 (39,700 to 59,300)	49,800 (40,600 to 60,400)	49,300 (40,600 to 59,100)	43,000 (36,100 to 51,200)	39,900 (33,900 to 47,300)	34,100 (29,200 to 40,100)	25,400 (21,900 to 29,400)	17,800 (15,500 to 20,500)	8,250 (7,310 to 9,240)	2,930 (2,680 to 3,190)	613,000
Communicable, maternal, neonatal, and nutritional diseases	10,600 (7,950 to 14,100)	3,980 (3,010 to 5,180)	1,700 (1,130 to 2,440)	4,290 (3,340 to 5,430)	2,770 (2,010 to 3,810)	2,060 (1,540 to 2,670)	2,070 (1,620 to 2,600)	2,510 (2,000 to 3,130)	2,640 (2,090 to 3,320)	2,640 (2,120 to 3,250)	3,140 (2,360 to 4,060)	2,880 (2,250 to 3,660)	2,860 (2,240 to 3,640)	2,480 (1,950 to 3,130)	2,170 (1,710 to 2,710)	1,940 (1,550 to 2,380)	1,640 (1,310 to 2,060)	1,580 (1,240 to 2,010)	1,480 (1,140 to 1,900)	1,240 (965 to 1,570)	1,060 (817 to 1,350)	582 (441 to 739)	275 (209 to 335)	58,600
HIV/AIDS and sexually transmitted infections	1·8 (1·1 to 2·8)	1·1 (0·5 to 1·9)	36·3 (30 to 43·9)	27·7 (22·9 to 32·9)	20·7 (17·1 to 24·8)	37·3 (30·9 to 44·1)	68·1 (55·4 to 85·4)	184 (145 to 236)	289 (224 to 387)	398 (313 to 520)	412 (322 to 552)	411 (326 to 551)	354 (281 to 478)	231 (183 to 305)	151 (122 to 197)	120 (96·4 to 150)	72·3 (57·3 to 90·9)	25·6 (17·2 to 37·9)	15·7 (10·7 to 23·4)	8·4 (5·6 to 13·2)	5·2 (3·5 to 7·5)	1·3 (0·9 to 2)	0·4 (0·3 to 0·5)	2,870
HIV/AIDS	0 (0 to 0)	0 (0 to 0)	36 (29·6 to 43·6)	27·4 (22·7 to 32·7)	20·7 (17 to 24·8)	32·2 (26·1 to 38·8)	45·1 (37·5 to 54·7)	122 (101 to 148)	182 (150 to 219)	266 (221 to 319)	264 (221 to 319)	256 (213 to 305)	218 (181 to 263)	156 (131 to 187)	104 (85 to 126)	86·5 (71·1 to 104)	46·9 (38·3 to 56·5)	6·7 (5·1 to 8·6)	2·9 (2·3 to 3·7)	0·8 (0·7 to 1)	0·3 (0·3 to 0·4)	0·1 (0·1 to 0·1)	0·1 (0·1 to 0·1)	1,870
HIV/AIDS - Drug-susceptible Tuberculosis	0 (0 to 0)	0 (0 to 0)	4·3 (2·5 to 6·8)	3·4 (2 to 5·2)	2·5 (1·5 to 3·9)	3·9 (2·3 to 6)	5·2 (3·2 to 7·9)	14·6 (8·9 to 22·1)	21·6 (13·1 to 32·8)	32·2 (19·3 to 49)	31·7 (19 to 48·2)	31·1 (18·5 to 47·4)	26·8 (16 to 40·9)	19·2 (11·4 to 29·2)	12·8 (7·7 to 19·5)	10·7 (6·4 to 16·2)	5·7 (3·5 to 8·7)	0·8 (0·5 to 1·1)	0·3 (0·2 to 0·5)	0·1 (0·1 to 0·1)	0 (0 to 0·1)	0 (0 to 0)	0 (0 to 0)	227
HIV/AIDS - Multidrug-resistant Tuberculosis without extensive	0 (0 to 0)	0 (0 to 0)	0·3 (0 to 1·4)	0·3 (0 to 1·1)	0·2 (0 to 0·8)	0·3 (0 to 1·3)	0·4 (0 to 1·6)	1·1 (0·1 to 4·5)	1·6 (0·1 to 6·7)	2·4 (0·1 to 10)	2·3 (0·1 to 9·8)	2·3 (0·1 to 9·7)	2 (0·1 to 8·4)	1·4 (0·1 to 6)	0·9 (0·1 to 4)	0·8 (0 to 3·3)	0·4 (0 to 1·8)	0 (0 to 0·2)	0 (0 to 0·1)	0 (0 to 0)	0 (0 to 0)	0 (0 to 0)	0 (0 to 0)	16·7
HIV/AIDS - Extensively drug-resistant Tuberculosis	0 (0 to 0)	0 (0 to 0)	0·1 (0 to 0·2)	0 (0 to 0·2)	0 (0 to 0·1)	0 (0 to 0·2)	0·1 (0 to 0·3)	0·2 (0 to 0·7)	0·2 (0 to 1·1)	0·4 (0 to 1·6)	0·4 (0 to 1·6)	0·4 (0 to 1·6)	0·3 (0 to 1·4)	0·2 (0 to 1)	0·2 (0 to 0·7)	0·1 (0 to 0·5)	0·1 (0 to 0·3)	0 (0 to 0)	0 (0 to 0)	0 (0 to 0)	0 (0 to 0)	0 (0 to 0)	0 (0 to 0)	2·7
HIV/AIDS resulting in other diseases	0 (0 to 0)	0 (0 to 0)	31·3 (24·4 to 39·1)	23·7 (18·5 to 29·3)	17·9 (13·9 to 22·2)	27·9 (21·6 to 34·5)	39·4 (31·6 to 49·2)	106 (83·5 to 131)	159 (124 to 196)	231 (181 to 284)	230 (182 to 283)	222 (177 to 269)	189 (148 to 234)	135 (108 to 168)	90·2 (70·1 to 113)	75 (58 to 93·5)	40·7 (31·9 to 51)	5·9 (4·3 to 7·8)	2·5 (1·9 to 3·4)	0·7 (0·5 to 0·9)	0·3 (0·2 to 0·4)	0·1 (0·1 to 0·1)	0·1 (0 to 0·1)	1,630
Sexually transmitted infections excluding HIV	1·8 (1·1 to 2·8)	1·1 (0·5 to 1·9)	0·3 (0·1 to 0·6)	0·3 (0·1 to 0·5)	0 (0 to 0·1)	5·1 (3·5 to 7·3)	23 (14·7 to 35·8)	61·4 (34·5 to 109)	107 (53·6 to 199)	132 (67·1 to 254)	148 (76·5 to 269)	155 (83·4 to 282)	136 (75·8 to 241)	74·8 (40·2 to 143)	47·3 (25·4 to 89·9)	33·3 (18·4 to 58)	25·4 (15 to 42)	18·9 (11 to 30·8)	12·8 (7·9 to 20·3)	7·6 (4·8 to 12·2)	4·8 (3·2 to 7·1)	1·2 (0·8 to 1·9)	0·3 (0·2 to 0·4)	997
Syphilis	1·8 (1·1 to 2·8)	1·1 (0·5 to 1·9)	0·3 (0·1 to 0·6)	0·3 (0·1 to 0·5)	0 (0 to 0·1)	1·7 (1 to 2·6)	2·1 (1·3 to 3·1)	1·2 (0·8 to 2)	3·4 (2 to 5·6)	4·4 (2·6 to 6·7)	3·4 (2·1 to 5·2)	1·7 (1·1 to 2·6)	3·7 (2·4 to 5·6)	2·3 (1·6 to 3·4)	1 (0·7 to 1·4)	1·3 (0·8 to 1·8)	1·4 (0·9 to 2)	1·5 (0·9 to 2·1)	1 (0·7 to 1·3)	1·1 (0·7 to 1·6)	0·7 (0·5 to 1)	0·3 (0·2 to 0·4)	0·1 (0·1 to 0·1)	35·6
Chlamydial infection	0 (0 to 0)	0 (0 to 0)	0 (0 to 0)	0 (0 to 0)	0 (0 to 0)	0·6 (0·4 to 0·9)	2·8 (1·8 to 4·2)	7·4 (5 to 10·6)	8·5 (4·3 to 14·2)	9·3 (4·7 to 16·4)	13·4 (7·6 to 22·2)	15·7 (9·1 to 25·9)	12·9 (7·7 to 22·1)	4·1 (2·8 to 6)	2·5 (1·8 to 3·5)	2 (1·1 to 3·1)	1·2 (0·7 to 2)	1·3 (0·7 to 2)	1 (0·6 to 1·5)	0·8 (0·5 to 1·3)	0·5 (0·3 to 0·8)	0·1 (0·1 to 0·2)	0 (0 to 0·1)	84·3
Gonococcal infection	0 (0 to 0)	0 (0 to 0)	0 (0 to 0)	0 (0 to 0)	0 (0 to 0)	0·5 (0·3 to 0·8)	3·1 (2 to 4·5)	5·9 (3·9 to 9)	7·7 (4·7 to 11·9)	8·4 (5·4 to 12·6)	10·1 (6·5 to 15)	14·2 (9·1 to 21·5)	15·8 (9·7 to 25)	7·6 (4·5 to 12·1)	5·1 (3·2 to 7·6)	5 (2·9 to 8)	6·6 (3·9 to 10·7)	4·4 (2·5 to 6·9)	3·6 (2·2 to 5·5)	1·8 (1·1 to 2·9)	1·4 (0·9 to 2·1)	0·3 (0·2 to 0·4)	0·1 (0 to 0·1)	102
Trichomoniasis	0 (0 to 0)	0 (0 to 0)	0 (0 to 0)	0 (0 to 0)	0 (0 to 0)	0·2 (0 to 0·7)	4·5 (1·3 to 11·4)	25·8 (8·4 to 62·8)	55·5 (18·4 to 126)	66·3 (22·3 to 156)	64·2 (20·8 to 150)	60·7 (20·6 to 145)	51·5 (15·8 to 119)	34 (10·3 to 80·7)	19·6 (6·3 to 48)	11 (3·8 to 26·3)	6·8 (2·4 to 16·1)	4·7 (1·7 to 10·3)	2·7 (1·1 to 5·9)	1·4 (0·5 to 3)	0·6 (0·2 to 1·3)	0·1 (0·1 to 0·3)	0 (0 to 0)	410
Genital herpes	0 (0 to 0)	0 (0 to 0)	0 (0 to 0)	0 (0 to 0)	0 (0 to 0)	0·8 (0·2 to 2)	3·7 (1 to 9·7)	8·2 (2·7 to 21·1)	13·1 (4·2 to 31·9)	17·2 (5·4 to 41·4)	19·6 (6·3 to 47·4)	20·3 (6·5 to 50·5)	19·6 (6·2 to 46·7)	16·4 (5 to 40·7)	12·8 (3·9 to 31·6)	9·7 (3 to 23·9)	6·5 (1·9 to 16)	4·7 (1·4 to 11·7)	3·1 (0·9 to 7·5)	1·8 (0·6 to 4·3)	0·9 (0·3 to 2·1)	0·3 (0·1 to 0·7)	0·1 (0 to 0·2)	159
Other sexually transmitted infections	0 (0 to 0)	0 (0 to 0)	0 (0 to 0)	0 (0 to 0)	0 (0 to 0)	1·2 (0·8 to 1·6)	6·8 (4·7 to 9·6)	12·9 (7·5 to 20)	18·4 (10·8 to 29·6)	26·5 (15·8 to 41·7)	36·9 (22·5 to 57·6)	42·8 (26·2 to 65·6)	33 (19·6 to 55·6)	10·4 (6·1 to 16·6)	6·3 (3·8 to 9·6)	4·3 (2·5 to 6·9)	2·9 (1·7 to 4·8)	2·3 (1·3 to 3·5)	1·4 (0·9 to 2·1)	0·7 (0·5 to 1·2)	0·7 (0·4 to 1)	0·1 (0·1 to 0·2)	0 (0 to 0)	208
Respiratory infections and tuberculosis	350 (229 to 513)	377 (252 to 535)	429 (245 to 672)	1,440 (1,040 to 1,930)	510 (347 to 730)	427 (290 to 633)	449 (314 to 635)	553 (402 to 751)	535 (387 to 734)	539 (395 to 720)	605 (435 to 816)	694 (495 to 936)	769 (555 to 1,030)	795 (569 to 1,060)	870 (625 to 1,190)	858 (625 to 1,160)	795 (571 to 1,080)	840 (601 to 1,130)	874 (628 to 1,190)	745 (547 to 999)	728 (530 to 952)	413 (299 to 539)	192 (141 to 241)	14,800
Tuberculosis	0 (0 to 0)	0 (0 to 0)	4 (2·2 to 6·4)	39·5 (28·1 to 54·7)	16 (11·2 to 22·4)	17·2 (12·4 to 23·1)	42·8 (30·3 to 58·7)	116 (74·6 to 167)	123 (80·3 to 187)	111 (68·5 to 170)	115 (72·1 to 170)	119 (76·5 to 183)	137 (84·7 to 203)	149 (93·2 to 228)	140 (89·9 to 213)	127 (81·9 to 191)	106 (68·8 to 158)	89·3 (60 to 126)	67·3 (45·8 to 94·7)	37·8 (25·3 to 53·6)	19·1 (12·6 to 28)	5·6 (3·7 to 8)	1·4 (1 to 1·9)	1,580
Latent tuberculosis infection	0 (0 to 0)	0 (0 to 0)	0 (0 to 0)	0 (0 to 0)	0 (0 to 0)	0 (0 to 0)	0 (0 to 0)	0 (0 to 0)	0 (0 to 0)	0 (0 to 0)	0 (0 to 0)	0 (0 to 0)	0 (0 to 0)	0 (0 to 0)	0 (0 to 0)	0 (0 to 0)	0 (0 to 0)	0 (0 to 0)	0 (0 to 0)	0 (0 to 0)	0 (0 to 0)	0 (0 to 0)	0 (0 to 0)	0
Drug-susceptible tuberculosis	0 (0 to 0)	0 (0 to 0)	3·8 (1·9 to 6·1)	36·9 (24·7 to 52·3)	15·2 (10·3 to 21·2)	16·2 (11·3 to 22)	40 (26·5 to 56·5)	109 (67·2 to 157)	116 (71·1 to 174)	104 (62·5 to 161)	108 (64·6 to 164)	112 (65·7 to 174)	128 (76·8 to 192)	139 (83·4 to 211)	131 (80·6 to 203)	118 (73·5 to 179)	99·3 (59·4 to 151)	83·5 (52·1 to 120)	63 (40·5 to 90·6)	35·3 (21·5 to 51·4)	17·9 (11·2 to 25·9)	5·2 (3·2 to 7·6)	1·3 (0·8 to 1·8)	1,480





SR Table 2b: Oaxaca DALYS by cause and age group for females with 95% uncertainty intervals, 2019

Cause	Early Neonatal	Late Neonatal	Post Neonatal	1 to 4	5 to 9	10 to 14	15 to 19	20 to 24	25 to 29	30 to 34	35 to 39	40 to 44	45 to 49	50 to 54	55 to 59	60 to 64	65 to 69	70 to 74	75 to 79	80 to 84	85 to 89	90 to 94	95 plus	Total
All causes	9,250 (6,900 to 12,200)	4,460 (3,320 to 5,930)	14,200 (9,300 to 20,900)	12,800 (10,700 to 15,400)	10,700 (8,680 to 13,200)	14,500 (11,500 to 18,100)	18,800 (14,800 to 23,600)	22,400 (17,500 to 28,100)	24,800 (19,400 to 31,200)	26,300 (20,600 to 32,800)	27,800 (22,000 to 34,300)	30,900 (24,700 to 37,800)	33,100 (26,600 to 40,300)	35,400 (28,600 to 43,200)	37,900 (30,900 to 45,900)	37,200 (30,600 to 44,600)	35,500 (29,700 to 41,900)	32,900 (27,700 to 38,500)	31,200 (26,300 to 36,300)	27,100 (23,400 to 31,300)	19,000 (16,400 to 21,900)	9,940 (8,780 to 11,200)	3,900 (3,560 to 4,250)	520,000
Communicable, maternal, neonatal, and nutritional diseases	6,660 (4,330 to 9,130)	3,080 (2,150 to 4,090)	7,270 (4,530 to 10,700)	4,970 (3,960 to 6,220)	2,700 (2,090 to 3,590)	2,010 (1,630 to 2,490)	2,010 (1,610 to 2,470)	2,440 (1,960 to 3,050)	2,680 (2,110 to 3,320)	2,710 (2,140 to 3,370)	2,540 (1,990 to 3,220)	2,620 (2,030 to 3,380)	2,100 (1,670 to 2,720)	1,860 (1,450 to 2,370)	2,080 (1,590 to 2,700)	1,880 (1,460 to 2,350)	1,600 (1,280 to 2,000)	1,510 (1,190 to 1,930)	1,700 (1,340 to 2,150)	1,630 (1,290 to 2,060)	1,450 (1,100 to 1,810)	947 (719 to 1,190)	514 (392 to 627)	59,000
HIV/AIDS and sexually transmitted infections	1·7 (1 to 2·8)	1·3 (0·6 to 2·5)	93·8 (76·9 to 113)	88·8 (73·7 to 107)	37·6 (30·7 to 45·1)	48·8 (40·4 to 57·7)	62 (51·3 to 76)	182 (147 to 231)	321 (259 to 411)	397 (319 to 499)	339 (268 to 437)	323 (257 to 426)	260 (206 to 335)	158 (125 to 208)	111 (87·3 to 146)	78·4 (62·8 to 100)	72·8 (58·3 to 91·4)	20·9 (13·6 to 31·9)	13·7 (9·1 to 21·6)	8·2 (5·5 to 12·6)	4·8 (3·1 to 7·1)	1·4 (0·9 to 2·2)	0·4 (0·3 to 0·6)	2,630
HIV/AIDS	0 (0 to 0)	0 (0 to 0)	92 (74·4 to 111)	88·5 (73·4 to 107)	37·5 (30·5 to 45)	42·9 (35·1 to 51·6)	42·3 (35 to 49·9)	134 (111 to 165)	236 (192 to 289)	297 (244 to 355)	235 (193 to 279)	220 (182 to 266)	173 (143 to 205)	108 (88·2 to 130)	77·4 (63·6 to 92·6)	54·5 (44·5 to 65·8)	53·3 (43·4 to 64·4)	6·3 (4·5 to 8·5)	2·9 (2·2 to 3·7)	0·9 (0·7 to 1·1)	0·4 (0·3 to 0·4)	0·1 (0·1 to 0·1)	0·1 (0·1 to 0·1)	1,900
HIV/AIDS - Drug-susceptible Tuberculosis	0 (0 to 0)	0 (0 to 0)	10·7 (6·3 to 16·9)	10·6 (6·2 to 16·7)	5·1 (3 to 8)	5·8 (3·4 to 9·1)	5·1 (3·1 to 7·9)	16·5 (10·1 to 25·6)	29·3 (17·8 to 45·5)	36·7 (22·1 to 57·2)	28·9 (17·5 to 44·9)	27·1 (16·3 to 42·2)	21·5 (12·9 to 33·4)	13·5 (8·1 to 20·9)	9·6 (5·9 to 14·9)	6·6 (4·1 to 10)	6·5 (4 to 9·9)	0·7 (0·5 to 0·9)	0·3 (0·2 to 0·5)	0·1 (0·1 to 0·2)	0 (0 to 0·1)	0 (0 to 0)	0 (0 to 0)	235
HIV/AIDS - Multidrug-resistant Tuberculosis without extensive (	0 (0 to 0)	0 (0 to 0)	0·9 (0 to 4)	0·9 (0 to 3·9)	0·4 (0 to 1·8)	0·5 (0 to 2·1)	0·4 (0 to 1·8)	1·3 (0·1 to 5·9)	2·3 (0·1 to 10·4)	2·9 (0·1 to 13)	2·2 (0·1 to 10·2)	2·1 (0·1 to 9·7)	1·7 (0·1 to 7·7)	1·1 (0 to 4·8)	0·8 (0 to 3·5)	0·5 (0 to 2·3)	0·5 (0 to 2·3)	0 (0 to 0·2)	0 (0 to 0·1)	0 (0 to 0)	0 (0 to 0)	0 (0 to 0)	0 (0 to 0)	18·4
HIV/AIDS - Extensively drug-resistant Tuberculosis	0 (0 to 0)	0 (0 to 0)	0·1 (0 to 0·6)	0·1 (0 to 0·6)	0·1 (0 to 0·3)	0·1 (0 to 0·3)	0·1 (0 to 0·3)	0·2 (0 to 0·9)	0·4 (0 to 1·6)	0·5 (0 to 2)	0·4 (0 to 1·6)	0·3 (0 to 1·5)	0·3 (0 to 1·2)	0·2 (0 to 0·8)	0·1 (0 to 0·5)	0·1 (0 to 0·4)	0·1 (0 to 0·4)	0 (0 to 0)	0 (0 to 0)	0 (0 to 0)	0 (0 to 0)	0 (0 to 0)	0 (0 to 0)	3
HIV/AIDS resulting in other diseases	0 (0 to 0)	0 (0 to 0)	80·3 (61·9 to 101)	76·9 (60·8 to 96)	31·9 (24·4 to 39·8)	36·5 (28·2 to 45·8)	36·7 (29 to 44·8)	116 (90·6 to 145)	204 (161 to 258)	257 (197 to 319)	203 (159 to 252)	190 (150 to 236)	149 (117 to 185)	93·4 (73·3 to 117)	66·9 (53·1 to 82·4)	47·3 (37·1 to 59)	46·3 (35·4 to 57·8)	5·6 (3·9 to 7·8)	2·5 (1·9 to 3·4)	0·8 (0·6 to 1)	0·3 (0·3 to 0·4)	0·1 (0·1 to 0·1)	0·1 (0 to 0·1)	1,650
Sexually transmitted infections excluding HIV	1·7 (1 to 2·8)	1·3 (0·6 to 2·4)	1·8 (0·8 to 3·7)	0·3 (0·1 to 0·5)	0·1 (0·1 to 0·2)	5·9 (4 to 8·5)	19·7 (12·8 to 30·4)	47·8 (26·5 to 85·9)	84·7 (43·7 to 160)	100 (51 to 189)	104 (55·7 to 190)	103 (55·1 to 193)	87·3 (48 to 157)	50·2 (25·3 to 97·5)	33·7 (16·6 to 64·2)	23·9 (12·6 to 45)	19·4 (11·2 to 34·4)	14·6 (8·1 to 25·6)	10·8 (6·4 to 18·7)	7·3 (4·6 to 11·6)	4·4 (2·8 to 6·7)	1·3 (0·8 to 2·1)	0·3 (0·2 to 0·5)	724
Syphilis	1·7 (1 to 2·8)	1·3 (0·6 to 2·4)	1·8 (0·8 to 3·7)	0·3 (0·1 to 0·5)	0·1 (0·1 to 0·2)	2·4 (1·5 to 3·7)	2 (1·2 to 2·9)	0·9 (0·5 to 1·5)	2·9 (1·7 to 4·7)	3·4 (2 to 5·3)	2·5 (1·6 to 3·8)	1·2 (0·8 to 1·7)	2·3 (1·5 to 3·5)	1·5 (1 to 2·1)	0·7 (0·5 to 1)	0·9 (0·6 to 1·2)	1 (0·7 to 1·4)	1 (0·7 to 1·5)	0·7 (0·5 to 1·1)	0·9 (0·6 to 1·3)	0·6 (0·4 to 0·9)	0·3 (0·2 to 0·4)	0·1 (0·1 to 0·1)	30·4
Chlamydial infection	0 (0 to 0)	0 (0 to 0)	0 (0 to 0)	0 (0 to 0)	0 (0 to 0)	0·7 (0·5 to 1)	2·2 (1·5 to 3·2)	5·3 (3·7 to 7·8)	6·3 (4·1 to 9·8)	6·2 (3·2 to 10·7)	8·3 (4·7 to 13·9)	9·4 (5·4 to 15·7)	7·5 (4·7 to 12)	2·4 (1·6 to 3·4)	1·5 (1·1 to 2·1)	1·1 (0·7 to 1·8)	0·8 (0·4 to 1·2)	0·8 (0·5 to 1·3)	0·7 (0·4 to 1)	0·7 (0·4 to 1)	0·4 (0·3 to 0·6)	0·1 (0·1 to 0·2)	0 (0 to 0·1)	54·3
Gonococcal infection	0 (0 to 0)	0 (0 to 0)	0 (0 to 0)	0 (0 to 0)	0 (0 to 0)	0·7 (0·5 to 1·1)	2·8 (1·9 to 4·2)	4·3 (2·8 to 6·4)	6·4 (4 to 10·2)	6·4 (4 to 9·7)	7·1 (4·8 to 10·5)	9·4 (6 to 14·2)	9·5 (6 to 14·7)	4·4 (2·7 to 7)	3·1 (1·9 to 4·8)	2·8 (1·7 to 4·5)	4·1 (2·4 to 6·5)	2·7 (1·6 to 4·4)	2·4 (1·5 to 3·7)	1·5 (0·9 to 2·3)	1·1 (0·7 to 1·6)	0·3 (0·2 to 0·4)	0·1 (0 to 0·1)	69·2
Trichomoniasis	0 (0 to 0)	0 (0 to 0)	0 (0 to 0)	0 (0 to 0)	0 (0 to 0)	0·2 (0 to 0·6)	3·8 (1·1 to 9·7)	21·2 (7 to 50·8)	45·1 (14·7 to 103)	53 (17·5 to 120)	48·8 (16 to 114)	43·8 (14·6 to 107)	35·8 (11·4 to 81·2)	24·3 (7·7 to 60·1)	15 (4·9 to 35·3)	8·9 (3 to 21·2)	6 (2·1 to 14)	4·3 (1·6 to 9·7)	2·8 (1·1 to 6·6)	1·6 (0·6 to 3·5)	0·7 (0·3 to 1·5)	0·2 (0·1 to 0·5)	0 (0 to 0·1)	316
Genital herpes	0 (0 to 0)	0 (0 to 0)	0 (0 to 0)	0 (0 to 0)	0 (0 to 0)	0·7 (0·2 to 1·8)	3·2 (0·8 to 8·3)	6·8 (2·1 to 17·5)	10·8 (3·6 to 25·4)	13·7 (4·6 to 32·2)	14·7 (4·8 to 36·3)	14·5 (4·7 to 36)	13·5 (4·2 to 33·3)	11·6 (3·6 to 29)	9·6 (2·9 to 23·5)	7·7 (2·4 to 19)	5·7 (1·8 to 14·1)	4·4 (1·3 to 10·8)	3·2 (1 to 7·8)	2 (0·6 to 5)	1 (0·3 to 2·6)	0·4 (0·1 to 1)	0·1 (0 to 0·3)	124
Other sexually transmitted infections	0 (0 to 0)	0 (0 to 0)	0 (0 to 0)	0 (0 to 0)	0 (0 to 0)	1·2 (0·9 to 1·8)	5·7 (3·9 to 7·9)	9·3 (5·3 to 14·6)	13·1 (7·6 to 21·3)	17·8 (10·3 to 28·2)	22·7 (14·1 to 35·8)	24·9 (15·1 to 38·6)	18·7 (11 to 32·1)	6 (3·3 to 9·9)	3·8 (2·1 to 5·9)	2·4 (1·5 to 3·9)	1·8 (1 to 2·9)	1·4 (0·8 to 2·2)	0·9 (0·6 to 1·4)	0·6 (0·4 to 1)	0·6 (0·3 to 0·8)	0·1 (0·1 to 0·2)	0 (0 to 0)	131
Respiratory infections and tuberculosis	175 (102 to 272)	237 (150 to 347)	2,290 (1,330 to 3,560)	1,260 (944 to 1,620)	576 (422 to 788)	505 (363 to 693)	437 (316 to 603)	502 (373 to 674)	516 (374 to 710)	471 (340 to 625)	498 (364 to 673)	531 (391 to 722)	513 (378 to 674)	496 (362 to 662)	548 (404 to 743)	476 (351 to 641)	520 (387 to 696)	493 (368 to 666)	543 (399 to 722)	507 (379 to 675)	461 (341 to 601)	291 (210 to 381)	131 (94·5 to 169)	13,000
Tuberculosis	0 (0 to 0)	0 (0 to 0)	19·4 (10·6 to 32·6)	32 (23·1 to 43·4)	27·4 (17·1 to 41·1)	37·9 (28·6 to 49·6)	57·6 (42·1 to 79·4)	125 (85 to 176)	146 (95·8 to 210)	128 (83·7 to 191)	124 (80·4 to 184)	119 (76·7 to 177)	111 (70·9 to 166)	103 (65·9 to 151)	112 (72·3 to 166)	96·9 (62·8 to 144)	105 (70·2 to 151)	88·5 (60·8 to 123)	66·6 (47·1 to 92·2)	43·8 (30·2 to 61·4)	21·7 (14·3 to 31·6)	7·6 (5 to 10·9)	2·3 (1·5 to 3)	1,570
Latent tuberculosis infection	0 (0 to 0)	0 (0 to 0)	0 (0 to 0)	0 (0 to 0)	0 (0 to 0)	0 (0 to 0)	0 (0 to 0)	0 (0 to 0)	0 (0 to 0)	0 (0 to 0)	0 (0 to 0)	0 (0 to 0)	0 (0 to 0)	0 (0 to 0)	0 (0 to 0)	0 (0 to 0)	0 (0 to 0)	0 (0 to 0)	0 (0 to 0)	0 (0 to 0)	0 (0 to 0)	0 (0 to 0)	0 (0 to 0)	0
[illegible]	[illegible]	[illegible]	[illegible]	[illegible]	[illegible]	[illegible]	[illegible]	[illegible]	[illegible]	[illegible]	[illegible]	[illegible]	[illegible]	[illegible]	[illegible]	[illegible]	[illegible]	[illegible]	[illegible]	[illegible]	[illegible]	[illegible]	[illegible]	[illegible]

Ischemic heart disease	0 (0 to 0)	0 (0 to 0)	0 (0 to 0)	0 (0 to 0)	0 (0 to 0)	[illegible]	[illegible]	[illegible]	[illegible]	[illegible]	[illegible]	[illegible]	[illegible]	[illegible]	[illegible]	[illegible]	[illegible]	1,830 (1,420 to 2,320)	2,330 (1,850 to 2,900)	2,560 (2,000 to 3,230)	3,040 (2,390 to 3,880)	3,340 (2,640 to 4,030)	2,850 (2,220 to 3,490)	1,770 (1,340 to 2,150)	825 (613 to 981)	23,100
Stroke	1·7 (0·7 to 4·7)	2·9 (1·3 to 6·5)	68·2 (27·9 to 145)	46·7 (28·7 to 78·2)	78·4 (57·9 to 106)	[illegible]	[illegible]	[illegible]	[illegible]	[illegible]	[illegible]	[illegible]	[illegible]	[illegible]	[illegible]	[illegible]	[illegible]	1,320 (979 to 1,770)	1,620 (1,210 to 2,120)	1,870 (1,460 to 2,330)	2,150 (1,670 to 2,660)	2,120 (1,600 to 2,680)	1,570 (1,180 to 2,020)	765 (571 to 982)	275 (206 to 340)	17,100
Ischemic stroke	0·4 (0·2 to 1·2)	0·7 (0·3 to 1·5)	4·3 (1·9 to 8·9)	11·5 (7·6 to 17·1)	26 (15·8 to 42·9)	[illegible]	[illegible]	[illegible]	[illegible]	[illegible]	[illegible]	[illegible]	[illegible]	[illegible]	[illegible]	[illegible]	[illegible]	538 (402 to 703)	681 (514 to 880)	1,140 (892 to 1,430)	1,370 (1,050 to 1,750)	1,630 (1,220 to 2,040)	1,230 (919 to 1,580)	618 (457 to 797)	226 (168 to 278)	8,920
Intracerebral hemorrhage	0·1 (0 to 0·3)	0·9 (0·4 to 2·1)	40·9 (14·9 to 92·4)	14·4 (7·3 to 27·2)	20·4 (13·6 to 31·2)	[illegible]	[illegible]	[illegible]	[illegible]	[illegible]	[illegible]	[illegible]	[illegible]	[illegible]	[illegible]	[illegible]	[illegible]	562 (400 to 784)	701 (501 to 958)	561 (433 to 717)	606 (428 to 802)	391 (274 to 546)	277 (194 to 382)	122 (85·2 to 166)	40·8 (30·7 to 51·9)	5,370
Subarachnoid hemorrhage	1·1 (0·4 to 2·9)	1·3 (0·6 to 2·9)	23 (8 to 47·8)	20·8 (11·2 to 38·6)	32 (21·3 to 48·7)	[illegible]	[illegible]	[illegible]	[illegible]	[illegible]	[illegible]	[illegible]	[illegible]	[illegible]	[illegible]	[illegible]	[illegible]	222 (146 to 333)	236 (153 to 343)	177 (116 to 256)	168 (113 to 238)	101 (67·8 to 144)	60·7 (40·6 to 87·5)	25·9 (16·3 to 37·7)	8·1 (5·2 to 11·5)	2,790
Hypertensive heart disease	0 (0 to 0)	0 (0 to 0)	0 (0 to 0)	0 (0 to 0)	0 (0 to 0)	[illegible]	[illegible]	[illegible]	[illegible]	[illegible]	[illegible]	[illegible]	[illegible]	[illegible]	[illegible]	[illegible]	[illegible]	286 (191 to 400)	386 (267 to 522)	504 (342 to 684)	678 (402 to 913)	791 (432 to 1,070)	644 (321 to 863)	406 (173 to 551)	149 (68·1 to 202)	4,460
Non-rheumatic valvular heart disease	0 (0 to 0)	0 (0 to 0)	0 (0 to 0)	0 (0 to 0)	0 (0 to 0)	[illegible]	[illegible]	[illegible]	[illegible]	[illegible]	[illegible]	[illegible]	[illegible]	[illegible]	[illegible]	[illegible]	[illegible]	45·4 (30·2 to 67·2)	45·8 (31·3 to 65)	45·4 (31·2 to 63·9)	36·4 (25·4 to 51·8)	27·3 (19·2 to 37)	20·6 (13·8 to 29)	8·6 (5·8 to 11·9)	2·8 (1·9 to 3·8)	390
Non-rheumatic calcific aortic valve disease	0 (0 to 0)	0 (0 to 0)	0 (0 to 0)	0 (0 to 0)	0 (0 to 0)	[illegible]	[illegible]	[illegible]	[illegible]	[illegible]	[illegible]	[illegible]	[illegible]	[illegible]	[illegible]	[illegible]	[illegible]	31·2 (19·5 to 47·9)	32·9 (21 to 47·5)	31·3 (20·6 to 46·7)	26·1 (17·6 to 37·9)	19·2 (13·1 to 26·8)	15·1 (9·9 to 21·5)	6·1 (4 to 8·8)	1·8 (1·1 to 2·6)	257
Non-rheumatic degenerative mitral valve disease	0 (0 to 0)	0 (0 to 0)	0 (0 to 0)	0 (0 to 0)	0 (0 to 0)	[illegible]	[illegible]	[illegible]	[illegible]	[illegible]	[illegible]	[illegible]	[illegible]	[illegible]	[illegible]	[illegible]	[illegible]	13·1 (6·6 to 21·9)	12·1 (6·1 to 20·2)	13·3 (6·3 to 22)	9·6 (4·9 to 15·6)	7·4 (3·8 to 12)	4·9 (2·4 to 8)	2·3 (1·2 to 3·7)	0·9 (0·5 to 1·4)	122
Other non-rheumatic valve diseases	0 (0 to 0)	0 (0 to 0)	0 (0 to 0)	0 (0 to 0)	0 (0 to 0)	[illegible]	[illegible]	[illegible]	[illegible]	[illegible]	[illegible]	[illegible]	[illegible]	[illegible]	[illegible]	[illegible]	[illegible]	1 (0·3 to 2·6)	0·8 (0·3 to 2·1)	0·7 (0·2 to 2)	0·7 (0·2 to 2)	0·7 (0·2 to 1·9)	0·6 (0·2 to 1·7)	0·2 (0·1 to 0·4)	0·1 (0 to 0·3)	11·2
Cardiomyopathy and myocarditis	9 (4 to 14·8)	6·7 (3·7 to 10·4)	89·5 (46·3 to 149)	64·9 (36·2 to 94·6)	39 (16·8 to 55·8)	[illegible]	[illegible]	[illegible]	[illegible]	[illegible]	[illegible]	[illegible]	[illegible]	[illegible]	[illegible]	[illegible]	[illegible]	38·2 (26·1 to 55·4)	37·9 (25·6 to 54·8)	35·1 (23·7 to 53·9)	36·6 (23·4 to 57·1)	32·6 (21 to 49·8)	26 (16·1 to 40)	14·1 (8·7 to 21·4)	6·3 (3·9 to 9·2)	726
Myocarditis	0·3 (0·1 to 0·7)	0·6 (0·3 to 1·1)	12 (5·2 to 22·6)	8·5 (4·4 to 14·4)	6·5 (2·8 to 11·4)	[illegible]	[illegible]	[illegible]	[illegible]	[illegible]	[illegible]	[illegible]	[illegible]	[illegible]	[illegible]	[illegible]	[illegible]	2·1 (1·2 to 3·3)	2·1 (1·1 to 3·5)	2·2 (1 to 4·3)	3·3 (1·2 to 6·8)	4 (1·3 to 8·6)	4·3 (1·4 to 8·5)	3·1 (0·9 to 6·2)	1·6 (0·4 to 3·1)	84·3
Alcoholic cardiomyopathy	0 (0 to 0)	0 (0 to 0)	0 (0 to 0)	0 (0 to 0)	0 (0 to 0)	[illegible]	[illegible]	[illegible]	[illegible]	[illegible]	[illegible]	[illegible]	[illegible]	[illegible]	[illegible]	[illegible]	[illegible]	1·6 (0·8 to 3·2)	1·4 (0·7 to 2·7)	1·4 (0·6 to 3)	1·3 (0·5 to 2·8)	0·8 (0·3 to 1·8)	0·5 (0·2 to 1·1)	0·3 (0·1 to 0·5)	0·1 (0 to 0·2)	18·7
Other cardiomyopathy	8·7 (3·9 to 14·1)	6·1 (3·1 to 9·6)	77·5 (37 to 133)	56·5 (26·8 to 85·7)	32·5 (12·8 to 47)	[illegible]	[illegible]	[illegible]	[illegible]	[illegible]	[illegible]	[illegible]	[illegible]	[illegible]	[illegible]	[illegible]	[illegible]	34·4 (22·6 to 50·4)	34·5 (22·7 to 50·8)	31·5 (20·5 to 49·9)	32 (19·9 to 52·1)	27·8 (16·7 to 45·1)	21·2 (10·9 to 35·4)	10·8 (5·1 to 18·4)	4·6 (2·1 to 7·9)	623
Atrial fibrillation and flutter	0 (0 to 0)	0 (0 to 0)	0 (0 to 0)	0 (0 to 0)	0 (0 to 0)	[illegible]	[illegible]	[illegible]	[illegible]	[illegible]	[illegible]	[illegible]	[illegible]	[illegible]	[illegible]	[illegible]	[illegible]	127 (92·9 to 169)	169 (126 to 226)	231 (173 to 307)	294 (223 to 392)	380 (295 to 488)	322 (248 to 447)	221 (166 to 303)	84·7 (61·5 to 121)	2,040
Aortic aneurysm	--	--	--	--	--	[illegible]	[illegible]	[illegible]	[illegible]	[illegible]	[illegible]	[illegible]	[illegible]	[illegible]	[illegible]	[illegible]	[illegible]	18·8 (12·9 to 25·9)	22·1 (15 to 31)	24·6 (16·5 to 35)	25·2 (17 to 36·2)	23 (15·6 to 32·2)	15·7 (11 to 22·3)	6·8 (4·7 to 9·3)	1·9 (1·4 to 2·6)	NA
Endocarditis	0·4 (0·1 to 0·7)	0·7 (0·2 to 1·5)	16·7 (6 to 31·3)	17·1 (8·3 to 28·1)	10·1 (4·4 to 16·4)	[illegible]	[illegible]	[illegible]	[illegible]	[illegible]	[illegible]	[illegible]	[illegible]	[illegible]	[illegible]	[illegible]	[illegible]	15·8 (9·4 to 24)	16 (9·8 to 24)	11·7 (6·9 to 18·5)	11·2 (7·1 to 17·7)	8·6 (5·3 to 12·9)	6·2 (3·7 to 9·5)	3 (1·8 to 4·4)	1 (0·6 to 1·5)	256
Other cardiovascular and circulatory diseases	9·8 (4·9 to 16·6)	6·9 (3·6 to 11·1)	34·5 (14·7 to 66·4)	33·2 (17·8 to 59·7)	30·3 (20·4 to 48·7)	[illegible]	[illegible]	[illegible]	[illegible]	[illegible]	[illegible]	[illegible]	[illegible]	[illegible]	[illegible]	[illegible]	[illegible]	102 (71·9 to 139)	97 (72·6 to 129)	90·2 (65·7 to 121)	86·2 (63·9 to 115)	78·2 (57·4 to 103)	60·2 (42·5 to 80·9)	31·2 (21·8 to 41·2)	13·4 (8·9 to 18·2)	1,570
Chronic respiratory diseases	0 (0 to 0)	0 (0 to 0)	0·2 (0·1 to 0·3)	522 (344 to 821)	572 (351 to 948)	[illegible]	[illegible]	[illegible]	[illegible]	[illegible]	[illegible]	[illegible]	[illegible]	[illegible]	[illegible]	[illegible]	[illegible]	971 (733 to 1,360)	1,180 (906 to 1,590)	1,470 (1,110 to 1,920)	1,610 (1,240 to 2,040)	1,640 (1,260 to 2,090)	1,240 (940 to 1,560)	671 (510 to 844)	275 (206 to 344)	14,800
Chronic obstructive pulmonary disease	0 (0 to 0)	0 (0 to 0)	0·2 (0·1 to 0·3)	31·8 (16·5 to 89·2)	28·8 (13·9 to 49·7)	[illegible]	[illegible]	[illegible]	[illegible]	[illegible]	[illegible]	[illegible]	[illegible]	[illegible]	[illegible]	[illegible]	[illegible]	714 (524 to 1,010)	900 (660 to 1,240)	1,190 (900 to 1,570)	1,350 (1,030 to 1,740)	1,420 (1,090 to 1,830)	1,080 (832 to 1,380)	601 (454 to 769)	247 (183 to 315)	9,450
Pneumoconiosis	0 (0 to 0)	[illegible]	[illegible]	[illegible]	[illegible]	[illegible]	[illegible]	[illegible]	[illegible]	[illegible]	[illegible]	[illegible]	[illegible]	[illegible]	[illegible]	[illegible]	[illegible]	[illegible]	[illegible]	[illegible]	[illegible]	[illegible]	[illegible]	[illegible]	[illegible]	34·4
Silicosis	0 (0 to 0)	[illegible]	[illegible]	[illegible]	[illegible]	[illegible]	[illegible]	[illegible]	[illegible]	[illegible]	[illegible]	[illegible]	[illegible]	[illegible]	[illegible]	[illegible]	[illegible]	[illegible]	[illegible]	[illegible]	[illegible]	[illegible]	[illegible]	[illegible]	[illegible]	5·3
Asbestosis	0 (0 to 0)	[illegible]	[illegible]	[illegible]	[illegible]	[illegible]	[illegible]	[illegible]	[illegible]	[illegible]	[illegible]	[illegible]	[illegible]	[illegible]	[illegible]	[illegible]	[illegible]	[illegible]	[illegible]	[illegible]	[illegible]	[illegible]	[illegible]	[illegible]	[illegible]	2·9
Coal workers pneumoconiosis	0 (0 to 0)	[illegible]	[illegible]	[illegible]	[illegible]	[illegible]	[illegible]	[illegible]	[illegible]	[illegible]	[illegible]	[illegible]	[illegible]	[illegible]	[illegible]	[illegible]	[illegible]	[illegible]	[illegible]	[illegible]	[illegible]	[illegible]	[illegible]	[illegible]	[illegible]	1·8
Other pneumoconiosis	0 (0 to 0)	[illegible]	[illegible]	[illegible]	[illegible]	[illegible]	[illegible]	[illegible]	[illegible]	[illegible]	[illegible]	[illegible]	[illegible]	[illegible]	[illegible]	[illegible]	[illegible]	[illegible]	[illegible]	[illegible]	[illegible]	[illegible]	[illegible]	[illegible]	[illegible]	24·3
Asthma	0 (0 to 0)	[illegible]	[illegible]	[illegible]	[illegible]	[illegible]	[illegible]	[illegible]	[illegible]	[illegible]	[illegible]	[illegible]	[illegible]	[illegible]	[illegible]	[illegible]	[illegible]	[illegible]	[illegible]	[illegible]	[illegible]	[illegible]	[illegible]	[illegible]	[illegible]	3,250
Interstitial lung disease and pulmonary sarcoidosis	0 (0 to 0)	[illegible]	[illegible]	[illegible]	[illegible]	[illegible]	[illegible]	[illegible]	[illegible]	[illegible]	[illegible]	[illegible]	[illegible]	[illegible]	[illegible]	[illegible]	[illegible]	[illegible]	[illegible]	[illegible]	[illegible]	[illegible]	[illegible]	[illegible]	[illegible]	1,390
Other chronic respiratory diseases	0 (0 to 0)	[illegible]	[illegible]	[illegible]	[illegible]	[illegible]	[illegible]	[illegible]	[illegible]	[illegible]	[illegible]	[illegible]	[illegible]	[illegible]	[illegible]	[illegible]	[illegible]	[illegible]	[illegible]	[illegible]	[illegible]	[illegible]	[illegible]	[illegible]	[illegible]	703
Digestive diseases	17·2 (11·6 to [illegible])	[illegible]	[illegible]	[illegible]	[illegible]	[illegible]	[illegible]	[illegible]	[illegible]	[illegible]	[illegible]	[illegible]	[illegible]	[illegible]	[illegible]	[illegible]	[illegible]	[illegible]	[illegible]	[illegible]	[illegible]	[illegible]	[illegible]	[illegible]	[illegible]	26,800
Cirrhosis and other chronic liver diseases	0 (0 to 0)	[illegible]	[illegible]	[illegible]	[illegible]	[illegible]	[illegible]	[illegible]	[illegible]	[illegible]	[illegible]	[illegible]	[illegible]	[illegible]	[illegible]	[illegible]	[illegible]	[illegible]	[illegible]	[illegible]	[illegible]	[illegible]	[illegible]	[illegible]	[illegible]	11,300
Cirrhosis and other chronic liver diseases due to hepatitis B	0 (0 to 0)	[illegible]	[illegible]	[illegible]	[illegible]	[illegible]	[illegible]	[illegible]	[illegible]	[illegible]	[illegible]	[illegible]	[illegible]	[illegible]	[illegible]	[illegible]	[illegible]	[illegible]	[illegible]	[illegible]	[illegible]	[illegible]	[illegible]	[illegible]	[illegible]	258
Cirrhosis and other chronic liver diseases due to hepatitis C	0 (0 to 0)	[illegible]	[illegible]	[illegible]	[illegible]	[illegible]	[illegible]	[illegible]	[illegible]	[illegible]	[illegible]	[illegible]	[illegible]	[illegible]	[illegible]	[illegible]	[illegible]	[illegible]	[illegible]	[illegible]	[illegible]	[illegible]	[illegible]	[illegible]	[illegible]	2,370
Cirrhosis and other chronic liver diseases due to alcohol use	0 (0 to 0)	[illegible]	[illegible]	[illegible]	[illegible]	[illegible]	[illegible]	[illegible]	[illegible]	[illegible]	[illegible]	[illegible]	[illegible]	[illegible]	[illegible]	[illegible]	[illegible]	[illegible]	[illegible]	[illegible]	[illegible]	[illegible]	[illegible]	[illegible]	[illegible]	3,440
Cirrhosis and other chronic liver diseases due to NAFLD	0 (0 to 0)	[illegible]	[illegible]	[illegible]	[illegible]	[illegible]	[illegible]	[illegible]	[illegible]	[illegible]	[illegible]	[illegible]	[illegible]	[illegible]	[illegible]	[illegible]	[illegible]	[illegible]	[illegible]	[illegible]	[illegible]	[illegible]	[illegible]	[illegible]	[illegible]	2,870
Cirrhosis and other chronic liver diseases due to other causes	0 (0 to 0)	[illegible]	[illegible]	[illegible]	[illegible]	[illegible]	[illegible]	[illegible]	[illegible]	[illegible]	[illegible]	[illegible]	[illegible]	[illegible]	[illegible]	[illegible]	[illegible]	[illegible]	[illegible]	[illegible]	[illegible]	[illegible]	[illegible]	[illegible]	[illegible]	2,350
Upper digestive system diseases	0 (0 to 0)	[illegible]	[illegible]	[illegible]	[illegible]	[illegible]	[illegible]	[illegible]	[illegible]	[illegible]	[illegible]	[illegible]	[illegible]	[illegible]	[illegible]	[illegible]	[illegible]	[illegible]	[illegible]	[illegible]	[illegible]	[illegible]	[illegible]	[illegible]	[illegible]	4,760
Peptic ulcer disease	0 (0 to 0)	[illegible]	[illegible]	[illegible]	[illegible]	[illegible]	[illegible]	[illegible]	[illegible]	[illegible]	[illegible]	[illegible]	[illegible]	[illegible]	[illegible]	[illegible]	[illegible]	[illegible]	[illegible]	[illegible]	[illegible]	[illegible]	[illegible]	[illegible]	[illegible]	1,100
Gastritis and duodenitis	0 (0 to 0)	[illegible]	[illegible]	[illegible]	[illegible]	[illegible]	[illegible]	[illegible]	[illegible]	[illegible]	[illegible]	[illegible]	[illegible]	[illegible]	[illegible]	[illegible]	[illegible]	[illegible]	[illegible]	[illegible]	[illegible]	[illegible]	[illegible]	[illegible]	[illegible]	855
Gastroesophageal reflux disease	0 (0 to 0)	[illegible]	[illegible]	[illegible]	[illegible]	[illegible]	[illegible]	[illegible]	[illegible]	[illegible]	[illegible]	[illegible]	[illegible]	[illegible]	[illegible]	[illegible]	[illegible]	[illegible]	[illegible]	[illegible]	[illegible]	[illegible]	[illegible]	[illegible]	[illegible]	2,810
Appendicitis	0 (0 to 0)	[illegible]	[illegible]	[illegible]	[illegible]	[illegible]	[illegible]	[illegible]	[illegible]	[illegible]	[illegible]	[illegible]	[illegible]	[illegible]	[illegible]	[illegible]	[illegible]	[illegible]	[illegible]	[illegible]	[illegible]	[illegible]	[illegible]	[illegible]	[illegible]	801
Paralytic ileus and intestinal obstruction	11·3 (7·4 to 17·5)	[illegible]	[illegible]	[illegible]	[illegible]	[illegible]	[illegible]	[illegible]	[illegible]	[illegible]	[illegible]	[illegible]	[illegible]	[illegible]	[illegible]	[illegible]	[illegible]	[illegible]	[illegible]	[illegible]	[illegible]	[illegible]	[illegible]	[illegible]	[illegible]	1,550
Inguinal, femoral, and abdominal hernia	5·9 (1·9 to 11·1)	[illegible]	[illegible]	[illegible]	[illegible]	[illegible]	[illegible]	[illegible]	[illegible]	[illegible]	[illegible]	[illegible]	[illegible]	[illegible]	[illegible]	[illegible]	[illegible]	[illegible]	[illegible]	[illegible]	[illegible]	[illegible]	[illegible]	[illegible]	[illegible]	1,090
Inflammatory bowel disease	0 (0 to 0)	[illegible]	[illegible]	[illegible]	[illegible]	[illegible]	[illegible]	[illegible]	[illegible]	[illegible]	[illegible]	[illegible]	[illegible]	[illegible]	[illegible]	[illegible]	[illegible]	[illegible]	[illegible]	[illegible]	[illegible]	[illegible]	[illegible]	[illegible]	[illegible]	275
Vascular intestinal disorders	0 (0 to 0)	[illegible]	[illegible]	[illegible]	[illegible]	[illegible]	[illegible]	[illegible]	[illegible]	[illegible]	[illegible]	[illegible]	[illegible]	[illegible]	[illegible]	[illegible]	[illegible]	[illegible]	[illegible]	[illegible]	[illegible]	[illegible]	[illegible]	[illegible]	[illegible]	395
Gallbladder and biliary diseases	0 (0 to 0)	[illegible]	[illegible]	[illegible]	[illegible]	[illegible]	[illegible]	[illegible]	[illegible]	[illegible]	[illegible]	[illegible]	[illegible]	[illegible]	[illegible]	[illegible]	[illegible]	[illegible]	[illegible]	[illegible]	[illegible]	[illegible]	[illegible]	[illegible]	[illegible]	4,790
Pancreatitis	0 (0 to 0)	[illegible]	[illegible]	[illegible]	[illegible]	[illegible]	[illegible]	[illegible]	[illegible]	[illegible]	[illegible]	[illegible]	[illegible]	[illegible]	[illegible]	[illegible]	[illegible]	[illegible]	[illegible]	[illegible]	[illegible]	[illegible]	[illegible]	[illegible]	[illegible]	686
Other digestive diseases	0 (0 to 0)	[illegible]	[illegible]	[illegible]	[illegible]	[illegible]	[illegible]	[illegible]	[illegible]	[illegible]	[illegible]	[illegible]	[illegible]	[illegible]	[illegible]	[illegible]	[illegible]	[illegible]	[illegible]	[illegible]	[illegible]	[illegible]	[illegible]	[illegible]	[illegible]	1,170
Neurological disorders	1·2 (0·3 to 2·6)	[illegible]	[illegible]	[illegible]	[illegible]	[illegible]	[illegible]	[illegible]	[illegible]	[illegible]	[illegible]	[illegible]	[illegible]	[illegible]	[illegible]	[illegible]	[illegible]	[illegible]	[illegible]	[illegible]	[illegible]	[illegible]	[illegible]	[illegible]	[illegible]	34,500
Alzheimer's disease and other dementias	0 (0 to 0)	[illegible]	[illegible]	[illegible]	[illegible]	[illegible]	[illegible]	[illegible]	[illegible]	[illegible]	[illegible]	[illegible]	[illegible]	[illegible]	[illegible]	[illegible]	[illegible]	[illegible]	[illegible]	[illegible]	[illegible]	[illegible]	[illegible]	[illegible]	[illegible]	8,340
Parkinson's disease	0 (0 to 0)	[illegible]	[illegible]	[illegible]	[illegible]	[illegible]	[illegible]	[illegible]	[illegible]	[illegible]	[illegible]	[illegible]	[illegible]	[illegible]	[illegible]	[illegible]	[illegible]	[illegible]	[illegible]	[illegible]	[illegible]	[illegible]	[illegible]	[illegible]	[illegible]	1,370
Idiopathic epilepsy	1·1 (0·2 to 2·5)	[illegible]	[illegible]	[illegible]	[illegible]	[illegible]	[illegible]	[illegible]	[illegible]	[illegible]	[illegible]	[illegible]	[illegible]	[illegible]	[illegible]	[illegible]	[illegible]	[illegible]	[illegible]	[illegible]	[illegible]	[illegible]	[illegible]	[illegible]	[illegible]	6,210
Multiple sclerosis	0 (0 to 0)	[illegible]	[illegible]	[illegible]	[illegible]	[illegible]	[illegible]	[illegible]	[illegible]	[illegible]	[illegible]	[illegible]	[illegible]	[illegible]	[illegible]	[illegible]	[illegible]	[illegible]	[illegible]	[illegible]	[illegible]	[illegible]	[illegible]	[illegible]	[illegible]	206
Motor neuron disease	0·1 (0·1 to 0·2)	[illegible]	[illegible]	[illegible]	[illegible]	[illegible]	[illegible]	[illegible]	[illegible]	[illegible]	[illegible]	[illegible]	[illegible]	[illegible]	[illegible]	[illegible]	[illegible]	[illegible]	[illegible]	[illegible]	[illegible]	[illegible]	[illegible]	[illegible]	[illegible]	125
Headache disorders	0 (0 to 0)	[illegible]	[illegible]	[illegible]	[illegible]	[illegible]	[illegible]	[illegible]	[illegible]	[illegible]	[illegible]	[illegible]	[illegible]	[illegible]	[illegible]	[illegible]	[illegible]	[illegible]	[illegible]	[illegible]	[illegible]	[illegible]	[illegible]	[illegible]	[illegible]	16,600
Migraine	0 (0 to 0)	[illegible]	[illegible]	[illegible]	[illegible]	[illegible]	[illegible]	[illegible]	[illegible]	[illegible]	[illegible]	[illegible]	[illegible]	[illegible]	[illegible]	[illegible]	[illegible]	[illegible]	[illegible]	[illegible]	[illegible]	[illegible]	[illegible]	[illegible]	[illegible]	15,200
Tension-type headache	0 (0 to 0)	[illegible]	[illegible]	[illegible]	[illegible]	[illegible]	[illegible]	[illegible]	[illegible]	[illegible]	[illegible]	[illegible]	[illegible]	[illegible]	[illegible]	[illegible]	[illegible]	[illegible]	[illegible]	[illegible]	[illegible]	[illegible]	[illegible]	[illegible]	[illegible]	1,420
Other neurological disorders	0 (0 to 0)	[illegible]	[illegible]	[illegible]	[illegible]	[illegible]	[illegible]	[illegible]	[illegible]	[illegible]	[illegible]	[illegible]	[illegible]	[illegible]	[illegible]	[illegible]	[illegible]	[illegible]	[illegible]	[illegible]	[illegible]	[illegible]	[illegible]	[illegible]	[illegible]	1,600
Mental disorders	0·3 (0·2 to 0·5)	[illegible]	[illegible]	[illegible]	[illegible]	[illegible]	[illegible]	[illegible]	[illegible]	[illegible]	[illegible]	[illegible]	[illegible]	[illegible]	[illegible]	[illegible]	[illegible]	[illegible]	[illegible]	[illegible]	[illegible]	[illegible]	[illegible]	[illegible]	[illegible]	41,400
Schizophrenia	0 (0 to 0)	[illegible]	[illegible]	[illegible]	[illegible]	[illegible]	[illegible]	[illegible]	[illegible]	[illegible]	[illegible]	[illegible]	[illegible]	[illegible]	[illegible]	[illegible]	[illegible]	[illegible]	[illegible]	[illegible]	[illegible]	[illegible]	[illegible]	[illegible]	[illegible]	3,850
Depressive disorders	0 (0 to 0)	[illegible]	[illegible]	[illegible]	[illegible]	[illegible]	[illegible]	[illegible]	[illegible]	[illegible]	[illegible]	[illegible]	[illegible]	[illegible]	[illegible]	[illegible]	[illegible]	[illegible]	[illegible]	[illegible]	[illegible]	[illegible]	[illegible]	[illegible]	[illegible]	17,700
Major depressive disorder	0 (0 to 0)	[illegible]	[illegible]	[illegible]	[illegible]	[illegible]	[illegible]	[illegible]	[illegible]	[illegible]	[illegible]	[illegible]	[illegible]	[illegible]	[illegible]	[illegible]	[illegible]	[illegible]	[illegible]	[illegible]	[illegible]	[illegible]	[illegible]	[illegible]	[illegible]	15,700
Dysthymia	0 (0 to 0)	[illegible]	[illegible]	[illegible]	[illegible]	[illegible]	[illegible]	[illegible]	[illegible]	[illegible]	[illegible]	[illegible]	[illegible]	[illegible]	[illegible]	[illegible]	[illegible]	[illegible]	[illegible]	[illegible]	[illegible]	[illegible]	[illegible]	[illegible]	[illegible]	2,090
Bipolar disorder	0 (0 to 0)	[illegible]	[illegible]	[illegible]	[illegible]	[illegible]	[illegible]	[illegible]	[illegible]	[illegible]	[illegible]	[illegible]	[illegible]	[illegible]	[illegible]	[illegible]	[illegible]	[illegible]	[illegible]	[illegible]	[illegible]	[illegible]	[illegible]	[illegible]	[illegible]	4,730
Anxiety disorders	0 (0 to 0)	[illegible]	[illegible]	[illegible]	[illegible]	[illegible]	[illegible]	[illegible]	[illegible]	[illegible]	[illegible]	[illegible]	[illegible]	[illegible]	[illegible]	[illegible]	[illegible]	[illegible]	[illegible]	[illegible]	[illegible]	[illegible]	[illegible]	[illegible]	[illegible]	9,460
Eating disorders	0 (0 to 0)	[illegible]	[illegible]	[illegible]	[illegible]	[illegible]	[illegible]	[illegible]	[illegible]	[illegible]	[illegible]	[illegible]	[illegible]	[illegible]	[illegible]	[illegible]	[illegible]	[illegible]	[illegible]	[illegible]	[illegible]	[illegible]	[illegible]	[illegible]	[illegible]	1,410
Anorexia nervosa	0 (0 to 0)	[illegible]	[illegible]	[illegible]	[illegible]	[illegible]	[illegible]	[illegible]	[illegible]	[illegible]	[illegible]	[illegible]	[illegible]	[illegible]	[illegible]	[illegible]	[illegible]	[illegible]	[illegible]	[illegible]	[illegible]	[illegible]	[illegible]	[illegible]	[illegible]	339
Bulimia nervosa	0 (0 to 0)	[illegible]	[illegible]	[illegible]	[illegible]	[illegible]	[illegible]	[illegible]	[illegible]	[illegible]	[illegible]	[illegible]	[illegible]	[illegible]	[illegible]	[illegible]	[illegible]	[illegible]	[illegible]	[illegible]	[illegible]	[illegible]	[illegible]	[illegible]	[illegible]	1,070
Autism spectrum disorders	0·3 (0·2 to 0·4)	[illegible]	[illegible]	[illegible]	[illegible]	[illegible]	[illegible]	[illegible]	[illegible]	[illegible]	[illegible]	[illegible]	[illegible]	[illegible]	[illegible]	[illegible]	[illegible]	[illegible]	[illegible]	[illegible]	[illegible]	[illegible]	[illegible]	[illegible]	[illegible]	626
Attention-deficit/hyperactivity disorder	0 (0 to 0)	[illegible]	[illegible]	[illegible]	[illegible]	[illegible]	[illegible]	[illegible]	[illegible]	[illegible]	[illegible]	[illegible]	[illegible]	[illegible]	[illegible]	[illegible]	[illegible]	[illegible]	[illegible]	[illegible]	[illegible]	[illegible]	[illegible]	[illegible]	[illegible]	157
Conduct disorder	0 (0 to 0)	[illegible]	[illegible]	[illegible]	[illegible]	[illegible]	[illegible]	[illegible]	[illegible]	[illegible]	[illegible]	[illegible]	[illegible]	[illegible]	[illegible]	[illegible]	[illegible]	[illegible]	[illegible]	[illegible]	[illegible]	[illegible]	[illegible]	[illegible]	[illegible]	1,190
Idiopathic developmental intellectual disability	0 (0 to 0·1)	[illegible]	[illegible]	[illegible]	[illegible]	[illegible]	[illegible]	[illegible]	[illegible]	[illegible]	[illegible]	[illegible]	[illegible]	[illegible]	[illegible]	[illegible]	[illegible]	[illegible]	[illegible]	[illegible]	[illegible]	[illegible]	[illegible]	[illegible]	[illegible]	322
Other mental disorders	0 (0 to 0)	[illegible]	[illegible]	[illegible]	[illegible]	[illegible]	[illegible]	[illegible]	[illegible]	[illegible]	[illegible]	[illegible]	[illegible]	[illegible]	[illegible]	[illegible]	[illegible]	[illegible]	[illegible]	[illegible]	[illegible]	[illegible]	[illegible]	[illegible]	[illegible]	1,870
Substance use disorders	0 (0 to 0)	[illegible]	[illegible]	[illegible]	[illegible]	[illegible]	[illegible]	[illegible]	[illegible]	[illegible]	[illegible]	[illegible]	[illegible]	[illegible]	[illegible]	[illegible]	[illegible]	[illegible]	[illegible]	[illegible]	[illegible]	[illegible]	[illegible]	[illegible]	[illegible]	4,770
Alcohol use disorders	0 (0 to 0)	[illegible]	[illegible]	[illegible]	[illegible]	[illegible]	[illegible]	[illegible]	[illegible]	[illegible]	[illegible]	[illegible]	[illegible]	[illegible]	[illegible]	[illegible]	[illegible]	[illegible]	[illegible]	[illegible]	[illegible]	[illegible]	[illegible]	[illegible]	[illegible]	2,070
Drug use disorders	0 (0 to 0)	[illegible]	[illegible]	[illegible]	[illegible]	[illegible]	[illegible]	[illegible]	[illegible]	[illegible]	[illegible]	[illegible]	[illegible]	[illegible]	[illegible]	[illegible]	[illegible]	[illegible]	[illegible]	[illegible]	[illegible]	[illegible]	[illegible]	[illegible]	[illegible]	2,700
Opioid use disorders	0 (0 to 0)	[illegible]	[illegible]	[illegible]	[illegible]	[illegible]	[illegible]	[illegible]	[illegible]	[illegible]	[illegible]	[illegible]	[illegible]	[illegible]	[illegible]	[illegible]	[illegible]	[illegible]	[illegible]	[illegible]	[illegible]	[illegible]	[illegible]	[illegible]	[illegible]	958
Cocaine use disorders	0 (0 to 0)	[illegible]	[illegible]	[illegible]	[illegible]	[illegible]	[illegible]	[illegible]	[illegible]	[illegible]	[illegible]	[illegible]	[illegible]	[illegible]	[illegible]	[illegible]	[illegible]	[illegible]	[illegible]	[illegible]	[illegible]	[illegible]	[illegible]	[illegible]	[illegible]	503
Amphetamine use disorders	0 (0 to 0)	[illegible]	[illegible]	[illegible]	[illegible]	[illegible]	[illegible]	[illegible]	[illegible]	[illegible]	[illegible]	[illegible]	[illegible]	[illegible]	[illegible]	[illegible]	[illegible]	[illegible]	[illegible]	[illegible]	[illegible]	[illegible]	[illegible]	[illegible]	[illegible]	502
Cannabis use disorders	0 (0 to 0)	[illegible]	[illegible]	[illegible]	[illegible]	[illegible]	[illegible]	[illegible]	[illegible]	[illegible]	[illegible]	[illegible]	[illegible]	[illegible]	[illegible]	[illegible]	[illegible]	[illegible]	[illegible]	[illegible]	[illegible]	[illegible]	[illegible]	[illegible]	[illegible]	74·8
Other drug use disorders	0 (0 to 0)	[illegible]	[illegible]	[illegible]	[illegible]	[illegible]	[illegible]	[illegible]	[illegible]	[illegible]	[illegible]	[illegible]	[illegible]	[illegible]	[illegible]	[illegible]	[illegible]	[illegible]	[illegible]	[illegible]	[illegible]	[illegible]	[illegible]	[illegible]	[illegible]	666
Diabetes and kidney diseases	0·2 (0·1 to 0·3)	[illegible]	[illegible]	[illegible]	[illegible]	[illegible]	[illegible]	[illegible]	[illegible]	[illegible]	[illegible]	[illegible]	[illegible]	[illegible]	[illegible]	[illegible]	[illegible]	[illegible]	[illegible]	[illegible]	[illegible]	[illegible]	[illegible]	[illegible]	[illegible]	76,700
Diabetes mellitus	0·2 (0·1 to 0·3)	[illegible]	[illegible]	[illegible]	[illegible]	[illegible]	[illegible]	[illegible]	[illegible]	[illegible]	[illegible]	[illegible]	[illegible]	[illegible]	[illegible]	[illegible]	[illegible]	[illegible]	[illegible]	[illegible]	[illegible]	[illegible]	[illegible]	[illegible]	[illegible]	41,000
Diabetes mellitus type 1	0·2 (0·1 to 0·3)	[illegible]	[illegible]	[illegible]	[illegible]	[illegible]	[illegible]	[illegible]	[illegible]	[illegible]	[illegible]	[illegible]	[illegible]	[illegible]	[illegible]	[illegible]	[illegible]	[illegible]	[illegible]	[illegible]	[illegible]	[illegible]	[illegible]	[illegible]	[illegible]	1,060
Diabetes mellitus type 2	0 (0 to 0)	[illegible]	[illegible]	[illegible]	[illegible]	[illegible]	[illegible]	[illegible]	[illegible]	[illegible]	[illegible]	[illegible]	[illegible]	[illegible]	[illegible]	[illegible]	[illegible]	[illegible]	[illegible]	[illegible]	[illegible]	[illegible]	[illegible]	[illegible]	[illegible]	39,900
Chronic kidney disease	0 (0 to 0)	[illegible]	[illegible]	[illegible]	[illegible]	[illegible]	[illegible]	[illegible]	[illegible]	[illegible]	[illegible]	[illegible]	[illegible]	[illegible]	[illegible]	[illegible]	[illegible]	[illegible]	[illegible]	[illegible]	[illegible]	[illegible]	[illegible]	[illegible]	[illegible]	35,700
Chronic kidney disease due to diabetes mellitus type 1	0 (0 to 0)	[illegible]	[illegible]	[illegible]	[illegible]	[illegible]	[illegible]	[illegible]	[illegible]	[illegible]	[illegible]	[illegible]	[illegible]	[illegible]	[illegible]	[illegible]	[illegible]	[illegible]	[illegible]	[illegible]	[illegible]	[illegible]	[illegible]	[illegible]	[illegible]	2,380
Chronic kidney disease due to diabetes mellitus type 2	0 (0 to 0)	[illegible]	[illegible]	[illegible]	[illegible]	[illegible]	[illegible]	[illegible]	[illegible]	[illegible]	[illegible]	[illegible]	[illegible]	[illegible]	[illegible]	[illegible]	[illegible]	[illegible]	[illegible]	[illegible]	[illegible]	[illegible]	[illegible]	[illegible]	[illegible]	8,490
Chronic kidney disease due to hypertension	0 (0 to 0)	[illegible]	[illegible]	[illegible]	[illegible]	[illegible]	[illegible]	[illegible]	[illegible]	[illegible]	[illegible]	[illegible]	[illegible]	[illegible]	[illegible]	[illegible]	[illegible]	[illegible]	[illegible]	[illegible]	[illegible]	[illegible]	[illegible]	[illegible]	[illegible]	7,270
Chronic kidney disease due to glomerulonephritis	0 (0 to 0)	[illegible]	[illegible]	[illegible]	[illegible]	[illegible]	[illegible]	[illegible]	[illegible]	[illegible]	[illegible]	[illegible]	[illegible]	[illegible]	[illegible]	[illegible]	[illegible]	[illegible]	[illegible]	[illegible]	[illegible]	[illegible]	[illegible]	[illegible]	[illegible]	7,440
Chronic kidney disease due to other and unspecified causes	0 (0 to 0)	[illegible]	[illegible]	[illegible]	[illegible]	[illegible]	[illegible]	[illegible]	[illegible]	[illegible]	[illegible]	[illegible]	[illegible]	[illegible]	[illegible]	[illegible]	[illegible]	[illegible]	[illegible]	[illegible]	[illegible]	[illegible]	[illegible]	[illegible]	[illegible]	10,100
Acute glomerulonephritis	0 (0 to 0)	[illegible]	[illegible]	[illegible]	[illegible]	[illegible]	[illegible]	[illegible]	[illegible]	[illegible]	[illegible]	[illegible]	[illegible]	[illegible]	[illegible]	[illegible]	[illegible]	[illegible]	[illegible]	[illegible]	[illegible]	[illegible]	[illegible]	[illegible]	[illegible]	110
Skin and subcutaneous diseases	0 (0 to 0·1)	[illegible]	[illegible]	[illegible]	[illegible]	[illegible]	[illegible]	[illegible]	[illegible]	[illegible]	[illegible]	[illegible]	[illegible]	[illegible]	[illegible]	[illegible]	[illegible]	[illegible]	[illegible]	[illegible]	[illegible]	[illegible]	[illegible]	[illegible]	[illegible]	10,500
Dermatitis	0 (0 to 0)	[illegible]	[illegible]	[illegible]	[illegible]	[illegible]	[illegible]	[illegible]	[illegible]	[illegible]	[illegible]	[illegible]	[illegible]	[illegible]	[illegible]	[illegible]	[illegible]	[illegible]	[illegible]	[illegible]	[illegible]	[illegible]	[illegible]	[illegible]	[illegible]	2,280
Atopic dermatitis	0 (0 to 0)	[illegible]	[illegible]	[illegible]	[illegible]	[illegible]	[illegible]	[illegible]	[illegible]	[illegible]	[illegible]	[illegible]	[illegible]	[illegible]	[illegible]	[illegible]	[illegible]	[illegible]	[illegible]	[illegible]	[illegible]	[illegible]	[illegible]	[illegible]	[illegible]	1,480
Contact dermatitis	0 (0 to 0)	[illegible]	[illegible]	[illegible]	[illegible]	[illegible]	[illegible]	[illegible]	[illegible]	[illegible]	[illegible]	[illegible]	[illegible]	[illegible]	[illegible]	[illegible]	[illegible]	[illegible]	[illegible]	[illegible]	[illegible]	[illegible]	[illegible]	[illegible]	[illegible]	734
Seborrhoeic dermatitis	0 (0 to 0)	[illegible]	[illegible]	[illegible]	[illegible]	[illegible]	[illegible]	[illegible]	[illegible]	[illegible]	[illegible]	[illegible]	[illegible]	[illegible]	[illegible]	[illegible]	[illegible]	[illegible]	[illegible]	[illegible]	[illegible]	[illegible]	[illegible]	[illegible]	[illegible]	73·3
Psoriasis	0 (0 to 0)	[illegible]	[illegible]	[illegible]	[illegible]	[illegible]	[illegible]	[illegible]	[illegible]	[illegible]	[illegible]	[illegible]	[illegible]	[illegible]	[illegible]	[illegible]	[illegible]	[illegible]	[illegible]	[illegible]	[illegible]	[illegible]	[illegible]	[illegible]	[illegible]	277
Bacterial skin diseases	0 (0 to 0)	[illegible]	[illegible]	[illegible]	[illegible]	[illegible]	[illegible]	[illegible]	[illegible]	[illegible]	[illegible]	[illegible]	[illegible]	[illegible]	[illegible]	[illegible]	[illegible]	[illegible]	[illegible]	[illegible]	[illegible]	[illegible]	[illegible]	[illegible]	[illegible]	713
Cellulitis	0 (0 to 0)	[illegible]	[illegible]	[illegible]	[illegible]	[illegible]	[illegible]	[illegible]	[illegible]	[illegible]	[illegible]	[illegible]	[illegible]	[illegible]	[illegible]	[illegible]	[illegible]	[illegible]	[illegible]	[illegible]	[illegible]	[illegible]	[illegible]	[illegible]	[illegible]	230
Pyoderma	0 (0 to 0)	[illegible]	[illegible]	[illegible]	[illegible]	[illegible]	[illegible]	[illegible]	[illegible]	[illegible]	[illegible]	[illegible]	[illegible]	[illegible]	[illegible]	[illegible]	[illegible]	[illegible]	[illegible]	[illegible]	[illegible]	[illegible]	[illegible]	[illegible]	[illegible]	483
Scabies	0 (0 to 0)	[illegible]	[illegible]	[illegible]	[illegible]	[illegible]	[illegible]	[illegible]	[illegible]	[illegible]	[illegible]	[illegible]	[illegible]	[illegible]	[illegible]	[illegible]	[illegible]	[illegible]	[illegible]	[illegible]	[illegible]	[illegible]	[illegible]	[illegible]	[illegible]	1,610
Fungal skin diseases	0 (0 to 0)	[illegible]	[illegible]	[illegible]	[illegible]	[illegible]	[illegible]	[illegible]	[illegible]	[illegible]	[illegible]	[illegible]	[illegible]	[illegible]	[illegible]	[illegible]	[illegible]	[illegible]	[illegible]	[illegible]	[illegible]	[illegible]	[illegible]	[illegible]	[illegible]	638
Viral skin diseases	0 (0 to 0)	[illegible]	[illegible]	[illegible]	[illegible]	[illegible]	[illegible]	[illegible]	[illegible]	[illegible]	[illegible]	[illegible]	[illegible]	[illegible]	[illegible]	[illegible]	[illegible]	[illegible]	[illegible]	[illegible]	[illegible]	[illegible]	[illegible]	[illegible]	[illegible]	885
Acne vulgaris	0 (0 to 0)	[illegible]	[illegible]	[illegible]	[illegible]	[illegible]	[illegible]	[illegible]	[illegible]	[illegible]	[illegible]	[illegible]	[illegible]	[illegible]	[illegible]	[illegible]	[illegible]	[illegible]	[illegible]	[illegible]	[illegible]	[illegible]	[illegible]	[illegible]	[illegible]	1,060
Alopecia areata	0 (0 to 0)	[illegible]	[illegible]	[illegible]	[illegible]	[illegible]	[illegible]	[illegible]	[illegible]	[illegible]	[illegible]	[illegible]	[illegible]	[illegible]	[illegible]	[illegible]	[illegible]	[illegible]	[illegible]	[illegible]	[illegible]	[illegible]	[illegible]	[illegible]	[illegible]	206
Pruritus	0 (0 to 0)	[illegible]	[illegible]	[illegible]	[illegible]	[illegible]	[illegible]	[illegible]	[illegible]	[illegible]	[illegible]	[illegible]	[illegible]	[illegible]	[illegible]	[illegible]	[illegible]	[illegible]	[illegible]	[illegible]	[illegible]	[illegible]	[illegible]	[illegible]	[illegible]	240
Urticaria	0 (0 to 0)	[illegible]	[illegible]	[illegible]	[illegible]	[illegible]	[illegible]	[illegible]	[illegible]	[illegible]	[illegible]	[illegible]	[illegible]	[illegible]	[illegible]	[illegible]	[illegible]	[illegible]	[illegible]	[illegible]	[illegible]	[illegible]	[illegible]	[illegible]	[illegible]	1,230
Decubitus ulcer	0 (0 to 0)	[illegible]	[illegible]	[illegible]	[illegible]	[illegible]	[illegible]	[illegible]	[illegible]	[illegible]	[illegible]	[illegible]	[illegible]	[illegible]	[illegible]	[illegible]	[illegible]	[illegible]	[illegible]	[illegible]	[illegible]	[illegible]	[illegible]	[illegible]	[illegible]	224
Other skin and subcutaneous diseases	0 (0 to 0)	[illegible]	[illegible]	[illegible]	[illegible]	[illegible]	[illegible]	[illegible]	[illegible]	[illegible]	[illegible]	[illegible]	[illegible]	[illegible]	[illegible]	[illegible]	[illegible]	[illegible]	[illegible]	[illegible]	[illegible]	[illegible]	[illegible]	[illegible]	[illegible]	1,110
Sense organ diseases	0·1 (0·1 to 0·2)	[illegible]	[illegible]	[illegible]	[illegible]	[illegible]	[illegible]	[illegible]	[illegible]	[illegible]	[illegible]	[illegible]	[illegible]	[illegible]	[illegible]	[illegible]	[illegible]	[illegible]	[illegible]	[illegible]	[illegible]	[illegible]	[illegible]	[illegible]	[illegible]	18,800
Blindness and vision loss	0 (0 to 0·1)	[illegible]	[illegible]	[illegible]	[illegible]	[illegible]	[illegible]	[illegible]	[illegible]	[illegible]	[illegible]	[illegible]	[illegible]	[illegible]	[illegible]	[illegible]	[illegible]	[illegible]	[illegible]	[illegible]	[illegible]	[illegible]	[illegible]	[illegible]	[illegible]	6,150
Glaucoma	0 (0 to 0)	[illegible]	[illegible]	[illegible]	[illegible]	[illegible]	[illegible]	[illegible]	[illegible]	[illegible]	[illegible]	[illegible]	[illegible]	[illegible]	[illegible]	[illegible]	[illegible]	[illegible]	[illegible]	[illegible]	[illegible]	[illegible]	[illegible]	[illegible]	[illegible]	235
Cataract	0 (0 to 0)	[illegible]	[illegible]	[illegible]	[illegible]	[illegible]	[illegible]	[illegible]	[illegible]	[illegible]	[illegible]	[illegible]	[illegible]	[illegible]	[illegible]	[illegible]	[illegible]	[illegible]	[illegible]	[illegible]	[illegible]	[illegible]	[illegible]	[illegible]	[illegible]	1,520
Age-related macular degeneration	0 (0 to 0)	[illegible]	[illegible]	[illegible]	[illegible]	[illegible]	[illegible]	[illegible]	[illegible]	[illegible]	[illegible]	[illegible]	[illegible]	[illegible]	[illegible]	[illegible]	[illegible]	[illegible]	[illegible]	[illegible]	[illegible]	[illegible]	[illegible]	[illegible]	[illegible]	118
Refraction disorders	0 (0 to 0)	[illegible]	[illegible]	[illegible]	[illegible]	[illegible]	[illegible]	[illegible]	[illegible]	[illegible]	[illegible]	[illegible]	[illegible]	[illegible]	[illegible]	[illegible]	[illegible]	[illegible]	[illegible]	[illegible]	[illegible]	[illegible]	[illegible]	[illegible]	[illegible]	1,930
Near vision loss	0 (0 to 0)	[illegible]	[illegible]	[illegible]	[illegible]	[illegible]	[illegible]	[illegible]	[illegible]	[illegible]	[illegible]	[illegible]	[illegible]	[illegible]	[illegible]	[illegible]	[illegible]	[illegible]	[illegible]	[illegible]	[illegible]	[illegible]	[illegible]	[illegible]	[illegible]	1,310
Other vision loss	0 (0 to 0·1)	[illegible]	[illegible]	[illegible]	[illegible]	[illegible]	[illegible]	[illegible]	[illegible]	[illegible]	[illegible]	[illegible]	[illegible]	[illegible]	[illegible]	[illegible]	[illegible]	[illegible]	[illegible]	[illegible]	[illegible]	[illegible]	[illegible]	[illegible]	[illegible]	1,040
Age-related and other hearing loss	0 (0 to 0)	[illegible]	[illegible]	[illegible]	[illegible]	[illegible]	[illegible]	[illegible]	[illegible]	[illegible]	[illegible]	[illegible]	[illegible]	[illegible]	[illegible]	[illegible]	[illegible]	[illegible]	[illegible]	[illegible]	[illegible]	[illegible]	[illegible]	[illegible]	[illegible]	11,600
Other sense organ diseases	0·1 (0 to 0·1)	[illegible]	[illegible]	[illegible]	[illegible]	[illegible]	[illegible]	[illegible]	[illegible]	[illegible]	[illegible]	[illegible]	[illegible]	[illegible]	[illegible]	[illegible]	[illegible]	[illegible]	[illegible]	[illegible]	[illegible]	[illegible]	[illegible]	[illegible]	[illegible]	1,040
Musculoskeletal disorders	0 (0 to 0)	[illegible]	[illegible]	[illegible]	[illegible]	[illegible]	[illegible]	[illegible]	[illegible]	[illegible]	[illegible]	[illegible]	[illegible]	[illegible]	[illegible]	[illegible]	[illegible]	[illegible]	[illegible]	[illegible]	[illegible]	[illegible]	[illegible]	[illegible]	[illegible]	52,200
Rheumatoid arthritis	0 (0 to 0)	[illegible]	[illegible]	[illegible]	[illegible]	[illegible]	[illegible]	[illegible]	[illegible]	[illegible]	[illegible]	[illegible]	[illegible]	[illegible]	[illegible]	[illegible]	[illegible]	[illegible]	[illegible]	[illegible]	[illegible]	[illegible]	[illegible]	[illegible]	[illegible]	3,030
Osteoarthritis	0 (0 to 0)	[illegible]	[illegible]	[illegible]	[illegible]	[illegible]	[illegible]	[illegible]	[illegible]	[illegible]	[illegible]	[illegible]	[illegible]	[illegible]	[illegible]	[illegible]	[illegible]	[illegible]	[illegible]	[illegible]	[illegible]	[illegible]	[illegible]	[illegible]	[illegible]	6,300
Osteoarthritis hip	0 (0 to 0)	[illegible]	[illegible]	[illegible]	[illegible]	[illegible]	[illegible]	[illegible]	[illegible]	[illegible]	[illegible]	[illegible]	[illegible]	[illegible]	[illegible]	[illegible]	[illegible]	[illegible]	[illegible]	[illegible]	[illegible]	[illegible]	[illegible]	[illegible]	[illegible]	188
Osteoarthritis knee	0 (0 to 0)	0 (0 to 0)	0 (0 to 0)	0 (0 to 0)	[illegible]	[illegible]	[illegible]	[illegible]	[illegible]	[illegible]	[illegible]	[illegible]	[illegible]	[illegible]	[illegible]	[illegible]	[illegible]	[illegible]	[illegible]	[illegible]	[illegible]	[illegible]	[illegible]	[illegible]	[illegible]	3,530
Osteoarthritis hand	0 (0 to 0)	0 (0 to 0)	0 (0 to 0)	0 (0 to 0)	[illegible]	[illegible]	[illegible]	[illegible]	[illegible]	[illegible]	[illegible]	[illegible]	[illegible]	[illegible]	[illegible]	[illegible]	[illegible]	[illegible]	[illegible]	236 (117 to 479)	194 (96·7 to 397)	139 (69·9 to 290)	78·8 (39·9 to 160)	34 (17·5 to 69·9)	10·5 (5·3 to 21·6)	2,080
Osteoarthritis other	0 (0 to 0)	0 (0 to 0)	0 (0 to 0)	0 (0 to 0)	[illegible]	[illegible]	[illegible]	[illegible]	[illegible]	[illegible]	[illegible]	[illegible]	[illegible]	[illegible]	[illegible]	[illegible]	[illegible]	[illegible]	[illegible]	63·8 (30·8 to 130)	57·5 (28·2 to 117)	44·5 (22 to 90·6)	27 (13·4 to 54·5)	12·2 (6·3 to 24·4)	3·9 (1·9 to 7·7)	491
Low back pain	0 (0 to 0)	0 (0 to 0)	0 (0 to 0)	0 (0 to 0)	[illegible]	[illegible]	[illegible]	[illegible]	[illegible]	[illegible]	[illegible]	[illegible]	[illegible]	[illegible]	[illegible]	[illegible]	[illegible]	[illegible]	[illegible]	937 (593 to 1,400)	757 (464 to 1,170)	533 (335 to 803)	271 (166 to 400)	100 (62 to 149)	28 (17·7 to 42)	21,500
Neck pain	0 (0 to 0)	0 (0 to 0)	0 (0 to 0)	0 (0 to 0)	[illegible]	[illegible]	[illegible]	[illegible]	[illegible]	[illegible]	[illegible]	[illegible]	[illegible]	[illegible]	[illegible]	[illegible]	[illegible]	[illegible]	[illegible]	179 (93·9 to 305)	132 (67·5 to 243)	80·5 (40·5 to 145)	41·2 (21·3 to 71·6)	16·2 (8·3 to 27·6)	5·3 (2·8 to 9·3)	3,720
Gout	0 (0 to 0)	0 (0 to 0)	0 (0 to 0)	0 (0 to 0)	[illegible]	[illegible]	[illegible]	[illegible]	[illegible]	[illegible]	[illegible]	[illegible]	[illegible]	[illegible]	[illegible]	[illegible]	[illegible]	[illegible]	[illegible]	6·5 (2·3 to 12·5)	5·6 (2·2 to 10·6)	4·2 (1·6 to 8)	2·5 (1·1 to 4·5)	1·2 (0·6 to 2·2)	0·4 (0·2 to 0·8)	88·1
Other musculoskeletal disorders	0 (0 to 0)	0 (0 to 0)	0 (0 to 0)	0 (0 to 0)	[illegible]	[illegible]	[illegible]	[illegible]	[illegible]	[illegible]	[illegible]	[illegible]	[illegible]	[illegible]	[illegible]	[illegible]	[illegible]	[illegible]	[illegible]	881 (533 to 1,340)	632 (402 to 949)	381 (222 to 618)	162 (93·6 to 253)	42 (13·3 to 76·9)	5·7 (1·6 to 16·2)	17,500
Other non-communicable diseases	2,450 (1,510 to 4,700)	1,280 (862 to 1,950)	4,960 (3,060 to 7,780)	2,540 (1,840 to 3,470)	[illegible]	[illegible]	[illegible]	[illegible]	[illegible]	[illegible]	[illegible]	[illegible]	[illegible]	[illegible]	[illegible]	[illegible]	[illegible]	[illegible]	[illegible]	1,690 (1,240 to 2,280)	1,370 (1,020 to 1,810)	930 (697 to 1,230)	566 (430 to 728)	254 (195 to 323)	88·2 (67·5 to 112)	49,700
Congenital birth defects	2,440 (1,500 to 4,690)	1,220 (817 to 1,900)	4,450 (2,710 to 7,080)	2,040 (1,390 to 2,920)	[illegible]	[illegible]	[illegible]	[illegible]	[illegible]	[illegible]	[illegible]	[illegible]	[illegible]	[illegible]	[illegible]	[illegible]	[illegible]	[illegible]	[illegible]	29·1 (17·5 to 43·7)	17·9 (10·5 to 27·2)	9·8 (5·9 to 15·1)	4·3 (2·5 to 6·7)	1·5 (0·9 to 2·4)	0·4 (0·2 to 0·6)	14,300
Neural tube defects	243 (112 to 434)	56 (27 to 104)	354 (152 to 736)	321 (172 to 575)	[illegible]	[illegible]	[illegible]	[illegible]	[illegible]	[illegible]	[illegible]	[illegible]	[illegible]	[illegible]	[illegible]	[illegible]	[illegible]	[illegible]	[illegible]	0·3 (0·2 to 0·5)	0·2 (0·1 to 0·3)	0·1 (0·1 to 0·2)	0 (0 to 0·1)	0 (0 to 0)	0 (0 to 0)	1,130
Congenital heart anomalies	840 (377 to 2,050)	596 (340 to 944)	2,310 (1,220 to 3,910)	756 (401 to 1,240)	[illegible]	[illegible]	[illegible]	[illegible]	[illegible]	[illegible]	[illegible]	[illegible]	[illegible]	[illegible]	[illegible]	[illegible]	[illegible]	[illegible]	[illegible]	1·2 (0·3 to 2·8)	0·9 (0·2 to 2·1)	0·6 (0·1 to 1·4)	0·3 (0·1 to 0·7)	0·1 (0 to 0·3)	0 (0 to 0·1)	5,510
Orofacial clefts	11·4 (4·6 to 24·4)	7·7 (3·4 to 15·7)	35·8 (11 to 97·2)	9·9 (3·6 to 23·8)	[illegible]	[illegible]	[illegible]	[illegible]	[illegible]	[illegible]	[illegible]	[illegible]	[illegible]	[illegible]	[illegible]	[illegible]	[illegible]	[illegible]	[illegible]	0·8 (0·5 to 1·2)	0·6 (0·4 to 1)	0·4 (0·3 to 0·7)	0·2 (0·1 to 0·4)	0·1 (0·1 to 0·2)	0 (0 to 0)	96
Down syndrome	31·1 (13·6 to 54·9)	27·2 (13·1 to 48·9)	227 (106 to 421)	133 (69 to 231)	[illegible]	[illegible]	[illegible]	[illegible]	[illegible]	[illegible]	[illegible]	[illegible]	[illegible]	[illegible]	[illegible]	[illegible]	[illegible]	[illegible]	[illegible]	0 (0 to 0)	0 (0 to 0)	0 (0 to 0)	0 (0 to 0)	0 (0 to 0)	0 (0 to 0)	648
Turner syndrome	0 (0 to 0)	0 (0 to 0)	0·2 (0 to 0·6)	0·8 (0·3 to 1·5)	[illegible]	[illegible]	[illegible]	[illegible]	[illegible]	[illegible]	[illegible]	[illegible]	[illegible]	[illegible]	[illegible]	[illegible]	[illegible]	[illegible]	[illegible]	0 (0 to 0)	0 (0 to 0)	0 (0 to 0)	0 (0 to 0)	0 (0 to 0)	0 (0 to 0)	7·5
Klinefelter syndrome	0 (0 to 0)	0 (0 to 0)	0 (0 to 0)	0 (0 to 0)	[illegible]	[illegible]	[illegible]	[illegible]	[illegible]	[illegible]	[illegible]	[illegible]	[illegible]	[illegible]	[illegible]	[illegible]	[illegible]	[illegible]	[illegible]	0 (0 to 0)	0 (0 to 0)	0 (0 to 0)	0 (0 to 0)	0 (0 to 0)	0 (0 to 0)	0
Other chromosomal abnormalities	74·9 (22 to 210)	32·1 (13·6 to 77·2)	110 (49·2 to 223)	39·2 (24·2 to 58)	[illegible]	[illegible]	[illegible]	[illegible]	[illegible]	[illegible]	[illegible]	[illegible]	[illegible]	[illegible]	[illegible]	[illegible]	[illegible]	[illegible]	[illegible]	0 (0 to 0)	0 (0 to 0)	0 (0 to 0)	0 (0 to 0)	0 (0 to 0)	0 (0 to 0)	342
Congenital musculoskeletal and limb anomalies	44·5 (21·2 to 78·3)	23·7 (14·7 to 35·8)	191 (117 to 283)	348 (207 to 533)	[illegible]	[illegible]	[illegible]	[illegible]	[illegible]	[illegible]	[illegible]	[illegible]	[illegible]	[illegible]	[illegible]	[illegible]	[illegible]	[illegible]	[illegible]	23·7 (13·4 to 36·8)	13·8 (7·7 to 22)	7 (3·9 to 11·4)	2·8 (1·5 to 4·7)	0·9 (0·5 to 1·5)	0·2 (0·1 to 0·3)	2,540
Urogenital congenital anomalies	181 (33·4 to 802)	87·8 (24·9 to 283)	95·2 (25 to 336)	41·5 (19·2 to 93·7)	[illegible]	[illegible]	[illegible]	[illegible]	[illegible]	[illegible]	[illegible]	[illegible]	[illegible]	[illegible]	[illegible]	[illegible]	[illegible]	[illegible]	[illegible]	0 (0 to 0)	0 (0 to 0)	0 (0 to 0)	0 (0 to 0)	0 (0 to 0)	0 (0 to 0)	553
Digestive congenital anomalies	333 (129 to 1,080)	196 (96·3 to 426)	440 (203 to 940)	103 (51·4 to 194)	[illegible]	[illegible]	[illegible]	[illegible]	[illegible]	[illegible]	[illegible]	[illegible]	[illegible]	[illegible]	[illegible]	[illegible]	[illegible]	[illegible]	[illegible]	0·1 (0 to 0·1)	0·1 (0 to 0·1)	0 (0 to 0·1)	0 (0 to 0)	0 (0 to 0)	0 (0 to 0)	1,150
Other congenital birth defects	679 (313 to 1,150)	194 (100 to 336)	692 (355 to 1,360)	292 (159 to 486)	[illegible]	[illegible]	[illegible]	[illegible]	[illegible]	[illegible]	[illegible]	[illegible]	[illegible]	[illegible]	[illegible]	[illegible]	[illegible]	[illegible]	[illegible]	3 (0·8 to 8·3)	2·3 (0·6 to 6·4)	1·6 (0·4 to 4·5)	0·9 (0·2 to 2·5)	0·4 (0·1 to 1)	0·1 (0 to 0·3)	2,320
Urinary diseases and male infertility	[illegible]	[illegible]	[illegible]	[illegible]	[illegible]	[illegible]	[illegible]	[illegible]	[illegible]	[illegible]	[illegible]	[illegible]	[illegible]	[illegible]	[illegible]	[illegible]	[illegible]	[illegible]	[illegible]	[illegible]	[illegible]	[illegible]	[illegible]	[illegible]	[illegible]	[illegible]
Urolithiasis	[illegible]	[illegible]	[illegible]	[illegible]	[illegible]	[illegible]	[illegible]	[illegible]	[illegible]	[illegible]	[illegible]	[illegible]	[illegible]	[illegible]	[illegible]	[illegible]	[illegible]	[illegible]	[illegible]	[illegible]	[illegible]	[illegible]	[illegible]	[illegible]	[illegible]	[illegible]



SR Table 2b: Puebla DALYS by cause and age group for females with 95% uncertainty intervals, 2019

Cause	Early Neonatal	Late Neonatal	Post Neonatal	1 to 4	5 to 9	10 to 14	15 to 19	20 to 24	25 to 29	30 to 34	35 to 39	40 to 44
All causes	26,300 (20,200 to 34,600)	9,780 (7,470 to 12,900)	25,600 (17,400 to 36,400)	21,900 (18,300 to 26,400)	16,000 (12,900 to 19,800)	20,900 (16,300 to 26,200)	30,700 (24,100 to 38,200)	37,900 (30,200 to 47,000)	40,100 (31,600 to 49,700)	43,000 (34,300 to 53,000)	46,600 (37,200 to 56,700)	53,200 (42,800 to 64,300)
Communicable, maternal, neonatal, and nutritional diseases	19,800 (14,600 to 26,200)	6,750 (5,020 to 8,970)	12,100 (7,780 to 17,500)	7,540 (5,940 to 9,320)	3,840 (2,900 to 4,970)	2,790 (2,190 to 3,540)	3,120 (2,530 to 3,770)	3,900 (3,130 to 4,760)	3,980 (3,170 to 4,910)	3,930 (3,150 to 4,800)	3,920 (3,160 to 4,940)	4,030 (3,110 to 5,310)
HIV/AIDS and sexually transmitted infections	2·4 (1·4 to 3·8)	1·4 (0·7 to 2·5)	167 (138 to 202)	115 (95·1 to 141)	63·5 (51·7 to 76)	58·3 (48·7 to 68·6)	117 (96·8 to 141)	237 (188 to 308)	400 (312 to 529)	530 (423 to 690)	546 (435 to 700)	466 (363 to 618)
HIV/AIDS	0 (0 to 0)	0 (0 to 0·1)	165 (136 to 200)	115 (94·6 to 141)	63·4 (51·6 to 75·9)	51·3 (41·8 to 61·3)	86·5 (71·1 to 104)	160 (132 to 189)	266 (218 to 322)	370 (307 to 446)	381 (318 to 455)	301 (249 to 363)
HIV/AIDS - Drug-susceptible Tuberculosis	0 (0 to 0)	0 (0 to 0)	12·3 (7·1 to 19·2)	8·9 (5·1 to 13·9)	5·1 (3 to 7·8)	4·1 (2·4 to 6·3)	6·6 (4 to 10·1)	12·7 (7·7 to 19·5)	20·7 (12·5 to 31·8)	28·8 (17·2 to 44·2)	29·7 (17·7 to 45·6)	23·5 (14·1 to 36·2)
HIV/AIDS - Multidrug-resistant Tuberculosis without extensive	0 (0 to 0)	0 (0 to 0)	0·9 (0·1 to 4·3)	0·7 (0 to 3·1)	0·4 (0 to 1·7)	0·3 (0 to 1·4)	0·5 (0 to 2·2)	0·9 (0·1 to 4·2)	1·5 (0·1 to 6·8)	2·1 (0·1 to 9·4)	2·2 (0·1 to 9·7)	1·7 (0·1 to 7·7)
HIV/AIDS - Extensively drug-resistant Tuberculosis	0 (0 to 0)	0 (0 to 0)	0·2 (0 to 0·7)	0·1 (0 to 0·5)	0·1 (0 to 0·3)	0 (0 to 0·2)	0·1 (0 to 0·3)	0·2 (0 to 0·6)	0·2 (0 to 1·1)	0·3 (0 to 1·5)	0·4 (0 to 1·5)	0·3 (0 to 1·2)
HIV/AIDS resulting in other diseases	0 (0 to 0)	0 (0 to 0·1)	152 (120 to 187)	106 (83·4 to 131)	57·9 (46·3 to 70·5)	46·9 (37·4 to 56·4)	79·4 (63·5 to 96·2)	146 (118 to 176)	243 (195 to 299)	339 (274 to 415)	349 (281 to 423)	276 (221 to 337)
Sexually transmitted infections excluding HIV	2·4 (1·4 to 3·8)	1·3 (0·6 to 2·4)	1·6 (0·7 to 3·1)	0·2 (0·1 to 0·4)	0·1 (0 to 0·1)	7 (4·6 to 10·1)	30·5 (19·5 to 47·4)	77·7 (42·2 to 139)	134 (67·2 to 254)	160 (77·7 to 305)	165 (83·5 to 311)	165 (86·3 to 306)
Syphilis	2·4 (1·4 to 3·8)	1·3 (0·6 to 2·4)	1·6 (0·7 to 3·1)	0·2 (0·1 to 0·4)	0·1 (0 to 0·1)	2·6 (1·5 to 4)	3·2 (2 to 4·8)	1·7 (1 to 2·7)	4·8 (2·7 to 7·8)	5·7 (3·4 to 8·7)	4·1 (2·5 to 6·2)	1·9 (1·2 to 2·9)
Chlamydial infection	0 (0 to 0)	0 (0 to 0)	0 (0 to 0)	0 (0 to 0)	0 (0 to 0)	0·8 (0·5 to 1·1)	3·2 (2·1 to 4·6)	8·4 (5·7 to 12·3)	9·4 (6 to 14·5)	9·4 (5·7 to 15)	12·6 (7 to 21·4)	14·4 (8·6 to 23·2)
Gonococcal infection	0 (0 to 0)	0 (0 to 0)	0 (0 to 0)	0 (0 to 0)	0 (0 to 0)	0·8 (0·5 to 1·2)	4·6 (2·9 to 6·9)	8 (5·1 to 11·8)	10·4 (6 to 16·5)	10·5 (6·7 to 15·6)	11·6 (7·3 to 17·4)	16·3 (10·4 to 25)
Trichomoniasis	0 (0 to 0)	0 (0 to 0)	0 (0 to 0)	0 (0 to 0)	0 (0 to 0)	0·3 (0 to 1)	6 (1·8 to 15·5)	34·2 (11·6 to 83·4)	72·7 (23·4 to 170)	85·5 (28 to 197)	79·6 (26 to 182)	71·1 (23·8 to 168)
Genital herpes	0 (0 to 0)	0 (0 to 0)	0 (0 to 0)	0 (0 to 0)	0 (0 to 0)	1·1 (0·3 to 2·7)	5 (1·2 to 13)	11 (3·5 to 26·1)	17·5 (5·5 to 42·8)	22·3 (7·3 to 54·7)	24·2 (7·8 to 59·7)	23·7 (7·7 to 58·2)
Other sexually transmitted infections	0 (0 to 0)	0 (0 to 0)	0 (0 to 0)	0 (0 to 0)	0 (0 to 0)	1·4 (1 to 2)	8·5 (5·8 to 12)	14·3 (8·7 to 22·7)	19·3 (11·1 to 32·2)	26·6 (16 to 41·5)	33·5 (20·9 to 52·2)	37·8 (23·5 to 58)
Respiratory infections and tuberculosis	765 (509 to 1,140)	681 (464 to 955)	4,920 (3,050 to 7,500)	2,600 (1,910 to 3,390)	892 (648 to 1,240)	698 (487 to 973)	713 (499 to 1,010)	909 (671 to 1,240)	855 (617 to 1,170)	839 (610 to 1,120)	878 (644 to 1,180)	933 (675 to 1,250)
Tuberculosis	0 (0 to 0)	0 (0 to 0)	23·3 (13·6 to 38·4)	38·4 (27·6 to 52·6)	26·4 (18·6 to 35·8)	29·7 (21·6 to 39·8)	67·9 (46·7 to 93·6)	165 (106 to 242)	172 (107 to 256)	149 (94·5 to 226)	141 (87 to 210)	150 (96·8 to 230)
Latent tuberculosis infection	0 (0 to 0)	0 (0 to 0)	0 (0 to 0)	0 (0 to 0)	0 (0 to 0)	0 (0 to 0)	0 (0 to 0)	0 (0 to 0)	0 (0 to 0)	0 (0 to 0)	0 (0 to 0)	0 (0 to 0)
Drug-susceptible tuberculosis	0 (0 to 0)	0 (0 to 0)	21·7 (11·8 to 36·2)	35·9 (22·9 to 49·9)	24·9 (16·8 to 34·7)	27·8 (17·9 to 38)	63·4 (39·9 to 89·5)	155 (92·1 to 231)	161 (97·5 to 246)	140 (86·9 to 215)	132 (77 to 197)	140 (83·6 to 219)
Multidrug-resistant tuberculosis without extensive drug resistar	0 (0 to 0)	0 (0 to 0)	1·4 (0·1 to 6)	2·1 (0·1 to 8·9)	1·3 (0·1 to 5·6)	1·6 (0·1 to 7·2)	3·9 (0·2 to 16·8)	8·6 (0·5 to 36·6)	8·7 (0·5 to 36·7)	7·9 (0·4 to 34·3)	7·6 (0·4 to 34·1)	8·3 (0·4 to 36·5)
Extensively drug-resistant tuberculosis	0 (0 to 0)	0 (0 to 0)	0·2 (0 to 0·9)	0·3 (0 to 1·4)	0·2 (0 to 0·9)	0·3 (0 to 1·1)	0·6 (0 to 2·6)	1·3 (0·1 to 5·5)	1·3 (0·1 to 5·4)	1·2 (0·1 to 5·7)	1·2 (0·1 to 5·4)	1·3 (0·1 to 5·7)
Lower respiratory infections	761 (505 to 1,130)	668 (452 to 943)	4,750 (2,890 to 7,320)	2,130 (1,500 to 2,910)	365 (264 to 500)	248 (171 to 343)	264 (185 to 365)	415 (266 to 628)	396 (253 to 590)	431 (271 to 639)	495 (323 to 728)	568 (365 to 812)
Upper respiratory infections	4·7 (2 to 8·8)	12·9 (6·9 to 23·5)	130 (79·9 to 214)	308 (183 to 496)	333 (181 to 562)	295 (153 to 499)	273 (141 to 488)	256 (134 to 449)	229 (127 to 381)	212 (113 to 364)	196 (99·7 to 334)	170 (91·4 to 300)
Otitis media	0 (0 to 0·1)	0·4 (0·2 to 0·7)	15·9 (7·8 to 29)	129 (69 to 225)	168 (92·4 to 282)	126 (66·1 to 214)	108 (56 to 187)	73·7 (32 to 146)	57·6 (26 to 106)	47·5 (19·8 to 90·8)	46·2 (21·7 to 85·4)	45·5 (21·7 to 85·4)
Enteric infections	37·6 (23 to 57·8)	83·2 (50·4 to 127)	1,500 (844 to 2,460)	1,450 (1,020 to 1,940)	670 (439 to 1,020)	379 (249 to 552)	189 (127 to 259)	143 (95·1 to 207)	146 (99·8 to 211)	156 (108 to 217)	182 (129 to 245)	228 (160 to 310)
Diarrheal diseases	37·6 (23 to 57·8)	83 (50·2 to 127)	1,480 (828 to 2,430)	1,420 (1,010 to 1,910)	658 (428 to 1,010)	366 (244 to 541)	183 (121 to 255)	137 (90·4 to 200)	141 (95·4 to 205)	151 (104 to 212)	177 (126 to 240)	222 (154 to 302)
Typhoid and paratyphoid	0 (0 to 0)	0 (0 to 0)	7·5 (2·2 to 19·2)	11·7 (3·2 to 30·4)	3·9 (1·3 to 8·9)	5·7 (1·5 to 18·1)	4 (1·2 to 10·6)	4 (1·3 to 10·8)	3·7 (1·2 to 9·3)	3·7 (1·1 to 9·3)	4 (1·3 to 10·3)	5 (1·3 to 14·7)
Typhoid fever	0 (0 to 0)	0 (0 to 0)	7·4 (1·9 to 19·1)	11·6 (3 to 30·4)	3·9 (1·2 to 8·8)	5·7 (1·4 to 18·1)	4 (1·1 to 10·6)	4 (1·3 to 10·8)	3·7 (1·2 to 9·3)	3·7 (1·1 to 9·3)	4 (1·3 to 10·1)	5 (1·3 to 14·7)
Paratyphoid fever	0 (0 to 0)	0 (0 to 0)	0·1 (0 to 0·7)	0·1 (0 to 0·4)	0 (0 to 0·2)	0 (0 to 0·2)	0 (0 to 0·1)	0 (0 to 0·1)	0 (0 to 0·1)	0 (0 to 0·1)	0 (0 to 0·1)	0 (0 to 0·1)
Invasive Non-typhoidal Salmonella (iNTS)	0 (0 to 0)	0·3 (0 to 1·4)	4·2 (0·5 to 28·3)	4·1 (0·5 to 31·2)	5·7 (0·4 to 44·2)	5·5 (0·5 to 45·3)	0·8 (0·3 to 2·4)	0·9 (0·4 to 2·1)	0·6 (0·2 to 1·6)	0·5 (0·2 to 1·1)	0·6 (0·2 to 1·2)	0·4 (0·1 to 0·9)
Other intestinal infectious diseases	0 (0 to 0)	0 (0 to 0)	3·7 (0·1 to 14·5)	5·3 (0·6 to 17·3)	2·1 (0·5 to 6·2)	1·4 (0·2 to 4·6)	0·7 (0·1 to 2·3)	0·6 (0 to 2·2)	0·3 (0 to 0·9)	0·6 (0·1 to 2)	0·3 (0·1 to 1·1)	0·4 (0·1 to 1·4)
Neglected tropical diseases and malaria	13·9 (5·3 to 29·5)	2·7 (1·2 to 7·1)	36·6 (15·4 to 102)	143 (77·6 to 264)	181 (102 to 299)	114 (65·5 to 186)	135 (76 to 221)	208 (108 to 373)	283 (135 to 527)	306 (144 to 558)	334 (167 to 585)	347 (177 to 595)
Malaria	0 (0 to 0)	0 (0 to 0)	0 (0 to 0)	0 (0 to 0)	0 (0 to 0)	0 (0 to 0)	0 (0 to 0)	0 (0 to 0)	0 (0 to 0)	0 (0 to 0)	0 (0 to 0)	0 (0 to 0)
Chagas disease	0 (0 to 0)	0 (0 to 0)	0·1 (0 to 0·3)	0·1 (0 to 0·2)	0·6 (0·4 to 1)	3·1 (1·8 to 5)	6·8 (1 to 15)	10·3 (3 to 20·7)	12·6 (4·6 to 25·1)	17·5 (8·2 to 31)	20 (9·5 to 33·4)	21·9 (10·8 to 37)
Leishmaniasis	0 (0 to 0)	0 (0 to 0)	0·1 (0 to 0·3)	0·3 (0 to 2·3)	0·2 (0 to 1·8)	0·1 (0 to 0·7)	0·1 (0 to 0·4)	0 (0 to 0·3)	0·1 (0 to 0·4)	0·1 (0 to 0·3)	0 (0 to 0·3)	0 (0 to 0·2)
Visceral leishmaniasis	0 (0 to 0)	0 (0 to 0)	0·1 (0 to 0·3)	0·3 (0 to 2·3)	0·2 (0 to 1·8)	0·1 (0 to 0·7)	0·1 (0 to 0·4)	0 (0 to 0·3)	0·1 (0 to 0·4)	0·1 (0 to 0·3)	0 (0 to 0·3)	0 (0 to 0·2)
Cutaneous and mucocutaneous leishmaniasis	0 (0 to 0)	0 (0 to 0)	0 (0 to 0)	0 (0 to 0)	0 (0 to 0)	0 (0 to 0)	0 (0 to 0)	0 (0 to 0)	0 (0 to 0)	0 (0 to 0)	0 (0 to 0)	0 (0 to 0)
African trypanosomiasis	0 (0 to 0)	0 (0 to 0)	0 (0 to 0)	0 (0 to 0)	0 (0 to 0)	0 (0 to 0)	0 (0 to 0)	0 (0 to 0)	0 (0 to 0)	0 (0 to 0)	0 (0 to 0)	0 (0 to 0)
Schistosomiasis	0 (0 to 0)	0 (0 to 0)	0 (0 to 0)	0 (0 to 0)	0 (0 to 0)	0 (0 to 0)	0 (0 to 0)	0 (0 to 0)	0 (0 to 0)	0 (0 to 0)	0 (0 to 0)	0 (0 to 0)
Cysticercosis	0 (0 to 0)	0 (0 to 0)	0 (0 to 0)	0·4 (0 to 1·4)	1·6 (0 to 5·5)	5·8 (1·1 to 14·2)	33·7 (5·8 to 87·9)	115 (30 to 276)	193 (59·6 to 438)	225 (74·3 to 477)	238 (82·8 to 490)	249 (90·1 to 493)
Cystic echinococcosis	0 (0 to 0)	0 (0 to 0)	0 (0 to 0)	0·1 (0 to 0·3)	0·1 (0 to 0·3)	0·1 (0 to 0·2)	0 (0 to 0·1)	0 (0 to 0·2)	0·1 (0 to 0·2)	0·1 (0 to 0·3)	0·1 (0 to 0·3)	0·1 (0 to 0·3)
Lymphatic filariasis	0 (0 to 0)	0 (0 to 0)	0 (0 to 0)	0 (0 to 0)	0 (0 to 0)	0 (0 to 0)	0 (0 to 0)	0 (0 to 0)	0 (0 to 0)	0 (0 to 0)	0 (0 to 0)	0 (0 to 0)
Onchocerciasis	0 (0 to 0)	0 (0 to 0)	0 (0 to 0)	0 (0 to 0)	0 (0 to 0)	0 (0 to 0)	0 (0 to 0)	0 (0 to 0)	0 (0 to 0)	0 (0 to 0)	0 (0 to 0)	0 (0 to 0)
Trachoma	0 (0 to 0)	0 (0 to 0)	0 (0 to 0)	0 (0 to 0)	0 (0 to 0)	0 (0 to 0)	0 (0 to 0)	0 (0 to 0)	0 (0 to 0)	0 (0 to 0)	0 (0 to 0)	0 (0 to 0)
Dengue	0 (0 to 0)	0·1 (0 to 0·2)	2·6 (0·6 to 6·3)	7 (1 to 19)	14·4 (1·6 to 36)	16 (2·2 to 39·9)	16·3 (2·6 to 42·4)	16·1 (3 to 39·3)	15·6 (2·4 to 41·2)	12·6 (1·8 to 31·2)	13·2 (3 to 32·4)	11·5 (2·6 to 26·4)
Yellow fever	0 (0 to 0)	0 (0 to 0)	0 (0 to 0)	0 (0 to 0)	0 (0 to 0)	0 (0 to 0)	0 (0 to 0)	0 (0 to 0)	0 (0 to 0)	0 (0 to 0)	0 (0 to 0)	0 (0 to 0)
Rabies	0 (0 to 0)	0 (0 to 0)	0 (0 to 0)	0 (0 to 0·1)	0·1 (0 to 0·3)	0·1 (0 to 0·2)	0 (0 to 0·1)	0 (0 to 0·1)	0 (0 to 0)	0 (0 to 0)	0 (0 to 0·1)	0 (0 to 0·1)
Intestinal nematode infections	0 (0 to 0)	0 (0 to 0)	3·7 (0·6 to 12·6)	46·4 (19·8 to 90)	95·2 (47·8 to 173)	62·3 (29·9 to 114)	72 (33·5 to 139)	59·5 (27·9 to 112)	52·9 (24·9 to 101)	42·3 (19·5 to 79·2)	44·1 (21·8 to 77·9)	24·8 (11·9 to 44)
Ascariasis	0 (0 to 0)	0 (0 to 0)	3·2 (0·3 to 12·2)	33·8 (12·1 to 73·9)	56·3 (23·8 to 108)	31 (12·8 to 63·2)	19 (7·5 to 38)	16·3 (6·3 to 31·5)	14·8 (5·8 to 30·2)	13·3 (5·1 to 25·9)	12·6 (5 to 24·8)	11 (4·3 to 22·2)
Trichuriasis	0 (0 to 0)	0 (0 to 0)	0·3 (0 to 0·8)	8·5 (3 to 18·6)	29·6 (11·3 to 61·3)	24·6 (9·4 to 51·6)	24·3 (9·4 to 50)	23 (8·8 to 46·4)	16·5 (6·6 to 34·1)	11·7 (4·3 to 25·5)	8·8 (3·2 to 18·4)	6·6 (2·3 to 14·4)
Hookworm disease	0 (0 to 0)	0 (0 to 0)	0·2 (0·1 to 0·4)	4·1 (1·2 to 9·3)	9·3 (3 to 19·8)	6·7 (2·2 to 14·1)	28·8 (8·7 to 73)	20·1 (5·4 to 51·3)	21·7 (5·6 to 55·7)	17·2 (4·5 to 41·2)	22·6 (7·6 to 46·9)	7·2 (2·7 to 14·2)
Food-borne trematodiases	0 (0 to 0)	0 (0 to 0)	0 (0 to 0)	0 (0 to 0)	0 (0 to 0)	0 (0 to 0)	0 (0 to 0)	0 (0 to 0)	0 (0 to 0)	0 (0 to 0)	0 (0 to 0)	0 (0 to 0)
Leprosy	0 (0 to 0)	0 (0 to 0)	0 (0 to 0)	0 (0 to 0)	0 (0 to 0)	0 (0 to 0)	0 (0 to 0)	0 (0 to 0·1)	0 (0 to 0·1)	0·1 (0 to 0·1)	0·1 (0 to 0·1)	0·1 (0 to 0·1)
Ebola	0 (0 to 0)	0 (0 to 0)	0 (0 to 0)	0 (0 to 0)	0 (0 to 0)	0 (0 to 0)	0 (0 to 0)	0 (0 to 0)	0 (0 to 0)	0 (0 to 0)	0 (0 to 0)	0 (0 to 0)
Zika virus	0 (0 to 0)	0 (0 to 0)	0 (0 to 0)	0 (0 to 0)	0 (0 to 0)	0 (0 to 0)	0 (0 to 0)	0 (0 to 0)	0 (0 to 0)	0 (0 to 0)	0 (0 to 0)	0 (0 to 0)
Guinea worm disease	0 (0 to 0)	0 (0 to 0)	0 (0 to 0)	0 (0 to 0)	0 (0 to 0)	0 (0 to 0)	0 (0 to 0)	0 (0 to 0)	0 (0 to 0)	0 (0 to 0)	0 (0 to 0)	0 (0 to 0)
Other neglected tropical diseases	13·9 (5·3 to 29·5)	2·6 (1·1 to 7)	30·2 (11·3 to 94·8)	88·4 (38·1 to 198)	68·8 (29·6 to 142)	26·8 (11 to 55·7)	6·2 (2·2 to 14·5)	6·3 (2·3 to 15·5)	8·2 (2·4 to 21·2)	8·8 (2·4 to 21)	18·3 (6·5 to 38·5)	39·1 (15·6 to 72·7)
Other infectious diseases	44·7 (29·2 to 71)	70·4 (47·7 to 107)	692 (420 to 1,100)	674 (493 to 906)	331 (253 to 425)	229 (175 to 297)	195 (148 to 252)	192 (141 to 256)	171 (121 to 231)	159 (117 to 217)	156 (114 to 210)	179 (128 to 241)
Meningitis	7·4 (4·7 to 11·2)	11·8 (7·2 to 17·8)	105 (58·9 to 176)	71·3 (48·4 to 100)	33·6 (24·8 to 45·6)	33 (23·7 to 44·8)	32·7 (23·9 to 44·7)	38·5 (24·8 to 58·9)	31·4 (20·9 to 46·2)	33·1 (23·1 to 47·6)	29·6 (20 to 41·9)	29·7 (20·4 to 40·8)
Encephalitis	14·7 (6·9 to 26·5)	27·7 (12·3 to 46·7)	246 (99·4 to 457)	277 (159 to 435)	144 (95·7 to 209)	101 (62·2 to 151)	91·8 (57 to 137)	88·9 (52·7 to 133)	78·4 (43·6 to 124)	64·9 (37·5 to 102)	59·3 (35·2 to 90)	59·5 (32·8 to 90·8)
Diphtheria	0 (0 to 0)	0 (0 to 0)	0·1 (0 to 0·2)	0·1 (0 to 0·2)	0·1 (0 to 0·1)	0 (0 to 0·1)	0 (0 to 0·1)	0 (0 to 0·1)	0 (0 to 0·1)	0 (0 to 0)	0 (0 to 0)	0 (0 to 0)
Tetanus	0·2 (0·1 to 0·3)	0·3 (0·1 to 0·5)	0 (0 to 0·1)	0 (0 to 0·1)	0 (0 to 0·1)	0 (0 to 0·1)	0·1 (0 to 0·1)	0·1 (0 to 0·2)	0·1 (0 to 0·2)	0·1 (0 to 0·2)	0·1 (0 to 0·2)	0·2 (0·1 to 0·3)
Measles	0 (0 to 0)	0 (0 to 0)	0 (0 to 0)	0 (0 to 0)	0 (0 to 0)	0 (0 to 0)	0 (0 to 0)	0 (0 to 0)	0 (0 to 0)	0 (0 to 0)	0 (0 to 0)	0 (0 to 0)
Varicella and herpes zoster	1·1 (0·5 to 2·1)	5 (2·5 to 9·7)	27·3 (12·6 to 74·8)	64·8 (32·7 to 125)	30·6 (15·3 to 58·6)	9·5 (4·7 to 16·1)	10·1 (4·7 to 23)	9·2 (4·5 to 20·2)	9·7 (4·7 to 20·4)	9·2 (4·1 to 18·7)	9·6 (4·6 to 21·1)	8·3 (3·8 to 15·4)
Acute hepatitis	0 (0 to 0)	0 (0 to 0)	36·5 (16·4 to 74·1)	77·1 (40·9 to 136)	37·3 (23·5 to 55·3)	32 (19·6 to 49·4)	22·4 (14·1 to 35·3)	19·9 (11·8 to 30)	16·1 (10 to 24·2)	13·8 (8·9 to 20·7)	13·4 (8·8 to 19·4)	14·6 (9·9 to 20·6)
Acute hepatitis A	0 (0 to 0)	0 (0 to 0)	12·6 (3·9 to 31·1)	51·7 (22·8 to 95·3)	29·8 (17·2 to 46·4)	25·9 (14·7 to 41·1)	17·9 (10·4 to 29·1)	14·8 (8 to 24·3)	10·9 (5·8 to 17·9)	8·4 (4·1 to 14·6)	7·3 (3·6 to 12·3)	6·7 (3·1 to 11·9)
Acute hepatitis B	0 (0 to 0)	0 (0 to 0)	19·5 (5·3 to 43·5)	13·2 (2 to 40·2)	3·7 (0·6 to 8·9)	3·1 (0·6 to 7·4)	1·8 (0·5 to 4·2)	2·5 (0·9 to 5·1)	2·8 (1·3 to 5·1)	2·8 (1·2 to 5)	3·2 (1·3 to 5·8)	4 (1·8 to 7·1)
Acute hepatitis C	0 (0 to 0)	0 (0 to 0)	0·9 (0·3 to 2·5)	10·4 (2·2 to 29·6)	2·3 (0·7 to 5·9)	1·3 (0·5 to 2·9)	1·4 (0·5 to 3·4)	1·5 (0·6 to 3·2)	1·4 (0·7 to 3·1)	1·7 (0·7 to 3·4)	1·9 (0·7 to 3·7)	2·8 (1 to 5·5)
Acute hepatitis E	0 (0 to 0)	0 (0 to 0)	3·4 (1 to 8·7)	1·8 (0·6 to 3·6)	1·6 (0·9 to 2·6)	1·7 (0·9 to 2·8)	1·3 (0·7 to 2·2)	1·1 (0·6 to 2)	1 (0·5 to 1·8)	0·9 (0·5 to 1·7)	0·9 (0·5 to 1·6)	0·9 (0·5 to 1·5)
Other unspecified infectious diseases	21·3 (10·1 to 45)	25·7 (12 to 54·4)	143 (69·9 to 285)	110 (63·3 to 183)	71·6 (40·9 to 119)	49·1 (32·5 to 74·4)	35·2 (23·4 to 53·5)	33·7 (21·3 to 51·7)	33·8 (20·1 to 56·4)	36·8 (21·7 to 60·1)	43 (25·2 to 66·6)	65·3 (37 to 106)
Maternal and neonatal disorders	18,900 (14,000 to 25,000)	5,900 (4,390 to 7,890)	3,500 (2,160 to 5,280)	1,090 (811 to 1,450)	775 (539 to 1,070)	802 (575 to 1,080)	1,410 (1,120 to 1,760)	1,820 (1,430 to 2,320)	1,670 (1,300 to 2,130)	1,510 (1,200 to 1,930)	1,170 (919 to 1,490)	754 (581 to 961)
Maternal disorders	0 (0 to 0)	0 (0 to 0)	0 (0 to 0)	0 (0 to 0)	0 (0 to 0)	25·7 (19·8 to 32·7)	665 (505 to 854)	1,100 (814 to 1,510)	1,020 (716 to 1,390)	912 (647 to 1,270)	625 (442 to 854)	265 (182 to 377)
Maternal hemorrhage	0 (0 to 0)	0 (0 to 0)	0 (0 to 0)	0 (0 to 0)	0 (0 to 0)	4 (2 to 7)	109 (59·9 to 177)	188 (100 to 305)	213 (118 to 347)	217 (119 to 351)	153 (82·9 to 253)	68 (35·9 to 117)
Maternal sepsis and other maternal infections	0 (0 to 0)	0 (0 to 0)	0 (0 to 0)	0 (0 to 0)	0 (0 to 0)	1·2 (0·7 to 2·2)	40 (21·8 to 65·2)	68 (35·8 to 114)	51·7 (27 to 88·6)	36·8 (19·2 to 64·1)	22·7 (11·3 to 39·9)	8·9 (4·5 to 16·2)
Maternal hypertensive disorders	0 (0 to 0)	0 (0 to 0)	0 (0 to 0)	0 (0 to 0)	0 (0 to 0)	5·7 (3·8 to 7·9)	142 (94·2 to 198)	188 (122 to 277)	190 (121 to 283)	171 (108 to 260)	114 (71·2 to 164)	44·4 (27 to 69·1)
Maternal obstructed labor and uterine rupture	0 (0 to 0)	0 (0 to 0)	0 (0 to 0)	0 (0 to 0)	0 (0 to 0)	0·6 (0·3 to 1·1)	21·1 (10·4 to 39·6)	43·3 (18·9 to 90)	41·8 (17·2 to 85·2)	42·1 (17 to 82·5)	33·6 (13·9 to 66·5)	16 (6·3 to 34·3)
Maternal abortion and miscarriage	0 (0 to 0)	0 (0 to 0)	0 (0 to 0)	0 (0 to 0)	0 (0 to 0)	1·3 (0·6 to 2·5)	31·9 (15 to 60·1)	47·7 (21·8 to 87·2)	35 (15·1 to 70·9)	32 (12·2 to 69·3)	26·5 (10 to 57·3)	15·7 (6·3 to 34)
Ectopic pregnancy	0 (0 to 0)	0 (0 to 0)	0 (0 to 0)	0 (0 to 0)	0 (0 to 0)	0·2 (0·1 to 0·3)	7·2 (3·8 to 12·6)	16·5 (8·5 to 29·5)	17 (8·4 to 31·1)	15·1 (8 to 26·2)	9·9 (4·9 to 16·9)	3·6 (1·9 to 6·6)
Indirect maternal deaths	--	--	--	--	--	6·9 (4·1 to 10·7)	155 (86·2 to 246)	263 (141 to 440)	222 (118 to 375)	181 (89·6 to 309)	112 (58 to 196)	41·2 (20·4 to 75·5)
Late maternal deaths	--	--	--	--	--	1·7 (0·8 to 2·8)	59·1 (32·4 to 101)	109 (61·5 to 189)	85·2 (47 to 140)	67·2 (37·4 to 113)	41·4 (22·6 to 69·5)	15·4 (7·3 to 28·1)
Maternal deaths aggravated by HIV/AIDS	--	--	--	--	--	0 (0 to 0)	0·2 (0·1 to 0·3)	0·3 (0·1 to 0·6)	0·4 (0·2 to 0·9)	0·5 (0·2 to 0·9)	0·4 (0·2 to 0·6)	0·1 (0·1 to 0·3)
Neonatal disorders	18,900 (14,000 to 25,000)	5,900 (4,390 to 7,890)	3,500 (2,160 to 5,280)	1,090 (811 to 1,450)	775 (539 to 1,070)	776 (552 to 1,060)	746 (532 to 1,030)	712 (498 to 995)	656 (459 to 899)	603 (425 to 818)	550 (379 to 752)	489 (341 to 677)
Neonatal preterm birth	9,410 (6,800 to 12,600)	1,630 (1,070 to 2,360)	1,160 (684 to 1,780)	316 (220 to 426)	333 (223 to 462)	332 (225 to 469)	317 (219 to 442)	301 (210 to 417)	275 (191 to 389)	251 (172 to 351)	225 (152 to 316)	199 (132 to 284)
Neonatal encephalopathy due to birth asphyxia and trauma	4,380 (2,960 to 6,140)	834 (528 to 1,260)	500 (266 to 866)	161 (103 to 231)	57·5 (25 to 107)	56·5 (23·7 to 106)	56·5 (30·8 to 91·8)	54·6 (29·8 to 88·7)	50·6 (27·5 to 81·7)	46·9 (25·6 to 75·6)	43·2 (23·6 to 70·1)	38·8 (21·3 to 63·8)
Neonatal sepsis and other neonatal infections	3,020 (2,040 to 4,320)	2,500 (1,830 to 3,380)	1,230 (717 to 1,920)	261 (142 to 436)	317 (169 to 532)	320 (174 to 533)	307 (166 to 519)	294 (155 to 491)	273 (149 to 465)	251 (134 to 422)	231 (119 to 387)	206 (109 to 339)
Hemolytic disease and other neonatal jaundice	67·6 (40·9 to 104)	36·6 (24·8 to 55)	19 (9·7 to 30·9)	59·6 (29 to 100)	67·6 (31·1 to 111)	68 (32·5 to 117)	65·4 (30·2 to 110)	62·6 (27·4 to 107)	58·2 (28·9 to 97·6)	54·1 (28·4 to 89·1)	50·6 (29·3 to 79·1)	45·5 (26·8 to 72·9)
Other neonatal disorders	2,010 (1,290 to 2,950)	892 (635 to 1,220)	591 (328 to 999)	289 (212 to 388)	0 (0 to 0)	0 (0 to 0)	0 (0 to 0)	0 (0 to 0)	0 (0 to 0)	0 (0 to 0)	0 (0 to 0)	0 (0 to 0)
Nutritional deficiencies	0·5 (0·3 to 0·9)	19·3 (7·9 to 40·6)	1,260 (783 to 1,980)	1,480 (978 to 2,100)	926 (510 to 1,580)	508 (322 to 827)	360 (241 to 559)	393 (280 to 597)	449 (281 to 756)	420 (265 to 696)	652 (375 to 1,120)	1,130 (618 to 1,900)
Protein-energy malnutrition	0·5 (0·3 to 0·9)	3·3 (2 to 5·1)	1,050 (629 to 1,700)	845 (560 to 1,230)	251 (176 to 348)	192 (129 to 263)	174 (116 to 248)	207 (147 to 291)	187 (126 to 269)	188 (135 to 251)	199 (140 to 268)	220 (156 to 308)
Iodine deficiency	0 (0 to 0)	0 (0 to 0)	0 (0 to 0·1)	3 (1·1 to 6·2)	20·3 (8·8 to 40·2)	47·7 (20·9 to 94·6)	61·8 (26·5 to 120)	61·6 (26·9 to 119)	55·7 (24·1 to 105)	50·3 (21·7 to 96·1)	45 (19·2 to 85)	39·2 (17·2 to 74·4)
Vitamin A deficiency	0 (0 to 0)	2·4 (0·5 to 6)	11·7 (4·5 to 26)	64·3 (31·7 to 120)	61·3 (27·1 to 110)	35·7 (15 to 67·9)	22·8 (8·1 to 44)	18 (5·7 to 36·7)	15·6 (4·9 to 33·8)	12·6 (3·9 to 24·8)	9·8 (3 to 20·8)	7·6 (2·1 to 16·1)
Dietary iron deficiency	0 (0 to 0)	13·6 (3·9 to 32·5)	155 (44·9 to 344)	513 (209 to 1,030)	571 (210 to 1,170)	205 (70·3 to 476)	55·8 (8 to 180)	49·5 (5 to 192)	117 (15·8 to 360)	115 (13·5 to 342)	342 (101 to 785)	798 (325 to 1,540)
Other nutritional deficiencies	0 (0 to 0)	0 (0 to 0)	38·4 (16·8 to 75·3)	50·2 (22·7 to 101)	22·1 (11·3 to 37·4)	27·9 (15 to 47·3)	44·9 (24·9 to 75·8)	56·6 (32·6 to 88·3)	73·1 (45·2 to 114)	53·4 (31·9 to 80·9)	56·1 (34·5 to 83·2)	61·5 (37·5 to 94·6)
Non-communicable diseases	6,400 (4,350 to 9,680)	2,930 (2,090 to 4,150)	11,800 (7,630 to 17,500)	11,200 (8,860 to 13,700)	9,980 (7,820 to 12,500)	15,400 (11,400 to 20,200)	22,900 (17,100 to 29,800)	28,600 (21,900 to 36,300)	31,700 (24,200 to 40,100)	35,200 (27,400 to 44,000)	39,100 (30,800 to 48,200)	45,900 (36,900 to 55,900)
Neoplasms	37·9 (24·6 to 53·7)	23·8 (16·2 to 33)	252 (154 to 386)	1,240 (880 to 1,630)	1,260 (962 to 1,530)	1,290 (1,030 to 1,580)	1,260 (1,020 to 1,540)	1,410 (1,040 to 1,850)	1,730 (1,250 to 2,300)	2,700 (2,010 to 3,560)	3,830 (2,870 to 5,010)	5,810 (4,390 to 7,610)
Lip and oral cavity cancer	0 (0 to 0)	0 (0 to 0)	0 (0 to 0)	0 (0 to 0)	2·5 (2·1 to 3·4)	3 (2·1 to 5)	5·2 (3·8 to 6·7)	6·7 (4·5 to 9·4)	8·9 (5·7 to 12·9)	14·3 (9·7 to 20·6)	20·9 (12·8 to 31·8)	34·4 (22·9 to 49·6)
Nasopharynx cancer	0 (0 to 0)	0 (0 to 0)	0 (0 to 0)	0 (0 to 0)	2·5 (2 to 2·9)	2·3 (2 to 2·7)	2·2 (1·8 to 2·6)	2·6 (1·8 to 3·7)	2·3 (1·5 to 3·4)	3·4 (2·3 to 4·8)	4·1 (2·7 to 6·1)	5·2 (3·5 to 7·2)
Other pharynx cancer	0 (0 to 0)	0 (0 to 0)	0 (0 to 0)	0 (0 to 0)	0 (0 to 0)	0 (0 to 0)	0 (0 to 0)	2·1 (1·5 to 2·6)	1·7 (1·3 to 2·3)	2·4 (1·6 to 3·5)	2·2 (1·4 to 3·2)	4·6 (3 to 7)
Esophageal cancer	0 (0 to 0)	0 (0 to 0)	0 (0 to 0)	0 (0 to 0)	0 (0 to 0)	0 (0 to 0)	0 (0 to 0)	3·4 (2·3 to 4·7)	4·7 (2·9 to 6·9)	7·6 (4·9 to 11·7)	12·9 (8·3 to 18·5)	20·6 (13·6 to 30·4)
Stomach cancer	0 (0 to 0)	0 (0 to 0)	0 (0 to 0)	0 (0 to 0)	0 (0 to 0)	0 (0 to 0)	21·1 (17·4 to 25·7)	60·3 (42·3 to 83·6)	109 (69 to 162)	200 (136 to 288)	308 (207 to 440)	441 (306 to 598)
Colon and rectum cancer	0 (0 to 0)	0 (0 to 0)	0 (0 to 0)	0 (0 to 0)	5·3 (3·7 to 7·5)	9·4 (6·4 to 13·5)	24·9 (18·9 to 32·5)	56·9 (37·5 to 82·6)	95·6 (56·2 to 151)	165 (107 to 243)	229 (156 to 325)	362 (247 to 499)
Liver cancer	1·1 (0·6 to 1·6)	1 (0·6 to 1·5)	14·2 (7·5 to 24·7)	35·9 (18·5 to 56·5)	20·6 (15 to 27·5)	18·5 (14·1 to 23·9)	16·5 (11·1 to 24)	18·7 (11·2 to 30·2)	20·7 (13 to 31·6)	32·9 (20·2 to 50·5)	50·7 (31·7 to 77·5)	99·9 (63·6 to 151)
Liver cancer due to hepatitis B	0 (0 to 0)	0 (0 to 0)	0 (0 to 0)	0 (0 to 0)	0 (0 to 0)	2·2 (1·3 to 3·4)	3·1 (1·9 to 4·8)	5·1 (3 to 8·4)	7·3 (4·2 to 12·1)	11·7 (6·8 to 18·7)	16·1 (9·4 to 25·9)	27·3 (15·6 to 45·4)
Liver cancer due to hepatitis C	0 (0 to 0)	0 (0 to 0)	0 (0 to 0)	0 (0 to 0)	0 (0 to 0)	0·2 (0·1 to 0·4)	0·3 (0·2 to 0·5)	0·9 (0·5 to 1·7)	1·8 (0·9 to 3·2)	4·6 (2·6 to 7·6)	10·1 (5·6 to 17·2)	25·9 (15·5 to 42)
Liver cancer due to alcohol use	0 (0 to 0)	0 (0 to 0)	0 (0 to 0)	0 (0 to 0)	0 (0 to 0)	0 (0 to 0)	0·3 (0·1 to 0·5)	1·1 (0·6 to 1·8)	2·1 (1 to 3·5)	4·7 (2·6 to 7·7)	9·5 (5·2 to 16·4)	21·2 (11·9 to 34·2)
Liver cancer due to NASH	0 (0 to 0)	0 (0 to 0)	0 (0 to 0)	0 (0 to 0)	0 (0 to 0)	0 (0 to 0)	5·4 (3·4 to 8·3)	4·8 (2·7 to 7·8)	4 (2·3 to 6·4)	5·1 (2·9 to 8·2)	6·6 (3·8 to 10·9)	11·9 (6·8 to 18·9)
Liver cancer due to other causes	1·1 (0·6 to 1·6)	1 (0·6 to 1·5)	14·2 (7·5 to 24·7)	35·9 (18·5 to 56·5)	20·6 (15 to 27·5)	16·1 (12·3 to 20·8)	7·4 (4·8 to 11)	6·7 (3·9 to 11·1)	5·5 (3·2 to 9·1)	6·8 (4 to 11)	8·4 (4·9 to 13·7)	13·6 (7·9 to 22)
Gallbladder and biliary tract cancer	0 (0 to 0)	0 (0 to 0)	0 (0 to 0)	0 (0 to 0)	0 (0 to 0)	0 (0 to 0)	0 (0 to 0)	5·2 (3·4 to 8·6)	8·3 (5·3 to 14·2)	19 (12·2 to 31·6)	43·3 (28·9 to 65·3)	100 (64 to 150)
Pancreatic cancer	0 (0 to 0)	0 (0 to 0)	0 (0 to 0)	0 (0 to 0)	0 (0 to 0)	0 (0 to 0)	5·3 (4·1 to 6·7)	10·4 (7·2 to 14·5)	18·7 (11·7 to 27·5)	33·8 (21·5 to 51·2)	72·3 (45·1 to 109)	145 (96·9 to 202)
Larynx cancer	0 (0 to 0)	0 (0 to 0)	0 (0 to 0)	0 (0 to 0)	0 (0 to 0)	0 (0 to 0)	0 (0 to 0)	3·5 (2·6 to 4·6)	3·3 (2·3 to 4·9)	3·9 (2·7 to 5·6)	5·2 (3·5 to 7·9)	7·3 (4·6 to 13·2)
Tracheal, bronchus, and lung cancer	0 (0 to 0)	0 (0 to 0)	0 (0 to 0)	0 (0 to 0)	0 (0 to 0)	3·5 (2·1 to 5·9)	9·7 (7·1 to 12·6)	19·3 (12·5 to 27·8)	28 (17·4 to 43)	54·7 (34·4 to 82·1)	89·1 (57 to 129)	150 (102 to 216)
Malignant skin melanoma	0·1 (0 to 0·1)	0·1 (0 to 0·2)	1·6 (0·4 to 4·7)	6·4 (1·8 to 16·6)	2·6 (2·1 to 3·7)	2·6 (2 to 3·7)	5·9 (4 to 9·1)	12·3 (6·8 to 19·8)	18·9 (9·8 to 30·4)	27·2 (14·8 to 42·1)	40·9 (22·2 to 62·6)	49·4 (26·1 to 76·3)
Non-melanoma skin cancer	0 (0 to 0)	0 (0 to 0)	0 (0 to 0)	0 (0 to 0)	0 (0 to 0)	0 (0 to 0)	0 (0 to 0)	6·8 (4·2 to 10·2)	10 (6·3 to 15·3)	17·6 (10·9 to 26·6)	23·4 (14·5 to 35·3)	34·5 (21·4 to 54·5)
Non-melanoma skin cancer (squamous-cell carcinoma)	0 (0 to 0)	0 (0 to 0)	0 (0 to 0)	0 (0 to 0)	0 (0 to 0)	0 (0 to 0)	0 (0 to 0)	6·8 (4·2 to 10·2)	10 (6·3 to 15·3)	17·6 (10·9 to 26·6)	23·4 (14·4 to 35·2)	34·4 (21·4 to 54·4)
Non-melanoma skin cancer (basal-cell carcinoma)	0 (0 to 0)	0 (0 to 0)	0 (0 to 0)	0 (0 to 0)	0 (0 to 0)	0 (0 to 0)	0 (0 to 0)	0 (0 to 0)	0 (0 to 0)	0 (0 to 0)	0 (0 to 0·1)	0 (0 to 0·1)
Breast cancer	0 (0 to 0)	0 (0 to 0)	0 (0 to 0)	0 (0 to 0)	0 (0 to 0)	0 (0 to 0)	15·2 (12·3 to 18·9)	40·5 (27·6 to 57·4)	140 (90·1 to 209)	438 (301 to 621)	845 (605 to 1,140)	1,370 (982 to 1,890)
Cervical cancer	0 (0 to 0)	0 (0 to 0)	0 (0 to 0)	0 (0 to 0)	0 (0 to 0)	0 (0 to 0)	17·1 (12·1 to 24·6)	67·4 (41·8 to 110)	239 (146 to 380)	615 (408 to 921)	835 (552 to 1,270)	1,300 (898 to 1,950)
Uterine cancer	0 (0 to 0)	0 (0 to 0)	0 (0 to 0)	0 (0 to 0)	0 (0 to 0)	0 (0 to 0)	0 (0 to 0)	7·1 (5 to 9·8)	14·5 (9·7 to 20·4)	19·4 (13 to 28·1)	40 (25·8 to 59·1)	71 (46·3 to 104)
Ovarian cancer	0 (0 to 0)	0 (0 to 0)	0 (0 to 0)	0 (0 to 0)	14·7 (8·2 to 23)	38·7 (23·5 to 60·6)	67·8 (44·4 to 97·8)	102 (62·7 to 158)	120 (78·9 to 179)	167 (105 to 247)	267 (174 to 382)	443 (296 to 631)
Prostate cancer	0 (0 to 0)	0 (0 to 0)	0 (0 to 0)	0 (0 to 0)	0 (0 to 0)	0 (0 to 0)	0 (0 to 0)	0 (0 to 0)	0 (0 to 0)	0 (0 to 0)	0 (0 to 0)	0 (0 to 0)
Testicular cancer	--	--	--	--	--	--	--	--	--	--	--	--
Kidney cancer	3·4 (2·2 to 4·9)	1·2 (0·8 to 1·8)	18·2 (9·2 to 32·3)	78·1 (50 to 116)	48·9 (34 to 70·8)	19·3 (12·6 to 27·4)	13·4 (9·1 to 18·7)	17·6 (11·1 to 26·4)	19·8 (13 to 29·1)	30·5 (19·3 to 46)	51 (30·8 to 76·9)	91·6 (60·6 to 132)
Bladder cancer	0 (0 to 0)	0 (0 to 0)	0 (0 to 0)	0 (0 to 0)	0 (0 to 0)	0 (0 to 0)	2·2 (1·9 to 2·7)	2·3 (1·7 to 3·1)	2·9 (2 to 4·1)	5·3 (3·3 to 8)	9·5 (6·2 to 13·7)	18·7 (11·9 to 27·3)
Brain and central nervous system cancer	4·6 (2·4 to 7·2)	2·3 (1·2 to 3·6)	25·2 (12·3 to 45·1)	146 (75·4 to 229)	203 (105 to 314)	144 (91·6 to 212)	86·3 (55 to 125)	90 (56·5 to 134)	95·5 (57·7 to 145)	109 (67·1 to 159)	121 (77·8 to 176)	144 (95·3 to 210)
Thyroid cancer	0 (0 to 0)	0 (0 to 0)	0 (0 to 0)	0 (0 to 0)	3·8 (2·7 to 5·4)	3·3 (2·4 to 4·7)	5 (3·7 to 6·8)	8·9 (6·3 to 12·1)	12·9 (8·5 to 18·8)	18·8 (12·5 to 26·3)	25·8 (16·6 to 37·2)	38·6 (25·6 to 55·5)
Mesothelioma	0 (0 to 0)	0 (0 to 0)	0 (0 to 0)	0 (0 to 0)	0 (0 to 0)	0 (0 to 0)	0 (0 to 0)	2·5 (1·4 to 4·4)	4·9 (2·1 to 12·4)	4·3 (2·3 to 8·9)	6·2 (3·4 to 12·1)	10 (5·9 to 19·3)
Hodgkin lymphoma	0 (0 to 0)	0 (0 to 0)	0 (0 to 0)	7·5 (3·5 to 14·7)	11·9 (6·2 to 21·3)	14·4 (7·3 to 29·4)	34·7 (17 to 68·7)	45·1 (22 to 91·5)	45·7 (21·1 to 93·4)	32·6 (14·9 to 68·5)	30·9 (15 to 64)	31·2 (16·4 to 58·8)
Non-Hodgkin lymphoma	0 (0 to 0)	0 (0 to 0)	0 (0 to 0)	65·9 (41·8 to 97·4)	56·8 (39·1 to 82·1)	55·4 (40·1 to 75·5)	82·5 (59·2 to 111)	112 (74 to 164)	110 (72·6 to 164)	118 (77·7 to 172)	133 (91·4 to 189)	167 (111 to 245)
Multiple myeloma	0 (0 to 0)	0 (0 to 0)	0 (0 to 0)	0 (0 to 0)	0 (0 to 0)	0 (0 to 0)	0 (0 to 0)	2·6 (1·8 to 3·6)	3 (2·1 to 4·4)	7·4 (5 to 10·5)	17 (10·3 to 25·9)	34·7 (21·7 to 51·1)
Leukemia	12·3 (7·6 to 18·5)	8·5 (5·5 to 12·2)	101 (56·7 to 165)	603 (356 to 858)	686 (460 to 902)	686 (484 to 908)	560 (396 to 744)	473 (308 to 663)	379 (247 to 551)	356 (230 to 505)	337 (215 to 495)	361 (243 to 507)
Acute lymphoid leukemia	5 (2·7 to 7·9)	2·3 (1·2 to 3·8)	60·1 (29·5 to 101)	429 (251 to 628)	539 (353 to 727)	501 (338 to 689)	369 (243 to 505)	253 (150 to 377)	181 (105 to 281)	163 (91·2 to 248)	143 (73·2 to 223)	150 (80·6 to 230)
Chronic lymphoid leukemia	0 (0 to 0)	0 (0 to 0)	0 (0 to 0)	0 (0 to 0)	0 (0 to 0)	0 (0 to 0)	0 (0 to 0)	2·4 (1·5 to 3·6)	2·1 (1·3 to 3·3)	2·1 (1·3 to 3·3)	2·5 (1·5 to 4·2)	3 (1·8 to 4·7)
Acute myeloid leukemia	1·3 (0·8 to 2·2)	2·8 (1·7 to 4·3)	23·7 (11·7 to 41·5)	117 (57·6 to 193)	90·9 (50·1 to 152)	119 (65·8 to 189)	118 (67·7 to 190)	111 (64 to 176)	108 (61·1 to 171)	102 (61·2 to 157)	100 (57·6 to 154)	107 (65 to 163)
Chronic myeloid leukemia	0·6 (0·1 to 1·4)	0·2 (0·1 to 0·5)	0·6 (0·3 to 1·2)	3·1 (1·5 to 5·7)	2·5 (1·5 to 4·3)	3·7 (2·1 to 5·9)	5·1 (2·7 to 8·5)	8·9 (4·5 to 16·3)	12·1 (6·2 to 20·4)	14·8 (7·9 to 25·6)	15·5 (7·8 to 26·6)	21·1 (11·1 to 37·8)
Other leukemia	5·4 (3·4 to 8·5)	3·1 (1·9 to 4·9)	17 (7·8 to 31·1)	53·8 (26·3 to 95·6)	53·8 (29·9 to 91·1)	62·3 (34·8 to 99·9)	68·4 (41·7 to 108)	96·9 (58·6 to 156)	75·5 (43·2 to 123)	73·4 (42·8 to 114)	75·8 (42·3 to 121)	80·5 (49·4 to 123)
Other malignant neoplasms	13·4 (8·1 to 19·9)	8·8 (5·7 to 12·7)	69·1 (39 to 113)	257 (189 to 341)	175 (138 to 219)	263 (202 to 337)	267 (206 to 345)	213 (151 to 284)	193 (133 to 261)	175 (122 to 238)	192 (136 to 264)	246 (174 to 345)
Other neoplasms	3 (1 to 5·7)	1·9 (0·4 to 4·4)	22·1 (8·8 to 47·7)	38·6 (20·8 to 60·8)	21·7 (12·7 to 33·8)	22·9 (12·4 to 36·7)	15·3 (8·4 to 23·9)	18·9 (12 to 28·4)	17·4 (10·8 to 27·1)	21·1 (13·5 to 32)	18·8 (11·6 to 27·3)	27·9 (18·1 to 40·8)
Myelodysplastic, myeloproliferative, and other hematopoietic n	3 (1 to 5·7)	1·9 (0·4 to 4·4)	22·1 (8·8 to 47·7)	38·6 (20·8 to 60·8)	21·7 (12·7 to 33·8)	22·9 (12·4 to 36·7)	15·3 (8·4 to 23·9)	18·9 (12 to 28·4)	17·4 (10·8 to 27·1)	21·1 (13·5 to 32)	18·8 (11·6 to 27·3)	27·9 (18·1 to 40·8)
Benign and in situ intestinal neoplasms	0 (0 to 0)	0 (0 to 0)	0 (0 to 0)	0 (0 to 0)	0 (0 to 0)	0 (0 to 0)	0 (0 to 0)	0 (0 to 0)	0 (0 to 0)	0 (0 to 0)	0 (0 to 0)	0 (0 to 0)
Benign and in situ cervical and uterine neoplasms	0 (0 to 0)	0 (0 to 0)	0 (0 to 0)	0 (0 to 0)	0 (0 to 0)	0 (0 to 0)	0 (0 to 0)	0 (0 to 0)	0 (0 to 0)	0 (0 to 0)	0 (0 to 0)	0 (0 to 0)
Other benign and in situ neoplasms	0 (0 to 0)	0 (0 to 0)	0 (0 to 0)	0 (0 to 0)	0 (0 to 0)	0 (0 to 0)	0 (0 to 0)	0 (0 to 0)	0 (0 to 0)	0 (0 to 0)	0 (0 to 0)	0 (0 to 0)
Cardiovascular diseases	56·7 (37·3 to 82)	36·3 (23·6 to 53)	377 (215 to 590)	279 (194 to 380)	256 (198 to 320)	421 (312 to 553)	792 (614 to 1,000)	1,120 (848 to 1,450)	1,230 (904 to 1,590)	1,430 (1,100 to 1,860)	1,830 (1,400 to 2,360)	2,940 (2,250 to 3,750)
Rheumatic heart disease	0 (0 to 0)	0 (0 to 0)	0 (0 to 0)	19·8 (11·7 to 32)	57·5 (32·6 to 98·5)	134 (70·3 to 233)	202 (111 to 345)	243 (146 to 381)	246 (152 to 379)	239 (152 to 363)	239 (158 to 355)	243 (170 to 341)

Cause	45 to 49	50 to 54	55 to 59	60 to 64	65 to 69	70 to 74	75 to 79	80 to 84	85 to 89	90 to 94	95 plus	Total
All causes	57,300 (46,300 to 69,300)	61,600 (50,200 to 74,100)	61,200 (50,000 to 73,400)	62,300 (51,500 to 74,100)	55,700 (46,700 to 65,500)	49,800 (41,900 to 58,300)	43,400 (37,000 to 50,600)	35,500 (30,700 to 40,600)	24,500 (21,200 to 28,100)	12,600 (11,200 to 14,100)	4,100 (3,760 to 4,450)	840,000
Communicable, maternal, neonatal, and nutritional diseases	3,240 (2,560 to 4,140)	2,980 (2,360 to 3,720)	2,610 (2,040 to 3,270)	2,390 (1,890 to 2,960)	2,160 (1,700 to 2,750)	1,900 (1,480 to 2,420)	1,850 (1,440 to 2,350)	1,630 (1,250 to 2,070)	1,450 (1,100 to 1,800)	867 (654 to 1,080)	356 (278 to 438)	97,100
HIV/AIDS and sexually transmitted infections	411 (326 to 542)	276 (222 to 358)	185 (146 to 238)	125 (98·8 to 159)	105 (84·6 to 130)	29·5 (20 to 45)	18·5 (12·6 to 28·3)	10·4 (6·8 to 16·2)	6·1 (4·1 to 9·1)	1·8 (1·2 to 2·7)	0·4 (0·3 to 0·6)	3,870
HIV/AIDS	268 (226 to 316)	196 (162 to 233)	134 (110 to 160)	88·3 (72·5 to 107)	76 (63·2 to 92·2)	8·9 (6·7 to 11·8)	4·1 (3·2 to 5·3)	1·2 (1 to 1·4)	0·5 (0·4 to 0·6)	0·1 (0·1 to 0·2)	0·1 (0·1 to 0·1)	2,740
HIV/AIDS - Drug-susceptible Tuberculosis	21·4 (12·7 to 33)	15·7 (9·3 to 24·2)	10·6 (6·4 to 16·2)	6·9 (4·3 to 10·4)	6 (3·7 to 9)	0·7 (0·5 to 0·9)	0·3 (0·2 to 0·5)	0·1 (0·1 to 0·1)	0 (0 to 0·1)	0 (0 to 0)	0 (0 to 0)	214
HIV/AIDS - Multidrug-resistant Tuberculosis without extensive	1·6 (0·1 to 7·1)	1·2 (0·1 to 5·2)	0·8 (0 to 3·5)	0·5 (0 to 2·3)	0·4 (0 to 2)	0 (0 to 0·2)	0 (0 to 0·1)	0 (0 to 0)	0 (0 to 0)	0 (0 to 0)	0 (0 to 0)	15·8
HIV/AIDS - Extensively drug-resistant Tuberculosis	0·3 (0 to 1·1)	0·2 (0 to 0·8)	0·1 (0 to 0·5)	0·1 (0 to 0·3)	0·1 (0 to 0·3)	0 (0 to 0)	0 (0 to 0)	0 (0 to 0)	0 (0 to 0)	0 (0 to 0)	0 (0 to 0)	2·6
HIV/AIDS resulting in other diseases	244 (201 to 293)	178 (145 to 217)	122 (98·4 to 150)	80·7 (64·6 to 98·6)	69·5 (56·2 to 86·4)	8·2 (6 to 11)	3·8 (2·9 to 4·9)	1·1 (0·9 to 1·4)	0·5 (0·4 to 0·5)	0·1 (0·1 to 0·2)	0·1 (0·1 to 0·1)	2,500
Sexually transmitted infections excluding HIV	143 (79·7 to 263)	80·1 (40·7 to 154)	51 (25·7 to 96·7)	36·9 (19·8 to 67·3)	28·6 (16·3 to 48·4)	20·6 (11·8 to 34·6)	14·3 (8·8 to 23·8)	9·1 (5·7 to 14·9)	5·6 (3·6 to 8·6)	1·6 (1·1 to 2·6)	0·4 (0·2 to 0·5)	1,140
Syphilis	3·9 (2·4 to 6)	2·3 (1·4 to 3·4)	0·9 (0·5 to 1·4)	1·3 (0·8 to 2·1)	1·5 (0·9 to 2·3)	1·5 (1 to 2·3)	1·1 (0·7 to 1·6)	1·2 (0·8 to 1·8)	0·8 (0·5 to 1·2)	0·4 (0·2 to 0·5)	0·1 (0·1 to 0·1)	44·5
Chlamydial infection	12·4 (7·6 to 19·8)	3·9 (2·5 to 5·7)	2·4 (1·6 to 3·4)	2 (1·1 to 3·2)	1·3 (0·8 to 2)	1·3 (0·7 to 2)	1 (0·6 to 1·6)	0·9 (0·6 to 1·4)	0·6 (0·4 to 0·9)	0·1 (0·1 to 0·2)	0 (0 to 0·1)	84
Gonococcal infection	17·1 (10·5 to 27)	8·2 (4·9 to 13)	5 (3·1 to 7·7)	5·1 (2·9 to 8·1)	6·8 (4 to 11)	4·3 (2·5 to 7)	3·6 (2·2 to 5·6)	2 (1·2 to 3·1)	1·5 (0·9 to 2·3)	0·3 (0·2 to 0·5)	0·1 (0 to 0·1)	116
Trichomoniasis	57·7 (17·5 to 136)	38 (11·8 to 89·3)	22·5 (7·3 to 54)	12·9 (4·3 to 30·4)	8·2 (2·9 to 19·4)	5·6 (2 to 12·8)	3·4 (1·3 to 7·7)	1·8 (0·7 to 4·1)	0·8 (0·3 to 1·7)	0·2 (0·1 to 0·5)	0 (0 to 0·1)	501
Genital herpes	21·7 (7·1 to 54·4)	18 (5·7 to 45)	14·4 (4·5 to 36·7)	11·2 (3·4 to 27·7)	7·8 (2·4 to 19·7)	5·7 (1·8 to 14)	3·8 (1·2 to 9·4)	2·3 (0·7 to 5·9)	1·2 (0·4 to 3)	0·4 (0·1 to 1·1)	0·1 (0 to 0·2)	192
Other sexually transmitted infections	30·5 (18·1 to 50·1)	9·7 (5·5 to 15·6)	5·8 (4 to 8·1)	4·4 (2·5 to 7)	3 (1·8 to 4·9)	2·2 (1·3 to 3·6)	1·4 (0·8 to 2·2)	0·8 (0·5 to 1·3)	0·8 (0·5 to 1·2)	0·1 (0·1 to 0·2)	0 (0 to 0)	200
Respiratory infections and tuberculosis	914 (650 to 1,250)	1,030 (748 to 1,390)	906 (643 to 1,210)	919 (661 to 1,230)	838 (614 to 1,130)	799 (581 to 1,090)	816 (578 to 1,100)	729 (526 to 972)	681 (503 to 886)	396 (280 to 522)	168 (123 to 218)	23,900
Tuberculosis	145 (92·2 to 216)	151 (93·6 to 231)	118 (74·7 to 176)	129 (82 to 198)	102 (69·2 to 145)	90·3 (62·1 to 126)	59·6 (39·3 to 86)	31·2 (21 to 45·9)	18·8 (12·6 to 27·1)	7 (4·5 to 10)	1·7 (1·2 to 2·2)	1,820
Latent tuberculosis infection	0 (0 to 0)	0 (0 to 0)	0 (0 to 0)	0 (0 to 0)	0 (0 to 0)	0 (0 to 0)	0 (0 to 0)	0 (0 to 0)	0 (0 to 0)	0 (0 to 0)	0 (0 to 0)	0
Drug-susceptible tuberculosis	135 (76·8 to 207)	141 (82·8 to 221)	110 (65·3 to 171)	121 (71·8 to 188)	95·4 (58 to 141)	84·4 (53 to 121)	55·8 (35·4 to 81·9)	29·1 (18 to 42·6)	17·5 (10·7 to 25·6)	6·5 (4·1 to 9·4)	1·6 (1 to 2·1)	1,700
Multidrug-resistant tuberculosis without extensive drug resistar	8 (0·4 to 35·2)	8·5 (0·4 to 39·2)	6·7 (0·3 to 27·5)	7·3 (0·4 to 32·4)	5·8 (0·3 to 24·9)	5·1 (0·3 to 20·8)	3·3 (0·2 to 14·5)	1·8 (0·1 to 7·7)	1·1 (0·1 to 4·9)	0·4 (0 to 1·8)	0·1 (0 to 0·4)	99·4
Extensively drug-resistant tuberculosis	1·3 (0·1 to 5·3)	1·4 (0·1 to 6)	1·1 (0·1 to 4·5)	1·2 (0·1 to 5·4)	0·9 (0·1 to 4)	0·8 (0 to 3·4)	0·5 (0 to 2·3)	0·3 (0 to 1·1)	0·2 (0 to 0·7)	0·1 (0 to 0·3)	0 (0 to 0·1)	15·7
Lower respiratory infections	587 (385 to 872)	729 (481 to 1,060)	667 (441 to 931)	697 (475 to 991)	672 (461 to 945)	662 (457 to 923)	723 (497 to 995)	677 (477 to 913)	651 (473 to 857)	383 (270 to 508)	165 (120 to 214)	18,100
Upper respiratory infections	141 (76·3 to 242)	116 (66 to 194)	92·7 (50·2 to 154)	72·3 (40·3 to 118)	51·7 (27·6 to 86·9)	38·8 (21·8 to 65·8)	27·2 (15·5 to 44·6)	16·8 (9·8 to 27·1)	9·3 (5·6 to 14·5)	4·4 (2·8 to 6·8)	1·5 (1 to 2·3)	2,990
Otitis media	42·4 (20·7 to 75·5)	36·1 (16·7 to 66·8)	28·3 (13·8 to 50·6)	20·8 (9·9 to 40·1)	12·5 (6·1 to 23·3)	8 (3·6 to 15·9)	5·8 (2·8 to 10·7)	4 (1·8 to 7·8)	2·4 (1·2 to 4·3)	1 (0·5 to 1·8)	0·3 (0·1 to 0·5)	979
Enteric infections	252 (174 to 353)	288 (209 to 391)	283 (197 to 383)	295 (206 to 403)	307 (223 to 418)	252 (178 to 364)	249 (177 to 335)	221 (152 to 322)	160 (108 to 229)	103 (69·5 to 145)	28 (19·1 to 39·8)	7,590
Diarrheal diseases	247 (169 to 347)	281 (203 to 384)	276 (191 to 377)	289 (202 to 397)	302 (220 to 413)	247 (174 to 358)	245 (172 to 329)	217 (148 to 317)	157 (105 to 227)	101 (68·4 to 143)	27·5 (18·6 to 39·4)	7,450
Typhoid and paratyphoid	4·5 (1·7 to 11·3)	5·6 (1·8 to 15·6)	5·1 (2 to 13·4)	4·7 (1·9 to 11·4)	4·3 (1·7 to 9·4)	4·1 (1·5 to 9·4)	3·9 (1·7 to 7·9)	3·7 (1·5 to 7·4)	2·5 (1·1 to 5·6)	1·4 (0·6 to 3·8)	0·4 (0·2 to 0·9)	93·7
Typhoid fever	4·5 (1·7 to 11·3)	5·6 (1·8 to 15·5)	5 (1·9 to 13·4)	4·7 (1·8 to 11·3)	4·3 (1·7 to 9·4)	4·1 (1·5 to 9·4)	3·8 (1·7 to 7·8)	3·6 (1·5 to 7·4)	2·5 (1·1 to 5·6)	1·4 (0·6 to 3·7)	0·4 (0·2 to 0·9)	93
Paratyphoid fever	0 (0 to 0)	0 (0 to 0·1)	0 (0 to 0·1)	0 (0 to 0·2)	0 (0 to 0·1)	0 (0 to 0·1)	0 (0 to 0·1)	0 (0 to 0·1)	0 (0 to 0·1)	0 (0 to 0)	0 (0 to 0)	0·7
Invasive Non-typhoidal Salmonella (iNTS)	0·6 (0·2 to 1·6)	0·5 (0·2 to 1·6)	1 (0·3 to 3·6)	0·5 (0·2 to 1·2)	0·6 (0·2 to 1·4)	0·6 (0·2 to 2)	0·8 (0·2 to 3·7)	0·5 (0·2 to 1·8)	0·2 (0·1 to 0·6)	0·2 (0·1 to 0·5)	0·1 (0 to 0·2)	29
Other intestinal infectious diseases	0·3 (0 to 0·9)	0·3 (0 to 0·9)	0·2 (0 to 0·6)	0·2 (0 to 0·6)	0·2 (0 to 0·8)	0·1 (0 to 0·5)	0·1 (0 to 0·4)	0·1 (0 to 0·4)	0·1 (0 to 0·6)	0·1 (0 to 0·2)	0 (0 to 0·1)	17·1
Neglected tropical diseases and malaria	317 (156 to 565)	297 (146 to 513)	294 (150 to 492)	284 (142 to 475)	253 (127 to 407)	225 (118 to 378)	182 (94·5 to 300)	130 (68·3 to 217)	76·3 (39·7 to 128)	32·3 (17·2 to 55)	8·9 (4·5 to 14·8)	4,200
Malaria	0 (0 to 0)	0 (0 to 0)	0 (0 to 0)	0 (0 to 0)	0 (0 to 0)	0 (0 to 0)	0 (0 to 0)	0 (0 to 0)	0 (0 to 0)	0 (0 to 0)	0 (0 to 0)	0
Chagas disease	23·4 (13·5 to 37·8)	23·7 (13·6 to 37·5)	23·4 (13 to 37·7)	22·9 (12·8 to 36·5)	20·5 (11·7 to 31·5)	19·3 (11·3 to 30·7)	16·7 (9·5 to 25)	13 (7·2 to 19·8)	9·3 (5·3 to 15·4)	4·6 (2 to 8·2)	1·3 (0·4 to 2·9)	271
Leishmaniasis	0 (0 to 0·1)	0 (0 to 0·1)	0 (0 to 0·1)	0 (0 to 0·1)	0 (0 to 0)	0 (0 to 0)	0 (0 to 0)	0 (0 to 0)	0 (0 to 0)	0 (0 to 0)	0 (0 to 0)	1
Visceral leishmaniasis	0 (0 to 0·1)	0 (0 to 0·1)	0 (0 to 0·1)	0 (0 to 0·1)	0 (0 to 0)	0 (0 to 0)	0 (0 to 0)	0 (0 to 0)	0 (0 to 0)	0 (0 to 0)	0 (0 to 0)	1
Cutaneous and mucocutaneous leishmaniasis	0 (0 to 0)	0 (0 to 0)	0 (0 to 0)	0 (0 to 0)	0 (0 to 0)	0 (0 to 0)	0 (0 to 0)	0 (0 to 0)	0 (0 to 0)	0 (0 to 0)	0 (0 to 0)	0
African trypanosomiasis	0 (0 to 0)	0 (0 to 0)	0 (0 to 0)	0 (0 to 0)	0 (0 to 0)	0 (0 to 0)	0 (0 to 0)	0 (0 to 0)	0 (0 to 0)	0 (0 to 0)	0 (0 to 0)	0
Schistosomiasis	0 (0 to 0)	0 (0 to 0)	0 (0 to 0)	0 (0 to 0)	0 (0 to 0)	0 (0 to 0)	0 (0 to 0)	0 (0 to 0)	0 (0 to 0)	0 (0 to 0)	0 (0 to 0)	0
Cysticercosis	249 (95·7 to 488)	237 (96·6 to 448)	238 (101 to 436)	241 (102 to 427)	216 (96·7 to 373)	193 (89·1 to 343)	156 (70·9 to 274)	111 (49·2 to 198)	63·1 (28·4 to 113)	25·9 (11·3 to 48·2)	6·8 (2·6 to 12·3)	2,800
Cystic echinococcosis	0·1 (0 to 0·3)	0·1 (0 to 0·4)	0·1 (0 to 0·3)	0·1 (0 to 0·4)	0·1 (0 to 0·3)	0·1 (0 to 0·2)	0 (0 to 0·2)	0 (0 to 0·1)	0 (0 to 0·1)	0 (0 to 0)	0 (0 to 0)	1·2
Lymphatic filariasis	0 (0 to 0)	0 (0 to 0)	0 (0 to 0)	0 (0 to 0)	0 (0 to 0)	0 (0 to 0)	0 (0 to 0)	0 (0 to 0)	0 (0 to 0)	0 (0 to 0)	0 (0 to 0)	0
Onchocerciasis	0 (0 to 0)	0 (0 to 0)	0 (0 to 0)	0 (0 to 0)	0 (0 to 0)	0 (0 to 0)	0 (0 to 0)	0 (0 to 0)	0 (0 to 0)	0 (0 to 0)	0 (0 to 0)	0
Trachoma	0 (0 to 0)	0 (0 to 0)	0 (0 to 0)	0 (0 to 0)	0 (0 to 0)	0 (0 to 0)	0 (0 to 0)	0 (0 to 0)	0 (0 to 0)	0 (0 to 0)	0 (0 to 0)	0
Dengue	10·2 (2 to 23·9)	8·9 (1·8 to 20·8)	7 (1·4 to 16·8)	5·7 (1·4 to 13·4)	4·2 (0·9 to 9·8)	3·1 (0·7 to 7·7)	2·4 (0·4 to 5·9)	1·7 (0·5 to 4)	1·1 (0·3 to 2·5)	0·6 (0·1 to 1·4)	0·3 (0·1 to 0·8)	171
Yellow fever	0 (0 to 0)	0 (0 to 0)	0 (0 to 0)	0 (0 to 0)	0 (0 to 0)	0 (0 to 0)	0 (0 to 0)	0 (0 to 0)	0 (0 to 0)	0 (0 to 0)	0 (0 to 0)	0
Rabies	0 (0 to 0·1)	0 (0 to 0·1)	0 (0 to 0)	0 (0 to 0·1)	0 (0 to 0·1)	0 (0 to 0)	0 (0 to 0)	0 (0 to 0)	0 (0 to 0)	0 (0 to 0)	0 (0 to 0)	0·5
Intestinal nematode infections	15·9 (7·4 to 29·7)	12·7 (6·2 to 23·2)	10·3 (5·1 to 18·9)	8·2 (3·8 to 15·3)	5·4 (2·7 to 9·8)	4·4 (2·1 to 8)	3·3 (1·6 to 6)	1·8 (0·8 to 3·3)	1 (0·4 to 1·8)	0·4 (0·1 to 0·8)	0·1 (0 to 0·2)	567
Ascariasis	8·8 (3·4 to 17·6)	6·9 (2·5 to 13·9)	5·7 (2·1 to 10·9)	4·8 (1·7 to 9·9)	3 (1·1 to 5·8)	2·5 (0·9 to 5·2)	1·9 (0·6 to 3·9)	1·1 (0·4 to 2·2)	0·5 (0·2 to 1·2)	0·2 (0·1 to 0·7)	0·1 (0 to 0·2)	247
Trichuriasis	5 (1·6 to 10·7)	3·7 (1·2 to 8·2)	2·8 (0·9 to 5·8)	1·9 (0·6 to 4·3)	1·2 (0·3 to 2·7)	0·8 (0·2 to 1·8)	0·5 (0·1 to 1·2)	0·3 (0·1 to 0·7)	0·1 (0 to 0·3)	0 (0 to 0·1)	0 (0 to 0)	170
Hookworm disease	2·1 (0·7 to 4·6)	2·1 (0·8 to 4·4)	1·9 (0·6 to 4·2)	1·5 (0·4 to 3·4)	1·2 (0·3 to 2·8)	1·1 (0·3 to 2·6)	0·9 (0·3 to 2)	0·4 (0·1 to 0·9)	0·3 (0·1 to 0·7)	0·1 (0 to 0·2)	0 (0 to 0)	150
Food-borne trematodiases	0 (0 to 0)	0 (0 to 0)	0 (0 to 0)	0 (0 to 0)	0 (0 to 0)	0 (0 to 0)	0 (0 to 0)	0 (0 to 0)	0 (0 to 0)	0 (0 to 0)	0 (0 to 0)	0
Leprosy	0·1 (0·1 to 0·1)	0·1 (0·1 to 0·1)	0·1 (0·1 to 0·1)	0·1 (0·1 to 0·1)	0·1 (0 to 0·1)	0·1 (0 to 0·1)	0 (0 to 0·1)	0 (0 to 0·1)	0 (0 to 0)	0 (0 to 0)	0 (0 to 0)	0·9
Ebola	0 (0 to 0)	0 (0 to 0)	0 (0 to 0)	0 (0 to 0)	0 (0 to 0)	0 (0 to 0)	0 (0 to 0)	0 (0 to 0)	0 (0 to 0)	0 (0 to 0)	0 (0 to 0)	0
Zika virus	0 (0 to 0)	0 (0 to 0)	0 (0 to 0)	0 (0 to 0)	0 (0 to 0)	0 (0 to 0)	0 (0 to 0)	0 (0 to 0)	0 (0 to 0)	0 (0 to 0)	0 (0 to 0)	0
Guinea worm disease	0 (0 to 0)	0 (0 to 0)	0 (0 to 0)	0 (0 to 0)	0 (0 to 0)	0 (0 to 0)	0 (0 to 0)	0 (0 to 0)	0 (0 to 0)	0 (0 to 0)	0 (0 to 0)	0
Other neglected tropical diseases	18·9 (7·3 to 37·9)	14·7 (5 to 33·4)	14·6 (5·1 to 30·6)	6·4 (2·3 to 12·7)	6·3 (2·6 to 12)	5·4 (2·5 to 10)	3·7 (1·6 to 7)	2·4 (1·1 to 4·7)	1·7 (0·8 to 3·1)	0·8 (0·4 to 1·4)	0·4 (0·1 to 0·7)	393
Other infectious diseases	160 (119 to 214)	138 (101 to 186)	121 (91 to 161)	107 (80·9 to 138)	82 (64 to 105)	60·3 (46·2 to 78·5)	44·8 (34·5 to 58·5)	27·4 (20·7 to 36·6)	17·7 (13·1 to 24·7)	7·9 (5·9 to 10·4)	2·9 (2·2 to 3·7)	3,860
Meningitis	34·1 (23 to 49·6)	25·6 (17·2 to 36·7)	20·1 (13·5 to 27·9)	20 (13·8 to 28·1)	15·2 (10·4 to 21·3)	9·4 (6·5 to 13·6)	7·8 (5·2 to 11·2)	4·3 (2·9 to 6·3)	2·4 (1·6 to 3·5)	0·8 (0·6 to 1·1)	0·3 (0·2 to 0·4)	598
Encephalitis	52·5 (31·1 to 79·8)	43·7 (24·8 to 69·7)	39 (23·2 to 59·2)	33·6 (19·3 to 51·3)	23·3 (14·9 to 34)	15·6 (10 to 24)	10·3 (6·5 to 15·5)	6·1 (3·8 to 9·6)	2·8 (1·8 to 4·3)	1·3 (0·8 to 1·9)	0·6 (0·3 to 0·9)	1,480
Diphtheria	0 (0 to 0)	0 (0 to 0·1)	0 (0 to 0)	0 (0 to 0)	0 (0 to 0)	0 (0 to 0)	0 (0 to 0)	0 (0 to 0)	0 (0 to 0)	0 (0 to 0)	0 (0 to 0)	0·5
Tetanus	0·1 (0·1 to 0·3)	0·2 (0·1 to 0·3)	0·1 (0·1 to 0·3)	0·1 (0 to 0·3)	0·1 (0 to 0·2)	0·1 (0 to 0·1)	0·1 (0 to 0·1)	0 (0 to 0·1)	0 (0 to 0)	0 (0 to 0)	0 (0 to 0)	2·1
Measles	0 (0 to 0)	0 (0 to 0)	0 (0 to 0)	0 (0 to 0)	0 (0 to 0)	0 (0 to 0)	0 (0 to 0)	0 (0 to 0)	0 (0 to 0)	0 (0 to 0)	0 (0 to 0)	0
Varicella and herpes zoster	8·2 (3·6 to 15·1)	9·7 (4·9 to 19·1)	7·6 (3·6 to 13·4)	9·3 (4·8 to 17·2)	7·2 (3·9 to 13)	6·4 (3·5 to 10·4)	5·8 (3·3 to 10·1)	4·7 (2·7 to 8·5)	3·6 (2·2 to 6·5)	1·9 (1·1 to 3·3)	0·6 (0·3 to 1)	259
Acute hepatitis	16 (11·1 to 22·4)	17·1 (11·4 to 24·9)	16·1 (10·5 to 23·5)	17·3 (11·6 to 24·9)	13·9 (9·5 to 19·3)	10·4 (6·4 to 15·9)	6·3 (4·2 to 9)	4 (2·6 to 6)	2·3 (1·5 to 3·3)	1 (0·6 to 1·4)	0·3 (0·2 to 0·4)	388
Acute hepatitis A	6·3 (2·8 to 11)	6·4 (2·4 to 12·1)	5·2 (1·8 to 10·9)	4·9 (1·6 to 10·7)	5·2 (1·8 to 10·5)	3·6 (1·1 to 7·5)	2·4 (0·9 to 4·9)	1·8 (0·8 to 3·3)	1·3 (0·6 to 2·3)	0·5 (0·3 to 0·9)	0·1 (0 to 0·3)	224
Acute hepatitis B	4·7 (1·8 to 8·4)	5·9 (2 to 11)	5·8 (2 to 10·5)	7·3 (2·7 to 13·1)	4·7 (1·3 to 9·2)	3·6 (1·1 to 7·2)	2·1 (0·5 to 4)	1·1 (0·3 to 2·5)	0·6 (0·1 to 1·2)	0·3 (0·1 to 0·6)	0·1 (0 to 0·2)	92·7
Acute hepatitis C	4·2 (1·7 to 8·2)	4·2 (1·6 to 8·6)	4·4 (1·4 to 8·4)	4·4 (1·6 to 9·3)	3·6 (1·1 to 6·9)	2·9 (0·8 to 5·9)	1·6 (0·5 to 3·2)	0·8 (0·3 to 1·6)	0·3 (0·1 to 0·7)	0·1 (0 to 0·2)	0 (0 to 0·1)	52·2
Acute hepatitis E	0·8 (0·4 to 1·4)	0·6 (0·3 to 1·1)	0·7 (0·3 to 1·2)	0·7 (0·4 to 1·5)	0·5 (0·3 to 0·8)	0·4 (0·2 to 0·7)	0·3 (0·1 to 0·5)	0·2 (0·1 to 0·4)	0·1 (0 to 0·3)	0·1 (0 to 0·1)	0 (0 to 0·1)	19
Other unspecified infectious diseases	47·4 (29·6 to 69·9)	40·6 (25 to 63·2)	36·6 (22·7 to 56·1)	26·3 (17·5 to 38·8)	22·4 (14·4 to 33·2)	18·4 (11·8 to 30·1)	14·5 (9·4 to 24)	8·1 (5 to 13·4)	6·5 (4 to 11·1)	2·9 (1·8 to 4·5)	1·1 (0·7 to 1·6)	893
Maternal and neonatal disorders	507 (382 to 672)	333 (234 to 453)	243 (170 to 335)	173 (123 to 236)	98 (67·6 to 138)	53·8 (36·4 to 76·8)	23·7 (15·8 to 35·9)	7·2 (4·8 to 10·7)	1·7 (0·9 to 2·7)	0·4 (0·2 to 0·7)	0·1 (0 to 0·2)	40,700
Maternal disorders	90·2 (60 to 129)	7·2 (5·1 to 10·2)	0 (0 to 0)	0 (0 to 0)	0 (0 to 0)	0 (0 to 0)	0 (0 to 0)	0 (0 to 0)	0 (0 to 0)	0 (0 to 0)	0 (0 to 0)	4,710
Maternal hemorrhage	18·4 (8·4 to 33·5)	1·6 (0·8 to 2·8)	0 (0 to 0)	0 (0 to 0)	0 (0 to 0)	0 (0 to 0)	0 (0 to 0)	0 (0 to 0)	0 (0 to 0)	0 (0 to 0)	0 (0 to 0)	972
Maternal sepsis and other maternal infections	8 (4 to 14·2)	0·3 (0·1 to 0·6)	0 (0 to 0)	0 (0 to 0)	0 (0 to 0)	0 (0 to 0)	0 (0 to 0)	0 (0 to 0)	0 (0 to 0)	0 (0 to 0)	0 (0 to 0)	237
Maternal hypertensive disorders	11·7 (6·9 to 18·3)	0·7 (0·4 to 1·1)	0 (0 to 0)	0 (0 to 0)	0 (0 to 0)	0 (0 to 0)	0 (0 to 0)	0 (0 to 0)	0 (0 to 0)	0 (0 to 0)	0 (0 to 0)	866
Maternal obstructed labor and uterine rupture	5·1 (1·9 to 11·9)	0·7 (0·3 to 1·1)	0 (0 to 0)	0 (0 to 0)	0 (0 to 0)	0 (0 to 0)	0 (0 to 0)	0 (0 to 0)	0 (0 to 0)	0 (0 to 0)	0 (0 to 0)	204
Maternal abortion and miscarriage	13 (5·5 to 26·3)	1 (0·5 to 1·7)	0 (0 to 0)	0 (0 to 0)	0 (0 to 0)	0 (0 to 0)	0 (0 to 0)	0 (0 to 0)	0 (0 to 0)	0 (0 to 0)	0 (0 to 0)	204
Ectopic pregnancy	0·8 (0·4 to 1·5)	0 (0 to 0·1)	0 (0 to 0)	0 (0 to 0)	0 (0 to 0)	0 (0 to 0)	0 (0 to 0)	0 (0 to 0)	0 (0 to 0)	0 (0 to 0)	0 (0 to 0)	70·4
Indirect maternal deaths	10·4 (4·7 to 19·1)	0·9 (0·5 to 1·5)	--	--	--	--	--	--	--	--	--	NA
Late maternal deaths	4·3 (2·4 to 7·2)	0·3 (0·1 to 0·5)	--	--	--	--	--	--	--	--	--	NA
Maternal deaths aggravated by HIV/AIDS	0·1 (0 to 0·1)	0 (0 to 0)	--	--	--	--	--	--	--	--	--	NA
Neonatal disorders	417 (294 to 575)	326 (228 to 446)	243 (170 to 335)	173 (123 to 236)	98 (67·6 to 138)	53·8 (36·4 to 76·8)	23·7 (15·8 to 35·9)	7·2 (4·8 to 10·7)	1·7 (0·9 to 2·7)	0·4 (0·2 to 0·7)	0·1 (0 to 0·2)	36,000
Neonatal preterm birth	167 (116 to 231)	127 (86·3 to 177)	91·4 (62 to 129)	62·9 (46·5 to 81·7)	33·4 (24·5 to 44)	16·6 (12·1 to 22·4)	7·1 (4·8 to 10)	2 (0·9 to 3·4)	0·8 (0·3 to 1·6)	0·3 (0·1 to 0·6)	0·1 (0 to 0·2)	15,300
Neonatal encephalopathy due to birth asphyxia and trauma	33·3 (18·4 to 55·4)	26·4 (14·4 to 43·8)	20·6 (11·3 to 34·5)	15·1 (7·9 to 24·9)	7·5 (3·7 to 12·7)	2·8 (1·3 to 5)	0·7 (0·3 to 1·4)	0·1 (0 to 0·3)	0 (0 to 0)	0 (0 to 0)	0 (0 to 0)	6,390
Neonatal sepsis and other neonatal infections	176 (99·2 to 300)	139 (74·3 to 232)	105 (55·9 to 177)	75·9 (40·1 to 127)	45·5 (23·8 to 79·4)	27·4 (13·9 to 47·9)	12·6 (5·9 to 23·6)	4 (2·1 to 7)	0·6 (0·2 to 1·3)	0 (0 to 0·1)	0 (0 to 0)	9,800
Hemolytic disease and other neonatal jaundice	40·9 (29·2 to 53·4)	32·9 (23·3 to 43·2)	25·4 (18·5 to 32·8)	18·6 (13·7 to 23·9)	11·6 (8·4 to 14·9)	7 (5·1 to 9)	3·3 (2·4 to 4·4)	1·1 (0·8 to 1·5)	0·2 (0·1 to 0·3)	0 (0 to 0)	0 (0 to 0)	796
Other neonatal disorders	0 (0 to 0)	0 (0 to 0)	0 (0 to 0)	0 (0 to 0)	0 (0 to 0)	0 (0 to 0)	0 (0 to 0)	0 (0 to 0)	0 (0 to 0)	0 (0 to 0)	0 (0 to 0)	3,780
Nutritional deficiencies	678 (407 to 1,110)	613 (378 to 1,000)	577 (347 to 928)	486 (327 to 724)	482 (325 to 695)	483 (345 to 656)	511 (361 to 685)	502 (361 to 681)	508 (365 to 678)	326 (234 to 428)	147 (103 to 190)	12,900
Protein-energy malnutrition	228 (160 to 318)	230 (159 to 324)	242 (169 to 333)	242 (170 to 328)	254 (182 to 343)	297 (211 to 392)	348 (241 to 486)	404 (285 to 563)	416 (289 to 563)	275 (187 to 371)	126 (84 to 164)	6,580
Iodine deficiency	33·1 (14·8 to 63·7)	26·1 (11·4 to 49·5)	19·8 (8·7 to 36·2)	14·9 (6·5 to 27·6)	9·9 (4·5 to 18·4)	6·9 (3·1 to 13·1)	4·4 (2 to 8·6)	2·5 (1·1 to 4·8)	1·2 (0·5 to 2·3)	0·4 (0·2 to 0·8)	0·1 (0 to 0·2)	504
Vitamin A deficiency	6·3 (3·1 to 11·3)	5·1 (2·6 to 8·7)	4·2 (2·3 to 7·2)	3·4 (1·8 to 6)	2·5 (1·2 to 4·3)	2 (1 to 3·4)	1·4 (0·7 to 2·5)	0·9 (0·4 to 1·5)	0·4 (0·2 to 0·7)	0·1 (0·1 to 0·2)	0 (0 to 0·1)	288
Dietary iron deficiency	354 (121 to 756)	281 (87·7 to 637)	253 (67·4 to 582)	172 (56·6 to 376)	158 (50·3 to 356)	128 (41·6 to 283)	96·4 (26·7 to 207)	39·7 (10·6 to 97·1)	32·3 (8 to 73·3)	11 (2·1 to 25)	3 (0·6 to 7)	4,460
Other nutritional deficiencies	55·9 (32·7 to 85·8)	71 (43·4 to 110)	57·7 (35·5 to 88·1)	53·4 (31·2 to 81·2)	56·8 (30·3 to 90·3)	50·3 (25·8 to 81·6)	61·1 (30 to 105)	54·8 (26·1 to 98·8)	58·1 (29·9 to 120)	39·8 (18·5 to 85·3)	18·5 (8·5 to 37·8)	1,060
Non-communicable diseases	51,100 (41,200 to 61,700)	56,100 (45,800 to 67,400)	56,500 (46,100 to 67,700)	58,000 (47,900 to 69,000)	51,900 (43,500 to 61,000)	46,500 (39,200 to 54,500)	40,400 (34,300 to 47,100)	32,800 (28,300 to 37,600)	22,300 (19,200 to 25,500)	11,400 (10,000 to 12,700)	3,610 (3,290 to 3,930)	691,000
Neoplasms	7,110 (5,420 to 9,210)	8,140 (6,170 to 10,600)	7,990 (6,100 to 10,200)	7,860 (6,120 to 9,980)	6,690 (5,250 to 8,220)	5,460 (4,370 to 6,690)	4,300 (3,480 to 5,260)	2,770 (2,240 to 3,390)	1,490 (1,200 to 1,820)	548 (431 to 655)	127 (101 to 151)	73,300
Lip and oral cavity cancer	46·2 (31·8 to 66·1)	56·2 (36·7 to 81·1)	58·6 (41 to 80·8)	62·5 (43·9 to 88·6)	55·6 (39·2 to 77·2)	45·2 (32·2 to 61·8)	42·2 (30·1 to 58·1)	32·5 (23·6 to 44·3)	18·5 (13·3 to 24·8)	8·1 (6 to 10·7)	2·1 (1·4 to 2·7)	524
Nasopharynx cancer	7·1 (4·6 to 10·5)	8 (5·4 to 11·7)	8·1 (5·6 to 11·2)	7·1 (4·8 to 10·4)	5·3 (3·6 to 7·5)	4·5 (3 to 6·9)	2·4 (1·6 to 3·4)	1·5 (1 to 2·2)	1 (0·7 to 1·3)	0·4 (0·3 to 0·6)	0·1 (0·1 to 0·2)	70·1
Other pharynx cancer	7·8 (5·1 to 11·3)	9 (6 to 13)	9·8 (6·5 to 14·1)	10·6 (7·5 to 14·3)	9·4 (6·2 to 13·6)	8·2 (5·5 to 11·5)	5·6 (3·8 to 8)	3·9 (2·7 to 5·5)	2·2 (1·5 to 3)	1 (0·7 to 1·3)	0·3 (0·2 to 0·4)	80·8
Esophageal cancer	35·5 (22·8 to 51·9)	50·5 (34·4 to 71·1)	53·1 (36·7 to 73·5)	55·2 (38·7 to 74·2)	60·9 (43·2 to 81·7)	52·6 (37 to 72·2)	44·8 (32·3 to 60·5)	32·5 (22·7 to 43·9)	17·4 (12·6 to 23·4)	6·4 (4·8 to 8·3)	1·3 (0·8 to 1·7)	459
Stomach cancer	566 (393 to 779)	645 (462 to 886)	660 (481 to 886)	655 (483 to 871)	624 (458 to 808)	592 (448 to 783)	482 (352 to 637)	357 (261 to 477)	220 (161 to 282)	84·1 (64·2 to 107)	21 (16·3 to 25·2)	6,040
Colon and rectum cancer	476 (331 to 664)	594 (426 to 815)	599 (425 to 823)	690 (499 to 930)	538 (382 to 721)	513 (380 to 678)	453 (342 to 598)	353 (261 to 461)	206 (155 to 267)	75·4 (56·4 to 96·5)	17·6 (13·6 to 21·5)	5,460
Liver cancer	164 (106 to 236)	270 (182 to 387)	345 (232 to 483)	373 (255 to 521)	411 (296 to 558)	344 (244 to 477)	279 (194 to 391)	161 (116 to 217)	74·6 (51·2 to 105)	22·2 (15·4 to 30·8)	4 (2·8 to 5·3)	2,780
Liver cancer due to hepatitis B	36·4 (21·6 to 57·2)	49·2 (29·8 to 80·3)	53·2 (30·6 to 83·2)	47·9 (27·6 to 79·4)	41·7 (25·9 to 65·1)	28·2 (16·4 to 45·3)	19 (11·9 to 30·3)	9·4 (5·5 to 15)	4 (2·5 to 6·1)	1·1 (0·6 to 1·8)	0·2 (0·1 to 0·3)	363
Liver cancer due to hepatitis C	52·8 (31 to 80·7)	103 (65 to 153)	150 (93·7 to 231)	173 (111 to 260)	196 (136 to 280)	173 (119 to 244)	152 (102 to 217)	94·1 (66·8 to 129)	46·2 (31·2 to 66·4)	14·5 (9·9 to 20)	2·7 (1·9 to 3·6)	1,200
Liver cancer due to alcohol use	37·3 (20·4 to 60·6)	62·1 (36·7 to 94·3)	77·2 (44 to 122)	85·9 (52·4 to 130)	101 (67·5 to 150)	80·9 (50·6 to 122)	54·9 (35·5 to 82·3)	26·2 (16·6 to 38·2)	10·3 (6·7 to 15·2)	2·6 (1·7 to 4)	0·4 (0·2 to 0·6)	578
Liver cancer due to NASH	19 (11·5 to 29·7)	30·3 (18·9 to 46·3)	37·3 (21·7 to 57·2)	40·8 (25 to 63·2)	46·9 (30·2 to 70·4)	42·4 (26·2 to 62·4)	38·3 (24·4 to 58·1)	23 (14·5 to 34·1)	10·4 (6·6 to 15·3)	3 (1·9 to 4·7)	0·5 (0·3 to 0·8)	330
Liver cancer due to other causes	18·7 (10·9 to 29·3)	25·4 (14·9 to 39·6)	27 (16·6 to 42·2)	25·3 (15·3 to 40·1)	24·8 (15·7 to 37·7)	19·2 (12·1 to 29)	15·2 (9·2 to 24)	8·4 (5·2 to 12·7)	3·6 (2·3 to 5·5)	1 (0·6 to 1·6)	0·2 (0·1 to 0·3)	306
Gallbladder and biliary tract cancer	199 (132 to 296)	279 (182 to 420)	364 (241 to 542)	427 (302 to 609)	424 (306 to 573)	316 (225 to 446)	242 (180 to 348)	145 (104 to 211)	74 (53·3 to 114)	23·6 (16·3 to 38·1)	5·2 (3·3 to 10·2)	2,670
Pancreatic cancer	249 (176 to 342)	359 (256 to 501)	429 (311 to 577)	541 (383 to 736)	473 (347 to 636)	441 (322 to 588)	364 (267 to 486)	206 (150 to 277)	102 (74·7 to 134)	34·1 (25·5 to 43·4)	7 (4·7 to 8·8)	3,490
Larynx cancer	10·4 (6·7 to 22·1)	13·7 (8·3 to 32·5)	19 (12·3 to 38·8)	22·6 (15·4 to 41·9)	20·3 (13 to 37·5)	18·1 (12·4 to 30·6)	14·7 (10·6 to 22·5)	10·8 (7·7 to 15·6)	7 (4·7 to 10·3)	2·3 (1·6 to 3·2)	0·5 (0·3 to 0·7)	163
Tracheal, bronchus, and lung cancer	239 (164 to 328)	326 (229 to 465)	382 (258 to 545)	469 (329 to 649)	407 (285 to 555)	355 (260 to 488)	279 (203 to 378)	171 (119 to 236)	86·8 (62·7 to 119)	28·4 (20·5 to 37·4)	5·5 (3·4 to 7·6)	3,100
Malignant skin melanoma	54·8 (29·6 to 81·7)	55·3 (30·6 to 81·4)	56·8 (31·5 to 83·8)	55·6 (30·6 to 81·9)	46·5 (27·5 to 66·6)	36·9 (20·1 to 55·6)	37·2 (18·6 to 52·1)	26·9 (12·8 to 38·3)	19 (8·1 to 26·9)	8·3 (3·2 to 11·6)	2·5 (1 to 3·6)	568
Non-melanoma skin cancer	43·4 (26·5 to 65·6)	43·9 (27·3 to 66·5)	45·1 (28·5 to 67·6)	47·9 (31·4 to 69)	49·7 (32·6 to 71·9)	42·7 (29·1 to 61·4)	57·1 (40 to 77·5)	62·3 (43·8 to 86·8)	59·1 (40·7 to 80·4)	35·7 (24·1 to 47·6)	11·5 (7·8 to 16·1)	590
Non-melanoma skin cancer (squamous-cell carcinoma)	43·4 (26·5 to 65·6)	43·8 (27·2 to 66·5)	45 (28·5 to 67·6)	47·8 (31·4 to 69)	49·7 (32·6 to 71·9)	42·6 (29·1 to 61·2)	57 (39·9 to 77·5)	62·3 (43·7 to 86·8)	59 (40·7 to 80·4)	35·7 (24·1 to 47·6)	11·5 (7·8 to 16·1)	590
Non-melanoma skin cancer (basal-cell carcinoma)	0 (0 to 0·1)	0 (0 to 0·1)	0 (0 to 0·1)	0·1 (0 to 0·1)	0·1 (0 to 0·1)	0·1 (0 to 0·1)	0 (0 to 0·1)	0 (0 to 0·1)	0 (0 to 0·1)	0 (0 to 0)	0 (0 to 0)	0·5
Breast cancer	1,510 (1,070 to 2,070)	1,630 (1,140 to 2,220)	1,390 (996 to 1,930)	1,150 (820 to 1,550)	833 (625 to 1,090)	586 (435 to 769)	416 (312 to 540)	233 (172 to 318)	122 (90·9 to 161)	49·2 (36·2 to 62·5)	11·1 (7·9 to 13·9)	10,800
Cervical cancer	1,400 (948 to 2,120)	1,370 (965 to 2,130)	1,170 (797 to 1,820)	920 (641 to 1,420)	758 (540 to 1,090)	542 (397 to 769)	419 (317 to 552)	253 (185 to 347)	125 (88·1 to 178)	46·3 (31·5 to 64·1)	11·2 (6·9 to 16·9)	10,100
Uterine cancer	138 (94·3 to 201)	170 (114 to 243)	175 (123 to 247)	203 (143 to 275)	170 (122 to 230)	107 (77·3 to 143)	62·7 (45·5 to 84·6)	34 (24·4 to 47·4)	16·6 (12 to 21·5)	6·7 (4·9 to 8·8)	1·6 (1·1 to 2·1)	1,240
Ovarian cancer	630 (434 to 889)	714 (505 to 1,000)	657 (470 to 900)	565 (396 to 784)	404 (284 to 555)	306 (221 to 409)	208 (153 to 282)	117 (85·1 to 158)	44·2 (31·5 to 60·1)	13·1 (9·2 to 17·4)	2·8 (1·9 to 3·9)	4,880
Prostate cancer	0 (0 to 0)	0 (0 to 0)	0 (0 to 0)	0 (0 to 0)	0 (0 to 0)	0 (0 to 0)	0 (0 to 0)	0 (0 to 0)	0 (0 to 0)	0 (0 to 0)	0 (0 to 0)	0
Testicular cancer	--	--	--	--	--	--	--	--	--	--	--	NA
Kidney cancer	153 (103 to 222)	198 (132 to 290)	211 (146 to 303)	255 (178 to 351)	219 (155 to 297)	165 (119 to 224)	120 (86·3 to 161)	74·1 (52 to 97·8)	36·2 (24·9 to 50·8)	10·4 (7·1 to 14·5)	2 (1·2 to 2·8)	1,840
Bladder cancer	28·9 (18·7 to 42·8)	41·5 (27·5 to 59·1)	49·8 (35·9 to 68·1)	55·8 (41 to 74·7)	55·9 (40·6 to 74·6)	57·4 (42·3 to 77·2)	55·2 (40·4 to 72·7)	43·2 (31·2 to 58·4)	28·2 (20·5 to 37·9)	11 (8·1 to 14·4)	2·5 (1·7 to 3·3)	470
Brain and central nervous system cancer	151 (100 to 216)	167 (112 to 242)	162 (111 to 244)	156 (107 to 226)	128 (89·9 to 179)	93·4 (61·5 to 131)	67·5 (42·6 to 95·3)	32·6 (20·1 to 47·8)	14·5 (9·4 to 20·5)	4·7 (2·9 to 6·5)	1·2 (0·8 to 1·7)	2,150
Thyroid cancer	63·3 (41·3 to 92·6)	92·1 (58·2 to 138)	103 (67·9 to 149)	124 (88·7 to 166)	122 (82·1 to 173)	95·9 (68·1 to 129)	71·1 (49·4 to 94·6)	48·4 (34·3 to 66·7)	26·2 (17·7 to 36·2)	8·8 (6 to 12)	1·9 (1·3 to 2·5)	875
Mesothelioma	11·8 (7·1 to 21·8)	14·9 (9·3 to 23·7)	15·5 (10·2 to 24·6)	13·6 (8·2 to 21·3)	10·7 (7·1 to 16·2)	9·3 (5·9 to 14·2)	5·8 (3·9 to 9·2)	3·5 (2·3 to 6·1)	1·6 (1·1 to 2·7)	0·6 (0·4 to 1·1)	0·1 (0 to 0·1)	116
Hodgkin lymphoma	26·1 (13·9 to 49·5)	27·5 (15·7 to 52)	29·7 (17 to 49·7)	31 (19·3 to 52·4)	26·6 (16·9 to 44·3)	24·7 (16 to 41·6)	19·9 (13 to 31·1)	10·7 (6·7 to 16·5)	5·6 (3·4 to 8·6)	1·4 (0·8 to 2)	0·2 (0·1 to 0·3)	458
Non-Hodgkin lymphoma	187 (131 to 261)	243 (169 to 341)	234 (167 to 323)	261 (185 to 353)	226 (163 to 305)	193 (135 to 257)	148 (105 to 198)	92·2 (64·7 to 123)	46·4 (33·4 to 61·9)	14·5 (10·6 to 18·4)	3·2 (2·4 to 3·9)	2,550
Multiple myeloma	66 (39·3 to 101)	100 (64·8 to 141)	111 (75·2 to 158)	119 (82·9 to 166)	103 (72 to 140)	74·1 (52·3 to 107)	52 (37·9 to 76·4)	25·2 (17·6 to 38·5)	10·7 (7·2 to 17·1)	3·2 (2·2 to 4·9)	0·5 (0·3 to 0·7)	730
Leukemia	334 (231 to 464)	306 (216 to 418)	286 (201 to 391)	232 (170 to 309)	193 (141 to 250)	150 (110 to 203)	119 (87 to 160)	70·3 (50·2 to 95·1)	38·4 (27·2 to 51·9)	12·2 (9 to 16·2)	2·7 (1·9 to 3·6)	6,310
Acute lymphoid leukemia	137 (77·8 to 205)	111 (61·3 to 166)	107 (60·7 to 160)	79·8 (48·3 to 115)	54·2 (33·3 to 80·4)	35·3 (21·3 to 52·5)	20·5 (12·8 to 31·2)	10·4 (6·2 to 15·6)	5·3 (3·2 to 7·8)	1·5 (0·9 to 2·2)	0·3 (0·2 to 0·5)	3,360
Chronic lymphoid leukemia	3·8 (2·1 to 6)	6·3 (3·7 to 10)	6·9 (4·1 to 10·7)	7·9 (5 to 12)	9·7 (5·8 to 14·9)	8·8 (5·5 to 13·7)	9·4 (6 to 14·1)	7·4 (4·7 to 10·8)	4 (2·4 to 6·2)	1·4 (0·9 to 2)	0·2 (0·1 to 0·3)	78·1
Acute myeloid leukemia	94·1 (61·2 to 143)	85·4 (55·3 to 126)	81·6 (53·4 to 120)	64·8 (41·3 to 95·1)	51·6 (33·8 to 74)	45·9 (31·3 to 66·3)	29·9 (19·8 to 44)	14·7 (9·3 to 22·2)	6·9 (4·3 to 10·8)	1·6 (1 to 2·5)	0·4 (0·3 to 0·6)	1,480
Chronic myeloid leukemia	23·5 (13 to 38·6)	19·6 (10·7 to 32·5)	18·5 (10·9 to 28·5)	14·4 (8·9 to 23·2)	12·8 (8·1 to 20·5)	9·9 (6·2 to 15·6)	9·3 (5·9 to 14·4)	6·2 (3·8 to 9·6)	3 (1·7 to 4·8)	1·1 (0·7 to 1·7)	0·3 (0·2 to 0·5)	207
Other leukemia	76 (48·9 to 115)	83·6 (54 to 126)	72·1 (47·3 to 107)	65·2 (44·9 to 96·2)	64·3 (44·1 to 89·2)	50·1 (33·9 to 72·3)	49·4 (33·2 to 71·7)	31·5 (21·3 to 45·2)	19·2 (12·5 to 27·6)	6·6 (4·6 to 8·9)	1·4 (1 to 2)	1,190
Other malignant neoplasms	281 (204 to 373)	316 (218 to 435)	318 (233 to 429)	303 (228 to 394)	258 (193 to 333)	230 (178 to 293)	182 (141 to 234)	129 (97·8 to 164)	75·6 (55·6 to 97·9)	30 (22·4 to 37·8)	6·9 (5·2 to 8·8)	4,200
Other neoplasms	40·3 (27·4 to 57·6)	44·8 (29·1 to 65·2)	49·7 (33·7 to 72·7)	61·4 (43·7 to 83·4)	54·9 (39·6 to 74·5)	59 (43·5 to 78·9)	48·5 (35·7 to 64·9)	37 (26·2 to 51·4)	16·4 (11·9 to 23·2)	5·1 (3·4 to 7·5)	1 (0·7 to 1·6)	648
Myelodysplastic, myeloproliferative, and other hematopoietic n	40·3 (27·4 to 57·6)	44·8 (29·1 to 65·2)	49·7 (33·7 to 72·7)	61·4 (43·7 to 83·4)	54·9 (39·6 to 74·5)	59 (43·5 to 78·9)	48·5 (35·7 to 64·9)	37 (26·2 to 51·4)	16·4 (11·9 to 23·2)	5·1 (3·4 to 7·5)	1 (0·7 to 1·6)	648
Benign and in situ intestinal neoplasms	0 (0 to 0)	0 (0 to 0)	0 (0 to 0)	0 (0 to 0)	0 (0 to 0)	0 (0 to 0)	0 (0 to 0)	0 (0 to 0)	0 (0 to 0)	0 (0 to 0)	0 (0 to 0)	0
Benign and in situ cervical and uterine neoplasms	0 (0 to 0)	0 (0 to 0)	0 (0 to 0)	0 (0 to 0)	0 (0 to 0)	0 (0 to 0)	0 (0 to 0)	0 (0 to 0)	0 (0 to 0)	0 (0 to 0)	0 (0 to 0)	0
Other benign and in situ neoplasms	0 (0 to 0)	0 (0 to 0)	0 (0 to 0)	0 (0 to 0)	0 (0 to 0)	0 (0 to 0)	0 (0 to 0)	0 (0 to 0)	0 (0 to 0)	0 (0 to 0)	0 (0 to 0)	0
Cardiovascular diseases	3,700 (2,820 to 4,790)	4,520 (3,470 to 5,780)	5,290 (4,070 to 6,760)	6,440 (5,110 to 7,990)	7,160 (5,680 to 8,830)	7,920 (6,400 to 9,630)	8,520 (6,800 to 10,400)	8,670 (6,960 to 10,300)	7,020 (5,570 to 8,430)	4,240 (3,380 to 5,020)	1,580 (1,280 to 1,820)	75,800
Rheumatic heart disease	236 (167 to 326)	227 (164 to 310)	202 (142 to 277)	163 (119 to 219)	146 (106 to 192)	100 (71·7 to 138)	67·5 (49·4 to 91·3)	37·6 (27·4 to 50·3)	20·7 (14·9 to 27·4)	7·8 (5·7 to 10·2)	2·1 (1·5 to 2·7)	2,830





SR Table 2b: Quantiles DALYS by cause and age group for females with 95% uncertainty intervals, 2019

Cause	Early Neonatal	Late Neonatal	Post Neonatal	1 to 4	5 to 9	10 to 14	15 to 19	20 to 24	25 to 29	30 to 34	35 to 39	40 to 44	45 to 49	50 to 54	55 to 59	60 to 64	65 to 69	70 to 74	75 to 79	80 to 84	85 to 89	90 to 94	95 plus	Total
All causes	6,690 (3,650 to 9,350)	3,020 (2,200 to 4,050)	6,690 (3,490 to 10,900)	4,660 (3,240 to 6,720)	3,570 (2,640 to 5,070)	3,370 (2,550 to 4,720)	6,350 (2,290 to 11,600)	13,900 (5,900 to 26,900)	13,900 (5,900 to 26,900)	14,200 (6,000 to 27,400)	16,200 (7,000 to 30,700)	17,900 (7,900 to 33,900)	19,200 (8,200 to 35,900)	20,100 (8,400 to 38,200)	19,900 (8,200 to 37,900)	19,800 (8,000 to 37,700)	19,900 (8,000 to 38,100)	19,600 (7,900 to 38,100)	19,000 (7,600 to 36,100)	16,900 (6,800 to 32,300)	9,990 (7,990 to 13,300)	6,250 (5,500 to 7,210)	2,970 (2,600 to 3,350)	508 (460 to 561)	291,000
Communicable, maternal, neonatal, and nutritional diseases	3,200 (2,080 to 4,980)	1,960 (1,570 to 2,600)	2,630 (1,630 to 4,370)	1,450 (1,060 to 1,930)	1,010 (765 to 1,350)	795 (621 to 1,010)	664 (501 to 1,060)	1,160 (829 to 1,760)	1,250 (1,010 to 1,640)	1,210 (997 to 1,490)	1,270 (1,030 to 1,600)	1,200 (1,000 to 1,490)	1,040 (839 to 1,290)	912 (731 to 1,130)	819 (647 to 1,020)	742 (584 to 929)	631 (497 to 789)	531 (418 to 669)	468 (367 to 589)	436 (337 to 564)	356 (253 to 503)	80.6 (49.1 to 117)	24,300
HIV/AIDS and sexually transmitted infections	0.2 (0.1 to 0.3)	0.2 (0.1 to 0.3)	178 (104 to 312)	13.2 (10.7 to 16)	12.1 (10 to 14.7)	13.2 (11 to 16.4)	30.9 (26 to 37.3)	62.2 (50 to 76)	62.2 (50 to 76)	61.1 (50 to 74)	59.1 (48 to 72)	56.1 (46 to 69)	52.6 (43 to 64)	47.3 (39 to 58)	42.1 (34 to 51)	36.9 (29.1 to 46)	29.8 (21.1 to 39)	22.6 (15 to 33)	16.4 (7.4 to 31)	9.4 (2.7 to 21)	3.1 (0.5 to 7)	0.6 (0.3 to 0.9)	0.1 (0 to 0.1)	1,140
HIV/AIDS	0 (0 to 0)	0 (0 to 0)	178 (104 to 312)	13.2 (10.7 to 16)	12.1 (10 to 14.7)	10.6 (8.5 to 13.1)	28.3 (23 to 35.1)	54.6 (44 to 68.6)	51.6 (41 to 65.2)	47.5 (38 to 59.8)	43.1 (34 to 54.6)	38.2 (30 to 48.6)	33.2 (26 to 42.3)	28.1 (22 to 36.2)	23.4 (18 to 30.2)	19.1 (14 to 25.1)	15.2 (10 to 21.1)	11.7 (7.4 to 17.2)	8.6 (4.2 to 15.4)	5.6 (1.7 to 11.7)	2.1 (0.4 to 4.7)	0.4 (0.2 to 0.6)	0 (0 to 0)	726
HIV/AIDS - Drug-susceptible Tuberculosis	0 (0 to 0)	0 (0 to 0)	0 (0 to 0)	0.1 (0 to 1.6)	0.1 (0 to 1.4)	0.1 (0 to 1.2)	0.1 (0 to 1.1)	0.1 (0 to 1.1)	0.1 (0 to 1.1)	0.1 (0 to 1.1)	0.1 (0 to 1.1)	0.1 (0 to 1.1)	0.1 (0 to 1.1)	0.1 (0 to 1.1)	0.1 (0 to 1.1)	0.1 (0 to 1.1)	0.1 (0 to 1.1)	0.1 (0 to 1.1)	0.1 (0 to 1.1)	0.1 (0 to 1.1)	0.1 (0 to 1.1)	0 (0 to 0)	0 (0 to 0)	10.7
HIV/AIDS - Multidrug-resistant Tuberculosis without extensive	0 (0 to 0)	0 (0 to 0)	0 (0 to 0)	0 (0 to 0.4)	0 (0 to 0.4)	0 (0 to 0.4)	0 (0 to 0.4)	0 (0 to 0.5)	0 (0 to 0.5)	0 (0 to 0.5)	0 (0 to 0.5)	0 (0 to 0.5)	0 (0 to 0.5)	0 (0 to 0.5)	0 (0 to 0.5)	0 (0 to 0.5)	0 (0 to 0.5)	0 (0 to 0.5)	0 (0 to 0.5)	0 (0 to 0.5)	0 (0 to 0.5)	0 (0 to 0.5)	0 (0 to 0.5)	9.6
HIV/AIDS - Extensively drug-resistant Tuberculosis	0 (0 to 0)	0 (0 to 0)	0 (0 to 0)	0 (0 to 0.1)	0 (0 to 0.1)	0 (0 to 0.1)	0 (0 to 0.1)	0 (0 to 0.2)	0 (0 to 0.2)	0 (0 to 0.2)	0 (0 to 0.2)	0 (0 to 0.2)	0 (0 to 0.2)	0 (0 to 0.2)	0 (0 to 0.2)	0 (0 to 0.1)	0 (0 to 0.1)	0 (0 to 0.1)	0 (0 to 0.1)	0 (0 to 0.1)	0 (0 to 0.1)	0 (0 to 0.1)	0 (0 to 0.1)	0.9
HIV/AIDS resulting in other diseases	0 (0 to 0)	0 (0 to 0)	0 (0 to 0)	13.6 (12.5 to 19.1)	0.9 (0.8 to 1.3)	2.6 (2.4 to 3.6)	2.8 (2.6 to 3.9)	7.6 (6.9 to 10.6)	10.6 (9.7 to 14.8)	13.6 (12.5 to 19.1)	16.1 (14.7 to 22.5)	17.9 (16.4 to 25)	19.4 (17.8 to 27.1)	19.2 (17.6 to 26.9)	19.1 (17.5 to 26.7)	17.8 (16.3 to 24.9)	16.7 (15.3 to 23.3)	14.9 (13.7 to 20.8)	12.3 (11.3 to 17.2)	9.6 (8.8 to 13.4)	6.6 (6.1 to 9.2)	3.1 (2.8 to 4.3)	0 (0 to 0)	663
Sexually transmitted infections excluding HIV	0.2 (0.1 to 0.3)	0.2 (0.1 to 0.3)	0.2 (0.1 to 0.3)	0.1 (0 to 0.2)	0.1 (0 to 0.2)	0.6 (0.5 to 1.4)	1.1 (0.9 to 2.7)	0.6 (0.4 to 1.5)	0.2 (0.1 to 0.6)	0.2 (0.1 to 0.6)	0.2 (0.1 to 0.6)	0.2 (0.1 to 0.6)	0.2 (0.1 to 0.6)	0.2 (0.1 to 0.6)	0.2 (0.1 to 0.6)	0.2 (0.1 to 0.6)	0.2 (0.1 to 0.6)	0.2 (0.1 to 0.6)	0.2 (0.1 to 0.6)	0.2 (0.1 to 0.6)	0.2 (0.1 to 0.6)	0.1 (0 to 0.2)	0 (0 to 0.1)	19.1
Syphilis	0 (0 to 0)	0 (0 to 0)	0 (0 to 0)	0 (0 to 0)	0 (0 to 0)	0.3 (0.2 to 0.4)	1.2 (0.9 to 1.6)	0.6 (0.4 to 0.9)	0.2 (0.1 to 0.3)	0.2 (0.1 to 0.3)	0.2 (0.1 to 0.3)	0.2 (0.1 to 0.3)	0.2 (0.1 to 0.3)	0.2 (0.1 to 0.3)	0.2 (0.1 to 0.3)	0.2 (0.1 to 0.3)	0.2 (0.1 to 0.3)	0.2 (0.1 to 0.3)	0.2 (0.1 to 0.3)	0.2 (0.1 to 0.3)	0.2 (0.1 to 0.3)	0.1 (0 to 0.2)	0 (0 to 0)	4.6
Chlamydial infection	0 (0 to 0)	0 (0 to 0)	0 (0 to 0)	0 (0 to 0)	0 (0 to 0)	0.3 (0.2 to 0.4)	1.1 (0.9 to 1.6)	0.6 (0.4 to 0.9)	0.2 (0.1 to 0.3)	0.2 (0.1 to 0.3)	0.2 (0.1 to 0.3)	0.2 (0.1 to 0.3)	0.2 (0.1 to 0.3)	0.2 (0.1 to 0.3)	0.2 (0.1 to 0.3)	0.2 (0.1 to 0.3)	0.2 (0.1 to 0.3)	0.2 (0.1 to 0.3)	0.2 (0.1 to 0.3)	0.2 (0.1 to 0.3)	0.2 (0.1 to 0.3)	0.1 (0 to 0.2)	0 (0 to 0)	33.7
Gonococcal infection	0 (0 to 0)	0 (0 to 0)	0 (0 to 0)	0 (0 to 0)	0 (0 to 0)	0.3 (0.2 to 0.4)	1.5 (1.1 to 2.2)	0.7 (0.5 to 1.1)	0.3 (0.2 to 0.5)	0.3 (0.2 to 0.5)	0.3 (0.2 to 0.5)	0.3 (0.2 to 0.5)	0.3 (0.2 to 0.5)	0.3 (0.2 to 0.5)	0.3 (0.2 to 0.5)	0.3 (0.2 to 0.5)	0.3 (0.2 to 0.5)	0.3 (0.2 to 0.5)	0.3 (0.2 to 0.5)	0.3 (0.2 to 0.5)	0.3 (0.2 to 0.5)	0.2 (0.1 to 0.3)	0 (0 to 0)	4.6
Trichomoniasis	0 (0 to 0)	0 (0 to 0)	0 (0 to 0)	0 (0 to 0)	0 (0 to 0)	0 (0 to 0)	0 (0 to 0)	0 (0 to 0)	0 (0 to 0)	0 (0 to 0)	0 (0 to 0)	0 (0 to 0)	0 (0 to 0)	0 (0 to 0)	0 (0 to 0)	0 (0 to 0)	0 (0 to 0)	0 (0 to 0)	0 (0 to 0)	0 (0 to 0)	0 (0 to 0)	0 (0 to 0)	0 (0 to 0)	0 (0 to 0)	0
Genital herpes	0 (0 to 0)	0 (0 to 0)	0 (0 to 0)	0 (0 to 0)	0 (0 to 0)	0 (0 to 0)	0 (0 to 0)	0 (0 to 0)	0 (0 to 0)	0 (0 to 0)	0 (0 to 0)	0 (0 to 0)	0 (0 to 0)	0 (0 to 0)	0 (0 to 0)	0 (0 to 0)	0 (0 to 0)	0 (0 to 0)	0 (0 to 0)	0 (0 to 0)	0 (0 to 0)	0 (0 to 0)	0 (0 to 0)	0
Other sexually transmitted infections	0 (0 to 0)	0 (0 to 0)	0 (0 to 0)	0 (0 to 0)	0 (0 to 0)	0.1 (0 to 0.2)	0.2 (0 to 0.5)	0.2 (0 to 0.6)	0.2 (0 to 0.6)	0.2 (0 to 0.6)	0.2 (0 to 0.6)	0.2 (0 to 0.6)	0.2 (0 to 0.6)	0.2 (0 to 0.6)	0.2 (0 to 0.6)	0.2 (0 to 0.6)	0.2 (0 to 0.6)	0.2 (0 to 0.6)	0.2 (0 to 0.6)	0.2 (0 to 0.6)	0.2 (0 to 0.6)	0.2 (0 to 0.6)	0.1 (0 to 0.1)	1.1
Respiratory infections and tuberculosis	1,020 (669 to 1,560)	1,040 (754 to 1,540)	1,040 (660 to 1,690)	1,040 (760 to 1,440)	1,040 (765 to 1,440)	1,040 (765 to 1,440)	1,040 (765 to 1,440)	1,040 (765 to 1,440)	1,040 (765 to 1,440)	1,040 (765 to 1,440)	1,040 (765 to 1,440)	1,040 (765 to 1,440)	1,040 (765 to 1,440)	1,040 (765 to 1,440)	1,040 (765 to 1,440)	1,040 (765 to 1,440)	1,040 (765 to 1,440)	1,040 (765 to 1,440)	1,040 (765 to 1,440)	1,040 (765 to 1,440)	1,040 (765 to 1,440)	1,040 (765 to 1,440)	1,040 (765 to 1,440)	6,060
Tuberculosis	0 (0 to 0)	0 (0 to 0)	0.1 (0.4 to 19.9)	0 (0 to 9.4)	0 (0 to 7.7)	0 (0 to 7.7)	0 (0 to 12.9)	0 (0 to 23.9)	0 (0 to 23.9)	0 (0 to 23.9)	0 (0 to 23.9)	0 (0 to 23.9)	0 (0 to 23.9)	0 (0 to 23.9)	0 (0 to 23.9)	0 (0 to 23.9)	0 (0 to 23.9)	0 (0 to 23.9)	0 (0 to 23.9)	0 (0 to 23.9)	0 (0 to 23.9)	0 (0 to 23.9)	0 (0 to 23.9)	169
Latent tuberculosis infection	0 (0 to 0)	0 (0 to 0)	0 (0 to 0)	0 (0 to 0)	0 (0 to 0)	0 (0 to 0)	0 (0 to 0)	0 (0 to 0)	0 (0 to 0)	0 (0 to 0)	0 (0 to 0)	0 (0 to 0)	0 (0 to 0)	0 (0 to 0)	0 (0 to 0)	0 (0 to 0)	0 (0 to 0)	0 (0 to 0)	0 (0 to 0)	0 (0 to 0)	0 (0 to 0)	0 (0 to 0)	0 (0 to 0)	0
Drug-susceptible Tuberculosis	0 (0 to 0)	0 (0 to 0)	0 (0 to 19.7)	0 (0 to 9.4)	0 (0 to 7.7)	0 (0 to 7.7)	0 (0 to 12.9)	0 (0 to 23.9)	0 (0 to 23.9)	0 (0 to 23.9)	0 (0 to 23.9)	0 (0 to 23.9)	0 (0 to 23.9)	0 (0 to 23.9)	0 (0 to 23.9)	0 (0 to 23.9)	0 (0 to 23.9)	0 (0 to 23.9)	0 (0 to 23.9)	0 (0 to 23.9)	0 (0 to 23.9)	0 (0 to 23.9)	0 (0 to 23.9)	167
Multidrug-resistant tuberculosis without extensive drug-resistar	0 (0 to 0)	0 (0 to 0)	0.4 (0 to 19.2)	0.4 (0 to 1.6)	0.3 (0 to 1.6)	0.4 (0 to 1.6)	1.1 (0.1 to 4.4)	0.7 (0.2 to 1.9)	0.1 (0 to 0.5)	0.2 (0 to 0.6)	0.2 (0 to 0.6)	0.2 (0 to 0.6)	0.2 (0 to 0.6)	0.2 (0 to 0.6)	0.2 (0 to 0.6)	0.2 (0 to 0.6)	0.2 (0 to 0.6)	0.2 (0 to 0.6)	0.2 (0 to 0.6)	0.2 (0 to 0.6)	0.2 (0 to 0.6)	0.2 (0 to 0.6)	0 (0 to 0)	32.6
Extensively drug-resistant tuberculosis	0 (0 to 0)	0 (0 to 0)	0 (0 to 0.3)	0 (0 to 0.2)	0 (0 to 0.2)	0 (0 to 0.2)	0 (0 to 0.4)	0 (0 to 0.6)	0 (0 to 0.6)	0 (0 to 0.6)	0 (0 to 0.6)	0 (0 to 0.6)	0 (0 to 0.6)	0 (0 to 0.6)	0 (0 to 0.6)	0 (0 to 0.6)	0 (0 to 0.6)	0 (0 to 0.6)	0 (0 to 0.6)	0 (0 to 0.6)	0 (0 to 0.6)	0 (0 to 0.6)	0 (0 to 0.6)	9.1
Lower respiratory infections	702 (368 to 1,360)	198 (101 to 299)	223 (101 to 1,040)	238 (97 to 546)	79.7 (52 to 109)	68 (44 to 94)	65 (43 to 89)	121 (80 to 166)	106 (72 to 147)	102 (70 to 140)	100 (70 to 138)	107 (75 to 147)	103 (72 to 142)	105 (73 to 144)	105 (73 to 144)	101 (70 to 139)	101 (70 to 139)	101 (70 to 139)	101 (70 to 139)	101 (70 to 139)	101 (70 to 139)	101 (70 to 139)	101 (70 to 139)	4,160
Upper respiratory infections	0.6 (0.3 to 1.2)	0.6 (0.3 to 1.2)	37.4 (17.1 to 69.2)	99.4 (45.5 to 183)	139 (63.7 to 257)	69.4 (31.8 to 128)	42.6 (19.5 to 78.8)	8.6 (3.9 to 15.9)	0.7 (0.3 to 1.3)	0.2 (0.1 to 0.4)	0.1 (0 to 0.2)	0.1 (0 to 0.2)	0.1 (0 to 0.2)	0.1 (0 to 0.2)	0.1 (0 to 0.2)	0.1 (0 to 0.2)	0.1 (0 to 0.2)	0.1 (0 to 0.2)	0.1 (0 to 0.2)	0.1 (0 to 0.2)	0.1 (0 to 0.2)	0.1 (0 to 0.2)	0 (0 to 0)	978
Otitis media	0 (0 to 0)	0 (0 to 0.3)	2.5 (0.9 to 6.8)	30.2 (20.1 to 58.6)	30.4 (20.2 to 58.9)	30.4 (20.2 to 58.9)	30.4 (20.2 to 58.9)	30.4 (20.2 to 58.9)	30.4 (20.2 to 58.9)	30.4 (20.2 to 58.9)	30.4 (20.2 to 58.9)	30.4 (20.2 to 58.9)	30.4 (20.2 to 58.9)	30.4 (20.2 to 58.9)	30.4 (20.2 to 58.9)	30.4 (20.2 to 58.9)	30.4 (20.2 to 58.9)	30.4 (20.2 to 58.9)	30.4 (20.2 to 58.9)	30.4 (20.2 to 58.9)	30.4 (20.2 to 58.9)	30.4 (20.2 to 58.9)	30.4 (20.2 to 58.9)	284
Enteric infections	7.2 (2.9 to 11.7)	33.4 (17.9 to 47.9)	376 (189 to 648)	298 (179 to 376)	172 (110 to 266)	80.8 (50 to 122)	42.2 (27.4 to 62.1)	29.1 (20.2 to 42.1)	29.5 (20.5 to 42.7)	29.5 (20.5 to 42.7)	29.5 (20.5 to 42.7)	29.5 (20.5 to 42.7)	29.5 (20.5 to 42.7)	29.5 (20.5 to 42.7)	29.5 (20.5 to 42.7)	29.5 (20.5 to 42.7)	29.5 (20.5 to 42.7)	29.5 (20.5 to 42.7)	29.5 (20.5 to 42.7)	29.5 (20.5 to 42.7)	29.5 (20.5 to 42.7)	29.5 (20.5 to 42.7)	29.5 (20.5 to 42.7)	2,000
Diarrheal diseases	7.2 (2.9 to 11.7)	33.4 (17.9 to 47.9)	373 (189 to 648)	292 (179 to 376)	171 (110 to 266)	79.8 (50 to 122)	41.9 (27.4 to 62.1)	28.8 (20.2 to 42.1)	29.2 (20.5 to 42.7)	29.2 (20.5 to 42.7)	29.2 (20.5 to 42.7)	29.2 (20.5 to 42.7)	29.2 (20.5 to 42.7)	29.2 (20.5 to 42.7)	29.2 (20.5 to 42.7)	29.2 (20.5 to 42.7)	29.2 (20.5 to 42.7)	29.2 (20.5 to 42.7)	29.2 (20.5 to 42.7)	29.2 (20.5 to 42.7)	29.2 (20.5 to 42.7)	29.2 (20.5 to 42.7)	29.2 (20.5 to 42.7)	1,960
Typhoid and paratyphoid	0 (0 to 0)	0 (0 to 0)	0.2 (0 to 2.6)	0.1 (0 to 1.4)	0.1 (0 to 1.1)	0.1 (0 to 1.1)	0.1 (0 to 1.1)	0.2 (0 to 2.2)	0.2 (0 to 2.2)	0.2 (0 to 2.2)	0.2 (0 to 2.2)	0.2 (0 to 2.2)	0.2 (0 to 2.2)	0.2 (0 to 2.2)	0.2 (0 to 2.2)	0.2 (0 to 2.2)	0.2 (0 to 2.2)	0.2 (0 to 2.2)	0.2 (0 to 2.2)	0.2 (0 to 2.2)	0.2 (0 to 2.2)	0.2 (0 to 2.2)	0.2 (0 to 2.2)	13
Typhoid fever	0 (0 to 0)	0 (0 to 0)	0.2 (0 to 2.6)	0.1 (0 to 1.4)	0.1 (0 to 1.1)	0.1 (0 to 1.1)	0.1 (0 to 1.1)	0.2 (0 to 2.2)	0.2 (0 to 2.2)	0.2 (0 to 2.2)	0.2 (0 to 2.2)	0.2 (0 to 2.2)	0.2 (0 to 2.2)	0.2 (0 to 2.2)	0.2 (0 to 2.2)	0.2 (0 to 2.2)	0.2 (0 to 2.2)	0.2 (0 to 2.2)	0.2 (0 to 2.2)	0.2 (0 to 2.2)	0.2 (0 to 2.2)	0.2 (0 to 2.2)	0.2 (0 to 2.2)	12.8
Paratyphoid fever	0 (0 to 0)	0 (0 to 0)	0 (0 to 0.1)	0 (0 to 0)	0 (0 to 0)	0 (0 to 0)	0 (0 to 0)	0 (0 to 0)	0 (0 to 0)	0 (0 to 0)	0 (0 to 0)	0 (0 to 0)	0 (0 to 0)	0 (0 to 0)	0 (0 to 0)	0 (0 to 0)	0 (0 to 0)	0 (0 to 0)	0 (0 to 0)	0 (0 to 0)	0 (0 to 0)	0 (0 to 0)	0 (0 to 0)	0.2
Invasive Non-typhoidal Salmonella (iNTS)	0 (0 to 0)	0.1 (0 to 0.6)	0.7 (0.3 to 2.6)	0.6 (0.3 to 1.2)	1.2 (0.5 to 1.9)	0.1 (0.1 to 0.2)	0.1 (0 to 0.2)	0.1 (0 to 0.2)	0.1 (0 to 0.2)	0.1 (0 to 0.2)	0.1 (0 to 0.2)	0.1 (0 to 0.2)	0.1 (0 to 0.2)	0.1 (0 to 0.2)	0.1 (0 to 0.2)	0.1 (0 to 0.2)	0.1 (0 to 0.2)	0.1 (0 to 0.2)	0.1 (0 to 0.2)	0.1 (0 to 0.2)	0.1 (0 to 0.2)	0.1 (0 to 0.2)	0 (0 to 0)	9.2
Other intestinal infectious diseases	0.7 (0.3 to 1.4)	0.6 (0.3 to 1.2)	0.8 (0.3 to 2.6)	0.6 (0.3 to 1.2)	0.5 (0.2 to 1.1)	0.5 (0.2 to 1.1)	0.5 (0.2 to 1.1)	0.5 (0.2 to 1.1)	0.5 (0.2 to 1.1)	0.5 (0.2 to 1.1)	0.5 (0.2 to 1.1)	0.5 (0.2 to 1.1)	0.5 (0.2 to 1.1)	0.5 (0.2 to 1.1)	0.5 (0.2 to 1.1)	0.5 (0.2 to 1.1)	0.5 (0.2 to 1.1)	0.5 (0.2 to 1.1)	0.5 (0.2 to 1.1)	0.5 (0.2 to 1.1)	0.5 (0.2 to 1.1)	0.5 (0.2 to 1.1)	0.5 (0.2 to 1.1)	3.6
Neglected tropical diseases and malaria	2.7 (1.4 to 7.6)	0.6 (0.3 to 2.4)	29.7 (14.1 to 61.6)	19.1 (9.1 to 40.8)	43.2 (21.1 to 87.7)	27.3 (13.7 to 52.6)	48.8 (25.1 to 87.3)	54.6 (28.1 to 97.6)	55.2 (28.4 to 98.8)	55.2 (28.4 to 98.8)	55.2 (28.4 to 98.8)	55.2 (28.4 to 98.8)	55.2 (28.4 to 98.8)	55.2 (28.4 to 98.8)	55.2 (28.4 to 98.8)	55.2 (28.4 to 98.8)	55.2 (28.4 to 98.8)	55.2 (28.4 to 98.8)	55.2 (28.4 to 98.8)	55.2 (28.4 to 98.8)	55.2 (28.4 to 98.8)	55.2 (28.4 to 98.8)	55.2 (28.4 to 98.8)	1,370
Malaria	0 (0 to 0)	0 (0 to 0)	0 (0 to 0)	0 (0 to 0)	0 (0 to 0)	0 (0 to 0)	0 (0 to 0)	0 (0 to 0)	0 (0 to 0)	0 (0 to 0)	0 (0 to 0)	0 (0 to 0)	0 (0 to 0)	0 (0 to 0)	0 (0 to 0)	0 (0 to 0)	0 (0 to 0)	0 (0 to 0)	0 (0 to 0)	0 (0 to 0)	0 (0 to 0)	0 (0 to 0)	0 (0 to 0)	0
Chagas disease	0 (0 to 0)	0 (0 to 0)	0 (0 to 0)	0 (0 to 0.3)	0 (0 to 1.4)	0 (0 to 4.5)	0 (0 to 6.7)	1 (0.4 to 7.8)	2 (0.8 to 9.8)	2 (0.8 to 9.8)	2 (0.8 to 9.8)	2 (0.8 to 9.8)	2 (0.8 to 9.8)	2 (0.8 to 9.8)	2 (0.8 to 9.8)	2 (0.8 to 9.8)	2 (0.8 to 9.8)	2 (0.8 to 9.8)	2 (0.8 to 9.8)	2 (0.8 to 9.8)	2 (0.8 to 9.8)	2 (0.8 to 9.8)	2 (0.8 to 9.8)	80.7
Leishmaniasis	0 (0 to 0)	0 (0 to 0)	0 (0 to 0)	0 (0 to 0)	0 (0 to 0)	0 (0 to 0)	0 (0 to 0)	0 (0 to 0)	0 (0 to 0)	0 (0 to 0)	0 (0 to 0)	0 (0 to 0)	0 (0 to 0)	0 (0 to 0)	0 (0 to 0)	0 (0 to 0)	0 (0 to 0)	0 (0 to 0)	0 (0 to 0)	0 (0 to 0)	0 (0 to 0)	0 (0 to 0)	0 (0 to 0)	0
Visceral leishmaniasis	0 (0 to 0)	0 (0 to 0)	0 (0 to 0)	0 (0 to 0)	0 (0 to 0)	0 (0 to 0)	0 (0 to 0)	0 (0 to 0)	0 (0 to 0)	0 (0 to 0)	0 (0 to 0)	0 (0 to 0)	0 (0 to 0)	0 (0 to 0)	0 (0 to 0)	0 (0 to 0)	0 (0 to 0)	0 (0 to 0)	0 (0 to 0)	0 (0 to 0)	0 (0 to 0)	0 (0 to 0)	0 (0 to 0)	0
Cutaneous and mucocutaneous leishmaniasis	0 (0 to 0)	0 (0 to 0)	0 (0 to 0)	0 (0 to 0)	0 (0 to 0)	0 (0 to 0)	0 (0 to 0)	0 (0 to 0)	0 (0 to 0)	0 (0 to 0)	0 (0 to 0)	0 (0 to 0)	0 (0 to 0)	0 (0 to 0)	0 (0 to 0)	0 (0 to 0)	0 (0 to 0)	0 (0 to 0)	0 (0 to 0)	0 (0 to 0)	0 (0 to 0)	0 (0 to 0)	0 (0 to 0)	0
African trypanosomiasis	0 (0 to 0)	0 (0 to 0)	0 (0 to 0)	0 (0 to 0)	0 (0 to 0)	0 (0 to 0)	0 (0 to 0)	0 (0 to 0)	0 (0 to 0)	0 (0 to 0)	0 (0 to 0)	0 (0 to 0)	0 (0 to 0)	0 (0 to 0)	0 (0 to 0)	0 (0 to 0)	0 (0 to 0)	0 (0 to 0)	0 (0 to 0)	0 (0 to 0)	0 (0 to 0)	0 (0 to 0)	0 (0 to 0)	0
Schistosomiasis	0 (0 to 0)	0 (0 to 0)	0 (0 to 0)	0 (0 to 0)	0 (0 to 0)	0 (0 to 0)	0 (0 to 0)	0 (0 to 0)	0 (0 to 0)	0 (0 to 0)	0 (0 to 0)	0 (0 to 0)	0 (0 to 0)	0 (0 to 0)	0 (0 to 0)	0 (0 to 0)	0 (0 to 0)	0 (0 to 0)	0 (0 to 0)	0 (0 to 0)	0 (0 to 0)	0 (0 to 0)	0 (0 to 0)	0
Cysticercosis	0 (0 to 0)	0 (0 to 0)	0.1 (0 to 0.3)	0.4 (0 to 1.6)	1.8 (0.4 to 4.5)	11.3 (1.9 to 29.6)	29.9 (5.9 to 74.6)	69 (13.7 to 170)	83.7 (17.5 to 196)	90 (20.3 to 196)	96.4 (20.3 to 209)	98 (20.3 to 209)	98.7 (20.3 to 209)	93.6 (20.3 to 196)	90.9 (19.7 to 192)	79.4 (19.5 to 168)	69.9 (19.7 to 152)	49.4 (17.7 to 99.3)	22 (13.6 to 41.9)	17.2 (7.7 to 31.3)	9.2 (3.2 to 18.2)	3.6 (0.9 to 7.3)	1,020
Cystic echinococcosis	0 (0 to 0)	0 (0 to 0)	0 (0 to 0)	0 (0 to 0)	0 (0 to 0)	0 (0 to 0)	0 (0 to 0)	0 (0 to 0)	0 (0 to 0)	0 (0 to 0)	0 (0 to 0)	0 (0 to 0)	0 (0 to 0)	0 (0 to 0)	0 (0 to 0)	0 (0 to 0)	0 (0 to 0)	0 (0 to 0)	0 (0 to 0)	0 (0 to 0)	0 (0 to 0)	0 (0 to 0)	0 (0 to 0)	0.4
Lymphatic filariasis	0 (0 to 0)	0 (0 to 0)	0 (0 to 0)	0 (0 to 0)	0 (0 to 0)	0 (0 to 0)	0 (0 to 0)	0 (0 to 0)	0 (0 to 0)	0 (0 to 0)	0 (0 to 0)	0 (0 to 0)	0 (0 to 0)	0 (0 to 0)	0 (0 to 0)	0 (0 to 0)	0 (0 to 0)	0 (0 to 0)	0 (0 to 0)	0 (0 to 0)	0 (0 to 0)	0 (0 to 0)	0 (0 to 0)	0
Onchocerciasis	0 (0 to 0)	0 (0 to 0)	0 (0 to 0)	0 (0 to 0)	0 (0 to 0)	0 (0 to 0)	0 (0 to 0)	0 (0 to 0)	0 (0 to 0)	0 (0 to 0)	0 (0 to 0)	0 (0 to 0)	0 (0 to 0)	0 (0 to 0)	0 (0 to 0)	0 (0 to 0)	0 (0 to 0)	0 (0 to 0)	0 (0 to 0)	0 (0 to 0)	0 (0 to 0)	0 (0 to 0)	0 (0 to 0)	0
Trachoma	0 (0 to 0)	0 (0 to 0)	0 (0 to 0)	0 (0 to 0)	0 (0 to 0)	0 (0 to 0)	0 (0 to 0)	0 (0 to 0)	0 (0 to 0)	0 (0 to 0)	0 (0 to 0)	0 (0 to 0)	0 (0 to 0)	0 (0 to 0)	0 (0 to 0)	0 (0 to 0)	0 (0 to 0)	0 (0 to 0)	0 (0 to 0)	0 (0 to 0)	0 (0 to 0)	0 (0 to 0)	0 (0 to 0)	0
Dengue	0 (0 to 0)	0 (0 to 0)	1.6 (0 to 3.4)	3.6 (1 to 11.6)	3.5 (1 to 10.6)	3.5 (1 to 10.3)	3 (0.9 to 9.6)	3 (0.9 to 9.6)	2.8 (0.9 to 9.1)	2.8 (0.9 to 7.8)	2.8 (0.9 to 8.1)	2.6 (0.9 to 7.5)	2.5 (0.9 to 7.1)	2.1 (0.9 to 4.6)	1.8 (0.9 to 3.8)	1.4 (0.9 to 2.8)	1 (0.9 to 2.1)	0.8 (0.9 to 1.5)	0.5 (0.9 to 1.1)	0.2 (0.9 to 0.9)	0.2 (0.9 to 0.9)	0.2 (0.9 to 0.9)	39.5
Yellow fever	0 (0 to 0)	0 (0 to 0)	0 (0 to 0)	0 (0 to 0)	0 (0 to 0)	0 (0 to 0)	0 (0 to 0)	0 (0 to 0)	0 (0 to 0)	0 (0 to 0)	0 (0 to 0)	0 (0 to 0)	0 (0 to 0)	0 (0 to 0)	0 (0 to 0)	0 (0 to 0)	0 (0 to 0)	0 (0 to 0)	0 (0 to 0)	0 (0 to 0)	0 (0 to 0)	0 (0 to 0)	0 (0 to 0)	0
Rabies	0 (0 to 0)	0 (0 to 0)	0 (0 to 0)	0 (0 to 0)	0 (0 to 0)	0 (0 to 0)	0 (0 to 0)	0 (0 to 0)	0 (0 to 0)	0 (0 to 0)	0 (0 to 0)	0 (0 to 0)	0 (0 to 0)	0 (0 to 0)	0 (0 to 0)	0 (0 to 0)	0 (0 to 0)	0 (0 to 0)	0 (0 to 0)	0 (0 to 0)	0 (0 to 0)	0 (0 to 0)	0 (0 to 0)	0
Intestinal nematode infections	0 (0 to 0)	0 (0 to 0)	0.6 (0.2 to 19.8)	9.6 (4.2 to 19.8)	22.3 (9.7 to 45.7)	19.6 (8.5 to 39.3)	20.9 (9.2 to 42.2)	19.8 (8.7 to 39.8)	11.3 (4.9 to 23.1)	13.1 (5.6 to 26.6)	6.2 (2.6 to 12.8)	4.4 (1





SR Table 2b: Quintana Roo DALYS by cause and age group for females with 95% uncertainty intervals, 2019

Cause	Early Neonatal	Late Neonatal	Post Neonatal	1 to 4	5 to 9	10 to 14	15 to 19	20 to 24	25 to 29	30 to 34	35 to 39	40 to 44	45 to 49	50 to 54	55 to 59	60 to 64	65 to 69	70 to 74	75 to 79	80 to 84	85 to 89	90 to 94	95 plus	Total
All causes	5,230 (4,090 to 6,600)	2,180 (1,710 to 2,740)	4,770 (3,100 to 7,000)	3,440 (2,830 to 4,180)	3,910 (3,110 to 4,870)	5,020 (3,920 to 6,420)	7,200 (5,660 to 9,090)	9,880 (7,820 to 12,400)	12,100 (9,500 to 15,000)	13,100 (10,400 to 16,200)	13,500 (10,700 to 16,600)	14,400 (11,600 to 17,400)	14,700 (11,800 to 17,700)	14,200 (11,500 to 17,000)	13,600 (11,200 to 16,200)	12,600 (10,400 to 14,900)	9,880 (8,340 to 11,600)	7,910 (6,770 to 9,180)	5,590 (4,820 to 6,460)	3,800 (3,330 to 4,320)	2,110 (1,850 to 2,400)	920 (841 to 1,000)	118 (106 to 131)	180,000
Communicable, maternal, neonatal, and nutritional diseases	3,800 (2,820 to 4,900)	1,430 (1,070 to 1,850)	2,000 (1,260 to 2,990)	1,160 (906 to 1,480)	1,110 (802 to 1,510)	769 (577 to 1,020)	782 (603 to 995)	961 (771 to 1,180)	1,200 (981 to 1,450)	1,290 (1,050 to 1,590)	1,290 (1,060 to 1,610)	1,200 (946 to 1,530)	958 (775 to 1,190)	726 (580 to 897)	652 (521 to 805)	527 (427 to 644)	386 (312 to 471)	303 (241 to 371)	232 (184 to 286)	179 (141 to 223)	123 (95·9 to 156)	65·2 (50·7 to 80·3)	11·4 (8·2 to 14·3)	21,200
HIV/AIDS and sexually transmitted infections	0·3 (0·1 to 0·6)	0·2 (0·1 to 0·3)	30·6 (25·3 to 37·7)	25·6 (21·1 to 30·7)	20·5 (16·9 to 24·5)	22·6 (18·7 to 27·1)	43·6 (36·1 to 52·5)	117 (96·7 to 145)	243 (199 to 301)	317 (263 to 381)	349 (287 to 420)	280 (232 to 333)	205 (171 to 249)	106 (86 to 130)	89·4 (74·4 to 107)	56·7 (47·4 to 67·9)	29·5 (24·4 to 35·3)	6·2 (4·6 to 8·4)	2·9 (2·1 to 4·1)	1·3 (0·9 to 1·9)	0·6 (0·4 to 0·9)	0·1 (0·1 to 0·2)	0 (0 to 0)	1,950
HIV/AIDS	0 (0 to 0)	0 (0 to 0)	30·5 (25 to 37·6)	25·6 (21·1 to 30·7)	20·5 (16·9 to 24·5)	21·1 (17·3 to 25·6)	37·4 (30·6 to 45·2)	98·2 (81·5 to 118)	205 (165 to 251)	270 (223 to 324)	302 (248 to 361)	235 (193 to 279)	169 (139 to 204)	86·1 (70·4 to 104)	77·9 (64·9 to 92·7)	49·2 (40·8 to 59·5)	24·3 (19·9 to 29·2)	2·8 (2·1 to 3·5)	1 (0·8 to 1·2)	0·3 (0·2 to 0·3)	0·1 (0·1 to 0·1)	0 (0 to 0)	0 (0 to 0)	1,660
HIV/AIDS - Drug-susceptible Tuberculosis	0 (0 to 0)	0 (0 to 0)	1·6 (0·9 to 2·5)	1·4 (0·8 to 2·1)	1·1 (0·6 to 1·8)	1·1 (0·6 to 1·7)	1·9 (1·2 to 2·9)	5·2 (3 to 7·9)	10·9 (6·3 to 16·6)	14·3 (8·3 to 21·9)	15·7 (9·1 to 24·3)	12·4 (7·2 to 19·1)	9 (5·2 to 13·9)	4·5 (2·6 to 7)	4·2 (2·4 to 6·4)	2·7 (1·6 to 4)	1·3 (0·8 to 1·9)	0·1 (0·1 to 0·2)	0·1 (0 to 0·1)	0 (0 to 0)	0 (0 to 0)	0 (0 to 0)	0 (0 to 0)	87·4
HIV/AIDS - Multidrug-resistant Tuberculosis without extensive (	0 (0 to 0)	0 (0 to 0)	0·1 (0 to 0·6)	0·1 (0 to 0·5)	0·1 (0 to 0·4)	0·1 (0 to 0·4)	0·1 (0 to 0·6)	0·4 (0 to 1·8)	0·8 (0 to 3·8)	1·1 (0·1 to 5)	1·2 (0·1 to 5·5)	1 (0 to 4·3)	0·7 (0 to 3·1)	0·4 (0 to 1·6)	0·3 (0 to 1·4)	0·2 (0 to 0·9)	0·1 (0 to 0·4)	0 (0 to 0)	0 (0 to 0)	0 (0 to 0)	0 (0 to 0)	0 (0 to 0)	0 (0 to 0)	6·8
HIV/AIDS - Extensively drug-resistant Tuberculosis	0 (0 to 0)	0 (0 to 0)	0 (0 to 0·1)	0 (0 to 0·1)	0 (0 to 0·1)	0 (0 to 0·1)	0 (0 to 0·1)	0·1 (0 to 0·3)	0·1 (0 to 0·6)	0·2 (0 to 0·8)	0·2 (0 to 0·9)	0·2 (0 to 0·7)	0·1 (0 to 0·5)	0·1 (0 to 0·3)	0·1 (0 to 0·2)	0 (0 to 0·2)	0 (0 to 0·1)	0 (0 to 0)	0 (0 to 0)	0 (0 to 0)	0 (0 to 0)	0 (0 to 0)	0 (0 to 0)	1·1
HIV/AIDS resulting in other diseases	0 (0 to 0)	0 (0 to 0)	28·7 (23 to 35·7)	24·1 (19·7 to 29·2)	19·3 (15·6 to 23·4)	19·9 (16·1 to 24·5)	35·3 (28·3 to 42·9)	92·5 (75·7 to 112)	193 (153 to 240)	255 (208 to 307)	284 (231 to 345)	222 (179 to 267)	159 (130 to 195)	81·1 (65·3 to 99·7)	73·3 (60·2 to 88·8)	46·3 (38 to 56·8)	22·8 (18·6 to 27·6)	2·6 (2 to 3·3)	0·9 (0·7 to 1·1)	0·2 (0·2 to 0·3)	0·1 (0·1 to 0·1)	0 (0 to 0)	0 (0 to 0)	1,560
Sexually transmitted infections excluding HIV	0·3 (0·1 to 0·6)	0·2 (0·1 to 0·3)	0·2 (0·1 to 0·4)	0 (0 to 0)	0 (0 to 0)	1·5 (1 to 2·1)	6·2 (3·6 to 10·2)	19·2 (10·4 to 35·7)	38·2 (19·3 to 72·4)	47 (23·2 to 92)	47·6 (24·4 to 89·2)	45·1 (24·1 to 84·2)	36·7 (20·6 to 67·7)	19·4 (10·1 to 36·9)	11·5 (6·1 to 21·9)	7·5 (4·1 to 13·6)	5·3 (3·1 to 8·8)	3·4 (2 to 5·6)	1·9 (1·2 to 3·1)	1·1 (0·6 to 1·7)	0·5 (0·3 to 0·8)	0·1 (0·1 to 0·2)	0 (0 to 0)	293
Syphilis	0·3 (0·1 to 0·6)	0·2 (0·1 to 0·3)	0·2 (0·1 to 0·4)	0 (0 to 0)	0 (0 to 0)	0·5 (0·3 to 0·8)	0·5 (0·3 to 0·9)	0·4 (0·2 to 0·6)	1·1 (0·7 to 1·7)	1·4 (0·8 to 2·3)	1 (0·6 to 1·6)	0·5 (0·3 to 0·7)	1 (0·6 to 1·5)	0·6 (0·4 to 0·8)	0·2 (0·1 to 0·3)	0·3 (0·2 to 0·4)	0·3 (0·2 to 0·4)	0·3 (0·2 to 0·4)	0·1 (0·1 to 0·2)	0·2 (0·1 to 0·2)	0·1 (0·1 to 0·1)	0 (0 to 0)	0 (0 to 0)	9·2
Chlamydial infection	0 (0 to 0)	0 (0 to 0)	0 (0 to 0)	0 (0 to 0)	0 (0 to 0)	0·2 (0·1 to 0·2)	0·6 (0·4 to 0·9)	1·9 (1·3 to 2·8)	2·5 (1·6 to 3·9)	2·8 (1·7 to 4·5)	3·5 (2 to 6)	3·9 (2·3 to 6·4)	3·1 (2 to 4·9)	0·9 (0·6 to 1·3)	0·6 (0·3 to 0·9)	0·5 (0·3 to 0·7)	0·3 (0·2 to 0·4)	0·2 (0·1 to 0·4)	0·2 (0·1 to 0·2)	0·1 (0·1 to 0·2)	0·1 (0 to 0·1)	0 (0 to 0)	0 (0 to 0)	21·3
Gonococcal infection	0 (0 to 0)	0 (0 to 0)	0 (0 to 0)	0 (0 to 0)	0 (0 to 0)	0·2 (0·1 to 0·2)	0·8 (0·5 to 1·2)	1·6 (1 to 2·7)	2·5 (1·5 to 3·6)	2·7 (1·6 to 4·2)	2·9 (1·9 to 4·5)	4·1 (2·6 to 6·4)	4·2 (2·7 to 6·5)	1·9 (1·2 to 3)	1·3 (0·7 to 2·2)	1·2 (0·7 to 1·9)	1·4 (0·8 to 2·1)	0·8 (0·5 to 1·4)	0·6 (0·3 to 0·9)	0·3 (0·1 to 0·4)	0·2 (0·1 to 0·3)	0 (0 to 0·1)	0 (0 to 0)	26·6
Trichomoniasis	0 (0 to 0)	0 (0 to 0)	0 (0 to 0)	0 (0 to 0)	0 (0 to 0)	0·1 (0 to 0·2)	1·5 (0·4 to 3·8)	9·1 (3·1 to 22)	21·5 (7·3 to 49·1)	25·8 (8·8 to 61·8)	23·4 (7·7 to 54·4)	19·7 (6·7 to 46·8)	15 (4·7 to 36)	9·2 (2·9 to 22·1)	4·9 (1·6 to 12·3)	2·5 (0·8 to 6)	1·4 (0·5 to 3·3)	0·8 (0·3 to 1·8)	0·4 (0·1 to 0·9)	0·2 (0·1 to 0·4)	0·1 (0 to 0·1)	0 (0 to 0)	0 (0 to 0)	136
Genital herpes	0 (0 to 0)	0 (0 to 0)	0 (0 to 0)	0 (0 to 0)	0 (0 to 0)	0·3 (0·1 to 0·7)	1·2 (0·3 to 3·1)	2·9 (0·9 to 6·8)	5·1 (1·7 to 12·5)	6·7 (2·3 to 16)	7·1 (2·3 to 17·6)	6·6 (2 to 16·1)	5·7 (1·8 to 13·9)	4·4 (1·4 to 11·1)	3·1 (0·9 to 7·6)	2·2 (0·6 to 5·2)	1·3 (0·4 to 3·3)	0·8 (0·3 to 2)	0·4 (0·1 to 1·1)	0·2 (0·1 to 0·5)	0·1 (0 to 0·2)	0 (0 to 0·1)	0 (0 to 0)	48·4
Other sexually transmitted infections	0 (0 to 0)	0 (0 to 0)	0 (0 to 0)	0 (0 to 0)	0 (0 to 0)	0·3 (0·2 to 0·4)	1·6 (1 to 2·3)	3·3 (1·8 to 5·3)	5·4 (3 to 8·8)	7·7 (4·5 to 12·1)	9·6 (5·8 to 15)	10·3 (6·3 to 16·1)	7·6 (4·5 to 12·4)	2·3 (1·3 to 3·7)	1·4 (0·9 to 2·2)	1 (0·6 to 1·6)	0·6 (0·4 to 0·9)	0·4 (0·3 to 0·7)	0·2 (0·1 to 0·3)	0·1 (0·1 to 0·2)	0·1 (0 to 0·1)	0 (0 to 0)	0 (0 to 0)	51·9
Respiratory infections and tuberculosis	124 (71·3 to 192)	135 (80·8 to 207)	642 (342 to 1,050)	252 (183 to 336)	176 (121 to 254)	136 (90·8 to 205)	128 (86 to 191)	159 (111 to 219)	177 (130 to 242)	168 (121 to 228)	168 (121 to 235)	179 (129 to 240)	177 (131 to 234)	170 (124 to 228)	174 (124 to 237)	158 (110 to 212)	134 (98 to 181)	125 (91·1 to 171)	103 (72·8 to 140)	83·8 (60·5 to 113)	59·4 (41·8 to 80·2)	32·4 (23·1 to 43·5)	5·5 (3·5 to 7·5)	3,670
Tuberculosis	0 (0 to 0)	0 (0 to 0)	4 (2·2 to 7)	4·3 (3 to 6·1)	5·2 (3·7 to 7·4)	5 (3·4 to 7)	9·1 (6·4 to 12·9)	28·7 (18·4 to 43·3)	38·4 (24·2 to 57·4)	32·7 (19·9 to 48·6)	30·6 (18·9 to 46·8)	32·5 (20·9 to 48·5)	33 (20·9 to 48)	32·9 (20·7 to 49·1)	30·8 (20 to 47·2)	26·1 (17 to 37·9)	19·9 (13·3 to 28·8)	15·8 (10·7 to 22·7)	9·4 (6·6 to 13·2)	4·9 (3·3 to 7)	1·9 (1·3 to 2·7)	0·6 (0·4 to 0·8)	0·1 (0 to 0·1)	366
Latent tuberculosis infection	0 (0 to 0)	0 (0 to 0)	0 (0 to 0)	0 (0 to 0)	0 (0 to 0)	0 (0 to 0)	0 (0 to 0)	0 (0 to 0)	0 (0 to 0)	0 (0 to 0)	0 (0 to 0)	0 (0 to 0)	0 (0 to 0)	0 (0 to 0)	0 (0 to 0)	0 (0 to 0)	0 (0 to 0)	0 (0 to 0)	0 (0 to 0)	0 (0 to 0)	0 (0 to 0)	0 (0 to 0)	0 (0 to 0)	0
Drug-susceptible tuberculosis	0 (0 to 0)	0 (0 to 0)	3·7 (2 to 6·6)	4·1 (2·6 to 5·9)	4·9 (3·2 to 7·1)	4·7 (3 to 6·8)	8·5 (5·3 to 12·2)	27 (16 to 41)	36·1 (21·7 to 55·1)	30·7 (17·7 to 46·6)	28·7 (16·8 to 44·6)	30·4 (18·3 to 46·6)	30·8 (17·7 to 45·3)	30·6 (18·8 to 46·8)	28·7 (17 to 44·6)	24·3 (14·8 to 36·1)	18·5 (11·6 to 27·5)	14·8 (9·4 to 21·8)	8·7 (5·7 to 12·7)	4·6 (2·9 to 6·7)	1·8 (1·1 to 2·7)	0·5 (0·3 to 0·8)	0 (0 to 0·1)	342
Multidrug-resistant tuberculosis without extensive drug resista	0 (0 to 0)	0 (0 to 0)	0·2 (0 to 1·1)	0·2 (0 to 1)	0·2 (0 to 1·2)	0·3 (0 to 1·3)	0·5 (0 to 2·5)	1·5 (0·1 to 7)	1·9 (0·1 to 9·4)	1·7 (0·1 to 7·8)	1·6 (0·1 to 7·8)	1·8 (0·1 to 8·4)	1·9 (0·1 to 8·7)	1·9 (0·1 to 9·7)	1·8 (0·1 to 8·2)	1·6 (0·1 to 7·4)	1·2 (0·1 to 5·6)	0·9 (0·1 to 4·5)	0·6 (0 to 2·7)	0·3 (0 to 1·4)	0·1 (0 to 0·6)	0 (0 to 0·2)	0 (0 to 0)	20·5
Extensively drug-resistant tuberculosis	0 (0 to 0)	0 (0 to 0)	0 (0 to 0·2)	0 (0 to 0·2)	0 (0 to 0·2)	0 (0 to 0·2)	0·1 (0 to 0·4)	0·2 (0 to 1)	0·3 (0 to 1·3)	0·3 (0 to 1·2)	0·3 (0 to 1·2)	0·3 (0 to 1·3)	0·3 (0 to 1·5)	0·3 (0 to 1·5)	0·3 (0 to 1·4)	0·3 (0 to 1·1)	0·2 (0 to 0·9)	0·2 (0 to 0·7)	0·1 (0 to 0·4)	0 (0 to 0·2)	0 (0 to 0·1)	0 (0 to 0)	0 (0 to 0)	3·2
Lower respiratory infections	124 (71 to 191)	133 (78·4 to 205)	608 (313 to 1,010)	149 (93·8 to 218)	49·8 (34·8 to 68·6)	32·9 (22·5 to 46·9)	29·5 (20·6 to 40·4)	45·7 (29 to 68·8)	56·5 (33·4 to 88·5)	59·4 (38·2 to 88·9)	67·5 (44 to 101)	88·1 (57·3 to 134)	97 (64·9 to 144)	100 (64·9 to 147)	117 (75·9 to 173)	114 (73·2 to 166)	103 (71·6 to 146)	103 (71·3 to 148)	89·6 (61 to 126)	76·9 (53·7 to 105)	56·6 (39·3 to 77·2)	31·5 (22·3 to 42·7)	5·5 (3·4 to 7·4)	2,340
Upper respiratory infections	0·8 (0·4 to 1·4)	2·5 (1·6 to 3·8)	26·3 (17·1 to 39·8)	68·6 (40 to 112)	82 (44·7 to 139)	70·4 (37·1 to 122)	65·5 (33·9 to 117)	67 (36·9 to 116)	66·7 (36·8 to 112)	63·1 (32·9 to 107)	57·7 (29·2 to 97·4)	47·2 (25·4 to 82·6)	36·9 (19·6 to 64·7)	28·5 (16 to 49·6)	20 (11·1 to 32·5)	13·8 (7·6 to 22·7)	8·7 (4·7 to 14·6)	5·6 (3·1 to 9·2)	3·2 (1·8 to 5·2)	1·6 (0·9 to 2·6)	0·7 (0·4 to 1·1)	0·3 (0·2 to 0·4)	0 (0 to 0·1)	737
Otitis media	0 (0 to 0)	0·1 (0·1 to 0·2)	3·8 (1·9 to 6·7)	29·8 (15·5 to 53·2)	39·3 (21·5 to 66·1)	27·8 (15 to 47·8)	24 (12·6 to 41·5)	17·2 (7·3 to 33·9)	15·2 (6·9 to 28·4)	13 (5·5 to 25·5)	12·2 (5·9 to 22·8)	11·5 (5·5 to 21·4)	10·2 (4·8 to 17·9)	8·2 (3·9 to 15·2)	5·7 (2·8 to 9·9)	3·7 (1·7 to 7·1)	1·9 (1 to 3·5)	1·1 (0·5 to 2·1)	0·6 (0·3 to 1·1)	0·4 (0·2 to 0·7)	0·2 (0·1 to 0·3)	0·1 (0 to 0·1)	0 (0 to 0)	226
Enteric infections	8·2 (4·4 to 14·3)	25·2 (11·5 to 49·4)	377 (198 to 653)	251 (177 to 355)	209 (132 to 326)	106 (67·1 to 156)	49·5 (31·6 to 72·7)	31·5 (20·7 to 46)	42·4 (28·9 to 58·4)	50·3 (35 to 70)	57·9 (40·3 to 80·9)	66·5 (47·8 to 88·4)	72·6 (52·4 to 96·5)	73·4 (53·9 to 96·5)	75 (54·6 to 100)	71·7 (51·8 to 98·5)	61·2 (43·9 to 82)	53·5 (37·9 to 75·4)	41·6 (29·3 to 55·7)	30·5 (22·1 to 42·4)	18·9 (13·5 to 25·7)	9·2 (6·5 to 13·1)	1·3 (0·8 to 2)	1,780
Diarrheal diseases	8·2 (4·4 to 14·3)	25·1 (11·5 to 49·3)	375 (195 to 647)	249 (175 to 353)	207 (131 to 323)	105 (66·3 to 154)	48·9 (31·1 to 72·1)	30·9 (20 to 45·4)	41·8 (28·6 to 57·4)	49·6 (34·5 to 69)	57·2 (39·5 to 80·1)	65·7 (47·1 to 87·8)	71·8 (52 to 95·8)	72·5 (53·1 to 95·4)	74·2 (53·6 to 99·3)	71·1 (51·3 to 97·6)	60·6 (43·3 to 81·3)	53·1 (37·5 to 75)	41·2 (29 to 55·2)	30·2 (21·8 to 42·1)	18·8 (13·3 to 25·6)	9·1 (6·4 to 13)	1·3 (0·8 to 2)	1,770
Typhoid and paratyphoid	0 (0 to 0)	0 (0 to 0)	0·6 (0·1 to 2·2)	0·7 (0·2 to 2·5)	0·4 (0·1 to 1)	0·5 (0·2 to 2)	0·4 (0·1 to 1·3)	0·4 (0·1 to 1·3)	0·5 (0·1 to 1·4)	0·5 (0·2 to 1·4)	0·5 (0·2 to 1·7)	0·7 (0·2 to 2·8)	0·6 (0·2 to 2)	0·7 (0·2 to 3)	0·6 (0·2 to 2·4)	0·5 (0·2 to 1·5)	0·4 (0·2 to 1·4)	0·4 (0·1 to 0·9)	0·3 (0·1 to 0·7)	0·2 (0·1 to 0·6)	0·1 (0·1 to 0·4)	0·1 (0 to 0·3)	0 (0 to 0)	9
Typhoid fever	0 (0 to 0)	0 (0 to 0)	0·6 (0·1 to 2·1)	0·7 (0·2 to 2·4)	0·4 (0·1 to 1)	0·5 (0·2 to 2)	0·4 (0·1 to 1·3)	0·4 (0·1 to 1·3)	0·5 (0·1 to 1·4)	0·5 (0·1 to 1·4)	0·5 (0·2 to 1·7)	0·7 (0·2 to 2·8)	0·6 (0·2 to 2)	0·7 (0·2 to 2·9)	0·6 (0·2 to 2·4)	0·5 (0·2 to 1·5)	0·4 (0·2 to 1·4)	0·4 (0·1 to 0·9)	0·3 (0·1 to 0·7)	0·2 (0·1 to 0·6)	0·1 (0·1 to 0·4)	0·1 (0 to 0·3)	0 (0 to 0)	8·9
Paratyphoid fever	0 (0 to 0)	0 (0 to 0)	0 (0 to 0·1)	0 (0 to 0)	0 (0 to 0)	0 (0 to 0)	0 (0 to 0)	0 (0 to 0)	0 (0 to 0)	0 (0 to 0)	0 (0 to 0)	0 (0 to 0)	0 (0 to 0)	0 (0 to 0)	0 (0 to 0)	0 (0 to 0)	0 (0 to 0)	0 (0 to 0)	0 (0 to 0)	0 (0 to 0)	0 (0 to 0)	0 (0 to 0)	0 (0 to 0)	0·1
Invasive Non-typhoidal Salmonella (iNTS)	0 (0 to 0)	0·1 (0 to 0·3)	0·6 (0 to 5·1)	0·5 (0 to 4·3)	0·9 (0·1 to 7·3)	0·9 (0·1 to 7·2)	0·1 (0 to 0·4)	0·1 (0·1 to 0·4)	0·1 (0 to 0·3)	0·1 (0 to 0·2)	0·1 (0 to 0·3)	0·1 (0 to 0·2)	0·1 (0·1 to 0·4)	0·1 (0 to 0·3)	0·2 (0·1 to 0·7)	0·1 (0 to 0·2)	0·1 (0 to 0·3)	0·1 (0 to 0·3)	0·1 (0 to 0·5)	0·1 (0 to 0·2)	0 (0 to 0)	0 (0 to 0)	0 (0 to 0)	4·6
Other intestinal infectious diseases	0 (0 to 0)	0 (0 to 0)	0·7 (0 to 2·7)	0·7 (0·2 to 1·9)	0·5 (0·2 to 1·1)	0·3 (0·1 to 0·8)	0·1 (0 to 0·3)	0·1 (0 to 0·3)	0·1 (0 to 0·2)	0·1 (0 to 0·4)	0·1 (0 to 0·2)	0·1 (0 to 0·3)	0·1 (0 to 0·2)	0·1 (0 to 0·2)	0 (0 to 0·1)	0 (0 to 0·1)	0 (0 to 0·1)	0 (0 to 0·1)	0 (0 to 0)	0 (0 to 0)	0 (0 to 0)	0 (0 to 0)	0 (0 to 0)	3
Neglected tropical diseases and malaria	2·9 (1·3 to 6)	1·1 (0·5 to 2·1)	12·3 (6·1 to 24·5)	36·8 (19·4 to 62·5)	60·8 (35·1 to 97·5)	41·2 (23·9 to 65·2)	56 (31·5 to 93·7)	68·5 (37·3 to 120)	91·5 (49·5 to 155)	102 (49·9 to 175)	104 (56·2 to 177)	99·2 (51 to 171)	90·5 (46·8 to 157)	79·5 (40·4 to 135)	72·1 (39·6 to 122)	62·4 (33·1 to 103)	48·7 (24·9 to 82·8)	36·3 (18·4 to 62)	23·4 (12 to 40·5)	14·1 (7·3 to 23·8)	6·7 (3·5 to 11·3)	2·1 (1·1 to 3·6)	0·2 (0·1 to 0·4)	1,110
Malaria	0 (0 to 0)	0 (0 to 0)	0 (0 to 0·1)	0·2 (0·1 to 0·5)	0·3 (0·1 to 0·8)	0·1 (0 to 0·3)	0·4 (0·1 to 1)	0·6 (0·3 to 1)	0·3 (0·1 to 0·7)	0·4 (0·2 to 0·8)	0·4 (0·2 to 0·7)	0·3 (0·1 to 0·7)	0·2 (0·1 to 0·2)	0·1 (0 to 0·1)	0·1 (0 to 0·1)	0·1 (0 to 0·1)	0·1 (0 to 0·1)	0 (0 to 0)	0 (0 to 0·1)	0 (0 to 0)	0 (0 to 0)	0 (0 to 0)	0 (0 to 0)	3·6
Chagas disease	0 (0 to 0)	0 (0 to 0)	0 (0 to 0)	0 (0 to 0)	0·1 (0·1 to 0·2)	0·6 (0·4 to 1)	1·3 (0·2 to 3·1)	2·2 (0·6 to 4·7)	3·1 (1·1 to 6·3)	4·4 (1·9 to 7·6)	4·8 (2·3 to 8·2)	5·1 (2·5 to 8·8)	5·2 (2·6 to 8·7)	5 (2·7 to 7·8)	4·4 (2·5 to 7·4)	3·8 (2·1 to 6·2)	3 (1·6 to 4·6)	2·4 (1·4 to 3·7)	1·7 (1 to 2·6)	1·1 (0·7 to 1·8)	0·7 (0·4 to 1·1)	0·2 (0·1 to 0·4)	0 (0 to 0·1)	49·2
Leishmaniasis	0 (0 to 0)	0 (0 to 0)	0·1 (0 to 0·3)	0·7 (0 to 2)	0·9 (0 to 2·4)	0·7 (0 to 2)	0·5 (0 to 1·7)	0·5 (0·1 to 1·1)	0·5 (0·1 to 1·2)	0·5 (0·1 to 1·1)	0·5 (0·1 to 1·1)	0·4 (0 to 1·3)	0·3 (0 to 1)	0·3 (0 to 0·9)	0·3 (0 to 0·7)	0·2 (0 to 0·6)	0·1 (0 to 0·4)	0·1 (0 to 0·3)	0 (0 to 0·1)	0 (0 to 0·1)	0 (0 to 0)	0 (0 to 0)	0 (0 to 0)	6·7
Visceral leishmaniasis	0 (0 to 0)	0 (0 to 0)	0 (0 to 0)	0 (0 to 0)	0 (0 to 0)	0 (0 to 0)	0 (0 to 0)	0 (0 to 0)	0 (0 to 0)	0 (0 to 0)	0 (0 to 0)	0 (0 to 0)	0 (0 to 0)	0 (0 to 0)	0 (0 to 0)	0 (0 to 0)	0 (0 to 0)	0 (0 to 0)	0 (0 to 0)	0 (0 to 0)	0 (0 to 0)	0 (0 to 0)	0 (0 to 0)	0
Cutaneous and mucocutaneous leishmaniasis	0 (0 to 0)	0 (0 to 0)	0·1 (0 to 0·3)	0·7 (0 to 2)	0·9 (0 to 2·4)	0·7 (0 to 2)	0·5 (0 to 1·7)	0·5 (0·1 to 1·1)	0·5 (0·1 to 1·2)	0·5 (0·1 to 1·1)	0·5 (0·1 to 1·1)	0·4 (0 to 1·3)	0·3 (0 to 1)	0·3 (0 to 0·9)	0·3 (0 to 0·7)	0·2 (0 to 0·6)	0·1 (0 to 0·4)	0·1 (0 to 0·3)	0 (0 to 0·1)	0 (0 to 0·1)	0 (0 to 0)	0 (0 to 0)	0 (0 to 0)	6·7
African trypanosomiasis	0 (0 to 0)	0 (0 to 0)	0 (0 to 0)	0 (0 to 0)	0 (0 to 0)	0 (0 to 0)	0 (0 to 0)	0 (0 to 0)	0 (0 to 0)	0 (0 to 0)	0 (0 to 0)	0 (0 to 0)	0 (0 to 0)	0 (0 to 0)	0 (0 to 0)	0 (0 to 0)	0 (0 to 0)	0 (0 to 0)	0 (0 to 0)	0 (0 to 0)	0 (0 to 0)	0 (0 to 0)	0 (0 to 0)	0
Schistosomiasis	0 (0 to 0)	0 (0 to 0)	0 (0 to 0)	0 (0 to 0)	0 (0 to 0)	0 (0 to 0)	0 (0 to 0)	0 (0 to 0)	0 (0 to 0)	0 (0 to 0)	0 (0 to 0)	0 (0 to 0)	0 (0 to 0)	0 (0 to 0)	0 (0 to 0)	0 (0 to 0)	0 (0 to 0)	0 (0 to 0)	0 (0 to 0)	0 (0 to 0)	0 (0 to 0)	0 (0 to 0)	0 (0 to 0)	0
Cysticercosis	0 (0 to 0)	0 (0 to 0)	0 (0 to 0)	0 (0 to 0·1)	0·3 (0 to 0·9)	1·3 (0·3 to 3·1)	7·8 (1·2 to 19·8)	28·9 (7·5 to 70·2)	53·7 (18·2 to 113)	63·3 (19·5 to 131)	66·4 (23·9 to 139)	67 (23·3 to 136)	65·5 (23·2 to 131)	59·4 (22·7 to 116)	55 (22·9 to 104)	50·3 (21·7 to 90·3)	40·5 (17·2 to 74)	30·5 (13·1 to 56·9)	19·7 (8·4 to 36·9)	11·5 (5 to 21·2)	5·3 (2·2 to 9·9)	1·5 (0·6 to 3)	0·1 (0·1 to 0·3)	628
Cystic echinococcosis	0 (0 to 0)	0 (0 to 0)	0 (0 to 0)	0 (0 to 0)	0 (0 to 0)	0 (0 to 0)	0 (0 to 0)	0 (0 to 0)	0 (0 to 0)	0 (0 to 0)	0 (0 to 0)	0 (0 to 0·1)	0 (0 to 0·1)	0 (0 to 0·1)	0 (0 to 0·1)	0 (0 to 0·1)	0 (0 to 0)	0 (0 to 0)	0 (0 to 0)	0 (0 to 0)	0 (0 to 0)	0 (0 to 0)	0 (0 to 0)	0·2
Lymphatic filariasis	0 (0 to 0)	0 (0 to 0)	0 (0 to 0)	0 (0 to 0)	0 (0 to 0)	0 (0 to 0)	0 (0 to 0)	0 (0 to 0)	0 (0 to 0)	0 (0 to 0)	0 (0 to 0)	0 (0 to 0)	0 (0 to 0)	0 (0 to 0)	0 (0 to 0)	0 (0 to 0)	0 (0 to 0)	0 (0 to 0)	0 (0 to 0)	0 (0 to 0)	0 (0 to 0)	0 (0 to 0)	0 (0 to 0)	0
Onchocerciasis	0 (0 to 0)	0 (0 to 0)	0 (0 to 0)	0 (0 to 0)	0 (0 to 0)	0 (0 to 0)	0 (0 to 0)	0 (0 to 0)	0 (0 to 0)	0 (0 to 0)	0 (0 to 0)	0 (0 to 0)	0 (0 to 0)	0 (0 to 0)	0 (0 to 0)	0 (0 to 0)	0 (0 to 0)	0 (0 to 0)	0 (0 to 0)	0 (0 to 0)	0 (0 to 0)	0 (0 to 0)	0 (0 to 0)	0
Trachoma	0 (0 to 0)	0 (0 to 0)	0 (0 to 0)	0 (0 to 0)	0 (0 to 0)	0 (0 to 0)	0 (0 to 0)	0 (0 to 0)	0 (0 to 0)	0 (0 to 0)	0 (0 to 0)	0 (0 to 0)	0 (0 to 0)	0 (0 to 0)	0 (0 to 0)	0 (0 to 0)	0 (0 to 0)	0 (0 to 0)	0 (0 to 0)	0 (0 to 0)	0 (0 to 0)	0 (0 to 0)	0 (0 to 0)	0
Dengue	0 (0 to 0)	0·2 (0 to 0·6)	2·5 (0·7 to 6·4)	4·5 (0·9 to 9·8)	10·4 (2·8 to 20·8)	11·6 (3·5 to 22·8)	11·2 (3·6 to 24·3)	13·2 (4·4 to 29·9)	14 (4·9 to 32·6)	12·4 (4·2 to 29·3)	12·7 (4·3 to 26·5)	10·7 (3·9 to 23·7)	8·8 (3·4 to 18·4)	7·7 (2·8 to 15·6)	5·8 (2·3 to 11·1)	4·5 (1·9 to 8·7)	2·9 (1·1 to 5·7)	1·8 (0·7 to 3·8)	1·1 (0·4 to 2·5)	0·8 (0·3 to 1·5)	0·4 (0·2 to 0·9)	0·2 (0·1 to 0·3)	0 (0 to 0·1)	137
Yellow fever	0 (0 to 0)	0 (0 to 0)	0 (0 to 0)	0 (0 to 0)	0 (0 to 0)	0 (0 to 0)	0 (0 to 0)	0 (0 to 0)	0 (0 to 0)	0 (0 to 0)	0 (0 to 0)	0 (0 to 0)	0 (0 to 0)	0 (0 to 0)	0 (0 to 0)	0 (0 to 0)	0 (0 to 0)	0 (0 to 0)	0 (0 to 0)	0 (0 to 0)	0 (0 to 0)	0 (0 to 0)	0 (0 to 0)	0
Rabies	0 (0 to 0)	0 (0 to 0)	0 (0 to 0)	0 (0 to 0)	0 (0 to 0)	0 (0 to 0)	0 (0 to 0)	0 (0 to 0)	0 (0 to 0)	0 (0 to 0)	0 (0 to 0)	0 (0 to 0)	0 (0 to 0)	0 (0 to 0)	0 (0 to 0)	0 (0 to 0)	0 (0 to 0)	0 (0 to 0)	0 (0 to 0)	0 (0 to 0)	0 (0 to 0)	0 (0 to 0)	0 (0 to 0)	0
Intestinal nematode infections	0 (0 to 0)	0 (0 to 0)	0·6 (0·1 to 2·1)	7·4 (3·4 to 13·6)	19·1 (9 to 35·2)	12·8 (6 to 23·9)	30·3 (13·4 to 60·3)	20 (8·2 to 41·8)	16·3 (7·3 to 30·8)	16 (6·8 to 32)	11·4 (5·3 to 21·5)	4·9 (2·3 to 8·9)	3·5 (1·7 to 6·2)	2·5 (1·1 to 4·8)	1·9 (0·9 to 3·7)	1·4 (0·6 to 2·5)	0·7 (0·3 to 1·4)	0·5 (0·2 to 1)	0·3 (0·1 to 0·6)	0·2 (0·1 to 0·3)	0·1 (0 to 0·1)	0 (0 to 0)	0 (0 to 0)	150
Ascariasis	0 (0 to 0)	0 (0 to 0)	0·5 (0 to 2)	4 (1·2 to 8·7)	7·6 (2·7 to 15·3)	4 (1·4 to 8·2)	2·5 (0·9 to 5·4)	2·3 (0·8 to 5·1)	2·3 (0·7 to 5·3)	2·2 (0·7 to 4·5)	2 (0·7 to 4·5)	1·7 (0·6 to 3·5)	1·3 (0·4 to 2·7)	0·9 (0·3 to 2·1)	0·7 (0·2 to 1·6)	0·5 (0·1 to 1·2)	0·3 (0·1 to 0·6)	0·2 (0·1 to 0·5)	0·1 (0 to 0·3)	0·1 (0 to 0·2)	0 (0 to 0·1)	0 (0 to 0)	0 (0 to 0)	33·2
Trichuriasis	0 (0 to 0)	0 (0 to 0)	0·1 (0 to 0·2)	2·1 (0·7 to 4·5)	7·5 (3·1 to 16)	6·1 (2·2 to 12·8)	6·1 (2·4 to 12·7)	6·3 (2·3 to 13·5)	5 (1·8 to 10·5)	3·6 (1·3 to 7·8)	2·7 (1 to 5·6)	1·9 (0·6 to 4·1)	1·4 (0·5 to 3)	0·9 (0·3 to 2·2)	0·6 (0·2 to 1·4)	0·4 (0·1 to 0·8)	0·2 (0·1 to 0·5)	0·1 (0 to 0·3)	0·1 (0 to 0·2)	0 (0 to 0·1)	0 (0 to 0)	0 (0 to 0)	0 (0 to 0)	45
Hookworm disease	0 (0 to 0)	0 (0 to 0)	0·1 (0 to 0·1)	1·4 (0·4 to 2·9)	4 (1·4 to 9·1)	2·7 (0·9 to 5·9)	21·7 (7·6 to 47·3)	11·4 (3·2 to 27·7)	9 (2·2 to 21·1)	10·2 (2·9 to 25)	6·7 (2·3 to 14·6)	1·4 (0·5 to 3)	0·9 (0·2 to 2)	0·7 (0·2 to 1·6)	0·6 (0·2 to 1·4)	0·4 (0·1 to 0·9)	0·3 (0·1 to 0·5)	0·2 (0·1 to 0·4)	0·1 (0 to 0·3)	0·1 (0 to 0·1)	0 (0 to 0·1)	0 (0 to 0)	0 (0 to 0)	71·7
Food-borne trematodiases	0 (0 to 0)	0 (0 to 0)	0 (0 to 0)	0 (0 to 0)	0 (0 to 0)	0 (0 to 0)	0 (0 to 0)	0 (0 to 0)	0 (0 to 0)	0 (0 to 0)	0 (0 to 0)	0 (0 to 0)	0 (0 to 0)	0 (0 to 0)	0 (0 to 0)	0 (0 to 0)	0 (0 to 0)	0 (0 to 0)	0 (0 to 0)	0 (0 to 0)	0 (0 to 0)	0 (0 to 0)	0 (0 to 0)	0
Leprosy	0 (0 to 0)	0 (0 to 0)	0 (0 to 0)	0 (0 to 0)	0 (0 to 0)	0 (0 to 0)	0 (0 to 0)	0 (0 to 0)	0 (0 to 0)	0 (0 to 0)	0 (0 to 0)	0 (0 to 0)	0 (0 to 0)	0 (0 to 0)	0 (0 to 0)	0 (0 to 0)	0 (0 to 0)	0 (0 to 0)	0 (0 to 0)	0 (0 to 0)	0 (0 to 0)	0 (0 to 0)	0 (0 to 0)	0·2
Ebola	0 (0 to 0)	0 (0 to 0)	0 (0 to 0)	0 (0 to 0)	0 (0 to 0)	0 (0 to 0)	0 (0 to 0)	0 (0 to 0)	0 (0 to 0)	0 (0 to 0)	0 (0 to 0)	0 (0 to 0)	0 (0 to 0)	0 (0 to 0)	0 (0 to 0)	0 (0 to 0)	0 (0 to 0)	0 (0 to 0)	0 (0 to 0)	0 (0 to 0)	0 (0 to 0)	0 (0 to 0)	0 (0 to 0)	0
Zika virus	0 (0 to 0)	0 (0 to 0)	0 (0 to 0)	0 (0 to 0)	0 (0 to 0)	0 (0 to 0)	0 (0 to 0)	0 (0 to 0)	0 (0 to 0)	0 (0 to 0)	0 (0 to 0)	0 (0 to 0)	0 (0 to 0)	0 (0 to 0)	0 (0 to 0)	0 (0 to 0)	0 (0 to 0)	0 (0 to 0)	0 (0 to 0)	0 (0 to 0)	0 (0 to 0)	0 (0 to 0)	0 (0 to 0)	0
Guinea worm disease	0 (0 to 0)	0 (0 to 0)	0 (0 to 0)	0 (0 to 0)	0 (0 to 0)	0 (0 to 0)	0 (0 to 0)	0 (0 to 0)	0 (0 to 0)	0 (0 to 0)	0 (0 to 0)	0 (0 to 0)	0 (0 to 0)	0 (0 to 0)	0 (0 to 0)	0 (0 to 0)	0 (0 to 0)	0 (0 to 0)	0 (0 to 0)	0 (0 to 0)	0 (0 to 0)	0 (0 to 0)	0 (0 to 0)	0
Other neglected tropical diseases	2·9 (1·3 to 6)	0·9 (0·4 to 1·9)	9·1 (3·9 to 20·6)	23·9 (10·4 to 45·8)	29·7 (13·9 to 53·2)	14·1 (5·4 to 29·2)	4·5 (1·4 to 10)	3·2 (1 to 7·2)	3·4 (1 to 8·4)	5·4 (1·5 to 12·6)	7·5 (2·6 to 15·4)	10·8 (4·2 to 21)	7 (2·6 to 13)	4·5 (1·4 to 9·3)	4·7 (1·8 to 9·2)	2·1 (0·7 to 4·1)	1·3 (0·5 to 2·5)	1 (0·3 to 2)	0·5 (0·1 to 1·1)	0·4 (0·2 to 0·8)	0·2 (0·1 to 0·4)	0·1 (0 to 0·2)	0 (0 to 0·1)	137
Other infectious diseases	10·6 (6·6 to 16·2)	18·6 (12·1 to 28)	144 (84·3 to 234)	110 (77·7 to 155)	82·8 (62·1 to 109)	54·9 (41·8 to 70·8)	41·4 (31·1 to 54·2)	43·1 (32·3 to 56)	44·7 (32·5 to 60·3)	45·5 (33·3 to 61·3)	43·9 (31·7 to 58·4)	46·9 (33·5 to 62·5)	43·4 (31·8 to 56·7)	35·3 (25·5 to 46)	30·5 (21·9 to 40·2)	25 (18·6 to 32·8)	17·2 (12·7 to 22·5)	11·4 (8·6 to 14·9)	6·8 (5·2 to 8·9)	3·7 (2·8 to 4·8)	2 (1·5 to 2·7)	0·8 (0·5 to 1·1)	0·1 (0·1 to 0·2)	863
Meningitis	1·6 (0·8 to 2·7)	2·8 (1·5 to 4·7)	23·4 (12·1 to 42)	8·6 (5·5 to 12·8)	6·8 (5 to 9·1)	6·5 (4·7 to 8·8)	5·7 (4·2 to 7·6)	7·3 (5 to 10·5)	7·3 (5 to 10·5)	7·8 (5·5 to 10·9)	6·8 (4·9 to 9·7)	7 (4·9 to 10·2)	8·1 (5·6 to 11·8)	5·7 (4·1 to 7·8)	4·7 (3·2 to 6·4)	4·4 (3·1 to 5·9)	3 (1·9 to 4·2)	1·7 (1·2 to 2·5)	1·1 (0·8 to 1·6)	0·5 (0·4 to 0·8)	0·2 (0·2 to 0·3)	0·1 (0 to 0·1)	0 (0 to 0)	121
Encephalitis	2·7 (1·4 to 4·5)	5·8 (2·6 to 11·2)	43·2 (19·4 to 79·8)	36·2 (18·7 to 62·4)	27·8 (17·2 to 45·2)	20·5 (12·1 to 32·3)	17 (10·4 to 26·8)	18·3 (11·2 to 27·7)	18·8 (11·3 to 29·4)	16·9 (10·2 to 26)	15·2 (9·3 to 22·8)	14·6 (9 to 22·3)	12·8 (7·5 to 20)	10·2 (6·2 to 15)	8·4 (5·3 to 12·4)	6·5 (4 to 9·4)	4·2 (2·9 to 5·8)	2·5 (1·6 to 3·8)	1·3 (0·9 to 2)	0·6 (0·4 to 1)	0·3 (0·2 to 0·4)	0·1 (0·1 to 0·1)	0 (0 to 0)	284
Diphtheria	0 (0 to 0)	0 (0 to 0)	0·1 (0 to 0·4)	0·1 (0 to 0·4)	0·1 (0 to 0·2)	0 (0 to 0·1)	0 (0 to 0·1)	0 (0 to 0·1)	0 (0 to 0·1)	0 (0 to 0)	0 (0 to 0)	0 (0 to 0)	0 (0 to 0)	0 (0 to 0·1)	0 (0 to 0)	0 (0 to 0)	0 (0 to 0)	0 (0 to 0)	0 (0 to 0)	0 (0 to 0)	0 (0 to 0)	0 (0 to 0)	0 (0 to 0)	0·5
Tetanus	0·1 (0 to 0·1)	0·1 (0 to 0·3)	0 (0 to 0)	0 (0 to 0)	0 (0 to 0)	0 (0 to 0)	0 (0 to 0)	0 (0 to 0·1)	0·1 (0 to 0·1)	0·1 (0 to 0·1)	0 (0 to 0·1)	0·1 (0 to 0·1)	0·1 (0 to 0·1)	0·1 (0 to 0·2)	0·1 (0 to 0·1)	0·1 (0 to 0·1)	0 (0 to 0·1)	0 (0 to 0)	0 (0 to 0)	0 (0 to 0)	0 (0 to 0)	0 (0 to 0)	0 (0 to 0)	0·9
Measles	0 (0 to 0)	0 (0 to 0)	0 (0 to 0)	0 (0 to 0)	0 (0 to 0)	0 (0 to 0)	0 (0 to 0)	0 (0 to 0)	0 (0 to 0)	0 (0 to 0)	0 (0 to 0)	0 (0 to 0)	0 (0 to 0)	0 (0 to 0)	0 (0 to 0)	0 (0 to 0)	0 (0 to 0)	0 (0 to 0)	0 (0 to 0)	0 (0 to 0)	0 (0 to 0)	0 (0 to 0)	0 (0 to 0)	0
Varicella and herpes zoster	0·5 (0·1 to 0·9)	2·1 (0·7 to 4)	9·8 (3·7 to 22·6)	17 (5·7 to 34·4)	11·9 (3·6 to 22·4)	3·4 (1·2 to 6·1)	2·8 (1·3 to 5·5)	2·9 (1·4 to 5·3)	3·4 (1·7 to 5·9)	3·2 (1·5 to 6)	3·3 (1·6 to 6·1)	2·8 (1·3 to 4·7)	2·5 (1·3 to 4·4)	2·8 (1·6 to 5)	2 (0·9 to 3·5)	2·4 (1·2 to 4·1)	1·6 (0·9 to 2·6)	1·3 (0·7 to 2)	1 (0·5 to 1·5)	0·7 (0·4 to 1·2)	0·5 (0·2 to 0·9)	0·3 (0·1 to 0·4)	0 (0 to 0·1)	78·4
Acute hepatitis	0 (0 to 0)	0 (0 to 0)	9·8 (4·5 to 19)	12·5 (6·5 to 23·2)	9·2 (6 to 13·4)	7·6 (4·9 to 11·1)	5·2 (3·1 to 8·3)	5 (2·9 to 8·2)	4·8 (2·8 to 7·3)	4·2 (2·4 to 6·6)	3·9 (2·4 to 6)	4·3 (2·7 to 6·7)	4·8 (2·9 to 8·1)	4·8 (2·7 to 8·3)	4·8 (2·6 to 7·8)	4·8 (2·7 to 8·2)	3·5 (2 to 5·7)	2·5 (1·4 to 4)	1·2 (0·7 to 1·8)	0·6 (0·4 to 1)	0·3 (0·1 to 0·5)	0·1 (0·1 to 0·2)	0 (0 to 0)	93·9
Acute hepatitis A	0 (0 to 0)	0 (0 to 0)	3·2 (1·1 to 6·8)	8·8 (4·3 to 17·4)	7·4 (4·5 to 11·3)	6·1 (3·7 to 9·4)	4·3 (2·3 to 7·2)	3·8 (1·9 to 6·6)	3·3 (1·7 to 5·6)	2·6 (1·2 to 4·5)	2·2 (1 to 3·7)	2 (1 to 3·5)	2 (0·8 to 3·6)	1·9 (0·7 to 3·9)	1·6 (0·6 to 3·6)	1·4 (0·5 to 3·4)	1·4 (0·5 to 3)	1 (0·4 to 2)	0·5 (0·2 to 1)	0·3 (0·1 to 0·6)	0·2 (0·1 to 0·3)	0·1 (0 to 0·1)	0 (0 to 0)	54·1
Acute hepatitis B	0 (0 to 0)	0 (0 to 0)	4·9 (1·7 to 10·5)	2·1 (0·3 to 5·8)	1 (0·2 to 2·3)	0·8 (0·2 to 1·8)	0·4 (0·1 to 0·8)	0·6 (0·2 to 1·3)	0·8 (0·4 to 1·6)	0·9 (0·4 to 1·8)	1 (0·5 to 2)	1·3 (0·6 to 2·6)	1·6 (0·6 to 3·4)	1·8 (0·6 to 3·9)	2 (0·5 to 4)	2·2 (0·7 to 4·5)	1·3 (0·3 to 2·8)	0·9 (0·2 to 1·9)	0·4 (0·1 to 0·9)	0·2 (0 to 0·4)	0·1 (0 to 0·2)	0 (0 to 0·1)	0 (0 to 0)	24·4
Acute hepatitis C	0 (0 to 0)	0 (0 to 0)	0·2 (0·1 to 0·6)	1·1 (0·3 to 3·6)	0·4 (0·1 to 1·1)	0·2 (0·1 to 0·6)	0·2 (0·1 to 0·6)	0·3 (0·1 to 0·7)	0·3 (0·1 to 0·7)	0·4 (0·2 to 0·9)	0·4 (0·2 to 0·8)	0·6 (0·3 to 1·2)	0·9 (0·3 to 2·5)	0·8 (0·3 to 2·1)	0·9 (0·3 to 2·7)	0·9 (0·3 to 2·2)	0·6 (0·2 to 1·6)	0·5 (0·1 to 1·2)	0·2 (0·1 to 0·6)	0·1 (0 to 0·3)	0 (0 to 0·1)	0 (0 to 0)	0 (0 to 0)	9·1
Acute hepatitis E	0 (0 to 0)	0 (0 to 0)	1·4 (0·5 to 3·1)	0·4 (0·1 to 0·9)	0·5 (0·3 to 0·8)	0·5 (0·3 to 0·8)	0·3 (0·2 to 0·5)	0·3 (0·2 to 0·6)	0·3 (0·2 to 0·6)	0·3 (0·2 to 0·6)	0·3 (0·2 to 0·6)	0·4 (0·2 to 0·6)	0·3 (0·2 to 0·6)	0·2 (0·1 to 0·5)	0·3 (0·1 to 0·5)	0·3 (0·1 to 0·6)	0·1 (0·1 to 0·3)	0·1 (0·1 to 0·2)	0·1 (0 to 0·1)	0 (0 to 0·1)	0 (0 to 0)	0 (0 to 0)	0 (0 to 0)	6·3
Other unspecified infectious diseases	5·8 (2·6 to 10·7)	7·8 (4 to 14·7)	37·9 (18·9 to 69·8)	24·8 (13·4 to 40·4)	25·3 (13·5 to 41·6)	16·3 (9·2 to 27·1)	10·5 (6·4 to 16·7)	9·4 (6 to 14·5)	10·2 (6·3 to 16·2)	13·1 (8 to 21)	14·4 (8·5 to 23·9)	17·9 (10·3 to 28·9)	14·9 (9·1 to 22·4)	11·5 (6·8 to 17·2)	10·4 (6 to 16·2)	6·9 (4 to 10·8)	4·9 (2·8 to 7·6)	3·5 (2 to 5·4)	2·2 (1·3 to 3·3)	1·1 (0·7 to 1·8)	0·7 (0·4 to 1·1)	0·3 (0·1 to 0·5)	0 (0 to 0·1)	250
Maternal and neonatal disorders	3,660 (2,710 to 4,720)	1,250 (923 to 1,620)	600 (353 to 963)	254 (182 to 344)	219 (151 to 302)	216 (154 to 297)	310 (241 to 392)	405 (315 to 505)	437 (340 to 545)	413 (323 to 521)	324 (249 to 410)	219 (167 to 281)	148 (112 to 196)	96·3 (68·2 to 133)	63·5 (44·5 to 86·6)	39·8 (28·3 to 53·8)	20 (14 to 27·6)	8·8 (6 to 12·6)	3 (2 to 4·4)	0·7 (0·5 to 1·1)	0·1 (0·1 to 0·2)	0 (0 to 0)	0 (0 to 0)	8,680
Maternal disorders	0 (0 to 0)	0 (0 to 0)	0 (0 to 0)	0 (0 to 0)	0 (0 to 0)	4·5 (3·6 to 5·8)	106 (79·6 to 136)	189 (139 to 251)	215 (152 to 298)	204 (145 to 285)	138 (99·2 to 191)	61·7 (42·8 to 86·9)	19·4 (13·1 to 27·4)	1·2 (0·9 to 1·7)	0 (0 to 0)	0 (0 to 0)	0 (0 to 0)	0 (0 to 0)	0 (0 to 0)	0 (0 to 0)	0 (0 to 0)	0 (0 to 0)	0 (0 to 0)	939
Maternal hemorrhage	0 (0 to 0)	0 (0 to 0)	0 (0 to 0)	0 (0 to 0)	0 (0 to 0)	0·6 (0·3 to 1)	18·5 (11·4 to 29)	31·5 (17·1 to 50·5)	39·5 (21·9 to 65·5)	44 (25·4 to 70)	29·5 (16·6 to 51·5)	13·7 (7 to 24)	3·6 (1·6 to 6·5)	0·2 (0·1 to 0·4)	0 (0 to 0)	0 (0 to 0)	0 (0 to 0)	0 (0 to 0)	0 (0 to 0)	0 (0 to 0)	0 (0 to 0)	0 (0 to 0)	0 (0 to 0)	181
Maternal sepsis and other maternal infections	0 (0 to 0)	0 (0 to 0)	0 (0 to 0)	0 (0 to 0)	0 (0 to 0)	0·3 (0·1 to 0·4)	6·8 (3·4 to 11·8)	13·9 (7·1 to 24·2)	11·6 (6 to 20·8)	9 (4·5 to 16·5)	5·7 (3 to 9·9)	2·4 (1·1 to 4·3)	1·6 (0·9 to 2·8)	0·1 (0 to 0·1)	0 (0 to 0)	0 (0 to 0)	0 (0 to 0)	0 (0 to 0)	0 (0 to 0)	0 (0 to 0)	0 (0 to 0)	0 (0 to 0)	0 (0 to 0)	51·4
Maternal hypertensive disorders	0 (0 to 0)	0 (0 to 0)	0 (0 to 0)	0 (0 to 0)	0 (0 to 0)	1·1 (0·8 to 1·6)	27 (18 to 38·3)	36·7 (24·1 to 54·9)	46·2 (29·4 to 68·9)	43·9 (28·7 to 63·9)	28·3 (18·7 to 43)	11·9 (7·4 to 17·9)	2·8 (1·6 to 4·4)	0·2 (0·1 to 0·2)	0 (0 to 0)	0 (0 to 0)	0 (0 to 0)	0 (0 to 0)	0 (0 to 0)	0 (0 to 0)	0 (0 to 0)	0 (0 to 0)	0 (0 to 0)	198
Maternal obstructed labor and uterine rupture	0 (0 to 0)	0 (0 to 0)	0 (0 to 0)	0 (0 to 0)	0 (0 to 0)	0·2 (0·1 to 0·3)	4·2 (2·4 to 7·3)	9 (3·5 to 17·2)	9·6 (3·9 to 18·2)	9·3 (3·6 to 18·8)	7·7 (3·6 to 14·7)	3·2 (1·4 to 6·7)	0·9 (0·3 to 1·9)	0·1 (0 to 0·2)	0 (0 to 0)	0 (0 to 0)	0 (0 to 0)	0 (0 to 0)	0 (0 to 0)	0 (0 to 0)	0 (0 to 0)	0 (0 to 0)	0 (0 to 0)	44
Maternal abortion and miscarriage	0 (0 to 0)	0 (0 to 0)	0 (0 to 0)	0 (0 to 0)	0 (0 to 0)	0·3 (0·1 to 0·5)	5·7 (2·5 to 10·4)	9·1 (4·2 to 17·3)	7·8 (3·2 to 15·5)	7·4 (3·2 to 16)	6·7 (2·8 to 14·1)	4·8 (1·8 to 10·5)	3·6 (1·5 to 7)	0·2 (0·1 to 0·3)	0 (0 to 0)	0 (0 to 0)	0 (0 to 0)	0 (0 to 0)	0 (0 to 0)	0 (0 to 0)	0 (0 to 0)	0 (0 to 0)	0 (0 to 0)	45·6
Ectopic pregnancy	0 (0 to 0)	0 (0 to 0)	0 (0 to 0)	0 (0 to 0)	0 (0 to 0)	0 (0 to 0·1)	1·3 (0·7 to 2·1)	3·2 (1·7 to 5·6)	4 (2·1 to 7·2)	3·5 (1·9 to 6)	2·4 (1·2 to 4)	0·9 (0·5 to 1·5)	0·2 (0·1 to 0·3)	0 (0 to 0)	0 (0 to 0)	0 (0 to 0)	0 (0 to 0)	0 (0 to 0)	0 (0 to 0)	0 (0 to 0)	0 (0 to 0)	0 (0 to 0)	0 (0 to 0)	15·4
Indirect maternal deaths	--	--	--	--	--	1·2 (0·7 to 1·8)	20·3 (11·7 to 32·4)	38·7 (20·8 to 63·8)	40·6 (20·9 to 67·4)	34 (17·2 to 57·7)	22·5 (11·6 to 40·1)	8·8 (4·4 to 16)	2 (1 to 3·7)	0·2 (0·1 to 0·3)	--	--	--	--	--	--	--	--	--	NA
Late maternal deaths	--	--	--	--	--	0·3 (0·2 to 0·5)	8·4 (4·3 to 14·6)	18·4 (9·7 to 32·1)	24·9 (13·2 to 43)	22·7 (11·7 to 38·6)	12·8 (6·9 to 22)	4·9 (2·3 to 9·1)	1·3 (0·8 to 2·2)	0·1 (0 to 0·1)	--	--	--	--	--	--	--	--	--	NA
Maternal deaths aggravated by HIV/AIDS	--	--	--	--	--	0 (0 to 0)	0·1 (0 to 0·3)	0·6 (0·1 to 2·6)	0·2 (0·1 to 0·5)	0·2 (0·1 to 0·4)	0·2 (0·1 to 0·3)	0·1 (0 to 0·1)	0 (0 to 0)	0 (0 to 0)	--	--	--	--	--	--	--	--	--	NA
Neonatal disorders	3,660 (2,710 to 4,720)	1,250 (923 to 1,620)	600 (353 to 963)	254 (182 to 344)	219 (151 to 302)	211 (149 to 293)	204 (142 to 281)	216 (152 to 294)	222 (155 to 305)	209 (144 to 283)	186 (129 to 252)	157 (109 to 217)	129 (91·5 to 174)	95·1 (66·9 to 131)	63·5 (44·5 to 86·6)	39·8 (28·3 to 53·8)	20 (14 to 27·6)	8·8 (6 to 12·6)	3 (2 to 4·4)	0·7 (0·5 to 1·1)	0·1 (0·1 to 0·2)	0 (0 to 0)	0 (0 to 0)	7,740
Neonatal preterm birth	1,450 (992 to 1,940)	326 (207 to 473)	191 (96·9 to 341)	74 (51 to 102)	90·6 (60·4 to 127)	87·7 (58·4 to 126)	83·4 (56 to 115)	87·9 (58·4 to 120)	90·1 (61·6 to 126)	84·1 (55·3 to 118)	74·8 (50 to 104)	62·2 (41·2 to 87·6)	50·1 (33·9 to 69·1)	36·1 (25 to 50·4)	23·3 (16 to 32·3)	14·1 (10·4 to 18·9)	6·7 (5 to 8·7)	2·7 (2 to 3·6)	0·9 (0·6 to 1·2)	0·2 (0·1 to 0·3)	0·1 (0 to 0·1)	0 (0 to 0)	0 (0 to 0)	2,830
Neonatal encephalopathy due to birth asphyxia and trauma	1,170 (781 to 1,670)	213 (127 to 327)	102 (53·7 to 177)	26·8 (16·7 to 40·1)	17·1 (6·4 to 33·7)	16·5 (6·2 to 30·8)	15·9 (5·8 to 30)	17·1 (5·6 to 32·2)	17·5 (6·7 to 32·7)	16·6 (6·1 to 32·1)	15·1 (6·2 to 28·2)	12·7 (5·7 to 23·3)	10·6 (5·3 to 18·7)	8·3 (4·8 to 13·2)	5·8 (3·3 to 9·3)	3·7 (2·1 to 6·2)	1·6 (0·9 to 2·6)	0·4 (0·2 to 0·8)	0·1 (0 to 0·2)	0 (0 to 0)	0 (0 to 0)	0 (0 to 0)	0 (0 to 0)	1,670
Neonatal sepsis and other neonatal infections	681 (450 to 989)	550 (369 to 775)	226 (127 to 382)	73·9 (40·7 to 122)	95·7 (52·3 to 160)	92·1 (52 to 155)	89·5 (48·1 to 149)	94·9 (52·5 to 156)	97·5 (54·3 to 156)	92·5 (51·3 to 152)	82·5 (44·8 to 138)	70·4 (38·9 to 117)	57·7 (34·2 to 93·8)	42·8 (24·2 to 70·4)	28·9 (15·6 to 47·1)	18·4 (10·4 to 30·4)	9·7 (5·3 to 16·8)	4·6 (2·4 to 7·7)	1·7 (0·8 to 3)	0·4 (0·2 to 0·8)	0 (0 to 0·1)	0 (0 to 0)	0 (0 to 0)	2,410
Hemolytic disease and other neonatal jaundice	20 (11·9 to 31·1)	10·5 (6·5 to 16·7)	4 (2·2 to 6·2)	12·8 (5·9 to 21·4)	15·4 (6·6 to 27·4)	15 (7·3 to 26·1)	14·8 (7·2 to 24·4)	15·8 (7·6 to 26·2)	16·5 (9·3 to 27·4)	15·9 (9 to 24·9)	13·8 (8·2 to 22·2)	12·1 (7 to 19·8)	10·4 (7·7 to 13·7)	7·8 (5·8 to 10·1)	5·4 (4 to 7·1)	3·5 (2·6 to 4·6)	2 (1·5 to 2·5)	1 (0·7 to 1·3)	0·4 (0·3 to 0·5)	0·1 (0·1 to 0·1)	0 (0 to 0)	0 (0 to 0)	0 (0 to 0)	197
Other neonatal disorders	340 (216 to 523)	147 (84·3 to 227)	76·9 (47·8 to 120)	66·1 (46·8 to 91·2)	0 (0 to 0)	0 (0 to 0)	0 (0 to 0)	0 (0 to 0)	0 (0 to 0)	0 (0 to 0)	0 (0 to 0)	0 (0 to 0)	0 (0 to 0)	0 (0 to 0)	0 (0 to 0)	0 (0 to 0)	0 (0 to 0)	0 (0 to 0)	0 (0 to 0)	0 (0 to 0)	0 (0 to 0)	0 (0 to 0)	0 (0 to 0)	630
Nutritional deficiencies	0·1 (0 to 0·2)	5 (2 to 10·4)	191 (113 to 308)	232 (128 to 414)	342 (168 to 596)	192 (97 to 354)	154 (82·6 to 282)	137 (83·9 to 233)	163 (97·4 to 273)	194 (104 to 364)	245 (136 to 434)	310 (167 to 538)	221 (129 to 357)	166 (97·3 to 270)	148 (87·8 to 248)	114 (73·2 to 172)	75·8 (51·4 to 110)	61·9 (44·3 to 83·9)	51·8 (36·7 to 71·2)	45·3 (31·4 to 63)	35·2 (24·4 to 48·5)	20·5 (13·9 to 28·5)	4·2 (2·7 to 5·9)	3,110
Protein-energy malnutrition	0·1 (0 to 0·2)	0·4 (0·2 to 0·7)	140 (72·1 to 252)	59·6 (34 to 103)	52·5 (35·1 to 75·6)	42·9 (27·4 to 63·8)	43·2 (27·2 to 65·7)	54·6 (35·7 to 79·6)	60·8 (39·8 to 88·8)	65·5 (43·3 to 94·5)	67·4 (46·1 to 96·8)	68 (45·7 to 94·2)	67·6 (46·4 to 93·5)	57·4 (39·4 to 79·6)	55·4 (38·8 to 74·3)	50·7 (36·4 to 67·6)	41·3 (29·4 to 56·5)	42·6 (30·2 to 57·7)	37·8 (25·7 to 53·4)	34·1 (22·7 to 49·1)	28 (18·1 to 40·2)	17 (10·7 to 24)	3·4 (2 to 5·1)	1,090
Iodine deficiency	0 (0 to 0)	0 (0 to 0)	0 (0 to 0)	0·6 (0·2 to 1·4)	4·5 (1·9 to 9)	10·2 (4·3 to 20·3)	13·3 (5·7 to 26·6)	14·5 (6·3 to 27·9)	14·7 (6·2 to 28·8)	13·6 (5·8 to 27·1)	11·8 (5·1 to 22·7)	9·7 (4·3 to 18·9)	7·8 (3·5 to 15·2)	5·7 (2·6 to 11)	3·9 (1·7 to 7·4)	2·6 (1·2 to 5·1)	1·5 (0·7 to 2·9)	0·9 (0·4 to 1·7)	0·5 (0·2 to 0·9)	0·2 (0·1 to 0·4)	0·1 (0 to 0·2)	0 (0 to 0)	0 (0 to 0)	116
Vitamin A deficiency	0 (0 to 0)	0·4 (0·1 to 1·2)	2·3 (0·9 to 5·3)	13·7 (6·3 to 25·4)	17·1 (7·2 to 32·8)	9·9 (3·9 to 18·5)	5·5 (2 to 10·4)	4·8 (1·3 to 10·5)	4·5 (1·4 to 9·7)	3·9 (1·1 to 8·5)	2·8 (0·7 to 6·2)	2·1 (0·6 to 4·5)	1·7 (0·8 to 2·8)	1·2 (0·6 to 2·1)	0·9 (0·5 to 1·6)	0·6 (0·3 to 1·1)	0·4 (0·2 to 0·8)	0·3 (0·1 to 0·5)	0·2 (0·1 to 0·3)	0·1 (0 to 0·1)	0 (0 to 0·1)	0 (0 to 0)	0 (0 to 0)	72·6
Dietary iron deficiency	0 (0 to 0)	4·2 (1·4 to 9·2)	41 (12·8 to 87·1)	153 (58·4 to 311)	259 (99·5 to 506)	119 (39 to 266)	74·1 (15·8 to 182)	39 (4·8 to 121)	48·5 (6·6 to 140)	86·6 (13·8 to 237)	138 (39·2 to 308)	206 (75·7 to 414)	123 (42·5 to 248)	78·5 (20·8 to 178)	69·3 (19·8 to 159)	45 (15 to 98·2)	19·3 (5·4 to 47·2)	7·7 (1·3 to 21·9)	4·5 (0·7 to 12·8)	4·2 (0·8 to 10·4)	1·8 (0·4 to 4·4)	0·4 (0·1 to 1·1)	0 (0 to 0·1)	1,520
Other nutritional deficiencies	0 (0 to 0)	0 (0 to 0)	7·4 (2·5 to 16·9)	5 (1·8 to 10·6)	8·7 (4·8 to 13·9)	9·8 (5·5 to 15·7)	17·4 (10·2 to 27·1)	23·8 (13·9 to 37)	34·9 (21·3 to 53)	24·6 (15·1 to 36·8)	25·3 (15·9 to 36·5)	24·6 (15·3 to 35·5)	20·4 (12·7 to 29·5)	23·5 (15·4 to 34·1)	18·2 (11·4 to 26·6)	14·7 (9·4 to 22)	13·2 (7·8 to 19·6)	10·3 (5·9 to 15·7)	8·8 (4·3 to 14·5)	6·7 (3·4 to 12·1)	5·2 (2·5 to 9·5)	3·1 (1·4 to 6·5)	0·7 (0·3 to 1·8)	306
Non-communicable diseases	1,320 (898 to 2,140)	709 (496 to 1,000)	2,190 (1,380 to 3,380)	1,720 (1,360 to 2,160)	2,210 (1,700 to 2,830)	3,430 (2,530 to 4,650)	5,150 (3,800 to 6,830)	7,150 (5,350 to 9,270)	8,980 (6,770 to 11,500)	10,100 (7,680 to 12,800)	10,600 (8,210 to 13,300)	11,700 (9,250 to 14,400)	12,500 (9,990 to 15,200)	12,500 (10,100 to 14,900)	12,200 (10,100 to 14,500)	11,400 (9,530 to 13,600)	9,080 (7,670 to 10,700)	7,290 (6,230 to 8,490)	5,140 (4,430 to 5,930)	3,470 (3,040 to 3,930)	1,900 (1,660 to 2,150)	815 (743 to 887)	101 (90·2 to 113)	142,000
Neoplasms	10·1 (4·2 to 23·9)	6·8 (2·9 to 15·6)	53·8 (30·4 to 85)	150 (105 to 204)	218 (168 to 268)	216 (171 to 270)	184 (146 to 232)	248 (185 to 338)	374 (268 to 502)	612 (451 to 832)	817 (613 to 1,090)	1,290 (989 to 1,680)	1,680 (1,290 to 2,210)	1,770 (1,350 to 2,290)	1,810 (1,390 to 2,340)	1,690 (1,330 to 2,120)	1,310 (1,050 to 1,630)	991 (803 to 1,210)	609 (498 to 736)	343 (276 to 416)	157 (126 to 190)	52·3 (42·5 to 62)	5·4 (4·3 to 6·5)	14,600
Lip and oral cavity cancer	0 (0 to 0)	0 (0 to 0)	0 (0 to 0)	0 (0 to 0)	0·6 (0·4 to 0·8)	0·6 (0·4 to 0·9)	0·8 (0·6 to 1·2)	1·2 (0·8 to 1·9)	2 (1·2 to 3·1)	3·4 (2 to 5·2)	4·8 (2·9 to 7·2)	8·3 (5·2 to 12·9)	11·4 (7·3 to 16·8)	13·3 (9·1 to 19·3)	15·2 (10·1 to 22·4)	15·2 (9·8 to 21·9)	11·9 (8·2 to 16·6)	9·6 (6·7 to 13·7)	6·8 (4·6 to 9·7)	4·5 (3 to 6·4)	2·2 (1·4 to 3·1)	0·8 (0·6 to 1·1)	0·1 (0·1 to 0·1)	113
Nasopharynx cancer	0 (0 to 0)	0 (0 to 0)	0 (0 to 0)	0 (0 to 0)	0·5 (0·4 to 0·6)	0·4 (0·4 to 0·5)	0·4 (0·3 to 0·4)	0·4 (0·3 to 0·6)	0·4 (0·3 to 0·6)	0·6 (0·4 to 0·9)	0·7 (0·4 to 1·1)	1 (0·6 to 1·5)	1·5 (1 to 2·3)	1·6 (0·9 to 2·5)	1·6 (1 to 2·4)	1·2 (0·7 to 1·9)	0·8 (0·5 to 1·3)	0·6 (0·4 to 0·9)	0·3 (0·2 to 0·4)	0·1 (0·1 to 0·2)	0·1 (0 to 0·1)	0 (0 to 0·1)	0 (0 to 0)	12·3
Other pharynx cancer	0 (0 to 0)	0 (0 to 0)	0 (0 to 0)	0 (0 to 0)	0 (0 to 0)	0 (0 to 0)	0 (0 to 0)	0·4 (0·3 to 0·5)	0·4 (0·3 to 0·5)	0·6 (0·4 to 1)	0·6 (0·3 to 1)	1·3 (0·8 to 2·1)	2 (1·2 to 3·2)	2·2 (1·3 to 3·4)	2·6 (1·6 to 3·9)	2·7 (1·7 to 4)	2·2 (1·4 to 3·3)	1·8 (1·2 to 2·6)	1 (0·6 to 1·4)	0·6 (0·4 to 0·9)	0·3 (0·2 to 0·4)	0·1 (0·1 to 0·2)	0 (0 to 0)	18·7
Esophageal cancer	0 (0 to 0)	0 (0 to 0)	0 (0 to 0)	0 (0 to 0)	0 (0 to 0)	0 (0 to 0)	0 (0 to 0)	0·7 (0·4 to 1·1)	1·1 (0·7 to 1·8)	1·9 (1·1 to 3)	3·1 (2 to 4·8)	5·2 (3·1 to 8·3)	8·9 (5·7 to 13·3)	11·9 (7·8 to 17·7)	14 (9·1 to 20·5)	13·5 (8·7 to 19·3)	12·8 (8·6 to 18·7)	10·8 (7·3 to 15·6)	7·7 (5·2 to 11·2)	4·5 (2·8 to 6·8)	2·1 (1·4 to 2·9)	0·7 (0·4 to 1)	0·1 (0 to 0·1)	98·9
Stomach cancer	0 (0 to 0)	0 (0 to 0)	0 (0 to 0)	0 (0 to 0)	0 (0 to 0)	0 (0 to 0)	3·6 (2·4 to 5·2)	11·7 (7·6 to 17·2)	25·4 (15·3 to 39·3)	45·9 (29·2 to 69·9)	67·9 (43·2 to 100)	97·4 (65·6 to 140)	127 (84·2 to 181)	134 (91·9 to 187)	156 (109 to 216)	151 (109 to 205)	126 (90 to 172)	113 (83 to 147)	71·7 (54·2 to 94·1)	47 (34·6 to 62·8)	23·4 (16·8 to 31·3)	8·4 (6 to 11·4)	0·9 (0·6 to 1·3)	1,210
Colon and rectum cancer	0 (0 to 0)	0 (0 to 0)	0 (0 to 0)	0 (0 to 0)	0·9 (0·6 to 1·3)	1·6 (1·1 to 2·4)	3·5 (2·4 to 5·1)	9·2 (5·5 to 13·9)	19·1 (12·2 to 28·9)	32·9 (20·1 to 50·7)	43·6 (27·5 to 64·1)	70 (45·6 to 104)	93·5 (63·2 to 136)	108 (72·6 to 155)	125 (82·7 to 183)	128 (84·7 to 187)	101 (70·4 to 140)	81·2 (58·8 to 108)	57·1 (41·8 to 75·5)	37·2 (26·8 to 50·7)	18·1 (12·5 to 25·1)	6·5 (4·6 to 8·9)	0·7 (0·5 to 1)	937
Liver cancer	0·2 (0·1 to 0·4)	0·2 (0·1 to 0·4)	4·3 (1·6 to 9·2)	7·8 (2·9 to 16·5)	4·5 (2·8 to 6·5)	3·6 (2·5 to 5·1)	2·7 (1·4 to 5)	3·5 (1·9 to 6)	4·5 (2·5 to 7·3)	7·7 (4·4 to 12·6)	11·5 (6·4 to 19)	22·7 (13·2 to 36·5)	37·2 (22·5 to 58·3)	56·8 (35·3 to 87·7)	77·5 (48·8 to 126)	86·1 (54·6 to 125)	75·1 (48·6 to 112)	59·3 (38·9 to 86·8)	37·3 (24·8 to 55·4)	20·4 (13·5 to 28·3)	7·7 (5·1 to 10·8)	2·1 (1·4 to 2·9)	0·2 (0·1 to 0·4)	533
Liver cancer due to hepatitis B	0 (0 to 0)	0 (0 to 0)	0 (0 to 0)	0 (0 to 0)	0 (0 to 0)	0·4 (0·2 to 0·8)	0·5 (0·3 to 0·9)	0·9 (0·5 to 1·7)	1·6 (0·8 to 2·7)	2·7 (1·5 to 4·5)	3·6 (1·8 to 6·1)	6·1 (3·2 to 10·2)	8·1 (4·4 to 13·4)	10·2 (5·6 to 17·9)	11·8 (6·6 to 21)	10·8 (6 to 18·3)	7·4 (4·2 to 12·6)	4·7 (2·6 to 7·8)	2·5 (1·5 to 4·1)	1·2 (0·6 to 1·8)	0·4 (0·2 to 0·6)	0·1 (0·1 to 0·2)	0 (0 to 0)	73
Liver cancer due to hepatitis C	0 (0 to 0)	0 (0 to 0)	0 (0 to 0)	0 (0 to 0)	0 (0 to 0)	0 (0 to 0·1)	0 (0 to 0·1)	0·2 (0·1 to 0·3)	0·4 (0·2 to 0·7)	1·1 (0·6 to 1·9)	2·2 (1·1 to 4·1)	5·7 (3·1 to 9·7)	11·6 (6·2 to 18·8)	21·1 (12·2 to 34·1)	32·9 (18·9 to 54·7)	39 (23·1 to 62·1)	35 (21·8 to 53·2)	29 (18·7 to 43·1)	19·7 (12·9 to 30·4)	11·6 (7·5 to 16·7)	4·7 (3·1 to 6·6)	1·4 (0·9 to 1·8)	0·2 (0·1 to 0·3)	216
Liver cancer due to alcohol use	0 (0 to 0)	0 (0 to 0)	0 (0 to 0)	0 (0 to 0)	0 (0 to 0)	0 (0 to 0)	0 (0 to 0·1)	0·2 (0·1 to 0·4)	0·5 (0·2 to 0·9)	1·2 (0·6 to 2·1)	2·2 (1·1 to 4·1)	5 (2·6 to 8·4)	8·7 (4·7 to 14·7)	13·5 (7·5 to 22·1)	18 (10·2 to 30·2)	20·5 (12·1 to 32·6)	19·2 (11·2 to 31)	14·5 (8·5 to 23·5)	7·6 (4·6 to 12)	3·5 (2·1 to 5·3)	1·1 (0·7 to 1·6)	0·3 (0·2 to 0·4)	0 (0 to 0)	116
Liver cancer due to NASH	0 (0 to 0)	0 (0 to 0)	0 (0 to 0)	0 (0 to 0)	0 (0 to 0)	0 (0 to 0)	0·9 (0·5 to 1·8)	1 (0·5 to 1·6)	0·9 (0·5 to 1·6)	1·3 (0·7 to 2·3)	1·6 (0·8 to 2·8)	2·9 (1·6 to 4·8)	4·6 (2·6 to 7·7)	6·9 (3·9 to 11·4)	9 (5·2 to 14·9)	10·1 (5·8 to 16·2)	9·2 (5·4 to 14·1)	7·8 (4·7 to 12·2)	5·5 (3·3 to 8·8)	3·1 (1·9 to 4·6)	1·2 (0·7 to 1·7)	0·3 (0·2 to 0·5)	0 (0 to 0·1)	66·5
Liver cancer due to other causes	0·2 (0·1 to 0·4)	0·2 (0·1 to 0·4)	4·3 (1·6 to 9·2)	7·8 (2·9 to 16·5)	4·5 (2·8 to 6·5)	3·1 (2·2 to 4·3)	1·2 (0·6 to 2·2)	1·2 (0·6 to 2·1)	1·2 (0·6 to 2)	1·6 (0·8 to 2·8)	1·8 (0·9 to 3·2)	3 (1·6 to 5·1)	4·1 (2·2 to 7)	5·2 (2·8 to 8·4)	5·8 (3·4 to 10·1)	5·6 (3·1 to 9·1)	4·4 (2·5 to 7)	3·2 (1·9 to 5)	2 (1·2 to 3·1)	1 (0·6 to 1·6)	0·4 (0·2 to 0·5)	0·1 (0·1 to 0·1)	0 (0 to 0)	61·8
Gallbladder and biliary tract cancer	0 (0 to 0)	0 (0 to 0)	0 (0 to 0)	0 (0 to 0)	0 (0 to 0)	0 (0 to 0)	0 (0 to 0)	0·9 (0·5 to 1·5)	1·7 (1 to 2·9)	4·1 (2·4 to 6·8)	9·3 (5·5 to 14·7)	22·5 (14·2 to 34·4)	42·6 (26·7 to 63·9)	60·8 (40·2 to 91·3)	77·3 (50·2 to 116)	80·7 (53·1 to 122)	67·1 (45·4 to 101)	51·6 (35 to 76·1)	32·5 (21·9 to 47·8)	16·5 (10·8 to 24·3)	7·2 (4·6 to 10·5)	2·1 (1·3 to 3·2)	0·2 (0·1 to 0·3)	477
Pancreatic cancer	0 (0 to 0)	0 (0 to 0)	0 (0 to 0)	0 (0 to 0)	0 (0 to 0)	0 (0 to 0)	0·8 (0·5 to 1·1)	1·8 (1 to 3)	3·9 (2·2 to 6·5)	7·2 (4·4 to 11·4)	15·1 (9·9 to 22·1)	31·1 (20·6 to 45·1)	53·2 (34·3 to 77·2)	76·5 (51·1 to 111)	98·8 (65 to 147)	107 (74·2 to 152)	92 (63·5 to 128)	75·3 (54·1 to 102)	46·8 (32·5 to 64·2)	25·8 (17·7 to 36·8)	10·6 (6·9 to 15·5)	3·2 (2·2 to 4·4)	0·3 (0·2 to 0·4)	650
Larynx cancer	0 (0 to 0)	0 (0 to 0)	0 (0 to 0)	0 (0 to 0)	0 (0 to 0)	0 (0 to 0)	0 (0 to 0)	0·8 (0·4 to 1·5)	1 (0·7 to 1·4)	1·2 (0·7 to 1·9)	1·6 (0·9 to 2·7)	2·2 (1·2 to 3·7)	3·1 (1·8 to 5·3)	4 (2·3 to 7·2)	6 (3·6 to 9·7)	6·7 (4·2 to 10·1)	5·5 (3·4 to 8·6)	4·5 (2·8 to 6·8)	3 (1·9 to 4·3)	1·8 (1·2 to 2·7)	0·9 (0·6 to 1·4)	0·3 (0·2 to 0·4)	0 (0 to 0)	42·5
Tracheal, bronchus, and lung cancer	0 (0 to 0)	0 (0 to 0)	0 (0 to 0)	0 (0 to 0)	0 (0 to 0)	0·8 (0·4 to 1·4)	2 (1·2 to 3·2)	4·6 (2·4 to 8·1)	7·9 (4·6 to 12·7)	16·4 (10·3 to 25·7)	25·1 (16·2 to 37·2)	44·3 (29 to 66·4)	73·6 (48·3 to 109)	88·9 (59·7 to 134)	106 (70·6 to 154)	128 (87·3 to 179)	101 (71·6 to 144)	87·2 (63·2 to 116)	55·5 (38·7 to 75·1)	28·6 (19·4 to 40·4)	12·9 (8·8 to 18·1)	4 (2·7 to 5·6)	0·3 (0·2 to 0·4)	787
Malignant skin melanoma	0 (0 to 0)	0 (0 to 0)	0·3 (0·1 to 1·1)	1 (0·4 to 3·4)	0·5 (0·5 to 0·7)	0·5 (0·4 to 0·7)	0·7 (0·4 to 1·6)	1·6 (0·9 to 3·2)	3 (1·7 to 5·5)	4·5 (2·6 to 7·7)	6·6 (3·7 to 12·3)	8·3 (4·8 to 14·3)	9·4 (5·5 to 16·7)	9·2 (5·4 to 15·4)	9·8 (5·7 to 18·1)	8·8 (5 to 15·6)	6·8 (4 to 12)	5 (3 to 8)	4 (2·4 to 6·1)	2·4 (1·4 to 3·7)	1·4 (0·7 to 2)	0·5 (0·2 to 0·8)	0·1 (0 to 0·1)	84·3
Non-melanoma skin cancer	0 (0 to 0)	0 (0 to 0)	0 (0 to 0)	0 (0 to 0)	0 (0 to 0)	0 (0 to 0)	0 (0 to 0)	1·1 (0·7 to 1·6)	1·8 (1·1 to 2·8)	3·4 (2 to 5·2)	4·4 (2·7 to 6·8)	6·8 (4·3 to 10)	8·9 (5·4 to 13·9)	8·6 (5·2 to 13·8)	9·8 (6·1 to 14·3)	9·1 (5·7 to 14)	8·6 (5·7 to 12·4)	7·6 (5·2 to 11·2)	7·7 (5·1 to 11)	6·6 (4·3 to 9·6)	5·1 (3·2 to 7·6)	3 (1·7 to 4·9)	0·5 (0·2 to 0·9)	93·1
Non-melanoma skin cancer (squamous-cell carcinoma)	0 (0 to 0)	0 (0 to 0)	0 (0 to 0)	0 (0 to 0)	0 (0 to 0)	0 (0 to 0)	0 (0 to 0)	1·1 (0·7 to 1·6)	1·8 (1·1 to 2·8)	3·4 (2 to 5·2)	4·4 (2·7 to 6·8)	6·8 (4·3 to 10)	8·9 (5·4 to 13·9)	8·6 (5·2 to 13·8)	9·8 (6·1 to 14·3)	9·1 (5·7 to 14)	8·6 (5·6 to 12·4)	7·6 (5·2 to 11·2)	7·7 (5·1 to 11)	6·6 (4·3 to 9·6)	5·1 (3·2 to 7·6)	3 (1·7 to 4·9)	0·5 (0·2 to 0·9)	93
Non-melanoma skin cancer (basal-cell carcinoma)	0 (0 to 0)	0 (0 to 0)	0 (0 to 0)	0 (0 to 0)	0 (0 to 0)	0 (0 to 0)	0 (0 to 0)	0 (0 to 0)	0 (0 to 0)	0 (0 to 0)	0 (0 to 0)	0 (0 to 0)	0 (0 to 0)	0 (0 to 0)	0 (0 to 0)	0 (0 to 0)	0 (0 to 0)	0 (0 to 0)	0 (0 to 0)	0 (0 to 0)	0 (0 to 0)	0 (0 to 0)	0 (0 to 0)	0·1
Breast cancer	0 (0 to 0)	0 (0 to 0)	0 (0 to 0)	0 (0 to 0)	0 (0 to 0)	0 (0 to 0)	2·3 (1·3 to 3·5)	7 (4·6 to 10·2)	31 (19·8 to 45·2)	99·4 (64 to 151)	151 (97·9 to 218)	261 (174 to 361)	349 (239 to 486)	363 (255 to 502)	320 (218 to 441)	234 (166 to 327)	149 (105 to 207)	92·9 (68·2 to 125)	52·5 (37·9 to 71·1)	26·7 (18·5 to 36·9)	12·6 (9 to 17·6)	4·3 (3 to 5·9)	0·4 (0·3 to 0·7)	2,160
Cervical cancer	0 (0 to 0)	0 (0 to 0)	0 (0 to 0)	0 (0 to 0)	0 (0 to 0)	0 (0 to 0)	3·4 (1·9 to 5·6)	15·6 (8·9 to 26·3)	65·2 (37·3 to 104)	168 (104 to 262)	225 (136 to 339)	359 (241 to 518)	414 (287 to 585)	341 (221 to 490)	308 (206 to 449)	258 (177 to 360)	192 (131 to 265)	125 (87 to 170)	69·5 (47·8 to 94·4)	38·1 (25·4 to 53·6)	18·2 (11·8 to 25·2)	5·7 (3·6 to 8·2)	0·6 (0·4 to 0·9)	2,610
Uterine cancer	0 (0 to 0)	0 (0 to 0)	0 (0 to 0)	0 (0 to 0)	0 (0 to 0)	0 (0 to 0)	0 (0 to 0)	1·1 (0·6 to 1·7)	2·8 (1·6 to 4·5)	3·5 (2·1 to 5·7)	7 (4·3 to 10·9)	13·1 (8·2 to 19·8)	25·5 (16·3 to 36·9)	30·2 (19·6 to 44·4)	35·3 (21·9 to 53·1)	41·4 (26·7 to 62·1)	29·1 (19 to 43·6)	18·2 (12·1 to 26·3)	8·6 (5·7 to 12·4)	4·2 (2·8 to 6·1)	1·6 (1·1 to 2·3)	0·5 (0·4 to 0·7)	0 (0 to 0·1)	222
Ovarian cancer	0 (0 to 0)	0 (0 to 0)	0 (0 to 0)	0 (0 to 0)	2·9 (1·6 to 4·7)	6·3 (4 to 9·6)	10·6 (6·2 to 16·7)	17·4 (10·6 to 27·5)	24·8 (15·3 to 38·6)	35·5 (23·1 to 54·3)	52·9 (34·2 to 79·8)	91·2 (58·9 to 131)	135 (91·7 to 198)	142 (95·2 to 211)	116 (75·3 to 174)	106 (71·4 to 151)	80 (55·3 to 113)	56·4 (38·4 to 79·3)	29 (19·7 to 40·7)	14·1 (9·2 to 20·6)	5·2 (3·3 to 7·6)	1·4 (0·9 to 1·9)	0·1 (0·1 to 0·2)	928
Prostate cancer	0 (0 to 0)	0 (0 to 0)	0 (0 to 0)	0 (0 to 0)	0 (0 to 0)	0 (0 to 0)	0 (0 to 0)	0 (0 to 0)	0 (0 to 0)	0 (0 to 0)	0 (0 to 0)	0 (0 to 0)	0 (0 to 0)	0 (0 to 0)	0 (0 to 0)	0 (0 to 0)	0 (0 to 0)	0 (0 to 0)	0 (0 to 0)	0 (0 to 0)	0 (0 to 0)	0 (0 to 0)	0 (0 to 0)	0
Testicular cancer	--	--	--	--	--	--	--	--	--	--	--	--	--	--	--	--	--	--	--	--	--	--	--	NA
Kidney cancer	0·9 (0·2 to 3)	0·4 (0 to 1·3)	3·5 (1·7 to 6·1)	9 (5 to 15·3)	8·7 (4·8 to 13·9)	3·3 (1·9 to 5·4)	2 (0·9 to 3·7)	2·9 (1·5 to 5)	3·9 (2·2 to 6·3)	6·4 (3·7 to 10·4)	10·3 (5·9 to 16·6)	19·2 (11·3 to 31·2)	31·7 (19·8 to 48·8)	40·5 (25 to 62·3)	44·2 (27·2 to 67·7)	49·2 (30·5 to 75·2)	37·5 (23·6 to 54·6)	29·8 (19·7 to 44·4)	16·5 (10·4 to 25·1)	8·4 (5·1 to 12·7)	3·3 (2 to 5·2)	0·9 (0·6 to 1·4)	0·1 (0 to 0·1)	332
Bladder cancer	0 (0 to 0)	0 (0 to 0)	0 (0 to 0)	0 (0 to 0)	0 (0 to 0)	0 (0 to 0)	0·4 (0·3 to 0·5)	0·5 (0·3 to 0·7)	0·7 (0·4 to 1·2)	1·3 (0·8 to 2·1)	2·4 (1·4 to 3·8)	4·7 (3 to 7·1)	7·5 (4·8 to 11)	9·9 (6·6 to 14·5)	13 (8·4 to 19·3)	14·2 (9·3 to 19·9)	13·4 (9·2 to 18·8)	12·3 (8·4 to 17·5)	9·5 (6·6 to 13·2)	6 (4·1 to 8·4)	3·3 (2·2 to 4·9)	1·2 (0·8 to 1·6)	0·1 (0·1 to 0·1)	100
Brain and central nervous system cancer	2·4 (0·2 to 13·7)	0·8 (0·1 to 3·6)	5·7 (2·4 to 10·9)	20·3 (7·3 to 39·5)	39·9 (18·4 to 63·1)	27·2 (15·8 to 41·6)	14 (7·9 to 21)	17·5 (10·3 to 27·2)	21·5 (12·5 to 33·8)	24·5 (14·4 to 37·4)	27·4 (15·5 to 42)	33·6 (21 to 50·1)	36·9 (23·5 to 55)	39·5 (25·2 to 58·3)	40·9 (26·2 to 60·1)	34·8 (21·9 to 51·3)	25·5 (16·6 to 38·1)	17 (10·1 to 25·8)	9·5 (5·8 to 14·8)	4·2 (2·3 to 7·5)	1·6 (0·8 to 2·7)	0·4 (0·2 to 0·7)	0 (0 to 0·1)	446
Thyroid cancer	0 (0 to 0)	0 (0 to 0)	0 (0 to 0)	0 (0 to 0)	0·7 (0·5 to 1)	0·5 (0·4 to 0·7)	0·6 (0·4 to 1)	1·2 (0·5 to 2·3)	2·2 (1 to 4·7)	3·2 (1·5 to 5·7)	4·2 (2·1 to 7·3)	6·5 (3·5 to 10·4)	11·3 (6·7 to 18)	16 (9·6 to 25·6)	18·7 (11·8 to 27·2)	21 (13·8 to 30·7)	18 (11·7 to 26·6)	13·3 (8·8 to 19·1)	8·4 (5·6 to 12·3)	4·6 (3 to 6·7)	1·9 (1·2 to 2·7)	0·6 (0·3 to 0·8)	0·1 (0 to 0·1)	133
Mesothelioma	0 (0 to 0)	0 (0 to 0)	0 (0 to 0)	0 (0 to 0)	0 (0 to 0)	0 (0 to 0)	0 (0 to 0)	0·5 (0·3 to 0·8)	1·2 (0·6 to 2·8)	1·1 (0·6 to 2·1)	1·5 (0·8 to 2·8)	2·5 (1·5 to 4·4)	3 (1·9 to 5·2)	3·6 (2·3 to 5·6)	4·1 (2·5 to 6·2)	3·4 (2 to 5·3)	2·3 (1·4 to 3·3)	1·8 (1·1 to 2·7)	0·9 (0·6 to 1·4)	0·5 (0·3 to 0·8)	0·2 (0·1 to 0·3)	0·1 (0 to 0·1)	0 (0 to 0)	26·9
Hodgkin lymphoma	0 (0 to 0)	0 (0 to 0)	0 (0 to 0)	1 (0·5 to 1·7)	2·1 (0·8 to 4·2)	2·3 (0·8 to 4·9)	5 (2 to 10·7)	7·3 (3·1 to 16)	8·7 (4 to 19·3)	6·7 (3 to 14·1)	6·3 (2·6 to 14·1)	6·4 (3 to 12·6)	5·4 (2·7 to 11)	5·5 (2·8 to 10·7)	5·8 (3·4 to 9·9)	5·5 (3·2 to 9·3)	4·2 (2·7 to 6·8)	3·6 (2·3 to 5·6)	2·3 (1·5 to 3·5)	1·1 (0·6 to 1·7)	0·5 (0·3 to 0·7)	0·1 (0 to 0·2)	0 (0 to 0)	79·6
Non-Hodgkin lymphoma	0 (0 to 0)	0 (0 to 0)	0 (0 to 0)	5·9 (3·6 to 9·2)	8·4 (5·6 to 12)	7·8 (4·8 to 11·7)	9·9 (6·5 to 14·1)	15·6 (9·9 to 24)	18·2 (11·5 to 27·3)	20·1 (12·9 to 30·7)	21·4 (13·9 to 32·3)	28·1 (18·3 to 41·6)	31·7 (20·9 to 47·7)	38·1 (25·3 to 56)	40 (26·5 to 57·6)	41 (27·6 to 58·9)	34·3 (23·5 to 49·7)	28 (19·4 to 39·2)	16·4 (11·6 to 22·6)	8·8 (6 to 12·5)	3·4 (2·3 to 4·8)	1 (0·7 to 1·4)	0·1 (0·1 to 0·1)	378
Multiple myeloma	0 (0 to 0)	0 (0 to 0)	0 (0 to 0)	0 (0 to 0)	0 (0 to 0)	0 (0 to 0)	0 (0 to 0)	0·4 (0·2 to 0·6)	0·5 (0·3 to 1)	1·4 (0·7 to 2·6)	3·1 (1·6 to 5·6)	6·4 (3·9 to 10·2)	12·4 (7·8 to 19·2)	18·1 (11·6 to 27·1)	22·1 (14·3 to 33·1)	21·8 (14·2 to 33)	16·8 (10·9 to 26·3)	11·7 (7·9 to 18·2)	6·4 (4·2 to 10·3)	2·7 (1·7 to 4·5)	0·9 (0·5 to 1·6)	0·2 (0·1 to 0·4)	0 (0 to 0)	125
Leukemia	2·9 (0·7 to 8·7)	2·2 (0·6 to 5·8)	20·9 (11·5 to 34·3)	62·5 (36·5 to 96·9)	110 (71·3 to 156)	110 (74·4 to 155)	78·6 (51·7 to 115)	83 (53·1 to 125)	77·2 (48·5 to 116)	68·2 (42·9 to 101)	63·1 (40·2 to 92·9)	69·9 (45 to 104)	71·9 (45·7 to 107)	63·5 (42·1 to 91·6)	61·2 (40 to 89)	50·7 (32 to 74·1)	36·1 (23·1 to 52·7)	27 (17·7 to 38·6)	17 (11·1 to 25·2)	8·6 (5·3 to 13)	3·9 (2·4 to 6·1)	1·1 (0·7 to 1·7)	0·1 (0·1 to 0·2)	1,090
Acute lymphoid leukemia	1·2 (0·1 to 4·1)	0·6 (0·1 to 2·2)	12·4 (6·1 to 21·7)	44·8 (23·7 to 72·3)	83·4 (51·5 to 123)	77·4 (49·4 to 112)	49·9 (29·5 to 77·1)	46·1 (25·5 to 74·4)	37·6 (20·7 to 61·2)	30·6 (16·5 to 48·7)	25·6 (14 to 43·3)	26·9 (14·9 to 44·7)	28·5 (15·9 to 46·9)	22·9 (12·4 to 35·6)	21·6 (11·8 to 35·3)	16·5 (9 to 27·5)	9·8 (5·2 to 16·5)	6·2 (3·1 to 11)	3·1 (1·5 to 5·6)	1·3 (0·6 to 2·2)	0·6 (0·3 to 1)	0·1 (0·1 to 0·3)	0 (0 to 0)	547
Chronic lymphoid leukemia	0 (0 to 0)	0 (0 to 0)	0 (0 to 0)	0 (0 to 0)	0 (0 to 0)	0 (0 to 0)	0 (0 to 0)	0·6 (0·3 to 1)	0·5 (0·3 to 0·8)	0·7 (0·4 to 1·3)	0·9 (0·5 to 1·4)	1·1 (0·6 to 1·8)	1·5 (0·8 to 2·6)	2·4 (1·3 to 3·9)	2·8 (1·4 to 4·5)	3·2 (1·7 to 5·4)	3·2 (1·8 to 5·5)	2·7 (1·5 to 4·4)	2·5 (1·4 to 4·2)	1·7 (0·9 to 2·9)	0·8 (0·4 to 1·3)	0·3 (0·1 to 0·4)	0 (0 to 0)	24·8
Acute myeloid leukemia	0·6 (0 to 2·3)	1 (0·2 to 3)	6 (2·8 to 11·3)	14·6 (6·9 to 26·6)	19·7 (9·2 to 36)	24·9 (12·1 to 44·2)	21·7 (10·6 to 38·3)	24·4 (11·8 to 43·4)	26·9 (14 to 46·6)	24·9 (12·9 to 43·4)	24·2 (13·4 to 38·6)	26·9 (14·9 to 44·7)	26·2 (14·5 to 42·7)	23·4 (13·5 to 37·3)	22·2 (12·2 to 36·5)	17·8 (9·4 to 29·7)	12·5 (6·7 to 19·8)	10 (5·7 to 16·2)	5·4 (2·9 to 8·9)	2·3 (1·2 to 3·9)	0·9 (0·5 to 1·5)	0·2 (0·1 to 0·3)	0 (0 to 0)	337
Chronic myeloid leukemia	0·4 (0 to 1·6)	0·1 (0 to 0·3)	0·2 (0·1 to 0·3)	0·3 (0·2 to 0·6)	0·5 (0·2 to 0·9)	0·7 (0·3 to 1·2)	0·7 (0·3 to 1·3)	1·5 (0·7 to 2·9)	2·5 (1·2 to 4·6)	2·8 (1·3 to 5·2)	3 (1·5 to 5·3)	4·3 (2 to 8·2)	5 (2·6 to 8·4)	4 (2·1 to 6·8)	4 (2·3 to 7·2)	3·2 (1·7 to 5·8)	2·4 (1·3 to 4·2)	1·7 (1 to 2·9)	1·4 (0·7 to 2·3)	0·8 (0·4 to 1·4)	0·3 (0·2 to 0·5)	0·1 (0·1 to 0·2)	0 (0 to 0)	39·8
Other leukemia	0·8 (0·1 to 2·8)	0·6 (0·1 to 1·8)	2·3 (1 to 4·5)	2·8 (1·4 to 5)	6·1 (2·6 to 11·7)	7·5 (3·7 to 14·1)	6·2 (3 to 11·6)	10·5 (4·9 to 19·2)	9·7 (4·6 to 17·9)	9·2 (4·4 to 16·5)	9·4 (4·2 to 17·5)	10·7 (5·3 to 18·7)	10·8 (5·3 to 19·1)	10·8 (6 to 18·6)	10·6 (5·6 to 19·1)	9·9 (5 to 17·6)	8·2 (4 to 14·4)	6·3 (3·1 to 11·3)	4·7 (2·5 to 7·9)	2·6 (1·3 to 4·7)	1·4 (0·7 to 2·4)	0·4 (0·2 to 0·7)	0 (0 to 0·1)	141
Other malignant neoplasms	3·2 (1·1 to 7·8)	2·8 (0·6 to 10·3)	15·7 (8·1 to 28·1)	38·3 (25 to 58·7)	35·2 (27·3 to 44·8)	47·2 (35·8 to 61·3)	40·6 (31 to 53·2)	37·7 (26·9 to 52·5)	40·3 (28 to 56)	39·2 (27 to 55·2)	43·4 (30·6 to 61·9)	58·3 (40·1 to 81·7)	66·1 (45·6 to 90·5)	71 (50·1 to 98·7)	72 (50·7 to 97·5)	63·2 (44·7 to 87·5)	50 (36·6 to 66·7)	38 (26·7 to 51·7)	25·1 (17·9 to 33·8)	15·2 (10·5 to 20·6)	7·3 (5·1 to 10·1)	2·6 (1·8 to 3·7)	0·3 (0·2 to 0·4)	813

Other neoplasms	0·5 (0·2 to 0·8)	0·3 (0·1 to 0·8)	3·5 (1·3 to 7·7)	4 (2·1 to 6·9)	3·5 (2·1 to 5·4)	3·6 (2·1 to 5·6)	2·2 (1·3 to 3·4)	2·8 (1·7 to 4·8)	3·1 (1·9 to 5)	3·8 (2·3 to 6·3)	3·5 (2·2 to 5·3)	[illegible]	[illegible]	[illegible]	[illegible]	[illegible]	[illegible]	[illegible]	[illegible]	[illegible]	[illegible]	[illegible]	[illegible]	102
Myelodysplastic, myeloproliferative, and other hematopoietic n	0·5 (0·2 to 0·8)	0·3 (0·1 to 0·8)	3·5 (1·3 to 7·7)	4 (2·1 to 6·9)	3·5 (2·1 to 5·4)	3·6 (2·1 to 5·6)	2·2 (1·3 to 3·4)	2·8 (1·7 to 4·8)	3·1 (1·9 to 5)	3·8 (2·3 to 6·3)	3·5 (2·2 to 5·3)	[illegible]	[illegible]	[illegible]	[illegible]	[illegible]	[illegible]	[illegible]	[illegible]	[illegible]	[illegible]	[illegible]	[illegible]	102
Benign and in situ intestinal neoplasms	0 (0 to 0)	0 (0 to 0)	0 (0 to 0)	0 (0 to 0)	0 (0 to 0)	0 (0 to 0)	0 (0 to 0)	0 (0 to 0)	0 (0 to 0)	0 (0 to 0)	0 (0 to 0)	[illegible]	[illegible]	[illegible]	[illegible]	[illegible]	[illegible]	[illegible]	[illegible]	[illegible]	[illegible]	[illegible]	[illegible]	0
Benign and in situ cervical and uterine neoplasms	0 (0 to 0)	0 (0 to 0)	0 (0 to 0)	0 (0 to 0)	0 (0 to 0)	0 (0 to 0)	0 (0 to 0)	0 (0 to 0)	0 (0 to 0)	0 (0 to 0)	0 (0 to 0)	[illegible]	[illegible]	[illegible]	[illegible]	[illegible]	[illegible]	[illegible]	[illegible]	[illegible]	[illegible]	[illegible]	[illegible]	0
Other benign and in situ neoplasms	0 (0 to 0)	0 (0 to 0)	0 (0 to 0)	0 (0 to 0)	0 (0 to 0)	0 (0 to 0)	0 (0 to 0)	0 (0 to 0)	0 (0 to 0)	0 (0 to 0)	0 (0 to 0)	[illegible]	[illegible]	[illegible]	[illegible]	[illegible]	[illegible]	[illegible]	[illegible]	[illegible]	[illegible]	[illegible]	[illegible]	0
Cardiovascular diseases	11 (6 to 18·6)	7·7 (4·6 to 12·1)	64·5 (33 to 109)	29·3 (20·2 to 40·9)	39·7 (31·1 to 49·9)	55·9 (42·6 to 71)	95·3 (73·3 to 120)	156 (117 to 204)	203 (152 to 265)	239 (180 to 317)	328 (242 to 440)	[illegible]	[illegible]	[illegible]	[illegible]	[illegible]	[illegible]	[illegible]	[illegible]	[illegible]	[illegible]	[illegible]	[illegible]	10,800
Rheumatic heart disease	0 (0 to 0)	0 (0 to 0)	0 (0 to 0)	0·8 (0·5 to 1·6)	1·3 (0·9 to 1·8)	2·2 (1·3 to 3·5)	2·5 (1·5 to 3·8)	4·4 (3 to 6·6)	6 (3·7 to 9)	6·8 (4·4 to 9·9)	10·5 (6·7 to 15·9)	[illegible]	[illegible]	[illegible]	[illegible]	[illegible]	[illegible]	[illegible]	[illegible]	[illegible]	[illegible]	[illegible]	[illegible]	187
Ischemic heart disease	0 (0 to 0)	0 (0 to 0)	0 (0 to 0)	0 (0 to 0)	0 (0 to 0)	0 (0 to 0)	15·3 (11·2 to 20)	37·9 (26·4 to 52·8)	52·2 (33·5 to 80·3)	69·8 (50·4 to 96·7)	102 (65·7 to 150)	[illegible]	[illegible]	[illegible]	[illegible]	[illegible]	[illegible]	[illegible]	[illegible]	[illegible]	[illegible]	[illegible]	[illegible]	4,820
Stroke	0·6 (0·2 to 1·7)	0·9 (0·3 to 2·4)	15·7 (5·7 to 36·1)	7·4 (4·7 to 12·1)	19 (13·1 to 26·6)	28·1 (19·2 to 38·1)	49·5 (35·6 to 65·7)	74·3 (50·2 to 102)	93·9 (68·9 to 125)	116 (81·5 to 161)	157 (116 to 208)	[illegible]	[illegible]	[illegible]	[illegible]	[illegible]	[illegible]	[illegible]	[illegible]	[illegible]	[illegible]	[illegible]	[illegible]	3,710
Ischemic stroke	0·1 (0 to 0·5)	0·2 (0·1 to 0·5)	0·9 (0·4 to 2·1)	3·2 (2 to 4·7)	8·7 (4·5 to 14·9)	13 (7·4 to 20·9)	18·9 (11·7 to 27·9)	26·6 (14 to 43·7)	35·2 (20·6 to 54)	41·5 (25·2 to 61·1)	50·9 (33·4 to 72·8)	[illegible]	[illegible]	[illegible]	[illegible]	[illegible]	[illegible]	[illegible]	[illegible]	[illegible]	[illegible]	[illegible]	[illegible]	1,630
Intracerebral hemorrhage	0 (0 to 0·1)	0·3 (0·1 to 0·8)	9·2 (3·1 to 22·7)	1·8 (0·9 to 3·5)	4·5 (3·1 to 6·5)	7·2 (4·9 to 10·1)	14·9 (9·9 to 21·2)	24·5 (16 to 36·1)	30·3 (21·3 to 41·8)	37·3 (24·5 to 55·4)	50·7 (35·3 to 70·5)	[illegible]	[illegible]	[illegible]	[illegible]	[illegible]	[illegible]	[illegible]	[illegible]	[illegible]	[illegible]	[illegible]	[illegible]	1,270
Subarachnoid hemorrhage	0·4 (0·1 to 1·1)	0·5 (0·2 to 1·1)	5·6 (1·8 to 13·1)	2·5 (1·1 to 5·3)	5·8 (3·6 to 9·1)	7·8 (4·7 to 12)	15·6 (9·5 to 23·2)	23·2 (14·2 to 35·1)	28·4 (18·2 to 40·9)	36·9 (22·9 to 57·2)	55·2 (36·4 to 80·6)	[illegible]	[illegible]	[illegible]	[illegible]	[illegible]	[illegible]	[illegible]	[illegible]	[illegible]	[illegible]	[illegible]	[illegible]	803
Hypertensive heart disease	0 (0 to 0)	0 (0 to 0)	0 (0 to 0)	0 (0 to 0)	0 (0 to 0)	0 (0 to 0)	0·9 (0·6 to 1·8)	1·7 (1 to 3·3)	2·6 (1·4 to 5·6)	4·7 (2·7 to 9·5)	8·2 (4·5 to 16·5)	[illegible]	[illegible]	[illegible]	[illegible]	[illegible]	[illegible]	[illegible]	[illegible]	[illegible]	[illegible]	[illegible]	[illegible]	627
Non-rheumatic valvular heart disease	0 (0 to 0)	0 (0 to 0)	0 (0 to 0)	0 (0 to 0)	0 (0 to 0)	0 (0 to 0)	1·4 (0·9 to 2)	2 (1·2 to 3·2)	2·5 (1·4 to 4)	2·6 (1·6 to 4·1)	3·5 (2 to 5·7)	[illegible]	[illegible]	[illegible]	[illegible]	[illegible]	[illegible]	[illegible]	[illegible]	[illegible]	[illegible]	[illegible]	[illegible]	86
Non-rheumatic calcific aortic valve disease	0 (0 to 0)	0 (0 to 0)	0 (0 to 0)	0 (0 to 0)	0 (0 to 0)	0 (0 to 0)	0·8 (0·4 to 1·2)	1·1 (0·6 to 2)	1·5 (0·7 to 2·6)	1·5 (0·7 to 2·5)	1·9 (0·9 to 3·3)	[illegible]	[illegible]	[illegible]	[illegible]	[illegible]	[illegible]	[illegible]	[illegible]	[illegible]	[illegible]	[illegible]	[illegible]	57·9
Non-rheumatic degenerative mitral valve disease	0 (0 to 0)	0 (0 to 0)	0 (0 to 0)	0 (0 to 0)	0 (0 to 0)	0 (0 to 0)	0·5 (0·2 to 0·8)	0·7 (0·3 to 1·2)	0·8 (0·4 to 1·6)	1 (0·5 to 1·8)	1·4 (0·7 to 2·6)	[illegible]	[illegible]	[illegible]	[illegible]	[illegible]	[illegible]	[illegible]	[illegible]	[illegible]	[illegible]	[illegible]	[illegible]	24·9
Other non-rheumatic valve diseases	0 (0 to 0)	0 (0 to 0)	0 (0 to 0)	0 (0 to 0)	0 (0 to 0)	0 (0 to 0)	0·1 (0 to 0·3)	0·2 (0 to 0·5)	0·2 (0·1 to 0·6)	0·2 (0 to 0·5)	0·2 (0·1 to 0·6)	[illegible]	[illegible]	[illegible]	[illegible]	[illegible]	[illegible]	[illegible]	[illegible]	[illegible]	[illegible]	[illegible]	[illegible]	3·1
Cardiomyopathy and myocarditis	4·5 (1·5 to 8·6)	3·1 (1·5 to 5·3)	28·7 (12·9 to 51·4)	11·8 (6 to 18·3)	9·9 (3·8 to 14·4)	13·3 (4·7 to 19·1)	7·1 (2·9 to 10·2)	7·7 (3·7 to 11·5)	8·6 (4·4 to 13·8)	8·4 (4·3 to 13·5)	10·6 (5·4 to 16·9)	[illegible]	[illegible]	[illegible]	[illegible]	[illegible]	[illegible]	[illegible]	[illegible]	[illegible]	[illegible]	[illegible]	[illegible]	246
Myocarditis	0·2 (0·1 to 0·5)	0·4 (0·2 to 0·8)	5·9 (2·4 to 10·9)	2·5 (1·1 to 4·2)	2·5 (0·9 to 4·5)	3·1 (1·1 to 5·7)	1·7 (0·7 to 3)	1·5 (0·8 to 2·2)	2·1 (1 to 3·6)	1·7 (0·8 to 2·8)	1·8 (0·9 to 3)	[illegible]	[illegible]	[illegible]	[illegible]	[illegible]	[illegible]	[illegible]	[illegible]	[illegible]	[illegible]	[illegible]	[illegible]	39·2
Alcoholic cardiomyopathy	0 (0 to 0)	[illegible]	[illegible]	[illegible]	[illegible]	[illegible]	[illegible]	[illegible]	[illegible]	[illegible]	[illegible]	[illegible]	[illegible]	[illegible]	[illegible]	[illegible]	[illegible]	[illegible]	[illegible]	[illegible]	[illegible]	[illegible]	[illegible]	8·6
Other cardiomyopathy	4·2 (1·3 to 8·3)	[illegible]	[illegible]	[illegible]	[illegible]	[illegible]	[illegible]	[illegible]	[illegible]	[illegible]	[illegible]	[illegible]	[illegible]	[illegible]	[illegible]	[illegible]	[illegible]	[illegible]	[illegible]	[illegible]	[illegible]	[illegible]	[illegible]	199
Atrial fibrillation and flutter	0 (0 to 0)	[illegible]	[illegible]	[illegible]	[illegible]	[illegible]	[illegible]	[illegible]	[illegible]	[illegible]	[illegible]	[illegible]	[illegible]	[illegible]	[illegible]	[illegible]	[illegible]	[illegible]	[illegible]	[illegible]	[illegible]	[illegible]	[illegible]	433
Aortic aneurysm	--	--	[illegible]	[illegible]	[illegible]	[illegible]	[illegible]	[illegible]	[illegible]	[illegible]	[illegible]	[illegible]	[illegible]	[illegible]	[illegible]	[illegible]	[illegible]	[illegible]	[illegible]	[illegible]	[illegible]	[illegible]	[illegible]	NA
Endocarditis	0·1 (0·1 to 0·2)	[illegible]	[illegible]	[illegible]	[illegible]	[illegible]	[illegible]	[illegible]	[illegible]	[illegible]	[illegible]	[illegible]	[illegible]	[illegible]	[illegible]	[illegible]	[illegible]	[illegible]	[illegible]	[illegible]	[illegible]	[illegible]	[illegible]	62·8
Other cardiovascular and circulatory diseases	5·8 (2 to 11·8)	[illegible]	[illegible]	[illegible]	[illegible]	[illegible]	[illegible]	[illegible]	[illegible]	[illegible]	[illegible]	[illegible]	[illegible]	[illegible]	[illegible]	[illegible]	[illegible]	[illegible]	[illegible]	[illegible]	[illegible]	[illegible]	[illegible]	534
Chronic respiratory diseases	0 (0 to 0)	[illegible]	[illegible]	[illegible]	[illegible]	[illegible]	[illegible]	[illegible]	[illegible]	[illegible]	[illegible]	[illegible]	[illegible]	[illegible]	[illegible]	[illegible]	[illegible]	[illegible]	[illegible]	[illegible]	[illegible]	[illegible]	[illegible]	4,190
Chronic obstructive pulmonary disease	0 (0 to 0)	[illegible]	[illegible]	[illegible]	[illegible]	[illegible]	[illegible]	[illegible]	[illegible]	[illegible]	[illegible]	[illegible]	[illegible]	[illegible]	[illegible]	[illegible]	[illegible]	[illegible]	[illegible]	[illegible]	[illegible]	[illegible]	[illegible]	2,250
Pneumoconiosis	0 (0 to 0)	[illegible]	[illegible]	[illegible]	[illegible]	[illegible]	[illegible]	[illegible]	[illegible]	[illegible]	[illegible]	[illegible]	[illegible]	[illegible]	[illegible]	[illegible]	[illegible]	[illegible]	[illegible]	[illegible]	[illegible]	[illegible]	[illegible]	14·4
Silicosis	0 (0 to 0)	[illegible]	[illegible]	[illegible]	[illegible]	[illegible]	[illegible]	[illegible]	[illegible]	[illegible]	[illegible]	[illegible]	[illegible]	[illegible]	[illegible]	[illegible]	[illegible]	[illegible]	[illegible]	[illegible]	[illegible]	[illegible]	[illegible]	2·4
Asbestosis	0 (0 to 0)	[illegible]	[illegible]	[illegible]	[illegible]	[illegible]	[illegible]	[illegible]	[illegible]	[illegible]	[illegible]	[illegible]	[illegible]	[illegible]	[illegible]	[illegible]	[illegible]	[illegible]	[illegible]	[illegible]	[illegible]	[illegible]	[illegible]	1·7
Coal workers pneumoconiosis	0 (0 to 0)	[illegible]	[illegible]	[illegible]	[illegible]	[illegible]	[illegible]	[illegible]	[illegible]	[illegible]	[illegible]	[illegible]	[illegible]	[illegible]	[illegible]	[illegible]	[illegible]	[illegible]	[illegible]	[illegible]	[illegible]	[illegible]	[illegible]	1
Other pneumoconiosis	0 (0 to 0)	[illegible]	[illegible]	[illegible]	[illegible]	[illegible]	[illegible]	[illegible]	[illegible]	[illegible]	[illegible]	[illegible]	[illegible]	[illegible]	[illegible]	[illegible]	[illegible]	[illegible]	[illegible]	[illegible]	[illegible]	[illegible]	[illegible]	9·3
Asthma	0 (0 to 0)	[illegible]	[illegible]	[illegible]	[illegible]	[illegible]	[illegible]	[illegible]	[illegible]	[illegible]	[illegible]	[illegible]	[illegible]	[illegible]	[illegible]	[illegible]	[illegible]	[illegible]	[illegible]	[illegible]	[illegible]	[illegible]	[illegible]	1,300
Interstitial lung disease and pulmonary sarcoidosis	0 (0 to 0)	[illegible]	[illegible]	[illegible]	[illegible]	[illegible]	[illegible]	[illegible]	[illegible]	[illegible]	[illegible]	[illegible]	[illegible]	[illegible]	[illegible]	[illegible]	[illegible]	[illegible]	[illegible]	[illegible]	[illegible]	[illegible]	[illegible]	413
Other chronic respiratory diseases	0 (0 to 0)	[illegible]	[illegible]	[illegible]	[illegible]	[illegible]	[illegible]	[illegible]	[illegible]	[illegible]	[illegible]	[illegible]	[illegible]	[illegible]	[illegible]	[illegible]	[illegible]	[illegible]	[illegible]	[illegible]	[illegible]	[illegible]	[illegible]	216
Digestive diseases	10·4 (7 to 15·3)	[illegible]	[illegible]	[illegible]	[illegible]	[illegible]	[illegible]	[illegible]	[illegible]	[illegible]	[illegible]	[illegible]	[illegible]	[illegible]	[illegible]	[illegible]	[illegible]	[illegible]	[illegible]	[illegible]	[illegible]	[illegible]	[illegible]	9,890
Cirrhosis and other chronic liver diseases	0 (0 to 0)	[illegible]	[illegible]	[illegible]	[illegible]	[illegible]	[illegible]	[illegible]	[illegible]	[illegible]	[illegible]	[illegible]	[illegible]	[illegible]	[illegible]	[illegible]	[illegible]	[illegible]	[illegible]	[illegible]	[illegible]	[illegible]	[illegible]	4,360
Cirrhosis and other chronic liver diseases due to hepatitis B	0 (0 to 0)	[illegible]	[illegible]	[illegible]	[illegible]	[illegible]	[illegible]	[illegible]	[illegible]	[illegible]	[illegible]	[illegible]	[illegible]	[illegible]	[illegible]	[illegible]	[illegible]	[illegible]	[illegible]	[illegible]	[illegible]	[illegible]	[illegible]	106
Cirrhosis and other chronic liver diseases due to hepatitis C	0 (0 to 0)	[illegible]	[illegible]	[illegible]	[illegible]	[illegible]	[illegible]	[illegible]	[illegible]	[illegible]	[illegible]	[illegible]	[illegible]	[illegible]	[illegible]	[illegible]	[illegible]	[illegible]	[illegible]	[illegible]	[illegible]	[illegible]	[illegible]	926
Cirrhosis and other chronic liver diseases due to alcohol use	0 (0 to 0)	[illegible]	[illegible]	[illegible]	[illegible]	[illegible]	[illegible]	[illegible]	[illegible]	[illegible]	[illegible]	[illegible]	[illegible]	[illegible]	[illegible]	[illegible]	[illegible]	[illegible]	[illegible]	[illegible]	[illegible]	[illegible]	[illegible]	1,400
Cirrhosis and other chronic liver diseases due to NAFLD	0 (0 to 0)	[illegible]	[illegible]	[illegible]	[illegible]	[illegible]	[illegible]	[illegible]	[illegible]	[illegible]	[illegible]	[illegible]	[illegible]	[illegible]	[illegible]	[illegible]	[illegible]	[illegible]	[illegible]	[illegible]	[illegible]	[illegible]	[illegible]	1,100
Cirrhosis and other chronic liver diseases due to other causes	0 (0 to 0)	[illegible]	[illegible]	[illegible]	[illegible]	[illegible]	[illegible]	[illegible]	[illegible]	[illegible]	[illegible]	[illegible]	[illegible]	[illegible]	[illegible]	[illegible]	[illegible]	[illegible]	[illegible]	[illegible]	[illegible]	[illegible]	[illegible]	825
Upper digestive system diseases	0 (0 to 0)	[illegible]	[illegible]	[illegible]	[illegible]	[illegible]	[illegible]	[illegible]	[illegible]	[illegible]	[illegible]	[illegible]	[illegible]	[illegible]	[illegible]	[illegible]	[illegible]	[illegible]	[illegible]	[illegible]	[illegible]	[illegible]	[illegible]	1,420
Peptic ulcer disease	0 (0 to 0)	[illegible]	[illegible]	[illegible]	[illegible]	[illegible]	[illegible]	[illegible]	[illegible]	[illegible]	[illegible]	[illegible]	[illegible]	[illegible]	[illegible]	[illegible]	[illegible]	[illegible]	[illegible]	[illegible]	[illegible]	[illegible]	[illegible]	164
Gastritis and duodenitis	0 (0 to 0)	[illegible]	[illegible]	[illegible]	[illegible]	[illegible]	[illegible]	[illegible]	[illegible]	[illegible]	[illegible]	[illegible]	[illegible]	[illegible]	[illegible]	[illegible]	[illegible]	[illegible]	[illegible]	[illegible]	[illegible]	[illegible]	[illegible]	172
Gastroesophageal reflux disease	0 (0 to 0)	[illegible]	[illegible]	[illegible]	[illegible]	[illegible]	[illegible]	[illegible]	[illegible]	[illegible]	[illegible]	[illegible]	[illegible]	[illegible]	[illegible]	[illegible]	[illegible]	[illegible]	[illegible]	[illegible]	[illegible]	[illegible]	[illegible]	1,080
Appendicitis	0 (0 to 0)	[illegible]	[illegible]	[illegible]	[illegible]	[illegible]	[illegible]	[illegible]	[illegible]	[illegible]	[illegible]	[illegible]	[illegible]	[illegible]	[illegible]	[illegible]	[illegible]	[illegible]	[illegible]	[illegible]	[illegible]	[illegible]	[illegible]	216
Paralytic ileus and intestinal obstruction	6·4 (3·8 to 10·2)	[illegible]	[illegible]	[illegible]	[illegible]	[illegible]	[illegible]	[illegible]	[illegible]	[illegible]	[illegible]	[illegible]	[illegible]	[illegible]	[illegible]	[illegible]	[illegible]	[illegible]	[illegible]	[illegible]	[illegible]	[illegible]	[illegible]	462
Inguinal, femoral, and abdominal hernia	4 (1·6 to 7·5)	[illegible]	[illegible]	[illegible]	[illegible]	[illegible]	[illegible]	[illegible]	[illegible]	[illegible]	[illegible]	[illegible]	[illegible]	[illegible]	[illegible]	[illegible]	[illegible]	[illegible]	[illegible]	[illegible]	[illegible]	[illegible]	[illegible]	370
Inflammatory bowel disease	0 (0 to 0)	[illegible]	[illegible]	[illegible]	[illegible]	[illegible]	[illegible]	[illegible]	[illegible]	[illegible]	[illegible]	[illegible]	[illegible]	[illegible]	[illegible]	[illegible]	[illegible]	[illegible]	[illegible]	[illegible]	[illegible]	[illegible]	[illegible]	93·8
Vascular intestinal disorders	0 (0 to 0)	[illegible]	[illegible]	[illegible]	[illegible]	[illegible]	[illegible]	[illegible]	[illegible]	[illegible]	[illegible]	[illegible]	[illegible]	[illegible]	[illegible]	[illegible]	[illegible]	[illegible]	[illegible]	[illegible]	[illegible]	[illegible]	[illegible]	160
Gallbladder and biliary diseases	0 (0 to 0)	[illegible]	[illegible]	[illegible]	[illegible]	[illegible]	[illegible]	[illegible]	[illegible]	[illegible]	[illegible]	[illegible]	[illegible]	[illegible]	[illegible]	[illegible]	[illegible]	[illegible]	[illegible]	[illegible]	[illegible]	[illegible]	[illegible]	2,060
Pancreatitis	0 (0 to 0)	[illegible]	[illegible]	[illegible]	[illegible]	[illegible]	[illegible]	[illegible]	[illegible]	[illegible]	[illegible]	[illegible]	[illegible]	[illegible]	[illegible]	[illegible]	[illegible]	[illegible]	[illegible]	[illegible]	[illegible]	[illegible]	[illegible]	279
Other digestive diseases	0 (0 to 0)	[illegible]	[illegible]	[illegible]	[illegible]	[illegible]	[illegible]	[illegible]	[illegible]	[illegible]	[illegible]	[illegible]	[illegible]	[illegible]	[illegible]	[illegible]	[illegible]	[illegible]	[illegible]	[illegible]	[illegible]	[illegible]	[illegible]	466
Neurological disorders	0·5 (0·2 to 1)	[illegible]	[illegible]	[illegible]	[illegible]	[illegible]	[illegible]	[illegible]	[illegible]	[illegible]	[illegible]	[illegible]	[illegible]	[illegible]	[illegible]	[illegible]	[illegible]	[illegible]	[illegible]	[illegible]	[illegible]	[illegible]	[illegible]	10,800
Alzheimer's disease and other dementias	0 (0 to 0)	[illegible]	[illegible]	[illegible]	[illegible]	[illegible]	[illegible]	[illegible]	[illegible]	[illegible]	[illegible]	[illegible]	[illegible]	[illegible]	[illegible]	[illegible]	[illegible]	[illegible]	[illegible]	[illegible]	[illegible]	[illegible]	[illegible]	1,090
Parkinson's disease	0 (0 to 0)	[illegible]	[illegible]	[illegible]	[illegible]	[illegible]	[illegible]	[illegible]	[illegible]	[illegible]	[illegible]	[illegible]	[illegible]	[illegible]	[illegible]	[illegible]	[illegible]	[illegible]	[illegible]	[illegible]	[illegible]	[illegible]	[illegible]	267
Idiopathic epilepsy	0·4 (0·1 to 0·9)	[illegible]	[illegible]	[illegible]	[illegible]	[illegible]	[illegible]	[illegible]	[illegible]	[illegible]	[illegible]	[illegible]	[illegible]	[illegible]	[illegible]	[illegible]	[illegible]	[illegible]	[illegible]	[illegible]	[illegible]	[illegible]	[illegible]	1,850
Multiple sclerosis	0 (0 to 0)	[illegible]	[illegible]	[illegible]	[illegible]	[illegible]	[illegible]	[illegible]	[illegible]	[illegible]	[illegible]	[illegible]	[illegible]	[illegible]	[illegible]	[illegible]	[illegible]	[illegible]	[illegible]	[illegible]	[illegible]	[illegible]	[illegible]	86·7
Motor neuron disease	0·1 (0·1 to 0·2)	[illegible]	[illegible]	[illegible]	[illegible]	[illegible]	[illegible]	[illegible]	[illegible]	[illegible]	[illegible]	[illegible]	[illegible]	[illegible]	[illegible]	[illegible]	[illegible]	[illegible]	[illegible]	[illegible]	[illegible]	[illegible]	[illegible]	76·6
Headache disorders	0 (0 to 0)	[illegible]	[illegible]	[illegible]	[illegible]	[illegible]	[illegible]	[illegible]	[illegible]	[illegible]	[illegible]	[illegible]	[illegible]	[illegible]	[illegible]	[illegible]	[illegible]	[illegible]	[illegible]	[illegible]	[illegible]	[illegible]	[illegible]	6,810
Migraine	0 (0 to 0)	[illegible]	[illegible]	[illegible]	[illegible]	[illegible]	[illegible]	[illegible]	[illegible]	[illegible]	[illegible]	[illegible]	[illegible]	[illegible]	[illegible]	[illegible]	[illegible]	[illegible]	[illegible]	[illegible]	[illegible]	[illegible]	[illegible]	6,250
Tension-type headache	0 (0 to 0)	[illegible]	[illegible]	[illegible]	[illegible]	[illegible]	[illegible]	[illegible]	[illegible]	[illegible]	[illegible]	[illegible]	[illegible]	[illegible]	[illegible]	[illegible]	[illegible]	[illegible]	[illegible]	[illegible]	[illegible]	[illegible]	[illegible]	560
Other neurological disorders	0 (0 to 0)	[illegible]	[illegible]	[illegible]	[illegible]	[illegible]	[illegible]	[illegible]	[illegible]	[illegible]	[illegible]	[illegible]	[illegible]	[illegible]	[illegible]	[illegible]	[illegible]	[illegible]	[illegible]	[illegible]	[illegible]	[illegible]	[illegible]	642
Mental disorders	0·1 (0·1 to 0·2)	[illegible]	[illegible]	[illegible]	[illegible]	[illegible]	[illegible]	[illegible]	[illegible]	[illegible]	[illegible]	[illegible]	[illegible]	[illegible]	[illegible]	[illegible]	[illegible]	[illegible]	[illegible]	[illegible]	[illegible]	[illegible]	[illegible]	18,100
Schizophrenia	0 (0 to 0)	[illegible]	[illegible]	[illegible]	[illegible]	[illegible]	[illegible]	[illegible]	[illegible]	[illegible]	[illegible]	[illegible]	[illegible]	[illegible]	[illegible]	[illegible]	[illegible]	[illegible]	[illegible]	[illegible]	[illegible]	[illegible]	[illegible]	1,620
Depressive disorders	0 (0 to 0)	[illegible]	[illegible]	[illegible]	[illegible]	[illegible]	[illegible]	[illegible]	[illegible]	[illegible]	[illegible]	[illegible]	[illegible]	[illegible]	[illegible]	[illegible]	[illegible]	[illegible]	[illegible]	[illegible]	[illegible]	[illegible]	[illegible]	8,300
Major depressive disorder	0 (0 to 0)	[illegible]	[illegible]	[illegible]	[illegible]	[illegible]	[illegible]	[illegible]	[illegible]	[illegible]	[illegible]	[illegible]	[illegible]	[illegible]	[illegible]	[illegible]	[illegible]	[illegible]	[illegible]	[illegible]	[illegible]	[illegible]	[illegible]	7,480
Dysthymia	0 (0 to 0)	[illegible]	[illegible]	[illegible]	[illegible]	[illegible]	[illegible]	[illegible]	[illegible]	[illegible]	[illegible]	[illegible]	[illegible]	[illegible]	[illegible]	[illegible]	[illegible]	[illegible]	[illegible]	[illegible]	[illegible]	[illegible]	[illegible]	822
Bipolar disorder	0 (0 to 0)	[illegible]	[illegible]	[illegible]	[illegible]	[illegible]	[illegible]	[illegible]	[illegible]	[illegible]	[illegible]	[illegible]	[illegible]	[illegible]	[illegible]	[illegible]	[illegible]	[illegible]	[illegible]	[illegible]	[illegible]	[illegible]	[illegible]	1,980
Anxiety disorders	0 (0 to 0)	[illegible]	[illegible]	[illegible]	[illegible]	[illegible]	[illegible]	[illegible]	[illegible]	[illegible]	[illegible]	[illegible]	[illegible]	[illegible]	[illegible]	[illegible]	[illegible]	[illegible]	[illegible]	[illegible]	[illegible]	[illegible]	[illegible]	3,810
Eating disorders	0 (0 to 0)	[illegible]	[illegible]	[illegible]	[illegible]	[illegible]	[illegible]	[illegible]	[illegible]	[illegible]	[illegible]	[illegible]	[illegible]	[illegible]	[illegible]	[illegible]	[illegible]	[illegible]	[illegible]	[illegible]	[illegible]	[illegible]	[illegible]	803
Anorexia nervosa	0 (0 to 0)	[illegible]	[illegible]	[illegible]	[illegible]	[illegible]	[illegible]	[illegible]	[illegible]	[illegible]	[illegible]	[illegible]	[illegible]	[illegible]	[illegible]	[illegible]	[illegible]	[illegible]	[illegible]	[illegible]	[illegible]	[illegible]	[illegible]	174
Bulimia nervosa	0 (0 to 0)	[illegible]	[illegible]	[illegible]	[illegible]	[illegible]	[illegible]	[illegible]	[illegible]	[illegible]	[illegible]	[illegible]	[illegible]	[illegible]	[illegible]	[illegible]	[illegible]	[illegible]	[illegible]	[illegible]	[illegible]	[illegible]	[illegible]	630
Autism spectrum disorders	0·1 (0·1 to 0·2)	[illegible]	[illegible]	[illegible]	[illegible]	[illegible]	[illegible]	[illegible]	[illegible]	[illegible]	[illegible]	[illegible]	[illegible]	[illegible]	[illegible]	[illegible]	[illegible]	[illegible]	[illegible]	[illegible]	[illegible]	[illegible]	[illegible]	250
Attention-deficit/hyperactivity disorder	0 (0 to 0)	[illegible]	[illegible]	[illegible]	[illegible]	[illegible]	[illegible]	[illegible]	[illegible]	[illegible]	[illegible]	[illegible]	[illegible]	[illegible]	[illegible]	[illegible]	[illegible]	[illegible]	[illegible]	[illegible]	[illegible]	[illegible]	[illegible]	64
Conduct disorder	0 (0 to 0)	[illegible]	[illegible]	[illegible]	[illegible]	[illegible]	[illegible]	[illegible]	[illegible]	[illegible]	[illegible]	[illegible]	[illegible]	[illegible]	[illegible]	[illegible]	[illegible]	[illegible]	[illegible]	[illegible]	[illegible]	[illegible]	[illegible]	456
Idiopathic developmental intellectual disability	0 (0 to 0)	[illegible]	[illegible]	[illegible]	[illegible]	[illegible]	[illegible]	[illegible]	[illegible]	[illegible]	[illegible]	[illegible]	[illegible]	[illegible]	[illegible]	[illegible]	[illegible]	[illegible]	[illegible]	[illegible]	[illegible]	[illegible]	[illegible]	110
Other mental disorders	0 (0 to 0)	[illegible]	[illegible]	[illegible]	[illegible]	[illegible]	[illegible]	[illegible]	[illegible]	[illegible]	[illegible]	[illegible]	[illegible]	[illegible]	[illegible]	[illegible]	[illegible]	[illegible]	[illegible]	[illegible]	[illegible]	[illegible]	[illegible]	700
Substance use disorders	0 (0 to 0)	[illegible]	[illegible]	[illegible]	[illegible]	[illegible]	[illegible]	[illegible]	[illegible]	[illegible]	[illegible]	[illegible]	[illegible]	[illegible]	[illegible]	[illegible]	[illegible]	[illegible]	[illegible]	[illegible]	[illegible]	[illegible]	[illegible]	1,530
Alcohol use disorders	0 (0 to 0)	[illegible]	[illegible]	[illegible]	[illegible]	[illegible]	[illegible]	[illegible]	[illegible]	[illegible]	[illegible]	[illegible]	[illegible]	[illegible]	[illegible]	[illegible]	[illegible]	[illegible]	[illegible]	[illegible]	[illegible]	[illegible]	[illegible]	619
Drug use disorders	0 (0 to 0)	[illegible]	[illegible]	[illegible]	[illegible]	[illegible]	[illegible]	[illegible]	[illegible]	[illegible]	[illegible]	[illegible]	[illegible]	[illegible]	[illegible]	[illegible]	[illegible]	[illegible]	[illegible]	[illegible]	[illegible]	[illegible]	[illegible]	907
Opioid use disorders	0 (0 to 0)	[illegible]	[illegible]	[illegible]	[illegible]	[illegible]	[illegible]	[illegible]	[illegible]	[illegible]	[illegible]	[illegible]	[illegible]	[illegible]	[illegible]	[illegible]	[illegible]	[illegible]	[illegible]	[illegible]	[illegible]	[illegible]	[illegible]	458
Cocaine use disorders	0 (0 to 0)	[illegible]	[illegible]	[illegible]	[illegible]	[illegible]	[illegible]	[illegible]	[illegible]	[illegible]	[illegible]	[illegible]	[illegible]	[illegible]	[illegible]	[illegible]	[illegible]	[illegible]	[illegible]	[illegible]	[illegible]	[illegible]	[illegible]	161
Amphetamine use disorders	0 (0 to 0)	[illegible]	[illegible]	[illegible]	[illegible]	[illegible]	[illegible]	[illegible]	[illegible]	[illegible]	[illegible]	[illegible]	[illegible]	[illegible]	[illegible]	[illegible]	[illegible]	[illegible]	[illegible]	[illegible]	[illegible]	[illegible]	[illegible]	89·7
Cannabis use disorders	0 (0 to 0)	[illegible]	[illegible]	[illegible]	[illegible]	[illegible]	[illegible]	[illegible]	[illegible]	[illegible]	[illegible]	[illegible]	[illegible]	[illegible]	[illegible]	[illegible]	[illegible]	[illegible]	[illegible]	[illegible]	[illegible]	[illegible]	[illegible]	35·3
Other drug use disorders	0 (0 to 0)	[illegible]	[illegible]	[illegible]	[illegible]	[illegible]	[illegible]	[illegible]	[illegible]	[illegible]	[illegible]	[illegible]	[illegible]	[illegible]	[illegible]	[illegible]	[illegible]	[illegible]	[illegible]	[illegible]	[illegible]	[illegible]	[illegible]	163
Diabetes and kidney diseases	0·1 (0 to 0·1)	[illegible]	[illegible]	[illegible]	[illegible]	[illegible]	[illegible]	[illegible]	[illegible]	[illegible]	[illegible]	[illegible]	[illegible]	[illegible]	[illegible]	[illegible]	[illegible]	[illegible]	[illegible]	[illegible]	[illegible]	[illegible]	[illegible]	24,000
Diabetes mellitus	0·1 (0 to 0·1)	[illegible]	[illegible]	[illegible]	[illegible]	[illegible]	[illegible]	[illegible]	[illegible]	[illegible]	[illegible]	[illegible]	[illegible]	[illegible]	[illegible]	[illegible]	[illegible]	[illegible]	[illegible]	[illegible]	[illegible]	[illegible]	[illegible]	14,200
Diabetes mellitus type 1	0·1 (0 to 0·1)	[illegible]	[illegible]	[illegible]	[illegible]	[illegible]	[illegible]	[illegible]	[illegible]	[illegible]	[illegible]	[illegible]	[illegible]	[illegible]	[illegible]	[illegible]	[illegible]	[illegible]	[illegible]	[illegible]	[illegible]	[illegible]	[illegible]	374
Diabetes mellitus type 2	0 (0 to 0)	[illegible]	[illegible]	[illegible]	[illegible]	[illegible]	[illegible]	[illegible]	[illegible]	[illegible]	[illegible]	[illegible]	[illegible]	[illegible]	[illegible]	[illegible]	[illegible]	[illegible]	[illegible]	[illegible]	[illegible]	[illegible]	[illegible]	13,800
Chronic kidney disease	0 (0 to 0)	[illegible]	[illegible]	[illegible]	[illegible]	[illegible]	[illegible]	[illegible]	[illegible]	[illegible]	[illegible]	[illegible]	[illegible]	[illegible]	[illegible]	[illegible]	[illegible]	[illegible]	[illegible]	[illegible]	[illegible]	[illegible]	[illegible]	9,840
Chronic kidney disease due to diabetes mellitus type 1	0 (0 to 0)	[illegible]	[illegible]	[illegible]	[illegible]	[illegible]	[illegible]	[illegible]	[illegible]	[illegible]	[illegible]	[illegible]	[illegible]	[illegible]	[illegible]	[illegible]	[illegible]	[illegible]	[illegible]	[illegible]	[illegible]	[illegible]	[illegible]	744
Chronic kidney disease due to diabetes mellitus type 2	0 (0 to 0)	[illegible]	[illegible]	[illegible]	[illegible]	[illegible]	[illegible]	[illegible]	[illegible]	[illegible]	[illegible]	[illegible]	[illegible]	[illegible]	[illegible]	[illegible]	[illegible]	[illegible]	[illegible]	[illegible]	[illegible]	[illegible]	[illegible]	2,220
Chronic kidney disease due to hypertension	0 (0 to 0)	[illegible]	[illegible]	[illegible]	[illegible]	[illegible]	[illegible]	[illegible]	[illegible]	[illegible]	[illegible]	[illegible]	[illegible]	[illegible]	[illegible]	[illegible]	[illegible]	[illegible]	[illegible]	[illegible]	[illegible]	[illegible]	[illegible]	1,850
Chronic kidney disease due to glomerulonephritis	0 (0 to 0)	[illegible]	[illegible]	[illegible]	[illegible]	[illegible]	[illegible]	[illegible]	[illegible]	[illegible]	[illegible]	[illegible]	[illegible]	[illegible]	[illegible]	[illegible]	[illegible]	[illegible]	[illegible]	[illegible]	[illegible]	[illegible]	[illegible]	2,190
Chronic kidney disease due to other and unspecified causes	0 (0 to 0)	[illegible]	[illegible]	[illegible]	[illegible]	[illegible]	[illegible]	[illegible]	[illegible]	[illegible]	[illegible]	[illegible]	[illegible]	[illegible]	[illegible]	[illegible]	[illegible]	[illegible]	[illegible]	[illegible]	[illegible]	[illegible]	[illegible]	2,830
Acute glomerulonephritis	0 (0 to 0)	[illegible]	[illegible]	[illegible]	[illegible]	[illegible]	[illegible]	[illegible]	[illegible]	[illegible]	[illegible]	[illegible]	[illegible]	[illegible]	[illegible]	[illegible]	[illegible]	[illegible]	[illegible]	[illegible]	[illegible]	[illegible]	[illegible]	31·5
Skin and subcutaneous diseases	0 (0 to 0)	[illegible]	[illegible]	[illegible]	[illegible]	[illegible]	[illegible]	[illegible]	[illegible]	[illegible]	[illegible]	[illegible]	[illegible]	[illegible]	[illegible]	[illegible]	[illegible]	[illegible]	[illegible]	[illegible]	[illegible]	[illegible]	[illegible]	3,990
Dermatitis	0 (0 to 0)	[illegible]	[illegible]	[illegible]	[illegible]	[illegible]	[illegible]	[illegible]	[illegible]	[illegible]	[illegible]	[illegible]	[illegible]	[illegible]	[illegible]	[illegible]	[illegible]	[illegible]	[illegible]	[illegible]	[illegible]	[illegible]	[illegible]	875
Atopic dermatitis	0 (0 to 0)	[illegible]	[illegible]	[illegible]	[illegible]	[illegible]	[illegible]	[illegible]	[illegible]	[illegible]	[illegible]	[illegible]	[illegible]	[illegible]	[illegible]	[illegible]	[illegible]	[illegible]	[illegible]	[illegible]	[illegible]	[illegible]	[illegible]	575
Contact dermatitis	0 (0 to 0)	[illegible]	[illegible]	[illegible]	[illegible]	[illegible]	[illegible]	[illegible]	[illegible]	[illegible]	[illegible]	[illegible]	[illegible]	[illegible]	[illegible]	[illegible]	[illegible]	[illegible]	[illegible]	[illegible]	[illegible]	[illegible]	[illegible]	272
Seborrhoeic dermatitis	0 (0 to 0)	[illegible]	[illegible]	[illegible]	[illegible]	[illegible]	[illegible]	[illegible]	[illegible]	[illegible]	[illegible]	[illegible]	[illegible]	[illegible]	[illegible]	[illegible]	[illegible]	[illegible]	[illegible]	[illegible]	[illegible]	[illegible]	[illegible]	27·3
Psoriasis	0 (0 to 0)	[illegible]	[illegible]	[illegible]	[illegible]	[illegible]	[illegible]	[illegible]	[illegible]	[illegible]	[illegible]	[illegible]	[illegible]	[illegible]	[illegible]	[illegible]	[illegible]	[illegible]	[illegible]	[illegible]	[illegible]	[illegible]	[illegible]	95·5
Bacterial skin diseases	0 (0 to 0)	[illegible]	[illegible]	[illegible]	[illegible]	[illegible]	[illegible]	[illegible]	[illegible]	[illegible]	[illegible]	[illegible]	[illegible]	[illegible]	[illegible]	[illegible]	[illegible]	[illegible]	[illegible]	[illegible]	[illegible]	[illegible]	[illegible]	301
Cellulitis	0 (0 to 0)	[illegible]	[illegible]	[illegible]	[illegible]	[illegible]	[illegible]	[illegible]	[illegible]	[illegible]	[illegible]	[illegible]	[illegible]	[illegible]	[illegible]	[illegible]	[illegible]	[illegible]	[illegible]	[illegible]	[illegible]	[illegible]	[illegible]	104
Pyoderma	0 (0 to 0)	[illegible]	[illegible]	[illegible]	[illegible]	[illegible]	[illegible]	[illegible]	[illegible]	[illegible]	[illegible]	[illegible]	[illegible]	[illegible]	[illegible]	[illegible]	[illegible]	[illegible]	[illegible]	[illegible]	[illegible]	[illegible]	[illegible]	197
Scabies	0 (0 to 0)	[illegible]	[illegible]	[illegible]	[illegible]	[illegible]	[illegible]	[illegible]	[illegible]	[illegible]	[illegible]	[illegible]	[illegible]	[illegible]	[illegible]	[illegible]	[illegible]	[illegible]	[illegible]	[illegible]	[illegible]	[illegible]	[illegible]	627
Fungal skin diseases	0 (0 to 0)	[illegible]	[illegible]	[illegible]	[illegible]	[illegible]	[illegible]	[illegible]	[illegible]	[illegible]	[illegible]	[illegible]	[illegible]	[illegible]	[illegible]	[illegible]	[illegible]	[illegible]	[illegible]	[illegible]	[illegible]	[illegible]	[illegible]	205
Viral skin diseases	0 (0 to 0)	[illegible]	[illegible]	[illegible]	[illegible]	[illegible]	[illegible]	[illegible]	[illegible]	[illegible]	[illegible]	[illegible]	[illegible]	[illegible]	[illegible]	[illegible]	[illegible]	[illegible]	[illegible]	[illegible]	[illegible]	[illegible]	[illegible]	346
Acne vulgaris	0 (0 to 0)	[illegible]	[illegible]	[illegible]	[illegible]	[illegible]	[illegible]	[illegible]	[illegible]	[illegible]	[illegible]	[illegible]	[illegible]	[illegible]	[illegible]	[illegible]	[illegible]	[illegible]	[illegible]	[illegible]	[illegible]	[illegible]	[illegible]	442
Alopecia areata	0 (0 to 0)	[illegible]	[illegible]	[illegible]	[illegible]	[illegible]	[illegible]	[illegible]	[illegible]	[illegible]	[illegible]	[illegible]	[illegible]	[illegible]	[illegible]	[illegible]	[illegible]	[illegible]	[illegible]	[illegible]	[illegible]	[illegible]	[illegible]	85
Pruritus	0 (0 to 0)	[illegible]	[illegible]	[illegible]	[illegible]	[illegible]	[illegible]	[illegible]	[illegible]	[illegible]	[illegible]	[illegible]	[illegible]	[illegible]	[illegible]	[illegible]	[illegible]	[illegible]	[illegible]	[illegible]	[illegible]	[illegible]	[illegible]	85·5
Urticaria	0 (0 to 0)	[illegible]	[illegible]	[illegible]	[illegible]	[illegible]	[illegible]	[illegible]	[illegible]	[illegible]	[illegible]	[illegible]	[illegible]	[illegible]	[illegible]	[illegible]	[illegible]	[illegible]	[illegible]	[illegible]	[illegible]	[illegible]	[illegible]	483
Decubitus ulcer	0 (0 to 0)	[illegible]	[illegible]	[illegible]	[illegible]	[illegible]	[illegible]	[illegible]	[illegible]	[illegible]	[illegible]	[illegible]	[illegible]	[illegible]	[illegible]	[illegible]	[illegible]	[illegible]	[illegible]	[illegible]	[illegible]	[illegible]	[illegible]	61·6
Other skin and subcutaneous diseases	0 (0 to 0)	[illegible]	[illegible]	[illegible]	[illegible]	[illegible]	[illegible]	[illegible]	[illegible]	[illegible]	[illegible]	[illegible]	[illegible]	[illegible]	[illegible]	[illegible]	[illegible]	[illegible]	[illegible]	[illegible]	[illegible]	[illegible]	[illegible]	387
Sense organ diseases	0 (0 to 0·1)	[illegible]	[illegible]	[illegible]	[illegible]	[illegible]	[illegible]	[illegible]	[illegible]	[illegible]	[illegible]	[illegible]	[illegible]	[illegible]	[illegible]	[illegible]	[illegible]	[illegible]	[illegible]	[illegible]	[illegible]	[illegible]	[illegible]	4,800
Blindness and vision loss	0 (0 to 0)	[illegible]	[illegible]	[illegible]	[illegible]	[illegible]	[illegible]	[illegible]	[illegible]	[illegible]	[illegible]	[illegible]	[illegible]	[illegible]	[illegible]	[illegible]	[illegible]	[illegible]	[illegible]	[illegible]	[illegible]	[illegible]	[illegible]	1,480
Glaucoma	0 (0 to 0)	[illegible]	[illegible]	[illegible]	[illegible]	[illegible]	[illegible]	[illegible]	[illegible]	[illegible]	[illegible]	[illegible]	[illegible]	[illegible]	[illegible]	[illegible]	[illegible]	[illegible]	[illegible]	[illegible]	[illegible]	[illegible]	[illegible]	33·5
Cataract	0 (0 to 0)	[illegible]	[illegible]	[illegible]	[illegible]	[illegible]	[illegible]	[illegible]	[illegible]	[illegible]	[illegible]	[illegible]	[illegible]	[illegible]	[illegible]	[illegible]	[illegible]	[illegible]	[illegible]	[illegible]	[illegible]	[illegible]	[illegible]	260
Age-related macular degeneration	0 (0 to 0)	[illegible]	[illegible]	[illegible]	[illegible]	[illegible]	[illegible]	[illegible]	[illegible]	[illegible]	[illegible]	[illegible]	[illegible]	[illegible]	[illegible]	[illegible]	[illegible]	[illegible]	[illegible]	[illegible]	[illegible]	[illegible]	[illegible]	19·3
Refraction disorders	0 (0 to 0)	[illegible]	[illegible]	[illegible]	[illegible]	[illegible]	[illegible]	[illegible]	[illegible]	[illegible]	[illegible]	[illegible]	[illegible]	[illegible]	[illegible]	[illegible]	[illegible]	[illegible]	[illegible]	[illegible]	[illegible]	[illegible]	[illegible]	668
Near vision loss	0 (0 to 0)	[illegible]	[illegible]	[illegible]	[illegible]	[illegible]	[illegible]	[illegible]	[illegible]	[illegible]	[illegible]	[illegible]	[illegible]	[illegible]	[illegible]	[illegible]	[illegible]	[illegible]	[illegible]	[illegible]	[illegible]	[illegible]	[illegible]	282
Other vision loss	0 (0 to 0)	[illegible]	[illegible]	[illegible]	[illegible]	[illegible]	[illegible]	[illegible]	[illegible]	[illegible]	[illegible]	[illegible]	[illegible]	[illegible]	[illegible]	[illegible]	[illegible]	[illegible]	[illegible]	[illegible]	[illegible]	[illegible]	[illegible]	221
Age-related and other hearing loss	0 (0 to 0)	[illegible]	[illegible]	[illegible]	[illegible]	[illegible]	[illegible]	[illegible]	[illegible]	[illegible]	[illegible]	[illegible]	[illegible]	[illegible]	[illegible]	[illegible]	[illegible]	[illegible]	[illegible]	[illegible]	[illegible]	[illegible]	[illegible]	2,990
Other sense organ diseases	0 (0 to 0)	[illegible]	[illegible]	[illegible]	[illegible]	[illegible]	[illegible]	[illegible]	[illegible]	[illegible]	[illegible]	[illegible]	[illegible]	[illegible]	[illegible]	[illegible]	[illegible]	[illegible]	[illegible]	[illegible]	[illegible]	[illegible]	[illegible]	328
Musculoskeletal disorders	0 (0 to 0)	[illegible]	[illegible]	[illegible]	[illegible]	[illegible]	[illegible]	[illegible]	[illegible]	[illegible]	[illegible]	[illegible]	[illegible]	[illegible]	[illegible]	[illegible]	[illegible]	[illegible]	[illegible]	[illegible]	[illegible]	[illegible]	[illegible]	18,700
Rheumatoid arthritis	0 (0 to 0)	[illegible]	[illegible]	[illegible]	[illegible]	[illegible]	[illegible]	[illegible]	[illegible]	[illegible]	[illegible]	[illegible]	[illegible]	[illegible]	[illegible]	[illegible]	[illegible]	[illegible]	[illegible]	[illegible]	[illegible]	[illegible]	[illegible]	755
Osteoarthritis	0 (0 to 0)	[illegible]	[illegible]	[illegible]	[illegible]	[illegible]	[illegible]	[illegible]	[illegible]	[illegible]	[illegible]	[illegible]	[illegible]	[illegible]	[illegible]	[illegible]	[illegible]	[illegible]	[illegible]	[illegible]	[illegible]	[illegible]	[illegible]	1,750
Osteoarthritis hip	0 (0 to 0)	[illegible]	[illegible]	[illegible]	[illegible]	[illegible]	[illegible]	[illegible]	[illegible]	[illegible]	[illegible]	[illegible]	[illegible]	[illegible]	[illegible]	[illegible]	[illegible]	[illegible]	[illegible]	[illegible]	[illegible]	[illegible]	[illegible]	57·2
Osteoarthritis knee	0 (0 to 0)	[illegible]	[illegible]	[illegible]	[illegible]	[illegible]	[illegible]	[illegible]	[illegible]	[illegible]	[illegible]	[illegible]	[illegible]	[illegible]	[illegible]	[illegible]	[illegible]	[illegible]	[illegible]	[illegible]	[illegible]	[illegible]	[illegible]	1,010
Osteoarthritis hand	0 (0 to 0)	[illegible]	[illegible]	[illegible]	[illegible]	[illegible]	[illegible]	[illegible]	[illegible]	[illegible]	[illegible]	[illegible]	[illegible]	[illegible]	[illegible]	[illegible]	[illegible]	[illegible]	[illegible]	[illegible]	[illegible]	[illegible]	[illegible]	552
Osteoarthritis other	0 (0 to 0)	[illegible]	[illegible]	[illegible]	[illegible]	[illegible]	[illegible]	[illegible]	[illegible]	[illegible]	[illegible]	[illegible]	[illegible]	[illegible]	[illegible]	[illegible]	[illegible]	[illegible]	[illegible]	[illegible]	[illegible]	[illegible]	[illegible]	127
Low back pain	0 (0 to 0)	[illegible]	[illegible]	[illegible]	[illegible]	[illegible]	[illegible]	[illegible]	[illegible]	[illegible]	[illegible]	[illegible]	[illegible]	[illegible]	[illegible]	[illegible]	[illegible]	[illegible]	[illegible]	[illegible]	[illegible]	[illegible]	[illegible]	8,020
Neck pain	0 (0 to 0)	[illegible]	[illegible]	[illegible]	[illegible]	[illegible]	[illegible]	[illegible]	[illegible]	[illegible]	[illegible]	[illegible]	[illegible]	[illegible]	[illegible]	[illegible]	[illegible]	[illegible]	[illegible]	[illegible]	[illegible]	[illegible]	[illegible]	1,370
Gout	0 (0 to 0)	[illegible]	[illegible]	[illegible]	[illegible]	[illegible]	[illegible]	[illegible]	[illegible]	[illegible]	[illegible]	[illegible]	[illegible]	[illegible]	[illegible]	[illegible]	[illegible]	[illegible]	[illegible]	[illegible]	[illegible]	[illegible]	[illegible]	36·5
Other musculoskeletal disorders	0 (0 to 0)	[illegible]	[illegible]	[illegible]	[illegible]	[illegible]	[illegible]	[illegible]	[illegible]	[illegible]	[illegible]	[illegible]	[illegible]	[illegible]	[illegible]	[illegible]	[illegible]	[illegible]	[illegible]	[illegible]	[illegible]	[illegible]	[illegible]	6,800
Other non-communicable diseases	1,290 (872 to 2,110)	[illegible]	[illegible]	[illegible]	[illegible]	[illegible]	[illegible]	[illegible]	[illegible]	[illegible]	[illegible]	[illegible]	[illegible]	[illegible]	[illegible]	[illegible]	[illegible]	[illegible]	[illegible]	[illegible]	[illegible]	[illegible]	[illegible]	20,200

Congenital birth defects	1,270 (860 to 2,100)	0·1 (0·1 to 0·1)	0 (0 to 0)	5,420
Neural tube defects	154 (78·3 to 262)	0 (0 to 0)	0 (0 to 0)	417
Congenital heart anomalies	416 (223 to 749)	0 (0 to 0)	0 (0 to 0)	2,170
Orofacial clefts	5·3 (2 to 11·1)	0 (0 to 0)	0 (0 to 0)	33·3
Down syndrome	15·5 (7·8 to 27·5)	0 (0 to 0)	0 (0 to 0)	195
Turner syndrome	0 (0 to 0)	0 (0 to 0)	0 (0 to 0)	2·9
Klinefelter syndrome	0 (0 to 0)	0 (0 to 0)	0 (0 to 0)	0
Other chromosomal abnormalities	37·5 (14·2 to 80·7)	0 (0 to 0)	0 (0 to 0)	138
Congenital musculoskeletal and limb anomalies	25·5 (13·4 to 45·2)	0 (0 to 0·1)	0 (0 to 0)	734
Urogenital congenital anomalies	88·8 (17·9 to 353)	0 (0 to 0)	0 (0 to 0)	233
Digestive congenital anomalies	207 (98·2 to 448)	0 (0 to 0)	0 (0 to 0)	605
Other congenital birth defects	324 (171 to 524)	0 (0 to 0)	0 (0 to 0)	893
Urinary diseases and male infertility	1·8 (0·4 to 3)	11·8 (7·3 to 17·4)	1·5 (0·8 to 2·2)	1,200
Urolithiasis	0 (0 to 0)	0·9 (0·4 to 2·2)	0·1 (0 to 0·3)	244
Benign prostatic hyperplasia	0 (0 to 0)	0 (0 to 0)	0 (0 to 0)	0
Male infertility	--	--	--	NA
Other urinary diseases	0·8 (0·2 to 1·5)	0·1 (0·1 to 0·4)	0 (0 to 0·1)	63
Gynecological diseases	0 (0 to 0)	1·7 (1·1 to 2·4)	0·2 (0·1 to 0·3)	6,970
Uterine fibroids	0 (0 to 0)	0·1 (0·1 to 0·2)	0 (0 to 0)	595
Polycystic ovarian syndrome	0 (0 to 0)	0 (0 to 0)	0 (0 to 0)	352
Female infertility	0 (0 to 0)	0 (0 to 0)	0 (0 to 0)	136
Endometriosis	0 (0 to 0)	0 (0 to 0)	0 (0 to 0)	416
Genital prolapse	0 (0 to 0)	0·3 (0·2 to 0·5)	0 (0 to 0)	68·4
Premenstrual syndrome	0 (0 to 0)	0 (0 to 0)	0 (0 to 0)	2,080
Other gynecological diseases	0 (0 to 0)	1·3 (0·7 to 2)	0·1 (0·1 to 0·2)	3,320
Hemoglobinopathies and hemolytic anemias	1·2 (0·7 to 2)	0·4 (0·2 to 0·5)	0 (0 to 0·1)	361
Thalassemias	0·2 (0·1 to 0·3)	0 (0 to 0)	0 (0 to 0)	4·3
Thalassemias trait	0 (0 to 0)	0 (0 to 0)	0 (0 to 0)	42·3
Sickle cell disorders	0·5 (0·1 to 1·1)	0 (0 to 0)	0 (0 to 0)	28·2
Sickle cell trait	0 (0 to 0)	0 (0 to 0)	0 (0 to 0)	76·8
G6PD deficiency	0·1 (0 to 0·1)	0 (0 to 0)	0 (0 to 0)	46·6
G6PD trait	0 (0 to 0)	0 (0 to 0)	0 (0 to 0)	2·9
Other hemoglobinopathies and hemolytic anemias	0·5 (0·2 to 1)	0·4 (0·2 to 0·5)	0 (0 to 0·1)	160
Endocrine, metabolic, blood, and immune disorders	9·1 (4·5 to [illegible])	9·7 (5·9 to 13·2)	1·1 (0·5 to 1·7)	3,150
Oral disorders	0 (0 to 0)	5·8 (3·7 to 8·3)	0·5 (0·3 to 0·7)	2,970
Caries of deciduous teeth	0 (0 to 0)	0 (0 to 0)	0 (0 to 0)	22·1
Caries of permanent teeth	0 (0 to 0)	0 (0 to 0·1)	0 (0 to 0)	178
Periodontal diseases	0 (0 to 0)	0·4 (0·2 to 0·9)	0 (0 to 0·1)	906
Other oral disorders	0 (0 to 0)	0·1 (0·1 to 0·2)	0 (0 to 0)	497
Sudden infant death syndrome	--	--	--	NA
Injuries	106 (68·6 to 152)	40·1 (32·3 to 48·5)	5·3 (4·1 to 6·5)	17,100
Transport injuries	4·6 (2·9 to 7·3)	4·3 (3·4 to 5·4)	0·5 (0·4 to 0·6)	3,290
Road injuries	3·9 (2·5 to 6·2)	4 (3·1 to 5)	0·4 (0·3 to 0·5)	3,060
Pedestrian road injuries	1·8 (1·2 to 3·1)	2·3 (1·8 to 3)	0·2 (0·2 to 0·3)	1,250
Cyclist road injuries	0 (0 to 0)	0·2 (0·2 to 0·3)	0 (0 to 0)	180
Motorcyclist road injuries	0·3 (0·2 to 0·5)	0·3 (0·2 to 0·4)	0 (0 to 0)	334
Motor vehicle road injuries	1·4 (0·8 to 2·4)	1 (0·8 to 1·3)	0·1 (0·1 to 0·1)	1,190
Other road injuries	0·3 (0·1 to 0·6)	0·1 (0·1 to 0·1)	0 (0 to 0)	106
Other transport injuries	0·7 (0·4 to 1·2)	0·3 (0·2 to 0·5)	0·1 (0 to 0·1)	222
Unintentional injuries	24·3 (15·8 to [illegible])	34·3 (27·1 to 42·6)	4·6 (3·5 to 5·8)	5,330
Falls	1·4 (1 to 2·1)	27·6 (21·3 to 34·7)	3·7 (2·9 to 4·7)	1,960
Drowning	1 (0·7 to 1·4)	0·1 (0·1 to 0·1)	0 (0 to 0)	256
Fire, heat, and hot substances	0·5 (0·3 to 0·6)	1·5 (1·2 to 1·9)	0·2 (0·2 to 0·3)	709
Poisonings	0·6 (0·4 to 0·8)	0·1 (0·1 to 0·1)	0 (0 to 0)	146
Poisoning by carbon monoxide	0 (0 to 0)	0 (0 to 0)	0 (0 to 0)	30·5
Poisoning by other means	0·6 (0·4 to 0·8)	0·1 (0·1 to 0·1)	0 (0 to 0)	115
Exposure to mechanical forces	0·3 (0·2 to 0·5)	0·7 (0·5 to 1)	0·1 (0·1 to 0·1)	543
Unintentional firearm injuries	0 (0 to 0)	0·1 (0 to 0·1)	0 (0 to 0)	52·5
Other exposure to mechanical forces	0·3 (0·2 to 0·5)	0·7 (0·5 to 0·9)	0·1 (0·1 to 0·1)	490
Adverse effects of medical treatment	3·3 (1·7 to 5·2)	1·9 (0·5 to 3)	0·2 (0 to 0·3)	306
Animal contact	0·5 (0·3 to 0·8)	0·2 (0·2 to 0·3)	0 (0 to 0)	155
Venomous animal contact	0·4 (0·2 to 0·6)	0·1 (0·1 to 0·1)	0 (0 to 0)	95·4
Non-venomous animal contact	0·1 (0·1 to 0·3)	0·1 (0·1 to 0·2)	0 (0 to 0)	60·1
Foreign body	15·8 (9·5 to [illegible])	1·2 (0·8 to 1·6)	0·2 (0·1 to 0·3)	890
Pulmonary aspiration and foreign body in airway	15·8 (9·4 to [illegible])	1 (0·7 to 1·5)	0·2 (0·1 to 0·2)	745
Foreign body in eyes	0 (0 to 0)	0·1 (0 to 0·1)	0 (0 to 0)	65·1
Foreign body in other body part	0 (0 to 0)	0·1 (0 to 0·1)	0 (0 to 0)	79·3
Environmental heat and cold exposure	0·1 (0 to 0·1)	0·3 (0·2 to 0·4)	0 (0 to 0)	121
Exposure to forces of nature	0 (0 to 0)	0 (0 to 0)	0 (0 to 0)	6·5
Other unintentional injuries	0·7 (0·5 to 1·1)	0·7 (0·6 to 0·9)	0·1 (0·1 to 0·1)	233
Self-harm and interpersonal violence	76·8 (45·5 to [illegible])	1·5 (1·1 to 2)	0·2 (0·2 to 0·3)	8,520
Self-harm	0 (0 to 0)	0·2 (0·2 to 0·3)	0 (0 to 0·1)	1,420
Self-harm by firearm	0 (0 to 0)	0 (0 to 0)	0 (0 to 0)	25·8
Self-harm by other specified means	0 (0 to 0)	0·2 (0·2 to 0·3)	0 (0 to 0·1)	1,390
Interpersonal violence	76·8 (45·5 to [illegible])	1·2 (0·9 to 1·7)	0·2 (0·1 to 0·2)	7,090
Physical violence by firearm	3·3 (2 to 5)	0·1 (0 to 0·1)	0 (0 to 0)	1,800
Physical violence by sharp object	8·6 (5·1 to 13·2)	0·3 (0·2 to 0·4)	0 (0 to 0·1)	1,890
Sexual violence	0 (0 to 0)	0 (0 to 0)	0 (0 to 0)	235
Physical violence by other means	64·9 (38·5 to [illegible])	0·9 (0·6 to 1·3)	0·1 (0·1 to 0·1)	3,170
Conflict and terrorism	0 (0 to 0)	0 (0 to 0)	0 (0 to 0)	3·2

SR Table 2b: San Luis Potosí DALYS by cause and age group for females with 95% uncertainty intervals, 2019

Cause	Early Neonatal	Late Neonatal	Post Neonatal	1 to 4	5 to 9	10 to 14	15 to 19	20 to 24	25 to 29	30 to 34	35 to 39	40 to 44	45 to 49	50 to 54	55 to 59	60 to 64	65 to 69	70 to 74	75 to 79	80 to 84	85 to 89	90 to 94	95 plus	Total
All causes	6,840 (5,240 to 8,770)	2,790 (2,150 to 3,580)	6,470 (4,400 to 9,380)	7,750 (6,520 to 9,280)	5,680 (4,470 to 7,170)	8,630 (6,740 to 11,000)	13,000 (10,200 to 16,200)	15,200 (11,900 to 18,800)	16,700 (13,100 to 21,000)	17,200 (13,500 to 21,500)	18,300 (14,500 to 22,600)	21,400 (17,100 to 26,300)	23,500 (18,900 to 28,500)	25,000 (20,200 to 30,300)	25,000 (20,300 to 30,100)	25,200 (20,800 to 30,200)	22,900 (19,200 to 27,200)	21,200 (17,900 to 24,800)	19,200 (16,300 to 22,400)	16,100 (13,900 to 18,500)	12,200 (10,600 to 14,100)	6,040 (5,320 to 6,820)	2,420 (2,210 to 2,630)	339,000
Communicable, maternal, neonatal, and nutritional diseases	4,780 (3,400 to 6,330)	1,670 (1,200 to 2,240)	2,660 (1,680 to 4,030)	2,500 (1,980 to 3,190)	1,450 (1,060 to 1,970)	1,150 (875 to 1,520)	1,270 (1,030 to 1,570)	1,500 (1,210 to 1,900)	1,610 (1,280 to 2,020)	1,510 (1,220 to 1,860)	1,440 (1,140 to 1,820)	1,560 (1,210 to 2,060)	1,280 (1,010 to 1,620)	1,140 (898 to 1,440)	1,070 (820 to 1,350)	1,010 (788 to 1,280)	893 (705 to 1,110)	848 (657 to 1,080)	833 (645 to 1,070)	769 (588 to 985)	712 (542 to 924)	429 (322 to 543)	227 (167 to 285)	32,300
HIV/AIDS and sexually transmitted infections	0·3 (0·2 to 0·5)	0·2 (0·1 to 0·4)	36·4 (29·8 to 43·8)	31·9 (25·9 to 38·4)	15·7 (13·1 to 18·8)	20·4 (17·1 to 24·3)	43·1 (35·8 to 52·6)	109 (86·6 to 141)	156 (120 to 209)	199 (154 to 267)	207 (162 to 279)	194 (153 to 260)	154 (119 to 208)	103 (79·7 to 138)	66·5 (52 to 89·9)	60·3 (48·5 to 76·8)	36·1 (28·9 to 46·1)	13 (8·8 to 19·6)	8·4 (5·6 to 12·6)	5·1 (3·3 to 8·1)	3·3 (2·2 to 4·8)	0·9 (0·6 to 1·4)	0·3 (0·2 to 0·4)	1,460
HIV/AIDS	0 (0 to 0)	0 (0 to 0)	36·2 (29·6 to 43·6)	31·8 (25·9 to 38·3)	15·7 (13·1 to 18·8)	17·2 (14·1 to 20·6)	29·3 (24·4 to 35·5)	75·6 (61·6 to 91·9)	97·8 (80·7 to 117)	130 (108 to 157)	135 (111 to 164)	120 (100 to 145)	90 (74·2 to 110)	65·9 (54·2 to 79·3)	42·7 (34·9 to 50·6)	43·3 (36 to 52·3)	22·9 (18·8 to 27·7)	3·2 (2·4 to 4·1)	1·4 (1·1 to 1·8)	0·4 (0·4 to 0·5)	0·2 (0·2 to 0·2)	0·1 (0 to 0·1)	0 (0 to 0·1)	959
HIV/AIDS - Drug-susceptible Tuberculosis	0 (0 to 0)	0 (0 to 0)	4·8 (2·6 to 7·5)	4·3 (2·4 to 6·8)	2 (1·1 to 3·1)	2·3 (1·3 to 3·6)	3·8 (2·2 to 5·8)	9·8 (5·6 to 15)	12·9 (7·3 to 19·7)	17·1 (9·7 to 26·2)	17·5 (9·9 to 26·9)	16 (9 to 24·7)	12·1 (6·8 to 18·6)	8·7 (4·9 to 13·5)	5·5 (3·1 to 8·5)	5·6 (3·2 to 8·6)	3 (1·7 to 4·5)	0·4 (0·2 to 0·5)	0·2 (0·1 to 0·2)	0·1 (0 to 0·1)	0 (0 to 0)	0 (0 to 0)	0 (0 to 0)	126
HIV/AIDS - Multidrug-resistant Tuberculosis without extensive	0 (0 to 0)	0 (0 to 0)	0·4 (0 to 2)	0·4 (0 to 1·8)	0·2 (0 to 0·8)	0·2 (0 to 0·9)	0·3 (0 to 1·5)	0·8 (0·1 to 3·8)	1·1 (0·1 to 5)	1·4 (0·1 to 6·6)	1·4 (0·1 to 6·8)	1·3 (0·1 to 6·3)	1 (0·1 to 4·8)	0·7 (0 to 3·5)	0·5 (0 to 2·2)	0·5 (0 to 2·2)	0·2 (0 to 1·1)	0 (0 to 0·1)	0 (0 to 0·1)	0 (0 to 0)	0 (0 to 0)	0 (0 to 0)	0 (0 to 0)	10·5
HIV/AIDS - Extensively drug-resistant Tuberculosis	0 (0 to 0)	0 (0 to 0)	0·1 (0 to 0·3)	0·1 (0 to 0·3)	0 (0 to 0·1)	0 (0 to 0·1)	0·1 (0 to 0·2)	0·1 (0 to 0·6)	0·2 (0 to 0·8)	0·2 (0 to 1·1)	0·2 (0 to 1·1)	0·2 (0 to 1)	0·2 (0 to 0·8)	0·1 (0 to 0·6)	0·1 (0 to 0·3)	0·1 (0 to 0·3)	0 (0 to 0·2)	0 (0 to 0)	0 (0 to 0)	0 (0 to 0)	0 (0 to 0)	0 (0 to 0)	0 (0 to 0)	1·7
HIV/AIDS resulting in other diseases	0 (0 to 0)	0 (0 to 0)	30·8 (23·7 to 38·6)	27·1 (20·9 to 34)	13·5 (10·7 to 16·6)	14·7 (11·5 to 18·2)	25·1 (19·9 to 31·6)	64·8 (50·7 to 81·3)	83·7 (66 to 104)	112 (88 to 141)	116 (89·2 to 145)	103 (80·3 to 126)	76·8 (59·6 to 96·2)	56·3 (44·5 to 69·1)	36·6 (28·6 to 44·5)	37·1 (29·5 to 46·6)	19·7 (15·5 to 24·7)	2·8 (2 to 3·7)	1·2 (0·9 to 1·6)	0·4 (0·3 to 0·4)	0·2 (0·1 to 0·2)	0 (0 to 0·1)	0 (0 to 0)	821
Sexually transmitted infections excluding HIV	0·3 (0·2 to 0·5)	0·2 (0·1 to 0·4)	0·2 (0·1 to 0·5)	0 (0 to 0·1)	0 (0 to 0)	3·2 (2·1 to 4·6)	13·8 (9·1 to 20·7)	33·3 (18·7 to 60·4)	58·4 (30·7 to 109)	68·4 (34·6 to 129)	71·4 (37 to 132)	73·7 (39·8 to 137)	63·7 (35·7 to 117)	36·9 (19·2 to 70·4)	23·8 (12·5 to 44·6)	16·9 (9 to 30·8)	13·2 (7·7 to 22·5)	9·8 (5·8 to 16·3)	7 (4·3 to 11·2)	4·7 (2·9 to 7·5)	3·1 (2 to 4·6)	0·9 (0·6 to 1·3)	0·2 (0·2 to 0·3)	503
Syphilis	0·3 (0·2 to 0·5)	0·2 (0·1 to 0·4)	0·2 (0·1 to 0·5)	0 (0 to 0·1)	0 (0 to 0)	1·1 (0·7 to 1·8)	1·4 (0·9 to 2)	0·7 (0·4 to 1·1)	2·2 (1·2 to 3·5)	2·4 (1·4 to 3·7)	1·8 (1·2 to 2·7)	1·1 (0·8 to 1·5)	2·1 (1·4 to 3·1)	1·5 (1 to 2)	0·9 (0·6 to 1·2)	1 (0·7 to 1·4)	1 (0·7 to 1·4)	1 (0·7 to 1·3)	0·7 (0·5 to 0·9)	0·7 (0·5 to 1)	0·5 (0·4 to 0·7)	0·2 (0·1 to 0·3)	0·1 (0 to 0·1)	21·2
Chlamydial infection	0 (0 to 0)	0 (0 to 0)	0 (0 to 0)	0 (0 to 0)	0 (0 to 0)	0·4 (0·3 to 0·6)	1·6 (1·1 to 2·3)	3·8 (2·6 to 5·4)	4·5 (2·9 to 6·8)	4·3 (2·2 to 7·6)	5·8 (3·3 to 9·8)	7 (4·1 to 11·2)	5·5 (3·5 to 8·7)	1·8 (1·2 to 2·7)	1·1 (0·8 to 1·5)	0·9 (0·5 to 1·4)	0·6 (0·3 to 0·9)	0·6 (0·3 to 0·9)	0·5 (0·3 to 0·7)	0·4 (0·3 to 0·7)	0·3 (0·2 to 0·5)	0·1 (0 to 0·1)	0 (0 to 0)	39·2
Gonococcal infection	0 (0 to 0)	0 (0 to 0)	0 (0 to 0)	0 (0 to 0)	0 (0 to 0)	0·3 (0·2 to 0·5)	2 (1·3 to 2·9)	3·1 (2 to 4·7)	4·7 (2·7 to 7·5)	4·3 (2·7 to 6·5)	4·8 (3·2 to 7)	7·2 (4·6 to 10·9)	7·5 (4·5 to 11·9)	3·4 (2 to 5·5)	2·1 (1·3 to 3·3)	2·2 (1·3 to 3·5)	3 (1·7 to 5)	1·9 (1·1 to 3·2)	1·7 (1 to 2·5)	1 (0·6 to 1·5)	0·8 (0·5 to 1·2)	0·2 (0·1 to 0·3)	0 (0 to 0·1)	50·2
Trichomoniasis	0 (0 to 0)	0 (0 to 0)	0 (0 to 0)	0 (0 to 0)	0 (0 to 0)	0·1 (0 to 0·4)	2·6 (0·7 to 6·4)	14·3 (4·9 to 34·7)	30·4 (10·2 to 71·4)	35·7 (11·5 to 82·7)	33 (10·4 to 77·7)	30·1 (9·9 to 71·8)	25·4 (7·9 to 58·2)	17·4 (5·5 to 42·7)	10·4 (3·4 to 25·1)	5·9 (2 to 14·5)	3·8 (1·3 to 8·8)	2·6 (0·9 to 6·2)	1·7 (0·6 to 3·8)	0·9 (0·4 to 2·1)	0·4 (0·2 to 1)	0·1 (0 to 0·2)	0 (0 to 0)	215
Genital herpes	0 (0 to 0)	0 (0 to 0)	0 (0 to 0)	0 (0 to 0)	0 (0 to 0)	0·5 (0·1 to 1·2)	2·1 (0·5 to 5·1)	4·7 (1·5 to 11·2)	7·3 (2·4 to 17·7)	9·2 (3 to 22·1)	10 (3·4 to 24·8)	10 (3·2 to 24·7)	9·5 (3 to 23·3)	8·2 (2·5 to 19·9)	6·6 (2 to 16·2)	5·1 (1·6 to 12·6)	3·5 (1·1 to 8·7)	2·7 (0·8 to 6·6)	1·9 (0·6 to 4·5)	1·2 (0·4 to 3)	0·6 (0·2 to 1·6)	0·2 (0·1 to 0·6)	0·1 (0 to 0·2)	83·5
Other sexually transmitted infections	0 (0 to 0)	0 (0 to 0)	0 (0 to 0)	0 (0 to 0)	0 (0 to 0)	0·7 (0·5 to 1)	4·1 (2·9 to 5·6)	6·7 (3·9 to 10·6)	9·4 (5·5 to 14·9)	12·4 (7·4 to 19·2)	15·9 (9·8 to 25)	18·4 (11·5 to 28·1)	13·6 (8·1 to 22·6)	4·6 (2·6 to 7·5)	2·7 (1·6 to 4·4)	1·9 (1·1 to 3)	1·3 (0·8 to 2·2)	1 (0·6 to 1·6)	0·6 (0·4 to 1)	0·4 (0·2 to 0·6)	0·4 (0·2 to 0·6)	0·1 (0 to 0·1)	0 (0 to 0)	94·3
Respiratory infections and tuberculosis	147 (96 to 220)	182 (122 to 258)	916 (531 to 1,460)	782 (588 to 1,030)	300 (209 to 433)	277 (194 to 399)	297 (214 to 416)	328 (243 to 436)	346 (260 to 468)	305 (225 to 417)	313 (226 to 432)	371 (270 to 512)	381 (271 to 520)	383 (279 to 522)	393 (279 to 548)	397 (287 to 541)	370 (271 to 495)	338 (249 to 458)	375 (270 to 506)	365 (260 to 491)	365 (267 to 486)	223 (155 to 296)	120 (84 to 156)	8,270
Tuberculosis	0 (0 to 0)	0 (0 to 0)	7·7 (4·4 to 12·8)	17·3 (12·4 to 23·6)	9·3 (6·4 to 13·1)	14·9 (10·8 to 20·1)	37·2 (26·1 to 50·4)	74·9 (49·4 to 108)	90·6 (57·9 to 135)	70·9 (44·5 to 110)	68·4 (43·3 to 101)	74·2 (46·2 to 112)	79·5 (50 to 122)	85·1 (53 to 128)	74·1 (46·3 to 113)	68·7 (42·3 to 105)	59·4 (38·5 to 87·1)	50·3 (34·1 to 72·1)	35·7 (24·1 to 50·3)	22·5 (15·1 to 32)	13·5 (8·8 to 19·3)	4·5 (2·9 to 6·5)	1·3 (0·9 to 1·7)	960
Latent tuberculosis infection	0 (0 to 0)	0 (0 to 0)	0 (0 to 0)	0 (0 to 0)	0 (0 to 0)	0 (0 to 0)	0 (0 to 0)	0 (0 to 0)	0 (0 to 0)	0 (0 to 0)	0 (0 to 0)	0 (0 to 0)	0 (0 to 0)	0 (0 to 0)	0 (0 to 0)	0 (0 to 0)	0 (0 to 0)	0 (0 to 0)	0 (0 to 0)	0 (0 to 0)	0 (0 to 0)	0 (0 to 0)	0 (0 to 0)	0
Drug-susceptible tuberculosis	0 (0 to 0)	0 (0 to 0)	7·2 (3·6 to 11·9)	16·1 (10·4 to 22·5)	8·7 (5·5 to 12·4)	13·8 (8·9 to 19·2)	34·4 (21·5 to 48·1)	69·9 (42·7 to 103)	84·7 (49·3 to 129)	66·2 (38·4 to 102)	63·7 (35·5 to 96·4)	69·1 (39 to 107)	73·8 (41·8 to 114)	79 (45·2 to 124)	68·7 (39·6 to 106)	63·8 (34·9 to 99·5)	55 (32·1 to 82·3)	46·7 (27·9 to 67·7)	33·2 (19·8 to 48·4)	20·8 (12·2 to 30)	12·5 (7·4 to 18·3)	4·1 (2·4 to 6·2)	1·2 (0·7 to 1·6)	893
Multidrug-resistant tuberculosis without extensive drug resistar	0 (0 to 0)	0 (0 to 0)	0·5 (0 to 2·2)	1·1 (0·1 to 5·4)	0·5 (0 to 2·3)	0·9 (0·1 to 4·5)	2·4 (0·2 to 11·4)	4·3 (0·3 to 20·2)	5·1 (0·3 to 25·9)	4·1 (0·3 to 20·8)	4 (0·3 to 19·7)	4·5 (0·3 to 22·3)	4·9 (0·3 to 23·9)	5·2 (0·3 to 23·5)	4·6 (0·3 to 21·8)	4·3 (0·3 to 20·6)	3·7 (0·2 to 16·8)	3·1 (0·2 to 13·8)	2·2 (0·1 to 10·7)	1·4 (0·1 to 6·8)	0·8 (0·1 to 3·7)	0·3 (0 to 1·3)	0·1 (0 to 0·4)	58
Extensively drug-resistant tuberculosis	0 (0 to 0)	0 (0 to 0)	0·1 (0 to 0·3)	0·2 (0 to 0·8)	0·1 (0 to 0·3)	0·1 (0 to 0·7)	0·4 (0 to 1·8)	0·7 (0 to 2·9)	0·8 (0 to 3·7)	0·6 (0 to 3)	0·6 (0 to 3·1)	0·7 (0 to 3·2)	0·8 (0 to 3·6)	0·8 (0 to 3·9)	0·7 (0 to 3·2)	0·7 (0 to 3·2)	0·6 (0 to 2·6)	0·5 (0 to 2·2)	0·4 (0 to 1·6)	0·2 (0 to 1)	0·1 (0 to 0·6)	0 (0 to 0·2)	0 (0 to 0·1)	9·2
Lower respiratory infections	146 (95·3 to 219)	178 (118 to 252)	864 (490 to 1,400)	594 (419 to 822)	85·9 (59·7 to 120)	86·9 (58·4 to 124)	99·4 (67·3 to 140)	117 (74·9 to 175)	135 (83·3 to 202)	126 (83 to 188)	145 (91·9 to 220)	207 (131 to 313)	222 (140 to 335)	230 (147 to 335)	265 (164 to 399)	287 (187 to 423)	281 (193 to 399)	266 (186 to 379)	324 (225 to 451)	332 (229 to 457)	346 (251 to 461)	216 (149 to 288)	118 (82·2 to 153)	5,670
Upper respiratory infections	1 (0·5 to 1·8)	3·4 (1·9 to 5·9)	37·9 (23·3 to 58·8)	119 (70·5 to 192)	136 (75 to 231)	123 (63·6 to 212)	115 (57·1 to 206)	107 (57·1 to 187)	96·6 (54·2 to 161)	88·1 (48 to 151)	81·4 (42·5 to 134)	71·7 (37 to 123)	61·8 (33·1 to 108)	52·2 (28·5 to 91·2)	42 (23·1 to 70)	32·3 (17·2 to 53·8)	23·3 (12·3 to 39·6)	18·1 (9·9 to 29)	12·9 (7 to 21·1)	8·3 (4·7 to 13·4)	4·7 (2·8 to 7·7)	2·1 (1·3 to 3·2)	0·8 (0·5 to 1·2)	1,240
Otitis media	0 (0 to 0)	0·2 (0·1 to 0·3)	6·3 (3·2 to 11·5)	51·6 (27·2 to 90)	68·8 (37·6 to 115)	51·9 (27·9 to 91)	44·8 (23·4 to 78)	29·6 (12·4 to 60·1)	23·4 (10·9 to 43·1)	19·2 (8·1 to 37·4)	18·5 (8·6 to 33·8)	18·6 (8·6 to 34·5)	17·8 (8·6 to 31·8)	15·9 (7·1 to 29·2)	12·5 (6·3 to 22·2)	9·3 (4·1 to 18)	5·5 (2·8 to 10·5)	3·7 (1·6 to 7·3)	2·7 (1·3 to 5·1)	2 (0·9 to 3·7)	1·3 (0·6 to 2·2)	0·5 (0·2 to 0·9)	0·2 (0·1 to 0·3)	404
Enteric infections	10·3 (6 to 16·2)	29·4 (17·1 to 46·2)	379 (205 to 634)	482 (338 to 683)	243 (152 to 379)	141 (92·2 to 208)	69·3 (47 to 98·5)	46·4 (30·8 to 67·7)	53·8 (35·4 to 79·1)	56·4 (39·2 to 77·6)	67·4 (47·2 to 94·7)	86·2 (60·5 to 123)	99·7 (68·7 to 142)	112 (79·9 to 155)	122 (82·1 to 178)	135 (91 to 192)	134 (95·6 to 188)	137 (94·3 to 200)	137 (98·4 to 195)	122 (81·8 to 183)	96·3 (64·9 to 138)	52·2 (34·1 to 75·9)	23·6 (15·2 to 34·1)	2,830
Diarrheal diseases	10·3 (6 to 16·2)	29·3 (17 to 46)	375 (202 to 627)	476 (334 to 673)	240 (149 to 377)	137 (89·5 to 205)	67·9 (45·7 to 96·7)	45·3 (30·1 to 66·7)	52·8 (34·7 to 77·7)	55·4 (38·1 to 76·6)	66·4 (46·6 to 93·7)	84·9 (59·6 to 123)	98·5 (67·1 to 141)	110 (78·7 to 154)	121 (81·5 to 176)	134 (90·4 to 190)	133 (95·1 to 186)	136 (92·9 to 198)	136 (97·3 to 194)	121 (81·2 to 182)	95·5 (64·2 to 137)	51·7 (33·8 to 75·1)	23·4 (15·1 to 33·9)	2,800
Typhoid and paratyphoid	0 (0 to 0)	0 (0 to 0)	1·4 (0·4 to 4·5)	2·4 (0·6 to 6·7)	0·6 (0·2 to 1·8)	1·3 (0·2 to 4·9)	0·9 (0·2 to 3·6)	0·8 (0·2 to 2·4)	0·8 (0·2 to 2·6)	0·7 (0·2 to 2·1)	0·8 (0·2 to 2·6)	1·1 (0·3 to 4·7)	0·9 (0·3 to 3·3)	1·2 (0·3 to 5·1)	1·1 (0·4 to 3·8)	1 (0·4 to 2·9)	0·9 (0·3 to 2·7)	0·9 (0·3 to 2·3)	0·8 (0·3 to 2·2)	0·8 (0·4 to 2·1)	0·7 (0·3 to 2·1)	0·4 (0·1 to 1·5)	0·1 (0 to 0·5)	19·6
Typhoid fever	0 (0 to 0)	0 (0 to 0)	1·4 (0·3 to 4·4)	2·4 (0·6 to 6·7)	0·6 (0·2 to 1·8)	1·2 (0·2 to 4·9)	0·9 (0·2 to 3·6)	0·8 (0·2 to 2·4)	0·8 (0·2 to 2·6)	0·7 (0·2 to 2·1)	0·8 (0·2 to 2·6)	1·1 (0·2 to 4·7)	0·9 (0·3 to 3·3)	1·2 (0·3 to 5·1)	1·1 (0·3 to 3·8)	0·9 (0·3 to 2·9)	0·9 (0·3 to 2·7)	0·8 (0·3 to 2·3)	0·8 (0·3 to 2·1)	0·8 (0·3 to 2·1)	0·7 (0·2 to 2·1)	0·4 (0·1 to 1·5)	0·1 (0 to 0·5)	19·3
Paratyphoid fever	0 (0 to 0)	0 (0 to 0)	0 (0 to 0·2)	0 (0 to 0·1)	0 (0 to 0)	0 (0 to 0·1)	0 (0 to 0)	0 (0 to 0)	0 (0 to 0)	0 (0 to 0)	0 (0 to 0)	0 (0 to 0)	0 (0 to 0)	0 (0 to 0)	0 (0 to 0)	0 (0 to 0·1)	0 (0 to 0)	0 (0 to 0)	0 (0 to 0)	0 (0 to 0)	0 (0 to 0)	0 (0 to 0)	0 (0 to 0)	0·2
Invasive Non-typhoidal Salmonella (iNTS)	0 (0 to 0)	0·1 (0 to 0·7)	1·2 (0 to 9·7)	1·2 (0·1 to 11·6)	1·4 (0 to 13·2)	1·8 (0·1 to 17·2)	0·2 (0 to 0·9)	0·1 (0 to 0·7)	0·1 (0 to 0·6)	0·1 (0 to 0·2)	0·1 (0 to 0·4)	0·1 (0 to 0·2)	0·1 (0 to 0·6)	0·1 (0 to 0·6)	0·2 (0 to 1·4)	0·1 (0 to 0·4)	0·1 (0 to 0·5)	0·1 (0 to 0·9)	0·2 (0 to 1·4)	0·1 (0 to 0·7)	0 (0 to 0·2)	0 (0 to 0·2)	0 (0 to 0·1)	7·5
Other intestinal infectious diseases	0 (0 to 0)	0 (0 to 0)	1 (0 to 4·1)	2 (0·2 to 6·7)	0·6 (0·2 to 1·8)	0·6 (0·1 to 1·9)	0·3 (0 to 1)	0·2 (0 to 0·8)	0·1 (0 to 0·4)	0·2 (0 to 0·8)	0·1 (0 to 0·5)	0·2 (0 to 0·6)	0·1 (0 to 0·4)	0·1 (0 to 0·4)	0·1 (0 to 0·3)	0·1 (0 to 0·3)	0·1 (0 to 0·4)	0·1 (0 to 0·2)	0 (0 to 0·2)	0·1 (0 to 0·2)	0·1 (0 to 0·3)	0 (0 to 0·1)	0 (0 to 0·1)	6·2
Neglected tropical diseases and malaria	6·4 (2·4 to 13·4)	1 (0·4 to 2·9)	13·6 (5·7 to 42)	61·8 (34·7 to 112)	85·6 (46·3 to 142)	59·9 (34·6 to 96·4)	73·5 (41·5 to 119)	119 (62 to 222)	155 (72·5 to 291)	167 (76 to 314)	175 (82·3 to 329)	183 (88·9 to 344)	177 (82·8 to 320)	170 (80·1 to 308)	167 (84·2 to 289)	160 (80·6 to 289)	138 (67·9 to 242)	128 (66·3 to 222)	104 (50·7 to 180)	77·4 (39 to 131)	47·3 (24·2 to 81·1)	19·1 (9·8 to 32·8)	6·3 (3·2 to 10·8)	2,290
Malaria	0 (0 to 0)	0 (0 to 0)	0 (0 to 0)	0 (0 to 0)	0 (0 to 0)	0 (0 to 0)	0 (0 to 0)	0 (0 to 0)	0 (0 to 0)	0 (0 to 0)	0 (0 to 0)	0 (0 to 0)	0 (0 to 0)	0 (0 to 0)	0 (0 to 0)	0 (0 to 0)	0 (0 to 0)	0 (0 to 0)	0 (0 to 0)	0 (0 to 0)	0 (0 to 0)	0 (0 to 0)	0 (0 to 0)	0
Chagas disease	0 (0 to 0)	0 (0 to 0)	0 (0 to 0·1)	0 (0 to 0·1)	0·3 (0·2 to 0·5)	1·6 (0·9 to 2·6)	3·6 (0·7 to 8)	5·5 (2 to 11·1)	6·8 (2·9 to 12·4)	9 (4·2 to 15·3)	10·2 (5·2 to 16·8)	11·3 (5·9 to 19·4)	12·5 (6·8 to 19·7)	12·8 (7·2 to 20·8)	12·7 (7·3 to 20)	12·5 (7·3 to 19·2)	11 (6·2 to 17·3)	10·7 (6·2 to 16·6)	9·6 (5·8 to 14·5)	7·8 (4·5 to 11·9)	5·8 (3·2 to 9·4)	2·8 (1·2 to 5·1)	1 (0·3 to 2·2)	148
Leishmaniasis	0 (0 to 0)	0 (0 to 0)	0 (0 to 0)	0 (0 to 0)	0 (0 to 0)	0 (0 to 0)	0 (0 to 0)	0 (0 to 0)	0 (0 to 0)	0 (0 to 0)	0 (0 to 0)	0 (0 to 0)	0 (0 to 0)	0 (0 to 0)	0 (0 to 0)	0 (0 to 0)	0 (0 to 0)	0 (0 to 0)	0 (0 to 0)	0 (0 to 0)	0 (0 to 0)	0 (0 to 0)	0 (0 to 0)	0



7416



SR Table 2b: Sinaloa DALYS by cause and age group for females with 95% uncertainty intervals, 2019

Cause	Early Neonatal	Late Neonatal	Post Neonatal	1 to 4	5 to 9	10 to 14	15 to 19	20 to 24
All causes	5,810 (4,080 to 7,910)	2,860 (2,020 to 3,860)	7,380 (4,940 to 10,800)	6,340 (4,940 to 7,950)	6,100 (4,790 to 7,510)	7,850 (6,010 to 10,100)	12,400 (9,690 to 15,400)	15,200 (12,000 to 19,100)
Communicable, maternal, neonatal, and nutritional diseases	4,230 (2,560 to 5,960)	1,830 (1,200 to 2,570)	3,190 (2,010 to 4,910)	2,010 (1,510 to 2,610)	1,530 (1,090 to 2,130)	1,080 (796 to 1,450)	1,110 (868 to 1,390)	1,320 (1,050 to 1,640)
HIV/AIDS and sexually transmitted infections	0·6 (0·3 to 1)	0·4 (0·2 to 0·8)	21·2 (17·5 to 25·6)	19 (15·7 to 23·2)	13·2 (10·8 to 16)	20·4 (17·1 to 24·6)	35·6 (29·1 to 43·8)	115 (92·5 to 145)
HIV/AIDS	0 (0 to 0)	0 (0 to 0)	20·6 (17 to 25)	19 (15·6 to 23·1)	13·2 (10·7 to 16)	18·4 (15·2 to 22·4)	25·1 (20·7 to 30·2)	84·6 (69·4 to 102)
HIV/AIDS - Drug-susceptible Tuberculosis	0 (0 to 0)	0 (0 to 0)	2·8 (1·5 to 4·5)	2·6 (1·4 to 4·1)	1·9 (1 to 3)	2·5 (1·4 to 4)	3·4 (2 to 5·3)	11·7 (6·6 to 18·1)
HIV/AIDS - Multidrug-resistant Tuberculosis without extensive	0 (0 to 0)	0 (0 to 0)	0·3 (0 to 1·2)	0·2 (0 to 1·1)	0·2 (0 to 0·8)	0·2 (0 to 1)	0·3 (0 to 1·3)	1 (0·1 to 4·5)
HIV/AIDS - Extensively drug-resistant Tuberculosis	0 (0 to 0)	0 (0 to 0)	0 (0 to 0·2)	0 (0 to 0·2)	0 (0 to 0·1)	0 (0 to 0·2)	0 (0 to 0·2)	0·2 (0 to 0·7)
HIV/AIDS resulting in other diseases	0 (0 to 0)	0 (0 to 0)	17·5 (13·4 to 22)	16·1 (12·6 to 20·4)	11·1 (8·4 to 14·2)	15·7 (12 to 19·8)	21·3 (16·7 to 26·7)	71·8 (55·6 to 90·5)
Sexually transmitted infections excluding HIV	0·6 (0·3 to 1)	0·4 (0·2 to 0·8)	0·6 (0·3 to 1·2)	0·1 (0 to 0·1)	0 (0 to 0)	2 (1·4 to 3)	10·5 (6·6 to 17·3)	30 (15·4 to 55·7)
Syphilis	0·6 (0·3 to 1)	0·4 (0·2 to 0·8)	0·6 (0·3 to 1·2)	0·1 (0 to 0·1)	0 (0 to 0)	0·5 (0·4 to 0·8)	0·7 (0·5 to 1·1)	0·4 (0·2 to 0·7)
Chlamydial infection	0 (0 to 0)	0 (0 to 0)	0 (0 to 0)	0 (0 to 0)	0 (0 to 0)	0·3 (0·2 to 0·4)	1·2 (0·8 to 1·9)	3 (2 to 4·5)
Gonococcal infection	0 (0 to 0)	0 (0 to 0)	0 (0 to 0)	0 (0 to 0)	0 (0 to 0)	0·2 (0·1 to 0·3)	1·1 (0·7 to 1·6)	2 (1·3 to 2·8)
Trichomoniasis	0 (0 to 0)	0 (0 to 0)	0 (0 to 0)	0 (0 to 0)	0 (0 to 0)	0·1 (0 to 0·4)	2·5 (0·8 to 6·3)	14·5 (4·8 to 34·3)
Genital herpes	0 (0 to 0)	0 (0 to 0)	0 (0 to 0)	0 (0 to 0)	0 (0 to 0)	0·5 (0·1 to 1·1)	2·1 (0·5 to 5·4)	4·7 (1·4 to 11·7)
Other sexually transmitted infections	0 (0 to 0)	0 (0 to 0)	0 (0 to 0)	0 (0 to 0)	0 (0 to 0)	0·5 (0·3 to 0·7)	2·8 (2 to 4)	5·3 (3·1 to 8·9)
Respiratory infections and tuberculosis	130 (75·3 to 200)	163 (97·3 to 237)	1,150 (669 to 1,830)	513 (359 to 707)	284 (200 to 408)	222 (146 to 335)	248 (171 to 357)	278 (200 to 383)
Tuberculosis	0 (0 to 0)	0 (0 to 0)	7·6 (4·2 to 12·8)	10·1 (6·7 to 14·7)	8·8 (6·2 to 12·4)	8·3 (6·1 to 11)	24·7 (16·9 to 35·3)	57·3 (36·9 to 81·5)
Latent tuberculosis infection	0 (0 to 0)	0 (0 to 0)	0 (0 to 0)	0 (0 to 0)	0 (0 to 0)	0 (0 to 0)	0 (0 to 0)	0 (0 to 0)
Drug-susceptible tuberculosis	0 (0 to 0)	0 (0 to 0)	7 (3·6 to 12·1)	9·4 (5·9 to 13·9)	8·3 (5·4 to 11·8)	7·8 (4·8 to 10·8)	22·9 (14·2 to 33·4)	53·5 (31·5 to 79·3)
Multidrug-resistant tuberculosis without extensive drug resistar	0 (0 to 0)	0 (0 to 0)	0·5 (0 to 2·6)	0·6 (0 to 3·3)	0·5 (0 to 2·3)	0·5 (0 to 2·3)	1·6 (0·1 to 7·8)	3·3 (0·2 to 15·4)
Extensively drug-resistant tuberculosis	0 (0 to 0)	0 (0 to 0)	0·1 (0 to 0·4)	0·1 (0 to 0·5)	0·1 (0 to 0·3)	0·1 (0 to 0·4)	0·3 (0 to 1·3)	0·5 (0 to 2·4)
Lower respiratory infections	129 (74·6 to 199)	159 (94·8 to 234)	1,100 (629 to 1,770)	343 (213 to 506)	81·1 (56·9 to 111)	49·3 (34·3 to 68·4)	67·3 (44·6 to 96)	84·6 (54 to 128)
Upper respiratory infections	0·8 (0·4 to 1·5)	3·2 (1·8 to 5·6)	39 (23·1 to 60·8)	112 (64·6 to 181)	131 (70·9 to 225)	118 (63 to 203)	114 (59·1 to 207)	108 (59 to 182)
Otitis media	0 (0 to 0)	0·2 (0·1 to 0·3)	6 (3 to 11)	47·8 (25 to 86)	63·1 (34·9 to 104)	46·9 (25·1 to 81·5)	41·4 (22 to 72·7)	28 (11·6 to 55·2)
Enteric infections	6·7 (3·8 to 10·5)	23·2 (13·9 to 36·8)	424 (227 to 741)	372 (253 to 510)	289 (179 to 454)	148 (93 to 222)	76·9 (49·8 to 115)	46·4 (29·8 to 68·4)
Diarrheal diseases	6·7 (3·8 to 10·5)	23·1 (13·9 to 36·7)	420 (223 to 733)	369 (250 to 508)	286 (175 to 452)	146 (91·8 to 219)	75·8 (49 to 113)	45·3 (28·5 to 67·3)
Typhoid and paratyphoid	0 (0 to 0)	0 (0 to 0)	1·1 (0·2 to 3·8)	0·9 (0·2 to 2·7)	0·6 (0·2 to 1·7)	0·8 (0·2 to 2·9)	0·7 (0·2 to 2·8)	0·7 (0·2 to 2·1)
Typhoid fever	0 (0 to 0)	0 (0 to 0)	1 (0·2 to 3·6)	0·8 (0·2 to 2·7)	0·6 (0·2 to 1·7)	0·8 (0·2 to 2·9)	0·7 (0·2 to 2·7)	0·7 (0·2 to 2·1)
Paratyphoid fever	0 (0 to 0)	0 (0 to 0)	0·1 (0 to 0·2)	0 (0 to 0·1)	0 (0 to 0)	0 (0 to 0)	0 (0 to 0)	0 (0 to 0)
Invasive Non-typhoidal Salmonella (iNTS)	0 (0 to 0)	0·1 (0 to 0·4)	0·9 (0 to 7·4)	0·8 (0 to 8·3)	1·4 (0·1 to 12·3)	1·2 (0·1 to 11)	0·2 (0 to 0·8)	0·2 (0·1 to 0·7)
Other intestinal infectious diseases	0 (0 to 0)	0 (0 to 0)	1·1 (0 to 4·5)	1·4 (0·3 to 4·5)	0·7 (0·2 to 2)	0·4 (0·1 to 1·2)	0·2 (0 to 0·8)	0·2 (0 to 0·7)
Neglected tropical diseases and malaria	4·8 (1·8 to 10·8)	1·4 (0·6 to 3·3)	17·9 (8·5 to 44·3)	66·6 (38·1 to 108)	88·1 (48·6 to 140)	60·3 (34 to 101)	75·4 (40·9 to 126)	107 (57·2 to 184)
Malaria	0 (0 to 0)	0 (0 to 0)	0·1 (0 to 0·1)	0·5 (0·2 to 1·2)	0·6 (0·2 to 1·4)	0·2 (0·1 to 0·5)	0·8 (0·2 to 1·8)	1·1 (0·6 to 2)
Chagas disease	0 (0 to 0)	0 (0 to 0)	0 (0 to 0·1)	0 (0 to 0·1)	0·2 (0·1 to 0·3)	1·1 (0·6 to 1·9)	2·5 (0·3 to 5·7)	3·9 (1·1 to 8·1)
Leishmaniasis	0 (0 to 0)	0 (0 to 0)	0 (0 to 0)	0 (0 to 0)	0 (0 to 0)	0 (0 to 0)	0 (0 to 0)	0 (0 to 0)
Visceral leishmaniasis	0 (0 to 0)	0 (0 to 0)	0 (0 to 0)	0 (0 to 0)	0 (0 to 0)	0 (0 to 0)	0 (0 to 0)	0 (0 to 0)
Cutaneous and mucocutaneous leishmaniasis	0 (0 to 0)	0 (0 to 0)	0 (0 to 0)	0 (0 to 0)	0 (0 to 0)	0 (0 to 0)	0 (0 to 0)	0 (0 to 0)
African trypanosomiasis	0 (0 to 0)	0 (0 to 0)	0 (0 to 0)	0 (0 to 0)	0 (0 to 0)	0 (0 to 0)	0 (0 to 0)	0 (0 to 0)
Schistosomiasis	0 (0 to 0)	0 (0 to 0)	0 (0 to 0)	0 (0 to 0)	0 (0 to 0)	0 (0 to 0)	0 (0 to 0)	0 (0 to 0)
Cysticercosis	0 (0 to 0)	0 (0 to 0)	0 (0 to 0)	0·1 (0 to 0·5)	0·5 (0 to 1·6)	2·1 (0·5 to 5·2)	14·1 (2·3 to 35·7)	48·2 (12·6 to 119)
Cystic echinococcosis	0 (0 to 0)	0 (0 to 0)	0 (0 to 0)	0 (0 to 0·1)	0 (0 to 0·1)	0 (0 to 0·1)	0 (0 to 0·1)	0 (0 to 0·1)
Lymphatic filariasis	0 (0 to 0)	0 (0 to 0)	0 (0 to 0)	0 (0 to 0)	0 (0 to 0)	0 (0 to 0)	0 (0 to 0)	0 (0 to 0)
Onchocerciasis	0 (0 to 0)	0 (0 to 0)	0 (0 to 0)	0 (0 to 0)	0 (0 to 0)	0 (0 to 0)	0 (0 to 0)	0 (0 to 0)
Trachoma	0 (0 to 0)	0 (0 to 0)	0 (0 to 0)	0 (0 to 0)	0 (0 to 0)	0 (0 to 0)	0 (0 to 0)	0 (0 to 0)
Dengue	0 (0 to 0)	0·1 (0 to 0·4)	3·1 (0·9 to 6·3)	7·1 (1·6 to 15·5)	15·6 (3·7 to 33·2)	16·5 (4·5 to 35·9)	17·3 (5·3 to 36·6)	18·5 (6·1 to 39·2)
Yellow fever	0 (0 to 0)	0 (0 to 0)	0 (0 to 0)	0 (0 to 0)	0 (0 to 0)	0 (0 to 0)	0 (0 to 0)	0 (0 to 0)
Rabies	0 (0 to 0)	0 (0 to 0)	0 (0 to 0)	0 (0 to 0)	0 (0 to 0)	0 (0 to 0)	0 (0 to 0)	0 (0 to 0)
Intestinal nematode infections	0 (0 to 0)	0 (0 to 0)	0·8 (0·2 to 2·3)	14·8 (6·7 to 28·3)	33 (16·2 to 56·2)	22·7 (10·5 to 40)	37·1 (15·6 to 74·4)	31·2 (13·9 to 61·5)
Ascariasis	0 (0 to 0)	0 (0 to 0)	0·6 (0·1 to 2·1)	9·2 (3·1 to 21)	16 (6·1 to 31·8)	9 (3·2 to 18·2)	5·8 (2·2 to 12·2)	5 (1·8 to 10·7)
Trichuriasis	0 (0 to 0)	0 (0 to 0)	0·1 (0 to 0·3)	3·2 (1·1 to 6·8)	11·8 (4·5 to 23·8)	10 (3·9 to 21)	10·2 (3·9 to 21·3)	9·8 (3·8 to 20)
Hookworm disease	0 (0 to 0)	0 (0 to 0)	0·1 (0 to 0·2)	2·4 (0·7 to 5·1)	5·2 (1·7 to 10·9)	3·7 (1·1 to 8·2)	21·1 (6 to 49·8)	16·3 (4·3 to 39·9)
Food-borne trematodiases	0 (0 to 0)	0 (0 to 0)	0 (0 to 0)	0 (0 to 0)	0 (0 to 0)	0 (0 to 0)	0 (0 to 0)	0 (0 to 0)
Leprosy	0 (0 to 0)	0 (0 to 0)	0 (0 to 0)	0 (0 to 0)	0 (0 to 0)	0 (0 to 0)	0 (0 to 0)	0 (0 to 0)
Ebola	0 (0 to 0)	0 (0 to 0)	0 (0 to 0)	0 (0 to 0)	0 (0 to 0)	0 (0 to 0)	0 (0 to 0)	0 (0 to 0)
Zika virus	0 (0 to 0)	0 (0 to 0)	0 (0 to 0)	0 (0 to 0·1)	0 (0 to 0·1)	0 (0 to 0·1)	0 (0 to 0·1)	0 (0 to 0·2)
Guinea worm disease	0 (0 to 0)	0 (0 to 0)	0 (0 to 0)	0 (0 to 0)	0 (0 to 0)	0 (0 to 0)	0 (0 to 0)	0 (0 to 0)
Other neglected tropical diseases	4·8 (1·8 to 10·8)	1·2 (0·5 to 3·2)	13·9 (5·5 to 41·7)	44 (22 to 79·1)	38·1 (16·1 to 70·7)	17·7 (6·4 to 39·6)	3·5 (1 to 8·5)	3·6 (1 to 9·2)
Other infectious diseases	13·5 (7·2 to 25·3)	26·2 (15·8 to 44·5)	242 (136 to 395)	183 (130 to 256)	121 (92·7 to 158)	82·9 (60·9 to 107)	76·4 (59·7 to 98·7)	75·6 (56·5 to 99·8)
Meningitis	1·9 (1·1 to 3·1)	4·5 (2·6 to 7·3)	43 (22·8 to 74·1)	21·7 (13·4 to 33·2)	13·6 (10·2 to 17·9)	12·4 (9·2 to 16·4)	15·2 (11·1 to 20·7)	16·6 (11·2 to 24·6)
Encephalitis	3·8 (2 to 6·6)	9·2 (4·9 to 15·3)	89·5 (40·6 to 162)	62·8 (32·2 to 106)	46·3 (30·3 to 70·5)	31·9 (21·1 to 49)	31·9 (21·7 to 45·7)	31·8 (20·8 to 48·2)
Diphtheria	0 (0 to 0)	0 (0 to 0)	0 (0 to 0)	0 (0 to 0)	0 (0 to 0)	0 (0 to 0)	0 (0 to 0)	0 (0 to 0)
Tetanus	0·1 (0 to 0·2)	0·2 (0·1 to 0·3)	0 (0 to 0·1)	0 (0 to 0)	0 (0 to 0)	0 (0 to 0·1)	0 (0 to 0·1)	0·1 (0 to 0·1)
Measles	0 (0 to 0)	0 (0 to 0)	0 (0 to 0)	0 (0 to 0)	0 (0 to 0)	0 (0 to 0)	0 (0 to 0)	0 (0 to 0)
Varicella and herpes zoster	0·3 (0·1 to 0·5)	1·3 (0·6 to 2·6)	8·1 (3·4 to 22·8)	16·9 (7·5 to 36·5)	9·1 (4·4 to 18·3)	3 (1·4 to 5·3)	3·7 (1·7 to 7·8)	3·5 (1·6 to 7·5)
Acute hepatitis	0 (0 to 0)	0 (0 to 0)	12·1 (5·2 to 24·8)	17·8 (9·4 to 31·5)	13·3 (8·3 to 20·2)	11·6 (6·9 to 17·1)	9·2 (5·5 to 14·5)	7·9 (4·6 to 12·3)
Acute hepatitis A	0 (0 to 0)	0 (0 to 0)	3·8 (1·1 to 9·4)	12·6 (5·9 to 22·6)	10·9 (6·4 to 17·6)	9·8 (5·4 to 15·4)	7·7 (4·2 to 12·6)	6·2 (3·2 to 10·3)
Acute hepatitis B	0 (0 to 0)	0 (0 to 0)	6·6 (1·8 to 16·1)	3·4 (0·5 to 9·3)	1·3 (0·2 to 3·1)	0·9 (0·2 to 2·1)	0·7 (0·2 to 1·8)	0·9 (0·3 to 1·9)
Acute hepatitis C	0 (0 to 0)	0 (0 to 0)	0·2 (0·1 to 0·5)	1·2 (0·3 to 4·2)	0·4 (0·1 to 1)	0·2 (0·1 to 0·5)	0·3 (0·1 to 0·8)	0·3 (0·1 to 0·8)
Acute hepatitis E	0 (0 to 0)	0 (0 to 0)	1·5 (0·4 to 3·7)	0·6 (0·2 to 1·2)	0·7 (0·4 to 1·1)	0·7 (0·4 to 1·1)	0·5 (0·3 to 1)	0·5 (0·3 to 0·9)
Other unspecified infectious diseases	7·4 (2·8 to 18·4)	11 (4·5 to 26·3)	64·7 (29·6 to 137)	43·4 (25·7 to 66·1)	35·9 (21·1 to 58·4)	23·4 (14·1 to 37·8)	16 (10·6 to 23·7)	15·5 (9·6 to 23·7)
Maternal and neonatal disorders	4,080 (2,440 to 5,730)	1,610 (1,050 to 2,290)	1,040 (618 to 1,630)	352 (256 to 469)	281 (199 to 385)	290 (207 to 396)	444 (350 to 556)	541 (420 to 675)
Maternal disorders	0 (0 to 0)	0 (0 to 0)	0 (0 to 0)	0 (0 to 0)	0 (0 to 0)	4·8 (3·8 to 6·2)	158 (118 to 212)	263 (192 to 358)
Maternal hemorrhage	0 (0 to 0)	0 (0 to 0)	0 (0 to 0)	0 (0 to 0)	0 (0 to 0)	0·5 (0·3 to 0·8)	23·6 (12·7 to 37·9)	39·2 (20·7 to 63·4)
Maternal sepsis and other maternal infections	0 (0 to 0)	0 (0 to 0)	0 (0 to 0)	0 (0 to 0)	0 (0 to 0)	0·3 (0·2 to 0·5)	11·9 (6·1 to 19·6)	20·9 (10·6 to 35·7)
Maternal hypertensive disorders	0 (0 to 0)	0 (0 to 0)	0 (0 to 0)	0 (0 to 0)	0 (0 to 0)	1·2 (0·9 to 1·7)	35·8 (23·8 to 51·7)	52·5 (33·5 to 77)
Maternal obstructed labor and uterine rupture	0 (0 to 0)	0 (0 to 0)	0 (0 to 0)	0 (0 to 0)	0 (0 to 0)	0·1 (0·1 to 0·2)	4·3 (2·3 to 7·1)	7·8 (3·8 to 14·8)
Maternal abortion and miscarriage	0 (0 to 0)	0 (0 to 0)	0 (0 to 0)	0 (0 to 0)	0 (0 to 0)	0·3 (0·2 to 0·5)	9·4 (4·3 to 17·2)	13 (6·1 to 23·8)
Ectopic pregnancy	0 (0 to 0)	0 (0 to 0)	0 (0 to 0)	0 (0 to 0)	0 (0 to 0)	0·1 (0 to 0·1)	2·2 (1·2 to 3·9)	4·9 (2·5 to 8·4)
Indirect maternal deaths	–	–	–	–	–	1·2 (0·7 to 1·8)	31·9 (17·5 to 52·5)	54·9 (29·3 to 93·5)
Late maternal deaths	–	–	–	–	–	0·4 (0·2 to 0·8)	16·2 (5·9 to 34·1)	28·7 (11·6 to 59·8)
Maternal deaths aggravated by HIV/AIDS	–	–	–	–	–	0 (0 to 0)	0 (0 to 0·1)	0·1 (0 to 0·2)
Neonatal disorders	4,080 (2,440 to 5,730)	1,610 (1,050 to 2,290)	1,040 (618 to 1,630)	352 (256 to 469)	281 (199 to 385)	285 (203 to 390)	286 (203 to 394)	277 (196 to 378)
Neonatal preterm birth	2,170 (1,300 to 3,120)	593 (374 to 875)	437 (250 to 685)	120 (82·8 to 167)	136 (91·4 to 192)	137 (90·9 to 194)	137 (90·5 to 193)	132 (89 to 186)
Neonatal encephalopathy due to birth asphyxia and trauma	780 (449 to 1,170)	195 (112 to 306)	131 (63 to 230)	38·6 (26·6 to 54·7)	20 (12·7 to 30·4)	20·5 (13·1 to 31)	21 (13·3 to 31·8)	20·7 (13·1 to 31·4)
Neonatal sepsis and other neonatal infections	567 (325 to 841)	562 (341 to 832)	297 (168 to 470)	83·4 (45·3 to 144)	107 (56·9 to 185)	109 (58·5 to 182)	108 (57·9 to 184)	106 (59·6 to 180)
Hemolytic disease and other neonatal jaundice	20·3 (10 to 33·4)	11·8 (5·8 to 22)	5·5 (3·6 to 8·8)	15·7 (11·8 to 20)	18·3 (13·4 to 24)	18·9 (13·9 to 24·7)	19·3 (14·2 to 25·2)	19 (14 to 24·8)
Other neonatal disorders	546 (296 to 861)	247 (142 to 387)	166 (86·5 to 279)	93·8 (68 to 125)	0 (0 to 0)	0 (0 to 0)	0 (0 to 0)	0 (0 to 0)
Nutritional deficiencies	0·2 (0·1 to 0·4)	10·5 (4·1 to 20·2)	296 (184 to 449)	508 (275 to 826)	457 (230 to 810)	253 (127 to 479)	154 (84·9 to 264)	160 (89·7 to 294)
Protein-energy malnutrition	0·2 (0·1 to 0·4)	0·8 (0·4 to 1·4)	196 (105 to 332)	102 (61·1 to 163)	58·3 (37·8 to 84·1)	45·2 (29·3 to 67)	51 (31·5 to 76)	57·1 (37·7 to 82·4)
Iodine deficiency	0 (0 to 0)	0 (0 to 0)	0 (0 to 0)	1 (0·4 to 2·2)	7·3 (3 to 14·6)	17·4 (7·4 to 35·1)	23·4 (10·4 to 46·7)	23·5 (10·1 to 46·4)
Vitamin A deficiency	0 (0 to 0·1)	1 (0·2 to 2·5)	4·3 (1·5 to 9·5)	27·5 (12·6 to 50·4)	27·1 (12·4 to 51·7)	16·1 (6·7 to 30·7)	9·3 (3·2 to 18·8)	7·7 (2·1 to 16·5)
Dietary iron deficiency	0 (0 to 0)	8·8 (2·9 to 17·8)	90·7 (33·7 to 185)	373 (166 to 688)	357 (145 to 691)	166 (55·3 to 376)	53·5 (7·2 to 144)	52·4 (5·9 to 166)
Other nutritional deficiencies	0 (0 to 0)	0 (0 to 0)	4·7 (1·9 to 9·6)	4·3 (1·7 to 9·1)	7·6 (3·8 to 13·4)	8·7 (4·4 to 14·8)	16·3 (8·3 to 27·4)	19·6 (10 to 31·7)
Non-communicable diseases	1,510 (898 to 3,040)	987 (632 to 1,510)	3,510 (2,190 to 5,350)	3,080 (2,360 to 3,940)	3,560 (2,700 to 4,560)	5,660 (4,110 to 7,640)	8,930 (6,600 to 11,800)	11,300 (8,520 to 14,600)
Neoplasms	9·5 (5·2 to 13·9)	7·7 (4·7 to 10·8)	95·3 (51·9 to 158)	373 (237 to 546)	417 (312 to 518)	368 (293 to 451)	467 (371 to 577)	536 (407 to 703)
Lip and oral cavity cancer	0 (0 to 0)	0 (0 to 0)	0 (0 to 0)	0 (0 to 0)	0·9 (0·8 to 1·3)	0·9 (0·7 to 1·6)	2 (1·5 to 2·6)	2·5 (1·7 to 3·5)
Nasopharynx cancer	0 (0 to 0)	0 (0 to 0)	0 (0 to 0)	0 (0 to 0)	0·9 (0·8 to 1·1)	0·8 (0·7 to 1)	0·9 (0·7 to 1·1)	1·2 (0·8 to 1·8)
Other pharynx cancer	0 (0 to 0)	0 (0 to 0)	0 (0 to 0)	0 (0 to 0)	0 (0 to 0)	0 (0 to 0)	0 (0 to 0)	0·8 (0·6 to 1·1)
Esophageal cancer	0 (0 to 0)	0 (0 to 0)	0 (0 to 0)	0 (0 to 0)	0 (0 to 0)	0 (0 to 0)	0 (0 to 0)	1·5 (1·1 to 2·1)
Stomach cancer	0 (0 to 0)	0 (0 to 0)	0 (0 to 0)	0 (0 to 0)	0 (0 to 0)	0 (0 to 0)	7·1 (5·8 to 8·6)	18·7 (13·1 to 25·9)
Colon and rectum cancer	0 (0 to 0)	0 (0 to 0)	0 (0 to 0)	0 (0 to 0)	2 (1·4 to 2·7)	3 (2·1 to 4·3)	10·2 (7·6 to 13·7)	21·7 (14·5 to 32·1)
Liver cancer	0·2 (0·1 to 0·3)	0·2 (0·1 to 0·3)	3·3 (1·7 to 5·5)	8·8 (5·4 to 13·3)	5·7 (4·2 to 7·4)	4·8 (3·7 to 6·2)	4·1 (2·7 to 6)	4·5 (2·8 to 7)
Liver cancer due to hepatitis B	0 (0 to 0)	0 (0 to 0)	0 (0 to 0)	0 (0 to 0)	0 (0 to 0)	0·4 (0·3 to 0·7)	0·8 (0·5 to 1·2)	1·2 (0·7 to 2)
Liver cancer due to hepatitis C	0 (0 to 0)	0 (0 to 0)	0 (0 to 0)	0 (0 to 0)	0 (0 to 0)	0 (0 to 0·1)	0·1 (0 to 0·1)	0·2 (0·1 to 0·4)
Liver cancer due to alcohol use	0 (0 to 0)	0 (0 to 0)	0 (0 to 0)	0 (0 to 0)	0 (0 to 0)	0 (0 to 0)	0·1 (0 to 0·1)	0·3 (0·1 to 0·4)
Liver cancer due to NASH	0 (0 to 0)	0 (0 to 0)	0 (0 to 0)	0 (0 to 0)	0 (0 to 0)	0 (0 to 0)	1·4 (0·9 to 2·1)	1·2 (0·7 to 1·9)
Liver cancer due to other causes	0·2 (0·1 to 0·3)	0·2 (0·1 to 0·3)	3·3 (1·7 to 5·5)	8·8 (5·4 to 13·3)	5·7 (4·2 to 7·4)	4·4 (3·3 to 5·6)	1·8 (1·1 to 2·7)	1·6 (0·9 to 2·5)
Gallbladder and biliary tract cancer	0 (0 to 0)	0 (0 to 0)	0 (0 to 0)	0 (0 to 0)	0 (0 to 0)	0 (0 to 0)	0 (0 to 0)	1·4 (0·9 to 2·8)
Pancreatic cancer	0 (0 to 0)	0 (0 to 0)	0 (0 to 0)	0 (0 to 0)	0 (0 to 0)	0 (0 to 0)	2·7 (2·1 to 3·4)	5 (3·5 to 7)
Larynx cancer	0 (0 to 0)	0 (0 to 0)	0 (0 to 0)	0 (0 to 0)	0 (0 to 0)	0 (0 to 0)	0 (0 to 0)	1·7 (0·8 to 3·1)
Tracheal, bronchus, and lung cancer	0 (0 to 0)	0 (0 to 0)	0 (0 to 0)	0 (0 to 0)	0 (0 to 0)	2·3 (1·2 to 4)	7·9 (5·7 to 10·3)	15·2 (10 to 22·2)
Malignant skin melanoma	0 (0 to 0)	0 (0 to 0·1)	0·6 (0·1 to 1·8)	2·2 (0·6 to 6·8)	0·9 (0·8 to 1·1)	0·9 (0·7 to 1·2)	1·9 (1·2 to 3·6)	3·8 (2·1 to 6·3)
Non-melanoma skin cancer	0 (0 to 0)	0 (0 to 0)	0 (0 to 0)	0 (0 to 0)	0 (0 to 0)	0 (0 to 0)	0 (0 to 0)	1·9 (1·2 to 3)
Non-melanoma skin cancer (squamous-cell carcinoma)	0 (0 to 0)	0 (0 to 0)	0 (0 to 0)	0 (0 to 0)	0 (0 to 0)	0 (0 to 0)	0 (0 to 0)	1·9 (1·2 to 3)
Non-melanoma skin cancer (basal-cell carcinoma)	0 (0 to 0)	0 (0 to 0)	0 (0 to 0)	0 (0 to 0)	0 (0 to 0)	0 (0 to 0)	0 (0 to 0)	0 (0 to 0)
Breast cancer	0 (0 to 0)	0 (0 to 0)	0 (0 to 0)	0 (0 to 0)	0 (0 to 0)	0 (0 to 0)	9·3 (7·3 to 11·7)	23·1 (15·5 to 33·1)
Cervical cancer	0 (0 to 0)	0 (0 to 0)	0 (0 to 0)	0 (0 to 0)	0 (0 to 0)	0 (0 to 0)	6·9 (5·1 to 9·4)	26·2 (16·5 to 40·3)
Uterine cancer	0 (0 to 0)	0 (0 to 0)	0 (0 to 0)	0 (0 to 0)	0 (0 to 0)	0 (0 to 0)	0 (0 to 0)	2·1 (1·5 to 2·8)
Ovarian cancer	0 [illegible]	0 [illegible]	0 [illegible]	0 [illegible]	6 [illegible]	13·6 [illegible]	28·1 [illegible]	40·9 [illegible]
Prostate cancer	[illegible]	[illegible]	[illegible]	[illegible]	[illegible]	[illegible]	[illegible]	[illegible]
Testicular cancer	[illegible]	[illegible]	[illegible]	[illegible]	[illegible]	[illegible]	[illegible]	[illegible]
Kidney cancer	[illegible]	[illegible]	[illegible]	[illegible]	[illegible]	[illegible]	[illegible]	[illegible]
Bladder cancer	[illegible]	[illegible]	[illegible]	[illegible]	[illegible]	[illegible]	[illegible]	[illegible]
Brain and central nervous system cancer	[illegible]	[illegible]	[illegible]	[illegible]	[illegible]	[illegible]	[illegible]	[illegible]
Thyroid cancer	[illegible]	[illegible]	[illegible]	[illegible]	[illegible]	[illegible]	[illegible]	[illegible]
Mesothelioma	[illegible]	[illegible]	[illegible]	[illegible]	[illegible]	[illegible]	[illegible]	[illegible]
Hodgkin lymphoma	[illegible]	[illegible]	[illegible]	[illegible]	[illegible]	[illegible]	[illegible]	[illegible]
Non-Hodgkin lymphoma	[illegible]	[illegible]	[illegible]	[illegible]	[illegible]	[illegible]	[illegible]	[illegible]
Multiple myeloma	[illegible]	[illegible]	[illegible]	[illegible]	[illegible]	[illegible]	[illegible]	[illegible]
Leukemia	[illegible]	[illegible]	[illegible]	[illegible]	[illegible]	[illegible]	[illegible]	[illegible]
Acute lymphoid leukemia	[illegible]	[illegible]	[illegible]	[illegible]	[illegible]	[illegible]	[illegible]	[illegible]
Chronic lymphoid leukemia	[illegible]	[illegible]	[illegible]	[illegible]	[illegible]	[illegible]	[illegible]	[illegible]
Acute myeloid leukemia	[illegible]	[illegible]	[illegible]	[illegible]	[illegible]	[illegible]	[illegible]	[illegible]
Chronic myeloid leukemia	[illegible]	[illegible]	[illegible]	[illegible]	[illegible]	[illegible]	[illegible]	[illegible]
Other leukemia	[illegible]	[illegible]	[illegible]	[illegible]	[illegible]	[illegible]	[illegible]	[illegible]
Other malignant neoplasms	[illegible]	[illegible]	[illegible]	[illegible]	[illegible]	[illegible]	[illegible]	[illegible]
Other neoplasms	[illegible]	[illegible]	[illegible]	[illegible]	[illegible]	[illegible]	[illegible]	[illegible]
Myelodysplastic, myeloproliferative, and other hematopoietic neoplasms	[illegible]	[illegible]	[illegible]	[illegible]	[illegible]	[illegible]	[illegible]	[illegible]
Benign and in situ intestinal neoplasms	[illegible]	[illegible]	[illegible]	[illegible]	[illegible]	[illegible]	[illegible]	[illegible]
Benign and in situ cervical and uterine neoplasms	[illegible]	[illegible]	[illegible]	[illegible]	[illegible]	[illegible]	[illegible]	[illegible]
Other benign and in situ neoplasms	[illegible]	[illegible]	[illegible]	[illegible]	[illegible]	[illegible]	[illegible]	[illegible]
Cardiovascular diseases	[illegible]	[illegible]	[illegible]	[illegible]	[illegible]	[illegible]	[illegible]	[illegible]
Rheumatic heart disease	[illegible]	[illegible]	[illegible]	[illegible]	[illegible]	[illegible]	[illegible]	[illegible]

Cause	25 to 29	30 to 34	35 to 39	40 to 44	45 to 49	50 to 54	55 to 59	60 to 64
All causes	16,600 (13,200 to 20,900)	17,300 (13,600 to 21,600)	18,400 (14,800 to 22,900)	21,000 (17,000 to 25,900)	23,400 (18,900 to 28,500)	24,500 (20,100 to 29,600)	25,700 (21,100 to 31,100)	27,600 (22,900 to 32,900)
Communicable, maternal, neonatal, and nutritional diseases	1,410 (1,130 to 1,780)	1,400 (1,110 to 1,790)	1,330 (1,050 to 1,700)	1,410 (1,050 to 1,900)	1,220 (954 to 1,550)	1,070 (833 to 1,360)	1,070 (833 to 1,350)	1,030 (804 to 1,300)
HIV/AIDS and sexually transmitted infections	172 (134 to 228)	213 (168 to 279)	196 (151 to 264)	183 (140 to 251)	154 (118 to 214)	85·5 (64·2 to 122)	76·3 (60·4 to 102)	52·5 (40·8 to 68·9)
HIV/AIDS	118 (96·8 to 143)	148 (123 to 178)	128 (106 to 152)	115 (94·9 to 138)	95·1 (78·4 to 115)	50·6 (41·8 to 61·1)	52·9 (43·6 to 63·4)	36·2 (29·9 to 43·6)
HIV/AIDS - Drug-susceptible Tuberculosis	16·2 (9·2 to 25·1)	20·1 (11·3 to 31·3)	17·2 (9·7 to 26·7)	15·5 (8·7 to 24·1)	13 (7·2 to 20·2)	6·8 (3·8 to 10·5)	7·1 (4 to 11)	4·9 (2·8 to 7·5)
HIV/AIDS - Multidrug-resistant Tuberculosis without extensive	1·4 (0·1 to 6·3)	1·7 (0·1 to 7·9)	1·4 (0·1 to 6·7)	1·3 (0·1 to 6·1)	1·1 (0·1 to 5·1)	0·6 (0 to 2·7)	0·6 (0 to 2·8)	0·4 (0 to 1·9)
HIV/AIDS - Extensively drug-resistant Tuberculosis	0·2 (0 to 1)	0·3 (0 to 1·2)	0·2 (0 to 1)	0·2 (0 to 0·9)	0·2 (0 to 0·8)	0·1 (0 to 0·4)	0·1 (0 to 0·4)	0·1 (0 to 0·3)
HIV/AIDS resulting in other diseases	99·7 (77·1 to 126)	126 (98·9 to 158)	110 (85·3 to 135)	97·8 (76·5 to 123)	80·8 (61·4 to 101)	43·1 (33·8 to 54·2)	45·1 (35·1 to 55·5)	30·9 (24·3 to 38·3)
Sexually transmitted infections excluding HIV	54·2 (26·1 to 106)	64·8 (30·8 to 130)	67·4 (33·8 to 129)	68·6 (34·8 to 134)	58·8 (29·4 to 114)	34·9 (16·4 to 70·5)	23·3 (10·7 to 45·5)	16·3 (7·8 to 31·3)
Syphilis	1·2 (0·7 to 2)	1·3 (0·8 to 2)	0·9 (0·6 to 1·4)	0·5 (0·3 to 0·7)	1 (0·6 to 1·5)	0·6 (0·4 to 0·9)	0·3 (0·2 to 0·5)	0·4 (0·3 to 0·7)
Chlamydial infection	3·7 (2·4 to 5·8)	4 (1·8 to 7·3)	5 (2·6 to 9)	5·8 (3·1 to 10·2)	4·4 (2·6 to 7·5)	1·3 (0·9 to 1·9)	0·8 (0·6 to 1·1)	0·5 (0·3 to 0·9)
Gonococcal infection	2·8 (1·7 to 4·4)	2·7 (1·8 to 4)	2·9 (2 to 4·3)	4 (2·5 to 5·9)	4·2 (2·5 to 6·4)	1·9 (1·2 to 3·1)	1·3 (0·8 to 2)	1·4 (0·8 to 2·3)
Trichomoniasis	31·1 (10·5 to 71·7)	36·5 (11·6 to 83·9)	34·3 (11·4 to 79·3)	32 (10·6 to 77)	27·3 (8·3 to 62·7)	18·6 (5·8 to 43)	11·5 (3·7 to 27·8)	6·8 (2·3 to 16·4)
Genital herpes	7·5 (2·4 to 17·6)	9·5 (3·1 to 23·4)	10·4 (3·4 to 25)	10·7 (3·2 to 25·8)	10·4 (3·4 to 25·8)	9 (2·8 to 21·6)	7·4 (2·2 to 18·3)	5·9 (1·8 to 14·4)
Other sexually transmitted infections	7·9 (4·5 to 13)	10·8 (6·2 to 17·9)	13·7 (8 to 22·4)	15·7 (9·2 to 26·3)	11·6 (6·3 to 20)	3·5 (1·7 to 6·2)	2·1 (1·1 to 3·4)	1·2 (0·7 to 2)
Respiratory infections and tuberculosis	279 (202 to 385)	250 (179 to 338)	250 (178 to 346)	278 (201 to 386)	287 (207 to 386)	296 (214 to 404)	322 (231 to 438)	359 (259 to 494)
Tuberculosis	68·3 (44·3 to 103)	53·9 (34·2 to 80·3)	51·7 (33·1 to 78·3)	54·1 (32·3 to 82·4)	56·5 (34·3 to 86·7)	60·8 (36·8 to 92·3)	56·6 (34·5 to 90·7)	53·2 (32·3 to 82·1)
Latent tuberculosis infection	0 (0 to 0)	0 (0 to 0)	0 (0 to 0)	0 (0 to 0)	0 (0 to 0)	0 (0 to 0)	0 (0 to 0)	0 (0 to 0)
Drug-susceptible tuberculosis	63·8 (39·3 to 98·2)	50·4 (29·2 to 77·8)	48·2 (28·2 to 74·7)	50·3 (28·6 to 77)	52·5 (29·3 to 82·5)	56·4 (31·3 to 86·7)	52·4 (29·8 to 86·2)	49·3 (27·8 to 78·3)
Multidrug-resistant tuberculosis without extensive drug resistar	3·9 (0·2 to 18·9)	3·1 (0·2 to 14)	3 (0·2 to 15)	3·2 (0·2 to 15·3)	3·5 (0·2 to 16·8)	3·8 (0·2 to 20)	3·6 (0·2 to 17·5)	3·4 (0·2 to 15·9)
Extensively drug-resistant tuberculosis	0·6 (0 to 2·8)	0·5 (0 to 2·1)	0·5 (0 to 2·4)	0·5 (0 to 2·5)	0·6 (0 to 2·6)	0·6 (0 to 3)	0·6 (0 to 2·8)	0·5 (0 to 2·6)
Lower respiratory infections	91·6 (57 to 141)	87·5 (55·3 to 133)	96·2 (60·1 to 143)	129 (81 to 197)	144 (88·5 to 219)	162 (104 to 239)	205 (134 to 303)	259 (171 to 384)
Upper respiratory infections	97·3 (52·3 to 158)	89·8 (48·3 to 151)	84·5 (41·9 to 143)	76·2 (40·7 to 133)	67·3 (35·7 to 116)	56·9 (31·1 to 97·3)	46·9 (25·7 to 78)	37·2 (20·5 to 60·3)
Otitis media	22·2 (10·1 to 41·9)	18·5 (8·1 to 36·2)	18·1 (8·2 to 33·3)	18·8 (8·6 to 36·7)	18·7 (9·2 to 33·9)	16·5 (7·5 to 30·8)	13·3 (7 to 24)	10·1 (4·5 to 19·2)
Enteric infections	55·4 (37·1 to 80·7)	61·1 (42·2 to 85·3)	72·2 (50·6 to 103)	85·2 (60·1 to 118)	99·6 (71 to 138)	107 (76·2 to 143)	119 (84·2 to 163)	131 (92·6 to 182)
Diarrheal diseases	54·4 (36·5 to 80·1)	60·2 (41·5 to 84·5)	71·3 (50 to 101)	84·1 (59·4 to 116)	98·5 (69·9 to 137)	105 (75·3 to 141)	118 (83·5 to 162)	130 (91·4 to 179)
Typhoid and paratyphoid	0·7 (0·2 to 2·3)	0·6 (0·2 to 1·9)	0·7 (0·2 to 2·3)	0·9 (0·2 to 3·9)	0·9 (0·3 to 2·8)	1·1 (0·3 to 4·2)	1·1 (0·4 to 3·7)	1·1 (0·4 to 2·8)
Typhoid fever	0·7 (0·2 to 2·3)	0·6 (0·2 to 1·9)	0·7 (0·2 to 2·3)	0·9 (0·2 to 3·8)	0·8 (0·3 to 2·8)	1·1 (0·3 to 4·2)	1 (0·4 to 3·6)	1 (0·3 to 2·7)
Paratyphoid fever	0 (0 to 0)	0 (0 to 0·1)	0 (0 to 0)	0 (0 to 0·1)	0 (0 to 0)	0 (0 to 0)	0 (0 to 0)	0 (0 to 0·1)
Invasive Non-typhoidal Salmonella (iNTS)	0·1 (0 to 0·5)	0·1 (0 to 0·2)	0·1 (0 to 0·3)	0·1 (0 to 0·2)	0·1 (0 to 0·6)	0·1 (0 to 0·5)	0·2 (0·1 to 1·3)	0·1 (0 to 0·5)
Other intestinal infectious diseases	0·1 (0 to 0·3)	0·2 (0 to 0·6)	0·1 (0 to 0·4)	0·1 (0 to 0·5)	0·1 (0 to 0·3)	0·1 (0 to 0·3)	0·1 (0 to 0·2)	0·1 (0 to 0·3)
Neglected tropical diseases and malaria	132 (67·4 to 241)	142 (72·3 to 258)	145 (75 to 275)	154 (79·2 to 271)	155 (79·8 to 272)	150 (76·7 to 262)	154 (79·4 to 262)	154 (78·9 to 268)
Malaria	0·6 (0·2 to 1·3)	0·7 (0·3 to 1·4)	0·6 (0·2 to 1·3)	0·6 (0·2 to 1·4)	0·2 (0·1 to 0·3)	0·1 (0·1 to 0·2)	0·1 (0·1 to 0·3)	0·2 (0·1 to 0·2)
Chagas disease	4·9 (1·6 to 9·1)	6·7 (2·8 to 11·8)	7·8 (3·6 to 13·5)	8·9 (4·3 to 14·8)	10·3 (5·6 to 16·5)	10·9 (6 to 17·3)	11 (6·1 to 18)	11·1 (6 to 18)
Leishmaniasis	0 (0 to 0)	0 (0 to 0)	0 (0 to 0)	0 (0 to 0)	0 (0 to 0)	0 (0 to 0)	0 (0 to 0)	0 (0 to 0)
Visceral leishmaniasis	0 (0 to 0)	0 (0 to 0)	0 (0 to 0)	0 (0 to 0)	0 (0 to 0)	0 (0 to 0)	0 (0 to 0)	0 (0 to 0)
Cutaneous and mucocutaneous leishmaniasis	0 (0 to 0)	0 (0 to 0)	0 (0 to 0)	0 (0 to 0)	0 (0 to 0)	0 (0 to 0)	0 (0 to 0)	0 (0 to 0)
African trypanosomiasis	0 (0 to 0)	0 (0 to 0)	0 (0 to 0)	0 (0 to 0)	0 (0 to 0)	0 (0 to 0)	0 (0 to 0)	0 (0 to 0)
Schistosomiasis	0 (0 to 0)	0 (0 to 0)	0 (0 to 0)	0 (0 to 0)	0 (0 to 0)	0 (0 to 0)	0 (0 to 0)	0 (0 to 0)
Cysticercosis	81·1 (24·2 to 183)	91·7 (29·2 to 204)	99 (33·5 to 227)	109 (39·5 to 222)	117 (44·8 to 230)	116 (44·9 to 228)	122 (49·9 to 230)	127 (55·1 to 240)
Cystic echinococcosis	0 (0 to 0·1)	0 (0 to 0·1)	0 (0 to 0·1)	0 (0 to 0·1)	0 (0 to 0·1)	0 (0 to 0·1)	0 (0 to 0·1)	0 (0 to 0·1)
Lymphatic filariasis	0 (0 to 0)	0 (0 to 0)	0 (0 to 0)	0 (0 to 0)	0 (0 to 0)	0 (0 to 0)	0 (0 to 0)	0 (0 to 0)
Onchocerciasis	0 (0 to 0)	0 (0 to 0)	0 (0 to 0)	0 (0 to 0)	0 (0 to 0)	0 (0 to 0)	0 (0 to 0)	0 (0 to 0)
Trachoma	0 (0 to 0)	0 (0 to 0)	0 (0 to 0)	0 (0 to 0)	0 (0 to 0)	0 (0 to 0)	0 (0 to 0)	0 (0 to 0)
Dengue	17·9 (6·5 to 37·8)	14·5 (4·8 to 32·2)	15 (5·6 to 30·3)	13·7 (4·8 to 28·3)	13·2 (4·5 to 29·6)	12·2 (4·2 to 25·7)	9·9 (3·7 to 19·9)	8·5 (3 to 17·4)
Yellow fever	0 (0 to 0)	0 (0 to 0)	0 (0 to 0)	0 (0 to 0)	0 (0 to 0)	0 (0 to 0)	0 (0 to 0)	0 (0 to 0)
Rabies	0 (0 to 0)	0 (0 to 0)	0 (0 to 0)	0 (0 to 0)	0 (0 to 0)	0 (0 to 0)	0 (0 to 0)	0 (0 to 0)
Intestinal nematode infections	23·5 (10·7 to 44·8)	22·1 (9·9 to 44·6)	15·2 (7·3 to 27)	8·1 (3·9 to 14·7)	6·7 (3·3 to 12·6)	5·4 (2·5 to 9·5)	4·6 (2·1 to 8·4)	3·7 (1·7 to 6·8)
Ascariasis	4·6 (1·6 to 9·7)	4·1 (1·5 to 8·6)	4 (1·4 to 8·5)	3·6 (1·3 to 7·7)	3·1 (1·1 to 6·8)	2·5 (0·8 to 5)	2·1 (0·7 to 4·6)	1·8 (0·6 to 3·8)
Trichuriasis	7·1 (2·7 to 14·3)	5 (1·8 to 10·3)	3·8 (1·4 to 7·8)	3 (1 to 6·2)	2·4 (0·8 to 5·1)	1·9 (0·6 to 4)	1·4 (0·4 to 3·1)	1 (0·3 to 2·2)
Hookworm disease	11·8 (3·2 to 29·2)	13 (3·6 to 32·6)	7·4 (2·6 to 15·3)	1·5 (0·5 to 3·1)	1·2 (0·4 to 2·7)	1·1 (0·4 to 2·4)	1·1 (0·3 to 2·5)	0·9 (0·3 to 2·1)
Food-borne trematodiases	0 (0 to 0)	0 (0 to 0)	0 (0 to 0)	0 (0 to 0)	0 (0 to 0)	0 (0 to 0)	0 (0 to 0)	0 (0 to 0)
Leprosy	0 (0 to 0)	0 (0 to 0)	0 (0 to 0)	0 (0 to 0)	0 (0 to 0)	0 (0 to 0)	0 (0 to 0)	0 (0 to 0)
Ebola	0 (0 to 0)	0 (0 to 0)	0 (0 to 0)	0 (0 to 0)	0 (0 to 0)	0 (0 to 0)	0 (0 to 0)	0 (0 to 0)
Zika virus	0 (0 to 0·2)	0 (0 to 0·2)	0 (0 to 0·1)	0 (0 to 0·1)	0 (0 to 0·1)	0 (0 to 0·1)	0 (0 to 0·1)	0 (0 to 0·1)
Guinea worm disease	0 (0 to 0)	0 (0 to 0)	0 (0 to 0)	0 (0 to 0)	0 (0 to 0)	0 (0 to 0)	0 (0 to 0)	0 (0 to 0)
Other neglected tropical diseases	3·7 (1 to 9·5)	5·9 (1·4 to 13·7)	6·9 (2·3 to 15)	13·1 (4·8 to 27·4)	7·3 (2·4 to 15·5)	5·8 (1·8 to 13·3)	6·4 (2·3 to 13·6)	3 (1·1 to 6·1)
Other infectious diseases	70·6 (52·5 to 94·4)	65·6 (49·8 to 86·5)	61·2 (45·3 to 80·4)	68·7 (50 to 93·2)	67·1 (50·5 to 88·8)	59 (44·4 to 78·4)	56·3 (41·8 to 73·3)	53·1 (39·7 to 69·3)
Meningitis	15·1 (10·3 to 22·2)	14·4 (10·5 to 20·3)	13·1 (9·1 to 18·4)	13 (9·3 to 18·2)	15·7 (10·7 to 22)	12·1 (8·7 to 16·6)	10·7 (7·5 to 14·7)	11·4 (8 to 16)
Encephalitis	29·4 (17·9 to 44)	23·8 (15·3 to 35·9)	21·3 (13·7 to 30·9)	21·7 (13·7 to 31)	20·5 (13·5 to 30·1)	17·7 (11·9 to 26)	16·9 (10·5 to 25·2)	15·6 (9·6 to 22·9)
Diphtheria	0 (0 to 0)	0 (0 to 0)	0 (0 to 0)	0 (0 to 0)	0 (0 to 0)	0 (0 to 0)	0 (0 to 0)	0 (0 to 0)
Tetanus	0·1 (0 to 0·2)	0·1 (0 to 0·2)	0·1 (0 to 0·2)	0·1 (0 to 0·2)	0·1 (0 to 0·2)	0·1 (0 to 0·2)	0·1 (0 to 0·2)	0·1 (0 to 0·2)
Measles	0 (0 to 0)	0 (0 to 0)	0 (0 to 0)	0 (0 to 0)	0 (0 to 0)	0 (0 to 0)	0 (0 to 0)	0 (0 to 0)
Varicella and herpes zoster	3·9 (1·8 to 8·1)	3·6 (1·5 to 7·5)	3·8 (1·6 to 7·9)	3·5 (1·5 to 6·6)	3·8 (1·6 to 7)	4·4 (2 to 8·5)	3·8 (1·8 to 6·8)	4·6 (2·3 to 8·5)
Acute hepatitis	6·6 (4 to 10)	5·3 (3·3 to 8)	4·9 (3·1 to 7·4)	5·2 (3·3 to 7·7)	5·7 (3·9 to 8·1)	6 (4 to 8·8)	6·1 (4·1 to 9·3)	7 (4·6 to 10·2)
Acute hepatitis A	4·8 (2·4 to 7·9)	3·5 (1·8 to 5·8)	2·9 (1·4 to 5)	2·7 (1·2 to 4·6)	2·5 (1·2 to 4·2)	2·5 (1 to 4·5)	2·2 (0·9 to 4·3)	2·1 (0·7 to 4·4)
Acute hepatitis B	1·1 (0·5 to 2·1)	1 (0·5 to 1·8)	1·2 (0·5 to 2·1)	1·6 (0·7 to 2·7)	2 (0·7 to 3·5)	2·4 (0·9 to 4·7)	2·7 (0·8 to 5·1)	3·5 (1·4 to 6·3)
Acute hepatitis C	0·3 (0·1 to 0·8)	0·3 (0·1 to 0·8)	0·4 (0·1 to 0·8)	0·5 (0·2 to 1·1)	0·8 (0·3 to 2·1)	0·8 (0·3 to 2·2)	0·9 (0·3 to 2·4)	0·9 (0·3 to 2·6)
Acute hepatitis E	0·4 (0·2 to 0·8)	0·4 (0·2 to 0·8)	0·4 (0·2 to 0·7)	0·4 (0·2 to 0·7)	0·4 (0·2 to 0·7)	0·3 (0·2 to 0·5)	0·4 (0·2 to 0·6)	0·4 (0·2 to 0·8)
Other unspecified infectious diseases	15·3 (9·5 to 24·5)	18·3 (10·5 to 29·5)	17·9 (11·2 to 28)	25 (14·4 to 41·1)	21·3 (13·4 to 32·7)	18·6 (11·3 to 28·7)	18·4 (11·2 to 28)	14·3 (9·5 to 21)
Maternal and neonatal disorders	532 (413 to 685)	465 (363 to 582)	372 (289 to 470)	268 (199 to 346)	212 (154 to 283)	160 (113 to 216)	125 (90·6 to 175)	93·6 (65·6 to 129)
Maternal disorders	272 (194 to 378)	225 (158 to 309)	147 (104 to 201)	57·8 (39·5 to 82·8)	18·9 (13·1 to 26·7)	1·2 (0·9 to 1·7)	0 (0 to 0)	0 (0 to 0)
Maternal hemorrhage	46·6 (26·1 to 77·4)	48·4 (26·3 to 79·4)	26·1 (14·8 to 44·2)	10·4 (5·3 to 19·2)	2·6 (1·2 to 4·9)	0·2 (0·1 to 0·3)	0 (0 to 0)	0 (0 to 0)
Maternal sepsis and other maternal infections	17·5 (8·6 to 30·9)	12·3 (5·8 to 21·9)	7 (3·6 to 12)	2·3 (1 to 4·2)	1·6 (0·9 to 2·7)	0·1 (0 to 0·2)	0 (0 to 0)	0 (0 to 0)
Maternal hypertensive disorders	60·3 (38·6 to 89·2)	51·5 (33·2 to 75·8)	34·6 (21·9 to 49·4)	12·1 (7·3 to 18·2)	3·2 (2 to 5)	0·2 (0·1 to 0·2)	0 (0 to 0)	0 (0 to 0)
Maternal obstructed labor and uterine rupture	8·3 (4 to 16·5)	7·1 (3·4 to 13·7)	5·7 (2·6 to 11·3)	2·3 (1 to 5)	0·7 (0·3 to 1·6)	0·1 (0 to 0·2)	0 (0 to 0)	0 (0 to 0)
Maternal abortion and miscarriage	9·8 (4·2 to 19·1)	7·7 (2·8 to 16·1)	6·8 (2·5 to 14)	4·4 (1·8 to 9·6)	3·1 (1·3 to 6)	0·2 (0·1 to 0·3)	0 (0 to 0)	0 (0 to 0)
Ectopic pregnancy	6·2 (3·1 to 11·7)	4·8 (2·4 to 8·1)	3·3 (1·7 to 5·8)	1·2 (0·6 to 2·1)	0·2 (0·1 to 0·4)	0 (0 to 0)	0 (0 to 0)	0 (0 to 0)
Indirect maternal deaths	56·1 (29 to 93·7)	40·7 (21·1 to 69·7)	27·2 (14·1 to 46·4)	10 (5 to 17·3)	2·5 (1·2 to 4·7)	0·2 (0·1 to 0·3)	–	–
Late maternal deaths	23·9 (10·1 to 48·5)	14·6 (5·2 to 30·8)	8·8 (3·6 to 18·1)	3·1 (1 to 7)	0·8 (0·3 to 1·6)	0 (0 to 0·1)	–	–
Maternal deaths aggravated by HIV/AIDS	0·1 (0 to 0·2)	0·1 (0 to 0·2)	0·1 (0 to 0·1)	0 (0 to 0)	0 (0 to 0)	0 (0 to 0)	–	–
Neonatal disorders	259 (184 to 351)	240 (170 to 325)	224 (159 to 307)	210 (146 to 289)	193 (138 to 266)	159 (112 to 214)	125 (90·6 to 175)	93·6 (65·6 to 129)
Neonatal preterm birth	122 (84·5 to 171)	113 (77·9 to 158)	105 (71·9 to 145)	97·7 (66 to 135)	88·8 (62·1 to 124)	71·6 (50·1 to 97·8)	54·7 (36·9 to 75·5)	39·4 (27·3 to 54·1)
Neonatal encephalopathy due to birth asphyxia and trauma	19·4 (12·4 to 29·5)	18·1 (11·5 to 27·6)	17·1 (10·9 to 26)	16·2 (10·4 to 24·6)	15·1 (9·5 to 22·9)	12·7 (7·9 to 19·3)	10·5 (6·5 to 15·6)	8·1 (5 to 12·2)
Neonatal sepsis and other neonatal infections	99·3 (53·8 to 170)	92·3 (50·7 to 156)	86·6 (48·3 to 145)	80·8 (43·4 to 137)	74·8 (41 to 128)	62·7 (33·8 to 107)	50·7 (28·4 to 87·3)	38·6 (20·2 to 67)
Hemolytic disease and other neonatal jaundice	18 (13·2 to 23·5)	16·8 (12·3 to 21·9)	15·8 (11·5 to 20·7)	15·1 (11·1 to 19·9)	14 (10·2 to 18·4)	11·8 (8·6 to 15·7)	9·6 (7·1 to 12·7)	7·4 (5·4 to 9·8)
Other neonatal disorders	0 (0 to 0)	0 (0 to 0)	0 (0 to 0)	0 (0 to 0)	0 (0 to 0)	0 (0 to 0)	0 (0 to 0)	0 (0 to 0)
Nutritional deficiencies	171 (97·9 to 309)	206 (104 to 381)	230 (126 to 415)	370 (179 to 671)	245 (131 to 420)	213 (112 to 391)	214 (117 to 382)	187 (113 to 304)
Protein-energy malnutrition	56·4 (36·3 to 82·3)	55·7 (38·3 to 80·4)	58·7 (39·3 to 83·6)	62·9 (43·1 to 89·7)	67·6 (46·3 to 94·9)	63·2 (42·8 to 87·8)	68·9 (48·4 to 95·5)	73·1 (52·2 to 98·6)
Iodine deficiency	21·5 (9·2 to 41·7)	19·4 (8·3 to 37·9)	17·5 (7·7 to 34·1)	16 (7 to 30·4)	14·3 (6·3 to 28·2)	11·7 (5·2 to 23)	9·2 (4·1 to 17·9)	7·1 (3·3 to 13·9)
Vitamin A deficiency	6·7 (1·8 to 13·6)	5·3 (1·6 to 11·4)	4·2 (1·1 to 8·9)	3·3 (0·9 to 7·3)	3 (1·5 to 5·2)	2·5 (1·3 to 4·3)	2·2 (1·1 to 3·7)	1·8 (0·9 to 3·1)
Dietary iron deficiency	61·3 (8·7 to 182)	108 (18·1 to 273)	133 (38·6 to 304)	270 (89·9 to 566)	144 (41·6 to 308)	115 (31·3 to 285)	117 (30·5 to 268)	90 (26·7 to 195)
Other nutritional deficiencies	25·5 (14·2 to 40·9)	16·9 (9·8 to 26·6)	17·4 (10·3 to 27·2)	18 (11·1 to 27·7)	15·9 (9·4 to 24·6)	20·1 (12·5 to 29·8)	17·1 (10·4 to 26·3)	15·3 (9·5 to 22·9)
Non-communicable diseases	12,900 (9,890 to 16,700)	14,000 (10,700 to 17,800)	15,400 (12,100 to 19,400)	18,000 (14,400 to 22,400)	20,600 (16,600 to 25,300)	22,100 (18,100 to 26,800)	23,500 (19,100 to 28,300)	25,400 (21,100 to 30,400)
Neoplasms	735 (532 to 990)	1,080 (792 to 1,440)	1,570 (1,150 to 2,070)	2,360 (1,790 to 3,110)	3,160 (2,400 to 4,130)	3,620 (2,720 to 4,760)	3,870 (2,940 to 5,090)	4,160 (3,230 to 5,320)
Lip and oral cavity cancer	3·7 (2·4 to 5·7)	5·3 (3·5 to 7·5)	7·8 (4·8 to 11·8)	12·7 (8·6 to 18·1)	18·4 (12·8 to 25·6)	22·3 (15 to 32·3)	26·7 (18·6 to 37·9)	31·4 (21·9 to 44·2)
Nasopharynx cancer	1·2 (0·8 to 1·8)	1·6 (1·1 to 2·3)	1·9 (1·2 to 2·8)	2·4 (1·6 to 3·4)	3·5 (2·3 to 5·3)	3·9 (2·5 to 5·7)	4·4 (3 to 6·3)	4·3 (3 to 6·3)
Other pharynx cancer	0·7 (0·5 to 1)	0·9 (0·6 to 1·4)	0·9 (0·6 to 1·3)	1·8 (1·2 to 2·7)	3·7 (2·4 to 5·5)	4·3 (2·9 to 6·3)	5 (3·5 to 7·3)	5·7 (4 to 7·8)
Esophageal cancer	2·4 (1·5 to 3·5)	3·5 (2·2 to 5·5)	5·8 (3·8 to 8·2)	9 (5·9 to 13·3)	16·6 (10·8 to 24·8)	23 (15·9 to 33·1)	27·8 (19·8 to 39·4)	32 (22·6 to 43·8)
Stomach cancer	37 (23·2 to 55·5)	58·8 (39·2 to 85·6)	87·5 (57·7 to 128)	115 (81 to 159)	158 (104 to 228)	203 (142 to 277)	227 (163 to 308)	279 (204 to 377)
Colon and rectum cancer	40·8 (24·1 to 63·4)	62 (41·1 to 89·3)	84·9 (58 to 120)	135 (93·8 to 188)	182 (127 to 263)	242 (168 to 333)	279 (202 to 382)	340 (240 to 473)
Liver cancer	5·5 (3·4 to 8·8)	8 (5 to 12·3)	12·1 (7·5 to 18·7)	22·4 (13·5 to 34)	39·3 (26·4 to 55·3)	63·2 (41·7 to 93·5)	80·4 (53·5 to 117)	108 (73·9 to 157)
Liver cancer due to hepatitis B	1·9 (1·1 to 3·3)	2·8 (1·6 to 4·5)	3·8 (2·3 to 6·2)	6·1 (3·5 to 10)	8·7 (5·2 to 13·4)	11·5 (6·8 to 18·3)	12·4 (7 to 19·7)	13·9 (8 to 22·5)
Liver cancer due to hepatitis C	0·5 (0·2 to 0·9)	1·1 (0·6 to 1·8)	2·3 (1·3 to 4)	5·7 (3·2 to 9·1)	12·5 (7·3 to 19·8)	23·9 (14·8 to 36·4)	34·6 (21·1 to 54·1)	49·5 (31·5 to 75·5)
Liver cancer due to alcohol use	0·5 (0·3 to 0·9)	1·1 (0·6 to 1·9)	2·3 (1·2 to 3·9)	4·8 (2·7 to 8·1)	8·8 (5·1 to 14·1)	14·4 (8·3 to 23)	18 (10 to 28·6)	24·8 (15 to 40)
Liver cancer due to NASH	1·1 (0·6 to 1·8)	1·3 (0·7 to 2)	1·6 (0·9 to 2·7)	2·8 (1·6 to 4·5)	4·8 (2·8 to 7·5)	7·5 (4·4 to 11·5)	9·2 (5·5 to 14·4)	12·4 (7·6 to 19·7)
Liver cancer due to other causes	1·4 (0·8 to 2·4)	1·6 (0·9 to 2·7)	2 (1·1 to 3·3)	3 (1·7 to 4·8)	4·4 (2·7 to 6·7)	5·9 (3·5 to 9·2)	6·2 (3·7 to 9·8)	7·3 (4·3 to 11·3)
Gallbladder and biliary tract cancer	2·5 (1·6 to 4·7)	5·1 (3·1 to 9·8)	11·5 (7·3 to 19·9)	27 (16·9 to 44·3)	52·3 (33·2 to 90·8)	78·2 (49·7 to 135)	109 (66·9 to 197)	136 (90·7 to 234)
Pancreatic cancer	10 (6·3 to 14·8)	16·4 (10·4 to 25·3)	34·3 (21·3 to 52·4)	65·7 (44·8 to 92·5)	121 (85·5 to 169)	175 (122 to 239)	245 (172 to 334)	328 (235 to 447)
Larynx cancer	2·1 (1·4 to 2·9)	2·4 (1·6 to 3·3)	3·2 (2·1 to 4·8)	4·4 (2·8 to 6·5)	6·6 (4·5 to 9·6)	8·9 (5·8 to 13·6)	13·7 (9 to 20·4)	18·3 (12·9 to 26)
Tracheal, bronchus, and lung cancer	22·8 (13·8 to 34·5)	42·4 (27·8 to 64·7)	63·2 (40·7 to 92·1)	101 (68·1 to 151)	178 (123 to 255)	221 (149 to 315)	315 (213 to 455)	425 (290 to 599)
Malignant skin melanoma	6·3 (3·4 to 10·3)	8·4 (4·9 to 13·5)	12·4 (6·9 to 21·8)	14·8 (8·7 to 24·4)	17·8 (10·6 to 28·4)	18·1 (11·2 to 30)	20·6 (12·7 to 33·9)	21·7 (13·4 to 34·1)
Non-melanoma skin cancer	3 (1·8 to 4·7)	5 (3 to 7·7)	6·4 (4 to 10)	9·6 (6 to 14·6)	12·9 (8 to 19·7)	13 (8·4 to 18·9)	16·1 (10 to 24·8)	17·6 (11·6 to 26·5)
Non-melanoma skin cancer (squamous-cell carcinoma)	3 (1·8 to 4·7)	5 (3 to 7·6)	6·4 (4 to 9·9)	9·6 (6 to 14·6)	12·9 (8 to 19·7)	13 (8·4 to 18·9)	16·1 (10 to 24·8)	17·6 (11·6 to 26·5)
Non-melanoma skin cancer (basal-cell carcinoma)	0 (0 to 0)	0 (0 to 0)	0 (0 to 0)	0 (0 to 0)	0 (0 to 0)	0 (0 to 0·1)	0 (0 to 0·1)	0 (0 to 0·1)
Breast cancer	86·7 (57·7 to 128)	257 (177 to 359)	453 (322 to 627)	733 (516 to 1,020)	986 (703 to 1,350)	1,080 (783 to 1,490)	961 (689 to 1,330)	787 (579 to 1,060)
Cervical cancer	98·9 (61·6 to 155)	207 (137 to 307)	327 (218 to 481)	494 (344 to 695)	547 (372 to 776)	524 (371 to 779)	502 (361 to 702)	461 (332 to 652)
Uterine cancer	4·8 (3·2 to 7)	5·6 (3·6 to 8·2)	11·6 (7·4 to 16·6)	19·7 (13 to 28·8)	39·9 (26·9 to 58·4)	49·5 (33·5 to 69·4)	62 (43·3 to 88·5)	88·7 (61·8 to 124)
Ovarian cancer	52·3 [illegible]	67·9 [illegible]	98·5 [illegible]	160 [illegible]	245 [illegible]	273 [illegible]	276 [illegible]	264 [illegible]
Prostate cancer	[illegible]	[illegible]	[illegible]	[illegible]	[illegible]	[illegible]	[illegible]	[illegible]
Testicular cancer	[illegible]	[illegible]	[illegible]	[illegible]	[illegible]	[illegible]	[illegible]	[illegible]
Kidney cancer	[illegible]	[illegible]	[illegible]	[illegible]	[illegible]	[illegible]	[illegible]	[illegible]
Bladder cancer	[illegible]	[illegible]	[illegible]	[illegible]	[illegible]	[illegible]	[illegible]	[illegible]
Brain and central nervous system cancer	[illegible]	[illegible]	[illegible]	[illegible]	[illegible]	[illegible]	[illegible]	[illegible]
Thyroid cancer	[illegible]	[illegible]	[illegible]	[illegible]	[illegible]	[illegible]	[illegible]	[illegible]
Mesothelioma	[illegible]	[illegible]	[illegible]	[illegible]	[illegible]	[illegible]	[illegible]	[illegible]
Hodgkin lymphoma	[illegible]	[illegible]	[illegible]	[illegible]	[illegible]	[illegible]	[illegible]	[illegible]
Non-Hodgkin lymphoma	[illegible]	[illegible]	[illegible]	[illegible]	[illegible]	[illegible]	[illegible]	[illegible]
Multiple myeloma	[illegible]	[illegible]	[illegible]	[illegible]	[illegible]	[illegible]	[illegible]	[illegible]
Leukemia	[illegible]	[illegible]	[illegible]	[illegible]	[illegible]	[illegible]	[illegible]	[illegible]
Acute lymphoid leukemia	[illegible]	[illegible]	[illegible]	[illegible]	[illegible]	[illegible]	[illegible]	[illegible]
Chronic lymphoid leukemia	[illegible]	[illegible]	[illegible]	[illegible]	[illegible]	[illegible]	[illegible]	[illegible]
Acute myeloid leukemia	[illegible]	[illegible]	[illegible]	[illegible]	[illegible]	[illegible]	[illegible]	[illegible]
Chronic myeloid leukemia	[illegible]	[illegible]	[illegible]	[illegible]	[illegible]	[illegible]	[illegible]	[illegible]
Other leukemia	[illegible]	[illegible]	[illegible]	[illegible]	[illegible]	[illegible]	[illegible]	[illegible]
Other malignant neoplasms	[illegible]	[illegible]	[illegible]	[illegible]	[illegible]	[illegible]	[illegible]	[illegible]
Other neoplasms	[illegible]	[illegible]	[illegible]	[illegible]	[illegible]	[illegible]	[illegible]	[illegible]
Myelodysplastic, myeloproliferative, and other hematopoietic neoplasms	[illegible]	[illegible]	[illegible]	[illegible]	[illegible]	[illegible]	[illegible]	[illegible]
Benign and in situ intestinal neoplasms	[illegible]	[illegible]	[illegible]	[illegible]	[illegible]	[illegible]	[illegible]	[illegible]
Benign and in situ cervical and uterine neoplasms	[illegible]	[illegible]	[illegible]	[illegible]	[illegible]	[illegible]	[illegible]	[illegible]
Other benign and in situ neoplasms	[illegible]	[illegible]	[illegible]	[illegible]	[illegible]	[illegible]	[illegible]	[illegible]
Cardiovascular diseases	[illegible]	[illegible]	[illegible]	[illegible]	[illegible]	[illegible]	[illegible]	[illegible]
Rheumatic heart disease	[illegible]	[illegible]	[illegible]	[illegible]	[illegible]	[illegible]	[illegible]	[illegible]

Cause	65 to 69	70 to 74	75 to 79	80 to 84	85 to 89	90 to 94	95 plus	Total
All causes	24,200 (20,500 to 28,700)	22,800 (19,500 to 26,900)	20,100 (17,200 to 23,500)	15,700 (13,600 to 18,200)	10,500 (9,090 to 12,200)	5,330 (4,680 to 6,050)	2,520 (2,310 to 2,770)	340,000
Communicable, maternal, neonatal, and nutritional diseases	837 (662 to 1,050)	829 (647 to 1,060)	874 (680 to 1,120)	732 (564 to 944)	573 (432 to 734)	325 (235 to 414)	201 (146 to 253)	30,600
HIV/AIDS and sexually transmitted infections	38·8 (30·9 to 50·4)	12·3 (8 to 19·7)	7·5 (4·8 to 12·4)	4·1 (2·6 to 6·7)	2·2 (1·4 to 3·5)	0·7 (0·4 to 1·1)	0·3 (0·2 to 0·4)	1,420
HIV/AIDS	26·8 (22·3 to 32·3)	3·4 (2·5 to 4·3)	1·7 (1·3 to 2·1)	0·5 (0·4 to 0·6)	0·2 (0·2 to 0·2)	0·1 (0 to 0·1)	0·1 (0 to 0·1)	957
HIV/AIDS - Drug-susceptible Tuberculosis	3·6 (2 to 5·5)	0·4 (0·3 to 0·6)	0·2 (0·1 to 0·3)	0·1 (0 to 0·1)	0 (0 to 0)	0 (0 to 0)	0 (0 to 0)	130
HIV/AIDS - Multidrug-resistant Tuberculosis without extensive	0·3 (0 to 1·4)	0 (0 to 0·1)	0 (0 to 0·1)	0 (0 to 0)	0 (0 to 0)	0 (0 to 0)	0 (0 to 0)	11
HIV/AIDS - Extensively drug-resistant Tuberculosis	0 (0 to 0·2)	0 (0 to 0)	0 (0 to 0)	0 (0 to 0)	0 (0 to 0)	0 (0 to 0)	0 (0 to 0)	1·8
HIV/AIDS resulting in other diseases	22·9 (17·9 to 28·4)	3 (2·1 to 3·9)	1·4 (1 to 1·8)	0·4 (0·3 to 0·5)	0·2 (0·1 to 0·2)	0 (0 to 0·1)	0 (0 to 0·1)	815
Sexually transmitted infections excluding HIV	12 (6·2 to 22·6)	8·9 (4·8 to 16·1)	5·9 (3·3 to 10·4)	3·6 (2·1 to 6·2)	2 (1·2 to 3·3)	0·6 (0·4 to 1·1)	0·2 (0·1 to 0·3)	466
Syphilis	0·5 (0·3 to 0·7)	0·5 (0·3 to 0·7)	0·4 (0·2 to 0·5)	0·4 (0·2 to 0·6)	0·3 (0·2 to 0·4)	0·1 (0·1 to 0·2)	0 (0 to 0·1)	11·8
Chlamydial infection	0·4 (0·2 to 0·6)	0·4 (0·2 to 0·6)	0·3 (0·2 to 0·5)	0·3 (0·2 to 0·4)	0·2 (0·1 to 0·2)	0 (0 to 0·1)	0 (0 to 0)	31·6
Gonococcal infection	1·9 (1·1 to 3)	1·3 (0·8 to 2)	1·1 (0·7 to 1·7)	0·6 (0·4 to 0·9)	0·4 (0·3 to 0·6)	0·1 (0·1 to 0·1)	0 (0 to 0)	29·7
Trichomoniasis	4·3 (1·5 to 10·2)	3 (1·1 to 6·8)	1·8 (0·7 to 3·8)	0·9 (0·3 to 2·1)	0·4 (0·1 to 0·9)	0·1 (0 to 0·3)	0 (0 to 0·1)	226
Genital herpes	4·1 (1·2 to 9·9)	3 (0·9 to 7·4)	2 (0·6 to 4·9)	1·2 (0·4 to 2·9)	0·6 (0·2 to 1·4)	0·2 (0·1 to 0·6)	0·1 (0 to 0·2)	89·3
Other sexually transmitted infections	0·8 (0·5 to 1·3)	0·7 (0·4 to 1·1)	0·4 (0·3 to 0·6)	0·2 (0·1 to 0·4)	0·2 (0·1 to 0·3)	0 (0 to 0·1)	0 (0 to 0)	77·5
Respiratory infections and tuberculosis	336 (241 to 454)	363 (265 to 482)	412 (295 to 558)	364 (264 to 486)	317 (225 to 420)	186 (128 to 246)	116 (80·5 to 152)	7,410
Tuberculosis	49·9 (31·5 to 74·9)	45·5 (30·1 to 65·2)	34·1 (22·8 to 49·1)	21 (13·6 to 30·8)	9·8 (6·1 to 14·8)	3·1 (2 to 4·6)	1·1 (0·7 to 1·4)	736
Latent tuberculosis infection	0 (0 to 0)	0 (0 to 0)	0 (0 to 0)	0 (0 to 0)	0 (0 to 0)	0 (0 to 0)	0 (0 to 0)	0
Drug-susceptible tuberculosis	46·1 (25·8 to 70·6)	42·1 (25·8 to 61·9)	31·6 (19·2 to 46)	19·4 (11·3 to 29·9)	9·1 (5·2 to 14·1)	2·9 (1·7 to 4·4)	1 (0·6 to 1·4)	684
Multidrug-resistant tuberculosis without extensive drug resistar	3·2 (0·2 to 16·6)	2·9 (0·2 to 14·4)	2·2 (0·1 to 10·4)	1·3 (0·1 to 6·2)	0·6 (0 to 3)	0·2 (0 to 0·9)	0·1 (0 to 0·3)	45
Extensively drug-resistant tuberculosis	0·5 (0 to 2·5)	0·5 (0 to 2·2)	0·3 (0 to 1·6)	0·2 (0 to 1)	0·1 (0 to 0·5)	0 (0 to 0·1)	0 (0 to 0)	7
Lower respiratory infections	253 (170 to 366)	293 (200 to 409)	361 (250 to 504)	334 (235 to 452)	302 (211 to 404)	180 (123 to 240)	114 (78·3 to 150)	5,030
Upper respiratory infections	26·8 (14·2 to 45·5)	20·5 (11·2 to 33·8)	13·6 (7·3 to 22·3)	8·1 (4·5 to 13·2)	4·3 (2·5 to 6·9)	2 (1·3 to 3·2)	0·9 (0·6 to 1·4)	1,260
Otitis media	6 (2·9 to 11·1)	4 (1·8 to 7·7)	2·7 (1·3 to 5)	1·8 (0·8 to 3·5)	1·1 (0·5 to 2)	0·5 (0·2 to 1)	0·2 (0·1 to 0·4)	386
Enteric infections	127 (91·5 to 174)	133 (96·1 to 181)	131 (96·5 to 176)	114 (79·9 to 162)	79·5 (54·5 to 114)	40·3 (27·7 to 57·2)	19·8 (13·3 to 27·4)	2,760
Diarrheal diseases	126 (90·7 to 173)	132 (94·5 to 180)	130 (95·5 to 175)	113 (79 to 161)	78·7 (53·8 to 112)	39·8 (27·2 to 56·7)	19·6 (13·1 to 27·2)	2,730
Typhoid and paratyphoid	1 (0·3 to 2·8)	0·9 (0·3 to 2·5)	0·9 (0·4 to 2·3)	0·9 (0·3 to 2·1)	0·6 (0·3 to 1·8)	0·4 (0·1 to 1·3)	0·2 (0·1 to 0·5)	16·7
Typhoid fever	1 (0·3 to 2·8)	0·9 (0·3 to 2·4)	0·9 (0·3 to 2·3)	0·8 (0·3 to 2·1)	0·6 (0·2 to 1·8)	0·4 (0·1 to 1·3)	0·2 (0·1 to 0·5)	16·2
Paratyphoid fever	0 (0 to 0·1)	0 (0 to 0·1)	0 (0 to 0·1)	0 (0 to 0·1)	0 (0 to 0·1)	0 (0 to 0)	0 (0 to 0)	0·5
Invasive Non-typhoidal Salmonella (iNTS)	0·1 (0 to 0·5)	0·2 (0 to 0·9)	0·2 (0 to 1·5)	0·1 (0 to 0·7)	0·1 (0 to 0·2)	0 (0 to 0·2)	0 (0 to 0·1)	6·4
Other intestinal infectious diseases	0·1 (0 to 0·3)	0·1 (0 to 0·2)	0 (0 to 0·2)	0 (0 to 0·2)	0·1 (0 to 0·2)	0 (0 to 0·1)	0 (0 to 0·1)	5·4
Neglected tropical diseases and malaria	132 (64·8 to 231)	120 (62·2 to 204)	93·3 (46·8 to 166)	65·3 (32·5 to 115)	38·1 (18·9 to 64·1)	17·4 (9 to 30)	7·3 (3·6 to 12·4)	2,080
Malaria	0·1 (0·1 to 0·2)	0·1 (0 to 0·1)	0·1 (0·1 to 0·2)	0 (0 to 0·1)	0 (0 to 0)	0 (0 to 0)	0 (0 to 0)	6·8
Chagas disease	10 (5·8 to 15·9)	9·5 (5·4 to 14·9)	8·1 (4·7 to 12·5)	6·2 (3·4 to 9·8)	4·4 (2·5 to 7·3)	2·4 (1 to 4·3)	1 (0·3 to 2·2)	121
Leishmaniasis	0 (0 to 0)	0 (0 to 0)	0 (0 to 0)	0 (0 to 0)	0 (0 to 0)	0 (0 to 0)	0 (0 to 0)	0·1
Visceral leishmaniasis	0 (0 to 0)	0 (0 to 0)	0 (0 to 0)	0 (0 to 0)	0 (0 to 0)	0 (0 to 0)	0 (0 to 0)	0
Cutaneous and mucocutaneous leishmaniasis	0 (0 to 0)	0 (0 to 0)	0 (0 to 0)	0 (0 to 0)	0 (0 to 0)	0 (0 to 0)	0 (0 to 0)	0·1
African trypanosomiasis	0 (0 to 0)	0 (0 to 0)	0 (0 to 0)	0 (0 to 0)	0 (0 to 0)	0 (0 to 0)	0 (0 to 0)	0
Schistosomiasis	0 (0 to 0)	0 (0 to 0)	0 (0 to 0)	0 (0 to 0)	0 (0 to 0)	0 (0 to 0)	0 (0 to 0)	0
Cysticercosis	113 (47·5 to 209)	102 (46·7 to 185)	78·1 (34·7 to 149)	54 (22·5 to 103)	30·9 (12·4 to 55·9)	13·6 (5·6 to 26)	5·2 (2 to 10·3)	1,320
Cystic echinococcosis	0 (0 to 0·1)	0 (0 to 0·1)	0 (0 to 0·1)	0 (0 to 0)	0 (0 to 0)	0 (0 to 0)	0 (0 to 0)	0·5
Lymphatic filariasis	0 (0 to 0)	0 (0 to 0)	0 (0 to 0)	0 (0 to 0)	0 (0 to 0)	0 (0 to 0)	0 (0 to 0)	0
Onchocerciasis	0 (0 to 0)	0 (0 to 0)	0 (0 to 0)	0 (0 to 0)	0 (0 to 0)	0 (0 to 0)	0 (0 to 0)	0
Trachoma	0 (0 to 0)	0 (0 to 0)	0 (0 to 0)	0 (0 to 0)	0 (0 to 0)	0 (0 to 0)	0 (0 to 0)	0
Dengue	6·2 (2 to 12·3)	4·5 (1·5 to 9·1)	3·2 (1·1 to 6·6)	2·7 (1 to 5·2)	1·7 (0·7 to 3·1)	1 (0·3 to 1·9)	0·8 (0·2 to 1·5)	203
Yellow fever	0 (0 to 0)	0 (0 to 0)	0 (0 to 0)	0 (0 to 0)	0 (0 to 0)	0 (0 to 0)	0 (0 to 0)	0
Rabies	0 (0 to 0)	0 (0 to 0)	0 (0 to 0)	0 (0 to 0)	0 (0 to 0)	0 (0 to 0)	0 (0 to 0)	0
Intestinal nematode infections	2·2 (1 to 4·1)	1·8 (0·9 to 3·4)	1·5 (0·7 to 2·7)	0·9 (0·4 to 1·6)	0·4 (0·2 to 0·7)	0·2 (0·1 to 0·3)	0 (0 to 0·1)	236
Ascariasis	1·1 (0·4 to 2·4)	0·9 (0·3 to 1·9)	0·7 (0·2 to 1·4)	0·4 (0·1 to 0·9)	0·2 (0·1 to 0·4)	0·1 (0 to 0·2)	0 (0 to 0·1)	75
Trichuriasis	0·6 (0·2 to 1·3)	0·4 (0·1 to 1)	0·3 (0·1 to 0·6)	0·1 (0 to 0·3)	0·1 (0 to 0·1)	0 (0 to 0)	0 (0 to 0)	72·3
Hookworm disease	0·5 (0·2 to 1·1)	0·5 (0·1 to 1·1)	0·5 (0·2 to 1·2)	0·3 (0·1 to 0·7)	0·1 (0 to 0·3)	0·1 (0 to 0·1)	0 (0 to 0)	88·9
Food-borne trematodiases	0 (0 to 0)	0 (0 to 0)	0 (0 to 0)	0 (0 to 0)	0 (0 to 0)	0 (0 to 0)	0 (0 to 0)	0
Leprosy	0 (0 to 0)	0 (0 to 0)	0 (0 to 0)	0 (0 to 0)	0 (0 to 0)	0 (0 to 0)	0 (0 to 0)	0·3
Ebola	0 (0 to 0)	0 (0 to 0)	0 (0 to 0)	0 (0 to 0)	0 (0 to 0)	0 (0 to 0)	0 (0 to 0)	0
Zika virus	0 (0 to 0)	0 (0 to 0)	0 (0 to 0)	0 (0 to 0)	0 (0 to 0)	0 (0 to 0)	0 (0 to 0)	0·5
Guinea worm disease	0 (0 to 0)	0 (0 to 0)	0 (0 to 0)	0 (0 to 0)	0 (0 to 0)	0 (0 to 0)	0 (0 to 0)	0
Other neglected tropical diseases	1·3 (0·5 to 2·6)	1·8 (0·7 to 3·4)	2·2 (0·9 to 4·2)	1·5 (0·7 to 2·7)	0·7 (0·3 to 1·2)	0·3 (0·2 to 0·6)	0·2 (0·1 to 0·4)	187
Other infectious diseases	39·2 (30·2 to 50·1)	30·6 (23·5 to 40·3)	24·1 (18·5 to 30·5)	14·2 (10·9 to 18·3)	8·7 (6·5 to 11·7)	3·8 (2·8 to 5)	2·1 (1·5 to 2·8)	1,440
Meningitis	8·3 (5·8 to 11·6)	5·5 (3·8 to 7·7)	4·6 (3·2 to 6·7)	2·4 (1·7 to 3·4)	1·3 (0·9 to 1·9)	0·4 (0·3 to 0·6)	0·2 (0·2 to 0·3)	257
Encephalitis	11·1 (7·1 to 16·3)	7·7 (5 to 11·9)	5·1 (3·2 to 7·5)	2·9 (1·8 to 4·3)	1·3 (0·8 to 2)	0·6 (0·3 to 0·8)	0·4 (0·2 to 0·6)	503
Diphtheria	0 (0 to 0)	0 (0 to 0)	0 (0 to 0)	0 (0 to 0)	0 (0 to 0)	0 (0 to 0)	0 (0 to 0)	0·1
Tetanus	0·1 (0 to 0·2)	0·1 (0 to 0·1)	0·1 (0 to 0·1)	0 (0 to 0·1)	0 (0 to 0)	0 (0 to 0)	0 (0 to 0)	1·4
Measles	0 (0 to 0)	0 (0 to 0)	0 (0 to 0)	0 (0 to 0)	0 (0 to 0)	0 (0 to 0)	0 (0 to 0)	0
Varicella and herpes zoster	3·6 (1·8 to 6)	3·3 (1·8 to 5·4)	2·9 (1·7 to 4·8)	2·2 (1·2 to 3·8)	1·7 (1 to 2·9)	0·9 (0·6 to 1·5)	0·4 (0·2 to 0·7)	92·3
Acute hepatitis	5·6 (3·8 to 8)	4·5 (2·8 to 7·1)	2·9 (1·9 to 4)	1·7 (1·1 to 2·5)	1 (0·6 to 1·5)	0·4 (0·2 to 0·6)	0·2 (0·1 to 0·3)	135
Acute hepatitis A	2·2 (0·8 to 4·2)	1·7 (0·5 to 3·5)	1·2 (0·4 to 2·2)	0·8 (0·4 to 1·5)	0·6 (0·2 to 1)	0·2 (0·1 to 0·4)	0·1 (0 to 0·2)	80·9
Acute hepatitis B	2·4 (0·6 to 4·4)	1·9 (0·5 to 3·8)	1·1 (0·3 to 2·2)	0·6 (0·2 to 1·2)	0·3 (0 to 0·6)	0·1 (0 to 0·2)	0 (0 to 0·1)	35·8
Acute hepatitis C	0·8 (0·3 to 1·8)	0·7 (0·2 to 1·6)	0·4 (0·2 to 1)	0·2 (0·1 to 0·5)	0·1 (0 to 0·2)	0 (0 to 0·1)	0 (0 to 0·1)	9·6
Acute hepatitis E	0·3 (0·1 to 0·4)	0·2 (0·1 to 0·4)	0·2 (0·1 to 0·3)	0·1 (0·1 to 0·2)	0·1 (0 to 0·2)	0 (0 to 0·1)	0 (0 to 0)	8·6
Other unspecified infectious diseases	10·5 (7 to 15·6)	9·5 (6·3 to 14·9)	8·6 (5·8 to 13·1)	4·9 (3·2 to 7·5)	3·4 (2·1 to 5·6)	1·5 (1 to 2·4)	0·9 (0·6 to 1·4)	406
Maternal and neonatal disorders	56·1 (40·2 to 77·8)	32·5 (23 to 45·9)	14·4 (9·5 to 20·9)	4·5 (3 to 6·7)	1·1 (0·6 to 1·7)	0·2 (0·1 to 0·4)	0·1 (0 to 0·1)	11,000
Maternal disorders	0 (0 to 0)	0 (0 to 0)	0 (0 to 0)	0 (0 to 0)	0 (0 to 0)	0 (0 to 0)	0 (0 to 0)	1,150
Maternal hemorrhage	0 (0 to 0)	0 (0 to 0)	0 (0 to 0)	0 (0 to 0)	0 (0 to 0)	0 (0 to 0)	0 (0 to 0)	198
Maternal sepsis and other maternal infections	0 (0 to 0)	0 (0 to 0)	0 (0 to 0)	0 (0 to 0)	0 (0 to 0)	0 (0 to 0)	0 (0 to 0)	73·9
Maternal hypertensive disorders	0 (0 to 0)	0 (0 to 0)	0 (0 to 0)	0 (0 to 0)	0 (0 to 0)	0 (0 to 0)	0 (0 to 0)	251
Maternal obstructed labor and uterine rupture	0 (0 to 0)	0 (0 to 0)	0 (0 to 0)	0 (0 to 0)	0 (0 to 0)	0 (0 to 0)	0 (0 to 0)	36·5
Maternal abortion and miscarriage	0 (0 to 0)	0 (0 to 0)	0 (0 to 0)	0 (0 to 0)	0 (0 to 0)	0 (0 to 0)	0 (0 to 0)	54·7
Ectopic pregnancy	0 (0 to 0)	0 (0 to 0)	0 (0 to 0)	0 (0 to 0)	0 (0 to 0)	0 (0 to 0)	0 (0 to 0)	22·9
Indirect maternal deaths	–	–	–	–	–	–	–	NA
Late maternal deaths	–	–	–	–	–	–	–	NA
Maternal deaths aggravated by HIV/AIDS	–	–	–	–	–	–	–	NA
Neonatal disorders	56·1 (40·2 to 77·8)	32·5 (23 to 45·9)	14·4 (9·5 to 20·9)	4·5 (3 to 6·7)	1·1 (0·6 to 1·7)	0·2 (0·1 to 0·4)	0·1 (0 to 0·1)	9,820
Neonatal preterm birth	22·7 (17 to 29·5)	12·1 (9 to 15·8)	4·8 (3·4 to 6·8)	1·2 (0·7 to 1·9)	0·4 (0·1 to 0·8)	0·2 (0·1 to 0·3)	0·1 (0 to 0·1)	4,590
Neonatal encephalopathy due to birth asphyxia and trauma	4·4 (2·7 to 6·7)	1·9 (1 to 3)	0·6 (0·3 to 1)	0·1 (0 to 0·2)	0 (0 to 0)	0 (0 to 0)	0 (0 to 0)	1,350
Neonatal sepsis and other neonatal infections	24·3 (12·9 to 42)	15·5 (7·9 to 27·9)	7·5 (3·5 to 13·1)	2·7 (1·5 to 4·6)	0·5 (0·3 to 1·1)	0·1 (0 to 0·1)	0 (0 to 0)	2,570
Hemolytic disease and other neonatal jaundice	4·7 (3·5 to 6·2)	3 (2·2 to 4)	1·4 (1 to 1·9)	0·5 (0·3 to 0·7)	0·1 (0·1 to 0·1)	0 (0 to 0)	0 (0 to 0)	247
Other neonatal disorders	0 (0 to 0)	0 (0 to 0)	0 (0 to 0)	0 (0 to 0)	0 (0 to 0)	0 (0 to 0)	0 (0 to 0)	1,050
Nutritional deficiencies	108 (76·8 to 154)	138 (95·9 to 200)	192 (126 to 276)	166 (115 to 237)	126 (85·2 to 175)	77·3 (51·4 to 107)	56 (36·4 to 78·4)	4,540
Protein-energy malnutrition	67·4 (48·2 to 91·4)	85·9 (62 to 117)	105 (74·4 to 146)	114 (79·5 to 159)	102 (68·5 to 144)	66·1 (42·8 to 94·7)	49·9 (31·4 to 71·1)	1,610
Iodine deficiency	4·7 (2·1 to 9·2)	3·4 (1·5 to 6·5)	2 (0·9 to 3·9)	1·1 (0·5 to 2·2)	0·6 (0·3 to 1·1)	0·2 (0·1 to 0·4)	0·1 (0 to 0·1)	201
Vitamin A deficiency	1·3 (0·7 to 2·3)	1 (0·5 to 1·8)	0·7 (0·4 to 1·2)	0·4 (0·2 to 0·7)	0·2 (0·1 to 0·3)	0·1 (0 to 0·1)	0 (0 to 0)	126
Dietary iron deficiency	19·5 (4·8 to 48·8)	35·4 (10 to 84·9)	70·8 (23·8 to 138)	39·1 (12·2 to 83·1)	13·5 (3·3 to 33·3)	5 (1·1 to 12·9)	2·1 (0·5 to 4·7)	2,320
Other nutritional deficiencies	14·8 (8·7 to 22·6)	12·5 (7·1 to 19)	13·2 (6·5 to 21·6)	10·8 (5 to 18·7)	9·2 (4 to 15·7)	5·9 (2·3 to 10·3)	3·9 (1·6 to 7·5)	278
Non-communicable diseases	22,400 (19,000 to 26,600)	21,100 (18,000 to 24,900)	18,500 (15,800 to 21,600)	14,300 (12,400 to 16,600)	9,470 (8,160 to 11,000)	4,740 (4,130 to 5,390)	2,200 (2,000 to 2,420)	283,000
Neoplasms	3,420 (2,700 to 4,310)	2,940 (2,340 to 3,680)	2,330 (1,860 to 2,880)	1,460 (1,160 to 1,790)	770 (593 to 957)	277 (207 to 341)	97·6 (73·7 to 117)	34,100
Lip and oral cavity cancer	26·1 (18·4 to 35·7)	24·6 (17·5 to 33·3)	22·2 (15·7 to 31·2)	16·1 (11·6 to 21·5)	9·4 (6·7 to 12·5)	3·9 (2·6 to 5·1)	1·4 (0·9 to 1·9)	238
Nasopharynx cancer	3·1 (2·1 to 4·5)	2·8 (1·8 to 4·1)	1·6 (1·1 to 2·2)	1 (0·6 to 1·4)	0·6 (0·4 to 0·9)	0·3 (0·2 to 0·4)	0·1 (0·1 to 0·1)	36·6
Other pharynx cancer	4·8 (3·1 to 6·9)	4·4 (3 to 6·4)	3·1 (2 to 4·5)	2·1 (1·4 to 3)	1·1 (0·7 to 1·5)	0·5 (0·3 to 0·6)	0·2 (0·1 to 0·3)	40·2
Esophageal cancer	33·2 (23·8 to 44·4)	32·5 (22·7 to 44·7)	28·9 (20·3 to 39·8)	18·9 (13·5 to 26)	10·4 (7·3 to 14·1)	3·6 (2·6 to 4·8)	1·1 (0·7 to 1·4)	250
Stomach cancer	242 (175 to 327)	236 (174 to 319)	210 (152 to 279)	142 (103 to 189)	87·2 (63·1 to 118)	32·1 (22·8 to 41·7)	11·9 (8·6 to 14·6)	2,150
Colon and rectum cancer	320 (232 to 435)	277 (198 to 373)	252 (186 to 341)	181 (131 to 243)	101 (72·6 to 135)	38·8 (28 to 51·3)	13·9 (10·1 to 17·2)	2,590
Liver cancer	98·9 (68·9 to 138)	93·6 (63·6 to 133)	68·7 (48 to 101)	43·8 (30·2 to 60·4)	21·6 (14·7 to 30·4)	6·7 (4·5 to 9)	2·2 (1·5 to 2·9)	706
Liver cancer due to hepatitis B	10·1 (6·1 to 15·9)	7·7 (4·3 to 12·9)	4·7 (2·9 to 7·5)	2·6 (1·5 to 4·3)	1·1 (0·7 to 1·8)	0·3 (0·2 to 0·5)	0·1 (0 to 0·2)	90·2
Liver cancer due to hepatitis C	46·8 (31·5 to 67·3)	46·7 (30 to 67·3)	36·9 (24·5 to 54·2)	25·3 (16·8 to 35·4)	13·2 (8·8 to 18·6)	4·3 (2·8 to 6)	1·5 (1 to 2)	305
Liver cancer due to alcohol use	24·2 (14·9 to 36·3)	21·8 (13·2 to 32·8)	13·4 (8·5 to 20·3)	7·1 (4·4 to 10·5)	3 (1·9 to 4·5)	0·8 (0·5 to 1·2)	0·2 (0·1 to 0·3)	146
Liver cancer due to NASH	11·9 (7·2 to 17·7)	12·1 (7·6 to 18·1)	10 (6·2 to 15·4)	6·6 (4·1 to 10)	3·2 (2 to 4·8)	1 (0·6 to 1·4)	0·3 (0·2 to 0·5)	88·4
Liver cancer due to other causes	6 (3·6 to 8·9)	5·2 (3·1 to 8·1)	3·7 (2·3 to 5·7)	2·2 (1·3 to 3·5)	1 (0·7 to 1·6)	0·3 (0·2 to 0·5)	0·1 (0·1 to 0·2)	76·4
Gallbladder and biliary tract cancer	121 (81·9 to 220)	105 (71 to 189)	84·7 (57·5 to 149)	48·3 (32·6 to 86·4)	25·1 (16·4 to 47·3)	8·1 (5·2 to 14·9)	2·7 (1·6 to 5·9)	818
Pancreatic cancer	315 (229 to 419)	303 (218 to 409)	237 (168 to 320)	147 (104 to 196)	69 (48·9 to 93·1)	21·4 (15 to 28·1)	6·6 (4·7 to 8·3)	2,100
Larynx cancer	16·2 (10·9 to 23·6)	15·7 (11·4 to 21·7)	13 (9 to 17·5)	9·2 (6·3 to 13)	5·8 (3·7 to 8)	1·8 (1·1 to 2·5)	0·6 (0·4 to 0·8)	124
Tracheal, bronchus, and lung cancer	391 (265 to 546)	356 (258 to 477)	303 (218 to 407)	191 (134 to 258)	94·7 (66 to 130)	30·9 (21·8 to 41·2)	9 (5·5 to 12·2)	2,770
Malignant skin melanoma	18·4 (11·8 to 28·4)	15·6 (9·1 to 23·7)	15·6 (9 to 22·3)	10·6 (6 to 15·3)	7·2 (3·7 to 10·3)	3 (1·5 to 4·2)	1·4 (0·7 to 1·9)	202
Non-melanoma skin cancer	18·5 (11·8 to 27·3)	18·9 (12·7 to 28)	23·9 (16·7 to 32·4)	23·2 (15·7 to 32)	20·2 (13·8 to 28·4)	13·1 (8·9 to 18·6)	7·6 (4·8 to 10·9)	211
Non-melanoma skin cancer (squamous-cell carcinoma)	18·4 (11·7 to 27·3)	18·9 (12·7 to 27·9)	23·9 (16·7 to 32·4)	23·2 (15·7 to 32)	20·2 (13·8 to 28·4)	13·1 (8·9 to 18·6)	7·6 (4·8 to 10·9)	211
Non-melanoma skin cancer (basal-cell carcinoma)	0 (0 to 0·1)	0 (0 to 0·1)	0 (0 to 0·1)	0 (0 to 0·1)	0 (0 to 0)	0 (0 to 0)	0 (0 to 0)	0·3
Breast cancer	551 (403 to 721)	376 (274 to 500)	273 (201 to 361)	161 (117 to 211)	83·7 (60·5 to 111)	33·3 (23·5 to 44·2)	11·9 (8·4 to 15·1)	6,860
Cervical cancer	298 (209 to 433)	272 (198 to 374)	191 (140 to 254)	107 (76·9 to 148)	55·4 (38·3 to 78·6)	20·7 (13·6 to 28·5)	8·1 (5·2 to 11·5)	4,150
Uterine cancer	64·8 (46·7 to 89·6)	48·7 (35·1 to 66)	29·2 (20·8 to 39·8)	15·7 (10·7 to 21·4)	7·2 (5·2 to 9·9)	2·5 (1·7 to 3·4)	0·8 (0·6 to 1·1)	453
Ovarian cancer	213 [illegible]	162 [illegible]	108 [illegible]	61 [illegible]	26·6 [illegible]	7·5 [illegible]	2·2 [illegible]	[illegible]
Prostate cancer	[illegible]	[illegible]	[illegible]	[illegible]	[illegible]	[illegible]	[illegible]	[illegible]
Testicular cancer	[illegible]	[illegible]	[illegible]	[illegible]	[illegible]	[illegible]	[illegible]	[illegible]
Kidney cancer	[illegible]	[illegible]	[illegible]	[illegible]	[illegible]	[illegible]	[illegible]	[illegible]
Bladder cancer	[illegible]	[illegible]	[illegible]	[illegible]	[illegible]	[illegible]	[illegible]	[illegible]
Brain and central nervous system cancer	[illegible]	[illegible]	[illegible]	[illegible]	[illegible]	[illegible]	[illegible]	[illegible]
Thyroid cancer	[illegible]	[illegible]	[illegible]	[illegible]	[illegible]	[illegible]	[illegible]	[illegible]
Mesothelioma	[illegible]	[illegible]	[illegible]	[illegible]	[illegible]	[illegible]	[illegible]	[illegible]
Hodgkin lymphoma	[illegible]	[illegible]	[illegible]	[illegible]	[illegible]	[illegible]	[illegible]	[illegible]
Non-Hodgkin lymphoma	[illegible]	[illegible]	[illegible]	[illegible]	[illegible]	[illegible]	[illegible]	[illegible]
Multiple myeloma	[illegible]	[illegible]	[illegible]	[illegible]	[illegible]	[illegible]	[illegible]	[illegible]
Leukemia	[illegible]	[illegible]	[illegible]	[illegible]	[illegible]	[illegible]	[illegible]	[illegible]
Acute lymphoid leukemia	[illegible]	[illegible]	[illegible]	[illegible]	[illegible]	[illegible]	[illegible]	[illegible]
Chronic lymphoid leukemia	[illegible]	[illegible]	[illegible]	[illegible]	[illegible]	[illegible]	[illegible]	[illegible]
Acute myeloid leukemia	[illegible]	[illegible]	[illegible]	[illegible]	[illegible]	[illegible]	[illegible]	[illegible]
Chronic myeloid leukemia	[illegible]	[illegible]	[illegible]	[illegible]	[illegible]	[illegible]	[illegible]	[illegible]
Other leukemia	[illegible]	[illegible]	[illegible]	[illegible]	[illegible]	[illegible]	[illegible]	[illegible]
Other malignant neoplasms	[illegible]	[illegible]	[illegible]	[illegible]	[illegible]	[illegible]	[illegible]	[illegible]
Other neoplasms	[illegible]	[illegible]	[illegible]	[illegible]	[illegible]	[illegible]	[illegible]	[illegible]
Myelodysplastic, myeloproliferative, and other hematopoietic neoplasms	[illegible]	[illegible]	[illegible]	[illegible]	[illegible]	[illegible]	[illegible]	[illegible]
Benign and in situ intestinal neoplasms	[illegible]	[illegible]	[illegible]	[illegible]	[illegible]	[illegible]	[illegible]	[illegible]
Benign and in situ cervical and uterine neoplasms	[illegible]	[illegible]	[illegible]	[illegible]	[illegible]	[illegible]	[illegible]	[illegible]
Other benign and in situ neoplasms	[illegible]	[illegible]	[illegible]	[illegible]	[illegible]	[illegible]	[illegible]	[illegible]
Cardiovascular diseases	[illegible]	[illegible]	[illegible]	[illegible]	[illegible]	[illegible]	[illegible]	[illegible]
Rheumatic heart disease	[illegible]	[illegible]	[illegible]	[illegible]	[illegible]	[illegible]	[illegible]	[illegible]



Benign prostatic hyperplasia	0 (0 to 0)	0 (0 to 0)	0 (0 to 0)	0 (0 to 0)	0 (0 to 0)	0 (0 to 0)	0 (0 to 0)	0 (0 to 0)	0 (0 to 0)	0 (0 to 0)	0 (0 to 0)	0 (0 to 0)	0 (0 to 0)	0 (0 to 0)	0 (0 to 0)	0 (0 to 0)	0 (0 to 0)	0 (0 to 0)	0 (0 to 0)	0 (0 to 0)	0 (0 to 0)	0 (0 to 0)	0 (0 to 0)	0
Male infertility	--	--	--	--	--	--	--	--	--	--	--	--	--	--	--	--	--	--	--	--	--	--	--	NA
Other urinary diseases	0·6 (0·2 to 1·1)	0·9 (0·4 to 1·6)	3·3 (1·2 to 7·2)	10·5 (6·2 to 15·8)	9·9 (5·9 to 15·1)	5·8 (3·3 to 9)	4·2 (2·4 to 6·2)	2·6 (1·4 to 4·4)	3·4 (2 to 5·4)	4·7 (2·9 to 7·1)	4·9 (3 to 7·3)	6 (3·6 to 9·1)	8·8 (5·5 to 13·1)	8 (5 to 12)	7·4 (4·5 to 12)	6·5 (4 to 11·3)	4·3 (2·5 to 7)	3 (1·8 to 5)	3 (1·5 to 5·9)	1·7 (0·9 to 3·2)	1·1 (0·5 to 2)	0·6 (0·3 to 1·2)	0·3 (0·1 to 0·5)	101
Gynecological diseases	0 (0 to 0)	0 (0 to 0)	0 (0 to 0)	0 (0 to 0)	0 (0 to 0)	189 (94·9 to 327)	605 (352 to 980)	1,070 (694 to 1,640)	1,360 (878 to 2,040)	1,490 (950 to 2,180)	1,520 (1,020 to 2,230)	1,560 (1,010 to 2,290)	1,350 (883 to 1,930)	917 (575 to 1,350)	499 (319 to 722)	295 (182 to 441)	181 (113 to 262)	119 (75·7 to 170)	65·9 (42 to 97·4)	38·8 (24·3 to 58·5)	26·2 (16·7 to 37·8)	14 (8·7 to 21·3)	5·9 (3·6 to 9·2)	11,300
Uterine fibroids	0 (0 to 0)	0 (0 to 0)	0 (0 to 0)	0 (0 to 0)	0 (0 to 0)	3·7 (1·3 to 8·6)	8·3 (3·3 to 17·9)	16·4 (6·6 to 34·7)	33 (13·2 to 70·9)	73·9 (32·4 to 148)	155 (67·6 to 318)	219 (101 to 414)	192 (89·2 to 361)	127 (59·4 to 242)	77·5 (35·7 to 147)	45·6 (20·8 to 88·3)	24·1 (10·7 to 47·6)	13·9 (6·4 to 28)	7·2 (3·4 to 13·7)	3·6 (1·8 to 6·8)	1·6 (0·8 to 2·9)	0·6 (0·4 to 1·1)	0·2 (0·1 to 0·3)	1,000
Polycystic ovarian syndrome	0 (0 to 0)	0 (0 to 0)	0 (0 to 0)	0 (0 to 0)	0 (0 to 0)	19·8 (8·2 to 40·9)	70·5 (30 to 144)	90·1 (38·9 to 186)	82 (35·9 to 167)	73·9 (32·2 to 148)	67·4 (28·9 to 135)	62·4 (27·1 to 124)	52·1 (22 to 103)	16·4 (6·5 to 33)	0 (0 to 0)	0 (0 to 0)	0 (0 to 0)	0 (0 to 0)	0 (0 to 0)	0 (0 to 0)	0 (0 to 0)	0 (0 to 0)	0 (0 to 0)	535
Female infertility	0 (0 to 0)	0 (0 to 0)	0 (0 to 0)	0 (0 to 0)	0 (0 to 0)	0 (0 to 0)	0 (0 to 0)	17·6 (0·5 to 58·4)	33·7 (3·4 to 105)	43·9 (4·9 to 147)	50·4 (1·3 to 163)	55·6 (3·8 to 157)	1·8 (0·1 to 13·7)	0 (0 to 0)	0 (0 to 0)	0 (0 to 0)	0 (0 to 0)	0 (0 to 0)	0 (0 to 0)	0 (0 to 0)	0 (0 to 0)	0 (0 to 0)	0 (0 to 0)	203
Endometriosis	0 (0 to 0)	0 (0 to 0)	0 (0 to 0)	0 (0 to 0)	0 (0 to 0)	0 (0 to 0)	44·3 (15·4 to 95·2)	120 (54·7 to 219)	128 (63·7 to 233)	110 (54·6 to 198)	97·8 (49·1 to 176)	93·6 (46·2 to 160)	80·6 (44·6 to 135)	35·9 (17·5 to 60·4)	0 (0 to 0)	0 (0 to 0)	0 (0 to 0)	0 (0 to 0)	0 (0 to 0)	0 (0 to 0)	0 (0 to 0)	0 (0 to 0)	0 (0 to 0)	710
Genital prolapse	0 (0 to 0)	0 (0 to 0)	0 (0 to 0)	0 (0 to 0)	0 (0 to 0)	0 (0 to 0)	0·2 (0·1 to 0·5)	1 (0·3 to 2·3)	1·8 (0·6 to 3·8)	2·9 (1·1 to 6·1)	6·3 (2·6 to 13·2)	12·6 (5·4 to 26·3)	23·6 (10·6 to 46·5)	32·8 (14·5 to 66·1)	34·6 (15·3 to 66·9)	31·8 (14·6 to 63·3)	24·9 (11·7 to 48·1)	20·7 (9·9 to 38·6)	14·4 (6·6 to 26)	9 (4·2 to 16·5)	5·5 (2·7 to 10)	2·7 (1·3 to 4·8)	1 (0·5 to 1·8)	226
Premenstrual syndrome	0 (0 to 0)	0 (0 to 0)	0 (0 to 0)	0 (0 to 0)	0 (0 to 0)	162 (76·1 to 297)	390 (194 to 705)	496 (258 to 884)	479 (282 to 778)	458 (242 to 727)	487 (280 to 768)	459 (259 to 747)	277 (153 to 459)	81·8 (40·2 to 151)	0 (0 to 0)	0 (0 to 0)	0 (0 to 0)	0 (0 to 0)	0 (0 to 0)	0 (0 to 0)	0 (0 to 0)	0 (0 to 0)	0 (0 to 0)	3,290
Other gynecological diseases	0 (0 to 0)	0 (0 to 0)	0 (0 to 0)	0 (0 to 0)	0 (0 to 0)	3·9 (1·2 to 9·2)	91·3 (41·6 to 160)	330 (194 to 526)	600 (323 to 1,000)	723 (410 to 1,160)	652 (369 to 1,050)	657 (373 to 1,050)	725 (410 to 1,090)	623 (329 to 968)	387 (236 to 578)	217 (121 to 334)	132 (77 to 196)	84·5 (52 to 125)	44·4 (26·3 to 67·7)	26·1 (15 to 40·8)	19·2 (11 to 29·1)	10·7 (6 to 17·2)	4·7 (2·4 to 7·7)	5,330
Hemoglobinopathies and hemolytic anemias	2·2 (1 to 3·6)	1·7 (0·9 to 2·6)	15 (8·5 to 24)	36·5 (21·6 to 55·4)	43·3 (28·3 to 63·1)	32 (19·8 to 48·4)	46·3 (27·6 to 69·6)	45·6 (27·1 to 71·7)	42·2 (24·8 to 67·7)	44·3 (25·7 to 70·6)	56 (31·6 to 90·5)	46·5 (27·8 to 74)	37·8 (23·5 to 56·5)	40·5 (24·2 to 61·3)	40·1 (24·7 to 57·8)	46·8 (29·5 to 70·3)	29·8 (18·9 to 45·6)	28·3 (18·4 to 40·9)	29 (18·6 to 41·8)	16·4 (10·7 to 23·5)	8·9 (5·7 to 13)	3·1 (2 to 4·6)	1·2 (0·8 to 1·7)	694
Thalassemias	0·3 (0·1 to 0·6)	0·3 (0·1 to 0·6)	3·2 (1 to 7·2)	6·8 (2·6 to 13·1)	5·1 (2·4 to 9·3)	1·6 (0·6 to 3·2)	0·7 (0·2 to 1·5)	0·3 (0·1 to 0·7)	0·1 (0 to 0·3)	0·1 (0 to 0·2)	0 (0 to 0·2)	0 (0 to 0·2)	0 (0 to 0·2)	0 (0 to 0·2)	0 (0 to 0·1)	0 (0 to 0)	0 (0 to 0)	0 (0 to 0)	0 (0 to 0)	0 (0 to 0)	0 (0 to 0)	0 (0 to 0)	0 (0 to 0)	18·6
Thalassemias trait	0 (0 to 0)	0·1 (0 to 0·2)	0·6 (0·1 to 1·4)	2·5 (0·5 to 5·7)	2·7 (0·5 to 6·5)	1·3 (0·2 to 3·4)	9·4 (3·4 to 18·6)	9·5 (3·2 to 19·6)	9 (2·8 to 18·2)	9·7 (3·8 to 19·3)	8·8 (3·4 to 16·7)	2 (0·3 to 4·9)	0·9 (0·2 to 2·5)	0·9 (0·1 to 2·6)	1 (0·2 to 2·9)	0·9 (0·2 to 2·3)	0·3 (0·1 to 0·9)	0·4 (0·1 to 1·2)	0·7 (0·1 to 1·6)	0·5 (0·1 to 1·1)	0·2 (0 to 0·5)	0·1 (0 to 0·2)	0 (0 to 0·1)	61·4
Sickle cell disorders	0·6 (0·1 to 1·6)	0·5 (0·1 to 1·3)	4 (0·7 to 9·3)	3·3 (0·6 to 8·4)	2·5 (0·5 to 6·6)	2·1 (0·3 to 6·2)	1·7 (0·2 to 5·5)	0·9 (0·1 to 3)	0·4 (0 to 1·4)	0·3 (0 to 0·9)	0·3 (0 to 0·8)	0·3 (0 to 0·9)	0·3 (0 to 1·1)	0·2 (0 to 0·9)	0·1 (0 to 0·5)	0·1 (0 to 0·2)	0 (0 to 0·1)	0 (0 to 0)	0 (0 to 0)	0 (0 to 0)	0 (0 to 0)	0 (0 to 0)	0 (0 to 0)	17·8
Sickle cell trait	0 (0 to 0)	0·1 (0 to 0·1)	0·2 (0 to 0·6)	1 (0·1 to 2·7)	1·1 (0·1 to 3·1)	0·5 (0·1 to 1·3)	7·4 (1·5 to 17·8)	6·8 (1·1 to 18)	6·6 (1·3 to 16·4)	8·1 (1·8 to 18)	6·1 (1·8 to 13·7)	1·1 (0·1 to 3·1)	0·4 (0·1 to 1)	0·4 (0·1 to 1)	0·4 (0·1 to 1·1)	0·4 (0·1 to 0·9)	0·1 (0 to 0·3)	0·2 (0 to 0·5)	0·3 (0 to 0·6)	0·2 (0 to 0·5)	0·1 (0 to 0·2)	0 (0 to 0·1)	0 (0 to 0)	41·7
G6PD deficiency	0·1 (0 to 0·3)	0·2 (0 to 0·3)	1·6 (0·5 to 3·5)	5·2 (2·2 to 9·9)	11·3 (5·6 to 18·1)	11·1 (6 to 18·3)	13 (7·1 to 20·3)	14·1 (7·5 to 22·6)	11·3 (5·8 to 18·6)	10·2 (5·4 to 17·4)	17·2 (8·9 to 27·9)	11 (5·8 to 18)	9·8 (4·8 to 16·9)	8·6 (4·1 to 15·2)	5·8 (2·8 to 9·8)	4·2 (1·8 to 7·1)	2·2 (1 to 3·7)	1 (0·5 to 1·7)	0·6 (0·3 to 1)	0·2 (0·1 to 0·3)	0·1 (0 to 0·1)	0 (0 to 0)	0 (0 to 0)	139
G6PD trait	0 (0 to 0)	0 (0 to 0)	0 (0 to 0)	0 (0 to 0)	0 (0 to 0)	0 (0 to 0)	0 (0 to 0)	0 (0 to 0)	0 (0 to 0)	0 (0 to 0)	2 (0·7 to 3·9)	1·8 (0·4 to 4)	0·1 (0 to 0·2)	0 (0 to 0)	0 (0 to 0)	0 (0 to 0)	0 (0 to 0)	0 (0 to 0)	0 (0 to 0)	0 (0 to 0)	0 (0 to 0)	0 (0 to 0)	0 (0 to 0)	4
Other hemoglobinopathies and hemolytic anemias	1·1 (0·4 to 2·1)	0·6 (0·3 to 1·1)	5·4 (2·6 to 9·6)	17·6 (9·2 to 29·7)	20·5 (11·7 to 34·2)	15·5 (8·7 to 25·7)	14 (7·9 to 22·7)	13·9 (7·7 to 23·5)	14·8 (7·9 to 25·1)	16 (8·5 to 28·2)	21·6 (12·2 to 35·7)	30·3 (17·3 to 49·5)	26·3 (15·7 to 41)	30·4 (17·9 to 47·2)	32·7 (19·8 to 47·6)	41·2 (25·9 to 62·8)	27·2 (17·1 to 41·4)	26·7 (17·3 to 38·8)	27·5 (17·7 to 39·9)	15·6 (10·1 to 22·3)	8·6 (5·5 to 12·6)	3 (1·9 to 4·4)	1·1 (0·7 to 1·6)	412
Endocrine, metabolic, blood, and immune disorders	8·6 (4·1 to 22·2)	11·3 (6·1 to 28·3)	112 (61·2 to 220)	168 (113 to 242)	162 (98·7 to 252)	95·4 (58 to 153)	70 (46·8 to 99·5)	87·8 (58 to 124)	125 (83·1 to 178)	181 (122 to 261)	264 (180 to 368)	390 (253 to 556)	565 (378 to 811)	674 (452 to 1,010)	711 (482 to 1,060)	676 (459 to 1,010)	530 (357 to 773)	455 (315 to 633)	342 (238 to 471)	202 (138 to 282)	114 (77·3 to 157)	46·3 (30·6 to 65·4)	18·7 (11·2 to 27·5)	6,010
Oral disorders	0 (0 to 0)	0 (0 to 0)	0 (0 to 0)	56·3 (31·3 to 94·5)	63·3 (35 to 108)	66·6 (36·2 to 113)	108 (59·2 to 183)	189 (104 to 334)	279 (143 to 504)	357 (182 to 664)	424 (215 to 772)	498 (267 to 850)	580 (329 to 970)	630 (358 to 1,020)	669 (400 to 1,020)	684 (424 to 1,040)	589 (366 to 883)	523 (330 to 777)	380 (243 to 556)	246 (158 to 355)	136 (86·3 to 194)	58·9 (37·2 to 84·3)	21·6 (13·5 to 30·9)	6,560
Caries of deciduous teeth	0 (0 to 0)	0 (0 to 0)	0 (0 to 0)	17·5 (6·6 to 36·2)	17·1 (7·2 to 36)	1 (0·1 to 2·7)	0 (0 to 0)	0 (0 to 0)	0 (0 to 0)	0 (0 to 0)	0 (0 to 0)	0 (0 to 0)	0 (0 to 0)	0 (0 to 0)	0 (0 to 0)	0 (0 to 0)	0 (0 to 0)	0 (0 to 0)	0 (0 to 0)	0 (0 to 0)	0 (0 to 0)	0 (0 to 0)	0 (0 to 0)	35·5
Caries of permanent teeth	0 (0 to 0)	0 (0 to 0)	0 (0 to 0)	0 (0 to 0)	8·4 (2·6 to 20·1)	22·8 (8·4 to 50·8)	30·1 (12·1 to 62·3)	38·3 (16·8 to 74·7)	35·4 (14 to 71·8)	30·2 (12 to 62·9)	28·1 (11·4 to 57·3)	25·3 (10·7 to 53)	22·1 (8·8 to 47)	18·6 (7·5 to 39·4)	15·4 (5·9 to 33·2)	12·5 (4·2 to 28)	8·8 (3·4 to 18·6)	6·7 (2·6 to 14·2)	4·1 (1·7 to 8·4)	2·3 (0·9 to 4·9)	1·1 (0·4 to 2·3)	0·4 (0·1 to 0·9)	0·1 (0 to 0·3)	311
Periodontal diseases	0 (0 to 0)	0 (0 to 0)	0 (0 to 0)	0 (0 to 0)	0 (0 to 0)	0 (0 to 0)	14·5 (4·2 to 37·3)	55·5 (16·5 to 141)	119 (37·7 to 290)	171 (57·8 to 384)	205 (72·9 to 457)	226 (83 to 486)	227 (86·8 to 473)	195 (77·7 to 407)	154 (61·5 to 325)	114 (44·3 to 232)	72·1 (28·2 to 148)	50·2 (19·5 to 104)	31·5 (12·2 to 65·1)	18·9 (7·3 to 38·9)	10·1 (3·8 to 21·3)	4·2 (1·6 to 9·2)	1·4 (0·5 to 3·3)	1,670
Other oral disorders	0 (0 to 0)	0 (0 to 0)	0 (0 to 0)	38·8 (22·5 to 61)	37·8 (21·3 to 58·3)	42·8 (25·1 to 68·3)	63·5 (36·8 to 99)	76·7 (44·9 to 121)	79·7 (47·4 to 122)	78·5 (46·2 to 119)	75·2 (45·2 to 117)	74·1 (44·8 to 112)	72·8 (43·8 to 109)	64·3 (38·9 to 96·8)	53·9 (33·5 to 82)	44·6 (26·9 to 67)	32·3 (19·7 to 48·5)	23·4 (14·3 to 34·9)	13 (7·9 to 19·5)	6·5 (3·9 to 9·9)	2·8 (1·7 to 4·2)	1·1 (0·6 to 1·6)	0·4 (0·2 to 0·6)	882
Sudden infant death syndrome	--	32·3 (17 to 52·4)	205 (94·2 to 395)	--	--	--	--	--	--	--	--	--	--	--	--	--	--	--	--	--	--	--	--	NA
Injuries	61·2 (35·9 to 91·9)	36·3 (23·5 to 52·7)	678 (390 to 1,100)	1,250 (847 to 1,770)	998 (847 to 1,160)	1,120 (950 to 1,320)	2,320 (1,980 to 2,720)	2,620 (2,050 to 3,310)	2,300 (1,780 to 2,960)	1,900 (1,480 to 2,400)	1,730 (1,370 to 2,210)	1,620 (1,290 to 2,020)	1,540 (1,240 to 1,950)	1,340 (1,080 to 1,670)	1,170 (950 to 1,470)	1,130 (926 to 1,390)	946 (770 to 1,160)	853 (696 to 1,040)	778 (640 to 952)	661 (540 to 809)	489 (386 to 602)	265 (208 to 332)	126 (101 to 154)	25,900
Transport injuries	6·2 (3·6 to 9·2)	5·4 (3·4 to 8·1)	104 (53·4 to 175)	427 (269 to 663)	381 (287 to 483)	363 (278 to 457)	809 (615 to 1,050)	943 (674 to 1,290)	762 (539 to 1,060)	577 (417 to 767)	557 (414 to 750)	519 (387 to 672)	525 (402 to 692)	454 (352 to 588)	410 (319 to 517)	401 (313 to 503)	336 (268 to 416)	259 (205 to 327)	214 (169 to 268)	131 (103 to 165)	75·9 (58·9 to 94·8)	29·8 (23·4 to 37·2)	12·5 (9·8 to 15·5)	8,300
Road injuries	5·4 (3·1 to 8·1)	4·5 (2·8 to 6·8)	97·4 (50 to 165)	413 (258 to 644)	362 (269 to 461)	343 (260 to 437)	771 (577 to 1,010)	898 (641 to 1,240)	721 (508 to 998)	547 (395 to 730)	528 (388 to 711)	491 (366 to 637)	499 (378 to 663)	431 (332 to 559)	388 (300 to 492)	383 (297 to 480)	322 (257 to 400)	248 (196 to 312)	205 (162 to 257)	125 (97·8 to 158)	72·1 (55·9 to 90·4)	27·8 (21·9 to 34·7)	11·3 (8·9 to 14)	7,890
Pedestrian road injuries	2·6 (1·5 to 3·9)	2 (1·2 to 3)	37·5 (19 to 64·3)	254 (159 to 397)	188 (137 to 244)	152 (113 to 198)	266 (196 to 343)	307 (206 to 441)	258 (177 to 363)	203 (136 to 296)	205 (145 to 289)	192 (137 to 259)	206 (149 to 285)	179 (127 to 245)	168 (122 to 221)	193 (141 to 249)	173 (132 to 224)	133 (101 to 175)	121 (91·4 to 156)	73·1 (55·1 to 95·2)	42·8 (31·7 to 56·3)	14·5 (11 to 18·7)	5·8 (4·3 to 7·4)	3,380
Cyclist road injuries	0 (0 to 0)	0 (0 to 0)	0 (0 to 0)	16·7 (8·5 to 29·7)	21·4 (13·6 to 32·6)	25·3 (16·5 to 39·7)	23·6 (15·8 to 33·9)	23·1 (16·5 to 31·9)	22·1 (15·5 to 29·9)	21·2 (15·3 to 28·4)	21·2 (15·6 to 27·9)	21·4 (15·5 to 28·2)	30 (22·1 to 40·6)	30·2 (22·1 to 40·8)	27·4 (19·6 to 37·7)	24·8 (19·3 to 31·1)	20·1 (14·8 to 27·6)	13·9 (10·3 to 18·1)	8·9 (6·5 to 11·5)	6·4 (4·8 to 8·4)	3·9 (2·9 to 5·1)	1·9 (1·4 to 2·5)	0·6 (0·5 to 0·9)	364
Motorcyclist road injuries	0·4 (0·2 to 0·6)	0·4 (0·3 to 0·7)	5·9 (3 to 10·2)	16·2 (10·5 to 25·1)	19·5 (14·6 to 24·7)	28·2 (22 to 36·4)	111 (82·7 to 150)	122 (84·1 to 175)	94·4 (66·6 to 131)	56·8 (39 to 80·5)	51 (36·7 to 70)	47·5 (35·9 to 62·3)	41·4 (32 to 53·9)	31·6 (23·6 to 41·7)	26·4 (20·5 to 34·4)	21·3 (16 to 28)	16·6 (12·4 to 22·3)	14·9 (11 to 19·8)	11·8 (8·6 to 15·9)	8·8 (6·4 to 11·8)	5·3 (3·8 to 7)	2·5 (1·9 to 3·4)	1·1 (0·9 to 1·5)	735
Motor vehicle road injuries	2 (1 to 3·1)	1·7 (1 to 2·6)	50·5 (25·9 to 86·5)	117 (72 to 179)	123 (90·2 to 160)	125 (93·8 to 161)	347 (257 to 454)	421 (281 to 612)	326 (228 to 456)	245 (167 to 343)	232 (166 to 323)	210 (157 to 274)	201 (153 to 262)	171 (129 to 230)	149 (116 to 190)	133 (105 to 167)	104 (82·4 to 128)	79·1 (63 to 99·5)	57·6 (45·9 to 72)	33·5 (26 to 41·9)	18·5 (14·3 to 23)	8·1 (6·3 to 10·2)	3·4 (2·7 to 4·3)	3,160
Other road injuries	0·4 (0·2 to 0·7)	0·3 (0·1 to 0·7)	3·6 (1·3 to 7·7)	8·9 (3·8 to 18·1)	10·7 (6·3 to 17·6)	12·5 (7·7 to 19·6)	22·4 (13·3 to 36·4)	25 (15·5 to 39·7)	21·5 (13·6 to 34·2)	20·4 (14·1 to 29·9)	19·2 (13·3 to 28)	19·9 (13·7 to 28·1)	20 (14·2 to 27·9)	18·5 (13·5 to 24·2)	16·9 (12·2 to 23)	10·8 (7·6 to 14·6)	8·3 (5·9 to 11·2)	6·6 (4·7 to 8·9)	5·1 (3·7 to 6·8)	3·2 (2·3 to 4·2)	1·7 (1·2 to 2·3)	0·7 (0·5 to 1)	0·3 (0·2 to 0·4)	257
Other transport injuries	0·8 (0·4 to 1·3)	0·9 (0·5 to 1·6)	6·9 (3·2 to 13·3)	13·9 (8·2 to 22·9)	18·8 (12·4 to 27·2)	19·8 (13·3 to 27·9)	38·8 (24·7 to 58·3)	44·6 (27·5 to 68·2)	40·4 (25·6 to 62·7)	30·7 (20 to 45·4)	28·8 (19·1 to 44·1)	27·3 (18 to 40·3)	26·8 (18·2 to 38·3)	23·6 (16·2 to 34·6)	21·4 (14·5 to 30·7)	18·6 (13·3 to 26·4)	14·2 (10·1 to 19·6)	11·3 (8·2 to 15·5)	8·7 (6·2 to 12·1)	5·8 (4·2 to 7·9)	3·8 (2·7 to 5·3)	2·1 (1·5 to 2·8)	1·2 (0·9 to 1·7)	409
Unintentional injuries	21·4 (12 to 32·5)	23·8 (14·7 to 36·2)	485 (277 to 802)	622 (419 to 898)	427 (327 to 539)	449 (347 to 566)	519 (401 to 669)	539 (412 to 704)	524 (390 to 703)	507 (381 to 665)	509 (376 to 673)	524 (393 to 690)	550 (413 to 723)	551 (425 to 723)	536 (411 to 703)	563 (438 to 729)	501 (390 to 638)	519 (412 to 653)	511 (410 to 633)	504 (408 to 625)	400 (310 to 502)	231 (179 to 293)	111 (87·9 to 137)	10,100
Falls	1·8 (1·1 to 2·7)	1·5 (0·9 to 2·3)	24·9 (13·6 to 40·4)	66·1 (43·8 to 94·4)	90·5 (66·3 to 119)	112 (80·9 to 155)	148 (108 to 200)	165 (118 to 221)	174 (125 to 237)	180 (132 to 241)	190 (136 to 257)	207 (153 to 280)	228 (168 to 304)	248 (187 to 325)	254 (193 to 335)	295 (228 to 379)	287 (223 to 363)	330 (257 to 415)	358 (281 to 451)	395 (316 to 490)	329 (253 to 413)	195 (151 to 247)	93·9 (73·9 to 116)	4,370
Drowning	1·9 (1 to 2·9)	0·9 (0·6 to 1·4)	24·4 (12·1 to 40·9)	228 (143 to 345)	93 (65·8 to 124)	89·4 (64·8 to 123)	78·6 (55·6 to 107)	54·6 (36·5 to 78·6)	42·2 (27·2 to 62·7)	31·8 (21·9 to 45·3)	27·3 (18·8 to 39·8)	22·2 (15·2 to 30·7)	20·2 (13·9 to 28·3)	16·2 (11·1 to 22·9)	13·4 (9·6 to 18·7)	13·7 (10 to 18·5)	9·8 (7·1 to 13·1)	7·8 (5·8 to 10·4)	6·5 (4·7 to 8·7)	4 (3 to 5·2)	2·3 (1·6 to 3)	1 (0·7 to 1·3)	0·6 (0·4 to 0·8)	790
Fire, heat, and hot substances	0·6 (0·4 to 0·8)	0·8 (0·5 to 1·1)	14·8 (9·7 to 21·7)	52·1 (38·9 to 70)	47·2 (32·3 to 73)	54·2 (32·1 to 90·4)	70·4 (42·7 to 117)	76·2 (46·5 to 123)	78·4 (48·9 to 125)	78·8 (47·2 to 125)	78·8 (47·6 to 124)	77·9 (47·3 to 122)	77·9 (48·1 to 121)	72·9 (45·4 to 113)	65·7 (40·5 to 102)	59·1 (37·1 to 90·8)	45·5 (29·3 to 68·5)	39·7 (26·8 to 58·9)	31·5 (22 to 44·7)	24·1 (17·8 to 33·1)	16·3 (12·1 to 22·3)	8·5 (6·4 to 11·2)	4·2 (3·1 to 5·3)	1,080
Poisonings	0·7 (0·4 to 1·1)	1·2 (0·8 to 1·8)	7·9 (4 to 13·1)	23·5 (14·4 to 35·9)	18·8 (12·8 to 26·6)	22 (14·4 to 31·2)	27·8 (19·5 to 38·8)	27·9 (19·1 to 38·2)	23·1 (15·8 to 32·9)	19 (13 to 27·3)	16·7 (11·4 to 24·1)	14·9 (9·9 to 22·1)	14·1 (9 to 21·5)	12·5 (8 to 18·3)	10·2 (6·6 to 15·1)	8·8 (5·7 to 13)	6·8 (4·5 to 9·7)	5·5 (3·7 to 7·9)	4·4 (3·1 to 6·2)	3 (2·2 to 4)	1·7 (1·2 to 2·3)	0·8 (0·5 to 1·1)	0·3 (0·2 to 0·4)	272
Poisoning by carbon monoxide	0 (0 to 0·1)	0·1 (0 to 0·2)	1·9 (0·7 to 3·8)	5·9 (2·8 to 10·9)	4·6 (2·7 to 7)	3·9 (2·2 to 6·4)	7·8 (4·9 to 11·7)	8·9 (5·6 to 13·4)	6·7 (4·3 to 9·9)	4·4 (2·8 to 6·5)	3·8 (2·5 to 5·6)	3·3 (2·2 to 4·7)	3·1 (2 to 4·6)	2·6 (1·6 to 3·7)	1·8 (1·2 to 2·6)	1·7 (1·1 to 2·6)	1·4 (0·9 to 2·1)	1·4 (1 to 1·9)	1·4 (1 to 2·1)	0·8 (0·5 to 1·1)	0·5 (0·3 to 0·7)	0·2 (0·2 to 0·3)	0·1 (0·1 to 0·1)	66·4
Poisoning by other means	0·7 (0·4 to 1·1)	1·1 (0·7 to 1·7)	6 (3·1 to 10·2)	17·5 (10·3 to 27·1)	14·2 (8·8 to 21·2)	18·1 (11·5 to 26·6)	20 (12·9 to 29·4)	19 (12·4 to 27·6)	16·4 (10·2 to 24·7)	14·6 (9·3 to 21·9)	12·9 (8 to 19·7)	11·6 (7·2 to 18·3)	11 (6·4 to 17·6)	10 (6·1 to 15·5)	8·3 (5·1 to 12·9)	7·1 (4·4 to 10·9)	5·4 (3·3 to 8)	4·1 (2·5 to 6·3)	3 (1·9 to 4·5)	2·2 (1·5 to 3·1)	1·3 (0·8 to 1·8)	0·5 (0·3 to 0·8)	0·2 (0·2 to 0·3)	205
Exposure to mechanical forces	0·5 (0·3 to 0·8)	0·6 (0·4 to 0·9)	7·8 (4·8 to 11·6)	36·7 (23·9 to 52·9)	55·1 (38 to 79·8)	60·7 (41·3 to 91·5)	74·9 (53·5 to 109)	82·3 (58 to 117)	80·1 (55·6 to 115)	77·9 (54·2 to 113)	76 (52·7 to 111)	76·8 (52·8 to 112)	79·7 (54·8 to 116)	77·8 (55·4 to 112)	72 (50·2 to 103)	67·6 (47·3 to 95·5)	54·3 (38·3 to 76)	45·7 (32 to 65·1)	35·5 (25·6 to 48·9)	22·4 (15·8 to 31·9)	13·6 (9·7 to 19·2)	6·6 (4·6 to 9·2)	2·9 (2·1 to 4)	1,110
Unintentional firearm injuries	0·1 (0 to 0·1)	0·1 (0 to 0·1)	0·6 (0·3 to 1·2)	2·8 (1·4 to 4·9)	4·9 (2·9 to 7·7)	6·7 (4 to 9·8)	14·3 (9·4 to 20·7)	17·8 (11·8 to 25·1)	14 (9 to 21)	11·5 (7·8 to 16·1)	10·3 (7·2 to 14·8)	9·8 (6·9 to 13·5)	9·6 (6·7 to 13·1)	8·9 (6·4 to 12·3)	7·2 (5·1 to 9·8)	6 (4·4 to 8·3)	4·5 (3·2 to 6·3)	3·9 (2·8 to 5·7)	3 (2·1 to 4·2)	2 (1·4 to 2·9)	1·2 (0·8 to 1·8)	0·7 (0·5 to 1)	0·3 (0·2 to 0·4)	140
Other exposure to mechanical forces	0·5 (0·3 to 0·7)	0·5 (0·4 to 0·8)	7·2 (4·5 to 10·7)	33·9 (22·1 to 49·1)	50·2 (33·9 to 73·9)	54 (35·4 to 83·9)	60·6 (39·4 to 92·4)	64·5 (41·7 to 98·7)	66·1 (44 to 99·5)	66·4 (44 to 99·5)	65·6 (44·5 to 99·3)	67 (44·2 to 100)	70·2 (47·1 to 103)	68·9 (47·9 to 100)	64·9 (44·4 to 94·1)	61·6 (43 to 88·2)	49·7 (35 to 69·5)	41·8 (29 to 59·8)	32·5 (23·2 to 45·3)	20·4 (14·3 to 28·9)	12·4 (8·7 to 17·3)	5·9 (4·1 to 8·3)	2·6 (1·8 to 3·6)	968
Adverse effects of medical treatment	2·8 (1·4 to 5·9)	2·9 (1·6 to 5·5)	34·2 (16·9 to 63·6)	21 (12·2 to 34·2)	13·3 (8·7 to 19·6)	9·2 (5·9 to 14)	11·6 (7·5 to 18·6)	14·3 (8·6 to 23·7)	14·8 (8·3 to 26·4)	15·8 (9·6 to 27·4)	17·2 (10·3 to 30·6)	20·8 (12·5 to 33·5)	23·2 (14·8 to 36·3)	28·3 (18·5 to 42)	32·1 (20·1 to 48·6)	37·4 (23·9 to 55·2)	31·1 (19·6 to 45·5)	32 (20·8 to 45)	28 (18·5 to 40)	20·3 (13·1 to 28·4)	13·7 (8·5 to 19·6)	6·5 (4 to 9·2)	2·9 (1·9 to 4·1)	433
Animal contact	1 (0·5 to 1·7)	1·8 (0·9 to 3·4)	18·7 (8·8 to 33·8)	33·7 (19 to 57·5)	23·7 (15·6 to 34·2)	21·1 (13·5 to 30·1)	19·2 (12·2 to 28·1)	20·2 (13·2 to 29·2)	19 (12·2 to 27·6)	18·5 (12·4 to 27)	18·6 (12·5 to 26·9)	19·6 (12·9 to 27·8)	20·5 (13·9 to 29·5)	20·4 (13·8 to 28·7)	19·2 (13 to 27·3)	18 (12·3 to 25·6)	14·9 (10·5 to 20·9)	13·1 (9·4 to 18·5)	10 (7·1 to 13·9)	7 (5 to 9·7)	4·1 (2·9 to 5·7)	2 (1·4 to 2·7)	0·9 (0·6 to 1·2)	345
Venomous animal contact	0·9 (0·4 to 1·6)	1·8 (0·9 to 3·3)	17·4 (8 to 32·1)	30 (16·3 to 53·3)	18·1 (11·4 to 26·2)	14·8 (9·4 to 21·7)	12·9 (7·9 to 19·5)	13·7 (8·7 to 20·3)	12·7 (7·8 to 18·9)	12·2 (7·8 to 17·9)	12·1 (7·9 to 17·5)	12·6 (8·3 to 17·8)	13·1 (8·9 to 18·4)	12·9 (8·9 to 17·7)	11·9 (8·3 to 16·5)	10·9 (7·7 to 15·3)	8·8 (6·4 to 11·8)	7·5 (5·5 to 10·1)	5·8 (4·2 to 8)	4 (2·9 to 5·5)	2·3 (1·6 to 3·2)	1·1 (0·8 to 1·4)	0·5 (0·3 to 0·6)	238
Non-venomous animal contact	0·1 (0 to 0·2)	0·1 (0 to 0·2)	1·3 (0·6 to 2·8)	3·6 (2 to 6)	5·6 (3·2 to 9·8)	6·2 (3·5 to 10·4)	6·4 (3·6 to 10·8)	6·5 (3·7 to 11·2)	6·3 (3·6 to 10·8)	6·3 (3·5 to 10·9)	6·5 (3·6 to 11·3)	6·9 (3·9 to 12·1)	7·4 (4·3 to 12·4)	7·5 (4·3 to 12·5)	7·3 (4·2 to 11·9)	7·1 (4·1 to 11·6)	6·1 (3·6 to 9·9)	5·6 (3·4 to 8·8)	4·3 (2·6 to 6·8)	3 (1·8 to 4·7)	1·8 (1·1 to 2·8)	0·9 (0·6 to 1·4)	0·4 (0·2 to 0·6)	107
Foreign body	11·3 (6·3 to 17·5)	13·4 (7·9 to 21·5)	345 (187 to 602)	139 (89·2 to 207)	55·5 (42·8 to 69·7)	47·4 (36·1 to 60·5)	45·7 (35·5 to 58·1)	51·5 (37·6 to 68·9)	46·8 (34 to 62·9)	41·8 (30·5 to 56·6)	40·1 (29·6 to 53·8)	39·3 (29·2 to 52·2)	38·3 (28·8 to 50·3)	34 (25·6 to 44·4)	30·7 (23·3 to 40)	27·3 (20·9 to 35·1)	21·6 (16·8 to 27·1)	19·4 (15·3 to 24·2)	15·7 (12·4 to 19·9)	12·2 (9·7 to 15·7)	7·9 (6·2 to 9·9)	4·3 (3·2 to 5·6)	2·2 (1·7 to 2·8)	1,090
Pulmonary aspiration and foreign body in airway	11·3 (6·3 to 17·4)	13·3 (7·8 to 21·4)	344 (186 to 600)	133 (82·4 to 201)	44·9 (34·2 to 57·8)	34·4 (25·6 to 46·8)	30 (22 to 39·4)	33·3 (23 to 46·5)	27·9 (18·8 to 39·8)	22·6 (15·4 to 32)	20·4 (14·2 to 29·2)	18·7 (12·8 to 26)	17·6 (12·3 to 24·5)	14·9 (9·8 to 21·3)	13·7 (9·2 to 19·9)	13 (9 to 18·3)	10·5 (7·5 to 14·3)	10·1 (7·2 to 13·6)	8·9 (6·5 to 12)	7·7 (5·6 to 10·2)	5·3 (3·8 to 7·2)	3·2 (2·1 to 4·4)	1·8 (1·2 to 2·4)	840
Foreign body in eyes	0 (0 to 0)	0 (0 to 0)	0·3 (0·1 to 0·7)	1·9 (0·6 to 4·2)	3·4 (1·1 to 7·3)	4·6 (1·6 to 10·5)	6·4 (2·4 to 13·8)	8·3 (3·3 to 16·8)	9·1 (4 to 17·9)	9·7 (4·4 to 18·2)	10·3 (4·8 to 19)	11·2 (5·7 to 19·8)	11·4 (6·2 to 18·8)	10·2 (5·9 to 16·3)	8·7 (5·2 to 13·3)	7·7 (4·7 to 11·4)	6 (3·7 to 8·7)	5 (3·2 to 7·2)	3·6 (2·3 to 5·2)	2·4 (1·6 to 3·5)	1·3 (0·9 to 1·9)	0·6 (0·4 to 0·9)	0·2 (0·1 to 0·3)	122
Foreign body in other body part	0 (0 to 0)	0·1 (0 to 0·1)	0·9 (0·5 to 1·6)	4·8 (3 to 8)	7·3 (4·6 to 11·2)	8·4 (5·5 to 12·4)	9·3 (6·5 to 13·3)	10 (6·7 to 13·9)	9·8 (6·8 to 13·8)	9·5 (6·7 to 13·2)	9·3 (6·5 to 12·8)	9·3 (6·5 to 13)	9·3 (6·7 to 12·7)	8·9 (6·5 to 12·1)	8·3 (6 to 11·2)	6·6 (4·7 to 9·1)	5·1 (3·7 to 6·9)	4·4 (3·1 to 5·9)	3·2 (2·3 to 4·3)	2·2 (1·6 to 3)	1·2 (0·9 to 1·7)	0·6 (0·4 to 0·8)	0·2 (0·2 to 0·3)	129
Environmental heat and cold exposure	0·1 (0 to 0·1)	0·1 (0 to 0·1)	0·6 (0·4 to 1)	2·6 (1·6 to 4·3)	5·4 (3·1 to 8·7)	7·8 (4·6 to 12·3)	11 (6·7 to 17·3)	12·6 (7·8 to 19·3)	13·3 (8·2 to 20·5)	13·9 (8·7 to 21·4)	14·2 (8·8 to 22·1)	15 (9·3 to 22·9)	15·7 (9·9 to 23·9)	15·1 (9·6 to 22·9)	14·8 (9·5 to 21·9)	14 (8·6 to 20·8)	11·8 (7·5 to 17·6)	10·7 (6·9 to 15·7)	8·3 (5·6 to 12·1)	6·1 (4·1 to 8·6)	3·9 (2·7 to 5·5)	2·1 (1·5 to 2·9)	1 (0·7 to 1·4)	200
Exposure to forces of nature	0 (0 to 0)	0 (0 to 0)	0 (0 to 0)	0 (0 to 0·1)	0·2 (0·1 to 0·4)	0·4 (0·2 to 0·6)	0·6 (0·4 to 1)	0·5 (0·3 to 0·8)	0·6 (0·4 to 1)	0·7 (0·4 to 1·1)	1·8 (1·2 to 2·8)	2·1 (1·3 to 3·1)	3·1 (1·9 to 4·9)	1·8 (1·2 to 2·9)	1·3 (0·8 to 1·9)	1·2 (0·8 to 1·9)	1 (0·6 to 1·6)	0·7 (0·5 to 1·1)	0·5 (0·3 to 0·7)	0·3 (0·2 to 0·5)	0·2 (0·1 to 0·3)	0·1 (0·1 to 0·1)	0 (0 to 0)	17·2
Other unintentional injuries	0·8 (0·4 to 1·4)	0·6 (0·4 to 1)	6·8 (3·7 to 10·9)	18·7 (12 to 28·2)	23·8 (17·6 to 31·9)	24·5 (18·4 to 32·6)	31·1 (23·3 to 40·6)	34·3 (24·8 to 45·1)	31·7 (22·5 to 43·2)	29 (21·1 to 39·1)	28·7 (21·3 to 38·9)	28·3 (21·2 to 37·3)	28·7 (21·1 to 37·7)	23·9 (17·7 to 31·9)	22·7 (16·6 to 29·9)	20·5 (15·3 to 27·4)	17·5 (13·4 to 22·7)	14·4 (10·9 to 18·8)	13 (10 to 16·9)	9·8 (7·4 to 12·8)	7·3 (5·4 to 9·6)	4·2 (3·1 to 5·8)	2·3 (1·7 to 3)	423
Self-harm and interpersonal violence	33·6 (18·3 to 54·2)	7·1 (3·9 to 11·6)	88·5 (44·8 to 155)	197 (118 to 314)	190 (143 to 246)	306 (244 to 379)	994 (796 to 1,230)	1,140 (828 to 1,530)	1,010 (746 to 1,360)	812 (597 to 1,090)	667 (485 to 911)	575 (416 to 776)	469 (341 to 631)	331 (240 to 443)	226 (164 to 309)	170 (128 to 224)	110 (83·1 to 144)	75·5 (59·3 to 97·7)	52·6 (40·9 to 66·6)	26·5 (20·4 to 33·9)	12·9 (10·1 to 16·2)	4·9 (3·8 to 6·2)	2·2 (1·8 to 2·8)	7,500
Self-harm	0 (0 to 0)	0 (0 to 0)	0 (0 to 0)	0 (0 to 0)	0 (0 to 0)	73·1 (45·8 to 103)	291 (204 to 401)	210 (138 to 312)	143 (91·2 to 218)	119 (77·2 to 173)	92·2 (62·5 to 134)	80·7 (53·7 to 119)	66·8 (44·2 to 96·6)	44·9 (30·5 to 63)	32·1 (22·2 to 45·9)	23·6 (16·6 to 32·4)	16·1 (11·4 to 22)	10·3 (7·2 to 14·1)	5·3 (3·8 to 7·2)	3·2 (2·4 to 4·3)	1·8 (1·3 to 2·4)	0·7 (0·5 to 1)	0·4 (0·3 to 0·5)	1,210
Self-harm by firearm	0 (0 to 0)	0 (0 to 0)	0 (0 to 0)	0 (0 to 0)	0 (0 to 0)	2·9 (1·7 to 4·2)	18·1 (9·1 to 32·5)	15·4 (9·9 to 22·8)	10·6 (6·6 to 16·3)	6·8 (4·4 to 9·9)	5·1 (3·3 to 7·4)	5·4 (3·6 to 7·9)	4·7 (3·1 to 6·9)	3·2 (2·2 to 4·5)	2·2 (1·5 to 3·1)	1·8 (1·3 to 2·6)	1·3 (0·9 to 1·7)	0·7 (0·5 to 0·9)	0·6 (0·4 to 0·8)	0·3 (0·2 to 0·4)	0·1 (0·1 to 0·2)	0·1 (0·1 to 0·1)	0 (0 to 0·1)	79·2
Self-harm by other specified means	0 (0 to 0)	0 (0 to 0)	0 (0 to 0)	0 (0 to 0)	0 (0 to 0)	70·2 (44 to 99·5)	273 (192 to 377)	195 (128 to 290)	132 (84·7 to 203)	112 (72·7 to 164)	87·2 (58·9 to 126)	75·4 (50·1 to 111)	62·1 (41·1 to 89·7)	41·7 (28·2 to 58·5)	30 (20·7 to 42·9)	21·8 (15·3 to 30)	14·8 (10·5 to 20·2)	9·6 (6·8 to 13·2)	4·7 (3·4 to 6·5)	2·9 (2·2 to 3·9)	1·6 (1·2 to 2·2)	0·7 (0·5 to 0·8)	0·4 (0·3 to 0·4)	1,140
Interpersonal violence	33·6 (18·3 to 54·2)	7·1 (3·9 to 11·6)	88·2 (44·6 to 154)	196 (117 to 312)	189 (142 to 245)	232 (181 to 298)	702 (546 to 897)	925 (674 to 1,250)	866 (634 to 1,180)	692 (503 to 949)	574 (419 to 791)	494 (352 to 666)	402 (287 to 545)	285 (206 to 390)	194 (137 to 267)	146 (108 to 196)	93·3 (69·2 to 124)	65·1 (49·5 to 85·2)	47·2 (36·5 to 60·7)	23·2 (17·6 to 30·3)	11·1 (8·6 to 14·1)	4·1 (3·2 to 5·3)	1·8 (1·4 to 2·3)	6,270
Physical violence by firearm	8 (4·3 to 13)	2·4 (1·3 to 4)	33·4 (17 to 58·7)	88·2 (52 to 144)	107 (78·6 to 142)	123 (92 to 161)	463 (353 to 604)	632 (441 to 873)	597 (418 to 830)	456 (312 to 638)	372 (259 to 526)	320 (219 to 453)	253 (171 to 358)	174 (117 to 250)	106 (69 to 152)	71·4 (50·3 to 99·8)	41·2 (28·7 to 57·4)	22·6 (15·5 to 31·7)	15·2 (10·7 to 20·9)	4·6 (3·2 to 6·5)	2·2 (1·5 to 3·2)	0·6 (0·4 to 0·8)	0·4 (0·3 to 0·5)	3,890
Physical violence by sharp object	3·1 (1·7 to 5)	0·4 (0·2 to 0·7)	5·1 (2·7 to 8·8)	11·8 (7·4 to 18·5)	12·7 (9·7 to 16·6)	21·4 (16·3 to 27·7)	68·9 (53·6 to 88·5)	92·4 (60·1 to 134)	82·6 (53·2 to 120)	75·8 (50·5 to 112)	63·2 (41·3 to 90·8)	55·2 (36·4 to 81)	45·4 (30·4 to 66·4)	37·6 (25·5 to 53·7)	30·5 (21·2 to 42)	26·4 (19·2 to 35·2)	17·6 (12·9 to 23·7)	13·9 (10·3 to 18·7)	9·5 (7·2 to 12·3)	5·6 (4·1 to 7·4)	2·4 (1·8 to 3·1)	0·9 (0·7 to 1·2)	0·5 (0·3 to 0·6)	683
Sexual violence	0 (0 to 0)	0 (0 to 0)	0 (0 to 0)	0·9 (0·5 to 1·4)	6·9 (4·1 to 10·8)	15·2 (8·5 to 24·6)	32·8 (18·3 to 51·7)	48·8 (28·4 to 76·7)	51·9 (29·4 to 83·5)	50·7 (28·6 to 80·7)	48·5 (27 to 77·9)	43 (25·2 to 69·5)	33·2 (19·1 to 54·8)	20·3 (11·2 to 33·4)	11·4 (6·5 to 18·2)	7·9 (4·8 to 12·1)	5·6 (3·5 to 8·6)	4·3 (2·7 to 6·5)	2·9 (1·8 to 4·3)	1·7 (1·1 to 2·6)	0·8 (0·4 to 1·2)	0·1 (0·1 to 0·2)	0 (0 to 0)	387
Physical violence by other means	22·6 (12·3 to 36·3)	4·2 (2·3 to 7)	49·7 (25·2 to 86·7)	94·9 (56·5 to 152)	62 (45·2 to 83)	72·5 (55·4 to 94·1)	136 (106 to 176)	152 (102 to 217)	134 (88·9 to 191)	109 (75·3 to 156)	90·2 (61·4 to 127)	76·1 (53·3 to 106)	69·5 (49·8 to 96·9)	52·8 (37·8 to 72·4)	46 (34·1 to 61·8)	40·4 (30·6 to 52·7)	28·9 (21·8 to 37·8)	24·3 (18·7 to 31·7)	19·7 (15·1 to 25·1)	11·3 (8·5 to 14·8)	5·7 (4·3 to 7·3)	2·5 (1·8 to 3·2)	1 (0·7 to 1·2)	1,310
Conflict and terrorism	0 (0 to 0)	0 (0 to 0)	0 (0 to 0)	0 (0 to 0)	0 (0 to 0)	0·1 (0 to 0·1)	0·2 (0·1 to 0·4)	0·4 (0·2 to 0·8)	0·5 (0·2 to 0·9)	0·5 (0·3 to 0·9)	0·4 (0·2 to 0·8)	0·4 (0·2 to 0·7)	0·3 (0·2 to 0·5)	0·2 (0·1 to 0·4)	0·2 (0·1 to 0·3)	0·1 (0·1 to 0·2)	0·1 (0·1 to 0·2)	0·1 (0 to 0·1)	0 (0 to 0·1)	0 (0 to 0·1)	0 (0 to 0)	0 (0 to 0)	0 (0 to 0)	3·5

SR Table 2b: Sonora DALYS by cause and age group for females with 95% uncertainty intervals, 2019

Cause	Early Neonatal	Late Neonatal	Post Neonatal	1 to 4	5 to 9	10 to 14	15 to 19	20 to 24	25 to 29	30 to 34	35 to 39	40 to 44	45 to 49	50 to 54	55 to 59	60 to 64	65 to 69	70 to 74	75 to 79	80 to 84	85 to 89	90 to 94	95 plus	Total
All causes	8,090 (5,840 to 10,900)	3,210 (2,350 to 4,330)	6,270 (4,630 to 8,290)	7,680 (5,970 to 9,860)	6,200 (4,860 to 7,760)	8,540 (6,660 to 10,800)	12,700 (10,200 to 16,100)	15,800 (12,400 to 19,800)	17,400 (13,700 to 21,700)	18,200 (14,400 to 22,700)	19,700 (15,700 to 24,600)	22,600 (18,100 to 27,800)	25,200 (20,300 to 30,600)	26,400 (21,600 to 32,200)	28,800 (23,800 to 34,800)	29,100 (24,300 to 34,800)	25,300 (21,300 to 30,000)	23,100 (19,700 to 27,200)	19,700 (16,900 to 23,100)	14,700 (12,800 to 16,900)	9,790 (8,530 to 11,300)	4,350 (3,890 to 4,880)	1,110 (1,020 to 1,210)	354,000
Communicable, maternal, neonatal, and nutritional diseases	5,910 (4,110 to 8,210)	2,130 (1,530 to 2,850)	2,700 (1,820 to 3,810)	2,400 (1,840 to 3,130)	1,710 (1,230 to 2,390)	1,250 (961 to 1,620)	1,260 (995 to 1,580)	1,580 (1,230 to 2,020)	1,660 (1,310 to 2,120)	1,610 (1,280 to 2,000)	1,760 (1,360 to 2,270)	1,660 (1,300 to 2,150)	1,570 (1,220 to 2,010)	1,370 (1,060 to 1,770)	1,260 (1,000 to 1,600)	1,150 (916 to 1,450)	1,010 (793 to 1,270)	965 (738 to 1,240)	963 (744 to 1,230)	791 (603 to 1,000)	639 (501 to 803)	325 (248 to 404)	103 (79·4 to 125)	35,800
HIV/AIDS and sexually transmitted infections	0·6 (0·3 to 0·9)	0·4 (0·2 to 0·7)	26·4 (21·7 to 32·4)	20·7 (17 to 24·8)	16·2 (13·3 to 19·6)	26·3 (22·2 to 31·2)	46·4 (38·4 to 56·9)	132 (108 to 165)	217 (175 to 278)	252 (203 to 326)	303 (246 to 382)	235 (185 to 310)	207 (165 to 270)	124 (99·2 to 163)	90·9 (73·1 to 116)	61·1 (49·3 to 78·5)	44·8 (36·4 to 56·4)	13·9 (9·4 to 20·6)	8·2 (5·7 to 12·6)	4·3 (2·8 to 6·7)	2·5 (1·6 to 3·5)	0·6 (0·4 to 0·9)	0·1 (0·1 to 0·2)	1,830
HIV/AIDS	0 (0 to 0)	0 (0 to 0)	26·1 (21·5 to 32)	20·7 (16·9 to 24·7)	16·1 (13·3 to 19·6)	23·3 (19·3 to 28·1)	33·5 (28 to 40·5)	98·2 (81·2 to 118)	156 (127 to 187)	180 (149 to 215)	225 (185 to 272)	154 (127 to 186)	140 (116 to 169)	85·3 (70·2 to 102)	64·8 (53·7 to 78)	43 (35·9 to 50·9)	31·5 (25·8 to 37·5)	4·1 (3·2 to 5·2)	1·7 (1·3 to 2·1)	0·5 (0·4 to 0·6)	0·2 (0·1 to 0·2)	0 (0 to 0)	0 (0 to 0)	1,300
HIV/AIDS - Drug-susceptible Tuberculosis	0 (0 to 0)	0 (0 to 0)	2·9 (1·5 to 4·5)	2·3 (1·2 to 3·6)	1·8 (1 to 2·8)	2·6 (1·4 to 4)	3·6 (2 to 5·4)	10·7 (6 to 16·3)	17·1 (9·5 to 26·2)	19·8 (11 to 30·4)	24·7 (13·7 to 38)	16·8 (9·3 to 25·8)	15·3 (8·4 to 23·6)	9·2 (5·1 to 14·2)	7 (3·9 to 10·8)	4·6 (2·6 to 7)	3·4 (1·9 to 5·1)	0·4 (0·3 to 0·6)	0·2 (0·1 to 0·3)	0 (0 to 0·1)	0 (0 to 0)	0 (0 to 0)	0 (0 to 0)	142
HIV/AIDS - Multidrug-resistant Tuberculosis without extensive d	0 (0 to 0)	0 (0 to 0)	0·2 (0 to 1·1)	0·2 (0 to 0·9)	0·1 (0 to 0·7)	0·2 (0 to 1)	0·3 (0 to 1·3)	0·8 (0·1 to 3·9)	1·4 (0·1 to 6·2)	1·6 (0·1 to 7·2)	2 (0·1 to 9·1)	1·3 (0·1 to 6·2)	1·2 (0·1 to 5·7)	0·7 (0 to 3·4)	0·6 (0 to 2·6)	0·4 (0 to 1·7)	0·3 (0 to 1·2)	0 (0 to 0·1)	0 (0 to 0·1)	0 (0 to 0)	0 (0 to 0)	0 (0 to 0)	0 (0 to 0)	11·4
HIV/AIDS - Extensively drug-resistant Tuberculosis	0 (0 to 0)	0 (0 to 0)	0 (0 to 0·2)	0 (0 to 0·1)	0 (0 to 0·1)	0 (0 to 0·2)	0 (0 to 0·2)	0·1 (0 to 0·6)	0·2 (0 to 1)	0·3 (0 to 1·2)	0·3 (0 to 1·5)	0·2 (0 to 1)	0·2 (0 to 1)	0·1 (0 to 0·6)	0·1 (0 to 0·4)	0·1 (0 to 0·3)	0 (0 to 0·2)	0 (0 to 0)	0 (0 to 0)	0 (0 to 0)	0 (0 to 0)	0 (0 to 0)	0 (0 to 0)	1·8
HIV/AIDS resulting in other diseases	0 (0 to 0)	0 (0 to 0)	22·9 (18·1 to 29·3)	18·1 (14·2 to 22·4)	14·2 (11·2 to 17·8)	20·5 (16·2 to 25·4)	29·6 (23·8 to 36·5)	86·5 (68·2 to 107)	137 (107 to 170)	158 (126 to 195)	199 (157 to 243)	136 (108 to 169)	123 (98·5 to 152)	75·2 (60·4 to 92·2)	57·1 (44·9 to 70·4)	38 (30·6 to 45·8)	27·8 (21·9 to 33·8)	3·7 (2·8 to 4·8)	1·5 (1·1 to 2)	0·4 (0·3 to 0·5)	0·2 (0·1 to 0·2)	0 (0 to 0)	0 (0 to 0)	1,150
Sexually transmitted infections excluding HIV	0·6 (0·3 to 0·9)	0·4 (0·2 to 0·7)	0·3 (0·1 to 0·6)	0·1 (0 to 0·1)	0 (0 to 0)	3 (2·1 to 4·5)	12·9 (8·4 to 20·5)	34 (18·6 to 61·7)	61 (31·9 to 114)	72·4 (37·2 to 138)	77·6 (41 to 141)	81·1 (42·9 to 152)	67·1 (37·2 to 123)	38·9 (19·8 to 74·6)	26·1 (13·6 to 49·7)	18·1 (9·8 to 33·2)	13·4 (7·8 to 23·1)	9·8 (5·6 to 16·5)	6·5 (4·1 to 10·9)	3·8 (2·3 to 6·2)	2·3 (1·5 to 3·3)	0·6 (0·4 to 0·9)	0·1 (0·1 to 0·1)	530
Syphilis	0·6 (0·3 to 0·9)	0·4 (0·2 to 0·7)	0·3 (0·1 to 0·6)	0·1 (0 to 0·1)	0 (0 to 0)	1 (0·6 to 1·5)	1·1 (0·7 to 1·6)	0·6 (0·4 to 1)	1·9 (1·1 to 3·2)	2·1 (1·3 to 3·2)	1·5 (1 to 2·3)	0·8 (0·5 to 1·2)	1·6 (1 to 2·4)	1 (0·6 to 1·4)	0·5 (0·3 to 0·7)	0·6 (0·4 to 1)	0·7 (0·5 to 1)	0·7 (0·5 to 1·1)	0·5 (0·3 to 0·7)	0·5 (0·3 to 0·8)	0·4 (0·2 to 0·5)	0·1 (0·1 to 0·2)	0 (0 to 0)	17
Chlamydial infection	0 (0 to 0)	0 (0 to 0)	0 (0 to 0)	0 (0 to 0)	0 (0 to 0)	0·4 (0·3 to 0·6)	1·6 (1·1 to 2·4)	4 (2·7 to 5·7)	5 (2·6 to 8·4)	5·2 (2·5 to 9·6)	7 (3·7 to 11·5)	8·2 (4·7 to 13)	5·8 (3·4 to 9·8)	2 (1·3 to 2·8)	1·3 (1 to 1·9)	0·9 (0·6 to 1·5)	0·6 (0·3 to 0·9)	0·6 (0·3 to 1)	0·5 (0·3 to 0·7)	0·4 (0·2 to 0·6)	0·2 (0·1 to 0·4)	0 (0 to 0·1)	0 (0 to 0)	43·9
Gonococcal infection	0 (0 to 0)	0 (0 to 0)	0 (0 to 0)	0 (0 to 0)	0 (0 to 0)	0·3 (0·2 to 0·5)	1·6 (1·1 to 2·4)	2·9 (1·9 to 4·3)	4·4 (2·7 to 7)	4·2 (2·8 to 6·2)	4·7 (3·1 to 6·8)	6·7 (4·3 to 10·4)	6·9 (4·3 to 10·6)	3·2 (1·9 to 5)	2·4 (1·5 to 3·6)	2·4 (1·4 to 3·8)	3 (1·8 to 4·8)	2 (1·2 to 3·3)	1·7 (1·1 to 2·6)	0·9 (0·5 to 1·4)	0·6 (0·4 to 0·9)	0·1 (0·1 to 0·2)	0 (0 to 0)	48·2
Trichomoniasis	0 (0 to 0)	0 (0 to 0)	0 (0 to 0)	0 (0 to 0)	0 (0 to 0)	0·1 (0 to 0·4)	2·6 (0·8 to 6·7)	14·7 (5 to 36)	31·3 (10·6 to 74·6)	36·6 (12·3 to 87·7)	34·4 (11·3 to 79)	32·2 (10·8 to 78·1)	27·3 (8·6 to 65·9)	18·6 (5·7 to 43·9)	11·3 (3·6 to 28·2)	6·4 (2·2 to 15·4)	4 (1·4 to 9·4)	2·6 (0·9 to 6)	1·5 (0·6 to 3·3)	0·7 (0·3 to 1·6)	0·3 (0·1 to 0·6)	0·1 (0 to 0·1)	0 (0 to 0)	225
Genital herpes	0 (0 to 0)	0 (0 to 0)	0 (0 to 0)	0 (0 to 0)	0 (0 to 0)	0·5 (0·1 to 1·2)	2·2 (0·6 to 5·6)	4·8 (1·5 to 11·6)	7·5 (2·6 to 17·8)	9·5 (3·1 to 23·8)	10·5 (3·4 to 25·4)	10·7 (3·4 to 26·5)	10·3 (3·1 to 25·4)	8·8 (2·7 to 21·6)	7·2 (2·3 to 17·5)	5·6 (1·7 to 14)	3·8 (1·1 to 9·2)	2·7 (0·8 to 6·8)	1·7 (0·5 to 4·3)	0·9 (0·3 to 2·4)	0·4 (0·1 to 1·1)	0·1 (0 to 0·3)	0 (0 to 0·1)	87·2
Other sexually transmitted infections	0 (0 to 0)	0 (0 to 0)	0 (0 to 0)	0 (0 to 0)	0 (0 to 0)	0·7 (0·5 to 1)	3·8 (2·6 to 5·4)	7·1 (4·1 to 11·2)	10·9 (6·3 to 17·3)	14·8 (8·8 to 23)	19·4 (12·2 to 29·7)	22·5 (13·1 to 35·7)	15·2 (9·3 to 25·6)	5·4 (3 to 8·8)	3·5 (2 to 5·4)	2·1 (1·2 to 3·2)	1·3 (0·8 to 2·1)	1·1 (0·6 to 1·7)	0·7 (0·4 to 1)	0·4 (0·2 to 0·6)	0·3 (0·2 to 0·5)	0·1 (0 to 0·1)	0 (0 to 0)	109
Respiratory infections and tuberculosis	186 (115 to 279)	165 (105 to 239)	888 (537 to 1,330)	627 (440 to 874)	294 (202 to 424)	249 (166 to 365)	252 (178 to 367)	289 (209 to 401)	310 (226 to 419)	278 (202 to 377)	292 (207 to 409)	334 (245 to 453)	353 (251 to 482)	375 (271 to 511)	434 (311 to 607)	441 (317 to 599)	423 (303 to 573)	460 (327 to 629)	513 (374 to 688)	405 (298 to 538)	380 (283 to 494)	198 (147 to 254)	58 (42·2 to 73·2)	8,200
Tuberculosis	0 (0 to 0)	0 (0 to 0)	4·8 (2·8 to 7·4)	11·5 (7·9 to 17·3)	7·9 (5·6 to 11·1)	8·7 (6·5 to 11·6)	19·1 (13·8 to 25·7)	50·1 (32·4 to 74·1)	62·8 (39·8 to 93·2)	49·8 (31·5 to 73·5)	47·3 (28 to 69·5)	50·7 (32·1 to 75·7)	51·6 (32·4 to 78·3)	54·6 (34·4 to 83·7)	54·3 (34·4 to 83·1)	51·2 (32·4 to 76·1)	40·2 (27·1 to 59)	36·9 (24·6 to 51·7)	27·5 (18·9 to 39·4)	15·7 (10·5 to 22·2)	7·3 (4·8 to 10·6)	2·2 (1·4 to 3·1)	0·4 (0·3 to 0·5)	654



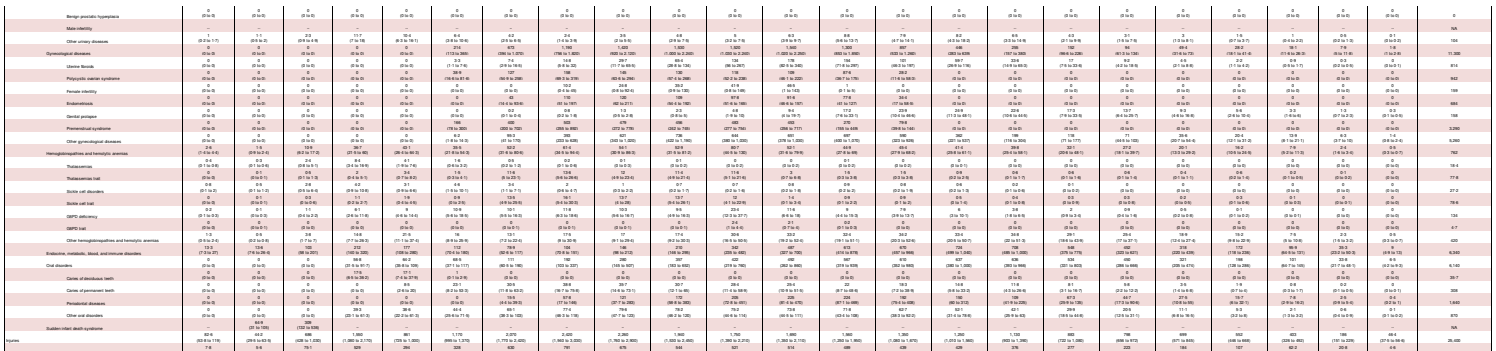

SR Table 2b: Azerbaijan DALYS by cause and age group for females with 95% uncertainty intervals, 2019

Cause	Early Neonatal	Late Neonatal	Post Neonatal	1 to 4	5 to 9	10 to 14	15 to 19	20 to 24	25 to 29	30 to 34	35 to 39	40 to 44	45 to 49	50 to 54	55 to 59	60 to 64	65 to 69	70 to 74	75 to 79	80 to 84	85 to 89	90 to 94	95 plus	Total
All causes	58,700 (44,500 to 74,500)	25,300 (18,100 to 34,100)	57,900 (42,100 to 77,700)	28,500 (19,800 to 41,900)	26,200 (21,600 to 31,400)	25,100 (19,900 to 31,700)	30,000 (23,700 to 37,700)	44,400 (35,500 to 54,700)	63,600 (49,800 to 79,600)	70,400 (55,400 to 86,400)	65,900 (52,700 to 81,100)	66,000 (53,900 to 80,600)	79,700 (65,500 to 96,100)	109,000 (90,200 to 129,000)	143,000 (121,000 to 169,000)	143,000 (121,000 to 167,000)	113,000 (96,900 to 130,000)	74,500 (64,700 to 85,000)	80,800 (71,100 to 91,300)	93,000 (83,500 to 103,000)	35,200 (32,400 to 38,000)	5,710 (5,230 to 6,230)	573 (551 to 593)	1,440,000
Communicable, maternal, neonatal, and nutritional diseases	50,000 (37,100 to 64,700)	20,700 (14,800 to 28,100)	46,000 (32,900 to 62,600)	14,700 (9,150 to 23,200)	7,690 (6,050 to 9,600)	5,060 (3,850 to 6,730)	4,380 (3,270 to 5,790)	6,400 (4,810 to 8,490)	7,970 (5,770 to 10,800)	8,160 (5,870 to 11,100)	6,330 (4,580 to 8,660)	5,540 (3,960 to 7,510)	5,370 (3,820 to 7,520)	5,420 (3,720 to 7,820)	5,520 (3,860 to 7,870)	4,090 (2,920 to 5,580)	2,560 (1,820 to 3,580)	1,340 (954 to 1,880)	1,210 (829 to 1,770)	1,470 (1,020 to 2,310)	690 (465 to 1,190)	120 (78·4 to 210)	12·2 (7·9 to 23)	211,000
HIV/AIDS and sexually transmitted infections	409 (109 to 970)	122 (34·4 to 289)	162 (58 to 372)	32 (24·1 to 42·8)	42·1 (33·8 to 52·5)	16·8 (12·4 to 25·3)	34·8 (23·6 to 55)	103 (63·3 to 170)	284 (198 to 431)	362 (248 to 537)	302 (203 to 457)	239 (154 to 395)	149 (90·3 to 248)	111 (65·2 to 186)	85·1 (46·2 to 154)	49·9 (23·9 to 96·5)	29·7 (13·8 to 54·8)	13·8 (6·1 to 26·7)	10·5 (4·7 to 21)	10·2 (4·7 to 20·4)	3 (1·2 to 6·5)	0·4 (0·2 to 0·9)	0 (0 to 0·1)	2,570
HIV/AIDS	0 (0 to 0)	0 (0 to 0)	18 (14·4 to 22·1)	26·1 (20·4 to 33)	39·1 (31·2 to 49·1)	9·3 (7·5 to 11·3)	10·9 (8·8 to 13·3)	24·5 (19·5 to 30·4)	117 (92·7 to 146)	157 (127 to 195)	112 (89·1 to 138)	70·4 (56·9 to 86·6)	33·2 (26·3 to 41·6)	18·7 (15·2 to 23)	8·6 (6·4 to 11·8)	5·2 (3·6 to 7·4)	1·4 (1 to 2)	0·1 (0·1 to 0·2)	0 (0 to 0)	0 (0 to 0)	0 (0 to 0)	0 (0 to 0)	0 (0 to 0)	652
HIV/AIDS - Drug-susceptible Tuberculosis	0 (0 to 0)	0 (0 to 0)	2·8 (1·1 to 5·1)	4 (1·7 to 7·2)	6 (2·5 to 10·6)	1·4 (0·6 to 2·5)	1·6 (0·7 to 2·8)	3·4 (1·7 to 5·9)	17 (7·9 to 29·1)	23 (10·6 to 40·1)	16·5 (7·5 to 28·8)	10·3 (4·7 to 18·1)	4·9 (2·3 to 8·5)	2·7 (1·3 to 4·7)	1·2 (0·6 to 1·9)	0·7 (0·4 to 1·1)	0·2 (0·1 to 0·3)	0 (0 to 0)	0 (0 to 0)	0 (0 to 0)	0 (0 to 0)	0 (0 to 0)	0 (0 to 0)	95·7
HIV/AIDS - Multidrug-resistant Tuberculosis without exten	0 (0 to 0)	0 (0 to 0)	1·4 (0·4 to 2·9)	2 (0·6 to 4·3)	3 (0·9 to 6·1)	0·7 (0·2 to 1·4)	0·8 (0·2 to 1·6)	1·5 (0·5 to 3·2)	7·9 (2·4 to 16·3)	10·8 (3·3 to 23)	7·8 (2·4 to 16)	4·9 (1·5 to 10·2)	2·3 (0·7 to 4·8)	1·2 (0·4 to 2·6)	0·5 (0·1 to 1)	0·3 (0·1 to 0·5)	0·1 (0 to 0·1)	0 (0 to 0)	0 (0 to 0)	0 (0 to 0)	0 (0 to 0)	0 (0 to 0)	0 (0 to 0)	45·1
HIV/AIDS - Extensively drug-resistant Tuberculosis	0 (0 to 0)	0 (0 to 0)	0·6 (0·2 to 1·3)	0·9 (0·3 to 2)	1·4 (0·4 to 2·8)	0·3 (0·1 to 0·7)	0·3 (0·1 to 0·7)	0·7 (0·2 to 1·4)	3·5 (1 to 7·4)	4·8 (1·4 to 10·3)	3·5 (1 to 7·2)	2·2 (0·6 to 4·6)	1 (0·3 to 2·1)	0·5 (0·2 to 1·1)	0·2 (0·1 to 0·4)	0·1 (0 to 0·2)	0 (0 to 0·1)	0 (0 to 0)	0 (0 to 0)	0 (0 to 0)	0 (0 to 0)	0 (0 to 0)	0 (0 to 0)	20·1
HIV/AIDS resulting in other diseases	0 (0 to 0)	0 (0 to 0)	13·1 (8·9 to 17·9)	19·2 (12·7 to 26·6)	28·8 (19·3 to 39·1)	6·9 (4·7 to 9·2)	8·2 (5·7 to 10·8)	18·9 (13·6 to 24·6)	88·7 (60·4 to 122)	118 (82·7 to 157)	84·1 (57·3 to 113)	53 (37·3 to 70·1)	25 (16·9 to 33·6)	14·2 (10·2 to 18·9)	6·8 (4·5 to 10)	4·1 (2·6 to 6·2)	1·1 (0·7 to 1·7)	0·1 (0·1 to 0·2)	0 (0 to 0)	0 (0 to 0)	0 (0 to 0)	0 (0 to 0)	0 (0 to 0)	491
Sexually transmitted infections excluding HIV	409 (109 to 970)	122 (34·4 to 289)	144 (40·6 to 350)	5·9 (1·4 to 15·3)	3 (0·8 to 7)	7·5 (4·1 to 15·8)	23·9 (13·3 to 43·8)	78·5 (40·8 to 146)	167 (85·3 to 313)	204 (104 to 378)	190 (101 to 346)	169 (87·6 to 316)	116 (57·5 to 215)	92·2 (46·8 to 168)	76·5 (37·9 to 145)	44·7 (19·4 to 90·3)	28·3 (12·4 to 53·5)	13·6 (6 to 26·6)	10·5 (4·7 to 21)	10·2 (4·7 to 20·4)	3 (1·2 to 6·5)	0·4 (0·2 to 0·9)	0 (0 to 0·1)	1,920
Syphilis	409 (109 to 970)	122 (34·4 to 289)	144 (40·6 to 350)	5·9 (1·4 to 15·3)	3 (0·8 to 7)	2·8 (1·3 to 7·2)	0·1 (0 to 0·2)	4·3 (1·5 to 10·5)	0·2 (0·1 to 0·6)	0·2 (0·1 to 0·6)	0·2 (0·1 to 0·4)	0·1 (0 to 0·3)	0·1 (0 to 0·2)	0·1 (0 to 0·2)	0·1 (0 to 0·2)	0·1 (0 to 0·3)	0 (0 to 0·1)	0 (0 to 0)	0 (0 to 0)	0 (0 to 0)	0 (0 to 0)	0 (0 to 0)	0 (0 to 0)	692
Chlamydial infection	0 (0 to 0)	0 (0 to 0)	0 (0 to 0)	0 (0 to 0)	0 (0 to 0)	1·2 (0·7 to 2·4)	3·4 (1·9 to 5·6)	9·3 (5·5 to 14·9)	21·6 (9·8 to 39)	22·7 (10·1 to 42·9)	24·4 (12·5 to 42·7)	22·7 (11·5 to 41·6)	11·5 (6·3 to 19·6)	6·8 (3·6 to 11·9)	5·4 (2·6 to 10·6)	2·8 (0·6 to 7·8)	1·4 (0·4 to 3·5)	1·1 (0·3 to 2·8)	1 (0·3 to 2·5)	1·5 (0·4 to 3·6)	0·5 (0·1 to 1·2)	0·1 (0 to 0·2)	0 (0 to 0)	137
Gonococcal infection	0 (0 to 0)	0 (0 to 0)	0 (0 to 0)	0 (0 to 0)	0 (0 to 0)	1·1 (0·6 to 2·8)	3·4 (1·6 to 7)	5·5 (3 to 10·1)	8·5 (4·7 to 15·5)	14·4 (7·9 to 27·2)	11·8 (6·4 to 21·9)	12·6 (6·7 to 23·8)	10·5 (4·3 to 22·2)	10·9 (3·7 to 26·2)	9·8 (2·7 to 24·3)	9 (2 to 25·4)	8·6 (2·2 to 21·4)	3·9 (1·1 to 10·2)	3·7 (1 to 9·4)	4 (1·2 to 9·8)	1·3 (0·4 to 3·3)	0·2 (0·1 to 0·5)	0 (0 to 0)	119
Trichomoniasis	0 (0 to 0)	0 (0 to 0)	0 (0 to 0)	0 (0 to 0)	0 (0 to 0)	0·4 (0 to 1·5)	7·3 (2·1 to 17·8)	37·9 (12·7 to 86·7)	80·2 (26·6 to 182)	83·2 (26·5 to 196)	67·3 (21·6 to 157)	53·5 (18·3 to 128)	45·8 (14 to 107)	38·9 (12·2 to 90·9)	30·5 (9·8 to 74·3)	17·2 (5·7 to 39·2)	8·6 (2·9 to 19·7)	3·7 (1·3 to 8·1)	2·4 (0·9 to 5·4)	1·6 (0·6 to 3·6)	0·3 (0·1 to 0·8)	0 (0 to 0·1)	0 (0 to 0)	479
Genital herpes	0 (0 to 0)	0 (0 to 0)	[illegible]	[illegible]	[illegible]	[illegible]	[illegible]	[illegible]	[illegible]	[illegible]	[illegible]	[illegible]	[illegible]	[illegible]	[illegible]	[illegible]	[illegible]	[illegible]	[illegible]	[illegible]	[illegible]	[illegible]	[illegible]	[illegible]
Other sexually transmitted infections	0 (0 to 0)	0 (0 to 0)	[illegible]	[illegible]	[illegible]	[illegible]	[illegible]	[illegible]	[illegible]	[illegible]	[illegible]	[illegible]	[illegible]	[illegible]	[illegible]	[illegible]	[illegible]	[illegible]	[illegible]	[illegible]	[illegible]	[illegible]	[illegible]	[illegible]
Respiratory infections and tuberculosis	6,680 (3,470 to 11,300)	10,500 (6,470 to 15,800)	[illegible]	[illegible]	[illegible]	[illegible]	[illegible]	[illegible]	[illegible]	[illegible]	[illegible]	[illegible]	[illegible]	[illegible]	[illegible]	[illegible]	[illegible]	[illegible]	[illegible]	[illegible]	[illegible]	[illegible]	[illegible]	[illegible]
Tuberculosis	0 (0 to 0)	0 (0 to 0)	[illegible]	[illegible]	[illegible]	[illegible]	[illegible]	[illegible]	[illegible]	[illegible]	[illegible]	[illegible]	[illegible]	[illegible]	[illegible]	[illegible]	[illegible]	[illegible]	[illegible]	[illegible]	[illegible]	[illegible]	[illegible]	[illegible]
Latent tuberculosis infection	0 (0 to 0)	0 (0 to 0)	[illegible]	[illegible]	[illegible]	[illegible]	[illegible]	[illegible]	[illegible]	[illegible]	[illegible]	[illegible]	[illegible]	[illegible]	[illegible]	[illegible]	[illegible]	[illegible]	[illegible]	[illegible]	[illegible]	[illegible]	[illegible]	[illegible]
Drug-susceptible tuberculosis	0 (0 to 0)	0 (0 to 0)	[illegible]	[illegible]	[illegible]	[illegible]	[illegible]	[illegible]	[illegible]	[illegible]	[illegible]	[illegible]	[illegible]	[illegible]	[illegible]	[illegible]	[illegible]	[illegible]	[illegible]	[illegible]	[illegible]	[illegible]	[illegible]	[illegible]
Multidrug-resistant tuberculosis without extensive drug res	0 (0 to 0)	0 (0 to 0)	[illegible]	[illegible]	[illegible]	[illegible]	[illegible]	[illegible]	[illegible]	[illegible]	[illegible]	[illegible]	[illegible]	[illegible]	[illegible]	[illegible]	[illegible]	[illegible]	[illegible]	[illegible]	[illegible]	[illegible]	[illegible]	[illegible]
Extensively drug-resistant tuberculosis	0 (0 to 0)	0 (0 to 0)	[illegible]	[illegible]	[illegible]	[illegible]	[illegible]	[illegible]	[illegible]	[illegible]	[illegible]	[illegible]	[illegible]	[illegible]	[illegible]	[illegible]	[illegible]	[illegible]	[illegible]	[illegible]	[illegible]	[illegible]	[illegible]	[illegible]
Lower respiratory infections	6,680 (3,470 to 11,300)	10,500 (6,340 to 15,700)	[illegible]	[illegible]	[illegible]	[illegible]	[illegible]	[illegible]	[illegible]	[illegible]	[illegible]	[illegible]	[illegible]	[illegible]	[illegible]	[illegible]	[illegible]	[illegible]	[illegible]	[illegible]	[illegible]	[illegible]	[illegible]	[illegible]
Upper respiratory infections	5·1 (0·3 to 25·2)	92·4 (3·4 to 465)	[illegible]	[illegible]	[illegible]	[illegible]	[illegible]	[illegible]	[illegible]	[illegible]	[illegible]	[illegible]	[illegible]	[illegible]	[illegible]	[illegible]	[illegible]	[illegible]	[illegible]	[illegible]	[illegible]	[illegible]	[illegible]	[illegible]
Otitis media	0 (0 to 0·1)	0·2 (0·1 to 0·3)	[illegible]	[illegible]	[illegible]	[illegible]	[illegible]	[illegible]	[illegible]	[illegible]	[illegible]	[illegible]	[illegible]	[illegible]	[illegible]	[illegible]	[illegible]	[illegible]	[illegible]	[illegible]	[illegible]	[illegible]	[illegible]	[illegible]
Enteric infections	158 (23·5 to 382)	561 (87·7 to 1,540)	[illegible]	[illegible]	[illegible]	[illegible]	[illegible]	[illegible]	[illegible]	[illegible]	[illegible]	[illegible]	[illegible]	[illegible]	[illegible]	[illegible]	[illegible]	[illegible]	[illegible]	[illegible]	[illegible]	[illegible]	[illegible]	[illegible]
Diarrheal diseases	158 (23·5 to 382)	561 (87·6 to 1,540)	[illegible]	[illegible]	[illegible]	[illegible]	[illegible]	[illegible]	[illegible]	[illegible]	[illegible]	[illegible]	[illegible]	[illegible]	[illegible]	[illegible]	[illegible]	[illegible]	[illegible]	[illegible]	[illegible]	[illegible]	[illegible]	[illegible]
Typhoid and paratyphoid	0 (0 to 0)	0 (0 to 0)	[illegible]	[illegible]	[illegible]	[illegible]	[illegible]	[illegible]	[illegible]	[illegible]	[illegible]	[illegible]	[illegible]	[illegible]	[illegible]	[illegible]	[illegible]	[illegible]	[illegible]	[illegible]	[illegible]	[illegible]	[illegible]	[illegible]
Typhoid fever	0 (0 to 0)	0 (0 to 0)	[illegible]	[illegible]	[illegible]	[illegible]	[illegible]	[illegible]	[illegible]	[illegible]	[illegible]	[illegible]	[illegible]	[illegible]	[illegible]	[illegible]	[illegible]	[illegible]	[illegible]	[illegible]	[illegible]	[illegible]	[illegible]	[illegible]
Paratyphoid fever	0 (0 to 0)	0 (0 to 0)	[illegible]	[illegible]	[illegible]	[illegible]	[illegible]	[illegible]	[illegible]	[illegible]	[illegible]	[illegible]	[illegible]	[illegible]	[illegible]	[illegible]	[illegible]	[illegible]	[illegible]	[illegible]	[illegible]	[illegible]	[illegible]	[illegible]
Invasive Non-typhoidal Salmonella (iNTS)	0 (0 to 0)	0·2 (0·1 to 0·4)	[illegible]	[illegible]	[illegible]	[illegible]	[illegible]	[illegible]	[illegible]	[illegible]	[illegible]	[illegible]	[illegible]	[illegible]	[illegible]	[illegible]	[illegible]	[illegible]	[illegible]	[illegible]	[illegible]	[illegible]	[illegible]	[illegible]
Other intestinal infectious diseases	0 (0 to 0)	0 (0 to 0)	[illegible]	[illegible]	[illegible]	[illegible]	[illegible]	[illegible]	[illegible]	[illegible]	[illegible]	[illegible]	[illegible]	[illegible]	[illegible]	[illegible]	[illegible]	[illegible]	[illegible]	[illegible]	[illegible]	[illegible]	[illegible]	[illegible]
Neglected tropical diseases and malaria	0·1 (0 to 0·2)	3·4 (1·2 to 6·5)	[illegible]	[illegible]	[illegible]	[illegible]	[illegible]	[illegible]	[illegible]	[illegible]	[illegible]	[illegible]	[illegible]	[illegible]	[illegible]	[illegible]	[illegible]	[illegible]	[illegible]	[illegible]	[illegible]	[illegible]	[illegible]	[illegible]
Malaria	0 (0 to 0)	0 (0 to 0)	[illegible]	[illegible]	[illegible]	[illegible]	[illegible]	[illegible]	[illegible]	[illegible]	[illegible]	[illegible]	[illegible]	[illegible]	[illegible]	[illegible]	[illegible]	[illegible]	[illegible]	[illegible]	[illegible]	[illegible]	[illegible]	[illegible]
Chagas disease	0 (0 to 0)	0 (0 to 0)	[illegible]	[illegible]	[illegible]	[illegible]	[illegible]	[illegible]	[illegible]	[illegible]	[illegible]	[illegible]	[illegible]	[illegible]	[illegible]	[illegible]	[illegible]	[illegible]	[illegible]	[illegible]	[illegible]	[illegible]	[illegible]	[illegible]
Leishmaniasis	0 (0 to 0)	0 (0 to 0)	[illegible]	[illegible]	[illegible]	[illegible]	[illegible]	[illegible]	[illegible]	[illegible]	[illegible]	[illegible]	[illegible]	[illegible]	[illegible]	[illegible]	[illegible]	[illegible]	[illegible]	[illegible]	[illegible]	[illegible]	[illegible]	[illegible]
Visceral leishmaniasis	0 (0 to 0)	0 (0 to 0)	[illegible]	[illegible]	[illegible]	[illegible]	[illegible]	[illegible]	[illegible]	[illegible]	[illegible]	[illegible]	[illegible]	[illegible]	[illegible]	[illegible]	[illegible]	[illegible]	[illegible]	[illegible]	[illegible]	[illegible]	[illegible]	[illegible]
Cutaneous and mucocutaneous leishmaniasis	0 (0 to 0)	0 (0 to 0)	[illegible]	[illegible]	[illegible]	[illegible]	[illegible]	[illegible]	[illegible]	[illegible]	[illegible]	[illegible]	[illegible]	[illegible]	[illegible]	[illegible]	[illegible]	[illegible]	[illegible]	[illegible]	[illegible]	[illegible]	[illegible]	[illegible]
African trypanosomiasis	0 (0 to 0)	0 (0 to 0)	[illegible]	[illegible]	[illegible]	[illegible]	[illegible]	[illegible]	[illegible]	[illegible]	[illegible]	[illegible]	[illegible]	[illegible]	[illegible]	[illegible]	[illegible]	[illegible]	[illegible]	[illegible]	[illegible]	[illegible]	[illegible]	[illegible]
Schistosomiasis	0 (0 to 0)	0 (0 to 0)	[illegible]	[illegible]	[illegible]	[illegible]	[illegible]	[illegible]	[illegible]	[illegible]	[illegible]	[illegible]	[illegible]	[illegible]	[illegible]	[illegible]	[illegible]	[illegible]	[illegible]	[illegible]	[illegible]	[illegible]	[illegible]	[illegible]
Cysticercosis	0 (0 to 0)	0 (0 to 0)	[illegible]	[illegible]	[illegible]	[illegible]	[illegible]	[illegible]	[illegible]	[illegible]	[illegible]	[illegible]	[illegible]	[illegible]	[illegible]	[illegible]	[illegible]	[illegible]	[illegible]	[illegible]	[illegible]	[illegible]	[illegible]	[illegible]
Cystic echinococcosis	0 (0 to 0)	0 (0 to 0)	[illegible]	[illegible]	[illegible]	[illegible]	[illegible]	[illegible]	[illegible]	[illegible]	[illegible]	[illegible]	[illegible]	[illegible]	[illegible]	[illegible]	[illegible]	[illegible]	[illegible]	[illegible]	[illegible]	[illegible]	[illegible]	[illegible]
Lymphatic filariasis	0 (0 to 0)	0 (0 to 0)	[illegible]	[illegible]	[illegible]	[illegible]	[illegible]	[illegible]	[illegible]	[illegible]	[illegible]	[illegible]	[illegible]	[illegible]	[illegible]	[illegible]	[illegible]	[illegible]	[illegible]	[illegible]	[illegible]	[illegible]	[illegible]	[illegible]
Onchocerciasis	0 (0 to 0)	0 (0 to 0)	[illegible]	[illegible]	[illegible]	[illegible]	[illegible]	[illegible]	[illegible]	[illegible]	[illegible]	[illegible]	[illegible]	[illegible]	[illegible]	[illegible]	[illegible]	[illegible]	[illegible]	[illegible]	[illegible]	[illegible]	[illegible]	[illegible]
Trachoma	0 (0 to 0)	0 (0 to 0)	[illegible]	[illegible]	[illegible]	[illegible]	[illegible]	[illegible]	[illegible]	[illegible]	[illegible]	[illegible]	[illegible]	[illegible]	[illegible]	[illegible]	[illegible]	[illegible]	[illegible]	[illegible]	[illegible]	[illegible]	[illegible]	[illegible]
Dengue	0 (0 to 0)	0 (0 to 0)	[illegible]	[illegible]	[illegible]	[illegible]	[illegible]	[illegible]	[illegible]	[illegible]	[illegible]	[illegible]	[illegible]	[illegible]	[illegible]	[illegible]	[illegible]	[illegible]	[illegible]	[illegible]	[illegible]	[illegible]	[illegible]	[illegible]
Yellow fever	0 (0 to 0)	0 (0 to 0)	[illegible]	[illegible]	[illegible]	[illegible]	[illegible]	[illegible]	[illegible]	[illegible]	[illegible]	[illegible]	[illegible]	[illegible]	[illegible]	[illegible]	[illegible]	[illegible]	[illegible]	[illegible]	[illegible]	[illegible]	[illegible]	[illegible]
Rabies	0 (0 to 0)	0 (0 to 0)	[illegible]	[illegible]	[illegible]	[illegible]	[illegible]	[illegible]	[illegible]	[illegible]	[illegible]	[illegible]	[illegible]	[illegible]	[illegible]	[illegible]	[illegible]	[illegible]	[illegible]	[illegible]	[illegible]	[illegible]	[illegible]	[illegible]
Intestinal nematode infections	0 (0 to 0)	0 (0 to 0)	[illegible]	[illegible]	[illegible]	[illegible]	[illegible]	[illegible]	[illegible]	[illegible]	[illegible]	[illegible]	[illegible]	[illegible]	[illegible]	[illegible]	[illegible]	[illegible]	[illegible]	[illegible]	[illegible]	[illegible]	[illegible]	[illegible]
Ascariasis	0 (0 to 0)	0 (0 to 0)	[illegible]	[illegible]	[illegible]	[illegible]	[illegible]	[illegible]	[illegible]	[illegible]	[illegible]	[illegible]	[illegible]	[illegible]	[illegible]	[illegible]	[illegible]	[illegible]	[illegible]	[illegible]	[illegible]	[illegible]	[illegible]	[illegible]
Trichuriasis	0 (0 to 0)	0 (0 to 0)	[illegible]	[illegible]	[illegible]	[illegible]	[illegible]	[illegible]	[illegible]	[illegible]	[illegible]	[illegible]	[illegible]	[illegible]	[illegible]	[illegible]	[illegible]	[illegible]	[illegible]	[illegible]	[illegible]	[illegible]	[illegible]	[illegible]
Hookworm disease	0 (0 to 0)	0 (0 to 0)	[illegible]	[illegible]	[illegible]	[illegible]	[illegible]	[illegible]	[illegible]	[illegible]	[illegible]	[illegible]	[illegible]	[illegible]	[illegible]	[illegible]	[illegible]	[illegible]	[illegible]	[illegible]	[illegible]	[illegible]	[illegible]	[illegible]



G6PD deficiency	0·2 (0·1 to 0·3)	0·2 (0·1 to 0·4)	1·5 (0·5 to 3·9)	2·8 (0·8 to 6·8)	6·1 (2·1 to 13·1)	14·3 (5·8 to 28·2)	17·1 (7·7 to 31·2)	24·5 (10·9 to 44·7)	23 (11 to 41·6)	114 (66·4 to 177)	44·6 (23·2 to 72·2)	18·1 (9·7 to 29·3)	9·3 (4 to 17)	7·1 (3·1 to 13·1)	4·9 (2·2 to 8·8)	2·5 (1·1 to 4·6)	1·2 (0·5 to 2·3)	0·3 (0·1 to 0·6)	0·2 (0·1 to 0·4)	0·1 (0 to 0·2)	0 (0 to 0)	0 (0 to 0)	0 (0 to 0)	292
G6PD trait	0 (0 to 0)	0 (0 to 0)	0 (0 to 0)	0 (0 to 0)	0 (0 to 0)	0 (0 to 0)	0·1 (0 to 0·2)	0·2 (0·1 to 0·3)	0·3 (0·1 to 0·5)	9·8 (3·7 to 18·6)	8·1 (2·9 to 16·6)	7·2 (2·5 to 13·7)	0·6 (0·3 to 0·9)	0 (0 to 0)	0 (0 to 0)	0 (0 to 0)	0 (0 to 0)	0 (0 to 0)	0 (0 to 0)	0 (0 to 0)	0 (0 to 0)	0 (0 to 0)	0 (0 to 0)	26·2
Other hemoglobinopathies and hemolytic anemias	1·4 (0·7 to 2·8)	1·6 (0·7 to 2·9)	11·4 (5·6 to 20·6)	35·7 (16 to 65·1)	45·8 (18·1 to 90·6)	48·1 (21·2 to 92·8)	74·5 (38·8 to 129)	109 (55·7 to 185)	139 (67·5 to 245)	181 (94·4 to 308)	140 (72 to 237)	146 (80·9 to 234)	152 (83·9 to 246)	149 (72·5 to 259)	149 (78·3 to 261)	196 (91·9 to 339)	115 (54·8 to 207)	45·7 (22·2 to 79·9)	24·1 (12·4 to 43·7)	30·7 (15·4 to 54·9)	12·6 (6·8 to 20·1)	1·7 (0·9 to 2·6)	0·1 (0·1 to 0·2)	1,810
Endocrine, metabolic, blood, and immune disorders	338 (56·1 to 778)	304 (61·9 to 676)	1,050 (284 to 2.330)	715 (309 to 1.600)	728 (396 to 1.170)	504 (313 to 746)	513 (323 to 766)	753 (467 to 1.160)	1,250 (733 to 1.950)	1,660 (993 to 2.650)	1,710 (1.040 to 2.700)	1,740 (989 to 2.800)	1,970 (1.150 to 3.110)	2,280 (1.320 to 3.640)	2,600 (1.510 to 4.200)	1,920 (1.100 to 3.130)	975 (594 to 1.660)	398 (243 to 639)	219 (130 to 343)	133 (82·4 to 202)	31·5 (18·8 to 48·8)	4·1 (2·2 to 6·7)	0·3 (0·1 to 0·7)	21.800
Oral disorders	0 (0 to 0)	0 (0 to 0)	0 (0 to 0)	186 (105 to 305)	226 (124 to 388)	241 (127 to 421)	299 (161 to 507)	572 (324 to 960)	1,030 (579 to 1,660)	1,320 (755 to 2,270)	1,370 (766 to 2,360)	1,390 (778 to 2,380)	1,690 (966 to 2,780)	2,310 (1,350 to 3,740)	2,970 (1,790 to 4,620)	2,790 (1,690 to 4,300)	1,950 (1,210 to 2,950)	1,130 (713 to 1,670)	956 (617 to 1,390)	818 (532 to 1,170)	222 (144 to 316)	29·6 (19·2 to 41·8)	3·2 (2·1 to 4·6)	21,500
Caries of deciduous teeth	0 (0 to 0)	0 (0 to 0)	0 (0 to 0)	59·4 (23·1 to 121)	62 (25·4 to 133)	2·9 (0·3 to 7·8)	0 (0 to 0)	0 (0 to 0)	0 (0 to 0)	0 (0 to 0)	0 (0 to 0)	0 (0 to 0)	0 (0 to 0)	0 (0 to 0)	0 (0 to 0)	0 (0 to 0)	0 (0 to 0)	0 (0 to 0)	0 (0 to 0)	0 (0 to 0)	0 (0 to 0)	0 (0 to 0)	0 (0 to 0)	124
Caries of permanent teeth	0 (0 to 0)	0 (0 to 0)	0 (0 to 0)	0 (0 to 0)	42·9 (15 to 96·6)	120 (48·6 to 261)	129 (51·2 to 274)	165 (66·2 to 334)	195 (78·4 to 399)	178 (71·5 to 369)	149 (60·3 to 289)	116 (48·9 to 241)	108 (44·1 to 225)	115 (46·7 to 233)	113 (44 to 250)	79·9 (29·7 to 173)	42·9 (17 to 86·3)	20·4 (8·4 to 41·8)	14·3 (5·9 to 29·1)	10·5 (4·3 to 21·4)	2·5 (0·9 to 5·2)	0·3 (0·1 to 0·6)	0 (0 to 0·1)	1.600
Periodontal diseases	0 (0 to 0)	0 (0 to 0)	0 (0 to 0)	0 (0 to 0)	0 (0 to 0)	0 (0 to 0)	10·9 (2·8 to 29·1)	47·7 (14·3 to 123)	157 (45 to 384)	299 (91·9 to 757)	401 (130 to 1.030)	463 (155 to 1.130)	548 (195 to 1.280)	637 (241 to 1.430)	618 (241 to 1.310)	409 (159 to 846)	202 (78·4 to 419)	88·7 (34·5 to 184)	62·1 (23·7 to 129)	47·6 (18·3 to 98·1)	12·3 (4·4 to 26·3)	1·6 (0·6 to 3·5)	0·2 (0·1 to 0·4)	4.010
Other oral disorders	0 (0 to 0)	0 (0 to 0)	0 (0 to 0)	126 (75·9 to 198)	121 (68·8 to 193)	118 (68·2 to 185)	159 (96 to 248)	237 (141 to 362)	334 (200 to 505)	348 (208 to 532)	291 (175 to 443)	245 (147 to 368)	246 (147 to 377)	265 (159 to 396)	258 (155 to 386)	185 (112 to 279)	104 (64 to 157)	47·6 (28·2 to 72·1)	30 (18 to 45·4)	19·6 (11·8 to 29·7)	4·1 (2·5 to 6)	0·5 (0·3 to 0·7)	0·1 (0 to 0·1)	3,140
Sudden infant death syndrome	--	66 (21·8 to 139)	297 (108 to 625)	--	--	--	--	--	--	--	--	--	--	--	--	--	--	--	--	--	--	--	--	NA
Injuries	520 (313 to 886)	562 (298 to 990)	2,410 (1.330 to 4.080)	2,830 (1.370 to 5.390)	3,130 (2.460 to 3.920)	2,440 (1.980 to 2.940)	3,000 (2.440 to 3.660)	4,270 (3.390 to 5.420)	5,860 (4.590 to 7.420)	6,290 (4.870 to 7.950)	5,470 (4.280 to 6.920)	4,790 (3.770 to 6.110)	4,920 (3.830 to 6.290)	5,640 (4.390 to 7.090)	5,930 (4.610 to 7.500)	4,570 (3.610 to 5.820)	2,670 (2.110 to 3.380)	1,420 (1.120 to 1.820)	1,180 (942 to 1.480)	1,040 (819 to 1.320)	300 (235 to 381)	41·7 (32·9 to 53·7)	4 (3 to 5·2)	69.300
Transport injuries	11·1 (3·8 to 25)	10·2 (4 to 22·1)	68·9 (29·1 to 147)	130 (55·7 to 270)	631 (369 to 1,030)	399 (273 to 575)	535 (349 to 786)	699 (488 to 974)	837 (592 to 1,160)	950 (696 to 1,260)	918 (672 to 1,220)	877 (659 to 1,150)	954 (723 to 1,250)	1,210 (918 to 1,550)	1,300 (977 to 1,710)	1,050 (778 to 1,390)	616 (470 to 805)	323 (243 to 424)	252 (191 to 338)	199 (149 to 264)	49·7 (37·1 to 66·8)	5·8 (4·4 to 7·7)	0·6 (0·4 to 0·7)	12,000
Road injuries	8·6 (2·9 to 19·8)	7 (2·5 to 15·2)	53·2 (21·5 to 114)	118 (47·5 to 249)	607 (351 to 993)	377 (256 to 549)	510 (329 to 752)	661 (456 to 935)	789 (553 to 1.110)	900 (657 to 1.210)	874 (638 to 1.170)	836 (628 to 1.100)	908 (689 to 1.200)	1,150 (877 to 1.490)	1,240 (935 to 1.630)	1,010 (743 to 1.340)	591 (448 to 774)	311 (233 to 409)	243 (185 to 327)	192 (143 to 256)	47·8 (35·5 to 64·5)	5·5 (4·2 to 7·4)	0·5 (0·4 to 0·7)	11.400
Pedestrian road injuries	4 (1·1 to 10·5)	2·5 (0·7 to 6·3)	21·4 (6·6 to 50·6)	67·5 (23·5 to 147)	321 (161 to 585)	196 (117 to 298)	169 (88·6 to 300)	209 (117 to 332)	262 (156 to 427)	307 (189 to 471)	252 (165 to 378)	270 (179 to 403)	320 (215 to 458)	416 (271 to 589)	456 (322 to 650)	405 (277 to 584)	230 (165 to 321)	123 (85·3 to 173)	102 (73·9 to 141)	74·6 (53·4 to 102)	18·3 (13·3 to 25·5)	1·9 (1·4 to 2·6)	0·2 (0·1 to 0·3)	4.230
Cyclist road injuries	0 (0 to 0)	0 (0 to 0)	0 (0 to 0)	3·8 (2·2 to 7·3)	16·9 (10·6 to 25·4)	26·6 (17·8 to 37·1)	36·2 (24·4 to 51·7)	57·6 (39·6 to 79·7)	94·4 (64·8 to 133)	115 (78·6 to 158)	114 (76·6 to 155)	107 (74 to 145)	119 (80·9 to 165)	142 (99·2 to 195)	153 (107 to 211)	119 (81·7 to 162)	71·7 (51·2 to 97·3)	37·2 (26·5 to 50·1)	28·9 (20·4 to 39·2)	23·8 (16·6 to 32·2)	6·9 (4·8 to 9·2)	0·9 (0·6 to 1·3)	0·1 (0·1 to 0·1)	1,270
Motorcyclist road injuries	0·2 (0 to 0·5)	0·3 (0·1 to 0·9)	1·3 (0·3 to 4)	2·7 (0·7 to 8·6)	7 (2·4 to 22·3)	5·5 (2·7 to 11·6)	18·9 (7·8 to 40·9)	25·9 (11·9 to 47·8)	35·8 (17·2 to 69·5)	32·1 (17 to 59·1)	32·5 (17·2 to 57·9)	34·9 (18·5 to 64·4)	26·4 (15·3 to 47)	29·9 (17·5 to 50·7)	30 (18 to 50·4)	11·9 (8·6 to 16)	7·3 (5·3 to 9·7)	3·7 (2·6 to 5)	3·4 (2·3 to 4·5)	3·1 (2·2 to 4·2)	1·1 (0·7 to 1·6)	0·2 (0·1 to 0·3)	0 (0 to 0)	314
Motor vehicle road injuries	4·4 (1·3 to 10·5)	4·1 (1·3 to 10)	30·1 (11 to 68·1)	42·7 (13·8 to 111)	259 (126 to 465)	145 (84·7 to 237)	281 (166 to 441)	362 (224 to 561)	385 (256 to 588)	432 (295 to 627)	462 (313 to 665)	410 (288 to 575)	428 (305 to 593)	548 (397 to 753)	583 (409 to 813)	455 (314 to 639)	272 (195 to 369)	142 (99·5 to 197)	104 (73·2 to 148)	86·8 (59·8 to 126)	20·3 (14·1 to 29·6)	2·4 (1·6 to 3·5)	0·2 (0·1 to 0·3)	5.460
Other road injuries	0 (0 to 0·1)	0·1 (0 to 0·2)	0·4 (0·1 to 1·1)	1·4 (0·6 to 3·1)	3·5 (2 to 6)	3·9 (2·6 to 5·5)	4·9 (3·3 to 7·2)	7·1 (4·8 to 9·9)	11 (7·6 to 15·3)	13·9 (9·7 to 19·2)	14·2 (10 to 19·5)	14 (9·8 to 19·3)	15·5 (10·8 to 21·4)	19·1 (13·5 to 26)	20·5 (14·3 to 28·4)	16 (11 to 22·1)	10·1 (7·1 to 13·9)	5·4 (3·7 to 7·4)	4·5 (3·1 to 6·3)	3·8 (2·6 to 5·2)	1·1 (0·7 to 1·5)	0·1 (0·1 to 0·2)	0 (0 to 0)	171
Other transport injuries	2·5 (0·6 to 6·3)	3·3 (1 to 7·7)	15·6 (5·3 to 38·3)	12·2 (6 to 24·1)	23·9 (13·1 to 42·5)	21·8 (14·1 to 32·6)	25·3 (16·3 to 38·6)	38·4 (25·6 to 56·7)	48·4 (32·8 to 69·4)	49·8 (34·1 to 71·4)	44 (30·9 to 61·3)	40·8 (29·1 to 55·8)	46·1 (32·5 to 62·3)	52·9 (37·6 to 69·9)	59·4 (42 to 79·7)	46·5 (32·9 to 61·6)	25·5 (18·7 to 33·6)	12 (8·5 to 15·9)	9·1 (6·5 to 12·1)	6·6 (4·7 to 8·8)	1·9 (1·3 to 2·6)	0·3 (0·2 to 0·4)	0 (0 to 0)	586
Unintentional injuries	483 (289 to 831)	546 (287 to 964)	2,310 (1.230 to 3.980)	2,640 (1.230 to 5.110)	2,360 (1.800 to 3.040)	1,820 (1.440 to 2.300)	1,900 (1.460 to 2.460)	2,670 (2.020 to 3.550)	3,680 (2.680 to 5.030)	4,060 (3.020 to 5.550)	3,520 (2.620 to 4.720)	3,120 (2.330 to 4.210)	3,240 (2.420 to 4.320)	3,730 (2.800 to 4.950)	3,930 (2.940 to 5.180)	3,040 (2.320 to 4.030)	1,780 (1.350 to 2.350)	961 (728 to 1.260)	818 (632 to 1.050)	750 (577 to 961)	223 (170 to 287)	32·9 (25 to 42·4)	3·2 (2·3 to 4·2)	47.600
Falls	139 (44·7 to 373)	103 (35·6 to 240)	432 (163 to 938)	328 (122 to 813)	344 (232 to 485)	372 (261 to 520)	489 (344 to 678)	725 (516 to 998)	1,080 (756 to 1,540)	1,230 (873 to 1,740)	1,150 (814 to 1,610)	1,050 (737 to 1,460)	1,110 (785 to 1,530)	1,310 (946 to 1,800)	1,410 (1,010 to 1,930)	1,120 (803 to 1,510)	691 (507 to 912)	385 (286 to 508)	346 (258 to 452)	338 (249 to 439)	99 (71·3 to 130)	15 (10·8 to 19·8)	1·5 (1 to 2·1)	14,200
Drowning	84 (44·2 to 153)	62·7 (26·3 to 132)	183 (67·1 to 400)	494 (192 to 1,140)	516 (267 to 876)	416 (241 to 649)	252 (149 to 398)	255 (156 to 401)	252 (156 to 401)	241 (149 to 371)	174 (109 to 283)	131 (86·2 to 198)	125 (79·1 to 196)	122 (81·4 to 176)	118 (76·2 to 174)	95·2 (60 to 150)	54·3 (35·5 to 78·7)	28·4 (18·6 to 42·9)	27·4 (17·9 to 42·7)	27·9 (17·2 to 45·2)	10·2 (6·2 to 16·8)	1·4 (0·8 to 2·4)	0·1 (0·1 to 0·2)	3,670
Fire, heat, and hot substances	187 (81 to 386)	202 (77·4 to 421)	967 (276 to 2.200)	1,270 (322 to 3.500)	678 (327 to 1.190)	372 (235 to 594)	533 (338 to 833)	830 (506 to 1.370)	1,140 (711 to 1.940)	1,280 (795 to 2.090)	1,020 (679 to 1.590)	848 (577 to 1.280)	850 (576 to 1.270)	923 (635 to 1.350)	945 (647 to 1.370)	702 (470 to 1.030)	399 (262 to 580)	218 (137 to 333)	182 (114 to 264)	162 (105 to 231)	50·9 (31·8 to 76·4)	7·3 (4·6 to 10·8)	0·6 (0·3 to 1·1)	13.800
Poisonings	28·4 (8·9 to 68·5)	28·1 (6·8 to 79·3)	77·1 (21·7 to 206)	66·9 (23·2 to 162)	87·2 (44·7 to 155)	82·4 (48·2 to 129)	102 (62·1 to 166)	142 (88·3 to 225)	176 (105 to 286)	168 (105 to 262)	132 (82·6 to 209)	120 (70·9 to 192)	121 (72 to 191)	136 (79·9 to 223)	141 (84·1 to 232)	101 (59 to 165)	54·3 (34·9 to 84·1)	28 (17·6 to 43·5)	23·3 (13·9 to 37·3)	17 (10·1 to 28·3)	4·5 (2·8 to 6·9)	0·6 (0·3 to 0·9)	0·1 (0 to 0·1)	1,840
Poisoning by carbon monoxide	28·2 (8·8 to 67·9)	27·6 (6·8 to 78·1)	65·1 (17 to 182)	35·5 (9·4 to 94·2)	41·1 (18·1 to 81·9)	32·9 (16·4 to 57·9)	66·8 (34·2 to 121)	96·6 (52·7 to 170)	117 (60·6 to 223)	109 (58·7 to 189)	82·9 (43·9 to 151)	80·8 (39 to 149)	81 (40 to 147)	91·7 (47·2 to 170)	95 (47·5 to 177)	70·3 (35·1 to 128)	36 (19·8 to 61·6)	16·8 (9 to 29·4)	13·7 (6·6 to 24·7)	8·2 (3·7 to 16·7)	2·1 (1 to 3·9)	0·2 (0·1 to 0·5)	0 (0 to 0)	1,200
Poisoning by other means	0·2 (0 to 0·9)	0·5 (0 to 2·5)	12 (1·6 to 42·3)	31·3 (7·6 to 86·2)	46·2 (21·3 to 86·1)	49·6 (28·2 to 81·4)	35·5 (20·3 to 56·4)	45·5 (26·5 to 71·5)	58·9 (35 to 91·5)	59 (35·4 to 90·2)	48·6 (29·3 to 75·2)	39·4 (23·7 to 60·2)	39·8 (24·2 to 59·1)	44·2 (27·2 to 68·7)	46·4 (28·4 to 68·9)	30·5 (18·5 to 47·3)	18·3 (11·3 to 28)	11·2 (6·8 to 17·5)	9·6 (5·3 to 15·8)	8·8 (4·8 to 15·2)	2·4 (1·3 to 4)	0·3 (0·2 to 0·6)	0 (0 to 0·1)	638
Exposure to mechanical forces	8·1 (0·3 to 46·5)	44·9 (0·4 to 329)	86·9 (7·8 to 446)	111 (52 to 236)	203 (128 to 321)	165 (110 to 240)	168 (109 to 248)	239 (160 to 360)	351 (234 to 519)	394 (265 to 587)	370 (251 to 542)	345 (231 to 506)	376 (258 to 551)	451 (312 to 650)	491 (341 to 698)	381 (260 to 543)	225 (153 to 318)	115 (78·3 to 162)	89·7 (61·2 to 129)	74·8 (50·4 to 105)	20·3 (13·8 to 28·6)	2·8 (1·9 to 3·9)	0·3 (0·2 to 0·4)	4,710
Unintentional firearm injuries	2·3 (0 to 13·9)	11·7 (0 to 103)	5·2 (0·2 to 31·4)	10 (2·6 to 27·6)	13·7 (6·2 to 33·1)	10 (5·1 to 20·6)	9·4 (5·6 to 16·1)	17·2 (10·1 to 29·3)	21·6 (12·6 to 35·7)	21 (13 to 34·2)	16·7 (10·7 to 25·2)	15·2 (10·1 to 22·8)	16·4 (10·9 to 24·5)	19·8 (13·3 to 29·4)	17·9 (12·3 to 25·9)	13·8 (9·8 to 19·8)	8 (5·5 to 11·7)	4·2 (2·9 to 5·9)	4 (2·7 to 5·7)	3·3 (2 to 5)	0·9 (0·6 to 1·4)	0·2 (0·1 to 0·3)	0 (0 to 0)	242
Other exposure to mechanical forces	5·8 (0·2 to 35·9)	33·2 (0·3 to 261)	81·8 (7·5 to 426)	101 (47·6 to 215)	189 (119 to 292)	155 (101 to 231)	158 (101 to 238)	222 (143 to 338)	329 (213 to 493)	373 (249 to 564)	353 (236 to 521)	329 (218 to 486)	360 (245 to 528)	431 (295 to 625)	473 (328 to 678)	367 (246 to 528)	217 (147 to 310)	111 (74·7 to 157)	85·7 (57·6 to 124)	71·5 (47·4 to 102)	19·4 (13·2 to 27·4)	2·6 (1·8 to 3·7)	0·3 (0·2 to 0·4)	4.470
Adverse effects of medical treatment	4 (2·1 to 7·5)	8·3 (4·4 to 13·9)	31·1 (17·3 to 51·3)	37·8 (22·1 to 65·8)	36·6 (20·5 to 59)	16·6 (10·2 to 26·4)	14·5 (9·3 to 22·1)	20·7 (13 to 31·5)	20·6 (13·2 to 30·4)	23·2 (14·3 to 35·4)	20·4 (13·1 to 30·5)	22·3 (14·2 to 32·3)	25·1 (15·4 to 39·7)	38·3 (24 to 59·3)	43·4 (28·5 to 65)	38·6 (25·4 to 56·9)	29·1 (19·6 to 41·2)	17·2 (11·2 to 25·6)	17·6 (10·8 to 27·4)	18·2 (10·2 to 27·6)	6·9 (3·6 to 10·5)	1·2 (0·6 to 1·9)	0·1 (0·1 to 0·2)	492
Animal contact	0·5 (0·1 to 1·2)	1·3 (0·4 to 3·2)	9·6 (3·3 to 24)	18·9 (8 to 46·2)	30·6 (16 to 58·4)	14·7 (9·3 to 22·2)	12·2 (8·2 to 17·5)	16 (10·8 to 22·6)	20·8 (14·2 to 29·3)	22 (15 to 31)	19·1 (13 to 28)	16·7 (11·2 to 24)	18·3 (12·3 to 26)	21·1 (14·3 to 29·7)	22·9 (15·9 to 32·1)	17·8 (12·3 to 24·8)	11 (7·5 to 15·5)	6·3 (4·4 to 9)	4·6 (3·2 to 6·5)	3·7 (2·6 to 5·3)	1·1 (0·7 to 1·6)	0·1 (0·1 to 0·2)	0 (0 to 0)	290
Venomous animal contact	0·1 (0 to 0·3)	0·4 (0·1 to 0·9)	1·4 (0·5 to 3·2)	6·2 (3 to 14·6)	14·9 (8 to 28·7)	9 (5·3 to 13·6)	8·1 (5·1 to 12·1)	11 (7 to 16·3)	14·4 (9·3 to 20·9)	15·1 (9·7 to 21·8)	12·9 (8·3 to 18·8)	11 (7·3 to 16·1)	11·5 (7·6 to 16·5)	12·6 (8·4 to 17·9)	12·9 (8·5 to 18·4)	10·3 (7·1 to 14·6)	6·1 (4·2 to 8·6)	2·8 (1·8 to 4·1)	2·1 (1·4 to 3)	1·8 (1·2 to 2·6)	0·5 (0·3 to 0·7)	0·1 (0 to 0·1)	0 (0 to 0)	165
Non-venomous animal contact	0·4 (0·1 to 1)	1 (0·3 to 2·3)	8·2 (2·8 to 21·1)	12·6 (4·5 to 34·9)	15·8 (7·1 to 32·9)	5·7 (3·4 to 9·5)	4 (2·7 to 6·2)	5 (3·3 to 7·4)	6·4 (4·3 to 9·7)	6·9 (4·5 to 10·7)	6·2 (4 to 9·9)	5·7 (3·7 to 8·9)	6·8 (4·3 to 10·2)	8·5 (5·4 to 12·5)	10·1 (6·6 to 14·7)	7·5 (4·9 to 11·1)	4·9 (3·2 to 7·2)	3·5 (2·2 to 5·5)	2·4 (1·6 to 3·6)	2 (1·3 to 3)	0·6 (0·4 to 0·9)	0·1 (0·1 to 0·1)	0 (0 to 0)	124
Foreign body	26·5 (11·1 to 55)	89 (40·7 to 177)	479 (186 to 986)	193 (90·1 to 363)	191 (120 to 295)	134 (91·9 to 191)	89·2 (64·6 to 120)	120 (86·6 to 164)	150 (109 to 199)	147 (106 to 199)	130 (95·2 to 173)	115 (85·3 to 154)	117 (86·6 to 154)	130 (98·5 to 171)	153 (112 to 206)	123 (93·1 to 163)	66·8 (51·9 to 86·1)	33·9 (25·5 to 45)	28·6 (20·7 to 40·5)	28·1 (20 to 40·7)	9·3 (6·5 to 14·4)	1·6 (1·1 to 2·7)	0·2 (0·1 to 0·3)	2,550
Pulmonary aspiration and foreign body in airway	26·3 (11 to 54·8)	88·4 (40·1 to 176)	473 (182 to 979)	175 (75·8 to 346)	164 (95·7 to 266)	106 (68·4 to 163)	56·1 (37·2 to 82·7)	71·2 (46·8 to 105)	85·5 (58·6 to 121)	80·5 (52·8 to 121)	71·8 (49·2 to 104)	60·9 (41·1 to 89·6)	62·2 (42·2 to 89·9)	75·7 (52·9 to 107)	97·3 (66·9 to 143)	74·1 (51·5 to 108)	37·2 (25·7 to 52·2)	18·2 (12·2 to 26·3)	16·2 (10·3 to 25·9)	17·1 (10·7 to 28·5)	6·4 (3·9 to 11·2)	1·2 (0·7 to 2·2)	0·1 (0·1 to 0·3)	1.870
Foreign body in eyes	0 (0 to 0)	0 (0 to 0·1)	0·5 (0·1 to 1·2)	3·2 (0·9 to 7·2)	5·4 (1·5 to 12·1)	6·1 (1·9 to 13·8)	7·1 (2·3 to 16·5)	10·7 (3·5 to 23·6)	15·2 (5·6 to 32·2)	16·1 (5·9 to 33·8)	14 (5·6 to 28·9)	12·2 (5·3 to 24·2)	12 (5·8 to 22·7)	12·1 (6·3 to 21·6)	11·2 (6·5 to 18·1)	8·3 (4·9 to 12·8)	4·9 (3 to 7·4)	2·5 (1·6 to 3·8)	2·1 (1·4 to 3)	1·8 (1·2 to 2·6)	0·5 (0·3 to 0·7)	0·1 (0 to 0·1)	0 (0 to 0)	146
Foreign body in other body part	0·2 (0·1 to 0·6)	0·6 (0·2 to 1·8)	5·2 (2·4 to 11·9)	14·1 (8·5 to 22·4)	21·4 (13·5 to 32·1)	21·7 (14·3 to 31·7)	25·9 (17·1 to 38·2)	37·6 (25·4 to 54·1)	49 (34·7 to 68·7)	50·2 (34·9 to 69·6)	43·9 (31·6 to 61·1)	41·8 (29·6 to 58·7)	43·3 (30 to 62·9)	41·9 (29·7 to 56·6)	44·8 (31·9 to 61)	40·8 (28·3 to 57)	24·6 (17·4 to 34·4)	13·2 (9·2 to 18·2)	10·3 (7·1 to 14·2)	9·3 (6 to 13·7)	2·4 (1·6 to 3·5)	0·4 (0·3 to 0·5)	0·1 (0 to 0·1)	543
Environmental heat and cold exposure	1·5 (0·5 to 3·8)	1·4 (0·4 to 3·5)	7 (2·1 to 17·6)	19 (7·3 to 44·7)	29·3 (15·3 to 60·8)	26·2 (16·5 to 44·1)	51·5 (28·7 to 98·7)	73·6 (43·8 to 127)	113 (70·4 to 195)	140 (81·8 to 252)	128 (74·8 to 221)	126 (73·4 to 220)	143 (80·9 to 251)	190 (97·3 to 384)	184 (98·7 to 346)	153 (80·8 to 305)	68·2 (38·4 to 124)	36·5 (20 to 65·9)	26·4 (14·7 to 48·6)	20·3 (11·2 to 37·9)	5·2 (2·8 to 9·8)	0·7 (0·4 to 1·4)	0·1 (0 to 0·1)	1.540
Exposure to forces of nature	0 (0 to 0)	0 (0 to 0)	0 (0 to 0)	0 (0 to 0)	0 (0 to 0)	0 (0 to 0·1)	0·1 (0·1 to 0·1)	1·2 (0·8 to 2)	5·1 (3·3 to 7·8)	7·1 (4·7 to 10·7)	7·5 (4·8 to 11·8)	3·7 (2·5 to 5·6)	2·8 (1·9 to 3·9)	3·3 (2·2 to 4·8)	3·3 (2·2 to 4·9)	2·2 (1·5 to 3·1)	1·2 (0·8 to 1·8)	0·6 (0·4 to 0·8)	0·4 (0·3 to 0·6)	0·4 (0·2 to 0·5)	0·1 (0·1 to 0·1)	0 (0 to 0)	0 (0 to 0)	39
Other unintentional injuries	4·5 (2·1 to 9·4)	5·9 (2·3 to 12·7)	32·4 (16·9 to 60·6)	105 (59·9 to 189)	245 (146 to 396)	221 (144 to 323)	185 (121 to 277)	251 (164 to 371)	367 (235 to 541)	416 (269 to 620)	370 (236 to 544)	341 (219 to 496)	358 (233 to 523)	414 (274 to 592)	418 (274 to 597)	313 (205 to 447)	180 (121 to 258)	91·2 (59·8 to 131)	71·6 (47·8 to 104)	59·1 (39·8 to 85·3)	15·9 (10·6 to 22·7)	2·2 (1·5 to 3·2)	0·2 (0·2 to 0·4)	4,470
Self-harm and interpersonal violence	26·1 (9·2 to 58·4)	5·7 (2·2 to 12·4)	35·2 (13·8 to 75·8)	59 (26·6 to 130)	138 (92·1 to 218)	221 (155 to 307)	573 (385 to 819)	897 (611 to 1.260)	1,340 (985 to 1.830)	1,270 (946 to 1.740)	1,030 (766 to 1.390)	800 (604 to 1.070)	727 (554 to 964)	703 (536 to 936)	696 (522 to 913)	477 (359 to 630)	272 (204 to 361)	137 (105 to 181)	112 (83 to 152)	89·9 (63·2 to 133)	27 (19·2 to 40·5)	3 (2·2 to 4·5)	0·3 (0·2 to 0·4)	9.650
Self-harm	0 (0 to 0)	0 (0 to 0)	0 (0 to 0)	0 (0 to 0)	0 (0 to 0)	56·3 (30·1 to 94·7)	278 (155 to 453)	398 (225 to 643)	423 (264 to 647)	376 (242 to 550)	319 (205 to 480)	260 (174 to 384)	253 (167 to 374)	253 (167 to 379)	279 (186 to 409)	205 (139 to 300)	123 (79·4 to 183)	65·9 (44·8 to 97)	56·3 (37·2 to 83·2)	53·9 (33·5 to 90·9)	16 (9·9 to 26·5)	1·8 (1·1 to 2·9)	0·1 (0·1 to 0·2)	3.420
Self-harm by firearm	0 (0 to 0)	0 (0 to 0)	0 (0 to 0)	0 (0 to 0)	0 (0 to 0)	2·2 (0·4 to 4·6)	1·2 (0·5 to 2·3)	1·3 (0·6 to 2·6)	1·5 (0·8 to 2·5)	1·5 (0·8 to 2·9)	1·1 (0·6 to 1·8)	0·9 (0·5 to 1·5)	0·9 (0·5 to 1·6)	3·9 (1·5 to 8)	7·7 (2·7 to 15)	5·1 (1·6 to 11·7)	3·9 (1·3 to 9·1)	2·4 (0·9 to 5·2)	1·9 (0·9 to 3·7)	1·8 (0·9 to 3·6)	0·5 (0·2 to 1)	0 (0 to 0·1)	0 (0 to 0·2)	37·6
Self-harm by other specified means	0 (0 to 0)	0 (0 to 0)	0 (0 to 0)	0 (0 to 0)	0 (0 to 0)	54·1 (29·6 to 90·2)	276 (155 to 451)	397 (224 to 641)	421 (263 to 645)	375 (241 to 549)	318 (204 to 479)	260 (174 to 382)	252 (166 to 373)	249 (164 to 372)	271 (181 to 396)	200 (136 to 292)	119 (77 to 178)	63·6 (43·3 to 87·6)	54·4 (35·7 to 80·7)	52·2 (32·5 to 87·1)	15·5 (9·5 to 25·6)	1·7 (1·1 to 2·8)	0·1 (0 to 0·2)	3,380
Interpersonal violence	26·1 (9·2 to 58·4)	5·7 (2·2 to 12·4)	34·6 (13·3 to 75·3)	53·9 (22 to 124)	124 (77·8 to 202)	152 (101 to 234)	282 (177 to 438)	481 (310 to 737)	657 (435 to 991)	630 (413 to 930)	500 (340 to 740)	391 (264 to 578)	368 (253 to 537)	363 (249 to 523)	340 (235 to 522)	227 (159 to 324)	128 (90·2 to 185)	61·8 (43·2 to 87·8)	48·4 (33·2 to 71·6)	30·7 (20·8 to 48)	9·6 (6·1 to 15·5)	1·1 (0·7 to 1·6)	0·1 (0·1 to 0·2)	4,920
Physical violence by firearm	0·3 (0·1 to 0·8)	0·3 (0·1 to 0·9)	0·8 (0·2 to 2·1)	1·4 (0·6 to 3·4)	2·8 (1·6 to 4·9)	2·9 (1·6 to 5·1)	8·1 (3·1 to 18·1)	15·3 (6·2 to 32·4)	18·8 (8 to 39·6)	18 (8·3 to 35·9)	17 (7·3 to 36·3)	10·5 (4·9 to 20·9)	14·2 (6·4 to 28·3)	15·3 (7 to 29·4)	14·3 (6·3 to 29·4)	11·5 (5·9 to 22·1)	5·9 (2·6 to 12·2)	2·8 (0·9 to 3·9)	1·6 (0·7 to 3·4)	2·8 (1 to 6·3)	1·3 (0·5 to 2·7)	0 (0 to 0)	0 (0 to 0)	165
Physical violence by sharp object	[illegible]	[illegible]	[illegible]	[illegible]	[illegible]	[illegible]	[illegible]	[illegible]	[illegible]	[illegible]	[illegible]	[illegible]	[illegible]	[illegible]	[illegible]	[illegible]	[illegible]	[illegible]	[illegible]	[illegible]	[illegible]	[illegible]	[illegible]	835
Sexual violence	[illegible]	[illegible]	[illegible]	[illegible]	[illegible]	[illegible]	[illegible]	[illegible]	[illegible]	[illegible]	[illegible]	[illegible]	[illegible]	[illegible]	[illegible]	[illegible]	[illegible]	[illegible]	[illegible]	[illegible]	[illegible]	[illegible]	[illegible]	1,040
Physical violence by other means	[illegible]	[illegible]	[illegible]	[illegible]	[illegible]	[illegible]	[illegible]	[illegible]	[illegible]	[illegible]	[illegible]	[illegible]	[illegible]	[illegible]	[illegible]	[illegible]	[illegible]	[illegible]	[illegible]	[illegible]	[illegible]	[illegible]	[illegible]	2,870
Conflict and terrorism	[illegible]	[illegible]	[illegible]	[illegible]	[illegible]	[illegible]	[illegible]	[illegible]	[illegible]	[illegible]	[illegible]	[illegible]	[illegible]	[illegible]	[illegible]	[illegible]	[illegible]	[illegible]	[illegible]	[illegible]	[illegible]	[illegible]	[illegible]	1,290

SR Table 2b: Tabasco DALYS by cause and age group for females with 95% uncertainty intervals, 2019																							
Cause	Early Neonatal	Late Neonatal	Post Neonatal	1 to 4	5 to 9	10 to 14	15 to 19	20 to 24	25 to 29	30 to 34	35 to 39	40 to 44	45 to 49	50 to 54	55 to 59	60 to 64	65 to 69	70 to 74	75 to 79	80 to 84	85 to 89	90 to 94	95 plus	Total
All causes	7,220 (5,150 to 9,750)	4,800 (3,370 to 6,630)	10,800 (7,000 to 16,100)	6,010 (4,650 to 7,680)	6,370 (5,120 to 7,940)	8,600 (6,820 to 11,000)	11,700 (9,320 to 14,700)	14,300 (11,300 to 18,000)	16,100 (12,600 to 20,100)	17,600 (13,800 to 21,800)	19,300 (15,400 to 23,800)	21,300 (17,000 to 26,100)	22,700 (18,300 to 27,700)	23,500 (19,000 to 28,400)	23,900 (19,500 to 28,800)	23,900 (19,900 to 28,500)	19,600 (16,600 to 23,300)	16,700 (14,100 to 19,700)	13,900 (11,800 to 16,100)	10,700 (9,270 to 12,300)	7,050 (6,130 to 8,070)	3,060 (2,730 to 3,430)	876 (803 to 951)	310,000
Communicable, maternal, neonatal, and nutritional diseases	5,500 (3,860 to 7,610)	3,510 (2,390 to 4,830)	4,950 (3,070 to 7,460)	1,950 (1,470 to 2,570)	1,760 (1,270 to 2,480)	1,350 (1,020 to 1,810)	1,240 (982 to 1,530)	1,630 (1,280 to 2,070)	1,850 (1,480 to 2,310)	1,910 (1,540 to 2,390)	1,780 (1,440 to 2,220)	1,670 (1,340 to 2,090)	1,410 (1,140 to 1,770)	1,140 (899 to 1,450)	950 (767 to 1,190)	865 (712 to 1,080)	681 (535 to 849)	577 (454 to 731)	500 (396 to 629)	471 (369 to 588)	350 (273 to 437)	186 (142 to 229)	74·9 (58·8 to 92)	36,300
HIV/AIDS and sexually transmitted infections	0·5 (0·3 to 0·8)	0·5 (0·2 to 0·9)	54·5 (44·1 to 66·9)	40·1 (32·6 to 48·6)	30·8 (25·2 to 37·3)	52·6 (44 to 63·7)	71·5 (59·5 to 87·8)	211 (172 to 255)	392 (322 to 477)	500 (415 to 604)	394 (325 to 486)	356 (293 to 435)	262 (214 to 324)	157 (130 to 195)	110 (90·1 to 135)	102 (84·4 to 124)	63·5 (52·6 to 76·7)	11·3 (8·1 to 16·1)	5·9 (4·2 to 8·7)	2·9 (1·9 to 4·4)	1·5 (1 to 2·2)	0·4 (0·2 to 0·6)	0·1 (0·1 to 0·1)	2,820
HIV/AIDS	0 (0 to 0)	0 (0 to 0)	53·9 (43·6 to 66·3)	40·1 (32·6 to 48·5)	30·8 (25·2 to 37·3)	50·4 (41·9 to 61·4)	62 (50·8 to 75·9)	185 (152 to 225)	344 (286 to 415)	441 (363 to 530)	331 (274 to 398)	295 (243 to 351)	212 (176 to 256)	129 (106 to 156)	91·9 (76·1 to 110)	89·7 (74·7 to 107)	55·1 (45·2 to 65·8)	5·5 (4·3 to 6·9)	2·2 (1·7 to 2·7)	0·6 (0·5 to 0·7)	0·2 (0·2 to 0·3)	0·1 (0 to 0·1)	0 (0 to 0)	2,420
HIV/AIDS - Drug-susceptible Tuberculosis	0 (0 to 0)	0 (0 to 0)	3·4 (1·9 to 5·3)	4·6 (2·6 to 7·2)	2·3 (1·3 to 3·6)	3·9 (2·2 to 6)	4·5 (2·7 to 6·9)	13·5 (8 to 20·5)	25·4 (14·9 to 38·8)	32·7 (19·1 to 50·2)	24·3 (14·2 to 37·2)	21·8 (12·7 to 33·5)	15·7 (9·2 to 24·2)	9·5 (5·5 to 14·6)	6·8 (4 to 10·3)	6·7 (3·9 to 10·1)	4 (2·4 to 6·1)	0·4 (0·2 to 0·5)	0·2 (0·1 to 0·2)	0 (0 to 0·1)	0 (0 to 0)	0 (0 to 0)	0 (0 to 0)	180
HIV/AIDS - Multidrug-resistant Tuberculosis without extensive	0 (0 to 0)	0 (0 to 0)	0·3 (0 to 1·2)	0·4 (0 to 1·6)	0·2 (0 to 0·8)	0·3 (0 to 1·3)	0·3 (0 to 1·5)	1 (0·1 to 4·4)	1·9 (0·1 to 8·3)	2·4 (0·2 to 10·8)	1·8 (0·1 to 8)	1·6 (0·1 to 7·2)	1·2 (0·1 to 5·2)	0·7 (0 to 3·2)	0·5 (0 to 2·2)	0·5 (0 to 2·2)	0·3 (0 to 1·3)	0 (0 to 0·1)	0 (0 to 0)	0 (0 to 0)	0 (0 to 0)	0 (0 to 0)	0 (0 to 0)	13·4
HIV/AIDS - Extensively drug-resistant Tuberculosis	0 (0 to 0)	0 (0 to 0)	0 (0 to 0·2)	0·1 (0 to 0·3)	0 (0 to 0·1)	0 (0 to 0·2)	0·1 (0 to 0·2)	0·2 (0 to 0·7)	0·3 (0 to 1·4)	0·4 (0 to 1·8)	0·3 (0 to 1·3)	0·3 (0 to 1·2)	0·2 (0 to 0·9)	0·1 (0 to 0·5)	0·1 (0 to 0·4)	0·1 (0 to 0·4)	0 (0 to 0·2)	0 (0 to 0)	0 (0 to 0)	0 (0 to 0)	0 (0 to 0)	0 (0 to 0)	0 (0 to 0)	2·2
HIV/AIDS resulting in other diseases	0 (0 to 0)	0 (0 to 0)	50·2 (39·9 to 62·5)	35 (27 to 44·1)	28·2 (22·6 to 34·9)	46·2 (37·4 to 57·5)	57·1 (46 to 71·2)	171 (137 to 211)	317 (257 to 387)	405 (326 to 499)	305 (244 to 374)	271 (220 to 329)	195 (157 to 239)	119 (95·6 to 146)	84·6 (69 to 102)	82·5 (66·2 to 99·8)	50·7 (40·8 to 61·6)	5·1 (3·9 to 6·4)	2 (1·6 to 2·5)	0·6 (0·5 to 0·7)	0·2 (0·2 to 0·3)	0 (0 to 0·1)	0 (0 to 0)	2,230
Sexually transmitted infections excluding HIV	0·5 (0·3 to 0·8)	0·5 (0·2 to 0·9)	0·6 (0·2 to 1·1)	0 (0 to 0·1)	0 (0 to 0)	2·2 (1·5 to 3·3)	9·5 (5·7 to 15·4)	25·7 (13 to 47·9)	48 (22·8 to 92·6)	59·3 (28·4 to 116)	63·3 (31·1 to 119)	61 (30·6 to 121)	49·9 (25·9 to 93·2)	28·1 (13·3 to 56·1)	18·1 (8·7 to 35·2)	12·1 (6·2 to 22·9)	8·4 (4·5 to 14·9)	5·8 (3·1 to 10·4)	3·7 (2·2 to 6·6)	2·2 (1·3 to 3·7)	1·2 (0·8 to 2)	0·3 (0·2 to 0·5)	0·1 (0 to 0·1)	400
Syphilis	0·5 (0·3 to 0·8)	0·5 (0·2 to 0·9)	0·6 (0·2 to 1·1)	0 (0 to 0·1)	0 (0 to 0)	0·8 (0·5 to 1·2)	0·8 (0·5 to 1·2)	0·4 (0·2 to 0·7)	1·3 (0·7 to 2)	1·5 (0·9 to 2·3)	1·1 (0·7 to 1·7)	0·5 (0·3 to 0·8)	1 (0·7 to 1·6)	0·6 (0·4 to 0·9)	0·3 (0·2 to 0·5)	0·4 (0·2 to 0·6)	0·4 (0·2 to 0·6)	0·4 (0·2 to 0·6)	0·2 (0·2 to 0·3)	0·3 (0·2 to 0·4)	0·2 (0·1 to 0·2)	0·1 (0 to 0·1)	0 (0 to 0)	11·7
Chlamydial infection	0 (0 to 0)	0 (0 to 0)	0 (0 to 0)	0 (0 to 0)	0 (0 to 0)	0·2 (0·2 to 0·4)	1 (0·7 to 1·5)	2·5 (1·6 to 3·5)	3·1 (1·9 to 4·9)	3·3 (1·9 to 5·5)	4·5 (2·4 to 7·8)	4·9 (2·7 to 8·4)	3·8 (2·3 to 6·3)	1·1 (0·7 to 1·6)	0·7 (0·5 to 0·9)	0·5 (0·3 to 0·8)	0·3 (0·2 to 0·5)	0·3 (0·2 to 0·4)	0·2 (0·1 to 0·3)	0·2 (0·1 to 0·3)	0·1 (0·1 to 0·2)	0 (0 to 0)	0 (0 to 0)	26·6
Gonococcal infection	0 (0 to 0)	0 (0 to 0)	0 (0 to 0)	0 (0 to 0)	0 (0 to 0)	0·2 (0·2 to 0·4)	1·1 (0·7 to 1·7)	1·8 (1·2 to 2·7)	2·8 (1·7 to 4·3)	2·8 (1·8 to 4·1)	3·3 (2·1 to 4·8)	4·3 (2·8 to 6·5)	4·3 (2·6 to 6·7)	2 (1·1 to 3·1)	1·3 (0·8 to 2)	1·2 (0·7 to 2)	1·5 (0·9 to 2·4)	0·9 (0·5 to 1·5)	0·7 (0·4 to 1·1)	0·4 (0·2 to 0·6)	0·3 (0·2 to 0·4)	0·1 (0 to 0·1)	0 (0 to 0)	29·1
Trichomoniasis	0 (0 to 0)	0 (0 to 0)	0 (0 to 0)	0 (0 to 0)	0 (0 to 0)	0·1 (0 to 0·3)	2·2 (0·7 to 5·5)	12·6 (4·1 to 30·2)	27·8 (9·4 to 62)	34 (11·3 to 78·6)	32·5 (10·6 to 75·6)	28·7 (9·4 to 70·3)	22·5 (7·3 to 50·7)	14·7 (4·4 to 35·1)	8·6 (2·8 to 21·3)	4·7 (1·6 to 11·6)	2·8 (1 to 6·6)	1·8 (0·7 to 4·1)	1·1 (0·4 to 2·4)	0·6 (0·2 to 1·3)	0·2 (0·1 to 0·5)	0 (0 to 0·1)	0 (0 to 0)	195
Genital herpes	0 (0 to 0)	0 (0 to 0)	0 (0 to 0)	0 (0 to 0)	0 (0 to 0)	0·4 (0·1 to 1)	1·9 (0·5 to 4·8)	4·1 (1·2 to 10·1)	6·7 (2·2 to 15·7)	8·8 (2·8 to 21·5)	9·8 (3 to 23·8)	9·6 (3·2 to 23)	8·6 (2·7 to 21·5)	7 (2·2 to 17·3)	5·5 (1·7 to 13·9)	4·2 (1·3 to 10·4)	2·7 (0·8 to 6·5)	1·9 (0·6 to 4·6)	1·2 (0·4 to 2·9)	0·7 (0·2 to 1·7)	0·3 (0·1 to 0·8)	0·1 (0 to 0·3)	0 (0 to 0·1)	73·5
Other sexually transmitted infections	0 (0 to 0)	0 (0 to 0)	0 (0 to 0)	0 (0 to 0)	0 (0 to 0)	0·5 (0·3 to 0·7)	2·5 (1·7 to 3·5)	4·3 (2·4 to 7·1)	6·5 (3·6 to 10·8)	8·9 (5·2 to 14·7)	12 (7·1 to 19·2)	13·1 (8 to 21·1)	9·7 (5·3 to 16·4)	2·7 (1·5 to 4·4)	1·7 (1·2 to 2·4)	1·1 (0·6 to 1·7)	0·7 (0·4 to 1·1)	0·5 (0·3 to 0·8)	0·3 (0·2 to 0·4)	0·2 (0·1 to 0·2)	0·1 (0·1 to 0·2)	0 (0 to 0)	0 (0 to 0)	64·6
Respiratory infections and tuberculosis	122 (75·4 to 187)	196 (123 to 298)	1,510 (897 to 2,400)	486 (334 to 677)	287 (202 to 411)	240 (166 to 350)	232 (164 to 331)	270 (194 to 369)	290 (210 to 395)	270 (198 to 363)	283 (204 to 389)	297 (216 to 396)	291 (212 to 393)	293 (215 to 398)	275 (198 to 372)	271 (200 to 366)	211 (154 to 286)	214 (158 to 287)	192 (141 to 262)	159 (116 to 214)	133 (98·7 to 173)	71 (52·5 to 91·4)	28·6 (21 to 36·9)	6,630
Tuberculosis	0 (0 to 0)	0 (0 to 0)	14·6 (8·2 to 23·8)	12·8 (8·4 to 18·3)	12·7 (9·3 to 17)	16·6 (12·2 to 22·1)	32·3 (22·9 to 44·6)	70·5 (47·1 to 101)	87 (57·1 to 128)	74·9 (47·4 to 110)	74·3 (45·8 to 113)	75·9 (48·2 to 114)	74·5 (47·8 to 117)	78·2 (49·4 to 119)	67·1 (41·8 to 102)	67 (42 to 102)	50·9 (33·2 to 74·6)	38·1 (25·6 to 54·7)	27·6 (18·8 to 39)	17 (11·5 to 24·1)	8·4 (5·3 to 12·6)	2·4 (1·6 to 3·5)	0·5 (0·3 to 0·7)	903
Latent tuberculosis infection	0 (0 to 0)	0 (0 to 0)	0 (0 to 0)	0 (0 to 0)	0 (0 to 0)	0 (0 to 0)	0 (0 to 0)	0 (0 to 0)	0 (0 to 0)	0 (0 to 0)	0 (0 to 0)	0 (0 to 0)	0 (0 to 0)	0 (0 to 0)	0 (0 to 0)	0 (0 to 0)	0 (0 to 0)	0 (0 to 0)	0 (0 to 0)	0 (0 to 0)	0 (0 to 0)	0 (0 to 0)	0 (0 to 0)	0
Drug-susceptible tuberculosis	0 (0 to 0)	0 (0 to 0)	13·6 (7·1 to 22·6)	12 (7·3 to 17·6)	11·9 (8·3 to 16·3)	15·5 (10·3 to 21·2)	30·2 (19·8 to 42·7)	66·2 (42 to 96)	81·7 (50·9 to 121)	70·3 (40·7 to 105)	69·7 (40·8 to 107)	71 (43·2 to 107)	69·6 (41·5 to 108)	72·9 (42·5 to 113)	62·5 (37·5 to 96)	62·5 (37·7 to 95·3)	47·5 (28·5 to 71·3)	35·6 (22·2 to 52·4)	25·7 (16·3 to 37·2)	15·9 (9·9 to 23·3)	7·8 (4·7 to 12·1)	2·3 (1·3 to 3·3)	0·5 (0·3 to 0·6)	845
Multidrug-resistant tuberculosis without extensive drug resistar	0 (0 to 0)	0 (0 to 0)	0·9 (0·1 to 3·9)	0·7 (0 to 3·1)	0·6 (0 to 3)	0·9 (0·1 to 4·5)	1·9 (0·1 to 8·9)	3·7 (0·2 to 16·9)	4·6 (0·3 to 20·3)	4 (0·3 to 19)	4 (0·2 to 18·4)	4·2 (0·3 to 20·1)	4·3 (0·3 to 19·4)	4·5 (0·3 to 21·9)	3·9 (0·2 to 19·1)	3·9 (0·2 to 17·8)	3 (0·2 to 13·9)	2·2 (0·1 to 10·6)	1·6 (0·1 to 7·6)	1 (0·1 to 4·4)	0·5 (0 to 2·3)	0·1 (0 to 0·6)	0 (0 to 0·1)	50·6
Extensively drug-resistant tuberculosis	0 (0 to 0)	0 (0 to 0)	0·1 (0 to 0·7)	0·1 (0 to 0·5)	0·1 (0 to 0·5)	0·1 (0 to 0·7)	0·3 (0 to 1·5)	0·6 (0 to 2·6)	0·7 (0 to 3)	0·6 (0 to 2·9)	0·6 (0 to 2·8)	0·7 (0 to 3·2)	0·7 (0 to 3·2)	0·7 (0 to 3·4)	0·6 (0 to 3·1)	0·6 (0 to 3)	0·5 (0 to 2·2)	0·4 (0 to 1·7)	0·3 (0 to 1·2)	0·2 (0 to 0·7)	0·1 (0 to 0·4)	0 (0 to 0·1)	0 (0 to 0)	8
Lower respiratory infections	121 (74·8 to 185)	193 (120 to 293)	1,460 (847 to 2,330)	328 (204 to 502)	91·4 (64·3 to 129)	71·5 (48·2 to 101)	62·7 (42·4 to 88·1)	80·9 (50 to 121)	95·7 (58·4 to 144)	95 (60·5 to 138)	112 (71 to 178)	136 (84·5 to 204)	145 (92·1 to 219)	157 (102 to 230)	162 (105 to 239)	171 (113 to 250)	139 (91·4 to 202)	161 (108 to 229)	155 (107 to 220)	136 (95·3 to 190)	122 (89·2 to 162)	67·5 (48·8 to 87·4)	27·8 (20·3 to 36·2)	4,290
Upper respiratory infections	0·7 (0·4 to 1·3)	3·2 (1·8 to 5·6)	36·3 (21·2 to 57)	100 (57·3 to 166)	121 (66·9 to 206)	107 (56·7 to 183)	98·4 (50·6 to 174)	92·7 (48·9 to 159)	86·1 (47·3 to 148)	81·9 (43·7 to 140)	78·3 (39·3 to 133)	67·3 (35·7 to 118)	54·9 (29 to 95·6)	44·2 (24 to 76·5)	34·7 (18·4 to 57·9)	25·8 (13·8 to 42·8)	17·3 (9 to 29·4)	12·4 (6·8 to 20·9)	8·1 (4·4 to 13·6)	4·8 (2·6 to 8)	2·3 (1·4 to 3·7)	0·9 (0·5 to 1·4)	0·2 (0·1 to 0·4)	1,080
Otitis media	0 (0 to 0)	0·2 (0·1 to 0·4)	5·8 (3 to 10·5)	45·3 (24·4 to 79·8)	61·8 (34·3 to 105)	45·5 (24·2 to 79·1)	39 (20·7 to 66·7)	26·3 (11 to 52)	21·3 (9·6 to 41)	18·4 (7·8 to 35·7)	18·1 (8·8 to 33·2)	17·8 (8 to 32·7)	16·2 (7·9 to 29·2)	13·9 (6·4 to 25·3)	10·7 (5·2 to 19)	7·6 (3·5 to 15·7)	4·2 (2·1 to 7·9)	2·6 (1·2 to 5·2)	1·8 (0·9 to 3·5)	1·2 (0·5 to 2·3)	0·7 (0·3 to 1·2)	0·2 (0·1 to 0·4)	0·1 (0 to 0·1)	359
Enteric infections	10·5 (6·2 to 17)	44·9 (26·1 to 71·9)	703 (354 to 1,240)	391 (266 to 548)	280 (179 to 418)	157 (104 to 222)	73·8 (48·8 to 105)	49·5 (32·7 to 70·1)	59·5 (39·7 to 84·4)	66·5 (46 to 91·9)	81 (57·1 to 114)	93·2 (65·3 to 127)	101 (71·5 to 140)	108 (78·9 to 145)	112 (79·2 to 156)	118 (80·8 to 171)	94·9 (67·7 to 132)	86·4 (61·4 to 122)	73 (51·9 to 100)	62·7 (42·7 to 90·9)	45·2 (30·8 to 64·4)	22·2 (15·2 to 32·1)	7 (4·8 to 9·9)	2,840
Diarrheal diseases	10·5 (6·2 to 17)	44·8 (26 to 71·8)	698 (350 to 1,230)	387 (262 to 541)	277 (176 to 416)	152 (99·7 to 216)	71·8 (46·3 to 102)	47·7 (31·4 to 68·8)	57·7 (38·6 to 82·8)	64·5 (44·1 to 89·6)	79 (54·4 to 111)	91 (64 to 124)	99·4 (69·3 to 138)	105 (77·3 to 143)	110 (76·8 to 154)	116 (78·8 to 169)	93·2 (66·2 to 130)	84·9 (59·5 to 120)	71·5 (50·9 to 99·1)	61·5 (41·2 to 89·5)	44·4 (30 to 63·7)	21·8 (14·7 to 31·6)	6·9 (4·7 to 9·8)	2,790
Typhoid and paratyphoid	0 (0 to 0)	0 (0 to 0)	2·5 (0·6 to 7)	1·8 (0·4 to 4·8)	1·3 (0·4 to 3·3)	2·3 (0·5 to 7·8)	1·6 (0·4 to 4·7)	1·4 (0·4 to 3·5)	1·6 (0·5 to 3·9)	1·6 (0·4 to 4·5)	1·7 (0·5 to 4·7)	2 (0·5 to 5·7)	1·8 (0·6 to 4·5)	2·2 (0·7 to 6·6)	2 (0·7 to 5)	1·8 (0·6 to 4·2)	1·5 (0·5 to 3·6)	1·4 (0·5 to 3·3)	1·2 (0·5 to 2·6)	1·1 (0·4 to 2·1)	0·7 (0·3 to 1·6)	0·3 (0·1 to 0·8)	0·1 (0 to 0·2)	32·1
Typhoid fever	0 (0 to 0)	0 (0 to 0)	2·5 (0·5 to 7)	1·8 (0·4 to 4·8)	1·3 (0·4 to 3·3)	2·3 (0·5 to 7·8)	1·6 (0·4 to 4·7)	1·4 (0·4 to 3·5)	1·6 (0·5 to 3·9)	1·6 (0·4 to 4·4)	1·7 (0·5 to 4·7)	2 (0·5 to 5·6)	1·8 (0·6 to 4·5)	2·2 (0·7 to 6·6)	2 (0·7 to 5)	1·8 (0·6 to 4·2)	1·5 (0·5 to 3·6)	1·4 (0·4 to 3·3)	1·2 (0·5 to 2·6)	1·1 (0·4 to 2·1)	0·7 (0·3 to 1·6)	0·3 (0·1 to 0·8)	0·1 (0 to 0·2)	32
Paratyphoid fever	0 (0 to 0)	0 (0 to 0)	0 (0 to 0·2)	0 (0 to 0·1)	0 (0 to 0·1)	0 (0 to 0·1)	0 (0 to 0)	0 (0 to 0)	0 (0 to 0)	0 (0 to 0)	0 (0 to 0)	0 (0 to 0)	0 (0 to 0)	0 (0 to 0)	0 (0 to 0)	0 (0 to 0·1)	0 (0 to 0)	0 (0 to 0)	0 (0 to 0)	0 (0 to 0)	0 (0 to 0)	0 (0 to 0)	0 (0 to 0)	0·1
Invasive Non-typhoidal Salmonella (iNTS)	0 (0 to 0)	0·1 (0 to 0·5)	1·2 (0·1 to 9·1)	0·9 (0·1 to 8·4)	1·8 (0·1 to 14·6)	2 (0·1 to 17·9)	0·2 (0·1 to 0·8)	0·2 (0·1 to 0·8)	0·2 (0 to 0·6)	0·1 (0 to 0·3)	0·1 (0 to 0·4)	0·1 (0 to 0·3)	0·2 (0 to 0·6)	0·1 (0 to 0·6)	0·3 (0·1 to 1·4)	0·1 (0 to 0·4)	0·1 (0 to 0·5)	0·1 (0 to 0·7)	0·2 (0 to 1·1)	0·1 (0 to 0·5)	0 (0 to 0·1)	0 (0 to 0·1)	0 (0 to 0)	8·1





SR Table 2b: Tuberculosis DALYS by cause and age across for females with 95% uncertainty intervals, 2019

Cause	Early Neonatal	Late Neonatal	Post Neonatal	1 to 4	5 to 9	10 to 14	15 to 19	20 to 24	25 to 29	30 to 34	35 to 39	40 to 44	45 to 49	50 to 54	55 to 59	60 to 64	65 to 69	70 to 74	75 to 79	80 to 84	85 to 89	90 to 94	95 plus	Total
All causes	2,990 (2,990 to 2,990)	2,180 (2,010 to 2,180)	3,180 (3,050 to 3,200)	5,710 (5,670 to 5,740)	7,090 (6,960 to 7,090)	9,420 (7,790 to 10,200)	14,700 (11,400 to 16,600)	24,700 (19,900 to 29,600)	25,700 (17,700 to 37,600)	23,900 (20,200 to 30,900)	26,300 (20,700 to 36,900)	28,300 (20,900 to 39,900)	32,300 (24,200 to 45,200)	34,900 (26,600 to 52,200)	36,900 (26,900 to 55,300)	40,900 (29,200 to 59,200)	42,400 (29,900 to 62,000)	43,000 (29,600 to 64,900)	42,400 (28,700 to 65,200)	39,900 (25,900 to 64,000)	34,500 (20,600 to 59,400)	3,100 (2,870 to 5,430)	436,000
Communicable, maternal, neonatal, and nutritional diseases	9,660 (3,920 to 7,470)	2,170 (1,920 to 2,910)	9,950 (3,790 to 8,470)	1,950 (1,360 to 2,920)	1,830 (1,280 to 2,620)	1,230 (812 to 1,450)	1,360 (1,060 to 1,860)	1,700 (1,370 to 2,120)	1,900 (1,500 to 2,600)	1,960 (1,600 to 2,600)	2,000 (1,610 to 2,700)	1,780 (1,410 to 2,300)	1,500 (1,190 to 1,900)	1,310 (1,040 to 1,630)	1,140 (917 to 1,410)	932 (741 to 1,170)	699 (712 to 1,130)	511 (664 to 980)	371 (438 to 702)	259 (305 to 472)	209 (183 to 362)	39,800
HIV/AIDS and sexually transmitted infections	1 (0 to 1)	0 (0 to 1)	20 (0 to 1)	0 (0 to 1)	0 (0 to 1)	0 (0 to 1)	0 (0 to 1)	0 (0 to 1)	0 (0 to 1)	0 (0 to 1)	0 (0 to 1)	0 (0 to 1)	0 (0 to 1)	0 (0 to 1)	0 (0 to 1)	0 (0 to 1)	0 (0 to 1)	0 (0 to 1)	0 (0 to 1)	0 (0 to 1)	0 (0 to 1)	0 (0 to 1)	0 (0 to 1)	0
HIV/AIDS	0 (0 to 0)	0 (0 to 0)	20 (0 to 0)	0 (0 to 0)	0 (0 to 0)	0 (0 to 0)	0 (0 to 0)	0 (0 to 0)	0 (0 to 0)	0 (0 to 0)	0 (0 to 0)	0 (0 to 0)	0 (0 to 0)	0 (0 to 0)	0 (0 to 0)	0 (0 to 0)	0 (0 to 0)	0 (0 to 0)	0 (0 to 0)	0 (0 to 0)	0 (0 to 0)	0 (0 to 0)	0 (0 to 0)	0
HIV/AIDS - Drug-susceptible Tuberculosis	0 (0 to 0)	0 (0 to 0)	0 (0 to 0)	0 (0 to 0)	0 (0 to 0)	0 (0 to 0)	0 (0 to 0)	0 (0 to 0)	0 (0 to 0)	0 (0 to 0)	0 (0 to 0)	0 (0 to 0)	0 (0 to 0)	0 (0 to 0)	0 (0 to 0)	0 (0 to 0)	0 (0 to 0)	0 (0 to 0)	0 (0 to 0)	0 (0 to 0)	0 (0 to 0)	0 (0 to 0)	0 (0 to 0)	0
HIV/AIDS - Multidrug-resistant Tuberculosis without extensive	0 (0 to 0)	0 (0 to 0)	0 (0 to 1)	0 (0 to 0)	0 (0 to 0)	0 (0 to 0)	0 (0 to 1)	0 (0 to 1)	0 (0 to 1)	0 (0 to 1)	0 (0 to 1)	0 (0 to 1)	0 (0 to 1)	0 (0 to 1)	0 (0 to 1)	0 (0 to 1)	0 (0 to 1)	0 (0 to 1)	0 (0 to 1)	0 (0 to 1)	0 (0 to 1)	0 (0 to 1)	0 (0 to 1)	0
HIV/AIDS - Extensively drug-resistant Tuberculous	0 (0 to 0)	0 (0 to 0)	0 (0 to 0)	0 (0 to 0)	0 (0 to 0)	0 (0 to 0)	0 (0 to 0)	0 (0 to 0)	0 (0 to 0)	0 (0 to 0)	0 (0 to 0)	0 (0 to 0)	0 (0 to 0)	0 (0 to 0)	0 (0 to 0)	0 (0 to 0)	0 (0 to 0)	0 (0 to 0)	0 (0 to 0)	0 (0 to 0)	0 (0 to 0)	0 (0 to 0)	0 (0 to 0)	0
HIV/AIDS resulting in other diseases	0 (0 to 0)	0 (0 to 0)	0 (0 to 0)	0 (0 to 0)	0 (0 to 0)	0 (0 to 0)	0 (0 to 0)	0 (0 to 0)	0 (0 to 0)	0 (0 to 0)	0 (0 to 0)	0 (0 to 0)	0 (0 to 0)	0 (0 to 0)	0 (0 to 0)	0 (0 to 0)	0 (0 to 0)	0 (0 to 0)	0 (0 to 0)	0 (0 to 0)	0 (0 to 0)	0 (0 to 0)	0 (0 to 0)	0
Sexually transmitted infections excluding HIV	1 (0 to 1)	0 (0 to 1)	0 (0 to 1)	0 (0 to 1)	0 (0 to 1)	0 (0 to 1)	0 (0 to 1)	0 (0 to 1)	0 (0 to 1)	0 (0 to 1)	0 (0 to 1)	0 (0 to 1)	0 (0 to 1)	0 (0 to 1)	0 (0 to 1)	0 (0 to 1)	0 (0 to 1)	0 (0 to 1)	0 (0 to 1)	0 (0 to 1)	0 (0 to 1)	0 (0 to 1)	0 (0 to 1)	0
Syphilis	0 (0 to 1)	0 (0 to 1)	0 (0 to 1)	0 (0 to 1)	0 (0 to 1)	0 (0 to 1)	0 (0 to 1)	0 (0 to 1)	0 (0 to 1)	0 (0 to 1)	0 (0 to 1)	0 (0 to 1)	0 (0 to 1)	0 (0 to 1)	0 (0 to 1)	0 (0 to 1)	0 (0 to 1)	0 (0 to 1)	0 (0 to 1)	0 (0 to 1)	0 (0 to 1)	0 (0 to 1)	0 (0 to 1)	0
Chlamydial infection	0 (0 to 0)	0 (0 to 0)	0 (0 to 0)	0 (0 to 0)	0 (0 to 0)	0 (0 to 0)	0 (0 to 0)	0 (0 to 0)	0 (0 to 0)	0 (0 to 0)	0 (0 to 0)	0 (0 to 0)	0 (0 to 0)	0 (0 to 0)	0 (0 to 0)	0 (0 to 0)	0 (0 to 0)	0 (0 to 0)	0 (0 to 0)	0 (0 to 0)	0 (0 to 0)	0 (0 to 0)	0 (0 to 0)	0
Gonococcal infection	0 (0 to 0)	0 (0 to 0)	0 (0 to 0)	0 (0 to 0)	0 (0 to 0)	0 (0 to 0)	0 (0 to 0)	0 (0 to 0)	0 (0 to 0)	0 (0 to 0)	0 (0 to 0)	0 (0 to 0)	0 (0 to 0)	0 (0 to 0)	0 (0 to 0)	0 (0 to 0)	0 (0 to 0)	0 (0 to 0)	0 (0 to 0)	0 (0 to 0)	0 (0 to 0)	0 (0 to 0)	0 (0 to 0)	0
Trichomoniasis	0 (0 to 0)	0 (0 to 0)	0 (0 to 0)	0 (0 to 0)	0 (0 to 0)	0 (0 to 0)	0 (0 to 0)	0 (0 to 0)	0 (0 to 0)	0 (0 to 0)	0 (0 to 0)	0 (0 to 0)	0 (0 to 0)	0 (0 to 0)	0 (0 to 0)	0 (0 to 0)	0 (0 to 0)	0 (0 to 0)	0 (0 to 0)	0 (0 to 0)	0 (0 to 0)	0 (0 to 0)	0 (0 to 0)	0
Genital herpes	0 (0 to 0)	0 (0 to 0)	0 (0 to 0)	0 (0 to 0)	0 (0 to 0)	0 (0 to 0)	0 (0 to 0)	0 (0 to 0)	0 (0 to 0)	0 (0 to 0)	0 (0 to 0)	0 (0 to 0)	0 (0 to 0)	0 (0 to 0)	0 (0 to 0)	0 (0 to 0)	0 (0 to 0)	0 (0 to 0)	0 (0 to 0)	0 (0 to 0)	0 (0 to 0)	0 (0 to 0)	0 (0 to 0)	0
Other sexually transmitted infections	0 (0 to 0)	0 (0 to 0)	0 (0 to 0)	0 (0 to 0)	0 (0 to 0)	0 (0 to 1)	0 (0 to 1)	0 (0 to 1)	0 (0 to 1)	0 (0 to 1)	0 (0 to 1)	0 (0 to 1)	0 (0 to 1)	0 (0 to 1)	0 (0 to 1)	0 (0 to 1)	0 (0 to 1)	0 (0 to 1)	0 (0 to 1)	0 (0 to 1)	0 (0 to 1)	0 (0 to 1)	0 (0 to 1)	0
Respiratory infections and tuberculosis	102 (60 to 204)	170 (130 to 250)	1,660 (1,170 to 2,990)	286 (240 to 517)	320 (210 to 614)	287 (210 to 485)	1,040 (770 to 1,450)	2,960 (2,180 to 4,050)	3,140 (2,260 to 4,660)	2,960 (2,120 to 4,660)	3,140 (2,260 to 4,660)	3,140 (2,260 to 4,660)	3,140 (2,260 to 4,660)	3,140 (2,260 to 4,660)	3,140 (2,260 to 4,660)	3,140 (2,260 to 4,660)	3,140 (2,260 to 4,660)	3,140 (2,260 to 4,660)	3,140 (2,260 to 4,660)	3,140 (2,260 to 4,660)	3,140 (2,260 to 4,660)	3,140 (2,260 to 4,660)	9,860
Tuberculosis	0 (0 to 0)	0 (0 to 0)	19 (11 to 39)	2 (0 to 4)	1 (0 to 3)	1 (0 to 3)	6 (4 to 19)	20 (14 to 49)	23 (16 to 53)	21 (15 to 52)	23 (16 to 53)	23 (16 to 53)	23 (16 to 53)	23 (16 to 53)	23 (16 to 53)	23 (16 to 53)	23 (16 to 53)	23 (16 to 53)	23 (16 to 53)	23 (16 to 53)	23 (16 to 53)	23 (16 to 53)	1,050
Latent tuberculosis infection	0 (0 to 0)	0 (0 to 0)	0 (0 to 0)	0 (0 to 0)	0 (0 to 0)	0 (0 to 0)	0 (0 to 0)	0 (0 to 0)	0 (0 to 0)	0 (0 to 0)	0 (0 to 0)	0 (0 to 0)	0 (0 to 0)	0 (0 to 0)	0 (0 to 0)	0 (0 to 0)	0 (0 to 0)	0 (0 to 0)	0 (0 to 0)	0 (0 to 0)	0 (0 to 0)	0 (0 to 0)	0 (0 to 0)	0
Drug-susceptible Tuberculosis	0 (0 to 0)	0 (0 to 0)	19 (11 to 39)	2 (0 to 4)	1 (0 to 3)	1 (0 to 3)	6 (4 to 19)	20 (14 to 49)	23 (16 to 53)	21 (15 to 52)	23 (16 to 53)	23 (16 to 53)	23 (16 to 53)	23 (16 to 53)	23 (16 to 53)	23 (16 to 53)	23 (16 to 53)	23 (16 to 53)	23 (16 to 53)	23 (16 to 53)	23 (16 to 53)	23 (16 to 53)	1,050
Chlamydial infection	0 (0 to 0)	0 (0 to 0)	0 (0 to 0)	0 (0 to 0)	0 (0 to 0)	0 (0 to 0)	0 (0 to 0)	0 (0 to 0)	0 (0 to 0)	0 (0 to 0)	0 (0 to 0)	0 (0 to 0)	0 (0 to 0)	0 (0 to 0)	0 (0 to 0)	0 (0 to 0)	0 (0 to 0)	0 (0 to 0)	0 (0 to 0)	0 (0 to 0)	0 (0 to 0)	0 (0 to 0)	0 (0 to 0)	0
Gonococcal infection	0 (0 to 0)	0 (0 to 0)	0 (0 to 0)	0 (0 to 0)	0 (0 to 0)	0 (0 to 0)	0 (0 to 0)	0 (0 to 0)	0 (0 to 0)	0 (0 to 0)	0 (0 to 0)	0 (0 to 0)	0 (0 to 0)	0 (0 to 0)	0 (0 to 0)	0 (0 to 0)	0 (0 to 0)	0 (0 to 0)	0 (0 to 0)	0 (0 to 0)	0 (0 to 0)	0 (0 to 0)	0 (0 to 0)	0
Trichomoniasis	0 (0 to 0)	0 (0 to 0)	0 (0 to 0)	0 (0 to 0)	0 (0 to 0)	0 (0 to 0)	0 (0 to 0)	0 (0 to 0)	0 (0 to 0)	0 (0 to 0)	0 (0 to 0)	0 (0 to 0)	0 (0 to 0)	0 (0 to 0)	0 (0 to 0)	0 (0 to 0)	0 (0 to 0)	0 (0 to 0)	0 (0 to 0)	0 (0 to 0)	0 (0 to 0)	0 (0 to 0)	0 (0 to 0)	0
Genital herpes	0 (0 to 0)	0 (0 to 0)	0 (0 to 0)	0 (0 to 0)	0 (0 to 0)	0 (0 to 0)	0 (0 to 0)	0 (0 to 0)	0 (0 to 0)	0 (0 to 0)	0 (0 to 0)	0 (0 to 0)	0 (0 to 0)	0 (0 to 0)	0 (0 to 0)	0 (0 to 0)	0 (0 to 0)	0 (0 to 0)	0 (0 to 0)	0 (0 to 0)	0 (0 to 0)	0 (0 to 0)	0 (0 to 0)	0
Other sexually transmitted infections	0 (0 to 0)	0 (0 to 0)	0 (0 to 0)	0 (0 to 0)	0 (0 to 0)	0 (0 to 1)	0 (0 to 1)	0 (0 to 1)	0 (0 to 1)	0 (0 to 1)	0 (0 to 1)	0 (0 to 1)	0 (0 to 1)	0 (0 to 1)	0 (0 to 1)	0 (0 to 1)	0 (0 to 1)	0 (0 to 1)	0 (0 to 1)	0 (0 to 1)	0 (0 to 1)	0 (0 to 1)	0 (0 to 1)	0
Respiratory infections and tuberculosis	102 (60 to 204)	170 (130 to 250)	1,660 (1,170 to 2,990)	286 (240 to 517)	320 (210 to 614)	287 (210 to 485)	1,040 (770 to 1,450)	2,960 (2,180 to 4,050)	3,140 (2,260 to 4,660)	2,960 (2,120 to 4,660)	3,140 (2,260 to 4,660)	3,140 (2,260 to 4,660)	3,140 (2,260 to 4,660)	3,140 (2,260 to 4,660)	3,140 (2,260 to 4,660)	3,140 (2,260 to 4,660)	3,140 (2,260 to 4,660)	3,140 (2,260 to 4,660)	3,140 (2,260 to 4,660)	3,140 (2,260 to 4,660)	3,140 (2,260 to 4,660)	3,140 (2,260 to 4,660)	9,860
Tuberculosis	0 (0 to 0)	0 (0 to 0)	19 (11 to 39)	2 (0 to 4)	1 (0 to 3)	1 (0 to 3)	6 (4 to 19)	20 (14 to 49)	23 (16 to 53)	21 (15 to 52)	23 (16 to 53)	23 (16 to 53)	23 (16 to 53)	23 (16 to 53)	23 (16 to 53)	23 (16 to 53)	23 (16 to 53)	23 (16 to 53)	23 (16 to 53)	23 (16 to 53)	23 (16 to 53)	23 (16 to 53)	1,050
Latent tuberculosis infection	0 (0 to 0)	0 (0 to 0)	0 (0 to 0)	0 (0 to 0)	0 (0 to 0)	0 (0 to 0)	0 (0 to 0)	0 (0 to 0)	0 (0 to 0)	0 (0 to 0)	0 (0 to 0)	0 (0 to 0)	0 (0 to 0)	0 (0 to 0)	0 (0 to 0)	0 (0 to 0)	0 (0 to 0)	0 (0 to 0)	0 (0 to 0)	0 (0 to 0)	0 (0 to 0)	0 (0 to 0)	0 (0 to 0)	0
Drug-susceptible Tuberculosis	0 (0 to 0)	0 (0 to 0)	19 (11 to 39)	2 (0 to 4)	1 (0 to 3)	1 (0 to 3)	6 (4 to 19)	20 (14 to 49)	23 (16 to 53)	21 (15 to 52)	23 (16 to 53)	23 (16 to 53)	23 (16 to 53)	23 (16 to 53)	23 (16 to 53)	23 (16 to 53)	23 (16 to 53)	23 (16 to 53)	23 (16 to 53)	23 (16 to 53)	23 (16 to 53)	23 (16 to 53)	1,050
Multidrug-resistant tuberculosis without extensive drug-resistal	0 (0 to 0)	0 (0 to 0)	0 (0 to 0)	0 (0 to 0)	0 (0 to 0)	0 (0 to 0)	0 (0 to 0)	0 (0 to 0)	0 (0 to 0)	0 (0 to 0)	0 (0 to 0)	0 (0 to 0)	0 (0 to 0)	0 (0 to 0)	0 (0 to 0)	0 (0 to 0)	0 (0 to 0)	0 (0 to 0)	0 (0 to 0)	0 (0 to 0)	0 (0 to 0)	0 (0 to 0)	0 (0 to 0)	0
Extensively drug-resistant tuberculosis	0 (0 to 0)	0 (0 to 0)	0 (0 to 0)	0 (0 to 0)	0 (0 to 0)	0 (0 to 0)	0 (0 to 0)	0 (0 to 0)	0 (0 to 0)	0 (0 to 0)	0 (0 to 0)	0 (0 to 0)	0 (0 to 0)	0 (0 to 0)	0 (0 to 0)	0 (0 to 0)	0 (0 to 0)	0 (0 to 0)	0 (0 to 0)	0 (0 to 0)	0 (0 to 0)	0 (0 to 0)	0 (0 to 0)	0
Lower respiratory infections	102 (60 to 204)	168 (130 to 248)	1,670 (1,170 to 2,950)	280 (240 to 513)	320 (210 to 613)	286 (210 to 485)	1,040 (770 to 1,450)	2,940 (2,180 to 4,050)	3,120 (2,260 to 4,660)	2,940 (2,120 to 4,660)	3,120 (2,260 to 4,660)	3,120 (2,260 to 4,660)	3,120 (2,260 to 4,660)	3,120 (2,260 to 4,660)	3,120 (2,260 to 4,660)	3,120 (2,260 to 4,660)	3,120 (2,260 to 4,660)	3,120 (2,260 to 4,660)	3,120 (2,260 to 4,660)	3,120 (2,260 to 4,660)	3,120 (2,260 to 4,660)	3,120 (2,260 to 4,660)	9,800
Upper respiratory infections	0 (0 to 1)	2 (1 to 3)	10 (7 to 16)	6 (4 to 9)	1 (0 to 2)	1 (0 to 2)	1 (0 to 2)	1 (0 to 2)	1 (0 to 2)	1 (0 to 2)	1 (0 to 2)	1 (0 to 2)	1 (0 to 2)	1 (0 to 2)	1 (0 to 2)	1 (0 to 2)	1 (0 to 2)	1 (0 to 2)	1 (0 to 2)	1 (0 to 2)	1 (0 to 2)	1 (0 to 2)	1 (0 to 2)	33
Otitis media	0 (0 to 0)	0 (0 to 0)	0 (0 to 0)	0 (0 to 0)	0 (0 to 0)	0 (0 to 0)	0 (0 to 0)	0 (0 to 0)	0 (0 to 0)	0 (0 to 0)	0 (0 to 0)	0 (0 to 0)	0 (0 to 0)	0 (0 to 0)	0 (0 to 0)	0 (0 to 0)	0 (0 to 0)	0 (0 to 0)	0 (0 to 0)	0 (0 to 0)	0 (0 to 0)	0 (0 to 0)	0 (0 to 0)	0
Enteric infections	7 (4 to 12)	234 (149 to 384)	736 (292 to 913)	378 (226 to 626)	398 (190 to 766)	173 (120 to 314)	649 (429 to 1,000)	517 (342 to 814)	751 (497 to 1,190)	604 (400 to 968)	751 (497 to 1,190)	751 (497 to 1,190)	751 (497 to 1,190)	751 (497 to 1,190)	751 (497 to 1,190)	751 (497 to 1,190)	751 (497 to 1,190)	751 (497 to 1,190)	751 (497 to 1,190)	751 (497 to 1,190)	751 (497 to 1,190)	751 (497 to 1,190)	3,300
Diarrheal diseases	7 (4 to 12)	234 (149 to 384)	736 (292 to 913)	378 (226 to 626)	398 (190 to 766)	173 (120 to 314)	649 (429 to 1,000)	517 (342 to 814)	751 (497 to 1,190)	604 (400 to 968)	751 (497 to 1,190)	751 (497 to 1,190)	751 (497 to 1,190)	751 (497 to 1,190)	751 (497 to 1,190)	751 (497 to 1,190)	751 (497 to 1,190)	751 (497 to 1,190)	751 (497 to 1,190)	751 (497 to 1,190)	751 (497 to 1,190)	751 (497 to 1,190)	3,270
Typhoid and paratyphoid	0 (0 to 0)	0 (0 to 0)	0 (0 to 0.1)	0 (0 to 0)	0 (0 to 0)	0 (0 to 0)	0 (0 to 0)	0 (0 to 0)	0 (0 to 0)	0 (0 to 0)	0 (0 to 0)	0 (0 to 0)	0 (0 to 0)	0 (0 to 0)	0 (0 to 0)	0 (0 to 0)	0 (0 to 0)	0 (0 to 0)	0 (0 to 0)	0 (0 to 0)	0 (0 to 0)	0 (0 to 0)	0 (0 to 0)	0
Typhoid fever	0 (0 to 0)	0 (0 to 0)	0 (0 to 0.1)	0 (0 to 0)	0 (0 to 0)	0 (0 to 0)	0 (0 to 0)	0 (0 to 0)	0 (0 to 0)	0 (0 to 0)	0 (0 to 0)	0 (0 to 0)	0 (0 to 0)	0 (0 to 0)	0 (0 to 0)	0 (0 to 0)	0 (0 to 0)	0 (0 to 0)	0 (0 to 0)	0 (0 to 0)	0 (0 to 0)	0 (0 to 0)	0 (0 to 0)	0
Paratyphoid fever	0 (0 to 0)	0 (0 to 0)	0 (0 to 0)	0 (0 to 0)	0 (0 to 0)	0 (0 to 0)	0 (0 to 0)	0 (0 to 0)	0 (0 to 0)	0 (0 to 0)	0 (0 to 0)	0 (0 to 0)	0 (0 to 0)	0 (0 to 0)	0 (0 to 0)	0 (0 to 0)	0 (0 to 0)	0 (0 to 0)	0 (0 to 0)	0 (0 to 0)	0 (0 to 0)	0 (0 to 0)	0 (0 to 0)	0
Invasive Non-typhoidal Salmonella (iNTS)	0 (0 to 0)	0 (0 to 0)	1 (0 to 1)	0 (0 to 1)	0 (0 to 1)	1 (0 to 1)	1 (0 to 2)	2 (1 to 3)	2 (1 to 3)	2 (1 to 3)	2 (1 to 3)	2 (1 to 3)	2 (1 to 3)	2 (1 to 3)	2 (1 to 3)	2 (1 to 3)	2 (1 to 3)	2 (1 to 3)	2 (1 to 3)	2 (1 to 3)	2 (1 to 3)	2 (1 to 3)	2 (1 to 3)	7
Other intestinal infectious diseases	0 (0 to 0)	0 (0 to 0)	2 (0 to 4)	1 (0 to 2)	0 (0 to 2)	0 (0 to 1)	0 (0 to 1)	0 (0 to 1)	0 (0 to 1)	0 (0 to 1)	0 (0 to 1)	0 (0 to 1)	0 (0 to 1)	0 (0 to 1)	0 (0 to 1)	0 (0 to 1)	0 (0 to 1)	0 (0 to 1)	0 (0 to 1)	0 (0 to 1)	0 (0 to 1)	0 (0 to 1)	0 (0 to 1)	0
Neglected tropical diseases and malaria	9 (4 to 17)	1 (1 to 2)	421 (19 to 1,180)	564 (66 to 1,180)	44 (6 to 109)	29 (6 to 104)	629 (86 to 1,750)	132 (18 to 364)	136 (18 to 377)	135 (18 to 377)	136 (18 to 377)	136 (18 to 377)	132 (18 to 364)	132 (18 to 364)	132 (18 to 364)	174 (24 to 482)	132 (18 to 364)	137 (18 to 377)	132 (18 to 364)	66 (9 to 182)	40 (5 to 109)	18 (2 to 49)	2,370
Malaria	0 (0 to 0)	0 (0 to 0)	0 (0 to 0)	0 (0 to 0)	0 (0 to 0)	0 (0 to 0)	0 (0 to 0)	0 (0 to 0)	0 (0 to 0)	0 (0 to 0)	0 (0 to 0)	0 (0 to 0)	0 (0 to 0)	0 (0 to 0)	0 (0 to 0)	0 (0 to 0)	0 (0 to 0)	0 (0 to 0)	0 (0 to 0)	0 (0 to 0)	0 (0 to 0)	0 (0 to 0)	0 (0 to 0)	0
Chagas disease	0 (0 to 0)	0 (0 to 0)	0 (0 to 0)	0 (0 to 0)	0 (0 to 0)	1 (0 to 2)	3 (0 to 4)	7 (4 to 9)	7 (4 to 10)	7 (4 to 10)	7 (4 to 10)	7 (4 to 10)	7 (4 to 10)	7 (4 to 10)	7 (4 to 10)	7 (4 to 10)	7 (4 to 10)	7 (4 to 10)	7 (4 to 10)	7 (4 to 10)	7 (4 to 10)	7 (4 to 10)	7 (4 to 10)	139
Leishmaniasis	0 (0 to 0)	0 (0 to 0)	0 (0 to 0)	0 (0 to 0)	0 (0 to 0)	0 (0 to 0)	0 (0 to 0)	0 (0 to 0)	0 (0 to 0)	0 (0 to 0)	0 (0 to 0)	0 (0 to 0)	0 (0 to 0)	0 (0 to 0)	0 (0 to 0)	0 (0 to 0)	0 (0 to 0)	0 (0 to 0)	0 (0 to 0)	0 (0 to 0)	0 (0 to 0)	0 (0 to 0)	0 (0 to 0)	0
Visceral leishmaniasis	0 (0 to 0)	0 (0 to 0)	0 (0 to 0)	0 (0 to 0)	0 (0 to 0)	0 (0 to 0)	0 (0 to 0)	0 (0 to 0)	0 (0 to 0)	0 (0 to 0)	0 (0 to 0)	0 (0 to 0)	0 (0 to 0)	0 (0 to 0)	0 (0 to 0)	0 (0 to 0)	0 (0 to 0)	0 (0 to 0)	0 (0 to 0)	0 (0 to 0)	0 (0 to 0)	0 (0 to 0)	0 (0 to 0)	0
Cutaneous and mucocutaneous leishmaniasis	0 (0 to 0)	0 (0 to 0)	0 (0 to 0)	0 (0 to 0)	0 (0 to 0)	0 (0 to 0)	0 (0 to 0)	0 (0 to 0)	0 (0 to 0)	0 (0 to 0)	0 (0 to 0)	0 (0 to 0)	0 (0 to 0)	0 (0 to 0)	0 (0 to 0)	0 (0 to 0)	0 (0 to 0)	0 (0 to 0)	0 (0 to 0)	0 (0 to 0)	0 (0 to 0)	0 (0 to 0)	0 (0 to 0)	0
African trypanosomiasis	0 (0 to 0)	0 (0 to 0)	0 (0 to 0)	0 (0 to 0)	0 (0 to 0)	0 (0 to 0)	0 (0 to 0)	0 (0 to 0)	0 (0 to 0)	0 (0 to 0)	0 (0 to 0)	0 (0 to 0)	0 (0 to 0)	0 (0 to 0)	0 (0 to 0)	0 (0 to 0)	0 (0 to 0)	0 (0 to 0)	0 (0 to 0)	0 (0 to 0)	0 (0 to 0)	0 (0 to 0)	0 (0 to 0)	0
Schistosomiasis	0 (0 to 0)	0 (0 to 0)	0 (0 to 0)	0 (0 to 0)	0 (0 to 0)	0 (0 to 0)	0 (0 to 0)	0 (0 to 0)	0 (0 to 0)	0 (0 to 0)	0 (0 to 0)	0 (0 to 0)	0 (0 to 0)	0 (0 to 0)	0 (0 to 0)	0 (0 to 0)	0 (0 to 0)	0 (0 to 0)	0 (0 to 0)	0 (0 to 0)	0 (0 to 0)	0 (0 to 0)	0 (0 to 0)	0
Cysticercosis	0 (0 to 0)	0 (0 to 0)	0 (0 to 1.4)	2 (1 to 5)	19 (8 to 43)	20 (12 to 36)	63 (39 to 100)	138 (89 to 210)	138 (89 to 210)	138 (89 to 210)	138 (89 to 210)	138 (89 to 210)	138 (89 to 210)	138 (89 to 210)	138 (89 to 210)	138 (89 to 210)	138 (89 to 210)	138 (89 to 210)	138 (89 to 210)	138 (89 to 210)	138 (89 to 210)	138 (89 to 210)	138 (89 to 210)	1,830
Cystic echinococcosis	0 (0 to 0)	0 (0 to 0)	0 (0 to 0)	0 (0 to 0)	0 (0 to 0)	0 (0 to 0)	0 (0 to 0)	0 (0 to 0)	0 (0 to 0)	0 (0 to 0)	0 (0 to 0)	0 (0 to 0)	0 (0 to 0)	0 (0 to 0)	0 (0 to 0)	0 (0 to 0)	0 (0 to 0)	0 (0 to 0)	0 (0 to 0)	0 (0 to 0)	0 (0 to 0)	0 (0 to 0)	0 (0 to 0)	0
Lymphatic filariasis	0 (0 to 0)	0 (0 to 0)	0 (0 to 0)	0 (0 to 0)	0 (0 to 0)	0 (0 to 0)	0 (0 to 0)	0 (0 to 0)	0 (0 to 0)	0 (0 to 0)	0 (0 to 0)	0 (0 to 0)	0 (0 to 0)	0 (0 to 0)	0 (0 to 0)	0 (0 to 0)	0 (0 to 0)	0 (0 to 0)	0 (0 to 0)	0 (0 to 0)	0 (0 to 0)	0 (0 to 0)	0 (0 to 0)	0
Onchocerciasis	0 (0 to 0)	0 (0 to 0)	0 (0 to 0)	0 (0 to 0)	0 (0 to 0)	0 (0 to 0)	0 (0 to 0)	0 (0 to 0)	0 (0 to 0)	0 (0 to 0)	0 (0 to 0)	0 (0 to 0)	0 (0 to 0)	0 (0 to 0)	0 (0 to 0)	0 (0 to 0)	0 (0 to 0)	0 (0 to 0)	0 (0 to 0)	0 (0 to 0)	0 (0 to 0)	0 (0 to 0)	0 (0 to 0)	0
Trachoma	0 (0 to 0)	0 (0 to 0)	0 (0 to 0)	0 (0 to 0)	0 (0 to 0)	0 (0 to 0)	0 (0 to 0)	0 (0 to 0)	0 (0 to 0)	0 (0 to 0)	0 (0 to 0)	0 (0 to 0)	0 (0 to 0)	0 (0 to 0)	0 (0 to 0)	0 (0 to 0)	0 (0 to 0)	0 (0 to 0)	0 (0 to 0)	0 (0 to 0)	0 (0 to 0)	0 (0 to 0)	0 (0 to 0)	0
Dengue	0 (0 to 0)	0 (0 to 0)	0 (1 to 1.9)	0 (0 to 1)	0 (0 to 1)	0 (0 to 1)	0 (0 to 1)	0 (0 to 1)	0 (0 to 1)	0 (0 to 1)	0 (0 to 1)	0 (0 to 1)	0 (0 to 1)	0 (0 to 1)	0 (0 to 1)	0 (0 to 1)	0 (0 to 1)	0 (0 to 1)	0 (0 to 1)	0 (0 to 1)	0 (0 to 1)	0 (0 to 1)	0 (0 to 1)	0
Yellow fever	0 (0 to 0)	0 (0 to 0)	0 (0 to 0)	0 (0 to 0)	0 (0 to 0)	0 (0 to 0)	0 (0 to 0)	0 (0 to 0)	0 (0 to 0)	0 (0 to 0)	0 (0 to 0)	0 (0 to 0)	0 (0 to 0)	0 (0 to 0)	0 (0 to 0)	0 (0 to 0)	0 (0 to 0)	0 (0 to 0)	0 (0 to 0)	0 (0 to 0)	0 (0 to 0)	0 (0 to 0)	0 (0 to 0)	0
Rabies	0 (0 to 0)	0 (0 to 0)	0 (0 to 0)	0 (0 to 0)	0 (0 to 0)	0 (0 to 0)	0 (0 to 0)	0 (0 to 0)	0 (0 to 0)	0 (0 to 0)	0 (0 to 0)	0 (0 to 0)	0 (0 to 0)	0 (0 to 0)	0 (0 to 0)	0 (0 to 0)	0 (0 to 0)	0 (0 to 0)	0 (0 to 0)	0 (0 to 0)	0 (0 to 0)	0 (0 to 0)	0 (0 to 0)	0
Intestinal nematode infections	0 (0 to 0)	0 (0 to 0)	0 (0 to 0.8



Benign prostatic hyperplasia	0 (0 to 0)	0 (0 to 0)	0 (0 to 0)	0 (0 to 0)	0 (0 to 0)	0 (0 to 0)	0 (0 to 0)	0 (0 to 0)	0 (0 to 0)	0 (0 to 0)	0 (0 to 0)	0 (0 to 0)
Male infertility	--	--	--	--	--	--	--	--	--	--	--	--
Other urinary diseases	0·9 (0·2 to 1·6)	1 (0·5 to 1·8)	6 (2·5 to 12·7)	11·8 (6·8 to 18·5)	11·8 (6·9 to 17·8)	7·2 (4·2 to 11·6)	4·7 (2·8 to 7)	2·9 (1·7 to 4·9)	3·9 (2·3 to 6·1)	5·7 (3·6 to 8·9)	6·1 (3·8 to 9·1)	8 (4·6 to 12·8)
Gynecological diseases	0 (0 to 0)	0 (0 to 0)	0 (0 to 0)	0 (0 to 0)	0 (0 to 0)	219 (112 to 380)	713 (415 to 1,160)	1,240 (788 to 1,870)	1,600 (1,050 to 2,360)	1,800 (1,150 to 2,620)	1,880 (1,270 to 2,730)	1,920 (1,270 to 2,720)
Uterine fibroids	0 (0 to 0)	0 (0 to 0)	0 (0 to 0)	0 (0 to 0)	0 (0 to 0)	4·4 (1·6 to 9·8)	10 (3·9 to 21·4)	19·3 (7·6 to 41·9)	39·2 (16·3 to 79·9)	88·8 (39·3 to 177)	187 (80·2 to 375)	255 (118 to 481)
Polycystic ovarian syndrome	0 (0 to 0)	0 (0 to 0)	0 (0 to 0)	0 (0 to 0)	0 (0 to 0)	17·4 (7·2 to 36·2)	61·8 (25·5 to 127)	80·1 (33·3 to 165)	74 (31·8 to 155)	68·3 (28·8 to 139)	63·7 (26·6 to 130)	59 (24·4 to 121)
Female infertility	0 (0 to 0)	0 (0 to 0)	0 (0 to 0)	0 (0 to 0)	0 (0 to 0)	0 (0 to 0)	0 (0 to 0)	22·3 (0·7 to 73·3)	42·1 (6·3 to 125)	55·6 (8·4 to 181)	63·7 (3 to 201)	69·4 (5·3 to 204)
Endometriosis	0 (0 to 0)	0 (0 to 0)	0 (0 to 0)	0 (0 to 0)	0 (0 to 0)	0 (0 to 0)	48·9 (15·7 to 107)	138 (61·7 to 255)	153 (75 to 269)	134 (66·7 to 249)	120 (60 to 209)	112 (57·1 to 194)
Genital prolapse	0 (0 to 0)	0 (0 to 0)	0 (0 to 0)	0 (0 to 0)	0 (0 to 0)	0 (0 to 0)	0·2 (0·1 to 0·5)	0·9 (0·2 to 2)	1·6 (0·6 to 3·5)	2·7 (1 to 5·8)	5·8 (2·4 to 13)	11·4 (4·9 to 23·1)
Premenstrual syndrome	0 (0 to 0)	0 (0 to 0)	0 (0 to 0)	0 (0 to 0)	0 (0 to 0)	193 (93·1 to 352)	465 (230 to 830)	584 (295 to 1,020)	567 (326 to 910)	564 (296 to 912)	605 (346 to 948)	565 (318 to 909)
Other gynecological diseases	0 (0 to 0)	0 (0 to 0)	0 (0 to 0)	0 (0 to 0)	0 (0 to 0)	3·5 (0·8 to 8·6)	127 (60·7 to 220)	399 (230 to 618)	728 (406 to 1,210)	886 (506 to 1,420)	837 (486 to 1,360)	848 (492 to 1,360)
Hemoglobinopathies and hemolytic anemias	2 (1 to 3·2)	1·4 (0·8 to 2·3)	19 (11·8 to 29·6)	25·7 (13·6 to 42·7)	39·5 (23·8 to 61·7)	26·8 (16·5 to 41·1)	67·3 (36·2 to 114)	59·8 (30·6 to 102)	65·4 (33·5 to 107)	62·3 (33·5 to 103)	72 (39·1 to 123)	49·9 (29 to 80·1)
Thalassemias	0·3 (0·1 to 0·6)	0·2 (0 to 0·5)	4·3 (1·5 to 9·1)	2·4 (0·9 to 4·9)	2·5 (1·1 to 4·8)	0·8 (0·3 to 1·6)	0·4 (0·1 to 0·8)	0·2 (0·1 to 0·5)	0·1 (0 to 0·2)	0·1 (0 to 0·2)	0 (0 to 0·2)	0 (0 to 0·2)
Thalassemias trait	0 (0 to 0)	0·1 (0 to 0·2)	0·6 (0·1 to 1·4)	2·5 (0·6 to 6·5)	3 (0·4 to 7·3)	1·2 (0·3 to 3·2)	13·5 (5·5 to 26·2)	11·4 (3·5 to 23·5)	13 (5 to 25·9)	11·9 (4·5 to 23·5)	11·7 (5 to 22·2)	2·6 (0·5 to 6·3)
Sickle cell disorders	0·7 (0·1 to 1·5)	0·4 (0·1 to 0·9)	6·3 (1·7 to 13·6)	2·2 (0·8 to 4·9)	6·2 (3 to 10·9)	8·4 (4·2 to 14·2)	7·9 (4 to 13·3)	5·9 (2·6 to 11·5)	2·7 (1·1 to 5·5)	2 (0·8 to 4·2)	2·1 (0·8 to 4·6)	2·3 (0·9 to 4·7)
Sickle cell trait	0 (0 to 0)	0·2 (0·1 to 0·3)	0·6 (0·1 to 1·3)	2·7 (0·8 to 5·6)	3·2 (0·8 to 6·9)	1·3 (0·1 to 3·5)	25·5 (9·3 to 49·9)	20·8 (6·1 to 43·8)	25·4 (8·1 to 49·1)	23·8 (8 to 45·2)	8·9 (2·7 to 19·5)	0·3 (0 to 1·1)
G6PD deficiency	0·1 (0 to 0·2)	0·1 (0 to 0·3)	1·9 (0·8 to 4·2)	1·9 (0·8 to 3·7)	6 (3 to 9·9)	5·4 (2·5 to 9·5)	7·7 (4 to 12·7)	9·9 (5 to 16·6)	8·9 (4·6 to 15·1)	8·7 (4·7 to 15·1)	20·1 (10·7 to 34)	11·2 (6 to 18·3)
G6PD trait	0 (0 to 0)	0 (0 to 0·1)	0 (0 to 0)	0 (0 to 0)	0 (0 to 0)	0 (0 to 0)	1·2 (0 to 3·6)	0 (0 to 0·1)	0 (0 to 0·1)	0 (0 to 0·1)	2·6 (1·1 to 5·1)	2·2 (0·5 to 4·9)
Other hemoglobinopathies and hemolytic anemias	0·9 (0·3 to 1·6)	0·5 (0·2 to 0·9)	5·4 (2·7 to 9·1)	14 (6·3 to 26·2)	18·7 (8·5 to 33·7)	9·8 (4·7 to 17·6)	11·2 (5·1 to 22·2)	11·6 (5·9 to 22)	15·3 (7·5 to 28·5)	15·8 (7·4 to 30)	26·5 (13·7 to 45·1)	31·2 (17 to 52·2)
Endocrine, metabolic, blood, and immune disorders	11·4 (5·8 to 29·7)	12·5 (6·7 to 31·6)	195 (110 to 381)	175 (107 to 293)	199 (121 to 318)	117 (69·8 to 195)	85·9 (55 to 132)	107 (72·7 to 158)	160 (106 to 230)	229 (156 to 320)	341 (233 to 482)	522 (353 to 742)
Oral disorders	0 (0 to 0)	0 (0 to 0)	0 (0 to 0)	66·9 (38·1 to 112)	75 (41 to 128)	80·6 (43·4 to 139)	130 (74·4 to 221)	226 (118 to 402)	335 (171 to 618)	440 (226 to 785)	532 (272 to 959)	621 (331 to 1,070)
Caries of deciduous teeth	0 (0 to 0)	0 (0 to 0)	0 (0 to 0)	20·3 (7·2 to 43·5)	19·7 (7·9 to 43·1)	1·2 (0·1 to 3·2)	0 (0 to 0)	0 (0 to 0)	0 (0 to 0)	0 (0 to 0)	0 (0 to 0)	0 (0 to 0)
Caries of permanent teeth	0 (0 to 0)	0 (0 to 0)	0 (0 to 0)	0 (0 to 0)	10·1 (3·1 to 23·9)	27·7 (10 to 62·7)	36 (14·1 to 75·7)	45·8 (19·8 to 88·3)	43·1 (17 to 87·7)	37·8 (15·7 to 77·7)	35·4 (14·5 to 73·3)	31·7 (13·4 to 66·7)
Periodontal diseases	0 (0 to 0)	0 (0 to 0)	0 (0 to 0)	0 (0 to 0)	0 (0 to 0)	0 (0 to 0)	17·6 (5 to 44·8)	66·5 (19·6 to 170)	143 (44·9 to 335)	211 (71·7 to 471)	257 (91·3 to 576)	282 (103 to 610)
Other oral disorders	0 (0 to 0)	0 (0 to 0)	0 (0 to 0)	46·6 (27 to 73·8)	45·1 (25·9 to 70·8)	51·8 (29·6 to 82)	76·2 (46·6 to 119)	91·6 (53·9 to 143)	95·5 (56·9 to 148)	96·1 (58·1 to 145)	94·5 (56 to 146)	92·4 (55·5 to 141)
Sudden infant death syndrome	--	23·5 (13·6 to 37·9)	244 (116 to 449)	--	--	--	--	--	--	--	--	--
Injuries	81·1 (52 to 117)	43·5 (28·7 to 61·9)	2,090 (1,290 to 3,090)	766 (487 to 1,130)	1,030 (878 to 1,200)	1,250 (1,060 to 1,470)	2,370 (2,030 to 2,750)	3,110 (2,480 to 3,900)	2,770 (2,130 to 3,560)	2,440 (1,900 to 3,100)	2,410 (1,870 to 3,030)	2,260 (1,790 to 2,830)
Transport injuries	7 (4·4 to 10·5)	5·2 (3·4 to 7·4)	189 (105 to 299)	213 (115 to 352)	346 (262 to 459)	310 (236 to 401)	692 (523 to 879)	932 (659 to 1,270)	800 (577 to 1,080)	677 (488 to 921)	697 (503 to 925)	657 (501 to 866)
Road injuries	6·3 (4 to 9·6)	4·5 (2·9 to 6·6)	179 (100 to 284)	206 (110 to 344)	331 (248 to 439)	292 (221 to 379)	661 (494 to 848)	892 (629 to 1,220)	764 (546 to 1,040)	647 (467 to 884)	666 (478 to 888)	627 (475 to 830)
Pedestrian road injuries	2·9 (1·8 to 4·4)	1·9 (1·2 to 2·7)	70·2 (38·5 to 112)	107 (55·4 to 177)	170 (124 to 229)	118 (87·1 to 155)	215 (160 to 275)	297 (195 to 432)	253 (176 to 360)	214 (142 to 315)	244 (162 to 353)	237 (164 to 329)
Cyclist road injuries	0 (0 to 0)	0 (0 to 0)	0 (0 to 0)	8·7 (4·5 to 15·9)	16·7 (10·6 to 24·8)	21 (13·8 to 30·9)	21·4 (15 to 29·4)	23 (16·3 to 31·6)	22·5 (16·2 to 30·6)	23 (16·5 to 30·8)	24·3 (17·5 to 32·4)	24·9 (17·9 to 32·6)
Motorcyclist road injuries	0·4 (0·3 to 0·7)	0·4 (0·2 to 0·6)	10·4 (5·8 to 16·6)	7·7 (4·4 to 12·3)	15·9 (12·1 to 20·8)	23 (17·9 to 29·5)	83·7 (61·1 to 110)	113 (74·8 to 162)	90·6 (61 to 129)	58·2 (39·7 to 85·1)	56·9 (38·1 to 83·1)	53·4 (36·8 to 75·6)
Motor vehicle road injuries	2·6 (1·5 to 4·1)	1·9 (1·2 to 2·9)	93·3 (51·9 to 148)	77·4 (38·4 to 142)	121 (89·8 to 162)	121 (90·9 to 158)	324 (241 to 419)	436 (288 to 617)	379 (259 to 531)	333 (228 to 477)	322 (224 to 451)	293 (208 to 409)
Other road injuries	0·4 (0·2 to 0·7)	0·3 (0·1 to 0·6)	5·6 (2·2 to 11·7)	5·2 (2·1 to 10·5)	7·8 (4·6 to 13·3)	9·5 (6 to 15·2)	17·3 (10·4 to 28·5)	22·4 (13·6 to 36·2)	18·9 (11·7 to 29·5)	19·1 (12·6 to 28·9)	18·9 (13 to 27·4)	19·2 (13·3 to 26)
Other transport injuries	0·7 (0·4 to 1·1)	0·7 (0·4 to 1·1)	9·5 (4·8 to 17·7)	7·5 (4·7 to 11·2)	15·2 (10·4 to 21)	17·9 (12·4 to 24·9)	31·1 (21 to 46·4)	39·8 (25·7 to 62·2)	36·2 (23·8 to 54·9)	29·9 (20·9 to 43·3)	30·8 (20·9 to 44·9)	29·6 (20·3 to 43·3)
Unintentional injuries	32 (20·2 to 47·1)	30·7 (19·7 to 45·4)	1,720 (1,030 to 2,570)	407 (266 to 608)	458 (355 to 578)	537 (408 to 699)	609 (461 to 785)	687 (520 to 893)	672 (503 to 890)	678 (507 to 894)	712 (535 to 951)	733 (547 to 969)
Falls	1·9 (1·2 to 2·7)	1·3 (0·8 to 1·9)	40·8 (25·1 to 63·3)	47·9 (31·8 to 69·5)	117 (82·8 to 161)	164 (115 to 230)	210 (147 to 289)	238 (169 to 326)	253 (183 to 343)	270 (193 to 364)	295 (211 to 404)	320 (232 to 431)
Drowning	1·7 (1 to 2·5)	0·7 (0·4 to 1)	35·1 (20·4 to 56·5)	85·6 (44·9 to 143)	66·3 (46·3 to 91)	74·8 (54·5 to 102)	57·9 (40·2 to 81·2)	48 (32·5 to 69·3)	37·2 (24·3 to 56·4)	30·6 (20·6 to 44·2)	29·2 (20 to 42·2)	23·3 (15·6 to 33·5)
Fire, heat, and hot substances	0·9 (0·6 to 1·2)	1 (0·7 to 1·4)	32·2 (20·8 to 48·5)	49·4 (37·4 to 65·2)	59·3 (40·5 to 88·9)	69·5 (42·3 to 113)	88·7 (54·3 to 140)	99·2 (63 to 154)	102 (63·6 to 156)	105 (65·2 to 165)	109 (67·8 to 169)	108 (65·7 to 162)
Poisonings	1·2 (0·8 to 1·8)	1·6 (1·1 to 2·4)	20·6 (11·9 to 33·2)	17·7 (9·9 to 28·9)	22·8 (15·4 to 32·8)	28 (18·9 to 39·5)	34·4 (24·7 to 47·2)	38·9 (26·4 to 54·4)	31·2 (21·8 to 43·9)	26·5 (17·6 to 36·5)	24·7 (16·6 to 35·5)	21·5 (14·4 to 31)
Poisoning by carbon monoxide	0·2 (0·1 to 0·4)	0·3 (0·1 to 0·6)	9·7 (4·8 to 16·9)	9 (4·2 to 16·3)	9·8 (6·5 to 14·1)	9·3 (5·7 to 14·5)	15·7 (10·4 to 22·1)	20 (13·2 to 29·5)	14·7 (9·8 to 21·5)	10·8 (7·2 to 16·2)	10 (6·7 to 14·5)	8·4 (5·6 to 12·1)
Poisoning by other means	1 (0·6 to 1·5)	1·3 (0·8 to 2)	10·9 (5·6 to 18·9)	8·7 (4·5 to 14·6)	13 (7·1 to 21·7)	18·7 (11·6 to 28·5)	18·7 (11·5 to 28·9)	18·9 (11·1 to 29·4)	16·5 (9·6 to 25·7)	15·7 (9·1 to 24·5)	14·6 (8·6 to 23·4)	13·1 (7·5 to 20·8)
Exposure to mechanical forces	0·5 (0·3 to 0·8)	0·5 (0·4 to 0·8)	11·1 (7·1 to 16·6)	27·6 (17·4 to 42·3)	54·7 (37·3 to 78·9)	65·7 (43·2 to 100)	78·7 (53·5 to 118)	89·6 (61·5 to 131)	87·6 (59·7 to 128)	88·7 (61·4 to 129)	90 (62·3 to 132)	91 (61·8 to 132)
Unintentional firearm injuries	0 (0 to 0·1)	0 (0 to 0·1)	0·8 (0·4 to 1·4)	2 (1 to 3·4)	3·5 (2·1 to 5·4)	5·4 (3·2 to 7·9)	11·2 (7·3 to 16·3)	16 (10·7 to 23·4)	12·3 (8·2 to 18·2)	11 (7·4 to 15·6)	11 (7·8 to 15·8)	10·6 (7·5 to 14·7)
Other exposure to mechanical forces	0·5 (0·3 to 0·8)	0·5 (0·3 to 0·7)	10·3 (6·6 to 15·5)	25·5 (16 to 39·6)	51·2 (34·6 to 75·4)	60·3 (38·3 to 93·7)	67·5 (43·3 to 105)	73·6 (47·4 to 114)	75·3 (49·9 to 114)	77·7 (51·6 to 116)	78·9 (53 to 120)	80·3 (53·5 to 120)
Adverse effects of medical treatment	3·3 (1·9 to 6·6)	3 (1·8 to 5·1)	49·8 (23·1 to 90·8)	22·7 (12·4 to 43)	14·3 (9·2 to 22·1)	10·4 (6·8 to 16·9)	12·6 (7·7 to 22·1)	17·1 (10·2 to 30·4)	17·4 (9·7 to 31·5)	19·4 (11·5 to 34·2)	23 (14 to 39·2)	29·2 (18·5 to 46·1)
Animal contact	0·4 (0·2 to 0·6)	0·6 (0·3 to 1·1)	10·7 (5·8 to 18·3)	9·8 (6 to 14·9)	14·2 (9 to 22·5)	16·5 (9·7 to 25·4)	17·1 (10·3 to 25·3)	17·9 (11·3 to 26·6)	17·2 (10·6 to 26)	17·1 (10·8 to 25·7)	17·6 (11 to 26·8)	18·2 (11·5 to 27·4)
Venomous animal contact	0·2 (0·1 to 0·3)	0·4 (0·2 to 0·8)	7·7 (3·8 to 14·1)	5·5 (3·1 to 8·8)	8·1 (4·7 to 13·2)	9·8 (5·3 to 15·5)	10·3 (5·8 to 15·9)	10·8 (6·2 to 16·5)	10·3 (5·9 to 16·6)	10 (5·9 to 15·7)	10 (5·9 to 16·2)	10 (6·3 to 15·6)
Non-venomous animal contact	0·2 (0·1 to 0·3)	0·2 (0·1 to 0·4)	3 (1·3 to 5·7)	4·3 (2·4 to 7·2)	6·1 (3·5 to 10·6)	6·7 (3·6 to 11·7)	6·7 (3·6 to 11·5)	7 (4 to 12·4)	6·9 (3·9 to 11·9)	7·1 (4 to 12·6)	7·6 (4·3 to 13)	8·1 (4·7 to 13·8)
Foreign body	21·1 (13 to 31·9)	21·2 (13·1 to 32·4)	1,500 (884 to 2,310)	130 (72·8 to 213)	78·4 (60·8 to 99·1)	70·7 (55·2 to 90·3)	63·1 (48·7 to 79·6)	82·3 (60·1 to 110)	72·8 (54·1 to 99·2)	67 (49·1 to 89·6)	67·8 (50·2 to 89·3)	65·7 (48·2 to 86·3)
Pulmonary aspiration and foreign body in airway	21 (13 to 31·9)	21·2 (13 to 32·3)	1,500 (882 to 2,310)	122 (64·9 to 203)	65·4 (49·7 to 83·9)	54·6 (41·3 to 71·5)	44·1 (32·4 to 58·4)	60 (42 to 84·6)	49·6 (33·8 to 72·5)	42·9 (28·6 to 62·4)	42·6 (29·5 to 60·4)	39·5 (26·4 to 56·5)
Foreign body in eyes	0 (0 to 0)	0 (0 to 0·1)	0·4 (0·1 to 0·9)	2·3 (0·7 to 5)	4 (1·3 to 8·9)	5·6 (2 to 12·6)	7·7 (2·9 to 16·2)	9·8 (3·9 to 20·1)	11 (4·8 to 21·6)	12 (5·5 to 22·5)	13 (6·1 to 23·6)	14 (7·3 to 24·2)
Foreign body in other body part	0 (0 to 0)	0·1 (0 to 0·1)	1·1 (0·6 to 2)	6·3 (3·7 to 10·3)	9 (5·8 to 13·7)	10·5 (6·8 to 15·4)	11·4 (7·6 to 16·4)	12·4 (8·4 to 17·5)	12·2 (8·5 to 17·3)	12·1 (8·4 to 16·9)	12·2 (8·6 to 16·7)	12·2 (8·7 to 16·6)
Environmental heat and cold exposure	0·1 (0·1 to 0·2)	0·1 (0 to 0·1)	1·1 (0·7 to 1·7)	3·1 (1·8 to 4·8)	6·3 (3·8 to 10·1)	9·3 (5·5 to 14·8)	12·6 (7·7 to 19·5)	14·5 (8·9 to 22·8)	15·2 (9·7 to 23·5)	16·4 (10·3 to 25·3)	16·8 (10·5 to 26·3)	17·9 (11·3 to 27·4)
Exposure to forces of nature	0 (0 to 0)	0 (0 to 0)	0 (0 to 0)	0 (0 to 0)	0·1 (0·1 to 0·2)	0·3 (0·2 to 0·4)	0·4 (0·2 to 0·7)	0·5 (0·3 to 0·9)	0·5 (0·3 to 0·7)	0·5 (0·3 to 0·8)	0·6 (0·4 to 1)	0·8 (0·5 to 1·2)
Other unintentional injuries	1 (0·6 to 1·7)	0·6 (0·4 to 1)	12·6 (7·5 to 19·8)	12·8 (8·1 to 19·6)	24·6 (17·8 to 33·2)	27·6 (20·7 to 35·9)	33·7 (25·4 to 44·3)	41·1 (29·8 to 55·4)	37·9 (27·5 to 52·6)	36·7 (27·1 to 49·2)	38·8 (29·3 to 51·8)	38·1 (28 to 50·7)
Self-harm and interpersonal violence	42·2 (24·4 to 67·1)	7·7 (4·3 to 12·3)	184 (100 to 301)	146 (81·4 to 245)	228 (173 to 290)	400 (324 to 500)	1,060 (862 to 1,290)	1,490 (1,140 to 1,980)	1,300 (931 to 1,730)	1,090 (786 to 1,470)	1,010 (734 to 1,350)	871 (644 to 1,160)
Self-harm	0 (0 to 0)	0 (0 to 0)	0 (0 to 0)	0 (0 to 0)	0 (0 to 0)	89·4 (55·4 to 129)	248 (173 to 336)	307 (202 to 440)	242 (153 to 361)	186 (123 to 267)	166 (106 to 239)	139 (94·6 to 196)
Self-harm by firearm	0 (0 to 0)	0 (0 to 0)	0 (0 to 0)	0 (0 to 0)	0 (0 to 0)	4·6 (2·8 to 6·9)	23·5 (16·1 to 33)	26·6 (14·3 to 43·8)	19·5 (9·9 to 34·3)	12·5 (8·1 to 17·8)	11·2 (6 to 19·8)	11·6 (7·8 to 16·6)
Self-harm by other specified means	0 (0 to 0)	0 (0 to 0)	0 (0 to 0)	0 (0 to 0)	0 (0 to 0)	84·8 (52·9 to 123)	225 (157 to 305)	281 (186 to 400)	222 (141 to 331)	173 (115 to 249)	155 (98·7 to 224)	127 (86·8 to 179)
Interpersonal violence	42·2 (24·4 to 67·1)	7·7 (4·3 to 12·3)	183 (99·5 to 299)	144 (80·4 to 242)	225 (171 to 288)	304 (234 to 394)	808 (637 to 1,000)	1,170 (874 to 1,590)	1,050 (748 to 1,430)	895 (642 to 1,220)	835 (601 to 1,140)	728 (531 to 995)
Physical violence by firearm	6·3 (3·7 to 10)	1·7 (1 to 2·8)	47·6 (25·4 to 78·1)	45·9 (24·5 to 80·5)	99·5 (72·8 to 131)	132 (98·6 to 174)	477 (359 to 612)	654 (470 to 930)	560 (370 to 782)	466 (316 to 656)	462 (319 to 653)	393 (275 to 554)
Physical violence by sharp object	5·3 (3 to 8·3)	0·7 (0·4 to 1·1)	15·1 (8·3 to 25)	12·6 (7·3 to 21)	22·6 (17·3 to 28·6)	39·7 (30·4 to 50·9)	111 (81·4 to 151)	204 (142 to 292)	187 (124 to 266)	177 (121 to 252)	147 (98·6 to 216)	139 (91·7 to 202)
Sexual violence	0 (0 to 0)	0 (0 to 0)	0 (0 to 0)	1 (0·6 to 1·7)	8·3 (5 to 13)	18·5 (10·3 to 29·9)	39·4 (22 to 62·2)	58·2 (33·8 to 91·3)	62·2 (35·2 to 100)	62·5 (35·2 to 99·3)	60·9 (33·8 to 97·7)	53·8 (31·5 to 86·9)
Physical violence by other means	30·6 (17·7 to 48·8)	5·2 (2·9 to 8·5)	120 (65·2 to 197)	84·6 (46·6 to 143)	95 (70·6 to 124)	114 (87·1 to 148)	181 (136 to 242)	257 (182 to 361)	243 (165 to 343)	190 (126 to 278)	165 (115 to 234)	142 (99·7 to 195)
Conflict and terrorism	0 (0 to 0)	0 (0 to 0)	0 (0 to 0)	0 (0 to 0)	1·2 (0·6 to 2·6)	5·5 (2·9 to 11·2)	4·5 (2·3 to 9)	5·8 (2·9 to 11)	4·4 (2·2 to 9)	3·5 (1·8 to 7·1)	3 (1·6 to 5·7)	2·7 (1·4 to 5·2)

Benign prostatic hyperplasia	0 (0 to 0)	0 (0 to 0)	0 (0 to 0)	0 (0 to 0)	0 (0 to 0)	0 (0 to 0)	0 (0 to 0)	0 (0 to 0)	0 (0 to 0)	0 (0 to 0)	0 (0 to 0)	0
Male infertility	--	--	--	--	--	--	--	--	--	--	--	NA
Other urinary diseases	11·5 (7·2 to 17·5)	10·9 (6·5 to 19·3)	10 (5·5 to 22·2)	7·5 (4·1 to 16·3)	4·9 (2·5 to 10·4)	3·6 (1·9 to 7·9)	3·2 (1·4 to 8·3)	1·6 (0·8 to 3·5)	1·1 (0·5 to 2·4)	0·6 (0·2 to 1·6)	0·3 (0·1 to 0·6)	125
Gynecological diseases	1,620 (1,080 to 2,290)	1,070 (660 to 1,590)	560 (357 to 793)	317 (196 to 462)	189 (118 to 276)	122 (77·5 to 170)	67·5 (43·9 to 98·1)	40 (25·4 to 59·1)	28·8 (18·6 to 41·7)	15·8 (9·8 to 23·9)	7·5 (4·3 to 11·5)	13,400
Uterine fibroids	219 (101 to 409)	141 (64·7 to 263)	81·1 (37·1 to 149)	44·6 (20·1 to 82·3)	22·8 (10·2 to 44·3)	13 (5·8 to 25·4)	6·7 (3·1 to 13·2)	3·4 (1·7 to 6·5)	1·5 (0·8 to 2·8)	0·6 (0·3 to 1·1)	0·2 (0·1 to 0·4)	1,140
Polycystic ovarian syndrome	48·5 (20·5 to 100)	14·6 (5·7 to 30·6)	0 (0 to 0)	0 (0 to 0)	0 (0 to 0)	0 (0 to 0)	0 (0 to 0)	0 (0 to 0)	0 (0 to 0)	0 (0 to 0)	0 (0 to 0)	487
Female infertility	2·2 (0·1 to 18·1)	0 (0 to 0)	0 (0 to 0)	0 (0 to 0)	0 (0 to 0)	0 (0 to 0)	0 (0 to 0)	0 (0 to 0)	0 (0 to 0)	0 (0 to 0)	0 (0 to 0)	255
Endometriosis	94·4 (50·6 to 155)	41·1 (20·2 to 69·9)	0 (0 to 0)	0 (0 to 0)	0 (0 to 0)	0 (0 to 0)	0 (0 to 0)	0 (0 to 0)	0 (0 to 0)	0 (0 to 0)	0 (0 to 0)	842
Genital prolapse	20·6 (9·3 to 39)	28 (12·6 to 55·4)	28·3 (13·1 to 53·3)	24·7 (10·9 to 47·6)	19·1 (9·1 to 36·9)	15·8 (7·5 to 29·4)	11·2 (5·6 to 19·9)	7·1 (3·4 to 12·9)	4·7 (2·3 to 8·5)	2·4 (1·2 to 4·3)	1·1 (0·5 to 1·9)	186
Premenstrual syndrome	336 (187 to 559)	96·4 (49·4 to 176)	0 (0 to 0)	0 (0 to 0)	0 (0 to 0)	0 (0 to 0)	0 (0 to 0)	0 (0 to 0)	0 (0 to 0)	0 (0 to 0)	0 (0 to 0)	3,970
Other gynecological diseases	901 (534 to 1,360)	751 (392 to 1,170)	451 (275 to 674)	247 (144 to 376)	147 (87·4 to 222)	92·8 (57·7 to 134)	49·5 (30·5 to 75·5)	29·5 (16·9 to 46·3)	22·5 (13·3 to 34·4)	12·8 (7·3 to 20·5)	6·3 (3·3 to 10)	6,540
Hemoglobinopathies and hemolytic anemias	43·3 (25·8 to 66)	45·4 (28·9 to 68·6)	39·9 (25·8 to 62·3)	37·6 (23·8 to 55·6)	27·1 (17·5 to 39·9)	29·3 (18·9 to 43·4)	21·8 (14·3 to 31·9)	14·5 (9·3 to 21·6)	8·5 (5·3 to 12·7)	3·2 (2 to 4·9)	1·4 (0·8 to 2·3)	763
Thalassemias	0 (0 to 0·2)	0 (0 to 0·2)	0 (0 to 0·1)	0 (0 to 0)	0 (0 to 0)	0 (0 to 0)	0 (0 to 0)	0 (0 to 0)	0 (0 to 0)	0 (0 to 0)	0 (0 to 0)	11·3
Thalassemias trait	1·4 (0·2 to 4)	1·2 (0·2 to 3·5)	1 (0·2 to 2·8)	0·8 (0·2 to 2·3)	0·5 (0·1 to 1·2)	0·8 (0·2 to 1·9)	0·6 (0·2 to 1·7)	0·5 (0·1 to 1·1)	0·3 (0·1 to 0·8)	0·1 (0 to 0·3)	0·1 (0 to 0·1)	78·9
Sickle cell disorders	2·4 (1 to 5)	2·2 (0·9 to 4·6)	1·2 (0·5 to 2·3)	0·4 (0·1 to 0·9)	0·1 (0 to 0·2)	0 (0 to 0·1)	0 (0 to 0)	0 (0 to 0)	0 (0 to 0)	0 (0 to 0)	0 (0 to 0)	53·5
Sickle cell trait	1·6 (0·2 to 3·9)	1·3 (0·2 to 3·5)	1·1 (0·1 to 2·6)	0·8 (0·1 to 2·1)	0·5 (0 to 1·2)	0·8 (0·2 to 1·7)	0·7 (0·2 to 1·3)	0·5 (0·2 to 0·9)	0·4 (0·1 to 0·7)	0·1 (0·1 to 0·3)	0·1 (0 to 0·1)	120
G6PD deficiency	8·8 (4·6 to 14·9)	8·3 (4·1 to 14·5)	5·5 (2·6 to 9·9)	3·3 (1·6 to 5·8)	1·8 (0·8 to 3·1)	0·8 (0·4 to 1·4)	0·4 (0·2 to 0·7)	0·1 (0·1 to 0·2)	0 (0 to 0·1)	0 (0 to 0)	0 (0 to 0)	111
G6PD trait	0·1 (0 to 0·2)	0 (0 to 0)	0 (0 to 0)	0 (0 to 0)	0 (0 to 0)	0 (0 to 0)	0 (0 to 0)	0 (0 to 0)	0 (0 to 0)	0 (0 to 0)	0 (0 to 0)	6·2
Other hemoglobinopathies and hemolytic anemias	28·9 (16·4 to 46·4)	32·2 (19·7 to 50·1)	31·1 (19·6 to 48·2)	32·2 (20·1 to 47·9)	24·2 (15·7 to 35·6)	26·9 (17·4 to 40·1)	20·1 (13 to 29·5)	13·4 (8·6 to 20)	7·7 (4·8 to 11·6)	2·9 (1·8 to 4·5)	1·3 (0·7 to 2·1)	382
Endocrine, metabolic, blood, and immune disorders	734 (487 to 1,040)	839 (569 to 1,210)	922 (626 to 1,340)	850 (562 to 1,240)	689 (466 to 1,020)	605 (417 to 838)	460 (318 to 638)	267 (186 to 374)	139 (94·5 to 200)	51·5 (35·3 to 69·3)	23·2 (15·5 to 32·9)	7,740
Oral disorders	711 (405 to 1,180)	751 (437 to 1,200)	753 (454 to 1,170)	730 (452 to 1,100)	610 (376 to 916)	530 (333 to 779)	395 (253 to 573)	258 (167 to 374)	149 (96·3 to 215)	65·8 (42·5 to 93·2)	27·2 (17·5 to 38·8)	7,490
Caries of deciduous teeth	0 (0 to 0)	0 (0 to 0)	0 (0 to 0)	0 (0 to 0)	0 (0 to 0)	0 (0 to 0)	0 (0 to 0)	0 (0 to 0)	0 (0 to 0)	0 (0 to 0)	0 (0 to 0)	41·2
Caries of permanent teeth	27·4 (10·9 to 56·7)	22·6 (9·2 to 47·5)	17·8 (6·6 to 41·3)	13·7 (4·7 to 29·8)	9·3 (3·6 to 19·2)	6·9 (2·8 to 13·8)	4·4 (1·8 to 8·8)	2·5 (1 to 5·3)	1·2 (0·5 to 2·6)	0·4 (0·2 to 1)	0·1 (0 to 0·4)	374
Periodontal diseases	279 (107 to 585)	234 (91·1 to 494)	175 (69·7 to 365)	123 (49·6 to 251)	75·7 (29·1 to 155)	52 (20·3 to 105)	33·3 (13·1 to 67·8)	20·2 (7·8 to 41·8)	11·3 (4·2 to 24)	4·8 (1·7 to 10·4)	1·8 (0·7 to 4)	1,990
Other oral disorders	89·1 (53·6 to 137)	77·1 (46·4 to 114)	61·3 (37·4 to 92·1)	48 (29·5 to 71·7)	33·9 (21·1 to 51·3)	24 (14·5 to 35·9)	13·6 (8·3 to 20·5)	6·9 (4·1 to 10·4)	3·1 (1·9 to 4·7)	1·2 (0·7 to 1·8)	0·5 (0·3 to 0·8)	1,050
Sudden infant death syndrome	--	--	--	--	--	--	--	--	--	--	--	NA
Injuries	2,030 (1,640 to 2,530)	1,800 (1,440 to 2,210)	1,510 (1,220 to 1,850)	1,250 (1,010 to 1,540)	1,020 (835 to 1,250)	895 (726 to 1,090)	772 (633 to 946)	611 (496 to 734)	480 (382 to 588)	263 (207 to 326)	138 (110 to 170)	31,400
Transport injuries	602 (460 to 795)	582 (447 to 747)	495 (381 to 648)	403 (316 to 512)	327 (259 to 408)	245 (194 to 307)	196 (156 to 247)	122 (94·4 to 154)	74·7 (57·7 to 93·6)	29·2 (22·8 to 35·9)	13·5 (10·7 to 16·6)	8,620
Road injuries	574 (436 to 759)	558 (427 to 716)	473 (363 to 624)	386 (303 to 493)	314 (249 to 394)	235 (185 to 295)	189 (150 to 238)	118 (90·5 to 149)	71·6 (55·1 to 89·7)	27·5 (21·4 to 33·8)	12·5 (9·8 to 15·4)	8,240
Pedestrian road injuries	215 (151 to 301)	228 (159 to 311)	199 (146 to 268)	182 (139 to 238)	160 (123 to 210)	123 (93·9 to 159)	107 (81·9 to 138)	67·1 (49·8 to 88·4)	41·6 (31·1 to 54·5)	14 (10·7 to 18)	6·2 (4·8 to 7·8)	3,270
Cyclist road injuries	33·2 (24·6 to 44·1)	34·9 (25·6 to 46·8)	29·8 (21·6 to 41·6)	24·1 (18·6 to 30·6)	18·9 (13·8 to 25·6)	12·8 (9·6 to 16·6)	8·4 (6·2 to 10·9)	6·1 (4·4 to 8)	3·9 (2·8 to 5·1)	1·9 (1·4 to 2·5)	0·7 (0·5 to 1)	360
Motorcyclist road injuries	42·5 (31·5 to 56·5)	33·1 (24·2 to 42·9)	25·6 (19·5 to 32·8)	17·8 (13·4 to 23·4)	13·3 (9·8 to 17·9)	11·7 (8·6 to 15·6)	9·4 (6·8 to 12·4)	7·1 (5·1 to 9·5)	4·5 (3·3 to 6·1)	2·3 (1·6 to 3)	1·1 (0·9 to 1·5)	682
Motor vehicle road injuries	266 (196 to 364)	245 (179 to 327)	203 (157 to 265)	154 (121 to 196)	116 (91·3 to 146)	83·4 (64·9 to 105)	61·1 (48·3 to 76·9)	35 (27 to 43·9)	20·2 (15·2 to 26)	8·7 (6·8 to 10·9)	4·1 (3·1 to 5·1)	3,700
Other road injuries	18·1 (13 to 25)	17·2 (12·4 to 23·2)	15·5 (10·8 to 22·7)	8 (5·7 to 10·8)	5·9 (4·2 to 8·1)	4·6 (3·3 to 6·2)	3·7 (2·7 to 5)	2·3 (1·7 to 3·1)	1·3 (0·9 to 1·7)	0·6 (0·4 to 0·8)	0·3 (0·2 to 0·4)	222
Other transport injuries	27·6 (18·8 to 41·2)	24·5 (17·1 to 34·1)	21·8 (15·2 to 31·1)	16·2 (12 to 22·2)	12·4 (9 to 17·2)	9·7 (7·1 to 13·3)	7·2 (5·3 to 9·8)	4·7 (3·5 to 6·4)	3·2 (2·3 to 4·4)	1·7 (1·2 to 2·3)	1·1 (0·7 to 1·5)	379
Unintentional injuries	746 (561 to 991)	737 (559 to 960)	688 (528 to 901)	643 (497 to 820)	556 (427 to 706)	558 (438 to 696)	516 (409 to 636)	460 (368 to 566)	390 (305 to 486)	228 (178 to 285)	122 (95·4 to 153)	12,900
Falls	341 (248 to 461)	357 (265 to 468)	347 (261 to 454)	354 (270 to 458)	325 (247 to 417)	358 (275 to 448)	356 (279 to 442)	347 (274 to 430)	312 (241 to 394)	188 (146 to 239)	101 (78·3 to 127)	5,340
Drowning	20 (13·6 to 29)	16·6 (11·6 to 23·3)	13·4 (9·7 to 18·5)	11·2 (8·1 to 14·9)	8·2 (5·9 to 11·2)	6·4 (4·6 to 8·6)	5 (3·7 to 6·6)	2·9 (2·1 to 3·8)	1·7 (1·3 to 2·3)	0·8 (0·6 to 1)	0·5 (0·4 to 0·6)	577
Fire, heat, and hot substances	106 (66·2 to 160)	97·3 (61·6 to 147)	84·4 (53·7 to 127)	70·9 (45·2 to 105)	54·1 (35·8 to 79·7)	47·2 (32·4 to 67·2)	37·9 (26·6 to 52·7)	28·9 (21·6 to 39·7)	20·5 (15·2 to 27·3)	10·7 (8 to 14)	5·9 (4·4 to 7·5)	1,390
Poisonings	19·8 (13·3 to 28·6)	17·6 (12·2 to 24·6)	13·4 (8·8 to 18·9)	10·5 (7 to 14·7)	8·1 (5·5 to 11·4)	6·5 (4·5 to 9·1)	5·2 (3·6 to 7·2)	3·5 (2·5 to 4·7)	2·1 (1·5 to 3)	0·9 (0·7 to 1·3)	0·5 (0·3 to 0·6)	357
Poisoning by carbon monoxide	7·7 (5·1 to 11·4)	6·7 (4·5 to 9·4)	4·5 (3 to 6·5)	3·6 (2·5 to 5·1)	3 (2·1 to 4·3)	2·8 (2 to 3·8)	2·6 (1·8 to 3·7)	1·5 (1·1 to 2·1)	1 (0·6 to 1·4)	0·5 (0·3 to 0·6)	0·2 (0·1 to 0·3)	152
Poisoning by other means	12·1 (7·1 to 19·7)	11 (6·5 to 17)	8·8 (5·2 to 13·6)	6·9 (4 to 10·5)	5 (3·1 to 7·6)	3·7 (2·1 to 5·7)	2·6 (1·6 to 4·1)	2 (1·2 to 2·9)	1·1 (0·7 to 1·8)	0·5 (0·3 to 0·7)	0·2 (0·2 to 0·4)	205
Exposure to mechanical forces	92·1 (63·6 to 135)	88·6 (62·4 to 127)	78·2 (54·8 to 113)	67·6 (47·7 to 95·6)	52·8 (37·3 to 74·2)	43·6 (30·6 to 61·2)	33·7 (24·2 to 46·7)	21·3 (14·8 to 30·5)	13·5 (9·3 to 19·1)	6·5 (4·6 to 9·2)	3·2 (2·2 to 4·4)	1,190
Unintentional firearm injuries	10 (7·1 to 14)	9·6 (6·9 to 13·2)	7·5 (5·4 to 10·3)	5·6 (4 to 7·8)	4·2 (3 to 5·9)	3·6 (2·5 to 5·1)	2·7 (1·9 to 3·9)	1·9 (1·3 to 2·7)	1·2 (0·8 to 1·8)	0·6 (0·4 to 0·9)	0·3 (0·2 to 0·5)	131
Other exposure to mechanical forces	82 (55·2 to 122)	79·1 (53·9 to 114)	70·8 (48·8 to 103)	62 (43·7 to 88·5)	48·6 (33·9 to 68·7)	39·9 (28·1 to 56·6)	30·9 (22·2 to 43)	19·5 (13·6 to 27·7)	12·3 (8·4 to 17·2)	5·9 (4·2 to 8·4)	2·9 (2 to 4)	1,060
Adverse effects of medical treatment	31·7 (20·3 to 48·2)	38·5 (24·4 to 57·8)	42·8 (25·9 to 64·3)	41 (26 to 61·5)	35·9 (22·4 to 53·6)	34·7 (23 to 49·8)	28·4 (19·1 to 39·7)	19·7 (13·1 to 27·8)	14 (9·4 to 20·5)	6·3 (4·1 to 8·9)	3 (1·9 to 4·5)	518
Animal contact	18·6 (11·9 to 27·2)	17·6 (11·6 to 25·2)	15·6 (10·3 to 22·4)	13·4 (8·7 to 19·4)	10·6 (7·1 to 15·4)	8·9 (6·2 to 12·9)	6·6 (4·5 to 9·7)	4·5 (3·1 to 6·5)	2·7 (1·9 to 3·9)	1·3 (0·9 to 1·8)	0·6 (0·4 to 0·8)	258
Venomous animal contact	9·8 (6·1 to 15)	8·8 (5·7 to 13)	7·5 (4·7 to 11·1)	6·2 (3·9 to 9)	4·5 (3 to 6·7)	3·6 (2·4 to 5·2)	2·6 (1·7 to 3·8)	1·7 (1·2 to 2·4)	1 (0·7 to 1·4)	0·5 (0·3 to 0·6)	0·2 (0·1 to 0·3)	140
Non-venomous animal contact	8·7 (5 to 14·6)	8·8 (5·2 to 14)	8·1 (4·9 to 12·9)	7·2 (4·3 to 11·4)	6 (3·6 to 9·6)	5·3 (3·3 to 8·4)	4 (2·5 to 6·2)	2·8 (1·8 to 4·3)	1·7 (1·1 to 2·7)	0·8 (0·5 to 1·3)	0·4 (0·2 to 0·6)	118
Foreign body	60·7 (46 to 80)	54·5 (41·9 to 70·4)	48·6 (37·2 to 63·1)	37·5 (28·7 to 48·2)	29·6 (23·2 to 37·2)	26·8 (20·4 to 34·4)	21 (16·4 to 25·9)	16·1 (12·6 to 20·1)	11·1 (8·6 to 14·2)	6·2 (4·6 to 8)	3·6 (2·6 to 4·6)	2,560
Pulmonary aspiration and foreign body in airway	34·8 (24·2 to 50·4)	30·9 (21·2 to 43·8)	28·5 (19·6 to 40·6)	21·9 (15·1 to 30·8)	18 (12·7 to 24·3)	17·1 (12 to 24·1)	13·8 (10·1 to 18·4)	11·3 (8 to 15·1)	8·2 (5·8 to 11)	4·8 (3·3 to 6·6)	3 (2·1 to 3·9)	2,250
Foreign body in eyes	14·1 (7·9 to 24)	12·3 (7 to 19·8)	10 (5·8 to 15·1)	8·3 (5 to 12·5)	6·2 (4 to 9·1)	5·1 (3·3 to 7·3)	3·8 (2·5 to 5·5)	2·5 (1·7 to 3·7)	1·5 (1 to 2·1)	0·7 (0·4 to 1)	0·3 (0·2 to 0·4)	145
Foreign body in other body part	11·9 (8·4 to 16·2)	11·3 (8·2 to 15)	10·1 (7·1 to 13·8)	7·2 (5·2 to 9·8)	5·4 (3·9 to 7·3)	4·5 (3·3 to 6·1)	3·4 (2·5 to 4·6)	2·3 (1·7 to 3·2)	1·4 (1 to 1·9)	0·7 (0·5 to 0·9)	0·3 (0·2 to 0·4)	158
Environmental heat and cold exposure	18·5 (12·1 to 28·7)	17·7 (11·5 to 26·5)	16·2 (10·7 to 24·4)	14·4 (9·1 to 21·6)	11·8 (7·7 to 17·5)	10·5 (6·8 to 15·4)	8·4 (5·6 to 12·1)	6·2 (4·2 to 8·9)	4·2 (2·9 to 5·9)	2·3 (1·6 to 3·2)	1·2 (0·8 to 1·6)	225
Exposure to forces of nature	0·9 (0·6 to 1·4)	0·5 (0·4 to 0·8)	0·4 (0·3 to 0·6)	0·4 (0·2 to 0·5)	0·3 (0·2 to 0·4)	0·2 (0·1 to 0·3)	0·1 (0·1 to 0·2)	0·1 (0·1 to 0·1)	0·1 (0 to 0·1)	0 (0 to 0)	0 (0 to 0)	6·7
Other unintentional injuries	37·4 (27·8 to 49·8)	30·9 (23 to 41·4)	28·1 (21·1 to 38·1)	22·6 (16·8 to 30)	19·2 (14·7 to 25)	15·4 (11·5 to 19·9)	13·6 (10·2 to 17·6)	9·9 (7·5 to 12·8)	7·8 (5·9 to 10·2)	4·5 (3·2 to 5·8)	2·6 (1·9 to 3·4)	498
Self-harm and interpersonal violence	681 (502 to 910)	481 (353 to 649)	327 (239 to 437)	203 (151 to 270)	137 (103 to 177)	92·1 (70·7 to 118)	59·8 (46·9 to 76·9)	28·8 (22·8 to 37·1)	14·9 (11·8 to 18·7)	5·8 (4·6 to 7·3)	2·9 (2·3 to 3·6)	9,860
Self-harm	106 (69·7 to 151)	70·9 (46·6 to 103)	49·5 (33·3 to 68·9)	30·8 (21·5 to 43·4)	19·8 (14·1 to 26·7)	12·6 (8·9 to 17·5)	6·7 (4·9 to 8·7)	3·8 (2·9 to 5·1)	2·2 (1·6 to 2·8)	0·9 (0·7 to 1·2)	0·6 (0·4 to 0·7)	1,680
Self-harm by firearm	9·2 (6 to 13·4)	6·6 (4·3 to 9·6)	4·3 (2·9 to 6)	3·1 (2·1 to 4·4)	2·1 (1·5 to 2·8)	1·1 (0·8 to 1·5)	0·8 (0·6 to 1·1)	0·4 (0·3 to 0·5)	0·2 (0·1 to 0·3)	0·1 (0·1 to 0·2)	0·1 (0·1 to 0·1)	137
Self-harm by other specified means	96·5 (63·4 to 138)	64·3 (42·2 to 93·3)	45·2 (30·4 to 62·9)	27·7 (19·4 to 39·2)	17·7 (12·6 to 23·8)	11·5 (8·1 to 16)	5·8 (4·2 to 7·7)	3·5 (2·6 to 4·6)	2 (1·4 to 2·5)	0·8 (0·6 to 1)	0·5 (0·3 to 0·6)	1,540
Interpersonal violence	573 (418 to 773)	408 (291 to 554)	276 (196 to 373)	171 (124 to 230)	116 (87·2 to 154)	78·7 (58·7 to 101)	52·6 (40·6 to 69·2)	24·7 (19·2 to 32·1)	12·5 (9·7 to 16·2)	4·7 (3·6 to 6·1)	2·3 (1·8 to 2·9)	8,120
Physical violence by firearm	305 (213 to 428)	212 (139 to 305)	130 (88·2 to 184)	68 (46·6 to 96·3)	41·8 (29·3 to 58·7)	20·7 (14 to 29·3)	12 (8·4 to 16·7)	3·1 (2·2 to 4·3)	1·6 (1·1 to 2·2)	0·4 (0·3 to 0·6)	0·3 (0·2 to 0·4)	4,140
Physical violence by sharp object	102 (72·5 to 139)	79·7 (53·3 to 115)	59·9 (41·9 to 81·8)	40·8 (29 to 56)	28·6 (21 to 38·8)	21·7 (15·6 to 28·8)	13·6 (10·2 to 18·4)	7·2 (5·4 to 9·6)	3·3 (2·5 to 4·4)	1·2 (0·9 to 1·6)	0·7 (0·5 to 0·9)	1,420
Sexual violence	40·9 (23·5 to 67·4)	24·4 (13·5 to 40·2)	13 (7·4 to 20·8)	8·6 (5·2 to 13·1)	5·9 (3·6 to 9·1)	4·5 (2·8 to 6·8)	3 (2 to 4·5)	1·8 (1·2 to 2·8)	0·8 (0·5 to 1·3)	0·2 (0·1 to 0·2)	0 (0 to 0)	468
Physical violence by other means	126 (93·2 to 167)	91·7 (65 to 124)	72·5 (53·7 to 96·2)	53·4 (40·4 to 69·7)	39·5 (30·1 to 51·6)	31·9 (23·8 to 40·8)	23·9 (18·3 to 31·4)	12·5 (9·7 to 16·2)	6·8 (5·1 to 8·8)	2·9 (2·2 to 3·8)	1·3 (1 to 1·7)	2,090
Conflict and terrorism	2·1 (1·1 to 3·9)	1·7 (0·9 to 3·1)	1·5 (0·8 to 2·8)	1·2 (0·7 to 2·2)	0·8 (0·5 to 1·5)	0·6 (0·4 to 1·1)	0·4 (0·2 to 0·8)	0·3 (0·2 to 0·5)	0·2 (0·1 to 0·3)	0·1 (0·1 to 0·3)	0·1 (0 to 0·1)	39·5

SR Table 2b: Tlaxcala DALYS by cause and age group for females with 95% uncertainty intervals, 2019

Cause	Early Neonatal	Late Neonatal	Post Neonatal	1 to 4	5 to 9	10 to 14	15 to 19	20 to 24	25 to 29	30 to 34	35 to 39
All causes	3,890 (2,980 to 5,010)	1,830 (1,400 to 2,350)	5,730 (3,770 to 8,500)	2,950 (2,420 to 3,570)	2,980 (2,380 to 3,710)	4,170 (3,270 to 5,270)	6,260 (4,970 to 7,800)	8,070 (6,410 to 10,000)	8,300 (6,520 to 10,400)	8,620 (6,820 to 10,700)	9,930 (7,950 to 12,200)
Communicable, maternal, neonatal, and nutritional diseases	2,920 (2,050 to 3,920)	1,280 (955 to 1,680)	2,630 (1,630 to 4,040)	985 (767 to 1,230)	725 (541 to 957)	557 (431 to 718)	630 (505 to 774)	850 (678 to 1,060)	826 (667 to 1,040)	797 (632 to 1,010)	856 (669 to 1,090)
HIV/AIDS and sexually transmitted infections	0·4 (0·2 to 0·7)	0·2 (0·1 to 0·5)	18·5 (15·1 to 22·4)	12·4 (10·2 to 14·8)	9·2 (7·5 to 11)	14 (11·7 to 16·5)	25·7 (21·3 to 30·9)	65·8 (53·4 to 82·8)	103 (81·9 to 131)	100 (78 to 136)	107 (83·5 to 142)
HIV/AIDS	0 (0 to 0)	0 (0 to 0)	18·1 (14·7 to 22)	12·3 (10·1 to 14·7)	9·2 (7·5 to 11)	12·6 (10·5 to 15·1)	19·6 (16 to 23·6)	49·6 (40·8 to 60·3)	75·9 (61·6 to 92·6)	67·6 (54·9 to 82·1)	71·9 (58·3 to 87·1)
HIV/AIDS - Drug-susceptible Tuberculosis	0 (0 to 0)	0 (0 to 0)	0·9 (0·5 to 1·4)	0·5 (0·3 to 0·8)	0·5 (0·3 to 0·8)	0·7 (0·4 to 1·1)	1·1 (0·6 to 1·7)	3 (1·7 to 4·5)	4·5 (2·5 to 6·7)	3·8 (2·1 to 5·7)	4·1 (2·3 to 6·3)
HIV/AIDS - Multidrug-resistant Tuberculosis without extensive	0 (0 to 0)	0 (0 to 0)	0·1 (0 to 0·3)	0 (0 to 0·2)	0 (0 to 0·2)	0·1 (0 to 0·2)	0·1 (0 to 0·4)	0·2 (0 to 1)	0·3 (0 to 1·5)	0·3 (0 to 1·2)	0·3 (0 to 1·4)
HIV/AIDS - Extensively drug-resistant Tuberculosis	0 (0 to 0)	0 (0 to 0)	0 (0 to 0·1)	0 (0 to 0)	0 (0 to 0)	0 (0 to 0)	0 (0 to 0·1)	0 (0 to 0·2)	0·1 (0 to 0·2)	0 (0 to 0·2)	0 (0 to 0·2)
HIV/AIDS resulting in other diseases	0 (0 to 0)	0 (0 to 0)	17·1 (13·7 to 21·1)	11·8 (9·5 to 14·2)	8·6 (6·9 to 10·4)	11·8 (9·7 to 14·3)	18·4 (14·7 to 22·4)	46·4 (37·6 to 57·2)	71·1 (57 to 88)	63·5 (50·5 to 77·4)	67·4 (53·9 to 82·7)
Sexually transmitted infections excluding HIV	0·4 (0·2 to 0·7)	0·2 (0·1 to 0·5)	0·4 (0·1 to 0·7)	0 (0 to 0·1)	0 (0 to 0)	1·3 (0·9 to 1·9)	6 (3·8 to 9·7)	16·1 (8·9 to 29·3)	27·2 (13·2 to 51·4)	32·5 (15·9 to 64·6)	35·6 (18·4 to 65·5)
Syphilis	0·4 (0·2 to 0·7)	0·2 (0·1 to 0·5)	0·4 (0·1 to 0·7)	0 (0 to 0·1)	0 (0 to 0)	0·5 (0·3 to 0·7)	0·6 (0·4 to 1)	0·4 (0·2 to 0·6)	0·9 (0·6 to 1·5)	1 (0·6 to 1·5)	0·8 (0·5 to 1·2)
Chlamydial infection	0 (0 to 0)	0 (0 to 0)	0 (0 to 0)	0 (0 to 0)	0 (0 to 0)	0·1 (0·1 to 0·2)	0·6 (0·4 to 0·9)	1·8 (1·1 to 2·6)	1·8 (1·2 to 2·9)	1·9 (1·1 to 3·1)	2·8 (1·5 to 4·7)
Gonococcal infection	0 (0 to 0)	0 (0 to 0)	0 (0 to 0)	0 (0 to 0)	0 (0 to 0)	0·1 (0·1 to 0·2)	0·9 (0·5 to 1·4)	1·7 (0·9 to 2·8)	2 (1·2 to 3·1)	1·8 (1·1 to 2·8)	2·4 (1·5 to 3·5)
Trichomoniasis	0 (0 to 0)	0 (0 to 0)	0 (0 to 0)	0 (0 to 0)	0 (0 to 0)	0·1 (0 to 0·2)	1·3 (0·4 to 3·3)	7·1 (2·4 to 17)	15·1 (5 to 34·5)	18·1 (5·9 to 41·8)	17·1 (5·8 to 39·6)
Genital herpes	0 (0 to 0)	0 (0 to 0)	0 (0 to 0)	0 (0 to 0)	0 (0 to 0)	0·2 (0·1 to 0·6)	1·1 (0·2 to 2·8)	2·3 (0·7 to 5·6)	3·6 (1·1 to 8·8)	4·6 (1·5 to 11·2)	5·2 (1·7 to 12·4)
Other sexually transmitted infections	0 (0 to 0)	0 (0 to 0)	0 (0 to 0)	0 (0 to 0)	0 (0 to 0)	0·3 (0·2 to 0·4)	1·6 (1·1 to 2·4)	3 (1·7 to 4·8)	3·8 (2·2 to 6·1)	5·2 (3·1 to 8·4)	7·4 (4·6 to 11·5)
Respiratory infections and tuberculosis	116 (61·7 to 186)	139 (84·4 to 217)	1,120 (660 to 1,790)	308 (217 to 410)	169 (121 to 232)	141 (99·7 to 200)	146 (104 to 201)	182 (132 to 247)	169 (122 to 228)	147 (105 to 199)	171 (121 to 233)
Tuberculosis	0 (0 to 0)	0 (0 to 0)	3·2 (1·8 to 5·6)	2·8 (1·9 to 4)	3·2 (2·2 to 4·6)	3·5 (2·4 to 5)	8 (5·5 to 11·6)	22·5 (14·3 to 33·9)	24 (15·1 to 35·8)	17·9 (11·1 to 27·9)	19·6 (12·3 to 30)
Latent tuberculosis infection	0 (0 to 0)	0 (0 to 0)	0 (0 to 0)	0 (0 to 0)	0 (0 to 0)	0 (0 to 0)	0 (0 to 0)	0 (0 to 0)	0 (0 to 0)	0 (0 to 0)	0 (0 to 0)
Drug-susceptible tuberculosis	0 (0 to 0)	0 (0 to 0)	3 (1·5 to 5·3)	2·6 (1·7 to 3·9)	3 (2 to 4·5)	3·3 (2 to 4·7)	7·5 (4·5 to 11·2)	21·2 (12·7 to 32·9)	22·7 (13 to 33·5)	16·9 (9·5 to 26·7)	18·4 (10·6 to 28·2)
Multidrug-resistant tuberculosis without extensive drug resista	0 (0 to 0)	0 (0 to 0)	0·2 (0 to 1)	0·2 (0 to 0·7)	0·2 (0 to 0·7)	0·2 (0 to 0·9)	0·5 (0 to 2·2)	1·2 (0·1 to 5·4)	1·2 (0·1 to 5·3)	0·9 (0·1 to 4·1)	1 (0·1 to 4·7)
Extensively drug-resistant tuberculosis	0 (0 to 0)	0 (0 to 0)	0 (0 to 0·1)	0 (0 to 0·1)	0 (0 to 0·1)	0 (0 to 0·1)	0·1 (0 to 0·4)	0·2 (0 to 0·8)	0·2 (0 to 0·8)	0·1 (0 to 0·6)	0·2 (0 to 0·7)
Lower respiratory infections	115 (61 to 185)	136 (82·4 to 213)	1,080 (629 to 1,720)	225 (148 to 319)	67 (47·3 to 93·1)	52·4 (36·1 to 73·1)	59 (41·2 to 82·7)	91·9 (56·5 to 140)	86·4 (54·5 to 127)	75 (48·4 to 110)	99·4 (62·5 to 149)
Upper respiratory infections	0·8 (0·4 to 1·4)	2·8 (1·7 to 4·4)	33·3 (20·9 to 52·3)	56·2 (32·4 to 89·2)	65·5 (35·6 to 112)	59·4 (32·1 to 103)	56·1 (28·9 to 99·2)	52·2 (29·1 to 89·8)	46·7 (26 to 78·1)	44·4 (23·7 to 75·6)	42·4 (21·5 to 71)
Otitis media	0 (0 to 0)	0·1 (0 to 0·1)	3 (1·5 to 5·4)	24 (12·3 to 42·5)	33 (18 to 56·9)	25·2 (13·6 to 44·3)	22·4 (11·6 to 38·9)	15·2 (6·4 to 31)	11·7 (5·3 to 21·7)	9·9 (4·1 to 19·1)	9·9 (4·7 to 18·8)
Enteric infections	5·4 (2·7 to 9·6)	17·6 (8·3 to 35·3)	351 (188 to 611)	195 (138 to 266)	146 (94·2 to 229)	79·7 (52·3 to 119)	40 (26·4 to 56·4)	28·6 (19·3 to 40·1)	29·3 (20·3 to 39·9)	31 (21·9 to 42·8)	39·7 (28·7 to 54·2)
Diarrheal diseases	5·4 (2·7 to 9·6)	17·6 (8·3 to 35·2)	349 (186 to 608)	193 (136 to 264)	144 (92·1 to 227)	77·6 (50·1 to 117)	39·1 (25·5 to 55·5)	27·6 (18·4 to 39·1)	28·5 (19·6 to 39·1)	30·3 (21·4 to 42·2)	38·9 (28 to 53·5)
Typhoid and paratyphoid	0 (0 to 0)	0 (0 to 0)	0·7 (0·2 to 2·1)	0·8 (0·2 to 2·2)	0·4 (0·1 to 0·9)	0·7 (0·2 to 2·2)	0·5 (0·2 to 1·6)	0·6 (0·2 to 1·7)	0·5 (0·2 to 1·5)	0·4 (0·1 to 1·1)	0·6 (0·2 to 1·6)
Typhoid fever	0 (0 to 0)	0 (0 to 0)	0·7 (0·2 to 2·1)	0·8 (0·2 to 2·2)	0·4 (0·1 to 0·9)	0·7 (0·2 to 2·2)	0·5 (0·2 to 1·6)	0·6 (0·2 to 1·7)	0·5 (0·2 to 1·5)	0·4 (0·1 to 1·1)	0·6 (0·2 to 1·6)
Paratyphoid fever	0 (0 to 0)	0 (0 to 0)	0 (0 to 0·1)	0 (0 to 0)	0 (0 to 0)	0 (0 to 0)	0 (0 to 0)	0 (0 to 0)	0 (0 to 0)	0 (0 to 0)	0 (0 to 0)
Invasive Non-typhoidal Salmonella (iNTS)	0 (0 to 0)	0 (0 to 0·2)	0·7 (0·1 to 4·4)	0·5 (0·1 to 3·5)	0·9 (0·1 to 7)	1·1 (0·2 to 8)	0·2 (0·1 to 0·5)	0·3 (0·1 to 0·6)	0·2 (0·1 to 0·5)	0·1 (0 to 0·3)	0·2 (0·1 to 0·4)
Other intestinal infectious diseases	0 (0 to 0)	0 (0 to 0)	0·8 (0 to 3·3)	0·7 (0·1 to 2·1)	0·4 (0·1 to 1·1)	0·3 (0·1 to 0·9)	0·1 (0 to 0·4)	0·1 (0 to 0·5)	0 (0 to 0·2)	0·1 (0 to 0·3)	0·1 (0 to 0·2)
Neglected tropical diseases and malaria	2·2 (0·9 to 4·7)	0·4 (0·1 to 1·1)	5·4 (2 to 17·6)	19·6 (9·5 to 41·1)	30·3 (16·2 to 50·2)	20·7 (11·6 to 35·7)	27·9 (14·6 to 46·6)	48·9 (24·2 to 89·8)	62·9 (30·1 to 123)	71·1 (33·3 to 135)	76·7 (36·5 to 139)
Malaria	0 (0 to 0)	0 (0 to 0)	0 (0 to 0)	0 (0 to 0)	0 (0 to 0)	0 (0 to 0)	0 (0 to 0)	0 (0 to 0)	0 (0 to 0)	0 (0 to 0)	0 (0 to 0)
Chagas disease	0 (0 to 0)	0 (0 to 0)	0 (0 to 0·1)	0 (0 to 0)	0·1 (0·1 to 0·2)	0·6 (0·3 to 0·9)	1·3 (0·2 to 2·9)	1·9 (0·5 to 4)	2·3 (0·8 to 4·9)	3·3 (1·4 to 6)	3·9 (1·9 to 6·5)
Leishmaniasis	0 (0 to 0)	0 (0 to 0)	0 (0 to 0)	0 (0 to 0)	0 (0 to 0)	0 (0 to 0)	0 (0 to 0)	0 (0 to 0)	0 (0 to 0)	0 (0 to 0)	0 (0 to 0)
Visceral leishmaniasis	0 (0 to 0)	0 (0 to 0)	0 (0 to 0)	0 (0 to 0)	0 (0 to 0)	0 (0 to 0)	0 (0 to 0)	0 (0 to 0)	0 (0 to 0)	0 (0 to 0)	0 (0 to 0)
Cutaneous and mucocutaneous leishmaniasis	0 (0 to 0)	0 (0 to 0)	0 (0 to 0)	0 (0 to 0)	0 (0 to 0)	0 (0 to 0)	0 (0 to 0)	0 (0 to 0)	0 (0 to 0)	0 (0 to 0)	0 (0 to 0)
African trypanosomiasis	0 (0 to 0)	0 (0 to 0)	0 (0 to 0)	0 (0 to 0)	0 (0 to 0)	0 (0 to 0)	0 (0 to 0)	0 (0 to 0)	0 (0 to 0)	0 (0 to 0)	0 (0 to 0)
Schistosomiasis	0 (0 to 0)	0 (0 to 0)	0 (0 to 0)	0 (0 to 0)	0 (0 to 0)	0 (0 to 0)	0 (0 to 0)	0 (0 to 0)	0 (0 to 0)	0 (0 to 0)	0 (0 to 0)
Cysticercosis	0 (0 to 0)	0 (0 to 0)	0 (0 to 0)	0 (0 to 0·2)	0·2 (0 to 0·8)	1·2 (0·3 to 2·9)	7·7 (1·3 to 20·3)	26·8 (7·6 to 69·5)	44·8 (14·2 to 103)	51·9 (17·6 to 116)	56·2 (19·1 to 118)
Cystic echinococcosis	0 (0 to 0)	0 (0 to 0)	0 (0 to 0)	0 (0 to 0)	0 (0 to 0·1)	0 (0 to 0·1)	0 (0 to 0·2)	0 (0 to 0·2)	0 (0 to 0·1)	0 (0 to 0·1)	0 (0 to 0·1)
Lymphatic filariasis	0 (0 to 0)	0 (0 to 0)	0 (0 to 0)	0 (0 to 0)	0 (0 to 0)	0 (0 to 0)	0 (0 to 0)	0 (0 to 0)	0 (0 to 0)	0 (0 to 0)	0 (0 to 0)
Onchocerciasis	0 (0 to 0)	0 (0 to 0)	0 (0 to 0)	0 (0 to 0)	0 (0 to 0)	0 (0 to 0)	0 (0 to 0)	0 (0 to 0)	0 (0 to 0)	0 (0 to 0)	0 (0 to 0)
Trachoma	0 (0 to 0)	0 (0 to 0)	0 (0 to 0)	0 (0 to 0)	0 (0 to 0)	0 (0 to 0)	0 (0 to 0)	0 (0 to 0)	0 (0 to 0)	0 (0 to 0)	0 (0 to 0)
Dengue	0 (0 to 0)	0 (0 to 0)	0·2 (0·1 to 0·6)	0·8 (0·2 to 2·1)	2 (0·1 to 5·7)	2·3 (0·1 to 6·6)	2·3 (0·1 to 6)	2·3 (0·2 to 6·2)	2 (0·1 to 5·8)	1·8 (0·1 to 4·7)	1·7 (0·1 to 4·8)
Yellow fever	0 (0 to 0)	0 (0 to 0)	0 (0 to 0)	0 (0 to 0)	0 (0 to 0)	0 (0 to 0)	0 (0 to 0)	0 (0 to 0)	0 (0 to 0)	0 (0 to 0)	0 (0 to 0)
Rabies	0 (0 to 0)	0 (0 to 0)	0 (0 to 0)	0 (0 to 0)	0 (0 to 0·1)	0 (0 to 0)	0 (0 to 0)	0 (0 to 0)	0 (0 to 0)	0 (0 to 0)	0 (0 to 0)
Intestinal nematode infections	0 (0 to 0)	0 (0 to 0)	0·7 (0·1 to 2·8)	7 (2·9 to 13·6)	16·2 (7·8 to 29·6)	11·2 (5·1 to 21)	15·4 (7·5 to 30·1)	15·7 (6·9 to 30·1)	11·6 (4·8 to 22·6)	11 (5 to 21·6)	9·2 (4·5 to 17·1)
Ascariasis	0 (0 to 0)	0 (0 to 0)	0·7 (0 to 2·6)	4·6 (1·4 to 10·2)	8·5 (3·4 to 17·1)	4·9 (1·8 to 10·3)	3 (1·1 to 6·6)	2·6 (0·9 to 5·4)	2·3 (0·8 to 5)	2·1 (0·8 to 4·5)	2·1 (0·7 to 4·3)
Trichuriasis	0 (0 to 0)	0 (0 to 0)	0·1 (0 to 0·1)	1·6 (0·6 to 3·4)	5·8 (2·3 to 12·1)	4·9 (1·9 to 10·9)	5 (2 to 10·7)	4·7 (1·8 to 9·9)	3·4 (1·3 to 7)	2·4 (0·9 to 5)	1·9 (0·7 to 4·2)
Hookworm disease	0 (0 to 0)	0 (0 to 0)	0 (0 to 0·1)	0·8 (0·2 to 1·8)	1·9 (0·6 to 4·1)	1·4 (0·5 to 3·2)	7·4 (2·1 to 18·6)	8·4 (2·4 to 20·8)	6 (1·5 to 15·4)	6·5 (1·8 to 15·9)	5·3 (1·9 to 11·3)
Food-borne trematodiases	0 (0 to 0)	0 (0 to 0)	0 (0 to 0)	0 (0 to 0)	0 (0 to 0)	0 (0 to 0)	0 (0 to 0)	0 (0 to 0)	0 (0 to 0)	0 (0 to 0)	0 (0 to 0)
Leprosy	0 (0 to 0)	0 (0 to 0)	0 (0 to 0)	0 (0 to 0)	0 (0 to 0)	0 (0 to 0)	0 (0 to 0)	0 (0 to 0)	0 (0 to 0)	0 (0 to 0)	0 (0 to 0)
Ebola	0 (0 to 0)	0 (0 to 0)	0 (0 to 0)	0 (0 to 0)	0 (0 to 0)	0 (0 to 0)	0 (0 to 0)	0 (0 to 0)	0 (0 to 0)	0 (0 to 0)	0 (0 to 0)
Zika virus	0 (0 to 0)	0 (0 to 0)	0 (0 to 0)	0 (0 to 0)	0 (0 to 0)	0 (0 to 0)	0 (0 to 0)	0 (0 to 0)	0 (0 to 0)	0 (0 to 0)	0 (0 to 0)
Guinea worm disease	0 (0 to 0)	0 (0 to 0)	0 (0 to 0)	0 (0 to 0)	0 (0 to 0)	0 (0 to 0)	0 (0 to 0)	0 (0 to 0)	0 (0 to 0)	0 (0 to 0)	0 (0 to 0)
Other neglected tropical diseases	2·2 (0·9 to 4·7)	0·4 (0·1 to 1·1)	4·4 (1·4 to 16·3)	11·7 (4 to 30·4)	11·8 (4·1 to 24·5)	5·3 (1·7 to 12·3)	1·1 (0·3 to 3·1)	2·1 (0·5 to 5·4)	2·1 (0·4 to 5·8)	3·1 (0·8 to 7·9)	5·7 (1·8 to 11·6)
Other infectious diseases	7·1 (3·9 to 12·5)	11·8 (7·4 to 18·9)	137 (80·8 to 234)	93·4 (64·8 to 129)	58·2 (43·6 to 75·6)	43·3 (32·8 to 56·3)	37·6 (28·6 to 48·6)	39·6 (29 to 52·3)	33·3 (23·2 to 45·5)	30·4 (22·1 to 41·2)	33 (24 to 43·9)
Meningitis	0·9 (0·5 to 1·6)	1·9 (1 to 3·3)	22·5 (11·1 to 39·3)	7·2 (4·8 to 10·5)	5 (3·7 to 6·8)	5·5 (4 to 7·3)	5·8 (4·1 to 7·9)	7·1 (4·9 to 10·5)	5·5 (3·9 to 7·7)	5 (3·6 to 7)	5·3 (3·6 to 7·6)
Encephalitis	2·3 (1·2 to 4)	4·7 (1·8 to 10·5)	53·2 (20·2 to 110)	36 (19·5 to 58·8)	24·6 (15·6 to 37·2)	19·3 (12·2 to 29·8)	17·5 (10·9 to 26·1)	18 (11·3 to 27)	15 (8·6 to 23·1)	11·9 (7·4 to 17·8)	11·8 (7 to 18·5)
Diphtheria	0 (0 to 0)	0 (0 to 0)	0 (0 to 0·1)	0 (0 to 0·2)	0 (0 to 0)	0 (0 to 0)	0 (0 to 0)	0 (0 to 0)	0 (0 to 0)	0 (0 to 0)	0 (0 to 0)
Tetanus	0 (0 to 0)	0 (0 to 0)	0 (0 to 0)	0 (0 to 0)	0 (0 to 0)	0 (0 to 0)	0 (0 to 0)	0 (0 to 0)	0 (0 to 0)	0 (0 to 0)	0 (0 to 0)
Measles	0 (0 to 0)	0 (0 to 0)	0 (0 to 0)	0 (0 to 0)	0 (0 to 0)	0 (0 to 0)	0 (0 to 0)	0 (0 to 0)	0 (0 to 0)	0 (0 to 0)	0 (0 to 0)
Varicella and herpes zoster	0·2 (0·1 to 0·4)	1·4 (0·5 to 2·7)	8·7 (3·6 to 19·2)	15 (5·3 to 30·4)	7·6 (2·9 to 14·9)	2·5 (1·1 to 4·5)	2·5 (1·2 to 4·9)	2·3 (1·1 to 4·3)	2·3 (1·1 to 4·3)	2 (0·9 to 4·1)	2·3 (1 to 4·4)
Acute hepatitis	0 (0 to 0)	0 (0 to 0)	7·7 (3·7 to 14·8)	8·4 (4·4 to 15·4)	6·6 (3·9 to 10·1)	6·1 (3·9 to 9·1)	4·5 (2·6 to 7·1)	4 (2·3 to 6·2)	3·1 (1·8 to 4·7)	2·5 (1·5 to 3·9)	2·6 (1·6 to 4)
Acute hepatitis A	0 (0 to 0)	0 (0 to 0)	2·3 (0·8 to 5·1)	5·7 (2·7 to 10·5)	5·3 (3 to 8·8)	4·9 (2·9 to 7·7)	3·6 (1·9 to 6)	3 (1·6 to 4·9)	2·1 (1 to 3·5)	1·6 (0·8 to 2·8)	1·4 (0·7 to 2·6)
Acute hepatitis B	0 (0 to 0)	0 (0 to 0)	4·3 (1·6 to 8·9)	1·6 (0·2 to 4·5)	0·6 (0·1 to 1·5)	0·6 (0·1 to 1·3)	0·4 (0·1 to 0·8)	0·6 (0·2 to 1·2)	0·6 (0·2 to 1·1)	0·5 (0·2 to 0·9)	0·7 (0·3 to 1·3)
Acute hepatitis C	0 (0 to 0)	0 (0 to 0)	0·1 (0 to 0·4)	0·8 (0·2 to 2·5)	0·3 (0·1 to 0·6)	0·2 (0·1 to 0·4)	0·2 (0·1 to 0·5)	0·2 (0·1 to 0·7)	0·2 (0·1 to 0·5)	0·2 (0·1 to 0·5)	0·3 (0·1 to 0·6)
Acute hepatitis E	0 (0 to 0)	0 (0 to 0)	1 (0·3 to 2·4)	0·3 (0·1 to 0·6)	0·3 (0·2 to 0·6)	0·4 (0·2 to 0·6)	0·3 (0·2 to 0·5)	0·3 (0·1 to 0·4)	0·2 (0·1 to 0·4)	0·2 (0·1 to 0·4)	0·2 (0·1 to 0·4)
Other unspecified infectious diseases	3·6 (1·1 to 8·9)	3·8 (1·7 to 8)	27·4 (13·1 to 54)	16·3 (7·4 to 31·4)	12·9 (7·2 to 21·9)	9·6 (5·6 to 15·5)	7·2 (4·6 to 11·1)	8 (4·8 to 12·6)	7·4 (4·1 to 13·1)	8·8 (4·6 to 16)	10·9 (6·3 to 17·8)
Maternal and neonatal disorders	2,790 (1,960 to 3,740)	1,110 (820 to 1,460)	745 (448 to 1,170)	179 (131 to 238)	147 (103 to 206)	157 (107 to 214)	279 (219 to 347)	383 (301 to 490)	327 (254 to 414)	300 (235 to 373)	244 (193 to 311)
Maternal disorders	0 (0 to 0)	0 (0 to 0)	0 (0 to 0)	0 (0 to 0)	0 (0 to 0)	4·2 (3·3 to 5·4)	130 (98 to 169)	241 (174 to 330)	197 (139 to 274)	176 (128 to 237)	128 (93·2 to 178)
Maternal hemorrhage	0 (0 to 0)	0 (0 to 0)	0 (0 to 0)	0 (0 to 0)	0 (0 to 0)	0·5 (0·3 to 0·9)	18·8 (10·4 to 31)	37·9 (21·4 to 61·2)	35·2 (19·3 to 56·9)	37·3 (21·9 to 58·5)	24·9 (13·9 to 40·1)
Maternal sepsis and other maternal infections	0 (0 to 0)	0 (0 to 0)	0 (0 to 0)	0 (0 to 0)	0 (0 to 0)	0·2 (0·1 to 0·3)	7·6 (4 to 12·9)	14 (7·7 to 22·6)	9·7 (4·9 to 17·5)	6·9 (3·5 to 12·1)	4·5 (2·3 to 7·8)
Maternal hypertensive disorders	0 (0 to 0)	0 (0 to 0)	0 (0 to 0)	0 (0 to 0)	0 (0 to 0)	1·4 (0·9 to 1·9)	40·9 (28·4 to 58·1)	60·2 (39·3 to 89·7)	53·2 (34·7 to 77·3)	46·7 (30·6 to 67)	34·1 (22 to 50·3)
Maternal obstructed labor and uterine rupture	0 (0 to 0)	0 (0 to 0)	0 (0 to 0)	0 (0 to 0)	0 (0 to 0)	0·1 (0·1 to 0·2)	4·5 (2·1 to 8·8)	11·5 (4·8 to 24·5)	9·8 (4·2 to 18·9)	9·1 (3·8 to 19·2)	7·8 (3·1 to 15·6)
Maternal abortion and miscarriage	0 (0 to 0)	0 (0 to 0)	0 (0 to 0)	0 (0 to 0)	0 (0 to 0)	0·3 (0·1 to 0·5)	7·6 (3·6 to 13·8)	12·8 (6 to 23·6)	8·2 (3·5 to 16·7)	7·3 (2·9 to 15·3)	7·1 (3·1 to 14·7)
Ectopic pregnancy	0 (0 to 0)	0 (0 to 0)	0 (0 to 0)	0 (0 to 0)	0 (0 to 0)	0 (0 to 0·1)	1·4 (0·8 to 2·5)	3·9 (2 to 7)	3·6 (1·8 to 6·2)	2·9 (1·5 to 5·1)	2 (1·1 to 3·6)
Indirect maternal deaths	--	--	--	--	--	0·8 (0·5 to 1·4)	21 (11·4 to 35·4)	42·5 (23·1 to 71·2)	30·7 (15·7 to 53)	24·3 (12·4 to 44)	17·3 (8·7 to 31·4)
Late maternal deaths	--	--	--	--	--	0·3 (0·1 to 0·5)	9·5 (4·5 to 18·2)	20·7 (11·1 to 37·5)	17·3 (9·4 to 28·9)	14·4 (7·5 to 25)	9·6 (5·3 to 17·1)
Maternal deaths aggravated by HIV/AIDS	--	--	--	--	--	0 (0 to 0)	0 (0 to 0·1)	0·1 (0 to 0·2)	0·1 (0 to 0·2)	0·1 (0 to 0·2)	0·1 (0 to 0·1)
Neonatal disorders	2,790 (1,960 to 3,740)	1,110 (820 to 1,460)	745 (448 to 1,170)	179 (131 to 238)	147 (103 to 206)	152 (103 to 210)	149 (105 to 203)	142 (100 to 195)	130 (92·8 to 177)	124 (86·9 to 169)	116 (82·2 to 159)
Neonatal preterm birth	1,350 (912 to 1,860)	329 (209 to 474)	282 (147 to 489)	55·1 (38·2 to 77·1)	65·2 (43·5 to 92·7)	66·6 (43·6 to 93·3)	64·8 (44·2 to 90·6)	61 (41·9 to 85)	56·1 (39·1 to 79·6)	52·6 (35 to 74)	49·3 (33·8 to 68·8)
Neonatal encephalopathy due to birth asphyxia and trauma	687 (439 to 981)	143 (79·5 to 232)	101 (53·3 to 167)	21·4 (13·4 to 31·5)	12·2 (5·2 to 22·6)	12·5 (5·1 to 23·6)	12·5 (5·4 to 22·9)	11·9 (5·7 to 21·5)	11 (5·2 to 19·9)	10·4 (5·2 to 19·2)	9·9 (4·8 to 16·9)
Neonatal sepsis and other neonatal infections	456 (286 to 649)	480 (326 to 651)	253 (140 to 399)	45·2 (26·2 to 73·5)	57·6 (32·1 to 100)	60·5 (32·9 to 99·9)	59·2 (32·5 to 98·7)	56·2 (31·2 to 96·7)	51·7 (29 to 86·9)	49·7 (26·7 to 82·9)	46·5 (26 to 77·1)
Hemolytic disease and other neonatal jaundice	12·9 (7·7 to 20·8)	8·3 (5·6 to 11·3)	3·6 (2·1 to 5·5)	10·3 (4·8 to 17·8)	12·4 (5·3 to 21·9)	12·8 (6·2 to 21·9)	12·7 (6·6 to 21·9)	12·4 (7 to 20·7)	11·5 (6·4 to 18·2)	11 (6·4 to 17·8)	10·3 (6 to 16·6)
Other neonatal disorders	279 (161 to 427)	149 (100 to 205)	106 (62 to 170)	46·8 (33·5 to 63·1)	0 (0 to 0)	0 (0 to 0)	0 (0 to 0)	0 (0 to 0)	0 (0 to 0)	0 (0 to 0)	0 (0 to 0)
Nutritional deficiencies	0·2 (0·1 to 0·3)	3 (1·1 to 6·2)	254 (145 to 440)	178 (105 to 284)	166 (89·7 to 279)	102 (59·7 to 176)	74·9 (48·6 to 118)	103 (61·4 to 181)	101 (55·2 to 184)	117 (60·2 to 220)	183 (92·3 to 321)
Protein-energy malnutrition	0·2 (0·1 to 0·3)	0·5 (0·3 to 0·8)	225 (119 to 402)	79·3 (43·1 to 134)	35·7 (24·6 to 50·1)	29·8 (20 to 42·1)	29·8 (20·2 to 40·6)	37·8 (26·4 to 51·7)	33 (22 to 46·3)	31·9 (21·8 to 43·9)	38·8 (26·8 to 53)
Iodine deficiency	0 (0 to 0)	0 (0 to 0)	0 (0 to 0)	1·1 (0·4 to 2)	7·3 (2·9 to 14·1)	13·7 (6·1 to 24·5)	16·9 (7·8 to 29·7)	16·6 (7·9 to 29·4)	14·9 (7·3 to 27·7)	13·8 (6·5 to 24·9)	12·8 (6·1 to 22·4)
Vitamin A deficiency	0 (0 to 0)	0·3 (0·1 to 0·9)	2·5 (1·2 to 4·7)	12·4 (6·2 to 22·1)	12·6 (6·1 to 22·9)	8 (3·3 to 14·7)	5·3 (2·1 to 10·1)	4·2 (1·3 to 8·4)	3·5 (1·2 to 7·1)	3 (1 to 6)	2·4 (0·7 to 4·8)
Dietary iron deficiency	0 (0 to 0)	2·1 (0·5 to 5)	22·1 (6 to 51·7)	81·8 (27·9 to 166)	107 (37·8 to 214)	46·5 (12·9 to 110)	15·9 (1·9 to 53·8)	35·7 (4·9 to 102)	38·4 (5 to 119)	61·1 (11·5 to 162)	120 (40·6 to 257)
Other nutritional deficiencies	0 (0 to 0)	0 (0 to 0)	5·2 (2 to 11·1)	3·1 (1·1 to 6·7)	3 (1·6 to 5·1)	3·8 (2·1 to 6·4)	6·9 (3·7 to 11·4)	8·9 (5·2 to 14·2)	11·4 (6·4 to 18)	7·7 (4·5 to 12)	8·9 (5·5 to 13·6)
Non-communicable diseases	946 (604 to 1,700)	526 (372 to 733)	2,550 (1,630 to 3,790)	1,530 (1,190 to 1,910)	1,850 (1,440 to 2,330)	3,060 (2,280 to 4,090)	4,720 (3,540 to 6,140)	6,110 (4,710 to 7,790)	6,620 (5,060 to 8,350)	7,120 (5,500 to 8,980)	8,320 (6,590 to 10,400)
Neoplasms	7·7 (3·4 to 15·9)	6 (2·5 to 12·3)	69·1 (40·8 to 108)	171 (109 to 237)	224 (165 to 283)	253 (193 to 312)	261 (206 to 325)	336 (248 to 448)	366 (267 to 486)	478 (351 to 628)	811 (613 to 1,050)
Lip and oral cavity cancer	0 (0 to 0)	0 (0 to 0)	0 (0 to 0)	0 (0 to 0)	0·5 (0·4 to 0·6)	0·5 (0·4 to 0·8)	0·9 (0·6 to 1·3)	1·3 (0·8 to 2)	1·6 (1 to 2·4)	2·1 (1·3 to 3·3)	3·8 (2·5 to 5·7)
Nasopharynx cancer	0 (0 to 0)	0 (0 to 0)	0 (0 to 0)	0 (0 to 0)	0·5 (0·4 to 0·6)	0·5 (0·4 to 0·5)	0·5 (0·4 to 0·6)	0·6 (0·4 to 1)	0·5 (0·3 to 0·8)	0·6 (0·4 to 0·9)	0·9 (0·5 to 1·4)
Other pharynx cancer	0 (0 to 0)	0 (0 to 0)	0 (0 to 0)	0 (0 to 0)	0 (0 to 0)	0 (0 to 0)	0 (0 to 0)	0·4 (0·3 to 0·6)	0·4 (0·3 to 0·5)	0·4 (0·2 to 0·6)	0·4 (0·2 to 0·7)
Esophageal cancer	0 (0 to 0)	0 (0 to 0)	0 (0 to 0)	0 (0 to 0)	0 (0 to 0)	0 (0 to 0)	0 (0 to 0)	0·7 (0·4 to 1)	0·8 (0·5 to 1·3)	1·2 (0·7 to 1·9)	2·4 (1·5 to 3·7)
Stomach cancer	0 (0 to 0)	0 (0 to 0)	0 (0 to 0)	0 (0 to 0)	0 (0 to 0)	0 (0 to 0)	3·9 (2·6 to 5·7)	12·2 (8 to 17·7)	19·7 (12 to 30·3)	29·4 (18·7 to 43·8)	54·3 (35·2 to 81·1)
Colon and rectum cancer	0 (0 to 0)	0 (0 to 0)	0 (0 to 0)	0 (0 to 0)	0·9 (0·6 to 1·2)	1·7 (1·1 to 2·5)	4·8 (3·1 to 6·9)	12·1 (7·3 to 18·6)	18·4 (11·8 to 28·3)	26·2 (16·3 to 39·6)	44·8 (28·7 to 66·4)
Liver cancer	0·1 (0·1 to 0·2)	0·2 (0·1 to 0·3)	3·2 (1·4 to 6·5)	4·5 (2·3 to 8·4)	3·4 (2·3 to 4·8)	3·4 (2·4 to 4·7)	2·9 (1·4 to 5·2)	3·5 (1·9 to 5·9)	3·5 (2 to 5·8)	5 (2·8 to 7·9)	8·8 (5·1 to 14·5)
Liver cancer due to hepatitis B	0 (0 to 0)	0 (0 to 0)	0 (0 to 0)	0 (0 to 0)	0 (0 to 0)	0·4 (0·2 to 0·6)	0·5 (0·2 to 1)	1 (0·5 to 1·6)	1·2 (0·7 to 2·1)	1·8 (0·9 to 2·9)	2·8 (1·5 to 4·8)
Liver cancer due to hepatitis C	0 (0 to 0)	0 (0 to 0)	0 (0 to 0)	0 (0 to 0)	0 (0 to 0)	0 (0 to 0·1)	0·1 (0 to 0·1)	0·2 (0·1 to 0·3)	0·3 (0·1 to 0·5)	0·7 (0·4 to 1·2)	1·8 (0·8 to 3·1)
Liver cancer due to alcohol use	0 (0 to 0)	0 (0 to 0)	0 (0 to 0)	0 (0 to 0)	0 (0 to 0)	0 (0 to 0)	0·1 (0 to 0·1)	0·2 (0·1 to 0·4)	0·4 (0·2 to 0·6)	0·7 (0·4 to 1·3)	1·7 (0·8 to 3)
Liver cancer due to NASH	0 (0 to 0)	0 (0 to 0)	0 (0 to 0)	0 (0 to 0)	0 (0 to 0)	0 (0 to 0)	1 (0·5 to 1·8)	0·9 (0·5 to 1·6)	0·7 (0·4 to 1·2)	0·8 (0·4 to 1·3)	1·2 (0·6 to 2·1)
Liver cancer due to other causes	0·1 (0·1 to 0·2)	0·2 (0·1 to 0·3)	3·2 (1·4 to 6·5)	4·5 (2·3 to 8·4)	3·4 (2·3 to 4·8)	3 (2·2 to 4·1)	1·3 (0·6 to 2·4)	1·2 (0·7 to 2·2)	0·9 (0·5 to 1·6)	1 (0·5 to 1·7)	1·4 (0·8 to 2·5)
Gallbladder and biliary tract cancer	0 (0 to 0)	0 (0 to 0)	0 (0 to 0)	0 (0 to 0)	0 (0 to 0)	0 (0 to 0)	0 (0 to 0)	1 (0·6 to 1·8)	1·5 (0·8 to 2·8)	2·9 (1·6 to 5·5)	8·2 (4·7 to 13·5)
Pancreatic cancer	0 (0 to 0)	0 (0 to 0)	0 (0 to 0)	0 (0 to 0)	0 (0 to 0)	0 (0 to 0)	1·1 (0·7 to 1·6)	2·4 (1·3 to 4)	4 (2·3 to 6·4)	6·1 (3·8 to 9·4)	16 (10·5 to 23·2)
Larynx cancer	0 (0 to 0)	0 (0 to 0)	0 (0 to 0)	0 (0 to 0)	0 (0 to 0)	0 (0 to 0)	0 (0 to 0)	0·7 (0·6 to 1)	0·6 (0·5 to 0·9)	0·6 (0·4 to 1)	0·8 (0·4 to 1·7)
Tracheal, bronchus, and lung cancer	0 (0 to 0)	0 (0 to 0)	0 (0 to 0)	0 (0 to 0)	0 (0 to 0)	0·7 (0·4 to 1·2)	2·2 (1·3 to 3·5)	4·9 (2·5 to 8·2)	6·2 (3·6 to 10·4)	11·3 (7 to 17·2)	20·3 (13·2 to 30)
Malignant skin melanoma	0 (0 to 0)	0 (0 to 0)	0·4 (0·1 to 1·1)	1·3 (0·3 to 3·2)	0·5 (0·4 to 0·8)	0·5 (0·4 to 0·9)	1·4 (0·8 to 2·3)	3·2 (1·6 to 5·4)	4·6 (2·2 to 7·1)	5·8 (2·7 to 9·2)	10·2 (4·9 to 16·2)
Non-melanoma skin cancer	0 (0 to 0)	0 (0 to 0)	0 (0 to 0)	0 (0 to 0)	0 (0 to 0)	0 (0 to 0)	0 (0 to 0)	1·6 (1 to 2·4)	2·2 (1·3 to 3·3)	3·4 (2·1 to 5·3)	5·1 (3·2 to 7·9)
Non-melanoma skin cancer (squamous-cell carcinoma)	0 (0 to 0)	0 (0 to 0)	0 (0 to 0)	0 (0 to 0)	0 (0 to 0)	0 (0 to 0)	0 (0 to 0)	1·6 (1 to 2·4)	2·2 (1·3 to 3·3)	3·4 (2·1 to 5·3)	5·1 (3·2 to 7·9)
Non-melanoma skin cancer (basal-cell carcinoma)	0 (0 to 0)	0 (0 to 0)	0 (0 to 0)	0 (0 to 0)	0 (0 to 0)	0 (0 to 0)	0 (0 to 0)	0 (0 to 0)	0 (0 to 0)	0 (0 to 0)	0 (0 to 0)
Breast cancer	0 (0 to 0)	0 (0 to 0)	0 (0 to 0)	0 (0 to 0)	0 (0 to 0)	0 (0 to 0)	3·3 (2 to 5·2)	9·8 (6·3 to 14·4)	32·4 (21 to 49·6)	89·1 (55·7 to 133)	183 (120 to 263)
Cervical cancer	0 (0 to 0)	0 (0 to 0)	0 (0 to 0)	0 (0 to 0)	0 (0 to 0)	0 (0 to 0)	3·4 (1·9 to 5·6)	15 (8·1 to 26·5)	46·3 (26·5 to 78)	93·2 (56·3 to 150)	176 (109 to 282)
Uterine cancer	0 (0 to 0)	0 (0 to 0)	0 (0 to 0)	0 (0 to 0)	0 (0 to 0)	0 (0 to 0)	0 (0 to 0)	1·4 (0·8 to 2·2)	2·6 (1·5 to 4·3)	2·9 (1·6 to 4·8)	7·3 (4·5 to 11·8)
Ovarian cancer	0 (0 to 0)	0 (0 to 0)	0 (0 to 0)	0 (0 to 0)	3·2 (1·5 to 5·3)	8·4 (5·1 to 13·1)	15·9 (9·6 to 24·6)	24·8 (15·1 to 39·6)	27·4 (16·8 to 41·6)	34·3 (22·2 to 51)	59·3 (39·3 to 88·6)
Prostate cancer	0 (0 to 0)	0 (0 to 0)	0 (0 to 0)	0 (0 to 0)	0 (0 to 0)	0 (0 to 0)	0 (0 to 0)	0 (0 to 0)	0 (0 to 0)	0 (0 to 0)	0 (0 to 0)
Testicular cancer	--	--	--	--	--	--	--	--	--	--	--
Kidney cancer	0·7 (0·1 to 2·4)	0·3 (0 to 1·2)	4·5 (2·3 to 7·6)	9·9 (5·8 to 17·2)	8·6 (4·7 to 13·9)	3·8 (2·1 to 6·1)	2·8 (1·4 to 4·9)	4·1 (2·1 to 7·3)	4·1 (2·3 to 6·8)	5·8 (3·2 to 9·3)	11·1 (6·6 to 18·1)
Bladder cancer	0 (0 to 0)	0 (0 to 0)	0 (0 to 0)	0 (0 to 0)	0 (0 to 0)	0 (0 to 0)	0·5 (0·4 to 0·6)	0·6 (0·4 to 0·8)	0·7 (0·4 to 1·1)	1 (0·6 to 1·6)	2·2 (1·3 to 3·5)
Brain and central nervous system cancer	1·3 (0·1 to 6·8)	0·7 (0·1 to 3·4)	6·5 (2·9 to 11·8)	20·9 (8·1 to 37·6)	37·2 (17·3 to 57·4)	29·1 (16·7 to 43·4)	18·9 (10·9 to 27·9)	22·2 (13·6 to 34)	21·1 (12·5 to 32)	20·6 (12·1 to 32·5)	26·8 (16·2 to 39·9)
Thyroid cancer	0 (0 to 0)	0 (0 to 0)	0 (0 to 0)	0 (0 to 0)	0·8 (0·5 to 1·5)	0·8 (0·5 to 1·2)	1·2 (0·6 to 2·1)	2·4 (1 to 5)	3·2 (1·4 to 6·3)	4·1 (2 to 7·8)	6·5 (3·8 to 10·6)
Mesothelioma	0 (0 to 0)	0 (0 to 0)	0 (0 to 0)	0 (0 to 0)	0 (0 to 0)	0 (0 to 0)	0 (0 to 0)	0·7 (0·4 to 1·1)	1·3 (0·6 to 2·7)	1 (0·6 to 1·7)	1·6 (1 to 2·7)
Hodgkin lymphoma	0 (0 to 0)	0 (0 to 0)	0 (0 to 0)	0·9 (0·5 to 1·6)	1·9 (0·7 to 3·7)	2·5 (0·9 to 5·2)	6·5 (3 to 12·8)	8·9 (4·2 to 18)	8·8 (4 to 18·4)	5·9 (2·5 to 12·4)	6·1 (2·8 to 13)
Non-Hodgkin lymphoma	0 (0 to 0)	0 (0 to 0)	0 (0 to 0)	7 (4·4 to 10·5)	8·5 (5·6 to 12·3)	9·3 (5·9 to 14)	14·8 (9·8 to 21·6)	22·7 (14·3 to 34·3)	19·5 (12·8 to 29)	18·3 (11·4 to 26·8)	24·2 (15·7 to 35)
Multiple myeloma	0 (0 to 0)	0 (0 to 0)	0 (0 to 0)	0 (0 to 0)	0 (0 to 0)	0 (0 to 0)	0 (0 to 0)	0·6 (0·3 to 1)	0·6 (0·4 to 1)	1·4 (0·8 to 2·3)	3·6 (2·1 to 5·9)
Leukemia	2·5 (0·5 to 8·2)	2·2 (0·6 to 5·7)	30·2 (16·2 to 49·8)	78 (44·7 to 118)	121 (74·6 to 167)	136 (88·1 to 190)	118 (76·9 to 166)	127 (78 to 189)	89·4 (54·5 to 133)	67·3 (41 to 100)	78·8 (49·7 to 116)
Acute lymphoid leukemia	1 (0·1 to 3·5)	0·6 (0·1 to 1·9)	18 (8·9 to 31·6)	58 (31 to 90·3)	93·4 (54·7 to 134)	97·7 (60·6 to 143)	77·4 (43·5 to 114)	69 (34·7 to 111)	44 (23·3 to 70·1)	31·4 (15·4 to 52·2)	32·5 (14·9 to 54·3)
Chronic lymphoid leukemia	0 (0 to 0)	0 (0 to 0)	0 (0 to 0)	0 (0 to 0)	0 (0 to 0)	0 (0 to 0)	0 (0 to 0)	0·6 (0·3 to 1)	0·4 (0·3 to 0·7)	0·4 (0·2 to 0·7)	0·7 (0·4 to 1·1)
Acute myeloid leukemia	0·3 (0 to 1·1)	0·6 (0·1 to 2·2)	5·7 (2·7 to 10·7)	12·5 (5·8 to 23·6)	14·8 (6·5 to 29·6)	21·3 (9·9 to 39·7)	22·3 (10 to 39·5)	25·3 (11·8 to 45·9)	21·2 (10·8 to 36·8)	16·6 (8·1 to 27·3)	20·1 (10·4 to 34·6)
Chronic myeloid leukemia	0·1 (0 to 0·5)	0·1 (0 to 0·3)	0·2 (0·1 to 0·4)	0·5 (0·2 to 1)	0·7 (0·3 to 1·3)	1·1 (0·6 to 2)	1·6 (0·8 to 2·9)	3·4 (1·6 to 6·2)	4·1 (2 to 7·1)	3·9 (2 to 6·9)	5·3 (2·7 to 9·2)
Other leukemia	1·2 (0·2 to 3·9)	0·9 (0·2 to 2·5)	6·3 (3 to 11·8)	7 (3·3 to 12·9)	12·2 (5·5 to 22·6)	15·9 (7·8 to 28·6)	16·9 (8·6 to 29·7)	28·5 (13·3 to 52·4)	19·7 (9·6 to 34)	15·1 (7·1 to 25·7)	20·2 (10 to 35·1)
Other malignant neoplasms	2·4 (0·7 to 5·8)	2·1 (0·4 to 7·6)	17 (9·1 to 28·6)	41·9 (26·5 to 62·8)	32·6 (24·9 to 42·2)	49·9 (37·3 to 65·7)	53·6 (40·1 to 70·5)	45·5 (32·5 to 62·2)	39·5 (27·5 to 54·6)	32·8 (23·2 to 44·5)	42·4 (29·6 to 59·2)

Cause	40 to 44	45 to 49	50 to 54	55 to 59	60 to 64	65 to 69	70 to 74	75 to 79	80 to 84	85 to 89	90 to 94	95 plus	Total
All causes	10,400 (8,350 to 12,800)	11,400 (9,210 to 13,800)	11,900 (9,780 to 14,300)	12,300 (10,200 to 14,800)	11,700 (9,830 to 13,900)	9,760 (8,270 to 11,500)	8,500 (7,220 to 9,900)	7,200 (6,170 to 8,340)	6,050 (5,260 to 6,910)	4,410 (3,850 to 5,030)	2,470 (2,210 to 2,740)	745 (685 to 809)	160,000
Communicable, maternal, neonatal, and nutritional diseases	746 (589 to 961)	720 (569 to 923)	606 (469 to 788)	514 (406 to 660)	435 (350 to 550)	372 (294 to 455)	323 (251 to 407)	273 (213 to 344)	255 (198 to 319)	235 (175 to 302)	168 (127 to 213)	73·7 (54·2 to 93·6)	17,800
HIV/AIDS and sexually transmitted infections	108 (85·5 to 140)	83·7 (65·3 to 112)	54·4 (42·6 to 71·4)	38·7 (30·6 to 49·7)	35 (28·4 to 43·4)	18·5 (14·9 to 23·5)	5·4 (3·6 to 8·1)	3·1 (2·1 to 4·9)	1·8 (1·1 to 2·9)	1·1 (0·7 to 1·7)	0·3 (0·2 to 0·5)	0·1 (0·1 to 0·1)	807
HIV/AIDS	73·8 (60·2 to 87·7)	54·9 (44·5 to 65·9)	38 (31·6 to 45·2)	28 (23 to 33·8)	27·9 (23·3 to 33·5)	13·3 (10·9 to 16)	1·8 (1·4 to 2·4)	0·7 (0·6 to 0·9)	0·2 (0·2 to 0·2)	0·1 (0·1 to 0·1)	0 (0 to 0)	0 (0 to 0)	576
HIV/AIDS - Drug-susceptible Tuberculosis	4·1 (2·3 to 6·3)	3·1 (1·7 to 4·7)	2·2 (1·2 to 3·3)	1·6 (0·9 to 2·4)	1·6 (0·9 to 2·4)	0·8 (0·4 to 1·1)	0·1 (0·1 to 0·1)	0 (0 to 0·1)	0 (0 to 0)	0 (0 to 0)	0 (0 to 0)	0 (0 to 0)	32·7
HIV/AIDS - Multidrug-resistant Tuberculosis without extensive	0·3 (0 to 1·4)	0·2 (0 to 1)	0·2 (0 to 0·7)	0·1 (0 to 0·5)	0·1 (0 to 0·5)	0·1 (0 to 0·2)	0 (0 to 0)	0 (0 to 0)	0 (0 to 0)	0 (0 to 0)	0 (0 to 0)	0 (0 to 0)	2·5
HIV/AIDS - Extensively drug-resistant Tuberculosis	0·1 (0 to 0·2)	0 (0 to 0·2)	0 (0 to 0·1)	0 (0 to 0·1)	0 (0 to 0·1)	0 (0 to 0)	0 (0 to 0)	0 (0 to 0)	0 (0 to 0)	0 (0 to 0)	0 (0 to 0)	0 (0 to 0)	0·4
HIV/AIDS resulting in other diseases	69·3 (55·8 to 82·9)	51·5 (41·1 to 62·8)	35·7 (29·4 to 43)	26·3 (21·2 to 32·1)	26·2 (21·6 to 31·7)	12·5 (10·1 to 15·2)	1·7 (1·3 to 2·2)	0·7 (0·5 to 0·9)	0·2 (0·2 to 0·2)	0·1 (0·1 to 0·1)	0 (0 to 0)	0 (0 to 0)	540
Sexually transmitted infections excluding HIV	34·5 (18·1 to 63·9)	28·8 (15·5 to 53·5)	16·4 (8·2 to 32·1)	10·7 (5·3 to 20·6)	7·1 (3·6 to 13·1)	5·1 (2·9 to 9)	3·6 (2 to 6·3)	2·4 (1·4 to 4·1)	1·6 (0·9 to 2·6)	1 (0·6 to 1·6)	0·3 (0·2 to 0·5)	0·1 (0 to 0·1)	231
Syphilis	0·3 (0·2 to 0·5)	0·7 (0·4 to 1)	0·4 (0·3 to 0·7)	0·2 (0·1 to 0·4)	0·3 (0·1 to 0·5)	0·3 (0·2 to 0·5)	0·3 (0·2 to 0·5)	0·2 (0·1 to 0·3)	0·2 (0·1 to 0·3)	0·2 (0·1 to 0·2)	0·1 (0 to 0·1)	0 (0 to 0)	8·3
Chlamydial infection	3 (1·7 to 4·9)	2·3 (1·4 to 3·7)	0·7 (0·5 to 1)	0·5 (0·3 to 0·7)	0·3 (0·2 to 0·5)	0·2 (0·1 to 0·3)	0·2 (0·1 to 0·3)	0·2 (0·1 to 0·2)	0·1 (0·1 to 0·2)	0·1 (0·1 to 0·2)	0 (0 to 0)	0 (0 to 0)	16·6
Gonococcal infection	2·7 (1·8 to 4)	2·8 (1·8 to 4·2)	1·4 (0·8 to 2·2)	1 (0·5 to 1·7)	0·9 (0·5 to 1·4)	1 (0·6 to 1·6)	0·7 (0·4 to 1·1)	0·5 (0·3 to 0·9)	0·3 (0·2 to 0·5)	0·2 (0·1 to 0·4)	0·1 (0 to 0·1)	0 (0 to 0)	20·4
Trichomoniasis	15·4 (5·2 to 36·7)	12·4 (3·9 to 28·8)	8·2 (2·6 to 19·4)	4·8 (1·6 to 11·4)	2·6 (0·9 to 6·3)	1·6 (0·6 to 3·8)	1·1 (0·4 to 2·4)	0·6 (0·2 to 1·4)	0·3 (0·1 to 0·8)	0·2 (0·1 to 0·3)	0 (0 to 0·1)	0 (0 to 0)	106
Genital herpes	5·2 (1·7 to 12·7)	4·7 (1·5 to 11·5)	3·9 (1·2 to 9·7)	3·1 (0·9 to 7·4)	2·3 (0·7 to 5·7)	1·5 (0·5 to 3·8)	1·1 (0·3 to 2·7)	0·7 (0·2 to 1·8)	0·4 (0·1 to 1·1)	0·2 (0·1 to 0·6)	0·1 (0 to 0·2)	0 (0 to 0)	40·1
Other sexually transmitted infections	7·9 (4·8 to 12·5)	5·8 (3·4 to 10)	1·8 (1 to 3)	1·2 (0·8 to 1·8)	0·7 (0·4 to 1·2)	0·5 (0·3 to 0·7)	0·3 (0·2 to 0·6)	0·2 (0·1 to 0·3)	0·1 (0·1 to 0·2)	0·1 (0·1 to 0·2)	0 (0 to 0)	0 (0 to 0)	40
Respiratory infections and tuberculosis	165 (119 to 220)	175 (128 to 232)	176 (124 to 247)	171 (123 to 231)	146 (104 to 200)	151 (109 to 203)	132 (95·8 to 180)	112 (78·8 to 154)	112 (82·7 to 149)	111 (76·8 to 149)	73·8 (51·5 to 98·6)	33·5 (22·7 to 44·9)	4,360
Tuberculosis	16·7 (10·1 to 25·1)	17·2 (10·6 to 26)	18·4 (11·6 to 28·4)	17·5 (11·1 to 26·9)	14·9 (9·4 to 22·2)	11·6 (7·5 to 17)	9·8 (6·4 to 14·8)	7·1 (4·8 to 10·1)	4·6 (3 to 6·5)	2·4 (1·6 to 3·6)	0·9 (0·6 to 1·4)	0·2 (0·1 to 0·3)	226
Latent tuberculosis infection	0 (0 to 0)	0 (0 to 0)	0 (0 to 0)	0 (0 to 0)	0 (0 to 0)	0 (0 to 0)	0 (0 to 0)	0 (0 to 0)	0 (0 to 0)	0 (0 to 0)	0 (0 to 0)	0 (0 to 0)	0
Drug-susceptible tuberculosis	15·6 (8·1 to 24)	16·1 (8·7 to 24·7)	17·2 (10 to 27·6)	16·4 (9·8 to 25·9)	13·9 (8 to 21·4)	10·8 (6·3 to 16·6)	9·2 (5·6 to 14)	6·6 (4·2 to 9·7)	4·3 (2·5 to 6·3)	2·2 (1·3 to 3·4)	0·9 (0·5 to 1·4)	0·2 (0·1 to 0·3)	212
Multidrug-resistant tuberculosis without extensive drug resista	0·9 (0·1 to 4)	1 (0·1 to 4·5)	1·1 (0·1 to 4·9)	1 (0·1 to 4·7)	0·9 (0·1 to 4)	0·7 (0 to 3·1)	0·6 (0 to 2·7)	0·4 (0 to 1·8)	0·3 (0 to 1·2)	0·1 (0 to 0·6)	0·1 (0 to 0·3)	0 (0 to 0·1)	12·3
Extensively drug-resistant tuberculosis	0·1 (0 to 0·6)	0·2 (0 to 0·7)	0·2 (0 to 0·8)	0·2 (0 to 0·8)	0·1 (0 to 0·6)	0·1 (0 to 0·5)	0·1 (0 to 0·4)	0·1 (0 to 0·3)	0 (0 to 0·2)	0 (0 to 0·1)	0 (0 to 0)	0 (0 to 0)	1·9
Lower respiratory infections	101 (66·1 to 149)	118 (80·2 to 169)	125 (78·6 to 188)	128 (84·2 to 184)	112 (73·4 to 165)	127 (88·6 to 177)	114 (78·3 to 160)	99·1 (66·5 to 140)	104 (73·6 to 140)	106 (72·6 to 144)	71·8 (49·3 to 96·4)	32·9 (22·2 to 44·4)	3,320
Upper respiratory infections	37 (19·3 to 65)	30·6 (16·3 to 54)	25 (13·7 to 43)	19·6 (10·7 to 32·1)	14·8 (8·2 to 24·7)	10·1 (5·5 to 16·6)	7·3 (4·1 to 12·1)	5·1 (2·8 to 8·4)	3·2 (1·8 to 5·3)	1·9 (1·2 to 3)	0·9 (0·6 to 1·4)	0·3 (0·2 to 0·5)	616
Otitis media	10 (4·5 to 18·6)	9·3 (4·6 to 16·5)	7·9 (3·7 to 14·5)	6·1 (3 to 11)	4·3 (2 to 8·3)	2·5 (1·2 to 4·7)	1·6 (0·7 to 3·1)	1·1 (0·5 to 2)	0·8 (0·3 to 1·5)	0·5 (0·2 to 0·9)	0·2 (0·1 to 0·4)	0 (0 to 0·1)	199
Enteric infections	43·4 (31·6 to 58)	48·7 (36·4 to 64·9)	53·3 (39·7 to 70·2)	58·7 (42·5 to 79·7)	58 (42·1 to 78·1)	49·6 (36·4 to 66·7)	45·9 (32·9 to 63·1)	42·7 (30·3 to 60)	39·3 (28·7 to 53·7)	31·7 (22·2 to 43·6)	19·5 (13·8 to 26·7)	6·6 (4·4 to 9·4)	1,460
Diarrheal diseases	42·6 (31 to 57·2)	48 (35·7 to 64)	52·4 (39 to 69·5)	57·8 (41·9 to 78·5)	57·3 (41·4 to 77·4)	48·9 (35·7 to 66)	45·3 (32·4 to 62·7)	42·1 (29·7 to 59·5)	38·8 (28·2 to 53·2)	31·3 (21·9 to 43·1)	19·3 (13·6 to 26·4)	6·5 (4·4 to 9·3)	1,440
Typhoid and paratyphoid	0·6 (0·2 to 2·3)	0·5 (0·2 to 1·5)	0·7 (0·2 to 2·4)	0·7 (0·3 to 2·1)	0·5 (0·2 to 1·4)	0·5 (0·2 to 1·1)	0·4 (0·2 to 1)	0·4 (0·2 to 0·8)	0·4 (0·2 to 1)	0·3 (0·1 to 0·8)	0·2 (0·1 to 0·7)	0 (0 to 0·1)	10·5
Typhoid fever	0·6 (0·2 to 2·3)	0·5 (0·2 to 1·5)	0·7 (0·2 to 2·4)	0·7 (0·3 to 2·1)	0·5 (0·2 to 1·4)	0·5 (0·2 to 1·1)	0·4 (0·2 to 1)	0·4 (0·2 to 0·8)	0·4 (0·2 to 1)	0·3 (0·1 to 0·8)	0·2 (0·1 to 0·7)	0 (0 to 0·1)	10·5
Paratyphoid fever	0 (0 to 0)	0 (0 to 0)	0 (0 to 0)	0 (0 to 0)	0 (0 to 0)	0 (0 to 0)	0 (0 to 0)	0 (0 to 0)	0 (0 to 0)	0 (0 to 0)	0 (0 to 0)	0 (0 to 0)	0·1
Invasive Non-typhoidal Salmonella (iNTS)	0·1 (0 to 0·2)	0·1 (0·1 to 0·4)	0·1 (0·1 to 0·3)	0·2 (0·1 to 0·7)	0·1 (0·1 to 0·3)	0·1 (0·1 to 0·3)	0·1 (0·1 to 0·4)	0·2 (0·1 to 0·6)	0·1 (0 to 0·3)	0·1 (0 to 0·1)	0 (0 to 0·1)	0 (0 to 0)	5·5
Other intestinal infectious diseases	0·1 (0 to 0·2)	0 (0 to 0·1)	0 (0 to 0·2)	0 (0 to 0·1)	0 (0 to 0·1)	0 (0 to 0·1)	0 (0 to 0·1)	0 (0 to 0·1)	0 (0 to 0·1)	0 (0 to 0·1)	0 (0 to 0)	0 (0 to 0)	3
Neglected tropical diseases and malaria	73·5 (33·6 to 139)	74 (38·1 to 133)	69·2 (33·7 to 126)	65·4 (33·1 to 117)	61 (30·9 to 105)	51·3 (25·7 to 87)	44·1 (22·5 to 74·6)	34·6 (16·5 to 59·1)	25·3 (12·9 to 43·3)	15·3 (7·8 to 26·2)	6·3 (3·2 to 11·1)	1·5 (0·7 to 2·6)	887
Malaria	0 (0 to 0)	0 (0 to 0)	0 (0 to 0)	0 (0 to 0)	0 (0 to 0)	0 (0 to 0)	0 (0 to 0)	0 (0 to 0)	0 (0 to 0)	0 (0 to 0)	0 (0 to 0)	0 (0 to 0)	0
Chagas disease	4·3 (2·2 to 7·1)	4·7 (2·5 to 7·5)	4·7 (2·7 to 7·5)	4·6 (2·5 to 7·4)	4·3 (2·4 to 6·7)	3·7 (2·1 to 5·8)	3·4 (2 to 5·3)	2·9 (1·7 to 4·5)	2·3 (1·3 to 3·6)	1·7 (0·9 to 2·8)	0·8 (0·4 to 1·5)	0·2 (0·1 to 0·5)	51·1
Leishmaniasis	0 (0 to 0)	0 (0 to 0)	0 (0 to 0)	0 (0 to 0)	0 (0 to 0)	0 (0 to 0)	0 (0 to 0)	0 (0 to 0)	0 (0 to 0)	0 (0 to 0)	0 (0 to 0)	0 (0 to 0)	0
Visceral leishmaniasis	0 (0 to 0)	0 (0 to 0)	0 (0 to 0)	0 (0 to 0)	0 (0 to 0)	0 (0 to 0)	0 (0 to 0)	0 (0 to 0)	0 (0 to 0)	0 (0 to 0)	0 (0 to 0)	0 (0 to 0)	0
Cutaneous and mucocutaneous leishmaniasis	0 (0 to 0)	0 (0 to 0)	0 (0 to 0)	0 (0 to 0)	0 (0 to 0)	0 (0 to 0)	0 (0 to 0)	0 (0 to 0)	0 (0 to 0)	0 (0 to 0)	0 (0 to 0)	0 (0 to 0)	0
African trypanosomiasis	0 (0 to 0)	0 (0 to 0)	0 (0 to 0)	0 (0 to 0)	0 (0 to 0)	0 (0 to 0)	0 (0 to 0)	0 (0 to 0)	0 (0 to 0)	0 (0 to 0)	0 (0 to 0)	0 (0 to 0)	0
Schistosomiasis	0 (0 to 0)	0 (0 to 0)	0 (0 to 0)	0 (0 to 0)	0 (0 to 0)	0 (0 to 0)	0 (0 to 0)	0 (0 to 0)	0 (0 to 0)	0 (0 to 0)	0 (0 to 0)	0 (0 to 0)	0
Cysticercosis	58·4 (21 to 119)	58·2 (23·2 to 116)	56·3 (21·9 to 113)	55·4 (24·2 to 106)	53·6 (24·2 to 97·7)	45·4 (20·4 to 80·8)	38·7 (17·3 to 68·9)	30·3 (12·3 to 54·7)	22 (9·9 to 39·6)	13·2 (5·8 to 23·7)	5·2 (2·3 to 9·8)	1·2 (0·5 to 2·2)	627
Cystic echinococcosis	0 (0 to 0·1)	0 (0 to 0·1)	0 (0 to 0·1)	0 (0 to 0·1)	0 (0 to 0·1)	0 (0 to 0·1)	0 (0 to 0)	0 (0 to 0)	0 (0 to 0)	0 (0 to 0)	0 (0 to 0)	0 (0 to 0)	0·5
Lymphatic filariasis	0 (0 to 0)	0 (0 to 0)	0 (0 to 0)	0 (0 to 0)	0 (0 to 0)	0 (0 to 0)	0 (0 to 0)	0 (0 to 0)	0 (0 to 0)	0 (0 to 0)	0 (0 to 0)	0 (0 to 0)	0
Onchocerciasis	0 (0 to 0)	0 (0 to 0)	0 (0 to 0)	0 (0 to 0)	0 (0 to 0)	0 (0 to 0)	0 (0 to 0)	0 (0 to 0)	0 (0 to 0)	0 (0 to 0)	0 (0 to 0)	0 (0 to 0)	0
Trachoma	0 (0 to 0)	0 (0 to 0)	0 (0 to 0)	0 (0 to 0)	0 (0 to 0)	0 (0 to 0)	0 (0 to 0)	0 (0 to 0)	0 (0 to 0)	0 (0 to 0)	0 (0 to 0)	0 (0 to 0)	0
Dengue	1·5 (0·1 to 4·2)	1·3 (0·1 to 3·6)	1·1 (0·1 to 3·3)	0·9 (0·1 to 2·6)	0·7 (0·1 to 2)	0·5 (0 to 1·4)	0·4 (0 to 1)	0·3 (0 to 0·9)	0·2 (0 to 0·5)	0·1 (0 to 0·4)	0·1 (0 to 0·2)	0 (0 to 0·1)	22·6
Yellow fever	0 (0 to 0)	0 (0 to 0)	0 (0 to 0)	0 (0 to 0)	0 (0 to 0)	0 (0 to 0)	0 (0 to 0)	0 (0 to 0)	0 (0 to 0)	0 (0 to 0)	0 (0 to 0)	0 (0 to 0)	0
Rabies	0 (0 to 0)	0 (0 to 0)	0 (0 to 0)	0 (0 to 0)	0 (0 to 0)	0 (0 to 0)	0 (0 to 0)	0 (0 to 0)	0 (0 to 0)	0 (0 to 0)	0 (0 to 0)	0 (0 to 0)	0·1
Intestinal nematode infections	4 (1·9 to 7·2)	3·2 (1·5 to 5·8)	2·5 (1·2 to 4·6)	1·9 (0·9 to 3·5)	1·4 (0·6 to 2·6)	0·9 (0·4 to 1·7)	0·7 (0·3 to 1·4)	0·5 (0·2 to 1)	0·3 (0·1 to 0·6)	0·1 (0·1 to 0·3)	0·1 (0 to 0·1)	0 (0 to 0)	114
Ascariasis	1·8 (0·6 to 3·9)	1·5 (0·5 to 3·1)	1·1 (0·4 to 2·5)	0·9 (0·3 to 2)	0·7 (0·2 to 1·6)	0·5 (0·2 to 1)	0·4 (0·1 to 0·7)	0·3 (0·1 to 0·6)	0·2 (0·1 to 0·4)	0·1 (0 to 0·2)	0 (0 to 0·1)	0 (0 to 0)	38·3
Trichuriasis	1·4 (0·5 to 3)	1·1 (0·4 to 2·5)	0·8 (0·3 to 1·7)	0·6 (0·2 to 1·2)	0·4 (0·1 to 0·9)	0·2 (0·1 to 0·5)	0·1 (0 to 0·4)	0·1 (0 to 0·2)	0·1 (0 to 0·1)	0 (0 to 0·1)	0 (0 to 0)	0 (0 to 0)	34·5
Hookworm disease	0·7 (0·3 to 1·6)	0·6 (0·2 to 1·5)	0·5 (0·2 to 1·2)	0·4 (0·1 to 1)	0·3 (0·1 to 0·7)	0·2 (0·1 to 0·5)	0·2 (0·1 to 0·5)	0·2 (0·1 to 0·4)	0·1 (0 to 0·2)	0 (0 to 0·1)	0 (0 to 0)	0 (0 to 0)	41·1
Food-borne trematodiases	0 (0 to 0)	0 (0 to 0)	0 (0 to 0)	0 (0 to 0)	0 (0 to 0)	0 (0 to 0)	0 (0 to 0)	0 (0 to 0)	0 (0 to 0)	0 (0 to 0)	0 (0 to 0)	0 (0 to 0)	0
Leprosy	0 (0 to 0)	0 (0 to 0)	0 (0 to 0)	0 (0 to 0)	0 (0 to 0)	0 (0 to 0)	0 (0 to 0)	0 (0 to 0)	0 (0 to 0)	0 (0 to 0)	0 (0 to 0)	0 (0 to 0)	0·2
Ebola	0 (0 to 0)	0 (0 to 0)	0 (0 to 0)	0 (0 to 0)	0 (0 to 0)	0 (0 to 0)	0 (0 to 0)	0 (0 to 0)	0 (0 to 0)	0 (0 to 0)	0 (0 to 0)	0 (0 to 0)	0
Zika virus	0 (0 to 0)	0 (0 to 0)	0 (0 to 0)	0 (0 to 0)	0 (0 to 0)	0 (0 to 0)	0 (0 to 0)	0 (0 to 0)	0 (0 to 0)	0 (0 to 0)	0 (0 to 0)	0 (0 to 0)	0
Guinea worm disease	0 (0 to 0)	0 (0 to 0)	0 (0 to 0)	0 (0 to 0)	0 (0 to 0)	0 (0 to 0)	0 (0 to 0)	0 (0 to 0)	0 (0 to 0)	0 (0 to 0)	0 (0 to 0)	0 (0 to 0)	0
Other neglected tropical diseases	5·3 (1·8 to 11)	6·5 (2·6 to 13·1)	4·5 (1·3 to 9·6)	2·5 (0·8 to 6·2)	0·9 (0·3 to 2)	0·7 (0·2 to 1·5)	0·8 (0·3 to 1·7)	0·5 (0·2 to 1·1)	0·4 (0·2 to 0·9)	0·1 (0·1 to 0·3)	0·1 (0 to 0·1)	0 (0 to 0·1)	72·2
Other infectious diseases	30·1 (21·5 to 40·5)	31·6 (23·2 to 42·6)	26·8 (19·9 to 35·4)	22·8 (16·7 to 30·1)	18·4 (13·8 to 24)	13·5 (10·3 to 17·2)	9·9 (7·5 to 13·2)	7·2 (5·4 to 9·6)	4·7 (3·5 to 6·3)	3·1 (2·2 to 4·4)	1·5 (1·1 to 2·1)	0·5 (0·4 to 0·7)	695
Meningitis	4·4 (3·2 to 6·1)	5·2 (3·6 to 7·2)	4 (2·9 to 5·5)	3·5 (2·5 to 4·7)	3·1 (2·2 to 4·2)	2·1 (1·5 to 3·1)	1·3 (0·9 to 1·8)	1·1 (0·7 to 1·6)	0·6 (0·4 to 0·8)	0·4 (0·2 to 0·5)	0·1 (0·1 to 0·2)	0 (0 to 0·1)	97·5
Encephalitis	10·6 (6·3 to 16·5)	9·7 (5·7 to 14·8)	8·2 (5·6 to 12)	7·5 (4·7 to 11)	6 (3·9 to 8·7)	4·1 (2·7 to 5·9)	2·6 (1·7 to 3·8)	1·7 (1·1 to 2·5)	1 (0·6 to 1·6)	0·5 (0·3 to 0·7)	0·2 (0·1 to 0·3)	0·1 (0·1 to 0·2)	266
Diphtheria	0 (0 to 0)	0 (0 to 0)	0 (0 to 0)	0 (0 to 0)	0 (0 to 0)	0 (0 to 0)	0 (0 to 0)	0 (0 to 0)	0 (0 to 0)	0 (0 to 0)	0 (0 to 0)	0 (0 to 0)	0·2
Tetanus	0 (0 to 0)	0 (0 to 0)	0 (0 to 0)	0 (0 to 0)	0 (0 to 0)	0 (0 to 0)	0 (0 to 0)	0 (0 to 0)	0 (0 to 0)	0 (0 to 0)	0 (0 to 0)	0 (0 to 0)	0·1
Measles	0 (0 to 0)	0 (0 to 0)	0 (0 to 0)	0 (0 to 0)	0 (0 to 0)	0 (0 to 0)	0 (0 to 0)	0 (0 to 0)	0 (0 to 0)	0 (0 to 0)	0 (0 to 0)	0 (0 to 0)	0
Varicella and herpes zoster	1·9 (0·8 to 3·5)	1·9 (0·9 to 3·4)	2·2 (1·1 to 4)	1·7 (0·8 to 3)	2 (1 to 3·6)	1·5 (0·8 to 2·5)	1·3 (0·7 to 2·1)	1·2 (0·7 to 1·9)	1 (0·5 to 1·7)	0·9 (0·5 to 1·4)	0·5 (0·3 to 0·8)	0·1 (0·1 to 0·2)	62·8
Acute hepatitis	2·4 (1·5 to 3·8)	2·7 (1·6 to 4·3)	2·8 (1·6 to 4·4)	2·9 (1·6 to 4·7)	2·7 (1·6 to 4·3)	2·1 (1·2 to 3·4)	1·5 (0·9 to 2·6)	0·9 (0·5 to 1·4)	0·6 (0·4 to 0·9)	0·4 (0·2 to 0·7)	0·2 (0·1 to 0·3)	0 (0 to 0·1)	64·6
Acute hepatitis A	1·2 (0·6 to 2·1)	1·1 (0·4 to 2)	1 (0·4 to 1·9)	0·9 (0·4 to 2)	0·8 (0·3 to 1·5)	0·7 (0·3 to 1·5)	0·5 (0·2 to 1·1)	0·3 (0·1 to 0·7)	0·3 (0·1 to 0·5)	0·2 (0·1 to 0·4)	0·1 (0 to 0·2)	0 (0 to 0)	37·2
Acute hepatitis B	0·7 (0·3 to 1·4)	0·9 (0·3 to 1·8)	1·1 (0·4 to 2·2)	1·2 (0·4 to 2·5)	1·3 (0·5 to 2·6)	0·9 (0·2 to 1·9)	0·6 (0·2 to 1·3)	0·3 (0·1 to 0·7)	0·2 (0·1 to 0·4)	0·1 (0 to 0·3)	0·1 (0 to 0·1)	0 (0 to 0)	17·3
Acute hepatitis C	0·3 (0·1 to 0·6)	0·5 (0·2 to 1·2)	0·5 (0·2 to 1·2)	0·5 (0·2 to 1·4)	0·5 (0·2 to 1·2)	0·4 (0·1 to 0·8)	0·3 (0·1 to 0·7)	0·2 (0·1 to 0·4)	0·1 (0 to 0·2)	0 (0 to 0·1)	0 (0 to 0)	0 (0 to 0)	5·6
Acute hepatitis E	0·2 (0·1 to 0·4)	0·2 (0·1 to 0·3)	0·2 (0·1 to 0·3)	0·2 (0·1 to 0·3)	0·2 (0·1 to 0·3)	0·1 (0·1 to 0·2)	0·1 (0 to 0·1)	0·1 (0 to 0·1)	0 (0 to 0·1)	0 (0 to 0·1)	0 (0 to 0)	0 (0 to 0)	4·4
Other unspecified infectious diseases	10·6 (5·5 to 17·7)	12·2 (7·2 to 19·2)	9·6 (5·2 to 15·6)	7·2 (4·2 to 12·1)	4·6 (2·8 to 7·3)	3·7 (2·4 to 6)	3·2 (1·9 to 5·6)	2·4 (1·3 to 4·3)	1·5 (0·8 to 2·6)	1·1 (0·5 to 2)	0·5 (0·3 to 0·8)	0·2 (0·1 to 0·3)	173
Maternal and neonatal disorders	156 (121 to 204)	107 (80·2 to 143)	72 (49·5 to 98·1)	52·1 (36·1 to 70·6)	35·9 (25·3 to 49·9)	20·5 (14·5 to 28)	11 (7·6 to 16)	5·1 (3·3 to 7·4)	1·7 (1·1 to 2·5)	0·4 (0·3 to 0·7)	0·1 (0 to 0·1)	0 (0 to 0)	7,120
Maternal disorders	51·6 (36 to 72·8)	16·6 (11·3 to 23·5)	1·1 (0·8 to 1·5)	0 (0 to 0)	0 (0 to 0)	0 (0 to 0)	0 (0 to 0)	0 (0 to 0)	0 (0 to 0)	0 (0 to 0)	0 (0 to 0)	0 (0 to 0)	945
Maternal hemorrhage	10 (5 to 17·8)	2·7 (1·2 to 5·1)	0·2 (0·1 to 0·3)	0 (0 to 0)	0 (0 to 0)	0 (0 to 0)	0 (0 to 0)	0 (0 to 0)	0 (0 to 0)	0 (0 to 0)	0 (0 to 0)	0 (0 to 0)	167
Maternal sepsis and other maternal infections	1·8 (0·8 to 3·1)	1·3 (0·7 to 2·3)	0 (0 to 0·1)	0 (0 to 0)	0 (0 to 0)	0 (0 to 0)	0 (0 to 0)	0 (0 to 0)	0 (0 to 0)	0 (0 to 0)	0 (0 to 0)	0 (0 to 0)	46
Maternal hypertensive disorders	12·7 (7·8 to 19·3)	2·8 (1·7 to 4·4)	0·1 (0·1 to 0·2)	0 (0 to 0)	0 (0 to 0)	0 (0 to 0)	0 (0 to 0)	0 (0 to 0)	0 (0 to 0)	0 (0 to 0)	0 (0 to 0)	0 (0 to 0)	252
Maternal obstructed labor and uterine rupture	3·3 (1·3 to 7·2)	1 (0·3 to 2·1)	0·1 (0·1 to 0·2)	0 (0 to 0)	0 (0 to 0)	0 (0 to 0)	0 (0 to 0)	0 (0 to 0)	0 (0 to 0)	0 (0 to 0)	0 (0 to 0)	0 (0 to 0)	47·3
Maternal abortion and miscarriage	4·4 (1·7 to 9·3)	3·3 (1·5 to 6·3)	0·2 (0·1 to 0·3)	0 (0 to 0)	0 (0 to 0)	0 (0 to 0)	0 (0 to 0)	0 (0 to 0)	0 (0 to 0)	0 (0 to 0)	0 (0 to 0)	0 (0 to 0)	51·2
Ectopic pregnancy	0·7 (0·3 to 1·2)	0·1 (0·1 to 0·2)	0 (0 to 0)	0 (0 to 0)	0 (0 to 0)	0 (0 to 0)	0 (0 to 0)	0 (0 to 0)	0 (0 to 0)	0 (0 to 0)	0 (0 to 0)	0 (0 to 0)	14·7
Indirect maternal deaths	5·9 (2·8 to 10·6)	1·4 (0·7 to 2·6)	0·1 (0 to 0·2)	--	--	--	--	--	--	--	--	--	NA
Late maternal deaths	3·4 (1·6 to 6·7)	0·9 (0·5 to 1·6)	0·1 (0 to 0·1)	--	--	--	--	--	--	--	--	--	NA
Maternal deaths aggravated by HIV/AIDS	0 (0 to 0·1)	0 (0 to 0)	0 (0 to 0)	--	--	--	--	--	--	--	--	--	NA
Neonatal disorders	105 (73·5 to 145)	90·1 (64 to 126)	70·9 (48·5 to 96·8)	52·1 (36·1 to 70·6)	35·9 (25·3 to 49·9)	20·5 (14·5 to 28)	11 (7·6 to 16)	5·1 (3·3 to 7·4)	1·7 (1·1 to 2·5)	0·4 (0·3 to 0·7)	0·1 (0 to 0·1)	0 (0 to 0)	6,180
Neonatal preterm birth	43·8 (29·4 to 61·2)	36·9 (24·7 to 51·6)	28·5 (19·3 to 38·7)	20·1 (13·5 to 28)	13·4 (9·7 to 18·4)	7·2 (5·3 to 9·4)	3·6 (2·7 to 4·7)	1·5 (1 to 2·1)	0·4 (0·2 to 0·7)	0·2 (0·1 to 0·3)	0·1 (0 to 0·1)	0 (0 to 0)	2,590
Neonatal encephalopathy due to birth asphyxia and trauma	9·4 (5·5 to 15·1)	8·1 (4·7 to 12·8)	6·4 (3·8 to 10·3)	5 (2·9 to 8)	3·5 (2 to 5·7)	1·7 (0·9 to 2·8)	0·7 (0·3 to 1·1)	0·2 (0·1 to 0·3)	0 (0 to 0·1)	0 (0 to 0)	0 (0 to 0)	0 (0 to 0)	1,070
Neonatal sepsis and other neonatal infections	42·3 (23·2 to 72·5)	36·6 (19·9 to 61·1)	29·1 (16·4 to 47·8)	21·9 (11·3 to 35·7)	15·3 (8·3 to 25·8)	9·3 (4·9 to 15·6)	5·4 (2·6 to 9·6)	2·7 (1·3 to 4·7)	1 (0·6 to 1·7)	0·2 (0·1 to 0·4)	0 (0 to 0)	0 (0 to 0)	1,780
Hemolytic disease and other neonatal jaundice	9·3 (5·3 to 15·3)	8·5 (6·2 to 11·1)	6·9 (4·8 to 9)	5·2 (3·8 to 6·8)	3·7 (2·7 to 4·8)	2·3 (1·6 to 3)	1·3 (1 to 1·8)	0·6 (0·5 to 0·8)	0·2 (0·2 to 0·3)	0 (0 to 0·1)	0 (0 to 0)	0 (0 to 0)	156
Other neonatal disorders	0 (0 to 0)	0 (0 to 0)	0 (0 to 0)	0 (0 to 0)	0 (0 to 0)	0 (0 to 0)	0 (0 to 0)	0 (0 to 0)	0 (0 to 0)	0 (0 to 0)	0 (0 to 0)	0 (0 to 0)	580
Nutritional deficiencies	170 (88·1 to 307)	201 (105 to 341)	154 (82 to 265)	105 (62·7 to 187)	80·3 (53·9 to 123)	66·8 (44·1 to 98·1)	73·9 (48·3 to 109)	68·4 (47·2 to 96·5)	69·5 (48·4 to 97·8)	72·1 (48·4 to 104)	66·4 (44·3 to 93·9)	31·5 (21·7 to 44·5)	2,440
Protein-energy malnutrition	37 (25·2 to 50·2)	40·4 (28·4 to 55·7)	37·9 (26·8 to 53·1)	42·3 (29·2 to 57·9)	41·6 (30·1 to 55·6)	38 (26·2 to 54·3)	41·2 (28·7 to 58·9)	45·5 (31·2 to 65·6)	51·4 (35·2 to 72·4)	65 (42 to 95·8)	61 (39·4 to 87·4)	29·2 (19 to 41·6)	1,070
Iodine deficiency	11·3 (5·3 to 20·2)	9·7 (4·7 to 16·8)	7·6 (3·6 to 13·8)	5·8 (2·9 to 10·4)	4·2 (2 to 7·5)	2·7 (1·3 to 4·7)	1·8 (0·8 to 3·2)	1·1 (0·5 to 2)	0·7 (0·4 to 1·2)	0·4 (0·2 to 0·6)	0·1 (0·1 to 0·2)	0 (0 to 0)	143
Vitamin A deficiency	1·8 (0·6 to 3·8)	1·5 (0·8 to 2·8)	1·2 (0·6 to 2·1)	1 (0·5 to 1·7)	0·8 (0·4 to 1·3)	0·6 (0·3 to 1)	0·4 (0·2 to 0·7)	0·3 (0·2 to 0·5)	0·2 (0·1 to 0·3)	0·1 (0 to 0·2)	0 (0 to 0·1)	0 (0 to 0)	62·2
Dietary iron deficiency	111 (37·8 to 236)	142 (53 to 282)	97·5 (29·5 to 204)	47·8 (12·6 to 126)	26·8 (7·3 to 64·5)	19 (5·3 to 44·5)	24·9 (7·2 to 55·2)	15·6 (4·1 to 34·5)	11·8 (3·4 to 26·3)	0·8 (0·1 to 2·4)	0·3 (0 to 1)	0·1 (0 to 0·2)	1,030
Other nutritional deficiencies	8·5 (5 to 12·9)	7·6 (4·8 to 11·8)	9·5 (6 to 14·2)	8 (4·8 to 12·2)	6·9 (4·2 to 10·7)	6·7 (3·8 to 10·7)	5·7 (2·9 to 9·1)	5·9 (3 to 10·2)	5·5 (2·6 to 8·9)	5·9 (2·8 to 12·5)	4·9 (2·2 to 11·8)	2·2 (0·9 to 6·1)	136
Non-communicable diseases	9,050 (7,220 to 11,200)	10,100 (8,120 to 12,200)	10,800 (8,770 to 12,900)	11,300 (9,350 to 13,600)	10,900 (9,110 to 13,000)	9,050 (7,650 to 10,700)	7,890 (6,710 to 9,210)	6,680 (5,730 to 7,730)	5,570 (4,850 to 6,360)	4,000 (3,480 to 4,560)	2,200 (1,960 to 2,440)	640 (584 to 697)	131,000
Neoplasms	948 (719 to 1,240)	1,260 (950 to 1,620)	1,470 (1,120 to 1,890)	1,610 (1,250 to 2,060)	1,400 (1,100 to 1,780)	1,130 (897 to 1,390)	898 (734 to 1,100)	668 (544 to 818)	460 (366 to 564)	274 (215 to 341)	116 (90·8 to 142)	26·7 (20·6 to 32·3)	13,200
Lip and oral cavity cancer	5·1 (3·2 to 7·5)	7·1 (4·7 to 10·5)	8·9 (5·9 to 12·9)	10·6 (7 to 15·2)	10·4 (6·8 to 14·9)	8·4 (5·8 to 11·8)	7·2 (4·8 to 10·5)	6·1 (4·2 to 8·6)	4·9 (3·3 to 7·2)	3·2 (2·1 to 4·7)	1·5 (1 to 2·1)	0·3 (0·2 to 0·5)	84·3
Nasopharynx cancer	0·9 (0·5 to 1·4)	1·3 (0·9 to 2)	1·5 (0·9 to 2·3)	1·6 (1·1 to 2·5)	1·3 (0·8 to 2)	0·9 (0·5 to 1·4)	0·7 (0·5 to 1·1)	0·4 (0·2 to 0·6)	0·3 (0·1 to 0·4)	0·2 (0·1 to 0·3)	0·1 (0 to 0·2)	0 (0 to 0)	13·2
Other pharynx cancer	0·7 (0·4 to 1·1)	1·5 (0·9 to 2·4)	1·7 (1 to 2·7)	2 (1·3 to 3·1)	1·9 (1·2 to 2·9)	1·5 (0·9 to 2·2)	1·1 (0·7 to 1·7)	0·8 (0·5 to 1·1)	0·6 (0·3 to 0·9)	0·3 (0·2 to 0·5)	0·2 (0·1 to 0·3)	0 (0 to 0·1)	13·9
Esophageal cancer	3·1 (1·8 to 4·9)	5·4 (3·6 to 8)	7·8 (5·1 to 11·4)	9·5 (6·1 to 14·2)	8·9 (5·9 to 13)	8·8 (6 to 12·5)	7·8 (5·2 to 11·4)	6·8 (4·5 to 9·6)	4·9 (3·1 to 7·6)	3 (2 to 4·4)	1·2 (0·8 to 1·8)	0·2 (0·1 to 0·3)	72·6
Stomach cancer	60·6 (40·9 to 86·5)	77·7 (54·8 to 110)	94·1 (65·1 to 131)	115 (80·2 to 158)	103 (72·9 to 139)	96·9 (69·4 to 130)	85 (61·4 to 117)	64·9 (47·9 to 84·9)	51·9 (37·8 to 69·7)	34·3 (24·8 to 47·1)	15·9 (11 to 21·7)	4 (2·7 to 5·6)	923
Colon and rectum cancer	54·1 (35·1 to 77·3)	75·5 (49·9 to 114)	96·7 (64 to 143)	115 (75 to 166)	110 (74·7 to 156)	92·8 (64·5 to 129)	84·5 (62·2 to 113)	74·9 (55·5 to 102)	59·7 (42·3 to 79·7)	36·7 (24·9 to 50·9)	15·3 (10·5 to 21·8)	3·7 (2·5 to 5·2)	928
Liver cancer	14·1 (8·5 to 22·8)	24·1 (14 to 37·5)	38·5 (23·8 to 59·7)	52·9 (31·7 to 81·2)	58·9 (37·5 to 88·3)	51·5 (34·5 to 75·3)	43·8 (30 to 62·6)	33·1 (22·1 to 48·4)	22·4 (15·9 to 32·3)	11·1 (7·3 to 16·2)	3·9 (2·7 to 5·3)	0·7 (0·4 to 1)	393
Liver cancer due to hepatitis B	3·8 (2·1 to 6·4)	5·3 (2·7 to 8·9)	7 (3·8 to 11·7)	8·1 (4·4 to 13·6)	7·5 (3·9 to 12·6)	5·2 (2·9 to 8·5)	3·6 (2 to 5·9)	2·2 (1·3 to 3·6)	1·3 (0·7 to 2·1)	0·6 (0·4 to 0·9)	0·2 (0·1 to 0·3)	0 (0 to 0·1)	52·4
Liver cancer due to hepatitis C	3·6 (2 to 6·2)	7·7 (4 to 12·7)	14·6 (8·4 to 23·5)	22·9 (13·3 to 35·6)	27·1 (16·2 to 42·9)	24·4 (15·6 to 36·8)	21·9 (14·3 to 32·3)	17·8 (11·7 to 26·1)	13 (9 to 19·1)	6·8 (4·4 to 9·9)	2·5 (1·7 to 3·5)	0·4 (0·3 to 0·7)	166
Liver cancer due to alcohol use	3 (1·7 to 5·2)	5·5 (2·9 to 9·5)	8·9 (5 to 14·6)	11·9 (6·8 to 19·8)	13·7 (7·9 to 22)	12·8 (7·8 to 20·5)	10·4 (6·5 to 16·1)	6·6 (4·1 to 10·1)	3·7 (2·3 to 5·7)	1·6 (1 to 2·5)	0·5 (0·3 to 0·7)	0·1 (0 to 0·1)	81·6
Liver cancer due to NASH	1·7 (0·9 to 2·9)	2·8 (1·5 to 4·7)	4·4 (2·5 to 7·3)	5·9 (3·2 to 9·7)	6·6 (3·8 to 10·9)	6 (3·6 to 9·3)	5·5 (3·4 to 8·5)	4·6 (2·8 to 7·2)	3·3 (2 to 4·9)	1·6 (1 to 2·4)	0·5 (0·3 to 0·8)	0·1 (0 to 0·2)	47·7
Liver cancer due to other causes	1·9 (1·1 to 3·3)	2·7 (1·4 to 4·6)	3·6 (1·9 to 5·9)	4·1 (2·3 to 6·8)	3·9 (2·2 to 6·6)	3·1 (1·9 to 4·8)	2·4 (1·5 to 3·7)	1·8 (1·1 to 2·8)	1·2 (0·7 to 1·8)	0·5 (0·3 to 0·8)	0·2 (0·1 to 0·3)	0 (0 to 0)	45·8
Gallbladder and biliary tract cancer	15·4 (9·6 to 24·5)	30·1 (18·9 to 47·8)	45·7 (29·2 to 72)	62·3 (40·5 to 102)	63·1 (41·7 to 103)	55·8 (36·5 to 89·9)	42·7 (27·9 to 69·7)	33·7 (22·9 to 51·6)	20·9 (13·3 to 33·6)	12 (7·6 to 19·9)	4·5 (2·8 to 7·6)	0·9 (0·5 to 1·9)	401
Pancreatic cancer	25·4 (17·3 to 36·4)	45·4 (31·1 to 65·9)	67·1 (44·9 to 96·2)	84·2 (56·4 to 121)	102 (68·9 to 145)	85·1 (58·1 to 118)	75 (54·2 to 100)	53·1 (36·4 to 74·7)	34 (23·5 to 48·9)	20·7 (13·6 to 28·7)	7·9 (5·2 to 11·1)	1·5 (1 to 2·1)	631
Larynx cancer	0·9 (0·5 to 2·3)	1·4 (0·8 to 4)	1·8 (1 to 5·8)	2·8 (1·7 to 7·5)	3 (1·8 to 7·4)	2·5 (1·5 to 6·2)	2·2 (1·3 to 5)	1·8 (1·1 to 3·6)	1·3 (0·8 to 2·4)	0·9 (0·5 to 1·6)	0·3 (0·2 to 0·6)	0·1 (0 to 0·1)	22
Tracheal, bronchus, and lung cancer	29·2 (19·3 to 43·5)	47·4 (31·6 to 71)	61·3 (40·2 to 87·9)	77·2 (49·8 to 113)	87·6 (60·8 to 125)	76·7 (53·9 to 106)	64 (46·3 to 88·5)	48·1 (34·9 to 65·8)	32·3 (21·3 to 45·6)	19 (12·7 to 26·8)	7·4 (4·8 to 10·6)	1·3 (0·8 to 2)	597
Malignant skin melanoma	10·3 (5·1 to 16·5)	12 (5·8 to 19·4)	12·4 (6·2 to 19·2)	14 (6·9 to 22·3)	12·1 (6 to 18·6)	9·7 (5 to 15)	7·8 (3·5 to 11·9)	7·4 (3·2 to 11·1)	5·5 (2·3 to 8·1)	4·2 (1·6 to 6·2)	2 (0·7 to 3·2)	0·6 (0·2 to 0·9)	126
Non-melanoma skin cancer	6·6 (4 to 9·7)	8·7 (5·3 to 13·6)	8·8 (5 to 14·3)	10·5 (6·6 to 15·2)	9·6 (6·1 to 14·9)	9·5 (6·4 to 13·7)	8·8 (5·8 to 13·5)	10·7 (7 to 15·3)	11·1 (7·1 to 16·6)	10·9 (6·7 to 17·1)	8·2 (4·5 to 13·1)	2·9 (1·5 to 4·8)	119
Non-melanoma skin cancer (squamous-cell carcinoma)	6·5 (4 to 9·7)	8·7 (5·3 to 13·5)	8·8 (5 to 14·3)	10·5 (6·6 to 15·2)	9·6 (6·1 to 14·9)	9·5 (6·4 to 13·7)	8·8 (5·8 to 13·5)	10·7 (6·9 to 15·3)	11·1 (7·1 to 16·6)	10·9 (6·7 to 17·1)	8·2 (4·5 to 13·1)	2·9 (1·5 to 4·8)	118
Non-melanoma skin cancer (basal-cell carcinoma)	0 (0 to 0)	0 (0 to 0)	0 (0 to 0)	0 (0 to 0)	0 (0 to 0)	0 (0 to 0)	0 (0 to 0)	0 (0 to 0)	0 (0 to 0)	0 (0 to 0)	0 (0 to 0)	0 (0 to 0)	0·1
Breast cancer	203 (138 to 291)	280 (196 to 392)	307 (212 to 425)	310 (217 to 432)	220 (158 to 309)	149 (109 to 205)	98·9 (73·2 to 130)	68·5 (49·7 to 91·5)	41·5 (29·8 to 56·6)	25·1 (17·4 to 35)	10·8 (7·3 to 14·7)	2·5 (1·6 to 3·7)	2,030
Cervical cancer	209 (135 to 334)	246 (159 to 383)	250 (167 to 391)	238 (159 to 360)	161 (106 to 254)	119 (84·6 to 180)	88 (62 to 128)	56·2 (39·6 to 80·4)	39·3 (26·9 to 56·6)	20·9 (14·2 to 31·7)	9·4 (6·2 to 14)	2·3 (1·4 to 3·5)	1,770
Uterine cancer	10·2 (6·4 to 15·4)	20·3 (13·1 to 30·7)	26·3 (17·3 to 38)	33·8 (21·4 to 49·9)	36·5 (23·6 to 54·4)	25·8 (17 to 37·2)	16·8 (11·4 to 24·7)	9·7 (6·4 to 13·7)	6 (4 to 8·7)	3·1 (2·1 to 4·5)	1·3 (0·9 to 1·8)	0·3 (0·2 to 0·4)	204
Ovarian cancer	86·9 (56·9 to 133)	124 (81·1 to 179)	138 (90 to 199)	129 (85·8 to 191)	100 (67·5 to 143)	78·9 (53·1 to 110)	56·9 (39·6 to 81·5)	35·2 (23·7 to 50·5)	20·5 (13·2 to 30·2)	10·4 (6·8 to 15·7)	3·4 (2·3 to 5·1)	0·6 (0·4 to 0·9)	957
Prostate cancer	0 (0 to 0)	0 (0 to 0)	0 (0 to 0)	0 (0 to 0)	0 (0 to 0)	0 (0 to 0)	0 (0 to 0)	0 (0 to 0)	0 (0 to 0)	0 (0 to 0)	0 (0 to 0)	0 (0 to 0)	0
Testicular cancer	--	--	--	--	--	--	--	--	--	--	--	--	NA
Kidney cancer	16·2 (9·4 to 25)	27 (16·5 to 42·6)	37·8 (23·3 to 58·3)	44·6 (28·4 to 67·6)	45·2 (27·8 to 68·7)	36·4 (23·8 to 54·8)	29·4 (18·9 to 43·9)	20·8 (13·4 to 30·5)	12·8 (7·7 to 19·4)	6·4 (3·8 to 10·2)	2·3 (1·4 to 3·6)	0·4 (0·2 to 0·6)	335
Bladder cancer	3·4 (2·2 to 5·1)	5·6 (3·8 to 8·1)	8 (5·4 to 11·3)	11 (7·4 to 16·1)	11·6 (7·8 to 16·4)	11·3 (7·8 to 15·6)	10·7 (7·2 to 15·5)	10·3 (7 to 14·6)	7·9 (5·4 to 11·1)	5·8 (3·8 to 8·2)	2·6 (1·8 to 3·6)	0·5 (0·4 to 0·8)	93·6
Brain and central nervous system cancer	27·6 (16·9 to 43·6)	30·6 (18·9 to 46·5)	34·1 (21·8 to 52·2)	37·2 (23·9 to 55·5)	31 (20 to 45·1)	24·2 (15·8 to 34·6)	17·1 (10 to 25)	11·9 (6·8 to 18·5)	6·2 (3·4 to 10·3)	3 (1·7 to 4·9)	1·1 (0·6 to 1·8)	0·3 (0·1 to 0·4)	429
Thyroid cancer	8 (4·3 to 13·2)	14·2 (8·2 to 22·1)	21·7 (13 to 33·7)	26·3 (16·2 to 39·4)	28·3 (17·8 to 42·7)	25·3 (15·8 to 36·7)	19·2 (12·3 to 27·8)	14·7 (9·4 to 21·4)	10·1 (6·1 to 14·9)	5·5 (3·2 to 8·1)	2·1 (1·2 to 3·3)	0·4 (0·3 to 0·6)	195
Mesothelioma	2·2 (1·4 to 3·7)	2·7 (1·8 to 4·4)	3·5 (2·2 to 5·3)	4·1 (2·4 to 6·1)	3·3 (1·9 to 5)	2·4 (1·4 to 3·5)	2 (1·2 to 3)	1·2 (0·8 to 1·8)	0·8 (0·5 to 1·1)	0·4 (0·2 to 0·6)	0·2 (0·1 to 0·2)	0 (0 to 0)	27·4
Hodgkin lymphoma	5·5 (2·6 to 11·4)	4·6 (2·1 to 9·8)	5 (2·5 to 9·8)	5·5 (3·1 to 9·7)	5·4 (3·1 to 9·8)	4·4 (2·7 to 7·6)	4 (2·4 to 6·8)	3 (1·8 to 5·2)	1·7 (1 to 2·7)	1 (0·5 to 1·5)	0·3 (0·1 to 0·4)	0 (0 to 0·1)	81·8
Non-Hodgkin lymphoma	24·3 (15·7 to 35·2)	27·9 (18·2 to 40·2)	36·4 (23·6 to 53·4)	41·9 (27·3 to 61·9)	40·7 (27·4 to 58·7)	32·7 (22·1 to 46·8)	28·2 (19·4 to 40·5)	21·3 (14·6 to 30·5)	14·3 (9·7 to 20·6)	7·2 (4·8 to 10·5)	2·7 (1·8 to 3·9)	0·5 (0·4 to 0·8)	402
Multiple myeloma	6·5 (4 to 9·8)	12·3 (7·6 to 18·6)	18·9 (12 to 28·2)	23·9 (15·6 to 35·7)	24·1 (15·8 to 35·5)	18·9 (12·9 to 27·6)	14 (9·3 to 21·3)	9 (6 to 14)	4·7 (3 to 7·6)	2·1 (1·2 to 3·6)	0·6 (0·4 to 1·1)	0·1 (0·1 to 0·2)	141
Leukemia	65·5 (40·9 to 97·1)	65·7 (42·5 to 96·1)	62·5 (40·9 to 90·5)	64·5 (41·5 to 95·9)	51·8 (32·8 to 79·1)	39·5 (26 to 57·7)	29·6 (19·7 to 42·9)	23 (15·2 to 34·8)	14·6 (9·5 to 22·1)	8·8 (5·3 to 13·5)	3·1 (1·9 to 4·7)	0·6 (0·4 to 0·9)	1,280
Acute lymphoid leukemia	25·8 (12·6 to 42·9)	26 (13·1 to 42·2)	22·5 (10·8 to 36·6)	23·3 (10·4 to 39·5)	16·9 (8·5 to 29·4)	10·6 (5·1 to 18)	6·9 (3·2 to 11·8)	4·1 (1·9 to 7·2)	2 (1 to 3·6)	1·1 (0·6 to 2·1)	0·4 (0·2 to 0·7)	0·1 (0 to 0·2)	663
Chronic lymphoid leukemia	0·6 (0·3 to 1)	0·8 (0·4 to 1·4)	1·4 (0·8 to 2·3)	1·6 (0·9 to 2·8)	1·9 (1 to 3·4)	2 (1·2 to 3·4)	1·7 (1 to 2·8)	1·9 (1·1 to 3·2)	1·6 (0·9 to 2·7)	1 (0·5 to 1·6)	0·4 (0·2 to 0·7)	0·1 (0 to 0·1)	17·1
Acute myeloid leukemia	17·6 (9·7 to 29·4)	16·2 (8·3 to 27)	15·2 (8·6 to 25·3)	15·2 (7·7 to 25·5)	12·3 (6·2 to 21·6)	9·1 (4·8 to 15)	7·6 (4·1 to 13·3)	4·7 (2·5 to 8)	2·5 (1·4 to 4·5)	1·2 (0·6 to 2·3)	0·3 (0·1 to 0·6)	0·1 (0 to 0·2)	263
Chronic myeloid leukemia	5·3 (2·6 to 9·4)	6·3 (3·5 to 11)	5·5 (2·9 to 9·2)	5·8 (3·1 to 9·5)	4·4 (2·3 to 7·6)	3·4 (1·9 to 5·7)	2·6 (1·4 to 4·2)	2·4 (1·3 to 3·8)	1·7 (0·9 to 2·8)	0·9 (0·4 to 1·5)	0·4 (0·2 to 0·6)	0·1 (0 to 0·2)	59·5
Other leukemia	16·3 (8·5 to 27·4)	16·4 (8·9 to 27·7)	18 (10·2 to 29·3)	18·5 (10·1 to 30·5)	16·3 (8·7 to 26·8)	14·3 (7·9 to 23)	10·9 (6·3 to 17·4)	10 (5·8 to 16·6)	6·8 (3·9 to 10·7)	4·6 (2·6 to 7·4)	1·7 (1 to 2·7)	0·3 (0·2 to 0·5)	278
Other malignant neoplasms	46·6 (32·2 to 65·4)	52·7 (37·5 to 73·5)	58·9 (41·1 to 79·9)	64 (44·2 to 90·1)	57·1 (40·8 to 78·4)	47·2 (32·8 to 64·3)	39 (27·6 to 54)	30·4 (21·6 to 41·7)	21·4 (15 to 29·1)	13·4 (9·4 to 19·1)	6·1 (4·2 to 8·7)	1·4 (1 to 2)	798

Other neoplasms	0·7 (0·2 to 1·3)	0·5 (0·1 to 1·1)	7·3 (2·6 to 13)	6·9 (2·3 to 11·3)	5 (2·4 to 7·7)	5·9 (3·1 to 9·1)	4·4 (2·3 to 6·9)	9·7 (3·5 to 18·3)	5 (2·9 to 8)	5·4 (3·3 to 8·2)	5·4 (3·3 to 8·1)	6·9 (4·4 to 9·9)	9 (6·9 to 14·5)	15 (7·5 to 27)	11·5 (7·5 to 17)	13·9 (9·1 to 20·4)	16 (10·3 to 25·3)	13·2 (9·2 to 18·1)	13·5 (9·3 to 18·1)	11·2 (8·2 to 15·4)	9 (6·2 to 12·6)	4·6 (3·2 to 6·2)	1·4 (0·9 to 2)	0·2 (0·2 to 0·4)	
Medulloblastoma, medulloblastoma and other hemangioblastic n	0·7 (0·2 to 1·3)	0·5 (0·1 to 1·1)	7·3 (2·6 to 13·5)	6·9 (2·3 to 11·3)	5 (2·6 to 7·7)	5·9 (3·1 to 9·1)	4·4 (2·3 to 6·9)	9·7 (3·5 to 18·3)	5 (2·9 to 8)	5·4 (3·3 to 8·2)	5·4 (3·3 to 8·1)	6·9 (4·4 to 9·9)	9 (6·9 to 14·5)	15 (7·5 to 27)	11·5 (7·5 to 17)	13·9 (9·1 to 20·4)	16 (10·3 to 25·3)	13·2 (9·2 to 18·1)	13·5 (9·3 to 18·1)	11·2 (8·2 to 15·4)	9 (6·2 to 12·6)	4·6 (3·2 to 6·2)	1·4 (0·9 to 2)	0·2 (0·2 to 0·4)	163
Benign and in situ intestinal neoplasms	0 (0 to 0)	0 (0 to 0)	0 (0 to 0)	0 (0 to 0)	0 (0 to 0)	0 (0 to 0)	0 (0 to 0)	0 (0 to 0)	0 (0 to 0)	0 (0 to 0)	0 (0 to 0)	0 (0 to 0)	0 (0 to 0)	0 (0 to 0)	0 (0 to 0)	0 (0 to 0)	0 (0 to 0)	0 (0 to 0)	0 (0 to 0)	0 (0 to 0)	0 (0 to 0)	0 (0 to 0)	0 (0 to 0)	0 (0 to 0)	
Benign and in situ cervical and uterine neoplasms	0 (0 to 0)	0 (0 to 0)	0 (0 to 0)	0 (0 to 0)	0 (0 to 0)	0 (0 to 0)	0 (0 to 0)	0 (0 to 0)	0 (0 to 0)	0 (0 to 0)	0 (0 to 0)	0 (0 to 0)	0 (0 to 0)	0 (0 to 0)	0 (0 to 0)	0 (0 to 0)	0 (0 to 0)	0 (0 to 0)	0 (0 to 0)	0 (0 to 0)	0 (0 to 0)	0 (0 to 0)	0 (0 to 0)	0 (0 to 0)	
Other benign and in situ neoplasms	0 (0 to 0)	0 (0 to 0)	0 (0 to 0)	0 (0 to 0)	0 (0 to 0)	0 (0 to 0)	0 (0 to 0)	0 (0 to 0)	0 (0 to 0)	0 (0 to 0)	0 (0 to 0)	0 (0 to 0)	0 (0 to 0)	0 (0 to 0)	0 (0 to 0)	0 (0 to 0)	0 (0 to 0)	0 (0 to 0)	0 (0 to 0)	0 (0 to 0)	0 (0 to 0)	0 (0 to 0)	0 (0 to 0)	0 (0 to 0)	0
Cardiovascular diseases	8·2 (4·3 to 13·4)	6·3 (3·6 to 9·5)	29·1 (22·0 to 37·1)	20·4 (29·1 to 43·4)	35 (26·1 to 43·5)	59·7 (42·9 to 69·5)	115 (97·1 to 134·1)	186 (137·1 to 246)	199 (150·3 to 262)	192 (149·6 to 241)	222 (183·0 to 264)	463 (362·5 to 580)	462 (438·7 to 494)	622 (606·3 to 642)	921 (711·9 to 1,190)	1,095 (850·5 to 1,370)	1,095 (862·5 to 1,330)	1,095 (826·3 to 1,410)	1,190 (876·0 to 1,560)	1,258 (1,026·0 to 1,502)	1,268 (1,026·0 to 1,550)	1,095 (894·5 to 1,330)	747 (592·9 to 950)	297 (253·9 to 337)	11,900
Rheumatic heart disease	0 (0 to 0)	0 (0 to 0)	0·7 (0·7 to 2·4)	1·4 (1·0 to 2·3)	3·3 (2·2 to 4·9)	4·2 (2·7 to 6·3)	7·4 (4·9 to 11·3)	9·2 (6·1 to 15·9)	7·5 (5·1 to 10·9)	10·5 (7·2 to 15·9)	18·9 (12·3 to 29·9)	24·7 (15·7 to 37·7)	30·9 (19·3 to 45·4)	23·5 (21·9 to 27·4)	17·6 (16·9 to 27·6)	29·3 (19·3 to 39·2)	22·7 (16·9 to 31·6)	15·6 (11·2 to 21·9)	11·2 (8·3 to 16·6)	8·9 (6·6 to 12·6)	6·4 (4·6 to 9·2)	4 (2·9 to 5·9)	1·9 (1·4 to 2·8)	0·5 (0·3 to 0·8)	
Ischemic heart disease	0 (0 to 0)	0 (0 to 0)	0 (0 to 0)	0 (0 to 0)	16·3 (9·1 to 25·4)	44 (28·1 to 61·4)	49·7 (32·2 to 70·3)	92·2 (36·6 to 172·3)	100 (64·7 to 155)	132 (99·9 to 179)	218 (152·9 to 309)	320 (227·5 to 424)	380 (287·0 to 482)	474 (409·3 to 555)	469 (409·3 to 555)	528 (432·5 to 672)	552 (476·7 to 674)	596 (476·7 to 724)	547 (428·5 to 692)	410 (312·4 to 550)	192 (134·0 to 196)	
Stroke	0·4 (0·2 to 1·5)	0·3 (0·2 to 0·6)	2·6 (1·9 to 3·4)	1·9 (1·2 to 2·3)	2·3 (1·9 to 2·9)	2·7 (1·9 to 3·4)	5·1 (3·7 to 6·7)	8·7 (5·7 to 12·2)	12·2 (8·7 to 16·1)	16·1 (11·4 to 22·1)	21·4 (15·1 to 29·5)	31·1 (22·1 to 42·6)	37·5 (26·7 to 51·5)	47·2 (33·5 to 64·8)	57·2 (40·6 to 78·6)	68·1 (48·3 to 93·6)	79·1 (56·1 to 108·7)	90·1 (63·9 to 123·8)	101·1 (71·7 to 139·0)	112·1 (79·5 to 154·1)	123·1 (87·3 to 169·2)	134·1 (95·1 to 184·3)	145·1 (102·9 to 199·4)	156·1 (110·7 to 214·5)	4,080
Ischemic stroke	0·2 (0·0 to 0·4)	0·2 (0·1 to 0·3)	1·4 (0·4 to 2·8)	2·7 (1·7 to 3·9)	9·8 (6·3 to 17·0)	12·7 (7·5 to 19·4)	17·4 (10·4 to 26·4)	23·9 (14·1 to 34·4)	29·6 (18·7 to 39·2)	28·9 (18·7 to 39·2)	40·9 (28·1 to 57·4)	69·2 (34·5 to 98·2)	63·9 (49·3 to 85·7)	78·4 (57·7 to 97·1)	89·3 (69·2 to 104)	103 (78·5 to 134)	122 (93·0 to 156)	140 (105·5 to 177)	163 (122·3 to 206)	187 (140·3 to 236)	214 (160·5 to 269)	245 (183·8 to 309)	280 (210·1 to 353)	318 (238·7 to 401)	1,800
Intracerebral hemorrhage	0·2 (0·1 to 0·4)	0·1 (0·0 to 0·3)	0·4 (0·2 to 0·8)	0·6 (0·4 to 0·9)	0·7 (0·5 to 1·1)	1·2 (0·8 to 1·7)	2·1 (1·5 to 2·9)	3·4 (2·4 to 4·7)	4·3 (2·9 to 6·1)	5·7 (3·7 to 8·2)	7·8 (5·0 to 11·2)	10·4 (6·7 to 15·1)	12·5 (8·1 to 18·2)	14·6 (9·4 to 21·2)	16·7 (10·8 to 24·3)	18·8 (12·1 to 27·4)	20·9 (13·5 to 30·5)	23·0 (14·8 to 33·6)	25·1 (16·2 to 36·6)	27·2 (17·5 to 39·7)	29·3 (18·9 to 42·8)	31·4 (20·2 to 45·8)	33·5 (21·6 to 48·9)	35·6 (22·9 to 51·9)	1,560
Subarachnoid hemorrhage	0·1 (0·1 to 0·1)	0·1 (0·1 to 0·1)	0·3 (0·2 to 0·4)	0·5 (0·3 to 0·7)	0·6 (0·5 to 0·8)	0·9 (0·5 to 1·2)	1·5 (1·1 to 2·0)	2·5 (1·8 to 3·4)	3·1 (2·2 to 4·3)	4·2 (2·7 to 6·0)	5·7 (3·8 to 8·1)	7·6 (5·1 to 10·8)	9·2 (6·1 to 13·1)	10·7 (7·2 to 15·4)	12·2 (8·2 to 17·6)	13·8 (9·2 to 19·9)	15·3 (10·3 to 22·1)	16·9 (11·3 to 24·3)	18·4 (12·4 to 26·5)	19·9 (13·4 to 28·8)	21·5 (14·4 to 31·0)	23·0 (15·4 to 33·2)	24·6 (16·5 to 35·5)	26·1 (17·5 to 37·7)	755
Hypertensive heart disease	0 (0 to 0)	0 (0 to 0)	0 (0 to 0)	0 (0 to 0)	0 (0 to 0)	0 (0 to 0)	1·5 (1 to 2·3)	2·5 (1·5 to 3·8)	3·1 (1·9 to 4·6)	4·3 (2·7 to 6·6)	5·4 (3·4 to 7·9)	7·6 (4·9 to 11·2)	9·6 (6·9 to 14·6)	14·6 (9·5 to 26)	27·4 (17·2 to 44·7)	43·3 (26·4 to 67·7)	61·2 (37·0 to 98·4)	79·8 (47·5 to 124)	101 (59·2 to 157)	123 (70·9 to 194)	149 (84·6 to 240)	176 (99·9 to 289)	205 (115·0 to 342)	236 (129·0 to 403)	826
Non-rheumatic valvular heart disease	0 (0 to 0)	0 (0 to 0)	0 (0 to 0)	0 (0 to 0)	0 (0 to 0)	0 (0 to 0)	1·6 (1·6 to 2·3)	3·4 (2·5 to 5·5)	2·8 (2·5 to 3·1)	4·7 (4·6 to 4·8)	6·7 (4·8 to 7·6)	8·4 (4·8 to 7·6)	9·6 (3·9 to 10·1)	7·2 (4·2 to 11·7)	9·3 (5·7 to 13·9)	10·4 (6·5 to 15·9)	7·6 (6·2 to 14·9)	9·8 (5·6 to 12·9)	11·5 (5·9 to 11·4)	12·6 (6·2 to 10·9)	13·8 (6·5 to 10·7)	14·9 (6·8 to 10·6)	16·1 (7·1 to 10·5)	17·2 (7·4 to 10·5)	167
Non-rheumatic calcific aortic valve disease	0 (0 to 0)	0 (0 to 0)	0 (0 to 0)	0 (0 to 0)	0 (0 to 0)	0·2 (0 to 0·4)	0·7 (0·7 to 1·6)	1·6 (0·9 to 2·9)	1·7 (0·7 to 2·2)	1·3 (0·9 to 1·4)	2·1 (1·1 to 3·4)	2·4 (1·5 to 4)	2·3 (1·5 to 4·1)	2·4 (2·0 to 3·4)	3·7 (2·6 to 5·1)	5·9 (4·2 to 11·2)	8·3 (5·1 to 12·4)	7·4 (4·1 to 10·7)	5·1 (3·1 to 7·6)	3·3 (2·0 to 4·9)	1·9 (1·2 to 2·8)	0·8 (0·5 to 1·2)	0·2 (0·2 to 0·3)	0·1 (0·1 to 0·2)	431
Non-rheumatic degenerative mitral valve disease	0 (0 to 0)	0 (0 to 0)	0 (0 to 0)	0 (0 to 0)	0 (0 to 0)	0·1 (0·1 to 0·4)	0·2 (0·2 to 0·6)	0·6 (0·4 to 1·7)	0·7 (0·7 to 2·4)	1·3 (0·8 to 2·2)	2·4 (1·2 to 3·6)	2·3 (1·3 to 3·5)	2·3 (1·5 to 3·2)	2·3 (1·6 to 4·2)	2·6 (1·9 to 4·1)	3·2 (2·2 to 7·2)	3·3 (1·7 to 7·1)	2·7 (1·7 to 6)	1·9 (1·1 to 4·3)	1·4 (0·9 to 3·2)	1·1 (0·6 to 2·3)	0·8 (0·5 to 1·6)	0·4 (0·3 to 1·2)	0·3 (0·1 to 0·8)	49·2
Other non-rheumatic valve diseases	0 (0 to 0)	0 (0 to 0)	0 (0 to 0)	0 (0 to 0)	0 (0 to 0)	0·1 (0·1 to 0·4)	0·2 (0·2 to 0·6)	0·6 (0·4 to 1·7)	0·7 (0·7 to 2·4)	1·3 (0·8 to 2·2)	2·4 (1·2 to 3·6)	2·3 (1·3 to 3·5)	2·3 (1·5 to 3·2)	2·3 (1·6 to 4·2)	2·6 (1·9 to 4·1)	3·2 (2·2 to 7·2)	3·3 (1·7 to 7·1)	2·7 (1·7 to 6)	1·9 (1·1 to 4·3)	1·4 (0·9 to 3·2)	1·1 (0·6 to 2·3)	0·8 (0·5 to 1·6)	0·4 (0·3 to 1·2)	0·3 (0·1 to 0·8)	3·3
Cardiomyopathy and myocarditis	2·9 (1·1 to 5·7)	2·3 (0·9 to 3·9)	9·3 (3·3 to 19·6)	9·3 (3·3 to 19·6)	8·6 (4·6 to 14·2)	12·7 (7·1 to 20·1)	17·4 (9·4 to 28·6)	23·9 (12·9 to 38·5)	29·6 (16·1 to 47·1)	38·9 (21·7 to 61·2)	49·2 (27·7 to 77·3)	63·9 (35·7 to 100)	63·9 (49·3 to 85·7)	78·4 (54·7 to 107)	89·3 (62·3 to 122)	103 (72·0 to 140)	122 (85·0 to 166)	140 (97·5 to 190)	163 (113·5 to 221)	187 (129·9 to 253)	214 (148·3 to 289)	245 (169·8 to 330)	280 (193·6 to 378)	318 (219·6 to 429)	177
Myocarditis	0·3 (0·1 to 0·5)	0·2 (0·1 to 0·4)	1·1 (0·3 to 2·1)	1·1 (0·3 to 2·1)	1·1 (0·6 to 1·8)	1·5 (0·9 to 2·4)	2·1 (1·1 to 3·4)	2·9 (1·6 to 4·7)	3·7 (2·0 to 5·8)	4·8 (2·7 to 7·4)	6·1 (3·4 to 9·3)	7·9 (4·4 to 12·1)	7·9 (6·1 to 10·6)	9·7 (6·7 to 13·5)	11·1 (7·4 to 15·9)	12·8 (8·2 to 18·4)	15·2 (9·1 to 21·9)	17·4 (10·1 to 25·3)	20·1 (12·1 to 29·2)	23·2 (14·4 to 33·6)	26·5 (17·8 to 38·4)	30·4 (20·1 to 43·7)	34·7 (23·9 to 49·8)	39·5 (26·5 to 56·7)	19·5
Alcoholic cardiomyopathy	0 (0 to 0)	0 (0 to 0)	0 (0 to 0)	0 (0 to 0)	0 (0 to 0)	0 (0 to 0)	0·4 (0·3 to 0·5)	0·6 (0·4 to 0·8)	0·8 (0·5 to 1·1)	0·9 (0·6 to 1·3)	1·2 (0·8 to 1·7)	1·5 (1·1 to 2·2)	1·8 (1·3 to 2·6)	2·1 (1·5 to 3·1)	2·4 (1·7 to 3·5)	2·7 (1·9 to 3·9)	3·1 (2·2 to 4·4)	3·4 (2·4 to 4·9)	3·7 (2·6 to 5·3)	4·1 (2·8 to 5·8)	4·4 (3·1 to 6·2)	4·8 (3·3 to 6·7)	5·1 (3·5 to 7·1)	5·5 (3·8 to 7·6)	4·7
Other cardiomyopathy	2·6 (1·0 to 5·4)	1·8 (0·7 to 3·6)	8·4 (2·7 to 19·3)	8 (2·7 to 19·3)	6·3 (2·1 to 16·4)	8·6 (3·3 to 17·6)	4·7 (2·1 to 7·8)	2·6 (0·9 to 5·1)	3·1 (0·9 to 7·2)	2·7 (0·9 to 6·7)	3·1 (1·0 to 7·6)	3·5 (1·2 to 8·3)	3·5 (1·2 to 8·3)	3·6 (1·2 to 8·5)	7·3 (4·2 to 11·7)	9·3 (5·1 to 14·9)	10·4 (5·5 to 17·2)	9·4 (5·1 to 15·3)	7·6 (4·1 to 12·5)	6·8 (3·6 to 11·2)	6·3 (3·3 to 10·4)	6·7 (3·5 to 11·1)	7·3 (3·7 to 12·1)	7·9 (3·9 to 13·1)	153
Atrial fibrillation and flutter	0 (0 to 0)	0 (0 to 0)	0 (0 to 0)	0 (0 to 0)	0 (0 to 0)	0 (0 to 0)	0 (0 to 0)	0 (0 to 0)	0 (0 to 0)	0 (0 to 0)	0 (0 to 0)	0 (0 to 0)	0 (0 to 0)	0 (0 to 0)	0 (0 to 0)	0 (0 to 0)	0 (0 to 0)	0 (0 to 0)	0 (0 to 0)	0 (0 to 0)	0 (0 to 0)	0 (0 to 0)	0 (0 to 0)	0 (0 to 0)	0 (0 to 0)	0
Aortic aneurysm	–	–	–	–	–	0·6 (0·2 to 1·4)	1·2 (0·7 to 1·9)	1·1 (0·7 to 1·7)	1·1 (0·7 to 1·7)	1·3 (1·0 to 2·3)	2·4 (1·4 to 3·5)	2·6 (1·4 to 3·9)	2·6 (1·5 to 4·1)	2·6 (1·5 to 4·2)	3·2 (2·0 to 7·1)	3·7 (2·1 to 8·1)	3·8 (2·1 to 8·4)	3·5 (1·9 to 7·7)	3·2 (1·7 to 6·9)	2·8 (1·5 to 6·1)	2·5 (1·3 to 5·4)	2·2 (1·2 to 4·8)	1·9 (1·0 to 4·2)	1·6 (0·8 to 3·5)	1·3 (0·6 to 2·8)	NA
Endocarditis	0·2 (0·1 to 0·3)	0·2 (0·1 to 0·3)	0·6 (0·3 to 1·2)	2·1 (1·0 to 3·7)	2·4 (1·3 to 3·9)	3·9 (2·1 to 6·1)	5·1 (2·8 to 8·1)	5·8 (3·2 to 9·2)	3·8 (2·1 to 6·1)	5·9 (3·3 to 9·3)	2·7 (1·5 to 4·3)	3·7 (2·1 to 5·9)	5·9 (3·3 to 9·3)	2·7 (1·5 to 4·3)	5·9 (3·3 to 9·3)	3·7 (2·1 to 5·9)	5·9 (3·3 to 9·3)	4·8 (2·7 to 7·6)	3·2 (1·8 to 5·1)	2·7 (1·5 to 4·3)	2·1 (1·2 to 3·3)	1·6 (0·9 to 2·6)	0·8 (0·5 to 1·3)	0·2 (0·1 to 0·4)	851
Other cardiovascular and circulatory diseases	4·6 (1·7 to 9·4)	3·2 (1·1 to 6·3)	20 (9·1 to 38·1)	8·1 (3·1 to 14·4)	12·7 (7·4 to 19·7)	21·3 (12·4 to 32·7)	39·1 (24·1 to 55·6)	37·3 (19·7 to 63·5)	49·9 (27·1 to 73·8)	49·9 (27·1 to 73·8)	30·9 (20·7 to 46·1)	42·6 (27·6 to 61)	33·5 (23·3 to 73·3)	45·2 (31·1 to 64·1)	56·9 (31·1 to 64·1)	69·2 (31·1 to 64·1)	81·6 (31·1 to 64·1)	94·4 (28·7 to 64·1)	107·4 (25·3 to 64·1)	120·8 (21·9 to 64·1)	134·5 (18·6 to 64·1)	148·5 (15·4 to 64·1)	162·8 (12·2 to 64·1)	177·3 (9·2 to 64·1)	461
Chronic respiratory diseases	0 (0 to 0)	0·1 (0 to 0·1)	0·5 (0·4 to 0·6)	137 (99·9 to 208)	170 (123·0 to 232)	181 (99·9 to 268)	136 (90·4 to 177)	138 (90·4 to 183)	117 (88·0 to 163)	120 (92·1 to 163)	140 (109·0 to 180)	150 (113·0 to 195)	176 (132·0 to 228)	216 (162·0 to 280)	285 (216·0 to 370)	332 (252·0 to 432)	376 (285·0 to 489)	376 (285·0 to 489)	372 (282·0 to 483)	358 (271·0 to 465)	329 (249·0 to 428)	283 (214·0 to 367)	218 (165·0 to 283)	147 (111·0 to 191)	6,410
Chronic obstructive pulmonary disease	0 (0 to 0·1)	0 (0 to 0·1)	0·1 (0 to 0·3)	0·2 (0·1 to 0·4)	0·2 (0·1 to 0·4)	0·3 (0·2 to 0·6)	0·5 (0·3 to 0·8)	0·7 (0·4 to 1·1)	0·9 (0·5 to 1·4)	1·1 (0·6 to 1·7)	1·5 (0·8 to 2·3)	1·9 (1·1 to 2·9)	2·3 (1·3 to 3·5)	2·8 (1·6 to 4·3)	3·4 (1·9 to 5·2)	4·1 (2·3 to 6·2)	4·9 (2·8 to 7·4)	5·8 (3·3 to 8·8)	6·8 (3·8 to 10·3)	7·9 (4·4 to 11·9)	9·1 (5·1 to 13·7)	10·4 (5·8 to 15·7)	11·8 (6·6 to 17·8)	13·3 (7·4 to 20·1)	2,890
Pneumoconiosis	0 (0 to 0)	0 (0 to 0)	0 (0 to 0)	0 (0 to 0)	0 (0 to 0)	0 (0 to 0)	0 (0 to 0·1)	0 (0 to 0·1)	0 (0 to 0·1)	0 (0 to 0·1)	0 (0 to 0·1)	0 (0 to 0·1)	0 (0 to 0·1)	0 (0 to 0·1)	0 (0 to 0·1)	0 (0 to 0·1)	0 (0 to 0·1)	0 (0 to 0·1)	0 (0 to 0·1)	0 (0 to 0·1)	0 (0 to 0·1)	0 (0 to 0·1)	0 (0 to 0·1)	0 (0 to 0·1)	0 (0 to 0·1)	7
Silicosis	0 (0 to 0)	0 (0 to 0)	0 (0 to 0)	0 (0 to 0)	0 (0 to 0)	0 (0 to 0)	0 (0 to 0·1)	0 (0 to 0·1)	0 (0 to 0·1)	0 (0 to 0·1)	0 (0 to 0·1)	0 (0 to 0·1)	0 (0 to 0·1)	0 (0 to 0·1)	0 (0 to 0·1)	0 (0 to 0·1)	0 (0 to 0·1)	0 (0 to 0·1)	0 (0 to 0·1)	0 (0 to 0·1)	0 (0 to 0·1)	0 (0 to 0·1)	0 (0 to 0·1)	0 (0 to 0·1)	0 (0 to 0·1)	0·8
Asbestosis	0 (0 to 0)	0 (0 to 0)	0 (0 to 0)	0 (0 to 0)	0 (0 to 0)	0 (0 to 0)	0 (0 to 0·1)	0 (0 to 0·1)	0 (0 to 0·1)	0 (0 to 0·1)	0 (0 to 0·1)	0 (0 to 0·1)	0 (0 to 0·1)	0 (0 to 0·1)	0 (0 to 0·1)	0 (0 to 0·1)	0 (0 to 0·1)	0 (0 to 0·1)	0 (0 to 0·1)	0 (0 to 0·1)	0 (0 to 0·1)	0 (0 to 0·1)	0 (0 to 0·1)	0 (0 to 0·1)	0 (0 to 0·1)	0·7
Coal workers pneumoconiosis	0 (0 to 0)	0 (0 to 0)	0 (0 to 0)	0 (0 to 0)	0 (0 to 0)	0 (0 to 0)	0 (0 to 0)	0 (0 to 0)	0 (0 to 0)	0 (0 to 0)	0 (0 to 0)	0 (0 to 0)	0 (0 to 0)	0 (0 to 0)	0 (0 to 0)	0 (0 to 0)	0 (0 to 0)	0 (0 to 0)	0 (0 to 0)	0 (0 to 0)	0 (0 to 0)	0 (0 to 0)	0 (0 to 0)	0 (0 to 0)	0 (0 to 0)	0·3
Other pneumoconiosis	0 (0 to 0)	0 (0 to 0)	0 (0 to 0)	0 (0 to 0)	0 (0 to 0)	0 (0 to 0)	0 (0 to 0·1)	0 (0 to 0·1)	0 (0 to 0·1)	0 (0 to 0·1)	0·2 (0 to 0·3)	0·2 (0 to 0·3)	0·4 (0 to 0·6)	0·4 (0 to 0·6)	0·6 (0 to 0·9)	0·6 (0 to 0·9)	0·8 (0 to 0·9)	0·8 (0 to 0·9)	0·9 (0 to 0·9)	0·9 (0 to 0·9)	0·9 (0 to 0·9)	0·9 (0 to 0·9)	0·9 (0 to 0·9)	0·9 (0 to 0·9)	0·9 (0 to 0·9)	9·2
Asthma	0·2 (0 to 0)	0·2 (0 to 0)	89·7 (49·9 to 154)	144 (75·6 to 241)	125 (66·9 to 193)	98·5 (52·0 to 160)	62·7 (33·2 to 109)	49·6 (27·1 to 84·6)	39 (20·6 to 70)	44·9 (23·7 to 77·3)	39 (20·7 to 67·2)	33·3 (24·7 to 60·4)	33·3 (20·6 to 50·2)	27·1 (17·5 to 40·6)	19 (13·2 to 34)	13·9 (12·1 to 29·3)	7·9 (9·5 to 22·9)	4·9 (9·9 to 19·3)	3·3 (10·3 to 19·6)	2·1 (9·4 to 14·6)	1·4 (9·2 to 11·4)	0·9 (9·0 to 9·2)	0·6 (9·0 to 9·1)	0·4 (9·0 to 9·1)	861
Interstitial lung disease and pulmonary sarcoidosis	0 (0 to 0)	0 (0 to 0)	0·7 (0·7 to 2·1)	1·1 (0·5 to 2·1)	1·5 (0·9 to 2·7)	2·1 (1·5 to 3·1)	2·9 (1·9 to 4·3)	3·6 (2·4 to 5·1)	4·6 (3·1 to 6·7)	5·7 (3·8 to 8·2)	7·2 (4·8 to 10·4)	9·2 (6·2 to 13·4)	11·1 (7·4 to 16·1)	13·4 (8·9 to 19·5)	16·1 (10·7 to 23·5)	19·2 (12·8 to 28·1)	22·6 (15·1 to 33·1)	26·5 (17·7 to 38·8)	30·8 (20·5 to 45·1)	35·6 (23·7 to 52·1)	41·1 (27·4 to 60·2)	47·4 (31·6 to 69·3)	54·5 (36·3 to 79·8)	62·5 (41·6 to 91·5)	19·5
Other chronic respiratory diseases	0·1 (0 to 0·1)	0·1 (0 to 0·1)	0·4 (0·3 to 0·5)	0·5 (0·4 to 0·6)	0·7 (0·5 to 0·8)	0·9 (0·7 to 1·1)	1·3 (1·0 to 1·6)	1·7 (1·3 to 2·2)	2·2 (1·7 to 2·8)	2·8 (2·2 to 3·5)	3·5 (2·7 to 4·4)	4·4 (3·4 to 5·6)	5·4 (4·2 to 6·9)	6·6 (5·1 to 8·4)	8·1 (6·2 to 10·3)	9·8 (7·5 to 12·5)	11·9 (9·1 to 15·2)	14·5 (11·1 to 18·5)	17·6 (13·4 to 22·5)	21·2 (16·1 to 27·1)	25·4 (19·3 to 32·4)	30·2 (22·9 to 38·6)	35·8 (27·1 to 45·8)	42·2 (32·0 to 54·0)	237
Digestive diseases	9·3 (3·3 to 12·5)	7·6 (2·1 to 11·3)	229 (77·5 to 329)	156 (52·9 to 224)	88·4 (30·1 to 127)	57·7 (19·5 to 83)	119 (52·0 to 202)	272 (122·0 to 439)	333 (172·0 to 497)	370 (227·0 to 501)	661 (367·0 to 961)	597 (342·0 to 852)	630 (309·0 to 937)	641 (614·0 to 669)	784 (680·0 to 894)	869 (680·0 to 1,100)	752 (564·0 to 967)	597 (449·0 to 761)	477 (342·0 to 630)	391 (252·0 to 559)	272 (144·0 to 412)	168 (72·0 to 284)	61·0 (29·0 to 101)	20·0 (9·0 to 34)	5,400
Cirrhosis and other chronic liver diseases	0 (0·1 to 0·2)	0·1 (0·1 to 0·1)	30·4 (13·1 to 54·3)	19·1 (13·1 to 29·3)	21·2 (15·4 to 28·7)	29·6 (22·7 to 37·7)	42·7 (33·4 to 53·1)	79·3 (59·4 to 103)	84·6 (66·6 to 107)	98·2 (77·0 to 123)	112·5 (92·3 to 135)	163 (134·0 to 196)	231 (191·0 to 279)	276 (191·0 to 379)	457 (342·0 to 591)	569 (423·0 to 744)	653 (482·0 to 865)	697 (497·0 to 956)	667 (462·0 to 946)	597 (396·0 to 874)	497 (296·0 to 774)	350 (183·0 to 579)	150 (63·0 to 291)	44·7 (18·0 to 74·7)	12·5 (5·0 to 19·7)
Cirrhosis and other chronic liver diseases due to hepatitis B	0 (0 to 0)	0 (0 to 0)	0·1 (0 to 0·2)	0·1 (0 to 0·2)	0·1 (0 to 0·2)	0·1 (0 to 0·2)	0·2 (0·1 to 0·3)	0·3 (0·2 to 0·4)	0·3 (0·2 to 0·5)	0·4 (0·2 to 0·6)	0·5 (0·3 to 0·8)	0·7 (0·4 to 1·1)	1·0 (0·6 to 1·6)	1·3 (0·8 to 2·1)	1·7 (1·0 to 2·7)	2·2 (1·3 to 3·4)	2·8 (1·7 to 4·3)	3·5 (2·1 to 5·4)	4·3 (2·6 to 6·6)	5·2 (3·1 to 8·0)	6·2 (3·8 to 9·5)	7·3 (4·4 to 11·2)	8·5 (5·1 to 13·0)	9·8 (5·9 to 15·0)	79·9
Cirrhosis and other chronic liver diseases due to hepatitis C	0 (0 to 0)	0 (0 to 0)	0·3 (0·2 to 0·4)	0·5 (0·3 to 0·6)	0·5 (0·4 to 0·6)	0·7 (0·7 to 0·8)	1·3 (1·2 to 1·5)	1·9 (1·8 to 2·1)	2·2 (2·1 to 2·5)	2·8 (2·6 to 3·1)	3·5 (3·2 to 3·9)	4·3 (3·9 to 4·8)	5·2 (4·7 to 5·8)	6·2 (5·6 to 6·9)	7·2 (6·5 to 8·0)	8·3 (7·4 to 9·2)	9·4 (8·4 to 10·4)	10·6 (9·4 to 11·7)	11·8 (10·5 to 13·1)	13·1 (11·6 to 14·5)	14·4 (12·8 to 16·0)	15·8 (14·0 to 17·5)	17·2 (15·2 to 19·1)	18·7 (16·5 to 20·8)	47·3
Cirrhosis and other chronic liver diseases due to alcohol use	0 (0 to 0)	0 (0 to 0)	0·1 (0 to 0·1)	0·1 (0 to 0·1)	0·1 (0 to 0·1)	0·1 (0 to 0·2)	0·3 (0·1 to 0·4)	0·5 (0·2 to 0·6)	0·6 (0·3 to 0·8)	0·8 (0·4 to 1·1)	1·1 (0·5 to 1·4)	1·4 (0·7 to 1·8)	1·8 (0·9 to 2·3)	2·2 (1·1 to 2·8)	2·7 (1·3 to 3·4)	3·2 (1·6 to 4·1)	3·8 (1·9 to 4·8)	4·5 (2·2 to 5·6)	5·2 (2·6 to 6·5)	5·9 (2·9 to 7·4)	6·7 (3·3 to 8·4)	7·5 (3·8 to 9·4)	8·4 (4·2 to 10·5)	9·3 (4·6 to 11·6)	1,120
Cirrhosis and other chronic liver diseases due to NAFLD	0 (0 to 0)	0 (0 to 0)	0·1 (0 to 0·1)	0·1 (0 to 0·1)	0·1 (0 to 0·1)	0·1 (0 to 0·2)	0·3 (0·1 to 0·4)	0·5 (0·2 to 0·6)	0·6 (0·3 to 0·8)	0·8 (0·4 to 1·1)	1·1 (0·5 to 1·4)	1·4 (0·7 to 1·8)	1·8 (0·9 to 2·3)	2·2 (1·1 to 2·8)	2·7 (1·3 to 3·4)	3·2 (1·6 to 4·1)	3·8 (1·9 to 4·8)	4·5 (2·2 to 5·6)	5·2 (2·6 to 6·5)	5·9 (2·9 to 7·4)	6·7 (3·3 to 8·4)	7·5 (3·8 to 9·4)	8·4 (4·2 to 10·5)	9·3 (4·6 to 11·6)	1,120
Cirrhosis and other chronic liver diseases due to other causes	0·1 (0 to 0·2)	0·1 (0 to 0·1)	30·2 (13·0 to 50·7)	19·0 (13·0 to 29·2)	20·9 (15·1 to 28·5)	29·4 (22·5 to 37·5)	42·4 (33·2 to 52·8)	43·2 (29·5 to 63·9)	34·7 (26·1 to 47·1)	29·1 (18·7 to 46·1)	20·1 (10·7 to 36·3)	14·9 (6·1 to 29·3)	11·3 (3·7 to 24·1)	8·2 (2·2 to 17·9)	5·7 (1·6 to 12·4)	4·1 (1·2 to 8·9)	3·1 (1·0 to 6·7)	2·4 (0·9 to 5

Congenital birth defects	914 (575 to 1,670)	431 (290 to 624)	1,490 (921 to 2,320)	430 (279 to 686)	204 (150 to 279)	187 (138 to 245)	154 (114 to 202)	127 (93·8 to 167)	98·7 (72·1 to 129)	77·2 (55·7 to 102)	71·1 (52·1 to 92·8)	60·3 (44·3 to 80·7)	50·3 (35·8 to 68·4)	41·6 (29·6 to 56·4)	33·5 (23·5 to 45·5)	24·2 (16·7 to 32·6)	15·5 (10·8 to 20·6)	6·4 (4 to 9·7)	3·7 (2·2 to 5·5)	2 (1·2 to 3)	0·9 (0·5 to 1·5)	0·3 (0·2 to 0·5)	0·1 (0 to 0·1)	4,430
Neural tube defects	99·7 (47·7 to 181)	24·1 (11 to 46·9)	103 (48·6 to 204)	106 (49·6 to 204)	9·7 (6·3 to 14·7)	9·3 (6·3 to 13·6)	8·3 (5·8 to 11·9)	7·2 (4·7 to 10·7)	3·8 (2·6 to 5·3)	3 (2·1 to 4·1)	2·4 (1·7 to 3·3)	1·8 (1·2 to 2·4)	1·3 (0·9 to 1·7)	0·9 (0·7 to 1·3)	0·7 (0·5 to 0·9)	0·4 (0·3 to 0·6)	0·4 (0·2 to 0·8)	0·1 (0·1 to 0·1)	0·1 (0 to 0·1)	0 (0 to 0)	0 (0 to 0)	0 (0 to 0)	0 (0 to 0)	382
Congenital heart anomalies	304 (142 to 646)	204 (127 to 309)	725 (399 to 1,190)	130 (62·6 to 271)	57 (35·4 to 93·9)	50·7 (33·4 to 74·5)	38·7 (25·7 to 57·3)	36·5 (22·9 to 54·3)	28·3 (17·7 to 41·3)	18·2 (10·9 to 27·5)	17 (10·3 to 24·4)	13·6 (8·3 to 20·1)	8·8 (4·7 to 12·9)	7·6 (3·8 to 11·7)	6·3 (3·4 to 9·4)	4·3 (2·1 to 6·5)	3 (1·5 to 4·6)	0·4 (0·1 to 0·9)	0·3 (0·1 to 0·6)	0·2 (0·1 to 0·4)	0·1 (0 to 0·2)	0 (0 to 0·1)	0 (0 to 0)	1,650
Orofacial clefts	5·1 (1·8 to 11·8)	3·3 (1·2 to 7)	14·4 (5·7 to 30·6)	2·3 (1·1 to 3·9)	1 (0·6 to 1·6)	1 (0·6 to 1·6)	1 (0·6 to 1·5)	1 (0·6 to 1·5)	0·9 (0·5 to 1·4)	0·9 (0·5 to 1·3)	0·8 (0·5 to 1·3)	0·8 (0·5 to 1·2)	0·7 (0·4 to 1·1)	0·6 (0·3 to 0·9)	0·5 (0·3 to 0·7)	0·4 (0·2 to 0·6)	0·3 (0·2 to 0·4)	0·2 (0·1 to 0·3)	0·1 (0·1 to 0·2)	0·1 (0·1 to 0·1)	0·1 (0 to 0·1)	0 (0 to 0)	0 (0 to 0)	35·2
Down syndrome	13·7 (6·1 to 26·4)	9·8 (5·1 to 16·5)	85·4 (37·8 to 163)	24·4 (10·9 to 49)	9·5 (4·9 to 17)	7·2 (4 to 12·2)	7·9 (4·7 to 13)	8 (4·5 to 13·6)	7·8 (4·5 to 12·7)	6 (3·3 to 10·1)	5 (2·9 to 8·2)	4·3 (2·3 to 7·3)	4·3 (2·3 to 6·9)	3·5 (2 to 5·6)	2·6 (1·4 to 4·5)	1·6 (0·9 to 2·8)	0·5 (0·2 to 0·9)	0 (0 to 0)	0 (0 to 0)	0 (0 to 0)	0 (0 to 0)	0 (0 to 0)	0 (0 to 0)	201
Turner syndrome	0 (0 to 0)	0 (0 to 0)	0·1 (0 to 0·1)	0·2 (0·1 to 0·4)	0·2 (0·1 to 0·4)	0·2 (0·1 to 0·4)	0·3 (0·1 to 0·6)	0·3 (0·1 to 0·5)	0·2 (0·1 to 0·4)	0·2 (0·1 to 0·4)	0·2 (0·1 to 0·3)	0·1 (0·1 to 0·3)	0·1 (0·1 to 0·2)	0 (0 to 0·1)	0 (0 to 0·1)	0 (0 to 0)	0 (0 to 0)	0 (0 to 0)	0 (0 to 0)	0 (0 to 0)	0 (0 to 0)	0 (0 to 0)	0 (0 to 0)	2·3
Klinefelter syndrome	0 (0 to 0)	0 (0 to 0)	0 (0 to 0)	0 (0 to 0)	0 (0 to 0)	0 (0 to 0)	0 (0 to 0)	0 (0 to 0)	0 (0 to 0)	0 (0 to 0)	0 (0 to 0)	0 (0 to 0)	0 (0 to 0)	0 (0 to 0)	0 (0 to 0)	0 (0 to 0)	0 (0 to 0)	0 (0 to 0)	0 (0 to 0)	0 (0 to 0)	0 (0 to 0)	0 (0 to 0)	0 (0 to 0)	0
Other chromosomal abnormalities	28·8 (9·6 to 62·5)	10·7 (5·5 to 19·1)	44 (18·9 to 81)	9·2 (5·5 to 14·5)	4·9 (3·1 to 7·1)	3·8 (2·5 to 5·6)	3·8 (2·4 to 5·9)	3·4 (2·2 to 4·9)	2·7 (1·8 to 4·1)	2·1 (1·3 to 3·3)	1·9 (1·1 to 2·8)	1·2 (0·7 to 1·7)	0·9 (0·5 to 1·4)	0·6 (0·3 to 1)	0·5 (0·2 to 0·9)	0·3 (0·1 to 0·5)	0·2 (0·1 to 0·4)	0 (0 to 0)	0 (0 to 0)	0 (0 to 0)	0 (0 to 0)	0 (0 to 0)	0 (0 to 0)	119
Congenital musculoskeletal and limb anomalies	20·2 (9·6 to 36·2)	7·2 (4·4 to 11·2)	48 (30·8 to 71·8)	72·6 (42·6 to 111)	76·4 (44·8 to 119)	76·5 (44·7 to 119)	67 (40 to 103)	44·3 (27 to 65·8)	37 (22·1 to 57·6)	35·1 (20·9 to 53·2)	33·3 (20·5 to 49·3)	30·9 (19 to 46·7)	27·7 (17·5 to 42·3)	23 (14·2 to 34·6)	18·7 (11·4 to 28·4)	14·1 (8·6 to 21)	8·8 (5·4 to 13·3)	5 (2·9 to 7·8)	2·7 (1·5 to 4·4)	1·3 (0·7 to 2·2)	0·6 (0·3 to 1)	0·2 (0·1 to 0·3)	0 (0 to 0·1)	651
Urogenital congenital anomalies	77·5 (19·5 to 289)	34·7 (13·9 to 91·4)	39·9 (12·4 to 121)	12 (5·7 to 27·4)	8·4 (4·7 to 15)	8·8 (5 to 16·4)	9·9 (4·2 to 17)	11·7 (2·5 to 24·3)	7·4 (2·5 to 13·9)	4·4 (1·5 to 8·2)	3·2 (0·9 to 6·5)	2·2 (0·7 to 4·3)	1·4 (0·7 to 2·2)	0·9 (0·4 to 1·6)	0·6 (0·2 to 1·3)	0·3 (0·1 to 0·6)	0·3 (0·2 to 0·6)	0 (0 to 0)	0 (0 to 0)	0 (0 to 0)	0 (0 to 0)	0 (0 to 0)	0 (0 to 0)	224
Digestive congenital anomalies	128 (50·6 to 347)	71·9 (38 to 139)	187 (87 to 358)	21·5 (10·6 to 46·1)	6·5 (3·6 to 12·6)	4·5 (2·6 to 8·3)	2·3 (1·4 to 3·7)	2 (1·1 to 3·6)	1·5 (0·8 to 3)	0·9 (0·5 to 1·5)	0·8 (0·4 to 1·4)	0·6 (0·4 to 1)	0·7 (0·3 to 1·2)	0·7 (0·3 to 1·2)	0·7 (0·2 to 1·4)	0·6 (0·2 to 1·1)	0·4 (0·1 to 0·8)	0 (0 to 0)	0 (0 to 0)	0 (0 to 0)	0 (0 to 0)	0 (0 to 0)	0 (0 to 0)	430
Other congenital birth defects	237 (122 to 396)	65·5 (36·9 to 108)	247 (115 to 463)	52·2 (25·7 to 105)	30 (18·5 to 46·1)	24·6 (14·6 to 37)	15·1 (9·7 to 22·8)	12·9 (8·1 to 20·3)	9·1 (5·5 to 14·8)	6·5 (3·9 to 11·9)	6·4 (3·7 to 11·6)	4·9 (2·7 to 9·5)	4·5 (2·4 to 8·7)	3·6 (2 to 7·1)	2·9 (1·6 to 5·6)	2·1 (1·1 to 4·3)	1·6 (0·9 to 3·3)	0·7 (0·2 to 1·8)	0·5 (0·1 to 1·3)	0·3 (0·1 to 0·8)	0·2 (0 to 0·5)	0·1 (0 to 0·2)	0 (0 to 0)	728
Urinary diseases and male infertility	0·8 (0·2 to 1·4)	1·2 (0·6 to 1·9)	19·7 (11·3 to 32·4)	17·9 (11·8 to 25·8)	19 (12·1 to 28·1)	12·5 (7·9 to 19·3)	13·3 (9·2 to 19·1)	19·1 (12·6 to 28)	21 (14 to 29·7)	22·6 (14·9 to 31·5)	33·2 (23·2 to 47·1)	39·1 (27·2 to 55·5)	51·4 (35·1 to 72·9)	67·3 (43·8 to 98·1)	72·6 (48·4 to 109)	68·8 (45·6 to 101)	55·5 (34·9 to 81·3)	48·8 (32·3 to 70·9)	39·2 (26·4 to 54·4)	29·6 (19 to 44·6)	24·3 (16·2 to 36·2)	14·9 (8·9 to 23·7)	4·7 (2·8 to 7)	696
Urolithiasis	0 (0 to 0)	0 (0 to 0)	0 (0 to 0)	0·1 (0 to 0·1)	0·2 (0·1 to 0·4)	0·4 (0·2 to 0·6)	0·5 (0·3 to 0·9)	1·4 (0·7 to 2·4)	1·9 (1·1 to 3)	2·9 (1·6 to 4·8)	4·8 (2·7 to 7·6)	5·8 (3·3 to 9·2)	6·8 (3·6 to 11·2)	9·4 (4·8 to 15·7)	9·3 (5 to 15·7)	6·2 (3·1 to 10·7)	3·9 (2·1 to 7)	2·6 (1·4 to 4·5)	1·8 (0·9 to 3·1)	1·2 (0·6 to 2)	0·8 (0·4 to 1·5)	0·5 (0·2 to 0·9)	0·1 (0 to 0·2)	60·5
Benign prostatic hyperplasia	0 (0 to 0)	0 (0 to 0)	0 (0 to 0)	0 (0 to 0)	0 (0 to 0)	0 (0 to 0)	0 (0 to 0)	0 (0 to 0)	0 (0 to 0)	0 (0 to 0)	0 (0 to 0)	0 (0 to 0)	0 (0 to 0)	0 (0 to 0)	0 (0 to 0)	0 (0 to 0)	0 (0 to 0)	0 (0 to 0)	0 (0 to 0)	0 (0 to 0)	0 (0 to 0)	0 (0 to 0)	0 (0 to 0)	0
Male infertility	--	--	--	--	--	--	--	--	--	--	--	--	--	--	--	--	--	--	--	--	--	--	--	NA
Other urinary diseases	0·4 (0·1 to 0·8)	0·6 (0·3 to 1)	2·2 (0·9 to 4·2)	4·7 (2·8 to 7·2)	4·5 (2·7 to 7)	2·9 (1·7 to 4·5)	2 (1·2 to 3·2)	1·4 (0·7 to 2·3)	1·5 (0·9 to 2·3)	2·1 (1·3 to 3·2)	2·3 (1·4 to 3·5)	2·7 (1·7 to 4·2)	3·8 (2·3 to 5·7)	3·5 (2·1 to 5·7)	3·1 (1·7 to 6)	2·3 (1·3 to 4·6)	1·4 (0·8 to 2·6)	1 (0·5 to 1·7)	0·8 (0·4 to 1·9)	0·5 (0·3 to 0·9)	0·4 (0·2 to 0·8)	0·3 (0·1 to 0·6)	0·1 (0 to 0·2)	44·5
Gynecological diseases	0 (0 to 0)	0 (0 to 0)	0 (0 to 0)	0 (0 to 0)	0 (0 to 0)	94·3 (48 to 161)	291 (173 to 478)	501 (317 to 754)	618 (402 to 907)	696 (446 to 1,030)	740 (504 to 1,090)	736 (492 to 1,070)	577 (387 to 828)	362 (229 to 534)	180 (118 to 262)	97·3 (61·4 to 145)	58·4 (37·7 to 85·2)	37·1 (24·2 to 52)	21·6 (13·9 to 31·6)	14·3 (9·5 to 20·7)	10·1 (6·5 to 14·7)	5·2 (3·4 to 7·8)	1·3 (0·8 to 2)	5,040
Uterine fibroids	0 (0 to 0)	0 (0 to 0)	0 (0 to 0)	0 (0 to 0)	0 (0 to 0)	2 (0·7 to 4·5)	4·4 (1·8 to 9·8)	8·6 (3·5 to 18)	17·5 (7·3 to 36·7)	40·5 (18·6 to 84·1)	85·5 (37·5 to 174)	113 (54·4 to 212)	92·1 (43·2 to 172)	58·3 (27·6 to 107)	33·2 (15·9 to 61·9)	17·9 (8·1 to 34·7)	9·3 (4·3 to 17·8)	5·2 (2·5 to 10·1)	2·8 (1·4 to 5·2)	1·6 (0·9 to 2·9)	0·7 (0·4 to 1·3)	0·4 (0·2 to 0·6)	0·1 (0 to 0·1)	493
Polycystic ovarian syndrome	0 (0 to 0)	0 (0 to 0)	0 (0 to 0)	0 (0 to 0)	0 (0 to 0)	9 (3·7 to 18·7)	32 (13·8 to 64·8)	40·1 (17·1 to 82·2)	36·2 (15·9 to 71·6)	33·2 (14·8 to 65·7)	30·9 (13·1 to 61·9)	27·7 (11·8 to 55·3)	21·8 (9·1 to 43)	6·5 (2·5 to 13·5)	0 (0 to 0)	0 (0 to 0)	0 (0 to 0)	0 (0 to 0)	0 (0 to 0)	0 (0 to 0)	0 (0 to 0)	0 (0 to 0)	0 (0 to 0)	237
Female infertility	0 (0 to 0)	0 (0 to 0)	0 (0 to 0)	0 (0 to 0)	0 (0 to 0)	0 (0 to 0)	0 (0 to 0)	9 (0·3 to 30·7)	16·9 (2·5 to 51·8)	22·2 (3·5 to 73)	25·5 (1·1 to 80·6)	27·1 (2·2 to 78·4)	0·9 (0 to 7·1)	0 (0 to 0)	0 (0 to 0)	0 (0 to 0)	0 (0 to 0)	0 (0 to 0)	0 (0 to 0)	0 (0 to 0)	0 (0 to 0)	0 (0 to 0)	0 (0 to 0)	102
Endometriosis	0 (0 to 0)	0 (0 to 0)	0 (0 to 0)	0 (0 to 0)	0 (0 to 0)	0 (0 to 0)	20·5 (7 to 44·6)	56·9 (25 to 107)	61·6 (29·8 to 113)	53·7 (27·1 to 96·2)	47·9 (25·5 to 84·7)	43·8 (21·5 to 75·5)	35·2 (18·8 to 56·8)	15·1 (7·6 to 24·8)	0 (0 to 0)	0 (0 to 0)	0 (0 to 0)	0 (0 to 0)	0 (0 to 0)	0 (0 to 0)	0 (0 to 0)	0 (0 to 0)	0 (0 to 0)	335
Genital prolapse	0 (0 to 0)	0 (0 to 0)	0 (0 to 0)	0 (0 to 0)	0 (0 to 0)	0 (0 to 0)	0·2 (0·1 to 0·4)	0·6 (0·2 to 1·2)	0·8 (0·3 to 1·7)	1·2 (0·5 to 2·6)	2·6 (1·1 to 5·2)	5 (2·2 to 10)	8·7 (3·9 to 16·4)	11·7 (5·3 to 22·9)	11·9 (5·5 to 22·6)	10·2 (4·8 to 19·4)	8 (3·9 to 15)	6·4 (3·2 to 11·6)	4·6 (2·4 to 8·2)	3·1 (1·6 to 5·5)	2·1 (1·2 to 3·8)	1·1 (0·6 to 1·7)	0·3 (0·1 to 0·4)	78·6
Premenstrual syndrome	0 (0 to 0)	0 (0 to 0)	0 (0 to 0)	0 (0 to 0)	0 (0 to 0)	82 (37·6 to 145)	191 (98·1 to 344)	235 (119 to 412)	228 (132 to 370)	225 (120 to 370)	242 (140 to 381)	221 (124 to 353)	125 (71·5 to 209)	35·7 (17·7 to 65·1)	0 (0 to 0)	0 (0 to 0)	0 (0 to 0)	0 (0 to 0)	0 (0 to 0)	0 (0 to 0)	0 (0 to 0)	0 (0 to 0)	0 (0 to 0)	1,580
Other gynecological diseases	0 (0 to 0)	0 (0 to 0)	0 (0 to 0)	0 (0 to 0)	0 (0 to 0)	1·2 (0·4 to 3)	43 (21 to 76·5)	151 (88·7 to 236)	258 (137 to 428)	320 (178 to 529)	305 (176 to 485)	298 (171 to 480)	293 (173 to 442)	235 (124 to 365)	135 (83·8 to 199)	69·2 (40 to 104)	41·1 (24·6 to 63·3)	25·5 (15·8 to 37·4)	14·2 (8·5 to 21·8)	9·6 (5·8 to 14·7)	7·2 (4·2 to 11·3)	3·8 (2·2 to 6·2)	1 (0·5 to 1·6)	2,210
Hemoglobinopathies and hemolytic anemias	1·1 (0·6 to 1·8)	0·7 (0·4 to 1)	6·9 (3·4 to 12·4)	10·8 (6·1 to 17)	15·9 (10·2 to 23·6)	14·6 (9·4 to 22·6)	20·1 (12·4 to 31·4)	24·7 (14·6 to 38·5)	21 (11·4 to 35)	22·6 (12·3 to 37·6)	35·1 (19·4 to 56·5)	18·7 (11·3 to 30·6)	19·5 (12 to 30·4)	18·9 (11·5 to 28·4)	15·6 (10 to 22·9)	14·4 (9·2 to 21·7)	10·7 (6·8 to 16)	9·9 (6·2 to 14·9)	7·2 (4·5 to 10·6)	4·7 (2·9 to 7·3)	2·2 (1·5 to 3·3)	0·9 (0·6 to 1·3)	0·2 (0·1 to 0·3)	297
Thalassemias	0·2 (0 to 0·3)	0·1 (0 to 0·3)	1·7 (0·5 to 4)	2·4 (1 to 4·5)	1·9 (0·9 to 3·6)	0·7 (0·3 to 1·6)	0·3 (0·1 to 0·6)	0·1 (0 to 0·4)	0 (0 to 0·1)	0 (0 to 0·1)	0 (0 to 0·1)	0 (0 to 0·1)	0 (0 to 0·1)	0 (0 to 0·1)	0 (0 to 0)	0 (0 to 0)	0 (0 to 0)	0 (0 to 0)	0 (0 to 0)	0 (0 to 0)	0 (0 to 0)	0 (0 to 0)	0 (0 to 0)	7·6
Thalassemias trait	0 (0 to 0)	0 (0 to 0·1)	0·2 (0 to 0·5)	0·8 (0·2 to 2)	0·9 (0·2 to 2·3)	0·4 (0·1 to 1·1)	4·7 (1·4 to 10·1)	5·5 (1·8 to 11·6)	5·2 (1·7 to 10·4)	6 (2·1 to 11·8)	5·9 (2·6 to 10·5)	0·9 (0·2 to 2·2)	0·7 (0·1 to 2)	0·7 (0·2 to 1·7)	0·4 (0·1 to 1·2)	0·3 (0·1 to 0·9)	0·3 (0 to 0·7)	0·3 (0·1 to 0·8)	0·2 (0·1 to 0·5)	0·2 (0 to 0·4)	0 (0 to 0·1)	0 (0 to 0)	0 (0 to 0)	33·5
Sickle cell disorders	0·4 (0·1 to 0·9)	0·3 (0·1 to 0·6)	2·5 (0·5 to 6)	1·4 (0·3 to 3·3)	1·4 (0·2 to 3·4)	1·5 (0·2 to 4·2)	0·9 (0·1 to 2·9)	0·5 (0 to 1·8)	0·2 (0 to 0·6)	0·1 (0 to 0·3)	0·1 (0 to 0·3)	0·1 (0 to 0·3)	0·1 (0 to 0·3)	0·1 (0 to 0·2)	0 (0 to 0·1)	0 (0 to 0)	0 (0 to 0)	0 (0 to 0)	0 (0 to 0)	0 (0 to 0)	0 (0 to 0)	0 (0 to 0)	0 (0 to 0)	9·5
Sickle cell trait	0 (0 to 0)	0 (0 to 0·1)	0·1 (0 to 0·2)	0·3 (0 to 0·9)	0·4 (0 to 1·1)	0·2 (0 to 0·4)	3·1 (0·5 to 8·1)	4·2 (0·7 to 9·7)	4·1 (0·7 to 10·4)	5·1 (1 to 11·1)	4·4 (1·4 to 9·2)	0·4 (0 to 1·2)	0·3 (0 to 0·8)	0·3 (0 to 0·8)	0·2 (0 to 0·6)	0·1 (0 to 0·3)	0·1 (0 to 0·3)	0·1 (0 to 0·4)	0·1 (0 to 0·3)	0·1 (0 to 0·2)	0 (0 to 0)	0 (0 to 0)	0 (0 to 0)	23·7
G6PD deficiency	0·1 (0 to 0·1)	0·1 (0 to 0·1)	0·7 (0·2 to 1·6)	1·7 (0·8 to 3·1)	4·5 (2·4 to 7·1)	5·5 (2·9 to 9·5)	5·5 (3·1 to 8·8)	7·1 (3·8 to 11·8)	4·7 (2·5 to 8·1)	4·1 (2·2 to 7)	10 (5·4 to 16·5)	4·4 (2·4 to 7·1)	3·7 (1·8 to 6·6)	3·3 (1·6 to 5·8)	2·3 (1·1 to 3·9)	1·3 (0·6 to 2·3)	0·7 (0·3 to 1·1)	0·3 (0·1 to 0·5)	0·1 (0·1 to 0·2)	0 (0 to 0·1)	0 (0 to 0)	0 (0 to 0)	0 (0 to 0)	60·1
G6PD trait	0 (0 to 0)	0 (0 to 0)	0 (0 to 0)	0 (0 to 0)	0 (0 to 0)	0 (0 to 0)	0 (0 to 0)	0 (0 to 0)	0 (0 to 0)	0 (0 to 0)	1·2 (0·5 to 2·4)	0·8 (0·2 to 1·8)	0·1 (0 to 0·2)	0 (0 to 0)	0 (0 to 0)	0 (0 to 0)	0 (0 to 0)	0 (0 to 0)	0 (0 to 0)	0 (0 to 0)	0 (0 to 0)	0 (0 to 0)	0 (0 to 0)	2·1
Other hemoglobinopathies and hemolytic anemias	0·5 (0·2 to 0·9)	0·2 (0·1 to 0·3)	1·7 (0·7 to 3·2)	4·3 (2 to 7·9)	6·9 (3·8 to 11·3)	6·3 (3·7 to 10·1)	5·5 (3·2 to 9)	7·4 (4 to 12·7)	6·8 (3·4 to 12·2)	7·3 (3·6 to 13·9)	13·5 (7·4 to 22·3)	12·1 (6·9 to 20·7)	14·6 (8·6 to 24·1)	14·5 (8·7 to 22·4)	12·7 (8·1 to 18·9)	12·7 (8 to 19)	9·7 (6·2 to 14·6)	9·1 (5·7 to 13·8)	6·7 (4·2 to 9·9)	4·4 (2·7 to 6·8)	2·2 (1·4 to 3·2)	0·9 (0·6 to 1·3)	0·2 (0·1 to 0·3)	160
Endocrine, metabolic, blood, and immune disorders	4·8 (2·2 to 11·4)	5·4 (2·9 to 10·7)	60·3 (33·4 to 113)	67·2 (43·3 to 102)	67·8 (41·9 to 105)	42·5 (27·1 to 68·2)	28·8 (19·7 to 42·7)	39 (26·1 to 56·1)	48·6 (32·7 to 69·6)	70·8 (47·7 to 102)	114 (81·8 to 159)	155 (104 to 219)	220 (147 to 313)	235 (161 to 339)	217 (148 to 313)	200 (138 to 289)	166 (116 to 241)	133 (92·7 to 184)	102 (71·9 to 143)	63·9 (44·4 to 88·9)	37·6 (26·1 to 52·4)	16·9 (11·6 to 22·6)	4·8 (3·1 to 6·7)	2,100
Oral disorders	0 (0 to 0)	0 (0 to 0)	0 (0 to 0)	27·4 (15·5 to 45·7)	31·5 (17·7 to 52·6)	33·3 (18·1 to 55·5)	53 (28·9 to 91·2)	90·8 (48·5 to 162)	132 (67·9 to 247)	174 (90·4 to 314)	210 (110 to 374)	240 (129 to 415)	264 (149 to 432)	276 (161 to 448)	279 (167 to 430)	267 (167 to 414)	223 (139 to 338)	186 (118 to 277)	139 (90·1 to 205)	94 (60·9 to 135)	54·3 (34·8 to 78·2)	21·2 (13·7 to 30·4)	4·7 (3 to 6·7)	2,800
Caries of deciduous teeth	0 (0 to 0)	0 (0 to 0)	0 (0 to 0)	8·4 (3·2 to 17·9)	8·5 (3·5 to 19·1)	0·5 (0·1 to 1·3)	0 (0 to 0)	0 (0 to 0)	0 (0 to 0)	0 (0 to 0)	0 (0 to 0)	0 (0 to 0)	0 (0 to 0)	0 (0 to 0)	0 (0 to 0)	0 (0 to 0)	0 (0 to 0)	0 (0 to 0)	0 (0 to 0)	0 (0 to 0)	0 (0 to 0)	0 (0 to 0)	0 (0 to 0)	17·4
Caries of permanent teeth	0 (0 to 0)	0 (0 to 0)	0 (0 to 0)	0 (0 to 0)	4·2 (1·4 to 9·8)	11·4 (4·2 to 25·8)	14·9 (5·8 to 31·8)	18·8 (8·1 to 37·1)	17·3 (6·9 to 36·9)	15·1 (6·1 to 31·7)	14·1 (5·8 to 28·1)	12·3 (5 to 26·2)	10·2 (4·2 to 22·1)	8·2 (3·2 to 17·2)	6·5 (2·4 to 14·6)	4·9 (1·8 to 11·1)	3·3 (1·3 to 6·8)	2·4 (0·9 to 5)	1·5 (0·6 to 3·1)	0·9 (0·3 to 1·9)	0·4 (0·2 to 0·9)	0·1 (0 to 0·3)	0 (0 to 0·1)	147
Periodontal diseases	0 (0 to 0)	0 (0 to 0)	0 (0 to 0)	0 (0 to 0)	0 (0 to 0)	0 (0 to 0)	6·9 (2 to 17·7)	25·7 (7·5 to 66·8)	54·5 (17 to 131)	80·7 (27 to 178)	98·7 (35·2 to 222)	106 (38·8 to 228)	100 (38·7 to 212)	82·9 (33 to 173)	62 (24·3 to 129)	42·6 (16·8 to 85·5)	26 (10·2 to 54)	17·1 (6·7 to 35·1)	11 (4·3 to 22·6)	6·9 (2·7 to 14·1)	3·9 (1·5 to 8·3)	1·4 (0·5 to 3·1)	0·3 (0·1 to 0·7)	727
Other oral disorders	0 (0 to 0)	0 (0 to 0)	0 (0 to 0)	18·9 (11·2 to 29·7)	18·8 (10·8 to 29·5)	21·5 (12·5 to 33·8)	31·2 (18·6 to 48·3)	37·1 (22·5 to 59)	37·9 (22·6 to 57·5)	38·3 (22·7 to 58·2)	37·3 (22·2 to 57·2)	35·7 (21·3 to 55·2)	32·9 (19·8 to 49·7)	27·9 (16·8 to 41)	22·2 (13·3 to 33·7)	17·2 (10·4 to 26·2)	12·1 (7·4 to 18)	8·2 (5·1 to 12·4)	4·7 (2·8 to 7)	2·5 (1·5 to 3·7)	1·1 (0·7 to 1·7)	0·4 (0·2 to 0·6)	0·1 (0 to 0·1)	406
Sudden infant death syndrome	--	65·1 (20·2 to 98·4)	536 (204 to 896)	--	--	--	--	--	--	--	--	--	--	--	--	--	--	--	--	--	--	--	--	NA
Injuries	27 (17·9 to 37·5)	19·9 (12·8 to 29·2)	548 (307 to 915)	427 (319 to 556)	410 (340 to 481)	553 (467 to 653)	906 (772 to 1,060)	1,110 (889 to 1,380)	855 (670 to 1,080)	705 (568 to 880)	757 (614 to 937)	634 (513 to 788)	593 (477 to 737)	540 (430 to 665)	486 (391 to 608)	415 (330 to 516)	331 (269 to 409)	287 (231 to 354)	251 (203 to 305)	223 (181 to 269)	180 (145 to 218)	103 (81·9 to 130)	30·8 (24·5 to 37·3)	10,400
Transport injuries	3 (1·9 to 4·8)	2·5 (1·6 to 3·9)	54·1 (29·1 to 87·6)	124 (77·3 to 187)	142 (102 to 191)	165 (124 to 213)	291 (219 to 379)	395 (281 to 535)	288 (208 to 398)	220 (164 to 295)	259 (194 to 343)	213 (163 to 278)	202 (154 to 263)	193 (150 to 250)	178 (138 to 234)	142 (110 to 179)	110 (87·1 to 139)	83·6 (66·6 to 104)	67·3 (54 to 83·5)	45·1 (35·1 to 56·8)	28·4 (22·3 to 35·4)	11·5 (9·2 to 14·5)	2·9 (2·3 to 3·6)	3,220
Road injuries	2·7 (1·6 to 4·3)	2·2 (1·4 to 3·3)	51·2 (27 to 83·1)	120 (73·7 to 181)	136 (97·9 to 184)	157 (117 to 203)	277 (208 to 362)	378 (269 to 515)	275 (196 to 380)	210 (155 to 282)	248 (185 to 329)	204 (156 to 267)	193 (147 to 251)	186 (143 to 240)	171 (132 to 225)	137 (106 to 173)	107 (84·1 to 134)	80·9 (64·5 to 101)	65·2 (52·3 to 81·3)	43·6 (33·9 to 54·9)	27·3 (21·3 to 34·2)	10·9 (8·7 to 13·7)	2·7 (2·1 to 3·4)	3,090
Pedestrian road injuries	1·3 (0·8 to 2·1)	1 (0·7 to 1·6)	20·5 (10·8 to 33·6)	68 (39·9 to 106)	69·4 (48·5 to 96·9)	69·2 (50·8 to 92·4)	93·2 (68 to 124)	132 (87·4 to 188)	93·7 (64·2 to 132)	73·1 (51·3 to 102)	90·8 (62 to 124)	72·3 (52·8 to 96·2)	71·1 (51·7 to 94·7)	74·1 (54·5 to 100)	71·2 (52 to 96·5)	61·9 (45·9 to 81·9)	51 (38·9 to 67·2)	40·1 (30·9 to 51·9)	35·5 (27·6 to 45·9)	24 (17·8 to 30·9)	15·7 (11·9 to 20·4)	5·9 (4·5 to 7·5)	1·4 (1·1 to 1·8)	1,240
Cyclist road injuries	0 (0 to 0)	0 (0 to 0)	0 (0 to 0)	5·1 (2·6 to 8·8)	8·4 (5·4 to 12·7)	12 (8·1 to 17·4)	11·5 (7·8 to 16·1)	12·1 (8·5 to 16·9)	11·4 (8 to 15·5)	11·3 (8·1 to 15·1)	12·1 (8·8 to 16·2)	12 (8·4 to 16·4)	14·1 (10·2 to 19·4)	14·2 (10 to 19)	12·4 (9·1 to 17)	9·9 (7·5 to 12·6)	7·7 (5·7 to 10·4)	5·4 (4·1 to 7)	3·8 (2·8 to 5)	2·9 (2·1 to 3·8)	1·8 (1·3 to 2·4)	0·8 (0·6 to 1·1)	0·2 (0·1 to 0·2)	169
Motorcyclist road injuries	0·2 (0·1 to 0·3)	0·2 (0·1 to 0·3)	2·5 (1·3 to 4)	3·7 (2·4 to 5·5)	5·9 (4·3 to 7·7)	10·6 (7·8 to 14·1)	32·1 (23·8 to 42·6)	43 (28·2 to 62·4)	29·2 (20·8 to 40·4)	17·9 (13·3 to 24·6)	19·5 (14·2 to 26·2)	15·6 (11·8 to 20·3)	13·3 (10·3 to 17)	10·7 (8·2 to 13·5)	8·8 (6·7 to 11·9)	6·6 (4·9 to 8·8)	5·1 (3·7 to 6·9)	4·4 (3·1 to 5·9)	3·7 (2·6 to 4·9)	2·9 (2 to 3·8)	1·8 (1·3 to 2·4)	0·8 (0·6 to 1·1)	0·2 (0·2 to 0·3)	239
Motor vehicle road injuries	1 (0·6 to 1·8)	0·8 (0·5 to 1·3)	26·3 (13·8 to 43·5)	39·8 (23·5 to 62·8)	48 (33·5 to 64·9)	59·5 (44·3 to 77·1)	132 (97·4 to 174)	180 (121 to 253)	132 (93·8 to 184)	99·5 (72·7 to 134)	117 (83·7 to 160)	96·4 (73 to 127)	87·2 (65·8 to 113)	80 (61·9 to 103)	72·1 (56 to 94)	55·2 (42·6 to 69·6)	40·2 (31·4 to 51)	29 (22·6 to 36·2)	20·7 (16·4 to 25·9)	12·9 (10 to 16·2)	7·5 (5·8 to 9·4)	3·2 (2·5 to 4·1)	0·8 (0·6 to 1)	1,340
Other road injuries	0·2 (0·1 to 0·4)	0·2 (0·1 to 0·3)	1·9 (0·7 to 3·9)	3·3 (1·3 to 7)	3·9 (2·2 to 6·6)	5·5 (3·4 to 8·3)	8·5 (5·2 to 13·6)	10·9 (6·8 to 17·3)	8·5 (5·5 to 13·6)	8 (5·2 to 12)	8·6 (6 to 12·8)	7·9 (5·6 to 11)	7·6 (5·5 to 10·6)	7·1 (5 to 9·7)	6·4 (4·5 to 8·8)	3·7 (2·6 to 4·9)	2·7 (1·9 to 3·7)	2 (1·4 to 2·7)	1·6 (1·1 to 2·1)	1 (0·7 to 1·4)	0·6 (0·4 to 0·8)	0·2 (0·2 to 0·3)	0·1 (0 to 0·1)	100
Other transport injuries	0·3 (0·2 to 0·5)	0·3 (0·2 to 0·6)	2·9 (1·5 to 5·5)	3·9 (2·5 to 6·1)	6·2 (4·2 to 8·8)	8 (5·4 to 11·4)	13·1 (8·5 to 20)	17 (11 to 25·2)	13·2 (8·5 to 20·4)	9·9 (6·8 to 14)	11·1 (7·6 to 16·3)	9 (6·8 to 12·4)	8·6 (5·9 to 12·1)	7·5 (5·3 to 10·5)	6·8 (4·5 to 9·9)	5·1 (3·8 to 6·8)	3·7 (2·6 to 5)	2·8 (2·1 to 3·7)	2·1 (1·5 to 2·7)	1·5 (1·1 to 1·9)	1 (0·8 to 1·3)	0·6 (0·4 to 0·8)	0·2 (0·2 to 0·3)	135
Unintentional injuries	14·4 (8·9 to 21·3)	15·4 (9·5 to 23·5)	462 (244 to 799)	230 (165 to 313)	193 (150 to 242)	235 (181 to 304)	257 (192 to 337)	289 (220 to 377)	263 (199 to 350)	256 (192 to 340)	276 (209 to 365)	264 (196 to 353)	263 (197 to 351)	257 (197 to 337)	244 (188 to 320)	231 (179 to 296)	194 (151 to 246)	186 (146 to 234)	172 (136 to 213)	171 (137 to 210)	148 (117 to 182)	90·3 (70·5 to 115)	27·5 (21·5 to 33·7)	4,740
Falls	1·1 (0·7 to 1·6)	0·8 (0·5 to 1·2)	16·2 (9·8 to 25·5)	29·2 (20·5 to 40·1)	48·2 (36·1 to 63·6)	66·1 (47·4 to 90·8)	82·7 (59·8 to 112)	94·4 (68·9 to 126)	94·8 (67·8 to 128)	98·9 (71·8 to 133)	109 (79·9 to 145)	112 (81·2 to 148)	116 (85·4 to 154)	121 (90·3 to 158)	120 (91·4 to 156)	126 (98 to 161)	113 (87·4 to 143)	119 (92·6 to 150)	119 (92·8 to 147)	130 (102 to 162)	119 (93 to 148)	74·7 (57·6 to 95·8)	22·7 (17·4 to 27·9)	1,930
Drowning	0·4 (0·3 to 0·6)	0·2 (0·1 to 0·3)	6·2 (3·4 to 10·3)	35·9 (22·8 to 53)	17·6 (11·8 to 24·5)	23·1 (17·1 to 30·2)	16·7 (11·4 to 23)	12·8 (8·7 to 18)	8·1 (5·2 to 12)	5·8 (4 to 8)	6·1 (4 to 9·2)	3·9 (2·7 to 5·5)	3·5 (2·4 to 4·9)	2·8 (2 to 4)	2·4 (1·6 to 3·4)	2 (1·4 to 2·9)	1·4 (1 to 1·8)	1 (0·7 to 1·3)	0·8 (0·6 to 1)	0·5 (0·4 to 0·7)	0·3 (0·2 to 0·4)	0·2 (0·1 to 0·2)	0·1 (0 to 0·1)	152
Fire, heat, and hot substances	0·4 (0·3 to 0·6)	0·5 (0·4 to 0·7)	11·8 (7·5 to 17·9)	27·8 (21·7 to 35·2)	27·4 (19 to 40)	32·4 (20·3 to 51·6)	40·2 (25·3 to 61·4)	44·4 (28·7 to 66·4)	43·4 (27·7 to 66·7)	43·7 (27 to 66·9)	45·7 (28·8 to 70·1)	42·6 (26·4 to 64·1)	40·4 (25·1 to 62·1)	36·8 (23·2 to 55·7)	32 (20·8 to 49)	26·6 (17·4 to 40·7)	19·8 (13·1 to 29·3)	16·3 (11·3 to 23·7)	13 (9·1 to 17·9)	10·6 (7·9 to 14·3)	7·8 (5·9 to 10·2)	4·5 (3·4 to 5·7)	1·4 (1·1 to 1·8)	569
Poisonings	0·7 (0·4 to 0·9)	1·1 (0·7 to 1·6)	7·9 (4·4 to 13·1)	14·1 (9 to 20·8)	11·9 (8·3 to 16·4)	16 (11 to 21·9)	18·3 (13·3 to 25·1)	20·3 (14·7 to 26·9)	14·4 (10·2 to 20)	11·3 (8·2 to 15·4)	11 (7·8 to 15·6)	8·4 (5·9 to 12·2)	7·7 (5·4 to 10·9)	6·7 (4·7 to 9·4)	5·2 (3·6 to 7·4)	4·1 (2·9 to 5·8)	3 (2·1 to 4·1)	2·2 (1·6 to 3·2)	1·8 (1·3 to 2·5)	1·3 (1 to 1·8)	0·9 (0·6 to 1·1)	0·4 (0·3 to 0·5)	0·1 (0·1 to 0·1)	169
Poisoning by carbon monoxide	0·1 (0·1 to 0·2)	0·2 (0·1 to 0·4)	4 (1·9 to 7·6)	7·3 (4 to 12)	5·5 (3·5 to 8)	6·2 (3·9 to 9·3)	9·3 (6·2 to 13·3)	11·5 (8 to 16)	7·2 (4·7 to 10·4)	4·7 (3·2 to 6·6)	4·8 (3·3 to 6·7)	3·2 (2·2 to 4·6)	3 (2 to 4·4)	2·5 (1·8 to 3·6)	1·8 (1·3 to 2·5)	1·4 (1 to 2)	1·1 (0·8 to 1·5)	1 (0·7 to 1·2)	0·9 (0·6 to 1·2)	0·6 (0·4 to 0·8)	0·4 (0·3 to 0·5)	0·2 (0·2 to 0·3)	0·1 (0 to 0·1)	77·2
Poisoning by other means	0·5 (0·3 to 0·8)	0·8 (0·5 to 1·2)	3·9 (1·9 to 6·8)	6·9 (4 to 10·7)	6·4 (3·8 to 10)	9·8 (6·1 to 14·7)	8·9 (5·6 to 13·5)	8·8 (5·5 to 13)	7·2 (4·4 to 10·9)	6·6 (4 to 9·8)	6·2 (3·8 to 9·7)	5·2 (3·1 to 8·5)	4·7 (2·8 to 7·4)	4·2 (2·5 to 6·6)	3·4 (2·1 to 5·3)	2·6 (1·6 to 4·1)	1·8 (1·1 to 2·9)	1·3 (0·8 to 2·1)	0·9 (0·5 to 1·5)	0·7 (0·5 to 1·1)	0·4 (0·3 to 0·7)	0·2 (0·1 to 0·3)	0·1 (0 to 0·1)	91·6
Exposure to mechanical forces	0·2 (0·1 to 0·4)	0·3 (0·2 to 0·3)	3·7 (2·4 to 5·6)	13·6 (9·2 to 19·6)	23·2 (15·6 to 34)	28·4 (19·6 to 42·9)	33·1 (22·3 to 48·9)	37·5 (26·4 to 53·7)	34·5 (23·6 to 49·6)	33·7 (23·3 to 49·9)	35 (24·3 to 52)	33·2 (22·5 to 48·4)	32·6 (22·5 to 48·1)	30·6 (21·2 to 44)	27·2 (19·1 to 39)	23·3 (16·2 to 33·3)	17·9 (12·7 to 25·1)	14·1 (9·8 to 20)	10·9 (7·8 to 15·3)	7·3 (5 to 10·3)	4·6 (3·2 to 6·4)	2·1 (1·5 to 2·9)	0·6 (0·4 to 0·8)	448
Unintentional firearm injuries	0 (0 to 0)	0 (0 to 0)	0·2 (0·1 to 0·4)	0·9 (0·4 to 1·3)	1·4 (0·9 to 1·9)	2·4 (1·4 to 3·7)	4·6 (2·7 to 7·2)	6·6 (4·2 to 10·1)	4·4 (2·7 to 6·9)	3·6 (2·4 to 5·3)	4 (2·5 to 5·9)	3·3 (2·3 to 4·8)	3·2 (2·2 to 4·6)	3 (2·1 to 4·2)	2·4 (1·7 to 3·5)	1·9 (1·3 to 2·8)	1·4 (1 to 2)	1·2 (0·8 to 1·7)	0·9 (0·6 to 1·3)	0·6 (0·4 to 1)	0·4 (0·3 to 0·6)	0·2 (0·1 to 0·3)	0·1 (0 to 0·1)	46·8
Other exposure to mechanical forces	0·2 (0·1 to 0·3)	0·2 (0·2 to 0·3)	3·5 (2·3 to 5·3)	12·7 (8·5 to 18·5)	21·9 (14·5 to 32·6)	26 (17·4 to 39·7)	28·5 (18·6 to 43·2)	30·9 (20·5 to 45·9)	30 (20 to 44·8)	30·1 (20·3 to 45·6)	31 (21 to 46·9)	29·9 (19·8 to 44·5)	29·3 (19·9 to 44)	27·6 (18·7 to 40·1)	24·8 (17·3 to 35·8)	21·4 (14·8 to 30·7)	16·5 (11·6 to 23·1)	12·9 (9 to 18·2)	10 (7·1 to 13·9)	6·6 (4·6 to 9·4)	4·2 (2·9 to 5·8)	1·9 (1·3 to 2·6)	0·5 (0·4 to 0·7)	401
Adverse effects of medical treatment	1·9 (1·1 to 3·2)	1·6 (1 to 2·5)	24·8 (7·7 to 53·9)	13·7 (7·5 to 23·5)	7·8 (5·3 to 10·8)	6 (4·2 to 8·3)	7·1 (4·6 to 10·6)	9·5 (5·8 to 14·8)	8·5 (4·8 to 14·2)	8·8 (5·2 to 14)	10·8 (6·8 to 17)	11·6 (7·5 to 17·8)	12·4 (8·2 to 18)	15·1 (9·5 to 22·6)	16·8 (10·1 to 24·7)	16·7 (9·8 to 25·9)	13·6 (8 to 21·2)	12·4 (7·7 to 18·8)	10·4 (6·4 to 14·8)	8 (4·8 to 11·5)	6·1 (3·5 to 9·2)	3·2 (1·8 to 5)	0·9 (0·5 to 1·4)	228
Animal contact	0·2 (0·1 to 0·4)	0·4 (0·3 to 0·6)	4·9 (2·6 to 8·7)	7·6 (4·8 to 11·2)	8·9 (5·8 to 13·1)	10·3 (6·4 to 15·2)	10·1 (6·2 to 15·3)	10·4 (6·6 to 15·3)	9·8 (6·3 to 14)	9·6 (6·1 to 14)	9·9 (6·3 to 14·7)	9·8 (6·3 to 14·6)	9·6 (6·3 to 13·7)	8·9 (5·8 to 13)	7·9 (5·2 to 11·4)	6·8 (4·5 to 9·7)	5·3 (3·5 to 7·7)	4·3 (2·9 to 6·2)	3·2 (2·1 to 4·6)	2·3 (1·6 to 3·3)	1·4 (1 to 2)	0·6 (0·4 to 0·9)	0·2 (0·1 to 0·2)	142
Venomous animal contact	0·1 (0 to 0·2)	0·2 (0·1 to 0·4)	2·9 (1·4 to 5·5)	4·5 (2·6 to 7)	5·2 (3·2 to 8·1)	6·4 (3·7 to 9·6)	6·5 (3·7 to 10·3)	6·6 (3·9 to 10·1)	6·2 (3·7 to 9·3)	6 (3·7 to 9·2)	6 (3·7 to 9)	5·8 (3·6 to 8·6)	5·4 (3·4 to 7·9)	4·7 (3 to 6·9)	4·1 (2·6 to 5·8)	3·4 (2·2 to 4·8)	2·4 (1·6 to 3·5)	1·8 (1·2 to 2·7)	1·3 (0·9 to 1·9)	0·9 (0·6 to 1·3)	0·6 (0·4 to 0·8)	0·2 (0·2 to 0·3)	0·1 (0 to 0·1)	81·3
Non-venomous animal contact	0·1 (0·1 to 0·2)	0·1 (0·1 to 0·3)	2 (1 to 3·8)	3·1 (1·8 to 5·2)	3·8 (2·4 to 6·1)	4 (2·3 to 6·4)	3·6 (2 to 6·3)	3·8 (2·1 to 6·4)	3·6 (2 to 6·3)	3·6 (2·1 to 6·5)	3·9 (2·3 to 6·7)	4 (2·4 to 6·8)	4·2 (2·4 to 6·8)	4·2 (2·5 to 6·7)	3·8 (2·3 to 6·1)	3·4 (2·1 to 5·4)	2·9 (1·8 to 4·5)	2·4 (1·5 to 3·8)	1·9 (1·2 to 2·9)	1·4 (0·9 to 2·1)	0·9 (0·5 to 1·3)	0·4 (0·3 to 0·6)	0·1 (0·1 to 0·1)	61
Foreign body	9 (5·2 to 14·3)	10·2 (5·5 to 16·6)	382 (194 to 680)	80·4 (53·6 to 115)	34·7 (25·5 to 45)	35·7 (26·9 to 46·7)	28·8 (21·1 to 37·9)	36·6 (26·8 to 48)	28·3 (20·9 to 37·8)	24·1 (17·6 to 32·3)	26·3 (19·5 to 35)	22·1 (16·6 to 29·8)	20·7 (15·6 to 27·1)	17·8 (13·4 to 23·4)	16 (12·3 to 20·8)	12·5 (9·7 to 15·7)	9·4 (7·4 to 11·8)	7·9 (6·2 to 10)	6·2 (4·8 to 8·1)	5·2 (4 to 6·5)	3·7 (2·8 to 4·8)	2·3 (1·6 to 3·2)	0·8 (0·6 to 1·1)	821
Pulmonary aspiration and foreign body in airway	9 (5·1 to 14·3)	10·1 (5·4 to 16·6)	382 (194 to 680)	76·8 (50·3 to 110)	29·2 (21 to 38·6)	28·8 (21 to 38·6)	20·3 (14 to 27·8)	26·8 (18·3 to 37·6)	18·4 (12·4 to 26·6)	14 (9·4 to 19·9)	15·6 (10·4 to 23·1)	11·5 (7·7 to 16·6)	10·6 (7 to 15·4)	8·8 (5·8 to 13)	8·4 (5·5 to 12·1)	6·5 (4·7 to 8·9)	5 (3·5 to 6·9)	4·4 (3 to 6·2)	3·6 (2·5 to 5)	3·4 (2·4 to 4·6)	2·6 (1·8 to 3·6)	1·9 (1·2 to 2·7)	0·7 (0·4 to 1)	698
Foreign body in eyes	0 (0 to 0)	0 (0 to 0)	0·2 (0 to 0·4)	0·9 (0·3 to 2)	1·7 (0·5 to 3·7)	2·3 (0·8 to 5·2)	3·1 (1·2 to 6·8)	4 (1·6 to 8·1)	4·4 (1·9 to 8·7)	4·8 (2·1 to 9)	5·1 (2·4 to 9·5)	5·4 (2·8 to 9·4)	5·2 (2·9 to 8·6)	4·5 (2·6 to 7·1)	3·6 (2·2 to 5·5)	3 (1·9 to 4·4)	2·2 (1·4 to 3·3)	1·8 (1·1 to 2·5)	1·3 (0·8 to 1·9)	0·9 (0·6 to 1·3)	0·5 (0·4 to 0·8)	0·2 (0·1 to 0·3)	0 (0 to 0·1)	55·3
Foreign body in other body part	0 (0 to 0)	0 (0 to 0)	0·4 (0·2 to 0·8)	2·6 (1·6 to 4·1)	3·8 (2·4 to 5·9)	4·6 (3 to 6·8)	5·3 (3·6 to 7·5)	5·8 (4 to 8)	5·5 (3·9 to 7·6)	5·4 (3·8 to 7·4)	5·5 (4 to 7·5)	5·2 (3·8 to 7·2)	5 (3·6 to 6·7)	4·5 (3·3 to 6·1)	4 (3 to 5·4)	2·9 (2·1 to 4)	2·2 (1·6 to 3)	1·7 (1·3 to 2·3)	1·3 (0·9 to 1·7)	0·9 (0·7 to 1·2)	0·5 (0·4 to 0·7)	0·2 (0·2 to 0·3)	0·1 (0 to 0·1)	67·7
Environmental heat and cold exposure	0·1 (0 to 0·1)	0 (0 to 0·1)	0·5 (0·3 to 0·9)	1·4 (0·8 to 2·2)	3 (1·7 to 4·7)	4·4 (2·6 to 7)	6 (3·8 to 9·4)	6·8 (4·3 to 10·4)	7·1 (4·5 to 10·6)	7·6 (4·8 to 11·9)	7·9 (4·9 to 12·1)	8·1 (5·1 to 12·1)	8 (5·2 to 12)	7·5 (4·9 to 11·2)	6·8 (4·5 to 10·4)	6 (3·9 to 9)	4·8 (3·1 to 7·2)	4·1 (2·6 to 6)	3·2 (2·1 to 4·6)	2·5 (1·7 to 3·5)	1·7 (1·1 to 2·4)	0·9 (0·6 to 1·2)	0·3 (0·2 to 0·4)	98·8
Exposure to forces of nature	0 (0 to 0)	0 (0 to 0)	0 (0 to 0)	0 (0 to 0)	0 (0 to 0·1)	0·1 (0 to 0·1)	0·1 (0·1 to 0·1)	0·1 (0·1 to 0·2)	0·1 (0·1 to 0·2)	0·1 (0·1 to 0·2)	0·3 (0·2 to 0·4)	0·3 (0·2 to 0·5)	0·4 (0·3 to 0·6)	0·2 (0·1 to 0·3)	0·2 (0·1 to 0·2)	0·2 (0·1 to 0·2)	0·1 (0·1 to 0·2)	0·1 (0·1 to 0·1)	0·1 (0 to 0·1)	0 (0 to 0·1)	0 (0 to 0)	0 (0 to 0)	0 (0 to 0)	2·4
Other unintentional injuries	0·4 (0·3 to 0·6)	0·3 (0·2 to 0·4)	3·6 (2·3 to 5·5)	6·6 (4·7 to 8·8)	9·9 (7·3 to 12·9)	12 (9 to 15·7)	13·6 (10·5 to 17·8)	16·5 (12·1 to 21·9)	13·5 (10·2 to 18·2)	12·4 (9·4 to 16·5)	13·7 (10·3 to 18·1)	12 (9·1 to 15·6)	11·7 (8·8 to 15·4)	9·7 (7·2 to 12·8)	8·9 (6·7 to 11·8)	7·2 (5·4 to 9·4)	5·8 (4·4 to 7·5)	4·4 (3·3 to 5·7)	3·8 (3 to 4·8)	3 (2·4 to 3·8)	2·4 (1·9 to 2·9)	1·5 (1·1 to 1·8)	0·5 (0·4 to 0·6)	173
Self-harm and interpersonal violence	9·5 (5·6 to 15·1)	2 (1·2 to 3)	31·9 (16·7 to 54·1)	73 (45·5 to 109)	75·2 (54·7 to 101)	154 (118 to 195)	359 (279 to 458)	424 (314 to 576)	304 (222 to 414)	229 (167 to 306)	222 (164 to 296)	157 (117 to 209)	128 (96·6 to 172)	89·3 (68·4 to 116)	64·5 (49·3 to 84·4)	41·7 (32·5 to 53·9)	26·7 (21·1 to 33·6)	17·5 (14 to 21·6)	11·5 (9·3 to 14·1)	6·7 (5·5 to 8·3)	3·8 (3 to 4·7)	1·5 (1·2 to 1·9)	0·4 (0·4 to 0·5)	2,430
Self-harm	0 (0 to 0)	0 (0 to 0)	0 (0 to 0)	0 (0 to 0)	0 (0 to 0)	49·6 (28·8 to 76·1)	157 (103 to 223)	139 (83·1 to 215)	81·7 (52·7 to 125)	58·6 (37 to 88·8)	56·6 (34 to 83·8)	36·3 (22·6 to 54·7)	30 (18·9 to 44·1)	20·3 (13·3 to 30·1)	15 (9·9 to 21·6)	9 (6·2 to 12·7)	5·6 (4 to 7·8)	3·4 (2·5 to 4·6)	1·7 (1·2 to 2·2)	1·1 (0·8 to 1·4)	0·7 (0·5 to 0·9)	0·3 (0·2 to 0·4)	0·1 (0·1 to 0·1)	667
Self-harm by firearm	0 (0 to 0)	0 (0 to 0)	0 (0 to 0)	0 (0 to 0)	0 (0 to 0)	0·8 (0·4 to 1·2)	3·9 (2·5 to 5·6)	3·9 (2·3 to 6)	2·3 (1·4 to 3·5)	1·4 (0·9 to 2·1)	1·4 (0·8 to 2·1)	1·1 (0·7 to 1·7)	1 (0·6 to 1·4)	0·7 (0·4 to 1)	0·5 (0·3 to 0·7)	0·3 (0·2 to 0·5)	0·2 (0·2 to 0·3)	0·1 (0·1 to 0·2)	0·1 (0·1 to 0·1)	0 (0 to 0·1)	0 (0 to 0)	0 (0 to 0)	0 (0 to 0)	17·8
Self-harm by other specified means	0 (0 to 0)	0 (0 to 0)	0 (0 to 0)	0 (0 to 0)	0 (0 to 0)	48·8 (28·3 to 74·9)	153 (100 to 217)	135 (80·8 to 209)	79·4 (51·2 to 121)	57·2 (36 to 86·7)	55·2 (33·2 to 81·9)	35·2 (21·7 to 52·7)	29 (18·2 to 42·7)	19·6 (12·9 to 29·2)	14·5 (9·6 to 20·9)	8·6 (6 to 12·2)	5·4 (3·8 to 7·5)	3·2 (2·4 to 4·5)	1·6 (1·2 to 2·1)	1·1 (0·8 to 1·4)	0·6 (0·5 to 0·8)	0·3 (0·2 to 0·4)	0·1 (0·1 to 0·1)	649
Interpersonal violence	9·5 (5·6 to 15·1)	2 (1·2 to 3)	31·8 (16·6 to 54)	72·2 (44·9 to 108)	74·8 (54·3 to 100)	104 (77·6 to 135)	201 (146 to 264)	285 (199 to 391)	222 (157 to 304)	170 (122 to 231)	165 (120 to 222)	121 (87·7 to 164)	98·2 (72·8 to 132)	68·8 (51·3 to 91·3)	49·4 (36·8 to 65·4)	32·7 (24·8 to 42·6)	21 (16·3 to 27)	14·1 (11·1 to 17·9)	9·8 (7·8 to 12·2)	5·6 (4·4 to 7·1)	3·1 (2·4 to 3·9)	1·2 (0·9 to 1·5)	0·3 (0·3 to 0·4)	1,760
Physical violence by firearm	0·4 (0·3 to 0·7)	0·1 (0·1 to 0·2)	2·7 (1·4 to 4·7)	8·2 (5·1 to 12·5)	14·1 (10 to 19·3)	19·3 (13·7 to 25·7)	59·9 (41·3 to 80)	86·6 (58·1 to 123)	63·5 (42·5 to 91·2)	46·9 (31·9 to 66·2)	46·7 (32·6 to 67·6)	33·1 (21·6 to 46·3)	26·2 (17·7 to 37·6)	18·1 (12·3 to 25·8)	11·4 (7·8 to 16·1)	5·8 (4 to 8·2)	3·1 (2·2 to 4·3)	1·4 (1 to 2)	0·8 (0·6 to 1·1)	0·3 (0·2 to 0·4)	0·2 (0·1 to 0·2)	0·1 (0 to 0·1)	0 (0 to 0)	449
Physical violence by sharp object	0·5 (0·3 to 0·8)	0·1 (0 to 0·1)	1·2 (0·7 to 2)	3·3 (2·1 to 4·9)	4·7 (3·5 to 6·2)	8·8 (6·5 to 11·8)	23·1 (16·2 to 30·8)	39·7 (27·1 to 56·2)	30·9 (20·9 to 44·3)	25·1 (17·5 to 34·9)	23·6 (16·7 to 33·3)	17·1 (11·6 to 24·1)	13·3 (9·4 to 18·6)	10·4 (7·5 to 14·4)	8 (5·8 to 10·8)	5·5 (4 to 7·3)	3·5 (2·6 to 4·7)	2·4 (1·8 to 3·1)	1·5 (1 to 2)	0·9 (0·7 to 1·2)	0·5 (0·4 to 0·7)	0·3 (0·2 to 0·3)	0 (0 to 0·1)	225
Sexual violence	0 (0 to 0)	0 (0 to 0)	0 (0 to 0)	0·4 (0·2 to 0·7)	3·4 (2·1 to 5·4)	7·6 (4·2 to 12·3)	16·2 (9·1 to 25·6)	23·6 (13·7 to 37·1)	24·8 (14 to 40)	24·8 (14 to 39·5)	24·1 (13·4 to 38·7)	20·7 (12·2 to 33·5)	15 (8·7 to 24·8)	8·8 (4·9 to 14·6)	4·7 (2·7 to 7·5)	3·1 (1·8 to 4·7)	2·1 (1·3 to 3·2)	1·5 (1 to 2·3)	1 (0·7 to 1·5)	0·7 (0·4 to 1·1)	0·3 (0·2 to 0·5)	0 (0 to 0)	0 (0 to 0)	183
Physical violence by other means	8·6 (5 to 13·6)	1·7 (1·1 to 2·7)	27·8 (14·6 to 47)	60·3 (37·2 to 90·7)	52·5 (37 to 71·1)	68·2 (49·2 to 89·5)	102 (72·2 to 135)	135 (93 to 189)	102 (69·4 to 145)	73·6 (51·7 to 103)	70·5 (50·2 to 97·9)	49·6 (35 to 70·1)	43·7 (31·1 to 59·6)	31·4 (23·2 to 42·3)	25·3 (18·8 to 33·8)	18·2 (13·7 to 23·9)	12·3 (9·3 to 15·7)	8·8 (6·7 to 11·2)	6·5 (5 to 8·1)	3·8 (2·9 to 4·8)	2·1 (1·6 to 2·7)	0·9 (0·7 to 1·1)	0·2 (0·2 to 0·3)	905
Conflict and terrorism	0 (0 to 0)	0 (0 to 0)	0 (0 to 0)	0 (0 to 0)	0 (0 to 0)	0 (0 to 0)	0 (0 to 0)	0 (0 to 0)	0·1 (0 to 0·1)	0·1 (0·1 to 0·2)	0·1 (0·1 to 0·2)	0·1 (0·1 to 0·2)	0·1 (0 to 0·2)	0·1 (0 to 0·1)	0 (0 to 0)	0 (0 to 0)	0 (0 to 0)	0 (0 to 0)	0 (0 to 0)	0 (0 to 0)	0 (0 to 0)	0 (0 to 0)	0 (0 to 0)	0·8

SR Table 2b: Veracruz de Ignacio de la Llave DALYS by cause and age group for females with 95% uncertainty intervals, 2019

Cause	Early Neonatal	Late Neonatal	Post Neonatal	1 to 4	5 to 9	10 to 14	15 to 19	20 to 24	25 to 29	30 to 34	35 to 39	40 to 44	45 to 49	50 to 54	55 to 59	60 to 64	65 to 69	70 to 74	75 to 79	80 to 84	85 to 89	90 to 94	95 plus	Total
All causes	20,600 (14,600 to 27,600)	6,170 (4,310 to 8,190)	23,900 (16,700 to 29,700)	26,100 (18,300 to 32,500)	16,200 (12,900 to 19,700)	23,500 (18,900 to 28,400)	34,400 (27,600 to 41,600)	44,600 (34,200 to 55,600)	56,200 (42,900 to 69,400)	66,400 (48,600 to 84,500)	69,600 (48,600 to 89,700)	76,600 (52,900 to 99,200)	84,700 (62,500 to 105,000)	89,100 (62,500 to 115,000)	96,100 (70,100 to 126,000)	97,700 (71,700 to 123,000)	97,300 (71,600 to 126,000)	93,000 (68,300 to 122,000)	87,300 (62,300 to 116,000)	63,900 (44,600 to 86,000)	34,200 (23,700 to 46,100)	9,170 (6,430 to 12,600)	1,120,000
Communicable, maternal, neonatal, and nutritional diseases	19,200 (15,500 to 25,900)	5,470 (3,900 to 7,370)	19,800 (7,980 to 14,800)	8,270 (6,270 to 10,900)	4,120 (3,080 to 5,590)	3,260 (2,350 to 4,420)	3,760 (2,630 to 5,440)	4,990 (3,660 to 6,980)	6,990 (4,720 to 7,290)	9,690 (6,750 to 13,400)	9,770 (6,980 to 13,700)	9,700 (6,200 to 14,200)	9,200 (6,200 to 14,200)	8,910 (5,900 to 13,400)	8,050 (5,600 to 12,000)	6,930 (4,650 to 10,200)	5,050 (3,200 to 7,800)	3,710 (2,100 to 5,500)	2,720 (1,700 to 4,100)	1,890 (1,100 to 2,900)	663 (337 to 1,200)	166 (69 to 344)	115,000
HIV/AIDS and sexually transmitted infections	1.4 (0.9 to 1.8)	0.6 (0.4 to 0.8)	100 (72 to 137)	131 (89 to 178)	19 (12 to 26)	22 (15 to 30)	110 (86 to 140)	310 (240 to 390)	710 (560 to 880)	1,100 (870 to 1,400)	1,600 (1,300 to 2,000)	1,900 (1,500 to 2,400)	2,100 (1,600 to 2,600)	2,200 (1,700 to 2,800)	2,200 (1,700 to 2,800)	2,100 (1,600 to 2,700)	1,900 (1,400 to 2,500)	1,600 (1,100 to 2,200)	1,200 (800 to 1,700)	800 (500 to 1,200)	400 (200 to 700)	100 (40 to 200)	9,320
HIV/AIDS	0 (0 to 0)	0 (0 to 0)	100 (72 to 137)	130 (89 to 178)	19 (12 to 26)	22 (15 to 30)	110 (86 to 140)	310 (240 to 390)	710 (560 to 880)	1,100 (870 to 1,400)	1,600 (1,300 to 2,000)	1,900 (1,500 to 2,400)	2,100 (1,600 to 2,600)	2,200 (1,700 to 2,800)	2,200 (1,700 to 2,800)	2,100 (1,600 to 2,700)	1,900 (1,400 to 2,500)	1,600 (1,100 to 2,200)	1,200 (800 to 1,700)	800 (500 to 1,200)	400 (200 to 700)	100 (40 to 200)	7,890
HIV/AIDS - Drug-susceptible Tuberculosis	0 (0 to 0)	0 (0 to 0)	19.7 (10 to 29.2)	14.1 (9.5 to 21.4)	7.9 (4.6 to 11.6)	10.9 (6.6 to 16.2)	19.2 (12 to 28.6)	66.7 (42.1 to 101)	157 (99.9 to 238)	248 (158 to 376)	356 (226 to 539)	428 (272 to 648)	473 (301 to 716)	496 (316 to 751)	496 (316 to 751)	473 (301 to 716)	428 (272 to 648)	360 (229 to 545)	270 (172 to 409)	180 (114 to 273)	90.1 (57.4 to 136)	22.5 (14.3 to 34.1)	1,780
HIV/AIDS - Multidrug-resistant Tuberculosis without extra-resistance	0 (0 to 0)	0 (0 to 0)	0.1 (0 to 0.2)	0.1 (0 to 0.2)	0.1 (0 to 0.1)	0.1 (0 to 0.1)	0.1 (0 to 0.2)	0.4 (0.2 to 0.6)	1.1 (0.6 to 1.7)	1.7 (1 to 2.6)	2.5 (1.5 to 3.8)	3.1 (1.9 to 4.8)	3.5 (2.1 to 5.4)	3.7 (2.2 to 5.7)	3.7 (2.2 to 5.7)	3.5 (2.1 to 5.4)	3.1 (1.9 to 4.8)	2.7 (1.6 to 4.1)	2 (1.2 to 3.1)	1.3 (0.8 to 2)	0.7 (0.4 to 1)	0.2 (0.1 to 0.3)	29
HIV/AIDS - Extensively drug-resistant Tuberculosis	0 (0 to 0)	0 (0 to 0)	0 (0 to 0.1)	0 (0 to 0.1)	0 (0 to 0.1)	0 (0 to 0.1)	0 (0 to 0.1)	0.1 (0 to 0.1)	0.2 (0.1 to 0.3)	0.4 (0.2 to 0.6)	0.6 (0.3 to 0.9)	0.8 (0.4 to 1.2)	1.2 (0.6 to 1.7)	1.7 (0.9 to 2.4)	1.9 (1 to 2.7)	1.9 (1 to 2.7)	1.8 (0.9 to 2.6)	1.5 (0.8 to 2.2)	1.1 (0.6 to 1.6)	0.8 (0.4 to 1.2)	0.4 (0.2 to 0.6)	0.1 (0 to 0.2)	15.6
HIV/AIDS resulting in other diseases	1.4 (0.9 to 1.8)	0.6 (0.4 to 0.8)	0.2 (0.1 to 0.3)	0.2 (0.1 to 0.3)	0.1 (0.1 to 0.2)	0.1 (0.1 to 0.2)	0.4 (0.3 to 0.5)	1.2 (0.9 to 1.6)	2.8 (2.1 to 3.6)	4.4 (3.2 to 5.8)	6.1 (4.3 to 8.1)	7.6 (5.2 to 10.1)	8.9 (6.1 to 11.9)	9.7 (6.6 to 13)	9.7 (6.6 to 13)	9.2 (6.2 to 12.5)	8.3 (5.6 to 11.3)	7.1 (4.7 to 9.8)	5.6 (3.7 to 7.8)	4.1 (2.7 to 5.8)	2.1 (1.3 to 3.1)	0.6 (0.2 to 1.2)	6,880
Sexually transmitted infections excluding HIV	1.4 (0.9 to 1.8)	0.6 (0.4 to 0.8)	1.3 (0.8 to 2.1)	0.2 (0.1 to 0.3)	0 (0 to 0)	0.4 (0.3 to 0.5)	24.9 (17.9 to 33.2)	69.9 (49.7 to 94.2)	186 (132 to 252)	293 (208 to 396)	439 (312 to 594)	578 (411 to 779)	696 (495 to 938)	772 (549 to 1,040)	774 (550 to 1,040)	732 (520 to 987)	631 (448 to 851)	517 (367 to 697)	391 (277 to 527)	274 (194 to 369)	161 (114 to 217)	44 (31 to 59)	6,090
Syphilis	1.4 (0.9 to 1.8)	0.6 (0.4 to 0.8)	1.3 (0.8 to 2.1)	0.2 (0.1 to 0.3)	0 (0 to 0)	0.4 (0.3 to 0.5)	24.9 (17.9 to 33.2)	69.9 (49.7 to 94.2)	186 (132 to 252)	293 (208 to 396)	439 (312 to 594)	578 (411 to 779)	696 (495 to 938)	772 (549 to 1,040)	774 (550 to 1,040)	732 (520 to 987)	631 (448 to 851)	517 (367 to 697)	391 (277 to 527)	274 (194 to 369)	161 (114 to 217)	44 (31 to 59)	6,090
Chlamydial infection	0 (0 to 0)	0 (0 to 0)	0 (0 to 0)	0 (0 to 0)	0 (0 to 0)	0 (0 to 0)	0 (0 to 0)	0 (0 to 0)	0 (0 to 0)	0 (0 to 0)	0 (0 to 0)	0 (0 to 0)	0 (0 to 0)	0 (0 to 0)	0 (0 to 0)	0 (0 to 0)	0 (0 to 0)	0 (0 to 0)	0 (0 to 0)	0 (0 to 0)	0 (0 to 0)	0 (0 to 0)	0 (0 to 0)	109
Gonococcal infection	0 (0 to 0)	0 (0 to 0)	0 (0 to 0)	0 (0 to 0)	0 (0 to 0)	0 (0 to 0)	0 (0 to 0)	0 (0 to 0)	0 (0 to 0)	0 (0 to 0)	0 (0 to 0)	0 (0 to 0)	0 (0 to 0)	0 (0 to 0)	0 (0 to 0)	0 (0 to 0)	0 (0 to 0)	0 (0 to 0)	0 (0 to 0)	0 (0 to 0)	0 (0 to 0)	0 (0 to 0)	0 (0 to 0)	147
Trichomoniasis	0 (0 to 0)	0 (0 to 0)	0 (0 to 0)	0 (0 to 0)	0 (0 to 0)	0 (0 to 0)	0 (0 to 0)	0 (0 to 0)	0 (0 to 0)	0 (0 to 0)	0 (0 to 0)	0 (0 to 0)	0 (0 to 0)	0 (0 to 0)	0 (0 to 0)	0 (0 to 0)	0 (0 to 0)	0 (0 to 0)	0 (0 to 0)	0 (0 to 0)	0 (0 to 0)	0 (0 to 0)	0 (0 to 0)	0
Genital herpes	0 (0 to 0)	0 (0 to 0)	0 (0 to 0)	0 (0 to 0)	0 (0 to 0)	0 (0 to 0)	0.4 (0.3 to 0.5)	0.6 (0.4 to 0.8)	0.7 (0.5 to 1)	0.7 (0.5 to 1)	0.7 (0.5 to 1)	0.7 (0.5 to 1)	0.7 (0.5 to 1)	0.7 (0.5 to 1)	0.7 (0.5 to 1)	0.7 (0.5 to 1)	0.7 (0.5 to 1)	0.7 (0.5 to 1)	0.7 (0.5 to 1)	0.7 (0.5 to 1)	0.7 (0.5 to 1)	0.7 (0.5 to 1)	0.2 (0.1 to 0.3)	238
Other sexually transmitted infections	0 (0 to 0)	0 (0 to 0)	0 (0 to 0)	0 (0 to 0)	0 (0 to 0)	0 (0 to 0)	0.1 (0 to 0.1)	0.7 (0.4 to 1.1)	2.6 (1.7 to 3.7)	4.6 (2.9 to 6.5)	6.9 (4.4 to 9.8)	9.6 (6.1 to 13.6)	12.5 (8 to 17.6)	14.8 (9.5 to 20.8)	15.7 (10.1 to 22)	15.4 (9.9 to 21.6)	14.3 (9.2 to 20.1)	12.7 (8.2 to 17.8)	10.5 (6.8 to 14.8)	7.9 (5.1 to 11.1)	5.1 (3.3 to 7.2)	2.1 (1.3 to 3)	0.5 (0.2 to 1.1)	262
Respiratory infections and tuberculosis	312 (266 to 367)	110 (84 to 137)	3,340 (2,480 to 4,670)	1,170 (1,040 to 1,450)	1,130 (920 to 1,370)	1,170 (1,040 to 1,330)	1,160 (967 to 1,370)	1,210 (1,040 to 1,390)	1,220 (1,060 to 1,410)	1,230 (1,060 to 1,420)	1,230 (1,060 to 1,420)	1,230 (1,060 to 1,420)	1,230 (1,060 to 1,420)	1,230 (1,060 to 1,420)	1,230 (1,060 to 1,420)	1,230 (1,060 to 1,420)	1,230 (1,060 to 1,420)	1,230 (1,060 to 1,420)	1,230 (1,060 to 1,420)	1,230 (1,060 to 1,420)	1,230 (1,060 to 1,420)	1,230 (1,060 to 1,420)	24,300
Tuberculosis	0.4 (0 to 0)	0 (0 to 0)	0.4 (0.2 to 0.6)	0.7 (0.4 to 1.1)	0.8 (0.4 to 1.3)	0.7 (0.4 to 1.2)	0.7 (0.4 to 1.2)	0.8 (0.4 to 1.3)	0.8 (0.4 to 1.3)	0.8 (0.4 to 1.3)	0.8 (0.4 to 1.3)	0.8 (0.4 to 1.3)	0.8 (0.4 to 1.3)	0.8 (0.4 to 1.3)	0.8 (0.4 to 1.3)	0.8 (0.4 to 1.3)	0.8 (0.4 to 1.3)	0.8 (0.4 to 1.3)	0.8 (0.4 to 1.3)	0.8 (0.4 to 1.3)	0.8 (0.4 to 1.3)	0.8 (0.4 to 1.3)	3,860
Latent tuberculosis infection	0 (0 to 0)	0 (0 to 0)	0 (0 to 0)	0 (0 to 0)	0 (0 to 0)	0 (0 to 0)	0 (0 to 0)	0 (0 to 0)	0 (0 to 0)	0 (0 to 0)	0 (0 to 0)	0 (0 to 0)	0 (0 to 0)	0 (0 to 0)	0 (0 to 0)	0 (0 to 0)	0 (0 to 0)	0 (0 to 0)	0 (0 to 0)	0 (0 to 0)	0 (0 to 0)	0 (0 to 0)	0 (0 to 0)	0
Active tuberculosis	0.4 (0 to 0)	0 (0 to 0)	0.4 (0.2 to 0.6)	0.7 (0.4 to 1.1)	0.8 (0.4 to 1.3)	0.7 (0.4 to 1.2)	0.7 (0.4 to 1.2)	0.8 (0.4 to 1.3)	0.8 (0.4 to 1.3)	0.8 (0.4 to 1.3)	0.8 (0.4 to 1.3)	0.8 (0.4 to 1.3)	0.8 (0.4 to 1.3)	0.8 (0.4 to 1.3)	0.8 (0.4 to 1.3)	0.8 (0.4 to 1.3)	0.8 (0.4 to 1.3)	0.8 (0.4 to 1.3)	0.8 (0.4 to 1.3)	0.8 (0.4 to 1.3)	0.8 (0.4 to 1.3)	0.8 (0.4 to 1.3)	3,860
Drug-susceptible tuberculosis	0.4 (0 to 0)	0 (0 to 0)	0.4 (0.2 to 0.6)	0.7 (0.4 to 1.1)	0.8 (0.4 to 1.3)	0.7 (0.4 to 1.2)	0.7 (0.4 to 1.2)	0.8 (0.4 to 1.3)	0.8 (0.4 to 1.3)	0.8 (0.4 to 1.3)	0.8 (0.4 to 1.3)	0.8 (0.4 to 1.3)	0.8 (0.4 to 1.3)	0.8 (0.4 to 1.3)	0.8 (0.4 to 1.3)	0.8 (0.4 to 1.3)	0.8 (0.4 to 1.3)	0.8 (0.4 to 1.3)	0.8 (0.4 to 1.3)	0.8 (0.4 to 1.3)	0.8 (0.4 to 1.3)	0.8 (0.4 to 1.3)	3,850
Multidrug-resistant tuberculosis without extensive drug resistance	0 (0 to 0)	0 (0 to 0)	0 (0 to 0.1)	0 (0 to 0.1)	0 (0 to 0)	0 (0 to 0)	0 (0 to 0)	0 (0 to 0)	0 (0 to 0)	0 (0 to 0)	0 (0 to 0)	0 (0 to 0)	0 (0 to 0)	0 (0 to 0)	0 (0 to 0)	0 (0 to 0)	0 (0 to 0)	0 (0 to 0)	0 (0 to 0)	0 (0 to 0)	0 (0 to 0)	0 (0 to 0)	0 (0 to 0)	10
Extensively drug-resistant tuberculosis	0 (0 to 0)	0 (0 to 0)	0 (0 to 0.1)	0 (0 to 0)	0 (0 to 0)	0 (0 to 0)	0 (0 to 0)	0 (0 to 0)	0 (0 to 0)	0 (0 to 0)	0 (0 to 0)	0 (0 to 0)	0 (0 to 0)	0 (0 to 0)	0 (0 to 0)	0 (0 to 0)	0 (0 to 0)	0 (0 to 0)	0 (0 to 0)	0 (0 to 0)	0 (0 to 0)	0 (0 to 0)	0 (0 to 0)	238
Lower respiratory infections	288 (244 to 344)	109 (82 to 136)	3,230 (2,400 to 4,550)	1,060 (940 to 1,320)	1,060 (860 to 1,290)	1,110 (980 to 1,270)	1,090 (910 to 1,290)	1,140 (980 to 1,310)	1,150 (1,000 to 1,330)	1,160 (1,000 to 1,340)	1,160 (1,000 to 1,340)	1,160 (1,000 to 1,340)	1,160 (1,000 to 1,340)	1,160 (1,000 to 1,340)	1,160 (1,000 to 1,340)	1,160 (1,000 to 1,340)	1,160 (1,000 to 1,340)	1,160 (1,000 to 1,340)	1,160 (1,000 to 1,340)	1,160 (1,000 to 1,340)	1,160 (1,000 to 1,340)	1,160 (1,000 to 1,340)	19,800
Upper respiratory infections	24 (14 to 37)	1 (0.5 to 1.9)	110 (71 to 177)	110 (66 to 169)	39 (22 to 62)	59 (33 to 92)	69 (39 to 108)	70 (40 to 110)	70 (40 to 110)	70 (40 to 110)	70 (40 to 110)	70 (40 to 110)	70 (40 to 110)	70 (40 to 110)	70 (40 to 110)	70 (40 to 110)	70 (40 to 110)	70 (40 to 110)	70 (40 to 110)	70 (40 to 110)	70 (40 to 110)	70 (40 to 110)	70 (40 to 110)	3,560
Otitis media	0.1 (0 to 0.1)	0 (0 to 0.1)	0.7 (0.2 to 1.8)	7.8 (2.7 to 20)	4.1 (1.4 to 10.4)	0.8 (0.3 to 2.1)	0.7 (0.2 to 1.9)	0.6 (0.2 to 1.6)	0.5 (0.2 to 1.4)	0.5 (0.2 to 1.3)	0.5 (0.2 to 1.3)	0.5 (0.2 to 1.3)	0.5 (0.2 to 1.3)	0.5 (0.2 to 1.3)	0.5 (0.2 to 1.3)	0.5 (0.2 to 1.3)	0.5 (0.2 to 1.3)	0.5 (0.2 to 1.3)	0.5 (0.2 to 1.3)	0.5 (0.2 to 1.3)	0.5 (0.2 to 1.3)	0.5 (0.2 to 1.3)	257
Enteric infections	79.8 (59.8 to 97.7)	27.7 (18.9 to 37.1)	1,960 (921 to 3,560)	1,060 (1,000 to 1,120)	388 (342 to 440)	223 (169 to 279)	155 (103 to 219)	120 (72 to 179)	160 (92 to 243)	223 (140 to 323)	299 (199 to 428)	392 (252 to 559)	492 (320 to 690)	583 (380 to 820)	665 (435 to 931)	729 (477 to 1,020)	774 (506 to 1,080)	799 (523 to 1,110)	799 (523 to 1,110)	799 (523 to 1,110)	799 (523 to 1,110)	799 (523 to 1,110)	7,260
Malaria	0 (0 to 0)	0 (0 to 0)	0.1 (0 to 0.2)	0.2 (0 to 0.5)	0.1 (0 to 0.3)	0.1 (0 to 0.3)	0.1 (0 to 0.3)	0.1 (0 to 0.3)	0.1 (0 to 0.3)	0.1 (0 to 0.3)	0.1 (0 to 0.3)	0.1 (0 to 0.3)	0.1 (0 to 0.3)	0.1 (0 to 0.3)	0.1 (0 to 0.3)	0.1 (0 to 0.3)	0.1 (0 to 0.3)	0.1 (0 to 0.3)	0.1 (0 to 0.3)	0.1 (0 to 0.3)	0.1 (0 to 0.3)	0.1 (0 to 0.3)	2
Chagas disease	0 (0 to 0)	0 (0 to 0)	0.2 (0 to 0.6)	0.8 (0 to 2.3)	0.4 (0 to 1.1)	0.2 (0 to 0.6)	0.2 (0 to 0.6)	0.2 (0 to 0.6)	0.2 (0 to 0.6)	0.2 (0 to 0.6)	0.2 (0 to 0.6)	0.2 (0 to 0.6)	0.2 (0 to 0.6)	0.2 (0 to 0.6)	0.2 (0 to 0.6)	0.2 (0 to 0.6)	0.2 (0 to 0.6)	0.2 (0 to 0.6)	0.2 (0 to 0.6)	0.2 (0 to 0.6)	0.2 (0 to 0.6)	0.2 (0 to 0.6)	0.2 (0 to 0.6)	641
Leishmaniasis	0 (0 to 0)	0 (0 to 0)	0 (0 to 0)	0.4 (0 to 1.1)	0.3 (0 to 0.8)	0.2 (0 to 0.6)	0.2 (0 to 0.6)	0.2 (0 to 0.6)	0.2 (0 to 0.6)	0.2 (0 to 0.6)	0.2 (0 to 0.6)	0.2 (0 to 0.6)	0.2 (0 to 0.6)	0.2 (0 to 0.6)	0.2 (0 to 0.6)	0.2 (0 to 0.6)	0.1 (0 to 0.4)	0.1 (0 to 0.4)	0.1 (0 to 0.4)	0.1 (0 to 0.4)	0.1 (0 to 0.4)	0.1 (0 to 0.4)	0.1 (0 to 0.4)	4.1
Visceral leishmaniasis	0 (0 to 0)	0 (0 to 0)	0 (0 to 0)	0 (0 to 0)	0 (0 to 0)	0 (0 to 0)	0 (0 to 0)	0 (0 to 0)	0 (0 to 0)	0 (0 to 0)	0 (0 to 0)	0 (0 to 0)	0 (0 to 0)	0 (0 to 0)	0 (0 to 0)	0 (0 to 0)	0 (0 to 0)	0 (0 to 0)	0 (0 to 0)	0 (0 to 0)	0 (0 to 0)	0 (0 to 0)	0 (0 to 0)	0
Cutaneous and mucocutaneous leishmaniasis	0 (0 to 0)	0 (0 to 0)	0 (0 to 0.1)	0.4 (0 to 1.2)	0.3 (0 to 0.8)	0.2 (0 to 0.6)	0.2 (0 to 0.6)	0.2 (0 to 0.6)	0.2 (0 to 0.6)	0.2 (0 to 0.6)	0.2 (0 to 0.6)	0.2 (0 to 0.6)	0.2 (0 to 0.6)	0.2 (0 to 0.6)	0.2 (0 to 0.6)	0.2 (0 to 0.6)	0.1 (0 to 0.4)	0.1 (0 to 0.4)	0.1 (0 to 0.4)	0.1 (0 to 0.4)	0.1 (0 to 0.4)	0.1 (0 to 0.4)	0.1 (0 to 0.4)	4.1
African trypanosomiasis	0 (0 to 0)	0 (0 to 0)	0 (0 to 0)	0 (0 to 0)	0 (0 to 0)	0 (0 to 0)	0 (0 to 0)	0 (0 to 0)	0 (0 to 0)	0 (0 to 0)	0 (0 to 0)	0 (0 to 0)	0 (0 to 0)	0 (0 to 0)	0 (0 to 0)	0 (0 to 0)	0 (0 to 0)	0 (0 to 0)	0 (0 to 0)	0 (0 to 0)	0 (0 to 0)	0 (0 to 0)	0 (0 to 0)	0
Schistosomiasis	0 (0 to 0)	0 (0 to 0)	0 (0 to 0)	0 (0 to 0)	0 (0 to 0)	0 (0 to 0)	0 (0 to 0)	0 (0 to 0)	0 (0 to 0)	0 (0 to 0)	0 (0 to 0)	0 (0 to 0)	0 (0 to 0)	0 (0 to 0)	0 (0 to 0)	0 (0 to 0)	0 (0 to 0)	0 (0 to 0)	0 (0 to 0)	0 (0 to 0)	0 (0 to 0)	0 (0 to 0)	0 (0 to 0)	0
Cysticercosis	0 (0 to 0)	0 (0 to 0)	0 (0 to 0)	1.6 (0.1 to 4.6)	0.8 (0 to 2.3)	0.7 (0 to 1.9)	0.7 (0 to 1.9)	0.6 (0 to 1.7)	0.6 (0 to 1.6)	0.6 (0 to 1.6)	0.6 (0 to 1.6)	0.6 (0 to 1.6)	0.6 (0 to 1.6)	0.6 (0 to 1.6)	0.6 (0 to 1.6)	0.6 (0 to 1.6)	0.6 (0 to 1.6)	0.6 (0 to 1.6)	0.6 (0 to 1.6)	0.6 (0 to 1.6)	0.6 (0 to 1.6)	0.6 (0 to 1.6)	0.6 (0 to 1.6)	17
Cystic echinococcosis	0 (0 to 0)	0 (0 to 0)	0 (0 to 0)	0 (0 to 0)	0 (0 to 0)	0 (0 to 0)	0 (0 to 0)	0 (0 to 0)	0 (0 to 0)	0 (0 to 0)	0 (0 to 0)	0 (0 to 0)	0 (0 to 0)	0 (0 to 0)	0 (0 to 0)	0 (0 to 0)	0 (0 to 0)	0 (0 to 0)	0 (0 to 0)	0 (0 to 0)	0 (0 to 0)	0 (0 to 0)	0 (0 to 0)	0 (0 to 0)	1.7
Lymphatic filariasis	0 (0 to 0)	0 (0 to 0)	0 (0 to 0)	0 (0 to 0)	0 (0 to 0)	0 (0 to 0)	0 (0 to 0)	0 (0 to 0)	0 (0 to 0)	0 (0 to 0)	0 (0 to 0)	0 (0 to 0)	0 (0 to 0)	0 (0 to 0)	0 (0 to 0)	0 (0 to 0)	0 (0 to 0)	0 (0 to 0)	0 (0 to 0)	0 (0 to 0)	0 (0 to 0)	0 (0 to 0)	0 (0 to 0)	0
Onchocerciasis	0 (0 to 0)	0 (0 to 0)	0 (0 to 0)	0 (0 to 0)	0 (0 to 0)	0 (0 to 0)	0 (0 to 0)	0 (0 to 0)	0 (0 to 0)	0 (0 to 0)	0 (0 to 0)	0 (0 to 0)	0 (0 to 0)	0 (0 to 0)	0 (0 to 0)	0 (0 to 0)	0 (0 to 0)	0 (0 to 0)	0 (0 to 0)	0 (0 to 0)	0 (0 to 0)	0 (0 to 0)	0 (0 to 0)	0
Trachoma	0 (0 to 0)	0 (0 to 0)	0 (0 to 0)	0 (0 to 0)	0 (0 to 0)	0 (0 to 0)	0 (0 to 0)	0 (0 to 0)	0 (0 to 0)	0 (0 to 0)	0 (0 to 0)	0 (0 to 0)	0 (0 to 0)	0 (0 to 0)	0 (0 to 0)	0 (0 to 0)	0 (0 to 0)	0 (0 to 0)	0 (0 to 0)	0 (0 to 0)	0 (0 to 0)	0 (0 to 0)	0 (0 to 0)	0
Dengue	0 (0 to 0)	0 (0 to 0)	0.5 (0.3 to 0.7)	0.5 (0.3 to 0.8)	0.3 (0.2 to 0.5)	0.3 (0.2 to 0.5)	0.3 (0.2 to 0.5)	0.3 (0.2 to 0.5)	0.3 (0.2 to 0.5)	0.3 (0.2 to 0.5)	0.3 (0.2 to 0.5)	0.3 (0.2 to 0.5)	0.3 (0.2 to 0.5)	0.3 (0.2 to 0.5)	0.3 (0.2 to 0.5)	0.3 (0.2 to 0.5)	0.3 (0.2 to 0.5)	0.3 (0.2 to 0.5)	0.3 (0.2 to 0.5)	0.3 (0.2 to 0.5)	0.3 (0.2 to 0.5)	0.3 (0.2 to 0.5)	0
Yellow fever	0 (0 to 0)	0 (0 to 0)	0 (0 to 0)	0 (0 to 0)	0 (0 to 0)	0 (0 to 0)	0 (0 to 0)	0 (0 to 0)	0 (0 to 0)	0 (0 to 0)	0 (0 to 0)	0 (0 to 0)	0 (0 to 0)	0 (0 to 0)	0 (0 to 0)	0 (0 to 0)	0 (0 to 0)	0 (0 to 0)	0 (0 to 0)	0 (0 to 0)	0 (0 to 0)	0 (0 to 0)	0 (0 to 0)	0
Rabies	0 (0 to 0)	0 (0 to 0)	0 (0 to 0)	0 (0 to 0)	0 (0 to 0)	0 (0 to 0)	0 (0 to 0)	0 (0 to 0)	0 (0 to 0)	0 (0 to 0)	0 (0 to 0)	0 (0 to 0)	0 (0 to 0)	0 (0 to 0)	0 (0 to 0)	0 (0 to 0)	0 (0 to 0)	0 (0 to 0)	0 (0 to 0)	0 (0 to 0)	0 (0 to 0)	0 (0 to 0)	0 (0 to 0)	0.3
Intestinal nematode infections	0 (0 to 0)	0.4 (0 to 0.6)	59.7 (32.7 to 97.1)	122 (81.6 to 175)	60.6 (40.5 to 87.2)	1.3 (0.9 to 1.8)	0.9 (0.6 to 1.3)	0.7 (0.5 to 1)	0.6 (0.4 to 0.9)	0.5 (0.3 to 0.8)	0.4 (0.3 to 0.7)	0.4 (0.3 to 0.6)	0.4 (0.3 to 0.6)	0.4 (0.3 to 0.6)	0.4 (0.3 to 0.6)	0.4 (0.3 to 0.6)	0.4 (0.3 to 0.6)	0.4 (0.3 to 0.6)	0.4 (0.3 to 0.6)	0.4 (0.3 to 0.6)	0.4 (0.3 to 0.6)	0.4 (0.3 to 0.6)	557
Ascariasis	0 (0 to 0)	0 (0 to 0)	19.1 (9.9 to 34.4)	78.2 (52.4 to 121)	37.2 (24.9 to 57.6)	0.8 (0.5 to 1.2)	0.6 (0.4 to 0.9)	0.5 (0.3 to 0.7)	0.4 (0.2 to 0.6)	0.3 (0.2 to 0.5)	0.3 (0.2 to 0.4)	0.3 (0.2 to 0.4)	0.3 (0.2 to 0.4)	0.3 (0.2 to 0.4)	0.3 (0.2 to 0.4)	0.3 (0.2 to 0.4)	0.3 (0.2 to 0.4)	0.3 (0.2 to 0.4)	0.3 (0.2 to 0.4)	0.3 (0.2 to 0.4)	0.3 (0.2 to 0.4)	0.3 (0.2 to 0.4)	367
Trichuriasis	0 (0 to 0)	0 (0 to 0)	0.6 (0.3 to 1.2)	2.2 (1.2 to 3.8)	1.1 (0.6 to 1.9)	0.7 (0.4 to 1.2)	0.5 (0.3 to 0.8)	0.4 (0.2 to 0.6)	0.3 (0.2 to 0.5)	0.3 (0.2 to 0.4)	0.2 (0.1 to 0.3)	0.2 (0.1 to 0.3)	0.2 (0.1 to 0.3)	0.2 (0.1 to 0.3)	0.2 (0.1 to 0.3)	0.2 (0.1 to 0.3)	0.2 (0.1 to 0.3)	0.2 (0.1 to 0.3)	0.2 (0.1 to 0.3)	0.2 (0.1 to 0.3)	0.2 (0.1 to 0.3)	0.2 (0.1 to 0.3)	203
Hookworm disease	0 (0 to 0)	0 (0 to 0)	0.6 (0.1 to 1.6)	0.7 (0.3 to 1.6)	0.2 (0.2 to 0.5)	0.2 (0.2 to 0.5)	0.2 (0.1 to 0.4)	0.2 (0.1 to 0.4)	0.2 (0.1 to 0.4)	0.2 (0.1 to 0.4)	0.2 (0.1 to 0.4)	0.2 (0.1 to 0.4)	0.2 (0.1 to 0.4)	0.2 (0.1 to 0.4)	0.2 (0.1 to 0.4)	0.2 (0.1 to 0.4)	0.2 (0.1 to 0.4)	0.2 (0.1 to 0.4)	0.2 (0.1 to 0.4)	0.2 (0.1 to 0.4)	0.2 (0.1 to 0.4)	0.2 (0.1 to 0.4)	203
Food-borne trematodiases	0 (0 to 0)	0 (0 to 0)	0 (0 to 0)	0 (0 to 0)	0 (0 to 0)	0 (0 to 0)	0 (0 to 0)	0 (0 to 0)	0 (0 to 0)	0 (0 to 0)	0 (0 to 0)	0 (0 to 0)	0 (0 to 0)	0 (0 to 0)	0 (0 to 0)	0 (0 to 0)	0 (0 to 0)	0 (0 to 0)	0 (0 to 0)	0 (0 to 0)	0 (0 to 0)	0 (0 to 0)	0 (0 to 0)	0
Leprosy	0 (0 to 0)	0 (0 to 0)	0 (0 to 0)	0 (0 to 0)	0 (0 to 0)	0 (0 to 0)	0 (0 to 0)	0 (0 to 0)	0 (0 to 0)	0 (0 to 0)	0 (0 to 0)	0 (0 to 0)	0 (0 to 0)	0 (0 to 0)	0 (0 to 0)	0 (0 to 0)	0 (0 to 0)	0 (0 to 0)	0 (0 to 0)	0 (0 to 0)	0 (0 to 0)	0 (0 to 0)	0 (0 to 0)	1.2
Ebola	0 (0 to 0)	0 (0 to 0)	0 (0 to 0)	0 (0 to 0)	0 (0 to 0)	0 (0 to 0)	0 (0 to 0)	0 (0 to 0)	0 (0 to 0)	0 (0 to 0)	0 (0 to 0)	0 (0 to 0)	0 (0 to 0)	0 (0 to 0)	0 (0 to 0)	0 (0 to 0)	0 (0 to 0)	0 (0 to 0)	0 (0 to 0)	0 (0 to 0)	0 (0 to 0)	0 (0 to 0)	0 (0 to 0)	0
Zika virus	0 (0 to 0)	0 (0 to 0)	0 (0 to 0)	0 (0 to 0)	0 (0 to 0)	0 (0 to 0)	0 (0 to 0)	0 (0 to 0)	0 (0 to 0)	0 (0 to 0)	0 (0 to 0)	0 (





SR Table 2b: Yucatán DALYS by cause and age group for females with 95% uncertainty intervals, 2019																								
Cause	Early Neonatal	Late Neonatal	Post Neonatal	1 to 4	5 to 9	10 to 14	15 to 19	20 to 24	25 to 29	30 to 34	35 to 39	40 to 44	45 to 49	50 to 54	55 to 59	60 to 64	65 to 69	70 to 74	75 to 79	80 to 84	85 to 89	90 to 94	95 plus	Total
All causes	6,850 (5,200 to 8,910)	2,800 (2,120 to 3,610)	5,550 (3,440 to 8,610)	4,370 (3,580 to 5,290)	4,530 (3,590 to 5,610)	6,200 (4,810 to 7,910)	8,410 (6,520 to 10,700)	11,100 (8,540 to 13,900)	12,400 (9,590 to 15,700)	14,000 (11,000 to 17,500)	15,300 (12,200 to 18,800)	17,200 (13,800 to 21,100)	18,700 (15,200 to 22,700)	20,000 (16,500 to 24,000)	20,300 (16,700 to 24,400)	21,300 (17,700 to 25,400)	20,400 (17,200 to 23,900)	19,100 (16,200 to 22,300)	16,400 (14,100 to 18,900)	12,400 (10,800 to 14,100)	8,720 (7,650 to 9,910)	4,240 (3,840 to 4,670)	726 (662 to 794)	271,000
Communicable, maternal, neonatal, and nutritional diseases	4,920 (3,520 to 6,460)	1,870 (1,380 to 2,430)	2,640 (1,610 to 4,100)	1,550 (1,250 to 1,940)	1,210 (900 to 1,650)	956 (731 to 1,280)	890 (708 to 1,110)	1,180 (961 to 1,460)	1,280 (1,030 to 1,600)	1,380 (1,120 to 1,700)	1,370 (1,100 to 1,700)	1,440 (1,110 to 1,860)	1,160 (945 to 1,410)	995 (792 to 1,240)	998 (767 to 1,280)	1,010 (794 to 1,270)	921 (732 to 1,170)	867 (685 to 1,080)	875 (691 to 1,090)	713 (556 to 898)	670 (529 to 847)	363 (288 to 450)	75·7 (58 to 94·1)	29,300
HIV/AIDS and sexually transmitted infections	0·6 (0·4 to 0·9)	0·4 (0·2 to 0·7)	28·2 (23·2 to 34·4)	22 (17·9 to 26·7)	19·1 (15·9 to 22·9)	22·2 (18·4 to 26·7)	40·7 (32·9 to 49·4)	109 (87·4 to 134)	176 (142 to 222)	266 (217 to 329)	246 (199 to 310)	221 (182 to 282)	224 (183 to 279)	103 (82·7 to 133)	85 (69·5 to 105)	87·4 (72 to 106)	62·2 (51·3 to 74·1)	12·5 (8·8 to 18·2)	7·3 (5·2 to 10·9)	3·6 (2·4 to 5·3)	2 (1·4 to 3)	0·5 (0·4 to 0·8)	0·1 (0·1 to 0·1)	1,740
HIV/AIDS	0 (0 to 0)	0 (0 to 0)	27·9 (22·8 to 34)	21·9 (17·8 to 26·7)	19 (15·9 to 22·9)	20·3 (16·8 to 24·4)	32·8 (26·4 to 39·5)	85·7 (70·9 to 103)	133 (108 to 160)	213 (176 to 256)	190 (156 to 230)	166 (139 to 198)	177 (146 to 212)	76·6 (63·8 to 92)	67·8 (56·6 to 80·8)	74·8 (62 to 90·3)	52 (43·2 to 62·8)	4·9 (3·7 to 6·2)	2·2 (1·8 to 2·7)	0·6 (0·5 to 0·7)	0·3 (0·2 to 0·3)	0·1 (0·1 to 0·1)	0 (0 to 0)	1,370
HIV/AIDS - Drug-susceptible Tuberculosis	0 (0 to 0)	0 (0 to 0)	1·8 (1·1 to 2·9)	1·4 (0·8 to 2·2)	1·2 (0·7 to 1·8)	1·3 (0·8 to 2)	1·9 (1·2 to 2·9)	5·4 (3·3 to 8·2)	8·2 (4·9 to 12·4)	13·5 (8·1 to 20·7)	12·1 (7·2 to 18·4)	10·4 (6·2 to 16)	11·2 (6·7 to 17·3)	4·9 (2·9 to 7·4)	4·3 (2·5 to 6·5)	4·7 (2·8 to 7·1)	3·3 (2 to 4·9)	0·3 (0·2 to 0·4)	0·1 (0·1 to 0·2)	0 (0 to 0·1)	0 (0 to 0)	0 (0 to 0)	0 (0 to 0)	86·1
HIV/AIDS - Multidrug-resistant Tuberculosis without extensive d	0 (0 to 0)	0 (0 to 0)	0·1 (0 to 0·6)	0·1 (0 to 0·5)	0·1 (0 to 0·4)	0·1 (0 to 0·4)	0·1 (0 to 0·6)	0·4 (0 to 1·8)	0·6 (0 to 2·8)	1·1 (0·1 to 4·6)	0·9 (0·1 to 4·1)	0·8 (0 to 3·5)	0·9 (0 to 3·8)	0·4 (0 to 1·6)	0·3 (0 to 1·4)	0·4 (0 to 1·6)	0·3 (0 to 1·1)	0 (0 to 0·1)	0 (0 to 0)	0 (0 to 0)	0 (0 to 0)	0 (0 to 0)	0 (0 to 0)	6·7
HIV/AIDS - Extensively drug-resistant Tuberculosis	0 (0 to 0)	0 (0 to 0)	0 (0 to 0·1)	0 (0 to 0·1)	0 (0 to 0·1)	0 (0 to 0·1)	0 (0 to 0·1)	0·1 (0 to 0·3)	0·1 (0 to 0·5)	0·2 (0 to 0·8)	0·2 (0 to 0·7)	0·1 (0 to 0·6)	0·1 (0 to 0·6)	0·1 (0 to 0·3)	0·1 (0 to 0·2)	0·1 (0 to 0·3)	0 (0 to 0·2)	0 (0 to 0)	0 (0 to 0)	0 (0 to 0)	0 (0 to 0)	0 (0 to 0)	0 (0 to 0)	1·1
HIV/AIDS resulting in other diseases	0 (0 to 0)	0 (0 to 0)	25·9 (20·7 to 32·1)	20·4 (16·3 to 25·3)	17·7 (14·6 to 21·6)	18·9 (15·2 to 23·3)	30·7 (24·4 to 37·6)	79·8 (64·3 to 97·7)	124 (98·2 to 152)	198 (160 to 243)	177 (142 to 217)	155 (127 to 187)	165 (134 to 201)	71·3 (58·1 to 86·4)	63·1 (52 to 76·5)	69·7 (56·3 to 84·3)	48·4 (39·7 to 59·4)	4·6 (3·5 to 5·9)	2·1 (1·7 to 2·6)	0·6 (0·5 to 0·7)	0·2 (0·2 to 0·3)	0·1 (0·1 to 0·1)	0 (0 to 0)	1,270
Sexually transmitted infections excluding HIV	0·6 (0·4 to 0·9)	0·4 (0·2 to 0·7)	0·3 (0·1 to 0·7)	0 (0 to 0·1)	0 (0 to 0)	1·9 (1·3 to 2·8)	7·9 (4·8 to 12·7)	23·1 (12·4 to 43·2)	42·8 (21 to 83·1)	53·5 (26·2 to 104)	56·4 (28·3 to 107)	55·3 (29·5 to 105)	47·4 (25·3 to 87·9)	26·7 (13·1 to 53·3)	17·2 (8·2 to 33·1)	12·6 (6·6 to 23·8)	10·2 (5·9 to 18·1)	7·6 (4·4 to 12·9)	5 (3·1 to 8·4)	3 (1·8 to 4·7)	1·8 (1·2 to 2·7)	0·5 (0·3 to 0·7)	0·1 (0 to 0·1)	374
Syphilis	0·6 (0·4 to 0·9)	0·4 (0·2 to 0·7)	0·3 (0·1 to 0·7)	0 (0 to 0·1)	0 (0 to 0)	0·6 (0·4 to 1)	0·6 (0·4 to 0·9)	0·4 (0·2 to 0·7)	1·1 (0·6 to 1·8)	1·5 (0·9 to 2·3)	1·1 (0·7 to 1·8)	0·5 (0·3 to 0·8)	1·1 (0·7 to 1·7)	0·7 (0·4 to 1)	0·3 (0·2 to 0·5)	0·4 (0·3 to 0·6)	0·5 (0·3 to 0·7)	0·6 (0·4 to 0·8)	0·4 (0·3 to 0·5)	0·4 (0·3 to 0·6)	0·3 (0·2 to 0·4)	0·1 (0·1 to 0·1)	0 (0 to 0)	12·1
Chlamydial infection	0 (0 to 0)	0 (0 to 0)	0 (0 to 0)	0 (0 to 0)	0 (0 to 0)	0·2 (0·1 to 0·3)	0·9 (0·6 to 1·3)	2·4 (1·6 to 3·5)	2·9 (1·8 to 4·6)	3·2 (1·5 to 5·6)	4·2 (2·4 to 7·1)	4·7 (2·7 to 8·1)	3·9 (2·4 to 6·3)	1·2 (0·8 to 1·7)	0·7 (0·5 to 1)	0·6 (0·3 to 0·9)	0·4 (0·2 to 0·6)	0·4 (0·3 to 0·7)	0·3 (0·2 to 0·5)	0·3 (0·2 to 0·4)	0·2 (0·1 to 0·3)	0 (0 to 0·1)	0 (0 to 0)	26·6
Gonococcal infection	0 (0 to 0)	0 (0 to 0)	0 (0 to 0)	0 (0 to 0)	0 (0 to 0)	0·2 (0·1 to 0·3)	0·9 (0·6 to 1·3)	1·8 (1·2 to 2·6)	2·5 (1·5 to 4)	2·9 (1·8 to 4·3)	3·3 (2·2 to 5)	4·3 (2·8 to 6·6)	4·8 (2·9 to 7·4)	2·3 (1·3 to 3·7)	1·4 (0·9 to 2·2)	1·5 (0·9 to 2·4)	2·2 (1·3 to 3·4)	1·5 (0·9 to 2·3)	1·2 (0·8 to 1·8)	0·6 (0·4 to 0·9)	0·5 (0·3 to 0·7)	0·1 (0·1 to 0·2)	0 (0 to 0)	32·1
Trichomoniasis	0 (0 to 0)	0 (0 to 0)	0 (0 to 0)	0 (0 to 0)	0 (0 to 0)	0·1 (0 to 0·3)	1·9 (0·5 to 4·8)	11 (3·5 to 26·6)	24·4 (8·1 to 55·9)	29·5 (9·8 to 68·7)	27·7 (9 to 62·2)	24·8 (8·3 to 58·7)	20·2 (6·3 to 46·1)	13·2 (4·2 to 31·3)	7·9 (2·6 to 18·5)	4·7 (1·6 to 11·2)	3·2 (1·1 to 7·7)	2·2 (0·8 to 5·1)	1·2 (0·5 to 2·9)	0·6 (0·2 to 1·4)	0·2 (0·1 to 0·6)	0·1 (0 to 0·1)	0 (0 to 0)	173
Genital herpes	0 (0 to 0)	0 (0 to 0)	0 (0 to 0)	0 (0 to 0)	0 (0 to 0)	0·3 (0·1 to 0·9)	1·6 (0·4 to 4·1)	3·5 (1·1 to 8·6)	5·8 (1·9 to 14·2)	7·7 (2·6 to 18·8)	8·5 (2·7 to 20·9)	8·3 (2·7 to 21)	7·7 (2·4 to 19·3)	6·3 (1·9 to 15·7)	5·1 (1·6 to 13)	4·1 (1·3 to 10·1)	3 (0·9 to 7·4)	2·2 (0·7 to 5·4)	1·4 (0·4 to 3·4)	0·8 (0·2 to 2)	0·4 (0·1 to 0·9)	0·1 (0 to 0·3)	0 (0 to 0)	66·8
Other sexually transmitted infections	0 (0 to 0)	0 (0 to 0)	0 (0 to 0)	0 (0 to 0)	0 (0 to 0)	0·4 (0·3 to 0·6)	2·1 (1·4 to 2·9)	4·1 (2·3 to 6·6)	6 (3·4 to 10·2)	8·8 (5·2 to 13·7)	11·6 (6·9 to 18·3)	12·6 (7·6 to 19·7)	9·7 (5·6 to 16·2)	3 (1·6 to 5)	1·8 (1·2 to 2·5)	1·3 (0·7 to 2)	1 (0·6 to 1·5)	0·8 (0·4 to 1·2)	0·5 (0·3 to 0·7)	0·3 (0·2 to 0·4)	0·2 (0·1 to 0·4)	0 (0 to 0·1)	0 (0 to 0)	64·1
Respiratory infections and tuberculosis	232 (148 to 347)	224 (150 to 320)	954 (532 to 1,570)	429 (317 to 556)	240 (174 to 343)	194 (133 to 276)	178 (123 to 258)	219 (159 to 298)	225 (165 to 303)	234 (170 to 316)	251 (184 to 338)	267 (191 to 358)	285 (206 to 391)	315 (228 to 435)	322 (225 to 447)	364 (263 to 501)	364 (261 to 499)	391 (285 to 520)	413 (291 to 553)	354 (260 to 471)	315 (233 to 412)	184 (140 to 234)	38·6 (28·5 to 50·7)	6,990
Tuberculosis	0 (0 to 0)	0 (0 to 0)	4 (2·1 to 6·7)	5·2 (3·8 to 7)	5·8 (4·1 to 8·1)	6·5 (4·8 to 8·7)	11·2 (8·1 to 15·4)	33·7 (21·3 to 49·1)	40 (25·7 to 58·1)	38 (23·9 to 56·5)	37·5 (24·2 to 56·6)	35·9 (22·2 to 52·4)	38·4 (24·2 to 56·9)	42·9 (26·7 to 63·8)	36·8 (23·3 to 54)	37·1 (23·6 to 56·6)	32·1 (21·7 to 46·5)	28·8 (19·9 to 40·2)	21·6 (15 to 30·8)	12·6 (8·6 to 17·4)	6·3 (4·1 to 9·1)	2 (1·4 to 2·9)	0·2 (0·2 to 0·3)	477
Latent tuberculosis infection	0 (0 to 0)	0 (0 to 0)	0 (0 to 0)	0 (0 to 0)	0 (0 to 0)	0 (0 to 0)	0 (0 to 0)	0 (0 to 0)	0 (0 to 0)	0 (0 to 0)	0 (0 to 0)	0 (0 to 0)	0 (0 to 0)	0 (0 to 0)	0 (0 to 0)	0 (0 to 0)	0 (0 to 0)	0 (0 to 0)	0 (0 to 0)	0 (0 to 0)	0 (0 to 0)	0 (0 to 0)	0 (0 to 0)	0
Drug-susceptible tuberculosis	0 (0 to 0)	0 (0 to 0)	3·7 (1·9 to 6·3)	4·9 (3·4 to 6·8)	5·5 (3·6 to 7·8)	6 (4·1 to 8·3)	10·5 (7 to 14·6)	31·6 (19·2 to 47·4)	37·6 (23·3 to 55·5)	35·7 (20·8 to 53·9)	35·2 (21·8 to 53·2)	33·5 (20·1 to 50)	35·8 (21 to 53·8)	39·9 (24·5 to 61·3)	34·2 (20·6 to 51·6)	34·6 (20·7 to 54·3)	29·8 (18·4 to 44·1)	26·8 (17·1 to 38·4)	20·1 (12·7 to 29·8)	11·7 (7·1 to 16·7)	5·8 (3·5 to 8·7)	1·9 (1·2 to 2·7)	0·2 (0·1 to 0·3)	445
Multidrug-resistant tuberculosis without extensive drug resistar	0 (0 to 0)	0 (0 to 0)	0·2 (0 to 1·2)	0·3 (0 to 1·3)	0·3 (0 to 1·4)	0·4 (0 to 1·6)	0·7 (0 to 3)	1·8 (0·1 to 8·4)	2·1 (0·1 to 9·6)	2 (0·1 to 9·3)	2·1 (0·1 to 9·7)	2 (0·1 to 9·5)	2·2 (0·1 to 10)	2·6 (0·1 to 11·9)	2·2 (0·1 to 11)	2·2 (0·1 to 10·2)	1·9 (0·1 to 9)	1·7 (0·1 to 8·2)	1·3 (0·1 to 5·5)	0·7 (0 to 3·4)	0·4 (0 to 1·7)	0·1 (0 to 0·6)	0 (0 to 0·1)	27·3
Extensively drug-resistant tuberculosis	0 (0 to 0)	0 (0 to 0)	0 (0 to 0·2)	0 (0 to 0·2)	0 (0 to 0·2)	0·1 (0 to 0·3)	0·1 (0 to 0·5)	0·3 (0 to 1·3)	0·3 (0 to 1·4)	0·3 (0 to 1·5)	0·3 (0 to 1·5)	0·3 (0 to 1·5)	0·4 (0 to 1·6)	0·4 (0 to 1·9)	0·4 (0 to 1·8)	0·4 (0 to 1·8)	0·3 (0 to 1·5)	0·3 (0 to 1·4)	0·2 (0 to 0·9)	0·1 (0 to 0·5)	0·1 (0 to 0·3)	0 (0 to 0·1)	0 (0 to 0)	4·3
Lower respiratory infections	231 (148 to 346)	220 (148 to 315)	914 (497 to 1,530)	307 (209 to 422)	88·8 (62·7 to 120)	63·2 (43·4 to 88·9)	51·9 (34·8 to 74)	83·1 (52·8 to 125)	90·6 (57·1 to 136)	108 (68·9 to 157)	130 (85·1 to 195)	156 (98 to 231)	183 (118 to 270)	219 (143 to 324)	243 (158 to 362)	293 (200 to 419)	308 (211 to 440)	344 (240 to 471)	379 (261 to 520)	335 (242 to 447)	305 (223 to 401)	181 (136 to 230)	38·1 (28·1 to 50·3)	5,270
Upper respiratory infections	1·2 (0·6 to 2·3)	3·4 (1·8 to 6·3)	31·4 (18·4 to 51·4)	81·9 (47·6 to 135)	97·6 (53·7 to 167)	87·9 (46·5 to 151)	83·4 (42·8 to 146)	80·5 (43·5 to 141)	76·2 (42·6 to 125)	72·7 (37·7 to 122)	68·1 (33·7 to 113)	59·6 (31·5 to 105)	50·1 (27 to 87·7)	40·7 (22·3 to 68·5)	32·6 (17·7 to 55)	26·3 (14·7 to 43·7)	19·7 (10·5 to 32·7)	15·1 (8·4 to 24·1)	10 (5·7 to 15·9)	5·7 (3·2 to 9·2)	3 (1·8 to 4·7)	1·2 (0·8 to 1·9)	0·2 (0·1 to 0·3)	948
Otitis media	0 (0 to 0)	0·1 (0·1 to 0·3)	4·4 (2·2 to 8·1)	35·2 (18·4 to 62·4)	47·8 (26·3 to 82·9)	36 (19·3 to 61·4)	31·9 (16·8 to 53·8)	21·9 (9·4 to 43·1)	18·3 (8·2 to 35)	15·6 (6·4 to 30·2)	15·4 (7·3 to 28·7)	15·4 (7·2 to 28·8)	14·5 (6·8 to 25·8)	12·3 (5·7 to 22·5)	9·6 (4·8 to 17)	7·4 (3·3 to 14)	4·6 (2·2 to 8·4)	3 (1·4 to 5·9)	2 (0·9 to 3·7)	1·3 (0·6 to 2·4)	0·8 (0·4 to 1·3)	0·3 (0·1 to 0·5)	0 (0 to 0·1)	298
Enteric infections	11·6 (6·9 to 18·6)	34 (20 to 55·2)	440 (219 to 799)	296 (207 to 402)	199 (131 to 304)	111 (74·5 to 163)	50·7 (33·6 to 71·9)	38 (25·6 to 55·3)	43·2 (28·5 to 61·8)	51·9 (35 to 71·4)	63·2 (44·3 to 87·2)	74·8 (53·7 to 103)	89 (61·8 to 126)	101 (71·6 to 138)	111 (74·8 to 158)	129 (89·2 to 183)	130 (92·7 to 184)	142 (100 to 198)	144 (102 to 204)	115 (78·8 to 163)	89·8 (58·6 to 133)	42 (27·5 to 60)	7·1 (4·8 to 10·3)	2,510
Diarrheal diseases	11·6 (6·9 to 18·6)	34 (20 to 55·2)	438 (217 to 799)	293 (204 to 397)	197 (129 to 302)	108 (71·8 to 160)	49·8 (32·6 to 70·8)	36·9 (24·6 to 53·9)	42·3 (27·5 to 59·7)	50·8 (34·3 to 70·3)	62 (43·6 to 86·3)	73·4 (52 to 102)	87·6 (60·7 to 125)	99·5 (70·5 to 137)	109 (73·3 to 156)	128 (87·8 to 181)	129 (91·6 to 182)	141 (98·8 to 196)	143 (101 to 200)	113 (77·5 to 162)	89·1 (58·3 to 132)	41·6 (27·2 to 59·2)	7 (4·7 to 10·3)	2,490
Typhoid and paratyphoid	0 (0 to 0)	0 (0 to 0)	0·9 (0·2 to 2·7)	1·2 (0·3 to 3·2)	0·6 (0·2 to 1·6)	1·1 (0·2 to 3·6)	0·7 (0·2 to 2·1)	0·8 (0·2 to 2·3)	0·8 (0·3 to 2·1)	0·9 (0·2 to 2)	1 (0·3 to 2·6)	1·2 (0·3 to 4·4)	1·1 (0·4 to 3·1)	1·4 (0·4 to 4·4)	1·3 (0·4 to 3·6)	1·2 (0·4 to 3·1)	1·2 (0·5 to 2·9)	1·2 (0·4 to 2·8)	1·1 (0·4 to 2·4)	1 (0·4 to 2·1)	0·6 (0·3 to 1·6)	0·4 (0·1 to 1·1)	0·1 (0 to 0·2)	19·6
Typhoid fever	0 (0 to 0)	0 (0 to 0)	0·9 (0·2 to 2·6)	1·1 (0·3 to 3·2)	0·6 (0·2 to 1·6)	1·1 (0·2 to 3·6)	0·7 (0·2 to 2·1)	0·8 (0·2 to 2·3)	0·8 (0·2 to 2·1)	0·8 (0·2 to 2)	1 (0·3 to 2·6)	1·2 (0·3 to 4·4)	1·1 (0·4 to 3)	1·4 (0·4 to 4·4)	1·3 (0·4 to 3·6)	1·1 (0·4 to 3·1)	1·2 (0·4 to 2·8)	1·1 (0·4 to 2·8)	1 (0·4 to 2·3)	0·9 (0·4 to 2·1)	0·6 (0·2 to 1·6)	0·3 (0·1 to 1·1)	0·1 (0 to 0·2)	19·3
Paratyphoid fever	0 (0 to 0)	0 (0 to 0)	0 (0 to 0·1)	0 (0 to 0·1)	0 (0 to 0)	0 (0 to 0)	0 (0 to 0)	0 (0 to 0)	0 (0 to 0)	0 (0 to 0)	0 (0 to 0)	0 (0 to 0)	0 (0 to 0)	0 (0 to 0)	0 (0 to 0)	0 (0 to 0·1)	0 (0 to 0)	0 (0 to 0·1)	0 (0 to 0·1)	0 (0 to 0)	0 (0 to 0)	0 (0 to 0)	0 (0 to 0)	0·4
Invasive Non-typhoidal Salmonella (iNTS)	0 (0 to 0)	0 (0 to 0·3)	0·7 (0 to 5·7)	0·6 (0 to 5·9)	1·2 (0 to 10·5)	1·3 (0·1 to 12·2)	0·1 (0 to 0·6)	0·1 (0 to 0·6)	0·1 (0 to 0·4)	0·1 (0 to 0·2)	0·1 (0 to 0·3)	0·1 (0 to 0·2)	0·1 (0 to 0·5)	0·1 (0 to 0·5)	0·2 (0·1 to 1·2)	0·1 (0 to 0·4)	0·1 (0 to 0·6)	0·2 (0 to 0·9)	0·2 (0 to 1·4)	0·1 (0 to 0·6)	0·1 (0 to 0·2)	0 (0 to 0·2)	0 (0 to 0)	5·8
Other intestinal infectious diseases	0 (0 to 0)	0 (0 to 0)	0·8 (0 to 3·3)	0·9 (0·2 to 2·8)	0·5 (0·1 to 1·6)	0·4 (0·1 to 1·2)	0·1 (0 to 0·5)	0·1 (0 to 0·5)	0·1 (0 to 0·2)	0·2 (0 to 0·6)	0·1 (0 to 0·3)	0·1 (0 to 0·4)	0·1 (0 to 0·2)	0·1 (0 to 0·3)	0·1 (0 to 0·2)	0·1 (0 to 0·2)	0·1 (0 to 0·3)	0·1 (0 to 0·2)	0 (0 to 0·1)	0 (0 to 0·1)	0 (0 to 0·2)	0 (0 to 0·1)	0 (0 to 0)	3·9
Neglected tropical diseases and malaria	2·8 (1·1 to 5·9)	1·1 (0·5 to 2·3)	11·8 (5·6 to 28·5)	38·8 (21·5 to 69·5)	65·6 (37·4 to 106)	53·6 (30·9 to 87·7)	56·1 (32·1 to 90·9)	86·8 (48·3 to 159)	117 (58·3 to 205)	125 (57·8 to 227)	135 (69·7 to 241)	139 (71·5 to 243)	129 (66·2 to 222)	122 (61·5 to 212)	123 (63·5 to 211)	122 (63·2 to 202)	112 (58·5 to 187)	99·5 (52·5 to 169)	75·9 (38 to 131)	50·8 (26·3 to 89·4)	29·4 (16·1 to 49·2)	10·2 (5·6 to 17)	1·5 (0·8 to 2·4)	1,710
Malaria	0 (0 to 0)	0 (0 to 0)	0 (0 to 0)	0 (0 to 0)	0 (0 to 0)	0 (0 to 0)	0 (0 to 0)	0 (0 to 0)	0 (0 to 0)	0 (0 to 0)	0 (0 to 0)	0 (0 to 0)	0 (0 to 0)	0 (0 to 0)	0 (0 to 0)	0 (0 to 0)	0 (0 to 0)	0 (0 to 0)	0 (0 to 0)	0 (0 to 0)	0 (0 to 0)	0 (0 to 0)	0 (0 to 0)	0
Chagas disease	0 (0 to 0)	0 (0 to 0)	0 (0 to 0·1)	0 (0 to 0·1)	0·2 (0·1 to 0·3)	0·6 (0·4 to 1)	1·4 (0·2 to 3·6)	2·3 (0·5 to 4·9)	3 (0·8 to 5·8)	4·3 (1·7 to 7·8)	5 (2·2 to 8·7)	5·5 (2·8 to 9·3)	6·2 (3·2 to 10)	6·6 (3·8 to 10·4)	6·6 (3·6 to 10·6)	6·8 (3·9 to 10·8)	6·4 (3·6 to 10·1)	6 (3·5 to 9·4)	5 (3 to 7·5)	3·6 (2·1 to 5·7)	2·5 (1·4 to 4)	1 (0·5 to 1·8)	0·1 (0·1 to 0·3)	73·2
Leishmaniasis	0 (0 to 0)	0 (0 to 0)	0 (0 to 0)	0 (0 to 0·1)	0 (0 to 0·1)	0 (0 to 0·1)	0 (0 to 0·1)	0 (0 to 0·1)	0 (0 to 0·1)	0 (0 to 0·1)	0 (0 to 0·1)	0 (0 to 0·1)	0 (0 to 0·1)	0 (0 to 0·1)	0 (0 to 0·1)	0 (0 to 0·1)	0 (0 to 0)	0 (0 to 0)	0 (0 to 0)	0 (0 to 0)	0 (0 to 0)	0 (0 to 0)	0 (0 to 0)	0·3
Visceral leishmaniasis	0 (0 to 0)	0 (0 to 0)	0 (0 to 0)	0 (0 to 0)	0 (0 to 0)	0 (0 to 0)	0 (0 to 0)	0 (0 to 0)	0 (0 to 0)	0 (0 to 0)	0 (0 to 0)	0 (0 to 0)	0 (0 to 0)	0 (0 to 0)	0 (0 to 0)	0 (0 to 0)	0 (0 to 0)	0 (0 to 0)	0 (0 to 0)	0 (0 to 0)	0 (0 to 0)	0 (0 to 0)	0 (0 to 0)	0
Cutaneous and mucocutaneous leishmaniasis	0 (0 to 0)	0 (0 to 0)	0 (0 to 0)	0 (0 to 0·1)	0 (0 to 0·1)	0 (0 to 0·1)	0 (0 to 0·1)	0 (0 to 0·1)	0 (0 to 0·1)	0 (0 to 0·1)	0 (0 to 0·1)	0 (0 to 0·1)	0 (0 to 0·1)	0 (0 to 0·1)	0 (0 to 0·1)	0 (0 to 0·1)	0 (0 to 0)	0 (0 to 0)	0 (0 to 0)	0 (0 to 0)	0 (0 to 0)	0 (0 to 0)	0 (0 to 0)	0·3
African trypanosomiasis	0 (0 to 0)	0 (0 to 0)	0 (0 to 0)	0 (0 to 0)	0 (0 to 0)	0 (0 to 0)	0 (0 to 0)	0 (0 to 0)	0 (0 to 0)	0 (0 to 0)	0 (0 to 0)	0 (0 to 0)	0 (0 to 0)	0 (0 to 0)	0 (0 to 0)	0 (0 to 0)	0 (0 to 0)	0 (0 to 0)	0 (0 to 0)	0 (0 to 0)	0 (0 to 0)	0 (0 to 0)	0 (0 to 0)	0
Schistosomiasis	0 (0 to 0)	0 (0 to 0)	0 (0 to 0)	0 (0 to 0)	0 (0 to 0)	0 (0 to 0)	0 (0 to 0)	0 (0 to 0)	0 (0 to 0)	0 (0 to 0)	0 (0 to 0)	0 (0 to 0)	0 (0 to 0)	0 (0 to 0)	0 (0 to 0)	0 (0 to 0)	0 (0 to 0)	0 (0 to 0)	0 (0 to 0)	0 (0 to 0)	0 (0 to 0)	0 (0 to 0)	0 (0 to 0)	0
Cysticercosis	0 (0 to 0)	0 (0 to 0)	0 (0 to 0)	0 (0 to 0·2)	0·4 (0 to 1·2)	1·8 (0·4 to 4·2)	11 (1·4 to 28·5)	39·6 (11·3 to 99·4)	70·2 (21·6 to 149)	83·9 (26·1 to 185)	90·9 (32·1 to 194)	95·6 (35·8 to 195)	98·1 (39·1 to 190)	93·6 (37·6 to 182)	95·8 (40·9 to 181)	100 (43·5 to 178)	94·4 (41·7 to 165)	84·9 (38·5 to 153)	64·2 (26·4 to 119)	42·2 (17·9 to 80·6)	22·2 (9·8 to 41·6)	7·4 (3·2 to 14·1)	0·9 (0·4 to 1·8)	1,100
Cystic echinococcosis	0 (0 to 0)	0 (0 to 0)	0 (0 to 0)	0 (0 to 0)	0 (0 to 0·1)	0 (0 to 0·1)	0 (0 to 0)	0 (0 to 0)	0 (0 to 0·1)	0 (0 to 0·1)	0 (0 to 0·1)	0 (0 to 0·1)	0 (0 to 0·1)	0 (0 to 0·1)	0 (0 to 0·1)	0 (0 to 0·1)	0 (0 to 0·1)	0 (0 to 0·1)	0 (0 to 0·1)	0 (0 to 0)	0 (0 to 0)	0 (0 to 0)	0 (0 to 0)	0·4
Lymphatic filariasis	0 (0 to 0)	0 (0 to 0)	0 (0 to 0)	0 (0 to 0)	0 (0 to 0)	0 (0 to 0)	0 (0 to 0)	0 (0 to 0)	0 (0 to 0)	0 (0 to 0)	0 (0 to 0)	0 (0 to 0)	0 (0 to 0)	0 (0 to 0)	0 (0 to 0)	0 (0 to 0)	0 (0 to 0)	0 (0 to 0)	0 (0 to 0)	0 (0 to 0)	0 (0 to 0)	0 (0 to 0)	0 (0 to 0)	0
Onchocerciasis	0 (0 to 0)	0 (0 to 0)	0 (0 to 0)	0 (0 to 0)	0 (0 to 0)	0 (0 to 0)	0 (0 to 0)	0 (0 to 0)	0 (0 to 0)	0 (0 to 0)	0 (0 to 0)	0 (0 to 0)	0 (0 to 0)	0 (0 to 0)	0 (0 to 0)	0 (0 to 0)	0 (0 to 0)	0 (0 to 0)	0 (0 to 0)	0 (0 to 0)	0 (0 to 0)	0 (0 to 0)	0 (0 to 0)	0
Trachoma	0 (0 to 0)	0 (0 to 0)	0 (0 to 0)	0 (0 to 0)	0 (0 to 0)	0 (0 to 0)	0 (0 to 0)	0 (0 to 0)	0 (0 to 0)	0 (0 to 0)	0 (0 to 0)	0 (0 to 0)	0 (0 to 0)	0 (0 to 0)	0 (0 to 0)	0 (0 to 0)	0 (0 to 0)	0 (0 to 0)	0 (0 to 0)	0 (0 to 0)	0 (0 to 0)	0 (0 to 0)	0 (0 to 0)	0
Dengue	0 (0 to 0)	0·3 (0 to 0·7)	3·6 (1·2 to 8·4)	6·4 (2·2 to 12·9)	14·4 (4·8 to 28·6)	17·3 (6·3 to 34·5)	16·6 (6·1 to 37·4)	18·5 (6·9 to 40·5)	18·4 (7·5 to 41·1)	17 (6·6 to 40)	19·6 (7·6 to 41·4)	17 (6·7 to 34·2)	15·3 (5·8 to 32·1)	14·3 (4·7 to 30·3)	11·1 (4·2 to 23·7)	9 (4 to 18·6)	6·9 (2·8 to 13·9)	4·6 (1·9 to 8·6)	3·3 (1·4 to 6·4)	2·8 (1·2 to 5·2)	1·8 (0·8 to 3·5)	0·8 (0·3 to 1·4)	0·2 (0·1 to 0·4)	219
Yellow fever	0 (0 to 0)	0 (0 to 0)	0 (0 to 0)	0 (0 to 0)	0 (0 to 0)	0 (0 to 0)	0 (0 to 0)	0 (0 to 0)	0 (0 to 0)	0 (0 to 0)	0 (0 to 0)	0 (0 to 0)	0 (0 to 0)	0 (0 to 0)	0 (0 to 0)	0 (0 to 0)	0 (0 to 0)	0 (0 to 0)	0 (0 to 0)	0 (0 to 0)	0 (0 to 0)	0 (0 to 0)	0 (0 to 0)	0
Rabies	0 (0 to 0)	0 (0 to 0)	0 (0 to 0)	0 (0 to 0)	0 (0 to 0)	0 (0 to 0)	0 (0 to 0)	0 (0 to 0)	0 (0 to 0)	0 (0 to 0)	0 (0 to 0)	0 (0 to 0)	0 (0 to 0)	0 (0 to 0)	0 (0 to 0)	0 (0 to 0)	0 (0 to 0)	0 (0 to 0)	0 (0 to 0)	0 (0 to 0)	0 (0 to 0)	0 (0 to 0)	0 (0 to 0)	0·1
Intestinal nematode infections	0 (0 to 0)	0 (0 to 0)	0·8 (0·2 to 2·6)	10·4 (4·6 to 19·6)	25·3 (11·8 to 46·4)	17·6 (8·2 to 32·8)	24·7 (11·2 to 47·6)	23·2 (10·2 to 46·5)	20·8 (9·2 to 41·5)	15·5 (6·9 to 30·2)	12·9 (5·9 to 23·7)	7·3 (3·4 to 13·6)	5·1 (2·3 to 9·9)	3·9 (1·8 to 7·5)	3·4 (1·6 to 6·4)	2·9 (1·4 to 5·2)	2 (0·9 to 3·5)	1·6 (0·7 to 3)	1·2 (0·6 to 2·4)	0·7 (0·3 to 1·2)	0·4 (0·2 to 0·7)	0·1 (0 to 0·2)	0 (0 to 0)	180
Ascariasis	0 (0 to 0)	0 (0 to 0)	0·7 (0·1 to 2·5)	6·8 (2·3 to 14·6)	13·1 (5·2 to 27·5)	7·3 (2·7 to 16)	4·6 (1·8 to 9·9)	4·1 (1·6 to 8·5)	3·9 (1·4 to 8·2)	3·6 (1·3 to 7·3)	3·5 (1·3 to 7·5)	3·1 (1·1 to 6·6)	2·5 (1 to 5·5)	1·9 (0·6 to 4·2)	1·6 (0·6 to 3·5)	1·4 (0·5 to 3)	0·9 (0·3 to 1·9)	0·8 (0·2 to 1·7)	0·6 (0·2 to 1·2)	0·3 (0·1 to 0·6)	0·1 (0 to 0·4)	0·1 (0 to 0·2)	0 (0 to 0)	60·9
Trichuriasis	0 (0 to 0)	0 (0 to 0)	0·1 (0 to 0·2)	2·3 (0·8 to 5·1)	8·5 (3·3 to 17·9)	7·2 (2·7 to 15·5)	7·4 (2·9 to 15·4)	7·2 (2·7 to 15·9)	5·5 (2 to 11·2)	4 (1·5 to 8·3)	3 (1·1 to 6·5)	2·3 (0·8 to 4·8)	1·8 (0·6 to 3·8)	1·3 (0·4 to 2·8)	1 (0·3 to 2·1)	0·7 (0·2 to 1·5)	0·4 (0·1 to 1)	0·3 (0·1 to 0·7)	0·2 (0·1 to 0·5)	0·1 (0 to 0·2)	0 (0 to 0·1)	0 (0 to 0)	0 (0 to 0)	53·4
Hookworm disease	0 (0 to 0)	0 (0 to 0)	0 (0 to 0·1)	1·3 (0·4 to 3)	3·7 (1·2 to 7·7)	3 (1 to 6·5)	12·7 (3·8 to 30·3)	11·9 (3·2 to 30·6)	11·5 (3·2 to 27·3)	7·9 (2·1 to 19·8)	6·3 (2·1 to 14)	2 (0·7 to 4·2)	0·8 (0·3 to 1·8)	0·7 (0·3 to 1·7)	0·9 (0·2 to 2)	0·8 (0·2 to 1·7)	0·6 (0·2 to 1·3)	0·6 (0·2 to 1·2)	0·5 (0·2 to 1)	0·3 (0·1 to 0·6)	0·2 (0 to 0·4)	0·1 (0 to 0·1)	0 (0 to 0)	65·6
Food-borne trematodiases	0 (0 to 0)	0 (0 to 0)	0 (0 to 0)	0 (0 to 0)	0 (0 to 0)	0 (0 to 0)	0 (0 to 0)	0 (0 to 0)	0 (0 to 0)	0 (0 to 0)	0 (0 to 0)	0 (0 to 0)	0 (0 to 0)	0 (0 to 0)	0 (0 to 0)	0 (0 to 0)	0 (0 to 0)	0 (0 to 0)	0 (0 to 0)	0 (0 to 0)	0 (0 to 0)	0 (0 to 0)	0 (0 to 0)	0
Leprosy	0 (0 to 0)	0 (0 to 0)	0 (0 to 0)	0 (0 to 0)	0 (0 to 0)	0 (0 to 0)	0 (0 to 0)	0 (0 to 0)	0 (0 to 0)	0 (0 to 0)	0 (0 to 0)	0 (0 to 0)	0 (0 to 0)	0 (0 to 0)	0 (0 to 0)	0 (0 to 0)	0 (0 to 0)	0 (0 to 0)	0 (0 to 0)	0 (0 to 0)	0 (0 to 0)	0 (0 to 0)	0 (0 to 0)	0·3
Ebola	0 (0 to 0)	0 (0 to 0)	0 (0 to 0)	0 (0 to 0)	0 (0 to 0)	0 (0 to 0)	0 (0 to 0)	0 (0 to 0)	0 (0 to 0)	0 (0 to 0)	0 (0 to 0)	0 (0 to 0)	0 (0 to 0)	0 (0 to 0)	0 (0 to 0)	0 (0 to 0)	0 (0 to 0)	0 (0 to 0)	0 (0 to 0)	0 (0 to 0)	0 (0 to 0)	0 (0 to 0)	0 (0 to 0)	0
Zika virus	0 (0 to 0)	0 (0 to 0)	0 (0 to 0)	0 (0 to 0)	0 (0 to 0)	0 (0 to 0)	0 (0 to 0)	0 (0 to 0)	0 (0 to 0)	0 (0 to 0)	0 (0 to 0)	0 (0 to 0)	0 (0 to 0)	0 (0 to 0)	0 (0 to 0)	0 (0 to 0)	0 (0 to 0)	0 (0 to 0)	0 (0 to 0)	0 (0 to 0)	0 (0 to 0)	0 (0 to 0)	0 (0 to 0)	0·1
Guinea worm disease	0 (0 to 0)	0 (0 to 0)	0 (0 to 0)	0 (0 to 0)	0 (0 to 0)	0 (0 to 0)	0 (0 to 0)	0 (0 to 0)	0 (0 to 0)	0 (0 to 0)	0 (0 to 0)	0 (0 to 0)	0 (0 to 0)	0 (0 to 0)	0 (0 to 0)	0 (0 to 0)	0 (0 to 0)	0 (0 to 0)	0 (0 to 0)	0 (0 to 0)	0 (0 to 0)	0 (0 to 0)	0 (0 to 0)	0
Other neglected tropical diseases	2·8 (1·1 to 5·9)	0·8 (0·3 to 2)	7·3 (2·6 to 23·6)	21·9 (9·6 to 50·9)	25·3 (10·2 to 50·3)	16·2 (6 to 33·8)	2·4 (0·6 to 5·8)	3·1 (0·9 to 8·1)	4·4 (1 to 10·5)	3·8 (1·1 to 9·5)	6·6 (2·2 to 14·5)	14 (5·8 to 27·5)	4·1 (1·5 to 9·2)	3·8 (1·1 to 9·5)	6·2 (2·2 to 12·8)	3 (1·2 to 6·1)	2·7 (1·1 to 5·2)	2·3 (0·9 to 4·5)	2·1 (0·9 to 4)	1·5 (0·7 to 2·6)	2·4 (1·4 to 3·7)	0·8 (0·5 to 1·2)	0·1 (0·1 to 0·2)	138
Other infectious diseases	13·5 (8·4 to 21·5)	22 (14·6 to 32·1)	171 (92·6 to 287)	155 (113 to 207)	108 (81·8 to 140)	80·1 (60·6 to 104)	56·9 (43·1 to 74·2)	62·8 (45·1 to 83·4)	59·7 (42·7 to 79·3)	59·9 (43·5 to 78·9)	59 (43·5 to 78·1)	65·1 (47·8 to 86·4)	58·1 (43·2 to 75)	52·8 (38·7 to 69·8)	48·9 (36·2 to 63·8)	45·7 (34·1 to 57·8)	37·8 (29·4 to 47·7)	28·9 (22·5 to 36·8)	21·5 (17 to 27·6)	12·5 (9·7 to 15·6)	9·7 (7·6 to 12·2)	3·9 (2·9 to 4·9)	0·8 (0·5 to 1)	1,230
Meningitis	2·6 (1·6 to 3·8)	4·5 (2·8 to 6·9)	32·4 (15·6 to 58·7)	15·8 (11 to 21·7)	11·4 (8·5 to 15·1)	11·9 (8·6 to 16·2)	9·3 (6·7 to 12·8)	12·4 (8 to 18·5)	10·6 (6·9 to 15·2)	12·4 (8·6 to 17·1)	11·6 (8 to 16·8)	11 (7·6 to 15·9)	13·4 (9·2 to 19·2)	10·6 (7·2 to 15·3)	8·6 (5·8 to 12·5)	8·7 (6 to 12·3)	7·2 (4·9 to 10·2)	4·7 (3·3 to 6·6)	3·9 (2·7 to 5·6)	2 (1·4 to 2·8)	1·1 (0·7 to 1·6)	0·4 (0·2 to 0·5)	0·1 (0 to 0·1)	207
Encephalitis	4·3 (2 to 7·9)	8·2 (3·4 to 13·8)	59 (23·9 to 115)	58·8 (36·3 to 92·5)	42·4 (26·9 to 63·5)	32·7 (20·9 to 48·9)	25·8 (16·3 to 38·2)	28·2 (16·8 to 42·5)	26·1 (15 to 39·5)	24·2 (14·2 to 36·7)	22·1 (13·2 to 32·9)	21·3 (12·6 to 33·5)	19·6 (11·8 to 30·7)	16·9 (9·5 to 26·8)	14·9 (8 to 23·3)	13·4 (7·7 to 19·8)	10·3 (6·1 to 15·1)	7·1 (4·2 to 11·2)	4·5 (2·6 to 7)	2·4 (1·5 to 3·8)	1·1 (0·7 to 1·8)	0·5 (0·2 to 0·7)	0·1 (0·1 to 0·2)	444
Diphtheria	0 (0 to 0)	0 (0 to 0)	0 (0 to 0)	0 (0 to 0)	0 (0 to 0)	0 (0 to 0)	0 (0 to 0)	0 (0 to 0)	0 (0 to 0)	0 (0 to 0)	0 (0 to 0)	0 (0 to 0)	0 (0 to 0)	0 (0 to 0)	0 (0 to 0)	0 (0 to 0)	0 (0 to 0)	0 (0 to 0)	0 (0 to 0)	0 (0 to 0)	0 (0 to 0)	0 (0 to 0)	0 (0 to 0)	0·1
Tetanus	0·1 (0 to 0·2)	0·2 (0·1 to 0·4)	0 (0 to 0·1)	0 (0 to 0)	0 (0 to 0·1)	0 (0 to 0·1)	0 (0 to 0·1)	0 (0 to 0·1)	0·1 (0 to 0·2)	0·1 (0 to 0·2)	0·1 (0 to 0·2)	0·1 (0 to 0·2)	0·1 (0 to 0·2)	0·1 (0·1 to 0·3)	0·1 (0 to 0·2)	0·1 (0 to 0·2)	0·1 (0 to 0·2)	0·1 (0 to 0·1)	0·1 (0 to 0·1)	0 (0 to 0·1)	0 (0 to 0)	0 (0 to 0)	0 (0 to 0)	1·5
Measles	0 (0 to 0)	0 (0 to 0)	0 (0 to 0)	0 (0 to 0)	0 (0 to 0)	0 (0 to 0)	0 (0 to 0)	0 (0 to 0)	0 (0 to 0)	0 (0 to 0)	0 (0 to 0)	0 (0 to 0)	0 (0 to 0)	0 (0 to 0)	0 (0 to 0)	0 (0 to 0)	0 (0 to 0)	0 (0 to 0)	0 (0 to 0)	0 (0 to 0)	0 (0 to 0)	0 (0 to 0)	0 (0 to 0)	0
Varicella and herpes zoster	0·5 (0·1 to 0·9)	2·3 (0·8 to 3·8)	9·7 (4·2 to 20·2)	20·2 (8·5 to 36·6)	15 (5·1 to 27·4)	4·4 (1·7 to 7·6)	3·8 (2 to 6·9)	3·6 (1·8 to 6·6)	4 (2 to 7·2)	3·8 (2 to 6·8)	4 (2 to 7·5)	3·4 (1·8 to 6·1)	3·4 (1·7 to 5·9)	4 (2·1 to 7)	3 (1·4 to 5·3)	4·1 (2·2 to 6·9)	3·3 (1·9 to 5·5)	3 (1·7 to 4·8)	2·9 (1·7 to 4·4)	2·3 (1·3 to 3·6)	1·9 (1 to 3)	1 (0·4 to 1·7)	0·2 (0 to 0·3)	104
Acute hepatitis	0 (0 to 0)	0 (0 to 0)	12·8 (5·4 to 25·9)	19·6 (10·1 to 35·6)	12·5 (8·1 to 18)	10·8 (6·7 to 16·2)	7·2 (4·4 to 11)	6·8 (4·1 to 10·4)	6·1 (3·9 to 9·2)	5·7 (3·8 to 8·3)	5·8 (3·9 to 8)	6·2 (4·3 to 8·7)	7·4 (5·3 to 10·2)	8·2 (5·6 to 11·9)	8 (5·4 to 11·7)	9·1 (6 to 13·1)	8 (5·5 to 11·1)	6·3 (3·8 to 9·9)	3·8 (2·6 to 5·5)	2·2 (1·5 to 3·1)	1·3 (0·9 to 1·9)	0·5 (0·3 to 0·7)	0·1 (0·1 to 0·1)	149
Acute hepatitis A	0 (0 to 0)	0 (0 to 0)	3·6 (1 to 9·7)	12·8 (5·8 to 24·6)	9·4 (5·5 to 15)	8·2 (4·7 to 12·9)	5·7 (3·1 to 9·2)	4·8 (2·6 to 8·1)	3·9 (2 to 6·6)	3·2 (1·6 to 5·4)	2·9 (1·4 to 4·9)	2·7 (1·2 to 4·6)	2·7 (1·2 to 4·8)	2·9 (1·1 to 5·6)	2·5 (0·8 to 5·4)	2·4 (0·7 to 5·8)	2·9 (1 to 6·2)	2·2 (0·7 to 5)	1·4 (0·4 to 3·1)	1 (0·4 to 1·9)	0·7 (0·3 to 1·3)	0·3 (0·1 to 0·5)	0 (0 to 0·1)	76·5
Acute hepatitis B	0 (0 to 0)	0 (0 to 0)	7·1 (2 to 16·2)	4·4 (0·4 to 13·3)	1·8 (0·3 to 4·4)	1·5 (0·3 to 3·6)	0·8 (0·2 to 1·8)	1·1 (0·3 to 2·4)	1·3 (0·6 to 2·3)	1·5 (0·6 to 2·7)	1·8 (0·6 to 3·2)	2·2 (0·8 to 3·9)	2·8 (0·9 to 5)	3·6 (0·9 to 6·9)	3·7 (1 to 6·8)	4·7 (1·4 to 8·7)	3·4 (0·7 to 6·4)	2·8 (0·6 to 5·7)	1·6 (0·3 to 3·1)	0·8 (0·2 to 1·7)	0·4 (0 to 0·9)	0·2 (0 to 0·4)	0 (0 to 0·1)	47·5
Acute hepatitis C	0 (0 to 0)	0 (0 to 0)	0·2 (0·1 to 0·8)	1·7 (0·4 to 5·3)	0·6 (0·2 to 1·5)	0·4 (0·1 to 0·9)	0·3 (0·1 to 0·9)	0·4 (0·1 to 1·1)	0·4 (0·2 to 1)	0·5 (0·2 to 1·4)	0·6 (0·3 to 1·3)	0·8 (0·3 to 2)	1·4 (0·5 to 3·4)	1·3 (0·5 to 3·8)	1·4 (0·5 to 4)	1·5 (0·5 to 4·1)	1·2 (0·5 to 3·1)	1·1 (0·4 to 2·8)	0·6 (0·2 to 1·6)	0·3 (0·1 to 0·9)	0·1 (0 to 0·3)	0 (0 to 0·1)	0 (0 to 0)	14·9
Acute hepatitis E	0 (0 to 0)	0 (0 to 0)	1·8 (0·5 to 4·4)	0·8 (0·2 to 1·7)	0·7 (0·4 to 1·1)	0·7 (0·3 to 1·3)	0·4 (0·2 to 0·7)	0·4 (0·2 to 0·7)	0·4 (0·2 to 0·7)	0·5 (0·2 to 0·7)	0·5 (0·2 to 0·9)	0·5 (0·2 to 0·8)	0·5 (0·2 to 0·9)	0·4 (0·2 to 0·7)	0·5 (0·2 to 0·9)	0·5 (0·2 to 1)	0·3 (0·2 to 0·7)	0·3 (0·1 to 0·6)	0·2 (0·1 to 0·3)	0·1 (0·1 to 0·2)	0·1 (0 to 0·1)	0 (0 to 0·1)	0 (0 to 0)	9·7
Other unspecified infectious diseases	6 (2·6 to 13·6)	6·9 (3·1 to 15)	33·6 (13·2 to 75·5)	26·5 (14 to 50·3)	24·2 (13·3 to 41·5)	19·6 (11·3 to 32·3)	10·4 (6·4 to 16·8)	11·4 (6·5 to 18·6)	12·7 (6·8 to 21·8)	13·5 (7·6 to 22·8)	15·2 (9 to 24·7)	22·8 (13·1 to 38·4)	13·9 (8·6 to 21·8)	12·6 (7·9 to 19·7)	13·9 (8·3 to 21·8)	10·2 (6·6 to 15·3)	8·9 (6·1 to 13·1)	7·6 (5 to 11·8)	6·4 (4·3 to 9·8)	3·6 (2·3 to 5·3)	4·2 (2·9 to 5·9)	1·5 (1·1 to 2)	0·3 (0·2 to 0·4)	286
Maternal and neonatal disorders	4,660 (3,320 to 6,120)	1,580 (1,170 to 2,070)	764 (442 to 1,220)	303 (218 to 407)	254 (176 to 345)	266 (186 to 361)	399 (309 to 506)	533 (416 to 667)	495 (388 to 620)	491 (375 to 622)	393 (307 to 497)	283 (216 to 361)	203 (150 to 265)	138 (97 to 186)	103 (73·5 to 142)	76 (53·5 to 106)	45·8 (32·4 to 63·7)	25·1 (17·2 to 36·5)	10·4 (6·7 to 15·3)	2·9 (1·9 to 4·4)	0·6 (0·3 to 1)	0·1 (0 to 0·2)	0 (0 to 0)	11,000
Maternal disorders	0 (0 to 0)	0 (0 to 0)	0 (0 to 0)	0 (0 to 0)	0 (0 to 0)	6 (4·9 to 7·4)	139 (106 to 184)	276 (196 to 368)	246 (173 to 334)	254 (180 to 342)	171 (120 to 233)	82 (54·7 to 114)	27·9 (19·4 to 39·5)	2 (1·4 to 2·7)	0 (0 to 0)	0 (0 to 0)	0 (0 to 0)	0 (0 to 0)	0 (0 to 0)	0 (0 to 0)	0 (0 to 0)	0 (0 to 0)	0 (0 to 0)	1,200
Maternal hemorrhage	0 (0 to 0)	0 (0 to 0)	0 (0 to 0)	0 (0 to 0)	0 (0 to 0)	0·8 (0·4 to 1·4)	21·1 (11·8 to 34·1)	41·2 (22·5 to 67·1)	42·8 (23 to 71·5)	50·3 (27·6 to 83·3)	35·5 (19·1 to 61·9)	18·5 (9·6 to 31·8)	5·1 (2·5 to 9·2)	0·4 (0·2 to 0·7)	0 (0 to 0)	0 (0 to 0)	0 (0 to 0)	0 (0 to 0)	0 (0 to 0)	0 (0 to 0)	0 (0 to 0)	0 (0 to 0)	0 (0 to 0)	216
Maternal sepsis and other maternal infections	0 (0 to 0)	0 (0 to 0)	0 (0 to 0)	0 (0 to 0)	0 (0 to 0)	0·3 (0·2 to 0·5)	9·8 (5·2 to 16·6)	18·9 (10·1 to 30)	14·9 (7·8 to 25·7)	12·6 (6·6 to 22·2)	7·8 (4 to 13·6)	3·5 (1·7 to 6·2)	2·7 (1·4 to 4·6)	0·1 (0 to 0·2)	0 (0 to 0)	0 (0 to 0)	0 (0 to 0)	0 (0 to 0)	0 (0 to 0)	0 (0 to 0)	0 (0 to 0)	0 (0 to 0)	0 (0 to 0)	70·5
Maternal hypertensive disorders	0 (0 to 0)	0 (0 to 0)	0 (0 to 0)	0 (0 to 0)	0 (0 to 0)	1·7 (1·2 to 2·3)	40·5 (26·9 to 56·4)	65·2 (42·5 to 95·6)	64 (42·7 to 91·6)	65 (42·6 to 96·2)	39·8 (25·3 to 57·1)	17·8 (11 to 26·8)	4·8 (3 to 7·6)	0·2 (0·1 to 0·3)	0 (0 to 0)	0 (0 to 0)	0 (0 to 0)	0 (0 to 0)	0 (0 to 0)	0 (0 to 0)	0 (0 to 0)	0 (0 to 0)	0 (0 to 0)	299
Maternal obstructed labor and uterine rupture	0 (0 to 0)	0 (0 to 0)	0 (0 to 0)	0 (0 to 0)	0 (0 to 0)	0·1 (0·1 to 0·3)	3·7 (1·6 to 7·5)	10·6 (4·1 to 22·5)	9·4 (3·5 to 20·2)	10·7 (4 to 23·2)	8·7 (3·2 to 18·4)	4·3 (1·6 to 9·6)	1·2 (0·4 to 2·9)	0·2 (0·1 to 0·3)	0 (0 to 0)	0 (0 to 0)	0 (0 to 0)	0 (0 to 0)	0 (0 to 0)	0 (0 to 0)	0 (0 to 0)	0 (0 to 0)	0 (0 to 0)	48·9
Maternal abortion and miscarriage	0 (0 to 0)	0 (0 to 0)	0 (0 to 0)	0 (0 to 0)	0 (0 to 0)	0·3 (0·2 to 0·6)	7·4 (3·2 to 13·8)	12·5 (5·8 to 23·5)	8·9 (3·4 to 18·2)	9·4 (3·6 to 21·9)	8·2 (3·4 to 17·5)	6 (2·3 to 13)	4·9 (2·1 to 9·2)	0·3 (0·1 to 0·5)	0 (0 to 0)	0 (0 to 0)	0 (0 to 0)	0 (0 to 0)	0 (0 to 0)	0 (0 to 0)	0 (0 to 0)	0 (0 to 0)	0 (0 to 0)	57·8
Ectopic pregnancy	0 (0 to 0)	0 (0 to 0)	0 (0 to 0)	0 (0 to 0)	0 (0 to 0)	0·1 (0 to 0·1)	1·7 (0·9 to 2·8)	4·8 (2·4 to 8·2)	4·7 (2·4 to 8·2)	4·9 (2·6 to 8·4)	3 (1·5 to 5·3)	1·2 (0·6 to 2)	0·2 (0·1 to 0·4)	0 (0 to 0)	0 (0 to 0)	0 (0 to 0)	0 (0 to 0)	0 (0 to 0)	0 (0 to 0)	0 (0 to 0)	0 (0 to 0)	0 (0 to 0)	0 (0 to 0)	20·6
Indirect maternal deaths	--	--	--	--	--	1·6 (0·9 to 2·5)	30·2 (16·9 to 48·6)	67·1 (37·3 to 111)	53 (27·7 to 88·7)	50·7 (26·8 to 85·9)	32·2 (15·9 to 55·6)	12·9 (6·5 to 23)	3·1 (1·5 to 5·7)	0·3 (0·2 to 0·5)	--	--	--	--	--	--	--	--	--	NA
Late maternal deaths	--	--	--	--	--	0·3 (0·1 to 0·6)	6·6 (2·5 to 16·3)	14·4 (5·7 to 31)	12 (5·2 to 22·1)	12·1 (5 to 22·9)	7·7 (3·2 to 16·7)	3·3 (1·2 to 7·6)	0·9 (0·4 to 1·8)	0·1 (0 to 0·1)	--	--	--	--	--	--	--	--	--	NA
Maternal deaths aggravated by HIV/AIDS	--	--	--	--	--	0 (0 to 0)	0 (0 to 0·1)	0·1 (0·1 to 0·3)	0·2 (0·1 to 0·3)	0·2 (0·1 to 0·4)	0·1 (0·1 to 0·2)	0·1 (0 to 0·1)	0 (0 to 0)	0 (0 to 0)	--	--	--	--	--	--	--	--	--	NA
Neonatal disorders	4,660 (3,320 to 6,120)	1,580 (1,170 to 2,070)	764 (442 to 1,220)	303 (218 to 407)	254 (176 to 345)	260 (179 to 356)	260 (180 to 361)	256 (179 to 355)	249 (172 to 338)	237 (162 to 329)	222 (156 to 305)	201 (139 to 272)	175 (123 to 236)	136 (94·7 to 185)	103 (73·5 to 142)	76 (53·5 to 106)	45·8 (32·4 to 63·7)	25·1 (17·2 to 36·5)	10·4 (6·7 to 15·3)	2·9 (1·9 to 4·4)	0·6 (0·3 to 1)	0·1 (0 to 0·2)	0 (0 to 0)	9,820
Neonatal preterm birth	1,700 (1,160 to 2,370)	350 (229 to 503)	218 (114 to 398)	87·1 (58·9 to 121)	105 (69·5 to 148)	108 (73·2 to 151)	107 (70·6 to 150)	105 (69·3 to 145)	101 (67·1 to 141)	95·2 (62·6 to 135)	88·8 (60·4 to 123)	80·1 (54·1 to 112)	68·3 (47·8 to 93·7)	51·5 (34·8 to 72·4)	37·3 (25·5 to 51·8)	26·6 (18·9 to 36·1)	15 (11·1 to 19·6)	7·4 (5·5 to 9·8)	2·8 (1·9 to 4)	0·7 (0·3 to 1·2)	0·2 (0·1 to 0·5)	0·1 (0 to 0·2)	0 (0 to 0)	3,360
Neonatal encephalopathy due to birth asphyxia and trauma	1,550 (1,010 to 2,240)	254 (157 to 385)	117 (63·6 to 195)	35·8 (22 to 52·4)	20·3 (7·6 to 39·1)	21·1 (7·9 to 40·8)	21 (7·7 to 39·5)	20·7 (7·4 to 38·4)	20·4 (7·5 to 38·5)	19·3 (6·9 to 36·6)	18·3 (7·7 to 33·9)	16·9 (7·6 to 31·8)	14·7 (7·1 to 25·9)	11·9 (6·8 to 19·3)	9·4 (5·3 to 15·3)	7·1 (3·9 to 11·9)	3·5 (1·9 to 5·8)	1·2 (0·7 to 2·2)	0·3 (0·1 to 0·5)	0 (0 to 0·1)	0 (0 to 0)	0 (0 to 0)	0 (0 to 0)	2,160
Neonatal sepsis and other neonatal infections	794 (518 to 1,110)	747 (519 to 984)	308 (173 to 507)	85·3 (49·6 to 141)	110 (63·8 to 181)	112 (62·6 to 182)	113 (61·4 to 187)	112 (62·9 to 180)	109 (59·1 to 177)	105 (59·1 to 173)	98·1 (55 to 158)	88·5 (50 to 140)	77·8 (43·3 to 127)	61·2 (34 to 99·4)	47·2 (26·6 to 76·2)	35·5 (19·7 to 58·3)	22·8 (12·6 to 38·1)	13·7 (7·2 to 23·6)	6·1 (3 to 10·5)	1·8 (1 to 3·2)	0·3 (0·1 to 0·5)	0 (0 to 0)	0 (0 to 0)	3,050
Hemolytic disease and other neonatal jaundice	23 (13·8 to 36·2)	12 (7·7 to 17·4)	4·6 (2·3 to 7·6)	15·3 (7·4 to 26·7)	18·1 (7·8 to 30·9)	19·1 (9·5 to 33·1)	19·2 (9·5 to 32)	18·9 (9·2 to 32·6)	19·1 (10·8 to 31)	18 (10·3 to 29·3)	16·8 (10·2 to 27·6)	15·4 (9·1 to 25)	14·1 (10·2 to 18·4)	11·3 (8·1 to 14·8)	8·8 (6·4 to 11·5)	6·7 (4·9 to 8·8)	4·4 (3·2 to 5·7)	2·7 (1·9 to 3·6)	1·2 (0·9 to 1·6)	0·4 (0·3 to 0·5)	0·1 (0 to 0·1)	0 (0 to 0)	0 (0 to 0)	249
Other neonatal disorders	592 (379 to 872)	220 (151 to 292)	116 (69·1 to 183)	79·8 (55·3 to 107)	0 (0 to 0)	0 (0 to 0)	0 (0 to 0)	0 (0 to 0)	0 (0 to 0)	0 (0 to 0)	0 (0 to 0)	0 (0 to 0)	0 (0 to 0)	0 (0 to 0)	0 (0 to 0)	0 (0 to 0)	0 (0 to 0)	0 (0 to 0)	0 (0 to 0)	0 (0 to 0)	0 (0 to 0)	0 (0 to 0)	0 (0 to 0)	1,010
Nutritional deficiencies	0·1 (0 to 0·2)	5·5 (2 to 11·4)	276 (156 to 443)	311 (191 to 519)	320 (160 to 582)	229 (116 to 426)	108 (62·5 to 196)	135 (78·3 to 251)	168 (88·1 to 308)	152 (84·9 to 273)	220 (120 to 401)	385 (202 to 681)	168 (100 to 276)	163 (98 to 277)	206 (117 to 354)	186 (108 to 301)	169 (106 to 267)	168 (111 to 251)	203 (144 to 286)	175 (125 to 231)	224 (167 to 299)	122 (88·2 to 159)	27·6 (20·1 to 36·3)	4,120
Protein-energy malnutrition	0·1 (0 to 0·2)	0·4 (0·2 to 0·7)	220 (118 to 376)	127 (81·2 to 193)	57·8 (38·7 to 82·1)	43·4 (29·3 to 60·8)	34·5 (22·6 to 50·7)	45·5 (29·6 to 64)	43·5 (28·5 to 62·4)	50·8 (35·1 to 72·2)	55·1 (36·4 to 76·4)	57·2 (38·9 to 78·2)	62·5 (41·5 to 87·1)	58·3 (38·2 to 82·7)	63 (41·8 to 88·1)	62·9 (43·5 to 87)	64·8 (44·5 to 91·1)	80·3 (54·8 to 111)	105 (69·2 to 151)	108 (74·2 to 149)	109 (68·5 to 154)	79·9 (51·7 to 114)	20·2 (12·7 to 27·8)	1,550
Iodine deficiency	0 (0 to 0)	0 (0 to 0)	0 (0 to 0)	0·8 (0·3 to 1·7)	5·6 (2·3 to 11·2)	13·4 (5·7 to 26·2)	17·9 (7·9 to 35·2)	18·4 (8 to 35·7)	17·6 (7·5 to 34·1)	16·3 (7·1 to 31·9)	14·8 (6·5 to 29·4)	13 (5·7 to 24·8)	11 (4·9 to 21·4)	8·6 (3·8 to 16·3)	6·6 (2·9 to 12·8)	5·1 (2·3 to 9·6)	3·6 (1·6 to 6·9)	2·5 (1·1 to 4·9)	1·5 (0·7 to 2·9)	0·8 (0·4 to 1·6)	0·4 (0·2 to 0·7)	0·1 (0 to 0·2)	0 (0 to 0)	158
Vitamin A deficiency	0 (0 to 0)	0·5 (0·1 to 1·6)	2·6 (1 to 6·3)	17·2 (8·1 to 33·6)	21 (9·5 to 41·7)	13·7 (6·3 to 27·3)	7 (2·3 to 13·9)	5·7 (1·7 to 12·1)	5·2 (1·7 to 10·8)	4·3 (1·2 to 8·9)	3·5 (1 to 7·1)	2·7 (0·7 to 5·6)	2·2 (1·1 to 3·8)	1·8 (0·9 to 3·1)	1·5 (0·8 to 2·5)	1·2 (0·6 to 2·1)	1 (0·5 to 1·6)	0·8 (0·4 to 1·3)	0·5 (0·3 to 0·9)	0·3 (0·1 to 0·5)	0·1 (0·1 to 0·2)	0 (0 to 0·1)	0 (0 to 0)	92·8
Dietary iron deficiency	0 (0 to 0)	4·5 (1·4 to 10·1)	40·8 (12·7 to 88·5)	154 (62·6 to 339)	229 (82·7 to 471)	150 (50·2 to 334)	36·2 (5·6 to 110)	49·5 (6·6 to 153)	81·1 (14 to 219)	63·3 (8·5 to 178)	128 (41·2 to 291)	293 (123 to 585)	73·8 (19·1 to 171)	70·7 (17·2 to 182)	115 (33·8 to 261)	96·9 (28·2 to 208)	76 (24·9 to 169)	62·4 (17·8 to 135)	67·5 (21·8 to 136)	41·7 (14·7 to 81·6)	89·3 (51·7 to 138)	27·1 (15·9 to 41·1)	3·3 (2 to 5·1)	1,950
Other nutritional deficiencies	0 (0 to 0)	0 (0 to 0)	12·9 (5 to 26·2)	12·6 (5·4 to 24·5)	7·2 (3·2 to 13·2)	8·8 (4·5 to 15)	12 (6·1 to 20·4)	16·1 (8·4 to 26·3)	20·8 (11·9 to 31·7)	17 (9·5 to 26·5)	19 (10·6 to 28·8)	19·5 (11·1 to 29·3)	18·9 (9·9 to 31)	23·8 (13·7 to 39)	19·6 (10·7 to 30·7)	19·7 (10·1 to 31·9)	23·2 (10·8 to 37·7)	21·6 (10·4 to 35)	28·5 (13·3 to 47·6)	23·9 (11·2 to 42·5)	25·1 (12·5 to 47·9)	15·4 (6·9 to 32·9)	4·1 (1·9 to 8·3)	369
Non-communicable diseases	1,900 (1,300 to 2,940)	902 (641 to 1,210)	2,550 (1,480 to 4,080)	2,340 (1,830 to 2,900)	2,810 (2,170 to 3,560)	4,510 (3,340 to 5,990)	6,540 (4,780 to 8,660)	8,680 (6,440 to 11,100)	10,100 (7,560 to 12,900)	11,600 (8,850 to 14,600)	12,900 (10,100 to 16,200)	14,800 (11,800 to 18,300)	16,700 (13,500 to 20,300)	18,200 (15,000 to 22,000)	18,600 (15,300 to 22,300)	19,600 (16,200 to 23,600)	18,900 (15,900 to 22,200)	17,700 (15,000 to 20,600)	15,000 (12,900 to 17,300)	11,300 (9,840 to 12,900)	7,770 (6,820 to 8,840)	3,740 (3,380 to 4,120)	628 (572 to 688)	228,000
Neoplasms	11 (7·1 to 15·4)	7·5 (5·2 to 10·1)	65·6 (34·6 to 105)	244 (172 to 324)	351 (273 to 430)	407 (321 to 498)	323 (256 to 397)	412 (313 to 544)	516 (386 to 701)	871 (653 to 1,160)	1,270 (959 to 1,660)	1,800 (1,370 to 2,340)	2,410 (1,840 to 3,130)	2,870 (2,210 to 3,710)	2,830 (2,160 to 3,650)	2,870 (2,270 to 3,580)	2,730 (2,200 to 3,360)	2,310 (1,870 to 2,820)	1,740 (1,420 to 2,130)	1,060 (865 to 1,280)	600 (488 to 720)	214 (175 to 250)	27 (21·5 to 31·6)	25,900
Lip and oral cavity cancer	0 (0 to 0)	0 (0 to 0)	0 (0 to 0)	0 (0 to 0)	0·8 (0·6 to 1·1)	0·9 (0·6 to 1·4)	1·2 (0·9 to 1·6)	1·8 (1·2 to 2·6)	2·6 (1·6 to 3·8)	4·7 (3·2 to 6·9)	7·2 (4·3 to 10·8)	11·2 (7·7 to 16·6)	16·1 (11 to 22·5)	20·5 (13·7 to 29)	22·1 (15·2 to 31)	24·5 (17·2 to 33·9)	23·1 (16·1 to 32·6)	21 (15 to 28·5)	18·6 (13·5 to 25·8)	13·2 (9·6 to 18)	8·4 (6·1 to 11)	3·4 (2·6 to 4·4)	0·4 (0·3 to 0·5)	202
Nasopharynx cancer	0 (0 to 0)	0 (0 to 0)	0 (0 to 0)	0 (0 to 0)	0·7 (0·6 to 0·9)	0·7 (0·6 to 0·8)	0·6 (0·5 to 0·8)	1 (0·7 to 1·4)	0·9 (0·6 to 1·4)	1·5 (1 to 2·2)	1·9 (1·3 to 2·8)	2·3 (1·6 to 3·2)	3·3 (2·1 to 4·7)	3·8 (2·5 to 5·4)	4 (2·8 to 5·4)	3·7 (2·5 to 5·2)	3 (2·1 to 4·2)	2·7 (1·8 to 3·9)	1·4 (1 to 2)	0·8 (0·6 to 1·2)	0·6 (0·4 to 0·8)	0·2 (0·2 to 0·3)	0 (0 to 0)	33·3
Other pharynx cancer	0 (0 to 0)	0 (0 to 0)	0 (0 to 0)	0 (0 to 0)	0 (0 to 0)	0 (0 to 0)	0 (0 to 0)	0·7 (0·5 to 0·9)	0·6 (0·4 to 0·8)	1·2 (0·8 to 1·7)	1·2 (0·8 to 1·8)	2·3 (1·5 to 3·3)	3·3 (2·2 to 4·8)	4·1 (2·7 to 5·9)	4·8 (3·2 to 6·7)	5·7 (4·1 to 7·7)	5·9 (3·9 to 8·4)	5·5 (3·7 to 7·8)	3·9 (2·6 to 5·6)	2·5 (1·7 to 3·5)	1·4 (1 to 1·9)	0·6 (0·4 to 0·8)	0·1 (0·1 to 0·1)	43·7
Esophageal cancer	0 (0 to 0)	0 (0 to 0)	0 (0 to 0)	0 (0 to 0)	0 (0 to 0)	0 (0 to 0)	0 (0 to 0)	1·6 (1·1 to 2·3)	2·4 (1·5 to 3·6)	4·5 (2·8 to 6·7)	7·8 (5·2 to 11·4)	11·7 (7·9 to 16·4)	21·3 (14·2 to 31·5)	30·5 (20·8 to 42·7)	33·6 (23·1 to 46·2)	35·2 (25·6 to 47·8)	41·4 (30·5 to 55·5)	40·2 (28·8 to 54·4)	33·9 (23·5 to 46·4)	22·1 (15·5 to 30)	13·3 (9·8 to 17·8)	4·6 (3·6 to 5·8)	0·5 (0·3 to 0·6)	305
Stomach cancer	0 (0 to 0)	0 (0 to 0)	0 (0 to 0)	0 (0 to 0)	0 (0 to 0)	0 (0 to 0)	5·2 (4·2 to 6·3)	17·2 (12 to 23·3)	31·8 (20·2 to 47·8)	64·6 (43·9 to 91·6)	104 (68·3 to 149)	136 (96·7 to 188)	187 (125 to 262)	230 (166 to 315)	245 (175 to 325)	266 (197 to 352)	254 (188 to 344)	256 (192 to 333)	211 (155 to 280)	120 (88·5 to 159)	82·8 (63·6 to 107)	27·9 (22·1 to 33·7)	4 (3·2 to 4·9)	2,240
Colon and rectum cancer	0 (0 to 0)	0 (0 to 0)	0 (0 to 0)	0 (0 to 0)	1·3 (0·9 to 1·9)	2·5 (1·7 to 3·6)	4·9 (3·6 to 6·4)	13·2 (8·6 to 18·9)	23·3 (14·2 to 36·4)	44·1 (29·1 to 67·1)	61·9 (42·1 to 87·8)	90·4 (63·2 to 126)	126 (88·1 to 176)	167 (119 to 227)	179 (129 to 244)	195 (140 to 266)	191 (138 to 254)	186 (134 to 253)	159 (118 to 212)	113 (81·3 to 147)	65·2 (48·3 to 86·3)	25·4 (19·5 to 31·8)	3·3 (2·5 to 4)	1,650
Liver cancer	0·3 (0·2 to 0·5)	0·3 (0·2 to 0·6)	4·1 (2 to 7·2)	8·1 (4·8 to 12·1)	6·3 (4·6 to 8·4)	5·9 (4·5 to 7·8)	5·2 (3·4 to 7·5)	6·7 (4 to 10·3)	8 (5·1 to 12·3)	14·3 (9·1 to 21·3)	22·4 (14 to 34·1)	40 (24·6 to 59·5)	73·2 (47·7 to 104)	121 (79·9 to 178)	154 (105 to 224)	184 (125 to 258)	221 (156 to 300)	195 (135 to 276)	137 (94·9 to 192)	80·5 (57·7 to 108)	34·2 (23·3 to 46·5)	10·7 (7·7 to 14·6)	1·3 (0·9 to 1·6)	1,330
Liver cancer due to hepatitis B	0 (0 to 0)	0 (0 to 0)	0 (0 to 0)	0 (0 to 0)	0 (0 to 0)	0·8 (0·5 to 1·1)	0·9 (0·6 to 1·4)	1·8 (1 to 2·8)	2·8 (1·6 to 4·5)	5 (3 to 7·7)	7 (4·1 to 11·3)	10·8 (6 to 17·6)	16 (9·2 to 25·8)	21·6 (12·4 to 34·3)	23·3 (13·3 to 37·7)	23·2 (13·3 to 39·2)	22 (13·4 to 33·7)	15·7 (9·1 to 25·2)	9·1 (5·7 to 14·3)	4·5 (2·7 to 7·1)	1·8 (1·1 to 2·6)	0·5 (0·3 to 0·8)	0·1 (0 to 0·1)	167
Liver cancer due to hepatitis C	0 (0 to 0)	0 (0 to 0)	0 (0 to 0)	0 (0 to 0)	0 (0 to 0)	0·1 (0 to 0·1)	0·1 (0·1 to 0·2)	0·3 (0·2 to 0·6)	0·7 (0·4 to 1·2)	1·9 (1·1 to 3·1)	4·4 (2·5 to 7·1)	10·2 (6 to 15·8)	23·3 (13·6 to 35·6)	45·7 (28·4 to 69·3)	66·3 (41·6 to 101)	84·2 (52·4 to 124)	104 (70·8 to 146)	96·4 (64·2 to 139)	73·2 (47·9 to 104)	46·1 (32·1 to 63·8)	20·8 (14·2 to 28·5)	6·8 (4·8 to 9·2)	0·8 (0·6 to 1·1)	585
Liver cancer due to alcohol use	0 (0 to 0)	0 (0 to 0)	0 (0 to 0)	0 (0 to 0)	0 (0 to 0)	0 (0 to 0)	0·1 (0 to 0·2)	0·4 (0·2 to 0·6)	0·8 (0·4 to 1·4)	2 (1·2 to 3·2)	4·1 (2·2 to 6·8)	8·3 (4·8 to 13·2)	16·2 (9·2 to 26·9)	27·1 (15·9 to 41·9)	33·9 (20·1 to 54·2)	41·6 (25·1 to 62·7)	53 (34·6 to 77·7)	44·5 (27·4 to 67·8)	26·2 (16·9 to 38·8)	12·7 (8·3 to 18·3)	4·6 (3 to 6·7)	1·2 (0·8 to 1·8)	0·1 (0·1 to 0·2)	277
Liver cancer due to NASH	[illegible]	[illegible]	[illegible]	[illegible]	[illegible]	[illegible]	[illegible]	[illegible]	[illegible]	[illegible]	[illegible]	[illegible]	[illegible]	[illegible]	[illegible]	[illegible]	[illegible]	[illegible]	[illegible]	[illegible]	[illegible]	[illegible]	[illegible]	[illegible]
Liver cancer due to other causes	[illegible]	[illegible]	[illegible]	[illegible]	[illegible]	[illegible]	[illegible]	[illegible]	[illegible]	[illegible]	[illegible]	[illegible]	[illegible]	[illegible]	[illegible]	[illegible]	[illegible]	[illegible]	[illegible]	[illegible]	[illegible]	[illegible]	[illegible]	[illegible]
Gallbladder and biliary tract cancer	[illegible]	[illegible]	[illegible]	[illegible]	[illegible]	[illegible]	[illegible]	[illegible]	[illegible]	[illegible]	[illegible]	[illegible]	[illegible]	[illegible]	[illegible]	[illegible]	[illegible]	[illegible]	[illegible]	[illegible]	[illegible]	[illegible]	[illegible]	[illegible]
Pancreatic cancer	[illegible]	[illegible]	[illegible]	[illegible]	[illegible]	[illegible]	[illegible]	[illegible]	[illegible]	[illegible]	[illegible]	[illegible]	[illegible]	[illegible]	[illegible]	[illegible]	[illegible]	[illegible]	[illegible]	[illegible]	[illegible]	[illegible]	[illegible]	[illegible]
Larynx cancer	[illegible]	[illegible]	[illegible]	[illegible]	[illegible]	[illegible]	[illegible]	[illegible]	[illegible]	[illegible]	[illegible]	[illegible]	[illegible]	[illegible]	[illegible]	[illegible]	[illegible]	[illegible]	[illegible]	[illegible]	[illegible]	[illegible]	[illegible]	[illegible]
Tracheal, bronchus, and lung cancer	[illegible]	[illegible]	[illegible]	[illegible]	[illegible]	[illegible]	[illegible]	[illegible]	[illegible]	[illegible]	[illegible]	[illegible]	[illegible]	[illegible]	[illegible]	[illegible]	[illegible]	[illegible]	[illegible]	[illegible]	[illegible]	[illegible]	[illegible]	[illegible]
Malignant skin melanoma	[illegible]	[illegible]	[illegible]	[illegible]	[illegible]	[illegible]	[illegible]	[illegible]	[illegible]	[illegible]	[illegible]	[illegible]	[illegible]	[illegible]	[illegible]	[illegible]	[illegible]	[illegible]	[illegible]	[illegible]	[illegible]	[illegible]	[illegible]	[illegible]
Non-melanoma skin cancer	[illegible]	[illegible]	[illegible]	[illegible]	[illegible]	[illegible]	[illegible]	[illegible]	[illegible]	[illegible]	[illegible]	[illegible]	[illegible]	[illegible]	[illegible]	[illegible]	[illegible]	[illegible]	[illegible]	[illegible]	[illegible]	[illegible]	[illegible]	[illegible]
Non-melanoma skin cancer (squamous-cell carcinoma)	[illegible]	[illegible]	[illegible]	[illegible]	[illegible]	[illegible]	[illegible]	[illegible]	[illegible]	[illegible]	[illegible]	[illegible]	[illegible]	[illegible]	[illegible]	[illegible]	[illegible]	[illegible]	[illegible]	[illegible]	[illegible]	[illegible]	[illegible]	[illegible]
Non-melanoma skin cancer (basal-cell carcinoma)	[illegible]	[illegible]	[illegible]	[illegible]	[illegible]	[illegible]	[illegible]	[illegible]	[illegible]	[illegible]	[illegible]	[illegible]	[illegible]	[illegible]	[illegible]	[illegible]	[illegible]	[illegible]	[illegible]	[illegible]	[illegible]	[illegible]	[illegible]	[illegible]
Breast cancer	[illegible]	[illegible]	[illegible]	[illegible]	[illegible]	[illegible]	[illegible]	[illegible]	[illegible]	[illegible]	[illegible]	[illegible]	[illegible]	[illegible]	[illegible]	[illegible]	[illegible]	[illegible]	[illegible]	[illegible]	[illegible]	[illegible]	[illegible]	[illegible]
Cervical cancer	[illegible]	[illegible]	[illegible]	[illegible]	[illegible]	[illegible]	[illegible]	[illegible]	[illegible]	[illegible]	[illegible]	[illegible]	[illegible]	[illegible]	[illegible]	[illegible]	[illegible]	[illegible]	[illegible]	[illegible]	[illegible]	[illegible]	[illegible]	[illegible]
Uterine cancer	[illegible]	[illegible]	[illegible]	[illegible]	[illegible]	[illegible]	[illegible]	[illegible]	[illegible]	[illegible]	[illegible]	[illegible]	[illegible]	[illegible]	[illegible]	[illegible]	[illegible]	[illegible]	[illegible]	[illegible]	[illegible]	[illegible]	[illegible]	[illegible]
Ovarian cancer	[illegible]	[illegible]	[illegible]	[illegible]	[illegible]	[illegible]	[illegible]	[illegible]	[illegible]	[illegible]	[illegible]	[illegible]	[illegible]	[illegible]	[illegible]	[illegible]	[illegible]	[illegible]	[illegible]	[illegible]	[illegible]	[illegible]	[illegible]	[illegible]
Prostate cancer	[illegible]	[illegible]	[illegible]	[illegible]	[illegible]	[illegible]	[illegible]	[illegible]	[illegible]	[illegible]	[illegible]	[illegible]	[illegible]	[illegible]	[illegible]	[illegible]	[illegible]	[illegible]	[illegible]	[illegible]	[illegible]	[illegible]	[illegible]	[illegible]
Testicular cancer	[illegible]	[illegible]	[illegible]	[illegible]	[illegible]	[illegible]	[illegible]	[illegible]	[illegible]	[illegible]	[illegible]	[illegible]	[illegible]	[illegible]	[illegible]	[illegible]	[illegible]	[illegible]	[illegible]	[illegible]	[illegible]	[illegible]	[illegible]	[illegible]
Kidney cancer	[illegible]	[illegible]	[illegible]	[illegible]	[illegible]	[illegible]	[illegible]	[illegible]	[illegible]	[illegible]	[illegible]	[illegible]	[illegible]	[illegible]	[illegible]	[illegible]	[illegible]	[illegible]	[illegible]	[illegible]	[illegible]	[illegible]	[illegible]	[illegible]
Bladder cancer	[illegible]	[illegible]	[illegible]	[illegible]	[illegible]	[illegible]	[illegible]	[illegible]	[illegible]	[illegible]	[illegible]	[illegible]	[illegible]	[illegible]	[illegible]	[illegible]	[illegible]	[illegible]	[illegible]	[illegible]	[illegible]	[illegible]	[illegible]	[illegible]
Brain and central nervous system cancer	[illegible]	[illegible]	[illegible]	[illegible]	[illegible]	[illegible]	[illegible]	[illegible]	[illegible]	[illegible]	[illegible]	[illegible]	[illegible]	[illegible]	[illegible]	[illegible]	[illegible]	[illegible]	[illegible]	[illegible]	[illegible]	[illegible]	[illegible]	[illegible]
Thyroid cancer	[illegible]	[illegible]	[illegible]	[illegible]	[illegible]	[illegible]	[illegible]	[illegible]	[illegible]	[illegible]	[illegible]	[illegible]	[illegible]	[illegible]	[illegible]	[illegible]	[illegible]	[illegible]	[illegible]	[illegible]	[illegible]	[illegible]	[illegible]	[illegible]
Mesothelioma	[illegible]	[illegible]	[illegible]	[illegible]	[illegible]	[illegible]	[illegible]	[illegible]	[illegible]	[illegible]	[illegible]	[illegible]	[illegible]	[illegible]	[illegible]	[illegible]	[illegible]	[illegible]	[illegible]	[illegible]	[illegible]	[illegible]	[illegible]	[illegible]
Hodgkin lymphoma	[illegible]	[illegible]	[illegible]	[illegible]	[illegible]	[illegible]	[illegible]	[illegible]	[illegible]	[illegible]	[illegible]	[illegible]	[illegible]	[illegible]	[illegible]	[illegible]	[illegible]	[illegible]	[illegible]	[illegible]	[illegible]	[illegible]	[illegible]	[illegible]
Non-Hodgkin lymphoma	[illegible]	[illegible]	[illegible]	[illegible]	[illegible]	[illegible]	[illegible]	[illegible]	[illegible]	[illegible]	[illegible]	[illegible]	[illegible]	[illegible]	[illegible]	[illegible]	[illegible]	[illegible]	[illegible]	[illegible]	[illegible]	[illegible]	[illegible]	[illegible]
Multiple myeloma	[illegible]	[illegible]	[illegible]	[illegible]	[illegible]	[illegible]	[illegible]	[illegible]	[illegible]	[illegible]	[illegible]	[illegible]	[illegible]	[illegible]	[illegible]	[illegible]	[illegible]	[illegible]	[illegible]	[illegible]	[illegible]	[illegible]	[illegible]	[illegible]
Leukemia	[illegible]	[illegible]	[illegible]	[illegible]	[illegible]	[illegible]	[illegible]	[illegible]	[illegible]	[illegible]	[illegible]	[illegible]	[illegible]	[illegible]	[illegible]	[illegible]	[illegible]	[illegible]	[illegible]	[illegible]	[illegible]	[illegible]	[illegible]	[illegible]
Acute lymphoid leukemia	[illegible]	[illegible]	[illegible]	[illegible]	[illegible]	[illegible]	[illegible]	[illegible]	[illegible]	[illegible]	[illegible]	[illegible]	[illegible]	[illegible]	[illegible]	[illegible]	[illegible]	[illegible]	[illegible]	[illegible]	[illegible]	[illegible]	[illegible]	[illegible]
Chronic lymphoid leukemia	[illegible]	[illegible]	[illegible]	[illegible]	[illegible]	[illegible]	[illegible]	[illegible]	[illegible]	[illegible]	[illegible]	[illegible]	[illegible]	[illegible]	[illegible]	[illegible]	[illegible]	[illegible]	[illegible]	[illegible]	[illegible]	[illegible]	[illegible]	[illegible]
Acute myeloid leukemia	[illegible]	[illegible]	[illegible]	[illegible]	[illegible]	[illegible]	[illegible]	[illegible]	[illegible]	[illegible]	[illegible]	[illegible]	[illegible]	[illegible]	[illegible]	[illegible]	[illegible]	[illegible]	[illegible]	[illegible]	[illegible]	[illegible]	[illegible]	[illegible]
Chronic myeloid leukemia	[illegible]	[illegible]	[illegible]	[illegible]	[illegible]	[illegible]	[illegible]	[illegible]	[illegible]	[illegible]	[illegible]	[illegible]	[illegible]	[illegible]	[illegible]	[illegible]	[illegible]	[illegible]	[illegible]	[illegible]	[illegible]	[illegible]	[illegible]	[illegible]
Other leukemia	[illegible]	[illegible]	[illegible]	[illegible]	[illegible]	[illegible]	[illegible]	[illegible]	[illegible]	[illegible]	[illegible]	[illegible]	[illegible]	[illegible]	[illegible]	[illegible]	[illegible]	[illegible]	[illegible]	[illegible]	[illegible]	[illegible]	[illegible]	[illegible]
Other malignant neoplasms	[illegible]	[illegible]	[illegible]	[illegible]	[illegible]	[illegible]	[illegible]	[illegible]	[illegible]	[illegible]	[illegible]	[illegible]	[illegible]	[illegible]	[illegible]	[illegible]	[illegible]	[illegible]	[illegible]	[illegible]	[illegible]	[illegible]	[illegible]	[illegible]
Other neoplasms	[illegible]	[illegible]	[illegible]	[illegible]	[illegible]	[illegible]	[illegible]	[illegible]	[illegible]	[illegible]	[illegible]	[illegible]	[illegible]	[illegible]	[illegible]	[illegible]	[illegible]	[illegible]	[illegible]	[illegible]	[illegible]	[illegible]	[illegible]	[illegible]
Myelodysplastic, myeloproliferative, and other hematopoietic n	[illegible]	[illegible]	[illegible]	[illegible]	[illegible]	[illegible]	[illegible]	[illegible]	[illegible]	[illegible]	[illegible]	[illegible]	[illegible]	[illegible]	[illegible]	[illegible]	[illegible]	[illegible]	[illegible]	[illegible]	[illegible]	[illegible]	[illegible]	[illegible]
Benign and in situ intestinal neoplasms	[illegible]	[illegible]	[illegible]	[illegible]	[illegible]	[illegible]	[illegible]	[illegible]	[illegible]	[illegible]	[illegible]	[illegible]	[illegible]	[illegible]	[illegible]	[illegible]	[illegible]	[illegible]	[illegible]	[illegible]	[illegible]	[illegible]	[illegible]	[illegible]
Benign and in situ cervical and uterine neoplasms	[illegible]	[illegible]	[illegible]	[illegible]	[illegible]	[illegible]	[illegible]	[illegible]	[illegible]	[illegible]	[illegible]	[illegible]	[illegible]	[illegible]	[illegible]	[illegible]	[illegible]	[illegible]	[illegible]	[illegible]	[illegible]	[illegible]	[illegible]	[illegible]
Other benign and in situ neoplasms	[illegible]	[illegible]	[illegible]	[illegible]	[illegible]	[illegible]	[illegible]	[illegible]	[illegible]	[illegible]	[illegible]	[illegible]	[illegible]	[illegible]	[illegible]	[illegible]	[illegible]	[illegible]	[illegible]	[illegible]	[illegible]	[illegible]	[illegible]	[illegible]
Cardiovascular diseases	[illegible]	[illegible]	[illegible]	[illegible]	[illegible]	[illegible]	[illegible]	[illegible]	[illegible]	[illegible]	[illegible]	[illegible]	[illegible]	[illegible]	[illegible]	[illegible]	[illegible]	[illegible]	[illegible]	[illegible]	[illegible]	[illegible]	[illegible]	[illegible]
Rheumatic heart disease	[illegible]	[illegible]	[illegible]	[illegible]	[illegible]	[illegible]	[illegible]	[illegible]	[illegible]	[illegible]	[illegible]	[illegible]	[illegible]	[illegible]	[illegible]	[illegible]	[illegible]	[illegible]	[illegible]	[illegible]	[illegible]	[illegible]	[illegible]	[illegible]



Benign prostatic hyperplasia	0 (0 to 0)	0 (0 to 0)	0 (0 to 0)	0 (0 to 0)	0 (0 to 0)	0 (0 to 0)	0 (0 to 0)	0 (0 to 0)	0 (0 to 0)	0 (0 to 0)	0 (0 to 0)	0 (0 to 0)	0 (0 to 0)	0 (0 to 0)	0 (0 to 0)	0 (0 to 0)	0 (0 to 0)	0 (0 to 0)	0 (0 to 0)	0 (0 to 0)	0 (0 to 0)	0 (0 to 0)	0 (0 to 0)	0
Male infertility	--	--	--	--	--	--	--	--	--	--	--	--	--	--	--	--	--	--	--	--	--	--	--	NA
Other urinary diseases	1·4 (0·2 to 2·4)	1·6 (0·6 to 3·1)	3·3 (1·1 to 7·5)	7·7 (4·7 to 12·2)	7·5 (4·8 to 11)	5·2 (3·1 to 8·1)	3·4 (2·1 to 5·2)	2·3 (1·3 to 4)	3 (1·8 to 4·8)	4·7 (3 to 7·2)	5·1 (3 to 7·8)	6·6 (3·9 to 10·4)	10·5 (6·4 to 17)	10·1 (5·8 to 18·8)	8·7 (4·8 to 17)	7·4 (3·7 to 16·6)	5·3 (2·6 to 12·2)	3·6 (1·8 to 8·2)	3·5 (1·5 to 9·1)	1·9 (0·8 to 4·7)	1·3 (0·5 to 3·4)	0·8 (0·3 to 2·1)	0·1 (0 to 0·3)	105
Gynecological diseases	0 (0 to 0)	0 (0 to 0)	0 (0 to 0)	0 (0 to 0)	0 (0 to 0)	136 (69·9 to 232)	426 (248 to 691)	773 (486 to 1,190)	1,010 (657 to 1,470)	1,110 (732 to 1,620)	1,130 (751 to 1,660)	1,120 (747 to 1,640)	922 (609 to 1,330)	592 (367 to 873)	296 (191 to 428)	164 (102 to 245)	106 (65·5 to 154)	70·7 (46 to 99·3)	39·4 (25 to 57)	23·8 (15·3 to 34·7)	15·5 (10·1 to 22·2)	6·8 (4·5 to 10·1)	1 (0·6 to 1·5)	7,940
Uterine fibroids	0 (0 to 0)	0 (0 to 0)	0 (0 to 0)	0 (0 to 0)	0 (0 to 0)	2·3 (0·8 to 5·3)	5·2 (1·9 to 11·5)	10·8 (4·1 to 24·1)	22·6 (9·1 to 47·8)	49·5 (22·4 to 101)	97·2 (42 to 195)	130 (61·5 to 243)	109 (52 to 207)	68·9 (33·7 to 129)	39·9 (18·8 to 76·5)	22·7 (10·1 to 44)	12·6 (5·8 to 24)	7·3 (3·5 to 13·7)	3·8 (1·9 to 7)	2·1 (1·1 to 3·7)	0·9 (0·5 to 1·5)	0·4 (0·2 to 0·7)	0 (0 to 0·1)	585
Polycystic ovarian syndrome	0 (0 to 0)	0 (0 to 0)	0 (0 to 0)	0 (0 to 0)	0 (0 to 0)	13 (5·4 to 27·1)	46·7 (20·4 to 95·1)	60·6 (26·2 to 125)	57·8 (25·3 to 120)	53·6 (23·2 to 109)	49 (21·4 to 98·8)	43·7 (18·7 to 89·5)	35 (14·9 to 70·9)	10·6 (4·2 to 22·4)	0 (0 to 0)	0 (0 to 0)	0 (0 to 0)	0 (0 to 0)	0 (0 to 0)	0 (0 to 0)	0 (0 to 0)	0 (0 to 0)	0 (0 to 0)	370
Female infertility	0 (0 to 0)	0 (0 to 0)	0 (0 to 0)	0 (0 to 0)	0 (0 to 0)	0 (0 to 0)	0 (0 to 0)	14·2 (0·4 to 47·5)	27·5 (4 to 84·8)	36·8 (5·3 to 122)	42·3 (2·1 to 137)	45 (4 to 128)	1·6 (0·1 to 11·9)	0 (0 to 0)	0 (0 to 0)	0 (0 to 0)	0 (0 to 0)	0 (0 to 0)	0 (0 to 0)	0 (0 to 0)	0 (0 to 0)	0 (0 to 0)	0 (0 to 0)	167
Endometriosis	0 (0 to 0)	0 (0 to 0)	0 (0 to 0)	0 (0 to 0)	0 (0 to 0)	0 (0 to 0)	29·3 (10 to 63·1)	86·5 (39·6 to 171)	98·5 (47·3 to 179)	86·8 (43·1 to 154)	76 (38·5 to 137)	68·5 (35·4 to 121)	56 (29·3 to 93·1)	23·6 (11·2 to 39·4)	0 (0 to 0)	0 (0 to 0)	0 (0 to 0)	0 (0 to 0)	0 (0 to 0)	0 (0 to 0)	0 (0 to 0)	0 (0 to 0)	0 (0 to 0)	525
Genital prolapse	0 (0 to 0)	0 (0 to 0)	0 (0 to 0)	0 (0 to 0)	0 (0 to 0)	0 (0 to 0)	0·2 (0·1 to 0·3)	0·6 (0·2 to 1·2)	0·9 (0·3 to 1·9)	1·5 (0·5 to 3·5)	3 (1·2 to 6·5)	5·5 (2·2 to 11·6)	9·4 (4·2 to 18·6)	12·5 (5·5 to 24·8)	12·9 (5·8 to 24·6)	12·1 (5·6 to 23·5)	10·4 (5·2 to 20·2)	8·9 (4·6 to 16·7)	6·3 (3·2 to 11·3)	4 (2 to 7)	2·6 (1·4 to 4·3)	1·1 (0·6 to 1·9)	0·2 (0·1 to 0·3)	92
Premenstrual syndrome	0 (0 to 0)	0 (0 to 0)	0 (0 to 0)	0 (0 to 0)	0 (0 to 0)	117 (56·1 to 209)	283 (144 to 522)	372 (190 to 663)	377 (216 to 615)	370 (195 to 600)	390 (224 to 620)	351 (204 to 558)	202 (115 to 336)	56·9 (27·7 to 105)	0 (0 to 0)	0 (0 to 0)	0 (0 to 0)	0 (0 to 0)	0 (0 to 0)	0 (0 to 0)	0 (0 to 0)	0 (0 to 0)	0 (0 to 0)	2,520
Other gynecological diseases	0 (0 to 0)	0 (0 to 0)	0 (0 to 0)	0 (0 to 0)	0 (0 to 0)	3·8 (1·1 to 8·6)	61·2 (28·9 to 110)	228 (131 to 361)	422 (236 to 707)	511 (287 to 841)	476 (260 to 768)	476 (269 to 756)	510 (287 to 777)	420 (220 to 650)	244 (150 to 364)	129 (75·8 to 201)	83·1 (49·2 to 123)	54·5 (33·8 to 80·9)	29·3 (16·9 to 44·4)	17·8 (10·3 to 27·5)	12 (7·2 to 17·9)	5·3 (3·1 to 8·4)	0·8 (0·4 to 1·2)	3,680
Hemoglobinopathies and hemolytic anemias	1·9 (1·1 to 3)	1·2 (0·7 to 1·9)	7·9 (4·3 to 12·8)	18·4 (10·8 to 29·5)	30 (18·9 to 44·7)	27·3 (17·3 to 43·1)	34·6 (19·4 to 56·6)	39·8 (21·8 to 66·8)	44·7 (23 to 72·2)	41·7 (21·7 to 70·2)	42·3 (23·7 to 73·2)	40·6 (24 to 63·5)	24·3 (14·7 to 36)	27·9 (17·2 to 43)	29·6 (19 to 43)	34 (20·7 to 52·4)	28·7 (18·1 to 43·6)	24·7 (15·8 to 37·4)	22·1 (13·9 to 32·9)	12·6 (8·1 to 18·3)	16·3 (11·3 to 22·6)	5·2 (3·5 to 7·2)	0·7 (0·4 to 0·9)	556
Thalassemias	0·2 (0·1 to 0·5)	0·2 (0 to 0·4)	1·4 (0·5 to 3·1)	2·4 (1 to 4·5)	1·5 (0·6 to 2·8)	0·5 (0·2 to 1)	0·1 (0 to 0·3)	0·1 (0 to 0·3)	0 (0 to 0·1)	0 (0 to 0·1)	0 (0 to 0·1)	0 (0 to 0·1)	0 (0 to 0·1)	0 (0 to 0·1)	0 (0 to 0·1)	0 (0 to 0)	0 (0 to 0)	0 (0 to 0)	0 (0 to 0)	0 (0 to 0)	0 (0 to 0)	0 (0 to 0)	0 (0 to 0)	6·6
Thalassemias trait	0 (0 to 0)	0 (0 to 0·1)	0·3 (0 to 1)	1·4 (0·2 to 3·8)	2·2 (0·5 to 5·6)	1·5 (0·3 to 4·1)	6 (2·2 to 12·1)	6·3 (2·4 to 13·1)	7·4 (2·8 to 15·1)	6·8 (2·4 to 13·8)	6·2 (2·3 to 12)	2·8 (0·8 to 6·2)	0·7 (0·1 to 2·2)	0·7 (0·1 to 2)	1·1 (0·2 to 3·1)	1 (0·2 to 2·7)	0·8 (0·2 to 2)	0·8 (0·2 to 1·9)	0·8 (0·2 to 1·8)	0·5 (0·1 to 1)	0·4 (0·1 to 0·9)	0·1 (0 to 0·3)	0 (0 to 0)	48
Sickle cell disorders	0·7 (0·2 to 1·5)	0·5 (0·2 to 0·9)	2·8 (1·1 to 5·5)	4·1 (2 to 7·6)	9·4 (5·6 to 15)	11·6 (6·7 to 19·4)	6·5 (3·6 to 10·6)	4·9 (2·3 to 8·7)	2·3 (1 to 4·2)	2 (0·9 to 4)	2 (0·8 to 4)	1·9 (0·8 to 3·7)	1·9 (0·9 to 3·6)	1·5 (0·6 to 3·1)	0·6 (0·2 to 1·2)	0·2 (0·1 to 0·4)	0 (0 to 0·1)	0 (0 to 0)	0 (0 to 0)	0 (0 to 0)	0 (0 to 0)	0 (0 to 0)	0 (0 to 0)	52·8
Sickle cell trait	0 (0 to 0)	0·1 (0 to 0·2)	0·5 (0·1 to 1)	1·9 (0·6 to 4·1)	3 (0·9 to 6·4)	2 (0·4 to 4·7)	14·1 (4·5 to 28·5)	16·3 (5·1 to 32·8)	20·4 (7·1 to 36·7)	17·6 (5·2 to 34·9)	4·4 (1·1 to 10·2)	0·5 (0·1 to 1·2)	1 (0·1 to 2·5)	1 (0·1 to 2·6)	1·5 (0·4 to 3·2)	1·4 (0·5 to 2·8)	1·1 (0·4 to 2·2)	1·1 (0·4 to 2·2)	1·1 (0·5 to 1·9)	0·6 (0·3 to 1·1)	0·6 (0·3 to 0·9)	0·2 (0·1 to 0·3)	0 (0 to 0)	90·1
G6PD deficiency	0·1 (0 to 0·2)	0·1 (0 to 0·2)	0·6 (0·2 to 1·4)	1·7 (0·8 to 3·2)	3·5 (1·6 to 5·9)	3·5 (1·5 to 6·4)	3·2 (1·6 to 5·4)	5·5 (2·7 to 9·4)	5·1 (2·7 to 8·8)	6 (3·1 to 10·4)	12·5 (6·4 to 21·3)	8·1 (4·6 to 12·4)	5·8 (2·9 to 9·7)	5·5 (2·7 to 9·4)	3·6 (1·7 to 6·3)	2·4 (1·1 to 4·1)	1·4 (0·7 to 2·4)	0·7 (0·3 to 1·1)	0·3 (0·2 to 0·6)	0·1 (0 to 0·2)	0 (0 to 0·1)	0 (0 to 0)	0 (0 to 0)	69·9
G6PD trait	0 (0 to 0)	0 (0 to 0)	0 (0 to 0)	0 (0 to 0)	0 (0 to 0)	0 (0 to 0)	0·1 (0 to 0·8)	0 (0 to 0)	0 (0 to 0)	0 (0 to 0)	1·4 (0·4 to 2·6)	1·8 (0·7 to 3·3)	0 (0 to 0·1)	0 (0 to 0)	0 (0 to 0)	0 (0 to 0)	0 (0 to 0)	0 (0 to 0)	0 (0 to 0)	0 (0 to 0)	0 (0 to 0)	0 (0 to 0)	0 (0 to 0)	3·4
Other hemoglobinopathies and hemolytic anemias	0·8 (0·3 to 1·4)	0·3 (0·1 to 0·6)	2·3 (1 to 4·1)	6·9 (3·2 to 13·6)	10·5 (4·8 to 19·9)	8·3 (3·9 to 15·3)	4·4 (2·1 to 9)	6·8 (3·3 to 12·4)	9·4 (4·4 to 16·9)	9·3 (4·6 to 16·9)	15·9 (9 to 28)	25·5 (14·6 to 41·9)	14·8 (8·6 to 23·3)	19·2 (11·3 to 30·4)	22·7 (14·4 to 34)	29·1 (17·9 to 45·5)	25·3 (15·7 to 38·3)	22·1 (14·1 to 33·3)	19·9 (12·5 to 29·8)	11·4 (7·2 to 16·6)	15·3 (10·5 to 21·6)	4·9 (3·3 to 6·8)	0·6 (0·4 to 0·9)	285
Endocrine, metabolic, blood, and immune disorders	9·5 (5·2 to 24)	10 (5·5 to 25)	71·5 (36·8 to 166)	112 (71·7 to 186)	115 (69·6 to 180)	74·6 (46·3 to 125)	45·2 (28·6 to 76·6)	60·5 (39·8 to 95·7)	85·7 (56·3 to 123)	124 (84·9 to 179)	185 (129 to 258)	287 (199 to 408)	375 (249 to 536)	452 (310 to 654)	459 (312 to 667)	405 (274 to 599)	365 (253 to 511)	338 (234 to 473)	264 (186 to 362)	156 (111 to 220)	88·5 (62·4 to 120)	33·3 (22·9 to 44·4)	5·5 (3·5 to 8)	4,120
Oral disorders	0 (0 to 0)	0 (0 to 0)	0 (0 to 0)	40·7 (22·6 to 67·1)	46·5 (25·7 to 78·2)	49·2 (26·2 to 85)	79·4 (43·8 to 135)	141 (75·5 to 256)	218 (114 to 397)	288 (151 to 529)	342 (176 to 620)	386 (208 to 667)	428 (244 to 705)	443 (258 to 710)	459 (277 to 719)	476 (294 to 731)	429 (268 to 646)	376 (237 to 553)	269 (175 to 394)	166 (107 to 238)	85·2 (54·4 to 122)	28 (18 to 39·9)	3·4 (2·2 to 4·9)	4,750
Caries of deciduous teeth	0 (0 to 0)	0 (0 to 0)	0 (0 to 0)	12·6 (4·7 to 26·6)	12·5 (5 to 26·9)	0·7 (0·1 to 2)	0 (0 to 0)	0 (0 to 0)	0 (0 to 0)	0 (0 to 0)	0 (0 to 0)	0 (0 to 0)	0 (0 to 0)	0 (0 to 0)	0 (0 to 0)	0 (0 to 0)	0 (0 to 0)	0 (0 to 0)	0 (0 to 0)	0 (0 to 0)	0 (0 to 0)	0 (0 to 0)	0 (0 to 0)	25·8
Caries of permanent teeth	0 (0 to 0)	0 (0 to 0)	0 (0 to 0)	0 (0 to 0)	6·2 (1·9 to 14·1)	16·9 (6·5 to 37·2)	22 (8·5 to 46·3)	28·8 (12·5 to 57)	28 (11·5 to 56·9)	24·6 (9·9 to 51·1)	22·8 (9·3 to 46·3)	19·8 (8 to 43·1)	16·6 (6·7 to 35·8)	13·5 (5·2 to 29·6)	10·8 (4·1 to 24)	8·9 (3·1 to 20·5)	6·5 (2·4 to 14·4)	4·9 (1·9 to 10·5)	3 (1·2 to 6)	1·6 (0·6 to 3·4)	0·7 (0·3 to 1·4)	0·2 (0·1 to 0·4)	0 (0 to 0)	236
Periodontal diseases	0 (0 to 0)	0 (0 to 0)	0 (0 to 0)	0 (0 to 0)	0 (0 to 0)	0 (0 to 0)	10·7 (3 to 28·4)	41·2 (12·3 to 107)	91·6 (28·5 to 216)	136 (46·1 to 310)	164 (58·2 to 364)	174 (63·8 to 374)	166 (64·5 to 348)	136 (53·7 to 287)	105 (41·8 to 216)	77·9 (30·7 to 159)	51·7 (20·6 to 106)	35·7 (13·9 to 72·9)	22 (8·6 to 45)	12·6 (4·8 to 25·8)	6·3 (2·4 to 13·2)	2 (0·7 to 4·3)	0·2 (0·1 to 0·5)	1,230
Other oral disorders	0 (0 to 0)	0 (0 to 0)	0 (0 to 0)	28·1 (16·1 to 44·1)	27·8 (16·1 to 43·5)	31·7 (18·3 to 50·8)	46·7 (27·2 to 72·2)	57·2 (34·1 to 87·7)	62·1 (37·7 to 96·4)	63·1 (36·9 to 95·4)	60·9 (36·8 to 92·8)	57·6 (34·3 to 86·9)	54 (32·4 to 80·3)	45·2 (27·7 to 68·3)	37·1 (22·6 to 55·5)	31 (18·8 to 45·5)	23·5 (14·5 to 36)	16·8 (10·4 to 25·3)	9·2 (5·6 to 13·8)	4·4 (2·6 to 6·5)	1·8 (1·1 to 2·6)	0·5 (0·3 to 0·8)	0·1 (0 to 0·1)	659
Sudden infant death syndrome	--	25·2 (14·6 to 40·5)	108 (49·7 to 199)	--	--	--	--	--	--	--	--	--	--	--	--	--	--	--	--	--	--	--	--	NA
Injuries	29·6 (20 to 41·1)	25 (17·1 to 34·9)	364 (193 to 604)	468 (355 to 604)	507 (424 to 603)	725 (612 to 857)	983 (831 to 1,160)	1,240 (1,000 to 1,550)	1,080 (849 to 1,350)	1,080 (858 to 1,340)	1,010 (810 to 1,270)	929 (747 to 1,150)	867 (689 to 1,070)	785 (627 to 976)	681 (542 to 849)	639 (511 to 788)	573 (463 to 703)	532 (434 to 648)	458 (376 to 552)	371 (302 to 446)	275 (219 to 334)	137 (110 to 167)	22·3 (18 to 27·1)	13,800
Transport injuries	3·9 (2·6 to 5·6)	2·8 (1·9 to 4)	36·1 (18·1 to 61·8)	124 (82·7 to 184)	164 (120 to 216)	173 (127 to 226)	229 (176 to 300)	343 (246 to 467)	295 (214 to 409)	294 (221 to 391)	284 (215 to 375)	276 (211 to 364)	264 (203 to 345)	247 (194 to 314)	212 (166 to 270)	191 (150 to 240)	169 (135 to 211)	140 (113 to 175)	111 (88·1 to 138)	66·2 (52·3 to 82·7)	38·3 (29·6 to 47·7)	13·4 (10·8 to 16·4)	1·9 (1·5 to 2·4)	3,680
Road injuries	3·1 (2·1 to 4·6)	2·1 (1·4 to 3·1)	32·2 (16·1 to 56·4)	116 (75·8 to 173)	150 (107 to 201)	156 (114 to 206)	207 (156 to 272)	313 (221 to 434)	269 (194 to 372)	269 (200 to 364)	260 (196 to 343)	254 (193 to 335)	242 (187 to 320)	229 (179 to 290)	196 (152 to 249)	178 (139 to 225)	158 (126 to 198)	131 (105 to 164)	105 (82·6 to 130)	62 (49·2 to 77·8)	35·6 (27·5 to 44·7)	12·1 (9·7 to 14·9)	1·6 (1·3 to 2·1)	3,380
Pedestrian road injuries	1·5 (1 to 2·3)	0·9 (0·6 to 1·4)	12·5 (5·9 to 22)	63 (40·3 to 96·6)	73·5 (50·2 to 101)	63·2 (44·6 to 87·5)	61·5 (44·3 to 83·1)	98·5 (66·5 to 140)	82·1 (56·7 to 119)	87·6 (61·5 to 123)	86·7 (61·6 to 120)	86·2 (62·1 to 119)	83·8 (59·9 to 118)	85·9 (64 to 115)	74 (55·4 to 98·9)	75·2 (56 to 97·8)	72·1 (55·4 to 93·3)	64·2 (49·1 to 84·8)	58 (44·1 to 75·6)	34·1 (25·9 to 44·6)	20·5 (15·3 to 26·8)	6·5 (5·1 to 8·2)	0·8 (0·6 to 1·1)	1,290
Cyclist road injuries	0 (0 to 0)	0 (0 to 0)	0 (0 to 0)	8·6 (4·8 to 14·8)	14·1 (8·8 to 22·3)	17·8 (11·2 to 26·3)	14·3 (9·9 to 19·9)	16·1 (11·3 to 21·7)	16·2 (11·6 to 22·4)	17·3 (12·5 to 23·1)	17·7 (12·8 to 23·3)	17·6 (12·9 to 23·2)	23 (16·8 to 30·8)	23·4 (16·8 to 30·7)	20·2 (14·6 to 27·1)	17·8 (13·4 to 22·5)	15·3 (11·2 to 20·3)	10·8 (8·1 to 14·3)	6·9 (5·1 to 8·9)	4·7 (3·5 to 6·2)	2·7 (2 to 3·5)	1 (0·7 to 1·3)	0·1 (0·1 to 0·1)	266
Motorcyclist road injuries	0·3 (0·2 to 0·5)	0·3 (0·2 to 0·4)	2·6 (1·2 to 4·4)	5·9 (4 to 8·8)	9·9 (7·3 to 13·2)	16 (11·8 to 21)	37 (27·6 to 50·6)	54·6 (38·1 to 76·2)	42·8 (29·8 to 60·4)	33·8 (25·2 to 45·8)	31·3 (22·9 to 42·5)	28·6 (21 to 38·4)	23·4 (17·8 to 30·6)	18·5 (14 to 23·9)	14·7 (11 to 19·3)	11·7 (8·8 to 15·3)	9·7 (7·1 to 13)	8·7 (6·3 to 11·5)	6·8 (4·9 to 9·1)	4·8 (3·5 to 6·4)	2·7 (2 to 3·6)	1 (0·8 to 1·4)	0·2 (0·1 to 0·2)	365
Motor vehicle road injuries	1·1 (0·7 to 1·7)	0·8 (0·5 to 1·1)	16·2 (7·8 to 28·5)	35·4 (21·9 to 56·8)	46·9 (32·7 to 63·5)	49·9 (36·2 to 66·9)	82·8 (60·8 to 112)	129 (88 to 181)	112 (78·6 to 157)	112 (81 to 155)	105 (77·1 to 141)	101 (74·4 to 137)	91 (68·2 to 123)	81·5 (62·8 to 104)	69·5 (54·1 to 89·8)	59·3 (45·7 to 74·7)	49·7 (38·9 to 62·5)	38·6 (30·3 to 48·3)	27 (21·1 to 33·5)	14·8 (11·6 to 18·4)	8 (6·2 to 9·9)	3 (2·4 to 3·8)	0·5 (0·3 to 0·6)	1,230
Other road injuries	0·2 (0·1 to 0·3)	0·1 (0·1 to 0·3)	1 (0·4 to 2·2)	3·1 (1·6 to 5·8)	5·5 (3·5 to 8)	8·6 (5·7 to 12)	11·2 (7·7 to 15·8)	15·5 (10·5 to 21·4)	15·8 (11·1 to 22·2)	18·6 (13 to 25·4)	19·6 (13·9 to 26·6)	20·9 (14·7 to 28·6)	21·2 (15·1 to 28·8)	19·6 (14·2 to 26·4)	17·3 (12·4 to 23·3)	14 (9·8 to 18·8)	11·2 (8 to 15)	8·8 (6·2 to 11·9)	6·1 (4·3 to 8·2)	3·5 (2·5 to 4·7)	1·7 (1·2 to 2·3)	0·5 (0·4 to 0·7)	0·1 (0 to 0·1)	224
Other transport injuries	0·7 (0·4 to 1·2)	0·7 (0·4 to 1·1)	3·9 (1·8 to 7·4)	8·3 (5·3 to 12·8)	13·9 (9·4 to 20·4)	17 (11·3 to 24·5)	22·4 (14·9 to 33·2)	29·5 (18·9 to 45·3)	26·3 (17·9 to 39·2)	24·7 (17·3 to 35)	24·1 (16·6 to 34·6)	22·2 (15·3 to 31·5)	21·3 (14·7 to 29·9)	18·7 (13·2 to 26·4)	16 (11·7 to 22·3)	13·6 (10 to 18·5)	11·1 (7·9 to 15·1)	8·9 (6·5 to 12·3)	6·5 (4·8 to 8·8)	4·2 (3·1 to 5·8)	2·7 (1·9 to 3·7)	1·3 (0·9 to 1·7)	0·3 (0·2 to 0·4)	298
Unintentional injuries	22·1 (14·5 to 31·7)	20·6 (13·6 to 29·6)	307 (159 to 517)	268 (199 to 355)	255 (202 to 320)	305 (236 to 389)	311 (231 to 413)	361 (270 to 476)	366 (271 to 490)	393 (294 to 526)	404 (297 to 542)	403 (296 to 539)	407 (305 to 535)	396 (296 to 521)	374 (285 to 489)	381 (295 to 489)	356 (275 to 449)	360 (286 to 449)	327 (262 to 402)	295 (234 to 359)	231 (181 to 284)	122 (97·4 to 150)	20·1 (16·2 to 24·6)	6,690
Falls	1·4 (1 to 2)	1 (0·6 to 1·4)	11·5 (6·1 to 19)	33·6 (24·4 to 45·5)	62·1 (46 to 83·3)	85·1 (60 to 115)	101 (71·9 to 141)	119 (83·1 to 161)	129 (93·7 to 176)	143 (102 to 194)	152 (109 to 205)	160 (115 to 214)	167 (124 to 223)	174 (130 to 227)	171 (130 to 221)	192 (148 to 246)	193 (149 to 242)	217 (171 to 270)	216 (170 to 266)	217 (172 to 266)	180 (140 to 224)	98·8 (77·7 to 122)	16·1 (12·8 to 20)	2,840
Drowning	0·5 (0·3 to 0·7)	0·2 (0·1 to 0·3)	3·6 (1·8 to 6·5)	32·5 (21·4 to 47·4)	17·8 (12·1 to 25·3)	22·1 (16 to 30·7)	11·6 (8·3 to 15·9)	9·4 (6·3 to 13·5)	7 (4·6 to 10·1)	6·7 (4·6 to 9·4)	6·1 (4·2 to 8·6)	4·7 (3·3 to 6·5)	4·4 (3·1 to 6·2)	3·6 (2·5 to 4·9)	2·8 (2·1 to 3·8)	2·7 (2 to 3·5)	2·1 (1·6 to 2·8)	1·8 (1·3 to 2·3)	1·3 (1 to 1·8)	0·8 (0·6 to 1)	0·5 (0·3 to 0·6)	0·2 (0·1 to 0·2)	0 (0 to 0)	142
Fire, heat, and hot substances	0·5 (0·4 to 0·7)	0·6 (0·5 to 0·8)	9·3 (6·3 to 13·7)	34·6 (27·5 to 44)	38·9 (26·5 to 58·9)	47 (28·1 to 75·5)	56·7 (33·5 to 92·6)	63·5 (37·7 to 100)	66·3 (39·8 to 107)	71·1 (43 to 111)	71·5 (43·5 to 113)	67·9 (41·5 to 105)	65·1 (39·8 to 101)	58·4 (36·2 to 90)	51 (31·4 to 79·2)	45·7 (28·8 to 70·8)	36·9 (23·6 to 55·7)	31·4 (21 to 46·6)	24·1 (16·6 to 34·1)	17·5 (12·4 to 24)	11·5 (8·6 to 15·5)	5·5 (4·3 to 6·9)	1 (0·8 to 1·2)	876
Poisonings	0·6 (0·4 to 0·9)	0·8 (0·5 to 1·2)	3·6 (1·9 to 6·3)	10·8 (7 to 15·9)	11·5 (7·6 to 17)	15·3 (10·1 to 22·7)	15·1 (10·3 to 22)	16·7 (10·9 to 24·1)	14·2 (9·1 to 21·3)	13·6 (9·1 to 20·4)	12·3 (8 to 18·3)	10·5 (6·7 to 16)	9·7 (6·2 to 14·8)	8·3 (5·5 to 12·4)	6·5 (4·1 to 9·8)	5·5 (3·5 to 8·4)	4·5 (2·9 to 6·6)	3·6 (2·4 to 5·2)	2·8 (1·9 to 3·9)	1·8 (1·2 to 2·5)	1 (0·7 to 1·4)	0·4 (0·3 to 0·5)	0·1 (0 to 0·1)	169
Poisoning by carbon monoxide	0 (0 to 0)	0 (0 to 0·1)	0·6 (0·2 to 1·3)	2 (1 to 3·6)	2·3 (1·4 to 3·5)	2·4 (1·4 to 3·9)	3·2 (2 to 4·8)	4·2 (2·7 to 6·4)	3·2 (2·1 to 4·9)	2·7 (1·7 to 4)	2·5 (1·6 to 3·7)	2·1 (1·4 to 3·1)	2 (1·3 to 2·9)	1·6 (1 to 2·3)	1·1 (0·7 to 1·6)	1 (0·6 to 1·4)	0·8 (0·5 to 1·2)	0·8 (0·6 to 1·1)	0·8 (0·5 to 1·1)	0·4 (0·3 to 0·6)	0·2 (0·2 to 0·4)	0·1 (0·1 to 0·2)	0 (0 to 0)	34
Poisoning by other means	0·6 (0·4 to 0·8)	0·8 (0·5 to 1·1)	3 (1·5 to 5·3)	8·8 (5·5 to 13)	9·2 (5·8 to 14·7)	13 (8·2 to 19·6)	11·9 (7·5 to 18·2)	12·4 (7·7 to 18·7)	11 (6·6 to 17·5)	10·9 (6·9 to 17·1)	9·8 (5·9 to 15·5)	8·4 (5 to 13·4)	7·8 (4·6 to 12·4)	6·8 (4·2 to 10·3)	5·4 (3·2 to 8·6)	4·6 (2·7 to 7·2)	3·7 (2·2 to 5·6)	2·8 (1·7 to 4·4)	2 (1·2 to 3·1)	1·4 (0·9 to 2)	0·8 (0·5 to 1·1)	0·3 (0·2 to 0·4)	0 (0 to 0·1)	135
Exposure to mechanical forces	0·4 (0·2 to 0·6)	0·4 (0·2 to 0·5)	3·7 (2·2 to 5·6)	18·9 (12·9 to 27·9)	33·4 (22·8 to 48·9)	40·3 (26·8 to 60·9)	44·4 (29·5 to 68·7)	51·2 (34·8 to 76)	51·7 (35 to 78·2)	54·6 (37·4 to 80·9)	54·4 (36·7 to 80·5)	53·1 (36·2 to 77·5)	52·8 (36·4 to 77·6)	49·3 (34 to 72·7)	44 (30·5 to 63·5)	41 (28·7 to 59)	34·4 (24 to 48·7)	28·4 (20 to 40·4)	21·2 (15·1 to 29·7)	12·8 (8·9 to 18·2)	7·3 (5·2 to 10·2)	2·8 (2 to 3·8)	0·4 (0·3 to 0·6)	701
Unintentional firearm injuries	0 (0 to 0)	0 (0 to 0)	0·2 (0·1 to 0·3)	1·2 (0·7 to 1·8)	1·5 (1 to 2·4)	2·4 (1·6 to 3·6)	3·7 (2·4 to 5·4)	5·3 (3·6 to 7·7)	4·3 (3 to 6)	4·4 (3·1 to 6)	4·5 (3·2 to 6·1)	4·4 (3·2 to 6·2)	4·4 (3·1 to 6·2)	4·1 (2·9 to 5·9)	3·5 (2·5 to 5)	3·1 (2·2 to 4·6)	2·6 (1·8 to 3·8)	2·3 (1·6 to 3·3)	1·7 (1·1 to 2·5)	1·1 (0·7 to 1·6)	0·6 (0·4 to 0·9)	0·2 (0·2 to 0·4)	0 (0 to 0)	55·7
Other exposure to mechanical forces	0·3 (0·2 to 0·5)	0·3 (0·2 to 0·5)	3·5 (2·2 to 5·4)	17·8 (12 to 26·3)	31·9 (21·6 to 47)	37·9 (24·5 to 58)	40·7 (26·2 to 63·8)	45·9 (30·6 to 69·3)	47·4 (31·7 to 72·9)	50·2 (34 to 75·3)	49·9 (33·4 to 75·1)	48·7 (32·7 to 71·9)	48·4 (33 to 71·3)	45·1 (31 to 67·2)	40·5 (27·9 to 58·6)	37·8 (26·5 to 54·4)	31·7 (22·2 to 45·1)	26·1 (18·4 to 37·5)	19·5 (13·9 to 27·2)	11·7 (8·2 to 16·5)	6·7 (4·8 to 9·3)	2·5 (1·8 to 3·5)	0·4 (0·3 to 0·5)	645
Adverse effects of medical treatment	3·6 (2·3 to 5·5)	3 (1·8 to 4·6)	28·6 (10·8 to 59·5)	21·9 (13·6 to 33·3)	13·5 (8·7 to 19·5)	10·2 (6·6 to 14·9)	9·9 (6·3 to 14·9)	13·6 (8·2 to 21·5)	14·1 (8·3 to 22·1)	17·2 (10·8 to 26·4)	19·7 (12·4 to 29·6)	22·8 (14·9 to 34·5)	25·5 (15·8 to 38)	31·3 (17·9 to 47·9)	34·2 (17·7 to 53·8)	37·4 (18·5 to 58·2)	35·7 (16·2 to 55·2)	35·4 (17·5 to 53·2)	29 (14·3 to 43·5)	21 (9·6 to 30·6)	14·8 (6·2 to 21·9)	6·7 (2·6 to 10·1)	1·2 (0·5 to 1·7)	450
Animal contact	0·4 (0·2 to 0·6)	0·6 (0·3 to 1)	4·2 (2 to 7·4)	9·2 (5·9 to 14·2)	10·3 (6·6 to 15·6)	11·5 (7·4 to 17·2)	11·4 (6·9 to 17)	12·1 (7·5 to 18·3)	12·1 (7·4 to 18·2)	12·2 (7·7 to 18·1)	12·3 (8 to 18·1)	12·1 (7·7 to 17·8)	12·1 (7·9 to 17·7)	11·1 (7·3 to 15·9)	10 (6·7 to 14·6)	9·3 (6·1 to 13·3)	7·9 (5·4 to 11·6)	6·7 (4·7 to 9·6)	4·9 (3·4 to 6·8)	3·2 (2·1 to 4·5)	1·8 (1·2 to 2·5)	0·7 (0·5 to 0·9)	0·1 (0·1 to 0·1)	176
Venomous animal contact	0·3 (0·1 to 0·4)	0·5 (0·2 to 0·9)	3·4 (1·6 to 6·2)	6·3 (3·8 to 10·2)	6·3 (4 to 9·7)	7 (4·2 to 10·9)	7 (4·1 to 11·2)	7·3 (4·3 to 11·3)	7·3 (4·2 to 11·5)	7·2 (4·4 to 11·4)	7·1 (4·3 to 10·7)	6·8 (4·3 to 10·4)	6·6 (4·2 to 9·6)	5·9 (3·9 to 8·4)	5·2 (3·4 to 7·5)	4·5 (3·1 to 6·5)	3·7 (2·5 to 5·3)	3 (2 to 4·2)	2·1 (1·4 to 2·9)	1·4 (0·9 to 1·9)	0·8 (0·5 to 1)	0·3 (0·2 to 0·4)	0 (0 to 0·1)	100
Non-venomous animal contact	0·1 (0 to 0·2)	0·1 (0 to 0·2)	0·8 (0·4 to 1·6)	2·8 (1·6 to 4·8)	3·9 (2·2 to 6·6)	4·5 (2·5 to 7·7)	4·4 (2·5 to 7·6)	4·8 (2·7 to 8·2)	4·8 (2·7 to 8·6)	5 (2·8 to 8·7)	5·2 (3 to 9)	5·3 (3·1 to 9)	5·4 (3·2 to 9·1)	5·2 (3·1 to 8·5)	4·9 (2·9 to 8)	4·7 (2·8 to 7·5)	4·2 (2·6 to 6·7)	3·7 (2·3 to 5·9)	2·8 (1·8 to 4·3)	1·8 (1·1 to 2·8)	1 (0·6 to 1·5)	0·4 (0·3 to 0·6)	0·1 (0 to 0·1)	76
Foreign body	13·9 (8·9 to 20·6)	13·5 (8·4 to 20·2)	239 (119 to 421)	93·9 (63·8 to 135)	46·6 (35·9 to 59·1)	46·8 (36·4 to 60·2)	31·1 (23·8 to 39·8)	40·6 (30·2 to 53·4)	36·2 (27·3 to 47·2)	37·7 (28·5 to 49·8)	37 (27·5 to 49·1)	34·5 (26 to 46·5)	32·9 (25·3 to 42·8)	28·6 (21·6 to 36·8)	24·5 (19 to 31·4)	21·1 (16·5 to 26·9)	17·9 (14·2 to 22·6)	16 (12·7 to 19·8)	12·5 (10 to 15·4)	9·5 (7·5 to 11·7)	6·2 (4·9 to 7·8)	3·3 (2·5 to 4·2)	0·6 (0·5 to 0·8)	844
Pulmonary aspiration and foreign body in airway	13·9 (8·9 to 20·6)	13·5 (8·4 to 20·1)	238 (118 to 420)	88·6 (59·4 to 129)	38·2 (28·4 to 50·6)	36·1 (27·2 to 48·5)	18·6 (13·9 to 24·3)	25·8 (18 to 35·6)	20·3 (13·9 to 28·3)	20·8 (14·2 to 29·7)	19·6 (13·6 to 27·6)	17 (11·7 to 23·8)	16·1 (11·3 to 22·4)	13·8 (9·3 to 19·7)	11·8 (8·2 to 16·7)	10·3 (7·2 to 14·3)	9·2 (6·7 to 12·2)	8·8 (6·3 to 11·7)	7·4 (5·4 to 9·7)	6·2 (4·5 to 8·2)	4·6 (3·3 to 6)	2·8 (2 to 3·6)	0·5 (0·4 to 0·7)	642
Foreign body in eyes	0 (0 to 0)	0 (0 to 0)	0·2 (0·1 to 0·5)	1·4 (0·4 to 3)	2·5 (0·8 to 5·4)	3·4 (1·2 to 7·7)	4·7 (1·7 to 9·9)	6·2 (2·5 to 12·7)	7·1 (3·2 to 14)	7·8 (3·6 to 14·8)	8·4 (3·9 to 15·4)	8·8 (4·6 to 15·1)	8·5 (4·7 to 14·1)	7·2 (4·2 to 11·8)	6 (3·6 to 9)	5·4 (3·3 to 8·1)	4·4 (2·8 to 6·3)	3·6 (2·3 to 5·2)	2·6 (1·7 to 3·7)	1·6 (1·1 to 2·4)	0·8 (0·6 to 1·2)	0·3 (0·2 to 0·4)	0 (0 to 0·1)	91
Foreign body in other body part	0 (0 to 0)	0 (0 to 0·1)	0·6 (0·3 to 1·1)	4 (2·4 to 6·3)	6 (3·8 to 9·2)	7·2 (4·7 to 10·7)	7·9 (5·4 to 11·2)	8·6 (6 to 12)	8·8 (6·1 to 12·2)	9·1 (6·3 to 12·4)	9 (6·3 to 12·2)	8·7 (6·1 to 11·8)	8·3 (6 to 11·2)	7·5 (5·5 to 10·2)	6·7 (4·9 to 8·9)	5·5 (3·9 to 7·3)	4·4 (3·1 to 6)	3·6 (2·6 to 4·8)	2·6 (1·8 to 3·4)	1·6 (1·2 to 2·2)	0·8 (0·6 to 1·1)	0·3 (0·2 to 0·4)	0 (0 to 0·1)	111
Environmental heat and cold exposure	0·1 (0·1 to 0·2)	0·1 (0 to 0·1)	0·6 (0·4 to 1)	2·5 (1·5 to 3·9)	5·2 (3 to 8·2)	7·5 (4·5 to 11·7)	10·1 (6·2 to 15·9)	11·9 (7·4 to 18·2)	12·9 (8·3 to 19·8)	14 (9 to 21·8)	14·4 (9·1 to 22·1)	14·7 (9·6 to 22·2)	14·7 (9·5 to 22·1)	13·6 (8·9 to 20·2)	12·7 (8·3 to 18·6)	12 (7·8 to 17·5)	10·6 (6·8 to 15·6)	9·4 (6·2 to 13·7)	7·2 (4·9 to 10·4)	5 (3·4 to 7·2)	3·2 (2·2 to 4·4)	1·4 (1·1 to 2)	0·2 (0·2 to 0·3)	184
Exposure to forces of nature	0 (0 to 0)	0 (0 to 0)	0 (0 to 0)	0 (0 to 0)	0 (0 to 0)	0·1 (0 to 0·1)	0·1 (0·1 to 0·2)	0·3 (0·2 to 0·5)	0·5 (0·3 to 0·7)	0·6 (0·4 to 1)	0·7 (0·5 to 1·1)	0·7 (0·4 to 1)	0·7 (0·5 to 1)	0·5 (0·3 to 0·7)	0·4 (0·3 to 0·6)	0·3 (0·2 to 0·5)	0·2 (0·2 to 0·4)	0·2 (0·1 to 0·3)	0·1 (0·1 to 0·2)	0·1 (0 to 0·1)	0 (0 to 0·1)	0 (0 to 0)	0 (0 to 0)	5·6
Other unintentional injuries	0·7 (0·4 to 1·1)	0·4 (0·3 to 0·6)	3·5 (1·9 to 5·7)	10·1 (6·7 to 14·7)	16·1 (12 to 21·5)	18·8 (14·2 to 25·2)	18·7 (13·7 to 25·4)	22·9 (16·9 to 31·3)	21·7 (15·7 to 29·4)	22·9 (17·1 to 30·8)	23·2 (17·1 to 30·6)	22·1 (16·3 to 29·4)	21·8 (16·1 to 28·5)	17·9 (13·2 to 23·7)	16·2 (12 to 21·5)	14·3 (10·6 to 18·9)	12·7 (9·5 to 16·4)	10·3 (7·7 to 13·5)	8·7 (6·6 to 11)	6·2 (4·7 to 7·9)	4·5 (3·4 to 5·8)	2·3 (1·7 to 3)	0·4 (0·3 to 0·5)	296
Self-harm and interpersonal violence	3·6 (2·2 to 5·6)	1·6 (0·9 to 2·4)	20·5 (9·8 to 36·7)	75·8 (47·6 to 116)	87·9 (65·2 to 115)	248 (195 to 310)	443 (344 to 553)	538 (400 to 713)	417 (292 to 569)	395 (282 to 524)	327 (236 to 436)	250 (181 to 327)	196 (145 to 263)	142 (106 to 180)	95·1 (72·4 to 125)	66·3 (51·4 to 84·7)	47·5 (37·3 to 59·2)	32·6 (26·2 to 40)	19·7 (15·7 to 24·3)	10·5 (8·5 to 12·8)	5·3 (4·3 to 6·5)	1·8 (1·5 to 2·2)	0·3 (0·3 to 0·4)	3,420
Self-harm	0 (0 to 0)	0 (0 to 0)	0 (0 to 0)	0 (0 to 0)	0 (0 to 0)	134 (90·3 to 187)	283 (203 to 374)	337 (231 to 472)	241 (152 to 346)	227 (147 to 327)	180 (119 to 259)	129 (86·1 to 183)	98·2 (64·6 to 142)	72·5 (49·3 to 99·9)	48·3 (32·4 to 69·2)	31 (21·4 to 42·8)	21·4 (15·4 to 29·5)	14·1 (10 to 19·3)	7·6 (5·4 to 10·5)	4·4 (3·2 to 5·8)	2·4 (1·8 to 3·2)	1 (0·7 to 1·2)	0·2 (0·2 to 0·3)	1,830
Self-harm by firearm	0 (0 to 0)	0 (0 to 0)	0 (0 to 0)	0 (0 to 0)	0 (0 to 0)	1·6 (0·7 to 3·1)	5·8 (3 to 10·3)	6·1 (3·4 to 10·3)	4·3 (2·1 to 7·7)	3·4 (1·9 to 5·7)	2·8 (1·5 to 4·5)	2·8 (1·6 to 4·7)	2·4 (1·6 to 3·3)	1·7 (1·2 to 2·3)	1·1 (0·7 to 1·8)	0·9 (0·6 to 1·2)	0·7 (0·5 to 0·9)	0·4 (0·3 to 0·5)	0·3 (0·2 to 0·4)	0·1 (0·1 to 0·2)	0·1 (0·1 to 0·1)	0 (0 to 0·1)	0 (0 to 0)	34·6
Self-harm by other specified means	0 (0 to 0)	0 (0 to 0)	0 (0 to 0)	0 (0 to 0)	0 (0 to 0)	132 (89·6 to 185)	277 (200 to 368)	331 (226 to 462)	237 (149 to 340)	224 (144 to 322)	177 (116 to 254)	126 (84·3 to 179)	95·8 (63 to 138)	70·8 (48·1 to 97·7)	47·2 (31·6 to 67·6)	30·1 (20·7 to 41·6)	20·7 (14·9 to 28·6)	13·7 (9·8 to 18·8)	7·3 (5·2 to 10·1)	4·2 (3·1 to 5·6)	2·4 (1·7 to 3·1)	0·9 (0·7 to 1·1)	0·2 (0·1 to 0·3)	1,800
Interpersonal violence	3·6 (2·2 to 5·6)	1·6 (0·9 to 2·4)	20·3 (9·7 to 36·4)	74·6 (46·4 to 115)	87·1 (64·5 to 115)	113 (85·2 to 148)	159 (118 to 207)	199 (144 to 273)	175 (125 to 240)	167 (122 to 225)	146 (106 to 198)	120 (89·2 to 161)	97·3 (71·8 to 129)	68·9 (51·3 to 93)	46·6 (35 to 62·2)	35·1 (26·9 to 46·3)	26 (20·4 to 32·9)	18·4 (14·7 to 22·7)	12·1 (9·5 to 15·3)	6·1 (4·8 to 7·5)	2·9 (2·3 to 3·6)	0·9 (0·7 to 1·1)	0·1 (0·1 to 0·2)	1,580
Physical violence by firearm	0·1 (0·1 to 0·2)	0·1 (0·1 to 0·1)	1·4 (0·7 to 2·6)	7·2 (4·4 to 11·2)	13·4 (9·4 to 18·1)	16·5 (12 to 22·2)	34·2 (23·9 to 47·7)	39·5 (26 to 56·6)	33·2 (21·8 to 49·8)	31·1 (20·7 to 45·1)	27·1 (18·3 to 39·3)	22 (14·9 to 31·5)	17·8 (12 to 25·6)	12·8 (8·8 to 17·9)	7·7 (5·4 to 10·9)	4·7 (3·3 to 6·5)	3 (2·2 to 4)	1·5 (1·1 to 2)	0·9 (0·6 to 1·1)	0·3 (0·2 to 0·4)	0·2 (0·1 to 0·2)	0 (0 to 0·1)	0 (0 to 0)	275
Physical violence by sharp object	0·4 (0·2 to 0·6)	0·1 (0·1 to 0·2)	1·7 (0·8 to 3)	7 (4·4 to 10·6)	10·8 (7·7 to 14·2)	18·3 (13·5 to 24·2)	32·9 (23·1 to 44·7)	47·2 (31·1 to 67·2)	39·9 (26·5 to 59)	41 (27·3 to 59·4)	33·6 (22·8 to 48·1)	27·6 (19 to 39)	21·6 (15 to 30·5)	17·2 (12 to 24)	12·4 (8·7 to 17·6)	9·7 (7·1 to 13·4)	7·2 (5·3 to 9·5)	5 (3·8 to 6·4)	2·9 (2·2 to 3·9)	1·5 (1·1 to 1·9)	0·7 (0·5 to 0·9)	0·2 (0·2 to 0·3)	0 (0 to 0·1)	339
Sexual violence	0 (0 to 0)	0 (0 to 0)	0 (0 to 0)	0·6 (0·4 to 1)	5·1 (3 to 8)	11·3 (6·3 to 18·2)	24·1 (13·5 to 38)	36·5 (21·2 to 57·4)	40·5 (22·9 to 65·2)	40·9 (23·1 to 65)	39·2 (21·8 to 62·9)	33·5 (19·6 to 54)	24·5 (14·1 to 40·4)	14·3 (7·9 to 23·6)	7·8 (4·5 to 12·5)	5·5 (3·4 to 8·4)	4·1 (2·5 to 6·3)	3·1 (1·9 to 4·7)	2 (1·3 to 3)	1·2 (0·8 to 1·8)	0·5 (0·3 to 0·8)	0·1 (0 to 0·1)	0 (0 to 0)	295
Physical violence by other means	3·1 (1·8 to 4·8)	1·3 (0·8 to 2)	17·2 (8·2 to 30·8)	59·8 (37 to 93·1)	57·8 (40·8 to 77·6)	67·1 (49 to 89·5)	67·9 (48·2 to 92·4)	76·2 (50·9 to 106)	61·8 (41·8 to 90·4)	54·5 (37·1 to 77·5)	46·1 (32 to 65·2)	37·2 (26·1 to 51·9)	33·4 (23·8 to 46·2)	24·6 (17·8 to 33·3)	18·7 (13·5 to 25·5)	15·2 (11·5 to 20·7)	11·8 (8·9 to 15·2)	8·8 (6·8 to 11·3)	6·3 (4·8 to 8·1)	3·1 (2·4 to 4)	1·6 (1·2 to 2)	0·5 (0·4 to 0·7)	0·1 (0·1 to 0·1)	674
Conflict and terrorism	0 (0 to 0)	0 (0 to 0)	0 (0 to 0)	0 (0 to 0)	0 (0 to 0)	0 (0 to 0)	0 (0 to 0·1)	0·1 (0 to 0·2)	0·2 (0·1 to 0·3)	0·1 (0·1 to 0·3)	0·2 (0·1 to 0·3)	0·1 (0·1 to 0·2)	0·1 (0 to 0·2)	0·1 (0 to 0·1)	0·1 (0 to 0·1)	0 (0 to 0·1)	0 (0 to 0)	0 (0 to 0)	0 (0 to 0)	0 (0 to 0)	0 (0 to 0)	0 (0 to 0)	0 (0 to 0)	1

SR Table 2b: Zacatecas DALYS by cause and age group for females with 95% uncertainty intervals, 2019

Cause	Early Neonatal	Late Neonatal	Post Neonatal	1 to 4	5 to 9	10 to 14	15 to 19	20 to 24	25 to 29	30 to 34	35 to 39	40 to 44
All causes	4,790 (3,520 to 6,410)	2,550 (1,880 to 3,450)	4,530 (2,950 to 6,620)	3,750 (3,100 to 4,530)	3,800 (3,030 to 4,670)	5,070 (3,990 to 6,440)	7,120 (5,620 to 9,060)	8,640 (6,820 to 10,800)	9,480 (7,480 to 11,900)	9,870 (7,740 to 12,300)	10,900 (8,710 to 13,500)	11,900 (9,610 to 14,700)
Communicable, maternal, neonatal, and nutritional diseases	3,600 (2,470 to 4,950)	1,780 (1,290 to 2,400)	1,980 (1,220 to 2,990)	1,160 (900 to 1,450)	902 (673 to 1,210)	647 (506 to 827)	655 (521 to 809)	784 (633 to 963)	846 (685 to 1,040)	812 (656 to 1,000)	814 (648 to 1,010)	866 (670 to 1,150)
HIV/AIDS and sexually transmitted infections	0·6 (0·4 to 1)	0·5 (0·2 to 0·9)	15·5 (12·7 to 18·8)	11·2 (9·2 to 13·4)	9·1 (7·5 to 11)	13·9 (11·5 to 16·5)	20·9 (17·1 to 25·6)	64·3 (52·2 to 82)	97·1 (76 to 126)	115 (91 to 153)	111 (86·5 to 148)	107 (84·7 to 143)
HIV/AIDS	0 (0 to 0)	0 (0 to 0)	15 (12·3 to 18·5)	11·1 (9·1 to 13·4)	9 (7·5 to 11)	12·1 (9·9 to 14·5)	13·6 (11·3 to 16·1)	46·1 (37·9 to 54·8)	64·5 (53 to 78·4)	76·3 (62·9 to 91)	69·1 (58 to 83·7)	66·5 (55·4 to 79·4)
HIV/AIDS - Drug-susceptible Tuberculosis	0 (0 to 0)	0 (0 to 0)	1·4 (0·8 to 2·1)	1·6 (0·9 to 2·5)	0·9 (0·5 to 1·3)	1·1 (0·6 to 1·8)	1·2 (0·7 to 1·9)	4·3 (2·5 to 6·6)	6·1 (3·6 to 9·5)	7 (4·2 to 10·9)	6·4 (3·8 to 10)	6·1 (3·6 to 9·5)
HIV/AIDS - Multidrug-resistant Tuberculosis without extensive	0 (0 to 0)	0 (0 to 0)	0·1 (0 to 0·5)	0·1 (0 to 0·6)	0·1 (0 to 0·3)	0·1 (0 to 0·4)	0·1 (0 to 0·4)	0·3 (0 to 1·6)	0·5 (0 to 2·2)	0·6 (0 to 2·6)	0·5 (0 to 2·4)	0·5 (0 to 2·3)
HIV/AIDS - Extensively drug-resistant Tuberculosis	0 (0 to 0)	0 (0 to 0)	0 (0 to 0·1)	0 (0 to 0·1)	0 (0 to 0·1)	0 (0 to 0·1)	0 (0 to 0·1)	0·1 (0 to 0·3)	0·1 (0 to 0·4)	0·1 (0 to 0·4)	0·1 (0 to 0·4)	0·1 (0 to 0·4)
HIV/AIDS resulting in other diseases	0 (0 to 0)	0 (0 to 0)	13·5 (10·7 to 16·9)	9·3 (7·1 to 11·8)	8·1 (6·4 to 10·1)	10·8 (8·7 to 13·3)	12·3 (9·9 to 14·9)	41·4 (33 to 50·5)	57·8 (45·3 to 72·5)	68·6 (54·6 to 83·9)	62·1 (50·6 to 76·3)	59·8 (47·8 to 73·6)
Sexually transmitted infections excluding HIV	0·6 (0·4 to 1)	0·5 (0·2 to 0·9)	0·4 (0·2 to 0·9)	0 (0 to 0·1)	0 (0 to 0)	1·8 (1·2 to 2·7)	7·3 (4·9 to 11·2)	18·2 (10·3 to 31·5)	32·7 (17·2 to 59·5)	39·2 (20 to 73·5)	41·6 (22·2 to 75·2)	40·8 (22·3 to 76·4)
Syphilis	0·6 (0·4 to 1)	0·5 (0·2 to 0·9)	0·4 (0·2 to 0·9)	0 (0 to 0·1)	0 (0 to 0)	0·7 (0·4 to 1·1)	0·7 (0·5 to 1·1)	0·4 (0·2 to 0·6)	1·3 (0·7 to 2)	1·4 (0·8 to 2·2)	1·1 (0·7 to 1·7)	0·5 (0·4 to 0·8)
Chlamydial infection	0 (0 to 0)	0 (0 to 0)	0 (0 to 0)	0 (0 to 0)	0 (0 to 0)	0·2 (0·1 to 0·3)	0·8 (0·6 to 1·2)	2·1 (1·5 to 3)	2·6 (1·7 to 3·9)	2·5 (1·3 to 4·3)	3·5 (2 to 5·8)	3·8 (2·3 to 6·4)
Gonococcal infection	0 (0 to 0)	0 (0 to 0)	0 (0 to 0)	0 (0 to 0)	0 (0 to 0)	0·2 (0·1 to 0·3)	1 (0·7 to 1·5)	1·8 (1·2 to 2·8)	2·8 (1·6 to 4·4)	2·6 (1·6 to 4)	3·2 (2·1 to 4·6)	4 (2·5 to 6)
Trichomoniasis	0 (0 to 0)	0 (0 to 0)	0 (0 to 0)	0 (0 to 0)	0 (0 to 0)	0·1 (0 to 0·2)	1·4 (0·4 to 3·6)	7·7 (2·6 to 17·8)	16·7 (5·6 to 38·2)	20·2 (6·9 to 46·9)	18·8 (6·2 to 42·4)	16·7 (5·8 to 39·8)
Genital herpes	0 (0 to 0)	0 (0 to 0)	0 (0 to 0)	0 (0 to 0)	0 (0 to 0)	0·3 (0·1 to 0·7)	1·2 (0·3 to 3·2)	2·5 (0·7 to 6)	4 (1·3 to 9·6)	5·2 (1·7 to 12·6)	5·7 (1·8 to 13·9)	5·6 (1·7 to 13·9)
Other sexually transmitted infections	0 (0 to 0)	0 (0 to 0)	0 (0 to 0)	0 (0 to 0)	0 (0 to 0)	0·4 (0·3 to 0·6)	2·1 (1·5 to 2·9)	3·6 (2·1 to 5·5)	5·4 (3·2 to 8·5)	7·2 (4·4 to 11·3)	9·4 (5·9 to 14·5)	10·1 (6·4 to 15·7)
Respiratory infections and tuberculosis	148 (91·2 to 226)	184 (121 to 273)	755 (436 to 1,180)	314 (223 to 415)	194 (137 to 272)	156 (107 to 226)	145 (100 to 208)	160 (116 to 223)	166 (122 to 222)	150 (109 to 204)	169 (122 to 226)	176 (128 to 237)
Tuberculosis	0 (0 to 0)	0 (0 to 0)	2·3 (1·3 to 3·9)	3·4 (2·5 to 4·6)	3·8 (2·6 to 5·4)	3·8 (2·7 to 5·2)	7·6 (5·4 to 10·5)	20·4 (12·6 to 30·7)	25·1 (15·7 to 37·4)	19·9 (11·9 to 30·3)	20·8 (12·9 to 31·3)	19·1 (11·7 to 28·5)
Latent tuberculosis infection	0 (0 to 0)	0 (0 to 0)	0 (0 to 0)	0 (0 to 0)	0 (0 to 0)	0 (0 to 0)	0 (0 to 0)	0 (0 to 0)	0 (0 to 0)	0 (0 to 0)	0 (0 to 0)	0 (0 to 0)
Drug-susceptible tuberculosis	0 (0 to 0)	0 (0 to 0)	2·1 (1·1 to 3·7)	3·1 (2·1 to 4·4)	3·6 (2·3 to 5·3)	3·6 (2·3 to 5)	7 (4·6 to 10)	19·2 (11 to 29·8)	23·6 (13·5 to 36)	18·6 (10·3 to 28·6)	19·4 (11·2 to 30)	17·9 (10·1 to 27·2)
Multidrug-resistant tuberculosis without extensive drug resista	0 (0 to 0)	0 (0 to 0)	0·1 (0 to 0·7)	0·2 (0 to 0·9)	0·2 (0 to 0·9)	0·2 (0 to 1)	0·5 (0 to 2·2)	1·1 (0·1 to 4·9)	1·3 (0·1 to 6·2)	1·1 (0·1 to 5·1)	1·2 (0·1 to 5·7)	1·1 (0·1 to 4·9)
Extensively drug-resistant tuberculosis	0 (0 to 0)	0 (0 to 0)	0 (0 to 0·1)	0 (0 to 0·1)	0 (0 to 0·1)	0 (0 to 0·1)	0·1 (0 to 0·3)	0·2 (0 to 0·7)	0·2 (0 to 0·9)	0·2 (0 to 0·7)	0·2 (0 to 0·8)	0·2 (0 to 0·8)
Lower respiratory infections	148 (90·4 to 225)	180 (119 to 267)	722 (410 to 1,150)	211 (139 to 295)	67·5 (46·4 to 93·3)	49·8 (34·5 to 72·8)	47·3 (32·8 to 66·4)	63·8 (40·8 to 92·9)	74·3 (46·9 to 112)	70·3 (45·1 to 106)	91·6 (59 to 135)	106 (67·3 to 158)
Upper respiratory infections	0·9 (0·4 to 1·8)	3·5 (1·8 to 6·6)	28 (16·8 to 46)	69·7 (41·3 to 111)	81·7 (45·2 to 140)	72·1 (38·4 to 125)	64·3 (32·2 to 112)	58·7 (31·5 to 99·2)	53·1 (28·8 to 88·5)	49·2 (26·7 to 85·8)	46·1 (23·7 to 77·2)	40·1 (21·9 to 70·3)
Otitis media	0 (0 to 0)	0·1 (0 to 0·2)	3·5 (1·8 to 6·6)	29·9 (15·6 to 52·2)	41 (22·7 to 67·6)	30·4 (16·7 to 52·5)	25·4 (13 to 44·3)	16·7 (7 to 33·6)	13·3 (5·8 to 25·1)	11 (4·7 to 21·6)	10·8 (5·1 to 19·4)	10·8 (4·9 to 19·6)
Enteric infections	6·2 (3·7 to 10)	23·9 (13·6 to 38·9)	282 (146 to 490)	232 (159 to 320)	171 (108 to 265)	90 (58·6 to 134)	42·1 (27·9 to 59·4)	27·1 (17·9 to 38·4)	31·1 (21·1 to 44·2)	33·1 (22·4 to 46·6)	40·5 (28·9 to 55)	46·4 (32·7 to 63·7)
Diarrheal diseases	6·2 (3·7 to 10)	23·8 (13·6 to 38·9)	280 (145 to 487)	229 (157 to 318)	169 (106 to 263)	87·7 (56 to 132)	41·2 (27·2 to 58·5)	26·3 (17·2 to 37·3)	30·3 (20·4 to 43·3)	32·3 (21·7 to 45·1)	39·6 (28 to 53·7)	45·4 (31·7 to 62·9)
Typhoid and paratyphoid	0 (0 to 0)	0 (0 to 0)	0·8 (0·2 to 2·2)	1·3 (0·3 to 3·6)	0·6 (0·2 to 1·5)	0·9 (0·2 to 3·1)	0·6 (0·2 to 1·9)	0·6 (0·2 to 1·8)	0·6 (0·2 to 1·7)	0·6 (0·2 to 1·7)	0·7 (0·2 to 2·1)	0·9 (0·2 to 3·2)
Typhoid fever	0 (0 to 0)	0 (0 to 0)	0·7 (0·2 to 2·2)	1·3 (0·3 to 3·6)	0·6 (0·2 to 1·5)	0·9 (0·2 to 3·1)	0·6 (0·2 to 1·9)	0·6 (0·2 to 1·8)	0·6 (0·2 to 1·7)	0·6 (0·2 to 1·7)	0·7 (0·2 to 2·1)	0·8 (0·2 to 3·2)
Paratyphoid fever	0 (0 to 0)	0 (0 to 0)	0 (0 to 0·1)	0 (0 to 0·1)	0 (0 to 0)	0 (0 to 0)	0 (0 to 0)	0 (0 to 0)	0 (0 to 0)	0 (0 to 0)	0 (0 to 0)	0 (0 to 0)
Invasive Non-typhoidal Salmonella (iNTS)	0 (0 to 0)	0 (0 to 0·3)	0·6 (0·1 to 5·1)	0·5 (0 to 4·9)	1 (0·1 to 8·6)	1·1 (0·1 to 8·9)	0·1 (0 to 0·5)	0·1 (0·1 to 0·4)	0·1 (0 to 0·3)	0·1 (0 to 0·2)	0·1 (0 to 0·2)	0·1 (0 to 0·2)
Other intestinal infectious diseases	0 (0 to 0)	0 (0 to 0)	0·7 (0 to 2·7)	0·8 (0·2 to 2·5)	0·5 (0·1 to 1·3)	0·3 (0·1 to 1)	0·1 (0 to 0·4)	0·1 (0 to 0·4)	0·1 (0 to 0·2)	0·1 (0 to 0·4)	0·1 (0 to 0·3)	0·1 (0 to 0·3)
Neglected tropical diseases and malaria	2·9 (1·1 to 6·3)	0·4 (0·1 to 1·5)	5·6 (2 to 18)	24·8 (12 to 51·9)	40·2 (21 to 67·6)	25·2 (14·5 to 40·3)	35·9 (18·9 to 60·7)	52 (24·1 to 102)	72·7 (34·5 to 133)	80·1 (36 to 154)	88·7 (43 to 170)	91·2 (42·2 to 172)
Malaria	0 (0 to 0)	0 (0 to 0)	0 (0 to 0)	0 (0 to 0)	0 (0 to 0)	0 (0 to 0)	0 (0 to 0)	0 (0 to 0)	0 (0 to 0)	0 (0 to 0)	0 (0 to 0)	0 (0 to 0)
Chagas disease	0 (0 to 0)	0 (0 to 0)	0 (0 to 0)	0 (0 to 0)	0·1 (0·1 to 0·2)	0·7 (0·4 to 1·1)	1·4 (0·2 to 3·3)	2·1 (0·6 to 4·2)	2·6 (1 to 4·9)	3·7 (1·6 to 6·7)	4·3 (2 to 7·2)	4·8 (2·4 to 8·2)
Leishmaniasis	0 (0 to 0)	0 (0 to 0)	0 (0 to 0)	0 (0 to 0)	0 (0 to 0)	0 (0 to 0)	0 (0 to 0)	0 (0 to 0)	0 (0 to 0)	0 (0 to 0)	0 (0 to 0)	0 (0 to 0)
Visceral leishmaniasis	0 (0 to 0)	0 (0 to 0)	0 (0 to 0)	0 (0 to 0)	0 (0 to 0)	0 (0 to 0)	0 (0 to 0)	0 (0 to 0)	0 (0 to 0)	0 (0 to 0)	0 (0 to 0)	0 (0 to 0)
Cutaneous and mucocutaneous leishmaniasis	0 (0 to 0)	0 (0 to 0)	0 (0 to 0)	0 (0 to 0)	0 (0 to 0)	0 (0 to 0)	0 (0 to 0)	0 (0 to 0)	0 (0 to 0)	0 (0 to 0)	0 (0 to 0)	0 (0 to 0)
African trypanosomiasis	0 (0 to 0)	0 (0 to 0)	0 (0 to 0)	0 (0 to 0)	0 (0 to 0)	0 (0 to 0)	0 (0 to 0)	0 (0 to 0)	0 (0 to 0)	0 (0 to 0)	0 (0 to 0)	0 (0 to 0)
Schistosomiasis	0 (0 to 0)	0 (0 to 0)	0 (0 to 0)	0 (0 to 0)	0 (0 to 0)	0 (0 to 0)	0 (0 to 0)	0 (0 to 0)	0 (0 to 0)	0 (0 to 0)	0 (0 to 0)	0 (0 to 0)
Cysticercosis	0 (0 to 0)	0 (0 to 0)	0 (0 to 0)	0 (0 to 0·1)	0·4 (0 to 1·3)	1·6 (0·3 to 4)	9·6 (1·6 to 24·2)	31·7 (7·6 to 78)	53·5 (17 to 114)	63·3 (21·5 to 138)	68·6 (25·6 to 148)	71·4 (24·6 to 154)
Cystic echinococcosis	0 (0 to 0)	0 (0 to 0)	0 (0 to 0)	0 (0 to 0)	0 (0 to 0)	0 (0 to 0)	0 (0 to 0)	0 (0 to 0)	0 (0 to 0)	0 (0 to 0)	0 (0 to 0·1)	0 (0 to 0·1)
Lymphatic filariasis	0 (0 to 0)	0 (0 to 0)	0 (0 to 0)	0 (0 to 0)	0 (0 to 0)	0 (0 to 0)	0 (0 to 0)	0 (0 to 0)	0 (0 to 0)	0 (0 to 0)	0 (0 to 0)	0 (0 to 0)
Onchocerciasis	0 (0 to 0)	0 (0 to 0)	0 (0 to 0)	0 (0 to 0)	0 (0 to 0)	0 (0 to 0)	0 (0 to 0)	0 (0 to 0)	0 (0 to 0)	0 (0 to 0)	0 (0 to 0)	0 (0 to 0)
Trachoma	0 (0 to 0)	0 (0 to 0)	0 (0 to 0)	0 (0 to 0)	0 (0 to 0)	0 (0 to 0)	0 (0 to 0)	0 (0 to 0)	0 (0 to 0)	0 (0 to 0)	0 (0 to 0)	0 (0 to 0)
Dengue	0 (0 to 0)	0 (0 to 0)	0·3 (0 to 1)	1·3 (0·3 to 2·9)	3·1 (0·1 to 8·6)	3·5 (0·3 to 9·5)	3·5 (0·3 to 9·8)	3·2 (0·3 to 9·3)	3·1 (0·2 to 8·5)	2·7 (0·2 to 7·8)	2·3 (0·2 to 6·5)	2·2 (0·2 to 6·4)
Yellow fever	0 (0 to 0)	0 (0 to 0)	0 (0 to 0)	0 (0 to 0)	0 (0 to 0)	0 (0 to 0)	0 (0 to 0)	0 (0 to 0)	0 (0 to 0)	0 (0 to 0)	0 (0 to 0)	0 (0 to 0)
Rabies	0 (0 to 0)	0 (0 to 0)	0 (0 to 0)	0 (0 to 0)	0 (0 to 0)	0 (0 to 0)	0 (0 to 0)	0 (0 to 0)	0 (0 to 0)	0 (0 to 0)	0 (0 to 0)	0 (0 to 0)
Intestinal nematode infections	0 (0 to 0)	0 (0 to 0)	0·7 (0·1 to 2·2)	7·7 (3·6 to 13·9)	20·2 (9·8 to 35·5)	13·5 (6·6 to 24·1)	20·1 (9·3 to 38·2)	14 (6·4 to 26·9)	12·2 (5·5 to 22·6)	9·2 (4 to 19·4)	11·3 (5·1 to 21·8)	5 (2·6 to 8·8)
Ascariasis	0 (0 to 0)	0 (0 to 0)	0·5 (0 to 2·1)	4·4 (1·6 to 9)	9·1 (3·4 to 17·3)	5 (1·9 to 9·8)	3 (1 to 6·2)	2·5 (0·9 to 5·3)	2·3 (0·8 to 5)	2 (0·7 to 4·2)	2 (0·7 to 4·2)	1·7 (0·6 to 3·6)
Trichuriasis	0 (0 to 0)	0 (0 to 0)	0·1 (0 to 0·2)	2·1 (0·8 to 4·6)	7·7 (2·9 to 15·6)	6·3 (2·3 to 12·9)	6·1 (2·5 to 12·4)	5·7 (2·2 to 11·5)	4·1 (1·5 to 8·4)	2·9 (1 to 6·1)	2·2 (0·8 to 4·8)	1·6 (0·6 to 3·5)
Hookworm disease	0 (0 to 0)	0 (0 to 0)	0 (0 to 0·1)	1·2 (0·4 to 2·7)	3·3 (1·1 to 7·2)	2·2 (0·7 to 4·8)	11·1 (3·2 to 24·5)	5·9 (1·5 to 15)	5·8 (1·4 to 13·8)	4·2 (1·1 to 11·8)	7·1 (2·2 to 16)	1·7 (0·6 to 3·3)
Food-borne trematodiases	0 (0 to 0)	0 (0 to 0)	0 (0 to 0)	0 (0 to 0)	0 (0 to 0)	0 (0 to 0)	0 (0 to 0)	0 (0 to 0)	0 (0 to 0)	0 (0 to 0)	0 (0 to 0)	0 (0 to 0)
Leprosy	0 (0 to 0)	0 (0 to 0)	0 (0 to 0)	0 (0 to 0)	0 (0 to 0)	0 (0 to 0)	0 (0 to 0)	0 (0 to 0)	0 (0 to 0)	0 (0 to 0)	0 (0 to 0)	0 (0 to 0)
Ebola	0 (0 to 0)	0 (0 to 0)	0 (0 to 0)	0 (0 to 0)	0 (0 to 0)	0 (0 to 0)	0 (0 to 0)	0 (0 to 0)	0 (0 to 0)	0 (0 to 0)	0 (0 to 0)	0 (0 to 0)
Zika virus	0 (0 to 0)	0 (0 to 0)	0 (0 to 0)	0 (0 to 0)	0 (0 to 0)	0 (0 to 0)	0 (0 to 0)	0 (0 to 0)	0 (0 to 0)	0 (0 to 0)	0 (0 to 0)	0 (0 to 0)
Guinea worm disease	0 (0 to 0)	0 (0 to 0)	0 (0 to 0)	0 (0 to 0)	0 (0 to 0)	0 (0 to 0)	0 (0 to 0)	0 (0 to 0)	0 (0 to 0)	0 (0 to 0)	0 (0 to 0)	0 (0 to 0)
Other neglected tropical diseases	2·9 (1·1 to 6·3)	0·4 (0·1 to 1·5)	4·6 (1·3 to 17·1)	15·7 (5·8 to 42·2)	16·4 (6·2 to 32·8)	5·9 (2 to 13)	1·2 (0·3 to 3·3)	0·9 (0·3 to 2·5)	1·3 (0·3 to 3·4)	1·2 (0·3 to 3·5)	2·2 (0·5 to 5·6)	7·8 (3 to 14·9)
Other infectious diseases	9·2 (5·5 to 16·1)	17·1 (11·2 to 25·2)	116 (67·7 to 190)	110 (77·7 to 156)	70 (53·4 to 92·6)	50·6 (38·2 to 65·8)	40·3 (30·4 to 51·7)	39·4 (28·6 to 52)	36·9 (27 to 50·1)	33·6 (24·5 to 45·8)	33·4 (24·7 to 43·9)	37·7 (27·9 to 50·8)
Meningitis	1·4 (0·8 to 2·2)	3·2 (1·9 to 4·9)	20·8 (10·9 to 35·7)	10·9 (7·3 to 15·4)	7·4 (5·3 to 9·9)	7·5 (5·5 to 10·6)	6·9 (5 to 9·4)	7·9 (5·2 to 11·7)	7·2 (4·7 to 10·9)	6·9 (4·7 to 9·8)	6·9 (4·7 to 10·1)	6·3 (4·4 to 9)
Encephalitis	2·6 (1·4 to 4·5)	5·6 (2·6 to 9·3)	39·5 (18 to 73·9)	45·9 (26·2 to 76·8)	27·7 (17·5 to 44·2)	21·3 (12·6 to 34·3)	17·6 (10·6 to 26·5)	17·5 (10·6 to 26·8)	16·1 (9·8 to 24·3)	13·4 (8·3 to 20·4)	12·6 (7·8 to 19·1)	12·1 (7·5 to 18·5)
Diphtheria	0 (0 to 0)	0 (0 to 0)	0 (0 to 0)	0 (0 to 0)	0 (0 to 0)	0 (0 to 0)	0 (0 to 0)	0 (0 to 0)	0 (0 to 0)	0 (0 to 0)	0 (0 to 0)	0 (0 to 0)
Tetanus	0 (0 to 0)	0 (0 to 0·1)	0 (0 to 0)	0 (0 to 0)	0 (0 to 0)	0 (0 to 0)	0 (0 to 0)	0 (0 to 0)	0 (0 to 0)	0 (0 to 0)	0 (0 to 0)	0 (0 to 0)
Measles	0 (0 to 0)	0 (0 to 0)	0 (0 to 0)	0 (0 to 0)	0 (0 to 0)	0 (0 to 0)	0 (0 to 0)	0 (0 to 0)	0 (0 to 0)	0 (0 to 0)	0 (0 to 0)	0 (0 to 0)
Varicella and herpes zoster	0·3 (0·1 to 0·6)	2·1 (0·9 to 3·8)	6·2 (2·6 to 15)	8·1 (3·4 to 16)	7·8 (3·5 to 14·4)	2·6 (1·2 to 4·5)	2·5 (1·3 to 4·8)	2·2 (1·1 to 4·5)	2·4 (1·2 to 4·9)	2·2 (1·1 to 4·3)	2·4 (1·2 to 4·6)	2 (1 to 3·7)
Acute hepatitis	0 (0 to 0)	0 (0 to 0)	5·5 (2·3 to 11·9)	10 (5·2 to 17)	7·9 (5 to 11·9)	7·2 (4·4 to 10·9)	5 (2·8 to 8)	4·2 (2·4 to 6·5)	3·5 (2·1 to 5·3)	2·8 (1·8 to 4·4)	2·8 (1·7 to 4·2)	2·7 (1·8 to 3·9)
Acute hepatitis A	0 (0 to 0)	0 (0 to 0)	2·3 (0·5 to 5·9)	7·7 (3·7 to 13·8)	6·8 (4 to 10·5)	6·2 (3·5 to 9·7)	4·3 (2·2 to 7·2)	3·4 (1·8 to 5·5)	2·6 (1·4 to 4·2)	2 (1 to 3·4)	1·8 (0·8 to 3)	1·6 (0·8 to 2·6)
Acute hepatitis B	0 (0 to 0)	0 (0 to 0)	2·5 (0·8 to 6)	1·3 (0·2 to 3·7)	0·5 (0·1 to 1·2)	0·4 (0·1 to 1·1)	0·3 (0·1 to 0·6)	0·4 (0·1 to 0·8)	0·5 (0·2 to 0·9)	0·4 (0·2 to 0·8)	0·5 (0·3 to 1)	0·7 (0·3 to 1·1)
Acute hepatitis C	0 (0 to 0)	0 (0 to 0)	0·1 (0 to 0·3)	0·7 (0·2 to 2·5)	0·3 (0·1 to 0·6)	0·2 (0·1 to 0·4)	0·2 (0·1 to 0·5)	0·2 (0·1 to 0·5)	0·2 (0·1 to 0·4)	0·2 (0·1 to 0·5)	0·2 (0·1 to 0·6)	0·3 (0·1 to 0·7)
Acute hepatitis E	0 (0 to 0)	0 (0 to 0)	0·5 (0·1 to 1·3)	0·2 (0·1 to 0·4)	0·3 (0·2 to 0·6)	0·4 (0·2 to 0·6)	0·3 (0·1 to 0·5)	0·2 (0·1 to 0·4)	0·2 (0·1 to 0·4)	0·2 (0·1 to 0·4)	0·2 (0·1 to 0·3)	0·2 (0·1 to 0·3)
Other unspecified infectious diseases	4·9 (2·2 to 10·9)	6·1 (3 to 12·2)	28·1 (13·2 to 56·9)	23·8 (12·4 to 44·1)	17·5 (10 to 28·6)	11·6 (7·3 to 17·2)	8 (5·3 to 11·8)	7·4 (4·6 to 11)	7·6 (4·7 to 12·4)	8·1 (4·8 to 13·4)	8·6 (5·5 to 13·2)	14·3 (8·4 to 22·8)
Maternal and neonatal disorders	3,430 (2,340 to 4,710)	1,550 (1,120 to 2,090)	601 (354 to 946)	240 (175 to 324)	200 (141 to 277)	201 (142 to 277)	296 (230 to 378)	371 (291 to 464)	363 (286 to 453)	327 (251 to 407)	272 (212 to 344)	183 (139 to 233)
Maternal disorders	0 (0 to 0)	0 (0 to 0)	0 (0 to 0)	0 (0 to 0)	0 (0 to 0)	4·5 (3·6 to 5·5)	110 (80·9 to 147)	199 (144 to 274)	203 (148 to 277)	177 (126 to 244)	134 (95·6 to 185)	58·5 (40·1 to 85·6)
Maternal hemorrhage	0 (0 to 0)	0 (0 to 0)	0 (0 to 0)	0 (0 to 0)	0 (0 to 0)	0·5 (0·3 to 0·9)	16·6 (8·9 to 27·2)	27 (14 to 46·5)	32·2 (17·5 to 53·7)	30·7 (15·8 to 51·7)	26·3 (14·8 to 43·4)	11·7 (6·1 to 20·8)
Maternal sepsis and other maternal infections	0 (0 to 0)	0 (0 to 0)	0 (0 to 0)	0 (0 to 0)	0 (0 to 0)	0·3 (0·2 to 0·5)	8·6 (4·7 to 14·1)	15·8 (8·8 to 26·2)	13·2 (6·9 to 21·9)	10·1 (5·4 to 17·1)	6·6 (3·4 to 11·7)	2·7 (1·3 to 4·9)
Maternal hypertensive disorders	0 (0 to 0)	0 (0 to 0)	0 (0 to 0)	0 (0 to 0)	0 (0 to 0)	1·1 (0·8 to 1·5)	24 (15·1 to 35·4)	36·6 (23·7 to 53·3)	40·8 (26·6 to 59·8)	35·9 (23·3 to 53·1)	26·4 (17·1 to 38·3)	11·5 (7 to 17·1)
Maternal obstructed labor and uterine rupture	0 (0 to 0)	0 (0 to 0)	0 (0 to 0)	0 (0 to 0)	0 (0 to 0)	0·1 (0 to 0·2)	3·5 (1·6 to 6·8)	8·5 (3·3 to 18·4)	9 (3·6 to 18·2)	8·9 (3·7 to 19·3)	8·1 (2·9 to 17·9)	3·7 (1·3 to 8·2)
Maternal abortion and miscarriage	0 (0 to 0)	0 (0 to 0)	0 (0 to 0)	0 (0 to 0)	0 (0 to 0)	0·2 (0·1 to 0·4)	6·3 (2·8 to 11·5)	9·3 (4·5 to 16·4)	6·7 (3 to 13)	5·6 (2·2 to 11·8)	5·1 (2·1 to 10·8)	3·4 (1·4 to 7·5)
Ectopic pregnancy	0 (0 to 0)	0 (0 to 0)	0 (0 to 0)	0 (0 to 0)	0 (0 to 0)	0·1 (0 to 0·1)	1·6 (0·8 to 2·8)	3·8 (2 to 7)	4·5 (2·4 to 8·4)	4 (2 to 7)	2·9 (1·6 to 5·1)	1·1 (0·6 to 1·8)
Indirect maternal deaths	--	--	--	--	--	1·2 (0·7 to 1·8)	24·1 (13·4 to 39)	45·8 (23·9 to 79·6)	42·4 (22·5 to 70·1)	34 (16·9 to 59·2)	23·6 (11·6 to 42)	8·9 (4·3 to 16)
Late maternal deaths	--	--	--	--	--	0·3 (0·1 to 0·5)	7·7 (3·2 to 16·4)	17·7 (9·1 to 33·5)	21·2 (10·3 to 37·8)	17·3 (7·4 to 33·5)	9·4 (4·5 to 17·2)	3·2 (1·4 to 6·5)
Maternal deaths aggravated by HIV/AIDS	--	--	--	--	--	0 (0 to 0)	0 (0 to 0)	0·1 (0 to 0·2)	0·1 (0·1 to 0·3)	0·1 (0 to 0·2)	0·1 (0 to 0·1)	0 (0 to 0)
Neonatal disorders	3,430 (2,340 to 4,710)	1,550 (1,120 to 2,090)	601 (354 to 946)	240 (175 to 324)	200 (141 to 277)	197 (137 to 273)	186 (131 to 254)	172 (121 to 235)	159 (111 to 218)	150 (104 to 207)	139 (96·9 to 186)	124 (88·9 to 168)
Neonatal preterm birth	1,500 (968 to 2,070)	458 (293 to 670)	212 (110 to 366)	69·2 (47·6 to 97·3)	82·4 (51·9 to 116)	80·6 (54·1 to 114)	76 (49·4 to 110)	69·4 (45·9 to 98)	63·5 (42·6 to 87·8)	59·9 (40 to 83·4)	55·4 (36·9 to 78·1)	49·2 (33·2 to 68·5)
Neonatal encephalopathy due to birth asphyxia and trauma	982 (617 to 1,470)	217 (130 to 329)	86·3 (47·3 to 140)	28·6 (17·3 to 42·4)	15·9 (5·7 to 31)	15·5 (6·5 to 28·9)	15 (6·1 to 27·4)	13·8 (5·3 to 26)	13·1 (6 to 22·6)	12·2 (5·8 to 21·6)	11·4 (5·3 to 20·4)	10·3 (5 to 19·2)
Neonatal sepsis and other neonatal infections	586 (375 to 869)	657 (459 to 912)	211 (116 to 352)	69 (38·2 to 114)	89·1 (51 to 150)	88·4 (51·3 to 145)	83·5 (48·1 to 138)	77·5 (44·1 to 129)	72·1 (39·5 to 125)	67·5 (38·9 to 114)	62·5 (34·8 to 102)	56·3 (32 to 92·2)
Hemolytic disease and other neonatal jaundice	19 (10·4 to 31·2)	12 (6·8 to 19·5)	3·7 (2 to 5·9)	10·8 (8·1 to 13·9)	12·4 (8·9 to 16·2)	12·4 (9 to 16·2)	11·9 (8·6 to 15·5)	11·2 (8·1 to 14·7)	10·5 (7·6 to 13·8)	10 (7·2 to 13·1)	9·3 (6·7 to 12·2)	8·5 (6·2 to 11·2)
Other neonatal disorders	346 (204 to 540)	204 (141 to 289)	87·8 (53·3 to 137)	62·8 (44·9 to 85·4)	0 (0 to 0)	0 (0 to 0)	0 (0 to 0)	0 (0 to 0)	0 (0 to 0)	0 (0 to 0)	0 (0 to 0)	0 (0 to 0)
Nutritional deficiencies	0·5 (0·3 to 0·7)	4·6 (2·2 to 9)	200 (127 to 312)	223 (135 to 352)	218 (112 to 386)	110 (66·7 to 188)	74·6 (45·7 to 120)	70·2 (47 to 105)	79·6 (49·1 to 129)	72·5 (45·4 to 125)	99·1 (55·6 to 178)	224 (115 to 395)
Protein-energy malnutrition	0·5 (0·3 to 0·7)	1·6 (1 to 2·5)	166 (97·9 to 268)	88·6 (53·1 to 144)	38·4 (25·7 to 53·3)	29·7 (20·7 to 41·6)	26·6 (17·6 to 38·3)	31·9 (21·4 to 44·2)	30·6 (20 to 42·8)	31·1 (22 to 42·8)	35·9 (24·7 to 48·6)	36·4 (25·7 to 49·2)
Iodine deficiency	0 (0 to 0)	0 (0 to 0)	0 (0 to 0)	0·7 (0·2 to 1·5)	5 (2 to 9·7)	11·6 (4·8 to 23·2)	14·6 (6·3 to 28·2)	14 (6·1 to 27·1)	12·7 (5·5 to 24·9)	11·6 (5·1 to 23·1)	10·5 (4·7 to 20·3)	9·2 (4 to 17·9)
Vitamin A deficiency	0 (0 to 0)	0·4 (0·1 to 1·1)	3 (1·4 to 5·7)	17·1 (9·1 to 29·8)	19·6 (9·2 to 34·4)	12·4 (5·5 to 22·7)	8·6 (3·5 to 15·9)	6·5 (2·3 to 12·9)	5·6 (1·7 to 11·2)	4·4 (1·3 to 8·9)	3·4 (1·1 to 6·8)	2·5 (0·8 to 5·4)
Dietary iron deficiency	0 (0 to 0)	2·5 (0·6 to 6·4)	26·5 (6·8 to 59·9)	112 (43·6 to 224)	152 (55·5 to 312)	52·3 (18·1 to 122)	18·3 (2·6 to 56·7)	9·7 (0·9 to 35·1)	19·9 (2 to 61·6)	17·7 (1·7 to 64)	41 (5·6 to 117)	167 (64·3 to 330)
Other nutritional deficiencies	0 (0 to 0)	0 (0 to 0)	4·6 (2·3 to 8·4)	3·8 (1·6 to 7·8)	3·4 (1·7 to 5·7)	4·1 (2 to 6·9)	6·6 (3·5 to 11)	8·1 (4·3 to 13·2)	10·9 (6·4 to 17·1)	7·6 (4·5 to 11·6)	8·4 (4·9 to 12·9)	8·5 (5 to 12·9)
Non-communicable diseases	1,140 (709 to 2,060)	734 (503 to 1,040)	2,070 (1,320 to 3,150)	1,900 (1,500 to 2,400)	2,260 (1,740 to 2,880)	3,620 (2,700 to 4,860)	5,170 (3,820 to 6,900)	6,330 (4,830 to 8,160)	7,260 (5,510 to 9,310)	7,920 (6,110 to 10,000)	8,970 (7,060 to 11,300)	10,100 (8,040 to 12,500)
Neoplasms	7·8 (4·2 to 11·6)	6·4 (4·1 to 8·9)	54·8 (31·4 to 87·6)	216 (141 to 295)	276 (205 to 345)	292 (226 to 358)	262 (211 to 319)	311 (231 to 403)	436 (317 to 573)	605 (450 to 800)	954 (722 to 1,260)	1,310 (991 to 1,690)
Lip and oral cavity cancer	0 (0 to 0)	0 (0 to 0)	0 (0 to 0)	0 (0 to 0)	0·6 (0·5 to 0·8)	0·7 (0·5 to 1·2)	1·1 (0·8 to 1·4)	1·4 (1 to 2)	2·2 (1·4 to 3·2)	3·2 (2·1 to 4·7)	5·2 (3·3 to 7·9)	7·8 (5·2 to 11·3)
Nasopharynx cancer	0 (0 to 0)	0 (0 to 0)	0 (0 to 0)	0 (0 to 0)	0·6 (0·5 to 0·7)	0·5 (0·4 to 0·6)	0·4 (0·4 to 0·5)	0·6 (0·4 to 0·8)	0·6 (0·4 to 0·8)	0·7 (0·5 to 1·1)	1 (0·7 to 1·4)	1·2 (0·8 to 1·7)
Other pharynx cancer	0 (0 to 0)	0 (0 to 0)	0 (0 to 0)	0 (0 to 0)	0 (0 to 0)	0 (0 to 0)	0 (0 to 0)	0·4 (0·3 to 0·5)	0·4 (0·3 to 0·5)	0·4 (0·3 to 0·6)	0·5 (0·3 to 0·7)	0·9 (0·5 to 1·3)
Esophageal cancer	0 (0 to 0)	0 (0 to 0)	0 (0 to 0)	0 (0 to 0)	0 (0 to 0)	0 (0 to 0)	0 (0 to 0)	0·7 (0·5 to 1)	1·1 (0·7 to 1·6)	1·6 (1 to 2·3)	2·9 (2 to 4·2)	4·2 (2·7 to 6·3)
Stomach cancer	0 (0 to 0)	0 (0 to 0)	0 (0 to 0)	0 (0 to 0)	0 (0 to 0)	0 (0 to 0)	4·6 (3·8 to 5·7)	13·2 (9·3 to 17·9)	26·6 (17 to 38·8)	42·4 (29 to 60)	69·2 (46·3 to 99·3)	91·3 (64 to 125)
Colon and rectum cancer	0 (0 to 0)	0 (0 to 0)	0 (0 to 0)	0 (0 to 0)	1·3 (0·9 to 1·8)	2·4 (1·6 to 3·4)	5·6 (4·2 to 7·4)	13 (8·6 to 19)	24·8 (15·6 to 37·8)	38·5 (25·5 to 56·4)	58·9 (39·6 to 84·9)	82·4 (57·1 to 114)
Liver cancer	0·1 (0·1 to 0·2)	0·2 (0·1 to 0·2)	2·7 (1·2 to 4·8)	6·2 (2·9 to 10·4)	3·7 (2·7 to 5)	3·4 (2·6 to 4·3)	2·2 (1·5 to 3·3)	2·5 (1·6 to 3·9)	3·1 (1·9 to 5)	4·6 (2·9 to 7·1)	7·5 (4·7 to 11·5)	13·6 (8·6 to 21·1)
Liver cancer due to hepatitis B	0 (0 to 0)	0 (0 to 0)	0 (0 to 0)	0 (0 to 0)	0 (0 to 0)	0·3 (0·2 to 0·4)	0·4 (0·3 to 0·6)	0·7 (0·4 to 1·2)	1·1 (0·6 to 1·9)	1·6 (1 to 2·6)	2·4 (1·4 to 3·8)	3·7 (2·2 to 6·1)
Liver cancer due to hepatitis C	0 (0 to 0)	0 (0 to 0)	0 (0 to 0)	0 (0 to 0)	0 (0 to 0)	0 (0 to 0)	0 (0 to 0·1)	0·1 (0·1 to 0·2)	0·3 (0·1 to 0·5)	0·6 (0·4 to 1)	1·5 (0·8 to 2·5)	3·5 (2 to 5·7)
Liver cancer due to alcohol use	0 (0 to 0)	0 (0 to 0)	0 (0 to 0)	0 (0 to 0)	0 (0 to 0)	0 (0 to 0)	0 (0 to 0·1)	0·1 (0·1 to 0·2)	0·3 (0·2 to 0·5)	0·7 (0·4 to 1·1)	1·4 (0·8 to 2·4)	2·9 (1·7 to 4·9)
Liver cancer due to NASH	0 (0 to 0)	0 (0 to 0)	0 (0 to 0)	0 (0 to 0)	0 (0 to 0)	0 (0 to 0)	0·7 (0·5 to 1·1)	0·7 (0·4 to 1·1)	0·6 (0·3 to 1)	0·7 (0·4 to 1·2)	1 (0·6 to 1·6)	1·7 (1 to 2·8)
Liver cancer due to other causes	0·1 (0·1 to 0·2)	0·2 (0·1 to 0·2)	2·7 (1·2 to 4·8)	6·2 (2·9 to 10·4)	3·7 (2·7 to 5)	3 (2·3 to 3·8)	1 (0·6 to 1·5)	0·9 (0·5 to 1·4)	0·8 (0·5 to 1·4)	1 (0·6 to 1·6)	1·2 (0·7 to 2)	1·8 (1·1 to 3·1)
Gallbladder and biliary tract cancer	0 (0 to 0)	0 (0 to 0)	0 (0 to 0)	0 (0 to 0)	0 (0 to 0)	0 (0 to 0)	0 (0 to 0)	0·9 (0·6 to 1·6)	1·7 (1·1 to 3)	3·5 (2·2 to 6·2)	9 (5·9 to 14·2)	19 (11·7 to 29·4)
Pancreatic cancer	0 (0 to 0)	0 (0 to 0)	0 (0 to 0)	0 (0 to 0)	0 (0 to 0)	0 (0 to 0)	1·2 (0·9 to 1·5)	2·4 (1·7 to 3·4)	5 (3·2 to 7·4)	8·4 (5·4 to 12·4)	19·6 (12·2 to 29·8)	35·5 (24·7 to 49·9)
Larynx cancer	0 (0 to 0)	0 (0 to 0)	0 (0 to 0)	0 (0 to 0)	0 (0 to 0)	0 (0 to 0)	0 (0 to 0)	0·8 (0·6 to 1·1)	0·9 (0·6 to 1·3)	1 (0·7 to 1·4)	1·5 (1 to 2·2)	1·9 (1·2 to 3)
Tracheal, bronchus, and lung cancer	0 (0 to 0)	0 (0 to 0)	0 (0 to 0)	0 (0 to 0)	0 (0 to 0)	1·5 (0·8 to 2·5)	4 (3 to 5·2)	8·1 (5·3 to 11·7)	12·5 (7·4 to 18·5)	23·3 (15·2 to 35·1)	39·9 (25·8 to 59·3)	62·2 (41·8 to 90)
Malignant skin melanoma	0 (0 to 0)	0 (0 to 0·1)	0·4 (0·1 to 1·1)	1·5 (0·4 to 4·2)	0·6 (0·5 to 0·8)	0·6 (0·4 to 0·9)	1·2 (0·8 to 1·9)	2·5 (1·4 to 4)	4·3 (2·2 to 7)	5·8 (3·3 to 8·9)	9·7 (5·5 to 15·2)	10·7 (5·9 to 16·4)
Non-melanoma skin cancer	0 (0 to 0)	0 (0 to 0)	0 (0 to 0)	0 (0 to 0)	0 (0 to 0)	0 (0 to 0)	0 (0 to 0)	1·4 (0·9 to 2·1)	2·2 (1·3 to 3·4)	3·7 (2·3 to 5·7)	5·2 (3·2 to 7·7)	7·2 (4·4 to 10·8)
Non-melanoma skin cancer (squamous-cell carcinoma)	0 (0 to 0)	0 (0 to 0)	0 (0 to 0)	0 (0 to 0)	0 (0 to 0)	0 (0 to 0)	0 (0 to 0)	1·4 (0·9 to 2·1)	2·2 (1·3 to 3·4)	3·7 (2·3 to 5·7)	5·2 (3·2 to 7·7)	7·2 (4·4 to 10·8)
Non-melanoma skin cancer (basal-cell carcinoma)	0 (0 to 0)	0 (0 to 0)	0 (0 to 0)	0 (0 to 0)	0 (0 to 0)	0 (0 to 0)	0 (0 to 0)	0 (0 to 0)	0 (0 to 0)	0 (0 to 0)	0 (0 to 0)	0 (0 to 0)
Breast cancer	0 (0 to 0)	0 (0 to 0)	0 (0 to 0)	0 (0 to 0)	0 (0 to 0)	0 (0 to 0)	4 (3·2 to 5)	10·8 (7·4 to 15·2)	43 (27·6 to 64·1)	117 (79·9 to 167)	229 (163 to 319)	338 (232 to 469)
Cervical cancer	0 (0 to 0)	0 (0 to 0)	0 (0 to 0)	0 (0 to 0)	0 (0 to 0)	0 (0 to 0)	3·3 (2·4 to 4·8)	13·4 (8·3 to 21·6)	50·7 (30·9 to 81·3)	105 (67·1 to 169)	179 (119 to 300)	240 (163 to 387)
Uterine cancer	0 (0 to 0)	0 (0 to 0)	0 (0 to 0)	0 (0 to 0)	0 (0 to 0)	0 (0 to 0)	0 (0 to 0)	1·3 (0·9 to 1·8)	3·2 (2·1 to 4·6)	3·7 (2·5 to 5·2)	8·7 (5·6 to 13·3)	13·5 (8·8 to 19·8)
Ovarian cancer	0 (0 to 0)	0 (0 to 0)	0 (0 to 0)	0 (0 to 0)	4·1 (2·2 to 6·5)	10·3 (6·4 to 16·1)	17·3 (11·1 to 25·2)	25·4 (14·9 to 38)	33·3 (19·8 to 48·6)	44·2 (27·3 to 64·9)	70·7 (46·2 to 104)	110 (73·3 to 153)
Prostate cancer	0 (0 to 0)	0 (0 to 0)	0 (0 to 0)	0 (0 to 0)	0 (0 to 0)	0 (0 to 0)	0 (0 to 0)	0 (0 to 0)	0 (0 to 0)	0 (0 to 0)	0 (0 to 0)	0 (0 to 0)
Testicular cancer	--	--	--	--	--	--	--	--	--	--	--	--
Kidney cancer	0·7 (0·4 to 1·1)	0·4 (0·2 to 0·5)	4 (1·9 to 7·1)	14 (8·5 to 21·8)	11·6 (7·6 to 16·7)	4·8 (3·2 to 6·7)	3·1 (2·1 to 4·3)	4·1 (2·7 to 6)	5·2 (3·2 to 7·7)	7·7 (4·9 to 11)	13·5 (8·4 to 20·4)	22 (14·5 to 32·6)
Bladder cancer	0 (0 to 0)	0 (0 to 0)	0 (0 to 0)	0 (0 to 0)	0 (0 to 0)	0 (0 to 0)	0·5 (0·4 to 0·6)	0·6 (0·4 to 0·9)	0·9 (0·6 to 1·3)	1·5 (1 to 2·3)	3 (2 to 4·3)	5·3 (3·6 to 7·8)
Brain and central nervous system cancer	1·3 (0·4 to 2·4)	0·9 (0·3 to 1·6)	7·5 (2·3 to 14·3)	34·6 (10·2 to 61·3)	61·5 (20·8 to 102)	44·4 (20·2 to 69)	24·8 (11·1 to 40·4)	27·1 (13·1 to 44·7)	30·7 (15·3 to 49·3)	30·4 (15·2 to 48·2)	38·2 (19·6 to 57·5)	42·6 (22·6 to 64·1)
Thyroid cancer	0 (0 to 0)	0 (0 to 0)	0 (0 to 0)	0 (0 to 0)	1 (0·7 to 1·5)	0·9 (0·6 to 1·3)	1·3 (0·9 to 1·7)	2·3 (1·6 to 3·1)	3·7 (2·5 to 5·5)	5 (3·4 to 7)	7·6 (5 to 10·9)	10·5 (7 to 15·2)
Mesothelioma	0 (0 to 0)	0 (0 to 0)	0 (0 to 0)	0 (0 to 0)	0 (0 to 0)	0 (0 to 0)	0 (0 to 0)	0·6 (0·4 to 0·9)	1·3 (0·6 to 2·9)	1·1 (0·6 to 1·9)	1·7 (0·9 to 2·9)	2·5 (1·4 to 4·3)
Hodgkin lymphoma	0 (0 to 0)	0 (0 to 0)	0 (0 to 0)	1·5 (0·7 to 3)	2·7 (1·6 to 4·4)	3·3 (2 to 5·8)	7·5 (4·2 to 12·3)	9·9 (5·8 to 16·7)	11 (6·2 to 18·9)	7·7 (4 to 13·3)	7·7 (4·3 to 13·6)	7·3 (4·2 to 12·3)
Non-Hodgkin lymphoma	0 (0 to 0)	0 (0 to 0)	0 (0 to 0)	9·6 (6 to 14·1)	11·4 (7·7 to 16·3)	11·4 (8·3 to 15·4)	15·9 (11·4 to 22)	22 (14·2 to 31·9)	23·9 (15·6 to 35·4)	23·5 (15·6 to 34·2)	28·6 (20 to 40·8)	32·7 (22·4 to 47·3)
Multiple myeloma	0 (0 to 0)	0 (0 to 0)	0 (0 to 0)	0 (0 to 0)	0 (0 to 0)	0 (0 to 0)	0 (0 to 0)	0·6 (0·4 to 0·8)	0·7 (0·5 to 1·1)	1·7 (1·1 to 2·4)	4·1 (2·6 to 6·2)	8 (5·2 to 11·8)
Leukemia	2·6 (1·4 to 4)	2·5 (1·6 to 3·5)	22 (11·6 to 37·7)	93·5 (54·5 to 139)	133 (89·4 to 180)	142 (95·9 to 189)	103 (73·9 to 136)	94·7 (62·6 to 135)	93·5 (58·5 to 140)	76·1 (48·9 to 108)	80·6 (52·1 to 114)	76·9 (52·9 to 108)
Acute lymphoid leukemia	1 (0·5 to 1·6)	0·6 (0·3 to 1)	12·7 (6 to 22·5)	66 (34·3 to 101)	99·4 (64·8 to 140)	98·3 (63·1 to 138)	63·1 (41·3 to 87·2)	48·1 (28·6 to 75·2)	42·9 (24·6 to 66·6)	32·5 (18·8 to 49·8)	30 (16·2 to 46·4)	27·9 (14·8 to 42·3)
Chronic lymphoid leukemia	0 (0 to 0)	0 (0 to 0)	0 (0 to 0)	0 (0 to 0)	0 (0 to 0)	0 (0 to 0)	0 (0 to 0)	0·5 (0·3 to 0·8)	0·5 (0·3 to 0·7)	0·6 (0·3 to 0·9)	0·8 (0·5 to 1·2)	0·8 (0·5 to 1·2)
Acute myeloid leukemia	0·3 (0·2 to 0·5)	0·8 (0·4 to 1·2)	5·2 (2·4 to 9·1)	18·5 (9·3 to 31·2)	19·7 (10·1 to 33·9)	26·2 (13·9 to 42·8)	23·8 (13·7 to 36·8)	23·5 (13·2 to 37·8)	26·4 (14·3 to 43·7)	22·4 (13·3 to 34·2)	24·3 (14·8 to 37·4)	24·1 (15 to 36·6)
Chronic myeloid leukemia	0·1 (0 to 0·4)	0·1 (0 to 0·2)	0·2 (0·1 to 0·3)	0·5 (0·3 to 0·9)	0·7 (0·3 to 1·1)	1 (0·6 to 1·7)	1·2 (0·7 to 2·1)	2·1 (1·1 to 3·8)	3·6 (2 to 6·1)	3·9 (2·1 to 6·3)	4·8 (2·6 to 8·2)	5·4 (2·8 to 8·8)
Other leukemia	1·2 (0·7 to 1·9)	1·1 (0·6 to 1·7)	3·9 (1·7 to 7·4)	8·4 (4 to 14·9)	13·5 (6·9 to 22·4)	16·5 (9·1 to 27·5)	14·7 (8·6 to 23·2)	20·4 (12·3 to 32)	20·1 (11·2 to 32·4)	16·9 (9·9 to 26·5)	20·7 (12·5 to 31·6)	18·8 (11·5 to 28·8)
Other malignant neoplasms	2·5 (1·3 to 3·8)	2 (1·3 to 3)	14·5 (7·9 to 23·8)	49·1 (33·1 to 68·2)	39·7 (30·9 to 49·4)	61 (47·4 to 78·8)	58·4 (43·9 to 75·5)	46·7 (34·2 to 62·5)	46·2 (32·7 to 62·9)	38·8 (27·6 to 51·6)	47·9 (34·9 to 64·6)	56·5 (40·8 to 76·8)

Cause	45 to 49	50 to 54	55 to 59	60 to 64	65 to 69	70 to 74	75 to 79	80 to 84	85 to 89	90 to 94	95 plus	Total
All causes	13,300 (10,800 to 16,200)	13,500 (11,000 to 16,300)	14,000 (11,400 to 16,800)	13,700 (11,400 to 16,500)	12,200 (10,200 to 14,400)	11,800 (9,980 to 13,700)	11,100 (9,440 to 12,900)	9,420 (8,150 to 10,800)	7,060 (6,130 to 8,080)	3,710 (3,300 to 4,170)	1,490 (1,370 to 1,620)	194,000
Communicable, maternal, neonatal, and nutritional diseases	704 (558 to 890)	600 (466 to 751)	588 (462 to 750)	538 (420 to 693)	459 (353 to 585)	457 (360 to 576)	460 (365 to 581)	446 (343 to 575)	435 (326 to 564)	264 (198 to 336)	148 (111 to 187)	19,900
HIV/AIDS and sexually transmitted infections	89·9 (70 to 119)	54·7 (42·4 to 73·4)	38·2 (30·2 to 50·2)	33·5 (27·1 to 42·2)	19·4 (15·1 to 25)	7·3 (4·8 to 11·3)	4·9 (3·2 to 7·7)	3 (2 to 4·7)	2 (1·3 to 2·9)	0·6 (0·4 to 0·9)	0·2 (0·1 to 0·2)	820
HIV/AIDS	54·4 (45 to 64·3)	34·6 (28·2 to 42)	25·1 (20·5 to 29·9)	24·4 (20 to 29·3)	12·3 (10·1 to 14·8)	1·8 (1·4 to 2·4)	0·8 (0·6 to 1·1)	0·3 (0·2 to 0·3)	0·1 (0·1 to 0·1)	0 (0 to 0·1)	0 (0 to 0)	537
HIV/AIDS - Drug-susceptible Tuberculosis	5·1 (3 to 7·9)	3·1 (1·8 to 4·8)	2·3 (1·3 to 3·5)	2·2 (1·3 to 3·4)	1·1 (0·7 to 1·7)	0·2 (0·1 to 0·2)	0·1 (0 to 0·1)	0 (0 to 0)	0 (0 to 0)	0 (0 to 0)	0 (0 to 0)	50·1
HIV/AIDS - Multidrug-resistant Tuberculosis without extensive	0·4 (0 to 1·9)	0·2 (0 to 1·2)	0·2 (0 to 0·8)	0·2 (0 to 0·8)	0·1 (0 to 0·4)	0 (0 to 0)	0 (0 to 0)	0 (0 to 0)	0 (0 to 0)	0 (0 to 0)	0 (0 to 0)	4
HIV/AIDS - Extensively drug-resistant Tuberculosis	0·1 (0 to 0·3)	0 (0 to 0·2)	0 (0 to 0·1)	0 (0 to 0·1)	0 (0 to 0·1)	0 (0 to 0)	0 (0 to 0)	0 (0 to 0)	0 (0 to 0)	0 (0 to 0)	0 (0 to 0)	0·6
HIV/AIDS resulting in other diseases	48·9 (39·1 to 58·9)	31·2 (24·5 to 38·8)	22·6 (18 to 27·8)	22 (17·6 to 27)	11·1 (8·9 to 13·6)	1·6 (1·2 to 2·2)	0·7 (0·5 to 1)	0·2 (0·2 to 0·3)	0·1 (0·1 to 0·1)	0 (0 to 0)	0 (0 to 0)	482
Sexually transmitted infections excluding HIV	35·4 (19·8 to 63·4)	20·2 (10·6 to 37·9)	13·2 (6·9 to 24·4)	9·1 (5 to 16·7)	7·1 (4 to 11·9)	5·5 (3·2 to 9·4)	4·1 (2·4 to 6·6)	2·7 (1·7 to 4·4)	1·8 (1·1 to 2·8)	0·5 (0·3 to 0·8)	0·1 (0·1 to 0·2)	283
Syphilis	1·1 (0·7 to 1·6)	0·6 (0·4 to 0·9)	0·3 (0·2 to 0·5)	0·4 (0·3 to 0·5)	0·4 (0·3 to 0·6)	0·4 (0·3 to 0·6)	0·3 (0·2 to 0·4)	0·4 (0·3 to 0·5)	0·3 (0·2 to 0·4)	0·1 (0·1 to 0·2)	0 (0 to 0)	12·2
Chlamydial infection	3·1 (2 to 4·7)	1 (0·7 to 1·4)	0·6 (0·4 to 0·9)	0·5 (0·3 to 0·8)	0·3 (0·2 to 0·5)	0·3 (0·2 to 0·5)	0·3 (0·2 to 0·5)	0·3 (0·2 to 0·4)	0·2 (0·1 to 0·3)	0 (0 to 0·1)	0 (0 to 0)	22·2
Gonococcal infection	4·4 (2·7 to 6·8)	1·9 (1·1 to 2·8)	1·3 (0·8 to 2)	1·2 (0·7 to 1·9)	1·6 (0·9 to 2·6)	1·2 (0·7 to 1·9)	1·1 (0·6 to 1·6)	0·6 (0·4 to 1)	0·5 (0·3 to 0·8)	0·1 (0·1 to 0·2)	0 (0 to 0)	29·5
Trichomoniasis	14·1 (4·4 to 32·6)	9·6 (2·9 to 23·3)	5·7 (1·8 to 14)	3·2 (1·1 to 7·6)	2·1 (0·7 to 5)	1·5 (0·5 to 3·4)	0·9 (0·3 to 2·1)	0·5 (0·2 to 1·2)	0·2 (0·1 to 0·5)	0·1 (0 to 0·1)	0 (0 to 0)	119
Genital herpes	5·3 (1·7 to 12·8)	4·6 (1·4 to 11·2)	3·6 (1·1 to 8·8)	2·8 (0·8 to 7)	2 (0·6 to 4·7)	1·5 (0·5 to 3·7)	1·1 (0·3 to 2·6)	0·7 (0·2 to 1·7)	0·4 (0·1 to 0·9)	0·1 (0 to 0·3)	0 (0 to 0·1)	46·6
Other sexually transmitted infections	7·5 (4·5 to 11·7)	2·5 (1·4 to 4·1)	1·6 (0·9 to 2·5)	1·1 (0·6 to 1·7)	0·7 (0·4 to 1·2)	0·6 (0·3 to 1)	0·4 (0·2 to 0·6)	0·3 (0·2 to 0·4)	0·3 (0·2 to 0·4)	0 (0 to 0·1)	0 (0 to 0)	53·2
Respiratory infections and tuberculosis	185 (132 to 250)	183 (130 to 254)	196 (139 to 272)	194 (139 to 270)	181 (128 to 250)	196 (140 to 262)	222 (158 to 313)	217 (158 to 291)	225 (162 to 300)	136 (96·5 to 182)	68·2 (47·7 to 89·8)	4,720
Tuberculosis	20·7 (12·9 to 32·2)	19·2 (12 to 29·3)	18·4 (11·7 to 27·4)	16·7 (10·6 to 25·8)	13·8 (8·8 to 20·3)	12·8 (8·4 to 18·2)	10·8 (7·1 to 15·7)	6·9 (4·6 to 9·6)	3·7 (2·4 to 5·6)	1·2 (0·8 to 1·8)	0·4 (0·2 to 0·5)	251
Latent tuberculosis infection	0 (0 to 0)	0 (0 to 0)	0 (0 to 0)	0 (0 to 0)	0 (0 to 0)	0 (0 to 0)	0 (0 to 0)	0 (0 to 0)	0 (0 to 0)	0 (0 to 0)	0 (0 to 0)	0
Drug-susceptible tuberculosis	19·3 (10·9 to 31)	17·9 (10·4 to 28)	17·1 (9·6 to 26·4)	15·5 (8·8 to 24·6)	12·8 (7·4 to 19·4)	11·9 (7·1 to 17·6)	10 (6·2 to 15)	6·5 (4 to 9·4)	3·5 (2 to 5·2)	1·2 (0·7 to 1·7)	0·3 (0·2 to 0·5)	234
Multidrug-resistant tuberculosis without extensive drug resista	1·2 (0·1 to 5·4)	1·1 (0·1 to 4·9)	1·1 (0·1 to 5·3)	1 (0·1 to 4·8)	0·8 (0 to 4·1)	0·8 (0 to 3·4)	0·6 (0 to 3)	0·4 (0 to 2)	0·2 (0 to 1·1)	0·1 (0 to 0·3)	0 (0 to 0·1)	14·3
Extensively drug-resistant tuberculosis	0·2 (0 to 0·9)	0·2 (0 to 0·8)	0·2 (0 to 0·8)	0·2 (0 to 0·7)	0·1 (0 to 0·6)	0·1 (0 to 0·6)	0·1 (0 to 0·5)	0·1 (0 to 0·3)	0 (0 to 0·2)	0 (0 to 0·1)	0 (0 to 0)	2·2
Lower respiratory infections	119 (75·9 to 181)	125 (82·5 to 185)	147 (96·3 to 219)	155 (102 to 227)	151 (99·2 to 217)	171 (118 to 237)	202 (140 to 291)	204 (146 to 278)	217 (154 to 292)	133 (94·1 to 178)	67·1 (46·7 to 88·6)	3,520
Upper respiratory infections	34·7 (18·9 to 59·3)	29·3 (16·4 to 50·3)	23·5 (12·9 to 37·7)	17·8 (9·8 to 29·5)	13 (7·1 to 21·7)	10·2 (5·7 to 16·6)	7·5 (4·3 to 12·1)	4·9 (2·8 to 8·3)	2·9 (1·8 to 4·5)	1·4 (0·9 to 2)	0·6 (0·4 to 0·9)	713
Otitis media	10·5 (5·1 to 18·3)	9·2 (4·3 to 17·4)	7·2 (3·5 to 13·3)	5·2 (2·3 to 10)	3·1 (1·5 to 6·1)	2·1 (0·9 to 4·3)	1·6 (0·7 to 3)	1·2 (0·5 to 2·2)	0·7 (0·3 to 1·3)	0·3 (0·1 to 0·6)	0·1 (0 to 0·2)	234
Enteric infections	54·9 (39·2 to 75·6)	57·5 (41·3 to 78·5)	63·4 (44·2 to 90·8)	65·7 (46·2 to 95·7)	65·5 (46 to 90·2)	70·4 (48·6 to 99·7)	75 (53·2 to 105)	69·3 (47·3 to 101)	58·8 (39·1 to 87·6)	29·6 (19·8 to 43·6)	13·6 (8·9 to 19·8)	1,650
Diarrheal diseases	53·9 (38 to 74·7)	56·5 (40·3 to 77·1)	62·3 (43·4 to 89·9)	64·8 (45·5 to 94·1)	64·6 (45·3 to 88·4)	69·6 (48·1 to 98·8)	74·1 (52·4 to 104)	68·4 (46·6 to 100)	58·1 (38·5 to 86·8)	29·2 (19·5 to 43)	13·4 (8·8 to 19·7)	1,630
Typhoid and paratyphoid	0·8 (0·3 to 2·6)	0·9 (0·3 to 3·5)	0·9 (0·3 to 2·5)	0·8 (0·3 to 2·2)	0·7 (0·3 to 1·9)	0·7 (0·3 to 1·7)	0·8 (0·3 to 1·8)	0·8 (0·4 to 1·7)	0·6 (0·2 to 1·6)	0·4 (0·1 to 1·3)	0·1 (0·1 to 0·4)	15·2
Typhoid fever	0·8 (0·3 to 2·6)	0·9 (0·3 to 3·5)	0·9 (0·3 to 2·5)	0·8 (0·3 to 2·2)	0·7 (0·3 to 1·9)	0·7 (0·3 to 1·7)	0·7 (0·3 to 1·8)	0·8 (0·3 to 1·7)	0·6 (0·2 to 1·6)	0·4 (0·1 to 1·3)	0·1 (0·1 to 0·4)	15
Paratyphoid fever	0 (0 to 0)	0 (0 to 0)	0 (0 to 0)	0 (0 to 0)	0 (0 to 0)	0 (0 to 0)	0 (0 to 0)	0 (0 to 0)	0 (0 to 0)	0 (0 to 0)	0 (0 to 0)	0·2
Invasive Non-typhoidal Salmonella (iNTS)	0·1 (0 to 0·4)	0·1 (0 to 0·3)	0·2 (0·1 to 0·8)	0·1 (0 to 0·3)	0·1 (0 to 0·3)	0·1 (0 to 0·5)	0·2 (0 to 0·9)	0·1 (0 to 0·5)	0·1 (0 to 0·2)	0 (0 to 0·2)	0 (0 to 0·1)	5
Other intestinal infectious diseases	0·1 (0 to 0·2)	0·1 (0 to 0·2)	0 (0 to 0·1)	0 (0 to 0·1)	0 (0 to 0·2)	0 (0 to 0·1)	0 (0 to 0·1)	0 (0 to 0·1)	0 (0 to 0·2)	0 (0 to 0·1)	0 (0 to 0)	3·3
Neglected tropical diseases and malaria	88 (40·9 to 160)	83·3 (38·6 to 147)	82·2 (39 to 146)	77·9 (37·8 to 136)	69·3 (32·3 to 120)	64·5 (30·9 to 111)	53·6 (25·8 to 95·1)	40·4 (19·2 to 71·2)	24·3 (11·7 to 42·4)	10·4 (5·1 to 18·3)	3·4 (1·6 to 5·9)	1,120
Malaria	0 (0 to 0)	0 (0 to 0)	0 (0 to 0)	0 (0 to 0)	0 (0 to 0)	0 (0 to 0)	0 (0 to 0)	0 (0 to 0)	0 (0 to 0)	0 (0 to 0)	0 (0 to 0)	0
Chagas disease	5·3 (2·8 to 8·8)	5·5 (3 to 8·9)	5·4 (3 to 8·9)	5·3 (3 to 8·5)	4·8 (2·7 to 7·6)	4·7 (2·7 to 7·3)	4·3 (2·5 to 6·6)	3·6 (2·1 to 5·6)	2·7 (1·5 to 4·5)	1·4 (0·6 to 2·5)	0·5 (0·1 to 1·1)	63·2
Leishmaniasis	0 (0 to 0)	0 (0 to 0)	0 (0 to 0)	0 (0 to 0)	0 (0 to 0)	0 (0 to 0)	0 (0 to 0)	0 (0 to 0)	0 (0 to 0)	0 (0 to 0)	0 (0 to 0)	0
Visceral leishmaniasis	0 (0 to 0)	0 (0 to 0)	0 (0 to 0)	0 (0 to 0)	0 (0 to 0)	0 (0 to 0)	0 (0 to 0)	0 (0 to 0)	0 (0 to 0)	0 (0 to 0)	0 (0 to 0)	0
Cutaneous and mucocutaneous leishmaniasis	0 (0 to 0)	0 (0 to 0)	0 (0 to 0)	0 (0 to 0)	0 (0 to 0)	0 (0 to 0)	0 (0 to 0)	0 (0 to 0)	0 (0 to 0)	0 (0 to 0)	0 (0 to 0)	0
African trypanosomiasis	0 (0 to 0)	0 (0 to 0)	0 (0 to 0)	0 (0 to 0)	0 (0 to 0)	0 (0 to 0)	0 (0 to 0)	0 (0 to 0)	0 (0 to 0)	0 (0 to 0)	0 (0 to 0)	0
Schistosomiasis	0 (0 to 0)	0 (0 to 0)	0 (0 to 0)	0 (0 to 0)	0 (0 to 0)	0 (0 to 0)	0 (0 to 0)	0 (0 to 0)	0 (0 to 0)	0 (0 to 0)	0 (0 to 0)	0
Cysticercosis	74·2 (27·4 to 147)	70·9 (27·5 to 132)	70 (28·6 to 133)	68·4 (29·9 to 126)	61·7 (25·5 to 112)	57·3 (25 to 103)	47·8 (20·5 to 88·7)	35·4 (14·9 to 65·4)	20·8 (8·9 to 38·9)	8·6 (3·6 to 16·4)	2·7 (1 to 5·2)	818
Cystic echinococcosis	0 (0 to 0·1)	0 (0 to 0·1)	0 (0 to 0·1)	0 (0 to 0·1)	0 (0 to 0·1)	0 (0 to 0)	0 (0 to 0)	0 (0 to 0)	0 (0 to 0)	0 (0 to 0)	0 (0 to 0)	0·2
Lymphatic filariasis	0 (0 to 0)	0 (0 to 0)	0 (0 to 0)	0 (0 to 0)	0 (0 to 0)	0 (0 to 0)	0 (0 to 0)	0 (0 to 0)	0 (0 to 0)	0 (0 to 0)	0 (0 to 0)	0
Onchocerciasis	0 (0 to 0)	0 (0 to 0)	0 (0 to 0)	0 (0 to 0)	0 (0 to 0)	0 (0 to 0)	0 (0 to 0)	0 (0 to 0)	0 (0 to 0)	0 (0 to 0)	0 (0 to 0)	0
Trachoma	0 (0 to 0)	0 (0 to 0)	0 (0 to 0)	0 (0 to 0)	0 (0 to 0)	0 (0 to 0)	0 (0 to 0)	0 (0 to 0)	0 (0 to 0)	0 (0 to 0)	0 (0 to 0)	0
Dengue	2 (0·1 to 5·8)	1·7 (0·1 to 5·2)	1·4 (0·1 to 3·9)	1·1 (0·1 to 3·1)	0·7 (0·1 to 2)	0·6 (0 to 1·6)	0·5 (0 to 1·3)	0·3 (0 to 0·9)	0·2 (0 to 0·6)	0·1 (0 to 0·3)	0·1 (0 to 0·2)	34
Yellow fever	0 (0 to 0)	0 (0 to 0)	0 (0 to 0)	0 (0 to 0)	0 (0 to 0)	0 (0 to 0)	0 (0 to 0)	0 (0 to 0)	0 (0 to 0)	0 (0 to 0)	0 (0 to 0)	0
Rabies	0 (0 to 0)	0 (0 to 0)	0 (0 to 0)	0 (0 to 0)	0 (0 to 0)	0 (0 to 0)	0 (0 to 0)	0 (0 to 0)	0 (0 to 0)	0 (0 to 0)	0 (0 to 0)	0
Intestinal nematode infections	3·5 (1·6 to 6·4)	2·8 (1·4 to 4·9)	2·3 (1·1 to 4·3)	1·8 (0·9 to 3·4)	1·2 (0·5 to 2·1)	1 (0·5 to 1·8)	0·7 (0·3 to 1·3)	0·5 (0·2 to 0·9)	0·2 (0·1 to 0·5)	0·1 (0 to 0·2)	0 (0 to 0·1)	128
Ascariasis	1·4 (0·5 to 3)	1·2 (0·4 to 2·4)	1 (0·3 to 2)	0·8 (0·2 to 1·7)	0·5 (0·1 to 1·1)	0·4 (0·1 to 0·9)	0·4 (0·1 to 0·8)	0·2 (0·1 to 0·5)	0·1 (0 to 0·3)	0·1 (0 to 0·2)	0 (0 to 0·1)	38·5
Trichuriasis	1·3 (0·4 to 2·8)	1 (0·3 to 2·2)	0·8 (0·2 to 1·8)	0·5 (0·2 to 1·2)	0·3 (0·1 to 0·7)	0·2 (0·1 to 0·5)	0·2 (0 to 0·4)	0·1 (0 to 0·2)	0 (0 to 0·1)	0 (0 to 0)	0 (0 to 0)	43·4
Hookworm disease	0·7 (0·2 to 1·4)	0·6 (0·2 to 1·3)	0·6 (0·2 to 1·4)	0·5 (0·1 to 1·1)	0·3 (0·1 to 0·8)	0·3 (0·1 to 0·7)	0·2 (0·1 to 0·4)	0·2 (0·1 to 0·4)	0·1 (0 to 0·2)	0 (0 to 0·1)	0 (0 to 0)	46·1
Food-borne trematodiases	0 (0 to 0)	0 (0 to 0)	0 (0 to 0)	0 (0 to 0)	0 (0 to 0)	0 (0 to 0)	0 (0 to 0)	0 (0 to 0)	0 (0 to 0)	0 (0 to 0)	0 (0 to 0)	0
Leprosy	0 (0 to 0)	0 (0 to 0)	0 (0 to 0)	0 (0 to 0)	0 (0 to 0)	0 (0 to 0)	0 (0 to 0)	0 (0 to 0)	0 (0 to 0)	0 (0 to 0)	0 (0 to 0)	0·2
Ebola	0 (0 to 0)	0 (0 to 0)	0 (0 to 0)	0 (0 to 0)	0 (0 to 0)	0 (0 to 0)	0 (0 to 0)	0 (0 to 0)	0 (0 to 0)	0 (0 to 0)	0 (0 to 0)	0
Zika virus	0 (0 to 0)	0 (0 to 0)	0 (0 to 0)	0 (0 to 0)	0 (0 to 0)	0 (0 to 0)	0 (0 to 0)	0 (0 to 0)	0 (0 to 0)	0 (0 to 0)	0 (0 to 0)	0
Guinea worm disease	0 (0 to 0)	0 (0 to 0)	0 (0 to 0)	0 (0 to 0)	0 (0 to 0)	0 (0 to 0)	0 (0 to 0)	0 (0 to 0)	0 (0 to 0)	0 (0 to 0)	0 (0 to 0)	0
Other neglected tropical diseases	3·1 (1 to 7·1)	2·4 (0·6 to 5·5)	3 (1 to 6·7)	1·2 (0·4 to 2·7)	0·9 (0·3 to 1·9)	0·9 (0·4 to 1·9)	0·3 (0·1 to 0·7)	0·6 (0·2 to 1·3)	0·3 (0·1 to 0·7)	0·2 (0·1 to 0·3)	0·1 (0 to 0·2)	73·5
Other infectious diseases	34·9 (25·8 to 45·4)	28·8 (21·5 to 38·3)	27 (20 to 35·2)	23·2 (17·9 to 30·1)	17·8 (14 to 22·6)	14·2 (11·1 to 18)	11·3 (8·7 to 14·8)	7·6 (5·8 to 10·1)	5·3 (3·9 to 7·5)	2·4 (1·8 to 3·2)	1·2 (0·8 to 1·5)	769
Meningitis	7·7 (5·3 to 11·3)	5·4 (3·7 to 7·7)	4·6 (3·2 to 6·5)	4·4 (3 to 6·5)	3·3 (2·2 to 4·8)	2·2 (1·6 to 3·1)	2·1 (1·4 to 3)	1·2 (0·8 to 1·7)	0·7 (0·5 to 1·1)	0·2 (0·2 to 0·3)	0·1 (0·1 to 0·2)	126
Encephalitis	11·3 (6·7 to 16·8)	9·1 (5·6 to 13·9)	8·3 (5·1 to 12·7)	7·1 (4·9 to 9·9)	5·1 (3·6 to 7·2)	3·6 (2·4 to 5·4)	2·6 (1·7 to 3·7)	1·6 (1 to 2·5)	0·8 (0·5 to 1·2)	0·4 (0·2 to 0·5)	0·2 (0·1 to 0·3)	282
Diphtheria	0 (0 to 0)	0 (0 to 0)	0 (0 to 0)	0 (0 to 0)	0 (0 to 0)	0 (0 to 0)	0 (0 to 0)	0 (0 to 0)	0 (0 to 0)	0 (0 to 0)	0 (0 to 0)	0
Tetanus	0 (0 to 0)	0 (0 to 0)	0 (0 to 0)	0 (0 to 0)	0 (0 to 0)	0 (0 to 0)	0 (0 to 0)	0 (0 to 0)	0 (0 to 0)	0 (0 to 0)	0 (0 to 0)	0·3
Measles	0 (0 to 0)	0 (0 to 0)	0 (0 to 0)	0 (0 to 0)	0 (0 to 0)	0 (0 to 0)	0 (0 to 0)	0 (0 to 0)	0 (0 to 0)	0 (0 to 0)	0 (0 to 0)	0
Varicella and herpes zoster	2·1 (0·9 to 3·8)	2·5 (1·3 to 4·7)	1·9 (0·9 to 3·5)	2·4 (1·2 to 4·1)	1·9 (1 to 3·2)	1·8 (1 to 2·8)	1·7 (1 to 2·9)	1·5 (0·9 to 2·5)	1·3 (0·8 to 2·2)	0·7 (0·4 to 1·1)	0·3 (0·1 to 0·4)	59
Acute hepatitis	3 (2·1 to 4·2)	2·9 (1·9 to 4·2)	2·9 (1·9 to 4·2)	3 (2 to 4·4)	2·4 (1·6 to 3·3)	2 (1·2 to 3·1)	1·3 (0·9 to 1·8)	0·9 (0·6 to 1·2)	0·6 (0·4 to 0·8)	0·2 (0·1 to 0·3)	0·1 (0·1 to 0·1)	70·8
Acute hepatitis A	1·5 (0·7 to 2·5)	1·4 (0·6 to 2·4)	1·2 (0·5 to 2·4)	1·1 (0·4 to 2·1)	1·1 (0·5 to 1·9)	0·9 (0·3 to 1·6)	0·6 (0·3 to 1·1)	0·5 (0·2 to 0·8)	0·4 (0·2 to 0·6)	0·1 (0·1 to 0·2)	0·1 (0 to 0·1)	47·7
Acute hepatitis B	0·8 (0·4 to 1·5)	0·9 (0·3 to 1·8)	1 (0·4 to 2)	1·2 (0·5 to 2·2)	0·8 (0·3 to 1·4)	0·6 (0·2 to 1·3)	0·4 (0·1 to 0·8)	0·2 (0·1 to 0·4)	0·1 (0 to 0·3)	0·1 (0 to 0·1)	0 (0 to 0)	13·6
Acute hepatitis C	0·5 (0·2 to 1·2)	0·5 (0·2 to 1·1)	0·5 (0·2 to 1·2)	0·5 (0·2 to 1·2)	0·4 (0·1 to 0·9)	0·4 (0·1 to 0·8)	0·2 (0·1 to 0·6)	0·1 (0 to 0·3)	0·1 (0 to 0·1)	0 (0 to 0·1)	0 (0 to 0)	5·8
Acute hepatitis E	0·2 (0·1 to 0·3)	0·1 (0·1 to 0·2)	0·1 (0·1 to 0·2)	0·1 (0·1 to 0·3)	0·1 (0·1 to 0·2)	0·1 (0 to 0·2)	0·1 (0 to 0·1)	0·1 (0 to 0·1)	0 (0 to 0·1)	0 (0 to 0)	0 (0 to 0)	3·8
Other unspecified infectious diseases	10·6 (6·8 to 16·3)	8·8 (5·3 to 13·8)	9 (5·8 to 14·2)	6·3 (4·2 to 9·4)	5·1 (3·4 to 7·6)	4·6 (3 to 7·4)	3·6 (2·3 to 6)	2·5 (1·5 to 3·9)	2 (1·2 to 3·3)	0·9 (0·6 to 1·4)	0·5 (0·3 to 0·7)	200
Maternal and neonatal disorders	130 (97·9 to 171)	91·3 (65 to 126)	68·1 (48·4 to 94·1)	48·2 (34·3 to 68·3)	29·3 (21 to 41·2)	17·3 (11·8 to 24·1)	8·4 (5·5 to 12·5)	2·9 (1·9 to 4·3)	0·7 (0·4 to 1·1)	0·1 (0·1 to 0·2)	0 (0 to 0·1)	8,430
Maternal disorders	18·9 (12·5 to 27·2)	1·1 (0·8 to 1·5)	0 (0 to 0)	0 (0 to 0)	0 (0 to 0)	0 (0 to 0)	0 (0 to 0)	0 (0 to 0)	0 (0 to 0)	0 (0 to 0)	0 (0 to 0)	906
Maternal hemorrhage	3·1 (1·4 to 6)	0·2 (0·1 to 0·3)	0 (0 to 0)	0 (0 to 0)	0 (0 to 0)	0 (0 to 0)	0 (0 to 0)	0 (0 to 0)	0 (0 to 0)	0 (0 to 0)	0 (0 to 0)	148
Maternal sepsis and other maternal infections	2·2 (1·1 to 3·7)	0·1 (0 to 0·1)	0 (0 to 0)	0 (0 to 0)	0 (0 to 0)	0 (0 to 0)	0 (0 to 0)	0 (0 to 0)	0 (0 to 0)	0 (0 to 0)	0 (0 to 0)	59·5
Maternal hypertensive disorders	2·8 (1·7 to 4·4)	0·1 (0·1 to 0·2)	0 (0 to 0)	0 (0 to 0)	0 (0 to 0)	0 (0 to 0)	0 (0 to 0)	0 (0 to 0)	0 (0 to 0)	0 (0 to 0)	0 (0 to 0)	179
Maternal obstructed labor and uterine rupture	1·1 (0·4 to 2·4)	0·1 (0·1 to 0·2)	0 (0 to 0)	0 (0 to 0)	0 (0 to 0)	0 (0 to 0)	0 (0 to 0)	0 (0 to 0)	0 (0 to 0)	0 (0 to 0)	0 (0 to 0)	43·2
Maternal abortion and miscarriage	2·5 (1 to 4·9)	0·1 (0·1 to 0·2)	0 (0 to 0)	0 (0 to 0)	0 (0 to 0)	0 (0 to 0)	0 (0 to 0)	0 (0 to 0)	0 (0 to 0)	0 (0 to 0)	0 (0 to 0)	39·2
Ectopic pregnancy	0·2 (0·1 to 0·3)	0 (0 to 0)	0 (0 to 0)	0 (0 to 0)	0 (0 to 0)	0 (0 to 0)	0 (0 to 0)	0 (0 to 0)	0 (0 to 0)	0 (0 to 0)	0 (0 to 0)	18·2
Indirect maternal deaths	2·2 (1·1 to 3·8)	0·1 (0·1 to 0·2)	--	--	--	--	--	--	--	--	--	NA
Late maternal deaths	0·9 (0·5 to 1·6)	0 (0 to 0·1)	--	--	--	--	--	--	--	--	--	NA
Maternal deaths aggravated by HIV/AIDS	0 (0 to 0)	0 (0 to 0)	--	--	--	--	--	--	--	--	--	NA
Neonatal disorders	111 (79·3 to 152)	90·2 (63·9 to 125)	68·1 (48·4 to 94·1)	48·2 (34·3 to 68·3)	29·3 (21 to 41·2)	17·3 (11·8 to 24·1)	8·4 (5·5 to 12·5)	2·9 (1·9 to 4·3)	0·7 (0·4 to 1·1)	0·1 (0·1 to 0·2)	0 (0 to 0·1)	7,530
Neonatal preterm birth	43·3 (29·2 to 60·9)	34·1 (23·1 to 48·3)	24·7 (16·7 to 35·1)	16·9 (11·8 to 23·3)	9·8 (7·4 to 13)	5·4 (4 to 7)	2·4 (1·6 to 3·3)	0·7 (0·4 to 1·1)	0·3 (0·1 to 0·5)	0·1 (0 to 0·2)	0 (0 to 0·1)	2,910
Neonatal encephalopathy due to birth asphyxia and trauma	9·6 (5·6 to 15·5)	8 (4·6 to 12·6)	6·3 (3·5 to 10·2)	4·6 (2·5 to 7·5)	2·4 (1·3 to 4)	1 (0·5 to 1·7)	0·3 (0·1 to 0·5)	0·1 (0 to 0·1)	0 (0 to 0)	0 (0 to 0)	0 (0 to 0)	1,450
Neonatal sepsis and other neonatal infections	50·5 (28·9 to 83·9)	41·8 (23·4 to 68·3)	32·1 (18·3 to 53·1)	23 (12·7 to 39·5)	14·7 (8·3 to 24·9)	9·4 (5 to 15·7)	4·9 (2·5 to 8·6)	1·8 (1·1 to 3·2)	0·3 (0·1 to 0·7)	0 (0 to 0·1)	0 (0 to 0)	2,300
Hemolytic disease and other neonatal jaundice	7·7 (5·5 to 10·2)	6·5 (4·7 to 8·5)	5 (3·6 to 6·6)	3·7 (2·6 to 4·9)	2·4 (1·7 to 3·1)	1·5 (1·1 to 2)	0·8 (0·6 to 1·1)	0·3 (0·2 to 0·4)	0·1 (0 to 0·1)	0 (0 to 0)	0 (0 to 0)	160
Other neonatal disorders	0 (0 to 0)	0 (0 to 0)	0 (0 to 0)	0 (0 to 0)	0 (0 to 0)	0 (0 to 0)	0 (0 to 0)	0 (0 to 0)	0 (0 to 0)	0 (0 to 0)	0 (0 to 0)	701
Nutritional deficiencies	121 (69·3 to 215)	102 (54·2 to 178)	113 (66·3 to 198)	94·9 (59·3 to 149)	76·4 (50·8 to 116)	86·9 (60·2 to 127)	84·9 (60·4 to 117)	105 (74·1 to 144)	119 (80·7 to 166)	85·5 (58·6 to 119)	61·5 (43 to 85)	2,430
Protein-energy malnutrition	41·3 (28·7 to 58·3)	35·7 (24·6 to 49·5)	40·7 (27·4 to 57·6)	42·4 (30·4 to 58·4)	40·5 (28·8 to 55·2)	50·7 (35·7 to 70)	67·2 (45·8 to 95·1)	83 (57·1 to 115)	101 (66·2 to 145)	76 (49·4 to 108)	56·4 (38·2 to 78·7)	1,150
Iodine deficiency	8·1 (3·6 to 15·6)	6·6 (2·9 to 12·6)	5 (2·2 to 9·4)	3·7 (1·6 to 6·9)	2·5 (1·1 to 4·8)	1·8 (0·8 to 3·5)	1·2 (0·5 to 2·3)	0·7 (0·3 to 1·4)	0·4 (0·2 to 0·7)	0·1 (0·1 to 0·2)	0 (0 to 0·1)	120
Vitamin A deficiency	2 (0·5 to 4·4)	1·6 (0·4 to 3·2)	1·3 (0·4 to 2·8)	1 (0·3 to 2·1)	0·7 (0·2 to 1·6)	0·6 (0·1 to 1·2)	0·4 (0·1 to 1)	0·3 (0·1 to 0·6)	0·2 (0·1 to 0·3)	0 (0 to 0·1)	0 (0 to 0)	91·8
Dietary iron deficiency	61·7 (18 to 149)	48·2 (12·5 to 119)	57·9 (15·9 to 138)	40·7 (12·3 to 92·3)	25·1 (7·1 to 61)	26·5 (7·8 to 60·1)	6·9 (1·8 to 17·5)	13 (3·8 to 28·9)	8·1 (2·1 to 19·6)	2·8 (0·7 to 6·6)	1 (0·3 to 2·4)	911
Other nutritional deficiencies	7·9 (4·6 to 12·7)	9·5 (5·7 to 14·4)	8 (4·8 to 12·4)	7·2 (4·1 to 11·1)	7·6 (4·1 to 11·6)	7·4 (3·5 to 11·8)	9·1 (3·9 to 15·7)	8·4 (3·8 to 15·5)	9·5 (4·1 to 20·4)	6·5 (3·1 to 14·4)	4 (1·8 to 10·2)	151
Non-communicable diseases	11,700 (9,380 to 14,300)	12,200 (9,800 to 14,800)	12,700 (10,400 to 15,200)	12,600 (10,400 to 15,100)	11,300 (9,430 to 13,300)	10,800 (9,140 to 12,700)	10,200 (8,680 to 11,800)	8,550 (7,390 to 9,840)	6,270 (5,430 to 7,140)	3,240 (2,870 to 3,640)	1,260 (1,150 to 1,380)	158,000
Neoplasms	1,760 (1,320 to 2,290)	1,820 (1,380 to 2,340)	1,960 (1,500 to 2,500)	1,840 (1,450 to 2,320)	1,580 (1,250 to 1,960)	1,420 (1,150 to 1,750)	1,220 (974 to 1,510)	835 (667 to 1,030)	505 (398 to 623)	188 (145 to 227)	56·8 (43·5 to 67·5)	17,900
Lip and oral cavity cancer	11·2 (7·6 to 16)	12·3 (8·3 to 17·5)	14·7 (10 to 20·2)	15 (10·4 to 20·7)	13·1 (9·3 to 17·7)	12·4 (9 to 16·8)	12 (8·6 to 16·4)	9·4 (6·7 to 12·6)	6·4 (4·5 to 8·5)	2·8 (2 to 3·6)	0·8 (0·6 to 1·1)	132
Nasopharynx cancer	1·7 (1·1 to 2·5)	1·7 (1·2 to 2·6)	1·9 (1·3 to 2·6)	1·6 (1·1 to 2·3)	1·2 (0·8 to 1·8)	1·1 (0·7 to 1·6)	0·6 (0·4 to 0·9)	0·4 (0·3 to 0·6)	0·3 (0·2 to 0·4)	0·1 (0·1 to 0·2)	0 (0 to 0·1)	16·4
Other pharynx cancer	1·8 (1·2 to 2·7)	2 (1·3 to 2·8)	2·4 (1·6 to 3·4)	2·4 (1·7 to 3·3)	2 (1·2 to 2·9)	1·7 (1·1 to 2·4)	1·2 (0·8 to 1·7)	0·9 (0·6 to 1·2)	0·5 (0·4 to 0·7)	0·2 (0·2 to 0·3)	0·1 (0·1 to 0·1)	17·6
Esophageal cancer	7·7 (5 to 11·4)	9·8 (6·8 to 13·6)	11·7 (8·3 to 16·2)	11·8 (8·5 to 16·1)	12·3 (8·8 to 17)	12·2 (8·6 to 16·3)	12·1 (8·7 to 16·2)	8·7 (6·2 to 12·1)	5·5 (4 to 7·3)	2 (1·4 to 2·6)	0·5 (0·3 to 0·6)	105
Stomach cancer	112 (75·3 to 160)	117 (83·5 to 158)	131 (94·6 to 180)	129 (93·5 to 172)	131 (94·7 to 175)	124 (92·1 to 165)	135 (100 to 177)	104 (75·7 to 139)	71·3 (52·6 to 92·6)	27 (20 to 34)	8·7 (6·7 to 10·7)	1,340
Colon and rectum cancer	120 (80·5 to 169)	122 (86·7 to 166)	144 (99·7 to 193)	157 (112 to 213)	145 (104 to 197)	145 (105 to 194)	130 (94·4 to 177)	105 (76·4 to 139)	66·5 (47·5 to 86·5)	26·2 (19·7 to 33·1)	8·3 (6·3 to 10·2)	1,390
Liver cancer	23·4 (15·6 to 35·7)	33·8 (22·7 to 48·5)	44·4 (29·3 to 64·5)	50·3 (34·7 to 72·3)	46·6 (33·5 to 63·9)	45·1 (30·4 to 63·4)	37·2 (25·3 to 53·3)	25·3 (17·6 to 35·3)	13·5 (9·2 to 18·9)	4·3 (3 to 6)	1·1 (0·8 to 1·5)	375
Liver cancer due to hepatitis B	5·2 (3·1 to 8·3)	6·2 (3·5 to 10)	6·9 (4 to 11·1)	6·5 (3·7 to 10·8)	4·8 (2·9 to 7·5)	3·7 (2·1 to 6)	2·5 (1·5 to 4·3)	1·5 (0·8 to 2·3)	0·7 (0·4 to 1·1)	0·2 (0·1 to 0·3)	0·1 (0 to 0·1)	48·5
Liver cancer due to hepatitis C	7·4 (4·3 to 11·7)	12·8 (7·8 to 19·1)	19·1 (11·7 to 29·5)	23·1 (14·9 to 35)	22·1 (15·1 to 31·2)	22·5 (14·8 to 32·2)	20 (13 to 29·1)	14·7 (9·9 to 20·9)	8·3 (5·5 to 11·8)	2·8 (1·9 to 3·9)	0·8 (0·5 to 1·1)	159
Liver cancer due to alcohol use	5·3 (3 to 8·7)	7·8 (4·5 to 11·7)	9·9 (5·7 to 15·9)	11·6 (7·2 to 17·8)	11·4 (7·5 to 16·9)	10·6 (6·3 to 16·6)	7·3 (4·5 to 11·2)	4·1 (2·6 to 6)	1·9 (1·2 to 2·8)	0·5 (0·3 to 0·8)	0·1 (0·1 to 0·2)	76
Liver cancer due to NASH	2·8 (1·7 to 4·5)	3·9 (2·4 to 6·1)	5 (2·9 to 8)	5·7 (3·5 to 8·6)	5·5 (3·5 to 8·3)	5·7 (3·5 to 8·5)	5·3 (3·3 to 8·1)	3·8 (2·3 to 5·7)	2 (1·2 to 2·9)	0·6 (0·4 to 0·9)	0·2 (0·1 to 0·2)	45·8
Liver cancer due to other causes	2·7 (1·5 to 4·3)	3·2 (2 to 5)	3·5 (2·1 to 5·7)	3·4 (2 to 5·3)	2·8 (1·8 to 4·3)	2·5 (1·5 to 3·9)	2 (1·2 to 3)	1·3 (0·8 to 2)	0·7 (0·4 to 1)	0·2 (0·1 to 0·3)	0 (0 to 0·1)	45·1
Gallbladder and biliary tract cancer	37·8 (24·9 to 58·7)	50·1 (31·7 to 78·2)	64·7 (41·5 to 109)	70·9 (48·8 to 119)	68·8 (47·1 to 111)	61·4 (42·8 to 98)	54·3 (37·8 to 83·9)	34·3 (24·1 to 54)	19·1 (13·1 to 32·9)	6·5 (4·3 to 11·1)	1·8 (1·1 to 3·8)	504
Pancreatic cancer	62·6 (44·3 to 86·9)	87·8 (61·3 to 121)	115 (81·3 to 159)	138 (98·4 to 187)	123 (87·7 to 169)	116 (82·6 to 158)	102 (71·1 to 139)	66 (47·1 to 90·1)	37·8 (27·2 to 49·5)	12·4 (9·2 to 15·8)	3·2 (2·1 to 4)	936
Larynx cancer	2·8 (1·9 to 4·9)	3·4 (2·2 to 6·6)	5·3 (3·4 to 8·7)	6·2 (4·2 to 9·1)	5·6 (3·6 to 8·9)	5·4 (3·8 to 7·8)	4·9 (3·5 to 6·9)	3·7 (2·6 to 5·2)	2·6 (1·8 to 3·6)	0·9 (0·6 to 1·2)	0·2 (0·2 to 0·3)	47·2
Tracheal, bronchus, and lung cancer	94·2 (63·4 to 132)	118 (80·1 to 167)	148 (98·8 to 218)	176 (122 to 253)	170 (115 to 240)	171 (122 to 231)	165 (117 to 229)	101 (69·1 to 141)	56·9 (39·4 to 79·6)	19·2 (13·3 to 25·9)	4·5 (2·8 to 6·2)	1,380
Malignant skin melanoma	12·7 (7·1 to 18·7)	11·8 (7 to 17·6)	13·3 (7·8 to 20)	12·3 (6·9 to 18·1)	10·5 (6·1 to 15·3)	9·2 (5 to 13·6)	9·8 (4·9 to 13·8)	7·4 (3·7 to 10·5)	5·6 (2·5 to 7·7)	2·5 (1 to 3·4)	0·9 (0·4 to 1·4)	133
Non-melanoma skin cancer	9·8 (6·2 to 14·9)	9·1 (5·8 to 13·6)	11 (6·8 to 16·4)	10·7 (7 to 15·5)	11 (7 to 15·9)	11·3 (7·7 to 16·4)	15·3 (10·7 to 21·6)	16·8 (11·9 to 23)	16·4 (11·5 to 22·4)	10·7 (7·1 to 14·8)	5 (3·2 to 7·2)	147
Non-melanoma skin cancer (squamous-cell carcinoma)	9·8 (6·2 to 14·9)	9·1 (5·8 to 13·6)	11 (6·8 to 16·3)	10·7 (7 to 15·5)	11 (7 to 15·9)	11·3 (7·7 to 16·4)	15·3 (10·7 to 21·5)	16·8 (11·9 to 23)	16·4 (11·5 to 22·4)	10·7 (7 to 14·8)	5 (3·2 to 7·2)	146
Non-melanoma skin cancer (basal-cell carcinoma)	0 (0 to 0)	0 (0 to 0)	0 (0 to 0)	0 (0 to 0)	0 (0 to 0)	0 (0 to 0)	0 (0 to 0)	0 (0 to 0)	0 (0 to 0)	0 (0 to 0)	0 (0 to 0)	0·1
Breast cancer	454 (322 to 633)	446 (311 to 632)	424 (301 to 581)	296 (214 to 396)	215 (156 to 288)	162 (120 to 215)	117 (84·4 to 161)	71·1 (51·6 to 98·1)	43·8 (32·2 to 58·2)	17·8 (12·9 to 22·9)	5·7 (4·1 to 7·2)	3,000
Cervical cancer	286 (196 to 466)	249 (166 to 417)	234 (163 to 382)	181 (125 to 297)	138 (97·4 to 224)	118 (83·9 to 178)	87·9 (65·5 to 127)	63·8 (45·5 to 89·6)	37·3 (26·4 to 54·5)	13·8 (9·5 to 19·3)	4·5 (2·7 to 6·5)	2,000
Uterine cancer	27·5 (18·3 to 38·5)	31 (21·1 to 44·8)	36·7 (24·3 to 52·5)	42·5 (29·7 to 58)	33·6 (24·3 to 46)	26·6 (19·2 to 36·5)	16·4 (11·6 to 22·9)	10·1 (7·1 to 13·8)	5·5 (4·1 to 7·4)	2 (1·4 to 2·6)	0·6 (0·4 to 0·8)	263
Ovarian cancer	165 (112 to 237)	159 (107 to 219)	160 (111 to 225)	150 (104 to 210)	115 (80 to 160)	85·6 (59·1 to 116)	60·9 (43·5 to 83)	37·7 (26 to 51·7)	18·6 (13·5 to 25·3)	5·4 (3·9 to 7·1)	1·3 (0·9 to 1·9)	1,270
Prostate cancer	0 (0 to 0)	0 (0 to 0)	0 (0 to 0)	0 (0 to 0)	0 (0 to 0)	0 (0 to 0)	0 (0 to 0)	0 (0 to 0)	0 (0 to 0)	0 (0 to 0)	0 (0 to 0)	0
Testicular cancer	--	--	--	--	--	--	--	--	--	--	--	NA
Kidney cancer	36·2 (23·9 to 51·7)	46·6 (30·9 to 67·1)	52·8 (34·4 to 75·3)	55·8 (39·4 to 78)	48·4 (35 to 66)	46·8 (34·1 to 62·4)	34 (24·3 to 45·8)	21·2 (15 to 28·8)	11·3 (7·9 to 15·5)	3·6 (2·4 to 4·9)	0·8 (0·5 to 1·2)	449
Bladder cancer	8·8 (5·8 to 12·8)	11 (7·4 to 15·3)	15·2 (10·8 to 20·6)	17·2 (12·5 to 22·8)	17·7 (13·1 to 23·6)	18·6 (13·8 to 25·1)	20·9 (15·2 to 28·4)	15·8 (11·3 to 21·2)	11·5 (8·1 to 15·3)	4·7 (3·4 to 6·1)	1·3 (0·8 to 1·8)	155
Brain and central nervous system cancer	49·8 (25·5 to 74·3)	51 (26·6 to 73·8)	56·7 (29·7 to 83)	48·3 (25·6 to 70·6)	41·8 (20·4 to 61·7)	30·8 (14·6 to 46·5)	23·6 (11·5 to 36·7)	13·5 (5·6 to 22·4)	6·6 (3 to 10·8)	2·1 (0·9 to 3·2)	0·7 (0·3 to 1·1)	669
Thyroid cancer	18·8 (11·9 to 27·3)	25·4 (15·5 to 37·9)	30·6 (19·7 to 43·5)	35·3 (25 to 47·4)	34·8 (23 to 48·5)	30·6 (21·7 to 41·5)	26·1 (17·8 to 35·4)	16·7 (11·3 to 23·1)	9·3 (6·2 to 12·7)	3·2 (2·1 to 4·3)	0·9 (0·6 to 1·1)	264
Mesothelioma	3·1 (2 to 5)	3·6 (2·3 to 5·6)	4·2 (2·5 to 6)	3·5 (2·1 to 5·5)	2·8 (1·7 to 4)	2·6 (1·6 to 3·8)	1·8 (1·2 to 2·5)	1·1 (0·7 to 1·7)	0·6 (0·3 to 0·9)	0·2 (0·1 to 0·3)	0 (0 to 0·1)	30·6
Hodgkin lymphoma	6·5 (3·8 to 10·9)	6·6 (4 to 11)	7·6 (4·6 to 12)	7·7 (4·8 to 11·8)	6·7 (4·3 to 9·8)	6·7 (4·3 to 10)	5·8 (3·5 to 8·6)	3·4 (1·9 to 5·5)	1·9 (1 to 2·9)	0·5 (0·3 to 0·8)	0·1 (0 to 0·1)	112
Non-Hodgkin lymphoma	38·5 (27·2 to 53·7)	43·7 (30·7 to 60·6)	49·2 (34·7 to 68·4)	50·2 (36·2 to 69·2)	44·9 (32·7 to 61·2)	41·9 (30·2 to 57·9)	35·9 (25·8 to 49)	23·8 (16·9 to 31·9)	12·6 (8·9 to 16·6)	4·2 (3·1 to 5·4)	1·1 (0·8 to 1·4)	525
Multiple myeloma	15·8 (9·8 to 23)	22·4 (15·3 to 31·5)	28·2 (18·9 to 38·4)	29·9 (20·5 to 41·4)	25·2 (18 to 35·5)	20·3 (14·1 to 29·8)	15·3 (10·7 to 22·7)	8 (5·5 to 12)	3·5 (2·4 to 5·6)	1 (0·7 to 1·7)	0·2 (0·1 to 0·3)	185
Leukemia	78·5 (53·6 to 112)	64·4 (46·6 to 86·8)	68·4 (47·4 to 96)	57·2 (42·2 to 75·9)	44·7 (32·9 to 58·8)	40 (29·7 to 53·5)	34·3 (24·8 to 45·8)	21·2 (14·7 to 28·5)	12·9 (9·3 to 17·2)	4·2 (3·1 to 5·7)	1·1 (0·8 to 1·5)	1,350
Acute lymphoid leukemia	28·9 (16·8 to 45·1)	21·7 (12·5 to 31·9)	22·5 (13·5 to 34·1)	17·2 (10·5 to 24·8)	11·2 (7 to 16·8)	8·3 (5·1 to 12·4)	5·6 (3·3 to 8·4)	2·8 (1·7 to 4·4)	1·5 (0·9 to 2·3)	0·4 (0·3 to 0·7)	0·1 (0·1 to 0·2)	643
Chronic lymphoid leukemia	1 (0·6 to 1·8)	1·5 (1 to 2·3)	1·9 (1·2 to 3)	2·3 (1·5 to 3·3)	2·5 (1·6 to 3·8)	2·6 (1·7 to 3·8)	3·1 (1·9 to 4·7)	2·5 (1·6 to 3·7)	1·5 (0·9 to 2·3)	0·5 (0·4 to 0·8)	0·1 (0·1 to 0·2)	22·7
Acute myeloid leukemia	22·9 (14·6 to 34·2)	18·8 (12·2 to 27·3)	19·8 (12·5 to 29·5)	16·1 (11 to 23)	12·3 (8·2 to 17·7)	11·8 (7·9 to 17·6)	8·3 (5·4 to 12·5)	4·3 (2·7 to 6·5)	2·1 (1·3 to 3·5)	0·5 (0·3 to 0·8)	0·2 (0·1 to 0·2)	332
Chronic myeloid leukemia	6·6 (3·8 to 10·7)	4·7 (2·9 to 7·5)	5·3 (3·2 to 8·3)	4·1 (2·5 to 6·4)	3·4 (2·1 to 5·1)	2·9 (1·8 to 4·3)	3·1 (2 to 4·8)	2·1 (1·2 to 3·3)	1·1 (0·7 to 1·8)	0·4 (0·3 to 0·6)	0·1 (0·1 to 0·2)	57·6
Other leukemia	19·1 (12·2 to 29·2)	17·6 (11·9 to 25)	18·9 (12·3 to 27·6)	17·5 (11·8 to 24·7)	15·3 (10·5 to 21·3)	14·4 (10 to 20·8)	14·2 (9·6 to 20·1)	9·5 (6·3 to 13·6)	6·6 (4·5 to 9·2)	2·3 (1·6 to 3·1)	0·6 (0·4 to 0·8)	292
Other malignant neoplasms	65 (47·3 to 87·1)	68 (48·4 to 91·5)	72·3 (52·9 to 97·6)	69·2 (51·7 to 91·4)	61·5 (47·1 to 79)	57·2 (43·9 to 72·4)	48·5 (37·4 to 61·7)	35·1 (26·6 to 45)	22 (16·3 to 28·5)	9·1 (6·8 to 11·5)	2·8 (2 to 3·5)	974

Other neoplasms	0·5 (0·2 to 1)	0·4 (0·1 to 1)	3·8 (1·5 to 8·8)	5·6 (3 to 9·1)	4·5 (2·8 to 6·7)	4·9 (2·9 to 7·5)	3·2 (1·9 to 4·9)	3·7 (2·2 to 5·5)	3·6 (2·2 to 6)	4·2 (2·6 to 6·4)	3·9 (2·6 to 5·9)	5·5 (3·6 to 8·1)	8·3 (5·7 to 12·6)	9·2 (6 to 13·6)	11·4 (7·8 to 16·8)	13·2 (9·5 to 18·3)	12·7 (9·2 to 17·4)	14·5 (10·6 to 20·1)	13·1 (9·8 to 17·7)	10·4 (7·4 to 14·7)	5·3 (3·8 to 7·5)	1·6 (1·1 to 2·3)	0·4 (0·3 to 0·7)	144
Myelodysplastic, myeloproliferative, and other hematopoietic n	0·5 (0·2 to 1)	0·4 (0·1 to 1)	3·8 (1·5 to 8·8)	5·6 (3 to 9·1)	4·5 (2·8 to 6·7)	4·9 (2·9 to 7·5)	3·2 (1·9 to 4·9)	3·7 (2·2 to 5·5)	3·6 (2·2 to 6)	4·2 (2·6 to 6·4)	3·9 (2·6 to 5·9)	5·5 (3·6 to 8·1)	8·3 (5·7 to 12·6)	9·2 (6 to 13·6)	11·4 (7·8 to 16·8)	13·2 (9·5 to 18·3)	12·7 (9·2 to 17·4)	14·5 (10·6 to 20·1)	13·1 (9·8 to 17·7)	10·4 (7·4 to 14·7)	5·3 (3·8 to 7·5)	1·6 (1·1 to 2·3)	0·4 (0·3 to 0·7)	144
Benign and in situ intestinal neoplasms	0 (0 to 0)	0 (0 to 0)	0 (0 to 0)	0 (0 to 0)	0 (0 to 0)	0 (0 to 0)	0 (0 to 0)	0 (0 to 0)	0 (0 to 0)	0 (0 to 0)	0 (0 to 0)	0 (0 to 0)	0 (0 to 0)	0 (0 to 0)	0 (0 to 0)	0 (0 to 0)	0 (0 to 0)	0 (0 to 0)	0 (0 to 0)	0 (0 to 0)	0 (0 to 0)	0 (0 to 0)	0 (0 to 0)	0
Benign and in situ cervical and uterine neoplasms	0 (0 to 0)	0 (0 to 0)	0 (0 to 0)	0 (0 to 0)	0 (0 to 0)	0 (0 to 0)	0 (0 to 0)	0 (0 to 0)	0 (0 to 0)	0 (0 to 0)	0 (0 to 0)	0 (0 to 0)	0 (0 to 0)	0 (0 to 0)	0 (0 to 0)	0 (0 to 0)	0 (0 to 0)	0 (0 to 0)	0 (0 to 0)	0 (0 to 0)	0 (0 to 0)	0 (0 to 0)	0 (0 to 0)	0
Other benign and in situ neoplasms	0 (0 to 0)	0 (0 to 0)	0 (0 to 0)	0 (0 to 0)	0 (0 to 0)	0 (0 to 0)	0 (0 to 0)	0 (0 to 0)	0 (0 to 0)	0 (0 to 0)	0 (0 to 0)	0 (0 to 0)	0 (0 to 0)	0 (0 to 0)	0 (0 to 0)	0 (0 to 0)	0 (0 to 0)	0 (0 to 0)	0 (0 to 0)	0 (0 to 0)	0 (0 to 0)	0 (0 to 0)	0 (0 to 0)	0
Cardiovascular diseases	11·7 (7·1 to 17·9)	10·5 (6·9 to 15·7)	69·2 (38·1 to 120)	44·2 (30·6 to 59·9)	49·7 (39·1 to 62·5)	74·4 (58·6 to 94·4)	134 (106 to 166)	189 (142 to 244)	219 (163 to 290)	256 (193 to 341)	398 (298 to 526)	656 (503 to 832)	871 (660 to 1,130)	1,100 (829 to 1,450)	1,270 (977 to 1,650)	1,610 (1,270 to 2,040)	1,620 (1,300 to 2,010)	1,890 (1,530 to 2,320)	2,190 (1,790 to 2,620)	2,140 (1,710 to 2,570)	1,870 (1,490 to 2,250)	1,140 (900 to 1,370)	503 (396 to 584)	18,300
Rheumatic heart disease	0 (0 to 0)	0 (0 to 0)	0 (0 to 0)	1·5 (0·8 to 2·8)	1·9 (1·3 to 2·7)	3·6 (2·5 to 5·3)	3·9 (2·7 to 5·5)	6 (4·2 to 8·6)	7·2 (4·6 to 10·8)	8·2 (5·4 to 11·7)	15 (9·7 to 21·8)	21·9 (14·1 to 33·1)	29·1 (18·7 to 44)	32·7 (20 to 51·5)	34·8 (22·6 to 50·8)	29·3 (19·6 to 40·8)	25·7 (18·1 to 35·5)	20·2 (14·3 to 28·1)	16·5 (12·1 to 22·1)	9·6 (7 to 12·7)	6 (4·4 to 7·9)	2·5 (1·8 to 3·2)	0·9 (0·6 to 1·1)	276
Ischemic heart disease	0 (0 to 0)	0 (0 to 0)	0 (0 to 0)	0 (0 to 0)	0 (0 to 0)	0 (0 to 0)	22·9 (17·2 to 29·8)	46·1 (32·3 to 64·2)	57·2 (39 to 80·2)	76·7 (53·4 to 105)	121 (86 to 168)	212 (155 to 281)	356 (261 to 478)	483 (346 to 662)	583 (435 to 780)	830 (644 to 1,060)	838 (669 to 1,050)	980 (767 to 1,250)	1,090 (881 to 1,330)	1,090 (871 to 1,330)	998 (774 to 1,240)	665 (508 to 805)	309 (237 to 364)	8,760
Stroke	0·7 (0·3 to 1·9)	1·4 (0·6 to 3·3)	18·9 (7·7 to 40·9)	10·4 (6·6 to 17·2)	22·6 (15·5 to 31·2)	34 (24·3 to 46·3)	62·3 (45·1 to 81·7)	82·5 (57·9 to 113)	93·3 (66·3 to 128)	114 (80·7 to 158)	182 (127 to 250)	256 (184 to 354)	323 (227 to 449)	400 (298 to 533)	437 (314 to 592)	493 (352 to 665)	484 (353 to 646)	542 (424 to 681)	672 (522 to 847)	616 (467 to 789)	500 (387 to 626)	256 (194 to 320)	102 (77·7 to 126)	5,700
Ischemic stroke	0·2 (0·1 to 0·5)	0·3 (0·1 to 0·7)	1 (0·5 to 2·1)	3·5 (2·2 to 5)	9 (4·9 to 15)	13·6 (7·6 to 21·5)	20·1 (12·8 to 29·2)	25 (14·7 to 38·6)	29·9 (18·6 to 45·2)	35 (22·3 to 50·8)	47·6 (31 to 67·7)	61·3 (43·2 to 85·4)	80·6 (56 to 110)	98·9 (73·8 to 130)	116 (86·9 to 152)	184 (132 to 243)	186 (140 to 241)	299 (235 to 376)	397 (300 to 510)	447 (336 to 575)	377 (286 to 479)	200 (151 to 253)	81 (61 to 99·8)	2,710
Intracerebral hemorrhage	0·1 (0 to 0·2)	0·5 (0·2 to 1·2)	11·6 (4·3 to 28·2)	2·8 (1·5 to 5·3)	5·8 (3·9 to 8·6)	9·2 (6·3 to 13·2)	20 (13·2 to 28·3)	29 (18·9 to 43·7)	32·1 (21·4 to 46·7)	38·8 (26·3 to 57)	65·7 (43·2 to 96·7)	94·6 (62·8 to 136)	135 (89·9 to 195)	179 (126 to 249)	198 (136 to 288)	218 (148 to 307)	215 (152 to 297)	182 (139 to 237)	213 (153 to 289)	131 (91·4 to 176)	97·9 (70·6 to 133)	45·1 (32·5 to 60·8)	17·4 (13 to 21·7)	1,940
Subarachnoid hemorrhage	0·5 (0·2 to 1·2)	0·7 (0·3 to 1·4)	6·4 (2·4 to 13·7)	4·2 (2·1 to 7·7)	7·8 (4·8 to 12·2)	11·3 (7·1 to 17)	22·2 (14·6 to 31·6)	28·5 (17·7 to 43)	31·4 (19·7 to 47·4)	40·4 (25·7 to 61·8)	68·3 (42·8 to 103)	100 (64·9 to 147)	107 (69·3 to 161)	122 (82·4 to 175)	122 (77 to 179)	91·4 (57·1 to 137)	82·5 (52·5 to 120)	60·9 (41 to 86·9)	61·9 (41·2 to 88)	38·1 (24·5 to 55·5)	24·5 (15·4 to 35·6)	10·5 (6·3 to 15·1)	3·8 (2·3 to 5·5)	1,050
Hypertensive heart disease	0 (0 to 0)	0 (0 to 0)	0 (0 to 0)	0 (0 to 0)	0 (0 to 0)	0 (0 to 0)	1·5 (1 to 2·4)	2·3 (1·5 to 3·9)	3·1 (1·8 to 5·3)	5·5 (3·3 to 10·2)	10·9 (6·6 to 17·7)	19·8 (12·9 to 30·8)	37·5 (24 to 59·2)	56·2 (34·7 to 87·8)	71·8 (46·6 to 109)	91·4 (62·6 to 136)	107 (74·5 to 154)	148 (103 to 212)	181 (127 to 251)	185 (130 to 252)	163 (106 to 220)	97·5 (58·1 to 130)	41·7 (25·2 to 56·6)	1,220
Non-rheumatic valvular heart disease	0 (0 to 0)	0 (0 to 0)	0 (0 to 0)	0 (0 to 0)	0 (0 to 0)	0 (0 to 0)	2·4 (1·6 to 3·3)	2·8 (1·8 to 4·2)	3·3 (2 to 5·1)	3·4 (2·1 to 5·3)	5·3 (3·3 to 7·9)	6·8 (4·3 to 10·4)	8·7 (5·5 to 13·3)	10·6 (6·5 to 16·5)	13·9 (8·9 to 20·9)	16·5 (10·7 to 24·1)	14·9 (10·2 to 20·9)	15·4 (10·8 to 21·9)	14·3 (9·9 to 19·6)	10·3 (7·2 to 14·4)	7·8 (5·2 to 10·9)	3·3 (2·2 to 4·6)	1 (0·7 to 1·4)	141
Non-rheumatic calcific aortic valve disease	0 (0 to 0)	0 (0 to 0)	0 (0 to 0)	0 (0 to 0)	0 (0 to 0)	0 (0 to 0)	1·2 (0·8 to 1·8)	1·5 (0·9 to 2·3)	1·8 (1 to 2·9)	1·7 (0·9 to 2·7)	2·5 (1·4 to 4·1)	3·6 (2 to 5·9)	4·5 (2·5 to 7·3)	5·7 (3·1 to 9·2)	8·5 (4·8 to 13·5)	10·6 (6·3 to 16·1)	10 (6·5 to 14·8)	10 (6·2 to 15·4)	9·8 (6·4 to 14)	6·8 (4·5 to 10·1)	5·4 (3·4 to 8)	2·2 (1·4 to 3·4)	0·6 (0·4 to 0·9)	86·2
Non-rheumatic degenerative mitral valve disease	0 (0 to 0)	0 (0 to 0)	0 (0 to 0)	0 (0 to 0)	0 (0 to 0)	0 (0 to 0)	1 (0·6 to 1·5)	1·1 (0·6 to 2)	1·3 (0·7 to 2·2)	1·5 (0·7 to 2·6)	2·5 (1·4 to 4·2)	3 (1·6 to 5·1)	3·8 (2 to 6·3)	4·4 (2·2 to 7·8)	5 (2·3 to 8·2)	5·4 (2·5 to 9·2)	4·6 (2·1 to 7·8)	5·1 (2·3 to 8·4)	4·2 (1·8 to 6·8)	3·1 (1·5 to 5)	2·1 (0·9 to 3·5)	1 (0·5 to 1·7)	0·4 (0·2 to 0·6)	49·6
Other non-rheumatic valve diseases	0 (0 to 0)	0 (0 to 0)	0 (0 to 0)	0 (0 to 0)	0 (0 to 0)	0 (0 to 0)	0·1 (0 to 0·4)	0·2 (0·1 to 0·7)	0·3 (0·1 to 0·7)	0·2 (0 to 0·6)	0·3 (0·1 to 0·7)	0·3 (0·1 to 0·6)	0·4 (0·2 to 0·9)	0·5 (0·2 to 1·3)	0·4 (0·1 to 0·8)	0·5 (0·2 to 1)	0·3 (0·1 to 0·7)	0·3 (0·1 to 0·7)	0·3 (0·1 to 0·7)	0·3 (0·1 to 0·7)	0·3 (0·1 to 0·6)	0·1 (0 to 0·2)	0·1 (0 to 0·1)	4·9
Cardiomyopathy and myocarditis	4·4 (1·9 to 7·4)	3·5 (1·7 to 6·2)	27·7 (13 to 47·7)	15·7 (8·4 to 23·6)	10·3 (4·3 to 14·6)	15·1 (6·2 to 21·3)	7·8 (3·7 to 11·7)	7·4 (4 to 11·4)	7·3 (4·2 to 11·6)	7·2 (4·1 to 11)	10·3 (6·2 to 15·5)	11 (6·6 to 16·5)	14·4 (8·9 to 22·3)	16·3 (9·4 to 25·5)	17·3 (10·8 to 25·6)	17·2 (11·3 to 25·9)	14·9 (9·5 to 21·9)	14·8 (10·1 to 21·5)	15·3 (10·3 to 22·8)	13·3 (8·7 to 19·4)	10·9 (6·8 to 16·8)	5·9 (3·5 to 9)	2·8 (1·7 to 4·3)	271
Myocarditis	0·1 (0 to 0·3)	0·2 (0·1 to 0·6)	3 (1·2 to 6·7)	1·8 (0·8 to 4·2)	1·4 (0·8 to 2·2)	1·7 (1·1 to 2·7)	1·1 (0·7 to 1·5)	1 (0·6 to 1·5)	1·1 (0·6 to 1·7)	0·9 (0·5 to 1·4)	1·2 (0·7 to 2)	1·1 (0·6 to 1·9)	1 (0·5 to 1·8)	0·9 (0·5 to 1·6)	0·9 (0·5 to 1·4)	0·7 (0·4 to 1·2)	0·6 (0·4 to 1)	0·7 (0·3 to 1·2)	1 (0·5 to 1·9)	1·2 (0·5 to 2·4)	1·4 (0·6 to 2·6)	1 (0·4 to 2)	0·6 (0·2 to 1·1)	24·5
Alcoholic cardiomyopathy	0 (0 to 0)	0 (0 to 0)	0 (0 to 0)	0 (0 to 0)	0 (0 to 0)	0 (0 to 0)	0·4 (0·3 to 0·5)	0·4 (0·3 to 0·5)	0·4 (0·2 to 0·5)	0·3 (0·2 to 0·5)	0·4 (0·2 to 1)	0·4 (0·2 to 0·9)	0·6 (0·3 to 1·3)	0·6 (0·3 to 1·3)	0·6 (0·3 to 1·2)	0·6 (0·3 to 1·3)	0·5 (0·2 to 0·9)	0·5 (0·2 to 0·9)	0·4 (0·2 to 0·9)	0·3 (0·1 to 0·6)	0·2 (0·1 to 0·4)	0·1 (0 to 0·2)	0 (0 to 0·1)	6·5
Other cardiomyopathy	4·3 (1·7 to 7·2)	3·3 (1·3 to 5·8)	24·7 (9·7 to 44·2)	13·9 (5·7 to 22·3)	9 (3·1 to 13·2)	13·4 (4·5 to 19·6)	6·4 (2·4 to 10·1)	6·1 (2·8 to 9·8)	5·9 (2·9 to 9·7)	6 (3·1 to 9·6)	8·7 (4·5 to 13·5)	9·5 (5·2 to 15)	12·8 (7·5 to 20·3)	14·8 (8·3 to 23·6)	15·8 (9·7 to 24·1)	15·9 (10·2 to 23·9)	13·8 (8·8 to 20·5)	13·6 (9·1 to 20·2)	13·9 (9·3 to 20·7)	11·8 (7·6 to 17·5)	9·4 (5·3 to 14·9)	4·8 (2·4 to 7·9)	2·2 (1·2 to 3·7)	240
Atrial fibrillation and flutter	0 (0 to 0)	0 (0 to 0)	0 (0 to 0)	0 (0 to 0)	0 (0 to 0)	0 (0 to 0)	0 (0 to 0)	0 (0 to 0)	0 (0 to 0)	0·6 (0·4 to 1)	2 (1·3 to 3·1)	8 (5 to 12·2)	14·5 (9·8 to 20·9)	22·2 (14·8 to 32·7)	35·2 (25 to 49·4)	49·1 (36·6 to 66·4)	59·1 (44·4 to 78·7)	83·5 (62·9 to 112)	107 (82·9 to 143)	132 (102 to 181)	118 (89·4 to 183)	81·1 (59·6 to 125)	32 (23·5 to 51·6)	744
Aortic aneurysm	--	--	--	--	--	--	0·7 (0·5 to 1)	1·4 (0·8 to 2·1)	1·4 (0·9 to 2·2)	1·6 (0·9 to 2·6)	2·8 (1·6 to 4·4)	3·1 (2 to 4·7)	3·3 (2·2 to 4·8)	4·5 (2·8 to 6·9)	5·8 (3·9 to 8·7)	7 (4·8 to 9·8)	7·4 (5 to 10·7)	8·5 (5·7 to 12·5)	8·7 (6 to 12·1)	7·8 (5·4 to 11·1)	5·4 (3·7 to 7·6)	2·3 (1·6 to 3·1)	0·7 (0·5 to 0·9)	NA
Endocarditis	0·2 (0·1 to 0·4)	0·4 (0·1 to 0·8)	5·7 (1·5 to 11·2)	4·5 (1·5 to 7·1)	2·9 (1·1 to 4·8)	3·1 (1·5 to 5·1)	4 (2 to 6·4)	5 (2·2 to 8·7)	5·7 (2·8 to 9·7)	4·7 (2 to 8·5)	6·5 (3·1 to 11·2)	7 (3·8 to 11·4)	7·7 (4·1 to 12·6)	7·5 (3·9 to 12·3)	7·5 (3·9 to 11·6)	7·3 (3·8 to 11·2)	6·7 (3·6 to 10·3)	5 (2·8 to 7·7)	4·8 (2·8 to 7·1)	3·6 (2 to 5·8)	2·8 (1·4 to 4·5)	1·3 (0·7 to 2)	0·5 (0·3 to 0·7)	104
Other cardiovascular and circulatory diseases	6·3 (2·6 to 11·2)	5·2 (2·5 to 8·4)	16·9 (6·9 to 33·4)	12·1 (6·3 to 20·3)	12 (7·7 to 19·2)	18·6 (11·2 to 29·8)	28·3 (16·5 to 45·8)	35·9 (22·5 to 54·2)	41 (25·7 to 61·3)	33·7 (20·9 to 51·7)	41·8 (27·2 to 59·1)	110 (64·2 to 180)	74·2 (48·5 to 107)	64·4 (45·1 to 91·4)	62·9 (44·7 to 88)	60·6 (42·5 to 82·5)	52·1 (37·1 to 70·5)	51·3 (38·5 to 67·4)	50·9 (37·2 to 67·8)	42·7 (30·5 to 57·5)	34·6 (25 to 45·7)	17·7 (12·6 to 23·4)	7·8 (5·5 to 10·4)	881
Chronic respiratory diseases	0 (0 to 0)	0 (0 to 0)	0·1 (0 to 0·1)	182 (115 to 285)	217 (127 to 364)	196 (122 to 305)	157 (102 to 235)	142 (99·3 to 197)	139 (101 to 187)	145 (108 to 191)	162 (120 to 208)	183 (141 to 238)	229 (177 to 296)	260 (200 to 343)	345 (262 to 460)	368 (276 to 510)	469 (363 to 614)	573 (445 to 733)	709 (529 to 911)	776 (544 to 995)	640 (442 to 818)	373 (244 to 476)	146 (98 to 183)	6,410
Chronic obstructive pulmonary disease	0 (0 to 0)	0 (0 to 0)	0·1 (0 to 0·1)	14·7 (7 to 33·5)	12·7 (7 to 19·8)	15·5 (8·2 to 24·2)	26·8 (16·9 to 39)	41·4 (28·3 to 56·4)	50·1 (35·4 to 67·6)	59·9 (42·8 to 79·8)	72·8 (52·8 to 97)	94·5 (69·8 to 125)	136 (101 to 177)	175 (131 to 232)	252 (184 to 337)	293 (218 to 413)	396 (303 to 518)	503 (386 to 652)	640 (475 to 822)	719 (503 to 921)	597 (409 to 763)	352 (231 to 449)	137 (91·6 to 171)	4,590
Pneumoconiosis	0 (0 to 0)	0 (0 to 0)	0 (0 to 0)	0 (0 to 0)	0 (0 to 0)	0 (0 to 0)	0·2 (0·1 to 0·4)	0·4 (0·2 to 0·7)	0·4 (0·2 to 0·6)	0·4 (0·2 to 0·6)	0·4 (0·3 to 0·7)	0·6 (0·4 to 0·9)	0·6 (0·4 to 1)	0·8 (0·5 to 1·2)	0·9 (0·6 to 1·4)	0·9 (0·6 to 1·4)	0·9 (0·6 to 1·3)	0·9 (0·6 to 1·4)	1·1 (0·7 to 1·8)	0·9 (0·6 to 1·4)	0·8 (0·5 to 1·2)	0·3 (0·2 to 0·4)	0·1 (0·1 to 0·2)	10·7
Silicosis	0 (0 to 0)	0 (0 to 0)	0 (0 to 0)	0 (0 to 0)	0 (0 to 0)	0 (0 to 0)	0 (0 to 0·1)	0·1 (0·1 to 0·2)	0·2 (0·1 to 0·3)	0·2 (0·1 to 0·4)	0·3 (0·1 to 0·4)	0·3 (0·2 to 0·5)	0·3 (0·2 to 0·6)	0·4 (0·2 to 0·6)	0·4 (0·2 to 0·6)	0·4 (0·2 to 0·6)	0·3 (0·2 to 0·5)	0·3 (0·2 to 0·5)	0·3 (0·2 to 0·6)	0·3 (0·2 to 0·4)	0·2 (0·1 to 0·3)	0·1 (0 to 0·1)	0 (0 to 0·1)	4·1
Asbestosis	0 (0 to 0)	0 (0 to 0)	0 (0 to 0)	0 (0 to 0)	0 (0 to 0)	0 (0 to 0)	0 (0 to 0·1)	0·1 (0 to 0·2)	0·1 (0 to 0·1)	0 (0 to 0·1)	0 (0 to 0·1)	0·1 (0 to 0·1)	0·1 (0 to 0·1)	0·1 (0 to 0·2)	0·1 (0 to 0·2)	0·1 (0 to 0·2)	0·1 (0 to 0·2)	0·1 (0 to 0·2)	0·1 (0 to 0·3)	0·1 (0 to 0·2)	0·1 (0 to 0·2)	0 (0 to 0·1)	0 (0 to 0)	1·2
Coal workers pneumoconiosis	0 (0 to 0)	0 (0 to 0)	0 (0 to 0)	0 (0 to 0)	0 (0 to 0)	0 (0 to 0)	0 (0 to 0)	0 (0 to 0·1)	0 (0 to 0·1)	0 (0 to 0)	0 (0 to 0·1)	0 (0 to 0·1)	0 (0 to 0·1)	0·1 (0 to 0·2)	0·1 (0 to 0·2)	0·1 (0 to 0·1)	0·1 (0 to 0·2)	0·1 (0 to 0·2)	0·1 (0 to 0·3)	0·1 (0 to 0·3)	0·1 (0 to 0·2)	0 (0 to 0)	0 (0 to 0)	1
Other pneumoconiosis	0 (0 to 0)	0 (0 to 0)	0 (0 to 0)	0 (0 to 0)	0 (0 to 0)	0 (0 to 0)	0·1 (0·1 to 0·3)	0·2 (0 to 0·3)	0·1 (0 to 0·3)	0·1 (0·1 to 0·3)	0·1 (0·1 to 0·2)	0·2 (0·1 to 0·4)	0·2 (0·1 to 0·4)	0·3 (0·1 to 0·4)	0·4 (0·2 to 0·6)	0·4 (0·2 to 0·7)	0·4 (0·2 to 0·7)	0·4 (0·2 to 0·7)	0·5 (0·3 to 0·9)	0·4 (0·2 to 0·7)	0·4 (0·2 to 0·6)	0·2 (0·1 to 0·3)	0·1 (0 to 0·1)	4·5
Asthma	0 (0 to 0)	0 (0 to 0)	0 (0 to 0)	120 (65·7 to 209)	181 (96·4 to 323)	154 (85·1 to 254)	111 (59·2 to 187)	74·8 (42·1 to 125)	62·7 (36·2 to 101)	59·3 (36·3 to 94·1)	57·4 (37·3 to 86·1)	53·6 (34·8 to 79·1)	49·5 (32 to 71·3)	41·1 (27·2 to 59)	37·3 (25 to 52·6)	32·5 (21·9 to 47·6)	29·3 (20·7 to 40·2)	28·8 (19·6 to 40·9)	27·5 (18·9 to 39·1)	23·7 (15·8 to 33·8)	19·5 (13 to 27·9)	10·7 (6·6 to 15·2)	4·8 (3·1 to 6·9)	1,180
Interstitial lung disease and pulmonary sarcoidosis	0 (0 to 0)	0 (0 to 0)	0 (0 to 0)	7·3 (1·8 to 27·7)	2·5 (1·2 to 5·2)	2·2 (1·1 to 4·2)	3·5 (1·8 to 6·4)	6 (2·9 to 11·6)	7·1 (3·7 to 13·4)	9·1 (4·8 to 16)	13·9 (8·1 to 22·6)	18·9 (11·2 to 31·6)	26·5 (16·1 to 42·9)	30·3 (18·3 to 47·4)	38·7 (23·1 to 61·6)	36·4 (21·6 to 60·4)	37·5 (23·1 to 58·6)	36·4 (22·6 to 58·2)	35·6 (21·5 to 56·3)	27·3 (16·2 to 43)	19·4 (10·6 to 31)	8·3 (4·2 to 13·3)	3·2 (1·5 to 5·5)	370
Other chronic respiratory diseases	0 (0 to 0)	0 (0 to 0)	0 (0 to 0)	39·1 (19·6 to 71·7)	20·8 (12 to 31·1)	24·6 (14·5 to 36·7)	15·6 (9·9 to 22·7)	19·4 (13 to 28·2)	18·4 (12·4 to 26·9)	16·3 (10·8 to 23·6)	17 (11·3 to 24·7)	15·9 (10·4 to 24·1)	16 (10·5 to 24·4)	13 (8·2 to 20·2)	15·4 (9·3 to 25·9)	5·4 (2·8 to 9·5)	5·2 (2·6 to 9)	4·2 (2·1 to 7·5)	4·8 (2·4 to 8·7)	4·2 (2 to 7·7)	3·3 (1·7 to 5·9)	2 (0·9 to 3·7)	0·7 (0·3 to 1·4)	261
Digestive diseases	8 (5·3 to 11·7)	8·7 (5·6 to 13·5)	81·8 (41·9 to 146)	110 (79·2 to 150)	98·2 (71·4 to 132)	102 (76·6 to 136)	143 (104 to 194)	243 (175 to 341)	330 (236 to 453)	385 (279 to 530)	499 (365 to 674)	578 (437 to 771)	703 (534 to 903)	750 (574 to 965)	849 (640 to 1,110)	871 (677 to 1,120)	788 (624 to 977)	697 (540 to 890)	729 (585 to 886)	565 (449 to 694)	441 (344 to 537)	204 (159 to 251)	74·9 (58 to 89·2)	9,260
Cirrhosis and other chronic liver diseases	0 (0 to 0)	0 (0 to 0)	0·1 (0·1 to 0·2)	14·7 (7·6 to 24·2)	10·1 (6·4 to 15·1)	10·3 (6·6 to 14·5)	13·1 (9·1 to 18·2)	22·1 (12 to 33·4)	39·3 (24·4 to 61)	54·8 (36·7 to 80·6)	101 (67·7 to 143)	138 (95·8 to 194)	203 (141 to 287)	244 (170 to 340)	318 (218 to 439)	328 (234 to 451)	294 (219 to 390)	218 (157 to 295)	198 (143 to 261)	121 (85·6 to 163)	69·5 (50·7 to 90·4)	27·1 (19·9 to 35)	9·3 (6·7 to 12·1)	2,430
Cirrhosis and other chronic liver diseases due to hepatitis B	0 (0 to 0)	0 (0 to 0)	0 (0 to 0)	0 (0 to 0)	0 (0 to 0)	0 (0 to 0)	0 (0 to 0·1)	0·2 (0·1 to 0·4)	0·8 (0·3 to 1·4)	1·5 (0·8 to 2·4)	3·3 (1·8 to 5·5)	4·5 (2·7 to 7·5)	6·2 (3·6 to 10)	6·6 (3·7 to 11·4)	7·3 (4·2 to 12·3)	6·5 (3·8 to 10·8)	5·2 (3·1 to 8·5)	3·7 (2·1 to 6·3)	3·5 (2·2 to 5·3)	2·2 (1·3 to 3·4)	1·2 (0·8 to 1·8)	0·5 (0·3 to 0·8)	0·2 (0·1 to 0·3)	53·5
Cirrhosis and other chronic liver diseases due to hepatitis C	0 (0 to 0)	0 (0 to 0)	0 (0 to 0)	0·1 (0 to 0·1)	0·1 (0·1 to 0·2)	0·3 (0·2 to 0·4)	0·5 (0·3 to 0·9)	2·8 (1·3 to 5)	9·1 (4·8 to 15·3)	15·3 (9·2 to 23·6)	29·3 (17·1 to 45·2)	39·2 (24·7 to 60·3)	53·1 (33·4 to 83·2)	58·5 (35·4 to 94·2)	69·2 (42 to 107)	65·5 (39·4 to 99)	54·9 (36·5 to 79·4)	38·6 (25·7 to 57·8)	33·1 (22 to 49·7)	20·4 (13·2 to 30·8)	12·4 (8·4 to 17·9)	5·1 (3·2 to 7·4)	1·8 (1 to 2·9)	509
Cirrhosis and other chronic liver diseases due to alcohol use	0 (0 to 0)	0 (0 to 0)	0 (0 to 0)	0 (0 to 0)	0 (0 to 0)	0 (0 to 0)	0 (0 to 0·1)	1·2 (0·5 to 2·2)	4·5 (2·2 to 7·9)	10·9 (6·5 to 17·7)	28·2 (16·7 to 44·9)	43·9 (28·5 to 66·9)	68·4 (42·7 to 104)	86·4 (53·6 to 128)	118 (73·9 to 180)	121 (76·2 to 179)	100 (66·6 to 144)	67 (43·9 to 98·3)	52·6 (34·4 to 77·3)	29·3 (18·6 to 43)	16·3 (11·2 to 22·9)	6·1 (4 to 8·8)	2·1 (1·2 to 3·3)	756
Cirrhosis and other chronic liver diseases due to NAFLD	0 (0 to 0)	0 (0 to 0)	0 (0 to 0)	0 (0 to 0)	0 (0 to 0)	0 (0 to 0)	0·6 (0·3 to 1·3)	2·6 (1·1 to 5·2)	7·5 (3·2 to 14·5)	12·1 (6·2 to 20)	22·3 (11·1 to 38·7)	32 (16·7 to 53·3)	50·3 (24·7 to 87·2)	62 (32·7 to 104)	79·9 (42·6 to 135)	84·4 (42·6 to 140)	80·8 (50·5 to 123)	63·7 (39·7 to 93·9)	60·7 (36·2 to 89·6)	37·9 (22·3 to 58·6)	21·4 (13·4 to 31·2)	8·2 (4·9 to 11·9)	2·8 (1·5 to 4·3)	629
Cirrhosis and other chronic liver diseases due to other causes	0 (0 to 0)	0 (0 to 0)	0·1 (0·1 to 0·2)	14·6 (7·6 to 24·1)	9·9 (6·3 to 14·9)	10 (6·4 to 14·2)	11·9 (8·2 to 16·6)	15·3 (7·8 to 24·5)	17·5 (9·2 to 28·7)	15·2 (7·7 to 27·1)	17·7 (8·6 to 31)	18·5 (9 to 33·1)	24·8 (11·6 to 44·9)	29·9 (13·7 to 53·6)	43 (20 to 75·2)	51·1 (25·1 to 85·7)	52·6 (26·5 to 91)	45·4 (24·5 to 74·2)	47·7 (25·8 to 78·3)	31·3 (17·7 to 51·5)	18·2 (11·1 to 26·8)	7·2 (4·3 to 10·5)	2·5 (1·3 to 3·8)	484
Upper digestive system diseases	0 (0 to 0)	0 (0 to 0)	0 (0 to 0)	6·9 (4·1 to 10·7)	9·1 (5·1 to 14·6)	13·4 (8·2 to 20·4)	39·6 (23·5 to 67·7)	87·9 (48·7 to 159)	123 (66·3 to 213)	134 (70·5 to 239)	141 (78·8 to 245)	145 (84·9 to 235)	151 (93·6 to 239)	152 (100 to 237)	151 (100 to 224)	150 (103 to 218)	140 (99·3 to 193)	138 (98·9 to 190)	165 (122 to 217)	149 (108 to 199)	133 (100 to 169)	72·4 (54·6 to 92·4)	28·6 (21 to 36·2)	2,130
Peptic ulcer disease	0 (0 to 0)	0 (0 to 0)	0 (0 to 0)	2·7 (1·3 to 4·4)	2·4 (1·6 to 3·5)	3 (2 to 4·5)	5·8 (3·9 to 8·3)	8·5 (5·4 to 12·9)	11·4 (7·1 to 17·3)	11·1 (7·4 to 16·3)	17·4 (11·6 to 25·1)	24·6 (16·9 to 35·6)	31·2 (21 to 45·4)	41·7 (28·6 to 60)	51·7 (33 to 78)	63·9 (42·1 to 92·2)	70·7 (47·7 to 100)	78·7 (51·9 to 112)	110 (78·9 to 150)	106 (74·6 to 148)	101 (74 to 132)	54·7 (39·6 to 72·1)	21·6 (15·8 to 27·6)	818
Gastritis and duodenitis	0 (0 to 0)	0 (0 to 0)	0 (0 to 0)	4·2 (2 to 7·4)	6·5 (2·8 to 11·8)	5·8 (2·5 to 11·2)	4·5 (2·3 to 7·8)	4 (2·2 to 6·4)	5·3 (2·8 to 8·9)	5·7 (3·3 to 9·6)	9·8 (5·8 to 15·5)	10·2 (6·3 to 15·5)	13·6 (8·2 to 21·7)	15·8 (9·8 to 24·3)	20·3 (12·2 to 30·9)	21·1 (13·2 to 31·4)	20·1 (13·2 to 30·4)	20·4 (12·9 to 30·9)	24·8 (15·5 to 37·9)	22·7 (13·4 to 34·9)	20·8 (13·3 to 31)	13·3 (8·1 to 19·4)	5·8 (3·5 to 8·5)	255
Gastroesophageal reflux disease	0 (0 to 0)	0 (0 to 0)	0 (0 to 0)	0 (0 to 0)	0·2 (0 to 0·4)	4·5 (1·9 to 8·8)	29·4 (14·4 to 57·2)	75·5 (37·2 to 147)	106 (51·5 to 196)	117 (55 to 218)	114 (53·9 to 217)	110 (53·1 to 198)	106 (52·7 to 190)	94·2 (46·7 to 179)	78·8 (37·3 to 146)	64·7 (31 to 122)	48·6 (24·1 to 88)	39·4 (19·8 to 69·6)	29·5 (14·7 to 53·2)	20·2 (10·1 to 36·5)	11·4 (5·5 to 20·6)	4·5 (2·3 to 8·3)	1·3 (0·6 to 2·3)	1,050
Appendicitis	0 (0 to 0)	0 (0 to 0)	0 (0 to 0)	7·1 (3·9 to 12·1)	13·7 (7·8 to 22·6)	16·8 (9·7 to 26·6)	13·2 (7·7 to 20·6)	12·2 (7·4 to 17·7)	11·3 (6·5 to 18)	10·3 (6·4 to 15·7)	13·1 (7·9 to 20·2)	13·8 (7·8 to 21·6)	16·4 (9·4 to 26·7)	14·2 (8·1 to 22·7)	17·1 (9·1 to 29)	16 (9·5 to 24·8)	13 (7·7 to 19·7)	11·8 (6·8 to 18·5)	11·4 (6·4 to 17·9)	8·3 (5 to 12·9)	7 (4 to 11)	2·6 (1·5 to 4·2)	0·8 (0·5 to 1·2)	230
Paralytic ileus and intestinal obstruction	4·8 (3·2 to 7·5)	7·2 (4·7 to 11·1)	77·4 (39·6 to 140)	32·1 (17·3 to 50·1)	13·7 (9 to 19·6)	9·8 (6·5 to 13·7)	7·2 (4·3 to 11·1)	10·2 (6·1 to 15·3)	10·2 (5·6 to 16·3)	10·6 (6·2 to 17·8)	15 (8·7 to 23·9)	17·4 (10·4 to 27)	23·5 (14·1 to 36·4)	28·1 (16·7 to 44)	36 (21·6 to 54·9)	41·8 (25·2 to 63·8)	46·1 (28·3 to 68·6)	50·3 (31·6 to 75·1)	58·3 (36·9 to 81·9)	53 (33·6 to 76·5)	45·1 (26·7 to 63)	20·6 (12·1 to 29·7)	7·5 (4·4 to 10·8)	626
Inguinal, femoral, and abdominal hernia	3·2 (1·2 to 5·7)	1·5 (0·6 to 3)	4·3 (2·1 to 8·1)	19·9 (9·4 to 35·5)	18·6 (7·2 to 33·9)	8·9 (2·6 to 20·1)	4·5 (0·9 to 10·7)	4 (0·8 to 8·6)	6 (2 to 12·3)	10·4 (4·4 to 18·7)	16·8 (8·2 to 30·4)	24 (12·6 to 40·1)	33 (19·1 to 51·2)	42·9 (27·2 to 64·2)	47·7 (31·2 to 67·4)	48·8 (33 to 67·5)	42·5 (29·3 to 56·8)	39·1 (26·1 to 54·3)	42·5 (28·8 to 58·2)	32·5 (20·8 to 45)	25·1 (15·5 to 36)	10·6 (6·1 to 15·5)	3·6 (2·1 to 5)	490
Inflammatory bowel disease	0 (0 to 0)	0 (0 to 0)	0 (0 to 0)	3·5 (1·4 to 6·2)	1·4 (0·6 to 2·2)	2·4 (1·1 to 3·7)	3·4 (2·1 to 5·1)	5·4 (3·4 to 7·9)	8·1 (4·9 to 11·9)	9·1 (5·3 to 14·2)	13 (7·6 to 19·3)	15·1 (9·4 to 22·3)	18 (10·9 to 26·2)	18 (11·3 to 25·7)	19 (11·2 to 27·6)	19·7 (12 to 28)	15·9 (9·7 to 22·1)	14 (8·1 to 19·7)	13 (7·5 to 18·5)	9·8 (6 to 14·2)	7·2 (3·9 to 10·2)	3 (1·6 to 4·5)	1·2 (0·5 to 1·7)	200
Vascular intestinal disorders	0 (0 to 0)	0 (0 to 0)	0 (0 to 0)	2·5 (1·1 to 4·3)	1·7 (1 to 2·7)	1·1 (0·5 to 2)	1·9 (1·2 to 3)	2·8 (1·7 to 4·5)	2·8 (1·6 to 4·3)	3·4 (2 to 5·6)	5·8 (3·4 to 9·3)	8·7 (5·2 to 13·5)	14·7 (9 to 23·3)	18 (11·3 to 28·3)	25·3 (16·2 to 38·3)	35 (22·8 to 52·2)	41·5 (27·5 to 59·2)	48·8 (32·9 to 70·7)	63·7 (44·6 to 87·8)	53·5 (36·2 to 74·1)	46·1 (31·5 to 63·8)	20·5 (13·5 to 29·2)	6·8 (4·7 to 9·2)	405
Gallbladder and biliary diseases	0 (0 to 0)	0 (0 to 0)	0 (0 to 0)	7·5 (2·9 to 14·3)	18 (7·6 to 34·2)	27·8 (12·3 to 49·9)	43·3 (22·1 to 74·1)	68·7 (39·4 to 113)	96·5 (58·2 to 155)	118 (69·7 to 192)	148 (88 to 231)	166 (99·9 to 262)	182 (115 to 281)	170 (107 to 260)	160 (103 to 231)	146 (99·9 to 208)	114 (80·7 to 160)	99·9 (69·4 to 138)	95·5 (68·1 to 128)	71·9 (50·1 to 99·6)	53·6 (37 to 72·2)	21·9 (14·9 to 30)	7·7 (5·4 to 10·2)	1,820
Pancreatitis	0 (0 to 0)	0 (0 to 0)	0 (0 to 0)	1·2 (0·6 to 2)	2·6 (1·5 to 3·8)	4 (2·1 to 6·4)	10·3 (6·9 to 14·7)	20 (12·5 to 31·4)	20·9 (12·5 to 33·1)	22·1 (13·6 to 34·8)	26·9 (15·6 to 41·1)	27·3 (16·6 to 41·5)	30·5 (18·8 to 45·5)	27·9 (17·6 to 42·2)	32·2 (20·3 to 48·4)	34 (21·4 to 52·2)	30·9 (20·9 to 44·3)	27 (18 to 39)	25·8 (17·3 to 36·8)	18·1 (12·3 to 25·7)	12·5 (8·5 to 17·4)	4·7 (3·2 to 6·7)	1·4 (1 to 2)	380
Other digestive diseases	0 (0 to 0)	0 (0 to 0)	0 (0 to 0)	14·9 (8·9 to 27·3)	9·4 (6·2 to 14·9)	7·9 (5·2 to 12·2)	6·5 (3·9 to 10·9)	9·7 (5·9 to 15·6)	11·9 (7·1 to 20·3)	12·1 (7·1 to 19·4)	18·4 (10·4 to 28·7)	22·7 (12·7 to 34·8)	30·8 (17 to 48·4)	36 (19·9 to 57·1)	43·8 (24·1 to 67·9)	51·6 (29 to 79·8)	50·9 (29·1 to 74·8)	49·2 (27·6 to 75·8)	56·2 (32·5 to 85·1)	48 (28·1 to 73·3)	42·2 (23·5 to 62·1)	20·9 (12·1 to 32·5)	7·9 (4·8 to 12·4)	551
Neurological disorders	0·5 (0·2 to 1·1)	1·3 (0·4 to 2·9)	72 (38·5 to 117)	186 (87·5 to 335)	303 (119 to 557)	706 (227 to 1,430)	897 (289 to 1,810)	921 (317 to 1,840)	907 (303 to 1,790)	889 (320 to 1,760)	866 (330 to 1,680)	840 (335 to 1,640)	792 (344 to 1,480)	664 (311 to 1,210)	554 (292 to 938)	486 (275 to 781)	443 (258 to 733)	515 (318 to 901)	622 (366 to 1,180)	831 (447 to 1,680)	757 (366 to 1,580)	463 (211 to 1,010)	196 (85·4 to 431)	12,900
Alzheimer's disease and other dementias	0 (0 to 0)	0 (0 to 0)	0 (0 to 0)	0 (0 to 0)	0 (0 to 0)	0 (0 to 0)	0 (0 to 0)	0 (0 to 0)	0 (0 to 0)	0 (0 to 0)	0 (0 to 0)	3·2 (0·7 to 10)	19·4 (5·2 to 55)	38·9 (12·6 to 97·5)	67·7 (24·6 to 170)	106 (39·6 to 250)	158 (59·1 to 396)	267 (107 to 652)	395 (162 to 970)	645 (261 to 1,510)	636 (246 to 1,470)	415 (158 to 963)	182 (68·8 to 416)	2,930
Parkinson's disease	0 (0 to 0)	0 (0 to 0)	0 (0 to 0)	0 (0 to 0)	0 (0 to 0)	0 (0 to 0)	0 (0 to 0)	0·2 (0·2 to 0·3)	0·6 (0·4 to 0·9)	0·9 (0·5 to 1·4)	1·8 (1·3 to 2·6)	4·6 (3·3 to 6·2)	8·3 (5·8 to 11·6)	11·5 (8·5 to 15·7)	15·9 (11·2 to 22·2)	23·7 (17·6 to 30·7)	35·4 (27·7 to 45)	63·2 (51·2 to 78·3)	100 (79·3 to 124)	105 (82·2 to 129)	75·1 (59·2 to 93·3)	30·8 (24 to 37·8)	9·4 (7·3 to 11·5)	487
Idiopathic epilepsy	0·4 (0·1 to 1)	1·2 (0·2 to 2·8)	45·6 (22·2 to 74·8)	134 (59·4 to 246)	158 (56·4 to 313)	181 (63·5 to 366)	199 (77 to 393)	209 (90·1 to 395)	195 (86·4 to 357)	173 (72·2 to 322)	157 (72·1 to 282)	143 (67·4 to 267)	131 (62·6 to 239)	105 (43·3 to 191)	89·9 (36 to 172)	80·2 (31 to 153)	67 (24·6 to 129)	60·5 (21·9 to 118)	50·1 (17·4 to 95·5)	36·2 (12·5 to 68·5)	22·4 (8·5 to 43·9)	9·2 (3·2 to 18)	3·1 (1·1 to 6)	2,250
Multiple sclerosis	0 (0 to 0)	0 (0 to 0)	0 (0 to 0)	0 (0 to 0)	0·2 (0 to 0·5)	1·2 (0·3 to 3·3)	2·6 (0·9 to 5·2)	4·8 (2·1 to 7·7)	8·4 (4 to 13·2)	12·7 (6·6 to 18·6)	17·4 (8·8 to 26)	21·6 (10·1 to 33)	24·9 (11·2 to 37·2)	20 (10·2 to 29·3)	17·5 (9·2 to 25·4)	13·1 (6·7 to 18·4)	8·2 (4 to 11·8)	6·2 (3 to 9)	3·7 (2 to 5·5)	2 (1·1 to 2·9)	1·2 (0·7 to 1·7)	0·4 (0·2 to 0·6)	0·1 (0·1 to 0·2)	166
Motor neuron disease	0·1 (0·1 to 0·2)	0·2 (0·1 to 0·3)	2·5 (1·1 to 4·9)	2·4 (1·4 to 3·7)	1·2 (0·8 to 1·9)	1·4 (0·9 to 2)	1 (0·7 to 1·3)	1·5 (1·1 to 2)	1·9 (1·4 to 2·5)	2·4 (1·6 to 3·3)	3·2 (2·1 to 4·8)	5·7 (3·6 to 8·6)	10·4 (6·6 to 15·2)	11·8 (7·8 to 17·4)	15 (9·7 to 21·5)	12·7 (8·7 to 17·9)	10 (6·8 to 14·1)	7·6 (5·1 to 10·8)	4·3 (2·9 to 6·4)	1·7 (1·1 to 2·6)	0·7 (0·4 to 1)	0·2 (0·1 to 0·3)	0·1 (0 to 0·1)	97·7
Headache disorders	0 (0 to 0)	0 (0 to 0)	0 (0 to 0)	0 (0 to 0)	88·6 (1·6 to 235)	447 (22 to 1,140)	632 (69·7 to 1,550)	661 (85·5 to 1,540)	665 (98·1 to 1,520)	665 (109 to 1,510)	647 (120 to 1,460)	622 (128 to 1,400)	553 (131 to 1,200)	438 (114 to 937)	314 (88 to 681)	221 (66 to 455)	144 (47·8 to 293)	94·1 (31·2 to 199)	56·8 (17·5 to 118)	33 (11·2 to 68·2)	16·5 (5·7 to 33·3)	5·3 (1·7 to 11)	1·1 (0·2 to 2·5)	6,300
Migraine	0 (0 to 0)	0 (0 to 0)	0 (0 to 0)	0 (0 to 0)	81·8 (1·1 to 220)	421 (15 to 1,120)	591 (46·5 to 1,520)	615 (60·8 to 1,500)	616 (70·8 to 1,460)	614 (75·7 to 1,450)	594 (84 to 1,390)	570 (94·1 to 1,340)	503 (96·2 to 1,130)	393 (79·3 to 886)	280 (61·1 to 630)	194 (47·8 to 429)	123 (33 to 268)	78·9 (22·2 to 176)	47·3 (12·6 to 105)	27·5 (7·5 to 61·4)	13·7 (4 to 29·1)	4·3 (1·1 to 9·6)	0·9 (0·2 to 2)	5,770
Tension-type headache	0 (0 to 0)	0 (0 to 0)	0 (0 to 0)	0 (0 to 0)	6·9 (0·2 to 39·4)	26 (1·6 to 161)	41·1 (7·1 to 179)	46·2 (9·6 to 185)	49·6 (10·9 to 180)	50·9 (12·5 to 164)	52·5 (13·7 to 162)	51·7 (15·3 to 144)	50·2 (16·6 to 127)	45·1 (13·8 to 111)	33·8 (10·5 to 82·1)	27·6 (8·3 to 72·9)	20·9 (6 to 62·2)	15·3 (3·9 to 50·3)	9·6 (2·2 to 33·3)	5·5 (1·2 to 19)	2·8 (0·7 to 9·5)	1 (0·2 to 3·5)	0·2 (0 to 1·2)	537
Other neurological disorders	0 (0 to 0)	0 (0 to 0)	23·9 (12·1 to 41)	49·8 (23·3 to 88·4)	54·2 (19·9 to 106)	75·4 (26·6 to 153)	62·3 (21·9 to 127)	45·3 (19·7 to 84·8)	36·1 (17·4 to 63·5)	35 (18 to 57·5)	39·6 (21·7 to 63·8)	40·4 (23·1 to 65·7)	45·6 (28·4 to 68·6)	39·4 (26·1 to 57)	34·2 (22·9 to 49)	28·9 (20·1 to 39·8)	20·5 (14·8 to 28)	16·4 (12·1 to 21·9)	11·3 (8·2 to 15)	8 (5·8 to 10·8)	4·3 (3 to 6·2)	1·9 (1·3 to 2·6)	0·8 (0·5 to 1·1)	673
Mental disorders	0·1 (0·1 to 0·2)	0·3 (0·2 to 0·5)	5·6 (3·2 to 8·6)	35·7 (21·9 to 54·4)	235 (153 to 347)	834 (564 to 1,210)	1,370 (950 to 1,880)	1,650 (1,130 to 2,260)	1,680 (1,150 to 2,290)	1,660 (1,160 to 2,230)	1,610 (1,170 to 2,140)	1,480 (1,070 to 2,000)	1,330 (973 to 1,770)	1,090 (802 to 1,450)	855 (626 to 1,140)	644 (462 to 862)	453 (326 to 592)	345 (248 to 450)	242 (172 to 317)	159 (113 to 210)	92·7 (65·7 to 122)	38·7 (26·9 to 51·8)	11·9 (7·8 to 16·9)	15,800
Schizophrenia	0 (0 to 0)	0 (0 to 0)	0 (0 to 0)	0 (0 to 0)	0 (0 to 0)	4 (1·9 to 6·8)	30 (12·6 to 53·9)	100 (57·4 to 160)	167 (101 to 247)	204 (129 to 282)	210 (135 to 298)	193 (126 to 267)	170 (119 to 229)	135 (91·4 to 183)	98·7 (68·4 to 133)	67·9 (44·1 to 92·1)	41·5 (27·4 to 56·9)	27 (17·3 to 37·7)	15·8 (9·7 to 22·4)	8·1 (4·9 to 11·8)	3·3 (1·7 to 5·3)	1 (0·4 to 1·6)	0·2 (0·1 to 0·3)	1,480
Depressive disorders	0 (0 to 0)	0 (0 to 0)	0 (0 to 0)	0·1 (0·1 to 0·3)	12 (4·6 to 23·3)	158 (83·2 to 266)	481 (288 to 727)	693 (414 to 1,070)	692 (417 to 1,060)	703 (431 to 1,070)	722 (470 to 1,050)	694 (448 to 1,040)	630 (418 to 919)	530 (352 to 769)	422 (276 to 605)	327 (207 to 473)	237 (157 to 329)	186 (124 to 260)	135 (86·4 to 191)	93·5 (60·5 to 136)	58·8 (38·8 to 82·4)	26·3 (17·3 to 37·9)	8·6 (5·2 to 13)	6,810
Major depressive disorder	0 (0 to 0)	0 (0 to 0)	0 (0 to 0)	0·1 (0 to 0·2)	10·2 (3·3 to 20·4)	144 (73·3 to 250)	443 (260 to 685)	629 (361 to 994)	615 (362 to 952)	619 (368 to 962)	636 (406 to 955)	609 (376 to 938)	551 (353 to 804)	462 (301 to 686)	366 (231 to 538)	283 (172 to 416)	206 (135 to 293)	163 (107 to 230)	119 (74·6 to 172)	83·6 (51·9 to 124)	53·4 (34·6 to 76·4)	24·1 (15·2 to 35·3)	7·9 (4·6 to 12·3)	6,020
Dysthymia	0 (0 to 0)	0 (0 to 0)	0 (0 to 0)	0 (0 to 0·1)	1·8 (0 to 4·5)	13·7 (6 to 25·7)	38·6 (20·6 to 64·1)	64·2 (36·1 to 102)	77·9 (45·6 to 121)	84·6 (51·1 to 135)	86 (53·3 to 133)	84·1 (50·4 to 133)	79·7 (47·9 to 125)	68·8 (41·5 to 106)	56·1 (34·1 to 87·9)	43·8 (25·9 to 68·8)	30·8 (17·8 to 48·5)	23·2 (14·1 to 34·6)	15·8 (9·8 to 24·4)	9·9 (5·8 to 15·1)	5·5 (3·2 to 8·4)	2·2 (1·3 to 3·5)	0·7 (0·4 to 1·1)	787
Bipolar disorder	0 (0 to 0)	0 (0 to 0)	0 (0 to 0)	0 (0 to 0)	0 (0 to 0)	56·9 (25·4 to 102)	202 (107 to 329)	244 (137 to 394)	229 (132 to 360)	202 (115 to 321)	181 (103 to 279)	163 (95·5 to 256)	147 (86·7 to 231)	122 (70·1 to 195)	94 (52·4 to 150)	67·6 (40·6 to 108)	43·4 (24·3 to 69)	28·9 (16·4 to 46·3)	16·8 (9·3 to 26·5)	8·5 (4·6 to 14)	3·7 (2 to 6)	1·2 (0·6 to 2)	0·3 (0·1 to 0·5)	1,810
Anxiety disorders	0 (0 to 0)	0 (0 to 0)	0 (0 to 0)	6·7 (1·8 to 14·3)	106 (57·7 to 171)	280 (170 to 422)	371 (243 to 532)	391 (244 to 583)	379 (229 to 571)	358 (228 to 529)	330 (209 to 473)	295 (189 to 438)	264 (168 to 389)	218 (144 to 316)	170 (114 to 241)	127 (80·8 to 184)	89·9 (56 to 131)	69·9 (45·5 to 103)	49·5 (32·5 to 70·6)	31·8 (20·3 to 46·3)	16·4 (10·5 to 24·2)	5·8 (3·6 to 8·6)	1·4 (0·8 to 2·2)	3,560
Eating disorders	0 (0 to 0)	0 (0 to 0)	0 (0 to 0)	0 (0 to 0)	1·6 (0·6 to 3·3)	22·6 (10·3 to 40·6)	88·4 (47·5 to 161)	142 (74·2 to 241)	124 (66·5 to 209)	92·3 (50 to 149)	63·2 (33·1 to 104)	35·4 (19·1 to 59·3)	18·4 (9·6 to 31·2)	0 (0 to 0)	0 (0 to 0)	0 (0 to 0)	0 (0 to 0)	0 (0 to 0)	0 (0 to 0)	0 (0 to 0)	0 (0 to 0)	0 (0 to 0)	0 (0 to 0)	588
Anorexia nervosa	0 (0 to 0)	0 (0 to 0)	0 (0 to 0)	0 (0 to 0)	1·5 (0·5 to 3·2)	12·7 (5·1 to 24·4)	32·7 (15·2 to 61·4)	31·3 (14·8 to 56·1)	22·7 (10·9 to 39·4)	14·7 (6·4 to 27)	10·1 (4·1 to 19·3)	7·4 (2·9 to 13·7)	5·3 (2 to 10·4)	0 (0 to 0)	0 (0 to 0)	0 (0 to 0)	0 (0 to 0)	0 (0 to 0)	0 (0 to 0)	0 (0 to 0)	0 (0 to 0)	0 (0 to 0)	0 (0 to 0)	138
Bulimia nervosa	0 (0 to 0)	0 (0 to 0)	0 (0 to 0)	0 (0 to 0)	0·1 (0 to 0·3)	9·9 (2·6 to 22·5)	55·6 (24 to 115)	111 (48·8 to 202)	101 (50·1 to 182)	77·6 (40·4 to 130)	53·1 (25·7 to 90·3)	28 (13·2 to 50·4)	13·1 (5·8 to 24·4)	0 (0 to 0)	0 (0 to 0)	0 (0 to 0)	0 (0 to 0)	0 (0 to 0)	0 (0 to 0)	0 (0 to 0)	0 (0 to 0)	0 (0 to 0)	0 (0 to 0)	450
Autism spectrum disorders	0·1 (0·1 to 0·2)	0·3 (0·2 to 0·5)	4·5 (2·6 to 7)	20 (11·5 to 31·7)	25·7 (15·2 to 40·1)	25·2 (14·4 to 40·1)	23·1 (13·2 to 35·8)	21·2 (11·8 to 33·1)	19·2 (10·8 to 30·6)	17·5 (9·8 to 28·1)	15·7 (8·7 to 25·5)	14 (7·9 to 21·7)	12·7 (7·2 to 19·7)	10·5 (5·9 to 16·9)	8·3 (4·7 to 13·3)	6·4 (3·5 to 10·3)	4·6 (2·6 to 7·2)	3·5 (2 to 5·5)	2·6 (1·5 to 4)	1·7 (0·9 to 2·7)	0·9 (0·5 to 1·5)	0·4 (0·2 to 0·6)	0·1 (0·1 to 0·2)	238
Attention-deficit/hyperactivity disorder	0 (0 to 0)	0 (0 to 0)	0 (0 to 0)	0·9 (0·2 to 2·1)	10·3 (5 to 19·2)	14·3 (7·1 to 25·9)	11·2 (5·5 to 20·9)	7·4 (3·6 to 13·6)	4·9 (2·2 to 9·3)	3·5 (1·5 to 6·9)	2·5 (1 to 4·8)	1·8 (0·6 to 3·5)	1·3 (0·4 to 2·7)	0·9 (0·2 to 1·8)	0·5 (0·1 to 1·1)	0·2 (0 to 0·6)	0·1 (0 to 0·2)	0 (0 to 0·1)	0 (0 to 0)	0 (0 to 0)	0 (0 to 0)	0 (0 to 0)	0 (0 to 0)	59·8
Conduct disorder	0 (0 to 0)	0 (0 to 0)	0 (0 to 0)	0 (0 to 0)	65·1 (30·7 to 119)	257 (134 to 435)	135 (67·3 to 236)	0 (0 to 0)	0 (0 to 0)	0 (0 to 0)	0 (0 to 0)	0 (0 to 0)	0 (0 to 0)	0 (0 to 0)	0 (0 to 0)	0 (0 to 0)	0 (0 to 0)	0 (0 to 0)	0 (0 to 0)	0 (0 to 0)	0 (0 to 0)	0 (0 to 0)	0 (0 to 0)	457
Idiopathic developmental intellectual disability	0 (0 to 0)	0 (0 to 0·1)	1·1 (0·1 to 2·7)	8 (1·8 to 16·3)	14·3 (5·5 to 25·7)	14·3 (5·6 to 26·3)	13·4 (5 to 24·1)	12·3 (4·4 to 22·5)	11·2 (4 to 20·6)	10·2 (3·8 to 18·8)	9·2 (3·6 to 16·9)	8·1 (3 to 15·1)	7·3 (2·4 to 13·6)	5·9 (2 to 10·8)	4·6 (1·6 to 8·4)	3·3 (1·2 to 6)	2·2 (0·8 to 4)	1·6 (0·5 to 3)	1 (0·3 to 1·9)	0·7 (0·3 to 1·3)	0·4 (0·2 to 0·7)	0·1 (0 to 0·2)	0 (0 to 0·1)	129
Other mental disorders	0 (0 to 0)	0 (0 to 0)	0 (0 to 0)	0 (0 to 0)	0 (0 to 0)	2·3 (1 to 4·2)	14·7 (5·2 to 28·6)	35·6 (16·1 to 64·2)	54·8 (29·4 to 92·4)	71·6 (40·3 to 115)	79·4 (45·9 to 129)	79·2 (46·8 to 126)	76·7 (45·3 to 119)	67·6 (42·5 to 105)	56·3 (34·8 to 86·4)	45·2 (27·8 to 70)	34 (21·8 to 53·1)	27·8 (17·7 to 42·6)	21·3 (13·7 to 31·3)	15·1 (9·8 to 22·4)	9·1 (5·9 to 13·5)	3·9 (2·6 to 5·8)	1·3 (0·9 to 1·8)	696
Substance use disorders	0 (0 to 0)	0 (0 to 0)	0 (0 to 0)	0 (0 to 0·1)	0·1 (0 to 0·1)	5·4 (2·9 to 9·2)	121 (75·7 to 181)	229 (149 to 325)	215 (144 to 299)	167 (112 to 235)	133 (93·8 to 186)	107 (74·3 to 146)	91·2 (64·1 to 124)	67·6 (46·2 to 92·7)	54·2 (37·9 to 74·2)	41·8 (28·5 to 57·7)	29·9 (20·3 to 41·8)	21·9 (15·1 to 30·4)	16·1 (11·6 to 22)	10·6 (7·5 to 14·3)	6·2 (4·4 to 8·6)	2·7 (1·9 to 3·7)	1·1 (0·8 to 1·5)	1,320
Alcohol use disorders	0 (0 to 0)	0 (0 to 0)	0 (0 to 0)	0 (0 to 0·1)	0·1 (0 to 0·1)	3 (1·1 to 6)	29·5 (15·1 to 50·2)	69·5 (38·1 to 114)	75·7 (43·8 to 116)	72·3 (42·1 to 113)	65·1 (42·2 to 94·6)	56·3 (35·8 to 81·9)	47·5 (31·4 to 67·7)	30·8 (19·7 to 44·3)	23·4 (15·4 to 34·2)	17·2 (11·3 to 24·5)	12·1 (8·2 to 17·5)	9 (6·1 to 12·8)	7·3 (5 to 10·1)	5·1 (3·5 to 7·1)	3·1 (2·1 to 4·5)	1·4 (0·9 to 2)	0·6 (0·4 to 0·9)	529
Drug use disorders	0 (0 to 0)	0 (0 to 0)	0 (0 to 0)	0 (0 to 0)	0 (0 to 0)	2·4 (1·2 to 3·9)	91·2 (51·8 to 144)	159 (101 to 237)	139 (85·5 to 204)	94·7 (55·8 to 141)	67·7 (42·8 to 105)	50·3 (30·4 to 77·8)	43·7 (26·1 to 66·5)	36·8 (21·2 to 57·1)	30·8 (18·3 to 46·8)	24·6 (14 to 39·2)	17·8 (10·2 to 27)	12·9 (7·5 to 19·6)	8·9 (5·3 to 13·5)	5·5 (3·2 to 8·4)	3·1 (1·8 to 4·8)	1·3 (0·8 to 2·1)	0·4 (0·3 to 0·7)	790
Opioid use disorders	0 (0 to 0)	0 (0 to 0)	0 (0 to 0)	0 (0 to 0)	0 (0 to 0)	0 (0 to 0)	14 (4·3 to 30·8)	53·5 (24·3 to 101)	62·6 (30·8 to 110)	53·6 (28·1 to 89·8)	41·8 (21·8 to 73·6)	32·1 (15·2 to 55·3)	28·9 (13·5 to 48·7)	27·2 (13·4 to 46·3)	23·4 (12 to 38·6)	19·2 (9·2 to 33)	13·6 (6·6 to 22·6)	10 (5·1 to 16·7)	6·8 (3·4 to 11·3)	4·2 (2 to 7)	2·3 (1·1 to 4)	1 (0·5 to 1·7)	0·3 (0·2 to 0·6)	395
Cocaine use disorders	0 (0 to 0)	0 (0 to 0)	0 (0 to 0)	0 (0 to 0)	0 (0 to 0)	0·9 (0·4 to 1·7)	36·2 (17·2 to 64·2)	34·9 (18·5 to 58·7)	21·9 (11 to 37·3)	15·1 (8 to 26·8)	11·3 (5·7 to 18·9)	7·9 (3·6 to 14·2)	6·5 (3·2 to 11·2)	4·3 (1·8 to 8·3)	3·8 (2·4 to 5·7)	2·9 (1·9 to 4·2)	2·4 (1·6 to 3·3)	1·4 (0·9 to 2)	1 (0·6 to 1·5)	0·5 (0·3 to 0·8)	0·2 (0·1 to 0·4)	0·1 (0·1 to 0·2)	0 (0 to 0)	151
Amphetamine use disorders	0 (0 to 0)	0 (0 to 0)	0 (0 to 0)	0 (0 to 0)	0 (0 to 0)	0 (0 to 0)	6·2 (0·9 to 15)	26·2 (8·9 to 51·6)	22·2 (8·2 to 43·4)	8·8 (2·3 to 19·2)	3·6 (0·7 to 8·7)	2 (1 to 3·8)	1·4 (0·8 to 2·3)	0·8 (0·4 to 1·5)	0·6 (0·3 to 1·1)	0·4 (0·2 to 0·7)	0·3 (0·2 to 0·5)	0·1 (0·1 to 0·3)	0·1 (0 to 0·2)	0 (0 to 0·1)	0 (0 to 0·1)	0 (0 to 0)	0 (0 to 0)	72·9
Cannabis use disorders	0 (0 to 0)	0 (0 to 0)	0 (0 to 0)	0 (0 to 0)	0 (0 to 0)	0·8 (0·3 to 1·8)	8·2 (3·1 to 16·7)	6·6 (2·2 to 13)	3·6 (1 to 7·6)	2·3 (1 to 4·1)	1·6 (0·7 to 3)	1·6 (0·6 to 2·9)	1·5 (0·6 to 2·8)	0·9 (0·4 to 1·7)	0·5 (0·2 to 0·9)	0·3 (0·1 to 0·5)	0·1 (0·1 to 0·2)	0·1 (0 to 0·1)	0 (0 to 0)	0 (0 to 0)	0 (0 to 0)	0 (0 to 0)	0 (0 to 0)	28·1
Other drug use disorders	0 (0 to 0)	0 (0 to 0)	0 (0 to 0)	0 (0 to 0)	0 (0 to 0)	0·6 (0·3 to 1·1)	26·5 (12·6 to 47·9)	37·9 (19·5 to 63·4)	28·5 (14·9 to 46·6)	14·9 (7·5 to 26·3)	9·3 (4·5 to 16·2)	6·7 (3·5 to 11·6)	5·4 (2·7 to 9·3)	3·6 (1·5 to 6·7)	2·5 (1·4 to 4)	1·8 (1·1 to 2·8)	1·4 (0·9 to 2·1)	1·3 (0·9 to 1·8)	1 (0·7 to 1·4)	0·8 (0·6 to 1·1)	0·5 (0·3 to 0·7)	0·2 (0·2 to 0·3)	0·1 (0·1 to 0·1)	143
Diabetes and kidney diseases	0·1 (0 to 0·1)	0·3 (0·1 to 0·5)	31 (17·5 to 52·1)	49·6 (34·3 to 70·5)	71·1 (48·6 to 104)	104 (73·2 to 148)	236 (182 to 308)	372 (285 to 470)	488 (371 to 631)	577 (444 to 738)	814 (623 to 1,020)	1,180 (918 to 1,470)	1,920 (1,500 to 2,370)	2,530 (2,010 to 3,160)	3,180 (2,550 to 3,910)	3,470 (2,790 to 4,240)	3,150 (2,570 to 3,830)	2,910 (2,400 to 3,500)	2,370 (1,940 to 2,890)	1,660 (1,350 to 2,010)	982 (793 to 1,200)	404 (320 to 486)	130 (103 to 157)	26,600
Diabetes mellitus	0·1 (0 to 0·1)	0·2 (0·1 to 0·5)	7·8 (3·1 to 16·4)	7 (3·9 to 12·5)	8·4 (5·6 to 13·4)	16·3 (10·9 to 22·9)	66·3 (47·9 to 88·9)	129 (93·4 to 175)	196 (140 to 268)	276 (200 to 366)	413 (305 to 545)	657 (487 to 853)	1,070 (808 to 1,360)	1,460 (1,120 to 1,840)	1,790 (1,390 to 2,250)	2,010 (1,560 to 2,500)	1,880 (1,490 to 2,370)	1,860 (1,480 to 2,250)	1,520 (1,220 to 1,890)	1,060 (844 to 1,300)	616 (482 to 770)	234 (183 to 287)	66·5 (52·2 to 83)	15,400
Diabetes mellitus type 1	0·1 (0 to 0·1)	0·2 (0·1 to 0·5)	7·8 (3·1 to 16·4)	7 (3·9 to 12·5)	8·4 (5·6 to 13·4)	16·3 (10·9 to 22·9)	23·9 (13·5 to 33·6)	35·8 (19·1 to 53·3)	40 (19 to 63·2)	32·5 (17·5 to 49)	36·9 (20·3 to 56·1)	47 (27·2 to 73·9)	24·4 (16·3 to 36·1)	26·6 (17·3 to 43·3)	30·5 (19·2 to 51)	26·6 (16·6 to 47·4)	24·7 (15·6 to 44·4)	19·4 (12·4 to 35·3)	15·4 (9·6 to 29)	6 (3·8 to 9·6)	3·9 (2·4 to 6)	1·8 (1 to 2·7)	0·7 (0·3 to 1)	436
Diabetes mellitus type 2	0 (0 to 0)	0 (0 to 0)	0 (0 to 0)	0 (0 to 0)	0 (0 to 0)	0 (0 to 0)	42·4 (26·9 to 63·6)	93 (62 to 132)	156 (108 to 218)	244 (171 to 331)	376 (275 to 502)	610 (451 to 789)	1,050 (786 to 1,330)	1,430 (1,100 to 1,810)	1,760 (1,360 to 2,210)	1,990 (1,540 to 2,470)	1,860 (1,470 to 2,340)	1,840 (1,460 to 2,220)	1,500 (1,200 to 1,880)	1,060 (840 to 1,290)	612 (479 to 766)	233 (181 to 285)	65·8 (51·4 to 82·1)	14,900
Chronic kidney disease	0 (0 to 0)	0 (0 to 0)	22·6 (12·9 to 38)	41·7 (27·6 to 60·2)	61·9 (40·4 to 95·4)	87·3 (57 to 135)	169 (122 to 233)	242 (173 to 324)	291 (203 to 393)	299 (212 to 409)	400 (288 to 540)	521 (379 to 709)	844 (617 to 1,120)	1,070 (794 to 1,430)	1,380 (1,030 to 1,810)	1,450 (1,100 to 1,890)	1,260 (964 to 1,610)	1,040 (806 to 1,320)	844 (658 to 1,070)	596 (465 to 753)	364 (276 to 463)	169 (125 to 216)	63·2 (47·1 to 79·9)	11,200
Chronic kidney disease due to diabetes mellitus type 1	0 (0 to 0)	0 (0 to 0)	0·3 (0·1 to 0·6)	0·9 (0·3 to 2·2)	1·7 (0·7 to 4·5)	3·1 (1·2 to 7·2)	8·3 (3·5 to 16·6)	16·2 (6·7 to 32·2)	30·7 (13·7 to 56·9)	38·5 (18·7 to 68·6)	59·9 (30·3 to 103)	76·7 (36·5 to 130)	113 (50·6 to 198)	112 (43·9 to 207)	105 (34·9 to 229)	84·9 (30 to 184)	56·9 (23·2 to 123)	33 (13·5 to 68·6)	16·4 (6·6 to 35·6)	5 (1·9 to 11·2)	1 (0·3 to 2·5)	0·1 (0 to 0·2)	0 (0 to 0)	764
Chronic kidney disease due to diabetes mellitus type 2	0 (0 to 0)	0 (0 to 0)	0 (0 to 0)	0 (0 to 0)	0 (0 to 0)	0 (0 to 0)	3·7 (1·3 to 8)	8·2 (3·2 to 17)	14·5 (6·2 to 28·4)	20 (8·2 to 37·1)	36·7 (16·8 to 65·3)	66·7 (31·8 to 112)	150 (83·4 to 239)	249 (147 to 380)	376 (221 to 567)	423 (249 to 629)	378 (236 to 538)	316 (207 to 444)	257 (170 to 362)	178 (120 to 255)	105 (68·5 to 150)	47 (28·9 to 67·8)	16·6 (9·7 to 24·4)	2,650
Chronic kidney disease due to hypertension	0 (0 to 0)	0 (0 to 0)	0 (0 to 0)	0 (0 to 0)	0 (0 to 0)	0 (0 to 0)	13·8 (5·1 to 27·5)	20·7 (8·5 to 38·7)	27·8 (13·3 to 49)	33 (17 to 55·9)	45·4 (25·5 to 73·1)	66·2 (38·6 to 101)	117 (73·6 to 177)	171 (106 to 254)	255 (160 to 393)	310 (202 to 465)	301 (200 to 442)	267 (179 to 383)	238 (165 to 337)	182 (126 to 253)	122 (86·5 to 167)	61·3 (42·4 to 84·1)	23·8 (16·3 to 33·4)	2,260
Chronic kidney disease due to glomerulonephritis	0 (0 to 0)	0 (0 to 0)	7·4 (3·5 to 14·5)	14 (8·3 to 21·8)	22 (11·8 to 37·5)	34·2 (19·3 to 57·1)	59·7 (36·7 to 92·4)	86·4 (52·1 to 131)	97 (59·5 to 145)	90·8 (54·6 to 137)	117 (72·8 to 176)	148 (85·8 to 226)	220 (132 to 329)	258 (145 to 408)	310 (166 to 508)	291 (152 to 473)	218 (114 to 371)	156 (83·1 to 258)	117 (59·2 to 205)	69·3 (33·5 to 121)	33·6 (15·6 to 58·1)	13·3 (6 to 25·4)	4·5 (1·7 to 9·5)	2,370
Chronic kidney disease due to other and unspecified causes	0 (0 to 0)	0 (0 to 0)	14·9 (7·6 to 25·8)	26·8 (16·4 to 41·6)	38·2 (23 to 60·7)	50 (28·3 to 81·4)	83·2 (51·4 to 122)	110 (69·2 to 157)	121 (76·7 to 181)	117 (73·8 to 178)	140 (87·7 to 203)	164 (99·5 to 239)	243 (148 to 366)	282 (173 to 424)	337 (197 to 533)	345 (201 to 536)	310 (181 to 461)	270 (169 to 382)	216 (134 to 324)	162 (103 to 237)	101 (65·2 to 147)	47 (31·2 to 66·9)	18·3 (11·3 to 26·6)	3,200
Acute glomerulonephritis	0 (0 to 0)	0 (0 to 0)	0·6 (0·2 to 1·3)	1 (0·4 to 2·2)	0·8 (0·4 to 1·6)	0·8 (0·3 to 1·6)	0·8 (0·3 to 1·7)	1·2 (0·4 to 2·6)	1 (0·3 to 2·3)	1·3 (0·5 to 2·5)	1·3 (0·6 to 2·5)	2·1 (0·9 to 4·6)	2·2 (1 to 4·6)	2·6 (1·1 to 5·4)	3·4 (1·2 to 7·2)	3·5 (1·4 to 7·4)	2·9 (1·2 to 5·8)	3·6 (1·4 to 7·2)	3·7 (1·6 to 7·7)	3·3 (1·4 to 6·8)	2 (0·9 to 4)	1·3 (0·5 to 2·7)	0·4 (0·2 to 0·7)	39·8
Skin and subcutaneous diseases	0 (0 to 0)	0·2 (0·1 to 0·4)	27·5 (17·9 to 41·8)	341 (215 to 506)	437 (270 to 645)	439 (277 to 660)	448 (288 to 683)	279 (177 to 419)	226 (144 to 336)	208 (131 to 313)	199 (126 to 295)	190 (124 to 279)	188 (124 to 280)	181 (121 to 275)	169 (113 to 245)	155 (103 to 231)	133 (89·9 to 201)	125 (83·4 to 185)	113 (76·7 to 172)	96·9 (67·1 to 147)	70·5 (49·2 to 103)	35·5 (24·9 to 51·6)	15·4 (10·1 to 22·4)	4,080
Dermatitis	0 (0 to 0)	0 (0 to 0)	0 (0 to 0)	109 (57·5 to 186)	135 (74·2 to 229)	93·8 (50·6 to 159)	69·5 (38·8 to 115)	57·4 (32·4 to 92)	52·1 (29·1 to 85·9)	49·8 (27·9 to 80·4)	45·8 (24·1 to 76·3)	41·3 (22·4 to 68·5)	39 (20·9 to 67·9)	36·2 (18·9 to 61·2)	32·2 (17·4 to 55·8)	27·7 (14·6 to 45·3)	22·7 (12·5 to 38·6)	19·3 (10·6 to 32·5)	14·2 (8 to 23·1)	9·2 (5·2 to 14·7)	5 (2·8 to 8·2)	2 (1·1 to 3·1)	0·6 (0·3 to 1)	862
Atopic dermatitis	0 (0 to 0)	0 (0 to 0)	0 (0 to 0)	108 (56·9 to 185)	133 (72·2 to 226)	84·8 (43·8 to 148)	52·3 (27·1 to 90·2)	35 (17·7 to 61·4)	25·7 (13 to 47)	21·1 (10·5 to 37·7)	18·6 (9·4 to 33)	16·4 (8·1 to 29·7)	14·8 (7·3 to 26·4)	12·4 (6·2 to 21·5)	10·2 (5 to 18·3)	8·1 (4·2 to 14·5)	6·2 (3·1 to 10·7)	5 (2·6 to 8·8)	3·9 (2 to 6·9)	2·8 (1·5 to 5)	1·7 (0·9 to 2·9)	0·7 (0·4 to 1·2)	0·2 (0·1 to 0·4)	560
Contact dermatitis	0 (0 to 0)	0 (0 to 0)	0 (0 to 0)	0 (0 to 0)	1·4 (0·4 to 3)	7·3 (2·3 to 16·2)	15·2 (6·2 to 29·3)	20·4 (8·4 to 38·5)	24·1 (10·7 to 44·8)	26·2 (11·1 to 48·2)	25 (10·5 to 51·3)	23 (10·1 to 46·3)	22·4 (9·9 to 44·8)	22·3 (9·6 to 40·1)	20·7 (9·1 to 41·1)	18·4 (8 to 33·1)	15·4 (7·1 to 30·1)	13·2 (6·2 to 25·1)	9·3 (4·4 to 17·1)	5·6 (2·5 to 10·5)	2·9 (1·3 to 5·6)	1·1 (0·5 to 2)	0·3 (0·1 to 0·7)	274
Seborrhoeic dermatitis	0 (0 to 0)	0 (0 to 0)	0 (0 to 0)	1·1 (0·4 to 2·1)	1·3 (0·5 to 2·5)	1·7 (0·7 to 3·3)	2 (0·9 to 4)	2·1 (0·9 to 3·9)	2·3 (1·1 to 4·1)	2·4 (1·1 to 4·3)	2·2 (1 to 3·9)	2 (0·9 to 3·5)	1·7 (0·8 to 3·2)	1·5 (0·7 to 2·7)	1·3 (0·6 to 2·3)	1·2 (0·5 to 2·1)	1·2 (0·6 to 2)	1·2 (0·6 to 2)	1 (0·5 to 1·7)	0·7 (0·4 to 1·2)	0·4 (0·2 to 0·7)	0·2 (0·1 to 0·3)	0 (0 to 0·1)	27·4
Psoriasis	0 (0 to 0)	0 (0 to 0)	0 (0 to 0)	2·3 (1·5 to 3·2)	5 (3·4 to 6·9)	6·2 (3·8 to 9·7)	6·8 (4·1 to 10·3)	7 (4·3 to 10·5)	7·2 (2·2 to 13·9)	7·8 (2·7 to 15·1)	8·2 (3·1 to 15·3)	8·4 (3·5 to 15·6)	8·7 (4 to 15·1)	8·2 (3·5 to 14·2)	7·3 (3·4 to 12·4)	6·1 (2·9 to 10·4)	4·4 (2·2 to 7·3)	3·3 (1·6 to 5·7)	2·1 (0·9 to 3·8)	1·1 (0·5 to 2·1)	0·5 (0·2 to 0·9)	0·2 (0·1 to 0·3)	0·1 (0 to 0·1)	101
Bacterial skin diseases	0 (0 to 0)	0 (0 to 0)	5·9 (3 to 12·6)	13·1 (7·2 to 24·6)	11·7 (6·7 to 19·2)	7·8 (4·3 to 13)	3·9 (2·1 to 6·1)	5·3 (2·6 to 9·1)	6·8 (3·8 to 11·6)	9 (5·1 to 15·5)	9·8 (5·1 to 15·8)	14·5 (7·6 to 23·8)	20 (9·9 to 32·7)	25·5 (12·5 to 40)	26·5 (12·7 to 43·3)	27 (13·7 to 43·5)	23·1 (11·8 to 42·8)	21·3 (11 to 38·7)	20 (8·8 to 35·8)	22 (10 to 43·9)	16·3 (7·5 to 28·6)	7·5 (3·6 to 14)	3·4 (1·5 to 6·6)	300
Cellulitis	0 (0 to 0)	0 (0 to 0)	1·4 (0·5 to 4·3)	4·8 (2·1 to 10·6)	5·1 (2·5 to 8·7)	2·8 (1·1 to 5·3)	1·3 (0·5 to 2·1)	1·8 (0·7 to 3·3)	2·3 (1 to 4·2)	3·9 (1·9 to 7·4)	3·8 (1·5 to 6·7)	6·2 (2·9 to 11·5)	8·6 (3·9 to 15·2)	10·6 (4·6 to 19·3)	12·6 (5·2 to 23·4)	11·5 (5·4 to 20·6)	8·1 (3·8 to 17)	7·5 (3·4 to 17·6)	5·3 (2·5 to 12·5)	4·8 (1·9 to 12·9)	3 (1·1 to 8·2)	1·2 (0·5 to 4)	0·5 (0·2 to 1·4)	107
Pyoderma	0 (0 to 0)	0 (0 to 0)	4·5 (2·2 to 9·2)	8·3 (4·3 to 15·9)	6·6 (3·2 to 12·6)	5·1 (2·6 to 9·3)	2·6 (1·3 to 4·6)	3·6 (1·8 to 6·2)	4·5 (2·4 to 7·9)	5·1 (2·6 to 8·8)	6 (2·8 to 10·5)	8·3 (4 to 14·3)	11·4 (5·2 to 19·2)	15 (7·2 to 23·9)	13·8 (6 to 22·5)	15·5 (7·2 to 25·8)	15 (7·1 to 26·5)	13·8 (6 to 24·6)	14·7 (5·7 to 25·6)	17·2 (7·4 to 29·8)	13·3 (5·7 to 23)	6·3 (2·9 to 11·1)	2·9 (1·2 to 5·1)	194
Scabies	0 (0 to 0)	0·1 (0 to 0·1)	7·4 (3·9 to 12·5)	52·8 (26·8 to 93·9)	75·1 (36·3 to 133)	76·3 (36·7 to 135)	74 (37·3 to 128)	62·4 (31·4 to 109)	45·1 (21·3 to 79·5)	33·5 (15·9 to 59·6)	30 (14·3 to 52·3)	29·7 (15 to 51·7)	27·4 (14·1 to 47·6)	23 (11·5 to 39·7)	18·2 (9·1 to 32·9)	13·6 (7 to 23·9)	10·1 (4·9 to 18)	8·3 (4·2 to 14·3)	7·1 (3·5 to 12·1)	5·5 (2·7 to 9·6)	3·5 (1·8 to 6·1)	1·5 (0·8 to 2·7)	0·5 (0·2 to 0·8)	605
Fungal skin diseases	0 (0 to 0)	0 (0 to 0)	1·1 (0·4 to 2·3)	8·2 (3 to 18·8)	13·5 (5·1 to 29·2)	14·6 (5·4 to 31·3)	13·8 (4·9 to 31·5)	13·3 (5·1 to 27·9)	12·9 (4·9 to 28·6)	12·9 (4·9 to 28·5)	12·7 (4·9 to 27·5)	12·2 (4·8 to 26·1)	11·9 (4·7 to 25·5)	11·9 (4·8 to 25·9)	12·4 (5·1 to 27·3)	12·1 (4·8 to 26·9)	12·4 (4·8 to 27·5)	14·6 (5·6 to 30·8)	13·9 (5·1 to 30)	12·9 (4·9 to 28·2)	10·1 (4·2 to 21·9)	5 (2·1 to 10·5)	1·7 (0·7 to 3·6)	234
Viral skin diseases	0 (0 to 0)	0 (0 to 0)	0 (0 to 0)	62·8 (39 to 95·2)	101 (62·9 to 153)	48 (29·4 to 74·8)	27·2 (16·4 to 42·7)	20·6 (12·4 to 32·4)	14·4 (8·1 to 22·6)	11 (6 to 17·2)	9·8 (5·7 to 15·2)	8·8 (5 to 13·8)	7·8 (4·4 to 12·2)	6·7 (3·7 to 10·5)	5·3 (3·1 to 8·5)	4·4 (2·5 to 7·1)	3·4 (2 to 5·3)	2·6 (1·6 to 4·1)	1·6 (0·9 to 2·5)	0·9 (0·5 to 1·5)	0·4 (0·2 to 0·7)	0·2 (0·1 to 0·3)	0 (0 to 0·1)	337
Acne vulgaris	0 (0 to 0)	0 (0 to 0)	0 (0 to 0)	0 (0 to 0)	5·8 (3·1 to 9·7)	120 (68·5 to 197)	185 (106 to 311)	45·6 (25·1 to 75·7)	20·6 (10·4 to 34·2)	14·2 (7·1 to 24·6)	10·1 (4·9 to 17·6)	6·7 (3·1 to 11·8)	4·7 (2·6 to 7·5)	2·9 (1·6 to 4·8)	1·7 (1 to 2·9)	1·1 (0·6 to 1·9)	0·7 (0·4 to 1·2)	0·5 (0·3 to 0·9)	0·3 (0·2 to 0·6)	0·2 (0·1 to 0·3)	0·1 (0 to 0·1)	0 (0 to 0)	0 (0 to 0)	420
Alopecia areata	0 (0 to 0)	0 (0 to 0)	0 (0 to 0)	1·7 (0·6 to 3·1)	2·5 (1 to 4·8)	3·1 (1·4 to 5·6)	5·2 (2·8 to 9·1)	7·8 (4·4 to 12·9)	10 (5·8 to 15·9)	10·2 (6 to 16·1)	8·9 (5·3 to 14·2)	7 (3·9 to 11·6)	5·6 (3·1 to 8·9)	4·3 (2·4 to 6·8)	3·4 (1·8 to 5·6)	2·8 (1·6 to 4·6)	1·9 (1·1 to 3·1)	1·5 (0·8 to 2·4)	0·9 (0·5 to 1·4)	0·5 (0·3 to 0·8)	0·2 (0·1 to 0·4)	0·1 (0 to 0·1)	0 (0 to 0)	77·7
Pruritus	0 (0 to 0)	0 (0 to 0)	0·2 (0·1 to 0·5)	2·8 (1·2 to 5·7)	4·3 (1·8 to 8·7)	4·3 (1·8 to 8·8)	4·7 (1·9 to 9·2)	5·2 (2·2 to 10·5)	5·7 (2·4 to 10·9)	6·2 (2·6 to 11·8)	6·2 (2·6 to 12·2)	5·8 (2·5 to 11·2)	5·7 (2·4 to 11·4)	5·6 (2·4 to 11)	5·8 (2·3 to 11·4)	6·4 (2·8 to 12·6)	6·2 (2·6 to 11·9)	5·5 (2·4 to 10·7)	4·2 (1·8 to 8·3)	2·8 (1·2 to 5·6)	1·5 (0·6 to 3·1)	0·5 (0·2 to 1)	0·2 (0·1 to 0·3)	89·9
Urticaria	0 (0 to 0)	0·1 (0 to 0·2)	10·5 (6·2 to 16·5)	72·3 (42·7 to 112)	67·7 (38 to 111)	46·5 (25 to 79·3)	37·5 (20·8 to 61·1)	32·9 (16·9 to 53·1)	28·7 (15·7 to 46·6)	28·3 (15·1 to 46·3)	27·2 (15·4 to 44·8)	24 (13·3 to 38·9)	20·6 (11·2 to 34·5)	17·6 (9·6 to 28·8)	14·5 (7·6 to 23·6)	11·7 (6 to 19·6)	8·8 (4·7 to 14·4)	7 (3·8 to 11·4)	5·1 (2·9 to 8·3)	3·2 (1·8 to 5·2)	1·5 (0·9 to 2·5)	0·5 (0·3 to 0·8)	0·1 (0·1 to 0·3)	466
Decubitus ulcer	0 (0 to 0)	0 (0 to 0)	0 (0 to 0)	0·5 (0·3 to 1·1)	0·7 (0·4 to 1·1)	0·8 (0·4 to 1·3)	0·7 (0·3 to 1·3)	1·5 (0·6 to 2·9)	1·2 (0·4 to 2·5)	1·3 (0·5 to 2·8)	3·2 (1·3 to 6·6)	2·1 (0·8 to 4·1)	4·2 (1·6 to 8·1)	5·9 (2·7 to 11·6)	8·1 (3·9 to 14·9)	8·8 (4·2 to 16·3)	10·5 (5·5 to 18·7)	14 (7·8 to 26·5)	22 (13·1 to 37·5)	24·5 (14·7 to 38·8)	24·1 (14·3 to 38·3)	15·3 (9·5 to 24·3)	8 (4·7 to 11·9)	158
Other skin and subcutaneous diseases	0 (0 to 0)	0 (0 to 0)	2·4 (1·2 to 4·3)	15·5 (7·6 to 28·6)	15·2 (7·4 to 27·9)	17·9 (8·7 to 32·4)	20·2 (9·9 to 37·4)	20·1 (10·1 to 37·3)	21·4 (10·7 to 38·5)	23·8 (11·7 to 43·8)	27·2 (13·4 to 48·8)	29·2 (14·6 to 53·5)	32·4 (16·5 to 58·4)	33·4 (16·6 to 58·9)	34·1 (17·1 to 62·8)	33 (16·4 to 59)	28·5 (14·2 to 51·2)	26·6 (13·5 to 47·7)	21·3 (10·8 to 37·1)	14·1 (7·3 to 25·2)	7·3 (3·9 to 12·9)	2·7 (1·4 to 4·7)	0·8 (0·4 to 1·3)	427
Sense organ diseases	0·1 (0 to 0·1)	0·3 (0·1 to 0·4)	4·3 (2·5 to 6·7)	45·9 (28 to 67·1)	101 (62 to 148)	130 (83·4 to 191)	156 (101 to 230)	186 (116 to 272)	215 (140 to 314)	252 (165 to 376)	278 (177 to 409)	316 (205 to 471)	410 (269 to 639)	501 (326 to 775)	582 (381 to 889)	636 (419 to 942)	642 (434 to 937)	690 (472 to 967)	683 (472 to 951)	594 (423 to 808)	414 (297 to 551)	195 (141 to 257)	65·5 (48·2 to 86·4)	7,100
Blindness and vision loss	0 (0 to 0·1)	0·1 (0·1 to 0·3)	1·1 (0·4 to 2)	13·6 (7·5 to 23·2)	32·1 (18·4 to 50·2)	42·8 (26·1 to 67·1)	52·5 (32 to 80·4)	60·8 (37 to 91·2)	62·7 (39·9 to 91·4)	66·5 (41·4 to 101)	75·4 (47·7 to 111)	89·6 (59·4 to 133)	111 (72·2 to 168)	134 (88 to 204)	162 (108 to 243)	191 (127 to 285)	214 (144 to 310)	251 (174 to 358)	268 (187 to 371)	247 (175 to 342)	181 (128 to 241)	90·3 (63·7 to 120)	32·8 (23·2 to 43·8)	2,380
Glaucoma	0 (0 to 0)	0 (0 to 0)	0 (0 to 0)	0 (0 to 0)	0 (0 to 0)	0 (0 to 0)	0 (0 to 0)	0 (0 to 0)	0 (0 to 0)	0 (0 to 0)	0 (0 to 0)	0 (0 to 0)	0·2 (0·1 to 0·3)	1·4 (0·8 to 2·3)	3·7 (1·6 to 6·4)	6·8 (3·7 to 11·1)	9·4 (5·7 to 14·6)	12·8 (8·1 to 19·3)	15·7 (10·1 to 23·3)	16·2 (10·4 to 23·3)	12·8 (8·3 to 18·3)	6·4 (4·2 to 9)	2·4 (1·5 to 3·4)	87·7
Cataract	0 (0 to 0)	0 (0 to 0)	0 (0 to 0)	0 (0 to 0)	0 (0 to 0)	0 (0 to 0)	0 (0 to 0)	0·3 (0·2 to 0·6)	1·7 (0·8 to 3)	4·1 (1·5 to 7·8)	8·2 (3·8 to 14·7)	13 (6·8 to 20·7)	18·8 (10·7 to 30·2)	23·3 (13·5 to 38·1)	30·1 (18·8 to 47·5)	40·7 (25·4 to 61·9)	57·8 (37·9 to 84·6)	84·4 (55·7 to 124)	107 (71·8 to 155)	109 (74 to 151)	85·1 (59 to 116)	41·8 (28·4 to 56·3)	14·6 (9·6 to 20·2)	640
Age-related macular degeneration	0 (0 to 0)	0 (0 to 0)	0 (0 to 0)	0 (0 to 0)	0 (0 to 0)	0 (0 to 0)	0 (0 to 0)	0 (0 to 0)	0 (0 to 0)	0 (0 to 0)	0 (0 to 0)	0 (0 to 0)	0·2 (0·1 to 0·3)	1·3 (0·6 to 2·1)	2·9 (1·2 to 5·4)	4·7 (2·4 to 8·1)	5·8 (3·3 to 9·6)	7·1 (4·1 to 11·4)	7·7 (4·5 to 11·9)	7 (4·2 to 10·5)	5 (3·1 to 7·5)	2·3 (1·4 to 3·4)	0·8 (0·5 to 1·2)	44·6
Refraction disorders	0 (0 to 0)	0 (0 to 0)	0·5 (0·2 to 1)	10·5 (5·5 to 18·3)	25·8 (14·4 to 41·7)	34·6 (20 to 57·8)	43·3 (25·1 to 68·6)	50·3 (28·9 to 77·2)	49·9 (29·9 to 75·9)	47·9 (28·2 to 72·4)	47·6 (29·3 to 71·2)	47·8 (29 to 73·8)	50·2 (31·4 to 75·5)	50·8 (31·7 to 76·1)	52·6 (33·7 to 79·9)	51·7 (32 to 77·4)	47·1 (30·6 to 68·2)	46·2 (29·9 to 68·2)	42 (27·3 to 60·6)	31·9 (20·2 to 46·7)	18·9 (12·1 to 27·2)	7·2 (4·7 to 10·5)	2 (1·2 to 2·9)	759
Near vision loss	0 (0 to 0)	0 (0 to 0)	0 (0 to 0)	0 (0 to 0·1)	0·1 (0 to 0·3)	0·2 (0 to 0·5)	0·3 (0 to 0·7)	0·6 (0·2 to 1·5)	1·3 (0·4 to 3·1)	3·1 (1·1 to 7)	5·9 (2·1 to 13)	12·2 (4·8 to 25·7)	21·4 (8·3 to 46)	33·7 (13·5 to 72·7)	45·4 (18·3 to 96·2)	54·6 (22·7 to 115)	57·2 (23·1 to 116)	60·6 (25·8 to 121)	56·6 (22·9 to 117)	45 (19·4 to 89·8)	28·5 (12·9 to 55)	12·3 (5·4 to 24)	3·8 (1·6 to 7·7)	443
Other vision loss	0 (0 to 0·1)	0·1 (0·1 to 0·2)	0·5 (0·1 to 1·2)	3·1 (1 to 6·4)	6·2 (2·4 to 12·2)	7·9 (2·9 to 14·9)	8·9 (3·8 to 16·3)	9·6 (4·3 to 18)	9·8 (4·8 to 17·9)	11·4 (5·6 to 19·7)	13·6 (7 to 23·2)	16·6 (9·1 to 27·6)	20 (11·1 to 31·4)	23·7 (14·3 to 36·3)	27·5 (16·7 to 41·1)	32·8 (21·2 to 48·6)	37 (24·1 to 53·9)	40·4 (27·3 to 59·3)	38·9 (24·8 to 57·4)	38·4 (25·5 to 55·2)	31 (20·4 to 45·5)	20·4 (13·8 to 28·7)	9·3 (6·2 to 13·4)	407
Age-related and other hearing loss	0 (0 to 0)	0 (0 to 0)	1·4 (0·6 to 2·5)	22·8 (11·4 to 38·3)	57·4 (29·4 to 94·5)	76·4 (45·2 to 119)	91·4 (52·6 to 142)	112 (64·9 to 169)	138 (85·1 to 209)	165 (103 to 252)	180 (110 to 281)	204 (124 to 316)	275 (165 to 443)	337 (202 to 534)	391 (242 to 616)	413 (253 to 631)	395 (245 to 586)	407 (265 to 588)	386 (257 to 554)	327 (222 to 454)	223 (154 to 301)	101 (72 to 137)	31·2 (22·7 to 41·8)	4,330
Other sense organ diseases	0 (0 to 0)	0·1 (0 to 0·2)	1·9 (0·9 to 3·3)	9·5 (4·7 to 16·8)	11·2 (5·2 to 19·6)	11·1 (5·4 to 20·1)	12·3 (5·7 to 22·4)	12·7 (5·6 to 24)	14·9 (6·4 to 29·3)	20·1 (8·6 to 39·6)	22·7 (10 to 41·8)	22·3 (9·9 to 43·9)	24·3 (10·8 to 45·4)	29·9 (13·6 to 59·4)	29·1 (13·2 to 57)	32·3 (15·3 to 61·8)	32·8 (15 to 60·9)	32 (15·1 to 58)	29·3 (13·6 to 52·5)	20·1 (10 to 37·2)	9·6 (4·5 to 17·5)	3·6 (1·7 to 6·5)	1·6 (0·7 to 2·8)	383
Musculoskeletal disorders	0 (0 to 0)	0 (0 to 0)	0 (0 to 0)	0 (0 to 0)	55·4 (30·9 to 92)	270 (171 to 401)	592 (391 to 858)	917 (621 to 1,290)	1,310 (868 to 1,840)	1,570 (1,040 to 2,160)	1,750 (1,220 to 2,410)	1,900 (1,330 to 2,580)	2,040 (1,430 to 2,760)	1,980 (1,390 to 2,760)	1,840 (1,260 to 2,520)	1,600 (1,110 to 2,220)	1,250 (879 to 1,740)	1,040 (733 to 1,430)	781 (550 to 1,080)	521 (365 to 719)	275 (191 to 380)	97·9 (67·7 to 139)	29·9 (20·9 to 42·5)	19,800
Rheumatoid arthritis	0 (0 to 0)	0 (0 to 0)	0 (0 to 0)	0 (0 to 0)	1·5 (0·8 to 2·5)	4·3 (2·4 to 6·9)	11·3 (6·6 to 17·4)	18·7 (10·2 to 30·5)	30·8 (18·5 to 47·8)	41·6 (25·7 to 61·8)	59·8 (41 to 84·8)	80·5 (54 to 114)	109 (75·5 to 152)	123 (88·3 to 167)	132 (94·5 to 180)	125 (89·1 to 170)	106 (75·2 to 143)	91·1 (64·6 to 122)	76 (52·3 to 103)	55·6 (36 to 76·5)	37·6 (23 to 53·2)	16 (9·2 to 23)	5·7 (3 to 8·9)	1,130
Osteoarthritis	0 (0 to 0)	0 (0 to 0)	0 (0 to 0)	0 (0 to 0)	0 (0 to 0)	0 (0 to 0)	0 (0 to 0)	0 (0 to 0)	0 (0 to 0)	5·2 (2 to 11·5)	32·8 (15·3 to 70·1)	93·8 (46·4 to 191)	196 (98·4 to 402)	293 (140 to 582)	344 (167 to 686)	345 (172 to 692)	296 (150 to 589)	261 (131 to 528)	205 (103 to 412)	143 (72·7 to 282)	81·3 (41·9 to 161)	32·7 (16·7 to 64·2)	9·7 (5 to 19·2)	2,340
Osteoarthritis hip	0 (0 to 0)	0 (0 to 0)	0 (0 to 0)	0 (0 to 0)	0 (0 to 0)	0 (0 to 0)	0 (0 to 0)	0 (0 to 0)	0 (0 to 0)	1·6 (0·4 to 3·6)	2·3 (0·6 to 5·3)	3·4 (1·2 to 8·2)	5·4 (2 to 12·3)	7·4 (2·9 to 16·7)	9 (3·7 to 20)	10 (4·5 to 21·6)	9·2 (4 to 19·9)	8·7 (4 to 18·3)	7·1 (3·4 to 14·7)	5 (2·3 to 10·3)	3 (1·4 to 6·1)	1·2 (0·6 to 2·5)	0·4 (0·2 to 0·8)	73·6
Osteoarthritis knee	0 (0 to 0)	0 (0 to 0)	0 (0 to 0)	0 (0 to 0)	0 (0 to 0)	0 (0 to 0)	0 (0 to 0)	0 (0 to 0)	0 (0 to 0)	2·4 (0·8 to 5·5)	21·1 (9·3 to 43·6)	57·8 (27·8 to 120)	115 (54·4 to 231)	168 (78·9 to 347)	196 (93·5 to 404)	198 (95 to 409)	170 (82·9 to 346)	149 (72·8 to 305)	114 (55·6 to 229)	76·1 (36·8 to 153)	41 (20·4 to 82·1)	15·3 (7·5 to 30·1)	4·2 (2·1 to 8·2)	1,330
Osteoarthritis hand	0 (0 to 0)	0 (0 to 0)	0 (0 to 0)	0 (0 to 0)	0 (0 to 0)	0 (0 to 0)	0 (0 to 0)	0 (0 to 0)	0 (0 to 0)	1 (0·3 to 2·6)	7·8 (2·6 to 18·1)	27·3 (11·1 to 60·6)	64·3 (27·4 to 138)	99·6 (44 to 211)	115 (53·5 to 253)	111 (53 to 235)	92·5 (44·8 to 193)	80·6 (39·2 to 165)	64 (32 to 133)	46·1 (22·8 to 95·8)	27·6 (14 to 57·3)	11·8 (6 to 24·2)	3·7 (1·9 to 7·7)	753
Osteoarthritis other	0 (0 to 0)	0 (0 to 0)	0 (0 to 0)	0 (0 to 0)	0 (0 to 0)	0 (0 to 0)	0 (0 to 0)	0 (0 to 0)	0 (0 to 0)	0·2 (0·1 to 0·5)	1·6 (0·4 to 4)	5·3 (1·9 to 12·4)	11·5 (4·3 to 26·7)	18·4 (7·8 to 39·8)	23·7 (10·5 to 52)	25·9 (12 to 55·8)	23·9 (11·3 to 50·5)	22·9 (10·9 to 46·9)	19·8 (9·9 to 40·9)	15·3 (7·5 to 31·9)	9·7 (4·9 to 19·7)	4·3 (2·2 to 8·7)	1·4 (0·7 to 2·8)	184
Low back pain	0 (0 to 0)	0 (0 to 0)	0 (0 to 0)	0 (0 to 0)	44·1 (20·1 to 80)	224 (127 to 355)	432 (257 to 692)	564 (334 to 903)	672 (397 to 1,060)	726 (426 to 1,120)	774 (469 to 1,200)	800 (486 to 1,210)	787 (479 to 1,240)	703 (434 to 1,100)	606 (374 to 912)	506 (319 to 742)	383 (242 to 586)	323 (200 to 484)	250 (157 to 376)	177 (111 to 262)	95·3 (58·7 to 139)	35·1 (21·7 to 51·2)	10 (6·3 to 15·1)	8,110
Neck pain	0 (0 to 0)	0 (0 to 0)	0 (0 to 0)	0 (0 to 0)	2·1 (0·5 to 5·2)	13·6 (5·1 to 28·8)	32·5 (13·2 to 61·5)	50·2 (22·5 to 98·5)	74·3 (32·8 to 143)	112 (52·5 to 208)	146 (72·7 to 257)	169 (87·7 to 306)	181 (90·2 to 321)	150 (77·4 to 283)	129 (61·8 to 235)	104 (52·3 to 187)	76·7 (40·3 to 133)	61·5 (32 to 105)	43·4 (22·1 to 80·7)	26·7 (13·5 to 48·9)	14·4 (7·7 to 25)	5·6 (2·9 to 9·4)	1·9 (1 to 3·4)	1,390
Gout	0 (0 to 0)	0 (0 to 0)	0 (0 to 0)	0 (0 to 0)	0 (0 to 0)	0 (0 to 0)	0·1 (0 to 0·2)	0·6 (0·2 to 1·1)	1·4 (0·7 to 2·5)	2·2 (0·3 to 5·7)	3 (0·6 to 6·8)	3·7 (0·8 to 7·7)	4·3 (1·3 to 8·9)	4·4 (1·5 to 9·1)	4·2 (1·6 to 8·1)	3·7 (1·3 to 6·8)	3 (1·2 to 5·5)	2·6 (1·1 to 4·7)	2·1 (0·9 to 3·9)	1·6 (0·7 to 3·1)	1 (0·5 to 1·9)	0·5 (0·2 to 0·8)	0·2 (0·1 to 0·3)	38·7
Other musculoskeletal disorders	0 (0 to 0)	0 (0 to 0)	0 (0 to 0)	0 (0 to 0)	7·7 (3·6 to 12·3)	28·6 (13·8 to 45·9)	115 (70·7 to 173)	284 (195 to 401)	529 (346 to 760)	685 (448 to 991)	737 (480 to 1,050)	749 (470 to 1,080)	762 (499 to 1,120)	703 (455 to 1,060)	625 (409 to 916)	515 (317 to 769)	383 (248 to 571)	299 (184 to 458)	204 (125 to 305)	117 (66·1 to 191)	45·2 (21·4 to 75·8)	8 (2·6 to 17·7)	2·4 (0·9 to 4·2)	6,800
Other non-communicable diseases	1,110 (685 to 2,040)	706 (482 to 1,000)	1,720 (1,050 to 2,660)	694 (492 to 1,060)	414 (317 to 531)	466 (345 to 623)	658 (452 to 956)	895 (627 to 1,290)	1,100 (765 to 1,560)	1,210 (831 to 1,720)	1,310 (921 to 1,830)	1,370 (969 to 1,910)	1,360 (985 to 1,850)	1,220 (873 to 1,650)	1,030 (749 to 1,370)	887 (648 to 1,200)	700 (516 to 925)	613 (456 to 800)	505 (378 to 657)	361 (272 to 469)	223 (170 to 286)	95·2 (73·4 to 121)	32·7 (24·7 to 42)	18,700

Congenital birth defects	1,100 (678 to 2,030)	620 (417 to 892)	1,370 (817 to 2,150)	522 (349 to 881)	235 (180 to 316)	208 (156 to 273)	157 (117 to 210)	124 (91·2 to 164)	108 (79·7 to 143)	86·1 (62·2 to 116)	77·1 (55·1 to 102)	67 (49·3 to 89·2)	57·9 (40·9 to 77·8)	47·5 (34·2 to 63·9)	38·3 (27·2 to 51·8)	28·6 (20·1 to 38·9)	19·6 (13·8 to 26·6)	8·8 (5·5 to 13·1)	5·5 (3·3 to 8·3)	3·1 (1·9 to 4·6)	1·5 (0·9 to 2·3)	0·5 (0·3 to 0·9)	0·2 (0·1 to 0·2)	4,890
Neural tube defects	106 (49·6 to 186)	30·6 (14·8 to 54·6)	109 (43·9 to 234)	63·7 (31·1 to 118)	10·2 (6·9 to 14·7)	9·5 (6·6 to 13·7)	7·8 (5·3 to 11·2)	6·4 (4·2 to 9·6)	4 (2·8 to 5·6)	3·2 (2·1 to 4·5)	2·5 (1·7 to 3·5)	1·9 (1·3 to 2·6)	1·4 (1 to 2)	1·1 (0·7 to 1·4)	0·7 (0·5 to 1·1)	0·5 (0·3 to 0·7)	0·4 (0·3 to 0·5)	0·1 (0·1 to 0·2)	0·1 (0 to 0·1)	0 (0 to 0·1)	0 (0 to 0)	0 (0 to 0)	0 (0 to 0)	359
Congenital heart anomalies	370 (174 to 791)	285 (178 to 438)	663 (353 to 1,090)	191 (97·6 to 440)	65·8 (42·9 to 109)	56·1 (37·3 to 82·8)	37·3 (25·4 to 54·3)	33·2 (20·8 to 49·3)	30·9 (20 to 46·6)	21·4 (13·1 to 31·7)	19·2 (12 to 28·1)	16·9 (10·5 to 25·1)	11·5 (6·5 to 17·8)	9·2 (4·7 to 14)	7·6 (4·4 to 11·5)	5·5 (2·9 to 8·3)	4·2 (2·1 to 6·4)	0·9 (0·3 to 1·7)	0·6 (0·2 to 1·3)	0·4 (0·1 to 0·9)	0·2 (0·1 to 0·5)	0·1 (0 to 0·2)	0 (0 to 0·1)	1,830
Orofacial clefts	3·9 (1·4 to 8·4)	2·9 (1·2 to 5·9)	8·8 (2·6 to 22·5)	2·6 (0·9 to 5·5)	1·3 (0·8 to 2)	1·2 (0·7 to 1·9)	1·1 (0·7 to 1·8)	1·1 (0·6 to 1·7)	1 (0·6 to 1·6)	0·9 (0·6 to 1·5)	0·9 (0·5 to 1·4)	0·8 (0·5 to 1·3)	0·8 (0·5 to 1·2)	0·7 (0·4 to 1)	0·6 (0·3 to 0·9)	0·4 (0·3 to 0·7)	0·3 (0·2 to 0·5)	0·3 (0·2 to 0·4)	0·2 (0·1 to 0·3)	0·1 (0·1 to 0·2)	0·1 (0·1 to 0·1)	0 (0 to 0·1)	0 (0 to 0)	30·1
Down syndrome	17·6 (8·3 to 32·8)	15·8 (8·6 to 27·1)	81·9 (35·7 to 150)	39·9 (19·8 to 73·7)	12 (6·5 to 20·7)	9 (5 to 14·8)	8·3 (4·9 to 13·4)	7·8 (4·4 to 13)	9·1 (5·2 to 15·3)	7·5 (4·1 to 13·6)	6 (3·4 to 10·2)	5·4 (3·2 to 8·8)	5·4 (3·2 to 8·4)	4·3 (2·4 to 6·9)	3·1 (1·7 to 5·3)	2·1 (1·1 to 3·5)	0·7 (0·4 to 1·1)	0 (0 to 0)	0 (0 to 0)	0 (0 to 0)	0 (0 to 0)	0 (0 to 0)	0 (0 to 0)	236
Turner syndrome	0 (0 to 0)	0 (0 to 0)	0·1 (0 to 0·1)	0·2 (0·1 to 0·4)	0·3 (0·1 to 0·5)	0·3 (0·1 to 0·5)	0·3 (0·2 to 0·7)	0·3 (0·1 to 0·6)	0·3 (0·1 to 0·5)	0·2 (0·1 to 0·4)	0·2 (0·1 to 0·4)	0·2 (0·1 to 0·3)	0·1 (0·1 to 0·2)	0·1 (0 to 0·1)	0 (0 to 0·1)	0 (0 to 0)	0 (0 to 0)	0 (0 to 0)	0 (0 to 0)	0 (0 to 0)	0 (0 to 0)	0 (0 to 0)	0 (0 to 0)	2·6
Klinefelter syndrome	0 (0 to 0)	0 (0 to 0)	0 (0 to 0)	0 (0 to 0)	0 (0 to 0)	0 (0 to 0)	0 (0 to 0)	0 (0 to 0)	0 (0 to 0)	0 (0 to 0)	0 (0 to 0)	0 (0 to 0)	0 (0 to 0)	0 (0 to 0)	0 (0 to 0)	0 (0 to 0)	0 (0 to 0)	0 (0 to 0)	0 (0 to 0)	0 (0 to 0)	0 (0 to 0)	0 (0 to 0)	0 (0 to 0)	0
Other chromosomal abnormalities	39·9 (13·4 to 91·5)	18·4 (9·6 to 34)	43·5 (20·4 to 80·4)	14 (8 to 23·6)	6·1 (4 to 8·7)	4·7 (3·2 to 6·7)	4·1 (2·6 to 6)	3·6 (2·3 to 5·3)	3·2 (2 to 4·7)	2·5 (1·5 to 3·8)	2·2 (1·2 to 3·3)	1·3 (0·8 to 1·9)	1·2 (0·6 to 1·8)	0·8 (0·4 to 1·3)	0·7 (0·3 to 1·2)	0·4 (0·2 to 0·6)	0·3 (0·1 to 0·5)	0 (0 to 0)	0 (0 to 0)	0 (0 to 0)	0 (0 to 0)	0 (0 to 0)	0 (0 to 0)	147
Congenital musculoskeletal and limb anomalies	23·8 (11·1 to 42·6)	9·8 (5·7 to 16·3)	48·2 (30·2 to 74·7)	82 (46·4 to 126)	84·2 (47·5 to 133)	82·6 (48·6 to 130)	68·9 (40·1 to 109)	45·1 (27·3 to 67·3)	38·5 (22·8 to 58·4)	36·1 (21·6 to 56·2)	33·9 (20·4 to 52·2)	31 (18·9 to 46·6)	29·2 (17·1 to 44·8)	24·9 (15·1 to 37·3)	20·5 (12·5 to 31·5)	15·8 (9·4 to 24)	10·5 (6·1 to 16)	6·5 (3·7 to 10·2)	3·8 (2·1 to 6·2)	1·9 (1 to 3·1)	0·8 (0·4 to 1·4)	0·3 (0·1 to 0·5)	0·1 (0 to 0·1)	698
Urogenital congenital anomalies	97·9 (26·4 to 347)	53·2 (22·3 to 133)	37·8 (13·1 to 115)	17 (8·3 to 41·5)	10·8 (6·5 to 18·2)	10·9 (6·4 to 18·7)	10·5 (4·7 to 18)	11·9 (2·8 to 23·4)	8·8 (2·9 to 17·6)	5·6 (1·8 to 10·9)	3·8 (1 to 8)	2·8 (0·8 to 5·5)	1·8 (0·8 to 3)	1·2 (0·5 to 2)	0·8 (0·3 to 1·6)	0·4 (0·1 to 0·8)	0·4 (0·2 to 0·7)	0 (0 to 0)	0 (0 to 0)	0 (0 to 0)	0 (0 to 0)	0 (0 to 0)	0 (0 to 0)	275
Digestive congenital anomalies	158 (66·2 to 431)	110 (60·9 to 200)	167 (77·3 to 329)	32·3 (15·9 to 76·3)	7·9 (4·5 to 14·2)	5·4 (3·2 to 9·1)	2·4 (1·4 to 3·8)	1·9 (1·1 to 3·2)	1·6 (0·9 to 3·2)	1 (0·6 to 1·7)	0·9 (0·4 to 1·6)	0·8 (0·4 to 1·2)	0·8 (0·3 to 1·4)	0·8 (0·3 to 1·4)	0·8 (0·3 to 1·4)	0·8 (0·3 to 1·4)	0·6 (0·2 to 1)	0 (0 to 0)	0 (0 to 0)	0 (0 to 0)	0 (0 to 0)	0 (0 to 0)	0 (0 to 0)	492
Other congenital birth defects	281 (150 to 471)	95·1 (52·9 to 154)	215 (107 to 429)	79 (42·2 to 151)	36·4 (23·5 to 55·1)	28·7 (18·1 to 43·6)	15·9 (10·5 to 24·4)	12·8 (7·8 to 20·4)	10·4 (6·4 to 17·7)	7·8 (4·4 to 13·9)	7·4 (4·4 to 13·1)	5·9 (3·4 to 11)	5·7 (3·3 to 10·8)	4·5 (2·4 to 8·7)	3·6 (1·9 to 7·2)	2·8 (1·4 to 5·5)	2·3 (1·2 to 4·5)	1 (0·2 to 2·7)	0·7 (0·2 to 2)	0·5 (0·1 to 1·4)	0·3 (0·1 to 0·8)	0·1 (0 to 0·3)	0 (0 to 0·1)	817
Urinary diseases and male infertility	0·9 (0·3 to 1·5)	1·5 (0·8 to 2·5)	14·3 (7·7 to 25·3)	21·4 (13·8 to 31·4)	22·9 (14·6 to 33·7)	14·9 (9·3 to 23·1)	13·4 (9·4 to 19·3)	16·5 (11·1 to 23·2)	22 (14·9 to 31·8)	24·9 (17·1 to 35·3)	34·1 (23·8 to 48·8)	42·9 (30·1 to 59·9)	58·1 (39·1 to 81·1)	71·1 (48·8 to 98·4)	75·7 (51·5 to 108)	77·1 (53·6 to 109)	65·5 (43·6 to 90·9)	67·2 (46·6 to 93·9)	67·9 (46·2 to 98)	51·1 (34·4 to 73·3)	44·8 (29·5 to 65·6)	21·3 (13·5 to 31·2)	8 (5·1 to 11·9)	837
Urolithiasis	0 (0 to 0)	0 (0 to 0)	0 (0 to 0)	0·1 (0 to 0·2)	0·2 (0·1 to 0·4)	0·4 (0·2 to 0·6)	0·5 (0·3 to 0·8)	1 (0·6 to 1·6)	1·6 (1 to 2·5)	2·7 (1·5 to 4·4)	4·2 (2·5 to 6·8)	5·5 (3·2 to 8·7)	6·6 (3·2 to 11·3)	8·1 (4·5 to 13·1)	7·5 (3·9 to 13·1)	5·3 (3 to 9·4)	3·4 (2 to 5·8)	2·5 (1·4 to 4)	2 (1·1 to 3·7)	1·3 (0·7 to 2·3)	0·9 (0·4 to 1·6)	0·4 (0·2 to 0·7)	0·1 (0·1 to 0·2)	54·3
Benign prostatic hyperplasia	0 (0 to 0)	0 (0 to 0)	0 (0 to 0)	0 (0 to 0)	0 (0 to 0)	0 (0 to 0)	0 (0 to 0)	0 (0 to 0)	0 (0 to 0)	0 (0 to 0)	0 (0 to 0)	0 (0 to 0)	0 (0 to 0)	0 (0 to 0)	0 (0 to 0)	0 (0 to 0)	0 (0 to 0)	0 (0 to 0)	0 (0 to 0)	0 (0 to 0)	0 (0 to 0)	0 (0 to 0)	0 (0 to 0)	0
Male infertility	--	--	--	--	--	--	--	--	--	--	--	--	--	--	--	--	--	--	--	--	--	--	--	NA
Other urinary diseases	0·4 (0·1 to 0·8)	0·7 (0·3 to 1·2)	1·4 (0·6 to 2·8)	5·7 (3·4 to 8·7)	5·5 (3·3 to 8·4)	3·4 (2 to 5·5)	2·1 (1·3 to 3·4)	1·2 (0·7 to 1·9)	1·6 (1 to 2·5)	2·3 (1·4 to 3·6)	2·4 (1·5 to 3·6)	2·9 (1·8 to 4·6)	4·2 (2·5 to 6·5)	3·6 (2·1 to 6·7)	3·3 (1·9 to 7·3)	2·6 (1·4 to 5·7)	1·6 (0·9 to 3·5)	1·2 (0·7 to 2·6)	1·3 (0·6 to 3·3)	0·7 (0·4 to 1·5)	0·6 (0·2 to 1·3)	0·3 (0·1 to 0·9)	0·1 (0 to 0·3)	49·2
Gynecological diseases	0 (0 to 0)	0 (0 to 0)	0 (0 to 0)	0 (0 to 0)	0 (0 to 0)	125 (65·1 to 210)	364 (212 to 585)	584 (372 to 891)	729 (481 to 1,090)	785 (512 to 1,170)	795 (535 to 1,160)	758 (498 to 1,090)	638 (422 to 918)	416 (251 to 618)	202 (128 to 298)	107 (65·7 to 160)	67·3 (41·9 to 100)	46·5 (29·5 to 66·9)	28·6 (17·8 to 41·9)	19·3 (12·2 to 28·1)	13·8 (8·7 to 20·3)	7·2 (4·5 to 10·8)	2·5 (1·4 to 4)	5,690
Uterine fibroids	0 (0 to 0)	0 (0 to 0)	0 (0 to 0)	0 (0 to 0)	0 (0 to 0)	1·8 (0·6 to 4)	3·8 (1·4 to 8·1)	7·2 (2·8 to 15·1)	14·2 (5·7 to 31·2)	29·5 (13·1 to 62·5)	57·5 (25·1 to 115)	76·1 (36·1 to 147)	65·6 (30·9 to 128)	43·3 (20·3 to 83·8)	25 (11·5 to 47·9)	13·6 (6 to 26·5)	7·2 (3·1 to 14·5)	4·2 (1·9 to 8·1)	2·3 (1·1 to 4·6)	1·3 (0·6 to 2·4)	0·6 (0·3 to 1·1)	0·3 (0·1 to 0·5)	0·1 (0 to 0·1)	354
Polycystic ovarian syndrome	0 (0 to 0)	0 (0 to 0)	0 (0 to 0)	0 (0 to 0)	0 (0 to 0)	24·9 (10·7 to 51·9)	75·7 (33 to 156)	91·3 (40 to 187)	84·8 (36·7 to 176)	77·5 (33·9 to 160)	69·9 (30·5 to 142)	62·4 (27·7 to 128)	49·8 (21·1 to 97·9)	16 (6·4 to 33·1)	0 (0 to 0)	0 (0 to 0)	0 (0 to 0)	0 (0 to 0)	0 (0 to 0)	0 (0 to 0)	0 (0 to 0)	0 (0 to 0)	0 (0 to 0)	552
Female infertility	0 (0 to 0)	0 (0 to 0)	0 (0 to 0)	0 (0 to 0)	0 (0 to 0)	0 (0 to 0)	0 (0 to 0)	5 (0·2 to 24·3)	12·8 (0·4 to 48·1)	19 (0·5 to 69·4)	22·9 (0·4 to 81)	25 (0·5 to 76·2)	0·5 (0 to 3·1)	0 (0 to 0)	0 (0 to 0)	0 (0 to 0)	0 (0 to 0)	0 (0 to 0)	0 (0 to 0)	0 (0 to 0)	0 (0 to 0)	0 (0 to 0)	0 (0 to 0)	85·2
Endometriosis	0 (0 to 0)	0 (0 to 0)	0 (0 to 0)	0 (0 to 0)	0 (0 to 0)	0 (0 to 0)	17·3 (5 to 38·7)	56·8 (25·1 to 112)	63 (29 to 115)	53·2 (24 to 97·5)	45·8 (22·2 to 83·7)	41·6 (19·8 to 73·7)	34·9 (17·7 to 58·9)	15·6 (7·3 to 26·5)	0 (0 to 0)	0 (0 to 0)	0 (0 to 0)	0 (0 to 0)	0 (0 to 0)	0 (0 to 0)	0 (0 to 0)	0 (0 to 0)	0 (0 to 0)	328
Genital prolapse	0 (0 to 0)	0 (0 to 0)	0 (0 to 0)	0 (0 to 0)	0 (0 to 0)	0 (0 to 0)	0·1 (0 to 0·2)	0·4 (0·1 to 0·9)	0·7 (0·2 to 1·4)	1·1 (0·4 to 2·3)	2·2 (0·8 to 4·8)	4·1 (1·7 to 8·7)	7·3 (3·2 to 14·3)	10 (4·4 to 19·3)	10·2 (4·5 to 20)	9·1 (4 to 18·4)	7·4 (3·5 to 14·3)	6·4 (3 to 11·9)	4·9 (2·4 to 9)	3·4 (1·6 to 6·4)	2·3 (1·2 to 4·1)	1·1 (0·6 to 2·1)	0·4 (0·2 to 0·7)	71
Premenstrual syndrome	0 (0 to 0)	0 (0 to 0)	0 (0 to 0)	0 (0 to 0)	0 (0 to 0)	97·3 (45·9 to 174)	219 (111 to 391)	266 (132 to 474)	257 (143 to 421)	249 (132 to 401)	262 (152 to 413)	239 (136 to 375)	142 (80·5 to 238)	41·6 (20·7 to 77)	0 (0 to 0)	0 (0 to 0)	0 (0 to 0)	0 (0 to 0)	0 (0 to 0)	0 (0 to 0)	0 (0 to 0)	0 (0 to 0)	0 (0 to 0)	1,770
Other gynecological diseases	0 (0 to 0)	0 (0 to 0)	0 (0 to 0)	0 (0 to 0)	0 (0 to 0)	1·4 (0·4 to 3·4)	48·1 (22·3 to 82·8)	157 (92·3 to 254)	297 (160 to 497)	356 (196 to 590)	335 (195 to 534)	309 (173 to 497)	338 (198 to 514)	290 (153 to 452)	167 (99·6 to 252)	84·3 (47·7 to 130)	52·7 (31·5 to 80·9)	35·9 (21·6 to 53·4)	21·4 (12·6 to 32·3)	14·5 (8·4 to 21·9)	10·9 (6·2 to 17·1)	5·8 (3·2 to 9·2)	2·1 (1 to 3·4)	2,530
Hemoglobinopathies and hemolytic anemias	1·5 (0·8 to 2·4)	1 (0·5 to 1·7)	6·6 (3·6 to 11·1)	14·8 (8·6 to 23·5)	22 (14·5 to 32·1)	18·5 (11·8 to 27·4)	23·2 (13·8 to 37·2)	19·9 (11·9 to 31)	20·7 (11·5 to 33·4)	18·1 (10·1 to 29·7)	26·7 (15·3 to 42·9)	30·1 (18·5 to 47·6)	19 (12 to 29·1)	18·6 (11·3 to 29·1)	19 (12 to 29·1)	19·4 (12·5 to 29·6)	14·7 (9·3 to 22·1)	13·7 (9·2 to 19·6)	9·9 (6·6 to 14·3)	7·2 (4·9 to 10·3)	5 (3·3 to 7·3)	1·8 (1·2 to 2·6)	0·6 (0·4 to 0·8)	332
Thalassemias	0·2 (0·1 to 0·5)	0·2 (0 to 0·5)	1·6 (0·5 to 3·8)	3·4 (1·4 to 6·5)	2·7 (1·2 to 4·9)	1 (0·4 to 2)	0·3 (0·1 to 0·7)	0·1 (0 to 0·4)	0·1 (0 to 0·1)	0 (0 to 0·1)	0 (0 to 0·1)	0 (0 to 0·1)	0 (0 to 0·1)	0 (0 to 0·1)	0 (0 to 0)	0 (0 to 0)	0 (0 to 0)	0 (0 to 0)	0 (0 to 0)	0 (0 to 0)	0 (0 to 0)	0 (0 to 0)	0 (0 to 0)	9·8
Thalassemias trait	0 (0 to 0)	0 (0 to 0·1)	0·2 (0 to 0·6)	1 (0·2 to 2·6)	1·3 (0·3 to 3·5)	0·4 (0·1 to 1·1)	5·8 (1·8 to 11·8)	3·9 (0·9 to 8·9)	4·7 (1·2 to 9·9)	4·1 (1·1 to 9·2)	5·6 (2·1 to 11·2)	2·6 (0·8 to 5·2)	0·4 (0·1 to 1·1)	0·4 (0·1 to 1·1)	0·5 (0·1 to 1·3)	0·4 (0·1 to 1)	0·3 (0·1 to 0·7)	0·3 (0·1 to 0·7)	0·1 (0 to 0·3)	0·2 (0 to 0·4)	0·1 (0 to 0·3)	0 (0 to 0·1)	0 (0 to 0)	32·4
Sickle cell disorders	0·5 (0·1 to 1·2)	0·4 (0·1 to 1)	2·2 (0·4 to 4·9)	1·8 (0·3 to 4·3)	1·7 (0·3 to 4·2)	1·7 (0·2 to 4·9)	0·9 (0·1 to 2·8)	0·5 (0 to 1·6)	0·2 (0 to 0·7)	0·1 (0 to 0·4)	0·1 (0 to 0·5)	0·1 (0 to 0·4)	0·1 (0 to 0·4)	0·1 (0 to 0·3)	0 (0 to 0·1)	0 (0 to 0)	0 (0 to 0)	0 (0 to 0)	0 (0 to 0)	0 (0 to 0)	0 (0 to 0)	0 (0 to 0)	0 (0 to 0)	10·6
Sickle cell trait	0 (0 to 0)	0 (0 to 0·1)	0·1 (0 to 0·3)	0·4 (0 to 1·2)	0·5 (0 to 1·6)	0·2 (0 to 0·5)	3·7 (0·8 to 9·8)	2 (0·3 to 6)	2·9 (0·4 to 8)	2·5 (0·3 to 7)	4·2 (0·9 to 9·9)	1·5 (0·4 to 3·3)	0·1 (0 to 0·4)	0·2 (0 to 0·4)	0·2 (0 to 0·5)	0·2 (0 to 0·4)	0·1 (0 to 0·3)	0·1 (0 to 0·4)	0·1 (0 to 0·1)	0·1 (0 to 0·2)	0 (0 to 0·1)	0 (0 to 0)	0 (0 to 0)	19·2
G6PD deficiency	0·1 (0 to 0·2)	0·1 (0 to 0·2)	0·6 (0·2 to 1·4)	2·3 (1 to 4·4)	6·2 (3·2 to 10)	7·2 (3·7 to 11·6)	6·2 (3·4 to 10)	7·2 (4 to 11·9)	5·8 (3 to 9·8)	5·2 (2·6 to 9)	6·3 (2·9 to 10·5)	6·9 (4 to 10·8)	5·2 (2·7 to 9)	4 (2 to 7·1)	2·7 (1·3 to 4·8)	1·7 (0·8 to 2·9)	0·9 (0·4 to 1·6)	0·4 (0·2 to 0·7)	0·3 (0·1 to 0·4)	0·1 (0 to 0·1)	0 (0 to 0·1)	0 (0 to 0)	0 (0 to 0)	69·4
G6PD trait	0 (0 to 0)	0 (0 to 0)	0 (0 to 0)	0 (0 to 0)	0 (0 to 0)	0 (0 to 0)	0·1 (0 to 1·1)	0 (0 to 0)	0 (0 to 0)	0 (0 to 0)	0·5 (0 to 1·8)	1·4 (0·6 to 2·5)	0 (0 to 0·1)	0 (0 to 0)	0 (0 to 0)	0 (0 to 0)	0 (0 to 0)	0 (0 to 0)	0 (0 to 0)	0 (0 to 0)	0 (0 to 0)	0 (0 to 0)	0 (0 to 0)	2
Other hemoglobinopathies and hemolytic anemias	0·7 (0·2 to 1·3)	0·3 (0·1 to 0·5)	1·8 (0·8 to 3·3)	5·9 (2·9 to 10·7)	9·6 (5·2 to 16·2)	8 (4·7 to 12·5)	6·2 (3·6 to 10)	6·1 (3·4 to 10·5)	7 (3·9 to 11·8)	6·1 (3·3 to 10·5)	10 (5·7 to 16·8)	17·7 (10·2 to 28·6)	13·1 (8 to 20·6)	13·9 (8·2 to 22·1)	15·5 (9·6 to 24)	17·1 (10·9 to 26·5)	13·4 (8·4 to 20·4)	12·9 (8·6 to 18·6)	9·5 (6·3 to 13·7)	6·9 (4·6 to 9·9)	4·9 (3·1 to 7)	1·7 (1·1 to 2·5)	0·5 (0·3 to 0·8)	189
Endocrine, metabolic, blood, and immune disorders	7·7 (3·9 to 15·4)	10 (5·9 to 16·6)	65 (34·1 to 113)	101 (64·7 to 152)	95·1 (58·7 to 148)	58·9 (37·3 to 92·2)	39·8 (26·6 to 57·6)	48·5 (32·4 to 68·1)	69·8 (46 to 99·6)	94·9 (63·9 to 131)	141 (98·5 to 198)	208 (141 to 288)	291 (197 to 412)	343 (231 to 490)	364 (248 to 523)	327 (221 to 470)	246 (171 to 348)	216 (150 to 300)	186 (129 to 258)	135 (88·4 to 187)	75·1 (48·7 to 106)	30·6 (18·9 to 43·1)	11·1 (6·1 to 16·2)	3,170
Oral disorders	0 (0 to 0)	0 (0 to 0)	0 (0 to 0)	34·4 (19·6 to 55·9)	39·4 (21·9 to 65·3)	40·1 (22·1 to 67·5)	61 (34 to 103)	102 (54·1 to 184)	150 (78·2 to 280)	196 (102 to 358)	231 (121 to 414)	261 (140 to 454)	300 (169 to 491)	325 (190 to 517)	335 (200 to 521)	328 (203 to 501)	287 (178 to 432)	261 (166 to 382)	207 (132 to 300)	145 (92·9 to 208)	82·9 (52·8 to 118)	33·8 (21·5 to 47·9)	10·3 (6·6 to 14·6)	3,430
Caries of deciduous teeth	0 (0 to 0)	0 (0 to 0)	0 (0 to 0)	10·6 (4 to 22·2)	10·6 (4·4 to 22·7)	0·6 (0·1 to 1·6)	0 (0 to 0)	0 (0 to 0)	0 (0 to 0)	0 (0 to 0)	0 (0 to 0)	0 (0 to 0)	0 (0 to 0)	0 (0 to 0)	0 (0 to 0)	0 (0 to 0)	0 (0 to 0)	0 (0 to 0)	0 (0 to 0)	0 (0 to 0)	0 (0 to 0)	0 (0 to 0)	0 (0 to 0)	21·8
Caries of permanent teeth	0 (0 to 0)	0 (0 to 0)	0 (0 to 0)	0 (0 to 0)	5·3 (1·7 to 12·3)	13·9 (4·8 to 31)	17 (6·5 to 35·7)	20·9 (9 to 41·6)	19·3 (7·8 to 39·2)	16·8 (6·9 to 35·3)	15·4 (6·3 to 32·8)	13·3 (5·5 to 28·1)	11·4 (4·5 to 24·4)	9·6 (3·8 to 20·2)	7·8 (2·8 to 17·6)	6·1 (2·1 to 13·6)	4·3 (1·6 to 9·3)	3·4 (1·3 to 6·9)	2·3 (0·9 to 4·6)	1·4 (0·5 to 2·9)	0·7 (0·2 to 1·4)	0·2 (0·1 to 0·5)	0·1 (0 to 0·1)	169
Periodontal diseases	0 (0 to 0)	0 (0 to 0)	0 (0 to 0)	0 (0 to 0)	0 (0 to 0)	0 (0 to 0)	8 (2·4 to 20·4)	29·2 (8·8 to 72·5)	62·4 (19·9 to 149)	91·6 (30·6 to 206)	109 (38·6 to 247)	116 (42·3 to 251)	114 (44·4 to 241)	97·5 (38·7 to 209)	74·2 (29·2 to 154)	52·1 (21 to 106)	33·5 (12·8 to 66)	23·8 (9·3 to 48·1)	16·4 (6·3 to 33·1)	10·7 (4 to 21·5)	5·9 (2·2 to 12·2)	2·3 (0·8 to 5)	0·7 (0·2 to 1·4)	847
Other oral disorders	0 (0 to 0)	0 (0 to 0)	0 (0 to 0)	23·8 (14 to 37·1)	23·4 (13·5 to 36·6)	25·6 (14·9 to 40)	36 (21·1 to 57·2)	41·4 (24·3 to 62·9)	42·9 (25·7 to 65·7)	42·9 (25·5 to 65·4)	40·9 (24·4 to 62·6)	38·6 (23·4 to 58·5)	37·4 (22·5 to 55·9)	32·8 (19·6 to 49)	26·6 (16·5 to 40)	21 (12·9 to 31·7)	15·5 (9·5 to 23·1)	11·4 (7 to 17·3)	6·9 (4·1 to 10·6)	3·8 (2·3 to 5·9)	1·7 (1 to 2·6)	0·6 (0·4 to 0·9)	0·2 (0·1 to 0·3)	473
Sudden infant death syndrome	--	73·9 (33·4 to 120)	262 (94·1 to 494)	--	--	--	--	--	--	--	--	--	--	--	--	--	--	--	--	--	--	--	--	NA
Injuries	52 (32·7 to 77·3)	37·7 (25·5 to 54·7)	483 (275 to 794)	694 (523 to 911)	645 (551 to 757)	800 (682 to 935)	1,290 (1,110 to 1,500)	1,530 (1,220 to 1,920)	1,370 (1,060 to 1,740)	1,140 (904 to 1,410)	1,100 (874 to 1,370)	965 (764 to 1,200)	918 (741 to 1,140)	765 (618 to 943)	678 (545 to 837)	593 (484 to 728)	501 (406 to 610)	467 (376 to 572)	452 (372 to 540)	427 (345 to 520)	356 (285 to 440)	202 (160 to 245)	82·2 (66 to 99·4)	15,500
Transport injuries	5 (3·1 to 7·8)	4·8 (3·1 to 7)	58·1 (31·1 to 97·1)	233 (154 to 342)	250 (193 to 325)	251 (192 to 320)	428 (333 to 551)	520 (373 to 708)	446 (318 to 614)	336 (246 to 447)	322 (238 to 432)	301 (225 to 403)	304 (234 to 397)	262 (204 to 339)	240 (183 to 306)	199 (159 to 247)	165 (130 to 206)	131 (103 to 165)	116 (91·5 to 146)	80·1 (63·7 to 99·7)	51·8 (39·6 to 67·1)	20 (15·4 to 24·9)	7 (5·4 to 8·7)	4,730
Road injuries	4·7 (2·9 to 7·3)	4·2 (2·8 to 6·2)	55·6 (29·8 to 93·8)	228 (150 to 335)	242 (186 to 315)	241 (182 to 308)	413 (320 to 536)	503 (359 to 685)	430 (303 to 593)	324 (237 to 431)	309 (229 to 418)	290 (216 to 389)	293 (224 to 384)	254 (198 to 327)	233 (176 to 297)	193 (154 to 240)	160 (126 to 200)	127 (100 to 159)	112 (88·8 to 143)	77·7 (61·9 to 97)	50·1 (38·3 to 64·9)	19·1 (14·8 to 23·8)	6·5 (5 to 8·1)	4,570
Pedestrian road injuries	1·7 (1·1 to 2·8)	1·5 (1 to 2·2)	15·8 (8·3 to 27·6)	102 (64·6 to 158)	98·8 (73 to 133)	78·3 (57·7 to 102)	94·2 (62·3 to 139)	114 (74·6 to 168)	103 (69 to 147)	80·2 (53·9 to 116)	86 (61·8 to 119)	81·9 (55·5 to 117)	89·7 (62·1 to 131)	80·8 (61·3 to 109)	79·4 (59 to 105)	76·6 (59·7 to 98·7)	66·2 (50·9 to 84·2)	55 (41·8 to 71·7)	55·9 (42·9 to 73·9)	40·8 (31 to 52·7)	27·7 (20·4 to 37·8)	9·2 (6·9 to 11·8)	3 (2·2 to 3·8)	1,440
Cyclist road injuries	0 (0 to 0)	0 (0 to 0)	0 (0 to 0)	9 (4·8 to 15·3)	12·6 (8 to 19·6)	15·6 (10 to 22·8)	12·7 (8·9 to 17·2)	12·5 (8·9 to 17·1)	12·2 (8·7 to 16·5)	11·9 (8·7 to 16·1)	12·1 (8·8 to 16·2)	12 (8·7 to 15·8)	15·9 (11·8 to 21)	16 (11·6 to 21·7)	14·3 (10·3 to 19·4)	11·9 (9·1 to 15·1)	9·7 (7·1 to 12·7)	7·2 (5·4 to 9·4)	5·2 (3·8 to 6·7)	4·1 (3 to 5·3)	2·6 (1·9 to 3·4)	1·2 (0·9 to 1·6)	0·3 (0·2 to 0·4)	199
Motorcyclist road injuries	0·3 (0·2 to 0·4)	0·3 (0·2 to 0·5)	2·5 (1·3 to 4·2)	6·8 (4·5 to 10·1)	10·1 (7·5 to 13·4)	15·9 (12 to 20·3)	43·5 (26·7 to 66·6)	51·7 (33·1 to 77·5)	42·5 (28·4 to 60·4)	25·9 (17·7 to 37·4)	24·2 (17·9 to 32·5)	21·5 (14·7 to 30·9)	18·8 (13·8 to 25·5)	13·5 (10·5 to 17·4)	11·1 (8·4 to 14·4)	7·9 (5·9 to 10·2)	6·2 (4·6 to 8·3)	5·7 (4·2 to 7·5)	5 (3·6 to 6·6)	4·1 (3 to 5·5)	2·6 (1·9 to 3·5)	1·3 (0·9 to 1·7)	0·5 (0·4 to 0·6)	322
Motor vehicle road injuries	2·4 (1·4 to 4)	2·1 (1·4 to 3·2)	36 (19·1 to 61·1)	105 (62·8 to 159)	115 (87·7 to 150)	124 (91·9 to 160)	252 (183 to 338)	312 (213 to 444)	260 (179 to 367)	194 (138 to 266)	175 (127 to 237)	163 (118 to 224)	156 (114 to 210)	132 (102 to 172)	118 (88·6 to 151)	89·8 (71·3 to 113)	72·2 (56·9 to 92·6)	54·5 (42·5 to 68·7)	42·9 (33·7 to 54·3)	26·4 (20·8 to 33·2)	15·9 (12·1 to 20·4)	6·9 (5·3 to 8·7)	2·5 (1·9 to 3·2)	2,460
Other road injuries	0·2 (0·1 to 0·4)	0·2 (0·1 to 0·4)	1·3 (0·5 to 3·1)	4·6 (1·9 to 9·5)	5·9 (3·7 to 9·1)	7·9 (5 to 12·2)	10·5 (6·9 to 15·3)	12·4 (8·5 to 18·5)	11·7 (7·9 to 17·3)	11·6 (8·1 to 16·3)	11·9 (8·4 to 16·5)	12 (8·6 to 16)	12·2 (8·9 to 16·6)	11·3 (8·1 to 15·2)	10·2 (7·3 to 13·7)	6·8 (4·8 to 9·3)	5·3 (3·8 to 7·1)	4·3 (3·1 to 5·8)	3·5 (2·5 to 4·6)	2·3 (1·7 to 3·1)	1·3 (0·9 to 1·7)	0·5 (0·4 to 0·7)	0·2 (0·1 to 0·2)	148
Other transport injuries	0·4 (0·2 to 0·7)	0·5 (0·3 to 0·9)	2·4 (1·2 to 4·5)	5·2 (3·2 to 8·1)	8·1 (5·4 to 11·6)	9·9 (6·7 to 14·6)	14·6 (9·7 to 22·6)	17 (11 to 26·1)	15·8 (10·3 to 23·3)	12·3 (8·3 to 18·4)	12·7 (8·4 to 20)	11 (7·5 to 15·8)	10·8 (7·1 to 15·6)	8·7 (6 to 12·3)	7·8 (5·7 to 11·2)	6·2 (4·5 to 8·5)	4·8 (3·4 to 6·8)	4 (2·9 to 5·6)	3·2 (2·4 to 4·3)	2·4 (1·8 to 3·2)	1·7 (1·2 to 2·5)	0·9 (0·7 to 1·3)	0·5 (0·3 to 0·6)	161
Unintentional injuries	22 (14·2 to 32·4)	27·4 (17·9 to 41·1)	381 (214 to 643)	381 (270 to 514)	294 (233 to 368)	335 (262 to 425)	327 (251 to 416)	348 (264 to 449)	339 (258 to 443)	332 (250 to 434)	344 (257 to 454)	334 (252 to 435)	345 (262 to 447)	336 (256 to 433)	322 (249 to 412)	316 (243 to 398)	283 (221 to 354)	300 (235 to 374)	309 (249 to 379)	332 (265 to 413)	296 (235 to 370)	179 (141 to 219)	74 (58·6 to 89·9)	6,560
Falls	1·7 (1·1 to 2·5)	1·5 (0·9 to 2·3)	16·2 (9·3 to 26·8)	45·9 (32·4 to 62·7)	72·4 (53·7 to 96·3)	93·5 (67·9 to 126)	110 (79 to 150)	120 (88·3 to 161)	127 (93·7 to 173)	133 (98·7 to 180)	142 (105 to 193)	147 (110 to 197)	159 (120 to 208)	167 (125 to 218)	167 (128 to 217)	180 (139 to 228)	172 (134 to 217)	199 (155 to 249)	220 (175 to 270)	262 (209 to 327)	246 (194 to 309)	153 (119 to 187)	63·3 (49·7 to 77·9)	3,000
Drowning	1 (0·6 to 1·5)	0·6 (0·4 to 0·8)	9·2 (4·9 to 16·1)	87 (56·6 to 124)	41·4 (29·2 to 57·9)	49·9 (36·1 to 68·5)	31·1 (22·8 to 41·8)	21·9 (14·8 to 31·2)	17·4 (11·2 to 25·2)	13·2 (9·1 to 19·3)	12·9 (8·6 to 18·8)	9·3 (6·3 to 13·1)	8·4 (5·6 to 11·7)	5·9 (4·1 to 8·2)	4·9 (3·4 to 6·8)	4·3 (3·1 to 5·9)	3·2 (2·3 to 4·4)	2·5 (1·8 to 3·5)	2·2 (1·7 to 2·9)	1·5 (1·1 to 2)	1 (0·7 to 1·3)	0·4 (0·3 to 0·6)	0·2 (0·2 to 0·3)	329
Fire, heat, and hot substances	0·5 (0·3 to 0·7)	0·7 (0·5 to 1)	9·2 (6·1 to 14·1)	32·6 (24·8 to 42·2)	31·4 (22·3 to 47·6)	35·9 (22·3 to 57·8)	42·1 (25·7 to 64·9)	44·9 (28·1 to 70)	46 (29·1 to 70·2)	46·4 (28·4 to 71·9)	47·1 (29·6 to 70·3)	44·3 (27·6 to 67·2)	43·8 (27·9 to 66·6)	39·9 (25 to 60·6)	35·1 (22·2 to 53·4)	29·9 (18·9 to 44·6)	23·6 (15·6 to 34·6)	21·2 (14·2 to 30·9)	18·3 (12·8 to 25·8)	15·4 (11·3 to 20·8)	11·6 (8·8 to 15·3)	6·2 (4·8 to 8)	2·7 (2·1 to 3·3)	629
Poisonings	1·2 (0·8 to 1·8)	2·2 (1·5 to 3·3)	9·2 (5 to 15·9)	25·6 (16·4 to 37·7)	20 (14·5 to 26·9)	25 (17·5 to 34·9)	25·5 (18·2 to 34)	26·3 (18·9 to 35·3)	21·2 (14·6 to 29)	17 (12 to 23·7)	15·5 (10·8 to 21·7)	12·3 (8·9 to 16·6)	11·6 (8 to 15·8)	9·6 (6·6 to 13·3)	7·5 (5·1 to 10·4)	6·1 (4·2 to 8·4)	4·8 (3·4 to 6·8)	4 (2·8 to 5·5)	3·7 (2·7 to 4·9)	2·8 (2 to 3·6)	1·9 (1·3 to 2·5)	0·8 (0·6 to 1·1)	0·3 (0·2 to 0·4)	254
Poisoning by carbon monoxide	0·2 (0·1 to 0·4)	0·5 (0·2 to 0·8)	4·4 (2 to 8)	13 (6·9 to 21·3)	9·7 (6·3 to 13·9)	10·3 (6·2 to 15·7)	13·5 (9·3 to 18·8)	15·2 (10·2 to 21·9)	11·5 (7·6 to 16·5)	8 (5·2 to 11·9)	7·4 (4·8 to 10·9)	5·5 (3·8 to 7·9)	5·3 (3·5 to 7·6)	4 (2·6 to 5·7)	2·8 (1·9 to 4·1)	2·4 (1·6 to 3·4)	2 (1·3 to 3)	1·9 (1·4 to 2·6)	2·1 (1·4 to 2·9)	1·4 (1 to 1·9)	1 (0·6 to 1·4)	0·5 (0·3 to 0·7)	0·2 (0·1 to 0·2)	123
Poisoning by other means	1 (0·6 to 1·5)	1·8 (1·1 to 2·7)	4·8 (2·3 to 8·7)	12·6 (7·1 to 19·6)	10·3 (6·4 to 15·2)	14·7 (9·3 to 21·9)	12·1 (7·4 to 17·8)	11·2 (6·9 to 16)	9·6 (6 to 14·6)	9·1 (5·7 to 13·4)	8·1 (5·1 to 12·4)	6·8 (4·3 to 10·4)	6·3 (3·8 to 9·5)	5·6 (3·5 to 8·5)	4·6 (2·8 to 7·1)	3·7 (2·3 to 5·6)	2·8 (1·8 to 4·2)	2·1 (1·3 to 3·2)	1·6 (1 to 2·4)	1·4 (0·9 to 2·1)	0·9 (0·6 to 1·3)	0·3 (0·2 to 0·5)	0·1 (0·1 to 0·2)	132
Exposure to mechanical forces	0·5 (0·3 to 0·8)	0·6 (0·4 to 0·8)	5 (3·1 to 7·7)	23·9 (16·5 to 34·5)	37 (26·4 to 51·6)	41·3 (28·6 to 59·2)	44·6 (31·7 to 63·8)	48·9 (34·8 to 68·5)	47·2 (33·3 to 66·2)	46·3 (32·7 to 66·7)	46·1 (32·1 to 65)	43·7 (31·1 to 62)	44·7 (32 to 64)	42·6 (30·5 to 60)	38·3 (27·4 to 53·6)	34 (24·2 to 47·2)	27·8 (20·2 to 38·3)	23·9 (17·1 to 32·7)	20·3 (14·9 to 27·7)	13·9 (10 to 19·5)	8·9 (6·4 to 12·3)	4·2 (3·1 to 5·7)	1·6 (1·1 to 2·1)	645
Unintentional firearm injuries	0 (0 to 0·1)	0·1 (0 to 0·1)	0·4 (0·2 to 0·7)	1·6 (0·8 to 2·8)	3·2 (1·8 to 5·3)	5·2 (3 to 8)	8·6 (5·6 to 12·2)	11·1 (7·3 to 15·8)	8·7 (5·6 to 13·1)	7·2 (4·9 to 10·6)	7·2 (4·8 to 10·3)	6·2 (4·3 to 8·6)	5·8 (4 to 8·3)	5 (3·5 to 7)	3·9 (2·8 to 5·4)	2·9 (2·1 to 4)	2·2 (1·6 to 3·1)	2 (1·4 to 2·8)	1·6 (1·1 to 2·3)	1·2 (0·8 to 1·7)	0·8 (0·5 to 1·1)	0·4 (0·3 to 0·6)	0·2 (0·1 to 0·2)	85·3
Other exposure to mechanical forces	0·4 (0·3 to 0·7)	0·5 (0·4 to 0·7)	4·6 (2·8 to 7·1)	22·3 (15·2 to 32·3)	33·8 (23·7 to 48)	36·1 (24·1 to 53·2)	36 (23·6 to 54·6)	37·8 (25·3 to 57·1)	38·4 (26·3 to 56·6)	39 (26·3 to 57·4)	38·8 (26·6 to 56·2)	37·5 (25·6 to 54·7)	38·9 (26·5 to 57)	37·6 (26·3 to 54·1)	34·5 (24·2 to 48·6)	31·1 (21·9 to 43·4)	25·5 (18·5 to 35·5)	21·9 (15·6 to 30·4)	18·7 (13·8 to 25·6)	12·7 (9·1 to 17·8)	8·2 (5·9 to 11·3)	3·8 (2·8 to 5·2)	1·4 (1 to 1·9)	560
Adverse effects of medical treatment	2·4 (1·4 to 3·9)	2·3 (1·4 to 3·5)	20·6 (8·5 to 40·9)	18·4 (11·5 to 28·9)	9·4 (6·5 to 13·6)	7·1 (4·6 to 10·3)	7·4 (4·7 to 10·9)	9·1 (5·8 to 14·3)	9·6 (5·6 to 15·6)	10·2 (6·3 to 16·3)	12·1 (7·3 to 19·5)	13·9 (9 to 21·7)	15·3 (9·8 to 23·1)	17·4 (11·1 to 26)	19·6 (12·1 to 30·2)	20·3 (12·1 to 30·7)	17·4 (10·3 to 25·5)	17·8 (11·6 to 26·3)	16·9 (10·9 to 24)	13·3 (8·2 to 19·1)	10 (5·8 to 14·5)	4·9 (3 to 7)	1·8 (1·1 to 2·8)	278
Animal contact	0·9 (0·5 to 1·6)	2 (1 to 3·8)	12·8 (5·9 to 23·4)	23·1 (13·2 to 38)	16 (10·9 to 22·8)	13·9 (9·6 to 19·3)	10·6 (7 to 15·2)	11 (7·5 to 15·5)	10·3 (6·8 to 15)	10·2 (6·8 to 14·7)	10·4 (7·1 to 14·6)	10·5 (7·2 to 14·9)	11·1 (7·4 to 15·4)	10·7 (7·5 to 14·7)	9·9 (6·9 to 13·7)	8·6 (6·1 to 11·8)	7·4 (5·2 to 10)	6·7 (4·9 to 9·1)	5·6 (4 to 7·6)	4·3 (3 to 5·9)	2·8 (2 to 3·7)	1·3 (1 to 1·8)	0·5 (0·4 to 0·7)	201
Venomous animal contact	0·7 (0·3 to 1·2)	1·7 (0·8 to 3·2)	10·5 (4·8 to 19·6)	17·9 (9·8 to 30·2)	10·6 (6·7 to 16)	8·9 (5·8 to 12·8)	6·6 (4·1 to 10·1)	7·2 (4·7 to 10·3)	6·6 (4·2 to 9·7)	6·5 (4·2 to 9·5)	6·5 (4·4 to 9·3)	6·4 (4·4 to 9·2)	6·6 (4·3 to 9·1)	6 (4·1 to 8·5)	5·5 (3·9 to 7·7)	4·7 (3·3 to 6·4)	3·7 (2·6 to 5·2)	3·2 (2·2 to 4·5)	2·7 (1·8 to 3·7)	2·1 (1·4 to 3)	1·4 (0·9 to 1·9)	0·6 (0·4 to 0·8)	0·3 (0·2 to 0·4)	127
Non-venomous animal contact	0·3 (0·1 to 0·6)	0·3 (0·1 to 0·7)	2·2 (0·9 to 4·8)	5·2 (2·6 to 10)	5·4 (3 to 8·9)	4·9 (3 to 7·5)	4 (2·4 to 6·6)	3·8 (2·2 to 6·5)	3·8 (2·2 to 6·2)	3·7 (2·2 to 6·3)	3·8 (2·2 to 6·6)	4·1 (2·5 to 6·7)	4·5 (2·8 to 7·2)	4·7 (2·9 to 7·4)	4·3 (2·7 to 6·9)	3·9 (2·4 to 6·2)	3·6 (2·3 to 5·6)	3·5 (2·3 to 5·3)	2·9 (1·9 to 4·3)	2·2 (1·4 to 3·3)	1·4 (0·9 to 2)	0·7 (0·5 to 1)	0·2 (0·2 to 0·4)	73·6
Foreign body	13 (8·2 to 19·5)	16·9 (10·4 to 26·3)	294 (159 to 506)	112 (74·9 to 157)	48·3 (37·7 to 60·7)	46·5 (36·7 to 59·1)	32·8 (25·8 to 40·9)	39·6 (29·6 to 52·3)	35·3 (25·8 to 46·6)	31·3 (23·1 to 41·8)	32·3 (23·7 to 43·1)	28·8 (21·6 to 38·1)	27·5 (20·7 to 35·7)	22·6 (17·3 to 29·3)	20·3 (15·6 to 26·5)	16·4 (12·5 to 20·9)	13·3 (10·5 to 16·9)	12·3 (9·8 to 15·4)	10·8 (8·6 to 13·1)	9·3 (7·2 to 11·7)	6·8 (5·3 to 8·7)	3·9 (3 to 5)	1·8 (1·3 to 2·2)	876
Pulmonary aspiration and foreign body in airway	13 (8·2 to 19·5)	16·9 (10·3 to 26·3)	293 (158 to 506)	108 (71·1 to 152)	41·3 (31·7 to 53)	38 (28·7 to 50·2)	23 (17·5 to 29·8)	28·3 (20 to 39·3)	23·7 (16·2 to 33·4)	19·5 (13·3 to 28·8)	20·2 (13·7 to 28·5)	16·8 (11·5 to 23·2)	15·5 (10·8 to 21·5)	11·7 (8 to 16·7)	10·8 (7·2 to 15·5)	8·9 (6·1 to 12·8)	7·5 (5·4 to 10·2)	7·2 (5·2 to 9·8)	6·8 (5 to 8·7)	6·3 (4·5 to 8·5)	5·1 (3·7 to 6·9)	3·2 (2·2 to 4·2)	1·5 (1·1 to 2)	726
Foreign body in eyes	0 (0 to 0)	0 (0 to 0)	0·2 (0·1 to 0·4)	1·1 (0·4 to 2·6)	2·1 (0·7 to 4·6)	2·8 (1 to 6·3)	3·6 (1·4 to 7·7)	4·5 (1·8 to 9·1)	5 (2·2 to 9·7)	5·3 (2·4 to 10)	5·6 (2·6 to 10·3)	5·9 (3·1 to 10·1)	5·9 (3·2 to 10)	5·2 (3 to 8·5)	4·3 (2·6 to 6·6)	3·6 (2·2 to 5·4)	2·9 (1·8 to 4·2)	2·5 (1·6 to 3·6)	2 (1·3 to 2·8)	1·4 (0·9 to 2)	0·8 (0·5 to 1·2)	0·3 (0·2 to 0·5)	0·1 (0·1 to 0·1)	65·3
Foreign body in other body part	0 (0 to 0)	0 (0 to 0·1)	0·5 (0·3 to 0·9)	3·4 (2 to 5·5)	4·9 (3 to 7·5)	5·7 (3·8 to 8·5)	6·2 (4·3 to 8·9)	6·7 (4·7 to 9·3)	6·6 (4·6 to 9·1)	6·5 (4·5 to 9)	6·5 (4·7 to 8·7)	6·2 (4·5 to 8·3)	6·1 (4·4 to 8·1)	5·7 (4·2 to 7·6)	5·1 (3·8 to 6·9)	3·8 (2·8 to 5·1)	3 (2·1 to 4)	2·6 (1·9 to 3·5)	2 (1·5 to 2·8)	1·5 (1·1 to 2)	0·9 (0·6 to 1·2)	0·4 (0·3 to 0·5)	0·1 (0·1 to 0·2)	84·5
Environmental heat and cold exposure	0·1 (0 to 0·1)	0·1 (0 to 0·1)	0·5 (0·3 to 0·8)	1·7 (1 to 2·7)	3·4 (2 to 5·4)	4·6 (2·7 to 7·1)	5·7 (3·6 to 8·9)	6·3 (3·9 to 9·7)	6·5 (4·1 to 10)	6·8 (4·4 to 10·7)	7 (4·5 to 10·6)	7·1 (4·5 to 10·7)	7·3 (4·8 to 10·9)	7·1 (4·8 to 10·4)	6·7 (4·5 to 9·9)	6·1 (4 to 9)	5·3 (3·5 to 7·8)	5 (3·3 to 7·2)	4·3 (2·9 to 6·2)	3·5 (2·5 to 5)	2·6 (1·8 to 3·5)	1·4 (1 to 1·9)	0·6 (0·4 to 0·8)	99·7
Exposure to forces of nature	0 (0 to 0)	0 (0 to 0)	0 (0 to 0)	0 (0 to 0)	0·1 (0 to 0·1)	0·1 (0·1 to 0·2)	0·2 (0·1 to 0·3)	0·2 (0·1 to 0·4)	0·2 (0·1 to 0·3)	0·3 (0·2 to 0·4)	0·4 (0·3 to 0·6)	0·5 (0·3 to 0·7)	0·5 (0·3 to 0·8)	0·3 (0·2 to 0·5)	0·3 (0·2 to 0·4)	0·3 (0·2 to 0·4)	0·2 (0·1 to 0·3)	0·2 (0·1 to 0·2)	0·1 (0·1 to 0·2)	0·1 (0 to 0·1)	0 (0 to 0·1)	0 (0 to 0)	0 (0 to 0)	4
Other unintentional injuries	0·7 (0·4 to 1·1)	0·5 (0·3 to 0·8)	3·8 (2·1 to 6·2)	10·4 (7 to 14·6)	15·1 (11·3 to 20)	17·1 (12·9 to 22·7)	17·4 (12·8 to 22·5)	19·7 (14·3 to 26·5)	18·1 (13·2 to 24·2)	16·8 (12·1 to 22·7)	17·7 (13·2 to 23·9)	16·1 (11·9 to 21)	16·1 (11·9 to 21·4)	12·6 (9·5 to 16·7)	11·8 (8·9 to 15·7)	9·9 (7·3 to 13)	8·6 (6·5 to 11·1)	7·2 (5·4 to 9·5)	7 (5·4 to 8·9)	5·7 (4·3 to 7·4)	4·8 (3·6 to 6·2)	2·8 (2·1 to 3·7)	1·3 (1 to 1·6)	241
Self-harm and interpersonal violence	25 (13·7 to 41·5)	5·5 (3·2 to 8·9)	44 (22 to 76·7)	80·1 (50 to 118)	101 (73·3 to 131)	214 (170 to 267)	532 (428 to 650)	658 (486 to 883)	582 (420 to 795)	468 (340 to 634)	433 (319 to 572)	329 (238 to 447)	270 (195 to 370)	167 (122 to 225)	116 (84·9 to 155)	78 (58·9 to 103)	52·6 (39·7 to 69·6)	36·8 (28·7 to 47·1)	26·6 (20·7 to 34·4)	14·6 (11·5 to 18·5)	7·8 (6·2 to 9·8)	2·9 (2·2 to 3·6)	1·1 (0·9 to 1·4)	4,240
Self-harm	0 (0 to 0)	0 (0 to 0)	0 (0 to 0)	0 (0 to 0)	0 (0 to 0)	61·2 (39·5 to 88·4)	160 (112 to 217)	139 (90·5 to 200)	108 (67·1 to 161)	81·3 (52·8 to 119)	70·9 (45·8 to 102)	51·5 (34 to 74·9)	42·5 (27·7 to 60·6)	25·6 (17·1 to 36·7)	18·8 (12·9 to 26·4)	11·9 (8·3 to 16·8)	7·9 (5·6 to 10·7)	5·3 (3·7 to 7·3)	3 (2·2 to 4)	1·9 (1·4 to 2·5)	1·2 (0·9 to 1·6)	0·5 (0·4 to 0·6)	0·2 (0·2 to 0·3)	792
Self-harm by firearm	0 (0 to 0)	0 (0 to 0)	0 (0 to 0)	0 (0 to 0)	0 (0 to 0)	4·8 (3 to 7·3)	19·9 (13·3 to 28·1)	17·6 (11·3 to 25·7)	13·2 (8 to 20)	8·6 (5·6 to 12·6)	7·5 (4·7 to 10·9)	6·8 (4·5 to 9·9)	5·8 (3·7 to 8·4)	3·6 (2·4 to 5·2)	2·4 (1·7 to 3·4)	1·8 (1·2 to 2·5)	1·2 (0·8 to 1·6)	0·6 (0·5 to 0·9)	0·6 (0·4 to 0·8)	0·3 (0·2 to 0·4)	0·2 (0·1 to 0·2)	0·1 (0·1 to 0·1)	0·1 (0 to 0·1)	95
Self-harm by other specified means	0 (0 to 0)	0 (0 to 0)	0 (0 to 0)	0 (0 to 0)	0 (0 to 0)	56·3 (36·6 to 82·1)	140 (99·3 to 191)	122 (79·1 to 175)	95·3 (58·8 to 141)	72·6 (47·1 to 106)	63·5 (41·1 to 90·9)	44·7 (29·6 to 64·9)	36·8 (23·8 to 52·5)	22·1 (14·7 to 31·6)	16·4 (11·2 to 23)	10·1 (7·1 to 14·3)	6·7 (4·8 to 9·2)	4·7 (3·3 to 6·4)	2·5 (1·8 to 3·2)	1·6 (1·2 to 2·1)	1 (0·7 to 1·3)	0·4 (0·3 to 0·5)	0·2 (0·1 to 0·2)	697
Interpersonal violence	25 (13·7 to 41·5)	5·5 (3·2 to 8·9)	43·8 (21·8 to 76·2)	78·9 (49·2 to 116)	99·9 (72·8 to 131)	152 (115 to 198)	371 (288 to 470)	516 (372 to 702)	473 (341 to 657)	386 (279 to 529)	361 (260 to 483)	278 (198 to 381)	227 (160 to 316)	141 (101 to 194)	97·2 (70·4 to 133)	66 (48·6 to 88·5)	44·6 (32·7 to 59·8)	31·4 (24 to 41·1)	23·5 (18 to 31)	12·7 (9·7 to 16·4)	6·6 (5·2 to 8·5)	2·4 (1·8 to 3)	0·9 (0·7 to 1·1)	3,440
Physical violence by firearm	5·1 (2·8 to 8·5)	1·7 (1 to 2·7)	14·8 (7·3 to 25·6)	32 (19·5 to 48)	52·3 (37·2 to 69·1)	77·8 (57·1 to 104)	244 (180 to 321)	333 (234 to 457)	295 (202 to 429)	237 (162 to 332)	222 (152 to 309)	166 (115 to 238)	132 (89·3 to 191)	79·5 (53·9 to 115)	50·6 (35 to 72·4)	30·2 (20·1 to 43·4)	18·4 (12·8 to 25·6)	9·7 (6·6 to 13·7)	6·5 (4·5 to 9·1)	2 (1·4 to 2·8)	1·1 (0·7 to 1·6)	0·3 (0·2 to 0·4)	0·2 (0·1 to 0·2)	2,010
Physical violence by sharp object	3·3 (1·8 to 5·4)	0·5 (0·3 to 0·8)	3·7 (1·9 to 6·4)	6·9 (4·3 to 10·1)	9·5 (7 to 12·2)	18·5 (14 to 24·5)	45·3 (30·5 to 62·5)	75·2 (53 to 103)	73·6 (48·5 to 109)	62·4 (41·4 to 90·8)	57·6 (38·3 to 84·2)	45·5 (32·2 to 64)	37·5 (26·1 to 52·8)	25·4 (17·8 to 35·3)	19·8 (14·2 to 27·2)	15·2 (10·6 to 21·4)	10·8 (7·9 to 14·5)	8·7 (6·3 to 11·8)	6·2 (4·6 to 8·2)	3·8 (2·8 to 5·1)	1·8 (1·4 to 2·4)	0·6 (0·5 to 0·8)	0·3 (0·2 to 0·3)	532
Sexual violence	0 (0 to 0)	0 (0 to 0)	0 (0 to 0)	0·5 (0·3 to 0·8)	4·3 (2·6 to 6·7)	9·2 (5·1 to 14·9)	18·6 (10·4 to 29·3)	26·5 (15·4 to 41·5)	28 (15·9 to 45·1)	27·8 (15·7 to 44·2)	26·4 (14·7 to 42·3)	22·5 (13·2 to 36·4)	17·1 (9·8 to 28·1)	10·4 (5·7 to 17·1)	5·6 (3·2 to 9)	3·7 (2·3 to 5·7)	2·7 (1·7 to 4·2)	2·1 (1·3 to 3·2)	1·5 (1 to 2·3)	1 (0·6 to 1·5)	0·5 (0·3 to 0·7)	0·1 (0 to 0·1)	0 (0 to 0)	208
Physical violence by other means	16·6 (9·1 to 27·7)	3·4 (2 to 5·5)	25·3 (12·7 to 44·1)	39·5 (23·7 to 58·3)	33·9 (24·5 to 44·8)	46·4 (34·6 to 61·1)	63·5 (43·8 to 86·5)	82·3 (53·2 to 121)	76·6 (51·9 to 111)	58·4 (40 to 83·1)	54·9 (38 to 77·9)	43·3 (31·4 to 59·3)	40 (29 to 54·8)	25·6 (19·1 to 34·5)	21·2 (16 to 28·2)	16·9 (12·6 to 22·4)	12·7 (9·6 to 16·6)	11 (8·4 to 14·4)	9·4 (7·2 to 12·3)	5·8 (4·3 to 7·5)	3·2 (2·5 to 4·2)	1·4 (1 to 1·8)	0·4 (0·3 to 0·6)	692
Conflict and terrorism	0 (0 to 0)	0 (0 to 0)	0 (0 to 0)	0 (0 to 0)	0 (0 to 0·1)	0 (0 to 0·1)	0 (0 to 0·1)	0·1 (0 to 0·1)	0·1 (0·1 to 0·3)	0·1 (0·1 to 0·3)	0·2 (0·1 to 0·3)	0·1 (0·1 to 0·2)	0·1 (0·1 to 0·2)	0·1 (0 to 0·2)	0·1 (0 to 0·1)	0 (0 to 0·1)	0 (0 to 0·1)	0 (0 to 0)	0 (0 to 0)	0 (0 to 0)	0 (0 to 0)	0 (0 to 0)	0 (0 to 0)	1·1

SR Table 2b: Aceh DALYS by cause and age group for females with 95% uncertainty intervals, 2019

Cause	Early Neonatal	Late Neonatal	Post Neonatal	1 to 4	5 to 9	10 to 14	15 to 19	20 to 24	25 to 29	30 to 34	35 to 39	40 to 44	45 to 49	50 to 54	55 to 59	60 to 64	65 to 69	70 to 74	75 to 79	80 to 84	85 to 89	90 to 94	95 plus	Total
All causes	42,500 (32,000 to 54,900)	8,960 (6,770 to 11,600)	33,600 (24,900 to 44,600)	26,100 (21,600 to 31,200)	17,000 (13,700 to 20,900)	19,300 (15,300 to 24,200)	29,400 (23,800 to 36,000)	33,600 (26,800 to 41,400)	37,500 (29,800 to 47,500)	41,100 (32,800 to 51,700)	47,100 (37,400 to 60,100)	51,900 (40,900 to 66,500)	54,700 (42,300 to 69,900)	55,400 (42,900 to 71,800)	53,900 (40,400 to 70,700)	50,700 (38,900 to 64,300)	45,500 (36,100 to 55,100)	40,100 (33,000 to 46,300)	31,400 (26,800 to 35,300)	20,300 (17,700 to 22,300)	9,600 (8,040 to 10,600)	2,830 (2,320 to 3,180)	554 (464 to 628)	753,000
Communicable, maternal, neonatal, and nutritional diseases	35,500 (25,600 to 46,000)	5,700 (2,830 to 8,020)	22,100 (14,600 to 31,100)	16,100 (12,100 to 20,500)	6,460 (4,690 to 8,840)	4,720 (3,440 to 6,570)	6,000 (4,660 to 7,740)	7,080 (5,260 to 9,260)	7,330 (5,500 to 10,100)	7,030 (5,350 to 9,390)	7,020 (5,110 to 9,740)	5,980 (4,360 to 8,200)	4,990 (3,520 to 6,970)	4,400 (3,060 to 6,420)	4,060 (2,710 to 6,030)	4,360 (2,890 to 6,380)	4,160 (2,830 to 5,940)	4,130 (2,920 to 5,630)	3,770 (2,790 to 5,130)	2,580 (1,880 to 3,540)	1,430 (997 to 2,030)	466 (312 to 644)	107 (72 to 149)	165,000
HIV/AIDS and sexually transmitted infections	2,180 (626 to 5,260)	531 (141 to 1,240)	998 (523 to 1,800)	1,960 (1,130 to 2,760)	241 (150 to 319)	117 (72·8 to 156)	352 (292 to 420)	710 (599 to 845)	1,320 (1,060 to 1,610)	1,460 (1,200 to 1,830)	1,150 (812 to 1,560)	733 (587 to 903)	341 (235 to 488)	145 (108 to 192)	67·5 (48·1 to 102)	27·6 (18·3 to 43)	25·4 (16 to 43·3)	21·2 (13·1 to 37·7)	6·8 (4·6 to 10·8)	4·7 (1·4 to 9)	3 (0·6 to 6·9)	1·1 (0·1 to 2·4)	0·3 (0 to 0·5)	12,400
HIV/AIDS	0 (0 to 0)	0·1 (0·1 to 0·1)	435 (250 to 616)	1,920 (1,100 to 2,730)	223 (134 to 292)	114 (69·7 to 151)	344 (284 to 413)	682 (570 to 824)	1,270 (1,010 to 1,560)	1,410 (1,150 to 1,770)	1,100 (757 to 1,510)	680 (552 to 849)	290 (187 to 428)	111 (80 to 151)	42·8 (29·9 to 71·4)	12·5 (9·3 to 19·4)	14·8 (8·7 to 31·9)	14·5 (8·2 to 31·2)	4·1 (2·5 to 7·1)	0·1 (0·1 to 0·1)	0 (0 to 0)	0 (0 to 0)	0 (0 to 0)	8,670
HIV/AIDS - Drug-susceptible Tuberculosis	0 (0 to 0)	0 (0 to 0)	194 (106 to 277)	868 (486 to 1,230)	112 (67·9 to 154)	58·4 (34·5 to 82·8)	192 (146 to 248)	379 (300 to 478)	673 (536 to 836)	704 (550 to 884)	554 (391 to 745)	339 (268 to 425)	143 (93·5 to 211)	54·9 (39·4 to 76·4)	21·7 (14·4 to 35·2)	6·5 (4·9 to 9·4)	8·7 (4·6 to 16·6)	8·3 (4·6 to 16·5)	2·3 (1·5 to 3·7)	0 (0 to 0·1)	0 (0 to 0)	0 (0 to 0)	0 (0 to 0)	4,320
HIV/AIDS - Multidrug-resistant Tuberculosis without extensive drug resistance	0 (0 to 0)	0 (0 to 0)	2·3 (0·1 to 13·2)	10·1 (0·2 to 57·6)	1·2 (0 to 7)	0·6 (0 to 3·6)	1·8 (0·1 to 9·7)	3·5 (0·1 to 19·3)	6 (0·2 to 33·6)	6·6 (0·2 to 37·2)	5·2 (0·1 to 28·7)	3·4 (0·1 to 18·7)	1·6 (0 to 9·1)	0·6 (0 to 3·5)	0·2 (0 to 1·4)	0·1 (0 to 0·4)	0·1 (0 to 0·5)	0·1 (0 to 0·5)	0 (0 to 0·1)	0 (0 to 0)	0 (0 to 0)	0 (0 to 0)	0 (0 to 0)	43·4
HIV/AIDS - Extensively drug-resistant Tuberculosis	0 (0 to 0)	0 (0 to 0)	0·4 (0 to 2·6)	1·9 (0 to 11·6)	0·2 (0 to 1·2)	0·1 (0 to 0·6)	0·3 (0 to 1·7)	0·6 (0 to 3·5)	1 (0 to 6·2)	1·2 (0 to 6·9)	0·9 (0 to 5·3)	0·6 (0 to 3·6)	0·3 (0 to 1·7)	0·1 (0 to 0·7)	0 (0 to 0·3)	0 (0 to 0·1)	0 (0 to 0·1)	0 (0 to 0·1)	0 (0 to 0)	0 (0 to 0)	0 (0 to 0)	0 (0 to 0)	0 (0 to 0)	7·8
HIV/AIDS resulting in other diseases	0 (0 to 0)	0·1 (0 to 0·1)	237 (135 to 336)	1,040 (593 to 1,480)	110 (63 to 143)	54·9 (32·4 to 71·6)	150 (122 to 174)	299 (255 to 364)	594 (461 to 755)	697 (574 to 905)	537 (358 to 756)	337 (267 to 424)	145 (88·4 to 223)	55 (38·5 to 75·7)	20·8 (14·7 to 35·9)	5·9 (4·2 to 9·6)	6·1 (3·6 to 16)	6·1 (3·1 to 15·1)	1·7 (0·9 to 3·4)	0 (0 to 0)	0 (0 to 0)	0 (0 to 0)	0 (0 to 0)	4,300
Sexually transmitted infections excluding HIV	2,180 (626 to 5,260)	531 (141 to 1,240)	564 (155 to 1,340)	31·6 (8·4 to 77·6)	17·7 (5 to 41·1)	3·3 (1·7 to 6·9)	8·4 (4·3 to 16·6)	27·6 (13·1 to 53·2)	43 (20·3 to 83)	48·4 (21 to 101)	57·7 (29·2 to 108)	52·3 (26·2 to 103)	50·7 (25 to 94·8)	34·8 (16·5 to 64·8)	24·8 (11·1 to 48·4)	15·1 (6·5 to 29)	10·6 (5·1 to 19·6)	6·7 (3·1 to 12·5)	2·8 (1·4 to 5·2)	4·6 (1·3 to 8·9)	3 (0·5 to 6·9)	1·1 (0·1 to 2·4)	0·3 (0 to 0·5)	3,720
Syphilis	2,180 (626 to 5,260)	531 (141 to 1,240)	564 (155 to 1,340)	31·6 (8·4 to 77·6)	17·7 (5 to 41·1)	1·3 (0·6 to 3·2)	0·4 (0·3 to 0·6)	0·6 (0·3 to 1·4)	1·4 (0·6 to 3)	0·9 (0·4 to 1·8)	1·9 (0·8 to 4·1)	0·8 (0·4 to 1·4)	1·7 (0·6 to 3·5)	1·5 (0·5 to 3)	0·5 (0·3 to 1·1)	0·5 (0·2 to 1·1)	0·5 (0·2 to 1·1)	0·5 (0·2 to 1)	0·2 (0·1 to 0·3)	0·8 (0·2 to 1·7)	0·6 (0·1 to 1·3)	0·3 (0 to 0·7)	0·1 (0 to 0·2)	3,340
Chlamydial infection	0 (0 to 0)	0 (0 to 0)	0 (0 to 0)	0 (0 to 0)	0 (0 to 0)	0·3 (0·1 to 0·6)	0·5 (0·3 to 0·8)	2·2 (1·1 to 4·2)	2·1 (1·1 to 3·8)	1·7 (0·9 to 3·2)	3·2 (1·8 to 5·6)	3·1 (1·6 to 5·7)	3·8 (1·6 to 7·3)	2 (0·6 to 4·2)	1·6 (0·4 to 4)	0·9 (0·2 to 2·5)	0·5 (0·1 to 1·3)	0·4 (0·1 to 1·1)	0·1 (0 to 0·2)	0·7 (0·1 to 1·5)	0·4 (0 to 1·1)	0·1 (0 to 0·3)	0 (0 to 0·1)	23·8
Gonococcal infection	0 (0 to 0)	0 (0 to 0)	0 (0 to 0)	0 (0 to 0)	0 (0 to 0)	0·4 (0·2 to 0·9)	0·6 (0·4 to 0·8)	2·5 (1 to 5·7)	2·6 (1·1 to 6)	1·4 (0·6 to 2·7)	4·6 (1·7 to 10·3)	4·8 (1·8 to 11)	6·8 (2·1 to 15·4)	5·4 (1·2 to 12·1)	4·3 (1 to 11·2)	2·3 (0·4 to 6·3)	2·6 (0·6 to 6·8)	1·5 (0·4 to 3·7)	0·4 (0·1 to 0·9)	1·6 (0·2 to 3·4)	1·1 (0·1 to 2·8)	0·4 (0 to 0·9)	0·1 (0 to 0·2)	43·5
Trichomoniasis	0 (0 to 0)	0 (0 to 0)	0 (0 to 0)	0 (0 to 0)	0 (0 to 0)	0·2 (0 to 0·7)	3·1 (0·9 to 8·2)	13 (4·1 to 31·1)	23·9 (7·7 to 54·9)	28·2 (9·1 to 68·4)	26·9 (8·5 to 65·6)	24·1 (7·7 to 58·7)	19·8 (5·8 to 47·6)	13·8 (4·2 to 33·5)	8·8 (2·9 to 21·6)	5·1 (1·7 to 12·5)	3·1 (1·1 to 7·3)	1·8 (0·6 to 4·1)	0·9 (0·3 to 2·1)	0·4 (0·1 to 0·9)	0·1 (0 to 0·3)	0 (0 to 0)	0 (0 to 0)	173
Genital herpes	0 (0 to 0)	0 (0 to 0)	0 (0 to 0)	0 (0 to 0)	0 (0 to 0)	0·6 (0·1 to 1·5)	2·6 (0·8 to 6·3)	5·5 (1·4 to 13·9)	8·5 (2·7 to 20·1)	11·2 (3·5 to 27·3)	12·2 (3·7 to 30·7)	11·4 (3·7 to 28·1)	9·8 (3·1 to 24·5)	7·8 (2·5 to 19·5)	5·9 (1·9 to 14·9)	4·2 (1·3 to 10·3)	2·7 (0·8 to 6·7)	1·7 (0·5 to 4·4)	1 (0·3 to 2·5)	0·5 (0·1 to 1·3)	0·2 (0·1 to 0·5)	0 (0 to 0·1)	0 (0 to 0)	85·6
Other sexually transmitted infections	0 (0 to 0)	0 (0 to 0)	0 (0 to 0)	0 (0 to 0)	0 (0 to 0)	0·5 (0·3 to 1·2)	1·2 (0·8 to 1·8)	3·7 (2 to 7)	4·5 (2·5 to 7·5)	5 (3 to 8·2)	8·8 (5·1 to 14·9)	8·1 (4·5 to 14·2)	8·9 (4·2 to 16·7)	4·3 (1·4 to 9·2)	3·5 (1 to 8·7)	2 (0·4 to 5·5)	1·2 (0·3 to 3)	0·8 (0·2 to 1·9)	0·2 (0·1 to 0·3)	0·6 (0·1 to 1·4)	0·6 (0 to 1·4)	0·2 (0 to 0·4)	0 (0 to 0·1)	54·2
Respiratory infections and tuberculosis	941 (465 to 1,770)	1,210 (521 to 2,090)	8,230 (4,480 to 13,300)	3,050 (1,770 to 4,380)	1,270 (922 to 1,710)	970 (709 to 1,310)	1,400 (982 to 1,910)	2,030 (1,400 to 2,850)	1,950 (1,280 to 3,110)	1,470 (973 to 2,300)	1,970 (1,220 to 3,230)	1,870 (1,160 to 2,940)	2,020 (1,240 to 3,060)	1,970 (1,200 to 2,990)	1,860 (1,110 to 2,910)	2,140 (1,320 to 3,260)	1,990 (1,300 to 2,900)	1,920 (1,290 to 2,660)	1,630 (1,160 to 2,270)	1,000 (693 to 1,370)	486 (338 to 663)	133 (89·4 to 183)	26·5 (17·9 to 36·7)	41,500
Tuberculosis	0 (0 to 0)	0 (0 to 0)	1,050 (522 to 1,920)	475 (242 to 797)	406 (260 to 609)	397 (244 to 608)	876 (532 to 1,320)	1,560 (1,000 to 2,370)	1,420 (839 to 2,430)	987 (552 to 1,690)	1,390 (754 to 2,450)	1,270 (686 to 2,120)	1,560 (861 to 2,490)	1,470 (799 to 2,370)	1,270 (713 to 2,150)	1,270 (730 to 2,040)	1,220 (757 to 1,900)	1,080 (715 to 1,650)	831 (544 to 1,230)	449 (289 to 679)	187 (117 to 284)	42·6 (27 to 63·8)	8·2 (5·3 to 12·3)	19,200
Latent tuberculosis infection	0 (0 to 0)	0 (0 to 0)	0 (0 to 0)	0 (0 to 0)	0 (0 to 0)	0 (0 to 0)	0 (0 to 0)	0 (0 to 0)	0 (0 to 0)	0 (0 to 0)	0 (0 to 0)	0 (0 to 0)	0 (0 to 0)	0 (0 to 0)	0 (0 to 0)	0 (0 to 0)	0 (0 to 0)	0 (0 to 0)	0 (0 to 0)	0 (0 to 0)	0 (0 to 0)	0 (0 to 0)	0 (0 to 0)	0
Drug-susceptible tuberculosis	0 (0 to 0)	0 (0 to 0)	1,040 (520 to 1,900)	470 (239 to 786)	402 (253 to 603)	392 (241 to 598)	866 (525 to 1,320)	1,540 (984 to 2,360)	1,400 (837 to 2,430)	977 (547 to 1,680)	1,370 (744 to 2,430)	1,260 (683 to 2,110)	1,550 (851 to 2,440)	1,460 (788 to 2,360)	1,260 (702 to 2,110)	1,260 (722 to 2,030)	1,210 (748 to 1,890)	1,070 (706 to 1,630)	821 (541 to 1,230)	444 (285 to 671)	185 (116 to 283)	42·1 (26·7 to 63·5)	8·1 (5·2 to 12·2)	19,000
Multidrug-resistant tuberculosis without extensive drug resistance	0 (0 to 0)	0 (0 to 0)	10·1 (0·3 to 58·2)	4·4 (0·1 to 25·8)	3·3 (0·1 to 19·4)	3·6 (0·1 to 20·7)	8·2 (0·2 to 45·9)	13·6 (0·4 to 85·2)	12 (0·3 to 70)	8·4 (0·2 to 50·3)	12·2 (0·3 to 72·6)	11·3 (0·3 to 68·6)	15·1 (0·4 to 96·5)	14·4 (0·4 to 86·9)	12·8 (0·3 to 82·1)	12·4 (0·3 to 73·1)	11·7 (0·3 to 73·2)	10·4 (0·3 to 61·7)	8 (0·2 to 47·9)	4·4 (0·1 to 25·9)	1·8 (0 to 10·4)	0·4 (0 to 2·6)	0·1 (0 to 0·5)	179
Extensively drug-resistant tuberculosis	0 (0 to 0)	0 (0 to 0)	1·9 (0·1 to 11·1)	0·8 (0 to 5)	0·6 (0 to 3·4)	0·7 (0 to 3·8)	1·6 (0 to 9·2)	2·5 (0·1 to 15·8)	2·2 (0·1 to 14·3)	1·6 (0 to 10·1)	2·3 (0·1 to 13·9)	2·1 (0 to 14·2)	2·9 (0·1 to 19·3)	2·7 (0·1 to 17·6)	2·4 (0·1 to 15·9)	2·3 (0·1 to 13·8)	2·2 (0·1 to 13·9)	1·9 (0 to 12·1)	1·5 (0 to 9·4)	0·8 (0 to 4·7)	0·3 (0 to 2)	0·1 (0 to 0·5)	0 (0 to 0·1)	33·5
Lower respiratory infections	940 (464 to 1,770)	1,210 (518 to 2,090)	7,120 (3,770 to 12,100)	2,250 (1,160 to 3,430)	450 (255 to 691)	247 (155 to 367)	228 (146 to 341)	210 (125 to 342)	303 (162 to 536)	270 (148 to 450)	388 (210 to 677)	430 (226 to 745)	325 (190 to 539)	395 (223 to 655)	511 (270 to 860)	816 (345 to 1,330)	730 (366 to 1,180)	814 (404 to 1,270)	788 (423 to 1,230)	545 (327 to 829)	296 (184 to 436)	90·1 (56·7 to 131)	18·1 (11·4 to 27·1)	19,400
Upper respiratory infections	0·4 (0·3 to 0·8)	2·8 (1·5 to 4·6)	53·3 (30 to 86·6)	232 (130 to 388)	273 (146 to 465)	239 (126 to 417)	223 (115 to 396)	207 (113 to 353)	184 (101 to 312)	175 (93·7 to 301)	161 (81·7 to 269)	133 (71·1 to 236)	104 (54·2 to 186)	80·6 (42 to 139)	60·2 (32·2 to 100)	43·1 (23 to 71·5)	29·3 (15·5 to 49·5)	19·3 (10·6 to 31·6)	11·3 (6 to 19)	5·6 (3 to 9·6)	2 (1·1 to 3·4)	0·5 (0·3 to 0·9)	0·1 (0·1 to 0·2)	2,240
Otitis media	0 (0 to 0·2)	0·2 (0·1 to 0·3)	8·7 (4·6 to 16)	95·2 (52 to 160)	137 (73·1 to 238)	86·8 (43·5 to 155)	70·3 (34·3 to 123)	55·4 (23·5 to 110)	44·9 (21·2 to 84·1)	38·4 (16·2 to 75·2)	36·3 (17 to 66·8)	33·7 (15·3 to 65)	29·3 (13·9 to 52·2)	24 (11·1 to 44·7)	17·9 (8·7 to 31·9)	12·1 (5·4 to 23·1)	7·1 (3·3 to 13·1)	4·1 (1·8 to 8·2)	2·5 (1·2 to 4·8)	1·4 (0·6 to 2·6)	0·6 (0·3 to 1·1)	0·2 (0·1 to 0·3)	0 (0 to 0·1)	706
Enteric infections	297 (117 to 583)	731 (233 to 1,590)	6,380 (2,310 to 12,300)	3,480 (1,660 to 5,880)	1,470 (861 to 2,390)	1,340 (776 to 2,180)	1,100 (570 to 1,910)	745 (392 to 1,360)	586 (307 to 1,120)	569 (303 to 1,090)	575 (295 to 1,150)	580 (276 to 1,150)	680 (308 to 1,470)	790 (328 to 1,730)	868 (350 to 1,940)	1,040 (404 to 2,180)	1,100 (466 to 2,280)	1,140 (473 to 2,290)	1,140 (470 to 2,370)	881 (360 to 1,730)	522 (199 to 1,090)	176 (67·4 to 361)	37·1 (13·8 to 78·3)	26,200
Diarrheal diseases	297 (117 to 583)	730 (232 to 1,590)	6,360 (2,300 to 12,300)	3,020 (1,390 to 5,380)	802 (384 to 1,520)	505 (242 to 957)	365 (179 to 714)	387 (176 to 815)	375 (172 to 812)	440 (204 to 913)	494 (232 to 1,030)	523 (232 to 1,090)	634 (269 to 1,410)	753 (297 to 1,670)	839 (322 to 1,900)	1,020 (379 to 2,160)	1,090 (449 to 2,260)	1,130 (468 to 2,290)	1,140 (464 to 2,370)	878 (358 to 1,730)	521 (198 to 1,090)	176 (67·1 to 361)	37 (13·8 to 78·3)	22,500
Typhoid and paratyphoid	0 (0 to 0)	0 (0 to 0)	2·7 (0·9 to 6·7)	394 (110 to 909)	626 (228 to 1,340)	807 (319 to 1,590)	715 (258 to 1,520)	346 (118 to 782)	203 (72·7 to 455)	122 (39·7 to 282)	75·6 (26·8 to 164)	51·5 (19·5 to 120)	41·2 (14·9 to 93·8)	32·4 (12 to 73·3)	24·5 (8·3 to 58)	15·8 (5·6 to 36·7)	9·5 (3·7 to 20·5)	5·3 (2 to 11·6)	2·8 (1 to 6)	1·3 (0·4 to 2·6)	0·5 (0·2 to 0·9)	0·1 (0 to 0·2)	0 (0 to 0)	3,480
Typhoid fever	0 (0 to 0)	0 (0 to 0)	2·5 (0·8 to 6·2)	358 (99·8 to 831)	567 (207 to 1,190)	733 (286 to 1,440)	652 (234 to 1,400)	317 (109 to 715)	187 (67·3 to 428)	114 (36·7 to 263)	70·8 (25·3 to 154)	48·5 (18·2 to 112)	39 (14 to 89·6)	30·8 (11·4 to 69·1)	23·4 (7·8 to 55·8)	15·1 (5·4 to 35·6)	9·1 (3·5 to 19·6)	5·1 (1·9 to 11·3)	2·7 (0·9 to 5·8)	1·2 (0·4 to 2·6)	0·5 (0·2 to 0·9)	0·1 (0 to 0·2)	0 (0 to 0)	3,180
Paratyphoid fever	0 (0 to 0)	0 (0 to 0)	0·2 (0·1 to 0·7)	36·8 (8·3 to 98·9)	59·2 (17·4 to 143)	74·7 (24·5 to 172)	63·6 (18·7 to 155)	28·8 (8 to 73·2)	15·6 (4·6 to 37·5)	8·6 (2·4 to 21·4)	4·9 (1·4 to 12·2)	3 (0·9 to 7·9)	2·2 (0·6 to 5·5)	1·6 (0·4 to 4·2)	1·1 (0·3 to 2·9)	0·6 (0·2 to 1·6)	0·3 (0·1 to 0·9)	0·2 (0·1 to 0·5)	0·1 (0 to 0·2)	0 (0 to 0·1)	0 (0 to 0)	0 (0 to 0)	0 (0 to 0)	302
Invasive Non-typhoidal Salmonella (iNTS)	0 (0 to 0)	0·9 (0·4 to 1·8)	11·8 (5·6 to 21·9)	54·9 (22·3 to 104)	40·2 (18·9 to 79·4)	26·9 (10·6 to 55·4)	20·3 (7·1 to 42)	12·2 (4·2 to 28·1)	8·1 (2·7 to 18·2)	5·9 (1·9 to 13·4)	5 (1·6 to 10·7)	4·6 (1·6 to 9·6)	4·3 (1·4 to 9)	4·3 (1·5 to 8·9)	4·6 (1·8 to 9·8)	4·5 (1·8 to 9·6)	4 (1·6 to 7·8)	3·1 (1·2 to 5·6)	2 (0·8 to 3·9)	1 (0·4 to 1·9)	0·4 (0·1 to 0·7)	0·1 (0 to 0·2)	0 (0 to 0)	219
Other intestinal infectious diseases	0 (0 to 0)	0 (0 to 0)	4·9 (0·1 to 20·2)	4·8 (0·5 to 16·5)	2·4 (0·2 to 8·9)	1·5 (0·1 to 5·5)	0·9 (0·1 to 3·2)	0·7 (0·1 to 2·5)	0·3 (0 to 1·1)	0·8 (0·1 to 2·6)	0·4 (0·1 to 1·6)	0·5 (0·1 to 1·8)	0·3 (0 to 1·1)	0·3 (0 to 1·1)	0·2 (0 to 0·7)	0·2 (0 to 0·6)	0·2 (0 to 0·8)	0·2 (0 to 0·5)	0·1 (0 to 0·3)	0·1 (0 to 0·3)	0·1 (0 to 0·3)	0 (0 to 0·1)	0 (0 to 0)	18·9
Neglected tropical diseases and malaria	1·8 (0·4 to 4·8)	9·5 (2·5 to 32·6)	159 (46·9 to 566)	270 (108 to 940)	426 (233 to 882)	340 (193 to 712)	276 (156 to 537)	368 (169 to 713)	283 (144 to 530)	275 (140 to 506)	255 (118 to 500)	177 (99·8 to 344)	129 (73·7 to 237)	106 (60·6 to 193)	85·5 (49·8 to 157)	61·5 (37·7 to 114)	47·7 (29·1 to 87·8)	35 (21·1 to 63·5)	22·6 (13·5 to 43·3)	12·9 (8·1 to 24)	5·8 (3·4 to 12·4)	1·7 (1 to 4·6)	0·5 (0·3 to 1·3)	3,350
Malaria	0 (0 to 0)	0·2 (0 to 0·7)	15·7 (0·9 to 73·8)	33·6 (4·7 to 146)	32·1 (10·6 to 92)	18·7 (8·7 to 47·2)	61·6 (15 to 234)	36·9 (11·3 to 123)	25·8 (10·5 to 71)	22·2 (9·6 to 56·7)	20 (8·4 to 54)	17·5 (7·5 to 45·8)	12·8 (4·3 to 44·7)	11·6 (3·4 to 42·9)	9·9 (2·5 to 38·4)	8·6 (1·8 to 34·1)	6 (1·1 to 24·5)	5·7 (0·7 to 25·1)	3·1 (0·4 to 13·6)	1 (0·2 to 4·3)	0·1 (0 to 0·4)	0 (0 to 0·1)	0 (0 to 0)	343
Chagas disease	0 (0 to 0)	0 (0 to 0)	0 (0 to 0)	0 (0 to 0)	0 (0 to 0)	0 (0 to 0)	0 (0 to 0)	0 (0 to 0)	0 (0 to 0)	0 (0 to 0)	0 (0 to 0)	0 (0 to 0)	0 (0 to 0)	0 (0 to 0)	0 (0 to 0)	0 (0 to 0)	0 (0 to 0)	0 (0 to 0)	0 (0 to 0)	0 (0 to 0)	0 (0 to 0)	0 (0 to 0)	0 (0 to 0)	0
Leishmaniasis	0 (0 to 0)	0 (0 to 0)	0 (0 to 0)	0 (0 to 0)	0 (0 to 0)	0 (0 to 0)	0 (0 to 0)	0 (0 to 0)	0 (0 to 0)	0 (0 to 0)	0 (0 to 0)	0 (0 to 0)	0 (0 to 0)	0 (0 to 0)	0 (0 to 0)	0 (0 to 0)	0 (0 to 0)	0 (0 to 0)	0 (0 to 0)	0 (0 to 0)	0 (0 to 0)	0 (0 to 0)	0 (0 to 0)	0
Visceral leishmaniasis	0 (0 to 0)	0 (0 to 0)	0 (0 to 0)	0 (0 to 0)	0 (0 to 0)	0 (0 to 0)	0 (0 to 0)	0 (0 to 0)	0 (0 to 0)	0 (0 to 0)	0 (0 to 0)	0 (0 to 0)	0 (0 to 0)	0 (0 to 0)	0 (0 to 0)	0 (0 to 0)	0 (0 to 0)	0 (0 to 0)	0 (0 to 0)	0 (0 to 0)	0 (0 to 0)	0 (0 to 0)	0 (0 to 0)	0
Cutaneous and mucocutaneous leishmaniasis	0 (0 to 0)	0 (0 to 0)	0 (0 to 0)	0 (0 to 0)	0 (0 to 0)	0 (0 to 0)	0 (0 to 0)	0 (0 to 0)	0 (0 to 0)	0 (0 to 0)	0 (0 to 0)	0 (0 to 0)	0 (0 to 0)	0 (0 to 0)	0 (0 to 0)	0 (0 to 0)	0 (0 to 0)	0 (0 to 0)	0 (0 to 0)	0 (0 to 0)	0 (0 to 0)	0 (0 to 0)	0 (0 to 0)	0
African trypanosomiasis	0 (0 to 0)	0 (0 to 0)	0 (0 to 0)	0 (0 to 0)	0 (0 to 0)	0 (0 to 0)	0 (0 to 0)	0 (0 to 0)	0 (0 to 0)	0 (0 to 0)	0 (0 to 0)	0 (0 to 0)	0 (0 to 0)	0 (0 to 0)	0 (0 to 0)	0 (0 to 0)	0 (0 to 0)	0 (0 to 0)	0 (0 to 0)	0 (0 to 0)	0 (0 to 0)	0 (0 to 0)	0 (0 to 0)	0
Schistosomiasis	0 (0 to 0)	0 (0 to 0)	0 (0 to 0)	0 (0 to 0)	0 (0 to 0)	0 (0 to 0)	0 (0 to 0)	0 (0 to 0)	0 (0 to 0)	0 (0 to 0)	0 (0 to 0)	0 (0 to 0)	0 (0 to 0)	0 (0 to 0)	0 (0 to 0)	0 (0 to 0)	0 (0 to 0)	0 (0 to 0)	0 (0 to 0)	0 (0 to 0)	0 (0 to 0)	0 (0 to 0)	0 (0 to 0)	0
Cysticercosis	0 (0 to 0)	0 (0 to 0)	0 (0 to 0)	0 (0 to 0)	0·1 (0 to 0·2)	0·1 (0 to 0·3)	0·1 (0 to 0·4)	0·3 (0 to 0·7)	0·4 (0·1 to 0·9)	0·5 (0·1 to 1·1)	0·6 (0·2 to 1·2)	0·6 (0·2 to 1·4)	0·7 (0·2 to 1·5)	0·8 (0·3 to 1·7)	0·9 (0·3 to 2)	1 (0·4 to 2·3)	1 (0·4 to 2·2)	0·8 (0·3 to 1·6)	0·6 (0·2 to 1·2)	0·3 (0·1 to 0·7)	0·1 (0·1 to 0·3)	0 (0 to 0·1)	0 (0 to 0)	8·9





SR Table 2b: North Sumatra DALYS by cause and age group for females with 95% uncertainty intervals, 2019

Cause	Early Neonatal	Late Neonatal	Post Neonatal	1 to 4	5 to 9	10 to 14	15 to 19	20 to 24	25 to 29	30 to 34	35 to 39	40 to 44	45 to 49	50 to 54	55 to 59	60 to 64	65 to 69	70 to 74	75 to 79	80 to 84	85 to 89	90 to 94	95 plus	Total
All causes	132,000 (103,000 to 167,000)	28,700 (22,300 to 36,300)	107,000 (76,100 to 147,000)	77,700 (64,900 to 92,300)	46,800 (38,200 to 57,100)	54,200 (42,600 to 67,700)	73,000 (58,400 to 89,700)	80,000 (62,800 to 98,500)	85,200 (67,100 to 106,000)	94,500 (74,700 to 118,000)	112,000 (88,300 to 142,000)	127,000 (100,000 to 164,000)	137,000 (107,000 to 177,000)	149,000 (115,000 to 194,000)	154,000 (118,000 to 206,000)	151,000 (118,000 to 196,000)	130,000 (104,000 to 161,000)	106,000 (87,800 to 125,000)	85,600 (73,300 to 97,600)	60,500 (52,900 to 67,300)	30,500 (25,400 to 34,200)	9,690 (7,960 to 11,100)	2,180 (1,840 to 2,510)	2,030,000
Communicable, maternal, neonatal, and nutritional diseases	114,000 (87,500 to 146,000)	21,300 (15,800 to 27,700)	76,800 (51,300 to 110,000)	48,900 (38,200 to 61,800)	19,100 (14,600 to 25,100)	14,400 (10,800 to 18,800)	16,300 (12,500 to 20,700)	17,500 (13,100 to 22,900)	16,800 (12,700 to 22,100)	15,500 (11,700 to 20,800)	15,900 (11,700 to 22,100)	14,500 (10,400 to 19,700)	12,000 (8,600 to 16,400)	11,600 (8,080 to 16,300)	11,000 (7,600 to 16,200)	11,600 (8,250 to 16,400)	10,900 (7,820 to 15,000)	10,300 (7,420 to 14,200)	9,220 (6,800 to 12,500)	6,670 (4,790 to 9,350)	3,860 (2,660 to 5,750)	1,340 (908 to 1,940)	348 (233 to 505)	480,000
HIV/AIDS and sexually transmitted infections	6,350 (1,860 to 15,200)	1,620 (455 to 3,800)	2,300 (1,040 to 4,420)	2,580 (1,540 to 3,680)	292 (175 to 419)	145 (95·8 to 191)	455 (354 to 578)	911 (737 to 1,120)	1,390 (1,090 to 1,750)	1,470 (1,160 to 1,880)	1,220 (863 to 1,640)	858 (658 to 1,080)	481 (324 to 686)	242 (170 to 338)	128 (89·2 to 197)	58·1 (36·1 to 100)	42·5 (25·1 to 70·3)	31·6 (20·3 to 49·8)	13·1 (8·6 to 20·9)	6 (3 to 10·7)	4·1 (1·7 to 8)	1·6 (0·5 to 3·5)	0·6 (0·1 to 1·2)	20,600
HIV/AIDS	0 (0 to 0·1)	0·1 (0·1 to 0·2)	574 (338 to 814)	2,480 (1,500 to 3,540)	246 (145 to 367)	138 (88·5 to 185)	430 (331 to 552)	847 (686 to 1,050)	1,280 (1,000 to 1,630)	1,350 (1,070 to 1,760)	1,090 (757 to 1,500)	732 (565 to 933)	360 (229 to 546)	160 (114 to 223)	71·5 (54·3 to 106)	22·8 (17·7 to 32·6)	20·7 (11·4 to 39·5)	19 (11·2 to 34·5)	5·6 (3·8 to 8·5)	0·1 (0·1 to 0·2)	0·1 (0 to 0·1)	0 (0 to 0)	0 (0 to 0)	9,830
HIV/AIDS - Drug-susceptible Tuberculosis	0 (0 to 0)	0·1 (0 to 0·1)	260 (152 to 369)	1,130 (647 to 1,620)	128 (70·8 to 201)	74·8 (51·7 to 96·2)	259 (173 to 376)	502 (374 to 660)	719 (546 to 938)	731 (559 to 944)	589 (415 to 795)	387 (282 to 499)	188 (121 to 280)	83·9 (54·9 to 123)	39·1 (30 to 55·3)	12·7 (9·8 to 17·1)	12·9 (5·5 to 24·4)	11·8 (6 to 20·7)	3·5 (2·5 to 4·8)	0·1 (0·1 to 0·1)	0 (0 to 0)	0 (0 to 0)	0 (0 to 0)	5,130
HIV/AIDS - Multidrug-resistant Tuberculosis without exten	0 (0 to 0)	0 (0 to 0)	2·8 (0·1 to 15·9)	12·2 (0·3 to 68·1)	1·2 (0 to 7·5)	0·7 (0 to 4·1)	2·1 (0·1 to 11·8)	4 (0·1 to 22·8)	5·8 (0·2 to 32·7)	6 (0·2 to 34·7)	4·9 (0·1 to 30)	3·5 (0·1 to 19·2)	1·8 (0 to 9·9)	0·8 (0 to 4·7)	0·4 (0 to 2·2)	0·1 (0 to 0·7)	0·1 (0 to 0·6)	0·1 (0 to 0·6)	0 (0 to 0·2)	0 (0 to 0)	0 (0 to 0)	0 (0 to 0)	0 (0 to 0)	46·6
HIV/AIDS - Extensively drug-resistant Tuberculosis	0 (0 to 0)	0 (0 to 0)	0·5 (0 to 3·2)	2·3 (0·1 to 13·8)	0·2 (0 to 1·4)	0·1 (0 to 0·7)	0·3 (0 to 1·7)	0·6 (0 to 3·4)	1 (0 to 5·3)	1 (0 to 5·4)	0·8 (0 to 4·8)	0·6 (0 to 3·3)	0·3 (0 to 1·8)	0·1 (0 to 0·8)	0·1 (0 to 0·4)	0 (0 to 0·1)	0 (0 to 0·1)	0 (0 to 0·1)	0 (0 to 0)	0 (0 to 0)	0 (0 to 0)	0 (0 to 0)	0 (0 to 0)	8·1
HIV/AIDS resulting in other diseases	0 (0 to 0·1)	0·1 (0 to 0·1)	310 (183 to 443)	1,340 (790 to 1,910)	116 (67·8 to 174)	62·3 (35·9 to 86·8)	168 (142 to 195)	340 (290 to 423)	557 (421 to 726)	608 (482 to 821)	496 (322 to 725)	340 (270 to 454)	170 (103 to 268)	74·7 (54·8 to 105)	31·9 (23·7 to 51·1)	10 (7·5 to 15·6)	7·6 (5·1 to 17·1)	7 (4·1 to 15)	2·1 (1·1 to 3·8)	0 (0 to 0·1)	0 (0 to 0)	0 (0 to 0)	0 (0 to 0)	4,640
Sexually transmitted infections excluding HIV	6,350 (1,860 to 15,200)	1,620 (455 to 3,800)	1,730 (520 to 3,870)	98·5 (27·7 to 224)	46 (12·5 to 110)	7·2 (5 to 10·6)	25 (14 to 46·1)	63·9 (30·4 to 131)	103 (44·5 to 203)	123 (52·5 to 249)	128 (55·6 to 260)	126 (56 to 269)	120 (55 to 239)	82 (35·3 to 176)	56·5 (23·5 to 120)	35·4 (14·9 to 76)	21·8 (9·2 to 46·1)	12·6 (5·8 to 26)	7·5 (3·5 to 15·1)	5·9 (2·9 to 10·6)	4 (1·6 to 8)	1·6 (0·5 to 3·5)	0·6 (0·1 to 1·2)	10,800
Syphilis	6,350 (1,860 to 15,200)	1,620 (455 to 3,800)	1,730 (520 to 3,870)	98·5 (27·7 to 224)	46 (12·5 to 110)	2·3 (1·7 to 3)	1·4 (1 to 1·8)	0·9 (0·3 to 1·9)	1·3 (0·7 to 2·8)	1·4 (0·8 to 2·6)	1·2 (0·6 to 2·5)	0·8 (0·5 to 1·4)	2 (1 to 4)	1·6 (0·8 to 3)	0·7 (0·4 to 1·1)	0·6 (0·4 to 1)	0·6 (0·3 to 0·9)	0·5 (0·3 to 0·8)	0·3 (0·2 to 0·6)	0·7 (0·3 to 1·5)	0·7 (0·2 to 1·4)	0·5 (0·1 to 1)	0·2 (0 to 0·4)	9,850
Chlamydial infection	0 (0 to 0)	0 (0 to 0)	0 (0 to 0)	0 (0 to 0)	0 (0 to 0)	0·6 (0·5 to 0·8)	1·7 (1·1 to 2·6)	4 (2·5 to 6·4)	4·7 (2·7 to 8·2)	5·1 (2·7 to 9·4)	5·6 (3·1 to 10·2)	5·8 (3·1 to 10·9)	6·5 (3·4 to 12·2)	2·1 (1 to 4·3)	1·1 (0·5 to 2·3)	0·5 (0·1 to 1·3)	0·3 (0·1 to 0·6)	0·3 (0·1 to 0·7)	0·2 (0·1 to 0·5)	0·5 (0·2 to 1·2)	0·5 (0·1 to 1·1)	0·2 (0 to 0·5)	0·1 (0 to 0·2)	39·8
Gonococcal infection	0 (0 to 0)	0 (0 to 0)	0 (0 to 0)	0 (0 to 0)	0 (0 to 0)	0·7 (0·5 to 0·9)	1·9 (1·4 to 2·5)	2·6 (1·7 to 4·6)	2·3 (1·5 to 4)	2·1 (1·4 to 3·6)	2·3 (1·3 to 5·5)	3·2 (1·4 to 7·5)	7·2 (2·7 to 16·9)	4·6 (1·6 to 10·6)	2·3 (0·7 to 5·7)	1·2 (0·3 to 3·3)	1·5 (0·5 to 3·2)	1 (0·3 to 2·2)	0·8 (0·3 to 1·9)	1·2 (0·4 to 2·8)	1·2 (0·3 to 2·9)	0·5 (0·1 to 1·2)	0·2 (0 to 0·4)	36·7
Trichomoniasis	0 (0 to 0)	0 (0 to 0)	0 (0 to 0)	0 (0 to 0)	0 (0 to 0)	0·6 (0 to 2)	8·4 (2·4 to 21·5)	34·5 (11·5 to 83·4)	61·5 (20·3 to 140)	70·5 (22·5 to 167)	70·7 (22·8 to 167)	68·1 (22·2 to 167)	58·8 (17·8 to 141)	44·1 (13·8 to 105)	29·9 (9·6 to 72·4)	17·6 (6·1 to 40·8)	10 (3·4 to 23·4)	5·3 (1·8 to 12)	2·8 (1·1 to 6·2)	1·3 (0·5 to 2·9)	0·4 (0·2 to 1)	0·1 (0 to 0·2)	0 (0 to 0)	484
Genital herpes	0 (0 to 0)	0 (0 to 0)	0 (0 to 0)	0 (0 to 0)	0 (0 to 0)	1·7 (0·4 to 4·3)	7·2 (2·2 to 17·8)	14·4 (4·4 to 35)	22 (7 to 54·1)	28·7 (8·6 to 70·7)	32·2 (9·9 to 77·3)	31·7 (10·1 to 80)	28·6 (9 to 71)	24·6 (7·2 to 59·7)	19·9 (6·2 to 48·3)	14·3 (4·2 to 35·3)	8·9 (2·6 to 22·4)	5·1 (1·5 to 12·7)	3 (0·9 to 7·3)	1·6 (0·5 to 4)	0·6 (0·2 to 1·5)	0·2 (0 to 0·4)	0 (0 to 0·1)	245
Other sexually transmitted infections	0 (0 to 0)	0 (0 to 0)	0 (0 to 0)	0 (0 to 0)	0 (0 to 0)	1·2 (0·9 to 1·6)	4·4 (3·1 to 6·1)	7·5 (4·8 to 11·2)	11·1 (6·7 to 17·7)	14·8 (8·8 to 24)	16·5 (9·7 to 27·4)	16·8 (9·5 to 29·1)	17·3 (9·4 to 29·9)	5·1 (2·6 to 9·8)	2·7 (1·3 to 5·3)	1·1 (0·3 to 2·8)	0·6 (0·2 to 1·4)	0·5 (0·2 to 1·1)	0·3 (0·1 to 0·8)	0·5 (0·2 to 1·1)	0·6 (0·1 to 1·5)	0·2 (0 to 0·5)	0·1 (0 to 0·2)	101

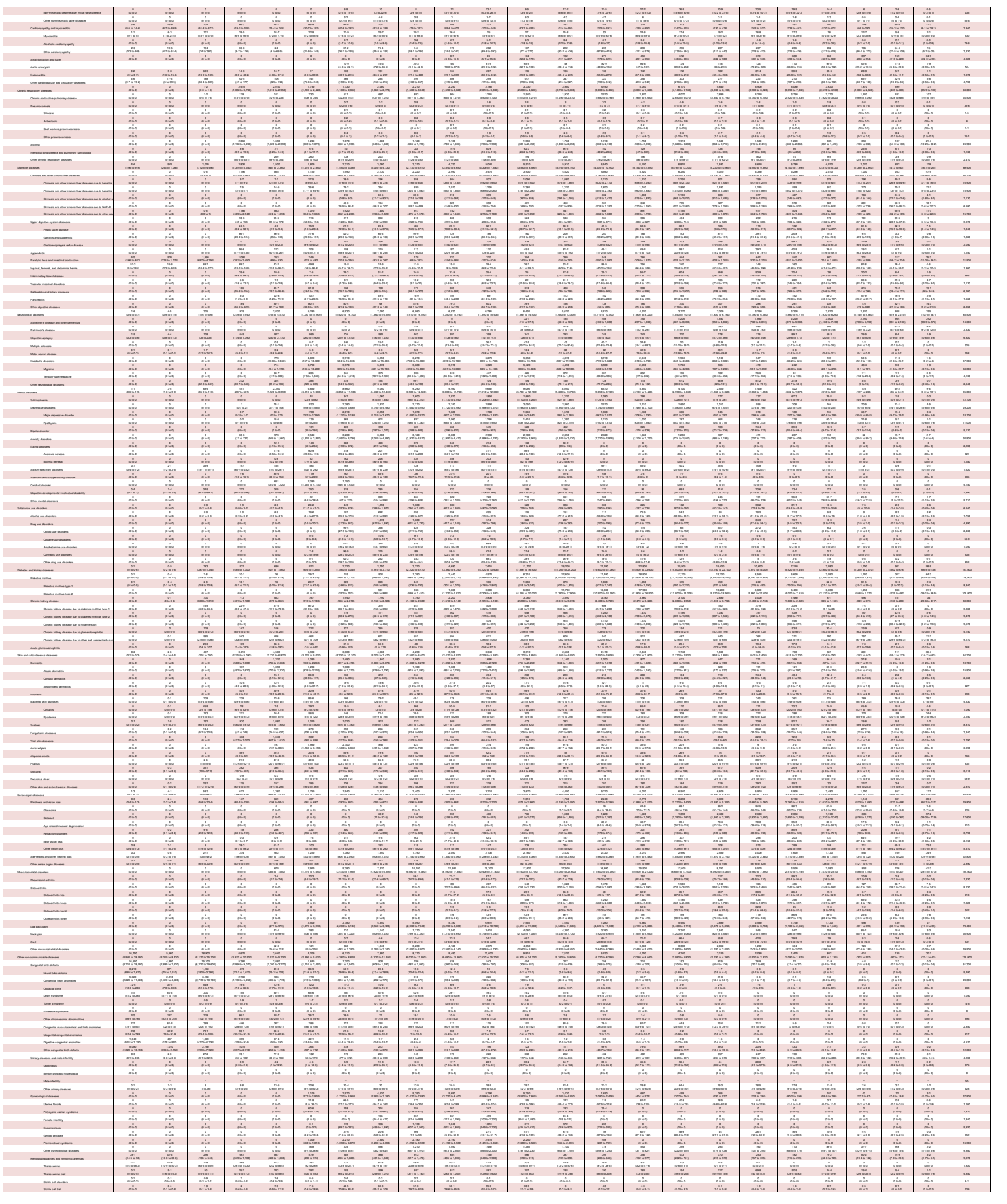



SR Table 2b: West Sumatra DALYS by cause and sex aroun for females with 95% uncertainty intervals, 2019

Cause	Birth Reception	Post Neonatal	1 to 4	5 to 9	10 to 14	15 to 19	20 to 24	25 to 29	30 to 34	35 to 39	40 to 44	45 to 49	50 to 54	55 to 59	60 to 64	65 to 69	70 to 74	75 to 79	80 to 84	85 to 89	90 to 94	95 plus	Total
All causes	25,302 (19,898 to 30,200)	9,692 (7,769 to 12,200)	17,669 (13,992 to 22,100)	13,282 (10,600 to 16,100)	13,282 (10,228 to 17,200)	16,999 (13,300 to 21,300)	20,750 (16,600 to 25,700)	26,750 (21,200 to 33,900)	32,200 (25,300 to 40,200)	39,200 (30,700 to 49,000)	48,200 (34,500 to 63,800)	58,200 (39,100 to 82,200)	68,200 (43,500 to 100,000)	78,200 (49,600 to 116,000)	88,200 (53,900 to 135,000)	98,200 (58,600 to 155,000)	108,200 (63,600 to 175,000)	118,200 (68,600 to 195,000)	128,200 (73,600 to 215,000)	138,200 (78,600 to 235,000)	148,200 (83,600 to 255,000)	158,200 (88,600 to 275,000)	704,000
Communicable, maternal, neonatal, and nutritional diseases	21,000 (16,700 to 27,100)	3,660 (2,810 to 5,120)	12,100 (9,240 to 17,200)	9,160 (6,900 to 12,100)	6,500 (4,700 to 8,900)	3,740 (2,600 to 5,400)	4,790 (3,400 to 6,900)	5,090 (3,600 to 7,400)	4,990 (3,500 to 7,300)	4,990 (3,400 to 7,400)	4,790 (3,200 to 7,400)	4,600 (3,000 to 7,400)	4,390 (2,900 to 7,400)	4,340 (2,900 to 7,400)	4,220 (2,900 to 7,200)	4,070 (2,700 to 7,200)	4,000 (2,600 to 7,200)	4,100 (2,600 to 7,200)	2,220 (1,600 to 3,200)	970 (600 to 1,700)	199 (100 to 290)	123,000
HIV/AIDS and sexually transmitted infections	1,900 (981 to 3,200)	492 (162 to 1,300)	900 (296 to 1,700)	728 (189 to 1,400)	691 (153 to 1,500)	722 (463 to 1,100)	772 (777 to 1,100)	729 (386 to 958)	690 (574 to 909)	667 (599 to 863)	627 (577 to 801)	594 (566 to 772)	572 (543 to 744)	554 (519 to 722)	541 (491 to 710)	529 (464 to 702)	520 (434 to 702)	514 (413 to 702)	507 (401 to 702)	501 (414 to 702)	494 (414 to 702)	8,130
HIV/AIDS	0 (0 to 0)	0 (0 to 1)	197 (90 to 330)	676 (423 to 1,000)	724 (423 to 1,100)	664 (423 to 1,000)	220 (423 to 1,000)	430 (423 to 1,000)	690 (423 to 1,000)	690 (423 to 1,000)	671 (423 to 1,000)	627 (423 to 1,000)	270 (423 to 1,000)	973 (423 to 1,000)	69.2 (423 to 1,000)	171 (423 to 1,000)	19.2 (423 to 1,000)	13.6 (423 to 1,000)	3.7 (423 to 1,000)	0.1 (423 to 1,000)	0 (423 to 1,000)	0 (423 to 1,000)	6,770
HIV/AIDS - Drug-susceptible Tuberculosis	0 (0 to 0)	0 (0 to 0)	0 (0 to 0)	0 (0 to 0)	0 (0 to 0)	0 (0 to 0)	0 (0 to 0)	0 (0 to 0)	0 (0 to 0)	0 (0 to 0)	0 (0 to 0)	0 (0 to 0)	0 (0 to 0)	0 (0 to 0)	0 (0 to 0)	0 (0 to 0)	0 (0 to 0)	0 (0 to 0)	0 (0 to 0)	0 (0 to 0)	0 (0 to 0)	0 (0 to 0)	0
HIV/AIDS - Multidrug-resistant Tuberculosis without extensive d	0 (0 to 0)	0 (0 to 0)	0 (0 to 0)	0 (0 to 0)	0 (0 to 0)	0 (0 to 0)	0 (0 to 0)	0 (0 to 0)	0 (0 to 0)	0 (0 to 0)	0 (0 to 0)	0 (0 to 0)	0 (0 to 0)	0 (0 to 0)	0 (0 to 0)	0 (0 to 0)	0 (0 to 0)	0 (0 to 0)	0 (0 to 0)	0 (0 to 0)	0 (0 to 0)	0 (0 to 0)	0
HIV/AIDS - Extensively drug-resistant Tuberculosis	0 (0 to 0)	0 (0 to 1)	0 (0 to 0)	0 (0 to 0)	0 (0 to 0)	0 (0 to 0)	0 (0 to 1)	0 (0 to 2)	0 (0 to 2)	0 (0 to 2)	0 (0 to 2)	0 (0 to 2)	0 (0 to 1)	0 (0 to 0)	0 (0 to 0)	0 (0 to 0)	0 (0 to 0)	0 (0 to 0)	0 (0 to 0)	0 (0 to 0)	0 (0 to 0)	0 (0 to 0)	3
HIV/AIDS resulting in other diseases	0 (0 to 0)	0 (0 to 0)	470 (92 to 1,100)	52 (0 to 200)	33 (0 to 100)	58 (0 to 200)	552 (171 to 1,100)	299 (126 to 510)	0 (0 to 0)	0 (0 to 0)	0 (0 to 0)	0 (0 to 0)	0 (0 to 0)	0 (0 to 0)	0 (0 to 0)	0 (0 to 0)	0 (0 to 0)	0 (0 to 0)	0 (0 to 0)	0 (0 to 0)	0 (0 to 0)	0 (0 to 0)	2,210
Sexually transmitted infections excluding HIV	1,900 (997 to 3,200)	492 (124 to 1,300)	703 (196 to 1,700)	52 (9 to 200)	33 (4 to 100)	58 (8 to 200)	220 (52 to 1,100)	131 (47 to 510)	690 (74 to 909)	667 (77 to 863)	627 (77 to 801)	594 (77 to 772)	572 (77 to 744)	554 (77 to 722)	541 (77 to 710)	529 (77 to 702)	520 (77 to 702)	514 (77 to 702)	507 (77 to 702)	501 (77 to 702)	494 (77 to 702)	6,330
Syphilis	1,900 (1,100 to 3,200)	492 (162 to 1,300)	496 (196 to 1,100)	29.2 (9.6 to 100)	19 (3.9 to 100)	11 (2.6 to 100)	0.6 (0.2 to 1.1)	0.5 (0.2 to 1.1)	0.6 (0.2 to 1.1)	0.6 (0.2 to 1.1)	0.6 (0.2 to 1.1)	0.6 (0.2 to 1.1)	1.2 (0.4 to 2.1)	2.6 (0.9 to 4.5)	2.6 (0.9 to 4.5)	2.6 (0.9 to 4.5)	2.6 (0.9 to 4.5)	2.6 (0.9 to 4.5)	2.6 (0.9 to 4.5)	2.6 (0.9 to 4.5)	2.6 (0.9 to 4.5)	2,940
Chlamydial infection	0 (0 to 0)	0 (0 to 0)	0 (0 to 0)	0 (0 to 0)	0 (0 to 0)	0.2 (0 to 0.6)	0.4 (0 to 1.1)	1.6 (0.6 to 3.3)	1.6 (0.6 to 3.3)	1.5 (0.6 to 3.3)	2.6 (1.0 to 5.4)	2.7 (1.0 to 5.4)	3.2 (1.2 to 6.7)	1.4 (0.5 to 3.1)	1.4 (0.5 to 3.1)	1.3 (0.5 to 3.1)	0.7 (0.3 to 1.6)	0.8 (0.3 to 1.6)	1.6 (0.6 to 3.3)	0.9 (0.3 to 2.0)	0.3 (0.1 to 0.7)	229
Gonococcal infection	0 (0 to 0)	0 (0 to 0)	0 (0 to 0)	0 (0 to 0)	0 (0 to 0)	0.2 (0 to 0.7)	0.4 (0 to 1.1)	1.6 (0.6 to 3.3)	1.6 (0.6 to 3.3)	1.5 (0.6 to 3.3)	2.6 (1.0 to 5.4)	2.7 (1.0 to 5.4)	3.2 (1.2 to 6.7)	1.4 (0.5 to 3.1)	1.4 (0.5 to 3.1)	1.3 (0.5 to 3.1)	0.7 (0.3 to 1.6)	0.8 (0.3 to 1.6)	1.6 (0.6 to 3.3)	0.9 (0.3 to 2.0)	0.3 (0.1 to 0.7)	414
Trichomoniasis	0 (0 to 0)	0 (0 to 0)	0 (0 to 0)	0 (0 to 0)	0 (0 to 0)	0.2 (0 to 0.7)	0.4 (0 to 1.1)	1.6 (0.6 to 3.3)	1.6 (0.6 to 3.3)	1.5 (0.6 to 3.3)	2.6 (1.0 to 5.4)	2.7 (1.0 to 5.4)	3.2 (1.2 to 6.7)	1.4 (0.5 to 3.1)	1.4 (0.5 to 3.1)	1.3 (0.5 to 3.1)	0.7 (0.3 to 1.6)	0.8 (0.3 to 1.6)	1.6 (0.6 to 3.3)	0.9 (0.3 to 2.0)	0.3 (0.1 to 0.7)	178
Genital herpes	0 (0 to 0)	0 (0 to 0)	0 (0 to 0)	0 (0 to 0)	0 (0 to 0)	0 (0 to 0)	0 (0 to 0)	0 (0 to 0)	0 (0 to 0)	0 (0 to 0)	0 (0 to 0)	0 (0 to 0)	0 (0 to 0)	0 (0 to 0)	0 (0 to 0)	0 (0 to 0)	0 (0 to 0)	0 (0 to 0)	0 (0 to 0)	0 (0 to 0)	0 (0 to 0)	0 (0 to 0)	924
Other sexually transmitted infections	0 (0 to 0)	0 (0 to 0)	0 (0 to 0)	0 (0 to 0)	0 (0 to 0)	0 (0 to 0.4)	0 (0 to 1.6)	0 (0 to 1.7)	0 (0 to 1.7)	0 (0 to 1.6)	0 (0 to 1.6)	0 (0 to 1.6)	0 (0 to 1.6)	0 (0 to 1.6)	0 (0 to 1.6)	0 (0 to 1.6)	0 (0 to 1.6)	0 (0 to 1.6)	0 (0 to 1.6)	0 (0 to 1.6)	0 (0 to 1.6)	0 (0 to 1.6)	501
Respiratory infections and tuberculosis	3,400 (2,800 to 4,100)	712 (373 to 1,200)	1,900 (1,200 to 2,900)	1,400 (1,000 to 2,000)	998 (698 to 1,500)	722 (500 to 1,100)	1,000 (700 to 1,400)	1,300 (900 to 1,800)	1,600 (1,100 to 2,200)	1,900 (1,300 to 2,600)	2,200 (1,500 to 3,000)	2,600 (1,700 to 3,600)	2,900 (1,900 to 4,000)	3,200 (2,100 to 4,400)	3,500 (2,200 to 4,800)	3,800 (2,400 to 5,200)	4,000 (2,500 to 5,500)	4,200 (2,600 to 5,700)	4,300 (2,700 to 5,900)	4,400 (2,700 to 6,000)	4,500 (2,800 to 6,100)	107,000
Tuberculosis	3,400 (2,800 to 4,100)	712 (193 to 1,700)	1,900 (965 to 3,000)	1,400 (978 to 2,000)	998 (698 to 1,500)	722 (500 to 1,100)	1,000 (700 to 1,400)	1,300 (900 to 1,800)	1,600 (1,100 to 2,200)	1,900 (1,300 to 2,600)	2,200 (1,500 to 3,000)	2,600 (1,700 to 3,600)	2,900 (1,900 to 4,000)	3,200 (2,100 to 4,400)	3,500 (2,200 to 4,800)	3,800 (2,400 to 5,200)	4,000 (2,500 to 5,500)	4,200 (2,600 to 5,700)	4,300 (2,700 to 5,900)	4,400 (2,700 to 6,000)	4,500 (2,800 to 6,100)	107,000
Latent tuberculosis infection	0 (0 to 0)	0 (0 to 0)	0 (0 to 0)	0 (0 to 0)	0 (0 to 0)	0 (0 to 0)	0 (0 to 0)	0 (0 to 0)	0 (0 to 0)	0 (0 to 0)	0 (0 to 0)	0 (0 to 0)	0 (0 to 0)	0 (0 to 0)	0 (0 to 0)	0 (0 to 0)	0 (0 to 0)	0 (0 to 0)	0 (0 to 0)	0 (0 to 0)	0 (0 to 0)	0 (0 to 0)	0
Drug-susceptible tuberculosis	3,400 (2,800 to 4,100)	712 (193 to 1,700)	1,900 (965 to 3,000)	1,400 (978 to 2,000)	998 (698 to 1,500)	722 (500 to 1,100)	1,000 (700 to 1,400)	1,300 (900 to 1,800)	1,600 (1,100 to 2,200)	1,900 (1,300 to 2,600)	2,200 (1,500 to 3,000)	2,600 (1,700 to 3,600)	2,900 (1,900 to 4,000)	3,200 (2,100 to 4,400)	3,500 (2,200 to 4,800)	3,800 (2,400 to 5,200)	4,000 (2,500 to 5,500)	4,200 (2,600 to 5,700)	4,300 (2,700 to 5,900)	4,400 (2,700 to 6,000)	4,500 (2,800 to 6,100)	107,000
Multidrug-resistant tuberculosis without extensive drug-resistar	0 (0 to 0)	0 (0 to 0)	0 (0 to 0)	0 (0 to 0)	0 (0 to 0)	0 (0 to 0)	0 (0 to 0)	0 (0 to 0)	0 (0 to 0)	0 (0 to 0)	0 (0 to 0)	0 (0 to 0)	0 (0 to 0)	0 (0 to 0)	0 (0 to 0)	0 (0 to 0)	0 (0 to 0)	0 (0 to 0)	0 (0 to 0)	0 (0 to 0)	0 (0 to 0)	0 (0 to 0)	0
Extensively drug-resistant tuberculosis	0 (0 to 0)	0 (0 to 0)	0 (0 to 1)	0 (0 to 1)	0 (0 to 1)	0 (0 to 1)	0 (0 to 1)	0 (0 to 1)	0 (0 to 1)	0 (0 to 1)	0 (0 to 1)	0 (0 to 1)	0 (0 to 1)	0 (0 to 1)	0 (0 to 1)	0 (0 to 1)	0 (0 to 1)	0 (0 to 1)	0 (0 to 1)	0 (0 to 1)	0 (0 to 1)	0 (0 to 1)	0
Lower respiratory infections	3,400 (2,800 to 4,100)	520 (180 to 1,000)	1,900 (1,200 to 2,900)	1,400 (1,000 to 2,000)	998 (698 to 1,500)	722 (500 to 1,100)	1,000 (700 to 1,400)	1,300 (900 to 1,800)	1,600 (1,100 to 2,200)	1,900 (1,300 to 2,600)	2,200 (1,500 to 3,000)	2,600 (1,700 to 3,600)	2,900 (1,900 to 4,000)	3,200 (2,100 to 4,400)	3,500 (2,200 to 4,800)	3,800 (2,400 to 5,200)	4,000 (2,500 to 5,500)	4,200 (2,600 to 5,700)	4,300 (2,700 to 5,900)	4,400 (2,700 to 6,000)	4,500 (2,800 to 6,100)	107,000
Upper respiratory infections	0 (0 to 0)	192 (114 to 510)	0 (0 to 0)	0 (0 to 0)	0 (0 to 0)	0 (0 to 0)	0 (0 to 0)	0 (0 to 0)	0 (0 to 0)	0 (0 to 0)	0 (0 to 0)	0 (0 to 0)	0 (0 to 0)	0 (0 to 0)	0 (0 to 0)	0 (0 to 0)	0 (0 to 0)	0 (0 to 0)	0 (0 to 0)	0 (0 to 0)	0 (0 to 0)	0 (0 to 0)	192
Otitis media	0 (0 to 0)	0 (0 to 0.2)	0 (0 to 0)	0 (0 to 0)	0 (0 to 0)	0 (0 to 0)	0 (0 to 0)	0 (0 to 0)	0 (0 to 0)	0 (0 to 0)	0 (0 to 0)	0 (0 to 0)	0 (0 to 0)	0 (0 to 0)	0 (0 to 0)	0 (0 to 0)	0 (0 to 0)	0 (0 to 0)	0 (0 to 0)	0 (0 to 0)	0 (0 to 0)	0 (0 to 0)	0.2
Enteric infections	3,900 (3,600 to 4,200)	2,900 (2,700 to 3,100)	1,900 (1,700 to 2,100)	1,200 (1,100 to 1,300)	1,200 (1,100 to 1,300)	1,200 (1,100 to 1,300)	1,200 (1,100 to 1,300)	1,200 (1,100 to 1,300)	1,200 (1,100 to 1,300)	1,200 (1,100 to 1,300)	1,200 (1,100 to 1,300)	1,200 (1,100 to 1,300)	1,200 (1,100 to 1,300)	1,200 (1,100 to 1,300)	1,200 (1,100 to 1,300)	1,200 (1,100 to 1,300)	1,200 (1,100 to 1,300)	1,200 (1,100 to 1,300)	1,200 (1,100 to 1,300)	1,200 (1,100 to 1,300)	1,200 (1,100 to 1,300)	29,000
Diarrheal diseases	3,900 (3,600 to 4,200)	2,900 (2,700 to 3,100)	1,900 (1,700 to 2,100)	1,200 (1,100 to 1,300)	1,200 (1,100 to 1,300)	1,200 (1,100 to 1,300)	1,200 (1,100 to 1,300)	1,200 (1,100 to 1,300)	1,200 (1,100 to 1,300)	1,200 (1,100 to 1,300)	1,200 (1,100 to 1,300)	1,200 (1,100 to 1,300)	1,200 (1,100 to 1,300)	1,200 (1,100 to 1,300)	1,200 (1,100 to 1,300)	1,200 (1,100 to 1,300)	1,200 (1,100 to 1,300)	1,200 (1,100 to 1,300)	1,200 (1,100 to 1,300)	1,200 (1,100 to 1,300)	1,200 (1,100 to 1,300)	29,000
Typhoid and paratyphoid	0 (0 to 0)	0 (0 to 0.4)	0 (0 to 0.6)	451 (0 to 1,900)	0 (0 to 0)	0 (0 to 1,200)	0 (0 to 1,500)	0 (0 to 1,400)	0 (0 to 1,500)	0 (0 to 1,500)	0 (0 to 1,500)	0 (0 to 1,500)	0 (0 to 1,500)	0 (0 to 1,500)	0 (0 to 1,500)	0 (0 to 1,500)	0 (0 to 1,500)	0 (0 to 1,500)	0 (0 to 1,500)	0 (0 to 1,500)	0 (0 to 1,500)	0 (0 to 1,500)	451
Typhoid fever	0 (0 to 0)	0 (0 to 0.4)	0 (0 to 0.6)	451 (0 to 1,900)	0 (0 to 0)	0 (0 to 1,200)	0 (0 to 1,500)	0 (0 to 1,400)	0 (0 to 1,500)	0 (0 to 1,500)	0 (0 to 1,500)	0 (0 to 1,500)	0 (0 to 1,500)	0 (0 to 1,500)	0 (0 to 1,500)	0 (0 to 1,500)	0 (0 to 1,500)	0 (0 to 1,500)	0 (0 to 1,500)	0 (0 to 1,500)	0 (0 to 1,500)	0 (0 to 1,500)	451
Paratyphoid fever	0 (0 to 0)	0 (0 to 0)	0 (0 to 0)	0 (0 to 0)	0 (0 to 0)	0 (0 to 0)	0 (0 to 0)	0 (0 to 0)	0 (0 to 0)	0 (0 to 0)	0 (0 to 0)	0 (0 to 0)	0 (0 to 0)	0 (0 to 0)	0 (0 to 0)	0 (0 to 0)	0 (0 to 0)	0 (0 to 0)	0 (0 to 0)	0 (0 to 0)	0 (0 to 0)	0 (0 to 0)	0
Invasive Non-typhoidal Salmonella (iNTS)	0 (0 to 0)	0 (0 to 0)	0 (0 to 0)	0 (0 to 0)	0 (0 to 0)	0 (0 to 0)	0 (0 to 0)	0 (0 to 0)	0 (0 to 0)	0 (0 to 0)	0 (0 to 0)	0 (0 to 0)	0 (0 to 0)	0 (0 to 0)	0 (0 to 0)	0 (0 to 0)	0 (0 to 0)	0 (0 to 0)	0 (0 to 0)	0 (0 to 0)	0 (0 to 0)	0 (0 to 0)	0
Other intestinal infectious diseases	0 (0 to 0)	0 (0 to 0)	0 (0 to 0)	0 (0 to 0)	0 (0 to 0)	0 (0 to 0)	0 (0 to 0)	0 (0 to 0)	0 (0 to 0)	0 (0 to 0)	0 (0 to 0)	0 (0 to 0)	0 (0 to 0)	0 (0 to 0)	0 (0 to 0)	0 (0 to 0)	0 (0 to 0)	0 (0 to 0)	0 (0 to 0)	0 (0 to 0)	0 (0 to 0)	0 (0 to 0)	0
Neglected tropical diseases and malaria	1.9 (0.4 to 4.7)	28.3 (6.1 to 72.1)	339 (65.4 to 1,000)	276 (53.4 to 727)	420 (81.2 to 1,100)	663 (128 to 1,700)	220 (42.5 to 560)	264 (51.1 to 673)	261 (50.4 to 665)	261 (50.4 to 665)	261 (50.4 to 665)	261 (50.4 to 665)	121 (23.4 to 309)	199 (38.5 to 507)	77.0 (14.9 to 196)	93.7 (18.1 to 239)	34.0 (6.6 to 86.7)	29.4 (5.7 to 74.9)	20.1 (3.9 to 51.2)	5.3 (1.0 to 13.5)	0.7 (0.1 to 1.8)	3,010
Malaria	0 (0 to 0)	0 (0 to 0.2)	0 (0 to 1.0)	0 (0 to 2.0)	0 (0 to 3.0)	1.1 (0 to 19.9)	1.0 (0 to 12.0)	1.0 (0 to 11.0)	1.0 (0 to 11.0)	1.0 (0 to 11.0)	1.0 (0 to 11.0)	1.0 (0 to 11.0)	1.0 (0 to 11.0)	1.0 (0 to 11.0)	1.0 (0 to 11.0)	1.0 (0 to 11.0)	1.0 (0 to 11.0)	1.0 (0 to 11.0)	1.0 (0 to 11.0)	1.0 (0 to 11.0)	1.0 (0 to 11.0)	166
Chagas disease	0 (0 to 0)	0 (0 to 0)	0 (0 to 0)	0 (0 to 0)	0 (0 to 0)	0 (0 to 0)	0 (0 to 0)	0 (0 to 0)	0 (0 to 0)	0 (0 to 0)	0 (0 to 0)	0 (0 to 0)	0 (0 to 0)	0 (0 to 0)	0 (0 to 0)	0 (0 to 0)	0 (0 to 0)	0 (0 to 0)	0 (0 to 0)	0 (0 to 0)	0 (0 to 0)	0 (0 to 0)	0
Leishmaniasis	0 (0 to 0)	0 (0 to 0)	0 (0 to 0)	0 (0 to 0)	0 (0 to 0)	0 (0 to 0)	0 (0 to 0)	0 (0 to 0)	0 (0 to 0)	0 (0 to 0)	0 (0 to 0)	0 (0 to 0)	0 (0 to 0)	0 (0 to 0)	0 (0 to 0)	0 (0 to 0)	0 (0 to 0)	0 (0 to 0)	0 (0 to 0)	0 (0 to 0)	0 (0 to 0)	0 (0 to 0)	0
Visceral leishmaniasis	0 (0 to 0)	0 (0 to 0)	0 (0 to 0)	0 (0 to 0)	0 (0 to 0)	0 (0 to 0)	0 (0 to 0)	0 (0 to 0)	0 (0 to 0)	0 (0 to 0)	0 (0 to 0)	0 (0 to 0)	0 (0 to 0)	0 (0 to 0)	0 (0 to 0)	0 (0 to 0)	0 (0 to 0)	0 (0 to 0)	0 (0 to 0)	0 (0 to 0)	0 (0 to 0)	0 (0 to 0)	0
Cutaneous and mucocutaneous leishmaniasis	0 (0 to 0)	0 (0 to 0)	0 (0 to 0)	0 (0 to 0)	0 (0 to 0)	0 (0 to 0)	0 (0 to 0)	0 (0 to 0)	0 (0 to 0)	0 (0 to 0)	0 (0 to 0)	0 (0 to 0)	0 (0 to 0)	0 (0 to 0)	0 (0 to 0)	0 (0 to 0)	0 (0 to 0)	0 (0 to 0)	0 (0 to 0)	0 (0 to 0)	0 (0 to 0)	0 (0 to 0)	0
African trypanosomiasis	0 (0 to 0)	0 (0 to 0)	0 (0 to 0)	0 (0 to 0)	0 (0 to 0)	0 (0 to 0)	0 (0 to 0)	0 (0 to 0)	0 (0 to 0)	0 (0 to 0)	0 (0 to 0)	0 (0 to 0)	0 (0 to 0)	0 (0 to 0)	0 (0 to 0)	0 (0 to 0)	0 (0 to 0)	0 (0 to 0)	0 (0 to 0)	0 (0 to 0)	0 (0 to 0)	0 (0 to 0)	0
Schistosomiasis	0 (0 to 0)	0 (0 to 0)	0 (0 to 0)	0 (0 to 0)	0 (0 to 0)	0 (0 to 0)	0 (0 to 0)	0 (0 to 0)	0 (0 to 0)	0 (0 to 0)	0 (0 to 0)	0 (0 to 0)	0 (0 to 0)	0 (0 to 0)	0 (0 to 0)	0 (0 to 0)	0 (0 to 0)	0 (0 to 0)	0 (0 to 0)	0 (0 to 0)	0 (0 to 0)	0 (0 to 0)	0
Cysticercosis	0 (0 to 0)	0 (0 to 0)	0 (0 to 0)	0 (0 to 0.1)	0 (0 to 0.1)	0 (0 to 0.1)	0 (0 to 0.2)	0 (0 to 0.2)	0 (0 to 0.2)	0 (0 to 0.2)	0 (0 to 0.2)	0 (0 to 0.2)	0 (0 to 0.2)	0 (0 to 0.2)	0 (0 to 0.2)	0 (0 to 0.2)	0 (0 to 0.2)	0 (0 to 0.2)	0 (0 to 0.2)	0 (0 to 0.2)	0 (0 to 0.2)	0 (0 to 0.2)	0
Cystic echinococcosis	0 (0 to 0)	0 (0 to 0)	0 (0 to 0)	0 (0 to 0)	0 (0 to 0)	0 (0 to 0)	0 (0 to 0)	0 (0 to 0)	0 (0 to 0)	0 (0 to 0)	0 (0 to 0)	0 (0 to 0)	0 (0 to 0)	0 (0 to 0)	0 (0 to 0)	0 (0 to 0)	0 (0 to 0)	0 (0 to 0)	0 (0 to 0)	0 (0 to 0)	0 (0 to 0)	0 (0 to 0)	0
Lymphatic filariasis	0 (0 to 0)	0 (0 to 0)	0 (0 to 0)	0 (0 to 0)	0 (0 to 0)	0 (0 to 0)	0 (0 to 0)	0 (0 to 0)	0 (0 to 0)	0 (0 to 0)	0 (0 to 0)	0 (0 to 0)	0 (0 to 0)	0 (0 to 0)	0 (0 to 0)	0 (0 to 0)	0 (0 to 0)	0 (0 to 0)	0 (0 to 0)	0 (0 to 0)	0 (0 to 0)	0 (0 to 0)	0
Onchocerciasis	0 (0 to 0)	0 (0 to 0)	0 (0 to 0)	0 (0 to 0)	0 (0 to 0)	0 (0 to 0)	0 (0 to 0)	0 (0 to 0)	0 (0 to 0)	0 (0 to 0)	0 (0 to 0)	0 (0 to 0)	0 (0 to 0)	0 (0 to 0)	0 (0 to 0)	0 (0 to 0)	0 (0 to 0)	0 (0 to 0)	0 (0 to 0)	0 (0 to 0)	0 (0 to 0)	0 (0 to 0)	0
Trachoma	0 (0 to 0)	0 (0 to 0)	0 (0 to 0)	0 (0 to 0)	0 (0 to 0)	0 (0 to 0)	0 (0 to 0)	0 (0 to 0)	0 (0 to 0)	0 (0 to 0)	0 (0 to 0)	0 (0 to 0)	0 (0 to 0)	0 (0 to 0)	0 (0 to 0)	0 (0 to 0)	0 (0 to 0)	0 (0 to 0)	0 (0 to 0)	0 (0 to 0)	0 (0 to 0)	0 (0 to 0)	0
Dengue	26.1 (21.4 to 100)	278 (179 to 900)	200 (124 to 598)	196 (98.9 to 620)	99.9 (49.9 to 320)	69.5 (34.6 to 211)	58.2 (29.1 to 213)	37.0 (13.3 to 222)	39.8 (14.3 to 239)	39.8 (14.3 to 239)	39.8 (14.3 to 239)	39.8 (14.3 to 239)	37 (13.3 to 222)	27 (9.7 to 164)	27 (9.7 to 164)	27 (9.7 to 164)	27 (9.7 to 164)	27 (9.7 to 164)	27 (9.7 to 164)	27 (9.7 to 164)	27 (9.7 to 164)	1,230
Yellow fever	0 (0 to 0)	0 (0 to 0)	0 (0 to 0)	0 (0 to 0)	0 (0 to 0)	0 (0 to 0)	0 (0 to 0)	0 (0 to 0)	0 (0 to 0)	0 (0 to 0)	0 (0 to 0)	0 (0 to 0)	0 (0 to 0)	0 (0 to 0)	0 (0 to 0)	0 (0 to 0)	0 (0 to 0)	0 (0 to 0)	0 (0 to 0)	0 (0 to 0)	0 (0 to 0)	0 (0 to 0)	0
Rabies	0 (0 to 0)	0 (0 to 0)	0 (0 to 0)	0 (0 to 0)	0 (0 to 0)	0 (0 to 0)	0 (0 to 0)	0 (0 to 0)	0 (0 to 0)	0 (0 to 0)	0 (0 to 0)	0 (0 to 0)	0 (0 to 0)	0 (0 to 0)	0 (0 to 0)	0 (0 to 0)	0 (0 to 0)	0 (0 to 0)	0 (0 to 0)	0 (0 to 0)	0 (0 to 0)	0 (0 to 0)	0
Intestinal nematode infections	0 (0 to 0)	0 (0 to 0)	1.9 (0.6 to 5.1)	261 (139 to 551)	804 (429 to 1,400)	620 (331 to 1,100)	516 (276 to 914)	516 (276 to 914)	516 (276 to 914)	516 (276 to 914)	516 (276 to 914)	516 (276 to 914)	516 (276 to 914)	516 (276 to 914)	516 (276 to 914)	516 (276 to 914)	516 (276 to 914)	516 (276 to 914)	516 (276 to 914)	516 (276 to 914)	516 (276 to 914)	516 (276 to 914)	9,600
Ascariasis	0 (0 to 0)	0 (0 to 0)	1.4 (0.2 to 4.1)	19.2 (3.6 to 56.1)	42.0 (7.9 to 120)	29.6 (5.6 to 87.1)	19.6 (3.7 to 57.6)	12.0 (2.3 to 35.3)	10.0 (1.9 to 29.5)	9.7 (1.8 to 28.6)	10 (1.9 to 29.5)	9 (1.7 to 26.6)	7.2 (1.4 to 21.3)	9.9 (1.9 to 29.2)	9.3 (1.8 to 27.5)	6.6 (1.3 to 19.6)	2.7 (0.5 to 8.1)	1.6 (0.3 to 4.8)	2.6 (0.5 to 7.6)	1.4 (0.3 to 4.2)	0.2 (0 to 0.6)	186
Trichuriasis	0 (0 to 0)	0 (0 to 0)	0 (0 to 0.6)	13.4 (2.5 to 39.1)	32.7 (6.2 to 93.4)	13.2 (2.5 to 38.8)	9.1 (1.7 to 26.8)	4.4 (0.8 to 13.1)	3.8 (0.7 to 11.2)	3.8 (0.7 to 11.2)	3.8 (0.7 to 11.2)	3.8 (0.7 to 11.2)	4 (0.8 to 11.8)	3.1 (0.6 to 9.2)	2.4 (0.4 to 7.1)	1.8 (0.3 to 5.4)	0.8 (0.1 to 2.4)	0.4 (0.1 to 1.2)	0.7 (0.1 to 2.1)	0.4 (0.1 to 1.1)	0.1 (0 to 0.2)	89.8
Hookworm disease	0 (0 to 0)	0 (0 to 0)	0.4 (0.1 to 1.3)	13.7 (2.6 to 39.9)	32 (6.1 to 91.5)	21.4 (4.1 to 60.8)	15.4 (2.9 to 43.8)	8.5 (1.6 to 24.2)	6.2 (1.2 to 17.8)	6.2 (1.2 to 17.8)	6.2 (1.2 to 17.8)	6.2 (1.2 to 17.8)	3.1 (0.6 to 8.9)	6.8 (1.3 to 19.3)	6.9 (1.3 to 19.6)	4.8 (0.9 to 13.7)	1.9 (0.4 to 5.4)	1.2 (0.2 to 3.4)	1.9 (0.4 to 5.4)	1 (0.2 to 2.9)	0.3 (0.1 to 0.8)	383
Food-borne trematodiases	0 (0 to 0)	0 (0 to 0)	0 (0 to 0)	0 (0 to 0)	0 (0 to 0)	0 (0 to 0)	0 (0 to 0)	0 (0 to 0)	0 (0 to 0)	0 (0 to 0)	0 (0 to 0)	0 (0 to 0)	0 (0 to 0)	0 (0 to 0)	0 (0 to 0)	0 (0 to 0)	0 (0 to 0)	0 (0 to 0)	0 (0 to 0)	0 (0 to 0)	0 (0 to 0)	0 (0 to 0)	0
Leprosy	0 (0 to 0)	0 (0 to 0)	0 (0 to 0)	0 (0 to 0)	0 (0 to 0)	0 (0 to 0.2)	0 (0 to 0.6)	0 (0 to 0.6)	0 (0 to 0.6)	0 (0 to 0.6)	0 (0 to 0.6)	0 (0 to 0.6)	0 (0 to 0.6)	0 (0 to 0.6)	0 (0 to 0.7)	0 (0 to 0.6)	0 (0 to 0.6)	0 (0 to 0.6)	0 (0 to 0.6)	0 (0 to 0.6)	0 (0 to 0.6)	0 (0





SB Table 2b: Risa DALYS by cause and age group for females with 95% uncertainty intervals, 2019

Cause	Early Neonatal	Late Neonatal	Post Neonatal	1 to 4	5 to 9	10 to 14	15 to 19	20 to 24	25 to 29	30 to 34	35 to 39	40 to 44	45 to 49	50 to 54	55 to 59	60 to 64	65 to 69	70 to 74	75 to 79	80 to 84	85 to 89	90 to 94	95 plus	Total
All causes	27,900 (26,700 to 29,100)	16,200 (7,900 to 33,300)	30,800 (24,900 to 40,200)	26,100 (23,600 to 28,200)	21,600 (17,600 to 26,300)	24,100 (20,600 to 28,200)	24,600 (20,600 to 29,200)	24,200 (20,600 to 28,400)	27,900 (23,900 to 32,700)	33,600 (28,600 to 39,600)	44,200 (38,000 to 52,000)	60,600 (52,000 to 71,400)	82,600 (70,800 to 97,600)	104,600 (89,800 to 123,000)	128,600 (111,000 to 150,000)	156,200 (135,000 to 183,000)	191,300 (165,000 to 225,000)	236,100 (203,000 to 277,000)	294,000 (252,000 to 345,000)	370,000 (316,000 to 435,000)	476,000 (406,000 to 560,000)	1,190 (1,010 to 1,470)	3,190,000 (2,780,000 to 3,650,000)	799,000
Communicable, maternal, neonatal, and nutritional diseases	26,900 (26,200 to 28,000)	7,090 (5,010 to 9,600)	20,300 (15,600 to 27,400)	17,300 (13,900 to 21,700)	6,130 (4,990 to 7,760)	5,630 (4,670 to 7,060)	7,200 (5,920 to 8,990)	7,320 (5,970 to 9,610)	6,960 (5,250 to 9,530)	6,440 (4,840 to 9,460)	6,750 (5,140 to 9,790)	6,970 (5,140 to 7,830)	6,310 (4,610 to 8,450)	5,900 (4,220 to 8,250)	5,160 (3,550 to 7,600)	5,260 (3,350 to 8,060)	5,160 (3,230 to 8,230)	4,970 (2,980 to 8,210)	5,470 (3,190 to 9,360)	1,660 (1,190 to 2,310)	606 (474 to 1,190)	231 (184 to 417)	320 (246 to 718)	197,000
HIV/AIDS and sexually transmitted infections	3,570 (1,100 to 8,190)	664 (249 to 1,980)	486 (216 to 1,960)	491 (208 to 1,100)	69.6 (42.4 to 134)	43.2 (28.1 to 97.1)	201 (171 to 356)	499 (351 to 974)	677 (499 to 1,160)	663 (439 to 1,270)	667 (460 to 1,210)	689 (463 to 1,210)	537 (337 to 1,000)	477 (277 to 1,000)	357 (196 to 1,000)	337 (171 to 1,000)	274 (123 to 1,000)	229 (94 to 1,000)	199 (74 to 1,000)	84.6 (31 to 328)	29.8 (11 to 128)	9.6 (3 to 71)	0 (0 to 0)	9,360
HIV/AIDS	0 (0 to 0)	0.1 (0 to 0.1)	102 (49.7 to 202)	448 (213 to 1,000)	42.7 (27.6 to 91.6)	26.6 (17.3 to 62.1)	217 (187 to 384)	497 (350 to 970)	648 (478 to 1,110)	648 (429 to 1,240)	653 (450 to 1,180)	683 (457 to 1,200)	531 (334 to 990)	472 (274 to 990)	353 (194 to 990)	333 (169 to 990)	271 (122 to 990)	226 (93 to 990)	196 (73 to 990)	83 (31 to 324)	29 (11 to 126)	9.4 (3 to 70)	0 (0 to 0)	3,560
HIV/AIDS - Drug-susceptible Tuberculosis	0 (0 to 0)	0 (0 to 0)	0.1 (0 to 0.2)	0.6 (0 to 1.4)	0.1 (0 to 0.3)	0.1 (0 to 0.2)	0.4 (0 to 0.8)	0.9 (0 to 1.8)	1.2 (0 to 2.4)	1.2 (0 to 2.4)	1.2 (0 to 2.4)	1.2 (0 to 2.4)	0.9 (0 to 1.8)	0.8 (0 to 1.7)	0.6 (0 to 1.3)	0.5 (0 to 1.2)	0.4 (0 to 1.1)	0.3 (0 to 1.1)	0.3 (0 to 1.1)	0.1 (0 to 0.4)	0 (0 to 0.1)	0 (0 to 0)	0 (0 to 0)	2,000
HIV/AIDS - Multidrug-resistant Tuberculosis without extensive drug resistance	0 (0 to 0)	0 (0 to 0)	0.1 (0 to 2.6)	0.1 (0 to 12.3)	0.1 (0 to 1.6)	0.1 (0 to 0.8)	0.1 (0 to 0.5)	0.2 (0 to 1.1)	0.3 (0 to 1.5)	0.3 (0 to 1.5)	0.3 (0 to 1.7)	0.3 (0 to 1.6)	0.2 (0 to 1.1)	0.2 (0 to 1.1)	0.1 (0 to 0.9)	0.1 (0 to 0.8)	0.1 (0 to 0.8)	0.1 (0 to 0.8)	0.1 (0 to 0.8)	0 (0 to 0.5)	0 (0 to 0.2)	0 (0 to 0)	0 (0 to 0)	19.4
HIV/AIDS - Extensively drug-resistant Tuberculosis	0 (0 to 0)	0 (0 to 0)	0.1 (0 to 2.1)	0.4 (0 to 9.5)	0.1 (0 to 1.1)	0.1 (0 to 0.6)	0.2 (0 to 1.4)	0.4 (0 to 1.9)	0.5 (0 to 2.2)	0.5 (0 to 2.2)	0.5 (0 to 2.2)	0.5 (0 to 2.1)	0.4 (0 to 2.0)	0.3 (0 to 2.0)	0.2 (0 to 1.7)	0.2 (0 to 1.6)	0.1 (0 to 1.5)	0.1 (0 to 1.5)	0.1 (0 to 1.5)	0 (0 to 0.8)	0 (0 to 0.3)	0 (0 to 0)	0 (0 to 0)	2.9
HIV/AIDS resulting in other diseases	0 (0 to 0)	0 (0 to 0.1)	320 (43 to 720)	989 (97.6 to 2,300)	0.2 (0 to 0.9)	0.2 (0 to 0.9)	0.2 (0 to 0.9)	0.2 (0 to 0.9)	0.2 (0 to 0.9)	0.2 (0 to 0.9)	0.2 (0 to 0.9)	0.2 (0 to 0.9)	0.2 (0 to 0.9)	0.2 (0 to 0.9)	0.2 (0 to 0.9)	0.2 (0 to 0.9)	0.2 (0 to 0.9)	0.2 (0 to 0.9)	0.2 (0 to 0.9)	0.2 (0 to 0.9)	0.1 (0 to 0.4)	0 (0 to 0)	0 (0 to 0)	1,330
Sexually transmitted infections excluding HIV	3,070 (1,100 to 7,930)	664 (249 to 1,980)	384 (114 to 1,100)	43.2 (22.9 to 97.1)	27.0 (11.9 to 71.6)	17.0 (5.9 to 51.7)	16.4 (5.9 to 51.7)	2.6 (0.6 to 9.2)	2.3 (0.6 to 9.2)	2.2 (0.6 to 9.2)	1.9 (0.6 to 7.9)	1.7 (0.5 to 7.9)	1.2 (0.4 to 7.9)	0.9 (0.3 to 7.9)	0.7 (0.2 to 7.9)	0.6 (0.2 to 7.9)	0.5 (0.2 to 7.9)	0.4 (0.2 to 7.9)	0.4 (0.2 to 7.9)	0.2 (0.1 to 7.9)	0.1 (0.1 to 7.9)	0 (0 to 7.9)	0 (0 to 7.9)	6,550
Syphilis	0 (0 to 0)	0 (0 to 0)	0 (0 to 0)	0 (0 to 0)	0 (0 to 0)	0 (0 to 0)	0 (0 to 0)	0 (0 to 0)	0 (0 to 0)	0 (0 to 0)	0 (0 to 0)	0 (0 to 0)	0 (0 to 0)	0 (0 to 0)	0 (0 to 0)	0 (0 to 0)	0 (0 to 0)	0 (0 to 0)	0 (0 to 0)	0 (0 to 0)	0 (0 to 0)	0 (0 to 0)	0 (0 to 0)	0 (0 to 0)	0
Chlamydial infection	0 (0 to 0)	0 (0 to 0)	0 (0 to 0)	0 (0 to 0)	0 (0 to 0)	0.7 (0.3 to 1.7)	1.1 (0.4 to 1.8)	0.1 (0 to 0.4)	0.6 (0 to 2.4)	0.5 (0 to 2.1)	0.5 (0 to 2.1)	0.5 (0 to 2.1)	0.4 (0 to 1.7)	0.3 (0 to 1.4)	0.2 (0 to 1.1)	0.2 (0 to 1.1)	0.1 (0 to 1.1)	0.1 (0 to 1.1)	0.1 (0 to 1.1)	0 (0 to 0.5)	0 (0 to 0.2)	0 (0 to 0)	0 (0 to 0)	48.6
Gonococcal infection	0 (0 to 0)	0 (0 to 0)	0 (0 to 0)	0 (0 to 0)	0 (0 to 0)	0.6 (0.2 to 1.5)	0.8 (0.3 to 1.4)	0.4 (0.1 to 1.7)	0.9 (0.3 to 3.7)	0.8 (0.3 to 3.3)	0.8 (0.3 to 3.3)	0.8 (0.3 to 3.3)	0.6 (0.2 to 2.6)	0.5 (0.2 to 2.1)	0.3 (0.1 to 1.7)	0.3 (0.1 to 1.7)	0.2 (0.1 to 1.7)	0.2 (0.1 to 1.7)	0.2 (0.1 to 1.7)	0 (0 to 0.5)	0 (0 to 0.2)	0 (0 to 0)	0 (0 to 0)	109
Trichomoniasis	0 (0 to 0)	0 (0 to 0)	0 (0 to 0)	0 (0 to 0)	0.3 (0.1 to 0.8)	0.6 (0.2 to 1.4)	0.8 (0.3 to 1.4)	19.1 (7.4 to 47.7)	36.6 (14.1 to 91.7)	31.3 (12.1 to 78.7)	31.4 (12.1 to 78.7)	31.3 (12.1 to 78.7)	24.6 (9.5 to 61.8)	20.3 (7.8 to 51.1)	15.2 (5.8 to 38.2)	12.8 (4.9 to 32.2)	10.2 (3.9 to 25.7)	8.6 (3.3 to 21.6)	7.5 (2.9 to 18.9)	3.2 (1.2 to 8.1)	1.1 (0.4 to 2.9)	0.3 (0.1 to 0.8)	0 (0 to 0)	269
Genital herpes	0 (0 to 0)	0 (0 to 0)	0 (0 to 0)	0 (0 to 0)	0 (0 to 0)	0 (0 to 0)	0 (0 to 0)	0 (0 to 0)	0 (0 to 0)	0 (0 to 0)	0 (0 to 0)	0 (0 to 0)	0 (0 to 0)	0 (0 to 0)	0 (0 to 0)	0 (0 to 0)	0 (0 to 0)	0 (0 to 0)	0 (0 to 0)	0 (0 to 0)	0 (0 to 0)	0 (0 to 0)	0 (0 to 0)	0 (0 to 0)	121
Other sexually transmitted infections	0 (0 to 0)	0 (0 to 0)	0 (0 to 0)	0 (0 to 0)	0 (0 to 0)	0.4 (0.2 to 1.1)	0.7 (0.2 to 1.7)	6.1 (2.7 to 16.6)	12.6 (4.6 to 35.7)	8.7 (2.7 to 27.6)	8.7 (2.7 to 27.6)	8.7 (2.7 to 27.6)	6.8 (2.1 to 21.7)	5.6 (1.7 to 17.8)	4.2 (1.3 to 13.4)	3.5 (1.1 to 11.2)	2.8 (0.9 to 8.9)	2.4 (0.7 to 7.6)	2.1 (0.6 to 6.7)	0.9 (0.3 to 2.8)	0.3 (0.1 to 1.1)	0.1 (0 to 0.3)	0 (0 to 0)	144
Respiratory infections and tuberculosis	1,490 (991 to 2,190)	1,490 (729 to 2,330)	694 (248 to 1,490)	1,490 (1,060 to 1,810)	1,160 (819 to 1,610)	1,060 (715 to 1,570)	1,060 (715 to 1,570)	1,060 (715 to 1,570)	1,060 (715 to 1,570)	1,060 (715 to 1,570)	1,060 (715 to 1,570)	1,060 (715 to 1,570)	1,060 (715 to 1,570)	1,060 (715 to 1,570)	1,060 (715 to 1,570)	1,060 (715 to 1,570)	1,060 (715 to 1,570)	1,060 (715 to 1,570)	1,060 (715 to 1,570)	792 (487 to 1,240)	264 (147 to 1,030)	79.1 (39.9 to 222)	16,700
Tuberculosis	0 (0 to 0)	0 (0 to 0)	0 (0 to 0)	488 (300 to 1,720)	488 (299 to 1,720)	488 (299 to 1,720)	488 (299 to 1,720)	488 (299 to 1,720)	488 (299 to 1,720)	488 (299 to 1,720)	488 (299 to 1,720)	488 (299 to 1,720)	488 (299 to 1,720)	488 (299 to 1,720)	488 (299 to 1,720)	488 (299 to 1,720)	488 (299 to 1,720)	488 (299 to 1,720)	488 (299 to 1,720)	488 (299 to 1,720)	488 (299 to 1,720)	264 (147 to 1,030)	79.1 (39.9 to 222)	16,300
Latent tuberculosis infection	0 (0 to 0)	0 (0 to 0)	0 (0 to 0)	0 (0 to 0)	0 (0 to 0)	0 (0 to 0)	0 (0 to 0)	0 (0 to 0)	0 (0 to 0)	0 (0 to 0)	0 (0 to 0)	0 (0 to 0)	0 (0 to 0)	0 (0 to 0)	0 (0 to 0)	0 (0 to 0)	0 (0 to 0)	0 (0 to 0)	0 (0 to 0)	0 (0 to 0)	0 (0 to 0)	0 (0 to 0)	0 (0 to 0)	0 (0 to 0)	0
Drug-susceptible Tuberculosis	0 (0 to 0)	1,020 (672 to 1,660)	1,020 (700 to 1,660)	1,020 (700 to 1,660)	1,020 (699 to 1,660)	973 (667 to 1,580)	1,040 (714 to 1,690)	1,020 (700 to 1,660)	962 (661 to 1,560)	1,040 (714 to 1,690)	1,020 (700 to 1,660)	1,020 (700 to 1,660)	1,060 (727 to 1,720)	1,020 (700 to 1,660)	1,020 (700 to 1,660)	1,020 (700 to 1,660)	1,020 (700 to 1,660)	1,020 (700 to 1,660)	1,020 (700 to 1,660)	1,020 (700 to 1,660)	1,020 (700 to 1,660)	1,020 (700 to 1,660)	1,020 (700 to 1,660)	43,700
Multidrug-resistant tuberculosis without extensive drug resistance	0 (0 to 0)	0 (0 to 0)	0 (0 to 0)	0 (0 to 0)	0 (0 to 0)	0 (0 to 0)	0 (0 to 0)	0 (0 to 0)	0 (0 to 0)	0 (0 to 0)	0 (0 to 0)	0 (0 to 0)	0 (0 to 0)	0 (0 to 0)	0 (0 to 0)	0 (0 to 0)	0 (0 to 0)	0 (0 to 0)	0 (0 to 0)	0 (0 to 0)	0 (0 to 0)	0 (0 to 0)	0 (0 to 0)	0 (0 to 0)	138
Extensively drug-resistant tuberculosis	0 (0 to 0)	0 (0 to 0)	0 (0 to 0)	0 (0 to 0)	0 (0 to 0)	0 (0 to 0)	0 (0 to 0)	0 (0 to 0)	0 (0 to 0)	0 (0 to 0)	0 (0 to 0)	0 (0 to 0)	0 (0 to 0)	0 (0 to 0)	0 (0 to 0)	0 (0 to 0)	0 (0 to 0)	0 (0 to 0)	0 (0 to 0)	0 (0 to 0)	0 (0 to 0)	0 (0 to 0)	0 (0 to 0)	0 (0 to 0)	29.3
Lower respiratory infections	1,190 (669 to 2,190)	1,290 (719 to 2,330)	5,110 (2,620 to 8,820)	1,620 (1,060 to 1,810)	283 (216 to 1,610)	211 (157 to 1,570)	189 (137 to 1,570)	162 (111 to 1,570)	206 (141 to 1,570)	162 (111 to 1,570)	233 (161 to 1,570)	265 (183 to 1,570)	263 (167 to 1,570)	334 (214 to 1,570)	396 (253 to 1,570)	528 (337 to 1,570)	688 (439 to 1,570)	937 (597 to 1,570)	1,220 (777 to 1,570)	1,570 (998 to 1,570)	1,570 (998 to 1,570)	1,570 (998 to 1,570)	1,570 (998 to 1,570)	31,900
Upper respiratory infections	0.1 (0 to 0.2)	4.6 (0.2 to 12.3)	69.4 (20.7 to 202)	0.2 (0 to 0.5)	0.1 (0 to 0.3)	0.1 (0 to 0.3)	0.1 (0 to 0.3)	0.1 (0 to 0.3)	0.1 (0 to 0.3)	0.1 (0 to 0.3)	0.1 (0 to 0.3)	0.1 (0 to 0.3)	0.1 (0 to 0.3)	0.1 (0 to 0.3)	0.1 (0 to 0.3)	0.1 (0 to 0.3)	0.1 (0 to 0.3)	0.1 (0 to 0.3)	0.1 (0 to 0.3)	0.1 (0 to 0.3)	0.1 (0 to 0.3)	0.1 (0 to 0.3)	0 (0 to 0)	3,430
Otitis media	0 (0 to 0.2)	0.1 (0 to 0.5)	1.3 (0.4 to 3.5)	1.2 (0.4 to 3.5)	1.2 (0.4 to 3.5)	1.2 (0.4 to 3.5)	1.2 (0.4 to 3.5)	1.2 (0.4 to 3.5)	1.2 (0.4 to 3.5)	1.2 (0.4 to 3.5)	1.2 (0.4 to 3.5)	1.2 (0.4 to 3.5)	1.2 (0.4 to 3.5)	1.2 (0.4 to 3.5)	1.2 (0.4 to 3.5)	1.2 (0.4 to 3.5)	1.2 (0.4 to 3.5)	1.2 (0.4 to 3.5)	1.2 (0.4 to 3.5)	1.2 (0.4 to 3.5)	1.2 (0.4 to 3.5)	1.2 (0.4 to 3.5)	0 (0 to 0)	144
Enteric infections	670 (218 to 1,980)	1,490 (669 to 3,680)	2,470 (1,470 to 4,060)	1,770 (1,020 to 2,910)	1,040 (627 to 1,810)	1,040 (662 to 2,360)	1,040 (662 to 2,360)	1,040 (623 to 2,360)	1,040 (660 to 2,360)	1,040 (660 to 2,360)	1,040 (660 to 2,360)	1,040 (660 to 2,360)	1,040 (660 to 2,360)	1,040 (660 to 2,360)	1,040 (660 to 2,360)	1,040 (660 to 2,360)	1,040 (660 to 2,360)	1,040 (660 to 2,360)	1,040 (660 to 2,360)	1,040 (660 to 2,360)	1,040 (660 to 2,360)	1,040 (660 to 2,360)	1,040 (660 to 2,360)	39,300
Diarrheal diseases	670 (218 to 1,980)	1,490 (669 to 3,680)	2,470 (1,470 to 4,060)	1,770 (1,020 to 2,910)	1,040 (627 to 1,810)	979 (662 to 2,360)	1,040 (662 to 2,360)	1,040 (776 to 1,700)	1,040 (660 to 2,360)	1,040 (660 to 2,360)	1,040 (660 to 2,360)	1,040 (660 to 2,360)	1,040 (660 to 2,360)	1,040 (660 to 2,360)	1,040 (660 to 2,360)	1,040 (660 to 2,360)	1,040 (660 to 2,360)	1,040 (660 to 2,360)	1,040 (660 to 2,360)	1,040 (660 to 2,360)	1,040 (660 to 2,360)	1,040 (660 to 2,360)	1,040 (660 to 2,360)	34,300
Typhoid and paratyphoid	0 (0 to 0)	0 (0 to 0)	0 (0 to 0)	677 (164 to 1,940)	1,060 (622 to 2,000)	627 (323 to 1,900)	1,060 (622 to 2,000)	627 (323 to 1,900)	627 (323 to 1,900)	627 (323 to 1,900)	627 (323 to 1,900)	627 (323 to 1,900)	627 (323 to 1,900)	627 (323 to 1,900)	627 (323 to 1,900)	627 (323 to 1,900)	627 (323 to 1,900)	627 (323 to 1,900)	627 (323 to 1,900)	627 (323 to 1,900)	627 (323 to 1,900)	627 (323 to 1,900)	627 (323 to 1,900)	4,710
Typhoid fever	0 (0 to 0)	0 (0 to 0)	0 (0 to 0)	677 (164 to 1,940)	1,060 (622 to 2,000)	627 (323 to 1,900)	1,060 (622 to 2,000)	627 (323 to 1,900)	627 (323 to 1,900)	627 (323 to 1,900)	627 (323 to 1,900)	627 (323 to 1,900)	627 (323 to 1,900)	627 (323 to 1,900)	627 (323 to 1,900)	627 (323 to 1,900)	627 (323 to 1,900)	627 (323 to 1,900)	627 (323 to 1,900)	627 (323 to 1,900)	627 (323 to 1,900)	627 (323 to 1,900)	627 (323 to 1,900)	4,710
Paratyphoid fever	0 (0 to 0)	0 (0 to 0)	0 (0 to 0)	0.4 (0.1 to 1.1)	59.3 (27.7 to 271)	60.9 (29.4 to 271)	59.9 (29.4 to 271)	60.2 (29.4 to 271)	59.7 (29.4 to 271)	59.7 (29.4 to 271)	20.3 (9.4 to 89.2)	12 (5.4 to 53.5)	7.2 (3.2 to 31.9)	4.3 (1.9 to 19.1)	2.6 (1.1 to 11.5)	1.6 (0.7 to 6.9)	1.2 (0.5 to 5.1)	0.7 (0.3 to 3.1)	0.4 (0.2 to 1.8)	0.2 (0.1 to 0.8)	0.1 (0 to 0.4)	0 (0 to 0.1)	409
Invasive Non-typhoidal Salmonella (iNTS)	0 (0 to 0)	1.6 (0.7 to 3.7)	7.4 (3.1 to 20.1)	29.7 (13.7 to 71.1)	48.1 (21.5 to 107)	29.6 (13.4 to 67.3)	32 (14.4 to 69.3)	31.7 (14.4 to 69.3)	31.7 (14.4 to 69.3)	31.7 (14.4 to 69.3)	31.7 (14.4 to 69.3)	31.7 (14.4 to 69.3)	31.7 (14.4 to 69.3)	31.7 (14.4 to 69.3)	31.7 (14.4 to 69.3)	31.7 (14.4 to 69.3)	31.7 (14.4 to 69.3)	31.7 (14.4 to 69.3)	31.7 (14.4 to 69.3)	31.7 (14.4 to 69.3)	31.7 (14.4 to 69.3)	31.7 (14.4 to 69.3)	31.7 (14.4 to 69.3)	2,400
Other intestinal infectious diseases	0 (0 to 0)	0 (0 to 0)	0.1 (0 to 0.3)	4.6 (1.1 to 12.3)	2.2 (0.5 to 6.2)	1.5 (0.2 to 6.2)	0.6 (0.2 to 2.7)	0.6 (0.2 to 2.7)	0.6 (0.2 to 2.7)	0.7 (0.2 to 2.7)	0.7 (0.2 to 2.7)	0.6 (0.2 to 2.7)	0.5 (0.2 to 2.7)	0.5 (0.2 to 2.7)	0.3 (0.1 to 2.7)	0.3 (0.1 to 2.7)	0.2 (0.1 to 2.7)	0.2 (0.1 to 2.7)	0.1 (0.1 to 2.7)	0.1 (0.1 to 2.7)	0.1 (0.1 to 2.7)	0 (0 to 2.7)	0 (0 to 2.7)	17.4
Neglected tropical diseases and malaria	2.4 (1.1 to 5.3)	3.63 (1.1 to 9.6)	1,990 (1,000 to 3,660)	1,920 (1,000 to 3,660)	767 (397 to 1,660)	518 (268 to 1,660)	505 (268 to 1,660)	423 (268 to 1,660)	418 (268 to 1,660)	362 (268 to 1,660)	325 (268 to 1,660)	323 (268 to 1,660)	168 (168 to 1,660)	168 (168 to 1,660)	168 (168 to 1,660)	168 (168 to 1,660)	168 (168 to 1,660)	168 (168 to 1,660)	168 (168 to 1,660)	168 (168 to 1,660)	168 (168 to 1,660)	168 (168 to 1,660)	168 (168 to 1,660)	168 (168 to 1,660)	8,860
Malaria	0 (0 to 0)	0 (0 to 0.6)	43.7 (24.9 to 77.4)	19.2 (10.2 to 43.1)	29.3 (15.7 to 59.4)	31.6 (17.4 to 72.3)	39.4 (19.6 to 74.9)	39.4 (12.9 to 83.4)	39.4 (10.7 to 92.9)	39.4 (9.6 to 92.9)	39.4 (9.6 to 92.9)	39.4 (9.6 to 92.9)	39.4 (9.6 to 92.9)	39.4 (9.6 to 92.9)	39.4 (9.6 to 92.9)	39.4 (9.6 to 92.9)	39.4 (9.6 to 92.9)	39.4 (9.6 to 92.9)	39.4 (9.6 to 92.9)	39.4 (9.6 to 92.9)	39.4 (9.6 to 92.9)	39.4 (9.6 to 92.9)	39.4 (9.6 to 92.9)	257
Chagas disease	0 (0 to 0)	0 (0 to 0)	0 (0 to 0)	0 (0 to 0)	0 (0 to 0)	0 (0 to 0)	0 (0 to 0)	0 (0 to 0)	0 (0 to 0)	0 (0 to 0)	0 (0 to 0)	0 (0 to 0)	0 (0 to 0)	0 (0 to 0)	0 (0 to 0)	0 (0 to 0)	0 (0 to 0)	0 (0 to 0)	0 (0 to 0)	0 (0 to 0)	0 (0 to 0)	0 (0 to 0)	0 (0 to 0)	0 (0 to 0)	0
Leishmaniasis	0 (0 to 0)	0 (0 to 0)	0 (0 to 0)	0 (0 to 0)	0 (0 to 0)	0 (0 to 0)	0 (0 to 0)	0 (0 to 0)	0 (0 to 0)	0 (0 to 0)	0 (0 to 0)	0 (0 to 0)	0 (0 to 0)	0 (0 to 0)	0 (0 to 0)	0 (0 to 0)	0 (0 to 0)	0 (0 to 0)	0 (0 to 0)	0 (0 to 0)	0 (0 to 0)	0 (0 to 0)	0 (0 to 0)	0 (0 to 0)	0
Visceral leishmaniasis	0 (0 to 0)	0 (0 to 0)	0 (0 to 0)	0 (0 to 0)	0 (0 to 0)	0 (0 to 0)	0 (0 to 0)	0 (0 to 0)	0 (0 to 0)	0 (0 to 0)	0 (0 to 0)	0 (0 to 0)	0 (0 to 0)	0 (0 to 0)	0 (0 to 0)	0 (0 to 0)	0 (0 to 0)	0 (0 to 0)	0 (0 to 0)	0 (0 to 0)	0 (0 to 0)	0 (0 to 0)	0 (0 to 0)	0 (0 to 0)	0
Cutaneous and mucocutaneous leishmaniasis	0 (0 to 0)	0 (0 to 0)	0 (0 to 0)	0 (0 to 0)	0 (0 to 0)	0 (0 to 0)	0 (0 to 0)	0 (0 to 0)	0 (0 to 0)	0 (0 to 0)	0 (0 to 0)	0 (0 to 0)	0 (0 to 0)	0 (0 to 0)	0 (0 to 0)	0 (0 to 0)	0 (0 to 0)	0 (0 to 0)	0 (0 to 0)	0 (0 to 0)	0 (0 to 0)	0 (0 to 0)	0 (0 to 0)	0 (0 to 0)	0
African trypanosomiasis	0 (0 to 0)	0 (0 to 0)	0 (0 to 0)	0 (0 to 0)	0 (0 to 0)	0 (0 to 0)	0 (0 to 0)	0 (0 to 0)	0 (0 to 0)	0 (0 to 0)	0 (0 to 0)	0 (0 to 0)	0 (0 to 0)	0 (0 to 0)	0 (0 to 0)	0 (0 to 0)	0 (0 to 0)	0 (0 to 0)	0 (0 to 0)	0 (0 to 0)	0 (0 to 0)	0 (0 to 0)	0 (0 to 0)	0 (0 to 0)	0
Schistosomiasis	0 (0 to 0)	0 (0 to 0)	0 (0 to 0)	0 (0 to 0)	0 (0 to 0)	0 (0 to 0)	0 (0 to 0)	0 (0 to 0)	0 (0 to 0)	0 (0 to 0)	0 (0 to 0)	0 (0 to 0)	0 (0 to 0)	0 (0 to 0)	0 (0 to 0)	0 (0 to 0)	0 (0 to 0)	0 (0 to 0)	0 (0 to 0)	0 (0 to 0)	0 (0 to 0)	0 (0 to 0)	0 (0 to 0)	0 (0 to 0)	0
Cysticercosis	0 (0 to 0)	0 (0 to 0)	0 (0 to 0)	0.1 (0 to 0.3)	0.1 (0 to 0.3)	0.2 (0 to 0.5)	0.3 (0 to 0.7)	0.4 (0 to 0.9)	0.6 (0 to 1.2)	0.6 (0 to 1.2)	0.7 (0 to 1.4)	0.6 (0 to 1.3)	0.6 (0 to 1.3)	0.6 (0 to 1.3)	0.5 (0 to 1.2)	0.5 (0 to 1.1)	0.4 (0 to 1.1)	0.4 (0 to 1.1)	0.3 (0 to 1.1)	0.2 (0 to 0.7)	0.1 (0 to 0.3)	0 (0 to 0.1)	0 (0 to 0)	9.7
Cystic echinococcosis	0 (0 to 0)	0 (0 to 0)	0.6 (0 to 1.6)	1.1 (0.3 to 2.9)	0.6 (0.2 to 1.6)	0.7 (0.2 to 1.6)	0.6 (0.2 to 1.6)	0.7 (0.2 to 1.6)	0.8 (0.2 to 1.6)	0.8 (0.2 to 1.6)	0.8 (0.2 to 1.6)	0.8 (0.2 to 1.6)	0.8 (0.2 to 1.6)	0.8 (0.2 to 1.6)	0.8 (0.2 to 1.6)	0.8 (0.2 to 1.6)	0.8 (0.2 to 1.6)	0.8 (0.2 to 1.6)	0.8 (0.2 to 1.6)	0.8 (0.2 to 1.6)	0.8 (0.2 to 1.6)	0.8 (0.2 to 1.6)	0 (0 to 0)	117
Lymphatic filariasis	0 (0 to 0)	0 (0 to 0)	0 (0 to 0)	19.4 (4.5 to 119)	19.7 (4.6 to 119)	19.7 (4.6 to 119)	19.7 (4.6 to 119)	19.7 (4.6 to 119)	19.7 (4.6 to 119)	19.7 (4.6 to 119)	19.7 (4.6 to 119)	19.7 (4.6 to 119)	19.7 (4.6 to 119)	19.7 (4.6 to 119)	19.7 (4.6 to 119)	19.7 (4.6 to 119)	19.7 (4.6 to 119)	19.7 (4.6 to 119)	19.7 (4.6 to 119)	19.7 (4.6 to 119)	19.7 (4.6 to 119)	19.7 (4.6 to 119)	0 (0 to 0)	699
Onchocerciasis	0 (0 to 0)	0 (0 to 0)	0 (0 to 0)	0 (0 to 0)	0 (0 to 0)	0 (0 to 0)	0 (0 to 0)	0 (0 to 0)	0 (0 to 0)	0 (0 to 0)	0 (0 to 0)	0 (0 to 0)	0 (0 to 0)	0 (0 to 0)	0 (0 to 0)	0 (0 to 0)	0 (0 to 0)	0 (0 to 0)	0 (0 to 0)	0 (0 to 0)	0 (0 to 0)	0 (0 to 0)	0 (0 to 0)	0 (0 to 0)	0
Trachoma	0 (0 to 0)	0 (0 to 0)	0 (0 to 0)	0 (0 to 0)	0 (0 to 0)	0 (0 to 0)	0 (0 to 0)	0 (0 to 0)	0 (0 to 0)	0 (0 to 0)	0 (0 to 0)	0 (0 to 0)	0 (0 to 0)	0 (0 to 0)	0 (0 to 0)	0 (0 to 0)	0 (0 to 0)	0 (0 to 0)	0 (0 to 0)	0 (0 to 0)	0 (0 to 0)	0 (0 to 0)	0 (0 to 0)	0 (0 to 0)	0
Dengue	0 (0 to 1,190)	1,670 (166 to 9,660)	1,660 (244 to 9,600)	1,660 (231 to 2,990)	1,160 (154 to 2,990)	656 (74 to 2,990)	293 (74 to 2,990)	293 (74 to 886)	293 (74 to 886)	293 (74 to 886)	293 (74 to 886)	293 (74 to 886)	180 (67 to 526)	180 (39 to 526)	180 (39 to 377)	180 (39 to 377)	180 (39 to 377)	180 (39 to 377)	180 (39 to 377)	180 (39 to 377)	180 (39 to 377)	180 (39 to 377)	180 (39 to 377)	7,630
Yellow fever	0 (0 to 0)	0 (0 to 0)	0 (0 to 0)	0 (0 to 0)	0 (0 to 0)	0 (0 to 0)	0 (0 to 0)	0 (0 to 0)	0 (0 to 0)	0 (0 to 0)	0 (0 to 0)	0 (0 to 0)	0 (0 to 0)	0 (0 to 0)	0 (0 to 0)	0 (0 to 0)	0 (0 to 0)	0 (0 to 0)	0 (0 to 0)	0 (0 to 0)	0 (0 to 0)	0 (0 to 0)	0 (0 to 0)	0 (0 to 0)	0
Rabies	0 (0 to 0)	9.2 (4.7 to 18.6)	9.9 (4.7 to 29.5)	20.9 (9.7 to 46.3)	17.3 (7.9 to 41.3)	8.7 (3.4 to 21.5)	9.1 (3.4 to 21.5)	9.1 (3.4 to 21.5)	9.1 (3.4 to 21.5)	9.1 (3.4 to 21.5)	9.1 (3.4 to 21.5)	9.1 (3.4 to 21.5)	9.1 (3.4 to 21.5)	9.1 (3.4 to 21.5)	9.1 (3.4 to 21.5)	9.1 (3.4 to 21.5)	9.1 (3.4 to 21.5)	9.1 (3.4 to 21.5)	9.1





SR Table 2b: Georgia DALYS by cause and age group for females with 95% uncertainty intervals, 2019

Cause	Early Neonatal	Late Neonatal	Post Neonatal	1 to 4	5 to 9	10 to 14	15 to 19	20 to 24	25 to 29	30 to 34	35 to 39	40 to 44	45 to 49	50 to 54	55 to 59	60 to 64	65 to 69	70 to 74	75 to 79	80 to 84	85 to 89	90 to 94	95 plus	Total
All causes	6,980 (5,100 to 9,220)	3,070 (2,360 to 4,020)	5,940 (4,690 to 7,580)	6,130 (4,910 to 7,620)	6,310 (4,720 to 8,070)	6,510 (4,940 to 8,360)	8,060 (6,280 to 10,300)	10,800 (8,450 to 13,500)	15,200 (11,900 to 18,800)	19,200 (15,400 to 23,600)	21,200 (17,200 to 25,900)	24,400 (19,900 to 29,400)	29,100 (24,100 to 34,600)	35,900 (30,100 to 42,400)	52,200 (44,100 to 61,000)	60,500 (51,800 to 69,700)	67,300 (58,400 to 76,800)	59,700 (52,600 to 67,700)	67,600 (60,000 to 75,900)	75,900 (68,200 to 84,200)	38,000 (33,800 to 42,400)	24,900 (22,500 to 27,400)	10,200 (9,380 to 11,000)	655,000
Communicable, maternal, neonatal, and nutritional diseases	5,940 (4,280 to 7,860)	2,440 (1,810 to 3,220)	3,540 (2,550 to 4,860)	2,160 (1,580 to 2,880)	1,730 (1,150 to 2,560)	1,310 (884 to 1,900)	1,130 (825 to 1,600)	1,390 (1,060 to 1,780)	1,740 (1,340 to 2,220)	1,970 (1,510 to 2,540)	2,030 (1,470 to 2,750)	1,960 (1,430 to 2,650)	1,840 (1,330 to 2,510)	1,770 (1,260 to 2,500)	2,140 (1,530 to 2,960)	2,010 (1,470 to 2,690)	1,800 (1,310 to 2,460)	1,340 (1,030 to 1,740)	1,220 (938 to 1,560)	1,360 (1,050 to 1,700)	696 (523 to 900)	449 (342 to 580)	169 (116 to 230)	42,100
HIV/AIDS and sexually transmitted infections	0 (0 to 0)	0 (0 to 0)	4·2 (3·3 to 5·2)	5·5 (4·1 to 7·6)	9·6 (7·5 to 12·2)	3·1 (2·6 to 4)	12·2 (9 to 17·1)	25·9 (15·7 to 43·9)	68·1 (45·4 to 105)	102 (70·3 to 151)	112 (75·8 to 170)	131 (91·9 to 197)	90·9 (67·5 to 130)	63·1 (45·6 to 92)	62·5 (44·4 to 90·8)	46·2 (31·9 to 68·7)	22·8 (13·5 to 38·6)	9·9 (5·3 to 18·8)	6·9 (3·6 to 13·2)	5·6 (3 to 10·4)	2·5 (1·3 to 4·9)	1·3 (0·7 to 2·5)	0·4 (0·2 to 0·7)	786
HIV/AIDS	0 (0 to 0)	0 (0 to 0)	4·2 (3·3 to 5·2)	5·5 (4·1 to 7·6)	9·6 (7·5 to 12·2)	1·6 (1·3 to 2·1)	6·1 (4·7 to 7·7)	5·8 (4·3 to 7·8)	23·6 (18·3 to 30·3)	39·6 (30·7 to 51·4)	40·6 (30·9 to 53·9)	59 (46·3 to 77·3)	49 (38·3 to 63·6)	34·3 (26·5 to 43·7)	37·6 (28·4 to 49·2)	28 (20·1 to 37·2)	8·7 (5·1 to 13·7)	1·7 (0·8 to 3)	0·5 (0·3 to 0·8)	0 (0 to 0)	0 (0 to 0)	0 (0 to 0)	0 (0 to 0)	356
HIV/AIDS - Drug-susceptible Tuberculosis	0 (0 to 0)	0 (0 to 0)	1 (0·5 to 1·4)	1·2 (0·6 to 1·7)	2·3 (1·2 to 3·3)	0·4 (0·2 to 0·5)	1·2 (0·7 to 1·8)	1 (0·6 to 1·4)	4·9 (2·8 to 7)	8·2 (4·7 to 11·9)	8·2 (4·7 to 11·5)	11·8 (6·8 to 17)	9·9 (5·8 to 14·1)	6·4 (3·8 to 9)	6·7 (4·1 to 9·2)	4·6 (3 to 6·3)	1·2 (0·8 to 1·6)	0·2 (0·2 to 0·3)	0·1 (0 to 0·1)	0 (0 to 0)	0 (0 to 0)	0 (0 to 0)	0 (0 to 0)	69·2
HIV/AIDS - Multidrug-resistant Tuberculosis without extensive drug resistance	0 (0 to 0)	0 (0 to 0)	0·5 (0·2 to 0·8)	0·6 (0·3 to 0·9)	1·1 (0·6 to 1·9)	0·2 (0·1 to 0·3)	0·6 (0·3 to 1)	0·5 (0·2 to 0·7)	2·4 (1·2 to 3·9)	4 (2 to 6·7)	3·9 (2 to 6·4)	5·7 (3 to 9·3)	4·6 (2·4 to 7·8)	2·9 (1·5 to 4·6)	2·9 (1·6 to 4·7)	2 (1·1 to 3·2)	0·4 (0·2 to 0·7)	0·1 (0·1 to 0·1)	0 (0 to 0)	0 (0 to 0)	0 (0 to 0)	0 (0 to 0)	0 (0 to 0)	32·2
HIV/AIDS - Extensively drug-resistant Tuberculosis	0 (0 to 0)	0 (0 to 0)	0·2 (0·1 to 0·4)	0·3 (0·1 to 0·4)	0·5 (0·2 to 0·9)	0·1 (0 to 0·1)	0·3 (0·1 to 0·5)	0·2 (0·1 to 0·3)	1·1 (0·5 to 1·8)	1·8 (0·8 to 3)	1·7 (0·9 to 3)	2·5 (1·2 to 4·3)	2 (1 to 3·4)	1·2 (0·6 to 2)	1·2 (0·6 to 2)	0·8 (0·4 to 1·3)	0·1 (0·1 to 0·2)	0 (0 to 0·1)	0 (0 to 0)	0 (0 to 0)	0 (0 to 0)	0 (0 to 0)	0 (0 to 0)	14
HIV/AIDS resulting in other diseases	0 (0 to 0)	0 (0 to 0)	2·5 (1·9 to 3·6)	3·5 (2·3 to 5·5)	5·7 (4·2 to 8·3)	1 (0·7 to 1·5)	4 ([illegible])	4·2 ([illegible])	15·4 ([illegible])	25·7 ([illegible])	26·9 ([illegible])	38·9 ([illegible])	32·4 ([illegible])	23·8 ([illegible])	26·8 ([illegible])	20·6 ([illegible])	6·9 ([illegible])	1·4 ([illegible])	0·4 ([illegible])	0 ([illegible])	0 ([illegible])	0 ([illegible])	0 ([illegible])	240
Sexually transmitted infections excluding HIV	0 (0 to 0)	0 (0 to 0)	0 (0 to 0)	0 (0 to 0)	0 (0 to 0)	1·5 (1·1 to 2)	[illegible]	[illegible]	[illegible]	[illegible]	[illegible]	[illegible]	[illegible]	[illegible]	[illegible]	[illegible]	[illegible]	[illegible]	[illegible]	[illegible]	[illegible]	[illegible]	[illegible]	430
Syphilis	0 (0 to 0)	0 (0 to 0)	0 (0 to 0)	0 (0 to 0)	0 (0 to 0)	0·4 (0·3 to 0·5)	[illegible]	[illegible]	[illegible]	[illegible]	[illegible]	[illegible]	[illegible]	[illegible]	[illegible]	[illegible]	[illegible]	[illegible]	[illegible]	[illegible]	[illegible]	[illegible]	[illegible]	1·4
Chlamydial infection	0 (0 to 0)	0 (0 to 0)	0 (0 to 0)	0 (0 to 0)	0 (0 to 0)	0·3 (0·2 to 0·4)	[illegible]	[illegible]	[illegible]	[illegible]	[illegible]	[illegible]	[illegible]	[illegible]	[illegible]	[illegible]	[illegible]	[illegible]	[illegible]	[illegible]	[illegible]	[illegible]	[illegible]	49
Gonococcal infection	0 (0 to 0)	0 (0 to 0)	0 (0 to 0)	0 (0 to 0)	0 (0 to 0)	0·2 (0·2 to 0·2)	[illegible]	[illegible]	[illegible]	[illegible]	[illegible]	[illegible]	[illegible]	[illegible]	[illegible]	[illegible]	[illegible]	[illegible]	[illegible]	[illegible]	[illegible]	[illegible]	[illegible]	27·8
Trichomoniasis	0 (0 to 0)	0 (0 to 0)	0 (0 to 0)	0 (0 to 0)	0 (0 to 0)	0·1 (0 to 0·4)	[illegible]	[illegible]	[illegible]	[illegible]	[illegible]	[illegible]	[illegible]	[illegible]	[illegible]	[illegible]	[illegible]	[illegible]	[illegible]	[illegible]	[illegible]	[illegible]	[illegible]	160
Genital herpes	0 (0 to 0)	0 (0 to 0)	0 (0 to 0)	0 (0 to 0)	0 (0 to 0)	0·1 (0 to 0·4)	[illegible]	[illegible]	[illegible]	[illegible]	[illegible]	[illegible]	[illegible]	[illegible]	[illegible]	[illegible]	[illegible]	[illegible]	[illegible]	[illegible]	[illegible]	[illegible]	[illegible]	62·7
Other sexually transmitted infections	0 (0 to 0)	0 (0 to 0)	0 (0 to 0)	0 (0 to 0)	0 (0 to 0)	0·4 (0·2 to 0·5)	[illegible]	[illegible]	[illegible]	[illegible]	[illegible]	[illegible]	[illegible]	[illegible]	[illegible]	[illegible]	[illegible]	[illegible]	[illegible]	[illegible]	[illegible]	[illegible]	[illegible]	130
Respiratory infections and tuberculosis	50·4 (29 to 81·6)	[illegible]	[illegible]	[illegible]	[illegible]	[illegible]	[illegible]	[illegible]	[illegible]	[illegible]	[illegible]	[illegible]	[illegible]	[illegible]	[illegible]	[illegible]	[illegible]	[illegible]	[illegible]	[illegible]	[illegible]	[illegible]	[illegible]	9,960
Tuberculosis	0 (0 to 0)	[illegible]	[illegible]	[illegible]	[illegible]	[illegible]	[illegible]	[illegible]	[illegible]	[illegible]	[illegible]	[illegible]	[illegible]	[illegible]	[illegible]	[illegible]	[illegible]	[illegible]	[illegible]	[illegible]	[illegible]	[illegible]	[illegible]	1,420
Latent tuberculosis infection	0 (0 to 0)	[illegible]	[illegible]	[illegible]	[illegible]	[illegible]	[illegible]	[illegible]	[illegible]	[illegible]	[illegible]	[illegible]	[illegible]	[illegible]	[illegible]	[illegible]	[illegible]	[illegible]	[illegible]	[illegible]	[illegible]	[illegible]	[illegible]	0
Drug-susceptible tuberculosis	0 (0 to 0)	[illegible]	[illegible]	[illegible]	[illegible]	[illegible]	[illegible]	[illegible]	[illegible]	[illegible]	[illegible]	[illegible]	[illegible]	[illegible]	[illegible]	[illegible]	[illegible]	[illegible]	[illegible]	[illegible]	[illegible]	[illegible]	[illegible]	954
Multidrug-resistant tuberculosis without extensive drug resistance	0 (0 to 0)	[illegible]	[illegible]	[illegible]	[illegible]	[illegible]	[illegible]	[illegible]	[illegible]	[illegible]	[illegible]	[illegible]	[illegible]	[illegible]	[illegible]	[illegible]	[illegible]	[illegible]	[illegible]	[illegible]	[illegible]	[illegible]	[illegible]	329
Extensively drug-resistant tuberculosis	0 (0 to 0)	[illegible]	[illegible]	[illegible]	[illegible]	[illegible]	[illegible]	[illegible]	[illegible]	[illegible]	[illegible]	[illegible]	[illegible]	[illegible]	[illegible]	[illegible]	[illegible]	[illegible]	[illegible]	[illegible]	[illegible]	[illegible]	[illegible]	138
Lower respiratory infections	50·2 (28·7 to 81·4)	[illegible]	[illegible]	[illegible]	[illegible]	[illegible]	[illegible]	[illegible]	[illegible]	[illegible]	[illegible]	[illegible]	[illegible]	[illegible]	[illegible]	[illegible]	[illegible]	[illegible]	[illegible]	[illegible]	[illegible]	[illegible]	[illegible]	7,210
Upper respiratory infections	0·1 (0·1 to 0·2)	[illegible]	[illegible]	[illegible]	[illegible]	[illegible]	[illegible]	[illegible]	[illegible]	[illegible]	[illegible]	[illegible]	[illegible]	[illegible]	[illegible]	[illegible]	[illegible]	[illegible]	[illegible]	[illegible]	[illegible]	[illegible]	[illegible]	869
Otitis media	0·1 (0 to 0·3)	[illegible]	[illegible]	[illegible]	[illegible]	[illegible]	[illegible]	[illegible]	[illegible]	[illegible]	[illegible]	[illegible]	[illegible]	[illegible]	[illegible]	[illegible]	[illegible]	[illegible]	[illegible]	[illegible]	[illegible]	[illegible]	[illegible]	457
Enteric infections	10·2 (5·2 to 18·5)	[illegible]	[illegible]	[illegible]	[illegible]	[illegible]	[illegible]	[illegible]	[illegible]	[illegible]	[illegible]	[illegible]	[illegible]	[illegible]	[illegible]	[illegible]	[illegible]	[illegible]	[illegible]	[illegible]	[illegible]	[illegible]	[illegible]	3,450
Diarrheal diseases	10·2 (5·2 to 18·5)	[illegible]	[illegible]	[illegible]	[illegible]	[illegible]	[illegible]	[illegible]	[illegible]	[illegible]	[illegible]	[illegible]	[illegible]	[illegible]	[illegible]	[illegible]	[illegible]	[illegible]	[illegible]	[illegible]	[illegible]	[illegible]	[illegible]	3,440
Typhoid and paratyphoid	0 (0 to 0)	[illegible]	[illegible]	[illegible]	[illegible]	[illegible]	[illegible]	[illegible]	[illegible]	[illegible]	[illegible]	[illegible]	[illegible]	[illegible]	[illegible]	[illegible]	[illegible]	[illegible]	[illegible]	[illegible]	[illegible]	[illegible]	[illegible]	3·2
Typhoid fever	0 (0 to 0)	[illegible]	[illegible]	[illegible]	[illegible]	[illegible]	[illegible]	[illegible]	[illegible]	[illegible]	[illegible]	[illegible]	[illegible]	[illegible]	[illegible]	[illegible]	[illegible]	[illegible]	[illegible]	[illegible]	[illegible]	[illegible]	[illegible]	0·8
Paratyphoid fever	0 (0 to 0)	[illegible]	[illegible]	[illegible]	[illegible]	[illegible]	[illegible]	[illegible]	[illegible]	[illegible]	[illegible]	[illegible]	[illegible]	[illegible]	[illegible]	[illegible]	[illegible]	[illegible]	[illegible]	[illegible]	[illegible]	[illegible]	[illegible]	2·4
Invasive Non-typhoidal Salmonella (iNTS)	0 (0 to 0)	[illegible]	[illegible]	[illegible]	[illegible]	[illegible]	[illegible]	[illegible]	[illegible]	[illegible]	[illegible]	[illegible]	[illegible]	[illegible]	[illegible]	[illegible]	[illegible]	[illegible]	[illegible]	[illegible]	[illegible]	[illegible]	[illegible]	0·4
Other intestinal infectious diseases	0 (0 to 0)	[illegible]	[illegible]	[illegible]	[illegible]	[illegible]	[illegible]	[illegible]	[illegible]	[illegible]	[illegible]	[illegible]	[illegible]	[illegible]	[illegible]	[illegible]	[illegible]	[illegible]	[illegible]	[illegible]	[illegible]	[illegible]	[illegible]	7
Neglected tropical diseases and malaria	0 (0 to 0·1)	[illegible]	[illegible]	[illegible]	[illegible]	[illegible]	[illegible]	[illegible]	[illegible]	[illegible]	[illegible]	[illegible]	[illegible]	[illegible]	[illegible]	[illegible]	[illegible]	[illegible]	[illegible]	[illegible]	[illegible]	[illegible]	[illegible]	1,600
Malaria	0 (0 to 0)	[illegible]	[illegible]	[illegible]	[illegible]	[illegible]	[illegible]	[illegible]	[illegible]	[illegible]	[illegible]	[illegible]	[illegible]	[illegible]	[illegible]	[illegible]	[illegible]	[illegible]	[illegible]	[illegible]	[illegible]	[illegible]	[illegible]	0
Chagas disease	0 (0 to 0)	[illegible]	[illegible]	[illegible]	[illegible]	[illegible]	[illegible]	[illegible]	[illegible]	[illegible]	[illegible]	[illegible]	[illegible]	[illegible]	[illegible]	[illegible]	[illegible]	[illegible]	[illegible]	[illegible]	[illegible]	[illegible]	[illegible]	0
Leishmaniasis	0 (0 to 0)	[illegible]	[illegible]	[illegible]	[illegible]	[illegible]	[illegible]	[illegible]	[illegible]	[illegible]	[illegible]	[illegible]	[illegible]	[illegible]	[illegible]	[illegible]	[illegible]	[illegible]	[illegible]	[illegible]	[illegible]	[illegible]	[illegible]	137
Visceral leishmaniasis	0 (0 to 0)	[illegible]	[illegible]	[illegible]	[illegible]	[illegible]	[illegible]	[illegible]	[illegible]	[illegible]	[illegible]	[illegible]	[illegible]	[illegible]	[illegible]	[illegible]	[illegible]	[illegible]	[illegible]	[illegible]	[illegible]	[illegible]	[illegible]	137
Cutaneous and mucocutaneous leishmaniasis	0 (0 to 0)	[illegible]	[illegible]	[illegible]	[illegible]	[illegible]	[illegible]	[illegible]	[illegible]	[illegible]	[illegible]	[illegible]	[illegible]	[illegible]	[illegible]	[illegible]	[illegible]	[illegible]	[illegible]	[illegible]	[illegible]	[illegible]	[illegible]	0·1
African trypanosomiasis	0 (0 to 0)	[illegible]	[illegible]	[illegible]	[illegible]	[illegible]	[illegible]	[illegible]	[illegible]	[illegible]	[illegible]	[illegible]	[illegible]	[illegible]	[illegible]	[illegible]	[illegible]	[illegible]	[illegible]	[illegible]	[illegible]	[illegible]	[illegible]	0
Schistosomiasis	0 (0 to 0)	[illegible]	[illegible]	[illegible]	[illegible]	[illegible]	[illegible]	[illegible]	[illegible]	[illegible]	[illegible]	[illegible]	[illegible]	[illegible]	[illegible]	[illegible]	[illegible]	[illegible]	[illegible]	[illegible]	[illegible]	[illegible]	[illegible]	0
Cysticercosis	0 (0 to 0)	[illegible]	[illegible]	[illegible]	[illegible]	[illegible]	[illegible]	[illegible]	[illegible]	[illegible]	[illegible]	[illegible]	[illegible]	[illegible]	[illegible]	[illegible]	[illegible]	[illegible]	[illegible]	[illegible]	[illegible]	[illegible]	[illegible]	905
Cystic echinococcosis	0 (0 to 0)	[illegible]	[illegible]	[illegible]	[illegible]	[illegible]	[illegible]	[illegible]	[illegible]	[illegible]	[illegible]	[illegible]	[illegible]	[illegible]	[illegible]	[illegible]	[illegible]	[illegible]	[illegible]	[illegible]	[illegible]	[illegible]	[illegible]	59·5
Lymphatic filariasis	0 (0 to 0)	[illegible]	[illegible]	[illegible]	[illegible]	[illegible]	[illegible]	[illegible]	[illegible]	[illegible]	[illegible]	[illegible]	[illegible]	[illegible]	[illegible]	[illegible]	[illegible]	[illegible]	[illegible]	[illegible]	[illegible]	[illegible]	[illegible]	0
Onchocerciasis	0 (0 to 0)	[illegible]	[illegible]	[illegible]	[illegible]	[illegible]	[illegible]	[illegible]	[illegible]	[illegible]	[illegible]	[illegible]	[illegible]	[illegible]	[illegible]	[illegible]	[illegible]	[illegible]	[illegible]	[illegible]	[illegible]	[illegible]	[illegible]	0
Trachoma	0 (0 to 0)	[illegible]	[illegible]	[illegible]	[illegible]	[illegible]	[illegible]	[illegible]	[illegible]	[illegible]	[illegible]	[illegible]	[illegible]	[illegible]	[illegible]	[illegible]	[illegible]	[illegible]	[illegible]	[illegible]	[illegible]	[illegible]	[illegible]	0
Dengue	0 (0 to 0)	[illegible]	[illegible]	[illegible]	[illegible]	[illegible]	[illegible]	[illegible]	[illegible]	[illegible]	[illegible]	[illegible]	[illegible]	[illegible]	[illegible]	[illegible]	[illegible]	[illegible]	[illegible]	[illegible]	[illegible]	[illegible]	[illegible]	0
Yellow fever	0 (0 to 0)	[illegible]	[illegible]	[illegible]	[illegible]	[illegible]	[illegible]	[illegible]	[illegible]	[illegible]	[illegible]	[illegible]	[illegible]	[illegible]	[illegible]	[illegible]	[illegible]	[illegible]	[illegible]	[illegible]	[illegible]	[illegible]	[illegible]	0
Rabies	0 (0 to 0)	[illegible]	[illegible]	[illegible]	[illegible]	[illegible]	[illegible]	[illegible]	[illegible]	[illegible]	[illegible]	[illegible]	[illegible]	[illegible]	[illegible]	[illegible]	[illegible]	[illegible]	[illegible]	[illegible]	[illegible]	[illegible]	[illegible]	20·2
Intestinal nematode infections	0 (0 to 0)	[illegible]	[illegible]	[illegible]	[illegible]	[illegible]	[illegible]	[illegible]	[illegible]	[illegible]	[illegible]	[illegible]	[illegible]	[illegible]	[illegible]	[illegible]	[illegible]	[illegible]	[illegible]	[illegible]	[illegible]	[illegible]	[illegible]	74·3
Ascariasis	0 (0 to 0)	[illegible]	[illegible]	[illegible]	[illegible]	[illegible]	[illegible]	[illegible]	[illegible]	[illegible]	[illegible]	[illegible]	[illegible]	[illegible]	[illegible]	[illegible]	[illegible]	[illegible]	[illegible]	[illegible]	[illegible]	[illegible]	[illegible]	0·5
Trichuriasis	0 (0 to 0)	[illegible]	[illegible]	[illegible]	[illegible]	[illegible]	[illegible]	[illegible]	[illegible]	[illegible]	[illegible]	[illegible]	[illegible]	[illegible]	[illegible]	[illegible]	[illegible]	[illegible]	[illegible]	[illegible]	[illegible]	[illegible]	[illegible]	0
Hookworm disease	0 (0 to 0)	[illegible]	[illegible]	[illegible]	[illegible]	[illegible]	[illegible]	[illegible]	[illegible]	[illegible]	[illegible]	[illegible]	[illegible]	[illegible]	[illegible]	[illegible]	[illegible]	[illegible]	[illegible]	[illegible]	[illegible]	[illegible]	[illegible]	73·8
Food-borne trematodiases	0 (0 to 0)	[illegible]	[illegible]	[illegible]	[illegible]	[illegible]	[illegible]	[illegible]	[illegible]	[illegible]	[illegible]	[illegible]	[illegible]	[illegible]	[illegible]	[illegible]	[illegible]	[illegible]	[illegible]	[illegible]	[illegible]	[illegible]	[illegible]	0
Leprosy	0 (0 to 0)	[illegible]	[illegible]	[illegible]	[illegible]	[illegible]	[illegible]	[illegible]	[illegible]	[illegible]	[illegible]	[illegible]	[illegible]	[illegible]	[illegible]	[illegible]	[illegible]	[illegible]	[illegible]	[illegible]	[illegible]	[illegible]	[illegible]	0
Ebola	0 (0 to 0)	[illegible]	[illegible]	[illegible]	[illegible]	[illegible]	[illegible]	[illegible]	[illegible]	[illegible]	[illegible]	[illegible]	[illegible]	[illegible]	[illegible]	[illegible]	[illegible]	[illegible]	[illegible]	[illegible]	[illegible]	[illegible]	[illegible]	0
Zika virus	0 (0 to 0)	[illegible]	[illegible]	[illegible]	[illegible]	[illegible]	[illegible]	[illegible]	[illegible]	[illegible]	[illegible]	[illegible]	[illegible]	[illegible]	[illegible]	[illegible]	[illegible]	[illegible]	[illegible]	[illegible]	[illegible]	[illegible]	[illegible]	0
Guinea worm disease	0 (0 to 0)	[illegible]	[illegible]	[illegible]	[illegible]	[illegible]	[illegible]	[illegible]	[illegible]	[illegible]	[illegible]	[illegible]	[illegible]	[illegible]	[illegible]	[illegible]	[illegible]	[illegible]	[illegible]	[illegible]	[illegible]	[illegible]	[illegible]	0
Other neglected tropical diseases	0 (0 to 0·1)	[illegible]	[illegible]	[illegible]	[illegible]	[illegible]	[illegible]	[illegible]	[illegible]	[illegible]	[illegible]	[illegible]	[illegible]	[illegible]	[illegible]	[illegible]	[illegible]	[illegible]	[illegible]	[illegible]	[illegible]	[illegible]	[illegible]	407
Other infectious diseases	15·2 (9·2 to 23·9)	[illegible]	[illegible]	[illegible]	[illegible]	[illegible]	[illegible]	[illegible]	[illegible]	[illegible]	[illegible]	[illegible]	[illegible]	[illegible]	[illegible]	[illegible]	[illegible]	[illegible]	[illegible]	[illegible]	[illegible]	[illegible]	[illegible]	1,750
Meningitis	5·7 (2·9 to 10·2)	[illegible]	[illegible]	[illegible]	[illegible]	[illegible]	[illegible]	[illegible]	[illegible]	[illegible]	[illegible]	[illegible]	[illegible]	[illegible]	[illegible]	[illegible]	[illegible]	[illegible]	[illegible]	[illegible]	[illegible]	[illegible]	[illegible]	506
Encephalitis	4·5 (1·4 to 8·8)	[illegible]	[illegible]	[illegible]	[illegible]	[illegible]	[illegible]	[illegible]	[illegible]	[illegible]	[illegible]	[illegible]	[illegible]	[illegible]	[illegible]	[illegible]	[illegible]	[illegible]	[illegible]	[illegible]	[illegible]	[illegible]	[illegible]	467
Diphtheria	0 (0 to 0)	[illegible]	[illegible]	[illegible]	[illegible]	[illegible]	[illegible]	[illegible]	[illegible]	[illegible]	[illegible]	[illegible]	[illegible]	[illegible]	[illegible]	[illegible]	[illegible]	[illegible]	[illegible]	[illegible]	[illegible]	[illegible]	[illegible]	0·8
Tetanus	0 (0 to 0)	[illegible]	[illegible]	[illegible]	[illegible]	[illegible]	[illegible]	[illegible]	[illegible]	[illegible]	[illegible]	[illegible]	[illegible]	[illegible]	[illegible]	[illegible]	[illegible]	[illegible]	[illegible]	[illegible]	[illegible]	[illegible]	[illegible]	5·8
Measles	0 (0 to 0)	[illegible]	[illegible]	[illegible]	[illegible]	[illegible]	[illegible]	[illegible]	[illegible]	[illegible]	[illegible]	[illegible]	[illegible]	[illegible]	[illegible]	[illegible]	[illegible]	[illegible]	[illegible]	[illegible]	[illegible]	[illegible]	[illegible]	9·5
Varicella and herpes zoster	0 (0 to 0)	[illegible]	[illegible]	[illegible]	[illegible]	[illegible]	[illegible]	[illegible]	[illegible]	[illegible]	[illegible]	[illegible]	[illegible]	[illegible]	[illegible]	[illegible]	[illegible]	[illegible]	[illegible]	[illegible]	[illegible]	[illegible]	[illegible]	51
Acute hepatitis	0 (0 to 0)	[illegible]	[illegible]	[illegible]	[illegible]	[illegible]	[illegible]	[illegible]	[illegible]	[illegible]	[illegible]	[illegible]	[illegible]	[illegible]	[illegible]	[illegible]	[illegible]	[illegible]	[illegible]	[illegible]	[illegible]	[illegible]	[illegible]	129
Acute hepatitis A	0 (0 to 0)	[illegible]	[illegible]	[illegible]	[illegible]	[illegible]	[illegible]	[illegible]	[illegible]	[illegible]	[illegible]	[illegible]	[illegible]	[illegible]	[illegible]	[illegible]	[illegible]	[illegible]	[illegible]	[illegible]	[illegible]	[illegible]	[illegible]	54
Acute hepatitis B	0 (0 to 0)	[illegible]	[illegible]	[illegible]	[illegible]	[illegible]	[illegible]	[illegible]	[illegible]	[illegible]	[illegible]	[illegible]	[illegible]	[illegible]	[illegible]	[illegible]	[illegible]	[illegible]	[illegible]	[illegible]	[illegible]	[illegible]	[illegible]	56·8
Acute hepatitis C	0 (0 to 0)	[illegible]	[illegible]	[illegible]	[illegible]	[illegible]	[illegible]	[illegible]	[illegible]	[illegible]	[illegible]	[illegible]	[illegible]	[illegible]	[illegible]	[illegible]	[illegible]	[illegible]	[illegible]	[illegible]	[illegible]	[illegible]	[illegible]	9
Acute hepatitis E	0 (0 to 0)	[illegible]	[illegible]	[illegible]	[illegible]	[illegible]	[illegible]	[illegible]	[illegible]	[illegible]	[illegible]	[illegible]	[illegible]	[illegible]	[illegible]	[illegible]	[illegible]	[illegible]	[illegible]	[illegible]	[illegible]	[illegible]	[illegible]	9
Other unspecified infectious diseases	5 (2·4 to 9·1)	[illegible]	[illegible]	[illegible]	[illegible]	[illegible]	[illegible]	[illegible]	[illegible]	[illegible]	[illegible]	[illegible]	[illegible]	[illegible]	[illegible]	[illegible]	[illegible]	[illegible]	[illegible]	[illegible]	[illegible]	[illegible]	[illegible]	549
Maternal and neonatal disorders	5,860 (4,220 to 7,740)	[illegible]	[illegible]	[illegible]	[illegible]	[illegible]	[illegible]	[illegible]	[illegible]	[illegible]	[illegible]	[illegible]	[illegible]	[illegible]	[illegible]	[illegible]	[illegible]	[illegible]	[illegible]	[illegible]	[illegible]	[illegible]	[illegible]	15,800
Maternal disorders	0 (0 to 0)	[illegible]	[illegible]	[illegible]	[illegible]	[illegible]	[illegible]	[illegible]	[illegible]	[illegible]	[illegible]	[illegible]	[illegible]	[illegible]	[illegible]	[illegible]	[illegible]	[illegible]	[illegible]	[illegible]	[illegible]	[illegible]	[illegible]	1,250
Maternal hemorrhage	0 (0 to 0)	[illegible]	[illegible]	[illegible]	[illegible]	[illegible]	[illegible]	[illegible]	[illegible]	[illegible]	[illegible]	[illegible]	[illegible]	[illegible]	[illegible]	[illegible]	[illegible]	[illegible]	[illegible]	[illegible]	[illegible]	[illegible]	[illegible]	200
Maternal sepsis and other maternal infections	0 (0 to 0)	[illegible]	[illegible]	[illegible]	[illegible]	[illegible]	[illegible]	[illegible]	[illegible]	[illegible]	[illegible]	[illegible]	[illegible]	[illegible]	[illegible]	[illegible]	[illegible]	[illegible]	[illegible]	[illegible]	[illegible]	[illegible]	[illegible]	102
Maternal hypertensive disorders	0 (0 to 0)	[illegible]	[illegible]	[illegible]	[illegible]	[illegible]	[illegible]	[illegible]	[illegible]	[illegible]	[illegible]	[illegible]	[illegible]	[illegible]	[illegible]	[illegible]	[illegible]	[illegible]	[illegible]	[illegible]	[illegible]	[illegible]	[illegible]	133
Maternal obstructed labor and uterine rupture	0 (0 to 0)	[illegible]	[illegible]	[illegible]	[illegible]	[illegible]	[illegible]	[illegible]	[illegible]	[illegible]	[illegible]	[illegible]	[illegible]	[illegible]	[illegible]	[illegible]	[illegible]	[illegible]	[illegible]	[illegible]	[illegible]	[illegible]	[illegible]	31·8
Maternal abortion and miscarriage	0 (0 to 0)	[illegible]	[illegible]	[illegible]	[illegible]	[illegible]	[illegible]	[illegible]	[illegible]	[illegible]	[illegible]	[illegible]	[illegible]	[illegible]	[illegible]	[illegible]	[illegible]	[illegible]	[illegible]	[illegible]	[illegible]	[illegible]	[illegible]	85·9
Ectopic pregnancy	0 (0 to 0)	[illegible]	[illegible]	[illegible]	[illegible]	[illegible]	[illegible]	[illegible]	[illegible]	[illegible]	[illegible]	[illegible]	[illegible]	[illegible]	[illegible]	[illegible]	[illegible]	[illegible]	[illegible]	[illegible]	[illegible]	[illegible]	[illegible]	11·6
Indirect maternal deaths	--	[illegible]	[illegible]	[illegible]	[illegible]	[illegible]	[illegible]	[illegible]	[illegible]	[illegible]	[illegible]	[illegible]	[illegible]	[illegible]	[illegible]	[illegible]	[illegible]	[illegible]	[illegible]	[illegible]	[illegible]	[illegible]	[illegible]	NA
Late maternal deaths	--	[illegible]	[illegible]	[illegible]	[illegible]	[illegible]	[illegible]	[illegible]	[illegible]	[illegible]	[illegible]	[illegible]	[illegible]	[illegible]	[illegible]	[illegible]	[illegible]	[illegible]	[illegible]	[illegible]	[illegible]	[illegible]	[illegible]	NA
Maternal deaths aggravated by HIV/AIDS	--	[illegible]	[illegible]	[illegible]	[illegible]	[illegible]	[illegible]	[illegible]	[illegible]	[illegible]	[illegible]	[illegible]	[illegible]	[illegible]	[illegible]	[illegible]	[illegible]	[illegible]	[illegible]	[illegible]	[illegible]	[illegible]	[illegible]	NA
Neonatal disorders	5,860 (4,220 to 7,740)	[illegible]	[illegible]	[illegible]	[illegible]	[illegible]	[illegible]	[illegible]	[illegible]	[illegible]	[illegible]	[illegible]	[illegible]	[illegible]	[illegible]	[illegible]	[illegible]	[illegible]	[illegible]	[illegible]	[illegible]	[illegible]	[illegible]	14,500
Neonatal preterm birth	1,660 (1,110 to 2,320)	[illegible]	[illegible]	[illegible]	[illegible]	[illegible]	[illegible]	[illegible]	[illegible]	[illegible]	[illegible]	[illegible]	[illegible]	[illegible]	[illegible]	[illegible]	[illegible]	[illegible]	[illegible]	[illegible]	[illegible]	[illegible]	[illegible]	4,180
Neonatal encephalopathy due to birth asphyxia and trauma	2,170 (1,470 to 3,050)	[illegible]	[illegible]	[illegible]	[illegible]	[illegible]	[illegible]	[illegible]	[illegible]	[illegible]	[illegible]	[illegible]	[illegible]	[illegible]	[illegible]	[illegible]	[illegible]	[illegible]	[illegible]	[illegible]	[illegible]	[illegible]	[illegible]	4,750
Neonatal sepsis and other neonatal infections	439 (274 to 663)	[illegible]	[illegible]	[illegible]	[illegible]	[illegible]	[illegible]	[illegible]	[illegible]	[illegible]	[illegible]	[illegible]	[illegible]	[illegible]	[illegible]	[illegible]	[illegible]	[illegible]	[illegible]	[illegible]	[illegible]	[illegible]	[illegible]	2,260
Hemolytic disease and other neonatal jaundice	28·2 (16·5 to 44)	[illegible]	[illegible]	[illegible]	[illegible]	[illegible]	[illegible]	[illegible]	[illegible]	[illegible]	[illegible]	[illegible]	[illegible]	[illegible]	[illegible]	[illegible]	[illegible]	[illegible]	[illegible]	[illegible]	[illegible]	[illegible]	[illegible]	492
Other neonatal disorders	1,560 (967 to 2,370)	[illegible]	[illegible]	[illegible]	[illegible]	[illegible]	[illegible]	[illegible]	[illegible]	[illegible]	[illegible]	[illegible]	[illegible]	[illegible]	[illegible]	[illegible]	[illegible]	[illegible]	[illegible]	[illegible]	[illegible]	[illegible]	[illegible]	2,810
Nutritional deficiencies	0·8 (0·5 to 1·2)	[illegible]	[illegible]	[illegible]	[illegible]	[illegible]	[illegible]	[illegible]	[illegible]	[illegible]	[illegible]	[illegible]	[illegible]	[illegible]	[illegible]	[illegible]	[illegible]	[illegible]	[illegible]	[illegible]	[illegible]	[illegible]	[illegible]	8,810
Protein-energy malnutrition	0·8 (0·5 to 1·2)	[illegible]	[illegible]	[illegible]	[illegible]	[illegible]	[illegible]	[illegible]	[illegible]	[illegible]	[illegible]	[illegible]	[illegible]	[illegible]	[illegible]	[illegible]	[illegible]	[illegible]	[illegible]	[illegible]	[illegible]	[illegible]	[illegible]	334
Iodine deficiency	0 (0 to 0)	[illegible]	[illegible]	[illegible]	[illegible]	[illegible]	[illegible]	[illegible]	[illegible]	[illegible]	[illegible]	[illegible]	[illegible]	[illegible]	[illegible]	[illegible]	[illegible]	[illegible]	[illegible]	[illegible]	[illegible]	[illegible]	[illegible]	104
Vitamin A deficiency	0 (0 to 0)	[illegible]	[illegible]	[illegible]	[illegible]	[illegible]	[illegible]	[illegible]	[illegible]	[illegible]	[illegible]	[illegible]	[illegible]	[illegible]	[illegible]	[illegible]	[illegible]	[illegible]	[illegible]	[illegible]	[illegible]	[illegible]	[illegible]	22·2
Dietary iron deficiency	0 (0 to 0·1)	[illegible]	[illegible]	[illegible]	[illegible]	[illegible]	[illegible]	[illegible]	[illegible]	[illegible]	[illegible]	[illegible]	[illegible]	[illegible]	[illegible]	[illegible]	[illegible]	[illegible]	[illegible]	[illegible]	[illegible]	[illegible]	[illegible]	8,180
Other nutritional deficiencies	0 (0 to 0)	[illegible]	[illegible]	[illegible]	[illegible]	[illegible]	[illegible]	[illegible]	[illegible]	[illegible]	[illegible]	[illegible]	[illegible]	[illegible]	[illegible]	[illegible]	[illegible]	[illegible]	[illegible]	[illegible]	[illegible]	[illegible]	[illegible]	168
Non-communicable diseases	986 (562 to 1,630)	[illegible]	[illegible]	[illegible]	[illegible]	[illegible]	[illegible]	[illegible]	[illegible]	[illegible]	[illegible]	[illegible]	[illegible]	[illegible]	[illegible]	[illegible]	[illegible]	[illegible]	[illegible]	[illegible]	[illegible]	[illegible]	[illegible]	580,000
Neoplasms	6·6 (2·8 to 14·8)	[illegible]	[illegible]	[illegible]	[illegible]	[illegible]	[illegible]	[illegible]	[illegible]	[illegible]	[illegible]	[illegible]	[illegible]	[illegible]	[illegible]	[illegible]	[illegible]	[illegible]	[illegible]	[illegible]	[illegible]	[illegible]	[illegible]	89,100
Lip and oral cavity cancer	0 (0 to 0)	[illegible]	[illegible]	[illegible]	[illegible]	[illegible]	[illegible]	[illegible]	[illegible]	[illegible]	[illegible]	[illegible]	[illegible]	[illegible]	[illegible]	[illegible]	[illegible]	[illegible]	[illegible]	[illegible]	[illegible]	[illegible]	[illegible]	499
Nasopharynx cancer	0 (0 to 0)	[illegible]	[illegible]	[illegible]	[illegible]	[illegible]	[illegible]	[illegible]	[illegible]	[illegible]	[illegible]	[illegible]	[illegible]	[illegible]	[illegible]	[illegible]	[illegible]	[illegible]	[illegible]	[illegible]	[illegible]	[illegible]	[illegible]	91·7
Other pharynx cancer	0 (0 to 0)	[illegible]	[illegible]	[illegible]	[illegible]	[illegible]	[illegible]	[illegible]	[illegible]	[illegible]	[illegible]	[illegible]	[illegible]	[illegible]	[illegible]	[illegible]	[illegible]	[illegible]	[illegible]	[illegible]	[illegible]	[illegible]	[illegible]	167
Esophageal cancer	0 (0 to 0)	[illegible]	[illegible]	[illegible]	[illegible]	[illegible]	[illegible]	[illegible]	[illegible]	[illegible]	[illegible]	[illegible]	[illegible]	[illegible]	[illegible]	[illegible]	[illegible]	[illegible]	[illegible]	[illegible]	[illegible]	[illegible]	[illegible]	558
Stomach cancer	0 (0 to 0)	[illegible]	[illegible]	[illegible]	[illegible]	[illegible]	[illegible]	[illegible]	[illegible]	[illegible]	[illegible]	[illegible]	[illegible]	[illegible]	[illegible]	[illegible]	[illegible]	[illegible]	[illegible]	[illegible]	[illegible]	[illegible]	[illegible]	6,940
Colon and rectum cancer	0 (0 to 0)	[illegible]	[illegible]	[illegible]	[illegible]	[illegible]	[illegible]	[illegible]	[illegible]	[illegible]	[illegible]	[illegible]	[illegible]	[illegible]	[illegible]	[illegible]	[illegible]	[illegible]	[illegible]	[illegible]	[illegible]	[illegible]	[illegible]	7,800
Liver cancer	0 (0 to 0·1)	[illegible]	[illegible]	[illegible]	[illegible]	[illegible]	[illegible]	[illegible]	[illegible]	[illegible]	[illegible]	[illegible]	[illegible]	[illegible]	[illegible]	[illegible]	[illegible]	[illegible]	[illegible]	[illegible]	[illegible]	[illegible]	[illegible]	1,530
Liver cancer due to hepatitis B	0 (0 to 0)	[illegible]	[illegible]	[illegible]	[illegible]	[illegible]	[illegible]	[illegible]	[illegible]	[illegible]	[illegible]	[illegible]	[illegible]	[illegible]	[illegible]	[illegible]	[illegible]	[illegible]	[illegible]	[illegible]	[illegible]	[illegible]	[illegible]	274
Liver cancer due to hepatitis C	0 (0 to 0)	[illegible]	[illegible]	[illegible]	[illegible]	[illegible]	[illegible]	[illegible]	[illegible]	[illegible]	[illegible]	[illegible]	[illegible]	[illegible]	[illegible]	[illegible]	[illegible]	[illegible]	[illegible]	[illegible]	[illegible]	[illegible]	[illegible]	686
Liver cancer due to alcohol use	0 (0 to 0)	[illegible]	[illegible]	[illegible]	[illegible]	[illegible]	[illegible]	[illegible]	[illegible]	[illegible]	[illegible]	[illegible]	[illegible]	[illegible]	[illegible]	[illegible]	[illegible]	[illegible]	[illegible]	[illegible]	[illegible]	[illegible]	[illegible]	311
Liver cancer due to NASH	0 (0 to 0)	[illegible]	[illegible]	[illegible]	[illegible]	[illegible]	[illegible]	[illegible]	[illegible]	[illegible]	[illegible]	[illegible]	[illegible]	[illegible]	[illegible]	[illegible]	[illegible]	[illegible]	[illegible]	[illegible]	[illegible]	[illegible]	[illegible]	159
Liver cancer due to other causes	0 (0 to 0·1)	[illegible]	[illegible]	[illegible]	[illegible]	[illegible]	[illegible]	[illegible]	[illegible]	[illegible]	[illegible]	[illegible]	[illegible]	[illegible]	[illegible]	[illegible]	[illegible]	[illegible]	[illegible]	[illegible]	[illegible]	[illegible]	[illegible]	95·9
Gallbladder and biliary tract cancer	0 (0 to 0)	[illegible]	[illegible]	[illegible]	[illegible]	[illegible]	[illegible]	[illegible]	[illegible]	[illegible]	[illegible]	[illegible]	[illegible]	[illegible]	[illegible]	[illegible]	[illegible]	[illegible]	[illegible]	[illegible]	[illegible]	[illegible]	[illegible]	1,140
Pancreatic cancer	0 (0 to 0)	[illegible]	[illegible]	[illegible]	[illegible]	[illegible]	[illegible]	[illegible]	[illegible]	[illegible]	[illegible]	[illegible]	[illegible]	[illegible]	[illegible]	[illegible]	[illegible]	[illegible]	[illegible]	[illegible]	[illegible]	[illegible]	[illegible]	3,480
Larynx cancer	0 (0 to 0)	[illegible]	[illegible]	[illegible]	[illegible]	[illegible]	[illegible]	[illegible]	[illegible]	[illegible]	[illegible]	[illegible]	[illegible]	[illegible]	[illegible]	[illegible]	[illegible]	[illegible]	[illegible]	[illegible]	[illegible]	[illegible]	[illegible]	271
Tracheal, bronchus, and lung cancer	0 (0 to 0)	[illegible]	[illegible]	[illegible]	[illegible]	[illegible]	[illegible]	[illegible]	[illegible]	[illegible]	[illegible]	[illegible]	[illegible]	[illegible]	[illegible]	[illegible]	[illegible]	[illegible]	[illegible]	[illegible]	[illegible]	[illegible]	[illegible]	6,390
Malignant skin melanoma	0 (0 to 0·1)	[illegible]	[illegible]	[illegible]	[illegible]	[illegible]	[illegible]	[illegible]	[illegible]	[illegible]	[illegible]	[illegible]	[illegible]	[illegible]	[illegible]	[illegible]	[illegible]	[illegible]	[illegible]	[illegible]	[illegible]	[illegible]	[illegible]	834
Non-melanoma skin cancer	0 (0 to 0)	[illegible]	[illegible]	[illegible]	[illegible]	[illegible]	[illegible]	[illegible]	[illegible]	[illegible]	[illegible]	[illegible]	[illegible]	[illegible]	[illegible]	[illegible]	[illegible]	[illegible]	[illegible]	[illegible]	[illegible]	[illegible]	[illegible]	535
Non-melanoma skin cancer (squamous-cell carcinoma)	0 (0 to 0)	[illegible]	[illegible]	[illegible]	[illegible]	[illegible]	[illegible]	[illegible]	[illegible]	[illegible]	[illegible]	[illegible]	[illegible]	[illegible]	[illegible]	[illegible]	[illegible]	[illegible]	[illegible]	[illegible]	[illegible]	[illegible]	[illegible]	534
Non-melanoma skin cancer (basal-cell carcinoma)	0 (0 to 0)	[illegible]	[illegible]	[illegible]	[illegible]	[illegible]	[illegible]	[illegible]	[illegible]	[illegible]	[illegible]	[illegible]	[illegible]	[illegible]	[illegible]	[illegible]	[illegible]	[illegible]	[illegible]	[illegible]	[illegible]	[illegible]	[illegible]	0·4
Breast cancer	0 (0 to 0)	[illegible]	[illegible]	[illegible]	[illegible]	[illegible]	[illegible]	[illegible]	[illegible]	[illegible]	[illegible]	[illegible]	[illegible]	[illegible]	[illegible]	[illegible]	[illegible]	[illegible]	[illegible]	[illegible]	[illegible]	[illegible]	[illegible]	24,800
Cervical cancer	0 (0 to 0)	[illegible]	[illegible]	[illegible]	[illegible]	[illegible]	[illegible]	[illegible]	[illegible]	[illegible]	[illegible]	[illegible]	[illegible]	[illegible]	[illegible]	[illegible]	[illegible]	[illegible]	[illegible]	[illegible]	[illegible]	[illegible]	[illegible]	6,930
Uterine cancer	0 (0 to 0)	[illegible]	[illegible]	[illegible]	[illegible]	[illegible]	[illegible]	[illegible]	[illegible]	[illegible]	[illegible]	[illegible]	[illegible]	[illegible]	[illegible]	[illegible]	[illegible]	[illegible]	[illegible]	[illegible]	[illegible]	[illegible]	[illegible]	5,160
Ovarian cancer	0 (0 to 0)	[illegible]	[illegible]	[illegible]	[illegible]	[illegible]	[illegible]	[illegible]	[illegible]	[illegible]	[illegible]	[illegible]	[illegible]	[illegible]	[illegible]	[illegible]	[illegible]	[illegible]	[illegible]	[illegible]	[illegible]	[illegible]	[illegible]	5,670
Prostate cancer	0 (0 to 0)	[illegible]	[illegible]	[illegible]	[illegible]	[illegible]	[illegible]	[illegible]	[illegible]	[illegible]	[illegible]	[illegible]	[illegible]	[illegible]	[illegible]	[illegible]	[illegible]	[illegible]	[illegible]	[illegible]	[illegible]	[illegible]	[illegible]	0
Testicular cancer	--	[illegible]	[illegible]	[illegible]	[illegible]	[illegible]	[illegible]	[illegible]	[illegible]	[illegible]	[illegible]	[illegible]	[illegible]	[illegible]	[illegible]	[illegible]	[illegible]	[illegible]	[illegible]	[illegible]	[illegible]	[illegible]	[illegible]	NA
Kidney cancer	0·1 (0·1 to 0·2)	[illegible]	[illegible]	[illegible]	[illegible]	[illegible]	[illegible]	[illegible]	[illegible]	[illegible]	[illegible]	[illegible]	[illegible]	[illegible]	[illegible]	[illegible]	[illegible]	[illegible]	[illegible]	[illegible]	[illegible]	[illegible]	[illegible]	1,050
Bladder cancer	0 (0 to 0)	[illegible]	[illegible]	[illegible]	[illegible]	[illegible]	[illegible]	[illegible]	[illegible]	[illegible]	[illegible]	[illegible]	[illegible]	[illegible]	[illegible]	[illegible]	[illegible]	[illegible]	[illegible]	[illegible]	[illegible]	[illegible]	[illegible]	900
Brain and central nervous system cancer	0·7 (0·4 to 1·3)	[illegible]	[illegible]	[illegible]	[illegible]	[illegible]	[illegible]	[illegible]	[illegible]	[illegible]	[illegible]	[illegible]	[illegible]	[illegible]	[illegible]	[illegible]	[illegible]	[illegible]	[illegible]	[illegible]	[illegible]	[illegible]	[illegible]	3,070
Thyroid cancer	0 (0 to 0)	[illegible]	[illegible]	[illegible]	[illegible]	[illegible]	[illegible]	[illegible]	[illegible]	[illegible]	[illegible]	[illegible]	[illegible]	[illegible]	[illegible]	[illegible]	[illegible]	[illegible]	[illegible]	[illegible]	[illegible]	[illegible]	[illegible]	530
Mesothelioma	0 (0 to 0)	[illegible]	[illegible]	[illegible]	[illegible]	[illegible]	[illegible]	[illegible]	[illegible]	[illegible]	[illegible]	[illegible]	[illegible]	[illegible]	[illegible]	[illegible]	[illegible]	[illegible]	[illegible]	[illegible]	[illegible]	[illegible]	[illegible]	64·7
Hodgkin lymphoma	0 (0 to 0)	[illegible]	[illegible]	[illegible]	[illegible]	[illegible]	[illegible]	[illegible]	[illegible]	[illegible]	[illegible]	[illegible]	[illegible]	[illegible]	[illegible]	[illegible]	[illegible]	[illegible]	[illegible]	[illegible]	[illegible]	[illegible]	[illegible]	567
Non-Hodgkin lymphoma	0 (0 to 0)	[illegible]	[illegible]	[illegible]	[illegible]	[illegible]	[illegible]	[illegible]	[illegible]	[illegible]	[illegible]	[illegible]	[illegible]	[illegible]	[illegible]	[illegible]	[illegible]	[illegible]	[illegible]	[illegible]	[illegible]	[illegible]	[illegible]	1,850
Multiple myeloma	0 (0 to 0)	[illegible]	[illegible]	[illegible]	[illegible]	[illegible]	[illegible]	[illegible]	[illegible]	[illegible]	[illegible]	[illegible]	[illegible]	[illegible]	[illegible]	[illegible]	[illegible]	[illegible]	[illegible]	[illegible]	[illegible]	[illegible]	[illegible]	608
Leukemia	3·3 (0·6 to 10·9)	[illegible]	[illegible]	[illegible]	[illegible]	[illegible]	[illegible]	[illegible]	[illegible]	[illegible]	[illegible]	[illegible]	[illegible]	[illegible]	[illegible]	[illegible]	[illegible]	[illegible]	[illegible]	[illegible]	[illegible]	[illegible]	[illegible]	3,410
Acute lymphoid leukemia	1·2 (0·1 to 4·8)	[illegible]	[illegible]	[illegible]	[illegible]	[illegible]	[illegible]	[illegible]	[illegible]	[illegible]	[illegible]	[illegible]	[illegible]	[illegible]	[illegible]	[illegible]	[illegible]	[illegible]	[illegible]	[illegible]	[illegible]	[illegible]	[illegible]	513
Chronic lymphoid leukemia	0 (0 to 0)	[illegible]	[illegible]	[illegible]	[illegible]	[illegible]	[illegible]	[illegible]	[illegible]	[illegible]	[illegible]	[illegible]	[illegible]	[illegible]	[illegible]	[illegible]	[illegible]	[illegible]	[illegible]	[illegible]	[illegible]	[illegible]	[illegible]	156
Acute myeloid leukemia	1 (0 to 4·5)	[illegible]	[illegible]	[illegible]	[illegible]	[illegible]	[illegible]	[illegible]	[illegible]	[illegible]	[illegible]	[illegible]	[illegible]	[illegible]	[illegible]	[illegible]	[illegible]	[illegible]	[illegible]	[illegible]	[illegible]	[illegible]	[illegible]	878
Chronic myeloid leukemia	0·2 (0 to 1)	[illegible]	[illegible]	[illegible]	[illegible]	[illegible]	[illegible]	[illegible]	[illegible]	[illegible]	[illegible]	[illegible]	[illegible]	[illegible]	[illegible]	[illegible]	[illegible]	[illegible]	[illegible]	[illegible]	[illegible]	[illegible]	[illegible]	210
Other leukemia	0·9 (0·1 to 3·3)	[illegible]	[illegible]	[illegible]	[illegible]	[illegible]	[illegible]	[illegible]	[illegible]	[illegible]	[illegible]	[illegible]	[illegible]	[illegible]	[illegible]	[illegible]	[illegible]	[illegible]	[illegible]	[illegible]	[illegible]	[illegible]	[illegible]	1,660
Other malignant neoplasms	2·4 (0·8 to 5·5)	[illegible]	[illegible]	[illegible]	[illegible]	[illegible]	[illegible]	[illegible]	[illegible]	[illegible]	[illegible]	[illegible]	[illegible]	[illegible]	[illegible]	[illegible]	[illegible]	[illegible]	[illegible]	[illegible]	[illegible]	[illegible]	[illegible]	4,120
Other neoplasms	0 (0 to 0)	[illegible]	[illegible]	[illegible]	[illegible]	[illegible]	[illegible]	[illegible]	[illegible]	[illegible]	[illegible]	[illegible]	[illegible]	[illegible]	[illegible]	[illegible]	[illegible]	[illegible]	[illegible]	[illegible]	[illegible]	[illegible]	[illegible]	129
Myelodysplastic, myeloproliferative, and other hematopoietic n	0 (0 to 0)	[illegible]	[illegible]	[illegible]	[illegible]	[illegible]	[illegible]	[illegible]	[illegible]	[illegible]	[illegible]	[illegible]	[illegible]	[illegible]	[illegible]	[illegible]	[illegible]	[illegible]	[illegible]	[illegible]	[illegible]	[illegible]	[illegible]	129
Benign and in situ intestinal neoplasms	0 (0 to 0)	[illegible]	[illegible]	[illegible]	[illegible]	[illegible]	[illegible]	[illegible]	[illegible]	[illegible]	[illegible]	[illegible]	[illegible]	[illegible]	[illegible]	[illegible]	[illegible]	[illegible]	[illegible]	[illegible]	[illegible]	[illegible]	[illegible]	0
Benign and in situ cervical and uterine neoplasms	0 (0 to 0)	[illegible]	[illegible]	[illegible]	[illegible]	[illegible]	[illegible]	[illegible]	[illegible]	[illegible]	[illegible]	[illegible]	[illegible]	[illegible]	[illegible]	[illegible]	[illegible]	[illegible]	[illegible]	[illegible]	[illegible]	[illegible]	[illegible]	0
Other benign and in situ neoplasms	0 (0 to 0)	[illegible]	[illegible]	[illegible]	[illegible]	[illegible]	[illegible]	[illegible]	[illegible]	[illegible]	[illegible]	[illegible]	[illegible]	[illegible]	[illegible]	[illegible]	[illegible]	[illegible]	[illegible]	[illegible]	[illegible]	[illegible]	[illegible]	0
Cardiovascular diseases	1·7 (0·9 to 3)	[illegible]	[illegible]	[illegible]	[illegible]	[illegible]	[illegible]	[illegible]	[illegible]	[illegible]	[illegible]	[illegible]	[illegible]	[illegible]	[illegible]	[illegible]	[illegible]	[illegible]	[illegible]	[illegible]	[illegible]	[illegible]	[illegible]	227,000
Rheumatic heart disease	0 (0 to 0)	[illegible]	[illegible]	[illegible]	[illegible]	[illegible]	[illegible]	[illegible]	[illegible]	[illegible]	[illegible]	[illegible]	[illegible]	[illegible]	[illegible]	[illegible]	[illegible]	[illegible]	[illegible]	[illegible]	[illegible]	[illegible]	[illegible]	4,460





SR Table 2b: Jambi DALYS by cause and age group for females with 95% uncertainty intervals, 2019

Cause	Early Neonatal	Late Neonatal	Post Neonatal	1 to 4	5 to 9	10 to 14	15 to 19	20 to 24	25 to 29	30 to 34	35 to 39	40 to 44	45 to 49	50 to 54	55 to 59	60 to 64	65 to 69	70 to 74	75 to 79	80 to 84	85 to 89	90 to 94	95 plus	Total
All causes	22,300 (16,900 to 28,800)	4,640 (3,520 to 6,000)	16,500 (12,100 to 22,100)	13,800 (11,400 to 16,400)	10,200 (8,270 to 12,500)	12,200 (9,550 to 15,400)	17,100 (13,800 to 21,100)	19,300 (15,400 to 24,100)	21,700 (17,200 to 27,500)	25,200 (20,200 to 31,800)	30,800 (24,700 to 39,100)	34,700 (27,300 to 44,400)	36,100 (28,400 to 45,600)	37,100 (28,500 to 47,500)	37,300 (28,100 to 48,400)	34,800 (27,000 to 43,700)	28,700 (23,000 to 34,400)	23,800 (19,600 to 27,300)	18,400 (15,700 to 20,800)	11,600 (10,200 to 12,900)	5,180 (4,410 to 5,780)	1,400 (1,130 to 1,590)	233 (190 to 268)	463,000
Communicable, maternal, neonatal, and nutritional diseases	19,100 (14,200 to 24,700)	3,500 (2,530 to 4,590)	12,000 (8,510 to 16,600)	8,600 (6,680 to 10,800)	4,160 (3,100 to 5,470)	3,070 (2,290 to 4,140)	3,560 (2,740 to 4,420)	3,980 (3,040 to 5,380)	4,270 (3,200 to 5,790)	4,190 (3,200 to 5,710)	4,770 (3,500 to 6,610)	4,160 (3,050 to 5,680)	3,410 (2,480 to 4,690)	3,110 (2,170 to 4,470)	2,810 (1,900 to 4,130)	2,950 (2,010 to 4,100)	2,750 (1,940 to 3,830)	2,680 (1,900 to 3,660)	2,300 (1,640 to 3,150)	1,470 (1,060 to 2,010)	728 (517 to 1,010)	217 (150 to 304)	41·5 (28·5 to 58·4)	97,800
HIV/AIDS and sexually transmitted infections	1,210 (354 to 2,790)	296 (86 to 675)	384 (134 to 827)	324 (107 to 849)	68·4 (35·7 to 110)	43 (28·5 to 55·5)	148 (112 to 183)	312 (262 to 369)	523 (409 to 638)	620 (486 to 795)	556 (384 to 781)	410 (303 to 578)	219 (138 to 352)	99·8 (68·7 to 151)	46·9 (29·2 to 71·9)	22·9 (12·8 to 38·8)	14·6 (7·8 to 26·6)	8·3 (4·4 to 14·3)	2·3 (1·4 to 3·7)	4·9 (0·8 to 11·3)	6·9 (0·3 to 16·3)	3·5 (0·1 to 8·3)	0·9 (0 to 2·1)	5,330
HIV/AIDS	0 (0 to 0)	0 (0 to 0·1)	67·7 (20·5 to 182)	307 (98·7 to 834)	57·4 (27·5 to 93·4)	39·7 (25·7 to 51·8)	137 (104 to 171)	289 (243 to 341)	492 (386 to 603)	580 (446 to 757)	502 (337 to 734)	353 (255 to 514)	164 (93·4 to 289)	66 (42·5 to 105)	24·2 (13·6 to 39·1)	7·5 (4·5 to 12·3)	3·9 (2·7 to 5·6)	2·1 (1·4 to 2·9)	0·5 (0·3 to 0·8)	0 (0 to 0)	0 (0 to 0)	0 (0 to 0)	0 (0 to 0)	3,090
HIV/AIDS - Drug-susceptible Tuberculosis	0 (0 to 0)	0 (0 to 0)	30·8 (9·4 to 82·2)	140 (45·2 to 374)	29·9 (14·1 to 50·3)	21·1 (14·5 to 27·2)	77·4 (54·5 to 104)	163 (128 to 205)	269 (206 to 343)	303 (227 to 396)	267 (183 to 378)	187 (131 to 264)	85·7 (50·8 to 146)	34·8 (21·2 to 54)	13·3 (7·1 to 21·4)	4·3 (2·7 to 6·5)	2·5 (1·8 to 3·4)	1·4 (1 to 1·8)	0·3 (0·2 to 0·5)	0 (0 to 0)	0 (0 to 0)	0 (0 to 0)	0 (0 to 0)	1,630
HIV/AIDS - Multidrug-resistant Tuberculosis without extensive d	0 (0 to 0)	0 (0 to 0)	0·3 (0 to 2·2)	1·5 (0 to 9·8)	0·3 (0 to 1·5)	0·2 (0 to 1·1)	0·7 (0 to 3·7)	1·4 (0 to 7·4)	2·2 (0·1 to 11·6)	2·6 (0·1 to 13·1)	2·2 (0·1 to 11·7)	1·6 (0 to 8·8)	0·8 (0 to 4·5)	0·3 (0 to 1·8)	0·1 (0 to 0·6)	0 (0 to 0·2)	0 (0 to 0·1)	0 (0 to 0·1)	0 (0 to 0)	0 (0 to 0)	0 (0 to 0)	0 (0 to 0)	0 (0 to 0)	14·4
HIV/AIDS - Extensively drug-resistant Tuberculosis	0 (0 to 0)	0 (0 to 0)	0·1 (0 to 0·5)	0·3 (0 to 2)	0·1 (0 to 0·3)	0 (0 to 0·2)	0·1 (0 to 0·6)	0·2 (0 to 1·3)	0·4 (0 to 2·1)	0·4 (0 to 2·5)	0·4 (0 to 2·1)	0·3 (0 to 1·6)	0·1 (0 to 0·8)	0·1 (0 to 0·3)	0 (0 to 0·1)	0 (0 to 0)	0 (0 to 0)	0 (0 to 0)	0 (0 to 0)	0 (0 to 0)	0 (0 to 0)	0 (0 to 0)	0 (0 to 0)	2·5
HIV/AIDS resulting in other diseases	0 (0 to 0)	0 (0 to 0)	36·6 (11·1 to 99·8)	166 (50·2 to 452)	27·2 (12·3 to 45·6)	18·3 (10·8 to 25·8)	58·6 (43·3 to 72·5)	125 (107 to 147)	220 (167 to 280)	274 (209 to 370)	232 (145 to 356)	164 (114 to 248)	76·9 (40·2 to 147)	30·9 (18·4 to 52·6)	10·7 (5·8 to 18·9)	3·2 (1·6 to 5·7)	1·4 (0·8 to 2·3)	0·7 (0·4 to 1·1)	0·2 (0·1 to 0·3)	0 (0 to 0)	0 (0 to 0)	0 (0 to 0)	0 (0 to 0)	1,450
Sexually transmitted infections excluding HIV	1,210 (354 to 2,790)	296 (85·9 to 675)	316 (90·8 to 739)	17·2 (4·9 to 40·9)	11 (3·2 to 26·2)	3·4 (1·3 to 7·5)	11·2 (4·7 to 23)	23 (11·2 to 42·5)	31·2 (14·8 to 58·1)	39·5 (18·4 to 77)	54·1 (26·7 to 96·7)	56·8 (27·2 to 106)	55·7 (24·7 to 106)	33·7 (14·3 to 63·3)	22·8 (9·8 to 42·7)	15·4 (6·1 to 31·5)	10·7 (3·9 to 22·2)	6·2 (2·4 to 12·5)	1·8 (0·9 to 3·3)	4·9 (0·7 to 11·2)	6·9 (0·3 to 16·3)	3·5 (0·1 to 8·3)	0·9 (0 to 2·1)	2,240
Syphilis	1,210 (354 to 2,790)	296 (85·9 to 675)	316 (90·8 to 739)	17·2 (4·9 to 40·9)	11 (3·2 to 26·2)	1·5 (0·4 to 3·9)	1·5 (0·3 to 3·9)	0·8 (0·2 to 1·6)	1·4 (0·4 to 3·1)	2 (0·6 to 4·7)	3 (0·7 to 6·2)	1·4 (0·4 to 3)	2·9 (0·5 to 6·9)	1·9 (0·3 to 4·4)	0·6 (0·2 to 1·2)	0·6 (0·2 to 1·5)	0·6 (0·2 to 1·5)	0·5 (0·1 to 1·3)	0·1 (0·1 to 0·2)	0·9 (0·1 to 2·2)	1·3 (0 to 3·1)	1·1 (0 to 2·6)	0·3 (0 to 0·7)	1,880
Chlamydial infection	0 (0 to 0)	0 (0 to 0)	0 (0 to 0)	0 (0 to 0)	0 (0 to 0)	0·3 (0·1 to 0·7)	[illegible]	[illegible]	[illegible]	[illegible]	[illegible]	[illegible]	[illegible]	[illegible]	[illegible]	[illegible]	[illegible]	[illegible]	[illegible]	[illegible]	[illegible]	[illegible]	[illegible]	32·1
Gonococcal infection	0 (0 to 0)	0 (0 to 0)	0 (0 to 0)	0 (0 to 0)	0 (0 to 0)	0·4 (0·1 to 1·1)	[illegible]	[illegible]	[illegible]	[illegible]	[illegible]	[illegible]	[illegible]	[illegible]	[illegible]	[illegible]	[illegible]	[illegible]	[illegible]	[illegible]	[illegible]	[illegible]	[illegible]	71·5
Trichomoniasis	0 (0 to 0)	0 (0 to 0)	0 (0 to 0)	0 (0 to 0)	0 (0 to 0)	0·1 (0 to 0·5)	[illegible]	[illegible]	[illegible]	[illegible]	[illegible]	[illegible]	[illegible]	[illegible]	[illegible]	[illegible]	[illegible]	[illegible]	[illegible]	[illegible]	[illegible]	[illegible]	[illegible]	122
Genital herpes	0 (0 to 0)	0 (0 to 0)	0 (0 to 0)	0 (0 to 0)	0 (0 to 0)	0·4 (0·1 to 1)	[illegible]	[illegible]	[illegible]	[illegible]	[illegible]	[illegible]	[illegible]	[illegible]	[illegible]	[illegible]	[illegible]	[illegible]	[illegible]	[illegible]	[illegible]	[illegible]	[illegible]	61·1
Other sexually transmitted infections	0 (0 to 0)	0 (0 to 0)	0 (0 to 0)	0 (0 to 0)	0 (0 to 0)	0·6 (0·2 to 1·4)	[illegible]	[illegible]	[illegible]	[illegible]	[illegible]	[illegible]	[illegible]	[illegible]	[illegible]	[illegible]	[illegible]	[illegible]	[illegible]	[illegible]	[illegible]	[illegible]	[illegible]	72·4
Respiratory infections and tuberculosis	464 (226 to 849)	589 (300 to 992)	3,710 (2,160 to 6,000)	1,600 (993 to 2,290)	838 (608 to 1,110)	572 (418 to 770)	[illegible]	[illegible]	[illegible]	[illegible]	[illegible]	[illegible]	[illegible]	[illegible]	[illegible]	[illegible]	[illegible]	[illegible]	[illegible]	[illegible]	[illegible]	[illegible]	[illegible]	23,900
Tuberculosis	0 (0 to 0)	0 (0 to 0)	533 (275 to 920)	280 (156 to 459)	260 (165 to 390)	231 (142 to 351)	[illegible]	[illegible]	[illegible]	[illegible]	[illegible]	[illegible]	[illegible]	[illegible]	[illegible]	[illegible]	[illegible]	[illegible]	[illegible]	[illegible]	[illegible]	[illegible]	[illegible]	11,900
Latent tuberculosis infection	0 (0 to 0)	0 (0 to 0)	0 (0 to 0)	0 (0 to 0)	0 (0 to 0)	0 (0 to 0)	[illegible]	[illegible]	[illegible]	[illegible]	[illegible]	[illegible]	[illegible]	[illegible]	[illegible]	[illegible]	[illegible]	[illegible]	[illegible]	[illegible]	[illegible]	[illegible]	[illegible]	0
Drug-susceptible tuberculosis	0 (0 to 0)	0 (0 to 0)	527 (269 to 916)	278 (154 to 454)	258 (162 to 387)	229 (137 to 347)	[illegible]	[illegible]	[illegible]	[illegible]	[illegible]	[illegible]	[illegible]	[illegible]	[illegible]	[illegible]	[illegible]	[illegible]	[illegible]	[illegible]	[illegible]	[illegible]	[illegible]	11,800
Multidrug-resistant tuberculosis without extensive drug resistar	0 (0 to 0)	0 (0 to 0)	4·8 (0·1 to 26·8)	2·4 (0·1 to 13·9)	2 (0 to 10·9)	1·9 (0 to 11·3)	[illegible]	[illegible]	[illegible]	[illegible]	[illegible]	[illegible]	[illegible]	[illegible]	[illegible]	[illegible]	[illegible]	[illegible]	[illegible]	[illegible]	[illegible]	[illegible]	[illegible]	102
Extensively drug-resistant tuberculosis	0 (0 to 0)	0 (0 to 0)	0·9 (0 to 5·4)	0·4 (0 to 2·8)	0·3 (0 to 2·1)	0·4 (0 to 2·1)	[illegible]	[illegible]	[illegible]	[illegible]	[illegible]	[illegible]	[illegible]	[illegible]	[illegible]	[illegible]	[illegible]	[illegible]	[illegible]	[illegible]	[illegible]	[illegible]	[illegible]	19·4
Lower respiratory infections	463 (226 to 849)	587 (299 to 991)	3,140 (1,680 to 5,270)	1,120 (612 to 1,770)	318 (162 to 487)	127 (84·2 to 186)	[illegible]	[illegible]	[illegible]	[illegible]	[illegible]	[illegible]	[illegible]	[illegible]	[illegible]	[illegible]	[illegible]	[illegible]	[illegible]	[illegible]	[illegible]	[illegible]	[illegible]	10,000
Upper respiratory infections	0·3 (0·1 to 0·4)	1·6 (0·9 to 2·6)	30·2 (16·8 to 50·7)	136 (75 to 221)	170 (90·9 to 294)	155 (80·1 to 273)	[illegible]	[illegible]	[illegible]	[illegible]	[illegible]	[illegible]	[illegible]	[illegible]	[illegible]	[illegible]	[illegible]	[illegible]	[illegible]	[illegible]	[illegible]	[illegible]	[illegible]	1,480
Otitis media	0 (0 to 0·1)	0·1 (0 to 0·2)	5 (2·7 to 8·9)	57·4 (31·1 to 98)	89·2 (47·8 to 151)	58·2 (30·8 to 102)	[illegible]	[illegible]	[illegible]	[illegible]	[illegible]	[illegible]	[illegible]	[illegible]	[illegible]	[illegible]	[illegible]	[illegible]	[illegible]	[illegible]	[illegible]	[illegible]	[illegible]	480
Enteric infections	200 (82·2 to 415)	605 (215 to 1,300)	3,790 (1,530 to 7,490)	2,100 (1,080 to 3,650)	895 (526 to 1,460)	764 (442 to 1,220)	[illegible]	[illegible]	[illegible]	[illegible]	[illegible]	[illegible]	[illegible]	[illegible]	[illegible]	[illegible]	[illegible]	[illegible]	[illegible]	[illegible]	[illegible]	[illegible]	[illegible]	15,700
Diarrheal diseases	200 (82·2 to 415)	604 (214 to 1,300)	3,780 (1,520 to 7,480)	1,860 (878 to 3,380)	459 (232 to 865)	271 (138 to 487)	[illegible]	[illegible]	[illegible]	[illegible]	[illegible]	[illegible]	[illegible]	[illegible]	[illegible]	[illegible]	[illegible]	[illegible]	[illegible]	[illegible]	[illegible]	[illegible]	[illegible]	13,400
Typhoid and paratyphoid	0 (0 to 0)	0 (0 to 0)	1·5 (0·5 to 3·7)	219 (65·5 to 487)	413 (150 to 881)	480 (199 to 896)	[illegible]	[illegible]	[illegible]	[illegible]	[illegible]	[illegible]	[illegible]	[illegible]	[illegible]	[illegible]	[illegible]	[illegible]	[illegible]	[illegible]	[illegible]	[illegible]	[illegible]	2,180
Typhoid fever	0 (0 to 0)	0 (0 to 0)	1·4 (0·5 to 3·4)	198 (60·2 to 444)	374 (134 to 799)	435 (178 to 830)	[illegible]	[illegible]	[illegible]	[illegible]	[illegible]	[illegible]	[illegible]	[illegible]	[illegible]	[illegible]	[illegible]	[illegible]	[illegible]	[illegible]	[illegible]	[illegible]	[illegible]	1,990
Paratyphoid fever	0 (0 to 0)	0 (0 to 0)	0·1 (0 to 0·4)	20·4 (5·1 to 53·6)	39·1 (12·1 to 95·4)	44·3 (14·5 to 102)	[illegible]	[illegible]	[illegible]	[illegible]	[illegible]	[illegible]	[illegible]	[illegible]	[illegible]	[illegible]	[illegible]	[illegible]	[illegible]	[illegible]	[illegible]	[illegible]	[illegible]	188
Invasive Non-typhoidal Salmonella (iNTS)	0 (0 to 0)	0·4 (0·2 to 0·8)	5·3 (2·5 to 9·8)	24·5 (10·7 to 47·9)	21·4 (9·8 to 41·5)	13·2 (5·3 to 26·8)	[illegible]	[illegible]	[illegible]	[illegible]	[illegible]	[illegible]	[illegible]	[illegible]	[illegible]	[illegible]	[illegible]	[illegible]	[illegible]	[illegible]	[illegible]	[illegible]	[illegible]	112
Other intestinal infectious diseases	0 (0 to 0)	0 (0 to 0)	2·4 (0·1 to 10·5)	2·6 (0·3 to 8·8)	1·5 (0·1 to 5·8)	0·9 (0·1 to 3·3)	[illegible]	[illegible]	[illegible]	[illegible]	[illegible]	[illegible]	[illegible]	[illegible]	[illegible]	[illegible]	[illegible]	[illegible]	[illegible]	[illegible]	[illegible]	[illegible]	[illegible]	11
Neglected tropical diseases and malaria	0·9 (0·2 to 2·6)	21·1 (4·2 to 64·3)	276 (74·7 to 750)	463 (141 to 1,310)	323 (164 to 676)	222 (124 to 422)	[illegible]	[illegible]	[illegible]	[illegible]	[illegible]	[illegible]	[illegible]	[illegible]	[illegible]	[illegible]	[illegible]	[illegible]	[illegible]	[illegible]	[illegible]	[illegible]	[illegible]	2,930
Malaria	0 (0 to 0)	11 (0·7 to 47·8)	98·9 (6·2 to 444)	229 (17·7 to 978)	21·4 (7·8 to 52·5)	12·8 (6·5 to 25·8)	[illegible]	[illegible]	[illegible]	[illegible]	[illegible]	[illegible]	[illegible]	[illegible]	[illegible]	[illegible]	[illegible]	[illegible]	[illegible]	[illegible]	[illegible]	[illegible]	[illegible]	835
Chagas disease	0 (0 to 0)	0 (0 to 0)	0 (0 to 0)	0 (0 to 0)	0 (0 to 0)	0 (0 to 0)	[illegible]	[illegible]	[illegible]	[illegible]	[illegible]	[illegible]	[illegible]	[illegible]	[illegible]	[illegible]	[illegible]	[illegible]	[illegible]	[illegible]	[illegible]	[illegible]	[illegible]	0
Leishmaniasis	0 (0 to 0)	0 (0 to 0)	0 (0 to 0)	0 (0 to 0)	0 (0 to 0)	0 (0 to 0)	[illegible]	[illegible]	[illegible]	[illegible]	[illegible]	[illegible]	[illegible]	[illegible]	[illegible]	[illegible]	[illegible]	[illegible]	[illegible]	[illegible]	[illegible]	[illegible]	[illegible]	0
Visceral leishmaniasis	0 (0 to 0)	0 (0 to 0)	0 (0 to 0)	0 (0 to 0)	0 (0 to 0)	0 (0 to 0)	[illegible]	[illegible]	[illegible]	[illegible]	[illegible]	[illegible]	[illegible]	[illegible]	[illegible]	[illegible]	[illegible]	[illegible]	[illegible]	[illegible]	[illegible]	[illegible]	[illegible]	0
Cutaneous and mucocutaneous leishmaniasis	0 (0 to 0)	0 (0 to 0)	0 (0 to 0)	0 (0 to 0)	0 (0 to 0)	0 (0 to 0)	[illegible]	[illegible]	[illegible]	[illegible]	[illegible]	[illegible]	[illegible]	[illegible]	[illegible]	[illegible]	[illegible]	[illegible]	[illegible]	[illegible]	[illegible]	[illegible]	[illegible]	0
African trypanosomiasis	0 (0 to 0)	0 (0 to 0)	0 (0 to 0)	0 (0 to 0)	0 (0 to 0)	0 (0 to 0)	[illegible]	[illegible]	[illegible]	[illegible]	[illegible]	[illegible]	[illegible]	[illegible]	[illegible]	[illegible]	[illegible]	[illegible]	[illegible]	[illegible]	[illegible]	[illegible]	[illegible]	0
Schistosomiasis	0 (0 to 0)	0 (0 to 0)	0 (0 to 0)	0 (0 to 0)	0 (0 to 0)	0 (0 to 0)	[illegible]	[illegible]	[illegible]	[illegible]	[illegible]	[illegible]	[illegible]	[illegible]	[illegible]	[illegible]	[illegible]	[illegible]	[illegible]	[illegible]	[illegible]	[illegible]	[illegible]	0
Cysticercosis	0 (0 to 0)	0 (0 to 0)	0 (0 to 0)	0 (0 to 0)	0 (0 to 0·1)	0·1 (0 to 0·2)	[illegible]	[illegible]	[illegible]	[illegible]	[illegible]	[illegible]	[illegible]	[illegible]	[illegible]	[illegible]	[illegible]	[illegible]	[illegible]	[illegible]	[illegible]	[illegible]	[illegible]	6·1
Cystic echinococcosis	0 (0 to 0)	0 (0 to 0)	0 (0 to 0)	0·4 (0 to 1·7)	1·1 (0 to 4·5)	0·7 (0 to 2·5)	[illegible]	[illegible]	[illegible]	[illegible]	[illegible]	[illegible]	[illegible]	[illegible]	[illegible]	[illegible]	[illegible]	[illegible]	[illegible]	[illegible]	[illegible]	[illegible]	[illegible]	11
Lymphatic filariasis	0 (0 to 0)	0 (0 to 0)	0 (0 to 0)	0 (0 to 0)	30·5 (17·7 to 48·8)	33·3 (19·3 to 51·9)	[illegible]	[illegible]	[illegible]	[illegible]	[illegible]	[illegible]	[illegible]	[illegible]	[illegible]	[illegible]	[illegible]	[illegible]	[illegible]	[illegible]	[illegible]	[illegible]	[illegible]	341
Onchocerciasis	0 (0 to 0)	0 (0 to 0)	0 (0 to 0)	0 (0 to 0)	0 (0 to 0)	0 (0 to 0)	[illegible]	[illegible]	[illegible]	[illegible]	[illegible]	[illegible]	[illegible]	[illegible]	[illegible]	[illegible]	[illegible]	[illegible]	[illegible]	[illegible]	[illegible]	[illegible]	[illegible]	0
Trachoma	0 (0 to 0)	0 (0 to 0)	0 (0 to 0)	0 (0 to 0)	0 (0 to 0)	0 (0 to 0)	[illegible]	[illegible]	[illegible]	[illegible]	[illegible]	[illegible]	[illegible]	[illegible]	[illegible]	[illegible]	[illegible]	[illegible]	[illegible]	[illegible]	[illegible]	[illegible]	[illegible]	0
Dengue	0 (0 to 0)	8·5 (0·7 to 37·1)	163 (25·4 to 520)	173 (32·2 to 632)	116 (28·3 to 410)	76·2 (23·2 to 252)	[illegible]	[illegible]	[illegible]	[illegible]	[illegible]	[illegible]	[illegible]	[illegible]	[illegible]	[illegible]	[illegible]	[illegible]	[illegible]	[illegible]	[illegible]	[illegible]	[illegible]	885
Yellow fever	0 (0 to 0)	0 (0 to 0)	0 (0 to 0)	0 (0 to 0)	0 (0 to 0)	0 (0 to 0)	[illegible]	[illegible]	[illegible]	[illegible]	[illegible]	[illegible]	[illegible]	[illegible]	[illegible]	[illegible]	[illegible]	[illegible]	[illegible]	[illegible]	[illegible]	[illegible]	[illegible]	0
Rabies	0 (0 to 0)	0 (0 to 0)	3·6 (0 to 12·7)	7·3 (0 to 36·9)	35·3 (0·1 to 123)	9·7 (0·1 to 37·8)	[illegible]	[illegible]	[illegible]	[illegible]	[illegible]	[illegible]	[illegible]	[illegible]	[illegible]	[illegible]	[illegible]	[illegible]	[illegible]	[illegible]	[illegible]	[illegible]	[illegible]	73·7
Intestinal nematode infections	0 (0 to 0)	0 (0 to 0)	1·6 (0·3 to 5·4)	22 (9 to 44·5)	52·8 (24·7 to 95·9)	39·2 (18·9 to 70·7)	[illegible]	[illegible]	[illegible]	[illegible]	[illegible]	[illegible]	[illegible]	[illegible]	[illegible]	[illegible]	[illegible]	[illegible]	[illegible]	[illegible]	[illegible]	[illegible]	[illegible]	420
Ascariasis	0 (0 to 0)	0 (0 to 0)	1·3 (0·1 to 5·2)	14·8 (4·3 to 35)	29·2 (10·2 to 62)	15·8 (5·8 to 32·8)	[illegible]	[illegible]	[illegible]	[illegible]	[illegible]	[illegible]	[illegible]	[illegible]	[illegible]	[illegible]	[illegible]	[illegible]	[illegible]	[illegible]	[illegible]	[illegible]	[illegible]	123
Trichuriasis	0 (0 to 0)	0 (0 to 0)	0·1 (0 to 0·1)	2·1 (0·7 to 4·7)	6 (2·1 to 12·6)	6·6 (2·3 to 14)	[illegible]	[illegible]	[illegible]	[illegible]	[illegible]	[illegible]	[illegible]	[illegible]	[illegible]	[illegible]	[illegible]	[illegible]	[illegible]	[illegible]	[illegible]	[illegible]	[illegible]	58·6
Hookworm disease	0 (0 to 0)	0 (0 to 0)	0·2 (0·1 to 0·5)	5·2 (2 to 10·8)	17·6 (6·8 to 35·7)	16·8 (6·6 to 35·2)	[illegible]	[illegible]	[illegible]	[illegible]	[illegible]	[illegible]	[illegible]	[illegible]	[illegible]	[illegible]	[illegible]	[illegible]	[illegible]	[illegible]	[illegible]	[illegible]	[illegible]	238
Food-borne trematodiases	0 (0 to 0)	0 (0 to 0)	0 (0 to 0)	0 (0 to 0)	0 (0 to 0)	0 (0 to 0)	[illegible]	[illegible]	[illegible]	[illegible]	[illegible]	[illegible]	[illegible]	[illegible]	[illegible]	[illegible]	[illegible]	[illegible]	[illegible]	[illegible]	[illegible]	[illegible]	[illegible]	0
Leprosy	0 (0 to 0)	0 (0 to 0)	0 (0 to 0)	0 (0 to 0)	0 (0 to 0)	0 (0 to 0)	[illegible]	[illegible]	[illegible]	[illegible]	[illegible]	[illegible]	[illegible]	[illegible]	[illegible]	[illegible]	[illegible]	[illegible]	[illegible]	[illegible]	[illegible]	[illegible]	[illegible]	5·2
Ebola	0 (0 to 0)	0 (0 to 0)	0 (0 to 0)	0 (0 to 0)	0 (0 to 0)	0 (0 to 0)	[illegible]	[illegible]	[illegible]	[illegible]	[illegible]	[illegible]	[illegible]	[illegible]	[illegible]	[illegible]	[illegible]	[illegible]	[illegible]	[illegible]	[illegible]	[illegible]	[illegible]	0
Zika virus	0 (0 to 0)	0 (0 to 0)	0 (0 to 0)	0 (0 to 0)	0 (0 to 0)	0 (0 to 0)	[illegible]	[illegible]	[illegible]	[illegible]	[illegible]	[illegible]	[illegible]	[illegible]	[illegible]	[illegible]	[illegible]	[illegible]	[illegible]	[illegible]	[illegible]	[illegible]	[illegible]	0
Guinea worm disease	0 (0 to 0)	0 (0 to 0)	0 (0 to 0)	0 (0 to 0)	0 (0 to 0)	0 (0 to 0)	[illegible]	[illegible]	[illegible]	[illegible]	[illegible]	[illegible]	[illegible]	[illegible]	[illegible]	[illegible]	[illegible]	[illegible]	[illegible]	[illegible]	[illegible]	[illegible]	[illegible]	0
Other neglected tropical diseases	0·9 (0·2 to 2·6)	1·6 (0·5 to 3·4)	[illegible]	[illegible]	[illegible]	[illegible]	[illegible]	[illegible]	[illegible]	[illegible]	[illegible]	[illegible]	[illegible]	[illegible]	[illegible]	[illegible]	[illegible]	[illegible]	[illegible]	[illegible]	[illegible]	[illegible]	[illegible]	350
Other infectious diseases	302 (105 to 678)	531 (127 to 1,070)	[illegible]	[illegible]	[illegible]	[illegible]	[illegible]	[illegible]	[illegible]	[illegible]	[illegible]	[illegible]	[illegible]	[illegible]	[illegible]	[illegible]	[illegible]	[illegible]	[illegible]	[illegible]	[illegible]	[illegible]	[illegible]	10,500
Meningitis	31·8 (13·3 to 71·4)	251 (45·1 to 569)	[illegible]	[illegible]	[illegible]	[illegible]	[illegible]	[illegible]	[illegible]	[illegible]	[illegible]	[illegible]	[illegible]	[illegible]	[illegible]	[illegible]	[illegible]	[illegible]	[illegible]	[illegible]	[illegible]	[illegible]	[illegible]	2,870
Encephalitis	23·9 (2 to 70·8)	14·7 (1·3 to 47·8)	[illegible]	[illegible]	[illegible]	[illegible]	[illegible]	[illegible]	[illegible]	[illegible]	[illegible]	[illegible]	[illegible]	[illegible]	[illegible]	[illegible]	[illegible]	[illegible]	[illegible]	[illegible]	[illegible]	[illegible]	[illegible]	1,590
Diphtheria	0 (0 to 0)	0 (0 to 0)	[illegible]	[illegible]	[illegible]	[illegible]	[illegible]	[illegible]	[illegible]	[illegible]	[illegible]	[illegible]	[illegible]	[illegible]	[illegible]	[illegible]	[illegible]	[illegible]	[illegible]	[illegible]	[illegible]	[illegible]	[illegible]	7·8
Tetanus	162 (47·6 to 416)	246 (40 to 718)	[illegible]	[illegible]	[illegible]	[illegible]	[illegible]	[illegible]	[illegible]	[illegible]	[illegible]	[illegible]	[illegible]	[illegible]	[illegible]	[illegible]	[illegible]	[illegible]	[illegible]	[illegible]	[illegible]	[illegible]	[illegible]	1,060
Measles	0 (0 to 0)	0 (0 to 0)	[illegible]	[illegible]	[illegible]	[illegible]	[illegible]	[illegible]	[illegible]	[illegible]	[illegible]	[illegible]	[illegible]	[illegible]	[illegible]	[illegible]	[illegible]	[illegible]	[illegible]	[illegible]	[illegible]	[illegible]	[illegible]	503
Varicella and herpes zoster	1·3 (0·1 to 4·2)	3·5 (0·3 to 10·9)	[illegible]	[illegible]	[illegible]	[illegible]	[illegible]	[illegible]	[illegible]	[illegible]	[illegible]	[illegible]	[illegible]	[illegible]	[illegible]	[illegible]	[illegible]	[illegible]	[illegible]	[illegible]	[illegible]	[illegible]	[illegible]	181
Acute hepatitis	0 (0 to 0)	0 (0 to 0)	[illegible]	[illegible]	[illegible]	[illegible]	[illegible]	[illegible]	[illegible]	[illegible]	[illegible]	[illegible]	[illegible]	[illegible]	[illegible]	[illegible]	[illegible]	[illegible]	[illegible]	[illegible]	[illegible]	[illegible]	[illegible]	1,350
Acute hepatitis A	0 (0 to 0)	0 (0 to 0)	[illegible]	[illegible]	[illegible]	[illegible]	[illegible]	[illegible]	[illegible]	[illegible]	[illegible]	[illegible]	[illegible]	[illegible]	[illegible]	[illegible]	[illegible]	[illegible]	[illegible]	[illegible]	[illegible]	[illegible]	[illegible]	592
Acute hepatitis B	0 (0 to 0)	0 (0 to 0)	[illegible]	[illegible]	[illegible]	[illegible]	[illegible]	[illegible]	[illegible]	[illegible]	[illegible]	[illegible]	[illegible]	[illegible]	[illegible]	[illegible]	[illegible]	[illegible]	[illegible]	[illegible]	[illegible]	[illegible]	[illegible]	581
Acute hepatitis C	0 (0 to 0)	0 (0 to 0)	[illegible]	[illegible]	[illegible]	[illegible]	[illegible]	[illegible]	[illegible]	[illegible]	[illegible]	[illegible]	[illegible]	[illegible]	[illegible]	[illegible]	[illegible]	[illegible]	[illegible]	[illegible]	[illegible]	[illegible]	[illegible]	115
Acute hepatitis E	0 (0 to 0)	0 (0 to 0)	[illegible]	[illegible]	[illegible]	[illegible]	[illegible]	[illegible]	[illegible]	[illegible]	[illegible]	[illegible]	[illegible]	[illegible]	[illegible]	[illegible]	[illegible]	[illegible]	[illegible]	[illegible]	[illegible]	[illegible]	[illegible]	61·2
Other unspecified infectious diseases	83 (8·2 to 275)	16·3 (5·7 to 39·4)	[illegible]	[illegible]	[illegible]	[illegible]	[illegible]	[illegible]	[illegible]	[illegible]	[illegible]	[illegible]	[illegible]	[illegible]	[illegible]	[illegible]	[illegible]	[illegible]	[illegible]	[illegible]	[illegible]	[illegible]	[illegible]	641
Maternal and neonatal disorders	17,000 (12,500 to 22,400)	1,420 (825 to 2,160)	[illegible]	[illegible]	[illegible]	[illegible]	[illegible]	[illegible]	[illegible]	[illegible]	[illegible]	[illegible]	[illegible]	[illegible]	[illegible]	[illegible]	[illegible]	[illegible]	[illegible]	[illegible]	[illegible]	[illegible]	[illegible]	27,400
Maternal disorders	0 (0 to 0)	0 (0 to 0)	[illegible]	[illegible]	[illegible]	[illegible]	[illegible]	[illegible]	[illegible]	[illegible]	[illegible]	[illegible]	[illegible]	[illegible]	[illegible]	[illegible]	[illegible]	[illegible]	[illegible]	[illegible]	[illegible]	[illegible]	[illegible]	5,750
Maternal hemorrhage	0 (0 to 0)	0 (0 to 0)	[illegible]	[illegible]	[illegible]	[illegible]	[illegible]	[illegible]	[illegible]	[illegible]	[illegible]	[illegible]	[illegible]	[illegible]	[illegible]	[illegible]	[illegible]	[illegible]	[illegible]	[illegible]	[illegible]	[illegible]	[illegible]	2,220
Maternal sepsis and other maternal infections	0 (0 to 0)	0 (0 to 0)	[illegible]	[illegible]	[illegible]	[illegible]	[illegible]	[illegible]	[illegible]	[illegible]	[illegible]	[illegible]	[illegible]	[illegible]	[illegible]	[illegible]	[illegible]	[illegible]	[illegible]	[illegible]	[illegible]	[illegible]	[illegible]	184
Maternal hypertensive disorders	0 (0 to 0)	0 (0 to 0)	[illegible]	[illegible]	[illegible]	[illegible]	[illegible]	[illegible]	[illegible]	[illegible]	[illegible]	[illegible]	[illegible]	[illegible]	[illegible]	[illegible]	[illegible]	[illegible]	[illegible]	[illegible]	[illegible]	[illegible]	[illegible]	1,690
Maternal obstructed labor and uterine rupture	0 (0 to 0)	0 (0 to 0)	[illegible]	[illegible]	[illegible]	[illegible]	[illegible]	[illegible]	[illegible]	[illegible]	[illegible]	[illegible]	[illegible]	[illegible]	[illegible]	[illegible]	[illegible]	[illegible]	[illegible]	[illegible]	[illegible]	[illegible]	[illegible]	74·3
Maternal abortion and miscarriage	0 (0 to 0)	0 (0 to 0)	[illegible]	[illegible]	[illegible]	[illegible]	[illegible]	[illegible]	[illegible]	[illegible]	[illegible]	[illegible]	[illegible]	[illegible]	[illegible]	[illegible]	[illegible]	[illegible]	[illegible]	[illegible]	[illegible]	[illegible]	[illegible]	242
Ectopic pregnancy	0 (0 to 0)	0 (0 to 0)	[illegible]	[illegible]	[illegible]	[illegible]	[illegible]	[illegible]	[illegible]	[illegible]	[illegible]	[illegible]	[illegible]	[illegible]	[illegible]	[illegible]	[illegible]	[illegible]	[illegible]	[illegible]	[illegible]	[illegible]	[illegible]	81·2
Indirect maternal deaths	--	--	[illegible]	[illegible]	[illegible]	[illegible]	[illegible]	[illegible]	[illegible]	[illegible]	[illegible]	[illegible]	[illegible]	[illegible]	[illegible]	[illegible]	[illegible]	[illegible]	[illegible]	[illegible]	[illegible]	[illegible]	[illegible]	NA
Late maternal deaths	--	--	[illegible]	[illegible]	[illegible]	[illegible]	[illegible]	[illegible]	[illegible]	[illegible]	[illegible]	[illegible]	[illegible]	[illegible]	[illegible]	[illegible]	[illegible]	[illegible]	[illegible]	[illegible]	[illegible]	[illegible]	[illegible]	NA
Maternal deaths aggravated by HIV/AIDS	--	--	[illegible]	[illegible]	[illegible]	[illegible]	[illegible]	[illegible]	[illegible]	[illegible]	[illegible]	[illegible]	[illegible]	[illegible]	[illegible]	[illegible]	[illegible]	[illegible]	[illegible]	[illegible]	[illegible]	[illegible]	[illegible]	NA
Neonatal disorders	17,000 (12,500 to 22,400)	1,420 (825 to 2,160)	[illegible]	[illegible]	[illegible]	[illegible]	[illegible]	[illegible]	[illegible]	[illegible]	[illegible]	[illegible]	[illegible]	[illegible]	[illegible]	[illegible]	[illegible]	[illegible]	[illegible]	[illegible]	[illegible]	[illegible]	[illegible]	21,700
Neonatal preterm birth	7,740 (4,840 to 11,300)	349 (136 to 693)	[illegible]	[illegible]	[illegible]	[illegible]	[illegible]	[illegible]	[illegible]	[illegible]	[illegible]	[illegible]	[illegible]	[illegible]	[illegible]	[illegible]	[illegible]	[illegible]	[illegible]	[illegible]	[illegible]	[illegible]	[illegible]	9,490
Neonatal encephalopathy due to birth asphyxia and trauma	6,890 (3,960 to 10,300)	343 (147 to 621)	[illegible]	[illegible]	[illegible]	[illegible]	[illegible]	[illegible]	[illegible]	[illegible]	[illegible]	[illegible]	[illegible]	[illegible]	[illegible]	[illegible]	[illegible]	[illegible]	[illegible]	[illegible]	[illegible]	[illegible]	[illegible]	7,760
Neonatal sepsis and other neonatal infections	1,300 (460 to 2,910)	565 (264 to 994)	[illegible]	[illegible]	[illegible]	[illegible]	[illegible]	[illegible]	[illegible]	[illegible]	[illegible]	[illegible]	[illegible]	[illegible]	[illegible]	[illegible]	[illegible]	[illegible]	[illegible]	[illegible]	[illegible]	[illegible]	[illegible]	2,860
Hemolytic disease and other neonatal jaundice	79·3 (37·2 to 149)	16·2 (7 to 33·2)	[illegible]	[illegible]	[illegible]	[illegible]	[illegible]	[illegible]	[illegible]	[illegible]	[illegible]	[illegible]	[illegible]	[illegible]	[illegible]	[illegible]	[illegible]	[illegible]	[illegible]	[illegible]	[illegible]	[illegible]	[illegible]	250
Other neonatal disorders	946 (417 to 1,740)	151 (54·7 to 309)	[illegible]	[illegible]	[illegible]	[illegible]	[illegible]	[illegible]	[illegible]	[illegible]	[illegible]	[illegible]	[illegible]	[illegible]	[illegible]	[illegible]	[illegible]	[illegible]	[illegible]	[illegible]	[illegible]	[illegible]	[illegible]	1,320
Nutritional deficiencies	6·7 (4·2 to 9·7)	36·2 (21 to 59·2)	[illegible]	[illegible]	[illegible]	[illegible]	[illegible]	[illegible]	[illegible]	[illegible]	[illegible]	[illegible]	[illegible]	[illegible]	[illegible]	[illegible]	[illegible]	[illegible]	[illegible]	[illegible]	[illegible]	[illegible]	[illegible]	12,100
Protein-energy malnutrition	6·6 (4·2 to 9·7)	23·4 (14·8 to 33·9)	[illegible]	[illegible]	[illegible]	[illegible]	[illegible]	[illegible]	[illegible]	[illegible]	[illegible]	[illegible]	[illegible]	[illegible]	[illegible]	[illegible]	[illegible]	[illegible]	[illegible]	[illegible]	[illegible]	[illegible]	[illegible]	4,750
Iodine deficiency	0 (0 to 0)	0 (0 to 0)	[illegible]	[illegible]	[illegible]	[illegible]	[illegible]	[illegible]	[illegible]	[illegible]	[illegible]	[illegible]	[illegible]	[illegible]	[illegible]	[illegible]	[illegible]	[illegible]	[illegible]	[illegible]	[illegible]	[illegible]	[illegible]	85·4
Vitamin A deficiency	0 (0 to 0·1)	1·7 (0·3 to 4·9)	[illegible]	[illegible]	[illegible]	[illegible]	[illegible]	[illegible]	[illegible]	[illegible]	[illegible]	[illegible]	[illegible]	[illegible]	[illegible]	[illegible]	[illegible]	[illegible]	[illegible]	[illegible]	[illegible]	[illegible]	[illegible]	316
Dietary iron deficiency	0 (0 to 0·1)	11·1 (2·1 to 27·4)	[illegible]	[illegible]	[illegible]	[illegible]	[illegible]	[illegible]	[illegible]	[illegible]	[illegible]	[illegible]	[illegible]	[illegible]	[illegible]	[illegible]	[illegible]	[illegible]	[illegible]	[illegible]	[illegible]	[illegible]	[illegible]	6,100
Other nutritional deficiencies	0 (0 to 0)	0 (0 to 0)	[illegible]	[illegible]	[illegible]	[illegible]	[illegible]	[illegible]	[illegible]	[illegible]	[illegible]	[illegible]	[illegible]	[illegible]	[illegible]	[illegible]	[illegible]	[illegible]	[illegible]	[illegible]	[illegible]	[illegible]	[illegible]	815
Non-communicable diseases	2,950 (1,730 to 4,740)	1,020 (604 to 1,610)	[illegible]	[illegible]	[illegible]	[illegible]	[illegible]	[illegible]	[illegible]	[illegible]	[illegible]	[illegible]	[illegible]	[illegible]	[illegible]	[illegible]	[illegible]	[illegible]	[illegible]	[illegible]	[illegible]	[illegible]	[illegible]	343,000
Neoplasms	11·1 (4·8 to 24·1)	10 (4·2 to 22)	[illegible]	[illegible]	[illegible]	[illegible]	[illegible]	[illegible]	[illegible]	[illegible]	[illegible]	[illegible]	[illegible]	[illegible]	[illegible]	[illegible]	[illegible]	[illegible]	[illegible]	[illegible]	[illegible]	[illegible]	[illegible]	44,600
Lip and oral cavity cancer	0 (0 to 0)	0 (0 to 0)	[illegible]	[illegible]	[illegible]	[illegible]	[illegible]	[illegible]	[illegible]	[illegible]	[illegible]	[illegible]	[illegible]	[illegible]	[illegible]	[illegible]	[illegible]	[illegible]	[illegible]	[illegible]	[illegible]	[illegible]	[illegible]	475
Nasopharynx cancer	0 (0 to 0)	0 (0 to 0)	[illegible]	[illegible]	[illegible]	[illegible]	[illegible]	[illegible]	[illegible]	[illegible]	[illegible]	[illegible]	[illegible]	[illegible]	[illegible]	[illegible]	[illegible]	[illegible]	[illegible]	[illegible]	[illegible]	[illegible]	[illegible]	427
Other pharynx cancer	0 (0 to 0)	0 (0 to 0)	[illegible]	[illegible]	[illegible]	[illegible]	[illegible]	[illegible]	[illegible]	[illegible]	[illegible]	[illegible]	[illegible]	[illegible]	[illegible]	[illegible]	[illegible]	[illegible]	[illegible]	[illegible]	[illegible]	[illegible]	[illegible]	103
Esophageal cancer	0 (0 to 0)	0 (0 to 0)	[illegible]	[illegible]	[illegible]	[illegible]	[illegible]	[illegible]	[illegible]	[illegible]	[illegible]	[illegible]	[illegible]	[illegible]	[illegible]	[illegible]	[illegible]	[illegible]	[illegible]	[illegible]	[illegible]	[illegible]	[illegible]	540
Stomach cancer	0 (0 to 0)	0 (0 to 0)	[illegible]	[illegible]	[illegible]	[illegible]	[illegible]	[illegible]	[illegible]	[illegible]	[illegible]	[illegible]	[illegible]	[illegible]	[illegible]	[illegible]	[illegible]	[illegible]	[illegible]	[illegible]	[illegible]	[illegible]	[illegible]	1,800
Colon and rectum cancer	0 (0 to 0)	0 (0 to 0)	[illegible]	[illegible]	[illegible]	[illegible]	[illegible]	[illegible]	[illegible]	[illegible]	[illegible]	[illegible]	[illegible]	[illegible]	[illegible]	[illegible]	[illegible]	[illegible]	[illegible]	[illegible]	[illegible]	[illegible]	[illegible]	4,520
Liver cancer	0·2 (0·1 to 0·6)	2·7 (0·4 to 9·6)	[illegible]	[illegible]	[illegible]	[illegible]	[illegible]	[illegible]	[illegible]	[illegible]	[illegible]	[illegible]	[illegible]	[illegible]	[illegible]	[illegible]	[illegible]	[illegible]	[illegible]	[illegible]	[illegible]	[illegible]	[illegible]	458
Liver cancer due to hepatitis B	0 (0 to 0)	0 (0 to 0)	[illegible]	[illegible]	[illegible]	[illegible]	[illegible]	[illegible]	[illegible]	[illegible]	[illegible]	[illegible]	[illegible]	[illegible]	[illegible]	[illegible]	[illegible]	[illegible]	[illegible]	[illegible]	[illegible]	[illegible]	[illegible]	96·7
Liver cancer due to hepatitis C	0 (0 to 0)	0 (0 to 0)	[illegible]	[illegible]	[illegible]	[illegible]	[illegible]	[illegible]	[illegible]	[illegible]	[illegible]	[illegible]	[illegible]	[illegible]	[illegible]	[illegible]	[illegible]	[illegible]	[illegible]	[illegible]	[illegible]	[illegible]	[illegible]	196
Liver cancer due to alcohol use	0 (0 to 0)	0 (0 to 0)	[illegible]	[illegible]	[illegible]	[illegible]	[illegible]	[illegible]	[illegible]	[illegible]	[illegible]	[illegible]	[illegible]	[illegible]	[illegible]	[illegible]	[illegible]	[illegible]	[illegible]	[illegible]	[illegible]	[illegible]	[illegible]	30·6
Liver cancer due to NASH	0 (0 to 0)	0 (0 to 0)	[illegible]	[illegible]	[illegible]	[illegible]	[illegible]	[illegible]	[illegible]	[illegible]	[illegible]	[illegible]	[illegible]	[illegible]	[illegible]	[illegible]	[illegible]	[illegible]	[illegible]	[illegible]	[illegible]	[illegible]	[illegible]	51·3
Liver cancer due to other causes	0·2 (0·1 to 0·6)	2·7 (0·4 to 9·6)	[illegible]	[illegible]	[illegible]	[illegible]	[illegible]	[illegible]	[illegible]	[illegible]	[illegible]	[illegible]	[illegible]	[illegible]	[illegible]	[illegible]	[illegible]	[illegible]	[illegible]	[illegible]	[illegible]	[illegible]	[illegible]	83·4
Gallbladder and biliary tract cancer	0 (0 to 0)	0 (0 to 0)	[illegible]	[illegible]	[illegible]	[illegible]	[illegible]	[illegible]	[illegible]	[illegible]	[illegible]	[illegible]	[illegible]	[illegible]	[illegible]	[illegible]	[illegible]	[illegible]	[illegible]	[illegible]	[illegible]	[illegible]	[illegible]	332
Pancreatic cancer	0 (0 to 0)	0 (0 to 0)	[illegible]	[illegible]	[illegible]	[illegible]	[illegible]	[illegible]	[illegible]	[illegible]	[illegible]	[illegible]	[illegible]	[illegible]	[illegible]	[illegible]	[illegible]	[illegible]	[illegible]	[illegible]	[illegible]	[illegible]	[illegible]	1,670
Larynx cancer	0 (0 to 0)	0 (0 to 0)	[illegible]	[illegible]	[illegible]	[illegible]	[illegible]	[illegible]	[illegible]	[illegible]	[illegible]	[illegible]	[illegible]	[illegible]	[illegible]	[illegible]	[illegible]	[illegible]	[illegible]	[illegible]	[illegible]	[illegible]	[illegible]	137
Tracheal, bronchus, and lung cancer	0 (0 to 0)	0 (0 to 0)	[illegible]	[illegible]	[illegible]	[illegible]	[illegible]	[illegible]	[illegible]	[illegible]	[illegible]	[illegible]	[illegible]	[illegible]	[illegible]	[illegible]	[illegible]	[illegible]	[illegible]	[illegible]	[illegible]	[illegible]	[illegible]	5,180
Malignant skin melanoma	0 (0 to 0)	0 (0 to 0)	[illegible]	[illegible]	[illegible]	[illegible]	[illegible]	[illegible]	[illegible]	[illegible]	[illegible]	[illegible]	[illegible]	[illegible]	[illegible]	[illegible]	[illegible]	[illegible]	[illegible]	[illegible]	[illegible]	[illegible]	[illegible]	77·5
Non-melanoma skin cancer	0 (0 to 0)	0 (0 to 0)	[illegible]	[illegible]	[illegible]	[illegible]	[illegible]	[illegible]	[illegible]	[illegible]	[illegible]	[illegible]	[illegible]	[illegible]	[illegible]	[illegible]	[illegible]	[illegible]	[illegible]	[illegible]	[illegible]	[illegible]	[illegible]	171
Non-melanoma skin cancer (squamous-cell carcinoma)	0 (0 to 0)	0 (0 to 0)	[illegible]	[illegible]	[illegible]	[illegible]	[illegible]	[illegible]	[illegible]	[illegible]	[illegible]	[illegible]	[illegible]	[illegible]	[illegible]	[illegible]	[illegible]	[illegible]	[illegible]	[illegible]	[illegible]	[illegible]	[illegible]	171
Non-melanoma skin cancer (basal-cell carcinoma)	0 (0 to 0)	0 (0 to 0)	[illegible]	[illegible]	[illegible]	[illegible]	[illegible]	[illegible]	[illegible]	[illegible]	[illegible]	[illegible]	[illegible]	[illegible]	[illegible]	[illegible]	[illegible]	[illegible]	[illegible]	[illegible]	[illegible]	[illegible]	[illegible]	0
Breast cancer	0 (0 to 0)	0 (0 to 0)	[illegible]	[illegible]	[illegible]	[illegible]	[illegible]	[illegible]	[illegible]	[illegible]	[illegible]	[illegible]	[illegible]	[illegible]	[illegible]	[illegible]	[illegible]	[illegible]	[illegible]	[illegible]	[illegible]	[illegible]	[illegible]	12,100
Cervical cancer	0 (0 to 0)	0 (0 to 0)	[illegible]	[illegible]	[illegible]	[illegible]	[illegible]	[illegible]	[illegible]	[illegible]	[illegible]	[illegible]	[illegible]	[illegible]	[illegible]	[illegible]	[illegible]	[illegible]	[illegible]	[illegible]	[illegible]	[illegible]	[illegible]	4,050
Uterine cancer	0 (0 to 0)	0 (0 to 0)	[illegible]	[illegible]	[illegible]	[illegible]	[illegible]	[illegible]	[illegible]	[illegible]	[illegible]	[illegible]	[illegible]	[illegible]	[illegible]	[illegible]	[illegible]	[illegible]	[illegible]	[illegible]	[illegible]	[illegible]	[illegible]	1,240
Ovarian cancer	0 (0 to 0)	0 (0 to 0)	[illegible]	[illegible]	[illegible]	[illegible]	[illegible]	[illegible]	[illegible]	[illegible]	[illegible]	[illegible]	[illegible]	[illegible]	[illegible]	[illegible]	[illegible]	[illegible]	[illegible]	[illegible]	[illegible]	[illegible]	[illegible]	2,500
Prostate cancer	0 (0 to 0)	0 (0 to 0)	[illegible]	[illegible]	[illegible]	[illegible]	[illegible]	[illegible]	[illegible]	[illegible]	[illegible]	[illegible]	[illegible]	[illegible]	[illegible]	[illegible]	[illegible]	[illegible]	[illegible]	[illegible]	[illegible]	[illegible]	[illegible]	0
Testicular cancer	--	--	[illegible]	[illegible]	[illegible]	[illegible]	[illegible]	[illegible]	[illegible]	[illegible]	[illegible]	[illegible]	[illegible]	[illegible]	[illegible]	[illegible]	[illegible]	[illegible]	[illegible]	[illegible]	[illegible]	[illegible]	[illegible]	NA
Kidney cancer	0·5 (0·1 to 1·7)	0·3 (0·1 to 0·9)	[illegible]	[illegible]	[illegible]	[illegible]	[illegible]	[illegible]	[illegible]	[illegible]	[illegible]	[illegible]	[illegible]	[illegible]	[illegible]	[illegible]	[illegible]	[illegible]	[illegible]	[illegible]	[illegible]	[illegible]	[illegible]	355
Bladder cancer	0 (0 to 0)	0 (0 to 0)	[illegible]	[illegible]	[illegible]	[illegible]	[illegible]	[illegible]	[illegible]	[illegible]	[illegible]	[illegible]	[illegible]	[illegible]	[illegible]	[illegible]	[illegible]	[illegible]	[illegible]	[illegible]	[illegible]	[illegible]	[illegible]	232
Brain and central nervous system cancer	2·3 (0·5 to 6·7)	1·5 (0·3 to 4·9)	[illegible]	[illegible]	[illegible]	[illegible]	[illegible]	[illegible]	[illegible]	[illegible]	[illegible]	[illegible]	[illegible]	[illegible]	[illegible]	[illegible]	[illegible]	[illegible]	[illegible]	[illegible]	[illegible]	[illegible]	[illegible]	1,230
Thyroid cancer	0 (0 to 0)	0 (0 to 0)	[illegible]	[illegible]	[illegible]	[illegible]	[illegible]	[illegible]	[illegible]	[illegible]	[illegible]	[illegible]	[illegible]	[illegible]	[illegible]	[illegible]	[illegible]	[illegible]	[illegible]	[illegible]	[illegible]	[illegible]	[illegible]	447
Mesothelioma	0 (0 to 0)	0 (0 to 0)	[illegible]	[illegible]	[illegible]	[illegible]	[illegible]	[illegible]	[illegible]	[illegible]	[illegible]	[illegible]	[illegible]	[illegible]	[illegible]	[illegible]	[illegible]	[illegible]	[illegible]	[illegible]	[illegible]	[illegible]	[illegible]	47·2
Hodgkin lymphoma	0 (0 to 0)	0 (0 to 0)	[illegible]	[illegible]	[illegible]	[illegible]	[illegible]	[illegible]	[illegible]	[illegible]	[illegible]	[illegible]	[illegible]	[illegible]	[illegible]	[illegible]	[illegible]	[illegible]	[illegible]	[illegible]	[illegible]	[illegible]	[illegible]	119
Non-Hodgkin lymphoma	0 (0 to 0)	0 (0 to 0)	[illegible]	[illegible]	[illegible]	[illegible]	[illegible]	[illegible]	[illegible]	[illegible]	[illegible]	[illegible]	[illegible]	[illegible]	[illegible]	[illegible]	[illegible]	[illegible]	[illegible]	[illegible]	[illegible]	[illegible]	[illegible]	1,080
Multiple myeloma	0 (0 to 0)	0 (0 to 0)	[illegible]	[illegible]	[illegible]	[illegible]	[illegible]	[illegible]	[illegible]	[illegible]	[illegible]	[illegible]	[illegible]	[illegible]	[illegible]	[illegible]	[illegible]	[illegible]	[illegible]	[illegible]	[illegible]	[illegible]	[illegible]	219
Leukemia	4·9 (0·7 to 16·7)	2·7 (0·5 to 8·9)	[illegible]	[illegible]	[illegible]	[illegible]	[illegible]	[illegible]	[illegible]	[illegible]	[illegible]	[illegible]	[illegible]	[illegible]	[illegible]	[illegible]	[illegible]	[illegible]	[illegible]	[illegible]	[illegible]	[illegible]	[illegible]	2,880
Acute lymphoid leukemia	1·1 (0·1 to 4·1)	0·5 (0·1 to 1·8)	[illegible]	[illegible]	[illegible]	[illegible]	[illegible]	[illegible]	[illegible]	[illegible]	[illegible]	[illegible]	[illegible]	[illegible]	[illegible]	[illegible]	[illegible]	[illegible]	[illegible]	[illegible]	[illegible]	[illegible]	[illegible]	430
Chronic lymphoid leukemia	0 (0 to 0)	0 (0 to 0)	[illegible]	[illegible]	[illegible]	[illegible]	[illegible]	[illegible]	[illegible]	[illegible]	[illegible]	[illegible]	[illegible]	[illegible]	[illegible]	[illegible]	[illegible]	[illegible]	[illegible]	[illegible]	[illegible]	[illegible]	[illegible]	49·1
Acute myeloid leukemia	0·6 (0·1 to 2·3)	0·3 (0 to 1·4)	[illegible]	[illegible]	[illegible]	[illegible]	[illegible]	[illegible]	[illegible]	[illegible]	[illegible]	[illegible]	[illegible]	[illegible]	[illegible]	[illegible]	[illegible]	[illegible]	[illegible]	[illegible]	[illegible]	[illegible]	[illegible]	547
Chronic myeloid leukemia	0·1 (0 to 0·7)	0 (0 to 0·2)	[illegible]	[illegible]	[illegible]	[illegible]	[illegible]	[illegible]	[illegible]	[illegible]	[illegible]	[illegible]	[illegible]	[illegible]	[illegible]	[illegible]	[illegible]	[illegible]	[illegible]	[illegible]	[illegible]	[illegible]	[illegible]	137
Other leukemia	3·1 (0·4 to 10·4)	1·9 (0·3 to 6·5)	[illegible]	[illegible]	[illegible]	[illegible]	[illegible]	[illegible]	[illegible]	[illegible]	[illegible]	[illegible]	[illegible]	[illegible]	[illegible]	[illegible]	[illegible]	[illegible]	[illegible]	[illegible]	[illegible]	[illegible]	[illegible]	1,710
Other malignant neoplasms	3·2 (1·3 to 6·9)	2·8 (0·6 to 9·1)	[illegible]	[illegible]	[illegible]	[illegible]	[illegible]	[illegible]	[illegible]	[illegible]	[illegible]	[illegible]	[illegible]	[illegible]	[illegible]	[illegible]	[illegible]	[illegible]	[illegible]	[illegible]	[illegible]	[illegible]	[illegible]	2,140
Other neoplasms	0 (0 to 0·1)	0 (0 to 0)	[illegible]	[illegible]	[illegible]	[illegible]	[illegible]	[illegible]	[illegible]	[illegible]	[illegible]	[illegible]	[illegible]	[illegible]	[illegible]	[illegible]	[illegible]	[illegible]	[illegible]	[illegible]	[illegible]	[illegible]	[illegible]	85·1
Myelodysplastic, myeloproliferative, and other hematopoietic n	0 (0 to 0·1)	0 (0 to 0)	[illegible]	[illegible]	[illegible]	[illegible]	[illegible]	[illegible]	[illegible]	[illegible]	[illegible]	[illegible]	[illegible]	[illegible]	[illegible]	[illegible]	[illegible]	[illegible]	[illegible]	[illegible]	[illegible]	[illegible]	[illegible]	85·1
Benign and in situ intestinal neoplasms	0 (0 to 0)	0 (0 to 0)	[illegible]	[illegible]	[illegible]	[illegible]	[illegible]	[illegible]	[illegible]	[illegible]	[illegible]	[illegible]	[illegible]	[illegible]	[illegible]	[illegible]	[illegible]	[illegible]	[illegible]	[illegible]	[illegible]	[illegible]	[illegible]	0
Benign and in situ cervical and uterine neoplasms	0 (0 to 0)	0 (0 to 0)	[illegible]	[illegible]	[illegible]	[illegible]	[illegible]	[illegible]	[illegible]	[illegible]	[illegible]	[illegible]	[illegible]	[illegible]	[illegible]	[illegible]	[illegible]	[illegible]	[illegible]	[illegible]	[illegible]	[illegible]	[illegible]	0
Other benign and in situ neoplasms	0 (0 to 0)	0 (0 to 0)	[illegible]	[illegible]	[illegible]	[illegible]	[illegible]	[illegible]	[illegible]	[illegible]	[illegible]	[illegible]	[illegible]	[illegible]	[illegible]	[illegible]	[illegible]	[illegible]	[illegible]	[illegible]	[illegible]	[illegible]	[illegible]	0
Cardiovascular diseases	8·4 (3·3 to 19·8)	21·4 (8·9 to 41)	[illegible]	[illegible]	[illegible]	[illegible]	[illegible]	[illegible]	[illegible]	[illegible]	[illegible]	[illegible]	[illegible]	[illegible]	[illegible]	[illegible]	[illegible]	[illegible]	[illegible]	[illegible]	[illegible]	[illegible]	[illegible]	92,500
Rheumatic heart disease	0 (0 to 0)	0 (0 to 0)	[illegible]	[illegible]	[illegible]	[illegible]	[illegible]	[illegible]	[illegible]	[illegible]	[illegible]	[illegible]	[illegible]	[illegible]	[illegible]	[illegible]	[illegible]	[illegible]	[illegible]	[illegible]	[illegible]	[illegible]	[illegible]	310





SR Table 2b: South Sumatra DALYS by cause and age group for females with 95% uncertainty intervals, 2019

Cause	Early Neonatal	Late Neonatal	Post Neonatal	1 to 4	Total
All causes	62,000 (48,300 to 77,400)	13,400 (10,500 to 16,800)	48,400 (34,000 to 67,300)	38,000 (31,800 to 45,100)	1,050,000
Communicable, maternal, neonatal, and nutritional diseases	53,800 (41,500 to 67,800)	10,300 (7,810 to 13,200)	34,500 (22,500 to 49,800)	22,900 (18,000 to 28,700)	240,000
HIV/AIDS and sexually transmitted infections	2,800 (810 to 6,350)	673 (180 to 1,500)	845 (254 to 2,020)	92·8 (34·2 to 218)	6,580
HIV/AIDS	0 (0 to 0)	0 (0 to 0)	9·7 (2·5 to 37·3)	43·6 (11·1 to 167)	1,650
HIV/AIDS - Drug-susceptible Tuberculosis	0 (0 to 0)	0 (0 to 0)	4·6 (1·4 to 16·9)	20·6 (6·1 to 75·5)	1,250
HIV/AIDS - Multidrug-resistant Tuberculosis without extensive	0 (0 to 0)	0 (0 to 0)	0·1 (0 to 0·4)	0·2 (0 to 1·8)	7·8
HIV/AIDS - Extensively drug-resistant Tuberculosis	0 (0 to 0)	0 (0 to 0)	0 (0 to 0·1)	0 (0 to 0·3)	1
HIV/AIDS resulting in other diseases	0 (0 to 0)	0 (0 to 0)	5·1 (1·1 to 20·3)	22·7 (4·8 to 90·6)	397
Sexually transmitted infections excluding HIV	2,800 (810 to 6,350)	673 (180 to 1,500)	836 (245 to 2,010)	49·2 (14·1 to 113)	4,920
Syphilis	2,800 (810 to 6,350)	673 (180 to 1,500)	836 (245 to 2,010)	49·2 (14·1 to 113)	4,390
Chlamydial infection	0 (0 to 0)	0 (0 to 0)	0 (0 to 0)	0 (0 to 0)	23
Gonococcal infection	0 (0 to 0)	0 (0 to 0)	0 (0 to 0)	0 (0 to 0)	27·2
Trichomoniasis	0 (0 to 0)	0 (0 to 0)	0 (0 to 0)	0 (0 to 0)	286
Genital herpes	0 (0 to 0)	0 (0 to 0)	0 (0 to 0)	0 (0 to 0)	143
Other sexually transmitted infections	0 (0 to 0)	0 (0 to 0)	[illegible]	[illegible]	55·6
Respiratory infections and tuberculosis	1,270 (644 to 2,230)	1,580 (789 to 2,670)	[illegible]	[illegible]	54,100
Tuberculosis	0 (0 to 0)	0 (0 to 0)	[illegible]	[illegible]	23,900
Latent tuberculosis infection	0 (0 to 0)	0 (0 to 0)	[illegible]	[illegible]	0
Drug-susceptible tuberculosis	0 (0 to 0)	0 (0 to 0)	[illegible]	[illegible]	23,600
Multidrug-resistant tuberculosis without extensive drug resistar	0 (0 to 0)	0 (0 to 0)	[illegible]	[illegible]	204
Extensively drug-resistant tuberculosis	0 (0 to 0)	0 (0 to 0)	[illegible]	[illegible]	38·8
Lower respiratory infections	1,270 (643 to 2,230)	1,580 (785 to 2,670)	[illegible]	[illegible]	25,600
Upper respiratory infections	0·6 (0·4 to 1·1)	4 (2·2 to 6·5)	[illegible]	[illegible]	3,560
Otitis media	0·1 (0 to 0·2)	0·2 (0·1 to 0·4)	[illegible]	[illegible]	1,070
Enteric infections	397 (169 to 789)	954 (359 to 2,000)	[illegible]	[illegible]	46,600
Diarrheal diseases	397 (169 to 789)	953 (359 to 2,000)	[illegible]	[illegible]	31,200
Typhoid and paratyphoid	0 (0 to 0)	0 (0 to 0)	[illegible]	[illegible]	15,100
Typhoid fever	0 (0 to 0)	0 (0 to 0)	[illegible]	[illegible]	13,200
Paratyphoid fever	0 (0 to 0)	0 (0 to 0)	[illegible]	[illegible]	1,920
Invasive Non-typhoidal Salmonella (iNTS)	0 (0 to 0)	0·9 (0·5 to 1·7)	[illegible]	[illegible]	268
Other intestinal infectious diseases	0 (0 to 0)	0 (0 to 0)	[illegible]	[illegible]	28·2
Neglected tropical diseases and malaria	2·4 (0·6 to 6·6)	367 (12·6 to 1,440)	[illegible]	[illegible]	11,300
Malaria	0 (0 to 0)	0·4 (0·1 to 1·1)	[illegible]	[illegible]	623
Chagas disease	0 (0 to 0)	0 (0 to 0)	[illegible]	[illegible]	0
Leishmaniasis	0 (0 to 0)	0 (0 to 0)	[illegible]	[illegible]	0
Visceral leishmaniasis	0 (0 to 0)	0 (0 to 0)	[illegible]	[illegible]	0
Cutaneous and mucocutaneous leishmaniasis	0 (0 to 0)	0 (0 to 0)	[illegible]	[illegible]	0
African trypanosomiasis	0 (0 to 0)	0 (0 to 0)	[illegible]	[illegible]	0
Schistosomiasis	0 (0 to 0)	0 (0 to 0)	[illegible]	[illegible]	0
Cysticercosis	0 (0 to 0)	0 (0 to 0)	[illegible]	[illegible]	13·9
Cystic echinococcosis	0 (0 to 0)	0 (0 to 0)	[illegible]	[illegible]	19·3
Lymphatic filariasis	0 (0 to 0)	0 (0 to 0)	[illegible]	[illegible]	706
Onchocerciasis	0 (0 to 0)	0 (0 to 0)	[illegible]	[illegible]	0
Trachoma	0 (0 to 0)	0 (0 to 0)	[illegible]	[illegible]	0
Dengue	0 (0 to 0)	362 (6·5 to 1,430)	[illegible]	[illegible]	6,710
Yellow fever	0 (0 to 0)	0 (0 to 0)	[illegible]	[illegible]	0
Rabies	0 (0 to 0)	0 (0 to 0)	[illegible]	[illegible]	1,090
Intestinal nematode infections	0 (0 to 0)	0 (0 to 0)	[illegible]	[illegible]	1,090
Ascariasis	0 (0 to 0)	0 (0 to 0)	[illegible]	[illegible]	255
Trichuriasis	0 (0 to 0)	0 (0 to 0)	[illegible]	[illegible]	133
Hookworm disease	0 (0 to 0)	0 (0 to 0)	[illegible]	[illegible]	697
Food-borne trematodiases	0 (0 to 0)	0 (0 to 0)	[illegible]	[illegible]	0
Leprosy	0 (0 to 0)	0 (0 to 0)	[illegible]	[illegible]	10·5
Ebola	0 (0 to 0)	0 (0 to 0)	[illegible]	[illegible]	0
Zika virus	0 (0 to 0)	0 (0 to 0)	[illegible]	[illegible]	0
Guinea worm disease	0 (0 to 0)	0 (0 to 0)	[illegible]	[illegible]	0
Other neglected tropical diseases	2·4 (0·6 to 6·6)	4·8 (1·8 to 9·6)	[illegible]	[illegible]	1,030
Other infectious diseases	667 (227 to 1,640)	1,160 (326 to 3,490)	[illegible]	[illegible]	18,700
Meningitis	80·4 (33·6 to 162)	172 (67·2 to 345)	[illegible]	[illegible]	3,990
Encephalitis	13·2 (4·2 to 32·9)	14·2 (2·8 to 42·3)	[illegible]	[illegible]	2,000
Diphtheria	0 (0 to 0)	0 (0 to 0)	[illegible]	[illegible]	12·8
Tetanus	524 (104 to 1,490)	951 (137 to 3,330)	[illegible]	[illegible]	2,660
Measles	0 (0 to 0)	0 (0 to 0)	[illegible]	[illegible]	656
Varicella and herpes zoster	2·7 (0·2 to 8·3)	7 (0·6 to 23·4)	[illegible]	[illegible]	389
Acute hepatitis	0 (0 to 0)	0 (0 to 0)	[illegible]	[illegible]	2,900
Acute hepatitis A	0 (0 to 0)	0 (0 to 0)	[illegible]	[illegible]	1,220
Acute hepatitis B	0 (0 to 0)	0 (0 to 0)	[illegible]	[illegible]	1,310
Acute hepatitis C	0 (0 to 0)	0 (0 to 0)	[illegible]	[illegible]	241
Acute hepatitis E	0 (0 to 0)	0 (0 to 0)	[illegible]	[illegible]	132
Other unspecified infectious diseases	45·9 (17·3 to 118)	21·1 (8·5 to 40·7)	[illegible]	[illegible]	1,320
Maternal and neonatal disorders	48,600 (37,000 to 62,000)	5,490 (3,350 to 7,820)	[illegible]	[illegible]	72,800
Maternal disorders	0 (0 to 0)	0 (0 to 0)	[illegible]	[illegible]	8,860
Maternal hemorrhage	0 (0 to 0)	0 (0 to 0)	[illegible]	[illegible]	3,580
Maternal sepsis and other maternal infections	0 (0 to 0)	0 (0 to 0)	[illegible]	[illegible]	280
Maternal hypertensive disorders	0 (0 to 0)	0 (0 to 0)	[illegible]	[illegible]	2,440
Maternal obstructed labor and uterine rupture	0 (0 to 0)	0 (0 to 0)	[illegible]	[illegible]	120
Maternal abortion and miscarriage	0 (0 to 0)	0 (0 to 0)	[illegible]	[illegible]	314
Ectopic pregnancy	0 (0 to 0)	0 (0 to 0)	[illegible]	[illegible]	120
Indirect maternal deaths	--	--	[illegible]	[illegible]	NA
Late maternal deaths	--	--	[illegible]	[illegible]	NA
Maternal deaths aggravated by HIV/AIDS	--	--	[illegible]	[illegible]	NA
Neonatal disorders	48,600 (37,000 to 62,000)	5,490 (3,350 to 7,820)	[illegible]	[illegible]	64,000
Neonatal preterm birth	24,200 (15,700 to 33,400)	1,460 (613 to 2,630)	[illegible]	[illegible]	29,800
Neonatal encephalopathy due to birth asphyxia and trauma	17,700 (10,300 to 26,700)	1,080 (477 to 1,930)	[illegible]	[illegible]	20,300
Neonatal sepsis and other neonatal infections	3,520 (1,260 to 7,710)	2,190 (1,040 to 3,710)	[illegible]	[illegible]	8,710
Hemolytic disease and other neonatal jaundice	238 (112 to 450)	69·8 (30·4 to 136)	[illegible]	[illegible]	641
Other neonatal disorders	3,020 (1,280 to 5,580)	691 (286 to 1,320)	[illegible]	[illegible]	4,500
Nutritional deficiencies	14·7 (9·3 to 21·2)	95·7 (54·9 to 155)	[illegible]	[illegible]	30,300
Protein-energy malnutrition	14·6 (9·3 to 21·2)	54·6 (34·7 to 80·1)	[illegible]	[illegible]	9,660
Iodine deficiency	0 (0 to 0)	0 (0 to 0)	[illegible]	[illegible]	189
Vitamin A deficiency	0·1 (0 to 0·3)	4·7 (0·9 to 12·9)	[illegible]	[illegible]	699
Dietary iron deficiency	0·1 (0 to 0·6)	36·4 (10·2 to 80·1)	[illegible]	[illegible]	18,000
Other nutritional deficiencies	0 (0 to 0)	0 (0 to 0)	[illegible]	[illegible]	1,830
Non-communicable diseases	7,850 (4,190 to 12,800)	2,770 (1,710 to 4,210)	[illegible]	[illegible]	767,000
Neoplasms	30·6 (12·5 to 72·7)	25·3 (10·7 to 53·3)	[illegible]	[illegible]	92,900
Lip and oral cavity cancer	0 (0 to 0)	0 (0 to 0)	[illegible]	[illegible]	1,050
Nasopharynx cancer	0 (0 to 0)	0 (0 to 0)	[illegible]	[illegible]	835
Other pharynx cancer	0 (0 to 0)	0 (0 to 0)	[illegible]	[illegible]	211
Esophageal cancer	0 (0 to 0)	0 (0 to 0)	[illegible]	[illegible]	1,100
Stomach cancer	0 (0 to 0)	0 (0 to 0)	[illegible]	[illegible]	3,600
Colon and rectum cancer	0 (0 to 0)	0 (0 to 0)	[illegible]	[illegible]	9,840
Liver cancer	0·5 (0·2 to 1·1)	6·9 (1·2 to 23·4)	[illegible]	[illegible]	1,020
Liver cancer due to hepatitis B	0 (0 to 0)	0 (0 to 0)	[illegible]	[illegible]	200
Liver cancer due to hepatitis C	0 (0 to 0)	0 (0 to 0)	[illegible]	[illegible]	462
Liver cancer due to alcohol use	0 (0 to 0)	0 (0 to 0)	[illegible]	[illegible]	68·4
Liver cancer due to NASH	0 (0 to 0)	0 (0 to 0)	[illegible]	[illegible]	111
Liver cancer due to other causes	0·5 (0·2 to 1·1)	6·9 (1·2 to 23·4)	[illegible]	[illegible]	181
Gallbladder and biliary tract cancer	0 (0 to 0)	0 (0 to 0)	[illegible]	[illegible]	697
Pancreatic cancer	0 (0 to 0)	0 (0 to 0)	[illegible]	[illegible]	3,660
Larynx cancer	0 (0 to 0)	0 (0 to 0)	[illegible]	[illegible]	264
Tracheal, bronchus, and lung cancer	0 (0 to 0)	0 (0 to 0)	[illegible]	[illegible]	10,900
Malignant skin melanoma	0 (0 to 0)	0 (0 to 0)	[illegible]	[illegible]	171
Non-melanoma skin cancer	0 (0 to 0)	0 (0 to 0)	[illegible]	[illegible]	367
Non-melanoma skin cancer (squamous-cell carcinoma)	0 (0 to 0)	0 (0 to 0)	[illegible]	[illegible]	367
Non-melanoma skin cancer (basal-cell carcinoma)	0 (0 to 0)	0 (0 to 0)	[illegible]	[illegible]	0
Breast cancer	0 (0 to 0)	0 (0 to 0)	[illegible]	[illegible]	24,400
Cervical cancer	0 (0 to 0)	0 (0 to 0)	[illegible]	[illegible]	7,680
Uterine cancer	0 (0 to 0)	0 (0 to 0)	[illegible]	[illegible]	2,520
Ovarian cancer	0 (0 to 0)	0 (0 to 0)	[illegible]	[illegible]	5,500
Prostate cancer	0 (0 to 0)	0 (0 to 0)	[illegible]	[illegible]	0
Testicular cancer	--	--	--	--	NA
Kidney cancer	1·3 (0·2 to 4·6)	0·8 (0·2 to 2·9)	18·9 (5·3 to 58·7)	92 (25·2 to 229)	854
Bladder cancer	0 (0 to 0)	0 (0 to 0)	[illegible]	[illegible]	494
Brain and central nervous system cancer	5·9 (1·5 to 17·3)	3·6 (0·9 to 10·2)	[illegible]	[illegible]	2,710
Thyroid cancer	0 (0 to 0)	0 (0 to 0)	[illegible]	[illegible]	941
Mesothelioma	0 (0 to 0)	0 (0 to 0)	[illegible]	[illegible]	96·1
Hodgkin lymphoma	0 (0 to 0)	0 (0 to 0)	[illegible]	[illegible]	257
Non-Hodgkin lymphoma	0 (0 to 0)	0 (0 to 0)	[illegible]	[illegible]	2,350
Multiple myeloma	0 (0 to 0)	0 (0 to 0)	[illegible]	[illegible]	489
Leukemia	15 (2·1 to 51·4)	7·6 (1·4 to 25·1)	[illegible]	[illegible]	6,090
Acute lymphoid leukemia	2·9 (0·3 to 10·3)	1·3 (0·2 to 4·8)	[illegible]	[illegible]	980
Chronic lymphoid leukemia	0 (0 to 0)	0 (0 to 0)	[illegible]	[illegible]	101
Acute myeloid leukemia	1·7 (0·2 to 7·1)	0·9 (0 to 4·5)	[illegible]	[illegible]	1,230
Chronic myeloid leukemia	0·4 (0 to 2)	0·1 (0 to 0·6)	[illegible]	[illegible]	269
Other leukemia	9·9 (1·2 to 36·6)	5·3 (0·9 to 17·8)	[illegible]	[illegible]	3,510
Other malignant neoplasms	7·8 (3 to 16·9)	6·3 (1·4 to 18·5)	[illegible]	[illegible]	4,710
Other neoplasms	0·1 (0 to 0·3)	0 (0 to 0·1)	[illegible]	[illegible]	201
Myelodysplastic, myeloproliferative, and other hematopoietic n	0·1 (0 to 0·3)	0 (0 to 0·1)	[illegible]	[illegible]	201
Benign and in situ intestinal neoplasms	0 (0 to 0)	0 (0 to 0)	[illegible]	[illegible]	0
Benign and in situ cervical and uterine neoplasms	0 (0 to 0)	0 (0 to 0)	[illegible]	[illegible]	0
Other benign and in situ neoplasms	[illegible]	[illegible]	[illegible]	[illegible]	[illegible]
Cardiovascular diseases	[illegible]	[illegible]	[illegible]	[illegible]	186,000
Rheumatic heart disease	[illegible]	[illegible]	[illegible]	[illegible]	815

Cause	5 to 9	10 to 14	15 to 19	20 to 24	25 to 29	30 to 34	35 to 39	40 to 44	45 to 49	50 to 54	55 to 59	60 to 64	65 to 69	70 to 74	75 to 79	80 to 84	85 to 89	90 to 94	95 plus
All causes	24,100 (19,500 to 30,300)	28,100 (22,100 to 35,800)	37,600 (29,500 to 47,300)	41,500 (32,300 to 52,100)	46,300 (35,600 to 57,800)	55,100 (43,600 to 69,500)	65,300 (51,600 to 82,000)	70,300 (55,400 to 87,800)	71,900 (56,800 to 90,300)	73,200 (57,500 to 93,800)	74,400 (58,400 to 96,500)	73,600 (58,800 to 93,700)	66,100 (53,800 to 82,000)	58,600 (48,800 to 69,800)	48,700 (41,300 to 56,200)	33,800 (29,500 to 37,600)	15,900 (13,600 to 18,300)	4,910 (4,080 to 5,920)	1,210 (1,000 to 1,470)
Communicable, maternal, neonatal, and nutritional diseases	10,700 (8,040 to 14,600)	8,720 (6,500 to 11,900)	9,860 (7,120 to 13,300)	9,420 (6,650 to 12,800)	8,730 (6,250 to 12,000)	8,680 (6,110 to 11,900)	8,730 (6,270 to 11,900)	7,570 (5,310 to 10,300)	6,820 (4,660 to 9,370)	5,720 (4,070 to 7,980)	5,220 (3,660 to 7,440)	5,740 (3,950 to 8,210)	5,420 (3,790 to 7,800)	5,700 (4,130 to 7,940)	5,110 (3,620 to 7,090)	3,940 (2,870 to 5,490)	1,950 (1,350 to 2,830)	662 (443 to 1,000)	178 (117 to 273)
HIV/AIDS and sexually transmitted infections	25·7 (10·6 to 53·2)	12·6 (9·4 to 16)	111 (73·1 to 158)	275 (207 to 361)	354 (253 to 471)	359 (259 to 484)	360 (259 to 511)	274 (193 to 397)	146 (97·6 to 220)	98·5 (63·9 to 148)	57·2 (33·4 to 93)	30·9 (16·4 to 52·8)	22·9 (13 to 40·3)	14·7 (8·7 to 24·2)	10·6 (5·5 to 19·6)	7·5 (2·4 to 15·1)	2·8 (1 to 5·8)	1·4 (0·3 to 3·1)	0·3 (0·1 to 0·5)
HIV/AIDS	5·6 (3·5 to 10·8)	9·5 (6·8 to 12·7)	98·5 (61 to 144)	241 (174 to 325)	295 (203 to 413)	284 (197 to 401)	279 (181 to 405)	198 (132 to 282)	83·5 (51 to 126)	57·3 (33·7 to 91)	26·6 (12·3 to 46·4)	8·6 (2·6 to 18)	5·3 (3·6 to 7·3)	4·6 (1·4 to 8·8)	1·6 (1·1 to 2·1)	0·2 (0·1 to 0·2)	0·1 (0 to 0·1)	0 (0 to 0)	0 (0 to 0)
HIV/AIDS - Drug-susceptible Tuberculosis	3·8 (2·5 to 6·3)	6·7 (4·9 to 8·8)	72·5 (34·9 to 116)	176 (111 to 257)	223 (142 to 319)	218 (138 to 321)	218 (133 to 324)	154 (93·5 to 229)	64·9 (36·3 to 103)	44 (22·9 to 73·9)	22·8 (9·8 to 41·2)	7·3 (1·8 to 16·3)	4·8 (3·2 to 6·6)	4·2 (1·1 to 8·5)	1·5 (1 to 2)	0·1 (0·1 to 0·2)	0·1 (0 to 0·1)	0 (0 to 0)	0 (0 to 0)
HIV/AIDS - Multidrug-resistant Tuberculosis without extensive	0 (0 to 0·2)	0 (0 to 0·3)	0·5 (0 to 2·7)	1·1 (0 to 6·7)	1·3 (0 to 7·8)	1·3 (0 to 7·3)	1·3 (0 to 7·4)	0·9 (0 to 5·2)	0·4 (0 to 2·3)	0·3 (0 to 1·6)	0·1 (0 to 0·8)	0 (0 to 0·3)	0 (0 to 0·2)	0 (0 to 0·2)	0 (0 to 0)	0 (0 to 0)	0 (0 to 0)	0 (0 to 0)	0 (0 to 0)
HIV/AIDS - Extensively drug-resistant Tuberculosis	0 (0 to 0)	0 (0 to 0)	0·1 (0 to 0·4)	0·2 (0 to 0·9)	0·2 (0 to 1)	0·2 (0 to 0·9)	0·2 (0 to 0·9)	0·1 (0 to 0·7)	0·1 (0 to 0·3)	0 (0 to 0·2)	0 (0 to 0·1)	0 (0 to 0)	0 (0 to 0)	0 (0 to 0)	0 (0 to 0)	0 (0 to 0)	0 (0 to 0)	0 (0 to 0)	0 (0 to 0)
HIV/AIDS resulting in other diseases	1·8 (0·8 to 4·5)	2·8 (1·7 to 4·1)	25·4 (21 to 30)	63·3 (52·4 to 79·6)	70·3 (48·5 to 109)	64·9 (46·3 to 104)	60·4 (40·2 to 103)	43·6 (30·7 to 75·4)	18·2 (10·9 to 34·5)	13 (8·1 to 22·9)	3·7 (1·6 to 8·8)	1·3 (0·5 to 3·1)	0·5 (0·2 to 1·1)	0·3 (0·2 to 0·7)	0·1 (0 to 0·2)	0 (0 to 0)	0 (0 to 0)	0 (0 to 0)	0 (0 to 0)
Sexually transmitted infections excluding HIV	20·1 [illegible]	3·1 [illegible]	12·5 [illegible]	34·1 [illegible]	59·3 [illegible]	75·3 [illegible]	80·8 [illegible]	75·9 [illegible]	62·5 [illegible]	41·2 [illegible]	30·6 [illegible]	22·3 [illegible]	17·6 [illegible]	10·2 [illegible]	9 [illegible]	7·3 [illegible]	2·8 [illegible]	1·4 [illegible]	0·3 [illegible]
Syphilis	[illegible]	[illegible]	[illegible]	[illegible]	[illegible]	[illegible]	[illegible]	[illegible]	[illegible]	[illegible]	[illegible]	[illegible]	[illegible]	[illegible]	[illegible]	[illegible]	[illegible]	[illegible]	[illegible]
Chlamydial infection	[illegible]	[illegible]	[illegible]	[illegible]	[illegible]	[illegible]	[illegible]	[illegible]	[illegible]	[illegible]	[illegible]	[illegible]	[illegible]	[illegible]	[illegible]	[illegible]	[illegible]	[illegible]	[illegible]
Gonococcal infection	[illegible]	[illegible]	[illegible]	[illegible]	[illegible]	[illegible]	[illegible]	[illegible]	[illegible]	[illegible]	[illegible]	[illegible]	[illegible]	[illegible]	[illegible]	[illegible]	[illegible]	[illegible]	[illegible]
Trichomoniasis	[illegible]	[illegible]	[illegible]	[illegible]	[illegible]	[illegible]	[illegible]	[illegible]	[illegible]	[illegible]	[illegible]	[illegible]	[illegible]	[illegible]	[illegible]	[illegible]	[illegible]	[illegible]	[illegible]
Genital herpes	[illegible]	[illegible]	[illegible]	[illegible]	[illegible]	[illegible]	[illegible]	[illegible]	[illegible]	[illegible]	[illegible]	[illegible]	[illegible]	[illegible]	[illegible]	[illegible]	[illegible]	[illegible]	[illegible]
Other sexually transmitted infections	[illegible]	[illegible]	[illegible]	[illegible]	[illegible]	[illegible]	[illegible]	[illegible]	[illegible]	[illegible]	[illegible]	[illegible]	[illegible]	[illegible]	[illegible]	[illegible]	[illegible]	[illegible]	[illegible]
Respiratory infections and tuberculosis	[illegible]	[illegible]	[illegible]	[illegible]	[illegible]	[illegible]	[illegible]	[illegible]	[illegible]	[illegible]	[illegible]	[illegible]	[illegible]	[illegible]	[illegible]	[illegible]	[illegible]	[illegible]	[illegible]
Tuberculosis	[illegible]	[illegible]	[illegible]	[illegible]	[illegible]	[illegible]	[illegible]	[illegible]	[illegible]	[illegible]	[illegible]	[illegible]	[illegible]	[illegible]	[illegible]	[illegible]	[illegible]	[illegible]	[illegible]
Latent tuberculosis infection	[illegible]	[illegible]	[illegible]	[illegible]	[illegible]	[illegible]	[illegible]	[illegible]	[illegible]	[illegible]	[illegible]	[illegible]	[illegible]	[illegible]	[illegible]	[illegible]	[illegible]	[illegible]	[illegible]
Drug-susceptible tuberculosis	[illegible]	[illegible]	[illegible]	[illegible]	[illegible]	[illegible]	[illegible]	[illegible]	[illegible]	[illegible]	[illegible]	[illegible]	[illegible]	[illegible]	[illegible]	[illegible]	[illegible]	[illegible]	[illegible]
Multidrug-resistant tuberculosis without extensive drug resistar	[illegible]	[illegible]	[illegible]	[illegible]	[illegible]	[illegible]	[illegible]	[illegible]	[illegible]	[illegible]	[illegible]	[illegible]	[illegible]	[illegible]	[illegible]	[illegible]	[illegible]	[illegible]	[illegible]
Extensively drug-resistant tuberculosis	[illegible]	[illegible]	[illegible]	[illegible]	[illegible]	[illegible]	[illegible]	[illegible]	[illegible]	[illegible]	[illegible]	[illegible]	[illegible]	[illegible]	[illegible]	[illegible]	[illegible]	[illegible]	[illegible]
Lower respiratory infections	[illegible]	[illegible]	[illegible]	[illegible]	[illegible]	[illegible]	[illegible]	[illegible]	[illegible]	[illegible]	[illegible]	[illegible]	[illegible]	[illegible]	[illegible]	[illegible]	[illegible]	[illegible]	[illegible]
Upper respiratory infections	[illegible]	[illegible]	[illegible]	[illegible]	[illegible]	[illegible]	[illegible]	[illegible]	[illegible]	[illegible]	[illegible]	[illegible]	[illegible]	[illegible]	[illegible]	[illegible]	[illegible]	[illegible]	[illegible]
Otitis media	[illegible]	[illegible]	[illegible]	[illegible]	[illegible]	[illegible]	[illegible]	[illegible]	[illegible]	[illegible]	[illegible]	[illegible]	[illegible]	[illegible]	[illegible]	[illegible]	[illegible]	[illegible]	[illegible]
Enteric infections	[illegible]	[illegible]	[illegible]	[illegible]	[illegible]	[illegible]	[illegible]	[illegible]	[illegible]	[illegible]	[illegible]	[illegible]	[illegible]	[illegible]	[illegible]	[illegible]	[illegible]	[illegible]	[illegible]
Diarrheal diseases	[illegible]	[illegible]	[illegible]	[illegible]	[illegible]	[illegible]	[illegible]	[illegible]	[illegible]	[illegible]	[illegible]	[illegible]	[illegible]	[illegible]	[illegible]	[illegible]	[illegible]	[illegible]	[illegible]
Typhoid and paratyphoid	[illegible]	[illegible]	[illegible]	[illegible]	[illegible]	[illegible]	[illegible]	[illegible]	[illegible]	[illegible]	[illegible]	[illegible]	[illegible]	[illegible]	[illegible]	[illegible]	[illegible]	[illegible]	[illegible]
Typhoid fever	[illegible]	[illegible]	[illegible]	[illegible]	[illegible]	[illegible]	[illegible]	[illegible]	[illegible]	[illegible]	[illegible]	[illegible]	[illegible]	[illegible]	[illegible]	[illegible]	[illegible]	[illegible]	[illegible]
Paratyphoid fever	[illegible]	[illegible]	[illegible]	[illegible]	[illegible]	[illegible]	[illegible]	[illegible]	[illegible]	[illegible]	[illegible]	[illegible]	[illegible]	[illegible]	[illegible]	[illegible]	[illegible]	[illegible]	[illegible]
Invasive Non-typhoidal Salmonella (iNTS)	[illegible]	[illegible]	[illegible]	[illegible]	[illegible]	[illegible]	[illegible]	[illegible]	[illegible]	[illegible]	[illegible]	[illegible]	[illegible]	[illegible]	[illegible]	[illegible]	[illegible]	[illegible]	[illegible]
Other intestinal infectious diseases	[illegible]	[illegible]	[illegible]	[illegible]	[illegible]	[illegible]	[illegible]	[illegible]	[illegible]	[illegible]	[illegible]	[illegible]	[illegible]	[illegible]	[illegible]	[illegible]	[illegible]	[illegible]	[illegible]
Neglected tropical diseases and malaria	[illegible]	[illegible]	[illegible]	[illegible]	[illegible]	[illegible]	[illegible]	[illegible]	[illegible]	[illegible]	[illegible]	[illegible]	[illegible]	[illegible]	[illegible]	[illegible]	[illegible]	[illegible]	[illegible]
Malaria	[illegible]	[illegible]	[illegible]	[illegible]	[illegible]	[illegible]	[illegible]	[illegible]	[illegible]	[illegible]	[illegible]	[illegible]	[illegible]	[illegible]	[illegible]	[illegible]	[illegible]	[illegible]	[illegible]
Chagas disease	[illegible]	[illegible]	[illegible]	[illegible]	[illegible]	[illegible]	[illegible]	[illegible]	[illegible]	[illegible]	[illegible]	[illegible]	[illegible]	[illegible]	[illegible]	[illegible]	[illegible]	[illegible]	[illegible]
Leishmaniasis	[illegible]	[illegible]	[illegible]	[illegible]	[illegible]	[illegible]	[illegible]	[illegible]	[illegible]	[illegible]	[illegible]	[illegible]	[illegible]	[illegible]	[illegible]	[illegible]	[illegible]	[illegible]	[illegible]
Visceral leishmaniasis	[illegible]	[illegible]	[illegible]	[illegible]	[illegible]	[illegible]	[illegible]	[illegible]	[illegible]	[illegible]	[illegible]	[illegible]	[illegible]	[illegible]	[illegible]	[illegible]	[illegible]	[illegible]	[illegible]
Cutaneous and mucocutaneous leishmaniasis	[illegible]	[illegible]	[illegible]	[illegible]	[illegible]	[illegible]	[illegible]	[illegible]	[illegible]	[illegible]	[illegible]	[illegible]	[illegible]	[illegible]	[illegible]	[illegible]	[illegible]	[illegible]	[illegible]
African trypanosomiasis	[illegible]	[illegible]	[illegible]	[illegible]	[illegible]	[illegible]	[illegible]	[illegible]	[illegible]	[illegible]	[illegible]	[illegible]	[illegible]	[illegible]	[illegible]	[illegible]	[illegible]	[illegible]	[illegible]
Schistosomiasis	[illegible]	[illegible]	[illegible]	[illegible]	[illegible]	[illegible]	[illegible]	[illegible]	[illegible]	[illegible]	[illegible]	[illegible]	[illegible]	[illegible]	[illegible]	[illegible]	[illegible]	[illegible]	[illegible]
Cysticercosis	[illegible]	[illegible]	[illegible]	[illegible]	[illegible]	[illegible]	[illegible]	[illegible]	[illegible]	[illegible]	[illegible]	[illegible]	[illegible]	[illegible]	[illegible]	[illegible]	[illegible]	[illegible]	[illegible]
Cystic echinococcosis	[illegible]	[illegible]	[illegible]	[illegible]	[illegible]	[illegible]	[illegible]	[illegible]	[illegible]	[illegible]	[illegible]	[illegible]	[illegible]	[illegible]	[illegible]	[illegible]	[illegible]	[illegible]	[illegible]
Lymphatic filariasis	[illegible]	[illegible]	[illegible]	[illegible]	[illegible]	[illegible]	[illegible]	[illegible]	[illegible]	[illegible]	[illegible]	[illegible]	[illegible]	[illegible]	[illegible]	[illegible]	[illegible]	[illegible]	[illegible]
Onchocerciasis	[illegible]	[illegible]	[illegible]	[illegible]	[illegible]	[illegible]	[illegible]	[illegible]	[illegible]	[illegible]	[illegible]	[illegible]	[illegible]	[illegible]	[illegible]	[illegible]	[illegible]	[illegible]	[illegible]
Trachoma	[illegible]	[illegible]	[illegible]	[illegible]	[illegible]	[illegible]	[illegible]	[illegible]	[illegible]	[illegible]	[illegible]	[illegible]	[illegible]	[illegible]	[illegible]	[illegible]	[illegible]	[illegible]	[illegible]
Dengue	[illegible]	[illegible]	[illegible]	[illegible]	[illegible]	[illegible]	[illegible]	[illegible]	[illegible]	[illegible]	[illegible]	[illegible]	[illegible]	[illegible]	[illegible]	[illegible]	[illegible]	[illegible]	[illegible]
Yellow fever	[illegible]	[illegible]	[illegible]	[illegible]	[illegible]	[illegible]	[illegible]	[illegible]	[illegible]	[illegible]	[illegible]	[illegible]	[illegible]	[illegible]	[illegible]	[illegible]	[illegible]	[illegible]	[illegible]
Rabies	[illegible]	[illegible]	[illegible]	[illegible]	[illegible]	[illegible]	[illegible]	[illegible]	[illegible]	[illegible]	[illegible]	[illegible]	[illegible]	[illegible]	[illegible]	[illegible]	[illegible]	[illegible]	[illegible]
Intestinal nematode infections	[illegible]	[illegible]	[illegible]	[illegible]	[illegible]	[illegible]	[illegible]	[illegible]	[illegible]	[illegible]	[illegible]	[illegible]	[illegible]	[illegible]	[illegible]	[illegible]	[illegible]	[illegible]	[illegible]
Ascariasis	[illegible]	[illegible]	[illegible]	[illegible]	[illegible]	[illegible]	[illegible]	[illegible]	[illegible]	[illegible]	[illegible]	[illegible]	[illegible]	[illegible]	[illegible]	[illegible]	[illegible]	[illegible]	[illegible]
Trichuriasis	[illegible]	[illegible]	[illegible]	[illegible]	[illegible]	[illegible]	[illegible]	[illegible]	[illegible]	[illegible]	[illegible]	[illegible]	[illegible]	[illegible]	[illegible]	[illegible]	[illegible]	[illegible]	[illegible]
Hookworm disease	[illegible]	[illegible]	[illegible]	[illegible]	[illegible]	[illegible]	[illegible]	[illegible]	[illegible]	[illegible]	[illegible]	[illegible]	[illegible]	[illegible]	[illegible]	[illegible]	[illegible]	[illegible]	[illegible]
Food-borne trematodiases	[illegible]	[illegible]	[illegible]	[illegible]	[illegible]	[illegible]	[illegible]	[illegible]	[illegible]	[illegible]	[illegible]	[illegible]	[illegible]	[illegible]	[illegible]	[illegible]	[illegible]	[illegible]	[illegible]
Leprosy	[illegible]	[illegible]	[illegible]	[illegible]	[illegible]	[illegible]	[illegible]	[illegible]	[illegible]	[illegible]	[illegible]	[illegible]	[illegible]	[illegible]	[illegible]	[illegible]	[illegible]	[illegible]	[illegible]
Ebola	[illegible]	[illegible]	[illegible]	[illegible]	[illegible]	[illegible]	[illegible]	[illegible]	[illegible]	[illegible]	[illegible]	[illegible]	[illegible]	[illegible]	[illegible]	[illegible]	[illegible]	[illegible]	[illegible]
Zika virus	[illegible]	[illegible]	[illegible]	[illegible]	[illegible]	[illegible]	[illegible]	[illegible]	[illegible]	[illegible]	[illegible]	[illegible]	[illegible]	[illegible]	[illegible]	[illegible]	[illegible]	[illegible]	[illegible]
Guinea worm disease	[illegible]	[illegible]	[illegible]	[illegible]	[illegible]	[illegible]	[illegible]	[illegible]	[illegible]	[illegible]	[illegible]	[illegible]	[illegible]	[illegible]	[illegible]	[illegible]	[illegible]	[illegible]	[illegible]
Other neglected tropical diseases	[illegible]	[illegible]	[illegible]	[illegible]	[illegible]	[illegible]	[illegible]	[illegible]	[illegible]	[illegible]	[illegible]	[illegible]	[illegible]	[illegible]	[illegible]	[illegible]	[illegible]	[illegible]	[illegible]
Other infectious diseases	[illegible]	[illegible]	[illegible]	[illegible]	[illegible]	[illegible]	[illegible]	[illegible]	[illegible]	[illegible]	[illegible]	[illegible]	[illegible]	[illegible]	[illegible]	[illegible]	[illegible]	[illegible]	[illegible]
Meningitis	[illegible]	[illegible]	[illegible]	[illegible]	[illegible]	[illegible]	[illegible]	[illegible]	[illegible]	[illegible]	[illegible]	[illegible]	[illegible]	[illegible]	[illegible]	[illegible]	[illegible]	[illegible]	[illegible]
Encephalitis	[illegible]	[illegible]	[illegible]	[illegible]	[illegible]	[illegible]	[illegible]	[illegible]	[illegible]	[illegible]	[illegible]	[illegible]	[illegible]	[illegible]	[illegible]	[illegible]	[illegible]	[illegible]	[illegible]
Diphtheria	[illegible]	[illegible]	[illegible]	[illegible]	[illegible]	[illegible]	[illegible]	[illegible]	[illegible]	[illegible]	[illegible]	[illegible]	[illegible]	[illegible]	[illegible]	[illegible]	[illegible]	[illegible]	[illegible]
Tetanus	[illegible]	[illegible]	[illegible]	[illegible]	[illegible]	[illegible]	[illegible]	[illegible]	[illegible]	[illegible]	[illegible]	[illegible]	[illegible]	[illegible]	[illegible]	[illegible]	[illegible]	[illegible]	[illegible]
Measles	[illegible]	[illegible]	[illegible]	[illegible]	[illegible]	[illegible]	[illegible]	[illegible]	[illegible]	[illegible]	[illegible]	[illegible]	[illegible]	[illegible]	[illegible]	[illegible]	[illegible]	[illegible]	[illegible]
Varicella and herpes zoster	[illegible]	[illegible]	[illegible]	[illegible]	[illegible]	[illegible]	[illegible]	[illegible]	[illegible]	[illegible]	[illegible]	[illegible]	[illegible]	[illegible]	[illegible]	[illegible]	[illegible]	[illegible]	[illegible]
Acute hepatitis	[illegible]	[illegible]	[illegible]	[illegible]	[illegible]	[illegible]	[illegible]	[illegible]	[illegible]	[illegible]	[illegible]	[illegible]	[illegible]	[illegible]	[illegible]	[illegible]	[illegible]	[illegible]	[illegible]
Acute hepatitis A	[illegible]	[illegible]	[illegible]	[illegible]	[illegible]	[illegible]	[illegible]	[illegible]	[illegible]	[illegible]	[illegible]	[illegible]	[illegible]	[illegible]	[illegible]	[illegible]	[illegible]	[illegible]	[illegible]
Acute hepatitis B	[illegible]	[illegible]	[illegible]	[illegible]	[illegible]	[illegible]	[illegible]	[illegible]	[illegible]	[illegible]	[illegible]	[illegible]	[illegible]	[illegible]	[illegible]	[illegible]	[illegible]	[illegible]	[illegible]
Acute hepatitis C	[illegible]	[illegible]	[illegible]	[illegible]	[illegible]	[illegible]	[illegible]	[illegible]	[illegible]	[illegible]	[illegible]	[illegible]	[illegible]	[illegible]	[illegible]	[illegible]	[illegible]	[illegible]	[illegible]
Acute hepatitis E	[illegible]	[illegible]	[illegible]	[illegible]	[illegible]	[illegible]	[illegible]	[illegible]	[illegible]	[illegible]	[illegible]	[illegible]	[illegible]	[illegible]	[illegible]	[illegible]	[illegible]	[illegible]	[illegible]
Other unspecified infectious diseases	[illegible]	[illegible]	[illegible]	[illegible]	[illegible]	[illegible]	[illegible]	[illegible]	[illegible]	[illegible]	[illegible]	[illegible]	[illegible]	[illegible]	[illegible]	[illegible]	[illegible]	[illegible]	[illegible]
Maternal and neonatal disorders	[illegible]	[illegible]	[illegible]	[illegible]	[illegible]	[illegible]	[illegible]	[illegible]	[illegible]	[illegible]	[illegible]	[illegible]	[illegible]	[illegible]	[illegible]	[illegible]	[illegible]	[illegible]	[illegible]
Maternal disorders	[illegible]	[illegible]	[illegible]	[illegible]	[illegible]	[illegible]	[illegible]	[illegible]	[illegible]	[illegible]	[illegible]	[illegible]	[illegible]	[illegible]	[illegible]	[illegible]	[illegible]	[illegible]	[illegible]
Maternal hemorrhage	[illegible]	[illegible]	[illegible]	[illegible]	[illegible]	[illegible]	[illegible]	[illegible]	[illegible]	[illegible]	[illegible]	[illegible]	[illegible]	[illegible]	[illegible]	[illegible]	[illegible]	[illegible]	[illegible]
Maternal sepsis and other maternal infections	[illegible]	[illegible]	[illegible]	[illegible]	[illegible]	[illegible]	[illegible]	[illegible]	[illegible]	[illegible]	[illegible]	[illegible]	[illegible]	[illegible]	[illegible]	[illegible]	[illegible]	[illegible]	[illegible]
Maternal hypertensive disorders	[illegible]	[illegible]	[illegible]	[illegible]	[illegible]	[illegible]	[illegible]	[illegible]	[illegible]	[illegible]	[illegible]	[illegible]	[illegible]	[illegible]	[illegible]	[illegible]	[illegible]	[illegible]	[illegible]
Maternal obstructed labor and uterine rupture	[illegible]	[illegible]	[illegible]	[illegible]	[illegible]	[illegible]	[illegible]	[illegible]	[illegible]	[illegible]	[illegible]	[illegible]	[illegible]	[illegible]	[illegible]	[illegible]	[illegible]	[illegible]	[illegible]
Maternal abortion and miscarriage	[illegible]	[illegible]	[illegible]	[illegible]	[illegible]	[illegible]	[illegible]	[illegible]	[illegible]	[illegible]	[illegible]	[illegible]	[illegible]	[illegible]	[illegible]	[illegible]	[illegible]	[illegible]	[illegible]
Ectopic pregnancy	[illegible]	[illegible]	[illegible]	[illegible]	[illegible]	[illegible]	[illegible]	[illegible]	[illegible]	[illegible]	[illegible]	[illegible]	[illegible]	[illegible]	[illegible]	[illegible]	[illegible]	[illegible]	[illegible]
Indirect maternal deaths	[illegible]	[illegible]	[illegible]	[illegible]	[illegible]	[illegible]	[illegible]	[illegible]	[illegible]	[illegible]	[illegible]	[illegible]	[illegible]	[illegible]	[illegible]	[illegible]	[illegible]	[illegible]	[illegible]
Late maternal deaths	[illegible]	[illegible]	[illegible]	[illegible]	[illegible]	[illegible]	[illegible]	[illegible]	[illegible]	[illegible]	[illegible]	[illegible]	[illegible]	[illegible]	[illegible]	[illegible]	[illegible]	[illegible]	[illegible]
Maternal deaths aggravated by HIV/AIDS	[illegible]	[illegible]	[illegible]	[illegible]	[illegible]	[illegible]	[illegible]	[illegible]	[illegible]	[illegible]	[illegible]	[illegible]	[illegible]	[illegible]	[illegible]	[illegible]	[illegible]	[illegible]	[illegible]
Neonatal disorders	[illegible]	[illegible]	[illegible]	[illegible]	[illegible]	[illegible]	[illegible]	[illegible]	[illegible]	[illegible]	[illegible]	[illegible]	[illegible]	[illegible]	[illegible]	[illegible]	[illegible]	[illegible]	[illegible]
Neonatal preterm birth	[illegible]	[illegible]	[illegible]	[illegible]	[illegible]	[illegible]	[illegible]	[illegible]	[illegible]	[illegible]	[illegible]	[illegible]	[illegible]	[illegible]	[illegible]	[illegible]	[illegible]	[illegible]	[illegible]
Neonatal encephalopathy due to birth asphyxia and trauma	[illegible]	[illegible]	[illegible]	[illegible]	[illegible]	[illegible]	[illegible]	[illegible]	[illegible]	[illegible]	[illegible]	[illegible]	[illegible]	[illegible]	[illegible]	[illegible]	[illegible]	[illegible]	[illegible]
Neonatal sepsis and other neonatal infections	[illegible]	[illegible]	[illegible]	[illegible]	[illegible]	[illegible]	[illegible]	[illegible]	[illegible]	[illegible]	[illegible]	[illegible]	[illegible]	[illegible]	[illegible]	[illegible]	[illegible]	[illegible]	[illegible]
Hemolytic disease and other neonatal jaundice	[illegible]	[illegible]	[illegible]	[illegible]	[illegible]	[illegible]	[illegible]	[illegible]	[illegible]	[illegible]	[illegible]	[illegible]	[illegible]	[illegible]	[illegible]	[illegible]	[illegible]	[illegible]	[illegible]
Other neonatal disorders	[illegible]	[illegible]	[illegible]	[illegible]	[illegible]	[illegible]	[illegible]	[illegible]	[illegible]	[illegible]	[illegible]	[illegible]	[illegible]	[illegible]	[illegible]	[illegible]	[illegible]	[illegible]	[illegible]
Nutritional deficiencies	[illegible]	[illegible]	[illegible]	[illegible]	[illegible]	[illegible]	[illegible]	[illegible]	[illegible]	[illegible]	[illegible]	[illegible]	[illegible]	[illegible]	[illegible]	[illegible]	[illegible]	[illegible]	[illegible]
Protein-energy malnutrition	[illegible]	[illegible]	[illegible]	[illegible]	[illegible]	[illegible]	[illegible]	[illegible]	[illegible]	[illegible]	[illegible]	[illegible]	[illegible]	[illegible]	[illegible]	[illegible]	[illegible]	[illegible]	[illegible]
Iodine deficiency	[illegible]	[illegible]	[illegible]	[illegible]	[illegible]	[illegible]	[illegible]	[illegible]	[illegible]	[illegible]	[illegible]	[illegible]	[illegible]	[illegible]	[illegible]	[illegible]	[illegible]	[illegible]	[illegible]
Vitamin A deficiency	[illegible]	[illegible]	[illegible]	[illegible]	[illegible]	[illegible]	[illegible]	[illegible]	[illegible]	[illegible]	[illegible]	[illegible]	[illegible]	[illegible]	[illegible]	[illegible]	[illegible]	[illegible]	[illegible]
Dietary iron deficiency	[illegible]	[illegible]	[illegible]	[illegible]	[illegible]	[illegible]	[illegible]	[illegible]	[illegible]	[illegible]	[illegible]	[illegible]	[illegible]	[illegible]	[illegible]	[illegible]	[illegible]	[illegible]	[illegible]
Other nutritional deficiencies	[illegible]	[illegible]	[illegible]	[illegible]	[illegible]	[illegible]	[illegible]	[illegible]	[illegible]	[illegible]	[illegible]	[illegible]	[illegible]	[illegible]	[illegible]	[illegible]	[illegible]	[illegible]	[illegible]
Non-communicable diseases	[illegible]	[illegible]	[illegible]	[illegible]	[illegible]	[illegible]	[illegible]	[illegible]	[illegible]	[illegible]	[illegible]	[illegible]	[illegible]	[illegible]	[illegible]	[illegible]	[illegible]	[illegible]	[illegible]
Neoplasms	[illegible]	[illegible]	[illegible]	[illegible]	[illegible]	[illegible]	[illegible]	[illegible]	[illegible]	[illegible]	[illegible]	[illegible]	[illegible]	[illegible]	[illegible]	[illegible]	[illegible]	[illegible]	[illegible]
Lip and oral cavity cancer	[illegible]	[illegible]	[illegible]	[illegible]	[illegible]	[illegible]	[illegible]	[illegible]	[illegible]	[illegible]	[illegible]	[illegible]	[illegible]	[illegible]	[illegible]	[illegible]	[illegible]	[illegible]	[illegible]
Nasopharynx cancer	[illegible]	[illegible]	[illegible]	[illegible]	[illegible]	[illegible]	[illegible]	[illegible]	[illegible]	[illegible]	[illegible]	[illegible]	[illegible]	[illegible]	[illegible]	[illegible]	[illegible]	[illegible]	[illegible]
Other pharynx cancer	[illegible]	[illegible]	[illegible]	[illegible]	[illegible]	[illegible]	[illegible]	[illegible]	[illegible]	[illegible]	[illegible]	[illegible]	[illegible]	[illegible]	[illegible]	[illegible]	[illegible]	[illegible]	[illegible]
Esophageal cancer	[illegible]	[illegible]	[illegible]	[illegible]	[illegible]	[illegible]	[illegible]	[illegible]	[illegible]	[illegible]	[illegible]	[illegible]	[illegible]	[illegible]	[illegible]	[illegible]	[illegible]	[illegible]	[illegible]
Stomach cancer	[illegible]	[illegible]	[illegible]	[illegible]	[illegible]	[illegible]	[illegible]	[illegible]	[illegible]	[illegible]	[illegible]	[illegible]	[illegible]	[illegible]	[illegible]	[illegible]	[illegible]	[illegible]	[illegible]
Colon and rectum cancer	[illegible]	[illegible]	[illegible]	[illegible]	[illegible]	[illegible]	[illegible]	[illegible]	[illegible]	[illegible]	[illegible]	[illegible]	[illegible]	[illegible]	[illegible]	[illegible]	[illegible]	[illegible]	[illegible]
Liver cancer	[illegible]	[illegible]	[illegible]	[illegible]	[illegible]	[illegible]	[illegible]	[illegible]	[illegible]	[illegible]	[illegible]	[illegible]	[illegible]	[illegible]	[illegible]	[illegible]	[illegible]	[illegible]	[illegible]
Liver cancer due to hepatitis B	[illegible]	[illegible]	[illegible]	[illegible]	[illegible]	[illegible]	[illegible]	[illegible]	[illegible]	[illegible]	[illegible]	[illegible]	[illegible]	[illegible]	[illegible]	[illegible]	[illegible]	[illegible]	[illegible]
Liver cancer due to hepatitis C	[illegible]	[illegible]	[illegible]	[illegible]	[illegible]	[illegible]	[illegible]	[illegible]	[illegible]	[illegible]	[illegible]	[illegible]	[illegible]	[illegible]	[illegible]	[illegible]	[illegible]	[illegible]	[illegible]
Liver cancer due to alcohol use	[illegible]	[illegible]	[illegible]	[illegible]	[illegible]	[illegible]	[illegible]	[illegible]	[illegible]	[illegible]	[illegible]	[illegible]	[illegible]	[illegible]	[illegible]	[illegible]	[illegible]	[illegible]	[illegible]
Liver cancer due to NASH	[illegible]	[illegible]	[illegible]	[illegible]	[illegible]	[illegible]	[illegible]	[illegible]	[illegible]	[illegible]	[illegible]	[illegible]	[illegible]	[illegible]	[illegible]	[illegible]	[illegible]	[illegible]	[illegible]
Liver cancer due to other causes	[illegible]	[illegible]	[illegible]	[illegible]	[illegible]	[illegible]	[illegible]	[illegible]	[illegible]	[illegible]	[illegible]	[illegible]	[illegible]	[illegible]	[illegible]	[illegible]	[illegible]	[illegible]	[illegible]
Gallbladder and biliary tract cancer	[illegible]	[illegible]	[illegible]	[illegible]	[illegible]	[illegible]	[illegible]	[illegible]	[illegible]	[illegible]	[illegible]	[illegible]	[illegible]	[illegible]	[illegible]	[illegible]	[illegible]	[illegible]	[illegible]
Pancreatic cancer	[illegible]	[illegible]	[illegible]	[illegible]	[illegible]	[illegible]	[illegible]	[illegible]	[illegible]	[illegible]	[illegible]	[illegible]	[illegible]	[illegible]	[illegible]	[illegible]	[illegible]	[illegible]	[illegible]
Larynx cancer	[illegible]	[illegible]	[illegible]	[illegible]	[illegible]	[illegible]	[illegible]	[illegible]	[illegible]	[illegible]	[illegible]	[illegible]	[illegible]	[illegible]	[illegible]	[illegible]	[illegible]	[illegible]	[illegible]
Tracheal, bronchus, and lung cancer	[illegible]	[illegible]	[illegible]	[illegible]	[illegible]	[illegible]	[illegible]	[illegible]	[illegible]	[illegible]	[illegible]	[illegible]	[illegible]	[illegible]	[illegible]	[illegible]	[illegible]	[illegible]	[illegible]
Malignant skin melanoma	[illegible]	[illegible]	[illegible]	[illegible]	[illegible]	[illegible]	[illegible]	[illegible]	[illegible]	[illegible]	[illegible]	[illegible]	[illegible]	[illegible]	[illegible]	[illegible]	[illegible]	[illegible]	[illegible]
Non-melanoma skin cancer	[illegible]	[illegible]	[illegible]	[illegible]	[illegible]	[illegible]	[illegible]	[illegible]	[illegible]	[illegible]	[illegible]	[illegible]	[illegible]	[illegible]	[illegible]	[illegible]	[illegible]	[illegible]	[illegible]
Non-melanoma skin cancer (squamous-cell carcinoma)	[illegible]	[illegible]	[illegible]	[illegible]	[illegible]	[illegible]	[illegible]	[illegible]	[illegible]	[illegible]	[illegible]	[illegible]	[illegible]	[illegible]	[illegible]	[illegible]	[illegible]	[illegible]	[illegible]
Non-melanoma skin cancer (basal-cell carcinoma)	[illegible]	[illegible]	[illegible]	[illegible]	[illegible]	[illegible]	[illegible]	[illegible]	[illegible]	[illegible]	[illegible]	[illegible]	[illegible]	[illegible]	[illegible]	[illegible]	[illegible]	[illegible]	[illegible]
Breast cancer	[illegible]	[illegible]	[illegible]	[illegible]	[illegible]	[illegible]	[illegible]	[illegible]	[illegible]	[illegible]	[illegible]	[illegible]	[illegible]	[illegible]	[illegible]	[illegible]	[illegible]	[illegible]	[illegible]
Cervical cancer	[illegible]	[illegible]	[illegible]	[illegible]	[illegible]	[illegible]	[illegible]	[illegible]	[illegible]	[illegible]	[illegible]	[illegible]	[illegible]	[illegible]	[illegible]	[illegible]	[illegible]	[illegible]	[illegible]
Uterine cancer	[illegible]	[illegible]	[illegible]	[illegible]	[illegible]	[illegible]	[illegible]	[illegible]	[illegible]	[illegible]	[illegible]	[illegible]	[illegible]	[illegible]	[illegible]	[illegible]	[illegible]	[illegible]	[illegible]
Ovarian cancer	[illegible]	[illegible]	[illegible]	[illegible]	[illegible]	[illegible]	[illegible]	[illegible]	[illegible]	[illegible]	[illegible]	[illegible]	[illegible]	[illegible]	[illegible]	[illegible]	[illegible]	[illegible]	[illegible]
Prostate cancer	[illegible]	[illegible]	[illegible]	[illegible]	[illegible]	[illegible]	[illegible]	[illegible]	[illegible]	[illegible]	[illegible]	[illegible]	[illegible]	[illegible]	[illegible]	[illegible]	[illegible]	[illegible]	[illegible]
Testicular cancer	--	--	--	--	--	--	--	--	--	--	--	--	--	--	--	--	--	--	--
Kidney cancer	25·3 (9·7 to 60·4)	12·4 (4·5 to 26·9)	11·6 (3·8 to 28)	13·4 (4·8 to 29·9)	16·2 (7 to 33·3)	23·8 (9·8 to 51·5)	46·1 (19·6 to 94·8)	48·4 (22·6 to 96·7)	76 (36 to 146)	85 (42·6 to 176)	82·4 (40·3 to 179)	94·8 (46·9 to 196)	75·9 (38·8 to 150)	55·9 (29·3 to 111)	42·3 (21·4 to 83·2)	20·8 (10·3 to 39·7)	8·4 (4 to 17·2)	1·7 (0·8 to 3·2)	0·3 (0·2 to 0·7)
Bladder cancer	[illegible]	[illegible]	[illegible]	[illegible]	[illegible]	[illegible]	[illegible]	[illegible]	[illegible]	[illegible]	[illegible]	[illegible]	[illegible]	[illegible]	[illegible]	[illegible]	[illegible]	[illegible]	[illegible]
Brain and central nervous system cancer	[illegible]	[illegible]	[illegible]	[illegible]	[illegible]	[illegible]	[illegible]	[illegible]	[illegible]	[illegible]	[illegible]	[illegible]	[illegible]	[illegible]	[illegible]	[illegible]	[illegible]	[illegible]	[illegible]
Thyroid cancer	[illegible]	[illegible]	[illegible]	[illegible]	[illegible]	[illegible]	[illegible]	[illegible]	[illegible]	[illegible]	[illegible]	[illegible]	[illegible]	[illegible]	[illegible]	[illegible]	[illegible]	[illegible]	[illegible]
Mesothelioma	[illegible]	[illegible]	[illegible]	[illegible]	[illegible]	[illegible]	[illegible]	[illegible]	[illegible]	[illegible]	[illegible]	[illegible]	[illegible]	[illegible]	[illegible]	[illegible]	[illegible]	[illegible]	[illegible]
Hodgkin lymphoma	[illegible]	[illegible]	[illegible]	[illegible]	[illegible]	[illegible]	[illegible]	[illegible]	[illegible]	[illegible]	[illegible]	[illegible]	[illegible]	[illegible]	[illegible]	[illegible]	[illegible]	[illegible]	[illegible]
Non-Hodgkin lymphoma	[illegible]	[illegible]	[illegible]	[illegible]	[illegible]	[illegible]	[illegible]	[illegible]	[illegible]	[illegible]	[illegible]	[illegible]	[illegible]	[illegible]	[illegible]	[illegible]	[illegible]	[illegible]	[illegible]
Multiple myeloma	[illegible]	[illegible]	[illegible]	[illegible]	[illegible]	[illegible]	[illegible]	[illegible]	[illegible]	[illegible]	[illegible]	[illegible]	[illegible]	[illegible]	[illegible]	[illegible]	[illegible]	[illegible]	[illegible]
Leukemia	[illegible]	[illegible]	[illegible]	[illegible]	[illegible]	[illegible]	[illegible]	[illegible]	[illegible]	[illegible]	[illegible]	[illegible]	[illegible]	[illegible]	[illegible]	[illegible]	[illegible]	[illegible]	[illegible]
Acute lymphoid leukemia	[illegible]	[illegible]	[illegible]	[illegible]	[illegible]	[illegible]	[illegible]	[illegible]	[illegible]	[illegible]	[illegible]	[illegible]	[illegible]	[illegible]	[illegible]	[illegible]	[illegible]	[illegible]	[illegible]
Chronic lymphoid leukemia	[illegible]	[illegible]	[illegible]	[illegible]	[illegible]	[illegible]	[illegible]	[illegible]	[illegible]	[illegible]	[illegible]	[illegible]	[illegible]	[illegible]	[illegible]	[illegible]	[illegible]	[illegible]	[illegible]
Acute myeloid leukemia	[illegible]	[illegible]	[illegible]	[illegible]	[illegible]	[illegible]	[illegible]	[illegible]	[illegible]	[illegible]	[illegible]	[illegible]	[illegible]	[illegible]	[illegible]	[illegible]	[illegible]	[illegible]	[illegible]
Chronic myeloid leukemia	[illegible]	[illegible]	[illegible]	[illegible]	[illegible]	[illegible]	[illegible]	[illegible]	[illegible]	[illegible]	[illegible]	[illegible]	[illegible]	[illegible]	[illegible]	[illegible]	[illegible]	[illegible]	[illegible]
Other leukemia	[illegible]	[illegible]	[illegible]	[illegible]	[illegible]	[illegible]	[illegible]	[illegible]	[illegible]	[illegible]	[illegible]	[illegible]	[illegible]	[illegible]	[illegible]	[illegible]	[illegible]	[illegible]	[illegible]
Other malignant neoplasms	[illegible]	[illegible]	[illegible]	[illegible]	[illegible]	[illegible]	[illegible]	[illegible]	[illegible]	[illegible]	[illegible]	[illegible]	[illegible]	[illegible]	[illegible]	[illegible]	[illegible]	[illegible]	[illegible]
Other neoplasms	[illegible]	[illegible]	[illegible]	[illegible]	[illegible]	[illegible]	[illegible]	[illegible]	[illegible]	[illegible]	[illegible]	[illegible]	[illegible]	[illegible]	[illegible]	[illegible]	[illegible]	[illegible]	[illegible]
Myelodysplastic, myeloproliferative, and other hematopoietic n	[illegible]	[illegible]	[illegible]	[illegible]	[illegible]	[illegible]	[illegible]	[illegible]	[illegible]	[illegible]	[illegible]	[illegible]	[illegible]	[illegible]	[illegible]	[illegible]	[illegible]	[illegible]	[illegible]
Benign and in situ intestinal neoplasms	[illegible]	[illegible]	[illegible]	[illegible]	[illegible]	[illegible]	[illegible]	[illegible]	[illegible]	[illegible]	[illegible]	[illegible]	[illegible]	[illegible]	[illegible]	[illegible]	[illegible]	[illegible]	[illegible]
Benign and in situ cervical and uterine neoplasms	[illegible]	[illegible]	[illegible]	[illegible]	[illegible]	[illegible]	[illegible]	[illegible]	[illegible]	[illegible]	[illegible]	[illegible]	[illegible]	[illegible]	[illegible]	[illegible]	[illegible]	[illegible]	[illegible]
Other benign and in situ neoplasms	[illegible]	[illegible]	[illegible]	[illegible]	[illegible]	[illegible]	[illegible]	[illegible]	[illegible]	[illegible]	[illegible]	[illegible]	[illegible]	[illegible]	[illegible]	[illegible]	[illegible]	[illegible]	[illegible]
Cardiovascular diseases	[illegible]	[illegible]	[illegible]	[illegible]	[illegible]	[illegible]	[illegible]	[illegible]	[illegible]	[illegible]	[illegible]	[illegible]	[illegible]	[illegible]	[illegible]	[illegible]	[illegible]	[illegible]	[illegible]
Rheumatic heart disease	[illegible]	[illegible]	[illegible]	[illegible]	[illegible]	[illegible]	[illegible]	[illegible]	[illegible]	[illegible]	[illegible]	[illegible]	[illegible]	[illegible]	[illegible]	[illegible]	[illegible]	[illegible]	[illegible]





SR Table 2b: Bengkulu DALYS by cause and age group for females with 95% uncertainty intervals, 2019

Cause	Early Neonatal	Late Neonatal	Post Neonatal	1 to 4	5 to 9	10 to 14	15 to 19	20 to 24	25 to 29	30 to 34	35 to 39	40 to 44
All causes	13,400 (10,400 to 17,000)	2,830 (2,200 to 3,580)	9,880 (7,010 to 13,600)	8,070 (6,680 to 9,610)	5,730 (4,640 to 7,110)	6,850 (5,390 to 8,770)	9,670 (7,760 to 12,000)	11,600 (9,230 to 14,700)	13,500 (10,600 to 17,100)	15,600 (12,200 to 19,900)	19,000 (14,700 to 24,500)	21,600 (16,800 to 28,000)
Communicable, maternal, neonatal, and nutritional diseases	11,300 (8,280 to 14,600)	1,860 (933 to 2,540)	5,850 (3,190 to 8,740)	4,260 (3,090 to 5,780)	1,970 (1,420 to 2,760)	1,640 (1,210 to 2,350)	2,120 (1,650 to 2,750)	2,670 (1,980 to 3,720)	2,880 (2,110 to 4,070)	2,870 (2,090 to 4,080)	3,230 (2,310 to 4,480)	2,900 (2,110 to 3,920)
HIV/AIDS and sexually transmitted infections	622 (179 to 1,430)	151 (36 to 357)	229 (92·9 to 464)	342 (147 to 618)	56·3 (39·4 to 71·8)	37·5 (25·3 to 48·6)	97·1 (72 to 119)	163 (135 to 196)	320 (252 to 396)	421 (341 to 540)	470 (327 to 660)	436 (340 to 592)
HIV/AIDS	0 (0 to 0)	0 (0 to 0)	75·6 (30·6 to 139)	333 (141 to 611)	52·1 (35·9 to 67·2)	36·7 (24·6 to 47·9)	94·2 (70 to 116)	154 (128 to 187)	305 (236 to 381)	403 (326 to 526)	450 (310 to 638)	416 (323 to 572)
HIV/AIDS - Drug-susceptible Tuberculosis	0 (0 to 0)	0 (0 to 0)	34·1 (14 to 62·4)	152 (63·6 to 278)	27·3 (17·9 to 38)	19·8 (12·8 to 29·2)	52 (36·7 to 68·5)	89·2 (68·8 to 115)	166 (127 to 208)	207 (162 to 270)	227 (156 to 312)	211 (157 to 288)
HIV/AIDS - Multidrug-resistant Tuberculosis without extensive	0 (0 to 0)	0 (0 to 0)	0·4 (0 to 2·3)	1·7 (0 to 9·8)	0·2 (0 to 1·4)	0·2 (0 to 1)	0·4 (0 to 2·6)	0·7 (0 to 4·3)	1·3 (0 to 8)	1·7 (0 to 10·2)	1·9 (0 to 11·1)	1·8 (0 to 10·8)
HIV/AIDS - Extensively drug-resistant Tuberculosis	0 (0 to 0)	0 (0 to 0)	0·1 (0 to 0·4)	0·3 (0 to 1·9)	0 (0 to 0·2)	0 (0 to 0·2)	0·1 (0 to 0·4)	0·1 (0 to 0·7)	0·2 (0 to 1·3)	0·3 (0 to 1·7)	0·3 (0 to 2)	0·3 (0 to 1·8)
HIV/AIDS resulting in other diseases	0 (0 to 0)	0 (0 to 0)	41 (16·5 to 76·1)	180 (72·4 to 333)	24·5 (16·8 to 31)	16·6 (11·4 to 20·2)	41·7 (30·8 to 49·4)	64·4 (55·4 to 78)	137 (105 to 175)	195 (157 to 263)	220 (144 to 321)	204 (155 to 286)
Sexually transmitted infections excluding HIV	622 (179 to 1,430)	151 (36 to 357)	153 (37·9 to 379)	8·6 (2·3 to 20·9)	4·2 (1·1 to 10)	0·8 (0·6 to 1·3)	2·9 (1·5 to 5·5)	8·5 (3·7 to 17)	14·9 (6·4 to 30·6)	18 (7·7 to 37·3)	20·2 (9·5 to 40)	19·4 (9·1 to 39·4)
Syphilis	622 (179 to 1,430)	151 (36 to 357)	153 (37·9 to 379)	8·6 (2·3 to 20·9)	4·2 (1·1 to 10)	0·3 (0·2 to 0·3)	0·1 (0·1 to 0·2)	0·1 (0 to 0·3)	0·3 (0·1 to 0·6)	0·3 (0·1 to 0·5)	0·4 (0·2 to 0·8)	0·2 (0·1 to 0·4)
Chlamydial infection	0 (0 to 0)	0 (0 to 0)	0 (0 to 0)	0 (0 to 0)	0 (0 to 0)	0·1 (0 to 0·1)	0·2 (0·1 to 0·3)	0·5 (0·3 to 0·9)	0·6 (0·3 to 1·1)	0·7 (0·3 to 1·2)	1 (0·5 to 1·7)	1 (0·5 to 1·8)
Gonococcal infection	0 (0 to 0)	0 (0 to 0)	0 (0 to 0)	0 (0 to 0)	0 (0 to 0)	0·1 (0·1 to 0·1)	0·2 (0·1 to 0·3)	0·4 (0·2 to 0·8)	0·5 (0·2 to 1·1)	0·4 (0·2 to 0·8)	0·9 (0·3 to 1·9)	1·1 (0·4 to 2·5)
Trichomoniasis	0 (0 to 0)	0 (0 to 0)	0 (0 to 0)	0 (0 to 0)	0 (0 to 0)	0·1 (0 to 0·3)	1·1 (0·3 to 2·7)	4·7 (1·5 to 11·4)	8·9 (2·9 to 21·3)	10·5 (3·5 to 24·5)	10·4 (3·3 to 24·8)	9·7 (3·1 to 23·5)
Genital herpes	0 (0 to 0)	0 (0 to 0)	0 (0 to 0)	0 (0 to 0)	0 (0 to 0)	0·2 (0·1 to 0·5)	0·9 (0·3 to 2·3)	2 (0·6 to 5)	3·2 (1 to 7·8)	4·3 (1·3 to 10·5)	4·8 (1·5 to 12)	4·6 (1·4 to 11·6)
Other sexually transmitted infections	0 (0 to 0)	0 (0 to 0)	0 (0 to 0)	0 (0 to 0)	0 (0 to 0)	0·1 (0·1 to 0·2)	0·4 (0·3 to 0·6)	0·9 (0·5 to 1·4)	1·4 (0·8 to 2·4)	1·9 (1·1 to 3·3)	2·7 (1·6 to 4·5)	2·7 (1·6 to 4·6)
Respiratory infections and tuberculosis	263 (136 to 484)	356 (148 to 637)	2,000 (1,010 to 3,400)	762 (468 to 1,190)	359 (262 to 489)	316 (227 to 420)	483 (344 to 669)	705 (480 to 1,070)	728 (470 to 1,160)	566 (362 to 907)	770 (467 to 1,250)	725 (447 to 1,160)
Tuberculosis	0 (0 to 0)	0 (0 to 0)	251 (113 to 458)	122 (65·2 to 211)	97·1 (57·5 to 151)	116 (73·9 to 175)	296 (176 to 450)	534 (329 to 852)	558 (331 to 923)	392 (214 to 684)	579 (309 to 1,030)	538 (301 to 915)
Latent tuberculosis infection	0 (0 to 0)	0 (0 to 0)	0 (0 to 0)	0 (0 to 0)	0 (0 to 0)	0 (0 to 0)	0 (0 to 0)	0 (0 to 0)	0 (0 to 0)	0 (0 to 0)	0 (0 to 0)	0 (0 to 0)
Drug-susceptible tuberculosis	0 (0 to 0)	0 (0 to 0)	249 (112 to 457)	121 (64·7 to 210)	96·3 (57·1 to 149)	115 (71·8 to 172)	293 (170 to 448)	529 (326 to 847)	553 (322 to 923)	388 (213 to 683)	574 (307 to 1,020)	533 (296 to 913)
Multidrug-resistant tuberculosis without extensive drug resistar	0 (0 to 0)	0 (0 to 0)	2·1 (0 to 11·8)	1 (0 to 6)	0·7 (0 to 3·8)	0·9 (0 to 5)	2·4 (0·1 to 14·6)	4·1 (0·1 to 21·9)	4·1 (0·1 to 23·6)	2·9 (0·1 to 17·3)	4·3 (0·1 to 25·7)	4 (0·1 to 23·1)
Extensively drug-resistant tuberculosis	0 (0 to 0)	0 (0 to 0)	0·4 (0 to 2·1)	0·2 (0 to 1·1)	0·1 (0 to 0·7)	0·2 (0 to 1)	0·5 (0 to 2·5)	0·8 (0 to 3·8)	0·8 (0 to 4·2)	0·6 (0 to 3·4)	0·8 (0 to 4·9)	0·8 (0 to 4·5)
Lower respiratory infections	263 (136 to 484)	355 (147 to 635)	1,720 (802 to 3,000)	514 (260 to 880)	105 (62·3 to 162)	73·9 (47·6 to 111)	73·5 (46·9 to 108)	67 (40·2 to 107)	75·7 (41·5 to 132)	85·6 (46·2 to 145)	105 (54·8 to 187)	114 (62 to 197)
Upper respiratory infections	0·2 (0·1 to 0·3)	1·1 (0·6 to 1·8)	20·7 (11·7 to 33·7)	90·6 (50·8 to 151)	105 (57·6 to 178)	92·7 (48·6 to 160)	85·8 (45·4 to 148)	81·4 (43·6 to 139)	75·2 (41·3 to 126)	71·9 (37·5 to 121)	68·4 (33·9 to 115)	58·1 (31 to 102)
Otitis media	0 (0 to 0·1)	0·1 (0 to 0·1)	3·2 (1·7 to 5·8)	35·2 (19·3 to 62·4)	51·8 (27·6 to 88·4)	33·4 (17·5 to 60)	27·5 (14·2 to 47·3)	23·1 (9·6 to 45·4)	19·3 (9 to 37·1)	16·6 (7 to 31·5)	16·3 (7·5 to 30·4)	15·3 (6·9 to 28·7)
Enteric infections	87·2 (36·6 to 175)	221 (79·2 to 479)	1,800 (697 to 3,470)	984 (494 to 1,750)	389 (227 to 664)	420 (239 to 672)	321 (167 to 558)	240 (127 to 444)	203 (108 to 387)	198 (102 to 378)	212 (108 to 415)	214 (107 to 442)
Diarrheal diseases	87·2 (36·6 to 175)	221 (79 to 478)	1,790 (690 to 3,460)	847 (404 to 1,600)	206 (105 to 373)	150 (76·6 to 262)	107 (55·1 to 197)	122 (55·6 to 261)	128 (58·6 to 276)	152 (70·4 to 317)	181 (83 to 378)	193 (85·4 to 421)
Typhoid and paratyphoid	0 (0 to 0)	0 (0 to 0)	0·8 (0·3 to 2)	120 (34·5 to 290)	173 (58·3 to 374)	261 (106 to 483)	209 (72·6 to 431)	114 (38·5 to 267)	72·7 (26·1 to 161)	44·1 (15·2 to 100)	28·9 (10·6 to 62·5)	19·5 (7·5 to 42·4)
Typhoid fever	0 (0 to 0)	0 (0 to 0)	0·7 (0·2 to 1·8)	108 (31·2 to 266)	157 (53·4 to 342)	237 (97·6 to 445)	191 (66·3 to 394)	104 (35·8 to 244)	67·2 (24·2 to 151)	41 (14 to 92·6)	27 (10 to 58·5)	18·3 (7·1 to 40)
Paratyphoid fever	0 (0 to 0)	0 (0 to 0)	0·1 (0 to 0·2)	11·1 (2·6 to 30·3)	16·3 (4·7 to 41·8)	24·2 (7·8 to 53·6)	18·6 (5·4 to 44·5)	9·5 (2·7 to 24·8)	5·6 (1·7 to 13·9)	3·1 (0·8 to 8·2)	1·9 (0·6 to 4·5)	1·1 (0·3 to 2·8)
Invasive Non-typhoidal Salmonella (iNTS)	0 (0 to 0)	0·3 (0·1 to 0·5)	3·5 (1·4 to 6·7)	15·8 (6·9 to 30·9)	10·2 (4·5 to 19·8)	8·1 (3·2 to 16·1)	5·5 (2 to 11·9)	3·7 (1·2 to 8·8)	2·6 (0·8 to 6·4)	1·9 (0·5 to 4·7)	1·8 (0·5 to 4)	1·6 (0·5 to 3·4)
Other intestinal infectious diseases	0 (0 to 0)	0 (0 to 0)	1·3 (0 to 5·7)	1·4 (0·2 to 4·8)	0·6 (0·1 to 2·5)	0·5 (0 to 1·8)	0·3 (0 to 1·2)	0·3 (0 to 1·1)	0·1 (0 to 0·5)	0·3 (0 to 1·1)	0·2 (0 to 0·8)	0·2 (0 to 0·9)
Neglected tropical diseases and malaria	0·6 (0·1 to 1·5)	2·2 (0·6 to 8·1)	38·2 (7·7 to 182)	100 (33·9 to 372)	179 (88 to 381)	133 (69·3 to 265)	169 (68·8 to 446)	172 (68·6 to 409)	141 (64·6 to 314)	137 (63·8 to 302)	132 (60·7 to 306)	102 (49·6 to 226)
Malaria	0 (0 to 0)	0·4 (0·1 to 1·5)	17·2 (1·8 to 78)	40·1 (7·7 to 148)	60·9 (15·5 to 191)	32·5 (10·3 to 101)	95·7 (15·3 to 371)	83·1 (18·2 to 306)	65 (17·7 to 221)	63·1 (18 to 212)	63·1 (15·6 to 220)	41 (9 to 151)
Chagas disease	0 (0 to 0)	0 (0 to 0)	0 (0 to 0)	0 (0 to 0)	0 (0 to 0)	0 (0 to 0)	0 (0 to 0)	0 (0 to 0)	0 (0 to 0)	0 (0 to 0)	0 (0 to 0)	0 (0 to 0)
Leishmaniasis	0 (0 to 0)	0 (0 to 0)	0 (0 to 0)	0 (0 to 0)	0 (0 to 0)	0 (0 to 0)	0 (0 to 0)	0 (0 to 0)	0 (0 to 0)	0 (0 to 0)	0 (0 to 0)	0 (0 to 0)
Visceral leishmaniasis	0 (0 to 0)	0 (0 to 0)	0 (0 to 0)	0 (0 to 0)	0 (0 to 0)	0 (0 to 0)	0 (0 to 0)	0 (0 to 0)	0 (0 to 0)	0 (0 to 0)	0 (0 to 0)	0 (0 to 0)
Cutaneous and mucocutaneous leishmaniasis	0 (0 to 0)	0 (0 to 0)	0 (0 to 0)	0 (0 to 0)	0 (0 to 0)	0 (0 to 0)	0 (0 to 0)	0 (0 to 0)	0 (0 to 0)	0 (0 to 0)	0 (0 to 0)	0 (0 to 0)
African trypanosomiasis	0 (0 to 0)	0 (0 to 0)	0 (0 to 0)	0 (0 to 0)	0 (0 to 0)	0 (0 to 0)	0 (0 to 0)	0 (0 to 0)	0 (0 to 0)	0 (0 to 0)	0 (0 to 0)	0 (0 to 0)
Schistosomiasis	0 (0 to 0)	0 (0 to 0)	0 (0 to 0)	0 (0 to 0)	0 (0 to 0)	0 (0 to 0)	0 (0 to 0)	0 (0 to 0)	0 (0 to 0)	0 (0 to 0)	0 (0 to 0)	0 (0 to 0)
Cysticercosis	0 (0 to 0)	0 (0 to 0)	0 (0 to 0)	0 (0 to 0)	0 (0 to 0)	0 (0 to 0·1)	0 (0 to 0·1)	0·1 (0 to 0·2)	0·1 (0 to 0·3)	0·2 (0 to 0·4)	0·2 (0·1 to 0·5)	0·3 (0·1 to 0·5)
Cystic echinococcosis	0 (0 to 0)	0 (0 to 0)	0 (0 to 0)	0·2 (0 to 0·9)	0·4 (0 to 1·8)	0·3 (0 to 1·3)	0·3 (0 to 1)	0·3 (0 to 0·9)	0·4 (0 to 1·4)	0·5 (0 to 1·6)	0·6 (0 to 2·4)	0·6 (0 to 2·5)
Lymphatic filariasis	0 (0 to 0)	0 (0 to 0)	0 (0 to 0)	0 (0 to 0)	16·3 (9·2 to 25·6)	16·7 (9·6 to 25·6)	16·2 (8·8 to 25·6)	15·7 (8·8 to 24·3)	15·4 (8·6 to 23·9)	15·2 (8·8 to 23·8)	14·7 (8 to 22·5)	13·2 (7·5 to 20·8)
Onchocerciasis	0 (0 to 0)	0 (0 to 0)	0 (0 to 0)	0 (0 to 0)	0 (0 to 0)	0 (0 to 0)	0 (0 to 0)	0 (0 to 0)	0 (0 to 0)	0 (0 to 0)	0 (0 to 0)	0 (0 to 0)
Trachoma	0 (0 to 0)	0 (0 to 0)	0 (0 to 0)	0 (0 to 0)	0 (0 to 0)	0 (0 to 0)	0 (0 to 0)	0 (0 to 0)	0 (0 to 0)	0 (0 to 0)	0 (0 to 0)	0 (0 to 0)
Dengue	0 (0 to 0)	0·8 (0 to 6·6)	14·2 (0·8 to 156)	25·3 (1 to 295)	24·5 (2·6 to 182)	22·6 (4·2 to 139)	17·4 (3·4 to 72·2)	18·8 (3·9 to 89·5)	19·6 (3·8 to 113)	17·7 (3·3 to 95·9)	15·1 (2·9 to 79·6)	13·9 (2·2 to 84)
Yellow fever	0 (0 to 0)	0 (0 to 0)	0 (0 to 0)	0 (0 to 0)	0 (0 to 0)	0 (0 to 0)	0 (0 to 0)	0 (0 to 0)	0 (0 to 0)	0 (0 to 0)	0 (0 to 0)	0 (0 to 0)
Rabies	0 (0 to 0)	0 (0 to 0)	0·3 (0 to 1·4)	0·7 (0 to 3·5)	4·5 (0 to 16·3)	5·8 (0·1 to 21·1)	0·5 (0 to 1·8)	0·2 (0 to 0·5)	0 (0 to 0·1)	0·1 (0 to 0·3)	0·9 (0 to 3)	2·9 (0·1 to 9·8)
Intestinal nematode infections	0 (0 to 0)	0 (0 to 0)	1 (0·3 to 2·8)	16·5 (7·3 to 30·4)	37·1 (17·9 to 66·8)	27·1 (13·5 to 50·3)	25·2 (13 to 45·3)	45·1 (15·8 to 107)	31·9 (13·8 to 61·9)	29·8 (12·9 to 55·9)	24·6 (10·3 to 51·4)	13 (6·4 to 22·8)
Ascariasis	0 (0 to 0)	0 (0 to 0)	0·8 (0·2 to 2·6)	11·7 (4·3 to 22·8)	22·5 (8·7 to 43·8)	12·9 (5·1 to 25·4)	8·1 (3·1 to 16·5)	6·8 (2·6 to 13·8)	6·4 (2·5 to 12·7)	6·2 (2·3 to 12·5)	6·1 (2·3 to 12·2)	5·1 (1·8 to 10·3)
Trichuriasis	0 (0 to 0)	0 (0 to 0)	0 (0 to 0·1)	1·2 (0·4 to 2·7)	3·4 (1·2 to 6·9)	3·6 (1·3 to 7·3)	5·3 (2·1 to 11)	5 (1·9 to 10·8)	3·8 (1·4 to 7·8)	2·8 (1 to 5·9)	2·2 (0·8 to 4·9)	1·6 (0·5 to 3·4)
Hookworm disease	0 (0 to 0)	0 (0 to 0)	0·2 (0·1 to 0·3)	3·6 (1·4 to 7·9)	11·2 (4·4 to 23·8)	10·7 (4·1 to 22·5)	11·8 (5·2 to 23)	33·3 (7·9 to 89·5)	21·8 (6·7 to 48·1)	20·9 (6·6 to 45·2)	16·3 (4·4 to 40·4)	6·3 (2·6 to 11·9)
Food-borne trematodiases	0 (0 to 0)	0 (0 to 0)	0 (0 to 0)	0 (0 to 0)	0 (0 to 0)	0 (0 to 0)	0 (0 to 0)	0 (0 to 0)	0 (0 to 0)	0 (0 to 0)	0 (0 to 0)	0 (0 to 0)
Leprosy	0 (0 to 0)	0 (0 to 0)	0 (0 to 0)	0 (0 to 0)	0 (0 to 0)	0 (0 to 0)	0·1 (0 to 0·1)	0·1 (0·1 to 0·2)	0·2 (0·1 to 0·3)	0·2 (0·1 to 0·4)	0·3 (0·2 to 0·5)	0·4 (0·2 to 0·5)
Ebola	0 (0 to 0)	0 (0 to 0)	0 (0 to 0)	0 (0 to 0)	0 (0 to 0)	0 (0 to 0)	0 (0 to 0)	0 (0 to 0)	0 (0 to 0)	0 (0 to 0)	0 (0 to 0)	0 (0 to 0)
Zika virus	0 (0 to 0)	0 (0 to 0)	0 (0 to 0)	0 (0 to 0)	0 (0 to 0)	0 (0 to 0)	0 (0 to 0)	0 (0 to 0)	0 (0 to 0)	0 (0 to 0)	0 (0 to 0)	0 (0 to 0)
Guinea worm disease	0 (0 to 0)	0 (0 to 0)	0 (0 to 0)	0 (0 to 0)	0 (0 to 0)	0 (0 to 0)	0 (0 to 0)	0 (0 to 0)	0 (0 to 0)	0 (0 to 0)	0 (0 to 0)	0 (0 to 0)
Other neglected tropical diseases	0·6 (0·1 to 1·5)	1 (0·3 to 2·1)	5·4 (1·2 to 13·1)	17·4 (5·3 to 38·3)	35·1 (8·3 to 84·9)	28·4 (5·8 to 75·8)	13·3 (3·3 to 30·8)	8·5 (0·9 to 25·4)	8·7 (1·2 to 23·6)	10·2 (1·8 to 26·1)	12·5 (3·3 to 31)	17 (4·5 to 35·8)
Other infectious diseases	129 (50·7 to 257)	89·7 (36·8 to 189)	884 (315 to 2,360)	1,170 (499 to 2,560)	339 (205 to 568)	194 (134 to 277)	153 (99·8 to 229)	151 (87·5 to 248)	125 (75·2 to 205)	94·7 (57·3 to 155)	143 (81·7 to 258)	162 (87·6 to 275)
Meningitis	18·5 (7·6 to 40)	41·5 (15·5 to 97·3)	268 (107 to 556)	212 (88·3 to 425)	104 (60·8 to 167)	68 (43·2 to 104)	30·5 (19·6 to 46·5)	19·8 (12 to 31·4)	13·4 (8·4 to 22·6)	7·9 (5·4 to 11·3)	11·1 (7 to 17·9)	11·1 (6·9 to 17·5)
Encephalitis	2·7 (1 to 6·8)	1·6 (0·5 to 4·4)	50·8 (13·8 to 134)	132 (32·3 to 352)	69·7 (17·2 to 168)	42·1 (14·5 to 97·3)	39·9 (11·3 to 86·7)	32·7 (8·7 to 75·2)	32·8 (9·3 to 75)	20·1 (9·3 to 44)	11·4 (5·3 to 23·7)	7 (3 to 18·5)
Diphtheria	0 (0 to 0)	0 (0 to 0)	0·5 (0 to 1·9)	0·7 (0 to 2·6)	0·5 (0 to 1·8)	0·3 (0 to 1)	0·1 (0 to 0·5)	0·1 (0 to 0·3)	0·1 (0 to 0·2)	0·1 (0 to 0·3)	0·1 (0 to 0·4)	0·1 (0 to 0·5)
Tetanus	58·8 (18·6 to 137)	37·3 (8·4 to 113)	13·8 (3·1 to 41·8)	2 (0·5 to 5·4)	1·6 (0·4 to 7·1)	1·4 (0·4 to 5·3)	4·2 (1·3 to 10·4)	1·7 (0·5 to 4·9)	4·9 (1·5 to 12·8)	3 (0·9 to 9·6)	1·7 (0·4 to 6·7)	9·3 (2·7 to 22·4)
Measles	0 (0 to 0)	0 (0 to 0)	62·5 (16·6 to 161)	196 (56·7 to 483)	34·7 (10·4 to 81·8)	11·2 (3·5 to 25·9)	4·4 (1·4 to 10·5)	2·3 (0·7 to 5·8)	1·2 (0·3 to 3)	0·7 (0·2 to 1·9)	0·4 (0·1 to 1·2)	0·3 (0·1 to 0·7)
Varicella and herpes zoster	0·8 (0·1 to 2·7)	2·2 (0·2 to 7·3)	12·1 (1·1 to 40)	22·7 (2·3 to 68·4)	9·7 (1·3 to 28·9)	4·3 (0·9 to 11·6)	3 (0·8 to 7·2)	3·1 (1 to 7·4)	3·5 (1·2 to 7·6)	4·5 (1·4 to 9·4)	4·4 (1·6 to 9·2)	3·6 (1·5 to 7·1)
Acute hepatitis	0 (0 to 0)	0 (0 to 0)	2·8 (0·9 to 6·6)	4·3 (2 to 8·3)	19·7 (9·8 to 38·5)	25·6 (13·6 to 49·5)	45·6 (21·4 to 87·4)	71·1 (28·1 to 147)	49·6 (22·6 to 103)	40·1 (18·3 to 80·2)	92·4 (42·3 to 192)	102 (40·4 to 203)
Acute hepatitis A	0 (0 to 0)	0 (0 to 0)	1·1 (0·2 to 3·5)	2·9 (1·1 to 6·4)	13·6 (6·2 to 27·5)	13·5 (5·7 to 30·3)	31·7 (11·7 to 66·3)	30·4 (7·6 to 77·8)	22 (5·4 to 57)	15·6 (3·8 to 40·6)	30·8 (4·5 to 98·2)	55·6 (9·6 to 138)
Acute hepatitis B	0 (0 to 0)	0 (0 to 0)	1·2 (0·2 to 3·3)	0·9 (0·1 to 2·8)	3·9 (0·4 to 14)	8·8 (1·7 to 22·3)	11 (1·4 to 32)	26·2 (4·3 to 71·4)	21·6 (4·8 to 52·2)	17 (4·9 to 41·5)	45·3 (10 to 110)	36·4 (6·3 to 100)
Acute hepatitis C	0 (0 to 0)	0 (0 to 0)	0·2 (0·1 to 0·7)	0·3 (0·1 to 0·7)	1·4 (0·2 to 5·4)	1·8 (0·3 to 5·5)	1·2 (0·1 to 4·8)	9·4 (1·7 to 29·5)	2·9 (0·6 to 9·1)	4·8 (0·9 to 15·1)	11·3 (2·4 to 35·5)	6·5 (1·1 to 19·7)
Acute hepatitis E	0 (0 to 0)	0 (0 to 0)	0·2 (0 to 0·8)	0·2 (0·1 to 0·5)	0·7 (0·3 to 1·6)	1·6 (0·5 to 4·5)	1·7 (0·5 to 5·1)	5 (1·1 to 15·8)	3·1 (0·7 to 9)	2·7 (0·7 to 7·5)	5 (1·1 to 16·2)	4 (0·8 to 13·6)
Other unspecified infectious diseases	48 (5 to 139)	7·1 (2·5 to 16·6)	13·8 (4·2 to 36·1)	15·3 (6·2 to 29·3)	27·5 (9·2 to 58·9)	24·3 (8·5 to 56·7)	19 (8·1 to 37·4)	15·2 (6 to 33·7)	16·1 (6·2 to 31·9)	16·3 (6·2 to 33·9)	19·6 (7·7 to 41·6)	27·4 (12·3 to 49)
Maternal and neonatal disorders	10,100 (7,500 to 13,200)	1,020 (453 to 1,560)	442 (198 to 810)	214 (156 to 290)	162 (115 to 221)	169 (119 to 230)	518 (350 to 736)	939 (609 to 1,440)	1,040 (659 to 1,620)	1,060 (662 to 1,700)	1,070 (635 to 1,710)	727 (407 to 1,220)
Maternal disorders	0 (0 to 0)	0 (0 to 0)	0 (0 to 0)	0 (0 to 0)	0 (0 to 0)	8·7 (2·9 to 21·6)	372 (212 to 589)	803 (469 to 1,310)	908 (536 to 1,510)	939 (541 to 1,580)	953 (524 to 1,580)	632 (325 to 1,130)
Maternal hemorrhage	0 (0 to 0)	0 (0 to 0)	0 (0 to 0)	0 (0 to 0)	0 (0 to 0)	5 (1·5 to 12·8)	152 (76·3 to 276)	309 (156 to 564)	349 (179 to 637)	379 (197 to 687)	422 (192 to 789)	267 (115 to 520)
Maternal sepsis and other maternal infections	0 (0 to 0)	0 (0 to 0)	0 (0 to 0)	0 (0 to 0)	0 (0 to 0)	0·1 (0 to 0·2)	11·3 (5 to 21·6)	37 (17 to 73)	45·5 (20·9 to 91·6)	39·5 (16 to 86·8)	32 (11·7 to 69·8)	15·4 (5·7 to 35)
Maternal hypertensive disorders	0 (0 to 0)	0 (0 to 0)	0 (0 to 0)	0 (0 to 0)	0 (0 to 0)	3 (0·8 to 8)	140 (70·1 to 243)	257 (135 to 440)	263 (138 to 477)	215 (104 to 395)	196 (91·5 to 368)	151 (66·7 to 285)
Maternal obstructed labor and uterine rupture	0 (0 to 0)	0 (0 to 0)	0 (0 to 0)	0 (0 to 0)	0 (0 to 0)	0 (0 to 0·1)	3·6 (1·4 to 8)	7·5 (3·3 to 15·6)	10·9 (4 to 24·8)	7·5 (3·6 to 15·3)	8·3 (2·9 to 18·8)	22·9 (6·4 to 55·3)
Maternal abortion and miscarriage	0 (0 to 0)	0 (0 to 0)	0 (0 to 0)	0 (0 to 0)	0 (0 to 0)	0·1 (0 to 0·2)	11·4 (4·1 to 25·2)	26·8 (9·5 to 60·1)	37·1 (11·6 to 90·8)	40·3 (11·3 to 98·4)	36·9 (11·4 to 94·9)	30·9 (8·6 to 85·1)
Ectopic pregnancy	0 (0 to 0)	0 (0 to 0)	0 (0 to 0)	0 (0 to 0)	0 (0 to 0)	0 (0 to 0)	2·7 (1·1 to 5·5)	9·6 (4·2 to 19·7)	9·5 (4 to 19·4)	15 (6·1 to 30·7)	13·2 (4·8 to 26·7)	11·5 (4·5 to 24·2)
Indirect maternal deaths	--	--	--	--	--	0 (0 to 0·1)	6·8 (2·6 to 14·3)	27·1 (10·4 to 57·3)	32·5 (12·2 to 66·6)	38·4 (15·2 to 85)	42·1 (15·8 to 91·9)	25·4 (9·2 to 54·1)
Late maternal deaths	--	--	--	--	--	0·3 (0·1 to 0·8)	10·3 (4·8 to 19·5)	17·4 (8·4 to 35·7)	16 (7·5 to 29·4)	15·6 (7·2 to 29·3)	17·8 (7·8 to 33·7)	12·2 (5·1 to 24·3)
Maternal deaths aggravated by HIV/AIDS	--	--	--	--	--	0 (0 to 0)	0·1 (0 to 0·2)	0·3 (0·1 to 0·6)	0·4 (0·1 to 0·9)	0·5 (0·2 to 1·1)	0·6 (0·2 to 1·2)	0·3 (0·1 to 0·7)
Neonatal disorders	10,100 (7,500 to 13,200)	1,020 (453 to 1,560)	442 (198 to 810)	214 (156 to 290)	162 (115 to 221)	160 (112 to 221)	146 (102 to 204)	136 (96·3 to 185)	129 (91·4 to 180)	121 (84·4 to 164)	113 (81·9 to 154)	94·6 (66·9 to 130)
Neonatal preterm birth	5,840 (3,810 to 8,120)	311 (112 to 569)	162 (64·1 to 328)	70 (46·3 to 98·3)	77·6 (50·9 to 111)	75·6 (49 to 110)	68·3 (44 to 98·4)	62·2 (40·6 to 89·9)	58·9 (38·2 to 87·5)	54·6 (34·9 to 78·1)	50·6 (33·4 to 71·4)	41·5 (27·8 to 58·8)
Neonatal encephalopathy due to birth asphyxia and trauma	2,790 (1,400 to 4,550)	110 (37·4 to 235)	63·1 (18·2 to 152)	35·2 (19·5 to 61·6)	17·1 (8 to 31·4)	17·4 (10 to 28·4)	16·3 (9·3 to 26·7)	15·3 (8·7 to 24·6)	14·5 (8·4 to 23·6)	13·9 (8 to 22·8)	13 (7·5 to 21·2)	11 (6·3 to 17·8)
Neonatal sepsis and other neonatal infections	905 (333 to 1,900)	479 (191 to 851)	134 (46·4 to 286)	46·2 (23·3 to 75)	58·1 (30 to 97)	57·9 (29·7 to 96·7)	53 (26·7 to 89·2)	50·1 (24·4 to 83·1)	47·3 (23·1 to 81·5)	45·2 (21·8 to 75·9)	42 (20·9 to 69·6)	36·1 (18·7 to 61·5)
Hemolytic disease and other neonatal jaundice	52·1 (24·9 to 97·1)	12·9 (4·7 to 28·5)	4·1 (2·3 to 7·7)	8·4 (6·4 to 11)	9·4 (7 to 12)	9·3 (7 to 12)	8·7 (6·5 to 11·2)	8·2 (6·2 to 10·6)	7·9 (5·9 to 10·1)	7·6 (5·7 to 9·8)	7·1 (5·4 to 9·2)	6·1 (4·5 to 7·8)
Other neonatal disorders	560 (261 to 1,000)	107 (36·8 to 222)	78·4 (29·9 to 163)	53·9 (38·7 to 73·3)	0 (0 to 0)	0 (0 to 0)	0 (0 to 0)	0 (0 to 0)	0 (0 to 0)	0 (0 to 0)	0 (0 to 0)	0 (0 to 0)
Nutritional deficiencies	3·8 (2·4 to 5·5)	21·8 (12·5 to 35·8)	462 (267 to 770)	690 (439 to 1,020)	487 (182 to 1,020)	366 (120 to 864)	377 (144 to 774)	297 (119 to 686)	328 (141 to 672)	388 (175 to 761)	437 (217 to 853)	533 (247 to 971)
Protein-energy malnutrition	3·8 (2·4 to 5·5)	13·7 (8·6 to 19·7)	387 (217 to 696)	498 (326 to 723)	83·7 (46·9 to 139)	38·9 (22·3 to 61·1)	43·6 (26·3 to 65·7)	53·8 (33·7 to 79·3)	69·2 (42·8 to 104)	110 (66·3 to 181)	109 (68·5 to 164)	112 (71·5 to 163)
Iodine deficiency	0 (0 to 0)	0 (0 to 0)	0 (0 to 0)	0·1 (0 to 0·3)	1·1 (0·4 to 2·3)	3·2 (1·4 to 6·4)	7·3 (2·3 to 14·8)	12·2 (5 to 22·8)	15·1 (6·5 to 27·5)	16·2 (7·2 to 29·5)	15·6 (7·3 to 28)	12·9 (5·8 to 23·4)
Vitamin A deficiency	0 (0 to 0)	1·3 (0·2 to 3·7)	9·1 (3·9 to 18·7)	37·6 (17·5 to 77·4)	40·3 (18·1 to 87·3)	27·4 (11·7 to 54·7)	11·9 (5·1 to 21·8)	10·6 (4·4 to 18·7)	10·1 (4·1 to 18·3)	9·1 (3·7 to 17·4)	7·8 (3 to 15·5)	6·7 (2·7 to 12·7)
Dietary iron deficiency	0 (0 to 0)	6·8 (1·3 to 17·4)	51·8 (8·2 to 127)	137 (30·1 to 335)	354 (83·3 to 875)	287 (53·4 to 757)	293 (67·2 to 679)	187 (18·8 to 572)	188 (24·7 to 525)	226 (40·2 to 574)	281 (77·1 to 692)	380 (107 to 799)
Other nutritional deficiencies	0 (0 to 0)	0 (0 to 0)	14·3 (7·7 to 30·3)	17·3 (11 to 25·5)	7·3 (4 to 12·3)	9·4 (4·8 to 16·2)	21·1 (12·3 to 32·8)	33 (19·5 to 51)	45·4 (27·1 to 72·8)	26·6 (16 to 43·1)	24·4 (14·8 to 36·4)	21·7 (12·9 to 32·3)
Non-communicable diseases	1,770 (1,090 to 2,810)	606 (318 to 975)	1,950 (1,010 to 3,640)	2,080 (1,500 to 2,790)	2,590 (1,950 to 3,320)	4,410 (3,270 to 5,820)	6,340 (4,840 to 8,290)	7,780 (5,960 to 10,000)	9,640 (7,480 to 12,300)	11,800 (9,090 to 14,900)	14,800 (11,400 to 19,100)	17,600 (13,600 to 22,800)
Neoplasms	6·7 (3 to 14·9)	6 (2 to 14)	46·4 (19·8 to 90·3)	211 (109 to 355)	214 (143 to 308)	264 (192 to 355)	389 (272 to 532)	530 (346 to 801)	920 (573 to 1,470)	1,460 (923 to 2,350)	2,190 (1,370 to 3,580)	3,120 (1,900 to 4,790)
Lip and oral cavity cancer	0 (0 to 0)	0 (0 to 0)	0 (0 to 0)	0 (0 to 0)	0·6 (0·4 to 1·2)	1·4 (0·6 to 2·6)	2·4 (1·1 to 4·5)	3·4 (1·6 to 7)	5·3 (2·1 to 11)	9·1 (3·7 to 20·1)	14·6 (6 to 31·1)	20·7 (8·6 to 46·9)
Nasopharynx cancer	0 (0 to 0)	0 (0 to 0)	0 (0 to 0)	0 (0 to 0)	0·4 (0·3 to 0·7)	0·9 (0·4 to 1·7)	3 (1·3 to 5·4)	5·8 (2·2 to 12·4)	8·9 (3·7 to 17·7)	12·2 (4·9 to 24·8)	19·5 (8·4 to 37)	29·8 (12 to 56·5)
Other pharynx cancer	0 (0 to 0)	0 (0 to 0)	0 (0 to 0)	0 (0 to 0)	0 (0 to 0)	0 (0 to 0)	0 (0 to 0)	0·8 (0·3 to 1·8)	1·2 (0·4 to 2·6)	2 (0·7 to 4·3)	3·3 (1·2 to 7·3)	4·3 (1·6 to 9)
Esophageal cancer	0 (0 to 0)	0 (0 to 0)	0 (0 to 0)	0 (0 to 0)	0 (0 to 0)	0 (0 to 0)	0 (0 to 0)	3·8 (1·3 to 7·6)	5·4 (2 to 10·1)	9·3 (3·4 to 19)	14 (5·4 to 27·7)	22·8 (9 to 44·7)
Stomach cancer	0 (0 to 0)	0 (0 to 0)	0 (0 to 0)	0 (0 to 0)	0 (0 to 0)	0 (0 to 0)	6·3 (2·9 to 10·8)	10·9 (4·8 to 19)	22·7 (9·1 to 41·7)	43·6 (18·8 to 81·3)	64 (26·4 to 125)	97 (42·7 to 173)
Colon and rectum cancer	0 (0 to 0)	0 (0 to 0)	0 (0 to 0)	0 (0 to 0)	2 (1·1 to 3·6)	4·8 (2·6 to 8·3)	11·7 (5·7 to 20)	27·4 (12·6 to 53·5)	44·9 (21·1 to 88·8)	84·7 (37·8 to 170)	132 (54 to 262)	195 (78·7 to 379)
Liver cancer	0·2 (0·1 to 0·5)	2 (0·3 to 7·5)	8·3 (2·4 to 20·4)	8·8 (3·8 to 18·3)	6·7 (3·3 to 12·3)	9·2 (4·7 to 16·9)	9·1 (3·6 to 18·6)	7·9 (3·5 to 15)	6·5 (2·9 to 12·5)	7·4 (3·3 to 15·2)	7·3 (3·2 to 14·2)	10·3 (4·7 to 20)
Liver cancer due to hepatitis B	0 (0 to 0)	0 (0 to 0)	0 (0 to 0)	0 (0 to 0)	0 (0 to 0)	3·7 (1·5 to 7·6)	3·5 (1·4 to 7·4)	3·7 (1·6 to 7·3)	3·5 (1·5 to 7·1)	3·9 (1·7 to 8·1)	3·4 (1·5 to 6·8)	4·1 (1·8 to 8·2)
Liver cancer due to hepatitis C	0 (0 to 0)	0 (0 to 0)	0 (0 to 0)	0 (0 to 0)	0 (0 to 0)	0·3 (0·1 to 0·6)	0·3 (0·1 to 0·6)	0·6 (0·2 to 1·1)	0·7 (0·3 to 1·6)	1·3 (0·5 to 2·7)	1·8 (0·7 to 3·9)	3·3 (1·4 to 6·6)
Liver cancer due to alcohol use	0 (0 to 0)	0 (0 to 0)	0 (0 to 0)	0 (0 to 0)	0 (0 to 0)	0 (0 to 0)	0·1 (0 to 0·2)	0·2 (0·1 to 0·3)	0·2 (0·1 to 0·5)	0·4 (0·2 to 0·9)	0·5 (0·2 to 1·1)	0·9 (0·4 to 1·8)
Liver cancer due to NASH	0 (0 to 0)	0 (0 to 0)	0 (0 to 0)	0 (0 to 0)	0 (0 to 0)	0 (0 to 0)	3 (1·2 to 6·2)	2 (0·9 to 3·9)	1·2 (0·5 to 2·4)	1·1 (0·4 to 2·3)	1 (0·4 to 2)	1·3 (0·5 to 2·5)
Liver cancer due to other causes	0·2 (0·1 to 0·5)	2 (0·3 to 7·5)	8·3 (2·4 to 20·4)	8·8 (3·8 to 18·3)	6·7 (3·3 to 12·3)	5·2 (2·8 to 8·6)	2·2 (0·8 to 4·5)	1·4 (0·6 to 2·7)	0·9 (0·4 to 1·8)	0·8 (0·3 to 1·6)	0·6 (0·3 to 1·3)	0·7 (0·3 to 1·5)
Gallbladder and biliary tract cancer	0 (0 to 0)	0 (0 to 0)	0 (0 to 0)	0 (0 to 0)	0 (0 to 0)	0 (0 to 0)	0 (0 to 0)	0·5 (0·3 to 0·9)	1·8 (0·7 to 3·8)	2·4 (0·9 to 4·7)	6·8 (2·2 to 14·2)	9·9 (3·6 to 20·4)
Pancreatic cancer	0 (0 to 0)	0 (0 to 0)	0 (0 to 0)	0 (0 to 0)	0 (0 to 0)	0 (0 to 0)	1·3 (0·6 to 2·4)	2·4 (0·9 to 4·9)	7·5 (2·8 to 15·5)	16·9 (6·3 to 34·3)	29·9 (11·4 to 60·8)	54·1 (19·8 to 106)
Larynx cancer	0 (0 to 0)	0 (0 to 0)	0 (0 to 0)	0 (0 to 0)	0 (0 to 0)	0 (0 to 0)	0 (0 to 0)	1·1 (0·5 to 2·3)	1·4 (0·7 to 2·5)	1·4 (0·6 to 2·8)	5·2 (2·1 to 11)	5 (2·2 to 9·3)
Tracheal, bronchus, and lung cancer	0 (0 to 0)	0 (0 to 0)	0 (0 to 0)	0 (0 to 0)	0 (0 to 0)	2·5 (1·1 to 5·2)	10·9 (4·5 to 22·3)	18·3 (6·1 to 38·6)	38·4 (13·8 to 86·4)	55·1 (21·7 to 113)	107 (42·1 to 225)	200 (71·7 to 415)
Malignant skin melanoma	0 (0 to 0)	0 (0 to 0)	0·1 (0 to 0·1)	0·4 (0·2 to 0·6)	0·4 (0·3 to 0·6)	0·5 (0·4 to 0·7)	1·1 (0·5 to 2·1)	1·4 (0·6 to 2·9)	2 (0·9 to 4·4)	2·2 (0·9 to 4·9)	4·2 (1·8 to 9)	4·6 (1·8 to 10·2)
Non-melanoma skin cancer	0 (0 to 0)	0 (0 to 0)	0 (0 to 0)	0 (0 to 0)	0 (0 to 0)	0 (0 to 0)	0 (0 to 0)	2·9 (0·8 to 6·9)	3 (0·9 to 7)	2·9 (0·8 to 7)	10·3 (3 to 25·9)	6·7 (2·4 to 15·2)
Non-melanoma skin cancer (squamous-cell carcinoma)	0 (0 to 0)	0 (0 to 0)	0 (0 to 0)	0 (0 to 0)	0 (0 to 0)	0 (0 to 0)	0 (0 to 0)	2·9 (0·8 to 6·9)	3 (0·9 to 7)	2·9 (0·8 to 7)	10·3 (3 to 25·9)	6·7 (2·4 to 15·2)
Non-melanoma skin cancer (basal-cell carcinoma)	0 (0 to 0)	0 (0 to 0)	0 (0 to 0)	0 (0 to 0)	0 (0 to 0)	0 (0 to 0)	0 (0 to 0)	0 (0 to 0)	0 (0 to 0)	0 (0 to 0)	0 (0 to 0)	0 (0 to 0)
Breast cancer	0 (0 to 0)	0 (0 to 0)	0 (0 to 0)	0 (0 to 0)	0 (0 to 0)	0 (0 to 0)	60·3 (30·1 to 105)	156 (90·7 to 275)	419 (232 to 696)	776 (443 to 1,340)	1,100 (616 to 1,820)	1,500 (905 to 2,430)
Cervical cancer	0 (0 to 0)	0 (0 to 0)	0 (0 to 0)	0 (0 to 0)	0 (0 to 0)	0 (0 to 0)	8·2 (2·6 to 18·7)	20·3 (6·7 to 39·9)	48·7 (16·1 to 92·7)	115 (40·9 to 229)	233 (84·6 to 469)	387 (143 to 720)
Uterine cancer	0 (0 to 0)	0 (0 to 0)	0 (0 to 0)	0 (0 to 0)	0 (0 to 0)	0 (0 to 0)	0 (0 to 0)	4·4 (1·1 to 9·2)	8·9 (2·6 to 21·6)	16·1 (5·6 to 34·5)	32·4 (12·1 to 65·4)	57 (21·6 to 110)
Ovarian cancer	0 (0 to 0)	0 (0 to 0)	0 (0 to 0)	0 (0 to 0)	4·8 (1·9 to 9·4)	10·9 (5·3 to 19·8)	23 (11 to 49·3)	33·9 (15·4 to 71·8)	45·9 (20·7 to 100)	65·5 (30·4 to 137)	98 (44·7 to 212)	143 (68·5 to 315)
Prostate cancer	0 (0 to 0)	0 (0 to 0)	0 (0 to 0)	0 (0 to 0)	0 (0 to 0)	0 (0 to 0)	0 (0 to 0)	0 (0 to 0)	0 (0 to 0)	0 (0 to 0)	0 (0 to 0)	0 (0 to 0)
Testicular cancer	--	--	--	--	--	--	--	--	--	--	--	--
Kidney cancer	0·3 (0 to 0·9)	0·2 (0 to 0·5)	3 (0·9 to 8·2)	13·3 (3·9 to 32)	4·7 (1·8 to 10·5)	3·3 (1·4 to 6·8)	2·7 (0·8 to 6·7)	3·2 (1·1 to 8)	3·8 (1·4 to 9·7)	5·2 (1·9 to 13·2)	10·4 (3·9 to 26·7)	11·2 (4·6 to 27·7)
Bladder cancer	0 (0 to 0)	0 (0 to 0)	0 (0 to 0)	0 (0 to 0)	0 (0 to 0)	0 (0 to 0)	0·5 (0·4 to 0·7)	0·5 (0·3 to 1)	0·7 (0·3 to 1·3)	1·6 (0·6 to 3·4)	3·5 (1·3 to 7·4)	9 (3·6 to 17)
Brain and central nervous system cancer	1·3 (0·3 to 3·8)	0·8 (0·2 to 2·6)	6·1 (2·2 to 14·2)	32 (12·7 to 62·1)	47·5 (24·7 to 83)	42·6 (24·1 to 68·8)	32·2 (18·8 to 51·8)	30 (16·1 to 52)	36·9 (19·7 to 67·4)	41·5 (21·1 to 75·8)	47·6 (24·2 to 89·6)	51·7 (26·4 to 98·5)
Thyroid cancer	0 (0 to 0)	0 (0 to 0)	0 (0 to 0)	0 (0 to 0)	0·5 (0·3 to 1·1)	0·6 (0·4 to 0·9)	1·8 (0·7 to 3·6)	2·4 (0·7 to 6·2)	4·1 (1·2 to 10·2)	5·7 (1·8 to 12·8)	13·6 (5·3 to 28·1)	17·7 (6·8 to 37)
Mesothelioma	0 (0 to 0)	0 (0 to 0)	0 (0 to 0)	0 (0 to 0)	0 (0 to 0)	0 (0 to 0)	0 (0 to 0)	2·2 (0·4 to 7·7)	2·6 (0·4 to 9·3)	2 (0·4 to 6·5)	4 (0·7 to 12·3)	5 (1·4 to 13·3)
Hodgkin lymphoma	0 (0 to 0)	0 (0 to 0)	0 (0 to 0)	0·4 (0·2 to 0·8)	1·2 (0·3 to 2·9)	1·4 (0·4 to 3·2)	5·4 (1·7 to 12·1)	7·3 (2·5 to 17·2)	9·4 (2·9 to 23·6)	5·3 (1·8 to 13·3)	5·2 (1·8 to 12·8)	5·7 (2 to 13·9)
Non-Hodgkin lymphoma	0 (0 to 0)	0 (0 to 0)	0 (0 to 0)	10·4 (4·2 to 20·7)	10 (4·6 to 18·6)	13·9 (6·7 to 25·4)	23·4 (10·1 to 44·4)	27·5 (10·6 to 57)	32·1 (12·5 to 66)	25·7 (9·7 to 52·6)	34·5 (12·9 to 72)	48 (19·4 to 98·7)
Multiple myeloma	0 (0 to 0)	0 (0 to 0)	0 (0 to 0)	0 (0 to 0)	0 (0 to 0)	0 (0 to 0)	0 (0 to 0)	0·5 (0·3 to 1)	0·6 (0·3 to 1·1)	1·6 (0·5 to 3·5)	3·2 (1·2 to 7·3)	6·2 (2·6 to 13)
Leukemia	2·9 (0·4 to 10·3)	1·5 (0·3 to 4·6)	19·8 (6·1 to 43·6)	100 (44·6 to 195)	97·2 (50·2 to 163)	102 (55·1 to 165)	115 (53·3 to 200)	94 (39·5 to 174)	97·8 (40·7 to 185)	93·5 (38·6 to 176)	110 (42·6 to 204)	121 (48·7 to 225)
Acute lymphoid leukemia	0·6 (0·1 to 2·6)	0·2 (0 to 0·8)	5·8 (1·4 to 15)	32·6 (10·6 to 73·7)	33·6 (11·2 to 73·4)	35 (14·2 to 66·3)	20·7 (6·2 to 53·4)	10·1 (2·8 to 32·2)	15·9 (4·8 to 44)	5·9 (1·5 to 18·3)	9·7 (2·5 to 29·2)	8·2 (2·1 to 25·6)
Chronic lymphoid leukemia	0 (0 to 0)	0 (0 to 0)	0 (0 to 0)	0 (0 to 0)	0 (0 to 0)	0 (0 to 0)	0 (0 to 0)	0·6 (0·2 to 1·4)	0·6 (0·2 to 1·6)	0·6 (0·2 to 1·4)	1·4 (0·4 to 3·7)	2·2 (0·6 to 5·6)
Acute myeloid leukemia	0·3 (0 to 1·4)	0·2 (0 to 0·7)	1·4 (0·3 to 4·1)	18·3 (5·8 to 42·6)	12·7 (3·7 to 29·4)	17·6 (5·9 to 39·6)	28·2 (8 to 68·6)	14 (4·1 to 36·1)	19·5 (5·8 to 48·4)	18·2 (5·2 to 44·9)	22·2 (5·7 to 56·9)	20·2 (5·9 to 50·1)
Chronic myeloid leukemia	0·1 (0 to 0·5)	0 (0 to 0·1)	0·3 (0·1 to 0·7)	1·1 (0·3 to 3·2)	1·3 (0·4 to 3·4)	1·6 (0·5 to 3·8)	1·9 (0·5 to 5·1)	3·7 (0·7 to 10·1)	5·1 (1·1 to 13·9)	5·8 (1·1 to 17·1)	6·2 (1·2 to 16·2)	11·5 (2·5 to 30)
Other leukemia	1·8 (0·2 to 6·6)	1 (0·2 to 3·2)	12·3 (3 to 29·4)	48·2 (18·1 to 98)	49·5 (19·7 to 93·2)	48·3 (22·1 to 84·5)	63·8 (23·9 to 119)	65·6 (26·6 to 130)	56·7 (20·4 to 117)	63·1 (23·3 to 127)	70·6 (25 to 143)	78·7 (28·5 to 153)
Other malignant neoplasms	1·9 (0·8 to 4·2)	1·6 (0·3 to 5·2)	8·9 (3·1 to 21·7)	44·6 (22·7 to 77·3)	37·2 (24·1 to 55·8)	68·7 (46·8 to 99)	70·7 (48·3 to 104)	60·1 (37·8 to 92·3)	59·9 (34·9 to 100)	55 (31·9 to 95·6)	78·5 (44·5 to 136)	89·5 (48·6 to 149)
Other neoplasms	0 (0 to 0·1)	0 (0 to 0)	0·3 (0·1 to 0·9)	0·6 (0·3 to 1·3)	0·5 (0·3 to 0·8)	0·7 (0·4 to 1·7)	0·6 (0·4 to 1·2)	0·8 (0·4 to 1·9)	1·1 (0·4 to 2·9)	0·7 (0·3 to 1·7)	1·6 (0·6 to 3·9)	2·2 (0·9 to 6)
Myelodysplastic, myeloproliferative, and other hematopoietic n	0 (0 to 0·1)	0 (0 to 0)	0·3 (0·1 to 0·9)	0·6 (0·3 to 1·3)	0·5 (0·3 to 0·8)	0·7 (0·4 to 1·7)	0·6 (0·4 to 1·2)	0·8 (0·4 to 1·9)	1·1 (0·4 to 2·9)	0·7 (0·3 to 1·7)	1·6 (0·6 to 3·9)	2·2 (0·9 to 6)
Benign and in situ intestinal neoplasms	0 (0 to 0)	0 (0 to 0)	0 (0 to 0)	0 (0 to 0)	0 (0 to 0)	0 (0 to 0)	0 (0 to 0)	0 (0 to 0)	0 (0 to 0)	0 (0 to 0)	0 (0 to 0)	0 (0 to 0)
Benign and in situ cervical and uterine neoplasms	0 (0 to 0)	0 (0 to 0)	0 (0 to 0)	0 (0 to 0)	0 (0 to 0)	0 (0 to 0)	0 (0 to 0)	0 (0 to 0)	0 (0 to 0)	0 (0 to 0)	0 (0 to 0)	0 (0 to 0)
Other benign and in situ neoplasms	0 (0 to 0)	0 (0 to 0)	0 (0 to 0)	0 (0 to 0)	0 (0 to 0)	0 (0 to 0)	0 (0 to 0)	0 (0 to 0)	0 (0 to 0)	0 (0 to 0)	0 (0 to 0)	0 (0 to 0)
Cardiovascular diseases	3·8 (1·6 to 8·9)	10·5 (4·3 to 21)	63·7 (25·5 to 126)	37·3 (21·6 to 66·5)	88·5 (60·9 to 130)	164 (113 to 226)	485 (337 to 668)	700 (475 to 1,080)	1,050 (663 to 1,610)	1,520 (988 to 2,390)	2,490 (1,560 to 3,830)	3,630 (2,300 to 5,450)
Rheumatic heart disease	0 (0 to 0)	0 (0 to 0)	0 (0 to 0)	4·2 (2 to 7·8)	23·2 (13·7 to 35·5)	42·1 (24·1 to 65·8)	58·9 (37 to 89·9)	60·8 (38 to 92·1)	65·5 (42 to 96·8)	59 (38·2 to 88)	61·1 (41·6 to 89·1)	56·2 (37·5 to 82·5)

Cause	45 to 49	50 to 54	55 to 59	60 to 64	65 to 69	70 to 74	75 to 79	80 to 84	85 to 89	90 to 94	95 plus	Total
All causes	22,400 (17,300 to 29,000)	23,600 (17,900 to 30,700)	24,100 (18,000 to 31,600)	21,500 (16,900 to 27,000)	17,500 (14,200 to 20,800)	14,300 (12,200 to 16,300)	11,100 (9,650 to 12,300)	7,040 (6,250 to 7,720)	3,370 (2,970 to 3,690)	940 (823 to 1,040)	162 (143 to 181)	284,000
Communicable, maternal, neonatal, and nutritional diseases	2,370 (1,720 to 3,250)	2,010 (1,420 to 2,880)	1,820 (1,260 to 2,620)	1,840 (1,290 to 2,610)	1,650 (1,190 to 2,280)	1,540 (1,120 to 2,040)	1,330 (988 to 1,800)	883 (644 to 1,230)	463 (333 to 636)	145 (101 to 204)	29·8 (20·5 to 41)	57,600
HIV/AIDS and sexually transmitted infections	294 (190 to 426)	164 (116 to 239)	107 (71·4 to 191)	59·9 (38·4 to 112)	32 (20·5 to 57·9)	17·8 (10·2 to 35·8)	5·3 (3·4 to 8·3)	1·2 (0·7 to 2)	0·6 (0·3 to 1·2)	0·2 (0·1 to 0·4)	0 (0 to 0·1)	4,030
HIV/AIDS	277 (177 to 410)	153 (106 to 227)	99·2 (62·9 to 185)	54·9 (34 to 107)	28·9 (17·6 to 54·5)	15·9 (8·6 to 33·9)	4·2 (2·5 to 7·1)	0·3 (0·2 to 0·5)	0·1 (0·1 to 0·2)	0 (0 to 0)	0 (0 to 0)	2,950
HIV/AIDS - Drug-susceptible Tuberculosis	142 (94·7 to 201)	79 (54·7 to 113)	53 (34·4 to 92·8)	29·8 (18·9 to 53)	17 (10·6 to 29·3)	9·1 (5·2 to 17·4)	2·4 (1·5 to 4)	0·2 (0·1 to 0·3)	0·1 (0 to 0·1)	0 (0 to 0)	0 (0 to 0)	1,520
HIV/AIDS - Multidrug-resistant Tuberculosis without extensive	1·3 (0 to 7·8)	0·7 (0 to 4·2)	0·5 (0 to 2·9)	0·3 (0 to 1·6)	0·1 (0 to 0·9)	0·1 (0 to 0·4)	0 (0 to 0·1)	0 (0 to 0)	0 (0 to 0)	0 (0 to 0)	0 (0 to 0)	13·4
HIV/AIDS - Extensively drug-resistant Tuberculosis	0·2 (0 to 1·4)	0·1 (0 to 0·7)	0·1 (0 to 0·5)	0 (0 to 0·3)	0 (0 to 0·1)	0 (0 to 0·1)	0 (0 to 0)	0 (0 to 0)	0 (0 to 0)	0 (0 to 0)	0 (0 to 0)	2·4
HIV/AIDS resulting in other diseases	133 (77·1 to 206)	73 (49·5 to 114)	45·6 (26·8 to 94·5)	24·8 (14 to 53·8)	11·7 (6·4 to 26·3)	6·7 (3·1 to 16·5)	1·7 (0·9 to 3·2)	0·1 (0·1 to 0·2)	0 (0 to 0·1)	0 (0 to 0)	0 (0 to 0)	1,420
Sexually transmitted infections excluding HIV	16·7 (7·9 to 33·2)	10·9 (4·8 to 22)	8 (3·5 to 15·9)	5 (2·1 to 10·1)	3·1 (1·5 to 6·1)	1·8 (0·9 to 3·5)	1·2 (0·6 to 2·2)	0·9 (0·4 to 1·8)	0·5 (0·2 to 1·1)	0·2 (0 to 0·3)	0 (0 to 0·1)	1,070
Syphilis	0·4 (0·2 to 0·8)	0·3 (0·1 to 0·6)	0·1 (0·1 to 0·2)	0·1 (0·1 to 0·3)	0·1 (0·1 to 0·2)	0·1 (0·1 to 0·2)	0·1 (0 to 0·2)	0·1 (0 to 0·3)	0·1 (0 to 0·2)	0 (0 to 0·1)	0 (0 to 0)	942
Chlamydial infection	1 (0·5 to 1·9)	0·4 (0·1 to 0·8)	0·3 (0·1 to 0·7)	0·2 (0·1 to 0·6)	0·1 (0 to 0·3)	0·1 (0 to 0·2)	0·1 (0 to 0·2)	0·1 (0 to 0·3)	0·1 (0 to 0·2)	0 (0 to 0)	0 (0 to 0)	6·3
Gonococcal infection	1·3 (0·5 to 3·1)	0·9 (0·3 to 2·2)	0·8 (0·2 to 2)	0·5 (0·1 to 1·5)	0·5 (0·2 to 1·3)	0·3 (0·1 to 0·7)	0·3 (0·1 to 0·7)	0·2 (0·1 to 0·6)	0·2 (0 to 0·4)	0·1 (0 to 0·1)	0 (0 to 0)	8·6
Trichomoniasis	7·7 (2·3 to 18·2)	5·5 (1·6 to 13·3)	3·6 (1·2 to 9)	2 (0·7 to 4·9)	1·1 (0·4 to 2·7)	0·6 (0·2 to 1·4)	0·3 (0·1 to 0·7)	0·1 (0·1 to 0·3)	0 (0 to 0·1)	0 (0 to 0)	0 (0 to 0)	66·5
Genital herpes	3·8 (1·2 to 9·3)	3·1 (0·9 to 7·6)	2·4 (0·7 to 6)	1·7 (0·5 to 4·2)	1 (0·3 to 2·5)	0·6 (0·2 to 1·4)	0·3 (0·1 to 0·9)	0·2 (0·1 to 0·4)	0·1 (0 to 0·2)	0 (0 to 0)	0 (0 to 0)	33·1
Other sexually transmitted infections	2·5 (1·3 to 4·5)	0·8 (0·3 to 1·8)	0·7 (0·2 to 1·6)	0·4 (0·1 to 1·3)	0·2 (0·1 to 0·6)	0·2 (0 to 0·4)	0·1 (0 to 0·3)	0·1 (0 to 0·2)	0·1 (0 to 0·2)	0 (0 to 0·1)	0 (0 to 0)	15·3
Respiratory infections and tuberculosis	833 (519 to 1,280)	860 (514 to 1,350)	799 (486 to 1,240)	837 (542 to 1,230)	793 (528 to 1,130)	732 (507 to 1,000)	604 (419 to 837)	367 (256 to 510)	172 (123 to 235)	45·6 (32·2 to 62·2)	8·2 (5·5 to 11·7)	14,100
Tuberculosis	656 (372 to 1,070)	652 (364 to 1,100)	557 (309 to 934)	557 (330 to 864)	500 (304 to 763)	408 (267 to 606)	303 (197 to 444)	163 (100 to 244)	65·8 (42·4 to 96·5)	14·6 (9·4 to 21·6)	2·5 (1·6 to 3·7)	7,360
Latent tuberculosis infection	0 (0 to 0)	0 (0 to 0)	0 (0 to 0)	0 (0 to 0)	0 (0 to 0)	0 (0 to 0)	0 (0 to 0)	0 (0 to 0)	0 (0 to 0)	0 (0 to 0)	0 (0 to 0)	0
Drug-susceptible tuberculosis	650 (362 to 1,050)	646 (356 to 1,100)	551 (302 to 929)	551 (328 to 860)	495 (301 to 757)	404 (263 to 600)	300 (192 to 441)	161 (99·6 to 240)	65·1 (41·7 to 95·4)	14·5 (9·2 to 21·5)	2·5 (1·6 to 3·7)	7,290
Multidrug-resistant tuberculosis without extensive drug resistar	5·1 (0·1 to 32·6)	5·2 (0·1 to 29·4)	4·7 (0·1 to 27·3)	4·6 (0·1 to 29·1)	4·2 (0·1 to 24)	3·4 (0·1 to 20·4)	2·5 (0·1 to 15·6)	1·4 (0 to 8·6)	0·6 (0 to 3·3)	0·1 (0 to 0·7)	0 (0 to 0·1)	58·4
Extensively drug-resistant tuberculosis	1 (0 to 5·8)	1 (0 to 5·6)	0·9 (0 to 5·3)	0·9 (0 to 5·3)	0·8 (0 to 4·3)	0·6 (0 to 3·5)	0·5 (0 to 2·7)	0·3 (0 to 1·5)	0·1 (0 to 0·6)	0 (0 to 0·1)	0 (0 to 0)	11·2
Lower respiratory infections	120 (67·8 to 201)	162 (91·9 to 262)	207 (113 to 345)	256 (142 to 405)	278 (146 to 439)	316 (162 to 476)	297 (157 to 473)	202 (119 to 316)	105 (67·2 to 157)	30·7 (19·7 to 44·1)	5·7 (3·5 to 8·6)	5,530
Upper respiratory infections	44·1 (23·7 to 77·3)	34·9 (18·7 to 60·1)	27 (14·6 to 45·2)	18·8 (10 to 31·1)	11·7 (6 to 20·4)	7·3 (3·8 to 11·8)	4·2 (2·3 to 7·1)	2·1 (1·1 to 3·5)	0·8 (0·4 to 1·3)	0·2 (0·1 to 0·3)	0 (0 to 0·1)	902
Otitis media	12·9 (6·4 to 23·4)	10·8 (4·9 to 19·6)	8·4 (4·2 to 15)	5·5 (2·5 to 10·4)	3 (1·4 to 5·5)	1·6 (0·7 to 3·1)	1 (0·5 to 1·8)	0·5 (0·2 to 1)	0·2 (0·1 to 0·4)	0·1 (0 to 0·1)	0 (0 to 0)	286
Enteric infections	246 (111 to 513)	293 (128 to 640)	329 (138 to 709)	390 (157 to 865)	383 (167 to 842)	375 (157 to 794)	357 (149 to 734)	269 (110 to 576)	156 (58·4 to 324)	50·6 (19·2 to 108)	9·2 (3·3 to 20·7)	8,150
Diarrheal diseases	229 (97·1 to 492)	279 (113 to 621)	317 (124 to 699)	382 (148 to 852)	378 (162 to 836)	372 (155 to 792)	355 (148 to 732)	268 (110 to 575)	156 (58·1 to 323)	50·5 (19·1 to 108)	9·2 (3·2 to 20·7)	6,980
Typhoid and paratyphoid	15·6 (5·5 to 34·8)	12·7 (4·7 to 28)	9·8 (3·3 to 23·2)	6·3 (2·2 to 14·8)	3·5 (1·4 to 7·5)	1·8 (0·7 to 4·2)	1 (0·3 to 1·9)	0·4 (0·1 to 0·9)	0·2 (0·1 to 0·3)	0 (0 to 0·1)	0 (0 to 0)	1,090
Typhoid fever	14·8 (5·3 to 32·5)	12·1 (4·5 to 26·9)	9·4 (3·1 to 22·3)	6 (2·2 to 14·2)	3·4 (1·3 to 7·2)	1·8 (0·7 to 4·1)	0·9 (0·3 to 1·9)	0·4 (0·1 to 0·8)	0·2 (0·1 to 0·3)	0 (0 to 0·1)	0 (0 to 0)	1,000
Paratyphoid fever	0·8 (0·2 to 2·1)	0·6 (0·2 to 1·6)	0·4 (0·1 to 1·1)	0·3 (0·1 to 0·6)	0·1 (0 to 0·3)	0·1 (0 to 0·2)	0 (0 to 0·1)	0 (0 to 0)	0 (0 to 0)	0 (0 to 0)	0 (0 to 0)	93·8
Invasive Non-typhoidal Salmonella (iNTS)	1·5 (0·5 to 3·2)	1·5 (0·5 to 3·2)	1·7 (0·6 to 3·7)	1·6 (0·6 to 3·4)	1·3 (0·5 to 2·6)	1 (0·3 to 1·8)	0·6 (0·2 to 1·1)	0·3 (0·1 to 0·6)	0·1 (0 to 0·2)	0 (0 to 0)	0 (0 to 0)	64·6
Other intestinal infectious diseases	0·2 (0 to 0·5)	0·1 (0 to 0·5)	0·1 (0 to 0·4)	0·1 (0 to 0·3)	0·1 (0 to 0·4)	0·1 (0 to 0·2)	0 (0 to 0·1)	0 (0 to 0·1)	0 (0 to 0·1)	0 (0 to 0)	0 (0 to 0)	6·1
Neglected tropical diseases and malaria	84·9 (35·4 to 215)	83·7 (31 to 235)	70 (26·8 to 193)	72·5 (21·9 to 236)	34·5 (13·9 to 98·5)	35·3 (9·8 to 122)	17·6 (6·2 to 54·9)	7·4 (3·2 to 19·4)	2·2 (1·3 to 5·3)	0·6 (0·3 to 1·6)	0·1 (0·1 to 0·4)	1,720
Malaria	42·3 (6·4 to 170)	48 (6·1 to 195)	40·4 (4·8 to 165)	52·2 (4·8 to 215)	20 (2·4 to 83·6)	25·9 (2·1 to 112)	11·4 (1·1 to 47·6)	3·6 (0·5 to 14·4)	0·4 (0·1 to 1·3)	0·1 (0 to 0·1)	0 (0 to 0)	806
Chagas disease	0 (0 to 0)	0 (0 to 0)	0 (0 to 0)	0 (0 to 0)	0 (0 to 0)	0 (0 to 0)	0 (0 to 0)	0 (0 to 0)	0 (0 to 0)	0 (0 to 0)	0 (0 to 0)	0
Leishmaniasis	0 (0 to 0)	0 (0 to 0)	0 (0 to 0)	0 (0 to 0)	0 (0 to 0)	0 (0 to 0)	0 (0 to 0)	0 (0 to 0)	0 (0 to 0)	0 (0 to 0)	0 (0 to 0)	0
Visceral leishmaniasis	0 (0 to 0)	0 (0 to 0)	0 (0 to 0)	0 (0 to 0)	0 (0 to 0)	0 (0 to 0)	0 (0 to 0)	0 (0 to 0)	0 (0 to 0)	0 (0 to 0)	0 (0 to 0)	0
Cutaneous and mucocutaneous leishmaniasis	0 (0 to 0)	0 (0 to 0)	0 (0 to 0)	0 (0 to 0)	0 (0 to 0)	0 (0 to 0)	0 (0 to 0)	0 (0 to 0)	0 (0 to 0)	0 (0 to 0)	0 (0 to 0)	0
African trypanosomiasis	0 (0 to 0)	0 (0 to 0)	0 (0 to 0)	0 (0 to 0)	0 (0 to 0)	0 (0 to 0)	0 (0 to 0)	0 (0 to 0)	0 (0 to 0)	0 (0 to 0)	0 (0 to 0)	0
Schistosomiasis	0 (0 to 0)	0 (0 to 0)	0 (0 to 0)	0 (0 to 0)	0 (0 to 0)	0 (0 to 0)	0 (0 to 0)	0 (0 to 0)	0 (0 to 0)	0 (0 to 0)	0 (0 to 0)	0
Cysticercosis	0·3 (0·1 to 0·6)	0·3 (0·1 to 0·7)	0·4 (0·1 to 0·8)	0·4 (0·1 to 1)	0·4 (0·1 to 0·8)	0·3 (0·1 to 0·6)	0·2 (0·1 to 0·4)	0·1 (0 to 0·3)	0 (0 to 0·1)	0 (0 to 0)	0 (0 to 0)	3·3
Cystic echinococcosis	0·6 (0 to 2·2)	0·6 (0 to 2·4)	0·6 (0 to 2·2)	0·5 (0 to 2)	0·4 (0 to 1·4)	0·3 (0 to 1)	0·2 (0 to 0·7)	0·1 (0 to 0·4)	0·1 (0 to 0·2)	0 (0 to 0·1)	0 (0 to 0)	6·8
Lymphatic filariasis	10·8 (6·1 to 16·6)	8·9 (5·3 to 13·6)	7·3 (4·5 to 11·2)	5·1 (2·9 to 7·8)	3·3 (2 to 5)	2·1 (1·2 to 3·2)	1·3 (0·8 to 2)	0·7 (0·4 to 1)	0·3 (0·2 to 0·4)	0·1 (0 to 0·1)	0 (0 to 0)	163
Onchocerciasis	0 (0 to 0)	0 (0 to 0)	0 (0 to 0)	0 (0 to 0)	0 (0 to 0)	0 (0 to 0)	0 (0 to 0)	0 (0 to 0)	0 (0 to 0)	0 (0 to 0)	0 (0 to 0)	0
Trachoma	0 (0 to 0)	0 (0 to 0)	0 (0 to 0)	0 (0 to 0)	0 (0 to 0)	0 (0 to 0)	0 (0 to 0)	0 (0 to 0)	0 (0 to 0)	0 (0 to 0)	0 (0 to 0)	0
Dengue	10·2 (1·6 to 59·7)	8·7 (1·6 to 48·2)	7·3 (1·5 to 38)	5·2 (1·3 to 22·8)	4·2 (1·2 to 16·7)	2·6 (0·7 to 9·9)	1·8 (0·5 to 6·8)	1·2 (0·3 to 5·6)	0·7 (0·2 to 3·6)	0·2 (0·1 to 1·3)	0·1 (0 to 0·3)	232
Yellow fever	0 (0 to 0)	0 (0 to 0)	0 (0 to 0)	0 (0 to 0)	0 (0 to 0)	0 (0 to 0)	0 (0 to 0)	0 (0 to 0)	0 (0 to 0)	0 (0 to 0)	0 (0 to 0)	0
Rabies	0·5 (0 to 1·4)	0·3 (0 to 0·8)	0·2 (0 to 0·7)	0·1 (0 to 0·3)	0·1 (0 to 0·2)	0 (0 to 0·1)	0 (0 to 0·1)	0·1 (0 to 0·2)	0·1 (0 to 0·1)	0 (0 to 0·1)	0 (0 to 0·1)	17·4
Intestinal nematode infections	7·5 (3·6 to 13·6)	6·3 (3·1 to 11·5)	5·2 (2·5 to 9·8)	3·9 (1·8 to 7)	2·3 (1·1 to 4)	1·5 (0·7 to 2·8)	1 (0·5 to 1·8)	0·5 (0·2 to 0·9)	0·2 (0·1 to 0·3)	0 (0 to 0·1)	0 (0 to 0)	280
Ascariasis	3·8 (1·4 to 7·6)	2·9 (1·1 to 5·9)	2·3 (0·9 to 4·7)	1·8 (0·6 to 3·7)	1 (0·4 to 1·9)	0·7 (0·2 to 1·4)	0·4 (0·1 to 1)	0·2 (0·1 to 0·5)	0·1 (0 to 0·2)	0 (0 to 0·1)	0 (0 to 0)	99·7
Trichuriasis	1·1 (0·4 to 2·4)	0·8 (0·2 to 1·7)	0·6 (0·2 to 1·3)	0·4 (0·1 to 0·8)	0·2 (0 to 0·4)	0·1 (0 to 0·2)	0·1 (0 to 0·1)	0 (0 to 0·1)	0 (0 to 0)	0 (0 to 0)	0 (0 to 0)	32
Hookworm disease	2·6 (0·9 to 5·8)	2·6 (1 to 5·4)	2·2 (0·9 to 5)	1·8 (0·7 to 3·6)	1·1 (0·5 to 2·3)	0·8 (0·3 to 1·6)	0·5 (0·2 to 1)	0·3 (0·1 to 0·5)	0·1 (0 to 0·2)	0 (0 to 0)	0 (0 to 0)	148
Food-borne trematodiases	0 (0 to 0)	0 (0 to 0)	0 (0 to 0)	0 (0 to 0)	0 (0 to 0)	0 (0 to 0)	0 (0 to 0)	0 (0 to 0)	0 (0 to 0)	0 (0 to 0)	0 (0 to 0)	0
Leprosy	0·4 (0·2 to 0·6)	0·4 (0 to 1)	0·4 (0 to 0·9)	0·3 (0 to 0·7)	0·2 (0 to 0·5)	0·2 (0 to 0·3)	0·1 (0 to 0·2)	0·1 (0 to 0·1)	0 (0 to 0·1)	0 (0 to 0)	0 (0 to 0)	3·2
Ebola	0 (0 to 0)	0 (0 to 0)	0 (0 to 0)	0 (0 to 0)	0 (0 to 0)	0 (0 to 0)	0 (0 to 0)	0 (0 to 0)	0 (0 to 0)	0 (0 to 0)	0 (0 to 0)	0
Zika virus	0 (0 to 0)	0 (0 to 0)	0 (0 to 0)	0 (0 to 0)	0 (0 to 0)	0 (0 to 0)	0 (0 to 0)	0 (0 to 0)	0 (0 to 0)	0 (0 to 0)	0 (0 to 0)	0
Guinea worm disease	0 (0 to 0)	0 (0 to 0)	0 (0 to 0)	0 (0 to 0)	0 (0 to 0)	0 (0 to 0)	0 (0 to 0)	0 (0 to 0)	0 (0 to 0)	0 (0 to 0)	0 (0 to 0)	0
Other neglected tropical diseases	12·4 (3·3 to 27·4)	10·2 (3 to 22·6)	8·2 (2 to 18·7)	4·8 (1·6 to 9)	3·6 (1·4 to 7)	2·5 (0·9 to 4·7)	1·7 (0·7 to 3·1)	1·1 (0·5 to 2)	0·5 (0·2 to 0·8)	0·1 (0·1 to 0·2)	0 (0 to 0·1)	203
Other infectious diseases	122 (75·5 to 204)	126 (74·2 to 206)	103 (60·6 to 173)	97 (53·1 to 169)	54·9 (33·7 to 86)	54 (33·2 to 84·3)	50 (28·3 to 83·1)	21·2 (12·3 to 34·8)	12·9 (6·6 to 20·5)	3·4 (1·6 to 5·5)	0·7 (0·3 to 1·3)	4,280
Meningitis	7·9 (5·1 to 11·9)	5·8 (3·6 to 8·8)	6·7 (3·8 to 10·9)	5·8 (3 to 10·2)	3·8 (2·1 to 6·3)	4·7 (2·6 to 7·8)	3 (1·7 to 5·2)	1·2 (0·7 to 2·1)	0·8 (0·5 to 1·4)	0·1 (0·1 to 0·2)	0 (0 to 0)	845
Encephalitis	15·1 (7·2 to 30·7)	12·9 (5·7 to 24·4)	10·4 (4·8 to 19·7)	6·8 (3·3 to 12·3)	2·5 (1 to 5·8)	4·3 (2 to 8)	2·9 (1·5 to 5·5)	2·2 (0·9 to 4·6)	3·8 (0·7 to 8·5)	0·9 (0·2 to 2)	0·2 (0 to 0·5)	504
Diphtheria	0·2 (0 to 0·9)	0·2 (0 to 0·6)	0·1 (0 to 0·4)	0 (0 to 0)	0 (0 to 0)	0 (0 to 0)	0 (0 to 0)	0 (0 to 0)	0 (0 to 0)	0 (0 to 0)	0 (0 to 0)	3·1
Tetanus	15·8 (4·1 to 34·2)	20·2 (5·1 to 44·2)	15·5 (3·9 to 34·1)	14 (4 to 29·9)	15·4 (4 to 35·8)	10·3 (2·8 to 23·3)	11·6 (2·6 to 26·3)	2·5 (0·4 to 6·6)	2 (0·4 to 4·2)	0·4 (0·1 to 0·8)	0·1 (0 to 0·1)	247
Measles	0·1 (0 to 0·4)	0·1 (0 to 0·2)	0·1 (0 to 0·2)	0 (0 to 0)	0 (0 to 0)	0 (0 to 0)	0 (0 to 0)	0 (0 to 0)	0 (0 to 0)	0 (0 to 0)	0 (0 to 0)	314
Varicella and herpes zoster	3·6 (1·6 to 6·8)	3·7 (1·6 to 6·5)	3·7 (1·7 to 7)	3·4 (1·5 to 6·8)	3·2 (1·3 to 6·8)	2·4 (1 to 5·3)	2·4 (0·7 to 6)	2·2 (0·5 to 6·1)	1·7 (0·3 to 4·8)	0·7 (0·1 to 1·9)	0·2 (0 to 0·6)	101
Acute hepatitis	57·4 (25·7 to 122)	64·8 (27·2 to 134)	53·4 (21·7 to 112)	59·1 (24·1 to 128)	23·3 (9·4 to 46·8)	26·2 (10·3 to 53·2)	26·5 (10·1 to 56·7)	10·5 (4 to 22·8)	3·1 (1·4 to 6)	0·7 (0·3 to 1·4)	0·1 (0 to 0·2)	779
Acute hepatitis A	20·2 (2·6 to 62·6)	26·6 (3·1 to 81)	31·8 (6·8 to 85·7)	10·5 (0·4 to 40·3)	7·3 (0·3 to 24·2)	7·9 (0·5 to 26·7)	17·3 (4 to 40·6)	6·5 (1·6 to 15·1)	1·2 (0·2 to 3·4)	0·3 (0 to 0·8)	0 (0 to 0·1)	347
Acute hepatitis B	27·2 (6·7 to 65·8)	30·5 (6·2 to 75·9)	17·1 (2·5 to 50·7)	40·7 (12 to 95·1)	13·3 (2·7 to 32·1)	15·5 (3 to 36·9)	6·7 (0·6 to 22·9)	3·2 (0·3 to 9·5)	1·4 (0·3 to 3·6)	0·4 (0·1 to 1)	0·1 (0 to 0·1)	328
Acute hepatitis C	7·8 (1·5 to 22·4)	7 (1·3 to 21·1)	3·7 (0·5 to 13·5)	6·4 (1·1 to 19)	2 (0·4 to 6)	2·4 (0·5 to 6·9)	1·8 (0·2 to 6·1)	0·6 (0·1 to 1·9)	0·2 (0·1 to 0·8)	0 (0 to 0·1)	0 (0 to 0)	71·7
Acute hepatitis E	2·1 (0·5 to 6·8)	0·7 (0·2 to 2·6)	0·8 (0·2 to 2·5)	1·6 (0·2 to 5·6)	0·7 (0·1 to 2·2)	0·5 (0·1 to 1·6)	0·7 (0·1 to 3·4)	0·3 (0·1 to 1·1)	0·2 (0 to 0·5)	0 (0 to 0·1)	0 (0 to 0)	31·9
Other unspecified infectious diseases	21·2 (9·3 to 38·6)	17·6 (8·4 to 30·5)	12·8 (5·4 to 24·4)	7·9 (3·5 to 13·8)	6·6 (3·5 to 10·7)	6·1 (3·5 to 10·2)	3·4 (2 to 5·7)	2·4 (1·3 to 4·4)	1·5 (0·7 to 3·1)	0·5 (0·2 to 1·2)	0·1 (0 to 0·2)	330
Maternal and neonatal disorders	371 (195 to 667)	65 (47·2 to 90·1)	34·2 (24 to 47·9)	18·5 (12·6 to 25·8)	8·2 (5·6 to 11·8)	3·3 (2·2 to 4·7)	1·2 (0·8 to 1·9)	0·3 (0·1 to 0·5)	0·1 (0 to 0·2)	0 (0 to 0)	0 (0 to 0)	18,000
Maternal disorders	301 (126 to 597)	14·1 (4·9 to 33·2)	0 (0 to 0)	0 (0 to 0)	0 (0 to 0)	0 (0 to 0)	0 (0 to 0)	0 (0 to 0)	0 (0 to 0)	0 (0 to 0)	0 (0 to 0)	4,930
Maternal hemorrhage	134 (50·2 to 288)	6·4 (2 to 16·5)	0 (0 to 0)	0 (0 to 0)	0 (0 to 0)	0 (0 to 0)	0 (0 to 0)	0 (0 to 0)	0 (0 to 0)	0 (0 to 0)	0 (0 to 0)	2,020
Maternal sepsis and other maternal infections	5·7 (1·6 to 13·4)	0·1 (0 to 0·3)	0 (0 to 0)	0 (0 to 0)	0 (0 to 0)	0 (0 to 0)	0 (0 to 0)	0 (0 to 0)	0 (0 to 0)	0 (0 to 0)	0 (0 to 0)	187
Maternal hypertensive disorders	84·6 (32·1 to 184)	3·2 (1 to 8·2)	0 (0 to 0)	0 (0 to 0)	0 (0 to 0)	0 (0 to 0)	0 (0 to 0)	0 (0 to 0)	0 (0 to 0)	0 (0 to 0)	0 (0 to 0)	1,310
Maternal obstructed labor and uterine rupture	2·6 (0·7 to 6·7)	0 (0 to 0)	0 (0 to 0)	0 (0 to 0)	0 (0 to 0)	0 (0 to 0)	0 (0 to 0)	0 (0 to 0)	0 (0 to 0)	0 (0 to 0)	0 (0 to 0)	63·4
Maternal abortion and miscarriage	26·4 (6·4 to 66·2)	0·1 (0 to 0·3)	0 (0 to 0)	0 (0 to 0)	0 (0 to 0)	0 (0 to 0)	0 (0 to 0)	0 (0 to 0)	0 (0 to 0)	0 (0 to 0)	0 (0 to 0)	210
Ectopic pregnancy	5·2 (1·7 to 12·4)	2·3 (0·6 to 5·5)	0 (0 to 0)	0 (0 to 0)	0 (0 to 0)	0 (0 to 0)	0 (0 to 0)	0 (0 to 0)	0 (0 to 0)	0 (0 to 0)	0 (0 to 0)	69
Indirect maternal deaths	11·4 (3·2 to 26)	1·5 (0·4 to 4·1)	--	--	--	--	--	--	--	--	--	NA
Late maternal deaths	5·8 (2·2 to 12·5)	0·3 (0·1 to 0·7)	--	--	--	--	--	--	--	--	--	NA
Maternal deaths aggravated by HIV/AIDS	0·1 (0 to 0·3)	0 (0 to 0)	--	--	--	--	--	--	--	--	--	NA
Neonatal disorders	70·1 (50·3 to 97·1)	50·9 (36·9 to 69·2)	34·2 (24 to 47·9)	18·5 (12·6 to 25·8)	8·2 (5·6 to 11·8)	3·3 (2·2 to 4·7)	1·2 (0·8 to 1·9)	0·3 (0·1 to 0·5)	0·1 (0 to 0·2)	0 (0 to 0)	0 (0 to 0)	13,100
Neonatal preterm birth	30·3 (21·4 to 42)	21·4 (15·5 to 28·5)	13·5 (9·9 to 17·9)	6·9 (4·8 to 9·6)	3 (1·9 to 4·4)	1·3 (0·7 to 2·1)	0·7 (0·3 to 1·2)	0·2 (0·1 to 0·5)	0·1 (0 to 0·2)	0 (0 to 0)	0 (0 to 0)	6,950
Neonatal encephalopathy due to birth asphyxia and trauma	8·2 (4·6 to 13·2)	5·9 (3·3 to 9·6)	4·2 (2·3 to 7)	2·4 (1·3 to 4)	0·8 (0·4 to 1·4)	0·2 (0·1 to 0·3)	0 (0 to 0)	0 (0 to 0)	0 (0 to 0)	0 (0 to 0)	0 (0 to 0)	3,140
Neonatal sepsis and other neonatal infections	27 (13·7 to 46·5)	20·3 (9·5 to 34·8)	14·2 (6·5 to 25·6)	8 (3·6 to 13·7)	3·8 (1·9 to 6·8)	1·6 (0·9 to 2·6)	0·5 (0·3 to 0·8)	0·1 (0 to 0·1)	0 (0 to 0)	0 (0 to 0)	0 (0 to 0)	2,030
Hemolytic disease and other neonatal jaundice	4·6 (3·4 to 5·9)	3·4 (2·6 to 4·4)	2·3 (1·8 to 3)	1·3 (1 to 1·7)	0·6 (0·5 to 0·8)	0·2 (0·2 to 0·3)	0·1 (0 to 0·1)	0 (0 to 0)	0 (0 to 0)	0 (0 to 0)	0 (0 to 0)	155
Other neonatal disorders	0 (0 to 0)	0 (0 to 0)	0 (0 to 0)	0 (0 to 0)	0 (0 to 0)	0 (0 to 0)	0 (0 to 0)	0 (0 to 0)	0 (0 to 0)	0 (0 to 0)	0 (0 to 0)	800
Nutritional deficiencies	421 (205 to 780)	414 (220 to 700)	381 (212 to 640)	367 (208 to 575)	341 (211 to 521)	319 (195 to 495)	291 (178 to 456)	217 (132 to 340)	119 (72·2 to 180)	44·7 (26·6 to 70·7)	11·4 (6·6 to 17·9)	7,320
Protein-energy malnutrition	111 (67·9 to 172)	153 (91·7 to 254)	167 (104 to 263)	175 (101 to 282)	187 (103 to 312)	211 (112 to 354)	222 (120 to 385)	172 (96·2 to 288)	98·1 (56·8 to 158)	39·1 (22·2 to 63·7)	10·2 (5·7 to 16·4)	3,070
Iodine deficiency	9·6 (4·1 to 17·9)	7·5 (3·4 to 13·3)	6 (2·7 to 11)	4·4 (1·9 to 8)	3 (1·3 to 5·1)	1·8 (0·9 to 3·1)	1 (0·5 to 1·8)	0·5 (0·2 to 0·9)	0·2 (0·1 to 0·3)	0 (0 to 0·1)	0 (0 to 0)	118
Vitamin A deficiency	5·4 (2 to 10·4)	4·5 (1·7 to 8·7)	3·4 (1·3 to 6·5)	2·1 (0·8 to 4)	1·4 (0·5 to 2·7)	0·9 (0·3 to 1·7)	0·5 (0·2 to 1·1)	0·2 (0·1 to 0·5)	0·1 (0 to 0·2)	0 (0 to 0)	0 (0 to 0)	190
Dietary iron deficiency	278 (76·6 to 626)	222 (61·3 to 494)	183 (44·9 to 410)	172 (51·1 to 351)	136 (46·7 to 267)	96 (34·9 to 181)	54·1 (18·7 to 106)	35·3 (12·9 to 66·8)	15 (6·2 to 26·6)	3·6 (1·4 to 6·8)	0·6 (0·2 to 1·1)	3,590
Other nutritional deficiencies	17·3 (10·6 to 25·5)	26·5 (16·1 to 40·7)	22·5 (14 to 34·1)	13·3 (8·3 to 19·9)	13·2 (8·1 to 20·9)	9 (5·2 to 15)	13 (6·3 to 26·1)	8·8 (4·1 to 18·1)	5·4 (2·2 to 10·9)	2 (0·8 to 4)	0·6 (0·2 to 1·2)	352
Non-communicable diseases	19,000 (14,500 to 24,500)	20,600 (15,700 to 27,000)	21,300 (15,900 to 27,900)	18,800 (14,700 to 23,500)	15,300 (12,500 to 18,100)	12,200 (10,300 to 14,000)	9,300 (8,060 to 10,400)	5,890 (5,130 to 6,530)	2,790 (2,410 to 3,100)	761 (647 to 860)	127 (107 to 146)	208,000
Neoplasms	3,520 (2,130 to 5,280)	3,580 (2,170 to 5,440)	3,280 (1,950 to 5,030)	2,650 (1,600 to 3,810)	1,920 (1,230 to 2,670)	1,320 (864 to 1,780)	830 (553 to 1,120)	407 (282 to 533)	166 (114 to 223)	34·4 (23·6 to 45·5)	4·6 (3·2 to 6·2)	27,100
Lip and oral cavity cancer	25·5 (10·5 to 58·1)	30·8 (12·1 to 72·5)	32·8 (13·2 to 77)	34·9 (14·9 to 75·2)	29·8 (14·2 to 61·1)	23·7 (11·8 to 47)	19·5 (9·8 to 37·5)	9·9 (5·2 to 18·2)	4·2 (2·3 to 7·4)	1 (0·6 to 1·8)	0·2 (0·1 to 0·2)	270
Nasopharynx cancer	37·7 (17 to 68·1)	36·7 (16·1 to 66)	34·6 (15·7 to 63·1)	26·3 (12 to 47·8)	18·7 (9·3 to 32·2)	14·4 (7·5 to 23·4)	7·9 (4·2 to 13·2)	3·7 (1·9 to 6·4)	1·4 (0·7 to 2·5)	0·2 (0·1 to 0·5)	0 (0 to 0·1)	262
Other pharynx cancer	6·5 (2·6 to 12·5)	8·6 (3·5 to 15·7)	8·6 (3·7 to 15·6)	8·1 (3·5 to 14·5)	7·1 (3·5 to 11·7)	4·7 (2·4 to 7·7)	3·1 (1·7 to 5·3)	1·2 (0·6 to 2·1)	0·5 (0·3 to 0·8)	0·1 (0·1 to 0·2)	0 (0 to 0)	59·9
Esophageal cancer	33·8 (14 to 59·9)	47·6 (19·7 to 89·2)	51·2 (21·8 to 93·7)	44·1 (19·8 to 76·6)	34 (16·7 to 56·1)	28·9 (15·8 to 46·7)	21·4 (11·9 to 34·2)	9·6 (5·2 to 15·5)	4 (2·3 to 6·4)	0·8 (0·4 to 1·4)	0·1 (0 to 0·2)	331
Stomach cancer	115 (52·8 to 198)	144 (62·3 to 240)	147 (69·1 to 239)	137 (68 to 215)	118 (64·4 to 178)	92·1 (52·8 to 139)	64·8 (37·6 to 93·1)	34·6 (20·2 to 49·9)	15·8 (9·8 to 22·5)	3·3 (2 to 5)	0·5 (0·3 to 0·7)	1,120
Colon and rectum cancer	253 (102 to 481)	340 (140 to 648)	335 (138 to 653)	318 (138 to 585)	260 (120 to 454)	196 (96·2 to 321)	143 (74·2 to 232)	75·8 (42·6 to 119)	32·3 (17·6 to 52·2)	7 (3·9 to 11·2)	1·1 (0·6 to 1·8)	2,460
Liver cancer	13 (6·1 to 23·6)	20·2 (10 to 35·2)	24·3 (11·5 to 43·4)	24·9 (13·3 to 41·4)	22·8 (12·6 to 38·1)	19·7 (11·1 to 32·9)	14·2 (7·8 to 24·2)	7·7 (4·5 to 11·7)	3 (1·8 to 4·9)	0·6 (0·4 to 0·9)	0·1 (0 to 0·2)	234
Liver cancer due to hepatitis B	4·2 (1·9 to 8)	5·4 (2·4 to 10·1)	5·4 (2·2 to 10·7)	4·7 (2·3 to 8·9)	3·5 (1·8 to 6)	2·5 (1·3 to 4·5)	1·5 (0·8 to 2·6)	0·7 (0·3 to 1·2)	0·2 (0·1 to 0·4)	0 (0 to 0·1)	0 (0 to 0)	53·9
Liver cancer due to hepatitis C	5·2 (2·4 to 10·3)	9·7 (4·7 to 17·3)	13·2 (6·1 to 23·3)	14·6 (7·8 to 25·7)	14·1 (7·8 to 23·7)	12·8 (7·1 to 21·6)	9·8 (5·4 to 16·5)	5·5 (3·1 to 8·4)	2·2 (1·3 to 3·5)	0·5 (0·3 to 0·7)	0·1 (0 to 0·1)	95·8
Liver cancer due to alcohol use	1·2 (0·5 to 2·5)	1·9 (0·8 to 3·6)	2·1 (0·9 to 4·3)	2·2 (1·1 to 4·1)	2·1 (1·1 to 3·7)	1·7 (0·9 to 2·9)	0·9 (0·5 to 1·7)	0·4 (0·2 to 0·7)	0·1 (0·1 to 0·2)	0 (0 to 0)	0 (0 to 0)	15
Liver cancer due to NASH	1·6 (0·7 to 3)	2·3 (1 to 4·2)	2·6 (1·2 to 5)	2·6 (1·2 to 4·7)	2·5 (1·3 to 4·2)	2·2 (1·2 to 3·8)	1·7 (0·9 to 3)	0·9 (0·5 to 1·6)	0·4 (0·2 to 0·6)	0·1 (0 to 0·1)	0 (0 to 0)	26·4
Liver cancer due to other causes	0·8 (0·3 to 1·5)	1 (0·4 to 1·9)	0·9 (0·4 to 1·8)	0·8 (0·4 to 1·4)	0·6 (0·3 to 1·1)	0·5 (0·3 to 0·9)	0·3 (0·2 to 0·6)	0·2 (0·1 to 0·3)	0·1 (0 to 0·1)	0 (0 to 0)	0 (0 to 0)	43
Gallbladder and biliary tract cancer	15·8 (5·9 to 32·8)	28 (10·7 to 59)	28·9 (11·3 to 58)	32·3 (13 to 65·4)	27·3 (12 to 53·3)	20·4 (9·8 to 38·7)	13·6 (6·7 to 24·9)	7 (3·5 to 12·9)	2·8 (1·4 to 5·4)	0·5 (0·3 to 1)	0·1 (0 to 0·1)	198
Pancreatic cancer	82·7 (29·6 to 168)	112 (39·5 to 228)	133 (46·3 to 272)	144 (51·8 to 296)	115 (46·2 to 213)	88·8 (36·6 to 162)	58·1 (25·8 to 104)	27·1 (12·2 to 47·3)	11·4 (5·2 to 20·3)	2 (1 to 3·5)	0·3 (0·1 to 0·4)	886
Larynx cancer	7·9 (4 to 14·3)	11·3 (5·6 to 19·8)	13·7 (7·2 to 22·9)	12 (6·2 to 20·2)	9 (5 to 14·8)	7·8 (4·4 to 12·5)	4·8 (2·8 to 8)	2·2 (1·4 to 3·5)	0·9 (0·5 to 1·5)	0·2 (0·1 to 0·3)	0 (0 to 0)	84
Tracheal, bronchus, and lung cancer	294 (105 to 581)	379 (132 to 782)	426 (146 to 857)	412 (148 to 812)	334 (131 to 633)	231 (95 to 421)	141 (62 to 253)	67·3 (30 to 122)	26·7 (12 to 47)	5 (2·2 to 8·8)	0·6 (0·3 to 1)	2,750
Malignant skin melanoma	4·9 (2·2 to 10·7)	5·2 (2·3 to 11·1)	4·7 (2·1 to 9·6)	3·8 (1·8 to 7·2)	3·1 (1·5 to 5·7)	2·4 (1·3 to 4·2)	1·9 (1 to 3·2)	1 (0·5 to 1·7)	0·6 (0·3 to 0·9)	0·2 (0·1 to 0·3)	0 (0 to 0)	44·5
Non-melanoma skin cancer	11·3 (3·8 to 25·5)	12·3 (4·5 to 27·6)	12·2 (4·2 to 27)	10·7 (3·9 to 23·3)	9·1 (3·8 to 18·3)	7·7 (3·2 to 15·8)	4·9 (2·1 to 9·5)	2·8 (1·3 to 5·5)	1·8 (0·8 to 3·6)	0·5 (0·2 to 1)	0·1 (0 to 0·2)	99·4
Non-melanoma skin cancer (squamous-cell carcinoma)	11·3 (3·8 to 25·5)	12·3 (4·5 to 27·6)	12·2 (4·2 to 27)	10·7 (3·9 to 23·3)	9·1 (3·8 to 18·3)	7·7 (3·2 to 15·8)	4·9 (2·1 to 9·5)	2·8 (1·3 to 5·5)	1·8 (0·8 to 3·6)	0·5 (0·2 to 1)	0·1 (0 to 0·2)	99·4
Non-melanoma skin cancer (basal-cell carcinoma)	0 (0 to 0)	0 (0 to 0)	0 (0 to 0)	0 (0 to 0)	0 (0 to 0)	0 (0 to 0)	0 (0 to 0)	0 (0 to 0)	0 (0 to 0)	0 (0 to 0)	0 (0 to 0)	0
Breast cancer	1,500 (902 to 2,280)	1,170 (722 to 1,810)	885 (534 to 1,350)	556 (353 to 809)	302 (205 to 420)	151 (107 to 208)	82·1 (57·8 to 112)	41·5 (29 to 57·1)	16·2 (10·9 to 23·2)	3·6 (2·4 to 5·1)	0·5 (0·3 to 0·8)	8,720
Cervical cancer	409 (161 to 753)	431 (176 to 795)	370 (151 to 689)	223 (101 to 425)	142 (64·9 to 263)	88·1 (46 to 166)	45·4 (24·2 to 84·5)	19 (9·8 to 36·5)	7·1 (3·8 to 14·8)	1·2 (0·6 to 2·7)	0·1 (0·1 to 0·3)	2,550
Uterine cancer	97·8 (39·9 to 177)	130 (54·5 to 242)	135 (59·2 to 242)	119 (59·2 to 212)	79·1 (43·5 to 132)	48·4 (27·3 to 79·6)	24 (13·2 to 38)	10·6 (5·9 to 16·6)	3·3 (2 to 4·9)	0·7 (0·4 to 1·1)	0·1 (0 to 0·1)	767
Ovarian cancer	209 (102 to 478)	235 (115 to 527)	194 (94·1 to 479)	151 (79·6 to 335)	94 (50·7 to 208)	61·2 (34·1 to 127)	32·6 (18·3 to 62·8)	14 (7·6 to 26·2)	5 (2·8 to 9·3)	1·1 (0·5 to 1·8)	0·1 (0·1 to 0·2)	1,420
Prostate cancer	0 (0 to 0)	0 (0 to 0)	0 (0 to 0)	0 (0 to 0)	0 (0 to 0)	0 (0 to 0)	0 (0 to 0)	0 (0 to 0)	0 (0 to 0)	0 (0 to 0)	0 (0 to 0)	0
Testicular cancer	--	--	--	--	--	--	--	--	--	--	--	NA
Kidney cancer	18·4 (7·4 to 46·1)	21·1 (9·3 to 50·2)	19·5 (8·7 to 44·8)	20·3 (8·5 to 49·6)	15·1 (7·2 to 34·4)	10·4 (5 to 23·5)	7·4 (3·7 to 15·5)	3·2 (1·6 to 7)	1·4 (0·6 to 3)	0·3 (0·1 to 0·5)	0 (0 to 0·1)	178
Bladder cancer	10·2 (4·2 to 18·5)	14·8 (6·4 to 26·3)	17·9 (7·5 to 32)	17·8 (7·9 to 32·2)	17·8 (8·3 to 29·4)	15·3 (8 to 25·1)	14·2 (7·9 to 22·4)	7·9 (4·5 to 12·6)	4 (2·2 to 6·6)	0·9 (0·5 to 1·4)	0·1 (0·1 to 0·2)	137
Brain and central nervous system cancer	53·2 (26·3 to 100)	56·9 (29·7 to 105)	51·4 (26·2 to 98·8)	40·2 (21·5 to 72)	31·2 (17·4 to 52·2)	19·7 (10·7 to 34·1)	11 (5·9 to 19·6)	5·7 (2·9 to 10·2)	2 (1·1 to 3·5)	0·3 (0·2 to 0·6)	0·1 (0 to 0·1)	642
Thyroid cancer	27·3 (11·3 to 53·1)	37·9 (15·7 to 72·6)	40·3 (17·6 to 73·3)	38·1 (17·9 to 65)	30 (15·3 to 49·4)	24·3 (12·8 to 43·6)	14 (7·7 to 22·8)	5·9 (3·4 to 9·6)	2·6 (1·5 to 4·1)	0·5 (0·3 to 0·8)	0 (0 to 0·1)	267
Mesothelioma	2·5 (0·7 to 6·7)	2·2 (0·6 to 6·4)	2·6 (0·7 to 7·7)	1·5 (0·5 to 4·1)	1·2 (0·3 to 3)	0·8 (0·2 to 2)	0·4 (0·1 to 1·1)	0·2 (0·1 to 0·6)	0·1 (0 to 0·3)	0 (0 to 0·1)	0 (0 to 0)	27·4
Hodgkin lymphoma	4·4 (1·6 to 10·6)	5 (1·8 to 11·9)	3·4 (1·2 to 7·6)	3·6 (1·4 to 8·1)	3 (1·3 to 6·3)	2 (0·9 to 4)	1·4 (0·7 to 2·7)	0·6 (0·3 to 1·1)	0·2 (0·1 to 0·3)	0 (0 to 0·1)	0 (0 to 0)	64·8
Non-Hodgkin lymphoma	49·6 (20·4 to 98·9)	60·4 (24·7 to 114)	57·8 (24·6 to 112)	54·4 (24·9 to 100)	43·7 (21·8 to 77·5)	34·2 (18·5 to 60)	19·7 (10·4 to 34·4)	8·8 (4·7 to 15)	3·3 (1·7 to 5·8)	0·6 (0·3 to 1·1)	0·1 (0 to 0·1)	558
Multiple myeloma	10·6 (4·7 to 21·9)	17·3 (8·2 to 34·5)	21·1 (10·2 to 41·7)	22·2 (11·5 to 41·8)	17·5 (9·5 to 29·4)	12·5 (7·5 to 20·4)	7·8 (4·6 to 13·4)	2·7 (1·4 to 4·8)	0·8 (0·4 to 1·4)	0·2 (0·1 to 0·3)	0 (0 to 0)	125
Leukemia	117 (49·9 to 213)	117 (48·3 to 208)	106 (47·6 to 187)	92·3 (43 to 160)	68·4 (32·8 to 118)	48·2 (23·8 to 80·9)	31·5 (15·9 to 52·9)	15·2 (7·6 to 25·1)	6·7 (3·5 to 11·4)	1·6 (0·8 to 2·6)	0·2 (0·1 to 0·3)	1,560
Acute lymphoid leukemia	6·5 (1·8 to 20·3)	6·7 (1·9 to 19·4)	8·2 (2·3 to 25·1)	5 (1·6 to 13·3)	3·1 (0·9 to 8·4)	2·6 (0·8 to 7)	1·2 (0·4 to 3)	0·8 (0·3 to 1·9)	0·3 (0·1 to 0·7)	0 (0 to 0·1)	0 (0 to 0)	213
Chronic lymphoid leukemia	2 (0·6 to 5·1)	4·4 (1·4 to 10·8)	4·9 (1·5 to 12·1)	3·5 (1·1 to 9·2)	3·2 (1 to 8)	2·2 (0·6 to 5·1)	1·7 (0·5 to 3·9)	1 (0·3 to 2·1)	0·3 (0·1 to 0·6)	0·1 (0 to 0·2)	0 (0 to 0)	28·7
Acute myeloid leukemia	21·8 (7·3 to 52·7)	17·7 (5·5 to 45·2)	13·3 (3·6 to 33·5)	12·7 (4·2 to 29·8)	9·9 (3·3 to 23·3)	4·3 (1·4 to 11·4)	5 (1·7 to 11·3)	1·9 (0·7 to 4·3)	0·9 (0·3 to 2)	0·1 (0 to 0·2)	0 (0 to 0)	261
Chronic myeloid leukemia	5·9 (1·4 to 15·4)	9·4 (2·4 to 23·2)	10 (2·5 to 26)	5·6 (1·5 to 14·5)	5 (1·4 to 11·5)	3·2 (0·9 to 7·4)	1·9 (0·6 to 4·6)	1 (0·3 to 2·2)	0·5 (0·2 to 1·2)	0·1 (0 to 0·2)	0 (0 to 0)	81·1
Other leukemia	80·4 (30·1 to 157)	78·5 (29·5 to 150)	69·9 (26·8 to 136)	65·5 (28·5 to 121)	47·1 (20·4 to 86·4)	35·9 (16·6 to 62·2)	21·7 (10·2 to 38·2)	10·6 (5 to 18)	4·8 (2·3 to 8·6)	1·3 (0·7 to 2·2)	0·2 (0·1 to 0·3)	975
Other malignant neoplasms	102 (56·1 to 171)	110 (61·3 to 180)	115 (63·2 to 190)	92·7 (55·3 to 148)	80 (48·7 to 118)	58·3 (37·5 to 85·3)	38 (24·8 to 54·6)	19·5 (12·7 to 28·8)	7·8 (5 to 11·8)	1·7 (1·1 to 2·6)	0·3 (0·2 to 0·4)	1,200
Other neoplasms	3·2 (1·4 to 8·4)	4·2 (1·9 to 10·7)	6 (2·5 to 15)	5·8 (2·6 to 14·4)	4·8 (2·3 to 11·1)	4·7 (2·2 to 11)	3·2 (1·5 to 7·8)	2·2 (1·1 to 4·9)	0·7 (0·3 to 1·6)	0·1 (0 to 0·3)	0 (0 to 0)	44·1
Myelodysplastic, myeloproliferative, and other hematopoietic n	3·2 (1·4 to 8·4)	4·2 (1·9 to 10·7)	6 (2·5 to 15)	5·8 (2·6 to 14·4)	4·8 (2·3 to 11·1)	4·7 (2·2 to 11)	3·2 (1·5 to 7·8)	2·2 (1·1 to 4·9)	0·7 (0·3 to 1·6)	0·1 (0 to 0·3)	0 (0 to 0)	44·1
Benign and in situ intestinal neoplasms	0 (0 to 0)	0 (0 to 0)	0 (0 to 0)	0 (0 to 0)	0 (0 to 0)	0 (0 to 0)	0 (0 to 0)	0 (0 to 0)	0 (0 to 0)	0 (0 to 0)	0 (0 to 0)	0
Benign and in situ cervical and uterine neoplasms	0 (0 to 0)	0 (0 to 0)	0 (0 to 0)	0 (0 to 0)	0 (0 to 0)	0 (0 to 0)	0 (0 to 0)	0 (0 to 0)	0 (0 to 0)	0 (0 to 0)	0 (0 to 0)	0
Other benign and in situ neoplasms	0 (0 to 0)	0 (0 to 0)	0 (0 to 0)	0 (0 to 0)	0 (0 to 0)	0 (0 to 0)	0 (0 to 0)	0 (0 to 0)	0 (0 to 0)	0 (0 to 0)	0 (0 to 0)	0
Cardiovascular diseases	4,760 (3,160 to 7,040)	6,290 (4,140 to 8,960)	7,500 (4,790 to 10,800)	7,140 (5,090 to 9,470)	6,410 (4,820 to 8,020)	5,590 (4,450 to 6,730)	4,570 (3,730 to 5,340)	3,030 (2,480 to 3,560)	1,450 (1,170 to 1,730)	400 (314 to 487)	66·3 (50·8 to 81·6)	57,500
Rheumatic heart disease	31·3 (21·1 to 45·9)	22·9 (14·9 to 33·4)	22·8 (15 to 33·9)	12·2 (8·4 to 17·4)	9·6 (6·4 to 13·5)	9·1 (6·3 to 13·2)	5·3 (3·7 to 7·4)	2·9 (2 to 4·1)	1·9 (1·2 to 2·8)	0·7 (0·4 to 1)	0·1 (0·1 to 0·2)	550





SR Table 2b: Lamzuna DALYS by cause and age group for females with 95% uncertainty intervals, 2019

Cause	Birth Neonatal	Late Neonatal	Post Neonatal	1 to 4	5 to 9	10 to 14	15 to 19	20 to 24	25 to 29	30 to 34	35 to 39	40 to 44	45 to 49	50 to 54	55 to 59	60 to 64	65 to 69	70 to 74	75 to 79	80 to 84	85 to 89	90 to 94	95 plus	Total
All causes	48,700 (37,300 to 60,400)	19,300 (7,900 to 33,300)	36,400 (29,300 to 46,900)	26,200 (24,400 to 28,400)	21,200 (19,900 to 22,600)	20,700 (20,000 to 21,700)	24,000 (22,200 to 25,900)	27,200 (25,300 to 28,900)	29,800 (28,200 to 31,600)	33,200 (31,400 to 35,200)	39,000 (36,900 to 41,300)	46,700 (44,200 to 49,400)	59,400 (56,200 to 62,900)	76,700 (72,900 to 80,800)	96,300 (91,900 to 101,000)	118,300 (112,900 to 123,900)	151,800 (144,900 to 158,400)	191,000 (182,000 to 199,400)	240,000 (229,000 to 250,000)	297,000 (283,000 to 310,000)	370,000 (352,000 to 386,000)	460,000 (438,000 to 480,000)	1,200 (1,200 to 1,200)	1,020,000
Communicable, maternal, neonatal, and nutritional diseases	43,900 (32,300 to 56,800)	7,690 (5,850 to 10,300)	26,800 (19,500 to 36,400)	17,300 (13,600 to 21,400)	8,270 (6,230 to 10,900)	6,300 (4,670 to 8,630)	7,600 (5,610 to 10,000)	7,930 (5,860 to 10,600)	7,760 (5,700 to 10,100)	7,690 (5,660 to 10,200)	7,690 (5,660 to 10,200)	7,500 (5,500 to 10,200)	7,350 (5,350 to 10,000)	7,000 (5,000 to 9,660)	6,930 (4,910 to 9,660)	6,270 (4,370 to 8,720)	5,900 (4,040 to 8,320)	6,260 (4,020 to 8,980)	6,660 (4,020 to 9,710)	6,960 (3,980 to 10,000)	7,130 (3,980 to 10,300)	7,260 (3,980 to 10,500)	871 (592 to 1,230)	278 (167 to 503)	264,000
HIV/AIDS and sexually transmitted infections	2,330 (699 to 5,070)	618 (186 to 1,490)	760 (229 to 1,770)	178 (66 to 500)	48.7 (28.9 to 86.7)	36.7 (20.2 to 66.9)	229 (149 to 364)	412 (277 to 625)	603 (381 to 922)	488 (290 to 760)	410 (230 to 667)	316 (205 to 487)	220 (128 to 370)	138 (78 to 235)	92.3 (47 to 166)	20 (7.9 to 43.9)	7.8 (2.9 to 18.6)	2.7 (0.9 to 7.2)	1.1 (0.3 to 3.2)	0.4 (0.1 to 1.2)	0.2 (0.1 to 0.6)	0.1 (0 to 0.3)	0 (0 to 0)	6,990
HIV/AIDS	0 (0 to 0)	0 (0 to 0)	28.9 (0 to 139)	131 (39 to 414)	28.2 (0 to 139)	28.9 (0 to 139)	213 (0 to 1,030)	368 (0 to 1,780)	448 (0 to 2,170)	418 (0 to 2,020)	316 (0 to 1,530)	220 (0 to 1,060)	138 (0 to 667)	92.3 (0 to 445)	20 (0 to 96.6)	7.8 (0 to 37.6)	2.7 (0 to 13.1)	0.9 (0 to 4.4)	0.3 (0 to 1.5)	0.1 (0 to 0.5)	0 (0 to 0.2)	0 (0 to 0.1)	0 (0 to 0)	2,396
HIV/AIDS - Drug-susceptible Tuberculosis	0 (0 to 0)	0 (0 to 0)	13.3 (0 to 64.1)	60.3 (18 to 191)	13.0 (0 to 64.1)	13.3 (0 to 64.1)	98 (0 to 474)	170 (0 to 821)	206 (0 to 1,000)	192 (0 to 931)	146 (0 to 704)	101 (0 to 490)	63.5 (0 to 307)	42.5 (0 to 205)	9.2 (0 to 44.5)	3.6 (0 to 17.3)	1.2 (0 to 6.1)	0.4 (0 to 2.1)	0.1 (0 to 0.7)	0 (0 to 0.2)	0 (0 to 0.1)	0 (0 to 0)	0 (0 to 0)	1,940
HIV/AIDS - Multidrug-resistant Tuberculosis without extensive	0 (0 to 0)	0 (0 to 0)	4.1 (0 to 20.1)	18.9 (5.6 to 60)	4.1 (0 to 20.1)	4.1 (0 to 20.1)	30.7 (0 to 149)	53.2 (0 to 257)	64.5 (0 to 313)	60.1 (0 to 291)	45.7 (0 to 221)	31.6 (0 to 153)	19.9 (0 to 96.3)	13.3 (0 to 64.3)	2.9 (0 to 14.1)	1.1 (0 to 5.4)	0.4 (0 to 1.9)	0.1 (0 to 0.7)	0 (0 to 0.2)	0 (0 to 0.1)	0 (0 to 0)	0 (0 to 0)	0 (0 to 0)	607
HIV/AIDS - Multidrug-resistant Tuberculosis without extensive	0 (0 to 0)	0 (0 to 0)	0.1 (0 to 0.2)	0.5 (0.1 to 1.6)	0.1 (0 to 0.5)	0.1 (0 to 0.5)	0.8 (0 to 3.8)	1.4 (0 to 6.6)	1.7 (0 to 8.1)	1.6 (0 to 7.5)	1.2 (0 to 5.7)	0.8 (0 to 3.9)	0.5 (0 to 2.5)	0.4 (0 to 1.7)	0.1 (0 to 0.4)	0 (0 to 0.1)	0 (0 to 0)	0 (0 to 0)	0 (0 to 0)	0 (0 to 0)	0 (0 to 0)	0 (0 to 0)	0 (0 to 0)	121
HIV/AIDS - Extensively drug-resistant Tuberculosis	0 (0 to 0)	0 (0 to 0)	0 (0 to 0.2)	0 (0 to 0.6)	0 (0 to 0.1)	0 (0 to 0.1)	0 (0 to 0.2)	0 (0 to 1.6)	0 (0 to 2.1)	0 (0 to 1.9)	0 (0 to 1.4)	0 (0 to 1.1)	0 (0 to 0.6)	0 (0 to 0.5)	0 (0 to 0.1)	0 (0 to 0.1)	0 (0 to 0)	0 (0 to 0)	0 (0 to 0)	0 (0 to 0)	0 (0 to 0)	0 (0 to 0)	0 (0 to 0)	0 (0 to 0)	1.6
HIV/AIDS resulting in other diseases	0 (0 to 0)	0 (0 to 0)	0.9 (0 to 4.5)	4.2 (1.2 to 13.4)	0.9 (0 to 4.5)	0.9 (0 to 4.5)	6.9 (0 to 33.6)	11.9 (0 to 57.6)	14.5 (0 to 70.2)	13.5 (0 to 65.3)	10.2 (0 to 49.6)	7.1 (0 to 34.4)	4.5 (0 to 21.6)	3.0 (0 to 14.4)	0.7 (0 to 3.1)	0.3 (0 to 1.2)	0.1 (0 to 0.4)	0 (0 to 0.2)	0 (0 to 0)	0 (0 to 0)	0 (0 to 0)	0 (0 to 0)	0 (0 to 0)	27.2
Sexually transmitted infections excluding HIV	2,330 (699 to 5,070)	618 (186 to 1,490)	731 (229 to 1,770)	46.9 (13.4 to 113)	20.6 (11.8 to 38.8)	7.6 (4.4 to 15.2)	15.2 (8.6 to 29.6)	43.2 (24.4 to 84.6)	81.1 (45.9 to 157)	69.9 (39.6 to 135)	63.2 (35.8 to 122)	53.1 (30.1 to 103)	41.5 (23.5 to 80.4)	34.6 (19.6 to 67.1)	21.6 (12.2 to 41.9)	12.7 (7.2 to 24.6)	7.4 (4.2 to 14.3)	3.9 (2.2 to 7.6)	2.2 (1.2 to 4.3)	1.2 (0.7 to 2.3)	0.7 (0.4 to 1.4)	0.4 (0.2 to 0.8)	0 (0 to 0)	4,990
Syphilis	0 (0 to 0)	0 (0 to 0)	0 (0 to 0)	0 (0 to 0)	0 (0 to 0)	0 (0 to 0)	0 (0 to 0)	0 (0 to 0)	0 (0 to 0)	0 (0 to 0)	0 (0 to 0)	0 (0 to 0)	0 (0 to 0)	0 (0 to 0)	0 (0 to 0)	0 (0 to 0)	0 (0 to 0)	0 (0 to 0)	0 (0 to 0)	0 (0 to 0)	0 (0 to 0)	0 (0 to 0)	0 (0 to 0)	0 (0 to 0)	3,890
Chlamydial infection	0 (0 to 0)	0 (0 to 0)	0 (0 to 0)	0 (0 to 0)	0 (0 to 0)	0 (0 to 0)	0 (0 to 0)	0 (0 to 0)	0 (0 to 0)	0 (0 to 0)	0 (0 to 0)	0 (0 to 0)	0 (0 to 0)	0 (0 to 0)	0 (0 to 0)	0 (0 to 0)	0 (0 to 0)	0 (0 to 0)	0 (0 to 0)	0 (0 to 0)	0 (0 to 0)	0 (0 to 0)	0 (0 to 0)	0 (0 to 0)	517
Gonococcal infection	0 (0 to 0)	0 (0 to 0)	0 (0 to 0)	0 (0 to 0)	0 (0 to 0)	0 (0 to 0)	0 (0 to 0)	0 (0 to 0)	0 (0 to 0)	0 (0 to 0)	0 (0 to 0)	0 (0 to 0)	0 (0 to 0)	0 (0 to 0)	0 (0 to 0)	0 (0 to 0)	0 (0 to 0)	0 (0 to 0)	0 (0 to 0)	0 (0 to 0)	0 (0 to 0)	0 (0 to 0)	0 (0 to 0)	0 (0 to 0)	0
Trichomoniasis	0 (0 to 0)	0 (0 to 0)	0 (0 to 0)	0.3 (0 to 2.1)	0.6 (0 to 2.4)	0.6 (0 to 2.4)	4.3 (0 to 17.5)	6.6 (0 to 26.6)	7.6 (0 to 30.6)	6.8 (0 to 27.4)	5.2 (0 to 20.9)	3.6 (0 to 14.5)	2.3 (0 to 9.1)	1.5 (0 to 6.1)	0.4 (0 to 1.6)	0.2 (0 to 0.7)	0.1 (0 to 0.3)	0 (0 to 0.1)	0 (0 to 0)	0 (0 to 0)	0 (0 to 0)	0 (0 to 0)	0 (0 to 0)	109
Genital herpes	0 (0 to 0)	0 (0 to 0)	0 (0 to 0)	0 (0 to 0)	0 (0 to 0)	0 (0 to 0)	0 (0 to 0)	0 (0 to 0)	0 (0 to 0)	0 (0 to 0)	0 (0 to 0)	0 (0 to 0)	0 (0 to 0)	0 (0 to 0)	0 (0 to 0)	0 (0 to 0)	0 (0 to 0)	0 (0 to 0)	0 (0 to 0)	0 (0 to 0)	0 (0 to 0)	0 (0 to 0)	0 (0 to 0)	0 (0 to 0)	281
Other sexually transmitted infections	0 (0 to 0)	0 (0 to 0)	0 (0 to 0)	0 (0 to 0)	0 (0 to 2.6)	1.1 (1.1 to 2.4)	1.6 (0.6 to 3.6)	7 (2.6 to 14.9)	8.1 (3 to 17)	7.6 (2.9 to 15.9)	6.4 (2.5 to 13.3)	5.1 (2 to 10.6)	3.9 (1.5 to 8.1)	3.1 (1.2 to 6.4)	2.2 (0.9 to 4.5)	1.5 (0.6 to 3.1)	0.9 (0.4 to 1.9)	0.5 (0.2 to 1.1)	0.3 (0.1 to 0.6)	0.2 (0.1 to 0.4)	0.1 (0 to 0.3)	0.1 (0 to 0.2)	0 (0 to 0)	118
Respiratory infections and tuberculosis	699 (438 to 1,400)	1,290 (503 to 1,900)	4,050 (3,060 to 5,350)	4,150 (2,610 to 5,990)	1,050 (1,000 to 1,100)	1,230 (960 to 1,560)	1,040 (1,000 to 1,080)	1,160 (1,060 to 1,280)	1,350 (1,240 to 1,480)	1,550 (1,410 to 1,690)	1,610 (1,470 to 1,760)	1,660 (1,510 to 1,820)	1,710 (1,560 to 1,870)	1,760 (1,600 to 1,940)	1,800 (1,630 to 1,990)	1,850 (1,660 to 2,050)	1,900 (1,700 to 2,120)	1,960 (1,720 to 2,200)	2,020 (1,760 to 2,300)	2,080 (1,800 to 2,400)	2,140 (1,850 to 2,500)	2,200 (1,900 to 2,600)	46 (46 to 46)	49,500
Tuberculosis	0 (0 to 0)	0 (0 to 0)	1,160 (981 to 1,360)	698 (609 to 1,110)	149 (129 to 174)	89 (78 to 101)	1,060 (929 to 1,410)	1,490 (920 to 2,360)	1,490 (860 to 2,360)	1,490 (878 to 2,360)	1,470 (823 to 2,320)	1,450 (836 to 2,300)	1,430 (850 to 2,260)	1,400 (851 to 2,200)	1,370 (832 to 2,150)	1,340 (813 to 2,100)	1,310 (795 to 2,060)	1,280 (777 to 2,010)	1,250 (759 to 1,970)	1,220 (741 to 1,920)	1,190 (723 to 1,870)	1,160 (705 to 1,830)	1,130 (686 to 1,780)	783
Latent tuberculosis infection	0 (0 to 0)	0 (0 to 0)	0 (0 to 0)	0 (0 to 0)	0 (0 to 0)	0 (0 to 0)	0 (0 to 0)	0 (0 to 0)	0 (0 to 0)	0 (0 to 0)	0 (0 to 0)	0 (0 to 0)	0 (0 to 0)	0 (0 to 0)	0 (0 to 0)	0 (0 to 0)	0 (0 to 0)	0 (0 to 0)	0 (0 to 0)	0 (0 to 0)	0 (0 to 0)	0 (0 to 0)	0 (0 to 0)	0 (0 to 0)	0
Drug-susceptible Tuberculosis	0 (0 to 0)	0 (0 to 0)	1,120 (959 to 1,300)	690 (609 to 1,100)	149 (129 to 174)	89 (78 to 101)	1,060 (929 to 1,410)	1,490 (920 to 2,360)	1,490 (860 to 2,360)	1,490 (878 to 2,360)	1,470 (823 to 2,320)	1,450 (836 to 2,300)	1,430 (850 to 2,260)	1,400 (851 to 2,200)	1,370 (832 to 2,150)	1,340 (813 to 2,100)	1,310 (795 to 2,060)	1,280 (777 to 2,010)	1,250 (759 to 1,970)	1,220 (741 to 1,920)	1,190 (723 to 1,870)	1,160 (705 to 1,830)	1,130 (686 to 1,780)	783
Multidrug-resistant tuberculosis without extensive drug-resistan	0 (0 to 0)	0 (0 to 0)	11.4 (9.6 to 13.8)	8.6 (7.6 to 13.8)	0.2 (0.2 to 0.3)	0.2 (0.1 to 0.3)	12.1 (10.6 to 14.8)	17.7 (10.5 to 27.1)	18.6 (10.2 to 28.6)	17.2 (9.3 to 26.7)	14.2 (7.8 to 22.3)	12.5 (6.9 to 19.7)	10.2 (5.5 to 16.2)	9.2 (4.9 to 14.7)	8.1 (4.3 to 13.1)	7.2 (3.8 to 11.7)	6.4 (3.4 to 10.4)	5.7 (3.1 to 9.2)	5.1 (2.8 to 8.2)	4.6 (2.5 to 7.4)	4.2 (2.3 to 6.7)	3.7 (2.1 to 6.1)	0 (0 to 0)	212
Extensively drug-resistant tuberculosis	0 (0 to 0)	0 (0 to 0)	0 (0 to 1.6)	0.7 (0.7 to 0.8)	0.6 (0 to 0.8)	0.6 (0 to 0.8)	0.6 (0 to 0.7)	2.2 (0 to 12.6)	2.2 (0 to 12.6)	2.2 (0 to 12.6)	2.2 (0 to 12.6)	2.2 (0 to 12.6)	2.2 (0 to 12.6)	2.2 (0 to 12.6)	2.2 (0 to 12.6)	2.2 (0 to 12.6)	2.2 (0 to 12.6)	2.2 (0 to 12.6)	2.2 (0 to 12.6)	2.2 (0 to 12.6)	2.2 (0 to 12.6)	2.2 (0 to 12.6)	0 (0 to 0)	39.6
Lower respiratory infections	699 (437 to 1,400)	1,290 (503 to 1,900)	2,900 (2,100 to 4,200)	3,450 (1,900 to 4,900)	899 (899 to 900)	1,140 (960 to 1,480)	1,030 (1,000 to 1,060)	1,030 (1,000 to 1,060)	1,180 (1,150 to 1,210)	1,380 (1,340 to 1,420)	1,440 (1,400 to 1,480)	1,510 (1,470 to 1,550)	1,580 (1,540 to 1,620)	1,660 (1,620 to 1,710)	1,730 (1,690 to 1,780)	1,800 (1,760 to 1,850)	1,870 (1,830 to 1,930)	1,940 (1,890 to 2,000)	2,020 (1,960 to 2,080)	2,100 (2,030 to 2,170)	2,180 (2,110 to 2,250)	2,260 (2,180 to 2,340)	46 (46 to 46)	48,000
Upper respiratory infections	0 (0 to 0)	0 (0 to 0)	0 (0 to 0)	0 (0 to 0)	0 (0 to 0)	0 (0 to 0)	0 (0 to 0)	0 (0 to 0)	0 (0 to 0)	0 (0 to 0)	0 (0 to 0)	0 (0 to 0)	0 (0 to 0)	0 (0 to 0)	0 (0 to 0)	0 (0 to 0)	0 (0 to 0)	0 (0 to 0)	0 (0 to 0)	0 (0 to 0)	0 (0 to 0)	0 (0 to 0)	0 (0 to 0)	0 (0 to 0)	0
Otitis media	0 (0 to 0)	0 (0 to 0)	0 (0 to 0)	0 (0 to 0)	0 (0 to 0)	0 (0 to 0)	0 (0 to 0)	0 (0 to 0)	0 (0 to 0)	0 (0 to 0)	0 (0 to 0)	0 (0 to 0)	0 (0 to 0)	0 (0 to 0)	0 (0 to 0)	0 (0 to 0)	0 (0 to 0)	0 (0 to 0)	0 (0 to 0)	0 (0 to 0)	0 (0 to 0)	0 (0 to 0)	0 (0 to 0)	0 (0 to 0)	0
Enteric infections	0 (0 to 0)	1,130 (0 to 4,530)	7,910 (2,920 to 20,200)	6,760 (2,440 to 17,940)	1,060 (1,060 to 1,060)	1,060 (1,060 to 1,060)	1,060 (727 to 2,700)	1,060 (727 to 2,700)	1,060 (727 to 2,700)	1,060 (727 to 2,700)	1,060 (727 to 2,700)	1,060 (727 to 2,700)	1,060 (727 to 2,700)	1,060 (727 to 2,700)	1,060 (727 to 2,700)	1,060 (727 to 2,700)	1,060 (727 to 2,700)	1,060 (727 to 2,700)	1,060 (727 to 2,700)	1,060 (727 to 2,700)	1,060 (727 to 2,700)	1,060 (727 to 2,700)	0 (0 to 0)	46,300
Diarrheal diseases	0 (0 to 0)	1,130 (0 to 4,530)	7,910 (2,920 to 20,200)	6,760 (2,440 to 17,940)	1,060 (1,060 to 1,060)	1,060 (1,060 to 1,060)	1,060 (727 to 2,700)	1,060 (727 to 2,700)	1,060 (727 to 2,700)	1,060 (727 to 2,700)	1,060 (727 to 2,700)	1,060 (727 to 2,700)	1,060 (727 to 2,700)	1,060 (727 to 2,700)	1,060 (727 to 2,700)	1,060 (727 to 2,700)	1,060 (727 to 2,700)	1,060 (727 to 2,700)	1,060 (727 to 2,700)	1,060 (727 to 2,700)	1,060 (727 to 2,700)	1,060 (727 to 2,700)	0 (0 to 0)	46,300
Typhoid and paratyphoid	0 (0 to 0)	0 (0 to 0)	0 (0 to 0.4)	0 (0 to 0.4)	0 (0 to 0.4)	0 (0 to 0.4)	0 (0 to 0.4)	0 (0 to 0.4)	0 (0 to 0.4)	0 (0 to 0.4)	0 (0 to 0.4)	0 (0 to 0.4)	0 (0 to 0.4)	0 (0 to 0.4)	0 (0 to 0.4)	0 (0 to 0.4)	0 (0 to 0.4)	0 (0 to 0.4)	0 (0 to 0.4)	0 (0 to 0.4)	0 (0 to 0.4)	0 (0 to 0.4)	0 (0 to 0.4)	0 (0 to 0.4)	0
Typhoid fever	0 (0 to 0)	0 (0 to 0)	0 (0 to 0.4)	0 (0 to 0.4)	0 (0 to 0.4)	0 (0 to 0.4)	0 (0 to 0.4)	0 (0 to 0.4)	0 (0 to 0.4)	0 (0 to 0.4)	0 (0 to 0.4)	0 (0 to 0.4)	0 (0 to 0.4)	0 (0 to 0.4)	0 (0 to 0.4)	0 (0 to 0.4)	0 (0 to 0.4)	0 (0 to 0.4)	0 (0 to 0.4)	0 (0 to 0.4)	0 (0 to 0.4)	0 (0 to 0.4)	0 (0 to 0.4)	0 (0 to 0.4)	0
Paratyphoid fever	0 (0 to 0)	0 (0 to 0)	0 (0 to 0)	99.2 (0 to 397)	99.6 (99.6 to 99.6)	110 (0 to 397)	99.2 (0 to 397)	99.2 (0 to 397)	99.2 (0 to 397)	99.2 (0 to 397)	99.2 (0 to 397)	99.2 (0 to 397)	99.2 (0 to 397)	99.2 (0 to 397)	99.2 (0 to 397)	99.2 (0 to 397)	99.2 (0 to 397)	99.2 (0 to 397)	99.2 (0 to 397)	99.2 (0 to 397)	99.2 (0 to 397)	99.2 (0 to 397)	99.2 (0 to 397)	0 (0 to 0)	448
Invasive Non-typhoidal Salmonella (iNTS)	0 (0 to 0)	0 (0 to 0)	19.2 (0 to 76.8)	79.8 (28.5 to 199)	64.7 (64.7 to 64.7)	37.1 (0 to 148)	27.9 (0 to 111)	17.2 (0 to 68.8)	11.6 (0 to 46.3)	8.7 (0 to 34.8)	7.6 (0 to 30.4)	7.3 (2.4 to 18.1)	6.9 (2.4 to 17.3)	7 (2.4 to 17.5)	7.1 (2.4 to 17.8)	7.1 (2.4 to 17.7)	7.1 (2.4 to 17.7)	7.1 (2.4 to 17.7)	7.1 (2.4 to 17.7)	7.1 (2.4 to 17.7)	7.1 (2.4 to 17.7)	7.1 (2.4 to 17.7)	0 (0 to 0)	372
Other intestinal infectious diseases	0 (0 to 0)	0 (0 to 0)	0 (0 to 2.4)	0.1 (0.4 to 2.4)	0 (0 to 0.3)	0 (0 to 0.3)	0.1 (0 to 0.3)	0.3 (0 to 1.4)	0.6 (0 to 2.8)	0.5 (0 to 2.4)	0.6 (0 to 2.8)	0.6 (0 to 2.8)	0.7 (0 to 3.2)	0.4 (0 to 1.9)	0.3 (0 to 1.4)	0.3 (0 to 1.4)	0.4 (0 to 1.9)	0.3 (0 to 1.4)	0.3 (0 to 1.4)	0.3 (0 to 1.4)	0.3 (0 to 1.4)	0.3 (0 to 1.4)	0 (0 to 0)	29.8
Neglected tropical diseases and malaria	1,140 (514 to 2,080)	197 (81 to 359)	807 (329 to 1,470)	1,060 (432 to 1,930)	1,150 (469 to 2,100)	787 (321 to 1,430)	462 (189 to 842)	372 (152 to 678)	297 (121 to 541)	302 (123 to 550)	323 (132 to 589)	343 (140 to 625)	343 (140 to 625)	343 (140 to 625)	343 (140 to 625)	343 (140 to 625)	343 (140 to 625)	343 (140 to 625)	343 (140 to 625)	343 (140 to 625)	343 (140 to 625)	343 (140 to 625)	343 (140 to 625)	0 (0 to 0)	7,190
Malaria	0 (0 to 0)	0 (0 to 0)	0 (0 to 98.1)	0 (0 to 98.1)	0 (0 to 98.1)	0 (0 to 98.1)	0 (0 to 98.1)	0 (0 to 98.1)	0 (0 to 98.1)	0 (0 to 98.1)	0 (0 to 98.1)	0 (0 to 98.1)	0 (0 to 98.1)	0 (0 to 98.1)	0 (0 to 98.1)	0 (0 to 98.1)	0 (0 to 98.1)	0 (0 to 98.1)	0 (0 to 98.1)	0 (0 to 98.1)	0 (0 to 98.1)	0 (0 to 98.1)	0 (0 to 98.1)	0 (0 to 0)	797
Chagas disease	0 (0 to 0)	0 (0 to 0)	0 (0 to 0)	0 (0 to 0)	0 (0 to 0)	0 (0 to 0)	0 (0 to 0)	0 (0 to 0)	0 (0 to 0)	0 (0 to 0)	0 (0 to 0)	0 (0 to 0)	0 (0 to 0)	0 (0 to 0)	0 (0 to 0)	0 (0 to 0)	0 (0 to 0)	0 (0 to 0)	0 (0 to 0)	0 (0 to 0)	0 (0 to 0)	0 (0 to 0)	0 (0 to 0)	0 (0 to 0)	0
Leishmaniasis	0 (0 to 0)	0 (0 to 0)	0 (0 to 0)	0 (0 to 0)	0 (0 to 0)	0 (0 to 0)	0 (0 to 0)	0 (0 to 0)	0 (0 to 0)	0 (0 to 0)	0 (0 to 0)	0 (0 to 0)	0 (0 to 0)	0 (0 to 0)	0 (0 to 0)	0 (0 to 0)	0 (0 to 0)	0 (0 to 0)	0 (0 to 0)	0 (0 to 0)	0 (0 to 0)	0 (0 to 0)	0 (0 to 0)	0 (0 to 0)	0
Visceral leishmaniasis	0 (0 to 0)	0 (0 to 0)	0 (0 to 0)	0 (0 to 0)	0 (0 to 0)	0 (0 to 0)	0 (0 to 0)	0 (0 to 0)	0 (0 to 0)	0 (0 to 0)	0 (0 to 0)	0 (0 to 0)	0 (0 to 0)	0 (0 to 0)	0 (0 to 0)	0 (0 to 0)	0 (0 to 0)	0 (0 to 0)	0 (0 to 0)	0 (0 to 0)	0 (0 to 0)	0 (0 to 0)	0 (0 to 0)	0 (0 to 0)	0
Cutaneous and mucocutaneous leishmaniasis	0 (0 to 0)	0 (0 to 0)	0 (0 to 0)	0 (0 to 0)	0 (0 to 0)	0 (0 to 0)	0 (0 to 0)	0 (0 to 0)	0 (0 to 0)	0 (0 to 0)	0 (0 to 0)	0 (0 to 0)	0 (0 to 0)	0 (0 to 0)	0 (0 to 0)	0 (0 to 0)	0 (0 to 0)	0 (0 to 0)	0 (0 to 0)	0 (0 to 0)	0 (0 to 0)	0 (0 to 0)	0 (0 to 0)	0 (0 to 0)	0
African trypanosomiasis	0 (0 to 0)	0 (0 to 0)	0 (0 to 0)	0 (0 to 0)	0 (0 to 0)	0 (0 to 0)	0 (0 to 0)	0 (0 to 0)	0 (0 to 0)	0 (0 to 0)	0 (0 to 0)	0 (0 to 0)	0 (0 to 0)	0 (0 to 0)	0 (0 to 0)	0 (0 to 0)	0 (0 to 0)	0 (0 to 0)	0 (0 to 0)	0 (0 to 0)	0 (0 to 0)	0 (0 to 0)	0 (0 to 0)	0 (0 to 0)	0
Schistosomiasis	0 (0 to 0)	0 (0 to 0)	0 (0 to 0)	0 (0 to 0)	0 (0 to 0)	0 (0 to 0)	0 (0 to 0)	0 (0 to 0)	0 (0 to 0)	0 (0 to 0)	0 (0 to 0)	0 (0 to 0)	0 (0 to 0)	0 (0 to 0)	0 (0 to 0)	0 (0 to 0)	0 (0 to 0)	0 (0 to 0)	0 (0 to 0)	0 (0 to 0)	0 (0 to 0)	0 (0 to 0)	0 (0 to 0)	0 (0 to 0)	0
Cysticercosis	0 (0 to 0)	0 (0 to 0)	0 (0 to 0)	0 (0 to 0)	0 (0 to 0.1)	0 (0 to 0.1)	0 (0 to 0.3)	0.4 (0 to 0.7)	0.6 (0 to 1.2)	0.6 (0 to 1.2)	0.7 (0 to 1.4)	0.8 (0 to 1.6)	0.9 (0 to 1.8)	1.1 (0 to 2.2)	1.3 (0 to 2.6)	1.6 (0 to 3.2)	1.8 (0 to 3.6)	1.8 (0 to 3.6)	1.8 (0 to 3.6)	1.1 (0 to 2.2)	0.7 (0 to 1.4)	0.3 (0 to 0.6)	0.1 (0 to 0.2)	14.4
Cystic echinococcosis	0 (0 to 0)	0 (0 to 0)	0 (0 to 0)	1.2 (0 to 4.8)	0.4 (0 to 1.6)	0.8 (0 to 3.2)	0.8 (0 to 3.2)	0.8 (0 to 3.2)	0.8 (0 to 3.2)	1.4 (0 to 5.6)	1.4 (0 to 5.6)	1.4 (0 to 5.6)	1.4 (0 to 5.6)	1.7 (0 to 6.8)	1.7 (0 to 6.8)	1.7 (0 to 6.8)	1.7 (0 to 6.8)	1.7 (0 to 6.8)	1.7 (0 to 6.8)	1.7 (0 to 6.8)	1.7 (0 to 6.8)	1.7 (0 to 6.8)	0 (0 to 0)	21.7
Lymphatic filariasis	0 (0 to 0)	0 (0 to 0)	0 (0 to 0)	0 (0 to 0)	66.2 (66.5 to 66.2)	66.2 (66.1 to 66.2)	66.2 (37.3 to 304)	66.2 (36.7 to 99.3)	66.2 (36.1 to 99.3)	66.2 (35.6 to 97.1)	66.2 (35.6 to 97.1)	66.2 (35.6 to 97.1)	66.2 (35.6 to 97.1)	66.2 (36.1 to 74.5)	66.2 (33.5 to 92)	66.2 (33.5 to 92)	66.2 (31.9 to 92)	66.2 (31.9 to 92)	66.2 (31.9 to 92)	66.2 (31.9 to 92)	66.2 (31.9 to 92)	66.2 (31.9 to 92)	66.2 (31.9 to 92)	669
Onchocerciasis	0 (0 to 0)	0 (0 to 0)	0 (0 to 0)	0 (0 to 0)	0 (0 to 0)	0 (0 to 0)	0 (0 to 0)	0 (0 to 0)	0 (0 to 0)	0 (0 to 0)	0 (0 to 0)	0 (0 to 0)	0 (0 to 0)	0 (0 to 0)	0 (0 to 0)	0 (0 to 0)	0 (0 to 0)	0 (0 to 0)	0 (0 to 0)	0 (0 to 0)	0 (0 to 0)	0 (0 to 0)	0 (0 to 0)	0 (0 to 0)	0
Trachoma	0 (0 to 0)	0 (0 to 0)	0 (0 to 0)	0 (0 to 0)	0 (0 to 0)	0 (0 to 0)	0 (0 to 0)	0 (0 to 0)	0 (0 to 0)	0 (0 to 0)	0 (0 to 0)	0 (0 to 0)	0 (0 to 0)	0 (0 to 0)	0 (0 to 0)	0 (0 to 0)	0 (0 to 0)	0 (0 to 0)	0 (0 to 0)	0 (0 to 0)	0 (0 to 0)	0 (0 to 0)	0 (0 to 0)	0 (0 to 0)	0
Dengue	0 (0 to 666)	0 (0 to 2,040)	153 (79 to 319)	606 (79 to 2,610)	752 (79 to 1,960)	202 (83 to 667)	1,080 (99 to 1,960)	1,080 (81 to 1,960)	1,080 (81 to 1,960)	1,080 (81 to 1,960)	1,080 (81 to 1,960)	1,080 (81 to 1,960)	1,080 (81 to 1,960)	1,080 (81 to 1,960)	1,080 (81 to 1,960)	1,080 (81 to 1,960)	1,080 (81 to 1,960)	1,080 (81 to 1,960)	1,080 (81 to 1,960)	1,080 (81 to 1,960)	1,080 (81 to 1,960)	1,080 (81 to 1,960)	1,080 (81 to 1,960)	3,060
Yellow fever	0 (0 to 0)	0 (0 to 0)	0 (0 to 0)	0 (0 to 0)	0 (0 to 0)	0 (0 to 0)	0 (0 to 0)	0 (0 to 0)	0 (0 to 0)	0 (0 to 0)	0 (0 to 0)	0 (0 to 0)	0 (0 to 0)	0 (0 to 0)	0 (0 to 0)	0 (0 to 0)	0 (0 to 0)	0 (0 to 0)	0 (0 to 0)	0 (0 to 0)	0 (0 to 0)	0 (0 to 0)	0 (0 to 0)	0 (0 to 0)	0
Rabies	0 (0 to 0)	0 (0 to 0)	9.5 (0 to 38.1)	12.2 (0 to 38.1)	38.1 (0 to 152)	25 (0 to 152)	17 (0 to 68.8)	9.4 (0 to 38.1)	9.1 (0 to 38.1)	9.2 (0 to 38.1)	9.2 (0 to 38.1)	9.2 (0 to 38.1)	9.2 (0 to 38.1)	9.2 (0 to 38.1)	9.2 (0 to 38.1)	9.2 (0 to 38.1)	9.2 (0 to 38.1)	9.2 (0 to 38.1)	9.2 (0 to 38.1)	9.2 (0 to 38.1)

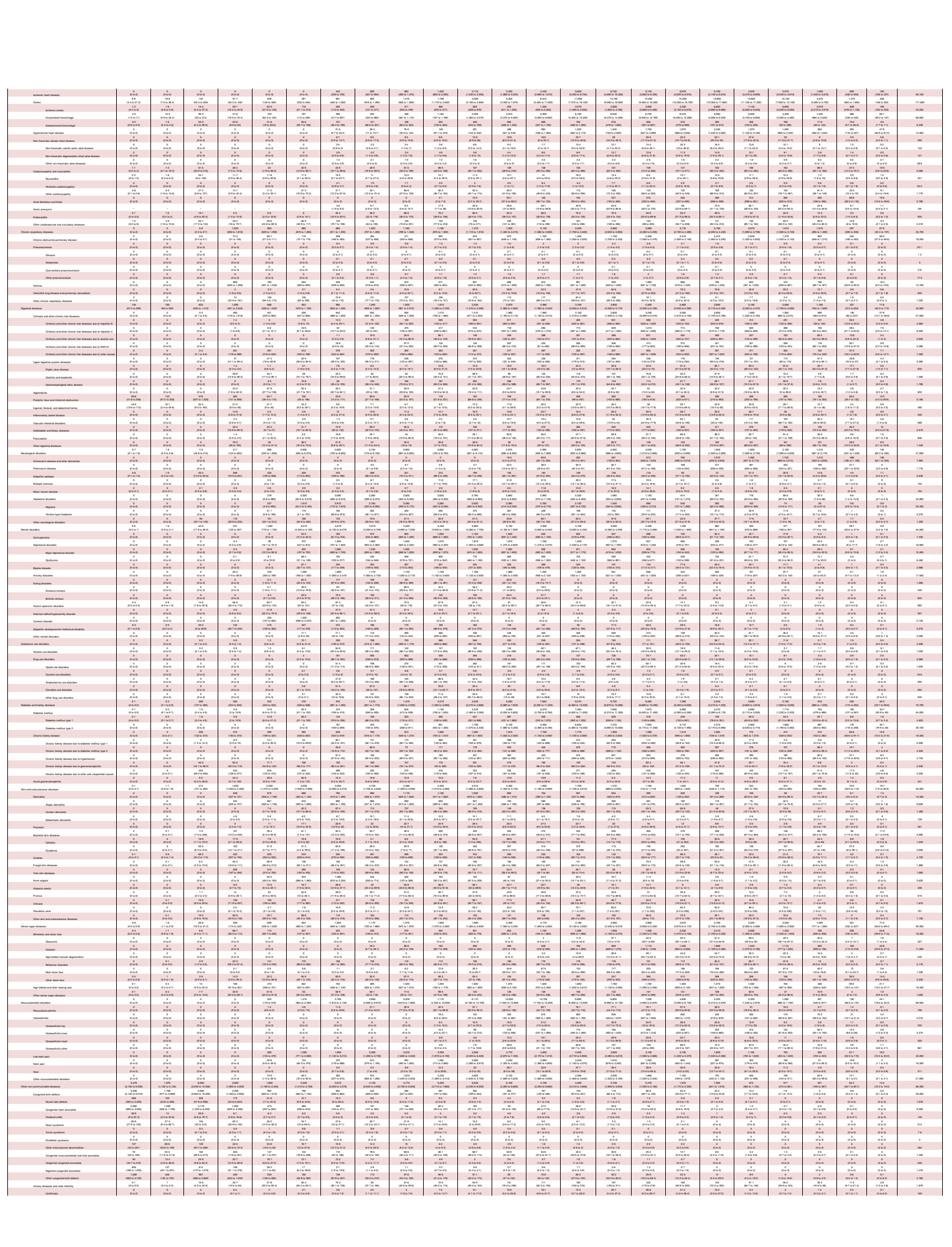



SR Table 2b: Bangka-Belitung Islands DALYS by cause and age group for females with 95% uncertainty intervals, 2019

Cause	Early Neonatal	Late Neonatal	Post Neonatal	1 to 4	5 to 9	10 to 14	15 to 19	20 to 24	25 to 29	30 to 34	35 to 39	40 to 44	45 to 49	50 to 54	55 to 59	60 to 64	65 to 69	70 to 74	75 to 79	80 to 84	85 to 89	90 to 94	95 plus	Total
All causes	8,910 (7,360 to 10,700)	1,890 (1,560 to 2,280)	6,800 (4,710 to 9,750)	5,340 (4,460 to 6,380)	3,780 (3,120 to 4,490)	4,760 (3,810 to 5,970)	6,910 (5,570 to 8,550)	8,030 (6,400 to 10,200)	9,680 (7,680 to 12,300)	12,000 (9,510 to 15,100)	15,000 (11,800 to 18,900)	16,800 (13,000 to 21,000)	17,200 (13,100 to 21,800)	17,500 (13,400 to 22,200)	17,700 (13,400 to 22,500)	16,800 (13,200 to 20,600)	14,300 (11,600 to 16,900)	11,200 (9,440 to 13,000)	8,060 (6,980 to 9,120)	5,080 (4,480 to 5,650)	2,430 (2,140 to 2,680)	720 (638 to 791)	135 (121 to 149)	211,000
Communicable, maternal, neonatal, and nutritional diseases	7,640 (6,200 to 9,320)	1,340 (956 to 1,710)	4,660 (3,110 to 6,840)	3,070 (2,440 to 3,900)	1,260 (1,000 to 1,580)	1,060 (802 to 1,420)	1,400 (1,060 to 1,890)	1,680 (1,280 to 2,330)	1,920 (1,400 to 2,630)	1,880 (1,380 to 2,620)	2,040 (1,500 to 2,760)	1,670 (1,230 to 2,350)	1,420 (1,020 to 2,010)	1,300 (908 to 1,850)	1,260 (839 to 1,850)	1,270 (878 to 1,830)	1,240 (882 to 1,720)	1,150 (854 to 1,580)	929 (682 to 1,270)	622 (444 to 881)	330 (238 to 464)	111 (77 to 158)	25 (17·7 to 35·4)	39,300
HIV/AIDS and sexually transmitted infections	443 (129 to 1,030)	120 (36·3 to 264)	190 (77·7 to 386)	283 (118 to 503)	48·6 (33·5 to 62·8)	24·5 (18·1 to 31·8)	66·5 (51·6 to 81·9)	147 (123 to 175)	261 (212 to 317)	328 (269 to 406)	304 (224 to 403)	200 (165 to 243)	92·3 (62·4 to 134)	37·6 (28·4 to 49·3)	17·1 (12·8 to 23·8)	6·9 (4·7 to 10·8)	4·8 (3·2 to 7·3)	3·8 (2·5 to 5·6)	1·6 (1·1 to 2·4)	0·6 (0·3 to 1·2)	0·4 (0·1 to 0·8)	0·1 (0 to 0·2)	0 (0 to 0·1)	2,580
HIV/AIDS	0 (0 to 0)	0 (0 to 0)	59·7 (23·8 to 107)	275 (110 to 495)	44·6 (30·5 to 57·1)	23·8 (17·5 to 31·2)	64·3 (49·7 to 79·2)	141 (117 to 167)	250 (200 to 307)	314 (255 to 394)	288 (206 to 387)	185 (150 to 228)	79·7 (50·9 to 119)	29·8 (22·2 to 38·9)	11·4 (8·5 to 15·7)	3·3 (2·5 to 4·4)	2·4 (1·6 to 4)	2·4 (1·5 to 3·8)	0·7 (0·5 to 1)	0 (0 to 0)	0 (0 to 0)	0 (0 to 0)	0 (0 to 0)	1,780
HIV/AIDS - Drug-susceptible Tuberculosis	0 (0 to 0)	0 (0 to 0)	26·9 (10·4 to 48·7)	125 (49·9 to 225)	23·2 (15·3 to 32·1)	12·7 (8·3 to 18·6)	37·6 (26·7 to 50·6)	82·4 (64·2 to 104)	138 (110 to 170)	163 (126 to 206)	150 (109 to 200)	95·8 (75·5 to 120)	40·7 (26·6 to 60·1)	15·3 (11 to 20·3)	6 (4·2 to 8·5)	1·8 (1·4 to 2·3)	1·5 (0·8 to 2·6)	1·4 (0·8 to 2·4)	0·4 (0·3 to 0·6)	0 (0 to 0)	0 (0 to 0)	0 (0 to 0)	0 (0 to 0)	923
HIV/AIDS - Multidrug-resistant Tuberculosis without extensive	0 (0 to 0)	0 (0 to 0)	0·3 (0 to 1·7)	1·4 (0 to 8)	0·2 (0 to 1·3)	0·1 (0 to 0·8)	0·3 (0 to 2)	0·7 (0 to 4·2)	1·1 (0 to 6·7)	1·4 (0 to 8·2)	1·3 (0 to 7·6)	0·9 (0 to 4·9)	0·4 (0 to 2·5)	0·2 (0 to 1)	0·1 (0 to 0·4)	0 (0 to 0·1)	0 (0 to 0·1)	0 (0 to 0·1)	0 (0 to 0)	0 (0 to 0)	0 (0 to 0)	0 (0 to 0)	0 (0 to 0)	8·5
HIV/AIDS - Extensively drug-resistant Tuberculosis	0 (0 to 0)	0 (0 to 0)	0·1 (0 to 0·4)	0·3 (0 to 1·6)	0 (0 to 0·2)	0 (0 to 0·1)	0·1 (0 to 0·3)	0·1 (0 to 0·7)	0·2 (0 to 1·2)	0·2 (0 to 1·6)	0·2 (0 to 1·5)	0·2 (0 to 0·9)	0·1 (0 to 0·5)	0 (0 to 0·2)	0 (0 to 0·1)	0 (0 to 0)	0 (0 to 0)	0 (0 to 0)	0 (0 to 0)	0 (0 to 0)	0 (0 to 0)	0 (0 to 0)	0 (0 to 0)	1·5
HIV/AIDS resulting in other diseases	0 (0 to 0)	0 (0 to 0)	32·4 (12·6 to 58·6)	148 (57·9 to 268)	21·1 (14·1 to 26·9)	11 (7·9 to 13·5)	26·3 (20·3 to 30·9)	57·8 (49·8 to 69·3)	111 (85·8 to 141)	149 (123 to 190)	136 (91·2 to 188)	88·5 (71·9 to 111)	38·6 (24·3 to 60·3)	14·4 (10·6 to 19)	5·4 (4·1 to 7·6)	1·5 (1·1 to 2)	0·9 (0·7 to 1·7)	0·9 (0·5 to 1·6)	0·3 (0·2 to 0·4)	0 (0 to 0)	0 (0 to 0)	0 (0 to 0)	0 (0 to 0)	844
Sexually transmitted infections excluding HIV	443 (129 to 1,030)	120 (36·3 to 264)	130 (36·5 to 319)	7·9 (2·4 to 18·2)	4 (1·2 to 9)	0·6 (0·4 to 1)	2·1 (1·1 to 4·1)	6 (2·8 to 11·7)	10·5 (4·7 to 20·9)	13·6 (5·9 to 28·7)	15·8 (7·2 to 30·7)	14·7 (7 to 29·9)	12·6 (6·1 to 25·4)	7·7 (3·5 to 16·2)	5·7 (2·6 to 11·2)	3·6 (1·6 to 7·5)	2·4 (1·1 to 4·5)	1·4 (0·7 to 2·6)	0·8 (0·4 to 1·6)	0·6 (0·3 to 1·2)	0·4 (0·1 to 0·8)	0·1 (0 to 0·2)	0 (0 to 0·1)	804
Syphilis	443 (129 to 1,030)	120 (36·3 to 264)	130 (36·5 to 319)	7·9 (2·4 to 18·2)	4 (1·2 to 9)	0·2 (0·2 to 0·3)	0·1 (0·1 to 0·2)	0·1 (0 to 0·2)	0·2 (0·1 to 0·5)	0·2 (0·1 to 0·4)	0·3 (0·2 to 0·7)	0·2 (0·1 to 0·3)	0·3 (0·1 to 0·6)	0·2 (0·1 to 0·4)	0·1 (0·1 to 0·2)	0·1 (0·1 to 0·2)	0·1 (0 to 0·2)	0·1 (0 to 0·2)	0·1 (0 to 0·1)	0·1 (0 to 0·2)	0·1 (0 to 0·1)	0 (0 to 0·1)	0 (0 to 0)	708
Chlamydial infection	0 (0 to 0)	0 (0 to 0)	0 (0 to 0)	0 (0 to 0)	0 (0 to 0)	0·1 (0 to 0·1)	0·1 (0·1 to 0·2)	0·4 (0·2 to 0·7)	0·5 (0·3 to 0·9)	0·6 (0·3 to 1·1)	0·8 (0·4 to 1·4)	0·8 (0·4 to 1·4)	0·8 (0·4 to 1·5)	0·3 (0·1 to 0·5)	0·2 (0·1 to 0·6)	0·1 (0 to 0·4)	0·1 (0 to 0·2)	0·1 (0 to 0·2)	0 (0 to 0·1)	0·1 (0 to 0·2)	0 (0 to 0·1)	0 (0 to 0)	0 (0 to 0)	5·1
Gonococcal infection	0 (0 to 0)	0 (0 to 0)	0 (0 to 0)	0 (0 to 0)	0 (0 to 0)	0·1 (0 to 0·1)	0·1 (0·1 to 0·2)	0·3 (0·1 to 0·7)	0·4 (0·2 to 0·9)	0·3 (0·2 to 0·7)	0·7 (0·3 to 1·6)	0·9 (0·3 to 1·9)	1·1 (0·4 to 2·6)	0·6 (0·2 to 1·5)	0·6 (0·2 to 1·5)	0·4 (0·1 to 1)	0·4 (0·1 to 1)	0·2 (0·1 to 0·5)	0·2 (0·1 to 0·4)	0·2 (0 to 0·4)	0·1 (0 to 0·3)	0 (0 to 0·1)	0 (0 to 0)	6·5
Trichomoniasis	0 (0 to 0)	0 (0 to 0)	0 (0 to 0)	0 (0 to 0)	0 (0 to 0)	0·1 (0 to 0·2)	0·8 (0·2 to 1·8)	3·1 (1 to 7·6)	6 (1·9 to 14)	7·7 (2·4 to 18·6)	7·9 (2·5 to 18·4)	7·1 (2·3 to 17·5)	5·6 (1·7 to 13·2)	3·9 (1·2 to 9·4)	2·5 (0·8 to 6·4)	1·5 (0·5 to 3·7)	0·9 (0·3 to 2·1)	0·5 (0·2 to 1·1)	0·2 (0·1 to 0·5)	0·1 (0 to 0·2)	0 (0 to 0·1)	0 (0 to 0)	0 (0 to 0)	48
Genital herpes	0 (0 to 0)	0 (0 to 0)	0 (0 to 0)	0 (0 to 0)	0 (0 to 0)	0·1 (0 to 0·4)	0·6 (0·2 to 1·6)	1·3 (0·3 to 3·2)	2·2 (0·6 to 5·3)	3·1 (1 to 7·7)	3·6 (1·1 to 8·7)	3·4 (1·1 to 8·4)	2·8 (0·9 to 6·9)	2·2 (0·7 to 5·5)	1·7 (0·5 to 4·2)	1·2 (0·4 to 3·1)	0·8 (0·2 to 2)	0·5 (0·1 to 1·1)	0·2 (0·1 to 0·6)	0·1 (0 to 0·3)	0 (0 to 0·1)	0 (0 to 0)	0 (0 to 0)	23·9
Other sexually transmitted infections	0 (0 to 0)	0 (0 to 0)	0 (0 to 0)	0 (0 to 0)	0 (0 to 0)	0·1 (0·1 to 0·2)	0·3 (0·2 to 0·5)	0·7 (0·4 to 1·2)	1·2 (0·7 to 2)	1·7 (1 to 2·8)	2·4 (1·4 to 3·8)	2·4 (1·3 to 3·9)	2 (1·1 to 3·8)	0·6 (0·3 to 1·2)	0·5 (0·2 to 1·2)	0·3 (0·1 to 0·9)	0·2 (0 to 0·4)	0·1 (0 to 0·3)	0·1 (0 to 0·2)	0·1 (0 to 0·2)	0·1 (0 to 0·1)	0 (0 to 0)	0 (0 to 0)	12·9
Respiratory infections and tuberculosis	129 (65·4 to 228)	123 (59·9 to 216)	1,570 (873 to 2,590)	733 (465 to 1,090)	326 (238 to 429)	266 (193 to 363)	405 (268 to 570)	629 (431 to 929)	641 (412 to 1,020)	527 (328 to 852)	725 (442 to 1,140)	631 (391 to 1,010)	701 (448 to 1,100)	648 (405 to 1,010)	614 (369 to 969)	646 (419 to 962)	610 (418 to 872)	553 (388 to 757)	415 (290 to 575)	253 (175 to 354)	118 (82·8 to 162)	33·2 (23·8 to 45·3)	6·4 (4·5 to 8·9)	11,300
Tuberculosis	0 (0 to 0)	0 (0 to 0)	238 (115 to 446)	124 (69 to 193)	106 (66 to 159)	104 (63·6 to 156)	253 (151 to 385)	493 (312 to 774)	504 (296 to 854)	379 (208 to 681)	557 (298 to 929)	476 (270 to 831)	558 (325 to 912)	496 (282 to 827)	441 (240 to 751)	451 (273 to 724)	409 (263 to 636)	327 (217 to 487)	219 (145 to 321)	118 (74·9 to 180)	46·9 (30·7 to 69·3)	10·8 (7·3 to 15·6)	2 (1·3 to 3)	6,310
Latent tuberculosis infection	0 (0 to 0)	0 (0 to 0)	0 (0 to 0)	0 (0 to 0)	0 (0 to 0)	0 (0 to 0)	0 (0 to 0)	0 (0 to 0)	0 (0 to 0)	0 (0 to 0)	0 (0 to 0)	0 (0 to 0)	0 (0 to 0)	0 (0 to 0)	0 (0 to 0)	0 (0 to 0)	0 (0 to 0)	0 (0 to 0)	0 (0 to 0)	0 (0 to 0)	0 (0 to 0)	0 (0 to 0)	0 (0 to 0)	0
Drug-susceptible tuberculosis	0 (0 to 0)	0 (0 to 0)	236 (114 to 440)	123 (67·6 to 191)	105 (65·5 to 155)	103 (63·4 to 154)	250 (149 to 381)	488 (302 to 769)	499 (294 to 848)	376 (203 to 672)	551 (296 to 927)	471 (269 to 823)	552 (317 to 905)	490 (279 to 814)	436 (238 to 729)	446 (270 to 723)	405 (259 to 615)	323 (213 to 480)	217 (143 to 317)	116 (73·6 to 178)	46·4 (30·2 to 68·3)	10·7 (7·2 to 15·5)	2 (1·3 to 3)	6,250
Multidrug-resistant tuberculosis without extensive drug resista	0 (0 to 0)	0 (0 to 0)	2·2 (0 to 13·3)	1·1 (0 to 7·1)	0·8 (0 to 4·6)	0·9 (0 to 5·4)	2·3 (0·1 to 13·6)	4·2 (0·1 to 23·1)	4·1 (0·1 to 22·1)	3·2 (0·1 to 20·3)	4·6 (0·1 to 26·3)	4·1 (0·1 to 22·3)	5·1 (0·1 to 32·6)	4·7 (0·1 to 27·9)	4·3 (0·1 to 23·4)	4·3 (0·1 to 26·6)	3·8 (0·1 to 24·1)	3·1 (0·1 to 16·9)	2·1 (0·1 to 12·5)	1·1 (0 to 6·3)	0·5 (0 to 2·7)	0·1 (0 to 0·6)	0 (0 to 0·1)	56·5
Extensively drug-resistant tuberculosis	0 (0 to 0)	0 (0 to 0)	0·4 (0 to 2·4)	0·2 (0 to 1·3)	0·1 (0 to 0·9)	0·2 (0 to 1)	0·4 (0 to 2·7)	0·8 (0 to 4·6)	0·8 (0 to 4·3)	0·6 (0 to 3·5)	0·9 (0 to 5·3)	0·8 (0 to 4·5)	1 (0 to 6·2)	0·9 (0 to 5·5)	0·8 (0 to 5)	0·8 (0 to 4·9)	0·7 (0 to 4·4)	0·6 (0 to 3·2)	0·4 (0 to 2·4)	0·2 (0 to 1·3)	0·1 (0 to 0·5)	0 (0 to 0·1)	0 (0 to 0)	10·7
Lower respiratory infections	129 (65·3 to 228)	122 (59·1 to 215)	1,310 (677 to 2,250)	520 (280 to 846)	103 (59·1 to 159)	66·6 (39·3 to 100)	66·7 (40·3 to 104)	61·1 (37·2 to 99·3)	68·6 (38·2 to 118)	78·1 (43·8 to 137)	98·2 (55·6 to 171)	96·5 (53·6 to 166)	98·4 (56·9 to 162)	118 (69·8 to 191)	146 (84·9 to 236)	176 (98·6 to 291)	188 (104 to 306)	219 (117 to 347)	192 (105 to 292)	133 (80·5 to 202)	70·4 (44·3 to 104)	22·2 (14·4 to 32·2)	4·4 (2·8 to 6·5)	4,090
Upper respiratory infections	0·1 (0·1 to 0·2)	0·8 (0·4 to 1·3)	14·8 (8·3 to 24·9)	66·6 (37·1 to 109)	83·9 (45·7 to 142)	74·7 (39·5 to 129)	68·5 (35·7 to 124)	62 (33·9 to 107)	58·2 (31·7 to 95·8)	59·6 (32 to 99·7)	59·2 (30 to 98·1)	49·2 (26 to 86)	37 (19·4 to 64·2)	28 (15·5 to 48·6)	21·5 (11·7 to 35·8)	16 (8·7 to 26·3)	10·5 (5·3 to 18)	6·3 (3·5 to 10·7)	3·4 (1·9 to 5·8)	1·7 (0·9 to 2·9)	0·6 (0·4 to 1)	0·2 (0·1 to 0·3)	0 (0 to 0)	723
Otitis media	0 (0 to 0)	0 (0 to 0·1)	1·9 (1 to 3·4)	22·2 (12·1 to 37·8)	33·8 (17·9 to 57·2)	21·1 (11·1 to 37·9)	16·8 (8·4 to 29·5)	12·5 (5·1 to 24·6)	10·5 (4·8 to 19·7)	10 (4·1 to 19·5)	10·1 (4·8 to 18·8)	9·5 (4·2 to 18·2)	8 (3·8 to 14·2)	6·5 (2·8 to 12·1)	5 (2·4 to 8·9)	3·5 (1·6 to 6·6)	2 (1 to 3·6)	1 (0·4 to 2)	0·6 (0·3 to 1·1)	0·3 (0·1 to 0·7)	0·1 (0·1 to 0·2)	0 (0 to 0·1)	0 (0 to 0)	175
Enteric infections	69·7 (28·6 to 143)	257 (94·3 to 579)	1,640 (660 to 3,190)	903 (479 to 1,510)	388 (230 to 620)	345 (198 to 566)	258 (130 to 488)	186 (93·2 to 364)	154 (81·2 to 307)	161 (81·3 to 324)	172 (84·9 to 359)	167 (78·9 to 347)	186 (82·2 to 404)	209 (85·1 to 448)	236 (93·8 to 525)	291 (114 to 624)	294 (121 to 640)	283 (116 to 600)	254 (109 to 530)	194 (77·6 to 413)	111 (42·4 to 237)	38·2 (14·3 to 84·1)	8 (3 to 17·4)	6,800

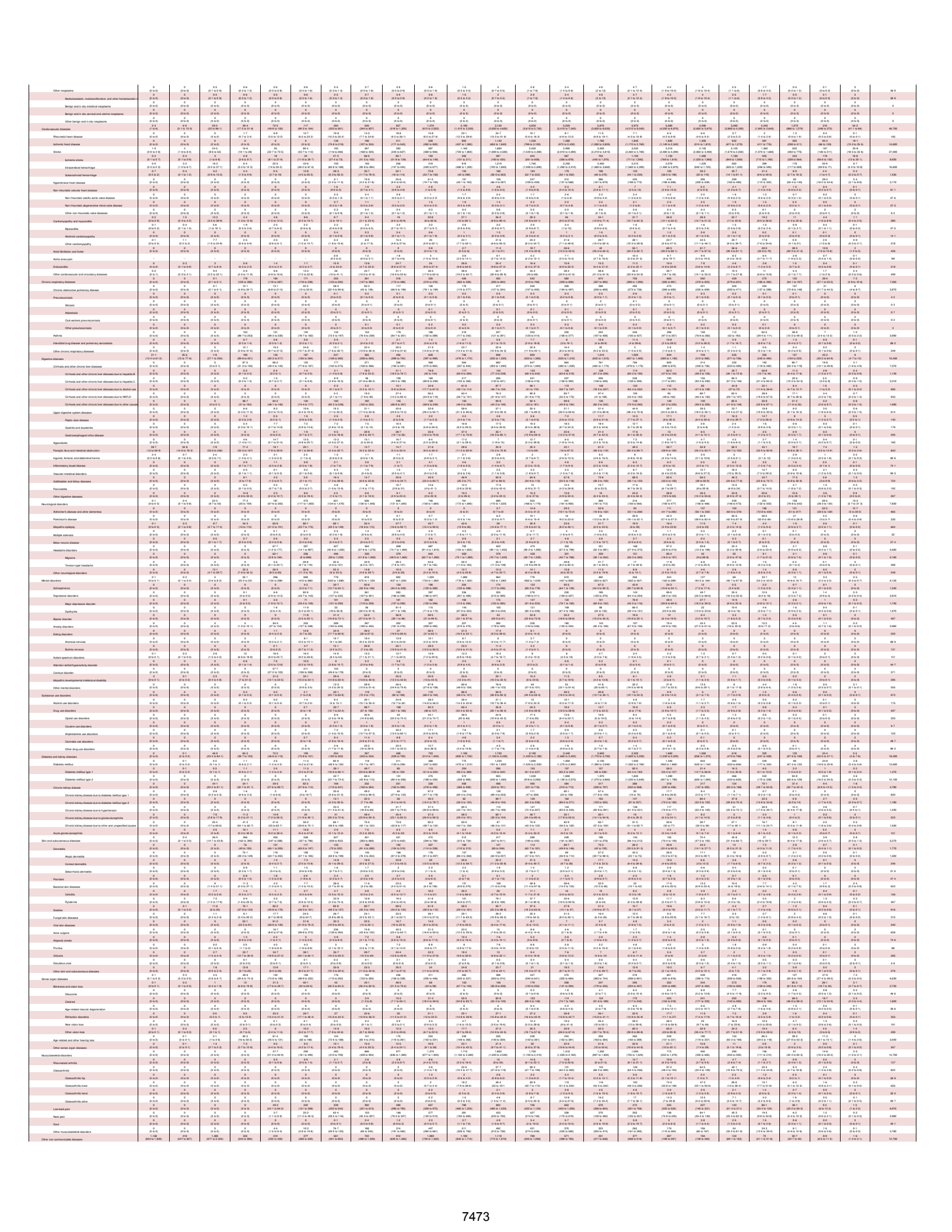

Congenital birth defects	1,140 (631 to 1,820)	361 (204 to 553)	1,080 (499 to 2,020)	437 (265 to 702)	205 (136 to 301)	162 (109 to 234)	125 (80·2 to 195)
Neural tube defects	197 (54·9 to 475)	23·5 (5·4 to 69·7)	67·8 (11·3 to 213)	32·7 (5·2 to 122)	5·3 (2·8 to 10·3)	3·9 (2·4 to 6·2)	4·2 (2·2 to 8·7)
Congenital heart anomalies	399 (163 to 716)	207 (103 to 331)	597 (230 to 1,180)	224 (106 to 396)	96·8 (52·4 to 167)	75 (40·7 to 127)	57·6 (25·8 to 115)
Orofacial clefts	6·1 (1·6 to 16·3)	2·7 (0·7 to 7·2)	4·9 (1·1 to 14·7)	1·8 (0·8 to 3·4)	1·1 (0·2 to 2·5)	1·1 (0·7 to 1·8)	1 (0·6 to 1·6)
Down syndrome	12·6 (4·2 to 27·1)	5·3 (1·9 to 12·9)	28·8 (8·1 to 79·3)	14·4 (5·5 to 31·5)	5·6 (3·2 to 9·7)	7·2 (4 to 12·8)	5·7 (3·1 to 10·2)
Turner syndrome	0 (0 to 0)	0 (0 to 0)	0·1 (0 to 0·1)	0·2 (0·1 to 0·4)	0·2 (0·1 to 0·4)	0·2 (0·1 to 0·4)	0·2 (0·1 to 0·4)
Klinefelter syndrome	0 (0 to 0)	0 (0 to 0)	0 (0 to 0)	0 (0 to 0)	0 (0 to 0)	0 (0 to 0)	0 (0 to 0)
Other chromosomal abnormalities	25·5 (8·2 to 65)	13·4 (4·8 to 32·4)	25·3 (9·4 to 62·6)	8·6 (5·1 to 13·8)	5·5 (3·2 to 8·8)	4·1 (2·5 to 6·5)	4·2 (2·5 to 7·2)
Congenital musculoskeletal and limb anomalies	16 (6 to 35·1)	4·7 (2·5 to 8·5)	31·8 (16·5 to 53·8)	41·7 (23·3 to 66·5)	31·6 (17·4 to 51·8)	30·1 (15·8 to 48·5)	22·5 (12 to 36·6)
Urogenital congenital anomalies	19 (6·5 to 43·9)	2·8 (1·1 to 6·2)	4·9 (1·8 to 13·3)	4·5 (2·5 to 7·8)	3·4 (1·9 to 5·8)	2·4 (1·4 to 3·8)	1·9 (1·1 to 3·2)
Digestive congenital anomalies	108 (38·6 to 228)	29·8 (12 to 61·2)	127 (32·6 to 350)	29·6 (10·1 to 66·7)	6·7 (2·5 to 16·2)	4·3 (1·4 to 11·1)	1·4 (0·4 to 4·1)
Other congenital birth defects	352 (140 to 710)	71·2 (28·2 to 150)	190 (54 to 482)	79 (34·2 to 178)	48·8 (24·2 to 101)	33·9 (16·5 to 68·1)	26 (12·5 to 53)
Urinary diseases and male infertility	0 (0 to 0·1)	0·2 (0·1 to 0·5)	2·3 (0·8 to 5·3)	6 (2·9 to 10·1)	8 (4·4 to 13·9)	10·3 (5·5 to 16·8)	17·9 (7·5 to 32·1)
Urolithiasis	0 (0 to 0)	0 (0 to 0)	0 (0 to 0)	0·1 (0 to 0·2)	0·4 (0·1 to 1·4)	0·4 (0·1 to 1·3)	0·7 (0·1 to 2)
Benign prostatic hyperplasia	0 (0 to 0)	0 (0 to 0)	0 (0 to 0)	0 (0 to 0)	0 (0 to 0)	0 (0 to 0)	0 (0 to 0)
Male infertility	--	--	--	--	--	--	--
Other urinary diseases	0 (0 to 0)	0·1 (0 to 0·3)	0·6 (0·1 to 2·4)	0·7 (0·3 to 1·9)	1·4 (0·4 to 4)	2·1 (0·6 to 5·5)	2 (0·6 to 6·4)
Gynecological diseases	0 (0 to 0)	0 (0 to 0)	0 (0 to 0)	0 (0 to 0)	0 (0 to 0)	100 (51·1 to 173)	282 (159 to 458)
Uterine fibroids	0 (0 to 0)	0 (0 to 0)	0 (0 to 0)	0 (0 to 0)	0 (0 to 0)	1·1 (0·4 to 2·6)	12 (1·6 to 38·9)
Polycystic ovarian syndrome	0 (0 to 0)	0 (0 to 0)	0 (0 to 0)	0 (0 to 0)	0 (0 to 0)	5·3 (2 to 11·4)	22·6 (9·7 to 45·3)
Female infertility	0 (0 to 0)	0 (0 to 0)	0 (0 to 0)	0 (0 to 0)	0 (0 to 0)	0 (0 to 0)	0 (0 to 0)
Endometriosis	0 (0 to 0)	0 (0 to 0)	0 (0 to 0)	0 (0 to 0)	0 (0 to 0)	0 (0 to 0)	13·1 (5·1 to 26·5)
Genital prolapse	0 (0 to 0)	0 (0 to 0)	0 (0 to 0)	0 (0 to 0)	0 (0 to 0)	1·5 (0·2 to 4)	4·7 (0·4 to 17·8)
Premenstrual syndrome	0 (0 to 0)	0 (0 to 0)	0 (0 to 0)	0 (0 to 0)	0 (0 to 0)	88·5 (41·7 to 157)	195 (97 to 341)
Other gynecological diseases	0 (0 to 0)	0 (0 to 0)	0 (0 to 0)	0 (0 to 0)	0 (0 to 0)	3·9 (0·9 to 9·6)	34·2 (8·7 to 88·3)
Hemoglobinopathies and hemolytic anemias	5·1 (2·5 to 8·7)	3·4 (1·7 to 6·4)	18 (7·6 to 33·6)	40·4 (20·3 to 71·9)	42·9 (21·8 to 81·1)	41·5 (16·8 to 85·7)	48·2 (20·7 to 90·3)
Thalassemias	4·9 (2·4 to 8·4)	3 (1·4 to 5·8)	14·9 (5·5 to 29·7)	34·2 (15·4 to 63·5)	28·6 (14·7 to 49·2)	15·3 (8·1 to 26·9)	13·2 (6·5 to 23·2)
Thalassemias trait	0 (0 to 0)	0·3 (0·1 to 0·6)	2·3 (0·3 to 6·3)	4·7 (0·8 to 13·3)	11·5 (1·2 to 43·3)	20·4 (3 to 54·7)	15·5 (3 to 37)
Sickle cell disorders	0 (0 to 0)	0 (0 to 0)	0·1 (0 to 0·1)	0·1 (0 to 0·3)	0·1 (0 to 0·2)	0 (0 to 0·1)	0 (0 to 0·1)
Sickle cell trait	0 (0 to 0)	0 (0 to 0)	0·1 (0 to 0·2)	0·1 (0 to 0·4)	0·3 (0 to 1·2)	0·5 (0 to 1·7)	3·2 (0·6 to 7·1)
G6PD deficiency	0 (0 to 0·1)	0 (0 to 0)	0·1 (0 to 0·2)	0·3 (0·1 to 0·7)	0·8 (0·3 to 1·6)	1·1 (0·4 to 2·3)	6·5 (2·4 to 13·2)
G6PD trait	0 (0 to 0)	0 (0 to 0)	0 (0 to 0)	0 (0 to 0)	0 (0 to 0)	0 (0 to 0)	1·2 (0·3 to 2·4)
Other hemoglobinopathies and hemolytic anemias	0·1 (0·1 to 0·2)	0·1 (0 to 0·3)	0·6 (0·1 to 1·7)	1 (0·2 to 2·8)	1·6 (0·3 to 6·1)	4·1 (0·8 to 11·6)	8·6 (2 to 21·9)
Endocrine, metabolic, blood, and immune disorders	20·6 (1·6 to 49·6)	12 (1·7 to 27·7)	64·6 (14·5 to 155)	25·6 (11·1 to 51·6)	17·6 (8·3 to 29·7)	21·6 (11·8 to 35·2)	36·8 (18·6 to 64·3)
Oral disorders	0 (0 to 0)	0 (0 to 0)	0 (0 to 0)	26·5 (14·6 to 43·6)	36·8 (19·9 to 64·1)	41·5 (22 to 70·6)	51·6 (28·4 to 87·1)
Caries of deciduous teeth	0 (0 to 0)	0 (0 to 0)	0 (0 to 0)	8·4 (3·2 to 17·7)	9·6 (3·7 to 20·7)	0·5 (0·1 to 1·4)	0 (0 to 0)
Caries of permanent teeth	0 (0 to 0)	0 (0 to 0)	0 (0 to 0)	0 (0 to 0)	8 (2·8 to 18·2)	19·3 (7·9 to 41·5)	18·6 (7·5 to 38·9)
Periodontal diseases	0 (0 to 0)	0 (0 to 0)	0 (0 to 0)	0 (0 to 0)	0 (0 to 0)	0 (0 to 0)	3·4 (0·9 to 8·8)
Other oral disorders	0 (0 to 0)	0 (0 to 0)	0 (0 to 0)	18·1 (10·6 to 28·5)	19·3 (11 to 30·4)	21·6 (12·6 to 33·4)	29·6 (17·6 to 46·3)
Sudden infant death syndrome	--	41·5 (18·1 to 91·8)	215 (46 to 529)	--	--	--	--
Injuries	63·4 (35·3 to 115)	82·7 (30·5 to 378)	458 (226 to 787)	624 (376 to 967)	529 (387 to 686)	479 (372 to 596)	780 (573 to 1,050)
Transport injuries	7·2 (2·8 to 16·4)	23·7 (9·4 to 50·6)	154 (59·7 to 302)	158 (81·3 to 277)	189 (113 to 290)	197 (133 to 275)	398 (239 to 601)
Road injuries	6·4 (2·3 to 14·8)	22·5 (8·9 to 49·2)	140 (53·4 to 274)	146 (75·4 to 257)	176 (105 to 270)	184 (123 to 258)	375 (223 to 573)
Pedestrian road injuries	2·6 (0·6 to 6·3)	7·1 (2·2 to 16·7)	60·6 (17·2 to 138)	65·6 (27·6 to 123)	83·7 (42·1 to 144)	84 (46·8 to 137)	125 (49·8 to 255)
Cyclist road injuries	0 (0 to 0)	0 (0 to 0)	0 (0 to 0)	7·4 (2·3 to 18·1)	8 (3·5 to 16·3)	9·1 (4·5 to 17)	12·4 (6·4 to 22·6)
Motorcyclist road injuries	1·6 (0·4 to 4·2)	2·1 (0·4 to 6·2)	30·6 (6·6 to 76·4)	26·1 (8·9 to 56·8)	31·1 (11·9 to 64·4)	38·9 (17·3 to 72·8)	105 (41·7 to 214)
Motor vehicle road injuries	2 (0·6 to 5·4)	13·2 (4·7 to 29·4)	45·4 (13·3 to 102)	44·3 (17·8 to 94·5)	50·2 (22·5 to 98)	49·6 (26·1 to 88·4)	126 (59·2 to 249)
Other road injuries	0·2 (0 to 0·5)	0·2 (0 to 0·5)	3·6 (0·9 to 10·5)	2·3 (0·7 to 5·6)	2·5 (0·8 to 6)	2·1 (0·9 to 4·3)	5·8 (2 to 12·2)
Other transport injuries	0·8 (0·2 to 2·3)	1·1 (0·3 to 3·1)	13·6 (3·8 to 32·9)	12 (4·7 to 27·4)	13·2 (6·3 to 27·3)	12·9 (7·5 to 21·9)	23·4 (10·9 to 45·9)
Unintentional injuries	48·5 (23·7 to 95)	58·4 (15·7 to 361)	300 (139 to 576)	457 (264 to 737)	321 (222 to 450)	235 (176 to 313)	248 (186 to 334)
Falls	7·5 (2·1 to 20·8)	2·2 (0·6 to 6·4)	48·4 (15 to 124)	115 (43·3 to 272)	87·7 (44·8 to 157)	79·3 (47·3 to 132)	104 (64·5 to 168)
Drowning	0·9 (0·4 to 1·6)	0·4 (0·2 to 0·9)	42·9 (14·3 to 94·6)	223 (104 to 418)	125 (64·3 to 210)	60 (32·7 to 98·3)	31 (16·8 to 54·3)
Fire, heat, and hot substances	1·4 (0·2 to 4)	2·2 (0·2 to 7)	4·9 (2 to 11·1)	22·1 (10·2 to 50·7)	23·2 (10·6 to 48·1)	21·3 (12·4 to 37)	33·5 (20·2 to 59)
Poisonings	0·5 (0·1 to 1·2)	0·2 (0 to 0·5)	1·6 (0·4 to 4·5)	7·8 (2·7 to 17·9)	4·6 (2·2 to 9·2)	6·3 (3·2 to 11·8)	9·1 (4·6 to 16·9)
Poisoning by carbon monoxide	0·2 (0 to 0·5)	0 (0 to 0·1)	0·1 (0 to 0·4)	0·4 (0·1 to 1·2)	0·7 (0·3 to 1·6)	0·9 (0·4 to 1·7)	1·6 (0·6 to 3·7)
Poisoning by other means	0·3 (0·1 to 0·8)	0·1 (0 to 0·4)	1·5 (0·4 to 4·1)	7·4 (2·5 to 16·7)	3·9 (1·8 to 7·8)	5·5 (2·7 to 10·3)	7·5 (3·5 to 13·8)
Exposure to mechanical forces	4·2 (0·1 to 27·6)	33·8 (0·1 to 344)	41·8 (2·5 to 223)	32·4 (11·1 to 80)	25·8 (14·7 to 42·4)	17·8 (11·9 to 26·7)	20·6 (13·6 to 30)
Unintentional firearm injuries	0·6 (0 to 4·8)	5·7 (0 to 48·4)	4·7 (0·1 to 31·3)	2 (0·6 to 6·2)	1·6 (0·8 to 3·3)	1·8 (1·1 to 3)	2·2 (1·3 to 3·7)
Other exposure to mechanical forces	3·6 (0·1 to 25)	28·1 (0·1 to 270)	37 (2·4 to 211)	30·4 (10·4 to 75·9)	24·2 (13·8 to 39·8)	16 (10·5 to 24·2)	18·4 (12·1 to 27)
Adverse effects of medical treatment	2·3 (0·7 to 4·3)	1·5 (0·5 to 3·2)	11·2 (2·8 to 24)	11·1 (4·4 to 20·6)	7·4 (2·9 to 13·1)	7·3 (2·7 to 12·8)	8·3 (2·4 to 15·7)
Animal contact	0·2 (0·1 to 0·3)	0·1 (0·1 to 0·3)	1·5 (0·5 to 3·6)	4·5 (2 to 9·4)	4·9 (2·6 to 9·6)	4·5 (2·5 to 8·1)	4·6 (2·7 to 7·6)
Venomous animal contact	0 (0 to 0·1)	0 (0 to 0)	0·2 (0·1 to 0·6)	2 (0·7 to 4·9)	1·6 (0·6 to 3·4)	1·9 (0·9 to 3·7)	2 (0·9 to 3·7)
Non-venomous animal contact	0·1 (0·1 to 0·3)	0·1 (0·1 to 0·3)	1·3 (0·4 to 3·2)	2·5 (1 to 5·9)	3·3 (1·6 to 7)	2·6 (1·4 to 4·8)	2·6 (1·4 to 4·5)
Foreign body	31·1 (13·3 to 62·9)	17·7 (8·5 to 32·3)	145 (56·3 to 310)	28·4 (15·6 to 50·2)	14·7 (9·5 to 21·8)	8·7 (6·2 to 12)	8·8 (6·2 to 12·1)
Pulmonary aspiration and foreign body in airway	30·8 (13·1 to 62·2)	17·7 (8·4 to 32·2)	142 (54·8 to 304)	25·8 (13·1 to 46·5)	10·9 (6·1 to 17·9)	4 (2·4 to 6·4)	3·5 (2 to 5·7)
Foreign body in eyes	0 (0 to 0)	0 (0 to 0)	0·1 (0 to 0·2)	0·4 (0·1 to 0·9)	0·7 (0·2 to 1·6)	0·9 (0·3 to 2·1)	1·1 (0·4 to 2·5)
Foreign body in other body part	0·3 (0 to 1)	0·1 (0 to 0·2)	3·1 (0·5 to 11·5)	2·1 (1·3 to 3·7)	3·1 (1·9 to 4·6)	3·7 (2·4 to 5·7)	4·1 (2·8 to 6)
Environmental heat and cold exposure	0 (0 to 0)	0 (0 to 0)	0·3 (0·1 to 0·5)	1·2 (0·8 to 1·9)	2·8 (1·7 to 4·4)	4·3 (2·6 to 6·6)	5·8 (3·6 to 8·9)
Exposure to forces of nature	0 (0 to 0)	0·1 (0·1 to 0·1)	0·8 (0·8 to 0·9)	4·8 (4·3 to 5·4)	5·2 (4·6 to 5·8)	5·9 (5·2 to 6·9)	4·5 (3·9 to 5·1)
Other unintentional injuries	0·5 (0·3 to 1·1)	0·2 (0·1 to 0·4)	1·9 (1 to 3·4)	6·9 (4 to 11·1)	20·7 (11·6 to 35)	19·8 (12·8 to 31·8)	18·7 (12·1 to 28·1)
Self-harm and interpersonal violence	7·7 (2·8 to 17·5)	0·6 (0·2 to 1·3)	3·5 (1·3 to 7·7)	9·8 (4·8 to 19·1)	18·4 (12·1 to 26·8)	46·8 (32·6 to 66·1)	134 (83·7 to 202)
Self-harm	0 (0 to 0)	0 (0 to 0)	0 (0 to 0)	0 (0 to 0)	0 (0 to 0)	22·7 (11·8 to 40·4)	81·8 (42·3 to 144)
Self-harm by firearm	0 (0 to 0)	0 (0 to 0)	0 (0 to 0)	0 (0 to 0)	0 (0 to 0)	0·3 (0·1 to 0·7)	0·3 (0·1 to 0·7)
Self-harm by other specified means	0 (0 to 0)	0 (0 to 0)	0 (0 to 0)	0 (0 to 0)	0 (0 to 0)	22·4 (11·6 to 39·8)	81·5 (42·2 to 144)
Interpersonal violence	7·7 (2·8 to 17·5)	0·6 (0·2 to 1·3)	3·4 (1·2 to 7·6)	9·5 (4·5 to 18·6)	18 (11·7 to 26·4)	23·6 (16·5 to 32·4)	51·4 (31·8 to 78·6)
Physical violence by firearm	0 (0 to 0·1)	0 (0 to 0·1)	0·1 (0 to 0·3)	0·5 (0·2 to 1·1)	0·5 (0·2 to 1)	0·6 (0·3 to 1·1)	1·3 (0·4 to 2·9)
Physical violence by sharp object	0·2 (0·1 to 0·7)	0 (0 to 0)	0·2 (0·1 to 0·6)	0·7 (0·3 to 1·6)	0·8 (0·4 to 1·6)	1·3 (0·6 to 2·6)	2·8 (1·1 to 6·2)
Sexual violence	0 (0 to 0)	0 (0 to 0)	0 (0 to 0)	0·5 (0·3 to 0·8)	4·8 (2·9 to 7·6)	11·9 (6·8 to 18·6)	23 (13·1 to 36·4)
Physical violence by other means	7·4 (2·8 to 17·1)	0·5 (0·2 to 1·2)	3·1 (1·1 to 7)	7·8 (3·5 to 15·8)	11·9 (6·7 to 19·7)	9·8 (6 to 14·9)	24·4 (12·1 to 44·6)
Conflict and terrorism	0 (0 to 0)	0 (0 to 0)	0 (0 to 0)	0 (0 to 0)	0 (0 to 0)	0 (0 to 0)	0 (0 to 0·1)

Congenital birth defects	93·9 (56·3 to 157)	74·9 (45·4 to 126)	60·7 (37·7 to 95·4)	64·3 (38·5 to 99·7)	52 (32·4 to 80·6)	33·8 (21·6 to 50·8)	23·8 (15·9 to 35·3)	18·7 (12·1 to 27·8)
Neural tube defects	2·3 (1·4 to 3·3)	1·7 (1·1 to 2·5)	1·4 (0·9 to 2)	1·1 (0·7 to 1·6)	0·8 (0·5 to 1·2)	0·5 (0·3 to 0·8)	0·3 (0·2 to 0·5)	0·3 (0·2 to 0·5)
Congenital heart anomalies	46·3 (19·8 to 91·6)	34·4 (14 to 74·3)	21·7 (9·6 to 45·4)	27·8 (12·3 to 55·6)	23·1 (10·2 to 43·9)	10·2 (4·9 to 19·6)	5·1 (2·5 to 9·4)	4·6 (2·3 to 8·6)
Orofacial clefts	1 (0·6 to 1·5)	0·9 (0·6 to 1·5)	1 (0·6 to 1·5)	1 (0·6 to 1·5)	0·9 (0·5 to 1·4)	0·7 (0·4 to 1·1)	0·6 (0·3 to 0·9)	0·4 (0·3 to 0·7)
Down syndrome	4·6 (2·5 to 9·1)	4·9 (2·1 to 11·1)	3·3 (1·4 to 8·1)	2·6 (0·9 to 6·1)	1·9 (0·6 to 4·5)	1·9 (0·6 to 4·8)	1·2 (0·4 to 3)	0·7 (0·2 to 1·6)
Turner syndrome	0·2 (0·1 to 0·3)	0·1 (0·1 to 0·3)	0·1 (0·1 to 0·2)	0·1 (0 to 0·1)	0 (0 to 0·1)	0 (0 to 0)	0 (0 to 0)	0 (0 to 0)
Klinefelter syndrome	0 (0 to 0)	0 (0 to 0)	0 (0 to 0)	0 (0 to 0)	0 (0 to 0)	0 (0 to 0)	0 (0 to 0)	0 (0 to 0)
Other chromosomal abnormalities	2·9 (1·9 to 4·3)	1·9 (1·2 to 3)	1·2 (0·7 to 1·8)	0·8 (0·5 to 1·4)	0·4 (0·3 to 0·7)	0·2 (0·1 to 0·3)	0·1 (0·1 to 0·3)	0·1 (0·1 to 0·2)
Congenital musculoskeletal and limb anomalies	13·9 (7·5 to 21·9)	11·8 (6·3 to 19·4)	12·3 (6·7 to 20·4)	12·8 (6·9 to 21·4)	10·5 (5·3 to 17·1)	8·4 (4·5 to 14)	6·8 (3·5 to 11·3)	5·2 (2·6 to 8·7)
Urogenital congenital anomalies	1·4 (0·8 to 2·3)	1·1 (0·7 to 1·8)	1 (0·6 to 1·7)	0·8 (0·5 to 1·5)	0·7 (0·4 to 1·3)	0·5 (0·2 to 1·2)	0·3 (0·2 to 0·7)	0·3 (0·1 to 0·9)
Digestive congenital anomalies	1 (0·3 to 2·9)	0·3 (0·1 to 1)	0·9 (0·2 to 2·8)	0·3 (0·1 to 1)	0·2 (0·1 to 0·6)	0·2 (0·1 to 0·5)	0·5 (0·1 to 1·3)	0·2 (0 to 0·5)
Other congenital birth defects	20·4 (9·6 to 43·3)	17·6 (8·3 to 34)	17·8 (8·2 to 34)	17 (8 to 32·4)	13·5 (5·6 to 26·8)	11·1 (5 to 21·5)	8·9 (4·4 to 16·7)	6·9 (3·1 to 13·4)
Urinary diseases and male infertility	23·8 (9·6 to 43·5)	17·5 (9·2 to 31·3)	24 (12·9 to 41·8)	31·9 (16·2 to 54·1)	43·6 (20·9 to 80·3)	33·8 (17·6 to 60·3)	49·7 (24·6 to 89·6)	48·4 (24·2 to 86·4)
Urolithiasis	1·3 (0·2 to 4·1)	1·1 (0·4 to 2·8)	2·2 (0·6 to 5·7)	2·8 (0·8 to 7·8)	4·7 (1 to 14·1)	6 (1·3 to 16·6)	3·3 (0·9 to 9·6)	5·6 (1·1 to 16·1)
Benign prostatic hyperplasia	0 (0 to 0)	0 (0 to 0)	0 (0 to 0)	0 (0 to 0)	0 (0 to 0)	0 (0 to 0)	0 (0 to 0)	0 (0 to 0)
Male infertility	--	--	--	--	--	--	--	--
Other urinary diseases	2·2 (0·6 to 7·5)	1·6 (0·6 to 4·9)	3·3 (1·2 to 8·8)	2·6 (1·1 to 6·9)	3·6 (1·2 to 10·6)	5·5 (1·8 to 14·5)	3·2 (1·2 to 8·1)	3·5 (1·3 to 8·2)
Gynecological diseases	428 (265 to 657)	554 (371 to 804)	655 (421 to 963)	710 (480 to 1,060)	614 (402 to 895)	373 (243 to 545)	165 (105 to 242)	66·3 (39 to 98)
Uterine fibroids	11·8 (3·2 to 28·3)	27·6 (9·4 to 62)	15·4 (6·7 to 31·6)	20·8 (9·1 to 42·3)	19·7 (8·8 to 37·3)	14·3 (6·6 to 27·4)	12·5 (5·4 to 24·8)	5·5 (2·4 to 10·7)
Polycystic ovarian syndrome	29 (12·1 to 58·5)	27·3 (11·2 to 56·7)	28 (12 to 57)	27·3 (11·6 to 55·2)	23·1 (9·8 to 48)	17·7 (7·5 to 35·8)	3·1 (1·3 to 6·3)	0 (0 to 0)
Female infertility	15·1 (2·2 to 43·9)	34 (8·5 to 95·4)	49 (12·2 to 136)	51·5 (11·6 to 148)	41·6 (9·4 to 114)	2·4 (0·1 to 11·6)	0 (0 to 0)	0 (0 to 0)
Endometriosis	69 (31 to 132)	90·8 (44·9 to 160)	91·8 (44·3 to 163)	107 (51 to 203)	71·4 (35·7 to 125)	45·2 (24·2 to 74·2)	16·9 (8·8 to 28·5)	0 (0 to 0)
Genital prolapse	2·6 (0·4 to 8·1)	0·9 (0·2 to 4)	3·1 (0·6 to 10·6)	4·3 (1 to 14·2)	7·2 (1·9 to 23·6)	9·4 (3·1 to 26·4)	7 (3·1 to 14·1)	4·8 (2·1 to 9·6)
Premenstrual syndrome	230 (115 to 397)	224 (131 to 362)	245 (127 to 392)	279 (162 to 437)	238 (136 to 377)	129 (72·1 to 216)	36 (17·8 to 66·4)	0 (0 to 0)
Other gynecological diseases	70·2 (37·1 to 116)	149 (79·9 to 252)	222 (127 to 360)	220 (120 to 368)	214 (112 to 369)	156 (83·2 to 271)	89·2 (44·6 to 147)	56 (31·4 to 86·2)
Hemoglobinopathies and hemolytic anemias	68·3 (28·7 to 128)	93 (39·9 to 152)	79 (35·5 to 138)	47·1 (19·4 to 93·9)	44·7 (20·5 to 86·5)	31·5 (14·9 to 55·2)	33·4 (17·8 to 56)	42·5 (19·7 to 73·7)
Thalassemias	10·6 (5·2 to 20)	7·3 (3 to 15·3)	5·9 (2·6 to 12·5)	4·6 (1·9 to 9)	5 (2·1 to 9·7)	3·7 (1·6 to 7·3)	2·1 (0·9 to 4·4)	0·8 (0·3 to 1·8)
Thalassemias trait	46·5 (12·4 to 100)	66·4 (23·1 to 114)	55·4 (19·9 to 109)	15·8 (4 to 37·4)	14·5 (4 to 33)	13·1 (3·2 to 29·1)	14·6 (5·3 to 27·7)	21·9 (6·8 to 44·1)
Sickle cell disorders	0 (0 to 0·1)	0 (0 to 0·1)	0 (0 to 0)	0 (0 to 0)	0 (0 to 0)	0 (0 to 0)	0 (0 to 0)	0 (0 to 0)
Sickle cell trait	3·2 (0·5 to 7·6)	5·8 (2·2 to 10·5)	4·7 (1·2 to 9·7)	3·9 (1·2 to 7·4)	2·7 (0·5 to 6·7)	0·1 (0 to 0·3)	0·4 (0 to 0·9)	0·6 (0·1 to 1·2)
G6PD deficiency	3·8 (1·5 to 7·6)	4·5 (1·8 to 9)	4·8 (2 to 10·2)	10·6 (4·3 to 21·5)	8 (3·7 to 14·3)	4·5 (2·2 to 8·5)	3·7 (1·6 to 7·4)	3·4 (1·5 to 6·3)
G6PD trait	0 (0 to 0)	0 (0 to 0)	0 (0 to 0)	1·2 (0·4 to 2·5)	1·2 (0·4 to 2·4)	0·4 (0 to 1·1)	0 (0 to 0)	0 (0 to 0)
Other hemoglobinopathies and hemolytic anemias	4·2 (1·2 to 11·5)	9·1 (2·9 to 20·6)	8·1 (2·5 to 20·4)	11 (3·9 to 24)	13·2 (5·1 to 28·1)	9·7 (4·5 to 17·5)	12·6 (6·5 to 21·7)	15·8 (8·1 to 27·3)
Endocrine, metabolic, blood, and immune disorders	36·6 (20·2 to 56·5)	70 (38·3 to 113)	113 (61·1 to 183)	149 (85·6 to 236)	157 (88·1 to 244)	124 (73·8 to 197)	117 (70·3 to 182)	98·5 (57·9 to 158)
Oral disorders	71·3 (40·2 to 122)	102 (55 to 183)	150 (78·8 to 280)	191 (95·1 to 352)	202 (105 to 359)	193 (104 to 335)	183 (102 to 312)	177 (102 to 282)
Caries of deciduous teeth	0 (0 to 0)	0 (0 to 0)	0 (0 to 0)	0 (0 to 0)	0 (0 to 0)	0 (0 to 0)	0 (0 to 0)	0 (0 to 0)
Caries of permanent teeth	18·5 (7·8 to 37·3)	17·5 (6·9 to 35·3)	17·3 (7·1 to 35·1)	17·3 (7 to 35·2)	14·2 (5·9 to 29·9)	10·6 (4·3 to 22·6)	8·2 (3·3 to 17·6)	6·7 (2·5 to 15·2)
Periodontal diseases	12·7 (3·7 to 32·4)	32·9 (9·8 to 79·6)	64 (21 to 150)	92·2 (32·8 to 218)	101 (36·8 to 220)	92·7 (34·6 to 199)	77·4 (29·9 to 165)	61·2 (24·3 to 130)
Other oral disorders	33·5 (19·8 to 51·7)	36·4 (21·9 to 56·2)	40·8 (24·4 to 63·1)	41·6 (24·5 to 62·3)	37·2 (22·3 to 57·6)	31·2 (18·6 to 47·2)	25 (14·8 to 37)	19·8 (11·8 to 30·3)
Sudden infant death syndrome	--	--	--	--	--	--	--	--
Injuries	772 (554 to 1,100)	693 (496 to 1,000)	708 (529 to 992)	727 (545 to 964)	761 (566 to 1,010)	700 (525 to 929)	623 (464 to 820)	535 (400 to 702)
Transport injuries	373 (225 to 584)	320 (197 to 532)	307 (197 to 480)	279 (186 to 416)	357 (232 to 535)	346 (230 to 512)	311 (206 to 462)	250 (171 to 359)
Road injuries	351 (210 to 554)	301 (184 to 496)	288 (186 to 451)	263 (175 to 393)	337 (217 to 507)	328 (218 to 481)	295 (197 to 437)	238 (162 to 341)
Pedestrian road injuries	119 (48·7 to 237)	98·9 (42·6 to 214)	105 (50·7 to 203)	98·7 (49·3 to 186)	118 (56 to 220)	130 (63·7 to 234)	134 (70·8 to 242)	108 (57·7 to 186)
Cyclist road injuries	12·7 (7 to 23·3)	12·5 (7·7 to 21·1)	16·9 (10·1 to 28·1)	16·6 (10·9 to 25·1)	20·5 (12·6 to 34)	19·4 (11·7 to 31·6)	17·7 (11·2 to 27·9)	14·8 (9·5 to 23)
Motorcyclist road injuries	99·4 (44·4 to 207)	82·5 (41·4 to 160)	72·8 (40·2 to 132)	69·4 (42·5 to 119)	84 (49·5 to 144)	82·3 (47·3 to 139)	67·5 (41 to 114)	56·3 (36·5 to 87·8)
Motor vehicle road injuries	114 (54·4 to 225)	103 (47·7 to 197)	88·4 (44·1 to 171)	74·4 (38·5 to 140)	109 (56·5 to 194)	91·9 (46·9 to 166)	71·1 (36·5 to 133)	55·5 (31 to 96·4)
Other road injuries	5·7 (2·1 to 12·8)	4·2 (1·7 to 9·3)	4·8 (2 to 9·8)	4·2 (1·9 to 8·5)	5·3 (2·3 to 10·8)	5·1 (2·2 to 10·6)	4·4 (1·9 to 9·1)	3·3 (1·5 to 7·1)
Other transport injuries	21·9 (10·7 to 42·8)	19·2 (9·9 to 38·2)	18·4 (9·7 to 35·3)	15·5 (8·6 to 27·9)	20·6 (11 to 37·5)	17·1 (9·4 to 30·4)	16·4 (8·2 to 30·4)	12·5 (6·8 to 22·7)
Unintentional injuries	257 (195 to 349)	260 (192 to 356)	292 (219 to 387)	335 (249 to 436)	306 (231 to 401)	275 (212 to 352)	256 (191 to 334)	244 (184 to 320)
Falls	100 (64·1 to 152)	119 (76·5 to 182)	132 (89·9 to 185)	169 (111 to 235)	157 (111 to 219)	143 (102 to 194)	148 (103 to 210)	145 (99·9 to 208)
Drowning	30·1 (14·8 to 55·8)	14·3 (7 to 26·9)	11·2 (5·9 to 20·3)	19·9 (9·7 to 36)	14·2 (7·5 to 25·4)	13·4 (7·2 to 24·6)	10·2 (5·5 to 17·6)	12·3 (6·7 to 21·7)
Fire, heat, and hot substances	38·1 (23·8 to 63·5)	40·5 (23·7 to 70·9)	47·3 (27·7 to 83·5)	40·4 (25·6 to 63·4)	33·7 (21·9 to 49·9)	29·8 (19·1 to 44·3)	22 (14·1 to 32·4)	16·5 (9·7 to 25·6)
Poisonings	9·4 (5 to 16·9)	4 (2·2 to 7)	2·5 (1·3 to 4·4)	2·7 (1·5 to 4·9)	2·6 (1·4 to 4·6)	2 (1·1 to 3·6)	1·4 (0·8 to 2·5)	1·1 (0·6 to 1·9)
Poisoning by carbon monoxide	1·5 (0·7 to 3·2)	0·7 (0·4 to 1·3)	0·6 (0·3 to 1)	0·5 (0·3 to 1)	0·6 (0·3 to 1·1)	0·4 (0·2 to 0·8)	0·3 (0·2 to 0·6)	0·3 (0·1 to 0·4)
Poisoning by other means	7·9 (4·1 to 14·5)	3·2 (1·8 to 5·9)	1·9 (1 to 3·2)	2·1 (1·1 to 4)	2 (1·1 to 3·8)	1·6 (0·9 to 3)	1·1 (0·6 to 1·9)	0·9 (0·5 to 1·5)
Exposure to mechanical forces	22·7 (14·7 to 34·3)	23·9 (15·8 to 34·7)	30·2 (20·7 to 43·2)	30·7 (20·4 to 45)	30·9 (21·2 to 45·2)	27·3 (18·9 to 38·8)	23·9 (16·5 to 34·5)	22·9 (15·9 to 32·3)
Unintentional firearm injuries	2·3 (1·4 to 3·6)	2·6 (1·6 to 4·2)	2·9 (1·9 to 4·4)	3·2 (2·2 to 4·7)	3·2 (2·2 to 4·6)	2·9 (2 to 4·3)	2·5 (1·7 to 3·7)	2·2 (1·5 to 3·2)
Other exposure to mechanical forces	20·4 (13 to 31·4)	21·3 (14·2 to 31·3)	27·3 (18·4 to 38·9)	27·5 (18·1 to 40·5)	27·7 (18·8 to 40·5)	24·3 (16·6 to 34·8)	21·4 (14·6 to 31)	20·7 (14·3 to 29·4)
Adverse effects of medical treatment	11 (2·8 to 23·1)	9·1 (2·1 to 21·4)	12·5 (2·5 to 29·1)	12·1 (2·7 to 28·4)	13 (2·7 to 31·2)	14 (3·1 to 33·2)	10·3 (2·3 to 25·6)	10·8 (2·3 to 26·3)
Animal contact	4·6 (2·7 to 7·4)	4·8 (3 to 7·7)	5·5 (3·3 to 8·7)	7 (4·3 to 11·4)	6·6 (4·1 to 10·8)	6·2 (3·8 to 10·2)	6·2 (3·7 to 10·8)	5·4 (3·3 to 9)
Venomous animal contact	2 (1 to 3·4)	2 (1 to 3·4)	2·2 (1·1 to 3·8)	3·3 (1·8 to 6)	2·6 (1·4 to 4·6)	2·1 (1·1 to 3·9)	2·2 (1·1 to 4·4)	2·3 (1·2 to 4·8)
Non-venomous animal contact	2·6 (1·4 to 4·7)	2·8 (1·6 to 4·9)	3·2 (1·8 to 5·4)	3·7 (2 to 6·2)	3·9 (2·2 to 6·8)	4·1 (2·3 to 7)	3·9 (2·1 to 7·2)	3·1 (1·7 to 5·2)
Foreign body	11·6 (8 to 16·8)	11·7 (8·3 to 16·5)	11·9 (8·4 to 16·2)	12·4 (9 to 16·6)	14·2 (10·3 to 19·3)	11·7 (8·6 to 15·3)	10·1 (7·5 to 13·2)	9·2 (7 to 12·1)
Pulmonary aspiration and foreign body in airway	5·8 (3·1 to 10·4)	5·3 (2·9 to 9·4)	4·3 (2·2 to 7·8)	3·8 (2 to 6·2)	5·7 (3·1 to 9·4)	4 (2·3 to 6·5)	3·2 (1·8 to 5·3)	3·1 (1·7 to 5·4)
Foreign body in eyes	1·3 (0·5 to 2·9)	1·5 (0·7 to 3)	1·9 (0·9 to 3·5)	2·1 (1 to 3·9)	2·2 (1·1 to 4)	2 (1·1 to 3·4)	1·7 (1 to 2·8)	1·4 (0·8 to 2·2)
Foreign body in other body part	4·4 (3 to 6·3)	4·8 (3·4 to 6·7)	5·7 (4 to 7·9)	6·5 (4·5 to 8·8)	6·3 (4·5 to 8·5)	5·7 (4·1 to 7·7)	5·2 (3·7 to 6·9)	4·6 (3·3 to 6·2)
Environmental heat and cold exposure	6·4 (4·1 to 9·7)	7 (4·5 to 10·6)	8·2 (5·4 to 12·4)	8·7 (5·7 to 13·3)	8·1 (5·3 to 12·3)	7 (4·5 to 10·6)	5·9 (3·8 to 8·7)	4·9 (3·1 to 7·2)
Exposure to forces of nature	3·8 (3·3 to 4·4)	3·8 (3·3 to 4·5)	3·7 (3·2 to 4·3)	3·4 (3 to 4)	3·3 (2·8 to 3·9)	2·8 (2·4 to 3·3)	2·5 (2·1 to 3)	2·1 (1·8 to 2·5)
Other unintentional injuries	19·1 (12·7 to 27·2)	21·5 (14·8 to 31·4)	26·8 (18·1 to 39·6)	28·8 (19·4 to 41·4)	22·1 (15·5 to 30·9)	17·6 (12·1 to 24·6)	14·8 (10·2 to 20·8)	13·1 (9·1 to 17·9)
Self-harm and interpersonal violence	141 (91 to 228)	113 (70·4 to 180)	110 (73·1 to 167)	114 (77·2 to 171)	97·6 (66·1 to 138)	80·2 (55·2 to 116)	56·9 (39·4 to 80·9)	41·1 (28·3 to 58·5)
Self-harm	89·3 (46·2 to 161)	70·5 (36·7 to 130)	66·7 (35·8 to 117)	62·3 (34·2 to 110)	53·2 (29·8 to 85·1)	43·4 (24·2 to 75)	29·8 (17·1 to 48·6)	23·8 (13·5 to 40)
Self-harm by firearm	0·6 (0·2 to 2)	0·3 (0·1 to 1)	0·5 (0·2 to 1·4)	0·3 (0·1 to 0·9)	0·5 (0·2 to 1·5)	0·3 (0·1 to 0·9)	0·3 (0·1 to 0·8)	0·2 (0·1 to 0·4)
Self-harm by other specified means	88·7 (45·9 to 160)	70·1 (36·4 to 130)	66·1 (35·6 to 117)	62 (34·1 to 110)	52·7 (29·4 to 84·6)	43·1 (23·9 to 74)	29·5 (17 to 48·1)	23·6 (13·4 to 39·8)
Interpersonal violence	51·6 (34·2 to 76·7)	41·8 (27·6 to 60·5)	41·5 (28·6 to 60·1)	45·4 (30·9 to 67·2)	37·8 (26·2 to 53·5)	31·3 (22·3 to 44·3)	23·2 (16·2 to 32·6)	15 (10·8 to 20·7)
Physical violence by firearm	0·8 (0·3 to 1·8)	0·7 (0·3 to 1·6)	0·7 (0·3 to 1·6)	0·7 (0·3 to 1·7)	0·7 (0·3 to 1·6)	0·6 (0·3 to 1·2)	0·6 (0·2 to 1·3)	0·4 (0·2 to 0·9)
Physical violence by sharp object	9·1 (3·3 to 20·4)	6·7 (2·8 to 13·9)	6 (2·6 to 12·7)	6·3 (2·8 to 13·7)	4·2 (2·1 to 8·7)	2·8 (1·5 to 5·2)	2·7 (1·5 to 5)	2·1 (1·1 to 3·7)
Sexual violence	24·5 (14·1 to 37·4)	20·9 (11·8 to 34·1)	20·9 (12 to 33·6)	20·5 (11·4 to 33·4)	17·6 (10·4 to 29·2)	13·3 (7·6 to 22·1)	8·4 (4·6 to 13·7)	4·4 (2·5 to 7·2)
Physical violence by other means	17·2 (9·3 to 30·7)	13·5 (7·9 to 23·9)	14 (9 to 22·4)	17·9 (11·3 to 29·7)	15·3 (9·8 to 23·7)	14·7 (9·6 to 22·8)	11·5 (7·8 to 18·1)	8 (5·6 to 11·6)
Conflict and terrorism	0·2 (0·1 to 0·3)	0·2 (0·1 to 0·3)	1·7 (0·5 to 4·6)	5·7 (1·4 to 17·5)	6·3 (1·5 to 18·4)	5·2 (1·3 to 15·1)	3·8 (0·9 to 11·1)	2·2 (0·6 to 6·2)

Congenital birth defects	13·4 (8·8 to 19·7)	8·2 (5·5 to 12·3)	3·2 (1·8 to 5·4)	1·7 (1 to 3)	0·9 (0·5 to 1·5)	0·3 (0·2 to 0·6)	0·1 (0 to 0·2)	0 (0 to 0)	3,950
Neural tube defects	0·2 (0·1 to 0·5)	0·1 (0·1 to 0·3)	0 (0 to 0)	0 (0 to 0)	0 (0 to 0)	0 (0 to 0)	0 (0 to 0)	0 (0 to 0)	343
Congenital heart anomalies	3·1 (1·6 to 5·7)	2 (1·1 to 3·6)	0·3 (0·1 to 0·6)	0·2 (0 to 0·3)	0·1 (0 to 0·2)	0 (0 to 0·1)	0 (0 to 0)	0 (0 to 0)	1,840
Orofacial clefts	0·3 (0·2 to 0·5)	0·2 (0·1 to 0·4)	0·1 (0·1 to 0·2)	0·1 (0·1 to 0·1)	0 (0 to 0·1)	0 (0 to 0)	0 (0 to 0)	0 (0 to 0)	26
Down syndrome	0·2 (0·1 to 0·6)	0 (0 to 0)	0 (0 to 0)	0 (0 to 0)	0 (0 to 0)	0 (0 to 0)	0 (0 to 0)	0 (0 to 0)	101
Turner syndrome	0 (0 to 0)	0 (0 to 0)	0 (0 to 0)	0 (0 to 0)	0 (0 to 0)	0 (0 to 0)	0 (0 to 0)	0 (0 to 0)	1·5
Klinefelter syndrome	0 (0 to 0)	0 (0 to 0)	0 (0 to 0)	0 (0 to 0)	0 (0 to 0)	0 (0 to 0)	0 (0 to 0)	0 (0 to 0)	0
Other chromosomal abnormalities	0·1 (0 to 0·1)	0 (0 to 0·1)	0 (0 to 0)	0 (0 to 0)	0 (0 to 0)	0 (0 to 0)	0 (0 to 0)	0 (0 to 0)	94·3
Congenital musculoskeletal and limb anomalies	3·7 (1·9 to 6)	1·9 (1 to 3·2)	0·9 (0·5 to 1·5)	0·4 (0·2 to 0·7)	0·2 (0·1 to 0·3)	0 (0 to 0·1)	0 (0 to 0)	0 (0 to 0)	267
Urogenital congenital anomalies	0·2 (0·1 to 0·4)	0·2 (0 to 0·4)	0 (0 to 0)	0 (0 to 0)	0 (0 to 0)	0 (0 to 0)	0 (0 to 0)	0 (0 to 0)	45·5
Digestive congenital anomalies	0·3 (0·1 to 0·9)	0·2 (0 to 0·5)	0 (0 to 0)	0 (0 to 0)	0 (0 to 0)	0 (0 to 0)	0 (0 to 0)	0 (0 to 0)	311
Other congenital birth defects	5·2 (2·4 to 10·1)	3·5 (1·7 to 6·8)	1·8 (0·7 to 3·9)	1·1 (0·4 to 2·2)	0·6 (0·2 to 1·2)	0·2 (0·1 to 0·5)	0·1 (0 to 0·1)	0 (0 to 0)	927
Urinary diseases and male infertility	50·8 (25·4 to 93·3)	38·1 (20·3 to 65·9)	24·5 (13·1 to 40·6)	17·4 (9·6 to 27·5)	9·7 (5·1 to 16·8)	5·4 (3 to 9·1)	2·1 (1·1 to 3·5)	0·4 (0·2 to 0·7)	466
Urolithiasis	6·3 (1 to 20)	5·1 (0·8 to 15)	2·2 (0·4 to 6·6)	1·1 (0·2 to 3·1)	0·6 (0·1 to 1·6)	0·2 (0 to 0·7)	0·1 (0 to 0·2)	0 (0 to 0)	44·2
Benign prostatic hyperplasia	0 (0 to 0)	0 (0 to 0)	0 (0 to 0)	0 (0 to 0)	0 (0 to 0)	0 (0 to 0)	0 (0 to 0)	0 (0 to 0)	0
Male infertility	--	--	--	--	--	--	--	--	NA
Other urinary diseases	6·8 (2·3 to 15·7)	2·6 (1 to 6)	1·8 (0·6 to 4·2)	1·6 (0·6 to 3·5)	0·9 (0·3 to 2)	0·6 (0·2 to 1·2)	0·2 (0·1 to 0·6)	0·1 (0 to 0·1)	47·2
Gynecological diseases	45·7 (25·7 to 71·6)	29·6 (17·9 to 44·2)	17·3 (10·7 to 25·8)	10·2 (6·2 to 15·9)	5·8 (3·6 to 8·9)	2·6 (1·6 to 3·9)	0·7 (0·4 to 1)	0·1 (0·1 to 0·2)	4,060
Uterine fibroids	3·2 (1·5 to 6·2)	1·5 (0·7 to 2·9)	0·5 (0·2 to 1·1)	0·2 (0·1 to 0·4)	0·1 (0 to 0·2)	0 (0 to 0·1)	0 (0 to 0·1)	0 (0 to 0)	146
Polycystic ovarian syndrome	0 (0 to 0)	0 (0 to 0)	0 (0 to 0)	0 (0 to 0)	0 (0 to 0)	0 (0 to 0)	0 (0 to 0)	0 (0 to 0)	183
Female infertility	0 (0 to 0)	0 (0 to 0)	0 (0 to 0)	0 (0 to 0)	0 (0 to 0)	0 (0 to 0)	0 (0 to 0)	0 (0 to 0)	194
Endometriosis	0 (0 to 0)	0 (0 to 0)	0 (0 to 0)	0 (0 to 0)	0 (0 to 0)	0 (0 to 0)	0 (0 to 0)	0 (0 to 0)	506
Genital prolapse	4·3 (1·9 to 8·6)	3 (1·4 to 5·9)	1·9 (0·9 to 3·8)	1·2 (0·6 to 2·3)	0·7 (0·3 to 1·3)	0·3 (0·1 to 0·5)	0·1 (0 to 0·2)	0 (0 to 0)	57·1
Premenstrual syndrome	0 (0 to 0)	0 (0 to 0)	0 (0 to 0)	0 (0 to 0)	0 (0 to 0)	0 (0 to 0)	0 (0 to 0)	0 (0 to 0)	1,660
Other gynecological diseases	38·2 (19·5 to 61·4)	25·1 (14·5 to 39·4)	14·9 (8·8 to 22·8)	8·8 (5·2 to 14·2)	5 (2·9 to 8·1)	2·3 (1·4 to 3·5)	0·6 (0·3 to 0·9)	0·1 (0 to 0·2)	1,310
Hemoglobinopathies and hemolytic anemias	36·2 (17·8 to 60·8)	35·8 (19·4 to 57·7)	25·2 (14·8 to 37·6)	14·5 (8·3 to 23)	9·6 (6·1 to 14·3)	4 (2·6 to 5·9)	1·1 (0·7 to 1·6)	0·2 (0·1 to 0·3)	766
Thalassemias	0·2 (0·1 to 0·4)	0 (0 to 0·1)	0 (0 to 0)	0 (0 to 0)	0 (0 to 0)	0 (0 to 0)	0 (0 to 0)	0 (0 to 0)	154
Thalassemias trait	13·2 (4·8 to 24·8)	13·2 (6·5 to 22·9)	7·6 (3·7 to 12·8)	4·3 (2 to 7·2)	2·3 (1·3 to 3·8)	1 (0·5 to 1·6)	0·2 (0·1 to 0·4)	0 (0 to 0·1)	345
Sickle cell disorders	0 (0 to 0)	0 (0 to 0)	0 (0 to 0)	0 (0 to 0)	0 (0 to 0)	0 (0 to 0)	0 (0 to 0)	0 (0 to 0)	0·5
Sickle cell trait	0·3 (0·1 to 0·7)	0·3 (0·1 to 0·7)	0·2 (0·1 to 0·4)	0·1 (0 to 0·2)	0·1 (0 to 0·1)	0 (0 to 0)	0 (0 to 0)	0 (0 to 0)	26·5
G6PD deficiency	2·4 (1 to 4·4)	1·2 (0·5 to 2)	0·6 (0·3 to 1·1)	0·3 (0·1 to 0·5)	0·1 (0 to 0·2)	0 (0 to 0)	0 (0 to 0)	0 (0 to 0)	56·6
G6PD trait	0 (0 to 0)	0 (0 to 0)	0 (0 to 0)	0 (0 to 0)	0 (0 to 0)	0 (0 to 0)	0 (0 to 0)	0 (0 to 0)	4·2
Other hemoglobinopathies and hemolytic anemias	20·1 (9·6 to 35·6)	21·1 (10·9 to 36·1)	16·8 (10·1 to 24·7)	9·8 (5·7 to 15·9)	7·1 (4·3 to 10·8)	3 (1·9 to 4·4)	0·8 (0·5 to 1·2)	0·1 (0·1 to 0·2)	179
Endocrine, metabolic, blood, and immune disorders	66·4 (40·6 to 103)	41·5 (26 to 64·4)	26·6 (18·1 to 37·8)	14·9 (10·1 to 21·1)	7·8 (5·2 to 11·3)	3·4 (2·2 to 5·1)	1 (0·6 to 1·5)	0·2 (0·1 to 0·3)	1,220
Oral disorders	164 (98·7 to 258)	134 (81·4 to 210)	96·9 (59·9 to 147)	63·5 (40 to 94·5)	36·2 (22·9 to 52·4)	15 (9·5 to 21·6)	4 (2·5 to 5·7)	0·7 (0·4 to 1)	1,940
Caries of deciduous teeth	0 (0 to 0)	0 (0 to 0)	0 (0 to 0)	0 (0 to 0)	0 (0 to 0)	0 (0 to 0)	0 (0 to 0)	0 (0 to 0)	18·5
Caries of permanent teeth	5·3 (1·9 to 11·6)	3·6 (1·4 to 7·5)	2·3 (0·9 to 4·9)	1·2 (0·5 to 2·5)	0·6 (0·2 to 1·3)	0·2 (0·1 to 0·4)	0 (0 to 0·1)	0 (0 to 0)	170
Periodontal diseases	43·9 (17·3 to 88·2)	27 (10·4 to 55·6)	15 (5·8 to 30·1)	8 (3·1 to 15·8)	3·9 (1·5 to 8)	1·5 (0·5 to 3·1)	0·4 (0·1 to 0·8)	0·1 (0 to 0·1)	638
Other oral disorders	14·9 (9·1 to 22·2)	9·9 (6·2 to 14·9)	5·6 (3·4 to 8·5)	2·6 (1·6 to 3·9)	1·1 (0·7 to 1·7)	0·3 (0·2 to 0·5)	0·1 (0 to 0·1)	0 (0 to 0)	389
Sudden infant death syndrome	--	--	--	--	--	--	--	--	NA
Injuries	442 (333 to 582)	344 (264 to 446)	296 (223 to 394)	223 (166 to 302)	147 (108 to 206)	78·2 (55·1 to 114)	24·9 (17·2 to 36·5)	4·7 (3·2 to 7·3)	10,100
Transport injuries	171 (119 to 238)	115 (83·8 to 154)	103 (73·6 to 145)	62·3 (43·3 to 87·2)	29·6 (21·9 to 39·3)	12·7 (9·5 to 16·6)	2·8 (2·1 to 3·5)	0·4 (0·3 to 0·5)	4,170
Road injuries	163 (113 to 229)	109 (79·7 to 148)	98·4 (70·5 to 138)	59·2 (41·7 to 82·8)	27·9 (20·8 to 37·1)	11·9 (8·9 to 15·5)	2·5 (1·9 to 3·2)	0·4 (0·3 to 0·5)	3,920
Pedestrian road injuries	87·9 (51·2 to 144)	56 (34·3 to 84·5)	56·3 (35·6 to 86·5)	37 (23·5 to 56·3)	16·7 (11·4 to 23·9)	6·8 (4·6 to 9·4)	1·2 (0·8 to 1·6)	0·2 (0·1 to 0·2)	1,600
Cyclist road injuries	10·8 (7·3 to 16)	8·2 (5·5 to 12·5)	6 (4 to 8·9)	2·5 (1·8 to 3·4)	1·5 (1·1 to 1·9)	0·7 (0·5 to 1)	0·2 (0·1 to 0·3)	0 (0 to 0)	198
Motorcyclist road injuries	31·2 (22·1 to 44)	21·9 (15·6 to 29·3)	14·6 (10·3 to 19·9)	7·9 (5·6 to 10·3)	4·2 (2·9 to 5·5)	1·9 (1·3 to 2·6)	0·5 (0·3 to 0·6)	0·1 (0·1 to 0·1)	932
Motor vehicle road injuries	32·7 (18·9 to 54·7)	22·4 (13·5 to 37·9)	21·1 (11·8 to 34·9)	11 (6·2 to 18·3)	5·1 (3·1 to 8·1)	2·4 (1·5 to 3·9)	0·6 (0·4 to 0·9)	0·1 (0·1 to 0·1)	1,130
Other road injuries	0·8 (0·5 to 1·2)	0·6 (0·4 to 0·9)	0·4 (0·3 to 0·5)	0·8 (0·4 to 1·6)	0·4 (0·2 to 0·8)	0·2 (0·1 to 0·3)	0 (0 to 0·1)	0 (0 to 0)	56·8
Other transport injuries	7·9 (4·3 to 13·5)	5·5 (3·1 to 9·7)	4·2 (2·2 to 8)	3·1 (1·6 to 5·8)	1·7 (0·9 to 3)	0·8 (0·4 to 1·4)	0·2 (0·1 to 0·4)	0 (0 to 0·1)	242
Unintentional injuries	243 (180 to 331)	209 (152 to 284)	180 (126 to 255)	154 (105 to 223)	113 (77·2 to 169)	63·5 (42·5 to 97)	21·7 (14·3 to 33)	4·2 (2·8 to 6·7)	4,880
Falls	163 (107 to 243)	147 (97·3 to 211)	135 (85·8 to 206)	120 (74·1 to 187)	92·7 (59·7 to 147)	54·7 (34·1 to 87·9)	19·3 (12·1 to 30·7)	3·8 (2·4 to 6·2)	2,290
Drowning	8·1 (4·4 to 14)	8·2 (4·8 to 13·8)	5·6 (3·3 to 8·8)	5·6 (3·4 to 8·9)	4·1 (2·3 to 6·8)	1·6 (0·9 to 2·5)	0·3 (0·1 to 0·4)	0 (0 to 0)	641
Fire, heat, and hot substances	14·3 (9·1 to 21)	12·2 (7·6 to 19·1)	8·1 (4·8 to 12·8)	5·3 (3·4 to 8·3)	3·2 (2 to 5·1)	1·2 (0·8 to 1·6)	0·3 (0·2 to 0·4)	0·1 (0 to 0·1)	422
Poisonings	0·9 (0·5 to 1·5)	0·6 (0·4 to 1·1)	0·4 (0·2 to 0·7)	0·2 (0·1 to 0·4)	0·1 (0·1 to 0·2)	0·1 (0 to 0·1)	0 (0 to 0)	0 (0 to 0)	58·1
Poisoning by carbon monoxide	0·2 (0·1 to 0·3)	0·1 (0·1 to 0·2)	0·1 (0 to 0·2)	0·1 (0 to 0·1)	0 (0 to 0)	0 (0 to 0)	0 (0 to 0)	0 (0 to 0)	9·3
Poisoning by other means	0·7 (0·4 to 1·2)	0·5 (0·3 to 0·8)	0·3 (0·2 to 0·5)	0·2 (0·1 to 0·3)	0·1 (0·1 to 0·2)	0 (0 to 0·1)	0 (0 to 0)	0 (0 to 0)	48·8
Exposure to mechanical forces	20·1 (14 to 28·3)	13·6 (9·4 to 19)	9·8 (6·8 to 13·7)	6·8 (4·6 to 9·5)	3·8 (2·6 to 5·2)	1·4 (1 to 2)	0·4 (0·3 to 0·6)	0·1 (0·1 to 0·1)	445
Unintentional firearm injuries	1·7 (1·1 to 2·5)	1·2 (0·8 to 1·8)	0·7 (0·5 to 1·1)	0·5 (0·3 to 0·7)	0·3 (0·2 to 0·4)	0·1 (0·1 to 0·2)	0 (0 to 0·1)	0 (0 to 0)	45
Other exposure to mechanical forces	18·4 (12·6 to 26)	12·4 (8·6 to 17·3)	9·1 (6·3 to 12·6)	6·3 (4·3 to 8·8)	3·5 (2·4 to 4·9)	1·3 (0·9 to 1·8)	0·4 (0·2 to 0·5)	0·1 (0 to 0·1)	400
Adverse effects of medical treatment	10·2 (2·4 to 22·4)	8 (2·1 to 16·8)	5·7 (1·7 to 11·3)	4·2 (1·4 to 7·9)	2·5 (0·8 to 4·6)	1·3 (0·4 to 2·2)	0·4 (0·1 to 0·6)	0·1 (0 to 0·1)	174
Animal contact	4 (2·5 to 7)	2·7 (1·7 to 4·4)	2·4 (1·4 to 4·2)	1·6 (0·9 to 3)	0·7 (0·4 to 1·2)	0·4 (0·2 to 0·6)	0·1 (0·1 to 0·1)	0 (0 to 0)	78·5
Venomous animal contact	1·8 (0·9 to 3·7)	0·9 (0·5 to 1·8)	1 (0·5 to 2·2)	0·9 (0·4 to 1·9)	0·4 (0·2 to 0·8)	0·1 (0 to 0·2)	0 (0 to 0)	0 (0 to 0)	31·8
Non-venomous animal contact	2·2 (1·2 to 3·8)	1·8 (1 to 2·9)	1·4 (0·7 to 2·4)	0·7 (0·4 to 1·2)	0·4 (0·2 to 0·6)	0·3 (0·1 to 0·5)	0·1 (0 to 0·1)	0 (0 to 0)	46·7
Foreign body	7·7 (5·8 to 10)	6·2 (4·7 to 7·7)	5·5 (4·2 to 7·3)	5·8 (3·9 to 8·4)	2·8 (2 to 4)	1·4 (1 to 2·1)	0·5 (0·3 to 0·7)	0·1 (0·1 to 0·1)	377
Pulmonary aspiration and foreign body in airway	2·8 (1·8 to 4·3)	2·6 (1·7 to 3·8)	3·1 (2 to 4·7)	4·1 (2·4 to 6·6)	1·9 (1·2 to 3)	1 (0·6 to 1·6)	0·3 (0·2 to 0·6)	0·1 (0 to 0·1)	286
Foreign body in eyes	1·2 (0·7 to 1·8)	0·9 (0·5 to 1·3)	0·6 (0·4 to 0·8)	0·4 (0·2 to 0·5)	0·2 (0·1 to 0·3)	0·1 (0·1 to 0·1)	0 (0 to 0)	0 (0 to 0)	20·7
Foreign body in other body part	3·7 (2·6 to 5)	2·7 (2 to 3·7)	1·8 (1·4 to 2·5)	1·3 (0·9 to 1·8)	0·7 (0·5 to 1)	0·3 (0·2 to 0·5)	0·1 (0·1 to 0·1)	0 (0 to 0)	70·5
Environmental heat and cold exposure	4 (2·6 to 6)	2·9 (1·8 to 4·3)	1·9 (1·2 to 2·8)	1·2 (0·8 to 1·7)	0·7 (0·4 to 1)	0·3 (0·2 to 0·4)	0·1 (0·1 to 0·1)	0 (0 to 0)	81·8
Exposure to forces of nature	1·7 (1·4 to 2)	1·2 (1 to 1·4)	0·9 (0·7 to 1)	0·6 (0·5 to 0·7)	0·3 (0·3 to 0·4)	0·1 (0·1 to 0·2)	0 (0 to 0)	0 (0 to 0)	51·5
Other unintentional injuries	9·6 (6·7 to 13·1)	6·7 (4·7 to 9·2)	4·5 (3·2 to 6·2)	2·8 (2 to 3·9)	1·7 (1·2 to 2·3)	1 (0·7 to 1·4)	0·3 (0·2 to 0·5)	0·1 (0·1 to 0·1)	259
Self-harm and interpersonal violence	27·7 (20 to 37·5)	20 (14·4 to 27)	14 (10·5 to 18·5)	7·5 (5·5 to 9·8)	4·4 (3·1 to 6·2)	2 (1·3 to 2·9)	0·5 (0·3 to 0·6)	0·1 (0 to 0·1)	1,050
Self-harm	14·1 (8·5 to 21·7)	10·2 (6 to 15·7)	8·4 (5·5 to 12·2)	4·6 (2·8 to 6·8)	3·2 (2 to 5)	1·5 (0·9 to 2·5)	0·4 (0·2 to 0·5)	0 (0 to 0·1)	586
Self-harm by firearm	0·1 (0 to 0·3)	0·1 (0 to 0·2)	0·1 (0 to 0·2)	0·1 (0 to 0·2)	0·1 (0 to 0·2)	0 (0 to 0·1)	0 (0 to 0)	0 (0 to 0)	4·3
Self-harm by other specified means	14 (8·3 to 21·5)	10·1 (5·9 to 15·5)	8·3 (5·4 to 12·1)	4·5 (2·8 to 6·6)	3·1 (1·9 to 4·9)	1·5 (0·9 to 2·4)	0·3 (0·2 to 0·5)	0 (0 to 0·1)	582
Interpersonal violence	12·2 (8·8 to 17·2)	8·9 (6·5 to 12·4)	5·2 (3·8 to 7)	2·6 (2 to 3·4)	1 (0·8 to 1·3)	0·4 (0·3 to 0·5)	0·1 (0·1 to 0·1)	0 (0 to 0)	432
Physical violence by firearm	0·4 (0·2 to 0·7)	0·2 (0·1 to 0·5)	0·1 (0·1 to 0·2)	0·1 (0 to 0·1)	0 (0 to 0)	0 (0 to 0)	0 (0 to 0)	0 (0 to 0)	9·1
Physical violence by sharp object	2·7 (1·4 to 5·3)	0·8 (0·5 to 1·3)	0·5 (0·3 to 0·9)	0·2 (0·2 to 0·4)	0·1 (0·1 to 0·1)	0 (0 to 0·1)	0 (0 to 0)	0 (0 to 0)	50·4
Sexual violence	2·7 (1·6 to 4)	1·7 (1·1 to 2·6)	1 (0·6 to 1·5)	0·6 (0·4 to 0·8)	0·3 (0·2 to 0·4)	0·1 (0·1 to 0·1)	0 (0 to 0)	0 (0 to 0)	177
Physical violence by other means	6·5 (4·6 to 9·7)	6·2 (4·2 to 9·1)	3·5 (2·4 to 4·9)	1·7 (1·2 to 2·4)	0·6 (0·4 to 0·8)	0·2 (0·2 to 0·3)	0·1 (0 to 0·1)	0 (0 to 0)	196
Conflict and terrorism	1·3 (0·3 to 3·7)	0·8 (0·2 to 2·4)	0·4 (0·1 to 1·3)	0·2 (0·1 to 0·7)	0·1 (0 to 0·4)	0·1 (0 to 0·1)	0 (0 to 0)	0 (0 to 0)	28·4

SR Table 2b: Riau Islands DALYS by cause and age group for females with 95% uncertainty intervals, 2019

Cause	Early Neonatal	Late Neonatal	Post Neonatal	1 to 4	5 to 9	10 to 14	15 to 19	20 to 24	25 to 29	30 to 34	35 to 39	40 to 44
All causes	11,200 (9,190 to 13,400)	2,370 (1,940 to 2,850)	7,750 (5,460 to 11,000)	7,170 (6,070 to 8,450)	5,630 (4,580 to 7,130)	6,250 (4,970 to 7,950)	7,110 (5,720 to 8,980)	7,910 (6,270 to 10,000)	11,100 (8,830 to 14,100)	17,500 (14,100 to 22,200)	22,900 (18,300 to 29,100)	21,200 (16,800 to 26,900)
Communicable, maternal, neonatal, and nutritional diseases	9,620 (7,700 to 11,800)	1,750 (1,350 to 2,210)	5,580 (3,740 to 8,000)	4,490 (3,590 to 5,620)	2,380 (1,770 to 3,200)	1,580 (1,200 to 2,140)	1,520 (1,170 to 2,000)	1,680 (1,260 to 2,310)	2,010 (1,530 to 2,790)	2,800 (2,060 to 3,830)	3,640 (2,640 to 4,990)	2,420 (1,740 to 3,350)
HIV/AIDS and sexually transmitted infections	673 (196 to 1,540)	177 (51·4 to 397)	186 (58 to 435)	39·9 (10·8 to 109)	7·2 (3·1 to 14·1)	4·5 (3 to 6·7)	45·4 (36·2 to 55·3)	92·2 (73·4 to 114)	151 (111 to 199)	216 (163 to 281)	196 (142 to 258)	113 (85·9 to 153)
HIV/AIDS	0 (0 to 0)	0 (0 to 0)	6·4 (1·1 to 21·1)	29·8 (5·1 to 97·4)	2·3 (1 to 5·9)	3·7 (2·3 to 5·8)	43 (34·3 to 52·8)	85·6 (67·4 to 107)	136 (95·3 to 185)	193 (141 to 258)	168 (118 to 225)	90·9 (67·8 to 125)
HIV/AIDS - Drug-susceptible Tuberculosis	0 (0 to 0)	0 (0 to 0)	2·9 (0·5 to 9·4)	13·4 (2·4 to 43·4)	1·2 (0·6 to 2·9)	2 (1·3 to 3)	25 (17·4 to 34·3)	49·8 (36·5 to 65·3)	81·9 (57·2 to 111)	114 (79·9 to 152)	102 (69·8 to 137)	54·4 (37·6 to 75)
HIV/AIDS - Multidrug-resistant Tuberculosis without extensive drug resistance	0 (0 to 0)	0 (0 to 0)	0 (0 to 0·2)	0·2 (0 to 1)	0 (0 to 0·1)	0 (0 to 0·1)	0·2 (0 to 1·2)	0·4 (0 to 2·5)	0·7 (0 to 3·5)	0·9 (0 to 5·1)	0·8 (0 to 4·8)	0·5 (0 to 2·5)
HIV/AIDS - Extensively drug-resistant Tuberculosis	0 (0 to 0)	0 (0 to 0)	0 (0 to 0)	0 (0 to 0·2)	0 (0 to 0)	0 (0 to 0)	0 (0 to 0·2)	0·1 (0 to 0·4)	0·1 (0 to 0·6)	0·2 (0 to 0·9)	0·1 (0 to 0·8)	0·1 (0 to 0·4)
HIV/AIDS resulting in other diseases	0 (0 to 0)	0 (0 to 0)	3·5 (0·6 to 11·5)	16·1 (2·6 to 53·3)	1·1 (0·3 to 3)	1·7 (0·9 to 2·8)	17·7 (14·9 to 20·1)	35·3 (27·4 to 44·5)	53·6 (33·8 to 79·3)	77·5 (52·1 to 113)	65·9 (42·7 to 96·7)	35·9 (26·4 to 53·2)
Sexually transmitted infections excluding HIV	673 (196 to 1,540)	177 (51·4 to 397)	180 (51·8 to 426)	10·1 (2·9 to 24·4)	4·9 (1·3 to 11·2)	0·8 (0·5 to 1·2)	2·4 (1·3 to 4·7)	6·6 (3 to 13·2)	14·3 (6·1 to 28·9)	23·5 (10 to 48·6)	27·3 (12·4 to 55·4)	21·7 (9·9 to 44·8)
Syphilis	673 (196 to 1,540)	177 (51·4 to 397)	180 (51·8 to 426)	10·1 (2·9 to 24·4)	4·9 (1·3 to 11·2)	0·2 (0·2 to 0·3)	0·1 (0·1 to 0·1)	0·1 (0 to 0·2)	0·2 (0·1 to 0·5)	0·3 (0·1 to 0·5)	0·4 (0·2 to 0·8)	0·2 (0·1 to 0·3)
Chlamydial infection	0 (0 to 0)	0 (0 to 0)	0 (0 to 0)	0 (0 to 0)	0 (0 to 0)	0·1 (0 to 0·1)	0·1 (0·1 to 0·2)	0·4 (0·2 to 0·6)	0·6 (0·4 to 1·1)	0·9 (0·5 to 1·7)	1·3 (0·8 to 2·2)	1·1 (0·6 to 1·8)
Gonococcal infection	0 (0 to 0)	0 (0 to 0)	0 (0 to 0)	0 (0 to 0)	0 (0 to 0)	0·1 (0·1 to 0·1)	0·1 (0·1 to 0·2)	0·2 (0·1 to 0·5)	0·4 (0·2 to 0·7)	0·4 (0·2 to 0·7)	0·9 (0·4 to 1·9)	0·9 (0·4 to 2·1)
Trichomoniasis	0 (0 to 0)	0 (0 to 0)	0 (0 to 0)	0 (0 to 0)	0 (0 to 0)	0·1 (0 to 0·2)	0·9 (0·2 to 2·2)	3·6 (1·2 to 8·6)	8·5 (2·8 to 20)	13·7 (4·4 to 32·4)	14·3 (4·5 to 34·2)	11·1 (3·8 to 27·7)
Genital herpes	0 (0 to 0)	0 (0 to 0)	0 (0 to 0)	0 (0 to 0)	0 (0 to 0)	0·2 (0·1 to 0·6)	0·8 (0·2 to 1·8)	1·5 (0·5 to 3·8)	3·1 (1 to 7·7)	5·5 (1·7 to 13·2)	6·5 (2·1 to 15·8)	5·3 (1·6 to 13·5)
Other sexually transmitted infections	0 (0 to 0)	0 (0 to 0)	0 (0 to 0)	0 (0 to 0)	0 (0 to 0)	0·1 (0·1 to 0·2)	0·4 (0·2 to 0·5)	0·7 (0·4 to 1·1)	1·5 (0·9 to 2·4)	2·8 (1·6 to 4·5)	3·8 (2·3 to 6)	3·1 (1·8 to 5·1)
Respiratory infections and tuberculosis	213 (108 to 388)	294 (160 to 487)	1,520 (799 to 2,530)	761 (476 to 1,100)	363 (258 to 488)	257 (182 to 350)	302 (217 to 410)	396 (276 to 560)	495 (329 to 735)	541 (357 to 827)	784 (509 to 1,240)	635 (402 to 1,000)
Tuberculosis	0 (0 to 0)	0 (0 to 0)	208 (105 to 357)	129 (73 to 208)	101 (62·7 to 150)	89·1 (52·6 to 136)	175 (103 to 265)	292 (186 to 434)	369 (227 to 598)	367 (211 to 615)	583 (341 to 1,000)	468 (259 to 807)
Latent tuberculosis infection	0 (0 to 0)	0 (0 to 0)	0 (0 to 0)	0 (0 to 0)	0 (0 to 0)	0 (0 to 0)	0 (0 to 0)	0 (0 to 0)	0 (0 to 0)	0 (0 to 0)	0 (0 to 0)	0 (0 to 0)
Drug-susceptible tuberculosis	0 (0 to 0)	0 (0 to 0)	206 (105 to 353)	128 (72·6 to 205)	99·8 (62·4 to 149)	88·1 (52 to 134)	173 (103 to 263)	289 (185 to 432)	365 (227 to 590)	363 (203 to 603)	577 (340 to 988)	463 (258 to 803)
Multidrug-resistant tuberculosis without extensive drug resistance	0 (0 to 0)	0 (0 to 0)	2·1 (0 to 12·5)	1·2 (0 to 6·9)	0·8 (0 to 4·3)	0·8 (0 to 4·9)	1·6 (0 to 8·9)	2·5 (0·1 to 14·3)	3·2 (0·1 to 17·6)	3·4 (0·1 to 20·3)	5·4 (0·1 to 30·5)	4·3 (0·1 to 24·2)
Extensively drug-resistant tuberculosis	0 (0 to 0)	0 (0 to 0)	0·4 (0 to 2·5)	0·2 (0 to 1·3)	0·1 (0 to 0·7)	0·1 (0 to 0·9)	0·3 (0 to 1·7)	0·4 (0 to 2·8)	0·6 (0 to 3·4)	0·6 (0 to 4)	1 (0 to 6·1)	0·8 (0 to 4·7)
Lower respiratory infections	213 (107 to 387)	293 (158 to 486)	1,290 (647 to 2,220)	513 (266 to 833)	111 (59·9 to 171)	64·1 (38·6 to 96·7)	51·1 (32·7 to 76·1)	37·9 (22·9 to 60·1)	51·9 (31·6 to 87·1)	82 (47·3 to 137)	106 (61·4 to 178)	97·8 (55·9 to 166)
Upper respiratory infections	0·1 (0·1 to 0·2)	0·9 (0·5 to 1·5)	17·6 (9·8 to 29·3)	83·3 (45·8 to 138)	101 (53·4 to 174)	78 (39·5 to 138)	59·5 (29·9 to 106)	54 (27·6 to 93·9)	61·4 (33·3 to 105)	77·9 (40·4 to 134)	79·5 (40 to 134)	56·5 (28·1 to 101)
Otitis media	0 (0 to 0)	0·1 (0 to 0·1)	3 (1·6 to 5·5)	35·3 (18·8 to 62·3)	49·8 (26·1 to 84·3)	26 (13·3 to 47·3)	16·9 (8·3 to 29·4)	12·1 (5·1 to 24)	12·6 (5·6 to 24·5)	14·9 (6·2 to 29·1)	15·6 (7·2 to 29·8)	12·2 (5·5 to 22·7)
Enteric infections	76·5 (33 to 161)	200 (74·9 to 436)	1,540 (646 to 3,100)	996 (538 to 1,720)	408 (233 to 672)	376 (219 to 590)	251 (129 to 434)	160 (84·6 to 293)	163 (92·9 to 295)	214 (120 to 391)	236 (131 to 458)	199 (107 to 377)
Diarrheal diseases	76·5 (33 to 161)	199 (74·5 to 435)	1,530 (642 to 3,090)	827 (402 to 1,500)	201 (103 to 370)	123 (63·9 to 222)	73·9 (39 to 139)	74·5 (36·8 to 152)	96·1 (49·7 to 197)	157 (78·7 to 322)	195 (95·1 to 404)	175 (85·7 to 350)
Typhoid and paratyphoid	0 (0 to 0)	0 (0 to 0)	0·9 (0·3 to 2·2)	143 (42·6 to 324)	191 (70·2 to 418)	243 (98 to 443)	171 (60·9 to 341)	82 (29·8 to 185)	64·2 (24·2 to 147)	54·1 (20·1 to 124)	37·2 (14·4 to 84·9)	21·2 (8 to 47·6)
Typhoid fever	0 (0 to 0)	0 (0 to 0)	0·8 (0·3 to 2·1)	130 (38·5 to 293)	173 (63·4 to 380)	220 (89·1 to 407)	156 (55·8 to 313)	75·1 (27·6 to 171)	59·3 (22·1 to 134)	50·3 (18·2 to 117)	34·8 (13·2 to 79)	19·9 (7·3 to 44·9)
Paratyphoid fever	0 (0 to 0)	0 (0 to 0)	0·1 (0 to 0·2)	13·3 (3·2 to 34·2)	18·1 (5·2 to 42·5)	22·4 (7·7 to 49·5)	15·2 (4·5 to 35·3)	6·8 (2 to 17·3)	4·9 (1·6 to 12·2)	3·8 (1·1 to 9·9)	2·4 (0·7 to 6)	1·2 (0·4 to 3·3)
Invasive Non-typhoidal Salmonella (iNTS)	0 (0 to 0)	0·4 (0·2 to 0·7)	5·2 (2·3 to 10·3)	24·7 (10·4 to 47·8)	14·9 (6 to 31)	9·8 (3·9 to 20·4)	5·8 (2·2 to 12·6)	3·4 (1·1 to 8·3)	3 (1 to 7·2)	3 (1 to 6·6)	2·8 (1 to 6)	2·2 (0·9 to 4·4)
Other intestinal infectious diseases	0 (0 to 0)	0 (0 to 0)	0·9 (0·1 to 3·8)	1·2 (0·2 to 3·9)	0·5 (0·1 to 1·8)	0·3 (0 to 1·2)	0·2 (0 to 0·6)	0·1 (0 to 0·5)	0·1 (0 to 0·3)	0·3 (0·1 to 0·9)	0·2 (0 to 0·6)	0·2 (0 to 0·6)
Neglected tropical diseases and malaria	0·5 (0·1 to 1·3)	108 (2·8 to 365)	780 (57·8 to 1,980)	717 (149 to 1,600)	544 (165 to 1,120)	266 (113 to 503)	166 (74·4 to 334)	196 (77·7 to 438)	203 (82·2 to 468)	295 (128 to 655)	342 (166 to 663)	207 (88·2 to 421)
Malaria	0 (0 to 0)	0·4 (0·1 to 1·6)	10·8 (1·6 to 45·8)	27·4 (5·8 to 102)	16·4 (6·3 to 38·8)	8·1 (3·7 to 17·2)	27·6 (6·2 to 106)	24·2 (6·5 to 81·9)	21·9 (6·8 to 68·4)	27·3 (10 to 75)	33·5 (12·6 to 84·5)	14·4 (6·3 to 36·1)
Chagas disease	0 (0 to 0)	0 (0 to 0)	0 (0 to 0)	0 (0 to 0)	0 (0 to 0)	0 (0 to 0)	0 (0 to 0)	0 (0 to 0)	0 (0 to 0)	0 (0 to 0)	0 (0 to 0)	0 (0 to 0)
Leishmaniasis	0 (0 to 0)	0 (0 to 0)	0 (0 to 0)	0 (0 to 0)	0 (0 to 0)	0 (0 to 0)	0 (0 to 0)	0 (0 to 0)	0 (0 to 0)	0 (0 to 0)	0 (0 to 0)	0 (0 to 0)
Visceral leishmaniasis	0 (0 to 0)	0 (0 to 0)	0 (0 to 0)	0 (0 to 0)	0 (0 to 0)	0 (0 to 0)	0 (0 to 0)	0 (0 to 0)	0 (0 to 0)	0 (0 to 0)	0 (0 to 0)	0 (0 to 0)
Cutaneous and mucocutaneous leishmaniasis	0 (0 to 0)	0 (0 to 0)	0 (0 to 0)	0 (0 to 0)	0 (0 to 0)	0 (0 to 0)	0 (0 to 0)	0 (0 to 0)	0 (0 to 0)	0 (0 to 0)	0 (0 to 0)	0 (0 to 0)
African trypanosomiasis	0 (0 to 0)	0 (0 to 0)	0 (0 to 0)	0 (0 to 0)	0 (0 to 0)	0 (0 to 0)	0 (0 to 0)	0 (0 to 0)	0 (0 to 0)	0 (0 to 0)	0 (0 to 0)	0 (0 to 0)
Schistosomiasis	0 (0 to 0)	0 (0 to 0)	0 (0 to 0)	0 (0 to 0)	0 (0 to 0)	0 (0 to 0)	0 (0 to 0)	0 (0 to 0)	0 (0 to 0)	0 (0 to 0)	0 (0 to 0)	0 (0 to 0)
Cysticercosis	0 (0 to 0)	0 (0 to 0)	0 (0 to 0)	0 (0 to 0)	0 (0 to 0)	0 (0 to 0)	0 (0 to 0·1)	0 (0 to 0·1)	0·1 (0 to 0·2)	0·2 (0 to 0·3)	0·2 (0·1 to 0·4)	0·2 (0·1 to 0·4)
Cystic echinococcosis	0 (0 to 0)	0 (0 to 0)	0 (0 to 0)	0·1 (0 to 0·6)	0·3 (0 to 1·2)	0·2 (0 to 0·7)	0·2 (0 to 0·5)	0·1 (0 to 0·5)	0·2 (0 to 0·7)	0·3 (0 to 1·2)	0·4 (0 to 1·6)	0·4 (0 to 1·5)
Lymphatic filariasis	0 (0 to 0)	0 (0 to 0)	0 (0 to 0)	0 (0 to 0)	18·3 (10·5 to 29·4)	16·6 (9·6 to 26)	13·2 (7·5 to 21)	12·3 (6·9 to 19·3)	14·9 (8·8 to 23·5)	19·7 (11·4 to 30·3)	20·2 (11·8 to 31·9)	15·1 (8·7 to 24)
Onchocerciasis	0 (0 to 0)	0 (0 to 0)	0 (0 to 0)	0 (0 to 0)	0 (0 to 0)	0 (0 to 0)	0 (0 to 0)	0 (0 to 0)	0 (0 to 0)	0 (0 to 0)	0 (0 to 0)	0 (0 to 0)
Trachoma	0 (0 to 0)	0 (0 to 0)	0 (0 to 0)	0 (0 to 0)	0 (0 to 0)	0 (0 to 0)	0 (0 to 0)	0 (0 to 0)	0 (0 to 0)	0 (0 to 0)	0 (0 to 0)	0 (0 to 0)
Dengue	0 (0 to 0)	106 (1·5 to 364)	762 (40·6 to 1,950)	653 (84·6 to 1,560)	411 (60·8 to 984)	171 (39·2 to 405)	97·5 (20·7 to 254)	126 (25·6 to 361)	136 (25·5 to 400)	183 (34·5 to 552)	160 (29·5 to 465)	120 (26·9 to 328)
Yellow fever	0 (0 to 0)	0 (0 to 0)	0 (0 to 0)	0 (0 to 0)	0 (0 to 0)	0 (0 to 0)	0 (0 to 0)	0 (0 to 0)	0 (0 to 0)	0 (0 to 0)	0 (0 to 0)	0 (0 to 0)
Rabies	0 (0 to 0)	0 (0 to 0)	1·4 (0 to 5·9)	3·3 (0 to 14·9)	20·7 (0 to 76·9)	20·1 (0 to 70·3)	4·7 (0 to 15·8)	2·2 (0 to 8·5)	4·9 (0 to 19·2)	10·5 (0 to 41·5)	20·6 (0 to 70·6)	22·7 (0 to 76·4)
Intestinal nematode infections	0 (0 to 0)	0 (0 to 0)	0·8 (0·3 to 2·1)	16·3 (7·4 to 31)	41·3 (19·9 to 76·9)	27·2 (12·7 to 50·3)	16·5 (8 to 31·4)	26·5 (9·8 to 68·2)	22·4 (9·5 to 47·4)	42·1 (16 to 87·7)	75·6 (34·5 to 140)	15·1 (7·5 to 26·9)
Ascariasis	0 (0 to 0)	0 (0 to 0)	0·6 (0·1 to 1·8)	11 (4·3 to 22)	24·1 (9·8 to 51·7)	12·3 (4·9 to 25·9)	6·3 (2·5 to 13·9)	5·2 (2·1 to 11·5)	6 (2·3 to 13·1)	7·7 (3 to 16·4)	8·1 (3·1 to 16·8)	5·7 (2·2 to 12·1)
Trichuriasis	0 (0 to 0)	0 (0 to 0)	0 (0 to 0·1)	1·2 (0·4 to 2·8)	3·5 (1·2 to 7·6)	3·2 (1·1 to 7)	4 (1·4 to 9)	3·6 (1·2 to 7·6)	3·3 (1·1 to 7·3)	3·3 (1·2 to 7·1)	2·8 (0·9 to 6·1)	1·7 (0·5 to 3·6)
Hookworm disease	0 (0 to 0)	0 (0 to 0)	0·2 (0 to 0·4)	4·1 (1·5 to 8·7)	13·8 (5·2 to 30·7)	11·7 (4·5 to 24·6)	6·1 (2·4 to 13·1)	17·7 (3·9 to 55·9)	13 (3·6 to 34·5)	31·1 (8·2 to 74·2)	64·8 (26·4 to 126)	7·7 (3·2 to 14·4)
Food-borne trematodiases	0 (0 to 0)	0 (0 to 0)	0 (0 to 0)	0 (0 to 0)	0 (0 to 0)	0 (0 to 0)	0 (0 to 0)	0 (0 to 0)	0 (0 to 0)	0 (0 to 0)	0 (0 to 0)	0 (0 to 0)
Leprosy	0 (0 to 0)	0 (0 to 0)	0 (0 to 0)	0 (0 to 0)	0 (0 to 0)	0 (0 to 0)	0 (0 to 0·1)	0·1 (0 to 0·1)	0·1 (0·1 to 0·2)	0·2 (0·1 to 0·3)	0·3 (0·2 to 0·4)	0·3 (0·2 to 0·4)
Ebola	0 (0 to 0)	0 (0 to 0)	0 (0 to 0)	0 (0 to 0)	0 (0 to 0)	0 (0 to 0)	0 (0 to 0)	0 (0 to 0)	0 (0 to 0)	0 (0 to 0)	0 (0 to 0)	0 (0 to 0)
Zika virus	0 (0 to 0)	0 (0 to 0)	0 (0 to 0)	0 (0 to 0)	0 (0 to 0)	0 (0 to 0)	0 (0 to 0)	0 (0 to 0)	0 (0 to 0)	0 (0 to 0)	0 (0 to 0)	0 (0 to 0)
Guinea worm disease	0 (0 to 0)	0 (0 to 0)	0 (0 to 0)	0 (0 to 0)	0 (0 to 0)	0 (0 to 0)	0 (0 to 0)	0 (0 to 0)	0 (0 to 0)	0 (0 to 0)	0 (0 to 0)	0 (0 to 0)
Other neglected tropical diseases	0·5 (0·1 to 1·3)	1 (0·3 to 2)	5·2 (1·1 to 13·5)	17·7 (5·2 to 43·2)	36·3 (8·2 to 91·3)	23 (4·3 to 63·7)	6·5 (1 to 20)	4·3 (0·3 to 15·7)	2·7 (0·2 to 9·6)	11·7 (1·3 to 32·8)	31·3 (12·3 to 62)	18·8 (5·4 to 39·2)
Other infectious diseases	107 (46·2 to 211)	87·8 (41·6 to 166)	941 (350 to 2,160)	1,210 (511 to 2,590)	337 (194 to 577)	182 (112 to 274)	160 (102 to 237)	140 (85·5 to 232)	136 (83·3 to 224)	174 (106 to 293)	275 (169 to 455)	239 (142 to 385)
Meningitis	16·4 (7 to 36·6)	37·4 (15·2 to 82·5)	294 (115 to 629)	274 (85·4 to 518)	92·9 (53·3 to 144)	59·3 (37·1 to 93·2)	62·2 (34·8 to 99·3)	43·4 (23·3 to 73·2)	38·7 (21·3 to 68·6)	29·6 (17·5 to 50·5)	45·5 (24·8 to 78·6)	36·6 (19·9 to 64·3)
Encephalitis	2·9 (0·9 to 7·5)	1·8 (0·6 to 4·6)	90·9 (11·4 to 246)	163 (25·9 to 426)	85·3 (15·3 to 212)	53·7 (11·2 to 126)	31·5 (7 to 70·4)	20·1 (5 to 43·9)	28·5 (6·8 to 67·2)	43·7 (10·9 to 97·7)	40·9 (9·9 to 94·6)	35·3 (8·7 to 82·3)
Diphtheria	0 (0 to 0)	0 (0 to 0)	0·5 (0 to 1·8)	0·8 (0 to 3)	0·5 (0 to 1·7)	0·2 (0 to 0·8)	0·1 (0 to 0·4)	0 (0 to 0·2)	0 (0 to 0·2)	0·1 (0 to 0·3)	0·1 (0 to 0·4)	0·1 (0 to 0·5)
Tetanus	53·9 (18·3 to 128)	39·3 (9·4 to 105)	26·7 (7·2 to 69·6)	1·8 (0·7 to 5·2)	1·2 (0·4 to 3·7)	1·1 (0·4 to 2·8)	2·8 (0·6 to 7·8)	1 (0·3 to 2·6)	4·2 (0·8 to 10·2)	4·9 (1·1 to 12·3)	2 (0·5 to 5·3)	8 (1·3 to 20·4)
Measles	0 (0 to 0)	0 (0 to 0)	32·7 (9·2 to 79·8)	108 (30·3 to 258)	19·5 (5·7 to 48)	4·9 (1·5 to 12·2)	1·7 (0·5 to 4·1)	0·8 (0·2 to 2·1)	0·5 (0·1 to 1·4)	0·4 (0·1 to 1·1)	0·3 (0·1 to 0·8)	0·1 (0 to 0·4)
Varicella and herpes zoster	0·6 (0·1 to 2)	1·8 (0·1 to 5·5)	10·2 (1·1 to 34·8)	19·7 (2 to 60·3)	8·8 (1·2 to 26·8)	3·4 (0·9 to 8·5)	2·1 (0·6 to 4·4)	2·1 (0·8 to 4·2)	3 (1·1 to 5·9)	5 (1·9 to 10·6)	5·3 (2·2 to 10·4)	3·9 (1·5 to 7·7)
Acute hepatitis	0 (0 to 0)	0 (0 to 0)	8·4 (2·8 to 18·8)	6 (2·7 to 13·2)	22·4 (10·8 to 42·1)	23·7 (12·4 to 44·4)	43·9 (22·1 to 80)	60·1 (26·1 to 122)	49·5 (23·2 to 94·7)	68·2 (31·2 to 139)	139 (66·7 to 284)	124 (56·5 to 235)
Acute hepatitis A	0 (0 to 0)	0 (0 to 0)	2·8 (0·3 to 10·5)	3·7 (1·2 to 9)	14·2 (6 to 29·7)	11·8 (5·2 to 26·2)	26·6 (8·8 to 63·3)	21·8 (5·1 to 65·2)	19 (4·2 to 61·6)	23·8 (4·3 to 75·6)	40·9 (4·7 to 152)	57·8 (8·7 to 165)
Acute hepatitis B	0 (0 to 0)	0 (0 to 0)	4·3 (0·5 to 11·4)	1·7 (0·2 to 5·2)	5·8 (0·4 to 18·4)	8·9 (1·2 to 23·5)	14·2 (1·6 to 39·5)	26·5 (3·7 to 70·3)	24·3 (4·2 to 62·6)	31·6 (6·1 to 76·7)	74·8 (13·8 to 177)	53·9 (6·8 to 141)
Acute hepatitis C	0 (0 to 0)	0 (0 to 0)	0·5 (0·1 to 1·7)	0·3 (0·1 to 0·9)	1·3 (0·2 to 4·9)	1·3 (0·2 to 4·5)	0·9 (0·1 to 3·7)	6·4 (1 to 20)	2·2 (0·4 to 6·9)	6·8 (1 to 22·8)	13·1 (2·1 to 40·7)	6·6 (0·8 to 20·2)
Acute hepatitis E	0 (0 to 0)	0 (0 to 0)	0·9 (0·1 to 2·8)	0·3 (0·1 to 1·1)	1 (0·4 to 2·1)	1·7 (0·6 to 4·3)	2·1 (0·6 to 5·9)	5·3 (1·2 to 15·9)	3·9 (1 to 11·5)	6 (1·5 to 16·8)	9·9 (2·3 to 30·9)	5·9 (1·3 to 18·4)
Other unspecified infectious diseases	33·2 (4·4 to 96·5)	7·5 (2·9 to 18·1)	22·3 (6·8 to 63·4)	17·2 (6·9 to 37·1)	29 (9·8 to 65)	21 (7·6 to 48·5)	11·2 (5 to 25·8)	8·8 (3·7 to 20·3)	8·8 (4 to 17·2)	19·6 (7·8 to 40·5)	40·5 (18·8 to 75·3)	28·9 (12·8 to 52·2)
Maternal and neonatal disorders	8,550 (6,610 to 10,600)	872 (520 to 1,270)	294 (161 to 494)	243 (171 to 326)	212 (145 to 292)	197 (141 to 268)	397 (275 to 557)	534 (368 to 803)	698 (465 to 1,070)	934 (635 to 1,510)	925 (620 to 1,440)	468 (308 to 724)
Maternal disorders	0 (0 to 0)	0 (0 to 0)	0 (0 to 0)	0 (0 to 0)	0 (0 to 0)	11·8 (3·8 to 29·4)	258 (146 to 408)	408 (248 to 677)	552 (326 to 900)	750 (461 to 1,300)	741 (439 to 1,260)	338 (182 to 583)
Maternal hemorrhage	0 (0 to 0)	0 (0 to 0)	0 (0 to 0)	0 (0 to 0)	0 (0 to 0)	6·4 (1·9 to 16·6)	100 (48·4 to 182)	152 (74·8 to 283)	188 (90·9 to 353)	291 (152 to 527)	315 (160 to 586)	97·8 (43·7 to 197)
Maternal sepsis and other maternal infections	0 (0 to 0)	0 (0 to 0)	0 (0 to 0)	0 (0 to 0)	0 (0 to 0)	0 (0 to 0·1)	4 (1·7 to 7·4)	11·7 (5·8 to 20·6)	17·3 (8·4 to 30·6)	18·2 (8·5 to 35·3)	12·2 (5·6 to 23·8)	3·2 (1·4 to 6·5)
Maternal hypertensive disorders	0 (0 to 0)	0 (0 to 0)	0 (0 to 0)	0 (0 to 0)	0 (0 to 0)	4·3 (1·2 to 11·7)	107 (53·8 to 183)	138 (73·5 to 246)	197 (105 to 352)	193 (103 to 346)	189 (97·2 to 340)	157 (75·6 to 283)
Maternal obstructed labor and uterine rupture	0 (0 to 0)	0 (0 to 0)	0 (0 to 0)	0 (0 to 0)	0 (0 to 0)	0 (0 to 0·1)	4·1 (1·4 to 9·1)	7 (2·9 to 15·7)	11·8 (4 to 26·1)	10·8 (4·8 to 22·5)	11·4 (4·7 to 24·9)	15·5 (5·1 to 34·3)
Maternal abortion and miscarriage	0 (0 to 0)	0 (0 to 0)	0 (0 to 0)	0 (0 to 0)	0 (0 to 0)	0·1 (0 to 0·2)	5·6 (2·1 to 12·3)	11 (4·1 to 26·6)	16·9 (6·1 to 41·7)	24·6 (8·4 to 56·8)	19·7 (6·1 to 50)	8·1 (2·5 to 20·5)
Ectopic pregnancy	0 (0 to 0)	0 (0 to 0)	0 (0 to 0)	0 (0 to 0)	0 (0 to 0)	0 (0 to 0·1)	1·8 (0·8 to 3·5)	4·8 (2·3 to 9·6)	5·6 (2·5 to 11·9)	11·9 (5·1 to 23·8)	9 (3·9 to 18·3)	4 (1·7 to 8·5)
Indirect maternal deaths	--	--	--	--	--	0 (0 to 0·1)	5·4 (2·2 to 11·2)	16·1 (6·7 to 32·3)	22·9 (8·9 to 49·8)	36·4 (14·3 to 80)	33·6 (13·2 to 70·8)	10·5 (4·1 to 23·2)
Late maternal deaths	--	--	--	--	--	0·5 (0·1 to 1·2)	8·6 (4·2 to 15·1)	10·6 (4·9 to 20·8)	11·6 (5·3 to 22·6)	14·8 (7·2 to 29·5)	15·6 (7·3 to 29·5)	7·7 (3·4 to 15·3)
Maternal deaths aggravated by HIV/AIDS	--	--	--	--	--	0 (0 to 0)	0·1 (0·1 to 0·3)	0·4 (0·2 to 0·8)	0·7 (0·3 to 1·6)	1·1 (0·4 to 2·2)	0·9 (0·4 to 1·9)	0·3 (0·1 to 0·7)
Neonatal disorders	8,550 (6,610 to 10,600)	872 (520 to 1,270)	294 (161 to 494)	243 (171 to 326)	212 (145 to 292)	185 (132 to 254)	138 (98·1 to 187)	125 (88·8 to 172)	146 (104 to 198)	184 (131 to 248)	184 (131 to 246)	130 (91·6 to 178)
Neonatal preterm birth	3,970 (2,570 to 5,710)	298 (137 to 521)	100 (48 to 182)	84·8 (58·8 to 119)	106 (71·7 to 148)	91·6 (62·9 to 130)	67·6 (46·2 to 95·5)	60·6 (41·2 to 84·5)	70·2 (48 to 99·2)	88 (58·9 to 122)	87·4 (58·1 to 121)	60·7 (40 to 85·4)
Neonatal encephalopathy due to birth asphyxia and trauma	3,050 (1,740 to 4,690)	73·9 (28·4 to 152)	33·2 (11·9 to 74·8)	27·5 (14·5 to 46·8)	18·5 (10·6 to 29·7)	16·3 (9·4 to 26·2)	12·6 (7·2 to 20·4)	11·4 (6·6 to 18·3)	13·2 (7·6 to 20·9)	16·9 (9·8 to 27)	16·9 (9·8 to 26·9)	12 (6·9 to 19·3)
Neonatal sepsis and other neonatal infections	848 (298 to 1,820)	385 (179 to 652)	95·2 (40·1 to 197)	58·7 (30·3 to 101)	77·7 (39·4 to 133)	68·4 (37·1 to 116)	51·7 (26·6 to 83·5)	47·4 (23·8 to 79)	55·7 (28·1 to 93·9)	70·3 (37 to 116)	70·4 (38·1 to 119)	51·1 (27·8 to 84·6)
Hemolytic disease and other neonatal jaundice	40·5 (19 to 77·5)	8·8 (3·6 to 18·5)	3 (1·8 to 5·6)	8·1 (6·1 to 10·4)	9·6 (7 to 12·3)	8·5 (6·2 to 10·9)	6·6 (4·8 to 8·5)	6 (4·4 to 7·7)	7·1 (5·1 to 9·1)	9·1 (6·6 to 11·7)	9·1 (6·6 to 11·8)	6·6 (4·8 to 8·5)
Other neonatal disorders	643 (258 to 1,300)	106 (36·3 to 215)	61·8 (25·5 to 130)	64·2 (44·5 to 87·5)	0 (0 to 0)	0 (0 to 0)	0 (0 to 0)	0 (0 to 0)	0 (0 to 0)	0 (0 to 0)	0 (0 to 0)	0 (0 to 0)
Nutritional deficiencies	2·1 (1·3 to 3·2)	15·7 (7·8 to 27·1)	323 (184 to 535)	522 (308 to 830)	510 (198 to 1,120)	299 (95·2 to 723)	201 (71·5 to 518)	164 (65·4 to 432)	162 (84·4 to 318)	427 (183 to 934)	884 (435 to 1,620)	563 (255 to 1,050)
Protein-energy malnutrition	2·1 (1·3 to 3·2)	8·2 (5·3 to 12·4)	257 (142 to 452)	347 (216 to 540)	105 (57·6 to 176)	39·8 (23·3 to 63·4)	32·6 (19·9 to 49·2)	35·7 (22·6 to 51·4)	55·2 (34·1 to 83·4)	122 (78·9 to 184)	124 (82 to 181)	104 (68·7 to 145)
Iodine deficiency	0 (0 to 0)	0 (0 to 0)	0 (0 to 0)	0·1 (0 to 0·1)	0·4 (0·1 to 1·1)	1·1 (0·4 to 2·5)	2 (0·8 to 4·2)	3·2 (1·3 to 6·8)	4·9 (2 to 10)	7 (2·9 to 14·5)	7·2 (3·2 to 14·3)	5 (2·2 to 10·1)
Vitamin A deficiency	0 (0 to 0)	0·5 (0·1 to 1·6)	5·6 (2·8 to 10·3)	24·7 (13·1 to 43·4)	28·5 (13·9 to 54·2)	18 (8·4 to 33·6)	8·3 (3·5 to 14·8)	7·2 (2·8 to 13·4)	8·5 (3·5 to 16·2)	10 (3·6 to 19·6)	9·5 (3·5 to 18)	6·5 (2·4 to 12·4)
Dietary iron deficiency	0 (0 to 0)	6·9 (1·3 to 16·5)	49·1 (8·1 to 134)	140 (28·9 to 387)	368 (77·1 to 945)	232 (40·1 to 630)	142 (17·3 to 457)	94·6 (4·2 to 355)	54·8 (2·5 to 200)	261 (26·9 to 731)	714 (291 to 1,440)	425 (120 to 894)
Other nutritional deficiencies	0 (0 to 0)	0 (0 to 0)	11·4 (5·1 to 25·5)	10 (5·9 to 16)	7·5 (4 to 12·3)	8·6 (4·7 to 14·2)	16·6 (9·8 to 25·3)	23 (14·5 to 34·6)	38·1 (22·9 to 59·2)	27·7 (16·9 to 41)	29·7 (18·3 to 44·4)	23·3 (14·5 to 34·2)
Non-communicable diseases	1,510 (876 to 2,440)	580 (355 to 890)	1,880 (1,020 to 3,210)	2,180 (1,600 to 2,810)	2,770 (2,070 to 3,550)	4,170 (3,090 to 5,500)	4,950 (3,760 to 6,500)	5,660 (4,300 to 7,400)	8,470 (6,530 to 10,800)	13,900 (10,900 to 17,600)	18,300 (14,700 to 23,400)	17,900 (14,300 to 22,800)
Neoplasms	6 (2·4 to 13·9)	5·2 (2·1 to 11·4)	45·9 (21·5 to 83·8)	250 (133 to 413)	250 (149 to 371)	249 (167 to 347)	307 (197 to 434)	358 (227 to 550)	712 (445 to 1,170)	1,560 (1,020 to 2,480)	2,500 (1,590 to 4,070)	3,080 (1,940 to 4,900)
Lip and oral cavity cancer	0 (0 to 0)	0 (0 to 0)	0 (0 to 0)	0 (0 to 0)	0·8 (0·5 to 1·4)	1·3 (0·6 to 2·5)	2 (0·9 to 4)	2·5 (1·1 to 5·1)	4·6 (2 to 9·4)	11·2 (4·7 to 24·9)	18·9 (8·5 to 43·9)	22·3 (9·6 to 50)
Nasopharynx cancer	0 (0 to 0)	0 (0 to 0)	0 (0 to 0)	0 (0 to 0)	0·4 (0·3 to 0·8)	0·8 (0·4 to 1·6)	2·4 (1 to 4·5)	3·8 (1·5 to 8·2)	7·2 (3 to 14·6)	13·5 (5·4 to 26·7)	23·4 (9·2 to 48·7)	30 (12·5 to 59·8)
Other pharynx cancer	0 (0 to 0)	0 (0 to 0)	0 (0 to 0)	0 (0 to 0)	0 (0 to 0)	0 (0 to 0)	0 (0 to 0)	0·5 (0·2 to 1·2)	1 (0·4 to 2·1)	2·3 (0·9 to 4·9)	4 (1·4 to 8·8)	4·5 (1·6 to 9·6)
Esophageal cancer	0 (0 to 0)	0 (0 to 0)	0 (0 to 0)	0 (0 to 0)	0 (0 to 0)	0 (0 to 0)	0 (0 to 0)	2·3 (0·8 to 4·6)	3·9 (1·3 to 7·5)	9 (3·1 to 18·3)	14·7 (5·7 to 28·3)	20·4 (7·8 to 40·9)
Stomach cancer	0 (0 to 0)	0 (0 to 0)	0 (0 to 0)	0 (0 to 0)	0 (0 to 0)	0 (0 to 0)	4·3 (1·9 to 7·5)	6·2 (2·8 to 10·9)	15·6 (7 to 27·1)	42 (19·4 to 77·4)	65·5 (29·5 to 117)	84·4 (36·9 to 152)
Colon and rectum cancer	0 (0 to 0)	0 (0 to 0)	0 (0 to 0)	0 (0 to 0)	3·1 (1·6 to 5·7)	5·9 (3·1 to 9·7)	12·6 (5·2 to 21·8)	25·5 (10·7 to 46·9)	49·5 (22·6 to 90·6)	130 (56·6 to 239)	211 (87·6 to 412)	267 (109 to 508)
Liver cancer	0·1 (0 to 0·2)	1·1 (0·2 to 4·2)	6 (2 to 13·9)	8·6 (3·8 to 16·4)	6·4 (3·3 to 11·6)	7·2 (3·8 to 12·8)	5·5 (2·1 to 11·3)	3·9 (1·8 to 7·6)	3·9 (1·8 to 7·9)	6·6 (3·1 to 13·1)	7·6 (3·4 to 14·7)	10·2 (5·1 to 19·3)
Liver cancer due to hepatitis B	0 (0 to 0)	0 (0 to 0)	0 (0 to 0)	0 (0 to 0)	0 (0 to 0)	2·6 (1 to 5·5)	2 (0·8 to 4·2)	1·7 (0·8 to 3·4)	2 (0·9 to 4·1)	3·3 (1·6 to 6·7)	3·4 (1·5 to 6·9)	4 (1·9 to 7·7)
Liver cancer due to hepatitis C	0 (0 to 0)	0 (0 to 0)	0 (0 to 0)	0 (0 to 0)	0 (0 to 0)	0·2 (0·1 to 0·4)	0·1 (0·1 to 0·3)	0·3 (0·1 to 0·5)	0·4 (0·2 to 1)	1·1 (0·5 to 2·3)	1·8 (0·7 to 3·6)	3·1 (1·4 to 5·9)
Liver cancer due to alcohol use	0 (0 to 0)	0 (0 to 0)	0 (0 to 0)	0 (0 to 0)	0 (0 to 0)	0 (0 to 0)	0 (0 to 0·1)	0·1 (0 to 0·2)	0·1 (0·1 to 0·3)	0·3 (0·1 to 0·7)	0·5 (0·2 to 1·2)	0·9 (0·4 to 1·8)
Liver cancer due to NASH	0 (0 to 0)	0 (0 to 0)	0 (0 to 0)	0 (0 to 0)	0 (0 to 0)	0 (0 to 0)	2·1 (0·8 to 4·5)	1·1 (0·5 to 2·3)	0·9 (0·4 to 1·7)	1·2 (0·5 to 2·4)	1·2 (0·5 to 2·4)	1·5 (0·7 to 2·9)
Liver cancer due to other causes	0·1 (0 to 0·2)	1·1 (0·2 to 4·2)	6 (2 to 13·9)	8·6 (3·8 to 16·4)	6·4 (3·3 to 11·6)	4·4 (2·6 to 7·2)	1·2 (0·4 to 2·6)	0·7 (0·3 to 1·4)	0·5 (0·2 to 1)	0·7 (0·3 to 1·4)	0·6 (0·3 to 1·3)	0·7 (0·3 to 1·4)
Gallbladder and biliary tract cancer	0 (0 to 0)	0 (0 to 0)	0 (0 to 0)	0 (0 to 0)	0 (0 to 0)	0 (0 to 0)	0 (0 to 0)	0·3 (0·2 to 0·7)	1·4 (0·6 to 3·3)	2·6 (1 to 6·1)	7·9 (2·9 to 18·2)	9·9 (3·7 to 23·5)
Pancreatic cancer	0 (0 to 0)	0 (0 to 0)	0 (0 to 0)	0 (0 to 0)	0 (0 to 0)	0 (0 to 0)	1·6 (0·7 to 3·2)	2·6 (1 to 5·7)	10·6 (4·1 to 22·4)	33·3 (13·6 to 68·5)	61·3 (23·8 to 119)	96·5 (36·3 to 189)
Larynx cancer	0 (0 to 0)	0 (0 to 0)	0 (0 to 0)	0 (0 to 0)	0 (0 to 0)	0 (0 to 0)	0 (0 to 0)	0·7 (0·4 to 1·3)	1 (0·5 to 1·8)	1·5 (0·7 to 2·9)	5·5 (2·1 to 12)	4·7 (2·2 to 9·1)
Tracheal, bronchus, and lung cancer	0 (0 to 0)	0 (0 to 0)	0 (0 to 0)	0 (0 to 0)	0 (0 to 0)	3·3 (1·2 to 7)	12·1 (4·3 to 24·8)	18 (6·1 to 37·2)	46 (17·9 to 101)	91·8 (38·2 to 187)	187 (71·9 to 389)	289 (102 to 601)
Malignant skin melanoma	0 (0 to 0)	0 (0 to 0)	0·1 (0·1 to 0·1)	0·5 (0·3 to 0·7)	0·4 (0·3 to 0·6)	0·4 (0·3 to 0·6)	0·8 (0·4 to 1·4)	0·9 (0·4 to 1·6)	1·6 (0·7 to 2·9)	2·3 (1·2 to 4·6)	4·7 (2·1 to 9·6)	4·3 (2 to 8·8)
Non-melanoma skin cancer	0 (0 to 0)	0 (0 to 0)	0 (0 to 0)	0 (0 to 0)	0 (0 to 0)	0 (0 to 0)	0 (0 to 0)	1·9 (0·6 to 4·8)	2·4 (0·8 to 5·7)	3·4 (1 to 8·6)	12·4 (3·9 to 31·6)	6·8 (2·4 to 15·6)
Non-melanoma skin cancer (squamous-cell carcinoma)	0 (0 to 0)	0 (0 to 0)	0 (0 to 0)	0 (0 to 0)	0 (0 to 0)	0 (0 to 0)	0 (0 to 0)	1·9 (0·6 to 4·8)	2·4 (0·8 to 5·7)	3·4 (1 to 8·6)	12·4 (3·9 to 31·6)	6·8 (2·4 to 15·6)
Non-melanoma skin cancer (basal-cell carcinoma)	0 (0 to 0)	0 (0 to 0)	0 (0 to 0)	0 (0 to 0)	0 (0 to 0)	0 (0 to 0)	0 (0 to 0)	0 (0 to 0)	0 (0 to 0)	0 (0 to 0)	0 (0 to 0)	0 (0 to 0)
Breast cancer	0 (0 to 0)	0 (0 to 0)	0 (0 to 0)	0 (0 to 0)	0 (0 to 0)	0 (0 to 0)	36·5 (17·9 to 69·4)	81·7 (48·3 to 134)	255 (149 to 439)	704 (431 to 1,140)	1,050 (633 to 1,730)	1,260 (811 to 2,000)
Cervical cancer	0 (0 to 0)	0 (0 to 0)	0 (0 to 0)	0 (0 to 0)	0 (0 to 0)	0 (0 to 0)	5·5 (1·9 to 11·4)	11·3 (4 to 22·4)	32·7 (12·5 to 65·8)	111 (41·9 to 211)	236 (94·3 to 467)	332 (129 to 623)
Uterine cancer	0 (0 to 0)	0 (0 to 0)	0 (0 to 0)	0 (0 to 0)	0 (0 to 0)	0 (0 to 0)	0 (0 to 0)	3 (0·7 to 6·7)	7·4 (2 to 17·6)	19·2 (5·9 to 42·7)	39 (12·5 to 80·5)	59·9 (19·8 to 115)
Ovarian cancer	0 (0 to 0)	0 (0 to 0)	0 (0 to 0)	0 (0 to 0)	6 (1·8 to 11·9)	10·4 (4·3 to 18·2)	19·5 (8·7 to 38·7)	26·8 (11·6 to 51·4)	45·1 (20·8 to 91)	86·9 (40·6 to 167)	139 (68·7 to 277)	171 (78·9 to 372)
Prostate cancer	0 (0 to 0)	0 (0 to 0)	0 (0 to 0)	0 (0 to 0)	0 (0 to 0)	0 (0 to 0)	0 (0 to 0)	0 (0 to 0)	0 (0 to 0)	0 (0 to 0)	0 (0 to 0)	0 (0 to 0)
Testicular cancer	--	--	--	--	--	--	--	--	--	--	--	--
Kidney cancer	0·3 (0·1 to 1)	0·2 (0 to 0·7)	3·9 (1 to 12·2)	19·2 (5·4 to 49·2)	6·8 (2·1 to 19·4)	3·8 (1·4 to 10·2)	2·6 (0·7 to 7·9)	3·1 (0·9 to 8·8)	4·7 (1·8 to 12·5)	8·9 (3·2 to 24·8)	18·5 (6·4 to 54·5)	16·9 (6·6 to 47)
Bladder cancer	0 (0 to 0)	0 (0 to 0)	0 (0 to 0)	0 (0 to 0)	0 (0 to 0)	0 (0 to 0)	0·4 (0·3 to 0·6)	0·4 (0·2 to 0·8)	0·6 (0·3 to 1·2)	2 (0·8 to 4·2)	4·4 (1·7 to 10·3)	9·7 (3·6 to 19·6)
Brain and central nervous system cancer	1·3 (0·3 to 4·2)	0·9 (0·2 to 2·9)	6·6 (2·6 to 13·8)	38·7 (14 to 82·6)	57·6 (24·1 to 114)	40·9 (20 to 74)	26·1 (14 to 46·7)	22·7 (11·1 to 42·9)	34·8 (17·3 to 67·2)	53·5 (27·7 to 107)	63·1 (31·9 to 116)	57·5 (29·2 to 106)
Thyroid cancer	0 (0 to 0)	0 (0 to 0)	0 (0 to 0)	0 (0 to 0)	0·5 (0·3 to 1·2)	0·5 (0·3 to 0·9)	1·3 (0·5 to 2·6)	1·4 (0·4 to 4)	3·1 (1 to 7·5)	6·2 (2·1 to 14·5)	15·5 (6·6 to 31·4)	17·9 (7·2 to 35·6)
Mesothelioma	0 (0 to 0)	0 (0 to 0)	0 (0 to 0)	0 (0 to 0)	0 (0 to 0)	0 (0 to 0)	0 (0 to 0)	1·4 (0·2 to 5)	2·2 (0·3 to 8·2)	2·3 (0·5 to 7)	4·9 (0·9 to 15·8)	4·9 (1·4 to 12·6)
Hodgkin lymphoma	0 (0 to 0)	0 (0 to 0)	0 (0 to 0)	0·5 (0·3 to 0·8)	1·1 (0·3 to 2·7)	1·1 (0·4 to 2·5)	3·7 (1·1 to 8·4)	4·5 (1·5 to 10·7)	6·9 (2·2 to 17·4)	5·5 (1·8 to 14)	5·6 (1·9 to 14·8)	5·2 (1·7 to 12·9)
Non-Hodgkin lymphoma	0 (0 to 0)	0 (0 to 0)	0 (0 to 0)	16·5 (6 to 33·3)	15·6 (5·3 to 29·9)	17·6 (6·1 to 35·4)	25·8 (8·9 to 51·8)	26·4 (8·2 to 57·8)	37·3 (12·4 to 76·7)	42·2 (13·6 to 89·2)	58 (18·2 to 129)	69·9 (22·1 to 147)
Multiple myeloma	0 (0 to 0)	0 (0 to 0)	0 (0 to 0)	0 (0 to 0)	0 (0 to 0)	0 (0 to 0)	0 (0 to 0)	0·3 (0·2 to 0·6)	0·5 (0·2 to 1)	1·8 (0·6 to 4·2)	4·1 (1·5 to 9)	6·7 (2·8 to 15)
Leukemia	2·9 (0·4 to 9·4)	1·6 (0·3 to 4·8)	21·4 (7 to 45·3)	121 (50·3 to 239)	113 (48·3 to 201)	99·8 (46·8 to 177)	94·2 (40·5 to 172)	67·3 (28·5 to 128)	85·4 (34·4 to 177)	114 (47·1 to 228)	143 (59·8 to 287)	136 (54 to 263)
Acute lymphoid leukemia	0·7 (0·1 to 2·6)	0·3 (0 to 1)	7 (2 to 18·5)	40·2 (13·7 to 88·4)	39 (12·9 to 90·1)	34·6 (12 to 73·4)	17·4 (5·3 to 45·8)	7·3 (1·9 to 21·6)	13·7 (4·2 to 37·6)	7·5 (2 to 22·1)	12·6 (3·5 to 36·4)	9·7 (2·5 to 29·9)
Chronic lymphoid leukemia	0 (0 to 0)	0 (0 to 0)	0 (0 to 0)	0 (0 to 0)	0 (0 to 0)	0 (0 to 0)	0 (0 to 0)	0·4 (0·1 to 1·1)	0·5 (0·2 to 1·3)	0·7 (0·2 to 1·9)	1·8 (0·5 to 5·1)	2·4 (0·7 to 6·2)
Acute myeloid leukemia	0·4 (0 to 1·7)	0·2 (0 to 0·9)	2·2 (0·4 to 6·6)	28·6 (8·1 to 72·9)	20·4 (5 to 52·8)	22·5 (5·8 to 58·4)	30·5 (8 to 80·9)	15·1 (3·5 to 43·9)	24·1 (6·9 to 67·9)	31·7 (8 to 89·8)	40 (10·3 to 120)	31·8 (8 to 90·1)
Chronic myeloid leukemia	0·1 (0 to 0·4)	0 (0 to 0·2)	0·3 (0·1 to 0·8)	1·3 (0·3 to 3·9)	1·5 (0·3 to 4·2)	1·5 (0·4 to 4·1)	1·5 (0·3 to 4·3)	2·5 (0·5 to 7·5)	4·1 (0·8 to 11·5)	6·8 (1·3 to 21·3)	7·5 (1·4 to 20·8)	12·5 (2·8 to 34·7)
Other leukemia	1·7 (0·2 to 5·9)	1 (0·2 to 3)	12 (3 to 27·2)	50·4 (17·5 to 107)	52 (17·9 to 101)	41·2 (16·4 to 78·6)	44·8 (16·9 to 90·1)	42 (17 to 84·6)	43 (14·5 to 90)	67·6 (24·4 to 145)	81·2 (27·8 to 169)	79·5 (27·1 to 154)
Other malignant neoplasms	1·4 (0·6 to 3)	1·4 (0·3 to 4·2)	7·5 (3 to 17·3)	44·5 (25·8 to 74)	37·2 (23·5 to 58)	55 (35·5 to 82·5)	49·6 (32·1 to 74·6)	38·2 (24·4 to 61·7)	46·3 (27·8 to 77)	56·8 (35·2 to 94·9)	84·7 (51·6 to 153)	82·9 (46·9 to 140)

Cause	45 to 49	50 to 54	55 to 59	60 to 64	65 to 69	70 to 74	75 to 79	80 to 84	85 to 89	90 to 94	95 plus	Total
All causes	17,000 (13,300 to 21,400)	13,600 (10,400 to 17,100)	12,200 (9,120 to 15,500)	11,100 (8,750 to 13,700)	9,130 (7,360 to 10,800)	6,990 (5,760 to 8,050)	5,020 (4,250 to 5,660)	3,010 (2,610 to 3,340)	1,430 (1,210 to 1,590)	523 (432 to 582)	102 (84·3 to 115)	208,000
Communicable, maternal, neonatal, and nutritional diseases	1,510 (1,080 to 2,050)	1,050 (734 to 1,500)	892 (609 to 1,310)	909 (635 to 1,260)	843 (603 to 1,140)	748 (540 to 1,010)	578 (417 to 773)	372 (267 to 518)	185 (130 to 258)	75·8 (54·1 to 110)	18·1 (12·5 to 25·1)	46,700
HIV/AIDS and sexually transmitted infections	46 (33·6 to 65)	18·2 (12·3 to 27·7)	7·1 (4 to 11·6)	3·8 (2 to 6·5)	2·4 (1·4 to 3·9)	1·4 (0·8 to 2·2)	0·7 (0·4 to 1·1)	0·4 (0·2 to 0·7)	0·2 (0·1 to 0·4)	0·1 (0 to 0·2)	0 (0 to 0)	1,980
HIV/AIDS	32·1 (23·3 to 45·6)	11·4 (7·5 to 17·1)	2·8 (1·3 to 5·1)	1·1 (0·6 to 1·8)	0·7 (0·5 to 1)	0·5 (0·2 to 0·8)	0·2 (0·1 to 0·2)	0 (0 to 0)	0 (0 to 0)	0 (0 to 0)	0 (0 to 0)	808
HIV/AIDS - Drug-susceptible Tuberculosis	19·3 (13·1 to 27·5)	6·8 (4·1 to 10·5)	1·9 (0·7 to 3·7)	0·7 (0·5 to 1·1)	0·5 (0·4 to 0·7)	0·4 (0·1 to 0·7)	0·1 (0·1 to 0·2)	0 (0 to 0)	0 (0 to 0)	0 (0 to 0)	0 (0 to 0)	476
HIV/AIDS - Multidrug-resistant Tuberculosis without extensive drug resistance	0·2 (0 to 0·9)	0·1 (0 to 0·3)	0 (0 to 0·1)	0 (0 to 0)	0 (0 to 0)	0 (0 to 0)	0 (0 to 0)	0 (0 to 0)	0 (0 to 0)	0 (0 to 0)	0 (0 to 0)	4·1
HIV/AIDS - Extensively drug-resistant Tuberculosis	0 (0 to 0·2)	0 (0 to 0·1)	0 (0 to 0)	0 (0 to 0)	0 (0 to 0)	0 (0 to 0)	0 (0 to 0)	0 (0 to 0)	0 (0 to 0)	0 (0 to 0)	0 (0 to 0)	0·7
HIV/AIDS resulting in other diseases	12·6 (8·8 to 19·7)	4·6 (3 to 7·4)	0·8 (0·4 to 1·8)	0·3 (0·1 to 0·7)	0·2 (0·1 to 0·3)	0·1 (0·1 to 0·2)	0 (0 to 0·1)	0 (0 to 0)	0 (0 to 0)	0 (0 to 0)	0 (0 to 0)	327
Sexually transmitted infections excluding HIV	13·8 (6·5 to 28·3)	6·8 (2·9 to 14·4)	4·3 (2 to 8·6)	2·7 (1·1 to 5·5)	1·7 (0·7 to 3·2)	0·9 (0·4 to 1·8)	0·5 (0·2 to 1)	0·4 (0·2 to 0·7)	0·2 (0·1 to 0·4)	0·1 (0 to 0·2)	0 (0 to 0)	1,170
Syphilis	0·3 (0·1 to 0·5)	0·1 (0·1 to 0·3)	0·1 (0 to 0·1)	0·1 (0 to 0·1)	0·1 (0 to 0·1)	0·1 (0 to 0·1)	0 (0 to 0·1)	0·1 (0 to 0·1)	0 (0 to 0·1)	0 (0 to 0·1)	0 (0 to 0)	1,050
Chlamydial infection	0·7 (0·3 to 1·4)	0·2 (0·1 to 0·4)	0·1 (0 to 0·3)	0·1 (0 to 0·3)	0 (0 to 0·1)	0 (0 to 0·1)	0 (0 to 0·1)	0 (0 to 0·1)	0 (0 to 0·1)	0 (0 to 0)	0 (0 to 0)	5·9
Gonococcal infection	0·8 (0·3 to 1·9)	0·4 (0·1 to 0·9)	0·3 (0·1 to 0·8)	0·2 (0·1 to 0·7)	0·2 (0·1 to 0·6)	0·1 (0 to 0·3)	0·1 (0 to 0·3)	0·1 (0 to 0·2)	0·1 (0 to 0·1)	0 (0 to 0·1)	0 (0 to 0)	5·5
Trichomoniasis	6·7 (2 to 15·6)	3·6 (1·1 to 8·7)	2·1 (0·6 to 5)	1·2 (0·4 to 2·8)	0·6 (0·2 to 1·5)	0·3 (0·1 to 0·7)	0·2 (0·1 to 0·3)	0·1 (0 to 0·1)	0 (0 to 0)	0 (0 to 0)	0 (0 to 0)	66·9
Genital herpes	3·3 (1·1 to 8·4)	2·1 (0·6 to 5·1)	1·4 (0·4 to 3·5)	1 (0·3 to 2·4)	0·6 (0·2 to 1·4)	0·3 (0·1 to 0·8)	0·2 (0·1 to 0·4)	0·1 (0 to 0·2)	0 (0 to 0·1)	0 (0 to 0)	0 (0 to 0)	31·8
Other sexually transmitted infections	2 (1 to 3·5)	0·4 (0·2 to 0·8)	0·3 (0·1 to 0·7)	0·2 (0 to 0·6)	0·1 (0 to 0·3)	0·1 (0 to 0·2)	0 (0 to 0·1)	0 (0 to 0·1)	0 (0 to 0·1)	0 (0 to 0)	0 (0 to 0)	15·6
Respiratory infections and tuberculosis	561 (357 to 883)	433 (267 to 689)	374 (224 to 591)	403 (258 to 593)	389 (262 to 554)	349 (231 to 492)	255 (168 to 355)	151 (100 to 214)	67·6 (46·2 to 94·5)	23·7 (16·5 to 32·7)	5 (3·4 to 7)	9,570
Tuberculosis	441 (251 to 710)	328 (188 to 549)	263 (143 to 458)	265 (161 to 413)	242 (154 to 364)	196 (122 to 292)	127 (82·7 to 189)	67 (42·9 to 103)	25·8 (16·7 to 38·9)	7·5 (4·8 to 11·4)	1·5 (1 to 2·4)	4,750
Latent tuberculosis infection	0 (0 to 0)	0 (0 to 0)	0 (0 to 0)	0 (0 to 0)	0 (0 to 0)	0 (0 to 0)	0 (0 to 0)	0 (0 to 0)	0 (0 to 0)	0 (0 to 0)	0 (0 to 0)	0
Drug-susceptible tuberculosis	436 (250 to 704)	324 (186 to 534)	260 (141 to 444)	262 (159 to 408)	239 (153 to 361)	193 (121 to 289)	126 (81·5 to 188)	66·3 (42·7 to 103)	25·5 (16·5 to 38·4)	7·4 (4·7 to 11·2)	1·5 (1 to 2·3)	4,690
Multidrug-resistant tuberculosis without extensive drug resistance	4·2 (0·1 to 24·9)	3·3 (0·1 to 19·4)	2·7 (0·1 to 15·4)	2·7 (0·1 to 14·4)	2·4 (0·1 to 14·2)	1·9 (0 to 10)	1·2 (0 to 6·9)	0·6 (0 to 3·7)	0·3 (0 to 1·4)	0·1 (0 to 0·4)	0 (0 to 0·1)	44·6
Extensively drug-resistant tuberculosis	0·8 (0 to 4·5)	0·6 (0 to 3·6)	0·5 (0 to 3)	0·5 (0 to 2·9)	0·4 (0 to 2·6)	0·4 (0 to 2)	0·2 (0 to 1·2)	0·1 (0 to 0·7)	0 (0 to 0·3)	0 (0 to 0·1)	0 (0 to 0)	8·4
Lower respiratory infections	79·2 (47·7 to 130)	80·7 (47·8 to 132)	94 (52·3 to 154)	126 (64·6 to 202)	140 (65·7 to 228)	150 (71·3 to 245)	125 (61 to 194)	83·4 (46·8 to 129)	41·5 (25·2 to 63·7)	16·1 (10·3 to 23·5)	3·4 (2·1 to 5·1)	3,850
Upper respiratory infections	32·8 (15·9 to 59·8)	19·5 (10·2 to 34)	13·2 (6·8 to 21·8)	9·1 (4·9 to 15·2)	5·6 (2·8 to 9·7)	3·2 (1·7 to 5·5)	1·7 (0·9 to 2·9)	0·8 (0·4 to 1·3)	0·3 (0·2 to 0·5)	0·1 (0 to 0·1)	0 (0 to 0)	756
Otitis media	8·1 (3·7 to 14·1)	5·2 (2·2 to 9·6)	3·5 (1·7 to 6·2)	2·2 (1 to 4·3)	1·2 (0·6 to 2·2)	0·6 (0·3 to 1·2)	0·3 (0·2 to 0·6)	0·2 (0·1 to 0·3)	0·1 (0 to 0·1)	0 (0 to 0)	0 (0 to 0)	220
Enteric infections	172 (84·2 to 347)	153 (69·3 to 331)	155 (65·1 to 336)	193 (81 to 409)	188 (81·2 to 394)	172 (73 to 377)	145 (60·7 to 303)	104 (41·7 to 226)	56·7 (20·8 to 131)	24·2 (8·8 to 54·5)	5 (1·7 to 11·6)	6,190
Diarrheal diseases	157 (71·5 to 334)	144 (61·8 to 317)	148 (57·5 to 325)	188 (74·8 to 405)	185 (77·7 to 392)	170 (71·8 to 376)	144 (59·8 to 302)	104 (41·4 to 225)	56·6 (20·6 to 130)	24·2 (8·7 to 54·5)	5 (1·7 to 11·6)	5,060
Typhoid and paratyphoid	12·8 (4·6 to 28·5)	8 (2·9 to 17·5)	5·6 (2 to 12·6)	3·8 (1·4 to 8·7)	2·1 (0·8 to 4·5)	1 (0·4 to 2·2)	0·5 (0·2 to 0·9)	0·2 (0·1 to 0·4)	0·1 (0 to 0·1)	0 (0 to 0)	0 (0 to 0)	1,040
Typhoid fever	12·1 (4·4 to 27·2)	7·6 (2·8 to 16·5)	5·4 (1·9 to 12·3)	3·7 (1·3 to 8·3)	2 (0·8 to 4·3)	1 (0·3 to 2·1)	0·4 (0·1 to 0·9)	0·2 (0·1 to 0·4)	0·1 (0 to 0·1)	0 (0 to 0)	0 (0 to 0)	952
Paratyphoid fever	0·7 (0·2 to 1·8)	0·4 (0·1 to 1)	0·2 (0·1 to 0·6)	0·2 (0 to 0·4)	0·1 (0 to 0·2)	0 (0 to 0·1)	0 (0 to 0)	0 (0 to 0)	0 (0 to 0)	0 (0 to 0)	0 (0 to 0)	89·9
Invasive Non-typhoidal Salmonella (iNTS)	1·6 (0·6 to 3·3)	1·3 (0·5 to 2·5)	1·3 (0·5 to 2·4)	1·4 (0·6 to 2·6)	1·1 (0·5 to 2·2)	0·8 (0·3 to 1·4)	0·4 (0·2 to 0·8)	0·2 (0·1 to 0·4)	0·1 (0 to 0·1)	0 (0 to 0)	0 (0 to 0)	83·2
Other intestinal infectious diseases	0·1 (0 to 0·3)	0·1 (0 to 0·2)	0 (0 to 0·1)	0 (0 to 0·1)	0 (0 to 0·2)	0 (0 to 0·1)	0 (0 to 0)	0 (0 to 0)	0 (0 to 0)	0 (0 to 0)	0 (0 to 0)	4·3
Neglected tropical diseases and malaria	106 (46 to 221)	74 (29·9 to 161)	74·6 (22·2 to 168)	44·6 (15·1 to 106)	49·2 (10·4 to 136)	25 (7 to 55·6)	15·8 (3·7 to 37·5)	9·4 (2 to 21·7)	3·9 (1 to 8·9)	1·2 (0·3 to 2·8)	0·4 (0·1 to 0·8)	4,230
Malaria	7·4 (2·5 to 24)	5·5 (1·7 to 18·2)	4·6 (1·3 to 16·3)	3 (0·9 to 10·2)	2 (0·5 to 6·3)	2 (0·4 to 8)	0·8 (0·2 to 2·6)	0·3 (0·1 to 0·9)	0·1 (0 to 0·1)	0 (0 to 0)	0 (0 to 0)	238
Chagas disease	0 (0 to 0)	0 (0 to 0)	0 (0 to 0)	0 (0 to 0)	0 (0 to 0)	0 (0 to 0)	0 (0 to 0)	0 (0 to 0)	0 (0 to 0)	0 (0 to 0)	0 (0 to 0)	0
Leishmaniasis	0 (0 to 0)	0 (0 to 0)	0 (0 to 0)	0 (0 to 0)	0 (0 to 0)	0 (0 to 0)	0 (0 to 0)	0 (0 to 0)	0 (0 to 0)	0 (0 to 0)	0 (0 to 0)	0
Visceral leishmaniasis	0 (0 to 0)	0 (0 to 0)	0 (0 to 0)	0 (0 to 0)	0 (0 to 0)	0 (0 to 0)	0 (0 to 0)	0 (0 to 0)	0 (0 to 0)	0 (0 to 0)	0 (0 to 0)	0
Cutaneous and mucocutaneous leishmaniasis	0 (0 to 0)	0 (0 to 0)	0 (0 to 0)	0 (0 to 0)	0 (0 to 0)	0 (0 to 0)	0 (0 to 0)	0 (0 to 0)	0 (0 to 0)	0 (0 to 0)	0 (0 to 0)	0
African trypanosomiasis	0 (0 to 0)	0 (0 to 0)	0 (0 to 0)	0 (0 to 0)	0 (0 to 0)	0 (0 to 0)	0 (0 to 0)	0 (0 to 0)	0 (0 to 0)	0 (0 to 0)	0 (0 to 0)	0
Schistosomiasis	0 (0 to 0)	0 (0 to 0)	0 (0 to 0)	0 (0 to 0)	0 (0 to 0)	0 (0 to 0)	0 (0 to 0)	0 (0 to 0)	0 (0 to 0)	0 (0 to 0)	0 (0 to 0)	0
Cysticercosis	0·2 (0·1 to 0·4)	0·2 (0·1 to 0·4)	0·2 (0·1 to 0·4)	0·2 (0·1 to 0·5)	0·2 (0·1 to 0·4)	0·1 (0·1 to 0·3)	0·1 (0 to 0·2)	0 (0 to 0·1)	0 (0 to 0)	0 (0 to 0)	0 (0 to 0)	1·9
Cystic echinococcosis	0·3 (0 to 1·1)	0·2 (0 to 0·8)	0·2 (0 to 0·7)	0·2 (0 to 0·6)	0·1 (0 to 0·5)	0·1 (0 to 0·3)	0·1 (0 to 0·2)	0 (0 to 0·1)	0 (0 to 0·1)	0 (0 to 0)	0 (0 to 0)	3·5
Lymphatic filariasis	9·4 (5·6 to 14·4)	5·9 (3·4 to 9)	4·2 (2·4 to 6·4)	3 (1·8 to 4·7)	1·9 (1·1 to 2·9)	1·1 (0·6 to 1·6)	0·6 (0·4 to 0·9)	0·3 (0·2 to 0·5)	0·1 (0·1 to 0·2)	0 (0 to 0·1)	0 (0 to 0)	157
Onchocerciasis	0 (0 to 0)	0 (0 to 0)	0 (0 to 0)	0 (0 to 0)	0 (0 to 0)	0 (0 to 0)	0 (0 to 0)	0 (0 to 0)	0 (0 to 0)	0 (0 to 0)	0 (0 to 0)	0
Trachoma	0 (0 to 0)	0 (0 to 0)	0 (0 to 0)	0 (0 to 0)	0 (0 to 0)	0 (0 to 0)	0 (0 to 0)	0 (0 to 0)	0 (0 to 0)	0 (0 to 0)	0 (0 to 0)	0
Dengue	56·9 (13·9 to 161)	42·1 (9·1 to 123)	51·9 (6·1 to 143)	29·5 (4·3 to 89)	39·1 (3·4 to 129)	17·7 (1·9 to 48·1)	11·9 (1·1 to 32·9)	6·9 (0·8 to 19)	2·9 (0·4 to 7·8)	1 (0·2 to 2·4)	0·3 (0·1 to 0·8)	3,190
Yellow fever	0 (0 to 0)	0 (0 to 0)	0 (0 to 0)	0 (0 to 0)	0 (0 to 0)	0 (0 to 0)	0 (0 to 0)	0 (0 to 0)	0 (0 to 0)	0 (0 to 0)	0 (0 to 0)	0
Rabies	15·7 (0 to 57·3)	9·7 (0 to 34·6)	6·3 (0 to 18·9)	4 (0 to 12·9)	2·6 (0 to 7·5)	2 (0 to 6·3)	1·2 (0 to 3·6)	1·1 (0 to 3·5)	0·5 (0 to 1·6)	0·1 (0 to 0·4)	0 (0 to 0·1)	155
Intestinal nematode infections	6·8 (3·3 to 12·8)	4·2 (2 to 7·8)	3 (1·4 to 5·5)	2·2 (1·1 to 4·2)	1·3 (0·6 to 2·4)	0·8 (0·4 to 1·5)	0·5 (0·2 to 0·9)	0·2 (0·1 to 0·4)	0·1 (0 to 0·1)	0 (0 to 0)	0 (0 to 0)	303
Ascariasis	3·1 (1·1 to 6·9)	1·8 (0·7 to 3·9)	1·3 (0·5 to 2·7)	0·9 (0·3 to 2)	0·5 (0·2 to 1·1)	0·3 (0·1 to 0·7)	0·2 (0·1 to 0·4)	0·1 (0 to 0·2)	0 (0 to 0·1)	0 (0 to 0)	0 (0 to 0)	95·4
Trichuriasis	0·9 (0·3 to 2)	0·5 (0·2 to 1·1)	0·3 (0·1 to 0·7)	0·2 (0 to 0·5)	0·1 (0 to 0·2)	0·1 (0 to 0·1)	0 (0 to 0·1)	0 (0 to 0)	0 (0 to 0)	0 (0 to 0)	0 (0 to 0)	28·7
Hookworm disease	2·7 (1 to 5·6)	1·9 (0·7 to 4·1)	1·4 (0·5 to 3)	1·1 (0·4 to 2·3)	0·7 (0·3 to 1·5)	0·4 (0·2 to 0·9)	0·3 (0·1 to 0·5)	0·1 (0 to 0·2)	0 (0 to 0·1)	0 (0 to 0)	0 (0 to 0)	179
Food-borne trematodiases	0 (0 to 0)	0 (0 to 0)	0 (0 to 0)	0 (0 to 0)	0 (0 to 0)	0 (0 to 0)	0 (0 to 0)	0 (0 to 0)	0 (0 to 0)	0 (0 to 0)	0 (0 to 0)	0
Leprosy	0·2 (0·1 to 0·3)	0·2 (0·1 to 0·2)	0·1 (0·1 to 0·2)	0·1 (0 to 0·3)	0·1 (0 to 0·2)	0·1 (0 to 0·1)	0 (0 to 0·1)	0 (0 to 0)	0 (0 to 0)	0 (0 to 0)	0 (0 to 0)	1·8
Ebola	0 (0 to 0)	0 (0 to 0)	0 (0 to 0)	0 (0 to 0)	0 (0 to 0)	0 (0 to 0)	0 (0 to 0)	0 (0 to 0)	0 (0 to 0)	0 (0 to 0)	0 (0 to 0)	0
Zika virus	0 (0 to 0)	0 (0 to 0)	0 (0 to 0)	0 (0 to 0)	0 (0 to 0)	0 (0 to 0)	0 (0 to 0)	0 (0 to 0)	0 (0 to 0)	0 (0 to 0)	0 (0 to 0)	0
Guinea worm disease	0 (0 to 0)	0 (0 to 0)	0 (0 to 0)	0 (0 to 0)	0 (0 to 0)	0 (0 to 0)	0 (0 to 0)	0 (0 to 0)	0 (0 to 0)	0 (0 to 0)	0 (0 to 0)	0
Other neglected tropical diseases	9·6 (2·4 to 22·1)	6 (1·6 to 13·7)	4·1 (1 to 9·8)	2·4 (0·7 to 4·9)	1·8 (0·6 to 3·5)	1·1 (0·4 to 2·2)	0·7 (0·3 to 1·4)	0·4 (0·2 to 0·8)	0·2 (0·1 to 0·3)	0·1 (0 to 0·1)	0 (0 to 0)	185
Other infectious diseases	133 (74·4 to 225)	101 (56 to 174)	76 (40·8 to 129)	69·4 (36·6 to 120)	41·3 (24·9 to 63)	44·7 (25·3 to 70·9)	29·4 (17·6 to 46·6)	11·3 (6·9 to 18·3)	6 (3·4 to 9)	1·8 (1 to 2·8)	0·4 (0·2 to 0·7)	4,500
Meningitis	16·7 (9·3 to 28·7)	8·9 (5·1 to 14·7)	9·5 (5·1 to 16)	9·3 (4·8 to 16·6)	6·8 (3·6 to 11·4)	9·3 (4·8 to 16·9)	5·4 (2·8 to 9·5)	1·8 (1 to 3)	1·4 (0·8 to 2·4)	0·3 (0·1 to 0·5)	0·1 (0 to 0·1)	1,100
Encephalitis	27·2 (6·2 to 60·4)	22·7 (5·2 to 51·4)	13·8 (3·1 to 32·3)	12·4 (2·9 to 27·2)	7·1 (1·7 to 15·7)	8·8 (1·9 to 19·7)	3·1 (0·7 to 6·7)	1·6 (0·4 to 3·5)	1·2 (0·2 to 2·8)	0·3 (0·1 to 0·7)	0·1 (0 to 0·2)	696
Diphtheria	0·2 (0 to 0·6)	0·1 (0 to 0·4)	0·1 (0 to 0·2)	0 (0 to 0)	0 (0 to 0)	0 (0 to 0)	0 (0 to 0)	0 (0 to 0)	0 (0 to 0)	0 (0 to 0)	0 (0 to 0)	2·8
Tetanus	11 (1·2 to 25·1)	11·2 (1·1 to 24·8)	7 (0·8 to 16·5)	6 (1 to 13·8)	6 (0·8 to 13·8)	4·5 (0·6 to 10)	4·7 (0·4 to 10·5)	1·1 (0·1 to 2·8)	0·9 (0·1 to 1·8)	0·2 (0 to 0·5)	0 (0 to 0·1)	200
Measles	0·1 (0 to 0·1)	0 (0 to 0·1)	0 (0 to 0)	0 (0 to 0)	0 (0 to 0)	0 (0 to 0)	0 (0 to 0)	0 (0 to 0)	0 (0 to 0)	0 (0 to 0)	0 (0 to 0)	169
Varicella and herpes zoster	2·9 (1·2 to 5·2)	2·2 (1·1 to 3·9)	2 (0·8 to 3·4)	1·7 (0·8 to 3·3)	1·6 (0·7 to 3·3)	1·1 (0·5 to 2·3)	0·9 (0·3 to 2·2)	0·8 (0·2 to 2·1)	0·6 (0·1 to 1·7)	0·3 (0 to 0·8)	0·1 (0 to 0·3)	80·3
Acute hepatitis	58·3 (25·4 to 125)	45·3 (19·6 to 94)	36·8 (14·6 to 79·6)	35·8 (13·6 to 77·5)	16·3 (6·8 to 33·6)	18·1 (7·4 to 38)	13·8 (5·4 to 28·1)	5·1 (1·8 to 10·5)	1·3 (0·6 to 2·5)	0·4 (0·2 to 0·8)	0·1 (0 to 0·1)	776
Acute hepatitis A	17·7 (1·6 to 62·1)	16·1 (1·4 to 56·9)	19·1 (2·6 to 57)	5·8 (0·1 to 28·5)	4·5 (0·1 to 17·3)	5 (0·2 to 20·6)	7·9 (1·4 to 21·6)	2·7 (0·5 to 7·3)	0·5 (0 to 1·4)	0·1 (0 to 0·4)	0 (0 to 0·1)	302
Acute hepatitis B	31·4 (6·5 to 77·3)	24·5 (4 to 60·4)	14·8 (1·3 to 42)	25·5 (6·6 to 59·1)	10·1 (1·9 to 24·8)	11·4 (1·8 to 27·6)	4·6 (0·3 to 14)	1·9 (0·1 to 5·9)	0·7 (0·1 to 1·8)	0·2 (0 to 0·5)	0 (0 to 0·1)	371
Acute hepatitis C	6·3 (0·9 to 20·3)	4 (0·7 to 14)	2·2 (0·2 to 7·7)	3·2 (0·4 to 11·4)	1·1 (0·2 to 3·6)	1·3 (0·2 to 4·1)	0·8 (0·1 to 3)	0·2 (0 to 0·8)	0·1 (0 to 0·3)	0 (0 to 0)	0 (0 to 0)	58·9
Acute hepatitis E	2·9 (0·6 to 9·8)	0·6 (0·1 to 2·5)	0·7 (0·1 to 2·4)	1·3 (0·1 to 4·5)	0·6 (0·1 to 2·2)	0·4 (0·1 to 1·6)	0·5 (0·1 to 1·5)	0·2 (0 to 0·6)	0·1 (0 to 0·3)	0 (0 to 0·1)	0 (0 to 0)	44·4
Other unspecified infectious diseases	15·9 (7·4 to 29·4)	9·9 (4·5 to 18·1)	6·4 (2·6 to 12·1)	4·1 (1·8 to 7·5)	3·5 (1·8 to 5·7)	2·9 (1·6 to 5)	1·5 (0·8 to 2·5)	1 (0·5 to 1·8)	0·6 (0·3 to 1·3)	0·3 (0·1 to 0·6)	0·1 (0 to 0·2)	294
Maternal and neonatal disorders	179 (115 to 284)	47·8 (34·6 to 64·3)	25·3 (17·9 to 35)	14·2 (9·9 to 19·6)	6·2 (4·1 to 9)	2·4 (1·7 to 3·4)	0·8 (0·5 to 1·2)	0·2 (0·1 to 0·3)	0 (0 to 0·1)	0 (0 to 0)	0 (0 to 0)	14,600
Maternal disorders	103 (46·5 to 216)	5·4 (2 to 11·9)	0 (0 to 0)	0 (0 to 0)	0 (0 to 0)	0 (0 to 0)	0 (0 to 0)	0 (0 to 0)	0 (0 to 0)	0 (0 to 0)	0 (0 to 0)	3,170
Maternal hemorrhage	42·1 (15·7 to 91·1)	2·1 (0·7 to 5)	0 (0 to 0)	0 (0 to 0)	0 (0 to 0)	0 (0 to 0)	0 (0 to 0)	0 (0 to 0)	0 (0 to 0)	0 (0 to 0)	0 (0 to 0)	1,200
Maternal sepsis and other maternal infections	0·9 (0·4 to 2·1)	0·1 (0 to 0·2)	0 (0 to 0)	0 (0 to 0)	0 (0 to 0)	0 (0 to 0)	0 (0 to 0)	0 (0 to 0)	0 (0 to 0)	0 (0 to 0)	0 (0 to 0)	67·7
Maternal hypertensive disorders	37·2 (14·9 to 80·7)	1·7 (0·6 to 3·8)	0 (0 to 0)	0 (0 to 0)	0 (0 to 0)	0 (0 to 0)	0 (0 to 0)	0 (0 to 0)	0 (0 to 0)	0 (0 to 0)	0 (0 to 0)	1,020
Maternal obstructed labor and uterine rupture	1·5 (0·4 to 3·8)	0 (0 to 0)	0 (0 to 0)	0 (0 to 0)	0 (0 to 0)	0 (0 to 0)	0 (0 to 0)	0 (0 to 0)	0 (0 to 0)	0 (0 to 0)	0 (0 to 0)	62·1
Maternal abortion and miscarriage	6·2 (1·6 to 17·8)	0 (0 to 0·1)	0 (0 to 0)	0 (0 to 0)	0 (0 to 0)	0 (0 to 0)	0 (0 to 0)	0 (0 to 0)	0 (0 to 0)	0 (0 to 0)	0 (0 to 0)	92·1
Ectopic pregnancy	1·6 (0·5 to 3·7)	0·7 (0·2 to 1·9)	0 (0 to 0)	0 (0 to 0)	0 (0 to 0)	0 (0 to 0)	0 (0 to 0)	0 (0 to 0)	0 (0 to 0)	0 (0 to 0)	0 (0 to 0)	39·6
Indirect maternal deaths	4·1 (1·4 to 10)	0·6 (0·2 to 1·5)	--	--	--	--	--	--	--	--	--	NA
Late maternal deaths	2·3 (0·9 to 4·8)	0·1 (0 to 0·3)	--	--	--	--	--	--	--	--	--	NA
Maternal deaths aggravated by HIV/AIDS	0·1 (0 to 0·1)	0 (0 to 0)	--	--	--	--	--	--	--	--	--	NA
Neonatal disorders	75·3 (52·6 to 102)	42·3 (30 to 58·5)	25·3 (17·9 to 35)	14·2 (9·9 to 19·6)	6·2 (4·1 to 9)	2·4 (1·7 to 3·4)	0·8 (0·5 to 1·2)	0·2 (0·1 to 0·3)	0 (0 to 0·1)	0 (0 to 0)	0 (0 to 0)	11,400
Neonatal preterm birth	34·5 (23·6 to 47·3)	19·1 (13·6 to 26·7)	11 (8 to 14·5)	5·8 (4·3 to 7·6)	2·5 (1·7 to 3·5)	0·9 (0·6 to 1·4)	0·4 (0·2 to 0·6)	0·1 (0 to 0·2)	0 (0 to 0·1)	0 (0 to 0)	0 (0 to 0)	5,160
Neonatal encephalopathy due to birth asphyxia and trauma	6·9 (3·9 to 11)	3·8 (2·1 to 6·2)	2·3 (1·3 to 3·8)	1·3 (0·7 to 2·2)	0·5 (0·2 to 0·8)	0·1 (0 to 0·2)	0 (0 to 0)	0 (0 to 0)	0 (0 to 0)	0 (0 to 0)	0 (0 to 0)	3,320
Neonatal sepsis and other neonatal infections	30·1 (15·4 to 51·3)	17·2 (8·6 to 30·1)	10·6 (5·4 to 18·8)	6·4 (3·1 to 11·1)	3 (1·4 to 5·3)	1·3 (0·7 to 2·1)	0·4 (0·2 to 0·6)	0 (0 to 0·1)	0 (0 to 0)	0 (0 to 0)	0 (0 to 0)	1,950
Hemolytic disease and other neonatal jaundice	3·8 (2·8 to 5)	2·2 (1·6 to 2·8)	1·3 (0·9 to 1·7)	0·7 (0·5 to 1)	0·3 (0·2 to 0·4)	0·1 (0·1 to 0·2)	0 (0 to 0)	0 (0 to 0)	0 (0 to 0)	0 (0 to 0)	0 (0 to 0)	132
Other neonatal disorders	0 (0 to 0)	0 (0 to 0)	0 (0 to 0)	0 (0 to 0)	0 (0 to 0)	0 (0 to 0)	0 (0 to 0)	0 (0 to 0)	0 (0 to 0)	0 (0 to 0)	0 (0 to 0)	875
Nutritional deficiencies	314 (143 to 588)	225 (112 to 405)	181 (98·8 to 311)	181 (107 to 290)	167 (99·2 to 261)	153 (89 to 242)	132 (76·5 to 208)	95·3 (57·1 to 148)	50·3 (30·3 to 79)	24·8 (15 to 38·5)	7·3 (4·3 to 11·4)	5,600
Protein-energy malnutrition	76·8 (49·3 to 114)	76 (47·7 to 119)	76·4 (46·3 to 121)	86·8 (52·8 to 135)	90·1 (50·1 to 155)	104 (53·1 to 188)	104 (56·4 to 176)	78·4 (43·5 to 127)	42·5 (23·9 to 70·2)	22·2 (12·9 to 35·3)	6·7 (3·8 to 10·7)	2,000
Iodine deficiency	2·8 (1·2 to 5·7)	1·6 (0·7 to 3·2)	1·1 (0·5 to 2·1)	0·7 (0·3 to 1·4)	0·4 (0·2 to 0·8)	0·2 (0·1 to 0·4)	0·1 (0 to 0·2)	0 (0 to 0·1)	0 (0 to 0)	0 (0 to 0)	0 (0 to 0)	37·9
Vitamin A deficiency	4·2 (1·5 to 8·1)	2·6 (1 to 5·1)	1·8 (0·7 to 3·4)	1·1 (0·4 to 2·2)	0·7 (0·2 to 1·4)	0·4 (0·2 to 0·8)	0·2 (0·1 to 0·4)	0·1 (0 to 0·2)	0 (0 to 0·1)	0 (0 to 0)	0 (0 to 0)	138
Dietary iron deficiency	216 (54·8 to 492)	130 (30·7 to 299)	90·4 (21·2 to 212)	85·6 (23·9 to 180)	69·2 (20·7 to 136)	44·6 (14·9 to 87·9)	22·8 (6·7 to 48·5)	13·8 (4·9 to 27·3)	6 (2·3 to 11·2)	1·8 (0·6 to 3·4)	0·3 (0·1 to 0·6)	3,170
Other nutritional deficiencies	14 (8·8 to 20·5)	14·8 (9·1 to 22·4)	11 (7·1 to 16·3)	6·7 (4·2 to 9·7)	6·3 (3·9 to 10)	4 (2·3 to 6·8)	4·7 (2·2 to 9·3)	3 (1·4 to 6·1)	1·8 (0·7 to 3·9)	0·8 (0·3 to 1·6)	0·3 (0·1 to 0·6)	263
Non-communicable diseases	14,900 (11,700 to 18,800)	12,200 (9,320 to 15,400)	11,000 (8,280 to 13,900)	9,920 (7,760 to 12,200)	8,070 (6,520 to 9,560)	6,060 (4,990 to 7,000)	4,310 (3,640 to 4,880)	2,550 (2,210 to 2,850)	1,200 (1,020 to 1,350)	429 (345 to 486)	80·4 (63·8 to 92·2)	153,000
Neoplasms	2,730 (1,630 to 4,170)	2,230 (1,270 to 3,510)	1,890 (1,040 to 3,020)	1,690 (958 to 2,540)	1,250 (718 to 1,870)	836 (468 to 1,220)	471 (271 to 693)	221 (128 to 318)	86·3 (48 to 125)	23·4 (13·4 to 34)	3·6 (2·2 to 5·2)	20,800
Lip and oral cavity cancer	21·2 (8·9 to 48·9)	19 (7·6 to 45)	18·5 (7·4 to 44·9)	20·8 (8·7 to 46·4)	17·5 (7·9 to 39·5)	13·3 (6·2 to 28·3)	9·7 (4·5 to 21·1)	4·8 (2·3 to 10·4)	1·9 (0·9 to 3·8)	0·6 (0·3 to 1·2)	0·1 (0·1 to 0·2)	191
Nasopharynx cancer	29 (12·2 to 55·2)	21·6 (8·9 to 41)	18·5 (8·6 to 34·6)	15·5 (6·8 to 27)	10·9 (4·8 to 20·3)	7·9 (3·8 to 13·5)	3·8 (1·7 to 6·7)	1·8 (0·7 to 3·4)	0·6 (0·3 to 1·2)	0·1 (0·1 to 0·3)	0 (0 to 0)	191
Other pharynx cancer	5·2 (2·2 to 9·9)	5·2 (2·1 to 10·6)	4·9 (2 to 9·2)	5 (2·2 to 9·4)	4·3 (2·1 to 7·7)	2·6 (1·3 to 4·5)	1·6 (0·8 to 2·8)	0·6 (0·3 to 1·1)	0·2 (0·1 to 0·4)	0·1 (0 to 0·2)	0 (0 to 0)	42·2
Esophageal cancer	23·5 (9·6 to 43·9)	24·8 (9·9 to 47·1)	24·9 (10 to 45·4)	22·5 (9·6 to 39·8)	17·6 (8 to 29·5)	14·4 (6·7 to 24·2)	9·5 (4·5 to 15·6)	4·2 (1·9 to 7·2)	1·6 (0·8 to 2·8)	0·4 (0·2 to 0·8)	0·1 (0 to 0·1)	194
Stomach cancer	76·8 (34·4 to 136)	73 (34 to 121)	70 (32·4 to 119)	69·1 (35·1 to 112)	59·6 (31·7 to 91·5)	44·3 (24·7 to 68)	28 (15·5 to 41·6)	14·7 (7·5 to 22·1)	6·3 (3·5 to 9·6)	1·7 (0·9 to 2·8)	0·3 (0·2 to 0·5)	662
Colon and rectum cancer	262 (98·6 to 508)	271 (98·6 to 521)	242 (86·2 to 448)	244 (94·3 to 452)	200 (79·5 to 346)	146 (59·8 to 255)	93·4 (38·5 to 157)	47·3 (20·3 to 79·8)	19·5 (8 to 33·3)	5·6 (2·4 to 9·8)	1 (0·5 to 1·6)	2,230
Liver cancer	10·3 (4·9 to 18·5)	12 (6·2 to 20·5)	13·4 (6·7 to 23·8)	15·1 (7·9 to 24·9)	13·8 (7·5 to 22·3)	11·2 (6·5 to 18·1)	7·2 (4·1 to 11·5)	3·7 (2·2 to 5·7)	1·4 (0·8 to 2·2)	0·4 (0·2 to 0·5)	0·1 (0 to 0·1)	156
Liver cancer due to hepatitis B	3·3 (1·4 to 6·3)	3·1 (1·4 to 5·8)	2·9 (1·3 to 5·4)	2·8 (1·3 to 5·1)	2·1 (1 to 3·7)	1·4 (0·7 to 2·5)	0·7 (0·4 to 1·3)	0·3 (0·2 to 0·5)	0·1 (0·1 to 0·2)	0 (0 to 0)	0 (0 to 0)	35·9
Liver cancer due to hepatitis C	4 (1·8 to 7·4)	5·6 (2·7 to 10·3)	7·1 (3·5 to 12·4)	8·6 (4·5 to 14·6)	8·2 (4·4 to 13·6)	7 (4 to 11·5)	4·8 (2·7 to 7·7)	2·6 (1·5 to 4)	1 (0·6 to 1·5)	0·3 (0·2 to 0·4)	0 (0 to 0·1)	56·1
Liver cancer due to alcohol use	0·9 (0·4 to 1·8)	1·1 (0·5 to 2)	1·2 (0·5 to 2·2)	1·3 (0·6 to 2·5)	1·3 (0·6 to 2·3)	0·9 (0·5 to 1·7)	0·5 (0·3 to 0·8)	0·2 (0·1 to 0·3)	0·1 (0 to 0·1)	0 (0 to 0)	0 (0 to 0)	9·5
Liver cancer due to NASH	1·5 (0·6 to 2·8)	1·6 (0·8 to 3)	1·7 (0·7 to 3·2)	1·9 (0·9 to 3·5)	1·8 (0·9 to 3·2)	1·5 (0·8 to 2·6)	1 (0·5 to 1·8)	0·5 (0·3 to 0·9)	0·2 (0·1 to 0·3)	0 (0 to 0·1)	0 (0 to 0)	19·9
Liver cancer due to other causes	0·6 (0·3 to 1·1)	0·6 (0·3 to 1·1)	0·5 (0·2 to 1)	0·5 (0·2 to 0·9)	0·4 (0·2 to 0·7)	0·3 (0·1 to 0·5)	0·2 (0·1 to 0·3)	0·1 (0 to 0·1)	0 (0 to 0)	0 (0 to 0)	0 (0 to 0)	34·1
Gallbladder and biliary tract cancer	12 (4·7 to 27·2)	16·2 (6·2 to 35·6)	15·3 (5·7 to 34·8)	18·4 (7·6 to 39·8)	15·3 (6·8 to 32·7)	11 (4·9 to 21·9)	6·6 (2·9 to 14·1)	3·2 (1·5 to 6·6)	1·2 (0·5 to 2·5)	0·3 (0·1 to 0·7)	0 (0 to 0·1)	122
Pancreatic cancer	109 (41·8 to 217)	112 (38·8 to 224)	122 (39·8 to 252)	140 (49·6 to 273)	111 (41·1 to 215)	82·5 (31 to 155)	47·2 (18 to 86·2)	21·7 (8·5 to 40·2)	8·5 (3·1 to 16·2)	2 (0·8 to 3·9)	0·3 (0·1 to 0·5)	962
Larynx cancer	5·7 (2·9 to 10·2)	6·2 (3·1 to 11·3)	6·9 (3·7 to 11·2)	6·4 (3·4 to 10·9)	4·7 (2·4 to 7·8)	3·8 (2·1 to 6·3)	2·1 (1·2 to 3·4)	1 (0·6 to 1·6)	0·4 (0·2 to 0·6)	0·1 (0 to 0·2)	0 (0 to 0)	50·6
Tracheal, bronchus, and lung cancer	331 (113 to 682)	319 (106 to 664)	331 (103 to 697)	338 (118 to 646)	269 (96·6 to 523)	178 (61·6 to 339)	97·2 (34·4 to 190)	44·1 (15·7 to 84·6)	16·9 (5·9 to 33)	4·2 (1·5 to 8·1)	0·6 (0·2 to 1·1)	2,570
Malignant skin melanoma	3·6 (1·7 to 6·8)	2·9 (1·5 to 5·6)	2·4 (1·1 to 4·2)	2 (1·1 to 3·5)	1·6 (0·9 to 2·9)	1·2 (0·7 to 2)	0·9 (0·5 to 1·4)	0·4 (0·2 to 0·7)	0·2 (0·1 to 0·4)	0·1 (0 to 0·1)	0 (0 to 0)	31·3
Non-melanoma skin cancer	8·9 (3·2 to 20·3)	7·3 (2·6 to 16·8)	6·6 (2·3 to 15)	6·2 (2·5 to 12·7)	5·2 (2·2 to 11·2)	4·2 (1·7 to 9·2)	2·4 (1 to 5·1)	1·3 (0·5 to 2·6)	0·8 (0·3 to 1·8)	0·3 (0·1 to 0·7)	0·1 (0 to 0·2)	70·2
Non-melanoma skin cancer (squamous-cell carcinoma)	8·9 (3·2 to 20·3)	7·3 (2·6 to 16·8)	6·6 (2·3 to 15)	6·2 (2·5 to 12·7)	5·2 (2·2 to 11·2)	4·2 (1·7 to 9·2)	2·4 (1 to 5·1)	1·3 (0·5 to 2·6)	0·8 (0·3 to 1·8)	0·3 (0·1 to 0·7)	0·1 (0 to 0·2)	70·2
Non-melanoma skin cancer (basal-cell carcinoma)	0 (0 to 0)	0 (0 to 0)	0 (0 to 0)	0 (0 to 0)	0 (0 to 0)	0 (0 to 0)	0 (0 to 0)	0 (0 to 0)	0 (0 to 0)	0 (0 to 0)	0 (0 to 0)	0
Breast cancer	957 (600 to 1,470)	602 (354 to 909)	397 (246 to 586)	266 (170 to 397)	148 (96·9 to 208)	75·9 (53·1 to 105)	36 (25·5 to 49·5)	17 (11·6 to 23·9)	6·4 (4·3 to 9)	1·9 (1·3 to 2·7)	0·3 (0·2 to 0·5)	5,900
Cervical cancer	272 (111 to 483)	219 (91·7 to 389)	171 (71 to 307)	110 (52·4 to 199)	69·8 (34·4 to 124)	41·9 (20·1 to 76·7)	19 (9·6 to 35·4)	7·9 (4 to 15)	2·7 (1·3 to 5·9)	0·6 (0·3 to 1·4)	0·1 (0 to 0·2)	1,640
Uterine cancer	79·5 (26·9 to 149)	79·6 (28·4 to 147)	76·2 (26·9 to 142)	72·6 (30·2 to 130)	47 (20·9 to 83·4)	27·5 (13 to 45·8)	12 (5·6 to 20)	5·1 (2·4 to 8·3)	1·5 (0·7 to 2·5)	0·4 (0·2 to 0·7)	0·1 (0 to 0·1)	530
Ovarian cancer	185 (88·9 to 403)	156 (75·8 to 344)	116 (55·6 to 270)	95·8 (49·8 to 218)	59 (31·4 to 131)	35·7 (19 to 76·3)	17·2 (8·9 to 35)	7 (3·6 to 14·3)	2·4 (1·2 to 4·7)	0·7 (0·3 to 1·2)	0·1 (0 to 0·2)	1,180
Prostate cancer	0 (0 to 0)	0 (0 to 0)	0 (0 to 0)	0 (0 to 0)	0 (0 to 0)	0 (0 to 0)	0 (0 to 0)	0 (0 to 0)	0 (0 to 0)	0 (0 to 0)	0 (0 to 0)	0
Testicular cancer	--	--	--	--	--	--	--	--	--	--	--	NA
Kidney cancer	20·9 (8 to 57)	18·5 (7·3 to 53·7)	15·9 (6·3 to 44·7)	17·1 (6·7 to 46·5)	12·4 (5·3 to 32)	8·4 (3·6 to 21)	4·9 (2 to 13·5)	2 (0·8 to 5·7)	0·8 (0·3 to 2·2)	0·2 (0·1 to 0·6)	0 (0 to 0·1)	190
Bladder cancer	8·6 (3·6 to 17·2)	9·4 (3·9 to 17·7)	10·4 (4·3 to 19·8)	11·1 (4·9 to 21·1)	11·1 (5 to 19·7)	8·9 (4·2 to 16)	7·5 (3·6 to 13·7)	4 (1·9 to 7·1)	1·9 (0·9 to 3·6)	0·5 (0·3 to 1)	0·1 (0 to 0·1)	91·1
Brain and central nervous system cancer	44·6 (22 to 81·9)	35·4 (17 to 64·9)	28·7 (14·4 to 53·1)	23·3 (11·6 to 41·3)	18 (9·4 to 30·3)	10·6 (5·4 to 17·6)	5·3 (2·6 to 9·7)	2·6 (1·3 to 4·9)	0·8 (0·4 to 1·7)	0·2 (0·1 to 0·4)	0 (0 to 0·1)	573
Thyroid cancer	20·6 (8·7 to 38·5)	21·7 (9·7 to 40·6)	21·1 (9·5 to 37·6)	20·8 (10·2 to 36·4)	16·3 (8·4 to 26·7)	12·9 (7 to 21·5)	6·4 (3·5 to 10·8)	2·6 (1·4 to 4·4)	1·1 (0·6 to 1·8)	0·3 (0·1 to 0·5)	0 (0 to 0)	170
Mesothelioma	2 (0·5 to 5·1)	1·3 (0·3 to 3·7)	1·5 (0·4 to 3·9)	0·9 (0·3 to 2·3)	0·7 (0·2 to 1·6)	0·4 (0·1 to 1)	0·2 (0·1 to 0·6)	0·1 (0 to 0·3)	0 (0 to 0·1)	0 (0 to 0)	0 (0 to 0)	22·9
Hodgkin lymphoma	3 (1 to 7·2)	2·6 (0·9 to 6·5)	1·6 (0·6 to 3·8)	1·8 (0·7 to 4·1)	1·4 (0·6 to 3·2)	0·9 (0·4 to 1·9)	0·6 (0·3 to 1·1)	0·2 (0·1 to 0·4)	0·1 (0 to 0·1)	0 (0 to 0)	0 (0 to 0)	46·5
Non-Hodgkin lymphoma	55·8 (17·9 to 114)	51·6 (17·1 to 105)	45·4 (15 to 97·6)	45·8 (16·3 to 89·3)	36·2 (13·8 to 66·5)	27·4 (11 to 51·4)	14 (5·7 to 26·2)	6 (2·3 to 11·6)	2·1 (0·8 to 4)	0·5 (0·2 to 1)	0·1 (0 to 0·1)	594
Multiple myeloma	8·7 (4·1 to 18·6)	10·6 (5·1 to 22·3)	11·9 (5·7 to 26·1)	13·3 (7 to 27)	10·3 (5·7 to 19·5)	7·1 (3·9 to 13·6)	3·9 (2·2 to 7·7)	1·3 (0·7 to 2·6)	0·4 (0·1 to 0·7)	0·1 (0 to 0·2)	0 (0 to 0)	81
Leukemia	99·5 (38 to 187)	75 (30·3 to 144)	63·3 (25·1 to 122)	59·2 (24·8 to 111)	43·5 (18·2 to 79·4)	29·7 (13·2 to 54·3)	17 (7·5 to 31)	7·9 (3·4 to 14·8)	3·3 (1·3 to 6·2)	1 (0·4 to 1·9)	0·1 (0·1 to 0·3)	1,400
Acute lymphoid leukemia	5·7 (1·5 to 16·1)	4·6 (1·3 to 13·9)	5·2 (1·4 to 15·2)	3·3 (0·9 to 9·8)	2·1 (0·6 to 5·7)	1·8 (0·5 to 5·1)	0·7 (0·2 to 2)	0·4 (0·1 to 1·2)	0·1 (0 to 0·4)	0 (0 to 0·1)	0 (0 to 0)	214
Chronic lymphoid leukemia	1·7 (0·4 to 4·7)	2·9 (0·9 to 7·7)	3 (0·9 to 8·6)	2·4 (0·7 to 6·5)	2·2 (0·6 to 5·5)	1·5 (0·4 to 3·7)	0·9 (0·3 to 2·1)	0·5 (0·2 to 1·4)	0·1 (0 to 0·4)	0·1 (0 to 0·2)	0 (0 to 0)	21·3
Acute myeloid leukemia	25·5 (6·8 to 70·5)	15·5 (4·1 to 45·5)	10·7 (2·8 to 32)	11 (2·8 to 33·2)	8·2 (2·2 to 23·3)	3·6 (0·9 to 10·9)	3·5 (1 to 10·3)	1·3 (0·3 to 3·5)	0·6 (0·2 to 1·5)	0·1 (0 to 0·2)	0 (0 to 0)	328
Chronic myeloid leukemia	5 (1 to 14·1)	6 (1·4 to 16·1)	6·2 (1·4 to 16·8)	3·6 (0·8 to 9·8)	3·1 (0·8 to 8·3)	2 (0·5 to 5·4)	1 (0·3 to 2·6)	0·5 (0·1 to 1·3)	0·3 (0·1 to 0·6)	0 (0 to 0·1)	0 (0 to 0)	67·5
Other leukemia	61·6 (20·7 to 123)	46 (15·9 to 90·3)	38·2 (12·5 to 79·5)	38·8 (14·1 to 76·3)	27·8 (10 to 55·3)	20·8 (8·1 to 38·2)	10·8 (4·2 to 20·2)	5·1 (1·9 to 9·6)	2·2 (0·8 to 4·3)	0·8 (0·3 to 1·5)	0·1 (0 to 0·2)	768
Other malignant neoplasms	70·2 (39·8 to 113)	57·8 (32·1 to 96·2)	52·6 (29·3 to 87)	46·1 (25·9 to 71·7)	38·3 (23·4 to 56·1)	25·9 (16 to 38·3)	15·1 (9·8 to 22·5)	7·3 (4·6 to 11)	2·8 (1·7 to 4·1)	0·8 (0·4 to 1·2)	0·1 (0 to 0·2)	822

Congenital birth defects	1,450 (823 to 2,390)	457 (249 to 750)	1,200 (559 to 2,150)	516 (303 to 859)	230 (151 to 350)	178 (120 to 254)	118 (77·7 to 172)	83·2 (54·8 to 128)	84·5 (55·2 to 130)	88·8 (59·1 to 132)	97 (64·1 to 143)	69·3 (45·5 to 102)	36·2 (24·6 to 53·1)	20·3 (13·5 to 29)	14·3 (9·6 to 20·8)	9·8 (6·4 to 14·2)	5·7 (3·8 to 8·6)	2·1 (1·2 to 3·5)	1·1 (0·6 to 1·8)	0·5 (0·3 to 0·8)	0·2 (0·1 to 0·3)	0·1 (0 to 0·1)	0 (0 to 0)	4,660
Neural tube defects	218 (58 to 546)	24·8 (5·4 to 71·6)	58·1 (10·5 to 180)	32·2 (5·5 to 121)	5·4 (3·1 to 9·4)	4 (2·5 to 6·2)	3·5 (2·1 to 6·4)	2·1 (1·4 to 2·9)	2·1 (1·4 to 3)	2·2 (1·5 to 3·1)	1·8 (1·2 to 2·6)	1·2 (0·8 to 1·8)	0·6 (0·4 to 0·9)	0·3 (0·2 to 0·5)	0·2 (0·1 to 0·4)	0·2 (0·1 to 0·3)	0·1 (0·1 to 0·3)	0 (0 to 0)	0 (0 to 0)	0 (0 to 0)	0 (0 to 0)	0 (0 to 0)	0 (0 to 0)	357
Congenital heart anomalies	511 (219 to 949)	257 (123 to 453)	659 (261 to 1,270)	250 (112 to 452)	95·4 (47·4 to 167)	75·2 (41·2 to 124)	50·9 (24·2 to 93·8)	35·6 (17·6 to 69·8)	33·2 (16·4 to 63·6)	27·3 (14 to 51·5)	37 (20·2 to 70·8)	27·3 (14·2 to 49)	9·9 (5·1 to 18·1)	4·1 (2 to 7·6)	3·3 (1·6 to 5·9)	2·3 (1·2 to 3·9)	1·4 (0·7 to 2·5)	0·2 (0·1 to 0·4)	0·1 (0 to 0·2)	0·1 (0 to 0·1)	0 (0 to 0)	0 (0 to 0)	0 (0 to 0)	2,080
Orofacial clefts	6·8 (1·4 to 17·7)	3 (0·6 to 9)	5·2 (1·2 to 15·5)	2·6 (1 to 4·9)	1·8 (1·1 to 2·8)	1·5 (0·9 to 2·4)	1·2 (0·7 to 1·8)	1·1 (0·6 to 1·7)	1·3 (0·8 to 2)	1·7 (1 to 2·7)	1·8 (1 to 2·8)	1·3 (0·8 to 2)	0·8 (0·5 to 1·3)	0·5 (0·3 to 0·8)	0·4 (0·2 to 0·6)	0·3 (0·2 to 0·4)	0·2 (0·1 to 0·3)	0·1 (0·1 to 0·2)	0·1 (0 to 0·1)	0 (0 to 0)	0 (0 to 0)	0 (0 to 0)	0 (0 to 0)	31·7
Down syndrome	18·6 (6·2 to 40·6)	7·8 (2·5 to 18·4)	37·3 (10·5 to 99·3)	19·2 (7·6 to 47·2)	7 (4·1 to 12·2)	8·4 (4·6 to 15·1)	5·8 (3·5 to 10·2)	4·3 (2·5 to 7·8)	5·8 (2·8 to 12·1)	4·9 (2·3 to 11·1)	3·9 (1·8 to 8·1)	2·6 (1 to 6·1)	2·1 (0·8 to 4·6)	1·1 (0·4 to 2·4)	0·5 (0·2 to 1·3)	0·2 (0·1 to 0·5)	0 (0 to 0)	0 (0 to 0)	0 (0 to 0)	0 (0 to 0)	0 (0 to 0)	0 (0 to 0)	0 (0 to 0)	130
Turner syndrome	0 (0 to 0)	0 (0 to 0)	0·1 (0 to 0·1)	0·3 (0·1 to 0·5)	0·3 (0·1 to 0·6)	0·2 (0·1 to 0·4)	0·2 (0·1 to 0·5)	0·2 (0·1 to 0·4)	0·2 (0·1 to 0·3)	0·2 (0·1 to 0·4)	0·2 (0·1 to 0·3)	0·1 (0 to 0·2)	0 (0 to 0·1)	0 (0 to 0)	0 (0 to 0)	0 (0 to 0)	0 (0 to 0)	0 (0 to 0)	0 (0 to 0)	0 (0 to 0)	0 (0 to 0)	0 (0 to 0)	0 (0 to 0)	2
Klinefelter syndrome	0 (0 to 0)	0 (0 to 0)	0 (0 to 0)	0 (0 to 0)	0 (0 to 0)	0 (0 to 0)	0 (0 to 0)	0 (0 to 0)	0 (0 to 0)	0 (0 to 0)	0 (0 to 0)	0 (0 to 0)	0 (0 to 0)	0 (0 to 0)	0 (0 to 0)	0 (0 to 0)	0 (0 to 0)	0 (0 to 0)	0 (0 to 0)	0 (0 to 0)	0 (0 to 0)	0 (0 to 0)	0 (0 to 0)	0
Other chromosomal abnormalities	38·6 (10·8 to 102)	20·2 (6·8 to 51·2)	35·1 (12·6 to 88·9)	12·2 (7·4 to 19·2)	7·2 (4·3 to 11·2)	4·9 (3·1 to 7·4)	4·3 (2·6 to 6·8)	3 (2 to 4·5)	2·6 (1·7 to 3·8)	2·1 (1·3 to 3·2)	1·5 (1 to 2·4)	0·8 (0·5 to 1·2)	0·3 (0·2 to 0·5)	0·2 (0·1 to 0·3)	0·1 (0 to 0·1)	0·1 (0 to 0·1)	0 (0 to 0·1)	0 (0 to 0)	0 (0 to 0)	0 (0 to 0)	0 (0 to 0)	0 (0 to 0)	0 (0 to 0)	133
Congenital musculoskeletal and limb anomalies	20·1 (7·9 to 43·9)	6·2 (3·2 to 11·4)	41·4 (23·1 to 69·8)	59·8 (33·5 to 99)	45 (24·2 to 74·8)	37·9 (21 to 62·6)	24·6 (12·8 to 39·9)	16 (8·7 to 26·9)	17·2 (9 to 27·7)	22·2 (12·5 to 36·2)	23·5 (13·1 to 38)	17 (9·1 to 28·5)	10·5 (5·5 to 17)	6·5 (3·3 to 10·7)	4·5 (2·4 to 7·4)	3 (1·5 to 5)	1·5 (0·8 to 2·5)	0·7 (0·4 to 1·1)	0·3 (0·2 to 0·5)	0·1 (0·1 to 0·2)	0 (0 to 0·1)	0 (0 to 0)	0 (0 to 0)	358
Urogenital congenital anomalies	24·6 (8·9 to 52·6)	3·7 (1·3 to 8·4)	5·9 (2·6 to 13·8)	6·6 (3·7 to 11·3)	4·8 (2·7 to 8)	3·1 (1·8 to 5)	2 (1·2 to 3·4)	1·5 (0·9 to 2·3)	1·5 (0·9 to 2·3)	1·7 (1 to 2·9)	1·4 (0·8 to 2·3)	1 (0·6 to 1·9)	0·5 (0·3 to 1·1)	0·3 (0·1 to 0·6)	0·3 (0·1 to 0·8)	0·1 (0·1 to 0·3)	0·1 (0 to 0·3)	0 (0 to 0)	0 (0 to 0)	0 (0 to 0)	0 (0 to 0)	0 (0 to 0)	0 (0 to 0)	59
Digestive congenital anomalies	143 (50·5 to 301)	40·5 (14·3 to 90·8)	138 (39·4 to 342)	36 (10·9 to 86·1)	7·1 (2·4 to 16·6)	4·6 (1·5 to 10·8)	1·3 (0·4 to 3·1)	0·7 (0·2 to 1·9)	0·3 (0·1 to 0·8)	1 (0·3 to 3)	0·4 (0·1 to 1)	0·3 (0·1 to 0·7)	0·2 (0·1 to 0·4)	0·4 (0·1 to 0·9)	0·1 (0 to 0·3)	0·2 (0·1 to 0·6)	0·1 (0 to 0·3)	0 (0 to 0)	0 (0 to 0)	0 (0 to 0)	0 (0 to 0)	0 (0 to 0)	0 (0 to 0)	375
Other congenital birth defects	472 (194 to 919)	94 (34·6 to 192)	216 (68·4 to 542)	96·8 (42·8 to 222)	56 (29 to 121)	38·1 (20·1 to 76)	24·5 (12·3 to 45·8)	18·8 (9·1 to 34·8)	20·3 (9·5 to 38·5)	25·5 (12 to 47·7)	25·4 (12·4 to 47·4)	17·8 (8·3 to 34·2)	11·3 (5·5 to 22·1)	7 (3·3 to 13·4)	4·9 (2·3 to 9·5)	3·5 (1·6 to 6·8)	2·2 (1 to 4·5)	1·1 (0·4 to 2·3)	0·6 (0·3 to 1·3)	0·3 (0·1 to 0·6)	0·1 (0 to 0·3)	0 (0 to 0·1)	0 (0 to 0)	1,140
Urinary diseases and male infertility	0 (0 to 0·1)	0·3 (0·1 to 0·8)	2·8 (1 to 6·7)	6·5 (3·3 to 12·7)	6·8 (3·9 to 11·4)	9·7 (5·9 to 15·5)	14·3 (7·4 to 24)	16·2 (8·9 to 28·3)	15·4 (9·6 to 23·8)	27·7 (17·2 to 44·8)	38·9 (23·2 to 62·5)	46·3 (26·6 to 78·7)	28·8 (16·4 to 48·3)	31·9 (18·3 to 55·5)	32 (18 to 54·5)	36·9 (18·3 to 65·8)	27·7 (15·3 to 45·8)	16·1 (8·9 to 27)	9·7 (5·4 to 17)	4·8 (2·4 to 11)	2·3 (1·1 to 5·2)	1·1 (0·5 to 2·3)	0·2 (0·1 to 0·4)	377
Urolithiasis	0 (0 to 0)	0 (0 to 0)	0 (0 to 0)	0·2 (0·1 to 0·3)	0·5 (0·2 to 1·1)	0·7 (0·3 to 1·4)	0·8 (0·4 to 1·8)	1·4 (0·6 to 2·8)	2·5 (1·3 to 4·1)	5·5 (2·3 to 10·1)	7 (2·2 to 15·1)	7·2 (1·8 to 15·4)	6·4 (1·9 to 14·1)	3·3 (1·1 to 6·9)	4·2 (1·2 to 10·5)	4·7 (1 to 12·7)	3·7 (0·8 to 10·2)	1·5 (0·4 to 4·1)	0·7 (0·2 to 1·8)	0·3 (0·1 to 0·8)	0·1 (0 to 0·3)	0 (0 to 0·1)	0 (0 to 0)	50·7
Benign prostatic hyperplasia	0 (0 to 0)	0 (0 to 0)	0 (0 to 0)	0 (0 to 0)	0 (0 to 0)	0 (0 to 0)	0 (0 to 0)	0 (0 to 0)	0 (0 to 0)	0 (0 to 0)	0 (0 to 0)	0 (0 to 0)	0 (0 to 0)	0 (0 to 0)	0 (0 to 0)	0 (0 to 0)	0 (0 to 0)	0 (0 to 0)	0 (0 to 0)	0 (0 to 0)	0 (0 to 0)	0 (0 to 0)	0 (0 to 0)	0
Male infertility	--	--	--	--	--	--	--	--	--	--	--	--	--	--	--	--	--	--	--	--	--	--	--	NA
Other urinary diseases	0 (0 to 0)	0·2 (0 to 0·4)	0·7 (0·1 to 3)	0·9 (0·4 to 2·3)	1·2 (0·4 to 3·5)	1·9 (0·7 to 4·9)	1·7 (0·7 to 4·3)	1·4 (0·5 to 3·9)	1·6 (0·8 to 3·7)	4·2 (2·1 to 9·8)	4 (1·8 to 8·5)	4·1 (1·8 to 9·7)	4·6 (1·9 to 11·3)	2·1 (0·9 to 4·6)	2·2 (1 to 4·8)	4·5 (1·5 to 11·1)	1·8 (0·7 to 4·3)	1·1 (0·4 to 2·5)	0·8 (0·3 to 2)	0·4 (0·1 to 1·1)	0·2 (0·1 to 0·7)	0·1 (0 to 0·4)	0 (0 to 0·1)	39·8
Gynecological diseases	0 (0 to 0)	0 (0 to 0)	0 (0 to 0)	0 (0 to 0)	0 (0 to 0)	133 (65 to 230)	306 (177 to 494)	491 (306 to 764)	762 (505 to 1,130)	1,130 (740 to 1,670)	1,220 (821 to 1,770)	891 (601 to 1,300)	419 (283 to 594)	151 (98·1 to 221)	53·8 (31·8 to 80·6)	36·1 (22·2 to 54·8)	26·2 (15·8 to 41·4)	12·4 (7·7 to 18·4)	7·4 (4·5 to 11·6)	4·9 (2·8 to 8·3)	2 (1·2 to 3·3)	0·6 (0·4 to 0·9)	0·1 (0·1 to 0·2)	5,640
Uterine fibroids	0 (0 to 0)	0 (0 to 0)	0 (0 to 0)	0 (0 to 0)	0 (0 to 0)	1·5 (0·6 to 3·4)	6·4 (1·7 to 17·2)	8·4 (3·3 to 17·2)	23·5 (10·1 to 46·1)	28·3 (12·4 to 57·7)	40·6 (18·2 to 80·2)	31·7 (14·2 to 60·7)	17·3 (7·9 to 33·7)	10·3 (4·9 to 19·2)	4·6 (2 to 9)	2·8 (1·3 to 5·5)	2·1 (0·7 to 5·4)	0·4 (0·2 to 0·8)	0·2 (0·1 to 0·3)	0·2 (0 to 0·6)	0 (0 to 0·2)	0 (0 to 0·1)	0 (0 to 0·1)	178
Polycystic ovarian syndrome	0 (0 to 0)	0 (0 to 0)	0 (0 to 0)	0 (0 to 0)	0 (0 to 0)	10·5 (3·8 to 22·9)	34·8 (14·9 to 70·5)	45·1 (18·8 to 93·4)	51·6 (21·2 to 106)	65·4 (26·9 to 133)	65·5 (27·1 to 135)	47·5 (19·5 to 98·9)	27·6 (11·4 to 54·6)	4 (1·6 to 8·2)	0 (0 to 0)	0 (0 to 0)	0 (0 to 0)	0 (0 to 0)	0 (0 to 0)	0 (0 to 0)	0 (0 to 0)	0 (0 to 0)	0 (0 to 0)	352
Female infertility	0 (0 to 0)	0 (0 to 0)	0 (0 to 0)	0 (0 to 0)	0 (0 to 0)	0 (0 to 0)	0 (0 to 0)	16·1 (1·1 to 48·6)	46·7 (10·8 to 129)	83·8 (19·5 to 241)	90·9 (18·8 to 264)	62·7 (13·4 to 170)	2·3 (0·1 to 12·4)	0 (0 to 0)	0 (0 to 0)	0 (0 to 0)	0 (0 to 0)	0 (0 to 0)	0 (0 to 0)	0 (0 to 0)	0 (0 to 0)	0 (0 to 0)	0 (0 to 0)	302
Endometriosis	0 (0 to 0)	0 (0 to 0)	0 (0 to 0)	0 (0 to 0)	0 (0 to 0)	0 (0 to 0)	17·3 (7·3 to 32)	92·9 (43·4 to 167)	150 (76 to 259)	189 (94·4 to 343)	191 (99·4 to 327)	126 (64·7 to 209)	62·8 (34·7 to 102)	18·7 (9·9 to 31·4)	0 (0 to 0)	0 (0 to 0)	0 (0 to 0)	0 (0 to 0)	0 (0 to 0)	0 (0 to 0)	0 (0 to 0)	0 (0 to 0)	0 (0 to 0)	848
Genital prolapse	0 (0 to 0)	0 (0 to 0)	0 (0 to 0)	0 (0 to 0)	0 (0 to 0)	0·8 (0·2 to 2)	2·6 (0·4 to 9)	1·6 (0·4 to 4·9)	1 (0·2 to 4·7)	2·9 (1 to 8·3)	4·7 (1·7 to 12·1)	6·7 (2·6 to 15·3)	7·7 (3·3 to 15·8)	5·8 (2·7 to 11·3)	4 (1·8 to 7·5)	3·5 (1·7 to 6·7)	2·6 (1·3 to 5)	1·4 (0·6 to 2·6)	0·8 (0·4 to 1·5)	0·5 (0·2 to 0·8)	0·2 (0·1 to 0·3)	0·1 (0 to 0·1)	0 (0 to 0)	46·9
Premenstrual syndrome	0 (0 to 0)	0 (0 to 0)	0 (0 to 0)	0 (0 to 0)	0 (0 to 0)	118 (54·8 to 210)	224 (109 to 396)	265 (134 to 466)	307 (178 to 495)	420 (221 to 680)	487 (281 to 782)	365 (206 to 585)	151 (86·3 to 250)	32·8 (16·4 to 58·7)	0 (0 to 0)	0 (0 to 0)	0 (0 to 0)	0 (0 to 0)	0 (0 to 0)	0 (0 to 0)	0 (0 to 0)	0 (0 to 0)	0 (0 to 0)	2,370
Other gynecological diseases	0 (0 to 0)	0 (0 to 0)	0 (0 to 0)	0 (0 to 0)	0 (0 to 0)	2 (0·5 to 4·8)	20·4 (7·8 to 42·6)	61·3 (34·8 to 97·9)	182 (94 to 304)	339 (194 to 542)	339 (200 to 522)	252 (144 to 396)	150 (86·7 to 232)	79·5 (40·4 to 130)	45·2 (25·7 to 69·6)	29·9 (17·2 to 47·3)	21·5 (12·6 to 34·7)	10·6 (6·5 to 16·4)	6·4 (3·7 to 10·4)	4·3 (2·3 to 7·2)	1·8 (1 to 3)	0·5 (0·3 to 0·8)	0·1 (0 to 0·2)	1,540
Hemoglobinopathies and hemolytic anemias	6·5 (3·4 to 12·9)	4·8 (2·3 to 9)	25·7 (13 to 46·5)	66·5 (32·2 to 118)	97·9 (42·6 to 183)	63·7 (25·7 to 129)	51·3 (18·3 to 121)	84·3 (33·8 to 163)	59·7 (19·1 to 131)	142 (61·7 to 262)	341 (175 to 605)	86·2 (39·6 to 150)	48·2 (21·5 to 85·8)	31·8 (14·4 to 55·7)	25·7 (12·3 to 44)	29·3 (15·3 to 49·6)	21·7 (11·1 to 35)	15·7 (9·3 to 24·4)	8·8 (4·9 to 14·2)	5·6 (3·6 to 8·6)	2·3 (1·4 to 3·3)	0·7 (0·5 to 1·1)	0·1 (0·1 to 0·2)	1,220
Thalassemias	6·3 (3·3 to 12·5)	3·7 (1·6 to 7·7)	16·6 (6·8 to 36·4)	37·4 (17·4 to 69·5)	27·3 (13·7 to 48·2)	15·5 (8·2 to 25·6)	11·3 (6·2 to 18·7)	7·9 (4·1 to 13·7)	6·6 (2·9 to 12·9)	7 (3·4 to 13·3)	5·7 (2·6 to 11·1)	5·6 (2·5 to 10·9)	3·3 (1·4 to 6·2)	1·6 (0·7 to 3)	0·6 (0·2 to 1·2)	0·1 (0 to 0·3)	0 (0 to 0)	0 (0 to 0)	0 (0 to 0)	0 (0 to 0)	0 (0 to 0)	0 (0 to 0)	0 (0 to 0)	157
Thalassemias trait	0 (0 to 0·1)	0·7 (0·2 to 1·4)	6·9 (1·5 to 15·6)	22·9 (5·6 to 54·3)	54·8 (15·8 to 122)	37·1 (7·4 to 83)	23·4 (3·5 to 67·2)	64 (20·8 to 130)	39·7 (6·4 to 98·3)	102 (40·1 to 193)	251 (50·9 to 503)	31·1 (12·4 to 59·9)	24·4 (8·5 to 48·1)	15·8 (5 to 29·7)	11·9 (3·9 to 22·9)	10·2 (4·2 to 19·1)	7·4 (3·2 to 13)	4·7 (2·3 to 8·1)	2·8 (1·3 to 4·8)	1·4 (0·7 to 2·3)	0·6 (0·3 to 0·9)	0·2 (0·1 to 0·3)	0 (0 to 0)	713
Sickle cell disorders	0 (0 to 0·1)	0 (0 to 0)	0·1 (0 to 0·1)	0·1 (0 to 0·3)	0·1 (0 to 0·2)	0 (0 to 0·1)	0 (0 to 0·1)	0 (0 to 0·1)	0 (0 to 0)	0 (0 to 0)	0 (0 to 0)	0 (0 to 0)	0 (0 to 0)	0 (0 to 0)	0 (0 to 0)	0 (0 to 0)	0 (0 to 0)	0 (0 to 0)	0 (0 to 0)	0 (0 to 0)	0 (0 to 0)	0 (0 to 0)	0 (0 to 0)	0·4
Sickle cell trait	0 (0 to 0)	0 (0 to 0·1)	0·2 (0 to 0·5)	0·6 (0 to 1·7)	1·4 (0·2 to 3·6)	1 (0 to 2·7)	2 (0·2 to 5·7)	2·9 (0·6 to 7·2)	4 (0·6 to 9·4)	10·1 (3·3 to 19·6)	16·4 (7·9 to 29·4)	5·6 (1·4 to 11·5)	0·3 (0 to 0·9)	0·4 (0·1 to 1)	0·3 (0 to 0·7)	0·3 (0·1 to 0·5)	0·2 (0 to 0·4)	0·1 (0 to 0·3)	0·1 (0 to 0·2)	0 (0 to 0·1)	0 (0 to 0)	0 (0 to 0)	0 (0 to 0)	45·9
G6PD deficiency	0 (0 to 0·1)	0 (0 to 0·1)	0·1 (0 to 0·2)	0·3 (0·1 to 0·7)	0·7 (0·3 to 1·5)	1·1 (0·5 to 2·2)	4·8 (1·7 to 11·1)	3 (1·3 to 5·8)	4·1 (1·7 to 7·9)	6·2 (2·9 to 11·1)	20 (4·3 to 75·6)	12·1 (5·9 to 20·8)	4 (1·9 to 7·5)	2·7 (1·2 to 5)	2·2 (1 to 4)	1·6 (0·7 to 3)	0·8 (0·3 to 1·5)	0·4 (0·2 to 0·7)	0·2 (0·1 to 0·3)	0·1 (0 to 0·1)	0 (0 to 0)	0 (0 to 0)	0 (0 to 0)	64·6
G6PD trait	0 (0 to 0)	0 (0 to 0)	0 (0 to 0)	0 (0 to 0)	0 (0 to 0)	0 (0 to 0)	1 (0·2 to 2·2)	0 (0 to 0·1)	0 (0 to 0)	0 (0 to 0·1)	2·5 (0 to 8·2)	2·6 (1 to 4·7)	0·3 (0 to 0·9)	0 (0 to 0)	0 (0 to 0)	0 (0 to 0)	0 (0 to 0)	0 (0 to 0)	0 (0 to 0)	0 (0 to 0)	0 (0 to 0)	0 (0 to 0)	0 (0 to 0)	6·5
Other hemoglobinopathies and hemolytic anemias	0·1 (0·1 to 0·3)	0·3 (0·1 to 0·6)	1·8 (0·3 to 5)	5·2 (1·1 to 14·2)	13·6 (2·6 to 34·5)	9 (1·9 to 23·3)	8·8 (1·7 to 26)	6·4 (1·2 to 21·4)	5·2 (1·6 to 14)	17·4 (3·9 to 43·4)	44·9 (18·8 to 92·5)	29·3 (11·1 to 57·3)	15·8 (6·5 to 30·9)	11·3 (4·9 to 21·7)	10·7 (5·5 to 18·2)	17·1 (8·9 to 29·5)	13·3 (6·7 to 22)	10·4 (6·1 to 16·5)	5·8 (3·2 to 9·5)	4 (2·5 to 6·4)	1·7 (1 to 2·4)	0·5 (0·3 to 0·8)	0·1 (0·1 to 0·1)	233
Endocrine, metabolic, blood, and immune disorders	11·6 (2·6 to 25·4)	3·6 (1·7 to 6·8)	24·6 (9·9 to 59·4)	27 (14·5 to 45·1)	31·1 (14·3 to 58·5)	35·5 (18·7 to 61·4)	45·9 (21·5 to 80·7)	41·3 (23·9 to 71·2)	70·8 (39·8 to 117)	187 (110 to 307)	321 (189 to 494)	267 (154 to 415)	162 (93·6 to 251)	112 (67·7 to 173)	81·1 (48·3 to 129)	54·2 (32·7 to 85·4)	30·9 (19·4 to 50·8)	18·7 (12·4 to 27·1)	9·9 (6·7 to 14·4)	4·8 (3·2 to 7)	2·1 (1·4 to 3·2)	0·7 (0·5 to 1·1)	0·1 (0·1 to 0·2)	1,540
Oral disorders	0 (0 to 0)	0 (0 to 0)	0 (0 to 0)	44·3 (25 to 73·4)	58·1 (31·5 to 100)	57·1 (31 to 97·2)	59·9 (32·6 to 103)	83·5 (47 to 142)	148 (78 to 268)	268 (137 to 488)	349 (173 to 631)	315 (160 to 566)	230 (123 to 395)	170 (94·6 to 288)	142 (81·7 to 227)	122 (73·2 to 194)	94·1 (57·2 to 147)	64·1 (39·7 to 97·8)	40·6 (25·2 to 60·7)	21·3 (13·4 to 31·1)	8·6 (5·4 to 12·5)	2·7 (1·7 to 4)	0·5 (0·3 to 0·7)	2,280
Caries of deciduous teeth	0 (0 to 0)	0 (0 to 0)	0 (0 to 0)	13·9 (5·3 to 27·2)	15·1 (6·3 to 32·8)	0·8 (0·1 to 2·1)	0 (0 to 0)	0 (0 to 0)	0 (0 to 0)	0 (0 to 0)	0 (0 to 0)	0 (0 to 0)	0 (0 to 0)	0 (0 to 0)	0 (0 to 0)	0 (0 to 0)	0 (0 to 0)	0 (0 to 0)	0 (0 to 0)	0 (0 to 0)	0 (0 to 0)	0 (0 to 0)	0 (0 to 0)	29·8
Caries of permanent teeth	0 (0 to 0)	0 (0 to 0)	0 (0 to 0)	0 (0 to 0)	12·2 (4·3 to 27·1)	25·9 (10·7 to 56·5)	21·1 (8·6 to 43·4)	21·2 (9·2 to 43·1)	24·3 (9·6 to 49·8)	29·3 (11·9 to 62·3)	30·1 (12·5 to 60·6)	21·2 (8·7 to 43·9)	12·2 (5·1 to 25·6)	7·4 (3 to 15·5)	5·2 (2 to 12)	3·8 (1·4 to 8·5)	2·5 (1 to 5·2)	1·5 (0·6 to 3·1)	0·8 (0·3 to 1·6)	0·4 (0·2 to 0·7)	0·1 (0 to 0·3)	0 (0 to 0·1)	0 (0 to 0)	219
Periodontal diseases	0 (0 to 0)	0 (0 to 0)	0 (0 to 0)	0 (0 to 0)	0 (0 to 0)	0 (0 to 0)	4·3 (1·2 to 11·2)	16·1 (4·7 to 40·8)	51 (15 to 129)	121 (39·1 to 282)	177 (62 to 408)	165 (58·8 to 359)	115 (44·5 to 243)	75·4 (29·4 to 164)	52 (20·5 to 109)	35 (13·9 to 70·8)	20·5 (8 to 41·6)	10·8 (4·3 to 22)	5·6 (2·2 to 11·3)	2·5 (1 to 5·1)	0·9 (0·3 to 2)	0·3 (0·1 to 0·6)	0 (0 to 0·1)	852
Other oral disorders	0 (0 to 0)	0 (0 to 0)	0 (0 to 0)	30·4 (17·7 to 47·6)	30·9 (17·8 to 47·6)	30·5 (17·4 to 47·8)	34·6 (20·5 to 53·8)	39·1 (23·5 to 61·7)	52 (30·7 to 79·7)	72·1 (42·6 to 111)	75·4 (44 to 115)	58 (34·8 to 90·4)	37·2 (22·4 to 56·1)	23·5 (13·9 to 35·3)	16·2 (9·7 to 24·2)	11·4 (6·9 to 16·8)	7·3 (4·5 to 10·9)	3·8 (2·3 to 5·8)	1·8 (1·1 to 2·6)	0·7 (0·4 to 1)	0·2 (0·1 to 0·3)	0·1 (0 to 0·1)	0 (0 to 0)	525
Sudden infant death syndrome	--	56·9 (26·4 to 120)	264 (54 to 665)	--	--	--	--	--	--	--	--	--	--	--	--	--	--	--	--	--	--	--	--	NA
Injuries	59·5 (25·1 to 117)	31·8 (13·3 to 88)	287 (146 to 511)	507 (292 to 749)	486 (348 to 652)	503 (396 to 631)	638 (488 to 815)	566 (431 to 769)	614 (466 to 821)	808 (636 to 1,050)	945 (748 to 1,240)	791 (613 to 1,010)	571 (445 to 732)	374 (294 to 472)	282 (221 to 355)	257 (199 to 323)	209 (162 to 263)	181 (131 to 232)	133 (93·1 to 175)	91·2 (63·1 to 121)	47·7 (31·8 to 64·7)	18·6 (12·3 to 25·9)	3·5 (2·3 to 5)	8,400
Transport injuries	0·4 (0·1 to 0·9)	1·3 (0·6 to 2·7)	12·2 (5·2 to 25·3)	72·2 (34·7 to 127)	134 (75·3 to 216)	159 (107 to 232)	271 (169 to 406)	245 (158 to 382)	259 (171 to 405)	302 (211 to 448)	349 (249 to 512)	302 (219 to 418)	220 (158 to 313)	148 (107 to 205)	98·9 (72·8 to 137)	73·4 (54·5 to 97·3)	55·7 (42·3 to 74·8)	40·1 (29·5 to 53)	20·6 (15·7 to 26·8)	10·4 (8·1 to 13·2)	4·3 (3·3 to 5·7)	1·2 (1 to 1·6)	0·2 (0·2 to 0·3)	2,780
Road injuries	0·3 (0·1 to 0·7)	1·2 (0·5 to 2·5)	10·9 (4·4 to 22·7)	65 (30·3 to 115)	122 (65·3 to 197)	146 (97·2 to 216)	253 (157 to 382)	229 (145 to 357)	242 (159 to 384)	281 (195 to 422)	327 (232 to 485)	283 (204 to 398)	208 (149 to 295)	140 (101 to 195)	93·7 (68·9 to 130)	69·8 (51·6 to 92·8)	53 (40·1 to 71·4)	38·4 (28·4 to 50·9)	19·7 (15 to 25·2)	9·9 (7·6 to 12·6)	4·1 (3·1 to 5·3)	1·2 (0·9 to 1·5)	0·2 (0·1 to 0·2)	2,600
Pedestrian road injuries	0·1 (0 to 0·3)	0·3 (0·1 to 0·7)	4 (1·3 to 9·5)	25·7 (10·5 to 49·2)	52·3 (23·7 to 97·1)	59·6 (33·2 to 97)	73·5 (32·9 to 145)	64·6 (29·7 to 125)	63·9 (32·1 to 124)	80·5 (42·2 to 145)	99·5 (53·9 to 180)	77·1 (41·9 to 140)	64·9 (35·5 to 111)	50·1 (27·7 to 83·4)	32·2 (19 to 52·9)	29·1 (17·9 to 47·1)	22·8 (14·7 to 34·3)	18·3 (11·4 to 27·1)	9·7 (6·6 to 13·9)	5 (3·4 to 6·9)	2 (1·4 to 2·9)	0·5 (0·4 to 0·7)	0·1 (0·1 to 0·1)	836
Cyclist road injuries	0 (0 to 0)	0 (0 to 0)	0 (0 to 0)	3·5 (1·1 to 8·9)	6·1 (2·5 to 11·9)	8 (4 to 15·1)	9·5 (5 to 16·4)	10 (5·8 to 15·9)	12·7 (8·1 to 20·2)	20·4 (13·3 to 30·8)	24·1 (16 to 36·8)	21·7 (14·5 to 32·3)	16 (10·9 to 23·2)	11·2 (7·7 to 16·2)	8·1 (5·9 to 11·3)	6·2 (4·5 to 8·6)	4·8 (3·3 to 6·7)	3 (2·2 to 4·2)	1·4 (1 to 1·9)	0·7 (0·5 to 1)	0·3 (0·2 to 0·4)	0·1 (0 to 0·1)	0 (0 to 0)	168
Motorcyclist road injuries	0·1 (0 to 0·2)	0·1 (0 to 0·3)	2·5 (0·7 to 6·3)	11·9 (3·9 to 26·2)	22·2 (8·7 to 46·6)	32·3 (14·5 to 60·4)	71·8 (31·7 to 134)	68·5 (35·2 to 121)	72·1 (42 to 119)	84·5 (56·1 to 127)	96·4 (64·6 to 146)	85 (56·9 to 122)	62·3 (42·2 to 91·6)	40 (27·4 to 57·1)	29·2 (20·7 to 40·9)	19 (13·6 to 25·4)	13·4 (9·7 to 17·6)	8·3 (6 to 10·9)	4·6 (3·3 to 6)	2·2 (1·6 to 3)	0·9 (0·6 to 1·2)	0·3 (0·2 to 0·4)	0 (0 to 0·1)	728
Motor vehicle road injuries	0·1 (0 to 0·3)	0·8 (0·3 to 1·7)	4·1 (1·3 to 9·6)	22·7 (8·5 to 49·7)	39·1 (15·8 to 82·3)	44·6 (23·1 to 78·3)	94·2 (46·1 to 168)	82·1 (39·6 to 150)	89·4 (47·3 to 161)	90·9 (51·2 to 155)	102 (57·3 to 179)	94·4 (56 to 159)	61·1 (35·7 to 102)	36·3 (21·2 to 59·9)	22·7 (14·1 to 36·8)	14·9 (9·6 to 22·9)	11·6 (7·4 to 17·9)	8·5 (5·3 to 13·3)	3·6 (2·4 to 5·5)	1·8 (1·2 to 2·6)	0·8 (0·5 to 1·2)	0·3 (0·2 to 0·4)	0 (0 to 0·1)	826
Other road injuries	0 (0 to 0)	0 (0 to 0)	0·3 (0 to 0·8)	1·1 (0·4 to 2·7)	1·9 (0·6 to 4·8)	1·8 (0·9 to 3·5)	4·1 (1·7 to 8·6)	4 (1·8 to 8·3)	3·7 (1·8 to 7·4)	5·1 (2·6 to 9·9)	5·6 (2·9 to 10·7)	4·8 (2·6 to 8·8)	3·4 (1·8 to 6·4)	2·3 (1·2 to 4·4)	1·4 (0·8 to 2·6)	0·5 (0·4 to 0·7)	0·4 (0·3 to 0·5)	0·2 (0·2 to 0·3)	0·3 (0·2 to 0·5)	0·2 (0·1 to 0·3)	0·1 (0 to 0·1)	0 (0 to 0)	0 (0 to 0)	41·4
Other transport injuries	0 (0 to 0·1)	0·1 (0 to 0·2)	1·3 (0·6 to 2·9)	7·2 (3·7 to 14·3)	12·2 (7·1 to 22·1)	12·9 (8 to 21·1)	17·7 (9·7 to 33·5)	16 (9·2 to 28·6)	17·4 (10·5 to 31·4)	21 (13·1 to 34·8)	21·9 (13·8 to 35·6)	19 (11·9 to 30·8)	12·3 (7·9 to 19·4)	8·3 (5·2 to 13·2)	5·2 (3·4 to 8·3)	3·6 (2·4 to 5·4)	2·8 (1·8 to 4·5)	1·7 (1·1 to 2·7)	0·9 (0·6 to 1·5)	0·5 (0·3 to 0·8)	0·2 (0·2 to 0·4)	0·1 (0 to 0·1)	0 (0 to 0)	182
Unintentional injuries	48·2 (16 to 104)	30 (11·8 to 85)	272 (138 to 489)	425 (239 to 658)	327 (236 to 451)	272 (204 to 352)	229 (177 to 290)	207 (160 to 267)	255 (196 to 329)	382 (294 to 505)	455 (347 to 594)	380 (291 to 499)	275 (212 to 355)	182 (139 to 235)	158 (122 to 204)	166 (124 to 216)	140 (106 to 183)	131 (87·4 to 178)	108 (69·7 to 147)	77·6 (50·7 to 107)	42 (26·5 to 58·7)	16·9 (10·9 to 24·1)	3·2 (2·1 to 4·7)	4,580
Falls	27·7 (3·5 to 77)	8·1 (0·9 to 21·5)	53·4 (19·2 to 119)	60·4 (26·3 to 117)	67·2 (44·2 to 96·4)	79·8 (53·9 to 113)	74·3 (53·3 to 101)	65·3 (47·6 to 87·6)	100 (74·1 to 135)	162 (120 to 216)	206 (152 to 278)	174 (129 to 233)	128 (95 to 167)	87·2 (64·8 to 114)	84·4 (62·5 to 111)	102 (73·4 to 151)	96·2 (68 to 131)	102 (59·4 to 145)	88·7 (51·5 to 126)	65·8 (39·6 to 95·1)	36·9 (21·7 to 53·4)	15·4 (9·4 to 22·3)	3 (1·8 to 4·4)	1,890
Drowning	0·7 (0·3 to 1·2)	0·3 (0·1 to 0·5)	33·5 (12·1 to 72·2)	226 (97·7 to 417)	123 (63·8 to 220)	74·3 (40·2 to 125)	28 (16 to 44·6)	19 (9·8 to 33·4)	7·8 (4·2 to 13·8)	5·9 (3·6 to 9·6)	15·6 (8·5 to 28·8)	11·6 (6·6 to 20)	8·9 (5 to 15·2)	5·8 (3·3 to 9·5)	7 (3·7 to 12·3)	4·2 (2·3 to 7·1)	4·6 (2·8 to 7·3)	3·1 (1·8 to 4·8)	3 (1·7 to 4·6)	3 (1·8 to 4·9)	1·2 (0·7 to 1·8)	0·2 (0·1 to 0·4)	0 (0 to 0)	587
Fire, heat, and hot substances	1·5 (0·2 to 4·3)	2·2 (0·2 to 7·3)	5 (2·3 to 10·7)	30·2 (11·4 to 76·7)	30·6 (12·2 to 65·5)	28·5 (14·8 to 53·8)	34·6 (21·7 to 56·9)	33·5 (21·9 to 53·8)	42·2 (26·6 to 64·5)	64·9 (41·8 to 104)	63·1 (41·5 to 94·2)	47·3 (30·1 to 71·7)	33 (21·7 to 49·4)	19·8 (12·7 to 29·6)	13·4 (8·2 to 20·4)	11 (7·1 to 16·3)	9·3 (5·3 to 15·4)	5·8 (3·3 to 9·5)	3·7 (2·1 to 6·1)	2 (1·2 to 3·2)	0·7 (0·5 to 1)	0·2 (0·2 to 0·3)	0 (0 to 0·1)	483
Poisonings	0·2 (0·1 to 0·4)	0·1 (0 to 0·2)	0·2 (0·1 to 0·6)	1·2 (0·7 to 2·4)	2·2 (0·9 to 4·6)	4·3 (2·1 to 7·6)	12·8 (6·2 to 24·4)	8·7 (4·9 to 15·2)	8·1 (4·4 to 14·2)	5·5 (3·1 to 8·7)	9·4 (5·5 to 15·8)	11·3 (6·1 to 20·4)	9·4 (4·6 to 17·6)	3·9 (2 to 6·9)	1·3 (0·7 to 2)	0·8 (0·5 to 1·3)	0·6 (0·4 to 1)	0·8 (0·5 to 1·4)	0·2 (0·1 to 0·3)	0·1 (0·1 to 0·2)	0 (0 to 0·1)	0 (0 to 0)	0 (0 to 0)	80·9
Poisoning by carbon monoxide	0·1 (0 to 0·2)	0 (0 to 0)	0 (0 to 0·1)	0·2 (0·1 to 0·3)	0·6 (0·2 to 1·3)	1 (0·4 to 1·9)	3·7 (1·2 to 9·3)	1·7 (0·8 to 3·6)	1·4 (0·7 to 2·8)	1·2 (0·6 to 2·1)	1·6 (0·8 to 2·8)	1·9 (0·9 to 4)	1·4 (0·6 to 3·3)	0·6 (0·3 to 1·1)	0·3 (0·1 to 0·4)	0·2 (0·1 to 0·3)	0·1 (0·1 to 0·2)	0·1 (0·1 to 0·3)	0 (0 to 0·1)	0 (0 to 0)	0 (0 to 0)	0 (0 to 0)	0 (0 to 0)	16·1
Poisoning by other means	0·1 (0 to 0·3)	0·1 (0 to 0·1)	0·2 (0·1 to 0·5)	1 (0·5 to 2)	1·6 (0·6 to 3·5)	3·3 (1·6 to 6)	9·1 (4·2 to 17·6)	7 (3·7 to 12·7)	6·7 (3·5 to 12)	4·3 (2·4 to 6·8)	7·8 (4·3 to 14·1)	9·3 (4·9 to 17)	8 (3·8 to 15·6)	3·3 (1·6 to 6)	1 (0·6 to 1·6)	0·7 (0·4 to 1·1)	0·5 (0·3 to 0·8)	0·7 (0·4 to 1·2)	0·2 (0·1 to 0·3)	0·1 (0 to 0·1)	0 (0 to 0·1)	0 (0 to 0)	0 (0 to 0)	64·8
Exposure to mechanical forces	2 (0·1 to 15·3)	7·2 (0·1 to 51·7)	20·5 (1·7 to 107)	28·2 (11·3 to 64·2)	28·8 (16·4 to 45·7)	19·6 (12·7 to 30·1)	19·7 (12·9 to 29·5)	21·6 (14·3 to 32)	28·8 (19·1 to 41·9)	44·2 (29·7 to 65·6)	51·2 (34·7 to 76·5)	43·8 (29·6 to 64)	31·3 (21·7 to 45·6)	22·1 (15 to 32·2)	17·5 (12 to 25·2)	13·9 (9·6 to 20·3)	9·4 (6·5 to 13·6)	5·8 (4 to 8·3)	3·4 (2·4 to 4·8)	1·7 (1·2 to 2·5)	0·7 (0·5 to 1)	0·2 (0·2 to 0·3)	0 (0 to 0·1)	422
Unintentional firearm injuries	0·2 (0 to 2)	1 (0 to 6·2)	1·5 (0·1 to 11·1)	1·6 (0·5 to 5·6)	2 (0·9 to 5·2)	1·9 (1·1 to 3·1)	1·9 (1·2 to 3·3)	1·9 (1·2 to 2·9)	2·6 (1·7 to 4)	4 (2·7 to 5·9)	4·9 (3·3 to 7·1)	4·3 (2·9 to 6·3)	3·1 (2·1 to 4·6)	2·2 (1·5 to 3·3)	1·7 (1·1 to 2·5)	1·3 (0·9 to 1·9)	0·8 (0·6 to 1·2)	0·5 (0·3 to 0·7)	0·3 (0·2 to 0·4)	0·1 (0·1 to 0·2)	0·1 (0 to 0·1)	0 (0 to 0)	0 (0 to 0)	37·9
Other exposure to mechanical forces	1·8 (0·1 to 13·4)	6·2 (0·1 to 44)	19 (1·6 to 97·3)	26·6 (10·1 to 60)	26·8 (14·9 to 42·9)	17·7 (11·4 to 27·7)	17·8 (11·5 to 27)	19·8 (13·1 to 29·2)	26·2 (17·3 to 38·5)	40·2 (26·7 to 59·9)	46·4 (31·4 to 68·9)	39·5 (26·6 to 57)	28·2 (19·3 to 41)	19·8 (13·5 to 29·1)	15·8 (10·8 to 22·8)	12·7 (8·6 to 18·4)	8·6 (5·9 to 12·4)	5·3 (3·7 to 7·6)	3·1 (2·2 to 4·4)	1·6 (1·1 to 2·3)	0·6 (0·5 to 0·9)	0·2 (0·2 to 0·3)	0 (0 to 0·1)	384
Adverse effects of medical treatment	2·5 (0·8 to 4·9)	1·6 (0·5 to 3·5)	10·8 (2·7 to 24·5)	11·6 (4·5 to 24)	6·7 (2·5 to 12·3)	6·7 (2·2 to 12·1)	6·3 (1·6 to 11·6)	7·3 (1·8 to 14·4)	7·3 (1·6 to 16·3)	12·9 (2·6 to 29·6)	13·1 (2·8 to 29·3)	12·7 (2·5 to 30·2)	10·9 (2·2 to 25·6)	6·8 (1·4 to 16·4)	6·5 (1·3 to 15·5)	6·2 (1·3 to 14·1)	4·8 (1·1 to 10·4)	3·4 (0·8 to 6·7)	2·4 (0·6 to 4·6)	1·4 (0·3 to 2·6)	0·7 (0·2 to 1·2)	0·2 (0·1 to 0·4)	0 (0 to 0·1)	143
Animal contact	0 (0 to 0·1)	0 (0 to 0·1)	0·5 (0·2 to 2·2)	2·8 (1·6 to 7·6)	4·7 (2·4 to 9·5)	5·9 (3·1 to 10·1)	5·6 (3·2 to 8·9)	5·9 (3·5 to 9·2)	7·5 (4·6 to 11·3)	10·6 (6·6 to 16·1)	12 (7·3 to 18·8)	9·4 (5·7 to 14·7)	6·2 (3·7 to 9·7)	4·2 (2·6 to 6·7)	3·1 (1·9 to 5)	2·3 (1·4 to 3·8)	1·5 (0·9 to 2·4)	0·9 (0·6 to 1·6)	0·5 (0·3 to 0·9)	0·3 (0·2 to 0·4)	0·1 (0·1 to 0·2)	0 (0 to 0·1)	0 (0 to 0)	84
Venomous animal contact	0 (0 to 0)	0 (0 to 0)	0·1 (0 to 0·2)	1·2 (0·6 to 2·6)	2·2 (0·7 to 4·3)	2·9 (1·1 to 5·5)	2·7 (1·3 to 5)	2·8 (1·3 to 4·8)	3·3 (1·7 to 5·8)	4·5 (2·3 to 7·7)	4·8 (2·5 to 8·3)	3·5 (1·7 to 5·9)	2·1 (1·1 to 3·6)	1·4 (0·7 to 2·4)	1 (0·5 to 1·8)	0·8 (0·4 to 1·4)	0·5 (0·2 to 0·8)	0·3 (0·1 to 0·5)	0·2 (0·1 to 0·4)	0·1 (0 to 0·2)	0 (0 to 0)	0 (0 to 0)	0 (0 to 0)	34·3
Non-venomous animal contact	0 (0 to 0·1)	0 (0 to 0·1)	0·4 (0·1 to 2·1)	1·6 (0·8 to 4·8)	2·5 (1·2 to 6)	3 (1·6 to 5·3)	2·9 (1·6 to 4·7)	3·2 (1·8 to 5·2)	4·2 (2·5 to 6·9)	6·1 (3·5 to 10·4)	7·2 (4·1 to 12·1)	5·9 (3·4 to 10·1)	4·1 (2·3 to 6·7)	2·8 (1·6 to 4·8)	2 (1·2 to 3·5)	1·5 (0·9 to 2·5)	1 (0·6 to 1·7)	0·6 (0·4 to 1·1)	0·4 (0·2 to 0·6)	0·2 (0·1 to 0·3)	0·1 (0 to 0·1)	0 (0 to 0)	0 (0 to 0)	49·7
Foreign body	13·4 (5·6 to 27·6)	10·2 (4·8 to 18·9)	144 (56·2 to 310)	46·5 (22·5 to 82·7)	21·7 (13·5 to 32·1)	10·2 (7·2 to 13·8)	8 (5·7 to 11·2)	8·4 (5·9 to 11·7)	11 (7·9 to 15)	16·3 (11·7 to 22·1)	18·7 (13·6 to 24·7)	17·4 (12·8 to 23·3)	11·9 (8·9 to 15·8)	8·4 (6·3 to 10·9)	6·8 (5·1 to 8·9)	5·8 (4·3 to 7·4)	4·7 (3·6 to 6)	3·6 (2·7 to 4·7)	2·7 (1·9 to 3·7)	1·4 (1·1 to 2)	0·8 (0·5 to 1·1)	0·3 (0·2 to 0·5)	0·1 (0 to 0·1)	373
Pulmonary aspiration and foreign body in airway	13·3 (5·5 to 27·3)	10·1 (4·8 to 18·8)	142 (55·1 to 302)	42·1 (19·2 to 77·2)	15·4 (8·2 to 25·4)	3·5 (2 to 5·7)	1·8 (1 to 2·9)	1·6 (1 to 2·7)	1·9 (1·1 to 3·4)	2·6 (1·5 to 4·6)	2·7 (1·6 to 4·6)	3·8 (2·2 to 6·3)	2·4 (1·4 to 4)	1·7 (1 to 2·8)	1·7 (1 to 2·8)	1·8 (1·1 to 2·8)	1·9 (1·2 to 2·8)	1·9 (1·1 to 2·7)	1·6 (0·9 to 2·6)	0·9 (0·5 to 1·3)	0·5 (0·3 to 0·8)	0·2 (0·1 to 0·4)	0·1 (0 to 0·1)	255
Foreign body in eyes	0 (0 to 0)	0 (0 to 0)	0·1 (0 to 0·3)	0·7 (0·2 to 1·5)	1·2 (0·4 to 2·6)	1·3 (0·5 to 2·9)	1·3 (0·5 to 2·9)	1·6 (0·6 to 3·3)	2·2 (1 to 4·3)	3·3 (1·6 to 6·1)	3·9 (1·8 to 7·1)	3·4 (1·7 to 6·2)	2·4 (1·3 to 4)	1·6 (0·9 to 2·6)	1·1 (0·7 to 1·8)	0·9 (0·5 to 1·4)	0·6 (0·4 to 0·9)	0·4 (0·3 to 0·6)	0·2 (0·2 to 0·3)	0·1 (0·1 to 0·2)	0 (0 to 0·1)	0 (0 to 0)	0 (0 to 0)	26·5
Foreign body in other body part	0·1 (0 to 0·4)	0·1 (0 to 0·1)	2·5 (0·6 to 8·1)	3·7 (2·2 to 6)	5·1 (3·1 to 7·9)	5·4 (3·4 to 8)	4·9 (3·2 to 7)	5·2 (3·4 to 7·5)	6·9 (4·7 to 9·6)	10·3 (7·2 to 14·4)	12·1 (8·7 to 16·4)	10·2 (7·3 to 14)	7·2 (5·2 to 9·6)	5 (3·6 to 6·9)	3·9 (2·8 to 5·3)	3·1 (2·2 to 4·1)	2·1 (1·5 to 2·8)	1·4 (1 to 1·8)	0·9 (0·6 to 1·1)	0·5 (0·3 to 0·6)	0·2 (0·1 to 0·3)	0·1 (0·1 to 0·1)	0 (0 to 0)	90·7
Environmental heat and cold exposure	0 (0 to 0)	0 (0 to 0)	0·4 (0·2 to 1)	2 (1·2 to 3·3)	4·5 (2·5 to 7·4)	6·2 (3·6 to 10)	6·9 (4·3 to 10·8)	7·7 (4·8 to 11·9)	10·3 (6·7 to 15·7)	15·1 (9·8 to 22·8)	16·6 (10·7 to 24·3)	13·4 (8·6 to 20·2)	8·9 (5·9 to 13·4)	5·9 (4 to 8·6)	4·3 (2·8 to 6·3)	3·3 (2·2 to 4·9)	2·3 (1·5 to 3·3)	1·4 (0·9 to 2)	0·8 (0·5 to 1·2)	0·4 (0·3 to 0·6)	0·2 (0·1 to 0·3)	0·1 (0 to 0·1)	0 (0 to 0)	111
Exposure to forces of nature	0 (0 to 0)	0·1 (0 to 0·1)	1·1 (1 to 1·2)	6·4 (5·7 to 7·1)	6·8 (6·1 to 7·6)	7·8 (6·8 to 9·1)	5·8 (5·1 to 6·7)	5 (4·4 to 5·7)	5·2 (4·5 to 6)	5 (4·3 to 5·9)	4·7 (4 to 5·5)	4·4 (3·8 to 5·2)	3·6 (3·1 to 4·3)	3·1 (2·7 to 3·7)	2·6 (2·3 to 3·1)	2·1 (1·8 to 2·5)	1·5 (1·2 to 1·8)	1·1 (0·9 to 1·3)	0·7 (0·6 to 0·9)	0·4 (0·4 to 0·5)	0·2 (0·2 to 0·2)	0 (0 to 0·1)	0 (0 to 0)	67·6
Other unintentional injuries	0·3 (0·1 to 0·6)	0·1 (0·1 to 0·2)	2·3 (1·2 to 4·2)	8·8 (5·2 to 13·5)	30·2 (18·1 to 51·5)	28·7 (17·7 to 44)	27·3 (17·1 to 45)	24·2 (16·2 to 35·5)	26·6 (18·4 to 37)	39·4 (28 to 55·3)	44·6 (31·1 to 61·7)	35·4 (25·1 to 49)	23·2 (16·1 to 31·8)	14·8 (10·4 to 20·4)	10·9 (7·8 to 14·9)	8 (5·6 to 11)	5·5 (3·9 to 7·4)	3·5 (2·5 to 4·7)	2 (1·5 to 2·8)	1·1 (0·8 to 1·5)	0·5 (0·4 to 0·6)	0·2 (0·1 to 0·2)	0 (0 to 0)	338
Self-harm and interpersonal violence	10·9 (3·9 to 23·6)	0·6 (0·2 to 1·2)	3·1 (1·3 to 6·5)	10 (5·8 to 16·6)	25·2 (17·6 to 35·6)	72·2 (49·6 to 102)	137 (95·9 to 200)	114 (78 to 173)	99·5 (69·7 to 144)	123 (90·2 to 172)	141 (102 to 199)	108 (78·1 to 150)	76·3 (55·8 to 107)	43·6 (32·2 to 59·1)	25·2 (18·5 to 34·6)	17·3 (12·9 to 23·4)	12·9 (10 to 16·7)	9·3 (7 to 12·4)	4·5 (3·3 to 5·9)	3·1 (2·2 to 4·3)	1·4 (0·9 to 2)	0·4 (0·3 to 0·6)	0 (0 to 0·1)	1,040
Self-harm	0 (0 to 0)	0 (0 to 0)	0 (0 to 0)	0 (0 to 0)	0 (0 to 0)	40 (21·6 to 66·6)	76·5 (42·3 to 131)	57·3 (30·1 to 108)	46·6 (25·5 to 81·7)	54·6 (31·3 to 94·3)	53·9 (30·2 to 96·9)	42·6 (25 to 71·9)	32·5 (17·7 to 54·1)	17·7 (10·2 to 29·1)	11·5 (6·6 to 18·5)	6·7 (4 to 11·1)	4·9 (3 to 7·5)	5·2 (3·3 to 7·9)	2·6 (1·7 to 3·9)	2·3 (1·4 to 3·5)	1·1 (0·7 to 1·8)	0·4 (0·2 to 0·5)	0 (0 to 0·1)	456
Self-harm by firearm	0 (0 to 0)	0 (0 to 0)	0 (0 to 0)	0 (0 to 0)	0 (0 to 0)	0·7 (0·3 to 1·5)	0·2 (0·1 to 0·5)	0·3 (0·1 to 0·9)	0·2 (0·1 to 0·5)	0·3 (0·1 to 0·7)	0·2 (0·1 to 0·6)	0·3 (0·1 to 0·8)	0·2 (0·1 to 0·5)	0·1 (0·1 to 0·3)	0·1 (0 to 0·2)	0·1 (0 to 0·1)	0 (0 to 0·1)	0 (0 to 0·1)	0 (0 to 0·1)	0 (0 to 0·1)	0 (0 to 0)	0 (0 to 0)	0 (0 to 0)	3
Self-harm by other specified means	0 (0 to 0)	0 (0 to 0)	0 (0 to 0)	0 (0 to 0)	0 (0 to 0)	39·3 (21·1 to 65·3)	76·3 (42·3 to 130)	57 (29·9 to 107)	46·4 (25·4 to 81·5)	54·3 (31·1 to 93·6)	53·6 (30·1 to 96·5)	42·3 (24·8 to 71·4)	32·3 (17·7 to 53·9)	17·6 (10·1 to 28·8)	11·4 (6·5 to 18·3)	6·6 (4 to 11)	4·9 (3 to 7·5)	5·2 (3·3 to 7·8)	2·6 (1·7 to 3·9)	2·3 (1·4 to 3·4)	1·1 (0·7 to 1·7)	0·3 (0·2 to 0·5)	0 (0 to 0·1)	453
Interpersonal violence	10·9 (3·9 to 23·6)	0·6 (0·2 to 1·2)	3 (1·2 to 6·3)	9·5 (5·3 to 16·1)	24·8 (17·1 to 35)	31·8 (22·9 to 43)	60·5 (41 to 85)	56·2 (38·7 to 80·6)	52·3 (36·1 to 73·5)	65·1 (45·5 to 89·9)	76·6 (53·5 to 106)	54·9 (39·5 to 75)	36·7 (26·8 to 50·3)	22 (16·6 to 29·6)	11·8 (9 to 15·4)	9·5 (7·1 to 12·7)	7·3 (5·5 to 9·7)	3·7 (2·8 to 4·9)	1·7 (1·3 to 2·1)	0·7 (0·5 to 0·8)	0·2 (0·2 to 0·3)	0·1 (0 to 0·1)	0 (0 to 0)	540
Physical violence by firearm	0·3 (0·1 to 0·9)	0 (0 to 0·1)	0·3 (0·1 to 0·7)	0·8 (0·3 to 1·8)	1 (0·4 to 2)	1·1 (0·5 to 2·5)	5·8 (2·2 to 12·8)	2·7 (1 to 6·1)	0·7 (0·4 to 1·3)	0·8 (0·5 to 1·2)	1 (0·6 to 1·7)	0·7 (0·4 to 1·2)	0·6 (0·4 to 1·1)	0·4 (0·2 to 0·7)	0·2 (0·1 to 0·3)	0·2 (0·1 to 0·3)	0·2 (0·1 to 0·3)	0·1 (0 to 0·1)	0 (0 to 0)	0 (0 to 0)	0 (0 to 0)	0 (0 to 0)	0 (0 to 0)	16·9
Physical violence by sharp object	0·8 (0·2 to 2·1)	0 (0 to 0)	0·1 (0 to 0·2)	0·7 (0·4 to 1·2)	1 (0·6 to 1·5)	1·2 (0·8 to 1·9)	1·6 (0·9 to 2·8)	5·6 (2·5 to 11·6)	7·9 (4·2 to 14·3)	9·2 (5·1 to 15·9)	14·4 (7·6 to 26)	9 (5·1 to 15·4)	6·5 (3·8 to 11·5)	5 (2·8 to 8·8)	2·4 (1·4 to 3·8)	2·8 (1·7 to 4·7)	1·6 (0·9 to 2·6)	1 (0·5 to 1·5)	0·3 (0·2 to 0·4)	0·1 (0·1 to 0·1)	0 (0 to 0)	0 (0 to 0)	0 (0 to 0)	71
Sexual violence	0 (0 to 0)	0 (0 to 0)	0 (0 to 0)	0·8 (0·5 to 1·4)	7·7 (4·7 to 12·2)	16·6 (9·6 to 26)	26·9 (15·3 to 42·6)	28·7 (16·5 to 43·8)	29·8 (16·8 to 48·5)	36·8 (21·1 to 59·2)	37·4 (20·7 to 60·8)	27·4 (16·1 to 45·4)	15·9 (9·1 to 26·4)	7·9 (4·4 to 12·9)	3·6 (2·1 to 5·9)	2 (1·2 to 3·1)	1·3 (0·8 to 1·9)	0·7 (0·4 to 1·1)	0·4 (0·2 to 0·6)	0·2 (0·1 to 0·3)	0·1 (0 to 0·1)	0 (0 to 0)	0 (0 to 0)	244
Physical violence by other means	9·8 (3·5 to 21·6)	0·5 (0·2 to 1·1)	2·6 (1 to 5·6)	7·2 (3·9 to 12·7)	15·2 (9 to 24)	12·8 (8·2 to 18·9)	26·2 (15·6 to 42·1)	19·1 (11·3 to 31)	13·9 (9·3 to 20)	18·3 (12·7 to 25·3)	23·8 (16·6 to 33·4)	17·8 (12·4 to 24·6)	13·6 (9·5 to 19·1)	8·7 (6·3 to 12·1)	5·7 (4 to 7·6)	4·5 (3·2 to 6·1)	4·3 (3·1 to 5·8)	2 (1·4 to 2·7)	1 (0·7 to 1·3)	0·4 (0·3 to 0·5)	0·1 (0·1 to 0·2)	0 (0 to 0·1)	0 (0 to 0)	208
Conflict and terrorism	0 (0 to 0)	0 (0 to 0)	0 (0 to 0)	0 (0 to 0)	0 (0 to 0)	0 (0 to 0)	0 (0 to 0·1)	0·2 (0·1 to 0·4)	0·3 (0·1 to 0·5)	2·9 (0·8 to 8·8)	10·1 (2·4 to 29·9)	10·2 (2·4 to 30·2)	7 (1·6 to 21)	3·8 (0·9 to 11)	1·8 (0·5 to 5·2)	1·1 (0·3 to 2·9)	0·6 (0·2 to 1·8)	0·3 (0·1 to 0·9)	0·2 (0 to 0·5)	0·1 (0 to 0·2)	0 (0 to 0·1)	0 (0 to 0)	0 (0 to 0)	38·8

SR Table 2b: North Kalimantan DALYS by cause and age group for females with 95% uncertainty intervals, 2019

Cause	Early Neonatal	Late Neonatal	Post Neonatal	1 to 4	5 to 9	10 to 14	15 to 19	20 to 24	25 to 29	30 to 34	35 to 39	40 to 44	45 to 49	50 to 54	55 to 59	60 to 64	65 to 69	70 to 74	75 to 79	80 to 84	85 to 89	90 to 94	95 plus	Total
All causes	5,360 (4,384-6,486)	4,196 (419[illegible])	2,666 (2,630-2,706)	2,666 (2,630-2,706)	1,784 (1,594-2,000)	1,784 (1,594-2,000)	2,666 (2,666-2,666)	3,710 (2,160-2,520)	3,710 (2,483-4,060)	3,710 (3,730-4,690)	3,710 (3,140-5,340)	4,042 (3,350-5,010)	4,042 (3,090-5,040)	4,042 (2,830-5,470)	4,042 (2,490-5,970)	4,042 (2,610-5,740)	4,042 (2,550-5,940)	4,042 (2,550-5,940)	4,042 (2,550-5,940)	4,042 (2,550-5,940)	4,042 (2,550-5,940)	4,042 (2,550-5,940)	61,660
Communicable, maternal, neonatal, and nutritional diseases	5,360 (5,320-5,400)	4,196 (3,960-4,430)	2,666 (2,630-2,700)	2,666 (2,630-2,700)	1,784 (1,770-1,800)	1,784 (1,770-1,800)	2,666 (2,660-2,670)	3,710 (3,700-3,720)	3,710 (3,690-3,730)	3,710 (3,690-3,730)	3,710 (3,690-3,730)	4,042 (4,020-4,060)	4,042 (4,020-4,060)	4,042 (4,020-4,060)	4,042 (4,020-4,060)	4,042 (4,020-4,060)	4,042 (4,020-4,060)	4,042 (4,020-4,060)	4,042 (4,020-4,060)	4,042 (4,020-4,060)	4,042 (4,020-4,060)	4,042 (4,020-4,060)	15,000
HIV/AIDS and sexually transmitted infections	242 (241-243)	62.9 (61.6-64.2)	136 (135-137)	254 (249-259)	22.1 (21.4-22.8)	12.6 (12.4-12.8)	28.3 (27.9-28.7)	52.6 (51.2-54.1)	23.2 (22.2-24.1)	117 (112-122)	172 (165-179)	45.0 (43.6-46.6)	199 (192-207)	191 (184-197)	44.4 (42.7-46.1)	27.4 (26.4-28.5)	23.9 (23.0-24.8)	19.5 (18.7-20.3)	11.4 (10.9-11.9)	9.7 (9.3-10.1)	1.5 (1.4-1.6)	0.3 (0.1-0.5)	1,760
HIV/AIDS	0 (0-0)	0 (0-0)	59.9 (57.7-62.1)	249 (244-254)	20.5 (19.9-21.1)	12.3 (12.2-12.5)	28.1 (27.8-28.5)	52.2 (51.0-53.5)	23.0 (22.2-23.8)	116 (112-120)	170 (164-176)	44.7 (43.4-46.1)	193 (187-199)	185 (179-190)	43.1 (41.6-44.6)	26.4 (25.6-27.3)	23.1 (22.3-23.9)	18.9 (18.2-19.6)	10.9 (10.5-11.3)	9.3 (9.0-9.6)	1.4 (1.3-1.5)	0.3 (0.2-0.4)	1,720
HIV/AIDS - Drug-susceptible Tuberculosis	0 (0-0)	0 (0-0)	24.6 (21.2-28.1)	109 (104-114)	9.3 (8.9-9.7)	5.7 (5.6-5.8)	13.4 (13.1-13.7)	25.4 (24.7-26.1)	11.2 (10.8-11.6)	57 (54-59)	83.2 (79.4-87.1)	22.0 (21.3-22.7)	94.2 (89.1-99.3)	91.2 (86.3-96.2)	21.3 (20.3-22.3)	13.0 (12.3-13.7)	11.4 (10.8-12.0)	9.2 (8.7-9.7)	5.4 (5.1-5.7)	4.6 (4.4-4.8)	0.7 (0.6-0.8)	0.1 (0.0-0.1)	606
HIV/AIDS - Multidrug-resistant Tuberculosis without extensive drug resistance	0 (0-0)	0 (0-0)	0.4 (0.2-0.6)	1.5 (0.7-2.3)	0.1 (0.1-0.2)	0.1 (0.1-0.1)	0.2 (0.2-0.3)	0.5 (0.3-0.6)	0.2 (0.1-0.3)	0.7 (0.4-1.0)	0.9 (0.5-1.3)	0.3 (0.2-0.4)	1 (0.6-1.7)	1 (0.6-1.7)	0.3 (0.2-0.4)	0.2 (0.1-0.3)	0.2 (0.1-0.3)	0.1 (0.0-0.2)	0.1 (0.0-0.1)	0.1 (0.0-0.1)	0.0 (0.0-0.0)	0.0 (0.0-0.0)	7.6
HIV/AIDS - Extensively drug-resistant Tuberculosis	0 (0-0)	0 (0-0)	0 (0-0.4)	0 (0-2.2)	0 (0-0.2)	0 (0-0.1)	0 (0-0.3)	0 (0-0.6)	0 (0-0.3)	0 (0-1.3)	0 (0-1.8)	0 (0-0.6)	0 (0-1.9)	0 (0-1.9)	0 (0-0.5)	0 (0-0.3)	0 (0-0.3)	0 (0-0.2)	0 (0-0.1)	0 (0-0.1)	0 (0-0.1)	0 (0-0.0)	0 (0-0.0)	1.4
HIV/AIDS resulting in other diseases	242 (241-243)	31.8 (0.13-100.1)	139 (0.33-446)	11 (0.04-37.7)	0.5 (0.03-2.7)	0.3 (0.03-1.3)	0.2 (0.02-0.8)	0.4 (0.04-1.5)	0.2 (0.02-0.7)	0.6 (0.06-2.1)	0.8 (0.08-2.8)	0.3 (0.03-1.1)	0.9 (0.09-3.2)	0.8 (0.08-2.9)	0.2 (0.02-0.8)	0.2 (0.02-0.7)	0.2 (0.02-0.6)	0.1 (0.01-0.4)	0.1 (0.01-0.3)	0.1 (0.01-0.2)	0.0 (0.0-0.1)	0.0 (0.0-0.0)	7.6
Sexually transmitted infections excluding HIV	242 (241-243)	62.9 (61.6-64.2)	79.1 (21.3-159)	4.3 (1.1-9.7)	1.6 (0.4-3.5)	0.1 (0.0-0.2)	0.1 (0.0-0.3)	0.1 (0.0-0.1)	0.1 (0.0-0.1)	0.1 (0.0-0.1)	0.1 (0.0-0.1)	0.1 (0.0-0.1)	0.1 (0.0-0.1)	0.1 (0.0-0.1)	0.1 (0.0-0.1)	0.1 (0.0-0.1)	0.1 (0.0-0.1)	0.1 (0.0-0.1)	0.1 (0.0-0.1)	0.1 (0.0-0.1)	0.1 (0.0-0.1)	0.0 (0.0-0.0)	0.0 (0.0-0.0)	430
Syphilis	242 (241-243)	62.9 (61.6-64.2)	79.1 (21.3-159)	4.3 (1.1-9.7)	1.6 (0.4-3.5)	0.1 (0.0-0.2)	0.1 (0.0-0.3)	0.1 (0.0-0.1)	0.1 (0.0-0.1)	0.1 (0.0-0.1)	0.1 (0.0-0.1)	0.1 (0.0-0.1)	0.1 (0.0-0.1)	0.1 (0.0-0.1)	0.1 (0.0-0.1)	0.1 (0.0-0.1)	0.1 (0.0-0.1)	0.1 (0.0-0.1)	0.1 (0.0-0.1)	0.1 (0.0-0.1)	0.1 (0.0-0.1)	0.0 (0.0-0.0)	0.0 (0.0-0.0)	390
Chlamydial infection	0 (0-0)	0 (0-0)	0 (0-0)	0 (0-0)	0 (0-0)	0 (0-0)	0 (0-0)	0 (0-0)	0 (0-0)	0 (0-0)	0 (0-0)	0 (0-0)	0 (0-0)	0 (0-0)	0 (0-0)	0 (0-0)	0 (0-0)	0 (0-0)	0 (0-0)	0 (0-0)	0 (0-0)	0 (0-0)	0 (0-0)	0 (0-0)	1.6
Gonococcal infection	0 (0-0)	0 (0-0)	0 (0-0)	0 (0-0)	0 (0-0)	0 (0-0)	0 (0-0)	0 (0-0)	0 (0-0)	0 (0-0)	0 (0-0)	0 (0-0)	0 (0-0)	0 (0-0)	0 (0-0)	0 (0-0)	0 (0-0)	0 (0-0)	0 (0-0)	0 (0-0)	0 (0-0)	0 (0-0)	0 (0-0)	0 (0-0)	1.1
Trichomoniasis	0 (0-0)	0 (0-0)	0 (0-0)	0 (0-0)	0 (0-0)	0 (0-0)	0 (0-0)	0 (0-0)	0 (0-0)	0 (0-0)	0 (0-0)	0 (0-0)	0 (0-0)	0 (0-0)	0 (0-0)	0 (0-0)	0 (0-0)	0 (0-0)	0 (0-0)	0 (0-0)	0 (0-0)	0 (0-0)	0 (0-0)	0 (0-0)	21.9
Genital herpes	0 (0-0)	0 (0-0)	0 (0-0)	0 (0-0)	0 (0-0)	0 (0-0)	0 (0-0)	0.7 (0.1-1.6)	0.1 (0.0-0.2)	1.1 (0.2-2.7)	1.5 (0.4-3.5)	1.7 (0.4-3.9)	1.6 (0.4-3.8)	1.3 (0.3-3.2)	0.3 (0.1-0.8)	0.2 (0.0-0.5)	0.1 (0.0-0.3)	0.1 (0.0-0.2)	0.0 (0.0-0.1)	0.0 (0.0-0.1)	0.0 (0.0-0.0)	0.0 (0.0-0.0)	0.0 (0.0-0.0)	10.7
Other sexually transmitted infections	0 (0-0)	0 (0-0)	0 (0-0)	0 (0-0)	0 (0-0)	0 (0-0)	0 (0-0)	0 (0-0)	0 (0-0)	0 (0-0)	0 (0-0)	0 (0-0)	0 (0-0)	0 (0-0)	0 (0-0)	0 (0-0)	0 (0-0)	0 (0-0)	0 (0-0)	0 (0-0)	0 (0-0)	0 (0-0)	0 (0-0)	0 (0-0)	4.2
Respiratory infections and tuberculosis	709 (477-1,047)	1,088 (672-1,690)	1,088 (672-1,690)	651 (402-1,010)	423 (405-439)	423 (405-439)	423 (405-439)	423 (405-439)	423 (405-439)	423 (405-439)	423 (405-439)	423 (405-439)	423 (405-439)	423 (405-439)	423 (405-439)	423 (405-439)	423 (405-439)	423 (405-439)	423 (405-439)	423 (405-439)	423 (405-439)	423 (405-439)	423 (405-439)	2,650
Tuberculosis	0 (0-0)	0 (0-0)	0 (0-0)	0 (0-0)	0 (0-0)	0 (0-0)	0 (0-0)	0 (0-0)	0 (0-0)	0 (0-0)	0 (0-0)	0 (0-0)	0 (0-0)	0 (0-0)	0 (0-0)	0 (0-0)	0 (0-0)	0 (0-0)	0 (0-0)	0 (0-0)	0 (0-0)	0 (0-0)	0 (0-0)	0 (0-0)	0
Latent tuberculosis infection	0 (0-0)	0 (0-0)	0 (0-0)	0 (0-0)	0 (0-0)	0 (0-0)	0 (0-0)	0 (0-0)	0 (0-0)	0 (0-0)	0 (0-0)	0 (0-0)	0 (0-0)	0 (0-0)	0 (0-0)	0 (0-0)	0 (0-0)	0 (0-0)	0 (0-0)	0 (0-0)	0 (0-0)	0 (0-0)	0 (0-0)	0 (0-0)	0
Active tuberculosis	0 (0-0)	0 (0-0)	0 (0-0)	0 (0-0)	0 (0-0)	0 (0-0)	0 (0-0)	0 (0-0)	0 (0-0)	0 (0-0)	0 (0-0)	0 (0-0)	0 (0-0)	0 (0-0)	0 (0-0)	0 (0-0)	0 (0-0)	0 (0-0)	0 (0-0)	0 (0-0)	0 (0-0)	0 (0-0)	0 (0-0)	0 (0-0)	0
Drug-susceptible tuberculosis	0 (0-0)	0 (0-0)	0 (0-0)	0 (0-0)	0 (0-0)	0 (0-0)	0 (0-0)	0 (0-0)	0 (0-0)	0 (0-0)	0 (0-0)	0 (0-0)	0 (0-0)	0 (0-0)	0 (0-0)	0 (0-0)	0 (0-0)	0 (0-0)	0 (0-0)	0 (0-0)	0 (0-0)	0 (0-0)	0 (0-0)	0 (0-0)	0
Multidrug-resistant tuberculosis without extensive drug resistance	0 (0-0)	0 (0-0)	0 (0-0)	0 (0-0)	0 (0-0)	0 (0-0)	0 (0-0)	0 (0-0)	0 (0-0)	0 (0-0)	0 (0-0)	0 (0-0)	0 (0-0)	0 (0-0)	0 (0-0)	0 (0-0)	0 (0-0)	0 (0-0)	0 (0-0)	0 (0-0)	0 (0-0)	0 (0-0)	0 (0-0)	0 (0-0)	4.9
Extensively drug-resistant tuberculosis	0 (0-0)	0 (0-0)	0 (0-0)	0 (0-0)	0 (0-0)	0 (0-0)	0 (0-0)	0 (0-0)	0 (0-0)	0 (0-0)	0 (0-0)	0 (0-0)	0 (0-0)	0 (0-0)	0 (0-0)	0 (0-0)	0 (0-0)	0 (0-0)	0 (0-0)	0 (0-0)	0 (0-0)	0 (0-0)	0 (0-0)	0 (0-0)	0
Lower respiratory infections	156 (47.7-346)	135 (46.6-339)	356 (488-to-1,710)	273 (122-to-660)	20.7 (20.6-to-58.2)	14.0 (8.5-to-22.1)	10.1 (8.4-to-16.9)	9.7 (8.8-to-16.1)	9.5 (8.8-to-16.1)	9.5 (8.8-to-16.1)	9.5 (8.8-to-16.1)	9.5 (8.8-to-16.1)	9.5 (8.8-to-16.1)	9.5 (8.8-to-16.1)	9.5 (8.8-to-16.1)	9.5 (8.8-to-16.1)	9.5 (8.8-to-16.1)	9.5 (8.8-to-16.1)	9.5 (8.8-to-16.1)	9.5 (8.8-to-16.1)	9.5 (8.8-to-16.1)	9.5 (8.8-to-16.1)	1,790
Upper respiratory infections	0.1 (0.0-0.4)	0.4 (0.0-0.4)	6.9 (3.8-to-11.3)	28.5 (16.5-to-48.6)	25 (19.2-to-33.6)	20 (16.2-to-24.6)	28.6 (15.5-to-51.1)	23.7 (14.5-to-46.6)	22.7 (12.2-to-38.4)	22.3 (11.5-to-37.2)	19.4 (9.9-to-32.6)	21.7 (11.2-to-36.3)	24 (12.2-to-40.2)	24 (12.2-to-40.2)	24 (12.2-to-40.2)	24 (12.2-to-40.2)	24 (12.2-to-40.2)	24 (12.2-to-40.2)	24 (12.2-to-40.2)	24 (12.2-to-40.2)	24 (12.2-to-40.2)	24 (12.2-to-40.2)	285
Otitis media	0 (0-0)	0 (0-0)	0 (0-0.1)	11 (5.4-to-19.1)	14.6 (7.7-to-25.4)	8.2 (4.1-to-14.6)	5.4 (2.9-to-11.5)	3.5 (1.7-to-9.3)	3.1 (1.5-to-8.6)	3.1 (1.5-to-8.6)	3.1 (1.5-to-8.6)	3.1 (1.5-to-8.6)	3.1 (1.5-to-8.6)	3.1 (1.5-to-8.6)	3.1 (1.5-to-8.6)	3.1 (1.5-to-8.6)	3.1 (1.5-to-8.6)	3.1 (1.5-to-8.6)	3.1 (1.5-to-8.6)	3.1 (1.5-to-8.6)	3.1 (1.5-to-8.6)	3.1 (1.5-to-8.6)	65.2
Enteric infections	14.7 (3.4-to-49.1)	39.2 (6.6-to-133)	414 (92-to-1,300)	285 (123-to-570)	166 (79-to-249)	119 (44-to-198)	94.1 (45-to-173)	39.6 (27-to-113)	32.6 (19.9-to-87.9)	43.6 (20.9-to-93)	39.2 (18-to-79.9)	39.2 (18.7-to-71.1)	35.3 (17.2-to-64.7)	32.1 (15.7-to-59.4)	32.1 (16.2-to-54.2)	32.1 (16.7-to-51.7)	32.1 (17.2-to-49.9)	32.1 (15.2-to-75.1)	32.1 (16.4-to-51.7)	32.1 (16.9-to-57.5)	32.1 (15.7-to-66.4)	32.1 (15.7-to-66.4)	1,620
Diarrheal diseases	14.7 (3.4-to-49.1)	39.1 (6.7-to-133)	414 (90-to-1,300)	285 (75-to-662)	166 (28.2-to-110)	119 (14.6-to-324)	94.1 (5.5-to-337.1)	39.6 (2.7-to-113)	32.6 (0.9-to-87.9)	43.6 (0.7-to-93)	39.2 (0.6-to-79.9)	39.2 (0.6-to-71.1)	35.3 (0.5-to-64.7)	32.1 (0.5-to-59.4)	32.1 (0.5-to-54.2)	32.1 (0.5-to-51.7)	32.1 (0.5-to-49.9)	32.1 (0.5-to-75.1)	32.1 (0.5-to-51.7)	32.1 (0.5-to-57.5)	32.1 (0.5-to-66.4)	32.1 (0.5-to-66.4)	1,170
Typhoid and paratyphoid	0 (0-0)	0 (0-0)	0 (0-1.1)	0 (0-3.2)	0 (0-0.2)	0 (0-0.1)	0 (0-0.3)	0 (0-0.6)	0 (0-0.3)	0 (0-1.3)	0 (0-1.8)	0 (0-0.6)	0 (0-1.9)	0 (0-1.9)	0 (0-0.5)	0 (0-0.3)	0 (0-0.3)	0 (0-0.2)	0 (0-0.1)	0 (0-0.1)	0 (0-0.1)	0 (0-0.0)	0 (0-0.0)	0.9
Typhoid fever	0 (0-0)	0 (0-0)	0 (0-1.1)	0 (0-3.2)	0 (0-0.2)	0 (0-0.1)	0 (0-0.3)	0 (0-0.6)	0 (0-0.3)	0 (0-1.3)	0 (0-1.8)	0 (0-0.6)	0 (0-1.9)	0 (0-1.9)	0 (0-0.5)	0 (0-0.3)	0 (0-0.3)	0 (0-0.2)	0 (0-0.1)	0 (0-0.1)	0 (0-0.1)	0 (0-0.0)	0 (0-0.0)	0.9
Paratyphoid fever	0 (0-0)	0 (0-0)	0 (0-0)	0 (0-0)	0 (0-0)	0 (0-0)	0 (0-0)	0 (0-0)	0 (0-0)	0 (0-0)	0 (0-0)	0 (0-0)	0 (0-0)	0 (0-0)	0 (0-0)	0 (0-0)	0 (0-0)	0 (0-0)	0 (0-0)	0 (0-0)	0 (0-0)	0 (0-0)	0 (0-0)	0 (0-0)	0
Invasive Non-typhoidal Salmonella (iNTS)	0 (0-0)	0 (0-0.2)	0 (0-1.4)	0 (0-6.4)	0 (0-0.2)	0 (0-0.1)	0 (0-0.3)	0 (0-0.6)	0 (0-0.3)	0 (0-1.3)	0 (0-1.8)	0 (0-0.6)	0 (0-1.9)	0 (0-1.9)	0 (0-0.5)	0 (0-0.3)	0 (0-0.3)	0 (0-0.2)	0 (0-0.1)	0 (0-0.1)	0 (0-0.1)	0 (0-0.0)	0 (0-0.0)	19.1
Other intestinal infectious diseases	0 (0-0)	0 (0-0)	0 (0-0.1)	0.7 (0.2-to-1.6)	0.2 (0.1-to-0.4)	0.2 (0.1-to-0.4)	0.2 (0.1-to-0.4)	0.2 (0.1-to-0.4)	0.2 (0.1-to-0.4)	0.2 (0.1-to-0.4)	0.2 (0.1-to-0.4)	0.2 (0.1-to-0.4)	0.2 (0.1-to-0.4)	0.2 (0.1-to-0.4)	0.2 (0.1-to-0.4)	0.2 (0.1-to-0.4)	0.2 (0.1-to-0.4)	0.2 (0.1-to-0.4)	0.2 (0.1-to-0.4)	0.2 (0.1-to-0.4)	0.2 (0.1-to-0.4)	0.2 (0.1-to-0.4)	2
Neglected tropical diseases and malaria	12.9 (0.0-to-0.6)	269 (0.0-to-9.8)	265 (47.7-to-880)	103 (46-to-244)	81.3 (26.7-to-205)	56.5 (22.3-to-134)	47.6 (20.1-to-105)	27.1 (10.5-to-70.4)	57.7 (19.5-to-154)	52 (18.5-to-157)	47.1 (16.4-to-157)	32.6 (10.2-to-108)	29.8 (9.4-to-97.5)	29.8 (9.4-to-96.7)	21.4 (5.1-to-93.4)	19.2 (3.4-to-93.2)	12.4 (2.4-to-59.3)	8.3 (1.5-to-40.2)	7.1 (1.3-to-34.2)	6.4 (1.0-to-31.5)	2.2 (0.2-to-15.1)	1.4 (0.1-to-9.8)	1,240
Malaria	0 (0-0)	0 (0-0)	0.6 (0.0-2.8)	1.2 (0.1-to-4.4)	1.6 (0.7-to-2.2)	1.2 (0.7-to-2.2)	2.6 (1.1-to-3.2)	1.6 (0.6-to-3.6)	1.6 (0.6-to-4.1)	1.6 (0.7-to-4.1)	1.6 (0.7-to-4.3)	1.2 (0.4-to-2.8)	1.2 (0.4-to-2.4)	0.6 (0.1-to-1.9)	0.6 (0.1-to-1.4)	0.5 (0.1-to-1.4)	0.3 (0.1-to-1.1)	0.2 (0.0-to-0.9)	0.1 (0.0-to-0.5)	0.1 (0.0-to-0.3)	0.0 (0.0-to-0.2)	0.0 (0.0-to-0.1)	18
Chagas disease	0 (0-0)	0 (0-0)	0 (0-0)	0 (0-0)	0 (0-0)	0 (0-0)	0 (0-0)	0 (0-0)	0 (0-0)	0 (0-0)	0 (0-0)	0 (0-0)	0 (0-0)	0 (0-0)	0 (0-0)	0 (0-0)	0 (0-0)	0 (0-0)	0 (0-0)	0 (0-0)	0 (0-0)	0 (0-0)	0 (0-0)	0 (0-0)	0
Leishmaniasis	0 (0-0)	0 (0-0)	0 (0-0)	0 (0-0)	0 (0-0)	0 (0-0)	0 (0-0)	0 (0-0)	0 (0-0)	0 (0-0)	0 (0-0)	0 (0-0)	0 (0-0)	0 (0-0)	0 (0-0)	0 (0-0)	0 (0-0)	0 (0-0)	0 (0-0)	0 (0-0)	0 (0-0)	0 (0-0)	0 (0-0)	0 (0-0)	0
Visceral leishmaniasis	0 (0-0)	0 (0-0)	0 (0-0)	0 (0-0)	0 (0-0)	0 (0-0)	0 (0-0)	0 (0-0)	0 (0-0)	0 (0-0)	0 (0-0)	0 (0-0)	0 (0-0)	0 (0-0)	0 (0-0)	0 (0-0)	0 (0-0)	0 (0-0)	0 (0-0)	0 (0-0)	0 (0-0)	0 (0-0)	0 (0-0)	0 (0-0)	0
Cutaneous and mucocutaneous leishmaniasis	0 (0-0)	0 (0-0)	0 (0-0)	0 (0-0)	0 (0-0)	0 (0-0)	0 (0-0)	0 (0-0)	0 (0-0)	0 (0-0)	0 (0-0)	0 (0-0)	0 (0-0)	0 (0-0)	0 (0-0)	0 (0-0)	0 (0-0)	0 (0-0)	0 (0-0)	0 (0-0)	0 (0-0)	0 (0-0)	0 (0-0)	0 (0-0)	0
African trypanosomiasis	0 (0-0)	0 (0-0)	0 (0-0)	0 (0-0)	0 (0-0)	0 (0-0)	0 (0-0)	0 (0-0)	0 (0-0)	0 (0-0)	0 (0-0)	0 (0-0)	0 (0-0)	0 (0-0)	0 (0-0)	0 (0-0)	0 (0-0)	0 (0-0)	0 (0-0)	0 (0-0)	0 (0-0)	0 (0-0)	0 (0-0)	0 (0-0)	0
Schistosomiasis	0 (0-0)	0 (0-0)	0 (0-0)	0 (0-0)	0 (0-0)	0 (0-0)	0 (0-0)	0 (0-0)	0 (0-0)	0 (0-0)	0 (0-0)	0 (0-0)	0 (0-0)	0 (0-0)	0 (0-0)	0 (0-0)	0 (0-0)	0 (0-0)	0 (0-0)	0 (0-0)	0 (0-0)	0 (0-0)	0 (0-0)	0 (0-0)	0
Cysticercosis	0 (0-0)	0 (0-0)	0 (0-0)	0 (0-0)	0 (0-0)	0 (0-0)	0 (0-0)	0 (0-0)	0 (0-0)	0 (0-0)	0 (0-0)	0 (0-0)	0 (0-0)	0 (0-0)	0 (0-0)	0 (0-0)	0 (0-0)	0 (0-0)	0 (0-0)	0 (0-0)	0 (0-0)	0 (0-0)	0 (0-0)	0 (0-0)	0.6
Cystic echinococcosis	0 (0-0)	0 (0-0)	0 (0-0)	0 (0-0.4)	0 (0-0.2)	0 (0-0.1)	0 (0-0.1)	0 (0-0.1)	0 (0-0.1)	0 (0-0.1)	0 (0-0.1)	0 (0-0.1)	0 (0-0.1)	0 (0-0.1)	0 (0-0.1)	0 (0-0.1)	0 (0-0.1)	0 (0-0.1)	0 (0-0.1)	0 (0-0.1)	0 (0-0.1)	0 (0-0.0)	0 (0-0.0)	0.7
Lymphatic filariasis	0 (0-0)	0 (0-0)	0 (0-0)	0 (0-0.4)	0.7 (0.3-to-1.4)	2.3 (1.1-to-3.4)	3.6 (1.4-to-11.6)	2.6 (1.1-to-6.5)	3.4 (1.4-to-11.2)	2.7 (1.1-to-6.5)	2.7 (1.1-to-6.5)	2.7 (1.1-to-6.5)	2.7 (1.1-to-6.5)	2.7 (1.1-to-6.5)	2.7 (1.1-to-6.5)	2.7 (1.1-to-6.5)	2.7 (1.1-to-6.5)	2.7 (1.1-to-6.5)	2.7 (1.1-to-6.5)	2.7 (1.1-to-6.5)	2.7 (1.1-to-6.5)	2.7 (1.1-to-6.5)	77.4
Onchocerciasis	0 (0-0)	0 (0-0)	0 (0-0)	0 (0-0)	0 (0-0)	0 (0-0)	0 (0-0)	0 (0-0)	0 (0-0)	0 (0-0)	0 (0-0)	0 (0-0)	0 (0-0)	0 (0-0)	0 (0-0)	0 (0-0)	0 (0-0)	0 (0-0)	0 (0-0)	0 (0-0)	0 (0-0)	0 (0-0)	0 (0-0)	0 (0-0)	0
Trachoma	0 (0-0)	0 (0-0)	0 (0-0)	0 (0-0)	0 (0-0)	0 (0-0)	0 (0-0)	0 (0-0)	0 (0-0)	0 (0-0)	0 (0-0)	0 (0-0)	0 (0-0)	0 (0-0)	0 (0-0)	0 (0-0)	0 (0-0)	0 (0-0)	0 (0-0)	0 (0-0)	0 (0-0)	0 (0-0)	0 (0-0)	0 (0-0)	0
Dengue	0 (0-0)	0 (0-0)	12.5 (0.4-to-54.6)	267 (15.9-to-876)	209 (39.3-to-655)	132 (19.1-to-330)	63.2 (11.5-to-143)	37.2 (7.2-to-107)	44.6 (7.2-to-148)	41.9 (6.7-to-144)	34.4 (5.6-to-129)	32 (5.4-to-91.2)	22.6 (3.5-to-74.4)	19.7 (2.6-to-59.6)	12.2 (1.6-to-39.2)	10.7 (1.3-to-39.4)	7.3 (0.9-to-30.4)	6.6 (0.3-to-20.2)	2.1 (0.1-to-9.4)	2.1 (0.1-to-9.4)	1.1 (0.1-to-5.4)	0.3 (0.1-to-2.1)	1,160
Yellow fever	0 (0-0)	0 (0-0)	0 (0-0)	0 (0-0)	0 (0-0)	0 (0-0)	0 (0-0)	0 (0-0)	0 (0-0)	0 (0-0)	0 (0-0)	0 (0-0)	0 (0-0)	0 (0-0)	0 (0-0)	0 (0-0)	0 (0-0)	0 (0-0)	0 (0-0)	0 (0-0)	0 (0-0)	0 (0-0)	0 (0-0)	0 (0-0)	0
Rabies	0 (0-0)	0 (0-0)	0.4 (0.0-2.5)	0.2 (0.0-0.8)	0.2 (0.0-0.7)	0.2 (0.0-0.1)	0.2 (0.0-0.1)	0 (0-0)	0 (0-0)	0 (0-0)	0 (0-0)	0 (0-0)	0 (0-0)	0 (0-0)	0 (0-0)	0 (0-0)	0 (0-0)	0 (0-0)	0 (0-0)	0 (0-0)	0 (0-0)	0 (0-0)	0 (0-0)	0 (0-0)	1.5
Intestinal nematode infections	0 (0-0)	0 (0-0)	0.9 (0.0-3.4)	3.7 (0.2-9.9)	2.3 (0.9-6.2)	1.4 (0.6-3.7)	1.2 (0.4-2.9)	0.9 (0.2-2.4)	0.6 (0.1-1.5)	0.5 (0.1-1.2)	0.4 (0.1-1.0)	0.3 (0.1-0.8)	0.3 (0.1-0.7)	0.2 (0.1-0.6)	0.2 (0.0-0.7)	0.2 (0.0-0.6)	0.2 (0.0-0.7)	0.2 (0.0-0.6)	0.2 (0.0-0.6)	0.2 (0.0-0.6)	0.2 (0.0-0.5)	0.0 (0.0-0.1)	41.2
Ascariasis	0 (0-0)	0 (0-0)	0.4 (0.0-1.4)	2.3 (0.4-6.7)	2.7 (0.9-9.9)	1.7 (0.5-5.3)	1.4 (0.3-3.9)	1.1 (0.2-3.1)	0.8 (0.2-2.1)	0.7 (0.2-1.8)	0.5 (0.1-1.4)	0.4 (0.1-1.0)	0.3 (0.1-0.9)	0.3 (0.1-0.8)	0.2 (0.1-0.6)	0.2 (0.0-0.6)	0.2 (0.0-0.6)	0.1 (0.0-0.5)	0.1 (0.0-0.4)	0.1 (0.0-0.3)	0.1 (0.0-0.2)	0.0 (0.0-0.1)	11.9
Trichuriasis	0 (0-0)	0 (0-0)	0 (0-0)	0.1 (0.0-1.9)	0.1 (0.0-2.2)	0.1 (0.0-2.2)	0.1 (0.0-3.7)	0.1 (0.0-3.3)	0.1 (0.0-3.4)	0.1 (0.0-3.4)	0.1 (0.0-3.6)	0.1 (0.0-3.6)	0.1 (0.0-3.5)	0.1 (0.0-3.5)	0.1 (0.0-3.5)	0.1 (0.0-3.5)	0.1 (0.0-3.5)	0.1 (0.0-3.5)	0.1 (0.0-3.5)	0.1 (0.0-3.5)	0.1 (0.0-3.5)	0.1 (0.0-3.5)	0.1 (0.0-3.5)	9.7
Hookworm disease	0 (0-0)	0 (0-0)	0 (0-0)	0.4 (0.1-to-1.6)	0.4 (0.1-to-2.8)	0.4 (0.1-to-2.8)	0.4 (0.1-to-2.8)	0.4 (0.1-to-3.4)	0.4 (0.1-to-3.4)	0.4 (0.1-to-3.4)	0.4 (0.1-to-3.4)	0.4 (0.1-to-3.4)	0.4 (0.1-to-3.4)	0.4 (0.1-to-3.4)	0.4 (0.1-to-3.4)	0.4 (0.1-to-3.4)	0.4 (0.1-to-3.4)	0.4 (0.1-to-3.4)	0.4 (0.1-to-3.4)	0.4 (0.1-to-3.4)	0.4 (0.1-to-3.4)	0.4 (0.1-to-3.4)	0.4 (0.1-to-3.4)	19.7
Food-borne trematodiases	0 (0-0)	0 (0-0)	0 (0-0)	0 (0-0)	0 (0-0)	0 (0-0)	0 (0-0)	0 (0-0)	0 (0-0)	0 (0-0)	0 (0-0)	0 (0-0)	0 (0-0)	0 (0-0)	0 (0-0)	0 (0-0)	0 (0-0)	0 (0-0)	0 (0-0)	0 (0-0)	0 (0-0)	0 (0-0)	0 (0-0)	0 (0-0)	0
Leprosy	0 (0-0)	0 (0-0)	0 (0-0)	0 (0-0)	0 (0-0)	0 (0-0)	0 (0-0)	0 (0-0)	0 (0-0)	0 (0-0)	0 (0-0)	0 (0-0)	0 (0-0)	0 (0-0)	0 (0-0)	0 (0-0)	0 (0-0)	0 (0-0)	0 (0-0)	0 (0-0)	0 (0-0)	0 (0-0)	0 (0-0)	0 (0-0)	0.4
Ebola	0 (0-0)	0 (0-0)	0 (0-0)	0 (0-0)	0



Chronic myeloid leukemia	0 (0 to 0.2)	0 (0 to 0.1)	0 (0 to 1)	1 (0.2 to 3.5)	0.7 (0.2 to 2.1)	0.4 (0.1 to 1.1)	0.4 (0.1 to 1.1)	0.6 (0.1 to 2)	0.6 (0.1 to 1.9)	0.7 (0.1 to 2.4)	0.7 (0.1 to 2.3)	1.2 (0.3 to 4.2)	0.6 (0.1 to 1.6)	0.9 (0.2 to 2.8)	0.9 (0.2 to 2.8)	0.9 (0.2 to 2.9)	0.6 (0.2 to 1.9)	0.6 (0.2 to 1.8)	0.5 (0.1 to 1.2)	0.3 (0.1 to 0.8)	0.2 (0.1 to 0.5)	0.1 (0 to 0.3)	0 (0 to 0)	0 (0 to 0)	11.4
Other leukemia	1.1 (0.1 to 3.9)	0.7 (0.1 to 2.4)	1.7 (1 to 3.9)	3.1 (0.6 to 9)	2.9 (0.6 to 8.7)	1.7 (0.4 to 5.3)	1.6 (0.3 to 5.2)	1.9 (0.4 to 6)	1.9 (0.4 to 5.8)	1.9 (0.4 to 5.8)	1.9 (0.4 to 5.8)	2.1 (0.4 to 6.5)	1.9 (0.4 to 5.8)	2.1 (0.4 to 6.5)	2.1 (0.4 to 6.5)	2.1 (0.4 to 6.5)	2.1 (0.4 to 6.5)	2.1 (0.4 to 6.5)	2.1 (0.4 to 6.5)	2.1 (0.4 to 6.5)	2.1 (0.4 to 6.5)	2.1 (0.4 to 6.5)	0.9 (0.1 to 4.7)	0 (0 to 0)	185
Other malignant neoplasms	9.9 (0.9 to 2.3)	0.9 (0.2 to 2.7)	2.6 (1 to 5.6)	28.5 (14.6 to 55.2)	19.9 (10.1 to 39.2)	22.4 (10.7 to 45.3)	21.6 (10.7 to 42.9)	17.5 (9 to 35)	10.6 (7.4 to 20.8)	14.2 (5.6 to 35.7)	19.5 (7.4 to 49.1)	21 (9.4 to 47.6)	19.7 (10.6 to 37.2)	17.4 (10.6 to 32.4)	17.4 (9.1 to 30.1)	16.5 (8.6 to 29.3)	15.2 (7.4 to 27)	10.2 (5.6 to 16.9)	8.5 (3.7 to 16.4)	3.6 (2 to 5.6)	0.4 (0.4 to 0.9)	0.4 (0.1 to 0.9)	0 (0 to 0)	0 (0 to 0)	288
Other neoplasms	0 (0 to 0.1)	0 (0 to 0)	0 (0 to 1.5)	0.2 (0 to 1.6)	0.2 (0 to 1.6)	0.2 (0 to 1.6)	0.2 (0 to 1.6)	0.2 (0 to 1.6)	0.2 (0 to 1.6)	0.2 (0 to 1.6)	0.2 (0 to 1.6)	0.2 (0 to 1.6)	0.2 (0 to 1.6)	0.2 (0 to 1.6)	0.2 (0 to 1.6)	0.2 (0 to 1.6)	0.2 (0 to 1.6)	0.2 (0 to 1.6)	0.2 (0 to 1.6)	0.2 (0 to 1.6)	0.2 (0 to 1.6)	0.2 (0 to 1.6)	0 (0 to 0)	0 (0 to 0)	0 (0 to 0)	12
Myelodysplastic, myeloproliferative, and other hematopoietic neo	0 (0 to 0.1)	0 (0 to 0)	0.3 (0 to 1.5)	0.6 (0.2 to 1.6)	0.3 (0 to 1.6)	0.2 (0 to 1.6)	0.3 (0 to 1.6)	0.4 (0 to 1.6)	0.3 (0 to 1.6)	0.2 (0 to 1.6)	0.3 (0 to 1.6)	0.7 (0.2 to 1.6)	0.4 (0 to 1.6)	0.8 (0.2 to 1.6)	0.8 (0.2 to 1.6)	1.2 (0.5 to 2.5)	1.2 (0.5 to 2.5)	1.1 (0.5 to 2.3)	1.2 (0.5 to 2.5)	0.8 (0.3 to 1.7)	0.2 (0 to 1.6)	0.2 (0 to 1.6)	0 (0 to 0)	0 (0 to 0)	0 (0 to 0)	12
Benign and in situ, intestinal neoplasms	0 (0 to 0)	0 (0 to 0)	0 (0 to 0)	0 (0 to 0)	0 (0 to 0)	0 (0 to 0)	0 (0 to 0)	0 (0 to 0)	0 (0 to 0)	0 (0 to 0)	0 (0 to 0)	0 (0 to 0)	0 (0 to 0)	0 (0 to 0)	0 (0 to 0)	0 (0 to 0)	0 (0 to 0)	0 (0 to 0)	0 (0 to 0)	0 (0 to 0)	0 (0 to 0)	0 (0 to 0)	0 (0 to 0)	0 (0 to 0)	0 (0 to 0)	0
Benign and in situ, cervical and uterine neoplasms	0 (0 to 0)	0 (0 to 0)	0 (0 to 0)	0 (0 to 0)	0 (0 to 0)	0 (0 to 0)	0 (0 to 0)	0 (0 to 0)	0 (0 to 0)	0 (0 to 0)	0 (0 to 0)	0 (0 to 0)	0 (0 to 0)	0 (0 to 0)	0 (0 to 0)	0 (0 to 0)	0 (0 to 0)	0 (0 to 0)	0 (0 to 0)	0 (0 to 0)	0 (0 to 0)	0 (0 to 0)	0 (0 to 0)	0 (0 to 0)	0 (0 to 0)	0
Other benign and in situ neoplasms	0 (0 to 0)	0 (0 to 0)	0 (0 to 0)	0 (0 to 0)	0 (0 to 0)	0 (0 to 0)	0 (0 to 0)	0 (0 to 0)	0 (0 to 0)	0 (0 to 0)	0 (0 to 0)	0 (0 to 0)	0 (0 to 0)	0 (0 to 0)	0 (0 to 0)	0 (0 to 0)	0 (0 to 0)	0 (0 to 0)	0 (0 to 0)	0 (0 to 0)	0 (0 to 0)	0 (0 to 0)	0 (0 to 0)	0 (0 to 0)	0 (0 to 0)	0
Cardiovascular diseases	3.3 (1.3 to 7.4)	3.5 (1.5 to 6.9)	35 (12.7 to 70.7)	22.2 (11.7 to 40.2)	23.3 (12.3 to 45.1)	26 (11.7 to 56)	45.3 (21.1 to 94.4)	33.6 (16.2 to 78.5)	72.6 (40.3 to 113)	108 (62.3 to 165)	143 (92.4 to 204)	232 (138.2 to 349)	316 (202.8 to 480)	277 (201 to 428)	407 (277 to 581)	493 (332 to 672)	586 (384 to 793)	703 (455.8 to 946)	592 (349.6 to 863)	466 (267.5 to 701)	386 (204.9 to 592)	198 (132 to 277)	79.1 (54.9 to 110)	28.9 (20.3 to 37.3)	4,650
Rheumatic heart disease	0 (0 to 0)	0 (0 to 0)	1.6 (0.4 to 4.1)	2.4 (1.2 to 4.9)	2.6 (1.2 to 5.3)	2.1 (0.9 to 3.9)	1.2 (0.4 to 3.1)	2.2 (0.6 to 5.2)	1.6 (0.7 to 3.1)	1.6 (0.7 to 3.1)	1.9 (0.8 to 3.6)	1.9 (0.9 to 3.5)	1.9 (0.8 to 3.6)	0.8 (0.4 to 1.3)	0.8 (0.4 to 1.5)	0.7 (0.3 to 1.2)	0.6 (0.4 to 1)	0.7 (0.3 to 1.1)	0.4 (0.2 to 0.7)	0.3 (0.2 to 0.5)	0.2 (0.1 to 0.3)	0.1 (0 to 0.2)	0 (0 to 0)	0 (0 to 0)	23.7
Ischemic heart disease	0 (0 to 0)	0 (0 to 0)	0 (0 to 0)	0 (0 to 0)	0 (0 to 0)	11.4 (5.2 to 24.6)	18 (8.4 to 32.3)	33.3 (14.6 to 72.3)	49.8 (27.6 to 82)	68 (40.1 to 105)	105 (67.1 to 159)	141 (92.1 to 210)	192 (127.3 to 280)	170 (115.5 to 256)	237 (164.9 to 371)	258 (157.1 to 372)	288 (160.9 to 439)	246 (132.9 to 381)	201 (98.1 to 350)	159 (62.9 to 307)	108 (34.5 to 220)	44.4 (16.2 to 92.7)	17.5 (6.5 to 37.5)	2,200
Stroke	1.2 (0.2 to 3.1)	0.5 (0.1 to 1.4)	4.1 (0.8 to 12.1)	4.2 (0.4 to 7.3)	9.5 (2.7 to 16.7)	14.6 (4.5 to 25.5)	19.9 (7.2 to 35.2)	26.2 (10.2 to 36.9)	43.3 (21.8 to 67.4)	49.5 (28.1 to 69.6)	64.6 (45.6 to 92.1)	86.1 (59.7 to 119)	118 (81 to 162)	107 (68 to 159)	176 (122 to 246)	205 (140 to 286)	241 (157 to 350)	211 (120 to 295)	174 (72 to 261)	139 (45.5 to 220)	84.5 (20.7 to 164)	23.5 (5.9 to 47.9)	7.5 (1.9 to 15.7)	1,810
Ischemic stroke	0.2 (0 to 0.6)	0.1 (0 to 0.3)	0.6 (0 to 1.6)	2.1 (0.9 to 3.7)	2.7 (1.1 to 5.1)	5.6 (2.3 to 9.6)	11.2 (5.2 to 20.8)	13.7 (6.9 to 22.1)	24.5 (14.3 to 39.2)	34.7 (23.6 to 49.3)	47.6 (34.3 to 64.5)	67.2 (52.3 to 87.2)	93.3 (72.9 to 120)	85.2 (67.1 to 111)	140.2 (114.9 to 171)	174.1 (144.1 to 208)	204.8 (167.7 to 246)	179.1 (141.2 to 221)	147.2 (105.5 to 196)	118.1 (72.2 to 170)	71.6 (37.7 to 116)	19.9 (9.5 to 36.5)	6.4 (2.9 to 12.1)	1,510
Intracerebral hemorrhage	0.7 (0.1 to 2)	0.4 (0.1 to 1.2)	2.9 (0.4 to 9.4)	1.4 (0.2 to 3.5)	2.9 (0.4 to 8.2)	4.5 (0.7 to 12.7)	6.6 (1.1 to 16.5)	9.1 (1.7 to 23.1)	17.3 (4.7 to 39.2)	30.5 (10.1 to 67.1)	46 (17.7 to 93)	61.1 (25.2 to 118)	84.5 (35.6 to 161)	69.2 (29.9 to 136)	104 (45.1 to 197)	114 (51.4 to 213)	135 (61.7 to 243)	117 (50.1 to 220)	79.3 (32.9 to 173)	47 (17.7 to 104)	29.5 (9.4 to 72)	9.8 (2.8 to 25)	3.8 (1.1 to 9.6)	1.7 (0.5 to 4.2)	842
Subarachnoid hemorrhage	0.4 (0 to 1.1)	0.3 (0 to 0.9)	0.6 (0 to 2.5)	0.7 (0.1 to 1.8)	2.5 (0.4 to 6.1)	1.7 (0.3 to 4.2)	2.4 (0.4 to 5.8)	3.7 (0.6 to 9.2)	3.3 (0.5 to 8.2)	5.3 (1.1 to 13.5)	8.9 (2.1 to 20.7)	11.8 (3.1 to 28.7)	15.3 (4.2 to 34.6)	13.7 (3.9 to 30.6)	19.5 (6.7 to 42.1)	21.9 (8.2 to 46.6)	25.9 (9.8 to 53.1)	22.5 (8.5 to 46.8)	14.8 (4.8 to 32.6)	8.8 (2.5 to 21.3)	2.8 (0.5 to 7.2)	1.2 (0.2 to 3.2)	0.4 (0 to 1.1)	0.2 (0 to 0.5)	120
Hypertensive heart disease	0 (0 to 0)	0 (0 to 0)	0 (0 to 0)	0 (0 to 0)	0 (0 to 0)	0 (0 to 0.1)	0 (0 to 0.1)	0 (0 to 0.2)	0 (0 to 0.2)	0 (0 to 0.2)	0 (0 to 0.2)	0 (0 to 0.2)	0 (0 to 0.2)	0 (0 to 0.2)	0 (0 to 0.2)	0 (0 to 0.2)	0 (0 to 0.2)	0 (0 to 0.2)	0 (0 to 0.2)	0 (0 to 0.2)	0 (0 to 0.2)	0 (0 to 0.2)	0 (0 to 0.2)	0 (0 to 0.2)	0 (0 to 0.2)	0
Non-rheumatic valvular heart disease	0 (0 to 0)	0 (0 to 0)	0 (0 to 0)	0 (0 to 0)	0 (0 to 0)	0.2 (0 to 0.6)	0.2 (0 to 0.6)	0.4 (0 to 0.9)	0.5 (0 to 1.2)	0.6 (0 to 1.2)	0.7 (0 to 1.4)	0.7 (0 to 1.4)	0.8 (0 to 1.5)	0.7 (0 to 1.4)	0.8 (0 to 1.5)	0.8 (0 to 1.5)	0.8 (0 to 1.5)	0.8 (0 to 1.5)	0.7 (0 to 1.4)	0.6 (0 to 1.2)	0.5 (0 to 1.1)	0.3 (0 to 0.6)	0.1 (0 to 0.2)	0 (0 to 0.1)	8.1
Non-rheumatic calcific aortic valve disease	0 (0 to 0)	0 (0 to 0)	0 (0 to 0)	0 (0 to 0)	0 (0 to 0)	0 (0 to 0.2)	0 (0 to 0.2)	0 (0 to 0.6)	0 (0 to 0.6)	0 (0 to 0.6)	0 (0 to 0.6)	0 (0 to 0.6)	0 (0 to 0.6)	0 (0 to 1.1)	0 (0 to 1.1)	0 (0 to 1.1)	0 (0 to 1.1)	0 (0 to 0.7)	0 (0 to 0.6)	0 (0 to 0.6)	0 (0 to 0.7)	0 (0 to 0.4)	0 (0 to 0.2)	0 (0 to 0.1)	0 (0 to 0.1)	4.3
Non-rheumatic degenerative mitral valve disease	0 (0 to 0)	0 (0 to 0)	0 (0 to 0)	0 (0 to 0)	0 (0 to 0)	0 (0 to 0.2)	0 (0 to 0.2)	0 (0 to 0.2)	0 (0 to 0.2)	0 (0 to 0.2)	0 (0 to 0.2)	0 (0 to 0.2)	0 (0 to 0.2)	0 (0 to 0.2)	0 (0 to 0.2)	0 (0 to 0.2)	0 (0 to 0.2)	0 (0 to 0.2)	0 (0 to 0.2)	0 (0 to 0.2)	0 (0 to 0.2)	0 (0 to 0.2)	0 (0 to 0.2)	0 (0 to 0.1)	0 (0 to 0.1)	3.2
Other non-rheumatic valve diseases	0 (0 to 0)	0 (0 to 0)	0 (0 to 0)	0 (0 to 0)	0 (0 to 0)	0 (0 to 0.1)	0 (0 to 0.2)	0 (0 to 0.2)	0 (0 to 0.2)	0 (0 to 0.2)	0 (0 to 0.2)	0 (0 to 0.2)	0 (0 to 0.2)	0 (0 to 0.2)	0 (0 to 0.2)	0 (0 to 0.1)	0 (0 to 0.2)	0 (0 to 0.2)	0 (0 to 0.1)	0 (0 to 0.1)	0 (0 to 0.1)	0 (0 to 0.1)	0 (0 to 0.1)	0 (0 to 0)	0 (0 to 0)	0.7
Cardiomyopathy and myocarditis	0.8 (0.2 to 2.2)	1.3 (0.2 to 3.2)	12.2 (2.3 to 34.2)	5.1 (1.4 to 14.5)	4.6 (1.3 to 13.6)	2.8 (0.8 to 9.6)	1.9 (0.6 to 7.3)	2.3 (0.7 to 8.1)	1.5 (0.3 to 6.9)	2.3 (0.6 to 9.4)	4.5 (1.4 to 15.2)	8 (1.7 to 31.1)	4 (1.4 to 9.8)	3.5 (1.4 to 7.4)	2.9 (1.2 to 5.6)	2.9 (1.2 to 5.3)	2.9 (1.2 to 5.9)	2.7 (1.3 to 4.9)	2.9 (1.4 to 5.4)	2.4 (1.1 to 4.6)	1.6 (0.7 to 3.1)	1.1 (0.4 to 2.1)	0.4 (0.2 to 0.8)	0.2 (0.2 to 0.5)	73.5
Myocarditis	0.2 (0 to 1)	0.3 (0.1 to 0.9)	2.1 (0.4 to 6.3)	0.6 (0.1 to 2.1)	0.7 (0.2 to 2.1)	0.2 (0.2 to 0.9)	0.2 (0.2 to 0.9)	0.3 (0.1 to 0.7)	0.3 (0.2 to 1.2)	0.3 (0.2 to 0.9)	0.4 (0.1 to 1.5)	0.5 (0.1 to 1.5)	0.5 (0.1 to 1.4)	0.4 (0.1 to 1.1)	0.4 (0.1 to 1)	0.4 (0.1 to 1)	0.4 (0.1 to 1)	0.3 (0.1 to 0.9)	0.3 (0.1 to 0.8)	0.2 (0.1 to 0.6)	0.2 (0.1 to 0.4)	0.1 (0.1 to 0.4)	0.1 (0 to 0.3)	0 (0 to 0.1)	14.6
Alcoholic cardiomyopathy	0 (0 to 0)	0 (0 to 0)	0 (0 to 0)	0 (0 to 0)	0 (0 to 0)	0 (0 to 0)	0 (0 to 0)	0 (0 to 0.2)	0 (0 to 0.2)	0 (0 to 0.2)	0 (0 to 0.2)	0 (0 to 0.2)	0 (0 to 0.2)	0 (0 to 0.2)	0 (0 to 0.2)	0 (0 to 0.1)	0 (0 to 0.1)	0 (0 to 0.2)	0 (0 to 0.1)	0 (0 to 0.1)	0 (0 to 0.1)	0 (0 to 0.1)	0 (0 to 0.1)	0 (0 to 0)	0 (0 to 0)	0.9
Other cardiomyopathy	0.6 (0.1 to 1.6)	1.1 (0.3 to 2.4)	8.1 (1.2 to 22.4)	3 (0.9 to 8.6)	3.3 (0.9 to 9.3)	1.4 (0.5 to 3.8)	2.7 (0.5 to 2.8)	2.7 (0.4 to 2.4)	2.7 (0.5 to 8)	3.2 (0.9 to 9.8)	3.4 (1 to 9.4)	3.4 (1 to 9.6)	3.4 (1 to 7.6)	3.1 (0.9 to 8.1)	3.1 (0.9 to 8.6)	2.7 (1 to 5.8)	2.7 (1 to 5.6)	2.5 (1 to 4.7)	2.9 (1 to 5.8)	2.9 (1 to 5.4)	1.7 (0.8 to 3.7)	0.9 (0.4 to 1.8)	0.2 (0 to 0.6)	0 (0 to 0.2)	58
Atrial fibrillation and flutter	0 (0 to 0)	0 (0 to 0)	0 (0 to 0)	0 (0 to 0)	0 (0 to 0)	0 (0 to 0)	0 (0 to 0)	0 (0 to 0)	0 (0 to 0)	0 (0 to 0)	0 (0 to 0)	0 (0 to 0)	0 (0 to 0)	1 (0.1 to 3.3)	1 (0.1 to 3.3)	1 (0.1 to 3.3)	1 (0.1 to 3.3)	1 (0.1 to 3.3)	1 (0.1 to 3.3)	1 (0.1 to 3.3)	1 (0.1 to 3.3)	1 (0.1 to 3.3)	0.5 (0.1 to 1.7)	0.2 (0 to 0.6)	0.1 (0 to 0.3)	119
Aortic aneurysm	0 (0 to 0)	0 (0 to 0)	0 (0 to 0)	0 (0 to 0)	0 (0 to 0)	0.3 (0 to 0.9)	0.3 (0 to 0.9)	0.5 (0 to 1.1)	0.5 (0 to 1.1)	0.6 (0 to 1.2)	0.7 (0 to 1.3)	0.8 (0 to 1.5)	0.9 (0 to 1.6)	0.8 (0 to 1.5)	0.9 (0 to 1.5)	0.9 (0 to 1.6)	0.9 (0 to 1.6)	0.8 (0 to 1.5)	0.8 (0 to 1.5)	0.6 (0 to 1.2)	0.5 (0 to 1.1)	0.3 (0 to 0.7)	0.1 (0 to 0.3)	0 (0 to 0.1)	0 (0 to 0.1)	NA
Endocarditis	0.1 (0 to 0.2)	0.4 (0 to 1.1)	4.7 (0.9 to 13.9)	1.4 (0.4 to 3.6)	– (– to –)	0.6 (0.2 to 1.3)	1.1 (0.3 to 2.6)	0.6 (0.2 to 1.3)	2.7 (1.2 to 5.9)	3.6 (1.9 to 8)	3.5 (1.2 to 10.3)	3.5 (1.1 to 8.1)	3.5 (1.4 to 9.4)	2.7 (0.7 to 6.1)	3.5 (1.4 to 9.4)	3.5 (1.4 to 9.4)	3.5 (1.4 to 9.4)	3.5 (1.4 to 9.4)	3.5 (1.4 to 9.4)	3.5 (1.4 to 9.4)	3.5 (1.4 to 9.4)	3.5 (1.4 to 9.4)	0.7 (0.3 to 3.1)	0.1 (0 to 0.1)	0.1 (0 to 0.1)	36.1
Other cardiovascular and circulatory diseases	1.2 (0.2 to 3.9)	1.2 (0.4 to 2.8)	13 (1.9 to 32.1)	6.6 (3.4 to 19.7)	6.6 (3.5 to 11.2)	4.8 (2.8 to 9.4)	4.6 (2.4 to 8.6)	3.5 (1.5 to 7.2)	3.5 (1.2 to 8.2)	3.6 (1.2 to 8.3)	3.6 (1.2 to 8.3)	3.5 (1.3 to 8.2)	3.7 (1.3 to 8.6)	3.6 (1.4 to 8.4)	3.6 (1.4 to 8.4)	3.6 (1.4 to 8.4)	3.6 (1.4 to 8.4)	3.6 (1.4 to 8.4)	3.6 (1.4 to 8.4)	3.6 (1.4 to 8.4)	3.6 (1.4 to 8.4)	3.6 (1.4 to 8.4)	0.7 (0.3 to 2.6)	0.2 (0.1 to 0.6)	0.1 (0 to 0.2)	110
Chronic respiratory diseases	0 (0 to 0)	0 (0 to 0)	0 (0 to 0)	0 (0 to 0)	0 (0 to 0)	0 (0 to 0)	0 (0 to 0)	0 (0 to 0)	0 (0 to 0)	0 (0 to 0)	0 (0 to 0)	0 (0 to 0)	0 (0 to 0)	0 (0 to 0)	0 (0 to 0)	0 (0 to 0)	0 (0 to 0)	0 (0 to 0)	0 (0 to 0)	0 (0 to 0)	0 (0 to 0)	0 (0 to 0)	0 (0 to 0)	0 (0 to 0)	0 (0 to 0)	0
Chronic obstructive pulmonary disease	9.8 (2.9 to 21.9)	9.8 (3.3 to 19.4)	2.8 (1.3 to 5.4)	9.3 (4.2 to 14.4)	10.9 (5.1 to 19.3)	22 (10.7 to 33.1)	15.7 (7.3 to 25.1)	25.8 (12.1 to 40.2)	22.1 (12.7 to 36.1)	44.7 (22.7 to 68.8)	32.3 (24.2 to 48.1)	22.1 (16.5 to 30)	40.6 (29.7 to 56.7)	0.1 (0 to 0.1)	73.3 (47.3 to 102)	69.3 (47.3 to 102)	49.3 (40.5 to 106)	59.1 (37.2 to 88.7)	43.4 (20.7 to 73)	34.6 (16.2 to 58.2)	9.7 (3.2 to 19.6)	3.7 (1.2 to 7.6)	759
Pneumoconiosis	0 (0 to 0)	0 (0 to 0)	0 (0 to 0)	0 (0 to 0)	0 (0 to 0)	0 (0 to 0.1)	0 (0 to 0.1)	0 (0 to 0.1)	0 (0 to 0.1)	0 (0 to 0.1)	0 (0 to 0.1)	0 (0 to 0.1)	0 (0 to 0.1)	0 (0 to 0.1)	0 (0 to 0.1)	0 (0 to 0.1)	0 (0 to 0.1)	0 (0 to 0.1)	0 (0 to 0.1)	0 (0 to 0.1)	0 (0 to 0.1)	0 (0 to 0.1)	0 (0 to 0.1)	0 (0 to 0)	0 (0 to 0)	1.1
Silicosis	0 (0 to 0)	0 (0 to 0)	0 (0 to 0)	0 (0 to 0)	0 (0 to 0)	0 (0 to 0)	0 (0 to 0)	0 (0 to 0)	0 (0 to 0)	0 (0 to 0)	0 (0 to 0)	0 (0 to 0)	0 (0 to 0)	0 (0 to 0)	0 (0 to 0)	0 (0 to 0)	0 (0 to 0)	0 (0 to 0)	0 (0 to 0)	0 (0 to 0)	0 (0 to 0)	0 (0 to 0)	0 (0 to 0)	0 (0 to 0)	0 (0 to 0)	0
Asbestosis	0 (0 to 0)	0 (0 to 0)	0 (0 to 0)	0 (0 to 0)	0 (0 to 0)	0 (0 to 0)	0 (0 to 0)	0 (0 to 0)	0 (0 to 0)	0 (0 to 0)	0 (0 to 0)	0 (0 to 0)	0 (0 to 0)	0 (0 to 0)	0 (0 to 0)	0 (0 to 0)	0 (0 to 0)	0 (0 to 0)	0 (0 to 0)	0 (0 to 0)	0 (0 to 0)	0 (0 to 0)	0 (0 to 0)	0 (0 to 0)	0 (0 to 0)	0.1
Coal workers pneumoconiosis	0 (0 to 0)	0 (0 to 0)	0 (0 to 0)	0 (0 to 0)	0 (0 to 0)	0 (0 to 0)	0 (0 to 0)	0 (0 to 0)	0 (0 to 0)	0 (0 to 0)	0 (0 to 0)	0 (0 to 0)	0 (0 to 0)	0 (0 to 0)	0 (0 to 0)	0 (0 to 0)	0 (0 to 0)	0 (0 to 0)	0 (0 to 0)	0 (0 to 0)	0 (0 to 0)	0 (0 to 0)	0 (0 to 0)	0 (0 to 0)	0 (0 to 0)	0
Other pneumoconiosis	0 (0 to 0)	0 (0 to 0)	0 (0 to 0)	0 (0 to 0)	0 (0 to 0)	0 (0 to 0.1)	0 (0 to 0.1)	0 (0 to 0.1)	0 (0 to 0.1)	0 (0 to 0.1)	0 (0 to 0.1)	0 (0 to 0.1)	0 (0 to 0.1)	0 (0 to 0.1)	0 (0 to 0.1)	0 (0 to 0.1)	0 (0 to 0.1)	0 (0 to 0.1)	0 (0 to 0.1)	0 (0 to 0.1)	0 (0 to 0.1)	0 (0 to 0.1)	0 (0 to 0.1)	0 (0 to 0)	0 (0 to 0)	0.9
Asthma	0 (0 to 0)	0 (0 to 0)	99.2 (48.9 to 184)	71.7 (42.3 to 116)	49.5 (24.9 to 78.7)	35.9 (20.1 to 55.7)	27.9 (17.1 to 41.7)	29.5 (16.6 to 46)	29.9 (16.7 to 46.4)	30.4 (16.2 to 48.2)	31.8 (18.7 to 51.8)	27 (16.2 to 42.8)	29.7 (17.5 to 45.2)	22.7 (15.5 to 33.9)	23.5 (14.2 to 36.1)	24.3 (14.1 to 35.8)	25.5 (14.2 to 38.2)	19.6 (11.5 to 28.8)	14 (9.6 to 20.5)	9.4 (6.1 to 14.1)	4.3 (2.9 to 6.8)	1.5 (0.7 to 2.7)	0.5 (0.2 to 1.1)	0.2 (0 to 0.5)	568
Interstitial lung disease and pulmonary sarcoidosis	0 (0 to 0)	0 (0 to 0)	0.5 (0.2 to 1.1)	0.3 (0.1 to 0.8)	0.2 (0.1 to 0.6)	0.4 (0.2 to 0.9)	0.4 (0.2 to 0.8)	0.6 (0.2 to 1.7)	0.6 (0.2 to 1.3)	1.8 (0.6 to 4.2)	1.8 (0.6 to 4.2)	2.5 (0.8 to 5.9)	2.5 (0.8 to 5.9)	2.8 (0.9 to 6.6)	2.8 (0.9 to 6.6)	2.8 (0.9 to 6.6)	2.8 (0.9 to 6.6)	2.8 (0.9 to 6.6)	2.8 (0.9 to 6.6)	2.8 (0.9 to 6.6)	1.7 (0.5 to 4)	0.5 (0.1 to 1.2)	0.1 (0 to 0.3)	0 (0 to 0.1)	26.8
Other chronic respiratory diseases	0 (0 to 0)	0 (0 to 0)	2.7 (0.6 to 7.2)	1.1 (0.4 to 2.6)	1.1 (0.4 to 2.6)	0.5 (0.2 to 1.1)	0.4 (0.1 to 1)	0.4 (0.1 to 1)	0.4 (0.1 to 1)	0.4 (0.1 to 1)	0.4 (0.1 to 1)	0.4 (0.1 to 1)	0.3 (0.1 to 0.8)	0.3 (0.1 to 0.8)	0.3 (0.1 to 0.8)	0.3 (0.1 to 0.8)	0.3 (0.1 to 0.8)	0.3 (0.1 to 0.8)	0.3 (0.1 to 0.8)	0.3 (0.1 to 0.8)	0.3 (0.1 to 0.8)	0.3 (0.1 to 0.8)	0.1 (0 to 0.2)	0 (0 to 0)	0 (0 to 0)	92.8
Digestive diseases	14.8 (5.4 to 31.9)	19.9 (8.2 to 37.4)	87.9 (27.7 to 200)	117 (50.2 to 219)	92.7 (32.7 to 196)	48.2 (17.4 to 96.5)	59.9 (26.1 to 135)	74.1 (46.1 to 125)	88.1 (58.1 to 141)	117 (80.7 to 203)	133 (79.9 to 204)	148 (79.4 to 268)	139 (77.1 to 251)	138 (77.1 to 251)	124 (72.3 to 211)	124 (72.3 to 211)	106 (59.9 to 170)	102 (59.9 to 170)	82.1 (47.7 to 135)	61.3 (34.8 to 104)	39 (16.5 to 72.3)	10.9 (3.7 to 24.1)	2.4 (0.7 to 6.7)	1,880
Cirrhosis and other chronic liver diseases	39 (16.9 to 82.4)	58.2 (26.1 to 120)	26.1 (10.1 to 46.9)	15.7 (4.6 to 36)	39 (14.9 to 76.9)	36 (14.4 to 70.4)	36.4 (15.4 to 72.6)	29.1 (14.1 to 57.6)	68 (34.1 to 114)	125 (74.4 to 191)	171 (97.4 to 261)	91.4 (38.1 to 186)	89.1 (36.4 to 186)	84.7 (35.7 to 178)	80.5 (34.1 to 168)	67.4 (27.4 to 141)	67.5 (27.4 to 141)	70.5 (28.5 to 147)	67.2 (25.8 to 140)	52.3 (16.2 to 109)	22.2 (5.9 to 47)	4.7 (1.2 to 9.8)	0.4 (0.1 to 1.1)	0.1 (0 to 0.2)	1,550
Cirrhosis and other chronic liver diseases due to hepatitis B	0 (0 to 0)	0 (0 to 0)	0.1 (0 to 0.5)	0.2 (0 to 0.6)	0.2 (0 to 0.6)	0.2 (0 to 0.6)	0.2 (0 to 0.6)	0.2 (0 to 0.6)	0.2 (0 to 0.6)	0.1 (0 to 0.5)	0.1 (0 to 0.5)	0.1 (0 to 0.5)	0.1 (0 to 0.5)	0.1 (0 to 0.5)	0.1 (0 to 0.5)	0.1 (0 to 0.5)	0.1 (0 to 0.5)	0.1 (0 to 0.5)	0.1 (0 to 0.5)	0.1 (0 to 0.5)	0.1 (0 to 0.5)	0.1 (0 to 0.5)	0 (0 to 0)	0 (0 to 0)	0 (0 to 0)	129
Cirrhosis and other chronic liver diseases due to hepatitis C	0 (0 to 0)	0 (0 to 0)	0 (0 to 0)	0 (0 to 0.2)	0 (0 to 0.1)	0 (0 to 0.2)	0 (0 to 0.2)	0 (0 to 0.2)	0 (0 to 0.2)	0 (0 to 0.2)	0 (0 to 0.2)	0 (0 to 0.2)	0 (0 to 0.2)	0 (0 to 0.2)	0 (0 to 0.2)	0 (0 to 0.2)	0 (0 to 0.2)	0 (0 to 0.2)	0 (0 to 0.2)	0 (0 to 0.2)	0 (0 to 0.2)	0 (0 to 0.2)	0 (0 to 0.2)	0 (0 to 0)	0 (0 to 0)	307
Cirrhosis and other chronic liver diseases due to alcohol use	0 (0 to 0)	0 (0 to 0)	0 (0 to 0)	0 (0 to 0)	0 (0 to 0)	0 (0 to 0.2)	0 (0 to 0.2)	0 (0 to 0.4)	0 (0 to 0.4)	0 (0 to 0.4)	0 (0 to 0.4)	0 (0 to 0.4)	0 (0 to 0.4)	0 (0 to 0.4)	0 (0 to 0.4)	0 (0 to 0.4)	0 (0 to 0.4)	0 (0 to 0.4)	0 (0 to 0.4)	0 (0 to 0.4)	0 (0 to 0.4)	0 (0 to 0.4)	0 (0 to 0.4)	0 (0 to 0)	0 (0 to 0)	125
Cirrhosis and other chronic liver diseases due to NAFLD	0 (0 to 0)	0 (0 to 0)	0 (0 to 0)	0 (0 to 0)	0 (0 to 0)	1 (0.1 to 3.6)	0.6 (0.1 to 1.8)	0.6 (0.1 to 1.8)	0.6 (0.1 to 1.8)	0.6 (0.1 to 1.8)	0.6 (0.1 to 1.8)	0.6 (0.1 to 1.8)	0.6 (0.1 to 1.8)	0.6 (0.1 to 1.8)	0.6 (0.1 to 1.8)	0.6 (0.1 to 1.8)	0.6

Osteoarthritis other	0 (0 to 0)	0 (0 to 0)	0 (0 to 0)	0 (0 to 0)	0 (0 to 0)	0 (0 to 0)	0 (0 to 0)	0 (0 to 0)	0 (0 to 0)	0·1 (0 to 0·2)	0·8 (0·2 to 1·8)	2·4 (0·8 to 5·7)	4·4 (1·8 to 10·1)	6·1 (2·6 to 13·5)	6·8 (3 to 14·8)	6·7 (3·1 to 14)	5·3 (2·5 to 11·2)	4 (2 to 8·5)	2·6 (1·3 to 5·3)	1·6 (0·8 to 3·2)	0·8 (0·4 to 1·5)	0·3 (0·2 to 0·6)	0·1 (0·1 to 0·2)	41·8
Low back pain	0 (0 to 0)	0 (0 to 0)	0 (0 to 0)	0 (0 to 0)	25·1 (11·7 to 44·6)	111 (65·5 to 178)	171 (102 to 278)	199 (116 to 318)	244 (143 to 376)	289 (171 to 445)	357 (213 to 555)	373 (220 to 563)	327 (198 to 514)	274 (166 to 428)	211 (129 to 321)	166 (104 to 246)	115 (73·8 to 176)	79·5 (50·3 to 117)	48·4 (30·2 to 72)	29·7 (19·4 to 42·9)	13·7 (8·6 to 19·3)	4·8 (3·2 to 6·8)	1·6 (1 to 2·3)	3,040
Neck pain	0 (0 to 0)	0 (0 to 0)	0 (0 to 0)	0 (0 to 0)	1·9 (0·5 to 4·5)	12·7 (5·7 to 24)	32·7 (14·9 to 61·1)	53·2 (23·5 to 102)	83·2 (40·2 to 164)	130 (63·2 to 236)	177 (92 to 315)	202 (103 to 349)	194 (97·2 to 342)	143 (72·8 to 262)	101 (49·7 to 181)	72 (36·5 to 126)	46 (24·4 to 77·6)	29·5 (15·7 to 48·5)	15·4 (8 to 27·3)	6·8 (3·4 to 12·1)	2·4 (1·3 to 4)	0·6 (0·3 to 1·1)	0·2 (0·1 to 0·3)	1,300
Gout	0 (0 to 0)	0 (0 to 0)	0 (0 to 0)	0 (0 to 0)	0 (0 to 0)	0 (0 to 0)	0 (0 to 0·1)	0·2 (0·1 to 0·4)	0·7 (0·3 to 1·2)	1·3 (0·2 to 2·9)	2·1 (0·6 to 4·5)	2·7 (1·1 to 5·1)	2·9 (1·1 to 5·4)	2·8 (1·2 to 5·1)	2·5 (1·1 to 4·7)	2·3 (1 to 4·3)	1·9 (0·9 to 3·4)	1·5 (0·7 to 2·5)	0·9 (0·5 to 1·6)	0·6 (0·3 to 1)	0·3 (0·1 to 0·4)	0·1 (0·1 to 0·2)	0 (0 to 0·1)	22·8
Other musculoskeletal disorders	0 (0 to 0)	0 (0 to 0)	0 (0 to 0)	0 (0 to 0)	2·2 (0·8 to 4·3)	4·2 (1·6 to 7·9)	33·4 (18·8 to 52·3)	78·9 (50·6 to 119)	155 (96·8 to 234)	214 (130 to 323)	241 (149 to 356)	235 (143 to 359)	204 (131 to 307)	165 (103 to 255)	128 (79·5 to 189)	97·8 (58·8 to 150)	64·2 (41 to 96·1)	40·4 (24·5 to 62·9)	20·4 (12·4 to 31·1)	9·6 (5·7 to 15·1)	3·6 (2·1 to 5·4)	1 (0·5 to 1·6)	0·2 (0 to 0·4)	1,700
Other non-communicable diseases	756 (345 to 1,560)	274 (156 to 438)	1,070 (482 to 2,000)	313 (181 to 529)	135 (91·6 to 192)	148 (102 to 212)	235 (155 to 356)	330 (220 to 499)	402 (270 to 591)	470 (324 to 683)	529 (364 to 771)	471 (322 to 694)	329 (224 to 470)	214 (147 to 303)	144 (96·1 to 206)	115 (77·6 to 163)	80·4 (55·7 to 114)	56·5 (39·2 to 78·8)	34·9 (24·9 to 47·5)	20·9 (14·8 to 28·1)	9·8 (7·1 to 13)	3·7 (2·7 to 5)	1·4 (1 to 1·8)	6,140
Congenital birth defects	746 (339 to 1,540)	232 (125 to 395)	795 (348 to 1,580)	253 (136 to 452)	77·1 (46·4 to 117)	50·4 (31·6 to 73·7)	37·3 (24·6 to 54·7)	28·5 (18·4 to 41·8)	23 (14·7 to 34·4)	19·2 (12·3 to 28·2)	19·4 (12·4 to 29·6)	16·1 (10·7 to 23·7)	11·3 (7·4 to 16·9)	7·8 (5·2 to 11·6)	5·5 (3·5 to 8·2)	3·9 (2·5 to 5·8)	2·3 (1·5 to 3·5)	1·1 (0·7 to 1·9)	0·6 (0·4 to 1)	0·3 (0·2 to 0·5)	0·1 (0·1 to 0·2)	0 (0 to 0·1)	0 (0 to 0)	2,330
Neural tube defects	135 (27·8 to 414)	15·3 (2·5 to 46·8)	51·8 (7·1 to 166)	19·3 (2·2 to 70·3)	1·5 (0·8 to 3·1)	1 (0·6 to 1·5)	0·9 (0·6 to 1·4)	0·7 (0·5 to 1)	0·6 (0·4 to 0·8)	0·5 (0·3 to 0·7)	0·4 (0·3 to 0·6)	0·4 (0·2 to 0·5)	0·2 (0·2 to 0·3)	0·2 (0·1 to 0·2)	0·1 (0·1 to 0·2)	0·1 (0 to 0·1)	0 (0 to 0·1)	0 (0 to 0)	0 (0 to 0)	0 (0 to 0)	0 (0 to 0)	0 (0 to 0)	0 (0 to 0)	228
Congenital heart anomalies	243 (80·3 to 563)	126 (58·5 to 237)	414 (136 to 917)	132 (58·9 to 258)	37·8 (19·6 to 65·1)	22 (10·9 to 38·7)	15 (6·9 to 27·7)	10·7 (5·4 to 20·9)	7·3 (3·3 to 14·6)	4·7 (2·1 to 9·1)	5·6 (2·6 to 11·3)	4·5 (2·1 to 8·6)	2·2 (1·1 to 3·9)	1·2 (0·6 to 2·1)	0·9 (0·5 to 1·6)	0·7 (0·4 to 1·1)	0·4 (0·2 to 0·7)	0·1 (0 to 0·2)	0·1 (0 to 0·1)	0 (0 to 0·1)	0 (0 to 0)	0 (0 to 0)	0 (0 to 0)	1,030
Orofacial clefts	2·1 (0·4 to 6·5)	0·9 (0·2 to 2·7)	2 (0·5 to 7·1)	1 (0·4 to 1·9)	0·6 (0·3 to 0·9)	0·6 (0·3 to 0·9)	0·5 (0·3 to 0·8)	0·5 (0·3 to 0·8)	0·5 (0·3 to 0·7)	0·5 (0·3 to 0·7)	0·5 (0·3 to 0·7)	0·4 (0·2 to 0·6)	0·3 (0·2 to 0·5)	0·2 (0·1 to 0·4)	0·2 (0·1 to 0·3)	0·1 (0·1 to 0·2)	0·1 (0 to 0·1)	0·1 (0 to 0·1)	0 (0 to 0)	0 (0 to 0)	0 (0 to 0)	0 (0 to 0)	0 (0 to 0)	10·9
Down syndrome	8·5 (2·2 to 21·5)	3·7 (1·3 to 9·1)	21·7 (5·6 to 56·5)	8·8 (3·1 to 20·9)	1·8 (0·9 to 3·7)	2·1 (1 to 4·3)	1·6 (0·8 to 2·8)	1·3 (0·7 to 2·3)	1·3 (0·6 to 2·6)	0·9 (0·4 to 1·8)	0·6 (0·3 to 1·3)	0·5 (0·2 to 1)	0·4 (0·2 to 0·9)	0·2 (0·1 to 0·5)	0·1 (0 to 0·3)	0 (0 to 0·1)	0 (0 to 0)	0 (0 to 0)	0 (0 to 0)	0 (0 to 0)	0 (0 to 0)	0 (0 to 0)	0 (0 to 0)	53·5
Turner syndrome	0 (0 to 0)	0 (0 to 0)	0 (0 to 0)	0·1 (0 to 0·1)	0·1 (0 to 0·1)	0·1 (0 to 0·1)	0·1 (0 to 0·1)	0·1 (0 to 0·1)	0·1 (0 to 0·1)	0·1 (0 to 0·1)	0 (0 to 0·1)	0 (0 to 0·1)	0 (0 to 0)	0 (0 to 0)	0 (0 to 0)	0 (0 to 0)	0 (0 to 0)	0 (0 to 0)	0 (0 to 0)	0 (0 to 0)	0 (0 to 0)	0 (0 to 0)	0 (0 to 0)	0·6
Klinefelter syndrome	0 (0 to 0)	0 (0 to 0)	0 (0 to 0)	0 (0 to 0)	0 (0 to 0)	0 (0 to 0)	0 (0 to 0)	0 (0 to 0)	0 (0 to 0)	0 (0 to 0)	0 (0 to 0)	0 (0 to 0)	0 (0 to 0)	0 (0 to 0)	0 (0 to 0)	0 (0 to 0)	0 (0 to 0)	0 (0 to 0)	0 (0 to 0)	0 (0 to 0)	0 (0 to 0)	0 (0 to 0)	0 (0 to 0)	0
Other chromosomal abnormalities	17·3 (4·5 to 51·8)	9·2 (3 to 20·8)	18 (5·9 to 48·6)	3·9 (2·2 to 7)	1·6 (1 to 2·7)	1·1 (0·7 to 1·8)	1·2 (0·7 to 2)	0·9 (0·5 to 1·4)	0·7 (0·4 to 1·1)	0·5 (0·3 to 0·7)	0·4 (0·2 to 0·6)	0·3 (0·2 to 0·4)	0·1 (0·1 to 0·2)	0·1 (0·1 to 0·1)	0 (0 to 0·1)	0 (0 to 0)	0 (0 to 0)	0 (0 to 0)	0 (0 to 0)	0 (0 to 0)	0 (0 to 0)	0 (0 to 0)	0 (0 to 0)	55·4
Congenital musculoskeletal and limb anomalies	9·4 (2·9 to 24·4)	2·4 (1·1 to 4·8)	14·8 (7·2 to 30·9)	13·9 (7·8 to 22·1)	9·5 (5·2 to 15·5)	9·2 (4·8 to 15·2)	7·9 (4·2 to 13)	6·3 (3·3 to 10·7)	5·7 (3 to 9·3)	5·5 (2·9 to 9·1)	5·6 (2·9 to 9·4)	4·8 (2·6 to 8)	3·8 (2 to 6·5)	2·8 (1·4 to 4·6)	2 (1 to 3·3)	1·4 (0·7 to 2·3)	0·8 (0·4 to 1·3)	0·4 (0·2 to 0·7)	0·2 (0·1 to 0·3)	0·1 (0 to 0·1)	0 (0 to 0·1)	0 (0 to 0)	0 (0 to 0)	107
Urogenital congenital anomalies	11·9 (3·2 to 31·2)	1·8 (0·6 to 4·1)	3·4 (1·1 to 9·8)	2·4 (1·3 to 4·1)	1·5 (0·9 to 2·5)	1·1 (0·6 to 1·7)	0·9 (0·5 to 1·4)	0·6 (0·4 to 1)	0·5 (0·3 to 0·8)	0·4 (0·2 to 0·7)	0·3 (0·2 to 0·6)	0·2 (0·1 to 0·4)	0·2 (0·1 to 0·3)	0·1 (0·1 to 0·2)	0·1 (0 to 0·2)	0 (0 to 0·1)	0 (0 to 0·1)	0 (0 to 0)	0 (0 to 0)	0 (0 to 0)	0 (0 to 0)	0 (0 to 0)	0 (0 to 0)	25·4
Digestive congenital anomalies	84·3 (22·9 to 175)	24·4 (7·6 to 57·2)	121 (23·5 to 312)	24 (6·2 to 64·1)	2·9 (1·1 to 6·7)	1·3 (0·4 to 3·1)	0·3 (0·1 to 0·8)	0·2 (0·1 to 0·5)	0·1 (0 to 0·2)	0·1 (0 to 0·4)	0·1 (0 to 0·1)	0 (0 to 0·1)	0 (0 to 0·1)	0·1 (0 to 0·2)	0 (0 to 0·1)	0 (0 to 0·1)	0 (0 to 0·1)	0 (0 to 0)	0 (0 to 0)	0 (0 to 0)	0 (0 to 0)	0 (0 to 0)	0 (0 to 0)	259
Other congenital birth defects	234 (63·7 to 567)	48·3 (17·3 to 102)	147 (33·3 to 451)	48·2 (18 to 127)	19·9 (9·4 to 43·8)	12 (5·8 to 21·4)	8·9 (4·4 to 15·8)	7·2 (3·5 to 13·6)	6·4 (3 to 12·3)	6·1 (2·9 to 11·8)	5·9 (2·7 to 11·2)	5 (2·3 to 10·1)	4 (1·8 to 7·7)	2·9 (1·4 to 5·7)	2 (1 to 4·1)	1·5 (0·7 to 3)	1 (0·4 to 1·8)	0·5 (0·2 to 1·1)	0·3 (0·1 to 0·6)	0·2 (0·1 to 0·4)	0·1 (0 to 0·2)	0 (0 to 0·1)	0 (0 to 0)	562
Urinary diseases and male infertility	0 (0 to 0)	0·1 (0·1 to 0·3)	2·1 (0·6 to 5·4)	4·6 (1·5 to 9)	3·5 (1·7 to 6·2)	3·3 (1·7 to 5·6)	4·5 (2·2 to 7·8)	5·3 (2·6 to 9·8)	4 (2·1 to 6·8)	5·2 (2·8 to 8·3)	6·2 (3 to 11·1)	7·8 (3·9 to 14·2)	6 (3·2 to 10·3)	7·6 (4·1 to 13·9)	6·8 (3·6 to 12)	7·5 (3·9 to 13·8)	5·8 (3·2 to 10)	4·5 (2·3 to 7·9)	3·5 (1·8 to 6)	2·3 (1·1 to 4·2)	1·3 (0·6 to 2·3)	0·6 (0·3 to 1·1)	0·2 (0·1 to 0·4)	92·7
Urolithiasis	0 (0 to 0)	0 (0 to 0)	0 (0 to 0)	0 (0 to 0·1)	0·1 (0 to 0·5)	0·1 (0 to 0·3)	0·1 (0 to 0·3)	0·2 (0·1 to 0·5)	0·3 (0·2 to 0·5)	0·5 (0·2 to 1)	0·6 (0·3 to 1·1)	0·8 (0·4 to 1·6)	1 (0·4 to 2)	0·7 (0·3 to 1·2)	0·7 (0·3 to 1·6)	0·8 (0·2 to 2·1)	0·6 (0·2 to 1·5)	0·3 (0·1 to 0·8)	0·2 (0 to 0·5)	0·1 (0 to 0·3)	0 (0 to 0·1)	0 (0 to 0·1)	0 (0 to 0)	7·3
Benign prostatic hyperplasia	0 (0 to 0)	0 (0 to 0)	0 (0 to 0)	0 (0 to 0)	0 (0 to 0)	0 (0 to 0)	0 (0 to 0)	0 (0 to 0)	0 (0 to 0)	0 (0 to 0)	0 (0 to 0)	0 (0 to 0)	0 (0 to 0)	0 (0 to 0)	0 (0 to 0)	0 (0 to 0)	0 (0 to 0)	0 (0 to 0)	0 (0 to 0)	0 (0 to 0)	0 (0 to 0)	0 (0 to 0)	0 (0 to 0)	0
Male infertility	--	--	--	--	--	--	--	--	--	--	--	--	--	--	--	--	--	--	--	--	--	--	--	NA
Other urinary diseases	0 (0 to 0)	0·1 (0 to 0·2)	0·5 (0 to 2·2)	0·6 (0·1 to 1·7)	0·6 (0·2 to 1·5)	0·6 (0·2 to 1·4)	0·5 (0·2 to 1)	0·4 (0·2 to 0·9)	0·4 (0·2 to 0·8)	0·7 (0·4 to 1·5)	0·6 (0·3 to 1·1)	0·7 (0·3 to 1·2)	0·9 (0·4 to 1·9)	0·5 (0·2 to 0·9)	0·5 (0·2 to 0·9)	0·8 (0·3 to 1·8)	0·3 (0·1 to 0·8)	0·3 (0·1 to 0·7)	0·2 (0·1 to 0·6)	0·2 (0 to 0·4)	0·1 (0 to 0·3)	0·1 (0 to 0·2)	0 (0 to 0·1)	9·4
Gynecological diseases	0 (0 to 0)	0 (0 to 0)	0 (0 to 0)	0 (0 to 0)	0 (0 to 0)	47·6 (24·3 to 82)	131 (75·8 to 218)	213 (133 to 336)	265 (174 to 386)	293 (189 to 440)	300 (203 to 441)	256 (170 to 386)	148 (100 to 216)	61·7 (39 to 92·5)	22 (13·2 to 33·3)	14·4 (8·1 to 22·5)	9·6 (5·7 to 14·2)	5·5 (3·3 to 8·2)	3·3 (2 to 4·9)	2·2 (1·3 to 3·6)	1·1 (0·6 to 1·7)	0·4 (0·2 to 0·6)	0·1 (0·1 to 0·2)	1,770
Uterine fibroids	0 (0 to 0)	0 (0 to 0)	0 (0 to 0)	0 (0 to 0)	0 (0 to 0)	0·5 (0·2 to 1·3)	1·8 (0·7 to 4)	3·1 (1·3 to 6·2)	6·6 (2·9 to 13·1)	7·6 (3·5 to 15·4)	10·2 (4·5 to 20·3)	9·7 (4·3 to 18·2)	6·7 (3·1 to 13·2)	4·3 (2 to 8·4)	2·1 (0·9 to 4·3)	1·2 (0·6 to 2·3)	0·6 (0·3 to 1·3)	0·2 (0·1 to 0·4)	0·1 (0 to 0·2)	0·1 (0 to 0·2)	0 (0 to 0·1)	0 (0 to 0·1)	0 (0 to 0·1)	54·9
Polycystic ovarian syndrome	0 (0 to 0)	0 (0 to 0)	0 (0 to 0)	0 (0 to 0)	0 (0 to 0)	4·5 (1·6 to 10·1)	17·2 (7 to 34·4)	22·3 (9·2 to 45·8)	20·4 (8·4 to 41·4)	19·5 (8 to 39·4)	18·8 (7·9 to 38·1)	16 (6·5 to 32·2)	11·7 (4·8 to 24)	2 (0·8 to 3·9)	0 (0 to 0)	0 (0 to 0)	0 (0 to 0)	0 (0 to 0)	0 (0 to 0)	0 (0 to 0)	0 (0 to 0)	0 (0 to 0)	0 (0 to 0)	132
Female infertility	0 (0 to 0)	0 (0 to 0)	0 (0 to 0)	0 (0 to 0)	0 (0 to 0)	0 (0 to 0)	0 (0 to 0)	6·6 (0·3 to 21·5)	16 (3·6 to 44·7)	22·1 (4·9 to 63·9)	22·9 (4·5 to 66·1)	18·5 (4 to 52·2)	0·8 (0 to 4·4)	0 (0 to 0)	0 (0 to 0)	0 (0 to 0)	0 (0 to 0)	0 (0 to 0)	0 (0 to 0)	0 (0 to 0)	0 (0 to 0)	0 (0 to 0)	0 (0 to 0)	87
Endometriosis	0 (0 to 0)	0 (0 to 0)	0 (0 to 0)	0 (0 to 0)	0 (0 to 0)	0 (0 to 0)	7·7 (3·1 to 14·4)	41·6 (19·2 to 75·8)	54 (27·9 to 91·4)	50·8 (25·2 to 88·6)	47·9 (25·5 to 81·2)	38·9 (20·5 to 66)	24·3 (13·5 to 40·4)	8·6 (4·3 to 14·7)	0 (0 to 0)	0 (0 to 0)	0 (0 to 0)	0 (0 to 0)	0 (0 to 0)	0 (0 to 0)	0 (0 to 0)	0 (0 to 0)	0 (0 to 0)	274
Genital prolapse	0 (0 to 0)	0 (0 to 0)	0 (0 to 0)	0 (0 to 0)	0 (0 to 0)	0·2 (0·1 to 0·5)	1 (0·2 to 2·8)	0·8 (0·2 to 2·2)	0·4 (0·1 to 2·1)	0·8 (0·3 to 2·2)	1·4 (0·5 to 3·3)	2 (0·9 to 4·7)	2·7 (1·2 to 5·3)	2·6 (1·3 to 4·8)	1·9 (0·9 to 3·7)	1·6 (0·8 to 3·1)	1·2 (0·6 to 2·2)	0·7 (0·3 to 1·4)	0·4 (0·2 to 0·8)	0·3 (0·1 to 0·5)	0·1 (0·1 to 0·2)	0 (0 to 0·1)	0 (0 to 0)	18·2
Premenstrual syndrome	0 (0 to 0)	0 (0 to 0)	0 (0 to 0)	0 (0 to 0)	0 (0 to 0)	41·8 (20·2 to 76·1)	96·8 (47·9 to 173)	114 (58·2 to 204)	108 (62 to 176)	111 (57·3 to 181)	123 (71·7 to 195)	108 (62·2 to 174)	56·8 (32 to 93·4)	14·5 (7·1 to 26·2)	0 (0 to 0)	0 (0 to 0)	0 (0 to 0)	0 (0 to 0)	0 (0 to 0)	0 (0 to 0)	0 (0 to 0)	0 (0 to 0)	0 (0 to 0)	774
Other gynecological diseases	0 (0 to 0)	0 (0 to 0)	0 (0 to 0)	0 (0 to 0)	0 (0 to 0)	0·5 (0·1 to 1·4)	6·2 (2·5 to 12·1)	24·5 (13·2 to 39·2)	59·2 (30·4 to 104)	81·3 (44·9 to 132)	75·3 (42 to 122)	63·2 (33·5 to 104)	45·4 (24·5 to 73·5)	29·9 (13·7 to 49·9)	17·9 (10 to 28·2)	11·6 (5·9 to 18·8)	7·8 (4·3 to 12·1)	4·6 (2·6 to 7)	2·8 (1·6 to 4·3)	1·9 (1·1 to 3·1)	0·9 (0·5 to 1·5)	0·3 (0·2 to 0·5)	0·1 (0·1 to 0·2)	433
Hemoglobinopathies and hemolytic anemias	3 (1·1 to 6·3)	1·9 (0·9 to 3·7)	12·4 (4·6 to 25·4)	25·5 (11·4 to 47·3)	25·8 (11·9 to 46·3)	15·3 (6 to 34·4)	17·9 (6·5 to 38·3)	28·1 (9·4 to 55·3)	28·9 (9·1 to 55)	29·2 (8·8 to 56·1)	41·4 (15·8 to 77·7)	17·8 (6·9 to 37·6)	12·4 (4·6 to 25·3)	9·3 (3·6 to 17·8)	7·6 (3 to 14·7)	9 (3·8 to 16·4)	7 (2·9 to 12·4)	5·6 (2·8 to 9·5)	3·2 (1·5 to 5·6)	2·2 (1·2 to 3·5)	1 (0·6 to 1·6)	0·4 (0·2 to 0·6)	0·1 (0·1 to 0·2)	305
Thalassemias	2·9 (1·1 to 6·1)	1·7 (0·7 to 3·4)	10·3 (3·2 to 23·2)	19·7 (7·4 to 39·5)	11 (5·1 to 20·2)	4·4 (2·2 to 8)	3·3 (1·6 to 6·3)	2·2 (1 to 4·6)	1·3 (0·5 to 2·9)	1 (0·3 to 2·4)	0·8 (0·3 to 1·8)	0·8 (0·3 to 1·9)	0·6 (0·2 to 1·4)	0·4 (0·2 to 0·9)	0·2 (0·1 to 0·4)	0 (0 to 0·1)	0 (0 to 0)	0 (0 to 0)	0 (0 to 0)	0 (0 to 0)	0 (0 to 0)	0 (0 to 0)	0 (0 to 0)	60·4
Thalassemias trait	0 (0 to 0)	0·2 (0 to 0·4)	1·5 (0·2 to 4·1)	4·4 (0·8 to 12·3)	11·3 (2·2 to 26·8)	8·2 (1·3 to 22·1)	6 (1·1 to 16·3)	20·6 (4·9 to 43·8)	21·9 (5·5 to 42·5)	21·3 (5·7 to 41·6)	34·2 (12·3 to 65·7)	6·3 (1·8 to 14·1)	6·9 (1·9 to 14·5)	5·1 (1·4 to 10·3)	4·1 (1·2 to 8·7)	3·7 (1·4 to 7·1)	2·8 (1 to 5)	2 (0·9 to 3·6)	1·2 (0·5 to 2·2)	0·7 (0·3 to 1·1)	0·3 (0·2 to 0·5)	0·1 (0·1 to 0·2)	0 (0 to 0·1)	163
Sickle cell disorders	0 (0 to 0)	0 (0 to 0)	0 (0 to 0·1)	0·1 (0 to 0·2)	0 (0 to 0·1)	0 (0 to 0)	0 (0 to 0)	0 (0 to 0)	0 (0 to 0)	0 (0 to 0)	0 (0 to 0)	0 (0 to 0)	0 (0 to 0)	0 (0 to 0)	0 (0 to 0)	0 (0 to 0)	0 (0 to 0)	0 (0 to 0)	0 (0 to 0)	0 (0 to 0)	0 (0 to 0)	0 (0 to 0)	0 (0 to 0)	0·2
Sickle cell trait	0 (0 to 0)	0 (0 to 0)	0 (0 to 0·1)	0·1 (0 to 0·3)	0·3 (0 to 0·9)	0·2 (0 to 0·7)	1·5 (0·2 to 3·4)	1·8 (0·4 to 4·2)	2 (0·5 to 4·1)	2·3 (0·7 to 4·7)	1·8 (0·4 to 3·8)	1·6 (0·4 to 3·5)	0·1 (0 to 0·4)	0·1 (0 to 0·4)	0·1 (0 to 0·3)	0·1 (0 to 0·2)	0·1 (0 to 0·2)	0·1 (0 to 0·1)	0 (0 to 0·1)	0 (0 to 0)	0 (0 to 0)	0 (0 to 0)	0 (0 to 0)	12·4
G6PD deficiency	0 (0 to 0)	0 (0 to 0)	0·1 (0 to 0·2)	0·2 (0·1 to 0·4)	0·3 (0·1 to 0·7)	0·4 (0·2 to 0·8)	2·8 (0·9 to 6·1)	1·1 (0·5 to 2·4)	1·1 (0·4 to 2·5)	1·1 (0·4 to 2·6)	0·9 (0·3 to 2·1)	2·9 (1·2 to 6·1)	0·7 (0·3 to 1·7)	0·5 (0·2 to 1·1)	0·4 (0·2 to 0·9)	0·3 (0·1 to 0·7)	0·2 (0·1 to 0·4)	0·1 (0 to 0·2)	0 (0 to 0·1)	0 (0 to 0)	0 (0 to 0)	0 (0 to 0)	0 (0 to 0)	13·4
G6PD trait	0 (0 to 0)	0 (0 to 0)	0 (0 to 0)	0 (0 to 0)	0 (0 to 0)	0 (0 to 0)	0·6 (0·2 to 1·2)	0 (0 to 0)	0 (0 to 0)	0 (0 to 0)	0 (0 to 0)	0·6 (0·2 to 1·2)	0·1 (0 to 0·1)	0 (0 to 0)	0 (0 to 0)	0 (0 to 0)	0 (0 to 0)	0 (0 to 0)	0 (0 to 0)	0 (0 to 0)	0 (0 to 0)	0 (0 to 0)	0 (0 to 0)	1·3
Other hemoglobinopathies and hemolytic anemias	0·1 (0 to 0·2)	0·1 (0 to 0·2)	0·4 (0·1 to 1·2)	1·1 (0·2 to 3)	2·8 (0·5 to 7·6)	2·2 (0·4 to 6·7)	3·7 (0·7 to 10)	2·3 (0·4 to 7·5)	2·6 (0·5 to 7·3)	3·4 (0·7 to 9·2)	3·8 (0·7 to 10·4)	5·5 (1·7 to 13)	3·9 (1·2 to 9)	3·1 (1·2 to 6·6)	2·8 (1·2 to 5·5)	4·9 (2·1 to 9·4)	4 (1·6 to 7·6)	3·5 (1·7 to 6·1)	1·9 (0·9 to 3·5)	1·5 (0·8 to 2·5)	0·7 (0·4 to 1·1)	0·3 (0·1 to 0·4)	0·1 (0·1 to 0·2)	54·7
Endocrine, metabolic, blood, and immune disorders	7·5 (1 to 19·8)	2·8 (1·1 to 5·8)	23·9 (7·5 to 59·7)	15·5 (6·2 to 31·9)	10·1 (5·5 to 17·5)	11·1 (6·2 to 18·3)	17·8 (9·5 to 30·9)	18 (9·4 to 30·9)	28·6 (15·5 to 48·4)	49·9 (27·6 to 84·1)	70·8 (40·5 to 111)	77·7 (44·6 to 124)	63·1 (35·5 to 102)	51·4 (30·9 to 81·2)	38·3 (22·2 to 61·6)	25·2 (14·9 to 40·8)	13·7 (8·5 to 22·1)	8·4 (5·5 to 12·5)	4·5 (2·9 to 6·6)	2·4 (1·4 to 3·6)	1·1 (0·6 to 1·7)	0·4 (0·2 to 0·6)	0·2 (0·1 to 0·3)	542
Oral disorders	0 (0 to 0)	0 (0 to 0)	0 (0 to 0)	14·2 (7·9 to 23·7)	18·3 (10 to 30·9)	20·4 (10·9 to 35·2)	26·5 (14·6 to 44·4)	37·3 (20·4 to 65·7)	53·4 (27·9 to 98·6)	73·1 (37·1 to 137)	90·8 (44·3 to 171)	95·4 (48·6 to 173)	87·5 (46·5 to 153)	75·9 (42·1 to 129)	63·7 (36·1 to 104)	55 (32·4 to 88·9)	41·9 (24·9 to 65·7)	31·3 (19·5 to 48·6)	19·8 (12·5 to 29·2)	11·5 (7·2 to 17)	5·2 (3·3 to 7·8)	1·9 (1·2 to 2·8)	0·7 (0·4 to 1)	824
Caries of deciduous teeth	0 (0 to 0)	0 (0 to 0)	0 (0 to 0)	4·4 (1·7 to 9)	4·8 (1·9 to 10·3)	0·3 (0 to 0·7)	0 (0 to 0)	0 (0 to 0)	0 (0 to 0)	0 (0 to 0)	0 (0 to 0)	0 (0 to 0)	0 (0 to 0)	0 (0 to 0)	0 (0 to 0)	0 (0 to 0)	0 (0 to 0)	0 (0 to 0)	0 (0 to 0)	0 (0 to 0)	0 (0 to 0)	0 (0 to 0)	0 (0 to 0)	9·4
Caries of permanent teeth	0 (0 to 0)	0 (0 to 0)	0 (0 to 0)	0 (0 to 0)	3·7 (1·3 to 7·9)	9·1 (3·6 to 19·8)	9 (3·7 to 18·6)	9·1 (3·8 to 18·3)	8·3 (3·4 to 17·4)	7·7 (3·2 to 16·3)	7·4 (3 to 14·9)	6·1 (2·5 to 12·6)	4·4 (1·8 to 9·3)	3·2 (1·3 to 6·6)	2·2 (0·9 to 4·8)	1·6 (0·6 to 3·6)	1·1 (0·4 to 2·3)	0·7 (0·3 to 1·4)	0·4 (0·2 to 0·7)	0·2 (0·1 to 0·4)	0·1 (0 to 0·1)	0 (0 to 0)	0 (0 to 0)	74·2
Periodontal diseases	0 (0 to 0)	0 (0 to 0)	0 (0 to 0)	0 (0 to 0)	0 (0 to 0)	0 (0 to 0)	2·1 (0·6 to 5·6)	8·1 (2·4 to 21)	20·2 (6 to 50·3)	35·4 (11·8 to 82·4)	48·6 (17·7 to 111)	52·5 (19·5 to 112)	46 (17·5 to 98·2)	35·5 (13·9 to 75·6)	24·8 (10 to 53·2)	17 (6·9 to 33·7)	10 (3·9 to 19·7)	5·8 (2·3 to 11·6)	3 (1·2 to 6)	1·5 (0·6 to 3·1)	0·6 (0·2 to 1·3)	0·2 (0·1 to 0·4)	0·1 (0 to 0·1)	312
Other oral disorders	0 (0 to 0)	0 (0 to 0)	0 (0 to 0)	9·8 (5·7 to 15·4)	9·8 (5·8 to 15·5)	11·1 (6·5 to 18)	15·4 (9·2 to 24·2)	17·3 (10·2 to 26·8)	18·3 (10·9 to 27·9)	19·1 (11·4 to 29·4)	19·2 (11·6 to 29·9)	17·3 (10 to 26·6)	14·1 (8·4 to 21·4)	10·6 (6·3 to 16·2)	7·4 (4·3 to 11·1)	5·3 (3·2 to 7·9)	3·3 (2·1 to 5)	1·9 (1·2 to 2·9)	0·9 (0·5 to 1·3)	0·4 (0·2 to 0·6)	0·1 (0·1 to 0·2)	0 (0 to 0·1)	0 (0 to 0)	181
Sudden infant death syndrome	--	37·1 (14·5 to 83)	236 (37·9 to 603)	--	--	--	--	--	--	--	--	--	--	--	--	--	--	--	--	--	--	--	--	NA
Injuries	52 (24·2 to 114)	42·5 (15·8 to 196)	323 (145 to 625)	338 (184 to 541)	179 (129 to 234)	133 (102 to 173)	183 (139 to 238)	170 (126 to 225)	151 (110 to 201)	157 (115 to 207)	168 (123 to 222)	166 (123 to 215)	147 (112 to 188)	122 (93·4 to 157)	97·6 (75·6 to 126)	86·7 (66·5 to 111)	67·7 (52·3 to 87·2)	61·2 (46·5 to 80·3)	48·6 (36·3 to 67·1)	36·6 (26 to 52·3)	20·9 (14·6 to 30·4)	8·6 (6·2 to 12·3)	3·4 (2·4 to 5·2)	2,760
Transport injuries	3·5 (1·1 to 9·5)	6·1 (2·4 to 13·2)	53·7 (21·4 to 108)	81·3 (38·6 to 153)	60 (34·6 to 92·5)	43 (27·6 to 64·5)	74·7 (45·8 to 116)	62·2 (39·1 to 103)	48·8 (29·9 to 76·5)	46·9 (30·5 to 69·6)	47·7 (32·2 to 68·6)	52·3 (35·8 to 74·7)	48·2 (34·5 to 67·2)	41 (30·1 to 55·2)	32·4 (24 to 44·9)	26·1 (19·5 to 34·6)	18·6 (13·9 to 24·8)	16·1 (12·2 to 21·1)	10·4 (7·8 to 13·9)	5·9 (4·5 to 7·7)	2·6 (2 to 3·5)	0·8 (0·6 to 1)	0·3 (0·2 to 0·3)	783
Road injuries	3·1 (1 to 8·4)	5·9 (2·3 to 12·8)	49·9 (19·8 to 101)	76·5 (36·1 to 145)	56·2 (31·8 to 87·3)	39·7 (24·7 to 60·4)	70 (42·1 to 111)	58·1 (36·1 to 94·8)	45·3 (27·3 to 72·1)	43·5 (28·2 to 65·2)	44·4 (29·9 to 64·7)	48·9 (33·5 to 70·1)	45·3 (32·3 to 63)	38·6 (28·3 to 52·5)	30·7 (22·6 to 42·6)	24·8 (18·4 to 33)	17·7 (13·3 to 23·8)	15·5 (11·6 to 20·3)	10 (7·4 to 13·4)	5·6 (4·3 to 7·3)	2·5 (1·9 to 3·3)	0·8 (0·6 to 1)	0·2 (0·2 to 0·3)	733
Pedestrian road injuries	1·4 (0·3 to 4·4)	2 (0·6 to 5)	24 (7 to 57·7)	37·2 (15·6 to 75·2)	25·1 (12·2 to 45·9)	15·4 (8·3 to 25·5)	16·7 (8 to 30)	12·9 (6·6 to 23·1)	9 (4·6 to 18)	8·9 (4·8 to 15·8)	9·2 (5 to 16)	9·4 (5·3 to 15·3)	10 (5·9 to 16·5)	10 (6·2 to 15·9)	8·1 (5 to 12·8)	8·3 (5·4 to 12·8)	5·9 (3·9 to 8·7)	6·2 (3·9 to 9·2)	4·5 (2·9 to 6·7)	2·6 (1·8 to 3·7)	1·1 (0·8 to 1·6)	0·3 (0·2 to 0·4)	0·1 (0·1 to 0·1)	228
Cyclist road injuries	0 (0 to 0)	0 (0 to 0)	0 (0 to 0)	3·5 (1 to 8·2)	2·7 (1 to 5·8)	2·3 (1·1 to 4·4)	3 (1·6 to 5·4)	3 (1·9 to 5)	3 (1·9 to 4·5)	3·6 (2·4 to 5·4)	4 (2·7 to 5·7)	4·3 (2·9 to 6·3)	4 (2·8 to 5·8)	3·5 (2·4 to 5)	2·9 (2 to 4)	2·3 (1·6 to 3·2)	1·7 (1·2 to 2·4)	1·3 (1 to 1·8)	0·7 (0·5 to 0·9)	0·4 (0·3 to 0·6)	0·2 (0·2 to 0·3)	0·1 (0·1 to 0·1)	0 (0 to 0)	46·7
Motorcyclist road injuries	0·6 (0·1 to 1·9)	0·4 (0·1 to 1·1)	8·3 (1·7 to 22·7)	10·5 (3·2 to 24·4)	9·3 (3·8 to 18·8)	9 (4·8 to 16·1)	21·3 (11·3 to 38·9)	19·6 (11·1 to 33·5)	16·2 (10·2 to 25·9)	16·3 (10·9 to 24·1)	17·4 (12 to 25)	18·7 (12·7 to 27·3)	17·3 (11·9 to 24·4)	14·2 (10·2 to 20·1)	11·5 (8·3 to 16·1)	8·4 (5·9 to 11·2)	6 (4·3 to 8·2)	4·4 (3·1 to 5·8)	2·6 (1·9 to 3·5)	1·5 (1·1 to 2)	0·7 (0·5 to 0·9)	0·2 (0·2 to 0·3)	0·1 (0·1 to 0·1)	215
Motor vehicle road injuries	1 (0·2 to 2·8)	3·4 (1·2 to 7·7)	16·3 (4·5 to 38·7)	24 (7·3 to 54·8)	18·3 (7 to 35·4)	12·5 (5·9 to 22·8)	27·8 (12·1 to 51·8)	21·5 (9·9 to 41·2)	16·4 (7·5 to 32·3)	13·9 (7 to 27)	13 (6·8 to 22·9)	15·7 (8·6 to 28·3)	13·2 (7·6 to 22·9)	10·2 (6·2 to 16·5)	7·7 (4·9 to 12·5)	5·5 (3·5 to 8·5)	3·9 (2·5 to 5·9)	3·5 (2·2 to 5·3)	2 (1·2 to 3·1)	1·1 (0·7 to 1·6)	0·5 (0·3 to 0·8)	0·2 (0·1 to 0·2)	0 (0 to 0·1)	232
Other road injuries	0·1 (0 to 0·2)	0 (0 to 0·1)	1·3 (0·2 to 3·6)	1·3 (0·3 to 3·5)	0·9 (0·3 to 2·1)	0·5 (0·3 to 1)	1·1 (0·5 to 2·2)	1 (0·5 to 1·9)	0·7 (0·4 to 1·3)	0·8 (0·5 to 1·4)	0·8 (0·5 to 1·3)	0·9 (0·5 to 1·5)	0·8 (0·5 to 1·4)	0·7 (0·4 to 1·1)	0·5 (0·3 to 0·8)	0·2 (0·2 to 0·3)	0·2 (0·1 to 0·2)	0·1 (0·1 to 0·2)	0·1 (0·1 to 0·3)	0·1 (0·1 to 0·2)	0 (0 to 0·1)	0 (0 to 0)	0 (0 to 0)	12·1
Other transport injuries	0·3 (0·1 to 1)	0·2 (0·1 to 0·6)	3·8 (1·1 to 10·3)	4·8 (1·9 to 10·4)	3·9 (2·2 to 6·8)	3·3 (2·2 to 5)	4·7 (2·8 to 8)	4·1 (2·6 to 6·4)	3·5 (2·2 to 5·6)	3·5 (2·2 to 5·3)	3·4 (2·2 to 4·7)	3·5 (2·3 to 5·1)	2·9 (2 to 4·1)	2·4 (1·6 to 3·4)	1·8 (1·2 to 2·5)	1·3 (1 to 1·9)	0·9 (0·7 to 1·3)	0·7 (0·5 to 1)	0·5 (0·3 to 0·7)	0·3 (0·2 to 0·4)	0·1 (0·1 to 0·2)	0 (0 to 0·1)	0 (0 to 0)	49·8
Unintentional injuries	44·6 (18·1 to 102)	36·1 (11·3 to 190)	267 (110 to 544)	252 (130 to 422)	112 (78·9 to 152)	74·8 (55·8 to 96·5)	74·3 (56·1 to 96·8)	74·8 (55·2 to 100)	77·1 (56·4 to 105)	86·6 (62·4 to 117)	95 (68·6 to 129)	91·4 (66·3 to 124)	81·1 (60·3 to 109)	68·2 (50·7 to 91·2)	57·5 (43·6 to 76)	55·1 (41·5 to 73·7)	45·3 (33·7 to 60·1)	42·2 (30·1 to 57·8)	36·6 (25·9 to 53·6)	29·7 (20·4 to 44·3)	17·8 (12·1 to 27·1)	7·6 (5·3 to 11·3)	3·1 (2·2 to 4·8)	1,730
Falls	11·6 (1·4 to 37·4)	3·4 (0·4 to 9·5)	40 (8·9 to 95)	38·8 (16·4 to 75·5)	26·5 (17·8 to 39·5)	25 (16·9 to 35·7)	27·5 (19·2 to 38·6)	26·5 (18·7 to 37·6)	30·4 (21·3 to 43·2)	34·5 (24·3 to 48·4)	39·9 (27·7 to 55·8)	39 (27·8 to 53·1)	35·6 (25·5 to 47·9)	31·5 (22·8 to 42·8)	28·2 (20·5 to 38·5)	31·5 (22·2 to 44·2)	28·3 (19·7 to 40)	29·6 (19·7 to 43·4)	27·7 (18·3 to 43·2)	24·2 (15·6 to 37·6)	15·2 (9·7 to 24·5)	6·7 (4·5 to 10·3)	2·8 (1·8 to 4·5)	605
Drowning	0·6 (0·2 to 1·4)	0·3 (0·1 to 0·5)	31·3 (9·8 to 76·5)	137 (56·8 to 274)	40·1 (19·5 to 70·2)	13·2 (6·6 to 23·2)	5·4 (3 to 9·9)	4·3 (2·2 to 8·1)	2 (1·1 to 3·7)	1·7 (1 to 3)	2·5 (1·3 to 4·7)	2 (1·2 to 3·2)	1·8 (1·1 to 3·1)	1·4 (1 to 2·2)	1·4 (0·9 to 2·2)	1·1 (0·7 to 1·7)	1·1 (0·7 to 1·8)	0·9 (0·5 to 1·4)	0·9 (0·5 to 1·5)	0·7 (0·4 to 1·4)	0·3 (0·2 to 0·6)	0·1 (0 to 0·1)	0 (0 to 0)	250
Fire, heat, and hot substances	0·5 (0·1 to 1·9)	1·2 (0·1 to 4·1)	4·6 (1·6 to 11·9)	14·5 (5·8 to 37·8)	8·3 (4·3 to 17·3)	6·5 (3·9 to 10·5)	9·5 (5·2 to 15·6)	10·7 (5·5 to 18·4)	10·9 (6 to 18·7)	12·8 (7·2 to 21·6)	12·5 (7·1 to 20·7)	11·3 (6·6 to 17·8)	9·6 (5·8 to 15·4)	7·5 (4·5 to 12·1)	5·5 (3·4 to 8·7)	4·4 (2·7 to 6·8)	3·1 (1·9 to 4·9)	2·1 (1·3 to 3·4)	1·4 (0·9 to 2·2)	0·9 (0·5 to 1·4)	0·4 (0·2 to 0·6)	0·1 (0·1 to 0·2)	0 (0 to 0·1)	138
Poisonings	0·1 (0 to 0·4)	0·1 (0 to 0·2)	0·3 (0·1 to 0·8)	1 (0·4 to 2·6)	0·8 (0·3 to 1·5)	1·4 (0·7 to 2·4)	2·6 (1·4 to 4·5)	2·2 (1·2 to 3·8)	1·8 (0·9 to 3·1)	1·3 (0·7 to 2·2)	1·6 (0·8 to 2·7)	1·4 (0·8 to 2·5)	1·1 (0·6 to 1·9)	0·7 (0·4 to 1·2)	0·4 (0·2 to 0·7)	0·3 (0·2 to 0·5)	0·2 (0·1 to 0·4)	0·2 (0·1 to 0·3)	0·1 (0·1 to 0·1)	0·1 (0 to 0·1)	0 (0 to 0)	0 (0 to 0)	0 (0 to 0)	17·8
Poisoning by carbon monoxide	0 (0 to 0·1)	0 (0 to 0)	0 (0 to 0·1)	0·1 (0 to 0·2)	0·2 (0·1 to 0·4)	0·3 (0·2 to 0·6)	0·7 (0·3 to 1·3)	0·5 (0·3 to 1)	0·5 (0·2 to 0·8)	0·4 (0·2 to 0·6)	0·4 (0·2 to 0·7)	0·4 (0·2 to 0·6)	0·3 (0·1 to 0·5)	0·2 (0·1 to 0·3)	0·1 (0·1 to 0·2)	0·1 (0 to 0·1)	0·1 (0 to 0·1)	0 (0 to 0·1)	0 (0 to 0)	0 (0 to 0)	0 (0 to 0)	0 (0 to 0)	0 (0 to 0)	4·3
Poisoning by other means	0·1 (0 to 0·2)	0 (0 to 0·1)	0·3 (0·1 to 0·7)	0·9 (0·3 to 2·4)	0·6 (0·2 to 1·1)	1·1 (0·5 to 1·9)	1·9 (1 to 3·4)	1·6 (0·9 to 3)	1·3 (0·6 to 2·3)	1 (0·5 to 1·7)	1·2 (0·6 to 2·2)	1·1 (0·6 to 1·9)	0·9 (0·5 to 1·5)	0·5 (0·3 to 0·9)	0·3 (0·2 to 0·5)	0·2 (0·1 to 0·4)	0·2 (0·1 to 0·3)	0·2 (0·1 to 0·2)	0·1 (0 to 0·1)	0 (0 to 0·1)	0 (0 to 0)	0 (0 to 0)	0 (0 to 0)	13·5
Exposure to mechanical forces	3·2 (0·1 to 20·2)	15·2 (0·1 to 168)	32·6 (1·5 to 196)	19·8 (5·9 to 50·2)	12·6 (7·2 to 20·1)	9·7 (6·2 to 14·8)	11·2 (7·1 to 17·3)	12·2 (7·9 to 19·3)	13·1 (8·6 to 19·9)	15·4 (10·1 to 23·4)	16·5 (10·8 to 25·6)	16·8 (11·1 to 25·2)	15 (10·1 to 22)	12·7 (8·7 to 18·9)	10·5 (7·1 to 15·6)	8·7 (5·9 to 12·5)	5·9 (4 to 8·3)	4·2 (2·9 to 5·9)	2·7 (1·9 to 3·7)	1·5 (1·1 to 2·1)	0·6 (0·5 to 0·9)	0·2 (0·2 to 0·3)	0·1 (0·1 to 0·1)	241
Unintentional firearm injuries	0·4 (0 to 3·3)	2 (0 to 18·6)	3 (0·1 to 20·7)	1·3 (0·4 to 3·6)	0·8 (0·5 to 1·5)	0·9 (0·6 to 1·5)	1·1 (0·7 to 1·8)	1·1 (0·8 to 1·8)	1·2 (0·8 to 2)	1·4 (0·9 to 2·2)	1·6 (1 to 2·4)	1·6 (1·1 to 2·4)	1·4 (1 to 2·2)	1·2 (0·8 to 1·8)	0·9 (0·6 to 1·4)	0·7 (0·5 to 1)	0·5 (0·3 to 0·7)	0·3 (0·2 to 0·5)	0·2 (0·1 to 0·3)	0·1 (0·1 to 0·2)	0 (0 to 0·1)	0 (0 to 0)	0 (0 to 0)	21·8
Other exposure to mechanical forces	2·8 (0·1 to 17·4)	13·2 (0·1 to 139)	29·6 (1·4 to 178)	18·6 (5·5 to 48·6)	11·8 (6·8 to 19·1)	8·8 (5·5 to 13·6)	10·2 (6·4 to 16)	11·1 (7 to 17·7)	11·9 (7·7 to 18·3)	14 (9·1 to 21·4)	14·9 (9·8 to 23·3)	15·2 (10 to 23·1)	13·6 (9·1 to 19·9)	11·5 (7·8 to 17·3)	9·6 (6·5 to 14·3)	8 (5·4 to 11·6)	5·4 (3·7 to 7·7)	3·9 (2·7 to 5·4)	2·5 (1·7 to 3·5)	1·4 (1 to 2)	0·6 (0·4 to 0·8)	0·2 (0·2 to 0·3)	0·1 (0·1 to 0·1)	219
Adverse effects of medical treatment	1·3 (0·3 to 2·6)	0·8 (0·3 to 1·7)	8·1 (1·6 to 18·1)	6·5 (2·1 to 13·3)	2·6 (1·1 to 4·7)	1·8 (0·7 to 3·4)	1·6 (0·7 to 3)	1·8 (0·7 to 4)	1·3 (0·4 to 3·4)	1·7 (0·4 to 4·6)	1·5 (0·4 to 4·1)	1·6 (0·5 to 4·2)	1·6 (0·5 to 4·1)	1·1 (0·4 to 2·9)	1·1 (0·3 to 2·6)	1·1 (0·4 to 2·5)	0·9 (0·3 to 2)	0·8 (0·3 to 1·6)	0·6 (0·2 to 1·3)	0·4 (0·2 to 0·9)	0·2 (0·1 to 0·4)	0·1 (0 to 0·2)	0 (0 to 0·1)	38·4
Animal contact	0·1 (0 to 0·2)	0·1 (0 to 0·2)	1 (0·3 to 2·6)	2·5 (1 to 6)	1·8 (1 to 3·5)	1·5 (0·9 to 2·4)	1·5 (0·9 to 2·5)	1·5 (0·9 to 2·4)	1·5 (0·9 to 2·3)	1·6 (1 to 2·4)	1·9 (1·1 to 2·9)	1·7 (1·1 to 2·7)	1·5 (1 to 2·3)	1·3 (0·8 to 2)	1 (0·6 to 1·6)	0·8 (0·5 to 1·2)	0·5 (0·3 to 0·8)	0·5 (0·3 to 0·7)	0·3 (0·2 to 0·6)	0·2 (0·1 to 0·3)	0·1 (0 to 0·2)	0 (0 to 0)	0 (0 to 0)	22·9
Venomous animal contact	0 (0 to 0·1)	0 (0 to 0)	0·2 (0 to 0·7)	1·3 (0·4 to 3·7)	0·7 (0·3 to 1·5)	0·7 (0·3 to 1·4)	0·8 (0·4 to 1·4)	0·7 (0·4 to 1·3)	0·7 (0·4 to 1·2)	0·7 (0·4 to 1·2)	0·9 (0·4 to 1·6)	0·7 (0·4 to 1·2)	0·6 (0·3 to 0·9)	0·5 (0·3 to 0·9)	0·4 (0·2 to 0·8)	0·3 (0·2 to 0·6)	0·2 (0·1 to 0·3)	0·2 (0·1 to 0·4)	0·2 (0·1 to 0·4)	0·1 (0 to 0·2)	0 (0 to 0)	0 (0 to 0)	0 (0 to 0)	10
Non-venomous animal contact	0·1 (0 to 0·2)	0·1 (0 to 0·2)	0·8 (0·2 to 2·2)	1·2 (0·4 to 3)	1·1 (0·5 to 2·4)	0·8 (0·4 to 1·3)	0·8 (0·5 to 1·2)	0·8 (0·5 to 1·2)	0·8 (0·5 to 1·3)	0·9 (0·5 to 1·5)	1 (0·6 to 1·7)	1 (0·6 to 1·7)	0·9 (0·5 to 1·6)	0·8 (0·4 to 1·3)	0·6 (0·3 to 1)	0·4 (0·2 to 0·7)	0·3 (0·2 to 0·6)	0·3 (0·1 to 0·4)	0·1 (0·1 to 0·2)	0·1 (0 to 0·2)	0·1 (0 to 0·1)	0 (0 to 0)	0 (0 to 0)	12·9
Foreign body	26·9 (8·9 to 62·6)	14·8 (6 to 30·3)	147 (50·3 to 340)	23·8 (9·6 to 49·9)	6·6 (4 to 11·2)	3·3 (2·2 to 4·9)	3·2 (2·2 to 4·5)	3·7 (2·5 to 5·3)	3·6 (2·5 to 5·2)	3·8 (2·6 to 5·3)	4·2 (2·9 to 5·6)	4·4 (3·2 to 6)	3·8 (2·8 to 5·1)	3·1 (2·3 to 4·2)	2·5 (1·9 to 3·3)	2·1 (1·5 to 2·8)	1·6 (1·2 to 2·1)	1·4 (1 to 1·8)	1·3 (0·8 to 2)	0·7 (0·5 to 1·1)	0·4 (0·2 to 0·6)	0·2 (0·1 to 0·2)	0·1 (0 to 0·1)	263
Pulmonary aspiration and foreign body in airway	26·6 (8·8 to 62)	14·8 (6 to 30·2)	144 (49·5 to 331)	22·3 (8·5 to 47·9)	4·8 (2·2 to 9·2)	1·2 (0·6 to 2·3)	0·7 (0·3 to 1·4)	1 (0·4 to 2·1)	0·8 (0·3 to 1·7)	0·6 (0·2 to 1·3)	0·5 (0·2 to 1·1)	0·8 (0·3 to 1·5)	0·5 (0·3 to 1)	0·4 (0·2 to 0·8)	0·4 (0·2 to 0·7)	0·4 (0·2 to 0·7)	0·4 (0·2 to 0·6)	0·5 (0·2 to 0·9)	0·7 (0·3 to 1·4)	0·4 (0·2 to 0·7)	0·2 (0·1 to 0·4)	0·1 (0 to 0·2)	0 (0 to 0·1)	223
Foreign body in eyes	0 (0 to 0)	0 (0 to 0)	0 (0 to 0·1)	0·2 (0·1 to 0·5)	0·4 (0·1 to 0·8)	0·5 (0·2 to 1)	0·6 (0·2 to 1·3)	0·7 (0·3 to 1·5)	0·8 (0·3 to 1·5)	0·9 (0·4 to 1·6)	1 (0·5 to 1·8)	1 (0·5 to 1·8)	0·9 (0·5 to 1·5)	0·7 (0·4 to 1·1)	0·5 (0·3 to 0·8)	0·4 (0·2 to 0·6)	0·3 (0·2 to 0·4)	0·2 (0·1 to 0·3)	0·1 (0·1 to 0·2)	0·1 (0 to 0·1)	0 (0 to 0)	0 (0 to 0)	0 (0 to 0)	9·2
Foreign body in other body part	0·2 (0 to 1·1)	0·1 (0 to 0·2)	2·9 (0·3 to 12·1)	1·3 (0·7 to 2·8)	1·4 (0·9 to 2·2)	1·7 (1·1 to 2·5)	1·8 (1·3 to 2·7)	2 (1·4 to 2·8)	2·1 (1·4 to 2·9)	2·4 (1·6 to 3·3)	2·7 (1·8 to 3·7)	2·7 (1·9 to 3·7)	2·4 (1·7 to 3·2)	2 (1·5 to 2·8)	1·6 (1·2 to 2·2)	1·3 (0·9 to 1·8)	0·9 (0·7 to 1·2)	0·7 (0·5 to 0·9)	0·4 (0·3 to 0·6)	0·3 (0·2 to 0·4)	0·1 (0·1 to 0·2)	0·1 (0 to 0·1)	0 (0 to 0)	31·1
Environmental heat and cold exposure	0 (0 to 0)	0 (0 to 0)	0·2 (0·1 to 0·3)	0·7 (0·4 to 1)	1·1 (0·7 to 1·6)	1·4 (0·8 to 2)	1·6 (1·1 to 2·3)	1·6 (1·1 to 2·5)	1·7 (1·1 to 2·5)	1·8 (1·1 to 2·7)	1·8 (1·2 to 2·8)	1·7 (1·1 to 2·6)	1·4 (0·9 to 2·1)	1·1 (0·7 to 1·7)	0·9 (0·6 to 1·4)	0·7 (0·4 to 1·1)	0·5 (0·3 to 0·8)	0·4 (0·2 to 0·5)	0·2 (0·2 to 0·3)	0·1 (0·1 to 0·2)	0·1 (0 to 0·1)	0 (0 to 0)	0 (0 to 0)	19
Exposure to forces of nature	0 (0 to 0)	0 (0 to 0·1)	0·4 (0·4 to 0·4)	2·3 (2 to 2·5)	2·4 (2·1 to 2·7)	2·7 (2·4 to 3·1)	2 (1·8 to 2·3)	1·7 (1·5 to 2)	1·8 (1·5 to 2)	1·7 (1·5 to 1·9)	1·6 (1·4 to 1·8)	1·5 (1·3 to 1·7)	1·2 (1·1 to 1·5)	1·1 (1 to 1·3)	0·9 (0·8 to 1·1)	0·7 (0·6 to 0·9)	0·5 (0·4 to 0·6)	0·4 (0·3 to 0·5)	0·3 (0·2 to 0·3)	0·2 (0·1 to 0·2)	0·1 (0·1 to 0·1)	0 (0 to 0)	0 (0 to 0)	23·5
Other unintentional injuries	0·3 (0·1 to 0·8)	0·1 (0·1 to 0·2)	1·4 (0·7 to 2·4)	4·6 (2·8 to 7·3)	9·1 (5·5 to 14·3)	8·2 (5·5 to 11·9)	8·3 (5·4 to 12·4)	8·5 (5·7 to 12·6)	9·1 (6 to 12·9)	10·2 (6·9 to 14·8)	11 (7·5 to 15·7)	10·1 (6·8 to 14·3)	8·3 (5·6 to 11·7)	6·5 (4·3 to 9·3)	4·9 (3·3 to 6·9)	3·7 (2·5 to 5·2)	2·5 (1·8 to 3·5)	1·8 (1·2 to 2·4)	1·1 (0·8 to 1·5)	0·6 (0·5 to 0·9)	0·3 (0·2 to 0·5)	0·1 (0·1 to 0·2)	0·1 (0 to 0·1)	111
Self-harm and interpersonal violence	4 (1 to 10·4)	0·3 (0·1 to 0·7)	2·2 (0·7 to 5·7)	5 (2·1 to 9·5)	7·4 (4·9 to 10·8)	15·3 (10·5 to 20·9)	34·5 (23·2 to 50)	33·2 (22·2 to 48·6)	24·8 (16·7 to 36·2)	24 (16 to 34·2)	25·2 (17·6 to 35·5)	22·5 (16 to 31·2)	18·2 (13·1 to 25·2)	12·4 (9 to 17)	7·7 (5·7 to 10·3)	5·4 (4·2 to 7·1)	3·8 (2·9 to 5)	2·8 (2·1 to 3·6)	1·6 (1·2 to 2·1)	1 (0·7 to 1·4)	0·5 (0·3 to 0·6)	0·1 (0·1 to 0·2)	0 (0 to 0)	252
Self-harm	0 (0 to 0)	0 (0 to 0)	0 (0 to 0)	0 (0 to 0)	0 (0 to 0)	5·4 (2·6 to 9·6)	14·5 (7·3 to 26)	13 (6·3 to 25·5)	8·3 (3·5 to 16·2)	7·5 (2·9 to 14·3)	6·5 (2·8 to 11·5)	5·6 (2·5 to 10·6)	4·5 (2·4 to 7·7)	3 (1·8 to 4·9)	2·2 (1·3 to 3·8)	1·5 (0·9 to 2·4)	1·2 (0·7 to 1·9)	1·1 (0·7 to 1·7)	0·7 (0·4 to 1·1)	0·6 (0·3 to 1)	0·3 (0·2 to 0·5)	0·1 (0 to 0·1)	0 (0 to 0)	76·1
Self-harm by firearm	0 (0 to 0)	0 (0 to 0)	0 (0 to 0)	0 (0 to 0)	0 (0 to 0)	0·1 (0 to 0·3)	0·1 (0 to 0·2)	0·1 (0 to 0·3)	0·1 (0 to 0·1)	0·1 (0 to 0·2)	0·1 (0 to 0·1)	0·1 (0 to 0·1)	0 (0 to 0·1)	0 (0 to 0·1)	0 (0 to 0)	0 (0 to 0)	0 (0 to 0)	0 (0 to 0)	0 (0 to 0)	0 (0 to 0)	0 (0 to 0)	0 (0 to 0)	0 (0 to 0)	0·7
Self-harm by other specified means	0 (0 to 0)	0 (0 to 0)	0 (0 to 0)	0 (0 to 0)	0 (0 to 0)	5·3 (2·5 to 9·3)	14·4 (7·3 to 25·9)	13 (6·2 to 25·4)	8·3 (3·5 to 16·1)	7·4 (2·9 to 14·2)	6·5 (2·8 to 11·4)	5·5 (2·5 to 10·4)	4·5 (2·4 to 7·6)	3 (1·8 to 4·8)	2·2 (1·3 to 3·7)	1·5 (0·9 to 2·4)	1·2 (0·7 to 1·9)	1·1 (0·7 to 1·7)	0·7 (0·4 to 1·1)	0·6 (0·3 to 0·9)	0·3 (0·1 to 0·5)	0·1 (0 to 0·1)	0 (0 to 0)	75·3
Interpersonal violence	4 (1 to 10·4)	0·3 (0·1 to 0·7)	2·1 (0·6 to 5·6)	4·8 (1·9 to 9·2)	7·2 (4·7 to 10·5)	9·7 (6·7 to 13·5)	19·8 (13 to 28·1)	20 (13 to 28·8)	16·3 (11·1 to 23·5)	15·7 (10·8 to 22·7)	16·3 (11·3 to 23)	14·1 (9·8 to 20·1)	11·2 (8·1 to 15·6)	7·6 (5·5 to 10·2)	4·5 (3·4 to 5·8)	3·3 (2·6 to 4·2)	2·3 (1·8 to 3)	1·5 (1·2 to 1·9)	0·8 (0·6 to 1)	0·4 (0·3 to 0·5)	0·1 (0·1 to 0·2)	0 (0 to 0·1)	0 (0 to 0)	162
Physical violence by firearm	0 (0 to 0)	0 (0 to 0)	0·1 (0 to 0·3)	0·3 (0·1 to 0·6)	0·2 (0·1 to 0·5)	0·3 (0·1 to 0·5)	0·4 (0·2 to 0·8)	0·3 (0·2 to 0·6)	0·3 (0·1 to 0·6)	0·3 (0·1 to 0·5)	0·3 (0·1 to 0·5)	0·2 (0·1 to 0·4)	0·2 (0·1 to 0·3)	0·2 (0·1 to 0·3)	0·1 (0·1 to 0·2)	0·1 (0·1 to 0·1)	0·1 (0 to 0·1)	0 (0 to 0·1)	0 (0 to 0)	0 (0 to 0)	0 (0 to 0)	0 (0 to 0)	0 (0 to 0)	3·3
Physical violence by sharp object	0·1 (0 to 0·4)	0 (0 to 0)	0·1 (0 to 0·4)	0·4 (0·1 to 0·9)	0·3 (0·2 to 0·6)	0·5 (0·2 to 0·8)	0·9 (0·4 to 1·8)	2·4 (1 to 5·1)	1·7 (0·8 to 3·5)	1·6 (0·8 to 3·1)	1·7 (0·8 to 3·4)	1·2 (0·7 to 2·2)	0·9 (0·6 to 1·4)	0·8 (0·5 to 1·2)	0·5 (0·4 to 0·8)	0·6 (0·4 to 0·9)	0·2 (0·2 to 0·4)	0·2 (0·1 to 0·2)	0·1 (0·1 to 0·1)	0 (0 to 0·1)	0 (0 to 0)	0 (0 to 0)	0 (0 to 0)	14·3
Sexual violence	0 (0 to 0)	0 (0 to 0)	0 (0 to 0)	0·3 (0·2 to 0·4)	2·5 (1·5 to 3·9)	6 (3·5 to 9·4)	11·8 (6·8 to 18·7)	12·6 (7·3 to 19·3)	10·5 (5·9 to 17·1)	9·8 (5·6 to 15·7)	9·5 (5·3 to 15·4)	8·2 (4·8 to 13·6)	6 (3·4 to 10)	3·5 (2 to 5·8)	1·6 (0·9 to 2·7)	0·9 (0·6 to 1·4)	0·6 (0·4 to 0·9)	0·4 (0·2 to 0·5)	0·2 (0·1 to 0·3)	0·1 (0·1 to 0·1)	0 (0 to 0·1)	0 (0 to 0)	0 (0 to 0)	84·6
Physical violence by other means	3·9 (1 to 10·1)	0·3 (0·1 to 0·7)	1·9 (0·6 to 5)	3·9 (1·5 to 7·8)	4·2 (2·3 to 6·9)	3 (1·8 to 4·5)	6·7 (3·7 to 12·1)	4·6 (2·8 to 7·3)	3·8 (2·4 to 6·1)	4·1 (2·7 to 6·1)	4·9 (3·1 to 7·4)	4·4 (3 to 6·3)	4·1 (2·9 to 5·6)	3·1 (2·2 to 4·3)	2·2 (1·6 to 2·9)	1·7 (1·3 to 2·3)	1·4 (1 to 2)	0·9 (0·7 to 1·3)	0·5 (0·4 to 0·7)	0·2 (0·2 to 0·3)	0·1 (0·1 to 0·1)	0 (0 to 0)	0 (0 to 0)	59·9
Conflict and terrorism	0 (0 to 0)	0 (0 to 0)	0 (0 to 0)	0 (0 to 0)	0 (0 to 0·1)	0 (0 to 0·1)	0 (0 to 0·1)	0·1 (0 to 0·1)	0·1 (0 to 0·2)	0·6 (0·2 to 1·7)	2·2 (0·6 to 6·8)	2·7 (0·6 to 8·1)	2·4 (0·6 to 7·2)	1·7 (0·4 to 5·1)	1 (0·2 to 2·8)	0·5 (0·1 to 1·5)	0·3 (0·1 to 0·9)	0·2 (0 to 0·5)	0·1 (0 to 0·3)	0·1 (0 to 0·2)	0 (0 to 0·1)	0 (0 to 0)	0 (0 to 0)	12·2

SR Table 2b: Jakarta DALYS by cause and age group for females with 95% uncertainty intervals, 2019

Cause	Early Neonatal	Late Neonatal	Post Neonatal	1 to 4	5 to 9	10 to 14	15 to 19	20 to 24	25 to 29	30 to 34	35 to 39	40 to 44	45 to 49	50 to 54	55 to 59	60 to 64	65 to 69	70 to 74	75 to 79	80 to 84	85 to 89	90 to 94	95 plus	Total
All causes	45,500 (36,200 to 56,100)	9,980 (7,940 to 12,300)	32,000 (22,300 to 45,700)	28,200 (23,300 to 33,500)	21,300 (17,000 to 27,400)	25,800 (20,200 to 33,400)	38,100 (29,800 to 48,200)	46,700 (36,300 to 58,800)	59,000 (45,900 to 74,200)	72,600 (56,900 to 90,800)	83,300 (65,800 to 104,000)	90,600 (71,200 to 113,000)	93,900 (73,100 to 119,000)	95,800 (73,100 to 123,000)	95,800 (72,600 to 124,000)	90,100 (69,700 to 114,000)	72,200 (58,000 to 88,700)	57,200 (47,500 to 68,600)	42,300 (36,300 to 49,100)	28,500 (25,200 to 32,200)	14,200 (12,500 to 16,100)	4,500 (3,790 to 5,240)	900 (726 to 1,070)	1,150,000
Communicable, maternal, neonatal, and nutritional diseases	38,600 (30,400 to 47,900)	7,200 (5,390 to 9,160)	22,500 (14,900 to 32,900)	17,100 (13,700 to 21,300)	9,220 (6,910 to 12,500)	7,110 (5,210 to 9,980)	8,990 (6,570 to 12,000)	9,920 (7,450 to 13,200)	10,500 (7,870 to 13,700)	11,000 (8,080 to 14,900)	10,000 (7,630 to 13,700)	9,000 (6,530 to 12,400)	7,700 (5,470 to 10,600)	6,570 (4,670 to 9,030)	6,910 (4,760 to 9,810)	6,730 (4,670 to 9,370)	5,970 (4,310 to 8,360)	5,250 (3,800 to 7,290)	4,370 (3,220 to 6,050)	3,090 (2,240 to 4,290)	1,810 (1,300 to 2,570)	643 (438 to 923)	155 (104 to 225)	210,000
HIV/AIDS and sexually transmitted infections	2,820 (845 to 6,340)	725 (211 to 1,620)	935 (346 to 1,940)	865 (267 to 1,970)	121 (71 to 170)	57·5 (41 to 72·6)	283 (216 to 361)	557 (448 to 707)	919 (691 to 1,220)	1,050 (815 to 1,420)	858 (604 to 1,210)	584 (443 to 782)	308 (212 to 470)	144 (99·1 to 219)	74·8 (50·4 to 121)	33·8 (19·7 to 58·8)	23·3 (15·2 to 38·8)	15·7 (10·1 to 24·8)	6·3 (4·1 to 10·4)	2·2 (1·2 to 4·2)	1·1 (0·6 to 2)	0·4 (0·2 to 0·6)	0·1 (0 to 0·1)	10,400
HIV/AIDS	0 (0 to 0)	0·1 (0 to 0·1)	190 (52·6 to 450)	819 (236 to 1,940)	99·9 (56·2 to 135)	54 (37·6 to 68·9)	269 (204 to 348)	515 (409 to 664)	837 (615 to 1,120)	944 (713 to 1,280)	743 (481 to 1,090)	479 (360 to 642)	226 (142 to 367)	92·1 (64·3 to 129)	38·8 (29·8 to 54·9)	12·1 (9·2 to 16·7)	11 (8·2 to 17·4)	9 (5·2 to 14·1)	2·7 (1·7 to 3·6)	0·1 (0·1 to 0·1)	0 (0 to 0)	0 (0 to 0)	0 (0 to 0)	5,340
HIV/AIDS - Drug-susceptible Tuberculosis	0 (0 to 0)	0 (0 to 0)	86·5 (25·4 to 202)	373 (114 to 873)	52·8 (32·2 to 71·2)	29·5 (21·8 to 37·5)	163 (111 to 231)	307 (223 to 416)	477 (335 to 642)	521 (382 to 703)	404 (272 to 580)	253 (182 to 335)	118 (73·4 to 184)	47·8 (30 to 71·4)	21·1 (15·9 to 28·2)	6·7 (5 to 8·8)	7 (5·1 to 10·2)	5·6 (2·8 to 9·7)	1·6 (1·1 to 2·1)	0·1 (0 to 0·1)	0 (0 to 0)	0 (0 to 0)	0 (0 to 0)	2,880
HIV/AIDS - Multidrug-resistant Tuberculosis without exten	0 (0 to 0)	0 (0 to 0)	1 (0 to 6)	4·2 (0·1 to 25·4)	0·5 (0 to 3·1)	0·3 (0 to 1·8)	1·3 (0 to 8·3)	2·5 (0·1 to 15·7)	3·9 (0·1 to 23·5)	4·3 (0·1 to 27·2)	3·5 (0·1 to 20·7)	2·3 (0·1 to 14·4)	1·1 (0 to 7·4)	0·5 (0 to 3)	0·2 (0 to 1·2)	0·1 (0 to 0·4)	0·1 (0 to 0·3)	0 (0 to 0·3)	0 (0 to 0·1)	0 (0 to 0)	0 (0 to 0)	0 (0 to 0)	0 (0 to 0)	25·8
HIV/AIDS - Extensively drug-resistant Tuberculosis	0 (0 to 0)	0 (0 to 0)	0·2 (0 to 1·2)	0·8 (0 to 5·2)	0·1 (0 to 0·5)	0 (0 to 0·3)	0·2 (0 to 1·2)	0·4 (0 to 2·4)	0·6 (0 to 4)	0·7 (0 to 4·4)	0·6 (0 to 3·5)	0·4 (0 to 2·5)	0·2 (0 to 1·3)	0·1 (0 to 0·5)	0 (0 to 0·2)	0 (0 to 0·1)	0 (0 to 0)	0 (0 to 0)	0 (0 to 0)	0 (0 to 0)	0 (0 to 0)	0 (0 to 0)	0 (0 to 0)	4·5
HIV/AIDS resulting in other diseases	0 (0 to 0)	0 (0 to 0·1)	103 (27·2 to 246)	441 (117 to 1,060)	46·5 (23·3 to 66·2)	24·2 (15·5 to 32·1)	105 (79·5 to 133)	206 (170 to 272)	355 (259 to 507)	418 (327 to 605)	336 (206 to 516)	223 (168 to 305)	106 (63·8 to 182)	43·7 (32·3 to 62·8)	17·5 (13·1 to 26·4)	5·3 (3·9 to 7·8)	4 (2·8 to 7·4)	3·4 (2 to 5·9)	1 (0·6 to 1·5)	0 (0 to 0)	0 (0 to 0)	0 (0 to 0)	0 (0 to 0)	2,440
Sexually transmitted infections excluding HIV	2,820 (845 to 6,340)	725 (211 to 1,620)	745 (208 to 1,690)	46·2 (12·7 to 104)	21 (5·5 to 48·3)	3·4 (2·3 to 5·2)	13·7 (7·3 to 26·7)	42·1 (18·5 to 84·9)	82·3 (35·6 to 163)	109 (48·4 to 222)	114 (50 to 227)	105 (45·7 to 222)	81·9 (33·5 to 174)	52·4 (20·3 to 116)	36 (14·1 to 81·9)	21·8 (8·2 to 48·1)	12·3 (4·9 to 26·2)	6·7 (2·7 to 14·2)	3·7 (1·7 to 7·5)	2·1 (1·1 to 4·1)	1·1 (0·6 to 2)	0·3 (0·2 to 0·6)	0·1 (0 to 0·1)	5,040
Syphilis	2,820 (845 to 6,340)	725 (211 to 1,620)	745 (208 to 1,690)	46·2 (12·7 to 104)	21 (5·5 to 48·3)	1 (0·7 to 1·2)	0·6 (0·4 to 0·8)	0·5 (0·2 to 1·2)	0·9 (0·5 to 1·9)	1·1 (0·6 to 2)	0·9 (0·5 to 1·8)	0·7 (0·5 to 1·1)	0·7 (0·5 to 1·1)	0·6 (0·4 to 0·9)	0·5 (0·3 to 0·7)	0·4 (0·3 to 0·6)	0·3 (0·2 to 0·5)	0·3 (0·2 to 0·4)	0·2 (0·1 to 0·3)	0·2 (0·1 to 0·4)	0·2 (0·1 to 0·3)	0·1 (0 to 0·2)	0 (0 to 0)	4,360
Chlamydial infection	0 (0 to 0)	0 (0 to 0)	0 (0 to 0)	0 (0 to 0)	0 (0 to 0)	0·3 (0·2 to 0·4)	1 (0·6 to 1·6)	2·7 (1·7 to 4·3)	4·2 (2·4 to 7·3)	5·3 (2·8 to 9·2)	5·8 (3·2 to 10·6)	5·4 (2·8 to 9·8)	3·7 (1·6 to 7·6)	0·7 (0·4 to 1·2)	0·4 (0·2 to 0·7)	0·1 (0·1 to 0·3)	0·1 (0 to 0·2)	0·1 (0 to 0·1)	0·1 (0 to 0·2)	0·1 (0 to 0·3)	0·1 (0 to 0·2)	0 (0 to 0·1)	0 (0 to 0)	30·2
Gonococcal infection	0 (0 to 0)	0 (0 to 0)	0 (0 to 0)	0 (0 to 0)	0 (0 to 0)	0·3 (0·2 to 0·4)	0·8 (0·6 to 1·1)	1·2 (0·9 to 1·7)	1·5 (1·1 to 2·2)	1·6 (1·1 to 2·5)	1·6 (1 to 3·2)	1·5 (0·9 to 3·5)	1·1 (0·6 to 2·9)	0·5 (0·3 to 1·3)	0·5 (0·2 to 1·2)	0·3 (0·1 to 0·7)	0·3 (0·1 to 0·8)	0·2 (0·1 to 0·5)	0·3 (0·1 to 0·6)	0·3 (0·1 to 0·6)	0·2 (0·1 to 0·6)	0·1 (0 to 0·2)	0 (0 to 0)	12·3
Trichomoniasis	0 (0 to 0)	0 (0 to 0)	0 (0 to 0)	0 (0 to 0)	0 (0 to 0)	0·3 (0 to 1·1)	4·7 (1·3 to 12·1)	22·8 (7·2 to 55·4)	48·1 (15 to 110)	60·5 (20 to 142)	60·7 (19·1 to 148)	54·6 (17·6 to 136)	43 (13 to 102)	30·8 (9·1 to 72)	20 (6·4 to 47·2)	11·4 (3·8 to 26·8)	6 (2·1 to 14·5)	3·1 (1·1 to 7·1)	1·5 (0·6 to 3·3)	0·6 (0·2 to 1·4)	0·2 (0·1 to 0·4)	0 (0 to 0·1)	0 (0 to 0)	368
Genital herpes	0 (0 to 0)	0 (0 to 0)	0 (0 to 0)	0 (0 to 0)	0 (0 to 0)	0·9 (0·2 to 2·3)	4·1 (1·1 to 10·3)	9·5 (2·5 to 23·6)	17·3 (5·2 to 42)	24·6 (8 to 57·4)	27·5 (8·3 to 68·5)	25·9 (8·1 to 62·8)	21·6 (6·5 to 52·3)	17·6 (5·4 to 44·2)	13·5 (4·1 to 34·2)	9·3 (2·8 to 23)	5·4 (1·6 to 13·6)	3 (0·9 to 7·5)	1·6 (0·5 to 4)	0·8 (0·2 to 2)	0·3 (0·1 to 0·7)	0·1 (0 to 0·2)	0 (0 to 0)	183
Other sexually transmitted infections	0 (0 to 0)	0 (0 to 0)	0 (0 to 0)	0 (0 to 0)	0 (0 to 0)	0·6 (0·5 to 0·9)	2·5 (1·7 to 3·6)	5·4 (3·5 to 8·2)	10·4 (4·1 to 20·7)	15·6 (6·8 to 28·2)	17·7 (8·5 to 32·5)	16·6 (7·7 to 30·5)	11·6 (5·4 to 22·6)	2·2 (1·2 to 3·6)	1·2 (0·7 to 1·9)	0·2 (0·1 to 0·6)	0·1 (0 to 0·4)	0·1 (0 to 0·2)	0·1 (0 to 0·2)	0·1 (0 to 0·2)	0·1 (0 to 0·3)	0 (0 to 0·1)	0 (0 to 0)	84·5



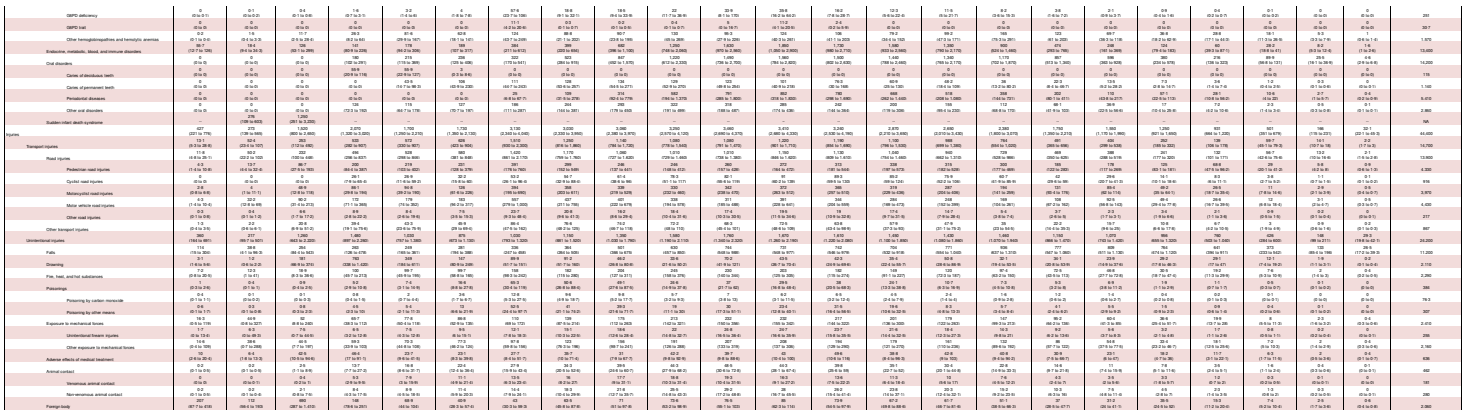

GBD Table 2b, West Java DALYS by cause and age group for females with 95% uncertainty intervals, 2019

Cause	Early Neonatal	Late Neonatal	Post Neonatal	1 to 4	5 to 9	10 to 14	15 to 19	20 to 24	25 to 29	30 to 34	35 to 39	40 to 44	45 to 49	50 to 54	55 to 59	60 to 64	65 to 69	70 to 74	75 to 79	80 to 84	85 to 89	90 to 94	95 plus	Total
All causes	215,000 (211,000 to 220,000)	68,100 (49,500 to 91,000)	160,000 (139,000 to 187,000)	169,000 (153,000 to 189,000)	123,000 (110,000 to 134,000)	109,000 (104,000 to 115,000)	205,000 (177,000 to 234,000)	262,000 (197,000 to 331,000)	272,000 (213,000 to 337,000)	302,000 (237,000 to 369,000)	369,000 (299,000 to 437,000)	437,000 (342,000 to 532,000)	476,000 (370,000 to 584,000)	494,000 (384,000 to 605,000)	491,000 (380,000 to 604,000)	480,000 (372,000 to 591,000)	438,000 (333,000 to 551,000)	388,000 (322,000 to 459,000)	319,000 (270,000 to 384,000)	217,000 (180,000 to 262,000)	107,000 (84,000 to 131,000)	84,700 (66,700 to 106,000)	6,060 (4,670 to 7,530)	4,260,000
Communicable, maternal, neonatal, and nutritional diseases	23,200 (17,600 to 29,600)	43,400 (32,000 to 56,600)	142,000 (96,400 to 202,000)	162,000 (92,200 to 252,000)	93,300 (47,700 to 156,000)	43,100 (22,100 to 67,900)	52,800 (27,400 to 82,900)	48,200 (25,000 to 77,300)	43,700 (22,700 to 69,400)	42,100 (21,900 to 66,100)	38,100 (19,700 to 60,400)	36,000 (18,600 to 56,000)	33,200 (17,200 to 51,600)	29,600 (15,200 to 45,600)	27,700 (14,200 to 42,600)	25,900 (13,200 to 40,000)	23,200 (11,800 to 35,600)	20,600 (10,500 to 31,600)	17,200 (8,800 to 26,200)	13,200 (6,800 to 20,000)	6,730 (3,500 to 10,200)	4,730 (2,500 to 7,170)	1,250,000
HIV/AIDS and sexually transmitted infections	6,140 (4,160 to 34,400)	5,190 (3,990 to 7,640)	4,220 (2,290 to 15,500)	759 (348 to 1,280)	529 (247 to 1,000)	1,090 (509 to 1,720)	3,290 (1,290 to 7,120)	4,790 (2,440 to 9,600)	4,610 (2,700 to 9,020)	3,750 (2,270 to 6,970)	2,230 (1,370 to 3,780)	1,270 (777 to 2,050)	751 (464 to 1,340)	429 (274 to 727)	223 (143 to 371)	157 (104 to 259)	100 (69 to 173)	62.7 (44 to 104)	22.4 (15 to 40.4)	11.4 (7.6 to 21.1)	4.2 (2.7 to 8.1)	2 (1.3 to 4.1)	69,200
HIV/AIDS	6,140 (4,160 to 34,400)	5,190 (3,990 to 7,640)	4,220 (2,290 to 15,500)	759 (348 to 1,280)	529 (247 to 1,000)	1,090 (509 to 1,720)	3,290 (1,290 to 7,120)	4,790 (2,440 to 9,600)	4,610 (2,700 to 9,020)	3,750 (2,270 to 6,970)	2,230 (1,370 to 3,780)	1,270 (777 to 2,050)	751 (464 to 1,340)	429 (274 to 727)	223 (143 to 371)	157 (104 to 259)	100 (69 to 173)	62.7 (44 to 104)	22.4 (15 to 40.4)	11.4 (7.6 to 21.1)	4.2 (2.7 to 8.1)	2 (1.3 to 4.1)	69,200
HIV/AIDS - Drug-susceptible Tuberculosis	0 (0 to 0)	482 (278 to 760)	2,760 (1,700 to 5,090)	396 (209 to 648)	242 (136 to 402)	1,000 (604 to 1,480)	1,900 (1,200 to 2,640)	2,400 (1,600 to 3,260)	2,400 (1,600 to 3,260)	1,900 (1,200 to 2,640)	1,000 (604 to 1,480)	645 (389 to 1,000)	382 (229 to 592)	218 (131 to 338)	113 (68 to 176)	79.8 (48 to 124)	50.8 (30 to 79)	31.8 (19 to 49.4)	11.4 (6.9 to 17.7)	5.8 (3.5 to 9.1)	2.1 (1.3 to 3.3)	1 (0.6 to 1.6)	16,000
HIV/AIDS - Multidrug-resistant Tuberculosis without extensive drug resistance	0 (0 to 0)	0.7 (0.3 to 27.4)	29.2 (10.3 to 115)	2.7 (0.7 to 13.3)	2.1 (0.7 to 10.3)	6.7 (2.4 to 32.4)	11.8 (4.3 to 57.1)	17.1 (6.2 to 82.6)	16.3 (5.9 to 78.7)	13.1 (4.7 to 63.2)	8.6 (3.2 to 41.6)	4.9 (1.8 to 23.6)	2.2 (0.7 to 11.2)	1.1 (0.3 to 5.3)	0.3 (0.1 to 1.6)	0.3 (0.1 to 1.5)	0.1 (0 to 0.5)	0.1 (0 to 0.3)	0 (0 to 0.1)	0 (0 to 0.1)	0 (0 to 0)	0 (0 to 0)	120
HIV/AIDS - Extensively drug-resistant Tuberculosis	0 (0 to 0)	0 (0 to 0.3)	0.3 (0.1 to 1.2)	0.1 (0 to 0.5)	0 (0 to 0.1)	0 (0 to 0.1)	0.1 (0 to 0.4)	0.1 (0 to 0.5)	0.1 (0 to 0.5)	0.1 (0 to 0.4)	0.1 (0 to 0.3)	0 (0 to 0.2)	0 (0 to 0.1)	0 (0 to 0.1)	0 (0 to 0.1)	0 (0 to 0.1)	0 (0 to 0.1)	0 (0 to 0.1)	0 (0 to 0.1)	0 (0 to 0)	0 (0 to 0)	0 (0 to 0)	0 (0 to 0)	20.1
HIV/AIDS resulting in other diseases	0 (0 to 0)	731 (0 to 3,130)	2,210 (0 to 9,560)	205 (189 to 209)	189 (189 to 189)	2,020 (1,930 to 2,020)	1,980 (1,980 to 1,980)	1,230 (1,230 to 1,230)	1,790 (1,790 to 1,790)	1,790 (1,790 to 1,790)	1,790 (1,790 to 1,790)	1,790 (1,790 to 1,790)	1,790 (1,790 to 1,790)	1,790 (1,790 to 1,790)	1,790 (1,790 to 1,790)	1,790 (1,790 to 1,790)	1,790 (1,790 to 1,790)	1,790 (1,790 to 1,790)	1,790 (1,790 to 1,790)	1,790 (1,790 to 1,790)	1,790 (1,790 to 1,790)	1,790 (1,790 to 1,790)	12,900
Sexually transmitted infections, excluding HIV	14,900 (7,900 to 24,600)	3,900 (2,900 to 5,200)	3,930 (1,120 to 12,400)	220 (62 to 527)	115 (29 to 272)	6.5 (1.7 to 15)	2.8 (0.7 to 6.3)	2.7 (0.7 to 6.1)	2.2 (0.6 to 5)	2.2 (0.7 to 5.2)	2.2 (0.6 to 5)	2.2 (0.6 to 5)	2.2 (0.6 to 5)	2.2 (0.6 to 5)	2.2 (0.6 to 5)	2.2 (0.6 to 5)	2.2 (0.6 to 5)	2.2 (0.6 to 5)	2.2 (0.6 to 5)	2.2 (0.6 to 5)	2.2 (0.6 to 5)	2.2 (0.6 to 5)	20,600
Syphilis	0 (0 to 0)	0 (0 to 0)	0 (0 to 0)	0 (0 to 0)	0 (0 to 0)	1.7 (1.3 to 2.2)	0.1 (0 to 0.3)	11.3 (9.4 to 13.4)	14.3 (12.1 to 16.7)	19.6 (16.9 to 22.5)	19.6 (16.9 to 22.5)	19.6 (16.9 to 22.5)	17.1 (14.7 to 19.7)	4.3 (3.7 to 5)	3 (2.6 to 3.5)	1.8 (1.6 to 2.1)	0.9 (0.8 to 1.1)	0.6 (0.5 to 0.7)	0.2 (0.2 to 0.3)	0.2 (0.2 to 0.3)	0.2 (0.2 to 0.3)	0.2 (0.2 to 0.3)	121
Chlamydial infection	0 (0 to 0)	0 (0 to 0)	0 (0 to 0)	0 (0 to 0)	0 (0 to 0)	0 (0 to 0)	0 (0 to 0)	0 (0 to 0)	0 (0 to 0)	0 (0 to 0)	0 (0 to 0)	0 (0 to 0)	0 (0 to 0)	0 (0 to 0)	0 (0 to 0)	0 (0 to 0)	0 (0 to 0)	0 (0 to 0)	0 (0 to 0)	0 (0 to 0)	0 (0 to 0)	0 (0 to 0)	0 (0 to 0)	0
Gonococcal infection	0 (0 to 0)	0 (0 to 0)	0 (0 to 0)	0 (0 to 0)	0 (0 to 0)	0.2 (0 to 0.6)	0.2 (0 to 0.6)	0.2 (0 to 0.6)	0.2 (0 to 0.6)	0.2 (0 to 0.6)	0.2 (0 to 0.6)	0.2 (0 to 0.6)	0.2 (0 to 0.6)	0.2 (0 to 0.6)	0.2 (0 to 0.6)	0.2 (0 to 0.6)	0.2 (0 to 0.6)	0.2 (0 to 0.6)	0.2 (0 to 0.6)	0.2 (0 to 0.6)	0.2 (0 to 0.6)	0.2 (0 to 0.6)	0.2 (0 to 0.6)	99.2
Trichomoniasis	0 (0 to 0)	0 (0 to 0)	0 (0 to 0)	0 (0 to 0)	0 (0 to 0)	1.9 (0 to 5.7)	27.6 (0 to 82.8)	122 (0 to 366)	217 (0 to 651)	202 (0 to 606)	202 (0 to 606)	202 (0 to 606)	222 (0 to 666)	135 (0 to 404)	47.4 (0 to 142)	20.2 (0 to 60.5)	7.6 (0 to 22.8)	3.8 (0 to 11.4)	1.4 (0 to 4.2)	0.6 (0 to 1.9)	0.2 (0 to 0.7)	0.1 (0 to 0.3)	1,760
Genital herpes	0 (0 to 0)	0 (0 to 0)	0 (0 to 0)	0 (0 to 0)	0 (0 to 0)	0 (0 to 0)	0 (0 to 0)	0 (0 to 0)	0 (0 to 0)	0 (0 to 0)	0 (0 to 0)	0 (0 to 0)	0 (0 to 0)	0 (0 to 0)	0 (0 to 0)	0 (0 to 0)	0 (0 to 0)	0 (0 to 0)	0 (0 to 0)	0 (0 to 0)	0 (0 to 0)	0 (0 to 0)	0 (0 to 0)	0
Genital herpes	0 (0 to 0)	0 (0 to 0)	0 (0 to 0)	0 (0 to 0)	0 (0 to 0)	0 (0 to 0)	0 (0 to 0)	0 (0 to 0)	0 (0 to 0)	0 (0 to 0)	0 (0 to 0)	0 (0 to 0)	0 (0 to 0)	0 (0 to 0)	0 (0 to 0)	0 (0 to 0)	0 (0 to 0)	0 (0 to 0)	0 (0 to 0)	0 (0 to 0)	0 (0 to 0)	0 (0 to 0)	0 (0 to 0)	0
Other sexually transmitted infections	8.1 (0 to 51)	725 (0 to 3,130)	2,210 (0 to 9,560)	205 (189 to 209)	189 (189 to 189)	2,020 (1,930 to 2,020)	1,980 (1,980 to 1,980)	1,230 (1,230 to 1,230)	1,790 (1,790 to 1,790)	1,790 (1,790 to 1,790)	1,790 (1,790 to 1,790)	1,790 (1,790 to 1,790)	1,790 (1,790 to 1,790)	1,790 (1,790 to 1,790)	1,790 (1,790 to 1,790)	1,790 (1,790 to 1,790)	1,790 (1,790 to 1,790)	1,790 (1,790 to 1,790)	1,790 (1,790 to 1,790)	1,790 (1,790 to 1,790)	1,790 (1,790 to 1,790)	1,790 (1,790 to 1,790)	12,900
HIV/AIDS resulting in other diseases	0 (0 to 0)	0 (0 to 0)	0 (0 to 0)	0 (0 to 0)	0 (0 to 0)	0 (0 to 0)	0 (0 to 0)	0 (0 to 0)	0 (0 to 0)	0 (0 to 0)	0 (0 to 0)	0 (0 to 0)	0 (0 to 0)	0 (0 to 0)	0 (0 to 0)	0 (0 to 0)	0 (0 to 0)	0 (0 to 0)	0 (0 to 0)	0 (0 to 0)	0 (0 to 0)	0 (0 to 0)	0 (0 to 0)	0
Respiratory infections and tuberculosis	9,830 (3,660 to 19,600)	4,990 (2,180 to 10,200)	28,700 (11,500 to 67,000)	17,000 (10,000 to 25,000)	8,270 (5,020 to 12,000)	7,030 (4,350 to 9,870)	11,600 (6,720 to 17,000)	14,900 (10,200 to 20,600)	17,700 (12,000 to 24,600)	16,200 (11,000 to 22,600)	11,100 (7,770 to 15,600)	14,900 (10,200 to 20,600)	16,200 (11,000 to 22,600)	19,400 (13,600 to 26,600)	17,000 (11,600 to 23,600)	19,400 (13,600 to 26,600)	16,100 (11,000 to 22,600)	14,000 (9,600 to 19,600)	10,200 (6,980 to 14,200)	4,700 (3,260 to 6,420)	2,380 (1,660 to 3,260)	326 (227 to 447)	313,000
Tuberculosis	9,830 (3,660 to 19,600)	4,990 (2,180 to 10,200)	28,700 (11,500 to 67,000)	17,000 (10,000 to 25,000)	8,270 (5,020 to 12,000)	7,030 (4,350 to 9,870)	11,600 (6,720 to 17,000)	14,900 (10,200 to 20,600)	17,700 (12,000 to 24,600)	16,200 (11,000 to 22,600)	11,100 (7,770 to 15,600)	14,900 (10,200 to 20,600)	16,200 (11,000 to 22,600)	19,400 (13,600 to 26,600)	17,000 (11,600 to 23,600)	19,400 (13,600 to 26,600)	16,100 (11,000 to 22,600)	14,000 (9,600 to 19,600)	10,200 (6,980 to 14,200)	4,700 (3,260 to 6,420)	2,380 (1,660 to 3,260)	326 (227 to 447)	313,000
Latent tuberculosis infection	0 (0 to 0)	0 (0 to 0)	0 (0 to 0)	0 (0 to 0)	0 (0 to 0)	0 (0 to 0)	0 (0 to 0)	0 (0 to 0)	0 (0 to 0)	0 (0 to 0)	0 (0 to 0)	0 (0 to 0)	0 (0 to 0)	0 (0 to 0)	0 (0 to 0)	0 (0 to 0)	0 (0 to 0)	0 (0 to 0)	0 (0 to 0)	0 (0 to 0)	0 (0 to 0)	0 (0 to 0)	0 (0 to 0)	0
Active tuberculosis	9,830 (3,660 to 19,600)	4,990 (2,180 to 10,200)	28,700 (11,500 to 67,000)	17,000 (10,000 to 25,000)	8,270 (5,020 to 12,000)	7,030 (4,350 to 9,870)	11,600 (6,720 to 17,000)	14,900 (10,200 to 20,600)	17,700 (12,000 to 24,600)	16,200 (11,000 to 22,600)	11,100 (7,770 to 15,600)	14,900 (10,200 to 20,600)	16,200 (11,000 to 22,600)	19,400 (13,600 to 26,600)	17,000 (11,600 to 23,600)	19,400 (13,600 to 26,600)	16,100 (11,000 to 22,600)	14,000 (9,600 to 19,600)	10,200 (6,980 to 14,200)	4,700 (3,260 to 6,420)	2,380 (1,660 to 3,260)	326 (227 to 447)	313,000
Tuberculosis - drug-susceptible	9,830 (3,660 to 19,600)	4,990 (2,180 to 10,200)	28,700 (11,500 to 67,000)	17,000 (10,000 to 25,000)	8,270 (5,020 to 12,000)	7,030 (4,350 to 9,870)	11,600 (6,720 to 17,000)	14,900 (10,200 to 20,600)	17,700 (12,000 to 24,600)	16,200 (11,000 to 22,600)	11,100 (7,770 to 15,600)	14,900 (10,200 to 20,600)	16,200 (11,000 to 22,600)	19,400 (13,600 to 26,600)	17,000 (11,600 to 23,600)	19,400 (13,600 to 26,600)	16,100 (11,000 to 22,600)	14,000 (9,600 to 19,600)	10,200 (6,980 to 14,200)	4,700 (3,260 to 6,420)	2,380 (1,660 to 3,260)	326 (227 to 447)	313,000
Tuberculosis - multidrug-resistant without extensive drug resistance	0 (0 to 0)	0 (0 to 0)	0 (0 to 0)	0 (0 to 0)	0 (0 to 0)	0 (0 to 0)	0 (0 to 0)	0 (0 to 0)	0 (0 to 0)	0 (0 to 0)	0 (0 to 0)	0 (0 to 0)	0 (0 to 0)	0 (0 to 0)	0 (0 to 0)	0 (0 to 0)	0 (0 to 0)	0 (0 to 0)	0 (0 to 0)	0 (0 to 0)	0 (0 to 0)	0 (0 to 0)	0 (0 to 0)	0
Tuberculosis - extensively drug-resistant	0 (0 to 0)	0 (0 to 0)	0 (0 to 0)	0 (0 to 0)	0 (0 to 0)	0 (0 to 0)	0 (0 to 0)	0 (0 to 0)	0 (0 to 0)	0 (0 to 0)	0 (0 to 0)	0 (0 to 0)	0 (0 to 0)	0 (0 to 0)	0 (0 to 0)	0 (0 to 0)	0 (0 to 0)	0 (0 to 0)	0 (0 to 0)	0 (0 to 0)	0 (0 to 0)	0 (0 to 0)	0 (0 to 0)	0
Tuberculosis - resistance unspecified	0 (0 to 0)	0 (0 to 0)	0 (0 to 0)	0 (0 to 0)	0 (0 to 0)	0 (0 to 0)	0 (0 to 0)	0 (0 to 0)	0 (0 to 0)	0 (0 to 0)	0 (0 to 0)	0 (0 to 0)	0 (0 to 0)	0 (0 to 0)	0 (0 to 0)	0 (0 to 0)	0 (0 to 0)	0 (0 to 0)	0 (0 to 0)	0 (0 to 0)	0 (0 to 0)	0 (0 to 0)	0 (0 to 0)	0
Tuberculosis - unspecified	0 (0 to 0)	0 (0 to 0)	0 (0 to 0)	0 (0 to 0)	0 (0 to 0)	0 (0 to 0)	0 (0 to 0)	0 (0 to 0)	0 (0 to 0)	0 (0 to 0)	0 (0 to 0)	0 (0 to 0)	0 (0 to 0)	0 (0 to 0)	0 (0 to 0)	0 (0 to 0)	0 (0 to 0)	0 (0 to 0)	0 (0 to 0)	0 (0 to 0)	0 (0 to 0)	0 (0 to 0)	0 (0 to 0)	0
Enteric infections	2,230 (1,020 to 4,550)	9,900 (7,000 to 13,600)	22,900 (17,000 to 30,900)	23,900 (18,000 to 30,400)	10,900 (8,900 to 13,700)	9,900 (8,000 to 12,400)	9,900 (8,000 to 12,400)	9,900 (8,000 to 12,400)	9,900 (8,000 to 12,400)	9,900 (8,000 to 12,400)	9,900 (8,000 to 12,400)	9,900 (8,000 to 12,400)	9,900 (8,000 to 12,400)	9,900 (8,000 to 12,400)	9,900 (8,000 to 12,400)	9,900 (8,000 to 12,400)	9,900 (8,000 to 12,400)	9,900 (8,000 to 12,400)	9,900 (8,000 to 12,400)	9,900 (8,000 to 12,400)	9,900 (8,000 to 12,400)	9,900 (8,000 to 12,400)	221
Diarrheal diseases	2,230 (1,020 to 4,550)	9,900 (7,000 to 13,600)	22,900 (17,000 to 30,900)	23,900 (18,000 to 30,400)	10,900 (8,900 to 13,700)	9,900 (8,000 to 12,400)	9,900 (8,000 to 12,400)	9,900 (8,000 to 12,400)	9,900 (8,000 to 12,400)	9,900 (8,000 to 12,400)	9,900 (8,000 to 12,400)	9,900 (8,000 to 12,400)	9,900 (8,000 to 12,400)	9,900 (8,000 to 12,400)	9,900 (8,000 to 12,400)	9,900 (8,000 to 12,400)	9,900 (8,000 to 12,400)	9,900 (8,000 to 12,400)	9,900 (8,000 to 12,400)	9,900 (8,000 to 12,400)	9,900 (8,000 to 12,400)	9,900 (8,000 to 12,400)	221
Typhoid and paratyphoid	21 (0 to 140)	4,100 (1,100 to 8,400)	4,990 (1,200 to 12,000)	8,870 (2,600 to 20,000)	3,900 (1,200 to 8,600)	3,270 (1,000 to 7,200)	3,270 (1,000 to 7,200)	3,270 (1,000 to 7,200)	3,270 (1,000 to 7,200)	3,270 (1,000 to 7,200)	3,270 (1,000 to 7,200)	3,270 (1,000 to 7,200)	3,270 (1,000 to 7,200)	3,270 (1,000 to 7,200)	3,270 (1,000 to 7,200)	3,270 (1,000 to 7,200)	3,270 (1,000 to 7,200)	3,270 (1,000 to 7,200)	3,270 (1,000 to 7,200)	3,270 (1,000 to 7,200)	3,270 (1,000 to 7,200)	3,270 (1,000 to 7,200)	50,600
Paratyphoid fever	0 (0 to 0)	0 (0 to 0)	0 (0 to 0)	0 (0 to 0)	0 (0 to 0)	0 (0 to 0)	0 (0 to 0)	0 (0 to 0)	0 (0 to 0)	0 (0 to 0)	0 (0 to 0)	0 (0 to 0)	0 (0 to 0)	0 (0 to 0)	0 (0 to 0)	0 (0 to 0)	0 (0 to 0)	0 (0 to 0)	0 (0 to 0)	0 (0 to 0)	0 (0 to 0)	0 (0 to 0)	0 (0 to 0)	0
Typhoid fever	21 (0 to 140)	4,100 (1,100 to 8,400)	4,990 (1,200 to 12,000)	8,870 (2,600 to 20,000)	3,900 (1,200 to 8,600)	3,270 (1,000 to 7,200)	3,270 (1,000 to 7,200)	3,270 (1,000 to 7,200)	3,270 (1,000 to 7,200)	3,270 (1,000 to 7,200)	3,270 (1,000 to 7,200)	3,270 (1,000 to 7,200)	3,270 (1,000 to 7,200)	3,270 (1,000 to 7,200)	3,270 (1,000 to 7,200)	3,270 (1,000 to 7,200)	3,270 (1,000 to 7,200)	3,270 (1,000 to 7,200)	3,270 (1,000 to 7,200)	3,270 (1,000 to 7,200)	3,270 (1,000 to 7,200)	3,270 (1,000 to 7,200)	50,600
Invasive Non-typhoidal Salmonella (iNTS)	0 (0 to 0)	0 (0 to 0)	0 (0 to 0)	0 (0 to 0)	0 (0 to 0)	0 (0 to 0)	0 (0 to 0)	0 (0 to 0)	0 (0 to 0)	0 (0 to 0)	0 (0 to 0)	0 (0 to 0)	0 (0 to 0)	0 (0 to 0)	0 (0 to 0)	0 (0 to 0)	0 (0 to 0)	0 (0 to 0)	0 (0 to 0)	0 (0 to 0)	0 (0 to 0)	0 (0 to 0)	0 (0 to 0)	0
Other intestinal infectious diseases	0 (0 to 0)	276 (0 to 1,270)	312 (0 to 1,440)	104 (0 to 480)	104 (0 to 480)	83 (0 to 384)	83 (0 to 384)	83 (0 to 384)	83 (0 to 384)	83 (0 to 384)	83 (0 to 384)	83 (0 to 384)	83 (0 to 384)	83 (0 to 384)	83 (0 to 384)	83 (0 to 384)	83 (0 to 384)	83 (0 to 384)	83 (0 to 384)	83 (0 to 384)	83 (0 to 384)	83 (0 to 384)	83 (0 to 384)	1,430
Neglected tropical diseases and malaria	1,790 (1,140 to 2,770)	17,000 (11,000 to 24,000)	10,900 (6,900 to 16,000)	10,900 (6,900 to 16,000)	6,130 (3,900 to 8,900)	4,030 (2,560 to 5,850)	4,030 (2,560 to 5,850)	3,910 (2,480 to 5,670)	3,920 (2,490 to 5,690)	3,920 (2,490 to 5,690)	3,920 (2,490 to 5,690)	3,920 (2,490 to 5,690)	3,920 (2,490 to 5,690)	3,920 (2,490 to 5,690)	3,920 (2,490 to 5,690)	3,920 (2,490 to 5,690)	3,920 (2,490 to 5,690)	3,920 (2,490 to 5,690)	3,920 (2,490 to 5,690)	3,920 (2,490 to 5,690)	3,920 (2,490 to 5,690)	3,920 (2,490 to 5,690)	79,900
Malaria	0 (0 to 0)	0 (0 to 0.2)	29.7 (12.5 to 67.2)	41.6 (23.1 to 62.3)	40.6 (22.6 to 60.8)	41.7 (23.2 to 62.5)	73.5 (40.9 to 110)	82.6 (45.9 to 124)	77.4 (43.1 to 116)	67.8 (37.7 to 102)	57.8 (32.2 to 86.6)	47.4 (26.4 to 71)	37.8 (21.1 to 56.7)	28.8 (16.1 to 43.2)	21.7 (12.1 to 32.5)	16.1 (9 to 24.2)	11.4 (6.4 to 17.1)	8.1 (4.5 to 12.1)	5.6 (3.1 to 8.4)	3.8 (2.1 to 5.7)	2.5 (1.4 to 3.8)	711
Chagas disease	0 (0 to 0)	0 (0 to 0)	0 (0 to 0)	0 (0 to 0)	0 (0 to 0)	0 (0 to 0)	0 (0 to 0)	0 (0 to 0)	0 (0 to 0)	0 (0 to 0)	0 (0 to 0)	0 (0 to 0)	0 (0 to 0)	0 (0 to 0)	0 (0 to 0)	0 (0 to 0)	0 (0 to 0)	0 (0 to 0)	0 (0 to 0)	0 (0 to 0)	0 (0 to 0)	0 (0 to 0)	0 (0 to 0)	0
Leishmaniasis	0 (0 to 0)	0 (0 to 0)	0 (0 to 0)	0 (0 to 0)	0 (0 to 0)	0 (0 to 0)	0 (0 to 0)	0 (0 to 0)	0 (0 to 0)	0 (0 to 0)	0 (0 to 0)	0 (0 to 0)	0 (0 to 0)	0 (0 to 0)	0 (0 to 0)	0 (0 to 0)	0 (0 to 0)	0 (0 to 0)	0 (0 to 0)	0 (0 to 0)	0 (0 to 0)	0 (0 to 0)	0 (0 to 0)	0
Visceral leishmaniasis	0 (0 to 0)	0 (0 to 0)	0 (0 to 0)	0 (0 to 0)	0 (0 to 0)	0 (0 to 0)	0 (0 to 0)	0 (0 to 0)	0 (0 to 0)	0 (0 to 0)	0 (0 to 0)	0 (0 to 0)	0 (0 to 0)	0 (0 to 0)	0 (0 to 0)	0 (0 to 0)	0 (0 to 0)	0 (0 to 0)	0 (0 to 0)	0 (0 to 0)	0 (0 to 0)	0 (0 to 0)	0 (0 to 0)	0
Cutaneous and mucocutaneous leishmaniasis	0 (0 to 0)	0 (0 to 0)	0 (0 to 0)	0 (0 to 0)	0 (0 to 0)	0 (0 to 0)	0 (0 to 0)	0 (0 to 0)	0 (0 to 0)	0 (0 to 0)	0 (0 to 0)	0 (0 to 0)	0 (0 to 0)	0 (0 to 0)	0 (0 to 0)	0 (0 to 0)	0 (0 to 0)	0 (0 to 0)	0 (0 to 0)	0 (0 to 0)	0 (0 to 0)	0 (0 to 0)	0 (0 to 0)	0
African trypanosomiasis	0 (0 to 0)	0 (0 to 0)	0 (0 to 0)	0 (0 to 0)	0 (0 to 0)	0 (0 to 0)	0 (0 to 0)	0 (0 to 0)	0 (0 to 0)	0 (0 to 0)	0 (0 to 0)	0 (0 to 0)	0 (0 to 0)	0 (0 to 0)	0 (0 to 0)	0 (0 to 0)	0 (0 to 0)	0 (0 to 0)	0 (0 to 0)	0 (0 to 0)	0 (0 to 0)	0 (0 to 0)	0 (0 to 0)	0
Schistosomiasis	0 (0 to 0)	0 (0 to 0)	0 (0 to 0)	0 (0 to 0)	0 (0 to 0)	0 (0 to 0)	0 (0 to 0)	0 (0 to 0)	0 (0 to 0)	0 (0 to 0)	0 (0 to 0)	0 (0 to 0)	0 (0 to 0)	0 (0 to 0)	0 (0 to 0)	0 (0 to 0)	0 (0 to 0)	0 (0 to 0)	0 (0 to 0)	0 (0 to 0)	0 (0 to 0)	0 (0 to 0)	0 (0 to 0)	0
Cysticercosis	0 (0 to 0)	0 (0 to 0)	0 (0 to 0)	0 (0 to 0)	0 (0 to 0)	0 (0 to 0)	0 (0 to 0)	0 (0 to 0)	0 (0 to 0)	0 (0 to 0)	0 (0 to 0)	0 (0 to 0)	0 (0 to 0)	0 (0 to 0)	0 (0 to 0)	0 (0 to 0)	0 (0 to 0)	0 (0 to 0)	0 (0 to 0)	0 (0 to 0)	0 (0 to 0)	0 (0 to 0)	0 (0 to 0)	0
Cystic echinococcosis	0 (0 to 0)	0 (0 to 0)	4.6 (0 to 19.9)	6.6 (0 to 28.5)	6.6 (0 to 28.5)	5.9 (0 to 25.7)	5.9 (0 to 25.7)	5.9 (0 to 25.7)	5.9 (0 to 25.7)	5.9 (0 to 25.7)	5.9 (0 to 25.7)	5.9 (0 to 25.7)	5.9 (0 to 25.7)	5.9 (0 to 25.7)	5.9 (0 to 25.7)	5.9 (0 to 25.7)	5.9 (0 to 25.7)	5.9 (0 to 25.7)	5.9 (0 to 25.7)	5.9 (0 to 25.7)	5.9 (0 to 25.7)	5.9 (0 to 25.7)	114
Alveolar echinococcosis	0 (0 to 0)	0 (0 to 0)	0 (0 to 0)	0 (0 to 0)	0 (0 to 0)	0 (0 to 0)	0 (0 to 0)	0 (0 to 0)	0 (0 to 0)	0 (0 to 0)	0 (0 to 0)	0 (0 to 0)	0 (0 to 0)	0 (0 to 0)	0 (0 to 0)	0 (0 to 0)	0 (0 to 0)	0 (0 to 0)	0 (0 to 0)	0 (0 to 0)	0 (0 to 0)	0 (0 to 0)	0 (0 to 0)	0
Lymphatic filariasis	0 (0 to 0)	0 (0 to 0)	0 (0 to 0)	0 (0 to 0)	0 (0 to 0)	0 (0 to 0)	0 (0 to 0)	0 (0 to 0)	0 (0 to 0)	0 (0 to 0)	0 (0 to 0)	0 (0 to 0)	0 (0 to 0)	0 (0 to 0)	0 (0 to 0)	0 (0 to 0)	0 (0 to 0)	0 (0 to 0)	0 (0 to 0)	0 (0 to 0)	0 (0 to 0)	0 (0 to 0)	0 (0 to 0)	0
Onchocerciasis	0 (0 to 0)	0 (0 to 0)	0 (0 to 0)	0 (0 to 0)	0 (0 to 0)	0 (0 to 0)	0 (0 to 0)	0 (0 to 0)	0 (0 to 0)	0 (0 to 0)	0 (0 to 0)	0 (0 to 0)	0 (0 to 0)	0 (0 to 0)	0 (0 to 0)	0 (0 to 0)	0 (0 to 0)	0 (0 to 0)	0 (0 to 0)	0 (0 to 0)	0 (0 to 0)	0 (0 to 0)	0 (0 to 0)	0
Trachoma	0 (0 to 0)	0 (0 to 0)	0 (0 to 0)	0 (0 to 0)	0 (0 to 0)	0 (0 to 0)	0 (0 to 0)	0 (0 to 0)	0 (0 to 0)	0 (0 to 0)	0 (0 to 0)	0 (0 to 0)	0 (0 to 0)	0 (0 to 0)	0 (0 to 0)	0 (0 to 0)	0 (0 to 0)	0 (0 to 0)	0 (0 to 0)	0 (0 to 0)	0 (0 to 0)	0 (0 to 0)	0 (0 to 0)	0
Dengue	1,720 (0 to 9,490)	16,800 (1,070 to 49,600)	14,400 (1,600 to 39,600)	8,990 (1,500 to 27,400)	3,210 (670 to 9,710)	2,490 (570 to 6,530)	2,270 (560 to 5,760)	2,010 (490 to 5,020)	2,140 (520 to 5,400)	1,990 (470 to 5,000)	1,910 (450 to 4,800)	1,820 (430 to 4,570)	1,670 (400 to 4,170)	1,610 (390 to 4,020)	1,610 (390 to 4,020)	1,610 (390 to 4,020)	1,610 (390 to 4,020)	1,610 (390 to 4,020)	1,610 (390 to 4,020)	1,610 (390 to 4,020)	1,610 (390 to 4,020)	1,610 (390 to 4,020)	42,600
Yellow fever	0 (0 to 0)	0 (0 to 0)	0 (0 to 0)	0 (0 to 0)	0 (0 to 0)	0 (0 to 0)	0 (0 to 0)	0 (0 to 0)	0 (0 to 0)	0 (0 to 0)	0 (0 to 0)	0 (0 to 0)	0 (0 to 0)	0 (0 to 0)	0 (0 to 0)	0 (0 to 0)	0 (0 to 0)	0 (0 to 0)	0 (0 to 0)	0 (0 to 0)	0 (0 to 0)	0 (0 to 0)



Other transport injuries	9 6 (1.9 to 14.4)	9 6 (2.9 to 24)	66 6 (54.3 to 83.7)	272 (132 to 412.8)	288 (140 to 437.3)	288 (140 to 437.3)	329 (214 to 509)	607 (333 to 1,040)	520 (298 to 874)	422 (246 to 662)	364 (226 to 548)	352 (226 to 509)	429 (298 to 647)	397 (270 to 599)	369 (253 to 526)	351 (199 to 554)	231 (140 to 358)	165 (109 to 259)	124 (79 to 196)	91 2 (58.3 to 137)	92 3 (57.7 to 151.9)	23 2 (13.4 to 39.7)	7 2 (4.6 to 11.3)	1 6 (1.1 to 2.6)	5,286
Unintentional injuries	2,023 (1,923 to 2,200)	1,202 (1,060 to 1,392)	6,966 (6,406 to 12,250)	7,186 (6,230 to 15,992)	5,958 (5,165 to 13,648)	5,958 (5,165 to 13,648)	5,270 (4,670 to 9,809)	5,270 (4,670 to 9,809)	5,266 (4,668 to 12,913)	5,258 (4,668 to 11,794)	5,070 (4,718 to 7,358)	5,258 (4,668 to 8,299)	6,626 (6,010 to 8,998)	6,728 (6,103 to 8,819)	6,272 (5,770 to 6,240)	6,648 (5,829 to 7,813)	6,158 (5,668 to 7,968)	5,272 (4,668 to 6,758)	4,670 (3,813 to 5,968)	4,668 (3,829 to 5,675)	3,268 (2,830 to 4,230)	1,968 (1,464 to 2,910)	899 (488 to 991)	772 (197 to 939)	109,950
Falls	699 (69.8 to 1,833)	797 (57.1 to 4,881)	1,438 (619 to 3,230)	1,419 (619 to 3,940)	1,438 (668 to 3,128)	1,438 (668 to 3,128)	1,438 (1,148 to 2,280)	1,668 (1,268 to 2,670)	1,668 (1,148 to 2,569)	1,638 (1,268 to 2,530)	1,638 (1,448 to 2,668)	1,998 (1,778 to 2,160)	2,298 (1,818 to 3,370)	2,498 (1,868 to 3,660)	2,618 (1,868 to 3,678)	2,628 (1,828 to 3,678)	2,758 (2,058 to 3,668)	3,298 (2,658 to 4,668)	3,198 (2,558 to 4,238)	3,228 (2,228 to 4,078)	2,498 (1,878 to 3,298)	1,868 (1,178 to 2,728)	664 (420 to 770)	196 (102 to 258)	44,488
Drowning	79 (0.9 to 317.6)	80 5 (0.9 to 743.6)	80 5 (29.2 to 780)	3,228 (1,228 to 8,998)	1,828 (868 to 4,998)	1,828 (868 to 4,998)	994 (478 to 2,998)	658 (328 to 1,998)	394 (228 to 1,418)	728 (328 to 1,998)	728 (328 to 1,998)	291 (128 to 1,178)	198 (98 to 598)	198 (98 to 598)	142 (78 to 418)	198 (98 to 598)	198 (98 to 598)	198 (98 to 598)	118 (71 to 327)	198 (98 to 598)	118 (68 to 178)	68 5 (28 to 178)	68 5 (4.6 to 72.3)	0.7 to 1.7	9,998
Fire, heat, and hot substances	7 6 (2.3 to 13.1)	21 5 (6.7 to 122)	122 (42 to 254)	122 (21 to 654)	327 (208 to 657)	299 (199 to 654)	321 (208 to 563)	653 (323 to 1,309)	653 (321 to 1,918)	627 (321 to 1,918)	651 (340 to 978)	622 (340 to 938)	651 (340 to 938)	565 (340 to 863)	499 (262 to 758)	397 (242 to 618)	342 (218 to 518)	299 (183 to 431)	239 (143 to 358)	197 (107 to 291)	122 (69.3 to 182)	43 8 (18.3 to 82.7)	12 1 (4 to 17.5)	2 6 (1.6 to 4.2)	7,526
Poisonings	21 6 (7.6 to 52.5)	21 6 (7.6 to 52.5)	21 6 (7.6 to 52.5)	21 6 (7.6 to 52.5)	21 6 (7.6 to 52.5)	21 6 (7.6 to 52.5)	21 6 (7.6 to 52.5)	21 6 (7.6 to 52.5)	21 6 (7.6 to 52.5)	21 6 (7.6 to 52.5)	21 6 (7.6 to 52.5)	21 6 (7.6 to 52.5)	21 6 (7.6 to 52.5)	21 6 (7.6 to 52.5)	21 6 (7.6 to 52.5)	21 6 (7.6 to 52.5)	21 6 (7.6 to 52.5)	21 6 (7.6 to 52.5)	21 6 (7.6 to 52.5)	21 6 (7.6 to 52.5)	21 6 (7.6 to 52.5)	21 6 (7.6 to 52.5)	21 6 (7.6 to 52.5)	21 6 (7.6 to 52.5)	2,268
Poisoning by other medications and drugs	4 (0.2 to 11.1)	3 6 (0.1 to 7.1)	3 6 (0.2 to 21.3)	3 6 (0.1 to 9.1)	3 6 (1.3 to 20.8)	3 6 (1.3 to 20.8)	3 6 (1.4 to 20.8)	13 6 (5.2 to 191)	13 6 (4.1 to 56.8)	13 6 (4.3 to 81.4)	13 6 (4.6 to 56.3)	13 6 (4.6 to 56.3)	13 6 (4.6 to 48.4)	25 6 (9.4 to 67.7)	25 6 (5.2 to 42.8)	13 6 (7.6 to 28.2)	13 6 (5.3 to 19.8)	6 6 (3.6 to 19)	6 6 (1.1 to 17.7)	6 6 (1.4 to 9.8)	6 6 (1.1 to 9.8)	6 6 (1.1 to 9.8)	6 6 (0.9 to 9.5)	6 6 (0.9 to 9.5)	429
Poisoning by other means	3 6 (1.1 to 9.3)	3 1 (0.9 to 8.9)	6 3 (2.9 to 22.8)	28 7 (10.9 to 67.4)	40 6 (16.6 to 89)	13 6 (5.5 to 39)	13 6 (1.8 to 39.6)	26 6 (7.6 to 90.6)	26 6 (7.7 to 92)	13 6 (1.8 to 39.6)	13 6 (3.1 to 73)	13 6 (3.6 to 39.7)	17 1 (3.6 to 39.7)	13 6 (3.7 to 39.7)	13 6 (3.6 to 39.7)	13 6 (3.6 to 39.7)	13 6 (3.6 to 39.7)	13 6 (3.6 to 39.7)	13 6 (3.6 to 39.7)	13 6 (3.6 to 39.7)	13 6 (3.6 to 39.7)	13 6 (3.6 to 39.7)	13 6 (3.6 to 39.7)	13 6 (3.6 to 39.7)	1,770
Exposure to mechanical forces	21 6 (7.6 to 52.5)	42 7 (14.7 to 170)	149 (69.1 to 426)	383 (160 to 1,081)	124 (57.1 to 361)	124 (57.1 to 361)	424 (162 to 1,003)	934 (434 to 2,067)	672 (429 to 1,519)	792 (429 to 1,928)	998 (529 to 1,928)	998 (529 to 1,928)	1,058 (529 to 1,928)	943 (529 to 1,928)	806 (529 to 1,928)	724 (529 to 1,928)	622 (529 to 1,928)	367 (229 to 1,014)	348 (229 to 1,014)	124 (68.7 to 361)	92 6 (37.7 to 154.4)	23 6 (11.1 to 39.4)	7 6 (1.1 to 21.3)	3 6 (0.9 to 9.5)	11,488
Unintentional firearm injuries	3 6 (0.1 to 28.5)	16 (0.3 to 599)	79 6 (3.7 to 609)	29 6 (1.5 to 65.2)	43 6 (2.4 to 68.4)	43 6 (2.4 to 68.4)	29 6 (2.7 to 68.4)	29 6 (1.4 to 71.1)	29 6 (1.4 to 71.1)	29 6 (1.4 to 71.1)	29 6 (1.4 to 71.1)	29 6 (1.4 to 71.1)	29 6 (1.4 to 71.1)	29 6 (1.4 to 71.1)	29 6 (1.4 to 71.1)	29 6 (1.4 to 71.1)	29 6 (1.4 to 71.1)	29 6 (1.4 to 71.1)	29 6 (1.4 to 71.1)	29 6 (1.4 to 71.1)	29 6 (1.4 to 71.1)	29 6 (1.4 to 71.1)	29 6 (1.4 to 71.1)	29 6 (1.4 to 71.1)	1,498
Other exposure to mechanical forces	14 6 (4.9 to 41.7)	14 6 (4.9 to 41.7)	14 6 (4.9 to 41.7)	14 6 (4.9 to 41.7)	14 6 (4.9 to 41.7)	14 6 (4.9 to 41.7)	14 6 (4.9 to 41.7)	14 6 (4.9 to 41.7)	14 6 (4.9 to 41.7)	14 6 (4.9 to 41.7)	14 6 (4.9 to 41.7)	14 6 (4.9 to 41.7)	14 6 (4.9 to 41.7)	14 6 (4.9 to 41.7)	14 6 (4.9 to 41.7)	14 6 (4.9 to 41.7)	14 6 (4.9 to 41.7)	14 6 (4.9 to 41.7)	14 6 (4.9 to 41.7)	14 6 (4.9 to 41.7)	14 6 (4.9 to 41.7)	14 6 (4.9 to 41.7)	14 6 (4.9 to 41.7)	14 6 (4.9 to 41.7)	10,208
Adverse effects of medical treatment	20 6 (28.8 to 124)	66 (16.9 to 19.4)	284 (84.5 to 647)	272 (7.56 to 527)	176 (71.5 to 511)	176 (71.5 to 511)	198 (80.3 to 524)	213 (86.7 to 566)	247 (99.5 to 686)	197 (71.6 to 569)	254 (86.7 to 624)	220 (86.3 to 473)	262 (86.7 to 581)	211 (1.50e 706)	251 (80.3 to 566)	243 (80.9 to 611)	239 (84.4 to 484)	198 (73.4 to 396)	198 (81.7 to 498)	97 6 (41.8 to 192)	53 6 (8.9 to 27.1)	6 6 (1.9 to 4.6)	4 6 (0.9 to 27.1)	4,236
Animal contact	4 7 (2.1 to 9.9)	9 6 (2 to 71.4)	60 6 (16 to 157)	332 (1.97 to 71.8)	226 (1.76 to 579)	157 (16.9 to 2.09)	181 (99.9 to 3.93)	166 (99.9 to 393)	166 (99.9 to 393)	158 (99.9 to 393)	165 (99.9 to 393)	226 (1.56 to 352)	256 (1.56 to 579)	256 (1.56 to 579)	266 (1.56 to 639)	299 (1.56 to 809)	224 (1.56 to 579)	163 (99.9 to 357)	160 (97.3 to 339)	78 (20.6 to 135)	34 6 (1.6 to 83.6)	7 6 (3.4 to 32.5)	1 2 (0.7 to 1.8)	3,648
Venomous animal contact	6 7 (2.6 to 22.2)	6 7 (2.6 to 17.7)	7 6 (2.6 to 18.1)	186 (69.1 to 439)	79 6 (29.1 to 229)	79 6 (29.1 to 229)	79 6 (29.1 to 229)	79 6 (29.1 to 229)	79 6 (29.1 to 229)	79 6 (29.1 to 229)	73 7 (29.1 to 227)	124 (77.1 to 197)	120 (67.1 to 196)	156 (67.1 to 196)	156 (67.1 to 196)	156 (67.1 to 196)	156 (67.1 to 196)	92 7 (29.1 to 196)	92 7 (29.1 to 196)	92 7 (29.1 to 196)	46 6 (13.6 to 46.3)	13 7 (3.4 to 46.3)	6 6 (0.9 to 13.6)	1,870
Non-venomous animal contact	2 7 (1.7 to 7.1)	4 6 (1.7 to 13.6)	43 6 (15.7 to 85.3)	139 (42.6 to 328)	1 61 (69.1 to 249)	62 6 (49.7 to 129)	62 6 (47.6 to 134)	66 2 (52.3 to 143)	64 2 (50.6 to 140)	64 2 (53.7 to 148)	60 6 (47.6 to 130)	1 19 (79.7 to 209)	1 24 (102 to 262)	1 78 (97.9 to 261)	1 55 (70.1 to 202)	1 23 (69.5 to 159)	97 6 (52.9 to 193)	1 10 (59 to 136)	76 6 (20.4 to 68.9)	27 6 (7.1 to 39.4)	24 1 (8.1 to 63.6)	5 6 (2.4 to 9.7)	0 6 (0.6 to 1.4)	1,835
Foreign body	1 6 (0.1 to 9.2)	1 6 (0.1 to 9.2)	6 6 (1.4 to 16.6)	121 (34.1 to 312)	61 7 (17.1 to 174)	61 7 (17.1 to 174)	39 6 (11.1 to 104)	39 6 (11.1 to 104)	39 6 (11.1 to 104)	39 6 (11.1 to 104)	39 6 (11.1 to 104)	39 6 (11.1 to 104)	39 6 (11.1 to 104)	39 6 (11.1 to 104)	39 6 (11.1 to 104)	39 6 (11.1 to 104)	39 6 (11.1 to 104)	39 6 (11.1 to 104)	39 6 (11.1 to 104)	39 6 (11.1 to 104)	39 6 (11.1 to 104)	39 6 (11.1 to 104)	39 6 (11.1 to 104)	39 6 (11.1 to 104)	11,488
Foreign body in eyes	1 6 (0.1 to 9.2)	0 2 (0 to 0.4)	2 6 (0.7 to 6)	1 6 5 (0.5 to 32.1)	24 6 (7.5 to 64)	33 (11.5 to 72.3)	13 6 (4.2 to 32.4)	42 3 (20.5 to 106)	61 6 (29.5 to 139)	60 6 (29.5 to 113)	60 6 (27.3 to 113)	70 7 (34.1 to 139)	76 6 (41.1 to 142)	76 6 (42.1 to 139)	76 1 (39.1 to 134)	67 3 (34.1 to 99.3)	47 6 (26.6 to 71.2)	35 3 (21.9 to 52.3)	24 7 (14 to 39.8)	9 6 (1.9 to 22.4)	3 6 (0.9 to 13.2)	1 1 (0.2 to 5.4)	0 2 (0.2 to 0.4)	781
Foreign body in other body part	4 6 (1.4 to 22.3)	2 6 (0.4 to 8.8)	69 2 (13.1 to 216)	73 2 (14.1 to 216)	1 13 (15.1 to 279)	1 42 (60.1 to 229)	1 66 (60.1 to 229)	1 66 (60.1 to 229)	1 66 (60.1 to 229)	1 66 (60.1 to 229)	2 06 (60.1 to 229)	2 06 (60.1 to 229)	2 06 (60.1 to 229)	2 06 (60.1 to 229)	2 06 (60.1 to 229)	2 06 (60.1 to 229)	2 06 (60.1 to 229)	1 61 (60.1 to 229)	1 34 (60.1 to 229)	1 34 (60.1 to 229)	1 34 (60.1 to 229)	1 34 (60.1 to 229)	1 34 (60.1 to 229)	1 34 (60.1 to 229)	2,505
Environmental heat and cold exposure	6 2 (0.1 to 8.6)	6 6 (0.2 to 1)	6 6 (0.2 to 12.3)	38 (23.9 to 61.4)	67 6 (39.6 to 143)	1 06 (61.9 to 213)	2 66 (1.6 to 368)	2 66 (1.6 to 367)	2 67 (1.62 to 363)	2 66 (1.62 to 366)	2 66 (1.71 to 4.3)	2 66 (1.78 to 4.3)	2 77 (1.78 to 4.3)	2 83 (1.70e 366)	2 66 (1.69 to 364)	2 66 (1.03 to 366)	1 91 (1.03 to 366)	1 91 (1.04 to 78)	1 91 (0.9 to 121)	1 91 (0.9 to 77.7)	1 91 (0.9 to 63.8)	1 91 (0.7 to 18.2)	1 2 (0.7 to 4)	1 2 (0.7 to 2.2)	2,670
Exposure to forces of nature	6 6 (0.9 to 17.3)	6 6 (0.9 to 17.3)	6 6 (0.9 to 17.3)	6 6 (0.9 to 17.3)	6 6 (0.9 to 17.3)	6 6 (0.9 to 17.3)	6 6 (0.9 to 17.3)	6 6 (0.9 to 17.3)	6 6 (0.9 to 17.3)	6 6 (0.9 to 17.3)	6 6 (0.9 to 17.3)	6 6 (0.9 to 17.3)	6 6 (0.9 to 17.3)	6 6 (0.9 to 17.3)	6 6 (0.9 to 17.3)	6 6 (0.9 to 17.3)	6 6 (0.9 to 17.3)	6 6 (0.9 to 17.3)	6 6 (0.9 to 17.3)	6 6 (0.9 to 17.3)	6 6 (0.9 to 17.3)	6 6 (0.9 to 17.3)	6 6 (0.9 to 17.3)	6 6 (0.9 to 17.3)	1,890
Other unintentional injuries	2 6 (0.3 to 17.3)	4 6 (0.3 to 9)	45 6 (20.9 to 76.3)	195 (97.9 to 362)	554 (221 to 764)	529 (208 to 777)	529 (208 to 804)	542 (205 to 813)	619 (405 to 913)	619 (405 to 964)	749 (504 to 1,073)	843 (569 to 1,163)	803 (569 to 1,128)	751 (569 to 1,053)	672 (453 to 927)	582 (397 to 858)	447 (313 to 612)	321 (203 to 457)	233 (157 to 313)	168 (103 to 236)	86 6 (48.9 to 117)	43 6 (13.5 to 68.3)	4 6 (0.9 to 9.5)	4 6 (0.9 to 9.5)	6,796
Self-harm and interpersonal violence	20 7 (8.8 to 48.6)	19 6 (8.1 to 39.8)	74 6 (32.1 to 144)	218 (1.09 to 577)	499 (302 to 758)	1,268 (809 to 1,828)	3,048 (2,298 to 4,719)	3,213 (2,228 to 4,928)	3,213 (2,228 to 4,928)	3,208 (2,198 to 4,928)	3,208 (2,198 to 4,928)	3,208 (2,198 to 4,928)	3,208 (2,198 to 4,928)	3,048 (1,998 to 4,928)	1,498 (1,068 to 2,068)	1,028 (703 to 1,368)	768 (503 to 998)	648 (411 to 718)	421 (271 to 563)	398 (264 to 527)	159 (1.10 to 231)	58 7 (28.4 to 136)	2 7 (1.8 to 23.8)	26,668
Self-harm	6 (4.1 to 8)	6 (4.1 to 8)	6 (4.1 to 8)	6 (4.1 to 8)	6 (4.1 to 8)	6 (4.1 to 8)	6 (3.6 to 8)	6 (3.6 to 8)	6 (3.6 to 8)	6 (3.6 to 8)	6 (3.6 to 8)	6 (3.6 to 8)	6 (3.6 to 8)	6 (3.6 to 8)	6 (3.6 to 8)	6 (3.6 to 8)	6 (3.6 to 8)	6 (3.6 to 8)	6 (3.6 to 8)	6 (3.6 to 8)	6 (3.6 to 8)	6 (3.6 to 8)	6 (3.6 to 8)	6 (3.6 to 8)	10,758
Self-harm by firearm	0 (0 to 0)	0 (0 to 0)	0 (0 to 0)	0 (0 to 0)	0 (0 to 0)	0 (0 to 0)	8 7 (3.4 to 19)	8 6 (2.4 to 12.1)	8 6 (2.6 to 22.5)	8 1 (2.1 to 13.5)	8 6 (2.7 to 13.4)	8 6 (2.2 to 9.6)	8 6 (2.6 to 15.1)	7 2 (2.1 to 11.5)	6 3 (1.7 to 9.7)	4 3 (1.2 to 5.4)	2 7 (1.1 to 3.9)	2 3 (0.8 to 3.7)	1 2 (0.6 to 2)	1 6 (0.5 to 3.2)	2 1 (0.5 to 3.9)	0 6 (0.2 to 2.3)	0 6 (0.2 to 1.3)	0 6 (0.2 to 2.3)	71 7
Self-harm by other specified means	6 (3 to 8)	6 (3 to 8)	6 (3 to 8)	6 (3 to 8)	6 (3 to 8)	6 (3 to 8)	6 (3 to 8)	6 (3 to 8)	6 (3 to 8)	6 (3 to 8)	6 (3 to 8)	6 (3 to 8)	6 (3 to 8)	6 (3 to 8)	6 (3 to 8)	6 (3 to 8)	6 (3 to 8)	6 (3 to 8)	6 (3 to 8)	6 (3 to 8)	6 (3 to 8)	6 (3 to 8)	6 (3 to 8)	6 (3 to 8)	6 (3 to 8)	10,668
Interpersonal violence	21 6 (8.5 to 48)	12 6 (5 to 28.3)	73 7 (29.6 to 139)	195 (1.09 to 504)	480 (334 to 718)	1,040 (630 to 1,560)	1,040 (1,130 to 2,270)	1,040 (1,130 to 2,210)	1,040 (1,130 to 2,210)	1,040 (969 to 1,773)	1,040 (969 to 1,628)	1,013 (630 to 1,628)	1,109 (769 to 1,628)	1,109 (837 to 1,628)	965 (837 to 1,628)	764 (559 to 1,628)	480 (359 to 624)	284 (211 to 368)	173 (127 to 227)	120 (77.6 to 156)	49 6 (20.2 to 54.2)	19 6 (7.1 to 39.2)	6 6 (2.9 to 9)	6 6 (2.9 to 9)	13,098
Physical violence by firearm	6 6 (0.7 to 7.7)	6 6 (0.2 to 1.8)	2 6 (0.5 to 6.7)	12 6 (5 to 28)	13 6 (7.4 to 32.3)	13 6 (6.7 to 31.4)	18 2 (10.1 to 36.9)	30 6 (11.7 to 36.4)	20 7 (11.7 to 36.4)	17 6 (9.6 to 32.3)	13 6 (6.6 to 22.9)	13 7 (6.6 to 20.4)	13 6 (6.6 to 20.4)	13 6 (6.6 to 20.4)	12 (6.1 to 22.1)	9 6 (4.5 to 19)	8 7 (3.9 to 13.7)	7 2 (3.4 to 12.6)	3 6 (2.3 to 6.6)	2 6 (1.4 to 5.7)	1 (0.3 to 3.7)	0 6 (0.2 to 1.1)	0 1 (0 to 0.3)	227
Physical violence by sharp object	6 7 (2.6 to 22.2)	6 6 (1.4 to 22.2)	14 6 (3.4 to 22.2)	14 6 (7.76 to 22.2)	23 6 (13.1 to 42.1)	14 6 (13.1 to 42.1)	14 6 (13.1 to 42.1)	14 6 (13.1 to 42.1)	14 6 (13.1 to 42.1)	14 6 (13.1 to 42.1)	14 6 (13.1 to 42.1)	14 6 (13.1 to 42.1)	14 6 (13.1 to 42.1)	14 6 (13.1 to 42.1)	14 6 (13.1 to 42.1)	14 6 (13.1 to 42.1)	14 6 (13.1 to 42.1)	14 6 (13.1 to 42.1)	14 6 (13.1 to 42.1)	14 6 (13.1 to 42.1)	14 6 (13.1 to 42.1)	14 6 (13.1 to 42.1)	14 6 (13.1 to 42.1)	14 6 (13.1 to 42.1)	1,386
Sexual violence	6 (0 to 0)	6 (0 to 0)	6 (0 to 0)	6 (0 to 0)	6 (0 to 0)	6 (0 to 0)	6 (0 to 0)	6 (0 to 0)	6 (0 to 0)	6 (0 to 0)	6 (0 to 0)	6 (0 to 0)	6 (0 to 0)	6 (0 to 0)	6 (0 to 0)	6 (0 to 0)	6 (0 to 0)	6 (0 to 0)	6 (0 to 0)	6 (0 to 0)	6 (0 to 0)	6 (0 to 0)	6 (0 to 0)	6 (0 to 0)	6 (0 to 0)	6,498
Physical violence by other means	6 6 (0.7 to 8.1)	6 6 (0.7 to 8.1)	6 6 (0.7 to 8.1)	6 6 (0.7 to 8.1)	6 6 (0.7 to 8.1)	6 6 (0.7 to 8.1)	6 6 (0.7 to 8.1)	6 6 (0.7 to 8.1)	6 6 (0.7 to 8.1)	6 6 (0.7 to 8.1)	6 6 (0.7 to 8.1)	6 6 (0.7 to 8.1)	6 6 (0.7 to 8.1)	6 6 (0.7 to 8.1)	6 6 (0.7 to 8.1)	6 6 (0.7 to 8.1)	6 6 (0.7 to 8.1)	6 6 (0.7 to 8.1)	6 6 (0.7 to 8.1)	6 6 (0.7 to 8.1)	6 6 (0.7 to 8.1)	6 6 (0.7 to 8.1)	6 6 (0.7 to 8.1)	6 6 (0.7 to 8.1)	6,870
Cyclist road accidents	6 6 (0.9 to 7.1)	6 6 (0.9 to 9.6)	6 6 (1.7 to 9)	6 6 (1.7 to 19.1)	6 6 (1.7 to 19.1)	6 6 (1.7 to 19.1)	6 6 (1.7 to 19.1)	6 6 (1.7 to 19.1)	6 6 (1.7 to 19.1)	6 6 (1.7 to 19.1)	6 6 (1.7 to 19.1)	6 6 (1.7 to 19.1)	6 6 (1.7 to 19.1)	6 6 (1.7 to 19.1)	6 6 (1.7 to 19.1)	6 6 (1.7 to 19.1)	6 6 (1.7 to 19.1)	6 6 (1.7 to 19.1)	6 6 (1.7 to 19.1)	6 6 (1.7 to 19.1)	6 6 (1.7 to 19.1)	6 6 (1.7 to 19.1)	6 6 (1.7 to 19.1)	6 6 (1.7 to 19.1)	1,206

SR Table 2b: Central Java DALYS by cause and age group for females with 95% uncertainty intervals, 2019

Cause	Early Neonatal	Late Neonatal	Post Neonatal	1 to 4	5 to 9	10 to 14	15 to 19	20 to 24	25 to 29	30 to 34	35 to 39	40 to 44	45 to 49	50 to 54	55 to 59	60 to 64	65 to 69	70 to 74	75 to 79	80 to 84	85 to 89	90 to 94	95 plus	Total
All causes	113,000 (89,800 to 140,000)	25,400 (20,200 to 31,200)	78,800 (54,200 to 112,000)	74,400 (61,900 to 88,600)	66,300 (53,600 to 81,800)	92,300 (71,200 to 118,000)	133,000 (105,000 to 169,000)	146,000 (115,000 to 184,000)	158,000 (124,000 to 200,000)	181,000 (142,000 to 229,000)	231,000 (186,000 to 287,000)	290,000 (233,000 to 364,000)	352,000 (279,000 to 437,000)	412,000 (320,000 to 520,000)	454,000 (346,000 to 580,000)	454,000 (353,000 to 565,000)	420,000 (338,000 to 506,000)	383,000 (319,000 to 449,000)	349,000 (303,000 to 401,000)	270,000 (239,000 to 303,000)	145,000 (128,000 to 163,000)	45,600 (38,900 to 52,200)	9,070 (7,560 to 10,500)	4,880,000
Communicable, maternal, neonatal, and nutritional diseases	93,500 (72,400 to 117,000)	17,500 (12,500 to 22,700)	54,700 (36,400 to 81,200)	44,700 (35,500 to 55,000)	26,600 (20,200 to 35,100)	23,800 (17,600 to 33,100)	28,600 (21,600 to 37,400)	28,400 (21,700 to 37,000)	26,500 (20,500 to 34,800)	24,900 (18,800 to 34,100)	29,700 (22,600 to 39,800)	27,600 (20,700 to 38,200)	27,200 (19,200 to 37,300)	30,300 (21,200 to 42,400)	29,900 (20,500 to 42,200)	34,300 (23,200 to 47,900)	35,500 (25,600 to 48,100)	36,800 (26,600 to 49,500)	37,700 (28,100 to 50,700)	31,000 (22,900 to 42,600)	17,700 (12,600 to 25,100)	5,970 (4,160 to 8,660)	1,390 (918 to 1,990)	714,000
HIV/AIDS and sexually transmitted infections	8,250 (2,460 to 18,200)	2,080 (604 to 4,630)	2,560 (992 to 5,270)	2,370 (929 to 4,310)	357 (222 to 532)	152 (101 to 191)	666 (484 to 897)	1,450 (1,130 to 1,860)	2,160 (1,620 to 2,840)	2,330 (1,740 to 3,270)	1,900 (1,290 to 2,760)	1,380 (952 to 1,960)	906 (579 to 1,400)	497 (304 to 796)	319 (176 to 535)	165 (94·3 to 296)	178 (103 to 277)	135 (84·9 to 216)	51·8 (27·9 to 86·3)	21·7 (11 to 39·9)	9·3 (4·9 to 16·4)	3·5 (1·7 to 6·4)	0·9 (0·3 to 1·8)	27,900
HIV/AIDS	0 (0 to 0·1)	0·2 (0·1 to 0·3)	493 (177 to 905)	2,250 (823 to 4,160)	297 (168 to 435)	139 (87·9 to 176)	615 (427 to 849)	1,310 (994 to 1,730)	1,930 (1,420 to 2,610)	2,040 (1,480 to 2,950)	1,580 (969 to 2,410)	1,030 (698 to 1,560)	580 (350 to 973)	264 (146 to 448)	142 (61·8 to 276)	48·9 (30·8 to 82·9)	99·1 (42·1 to 178)	86·2 (42·2 to 155)	19·5 (6·5 to 39·5)	0·4 (0·3 to 0·6)	0·2 (0·1 to 0·2)	0 (0 to 0·1)	0 (0 to 0)	12,900
HIV/AIDS - Drug-susceptible Tuberculosis	0 (0 to 0)	0·1 (0·1 to 0·2)	227 (85·7 to 416)	1,030 (397 to 1,890)	167 (91·4 to 278)	80·5 (54·8 to 103)	415 (243 to 635)	842 (583 to 1,200)	1,210 (857 to 1,630)	1,250 (850 to 1,750)	972 (622 to 1,430)	643 (410 to 960)	363 (210 to 577)	170 (81·9 to 295)	99·6 (34·9 to 190)	36·2 (24 to 53·2)	79·4 (30·7 to 141)	70 (32·5 to 120)	16·1 (4·2 to 34·1)	0·4 (0·3 to 0·5)	0·2 (0·1 to 0·2)	0 (0 to 0·1)	0 (0 to 0)	7,670
HIV/AIDS - Multidrug-resistant Tuberculosis without exte	0 (0 to 0)	0 (0 to 0)	2·3 (0·1 to 13·9)	10·2 (0·3 to 62·1)	1·4 (0 to 7·4)	0·7 (0 to 3·3)	2·8 (0·1 to 14)	5·9 (0·2 to 30·2)	8·1 (0·3 to 41·1)	8·5 (0·3 to 42·8)	6·7 (0·2 to 34·3)	4·6 (0·2 to 23·8)	2·7 (0·1 to 13·9)	1·3 (0 to 6·3)	0·7 (0 to 3·5)	0·2 (0 to 1·1)	0·5 (0 to 2·6)	0·4 (0 to 2·2)	0·1 (0 to 0·5)	0 (0 to 0)	0 (0 to 0)	0 (0 to 0)	0 (0 to 0)	56·9
HIV/AIDS - Extensively drug-resistant Tuberculosis	0 (0 to 0)	0 (0 to 0)	0·4 (0 to 2·6)	1·9 (0 to 11·7)	0·2 (0 to 1·3)	0·1 (0 to 0·6)	0·4 (0 to 2·1)	0·9 (0 to 4·6)	1·2 (0 to 6·5)	1·3 (0 to 7·1)	1·1 (0 to 5·5)	0·7 (0 to 3·8)	0·4 (0 to 2·3)	0·2 (0 to 1)	0·1 (0 to 0·5)	0 (0 to 0·2)	0·1 (0 to 0·3)	0·1 (0 to 0·3)	0 (0 to 0·1)	0 (0 to 0)	0 (0 to 0)	0 (0 to 0)	0 (0 to 0)	9·2
HIV/AIDS resulting in other diseases	0 (0 to 0·1)	0·1 (0 to 0·1)	264 (89·7 to 488)	1,200 (407 to 2,220)	129 (75·6 to 175)	57·3 (30·8 to 74·9)	197 (160 to 235)	463 (385 to 594)	709 (489 to 1,040)	789 (554 to 1,270)	598 (315 to 1,050)	384 (225 to 660)	214 (116 to 407)	92·5 (50·7 to 170)	41·6 (14·6 to 104)	12·5 (4·3 to 30·8)	19·2 (6·1 to 57·7)	15·7 (5 to 45·8)	3·4 (1 to 8·5)	0·1 (0 to 0·1)	0 (0 to 0)	0 (0 to 0)	0 (0 to 0)	5,190
Sexually transmitted infections excluding HIV	8,250 (2,460 to 18,200)	2,080 (604 to 4,630)	2,070 (560 to 4,730)	122 (33·5 to 281)	60·1 (17 to 144)	13 (8·9 to 20·3)	50·3 (26·9 to 94·4)	135 (61·2 to 273)	229 (98·6 to 447)	282 (123 to 588)	323 (142 to 671)	347 (154 to 729)	326 (138 to 684)	233 (91 to 521)	177 (70·3 to 370)	117 (48·8 to 251)	78·8 (34·5 to 163)	49 (21·7 to 101)	32·3 (14·3 to 64·8)	21·2 (10·5 to 39·5)	9·1 (4·7 to 16·2)	3·5 (1·7 to 6·3)	0·8 (0·3 to 1·8)	15,000
Syphilis	8,250 (2,460 to 18,200)	2,080 (604 to 4,630)	2,070 (560 to 4,730)	122 (33·5 to 281)	60·1 (17 to 144)	3·9 (3 to 5)	2·4 (1·7 to 3·2)	1·6 (0·6 to 3·9)	2·6 (1·4 to 5·1)	2·9 (1·6 to 5·1)	2·9 (1·5 to 5·5)	2·4 (1·5 to 3·6)	3·1 (1·9 to 5·2)	2·8 (1·8 to 4·3)	2·2 (1·4 to 3·2)	2·2 (1·4 to 3·3)	2·2 (1·3 to 3·5)	1·9 (1·2 to 3·1)	1·6 (0·9 to 2·4)	2·2 (1·2 to 3·9)	1·2 (0·7 to 2·2)	0·9 (0·4 to 1·8)	0·3 (0·1 to 0·6)	12,600
Chlamydial infection	0 (0 to 0)	0 (0 to 0)	0 (0 to 0)	0 (0 to 0)	0 (0 to 0)	1·1 (0·8 to 1·5)	3·6 (2·3 to 5·6)	8·3 (5·2 to 13·9)	11·3 (6·3 to 19·5)	13·2 (7·2 to 23·8)	16·1 (8·6 to 29·2)	17·7 (9·2 to 34·2)	16 (7·7 to 32)	3·7 (2·2 to 6·3)	2·6 (1·3 to 4·9)	1·4 (0·4 to 3·6)	1 (0·3 to 2·5)	0·9 (0·3 to 2)	0·8 (0·2 to 1·9)	1·3 (0·4 to 2·9)	0·6 (0·2 to 1·4)	0·3 (0·1 to 0·7)	0·1 (0 to 0·3)	100
Gonococcal infection	0 (0 to 0)	0 (0 to 0)	0 (0 to 0)	0 (0 to 0)	0 (0 to 0)	1·2 (0·9 to 1·6)	3·4 (2·5 to 4·4)	4·1 (3 to 5·9)	4·3 (3·1 to 6·5)	4·3 (2·9 to 7)	5·2 (3·1 to 10·3)	7 (3·5 to 15·1)	7·7 (3·3 to 16·6)	4·3 (1·8 to 9·9)	4·4 (1·4 to 10·8)	3·6 (0·9 to 9·1)	5·3 (1·7 to 13·1)	3 (1 to 6·8)	2·8 (0·8 to 6·8)	2·8 (1 to 6·5)	1·5 (0·5 to 3·6)	0·8 (0·3 to 1·8)	0·2 (0 to 0·5)	66
Trichomoniasis	0 (0 to 0)	0 (0 to 0)	0 (0 to 0)	0 (0 to 0)	0 (0 to 0)	1·2 (0 to 3·8)	16·9 (4·8 to 43·3)	73·3 (24·4 to 177)	135 (42·8 to 305)	160 (51·3 to 377)	172 (56 to 402)	181 (59·1 to 440)	167 (52·1 to 404)	135 (39·6 to 315)	96·6 (30·7 to 238)	58·5 (19·3 to 143)	36 (11·9 to 85·4)	21·1 (7·6 to 48·7)	12·5 (4·7 to 27·8)	6·1 (2·2 to 13·6)	2 (0·7 to 4·2)	0·4 (0·1 to 0·8)	0 (0 to 0·1)	1,280
Genital herpes	0 (0 to 0)	0 (0 to 0)	0 (0 to 0)	0 (0 to 0)	0 (0 to 0)	3·2 (0·8 to 8)	14·9 (4·5 to 37·6)	30·9 (9·1 to 78·8)	47·9 (14·8 to 118)	63·9 (19·8 to 156)	79 (24 to 201)	85·8 (26·6 to 212)	83·5 (26·5 to 210)	76·5 (24·5 to 192)	64·7 (18·8 to 157)	47·7 (14·6 to 119)	32 (9·8 to 79·6)	20·5 (6·1 to 51·2)	13·6 (4·1 to 32·4)	7·7 (2·4 to 19)	3·1 (0·9 to 8)	0·8 (0·2 to 1·9)	0·1 (0 to 0·3)	676
Other sexually transmitted infections	0 (0 to 0)	0 (0 to 0)	0 (0 to 0)	0 (0 to 0)	0 (0 to 0)	2·3 (1·7 to 3·1)	8·9 (6·2 to 12·5)	16·3 (10·7 to 24·6)	27·9 (16·8 to 44·1)	38·4 (17·3 to 70·4)	47·8 (21·4 to 87·4)	53·2 (26·1 to 100)	47·9 (23·8 to 86·8)	10·2 (5·9 to 16·4)	6·9 (3·8 to 12)	3·1 (0·8 to 7·8)	2·4 (0·7 to 5·8)	1·5 (0·5 to 3·5)	1·1 (0·3 to 2·6)	1·2 (0·4 to 2·7)	0·7 (0·2 to 1·8)	0·3 (0·1 to 0·8)	0·1 (0 to 0·2)	270
Respiratory infections and tuberculosis	2,590 (1,340 to 4,370)	3,700 (1,920 to 6,000)	15,900 (8,240 to 26,200)	7,930 (5,160 to 11,300)	4,390 (3,140 to 5,990)	3,630 (2,560 to 5,020)	5,720 (4,050 to 7,870)	7,780 (5,450 to 10,900)	7,420 (5,270 to 11,300)	5,680 (3,960 to 8,360)	8,690 (5,950 to 13,000)	8,830 (5,800 to 13,100)	10,500 (6,850 to 15,400)	12,700 (8,160 to 18,900)	12,300 (7,600 to 18,400)	16,200 (10,600 to 23,100)	16,400 (11,200 to 23,300)	18,000 (12,500 to 25,000)	17,900 (12,900 to 23,900)	14,100 (9,970 to 19,100)	7,370 (5,160 to 10,100)	2,310 (1,570 to 3,180)	486 (329 to 666)	210,000



Other transport injuries	7·3 (1·7 to 20·9)	8·3 (1·9 to 23·3)	64·6 (20·2 to 150)	119 (58·4 to 247)	165 (95 to 286)	200 (127 to 309)	429 (215 to 823)	341 (199 to 587)	275 (170 to 453)	261 (160 to 430)	269 (177 to 419)	340 (212 to 541)	354 (225 to 592)	378 (224 to 653)	330 (204 to 536)	242 (145 to 402)	179 (111 to 287)	136 (81·3 to 228)	111 (66·2 to 176)	71 (43 to 115)	34·2 (20·4 to 54·1)	10·1 (6·1 to 16·5)	1·8 (1·1 to 3)	4,330
Unintentional injuries	890 (440 to 1,590)	886 (257 to 3,850)	3,370 (1,660 to 6,330)	4,010 (2,480 to 6,160)	3,700 (2,640 to 4,970)	3,410 (2,690 to 4,290)	3,780 (2,890 to 4,830)	3,760 (2,830 to 4,910)	3,790 (2,880 to 5,000)	4,140 (3,090 to 5,440)	4,960 (3,800 to 6,510)	5,510 (4,190 to 7,190)	6,030 (4,630 to 7,920)	6,320 (4,790 to 8,310)	6,560 (4,980 to 8,540)	6,750 (5,170 to 8,700)	6,060 (4,590 to 7,760)	5,900 (4,600 to 7,550)	6,070 (4,760 to 7,830)	5,750 (4,370 to 7,540)	3,480 (2,640 to 4,620)	1,220 (904 to 1,620)	239 (171 to 334)	96,600
Falls	284 (45·8 to 731)	93·5 (11·7 to 226)	602 (236 to 1,310)	677 (318 to 1,400)	817 (534 to 1,190)	1,130 (796 to 1,530)	1,430 (1,020 to 1,950)	1,380 (1,000 to 1,890)	1,540 (1,100 to 2,070)	1,680 (1,210 to 2,210)	2,070 (1,520 to 2,730)	2,400 (1,750 to 3,140)	2,700 (2,020 to 3,510)	3,020 (2,240 to 4,010)	3,280 (2,500 to 4,290)	3,950 (2,940 to 5,210)	3,820 (2,840 to 5,060)	4,160 (3,120 to 5,500)	4,490 (3,380 to 6,040)	4,680 (3,440 to 6,350)	2,950 (2,160 to 4,040)	1,070 (773 to 1,460)	210 (145 to 302)	48,400
Drowning	3·8 (1·9 to 7)	3·1 (1·4 to 6)	431 (149 to 965)	2,000 (940 to 3,730)	1,400 (705 to 2,450)	769 (425 to 1,260)	451 (251 to 763)	331 (177 to 563)	167 (94·2 to 275)	139 (82·9 to 236)	253 (140 to 433)	222 (128 to 369)	263 (154 to 429)	264 (151 to 422)	328 (182 to 546)	255 (149 to 429)	282 (170 to 458)	208 (124 to 334)	238 (146 to 357)	213 (125 to 333)	93 (56·1 to 144)	16·5 (9·7 to 26·4)	2 (1·2 to 3·1)	8,340
Fire, heat, and hot substances	4·1 (2·1 to 7·8)	21·4 (3·3 to 64)	51·1 (20·9 to 96·4)	238 (131 to 438)	249 (158 to 398)	271 (153 to 433)	446 (217 to 756)	519 (282 to 857)	521 (289 to 849)	599 (360 to 922)	640 (376 to 1,030)	673 (415 to 1,060)	717 (452 to 1,100)	681 (433 to 1,040)	602 (374 to 924)	504 (325 to 795)	407 (268 to 611)	294 (198 to 431)	238 (162 to 343)	171 (119 to 247)	80·5 (54·6 to 114)	21·9 (14·6 to 31·7)	4 (2·8 to 5·8)	7,950
Poisonings	1·1 (0·3 to 2·9)	0·9 (0·2 to 2·3)	2·7 (1 to 8)	17·8 (9·7 to 37·1)	31·7 (12·8 to 63)	65·4 (31·4 to 110)	159 (86·2 to 264)	120 (68·1 to 190)	105 (60·1 to 165)	75·6 (40·2 to 121)	104 (59·5 to 160)	92·8 (54·3 to 149)	104 (59·1 to 170)	90·8 (52·9 to 141)	60·8 (34·2 to 95·7)	51·5 (29 to 84·4)	42·1 (25·5 to 65·6)	41·8 (24·6 to 65·9)	18·7 (11·1 to 30)	16·4 (9·9 to 25·1)	8·5 (5·2 to 13·2)	2·7 (1·7 to 4·2)	0·5 (0·3 to 0·9)	1,210
Poisoning by carbon monoxide	0·3 (0 to 1·1)	0·1 (0 to 0·4)	0·3 (0·1 to 0·8)	2·6 (1·4 to 4·8)	8·3 (2·6 to 18)	14·8 (6·3 to 29·5)	32·7 (15·8 to 61·7)	24·9 (12·9 to 43·4)	22·5 (11·8 to 39·6)	17·2 (8·6 to 30·5)	20·4 (10·7 to 34·1)	20·4 (10·4 to 35·2)	20·1 (10·6 to 33·6)	18·3 (10·1 to 30·8)	13·7 (6·7 to 24·2)	10·7 (5·2 to 19·3)	9 (4·7 to 15)	9 (4·6 to 15·6)	4·4 (2·2 to 7·6)	3 (1·5 to 5·5)	1·5 (0·8 to 2·7)	0·5 (0·2 to 1)	0·1 (0·1 to 0·3)	255
Poisoning by other means	0·8 (0·2 to 2·1)	0·8 (0·2 to 1·9)	2·4 (0·8 to 7·3)	15·1 (7·8 to 32)	23·4 (9·5 to 48·3)	50·6 (24 to 90·4)	126 (68·5 to 213)	95·3 (53·1 to 153)	82·4 (46·9 to 133)	58·4 (32·2 to 95·8)	83·6 (47·7 to 131)	72·4 (39·9 to 119)	83·9 (45·4 to 139)	72·5 (41·2 to 115)	47·1 (25·6 to 74·5)	40·8 (23 to 65·6)	33 (19·5 to 51·1)	32·8 (18·6 to 53·1)	14·2 (8·3 to 23·2)	13·5 (7·9 to 21·2)	7 (4·2 to 11·1)	2·2 (1·3 to 3·5)	0·4 (0·2 to 0·7)	959
Exposure to mechanical forces	14·3 (0·7 to 95·2)	470 (3·4 to 3,350)	541 (43·4 to 2,680)	352 (152 to 819)	325 (208 to 506)	294 (188 to 451)	385 (253 to 579)	432 (287 to 648)	464 (310 to 685)	556 (382 to 819)	637 (424 to 934)	759 (525 to 1,110)	801 (548 to 1,170)	828 (561 to 1,200)	848 (599 to 1,220)	759 (530 to 1,080)	538 (372 to 759)	418 (292 to 594)	347 (240 to 482)	212 (150 to 293)	85·9 (60·7 to 118)	24·1 (16·7 to 33·6)	4·5 (3·2 to 6·4)	10,100
Unintentional firearm injuries	2·7 (0·1 to 19)	85·4 (0·3 to 581)	76·6 (3·1 to 424)	34·6 (15·7 to 77·8)	31·5 (18·9 to 50·9)	41·4 (26·9 to 63·1)	52·6 (35·8 to 75·9)	57·4 (39·6 to 83·2)	60 (41·8 to 87·9)	66·8 (45·9 to 97·3)	79·9 (54·1 to 116)	93 (63·9 to 133)	101 (70·5 to 149)	103 (70·7 to 152)	96 (65·1 to 140)	77·9 (53·8 to 117)	57·3 (39·3 to 84·4)	39·8 (27·1 to 58·7)	29 (19·8 to 41·8)	18·3 (12·2 to 26·8)	8·6 (5·8 to 12·6)	2·6 (1·7 to 3·8)	0·5 (0·3 to 0·8)	1,220
Other exposure to mechanical forces	11·6 (0·5 to 77·3)	385 (3 to 3,110)	464 (37·8 to 2,330)	317 (132 to 742)	293 (185 to 466)	253 (158 to 394)	332 (213 to 507)	375 (244 to 575)	404 (266 to 603)	489 (330 to 724)	557 (365 to 831)	666 (456 to 972)	700 (472 to 1,040)	726 (490 to 1,070)	752 (529 to 1,090)	681 (473 to 965)	480 (332 to 681)	378 (261 to 533)	318 (220 to 436)	194 (138 to 267)	77·3 (55 to 107)	21·5 (15 to 30·1)	4 (2·8 to 5·7)	8,880
Adverse effects of medical treatment	32·8 (14·5 to 61·9)	21·2 (9·3 to 43·7)	128 (48·8 to 269)	142 (63·1 to 272)	91·5 (47·7 to 157)	103 (51·6 to 178)	133 (63·3 to 231)	147 (66·5 to 298)	111 (50·2 to 233)	141 (52·1 to 307)	145 (61 to 322)	187 (75·8 to 421)	252 (89·8 to 575)	228 (79·9 to 543)	267 (93·5 to 619)	277 (103 to 607)	241 (101 to 512)	197 (84·1 to 387)	186 (87·8 to 342)	137 (61·1 to 239)	77·9 (36·8 to 131)	24·7 (12·1 to 41·5)	5 (2·6 to 7·9)	3,280
Animal contact	0·5 (0·2 to 1·7)	0·7 (0·3 to 2)	8·9 (3·7 to 29·8)	44·4 (23·6 to 88·5)	52 (29·3 to 92·1)	53·9 (31 to 89·8)	63 (38·5 to 101)	66·4 (40·7 to 103)	65·8 (41 to 102)	68·6 (43·4 to 104)	86·4 (54·1 to 130)	94·2 (60·1 to 142)	106 (69·1 to 157)	116 (75·8 to 170)	114 (74·1 to 171)	91 (60·6 to 135)	68·5 (44·5 to 96·5)	65·2 (44·3 to 95·5)	58·6 (37·6 to 89·1)	28·5 (19·1 to 42)	14·1 (9·4 to 21·8)	3·5 (2·4 to 5·1)	0·5 (0·3 to 1·1)	1,270
Venomous animal contact	0 (0 to 0·1)	0·1 (0 to 0·2)	3·4 (1·2 to 10·3)	29·5 (15·3 to 64·4)	33·3 (16·8 to 63·6)	31 (14·8 to 58·9)	33·7 (17·1 to 58·3)	33·8 (17·7 to 57·6)	32·7 (16·2 to 56)	32·4 (17·2 to 53·9)	39·3 (21·4 to 65·3)	38·4 (21 to 63·1)	38·2 (21·3 to 60·1)	41·8 (24·4 to 64·7)	43·2 (24 to 71·6)	35·7 (21·3 to 57·3)	24·9 (13·8 to 40·2)	25·1 (14·4 to 42·5)	29·1 (16·1 to 49·9)	11·2 (6·5 to 18·4)	3·3 (1·8 to 5·5)	0·8 (0·5 to 1·2)	0·1 (0·1 to 0·2)	561
Non-venomous animal contact	0·5 (0·2 to 1·5)	0·6 (0·3 to 1·9)	5·5 (2·1 to 19·2)	14·9 (7·3 to 29·1)	18·7 (10 to 35·1)	22·8 (12·9 to 40·5)	29·3 (17·3 to 49·5)	32·6 (19·2 to 52·4)	33·1 (19·9 to 54·5)	36·2 (21·5 to 59·8)	47·1 (28·2 to 75·7)	55·8 (34·1 to 91·1)	67·6 (42·5 to 107)	73·9 (45·9 to 116)	70·5 (43·8 to 112)	55·3 (34·7 to 86·8)	43·6 (27·9 to 66·8)	40·1 (25·5 to 60·4)	29·5 (18 to 46·4)	17·2 (10·8 to 25·9)	10·8 (7·1 to 17·3)	2·7 (1·8 to 4·1)	0·4 (0·2 to 0·9)	709
Foreign body	547 (239 to 1,040)	271 (132 to 481)	1,570 (621 to 3,200)	315 (169 to 531)	189 (126 to 275)	156 (110 to 217)	172 (121 to 239)	203 (144 to 277)	203 (147 to 275)	210 (150 to 278)	248 (181 to 328)	317 (234 to 421)	325 (241 to 432)	337 (252 to 440)	335 (254 to 431)	294 (221 to 376)	240 (182 to 307)	214 (167 to 269)	255 (180 to 349)	142 (106 to 188)	80·3 (57·7 to 112)	25·9 (18·3 to 36·9)	5·8 (4 to 8·3)	6,650
Pulmonary aspiration and foreign body in airway	543 (236 to 1,040)	269 (131 to 479)	1,540 (602 to 3,100)	266 (128 to 472)	108 (57·5 to 188)	50·1 (30·3 to 79·8)	45·4 (27·3 to 71·7)	60·5 (35 to 99·4)	53 (32·8 to 87·4)	42·6 (25·2 to 70·5)	44·3 (27 to 70·4)	82·9 (46·7 to 134)	71·4 (42·3 to 111)	75 (43·7 to 122)	84·5 (47·9 to 137)	81·5 (50·5 to 120)	77·1 (48·9 to 113)	90·9 (58·7 to 133)	156 (92·2 to 246)	78·7 (49·9 to 119)	49·9 (29·8 to 79·3)	16·6 (9·7 to 27·1)	3·9 (2·2 to 6·2)	3,890
Foreign body in eyes	0 (0 to 0·1)	0·1 (0 to 0·2)	1·5 (0·4 to 3·4)	8·4 (2·5 to 18·6)	14·9 (4·8 to 32·3)	20·1 (7·1 to 44)	25·8 (9·9 to 56·3)	31·6 (12·6 to 68·3)	34·4 (15·2 to 67·8)	38·4 (17·4 to 71·8)	46·8 (22·2 to 85·5)	56·1 (28·6 to 101)	59·6 (32·6 to 102)	58·7 (32·8 to 96)	52·7 (30·9 to 81·3)	44·6 (27·7 to 67·7)	34·4 (22 to 51·1)	25·5 (16·6 to 37·2)	19·5 (12·8 to 28·5)	12·4 (8·4 to 17·9)	5·5 (3·7 to 7·9)	1·5 (1 to 2·1)	0·3 (0·2 to 0·4)	593
Foreign body in other body part	4·1 (0·6 to 13·7)	1·3 (0·5 to 3·4)	28·1 (8·3 to 73·5)	41·1 (24·9 to 65·4)	66·1 (41·6 to 102)	85·9 (56 to 125)	101 (68·7 to 149)	111 (73·9 to 156)	116 (79 to 159)	129 (88 to 177)	157 (112 to 214)	178 (125 to 240)	194 (140 to 265)	204 (146 to 273)	198 (143 to 267)	168 (120 to 226)	129 (92·8 to 172)	97·2 (70·8 to 130)	79·3 (58·3 to 105)	50·6 (36·9 to 67·3)	25 (18·1 to 33·4)	7·8 (5·5 to 10·6)	1·6 (1·2 to 2·2)	2,170
Environmental heat and cold exposure	0·1 (0 to 0·2)	0·1 (0·1 to 0·2)	2·5 (1·4 to 5)	16·2 (10·6 to 24·1)	33·6 (20·2 to 53·4)	52·7 (33·3 to 81·6)	76·9 (49·8 to 118)	88·7 (56·5 to 137)	94·1 (59·7 to 141)	104 (66·3 to 156)	118 (77·4 to 180)	129 (81·7 to 197)	133 (86·2 to 201)	133 (87·3 to 202)	123 (78·7 to 181)	106 (67·8 to 157)	81·6 (52·6 to 120)	60·7 (39·3 to 91)	46 (30·6 to 67·5)	30 (20 to 43·4)	14·3 (9·8 to 20·7)	4·2 (2·8 to 6)	0·8 (0·5 to 1·1)	1,450
Exposure to forces of nature	0·6 (0·6 to 0·7)	2·4 (2·2 to 2·7)	20 (18·2 to 22)	116 (105 to 129)	124 (111 to 138)	142 (125 to 162)	107 (94·2 to 123)	91·6 (80 to 105)	93·2 (80·9 to 109)	89 (76·8 to 105)	84·9 (72·8 to 100)	83·7 (71·5 to 100)	73·7 (62·3 to 89·2)	66·9 (56·4 to 81·4)	54·6 (46 to 66)	43·9 (36·7 to 53)	30·9 (25·9 to 36·9)	22·5 (19 to 27)	15·2 (12·8 to 18·4)	8·8 (7·5 to 10·7)	3·7 (3·1 to 4·4)	1 (0·8 to 1·2)	0·2 (0·2 to 0·2)	1,280
Other unintentional injuries	1·4 (0·7 to 2·7)	1·5 (0·7 to 2·9)	16·2 (6·7 to 29·9)	88·1 (48 to 145)	389 (231 to 649)	371 (247 to 546)	356 (240 to 519)	383 (261 to 551)	426 (293 to 607)	478 (330 to 678)	577 (402 to 817)	554 (384 to 771)	562 (390 to 786)	556 (382 to 779)	548 (381 to 760)	415 (285 to 576)	309 (218 to 418)	229 (161 to 314)	176 (126 to 237)	117 (83·9 to 158)	72·9 (52·7 to 97·9)	24·7 (17·6 to 33)	5·6 (4 to 7·7)	6,660
Self-harm and interpersonal violence	166 (61·9 to 375)	9·2 (3·6 to 20·1)	49·6 (20·1 to 109)	143 (74 to 259)	290 (203 to 416)	670 (490 to 883)	1,980 (1,370 to 2,860)	1,910 (1,290 to 2,780)	1,510 (1,060 to 2,140)	1,440 (1,060 to 1,980)	1,650 (1,180 to 2,290)	1,670 (1,190 to 2,310)	1,590 (1,170 to 2,160)	1,310 (926 to 1,800)	986 (715 to 1,350)	737 (540 to 982)	569 (424 to 750)	409 (316 to 531)	259 (203 to 333)	164 (121 to 221)	77·8 (56·2 to 109)	19·4 (13·9 to 26·6)	2·7 (1·9 to 3·7)	17,600
Self-harm	0 (0 to 0)	0 (0 to 0)	0 (0 to 0)	0 (0 to 0)	0 (0 to 0)	224 (121 to 385)	988 (521 to 1,740)	924 (498 to 1,580)	722 (409 to 1,250)	675 (396 to 1,120)	678 (397 to 1,140)	687 (397 to 1,160)	639 (362 to 1,050)	505 (292 to 810)	426 (243 to 702)	296 (176 to 460)	229 (139 to 360)	192 (122 to 287)	122 (78·8 to 181)	98·4 (60·1 to 153)	51·5 (31·1 to 79·9)	13·1 (8 to 19·7)	1·7 (1·1 to 2·6)	7,470
Self-harm by firearm	0 (0 to 0)	0 (0 to 0)	0 (0 to 0)	0 (0 to 0)	0 (0 to 0)	4·8 (2·1 to 10·3)	3·6 (1·4 to 8)	5·4 (1·8 to 13·1)	3·3 (1·5 to 7)	4·2 (1·5 to 9·1)	3·4 (1·5 to 7·2)	5·3 (2·1 to 12·2)	4 (1·8 to 8·7)	3·8 (1·5 to 8·7)	2·7 (1·2 to 5·8)	2·4 (1·1 to 5·1)	1·8 (0·8 to 4·1)	1·6 (0·7 to 3·4)	2 (0·9 to 3·8)	2·1 (0·9 to 4·4)	1·2 (0·5 to 2·6)	0·6 (0·2 to 1·2)	0·1 (0 to 0·2)	52·4
Self-harm by other specified means	0 (0 to 0)	0 (0 to 0)	0 (0 to 0)	0 (0 to 0)	0 (0 to 0)	219 (118 to 377)	984 (519 to 1,740)	919 (495 to 1,570)	719 (407 to 1,240)	671 (393 to 1,110)	675 (395 to 1,140)	681 (391 to 1,160)	635 (360 to 1,040)	501 (289 to 806)	424 (241 to 696)	294 (175 to 457)	228 (138 to 356)	190 (120 to 284)	120 (77·1 to 178)	96·3 (59·1 to 150)	50·2 (30·4 to 77·5)	12·6 (7·6 to 18·8)	1·6 (1 to 2·5)	7,420
Interpersonal violence	166 (61·9 to 375)	9·2 (3·6 to 20·1)	48·5 (19·4 to 107)	135 (67 to 250)	282 (196 to 408)	438 (307 to 609)	984 (664 to 1,410)	969 (666 to 1,380)	775 (541 to 1,120)	719 (503 to 998)	818 (574 to 1,140)	793 (577 to 1,100)	771 (555 to 1,070)	653 (468 to 889)	462 (343 to 605)	379 (287 to 493)	300 (227 to 396)	196 (150 to 254)	125 (97·1 to 160)	59·5 (46 to 74·2)	23·7 (18·2 to 30·7)	5·6 (4·3 to 7·4)	0·9 (0·6 to 1·2)	9,110
Physical violence by firearm	0·4 (0·1 to 1·1)	0·5 (0·1 to 1·2)	1·7 (0·5 to 4·5)	8 (2·8 to 18·3)	8·1 (4 to 15·8)	11·2 (5·9 to 20·1)	16·4 (7·7 to 31·2)	12·6 (6·6 to 23·5)	11·4 (6·1 to 20·7)	9·8 (5·7 to 18·2)	11·6 (6·1 to 22·3)	11·7 (6·6 to 21·5)	12·6 (6·9 to 21·8)	14·7 (7·6 to 27·7)	12·1 (6·7 to 21·4)	10·5 (5·7 to 18·8)	7·5 (4 to 13·1)	4 (2·4 to 6·9)	2·8 (1·6 to 4·8)	1·4 (0·8 to 2·2)	0·9 (0·5 to 1·4)	0·2 (0·1 to 0·3)	0 (0 to 0·1)	170
Physical violence by sharp object	3 (0·6 to 8·8)	0·2 (0·1 to 0·7)	2·5 (0·8 to 6·5)	9·8 (4·1 to 21·2)	12·4 (6·9 to 21·8)	19·8 (11·3 to 34·9)	47·4 (23·5 to 97)	123 (59·8 to 244)	85·9 (45·5 to 159)	71·1 (40·3 to 121)	80·8 (44·7 to 139)	67·6 (42 to 110)	60·4 (37 to 99)	68·2 (43·3 to 105)	58·6 (36·4 to 96·7)	72·8 (42·9 to 121)	28·2 (18·1 to 44)	20·6 (13·7 to 31·2)	12·4 (8·4 to 17·5)	6 (4·3 to 8·4)	2·9 (2 to 4)	0·8 (0·6 to 1·2)	0·1 (0·1 to 0·2)	854
Sexual violence	0 (0 to 0)	0 (0 to 0)	0 (0 to 0)	10·3 (6 to 16·4)	97·7 (59·3 to 155)	255 (147 to 400)	525 (300 to 831)	578 (333 to 881)	469 (264 to 764)	433 (248 to 695)	450 (250 to 733)	448 (264 to 742)	399 (227 to 661)	292 (162 to 478)	166 (95·3 to 270)	102 (61·6 to 154)	70 (42·7 to 104)	46·8 (29·3 to 68·6)	31·9 (20·3 to 46·5)	18·4 (11·7 to 27·2)	6 (3·5 to 9·7)	0·7 (0·4 to 1·2)	0 (0 to 0)	4,400
Physical violence by other means	162 (60·9 to 371)	8·4 (3·3 to 18)	44·3 (17·8 to 98·7)	107 (49·8 to 206)	164 (99·4 to 267)	152 (99·6 to 222)	394 (229 to 646)	256 (164 to 399)	209 (137 to 313)	205 (140 to 288)	275 (184 to 411)	265 (191 to 374)	299 (211 to 416)	278 (198 to 392)	225 (163 to 308)	194 (139 to 266)	194 (138 to 273)	125 (90·1 to 169)	78 (57·3 to 104)	33·8 (24·5 to 45·8)	13·9 (10 to 18·8)	3·8 (2·8 to 5·2)	0·7 (0·5 to 0·9)	3,690
Conflict and terrorism	0 (0 to 0)	0 (0 to 0)	0 (0 to 0)	0·3 (0·2 to 0·4)	0·4 (0·2 to 0·9)	0·6 (0·3 to 1·1)	0·9 (0·5 to 1·6)	4·2 (2·2 to 7·9)	4·5 (2·2 to 8·3)	39·1 (11·1 to 113)	145 (33·4 to 426)	180 (42·7 to 518)	176 (41·9 to 522)	142 (34·6 to 420)	92·7 (22·9 to 265)	59·9 (14·9 to 170)	37·6 (9·6 to 106)	20·1 (5·2 to 58·9)	11·1 (2·8 to 33·6)	6·1 (1·6 to 18)	2·5 (0·7 to 7)	0·6 (0·2 to 1·7)	0·1 (0 to 0·3)	924

SR Table 2b: Kazakhstan DALYS by cause and age group for females with 95% uncertainty intervals, 2019

Cause	Early Neonatal	Late Neonatal	Post Neonatal	1 to 4	5 to 9	10 to 14	15 to 19	20 to 24	25 to 29	30 to 34	35 to 39
All causes	44,500 (32,000 to 61,800)	28,300 (21,400 to 37,400)	59,500 (46,700 to 76,900)	59,100 (48,100 to 72,900)	47,500 (37,300 to 59,600)	47,900 (37,400 to 61,500)	57,400 (46,000 to 72,100)	76,000 (60,900 to 94,400)	113,000 (89,600 to 139,000)	141,000 (116,000 to 171,000)	140,000 (116,000 to 169,000)
Communicable, maternal, neonatal, and nutritional diseases	35,300 (21,500 to 49,900)	19,700 (14,300 to 26,400)	27,500 (19,700 to 37,800)	19,200 (14,600 to 24,600)	11,400 (7,820 to 16,700)	8,060 (5,620 to 11,900)	7,360 (5,180 to 10,700)	9,310 (6,700 to 12,900)	13,500 (10,200 to 18,100)	16,000 (12,200 to 20,800)	14,300 (10,800 to 19,600)
HIV/AIDS and sexually transmitted infections	3·7 (2 to 6·2)	2 (1 to 4·1)	101 (80·6 to 125)	61·3 (49·3 to 76·5)	28·4 (22·9 to 35·3)	44·7 (36·4 to 54·5)	84·9 (64·5 to 118)	283 (212 to 398)	968 (761 to 1,270)	1,690 (1,350 to 2,120)	1,490 (1,210 to 1,870)
HIV/AIDS	0 (0 to 0)	0 (0 to 0·1)	98·5 (78·5 to 123)	61·2 (49·2 to 76·3)	28·3 (22·9 to 35·3)	31·9 (25 to 40)	33·3 (27·2 to 40·7)	139 (112 to 171)	651 (521 to 828)	1,260 (1,020 to 1,550)	1,080 (865 to 1,340)
HIV/AIDS - Drug-susceptible Tuberculosis	0 (0 to 0)	0 (0 to 0)	3 (1·4 to 5·2)	1·9 (0·9 to 3·2)	0·9 (0·5 to 1·5)	1 (0·5 to 1·7)	1·1 (0·5 to 1·7)	4·5 (2·4 to 7·3)	20·9 (11·3 to 34·1)	40·5 (21·7 to 66·4)	34·5 (18·4 to 57)
HIV/AIDS - Multidrug-resistant Tuberculosis without exten	0 (0 to 0)	0 (0 to 0)	2 (0·9 to 3·6)	1·2 (0·5 to 2·2)	0·6 (0·3 to 1)	0·6 (0·3 to 1·1)	0·6 (0·3 to 1·1)	2·7 (1·2 to 4·7)	12·5 (5·7 to 21·9)	24·4 (11·1 to 42·8)	20·9 (9·5 to 36·9)
HIV/AIDS - Extensively drug-resistant Tuberculosis	0 (0 to 0)	0 (0 to 0)	0·9 (0·4 to 1·8)	0·5 (0·2 to 1·1)	0·2 (0·1 to 0·5)	0·3 (0·1 to 0·5)	0·3 (0·1 to 0·5)	1·2 (0·5 to 2·2)	5·4 (2·4 to 10·2)	10·6 (4·6 to 20)	9·1 (4 to 17·3)
HIV/AIDS resulting in other diseases	0 (0 to 0)	0 (0 to 0·1)	92·6 (72 to 117)	57·5 (45·4 to 72·5)	26·6 (21 to 33·5)	30 (23 to 37·7)	31·3 (25·1 to 38·9)	131 (104 to 163)	612 (483 to 786)	1,180 (945 to 1,470)	1,010 (797 to 1,280)
Sexually transmitted infections excluding HIV	3·7 (2 to 6·2)	2 (0·9 to 4)	2·2 (1 to 4·5)	0·2 (0·1 to 0·3)	0 (0 to 0)	12·9 (8·8 to 18·8)	51·6 (32·6 to 84·8)	144 (84·8 to 252)	317 (185 to 548)	426 (259 to 709)	412 (251 to 674)
Syphilis	3·7 (2 to 6·2)	2 (0·9 to 4)	2·2 (1 to 4·5)	0·2 (0·1 to 0·3)	0 (0 to 0)	4·3 (2·8 to 6·6)	0·1 (0 to 0·3)	16·2 (10·3 to 24·2)	0·3 (0·1 to 0·8)	0·3 (0·1 to 0·7)	0·7 (0·5 to 1·1)
Chlamydial infection	0 (0 to 0)	0 (0 to 0)	0 (0 to 0)	0 (0 to 0)	0 (0 to 0)	2·1 (1·4 to 3)	7·3 (4·6 to 10·9)	17·6 (12 to 26·8)	52·8 (32·1 to 83·6)	38·5 (17·3 to 71·9)	55·4 (33·3 to 88·5)
Gonococcal infection	0 (0 to 0)	0 (0 to 0)	0 (0 to 0)	0 (0 to 0)	0 (0 to 0)	1·9 (1·3 to 2·8)	9·3 (6·1 to 14·1)	13·9 (9·5 to 20·6)	29·7 (19·5 to 45·3)	80·7 (53·5 to 121)	65·1 (43·6 to 94·4)
Trichomoniasis	0 (0 to 0)	0 (0 to 0)	0 (0 to 0)	0 (0 to 0)	0 (0 to 0)	0·9 (0 to 2·7)	13·3 (4·2 to 34·1)	60·2 (20·3 to 139)	126 (42·8 to 292)	136 (43·7 to 321)	110 (35·6 to 259)
Genital herpes	0 (0 to 0)	0 (0 to 0)	0 (0 to 0)	0 (0 to 0)	0 (0 to 0)	1 (0·2 to 2·8)	3·9 (1·2 to 10·5)	9·4 (3·1 to 23·7)	20·7 (6 to 50·5)	30·4 (9·2 to 75)	30·6 (9·9 to 74·9)
Other sexually transmitted infections	0 (0 to 0)	0 (0 to 0)	0 (0 to 0)	0 (0 to 0)	0 (0 to 0)	2·7 (1·7 to 4)	17·6 (11·7 to 26)	27·1 (12·9 to 46·5)	88·4 (53·4 to 141)	141 (91·4 to 217)	150 (97·6 to 229)
Respiratory infections and tuberculosis	2,420 (1,360 to 3,640)	3,140 (2,110 to 4,550)	11,200 (7,350 to 16,800)	6,570 (4,700 to 8,960)	2,420 (1,850 to 3,160)	1,610 (1,210 to 2,140)	1,460 (1,120 to 1,940)	2,350 (1,860 to 2,940)	3,820 (3,030 to 4,730)	4,560 (3,610 to 5,580)	4,110 (3,290 to 5,110)
Tuberculosis	0 (0 to 0)	0 (0 to 0)	497 (321 to 732)	379 (268 to 524)	163 (100 to 251)	135 (86·6 to 200)	320 (224 to 440)	972 (700 to 1,290)	1,730 (1,260 to 2,280)	2,020 (1,420 to 2,660)	1,560 (1,110 to 2,100)
Latent tuberculosis infection	0 (0 to 0)	0 (0 to 0)	0 (0 to 0)	0 (0 to 0)	0 (0 to 0)	0 (0 to 0)	0 (0 to 0)	0 (0 to 0)	0 (0 to 0)	0 (0 to 0)	0 (0 to 0)
Drug-susceptible tuberculosis	0 (0 to 0)	0 (0 to 0)	287 (146 to 484)	228 (124 to 347)	106 (48·6 to 192)	85·1 (40·6 to 148)	200 (112 to 312)	608 (373 to 900)	1,070 (643 to 1,580)	1,240 (723 to 1,810)	941 (569 to 1,410)
Multidrug-resistant tuberculosis without extensive drug res	0 (0 to 0)	0 (0 to 0)	144 (62·8 to 257)	106 (49·6 to 188)	41·3 (20·5 to 70)	35·4 (17·2 to 59·3)	85·3 (42·4 to 144)	258 (119 to 440)	464 (217 to 774)	549 (254 to 953)	431 (196 to 765)
Extensively drug-resistant tuberculosis	0 (0 to 0)	0 (0 to 0)	65·6 (28·5 to 123)	45·8 (21·2 to 82·6)	15·9 (7·3 to 27·7)	14·2 (6·5 to 23·8)	34·7 (16·3 to 57·7)	106 (48·8 to 181)	196 (88·5 to 336)	235 (107 to 410)	186 (84·9 to 339)
Lower respiratory infections	2,420 (1,360 to 3,630)	3,130 (2,100 to 4,540)	10,500 (6,790 to 15,900)	5,330 (3,620 to 7,670)	1,380 (1,010 to 1,890)	789 (553 to 1,040)	554 (397 to 751)	795 (570 to 1,080)	1,410 (1,020 to 1,910)	1,880 (1,380 to 2,530)	2,010 (1,430 to 2,730)
Upper respiratory infections	0·8 (0·4 to 1·4)	8·9 (5·6 to 13·3)	187 (123 to 280)	572 (356 to 855)	527 (297 to 888)	498 (259 to 863)	457 (239 to 797)	451 (242 to 772)	531 (281 to 895)	522 (274 to 873)	426 (215 to 728)
Otitis media	0·1 (0 to 0·1)	0·5 (0·2 to 0·9)	23·4 (11·6 to 41·3)	283 (153 to 483)	347 (184 to 588)	184 (95·2 to 330)	131 (67·9 to 226)	135 (59·2 to 276)	148 (67·9 to 286)	135 (56·6 to 275)	114 (50·8 to 226)
Enteric infections	38·2 (20·4 to 64·5)	178 (107 to 274)	1,290 (804 to 2,060)	1,550 (1,050 to 2,220)	1,260 (720 to 1,960)	1,190 (670 to 1,900)	953 (591 to 1,390)	992 (622 to 1,490)	1,170 (741 to 1,710)	1,130 (719 to 1,660)	886 (567 to 1,270)
Diarrheal diseases	38·2 (20·4 to 64·5)	178 (107 to 274)	1,280 (797 to 2,060)	1,540 (1,040 to 2,210)	1,250 (713 to 1,950)	1,180 (664 to 1,890)	951 (589 to 1,390)	990 (621 to 1,490)	1,170 (740 to 1,700)	1,130 (718 to 1,660)	884 (564 to 1,270)
Typhoid and paratyphoid	0 (0 to 0)	0 (0 to 0)	0·4 (0 to 1·9)	0 (0 to 0·1)	0·1 (0 to 0·2)	0·2 (0·1 to 0·6)	0·1 (0 to 0·1)	0 (0 to 0·1)	0·1 (0 to 0·1)	0·2 (0·1 to 0·4)	0·7 (0·1 to 2·2)
Typhoid fever	0 (0 to 0)	0 (0 to 0)	0·3 (0 to 1·9)	0 (0 to 0·1)	0·1 (0 to 0·1)	0·2 (0·1 to 0·5)	0 (0 to 0·1)	0 (0 to 0·1)	0·1 (0 to 0·1)	0·2 (0·1 to 0·4)	0·7 (0·1 to 2·2)
Paratyphoid fever	0 (0 to 0)	0 (0 to 0)	0 (0 to 0)	0 (0 to 0)	0 (0 to 0)	0 (0 to 0·1)	0 (0 to 0)	0 (0 to 0)	0 (0 to 0)	0 (0 to 0)	0 (0 to 0)
Invasive Non-typhoidal Salmonella (iNTS)	0 (0 to 0)	0 (0 to 0)	0 (0 to 0·1)	4·5 (0·6 to 11·3)	3·3 (0·3 to 8·6)	2·1 (0·2 to 5)	0 (0 to 0·1)	0 (0 to 0)	0 (0 to 0·1)	0 (0 to 0·1)	0 (0 to 0)
Other intestinal infectious diseases	0 (0 to 0)	0 (0 to 0)	7·8 (0·2 to 30·9)	10·8 (1·3 to 34·4)	4·8 (1·1 to 14)	3·4 (0·9 to 9)	1·7 (0·6 to 4·2)	1·8 (0·7 to 4·2)	1·2 (0·4 to 2·8)	3·4 (1·2 to 7·8)	1·5 (0·5 to 4·1)
Neglected tropical diseases and malaria	8·1 (2·5 to 16·3)	22·1 (12·9 to 34·9)	139 (69·8 to 250)	458 (201 to 823)	470 (204 to 869)	369 (172 to 676)	388 (205 to 624)	507 (283 to 809)	656 (386 to 1,030)	737 (437 to 1,140)	654 (404 to 1,030)
Malaria	0 (0 to 0)	0 (0 to 0)	0 (0 to 0)	0 (0 to 0)	0 (0 to 0)	0 (0 to 0)	0 (0 to 0)	0 (0 to 0)	0 (0 to 0)	0 (0 to 0)	0 (0 to 0)
Chagas disease	0 (0 to 0)	0 (0 to 0)	0 (0 to 0)	0 (0 to 0)	0 (0 to 0)	0 (0 to 0)	0 (0 to 0)	0 (0 to 0)	0 (0 to 0)	0 (0 to 0)	0 (0 to 0)
Leishmaniasis	0 (0 to 0)	0 (0 to 0)	1·4 (0 to 10·2)	9·1 (0 to 88·3)	4·3 (0 to 55·8)	1·5 (0 to 18·3)	0·8 (0 to 9·3)	0·8 (0 to 7·7)	1·3 (0 to 11·1)	1·4 (0 to 11·5)	1·1 (0 to 8·6)
Visceral leishmaniasis	0 (0 to 0)	0 (0 to 0)	1·4 (0 to 10·2)	9 (0 to 88·2)	4·2 (0 to 55·8)	1·4 (0 to 18·3)	0·8 (0 to 9·3)	0·8 (0 to 7·7)	1·2 (0 to 11·1)	1·4 (0 to 11·5)	1·1 (0 to 8·5)
Cutaneous and mucocutaneous leishmaniasis	0 (0 to 0)	0 (0 to 0)	0 (0 to 0)	0 (0 to 0·2)	0·1 (0 to 0·2)	0 (0 to 0·2)	0 (0 to 0·1)	0 (0 to 0·1)	0 (0 to 0·1)	0 (0 to 0·1)	0 (0 to 0·1)
African trypanosomiasis	0 (0 to 0)	0 (0 to 0)	0 (0 to 0)	0 (0 to 0)	0 (0 to 0)	0 (0 to 0)	0 (0 to 0)	0 (0 to 0)	0 (0 to 0)	0 (0 to 0)	0 (0 to 0)
Schistosomiasis	0 (0 to 0)	0 (0 to 0)	0 (0 to 0)	0 (0 to 0)	0 (0 to 0)	0 (0 to 0)	0 (0 to 0)	0 (0 to 0)	0 (0 to 0)	0 (0 to 0)	0 (0 to 0)
Cysticercosis	0 (0 to 0)	0 (0 to 0)	0 (0 to 0)	0 (0 to 0)	0·1 (0 to 0·2)	0·8 (0·2 to 2·1)	4·2 (1·1 to 10·2)	15·8 (4·5 to 39·1)	38·1 (0 to 111)	56·6 (9·3 to 152)	67·3 (8·3 to 173)

Cause	40 to 44	45 to 49	50 to 54	55 to 59	60 to 64	65 to 69	70 to 74	75 to 79	80 to 84	85 to 89	90 to 94	95 plus	Total
All causes	151,000 (126,000 to 183,000)	164,000 (137,000 to 193,000)	178,000 (150,000 to 208,000)	224,000 (193,000 to 257,000)	226,000 (197,000 to 257,000)	226,000 (201,000 to 253,000)	157,000 (140,000 to 174,000)	171,000 (154,000 to 188,000)	168,000 (154,000 to 182,000)	68,000 (62,600 to 73,700)	34,100 (31,900 to 36,400)	5,410 (5,120 to 5,710)	2,580,000
Communicable, maternal, neonatal, and nutritional diseases	13,700 (9,970 to 18,400)	11,600 (8,660 to 15,400)	10,100 (7,360 to 13,700)	10,300 (7,480 to 13,700)	8,170 (6,130 to 10,700)	6,730 (5,100 to 8,800)	3,830 (3,010 to 4,840)	3,740 (3,000 to 4,670)	3,750 (3,040 to 4,570)	1,570 (1,250 to 1,890)	718 (572 to 867)	101 (80·2 to 124)	256,000
HIV/AIDS and sexually transmitted infections	921 (717 to 1,230)	627 (491 to 810)	278 (204 to 395)	217 (160 to 314)	124 (84·4 to 186)	79·6 (53 to 124)	31·9 (19 to 54·2)	22·5 (13·4 to 37·7)	16·2 (9·6 to 26·4)	4·3 (2·5 to 7·2)	1·7 (1·1 to 2·7)	0·2 (0·1 to 0·3)	7,080
HIV/AIDS	504 (411 to 619)	356 (291 to 436)	105 (82·3 to 131)	79·8 (62 to 100)	44·6 (33·8 to 57·7)	16·6 (12·3 to 22·9)	0·5 (0·3 to 0·8)	0·1 (0 to 0·1)	0 (0 to 0)	0 (0 to 0)	0 (0 to 0)	0 (0 to 0)	4,490
HIV/AIDS - Drug-susceptible Tuberculosis	16 (8·5 to 26·3)	11·4 (5·9 to 19)	3·4 (1·8 to 5·5)	2·6 (1·4 to 4·2)	1·5 (0·9 to 2·3)	0·6 (0·3 to 0·9)	0 (0 to 0)	0 (0 to 0)	0 (0 to 0)	0 (0 to 0)	0 (0 to 0)	0 (0 to 0)	144
HIV/AIDS - Multidrug-resistant Tuberculosis without exten	9·7 (4·4 to 17)	7 (3·1 to 12·4)	2 (0·9 to 3·5)	1·5 (0·7 to 2·7)	0·8 (0·4 to 1·4)	0·3 (0·2 to 0·5)	0 (0 to 0)	0 (0 to 0)	0 (0 to 0)	0 (0 to 0)	0 (0 to 0)	0 (0 to 0)	86·9
HIV/AIDS - Extensively drug-resistant Tuberculosis	4·2 (1·8 to 8)	3·1 (1·3 to 5·9)	0·9 (0·4 to 1·7)	0·6 (0·3 to 1·2)	0·3 (0·2 to 0·6)	0·1 (0·1 to 0·2)	0 (0 to 0)	0 (0 to 0)	0 (0 to 0)	0 (0 to 0)	0 (0 to 0)	0 (0 to 0)	37·8
HIV/AIDS resulting in other diseases	474 (378 to 587)	335 (269 to 414)	98·3 (75·8 to 125)	75 (57·6 to 95·3)	41·9 (31·1 to 54·6)	15·6 (11·2 to 21·9)	0·5 (0·3 to 0·8)	0·1 (0 to 0·1)	0 (0 to 0)	0 (0 to 0)	0 (0 to 0)	0 (0 to 0)	4,220
Sexually transmitted infections excluding HIV	417 (261 to 672)	270 (169 to 436)	173 (106 to 290)	138 (83·7 to 228)	79·3 (43·8 to 142)	63 (37·9 to 108)	31·4 (18·5 to 53·7)	22·4 (13·3 to 37·6)	16·2 (9·6 to 26·4)	4·3 (2·5 to 7·2)	1·7 (1·1 to 2·7)	0·2 (0·1 to 0·3)	2,590
Syphilis	0·2 (0·1 to 0·5)	0·1 (0 to 0·3)	0·1 (0 to 0·2)	0·1 (0 to 0·2)	0·2 (0·1 to 0·3)	0 (0 to 0·1)	0 (0 to 0)	0 (0 to 0)	0 (0 to 0)	0 (0 to 0)	0 (0 to 0)	0 (0 to 0)	30·8
Chlamydial infection	60·9 (38 to 94)	31·2 (21·2 to 45·1)	16·2 (10·8 to 23)	12·2 (8·4 to 17·1)	5·6 (3·4 to 8·9)	3·2 (1·9 to 5)	2·3 (1·4 to 3·6)	1·7 (1·1 to 2·6)	1·8 (1·1 to 2·7)	0·4 (0·3 to 0·7)	0·2 (0·1 to 0·3)	0 (0 to 0)	310
Gonococcal infection	75·2 (49·6 to 107)	52·6 (34·2 to 79·3)	35·3 (22·1 to 53·5)	26·6 (17 to 39·5)	18·4 (11 to 29·2)	19·3 (11·3 to 30·3)	8·3 (4·9 to 13)	6·5 (4·1 to 9·9)	4·8 (3 to 7·4)	1·2 (0·7 to 1·8)	0·6 (0·4 to 0·8)	0·1 (0 to 0·1)	449
Trichomoniasis	98·9 (33·8 to 245)	79·2 (24·9 to 183)	57·5 (17·7 to 138)	45 (14·4 to 113)	28·1 (9·6 to 67)	18·7 (6·6 to 43·2)	9·2 (3 to 20·7)	6·3 (2·5 to 14)	3·8 (1·4 to 8·3)	1 (0·3 to 2·2)	0·3 (0·1 to 0·6)	0 (0 to 0)	794
Genital herpes	31·1 (10·5 to 77·3)	29·8 (9·4 to 75·7)	27·2 (8·8 to 66·4)	26·6 (8·1 to 65·5)	20·5 (6·2 to 50·4)	15 (4·5 to 37·9)	7·9 (2·3 to 20)	6·2 (1·8 to 14·9)	4·2 (1·3 to 10·6)	1·3 (0·4 to 3·2)	0·5 (0·2 to 1·2)	0·1 (0 to 0·2)	266
Other sexually transmitted infections	151 (94·5 to 234)	77·4 (49·1 to 116)	36·9 (21·2 to 58·9)	27·2 (15·9 to 41·9)	6·4 (3·9 to 10·1)	6·7 (3·9 to 10·5)	3·7 (2·2 to 5·8)	1·7 (1·1 to 2·6)	1·5 (0·9 to 2·3)	0·4 (0·2 to 0·6)	0·2 (0·1 to 0·3)	0 (0 to 0)	739
Respiratory infections and tuberculosis	3,990 (3,130 to 5,040)	3,640 (2,870 to 4,610)	3,370 (2,680 to 4,270)	3,730 (2,900 to 4,690)	3,340 (2,570 to 4,290)	3,210 (2,490 to 4,020)	2,200 (1,700 to 2,850)	2,790 (2,170 to 3,510)	2,870 (2,250 to 3,560)	1,190 (947 to 1,450)	557 (430 to 689)	80·2 (61·6 to 100)	74,600
Tuberculosis	1,290 (906 to 1,740)	984 (685 to 1,350)	743 (528 to 986)	722 (519 to 980)	447 (311 to 604)	357 (259 to 486)	181 (126 to 242)	114 (78·9 to 155)	70·9 (49·1 to 96·4)	22·8 (15 to 31·2)	9·1 (6 to 12·6)	1·1 (0·8 to 1·5)	12,700
Latent tuberculosis infection	0 (0 to 0)	0 (0 to 0)	0 (0 to 0)	0 (0 to 0)	0 (0 to 0)	0 (0 to 0)	0 (0 to 0)	0 (0 to 0)	0 (0 to 0)	0 (0 to 0)	0 (0 to 0)	0 (0 to 0)	0
Drug-susceptible tuberculosis	778 (457 to 1,180)	593 (337 to 904)	445 (252 to 687)	433 (248 to 664)	267 (154 to 421)	213 (126 to 332)	110 (63·3 to 164)	69·6 (39·4 to 104)	42·8 (24·5 to 66·1)	13·7 (7·4 to 21·4)	5·4 (3 to 8·5)	0·7 (0·4 to 1)	7,730
Multidrug-resistant tuberculosis without extensive drug res	358 (164 to 648)	273 (125 to 473)	207 (94·7 to 349)	201 (92·5 to 347)	126 (57·6 to 219)	101 (46·4 to 177)	49·4 (23·2 to 85·1)	31 (13·6 to 54·5)	19·8 (9·4 to 34)	6·4 (3 to 10·8)	2·6 (1·2 to 4·5)	0·3 (0·2 to 0·5)	3,490
Extensively drug-resistant tuberculosis	156 (70·3 to 281)	119 (53·1 to 205)	90·5 (40 to 158)	88·3 (40·2 to 161)	54·5 (25·1 to 99·3)	43·7 (19·4 to 76·5)	21·3 (9·5 to 37·5)	13·4 (6 to 24·2)	8·3 (3·8 to 14·9)	2·7 (1·2 to 4·8)	1·1 (0·5 to 2)	0·1 (0·1 to 0·2)	1,500
Lower respiratory infections	2,200 (1,600 to 2,950)	2,220 (1,590 to 2,990)	2,240 (1,620 to 3,010)	2,640 (1,890 to 3,550)	2,600 (1,890 to 3,430)	2,650 (1,960 to 3,490)	1,920 (1,440 to 2,550)	2,590 (1,980 to 3,320)	2,740 (2,120 to 3,460)	1,150 (909 to 1,410)	538 (411 to 672)	78 (59·7 to 97·9)	53,800
Upper respiratory infections	386 (208 to 688)	327 (167 to 571)	283 (153 to 481)	267 (146 to 450)	217 (119 to 366)	153 (80·4 to 260)	83 (44·6 to 139)	69·9 (39·7 to 112)	44·5 (22·9 to 76·3)	13·8 (7·5 to 23·3)	7·3 (4·5 to 11·3)	0·8 (0·5 to 1·4)	6,030
Otitis media	115 (51·3 to 215)	115 (55·4 to 207)	109 (49·9 to 199)	99·8 (46·9 to 184)	71 (30·9 to 136)	42·7 (20·4 to 79·2)	19·1 (8·1 to 36·6)	15·5 (7·4 to 29·7)	12 (5·2 to 23·5)	4·3 (1·9 to 7·8)	1·9 (0·9 to 3·6)	0·3 (0·1 to 0·5)	2,110
Enteric infections	763 (503 to 1,100)	641 (419 to 925)	534 (353 to 773)	481 (300 to 702)	354 (230 to 525)	250 (165 to 357)	127 (84·5 to 178)	96·1 (63·3 to 139)	87·3 (58·4 to 124)	45·7 (32·8 to 61·3)	26·9 (19·4 to 36·4)	4·6 (3·3 to 6·2)	14,000
Diarrheal diseases	756 (488 to 1,090)	640 (418 to 924)	530 (349 to 766)	480 (299 to 702)	352 (227 to 524)	246 (161 to 350)	126 (83·4 to 177)	95·5 (63 to 138)	86·8 (57·9 to 124)	45·4 (32·7 to 61·1)	26·7 (19·2 to 36·2)	4·6 (3·2 to 6·2)	14,000
Typhoid and paratyphoid	5·2 (0·2 to 20·3)	0 (0 to 0·1)	3·4 (0·4 to 12·6)	0 (0 to 0·1)	1·6 (0·1 to 5·2)	2·3 (0·1 to 7·9)	0·4 (0 to 1·6)	0·2 (0·1 to 0·7)	0 (0 to 0·2)	0 (0 to 0·1)	0 (0 to 0)	0 (0 to 0)	15·1
Typhoid fever	5·2 (0·2 to 20·3)	0 (0 to 0·1)	3·4 (0·4 to 12·5)	0 (0 to 0·1)	1·5 (0·1 to 5·1)	2·3 (0·1 to 7·9)	0·4 (0 to 1·6)	0·2 (0 to 0·7)	0 (0 to 0·2)	0 (0 to 0)	0 (0 to 0)	0 (0 to 0)	14·8
Paratyphoid fever	0 (0 to 0)	0 (0 to 0)	0 (0 to 0)	0 (0 to 0)	0·1 (0 to 0·2)	0 (0 to 0)	0 (0 to 0)	0 (0 to 0·1)	0 (0 to 0)	0 (0 to 0)	0 (0 to 0)	0 (0 to 0)	0·2
Invasive Non-typhoidal Salmonella (iNTS)	0 (0 to 0)	0 (0 to 0)	0 (0 to 0)	0 (0 to 0)	0 (0 to 0)	0 (0 to 0)	0 (0 to 0)	0 (0 to 0)	0 (0 to 0)	0 (0 to 0)	0 (0 to 0)	0 (0 to 0)	10·1
Other intestinal infectious diseases	1·5 (0·4 to 4·1)	0·9 (0·2 to 2·3)	0·8 (0·2 to 2·3)	0·7 (0·1 to 2)	0·5 (0·1 to 1·9)	0·8 (0 to 3)	0·4 (0 to 1·4)	0·4 (0 to 1·3)	0·5 (0 to 1·6)	0·3 (0 to 1·3)	0·2 (0 to 0·6)	0 (0 to 0·1)	43·4
Neglected tropical diseases and malaria	682 (398 to 1,040)	623 (368 to 961)	677 (409 to 1,060)	793 (491 to 1,250)	701 (407 to 1,180)	550 (312 to 973)	303 (165 to 526)	218 (105 to 438)	149 (66·4 to 313)	45·7 (19·9 to 95·4)	18·2 (7·9 to 41)	2·5 (1 to 5·7)	9,170
Malaria	0 (0 to 0)	0 (0 to 0)	0 (0 to 0)	0 (0 to 0)	0 (0 to 0)	0 (0 to 0)	0 (0 to 0)	0 (0 to 0)	0 (0 to 0)	0 (0 to 0)	0 (0 to 0)	0 (0 to 0)	0
Chagas disease	0 (0 to 0)	0 (0 to 0)	0 (0 to 0)	0 (0 to 0)	0 (0 to 0)	0 (0 to 0)	0 (0 to 0)	0 (0 to 0)	0 (0 to 0)	0 (0 to 0)	0 (0 to 0)	0 (0 to 0)	0
Leishmaniasis	0·9 (0 to 6·4)	0·7 (0 to 4·3)	0·6 (0 to 3·3)	0·5 (0 to 3)	0·4 (0 to 2·2)	0·3 (0 to 1·5)	0·2 (0 to 0·7)	0·1 (0 to 0·5)	0·1 (0 to 0·3)	0 (0 to 0·1)	0 (0 to 0)	0 (0 to 0)	25·5
Visceral leishmaniasis	0·9 (0 to 6·4)	0·7 (0 to 4·3)	0·5 (0 to 3·2)	0·5 (0 to 3)	0·4 (0 to 2·2)	0·3 (0 to 1·5)	0·1 (0 to 0·7)	0·1 (0 to 0·5)	0·1 (0 to 0·3)	0 (0 to 0·1)	0 (0 to 0)	0 (0 to 0)	25·1
Cutaneous and mucocutaneous leishmaniasis	0 (0 to 0·1)	0 (0 to 0·1)	0 (0 to 0·1)	0 (0 to 0·1)	0 (0 to 0·1)	0 (0 to 0·1)	0 (0 to 0)	0 (0 to 0)	0 (0 to 0)	0 (0 to 0)	0 (0 to 0)	0 (0 to 0)	0·5
African trypanosomiasis	0 (0 to 0)	0 (0 to 0)	0 (0 to 0)	0 (0 to 0)	0 (0 to 0)	0 (0 to 0)	0 (0 to 0)	0 (0 to 0)	0 (0 to 0)	0 (0 to 0)	0 (0 to 0)	0 (0 to 0)	0
Schistosomiasis	0 (0 to 0)	0 (0 to 0)	0 (0 to 0)	0 (0 to 0)	0 (0 to 0)	0 (0 to 0)	0 (0 to 0)	0 (0 to 0)	0 (0 to 0)	0 (0 to 0)	0 (0 to 0)	0 (0 to 0)	0
Cysticercosis	86 (15·5 to 217)	113 (23·3 to 290)	153 (34·5 to 414)	221 (55·4 to 573)	250 (67·2 to 621)	244 (66 to 591)	155 (44·5 to 363)	140 (39·9 to 347)	104 (27·5 to 255)	31·9 (8·4 to 81·5)	13·2 (3·6 to 35·4)	1·9 (0·4 to 5)	1,700

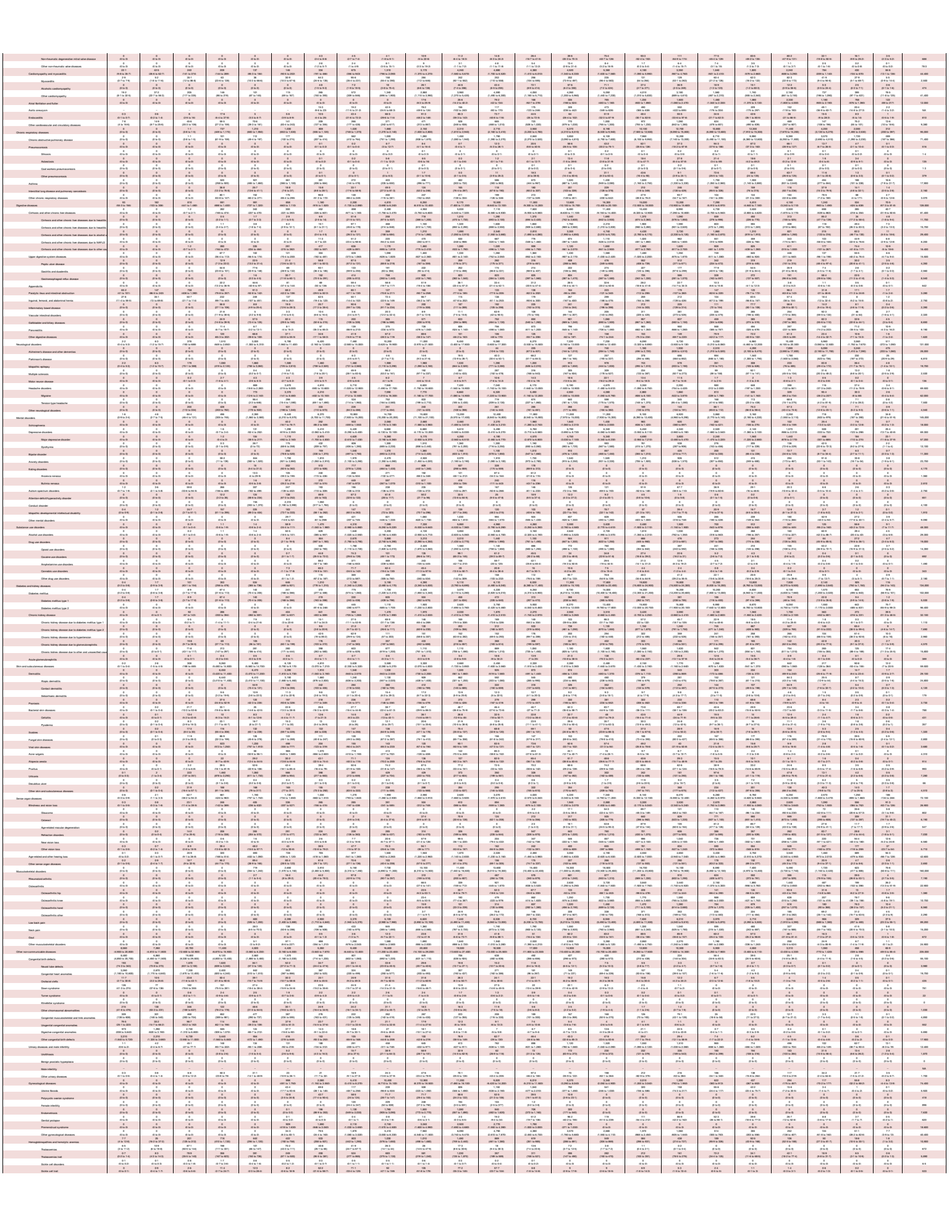



SR Table 2b: Yogyakarta DALYS by cause and age group for females with 95% uncertainty intervals, 2019

Cause	Early Neonatal	Late Neonatal	Post Neonatal	1 to 4	5 to 9	10 to 14	15 to 19	20 to 24	25 to 29	30 to 34	35 to 39	40 to 44
All causes	11,600 (9,040 to 14,600)	2,580 (2,020 to 3,240)	8,250 (5,670 to 11,700)	7,130 (5,800 to 8,500)	6,290 (5,100 to 7,850)	8,790 (6,950 to 11,200)	14,400 (11,400 to 18,000)	17,300 (13,300 to 21,600)	20,900 (16,100 to 26,700)	23,800 (18,100 to 30,500)	28,500 (22,100 to 36,500)	36,300 (28,500 to 46,100)
Communicable, maternal, neonatal, and nutritional diseases	9,670 (7,250 to 12,400)	1,670 (873 to 2,320)	5,450 (3,500 to 8,140)	4,270 (3,330 to 5,280)	2,450 (1,900 to 3,230)	2,150 (1,640 to 2,860)	3,270 (2,450 to 4,260)	3,750 (2,760 to 5,110)	4,380 (3,190 to 6,050)	4,010 (2,920 to 5,600)	4,260 (3,130 to 5,960)	4,540 (3,260 to 6,210)
HIV/AIDS and sexually transmitted infections	740 (213 to 1,740)	174 (46·3 to 406)	367 (199 to 636)	779 (516 to 1,210)	55·7 (38·4 to 80·5)	24 (16·9 to 34·6)	141 (110 to 174)	338 (273 to 410)	696 (548 to 858)	764 (625 to 949)	590 (418 to 792)	406 (314 to 509)
HIV/AIDS	0 (0 to 0)	0 (0 to 0)	171 (111 to 268)	768 (496 to 1,210)	50·1 (33·8 to 74·8)	22·8 (15·7 to 33·3)	136 (106 to 170)	323 (257 to 397)	669 (523 to 834)	729 (593 to 923)	553 (381 to 758)	367 (281 to 477)
HIV/AIDS - Drug-susceptible Tuberculosis	0 (0 to 0)	0 (0 to 0)	76·4 (49·9 to 120)	347 (227 to 542)	25·7 (16·2 to 39·1)	11·8 (8·4 to 16·7)	82 (56 to 112)	183 (140 to 235)	354 (280 to 445)	371 (295 to 465)	281 (199 to 374)	185 (140 to 240)
HIV/AIDS - Multidrug-resistant Tuberculosis without extensive d	0 (0 to 0)	0 (0 to 0)	0·9 (0 to 5·2)	3·9 (0·1 to 23·5)	0·3 (0 to 1·5)	0·1 (0 to 0·8)	0·7 (0 to 4·7)	1·6 (0·1 to 11·3)	3·1 (0·1 to 21·3)	3·4 (0·1 to 23·7)	2·6 (0·1 to 17·9)	1·8 (0·1 to 12·5)
HIV/AIDS - Extensively drug-resistant Tuberculosis	0 (0 to 0)	0 (0 to 0)	0·2 (0 to 1)	0·7 (0 to 4·4)	0 (0 to 0·3)	0 (0 to 0·1)	0·1 (0 to 0·7)	0·3 (0 to 1·7)	0·5 (0 to 3·4)	0·6 (0 to 4·1)	0·5 (0 to 3·2)	0·3 (0 to 2·1)
HIV/AIDS resulting in other diseases	0 (0 to 0)	0 (0 to 0)	93 (60·2 to 146)	417 (269 to 655)	24·1 (15·8 to 36·7)	10·8 (7 to 16·7)	53·5 (41·4 to 64·3)	138 (106 to 173)	311 (231 to 387)	354 (282 to 455)	270 (174 to 381)	181 (137 to 240)
Sexually transmitted infections excluding HIV	740 (213 to 1,740)	174 (46·3 to 406)	196 (51·9 to 470)	11·1 (3·1 to 26·8)	5·6 (1·4 to 13·1)	1·2 (0·8 to 1·8)	5 (2·8 to 9·3)	14·8 (7 to 29·6)	27·6 (12·6 to 55·4)	34·8 (15·8 to 69·5)	36·8 (17 to 74)	38·5 (17·4 to 79·6)
Syphilis	740 (213 to 1,740)	174 (46·3 to 406)	196 (51·9 to 470)	11·1 (3·1 to 26·8)	5·6 (1·4 to 13·1)	0·3 (0·3 to 0·4)	0·2 (0·2 to 0·3)	0·2 (0·1 to 0·4)	0·3 (0·1 to 0·6)	0·3 (0·2 to 0·6)	0·3 (0·2 to 0·6)	0·2 (0·2 to 0·4)
Chlamydial infection	0 (0 to 0)	0 (0 to 0)	0 (0 to 0)	0 (0 to 0)	0 (0 to 0)	0·1 (0·1 to 0·2)	0·4 (0·2 to 0·7)	1·1 (0·7 to 1·7)	1·8 (1 to 2·9)	2·1 (1·2 to 3·6)	2·4 (1·3 to 4·1)	2·5 (1·3 to 4·6)
Gonococcal infection	0 (0 to 0)	0 (0 to 0)	0 (0 to 0)	0 (0 to 0)	0 (0 to 0)	0·1 (0·1 to 0·1)	0·3 (0·2 to 0·4)	0·4 (0·3 to 0·7)	0·6 (0·4 to 0·9)	0·6 (0·3 to 1)	0·6 (0·3 to 1·4)	0·7 (0·4 to 1·9)
Trichomoniasis	0 (0 to 0)	0 (0 to 0)	0 (0 to 0)	0 (0 to 0)	0 (0 to 0)	0·1 (0 to 0·4)	1·7 (0·5 to 4·3)	7·6 (2·4 to 18)	15 (4·8 to 35)	17·8 (5·4 to 41·8)	17·9 (5·6 to 42·1)	18·5 (6 to 45)
Genital herpes	0 (0 to 0)	0 (0 to 0)	0 (0 to 0)	0 (0 to 0)	0 (0 to 0)	0·3 (0·1 to 0·7)	1·4 (0·5 to 3·5)	3·2 (0·9 to 8·4)	5·4 (1·7 to 13)	7·3 (2·2 to 17·2)	8·3 (2·6 to 19·9)	8·8 (2·8 to 21·9)
Other sexually transmitted infections	0 (0 to 0)	0 (0 to 0)	0 (0 to 0)	0 (0 to 0)	0 (0 to 0)	0·2 (0·2 to 0·3)	1 (0·6 to 1·4)	2·3 (1·4 to 3·4)	4·6 (1·9 to 8·9)	6·6 (3·1 to 11·7)	7·3 (3·5 to 12·6)	7·8 (3·8 to 14)
Respiratory infections and tuberculosis	238 (122 to 428)	316 (141 to 566)	1,790 (972 to 2,870)	700 (451 to 1,020)	452 (320 to 613)	404 (296 to 545)	676 (478 to 935)	1,040 (707 to 1,530)	1,020 (635 to 1,680)	783 (476 to 1,290)	1,080 (669 to 1,760)	1,180 (748 to 1,840)
Tuberculosis	0 (0 to 0)	0 (0 to 0)	219 (104 to 394)	109 (63·7 to 177)	123 (77·6 to 183)	137 (84·8 to 207)	395 (236 to 594)	776 (473 to 1,230)	761 (414 to 1,350)	518 (261 to 961)	786 (423 to 1,400)	858 (483 to 1,470)
Latent tuberculosis infection	0 (0 to 0)	0 (0 to 0)	0 (0 to 0)	0 (0 to 0)	0 (0 to 0)	0 (0 to 0)	0 (0 to 0)	0 (0 to 0)	0 (0 to 0)	0 (0 to 0)	0 (0 to 0)	0 (0 to 0)
Drug-susceptible tuberculosis	0 (0 to 0)	0 (0 to 0)	216 (103 to 389)	108 (63·2 to 175)	122 (75·4 to 180)	135 (84·5 to 207)	390 (231 to 587)	769 (469 to 1,220)	754 (403 to 1,320)	513 (259 to 949)	778 (418 to 1,400)	849 (476 to 1,460)
Multidrug-resistant tuberculosis without extensive drug resistan	0 (0 to 0)	0 (0 to 0)	2·1 (0·1 to 13·4)	0·9 (0 to 6·1)	0·9 (0 to 5·9)	1·2 (0 to 7·6)	3·6 (0·1 to 23·2)	6·3 (0·2 to 40·8)	6·2 (0·2 to 37·2)	4·3 (0·1 to 25·8)	6·5 (0·2 to 44·2)	7·4 (0·2 to 47·7)
Extensively drug-resistant tuberculosis	0 (0 to 0)	0 (0 to 0)	0·4 (0 to 2·6)	0·2 (0 to 1·1)	0·1 (0 to 0·9)	0·2 (0 to 1·4)	0·7 (0 to 4·4)	1·1 (0 to 7·2)	1·1 (0 to 6·2)	0·8 (0 to 5·3)	1·2 (0 to 7·5)	1·4 (0 to 9)
Lower respiratory infections	238 (121 to 428)	315 (140 to 564)	1,540 (788 to 2,580)	422 (206 to 714)	108 (62 to 168)	75·8 (48·7 to 111)	93·7 (61·7 to 137)	80·5 (46·6 to 136)	88·9 (46·9 to 164)	104 (52·8 to 195)	133 (71·9 to 242)	172 (93·9 to 299)
Upper respiratory infections	0·2 (0·1 to 0·4)	1·5 (0·8 to 2·5)	27·7 (15 to 45·2)	125 (69·5 to 207)	154 (83·2 to 260)	146 (78 to 254)	147 (76·3 to 261)	145 (76·9 to 257)	140 (75·3 to 236)	134 (71·3 to 227)	131 (66·7 to 217)	123 (63·7 to 212)
Otitis media	0 (0 to 0)	0·1 (0 to 0·1)	3·9 (2 to 6·9)	44·4 (23·9 to 76·4)	67·2 (36·2 to 113)	46·1 (23·7 to 81·1)	41·2 (21·4 to 71·3)	35·5 (15 to 69·3)	30·7 (14·2 to 58·5)	26·7 (11 to 51·1)	26·5 (12·6 to 48·1)	27·9 (12·4 to 51·1)
Enteric infections	70·8 (31·2 to 148)	172 (59·9 to 378)	1,390 (545 to 2,900)	851 (463 to 1,420)	449 (262 to 729)	514 (293 to 817)	509 (253 to 924)	358 (183 to 675)	296 (150 to 563)	284 (143 to 569)	299 (154 to 621)	339 (168 to 672)

Cause	45 to 49	50 to 54	55 to 59	60 to 64	65 to 69	70 to 74	75 to 79	80 to 84	85 to 89	90 to 94	95 plus	Total
All causes	45,600 (36,100 to 57,500)	55,100 (43,200 to 69,800)	61,500 (47,900 to 77,300)	61,200 (48,800 to 75,100)	56,800 (46,600 to 67,200)	53,500 (45,400 to 61,600)	50,500 (43,900 to 56,900)	39,400 (35,100 to 43,800)	22,500 (19,900 to 25,000)	7,740 (6,850 to 8,670)	1,730 (1,550 to 1,950)	641,000
Communicable, maternal, neonatal, and nutritional diseases	4,490 (3,210 to 6,090)	4,460 (3,220 to 6,000)	4,490 (3,200 to 6,240)	4,850 (3,470 to 6,810)	4,760 (3,490 to 6,450)	5,160 (3,840 to 6,900)	5,440 (4,060 to 7,310)	4,500 (3,330 to 6,150)	2,770 (1,980 to 3,920)	1,110 (762 to 1,610)	302 (216 to 427)	92,200
HIV/AIDS and sexually transmitted infections	262 (178 to 373)	149 (108 to 214)	80 (52·4 to 132)	34·6 (22·4 to 58·2)	57·7 (30·6 to 111)	29·9 (16·4 to 60·3)	7·7 (4·8 to 12·7)	2·4 (1·1 to 4·9)	1·1 (0·5 to 2·1)	0·3 (0·1 to 0·5)	0·1 (0 to 0·1)	5,700
HIV/AIDS	225 (150 to 329)	123 (86·6 to 183)	60·3 (38·1 to 106)	21·7 (14·6 to 39·7)	49·2 (23·5 to 101)	24·3 (11·8 to 53·1)	3·7 (2·4 to 6·4)	0·1 (0·1 to 0·2)	0 (0 to 0·1)	0 (0 to 0)	0 (0 to 0)	4,300
HIV/AIDS - Drug-susceptible Tuberculosis	113 (75 to 162)	61·4 (41·9 to 88·5)	30·9 (18·4 to 52)	11·8 (8·3 to 19·9)	27·5 (14 to 51·6)	12·9 (6·3 to 25·8)	2 (1·4 to 3·2)	0·1 (0 to 0·1)	0 (0 to 0)	0 (0 to 0)	0 (0 to 0)	2,180
HIV/AIDS - Multidrug-resistant Tuberculosis without extensive d	1·1 (0 to 7·9)	0·6 (0 to 4·2)	0·3 (0 to 2)	0·1 (0 to 0·8)	0·3 (0 to 1·6)	0·1 (0 to 0·9)	0 (0 to 0·1)	0 (0 to 0)	0 (0 to 0)	0 (0 to 0)	0 (0 to 0)	21·1
HIV/AIDS - Extensively drug-resistant Tuberculosis	0·2 (0 to 1·4)	0·1 (0 to 0·7)	0·1 (0 to 0·4)	0 (0 to 0·1)	0 (0 to 0·3)	0 (0 to 0·2)	0 (0 to 0)	0 (0 to 0)	0 (0 to 0)	0 (0 to 0)	0 (0 to 0)	3·7
HIV/AIDS resulting in other diseases	111 (70·2 to 168)	61·2 (42 to 92·4)	29·1 (18·3 to 54·5)	9·9 (6·1 to 19·8)	21·4 (8·2 to 49·7)	11·2 (4·9 to 26·9)	1·7 (0·9 to 3·2)	0·1 (0 to 0·1)	0 (0 to 0)	0 (0 to 0)	0 (0 to 0)	2,100
Sexually transmitted infections excluding HIV	36·5 (15·5 to 76·6)	25·9 (10·3 to 54·8)	19·7 (7·9 to 42·8)	12·8 (5 to 27·8)	8·5 (3·3 to 18·5)	5·7 (2·2 to 12·4)	4 (1·8 to 8·4)	2·3 (1 to 4·8)	1 (0·5 to 2)	0·3 (0·1 to 0·5)	0 (0 to 0·1)	1,400
Syphilis	0·3 (0·2 to 0·6)	0·3 (0·2 to 0·5)	0·2 (0·2 to 0·4)	0·2 (0·1 to 0·3)	0·2 (0·1 to 0·3)	0·2 (0·1 to 0·3)	0·2 (0·1 to 0·3)	0·2 (0·1 to 0·3)	0·1 (0·1 to 0·2)	0 (0 to 0·1)	0 (0 to 0)	1,130
Chlamydial infection	2 (0·9 to 4·2)	0·4 (0·2 to 0·7)	0·2 (0·1 to 0·5)	0·1 (0 to 0·2)	0 (0 to 0·1)	0 (0 to 0·1)	0 (0 to 0·2)	0 (0 to 0·1)	0 (0 to 0·1)	0 (0 to 0)	0 (0 to 0)	13·3
Gonococcal infection	0·6 (0·3 to 1·9)	0·3 (0·2 to 1)	0·2 (0·1 to 1)	0·1 (0·1 to 0·5)	0·1 (0·1 to 0·7)	0·1 (0 to 0·4)	0·2 (0 to 0·7)	0·1 (0 to 0·3)	0·1 (0 to 0·2)	0 (0 to 0)	0 (0 to 0)	5·1
Trichomoniasis	18·1 (5·6 to 42·3)	15·1 (4·5 to 36·2)	10·9 (3·7 to 26·6)	6·8 (2·2 to 16·2)	4·3 (1·4 to 10·4)	2·7 (0·9 to 6·2)	1·7 (0·6 to 3·8)	0·9 (0·3 to 1·9)	0·3 (0·1 to 0·7)	0·1 (0 to 0·1)	0 (0 to 0)	140
Genital herpes	9 (2·8 to 21·8)	8·6 (2·6 to 21·5)	7·3 (2·2 to 17·9)	5·5 (1·6 to 13·8)	3·8 (1·1 to 9·6)	2·6 (0·8 to 6·4)	1·8 (0·5 to 4·4)	1·1 (0·3 to 2·8)	0·5 (0·1 to 1·2)	0·1 (0 to 0·3)	0 (0 to 0·1)	75·2
Other sexually transmitted infections	6·5 (3·1 to 12·7)	1·3 (0·7 to 2·1)	0·7 (0·4 to 1·3)	0·1 (0·1 to 0·4)	0·1 (0 to 0·3)	0·1 (0 to 0·2)	0·1 (0 to 0·3)	0 (0 to 0·1)	0 (0 to 0·1)	0 (0 to 0)	0 (0 to 0)	38·6
Respiratory infections and tuberculosis	1,630 (1,030 to 2,620)	1,940 (1,210 to 2,840)	1,980 (1,270 to 3,040)	2,270 (1,470 to 3,340)	2,160 (1,420 to 3,060)	2,270 (1,550 to 3,120)	2,250 (1,640 to 3,070)	1,740 (1,270 to 2,360)	1,000 (710 to 1,350)	341 (245 to 477)	82·5 (57·4 to 116)	27,300
Tuberculosis	1,270 (718 to 2,170)	1,450 (808 to 2,270)	1,370 (783 to 2,270)	1,490 (886 to 2,330)	1,320 (829 to 1,970)	1,220 (788 to 1,770)	1,120 (751 to 1,690)	800 (512 to 1,200)	394 (267 to 581)	111 (72·9 to 163)	25·9 (15·9 to 39·8)	15,200
Latent tuberculosis infection	0 (0 to 0)	0 (0 to 0)	0 (0 to 0)	0 (0 to 0)	0 (0 to 0)	0 (0 to 0)	0 (0 to 0)	0 (0 to 0)	0 (0 to 0)	0 (0 to 0)	0 (0 to 0)	0
Drug-susceptible tuberculosis	1,260 (705 to 2,170)	1,430 (785 to 2,260)	1,350 (763 to 2,240)	1,470 (865 to 2,290)	1,300 (817 to 1,950)	1,210 (779 to 1,750)	1,110 (731 to 1,680)	791 (508 to 1,180)	390 (263 to 578)	110 (70 to 162)	25·6 (15·8 to 39·6)	15,100
Multidrug-resistant tuberculosis without extensive drug resistan	11·6 (0·3 to 69)	13·2 (0·4 to 86·9)	13 (0·3 to 83·1)	14·1 (0·4 to 89·4)	12·2 (0·3 to 79·2)	11·1 (0·3 to 72·3)	10·2 (0·3 to 62·3)	7·6 (0·2 to 51·8)	3·7 (0·1 to 23·2)	1 (0 to 6·6)	0·2 (0 to 1·6)	137
Extensively drug-resistant tuberculosis	2·2 (0 to 13·5)	2·5 (0·1 to 15·4)	2·5 (0·1 to 14·5)	2·6 (0·1 to 17·3)	2·3 (0·1 to 14)	2 (0·1 to 12·6)	1·9 (0·1 to 11·6)	1·4 (0 to 9)	0·7 (0 to 4·2)	0·2 (0 to 1·2)	0 (0 to 0·3)	25·6
Lower respiratory infections	221 (125 to 367)	358 (208 to 567)	498 (283 to 793)	695 (399 to 1,100)	787 (434 to 1,220)	1,010 (557 to 1,570)	1,100 (640 to 1,680)	918 (571 to 1,360)	599 (381 to 874)	228 (144 to 343)	56·1 (36·5 to 83·5)	9,840
Upper respiratory infections	114 (59·2 to 203)	105 (56·9 to 185)	88·8 (47·6 to 152)	67·3 (36·4 to 113)	48·7 (24·9 to 82·1)	34·8 (18·8 to 58·9)	24·5 (13·4 to 41·3)	14·5 (7·8 to 24·6)	6·3 (3·5 to 10·5)	1·9 (1·1 to 3·1)	0·4 (0·2 to 0·7)	1,780
Otitis media	28·7 (13·5 to 51·4)	28·2 (13·1 to 51·5)	23·6 (11·3 to 42·9)	17·1 (7·7 to 33·4)	10·5 (5·1 to 19·6)	6·6 (2·9 to 12·9)	5 (2·4 to 9·5)	3·4 (1·5 to 6·3)	1·6 (0·7 to 2·9)	0·5 (0·2 to 0·9)	0·1 (0 to 0·2)	476
Enteric infections	469 (218 to 963)	665 (289 to 1,480)	806 (340 to 1,760)	1,080 (434 to 2,200)	1,110 (466 to 2,230)	1,240 (515 to 2,620)	1,420 (599 to 2,980)	1,310 (556 to 2,800)	875 (326 to 2,060)	348 (129 to 802)	81·2 (28·3 to 198)	14,900





SR Table 2b: East Java DALYS by cause and age group for females with 95% uncertainty intervals, 2019

Cause	Early Neonatal	Late Neonatal	Post Neonatal	1 to 4	5 to 9	10 to 14	15 to 19	20 to 24	25 to 29	30 to 34	35 to 39	40 to 44	45 to 49	50 to 54	55 to 59	60 to 64	65 to 69	70 to 74	75 to 79	80 to 84	85 to 89	90 to 94	95 plus	Total
All causes	132,000 (104,000 to 165,000)	28,700 (22,600 to 35,500)	91,700 (63,600 to 131,000)	83,400 (68,900 to 99,100)	76,100 (61,400 to 95,000)	104,000 (81,000 to 133,000)	152,000 (118,000 to 194,000)	170,000 (133,000 to 213,000)	186,000 (144,000 to 231,000)	216,000 (169,000 to 266,000)	274,000 (218,000 to 337,000)	342,000 (269,000 to 425,000)	410,000 (323,000 to 510,000)	465,000 (365,000 to 591,000)	493,000 (386,000 to 628,000)	499,000 (395,000 to 622,000)	477,000 (387,000 to 579,000)	451,000 (376,000 to 534,000)	414,000 (358,000 to 474,000)	321,000 (288,000 to 356,000)	172,000 (154,000 to 192,000)	57,400 (48,500 to 66,400)	14,400 (12,000 to 16,800)	5,630,000
Communicable, maternal, neonatal, and nutritional diseases	113,000 (89,000 to 141,000)	21,200 (15,800 to 27,400)	65,700 (44,600 to 96,900)	50,800 (40,400 to 62,900)	32,600 (25,100 to 42,900)	28,400 (21,000 to 38,500)	32,900 (24,500 to 43,900)	33,600 (25,100 to 44,400)	32,100 (24,100 to 41,900)	30,100 (22,000 to 40,600)	34,600 (26,000 to 46,300)	36,600 (26,800 to 50,400)	38,000 (27,100 to 52,600)	38,400 (27,600 to 53,000)	38,200 (27,400 to 54,100)	42,000 (29,900 to 60,200)	44,600 (32,200 to 65,300)	45,800 (33,600 to 62,700)	46,200 (33,700 to 63,400)	37,400 (26,900 to 53,300)	22,100 (15,600 to 31,800)	8,260 (5,540 to 12,100)	2,500 (1,620 to 3,660)	875,000
HIV/AIDS and sexually transmitted infections	7,560 (2,210 to 17,400)	1,880 (557 to 4,100)	2,160 (711 to 4,810)	825 (227 to 1,910)	119 (60·4 to 224)	86·3 (66 to 112)	780 (578 to 1,050)	1,310 (1,010 to 1,700)	1,240 (888 to 1,650)	1,520 (1,100 to 2,030)	1,370 (963 to 1,860)	1,010 (676 to 1,480)	662 (392 to 1,090)	408 (219 to 740)	270 (150 to 503)	163 (83·1 to 321)	134 (81·3 to 232)	98·1 (56·3 to 157)	54·2 (33 to 94·5)	26·9 (15·4 to 46·6)	13·5 (7·9 to 22·5)	4·3 (2·6 to 7)	1·1 (0·6 to 1·9)	21,700
HIV/AIDS	0 (0 to 0)	0·1 (0·1 to 0·2)	151 (31·2 to 386)	703 (145 to 1,790)	61·1 (31 to 128)	71·7 (52·1 to 95)	722 (517 to 990)	1,150 (868 to 1,520)	965 (657 to 1,340)	1,170 (804 to 1,620)	972 (663 to 1,380)	589 (371 to 876)	263 (137 to 440)	121 (53·3 to 214)	54·5 (37·5 to 73·2)	20·1 (13·8 to 27·5)	36·6 (24·4 to 52·9)	33·6 (9·6 to 67·1)	9·5 (6·5 to 13)	0·3 (0·2 to 0·4)	0·1 (0·1 to 0·2)	0 (0 to 0)	0 (0 to 0)	7,090
HIV/AIDS - Drug-susceptible Tuberculosis	0 (0 to 0)	0·1 (0 to 0·1)	70 (16·3 to 174)	325 (75·8 to 806)	38·2 (22·4 to 68·8)	45·7 (33·1 to 59·6)	494 (299 to 751)	776 (522 to 1,120)	690 (436 to 1,020)	855 (548 to 1,230)	731 (454 to 1,100)	442 (243 to 700)	199 (83·6 to 362)	90·9 (27·2 to 181)	48·5 (33·2 to 65·6)	18 (12·2 to 24·5)	32·6 (22 to 45·1)	30·9 (7·2 to 64)	9·1 (6·1 to 12·5)	0·2 (0·2 to 0·3)	0·1 (0·1 to 0·1)	0 (0 to 0)	0 (0 to 0)	4,900
HIV/AIDS - Multidrug-resistant Tuberculosis without exte	0 (0 to 0)	0 (0 to 0)	0·6 (0 to 3·9)	2·9 (0·1 to 18·2)	0·3 (0 to 1·5)	0·3 (0 to 1·9)	3 (0·1 to 19·7)	4·9 (0·2 to 31·1)	4 (0·2 to 23·5)	4·7 (0·2 to 26·7)	4 (0·2 to 24)	2·5 (0·1 to 15·3)	1·2 (0 to 7·5)	0·6 (0 to 3·4)	0·2 (0 to 1·4)	0·1 (0 to 0·5)	0·2 (0 to 0·9)	0·2 (0 to 1)	0 (0 to 0·2)	0 (0 to 0)	0 (0 to 0)	0 (0 to 0)	0 (0 to 0)	29·9
HIV/AIDS - Extensively drug-resistant Tuberculosis	0 (0 to 0)	0 (0 to 0)	0·1 (0 to 0·7)	0·6 (0 to 3·2)	0 (0 to 0·2)	0 (0 to 0·3)	0·4 (0 to 2·5)	0·7 (0 to 4·4)	0·6 (0 to 3·2)	0·6 (0 to 3·7)	0·5 (0 to 3·2)	0·3 (0 to 2·1)	0·2 (0 to 1)	0·1 (0 to 0·5)	0 (0 to 0·1)	0 (0 to 0·1)	0 (0 to 0·1)	0 (0 to 0·1)	0 (0 to 0)	0 (0 to 0)	0 (0 to 0)	0 (0 to 0)	0 (0 to 0)	4·3
HIV/AIDS resulting in other diseases	0 (0 to 0)	0 (0 to 0·1)	80·7 (14·6 to 210)	375 (67·5 to 973)	22·5 (7 to 59·7)	25·7 (16·7 to 37·7)	224 (188 to 258)	366 (308 to 447)	271 (184 to 393)	310 (212 to 447)	236 (151 to 334)	144 (103 to 210)	62·7 (41·3 to 98·3)	29·1 (18·7 to 44·8)	5·8 (2·8 to 11·9)	2 (0·9 to 4·3)	3·8 (1·6 to 11·3)	2·5 (1·1 to 6·1)	0·4 (0·2 to 0·7)	0 (0 to 0)	0 (0 to 0)	0 (0 to 0)	0 (0 to 0)	2,160
Sexually transmitted infections excluding HIV	7,560 (2,210 to 17,400)	1,880 (557 to 4,100)	2,010 (535 to 4,700)	122 (34·2 to 277)	57·6 (15·8 to 137)	14·5 (10 to 22·5)	58·7 (32·2 to 108)	158 (75·4 to 308)	270 (125 to 541)	346 (149 to 710)	396 (178 to 812)	422 (192 to 857)	398 (171 to 849)	287 (120 to 640)	215 (93·8 to 454)	143 (61·6 to 304)	97·3 (45·8 to 199)	64·6 (31·5 to 126)	44·7 (24·1 to 86)	26·6 (15·1 to 46·3)	13·4 (7·8 to 22·4)	4·3 (2·5 to 6·9)	1·1 (0·6 to 1·9)	14,600
Syphilis	7,560 (2,210 to 17,400)	1,880 (557 to 4,100)	2,010 (535 to 4,700)	122 (34·2 to 277)	57·6 (15·8 to 137)	4·3 (3·2 to 5·4)	2·9 (2 to 3·8)	2·9 (1·6 to 5·3)	5·9 (3·9 to 9)	8·7 (5·9 to 12·5)	11·2 (7·3 to 16·1)	12·9 (8·6 to 18·8)	14·6 (9·7 to 21·4)	15·1 (9·8 to 22·8)	14·6 (9 to 21·8)	13·6 (8·3 to 20·5)	12·1 (7·3 to 18·5)	10·2 (6·5 to 15·4)	8·6 (5·6 to 12·5)	6·7 (4·3 to 9·6)	3·8 (2·5 to 5·5)	1·6 (1 to 2·3)	0·5 (0·3 to 0·7)	11,800
Chlamydial infection	0 (0 to 0)	0 (0 to 0)	0 (0 to 0)	0 (0 to 0)	0 (0 to 0)	1·3 (1 to 1·8)	4·6 (2·9 to 7)	10·4 (6·3 to 17·4)	14·1 (8·1 to 24·3)	16·7 (8·8 to 29·2)	20·2 (10·9 to 36·7)	21·8 (11·2 to 41)	18·8 (8·6 to 36·3)	4·2 (2·5 to 6·9)	2·4 (1·4 to 4·3)	0·7 (0·4 to 1·7)	0·4 (0·2 to 1·1)	0·6 (0·2 to 1·3)	0·8 (0·2 to 2)	0·8 (0·3 to 1·9)	0·7 (0·2 to 1·5)	0·3 (0·1 to 0·6)	0·1 (0 to 0·2)	119
Gonococcal infection	0 (0 to 0)	0 (0 to 0)	0 (0 to 0)	0 (0 to 0)	0 (0 to 0)	1·4 (1 to 1·7)	3·9 (2·8 to 5)	4·9 (3·5 to 6·8)	5·2 (3·7 to 7·5)	5·3 (3·6 to 8·6)	5·7 (3·5 to 11·8)	6·4 (3·7 to 16·4)	5·6 (3 to 14·9)	3·1 (1·8 to 7·8)	2·6 (1·4 to 7·7)	1·6 (0·8 to 4·2)	2·4 (0·8 to 6·1)	1·9 (0·6 to 4·6)	2·9 (0·9 to 7·1)	1·9 (0·6 to 4·3)	1·8 (0·6 to 4)	0·7 (0·2 to 1·5)	0·2 (0·1 to 0·4)	57·5
Trichomoniasis	0 (0 to 0)	0 (0 to 0)	0 (0 to 0)	0 (0 to 0)	0 (0 to 0)	1·3 (0 to 4·1)	19·3 (5·5 to 48·6)	83·3 (28·1 to 197)	155 (48·9 to 357)	190 (61·6 to 473)	205 (64 to 491)	213 (70·9 to 507)	201 (59·9 to 477)	161 (46 to 391)	112 (37·1 to 268)	68·8 (22·7 to 169)	42·8 (15·1 to 101)	25·8 (8·9 to 59)	15 (5·4 to 33·9)	7·3 (2·8 to 16·5)	2·4 (0·9 to 5·5)	0·5 (0·2 to 1·2)	0·1 (0 to 0·1)	1,500
Genital herpes	0 (0 to 0)	0 (0 to 0)	0 (0 to 0)	0 (0 to 0)	0 (0 to 0)	3·6 (0·9 to 9·1)	17 (5·6 to 43·4)	35·4 (10·5 to 88·7)	55·5 (17·2 to 139)	75·8 (22·6 to 183)	93·1 (29·5 to 235)	101 (33 to 252)	100 (30·7 to 253)	91·4 (26·8 to 225)	76·1 (22·6 to 191)	56·8 (16·7 to 145)	38·6 (11·5 to 95·8)	25·1 (7·7 to 60·4)	16·3 (4·8 to 41·5)	9·1 (2·6 to 22·6)	3·7 (1·1 to 9·3)	1 (0·3 to 2·6)	0·2 (0·1 to 0·5)	800
Other sexually transmitted infections	0 (0 to 0)	0 (0 to 0)	0 (0 to 0)	0 (0 to 0)	0 (0 to 0)	2·7 (2 to 3·7)	11 (7·5 to 15·6)	20·7 (13·4 to 31·2)	34·1 (13·4 to 64·9)	49·2 (20·7 to 91·1)	60·3 (26·6 to 109)	66·8 (31·6 to 128)	58 (27·2 to 110)	12·4 (7·1 to 20·2)	7 (4·2 to 11·6)	1·4 (0·7 to 3·6)	1 (0·4 to 2·7)	1 (0·3 to 2·4)	1·1 (0·3 to 2·7)	0·8 (0·2 to 1·8)	0·9 (0·3 to 2)	0·3 (0·1 to 0·6)	0·1 (0 to 0·2)	329
Respiratory infections and tuberculosis	2,990 (1,600 to 5,080)	3,670 (2,150 to 5,550)	18,300 (9,580 to 29,900)	9,380 (5,960 to 13,700)	5,140 (3,640 to 7,050)	4,540 (3,200 to 6,290)	6,630 (4,580 to 9,190)	8,660 (6,040 to 11,800)	8,380 (5,980 to 11,500)	6,270 (4,300 to 8,790)	8,650 (5,820 to 12,500)	9,780 (6,370 to 14,500)	12,600 (8,330 to 18,600)	13,300 (8,730 to 20,500)	13,500 (8,760 to 20,900)	17,100 (11,600 to 25,300)	18,900 (13,200 to 27,100)	19,900 (14,100 to 27,300)	19,000 (13,600 to 25,700)	14,300 (10,400 to 19,400)	7,580 (5,410 to 10,000)	2,530 (1,740 to 3,580)	660 (434 to 942)	232,000



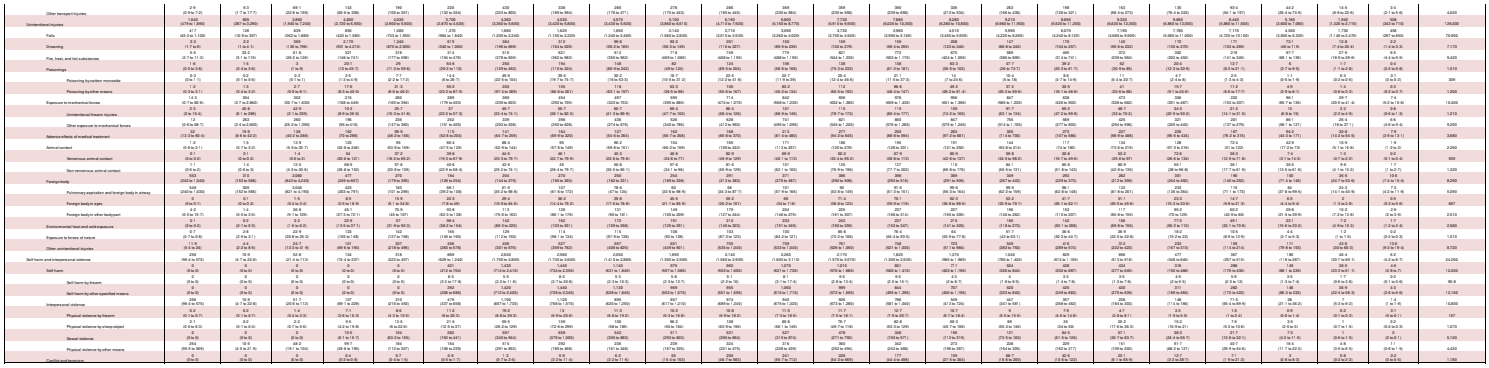

SR Table 2b: Barriers DALYS by cause and age group for females with 50% uncertainty intervals, 2019

Cause	Early Neonatal	Late Neonatal	Post Neonatal	1 to 4	5 to 9	10 to 14	15 to 19	20 to 24	25 to 29	30 to 34	35 to 39	40 to 44	45 to 49	50 to 54	55 to 59	60 to 64	65 to 69	70 to 74	75 to 79	80 to 84	85 to 89	90 to 94	95 plus	Total
All causes	76,900 (62,500 to 91,300)	19,100 (13,300 to 24,600)	66,400 (56,100 to 81,800)	69,300 (58,100 to 84,600)	33,000 (26,900 to 40,700)	37,300 (29,300 to 47,400)	41,100 (32,700 to 53,700)	41,500 (33,200 to 54,800)	41,700 (33,200 to 54,800)	43,900 (34,600 to 56,900)	47,700 (37,900 to 62,000)	52,400 (41,300 to 68,000)	58,000 (45,200 to 75,000)	63,700 (49,700 to 82,700)	70,400 (54,900 to 91,000)	77,600 (60,500 to 100,000)	84,700 (66,000 to 109,000)	91,600 (71,300 to 118,000)	97,600 (75,900 to 126,000)	101,000 (78,600 to 130,000)	99,000 (77,000 to 128,000)	94,000 (73,000 to 121,000)	84,000 (65,000 to 108,000)	6,510 (5,050 to 8,390)	1,560 (1,200 to 2,020)	1,340,000
Communicable, maternal, neonatal, and nutritional diseases	60,600 (51,000 to 71,200)	11,600 (9,260 to 14,600)	41,900 (37,800 to 47,200)	30,900 (24,000 to 38,200)	19,000 (11,400 to 32,000)	16,400 (7,700 to 31,000)	12,300 (5,210 to 25,000)	14,600 (7,130 to 28,000)	14,600 (7,130 to 28,000)	14,100 (7,130 to 28,000)	14,900 (7,130 to 28,000)	15,800 (8,600 to 29,000)	17,000 (9,600 to 30,000)	18,400 (10,600 to 31,000)	19,900 (11,600 to 33,000)	21,600 (12,600 to 35,000)	23,400 (13,600 to 38,000)	25,200 (14,600 to 41,000)	26,900 (15,600 to 43,000)	28,000 (16,200 to 45,000)	27,000 (15,600 to 44,000)	25,000 (14,600 to 41,000)	21,000 (12,200 to 34,000)	1,600 (1,170 to 2,130)	369 (264 to 512)	316,000
HIV/AIDS and sexually transmitted infections	1,060 (1,370 to 2,200)	1,220 (329 to 1,940)	1,430 (1,110 to 1,810)	239 (129 to 340)	114 (74 to 149)	133 (87 to 174)	220 (144 to 287)	504 (331 to 659)	1,120 (736 to 1,470)	1,710 (1,120 to 2,230)	1,900 (1,250 to 2,490)	1,900 (1,250 to 2,490)	1,900 (1,250 to 2,490)	1,900 (1,250 to 2,490)	1,900 (1,250 to 2,490)	1,900 (1,250 to 2,490)	1,900 (1,250 to 2,490)	1,900 (1,250 to 2,490)	1,900 (1,250 to 2,490)	1,900 (1,250 to 2,490)	1,900 (1,250 to 2,490)	1,900 (1,250 to 2,490)	1,900 (1,250 to 2,490)	151 (99 to 198)	34 (22 to 45)	16,000
HIV/AIDS	1,060 (0 to 0.1)	1,220 (0.1 to 0.2)	1,430 (109 to 756)	239 (89 to 3,340)	114 (111 to 301)	133 (73 to 149)	220 (327 to 615)	504 (772 to 1,000)	1,120 (1,089 to 1,810)	1,710 (1,260 to 2,120)	1,900 (1,720 to 2,490)	1,900 (1,720 to 2,490)	1,900 (1,720 to 2,490)	1,900 (1,720 to 2,490)	1,900 (1,720 to 2,490)	1,900 (1,720 to 2,490)	1,900 (1,720 to 2,490)	1,900 (1,720 to 2,490)	1,900 (1,720 to 2,490)	1,900 (1,720 to 2,490)	1,900 (1,720 to 2,490)	1,900 (1,720 to 2,490)	1,900 (1,720 to 2,490)	151 (99 to 198)	34 (22 to 45)	8,790
HIV/AIDS - Drug-susceptible Tuberculosis	0 (0 to 0)	0 (0 to 0)	144 (109 to 598)	606 (239 to 1,610)	138 (99 to 161)	377 (161 to 721)	1,230 (787 to 2,020)	4,170 (2,770 to 5,770)	8,980 (6,110 to 11,600)	13,100 (8,670 to 16,900)	16,000 (10,600 to 20,600)	18,000 (12,000 to 23,000)	19,000 (12,000 to 24,000)	19,000 (12,000 to 24,000)	19,000 (12,000 to 24,000)	19,000 (12,000 to 24,000)	19,000 (12,000 to 24,000)	19,000 (12,000 to 24,000)	19,000 (12,000 to 24,000)	19,000 (12,000 to 24,000)	19,000 (12,000 to 24,000)	19,000 (12,000 to 24,000)	19,000 (12,000 to 24,000)	1,510 (1,010 to 1,980)	339 (220 to 450)	6,990
HIV/AIDS - Multidrug-resistant Tuberculosis without extensi	0 (0 to 0)	0 (0 to 0)	0.3 (0 to 1.6)	1.2 (0.1 to 6.2)	0.2 (0 to 0.3)	0.3 (0 to 0.4)	0.6 (0.1 to 1.1)	1.3 (0.2 to 2.4)	1.2 (0.2 to 2.4)	0.9 (0.2 to 2.4)	0.6 (0.2 to 2.4)	0.5 (0.2 to 2.4)	0.4 (0.2 to 2.4)	0.3 (0.2 to 2.4)	0.3 (0.2 to 2.4)	0.2 (0.2 to 2.4)	0.2 (0.2 to 2.4)	0.2 (0.2 to 2.4)	0.2 (0.2 to 2.4)	0.2 (0.2 to 2.4)	0.2 (0.2 to 2.4)	0.2 (0.2 to 2.4)	0.2 (0.2 to 2.4)	0.2 (0.2 to 2.4)	0.2 (0.2 to 2.4)	39.1
HIV/AIDS - Extensively drug-resistant Tuberculosis	0 (0 to 0)	0 (0 to 0)	0.1 (0 to 0.6)	0.5 (0 to 2.5)	0.1 (0 to 0.1)	0.1 (0 to 0.2)	0.2 (0 to 0.4)	0.5 (0 to 0.9)	0.4 (0 to 0.9)	0.3 (0 to 0.9)	0.2 (0 to 0.9)	0.2 (0 to 0.9)	0.1 (0 to 0.9)	0.1 (0 to 0.9)	0.1 (0 to 0.9)	0.1 (0 to 0.9)	0.1 (0 to 0.9)	0.1 (0 to 0.9)	0.1 (0 to 0.9)	0.1 (0 to 0.9)	0.1 (0 to 0.9)	0.1 (0 to 0.9)	0.1 (0 to 0.9)	0.1 (0 to 0.9)	0.1 (0 to 0.9)	0.1 (0 to 0.9)	8.8
HIV/AIDS resulting in other diseases	0 (0 to 0.2)	0 (0 to 0.2)	173 (97 to 1,410)	773 (297 to 1,890)	192 (97 to 1,120)	91.6 (37 to 211)	176 (72 to 403)	469 (212 to 940)	627 (279 to 1,250)	745 (342 to 1,440)	842 (387 to 1,620)	937 (433 to 1,800)	1,040 (481 to 1,990)	1,140 (526 to 2,190)	1,250 (578 to 2,400)	1,360 (628 to 2,610)	1,480 (684 to 2,840)	1,600 (739 to 3,070)	1,710 (790 to 3,290)	1,790 (827 to 3,440)	1,770 (818 to 3,400)	1,670 (772 to 3,210)	1,470 (679 to 2,830)	114 (53 to 220)	26.6 (12 to 51)	4,130
Sexually transmitted infections excluding HIV	4,200 (1,310 to 7,200)	1,260 (329 to 2,380)	666 (247 to 2,080)	99.5 (29 to 324)	29 (14 to 66)	4.9 (1 to 17)	17.2 (4 to 74)	49.1 (14 to 214)	99.4 (29 to 433)	113 (33 to 492)	117 (34 to 511)	109 (32 to 475)	104 (30 to 453)	81.4 (24 to 355)	49.9 (15 to 217)	31.1 (9 to 135)	19.6 (6 to 85)	10.7 (3 to 46)	5.9 (2 to 26)	2.3 (1 to 10)	1.4 (0 to 6)	0.9 (0 to 4)	0.7 (0 to 3)	0.4 (0 to 1.9)	0.1 (0 to 0.3)	0.1 (0 to 0.3)	7,280
Syphilis	4,200 (1,310 to 7,200)	1,260 (329 to 2,380)	666 (247 to 2,080)	99.5 (29 to 324)	29 (14 to 66)	4.9 (1 to 17)	17.2 (4 to 74)	49.1 (14 to 214)	99.4 (29 to 433)	113 (33 to 492)	117 (34 to 511)	109 (32 to 475)	104 (30 to 453)	81.4 (24 to 355)	49.9 (15 to 217)	31.1 (9 to 135)	19.6 (6 to 85)	10.7 (3 to 46)	5.9 (2 to 26)	2.3 (1 to 10)	1.4 (0 to 6)	0.9 (0 to 4)	0.7 (0 to 3)	0.4 (0 to 1.9)	0.1 (0 to 0.3)	0.1 (0 to 0.3)	6,990
Chlamydial infection	0 (0 to 0)	0 (0 to 0)	0 (0 to 0)	0 (0 to 0)	0 (0 to 0)	0 (0.0 to 0.0)	0 (0 to 1.7)	0 (1.6 to 6.6)	0 (2.4 to 7.3)	0 (2.5 to 8.9)	0 (2.6 to 9.6)	0 (2.6 to 9.6)	0 (2.6 to 9.6)	0 (1.9 to 8.9)	0 (1.3 to 7.1)	0 (0.2 to 0.6)	0 (0 to 0.3)	0 (0 to 0.2)	0 (0 to 0.2)	0 (0 to 0.2)	0 (0 to 0.2)	0 (0 to 0.2)	0 (0 to 0.2)	0 (0 to 0.2)	0 (0 to 0.1)	0 (0 to 0.1)	27.9
Gonococcal infection	0 (0 to 0)	0 (0 to 0)	0 (0 to 0)	0 (0 to 0)	0 (0 to 0)	0 (0.0 to 0.0)	0 (0 to 1.7)	0 (1.6 to 6.6)	0 (2.4 to 7.3)	0 (2.5 to 8.9)	0 (2.6 to 9.6)	0 (2.6 to 9.6)	0 (2.6 to 9.6)	0 (1.9 to 8.9)	0 (1.3 to 7.1)	0 (0.2 to 0.6)	0 (0 to 0.3)	0 (0 to 0.2)	0 (0 to 0.2)	0 (0 to 0.2)	0 (0 to 0.2)	0 (0 to 0.2)	0 (0 to 0.2)	0 (0 to 0.2)	0 (0 to 0.1)	0 (0 to 0.1)	12.9
Trichomoniasis	0 (0 to 0)	0 (0 to 0)	0 (0 to 0)	0 (0 to 0)	0 (0 to 0)	0 (0.0 to 0.0)	0 (0 to 1.7)	0 (1.6 to 6.6)	0 (2.4 to 7.3)	0 (2.5 to 8.9)	0 (2.6 to 9.6)	0 (2.6 to 9.6)	0 (2.6 to 9.6)	0 (1.9 to 8.9)	0 (1.3 to 7.1)	0 (0.2 to 0.6)	0 (0 to 0.3)	0 (0 to 0.2)	0 (0 to 0.2)	0 (0 to 0.2)	0 (0 to 0.2)	0 (0 to 0.2)	0 (0 to 0.2)	0 (0 to 0.2)	0 (0 to 0.1)	0 (0 to 0.1)	27.9
Genital herpes	0 (0 to 0)	0 (0 to 0)	0 (0 to 0)	0 (0 to 0)	0 (0 to 0)	0 (0.0 to 0.0)	0 (0 to 1.7)	0 (1.6 to 6.6)	0 (2.4 to 7.3)	0 (2.5 to 8.9)	0 (2.6 to 9.6)	0 (2.6 to 9.6)	0 (2.6 to 9.6)	0 (1.9 to 8.9)	0 (1.3 to 7.1)	0 (0.2 to 0.6)	0 (0 to 0.3)	0 (0 to 0.2)	0 (0 to 0.2)	0 (0 to 0.2)	0 (0 to 0.2)	0 (0 to 0.2)	0 (0 to 0.2)	0 (0 to 0.2)	0 (0 to 0.1)	0 (0 to 0.1)	12.9
Other sexually transmitted infections	0 (0 to 0)	0 (0 to 0)	0 (0 to 0)	0 (0 to 0)	0 (0 to 0)	0 (0.0 to 0.0)	0 (0 to 1.7)	0 (1.6 to 6.6)	0 (2.4 to 7.3)	0 (2.5 to 8.9)	0 (2.6 to 9.6)	0 (2.6 to 9.6)	0 (2.6 to 9.6)	0 (1.9 to 8.9)	0 (1.3 to 7.1)	0 (0.2 to 0.6)	0 (0 to 0.3)	0 (0 to 0.2)	0 (0 to 0.2)	0 (0 to 0.2)	0 (0 to 0.2)	0 (0 to 0.2)	0 (0 to 0.2)	0 (0 to 0.2)	0 (0 to 0.1)	0 (0 to 0.1)	76.2
Respiratory infections and tuberculosis	1,700 (994 to 2,720)	2,270 (1,210 to 3,660)	5,400 (3,080 to 8,120)	1,400 (1,040 to 2,010)	1,200 (1,200 to 1,290)	1,200 (1,200 to 1,290)	1,200 (1,200 to 1,290)	1,200 (1,200 to 1,290)	1,200 (1,200 to 1,290)	1,200 (1,200 to 1,290)	1,200 (1,200 to 1,290)	1,200 (1,200 to 1,290)	1,200 (1,200 to 1,290)	1,200 (1,200 to 1,290)	1,200 (1,200 to 1,290)	1,200 (1,200 to 1,290)	1,200 (1,200 to 1,290)	1,200 (1,200 to 1,290)	1,200 (1,200 to 1,290)	1,200 (1,200 to 1,290)	1,200 (1,200 to 1,290)	1,200 (1,200 to 1,290)	1,200 (1,200 to 1,290)	95.4 (76 to 114)	21.1 (17 to 25)	67,900
Tuberculosis	1,700 (994 to 2,720)	2,270 (1,210 to 3,660)	5,400 (3,080 to 8,120)	1,400 (1,040 to 2,010)	1,200 (1,200 to 1,290)	1,200 (1,200 to 1,290)	1,200 (1,200 to 1,290)	1,200 (1,200 to 1,290)	1,200 (1,200 to 1,290)	1,200 (1,200 to 1,290)	1,200 (1,200 to 1,290)	1,200 (1,200 to 1,290)	1,200 (1,200 to 1,290)	1,200 (1,200 to 1,290)	1,200 (1,200 to 1,290)	1,200 (1,200 to 1,290)	1,200 (1,200 to 1,290)	1,200 (1,200 to 1,290)	1,200 (1,200 to 1,290)	1,200 (1,200 to 1,290)	1,200 (1,200 to 1,290)	1,200 (1,200 to 1,290)	1,200 (1,200 to 1,290)	95.4 (76 to 114)	21.1 (17 to 25)	67,900
Latent tuberculosis infection	0 (0 to 0)	0 (0 to 0)	0 (0 to 0)	0 (0 to 0)	0 (0 to 0)	0 (0 to 0)	0 (0 to 0)	0 (0 to 0)	0 (0 to 0)	0 (0 to 0)	0 (0 to 0)	0 (0 to 0)	0 (0 to 0)	0 (0 to 0)	0 (0 to 0)	0 (0 to 0)	0 (0 to 0)	0 (0 to 0)	0 (0 to 0)	0 (0 to 0)	0 (0 to 0)	0 (0 to 0)	0 (0 to 0)	0 (0 to 0)	0 (0 to 0)	0 (0 to 0)	0
Drug-susceptible tuberculosis	1,700 (994 to 2,720)	2,270 (1,210 to 3,660)	5,400 (3,080 to 8,120)	1,400 (1,040 to 2,010)	1,200 (1,200 to 1,290)	1,200 (1,200 to 1,290)	1,200 (1,200 to 1,290)	1,200 (1,200 to 1,290)	1,200 (1,200 to 1,290)	1,200 (1,200 to 1,290)	1,200 (1,200 to 1,290)	1,200 (1,200 to 1,290)	1,200 (1,200 to 1,290)	1,200 (1,200 to 1,290)	1,200 (1,200 to 1,290)	1,200 (1,200 to 1,290)	1,200 (1,200 to 1,290)	1,200 (1,200 to 1,290)	1,200 (1,200 to 1,290)	1,200 (1,200 to 1,290)	1,200 (1,200 to 1,290)	1,200 (1,200 to 1,290)	1,200 (1,200 to 1,290)	95.4 (76 to 114)	21.1 (17 to 25)	67,900
Multidrug-resistant tuberculosis without extensive drug-re	0 (0 to 0)	0 (0 to 0)	0 (0 to 0)	0 (0 to 0)	0 (0 to 0)	0 (0 to 0)	0 (0 to 0)	0 (0 to 0)	0 (0 to 0)	0 (0 to 0)	0 (0 to 0)	0 (0 to 0)	0 (0 to 0)	0 (0 to 0)	0 (0 to 0)	0 (0 to 0)	0 (0 to 0)	0 (0 to 0)	0 (0 to 0)	0 (0 to 0)	0 (0 to 0)	0 (0 to 0)	0 (0 to 0)	0 (0 to 0)	0 (0 to 0)	0 (0 to 0)	0
Extensively drug-resistant tuberculosis	0 (0 to 0)	0 (0 to 0)	0 (0 to 0)	0 (0 to 0)	0 (0 to 0)	0 (0 to 0)	0 (0 to 0)	0 (0 to 0)	0 (0 to 0)	0 (0 to 0)	0 (0 to 0)	0 (0 to 0)	0 (0 to 0)	0 (0 to 0)	0 (0 to 0)	0 (0 to 0)	0 (0 to 0)	0 (0 to 0)	0 (0 to 0)	0 (0 to 0)	0 (0 to 0)	0 (0 to 0)	0 (0 to 0)	0 (0 to 0)	0 (0 to 0)	0 (0 to 0)	0
Lower respiratory infections	1,700 (994 to 2,720)	2,260 (1,210 to 3,660)	5,370 (3,080 to 8,120)	1,340 (1,040 to 2,010)	1,200 (1,200 to 1,290)	1,200 (1,200 to 1,290)	1,200 (1,200 to 1,290)	1,200 (1,200 to 1,290)	1,200 (1,200 to 1,290)	1,200 (1,200 to 1,290)	1,200 (1,200 to 1,290)	1,200 (1,200 to 1,290)	1,200 (1,200 to 1,290)	1,200 (1,200 to 1,290)	1,200 (1,200 to 1,290)	1,200 (1,200 to 1,290)	1,200 (1,200 to 1,290)	1,200 (1,200 to 1,290)	1,200 (1,200 to 1,290)	1,200 (1,200 to 1,290)	1,200 (1,200 to 1,290)	1,200 (1,200 to 1,290)	1,200 (1,200 to 1,290)	95.4 (76 to 114)	21.1 (17 to 25)	67,900
Upper respiratory infections	0 (0 to 1.4)	0 (0 to 9.6)	49 (9 to 186)	0 (0 to 0)	0 (0 to 0)	327 (223 to 1,060)	327 (223 to 1,060)	327 (223 to 1,060)	327 (223 to 1,060)	327 (223 to 1,060)	327 (223 to 1,060)	327 (223 to 1,060)	327 (223 to 1,060)	327 (223 to 1,060)	327 (223 to 1,060)	327 (223 to 1,060)	327 (223 to 1,060)	327 (223 to 1,060)	327 (223 to 1,060)	327 (223 to 1,060)	327 (223 to 1,060)	327 (223 to 1,060)	327 (223 to 1,060)	327 (223 to 1,060)	25.7 (19 to 31)	5.7 (4 to 7)	9,190
Otitis media	0 (0 to 0)	0 (0 to 0)	17.6 (0 to 59)	59.1 (11 to 357)	2.5 (1 to 15)	1.6 (0 to 6)	2.1 (0 to 8)	3.4 (0 to 14)	3.5 (1 to 14)	3.6 (1 to 15)	3.7 (1 to 15)	3.8 (1 to 16)	3.9 (1 to 16)	3.9 (1 to 16)	3.9 (1 to 16)	3.9 (1 to 16)	3.9 (1 to 16)	3.9 (1 to 16)	3.9 (1 to 16)	3.9 (1 to 16)	3.9 (1 to 16)	3.9 (1 to 16)	3.9 (1 to 16)	3.9 (1 to 16)	0.3 (0 to 1.4)	0.1 (0 to 0.2)	1,160
Enteric infections	597 (254 to 1,150)	1,450 (491 to 2,930)	2,290 (1,100 to 10,900)	1,400 (1,000 to 4,360)	2,390 (1,380 to 3,840)	1,400 (1,100 to 3,850)	1,370 (1,000 to 3,850)	1,400 (1,000 to 3,850)	1,400 (1,000 to 3,850)	1,400 (1,000 to 3,850)	1,400 (1,000 to 3,850)	1,400 (1,000 to 3,850)	1,400 (1,000 to 3,850)	1,400 (1,000 to 3,850)	1,400 (1,000 to 3,850)	1,400 (1,000 to 3,850)	1,400 (1,000 to 3,850)	1,400 (1,000 to 3,850)	1,400 (1,000 to 3,850)	1,400 (1,000 to 3,850)	1,400 (1,000 to 3,850)	1,400 (1,000 to 3,850)	1,400 (1,000 to 3,850)	111 (79 to 142)	26.1 (19 to 33)	49,300
Cholera	0 (0 to 0)	0 (0 to 0)	0.2 (0 to 1.2)	0.8 (0 to 4.2)	0.2 (0 to 0.3)	0.3 (0 to 0.4)	0.5 (0 to 0.9)	0.9 (0 to 1.6)	0.8 (0 to 1.6)	0.6 (0 to 1.6)	0.5 (0 to 1.6)	0.4 (0 to 1.6)	0.3 (0 to 1.6)	0.2 (0 to 1.6)	0.2 (0 to 1.6)	0.2 (0 to 1.6)	0.2 (0 to 1.6)	0.2 (0 to 1.6)	0.2 (0 to 1.6)	0.2 (0 to 1.6)	0.2 (0 to 1.6)	0.2 (0 to 1.6)	0.2 (0 to 1.6)	0.2 (0 to 1.6)	0.2 (0 to 1.6)	0.2 (0 to 1.6)	10.9
Diarrheal diseases	254 (0 to 1,150)	1,450 (0 to 2,930)	2,290 (1,100 to 10,900)	1,400 (1,000 to 4,360)	2,390 (1,380 to 3,840)	1,400 (1,100 to 3,850)	1,370 (1,000 to 3,850)	1,400 (1,000 to 3,850)	1,400 (1,000 to 3,850)	1,400 (1,000 to 3,850)	1,400 (1,000 to 3,850)	1,400 (1,000 to 3,850)	1,400 (1,000 to 3,850)	1,400 (1,000 to 3,850)	1,400 (1,000 to 3,850)	1,400 (1,000 to 3,850)	1,400 (1,000 to 3,850)	1,400 (1,000 to 3,850)	1,400 (1,000 to 3,850)	1,400 (1,000 to 3,850)	1,400 (1,000 to 3,850)	1,400 (1,000 to 3,850)	1,400 (1,000 to 3,850)	111 (79 to 142)	26.1 (19 to 33)	49,300
Typhoid and paratyphoid	0 (0 to 0)	0 (0 to 0)	0.2 (0 to 1.2)	0.8 (0 to 4.2)	0.2 (0 to 0.3)	0.3 (0 to 0.4)	0.5 (0 to 0.9)	0.9 (0 to 1.6)	0.8 (0 to 1.6)	0.6 (0 to 1.6)	0.5 (0 to 1.6)	0.4 (0 to 1.6)	0.3 (0 to 1.6)	0.2 (0 to 1.6)	0.2 (0 to 1.6)	0.2 (0 to 1.6)	0.2 (0 to 1.6)	0.2 (0 to 1.6)	0.2 (0 to 1.6)	0.2 (0 to 1.6)	0.2 (0 to 1.6)	0.2 (0 to 1.6)	0.2 (0 to 1.6)	0.2 (0 to 1.6)	0.2 (0 to 1.6)	0.2 (0 to 1.6)	10.9
Typhoid fever	0 (0 to 0)	0 (0 to 0)	0.1 (0 to 0.6)	0.4 (0 to 2.2)	0.1 (0 to 0.2)	0.2 (0 to 0.2)	0.2 (0 to 0.5)	0.5 (0 to 0.8)	0.4 (0 to 0.8)	0.3 (0 to 0.8)	0.2 (0 to 0.8)	0.2 (0 to 0.8)	0.1 (0 to 0.8)	0.1 (0 to 0.8)	0.1 (0 to 0.8)	0.1 (0 to 0.8)	0.1 (0 to 0.8)	0.1 (0 to 0.8)	0.1 (0 to 0.8)	0.1 (0 to 0.8)	0.1 (0 to 0.8)	0.1 (0 to 0.8)	0.1 (0 to 0.8)	0.1 (0 to 0.8)	0.1 (0 to 0.8)	0.1 (0 to 0.8)	5.5
Paratyphoid fever	0 (0 to 0)	0 (0 to 0)	0.1 (0 to 0.6)	0.4 (0 to 2.2)	0.1 (0 to 0.2)	0.2 (0 to 0.2)	0.2 (0 to 0.5)	0.5 (0 to 0.8)	0.4 (0 to 0.8)	0.3 (0 to 0.8)	0.2 (0 to 0.8)	0.2 (0 to 0.8)	0.1 (0 to 0.8)	0.1 (0 to 0.8)	0.1 (0 to 0.8)	0.1 (0 to 0.8)	0.1 (0 to 0.8)	0.1 (0 to 0.8)	0.1 (0 to 0.8)	0.1 (0 to 0.8)	0.1 (0 to 0.8)	0.1 (0 to 0.8)	0.1 (0 to 0.8)	0.1 (0 to 0.8)	0.1 (0 to 0.8)	0.1 (0 to 0.8)	5.5
Invasive Non-typhoidal Salmonella (iNTS)	254 (0 to 0)	1,450 (1.5 to 2.7)	118 (106 to 496)	499 (4.5 to 2,990)	2.5 (0.4 to 14)	1.6 (0.1 to 6)	2.1 (0.2 to 8)	3.4 (0.4 to 14)	3.5 (0.4 to 14)	3.6 (0.4 to 15)	3.7 (0.4 to 15)	3.8 (0.4 to 16)	3.9 (0.4 to 16)	3.9 (0.4 to 16)	3.9 (0.4 to 16)	3.9 (0.4 to 16)	3.9 (0.4 to 16)	3.9 (0.4 to 16)	3.9 (0.4 to 16)	3.9 (0.4 to 16)	3.9 (0.4 to 16)	3.9 (0.4 to 16)	3.9 (0.4 to 16)	0.3 (0.1 to 1.4)	0.1 (0.0 to 0.2)	430
Other intestinal infectious diseases	0 (0 to 0)	0 (0 to 0)	0.3 (0 to 1.7)	1.3 (0.1 to 7.1)	0.3 (0 to 0.4)	0.5 (0 to 0.6)	0.7 (0 to 1.1)	1.3 (0.1 to 2.4)	1.2 (0.1 to 2.4)	0.9 (0.1 to 2.4)	0.7 (0.1 to 2.4)	0.6 (0.1 to 2.4)	0.4 (0.1 to 2.4)	0.3 (0.1 to 2.4)	0.3 (0.1 to 2.4)	0.2 (0.1 to 2.4)	0.2 (0.1 to 2.4)	0.2 (0.1 to 2.4)	0.2 (0.1 to 2.4)	0.2 (0.1 to 2.4)	0.2 (0.1 to 2.4)	0.2 (0.1 to 2.4)	0.2 (0.1 to 2.4)	0.2 (0.1 to 2.4)	0.2 (0.1 to 2.4)	0.2 (0.1 to 2.4)	32.9
Neglected tropical diseases and malaria	0 (0 to 0)	0 (0 to 0)	0.1 (0 to 0.3)	0.4 (0 to 1.9)	0.1 (0 to 0.1)	0.1 (0 to 0.2)	0.2 (0 to 0.3)	0.4 (0 to 0.7)	0.3 (0 to 0.7)	0.3 (0 to 0.7)	0.2 (0 to 0.7)	0.2 (0 to 0.7)	0.1 (0 to 0.7)	0.1 (0 to 0.7)	0.1 (0 to 0.7)	0.1 (0 to 0.7)	0.1 (0 to 0.7)	0.1 (0 to 0.7)	0.1 (0 to 0.7)	0.1 (0 to 0.7)	0.1 (0 to 0.7)	0.1 (0 to 0.7)	0.1 (0 to 0.7)	0.1 (0 to 0.7)	0.1 (0 to 0.7)	0.1 (0 to 0.7)	2.7
Malaria	0 (0 to 0)	0 (0 to 0)	1.7 (0 to 7.5)	6.0 (0 to 25.0)	1.2 (0 to 1.5)	1.6 (0 to 2.0)	2.2 (0 to 3.0)	4.1 (0 to 6.0)	3.8 (0 to 6.0)	3.2 (0 to 6.0)	2.8 (0 to 6.0)	2.5 (0 to 6.0)	2.2 (0 to 6.0)	1.9 (0 to 6.0)	1.7 (0 to 6.0)	1.5 (0 to 6.0)	1.3 (0 to 6.0)	1.2 (0 to 6.0)	1.1 (0 to 6.0)	1.0 (0 to 6.0)	0.9 (0 to 6.0)	0.8 (0 to 6.0)	0.7 (0 to 6.0)	0.6 (0 to 2.7)	0.1 (0 to 0.5)	0.1 (0 to 0.5)	172
Chagas disease	0 (0 to 0)	0 (0 to 0)	0 (0 to 0)	0 (0 to 0)	0 (0 to 0)	0 (0 to 0)	0 (0 to 0)	0 (0 to 0)	0 (0 to 0)	0 (0 to 0)	0 (0 to 0)	0 (0 to 0)	0 (0 to 0)	0 (0 to 0)	0 (0 to 0)	0 (0 to 0)	0 (0 to 0)	0 (0 to 0)	0 (0 to 0)	0 (0 to 0)	0 (0 to 0)	0 (0 to 0)	0 (0 to 0)	0 (0 to 0)	0 (0 to 0)	0 (0 to 0)	0
Leishmaniasis	0 (0 to 0)	0 (0 to 0)	0 (0 to 0)	0 (0 to 0)	0 (0 to 0)	0 (0 to 0)	0 (0 to 0)	0 (0 to 0)	0 (0 to 0)	0 (0 to 0)	0 (0 to 0)	0 (0 to 0)	0 (0 to 0)	0 (0 to 0)	0 (0 to 0)	0 (0 to 0)	0 (0 to 0)	0 (0 to 0)	0 (0 to 0)	0 (0 to 0)	0 (0 to 0)	0 (0 to 0)	0 (0 to 0)	0 (0 to 0)	0 (0 to 0)	0 (0 to 0)	0
Visceral leishmaniasis	0 (0 to 0)	0 (0 to 0)	0 (0 to 0)	0 (0 to 0)	0 (0 to 0)	0 (0 to 0)	0 (0 to 0)	0 (0 to 0)	0 (0 to 0)	0 (0 to 0)	0 (0 to 0)	0 (0 to 0)	0 (0 to 0)	0 (0 to 0)	0 (0 to 0)	0 (0 to 0)	0 (0 to 0)	0 (0 to 0)	0 (0 to 0)	0 (0 to 0)	0 (0 to 0)	0 (0 to 0)	0 (0 to 0)	0 (0 to 0)	0 (0 to 0)	0 (0 to 0)	0
Cutaneous and mucocutaneous leishmaniasis	0 (0 to 0)	0 (0 to 0)	0 (0 to 0)	0 (0 to 0)	0 (0 to 0)	0 (0 to 0)	0 (0 to 0)	0 (0 to 0)	0 (0 to 0)	0 (0 to 0)	0 (0 to 0)	0 (0 to 0)	0 (0 to 0)	0 (0 to 0)	0 (0 to 0)	0 (0 to 0)	0 (0 to 0)	0 (0 to 0)	0 (0 to 0)	0 (0 to 0)	0 (0 to 0)	0 (0 to 0)	0 (0 to 0)	0 (0 to 0)	0 (0 to 0)	0 (0 to 0)	0
African trypanosomiasis	0 (0 to 0)	0 (0 to 0)	0 (0 to 0)	0 (0 to 0)	0 (0 to 0)	0 (0 to 0)	0 (0 to 0)	0 (0 to 0)	0 (0 to 0)	0 (0 to 0)	0 (0 to 0)	0 (0 to 0)	0 (0 to 0)	0 (0 to 0)	0 (0 to 0)	0 (0 to 0)	0 (0 to 0)	0 (0 to 0)	0 (0 to 0)	0 (0 to 0)	0 (0 to 0)	0 (0 to 0)	0 (0 to 0)	0 (0 to 0)	0 (0 to 0)	0 (0 to 0)	0
Schistosomiasis	0 (0 to 0)	0 (0 to 0)	0 (0 to 0)	0 (0 to 0)	0 (0 to 0)	0 (0 to 0)	0 (0 to 0)	0 (0 to 0)	0 (0 to 0)	0 (0 to 0)	0 (0 to 0)	0 (0 to 0)	0 (0 to 0)	0 (0 to 0)	0 (0 to 0)	0 (0 to 0)	0 (0 to 0)	0 (0 to 0)	0 (0 to 0)	0 (0 to 0)	0 (0 to 0)	0 (0 to 0)	0 (0 to 0)	0 (0 to 0)	0 (0 to 0)	0 (0 to 0)	0
Cysticercosis	0 (0 to 0)	0 (0 to 0)	0 (0 to 0)	0 (0 to 0.1)	0 (0 to 0.1)	0 (0 to 0.1)	0 (0 to 0.2)	0.1 (0 to 0.4)	0.1 (0 to 0.4)	0.1 (0 to 0.4)	0.1 (0 to 0.4)	0.1 (0 to 0.4)	0.1 (0 to 0.4)	0.1 (0 to 0.4)	0.1 (0 to 0.4)	0.1 (0 to 0.4)	0.1 (0 to 0.4)	0.1 (0 to 0.4)	0.1 (0 to 0.4)	0.1 (0 to 0.4)	0.1 (0 to 0.4)	0.1 (0 to 0.4)	0.1 (0 to 0.4)	0.1 (0 to 0.4)	0.1 (0 to 0.4)	0.1 (0 to 0.4)	19.5
Cystic echinococcosis	0 (0 to 0)	0 (0 to 0)	1.1 (0 to 7.4)	2.6 (0 to 19.0)	1.8 (0 to 2.1)	1.3 (0 to 1.5)	1.7 (0 to 2.1)	2.1 (0 to 2.7)	2.1 (0 to 2.7)	2.0 (0 to 2.



G6PD deficiency	0·1 (0 to 0·2)	0·1 (0 to 0·3)	0·5 (0·2 to 1·1)	2 (0·9 to 4·2)	5·3 (2·3 to 10·4)	7·1 (3·2 to 14·2)	63·5 (26·7 to 119)	27·9 (13·7 to 50·2)	26 (12 to 47·4)	29·8 (14·5 to 52·1)	112 (16·9 to 283)	78·9 (36·8 to 142)
G6PD trait	0 (0 to 0)	0 (0 to 0)	0 (0 to 0)	0 (0 to 0)	0 (0 to 0)	0 (0 to 0)	13·1 (4·8 to 25)	0·3 (0·1 to 0·8)	0·2 (0·1 to 0·5)	0·3 (0·1 to 0·7)	10·8 (1·9 to 27·4)	13 (5·3 to 25·4)
Other hemoglobinopathies and hemolytic anemias	0·3 (0·1 to 0·6)	1·6 (0·4 to 3·8)	10·7 (2 to 27·6)	25·2 (7·2 to 59·1)	89·3 (28·8 to 189)	68·9 (17 to 155)	125 (38·9 to 266)	99·8 (24·6 to 231)	83·6 (23·7 to 190)	112 (29·1 to 250)	154 (46·2 to 332)	160 (67·3 to 308)
Endocrine, metabolic, blood, and immune disorders	93·8 (14·2 to 216)	24·6 (12 to 46·8)	149 (63·9 to 303)	146 (77·3 to 251)	183 (94·8 to 317)	210 (109 to 355)	416 (206 to 691)	406 (225 to 705)	545 (312 to 860)	948 (559 to 1.510)	1,320 (786 to 2.010)	1,370 (813 to 2.100)
Oral disorders	0 (0 to 0)	0 (0 to 0)	0 (0 to 0)	232 (129 to 375)	304 (167 to 520)	333 (177 to 573)	416 (229 to 700)	623 (349 to 1,060)	916 (490 to 1,650)	1,260 (643 to 2,330)	1,550 (766 to 2,840)	1,630 (826 to 2,880)
Caries of deciduous teeth	0 (0 to 0)	0 (0 to 0)	0 (0 to 0)	73·6 (28·7 to 145)	77·9 (31·4 to 172)	4·2 (0·6 to 10·8)	0 (0 to 0)	0 (0 to 0)	0 (0 to 0)	0 (0 to 0)	0 (0 to 0)	0 (0 to 0)
Caries of permanent teeth	0 (0 to 0)	0 (0 to 0)	0 (0 to 0)	0 (0 to 0)	66·2 (22·8 to 146)	155 (64·3 to 334)	151 (60·2 to 311)	166 (68·9 to 328)	161 (64·6 to 331)	150 (62·1 to 314)	145 (62 to 299)	119 (48·7 to 246)
Periodontal diseases	0 (0 to 0)	0 (0 to 0)	0 (0 to 0)	0 (0 to 0)	0 (0 to 0)	0 (0 to 0)	26·4 (7·4 to 70·5)	105 (30·7 to 271)	280 (82·5 to 691)	517 (168 to 1.220)	730 (253 to 1.680)	799 (290 to 1.770)
Other oral disorders	0 (0 to 0)	0 (0 to 0)	0 (0 to 0)	159 (92·7 to 247)	160 (92·3 to 250)	174 (102 to 271)	238 (141 to 379)	292 (178 to 460)	327 (195 to 497)	344 (207 to 526)	339 (201 to 506)	300 (180 to 455)
Sudden infant death syndrome	--	347 (168 to 762)	1,520 (362 to 3.980)	--	--	--	--	--	--	--	--	--
Injuries	872 (402 to 1.860)	554 (228 to 1.830)	2,660 (1.350 to 4.730)	3,060 (1.720 to 4.840)	2,700 (1.870 to 3.700)	2,620 (2.020 to 3.280)	4,330 (3.250 to 5.610)	3,980 (3.020 to 5.300)	3,630 (2.800 to 4.720)	3,590 (2.790 to 4.660)	3,930 (3.110 to 5.060)	3,740 (2.940 to 4.910)
Transport injuries	17·1 (6·4 to 37·8)	64·2 (25·4 to 135)	318 (135 to 640)	603 (276 to 1,110)	822 (441 to 1,360)	938 (621 to 1,390)	2,050 (1,270 to 3,140)	1,700 (1,090 to 2,610)	1,440 (973 to 2,170)	1,280 (926 to 1,870)	1,400 (983 to 1,960)	1,440 (1,010 to 2,070)
Road injuries	15 (5·7 to 33)	60·7 (24·5 to 129)	288 (123 to 582)	549 (245 to 1.020)	751 (387 to 1.250)	862 (563 to 1.290)	1,910 (1.170 to 2.930)	1,580 (1.000 to 2.460)	1,340 (903 to 2.060)	1,180 (847 to 1.740)	1,300 (913 to 1.850)	1,340 (939 to 1.910)
Pedestrian road injuries	5·9 (1·6 to 15·4)	18·4 (5·8 to 41·6)	117 (37·9 to 269)	238 (93·3 to 479)	345 (161 to 628)	372 (204 to 617)	547 (239 to 1.070)	450 (214 to 813)	352 (185 to 645)	335 (192 to 581)	393 (220 to 649)	364 (209 to 640)
Cyclist road injuries	0 (0 to 0)	0 (0 to 0)	0 (0 to 0)	29·1 (7·7 to 74)	37·4 (15·7 to 80·2)	47·8 (24·5 to 97·1)	73·6 (37·4 to 140)	72·9 (44 to 126)	78·4 (48·5 to 123)	95·1 (61·9 to 145)	106 (71·3 to 160)	111 (74·8 to 165)
Motorcyclist road injuries	3·8 (1·1 to 9·8)	5·4 (1·3 to 14·5)	64·4 (15·1 to 168)	98·4 (28 to 240)	135 (48·2 to 288)	189 (85·2 to 361)	570 (268 to 1.060)	496 (254 to 879)	417 (254 to 694)	368 (249 to 558)	398 (272 to 584)	413 (282 to 623)
Motor vehicle road injuries	4·9 (1·6 to 11·8)	36·5 (12·6 to 79·4)	98·7 (29·8 to 245)	175 (61·9 to 393)	222 (88·5 to 494)	243 (118 to 461)	694 (346 to 1.290)	540 (280 to 966)	469 (260 to 809)	364 (214 to 611)	381 (224 to 647)	431 (254 to 716)
Other road injuries	0·4 (0·1 to 1)	0·4 (0·1 to 1·3)	7·2 (1·8 to 19·6)	8·7 (2·7 to 22·2)	10·8 (3·4 to 26·6)	10·3 (4·7 to 21·8)	29·1 (12·5 to 63·3)	25·4 (12·2 to 49·5)	19·4 (10·5 to 36·8)	20·5 (11·9 to 37·2)	21·7 (12·6 to 38·8)	21·9 (13 to 38·7)
Other transport injuries	2·1 (0·5 to 6·1)	3·5 (0·9 to 9·6)	30·5 (9·5 to 75·8)	54·1 (23·6 to 115)	71·4 (37·2 to 133)	75·9 (46·3 to 123)	139 (70·6 to 256)	119 (66·5 to 209)	104 (63·1 to 182)	95 (59 to 161)	95·7 (58·6 to 166)	97·2 (59·7 to 162)
Unintentional injuries	753 (296 to 1.730)	485 (166 to 1.750)	2,320 (1.110 to 4.250)	2,390 (1.280 to 3.900)	1,740 (1.210 to 2.430)	1,340 (1.040 to 1.720)	1,420 (1.100 to 1.780)	1,450 (1.130 to 1.870)	1,530 (1.190 to 2.020)	1,690 (1.300 to 2.180)	1,880 (1.460 to 2.430)	1,750 (1.350 to 2.290)
Falls	217 (25·9 to 596)	69·2 (6·9 to 176)	458 (135 to 1,010)	414 (178 to 821)	412 (265 to 606)	458 (313 to 644)	480 (338 to 652)	457 (334 to 611)	581 (433 to 807)	702 (514 to 952)	826 (620 to 1,090)	800 (598 to 1,080)
Drowning	5·5 (2·7 to 10)	2 (0·9 to 3·9)	315 (114 to 681)	1,280 (525 to 2,490)	673 (318 to 1,180)	278 (147 to 468)	151 (80·3 to 245)	150 (79·2 to 258)	64·7 (34·8 to 110)	39·1 (22·7 to 65·8)	96·7 (53·6 to 167)	57·3 (32 to 95·9)
Fire, heat, and hot substances	13·6 (1·6 to 39·9)	20·9 (2 to 71·8)	29·2 (12·7 to 57·2)	145 (63·7 to 318)	143 (59·7 to 300)	123 (70·1 to 215)	192 (123 to 312)	208 (123 to 328)	207 (130 to 317)	228 (146 to 347)	195 (122 to 290)	168 (106 to 247)
Poisonings	1·8 (0·5 to 4·3)	0·6 (0·2 to 1·7)	1·3 (0·4 to 4)	6·4 (3·1 to 14·2)	9·7 (3·5 to 21·4)	24·7 (12·6 to 42)	106 (48 to 203)	76·4 (40·8 to 133)	68 (36·6 to 121)	28·1 (16·6 to 42·4)	45·5 (25·1 to 75)	34·6 (19 to 59·5)
Poisoning by carbon monoxide	0·6 (0·1 to 1·7)	0·1 (0 to 0·2)	0·1 (0 to 0·4)	0·8 (0·4 to 1·5)	2·5 (0·7 to 6·1)	4·6 (2·1 to 8·6)	16·9 (6·9 to 36·5)	11·6 (5·6 to 22·7)	10·8 (5·7 to 19·3)	5·6 (3 to 9·4)	6·9 (3·7 to 11·7)	6·2 (3·1 to 11·8)
Poisoning by other means	1·2 (0·3 to 3·2)	0·6 (0·1 to 1·4)	1·2 (0·4 to 3·8)	5·6 (2·6 to 13·2)	7·3 (2·7 to 16·7)	20·1 (9·9 to 34·9)	88·9 (38·1 to 174)	64·8 (33 to 115)	57·2 (29·6 to 105)	22·5 (13·1 to 35·2)	38·6 (20·4 to 65·1)	28·4 (14·9 to 48·9)
Exposure to mechanical forces	104 (1·2 to 738)	188 (1·5 to 1,420)	220 (18 to 1,010)	150 (62·9 to 338)	141 (87·3 to 217)	118 (75·4 to 183)	139 (91·3 to 213)	159 (103 to 243)	186 (122 to 274)	220 (151 to 326)	232 (156 to 345)	234 (158 to 348)
Unintentional firearm injuries	15·6 (0·1 to 115)	32 (0·1 to 197)	37·1 (1·4 to 239)	12·6 (5·7 to 27)	13·9 (7·3 to 26·6)	15·6 (9·8 to 24·3)	18·3 (12·3 to 27·2)	20·2 (13·7 to 29·6)	22·9 (15·7 to 34·3)	25·4 (17·3 to 37·4)	28·1 (19·1 to 41)	27·7 (18·7 to 39·9)
Other exposure to mechanical forces	88·6 (1·1 to 638)	156 (1·4 to 1,260)	183 (14·8 to 907)	138 (55·7 to 321)	127 (77·8 to 196)	102 (63·9 to 160)	121 (77·2 to 186)	139 (88·9 to 218)	163 (104 to 244)	194 (132 to 287)	203 (136 to 304)	206 (138 to 301)
Adverse effects of medical treatment	21·6 (7·5 to 41)	12·7 (5 to 25·9)	81·4 (23·6 to 187)	76·9 (28·6 to 157)	45·6 (19·2 to 84·7)	46 (19·6 to 81·5)	53·7 (20·5 to 99·2)	67·5 (23·3 to 134)	55·2 (19·5 to 116)	71·9 (21·3 to 166)	67·5 (20·7 to 148)	73·6 (23·2 to 163)
Animal contact	0·5 (0·3 to 1·1)	0·5 (0·2 to 1·1)	5·6 (2·2 to 16·4)	19 (9·3 to 46·6)	24·7 (12·5 to 50·5)	29·7 (16 to 51·9)	34·2 (19·8 to 53·8)	39·3 (22·6 to 61·5)	42·4 (25·7 to 64·9)	45·2 (27·7 to 70·5)	51·3 (32·5 to 79·4)	47·8 (31 to 71·7)
Venomous animal contact	0·5 (0·2 to 1·1)	0·4 (0·2 to 0·9)	4·8 (1·7 to 15·2)	15·2 (6·8 to 40·9)	15·9 (6·8 to 37·6)	16·6 (7·4 to 34)	18·4 (9 to 35·4)	19·7 (9·7 to 35·6)	20·5 (10·6 to 34·8)	20·6 (10·3 to 36·2)	24·8 (13·6 to 43·3)	23·2 (13·3 to 37·3)
Non-venomous animal contact	0 (0 to 0·1)	0·1 (0 to 0·2)	0·7 (0·3 to 1·5)	3·8 (1·7 to 7·5)	8·8 (4 to 17·3)	13 (6·4 to 24)	15·8 (8·3 to 26·5)	19·5 (10·6 to 32·7)	22 (12·5 to 37·1)	24·5 (13·9 to 42·2)	26·5 (15·2 to 45·8)	24·7 (14·3 to 40·9)
Foreign body	386 (177 to 746)	189 (95·6 to 319)	1,190 (445 to 2,480)	216 (99·9 to 371)	113 (68·6 to 171)	62·8 (43·7 to 86·7)	62·2 (43·7 to 84·8)	88·4 (64·7 to 120)	92·4 (67 to 126)	87·3 (63·5 to 117)	90·2 (65·3 to 120)	101 (75·4 to 135)
Pulmonary aspiration and foreign body in airway	382 (176 to 739)	188 (94·7 to 318)	1,160 (433 to 2.430)	193 (82·6 to 344)	80·1 (41·6 to 138)	24·2 (13·5 to 38·4)	18·4 (10·5 to 29)	36·3 (20·6 to 59·1)	33·5 (19·3 to 55·7)	21·4 (12·3 to 35·6)	17·8 (10·2 to 28·9)	30·1 (16·7 to 50·4)
Foreign body in eyes	0 (0 to 0)	0 (0 to 0·1)	0·6 (0·2 to 1·5)	3·6 (1·1 to 8)	6·1 (1·9 to 13·2)	7·6 (2·7 to 16·5)	9·2 (3·4 to 19·8)	11·8 (4·6 to 25·2)	13·8 (5·9 to 27·4)	15·7 (7·2 to 28·9)	17·4 (8·1 to 31·6)	17·9 (9·3 to 32·4)
Foreign body in other body part	3·5 (0·3 to 12·8)	0·8 (0·3 to 2·5)	24·2 (5·1 to 73·6)	18·8 (10·8 to 32·3)	26·4 (16·1 to 40·3)	31·1 (20·1 to 46·7)	34·6 (22·6 to 50·3)	40·2 (27·3 to 56·8)	45 (30·7 to 63)	50·2 (34·8 to 69·3)	55 (39·1 to 76·4)	53·5 (37·9 to 72·5)
Environmental heat and cold exposure	0·1 (0 to 0·2)	0·1 (0 to 0·1)	4 (1 to 10·4)	7·8 (4·8 to 11·9)	16·2 (9·5 to 25·6)	23·9 (14·7 to 36·3)	30·9 (20 to 46·9)	35·1 (22·4 to 53·8)	37·2 (24·4 to 56·1)	39·4 (26 to 58·9)	39·1 (24·6 to 57·7)	35·5 (23 to 53·1)
Exposure to forces of nature	0·2 (0·2 to 0·2)	0·8 (0·7 to 0·9)	6·5 (5·9 to 7·2)	38 (34·2 to 42·2)	40·8 (36·4 to 45·9)	48 (41·7 to 55·9)	36·5 (31·6 to 42·7)	32·2 (27·7 to 38·3)	31·9 (27·2 to 38·1)	30·6 (26·2 to 36·2)	28·7 (24·3 to 34·2)	27 (22·9 to 32·4)
Other unintentional injuries	2·3 (1·1 to 4·6)	0·9 (0·4 to 1·6)	8·1 (4·4 to 13·8)	39 (22·2 to 63·3)	122 (74·6 to 197)	128 (85·1 to 189)	131 (88·4 to 189)	139 (94·6 to 198)	169 (118 to 239)	194 (137 to 267)	207 (146 to 286)	169 (114 to 235)
Self-harm and interpersonal violence	102 (37·6 to 234)	4·8 (2·1 to 9·4)	24 (10·3 to 50·3)	64·8 (35·7 to 116)	138 (94 to 205)	336 (234 to 467)	860 (579 to 1.230)	822 (557 to 1.140)	660 (457 to 935)	627 (446 to 885)	653 (466 to 931)	552 (395 to 770)
Self-harm	0 (0 to 0)	0 (0 to 0)	0 (0 to 0)	0 (0 to 0)	0 (0 to 0)	158 (85·4 to 265)	434 (217 to 723)	407 (212 to 685)	334 (188 to 565)	311 (173 to 514)	281 (157 to 482)	238 (132 to 412)
Self-harm by firearm	0 (0 to 0)	0 (0 to 0)	0 (0 to 0)	0 (0 to 0)	0 (0 to 0)	2·6 (1 to 5·2)	1·4 (0·5 to 2·8)	2·2 (0·7 to 5·5)	1·3 (0·6 to 3)	1·8 (0·6 to 4)	1·3 (0·5 to 2·9)	1·7 (0·6 to 4)
Self-harm by other specified means	0 (0 to 0)	0 (0 to 0)	0 (0 to 0)	0 (0 to 0)	0 (0 to 0)	156 (84·2 to 262)	432 (216 to 721)	405 (211 to 680)	333 (188 to 563)	309 (173 to 511)	279 (156 to 480)	236 (131 to 409)
Interpersonal violence	102 (37·3 to 234)	4·6 (2 to 9·2)	23·1 (9·5 to 49·2)	59·3 (30·5 to 110)	134 (89·9 to 200)	173 (124 to 235)	420 (280 to 619)	409 (275 to 576)	320 (220 to 456)	298 (208 to 424)	319 (223 to 443)	257 (184 to 358)
Physical violence by firearm	0·2 (0·1 to 0·6)	0·2 (0 to 0·4)	1·1 (0·3 to 3·1)	2·9 (1 to 6·5)	3·8 (1·6 to 8)	4·2 (2 to 8·2)	10·2 (3·8 to 22·8)	3·5 (1·9 to 6·1)	2·7 (1·6 to 4·5)	2·8 (1·7 to 4·7)	2·8 (1·7 to 4·8)	2·5 (1·6 to 4·1)
Physical violence by sharp object	2·3 (0·6 to 6·1)	0·1 (0 to 0·3)	1·4 (0·4 to 3·3)	4·1 (1·6 to 8·8)	4·9 (2·7 to 8·4)	7·2 (4·1 to 12·5)	19·2 (9·2 to 42·1)	75·3 (34·2 to 142)	47·2 (24·9 to 93·5)	38·6 (21·1 to 69·4)	39·1 (20·3 to 67·9)	22·8 (13·7 to 38·3)
Sexual violence	0 (0 to 0)	0 (0 to 0)	0 (0 to 0)	4·4 (2·6 to 7·1)	39·9 (24·2 to 63·4)	95·5 (54·8 to 149)	186 (106 to 294)	215 (124 to 327)	187 (106 to 305)	176 (101 to 283)	167 (92·8 to 272)	142 (83·5 to 235)
Physical violence by other means	99·2 (36·5 to 230)	4·4 (1·9 to 8·7)	20·6 (8·5 to 45·3)	47·9 (23·1 to 91·8)	85·1 (50 to 140)	66·6 (43·9 to 99·5)	205 (115 to 354)	115 (68·4 to 182)	82·4 (54·5 to 124)	81·2 (55·9 to 114)	110 (72·7 to 169)	90·3 (63·4 to 131)
Conflict and terrorism	0·2 (0·2 to 0·3)	0·1 (0·1 to 0·1)	0·5 (0·4 to 0·5)	3 (2·7 to 3·3)	2·2 (1·9 to 2·6)	2·1 (1·8 to 2·5)	2·6 (2·2 to 3·1)	3·3 (2·5 to 4·7)	2·9 (2 to 4·5)	15·4 (5·1 to 43·2)	50·7 (12·8 to 144)	54·8 (13·1 to 159)

G6PD deficiency	18·3 (9 to 33·2)	8·6 (3·8 to 15·5)	6·1 (2·8 to 11·4)	3·9 (1·7 to 7)	2 (0·9 to 3·8)	1·1 (0·5 to 2)	0·5 (0·2 to 0·8)	0·2 (0·1 to 0·3)	0 (0 to 0·1)	0 (0 to 0)	0 (0 to 0)	394
G6PD trait	2·5 (0·2 to 6·7)	0 (0 to 0·1)	0 (0 to 0)	0 (0 to 0)	0 (0 to 0)	0 (0 to 0)	0 (0 to 0)	0 (0 to 0)	0 (0 to 0)	0 (0 to 0)	0 (0 to 0)	40·5
Other hemoglobinopathies and hemolytic anemias	110 (43·7 to 217)	74·5 (27·9 to 155)	55·6 (23·4 to 110)	213 (109 to 351)	156 (79·1 to 256)	125 (72·9 to 194)	60·3 (33·1 to 99·8)	22·6 (12·2 to 37)	12·5 (7 to 20·3)	4·8 (2·6 to 7·5)	1·1 (0·6 to 1·8)	1,770
Endocrine, metabolic, blood, and immune disorders	1,070 (626 to 1.630)	890 (540 to 1.360)	684 (406 to 1.090)	538 (348 to 822)	322 (207 to 486)	209 (144 to 294)	111 (77·9 to 155)	47·4 (31·2 to 67·1)	23·4 (15·4 to 34·8)	9 (5·9 to 13·1)	2·2 (1·3 to 3·6)	9.720
Oral disorders	1,530 (832 to 2,640)	1,410 (773 to 2,400)	1,270 (743 to 2,030)	1,090 (654 to 1,700)	833 (504 to 1,300)	583 (362 to 880)	395 (249 to 581)	228 (144 to 331)	103 (64·6 to 149)	38·2 (23·9 to 54·6)	8·1 (5·1 to 11·7)	14,800
Caries of deciduous teeth	0 (0 to 0)	0 (0 to 0)	0 (0 to 0)	0 (0 to 0)	0 (0 to 0)	0 (0 to 0)	0 (0 to 0)	0 (0 to 0)	0 (0 to 0)	0 (0 to 0)	0 (0 to 0)	156
Caries of permanent teeth	86·9 (35·2 to 186)	65·4 (26·4 to 137)	49 (18·6 to 106)	35·6 (13 to 77·4)	23 (8·9 to 47·9)	14 (5·7 to 29·2)	8 (3·3 to 15·5)	4 (1·6 to 8·4)	1·5 (0·6 to 3·1)	0·5 (0·2 to 1)	0·1 (0 to 0·2)	1.400
Periodontal diseases	719 (272 to 1.540)	580 (228 to 1.250)	425 (170 to 912)	280 (111 to 569)	161 (63·2 to 331)	86·2 (34·4 to 174)	47·1 (18·9 to 96·6)	23·6 (9·1 to 47·6)	9·7 (3·7 to 20·5)	3·3 (1·2 to 7·1)	0·6 (0·2 to 1·4)	4.790
Other oral disorders	245 (146 to 365)	189 (112 to 281)	138 (83·6 to 213)	96·4 (59·7 to 146)	60·4 (37·1 to 92·1)	32·7 (20·3 to 49·9)	16 (9·8 to 23·8)	6·9 (4·1 to 10·4)	2·4 (1·4 to 3·5)	0·7 (0·5 to 1·1)	0·2 (0·1 to 0·2)	3,120
Sudden infant death syndrome	--	--	--	--	--	--	--	--	--	--	--	NA
Injuries	3,410 (2.620 to 4.450)	2,750 (2.120 to 3.510)	2,380 (1.840 to 3.110)	2,060 (1.600 to 2.640)	1,610 (1.240 to 2.070)	1,410 (1.050 to 1.830)	1,190 (869 to 1.560)	859 (616 to 1.130)	506 (356 to 678)	223 (152 to 310)	49·5 (34·4 to 70·2)	52.100
Transport injuries	1,330 (931 to 1,890)	1,080 (758 to 1,510)	870 (629 to 1,220)	631 (463 to 847)	422 (320 to 557)	343 (254 to 460)	227 (170 to 299)	128 (98·1 to 165)	54·8 (42·1 to 71·5)	16·7 (12·8 to 21·4)	3·1 (2·4 to 4·1)	17,200
Road injuries	1,250 (873 to 1.770)	1,010 (705 to 1.420)	820 (589 to 1.150)	597 (438 to 807)	400 (302 to 527)	327 (244 to 439)	215 (162 to 286)	121 (92·5 to 155)	51·4 (39·7 to 66·6)	15·3 (11·6 to 19·6)	2·8 (2·1 to 3·7)	16.000
Pedestrian road injuries	387 (217 to 644)	356 (204 to 602)	292 (171 to 506)	261 (167 to 402)	170 (112 to 254)	161 (103 to 239)	119 (80·5 to 172)	66·6 (47·1 to 91·1)	26·9 (19·3 to 36·7)	6·9 (5·1 to 9·3)	1·3 (0·9 to 1·7)	5.390
Cyclist road injuries	104 (71·6 to 151)	88·4 (62·2 to 128)	73·1 (50·9 to 107)	54·9 (39·3 to 76·5)	39·8 (28·6 to 56·5)	27 (19·1 to 39·4)	13·9 (10 to 18·6)	8·3 (5·9 to 11)	4 (2·8 to 5·4)	1·4 (1 to 2)	0·2 (0·2 to 0·3)	1,070
Motorcyclist road injuries	388 (260 to 572)	300 (210 to 433)	248 (179 to 353)	152 (110 to 201)	104 (75·9 to 138)	66·7 (48·2 to 89)	39·5 (28·4 to 51·7)	21·7 (15·6 to 28·5)	9·8 (7 to 13)	3·4 (2·5 to 4·6)	0·7 (0·5 to 0·9)	4,490
Motor vehicle road injuries	351 (212 to 587)	250 (154 to 392)	195 (122 to 312)	124 (80·9 to 196)	83·1 (55·2 to 123)	70·4 (44·4 to 110)	40·2 (24·8 to 62·1)	22·2 (14·8 to 32·2)	10 (6·5 to 14·8)	3·3 (2·1 to 4·8)	0·6 (0·4 to 0·9)	4,810
Other road injuries	20·4 (11·7 to 35·6)	16 (9·7 to 27·6)	12·2 (7·1 to 22)	4·6 (3·3 to 6·2)	3·3 (2·4 to 4·4)	2 (1·5 to 2·7)	3 (1·7 to 5·8)	1·9 (1·1 to 3·3)	0·8 (0·5 to 1·4)	0·3 (0·2 to 0·4)	0·1 (0 to 0·1)	240
Other transport injuries	80·2 (50·2 to 133)	65·2 (40·3 to 110)	49·8 (31·7 to 83·8)	33·6 (21·2 to 53·5)	22·4 (14·2 to 36·1)	15·9 (9·4 to 27·4)	11·5 (6·8 to 20)	7·6 (4·5 to 13·2)	3·4 (2 to 5·8)	1·4 (0·8 to 2·3)	0·3 (0·2 to 0·5)	1,180
Unintentional injuries	1,630 (1.270 to 2.090)	1,370 (1.070 to 1.770)	1,300 (1.010 to 1.700)	1,300 (957 to 1.740)	1,090 (807 to 1.430)	996 (690 to 1.360)	918 (621 to 1.260)	698 (470 to 956)	434 (289 to 601)	200 (130 to 285)	45·6 (31·1 to 66·3)	28,700
Falls	786 (574 to 1,070)	692 (518 to 914)	723 (523 to 992)	860 (574 to 1,230)	753 (518 to 1,060)	761 (481 to 1,110)	730 (443 to 1,050)	582 (362 to 822)	376 (236 to 530)	178 (112 to 261)	40·8 (26·7 to 60·7)	12,400
Drowning	50·7 (28·5 to 85·4)	38·8 (22 to 64)	54·8 (30·9 to 92·2)	31·5 (17 to 52·3)	35·9 (20·9 to 58·2)	24·9 (14·6 to 39·8)	31·2 (18·4 to 49·9)	30 (17·4 to 47·1)	13·4 (7·7 to 21·4)	2·6 (1·5 to 4·3)	0·3 (0·2 to 0·5)	3,420
Fire, heat, and hot substances	146 (97·7 to 211)	109 (71·7 to 164)	82 (50·6 to 126)	67·8 (45·5 to 101)	58·1 (35·5 to 94·3)	38·4 (22·6 to 62·1)	26·6 (17·1 to 42·1)	16·8 (10·2 to 26·7)	7·1 (4·9 to 10)	2·5 (1·7 to 3·5)	0·5 (0·3 to 0·8)	2.230
Poisonings	45·4 (23·4 to 84·8)	25·6 (13·6 to 45·5)	9·8 (5·2 to 15·4)	6·2 (3·5 to 9·9)	4·7 (2·7 to 7·4)	6·9 (3·7 to 11·3)	1·8 (1·1 to 2·8)	1·1 (0·6 to 1·8)	0·6 (0·3 to 0·9)	0·3 (0·2 to 0·5)	0·1 (0·1 to 0·2)	505
Poisoning by carbon monoxide	6·5 (3·2 to 12·5)	4 (2·1 to 7·2)	2 (1 to 3·3)	1·3 (0·6 to 2·2)	1·1 (0·5 to 1·8)	1·4 (0·6 to 2·9)	0·4 (0·2 to 0·7)	0·2 (0·1 to 0·4)	0·2 (0·1 to 0·4)	0·1 (0 to 0·2)	0·1 (0 to 0·1)	83·7
Poisoning by other means	38·9 (19·3 to 74·6)	21·5 (11 to 38·6)	7·8 (4·2 to 12·4)	5 (2·7 to 8·2)	3·7 (2·1 to 6)	5·5 (2·9 to 9·2)	1·4 (0·8 to 2·3)	0·9 (0·5 to 1·5)	0·4 (0·2 to 0·7)	0·2 (0·1 to 0·4)	0·1 (0 to 0·1)	422
Exposure to mechanical forces	206 (141 to 307)	177 (119 to 261)	152 (106 to 218)	122 (84·7 to 174)	78·6 (54·3 to 111)	51·2 (36 to 71·7)	34·7 (24·5 to 49·2)	18·9 (13·4 to 26·5)	7·9 (5·6 to 11·1)	3 (2 to 4·1)	0·7 (0·5 to 0·9)	2,940
Unintentional firearm injuries	25·1 (17·1 to 37)	21·2 (14·6 to 31·6)	16·9 (11·5 to 24·2)	12·5 (8·7 to 18·1)	8·2 (5·6 to 11·9)	4·9 (3·4 to 7·1)	3 (2 to 4·5)	1·7 (1·1 to 2·5)	0·8 (0·6 to 1·2)	0·4 (0·3 to 0·6)	0·1 (0·1 to 0·2)	364
Other exposure to mechanical forces	181 (121 to 270)	156 (104 to 230)	136 (92·9 to 195)	109 (75·8 to 157)	70·3 (48·2 to 99·3)	46·3 (32·2 to 64·8)	31·7 (22·2 to 44·6)	17·2 (12·2 to 24·1)	7·1 (5 to 9·9)	2·6 (1·8 to 3·7)	0·5 (0·4 to 0·8)	2.580
Adverse effects of medical treatment	78·7 (22·6 to 183)	56 (16·1 to 139)	57·3 (16·3 to 140)	52 (16 to 120)	42 (14·1 to 95·1)	30·8 (10·9 to 63·1)	23·8 (8·8 to 47·4)	14·4 (5·8 to 28)	8·2 (3·2 to 15·7)	3·4 (1·4 to 6·1)	0·8 (0·3 to 1·3)	1.040
Animal contact	41 (25·8 to 61·1)	34·7 (23 to 52·4)	28·5 (18·9 to 42·6)	19·8 (13·3 to 28·8)	14·1 (9·3 to 20·8)	9·6 (6·4 to 13·8)	6·7 (4·4 to 9·9)	3·6 (2·3 to 5·5)	3·3 (1·5 to 5·6)	1·5 (0·6 to 2·6)	0·3 (0·1 to 0·6)	503
Venomous animal contact	20 (11·3 to 32·1)	17·5 (10·2 to 28·5)	15·5 (9·2 to 25·6)	10·4 (6·1 to 16·8)	7·8 (4·7 to 12·4)	5·6 (3·4 to 8·8)	4·2 (2·5 to 7·2)	2·2 (1·2 to 3·7)	1·9 (0·7 to 3·7)	0·9 (0·2 to 1·6)	0·2 (0·1 to 0·3)	267
Non-venomous animal contact	21 (12·1 to 35·1)	17·2 (10·2 to 28·5)	13 (7·7 to 20·9)	9·4 (5·6 to 15·4)	6·3 (3·7 to 10·3)	4 (2·4 to 6·3)	2·4 (1·5 to 3·9)	1·4 (0·9 to 2·3)	1·4 (0·7 to 2·4)	0·7 (0·3 to 1·2)	0·2 (0·1 to 0·3)	236
Foreign body	81·8 (61·8 to 107)	69·2 (51·5 to 90·7)	59 (44·5 to 76·4)	46·7 (35·3 to 60·8)	35·2 (27·2 to 44·7)	30·6 (23 to 39·8)	36·2 (25·8 to 51·6)	15·4 (11·4 to 20·8)	8 (5·7 to 11)	3·6 (2·4 to 5·1)	0·9 (0·6 to 1·3)	3,060
Pulmonary aspiration and foreign body in airway	18·1 (10·7 to 29·5)	14·8 (8·4 to 25·3)	14·8 (8·4 to 24·6)	12·9 (8 to 19·8)	12·1 (7·7 to 17·8)	15·5 (9·6 to 23·4)	25·5 (15·9 to 40)	9·5 (6 to 14·4)	5 (3 to 7·9)	2·4 (1·3 to 3·9)	0·6 (0·4 to 1)	2.320
Foreign body in eyes	15·8 (8·6 to 27)	12·9 (7·1 to 21·1)	9·9 (5·8 to 15·3)	7·6 (4·7 to 11·6)	5·2 (3·2 to 7·8)	3·4 (2·2 to 4·9)	2·2 (1·4 to 3·1)	1·2 (0·8 to 1·8)	0·5 (0·4 to 0·8)	0·2 (0·1 to 0·3)	0 (0 to 0·1)	163
Foreign body in other body part	47·9 (34·4 to 65)	41·6 (29·6 to 55·2)	34·3 (24·9 to 46)	26·2 (18·6 to 35·7)	17·9 (12·9 to 24·1)	11·8 (8·6 to 15·6)	8·5 (6·2 to 11·2)	4·7 (3·4 to 6·2)	2·4 (1·7 to 3·1)	1 (0·7 to 1·4)	0·3 (0·2 to 0·3)	580
Environmental heat and cold exposure	29·5 (19·2 to 43·7)	28·9 (18·1 to 43·4)	20·3 (13·2 to 29·7)	15 (9·9 to 22·3)	10·2 (6·5 to 15)	6·7 (4·3 to 10)	4·3 (2·9 to 6·3)	2·6 (1·7 to 3·9)	1·4 (0·9 to 1·9)	0·6 (0·4 to 0·9)	0·1 (0·1 to 0·2)	389
Exposure to forces of nature	22·7 (19·3 to 27·7)	20 (17 to 24·1)	16·9 (14·3 to 20·6)	13·6 (11·4 to 16·5)	9·5 (7·9 to 11·5)	7 (5·9 to 8·4)	4·7 (4 to 5·6)	2·8 (2·3 to 3·3)	1·2 (1 to 1·4)	0·3 (0·3 to 0·4)	0·1 (0·1 to 0·1)	420
Other unintentional injuries	142 (99 to 196)	117 (80 to 161)	95·3 (66·9 to 131)	67·2 (47 to 92·3)	44·7 (31·4 to 60·5)	28·4 (20·4 to 38·5)	18·5 (13·1 to 25·1)	11·1 (7·9 to 14·8)	7·4 (5·3 to 10·1)	3·5 (2·5 to 4·9)	1 (0·7 to 1·3)	1,850
Self-harm and interpersonal violence	448 (316 to 644)	304 (215 to 431)	211 (149 to 305)	132 (96·4 to 180)	97·6 (71·1 to 130)	71·5 (52·9 to 97·6)	47·9 (34·6 to 66·2)	32·4 (21·7 to 46·6)	16·4 (10·9 to 24·6)	6·3 (4·1 to 9·2)	0·7 (0·5 to 1)	6.210
Self-harm	188 (104 to 327)	121 (64 to 203)	106 (59 to 183)	54·6 (32·7 to 85·6)	40·9 (23·7 to 65·3)	40·6 (25·4 to 61·5)	32·2 (20·1 to 49·6)	25·5 (15·2 to 39·7)	13·6 (8·2 to 21·5)	5·3 (3·2 to 8·2)	0·5 (0·3 to 0·8)	2.790
Self-harm by firearm	1·1 (0·5 to 2·6)	0·9 (0·3 to 2·1)	0·6 (0·3 to 1·4)	0·4 (0·2 to 0·9)	0·3 (0·1 to 0·7)	0·3 (0·1 to 0·8)	0·5 (0·2 to 1)	0·5 (0·2 to 1·1)	0·3 (0·1 to 0·6)	0·2 (0·1 to 0·5)	0 (0 to 0·1)	17·6
Self-harm by other specified means	187 (103 to 324)	120 (63·6 to 202)	105 (58·8 to 182)	54·2 (32·3 to 85·1)	40·5 (23·4 to 64·8)	40·3 (25·2 to 61·1)	31·7 (19·8 to 49·1)	25 (14·9 to 39·1)	13·2 (8 to 20·9)	5·1 (3 to 7·9)	0·5 (0·3 to 0·8)	2,770
Interpersonal violence	213 (153 to 294)	151 (110 to 208)	87·4 (65 to 114)	66·5 (49·9 to 86·7)	50·6 (37·6 to 69·1)	27·8 (21·2 to 36·2)	14·1 (11·1 to 17·9)	5·9 (4·7 to 7·5)	2·5 (1·9 to 3·1)	0·9 (0·6 to 1·1)	0·2 (0·1 to 0·2)	3.140
Physical violence by firearm	2·2 (1·4 to 3·6)	2·3 (1·4 to 4·1)	1·7 (1 to 3·2)	1·4 (0·8 to 2·6)	1·2 (0·6 to 2·3)	0·5 (0·3 to 0·8)	0·3 (0·2 to 0·6)	0·1 (0·1 to 0·2)	0·1 (0·1 to 0·2)	0 (0 to 0·1)	0 (0 to 0)	46·8
Physical violence by sharp object	15·8 (9·9 to 25·2)	15·4 (9·4 to 24·7)	11·2 (7 to 18)	15·7 (9 to 26·5)	4·5 (2·9 to 6·9)	2·5 (1·7 to 3·8)	1·3 (0·9 to 1·8)	0·6 (0·4 to 0·8)	0·3 (0·2 to 0·4)	0·1 (0·1 to 0·2)	0 (0 to 0)	330
Sexual violence	105 (59·6 to 174)	63·4 (35·1 to 104)	30·9 (17·7 to 50·3)	17·2 (10·5 to 26·1)	10·6 (6·5 to 15·8)	6·2 (3·8 to 9)	3·6 (2·3 to 5·2)	1·8 (1·1 to 2·7)	0·6 (0·3 to 1)	0·1 (0·1 to 0·2)	0 (0 to 0)	1.450
Physical violence by other means	90·1 (62·1 to 132)	70 (48·6 to 98·5)	43·5 (31·8 to 59·4)	32·2 (23 to 43·6)	34·4 (24 to 49)	18·6 (13·3 to 25·7)	8·9 (6·7 to 11·8)	3·4 (2·5 to 4·6)	1·4 (1 to 1·9)	0·6 (0·4 to 0·8)	0·1 (0·1 to 0·2)	1.310
Conflict and terrorism	45 (11·2 to 129)	31·1 (8·1 to 86·5)	17·4 (4·5 to 48·4)	10 (2·7 to 27·5)	5·8 (1·6 to 16·4)	2·9 (0·8 to 8·2)	1·5 (0·4 to 4·4)	0·9 (0·3 to 2·4)	0·4 (0·1 to 1·1)	0·1 (0 to 0·4)	0 (0 to 0·1)	253

SR Table 2b: Bali DALYS by cause and age group for females with 95% uncertainty intervals, 2019

Cause	Early Neonatal	Late Neonatal	Post Neonatal	1 to 4	5 to 9	10 to 14	15 to 19	20 to 24	25 to 29	30 to 34	35 to 39	40 to 44	45 to 49	50 to 54	55 to 59	60 to 64	65 to 69	70 to 74	75 to 79	80 to 84	85 to 89	90 to 94	95 plus	Total
All causes	3,640 (2,870 to 4,510)	1,090 (868 to 1,340)	2,920 (2,130 to 4,020)	4,780 (3,860 to 5,830)	6,010 (4,540 to 8,030)	9,890 (7,430 to 12,900)	15,500 (12,100 to 19,700)	19,100 (14,800 to 24,000)	21,600 (16,600 to 27,100)	25,700 (19,900 to 32,200)	33,000 (25,800 to 41,600)	42,600 (33,400 to 54,500)	49,300 (38,400 to 62,700)	51,500 (40,100 to 66,300)	50,500 (39,100 to 65,400)	49,500 (39,100 to 62,900)	47,200 (38,100 to 58,600)	45,000 (36,500 to 55,000)	38,400 (31,400 to 46,800)	27,700 (22,900 to 33,300)	15,500 (12,800 to 18,400)	5,500 (4,640 to 6,360)	1,290 (1,130 to 1,440)	567,000
Communicable, maternal, neonatal, and nutritional diseases	2,650 (1,530 to 3,770)	712 (426 to 1,040)	2,000 (1,330 to 2,910)	2,560 (1,970 to 3,210)	2,180 (1,630 to 3,010)	2,280 (1,650 to 3,210)	3,100 (2,350 to 4,170)	3,790 (2,850 to 5,130)	3,830 (2,750 to 5,250)	3,770 (2,710 to 5,260)	4,380 (3,150 to 6,060)	4,810 (3,430 to 6,590)	4,260 (3,040 to 5,920)	4,350 (3,090 to 6,000)	3,890 (2,730 to 5,710)	4,320 (3,080 to 6,050)	4,490 (3,230 to 6,410)	4,750 (3,440 to 6,730)	4,490 (3,200 to 6,420)	3,550 (2,490 to 5,070)	2,210 (1,540 to 3,200)	858 (606 to 1,220)	240 (171 to 334)	73,500
HIV/AIDS and sexually transmitted infections	721 (222 to 1,420)	173 (43·7 to 384)	160 (45·5 to 367)	94·7 (20·9 to 284)	16·3 (9·4 to 28·5)	16·4 (11·2 to 22·6)	98 (75·2 to 128)	201 (160 to 246)	264 (199 to 360)	286 (207 to 416)	256 (184 to 390)	191 (133 to 307)	119 (77·4 to 198)	62·9 (39·3 to 101)	32·2 (18·7 to 55·7)	19·2 (10·7 to 34·5)	15·5 (8·4 to 25·9)	12·9 (7·8 to 20·4)	8·9 (4·8 to 15·4)	4·2 (1·9 to 8·4)	2·1 (0·9 to 4·2)	0·6 (0·2 to 1·2)	0·1 (0·1 to 0·2)	2,750
HIV/AIDS	0 (0 to 0)	0 (0 to 0)	19·3 (3·5 to 62·9)	86·5 (15·6 to 282)	12·1 (6·5 to 24·3)	15 (9·7 to 21·2)	91·3 (69 to 121)	182 (143 to 227)	232 (172 to 327)	245 (173 to 373)	208 (141 to 344)	140 (93 to 252)	72·5 (44 to 138)	33·9 (19·1 to 59·8)	11·1 (4·4 to 22·1)	4·2 (2·7 to 7·3)	5·3 (2 to 10·7)	5 (2·1 to 9·8)	1·5 (1 to 2·1)	0·1 (0 to 0·1)	0 (0 to 0)	0 (0 to 0)	0 (0 to 0)	1,360
HIV/AIDS - Drug-susceptible Tuberculosis	0 (0 to 0)	0 (0 to 0)	8·8 (1·7 to 28·3)	39·4 (7·8 to 127)	6·8 (4·1 to 12·5)	8·5 (5·8 to 11·6)	54·7 (34·6 to 80·4)	108 (76·8 to 144)	139 (99·3 to 193)	149 (101 to 214)	130 (84·5 to 199)	88·6 (55·1 to 145)	46·3 (26·9 to 81)	21·7 (11 to 36·5)	8·3 (2·5 to 16·2)	3·2 (2·2 to 4·8)	4·2 (1·3 to 8·5)	4·2 (1·6 to 8·7)	1·3 (0·9 to 1·8)	0 (0 to 0·1)	0 (0 to 0)	0 (0 to 0)	0 (0 to 0)	822
HIV/AIDS - Multidrug-resistant Tuberculosis without extensive d	0 (0 to 0)	0 (0 to 0)	0·1 (0 to 0·7)	0·5 (0 to 3·1)	0·1 (0 to 0·4)	0·1 (0 to 0·5)	0·5 (0 to 3·2)	1 (0 to 6·2)	1·2 (0 to 7·2)	1·2 (0 to 7·8)	1·1 (0 to 6·8)	0·8 (0 to 4·7)	0·4 (0 to 2·6)	0·2 (0 to 1·2)	0·1 (0 to 0·4)	0 (0 to 0·1)	0 (0 to 0·2)	0 (0 to 0·2)	0 (0 to 0·1)	0 (0 to 0)	0 (0 to 0)	0 (0 to 0)	0 (0 to 0)	7·3
HIV/AIDS - Extensively drug-resistant Tuberculosis	0 (0 to 0)	0 (0 to 0)	0 (0 to 0·1)	0·1 (0 to 0·6)	0 (0 to 0·1)	0 (0 to 0·1)	0·1 (0 to 0·5)	0·2 (0 to 1)	0·2 (0 to 1·1)	0·2 (0 to 1·2)	0·2 (0 to 1·1)	0·1 (0 to 0·7)	0·1 (0 to 0·4)	0 (0 to 0·2)	0 (0 to 0·1)	0 (0 to 0)	0 (0 to 0)	0 (0 to 0)	0 (0 to 0)	0 (0 to 0)	0 (0 to 0)	0 (0 to 0)	0 (0 to 0)	1·2
HIV/AIDS resulting in other diseases	0 (0 to 0)	0 (0 to 0)	10·4 (1·7 to 34·6)	46·5 (7·7 to 155)	5·2 (2·3 to 11·7)	6·4 (3·7 to 9·5)	36·1 (29·9 to 42·6)	73·5 (58·6 to 91·7)	91·2 (64·7 to 137)	94·9 (63·2 to 161)	76 (48·5 to 151)	50·2 (32·4 to 105)	25·7 (13·7 to 60)	12 (7 to 25·7)	2·7 (1·1 to 8·1)	0·9 (0·3 to 2·6)	1·1 (0·4 to 3·2)	0·8 (0·3 to 2)	0·2 (0·1 to 0·5)	0 (0 to 0)	0 (0 to 0)	0 (0 to 0)	0 (0 to 0)	534
Sexually transmitted infections excluding HIV	721 (222 to 1,420)	173 (43·7 to 384)	140 (34·9 to 339)	8·2 (2 to 20·6)	4·2 (1 to 10·2)	1·5 (0·9 to 2·2)	6·7 (3·7 to 11·9)	19·1 (9·5 to 37·3)	32·3 (15·3 to 62·5)	40·5 (18·3 to 81·1)	48·1 (22·4 to 95·3)	51·1 (23·7 to 106)	46·7 (21 to 96·2)	29 (12·5 to 61·8)	21·1 (9·3 to 43·1)	15·1 (6·5 to 29·5)	10·1 (4·5 to 20·1)	7·8 (3·8 to 14·3)	7·4 (3·2 to 14·1)	4·2 (1·8 to 8·4)	2·1 (0·8 to 4·2)	0·6 (0·2 to 1·2)	0·1 (0 to 0·2)	1,390
Syphilis	721 (222 to 1,420)	173 (43·7 to 384)	140 (34·9 to 339)	8·2 (2 to 20·6)	4·2 (1 to 10·2)	0·4 (0·2 to 0·5)	0·3 (0·2 to 0·4)	0·3 (0·1 to 0·6)	0·4 (0·2 to 0·9)	0·4 (0·2 to 0·8)	0·6 (0·3 to 1·2)	0·4 (0·2 to 0·6)	0·5 (0·3 to 0·9)	0·4 (0·3 to 0·7)	0·3 (0·2 to 0·5)	0·4 (0·2 to 0·7)	0·3 (0·2 to 0·6)	0·5 (0·2 to 0·9)	0·5 (0·2 to 1·1)	0·6 (0·2 to 1·4)	0·3 (0·1 to 0·7)	0·2 (0·1 to 0·3)	0 (0 to 0·1)	1,050
Chlamydial infection	0 (0 to 0)	[illegible]	[illegible]	[illegible]	[illegible]	[illegible]	[illegible]	[illegible]	[illegible]	[illegible]	[illegible]	[illegible]	[illegible]	[illegible]	[illegible]	[illegible]	[illegible]	[illegible]	[illegible]	[illegible]	[illegible]	[illegible]	[illegible]	[illegible]
Gonococcal infection	0 (0 to 0)	[illegible]	[illegible]	[illegible]	[illegible]	[illegible]	[illegible]	[illegible]	[illegible]	[illegible]	[illegible]	[illegible]	[illegible]	[illegible]	[illegible]	[illegible]	[illegible]	[illegible]	[illegible]	[illegible]	[illegible]	[illegible]	[illegible]	[illegible]
Trichomoniasis	0 (0 to 0)	[illegible]	[illegible]	[illegible]	[illegible]	[illegible]	[illegible]	[illegible]	[illegible]	[illegible]	[illegible]	[illegible]	[illegible]	[illegible]	[illegible]	[illegible]	[illegible]	[illegible]	[illegible]	[illegible]	[illegible]	[illegible]	[illegible]	[illegible]
Genital herpes	0 (0 to 0)	[illegible]	[illegible]	[illegible]	[illegible]	[illegible]	[illegible]	[illegible]	[illegible]	[illegible]	[illegible]	[illegible]	[illegible]	[illegible]	[illegible]	[illegible]	[illegible]	[illegible]	[illegible]	[illegible]	[illegible]	[illegible]	[illegible]	[illegible]
Other sexually transmitted infections	0 (0 to 0)	[illegible]	[illegible]	[illegible]	[illegible]	[illegible]	[illegible]	[illegible]	[illegible]	[illegible]	[illegible]	[illegible]	[illegible]	[illegible]	[illegible]	[illegible]	[illegible]	[illegible]	[illegible]	[illegible]	[illegible]	[illegible]	[illegible]	[illegible]
Respiratory infections and tuberculosis	60·6 (26·8 to 118)	[illegible]	[illegible]	[illegible]	[illegible]	[illegible]	[illegible]	[illegible]	[illegible]	[illegible]	[illegible]	[illegible]	[illegible]	[illegible]	[illegible]	[illegible]	[illegible]	[illegible]	[illegible]	[illegible]	[illegible]	[illegible]	[illegible]	[illegible]
Tuberculosis	0 (0 to 0)	[illegible]	[illegible]	[illegible]	[illegible]	[illegible]	[illegible]	[illegible]	[illegible]	[illegible]	[illegible]	[illegible]	[illegible]	[illegible]	[illegible]	[illegible]	[illegible]	[illegible]	[illegible]	[illegible]	[illegible]	[illegible]	[illegible]	[illegible]
Latent tuberculosis infection	0 (0 to 0)	[illegible]	[illegible]	[illegible]	[illegible]	[illegible]	[illegible]	[illegible]	[illegible]	[illegible]	[illegible]	[illegible]	[illegible]	[illegible]	[illegible]	[illegible]	[illegible]	[illegible]	[illegible]	[illegible]	[illegible]	[illegible]	[illegible]	[illegible]
Drug-susceptible tuberculosis	0 (0 to 0)	[illegible]	[illegible]	[illegible]	[illegible]	[illegible]	[illegible]	[illegible]	[illegible]	[illegible]	[illegible]	[illegible]	[illegible]	[illegible]	[illegible]	[illegible]	[illegible]	[illegible]	[illegible]	[illegible]	[illegible]	[illegible]	[illegible]	[illegible]
Multidrug-resistant tuberculosis without extensive drug resistar	0 (0 to 0)	[illegible]	[illegible]	[illegible]	[illegible]	[illegible]	[illegible]	[illegible]	[illegible]	[illegible]	[illegible]	[illegible]	[illegible]	[illegible]	[illegible]	[illegible]	[illegible]	[illegible]	[illegible]	[illegible]	[illegible]	[illegible]	[illegible]	[illegible]
Extensively drug-resistant tuberculosis	0 (0 to 0)	[illegible]	[illegible]	[illegible]	[illegible]	[illegible]	[illegible]	[illegible]	[illegible]	[illegible]	[illegible]	[illegible]	[illegible]	[illegible]	[illegible]	[illegible]	[illegible]	[illegible]	[illegible]	[illegible]	[illegible]	[illegible]	[illegible]	[illegible]
Lower respiratory infections	60·4 (26·6 to 117)	[illegible]	[illegible]	[illegible]	[illegible]	[illegible]	[illegible]	[illegible]	[illegible]	[illegible]	[illegible]	[illegible]	[illegible]	[illegible]	[illegible]	[illegible]	[illegible]	[illegible]	[illegible]	[illegible]	[illegible]	[illegible]	[illegible]	[illegible]
Upper respiratory infections	0·2 (0·1 to 0·4)	[illegible]	[illegible]	[illegible]	[illegible]	[illegible]	[illegible]	[illegible]	[illegible]	[illegible]	[illegible]	[illegible]	[illegible]	[illegible]	[illegible]	[illegible]	[illegible]	[illegible]	[illegible]	[illegible]	[illegible]	[illegible]	[illegible]	[illegible]
Otitis media	0 (0 to 0)	[illegible]	[illegible]	[illegible]	[illegible]	[illegible]	[illegible]	[illegible]	[illegible]	[illegible]	[illegible]	[illegible]	[illegible]	[illegible]	[illegible]	[illegible]	[illegible]	[illegible]	[illegible]	[illegible]	[illegible]	[illegible]	[illegible]	[illegible]
Enteric infections	39 (14 to 84·8)	[illegible]	[illegible]	[illegible]	[illegible]	[illegible]	[illegible]	[illegible]	[illegible]	[illegible]	[illegible]	[illegible]	[illegible]	[illegible]	[illegible]	[illegible]	[illegible]	[illegible]	[illegible]	[illegible]	[illegible]	[illegible]	[illegible]	[illegible]
Diarrheal diseases	39 (14 to 84·8)	[illegible]	[illegible]	[illegible]	[illegible]	[illegible]	[illegible]	[illegible]	[illegible]	[illegible]	[illegible]	[illegible]	[illegible]	[illegible]	[illegible]	[illegible]	[illegible]	[illegible]	[illegible]	[illegible]	[illegible]	[illegible]	[illegible]	[illegible]
Typhoid and paratyphoid	0 (0 to 0)	[illegible]	[illegible]	[illegible]	[illegible]	[illegible]	[illegible]	[illegible]	[illegible]	[illegible]	[illegible]	[illegible]	[illegible]	[illegible]	[illegible]	[illegible]	[illegible]	[illegible]	[illegible]	[illegible]	[illegible]	[illegible]	[illegible]	[illegible]
Typhoid fever	0 (0 to 0)	[illegible]	[illegible]	[illegible]	[illegible]	[illegible]	[illegible]	[illegible]	[illegible]	[illegible]	[illegible]	[illegible]	[illegible]	[illegible]	[illegible]	[illegible]	[illegible]	[illegible]	[illegible]	[illegible]	[illegible]	[illegible]	[illegible]	[illegible]
Paratyphoid fever	0 (0 to 0)	[illegible]	[illegible]	[illegible]	[illegible]	[illegible]	[illegible]	[illegible]	[illegible]	[illegible]	[illegible]	[illegible]	[illegible]	[illegible]	[illegible]	[illegible]	[illegible]	[illegible]	[illegible]	[illegible]	[illegible]	[illegible]	[illegible]	[illegible]
Invasive Non-typhoidal Salmonella (iNTS)	0 (0 to 0)	[illegible]	[illegible]	[illegible]	[illegible]	[illegible]	[illegible]	[illegible]	[illegible]	[illegible]	[illegible]	[illegible]	[illegible]	[illegible]	[illegible]	[illegible]	[illegible]	[illegible]	[illegible]	[illegible]	[illegible]	[illegible]	[illegible]	[illegible]
Other intestinal infectious diseases	0 (0 to 0)	[illegible]	[illegible]	[illegible]	[illegible]	[illegible]	[illegible]	[illegible]	[illegible]	[illegible]	[illegible]	[illegible]	[illegible]	[illegible]	[illegible]	[illegible]	[illegible]	[illegible]	[illegible]	[illegible]	[illegible]	[illegible]	[illegible]	[illegible]
Neglected tropical diseases and malaria	0·5 (0·1 to 1·6)	[illegible]	[illegible]	[illegible]	[illegible]	[illegible]	[illegible]	[illegible]	[illegible]	[illegible]	[illegible]	[illegible]	[illegible]	[illegible]	[illegible]	[illegible]	[illegible]	[illegible]	[illegible]	[illegible]	[illegible]	[illegible]	[illegible]	[illegible]
Malaria	0 (0 to 0)	[illegible]	[illegible]	[illegible]	[illegible]	[illegible]	[illegible]	[illegible]	[illegible]	[illegible]	[illegible]	[illegible]	[illegible]	[illegible]	[illegible]	[illegible]	[illegible]	[illegible]	[illegible]	[illegible]	[illegible]	[illegible]	[illegible]	[illegible]
Chagas disease	0 (0 to 0)	[illegible]	[illegible]	[illegible]	[illegible]	[illegible]	[illegible]	[illegible]	[illegible]	[illegible]	[illegible]	[illegible]	[illegible]	[illegible]	[illegible]	[illegible]	[illegible]	[illegible]	[illegible]	[illegible]	[illegible]	[illegible]	[illegible]	[illegible]
Leishmaniasis	0 (0 to 0)	[illegible]	[illegible]	[illegible]	[illegible]	[illegible]	[illegible]	[illegible]	[illegible]	[illegible]	[illegible]	[illegible]	[illegible]	[illegible]	[illegible]	[illegible]	[illegible]	[illegible]	[illegible]	[illegible]	[illegible]	[illegible]	[illegible]	[illegible]
Visceral leishmaniasis	0 (0 to 0)	[illegible]	[illegible]	[illegible]	[illegible]	[illegible]	[illegible]	[illegible]	[illegible]	[illegible]	[illegible]	[illegible]	[illegible]	[illegible]	[illegible]	[illegible]	[illegible]	[illegible]	[illegible]	[illegible]	[illegible]	[illegible]	[illegible]	[illegible]
Cutaneous and mucocutaneous leishmaniasis	0 (0 to 0)	[illegible]	[illegible]	[illegible]	[illegible]	[illegible]	[illegible]	[illegible]	[illegible]	[illegible]	[illegible]	[illegible]	[illegible]	[illegible]	[illegible]	[illegible]	[illegible]	[illegible]	[illegible]	[illegible]	[illegible]	[illegible]	[illegible]	[illegible]
African trypanosomiasis	0 (0 to 0)	[illegible]	[illegible]	[illegible]	[illegible]	[illegible]	[illegible]	[illegible]	[illegible]	[illegible]	[illegible]	[illegible]	[illegible]	[illegible]	[illegible]	[illegible]	[illegible]	[illegible]	[illegible]	[illegible]	[illegible]	[illegible]	[illegible]	[illegible]
Schistosomiasis	0 (0 to 0)	[illegible]	[illegible]	[illegible]	[illegible]	[illegible]	[illegible]	[illegible]	[illegible]	[illegible]	[illegible]	[illegible]	[illegible]	[illegible]	[illegible]	[illegible]	[illegible]	[illegible]	[illegible]	[illegible]	[illegible]	[illegible]	[illegible]	[illegible]
Cysticercosis	0 (0 to 0)	[illegible]	[illegible]	[illegible]	[illegible]	[illegible]	[illegible]	[illegible]	[illegible]	[illegible]	[illegible]	[illegible]	[illegible]	[illegible]	[illegible]	[illegible]	[illegible]	[illegible]	[illegible]	[illegible]	[illegible]	[illegible]	[illegible]	[illegible]
Cystic echinococcosis	0 (0 to 0)	[illegible]	[illegible]	[illegible]	[illegible]	[illegible]	[illegible]	[illegible]	[illegible]	[illegible]	[illegible]	[illegible]	[illegible]	[illegible]	[illegible]	[illegible]	[illegible]	[illegible]	[illegible]	[illegible]	[illegible]	[illegible]	[illegible]	[illegible]
Lymphatic filariasis	0 (0 to 0)	[illegible]	[illegible]	[illegible]	[illegible]	[illegible]	[illegible]	[illegible]	[illegible]	[illegible]	[illegible]	[illegible]	[illegible]	[illegible]	[illegible]	[illegible]	[illegible]	[illegible]	[illegible]	[illegible]	[illegible]	[illegible]	[illegible]	[illegible]
Onchocerciasis	0 (0 to 0)	[illegible]	[illegible]	[illegible]	[illegible]	[illegible]	[illegible]	[illegible]	[illegible]	[illegible]	[illegible]	[illegible]	[illegible]	[illegible]	[illegible]	[illegible]	[illegible]	[illegible]	[illegible]	[illegible]	[illegible]	[illegible]	[illegible]	[illegible]
Trachoma	0 (0 to 0)	[illegible]	[illegible]	[illegible]	[illegible]	[illegible]	[illegible]	[illegible]	[illegible]	[illegible]	[illegible]	[illegible]	[illegible]	[illegible]	[illegible]	[illegible]	[illegible]	[illegible]	[illegible]	[illegible]	[illegible]	[illegible]	[illegible]	[illegible]
Dengue	0 (0 to 0)	[illegible]	[illegible]	[illegible]	[illegible]	[illegible]	[illegible]	[illegible]	[illegible]	[illegible]	[illegible]	[illegible]	[illegible]	[illegible]	[illegible]	[illegible]	[illegible]	[illegible]	[illegible]	[illegible]	[illegible]	[illegible]	[illegible]	[illegible]
Yellow fever	0 (0 to 0)	[illegible]	[illegible]	[illegible]	[illegible]	[illegible]	[illegible]	[illegible]	[illegible]	[illegible]	[illegible]	[illegible]	[illegible]	[illegible]	[illegible]	[illegible]	[illegible]	[illegible]	[illegible]	[illegible]	[illegible]	[illegible]	[illegible]	[illegible]
Rabies	0 (0 to 0)	[illegible]	[illegible]	[illegible]	[illegible]	[illegible]	[illegible]	[illegible]	[illegible]	[illegible]	[illegible]	[illegible]	[illegible]	[illegible]	[illegible]	[illegible]	[illegible]	[illegible]	[illegible]	[illegible]	[illegible]	[illegible]	[illegible]	[illegible]
Intestinal nematode infections	0 (0 to 0)	[illegible]	[illegible]	[illegible]	[illegible]	[illegible]	[illegible]	[illegible]	[illegible]	[illegible]	[illegible]	[illegible]	[illegible]	[illegible]	[illegible]	[illegible]	[illegible]	[illegible]	[illegible]	[illegible]	[illegible]	[illegible]	[illegible]	[illegible]
Ascariasis	0 (0 to 0)	[illegible]	[illegible]	[illegible]	[illegible]	[illegible]	[illegible]	[illegible]	[illegible]	[illegible]	[illegible]	[illegible]	[illegible]	[illegible]	[illegible]	[illegible]	[illegible]	[illegible]	[illegible]	[illegible]	[illegible]	[illegible]	[illegible]	[illegible]
Trichuriasis	0 (0 to 0)	[illegible]	[illegible]	[illegible]	[illegible]	[illegible]	[illegible]	[illegible]	[illegible]	[illegible]	[illegible]	[illegible]	[illegible]	[illegible]	[illegible]	[illegible]	[illegible]	[illegible]	[illegible]	[illegible]	[illegible]	[illegible]	[illegible]	[illegible]
Hookworm disease	0 (0 to 0)	[illegible]	[illegible]	[illegible]	[illegible]	[illegible]	[illegible]	[illegible]	[illegible]	[illegible]	[illegible]	[illegible]	[illegible]	[illegible]	[illegible]	[illegible]	[illegible]	[illegible]	[illegible]	[illegible]	[illegible]	[illegible]	[illegible]	[illegible]
Food-borne trematodiases	0 (0 to 0)	[illegible]	[illegible]	[illegible]	[illegible]	[illegible]	[illegible]	[illegible]	[illegible]	[illegible]	[illegible]	[illegible]	[illegible]	[illegible]	[illegible]	[illegible]	[illegible]	[illegible]	[illegible]	[illegible]	[illegible]	[illegible]	[illegible]	[illegible]
Leprosy	0 (0 to 0)	[illegible]	[illegible]	[illegible]	[illegible]	[illegible]	[illegible]	[illegible]	[illegible]	[illegible]	[illegible]	[illegible]	[illegible]	[illegible]	[illegible]	[illegible]	[illegible]	[illegible]	[illegible]	[illegible]	[illegible]	[illegible]	[illegible]	[illegible]
Ebola	0 (0 to 0)	[illegible]	[illegible]	[illegible]	[illegible]	[illegible]	[illegible]	[illegible]	[illegible]	[illegible]	[illegible]	[illegible]	[illegible]	[illegible]	[illegible]	[illegible]	[illegible]	[illegible]	[illegible]	[illegible]	[illegible]	[illegible]	[illegible]	[illegible]
Zika virus	0 (0 to 0)	[illegible]	[illegible]	[illegible]	[illegible]	[illegible]	[illegible]	[illegible]	[illegible]	[illegible]	[illegible]	[illegible]	[illegible]	[illegible]	[illegible]	[illegible]	[illegible]	[illegible]	[illegible]	[illegible]	[illegible]	[illegible]	[illegible]	[illegible]
Guinea worm disease	0 (0 to 0)	[illegible]	[illegible]	[illegible]	[illegible]	[illegible]	[illegible]	[illegible]	[illegible]	[illegible]	[illegible]	[illegible]	[illegible]	[illegible]	[illegible]	[illegible]	[illegible]	[illegible]	[illegible]	[illegible]	[illegible]	[illegible]	[illegible]	[illegible]
Other neglected tropical diseases	0·5 (0·1 to 1·6)	[illegible]	[illegible]	[illegible]	[illegible]	[illegible]	[illegible]	[illegible]	[illegible]	[illegible]	[illegible]	[illegible]	[illegible]	[illegible]	[illegible]	[illegible]	[illegible]	[illegible]	[illegible]	[illegible]	[illegible]	[illegible]	[illegible]	[illegible]
Other infectious diseases	42·7 (16·1 to 94·6)	[illegible]	[illegible]	[illegible]	[illegible]	[illegible]	[illegible]	[illegible]	[illegible]	[illegible]	[illegible]	[illegible]	[illegible]	[illegible]	[illegible]	[illegible]	[illegible]	[illegible]	[illegible]	[illegible]	[illegible]	[illegible]	[illegible]	[illegible]
Meningitis	1·9 (0·6 to 4·7)	[illegible]	[illegible]	[illegible]	[illegible]	[illegible]	[illegible]	[illegible]	[illegible]	[illegible]	[illegible]	[illegible]	[illegible]	[illegible]	[illegible]	[illegible]	[illegible]	[illegible]	[illegible]	[illegible]	[illegible]	[illegible]	[illegible]	[illegible]
Encephalitis	2·1 (0·6 to 5·5)	[illegible]	[illegible]	[illegible]	[illegible]	[illegible]	[illegible]	[illegible]	[illegible]	[illegible]	[illegible]	[illegible]	[illegible]	[illegible]	[illegible]	[illegible]	[illegible]	[illegible]	[illegible]	[illegible]	[illegible]	[illegible]	[illegible]	[illegible]
Diphtheria	0 (0 to 0)	[illegible]	[illegible]	[illegible]	[illegible]	[illegible]	[illegible]	[illegible]	[illegible]	[illegible]	[illegible]	[illegible]	[illegible]	[illegible]	[illegible]	[illegible]	[illegible]	[illegible]	[illegible]	[illegible]	[illegible]	[illegible]	[illegible]	[illegible]
Tetanus	24·1 (5·9 to 65·2)	[illegible]	[illegible]	[illegible]	[illegible]	[illegible]	[illegible]	[illegible]	[illegible]	[illegible]	[illegible]	[illegible]	[illegible]	[illegible]	[illegible]	[illegible]	[illegible]	[illegible]	[illegible]	[illegible]	[illegible]	[illegible]	[illegible]	[illegible]
Measles	0 (0 to 0)	[illegible]	[illegible]	[illegible]	[illegible]	[illegible]	[illegible]	[illegible]	[illegible]	[illegible]	[illegible]	[illegible]	[illegible]	[illegible]	[illegible]	[illegible]	[illegible]	[illegible]	[illegible]	[illegible]	[illegible]	[illegible]	[illegible]	[illegible]
Varicella and herpes zoster	0·8 (0·1 to 2·9)	[illegible]	[illegible]	[illegible]	[illegible]	[illegible]	[illegible]	[illegible]	[illegible]	[illegible]	[illegible]	[illegible]	[illegible]	[illegible]	[illegible]	[illegible]	[illegible]	[illegible]	[illegible]	[illegible]	[illegible]	[illegible]	[illegible]	[illegible]
Acute hepatitis	0 (0 to 0)	[illegible]	[illegible]	[illegible]	[illegible]	[illegible]	[illegible]	[illegible]	[illegible]	[illegible]	[illegible]	[illegible]	[illegible]	[illegible]	[illegible]	[illegible]	[illegible]	[illegible]	[illegible]	[illegible]	[illegible]	[illegible]	[illegible]	[illegible]
Acute hepatitis A	0 (0 to 0)	[illegible]	[illegible]	[illegible]	[illegible]	[illegible]	[illegible]	[illegible]	[illegible]	[illegible]	[illegible]	[illegible]	[illegible]	[illegible]	[illegible]	[illegible]	[illegible]	[illegible]	[illegible]	[illegible]	[illegible]	[illegible]	[illegible]	[illegible]
Acute hepatitis B	0 (0 to 0)	[illegible]	[illegible]	[illegible]	[illegible]	[illegible]	[illegible]	[illegible]	[illegible]	[illegible]	[illegible]	[illegible]	[illegible]	[illegible]	[illegible]	[illegible]	[illegible]	[illegible]	[illegible]	[illegible]	[illegible]	[illegible]	[illegible]	[illegible]
Acute hepatitis C	0 (0 to 0)	[illegible]	[illegible]	[illegible]	[illegible]	[illegible]	[illegible]	[illegible]	[illegible]	[illegible]	[illegible]	[illegible]	[illegible]	[illegible]	[illegible]	[illegible]	[illegible]	[illegible]	[illegible]	[illegible]	[illegible]	[illegible]	[illegible]	[illegible]
Acute hepatitis E	0 (0 to 0)	[illegible]	[illegible]	[illegible]	[illegible]	[illegible]	[illegible]	[illegible]	[illegible]	[illegible]	[illegible]	[illegible]	[illegible]	[illegible]	[illegible]	[illegible]	[illegible]	[illegible]	[illegible]	[illegible]	[illegible]	[illegible]	[illegible]	[illegible]
Other unspecified infectious diseases	13·7 (1·6 to 41·4)	[illegible]	[illegible]	[illegible]	[illegible]	[illegible]	[illegible]	[illegible]	[illegible]	[illegible]	[illegible]	[illegible]	[illegible]	[illegible]	[illegible]	[illegible]	[illegible]	[illegible]	[illegible]	[illegible]	[illegible]	[illegible]	[illegible]	[illegible]
Maternal and neonatal disorders	1,780 (907 to 2,770)	[illegible]	[illegible]	[illegible]	[illegible]	[illegible]	[illegible]	[illegible]	[illegible]	[illegible]	[illegible]	[illegible]	[illegible]	[illegible]	[illegible]	[illegible]	[illegible]	[illegible]	[illegible]	[illegible]	[illegible]	[illegible]	[illegible]	[illegible]
Maternal disorders	0 (0 to 0)	[illegible]	[illegible]	[illegible]	[illegible]	[illegible]	[illegible]	[illegible]	[illegible]	[illegible]	[illegible]	[illegible]	[illegible]	[illegible]	[illegible]	[illegible]	[illegible]	[illegible]	[illegible]	[illegible]	[illegible]	[illegible]	[illegible]	[illegible]
Maternal hemorrhage	0 (0 to 0)	[illegible]	[illegible]	[illegible]	[illegible]	[illegible]	[illegible]	[illegible]	[illegible]	[illegible]	[illegible]	[illegible]	[illegible]	[illegible]	[illegible]	[illegible]	[illegible]	[illegible]	[illegible]	[illegible]	[illegible]	[illegible]	[illegible]	[illegible]
Maternal sepsis and other maternal infections	0 (0 to 0)	[illegible]	[illegible]	[illegible]	[illegible]	[illegible]	[illegible]	[illegible]	[illegible]	[illegible]	[illegible]	[illegible]	[illegible]	[illegible]	[illegible]	[illegible]	[illegible]	[illegible]	[illegible]	[illegible]	[illegible]	[illegible]	[illegible]	[illegible]
Maternal hypertensive disorders	0 (0 to 0)	[illegible]	[illegible]	[illegible]	[illegible]	[illegible]	[illegible]	[illegible]	[illegible]	[illegible]	[illegible]	[illegible]	[illegible]	[illegible]	[illegible]	[illegible]	[illegible]	[illegible]	[illegible]	[illegible]	[illegible]	[illegible]	[illegible]	[illegible]
Maternal obstructed labor and uterine rupture	0 (0 to 0)	[illegible]	[illegible]	[illegible]	[illegible]	[illegible]	[illegible]	[illegible]	[illegible]	[illegible]	[illegible]	[illegible]	[illegible]	[illegible]	[illegible]	[illegible]	[illegible]	[illegible]	[illegible]	[illegible]	[illegible]	[illegible]	[illegible]	[illegible]
Maternal abortion and miscarriage	0 (0 to 0)	[illegible]	[illegible]	[illegible]	[illegible]	[illegible]	[illegible]	[illegible]	[illegible]	[illegible]	[illegible]	[illegible]	[illegible]	[illegible]	[illegible]	[illegible]	[illegible]	[illegible]	[illegible]	[illegible]	[illegible]	[illegible]	[illegible]	[illegible]
Ectopic pregnancy	0 (0 to 0)	[illegible]	[illegible]	[illegible]	[illegible]	[illegible]	[illegible]	[illegible]	[illegible]	[illegible]	[illegible]	[illegible]	[illegible]	[illegible]	[illegible]	[illegible]	[illegible]	[illegible]	[illegible]	[illegible]	[illegible]	[illegible]	[illegible]	[illegible]
Indirect maternal deaths	--	[illegible]	[illegible]	[illegible]	[illegible]	[illegible]	[illegible]	[illegible]	[illegible]	[illegible]	[illegible]	[illegible]	[illegible]	[illegible]	[illegible]	[illegible]	[illegible]	[illegible]	[illegible]	[illegible]	[illegible]	[illegible]	[illegible]	[illegible]
Late maternal deaths	--	[illegible]	[illegible]	[illegible]	[illegible]	[illegible]	[illegible]	[illegible]	[illegible]	[illegible]	[illegible]	[illegible]	[illegible]	[illegible]	[illegible]	[illegible]	[illegible]	[illegible]	[illegible]	[illegible]	[illegible]	[illegible]	[illegible]	[illegible]
Maternal deaths aggravated by HIV/AIDS	--	[illegible]	[illegible]	[illegible]	[illegible]	[illegible]	[illegible]	[illegible]	[illegible]	[illegible]	[illegible]	[illegible]	[illegible]	[illegible]	[illegible]	[illegible]	[illegible]	[illegible]	[illegible]	[illegible]	[illegible]	[illegible]	[illegible]	[illegible]
Neonatal disorders	1,780 (907 to 2,770)	[illegible]	[illegible]	[illegible]	[illegible]	[illegible]	[illegible]	[illegible]	[illegible]	[illegible]	[illegible]	[illegible]	[illegible]	[illegible]	[illegible]	[illegible]	[illegible]	[illegible]	[illegible]	[illegible]	[illegible]	[illegible]	[illegible]	[illegible]
Neonatal preterm birth	683 (251 to 1,230)	[illegible]	[illegible]	[illegible]	[illegible]	[illegible]	[illegible]	[illegible]	[illegible]	[illegible]	[illegible]	[illegible]	[illegible]	[illegible]	[illegible]	[illegible]	[illegible]	[illegible]	[illegible]	[illegible]	[illegible]	[illegible]	[illegible]	[illegible]
Neonatal encephalopathy due to birth asphyxia and trauma	372 (148 to 708)	[illegible]	[illegible]	[illegible]	[illegible]	[illegible]	[illegible]	[illegible]	[illegible]	[illegible]	[illegible]	[illegible]	[illegible]	[illegible]	[illegible]	[illegible]	[illegible]	[illegible]	[illegible]	[illegible]	[illegible]	[illegible]	[illegible]	[illegible]
Neonatal sepsis and other neonatal infections	623 (220 to 1,180)	[illegible]	[illegible]	[illegible]	[illegible]	[illegible]	[illegible]	[illegible]	[illegible]	[illegible]	[illegible]	[illegible]	[illegible]	[illegible]	[illegible]	[illegible]	[illegible]	[illegible]	[illegible]	[illegible]	[illegible]	[illegible]	[illegible]	[illegible]
Hemolytic disease and other neonatal jaundice	6·3 (2·3 to 13·8)	[illegible]	[illegible]	[illegible]	[illegible]	[illegible]	[illegible]	[illegible]	[illegible]	[illegible]	[illegible]	[illegible]	[illegible]	[illegible]	[illegible]	[illegible]	[illegible]	[illegible]	[illegible]	[illegible]	[illegible]	[illegible]	[illegible]	[illegible]
Other neonatal disorders	99·5 (30·3 to 226)	[illegible]	[illegible]	[illegible]	[illegible]	[illegible]	[illegible]	[illegible]	[illegible]	[illegible]	[illegible]	[illegible]	[illegible]	[illegible]	[illegible]	[illegible]	[illegible]	[illegible]	[illegible]	[illegible]	[illegible]	[illegible]	[illegible]	[illegible]
Nutritional deficiencies	3·1 (2 to 4·6)	[illegible]	[illegible]	[illegible]	[illegible]	[illegible]	[illegible]	[illegible]	[illegible]	[illegible]	[illegible]	[illegible]	[illegible]	[illegible]	[illegible]	[illegible]	[illegible]	[illegible]	[illegible]	[illegible]	[illegible]	[illegible]	[illegible]	[illegible]
Protein-energy malnutrition	3·1 (2 to 4·6)	[illegible]	[illegible]	[illegible]	[illegible]	[illegible]	[illegible]	[illegible]	[illegible]	[illegible]	[illegible]	[illegible]	[illegible]	[illegible]	[illegible]	[illegible]	[illegible]	[illegible]	[illegible]	[illegible]	[illegible]	[illegible]	[illegible]	[illegible]
Iodine deficiency	0 (0 to 0)	[illegible]	[illegible]	[illegible]	[illegible]	[illegible]	[illegible]	[illegible]	[illegible]	[illegible]	[illegible]	[illegible]	[illegible]	[illegible]	[illegible]	[illegible]	[illegible]	[illegible]	[illegible]	[illegible]	[illegible]	[illegible]	[illegible]	[illegible]
Vitamin A deficiency	0 (0 to 0)	[illegible]	[illegible]	[illegible]	[illegible]	[illegible]	[illegible]	[illegible]	[illegible]	[illegible]	[illegible]	[illegible]	[illegible]	[illegible]	[illegible]	[illegible]	[illegible]	[illegible]	[illegible]	[illegible]	[illegible]	[illegible]	[illegible]	[illegible]
Dietary iron deficiency	0 (0 to 0)	[illegible]	[illegible]	[illegible]	[illegible]	[illegible]	[illegible]	[illegible]	[illegible]	[illegible]	[illegible]	[illegible]	[illegible]	[illegible]	[illegible]	[illegible]	[illegible]	[illegible]	[illegible]	[illegible]	[illegible]	[illegible]	[illegible]	[illegible]
Other nutritional deficiencies	0 (0 to 0)	[illegible]	[illegible]	[illegible]	[illegible]	[illegible]	[illegible]	[illegible]	[illegible]	[illegible]	[illegible]	[illegible]	[illegible]	[illegible]	[illegible]	[illegible]	[illegible]	[illegible]	[illegible]	[illegible]	[illegible]	[illegible]	[illegible]	[illegible]
Non-communicable diseases	950 (290 to 2,060)	[illegible]	[illegible]	[illegible]	[illegible]	[illegible]	[illegible]	[illegible]	[illegible]	[illegible]	[illegible]	[illegible]	[illegible]	[illegible]	[illegible]	[illegible]	[illegible]	[illegible]	[illegible]	[illegible]	[illegible]	[illegible]	[illegible]	[illegible]
Neoplasms	4·3 (1·7 to 9·4)	[illegible]	[illegible]	[illegible]	[illegible]	[illegible]	[illegible]	[illegible]	[illegible]	[illegible]	[illegible]	[illegible]	[illegible]	[illegible]	[illegible]	[illegible]	[illegible]	[illegible]	[illegible]	[illegible]	[illegible]	[illegible]	[illegible]	[illegible]
Lip and oral cavity cancer	0 (0 to 0)	[illegible]	[illegible]	[illegible]	[illegible]	[illegible]	[illegible]	[illegible]	[illegible]	[illegible]	[illegible]	[illegible]	[illegible]	[illegible]	[illegible]	[illegible]	[illegible]	[illegible]	[illegible]	[illegible]	[illegible]	[illegible]	[illegible]	[illegible]
Nasopharynx cancer	0 (0 to 0)	[illegible]	[illegible]	[illegible]	[illegible]	[illegible]	[illegible]	[illegible]	[illegible]	[illegible]	[illegible]	[illegible]	[illegible]	[illegible]	[illegible]	[illegible]	[illegible]	[illegible]	[illegible]	[illegible]	[illegible]	[illegible]	[illegible]	[illegible]
Other pharynx cancer	0 (0 to 0)	[illegible]	[illegible]	[illegible]	[illegible]	[illegible]	[illegible]	[illegible]	[illegible]	[illegible]	[illegible]	[illegible]	[illegible]	[illegible]	[illegible]	[illegible]	[illegible]	[illegible]	[illegible]	[illegible]	[illegible]	[illegible]	[illegible]	[illegible]
Esophageal cancer	0 (0 to 0)	[illegible]	[illegible]	[illegible]	[illegible]	[illegible]	[illegible]	[illegible]	[illegible]	[illegible]	[illegible]	[illegible]	[illegible]	[illegible]	[illegible]	[illegible]	[illegible]	[illegible]	[illegible]	[illegible]	[illegible]	[illegible]	[illegible]	[illegible]
Stomach cancer	0 (0 to 0)	[illegible]	[illegible]	[illegible]	[illegible]	[illegible]	[illegible]	[illegible]	[illegible]	[illegible]	[illegible]	[illegible]	[illegible]	[illegible]	[illegible]	[illegible]	[illegible]	[illegible]	[illegible]	[illegible]	[illegible]	[illegible]	[illegible]	[illegible]
Colon and rectum cancer	0 (0 to 0)	[illegible]	[illegible]	[illegible]	[illegible]	[illegible]	[illegible]	[illegible]	[illegible]	[illegible]	[illegible]	[illegible]	[illegible]	[illegible]	[illegible]	[illegible]	[illegible]	[illegible]	[illegible]	[illegible]	[illegible]	[illegible]	[illegible]	[illegible]
Liver cancer	0 (0 to 0·1)	[illegible]	[illegible]	[illegible]	[illegible]	[illegible]	[illegible]	[illegible]	[illegible]	[illegible]	[illegible]	[illegible]	[illegible]	[illegible]	[illegible]	[illegible]	[illegible]	[illegible]	[illegible]	[illegible]	[illegible]	[illegible]	[illegible]	[illegible]
Liver cancer due to hepatitis B	0 (0 to 0)	[illegible]	[illegible]	[illegible]	[illegible]	[illegible]	[illegible]	[illegible]	[illegible]	[illegible]	[illegible]	[illegible]	[illegible]	[illegible]	[illegible]	[illegible]	[illegible]	[illegible]	[illegible]	[illegible]	[illegible]	[illegible]	[illegible]	[illegible]
Liver cancer due to hepatitis C	0 (0 to 0)	[illegible]	[illegible]	[illegible]	[illegible]	[illegible]	[illegible]	[illegible]	[illegible]	[illegible]	[illegible]	[illegible]	[illegible]	[illegible]	[illegible]	[illegible]	[illegible]	[illegible]	[illegible]	[illegible]	[illegible]	[illegible]	[illegible]	[illegible]
Liver cancer due to alcohol use	0 (0 to 0)	[illegible]	[illegible]	[illegible]	[illegible]	[illegible]	[illegible]	[illegible]	[illegible]	[illegible]	[illegible]	[illegible]	[illegible]	[illegible]	[illegible]	[illegible]	[illegible]	[illegible]	[illegible]	[illegible]	[illegible]	[illegible]	[illegible]	[illegible]
Liver cancer due to NASH	0 (0 to 0)	[illegible]	[illegible]	[illegible]	[illegible]	[illegible]	[illegible]	[illegible]	[illegible]	[illegible]	[illegible]	[illegible]	[illegible]	[illegible]	[illegible]	[illegible]	[illegible]	[illegible]	[illegible]	[illegible]	[illegible]	[illegible]	[illegible]	[illegible]
Liver cancer due to other causes	0 (0 to 0·1)	[illegible]	[illegible]	[illegible]	[illegible]	[illegible]	[illegible]	[illegible]	[illegible]	[illegible]	[illegible]	[illegible]	[illegible]	[illegible]	[illegible]	[illegible]	[illegible]	[illegible]	[illegible]	[illegible]	[illegible]	[illegible]	[illegible]	[illegible]
Gallbladder and biliary tract cancer	0 (0 to 0)	[illegible]	[illegible]	[illegible]	[illegible]	[illegible]	[illegible]	[illegible]	[illegible]	[illegible]	[illegible]	[illegible]	[illegible]	[illegible]	[illegible]	[illegible]	[illegible]	[illegible]	[illegible]	[illegible]	[illegible]	[illegible]	[illegible]	[illegible]
Pancreatic cancer	0 (0 to 0)	[illegible]	[illegible]	[illegible]	[illegible]	[illegible]	[illegible]	[illegible]	[illegible]	[illegible]	[illegible]	[illegible]	[illegible]	[illegible]	[illegible]	[illegible]	[illegible]	[illegible]	[illegible]	[illegible]	[illegible]	[illegible]	[illegible]	[illegible]
Larynx cancer	0 (0 to 0)	[illegible]	[illegible]	[illegible]	[illegible]	[illegible]	[illegible]	[illegible]	[illegible]	[illegible]	[illegible]	[illegible]	[illegible]	[illegible]	[illegible]	[illegible]	[illegible]	[illegible]	[illegible]	[illegible]	[illegible]	[illegible]	[illegible]	[illegible]
Tracheal, bronchus, and lung cancer	0 (0 to 0)	[illegible]	[illegible]	[illegible]	[illegible]	[illegible]	[illegible]	[illegible]	[illegible]	[illegible]	[illegible]	[illegible]	[illegible]	[illegible]	[illegible]	[illegible]	[illegible]	[illegible]	[illegible]	[illegible]	[illegible]	[illegible]	[illegible]	[illegible]
Malignant skin melanoma	0 (0 to 0)	[illegible]	[illegible]	[illegible]	[illegible]	[illegible]	[illegible]	[illegible]	[illegible]	[illegible]	[illegible]	[illegible]	[illegible]	[illegible]	[illegible]	[illegible]	[illegible]	[illegible]	[illegible]	[illegible]	[illegible]	[illegible]	[illegible]	[illegible]
Non-melanoma skin cancer	0 (0 to 0)	[illegible]	[illegible]	[illegible]	[illegible]	[illegible]	[illegible]	[illegible]	[illegible]	[illegible]	[illegible]	[illegible]	[illegible]	[illegible]	[illegible]	[illegible]	[illegible]	[illegible]	[illegible]	[illegible]	[illegible]	[illegible]	[illegible]	[illegible]
Non-melanoma skin cancer (squamous-cell carcinoma)	0 (0 to 0)	[illegible]	[illegible]	[illegible]	[illegible]	[illegible]	[illegible]	[illegible]	[illegible]	[illegible]	[illegible]	[illegible]	[illegible]	[illegible]	[illegible]	[illegible]	[illegible]	[illegible]	[illegible]	[illegible]	[illegible]	[illegible]	[illegible]	[illegible]
Non-melanoma skin cancer (basal-cell carcinoma)	0 (0 to 0)	[illegible]	[illegible]	[illegible]	[illegible]	[illegible]	[illegible]	[illegible]	[illegible]	[illegible]	[illegible]	[illegible]	[illegible]	[illegible]	[illegible]	[illegible]	[illegible]	[illegible]	[illegible]	[illegible]	[illegible]	[illegible]	[illegible]	[illegible]
Breast cancer	0 (0 to 0)	[illegible]	[illegible]	[illegible]	[illegible]	[illegible]	[illegible]	[illegible]	[illegible]	[illegible]	[illegible]	[illegible]	[illegible]	[illegible]	[illegible]	[illegible]	[illegible]	[illegible]	[illegible]	[illegible]	[illegible]	[illegible]	[illegible]	[illegible]
Cervical cancer	0 (0 to 0)	[illegible]	[illegible]	[illegible]	[illegible]	[illegible]	[illegible]	[illegible]	[illegible]	[illegible]	[illegible]	[illegible]	[illegible]	[illegible]	[illegible]	[illegible]	[illegible]	[illegible]	[illegible]	[illegible]	[illegible]	[illegible]	[illegible]	[illegible]
Uterine cancer	0 (0 to 0)	[illegible]	[illegible]	[illegible]	[illegible]	[illegible]	[illegible]	[illegible]	[illegible]	[illegible]	[illegible]	[illegible]	[illegible]	[illegible]	[illegible]	[illegible]	[illegible]	[illegible]	[illegible]	[illegible]	[illegible]	[illegible]	[illegible]	[illegible]
Ovarian cancer	0 (0 to 0)	[illegible]	[illegible]	[illegible]	[illegible]	[illegible]	[illegible]	[illegible]	[illegible]	[illegible]	[illegible]	[illegible]	[illegible]	[illegible]	[illegible]	[illegible]	[illegible]	[illegible]	[illegible]	[illegible]	[illegible]	[illegible]	[illegible]	[illegible]
Prostate cancer	0 (0 to 0)	[illegible]	[illegible]	[illegible]	[illegible]	[illegible]	[illegible]	[illegible]	[illegible]	[illegible]	[illegible]	[illegible]	[illegible]	[illegible]	[illegible]	[illegible]	[illegible]	[illegible]	[illegible]	[illegible]	[illegible]	[illegible]	[illegible]	[illegible]
Testicular cancer	--	[illegible]	[illegible]	[illegible]	[illegible]	[illegible]	[illegible]	[illegible]	[illegible]	[illegible]	[illegible]	[illegible]	[illegible]	[illegible]	[illegible]	[illegible]	[illegible]	[illegible]	[illegible]	[illegible]	[illegible]	[illegible]	[illegible]	[illegible]
Kidney cancer	0·3 (0 to 0·9)	[illegible]	[illegible]	[illegible]	[illegible]	[illegible]	[illegible]	[illegible]	[illegible]	[illegible]	[illegible]	[illegible]	[illegible]	[illegible]	[illegible]	[illegible]	[illegible]	[illegible]	[illegible]	[illegible]	[illegible]	[illegible]	[illegible]	[illegible]
Bladder cancer	0 (0 to 0)	[illegible]	[illegible]	[illegible]	[illegible]	[illegible]	[illegible]	[illegible]	[illegible]	[illegible]	[illegible]	[illegible]	[illegible]	[illegible]	[illegible]	[illegible]	[illegible]	[illegible]	[illegible]	[illegible]	[illegible]	[illegible]	[illegible]	[illegible]
Brain and central nervous system cancer	1·6 (0·2 to 5·2)	[illegible]	[illegible]	[illegible]	[illegible]	[illegible]	[illegible]	[illegible]	[illegible]	[illegible]	[illegible]	[illegible]	[illegible]	[illegible]	[illegible]	[illegible]	[illegible]	[illegible]	[illegible]	[illegible]	[illegible]	[illegible]	[illegible]	[illegible]
Thyroid cancer	0 (0 to 0)	[illegible]	[illegible]	[illegible]	[illegible]	[illegible]	[illegible]	[illegible]	[illegible]	[illegible]	[illegible]	[illegible]	[illegible]	[illegible]	[illegible]	[illegible]	[illegible]	[illegible]	[illegible]	[illegible]	[illegible]	[illegible]	[illegible]	[illegible]
Mesothelioma	0 (0 to 0)	[illegible]	[illegible]	[illegible]	[illegible]	[illegible]	[illegible]	[illegible]	[illegible]	[illegible]	[illegible]	[illegible]	[illegible]	[illegible]	[illegible]	[illegible]	[illegible]	[illegible]	[illegible]	[illegible]	[illegible]	[illegible]	[illegible]	[illegible]
Hodgkin lymphoma	0 (0 to 0)	[illegible]	[illegible]	[illegible]	[illegible]	[illegible]	[illegible]	[illegible]	[illegible]	[illegible]	[illegible]	[illegible]	[illegible]	[illegible]	[illegible]	[illegible]	[illegible]	[illegible]	[illegible]	[illegible]	[illegible]	[illegible]	[illegible]	[illegible]
Non-Hodgkin lymphoma	0 (0 to 0)	[illegible]	[illegible]	[illegible]	[illegible]	[illegible]	[illegible]	[illegible]	[illegible]	[illegible]	[illegible]	[illegible]	[illegible]	[illegible]	[illegible]	[illegible]	[illegible]	[illegible]	[illegible]	[illegible]	[illegible]	[illegible]	[illegible]	[illegible]
Multiple myeloma	0 (0 to 0)	[illegible]	[illegible]	[illegible]	[illegible]	[illegible]	[illegible]	[illegible]	[illegible]	[illegible]	[illegible]	[illegible]	[illegible]	[illegible]	[illegible]	[illegible]	[illegible]	[illegible]	[illegible]	[illegible]	[illegible]	[illegible]	[illegible]	[illegible]
Leukemia	1·3 (0·1 to 5)	[illegible]	[illegible]	[illegible]	[illegible]	[illegible]	[illegible]	[illegible]	[illegible]	[illegible]	[illegible]	[illegible]	[illegible]	[illegible]	[illegible]	[illegible]	[illegible]	[illegible]	[illegible]	[illegible]	[illegible]	[illegible]	[illegible]	[illegible]
Acute lymphoid leukemia	0·5 (0 to 2·2)	[illegible]	[illegible]	[illegible]	[illegible]	[illegible]	[illegible]	[illegible]	[illegible]	[illegible]	[illegible]	[illegible]	[illegible]	[illegible]	[illegible]	[illegible]	[illegible]	[illegible]	[illegible]	[illegible]	[illegible]	[illegible]	[illegible]	[illegible]
Chronic lymphoid leukemia	0 (0 to 0)	[illegible]	[illegible]	[illegible]	[illegible]	[illegible]	[illegible]	[illegible]	[illegible]	[illegible]	[illegible]	[illegible]	[illegible]	[illegible]	[illegible]	[illegible]	[illegible]	[illegible]	[illegible]	[illegible]	[illegible]	[illegible]	[illegible]	[illegible]
Acute myeloid leukemia	0·3 (0 to 1·1)	[illegible]	[illegible]	[illegible]	[illegible]	[illegible]	[illegible]	[illegible]	[illegible]	[illegible]	[illegible]	[illegible]	[illegible]	[illegible]	[illegible]	[illegible]	[illegible]	[illegible]	[illegible]	[illegible]	[illegible]	[illegible]	[illegible]	[illegible]
Chronic myeloid leukemia	0 (0 to 0·1)	[illegible]	[illegible]	[illegible]	[illegible]	[illegible]	[illegible]	[illegible]	[illegible]	[illegible]	[illegible]	[illegible]	[illegible]	[illegible]	[illegible]	[illegible]	[illegible]	[illegible]	[illegible]	[illegible]	[illegible]	[illegible]	[illegible]	[illegible]
Other leukemia	0·5 (0 to 2·4)	[illegible]	[illegible]	[illegible]	[illegible]	[illegible]	[illegible]	[illegible]	[illegible]	[illegible]	[illegible]	[illegible]	[illegible]	[illegible]	[illegible]	[illegible]	[illegible]	[illegible]	[illegible]	[illegible]	[illegible]	[illegible]	[illegible]	[illegible]
Other malignant neoplasms	1·1 (0·4 to 2·6)	[illegible]	[illegible]	[illegible]	[illegible]	[illegible]	[illegible]	[illegible]	[illegible]	[illegible]	[illegible]	[illegible]	[illegible]	[illegible]	[illegible]	[illegible]	[illegible]	[illegible]	[illegible]	[illegible]	[illegible]	[illegible]	[illegible]	[illegible]
Other neoplasms	0 (0 to 0·1)	[illegible]	[illegible]	[illegible]	[illegible]	[illegible]	[illegible]	[illegible]	[illegible]	[illegible]	[illegible]	[illegible]	[illegible]	[illegible]	[illegible]	[illegible]	[illegible]	[illegible]	[illegible]	[illegible]	[illegible]	[illegible]	[illegible]	[illegible]
Myelodysplastic, myeloproliferative, and other hematopoietic n	0 (0 to 0·1)	[illegible]	[illegible]	[illegible]	[illegible]	[illegible]	[illegible]	[illegible]	[illegible]	[illegible]	[illegible]	[illegible]	[illegible]	[illegible]	[illegible]	[illegible]	[illegible]	[illegible]	[illegible]	[illegible]	[illegible]	[illegible]	[illegible]	[illegible]
Benign and in situ intestinal neoplasms	0 (0 to 0)	[illegible]	[illegible]	[illegible]	[illegible]	[illegible]	[illegible]	[illegible]	[illegible]	[illegible]	[illegible]	[illegible]	[illegible]	[illegible]	[illegible]	[illegible]	[illegible]	[illegible]	[illegible]	[illegible]	[illegible]	[illegible]	[illegible]	[illegible]
Benign and in situ cervical and uterine neoplasms	0 (0 to 0)	[illegible]	[illegible]	[illegible]	[illegible]	[illegible]	[illegible]	[illegible]	[illegible]	[illegible]	[illegible]	[illegible]	[illegible]	[illegible]	[illegible]	[illegible]	[illegible]	[illegible]	[illegible]	[illegible]	[illegible]	[illegible]	[illegible]	[illegible]
Other benign and in situ neoplasms	0 (0 to 0)	[illegible]	[illegible]	[illegible]	[illegible]	[illegible]	[illegible]	[illegible]	[illegible]	[illegible]	[illegible]	[illegible]	[illegible]	[illegible]	[illegible]	[illegible]	[illegible]	[illegible]	[illegible]	[illegible]	[illegible]	[illegible]	[illegible]	[illegible]
Cardiovascular diseases	1 (0·4 to 2·5)	[illegible]	[illegible]	[illegible]	[illegible]	[illegible]	[illegible]	[illegible]	[illegible]	[illegible]	[illegible]	[illegible]	[illegible]	[illegible]	[illegible]	[illegible]	[illegible]	[illegible]	[illegible]	[illegible]	[illegible]	[illegible]	[illegible]	[illegible]
Rheumatic heart disease	0 (0 to 0)	[illegible]	[illegible]	[illegible]	[illegible]	[illegible]	[illegible]	[illegible]	[illegible]	[illegible]	[illegible]	[illegible]	[illegible]	[illegible]	[illegible]	[illegible]	[illegible]	[illegible]	[illegible]	[illegible]	[illegible]	[illegible]	[illegible]	[illegible]

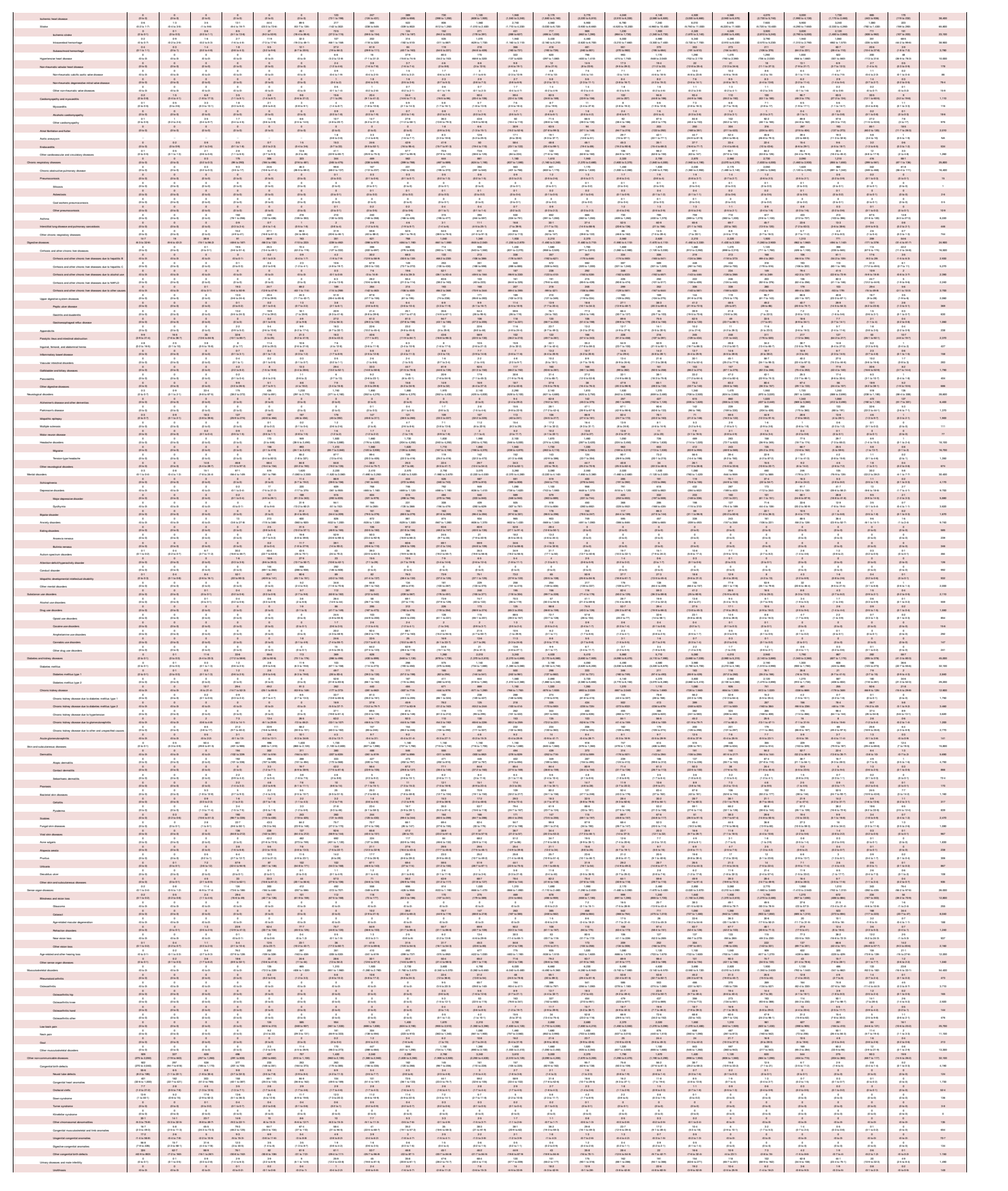



SR Table 2b: West Nusa Tenggara DALYS by cause and age group for females with 95% uncertainty intervals, 2019

Cause	Early Neonatal	Late Neonatal	Post Neonatal	1 to 4	5 to 9	10 to 14	15 to 19	20 to 24	25 to 29	30 to 34	35 to 39	40 to 44	45 to 49	50 to 54	55 to 59	60 to 64	65 to 69	70 to 74	75 to 79	80 to 84	85 to 89	90 to 94	95 plus	Total
All causes	35,300 (27,100 to 44,900)	7,480 (5,730 to 9,490)	25,400 (18,000 to 35,000)	21,200 (17,600 to 25,200)	15,600 (13,000 to 19,200)	18,300 (14,500 to 23,000)	25,400 (20,700 to 31,000)	30,700 (24,800 to 38,200)	35,700 (28,300 to 45,200)	41,200 (32,700 to 52,100)	49,500 (39,100 to 62,800)	57,000 (44,700 to 72,300)	61,800 (47,900 to 78,900)	63,000 (48,100 to 81,600)	62,400 (47,100 to 80,700)	60,200 (47,300 to 75,000)	54,500 (44,700 to 64,800)	48,900 (41,600 to 56,200)	37,500 (32,700 to 42,100)	22,700 (20,100 to 24,900)	10,500 (9,170 to 11,600)	3,220 (2,770 to 3,570)	667 (575 to 751)	788,000
Communicable, maternal, neonatal, and nutritional diseases	30,300 (23,000 to 38,600)	5,490 (3,940 to 7,230)	18,400 (12,700 to 25,800)	13,100 (9,970 to 16,600)	6,870 (5,250 to 9,040)	5,140 (3,940 to 6,850)	5,990 (4,760 to 7,610)	7,520 (5,690 to 9,970)	7,990 (5,960 to 11,200)	7,590 (5,480 to 10,900)	8,070 (5,760 to 11,700)	7,150 (5,100 to 9,930)	6,640 (4,710 to 9,400)	5,960 (4,090 to 8,410)	5,850 (3,890 to 8,830)	6,410 (4,360 to 9,230)	6,460 (4,630 to 9,230)	6,640 (4,770 to 9,200)	5,680 (4,130 to 7,880)	3,630 (2,630 to 5,010)	1,900 (1,300 to 2,700)	656 (435 to 928)	154 (103 to 222)	174,000
HIV/AIDS and sexually transmitted infections	1,760 (499 to 4,250)	466 (140 to 1,070)	460 (140 to 1,080)	76·2 (27·4 to 208)	17 (7·5 to 35)	9·4 (6·9 to 12·6)	121 (90·8 to 159)	265 (208 to 335)	352 (266 to 454)	349 (256 to 461)	293 (215 to 384)	203 (148 to 272)	117 (80 to 167)	63·6 (41·5 to 94·9)	35·8 (21·5 to 58·1)	20·1 (11·9 to 34·4)	19·2 (11·5 to 30·2)	15·7 (10·1 to 23·3)	5·4 (3·1 to 8·6)	3·3 (1·5 to 6·1)	2·2 (0·7 to 4·5)	0·8 (0·2 to 1·8)	0·2 (0 to 0·4)	4,660
HIV/AIDS	0 (0 to 0)	0 (0 to 0)	11·5 (3·1 to 40·6)	51·2 (13·9 to 180)	4·9 (2·7 to 10·7)	7·2 (5 to 10·1)	113 (83·5 to 153)	241 (184 to 313)	312 (226 to 419)	300 (214 to 410)	238 (165 to 323)	152 (103 to 202)	71·6 (46·3 to 99·8)	33·9 (20·5 to 50·9)	13·6 (6·3 to 24·1)	4·8 (3·4 to 6·4)	9 (4·2 to 16·5)	9·1 (4·7 to 14·5)	1·8 (0·5 to 3·6)	0 (0 to 0·1)	0 (0 to 0)	0 (0 to 0)	0 (0 to 0)	1,570
HIV/AIDS - Drug-susceptible Tuberculosis	0 (0 to 0)	0 (0 to 0)	5·3 (1·6 to 18·3)	23·7 (7·2 to 81·1)	3 (1·8 to 5·5)	4·5 (3·2 to 6)	75·9 (48 to 115)	162 (112 to 225)	220 (147 to 305)	211 (134 to 298)	175 (117 to 252)	113 (71·1 to 156)	54·4 (31·7 to 81)	25·7 (13 to 41·8)	11·9 (4·8 to 22·3)	4·3 (3 to 5·7)	7·8 (3·5 to 14)	8·2 (4·1 to 13·5)	1·7 (0·4 to 3·4)	0 (0 to 0)	0 (0 to 0)	0 (0 to 0)	0 (0 to 0)	1,110
HIV/AIDS - Multidrug-resistant Tuberculosis without extensive	0 (0 to 0)	0 (0 to 0)	0·1 (0 to 0·5)	0·3 (0 to 2·2)	0 (0 to 0·2)	0 (0 to 0·2)	0·6 (0 to 3·4)	1·3 (0 to 7·2)	1·6 (0 to 8·9)	1·5 (0 to 8)	1·2 (0 to 7·1)	0·8 (0 to 4·5)	0·4 (0 to 2·3)	0·2 (0 to 1·1)	0·1 (0 to 0·5)	0 (0 to 0·2)	0·1 (0 to 0·4)	0·1 (0 to 0·4)	0 (0 to 0·1)	0 (0 to 0)	0 (0 to 0)	0 (0 to 0)	0 (0 to 0)	8·2
HIV/AIDS - Extensively drug-resistant Tuberculosis	0 (0 to 0)	0 (0 to 0)	0 (0 to 0·1)	0·1 (0 to 0·4)	0 (0 to 0)	0 (0 to 0)	0·1 (0 to 0·5)	0·2 (0 to 1)	0·2 (0 to 1·2)	0·2 (0 to 1·1)	0·2 (0 to 0·9)	0·1 (0 to 0·6)	0·1 (0 to 0·3)	0 (0 to 0·1)	0 (0 to 0·1)	0 (0 to 0)	0 (0 to 0)	0 (0 to 0)	0 (0 to 0)	0 (0 to 0)	0 (0 to 0)	0 (0 to 0)	0 (0 to 0)	1·1
HIV/AIDS resulting in other diseases	0 (0 to 0)	0 (0 to 0)	6·1 (1·5 to 22·2)	27·2 (6·8 to 98·4)	1·9 (0·7 to 5·2)	2·7 (1·6 to 4·2)	36·4 (30·9 to 42·1)	77·4 (63·2 to 95·7)	89·3 (60·3 to 126)	87·4 (61·4 to 125)	61·3 (37·6 to 87·6)	38 (25·2 to 54·2)	16·7 (11·2 to 23·3)	8 (5·5 to 11)	1·5 (0·7 to 3·1)	0·5 (0·2 to 1)	1·2 (0·3 to 3·8)	0·8 (0·2 to 2)	0·1 (0 to 0·2)	0 (0 to 0)	0 (0 to 0)	0 (0 to 0)	0 (0 to 0)	456
Sexually transmitted infections excluding HIV	1,760 (499 to 4,250)	466 (140 to 1,070)	449 (126 to 1,070)	25 (6·4 to 60·7)	12·1 (3·2 to 29)	2·2 (1·4 to 3·7)	7·8 (4 to 14·9)	24·1 (11·4 to 48·3)	40·6 (17·2 to 81·3)	48·9 (21 to 101)	55 (25·4 to 111)	51·8 (23·7 to 109)	45·2 (20·3 to 91·4)	29·7 (13·2 to 61·3)	22·2 (9·9 to 44·4)	15·3 (7·1 to 30·1)	10·2 (5 to 19·1)	6·7 (3·6 to 12·6)	3·6 (1·8 to 6·7)	3·2 (1·5 to 6)	2·2 (0·7 to 4·5)	0·8 (0·2 to 1·8)	0·2 (0 to 0·4)	3,080
Syphilis	1,760 (499 to 4,250)	466 (140 to 1,070)	449 (126 to 1,070)	25 (6·4 to 60·7)	12·1 (3·2 to 29)	0·7 (0·5 to 1·2)	0·4 (0·3 to 0·6)	0·5 (0·2 to 1)	1 (0·5 to 1·8)	1·1 (0·6 to 1·8)	1·6 (0·9 to 2·7)	1·1 (0·7 to 1·5)	1·4 (0·9 to 2·1)	1·2 (0·7 to 1·9)	0·9 (0·6 to 1·3)	0·9 (0·5 to 1·4)	0·8 (0·5 to 1·2)	0·7 (0·4 to 1·1)	0·4 (0·3 to 0·6)	0·6 (0·3 to 1·2)	0·4 (0·1 to 0·9)	0·3 (0·1 to 0·5)	0·1 (0 to 0·2)	2,730
Chlamydial infection	0 (0 to 0)	0 (0 to 0)	0 (0 to 0)	0 (0 to 0)	0 (0 to 0)	0·2 (0·1 to 0·3)	0·4 (0·3 to 0·7)	1·5 (0·8 to 2·8)	1·7 (0·9 to 2·9)	1·7 (0·9 to 3)	2·5 (1·3 to 4·3)	2·3 (1·2 to 4·1)	2·2 (1·1 to 4)	0·7 (0·3 to 1·7)	0·8 (0·3 to 1·9)	0·6 (0·2 to 1·7)	0·3 (0·1 to 0·7)	0·3 (0·1 to 0·6)	0·1 (0 to 0·3)	0·4 (0·1 to 0·9)	0·3 (0 to 0·7)	0·1 (0 to 0·2)	0 (0 to 0·1)	16·1
Gonococcal infection	0 (0 to 0)	0 (0 to 0)	0 (0 to 0)	0 (0 to 0)	0 (0 to 0)	0·2 (0·1 to 0·4)	0·5 (0·4 to 0·7)	1·5 (0·6 to 3·1)	1·4 (0·6 to 3)	1 (0·5 to 2)	2·4 (0·9 to 5)	2·2 (0·9 to 4·8)	2·7 (1 to 5·8)	1·8 (0·6 to 4·6)	2·1 (0·6 to 5·3)	1·6 (0·4 to 4·4)	1·6 (0·5 to 3·9)	0·9 (0·4 to 2·2)	0·5 (0·2 to 1·1)	0·9 (0·2 to 2)	0·8 (0·1 to 1·8)	0·3 (0 to 0·6)	0·1 (0 to 0·1)	22·2
Trichomoniasis	0 (0 to 0)	0 (0 to 0)	0 (0 to 0)	0 (0 to 0)	0 (0 to 0)	0·2 (0 to 0·7)	2·9 (0·8 to 7·2)	12·7 (4 to 30)	24·3 (7·9 to 56·9)	28·8 (9·1 to 68·9)	28·7 (8·8 to 67·9)	27·2 (9·1 to 67·2)	22·2 (6·6 to 52·3)	15·5 (4·7 to 37·1)	10 (3·2 to 23·7)	5·9 (2 to 14·6)	3·6 (1·2 to 8·8)	2·2 (0·7 to 4·9)	1·1 (0·4 to 2·5)	0·4 (0·2 to 1)	0·1 (0 to 0·3)	0 (0 to 0·1)	0 (0 to 0)	186
Genital herpes	0 (0 to 0)	0 (0 to 0)	0 (0 to 0)	0 (0 to 0)	0 (0 to 0)	0·6 (0·1 to 1·6)	2·5 (0·8 to 6·2)	5·3 (1·6 to 13·8)	8·7 (2·6 to 21·8)	11·6 (3·6 to 28·6)	13 (4 to 31·6)	12·7 (4·1 to 32)	11 (3·4 to 27)	8·8 (2·6 to 21·1)	6·8 (2·1 to 16·6)	4·9 (1·5 to 12·5)	3·2 (0·9 to 8·1)	2·1 (0·6 to 5·2)	1·2 (0·4 to 3)	0·6 (0·2 to 1·4)	0·2 (0·1 to 0·5)	0 (0 to 0·1)	0 (0 to 0)	93·3
Other sexually transmitted infections	0 (0 to 0)	0 (0 to 0)	0 (0 to 0)	0 (0 to 0)	0 (0 to 0)	0·3 (0·2 to 0·5)	1·1 (0·7 to 1·6)	2·6 (1·4 to 4·4)	3·5 (2·1 to 6·1)	4·7 (2·7 to 8)	6·9 (4 to 11·3)	6·3 (3·5 to 10·3)	5·7 (2·9 to 10·2)	1·6 (0·7 to 3·6)	1·7 (0·7 to 4·2)	1·4 (0·4 to 3·8)	0·7 (0·2 to 1·7)	0·5 (0·2 to 1·1)	0·2 (0·1 to 0·4)	0·4 (0·1 to 0·8)	0·4 (0 to 0·9)	0·1 (0 to 0·3)	0 (0 to 0·1)	38·2
Respiratory infections and tuberculosis	819 (436 to 1,500)	1,130 (599 to 1,840)	5,780 (3,250 to 9,320)	2,410 (1,460 to 3,720)	1,070 (762 to 1,430)	865 (637 to 1,170)	1,440 (1,020 to 1,950)	2,190 (1,510 to 3,130)	2,280 (1,470 to 3,460)	1,770 (1,130 to 2,720)	2,530 (1,610 to 3,980)	2,450 (1,570 to 3,790)	2,840 (1,810 to 4,330)	2,810 (1,740 to 4,340)	2,570 (1,580 to 4,010)	2,930 (1,910 to 4,370)	2,930 (1,990 to 4,220)	3,000 (2,050 to 4,050)	2,390 (1,680 to 3,260)	1,410 (989 to 1,930)	671 (455 to 912)	205 (137 to 290)	41·7 (27·5 to 58·6)	46,500
Tuberculosis	0 (0 to 0)	0 (0 to 0)	712 (364 to 1,260)	398 (223 to 659)	327 (203 to 505)	320 (200 to 487)	897 (558 to 1,390)	1,690 (1,090 to 2,560)	1,780 (1,050 to 2,860)	1,250 (698 to 2,120)	1,930 (1,110 to 3,280)	1,830 (1,050 to 3,020)	2,230 (1,260 to 3,580)	2,130 (1,210 to 3,520)	1,830 (1,050 to 3,070)	2,010 (1,260 to 3,200)	1,950 (1,260 to 2,940)	1,780 (1,140 to 2,600)	1,310 (851 to 1,950)	632 (406 to 949)	251 (160 to 363)	62 (39·7 to 91·8)	12·7 (7·8 to 19·9)	25,300
Latent tuberculosis infection	0 (0 to 0)	0 (0 to 0)	0 (0 to 0)	0 (0 to 0)	0 (0 to 0)	0 (0 to 0)	0 (0 to 0)	0 (0 to 0)	0 (0 to 0)	0 (0 to 0)	0 (0 to 0)	0 (0 to 0)	0 (0 to 0)	0 (0 to 0)	0 (0 to 0)	0 (0 to 0)	0 (0 to 0)	0 (0 to 0)	0 (0 to 0)	0 (0 to 0)	0 (0 to 0)	0 (0 to 0)	0 (0 to 0)	0
Drug-susceptible tuberculosis	0 (0 to 0)	0 (0 to 0)	704 (359 to 1,260)	394 (217 to 654)	324 (199 to 493)	316 (197 to 482)	887 (553 to 1,360)	1,670 (1,070 to 2,540)	1,760 (1,040 to 2,840)	1,240 (694 to 2,110)	1,910 (1,070 to 3,250)	1,810 (1,040 to 2,990)	2,210 (1,260 to 3,560)	2,110 (1,190 to 3,450)	1,810 (1,020 to 3,040)	1,990 (1,230 to 3,200)	1,930 (1,230 to 2,920)	1,760 (1,110 to 2,540)	1,290 (824 to 1,940)	625 (398 to 938)	249 (156 to 362)	61·3 (38·1 to 91·7)	12·6 (7·6 to 19·6)	25,100
Multidrug-resistant tuberculosis without extensive drug resistar	0 (0 to 0)	0 (0 to 0)	6·8 (0·2 to 37·9)	3·5 (0·1 to 22·1)	2·6 (0·1 to 16·2)	2·9 (0·1 to 17·5)	8·5 (0·2 to 49·8)	14·8 (0·4 to 90·6)	15·3 (0·4 to 86·1)	10·9 (0·2 to 65·3)	16·6 (0·4 to 101)	16·1 (0·4 to 94·5)	21·1 (0·6 to 118)	21 (0·4 to 118)	18 (0·4 to 100)	19·4 (0·5 to 122)	18·7 (0·5 to 113)	16·8 (0·4 to 99·6)	12·3 (0·4 to 68)	6 (0·2 to 37·5)	2·4 (0·1 to 14·9)	0·6 (0 to 3·4)	0·1 (0 to 0·8)	234
Extensively drug-resistant tuberculosis	0 (0 to 0)	0 (0 to 0)	1·3 (0 to 7·3)	0·6 (0 to 4)	0·4 (0 to 2·9)	0·5 (0 to 2·9)	1·6 (0 to 9·6)	2·7 (0·1 to 17·5)	2·8 (0·1 to 16·3)	2·1 (0 to 12·2)	3·1 (0·1 to 19·6)	3 (0·1 to 18)	3·9 (0·1 to 22·9)	3·9 (0·1 to 25)	3·4 (0·1 to 20·7)	3·6 (0·1 to 23·6)	3·5 (0·1 to 22·1)	3·1 (0·1 to 19)	2·3 (0·1 to 12·8)	1·1 (0 to 6·6)	0·4 (0 to 2·9)	0·1 (0 to 0·7)	0 (0 to 0·2)	43·6
Lower respiratory infections	818 (435 to 1,500)	1,130 (596 to 1,840)	5,000 (2,690 to 8,370)	1,670 (857 to 2,920)	297 (176 to 470)	189 (121 to 284)	220 (142 to 329)	197 (116 to 320)	235 (141 to 405)	266 (144 to 453)	352 (193 to 593)	412 (235 to 665)	434 (253 to 692)	544 (296 to 897)	635 (346 to 1,070)	837 (431 to 1,380)	930 (474 to 1,510)	1,190 (625 to 1,870)	1,060 (568 to 1,600)	765 (418 to 1,150)	416 (243 to 618)	142 (87·2 to 212)	28·8 (17·3 to 43·2)	17,800
Upper respiratory infections	0·5 (0·3 to 0·8)	3 (1·6 to 5)	57·8 (33 to 91·8)	253 (142 to 417)	300 (162 to 509)	264 (136 to 464)	246 (127 to 441)	233 (125 to 405)	218 (117 to 362)	209 (110 to 356)	200 (102 to 334)	171 (91·5 to 304)	136 (70·9 to 236)	105 (57·1 to 178)	79·7 (42·6 to 132)	59·9 (31·6 to 101)	40·3 (20·7 to 70·5)	27·7 (15·2 to 46·1)	15·9 (8·6 to 26·3)	7·4 (4 to 12·3)	2·6 (1·4 to 4·4)	0·7 (0·4 to 1·2)	0·1 (0·1 to 0·2)	2,630
Otitis media	0 (0 to 0·2)	0·2 (0·1 to 0·3)	8·4 (4·5 to 15)	94·4 (51·2 to 160)	142 (77·1 to 235)	91·9 (48·6 to 160)	75·6 (38·5 to 136)	63·9 (26·8 to 129)	53·6 (25·2 to 101)	46·1 (19·1 to 88·3)	44·6 (21·5 to 84·6)	43 (19·1 to 79·9)	37·9 (19·3 to 69·8)	31·2 (14·2 to 57·8)	23·4 (11·2 to 42·8)	16·3 (7·2 to 32)	9·7 (4·5 to 18)	5·7 (2·5 to 11)	3·5 (1·6 to 6·4)	1·8 (0·8 to 3·5)	0·7 (0·3 to 1·3)	0·2 (0·1 to 0·4)	0 (0 to 0·1)	794
Enteric infections	210 (84·4 to 428)	576 (225 to 1,280)	4,470 (1,740 to 9,130)	2,640 (1,330 to 4,590)	1,440 (780 to 2,350)	1,340 (758 to 2,070)	1,150 (639 to 1,940)	888 (456 to 1,670)	780 (418 to 1,470)	804 (412 to 1,540)	895 (438 to 1,900)	949 (439 to 1,990)	1,130 (492 to 2,410)	1,310 (553 to 2,900)	1,450 (582 to 3,260)	1,860 (726 to 3,990)	1,910 (783 to 4,180)	2,100 (840 to 4,290)	1,990 (816 to 4,030)	1,370 (557 to 2,740)	774 (296 to 1,540)	278 (110 to 551)	62·3 (24·2 to 126)	30,400
Diarrheal diseases	210 (84·4 to 428)	574 (223 to 1,280)	4,440 (1,710 to 9,110)	2,190 (1,030 to 3,940)	838 (398 to 1,510)	570 (273 to 1,040)	449 (210 to 858)	515 (221 to 1,100)	537 (241 to 1,150)	650 (289 to 1,380)	789 (342 to 1,780)	871 (371 to 1,890)	1,060 (437 to 2,300)	1,260 (498 to 2,850)	1,410 (533 to 3,230)	1,820 (692 to 3,970)	1,880 (758 to 4,160)	2,090 (829 to 4,280)	1,980 (812 to 4,020)	1,370 (554 to 2,740)	773 (295 to 1,540)	277 (110 to 551)	62·2 (24·1 to 126)	26,600
Typhoid and paratyphoid	0 (0 to 0)	0 (0 to 0)	2·5 (0·8 to 6·3)	359 (100 to 866)	539 (184 to 1,190)	728 (293 to 1,360)	672 (246 to 1,360)	352 (126 to 841)	227 (83 to 497)	142 (51·3 to 316)	95·1 (35·9 to 202)	67·1 (24·8 to 145)	53·6 (18·6 to 118)	41·8 (15 to 90·9)	31·6 (10·8 to 76·4)	21·9 (7·8 to 51)	12·8 (5·2 to 26·3)	7·6 (2·8 to 15·8)	3·8 (1·4 to 7·5)	1·5 (0·5 to 3·2)	0·5 (0·2 to 1)	0·1 (0·1 to 0·3)	0 (0 to 0·1)	3,360
Typhoid fever	0 (0 to 0)	0 (0 to 0)	2·2 (0·7 to 5·8)	326 (91·3 to 763)	488 (165 to 1,090)	661 (257 to 1,240)	612 (225 to 1,260)	323 (115 to 746)	210 (76·5 to 456)	132 (47·4 to 297)	89 (32·6 to 192)	63·2 (23·2 to 137)	50·8 (17·7 to 112)	39·8 (14·2 to 86·3)	30·2 (10·4 to 72·3)	21 (7·4 to 48·6)	12·3 (5 to 25·3)	7·3 (2·7 to 15·3)	3·7 (1·3 to 7·3)	1·5 (0·5 to 3·1)	0·5 (0·2 to 1)	0·1 (0·1 to 0·3)	0 (0 to 0·1)	3,070
Paratyphoid fever	0 (0 to 0)	0 (0 to 0)	0·2 (0·1 to 0·6)	33·5 (7·7 to 91·6)	51 (14·4 to 134)	67·4 (21·6 to 156)	59·7 (18·2 to 137)	29·4 (8·5 to 76·2)	17·4 (5·5 to 43·2)	10 (2·7 to 25·1)	6·2 (1·8 to 15·7)	4 (1·2 to 9·8)	2·8 (0·8 to 7·4)	2 (0·6 to 5·2)	1·4 (0·4 to 3·6)	0·9 (0·2 to 2·2)	0·5 (0·2 to 1·1)	0·3 (0·1 to 0·6)	0·1 (0 to 0·3)	0 (0 to 0·1)	0 (0 to 0)	0 (0 to 0)	0 (0 to 0)	287
Invasive Non-typhoidal Salmonella (iNTS)	0 (0 to 0)	1·7 (0·9 to 3·1)	20·2 (9·1 to 37·5)	89·4 (40·1 to 170)	57·7 (25·8 to 112)	40·2 (17·2 to 80)	31·9 (13 to 64·8)	20·8 (7·7 to 46·2)	14·9 (5·3 to 34·7)	11·1 (3·9 to 25·1)	10·3 (4·1 to 22·3)	9·8 (4·1 to 21·4)	9·2 (3·8 to 18·5)	9·2 (3·9 to 18·7)	9·6 (3·8 to 19·2)	9·9 (4·1 to 19·2)	8·5 (3·8 to 16·2)	6·8 (3 to 12·8)	4·2 (1·8 to 7·9)	1·8 (0·8 to 3·4)	0·6 (0·2 to 1·2)	0·1 (0 to 0·3)	0 (0 to 0·1)	368
Other intestinal infectious diseases	0 (0 to 0)	0 (0 to 0)	3·9 (0·1 to 15·8)	4·3 (0·5 to 14·8)	2 (0·2 to 7·5)	1·4 (0·1 to 5)	0·9 (0·1 to 3·6)	0·8 (0·1 to 2·8)	0·4 (0 to 1·4)	1 (0·1 to 3·3)	0·6 (0·1 to 2·3)	0·8 (0·1 to 2·8)	0·5 (0·1 to 1·7)	0·4 (0 to 1·6)	0·3 (0 to 1)	0·2 (0 to 0·9)	0·3 (0 to 1·2)	0·2 (0 to 0·8)	0·1 (0 to 0·5)	0·1 (0 to 0·3)	0·1 (0 to 0·4)	0 (0 to 0·1)	0 (0 to 0)	18·5
Neglected tropical diseases and malaria	1·6 (0·4 to 4·3)	329 (6·9 to 1,100)	2,900 (124 to 7,550)	2,860 (270 to 6,410)	1,800 (418 to 3,740)	1,090 (328 to 2,210)	720 (241 to 1,660)	890 (285 to 2,250)	811 (270 to 2,110)	819 (255 to 2,340)	631 (206 to 1,580)	573 (193 to 1,440)	387 (153 to 948)	329 (118 to 858)	385 (101 to 1,020)	240 (72·4 to 640)	270 (57 to 769)	131 (41·3 to 304)	115 (28·3 to 288)	49·8 (15·3 to 120)	21·5 (7·1 to 54·4)	6·1 (2·3 to 13·2)	1·9 (0·6 to 4·7)	15,400
Malaria	0 (0 to 0)	0 (0 to 0·1)	4·6 (0·7 to 15·9)	10·7 (3 to 30·1)	15·8 (7·4 to 35·7)	10·8 (6·9 to 17·9)	24·4 (9·9 to 60·2)	16·2 (8·1 to 35·7)	15·4 (7·8 to 33·8)	13·2 (7·2 to 26·9)	12·5 (6·6 to 26·4)	12 (6·1 to 26·3)	15·7 (6 to 41·2)	11·4 (4·1 to 29·8)	7 (2·7 to 18·1)	5·9 (1·9 to 16·2)	3·1 (1 to 8·1)	3·2 (0·7 to 9·8)	1·4 (0·3 to 4·4)	0·5 (0·1 to 1·5)	0·1 (0 to 0·1)	0 (0 to 0)	0 (0 to 0)	184
Chagas disease	0 (0 to 0)	0 (0 to 0)	0 (0 to 0)	0 (0 to 0)	0 (0 to 0)	0 (0 to 0)	0 (0 to 0)	0 (0 to 0)	0 (0 to 0)	0 (0 to 0)	0 (0 to 0)	0 (0 to 0)	0 (0 to 0)	0 (0 to 0)	0 (0 to 0)	0 (0 to 0)	0 (0 to 0)	0 (0 to 0)	0 (0 to 0)	0 (0 to 0)	0 (0 to 0)	0 (0 to 0)	0 (0 to 0)	0
Leishmaniasis	0 (0 to 0)	0 (0 to 0)	0 (0 to 0)	0 (0 to 0)	0 (0 to 0)	0 (0 to 0)	0 (0 to 0)	0 (0 to 0)	0 (0 to 0)	0 (0 to 0)	0 (0 to 0)	0 (0 to 0)	0 (0 to 0)	0 (0 to 0)	0 (0 to 0)	0 (0 to 0)	0 (0 to 0)	0 (0 to 0)	0 (0 to 0)	0 (0 to 0)	0 (0 to 0)	0 (0 to 0)	0 (0 to 0)	0
Visceral leishmaniasis	0 (0 to 0)	0 (0 to 0)	0 (0 to 0)	0 (0 to 0)	0 (0 to 0)	0 (0 to 0)	0 (0 to 0)	0 (0 to 0)	0 (0 to 0)	0 (0 to 0)	0 (0 to 0)	0 (0 to 0)	0 (0 to 0)	0 (0 to 0)	0 (0 to 0)	0 (0 to 0)	0 (0 to 0)	0 (0 to 0)	0 (0 to 0)	0 (0 to 0)	0 (0 to 0)	0 (0 to 0)	0 (0 to 0)	0
Cutaneous and mucocutaneous leishmaniasis	0 (0 to 0)	0 (0 to 0)	0 (0 to 0)	0 (0 to 0)	0 (0 to 0)	0 (0 to 0)	0 (0 to 0)	0 (0 to 0)	0 (0 to 0)	0 (0 to 0)	0 (0 to 0)	0 (0 to 0)	0 (0 to 0)	0 (0 to 0)	0 (0 to 0)	0 (0 to 0)	0 (0 to 0)	0 (0 to 0)	0 (0 to 0)	0 (0 to 0)	0 (0 to 0)	0 (0 to 0)	0 (0 to 0)	0
African trypanosomiasis	0 (0 to 0)	0 (0 to 0)	0 (0 to 0)	0 (0 to 0)	0 (0 to 0)	0 (0 to 0)	0 (0 to 0)	0 (0 to 0)	0 (0 to 0)	0 (0 to 0)	0 (0 to 0)	0 (0 to 0)	0 (0 to 0)	0 (0 to 0)	0 (0 to 0)	0 (0 to 0)	0 (0 to 0)	0 (0 to 0)	0 (0 to 0)	0 (0 to 0)	0 (0 to 0)	0 (0 to 0)	0 (0 to 0)	0
Schistosomiasis	0 (0 to 0)	0 (0 to 0)	0 (0 to 0)	0 (0 to 0)	0 (0 to 0)	0 (0 to 0)	0 (0 to 0)	0 (0 to 0)	0 (0 to 0)	0 (0 to 0)	0 (0 to 0)	0 (0 to 0)	0 (0 to 0)	0 (0 to 0)	0 (0 to 0)	0 (0 to 0)	0 (0 to 0)	0 (0 to 0)	0 (0 to 0)	0 (0 to 0)	0 (0 to 0)	0 (0 to 0)	0 (0 to 0)	0
Cysticercosis	0 (0 to 0)	0 (0 to 0)	0 (0 to 0)	0 (0 to 0)	0 (0 to 0·1)	0 (0 to 0·1)	0·1 (0 to 0·3)	0·2 (0·1 to 0·6)	0·4 (0·1 to 0·8)	0·5 (0·1 to 1)	0·6 (0·2 to 1·3)	0·7 (0·2 to 1·5)	0·8 (0·3 to 1·8)	0·9 (0·3 to 2·1)	1·1 (0·4 to 2·5)	1·3 (0·5 to 3)	1·3 (0·5 to 2·9)	1·1 (0·5 to 2·5)	0·8 (0·3 to 1·7)	0·4 (0·2 to 1)	0·2 (0·1 to 0·4)	0 (0 to 0·1)	0 (0 to 0)	10·6
Cystic echinococcosis	0 (0 to 0)	0 (0 to 0)	0 (0 to 0)	0·8 (0 to 3·1)	1·4 (0 to 5·9)	1 (0 to 3·8)	0·8 (0 to 2·9)	0·8 (0 to 2·7)	1·2 (0 to 4·3)	1·5 (0 to 5·4)	1·9 (0 to 7·7)	2·1 (0 to 8·6)	2·1 (0 to 8·1)	2·1 (0 to 8·3)	2 (0 to 7·2)	1·7 (0 to 7)	1·3 (0 to 5)	1·1 (0 to 4)	0·7 (0 to 2·6)	0·4 (0 to 1·3)	0·2 (0 to 0·7)	0·1 (0 to 0·2)	0 (0 to 0)	23·2
Lymphatic filariasis	0 (0 to 0)	0 (0 to 0)	0 (0 to 0)	0 (0 to 0)	48·4 (28·3 to 75·9)	51·9 (30·6 to 79·9)	52·9 (31·3 to 81·6)	54·6 (32·9 to 83·7)	55·1 (32·4 to 84·7)	55·5 (34 to 84·1)	54·7 (33·4 to 83·1)	50·8 (31 to 78)	43·6 (26·4 to 66)	35·8 (21·5 to 53·2)	28·7 (17·7 to 43·2)	22 (13·7 to 32·5)	15·5 (9·4 to 22·9)	10·7 (6·6 to 16)	6·6 (4·2 to 9·7)	3·3 (2 to 4·8)	1·2 (0·8 to 1·8)	0·3 (0·2 to 0·5)	0·1 (0 to 0·1)	592
Onchocerciasis	0 (0 to 0)	0 (0 to 0)	0 (0 to 0)	0 (0 to 0)	0 (0 to 0)	0 (0 to 0)	0 (0 to 0)	0 (0 to 0)	0 (0 to 0)	0 (0 to 0)	0 (0 to 0)	0 (0 to 0)	0 (0 to 0)	0 (0 to 0)	0 (0 to 0)	0 (0 to 0)	0 (0 to 0)	0 (0 to 0)	0 (0 to 0)	0 (0 to 0)	0 (0 to 0)	0 (0 to 0)	0 (0 to 0)	0
Trachoma	0 (0 to 0)	0 (0 to 0)	0 (0 to 0)	0 (0 to 0)	0 (0 to 0)	0 (0 to 0)	0 (0 to 0)	0 (0 to 0)	0 (0 to 0)	0 (0 to 0)	0 (0 to 0)	0 (0 to 0)	0 (0 to 0)	0 (0 to 0)	0 (0 to 0)	0 (0 to 0)	0 (0 to 0)	0 (0 to 0)	0 (0 to 0)	0 (0 to 0)	0 (0 to 0)	0 (0 to 0)	0 (0 to 0)	0
Dengue	0 (0 to 0)	326 (4·2 to 1,100)	2,880 (103 to 7,520)	2,780 (208 to 6,340)	1,560 (148 to 3,510)	887 (121 to 2,000)	559 (82·3 to 1,500)	682 (101 to 2,070)	610 (84·9 to 1,910)	630 (83·7 to 2,130)	471 (65·4 to 1,420)	436 (73·1 to 1,310)	273 (44 to 844)	243 (39·9 to 750)	312 (29·8 to 957)	186 (20·2 to 587)	229 (16·9 to 726)	102 (13 to 271)	95·9 (9·8 to 269)	39·4 (5·8 to 111)	17·7 (3·2 to 50·7)	5 (1·3 to 12·1)	1·7 (0·3 to 4·5)	13,300
Yellow fever	0 (0 to 0)	0 (0 to 0)	0 (0 to 0)	0 (0 to 0)	0 (0 to 0)	0 (0 to 0)	0 (0 to 0)	0 (0 to 0)	0 (0 to 0)	0 (0 to 0)	0 (0 to 0)	0 (0 to 0)	0 (0 to 0)	0 (0 to 0)	0 (0 to 0)	0 (0 to 0)	0 (0 to 0)	0 (0 to 0)	0 (0 to 0)	0 (0 to 0)	0 (0 to 0)	0 (0 to 0)	0 (0 to 0)	0
Rabies	0 (0 to 0)	0 (0 to 0)	0 (0 to 0·1)	0 (0 to 0·2)	0·2 (0 to 1·8)	0·2 (0 to 1·8)	0 (0 to 0·5)	0 (0 to 0·2)	0 (0 to 0·5)	0·1 (0 to 0·8)	0·2 (0 to 1·4)	0·2 (0 to 1·9)	0·2 (0 to 2·1)	0·2 (0 to 1·5)	0·2 (0 to 1·1)	0·1 (0 to 0·7)	0·1 (0 to 0·5)	0·1 (0 to 0·4)	0·1 (0 to 0·3)	0·2 (0 to 0·5)	0·1 (0 to 0·4)	0·1 (0 to 0·2)	0 (0 to 0)	2·4
Intestinal nematode infections	0 (0 to 0)	0 (0 to 0)	2·5 (0·7 to 8·1)	35·5 (14·4 to 69)	87·8 (42·3 to 160)	67·1 (32·4 to 124)	56·4 (28·9 to 101)	119 (46·1 to 286)	106 (40·2 to 207)	92·7 (35 to 188)	63·8 (25·2 to 141)	37·1 (17·9 to 63·3)	19·5 (9·4 to 35·2)	15·8 (7·6 to 28·7)	13·3 (6·1 to 23·8)	10·7 (5 to 18·8)	7·2 (3·5 to 13)	5·2 (2·4 to 9·3)	3·3 (1·5 to 6)	1·6 (0·7 to 2·9)	0·5 (0·2 to 1)	0·1 (0·1 to 0·3)	0 (0 to 0·1)	746
Ascariasis	0 (0 to 0)	0 (0 to 0)	1·9 (0·3 to 7·3)	23·1 (6·8 to 53)	42·9 (15·5 to 87·9)	23·8 (8·6 to 47·1)	14·9 (5·5 to 30·3)	12·5 (4·5 to 26·5)	11·9 (4·5 to 25·1)	11·4 (4 to 23·8)	11·4 (4·3 to 23·2)	9·8 (3·6 to 19·8)	7·5 (2·8 to 16)	5·7 (2·1 to 12·2)	4·5 (1·4 to 9·3)	3·8 (1·2 to 8·8)	2·2 (0·7 to 4·7)	1·8 (0·5 to 4·3)	1·2 (0·3 to 2·8)	0·5 (0·1 to 1·3)	0·2 (0 to 0·5)	0·1 (0 to 0·2)	0 (0 to 0)	191
Trichuriasis	0 (0 to 0)	0 (0 to 0)	0·1 (0·1 to 0·2)	3·4 (1·2 to 7·7)	9·8 (3·5 to 20·7)	10·2 (3·7 to 20·9)	15·4 (6·2 to 33)	14·5 (5·6 to 30·5)	11·1 (4·3 to 24)	8·2 (3·1 to 17·6)	6·4 (2·4 to 13·7)	4·7 (1·6 to 10·2)	3·4 (1·1 to 7·5)	2·4 (0·8 to 5·2)	1·7 (0·5 to 4)	1·1 (0·3 to 2·4)	0·6 (0·2 to 1·4)	0·4 (0·1 to 0·9)	0·2 (0·1 to 0·5)	0·1 (0 to 0·2)	0 (0 to 0·1)	0 (0 to 0)	0 (0 to 0)	93·6
Hookworm disease	0 (0 to 0)	0 (0 to 0)	0·4 (0·2 to 1)	9·1 (3·7 to 18·9)	35·2 (13·9 to 69·3)	33·1 (12·8 to 68·8)	26·2 (12·4 to 47·6)	92·1 (22·9 to 250)	83·2 (24·3 to 174)	73·1 (20 to 164)	46·1 (11·7 to 115)	22·6 (9·7 to 40·8)	8·6 (3 to 19·2)	7·7 (3 to 15·9)	7 (2·5 to 14·5)	5·7 (2·3 to 11·5)	4·4 (1·8 to 8·7)	3 (1·2 to 6)	1·9 (0·8 to 3·8)	1 (0·4 to 1·9)	0·3 (0·1 to 0·6)	0·1 (0 to 0·1)	0 (0 to 0)	461





SR Table 2b: East Nusa Tenggara DALYS by cause and age group for females with 95% uncertainty intervals, 2019

Cause	Early Neonatal	Late Neonatal	Post Neonatal	1 to 4	5 to 9	10 to 14	15 to 19	20 to 24	25 to 29	30 to 34	35 to 39
All causes	49,600 (37,600 to 64,000)	10,700 (8,100 to 13,800)	38,400 (28,400 to 50,800)	30,200 (25,300 to 35,800)	20,900 (16,900 to 26,000)	23,900 (18,900 to 30,100)	31,400 (25,200 to 39,200)	32,100 (25,300 to 39,700)	31,400 (24,900 to 39,100)	33,100 (26,000 to 40,800)	39,100 (30,600 to 49,500)
Communicable, maternal, neonatal, and nutritional diseases	42,600 (32,000 to 55,100)	8,110 (5,970 to 10,800)	27,600 (19,200 to 38,100)	18,800 (14,800 to 23,700)	8,680 (6,440 to 11,600)	6,440 (4,770 to 8,940)	7,980 (6,090 to 10,200)	8,360 (6,300 to 10,800)	7,430 (5,680 to 9,820)	6,440 (4,690 to 8,790)	6,770 (4,890 to 9,320)
HIV/AIDS and sexually transmitted infections	2,180 (595 to 5,000)	551 (162 to 1,290)	742 (291 to 1,560)	632 (291 to 1,250)	107 (61·3 to 162)	60·8 (40·5 to 81·7)	188 (138 to 246)	534 (450 to 622)	779 (609 to 952)	670 (522 to 850)	599 (436 to 816)
HIV/AIDS	0 (0 to 0)	0·1 (0 to 0·1)	135 (59·6 to 273)	596 (260 to 1,220)	86·8 (45·2 to 132)	57·7 (37·5 to 78·9)	178 (128 to 236)	509 (426 to 596)	741 (568 to 910)	627 (480 to 815)	551 (388 to 761)
HIV/AIDS - Drug-susceptible Tuberculosis	0 (0 to 0)	0 (0 to 0·1)	61·6 (27·3 to 123)	272 (115 to 551)	46·6 (23 to 75·8)	32·2 (22 to 42·6)	104 (69 to 149)	292 (227 to 368)	408 (308 to 516)	340 (256 to 440)	308 (216 to 424)
HIV/AIDS - Multidrug-resistant Tuberculosis without extensive	0 (0 to 0)	0 (0 to 0)	0·7 (0 to 4·2)	3·1 (0·1 to 18·5)	0·4 (0 to 2·8)	0·3 (0 to 1·8)	0·9 (0 to 5·2)	2·5 (0·1 to 15·6)	3·4 (0·1 to 20·6)	2·9 (0·1 to 17·5)	2·5 (0·1 to 15·1)
HIV/AIDS - Extensively drug-resistant Tuberculosis	0 (0 to 0)	0 (0 to 0)	0·1 (0 to 0·9)	0·6 (0 to 3·8)	0·1 (0 to 0·5)	0·1 (0 to 0·3)	0·1 (0 to 0·9)	0·4 (0 to 2·5)	0·6 (0 to 3·5)	0·5 (0 to 3·2)	0·4 (0 to 2·6)
HIV/AIDS resulting in other diseases	0 (0 to 0)	0 (0 to 0·1)	72·6 (30·9 to 150)	320 (136 to 662)	39·7 (20·7 to 60·7)	25·2 (15 to 36·3)	72·1 (51·1 to 91·6)	214 (188 to 247)	329 (252 to 406)	283 (218 to 379)	240 (158 to 354)
Sexually transmitted infections excluding HIV	2,180 (595 to 5,000)	551 (162 to 1,290)	607 (176 to 1,420)	36·2 (9·9 to 87·8)	20·1 (5·6 to 48·9)	3·1 (2·1 to 5)	10·2 (5·6 to 19·4)	25·3 (11·9 to 48·6)	38 (17·2 to 75·8)	42·5 (18·7 to 86·8)	47·2 (21·7 to 92·5)
Syphilis	2,180 (595 to 5,000)	551 (162 to 1,290)	607 (176 to 1,420)	36·2 (9·9 to 87·8)	20·1 (5·6 to 48·9)	1 (0·7 to 1·5)	0·5 (0·3 to 0·7)	0·3 (0·1 to 0·8)	0·6 (0·2 to 1·4)	0·5 (0·2 to 1·1)	0·8 (0·3 to 1·6)
Chlamydial infection	0 (0 to 0)	0 (0 to 0)	0 (0 to 0)	0 (0 to 0)	0 (0 to 0)	0·3 (0·2 to 0·4)	0·7 (0·4 to 1·1)	1·7 (1 to 2·7)	1·9 (1·1 to 3·3)	1·8 (1 to 3·3)	2·5 (1·4 to 4·2)
Gonococcal infection	0 (0 to 0)	0 (0 to 0)	0 (0 to 0)	0 (0 to 0)	0 (0 to 0)	0·3 (0·2 to 0·5)	0·7 (0·5 to 0·9)	1·2 (0·6 to 2·3)	1·2 (0·6 to 2·6)	0·9 (0·5 to 1·8)	2 (0·8 to 4)
Trichomoniasis	0 (0 to 0)	0 (0 to 0)	0 (0 to 0)	0 (0 to 0)	0 (0 to 0)	0·3 (0 to 0·8)	3·5 (1 to 9·2)	13·4 (4·3 to 31·2)	22 (7·2 to 52·6)	24·1 (7·5 to 57·8)	23·8 (7·4 to 56·7)
Genital herpes	0 (0 to 0)	0 (0 to 0)	0 (0 to 0)	0 (0 to 0)	0 (0 to 0)	0·7 (0·2 to 1·8)	3·1 (1 to 7·5)	5·7 (1·6 to 14·9)	7·8 (2·4 to 19·2)	9·7 (3 to 23·8)	10·9 (3·2 to 27·3)
Other sexually transmitted infections	0 (0 to 0)	0 (0 to 0)	0 (0 to 0)	0 (0 to 0)	0 (0 to 0)	0·5 (0·4 to 0·8)	1·7 (1·2 to 2·5)	3·1 (1·9 to 4·9)	4·4 (2·6 to 7·3)	5·4 (2·5 to 10·4)	7·2 (3·7 to 12·6)
Respiratory infections and tuberculosis	1,110 (564 to 1,940)	1,280 (689 to 2,210)	9,890 (5,460 to 15,300)	4,040 (2,540 to 5,860)	1,720 (1,260 to 2,290)	1,270 (934 to 1,710)	1,840 (1,250 to 2,540)	2,330 (1,570 to 3,320)	1,960 (1,280 to 2,860)	1,340 (858 to 1,950)	1,830 (1,160 to 2,970)
Tuberculosis	0 (0 to 0)	0 (0 to 0)	1,320 (688 to 2,300)	715 (409 to 1,140)	612 (393 to 921)	527 (335 to 797)	1,210 (731 to 1,820)	1,820 (1,170 to 2,760)	1,530 (897 to 2,340)	934 (532 to 1,490)	1,400 (775 to 2,420)
Latent tuberculosis infection	0 (0 to 0)	0 (0 to 0)	0 (0 to 0)	0 (0 to 0)	0 (0 to 0)	0 (0 to 0)	0 (0 to 0)	0 (0 to 0)	0 (0 to 0)	0 (0 to 0)	0 (0 to 0)
Drug-susceptible tuberculosis	0 (0 to 0)	0 (0 to 0)	1,300 (676 to 2,250)	707 (401 to 1,140)	606 (389 to 910)	521 (333 to 775)	1,200 (690 to 1,810)	1,810 (1,170 to 2,720)	1,510 (890 to 2,330)	925 (525 to 1,480)	1,390 (754 to 2,390)
Multidrug-resistant tuberculosis without extensive drug resistar	0 (0 to 0)	0 (0 to 0)	12·4 (0·3 to 77·2)	6·2 (0·1 to 38)	4·8 (0·1 to 31·5)	4·7 (0·1 to 28·5)	10·4 (0·3 to 68·2)	14·8 (0·4 to 91·2)	12·1 (0·3 to 73·5)	7·5 (0·2 to 45·6)	11·2 (0·3 to 69·5)
Extensively drug-resistant tuberculosis	0 (0 to 0)	0 (0 to 0)	2·4 (0·1 to 15·1)	1·1 (0 to 7·3)	0·8 (0 to 5·9)	0·9 (0 to 5·4)	2 (0·1 to 13·7)	2·7 (0·1 to 17·3)	2·3 (0·1 to 14)	1·4 (0 to 8·9)	2·1 (0·1 to 13·5)
Lower respiratory infections	1,110 (563 to 1,940)	1,280 (686 to 2,210)	8,490 (4,500 to 13,300)	2,890 (1,540 to 4,540)	549 (312 to 864)	282 (182 to 420)	226 (142 to 331)	181 (107 to 281)	176 (101 to 288)	185 (102 to 315)	220 (124 to 389)
Upper respiratory infections	0·6 (0·3 to 1)	3·8 (2·1 to 6·3)	72·9 (42·8 to 121)	312 (176 to 515)	377 (209 to 636)	334 (181 to 573)	299 (154 to 543)	249 (132 to 421)	197 (107 to 334)	173 (91·9 to 297)	166 (85·8 to 272)
Otitis media	0·1 (0 to 0·2)	0·2 (0·1 to 0·4)	10·7 (5·7 to 18·5)	119 (65·3 to 201)	187 (101 to 315)	127 (65·5 to 223)	103 (52·1 to 177)	80·1 (34·8 to 156)	56·5 (26·5 to 106)	44 (19·2 to 85·9)	43 (20·6 to 81·8)
Enteric infections	322 (147 to 646)	966 (347 to 2,100)	8,070 (3,360 to 16,200)	4,880 (2,470 to 8,290)	2,000 (1,170 to 3,200)	1,710 (1,020 to 2,700)	1,330 (708 to 2,330)	811 (409 to 1,480)	577 (314 to 1,020)	542 (288 to 1,010)	566 (289 to 1,110)
Diarrheal diseases	322 (147 to 646)	965 (346 to 2,100)	8,050 (3,340 to 16,200)	4,290 (2,060 to 7,830)	1,130 (553 to 2,040)	679 (336 to 1,310)	458 (227 to 901)	431 (192 to 899)	377 (177 to 771)	424 (201 to 861)	490 (230 to 1,030)
Typhoid and paratyphoid	0 (0 to 0)	0 (0 to 0)	3·3 (1·1 to 8)	501 (152 to 1,160)	807 (286 to 1,740)	986 (383 to 1,860)	838 (296 to 1,810)	364 (127 to 842)	191 (71 to 445)	110 (40·9 to 261)	69·6 (26·4 to 152)
Typhoid fever	0 (0 to 0)	0 (0 to 0)	3 (1 to 7·3)	454 (141 to 1,050)	730 (258 to 1,560)	895 (343 to 1,750)	763 (268 to 1,670)	334 (115 to 765)	176 (65·4 to 407)	103 (37·5 to 242)	65·1 (24·6 to 140)
Paratyphoid fever	0 (0 to 0)	0 (0 to 0)	0·3 (0·1 to 0·8)	46·8 (11·2 to 126)	76·5 (24·1 to 190)	91·2 (29·9 to 210)	74·4 (21·9 to 181)	30·3 (8·8 to 78·2)	14·6 (4·6 to 37·7)	7·8 (2·2 to 21·5)	4·5 (1·4 to 11·2)
Invasive Non-typhoidal Salmonella (iNTS)	0 (0 to 0)	1·3 (0·6 to 2·2)	17·2 (8·3 to 30·8)	83·9 (38 to 153)	61·9 (28·2 to 122)	38·7 (15·8 to 76·4)	27·9 (10·6 to 56·8)	15·1 (5·3 to 33·2)	9·1 (3·2 to 21·4)	6·5 (2·2 to 15·2)	5·6 (1·8 to 12·1)
Other intestinal infectious diseases	0 (0 to 0)	0 (0 to 0)	7·1 (0·2 to 28·4)	7·7 (0·8 to 25·7)	3·7 (0·3 to 13·9)	2·2 (0·2 to 8·2)	1·1 (0·1 to 4·2)	0·8 (0·1 to 3)	0·3 (0 to 1·2)	0·8 (0·1 to 2·5)	0·5 (0·1 to 1·7)
Neglected tropical diseases and malaria	2·1 (0·5 to 5·6)	51·3 (12·9 to 156)	581 (178 to 1,500)	629 (263 to 1,580)	731 (403 to 1,350)	568 (315 to 997)	671 (317 to 1,460)	642 (345 to 1,110)	451 (250 to 837)	412 (227 to 711)	389 (211 to 674)
Malaria	0 (0 to 0·1)	14·5 (2·2 to 51·6)	203 (28·3 to 723)	297 (61·8 to 993)	197 (72 to 466)	115 (42·8 to 268)	371 (83·1 to 1,220)	191 (70·6 to 469)	133 (51·1 to 313)	123 (49·5 to 297)	100 (38·7 to 226)
Chagas disease	0 (0 to 0)	0 (0 to 0)	0 (0 to 0)	0 (0 to 0)	0 (0 to 0)	0 (0 to 0)	0 (0 to 0)	0 (0 to 0)	0 (0 to 0)	0 (0 to 0)	0 (0 to 0)
Leishmaniasis	0 (0 to 0)	0 (0 to 0)	0 (0 to 0)	0 (0 to 0)	0 (0 to 0)	0 (0 to 0)	0 (0 to 0)	0 (0 to 0)	0 (0 to 0)	0 (0 to 0)	0 (0 to 0)
Visceral leishmaniasis	0 (0 to 0)	0 (0 to 0)	0 (0 to 0)	0 (0 to 0)	0 (0 to 0)	0 (0 to 0)	0 (0 to 0)	0 (0 to 0)	0 (0 to 0)	0 (0 to 0)	0 (0 to 0)
Cutaneous and mucocutaneous leishmaniasis	0 (0 to 0)	0 (0 to 0)	0 (0 to 0)	0 (0 to 0)	0 (0 to 0)	0 (0 to 0)	0 (0 to 0)	0 (0 to 0)	0 (0 to 0)	0 (0 to 0)	0 (0 to 0)
African trypanosomiasis	0 (0 to 0)	0 (0 to 0)	0 (0 to 0)	0 (0 to 0)	0 (0 to 0)	0 (0 to 0)	0 (0 to 0)	0 (0 to 0)	0 (0 to 0)	0 (0 to 0)	0 (0 to 0)
Schistosomiasis	0 (0 to 0)	0 (0 to 0)	0 (0 to 0)	0 (0 to 0)	0 (0 to 0)	0 (0 to 0)	0 (0 to 0)	0 (0 to 0)	0 (0 to 0)	0 (0 to 0)	0 (0 to 0)
Cysticercosis	0 (0 to 0)	0 (0 to 0)	0 (0 to 0)	0 (0 to 0)	0·1 (0 to 0·2)	0·1 (0 to 0·3)	0·2 (0 to 0·4)	0·3 (0·1 to 0·6)	0·3 (0·1 to 0·7)	0·4 (0·1 to 0·8)	0·5 (0·1 to 1)
Cystic echinococcosis	0 (0 to 0)	0 (0 to 0)	0 (0 to 0)	1·4 (0 to 5·2)	2·8 (0 to 11·3)	1·7 (0 to 6·4)	1 (0 to 3·3)	0·8 (0 to 2·9)	1 (0 to 3·5)	1·1 (0 to 3·9)	1·3 (0 to 5·2)
Lymphatic filariasis	0 (0 to 0)	0 (0 to 0)	0 (0 to 0)	0 (0 to 0)	64 (37·5 to 102)	72·3 (43·6 to 112)	72·2 (42·3 to 112)	67·2 (41·1 to 103)	59·3 (34·2 to 87·9)	55·6 (33·6 to 83·5)	56 (33·3 to 86·3)
Onchocerciasis	0 (0 to 0)	0 (0 to 0)	0 (0 to 0)	0 (0 to 0)	0 (0 to 0)	0 (0 to 0)	0 (0 to 0)	0 (0 to 0)	0 (0 to 0)	0 (0 to 0)	0 (0 to 0)
Trachoma	0 (0 to 0)	0 (0 to 0)	0 (0 to 0)	0 (0 to 0)	0 (0 to 0)	0 (0 to 0)	0 (0 to 0)	0 (0 to 0)	0 (0 to 0)	0 (0 to 0)	0 (0 to 0)
Dengue	0 (0 to 0)	33·4 (3·1 to 139)	354 (65·1 to 1,150)	187 (30·9 to 977)	140 (21·6 to 680)	120 (28·8 to 475)	71·2 (16·9 to 240)	112 (27·1 to 321)	87 (19·2 to 304)	74·7 (16·3 to 254)	62·5 (15·5 to 226)
Yellow fever	0 (0 to 0)	0 (0 to 0)	0 (0 to 0)	0 (0 to 0)	0 (0 to 0)	0 (0 to 0)	0 (0 to 0)	0 (0 to 0)	0 (0 to 0)	0 (0 to 0)	0 (0 to 0)
Rabies	0 (0 to 0)	0 (0 to 0)	0·4 (0 to 1·4)	0·7 (0 to 3)	5·4 (0·2 to 20·7)	4·7 (0·2 to 18·6)	1 (0 to 3)	0·4 (0 to 1·8)	0·7 (0 to 2·7)	1 (0 to 3·8)	1·8 (0·1 to 6·6)
Intestinal nematode infections	0 (0 to 0)	0 (0 to 0)	5·2 (1·4 to 15·9)	80·6 (36·6 to 151)	198 (99·2 to 359)	154 (74·6 to 283)	105 (52·3 to 192)	246 (87·7 to 521)	145 (61·3 to 289)	131 (55·5 to 262)	139 (49·1 to 303)
Ascariasis	0 (0 to 0)	0 (0 to 0)	3·9 (0·6 to 13·9)	49·2 (17·2 to 104)	96·8 (36·9 to 201)	54 (20·8 to 113)	32 (12·4 to 68·3)	23·9 (9·4 to 50·9)	19·2 (7·4 to 40·7)	16·9 (6·9 to 36·9)	16·7 (6·5 to 36·5)
Trichuriasis	0 (0 to 0)	0 (0 to 0)	0·2 (0·1 to 0·3)	4·5 (1·6 to 9·3)	12·9 (4·8 to 26)	13·9 (5·2 to 29·1)	19·9 (7·7 to 40·5)	16·4 (6·1 to 33·9)	10·6 (3·9 to 22·4)	7·2 (2·6 to 14·9)	5·6 (2 to 11·5)
Hookworm disease	0 (0 to 0)	0 (0 to 0)	1·1 (0·4 to 2·3)	27 (11 to 56)	88·7 (37·6 to 177)	85·8 (36·4 to 177)	52·8 (25·4 to 98·9)	206 (60·4 to 465)	116 (38·9 to 258)	107 (38·7 to 227)	117 (30·4 to 281)
Food-borne trematodiases	0 (0 to 0)	0 (0 to 0)	0 (0 to 0)	0 (0 to 0)	0 (0 to 0)	0 (0 to 0)	0 (0 to 0)	0 (0 to 0)	0 (0 to 0)	0 (0 to 0)	0 (0 to 0)
Leprosy	0 (0 to 0)	0 (0 to 0)	0 (0 to 0)	0 (0 to 0)	0 (0 to 0)	0 (0 to 0)	0·3 (0·2 to 0·5)	0·5 (0·3 to 0·7)	0·6 (0·3 to 0·9)	0·7 (0·4 to 1·1)	0·9 (0·6 to 1·4)
Ebola	0 (0 to 0)	0 (0 to 0)	0 (0 to 0)	0 (0 to 0)	0 (0 to 0)	0 (0 to 0)	0 (0 to 0)	0 (0 to 0)	0 (0 to 0)	0 (0 to 0)	0 (0 to 0)
Zika virus	0 (0 to 0)	0 (0 to 0)	0 (0 to 0)	0 (0 to 0)	0 (0 to 0)	0 (0 to 0)	0 (0 to 0)	0 (0 to 0)	0 (0 to 0)	0 (0 to 0)	0 (0 to 0)
Guinea worm disease	0 (0 to 0)	0 (0 to 0)	0 (0 to 0)	0 (0 to 0)	0 (0 to 0)	0 (0 to 0)	0 (0 to 0)	0 (0 to 0)	0 (0 to 0)	0 (0 to 0)	0 (0 to 0)
Other neglected tropical diseases	2·1 (0·5 to 5·6)	3·4 (1·1 to 7)	17·7 (4·1 to 45·8)	62·9 (21·1 to 145)	123 (29·3 to 281)	99·9 (18·7 to 255)	48·6 (11·1 to 113)	23·9 (3·3 to 68·5)	23·4 (3·6 to 63)	24·1 (4 to 63·1)	26·2 (4·2 to 67·9)
Other infectious diseases	761 (330 to 1,790)	926 (366 to 2,030)	5,340 (2,310 to 11,500)	5,760 (2,780 to 11,100)	1,630 (939 to 2,820)	749 (520 to 1,090)	634 (429 to 879)	477 (310 to 709)	360 (229 to 548)	285 (180 to 435)	338 (213 to 534)
Meningitis	144 (46·9 to 321)	395 (105 to 892)	2,370 (746 to 4,890)	1,440 (460 to 2,740)	622 (351 to 962)	356 (225 to 535)	319 (188 to 504)	202 (118 to 325)	129 (71·3 to 214)	84·1 (47·5 to 139)	110 (60·8 to 190)
Encephalitis	8·8 (3·3 to 22)	9·5 (2·6 to 25·5)	404 (85·6 to 1,040)	539 (173 to 1,380)	199 (71·4 to 437)	97·7 (46·4 to 198)	73·7 (36·7 to 153)	50·6 (26·8 to 91·9)	49·8 (22·6 to 107)	39·5 (18·6 to 79·6)	25·5 (12 to 48·5)
Diphtheria	0 (0 to 0)	0 (0 to 0)	2·6 (0·1 to 10·1)	3·8 (0·2 to 13·2)	2·6 (0·1 to 9·4)	1·1 (0 to 4)	0·4 (0 to 1·3)	0·2 (0 to 0·7)	0·1 (0 to 0·5)	0·2 (0 to 0·6)	0·2 (0 to 0·7)
Tetanus	528 (116 to 1,560)	492 (92·2 to 1,570)	277 (47·7 to 826)	11·4 (2·7 to 33·8)	12·7 (2·1 to 49·9)	8·5 (1·8 to 31·1)	17·2 (4·3 to 42·8)	7·2 (1·9 to 21·8)	16·6 (3·4 to 51·2)	13·3 (3·2 to 40·6)	7 (1·8 to 24·5)
Measles	0 (0 to 0)	0 (0 to 0)	342 (97·4 to 829)	1,120 (360 to 2,530)	233 (72·9 to 547)	60·5 (18·1 to 145)	20·6 (6·3 to 49·1)	9·3 (2·8 to 23·1)	4·2 (1·2 to 10·6)	2·4 (0·7 to 6·2)	1·5 (0·4 to 3·7)
Varicella and herpes zoster	3·3 (0·3 to 10·6)	8·6 (0·7 to 27·2)	52·6 (4·4 to 177)	102 (7·6 to 335)	50·4 (5·9 to 143)	18·1 (3·6 to 44·8)	10·9 (3·1 to 25·3)	9·4 (3·1 to 20·9)	9·6 (3·2 to 21·1)	11 (3·7 to 25·5)	10·6 (3·7 to 22·2)
Acute hepatitis	0 (0 to 0)	0 (0 to 0)	25·1 (9·2 to 55·1)	17·2 (8·6 to 31·6)	61·2 (32·7 to 111)	53·1 (31·2 to 88·8)	63 (34·8 to 107)	93·3 (44 to 189)	50·5 (25·9 to 93·6)	52·1 (25·6 to 98)	83·4 (39·8 to 163)
Acute hepatitis A	0 (0 to 0)	0 (0 to 0)	11·2 (1·8 to 30·8)	12·2 (5·1 to 24·7)	45·2 (21·2 to 87·5)	33·8 (18·1 to 59·7)	46·9 (23·7 to 86)	44·8 (17 to 107)	23·9 (9 to 53·1)	21·5 (6·3 to 53·4)	28·6 (6 to 76·6)
Acute hepatitis B	0 (0 to 0)	0 (0 to 0)	10·1 (1·8 to 25·9)	3·3 (0·7 to 9·4)	9·7 (1·7 to 31)	13 (2·8 to 32·4)	12·2 (3·1 to 35·2)	30·8 (8·3 to 75·8)	21·1 (6·8 to 46·5)	21·7 (8·2 to 45·1)	40·8 (14·2 to 87·5)
Acute hepatitis C	0 (0 to 0)	0 (0 to 0)	2·1 (0·5 to 6·3)	1·1 (0·5 to 2·7)	4·2 (0·8 to 14·5)	3·2 (0·7 to 10·4)	1·5 (0·3 to 5·1)	12·3 (2·6 to 34·5)	2·8 (0·7 to 7·9)	6 (1·2 to 18·5)	10·2 (2·3 to 30·5)
Acute hepatitis E	0 (0 to 0)	0 (0 to 0)	1·7 (0·2 to 6·1)	0·6 (0·2 to 1·8)	2·1 (1 to 4·3)	3·1 (0·6 to 7·1)	2·4 (1·1 to 5·2)	5·5 (1·7 to 15·3)	2·7 (0·9 to 7·1)	2·8 (0·9 to 7·4)	3·8 (1·1 to 10·6)
Other unspecified infectious diseases	77·7 (19·2 to 239)	21·5 (8·2 to 48·9)	57·2 (17·8 to 158)	59·7 (22·9 to 124)	102 (38·4 to 212)	90 (32·6 to 189)	108 (45·4 to 198)	90·8 (31 to 183)	92 (32·2 to 193)	77·8 (26·8 to 160)	95·7 (35 to 190)
Maternal and neonatal disorders	38,200 (28,300 to 50,000)	4,260 (2,670 to 6,280)	1,720 (934 to 2,770)	878 (646 to 1,160)	717 (519 to 985)	767 (557 to 1,020)	1,960 (1,380 to 2,770)	2,740 (1,820 to 4,020)	2,490 (1,590 to 3,620)	2,360 (1,510 to 3,660)	2,170 (1,380 to 3,340)
Maternal disorders	0 (0 to 0)	0 (0 to 0)	0 (0 to 0)	0 (0 to 0)	0 (0 to 0)	55·1 (18·1 to 128)	1,340 (771 to 2,110)	2,240 (1,320 to 3,510)	2,080 (1,190 to 3,230)	2,000 (1,150 to 3,310)	1,840 (1,040 to 3,000)
Maternal hemorrhage	0 (0 to 0)	0 (0 to 0)	0 (0 to 0)	0 (0 to 0)	0 (0 to 0)	33·3 (10·5 to 80·3)	568 (265 to 996)	876 (434 to 1,510)	780 (379 to 1,420)	802 (382 to 1,540)	838 (394 to 1,530)
Maternal sepsis and other maternal infections	0 (0 to 0)	0 (0 to 0)	0 (0 to 0)	0 (0 to 0)	0 (0 to 0)	0·5 (0·2 to 1·3)	60·5 (26·5 to 115)	166 (73 to 334)	165 (76·5 to 313)	133 (56·2 to 264)	89·7 (36·8 to 199)
Maternal hypertensive disorders	0 (0 to 0)	0 (0 to 0)	0 (0 to 0)	0 (0 to 0)	0 (0 to 0)	17·4 (4·6 to 45·2)	482 (252 to 832)	686 (335 to 1,170)	606 (303 to 1,030)	468 (221 to 818)	375 (190 to 668)
Maternal obstructed labor and uterine rupture	0 (0 to 0)	0 (0 to 0)	0 (0 to 0)	0 (0 to 0)	0 (0 to 0)	0·1 (0 to 0·2)	7·9 (3·5 to 15·7)	14·6 (7·3 to 26·9)	17·5 (5·7 to 37·4)	11·7 (2·8 to 25)	11·6 (5·7 to 21·6)
Maternal abortion and miscarriage	0 (0 to 0)	0 (0 to 0)	0 (0 to 0)	0 (0 to 0)	0 (0 to 0)	0·5 (0·2 to 1·5)	47·7 (17·2 to 108)	87·6 (31·4 to 201)	105 (34·6 to 249)	109 (34·8 to 254)	87·7 (26·5 to 203)
Ectopic pregnancy	0 (0 to 0)	0 (0 to 0)	0 (0 to 0)	0 (0 to 0)	0 (0 to 0)	0·1 (0 to 0·2)	9·2 (4·1 to 17·4)	24·4 (10·2 to 46·6)	20·8 (8·7 to 41·2)	30 (12·4 to 59·4)	22·5 (9·8 to 43·5)
Indirect maternal deaths	–	–	–	–	–	0·1 (0 to 0·3)	19·5 (7·8 to 39·9)	59·2 (23·5 to 116)	61·9 (24·2 to 130)	66·5 (26·7 to 152)	62·4 (24 to 131)
Late maternal deaths	–	–	–	–	–	1·8 (0·5 to 4·6)	34·6 (17·3 to 63·3)	45·5 (21 to 83·8)	35·9 (17·3 to 64·3)	33·1 (15·7 to 61·1)	32·1 (15·4 to 60·9)
Maternal deaths aggravated by HIV/AIDS	–	–	–	–	–	0 (0 to 0)	0·3 (0·1 to 0·7)	1·1 (0·4 to 2·5)	1·4 (0·5 to 3)	1·2 (0·5 to 2·6)	1·3 (0·6 to 2·6)
Neonatal disorders	38,200 (28,300 to 50,000)	4,260 (2,670 to 6,280)	1,720 (934 to 2,770)	878 (646 to 1,160)	717 (519 to 985)	712 (510 to 959)	623 (444 to 835)	506 (362 to 693)	408 (296 to 546)	351 (248 to 474)	329 (233 to 440)
Neonatal preterm birth	12,400 (6,480 to 19,800)	860 (347 to 1,650)	617 (291 to 1,120)	341 (243 to 470)	395 (269 to 558)	387 (264 to 535)	337 (229 to 472)	268 (182 to 366)	217 (147 to 309)	186 (122 to 262)	172 (115 to 240)
Neonatal encephalopathy due to birth asphyxia and trauma	17,100 (9,810 to 25,700)	529 (214 to 1,080)	212 (80·7 to 443)	102 (59·7 to 167)	51·8 (25·8 to 88·3)	52·4 (26·4 to 89)	47·3 (23·9 to 80·8)	39·1 (19·9 to 65·7)	31·8 (16·3 to 54·2)	27·8 (14·4 to 47·4)	26·5 (13·6 to 45·2)
Neonatal sepsis and other neonatal infections	4,590 (1,630 to 9,730)	2,160 (1,110 to 3,600)	490 (194 to 1,010)	184 (96 to 306)	241 (122 to 406)	242 (123 to 409)	212 (107 to 363)	176 (92·1 to 302)	141 (71·5 to 239)	122 (66·1 to 201)	115 (64·4 to 188)
Hemolytic disease and other neonatal jaundice	297 (134 to 562)	62 (25·9 to 128)	15·5 (7·4 to 36·6)	25·2 (18·5 to 32·2)	29·8 (21·7 to 38)	30·3 (22·2 to 38·5)	27·2 (19·9 to 34·7)	22·4 (16·6 to 28·5)	18·3 (13·5 to 23·3)	16 (11·6 to 20·6)	15·1 (10·8 to 19·4)
Other neonatal disorders	3,810 (1,640 to 7,060)	648 (261 to 1,240)	382 (157 to 719)	227 (166 to 302)	0 (0 to 0)	0 (0 to 0)	0 (0 to 0)	0 (0 to 0)	0 (0 to 0)	0 (0 to 0)	0 (0 to 0)
Nutritional deficiencies	12·8 (8·1 to 18·4)	74·6 (43·5 to 121)	1,270 (792 to 2,040)	1,940 (1,180 to 3,010)	1,760 (721 to 3,460)	1,320 (421 to 2,980)	1,360 (504 to 2,860)	823 (339 to 1,810)	813 (333 to 1,730)	836 (351 to 1,700)	888 (361 to 1,810)
Protein-energy malnutrition	12·8 (8 to 18·4)	46·5 (29·4 to 67·2)	696 (440 to 1,090)	1,030 (640 to 1,480)	300 (180 to 480)	144 (85·7 to 225)	138 (83·2 to 215)	135 (83·9 to 207)	132 (81·6 to 200)	148 (98 to 219)	159 (103 to 225)
Iodine deficiency	0 (0 to 0)	0 (0 to 0)	0 (0 to 0)	0·5 (0·1 to 1·2)	4·1 (1·4 to 9)	12·9 (6 to 26·3)	29·3 (10·4 to 57·5)	44·6 (19·5 to 82)	48·6 (20·6 to 86)	47·8 (23·3 to 81·5)	46 (21·5 to 77·1)
Vitamin A deficiency	0 (0 to 0·2)	6·4 (1·3 to 18·4)	38·1 (15 to 84·3)	158 (66·4 to 336)	171 (70·9 to 357)	113 (46·2 to 243)	34·5 (14·5 to 62·7)	27 (10·2 to 51·9)	23·2 (8·9 to 43·9)	18·8 (7·1 to 35·9)	17 (6·1 to 31·6)
Dietary iron deficiency	0 (0 to 0·1)	21·7 (3·7 to 52·5)	163 (24·3 to 453)	435 (93·5 to 1,180)	1,230 (272 to 2,830)	1,010 (173 to 2,570)	1,080 (239 to 2,560)	527 (75·7 to 1,480)	499 (64·8 to 1,350)	538 (84 to 1,350)	588 (88·1 to 1,480)
Other nutritional deficiencies	0 (0 to 0)	0 (0 to 0)	376 (130 to 868)	311 (137 to 609)	57·9 (30·4 to 101)	45·6 (25·8 to 72·1)	79·3 (48·5 to 118)	89 (57·1 to 133)	110 (69·9 to 162)	83·4 (52·8 to 126)	77·9 (50·6 to 113)
Non-communicable diseases	6,450 (3,680 to 10,300)	2,290 (1,400 to 3,510)	8,570 (4,840 to 13,800)	8,480 (6,150 to 11,200)	9,870 (7,770 to 12,700)	15,400 (11,600 to 20,100)	20,400 (15,500 to 26,700)	21,100 (16,200 to 27,100)	21,900 (16,900 to 28,200)	24,700 (19,500 to 31,000)	30,300 (23,600 to 38,300)
Neoplasms	20·2 (8·7 to 43·4)	19·4 (7·6 to 41·2)	192 (96·4 to 341)	926 (520 to 1,430)	1,050 (695 to 1,490)	948 (668 to 1,330)	1,190 (813 to 1,600)	1,280 (839 to 1,810)	1,860 (1,200 to 2,820)	3,000 (1,940 to 4,460)	4,580 (3,030 to 7,110)
Lip and oral cavity cancer	0 (0 to 0)	0 (0 to 0)	0 (0 to 0)	0 (0 to 0)	3·1 (2 to 5·7)	5·5 (2·4 to 11·3)	7·5 (3·8 to 13·4)	9·1 (4·6 to 15·6)	11·8 (5·3 to 22·1)	20 (9·6 to 38·4)	32·6 (15·5 to 63·4)
Nasopharynx cancer	0 (0 to 0)	0 (0 to 0)	0 (0 to 0)	0 (0 to 0)	1·9 (1·3 to 3·6)	3·3 (1·5 to 6·5)	10·2 (4·9 to 18·7)	15·6 (6·4 to 31·1)	19·9 (9·2 to 38)	26·5 (12·8 to 50·4)	40·3 (19 to 80·9)
Other pharynx cancer	0 (0 to 0)	0 (0 to 0)	0 (0 to 0)	0 (0 to 0)	0 (0 to 0)	0 (0 to 0)	0 (0 to 0)	2·1 (1 to 4·3)	2·5 (1·1 to 5)	4 (1·7 to 7·9)	6·4 (2·6 to 13·1)
Esophageal cancer	0 (0 to 0)	0 (0 to 0)	0 (0 to 0)	0 (0 to 0)	0 (0 to 0)	0 (0 to 0)	0 (0 to 0)	10·4 (4·3 to 19·1)	12·4 (5·7 to 22·4)	19·9 (9·2 to 37·2)	29·5 (14·5 to 53·1)
Stomach cancer	0 (0 to 0)	0 (0 to 0)	0 (0 to 0)	0 (0 to 0)	0 (0 to 0)	0 (0 to 0)	20·6 (10·2 to 34·9)	28·8 (14·3 to 49·1)	50·5 (25·2 to 87·9)	92·5 (46·8 to 163)	131 (67·1 to 241)
Colon and rectum cancer	0 (0 to 0)	0 (0 to 0)	0 (0 to 0)	0 (0 to 0)	9 (4·3 to 16·3)	15·6 (8·1 to 26·6)	31·8 (15·5 to 53·7)	62·7 (32·5 to 113)	84·2 (43·5 to 147)	151 (76·8 to 267)	225 (118 to 402)
Liver cancer	0·4 (0·2 to 1)	5·4 (0·7 to 20)	32·7 (11·4 to 82·2)	40·1 (18 to 81·3)	33·2 (16·3 to 61·6)	33·1 (17·3 to 64·7)	23·7 (10·2 to 51·8)	16·5 (7·1 to 31·8)	12·3 (5·6 to 22·8)	14·5 (6·9 to 28·7)	15·7 (7 to 32)
Liver cancer due to hepatitis B	0 (0 to 0)	0 (0 to 0)	0 (0 to 0)	0 (0 to 0)	0 (0 to 0)	13·2 (5·6 to 28·2)	9·2 (3·9 to 18·5)	7·8 (3·4 to 15)	6·5 (2·8 to 12·8)	7·5 (3·4 to 16)	7·2 (3 to 14·8)
Liver cancer due to hepatitis C	0 (0 to 0)	0 (0 to 0)	0 (0 to 0)	0 (0 to 0)	0 (0 to 0)	1 (0·4 to 2·3)	0·7 (0·3 to 1·6)	1·2 (0·5 to 2·5)	1·5 (0·6 to 3)	2·6 (1·1 to 5·4)	4 (1·6 to 8·3)
Liver cancer due to alcohol use	0 (0 to 0)	0 (0 to 0)	0 (0 to 0)	0 (0 to 0)	0 (0 to 0)	0 (0 to 0)	0·2 (0·1 to 0·5)	0·4 (0·2 to 0·8)	0·4 (0·2 to 0·9)	0·8 (0·3 to 1·6)	1·2 (0·5 to 2·4)
Liver cancer due to NASH	0 (0 to 0)	0 (0 to 0)	0 (0 to 0)	0 (0 to 0)	0 (0 to 0)	0 (0 to 0)	7·7 (3·2 to 16·7)	4 (1·7 to 7·9)	2·1 (0·9 to 4·2)	2 (0·9 to 4·1)	1·9 (0·8 to 4·1)
Liver cancer due to other causes	0·4 (0·2 to 1)	5·4 (0·7 to 20)	32·7 (11·4 to 82·2)	40·1 (18 to 81·3)	33·2 (16·3 to 61·6)	19 (10·8 to 33·3)	5·9 (2·5 to 12·8)	3·1 (1·3 to 6·2)	1·7 (0·7 to 3·3)	1·6 (0·7 to 3·2)	1·4 (0·6 to 3)
Gallbladder and biliary tract cancer	0 (0 to 0)	0 (0 to 0)	0 (0 to 0)	0 (0 to 0)	0 (0 to 0)	0 (0 to 0)	0 (0 to 0)	1·4 (0·9 to 2·3)	4 (1·5 to 7·8)	4·8 (2 to 9·6)	13·3 (5·6 to 27·9)
Pancreatic cancer	0 (0 to 0)	0 (0 to 0)	0 (0 to 0)	0 (0 to 0)	0 (0 to 0)	0 (0 to 0)	3·3 (1·8 to 5·7)	4·7 (1·9 to 9·2)	13 (5·6 to 24)	27·4 (12·3 to 48·5)	46·1 (22·8 to 80·6)
Larynx cancer	0 (0 to 0)	0 (0 to 0)	0 (0 to 0)	0 (0 to 0)	0 (0 to 0)	0 (0 to 0)	0 (0 to 0)	2·8 (1·6 to 5·7)	3 (1·6 to 5·1)	2·9 (1·3 to 5·6)	10·1 (4·2 to 20·8)
Tracheal, bronchus, and lung cancer	0 (0 to 0)	0 (0 to 0)	0 (0 to 0)	0 (0 to 0)	0 (0 to 0)	7·8 (3·2 to 16·1)	28·6 (12·3 to 54)	39·4 (16 to 79·9)	71 (31·1 to 133)	99 (47·8 to 177)	179 (88·4 to 337)
Malignant skin melanoma	0 (0 to 0)	0 (0 to 0)	0·3 (0·2 to 0·5)	1·7 (1·1 to 2·4)	1·8 (1·3 to 2·8)	1·8 (1·3 to 2·7)	3·8 (1·9 to 7)	4 (1·9 to 7·4)	4·9 (2·4 to 9·4)	5 (2·5 to 10·3)	9·2 (4·2 to 19)
Non-melanoma skin cancer	0 (0 to 0)	0 (0 to 0)	0 (0 to 0)	0 (0 to 0)	0 (0 to 0)	0 (0 to 0)	0 (0 to 0)	7·8 (2·9 to 16·7)	6·6 (2·5 to 13·2)	6·5 (2·2 to 14·9)	21·9 (7·5 to 46·1)
Non-melanoma skin cancer (squamous-cell carcinoma)	0 (0 to 0)	0 (0 to 0)	0 (0 to 0)	0 (0 to 0)	0 (0 to 0)	0 (0 to 0)	0 (0 to 0)	7·8 (2·9 to 16·7)	6·6 (2·5 to 13·2)	6·5 (2·2 to 14·9)	21·9 (7·5 to 46·1)
Non-melanoma skin cancer (basal-cell carcinoma)	0 (0 to 0)	0 (0 to 0)	0 (0 to 0)	0 (0 to 0)	0 (0 to 0)	0 (0 to 0)	0 (0 to 0)	0 (0 to 0)	0 (0 to 0)	0 (0 to 0)	0 (0 to 0)
Breast cancer	0 (0 to 0)	0 (0 to 0)	0 (0 to 0)	0 (0 to 0)	0 (0 to 0)	0 (0 to 0)	166 (80·7 to 289)	341 (200 to 530)	810 (476 to 1,300)	1,630 (957 to 2,590)	2,490 (1,550 to 4,030)
Cervical cancer	0 (0 to 0)	0 (0 to 0)	0 (0 to 0)	0 (0 to 0)	0 (0 to 0)	0 (0 to 0)	28 (10·2 to 62·4)	53·9 (21·4 to 106)	109 (49·8 to 205)	251 (116 to 474)	478 (223 to 876)
Uterine cancer	0 (0 to 0)	0 (0 to 0)	0 (0 to 0)	0 (0 to 0)	0 (0 to 0)	0 (0 to 0)	0 (0 to 0)	10·2 (2·6 to 22·2)	17·3 (5·3 to 36·7)	30·1 (11·2 to 64·7)	56·5 (21·7 to 109)
Ovarian cancer	0 (0 to 0)	0 (0 to 0)	0 (0 to 0)	0 (0 to 0)	19·1 (8·5 to 36·1)	33·6 (17 to 57·9)	60·8 (29·7 to 119)	76·1 (38·3 to 138)	87·1 (43·5 to 158)	117 (62·3 to 217)	171 (91·5 to 302)
Prostate cancer	0 (0 to 0)	0 (0 to 0)	0 (0 to 0)	0 (0 to 0)	0 (0 to 0)	0 (0 to 0)	0 (0 to 0)	0 (0 to 0)	0 (0 to 0)	0 (0 to 0)	0 (0 to 0)
Testicular cancer	–	–	–	–	–	–	–	–	–	–	–
Kidney cancer	0·8 (0·2 to 2·6)	0·5 (0·1 to 1·5)	10·8 (3·5 to 26·7)	51·7 (16·4 to 109)	20·3 (8·5 to 41·2)	11·3 (4·9 to 21·9)	8·4 (3 to 18·5)	7·8 (3 to 17·2)	7·9 (3·4 to 16)	10 (4·2 to 21)	18·7 (8·2 to 39·2)
Bladder cancer	0 (0 to 0)	0 (0 to 0)	0 (0 to 0)	0 (0 to 0)	0 (0 to 0)	0 (0 to 0)	1·9 (1·4 to 2·6)	1·4 (1 to 2·2)	1·4 (0·7 to 2·6)	3·2 (1·5 to 6)	6·5 (3 to 12·2)
Brain and central nervous system cancer	4·7 (1·1 to 14·1)	2·9 (0·7 to 8·9)	24·3 (8·7 to 57·5)	134 (56·4 to 276)	227 (125 to 374)	162 (94·4 to 257)	105 (60·1 to 171)	82·6 (44·8 to 140)	88·9 (47·9 to 156)	95·9 (54 to 169)	105 (56·2 to 197)
Thyroid cancer	0 (0 to 0)	0 (0 to 0)	0 (0 to 0)	0 (0 to 0)	2·3 (1·4 to 4·9)	2 (1·4 to 3·5)	6·3 (2·3 to 12·9)	6·3 (2 to 15·3)	9·3 (3·2 to 23)	12·6 (4·8 to 26·2)	28·5 (13·2 to 55·3)
Mesothelioma	0 (0 to 0)	0 (0 to 0)	0 (0 to 0)	0 (0 to 0)	0 (0 to 0)	0 (0 to 0)	0 (0 to 0)	5·8 (1·1 to 19·3)	6·1 (0·9 to 21·6)	4·5 (0·9 to 13·6)	8·6 (1·8 to 25·7)
Hodgkin lymphoma	0 (0 to 0)	0 (0 to 0)	0 (0 to 0)	1·8 (1·1 to 3·2)	6·2 (1·7 to 13·9)	5·5 (1·5 to 12·3)	22·8 (6·8 to 51·9)	24·9 (8·6 to 58·6)	26 (7·9 to 62·4)	14·3 (4·6 to 34)	13·4 (4·4 to 33·1)
Non-Hodgkin lymphoma	0 (0 to 0)	0 (0 to 0)	0 (0 to 0)	42·1 (17 to 82·1)	43·2 (21·6 to 76·2)	43·9 (22·9 to 79·4)	65·8 (33·7 to 118)	62·8 (30 to 120)	61·5 (28·9 to 113)	45·9 (23·5 to 80·5)	58·2 (29·4 to 106)
Multiple myeloma	0 (0 to 0)	0 (0 to 0)	0 (0 to 0)	0 (0 to 0)	0 (0 to 0)	0 (0 to 0)	0 (0 to 0)	1·5 (0·9 to 2·6)	1·3 (0·7 to 2·4)	3·4 (1·3 to 6·7)	6·8 (2·9 to 13·4)
Leukemia	9·5 (1·5 to 31·4)	5·3 (0·9 to 16·5)	86·7 (31·1 to 181)	454 (204 to 819)	488 (260 to 810)	374 (207 to 603)	363 (193 to 599)	233 (123 to 398)	198 (103 to 347)	185 (94·5 to 327)	210 (110 to 388)
Acute lymphoid leukemia	2 (0·2 to 7)	0·9 (0·1 to 3·4)	23·6 (6·1 to 62·8)	138 (46·4 to 291)	159 (46·4 to 332)	125 (49·2 to 250)	72·7 (25·4 to 146)	25·8 (8·6 to 63·3)	33·7 (11·9 to 74·4)	12·5 (4·2 to 33·7)	18·9 (6·1 to 47·3)
Chronic lymphoid leukemia	0 (0 to 0)	0 (0 to 0)	0 (0 to 0)	0 (0 to 0)	0 (0 to 0)	0 (0 to 0)	0 (0 to 0)	1·6 (0·6 to 3·4)	1·3 (0·5 to 2·6)	1·1 (0·5 to 2·5)	2·5 (0·8 to 5·9)
Acute myeloid leukemia	0·9 (0·1 to 3·4)	0·5 (0 to 2·2)	5·3 (1·3 to 15)	70·3 (22·5 to 164)	55·3 (17·2 to 125)	60·1 (20·1 to 136)	83·3 (29·5 to 183)	33·5 (11 to 76·1)	39·5 (14·5 to 87·7)	35·6 (12·7 to 81·9)	42 (15·2 to 99·2)
Chronic myeloid leukemia	0·2 (0 to 1·2)	0·1 (0 to 0·5)	1·1 (0·3 to 3·1)	5·2 (1·3 to 13·8)	6·3 (1·6 to 15·3)	5·3 (1·5 to 12·3)	5·3 (1·4 to 12·8)	7·9 (1·9 to 20·5)	8·7 (2·4 to 21·4)	10 (2·7 to 26)	10·3 (2·6 to 25·9)
Other leukemia	6·4 (0·9 to 21·3)	3·8 (0·6 to 13)	56·9 (14·7 to 134)	240 (89·8 to 465)	267 (110 to 494)	183 (80·1 to 333)	201 (92·1 to 374)	164 (78·6 to 297)	115 (50 to 215)	126 (55·3 to 234)	136 (65·4 to 268)
Other malignant neoplasms	4·8 (2 to 10·1)	5·1 (1·1 to 15·2)	35·5 (14·5 to 74)	199 (108 to 314)	189 (118 to 276)	246 (157 to 370)	230 (146 to 353)	166 (102 to 250)	139 (85·6 to 223)	121 (73·9 to 183)	166 (99·6 to 285)
Other neoplasms	0·1 (0 to 0·2)	0 (0 to 0)	1·2 (0·4 to 3·2)	2·4 (1·3 to 4·4)	2·1 (1·5 to 3·1)	2·4 (1·5 to 5·1)	2·2 (1·5 to 3·3)	1·9 (1·1 to 3·6)	2·2 (0·9 to 4·9)	1·4 (0·8 to 2·7)	3 (1·4 to 6·1)
Myelodysplastic, myeloproliferative, and other hematopoietic n	0·1 (0 to 0·2)	0 (0 to 0)	1·2 (0·4 to 3·2)	2·4 (1·3 to 4·4)	2·1 (1·5 to 3·1)	2·4 (1·5 to 5·1)	2·2 (1·5 to 3·3)	1·9 (1·1 to 3·6)	2·2 (0·9 to 4·9)	1·4 (0·8 to 2·7)	3 (1·4 to 6·1)
Benign and in situ intestinal neoplasms	0 (0 to 0)	0 (0 to 0)	0 (0 to 0)	0 (0 to 0)	0 (0 to 0)	0 (0 to 0)	0 (0 to 0)	0 (0 to 0)	0 (0 to 0)	0 (0 to 0)	0 (0 to 0)
Benign and in situ cervical and uterine neoplasms	0 (0 to 0)	0 (0 to 0)	0 (0 to 0)	0 (0 to 0)	0 (0 to 0)	0 (0 to 0)	0 (0 to 0)	0 (0 to 0)	0 (0 to 0)	0 (0 to 0)	0 (0 to 0)
Other benign and in situ neoplasms	0 (0 to 0)	0 (0 to 0)	0 (0 to 0)	0 (0 to 0)	0 (0 to 0)	0 (0 to 0)	0 (0 to 0)	0 (0 to 0)	0 (0 to 0)	0 (0 to 0)	0 (0 to 0)
Cardiovascular diseases	11·4 (4·5 to 24·7)	29·4 (13·3 to 59)	287 (125 to 570)	170 (94·3 to 300)	366 (253 to 531)	530 (364 to 743)	1,210 (820 to 1,710)	1,450 (985 to 2,060)	1,770 (1,180 to 2,550)	2,420 (1,600 to 3,490)	3,950 (2,610 to 6,000)
Rheumatic heart disease	0 (0 to 0)	0 (0 to 0)	0 (0 to 0)	15·2 (6·9 to 28·3)	72·6 (43 to 117)	124 (72 to 201)	158 (95·2 to 250)	148 (90·8 to 226)	134 (82·2 to 205)	118 (72·7 to 177)	122 (79·3 to 177)

Cause	40 to 44	45 to 49	50 to 54	55 to 59	60 to 64	65 to 69	70 to 74	75 to 79	80 to 84	85 to 89	90 to 94	95 plus	Total
All causes	46,500 (36,300 to 60,000)	52,300 (40,200 to 68,300)	56,900 (43,200 to 75,800)	57,800 (43,100 to 77,700)	56,800 (43,500 to 73,600)	54,200 (42,300 to 66,600)	49,300 (39,900 to 58,100)	40,500 (34,200 to 46,400)	26,800 (23,400 to 29,800)	13,000 (10,900 to 14,600)	3,920 (3,100 to 4,490)	878 (701 to 1,020)	800,000
Communicable, maternal, neonatal, and nutritional diseases	6,230 (4,480 to 8,750)	5,810 (4,090 to 8,270)	5,630 (3,850 to 8,190)	5,470 (3,740 to 8,180)	6,100 (4,130 to 8,950)	6,180 (4,290 to 8,750)	6,510 (4,640 to 9,060)	5,830 (4,270 to 8,110)	4,030 (2,870 to 5,700)	2,050 (1,380 to 3,040)	662 (427 to 992)	165 (108 to 244)	204,000
HIV/AIDS and sexually transmitted infections	477 (360 to 666)	285 (189 to 454)	133 (91·2 to 206)	59·4 (38·3 to 94)	32·4 (20·5 to 50·5)	21·4 (13·2 to 32·1)	12 (7 to 18·4)	6·6 (3·7 to 11)	4·3 (2 to 7·9)	2·4 (0·9 to 5·3)	0·8 (0·2 to 1·6)	0·2 (0 to 0·4)	8,070
HIV/AIDS	429 (312 to 612)	239 (149 to 407)	103 (67 to 175)	36·8 (20·9 to 65·9)	17·3 (9·2 to 29·3)	10·5 (5·3 to 18·2)	4·9 (2·2 to 8·6)	1·8 (0·6 to 3·7)	0·4 (0·3 to 0·6)	0·2 (0·1 to 0·2)	0 (0 to 0·1)	0 (0 to 0)	4,320
HIV/AIDS - Drug-susceptible Tuberculosis	247 (176 to 343)	141 (92·5 to 226)	62·3 (39 to 95·6)	25·4 (13·7 to 43·2)	12·9 (6·3 to 21·6)	8·4 (3·7 to 14·9)	4·1 (1·6 to 7·4)	1·6 (0·4 to 3·4)	0·4 (0·3 to 0·5)	0·2 (0·1 to 0·2)	0 (0 to 0·1)	0 (0 to 0)	2,370
HIV/AIDS - Multidrug-resistant Tuberculosis without extensive	2 (0·1 to 12·6)	1·2 (0 to 7·7)	0·5 (0 to 3·6)	0·2 (0 to 1·4)	0·1 (0 to 0·6)	0·1 (0 to 0·4)	0 (0 to 0·2)	0 (0 to 0·1)	0 (0 to 0)	0 (0 to 0)	0 (0 to 0)	0 (0 to 0)	20·9
HIV/AIDS - Extensively drug-resistant Tuberculosis	0·3 (0 to 2·1)	0·2 (0 to 1·2)	0·1 (0 to 0·6)	0 (0 to 0·2)	0 (0 to 0·1)	0 (0 to 0)	0 (0 to 0)	0 (0 to 0)	0 (0 to 0)	0 (0 to 0)	0 (0 to 0)	0 (0 to 0)	3·5
HIV/AIDS resulting in other diseases	180 (125 to 278)	97·1 (55·8 to 186)	39·8 (24·5 to 77·6)	11·1 (5·9 to 25·6)	4·3 (2·3 to 9·5)	2 (1 to 4·1)	0·8 (0·3 to 1·8)	0·2 (0·1 to 0·6)	0 (0 to 0·1)	0 (0 to 0)	0 (0 to 0)	0 (0 to 0)	1,930
Sexually transmitted infections excluding HIV	48 (22·4 to 97·6)	45·5 (21·1 to 89·7)	30·4 (13·5 to 63·2)	22·6 (9·8 to 44·7)	15·1 (6·5 to 30·1)	10·9 (4·9 to 20·9)	7·1 (3·4 to 13·7)	4·8 (2·3 to 9·1)	3·9 (1·6 to 7·5)	2·2 (0·8 to 5·2)	0·7 (0·2 to 1·6)	0·2 (0 to 0·4)	3,750
Syphilis	0·4 (0·2 to 0·7)	0·8 (0·3 to 2)	0·7 (0·3 to 1·6)	0·3 (0·1 to 0·7)	0·4 (0·2 to 1)	0·5 (0·2 to 0·9)	0·5 (0·2 to 0·9)	0·4 (0·2 to 0·7)	0·6 (0·2 to 1·4)	0·4 (0·1 to 1)	0·2 (0 to 0·5)	0·1 (0 to 0·1)	3,400
Chlamydial infection	2·7 (1·5 to 4·7)	2·8 (1·4 to 5·3)	0·9 (0·4 to 2·2)	0·9 (0·3 to 2·1)	0·6 (0·1 to 1·8)	0·4 (0·1 to 0·9)	0·3 (0·1 to 0·8)	0·3 (0·1 to 0·8)	0·5 (0·1 to 1·2)	0·3 (0·1 to 0·8)	0·1 (0 to 0·2)	0 (0 to 0·1)	18·8
Gonococcal infection	2·6 (1·1 to 5·5)	3·5 (1·3 to 8·8)	2·2 (0·7 to 6)	2·2 (0·6 to 5·7)	1·6 (0·4 to 4·6)	1·9 (0·5 to 4·9)	1·2 (0·4 to 2·8)	1·1 (0·3 to 2·7)	1·1 (0·3 to 2·6)	0·8 (0·1 to 2)	0·2 (0 to 0·5)	0·1 (0 to 0·1)	24·7
Trichomoniasis	23·5 (7·9 to 58)	20·7 (6·3 to 49·3)	15·6 (4·7 to 38·1)	10·3 (3·2 to 25·3)	6·1 (2 to 14·5)	3·9 (1·3 to 9)	2·3 (0·8 to 5·3)	1·2 (0·4 to 2·8)	0·5 (0·2 to 1·2)	0·2 (0·1 to 0·4)	0 (0 to 0·1)	0 (0 to 0)	172
Genital herpes	11·1 (3·5 to 26·8)	10·3 (3·2 to 25·1)	8·8 (2·8 to 21·8)	6·9 (2·1 to 17·1)	5 (1·5 to 12·3)	3·5 (1·1 to 8·6)	2·2 (0·7 to 5·3)	1·3 (0·4 to 3·4)	0·7 (0·2 to 1·7)	0·3 (0·1 to 0·6)	0·1 (0 to 0·2)	0 (0 to 0)	88
Other sexually transmitted infections	7·7 (4·4 to 12·9)	7·4 (3·8 to 13·2)	2·1 (0·9 to 4·8)	2 (0·7 to 4·7)	1·4 (0·3 to 4)	0·8 (0·2 to 2·2)	0·6 (0·2 to 1·5)	0·4 (0·1 to 1·1)	0·4 (0·1 to 1·1)	0·4 (0·1 to 1)	0·1 (0 to 0·2)	0 (0 to 0·1)	45·8
Respiratory infections and tuberculosis	1,890 (1,190 to 3,000)	2,360 (1,470 to 3,860)	2,630 (1,620 to 4,110)	2,580 (1,550 to 4,160)	2,970 (1,900 to 4,500)	3,100 (2,050 to 4,420)	3,290 (2,230 to 4,570)	2,780 (2,000 to 3,780)	1,760 (1,230 to 2,330)	791 (546 to 1,080)	227 (151 to 321)	49 (31·4 to 69·7)	53,000
Tuberculosis	1,440 (811 to 2,400)	1,890 (1,070 to 3,190)	2,050 (1,160 to 3,400)	1,910 (1,040 to 3,200)	2,130 (1,260 to 3,450)	2,150 (1,360 to 3,210)	2,120 (1,370 to 3,130)	1,620 (1,040 to 2,430)	904 (578 to 1,340)	359 (224 to 548)	87 (52·7 to 132)	18·5 (11·3 to 28·8)	26,700
Latent tuberculosis infection	0 (0 to 0)	0 (0 to 0)	0 (0 to 0)	0 (0 to 0)	0 (0 to 0)	0 (0 to 0)	0 (0 to 0)	0 (0 to 0)	0 (0 to 0)	0 (0 to 0)	0 (0 to 0)	0 (0 to 0)	0
Drug-susceptible tuberculosis	1,430 (798 to 2,390)	1,870 (1,050 to 3,180)	2,030 (1,140 to 3,380)	1,890 (1,040 to 3,170)	2,110 (1,260 to 3,410)	2,130 (1,340 to 3,190)	2,090 (1,360 to 3,130)	1,600 (1,030 to 2,410)	894 (576 to 1,320)	355 (220 to 544)	86·1 (52·6 to 131)	18·3 (11·2 to 28·3)	26,500
Multidrug-resistant tuberculosis without extensive drug resistar	12·1 (0·3 to 79·5)	15·8 (0·4 to 102)	17·9 (0·5 to 106)	17·5 (0·4 to 111)	19·5 (0·5 to 132)	19·7 (0·5 to 125)	19·4 (0·5 to 118)	14·6 (0·4 to 96·1)	8·2 (0·2 to 48·2)	3·3 (0·1 to 18·3)	0·8 (0 to 5)	0·2 (0 to 1·1)	233
Extensively drug-resistant tuberculosis	2·3 (0·1 to 15·6)	3 (0·1 to 18·5)	3·4 (0·1 to 20)	3·3 (0·1 to 21·5)	3·7 (0·1 to 22·9)	3·7 (0·1 to 22·9)	3·6 (0·1 to 24·3)	2·7 (0·1 to 18·5)	1·5 (0 to 9·8)	0·6 (0 to 3·6)	0·1 (0 to 1)	0 (0 to 0·2)	43·8
Lower respiratory infections	261 (148 to 451)	302 (168 to 511)	438 (258 to 728)	562 (321 to 943)	757 (428 to 1,270)	894 (503 to 1,450)	1,140 (623 to 1,730)	1,140 (670 to 1,800)	848 (520 to 1,260)	428 (275 to 625)	139 (85·9 to 205)	30·2 (18·1 to 45·8)	22,500
Upper respiratory infections	150 (79·9 to 262)	126 (65·8 to 217)	104 (57·1 to 180)	80·7 (44 to 135)	60·8 (33·6 to 104)	42·9 (22·3 to 71·1)	29·1 (16·1 to 49·7)	17·6 (9·4 to 30)	8·8 (4·9 to 14·5)	3·3 (1·9 to 5·4)	0·9 (0·5 to 1·4)	0·2 (0·1 to 0·3)	2,810
Otitis media	43·4 (19·2 to 82·6)	40 (18·7 to 73)	34·8 (15·6 to 62·8)	27·3 (12·8 to 48·6)	19·1 (8·4 to 36·1)	11·8 (5·5 to 21·3)	6·9 (2·9 to 13·2)	4·4 (2·1 to 7·9)	2·5 (1·1 to 4·5)	1 (0·5 to 1·8)	0·3 (0·1 to 0·6)	0·1 (0 to 0·1)	962
Enteric infections	627 (308 to 1,250)	785 (366 to 1,630)	1,020 (452 to 2,310)	1,210 (500 to 2,830)	1,580 (647 to 3,310)	1,720 (753 to 3,740)	1,890 (782 to 3,900)	1,910 (811 to 3,870)	1,510 (626 to 3,030)	846 (332 to 1,860)	292 (114 to 587)	71·9 (27·6 to 148)	35,200
Diarrheal diseases	569 (254 to 1,210)	735 (321 to 1,580)	972 (411 to 2,280)	1,170 (465 to 2,780)	1,550 (625 to 3,290)	1,700 (741 to 3,730)	1,870 (765 to 3,890)	1,900 (802 to 3,860)	1,510 (623 to 3,020)	845 (331 to 1,860)	292 (114 to 587)	71·8 (27·5 to 148)	30,800
Typhoid and paratyphoid	51·5 (19·1 to 115)	44·2 (15·6 to 96·5)	39 (14 to 86·5)	31·7 (11·1 to 72·9)	22·3 (7·8 to 51)	13·8 (5·4 to 29·5)	8·1 (3 to 17·1)	4·4 (1·5 to 8·7)	2 (0·7 to 4)	0·7 (0·3 to 1·3)	0·2 (0·1 to 0·3)	0 (0 to 0·1)	4,090
Typhoid fever	48·5 (17·7 to 108)	41·8 (14·6 to 91·2)	37·1 (13·5 to 82·4)	30·3 (10·7 to 70·2)	21·4 (7·6 to 49·3)	13·3 (5·2 to 28·3)	7·8 (2·9 to 16·5)	4·2 (1·5 to 8·5)	1·9 (0·6 to 3·9)	0·7 (0·3 to 1·3)	0·2 (0·1 to 0·3)	0 (0 to 0·1)	3,730
Paratyphoid fever	3 (0·9 to 8)	2·4 (0·7 to 6·1)	1·9 (0·5 to 4·8)	1·4 (0·4 to 3·5)	0·9 (0·3 to 2·2)	0·5 (0·2 to 1·2)	0·3 (0·1 to 0·7)	0·1 (0 to 0·3)	0·1 (0 to 0·1)	0 (0 to 0)	0 (0 to 0)	0 (0 to 0)	357
Invasive Non-typhoidal Salmonella (iNTS)	5·6 (1·9 to 12·1)	5·6 (1·8 to 12·1)	6·2 (2·1 to 13·3)	7 (2·6 to 14·5)	7·3 (2·7 to 15·3)	6·6 (2·4 to 12·9)	5·3 (2 to 10)	3·4 (1·4 to 6·7)	1·7 (0·6 to 3·3)	0·6 (0·2 to 1·1)	0·1 (0 to 0·3)	0 (0 to 0·1)	316
Other intestinal infectious diseases	0·6 (0·1 to 2)	0·4 (0 to 1·3)	0·4 (0 to 1·4)	0·3 (0 to 1)	0·3 (0 to 1)	0·4 (0 to 1·4)	0·3 (0 to 0·9)	0·2 (0 to 0·6)	0·1 (0 to 0·5)	0·1 (0 to 0·5)	0 (0 to 0·1)	0 (0 to 0)	27·4
Neglected tropical diseases and malaria	287 (173 to 496)	246 (147 to 446)	231 (131 to 408)	219 (121 to 409)	159 (91·3 to 290)	108 (65 to 180)	91·3 (51·1 to 179)	63·6 (38·4 to 114)	30·9 (18·8 to 57·3)	11·1 (7 to 21·9)	2·9 (1·8 to 7·4)	0·8 (0·4 to 2·2)	6,580
Malaria	80·9 (33·4 to 188)	80·3 (22·5 to 236)	79·5 (21·9 to 230)	78·8 (19 to 228)	61·5 (16 to 188)	30·8 (9·7 to 85·7)	40·4 (9·2 to 128)	23·3 (5·3 to 72·4)	9·3 (2·4 to 27·8)	1·6 (0·6 to 3·5)	0·3 (0·1 to 0·6)	0 (0 to 0·1)	2,230
Chagas disease	0 (0 to 0)	0 (0 to 0)	0 (0 to 0)	0 (0 to 0)	0 (0 to 0)	0 (0 to 0)	0 (0 to 0)	0 (0 to 0)	0 (0 to 0)	0 (0 to 0)	0 (0 to 0)	0 (0 to 0)	0
Leishmaniasis	0 (0 to 0)	0 (0 to 0)	0 (0 to 0)	0 (0 to 0)	0 (0 to 0)	0 (0 to 0)	0 (0 to 0)	0 (0 to 0)	0 (0 to 0)	0 (0 to 0)	0 (0 to 0)	0 (0 to 0)	0
Visceral leishmaniasis	0 (0 to 0)	0 (0 to 0)	0 (0 to 0)	0 (0 to 0)	0 (0 to 0)	0 (0 to 0)	0 (0 to 0)	0 (0 to 0)	0 (0 to 0)	0 (0 to 0)	0 (0 to 0)	0 (0 to 0)	0
Cutaneous and mucocutaneous leishmaniasis	0 (0 to 0)	0 (0 to 0)	0 (0 to 0)	0 (0 to 0)	0 (0 to 0)	0 (0 to 0)	0 (0 to 0)	0 (0 to 0)	0 (0 to 0)	0 (0 to 0)	0 (0 to 0)	0 (0 to 0)	0
African trypanosomiasis	0 (0 to 0)	0 (0 to 0)	0 (0 to 0)	0 (0 to 0)	0 (0 to 0)	0 (0 to 0)	0 (0 to 0)	0 (0 to 0)	0 (0 to 0)	0 (0 to 0)	0 (0 to 0)	0 (0 to 0)	0
Schistosomiasis	0 (0 to 0)	0 (0 to 0)	0 (0 to 0)	0 (0 to 0)	0 (0 to 0)	0 (0 to 0)	0 (0 to 0)	0 (0 to 0)	0 (0 to 0)	0 (0 to 0)	0 (0 to 0)	0 (0 to 0)	0
Cysticercosis	0·6 (0·2 to 1·3)	0·7 (0·2 to 1·6)	0·9 (0·3 to 2·1)	1·2 (0·4 to 2·5)	1·4 (0·5 to 3·3)	1·4 (0·5 to 3·1)	1·1 (0·5 to 2·4)	0·9 (0·3 to 1·8)	0·5 (0·2 to 1·1)	0·2 (0·1 to 0·4)	0·1 (0 to 0·1)	0 (0 to 0)	10·8
Cystic echinococcosis	1·5 (0 to 5·8)	1·6 (0 to 6·1)	1·7 (0 to 6·6)	1·8 (0 to 6·4)	1·6 (0 to 6·3)	1·2 (0 to 4·7)	1 (0 to 3·8)	0·7 (0 to 2·6)	0·4 (0 to 1·5)	0·2 (0 to 0·9)	0·1 (0 to 0·2)	0 (0 to 0)	22·8
Lymphatic filariasis	54·1 (33·3 to 80·9)	49·9 (29·9 to 75·9)	44·3 (28·6 to 64·9)	36·7 (23 to 53·3)	28·7 (17·2 to 42·6)	21·4 (13·3 to 31·2)	14·5 (9·1 to 21·2)	9·3 (5·9 to 13·5)	5 (3·1 to 7·3)	2 (1·3 to 2·9)	0·5 (0·3 to 0·8)	0·1 (0·1 to 0·2)	713
Onchocerciasis	0 (0 to 0)	0 (0 to 0)	0 (0 to 0)	0 (0 to 0)	0 (0 to 0)	0 (0 to 0)	0 (0 to 0)	0 (0 to 0)	0 (0 to 0)	0 (0 to 0)	0 (0 to 0)	0 (0 to 0)	0
Trachoma	0 (0 to 0)	0 (0 to 0)	0 (0 to 0)	0 (0 to 0)	0 (0 to 0)	0 (0 to 0)	0 (0 to 0)	0 (0 to 0)	0 (0 to 0)	0 (0 to 0)	0 (0 to 0)	0 (0 to 0)	0
Dengue	56·5 (16·2 to 202)	46·2 (12·9 to 159)	41·3 (12·6 to 129)	49·4 (14·1 to 128)	29·6 (8·5 to 84·4)	24·9 (6·9 to 73·3)	13·9 (4·7 to 38·5)	15 (4·7 to 37·8)	6·9 (2·2 to 24·5)	3·5 (1·1 to 13·9)	1·1 (0·3 to 5·8)	0·4 (0·1 to 1·8)	1,530
Yellow fever	0 (0 to 0)	0 (0 to 0)	0 (0 to 0)	0 (0 to 0)	0 (0 to 0)	0 (0 to 0)	0 (0 to 0)	0 (0 to 0)	0 (0 to 0)	0 (0 to 0)	0 (0 to 0)	0 (0 to 0)	0
Rabies	2·5 (0·1 to 7·7)	2·4 (0·1 to 8·8)	2·3 (0·1 to 8·1)	1·7 (0·1 to 4·9)	1·1 (0 to 3·6)	0·8 (0 to 2·5)	0·7 (0 to 2·4)	0·5 (0 to 1·4)	0·5 (0 to 1·6)	0·2 (0 to 0·7)	0 (0 to 0·1)	0 (0 to 0·1)	29
Intestinal nematode infections	50·9 (25·6 to 88·7)	30·7 (14·2 to 57·7)	29·5 (14·6 to 53·8)	24·8 (12·7 to 45)	19·7 (10·2 to 35)	13·8 (6·9 to 24·3)	9·8 (4·8 to 17·8)	6·8 (3·5 to 11·7)	3·4 (1·7 to 5·8)	1·2 (0·6 to 2·1)	0·3 (0·1 to 0·5)	0 (0 to 0·1)	1,400
Ascariasis	15·2 (5·9 to 32·6)	12·2 (4·8 to 26)	9·9 (3·9 to 21·1)	7·9 (3·1 to 16·9)	6·2 (2·4 to 12·8)	3·9 (1·4 to 8·4)	2·9 (1 to 6)	2 (0·7 to 4)	1 (0·3 to 2)	0·4 (0·1 to 0·8)	0·1 (0 to 0·3)	0 (0 to 0·1)	374
Trichuriasis	4·4 (1·5 to 9)	3·4 (1 to 7)	2·5 (0·8 to 5·5)	1·9 (0·6 to 4)	1·2 (0·4 to 2·8)	0·7 (0·2 to 1·6)	0·4 (0·1 to 1)	0·3 (0·1 to 0·6)	0·1 (0 to 0·3)	0 (0 to 0·1)	0 (0 to 0)	0 (0 to 0)	106
Hookworm disease	31·4 (14·4 to 56·1)	15·2 (5·8 to 33·4)	17 (7·1 to 33·7)	15 (6·2 to 29·3)	12·2 (5·1 to 23·4)	9·1 (3·9 to 18)	6·5 (2·8 to 12·5)	4·5 (2 to 8·3)	2·3 (1 to 4·3)	0·8 (0·4 to 1·5)	0·2 (0·1 to 0·3)	0 (0 to 0)	915
Food-borne trematodiases	0 (0 to 0)	0 (0 to 0)	0 (0 to 0)	0 (0 to 0)	0 (0 to 0)	0 (0 to 0)	0 (0 to 0)	0 (0 to 0)	0 (0 to 0)	0 (0 to 0)	0 (0 to 0)	0 (0 to 0)	0
Leprosy	1·1 (0·7 to 1·7)	1·2 (0 to 3·1)	1·3 (0 to 3·1)	1·3 (0·1 to 2·8)	1·1 (0·2 to 2·5)	1 (0·2 to 2·1)	0·8 (0·2 to 1·6)	0·5 (0·1 to 1)	0·3 (0·1 to 0·6)	0·1 (0 to 0·3)	0 (0 to 0·1)	0 (0 to 0)	11·9
Ebola	0 (0 to 0)	0 (0 to 0)	0 (0 to 0)	0 (0 to 0)	0 (0 to 0)	0 (0 to 0)	0 (0 to 0)	0 (0 to 0)	0 (0 to 0)	0 (0 to 0)	0 (0 to 0)	0 (0 to 0)	0
Zika virus	0 (0 to 0)	0 (0 to 0)	0 (0 to 0)	0 (0 to 0)	0 (0 to 0)	0 (0 to 0)	0 (0 to 0)	0 (0 to 0)	0 (0 to 0)	0 (0 to 0)	0 (0 to 0)	0 (0 to 0)	0
Guinea worm disease	0 (0 to 0)	0 (0 to 0)	0 (0 to 0)	0 (0 to 0)	0 (0 to 0)	0 (0 to 0)	0 (0 to 0)	0 (0 to 0)	0 (0 to 0)	0 (0 to 0)	0 (0 to 0)	0 (0 to 0)	0
Other neglected tropical diseases	39 (11·7 to 81)	33·2 (8·8 to 70·1)	29·8 (9·3 to 66)	23·4 (6·5 to 50·7)	14·8 (5·2 to 28·2)	12·7 (4·3 to 23·6)	9·1 (3·5 to 17·5)	6·7 (2·8 to 12·3)	4·5 (2·1 to 8·1)	2 (1 to 3·3)	0·5 (0·3 to 0·9)	0·2 (0·1 to 0·4)	631
Other infectious diseases	406 (257 to 654)	379 (226 to 629)	393 (221 to 665)	382 (206 to 642)	360 (200 to 580)	285 (152 to 468)	296 (170 to 460)	240 (132 to 376)	110 (61·7 to 176)	65·6 (36·3 to 102)	15·6 (8·3 to 25·8)	4·6 (2·2 to 8·2)	20,200
Meningitis	109 (61·2 to 191)	76·2 (43·1 to 126)	59·8 (35·2 to 102)	81·2 (45·4 to 140)	82·4 (43·1 to 144)	71·8 (36·2 to 124)	97·3 (50·8 to 166)	71·8 (36·4 to 133)	27 (14·5 to 44·9)	20·2 (10·4 to 32·5)	3·1 (1·6 to 5·2)	0·7 (0·3 to 1·2)	6,870
Encephalitis	22·3 (10·1 to 50·7)	32·2 (14·8 to 62·4)	29·3 (12·7 to 61·1)	22·5 (9·5 to 46·5)	22·6 (9·8 to 43)	11 (4·7 to 23·8)	20·4 (9·2 to 38·1)	14 (6·7 to 26·7)	8·9 (4·2 to 17·6)	8·2 (3·1 to 17·9)	1·9 (0·7 to 4)	0·9 (0·3 to 1·9)	1,690
Diphtheria	0·3 (0 to 1·1)	0·5 (0 to 1·9)	0·5 (0 to 1·8)	0·3 (0 to 1)	0 (0 to 0)	0 (0 to 0)	0 (0 to 0)	0 (0 to 0)	0 (0 to 0)	0 (0 to 0)	0 (0 to 0)	0 (0 to 0)	12·8
Tetanus	28·4 (5·5 to 80·1)	51 (11·2 to 134)	74·5 (16·2 to 197)	55·7 (14·3 to 147)	48·1 (11·4 to 131)	49·9 (10·4 to 134)	40·6 (9 to 102)	50 (9·7 to 137)	12·6 (2·1 to 35·5)	10·4 (1·9 to 28·6)	2·2 (0·4 to 5·8)	0·5 (0·1 to 1·4)	1,810
Measles	0·9 (0·3 to 2·4)	0·6 (0·2 to 1·4)	0·4 (0·1 to 1)	0·3 (0·1 to 0·7)	0 (0 to 0)	0 (0 to 0)	0 (0 to 0)	0 (0 to 0)	0 (0 to 0)	0 (0 to 0)	0 (0 to 0)	0 (0 to 0)	1,800
Varicella and herpes zoster	9·5 (3·8 to 18·5)	10·2 (4·3 to 18·8)	11·1 (4·6 to 20)	11·4 (4·7 to 21·4)	11·3 (4·9 to 22·2)	12·5 (4·6 to 26·7)	10·2 (3·7 to 23·3)	11 (3·2 to 27)	11 (2·1 to 29·4)	8·5 (1·3 to 24)	3·4 (0·5 to 10)	1·3 (0·1 to 4·1)	398
Acute hepatitis	97·6 (45·1 to 187)	62·4 (29·4 to 119)	69·1 (31 to 141)	68 (29·4 to 136)	70 (29·5 to 137)	31·7 (13·8 to 64·1)	41·8 (17·4 to 83·9)	39·6 (15·7 to 80·5)	19·9 (8·2 to 44·2)	5·6 (2·6 to 11·2)	1·3 (0·6 to 2·3)	0·2 (0·1 to 0·5)	1,010
Acute hepatitis A	52·6 (14·2 to 127)	21·3 (3·6 to 55·8)	27·9 (4·8 to 79·7)	40·6 (9·7 to 101)	12·5 (0·7 to 47·6)	9·9 (0·7 to 29·4)	12·9 (1 to 39·4)	26·3 (7·1 to 63·9)	12·7 (3·5 to 29·9)	2·3 (0·4 to 6·1)	0·5 (0·1 to 1·4)	0·1 (0 to 0·2)	488
Acute hepatitis B	35·8 (9·8 to 84·3)	30·5 (9·6 to 68)	32·8 (8·9 to 79·8)	21·6 (3·9 to 59·4)	47·5 (15 to 109)	17·9 (4·9 to 44·4)	24·1 (5·7 to 57)	9·6 (1·4 to 29·8)	5·6 (1 to 17·2)	2·6 (0·6 to 6·6)	0·7 (0·2 to 1·5)	0·1 (0 to 0·3)	392
Acute hepatitis C	6·3 (1·1 to 19·3)	8·6 (1·7 to 28·6)	7·7 (1·7 to 23·4)	4·9 (0·7 to 16·1)	8·4 (1·7 to 25·2)	3 (0·7 to 8·3)	4·1 (0·9 to 11·8)	2·8 (0·4 to 9·4)	1·1 (0·2 to 3·4)	0·5 (0·1 to 1·4)	0 (0 to 0·1)	0 (0 to 0)	90·9
Acute hepatitis E	2·9 (0·8 to 7·8)	2 (0·6 to 5·8)	0·8 (0·2 to 2·2)	0·9 (0·3 to 2·9)	1·6 (0·3 to 5·5)	0·9 (0·2 to 2·4)	0·7 (0·2 to 2·2)	0·9 (0·1 to 3·1)	0·5 (0·1 to 1·7)	0·3 (0·1 to 0·8)	0 (0 to 0·1)	0 (0 to 0)	36·1
Other unspecified infectious diseases	134 (53·2 to 270)	143 (42·4 to 306)	146 (36·4 to 313)	140 (30·5 to 288)	125 (23·9 to 278)	108 (18·6 to 251)	85·7 (16·1 to 199)	54·2 (10·7 to 131)	30·3 (6·3 to 70·5)	12·8 (3·2 to 30·8)	3·7 (0·9 to 9·3)	1 (0·2 to 2·7)	1,860
Maternal and neonatal disorders	1,360 (854 to 2,120)	710 (440 to 1,190)	230 (169 to 315)	139 (97·7 to 193)	85·4 (61·2 to 119)	44·1 (30·5 to 63·6)	20·8 (14·6 to 29·4)	8·6 (5·5 to 12·4)	2·1 (1·1 to 3·6)	0·7 (0·3 to 1·2)	0·2 (0·1 to 0·3)	0 (0 to 0·1)	60,800
Maternal disorders	1,060 (558 to 1,790)	459 (200 to 917)	33 (12·8 to 71·1)	0 (0 to 0)	0 (0 to 0)	0 (0 to 0)	0 (0 to 0)	0 (0 to 0)	0 (0 to 0)	0 (0 to 0)	0 (0 to 0)	0 (0 to 0)	11,100
Maternal hemorrhage	456 (219 to 830)	207 (80·4 to 429)	15·5 (5·4 to 35·6)	0 (0 to 0)	0 (0 to 0)	0 (0 to 0)	0 (0 to 0)	0 (0 to 0)	0 (0 to 0)	0 (0 to 0)	0 (0 to 0)	0 (0 to 0)	4,580
Maternal sepsis and other maternal infections	38·9 (14·1 to 83·4)	13·2 (4·9 to 30·5)	0·5 (0·2 to 1)	0 (0 to 0)	0 (0 to 0)	0 (0 to 0)	0 (0 to 0)	0 (0 to 0)	0 (0 to 0)	0 (0 to 0)	0 (0 to 0)	0 (0 to 0)	667
Maternal hypertensive disorders	280 (126 to 543)	129 (48·5 to 274)	8·4 (3 to 18·8)	0 (0 to 0)	0 (0 to 0)	0 (0 to 0)	0 (0 to 0)	0 (0 to 0)	0 (0 to 0)	0 (0 to 0)	0 (0 to 0)	0 (0 to 0)	3,050
Maternal obstructed labor and uterine rupture	20·2 (6·6 to 48·2)	2·2 (0·8 to 5·1)	0 (0 to 0)	0 (0 to 0)	0 (0 to 0)	0 (0 to 0)	0 (0 to 0)	0 (0 to 0)	0 (0 to 0)	0 (0 to 0)	0 (0 to 0)	0 (0 to 0)	85·8
Maternal abortion and miscarriage	58·4 (19 to 142)	46·9 (12·3 to 123)	0·3 (0·1 to 0·8)	0 (0 to 0)	0 (0 to 0)	0 (0 to 0)	0 (0 to 0)	0 (0 to 0)	0 (0 to 0)	0 (0 to 0)	0 (0 to 0)	0 (0 to 0)	543
Ectopic pregnancy	17·2 (6·6 to 36·3)	6·8 (2·2 to 15·6)	4·7 (1·5 to 11)	0 (0 to 0)	0 (0 to 0)	0 (0 to 0)	0 (0 to 0)	0 (0 to 0)	0 (0 to 0)	0 (0 to 0)	0 (0 to 0)	0 (0 to 0)	136
Indirect maternal deaths	33·3 (11·7 to 74·2)	12·7 (4 to 30·1)	2·8 (0·8 to 6·9)	–	–	–	–	–	–	–	–	–	NA
Late maternal deaths	18·9 (8 to 34·9)	8·1 (3·2 to 16·6)	0·6 (0·2 to 1·4)	–	–	–	–	–	–	–	–	–	NA
Maternal deaths aggravated by HIV/AIDS	0·7 (0·3 to 1·4)	0·2 (0·1 to 0·5)	0 (0 to 0)	–	–	–	–	–	–	–	–	–	NA
Neonatal disorders	297 (214 to 401)	251 (179 to 344)	197 (140 to 272)	139 (97·7 to 193)	85·4 (61·2 to 119)	44·1 (30·5 to 63·6)	20·8 (14·6 to 29·4)	8·6 (5·5 to 12·4)	2·1 (1·1 to 3·6)	0·7 (0·3 to 1·2)	0·2 (0·1 to 0·3)	0 (0 to 0·1)	49,700
Neonatal preterm birth	154 (104 to 214)	126 (83·5 to 179)	96·7 (65·3 to 136)	65·9 (46·4 to 92·2)	38·8 (27·4 to 52·9)	19·9 (13·6 to 28·3)	9·6 (5·9 to 14·8)	5 (2·6 to 8·3)	1·6 (0·6 to 3)	0·6 (0·2 to 1·2)	0·2 (0·1 to 0·3)	0 (0 to 0·1)	16,700
Neonatal encephalopathy due to birth asphyxia and trauma	24·5 (12·5 to 41·7)	21·2 (10·8 to 35·9)	17·2 (8·6 to 29·7)	13 (6·4 to 22·4)	8·4 (4·1 to 14·7)	3·6 (1·7 to 6·3)	1 (0·4 to 1·8)	0·2 (0·1 to 0·3)	0 (0 to 0)	0 (0 to 0)	0 (0 to 0)	0 (0 to 0)	18,300
Neonatal sepsis and other neonatal infections	105 (53·5 to 178)	91·7 (46·8 to 157)	73·2 (37·7 to 128)	53·2 (25·8 to 93·2)	33·9 (16·8 to 60·9)	18·2 (8·1 to 34·5)	9·2 (5·5 to 15·6)	3·1 (1·6 to 5·3)	0·5 (0·2 to 0·9)	0 (0 to 0·1)	0 (0 to 0)	0 (0 to 0)	9,060
Hemolytic disease and other neonatal jaundice	13·9 (10 to 17·8)	12·1 (8·7 to 15·5)	9·7 (7 to 12·4)	7 (5·2 to 8·8)	4·3 (3·2 to 5·4)	2·3 (1·7 to 3)	1 (0·7 to 1·3)	0·3 (0·2 to 0·4)	0 (0 to 0·1)	0 (0 to 0)	0 (0 to 0)	0 (0 to 0)	610
Other neonatal disorders	0 (0 to 0)	0 (0 to 0)	0 (0 to 0)	0 (0 to 0)	0 (0 to 0)	0 (0 to 0)	0 (0 to 0)	0 (0 to 0)	0 (0 to 0)	0 (0 to 0)	0 (0 to 0)	0 (0 to 0)	5,070
Nutritional deficiencies	1,180 (532 to 2,120)	1,040 (465 to 1,840)	996 (499 to 1,830)	886 (468 to 1,550)	918 (507 to 1,500)	905 (510 to 1,450)	911 (552 to 1,390)	824 (512 to 1,300)	605 (379 to 918)	337 (206 to 518)	123 (72·1 to 195)	38·3 (21·8 to 60·5)	19,900
Protein-energy malnutrition	180 (119 to 252)	181 (117 to 264)	191 (122 to 280)	223 (144 to 336)	287 (182 to 440)	302 (170 to 500)	414 (221 to 701)	357 (179 to 635)	267 (135 to 462)	150 (76·7 to 253)	66·4 (32·3 to 115)	21·8 (11 to 36·2)	5,590
Iodine deficiency	41 (18·9 to 72·1)	33·2 (15·1 to 58·7)	26·8 (12·2 to 47·4)	20·8 (9·6 to 37·4)	16 (7 to 29)	12·3 (6 to 20·9)	8·4 (4·4 to 14·2)	5·2 (2·6 to 8·9)	2·5 (1·2 to 4·2)	0·9 (0·4 to 1·4)	0·2 (0·1 to 0·4)	0 (0 to 0·1)	401
Vitamin A deficiency	15·4 (5·8 to 30·7)	14 (4·7 to 27·7)	12·3 (4·9 to 23·1)	9·4 (3·5 to 17·3)	6·5 (2·3 to 12·5)	4·8 (1·6 to 9·6)	3·2 (1·3 to 6·3)	2 (0·7 to 3·7)	1 (0·4 to 1·9)	0·4 (0·1 to 0·7)	0·1 (0 to 0·2)	0 (0 to 0)	677
Dietary iron deficiency	871 (270 to 1,760)	745 (209 to 1,540)	648 (185 to 1,440)	514 (133 to 1,110)	528 (151 to 1,050)	467 (151 to 925)	353 (125 to 672)	208 (65·1 to 415)	139 (52·1 to 262)	61·7 (25 to 109)	15·8 (6·1 to 28·8)	3·5 (1·4 to 6·2)	10,600
Other nutritional deficiencies	69·5 (45 to 102)	68 (42·3 to 102)	117 (72·2 to 187)	118 (69·5 to 193)	81·5 (47·3 to 134)	120 (60·5 to 218)	132 (59·4 to 265)	252 (111 to 478)	195 (93·3 to 360)	123 (57 to 223)	40·4 (18·1 to 80·4)	13 (5·7 to 24)	2,560
Non-communicable diseases	38,000 (29,500 to 49,100)	44,200 (34,000 to 57,500)	49,100 (36,800 to 65,700)	50,300 (37,400 to 67,700)	48,800 (37,100 to 63,200)	46,400 (36,300 to 57,100)	41,300 (33,300 to 48,600)	33,500 (28,100 to 38,200)	22,000 (18,800 to 24,700)	10,500 (8,690 to 12,000)	3,120 (2,440 to 3,670)	683 (542 to 815)	557,000
Neoplasms	6,760 (4,390 to 10,400)	8,440 (5,410 to 12,500)	9,400 (5,850 to 14,200)	8,800 (5,340 to 13,700)	7,550 (4,830 to 10,700)	6,070 (4,040 to 8,410)	4,710 (3,290 to 6,240)	3,150 (2,230 to 4,170)	1,580 (1,180 to 2,080)	629 (442 to 822)	139 (94 to 188)	23·5 (16 to 31·8)	72,300
Lip and oral cavity cancer	48·8 (22·8 to 96·4)	65·3 (29·2 to 130)	83·4 (36·5 to 163)	93·2 (44·4 to 190)	110 (53·9 to 203)	105 (53·1 to 198)	91·7 (48·3 to 171)	81·3 (44·4 to 148)	42·7 (22·9 to 78·6)	17·5 (9·6 to 29·3)	4·7 (2·7 to 7·6)	0·9 (0·5 to 1·3)	834
Nasopharynx cancer	65·6 (30·3 to 129)	87·7 (42·1 to 159)	93·7 (45·3 to 172)	93·5 (46 to 170)	81·6 (40·7 to 145)	62·9 (33·8 to 109)	55·4 (30·6 to 90·3)	32 (16·5 to 54·7)	16·3 (8·1 to 28·7)	5·8 (2·8 to 10·3)	1·1 (0·5 to 2·1)	0·2 (0·1 to 0·3)	713
Other pharynx cancer	9·4 (4·1 to 19·4)	14·7 (7·2 to 28·3)	21·5 (10·3 to 38·5)	22·4 (11·4 to 41·6)	24·2 (12·7 to 41·7)	23·5 (13·2 to 39·5)	17·2 (9·6 to 28·1)	12·6 (7 to 20)	4·9 (2·6 to 8·3)	1·9 (1 to 3·1)	0·6 (0·3 to 1)	0·1 (0 to 0·2)	168
Esophageal cancer	51 (24·7 to 95·5)	82·1 (41·8 to 149)	123 (61·5 to 216)	143 (69·4 to 262)	135 (71·2 to 236)	118 (66·1 to 188)	115 (68·6 to 179)	90·2 (50·7 to 142)	42·3 (24·7 to 66·5)	17 (9·9 to 27·7)	3·6 (2 to 6·1)	0·5 (0·3 to 0·9)	992
Stomach cancer	216 (109 to 392)	271 (140 to 447)	360 (190 to 617)	395 (210 to 655)	411 (225 to 662)	395 (234 to 602)	351 (219 to 517)	267 (161 to 388)	150 (97·3 to 219)	65·3 (40·5 to 95·5)	14·4 (8·5 to 22·1)	2·7 (1·5 to 4·3)	3,220
Colon and rectum cancer	362 (178 to 679)	491 (244 to 893)	732 (346 to 1,280)	767 (378 to 1,430)	796 (404 to 1,380)	726 (368 to 1,220)	624 (347 to 1,020)	480 (271 to 772)	265 (152 to 432)	111 (62·6 to 179)	26·1 (15 to 42·4)	4·9 (2·6 to 8·1)	5,960
Liver cancer	28·5 (13·6 to 53·3)	39·2 (19·9 to 70·3)	63 (31·7 to 115)	79·2 (40 to 143)	92·5 (45·9 to 168)	95·1 (48·6 to 164)	91·7 (53·8 to 150)	70·7 (41 to 111)	39·7 (23·4 to 64·5)	14·5 (8·1 to 23·1)	3·1 (1·8 to 5)	0·6 (0·3 to 1)	845
Liver cancer due to hepatitis B	11·2 (5 to 22·2)	12·5 (6 to 23·4)	16·4 (7·5 to 31·6)	17·3 (7·7 to 33·3)	17 (7·2 to 33)	14·3 (6·8 to 25·3)	11·4 (5·6 to 20·6)	7·1 (3·7 to 12)	3·4 (1·7 to 5·9)	1·1 (0·6 to 2)	0·2 (0·1 to 0·4)	0 (0 to 0·1)	163
Liver cancer due to hepatitis C	9·4 (4·4 to 18·4)	16·1 (7·5 to 31·3)	30·9 (15·2 to 56·9)	43·8 (21·5 to 77·2)	55·1 (27·6 to 102)	59·7 (30·8 to 105)	60·6 (35·2 to 97·9)	49·3 (28·6 to 79·2)	28·8 (16·7 to 46·3)	10·8 (6 to 17·3)	2·4 (1·4 to 3·8)	0·4 (0·2 to 0·8)	378
Liver cancer due to alcohol use	2·5 (1·1 to 5)	3·6 (1·6 to 7)	5·8 (2·6 to 11·2)	7 (3 to 13·6)	8·2 (3·6 to 15·1)	8·8 (4·5 to 15·9)	7·8 (4·1 to 13·7)	4·7 (2·5 to 7·9)	2·1 (1·1 to 3·6)	0·7 (0·3 to 1·1)	0·1 (0·1 to 0·2)	0 (0 to 0)	54·2
Liver cancer due to NASH	3·3 (1·5 to 6·2)	4·5 (2 to 8·6)	6·8 (3·1 to 13·2)	8 (3·6 to 15)	9·2 (4·2 to 17·5)	9·6 (4·6 to 17·8)	9·7 (5·2 to 16·8)	7·9 (4·3 to 13·5)	4·5 (2·4 to 7·8)	1·6 (0·9 to 2·7)	0·3 (0·2 to 0·6)	0·1 (0 to 0·1)	83·3
Liver cancer due to other causes	2·1 (1 to 4·2)	2·4 (1·1 to 4·9)	3·1 (1·4 to 6·2)	3·1 (1·4 to 6·2)	3 (1·4 to 5·8)	2·7 (1·3 to 4·7)	2·3 (1·2 to 4)	1·7 (0·9 to 2·9)	0·9 (0·5 to 1·6)	0·3 (0·2 to 0·5)	0·1 (0 to 0·1)	0 (0 to 0)	166
Gallbladder and biliary tract cancer	20·9 (8·7 to 43·6)	35·4 (14·2 to 73·6)	69·3 (28·8 to 149)	76·2 (31·5 to 157)	93·6 (42·5 to 188)	88·3 (41·4 to 173)	76·4 (38·2 to 147)	53·9 (29·3 to 98·9)	28·8 (15·1 to 52·7)	11·1 (5·9 to 21·5)	2·3 (1·1 to 4·5)	0·4 (0·2 to 0·7)	580
Pancreatic cancer	91·7 (42·5 to 165)	146 (68·2 to 270)	214 (97 to 401)	269 (113 to 512)	327 (149 to 584)	293 (136 to 518)	250 (119 to 429)	174 (85·2 to 301)	84·8 (43·1 to 145)	34·8 (16·8 to 59·8)	6·6 (3·6 to 11·1)	1·1 (0·6 to 1·7)	1,990
Larynx cancer	10·5 (4·8 to 20·6)	17·8 (8·9 to 31·7)	27·7 (13 to 49·4)	36·5 (19·6 to 60·1)	35·6 (18 to 61·7)	30·3 (16·1 to 51·7)	28·4 (15·6 to 46·2)	18·4 (11 to 30·4)	9·3 (5·3 to 14·3)	3·6 (2·1 to 5·9)	0·7 (0·3 to 1·1)	0·1 (0 to 0·2)	238
Tracheal, bronchus, and lung cancer	361 (176 to 673)	565 (267 to 1,040)	787 (355 to 1,420)	974 (435 to 1,790)	1,030 (473 to 1,830)	924 (453 to 1,590)	700 (357 to 1,170)	460 (241 to 774)	223 (113 to 394)	87·6 (44·4 to 150)	17·5 (8·7 to 30·3)	2·4 (1·2 to 4·2)	6,550
Malignant skin melanoma	10·9 (4·8 to 21·9)	12·6 (5·8 to 25)	14·5 (6·6 to 28·8)	13·9 (6·7 to 27·2)	12·2 (6·2 to 22·7)	11·2 (5·9 to 19·5)	9·9 (5·6 to 16·3)	8·4 (4·8 to 14·3)	4·7 (2·5 to 7·7)	2·5 (1·3 to 4·1)	0·7 (0·3 to 1·2)	0·2 (0·1 to 0·3)	134
Non-melanoma skin cancer	15·1 (6·1 to 29·9)	27·4 (10·3 to 58·4)	31·5 (12·6 to 65·9)	33·8 (13·7 to 68·5)	32·7 (14·6 to 64)	32·1 (14·3 to 62·4)	29·6 (13·5 to 53·1)	20·7 (9·1 to 38·7)	12·2 (6·2 to 22·1)	7·7 (3·5 to 13·9)	2·4 (1·1 to 4·3)	0·6 (0·3 to 1·2)	289
Non-melanoma skin cancer (squamous-cell carcinoma)	15·1 (6·1 to 29·9)	27·4 (10·3 to 58·4)	31·5 (12·6 to 65·9)	33·8 (13·7 to 68·5)	32·7 (14·6 to 64)	32·1 (14·3 to 62·4)	29·6 (13·5 to 53·1)	20·6 (9·1 to 38·7)	12·2 (6·2 to 22·1)	7·7 (3·5 to 13·9)	2·4 (1·1 to 4·3)	0·6 (0·3 to 1·2)	289
Non-melanoma skin cancer (basal-cell carcinoma)	0 (0 to 0)	0 (0 to 0)	0 (0 to 0)	0 (0 to 0)	0 (0 to 0)	0 (0 to 0)	0 (0 to 0)	0 (0 to 0)	0 (0 to 0)	0 (0 to 0)	0 (0 to 0)	0 (0 to 0)	0
Breast cancer	3,430 (2,050 to 5,430)	4,050 (2,570 to 6,160)	3,710 (2,230 to 5,970)	2,810 (1,710 to 4,430)	1,830 (1,130 to 2,770)	1,170 (759 to 1,690)	724 (482 to 1,000)	421 (290 to 583)	199 (135 to 278)	75·9 (49·8 to 109)	17·8 (10·7 to 26·6)	3·2 (1·8 to 5·3)	23,900
Cervical cancer	871 (399 to 1,530)	983 (489 to 1,780)	1,140 (562 to 2,060)	1,030 (502 to 1,870)	690 (357 to 1,260)	487 (257 to 900)	347 (198 to 648)	191 (111 to 353)	84·3 (49·5 to 160)	30·4 (17·2 to 62·9)	5·6 (2·8 to 12·1)	0·9 (0·4 to 2)	6,780
Uterine cancer	108 (45·1 to 202)	199 (85·1 to 371)	286 (133 to 498)	321 (149 to 606)	316 (167 to 543)	234 (124 to 394)	163 (96·8 to 254)	87·1 (51·8 to 139)	40·6 (24·7 to 63·5)	12·1 (7·2 to 18·7)	2·6 (1·5 to 4·5)	0·4 (0·2 to 0·7)	1,880
Ovarian cancer	267 (138 to 518)	426 (231 to 802)	516 (275 to 1,010)	452 (245 to 909)	386 (207 to 720)	260 (152 to 472)	185 (107 to 332)	103 (60·6 to 178)	45·7 (27·3 to 77)	15·9 (8·9 to 26·1)	3·4 (1·8 to 5·8)	0·4 (0·2 to 0·7)	3,230
Prostate cancer	0 (0 to 0)	0 (0 to 0)	0 (0 to 0)	0 (0 to 0)	0 (0 to 0)	0 (0 to 0)	0 (0 to 0)	0 (0 to 0)	0 (0 to 0)	0 (0 to 0)	0 (0 to 0)	0 (0 to 0)	0
Testicular cancer	–	–	–	–	–	–	–	–	–	–	–	–	NA
Kidney cancer	22·5 (10·4 to 43·4)	38·3 (17·8 to 68·8)	48·5 (24·5 to 87·3)	48·3 (23·7 to 93·4)	55·5 (26·8 to 108)	47·4 (25·1 to 88)	36·7 (19·7 to 65·1)	27·6 (14·7 to 49·4)	12·9 (7·1 to 23·4)	5·2 (2·6 to 9·7)	1 (0·5 to 1·8)	0·2 (0·1 to 0·3)	492
Bladder cancer	18 (8·6 to 31·6)	22 (10·3 to 38·5)	35·2 (17 to 60·2)	45·1 (22·9 to 81·2)	50·1 (25·6 to 82·9)	56 (31·5 to 88·1)	53·5 (31·5 to 83·3)	53·5 (32·4 to 83·1)	30·7 (17·8 to 48·3)	15 (8·5 to 23·4)	3·5 (2 to 5·5)	0·6 (0·3 to 0·9)	398
Brain and central nervous system cancer	124 (64·8 to 229)	142 (73·1 to 248)	164 (83·9 to 300)	158 (80·8 to 285)	132 (71·5 to 230)	110 (60·6 to 181)	76·9 (43·2 to 128)	45·6 (24·9 to 80·1)	23·7 (12·2 to 43·2)	8·3 (4·3 to 15·5)	1·6 (0·8 to 2·7)	0·4 (0·2 to 0·7)	2,020
Thyroid cancer	40·9 (18·1 to 86·9)	66·6 (31·7 to 120)	99 (47·9 to 186)	113 (55·6 to 206)	117 (60·2 to 196)	103 (55·1 to 168)	97·2 (52·5 to 155)	59 (33·5 to 96·4)	26·7 (16 to 44·4)	11·1 (6·5 to 18)	2·3 (1·2 to 4)	0·2 (0·1 to 0·3)	803
Mesothelioma	11 (3·2 to 25·9)	6 (1·6 to 15·7)	6 (1·5 to 16·7)	7·5 (2·1 to 19·4)	4·8 (1·4 to 10·9)	4·1 (1·2 to 9·1)	3 (1 to 7·1)	1·9 (0·5 to 4·9)	0·9 (0·3 to 2·5)	0·4 (0·1 to 1·2)	0·1 (0 to 0·4)	0 (0 to 0·2)	70·7
Hodgkin lymphoma	16·2 (5·4 to 39·9)	13·2 (4·4 to 32·8)	16·4 (5·5 to 40·9)	11·4 (4 to 27·3)	13·5 (5 to 31·1)	12·1 (5·2 to 27·1)	9·2 (4·2 to 18·7)	6·9 (3·3 to 14)	3 (1·4 to 5·5)	0·7 (0·4 to 1·3)	0·2 (0·1 to 0·3)	0 (0 to 0·1)	218
Non-Hodgkin lymphoma	90 (45·6 to 174)	97·7 (50·9 to 178)	132 (65·3 to 237)	134 (67 to 251)	141 (74·4 to 247)	126 (74·8 to 210)	112 (66·9 to 172)	69·7 (44 to 109)	33·2 (19·9 to 55·5)	11·3 (6·6 to 18·7)	2·2 (1·2 to 3·9)	0·3 (0·2 to 0·5)	1,370
Multiple myeloma	14·4 (7 to 26·9)	26·1 (13·4 to 48·9)	45·8 (23·9 to 82·6)	59·4 (30·6 to 104)	69·5 (37·8 to 118)	60·9 (35·1 to 99·8)	49·4 (30·1 to 76·4)	32·7 (20 to 52·2)	11·9 (6·5 to 18·5)	3·3 (1·6 to 5·7)	0·7 (0·4 to 1·2)	0·1 (0 to 0·1)	387
Leukemia	249 (126 to 427)	255 (134 to 445)	277 (144 to 480)	271 (135 to 498)	265 (135 to 460)	221 (120 to 364)	177 (102 to 276)	123 (74·1 to 196)	61·9 (35·1 to 101)	26·5 (14·5 to 45·1)	6·6 (3·5 to 10·8)	1 (0·5 to 1·6)	4,540
Acute lymphoid leukemia	18·1 (6·3 to 43·7)	14·7 (4·7 to 35·3)	16·6 (6·2 to 35·8)	21·7 (6·9 to 52·2)	14·8 (5·1 to 33)	10·7 (3·7 to 23·4)	10·4 (3·5 to 23·9)	5·2 (1·8 to 11·6)	3·6 (1·3 to 7·6)	1·2 (0·4 to 2·6)	0·2 (0 to 0·4)	0 (0 to 0)	730
Chronic lymphoid leukemia	4 (1·3 to 9·3)	3·8 (1·2 to 9·6)	9·2 (3·5 to 21·9)	11 (3·6 to 25·1)	9·1 (3 to 20·9)	9·1 (3·2 to 21·4)	7·3 (2·5 to 17·1)	5·8 (2·3 to 12·5)	3·5 (1·3 to 7·7)	1 (0·4 to 2·4)	0·3 (0·1 to 0·7)	0 (0 to 0·1)	70·7
Acute myeloid leukemia	41·9 (16 to 87·6)	49 (18·1 to 104)	43·8 (16·4 to 98·1)	34·9 (12·3 to 78·3)	36·3 (12·3 to 80·3)	31·2 (11·1 to 69·1)	15 (5·1 to 34·1)	18·9 (7 to 39·6)	7·2 (2·9 to 14·4)	3·3 (1·2 to 6·9)	0·4 (0·1 to 0·8)	0·1 (0 to 0·2)	708
Chronic myeloid leukemia	20 (5·1 to 47·7)	11 (3·1 to 25·5)	19·3 (6 to 45·4)	22·6 (6·5 to 55·2)	14·1 (4 to 34·7)	14·3 (4·6 to 31·3)	10·3 (3·5 to 23·2)	6·4 (2·2 to 13·9)	3·6 (1·3 to 8)	1·9 (0·6 to 4·3)	0·2 (0·1 to 0·6)	0 (0 to 0)	185
Other leukemia	165 (75·4 to 310)	176 (84·4 to 339)	188 (92·1 to 335)	181 (82·4 to 353)	191 (88·3 to 356)	156 (76·7 to 267)	134 (71·5 to 215)	86·7 (47·6 to 146)	43·9 (22·3 to 75·6)	19·1 (9·8 to 33·5)	5·5 (2·9 to 9·1)	0·8 (0·4 to 1·4)	2,850
Other malignant neoplasms	206 (118 to 349)	250 (144 to 406)	297 (164 to 483)	320 (178 to 555)	290 (168 to 463)	265 (165 to 397)	216 (136 to 327)	149 (96 to 211)	78·1 (49·1 to 116)	30·4 (18·8 to 45·9)	7·1 (4 to 11·5)	1·3 (0·7 to 2·2)	3,610
Other neoplasms	4·6 (2·2 to 9·7)	7 (3·4 to 14·4)	10 (4·8 to 20·2)	15 (7·5 to 30·3)	15·7 (8·4 to 29·5)	14·9 (8·2 to 26·8)	16·4 (8·8 to 30·6)	11·8 (6·4 to 20·9)	8·4 (4·5 to 15·3)	2·5 (1·2 to 4·9)	0·5 (0·2 to 0·9)	0·1 (0 to 0·2)	126
Myelodysplastic, myeloproliferative, and other hematopoietic n	4·6 (2·2 to 9·7)	7 (3·4 to 14·4)	10 (4·8 to 20·2)	15 (7·5 to 30·3)	15·7 (8·4 to 29·5)	14·9 (8·2 to 26·8)	16·4 (8·8 to 30·6)	11·8 (6·4 to 20·9)	8·4 (4·5 to 15·3)	2·5 (1·2 to 4·9)	0·5 (0·2 to 0·9)	0·1 (0 to 0·2)	126
Benign and in situ intestinal neoplasms	0 (0 to 0)	0 (0 to 0)	0 (0 to 0)	0 (0 to 0)	0 (0 to 0)	0 (0 to 0)	0 (0 to 0)	0 (0 to 0)	0 (0 to 0)	0 (0 to 0)	0 (0 to 0)	0 (0 to 0)	0
Benign and in situ cervical and uterine neoplasms	0 (0 to 0)	0 (0 to 0)	0 (0 to 0)	0 (0 to 0)	0 (0 to 0)	0 (0 to 0)	0 (0 to 0)	0 (0 to 0)	0 (0 to 0)	0 (0 to 0)	0 (0 to 0)	0 (0 to 0)	0
Other benign and in situ neoplasms	0 (0 to 0)	0 (0 to 0)	0 (0 to 0)	0 (0 to 0)	0 (0 to 0)	0 (0 to 0)	0 (0 to 0)	0 (0 to 0)	0 (0 to 0)	0 (0 to 0)	0 (0 to 0)	0 (0 to 0)	0
Cardiovascular diseases	6,480 (4,210 to 10,000)	9,460 (6,230 to 14,600)	12,000 (7,760 to 18,400)	13,700 (9,130 to 20,300)	15,000 (10,000 to 21,100)	17,300 (12,400 to 22,600)	16,500 (12,400 to 20,800)	14,500 (11,500 to 17,600)	10,100 (7,980 to 12,200)	4,900 (3,720 to 6,000)	1,470 (1,040 to 1,870)	318 (224 to 414)	134,000
Rheumatic heart disease	119 (78·4 to 168)	79·8 (50·9 to 117)	59 (40 to 87)	51·7 (34·7 to 76)	31·3 (21 to 46·7)	28·4 (19·1 to 40·9)	32 (20·9 to 47·1)	20 (13·7 to 28)	12·2 (7·8 to 17·7)	6·9 (4·4 to 10·1)	2·2 (1·4 to 3·3)	0·5 (0·3 to 0·7)	1,330





SR Table 2b: West Kalimantan DALYS by cause and age group for females with 95% uncertainty intervals, 2019

Cause	Early Neonatal	Late Neonatal	Post Neonatal	1 to 4	5 to 9	10 to 14	15 to 19	20 to 24	25 to 29	30 to 34	35 to 39	40 to 44	45 to 49	50 to 54	55 to 59	60 to 64	65 to 69	70 to 74	75 to 79	80 to 84	85 to 89	90 to 94	95 plus	Total
All causes	26,700 (20,000 to 34,800)	5,800 (4,360 to 7,540)	19,000 (14,200 to 25,200)	17,300 (14,300 to 20,700)	13,800 (11,000 to 17,500)	17,500 (13,500 to 22,100)	25,000 (19,800 to 31,300)	27,900 (21,900 to 35,500)	30,100 (23,300 to 38,900)	34,600 (26,700 to 44,700)	42,600 (33,300 to 55,100)	48,700 (38,300 to 62,700)	51,800 (40,600 to 66,100)	53,700 (41,300 to 67,400)	54,200 (41,200 to 68,700)	51,200 (39,800 to 62,700)	44,100 (35,900 to 51,700)	36,400 (30,400 to 41,800)	26,400 (22,800 to 29,800)	15,500 (13,700 to 17,300)	7,110 (6,240 to 7,940)	2,130 (1,840 to 2,400)	408 (358 to 461)	652,000
Communicable, maternal, neonatal, and nutritional diseases	22,400 (16,100 to 29,600)	4,150 (2,800 to 5,650)	14,100 (10,200 to 19,100)	11,800 (9,340 to 14,600)	6,380 (4,700 to 8,520)	5,200 (3,780 to 7,100)	6,380 (4,800 to 8,470)	7,130 (5,070 to 10,300)	7,210 (5,020 to 10,600)	7,010 (4,890 to 10,400)	7,620 (5,240 to 11,200)	6,930 (4,710 to 9,850)	5,760 (3,970 to 8,620)	4,960 (3,350 to 7,430)	4,720 (3,170 to 7,010)	4,800 (3,280 to 6,720)	4,570 (3,220 to 6,460)	4,290 (3,120 to 5,950)	3,410 (2,470 to 4,630)	2,150 (1,550 to 2,990)	1,100 (788 to 1,550)	362 (252 to 495)	84·5 (59·1 to 116)	143,000
HIV/AIDS and sexually transmitted infections	1,910 (586 to 4,220)	474 (133 to 1,050)	721 (350 to 1,300)	1,340 (706 to 1,980)	182 (117 to 232)	90·4 (60·7 to 118)	248 (201 to 298)	507 (427 to 600)	904 (731 to 1,110)	1,020 (845 to 1,290)	968 (688 to 1,300)	691 (555 to 872)	361 (235 to 532)	167 (113 to 243)	91·3 (53·2 to 153)	43·5 (20·6 to 87·2)	33·7 (16·1 to 61·7)	23·6 (13 to 41·3)	6·9 (4·4 to 10·8)	11·5 (1·1 to 25·6)	15 (0·4 to 37·4)	6·6 (0·1 to 15·4)	1·7 (0 to 4)	9,810
HIV/AIDS	0 (0 to 0)	0·1 (0 to 0·1)	296 (154 to 438)	1,320 (693 to 1,960)	171 (107 to 220)	88·5 (58·8 to 117)	240 (194 to 290)	485 (409 to 577)	856 (680 to 1,070)	966 (792 to 1,240)	876 (598 to 1,210)	604 (493 to 788)	256 (158 to 383)	97·9 (71·6 to 135)	39·8 (27·2 to 68·9)	11·3 (8·3 to 17·6)	11 (5·8 to 24·2)	11·7 (6·2 to 25·2)	3·3 (2 to 6)	0·1 (0 to 0·1)	0 (0 to 0)	0 (0 to 0)	0 (0 to 0)	6,330
HIV/AIDS - Drug-susceptible Tuberculosis	0 (0 to 0)	0 (0 to 0)	132 (66·5 to 195)	594 (307 to 875)	84·9 (53·4 to 117)	44·9 (27·2 to 67)	131 (97·6 to 171)	262 (209 to 325)	445 (350 to 551)	487 (383 to 628)	443 (315 to 592)	302 (236 to 389)	127 (80 to 186)	48·8 (34·3 to 69·7)	20·3 (12·8 to 33·5)	5·9 (4·4 to 8·7)	6·5 (2·9 to 12·8)	6·9 (3·5 to 13·4)	1·9 (1·3 to 3·2)	0 (0 to 0·1)	0 (0 to 0)	0 (0 to 0)	0 (0 to 0)	3,140
HIV/AIDS - Multidrug-resistant Tuberculosis without extensive d	0 (0 to 0)	0 (0 to 0)	1·5 (0 to 7·2)	6·8 (0·1 to 31·5)	0·8 (0 to 4·3)	0·4 (0 to 2·3)	1·2 (0 to 5·7)	2·4 (0·1 to 11·9)	4 (0·1 to 19·8)	4·4 (0·1 to 21·7)	4 (0·1 to 20·2)	2·9 (0·1 to 15·2)	1·3 (0 to 6·7)	0·5 (0 to 2·6)	0·2 (0 to 1)	0·1 (0 to 0·3)	0·1 (0 to 0·3)	0·1 (0 to 0·3)	0 (0 to 0·1)	0 (0 to 0)	0 (0 to 0)	0 (0 to 0)	0 (0 to 0)	30·7
HIV/AIDS - Extensively drug-resistant Tuberculosis	0 (0 to 0)	0 (0 to 0)	0·3 (0 to 1·4)	1·3 (0 to 6·2)	0·2 (0 to 0·7)	0·1 (0 to 0·4)	0·2 (0 to 0·9)	0·4 (0 to 1·9)	0·7 (0 to 3·2)	0·8 (0 to 3·6)	0·7 (0 to 3·5)	0·5 (0 to 2·5)	0·2 (0 to 1·1)	0·1 (0 to 0·4)	0 (0 to 0·2)	0 (0 to 0)	0 (0 to 0·1)	0 (0 to 0·1)	0 (0 to 0)	0 (0 to 0)	0 (0 to 0)	0 (0 to 0)	0 (0 to 0)	5·5
HIV/AIDS resulting in other diseases	0 (0 to 0)	0·1 (0 to 0·1)	161 (83·7 to 240)	716 (372 to 1,070)	85 (51·3 to 108)	43 (28·4 to 54)	108 (88·1 to 124)	219 (189 to 263)	407 (318 to 511)	474 (387 to 615)	428 (280 to 611)	299 (239 to 398)	128 (74·2 to 196)	48·5 (35·3 to 67·1)	19·2 (13·1 to 34)	5·3 (3·7 to 8·8)	4·4 (2·4 to 11·5)	4·7 (2·2 to 11·9)	1·4 (0·7 to 2·9)	0 (0 to 0)	0 (0 to 0)	0 (0 to 0)	0 (0 to 0)	3,150
Sexually transmitted infections excluding HIV	1,910 (586 to 4,220)	474 (133 to 1,050)	425 (118 to 982)	21·8 (5·5 to 55·5)	11 (2·8 to 26·2)	1·9 (1·2 to 3·1)	7·9 (4 to 15·9)	22·2 (10 to 45·3)	48·1 (23·3 to 88·3)	50·8 (24 to 99·2)	92 (41·6 to 172)	86·5 (40·5 to 163)	105 (39·7 to 210)	69·1 (22·6 to 138)	51·5 (15·4 to 111)	32·2 (9·7 to 76·9)	22·7 (6·6 to 47·9)	11·9 (3·8 to 24·3)	3·6 (1·7 to 6·8)	11·5 (1·1 to 25·6)	15 (0·4 to 37·4)	6·6 (0·1 to 15·4)	1·7 (0 to 4)	3,480
Syphilis	1,910 (586 to 4,220)	474 (133 to 1,050)	425 (118 to 982)	21·8 (5·5 to 55·5)	11 (2·8 to 26·2)	0·5 (0·3 to 0·7)	0·3 (0·2 to 0·5)	0·3 (0·1 to 0·7)	2·8 (0·7 to 6·6)	2 (0·7 to 4·6)	6·3 (1 to 14·6)	2·2 (0·6 to 4·9)	6·4 (0·8 to 15·3)	5 (0·5 to 12·3)	1·5 (0·3 to 3·5)	1·6 (0·3 to 4·1)	1·5 (0·3 to 3·5)	1·1 (0·2 to 2·6)	0·3 (0·1 to 0·6)	2·2 (0·2 to 5·1)	2·8 (0·1 to 7·2)	2 (0 to 4·8)	0·6 (0 to 1·3)	2,880
Chlamydial infection	0 (0 to 0)	0 (0 to 0)	0 (0 to 0)	0 (0 to 0)	0 (0 to 0)	0·2 (0·1 to 0·2)	0·5 (0·3 to 0·8)	1·3 (0·8 to 2·2)	3·4 (1·5 to 6·5)	2·4 (1·4 to 4·2)	8·4 (2·9 to 16·9)	8·8 (3 to 18·3)	12·8 (2·4 to 29·1)	6·9 (0·6 to 17·2)	5·9 (0·5 to 15)	3·6 (0·2 to 10·3)	1·8 (0·1 to 4·5)	1·2 (0·1 to 3)	0·3 (0·1 to 0·7)	2 (0·1 to 4·8)	2·4 (0 to 6·2)	1 (0 to 2·3)	0·3 (0 to 0·7)	63·2
Gonococcal infection	0 (0 to 0)	0 (0 to 0)	0 (0 to 0)	0 (0 to 0)	0 (0 to 0)	0·2 (0·1 to 0·2)	0·5 (0·3 to 0·7)	0·9 (0·4 to 1·8)	5·6 (1·2 to 13·6)	3·1 (1·1 to 7·4)	16·4 (2·2 to 38·4)	18 (2·8 to 43·2)	28·3 (2·5 to 69·3)	20·4 (1·1 to 52·1)	16·3 (1·1 to 42)	9·3 (0·5 to 26·4)	9·4 (0·7 to 23·9)	4·1 (0·3 to 10·1)	0·9 (0·3 to 2·4)	4·6 (0·1 to 10·6)	6·3 (0·1 to 16)	2·5 (0 to 5·8)	0·6 (0 to 1·3)	147
Trichomoniasis	0 (0 to 0)	0 (0 to 0)	0 (0 to 0)	0 (0 to 0)	0 (0 to 0)	0·2 (0 to 0·7)	2·9 (0·8 to 7·4)	12·2 (4 to 30·2)	21·5 (7·2 to 50)	25·2 (8·1 to 59·3)	25·8 (7·9 to 59·9)	24·2 (7·9 to 59·1)	19·6 (5·9 to 45·9)	13·8 (4·3 to 33·1)	9 (2·8 to 21·8)	5·3 (1·7 to 13·1)	3·1 (1·1 to 7·4)	1·7 (0·6 to 4)	0·8 (0·3 to 1·9)	0·3 (0·1 to 0·7)	0·1 (0 to 0·2)	0 (0 to 0)	0 (0 to 0)	166
Genital herpes	0 (0 to 0)	0 (0 to 0)	0 (0 to 0)	0 (0 to 0)	0 (0 to 0)	0·6 (0·1 to 1·5)	2·5 (0·8 to 6)	5 (1·4 to 12·5)	7·7 (2·2 to 19·2)	10·3 (3·1 to 24·8)	11·9 (3·6 to 28·9)	11·4 (3·7 to 28·6)	9·7 (3 to 24·1)	7·8 (2·4 to 19·6)	6 (1·8 to 14·9)	4·3 (1·3 to 10·8)	2·8 (0·8 to 7·2)	1·6 (0·5 to 4·1)	0·9 (0·3 to 2·2)	0·4 (0·1 to 1)	0·1 (0 to 0·3)	0 (0 to 0·1)	0 (0 to 0)	83·1
Other sexually transmitted infections	0 (0 to 0)	0 (0 to 0)	0 (0 to 0)	0 (0 to 0)	0 (0 to 0)	0·3 (0·2 to 0·5)	1·2 (0·8 to 1·8)	2·5 (1·5 to 3·9)	7·2 (3·5 to 13·3)	7·8 (3·8 to 14·4)	23·2 (8 to 46·2)	21·9 (8·7 to 42·2)	28·6 (6·7 to 62·3)	15·1 (1·6 to 37)	12·7 (1·1 to 32·3)	8 (0·4 to 22·7)	4·2 (0·3 to 10·6)	2·1 (0·2 to 5·2)	0·4 (0·1 to 0·9)	1·9 (0·1 to 4·4)	3·2 (0 to 8)	1·1 (0 to 2·5)	0·2 (0 to 0·6)	142
Respiratory infections and tuberculosis	574 (288 to 969)	787 (390 to 1,370)	3,670 (2,010 to 5,890)	1,380 (831 to 2,240)	801 (556 to 1,110)	675 (472 to 932)	1,090 (750 to 1,530)	1,540 (1,000 to 2,310)	1,380 (839 to 2,220)	1,120 (678 to 1,880)	1,610 (957 to 2,750)	1,550 (936 to 2,460)	1,820 (1,140 to 2,970)	1,810 (1,120 to 2,870)	1,810 (1,080 to 2,820)	1,970 (1,280 to 2,840)	1,970 (1,290 to 2,800)	1,870 (1,260 to 2,580)	1,390 (991 to 1,910)	804 (544 to 1,100)	354 (250 to 490)	98·7 (69 to 134)	20·2 (14·1 to 28)	30,100
Tuberculosis	0 (0 to 0)	0 (0 to 0)	466 (229 to 828)	219 (117 to 380)	211 (122 to 330)	224 (128 to 362)	649 (383 to 1,050)	1,170 (696 to 1,880)	1,040 (571 to 1,800)	770 (396 to 1,420)	1,220 (614 to 2,250)	1,150 (618 to 1,960)	1,440 (832 to 2,470)	1,380 (793 to 2,340)	1,290 (696 to 2,110)	1,330 (812 to 2,030)	1,270 (793 to 1,950)	1,070 (675 to 1,600)	707 (453 to 1,040)	358 (232 to 555)	136 (87·5 to 201)	31·7 (20·4 to 46·9)	6·2 (4 to 9·8)	16,100
Latent tuberculosis infection	0 (0 to 0)	0 (0 to 0)	0 (0 to 0)	0 (0 to 0)	0 (0 to 0)	0 (0 to 0)	0 (0 to 0)	0 (0 to 0)	0 (0 to 0)	0 (0 to 0)	0 (0 to 0)	0 (0 to 0)	0 (0 to 0)	0 (0 to 0)	0 (0 to 0)	0 (0 to 0)	0 (0 to 0)	0 (0 to 0)	0 (0 to 0)	0 (0 to 0)	0 (0 to 0)	0 (0 to 0)	0 (0 to 0)	0
Drug-susceptible tuberculosis	0 (0 to 0)	0 (0 to 0)	461 (225 to 824)	217 (114 to 379)	209 (119 to 323)	222 (128 to 359)	[illegible]	[illegible]	[illegible]	[illegible]	[illegible]	[illegible]	[illegible]	[illegible]	[illegible]	[illegible]	[illegible]	[illegible]	[illegible]	[illegible]	[illegible]	[illegible]	[illegible]	[illegible]
Multidrug-resistant tuberculosis without extensive drug resistar	0 (0 to 0)	0 (0 to 0)	4·2 (0·1 to 20·5)	2 (0 to 9·1)	1·6 (0 to 7·6)	1·9 (0 to 10·1)	[illegible]	[illegible]	[illegible]	[illegible]	[illegible]	[illegible]	[illegible]	[illegible]	[illegible]	[illegible]	[illegible]	[illegible]	[illegible]	[illegible]	[illegible]	[illegible]	[illegible]	[illegible]
Extensively drug-resistant tuberculosis	0 (0 to 0)	0 (0 to 0)	0·8 (0 to 3·9)	0·4 (0 to 1·6)	0·3 (0 to 1·2)	0·3 (0 to 1·9)	[illegible]	[illegible]	[illegible]	[illegible]	[illegible]	[illegible]	[illegible]	[illegible]	[illegible]	[illegible]	[illegible]	[illegible]	[illegible]	[illegible]	[illegible]	[illegible]	[illegible]	[illegible]
Lower respiratory infections	574 (287 to 969)	[illegible]	[illegible]	[illegible]	[illegible]	[illegible]	[illegible]	[illegible]	[illegible]	[illegible]	[illegible]	[illegible]	[illegible]	[illegible]	[illegible]	[illegible]	[illegible]	[illegible]	[illegible]	[illegible]	[illegible]	[illegible]	[illegible]	[illegible]
Upper respiratory infections	0·4 (0·2 to 0·7)	[illegible]	[illegible]	[illegible]	[illegible]	[illegible]	[illegible]	[illegible]	[illegible]	[illegible]	[illegible]	[illegible]	[illegible]	[illegible]	[illegible]	[illegible]	[illegible]	[illegible]	[illegible]	[illegible]	[illegible]	[illegible]	[illegible]	[illegible]
Otitis media	0 (0 to 0·1)	[illegible]	[illegible]	[illegible]	[illegible]	[illegible]	[illegible]	[illegible]	[illegible]	[illegible]	[illegible]	[illegible]	[illegible]	[illegible]	[illegible]	[illegible]	[illegible]	[illegible]	[illegible]	[illegible]	[illegible]	[illegible]	[illegible]	[illegible]
Enteric infections	196 (87·3 to 377)	[illegible]	[illegible]	[illegible]	[illegible]	[illegible]	[illegible]	[illegible]	[illegible]	[illegible]	[illegible]	[illegible]	[illegible]	[illegible]	[illegible]	[illegible]	[illegible]	[illegible]	[illegible]	[illegible]	[illegible]	[illegible]	[illegible]	[illegible]
Diarrheal diseases	196 (87·3 to 377)	[illegible]	[illegible]	[illegible]	[illegible]	[illegible]	[illegible]	[illegible]	[illegible]	[illegible]	[illegible]	[illegible]	[illegible]	[illegible]	[illegible]	[illegible]	[illegible]	[illegible]	[illegible]	[illegible]	[illegible]	[illegible]	[illegible]	[illegible]
Typhoid and paratyphoid	0 (0 to 0)	[illegible]	[illegible]	[illegible]	[illegible]	[illegible]	[illegible]	[illegible]	[illegible]	[illegible]	[illegible]	[illegible]	[illegible]	[illegible]	[illegible]	[illegible]	[illegible]	[illegible]	[illegible]	[illegible]	[illegible]	[illegible]	[illegible]	[illegible]
Typhoid fever	0 (0 to 0)	[illegible]	[illegible]	[illegible]	[illegible]	[illegible]	[illegible]	[illegible]	[illegible]	[illegible]	[illegible]	[illegible]	[illegible]	[illegible]	[illegible]	[illegible]	[illegible]	[illegible]	[illegible]	[illegible]	[illegible]	[illegible]	[illegible]	[illegible]
Paratyphoid fever	0 (0 to 0)	[illegible]	[illegible]	[illegible]	[illegible]	[illegible]	[illegible]	[illegible]	[illegible]	[illegible]	[illegible]	[illegible]	[illegible]	[illegible]	[illegible]	[illegible]	[illegible]	[illegible]	[illegible]	[illegible]	[illegible]	[illegible]	[illegible]	[illegible]
Invasive Non-typhoidal Salmonella (iNTS)	0 (0 to 0)	[illegible]	[illegible]	[illegible]	[illegible]	[illegible]	[illegible]	[illegible]	[illegible]	[illegible]	[illegible]	[illegible]	[illegible]	[illegible]	[illegible]	[illegible]	[illegible]	[illegible]	[illegible]	[illegible]	[illegible]	[illegible]	[illegible]	[illegible]
Other intestinal infectious diseases	0 (0 to 0)	[illegible]	[illegible]	[illegible]	[illegible]	[illegible]	[illegible]	[illegible]	[illegible]	[illegible]	[illegible]	[illegible]	[illegible]	[illegible]	[illegible]	[illegible]	[illegible]	[illegible]	[illegible]	[illegible]	[illegible]	[illegible]	[illegible]	[illegible]
Neglected tropical diseases and malaria	1·5 (0·4 to 3·9)	[illegible]	[illegible]	[illegible]	[illegible]	[illegible]	[illegible]	[illegible]	[illegible]	[illegible]	[illegible]	[illegible]	[illegible]	[illegible]	[illegible]	[illegible]	[illegible]	[illegible]	[illegible]	[illegible]	[illegible]	[illegible]	[illegible]	[illegible]
Malaria	0 (0 to 0)	[illegible]	[illegible]	[illegible]	[illegible]	[illegible]	[illegible]	[illegible]	[illegible]	[illegible]	[illegible]	[illegible]	[illegible]	[illegible]	[illegible]	[illegible]	[illegible]	[illegible]	[illegible]	[illegible]	[illegible]	[illegible]	[illegible]	[illegible]
Chagas disease	0 (0 to 0)	[illegible]	[illegible]	[illegible]	[illegible]	[illegible]	[illegible]	[illegible]	[illegible]	[illegible]	[illegible]	[illegible]	[illegible]	[illegible]	[illegible]	[illegible]	[illegible]	[illegible]	[illegible]	[illegible]	[illegible]	[illegible]	[illegible]	[illegible]
Leishmaniasis	0 (0 to 0)	[illegible]	[illegible]	[illegible]	[illegible]	[illegible]	[illegible]	[illegible]	[illegible]	[illegible]	[illegible]	[illegible]	[illegible]	[illegible]	[illegible]	[illegible]	[illegible]	[illegible]	[illegible]	[illegible]	[illegible]	[illegible]	[illegible]	[illegible]
Visceral leishmaniasis	0 (0 to 0)	[illegible]	[illegible]	[illegible]	[illegible]	[illegible]	[illegible]	[illegible]	[illegible]	[illegible]	[illegible]	[illegible]	[illegible]	[illegible]	[illegible]	[illegible]	[illegible]	[illegible]	[illegible]	[illegible]	[illegible]	[illegible]	[illegible]	[illegible]
Cutaneous and mucocutaneous leishmaniasis	0 (0 to 0)	[illegible]	[illegible]	[illegible]	[illegible]	[illegible]	[illegible]	[illegible]	[illegible]	[illegible]	[illegible]	[illegible]	[illegible]	[illegible]	[illegible]	[illegible]	[illegible]	[illegible]	[illegible]	[illegible]	[illegible]	[illegible]	[illegible]	[illegible]
African trypanosomiasis	0 (0 to 0)	[illegible]	[illegible]	[illegible]	[illegible]	[illegible]	[illegible]	[illegible]	[illegible]	[illegible]	[illegible]	[illegible]	[illegible]	[illegible]	[illegible]	[illegible]	[illegible]	[illegible]	[illegible]	[illegible]	[illegible]	[illegible]	[illegible]	[illegible]
Schistosomiasis	0 (0 to 0)	[illegible]	[illegible]	[illegible]	[illegible]	[illegible]	[illegible]	[illegible]	[illegible]	[illegible]	[illegible]	[illegible]	[illegible]	[illegible]	[illegible]	[illegible]	[illegible]	[illegible]	[illegible]	[illegible]	[illegible]	[illegible]	[illegible]	[illegible]
Cysticercosis	0 (0 to 0)	[illegible]	[illegible]	[illegible]	[illegible]	[illegible]	[illegible]	[illegible]	[illegible]	[illegible]	[illegible]	[illegible]	[illegible]	[illegible]	[illegible]	[illegible]	[illegible]	[illegible]	[illegible]	[illegible]	[illegible]	[illegible]	[illegible]	[illegible]
Cystic echinococcosis	0 (0 to 0)	[illegible]	[illegible]	[illegible]	[illegible]	[illegible]	[illegible]	[illegible]	[illegible]	[illegible]	[illegible]	[illegible]	[illegible]	[illegible]	[illegible]	[illegible]	[illegible]	[illegible]	[illegible]	[illegible]	[illegible]	[illegible]	[illegible]	[illegible]
Lymphatic filariasis	0 (0 to 0)	[illegible]	[illegible]	[illegible]	[illegible]	[illegible]	[illegible]	[illegible]	[illegible]	[illegible]	[illegible]	[illegible]	[illegible]	[illegible]	[illegible]	[illegible]	[illegible]	[illegible]	[illegible]	[illegible]	[illegible]	[illegible]	[illegible]	[illegible]
Onchocerciasis	0 (0 to 0)	[illegible]	[illegible]	[illegible]	[illegible]	[illegible]	[illegible]	[illegible]	[illegible]	[illegible]	[illegible]	[illegible]	[illegible]	[illegible]	[illegible]	[illegible]	[illegible]	[illegible]	[illegible]	[illegible]	[illegible]	[illegible]	[illegible]	[illegible]
Trachoma	0 (0 to 0)	[illegible]	[illegible]	[illegible]	[illegible]	[illegible]	[illegible]	[illegible]	[illegible]	[illegible]	[illegible]	[illegible]	[illegible]	[illegible]	[illegible]	[illegible]	[illegible]	[illegible]	[illegible]	[illegible]	[illegible]	[illegible]	[illegible]	[illegible]
Dengue	0 (0 to 0)	[illegible]	[illegible]	[illegible]	[illegible]	[illegible]	[illegible]	[illegible]	[illegible]	[illegible]	[illegible]	[illegible]	[illegible]	[illegible]	[illegible]	[illegible]	[illegible]	[illegible]	[illegible]	[illegible]	[illegible]	[illegible]	[illegible]	[illegible]
Yellow fever	0 (0 to 0)	[illegible]	[illegible]	[illegible]	[illegible]	[illegible]	[illegible]	[illegible]	[illegible]	[illegible]	[illegible]	[illegible]	[illegible]	[illegible]	[illegible]	[illegible]	[illegible]	[illegible]	[illegible]	[illegible]	[illegible]	[illegible]	[illegible]	[illegible]
Rabies	0 (0 to 0)	[illegible]	[illegible]	[illegible]	[illegible]	[illegible]	[illegible]	[illegible]	[illegible]	[illegible]	[illegible]	[illegible]	[illegible]	[illegible]	[illegible]	[illegible]	[illegible]	[illegible]	[illegible]	[illegible]	[illegible]	[illegible]	[illegible]	[illegible]
Intestinal nematode infections	0 (0 to 0)	[illegible]	[illegible]	[illegible]	[illegible]	[illegible]	[illegible]	[illegible]	[illegible]	[illegible]	[illegible]	[illegible]	[illegible]	[illegible]	[illegible]	[illegible]	[illegible]	[illegible]	[illegible]	[illegible]	[illegible]	[illegible]	[illegible]	[illegible]
Ascariasis	0 (0 to 0)	[illegible]	[illegible]	[illegible]	[illegible]	[illegible]	[illegible]	[illegible]	[illegible]	[illegible]	[illegible]	[illegible]	[illegible]	[illegible]	[illegible]	[illegible]	[illegible]	[illegible]	[illegible]	[illegible]	[illegible]	[illegible]	[illegible]	[illegible]
Trichuriasis	0 (0 to 0)	[illegible]	[illegible]	[illegible]	[illegible]	[illegible]	[illegible]	[illegible]	[illegible]	[illegible]	[illegible]	[illegible]	[illegible]	[illegible]	[illegible]	[illegible]	[illegible]	[illegible]	[illegible]	[illegible]	[illegible]	[illegible]	[illegible]	[illegible]
Hookworm disease	0 (0 to 0)	[illegible]	[illegible]	[illegible]	[illegible]	[illegible]	[illegible]	[illegible]	[illegible]	[illegible]	[illegible]	[illegible]	[illegible]	[illegible]	[illegible]	[illegible]	[illegible]	[illegible]	[illegible]	[illegible]	[illegible]	[illegible]	[illegible]	[illegible]
Food-borne trematodiases	0 (0 to 0)	[illegible]	[illegible]	[illegible]	[illegible]	[illegible]	[illegible]	[illegible]	[illegible]	[illegible]	[illegible]	[illegible]	[illegible]	[illegible]	[illegible]	[illegible]	[illegible]	[illegible]	[illegible]	[illegible]	[illegible]	[illegible]	[illegible]	[illegible]
Leprosy	0 (0 to 0)	[illegible]	[illegible]	[illegible]	[illegible]	[illegible]	[illegible]	[illegible]	[illegible]	[illegible]	[illegible]	[illegible]	[illegible]	[illegible]	[illegible]	[illegible]	[illegible]	[illegible]	[illegible]	[illegible]	[illegible]	[illegible]	[illegible]	[illegible]
Ebola	0 (0 to 0)	[illegible]	[illegible]	[illegible]	[illegible]	[illegible]	[illegible]	[illegible]	[illegible]	[illegible]	[illegible]	[illegible]	[illegible]	[illegible]	[illegible]	[illegible]	[illegible]	[illegible]	[illegible]	[illegible]	[illegible]	[illegible]	[illegible]	[illegible]
Zika virus	0 (0 to 0)	[illegible]	[illegible]	[illegible]	[illegible]	[illegible]	[illegible]	[illegible]	[illegible]	[illegible]	[illegible]	[illegible]	[illegible]	[illegible]	[illegible]	[illegible]	[illegible]	[illegible]	[illegible]	[illegible]	[illegible]	[illegible]	[illegible]	[illegible]
Guinea worm disease	0 (0 to 0)	[illegible]	[illegible]	[illegible]	[illegible]	[illegible]	[illegible]	[illegible]	[illegible]	[illegible]	[illegible]	[illegible]	[illegible]	[illegible]	[illegible]	[illegible]	[illegible]	[illegible]	[illegible]	[illegible]	[illegible]	[illegible]	[illegible]	[illegible]
Other neglected tropical diseases	1·5 (0·4 to 3·9)	[illegible]	[illegible]	[illegible]	[illegible]	[illegible]	[illegible]	[illegible]	[illegible]	[illegible]	[illegible]	[illegible]	[illegible]	[illegible]	[illegible]	[illegible]	[illegible]	[illegible]	[illegible]	[illegible]	[illegible]	[illegible]	[illegible]	[illegible]
Other infectious diseases	314 (117 to 636)	[illegible]	[illegible]	[illegible]	[illegible]	[illegible]	[illegible]	[illegible]	[illegible]	[illegible]	[illegible]	[illegible]	[illegible]	[illegible]	[illegible]	[illegible]	[illegible]	[illegible]	[illegible]	[illegible]	[illegible]	[illegible]	[illegible]	[illegible]
Meningitis	72·6 (25·6 to 157)	[illegible]	[illegible]	[illegible]	[illegible]	[illegible]	[illegible]	[illegible]	[illegible]	[illegible]	[illegible]	[illegible]	[illegible]	[illegible]	[illegible]	[illegible]	[illegible]	[illegible]	[illegible]	[illegible]	[illegible]	[illegible]	[illegible]	[illegible]
Encephalitis	8·1 (2·8 to 21·1)	[illegible]	[illegible]	[illegible]	[illegible]	[illegible]	[illegible]	[illegible]	[illegible]	[illegible]	[illegible]	[illegible]	[illegible]	[illegible]	[illegible]	[illegible]	[illegible]	[illegible]	[illegible]	[illegible]	[illegible]	[illegible]	[illegible]	[illegible]
Diphtheria	0 (0 to 0)	[illegible]	[illegible]	[illegible]	[illegible]	[illegible]	[illegible]	[illegible]	[illegible]	[illegible]	[illegible]	[illegible]	[illegible]	[illegible]	[illegible]	[illegible]	[illegible]	[illegible]	[illegible]	[illegible]	[illegible]	[illegible]	[illegible]	[illegible]
Tetanus	125 (39·2 to 309)	[illegible]	[illegible]	[illegible]	[illegible]	[illegible]	[illegible]	[illegible]	[illegible]	[illegible]	[illegible]	[illegible]	[illegible]	[illegible]	[illegible]	[illegible]	[illegible]	[illegible]	[illegible]	[illegible]	[illegible]	[illegible]	[illegible]	[illegible]
Measles	0 (0 to 0)	[illegible]	[illegible]	[illegible]	[illegible]	[illegible]	[illegible]	[illegible]	[illegible]	[illegible]	[illegible]	[illegible]	[illegible]	[illegible]	[illegible]	[illegible]	[illegible]	[illegible]	[illegible]	[illegible]	[illegible]	[illegible]	[illegible]	[illegible]
Varicella and herpes zoster	2·5 (0·2 to 8)	[illegible]	[illegible]	[illegible]	[illegible]	[illegible]	[illegible]	[illegible]	[illegible]	[illegible]	[illegible]	[illegible]	[illegible]	[illegible]	[illegible]	[illegible]	[illegible]	[illegible]	[illegible]	[illegible]	[illegible]	[illegible]	[illegible]	[illegible]
Acute hepatitis	0 (0 to 0)	[illegible]	[illegible]	[illegible]	[illegible]	[illegible]	[illegible]	[illegible]	[illegible]	[illegible]	[illegible]	[illegible]	[illegible]	[illegible]	[illegible]	[illegible]	[illegible]	[illegible]	[illegible]	[illegible]	[illegible]	[illegible]	[illegible]	[illegible]
Acute hepatitis A	0 (0 to 0)	[illegible]	[illegible]	[illegible]	[illegible]	[illegible]	[illegible]	[illegible]	[illegible]	[illegible]	[illegible]	[illegible]	[illegible]	[illegible]	[illegible]	[illegible]	[illegible]	[illegible]	[illegible]	[illegible]	[illegible]	[illegible]	[illegible]	[illegible]
Acute hepatitis B	0 (0 to 0)	[illegible]	[illegible]	[illegible]	[illegible]	[illegible]	[illegible]	[illegible]	[illegible]	[illegible]	[illegible]	[illegible]	[illegible]	[illegible]	[illegible]	[illegible]	[illegible]	[illegible]	[illegible]	[illegible]	[illegible]	[illegible]	[illegible]	[illegible]
Acute hepatitis C	0 (0 to 0)	[illegible]	[illegible]	[illegible]	[illegible]	[illegible]	[illegible]	[illegible]	[illegible]	[illegible]	[illegible]	[illegible]	[illegible]	[illegible]	[illegible]	[illegible]	[illegible]	[illegible]	[illegible]	[illegible]	[illegible]	[illegible]	[illegible]	[illegible]
Acute hepatitis E	0 (0 to 0)	[illegible]	[illegible]	[illegible]	[illegible]	[illegible]	[illegible]	[illegible]	[illegible]	[illegible]	[illegible]	[illegible]	[illegible]	[illegible]	[illegible]	[illegible]	[illegible]	[illegible]	[illegible]	[illegible]	[illegible]	[illegible]	[illegible]	[illegible]
Other unspecified infectious diseases	106 (12·9 to 334)	[illegible]	[illegible]	[illegible]	[illegible]	[illegible]	[illegible]	[illegible]	[illegible]	[illegible]	[illegible]	[illegible]	[illegible]	[illegible]	[illegible]	[illegible]	[illegible]	[illegible]	[illegible]	[illegible]	[illegible]	[illegible]	[illegible]	[illegible]
Maternal and neonatal disorders	19,400 (13,700 to 25,800)	[illegible]	[illegible]	[illegible]	[illegible]	[illegible]	[illegible]	[illegible]	[illegible]	[illegible]	[illegible]	[illegible]	[illegible]	[illegible]	[illegible]	[illegible]	[illegible]	[illegible]	[illegible]	[illegible]	[illegible]	[illegible]	[illegible]	[illegible]
Maternal disorders	0 (0 to 0)	[illegible]	[illegible]	[illegible]	[illegible]	[illegible]	[illegible]	[illegible]	[illegible]	[illegible]	[illegible]	[illegible]	[illegible]	[illegible]	[illegible]	[illegible]	[illegible]	[illegible]	[illegible]	[illegible]	[illegible]	[illegible]	[illegible]	[illegible]
Maternal hemorrhage	0 (0 to 0)	[illegible]	[illegible]	[illegible]	[illegible]	[illegible]	[illegible]	[illegible]	[illegible]	[illegible]	[illegible]	[illegible]	[illegible]	[illegible]	[illegible]	[illegible]	[illegible]	[illegible]	[illegible]	[illegible]	[illegible]	[illegible]	[illegible]	[illegible]
Maternal sepsis and other maternal infections	0 (0 to 0)	[illegible]	[illegible]	[illegible]	[illegible]	[illegible]	[illegible]	[illegible]	[illegible]	[illegible]	[illegible]	[illegible]	[illegible]	[illegible]	[illegible]	[illegible]	[illegible]	[illegible]	[illegible]	[illegible]	[illegible]	[illegible]	[illegible]	[illegible]
Maternal hypertensive disorders	0 (0 to 0)	[illegible]	[illegible]	[illegible]	[illegible]	[illegible]	[illegible]	[illegible]	[illegible]	[illegible]	[illegible]	[illegible]	[illegible]	[illegible]	[illegible]	[illegible]	[illegible]	[illegible]	[illegible]	[illegible]	[illegible]	[illegible]	[illegible]	[illegible]
Maternal obstructed labor and uterine rupture	0 (0 to 0)	[illegible]	[illegible]	[illegible]	[illegible]	[illegible]	[illegible]	[illegible]	[illegible]	[illegible]	[illegible]	[illegible]	[illegible]	[illegible]	[illegible]	[illegible]	[illegible]	[illegible]	[illegible]	[illegible]	[illegible]	[illegible]	[illegible]	[illegible]
Maternal abortion and miscarriage	0 (0 to 0)	[illegible]	[illegible]	[illegible]	[illegible]	[illegible]	[illegible]	[illegible]	[illegible]	[illegible]	[illegible]	[illegible]	[illegible]	[illegible]	[illegible]	[illegible]	[illegible]	[illegible]	[illegible]	[illegible]	[illegible]	[illegible]	[illegible]	[illegible]
Ectopic pregnancy	0 (0 to 0)	[illegible]	[illegible]	[illegible]	[illegible]	[illegible]	[illegible]	[illegible]	[illegible]	[illegible]	[illegible]	[illegible]	[illegible]	[illegible]	[illegible]	[illegible]	[illegible]	[illegible]	[illegible]	[illegible]	[illegible]	[illegible]	[illegible]	[illegible]
Indirect maternal deaths	--	[illegible]	[illegible]	[illegible]	[illegible]	[illegible]	[illegible]	[illegible]	[illegible]	[illegible]	[illegible]	[illegible]	[illegible]	[illegible]	[illegible]	[illegible]	[illegible]	[illegible]	[illegible]	[illegible]	[illegible]	[illegible]	[illegible]	[illegible]
Late maternal deaths	--	[illegible]	[illegible]	[illegible]	[illegible]	[illegible]	[illegible]	[illegible]	[illegible]	[illegible]	[illegible]	[illegible]	[illegible]	[illegible]	[illegible]	[illegible]	[illegible]	[illegible]	[illegible]	[illegible]	[illegible]	[illegible]	[illegible]	[illegible]
Maternal deaths aggravated by HIV/AIDS	--	[illegible]	[illegible]	[illegible]	[illegible]	[illegible]	[illegible]	[illegible]	[illegible]	[illegible]	[illegible]	[illegible]	[illegible]	[illegible]	[illegible]	[illegible]	[illegible]	[illegible]	[illegible]	[illegible]	[illegible]	[illegible]	[illegible]	[illegible]
Neonatal disorders	19,400 (13,700 to 25,800)	[illegible]	[illegible]	[illegible]	[illegible]	[illegible]	[illegible]	[illegible]	[illegible]	[illegible]	[illegible]	[illegible]	[illegible]	[illegible]	[illegible]	[illegible]	[illegible]	[illegible]	[illegible]	[illegible]	[illegible]	[illegible]	[illegible]	[illegible]
Neonatal preterm birth	10,800 (6,860 to 15,400)	[illegible]	[illegible]	[illegible]	[illegible]	[illegible]	[illegible]	[illegible]	[illegible]	[illegible]	[illegible]	[illegible]	[illegible]	[illegible]	[illegible]	[illegible]	[illegible]	[illegible]	[illegible]	[illegible]	[illegible]	[illegible]	[illegible]	[illegible]
Neonatal encephalopathy due to birth asphyxia and trauma	4,940 (2,760 to 7,940)	[illegible]	[illegible]	[illegible]	[illegible]	[illegible]	[illegible]	[illegible]	[illegible]	[illegible]	[illegible]	[illegible]	[illegible]	[illegible]	[illegible]	[illegible]	[illegible]	[illegible]	[illegible]	[illegible]	[illegible]	[illegible]	[illegible]	[illegible]
Neonatal sepsis and other neonatal infections	2,200 (781 to 4,660)	[illegible]	[illegible]	[illegible]	[illegible]	[illegible]	[illegible]	[illegible]	[illegible]	[illegible]	[illegible]	[illegible]	[illegible]	[illegible]	[illegible]	[illegible]	[illegible]	[illegible]	[illegible]	[illegible]	[illegible]	[illegible]	[illegible]	[illegible]
Hemolytic disease and other neonatal jaundice	105 (48·8 to 205)	[illegible]	[illegible]	[illegible]	[illegible]	[illegible]	[illegible]	[illegible]	[illegible]	[illegible]	[illegible]	[illegible]	[illegible]	[illegible]	[illegible]	[illegible]	[illegible]	[illegible]	[illegible]	[illegible]	[illegible]	[illegible]	[illegible]	[illegible]
Other neonatal disorders	1,360 (632 to 2,430)	[illegible]	[illegible]	[illegible]	[illegible]	[illegible]	[illegible]	[illegible]	[illegible]	[illegible]	[illegible]	[illegible]	[illegible]	[illegible]	[illegible]	[illegible]	[illegible]	[illegible]	[illegible]	[illegible]	[illegible]	[illegible]	[illegible]	[illegible]
Nutritional deficiencies	11·5 (7·2 to 16·8)	[illegible]	[illegible]	[illegible]	[illegible]	[illegible]	[illegible]	[illegible]	[illegible]	[illegible]	[illegible]	[illegible]	[illegible]	[illegible]	[illegible]	[illegible]	[illegible]	[illegible]	[illegible]	[illegible]	[illegible]	[illegible]	[illegible]	[illegible]
Protein-energy malnutrition	11·5 (7·1 to 16·8)	[illegible]	[illegible]	[illegible]	[illegible]	[illegible]	[illegible]	[illegible]	[illegible]	[illegible]	[illegible]	[illegible]	[illegible]	[illegible]	[illegible]	[illegible]	[illegible]	[illegible]	[illegible]	[illegible]	[illegible]	[illegible]	[illegible]	[illegible]
Iodine deficiency	0 (0 to 0)	[illegible]	[illegible]	[illegible]	[illegible]	[illegible]	[illegible]	[illegible]	[illegible]	[illegible]	[illegible]	[illegible]	[illegible]	[illegible]	[illegible]	[illegible]	[illegible]	[illegible]	[illegible]	[illegible]	[illegible]	[illegible]	[illegible]	[illegible]
Vitamin A deficiency	0 (0 to 0·1)	[illegible]	[illegible]	[illegible]	[illegible]	[illegible]	[illegible]	[illegible]	[illegible]	[illegible]	[illegible]	[illegible]	[illegible]	[illegible]	[illegible]	[illegible]	[illegible]	[illegible]	[illegible]	[illegible]	[illegible]	[illegible]	[illegible]	[illegible]
Dietary iron deficiency	0 (0 to 0·1)	[illegible]	[illegible]	[illegible]	[illegible]	[illegible]	[illegible]	[illegible]	[illegible]	[illegible]	[illegible]	[illegible]	[illegible]	[illegible]	[illegible]	[illegible]	[illegible]	[illegible]	[illegible]	[illegible]	[illegible]	[illegible]	[illegible]	[illegible]
Other nutritional deficiencies	0 (0 to 0)	[illegible]	[illegible]	[illegible]	[illegible]	[illegible]	[illegible]	[illegible]	[illegible]	[illegible]	[illegible]	[illegible]	[illegible]	[illegible]	[illegible]	[illegible]	[illegible]	[illegible]	[illegible]	[illegible]	[illegible]	[illegible]	[illegible]	[illegible]
Non-communicable diseases	3,990 (2,200 to 6,680)	[illegible]	[illegible]	[illegible]	[illegible]	[illegible]	[illegible]	[illegible]	[illegible]	[illegible]	[illegible]	[illegible]	[illegible]	[illegible]	[illegible]	[illegible]	[illegible]	[illegible]	[illegible]	[illegible]	[illegible]	[illegible]	[illegible]	[illegible]
Neoplasms	14·8 (6·2 to 32·3)	[illegible]	[illegible]	[illegible]	[illegible]	[illegible]	[illegible]	[illegible]	[illegible]	[illegible]	[illegible]	[illegible]	[illegible]	[illegible]	[illegible]	[illegible]	[illegible]	[illegible]	[illegible]	[illegible]	[illegible]	[illegible]	[illegible]	[illegible]
Lip and oral cavity cancer	0 (0 to 0)	[illegible]	[illegible]	[illegible]	[illegible]	[illegible]	[illegible]	[illegible]	[illegible]	[illegible]	[illegible]	[illegible]	[illegible]	[illegible]	[illegible]	[illegible]	[illegible]	[illegible]	[illegible]	[illegible]	[illegible]	[illegible]	[illegible]	[illegible]
Nasopharynx cancer	0 (0 to 0)	[illegible]	[illegible]	[illegible]	[illegible]	[illegible]	[illegible]	[illegible]	[illegible]	[illegible]	[illegible]	[illegible]	[illegible]	[illegible]	[illegible]	[illegible]	[illegible]	[illegible]	[illegible]	[illegible]	[illegible]	[illegible]	[illegible]	[illegible]
Other pharynx cancer	0 (0 to 0)	[illegible]	[illegible]	[illegible]	[illegible]	[illegible]	[illegible]	[illegible]	[illegible]	[illegible]	[illegible]	[illegible]	[illegible]	[illegible]	[illegible]	[illegible]	[illegible]	[illegible]	[illegible]	[illegible]	[illegible]	[illegible]	[illegible]	[illegible]
Esophageal cancer	0 (0 to 0)	[illegible]	[illegible]	[illegible]	[illegible]	[illegible]	[illegible]	[illegible]	[illegible]	[illegible]	[illegible]	[illegible]	[illegible]	[illegible]	[illegible]	[illegible]	[illegible]	[illegible]	[illegible]	[illegible]	[illegible]	[illegible]	[illegible]	[illegible]
Stomach cancer	0 (0 to 0)	[illegible]	[illegible]	[illegible]	[illegible]	[illegible]	[illegible]	[illegible]	[illegible]	[illegible]	[illegible]	[illegible]	[illegible]	[illegible]	[illegible]	[illegible]	[illegible]	[illegible]	[illegible]	[illegible]	[illegible]	[illegible]	[illegible]	[illegible]
Colon and rectum cancer	0 (0 to 0)	[illegible]	[illegible]	[illegible]	[illegible]	[illegible]	[illegible]	[illegible]	[illegible]	[illegible]	[illegible]	[illegible]	[illegible]	[illegible]	[illegible]	[illegible]	[illegible]	[illegible]	[illegible]	[illegible]	[illegible]	[illegible]	[illegible]	[illegible]
Liver cancer	0·2 (0·1 to 0·4)	[illegible]	[illegible]	[illegible]	[illegible]	[illegible]	[illegible]	[illegible]	[illegible]	[illegible]	[illegible]	[illegible]	[illegible]	[illegible]	[illegible]	[illegible]	[illegible]	[illegible]	[illegible]	[illegible]	[illegible]	[illegible]	[illegible]	[illegible]
Liver cancer due to hepatitis B	0 (0 to 0)	[illegible]	[illegible]	[illegible]	[illegible]	[illegible]	[illegible]	[illegible]	[illegible]	[illegible]	[illegible]	[illegible]	[illegible]	[illegible]	[illegible]	[illegible]	[illegible]	[illegible]	[illegible]	[illegible]	[illegible]	[illegible]	[illegible]	[illegible]
Liver cancer due to hepatitis C	0 (0 to 0)	[illegible]	[illegible]	[illegible]	[illegible]	[illegible]	[illegible]	[illegible]	[illegible]	[illegible]	[illegible]	[illegible]	[illegible]	[illegible]	[illegible]	[illegible]	[illegible]	[illegible]	[illegible]	[illegible]	[illegible]	[illegible]	[illegible]	[illegible]
Liver cancer due to alcohol use	0 (0 to 0)	[illegible]	[illegible]	[illegible]	[illegible]	[illegible]	[illegible]	[illegible]	[illegible]	[illegible]	[illegible]	[illegible]	[illegible]	[illegible]	[illegible]	[illegible]	[illegible]	[illegible]	[illegible]	[illegible]	[illegible]	[illegible]	[illegible]	[illegible]
Liver cancer due to NASH	0 (0 to 0)	[illegible]	[illegible]	[illegible]	[illegible]	[illegible]	[illegible]	[illegible]	[illegible]	[illegible]	[illegible]	[illegible]	[illegible]	[illegible]	[illegible]	[illegible]	[illegible]	[illegible]	[illegible]	[illegible]	[illegible]	[illegible]	[illegible]	[illegible]
Liver cancer due to other causes	0·2 (0·1 to 0·4)	[illegible]	[illegible]	[illegible]	[illegible]	[illegible]	[illegible]	[illegible]	[illegible]	[illegible]	[illegible]	[illegible]	[illegible]	[illegible]	[illegible]	[illegible]	[illegible]	[illegible]	[illegible]	[illegible]	[illegible]	[illegible]	[illegible]	[illegible]
Gallbladder and biliary tract cancer	0 (0 to 0)	[illegible]	[illegible]	[illegible]	[illegible]	[illegible]	[illegible]	[illegible]	[illegible]	[illegible]	[illegible]	[illegible]	[illegible]	[illegible]	[illegible]	[illegible]	[illegible]	[illegible]	[illegible]	[illegible]	[illegible]	[illegible]	[illegible]	[illegible]
Pancreatic cancer	0 (0 to 0)	[illegible]	[illegible]	[illegible]	[illegible]	[illegible]	[illegible]	[illegible]	[illegible]	[illegible]	[illegible]	[illegible]	[illegible]	[illegible]	[illegible]	[illegible]	[illegible]	[illegible]	[illegible]	[illegible]	[illegible]	[illegible]	[illegible]	[illegible]
Larynx cancer	0 (0 to 0)	[illegible]	[illegible]	[illegible]	[illegible]	[illegible]	[illegible]	[illegible]	[illegible]	[illegible]	[illegible]	[illegible]	[illegible]	[illegible]	[illegible]	[illegible]	[illegible]	[illegible]	[illegible]	[illegible]	[illegible]	[illegible]	[illegible]	[illegible]
Tracheal, bronchus, and lung cancer	0 (0 to 0)	[illegible]	[illegible]	[illegible]	[illegible]	[illegible]	[illegible]	[illegible]	[illegible]	[illegible]	[illegible]	[illegible]	[illegible]	[illegible]	[illegible]	[illegible]	[illegible]	[illegible]	[illegible]	[illegible]	[illegible]	[illegible]	[illegible]	[illegible]
Malignant skin melanoma	0 (0 to 0)	[illegible]	[illegible]	[illegible]	[illegible]	[illegible]	[illegible]	[illegible]	[illegible]	[illegible]	[illegible]	[illegible]	[illegible]	[illegible]	[illegible]	[illegible]	[illegible]	[illegible]	[illegible]	[illegible]	[illegible]	[illegible]	[illegible]	[illegible]
Non-melanoma skin cancer	0 (0 to 0)	[illegible]	[illegible]	[illegible]	[illegible]	[illegible]	[illegible]	[illegible]	[illegible]	[illegible]	[illegible]	[illegible]	[illegible]	[illegible]	[illegible]	[illegible]	[illegible]	[illegible]	[illegible]	[illegible]	[illegible]	[illegible]	[illegible]	[illegible]
Non-melanoma skin cancer (squamous-cell carcinoma)	0 (0 to 0)	[illegible]	[illegible]	[illegible]	[illegible]	[illegible]	[illegible]	[illegible]	[illegible]	[illegible]	[illegible]	[illegible]	[illegible]	[illegible]	[illegible]	[illegible]	[illegible]	[illegible]	[illegible]	[illegible]	[illegible]	[illegible]	[illegible]	[illegible]
Non-melanoma skin cancer (basal-cell carcinoma)	0 (0 to 0)	[illegible]	[illegible]	[illegible]	[illegible]	[illegible]	[illegible]	[illegible]	[illegible]	[illegible]	[illegible]	[illegible]	[illegible]	[illegible]	[illegible]	[illegible]	[illegible]	[illegible]	[illegible]	[illegible]	[illegible]	[illegible]	[illegible]	[illegible]
Breast cancer	0 (0 to 0)	[illegible]	[illegible]	[illegible]	[illegible]	[illegible]	[illegible]	[illegible]	[illegible]	[illegible]	[illegible]	[illegible]	[illegible]	[illegible]	[illegible]	[illegible]	[illegible]	[illegible]	[illegible]	[illegible]	[illegible]	[illegible]	[illegible]	[illegible]
Cervical cancer	0 (0 to 0)	[illegible]	[illegible]	[illegible]	[illegible]	[illegible]	[illegible]	[illegible]	[illegible]	[illegible]	[illegible]	[illegible]	[illegible]	[illegible]	[illegible]	[illegible]	[illegible]	[illegible]	[illegible]	[illegible]	[illegible]	[illegible]	[illegible]	[illegible]
Uterine cancer	0 (0 to 0)	[illegible]	[illegible]	[illegible]	[illegible]	[illegible]	[illegible]	[illegible]	[illegible]	[illegible]	[illegible]	[illegible]	[illegible]	[illegible]	[illegible]	[illegible]	[illegible]	[illegible]	[illegible]	[illegible]	[illegible]	[illegible]	[illegible]	[illegible]
Ovarian cancer	0 (0 to 0)	[illegible]	[illegible]	[illegible]	[illegible]	[illegible]	[illegible]	[illegible]	[illegible]	[illegible]	[illegible]	[illegible]	[illegible]	[illegible]	[illegible]	[illegible]	[illegible]	[illegible]	[illegible]	[illegible]	[illegible]	[illegible]	[illegible]	[illegible]
Prostate cancer	0 (0 to 0)	[illegible]	[illegible]	[illegible]	[illegible]	[illegible]	[illegible]	[illegible]	[illegible]	[illegible]	[illegible]	[illegible]	[illegible]	[illegible]	[illegible]	[illegible]	[illegible]	[illegible]	[illegible]	[illegible]	[illegible]	[illegible]	[illegible]	[illegible]
Testicular cancer	--	[illegible]	[illegible]	[illegible]	[illegible]	[illegible]	[illegible]	[illegible]	[illegible]	[illegible]	[illegible]	[illegible]	[illegible]	[illegible]	[illegible]	[illegible]	[illegible]	[illegible]	[illegible]	[illegible]	[illegible]	[illegible]	[illegible]	[illegible]
Kidney cancer	0·6 (0·1 to 2)	[illegible]	[illegible]	[illegible]	[illegible]	[illegible]	[illegible]	[illegible]	[illegible]	[illegible]	[illegible]	[illegible]	[illegible]	[illegible]	[illegible]	[illegible]	[illegible]	[illegible]	[illegible]	[illegible]	[illegible]	[illegible]	[illegible]	[illegible]
Bladder cancer	0 (0 to 0)	[illegible]	[illegible]	[illegible]	[illegible]	[illegible]	[illegible]	[illegible]	[illegible]	[illegible]	[illegible]	[illegible]	[illegible]	[illegible]	[illegible]	[illegible]	[illegible]	[illegible]	[illegible]	[illegible]	[illegible]	[illegible]	[illegible]	[illegible]
Brain and central nervous system cancer	3·4 (0·8 to 10·2)	[illegible]	[illegible]	[illegible]	[illegible]	[illegible]	[illegible]	[illegible]	[illegible]	[illegible]	[illegible]	[illegible]	[illegible]	[illegible]	[illegible]	[illegible]	[illegible]	[illegible]	[illegible]	[illegible]	[illegible]	[illegible]	[illegible]	[illegible]
Thyroid cancer	0 (0 to 0)	[illegible]	[illegible]	[illegible]	[illegible]	[illegible]	[illegible]	[illegible]	[illegible]	[illegible]	[illegible]	[illegible]	[illegible]	[illegible]	[illegible]	[illegible]	[illegible]	[illegible]	[illegible]	[illegible]	[illegible]	[illegible]	[illegible]	[illegible]
Mesothelioma	0 (0 to 0)	[illegible]	[illegible]	[illegible]	[illegible]	[illegible]	[illegible]	[illegible]	[illegible]	[illegible]	[illegible]	[illegible]	[illegible]	[illegible]	[illegible]	[illegible]	[illegible]	[illegible]	[illegible]	[illegible]	[illegible]	[illegible]	[illegible]	[illegible]
Hodgkin lymphoma	0 (0 to 0)	[illegible]	[illegible]	[illegible]	[illegible]	[illegible]	[illegible]	[illegible]	[illegible]	[illegible]	[illegible]	[illegible]	[illegible]	[illegible]	[illegible]	[illegible]	[illegible]	[illegible]	[illegible]	[illegible]	[illegible]	[illegible]	[illegible]	[illegible]
Non-Hodgkin lymphoma	0 (0 to 0)	[illegible]	[illegible]	[illegible]	[illegible]	[illegible]	[illegible]	[illegible]	[illegible]	[illegible]	[illegible]	[illegible]	[illegible]	[illegible]	[illegible]	[illegible]	[illegible]	[illegible]	[illegible]	[illegible]	[illegible]	[illegible]	[illegible]	[illegible]
Multiple myeloma	0 (0 to 0)	[illegible]	[illegible]	[illegible]	[illegible]	[illegible]	[illegible]	[illegible]	[illegible]	[illegible]	[illegible]	[illegible]	[illegible]	[illegible]	[illegible]	[illegible]	[illegible]	[illegible]	[illegible]	[illegible]	[illegible]	[illegible]	[illegible]	[illegible]
Leukemia	6·5 (0·8 to 20·7)	[illegible]	[illegible]	[illegible]	[illegible]	[illegible]	[illegible]	[illegible]	[illegible]	[illegible]	[illegible]	[illegible]	[illegible]	[illegible]	[illegible]	[illegible]	[illegible]	[illegible]	[illegible]	[illegible]	[illegible]	[illegible]	[illegible]	[illegible]
Acute lymphoid leukemia	1·6 (0·2 to 6)	[illegible]	[illegible]	[illegible]	[illegible]	[illegible]	[illegible]	[illegible]	[illegible]	[illegible]	[illegible]	[illegible]	[illegible]	[illegible]	[illegible]	[illegible]	[illegible]	[illegible]	[illegible]	[illegible]	[illegible]	[illegible]	[illegible]	[illegible]
Chronic lymphoid leukemia	0 (0 to 0)	[illegible]	[illegible]	[illegible]	[illegible]	[illegible]	[illegible]	[illegible]	[illegible]	[illegible]	[illegible]	[illegible]	[illegible]	[illegible]	[illegible]	[illegible]	[illegible]	[illegible]	[illegible]	[illegible]	[illegible]	[illegible]	[illegible]	[illegible]
Acute myeloid leukemia	0·8 (0·1 to 3·3)	[illegible]	[illegible]	[illegible]	[illegible]	[illegible]	[illegible]	[illegible]	[illegible]	[illegible]	[illegible]	[illegible]	[illegible]	[illegible]	[illegible]	[illegible]	[illegible]	[illegible]	[illegible]	[illegible]	[illegible]	[illegible]	[illegible]	[illegible]
Chronic myeloid leukemia	0·1 (0 to 0·8)	[illegible]	[illegible]	[illegible]	[illegible]	[illegible]	[illegible]	[illegible]	[illegible]	[illegible]	[illegible]	[illegible]	[illegible]	[illegible]	[illegible]	[illegible]	[illegible]	[illegible]	[illegible]	[illegible]	[illegible]	[illegible]	[illegible]	[illegible]
Other leukemia	4 (0·5 to 13·7)	[illegible]	[illegible]	[illegible]	[illegible]	[illegible]	[illegible]	[illegible]	[illegible]	[illegible]	[illegible]	[illegible]	[illegible]	[illegible]	[illegible]	[illegible]	[illegible]	[illegible]	[illegible]	[illegible]	[illegible]	[illegible]	[illegible]	[illegible]
Other malignant neoplasms	4 (1·7 to 8)	[illegible]	[illegible]	[illegible]	[illegible]	[illegible]	[illegible]	[illegible]	[illegible]	[illegible]	[illegible]	[illegible]	[illegible]	[illegible]	[illegible]	[illegible]	[illegible]	[illegible]	[illegible]	[illegible]	[illegible]	[illegible]	[illegible]	[illegible]
Other neoplasms	0·1 (0 to 0·1)	[illegible]	[illegible]	[illegible]	[illegible]	[illegible]	[illegible]	[illegible]	[illegible]	[illegible]	[illegible]	[illegible]	[illegible]	[illegible]	[illegible]	[illegible]	[illegible]	[illegible]	[illegible]	[illegible]	[illegible]	[illegible]	[illegible]	[illegible]
Myelodysplastic, myeloproliferative, and other hematopoietic n	0·1 (0 to 0·1)	[illegible]	[illegible]	[illegible]	[illegible]	[illegible]	[illegible]	[illegible]	[illegible]	[illegible]	[illegible]	[illegible]	[illegible]	[illegible]	[illegible]	[illegible]	[illegible]	[illegible]	[illegible]	[illegible]	[illegible]	[illegible]	[illegible]	[illegible]
Benign and in situ intestinal neoplasms	0 (0 to 0)	[illegible]	[illegible]	[illegible]	[illegible]	[illegible]	[illegible]	[illegible]	[illegible]	[illegible]	[illegible]	[illegible]	[illegible]	[illegible]	[illegible]	[illegible]	[illegible]	[illegible]	[illegible]	[illegible]	[illegible]	[illegible]	[illegible]	[illegible]
Benign and in situ cervical and uterine neoplasms	0 (0 to 0)	[illegible]	[illegible]	[illegible]	[illegible]	[illegible]	[illegible]	[illegible]	[illegible]	[illegible]	[illegible]	[illegible]	[illegible]	[illegible]	[illegible]	[illegible]	[illegible]	[illegible]	[illegible]	[illegible]	[illegible]	[illegible]	[illegible]	[illegible]
Other benign and in situ neoplasms	0 (0 to 0)	[illegible]	[illegible]	[illegible]	[illegible]	[illegible]	[illegible]	[illegible]	[illegible]	[illegible]	[illegible]	[illegible]	[illegible]	[illegible]	[illegible]	[illegible]	[illegible]	[illegible]	[illegible]	[illegible]	[illegible]	[illegible]	[illegible]	[illegible]
Cardiovascular diseases	8·4 (3·7 to 18·9)	[illegible]	[illegible]	[illegible]	[illegible]	[illegible]	[illegible]	[illegible]	[illegible]	[illegible]	[illegible]	[illegible]	[illegible]	[illegible]	[illegible]	[illegible]	[illegible]	[illegible]	[illegible]	[illegible]	[illegible]	[illegible]	[illegible]	[illegible]
Rheumatic heart disease	0 (0 to 0)	[illegible]	[illegible]	[illegible]	[illegible]	[illegible]	[illegible]	[illegible]	[illegible]	[illegible]	[illegible]	[illegible]	[illegible]	[illegible]	[illegible]	[illegible]	[illegible]	[illegible]	[illegible]	[illegible]	[illegible]	[illegible]	[illegible]	[illegible]

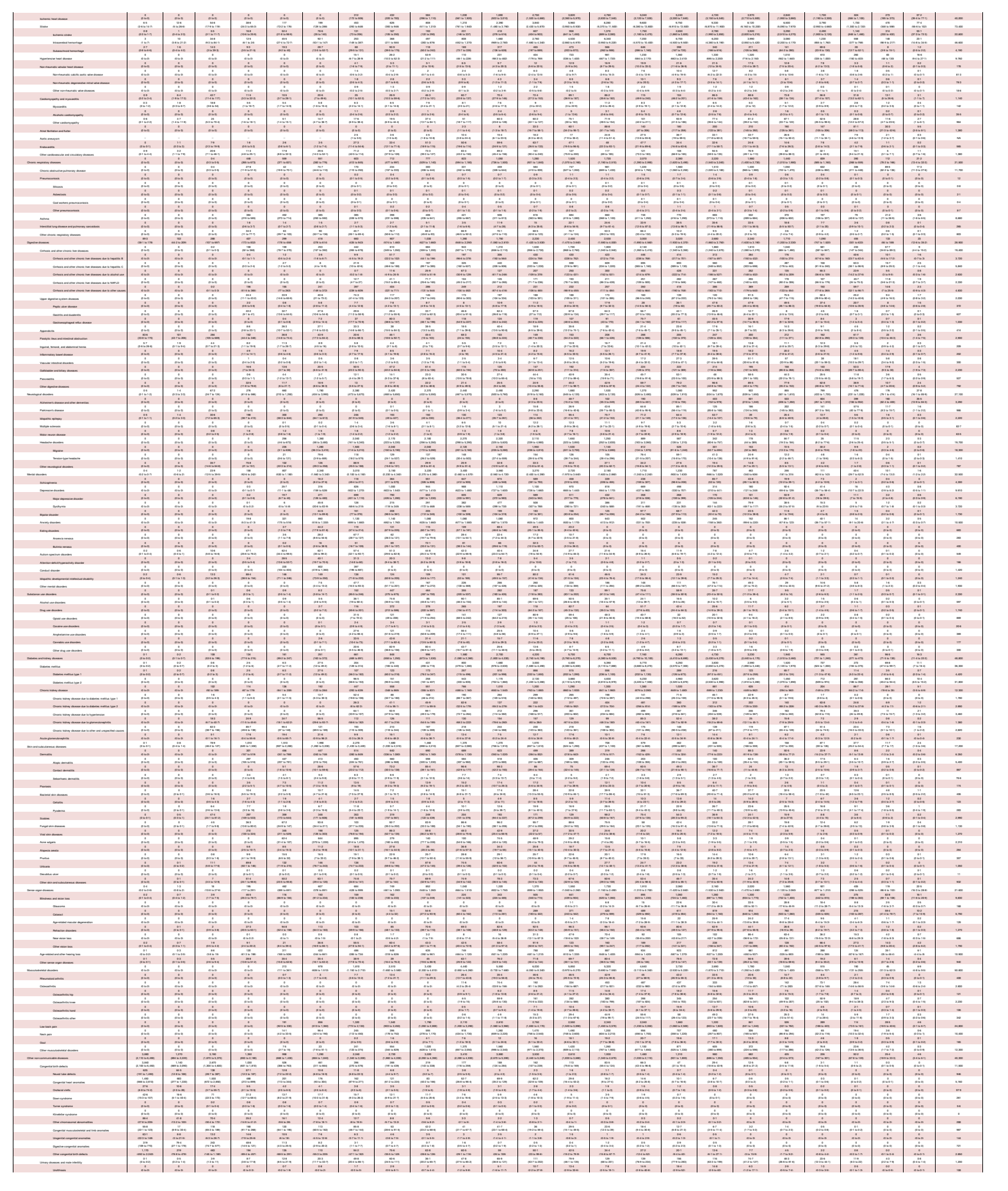

Benign prostatic hyperplasia	0 (0 to 0)	0 (0 to 0)	0 (0 to 0)	0 (0 to 0)	0 (0 to 0)	0 (0 to 0)	0 (0 to 0)	0 (0 to 0)	0 (0 to 0)	0 (0 to 0)	0 (0 to 0)	0 (0 to 0)	0 (0 to 0)	0 (0 to 0)	0 (0 to 0)	0 (0 to 0)	0 (0 to 0)	0 (0 to 0)	0 (0 to 0)	0 (0 to 0)	0 (0 to 0)	0 (0 to 0)	0 (0 to 0)	0
Male infertility	--	--	--	--	--	--	--	--	--	--	--	--	--	--	--	--	--	--	--	--	--	--	--	NA
Other urinary diseases	0 (0 to 0)	0·3 (0·1 to 1)	1·3 (0·2 to 5·7)	1·3 (0·5 to 3·4)	2·5 (0·7 to 6·8)	4·7 (1·4 to 11·2)	5·9 (2 to 16·7)	5·8 (1·9 to 17·3)	3·8 (1·6 to 9)	7·4 (3 to 17·2)	6 (2·7 to 13·2)	9·7 (3·8 to 24·7)	13·8 (5·2 to 31·6)	9 (3·7 to 18·3)	10·6 (4·4 to 22·4)	22·8 (8·7 to 52)	8·9 (3·4 to 19·1)	6·3 (2·3 to 13·2)	4·9 (1·8 to 10·5)	2·5 (0·9 to 5·6)	1·4 (0·5 to 3·3)	0·6 (0·2 to 1·4)	0·1 (0 to 0·3)	130
Gynecological diseases	0 (0 to 0)	0 (0 to 0)	0 (0 to 0)	0 (0 to 0)	0 (0 to 0)	381 (194 to 664)	1,000 (578 to 1,660)	1,640 (1,020 to 2,570)	1,940 (1,250 to 2,840)	2,120 (1,370 to 3,120)	2,210 (1,500 to 3,220)	1,940 (1,320 to 2,880)	1,200 (821 to 1,700)	574 (370 to 847)	237 (143 to 347)	168 (104 to 253)	119 (74·7 to 178)	63·4 (41·2 to 91·6)	38·7 (24·4 to 57·7)	23·8 (14·7 to 36·6)	10 (6·2 to 16·5)	2·4 (1·6 to 3·8)	0·5 (0·3 to 0·9)	13,700
Uterine fibroids	0 (0 to 0)	0 (0 to 0)	0 (0 to 0)	0 (0 to 0)	0 (0 to 0)	3·8 (1·2 to 8·5)	16·7 (5·5 to 40·6)	25·3 (11 to 49·9)	54·4 (24·2 to 103)	49·7 (21·1 to 104)	66·2 (29·2 to 132)	64·4 (29·1 to 122)	47·5 (21·4 to 93·6)	36·3 (17·7 to 66·9)	18·4 (8·1 to 35·3)	12·6 (6 to 23·2)	8·8 (3·1 to 22·9)	1·9 (0·8 to 3·9)	0·7 (0·3 to 1·5)	0·8 (0·2 to 2·5)	0·2 (0·1 to 0·7)	0·2 (0 to 0·5)	0·1 (0 to 0·3)	408
Polycystic ovarian syndrome	0 (0 to 0)	0 (0 to 0)	0 (0 to 0)	0 (0 to 0)	0 (0 to 0)	16·9 (6·1 to 35·6)	76·3 (31·9 to 156)	96·2 (39·9 to 194)	84·2 (34·8 to 171)	80 (33·7 to 162)	77·8 (32·6 to 156)	67·7 (28·6 to 136)	53·5 (22·4 to 109)	9·6 (3·9 to 19·2)	0 (0 to 0)	0 (0 to 0)	0 (0 to 0)	0 (0 to 0)	0 (0 to 0)	0 (0 to 0)	0 (0 to 0)	0 (0 to 0)	0 (0 to 0)	562
Female infertility	0 (0 to 0)	0 (0 to 0)	0 (0 to 0)	0 (0 to 0)	0 (0 to 0)	0 (0 to 0)	0 (0 to 0)	60·5 (10·3 to 174)	124 (31·7 to 337)	166 (40·1 to 473)	174 (39·4 to 507)	143 (33·2 to 385)	8·5 (0·2 to 42·3)	0 (0 to 0)	0 (0 to 0)	0 (0 to 0)	0 (0 to 0)	0 (0 to 0)	0 (0 to 0)	0 (0 to 0)	0 (0 to 0)	0 (0 to 0)	0 (0 to 0)	676
Endometriosis	0 (0 to 0)	0 (0 to 0)	0 (0 to 0)	0 (0 to 0)	0 (0 to 0)	0 (0 to 0)	59·9 (25·9 to 113)	321 (157 to 587)	396 (209 to 679)	369 (178 to 634)	366 (199 to 629)	293 (151 to 506)	194 (106 to 315)	74·9 (40 to 122)	0 (0 to 0)	0 (0 to 0)	0 (0 to 0)	0 (0 to 0)	0 (0 to 0)	0 (0 to 0)	0 (0 to 0)	0 (0 to 0)	0 (0 to 0)	2,070
Genital prolapse	0 (0 to 0)	0 (0 to 0)	0 (0 to 0)	0 (0 to 0)	0 (0 to 0)	1·4 (0·4 to 3·2)	4·8 (1 to 15·5)	3·8 (1 to 13·3)	2·2 (0·4 to 11·3)	4·2 (1·4 to 11)	7·1 (2·5 to 15·4)	12·9 (5·3 to 26·9)	20·2 (9·2 to 41·5)	21·9 (10 to 43·4)	18·7 (8·4 to 36·2)	16·8 (7·6 to 33·3)	12·6 (6 to 23)	7·8 (3·6 to 14·5)	4·7 (2·2 to 8·7)	2·5 (1·2 to 4·7)	1 (0·5 to 1·8)	0·3 (0·1 to 0·5)	0·1 (0 to 0·1)	143
Premenstrual syndrome	0 (0 to 0)	0 (0 to 0)	0 (0 to 0)	0 (0 to 0)	0 (0 to 0)	350 (168 to 626)	769 (389 to 1,360)	892 (465 to 1,540)	799 (461 to 1,290)	816 (433 to 1,290)	907 (548 to 1,420)	813 (471 to 1,270)	456 (259 to 764)	131 (66 to 234)	0 (0 to 0)	0 (0 to 0)	0 (0 to 0)	0 (0 to 0)	0 (0 to 0)	0 (0 to 0)	0 (0 to 0)	0 (0 to 0)	0 (0 to 0)	5,930
Other gynecological diseases	0 (0 to 0)	0 (0 to 0)	0 (0 to 0)	0 (0 to 0)	0 (0 to 0)	8·9 (2·4 to 20)	74·6 (33·7 to 131)	244 (139 to 391)	476 (259 to 798)	637 (356 to 1,030)	608 (366 to 951)	541 (313 to 861)	423 (246 to 667)	300 (151 to 493)	200 (116 to 305)	138 (80 to 217)	97·3 (59·9 to 146)	53·7 (33·6 to 79·4)	33·2 (20 to 50·4)	20·4 (12·2 to 32)	8·8 (5·3 to 14·4)	2 (1·2 to 3·1)	0·3 (0·2 to 0·6)	3,870
Hemoglobinopathies and hemolytic anemias	4·7 (2·3 to 9)	6·8 (3·4 to 12)	54·3 (26·3 to 95·5)	150 (71·9 to 266)	251 (109 to 453)	188 (74·1 to 361)	230 (90·8 to 440)	331 (151 to 582)	299 (125 to 541)	301 (154 to 504)	413 (176 to 704)	190 (85·7 to 343)	150 (66·5 to 263)	128 (60·2 to 225)	115 (55·1 to 205)	136 (65·1 to 229)	106 (52·4 to 176)	83 (45·5 to 132)	47·3 (25·3 to 77)	29·5 (17·5 to 43·8)	11·6 (7 to 17·2)	3 (1·8 to 4·4)	0·5 (0·3 to 0·8)	3,230
Thalassemias	4·5 (2·3 to 8·7)	4 (1·8 to 7·9)	28·8 (12·3 to 60·8)	66·8 (30·5 to 133)	55·9 (26·8 to 100)	32·1 (16·8 to 54·6)	31·5 (17·4 to 54·2)	24·5 (12·5 to 44)	13·5 (6·2 to 28)	11·5 (5·3 to 23·4)	8·4 (3·7 to 15·6)	9·5 (4·2 to 18·2)	8·7 (4 to 16·6)	5·2 (2·2 to 10·2)	2 (0·8 to 4·1)	0·5 (0·2 to 1·1)	0·1 (0 to 0·2)	0 (0 to 0)	0 (0 to 0)	0 (0 to 0)	0 (0 to 0)	0 (0 to 0)	0 (0 to 0)	307
Thalassemias trait	0 (0 to 0·2)	1·9 (0·6 to 4·2)	19·9 (5 to 43·3)	66·8 (18·8 to 143)	152 (50·7 to 298)	120 (33·3 to 259)	85·7 (25·9 to 179)	245 (102 to 460)	223 (80·4 to 415)	221 (103 to 402)	340 (138 to 611)	75 (28·2 to 142)	78 (28·6 to 152)	67·5 (23 to 130)	58·4 (19·5 to 120)	51·1 (20·5 to 91·4)	39 (18·2 to 70·4)	27·7 (13·8 to 46·7)	16·4 (7·7 to 28·3)	8·5 (4·6 to 14·2)	3·3 (1·8 to 5·2)	0·8 (0·4 to 1·3)	0·1 (0·1 to 0·2)	1,900
Sickle cell disorders	0 (0 to 0)	0 (0 to 0)	0·1 (0 to 0·3)	0·2 (0·1 to 0·5)	0·2 (0·1 to 0·4)	0·1 (0 to 0·2)	0·1 (0 to 0·1)	0 (0 to 0·1)	0 (0 to 0·1)	0 (0 to 0·1)	0 (0 to 0)	0 (0 to 0)	0 (0 to 0)	0 (0 to 0)	0 (0 to 0)	0 (0 to 0)	0 (0 to 0)	0 (0 to 0)	0 (0 to 0)	0 (0 to 0)	0 (0 to 0)	0 (0 to 0)	0 (0 to 0)	0·7
Sickle cell trait	0 (0 to 0)	0·1 (0 to 0·3)	0·5 (0 to 1·2)	1·6 (0·1 to 4·3)	3·7 (0·6 to 8·8)	2·9 (0·2 to 7·7)	19·4 (5·8 to 36·5)	19·4 (5·2 to 39·9)	20·2 (7·6 to 37·9)	20·5 (7 to 38·7)	15·4 (4·4 to 30·5)	13·2 (3·9 to 26·4)	0·4 (0·1 to 1)	1·7 (0·2 to 3·8)	1·4 (0·3 to 3·5)	1·3 (0·3 to 2·6)	1 (0·3 to 2)	0·7 (0·2 to 1·3)	0·4 (0·1 to 0·8)	0·2 (0·1 to 0·4)	0·1 (0 to 0·2)	0 (0 to 0)	0 (0 to 0)	124
G6PD deficiency	0 (0 to 0·1)	0 (0 to 0·1)	0·2 (0·1 to 0·3)	0·6 (0·2 to 1·2)	1·5 (0·6 to 3·1)	2·6 (1 to 5·2)	36·5 (12·4 to 75)	10·8 (4·6 to 20·4)	9·7 (4·2 to 19·3)	11 (4·8 to 21)	8·9 (4 to 17·2)	25·5 (12·7 to 45·5)	12·3 (6 to 20·8)	9·5 (4·3 to 17·7)	8·3 (3·8 to 14·9)	6 (2·7 to 11·1)	3 (1·3 to 5·7)	1·7 (0·8 to 3·3)	0·7 (0·3 to 1·4)	0·3 (0·1 to 0·5)	0·1 (0 to 0·1)	0 (0 to 0)	0 (0 to 0)	149
G6PD trait	0 (0 to 0)	0 (0 to 0)	0 (0 to 0)	0 (0 to 0)	0 (0 to 0)	0 (0 to 0)	6 (2·2 to 11·7)	0·1 (0 to 0·3)	0·1 (0 to 0·2)	0·1 (0 to 0·2)	0·1 (0 to 0·2)	5·3 (2·3 to 10·2)	1·9 (0·2 to 4·6)	0 (0 to 0·1)	0 (0 to 0)	0 (0 to 0)	0 (0 to 0)	0 (0 to 0)	0 (0 to 0)	0 (0 to 0)	0 (0 to 0)	0 (0 to 0)	0 (0 to 0)	13·7
Other hemoglobinopathies and hemolytic anemias	0·1 (0 to 0·2)	0·7 (0·1 to 1·6)	4·9 (0·9 to 12·9)	14·1 (3 to 36·6)	37·3 (8·3 to 85·6)	30·5 (6·8 to 72·2)	50·7 (12·8 to 113)	31 (5·6 to 79·5)	31·9 (7·4 to 79·9)	36·7 (9·5 to 84·3)	40·3 (11·2 to 99·4)	61 (22·1 to 123)	48·3 (19·9 to 92·9)	44·5 (20·1 to 81·8)	45·1 (22·3 to 79·1)	77·4 (36·3 to 135)	63·2 (29·9 to 105)	52·9 (28·4 to 85)	29·8 (16·1 to 49·2)	20·4 (11·7 to 31·1)	8·2 (4·8 to 12·6)	2·2 (1·3 to 3·2)	0·4 (0·2 to 0·6)	732
Endocrine, metabolic, blood, and immune disorders	29·6 (4·9 to 69·3)	7·5 (3·5 to 13·9)	43·9 (19·3 to 93·3)	49·3 (25·1 to 84)	69·9 (29·8 to 140)	81·2 (39·5 to 142)	158 (73 to 277)	122 (58·1 to 220)	158 (82·4 to 273)	268 (152 to 428)	379 (225 to 592)	445 (253 to 714)	384 (226 to 588)	355 (221 to 543)	291 (175 to 461)	213 (136 to 326)	127 (82·5 to 193)	84·7 (56 to 123)	47·3 (30·9 to 69·1)	23·3 (14·9 to 34)	9·8 (6·1 to 14·2)	2·7 (1·6 to 4·2)	0·5 (0·3 to 0·9)	3,350
Oral disorders	0 (0 to 0)	0 (0 to 0)	0 (0 to 0)	105 (60·1 to 175)	139 (74·9 to 237)	160 (84·5 to 271)	201 (108 to 337)	275 (151 to 474)	365 (194 to 660)	495 (254 to 917)	629 (316 to 1,170)	688 (356 to 1,250)	677 (372 to 1,180)	659 (375 to 1,120)	636 (367 to 1,020)	584 (349 to 928)	483 (293 to 755)	363 (227 to 557)	237 (151 to 354)	123 (79·3 to 179)	47·8 (30·1 to 69·2)	12·6 (8 to 18)	2·2 (1·4 to 3·1)	6,880
Caries of deciduous teeth	0 (0 to 0)	0 (0 to 0)	0 (0 to 0)	33·5 (12·9 to 68)	36·1 (14·8 to 76·9)	2 (0·2 to 5·4)	0 (0 to 0)	0 (0 to 0)	0 (0 to 0)	0 (0 to 0)	0 (0 to 0)	0 (0 to 0)	0 (0 to 0)	0 (0 to 0)	0 (0 to 0)	0 (0 to 0)	0 (0 to 0)	0 (0 to 0)	0 (0 to 0)	0 (0 to 0)	0 (0 to 0)	0 (0 to 0)	0 (0 to 0)	71·6
Caries of permanent teeth	0 (0 to 0)	0 (0 to 0)	0 (0 to 0)	0 (0 to 0)	30·6 (11 to 71·7)	74·6 (29·9 to 156)	73·6 (29·6 to 157)	72·5 (30·5 to 146)	63·8 (26 to 127)	58·4 (23·5 to 119)	57·8 (23·6 to 113)	48·9 (20·3 to 99·2)	37·7 (15·1 to 77·5)	30·1 (12·3 to 62)	24·4 (9·4 to 52·5)	19 (6·9 to 40·2)	13·2 (5·1 to 27·4)	8·6 (3·4 to 17·6)	4·7 (1·9 to 9·2)	2·1 (0·9 to 4·5)	0·7 (0·3 to 1·5)	0·2 (0·1 to 0·3)	0 (0 to 0)	621
Periodontal diseases	0 (0 to 0)	0 (0 to 0)	0 (0 to 0)	0 (0 to 0)	0 (0 to 0)	0 (0 to 0)	12·6 (3·4 to 33·9)	46·1 (13·5 to 112)	112 (33·2 to 271)	202 (65 to 485)	295 (103 to 697)	336 (123 to 756)	317 (120 to 685)	271 (107 to 587)	212 (84·5 to 458)	149 (58·9 to 304)	91·9 (35·7 to 185)	52·7 (20·9 to 105)	27·7 (10·9 to 54·3)	12·5 (4·8 to 25)	4·4 (1·7 to 9·3)	1·1 (0·4 to 2·3)	0·2 (0·1 to 0·4)	2,140
Other oral disorders	0 (0 to 0)	0 (0 to 0)	0 (0 to 0)	71·8 (42·3 to 113)	72·8 (41·2 to 112)	83 (48·5 to 129)	115 (68·1 to 179)	129 (76 to 202)	130 (76·7 to 199)	136 (79·4 to 205)	137 (82·2 to 208)	126 (75·1 to 191)	108 (64·2 to 164)	88·9 (53·6 to 135)	70 (42·1 to 106)	51·7 (31·9 to 78·4)	34·9 (21·7 to 52·8)	20·3 (12·6 to 30·6)	9·5 (5·8 to 14·2)	3·7 (2·2 to 5·5)	1·1 (0·7 to 1·6)	0·2 (0·1 to 0·4)	0 (0 to 0·1)	1,390
Sudden infant death syndrome	--	112 (51·5 to 261)	419 (130 to 1,060)	--	--	--	--	--	--	--	--	--	--	--	--	--	--	--	--	--	--	--	--	NA
Injuries	267 (130 to 487)	236 (91·7 to 701)	923 (460 to 1,640)	1,070 (618 to 1,710)	1,100 (752 to 1,550)	1,220 (909 to 1,580)	2,480 (1,790 to 3,340)	2,190 (1,530 to 3,270)	1,840 (1,280 to 2,790)	1,820 (1,330 to 2,620)	1,910 (1,440 to 2,680)	2,120 (1,580 to 2,840)	2,150 (1,610 to 2,870)	1,980 (1,490 to 2,640)	1,810 (1,360 to 2,350)	1,580 (1,180 to 2,060)	1,240 (954 to 1,580)	1,100 (843 to 1,420)	836 (622 to 1,100)	538 (387 to 707)	255 (185 to 340)	76·6 (54·2 to 103)	13·8 (9·6 to 18·8)	28,800
Transport injuries	46·3 (16·5 to 107)	72·3 (27·7 to 148)	254 (108 to 524)	310 (137 to 578)	409 (226 to 680)	477 (296 to 728)	1,410 (876 to 2,110)	1,120 (667 to 1,900)	882 (513 to 1,530)	799 (491 to 1,330)	740 (495 to 1,160)	974 (657 to 1,500)	1,050 (684 to 1,590)	973 (653 to 1,440)	848 (581 to 1,210)	628 (432 to 880)	435 (316 to 601)	387 (273 to 534)	233 (164 to 317)	110 (81·7 to 146)	46·3 (34 to 63·4)	9·6 (7 to 12·7)	1·4 (1 to 1·9)	12,200
Road injuries	40·5 (14·6 to 94·1)	68·2 (25·7 to 142)	228 (93·5 to 488)	282 (118 to 538)	374 (196 to 635)	438 (264 to 683)	1,310 (810 to 1,970)	1,050 (612 to 1,770)	823 (475 to 1,440)	744 (459 to 1,240)	693 (461 to 1,090)	912 (610 to 1,390)	989 (651 to 1,500)	917 (615 to 1,340)	801 (546 to 1,150)	597 (409 to 834)	412 (300 to 567)	369 (263 to 513)	220 (154 to 302)	103 (76·3 to 136)	43·2 (31·9 to 58·5)	8·7 (6·4 to 11·5)	1·3 (0·9 to 1·7)	11,400
Pedestrian road injuries	15 (4 to 36·9)	19·8 (6·4 to 47·2)	85·1 (30·5 to 200)	114 (43·2 to 236)	168 (81·6 to 300)	187 (106 to 300)	410 (181 to 770)	328 (151 to 611)	243 (115 to 462)	246 (125 to 471)	237 (123 to 441)	295 (153 to 544)	371 (192 to 644)	404 (215 to 678)	357 (202 to 584)	326 (192 to 505)	216 (135 to 334)	215 (139 to 323)	141 (93 to 211)	64·6 (44·8 to 90·5)	25·6 (17·2 to 36·5)	4·4 (3 to 6·1)	0·6 (0·4 to 0·9)	4,470
Cyclist road injuries	0 (0 to 0)	0 (0 to 0)	0 (0 to 0)	15·1 (4 to 42·4)	18 (7·5 to 39·3)	23·3 (11·7 to 47·2)	44·5 (21·3 to 85)	40·3 (22·4 to 72·3)	37·6 (22·3 to 62·9)	48 (29·4 to 85·5)	47·7 (30·9 to 75·6)	59·6 (38 to 96·9)	61·2 (38·9 to 97·9)	57·8 (37·3 to 94·2)	50·7 (32·6 to 80·7)	39·4 (25·9 to 61·5)	30·9 (20·2 to 47·8)	22·8 (15·2 to 34·3)	9·4 (6·8 to 12·6)	5·1 (3·7 to 6·8)	2·4 (1·6 to 3·5)	0·6 (0·4 to 1)	0·1 (0 to 0·1)	614
Motorcyclist road injuries	11·5 (2·9 to 31·1)	6·9 (1·5 to 21)	57·7 (14·4 to 145)	59 (17·9 to 141)	73·9 (26·7 to 159)	104 (45 to 199)	394 (168 to 727)	326 (157 to 634)	248 (129 to 471)	209 (122 to 356)	201 (129 to 334)	250 (155 to 406)	265 (158 to 436)	221 (143 to 357)	196 (125 to 312)	108 (75·8 to 154)	77·8 (55·6 to 108)	52·8 (37·5 to 71)	27·9 (19·9 to 37·2)	13·6 (9·6 to 18·3)	6 (4·1 to 8·6)	1·5 (1·1 to 2·1)	0·3 (0·2 to 0·4)	2,910
Motor vehicle road injuries	13 (3·9 to 33·7)	41 (14·1 to 90)	78·8 (25·5 to 201)	88·8 (30 to 206)	108 (41·2 to 228)	118 (58·4 to 230)	444 (213 to 849)	338 (163 to 636)	283 (135 to 554)	228 (112 to 444)	196 (108 to 377)	292 (157 to 533)	276 (149 to 503)	221 (123 to 381)	186 (108 to 311)	120 (70·9 to 202)	85·1 (54·2 to 137)	77·1 (43·6 to 128)	39·2 (23·4 to 63·3)	18·5 (11·2 to 29)	8·6 (5·2 to 14·2)	2 (1·2 to 3·2)	0·3 (0·2 to 0·5)	3,260
Other road injuries	1 (0·2 to 3)	0·5 (0·1 to 1·5)	6·1 (1·5 to 17·5)	4·8 (1·4 to 11·9)	5·5 (1·9 to 12·9)	5·3 (2·3 to 10·7)	20·5 (7·8 to 46)	17 (7·6 to 36·3)	11·6 (5·2 to 24·3)	12·8 (6·1 to 25·7)	10·9 (5·6 to 21·2)	14·5 (7·6 to 28·5)	15·5 (7·4 to 31·9)	13·6 (6·7 to 27)	11·2 (5·3 to 22·3)	2·8 (1·9 to 4)	2·2 (1·5 to 3·1)	1·4 (1 to 1·9)	2·9 (1·4 to 6·5)	1·6 (0·8 to 2·9)	0·7 (0·4 to 1·3)	0·2 (0·1 to 0·3)	0 (0 to 0)	163
Other transport injuries	5·8 (1·3 to 15·7)	4·1 (0·9 to 11·8)	25·9 (8·2 to 63·6)	28·2 (12 to 61·7)	35·4 (18·5 to 70·2)	39·6 (23·3 to 67·5)	92·4 (44·4 to 179)	74 (39 to 148)	59·5 (31·1 to 119)	55·2 (29·1 to 105)	47·5 (27·3 to 85·9)	62·6 (34·4 to 110)	58·4 (32·1 to 105)	56·1 (29·1 to 108)	46·3 (24·2 to 85·6)	31·1 (16·8 to 55)	23 (12·5 to 41·5)	17·6 (9·2 to 33·2)	12·3 (6·4 to 22·3)	6·8 (3·6 to 12)	3·1 (1·7 to 5·6)	0·9 (0·5 to 1·6)	0·2 (0·1 to 0·3)	786
Unintentional injuries	190 (79·5 to 388)	161 (46·5 to 630)	659 (301 to 1,340)	736 (417 to 1,200)	638 (444 to 910)	620 (465 to 805)	691 (532 to 872)	686 (515 to 928)	679 (497 to 916)	755 (569 to 1,000)	873 (659 to 1,160)	873 (662 to 1,150)	865 (655 to 1,120)	834 (627 to 1,080)	833 (627 to 1,080)	865 (620 to 1,160)	740 (545 to 972)	664 (471 to 883)	579 (400 to 796)	414 (272 to 568)	203 (139 to 282)	65·7 (44·4 to 93·1)	12·2 (8·1 to 17·3)	13,600
Falls	68·7 (10·2 to 192)	20·7 (2·4 to 58·8)	140 (51·5 to 323)	128 (54·1 to 258)	154 (97·7 to 228)	201 (140 to 285)	250 (180 to 333)	228 (165 to 310)	280 (197 to 391)	331 (232 to 455)	401 (289 to 561)	418 (303 to 572)	446 (310 to 622)	478 (332 to 656)	503 (336 to 704)	598 (380 to 864)	531 (351 to 749)	510 (325 to 719)	465 (295 to 680)	348 (211 to 498)	176 (111 to 249)	58·4 (38 to 85·5)	10·8 (6·8 to 16)	6,740
Drowning	1·4 (0·7 to 2·7)	0·6 (0·2 to 1·1)	69·9 (25·6 to 154)	351 (140 to 687)	214 (99·6 to 416)	136 (70·4 to 244)	82·1 (43·5 to 140)	70·4 (31·9 to 130)	24·9 (12·4 to 45·8)	14·4 (7·1 to 26·7)	38 (18·5 to 73·2)	28·4 (15·2 to 50·4)	28 (15·6 to 48)	23 (12·9 to 38·3)	32·4 (17·4 to 53·7)	19·2 (10·3 to 33·2)	22·3 (13·4 to 35·7)	16·1 (9·6 to 25·2)	16·1 (9·6 to 25·2)	15·8 (8·9 to 25·2)	6 (3·5 to 9·6)	0·9 (0·5 to 1·5)	0·1 (0·1 to 0·1)	1,210
Fire, heat, and hot substances	2·5 (0·6 to 6·6)	5·6 (0·7 to 18·5)	14·4 (6 to 36·6)	48·1 (22·2 to 106)	48·8 (28·4 to 83)	51 (32·6 to 78·5)	82·7 (49·3 to 127)	96·2 (57·3 to 150)	92·6 (54·6 to 147)	101 (62·4 to 152)	98·2 (61·9 to 149)	90·2 (58·3 to 134)	83·6 (55·2 to 119)	68·2 (44·5 to 101)	54·9 (36 to 81·5)	46 (30·1 to 67·2)	37·9 (24·4 to 57·1)	25·3 (16·3 to 38·2)	16·6 (11·2 to 24·6)	9·2 (6 to 13·5)	3·6 (2·5 to 4·9)	0·9 (0·6 to 1·3)	0·2 (0·1 to 0·2)	1,080
Poisonings	0·6 (0·2 to 1·5)	0·2 (0·1 to 0·7)	0·8 (0·2 to 2·3)	3·2 (1·4 to 8)	4·8 (1·8 to 9·9)	11·3 (5·6 to 19·7)	29·1 (15·7 to 52·4)	25·8 (13·8 to 46·1)	20·6 (10·5 to 41·1)	13·3 (7·5 to 22·4)	19·3 (10·2 to 34·3)	19·7 (10·4 to 36)	17·2 (8·6 to 30·5)	10·4 (5·7 to 18·3)	5·9 (3·4 to 9·3)	4·4 (2·6 to 7·3)	3·6 (2·2 to 5·7)	3·3 (1·9 to 5·4)	1·2 (0·7 to 2)	0·8 (0·5 to 1·3)	0·3 (0·2 to 0·5)	0·1 (0·1 to 0·1)	0 (0 to 0)	196
Poisoning by carbon monoxide	0·2 (0 to 0·6)	0 (0 to 0·1)	0·1 (0 to 0·2)	0·4 (0·2 to 0·9)	1·2 (0·4 to 2·6)	2·3 (1 to 4·3)	5·4 (2·4 to 10·9)	4·6 (2·2 to 8·7)	3·6 (1·8 to 7·2)	2·5 (1·3 to 4·3)	2·9 (1·5 to 5)	3·4 (1·6 to 6·7)	2·6 (1·3 to 5)	1·7 (0·9 to 3)	1·1 (0·6 to 2)	0·8 (0·4 to 1·4)	0·7 (0·4 to 1·1)	0·7 (0·3 to 1·2)	0·3 (0·1 to 0·5)	0·1 (0·1 to 0·2)	0·1 (0 to 0·1)	0 (0 to 0)	0 (0 to 0)	34·8
Poisoning by other means	0·4 (0·1 to 1)	0·2 (0·1 to 0·6)	0·7 (0·2 to 2·1)	2·8 (1·1 to 7·3)	3·6 (1·4 to 7·5)	9·1 (4·4 to 16·2)	23·8 (12·4 to 43·9)	21·2 (10·9 to 39·2)	17 (8·4 to 33·7)	10·8 (5·8 to 18·8)	16·4 (8·4 to 30·1)	16·4 (8·3 to 30·8)	14·6 (7 to 27·8)	8·7 (4·6 to 15·7)	4·7 (2·6 to 7·6)	3·6 (2·1 to 6)	2·9 (1·7 to 4·6)	2·7 (1·5 to 4·4)	1 (0·5 to 1·6)	0·7 (0·4 to 1·1)	0·3 (0·2 to 0·5)	0·1 (0 to 0·1)	0 (0 to 0)	161
Exposure to mechanical forces	18·6 (0·4 to 132)	80·9 (0·4 to 559)	118 (8·4 to 690)	77·4 (33·8 to 174)	67·4 (41·5 to 105)	60·5 (38·9 to 91)	73·7 (48·5 to 109)	79·1 (52·2 to 120)	79·6 (52·8 to 116)	92·9 (62·3 to 132)	97·1 (66·2 to 144)	102 (70 to 148)	93·1 (63·9 to 135)	84·1 (58·1 to 121)	79·9 (55·9 to 113)	69·4 (47·7 to 96·2)	47·7 (33·8 to 66·5)	35·2 (24·7 to 49)	23·8 (16·6 to 33·3)	12·1 (8·5 to 17·2)	4·4 (3 to 6)	1·2 (0·9 to 1·7)	0·2 (0·2 to 0·3)	1,400
Unintentional firearm injuries	3·6 (0 to 24·1)	14·6 (0 to 123)	13·9 (0·4 to 93·3)	5·6 (2·3 to 12·9)	5·2 (3 to 9)	6·6 (4·1 to 10·3)	8·2 (5·2 to 12·7)	8·4 (5·5 to 12·6)	8·8 (5·7 to 13·3)	9·4 (6·2 to 13·8)	10·6 (7·2 to 15·5)	11 (7·4 to 16·1)	10·4 (7 to 15·1)	9·2 (6·4 to 13·4)	7·9 (5·5 to 11·4)	6·2 (4·2 to 9)	4·4 (3 to 6·4)	2·8 (1·9 to 4·2)	1·7 (1·1 to 2·6)	0·9 (0·6 to 1·4)	0·4 (0·3 to 0·6)	0·1 (0·1 to 0·2)	0 (0 to 0)	150
Other exposure to mechanical forces	15 (0·3 to 105)	66·2 (0·3 to 538)	104 (6·9 to 602)	71·8 (31 to 164)	62·2 (37·8 to 98·7)	54 (34·3 to 81·7)	65·5 (42·8 to 97·7)	70·7 (46 to 109)	70·8 (46·8 to 104)	83·5 (55·7 to 121)	86·5 (58·7 to 128)	90·9 (61·9 to 134)	82·7 (57·3 to 121)	74·9 (51·1 to 108)	72 (50·3 to 102)	63·2 (43 to 88·3)	43·3 (30·4 to 59·9)	32·4 (22·6 to 45·1)	22·1 (15·3 to 31·4)	11·2 (7·8 to 16·1)	4 (2·7 to 5·5)	1·1 (0·8 to 1·5)	0·2 (0·1 to 0·3)	1,250
Adverse effects of medical treatment	7·7 (3·3 to 15·4)	4·8 (2 to 10·9)	27·1 (9·5 to 59·9)	23·7 (10·2 to 50·6)	15·6 (6·6 to 28·3)	17·7 (7·1 to 32·4)	23·3 (9·3 to 42·7)	28·6 (10·2 to 59)	21·4 (7·3 to 49·9)	28·6 (8·3 to 71·3)	29·4 (9·5 to 67·7)	34·4 (10·6 to 80·6)	39·6 (11·8 to 96·3)	31·5 (9 to 77·1)	34·4 (9·6 to 80·5)	33 (11 to 75·5)	27 (9·8 to 57·3)	19·9 (7·6 to 39·6)	14·5 (5·8 to 27·8)	8·2 (3·4 to 15·2)	3·9 (1·6 to 6·9)	1·2 (0·5 to 2·1)	0·2 (0·1 to 0·4)	475
Animal contact	0·6 (0·3 to 1·2)	0·4 (0·2 to 1·1)	3·8 (1·5 to 9·3)	11·3 (5·8 to 23·9)	14·2 (7·5 to 26·6)	15 (8·8 to 25·1)	15·3 (9·3 to 24·9)	14·8 (8·7 to 24·4)	14·4 (8·7 to 22·4)	15·3 (9·7 to 23·4)	19·4 (12·2 to 30·3)	19·5 (12·2 to 30·4)	19·3 (12·5 to 29·5)	19·2 (12·1 to 30·7)	17·4 (11 to 27·6)	13·3 (8·4 to 21·1)	9·3 (6 to 14·3)	8·3 (5·2 to 13·2)	5·6 (3·3 to 9·2)	2·4 (1·5 to 3·9)	1·1 (0·7 to 1·8)	0·3 (0·2 to 0·4)	0 (0 to 0·1)	240
Venomous animal contact	0·2 (0 to 0·4)	0·1 (0 to 0·2)	0·8 (0·2 to 2·8)	5·9 (2·5 to 13·2)	6 (2·5 to 12·6)	7·6 (3·5 to 14·5)	7·7 (3·7 to 14·3)	7·4 (3·8 to 13·1)	6·9 (3·5 to 12·1)	7·1 (3·8 to 11·9)	10·1 (5·7 to 17·9)	9 (5·1 to 15·5)	7·5 (4·3 to 12·8)	8 (4·3 to 14·4)	8·4 (4·6 to 15·5)	6·4 (3·4 to 11·8)	3·6 (1·9 to 6·7)	4 (2 to 7·5)	3·4 (1·7 to 6·3)	1·2 (0·6 to 2·4)	0·3 (0·2 to 0·6)	0·1 (0 to 0·1)	0 (0 to 0)	112
Non-venomous animal contact	0·4 (0·2 to 0·9)	0·4 (0·1 to 1)	3 (1·1 to 7·3)	5·4 (2·4 to 12·7)	8·1 (4·1 to 16·1)	7·4 (4·1 to 12·5)	7·6 (4·4 to 13·1)	7·4 (4·3 to 12·4)	7·5 (4·2 to 12·2)	8·2 (4·8 to 13·2)	9·2 (5·3 to 15·3)	10·6 (6·1 to 17·3)	11·7 (6·8 to 19·3)	11·2 (6·5 to 18·6)	9 (5·2 to 14·6)	6·9 (4 to 11)	5·8 (3·5 to 9·5)	4·3 (2·5 to 7·1)	2·2 (1·3 to 3·7)	1·1 (0·7 to 1·8)	0·8 (0·4 to 1·4)	0·2 (0·1 to 0·3)	0 (0 to 0·1)	128
Foreign body	88·5 (36·4 to 171)	47 (21·5 to 91·3)	276 (103 to 601)	50·1 (24·5 to 92·9)	32·9 (21·3 to 48·7)	26·7 (18·4 to 36·4)	29·7 (21·1 to 40·5)	36·1 (25·6 to 51·1)	34·4 (24·4 to 47·6)	34·9 (24·9 to 47·5)	37·9 (27·4 to 50·5)	44 (32 to 58·1)	38·6 (28·6 to 51)	34·2 (25·6 to 45)	31·2 (23·5 to 40·6)	26·1 (19·7 to 33·9)	20·8 (16·2 to 26·2)	18·5 (14 to 24·4)	18·5 (13 to 26·1)	8·4 (6·1 to 11·4)	4 (2·8 to 5·5)	1·3 (0·9 to 1·8)	0·3 (0·2 to 0·4)	940
Pulmonary aspiration and foreign body in airway	87·8 (35·9 to 169)	46·8 (21·3 to 90·8)	271 (99·5 to 593)	41·4 (17·2 to 81·2)	18·3 (9·2 to 33·6)	8·1 (4·2 to 13·7)	8·4 (4·8 to 13·6)	13 (6·7 to 23·2)	10·6 (5·2 to 20)	8·4 (4·2 to 16·8)	7·9 (4·4 to 14)	13·3 (7·2 to 22·8)	10 (5·6 to 16·5)	8·3 (4·5 to 13·3)	8·6 (4·8 to 13·6)	7·8 (4·8 to 11·8)	7·4 (4·8 to 10·9)	9·2 (5·8 to 14·2)	12·3 (7·1 to 19·4)	5·3 (3·2 to 8·1)	2·6 (1·5 to 4·1)	0·9 (0·5 to 1·4)	0·2 (0·1 to 0·3)	607
Foreign body in eyes	0 (0 to 0)	0 (0 to 0)	0·3 (0·1 to 0·7)	1·6 (0·5 to 3·6)	2·8 (0·9 to 6·1)	3·6 (1·3 to 8)	4·4 (1·7 to 9·8)	5·2 (2 to 11·2)	5·5 (2·4 to 10·9)	6·2 (2·9 to 11·4)	7·1 (3·3 to 12·8)	7·5 (3·8 to 13·3)	6·9 (3·8 to 11·8)	6 (3·5 to 10)	5 (3 to 7·8)	4·1 (2·5 to 6·2)	3 (1·9 to 4·5)	2·1 (1·4 to 3)	1·3 (0·8 to 1·9)	0·7 (0·4 to 1)	0·3 (0·2 to 0·4)	0·1 (0 to 0·1)	0 (0 to 0)	73·5
Foreign body in other body part	0·8 (0·1 to 2·7)	0·2 (0·1 to 0·6)	5·5 (1·6 to 15·5)	7·1 (4·3 to 11·3)	11·8 (7·2 to 17·7)	15 (9·7 to 22·6)	16·9 (11·4 to 24·5)	17·9 (12·2 to 25·7)	18·3 (12·6 to 25·8)	20·3 (14·2 to 28·5)	23 (16·1 to 31·4)	23·2 (16·5 to 31)	21·7 (15·4 to 29·2)	19·9 (14·4 to 26·3)	17·6 (12·8 to 23·8)	14·2 (10·2 to 19·2)	10·4 (7·5 to 13·9)	7·3 (5·3 to 9·6)	4·9 (3·6 to 6·5)	2·5 (1·9 to 3·3)	1·1 (0·8 to 1·4)	0·3 (0·2 to 0·4)	0·1 (0 to 0·1)	260
Environmental heat and cold exposure	0 (0 to 0·1)	0 (0 to 0·1)	0·8 (0·4 to 1·6)	4·2 (2·5 to 6·8)	10·1 (5·8 to 16·6)	16·3 (9·7 to 25·1)	22·5 (14·2 to 34·2)	25·1 (15·4 to 38·2)	25·8 (16·6 to 38·7)	28·2 (18·4 to 42·1)	29·9 (19·3 to 45)	28·9 (18·8 to 42·5)	25·4 (16·6 to 37·7)	22 (14·5 to 31·9)	18·1 (12 to 26·7)	14·6 (9·6 to 21·5)	10·6 (6·9 to 15·3)	7·2 (4·7 to 10·5)	4·3 (2·8 to 6·3)	2·2 (1·5 to 3·2)	0·9 (0·6 to 1·4)	0·3 (0·2 to 0·4)	0 (0 to 0·1)	298
Exposure to forces of nature	0·1 (0·1 to 0·1)	0·4 (0·3 to 0·4)	2·9 (2·7 to 3·2)	17·1 (15·4 to 19)	18·3 (16·5 to 20·5)	21·2 (18·5 to 24·5)	15·9 (13·9 to 18·4)	13·6 (11·8 to 15·8)	13·7 (11·8 to 16)	13 (11·3 to 15·3)	12·2 (10·5 to 14·4)	11·7 (10·1 to 13·9)	10·1 (8·6 to 12·1)	8·9 (7·6 to 10·7)	7·5 (6·3 to 8·9)	6 (5 to 7·2)	4·2 (3·5 to 5)	3·1 (2·6 to 3·7)	2·1 (1·8 to 2·5)	1·2 (1 to 1·4)	0·5 (0·4 to 0·6)	0·1 (0·1 to 0·2)	0 (0 to 0)	184
Other unintentional injuries	1·7 (0·8 to 3·5)	0·6 (0·3 to 1·2)	5·3 (2·8 to 9·1)	21·8 (12·4 to 34)	58·2 (34·8 to 95·2)	63·5 (40·6 to 94)	67·4 (45·9 to 98·4)	69·1 (47 to 98·6)	72·2 (48·6 to 101)	82·1 (57·1 to 116)	90·7 (61·8 to 132)	76·2 (54 to 104)	63·8 (43·9 to 86·3)	55·1 (38·4 to 74·9)	48·3 (33·6 to 65)	35·4 (24·8 to 49)	25·1 (17·8 to 34·1)	17·3 (12·3 to 23·2)	10·7 (7·7 to 14·6)	5·8 (4·3 to 7·9)	3·1 (2·3 to 4·2)	1·1 (0·8 to 1·5)	0·2 (0·2 to 0·4)	875
Self-harm and interpersonal violence	30·1 (10 to 65·3)	2·2 (0·8 to 4·8)	10·3 (3·7 to 22·8)	26·1 (12·4 to 56·2)	50·4 (33·9 to 72·9)	127 (88·9 to 178)	384 (259 to 571)	382 (254 to 581)	283 (181 to 452)	268 (181 to 418)	292 (198 to 442)	272 (189 to 394)	236 (168 to 337)	176 (123 to 242)	126 (89·3 to 177)	88·2 (62·9 to 120)	65·3 (48·3 to 88·2)	46·5 (34·5 to 61·1)	24·7 (18·5 to 32·8)	13·4 (9·6 to 19·1)	5·7 (3·9 to 8·4)	1·3 (0·9 to 1·8)	0·2 (0·1 to 0·2)	2,910
Self-harm	0 (0 to 0)	0 (0 to 0)	0 (0 to 0)	0 (0 to 0)	0 (0 to 0)	47·5 (22·5 to 84)	205 (110 to 361)	204 (102 to 378)	147 (70·6 to 286)	137 (71·9 to 259)	136 (72·6 to 243)	130 (72·3 to 228)	113 (63·2 to 191)	84·1 (48·6 to 134)	68·5 (38·5 to 111)	42·3 (25·3 to 67·5)	31·8 (19·8 to 49·9)	26·9 (17·7 to 39)	15 (9·7 to 23·3)	9·8 (6·2 to 15·1)	4·5 (2·7 to 7·1)	1 (0·6 to 1·6)	0·1 (0·1 to 0·2)	1,400
Self-harm by firearm	0 (0 to 0)	0 (0 to 0)	0 (0 to 0)	0 (0 to 0)	0 (0 to 0)	0·8 (0·3 to 1·7)	0·7 (0·2 to 1·9)	1·4 (0·4 to 4·4)	0·7 (0·2 to 1·9)	1 (0·3 to 2·4)	0·7 (0·2 to 1·9)	1·2 (0·4 to 3·1)	0·8 (0·3 to 2)	0·7 (0·2 to 1·8)	0·5 (0·2 to 1·2)	0·4 (0·1 to 0·9)	0·3 (0·1 to 0·7)	0·3 (0·1 to 0·6)	0·3 (0·1 to 0·6)	0·2 (0·1 to 0·5)	0·1 (0 to 0·3)	0 (0 to 0·1)	0 (0 to 0)	10·2
Self-harm by other specified means	0 (0 to 0)	0 (0 to 0)	0 (0 to 0)	0 (0 to 0)	0 (0 to 0)	46·7 (22 to 82·4)	205 (109 to 360)	203 (101 to 375)	147 (70·4 to 285)	136 (71·1 to 257)	135 (72·3 to 241)	128 (71·7 to 226)	113 (62·8 to 189)	83·4 (48·4 to 133)	68 (38·3 to 110)	42 (25·1 to 66·8)	31·6 (19·6 to 49·5)	26·6 (17·6 to 38·7)	14·8 (9·6 to 22·8)	9·6 (6·1 to 14·7)	4·4 (2·6 to 6·9)	1 (0·6 to 1·5)	0·1 (0·1 to 0·2)	1,390
Interpersonal violence	30·1 (10 to 65·3)	2·2 (0·8 to 4·8)	10·1 (3·5 to 22·5)	25·1 (11·5 to 55·2)	49·5 (33·1 to 71·9)	78·4 (55 to 111)	178 (117 to 260)	176 (118 to 252)	134 (90·9 to 196)	125 (84·5 to 177)	137 (95·5 to 195)	119 (84·2 to 166)	102 (74·1 to 144)	76·2 (55·1 to 104)	49 (36·9 to 65·7)	40·6 (29·4 to 56·2)	30·3 (22·8 to 40·1)	18 (13·5 to 24·2)	8·8 (6·7 to 11·3)	3·2 (2·5 to 4)	1·1 (0·8 to 1·4)	0·2 (0·2 to 0·3)	0 (0 to 0)	1,390
Physical violence by firearm	0·1 (0 to 0·3)	0·1 (0 to 0·2)	0·4 (0·1 to 1)	1·6 (0·5 to 4·2)	1·2 (0·6 to 2·6)	1·8 (0·8 to 3·4)	4 (1·5 to 9)	2·5 (1 to 5·4)	2 (0·9 to 4·8)	1·9 (0·9 to 3·8)	2·1 (0·9 to 4·4)	2·1 (1 to 4·5)	1·8 (0·9 to 3·6)	1·9 (0·9 to 3·8)	1·5 (0·7 to 3)	1·3 (0·6 to 2·5)	0·9 (0·4 to 1·7)	0·4 (0·2 to 0·7)	0·2 (0·1 to 0·4)	0·1 (0 to 0·1)	0 (0 to 0·1)	0 (0 to 0)	0 (0 to 0)	27·7
Physical violence by sharp object	1 (0·2 to 2·8)	0·1 (0 to 0·2)	0·6 (0·2 to 1·6)	2·1 (0·8 to 5)	2·2 (1·2 to 4)	4 (2 to 7·3)	9·3 (4·3 to 18·3)	27·4 (11·9 to 55·4)	19·5 (8·9 to 40·2)	17·1 (8·5 to 34·6)	18·1 (9 to 35·8)	13·3 (7·4 to 23·4)	9·6 (5·4 to 17·2)	9·5 (5·4 to 16·2)	7·5 (4·2 to 12·3)	9·6 (5·2 to 16·5)	2·9 (1·9 to 4·8)	2 (1·3 to 3·1)	0·9 (0·6 to 1·3)	0·3 (0·2 to 0·5)	0·1 (0·1 to 0·2)	0 (0 to 0·1)	0 (0 to 0)	157
Sexual violence	0 (0 to 0)	0 (0 to 0)	0 (0 to 0)	2 (1·2 to 3·2)	18·3 (11·1 to 29)	45·5 (26·1 to 71·1)	89·2 (50·9 to 141)	94·7 (54·5 to 144)	74·9 (42·2 to 122)	69·2 (39·7 to 111)	67·8 (37·6 to 110)	59·7 (35·2 to 99)	46·4 (26·4 to 76·9)	29·8 (16·5 to 48·9)	15·6 (8·9 to 25·3)	9·2 (5·6 to 14)	6·1 (3·7 to 9·1)	3·8 (2·4 to 5·5)	2·1 (1·4 to 3·1)	1 (0·6 to 1·4)	0·3 (0·2 to 0·4)	0 (0 to 0·1)	0 (0 to 0)	636
Physical violence by other means	29 (9·6 to 62·9)	2 (0·7 to 4·6)	9·1 (3·2 to 20·6)	19·5 (8·1 to 43·3)	27·8 (15·5 to 46)	27·3 (17·1 to 42·3)	75·4 (41·2 to 129)	51·4 (29·3 to 86·2)	37·4 (23·7 to 62·5)	36·8 (23·6 to 58·8)	48·6 (29·7 to 79·5)	43·5 (28 to 66·6)	44 (28·5 to 67·9)	35 (23·9 to 52·3)	24·5 (17·1 to 34·6)	20·5 (14·3 to 29·6)	20·4 (14·2 to 29)	11·8 (8·3 to 16·7)	5·6 (4 to 7·6)	1·8 (1·3 to 2·4)	0·6 (0·4 to 0·8)	0·2 (0·1 to 0·2)	0 (0 to 0)	572
Conflict and terrorism	0 (0 to 0)	0 (0 to 0)	0 (0 to 0)	0 (0 to 0·1)	0·1 (0 to 0·1)	0·1 (0 to 0·1)	0·1 (0·1 to 0·2)	0·6 (0·3 to 1·2)	0·7 (0·3 to 1·3)	5·3 (1·6 to 14·5)	18·7 (4·4 to 53·7)	22·7 (5·4 to 67·4)	20·5 (4·8 to 60·5)	14·7 (3·5 to 41·5)	8·5 (2·2 to 24)	5·1 (1·3 to 14·1)	3 (0·8 to 8·5)	1·5 (0·4 to 4·5)	0·8 (0·2 to 2·5)	0·4 (0·1 to 1·3)	0·2 (0 to 0·5)	0 (0 to 0·1)	0 (0 to 0)	103

SR Table 2b: Central Kalimantan DALYS by cause and sex group for females with 95% uncertainty intervals, 2019

Cause	Early Neonatal	Late Neonatal	Post Neonatal	1 to 4	5 to 9	10 to 14	15 to 19	20 to 24	25 to 29	30 to 34	35 to 39	40 to 44	45 to 49	50 to 54	55 to 59	60 to 64	65 to 69	70 to 74	75 to 79	80 to 84	85 to 89	90 to 94	95 plus	Total
All causes	15,189 (11,398 to 19,600)	3,190 (2,000 to 4,726)	10,769 (7,956 to 13,302)	8,969 (7,364 to 10,600)	2,179 (2,000 to 2,358)	6,388 (6,000 to 6,800)	11,669 (9,364 to 14,333)	13,093 (10,600 to 16,000)	15,193 (12,200 to 19,000)	16,202 (13,000 to 20,000)	20,759 (17,000 to 25,000)	23,750 (19,000 to 30,000)	28,750 (23,000 to 36,000)	33,250 (26,100 to 41,000)	33,250 (25,800 to 41,200)	33,250 (27,700 to 39,600)	33,250 (25,900 to 39,000)	34,000 (23,700 to 45,700)	34,000 (21,900 to 46,200)	34,000 (18,770 to 51,400)	4,760 (3,200 to 6,760)	497 (270 to 781)	197 (137 to 760)	299,000
Communicable, maternal, neonatal, and nutritional diseases	13,368 (9,600 to 16,900)	2,020 (1,570 to 2,500)	6,438 (3,770 to 9,710)	5,320 (3,900 to 7,220)	2,600 (2,100 to 3,300)	2,130 (1,600 to 2,760)	2,950 (2,100 to 3,700)	2,760 (2,000 to 3,600)	2,980 (2,100 to 4,170)	3,170 (2,200 to 4,500)	3,750 (2,600 to 5,300)	4,220 (2,900 to 6,000)	4,770 (3,200 to 6,700)	5,450 (3,600 to 7,600)	5,450 (3,600 to 7,600)	5,450 (3,600 to 7,600)	5,450 (3,600 to 7,600)	5,450 (3,600 to 7,600)	5,450 (3,600 to 7,600)	5,450 (3,600 to 7,600)	769 (521 to 1,160)	363 (221 to 562)	109 (69 to 167)	69,600 (49,100 to 91,400)
HIV/AIDS and sexually transmitted infections	631 (344 to 1,060)	171 (64 to 420)	2421 (614 to 5,600)	2421 (614 to 5,600)	39.3 (9.6 to 170)	17.3 (3.9 to 94)	17.2 (7 to 41)	32.1 (9.1 to 93.5)	89.1 (44 to 173)	201 (102 to 388)	299 (99 to 701)	163 (99 to 261)	89.6 (53 to 147)	28.1 (12 to 57.8)	14.2 (3.7 to 31.5)	7.6 (2.7 to 17.5)	4 (1.4 to 9.6)	2.2 (0.8 to 5)	1.3 (0.4 to 2.9)	0.8 (0.1 to 2.1)	0.1 (0 to 0.3)	0 (0 to 0.1)	2,400
HIV/AIDS	0 (0 to 0)	0 (0 to 0)	5878 (3.8 to 21.6)	2331 (1.7 to 9.87)	29.6 (3.4 to 169)	16.9 (1.9 to 89.1)	13.4 (1.5 to 67.8)	27.9 (3.1 to 139)	77 (12.2 to 331)	208 (42.6 to 870)	299 (72.2 to 1,150)	206 (52.2 to 777)	131 (36 to 479)	49.2 (15.7 to 177)	17.3 (5.7 to 57.5)	6.6 (1.9 to 20.1)	3.1 (1.1 to 9.24)	1.4 (0.4 to 4.3)	0.7 (0.2 to 2.1)	0.3 (0.1 to 0.8)	0.1 (0 to 0.3)	0 (0 to 0)	1,090
HIV/AIDS - Drug-susceptible Tuberculosis	0 (0 to 0)	0 (0 to 0)	23 (0.1 to 88.7)	104 (0.1 to 428)	0 (0 to 0)	0 (0 to 0)	0 (0 to 0)	0 (0 to 0)	0 (0 to 0)	0 (0 to 0)	0 (0 to 0)	0 (0 to 0)	0 (0 to 0)	0 (0 to 0)	0 (0 to 0)	0 (0 to 0)	0 (0 to 0)	0 (0 to 0)	0 (0 to 0)	0 (0 to 0)	0 (0 to 0)	0 (0 to 0)	0 (0 to 0)	575
HIV/AIDS - Multidrug-resistant Tuberculosis without extensive drug resistance	0 (0 to 0)	0 (0 to 0)	0.8 (0 to 1.9)	1.2 (0 to 2.8)	0.1 (0 to 0.3)	0 (0 to 0)	0 (0 to 0)	0 (0 to 0)	0 (0 to 0)	0 (0 to 0)	0 (0 to 0)	0 (0 to 0)	0 (0 to 0)	0 (0 to 0)	0 (0 to 0)	0 (0 to 0)	0 (0 to 0)	0 (0 to 0)	0 (0 to 0)	0 (0 to 0)	0 (0 to 0)	0 (0 to 0)	0 (0 to 0)	5.2
HIV/AIDS - Extensively drug-resistant Tuberculosis	0 (0 to 0)	0 (0 to 0)	0 (0 to 0.3)	0 (0 to 1.4)	0 (0 to 0.2)	0 (0 to 0.1)	0 (0 to 0.1)	0 (0 to 0.1)	0 (0 to 0.1)	0 (0 to 0.1)	0 (0 to 0.1)	0 (0 to 0.1)	0 (0 to 0.1)	0 (0 to 0.1)	0 (0 to 0.1)	0 (0 to 0.1)	0 (0 to 0.1)	0 (0 to 0.1)	0 (0 to 0.1)	0 (0 to 0.1)	0 (0 to 0.1)	0 (0 to 0.1)	0 (0 to 0.1)	0.9
HIV/AIDS resulting in other diseases	0 (0 to 0)	0 (0 to 0)	277 (61 to 718)	126 (43 to 309)	0.2 (0.1 to 0.6)	0.4 (0.2 to 29.2)	3.8 (1.1 to 19.6)	4.2 (1.1 to 18)	12 (2.8 to 71.4)	7.8 (1.9 to 37.6)	7.2 (1.8 to 28.4)	2.6 (0.7 to 8.9)	0.6 (0.2 to 2.1)	0.1 (0 to 0.4)	0 (0 to 0.1)	0 (0 to 0.1)	0 (0 to 0.1)	0 (0 to 0.1)	0 (0 to 0.1)	0 (0 to 0.1)	0 (0 to 0.1)	0 (0 to 0.1)	0 (0 to 0.1)	476
Sexually transmitted infections excluding HIV	631 (344 to 1,060)	171 (64 to 420)	1982 (614 to 5,600)	9.8 (2.6 to 39.3)	2.6 (0.6 to 11.4)	0.4 (0.1 to 1.6)	3.8 (1.1 to 19.6)	4.2 (1.1 to 18)	12 (2.8 to 71.4)	7.8 (1.9 to 37.6)	7.2 (1.8 to 28.4)	2.6 (0.7 to 8.9)	0.6 (0.2 to 2.1)	0.1 (0 to 0.4)	0 (0 to 0.1)	0 (0 to 0.1)	0 (0 to 0.1)	0 (0 to 0.1)	0 (0 to 0.1)	0 (0 to 0.1)	0 (0 to 0.1)	0 (0 to 0.1)	0 (0 to 0.1)	1,200
Syphilis	0 (0 to 0)	0 (0 to 0)	0 (0 to 0)	0 (0 to 0)	0 (0 to 0)	0 (0 to 0)	0 (0 to 0)	0 (0 to 0)	0 (0 to 0)	0 (0 to 0)	0 (0 to 0)	0 (0 to 0)	0 (0 to 0)	0 (0 to 0)	0 (0 to 0)	0 (0 to 0)	0 (0 to 0)	0 (0 to 0)	0 (0 to 0)	0 (0 to 0)	0 (0 to 0)	0 (0 to 0)	0 (0 to 0)	1,200
Chlamydial infection	0 (0 to 0)	0 (0 to 0)	0 (0 to 0)	0 (0 to 0)	0 (0 to 0)	0 (0 to 0)	0.1 (0 to 0.3)	0.2 (0 to 0.6)	0.6 (0 to 2.6)	0.6 (0 to 3.1)	0.7 (0 to 3.5)	0.6 (0 to 2.6)	0.6 (0 to 2.6)	0.5 (0 to 2.1)	0.1 (0 to 0.4)	0 (0 to 0.1)	0 (0 to 0.1)	0 (0 to 0.1)	0 (0 to 0.1)	0 (0 to 0.1)	0 (0 to 0.1)	0 (0 to 0.1)	0 (0 to 0.1)	4.7
Gonococcal infection	0 (0 to 0)	0 (0 to 0)	0 (0 to 0)	0 (0 to 0)	0 (0 to 0)	0 (0 to 0)	0 (0 to 0.1)	0.2 (0 to 0.6)	0.3 (0 to 1.3)	0.3 (0 to 1.6)	0.4 (0 to 1.5)	0.4 (0 to 1.5)	0.3 (0 to 1.2)	0.1 (0 to 0.4)	0 (0 to 0.1)	0 (0 to 0.1)	0 (0 to 0.1)	0 (0 to 0.1)	0 (0 to 0.1)	0 (0 to 0.1)	0 (0 to 0.1)	0 (0 to 0.1)	0 (0 to 0.1)	4
Trichomoniasis	0 (0 to 0)	0 (0 to 0)	0 (0 to 0)	0 (0 to 0)	0 (0 to 0.3)	0 (0 to 0.1)	1.6 (0 to 7.4)	2.1 (0 to 9.4)	11.6 (3.6 to 39.6)	14.1 (4.4 to 52.1)	16 (4.9 to 57.7)	12.7 (4.3 to 43.2)	9.8 (3.4 to 31.5)	4 (1.3 to 13.6)	2.2 (0.7 to 7.6)	1.3 (0.4 to 3.9)	0.7 (0.2 to 2.1)	0.3 (0.1 to 0.9)	0.2 (0.1 to 0.5)	0.1 (0 to 0.3)	0 (0 to 0.1)	0 (0 to 0.1)	0 (0 to 0.1)	69.1
Genital herpes	0 (0 to 0)	0 (0 to 0)	0 (0 to 0)	0 (0 to 0)	0.1 (0 to 0.3)	0.2 (0 to 0.7)	1.2 (0 to 5.1)	2.1 (0 to 8.1)	5.7 (1.6 to 21.2)	7.1 (1.9 to 28.3)	8.2 (2.1 to 32.1)	6.5 (1.9 to 24.1)	4.9 (1.5 to 17.8)	2.1 (0.7 to 7.6)	1.1 (0.3 to 3.9)	0.6 (0.2 to 2.1)	0.3 (0.1 to 1.1)	0.2 (0 to 0.6)	0.1 (0 to 0.3)	0 (0 to 0.1)	0 (0 to 0.1)	0 (0 to 0.1)	0 (0 to 0.1)	41.7
Other sexually transmitted infections	0 (0 to 0)	0 (0 to 0)	0 (0 to 0)	0 (0 to 0)	0 (0.1 to 0.2)	0 (0.3 to 0.7)	0.2 (0.1 to 1.3)	0.2 (0.1 to 2.1)	0.2 (0.1 to 2.3)	0.2 (0.1 to 2.6)	0.2 (0.1 to 2.1)	0.2 (0.1 to 1.6)	0.2 (0.1 to 1.3)	0.1 (0.1 to 0.6)	0 (0 to 0.1)	0 (0 to 0.1)	0 (0 to 0.1)	0 (0 to 0.1)	0 (0 to 0.1)	0 (0 to 0.1)	0 (0 to 0.1)	0 (0 to 0.1)	0 (0 to 0.1)	11.4
Respiratory infections and tuberculosis	312 (197 to 468)	2,288 (1,570 to 3,190)	1,650 (1,240 to 2,160)	597 (480 to 720)	239 (200 to 286)	167 (120 to 230)	209 (160 to 270)	227 (170 to 300)	277 (210 to 360)	346 (260 to 450)	446 (340 to 580)	577 (440 to 750)	744 (570 to 970)	1,090 (830 to 1,420)	1,090 (830 to 1,420)	1,090 (830 to 1,420)	1,090 (830 to 1,420)	1,090 (830 to 1,420)	1,090 (830 to 1,420)	1,090 (830 to 1,420)	1,090 (830 to 1,420)	1,090 (830 to 1,420)	1,090 (830 to 1,420)	19,200
Tuberculosis	0 (0 to 0)	0 (0 to 0)	257 (177 to 377)	167 (97 to 287)	220 (125 to 357)	276 (155 to 371)	474 (269 to 754)	734 (420 to 1,110)	947 (567 to 1,360)	1,220 (750 to 1,750)	1,660 (1,020 to 2,350)	2,220 (1,370 to 3,150)	2,970 (1,840 to 4,200)	3,720 (2,300 to 5,260)	3,720 (2,300 to 5,260)	3,720 (2,300 to 5,260)	3,720 (2,300 to 5,260)	3,720 (2,300 to 5,260)	3,720 (2,300 to 5,260)	3,720 (2,300 to 5,260)	3,720 (2,300 to 5,260)	3,720 (2,300 to 5,260)	3,720 (2,300 to 5,260)	7,720
Latent tuberculosis infection	0 (0 to 0)	0 (0 to 0)	0 (0 to 0)	0 (0 to 0)	0 (0 to 0)	0 (0 to 0)	0 (0 to 0)	0 (0 to 0)	0 (0 to 0)	0 (0 to 0)	0 (0 to 0)	0 (0 to 0)	0 (0 to 0)	0 (0 to 0)	0 (0 to 0)	0 (0 to 0)	0 (0 to 0)	0 (0 to 0)	0 (0 to 0)	0 (0 to 0)	0 (0 to 0)	0 (0 to 0)	0 (0 to 0)	0 (0 to 0)
Drug-susceptible Tuberculosis	0 (0 to 0)	0 (0 to 0)	254 (175 to 372)	165 (96 to 284)	217 (123 to 352)	272 (153 to 366)	467 (265 to 743)	723 (414 to 1,100)	934 (560 to 1,340)	1,200 (740 to 1,730)	1,640 (1,010 to 2,320)	2,190 (1,350 to 3,100)	2,930 (1,810 to 4,140)	3,670 (2,270 to 5,190)	3,670 (2,270 to 5,190)	3,670 (2,270 to 5,190)	3,670 (2,270 to 5,190)	3,670 (2,270 to 5,190)	3,670 (2,270 to 5,190)	3,670 (2,270 to 5,190)	3,670 (2,270 to 5,190)	3,670 (2,270 to 5,190)	3,670 (2,270 to 5,190)	7,600
Multidrug-resistant tuberculosis without extensive drug resistance	0 (0 to 0)	0 (0 to 0)	2.6 (0.1 to 19.7)	1.9 (0.1 to 14.6)	1.7 (0.1 to 12.9)	1.9 (0.1 to 14.6)	3.1 (0.1 to 24)	4.2 (0.2 to 32.6)	5.2 (0.2 to 39.1)	6.1 (0.3 to 46.8)	6.2 (0.3 to 48.1)	6.2 (0.3 to 48.1)	6.2 (0.3 to 48.1)	6.2 (0.3 to 48.1)	6.2 (0.3 to 48.1)	6.2 (0.3 to 48.1)	6.2 (0.3 to 48.1)	6.2 (0.3 to 48.1)	6.2 (0.3 to 48.1)	6.2 (0.3 to 48.1)	6.2 (0.3 to 48.1)	6.2 (0.3 to 48.1)	6.2 (0.3 to 48.1)	71.3
Extensively drug-resistant tuberculosis	0 (0 to 0)	0 (0 to 0)	0.6 (0 to 2.9)	0.3 (0 to 1.6)	0.3 (0 to 2)	0.3 (0 to 2.1)	0.9 (0 to 5.5)	1.1 (0 to 6.8)	1.1 (0 to 6.8)	1.1 (0 to 6.8)	1.1 (0 to 6.8)	1.1 (0 to 6.8)	1.1 (0 to 6.8)	1.1 (0 to 6.8)	1.1 (0 to 6.8)	1.1 (0 to 6.8)	1.1 (0 to 6.8)	1.1 (0 to 6.8)	1.1 (0 to 6.8)	1.1 (0 to 6.8)	1.1 (0 to 6.8)	1.1 (0 to 6.8)	1.1 (0 to 6.8)	13.2
Lower respiratory infections	312 (197 to 468)	2,288 (1,570 to 3,190)	1,339 (827 to 2,060)	397 (283 to 537)	19.1 (12.1 to 29.1)	107 (67 to 167)	158 (98 to 241)	111 (68 to 177)	120 (72 to 191)	120 (72 to 191)	120 (72 to 191)	120 (72 to 191)	120 (72 to 191)	120 (72 to 191)	120 (72 to 191)	120 (72 to 191)	120 (72 to 191)	120 (72 to 191)	120 (72 to 191)	120 (72 to 191)	120 (72 to 191)	120 (72 to 191)	120 (72 to 191)	6,140
Upper respiratory infections	0 (0 to 0)	0 (0 to 0)	311 (53.7 to 1,170)	99.7 (17.2 to 377)	0.5 (0.1 to 2.1)	0.1 (0 to 0.4)	0.1 (0 to 0.4)	0.1 (0 to 0.4)	0.1 (0 to 0.4)	0.1 (0 to 0.4)	0.1 (0 to 0.4)	0.1 (0 to 0.4)	0.1 (0 to 0.4)	0.1 (0 to 0.4)	0.1 (0 to 0.4)	0.1 (0 to 0.4)	0.1 (0 to 0.4)	0.1 (0 to 0.4)	0.1 (0 to 0.4)	0.1 (0 to 0.4)	0.1 (0 to 0.4)	0.1 (0 to 0.4)	0.1 (0 to 0.4)	0.2
Otitis media	0 (0 to 0)	0 (0 to 0)	2.1 (1.9 to 6.7)	42.4 (22.8 to 72.4)	0.4 (0.2 to 1.5)	0.2 (0.1 to 0.8)	0.2 (0.1 to 0.8)	0.2 (0.1 to 0.8)	0.2 (0.1 to 0.8)	0.2 (0.1 to 0.8)	0.2 (0.1 to 0.8)	0.2 (0.1 to 0.8)	0.2 (0.1 to 0.8)	0.2 (0.1 to 0.8)	0.2 (0.1 to 0.8)	0.2 (0.1 to 0.8)	0.2 (0.1 to 0.8)	0.2 (0.1 to 0.8)	0.2 (0.1 to 0.8)	0.2 (0.1 to 0.8)	0.2 (0.1 to 0.8)	0.2 (0.1 to 0.8)	0.2 (0.1 to 0.8)	331
Enteric infections	98.9 (69.9 to 287)	214 (82.9 to 887)	1,766 (947 to 2,260)	1,523 (979 to 1,970)	209 (85.9 to 633)	58 (20.9 to 252)	491 (252 to 769)	1,029 (172 to 1,610)	1,029 (163 to 1,680)	1,029 (161 to 1,680)	1,029 (163 to 1,680)	1,029 (163 to 1,680)	1,029 (163 to 1,680)	1,029 (163 to 1,680)	1,029 (163 to 1,680)	1,029 (163 to 1,680)	1,029 (163 to 1,680)	1,029 (163 to 1,680)	1,029 (163 to 1,680)	1,029 (163 to 1,680)	1,029 (163 to 1,680)	1,029 (163 to 1,680)	1,029 (163 to 1,680)	9,260
Diarrheal diseases	98.9 (69.9 to 287)	214 (82.9 to 887)	1,766 (637 to 2,180)	1,523 (925 to 2,110)	209 (160 to 556)	58 (20.9 to 252)	491 (332 to 327)	1,029 (811 to 356)	1,029 (79 to 1,360)	1,029 (80 to 1,360)	1,029 (89 to 1,480)	1,029 (113 to 1,680)	1,029 (119 to 1,680)	1,029 (121 to 1,680)	1,029 (124 to 1,680)	1,029 (132 to 1,730)	1,029 (160 to 1,810)	1,029 (170 to 1,880)	1,029 (167 to 1,880)	1,029 (168 to 1,730)	1,029 (168 to 1,730)	1,029 (168 to 1,730)	1,029 (168 to 1,730)	7,760
Typhoid and paratyphoid	0 (0 to 0)	0 (0 to 0)	0.9 (0.3 to 2.2)	0.7 (0.2 to 2.1)	0.1 (0 to 0.3)	0.1 (0 to 0.3)	0.2 (0 to 0.6)	0.3 (0 to 1.1)	0.3 (0 to 1.2)	0.3 (0 to 1.2)	0.3 (0 to 1.2)	0.3 (0 to 1.2)	0.3 (0 to 1.2)	0.3 (0 to 1.2)	0.3 (0 to 1.2)	0.3 (0 to 1.2)	0.3 (0 to 1.2)	0.3 (0 to 1.2)	0.3 (0 to 1.2)	0.3 (0 to 1.2)	0.3 (0 to 1.2)	0.3 (0 to 1.2)	0.3 (0 to 1.2)	1,410
Typhoid fever	0 (0 to 0)	0 (0 to 0)	0.7 (0.2 to 1.7)	0.5 (0.1 to 1.6)	0.1 (0 to 0.2)	0.1 (0 to 0.2)	0.1 (0 to 0.5)	0.2 (0 to 0.8)	0.2 (0 to 0.9)	0.2 (0 to 0.9)	0.2 (0 to 0.9)	0.2 (0 to 0.9)	0.2 (0 to 0.9)	0.2 (0 to 0.9)	0.2 (0 to 0.9)	0.2 (0 to 0.9)	0.2 (0 to 0.9)	0.2 (0 to 0.9)	0.2 (0 to 0.9)	0.2 (0 to 0.9)	0.2 (0 to 0.9)	0.2 (0 to 0.9)	0.2 (0 to 0.9)	1,410
Paratyphoid fever	0 (0 to 0)	0 (0 to 0)	0.1 (0 to 0.3)	12.4 (7.1 to 20.2)	22.9 (13.1 to 37.3)	29.1 (16.7 to 47.4)	27.6 (15.8 to 44.9)	12.8 (7.3 to 20.8)	7 (3.9 to 11.4)	3.7 (2 to 6.1)	2.3 (1.3 to 3.8)	1.4 (0.7 to 2.3)	0.9 (0.4 to 1.5)	0.6 (0.3 to 1.1)	0.4 (0.2 to 0.8)	0.3 (0.1 to 0.6)	0.2 (0.1 to 0.4)	0.1 (0.1 to 0.3)	0.1 (0 to 0.2)	0 (0 to 0.1)	0 (0 to 0.1)	0 (0 to 0.1)	0 (0 to 0.1)	122
Inasevi-ten-typhoidal Salmonella (NTS)	0 (0 to 0)	0.3 (0.1 to 0.8)	4.4 (1.6 to 9.7)	20.2 (9.5 to 34.9)	15.9 (7.5 to 27.5)	13.8 (6.5 to 23.9)	9.2 (4.3 to 15.9)	5.5 (1.7 to 7.5)	3.7 (1.1 to 5.1)	2.8 (0.8 to 3.8)	2.4 (0.7 to 3.3)	2.1 (0.6 to 2.9)	1.8 (0.5 to 2.5)	1.6 (0.5 to 2.2)	1.5 (0.4 to 2.1)	1.4 (0.4 to 1.9)	1.3 (0.4 to 1.8)	1.2 (0.3 to 1.7)	1.1 (0.3 to 1.5)	0.7 (0.2 to 1)	0.3 (0.1 to 0.4)	0.1 (0 to 0.2)	0 (0 to 0)	88.2
Other intestinal infectious diseases	0 (0 to 0)	0 (0 to 0)	1.3 (0.3 to 4)	1.6 (0.4 to 4.9)	0.6 (0.1 to 2)	0.6 (0.1 to 2)	0.6 (0.1 to 2)	0.5 (0.1 to 2)	0.5 (0.1 to 1.7)	0.5 (0.1 to 2)	0.5 (0.1 to 2)	0.5 (0.1 to 2)	0.5 (0.1 to 2)	0.5 (0.1 to 2)	0.5 (0.1 to 2)	0.5 (0.1 to 2)	0.5 (0.1 to 2)	0.5 (0.1 to 2)	0.5 (0.1 to 2)	0.5 (0.1 to 2)	0.5 (0.1 to 2)	0.5 (0.1 to 2)	0.5 (0.1 to 2)	6.3
Neglected tropical diseases and malaria	0.6 (0.2 to 1.5)	39.3 (19.3 to 103)	606 (97 to 2,020)	851 (225 to 2,020)	660 (225 to 1,350)	543 (225 to 1,350)	351 (225 to 1,350)	297 (225 to 1,350)	284 (225 to 1,350)	271 (225 to 1,350)	260 (225 to 1,350)	275 (225 to 1,350)	290 (225 to 1,350)	276 (225 to 1,350)	276 (225 to 1,350)	273 (225 to 1,350)	268 (225 to 1,350)	139 (225 to 1,350)	139 (225 to 1,350)	139 (225 to 1,350)	139 (225 to 1,350)	139 (225 to 1,350)	139 (225 to 1,350)	6,110
Malaria	0 (0 to 0)	0 (0 to 0)	0.2 (0 to 0.4)	1.1 (0.2 to 3.1)	0.2 (0 to 0.5)	0.2 (0 to 0.6)	0.4 (0.1 to 1.1)	0.4 (0.1 to 1.1)	0.4 (0.1 to 1.1)	0.4 (0.1 to 1.1)	0.4 (0.1 to 1.1)	0.4 (0.1 to 1.1)	0.4 (0.1 to 1.1)	0.4 (0.1 to 1.1)	0.4 (0.1 to 1.1)	0.4 (0.1 to 1.1)	0.4 (0.1 to 1.1)	0.4 (0.1 to 1.1)	0.4 (0.1 to 1.1)	0.4 (0.1 to 1.1)	0.4 (0.1 to 1.1)	0.4 (0.1 to 1.1)	0.4 (0.1 to 1.1)	250
Chagas disease	0 (0 to 0)	0 (0 to 0)	0 (0 to 0)	0 (0 to 0)	0 (0 to 0)	0 (0 to 0)	0 (0 to 0)	0 (0 to 0)	0 (0 to 0)	0 (0 to 0)	0 (0 to 0)	0 (0 to 0)	0 (0 to 0)	0 (0 to 0)	0 (0 to 0)	0 (0 to 0)	0 (0 to 0)	0 (0 to 0)	0 (0 to 0)	0 (0 to 0)	0 (0 to 0)	0 (0 to 0)	0 (0 to 0)	0 (0 to 0)
Leishmaniasis	0 (0 to 0)	0 (0 to 0)	0 (0 to 0)	0 (0 to 0)	0 (0 to 0)	0 (0 to 0)	0 (0 to 0)	0 (0 to 0)	0 (0 to 0)	0 (0 to 0)	0 (0 to 0)	0 (0 to 0)	0 (0 to 0)	0 (0 to 0)	0 (0 to 0)	0 (0 to 0)	0 (0 to 0)	0 (0 to 0)	0 (0 to 0)	0 (0 to 0)	0 (0 to 0)	0 (0 to 0)	0 (0 to 0)	0 (0 to 0)
Visceral leishmaniasis	0 (0 to 0)	0 (0 to 0)	0 (0 to 0)	0 (0 to 0)	0 (0 to 0)	0 (0 to 0)	0 (0 to 0)	0 (0 to 0)	0 (0 to 0)	0 (0 to 0)	0 (0 to 0)	0 (0 to 0)	0 (0 to 0)	0 (0 to 0)	0 (0 to 0)	0 (0 to 0)	0 (0 to 0)	0 (0 to 0)	0 (0 to 0)	0 (0 to 0)	0 (0 to 0)	0 (0 to 0)	0 (0 to 0)	0 (0 to 0)
Cutaneous and mucocutaneous leishmaniasis	0 (0 to 0)	0 (0 to 0)	0 (0 to 0)	0 (0 to 0)	0 (0 to 0)	0 (0 to 0)	0 (0 to 0)	0 (0 to 0)	0 (0 to 0)	0 (0 to 0)	0 (0 to 0)	0 (0 to 0)	0 (0 to 0)	0 (0 to 0)	0 (0 to 0)	0 (0 to 0)	0 (0 to 0)	0 (0 to 0)	0 (0 to 0)	0 (0 to 0)	0 (0 to 0)	0 (0 to 0)	0 (0 to 0)	0 (0 to 0)
African trypanosomiasis	0 (0 to 0)	0 (0 to 0)	0 (0 to 0)	0 (0 to 0)	0 (0 to 0)	0 (0 to 0)	0 (0 to 0)	0 (0 to 0)	0 (0 to 0)	0 (0 to 0)	0 (0 to 0)	0 (0 to 0)	0 (0 to 0)	0 (0 to 0)	0 (0 to 0)	0 (0 to 0)	0 (0 to 0)	0 (0 to 0)	0 (0 to 0)	0 (0 to 0)	0 (0 to 0)	0 (0 to 0)	0 (0 to 0)	0 (0 to 0)
Schistosomiasis	0 (0 to 0)	0 (0 to 0)	0 (0 to 0)	0 (0 to 0)	0 (0 to 0)	0 (0 to 0)	0 (0 to 0)	0 (0 to 0)	0 (0 to 0)	0 (0 to 0)	0 (0 to 0)	0 (0 to 0)	0 (0 to 0)	0 (0 to 0)	0 (0 to 0)	0 (0 to 0)	0 (0 to 0)	0 (0 to 0)	0 (0 to 0)	0 (0 to 0)	0 (0 to 0)	0 (0 to 0)	0 (0 to 0)	0 (0 to 0)
Cysticercosis	0 (0 to 0)	0 (0 to 0)	0 (0 to 0)	0 (0 to 0)	0 (0 to 0)	0 (0 to 0)	0 (0 to 0)	0 (0 to 0)	0 (0 to 0)	0 (0 to 0)	0 (0 to 0)	0 (0 to 0)	0 (0 to 0)	0 (0 to 0)	0 (0 to 0)	0 (0 to 0)	0 (0 to 0)	0 (0 to 0)	0 (0 to 0)	0 (0 to 0)	0 (0 to 0)	0 (0 to 0)	0 (0 to 0)	0 (0 to 0)
Cystic echinococcosis	0 (0 to 0)	0 (0 to 0)	0 (0 to 0)	0 (0 to 0)	0 (0 to 0)	0 (0 to 0)	0 (0 to 0)	0 (0 to 0)	0 (0 to 0)	0 (0 to 0)	0 (0 to 0)	0 (0 to 0)	0 (0 to 0)	0 (0 to 0)	0 (0 to 0)	0 (0 to 0)	0 (0 to 0)	0 (0 to 0)	0 (0 to 0)	0 (0 to 0)	0 (0 to 0)	0 (0 to 0)	0 (0 to 0)	0 (0 to 0)
Lymphatic filariasis	0 (0 to 0)	0 (0 to 0)	0 (0 to 0)	0 (0 to 0)	0 (0.4 to 1.2)	0 (0.3 to 0.9)	0 (0.3 to 0.9)	0 (0.2 to 0.6)	0 (0.2 to 0.6)	0 (0.2 to 0.6)	0 (0.2 to 0.6)	0 (0.2 to 0.6)	0 (0.2 to 0.6)	0 (0.2 to 0.6)	0 (0.2 to 0.6)	0 (0.2 to 0.6)	0 (0.2 to 0.6)	0 (0.2 to 0.6)	0 (0.2 to 0.6)	0 (0.2 to 0.6)	0 (0.2 to 0.6)	0 (0.2 to 0.6)	0 (0.2 to 0.6)	229
Onchocerciasis	0 (0 to 0)	0 (0 to 0)	0 (0 to 0)	0 (0 to 0)	0 (0 to 0)	0 (0 to 0)	0 (0 to 0)	0 (0 to 0)	0 (0 to 0)	0 (0 to 0)	0 (0 to 0)	0 (0 to 0)	0 (0 to 0)	0 (0 to 0)	0 (0 to 0)	0 (0 to 0)	0 (0 to 0)	0 (0 to 0)	0 (0 to 0)	0 (0 to 0)	0 (0 to 0)	0 (0 to 0)	0 (0 to 0)	0 (0 to 0)
Trachoma	0 (0 to 0)	0 (0 to 0)	0 (0 to 0)	0 (0 to 0)	0 (0 to 0)	0 (0 to 0)	0 (0 to 0)	0 (0 to 0)	0 (0 to 0)	0 (0 to 0)	0 (0 to 0)	0 (0 to 0)	0 (0 to 0)	0 (0 to 0)	0 (0 to 0)	0 (0 to 0)	0 (0 to 0)	0 (0 to 0)	0 (0 to 0)	0 (0 to 0)	0 (0 to 0)	0 (0 to 0)	0 (0 to 0)	0 (0 to 0)
Dengue	0 (0 to 0)	0 (0 to 0)	666 (19 to 1,910)	432 (79 to 1,260)	239 (69 to 1,060)	239 (69 to 1,060)	239 (69 to 1,060)	239 (69 to 1,060)	167 (29 to 624)	163 (26 to 562)	170 (31 to 577)	206 (31 to 703)	239 (37 to 811)	179 (19 to 1,203)	194 (12 to 1,203)	194 (9 to 1,203)	194 (9 to 1,203)	194 (9 to 1,203)	194 (9 to 1,203)	194 (9 to 1,203)	194 (9 to 1,203)	194 (9 to 1,203)	194 (9 to 1,203)	194 (9 to 1,203)	6,710
Yellow fever	0 (0 to 0)	0 (0 to 0)	0 (0 to 0)	0 (0 to 0)	0 (0 to 0)	0 (0 to 0)	0 (0 to 0)	0 (0 to 0)	0 (0 to 0)	0 (0 to 0)	0 (0 to 0)	0 (0 to 0)	0 (0 to 0)	0 (0 to 0)	0 (0 to 0)	0 (0 to 0)	0 (0 to 0)	0 (0 to 0)	0 (0 to 0)	0 (0 to 0)	0 (0 to 0)	0 (0 to 0)	0 (0 to 0)	0 (0 to 0)	0
Rabies	0 (0 to 0)	0 (0 to 0)	1.9 (0.4 to 5.1)	3.6 (0.9 to 10)	28.2 (7.1 to 105)	35 (8.9 to 114)	9.8 (2.5 to 29.5)	8.1 (2.1 to 24.1)	7.1 (1.8 to 21.2)	7.1 (1.8 to 21.2)	7.1 (1.8 to 21.2)	7.1 (1.8 to 21.2)	7.1 (1.8 to 21.2)	7.1 (1.8 to 21.2)	7.1 (1.8 to 21.2)	7.1 (1.8 to 21.2)	7.1 (1.8 to 21.2)	7.1 (1.8 to 21.2)	7.1 (1.8 to 21.2)	7.1 (1.8 to 21.2)	7.1 (1.8 to 21.2)	7.1 (1.8 to 21.2)	7.1 (1.8 to 21.2)	164
Intestinal nematode infections	0 (0 to 0)	0 (0 to 0)	1.2 (0.3 to 3.5)	1.8 (0.5 to 5.2)	27.6 (7.6 to 97.5)	28.6 (7.9 to 98.6)	17.1 (4.6 to 59.2)	28.2 (7.7 to



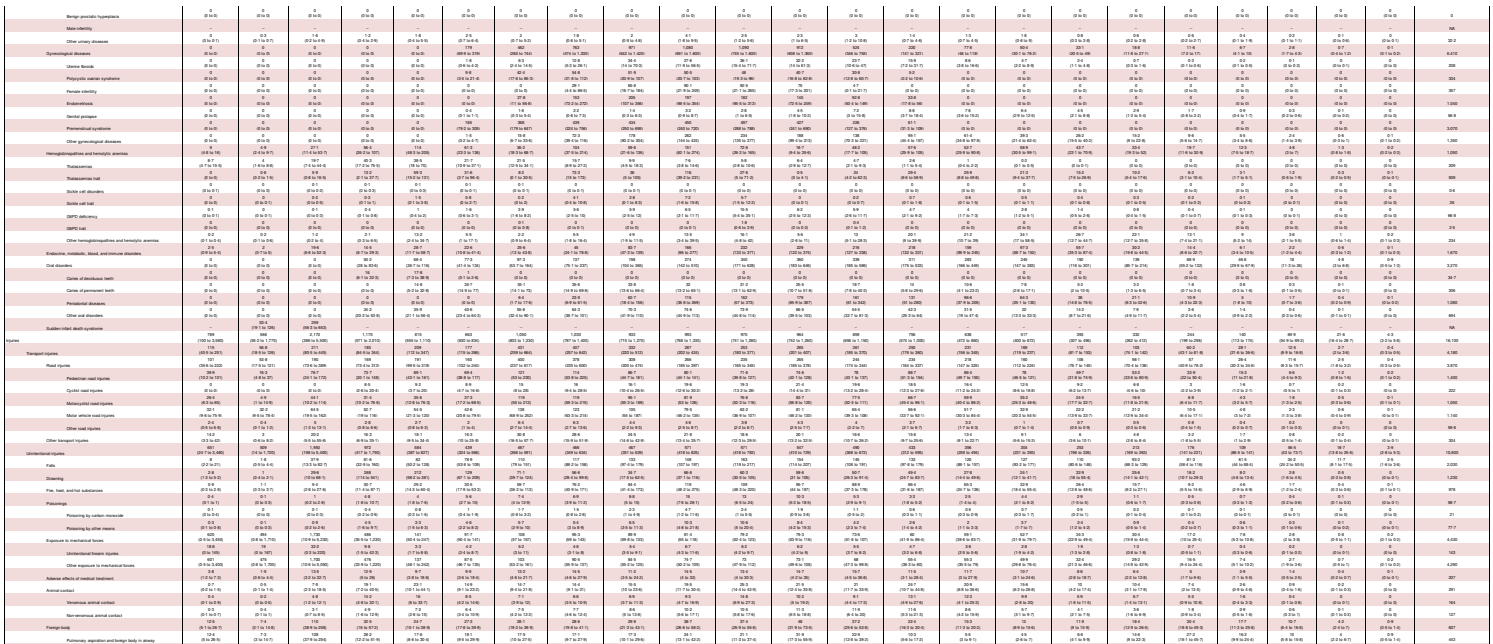

SR Table 2b: South Kalimantan DALYS by cause and age group for females with 95% uncertainty intervals, 2019

Cause	Early Neonatal	Late Neonatal	Post Neonatal	1 to 4	5 to 9	10 to 14	15 to 19	20 to 24	25 to 29	30 to 34	35 to 39
All causes	27,300 (20,800 to 34,700)	5,810 (4,460 to 7,390)	21,500 (15,200 to 29,900)	16,400 (13,500 to 19,800)	12,300 (10,200 to 15,200)	14,700 (11,600 to 18,600)	21,500 (17,500 to 26,500)	25,300 (20,200 to 31,800)	28,800 (22,800 to 36,800)	33,300 (26,500 to 42,100)	41,800 (32,800 to 52,700)
Communicable, maternal, neonatal, and nutritional diseases	22,700 (16,000 to 29,700)	3,840 (2,060 to 5,540)	13,300 (7,840 to 19,600)	10,500 (8,280 to 13,200)	5,350 (3,980 to 7,070)	4,060 (2,980 to 5,550)	5,160 (3,990 to 6,660)	6,430 (4,860 to 8,830)	7,000 (5,340 to 9,510)	6,670 (4,970 to 9,040)	6,870 (4,990 to 9,550)
HIV/AIDS and sexually transmitted infections	1,150 (335 to 2,590)	248 (62·2 to 594)	644 (388 to 1,050)	1,660 (1,090 to 2,620)	108 (73·6 to 160)	49·3 (32·7 to 73·2)	253 (198 to 314)	666 (541 to 804)	1,240 (978 to 1,490)	1,270 (1,060 to 1,560)	926 (655 to 1,230)
HIV/AIDS	0 (0 to 0)	0·1 (0 to 0·1)	365 (238 to 580)	1,650 (1,070 to 2,600)	99·4 (65·3 to 151)	40·4 (26·6 to 60·4)	238 (185 to 297)	635 (513 to 771)	1,200 (937 to 1,460)	1,220 (1,010 to 1,510)	865 (594 to 1,170)
HIV/AIDS - Drug-susceptible Tuberculosis	0 (0 to 0)	0 (0 to 0)	163 (105 to 261)	741 (481 to 1,170)	49·2 (31·3 to 74·2)	20·2 (13·9 to 29·3)	137 (98·4 to 182)	342 (269 to 419)	609 (481 to 748)	602 (489 to 743)	423 (296 to 562)
HIV/AIDS - Multidrug-resistant Tuberculosis without extensive	0 (0 to 0)	0 (0 to 0)	1·8 (0 to 9·3)	7·8 (0·2 to 41·3)	0·5 (0 to 2·5)	0·2 (0 to 1)	1·1 (0 to 6·1)	2·8 (0·1 to 15·4)	5·1 (0·2 to 27·6)	5·2 (0·2 to 29·2)	3·9 (0·1 to 21·5)
HIV/AIDS - Extensively drug-resistant Tuberculosis	0 (0 to 0)	0 (0 to 0)	0·3 (0 to 1·8)	1·5 (0 to 8)	0·1 (0 to 0·4)	0 (0 to 0·2)	0·2 (0 to 1)	0·5 (0 to 2·7)	0·9 (0 to 4·9)	0·9 (0 to 5·2)	0·7 (0 to 4)
HIV/AIDS resulting in other diseases	0 (0 to 0)	0 (0 to 0·1)	200 (130 to 318)	897 (585 to 1,430)	49·6 (32·2 to 75·9)	19·9 (12·5 to 30·7)	100 (77·5 to 122)	290 (229 to 355)	585 (443 to 725)	614 (504 to 774)	437 (287 to 605)
Sexually transmitted infections excluding HIV	1,150 (335 to 2,590)	248 (62·2 to 594)	279 (71·4 to 631)	16·7 (4·6 to 39·2)	9·1 (2·5 to 21·4)	8·9 (1·8 to 24·5)	14·4 (5·8 to 30·8)	30·4 (13·6 to 58)	39·6 (18·3 to 75·5)	46 (21·2 to 88)	61·4 (30·2 to 118)
Syphilis	1,150 (335 to 2,590)	248 (62·2 to 594)	279 (71·4 to 631)	16·7 (4·6 to 39·2)	9·1 (2·5 to 21·4)	4·6 (0·6 to 13·3)	2 (0·4 to 5·3)	1·1 (0·3 to 2·6)	2·2 (0·6 to 4·9)	2·4 (0·8 to 5·7)	3·2 (1 to 8·2)
Chlamydial infection	0 (0 to 0)	0 (0 to 0)	0 (0 to 0)	0 (0 to 0)	0 (0 to 0)	0·8 (0·1 to 2·3)	1·2 (0·4 to 2·8)	3·7 (1·1 to 8·4)	2·5 (1·1 to 4·8)	1·9 (1 to 3·5)	4·3 (1·8 to 9·6)
Gonococcal infection	0 (0 to 0)	0 (0 to 0)	0 (0 to 0)	0 (0 to 0)	0 (0 to 0)	1·3 (0·2 to 3·8)	2·8 (0·6 to 7·2)	5·2 (1·1 to 12·8)	4·2 (1·1 to 9·9)	3·8 (1·1 to 9·5)	8·2 (2 to 20·8)
Trichomoniasis	0 (0 to 0)	0 (0 to 0)	0 (0 to 0)	0 (0 to 0)	0 (0 to 0)	0·2 (0 to 0·5)	2·4 (0·7 to 6·1)	10·1 (3·4 to 24·5)	18·9 (6·3 to 43·2)	22·6 (7·2 to 54·4)	23·4 (7·2 to 56·3)
Genital herpes	0 (0 to 0)	0 (0 to 0)	0 (0 to 0)	0 (0 to 0)	0 (0 to 0)	0·4 (0·1 to 1·1)	2·1 (0·6 to 5·3)	4·3 (1·2 to 11·1)	6·8 (2·1 to 17·6)	9·1 (2·9 to 22·3)	10·7 (3·5 to 25·8)
Other sexually transmitted infections	0 (0 to 0)	0 (0 to 0)	0 (0 to 0)	0 (0 to 0)	0 (0 to 0)	1·6 (0·3 to 4·5)	4 (1·1 to 9·7)	6 (2 to 13·4)	5 (2·4 to 9·5)	6·3 (3·2 to 11·6)	11·6 (5 to 25·5)
Respiratory infections and tuberculosis	450 (216 to 762)	609 (264 to 1,110)	5,640 (2,870 to 9,710)	2,340 (1,360 to 3,520)	843 (590 to 1,160)	739 (545 to 1,000)	1,260 (890 to 1,720)	1,680 (1,130 to 2,410)	1,630 (1,060 to 2,570)	1,270 (824 to 2,040)	1,920 (1,210 to 3,000)
Tuberculosis	0 (0 to 0)	0 (0 to 0)	455 (217 to 823)	256 (130 to 432)	265 (153 to 409)	299 (186 to 466)	760 (462 to 1,180)	1,200 (729 to 1,840)	1,190 (687 to 1,990)	864 (472 to 1,490)	1,430 (802 to 2,370)
Latent tuberculosis infection	0 (0 to 0)	0 (0 to 0)	0 (0 to 0)	0 (0 to 0)	0 (0 to 0)	0 (0 to 0)	0 (0 to 0)	0 (0 to 0)	0 (0 to 0)	0 (0 to 0)	0 (0 to 0)
Drug-susceptible tuberculosis	0 (0 to 0)	0 (0 to 0)	450 (215 to 816)	254 (129 to 426)	263 (150 to 408)	296 (186 to 460)	752 (458 to 1,150)	1,190 (723 to 1,830)	1,180 (673 to 1,970)	855 (469 to 1,480)	1,420 (796 to 2,340)
Multidrug-resistant tuberculosis without extensive drug resistar	0 (0 to 0)	0 (0 to 0)	4 (0·1 to 23·9)	2·1 (0·1 to 10·7)	1·9 (0·1 to 10·1)	2·4 (0·1 to 12·9)	6·4 (0·2 to 33·9)	9·3 (0·3 to 48·7)	8·9 (0·3 to 46·1)	6·9 (0·2 to 35)	11·5 (0·4 to 64)
Extensively drug-resistant tuberculosis	0 (0 to 0)	0 (0 to 0)	0·8 (0 to 4·2)	0·4 (0 to 1·9)	0·3 (0 to 1·8)	0·4 (0 to 2·5)	1·2 (0 to 6·8)	1·7 (0 to 9·2)	1·7 (0 to 9)	1·3 (0 to 7·2)	2·2 (0·1 to 12)
Lower respiratory infections	449 (216 to 762)	607 (263 to 1,100)	5,140 (2,550 to 9,110)	1,850 (955 to 2,930)	275 (156 to 435)	186 (108 to 278)	258 (129 to 410)	267 (142 to 453)	251 (141 to 420)	232 (130 to 403)	310 (176 to 535)
Upper respiratory infections	0·3 (0·2 to 0·5)	1·9 (1·1 to 3·2)	36·7 (20·7 to 60·4)	164 (90·6 to 277)	202 (111 to 345)	187 (96·9 to 323)	182 (93·5 to 331)	169 (90·3 to 296)	153 (81·9 to 250)	147 (78·2 to 249)	146 (73·8 to 250)
Otitis media	0 (0 to 0·1)	0·1 (0·1 to 0·2)	5·8 (3·1 to 10·3)	65·7 (35·9 to 114)	100 (54 to 168)	66·5 (34·4 to 118)	56·5 (29·3 to 101)	45·2 (18·7 to 91)	37·1 (16·7 to 70·8)	32·2 (14·1 to 61·9)	33 (15·3 to 61)
Enteric infections	148 (62·2 to 288)	222 (74·5 to 509)	2,330 (774 to 5,080)	1,820 (912 to 3,220)	954 (535 to 1,530)	896 (494 to 1,450)	808 (410 to 1,410)	594 (309 to 1,090)	497 (263 to 964)	500 (255 to 983)	572 (281 to 1,180)
Diarrheal diseases	148 (62·2 to 288)	222 (74·1 to 509)	2,330 (768 to 5,060)	1,560 (738 to 2,880)	541 (261 to 1,000)	355 (174 to 647)	286 (140 to 562)	320 (140 to 691)	325 (144 to 710)	391 (174 to 867)	495 (221 to 1,080)
Typhoid and paratyphoid	0 (0 to 0)	0 (0 to 0)	1·5 (0·5 to 3·8)	225 (68·7 to 522)	388 (133 to 854)	524 (208 to 1,020)	508 (175 to 1,050)	265 (92·9 to 618)	166 (60·7 to 377)	103 (35·8 to 239)	72·3 (27·1 to 162)
Typhoid fever	0 (0 to 0)	0 (0 to 0)	1·4 (0·4 to 3·5)	204 (62·4 to 465)	351 (118 to 767)	476 (188 to 925)	463 (162 to 956)	243 (85·3 to 578)	153 (57·1 to 354)	95·9 (33·6 to 224)	67·6 (25·7 to 151)
Paratyphoid fever	0 (0 to 0)	0 (0 to 0)	0·1 (0 to 0·4)	20·9 (5·2 to 55·8)	36·7 (10 to 87·5)	48·4 (15·3 to 111)	45·1 (13·6 to 112)	22·1 (6·5 to 57·2)	12·7 (3·7 to 32·9)	7·3 (2 to 19·8)	4·7 (1·4 to 11·9)
Invasive Non-typhoidal Salmonella (iNTS)	0 (0 to 0)	0·4 (0·2 to 0·6)	5·3 (2·4 to 9·8)	28·4 (12·2 to 52·8)	22·7 (9·3 to 44·4)	15·8 (5·9 to 31·6)	13·3 (4·7 to 29)	8·6 (2·7 to 19·3)	6·1 (1·8 to 14·7)	4·6 (1·4 to 10·8)	4·5 (1·5 to 9·9)
Other intestinal infectious diseases	0 (0 to 0)	0 (0 to 0)	2·7 (0·1 to 11·9)	2·9 (0·4 to 9·3)	1·6 (0·1 to 6)	1·1 (0·1 to 3·8)	0·7 (0·1 to 2·7)	0·6 (0·1 to 2·2)	0·3 (0 to 1·1)	0·7 (0·1 to 2·4)	0·5 (0·1 to 1·7)
Neglected tropical diseases and malaria	1·1 (0·3 to 3·1)	72·2 (4·7 to 291)	1,290 (95·2 to 4,050)	1,720 (231 to 4,220)	1,550 (354 to 3,110)	946 (279 to 1,930)	720 (230 to 1,690)	905 (267 to 2,330)	732 (226 to 1,930)	707 (218 to 2,010)	617 (201 to 1,480)
Malaria	0 (0 to 0)	0·4 (0·1 to 1·3)	8·3 (1·2 to 36·3)	18·9 (5 to 61·3)	37 (14·7 to 84·7)	22 (9·8 to 49·3)	73·5 (18·4 to 286)	54·2 (16·5 to 180)	46 (17·1 to 132)	43·5 (15·3 to 124)	41·6 (14·8 to 124)
Chagas disease	0 (0 to 0)	0 (0 to 0)	0 (0 to 0)	0 (0 to 0)	0 (0 to 0)	0 (0 to 0)	0 (0 to 0)	0 (0 to 0)	0 (0 to 0)	0 (0 to 0)	0 (0 to 0)
Leishmaniasis	0 (0 to 0)	0 (0 to 0)	0 (0 to 0)	0 (0 to 0)	0 (0 to 0)	0 (0 to 0)	0 (0 to 0)	0 (0 to 0)	0 (0 to 0)	0 (0 to 0)	0 (0 to 0)
Visceral leishmaniasis	0 (0 to 0)	0 (0 to 0)	0 (0 to 0)	0 (0 to 0)	0 (0 to 0)	0 (0 to 0)	0 (0 to 0)	0 (0 to 0)	0 (0 to 0)	0 (0 to 0)	0 (0 to 0)
Cutaneous and mucocutaneous leishmaniasis	0 (0 to 0)	0 (0 to 0)	0 (0 to 0)	0 (0 to 0)	0 (0 to 0)	0 (0 to 0)	0 (0 to 0)	0 (0 to 0)	0 (0 to 0)	0 (0 to 0)	0 (0 to 0)
African trypanosomiasis	0 (0 to 0)	0 (0 to 0)	0 (0 to 0)	0 (0 to 0)	0 (0 to 0)	0 (0 to 0)	0 (0 to 0)	0 (0 to 0)	0 (0 to 0)	0 (0 to 0)	0 (0 to 0)
Schistosomiasis	0 (0 to 0)	0 (0 to 0)	0 (0 to 0)	0 (0 to 0)	0 (0 to 0)	0 (0 to 0)	0 (0 to 0)	0 (0 to 0)	0 (0 to 0)	0 (0 to 0)	0 (0 to 0)
Cysticercosis	0 (0 to 0)	0 (0 to 0)	0 (0 to 0)	0 (0 to 0)	0 (0 to 0·1)	0 (0 to 0·1)	0·1 (0 to 0·3)	0·2 (0 to 0·5)	0·3 (0·1 to 0·6)	0·4 (0·1 to 0·8)	0·5 (0·2 to 1)
Cystic echinococcosis	0 (0 to 0)	0 (0 to 0)	0 (0 to 0)	0·4 (0 to 1·7)	1 (0 to 4·4)	0·7 (0 to 2·7)	0·6 (0 to 2·1)	0·6 (0 to 2)	0·8 (0 to 3)	1 (0 to 3·5)	1·3 (0 to 5·1)
Lymphatic filariasis	0 (0 to 0)	0 (0 to 0)	0 (0 to 0)	0 (0 to 0)	32·5 (19·5 to 48·5)	35·4 (20·1 to 54·3)	36·1 (20·5 to 55·6)	34·6 (20 to 54·9)	33·2 (18·8 to 51·9)	33·2 (19·2 to 52·1)	33·3 (18·9 to 51·9)
Onchocerciasis	0 (0 to 0)	0 (0 to 0)	0 (0 to 0)	0 (0 to 0)	0 (0 to 0)	0 (0 to 0)	0 (0 to 0)	0 (0 to 0)	0 (0 to 0)	0 (0 to 0)	0 (0 to 0)
Trachoma	0 (0 to 0)	0 (0 to 0)	0 (0 to 0)	0 (0 to 0)	0 (0 to 0)	0 (0 to 0)	0 (0 to 0)	0 (0 to 0)	0 (0 to 0)	0 (0 to 0)	0 (0 to 0)
Dengue	0 (0 to 0)	70·1 (2·6 to 289)	1,270 (77·8 to 4,030)	1,640 (161 to 4,130)	1,300 (134 to 2,880)	736 (97·2 to 1,730)	527 (66·3 to 1,460)	691 (80·3 to 2,100)	544 (67·6 to 1,680)	529 (69·2 to 1,860)	456 (59·6 to 1,320)
Yellow fever	0 (0 to 0)	0 (0 to 0)	0 (0 to 0)	0 (0 to 0)	0 (0 to 0)	0 (0 to 0)	0 (0 to 0)	0 (0 to 0)	0 (0 to 0)	0 (0 to 0)	0 (0 to 0)
Rabies	0 (0 to 0)	0 (0 to 0)	1·6 (0 to 7·4)	2·9 (0 to 13·7)	23·1 (0·2 to 92·3)	27·1 (0·2 to 116)	0·9 (0 to 3·4)	0·5 (0 to 2·1)	1·6 (0 to 6·2)	1·4 (0·1 to 5·6)	1·9 (0·1 to 7)
Intestinal nematode infections	0 (0 to 0)	0 (0 to 0)	2 (0·5 to 6·5)	27·8 (11·4 to 53·6)	72·9 (35·1 to 127)	58 (28·5 to 110)	51·9 (26·5 to 90·9)	106 (37·3 to 247)	85·2 (34·4 to 167)	75·5 (27·3 to 156)	57·1 (23 to 110)
Ascariasis	0 (0 to 0)	0 (0 to 0)	1·6 (0·2 to 6·1)	17·8 (5·6 to 39·8)	37·4 (13 to 76·7)	21·5 (8·2 to 43·9)	13·9 (4·7 to 29·5)	11·5 (4·1 to 24·2)	10·7 (3·9 to 23·2)	10·3 (3·9 to 21·6)	10·8 (4 to 22·5)
Trichuriasis	0 (0 to 0)	0 (0 to 0)	0·1 (0 to 0·2)	2·3 (0·8 to 5)	6·9 (2·6 to 14·4)	7·7 (2·9 to 16)	12·1 (4·7 to 24·6)	11·3 (4·3 to 23·5)	8·3 (3·1 to 17)	6·1 (2·2 to 13·4)	5 (1·7 to 10·7)
Hookworm disease	0 (0 to 0)	0 (0 to 0)	0·3 (0·1 to 0·7)	7·7 (3 to 16·7)	28·6 (12·2 to 58·8)	28·8 (11·7 to 59·4)	25·8 (12·2 to 46·7)	83·3 (21·8 to 218)	66·2 (21·6 to 141)	59 (15·5 to 139)	41·3 (12 to 91·2)
Food-borne trematodiases	0 (0 to 0)	0 (0 to 0)	0 (0 to 0)	0 (0 to 0)	0 (0 to 0)	0 (0 to 0)	0 (0 to 0)	0 (0 to 0)	0 (0 to 0)	0 (0 to 0)	0 (0 to 0)
Leprosy	0 (0 to 0)	0 (0 to 0)	0 (0 to 0)	0 (0 to 0)	0 (0 to 0)	0 (0 to 0)	0·2 (0·1 to 0·3)	0·4 (0·2 to 0·5)	0·5 (0·3 to 0·8)	0·7 (0·4 to 1·1)	0·9 (0·6 to 1·4)
Ebola	0 (0 to 0)	0 (0 to 0)	0 (0 to 0)	0 (0 to 0)	0 (0 to 0)	0 (0 to 0)	0 (0 to 0)	0 (0 to 0)	0 (0 to 0)	0 (0 to 0)	0 (0 to 0)
Zika virus	0 (0 to 0)	0 (0 to 0)	0 (0 to 0)	0 (0 to 0)	0 (0 to 0)	0 (0 to 0)	0 (0 to 0)	0 (0 to 0)	0 (0 to 0)	0 (0 to 0)	0 (0 to 0)
Guinea worm disease	0 (0 to 0)	0 (0 to 0)	0 (0 to 0)	0 (0 to 0)	0 (0 to 0)	0 (0 to 0)	0 (0 to 0)	0 (0 to 0)	0 (0 to 0)	0 (0 to 0)	0 (0 to 0)
Other neglected tropical diseases	1·1 (0·3 to 3·1)	1·8 (0·6 to 3·8)	10 (2·2 to 25·1)	30 (10 to 65·1)	77·7 (21·8 to 162)	66·1 (16·6 to 154)	30·4 (8·5 to 67·9)	16·8 (2·1 to 46·9)	20·1 (3·8 to 51·3)	22·7 (3·9 to 58·3)	25 (6·3 to 61·3)
Other infectious diseases	228 (80·3 to 504)	94·2 (31·2 to 235)	1,130 (237 to 3,670)	1,730 (538 to 4,610)	496 (230 to 1,070)	236 (134 to 380)	268 (157 to 425)	233 (129 to 396)	210 (109 to 366)	153 (96·2 to 240)	151 (93·9 to 230)
Meningitis	4·9 (0·7 to 34·1)	9·4 (1 to 67·2)	74·2 (8·7 to 548)	40·9 (8·2 to 280)	9·9 (6·8 to 13·1)	10·6 (7·6 to 14·1)	12·5 (8·9 to 17)	11·4 (7·9 to 15·8)	9·6 (6·7 to 13·4)	8·4 (5·9 to 11·4)	9·4 (6·3 to 13·2)
Encephalitis	4·7 (1·7 to 12)	2·5 (0·7 to 6·5)	77·8 (23 to 216)	247 (71·4 to 626)	146 (38·6 to 325)	64·2 (27·9 to 133)	61·7 (25·3 to 134)	48·9 (19·4 to 109)	65·8 (20·1 to 146)	48·2 (21·1 to 107)	30·8 (14·7 to 59·2)
Diphtheria	0 (0 to 0)	0 (0 to 0)	0·8 (0 to 3·4)	1·2 (0 to 3·9)	0·9 (0 to 3·6)	0·5 (0 to 1·6)	0·2 (0 to 0·7)	0·1 (0 to 0·4)	0·1 (0 to 0·4)	0·1 (0 to 0·5)	0·2 (0 to 0·7)
Tetanus	114 (34·6 to 278)	64 (14·3 to 205)	26·5 (5·4 to 77·4)	16·2 (1·4 to 65·3)	8 (2 to 24)	6 (1·5 to 17·4)	7·4 (2 to 20·9)	4 (1 to 14·9)	6·1 (1·3 to 29·3)	4·4 (0·9 to 25·4)	3·2 (0·7 to 21·4)
Measles	0 (0 to 0)	0 (0 to 0)	47·2 (12·6 to 114)	161 (47·2 to 389)	33·3 (9·8 to 83·6)	9·6 (2·8 to 22·6)	4·2 (1·3 to 10)	2·2 (0·7 to 5·1)	1·1 (0·3 to 2·9)	0·7 (0·2 to 1·7)	0·5 (0·1 to 1·1)
Varicella and herpes zoster	2 (0·1 to 6·1)	4·6 (0·4 to 14·5)	29 (2·1 to 97·6)	58·4 (5·2 to 186)	28·1 (3·5 to 82·8)	11·3 (2 to 30·4)	8 (2 to 19·2)	7·9 (2·3 to 18·7)	9 (2·8 to 20·6)	11·5 (3·8 to 27·4)	11·8 (4·2 to 24·6)
Acute hepatitis	0 (0 to 0)	0 (0 to 0)	9·3 (2·6 to 24·8)	13 (5·2 to 28·6)	31·6 (15·2 to 64·4)	27·6 (16·3 to 44·9)	71·9 (33 to 148)	85 (35 to 186)	41·9 (20·8 to 81·9)	30·1 (15·3 to 52·9)	41·5 (21 to 79·9)
Acute hepatitis A	0 (0 to 0)	0 (0 to 0)	3·6 (0·4 to 12·3)	8·4 (2·8 to 20·7)	22·5 (10·1 to 48·2)	18·2 (9·6 to 31·7)	50·2 (21·1 to 119)	37·5 (12·1 to 108)	19·4 (6·6 to 48·5)	11·8 (4·1 to 27·8)	13·7 (3·4 to 39·9)
Acute hepatitis B	0 (0 to 0)	0 (0 to 0)	4·2 (0·5 to 13)	3·3 (0·3 to 10·7)	5·9 (0·6 to 20·4)	6·3 (1·5 to 16·2)	17·1 (2·5 to 51·3)	30·9 (5·2 to 85·1)	17·8 (5·3 to 41·9)	13·8 (4·9 to 30·1)	21·8 (7·6 to 44·7)
Acute hepatitis C	0 (0 to 0)	0 (0 to 0)	0·7 (0·2 to 2·3)	0·7 (0·3 to 2)	1·9 (0·3 to 8)	1·3 (0·3 to 3·8)	1·8 (0·3 to 7·4)	10·3 (1·8 to 31·5)	2 (0·4 to 5·8)	2·6 (0·5 to 8·3)	3·8 (0·8 to 11·1)
Acute hepatitis E	0 (0 to 0)	0 (0 to 0)	0·8 (0·1 to 3·2)	0·6 (0·1 to 2)	1·3 (0·5 to 2·7)	1·8 (0·8 to 4)	2·9 (0·9 to 8·5)	6·2 (1·6 to 20·2)	2·7 (0·8 to 7·2)	1·9 (0·7 to 4·9)	2·3 (0·7 to 6·4)
Other unspecified infectious diseases	103 (9 to 330)	13·8 (5·2 to 31·2)	46·7 (12·7 to 150)	53·7 (17·5 to 158)	79·7 (30·2 to 154)	73·7 (24·7 to 143)	88·4 (28·8 to 172)	62·6 (20·6 to 129)	70·3 (25·7 to 156)	44·6 (20·7 to 83·6)	49·3 (23·6 to 90·8)
Maternal and neonatal disorders	20,700 (14,500 to 27,200)	2,560 (1,280 to 3,800)	1,440 (682 to 2,580)	388 (284 to 520)	337 (240 to 445)	367 (265 to 484)	1,040 (715 to 1,440)	1,810 (1,160 to 2,810)	2,040 (1,370 to 3,120)	2,030 (1,310 to 3,210)	1,890 (1,160 to 3,020)
Maternal disorders	0 (0 to 0)	0 (0 to 0)	0 (0 to 0)	0 (0 to 0)	0 (0 to 0)	19·1 (6·1 to 45·2)	716 (412 to 1,110)	1,510 (864 to 2,520)	1,760 (1,090 to 2,830)	1,760 (1,050 to 2,910)	1,630 (883 to 2,760)
Maternal hemorrhage	0 (0 to 0)	0 (0 to 0)	0 (0 to 0)	0 (0 to 0)	0 (0 to 0)	10·9 (3·1 to 27·8)	287 (145 to 508)	578 (281 to 1,010)	655 (350 to 1,150)	674 (348 to 1,220)	682 (319 to 1,310)
Maternal sepsis and other maternal infections	0 (0 to 0)	0 (0 to 0)	0 (0 to 0)	0 (0 to 0)	0 (0 to 0)	0·1 (0·1 to 0·3)	19·6 (9 to 39·3)	64·4 (28·7 to 131)	76·1 (35 to 151)	63·4 (27·3 to 134)	45·6 (18·4 to 95·4)
Maternal hypertensive disorders	0 (0 to 0)	0 (0 to 0)	0 (0 to 0)	0 (0 to 0)	0 (0 to 0)	6·6 (1·8 to 16)	281 (143 to 480)	503 (250 to 919)	571 (306 to 973)	488 (260 to 865)	433 (200 to 771)
Maternal obstructed labor and uterine rupture	0 (0 to 0)	0 (0 to 0)	0 (0 to 0)	0 (0 to 0)	0 (0 to 0)	0 (0 to 0·1)	6·9 (2·9 to 14·6)	14·4 (6·1 to 32·9)	20·3 (9·2 to 40·8)	13·1 (6·1 to 27·5)	14·2 (5·7 to 31·7)
Maternal abortion and miscarriage	0 (0 to 0)	0 (0 to 0)	0 (0 to 0)	0 (0 to 0)	0 (0 to 0)	0·2 (0·1 to 0·6)	28·5 (10·2 to 63·1)	65·2 (24·8 to 146)	91·7 (31·4 to 212)	94·9 (33·8 to 235)	76·8 (24·3 to 195)
Ectopic pregnancy	0 (0 to 0)	0 (0 to 0)	0 (0 to 0)	0 (0 to 0)	0 (0 to 0)	0 (0 to 0·1)	4·7 (2 to 9·9)	16·6 (7·1 to 34·1)	16·4 (7 to 33·7)	24·8 (10·2 to 52·6)	19·2 (7·5 to 41·1)
Indirect maternal deaths	--	--	--	--	--	0 (0 to 0·1)	11·5 (4·7 to 24)	45·8 (18·2 to 98·3)	55·2 (21·4 to 118)	62·2 (24·7 to 136)	58·3 (22·4 to 125)
Late maternal deaths	--	--	--	--	--	0·6 (0·1 to 1·4)	16·1 (7·8 to 30·1)	26·9 (11·8 to 54·2)	25·2 (12·8 to 47·8)	24·3 (11·6 to 45·3)	24·5 (10·8 to 48)
Maternal deaths aggravated by HIV/AIDS	--	--	--	--	--	0 (0 to 0)	0·5 (0·2 to 1·2)	1·2 (0·4 to 2·9)	1·6 (0·5 to 3·7)	1·4 (0·5 to 3·2)	0·7 (0·3 to 1·6)
Neonatal disorders	20,700 (14,500 to 27,200)	2,560 (1,280 to 3,800)	1,440 (682 to 2,580)	388 (284 to 520)	337 (240 to 445)	348 (244 to 465)	327 (232 to 441)	301 (214 to 403)	281 (199 to 375)	267 (187 to 352)	260 (182 to 349)
Neonatal preterm birth	12,400 (7,850 to 17,100)	1,300 (594 to 2,100)	954 (423 to 1,790)	169 (117 to 232)	195 (130 to 272)	198 (133 to 277)	185 (126 to 262)	168 (114 to 238)	156 (104 to 223)	146 (97 to 205)	141 (93·3 to 198)
Neonatal encephalopathy due to birth asphyxia and trauma	5,830 (3,170 to 9,040)	251 (96·9 to 487)	132 (34·9 to 322)	36·7 (19·6 to 62·7)	35·1 (16 to 63·4)	37·2 (21·4 to 60·9)	36·3 (20·9 to 59·2)	33·9 (19·6 to 55·3)	31·9 (18·4 to 52)	30·7 (17·8 to 50)	30·3 (17·5 to 49·2)
Neonatal sepsis and other neonatal infections	1,310 (427 to 3,000)	765 (296 to 1,460)	200 (66 to 477)	66 (31·5 to 119)	88·6 (41·8 to 154)	92·9 (45·1 to 167)	86·5 (39·8 to 154)	81·7 (40·2 to 146)	76·2 (36·1 to 137)	74·1 (36 to 131)	72·3 (33·7 to 127)
Hemolytic disease and other neonatal jaundice	80 (36·9 to 148)	22 (8·4 to 45·8)	7·2 (4·4 to 13·5)	15 (11·1 to 19)	18·7 (13·8 to 23·9)	19·6 (14·3 to 25)	19·1 (14 to 24·3)	17·8 (13·1 to 22·7)	16·8 (12·4 to 21·4)	16·2 (11·9 to 20·7)	15·9 (11·8 to 20·4)
Other neonatal disorders	1,020 (454 to 1,800)	218 (75 to 433)	151 (58·8 to 343)	102 (73·6 to 138)	0 (0 to 0)	0 (0 to 0)	0 (0 to 0)	0 (0 to 0)	0 (0 to 0)	0 (0 to 0)	0 (0 to 0)
Nutritional deficiencies	5·7 (3·4 to 8·2)	31·4 (16·6 to 54)	776 (431 to 1,460)	809 (485 to 1,320)	1,070 (452 to 2,020)	823 (298 to 1,790)	816 (307 to 1,610)	542 (203 to 1,220)	646 (276 to 1,360)	741 (286 to 1,510)	800 (351 to 1,650)
Protein-energy malnutrition	5·6 (3·4 to 8·2)	16·7 (10·6 to 24·3)	627 (320 to 1,220)	513 (302 to 865)	187 (106 to 328)	76·2 (43·3 to 121)	74·7 (41·9 to 117)	89·8 (53·7 to 137)	112 (70·2 to 165)	156 (99·1 to 234)	154 (101 to 219)
Iodine deficiency	0 (0 to 0)	0 (0 to 0)	0 (0 to 0)	0·1 (0 to 0·3)	0·9 (0·2 to 2·1)	2·7 (0·9 to 6·2)	6·4 (2·5 to 13·1)	10·8 (4·5 to 21·5)	13·4 (5·5 to 27·6)	14·5 (6·1 to 28·3)	14·5 (6·4 to 29·5)
Vitamin A deficiency	0 (0 to 0·1)	2 (0·4 to 5·5)	14·1 (6·5 to 27·6)	59·9 (28·7 to 115)	74·9 (36·9 to 142)	55·4 (23·4 to 106)	25 (10·4 to 45·2)	22·4 (9 to 44·4)	20·5 (8·2 to 39·8)	18·8 (7·4 to 35·7)	17·3 (5·8 to 33·4)
Dietary iron deficiency	0 (0 to 0·1)	12·7 (2·7 to 30·8)	94·2 (14·9 to 253)	219 (53·8 to 532)	786 (221 to 1,700)	668 (174 to 1,600)	669 (178 to 1,450)	368 (35·1 to 1,020)	427 (71·5 to 1,080)	503 (79·6 to 1,260)	561 (154 to 1,400)
Other nutritional deficiencies	0 (0 to 0)	0 (0 to 0)	40·8 (14·7 to 98·8)	17·5 (9·4 to 34)	17·7 (9·3 to 29·6)	20·3 (10·9 to 33·5)	41·1 (25 to 62·7)	51·5 (31·1 to 77·5)	73·1 (44·2 to 112)	49·3 (29·1 to 74·2)	52·2 (32·1 to 77·7)
Non-communicable diseases	3,190 (1,780 to 5,300)	1,030 (516 to 1,690)	4,200 (2,100 to 7,400)	4,670 (3,400 to 6,290)	5,680 (4,290 to 7,260)	9,480 (7,100 to 12,400)	14,100 (10,700 to 18,400)	16,600 (12,600 to 21,300)	19,900 (15,300 to 25,700)	24,800 (19,300 to 31,300)	33,000 (25,800 to 41,400)
Neoplasms	13 (5·5 to 27·3)	8·7 (3·1 to 19·5)	87·8 (37·5 to 179)	450 (242 to 748)	551 (314 to 834)	618 (406 to 852)	898 (598 to 1,290)	994 (599 to 1,530)	1,500 (894 to 2,450)	2,670 (1,700 to 4,270)	4,590 (2,870 to 7,050)
Lip and oral cavity cancer	0 (0 to 0)	0 (0 to 0)	0 (0 to 0)	0 (0 to 0)	1·5 (0·8 to 2·6)	3 (1·2 to 5·9)	5·6 (2·5 to 11·4)	7·9 (3·3 to 16·8)	12 (4·7 to 25·8)	20·9 (8·6 to 45·2)	36 (15·3 to 82·8)
Nasopharynx cancer	0 (0 to 0)	0 (0 to 0)	0 (0 to 0)	0 (0 to 0)	0·9 (0·6 to 1·6)	1·8 (0·8 to 3·6)	7·4 (3·6 to 13·3)	13 (4·9 to 26·3)	19·7 (8·8 to 37·1)	27·5 (12·2 to 52·4)	47·5 (20·3 to 92)
Other pharynx cancer	0 (0 to 0)	0 (0 to 0)	0 (0 to 0)	0 (0 to 0)	0 (0 to 0)	0 (0 to 0)	0 (0 to 0)	1·8 (0·8 to 4·1)	2·7 (1·1 to 5·6)	4·6 (1·6 to 10)	8·1 (3·1 to 16·5)
Esophageal cancer	0 (0 to 0)	0 (0 to 0)	0 (0 to 0)	0 (0 to 0)	0 (0 to 0)	0 (0 to 0)	0 (0 to 0)	8·7 (3·5 to 16·7)	12·2 (4·7 to 23·4)	20·8 (8·3 to 40·8)	34·5 (14·2 to 65·2)
Stomach cancer	0 (0 to 0)	0 (0 to 0)	0 (0 to 0)	0 (0 to 0)	0 (0 to 0)	0 (0 to 0)	14·7 (6·6 to 24·8)	25 (10·6 to 43·1)	49·2 (22·6 to 87·2)	98·5 (43·2 to 185)	157 (73·1 to 281)
Colon and rectum cancer	0 (0 to 0)	0 (0 to 0)	0 (0 to 0)	0 (0 to 0)	5·3 (2·7 to 8·9)	10·8 (5·5 to 18·8)	29·7 (13·3 to 53·8)	66 (28 to 125)	106 (46·2 to 200)	205 (87·1 to 387)	339 (137 to 644)
Liver cancer	0·1 (0 to 0·2)	1·1 (0·2 to 4·3)	7 (2·4 to 16·2)	13·8 (5·8 to 28·2)	15·8 (7·3 to 30·1)	22·4 (10·9 to 42·6)	27·2 (11·2 to 55·5)	22·9 (9·8 to 44·6)	18·8 (8·8 to 35·8)	18·3 (8·4 to 36·6)	22·7 (10·1 to 44·8)
Liver cancer due to hepatitis B	0 (0 to 0)	0 (0 to 0)	0 (0 to 0)	0 (0 to 0)	0 (0 to 0)	9·7 (4 to 20)	10·5 (4·3 to 21·9)	10·7 (4·4 to 21·4)	10 (4·6 to 19·4)	9·5 (4·1 to 19)	10·5 (4·4 to 21)
Liver cancer due to hepatitis C	0 (0 to 0)	0 (0 to 0)	0 (0 to 0)	0 (0 to 0)	0 (0 to 0)	0·7 (0·3 to 1·6)	0·8 (0·3 to 1·6)	1·6 (0·6 to 3·6)	2·1 (0·9 to 4·4)	3·2 (1·4 to 6·7)	5·6 (2·1 to 12·2)
Liver cancer due to alcohol use	0 (0 to 0)	0 (0 to 0)	0 (0 to 0)	0 (0 to 0)	0 (0 to 0)	0 (0 to 0)	0·2 (0·1 to 0·5)	0·5 (0·2 to 1·1)	0·7 (0·3 to 1·5)	1 (0·4 to 2)	1·6 (0·6 to 3·5)
Liver cancer due to NASH	0 (0 to 0)	0 (0 to 0)	0 (0 to 0)	0 (0 to 0)	0 (0 to 0)	0 (0 to 0)	9·2 (3·9 to 19·1)	5·9 (2·5 to 11·8)	3·5 (1·5 to 7·2)	2·8 (1·2 to 5·8)	3 (1·3 to 6·2)
Liver cancer due to other causes	0·1 (0 to 0·2)	1·1 (0·2 to 4·3)	7 (2·4 to 16·2)	13·8 (5·8 to 28·2)	15·8 (7·3 to 30·1)	12 (6·3 to 21·1)	6·5 (2·5 to 13·6)	4·1 (1·7 to 8·1)	2·5 (1·1 to 5)	1·9 (0·8 to 3·8)	1·9 (0·8 to 4)
Gallbladder and biliary tract cancer	0 (0 to 0)	0 (0 to 0)	0 (0 to 0)	0 (0 to 0)	0 (0 to 0)	0 (0 to 0)	0 (0 to 0)	1·2 (0·7 to 2·1)	4·2 (1·6 to 8·9)	5·5 (1·9 to 11·8)	16·8 (5·8 to 35·4)
Pancreatic cancer	0 (0 to 0)	0 (0 to 0)	0 (0 to 0)	0 (0 to 0)	0 (0 to 0)	0 (0 to 0)	3·1 (1·4 to 6·1)	5·7 (2 to 11·7)	18·2 (6·5 to 38·7)	41·4 (16·6 to 85·6)	78·1 (30 to 158)
Larynx cancer	0 (0 to 0)	0 (0 to 0)	0 (0 to 0)	0 (0 to 0)	0 (0 to 0)	0 (0 to 0)	0 (0 to 0)	2·3 (1·2 to 4·7)	2·9 (1·4 to 5·3)	3·1 (1·4 to 6·1)	12·3 (4·8 to 26)
Tracheal, bronchus, and lung cancer	0 (0 to 0)	0 (0 to 0)	0 (0 to 0)	0 (0 to 0)	0 (0 to 0)	5·6 (2 to 11·8)	27·5 (9·8 to 59·2)	44·1 (14·5 to 102)	89·4 (31·8 to 182)	132 (54 to 272)	273 (102 to 557)
Malignant skin melanoma	0 (0 to 0)	0 (0 to 0)	0·1 (0·1 to 0·2)	0·8 (0·5 to 1·1)	0·9 (0·5 to 1·4)	1 (0·7 to 1·5)	2·5 (1·2 to 5)	3·2 (1·4 to 6·6)	4·5 (2·1 to 9·6)	5 (2·1 to 11)	10·3 (4·7 to 23)
Non-melanoma skin cancer	0 (0 to 0)	0 (0 to 0)	0 (0 to 0)	0 (0 to 0)	0 (0 to 0)	0 (0 to 0)	0 (0 to 0)	6·8 (2·1 to 16·8)	6·7 (2·2 to 15·2)	6·9 (2·2 to 16·9)	26·3 (8 to 70·4)
Non-melanoma skin cancer (squamous-cell carcinoma)	0 (0 to 0)	0 (0 to 0)	0 (0 to 0)	0 (0 to 0)	0 (0 to 0)	0 (0 to 0)	0 (0 to 0)	6·8 (2·1 to 16·8)	6·7 (2·2 to 15·2)	6·9 (2·2 to 16·9)	26·3 (8 to 70·4)
Non-melanoma skin cancer (basal-cell carcinoma)	0 (0 to 0)	0 (0 to 0)	0 (0 to 0)	0 (0 to 0)	0 (0 to 0)	0 (0 to 0)	0 (0 to 0)	0 (0 to 0)	0 (0 to 0)	0 (0 to 0)	0 (0 to 0)
Breast cancer	0 (0 to 0)	0 (0 to 0)	0 (0 to 0)	0 (0 to 0)	0 (0 to 0)	0 (0 to 0)	41·8 (20·7 to 76·9)	64·5 (35·2 to 109)	294 (161 to 517)	1,020 (563 to 1,720)	1,780 (1,050 to 2,940)
Cervical cancer	0 (0 to 0)	0 (0 to 0)	0 (0 to 0)	0 (0 to 0)	0 (0 to 0)	0 (0 to 0)	19·1 (6·3 to 40·4)	45·5 (15·1 to 90·4)	105 (37·7 to 221)	259 (98·7 to 489)	556 (215 to 1,080)
Uterine cancer	0 (0 to 0)	0 (0 to 0)	0 (0 to 0)	0 (0 to 0)	0 (0 to 0)	0 (0 to 0)	0 (0 to 0)	10·2 (2·7 to 23·2)	19·8 (6·2 to 42·4)	36·9 (12·9 to 83·2)	80·8 (30·2 to 170)
Ovarian cancer	0 (0 to 0)	0 (0 to 0)	0 (0 to 0)	0 (0 to 0)	11·7 (4·7 to 21·6)	22·8 (10·5 to 41·8)	54·5 (24·4 to 121)	81 (34·4 to 182)	111 (49 to 241)	156 (70·6 to 354)	251 (117 to 596)
Prostate cancer	0 (0 to 0)	0 (0 to 0)	0 (0 to 0)	0 (0 to 0)	0 (0 to 0)	0 (0 to 0)	0 (0 to 0)	0 (0 to 0)	0 (0 to 0)	0 (0 to 0)	0 (0 to 0)
Testicular cancer	--	--	--	--	--	--	--	--	--	--	--
Kidney cancer	0·5 (0·1 to 1·7)	0·3 (0 to 0·9)	6 (1·6 to 17·8)	28·3 (8·4 to 67·9)	12·3 (4·3 to 30·5)	7·2 (2·7 to 16·6)	6·8 (2·1 to 17·4)	7·9 (2·6 to 20·3)	9·4 (3·5 to 23)	13 (4·8 to 33·4)	27·3 (10·6 to 66·7)
Bladder cancer	0 (0 to 0)	0 (0 to 0)	0 (0 to 0)	0 (0 to 0)	0 (0 to 0)	0 (0 to 0)	1·2 (0·9 to 1·8)	1·2 (0·7 to 2·2)	1·4 (0·7 to 3·1)	3·8 (1·5 to 6·9)	8·4 (3·2 to 16·9)
Brain and central nervous system cancer	2·4 (0·6 to 7·1)	1·3 (0·3 to 3·9)	11·2 (4·1 to 24·9)	64·9 (26·2 to 140)	111 (54·9 to 191)	87·1 (47·9 to 147)	72·5 (42·2 to 119)	66·8 (35·9 to 118)	84·4 (44·1 to 147)	96 (51·3 to 171)	116 (58·6 to 216)
Thyroid cancer	0 (0 to 0)	0 (0 to 0)	0 (0 to 0)	0 (0 to 0)	1·1 (0·6 to 2·2)	1·1 (0·7 to 1·8)	4·3 (1·6 to 8·8)	5·2 (1·5 to 13·8)	8·7 (2·6 to 20·8)	12·6 (4·7 to 28·2)	33·5 (13·8 to 67·4)
Mesothelioma	0 (0 to 0)	0 (0 to 0)	0 (0 to 0)	0 (0 to 0)	0 (0 to 0)	0 (0 to 0)	0 (0 to 0)	4·9 (0·8 to 16·4)	5·9 (0·8 to 21·7)	4·5 (1 to 13·5)	9·9 (1·8 to 30)
Hodgkin lymphoma	0 (0 to 0)	0 (0 to 0)	0 (0 to 0)	0·9 (0·5 to 1·6)	3·1 (0·7 to 7·4)	3·1 (0·8 to 7·2)	14·7 (4·6 to 33·7)	19·1 (6 to 47)	23·7 (7·8 to 61)	13·9 (4·2 to 34·6)	14·3 (4·9 to 35·5)
Non-Hodgkin lymphoma	0 (0 to 0)	0 (0 to 0)	0 (0 to 0)	23·5 (9·2 to 46·2)	27·7 (10·1 to 54)	32·4 (12·3 to 60·6)	61·6 (24·4 to 116)	70·9 (24·1 to 148)	79·8 (31·3 to 167)	64·3 (24·1 to 135)	91·6 (35·2 to 189)
Multiple myeloma	0 (0 to 0)	0 (0 to 0)	0 (0 to 0)	0 (0 to 0)	0 (0 to 0)	0 (0 to 0)	0 (0 to 0)	1·1 (0·7 to 2)	1·2 (0·6 to 2·7)	3·6 (1·3 to 7·9)	8·1 (3·2 to 17·3)
Leukemia	5·5 (0·8 to 18·3)	2·7 (0·4 to 8·3)	42·6 (11·5 to 97·6)	216 (93·6 to 407)	261 (111 to 459)	227 (110 to 380)	282 (127 to 487)	221 (88·8 to 408)	225 (92 to 427)	223 (97 to 397)	283 (119 to 522)
Acute lymphoid leukemia	1·2 (0·1 to 4·2)	0·5 (0·1 to 1·8)	12 (2·7 to 34·7)	69·2 (23·5 to 157)	88·6 (27·2 to 200)	76·7 (26·4 to 169)	54·4 (16·3 to 137)	24 (6 to 70·1)	37·2 (10·2 to 96·6)	14·8 (4 to 42·3)	25·5 (7·2 to 73·5)
Chronic lymphoid leukemia	0 (0 to 0)	0 (0 to 0)	0 (0 to 0)	0 (0 to 0)	0 (0 to 0)	0 (0 to 0)	0 (0 to 0)	1·4 (0·5 to 3·5)	1·4 (0·5 to 3·4)	1·3 (0·5 to 3·1)	3·3 (0·9 to 8·4)
Acute myeloid leukemia	0·6 (0·1 to 2·5)	0·3 (0 to 1·2)	3·1 (0·6 to 9·9)	40·2 (11·5 to 99·3)	33·5 (9·3 to 80·1)	40·3 (12·4 to 96·6)	70·7 (21·9 to 181)	35·9 (10·4 to 100)	48·8 (14·2 to 122)	46·8 (13·9 to 131)	60·2 (15·3 to 161)
Chronic myeloid leukemia	0·1 (0 to 0·7)	0 (0 to 0·3)	0·5 (0·1 to 1·6)	2·4 (0·6 to 6·2)	3·5 (0·8 to 9·1)	3·5 (0·9 to 8·2)	4·6 (1·1 to 12·3)	8·6 (1·6 to 25·7)	11·2 (2·4 to 30·1)	12·9 (2·9 to 40·3)	15 (3·3 to 39·2)
Other leukemia	3·6 (0·5 to 12·5)	1·9 (0·3 to 6·4)	27 (6 to 68·1)	104 (38·4 to 206)	135 (44·8 to 253)	106 (43·2 to 195)	152 (60·3 to 286)	151 (58·8 to 286)	126 (48·3 to 262)	147 (56·7 to 282)	179 (67·6 to 354)
Other malignant neoplasms	4·4 (1·7 to 9·6)	3·3 (0·6 to 11·1)	20·1 (7 to 47·4)	100 (53·8 to 168)	98·3 (58·4 to 152)	192 (121 to 281)	220 (149 to 322)	184 (118 to 290)	183 (112 to 295)	180 (110 to 290)	265 (153 to 433)
Other neoplasms	0 (0 to 0·1)	0 (0 to 0)	0·7 (0·2 to 2·3)	1·3 (0·6 to 2·7)	1·1 (0·7 to 2·1)	1·5 (0·8 to 3·9)	1·5 (1 to 3·2)	1·9 (0·9 to 4·7)	2·6 (0·9 to 7·2)	1·7 (0·8 to 4·2)	4·1 (1·7 to 10·7)
Myelodysplastic, myeloproliferative, and other hematopoietic n	0 (0 to 0·1)	0 (0 to 0)	0·7 (0·2 to 2·3)	1·3 (0·6 to 2·7)	1·1 (0·7 to 2·1)	1·5 (0·8 to 3·9)	1·5 (1 to 3·2)	1·9 (0·9 to 4·7)	2·6 (0·9 to 7·2)	1·7 (0·8 to 4·2)	4·1 (1·7 to 10·7)
Benign and in situ intestinal neoplasms	0 (0 to 0)	0 (0 to 0)	0 (0 to 0)	0 (0 to 0)	0 (0 to 0)	0 (0 to 0)	0 (0 to 0)	0 (0 to 0)	0 (0 to 0)	0 (0 to 0)	0 (0 to 0)
Benign and in situ cervical and uterine neoplasms	0 (0 to 0)	0 (0 to 0)	0 (0 to 0)	0 (0 to 0)	0 (0 to 0)	0 (0 to 0)	0 (0 to 0)	0 (0 to 0)	0 (0 to 0)	0 (0 to 0)	0 (0 to 0)
Other benign and in situ neoplasms	0 (0 to 0)	0 (0 to 0)	0 (0 to 0)	0 (0 to 0)	0 (0 to 0)	0 (0 to 0)	0 (0 to 0)	0 (0 to 0)	0 (0 to 0)	0 (0 to 0)	0 (0 to 0)
Cardiovascular diseases	5·7 (2·3 to 12·7)	13·3 (5·1 to 27·1)	126 (48 to 248)	112 (63·7 to 196)	236 (156 to 349)	379 (257 to 527)	1,020 (704 to 1,450)	1,310 (879 to 1,940)	1,890 (1,270 to 2,860)	2,950 (1,980 to 4,310)	5,170 (3,460 to 7,620)
Rheumatic heart disease	0 (0 to 0)	0 (0 to 0)	0 (0 to 0)	15·6 (7·2 to 31·7)	71·1 (41·3 to 112)	119 (70·2 to 190)	140 (85·7 to 206)	128 (79·7 to 194)	143 (91·1 to 213)	136 (87 to 197)	157 (104 to 224)

Cause	40 to 44	45 to 49	50 to 54	55 to 59	60 to 64	65 to 69	70 to 74	75 to 79	80 to 84	85 to 89	90 to 94	95 plus	Total
All causes	50,100 (38,900 to 63,600)	53,900 (42,000 to 69,200)	55,700 (43,200 to 71,800)	54,600 (41,400 to 71,100)	50,900 (40,100 to 64,000)	43,400 (35,200 to 52,200)	36,500 (30,900 to 42,700)	27,700 (24,100 to 31,800)	17,000 (15,000 to 18,900)	7,630 (6,690 to 8,440)	2,180 (1,890 to 2,420)	411 (358 to 460)	648,000
Communicable, maternal, neonatal, and nutritional diseases	6,320 (4,610 to 8,760)	5,360 (3,790 to 7,600)	4,790 (3,380 to 6,830)	4,500 (2,950 to 6,660)	4,520 (3,090 to 6,570)	4,210 (2,870 to 6,140)	4,160 (2,840 to 5,880)	3,400 (2,330 to 4,820)	2,230 (1,510 to 3,100)	1,130 (735 to 1,640)	348 (221 to 492)	73·3 (48 to 106)	133,000
HIV/AIDS and sexually transmitted infections	550 (443 to 690)	292 (202 to 422)	152 (108 to 231)	92·3 (60·1 to 156)	43·9 (23·9 to 80·8)	41·9 (21·1 to 74·9)	33·5 (16·7 to 60·5)	27·5 (5·9 to 66·4)	8·5 (1·1 to 19·4)	4·8 (0·4 to 11·2)	1·2 (0·1 to 2·8)	0·3 (0 to 0·6)	9,460
HIV/AIDS	486 (388 to 619)	236 (155 to 356)	116 (81·2 to 187)	58·9 (38·6 to 115)	16·1 (11·5 to 28·1)	18·7 (10·1 to 42·4)	16·8 (8·2 to 39·1)	3·5 (1·8 to 7·6)	0 (0 to 0·1)	0 (0 to 0)	0 (0 to 0)	0 (0 to 0)	7,260
HIV/AIDS - Drug-susceptible Tuberculosis	237 (185 to 300)	115 (76·1 to 165)	56·9 (38·7 to 88·9)	28·9 (18·4 to 54·6)	8 (5·8 to 13·5)	10·2 (5·1 to 21·2)	8·9 (4·5 to 19·1)	1·8 (1·1 to 3·6)	0 (0 to 0)	0 (0 to 0)	0 (0 to 0)	0 (0 to 0)	3,550
HIV/AIDS - Multidrug-resistant Tuberculosis without extensive	2·3 (0·1 to 12·3)	1·1 (0 to 6·1)	0·6 (0 to 3·2)	0·3 (0 to 1·6)	0·1 (0 to 0·5)	0·1 (0 to 0·6)	0·1 (0 to 0·5)	0 (0 to 0·1)	0 (0 to 0)	0 (0 to 0)	0 (0 to 0)	0 (0 to 0)	32·9
HIV/AIDS - Extensively drug-resistant Tuberculosis	0·4 (0 to 2·3)	0·2 (0 to 1·2)	0·1 (0 to 0·6)	0·1 (0 to 0·3)	0 (0 to 0·1)	0 (0 to 0·1)	0 (0 to 0·1)	0 (0 to 0)	0 (0 to 0)	0 (0 to 0)	0 (0 to 0)	0 (0 to 0)	6
HIV/AIDS resulting in other diseases	247 (195 to 319)	120 (76·2 to 185)	58·6 (40 to 97·9)	29·6 (19 to 60·8)	8 (5·5 to 14·7)	8·3 (4·2 to 20·8)	7·8 (3·3 to 19·9)	1·6 (0·7 to 3·9)	0 (0 to 0)	0 (0 to 0)	0 (0 to 0)	0 (0 to 0)	3,670
Sexually transmitted infections excluding HIV	63·9 (31·6 to 121)	56·7 (24·8 to 109)	35·6 (15·4 to 66·9)	33·4 (14 to 66·3)	27·7 (8·7 to 65·4)	23·2 (6·3 to 48·3)	16·6 (3·6 to 36·5)	24 (2·3 to 63·1)	8·5 (1·1 to 19·4)	4·8 (0·4 to 11·2)	1·2 (0·1 to 2·8)	0·3 (0 to 0·6)	2,200
Syphilis	1·4 (0·5 to 3·1)	2·4 (0·7 to 5·4)	1·6 (0·5 to 3·8)	0·9 (0·3 to 2)	1·3 (0·2 to 3·4)	1·5 (0·2 to 3·6)	1·7 (0·2 to 4·1)	2·3 (0·2 to 6·1)	1·6 (0·1 to 3·8)	0·9 (0·1 to 2·1)	0·4 (0 to 0·9)	0·1 (0 to 0·2)	1,730
Chlamydial infection	5·2 (2 to 11·3)	4·9 (1·7 to 10·6)	2·1 (0·5 to 5·2)	3 (0·4 to 7·9)	3 (0·2 to 8·6)	1·8 (0·1 to 4·6)	1·9 (0·1 to 4·9)	3·4 (0·1 to 9·3)	1·5 (0·1 to 3·6)	0·7 (0 to 1·8)	0·2 (0 to 0·4)	0·1 (0 to 0·1)	42·2
Gonococcal infection	10·9 (2·7 to 26·6)	9·8 (2·3 to 23·6)	5·9 (1·1 to 15·3)	8·4 (1 to 22·2)	7·7 (0·4 to 22)	9·9 (0·6 to 24·6)	6·5 (0·3 to 16·6)	12 (0·4 to 33·3)	3·3 (0·2 to 8)	1·9 (0·1 to 4·6)	0·4 (0 to 1)	0·1 (0 to 0·2)	102
Trichomoniasis	23 (7·2 to 55·8)	19·1 (5·8 to 44·2)	13·6 (4·1 to 32·5)	8·7 (2·8 to 21·4)	5 (1·7 to 11·9)	2·9 (1 to 7·1)	1·6 (0·6 to 3·7)	0·8 (0·3 to 1·8)	0·3 (0·1 to 0·7)	0·1 (0 to 0·2)	0 (0 to 0)	0 (0 to 0)	153
Genital herpes	10·8 (3·6 to 26·6)	9·5 (3 to 23·1)	7·7 (2·4 to 19)	5·9 (1·7 to 14·7)	4·1 (1·2 to 10·2)	2·6 (0·8 to 6·5)	1·6 (0·5 to 4)	0·9 (0·3 to 2·2)	0·4 (0·1 to 1·1)	0·1 (0 to 0·4)	0 (0 to 0·1)	0 (0 to 0)	77
Other sexually transmitted infections	12·5 (5·2 to 26·5)	11·1 (4·4 to 23·6)	4·6 (1·3 to 11·3)	6·6 (1 to 17·1)	6·6 (0·4 to 19)	4·4 (0·3 to 10·9)	3·4 (0·2 to 8·6)	4·7 (0·2 to 12·9)	1·4 (0·1 to 3·3)	1 (0 to 2·3)	0·2 (0 to 0·5)	0 (0 to 0·1)	90·9
Respiratory infections and tuberculosis	2,030 (1,290 to 3,130)	2,280 (1,440 to 3,530)	2,250 (1,400 to 3,420)	2,100 (1,260 to 3,280)	2,250 (1,440 to 3,350)	2,170 (1,370 to 3,100)	2,210 (1,420 to 3,130)	1,730 (1,070 to 2,460)	1,070 (645 to 1,480)	511 (301 to 727)	145 (84·7 to 209)	28·8 (17 to 41·7)	37,200
Tuberculosis	1,430 (830 to 2,400)	1,700 (965 to 2,800)	1,590 (907 to 2,580)	1,390 (772 to 2,340)	1,390 (809 to 2,230)	1,260 (792 to 1,920)	1,120 (691 to 1,680)	772 (501 to 1,150)	388 (245 to 579)	147 (92·6 to 218)	32·5 (20·7 to 47·8)	6·1 (4 to 9)	17,900
Latent tuberculosis infection	0 (0 to 0)	0 (0 to 0)	0 (0 to 0)	0 (0 to 0)	0 (0 to 0)	0 (0 to 0)	0 (0 to 0)	0 (0 to 0)	0 (0 to 0)	0 (0 to 0)	0 (0 to 0)	0 (0 to 0)	0
Drug-susceptible tuberculosis	1,420 (823 to 2,400)	1,680 (956 to 2,780)	1,570 (898 to 2,530)	1,380 (763 to 2,330)	1,380 (805 to 2,200)	1,250 (773 to 1,900)	1,100 (687 to 1,680)	764 (496 to 1,130)	384 (243 to 574)	145 (91·2 to 216)	32·2 (20·4 to 47·5)	6 (3·9 to 8·9)	17,800
Multidrug-resistant tuberculosis without extensive drug resistar	12·1 (0·4 to 66·9)	14·4 (0·4 to 77·6)	14 (0·4 to 76·3)	12·3 (0·4 to 65·3)	12·4 (0·4 to 64·3)	10·9 (0·4 to 57·1)	9·5 (0·3 to 55·6)	6·8 (0·2 to 36·4)	3·3 (0·1 to 17·1)	1·2 (0 to 6·3)	0·3 (0 to 1·5)	0·1 (0 to 0·3)	150
Extensively drug-resistant tuberculosis	2·3 (0·1 to 13·1)	2·7 (0·1 to 14·1)	2·7 (0·1 to 14·4)	2·3 (0·1 to 12·9)	2·3 (0·1 to 12·3)	2 (0·1 to 11·3)	1·8 (0·1 to 10·2)	1·2 (0 to 6·8)	0·6 (0 to 3·4)	0·2 (0 to 1·3)	0·1 (0 to 0·3)	0 (0 to 0·1)	28·2
Lower respiratory infections	431 (237 to 734)	452 (255 to 757)	553 (300 to 913)	632 (329 to 1,050)	801 (373 to 1,310)	876 (372 to 1,410)	1,070 (417 to 1,670)	942 (392 to 1,510)	679 (293 to 1,020)	362 (168 to 551)	112 (54·2 to 169)	22·6 (11·3 to 35·3)	16,800
Upper respiratory infections	131 (69·2 to 232)	106 (54·9 to 185)	83·4 (44·5 to 144)	62 (33·2 to 104)	44·5 (23·9 to 72·8)	28·9 (14·9 to 49·8)	18·4 (10 to 31)	10·6 (5·7 to 17·5)	5 (2·7 to 8·2)	1·7 (1 to 2·9)	0·5 (0·3 to 0·7)	0·1 (0 to 0·1)	1,880
Otitis media	33·1 (14·5 to 61·6)	29·7 (13·9 to 54·1)	24·7 (10·8 to 45·4)	18·6 (9·4 to 34·3)	12·4 (5·3 to 24·6)	7 (3·3 to 13)	3·9 (1·7 to 7·7)	2·4 (1·1 to 4·4)	1·2 (0·5 to 2·4)	0·5 (0·2 to 0·9)	0·1 (0·1 to 0·2)	0 (0 to 0)	576
Enteric infections	613 (301 to 1,240)	709 (313 to 1,520)	821 (340 to 1,780)	908 (352 to 2,060)	1,100 (422 to 2,370)	1,100 (445 to 2,380)	1,150 (461 to 2,510)	1,070 (422 to 2,270)	756 (299 to 1,580)	407 (149 to 854)	135 (47·7 to 273)	28·3 (9·9 to 60)	18,100
Diarrheal diseases	557 (248 to 1,160)	665 (279 to 1,470)	785 (309 to 1,750)	880 (331 to 2,030)	1,080 (406 to 2,360)	1,090 (434 to 2,360)	1,140 (455 to 2,500)	1,060 (420 to 2,270)	754 (297 to 1,580)	406 (148 to 854)	135 (47·4 to 273)	28·3 (9·9 to 60)	15,500
Typhoid and paratyphoid	51·7 (19·4 to 113)	40·5 (14·1 to 91·1)	31·7 (11·4 to 71·5)	24 (7·8 to 55·1)	15·6 (5·3 to 36·2)	8·8 (3·5 to 18·9)	5 (1·8 to 10·6)	2·5 (0·9 to 4·9)	1 (0·3 to 2)	0·3 (0·1 to 0·6)	0·1 (0 to 0·2)	0 (0 to 0)	2,430
Typhoid fever	48·7 (18·1 to 105)	38·3 (13·4 to 86·4)	30·2 (10·8 to 68·2)	22·9 (7·5 to 53·1)	15 (5·2 to 35)	8·5 (3·3 to 18)	4·8 (1·7 to 10·2)	2·4 (0·9 to 4·7)	1 (0·3 to 2)	0·3 (0·1 to 0·6)	0·1 (0 to 0·2)	0 (0 to 0)	2,230
Paratyphoid fever	3·1 (1 to 7·6)	2·1 (0·6 to 5·6)	1·5 (0·4 to 4)	1·1 (0·3 to 2·6)	0·6 (0·2 to 1·5)	0·3 (0·1 to 0·8)	0·2 (0·1 to 0·4)	0·1 (0 to 0·2)	0 (0 to 0·1)	0 (0 to 0)	0 (0 to 0)	0 (0 to 0)	207
Invasive Non-typhoidal Salmonella (iNTS)	4·3 (1·5 to 9·3)	3·9 (1·2 to 8·6)	3·9 (1·3 to 8·2)	4·1 (1·5 to 8·7)	4·1 (1·5 to 8·3)	3·4 (1·2 to 6·8)	2·6 (1 to 5·1)	1·6 (0·6 to 3·2)	0·7 (0·3 to 1·4)	0·2 (0·1 to 0·5)	0 (0 to 0·1)	0 (0 to 0)	138
Other intestinal infectious diseases	0·6 (0·1 to 2·1)	0·4 (0 to 1·2)	0·3 (0 to 1·2)	0·2 (0 to 0·8)	0·2 (0 to 0·7)	0·2 (0 to 0·9)	0·2 (0 to 0·5)	0·1 (0 to 0·3)	0·1 (0 to 0·2)	0·1 (0 to 0·2)	0 (0 to 0·1)	0 (0 to 0)	13·3
Neglected tropical diseases and malaria	629 (194 to 1,660)	420 (143 to 1,030)	352 (124 to 855)	393 (101 to 1,030)	229 (66·7 to 625)	264 (49·1 to 767)	139 (36·2 to 343)	104 (21·4 to 265)	54·4 (12·1 to 150)	23·5 (5·6 to 64·3)	5·8 (1·6 to 13·1)	1·4 (0·4 to 3·5)	11,900
Malaria	34·2 (13·3 to 95·1)	27·7 (6·9 to 105)	25·1 (6·2 to 97·1)	21·1 (5·1 to 81)	14·4 (3·5 to 54·6)	8 (2 to 29·8)	8·8 (1·7 to 37·5)	4·1 (0·8 to 16·7)	1·5 (0·4 to 5·4)	0·3 (0·1 to 0·6)	0·1 (0 to 0·1)	0 (0 to 0)	491
Chagas disease	0 (0 to 0)	0 (0 to 0)	0 (0 to 0)	0 (0 to 0)	0 (0 to 0)	0 (0 to 0)	0 (0 to 0)	0 (0 to 0)	0 (0 to 0)	0 (0 to 0)	0 (0 to 0)	0 (0 to 0)	0
Leishmaniasis	0 (0 to 0)	0 (0 to 0)	0 (0 to 0)	0 (0 to 0)	0 (0 to 0)	0 (0 to 0)	0 (0 to 0)	0 (0 to 0)	0 (0 to 0)	0 (0 to 0)	0 (0 to 0)	0 (0 to 0)	0
Visceral leishmaniasis	0 (0 to 0)	0 (0 to 0)	0 (0 to 0)	0 (0 to 0)	0 (0 to 0)	0 (0 to 0)	0 (0 to 0)	0 (0 to 0)	0 (0 to 0)	0 (0 to 0)	0 (0 to 0)	0 (0 to 0)	0
Cutaneous and mucocutaneous leishmaniasis	0 (0 to 0)	0 (0 to 0)	0 (0 to 0)	0 (0 to 0)	0 (0 to 0)	0 (0 to 0)	0 (0 to 0)	0 (0 to 0)	0 (0 to 0)	0 (0 to 0)	0 (0 to 0)	0 (0 to 0)	0
African trypanosomiasis	0 (0 to 0)	0 (0 to 0)	0 (0 to 0)	0 (0 to 0)	0 (0 to 0)	0 (0 to 0)	0 (0 to 0)	0 (0 to 0)	0 (0 to 0)	0 (0 to 0)	0 (0 to 0)	0 (0 to 0)	0
Schistosomiasis	0 (0 to 0)	0 (0 to 0)	0 (0 to 0)	0 (0 to 0)	0 (0 to 0)	0 (0 to 0)	0 (0 to 0)	0 (0 to 0)	0 (0 to 0)	0 (0 to 0)	0 (0 to 0)	0 (0 to 0)	0
Cysticercosis	0·6 (0·2 to 1·3)	0·7 (0·2 to 1·4)	0·8 (0·3 to 1·8)	0·9 (0·3 to 2·1)	1 (0·4 to 2·5)	1 (0·4 to 2·1)	0·8 (0·3 to 1·6)	0·5 (0·2 to 1·2)	0·3 (0·1 to 0·6)	0·1 (0 to 0·2)	0 (0 to 0·1)	0 (0 to 0)	8·2
Cystic echinococcosis	1·4 (0 to 5·6)	1·4 (0 to 5·2)	1·4 (0 to 5·6)	1·4 (0 to 4·9)	1·1 (0 to 4·5)	0·8 (0 to 3·1)	0·7 (0 to 2·4)	0·4 (0 to 1·6)	0·2 (0 to 0·8)	0·1 (0 to 0·4)	0 (0 to 0·1)	0 (0 to 0)	15·4
Lymphatic filariasis	31·6 (18·2 to 52·6)	27·4 (16·1 to 43·1)	22·3 (12·8 to 34·5)	17·7 (10·3 to 27·2)	12·7 (7·2 to 19·4)	8·6 (5·1 to 13·3)	5·6 (3·2 to 8·4)	3·4 (2 to 5·1)	1·7 (1 to 2·5)	0·6 (0·4 to 1)	0·2 (0·1 to 0·2)	0 (0 to 0)	370
Onchocerciasis	0 (0 to 0)	0 (0 to 0)	0 (0 to 0)	0 (0 to 0)	0 (0 to 0)	0 (0 to 0)	0 (0 to 0)	0 (0 to 0)	0 (0 to 0)	0 (0 to 0)	0 (0 to 0)	0 (0 to 0)	0
Trachoma	0 (0 to 0)	0 (0 to 0)	0 (0 to 0)	0 (0 to 0)	0 (0 to 0)	0 (0 to 0)	0 (0 to 0)	0 (0 to 0)	0 (0 to 0)	0 (0 to 0)	0 (0 to 0)	0 (0 to 0)	0
Dengue	485 (61·4 to 1,520)	313 (50·8 to 956)	256 (38·3 to 780)	314 (30·3 to 944)	175 (17·1 to 571)	231 (15·8 to 734)	111 (10·5 to 308)	88·8 (6·3 to 247)	46·2 (4·1 to 143)	20·5 (2·6 to 60·9)	5·1 (1 to 12·4)	1·3 (0·2 to 3·3)	9,820
Yellow fever	0 (0 to 0)	0 (0 to 0)	0 (0 to 0)	0 (0 to 0)	0 (0 to 0)	0 (0 to 0)	0 (0 to 0)	0 (0 to 0)	0 (0 to 0)	0 (0 to 0)	0 (0 to 0)	0 (0 to 0)	0
Rabies	1·2 (0·2 to 3·9)	0·9 (0·1 to 3)	0·5 (0·1 to 1·6)	0·3 (0·1 to 0·9)	0·2 (0 to 0·6)	0·2 (0 to 0·6)	0·1 (0 to 0·2)	0·1 (0 to 0·3)	0·3 (0 to 0·8)	0·1 (0 to 0·4)	0·1 (0 to 0·2)	0 (0 to 0·1)	65
Intestinal nematode infections	31·3 (15·5 to 53·7)	19·4 (9·3 to 34·7)	16·1 (7·5 to 28·5)	13 (6·2 to 23·5)	10 (4·7 to 17·8)	6·2 (3 to 11·1)	4·4 (2·1 to 7·7)	2·6 (1·2 to 4·8)	1·3 (0·6 to 2·2)	0·4 (0·2 to 0·8)	0·1 (0 to 0·2)	0 (0 to 0)	641
Ascariasis	9·7 (3·5 to 20)	7·4 (2·6 to 15·3)	5·7 (1·9 to 11·7)	4·5 (1·6 to 9·5)	3·5 (1·1 to 7·4)	2 (0·7 to 4·4)	1·5 (0·4 to 3·2)	1 (0·3 to 2·3)	0·5 (0·1 to 1·1)	0·2 (0 to 0·4)	0 (0 to 0·1)	0 (0 to 0)	171
Trichuriasis	3·9 (1·3 to 8·8)	2·9 (0·9 to 6·4)	2 (0·7 to 4·5)	1·4 (0·4 to 3·1)	0·9 (0·3 to 2)	0·5 (0·1 to 1·1)	0·3 (0·1 to 0·6)	0·2 (0 to 0·4)	0·1 (0 to 0·2)	0 (0 to 0)	0 (0 to 0)	0 (0 to 0)	72·1
Hookworm disease	17·7 (8 to 33·2)	9·1 (3·7 to 18·7)	8·3 (3·2 to 16·6)	7·1 (3 to 14·7)	5·6 (2·3 to 11·2)	3·7 (1·6 to 7·6)	2·6 (1·1 to 5·2)	1·5 (0·6 to 3·2)	0·8 (0·3 to 1·5)	0·3 (0·1 to 0·5)	0·1 (0 to 0·1)	0 (0 to 0)	398
Food-borne trematodiases	0 (0 to 0)	0 (0 to 0)	0 (0 to 0)	0 (0 to 0)	0 (0 to 0)	0 (0 to 0)	0 (0 to 0)	0 (0 to 0)	0 (0 to 0)	0 (0 to 0)	0 (0 to 0)	0 (0 to 0)	0
Leprosy	1·1 (0 to 2·9)	1·2 (0 to 3·1)	1·2 (0 to 2·8)	1·1 (0·2 to 2·5)	1 (0·2 to 2·1)	0·8 (0·2 to 1·6)	0·5 (0·1 to 1·1)	0·4 (0·1 to 0·7)	0·2 (0·1 to 0·4)	0·1 (0 to 0·2)	0 (0 to 0)	0 (0 to 0)	10·2
Ebola	0 (0 to 0)	0 (0 to 0)	0 (0 to 0)	0 (0 to 0)	0 (0 to 0)	0 (0 to 0)	0 (0 to 0)	0 (0 to 0)	0 (0 to 0)	0 (0 to 0)	0 (0 to 0)	0 (0 to 0)	0
Zika virus	0 (0 to 0)	0 (0 to 0)	0 (0 to 0)	0 (0 to 0)	0 (0 to 0)	0 (0 to 0)	0 (0 to 0)	0 (0 to 0)	0 (0 to 0)	0 (0 to 0)	0 (0 to 0)	0 (0 to 0)	0
Guinea worm disease	0 (0 to 0)	0 (0 to 0)	0 (0 to 0)	0 (0 to 0)	0 (0 to 0)	0 (0 to 0)	0 (0 to 0)	0 (0 to 0)	0 (0 to 0)	0 (0 to 0)	0 (0 to 0)	0 (0 to 0)	0
Other neglected tropical diseases	42·2 (13·8 to 85·4)	28·3 (8·6 to 57·9)	28·8 (9·8 to 58·8)	22·9 (6·7 to 49)	13·5 (5·2 to 25·5)	7·5 (2·6 to 14·9)	6·6 (2·4 to 12·6)	3·5 (1·4 to 6·6)	2·8 (1·3 to 4·8)	1·2 (0·6 to 2)	0·3 (0·1 to 0·5)	0·1 (0 to 0·2)	459
Other infectious diseases	200 (127 to 308)	185 (117 to 281)	183 (112 to 276)	141 (87·8 to 216)	112 (71 to 178)	86·3 (53 to 135)	77·4 (50·3 to 117)	58·9 (36 to 90·4)	31·3 (18·2 to 49·2)	21·7 (10·1 to 35·8)	6 (2·7 to 10·7)	1·6 (0·7 to 3·1)	6,020
Meningitis	10·9 (7·2 to 15·3)	8·7 (5·9 to 12·7)	5·3 (3·7 to 7·2)	4·8 (3·2 to 7·1)	3·9 (2·4 to 5·8)	2·5 (1·6 to 4)	2·7 (1·6 to 4·5)	2 (1·2 to 3·3)	1·1 (0·7 to 1·7)	0·9 (0·5 to 1·4)	0·2 (0·1 to 0·3)	0 (0 to 0·1)	244
Encephalitis	20·4 (8·9 to 46·7)	40·8 (20·1 to 80·4)	29·9 (13·8 to 54·2)	23·8 (11·7 to 46·8)	18·5 (8·5 to 34·7)	6 (2·5 to 13·9)	12·3 (5·7 to 21·4)	8·1 (4·1 to 15·4)	5·6 (2·3 to 11·3)	7·5 (1·6 to 17·4)	1·7 (0·3 to 3·8)	0·5 (0·1 to 1)	972
Diphtheria	0·3 (0 to 1)	0·4 (0 to 1·6)	0·3 (0 to 1·2)	0·2 (0 to 0·6)	0 (0 to 0)	0 (0 to 0)	0 (0 to 0)	0 (0 to 0)	0 (0 to 0)	0 (0 to 0)	0 (0 to 0)	0 (0 to 0)	5·4
Tetanus	15·6 (3·8 to 52·2)	27·3 (8·4 to 70)	41·9 (12·2 to 96·7)	21·3 (7·3 to 55·1)	17·4 (5·8 to 49·2)	18 (5·6 to 50·3)	13·3 (4·4 to 33·2)	16·4 (4·8 to 39·5)	3·3 (0·8 to 7·9)	2 (0·7 to 4·4)	0·4 (0·1 to 1)	0·1 (0 to 0·2)	436
Measles	0·3 (0·1 to 0·7)	0·2 (0 to 0·4)	0·1 (0 to 0·2)	0·1 (0 to 0·2)	0 (0 to 0)	0 (0 to 0)	0 (0 to 0)	0 (0 to 0)	0 (0 to 0)	0 (0 to 0)	0 (0 to 0)	0 (0 to 0)	261
Varicella and herpes zoster	9·9 (3·6 to 19·6)	10 (3·9 to 20·2)	10·2 (4·4 to 20·1)	9·9 (4·3 to 19)	9·2 (4 to 17·9)	9·8 (3·4 to 22·2)	7·8 (2·7 to 17·4)	7·8 (2·1 to 21·3)	7 (1·4 to 19·2)	5 (0·8 to 13·9)	2 (0·3 to 5·9)	0·7 (0·1 to 2)	271
Acute hepatitis	44·7 (20·6 to 88·8)	29·3 (13·2 to 58·8)	31·6 (13·9 to 66·5)	36·1 (15·5 to 80·1)	34·3 (13·2 to 80·3)	27·8 (11·6 to 56·9)	18·1 (7·6 to 40·6)	13·1 (4·9 to 29·5)	6·2 (2·2 to 13·8)	1·8 (0·7 to 3·8)	0·4 (0·2 to 0·7)	0·1 (0 to 0·1)	595
Acute hepatitis A	21·4 (4·9 to 54·9)	9 (1·5 to 29·6)	11·4 (1·6 to 37)	19·8 (3·5 to 50·7)	5·6 (0·2 to 23·6)	8·3 (0·4 to 27·1)	5·1 (0·3 to 17·7)	8 (1·8 to 22)	3·6 (0·7 to 9·3)	0·6 (0·1 to 1·9)	0·1 (0 to 0·4)	0 (0 to 0·1)	278
Acute hepatitis B	19·1 (5·7 to 43·4)	15·9 (5·5 to 33)	16·7 (4·6 to 37·4)	13·3 (2·9 to 34·1)	24 (7·2 to 57·9)	16·4 (3·8 to 39·3)	11 (2·2 to 27·7)	3·8 (0·7 to 12·1)	2·1 (0·3 to 6)	0·9 (0·2 to 2·2)	0·2 (0 to 0·5)	0 (0 to 0·1)	244
Acute hepatitis C	2·4 (0·4 to 8·2)	3·2 (0·6 to 9·4)	3 (0·5 to 9·4)	2·4 (0·3 to 8)	3·6 (0·6 to 12·6)	2·3 (0·5 to 6·3)	1·6 (0·3 to 5·3)	0·9 (0·1 to 3·1)	0·3 (0·1 to 1·1)	0·1 (0 to 0·4)	0 (0 to 0)	0 (0 to 0)	45
Acute hepatitis E	1·8 (0·5 to 5·7)	1·2 (0·4 to 3·5)	0·5 (0·2 to 1·5)	0·7 (0·2 to 2·1)	1 (0·2 to 3·5)	0·9 (0·2 to 2·9)	0·4 (0·1 to 1·3)	0·4 (0·1 to 1·6)	0·2 (0·1 to 0·6)	0·1 (0 to 0·3)	0 (0 to 0)	0 (0 to 0)	27·7
Other unspecified infectious diseases	95 (48 to 167)	65·5 (33 to 113)	61·6 (31·7 to 104)	42·5 (21·4 to 72)	29·1 (16·1 to 47·2)	22·1 (10·7 to 39·9)	23·2 (10 to 46·3)	11·6 (5·5 to 21·9)	8·1 (3·4 to 16·5)	4·5 (1·7 to 9·8)	1·4 (0·5 to 3·5)	0·3 (0·1 to 0·7)	1,050
Maternal and neonatal disorders	1,120 (699 to 1,810)	621 (362 to 1,080)	151 (111 to 202)	86·3 (62 to 118)	49·6 (35·4 to 67·7)	23·1 (16·5 to 30·9)	9·4 (6·5 to 13·4)	3·7 (2·3 to 5·6)	0·9 (0·4 to 1·7)	0·3 (0·1 to 0·5)	0·1 (0 to 0·1)	0 (0 to 0)	36,600
Maternal disorders	888 (472 to 1,580)	439 (184 to 900)	19·4 (7·2 to 42·8)	0 (0 to 0)	0 (0 to 0)	0 (0 to 0)	0 (0 to 0)	0 (0 to 0)	0 (0 to 0)	0 (0 to 0)	0 (0 to 0)	0 (0 to 0)	8,740
Maternal hemorrhage	292 (121 to 565)	137 (43·4 to 324)	4·9 (1·5 to 12·7)	0 (0 to 0)	0 (0 to 0)	0 (0 to 0)	0 (0 to 0)	0 (0 to 0)	0 (0 to 0)	0 (0 to 0)	0 (0 to 0)	0 (0 to 0)	3,320
Maternal sepsis and other maternal infections	15·2 (6·3 to 32·8)	5·1 (1·9 to 12·1)	0·3 (0·1 to 0·7)	0 (0 to 0)	0 (0 to 0)	0 (0 to 0)	0 (0 to 0)	0 (0 to 0)	0 (0 to 0)	0 (0 to 0)	0 (0 to 0)	0 (0 to 0)	290
Maternal hypertensive disorders	379 (183 to 702)	216 (87 to 465)	11·1 (4 to 24·4)	0 (0 to 0)	0 (0 to 0)	0 (0 to 0)	0 (0 to 0)	0 (0 to 0)	0 (0 to 0)	0 (0 to 0)	0 (0 to 0)	0 (0 to 0)	2,890
Maternal obstructed labor and uterine rupture	23·9 (7·9 to 57·8)	2·5 (0·7 to 7)	0 (0 to 0)	0 (0 to 0)	0 (0 to 0)	0 (0 to 0)	0 (0 to 0)	0 (0 to 0)	0 (0 to 0)	0 (0 to 0)	0 (0 to 0)	0 (0 to 0)	95·4
Maternal abortion and miscarriage	39·3 (12·1 to 93·7)	33·7 (8·5 to 86·8)	0·1 (0 to 0·3)	0 (0 to 0)	0 (0 to 0)	0 (0 to 0)	0 (0 to 0)	0 (0 to 0)	0 (0 to 0)	0 (0 to 0)	0 (0 to 0)	0 (0 to 0)	431
Ectopic pregnancy	10·8 (4·5 to 22·8)	4·8 (1·5 to 11·1)	1·5 (0·5 to 3·7)	0 (0 to 0)	0 (0 to 0)	0 (0 to 0)	0 (0 to 0)	0 (0 to 0)	0 (0 to 0)	0 (0 to 0)	0 (0 to 0)	0 (0 to 0)	98·9
Indirect maternal deaths	23 (9·1 to 48·9)	9·9 (3·1 to 23·4)	1 (0·3 to 2·5)	--	--	--	--	--	--	--	--	--	NA
Late maternal deaths	13·8 (6·1 to 28·3)	7 (2·7 to 14·7)	0·3 (0·1 to 0·7)	--	--	--	--	--	--	--	--	--	NA
Maternal deaths aggravated by HIV/AIDS	0·2 (0·1 to 0·5)	0·1 (0 to 0·1)	0 (0 to 0)	--	--	--	--	--	--	--	--	--	NA
Neonatal disorders	231 (167 to 310)	182 (132 to 245)	132 (94·2 to 178)	86·3 (62 to 118)	49·6 (35·4 to 67·7)	23·1 (16·5 to 30·9)	9·4 (6·5 to 13·4)	3·7 (2·3 to 5·6)	0·9 (0·4 to 1·7)	0·3 (0·1 to 0·5)	0·1 (0 to 0·1)	0 (0 to 0)	27,900
Neonatal preterm birth	123 (82·9 to 177)	95·4 (63·7 to 137)	68·1 (47·6 to 94·6)	43·2 (32·1 to 57·3)	23·4 (16·4 to 31·7)	10·8 (7·2 to 15·7)	4·9 (2·9 to 7·7)	2·4 (1·2 to 4·1)	0·8 (0·3 to 1·5)	0·3 (0·1 to 0·5)	0·1 (0 to 0·1)	0 (0 to 0)	16,400
Neonatal encephalopathy due to birth asphyxia and trauma	27·5 (15·8 to 44·3)	21·9 (12·5 to 35·5)	16·1 (9 to 26·3)	11·1 (6·1 to 18·7)	6·7 (3·5 to 11·1)	2·4 (1·2 to 4·1)	0·5 (0·2 to 0·9)	0·1 (0 to 0·1)	0 (0 to 0)	0 (0 to 0)	0 (0 to 0)	0 (0 to 0)	6,580
Neonatal sepsis and other neonatal infections	66 (31·6 to 115)	53·3 (27 to 94·8)	39·2 (19·2 to 71·2)	26·1 (11·9 to 48)	16·2 (8·1 to 29·1)	8·3 (5·1 to 14·1)	3·4 (2 to 5·6)	1 (0·5 to 1·8)	0·1 (0·1 to 0·2)	0 (0 to 0)	0 (0 to 0)	0 (0 to 0)	3,130
Hemolytic disease and other neonatal jaundice	14·5 (10·7 to 18·5)	11·7 (8·6 to 14·9)	8·6 (6·4 to 10·9)	5·8 (4·3 to 7·4)	3·4 (2·5 to 4·3)	1·6 (1·2 to 2·1)	0·6 (0·5 to 0·8)	0·2 (0·1 to 0·2)	0 (0 to 0)	0 (0 to 0)	0 (0 to 0)	0 (0 to 0)	295
Other neonatal disorders	0 (0 to 0)	0 (0 to 0)	0 (0 to 0)	0 (0 to 0)	0 (0 to 0)	0 (0 to 0)	0 (0 to 0)	0 (0 to 0)	0 (0 to 0)	0 (0 to 0)	0 (0 to 0)	0 (0 to 0)	1,490
Nutritional deficiencies	1,190 (525 to 2,150)	850 (403 to 1,540)	879 (441 to 1,580)	770 (371 to 1,370)	735 (397 to 1,220)	517 (292 to 849)	544 (313 to 846)	409 (244 to 657)	310 (198 to 473)	159 (99·4 to 241)	54·7 (33·8 to 85·2)	12·9 (7·5 to 20·5)	13,500
Protein-energy malnutrition	154 (99·2 to 219)	157 (103 to 226)	168 (108 to 251)	188 (120 to 288)	194 (122 to 306)	201 (117 to 333)	252 (139 to 431)	253 (136 to 476)	181 (103 to 302)	97·7 (54·8 to 165)	37·6 (20·7 to 62·9)	9·2 (5 to 15·9)	3,910
Iodine deficiency	12·7 (5·6 to 25·4)	10 (4·3 to 19·9)	7·5 (3·3 to 15·3)	5·4 (2·4 to 10·7)	3·6 (1·7 to 7·2)	2·2 (1 to 4·3)	1·3 (0·6 to 2·5)	0·7 (0·3 to 1·4)	0·3 (0·1 to 0·6)	0·1 (0 to 0·2)	0 (0 to 0)	0 (0 to 0)	107
Vitamin A deficiency	15·7 (5·3 to 31·9)	13·3 (4·8 to 25·1)	11·1 (4·2 to 22·4)	8·1 (2·9 to 15·4)	5·4 (2 to 10·3)	3·7 (1·2 to 7·1)	2·4 (0·9 to 4·7)	1·4 (0·5 to 2·8)	0·6 (0·2 to 1·2)	0·2 (0·1 to 0·4)	0 (0 to 0·1)	0 (0 to 0)	372
Dietary iron deficiency	955 (321 to 1,870)	628 (195 to 1,300)	626 (215 to 1,300)	511 (149 to 1,090)	500 (172 to 975)	272 (87·4 to 561)	258 (91·9 to 490)	105 (28·7 to 220)	91·9 (32·9 to 167)	40·4 (17·7 to 72·8)	10·1 (4·3 to 18·1)	1·8 (0·9 to 3·2)	8,310
Other nutritional deficiencies	48·2 (29·7 to 70·8)	41·8 (25·8 to 61·7)	65·9 (40·8 to 104)	57·5 (34·4 to 90·4)	31·9 (19 to 48·7)	37·8 (20·7 to 63·8)	30·7 (15·3 to 62·4)	49·4 (21·3 to 100)	36·2 (15·8 to 73·1)	21 (8·3 to 43)	6·9 (2·8 to 14)	1·8 (0·7 to 3·8)	793
Non-communicable diseases	41,600 (32,500 to 52,800)	46,400 (36,000 to 59,000)	49,000 (37,800 to 63,400)	48,500 (36,900 to 63,300)	45,100 (35,500 to 56,600)	38,200 (31,000 to 46,100)	31,500 (26,600 to 37,000)	23,600 (20,300 to 27,100)	14,300 (12,400 to 16,100)	6,290 (5,380 to 7,080)	1,770 (1,490 to 2,010)	327 (275 to 375)	483,000
Neoplasms	6,580 (4,120 to 10,200)	7,830 (4,760 to 12,300)	8,400 (5,090 to 12,900)	7,750 (4,430 to 12,100)	6,520 (3,840 to 9,880)	4,890 (3,040 to 7,100)	3,630 (2,360 to 5,110)	2,250 (1,510 to 3,160)	1,020 (706 to 1,380)	390 (265 to 532)	82·9 (57·1 to 111)	12·1 (8·3 to 16)	61,800
Lip and oral cavity cancer	53·4 (21·8 to 125)	64·5 (27·5 to 144)	73·9 (31·6 to 166)	79·1 (32·9 to 179)	85·8 (39·1 to 191)	74·6 (35·3 to 154)	63·4 (30·8 to 131)	50·9 (24·9 to 99·8)	24·1 (12 to 46·8)	9·4 (5 to 16·8)	2·4 (1·4 to 4)	0·4 (0·2 to 0·6)	669
Nasopharynx cancer	77·5 (33·5 to 147)	93·3 (40·6 to 167)	88 (43·5 to 159)	80·2 (38·9 to 139)	64·4 (30·6 to 117)	45·1 (23 to 77·4)	37·6 (20·4 to 62·1)	19·8 (10·3 to 33·2)	8·9 (4·7 to 15)	3·1 (1·5 to 5·2)	0·5 (0·2 to 1)	0·1 (0 to 0·1)	636
Other pharynx cancer	11·4 (4·9 to 23·5)	17 (7·2 to 32·1)	21·2 (9·2 to 40·4)	21 (9·4 to 38·1)	20·5 (10·3 to 37)	18·3 (9·3 to 30·7)	12·7 (6·8 to 20·6)	8·3 (4·5 to 13·9)	2·9 (1·5 to 5)	1·1 (0·6 to 1·8)	0·3 (0·2 to 0·6)	0 (0 to 0·1)	152
Esophageal cancer	58·3 (23·6 to 114)	85·2 (36·5 to 164)	113 (48·8 to 210)	121 (52·5 to 225)	105 (49·2 to 190)	82·6 (40·6 to 143)	76·6 (40·2 to 127)	53·4 (27·7 to 86·5)	23·1 (12·5 to 37·1)	8·8 (5 to 14·1)	1·8 (0·9 to 3·1)	0·2 (0·1 to 0·4)	806
Stomach cancer	246 (111 to 415)	286 (132 to 488)	338 (162 to 558)	343 (166 to 565)	328 (160 to 517)	288 (152 to 440)	241 (139 to 363)	163 (97·5 to 235)	82·5 (50·2 to 122)	34·1 (20·7 to 51·3)	7·3 (4·5 to 10·7)	1·1 (0·7 to 1·8)	2,700
Colon and rectum cancer	524 (208 to 981)	674 (267 to 1,290)	890 (361 to 1,710)	854 (340 to 1,590)	825 (336 to 1,510)	683 (292 to 1,200)	551 (254 to 927)	390 (197 to 641)	193 (99·8 to 311)	76·7 (38·1 to 128)	17·3 (9 to 27·3)	2·8 (1·6 to 4·5)	6,440
Liver cancer	43·2 (20·4 to 81·7)	52·6 (25·1 to 91·8)	75·3 (35·6 to 133)	77 (36·6 to 146)	82·1 (42·2 to 143)	74·1 (39·8 to 124)	65 (36 to 104)	43·4 (25·8 to 67·4)	22 (13·1 to 34·7)	8·2 (4·8 to 12·8)	1·7 (1·1 to 2·6)	0·3 (0·1 to 0·5)	715
Liver cancer due to hepatitis B	17·2 (7·8 to 33·9)	17·1 (7·5 to 31·1)	19·8 (8·3 to 37·3)	17 (7·1 to 32·5)	15·3 (7·4 to 28·6)	11·4 (5·5 to 20·3)	8·2 (3·9 to 14·5)	4·5 (2·4 to 7·5)	1·9 (1 to 3·2)	0·7 (0·3 to 1·1)	0·1 (0·1 to 0·2)	0 (0 to 0)	174
Liver cancer due to hepatitis C	13·8 (6·2 to 27·3)	21 (9·5 to 39·4)	36·1 (16·7 to 66·2)	41·9 (20·2 to 81·1)	48 (24·2 to 82)	45·7 (24·6 to 77·3)	42·2 (23·4 to 68·7)	29·7 (17·4 to 47·3)	15·7 (9·2 to 25·3)	6 (3·5 to 9·5)	1·3 (0·8 to 2)	0·2 (0·1 to 0·4)	316
Liver cancer due to alcohol use	3·6 (1·5 to 7·1)	4·8 (2 to 9·8)	7 (2·9 to 13·2)	6·8 (2·8 to 13·7)	7·3 (3·4 to 14)	6·9 (3·5 to 13·1)	5·5 (2·8 to 9·8)	2·9 (1·6 to 4·9)	1·2 (0·6 to 2)	0·4 (0·2 to 0·6)	0·1 (0 to 0·1)	0 (0 to 0)	50·6
Liver cancer due to NASH	5·4 (2·3 to 10·6)	6·5 (2·9 to 12·3)	8·8 (3·8 to 16·5)	8·3 (3·7 to 15·5)	8·8 (4·2 to 16·4)	8·1 (4 to 14·1)	7·4 (3·8 to 12·4)	5·3 (2·9 to 9)	2·7 (1·5 to 4·7)	1 (0·6 to 1·6)	0·2 (0·1 to 0·3)	0 (0 to 0·1)	87
Liver cancer due to other causes	3·1 (1·3 to 6)	3·2 (1·4 to 6)	3·7 (1·6 to 7·1)	3 (1·3 to 5·7)	2·6 (1·2 to 4·8)	2 (1 to 3·7)	1·6 (0·8 to 2·9)	1 (0·5 to 1·7)	0·5 (0·2 to 0·8)	0·2 (0·1 to 0·3)	0 (0 to 0·1)	0 (0 to 0)	87·6
Gallbladder and biliary tract cancer	25·6 (10·1 to 52·3)	39·7 (14·9 to 89·8)	68 (25·8 to 145)	69·5 (27·4 to 147)	79 (31·8 to 165)	67·4 (28·7 to 137)	54·6 (25 to 103)	35·4 (17·7 to 64·3)	17 (8 to 32·1)	6·2 (3 to 12·8)	1·2 (0·6 to 2·5)	0·2 (0·1 to 0·3)	491
Pancreatic cancer	150 (59·3 to 301)	222 (82·5 to 445)	293 (106 to 590)	339 (122 to 686)	379 (145 to 726)	312 (130 to 577)	259 (114 to 470)	159 (74·2 to 280)	69·2 (31 to 120)	27·5 (12·7 to 49·1)	5 (2·5 to 8·4)	0·7 (0·4 to 1·1)	2,360
Larynx cancer	12·8 (5·7 to 24·9)	19·5 (9·9 to 35·8)	27·3 (12·8 to 50·3)	33·2 (17·2 to 56·7)	30·5 (16·1 to 53·9)	22·6 (12·4 to 40)	19·6 (11·2 to 31·7)	12·5 (7·5 to 19·7)	5·5 (3·3 to 8·8)	2·1 (1·2 to 3·3)	0·4 (0·2 to 0·6)	0 (0 to 0·1)	207
Tracheal, bronchus, and lung cancer	530 (193 to 1,080)	756 (277 to 1,540)	969 (337 to 2,000)	1,100 (389 to 2,300)	1,080 (407 to 2,130)	886 (366 to 1,710)	639 (257 to 1,160)	393 (161 to 723)	170 (70·1 to 310)	64·8 (28·7 to 114)	12·4 (5·7 to 21·8)	1·6 (0·8 to 2·6)	7,180
Malignant skin melanoma	11·6 (5·2 to 26)	12·4 (5·7 to 26·6)	12·6 (5·6 to 25·6)	11 (4·8 to 22·9)	9·1 (4·6 to 18·5)	7·6 (3·7 to 14·3)	6·4 (3·4 to 11·1)	5 (2·7 to 8·4)	2·5 (1·4 to 4·1)	1·2 (0·6 to 2·1)	0·3 (0·2 to 0·6)	0·1 (0 to 0·1)	108
Non-melanoma skin cancer	17·5 (6·3 to 39·5)	29·4 (10·4 to 67·4)	30 (11·5 to 64·5)	30·3 (11·4 to 71·8)	26·8 (10·1 to 56·1)	22·6 (9·6 to 47·3)	20·7 (9·1 to 40·2)	12·9 (5·5 to 24·6)	6·9 (3·1 to 13·6)	4·2 (1·9 to 8)	1·2 (0·5 to 2·4)	0·3 (0·1 to 0·6)	249
Non-melanoma skin cancer (squamous-cell carcinoma)	17·5 (6·3 to 39·5)	29·4 (10·4 to 67·4)	30 (11·5 to 64·5)	30·3 (11·4 to 71·8)	26·8 (10·1 to 56·1)	22·6 (9·6 to 47·3)	20·7 (9·1 to 40·2)	12·9 (5·5 to 24·6)	6·9 (3·1 to 13·6)	4·2 (1·9 to 8)	1·2 (0·5 to 2·4)	0·3 (0·1 to 0·6)	249
Non-melanoma skin cancer (basal-cell carcinoma)	0 (0 to 0)	0 (0 to 0)	0 (0 to 0)	0 (0 to 0)	0 (0 to 0)	0 (0 to 0)	0 (0 to 0)	0 (0 to 0)	0 (0 to 0)	0 (0 to 0)	0 (0 to 0)	0 (0 to 0)	0
Breast cancer	2,240 (1,290 to 3,550)	2,510 (1,540 to 4,120)	2,200 (1,320 to 3,450)	1,720 (1,030 to 2,680)	1,080 (660 to 1,620)	615 (396 to 890)	348 (242 to 484)	191 (133 to 262)	84·6 (58·1 to 119)	31 (20·2 to 43·6)	7·2 (4·8 to 10·2)	1·1 (0·6 to 1·8)	14,200
Cervical cancer	975 (378 to 1,830)	1,010 (412 to 1,870)	1,020 (439 to 1,850)	848 (368 to 1,560)	534 (246 to 1,020)	344 (166 to 648)	228 (118 to 433)	112 (62·3 to 212)	44·8 (24·2 to 86·4)	15·6 (8·2 to 32·3)	2·7 (1·4 to 6·3)	0·4 (0·2 to 0·8)	6,120
Uterine cancer	151 (57 to 290)	253 (101 to 466)	318 (137 to 570)	316 (135 to 555)	291 (137 to 521)	196 (102 to 332)	130 (69 to 207)	62 (36·6 to 98·1)	25·7 (14·5 to 40·4)	7·3 (4·2 to 11·9)	1·5 (0·9 to 2·6)	0·2 (0·1 to 0·3)	1,900
Ovarian cancer	386 (183 to 902)	564 (271 to 1,360)	620 (286 to 1,380)	503 (238 to 1,190)	411 (200 to 992)	255 (130 to 563)	174 (92·6 to 377)	90·6 (48·1 to 188)	36·7 (19·3 to 74·6)	12·3 (6 to 23·2)	2·7 (1·4 to 4·8)	0·3 (0·1 to 0·5)	3,740
Prostate cancer	0 (0 to 0)	0 (0 to 0)	0 (0 to 0)	0 (0 to 0)	0 (0 to 0)	0 (0 to 0)	0 (0 to 0)	0 (0 to 0)	0 (0 to 0)	0 (0 to 0)	0 (0 to 0)	0 (0 to 0)	0
Testicular cancer	--	--	--	--	--	--	--	--	--	--	--	--	NA
Kidney cancer	31·5 (13·2 to 79·9)	50·3 (19·7 to 130)	55 (24·2 to 134)	51·3 (21·5 to 131)	51·9 (21·4 to 126)	40·8 (18·6 to 90·6)	30·4 (14·6 to 67·7)	20·9 (9·8 to 44·4)	8·4 (4·1 to 18·3)	3·4 (1·5 to 7·2)	0·6 (0·3 to 1·4)	0·1 (0 to 0·2)	464
Bladder cancer	22·9 (9·9 to 43·7)	25·2 (10·7 to 46·6)	36 (15·5 to 64·7)	42·8 (18·8 to 80·6)	43·7 (20·2 to 78·2)	44·4 (22·3 to 79·2)	40 (20·9 to 68·1)	36·4 (20·5 to 60·4)	18·8 (10·2 to 32·6)	8·9 (4·7 to 15·5)	2 (1·1 to 3·4)	0·3 (0·2 to 0·5)	337
Brain and central nervous system cancer	132 (68·6 to 235)	138 (68·8 to 247)	142 (73·3 to 262)	128 (65·5 to 219)	101 (51·3 to 181)	79·3 (43·2 to 136)	52·3 (28·7 to 88·6)	28·9 (15·7 to 49·5)	13·9 (7·2 to 26·5)	4·5 (2·3 to 8·2)	0·8 (0·4 to 1·5)	0·2 (0·1 to 0·3)	1,530
Thyroid cancer	46·6 (18·7 to 93·4)	67·9 (31·5 to 129)	91·1 (40 to 167)	95 (43·1 to 173)	90·4 (44·1 to 155)	73·5 (38·4 to 123)	63·8 (35·8 to 104)	35·9 (21·1 to 56·1)	14·2 (8·4 to 22·7)	5·8 (3·3 to 9·5)	1·1 (0·6 to 1·8)	0·1 (0 to 0·1)	652
Mesothelioma	12·2 (3·3 to 30·1)	6·3 (1·9 to 16·2)	5·3 (1·4 to 15·1)	6·4 (1·9 to 16·7)	4 (1·2 to 8·9)	3 (0·9 to 7·8)	2 (0·6 to 4·8)	1·2 (0·3 to 2·8)	0·5 (0·2 to 1·3)	0·2 (0·1 to 0·7)	0·1 (0 to 0·2)	0 (0 to 0·1)	66·4
Hodgkin lymphoma	16·7 (5·6 to 40·9)	12·3 (4 to 31·2)	13·6 (4·7 to 33)	8·9 (3·2 to 20·7)	9·7 (3·8 to 21·6)	8·1 (3·5 to 17·6)	5·8 (2·7 to 12)	4 (1·8 to 8)	1·6 (0·7 to 2·9)	0·4 (0·2 to 0·6)	0·1 (0 to 0·1)	0 (0 to 0)	174
Non-Hodgkin lymphoma	137 (52·3 to 276)	137 (53 to 266)	161 (64·3 to 328)	151 (62·4 to 296)	148 (66·2 to 273)	119 (54·6 to 207)	101 (49·9 to 172)	56·1 (28·4 to 92·7)	23·5 (11·7 to 41·8)	8 (4 to 14·1)	1·6 (0·8 to 2·6)	0·2 (0·1 to 0·3)	1,500
Multiple myeloma	16·5 (7·4 to 34·8)	27·2 (13 to 53)	42·4 (20·6 to 80·4)	50·5 (24·7 to 95·8)	54·1 (28·3 to 100)	43·6 (24·4 to 75·1)	33·4 (19·7 to 55·9)	20·4 (11·9 to 33)	6·5 (3·3 to 11·7)	1·7 (0·8 to 3·3)	0·4 (0·2 to 0·6)	0 (0 to 0·1)	311
Leukemia	329 (140 to 606)	309 (137 to 561)	293 (130 to 499)	263 (109 to 474)	239 (104 to 412)	180 (86·3 to 308)	136 (69·3 to 222)	85·5 (44·3 to 141)	38·5 (19·1 to 66·1)	16 (8·2 to 27·2)	3·8 (1·8 to 6·2)	0·5 (0·2 to 0·8)	3,880
Acute lymphoid leukemia	23·7 (6·7 to 67·8)	17·2 (5 to 50·6)	17 (4·9 to 46·4)	20·2 (6·1 to 53·3)	12·9 (3·5 to 36)	8·2 (2·5 to 23·4)	7·5 (2·4 to 18·3)	3·5 (1 to 8·6)	2·1 (0·7 to 4·9)	0·7 (0·2 to 1·6)	0·1 (0 to 0·2)	0 (0 to 0)	517
Chronic lymphoid leukemia	5·4 (1·5 to 14·8)	4·6 (1·4 to 12·9)	9·8 (3·1 to 23)	10·5 (3·1 to 26·7)	8 (2·2 to 20·3)	7·4 (2·4 to 18·1)	5·5 (1·7 to 13·1)	4 (1·4 to 9·4)	2·2 (0·8 to 5)	0·6 (0·2 to 1·3)	0·2 (0·1 to 0·4)	0 (0 to 0)	65·4
Acute myeloid leukemia	58·8 (18·9 to 154)	62·5 (20·4 to 162)	48·6 (15·8 to 121)	35·5 (10·3 to 93·9)	35·9 (10·9 to 94·8)	28·5 (9 to 71·7)	13·1 (4 to 32·8)	14·8 (4·8 to 35·2)	5·1 (1·8 to 11·5)	2·2 (0·8 to 5·2)	0·2 (0·1 to 0·5)	0 (0 to 0·1)	686
Chronic myeloid leukemia	29·7 (6·8 to 76·6)	15 (3·8 to 41·6)	22·3 (5·9 to 54·5)	24·2 (6 to 61·4)	13·9 (3·6 to 35·2)	12·4 (3·6 to 28·2)	8·4 (2·6 to 19·7)	4·9 (1·6 to 11)	2·5 (0·8 to 5·5)	1·2 (0·4 to 2·9)	0·1 (0 to 0·4)	0 (0 to 0)	197
Other leukemia	211 (80·1 to 411)	210 (80·2 to 425)	195 (78·1 to 363)	172 (66·1 to 333)	168 (65 to 309)	124 (54 to 223)	102 (48·2 to 173)	58·4 (27·3 to 103)	26·6 (12·8 to 46·7)	11·3 (5·4 to 19·6)	3·1 (1·5 to 5·2)	0·4 (0·2 to 0·7)	2,410
Other malignant neoplasms	317 (170 to 529)	364 (202 to 636)	390 (215 to 640)	393 (215 to 614)	335 (186 to 541)	292 (174 to 437)	227 (135 to 341)	147 (88·4 to 213)	72·1 (42·4 to 107)	26·4 (15·1 to 40·4)	6·4 (3·5 to 9·8)	1 (0·6 to 1·6)	4,020
Other neoplasms	6·2 (2·5 to 15·5)	8·7 (3·5 to 22·3)	10·9 (4·9 to 26·6)	15 (6·5 to 37)	14·6 (7 to 34·5)	13 (6·5 to 30)	13·6 (6·5 to 31·9)	8·8 (4·3 to 19·3)	5·5 (2·6 to 12·2)	1·6 (0·7 to 3·8)	0·3 (0·1 to 0·6)	0 (0 to 0·1)	115
Myelodysplastic, myeloproliferative, and other hematopoietic n	6·2 (2·5 to 15·5)	8·7 (3·5 to 22·3)	10·9 (4·9 to 26·6)	15 (6·5 to 37)	14·6 (7 to 34·5)	13 (6·5 to 30)	13·6 (6·5 to 31·9)	8·8 (4·3 to 19·3)	5·5 (2·6 to 12·2)	1·6 (0·7 to 3·8)	0·3 (0·1 to 0·6)	0 (0 to 0·1)	115
Benign and in situ intestinal neoplasms	0 (0 to 0)	0 (0 to 0)	0 (0 to 0)	0 (0 to 0)	0 (0 to 0)	0 (0 to 0)	0 (0 to 0)	0 (0 to 0)	0 (0 to 0)	0 (0 to 0)	0 (0 to 0)	0 (0 to 0)	0
Benign and in situ cervical and uterine neoplasms	0 (0 to 0)	0 (0 to 0)	0 (0 to 0)	0 (0 to 0)	0 (0 to 0)	0 (0 to 0)	0 (0 to 0)	0 (0 to 0)	0 (0 to 0)	0 (0 to 0)	0 (0 to 0)	0 (0 to 0)	0
Other benign and in situ neoplasms	0 (0 to 0)	0 (0 to 0)	0 (0 to 0)	0 (0 to 0)	0 (0 to 0)	0 (0 to 0)	0 (0 to 0)	0 (0 to 0)	0 (0 to 0)	0 (0 to 0)	0 (0 to 0)	0 (0 to 0)	0
Cardiovascular diseases	8,330 (5,500 to 12,300)	11,800 (7,970 to 17,400)	14,900 (10,200 to 21,500)	16,100 (10,800 to 23,300)	16,300 (11,500 to 22,500)	15,500 (11,400 to 20,000)	13,600 (10,800 to 17,200)	11,200 (9,070 to 13,700)	7,190 (5,870 to 8,570)	3,190 (2,550 to 3,830)	908 (700 to 1,120)	165 (123 to 205)	132,000
Rheumatic heart disease	159 (101 to 237)	99·4 (67·3 to 142)	76 (50 to 111)	72·5 (46·2 to 109)	40·1 (26·4 to 57·9)	34·5 (21·9 to 51·8)	32·8 (21·3 to 49·2)	21·2 (13·8 to 30·3)	12 (7·9 to 16·9)	6·5 (4·1 to 9·6)	1·9 (1·2 to 2·9)	0·3 (0·2 to 0·5)	1,470



Benign prostatic hyperplasia	0 (0 to 0)	0 (0 to 0)	0 (0 to 0)	0 (0 to 0)	0 (0 to 0)	0 (0 to 0)	0 (0 to 0)	0 (0 to 0)	0 (0 to 0)	0 (0 to 0)	0 (0 to 0)	0 (0 to 0)	0 (0 to 0)	0 (0 to 0)	0 (0 to 0)	0 (0 to 0)	0 (0 to 0)	0 (0 to 0)	0 (0 to 0)	0 (0 to 0)	0 (0 to 0)	0 (0 to 0)	0 (0 to 0)	0
Male infertility	--	--	--	--	--	--	--	--	--	--	--	--	--	--	--	--	--	--	--	--	--	--	--	NA
Other urinary diseases	0 (0 to 0·1)	0·6 (0·2 to 1·3)	3·3 (0·5 to 9·8)	2·2 (0·7 to 6)	3·4 (0·9 to 9·8)	5·4 (1·6 to 14·9)	5·7 (1·8 to 17·6)	4·5 (1·4 to 13·9)	4 (1·5 to 10·3)	8·2 (3·3 to 21·1)	6·5 (2·8 to 15·8)	10·5 (4·1 to 29·5)	14·9 (5·4 to 37·4)	9·5 (3·9 to 21·4)	10·5 (4·2 to 24·7)	22·6 (8·1 to 50·5)	8·4 (3·1 to 18)	6·1 (2·1 to 12·8)	5·1 (1·8 to 10·9)	2·6 (1 to 6)	1·5 (0·5 to 3·6)	0·6 (0·2 to 1·5)	0·1 (0 to 0·3)	136
Gynecological diseases	0 (0 to 0)	0 (0 to 0)	0 (0 to 0)	0 (0 to 0)	0 (0 to 0)	294 (148 to 503)	832 (493 to 1,360)	1,360 (851 to 2,130)	1,690 (1,100 to 2,490)	1,840 (1,200 to 2,740)	1,950 (1,330 to 2,840)	1,820 (1,230 to 2,680)	1,140 (764 to 1,640)	501 (321 to 735)	184 (110 to 273)	139 (83·1 to 212)	107 (62·7 to 173)	57·1 (35·8 to 82·7)	37·8 (22·6 to 57·6)	26·6 (13·9 to 46·7)	9·9 (6·2 to 16·5)	2·5 (1·5 to 4)	0·5 (0·3 to 0·9)	12,000
Uterine fibroids	0 (0 to 0)	0 (0 to 0)	0 (0 to 0)	0 (0 to 0)	0 (0 to 0)	3·1 (1 to 6·6)	20·9 (4·7 to 56·9)	28 (10·1 to 61)	68·7 (28·4 to 158)	44·1 (18·7 to 90)	60·2 (26·3 to 122)	62·1 (28·4 to 118)	47·3 (21·6 to 92·3)	40·1 (19 to 76)	18·3 (8·1 to 35·5)	13·5 (6·2 to 25·5)	10·7 (2·9 to 30·7)	1·9 (0·9 to 3·9)	0·8 (0·4 to 1·5)	1·3 (0·2 to 4·6)	0·3 (0·1 to 1)	0·3 (0 to 0·8)	0·1 (0 to 0·3)	421
Polycystic ovarian syndrome	0 (0 to 0)	0 (0 to 0)	0 (0 to 0)	0 (0 to 0)	0 (0 to 0)	14·1 (5·3 to 30·1)	65·3 (26·7 to 129)	85·3 (35 to 171)	78·3 (31·8 to 161)	74·5 (31·5 to 153)	73·4 (30·4 to 149)	67·5 (28·3 to 140)	55·6 (23·1 to 112)	10 (4 to 20·4)	0 (0 to 0)	0 (0 to 0)	0 (0 to 0)	0 (0 to 0)	0 (0 to 0)	0 (0 to 0)	0 (0 to 0)	0 (0 to 0)	0 (0 to 0)	524
Female infertility	0 (0 to 0)	0 (0 to 0)	0 (0 to 0)	0 (0 to 0)	0 (0 to 0)	0 (0 to 0)	0 (0 to 0)	50 (8·7 to 146)	109 (27·9 to 300)	145 (36·7 to 403)	155 (34·5 to 442)	136 (31·5 to 376)	9·5 (0·2 to 43·1)	0 (0 to 0)	0 (0 to 0)	0 (0 to 0)	0 (0 to 0)	0 (0 to 0)	0 (0 to 0)	0 (0 to 0)	0 (0 to 0)	0 (0 to 0)	0 (0 to 0)	605
Endometriosis	0 (0 to 0)	0 (0 to 0)	0 (0 to 0)	0 (0 to 0)	0 (0 to 0)	0 (0 to 0·1)	45·9 (18·8 to 87·4)	253 (123 to 456)	327 (173 to 558)	304 (148 to 551)	322 (170 to 552)	260 (134 to 438)	180 (100 to 295)	68·7 (36·6 to 114)	0 (0 to 0)	0 (0 to 0)	0 (0 to 0)	0 (0 to 0)	0 (0 to 0)	0 (0 to 0)	0 (0 to 0)	0 (0 to 0)	0 (0 to 0)	1,760
Genital prolapse	0 (0 to 0)	0 (0 to 0)	0 (0 to 0)	0 (0 to 0)	0 (0 to 0)	1·7 (0·4 to 4·3)	6·5 (1·3 to 22·4)	5·1 (1·1 to 16·3)	2·4 (0·4 to 13)	5·5 (1·6 to 16)	7·9 (2·5 to 19·3)	15·5 (5·6 to 37)	24·1 (9·8 to 57·7)	21·5 (10 to 43·2)	16·2 (7·2 to 32)	14·9 (6·8 to 29·3)	11·4 (5·5 to 21·1)	7·1 (3·4 to 12·9)	4·3 (2·1 to 8·3)	2·5 (1·2 to 4·6)	0·9 (0·4 to 1·7)	0·3 (0·1 to 0·5)	0 (0 to 0·1)	148
Premenstrual syndrome	0 (0 to 0)	0 (0 to 0)	0 (0 to 0)	0 (0 to 0)	0 (0 to 0)	271 (131 to 473)	622 (317 to 1,100)	759 (381 to 1,330)	720 (423 to 1,170)	729 (395 to 1,190)	826 (490 to 1,300)	774 (438 to 1,200)	446 (253 to 746)	129 (66·1 to 231)	0 (0 to 0)	0 (0 to 0)	0 (0 to 0)	0 (0 to 0)	0 (0 to 0)	0 (0 to 0)	0 (0 to 0)	0 (0 to 0)	0 (0 to 0)	5,280
Other gynecological diseases	0 (0 to 0)	0 (0 to 0)	0 (0 to 0)	0 (0 to 0)	0 (0 to 0)	4·6 (1·4 to 9·9)	71·6 (32·9 to 137)	177 (100 to 282)	387 (202 to 644)	535 (307 to 862)	511 (311 to 796)	506 (301 to 802)	380 (223 to 590)	232 (118 to 373)	150 (85·1 to 233)	111 (61·1 to 173)	85·4 (49 to 136)	48 (29·5 to 71·2)	32·7 (18·9 to 52·1)	22·8 (11·7 to 40·7)	8·7 (5·2 to 14·9)	2 (1·1 to 3·2)	0·3 (0·2 to 0·6)	3,260
Hemoglobinopathies and hemolytic anemias	15·4 (7·7 to 28·1)	9·2 (4·6 to 16·6)	57·5 (27·5 to 104)	131 (64·1 to 231)	225 (116 to 381)	171 (81·7 to 307)	194 (92·7 to 342)	350 (175 to 611)	274 (128 to 476)	331 (171 to 563)	387 (179 to 712)	213 (115 to 361)	154 (82·1 to 251)	152 (81·3 to 242)	137 (73 to 223)	157 (85·5 to 243)	100 (53·7 to 165)	93 (54 to 144)	48·5 (27·8 to 76·8)	35 (22 to 53·4)	14·2 (8·9 to 19·9)	3·6 (2·3 to 5·2)	0·6 (0·4 to 0·9)	3,250
Thalassemias	15 (7·4 to 27·4)	7·1 (3 to 13·8)	39·1 (15·3 to 81·4)	81 (35·9 to 159)	73·9 (34·3 to 142)	41·9 (22·1 to 70·6)	40·2 (22·3 to 66·4)	31 (15·7 to 56)	20·7 (9·3 to 39·7)	16·2 (7·7 to 30·6)	13·3 (6·2 to 23·4)	15·7 (7·1 to 30·4)	12·2 (5·3 to 24·7)	7 (2·9 to 13·3)	2·7 (1·1 to 6)	0·6 (0·2 to 1·4)	0·1 (0 to 0·2)	0 (0 to 0)	0 (0 to 0)	0 (0 to 0)	0 (0 to 0)	0 (0 to 0)	0 (0 to 0)	418
Thalassemias trait	0 (0 to 0·1)	1·4 (0·4 to 3·3)	14·2 (3·2 to 30·5)	39·7 (11·5 to 83·4)	117 (46 to 229)	97·3 (33·1 to 203)	65·9 (23 to 131)	266 (113 to 494)	190 (73·8 to 355)	248 (116 to 463)	296 (82 to 584)	76·3 (33·6 to 143)	74·7 (31·2 to 138)	74·9 (33 to 130)	63·5 (26 to 117)	53·8 (25·6 to 90·5)	37 (16·4 to 66·1)	29 (14·7 to 50)	14·5 (6·4 to 26·3)	8·7 (4·8 to 14·2)	3·4 (1·9 to 5·3)	0·8 (0·5 to 1·3)	0·1 (0·1 to 0·2)	1,770
Sickle cell disorders	0·1 (0 to 0·1)	0 (0 to 0·1)	0·1 (0 to 0·3)	0·3 (0·1 to 0·6)	0·2 (0·1 to 0·4)	0·1 (0 to 0·2)	0·1 (0 to 0·2)	0·1 (0 to 0·2)	0 (0 to 0·1)	0 (0 to 0·1)	0 (0 to 0)	0 (0 to 0)	0 (0 to 0)	0 (0 to 0)	0 (0 to 0)	0 (0 to 0)	0 (0 to 0)	0 (0 to 0)	0 (0 to 0)	0 (0 to 0)	0 (0 to 0)	0 (0 to 0)	0 (0 to 0)	1
Sickle cell trait	0 (0 to 0)	0·1 (0 to 0·2)	0·3 (0 to 0·9)	1 (0·1 to 2·7)	2·8 (0·6 to 6·5)	2·4 (0·2 to 6·2)	15 (4·5 to 28·3)	14·7 (4·1 to 30·7)	18·3 (6·6 to 32·9)	17·1 (5·5 to 32·4)	13·5 (3·8 to 27·9)	13·3 (4·5 to 25·6)	1·3 (0·1 to 3·1)	1·8 (0·4 to 4)	1·5 (0·4 to 3·2)	1·3 (0·4 to 2·6)	0·9 (0·2 to 1·8)	0·7 (0·2 to 1·4)	0·4 (0·1 to 0·7)	0·2 (0·1 to 0·4)	0·1 (0 to 0·2)	0 (0 to 0)	0 (0 to 0)	107
G6PD deficiency	0·1 (0 to 0·1)	0 (0 to 0·1)	0·2 (0·1 to 0·4)	0·6 (0·3 to 1·4)	1·9 (0·7 to 4)	3·2 (1·2 to 6·1)	26·6 (11 to 50·2)	12·4 (5·4 to 24)	13·9 (6·3 to 27·2)	14·7 (6·8 to 28·1)	21·1 (6·8 to 82·7)	32 (17·1 to 53·3)	15·4 (6·7 to 29·3)	13 (6 to 25·2)	11·5 (5·1 to 21·9)	8 (3·7 to 14·6)	4 (1·6 to 7·1)	2·4 (1·1 to 4·4)	1 (0·4 to 2)	0·4 (0·2 to 0·8)	0·1 (0 to 0·1)	0 (0 to 0)	0 (0 to 0)	183
G6PD trait	0 (0 to 0)	0 (0 to 0)	0 (0 to 0)	0 (0 to 0)	0 (0 to 0)	0 (0 to 0)	5·1 (1·9 to 9·5)	0·1 (0 to 0·2)	0·1 (0 to 0·2)	0·1 (0 to 0·2)	2·4 (0 to 8·2)	5·4 (2·2 to 10)	0·5 (0·2 to 1)	0 (0 to 0)	0 (0 to 0)	0 (0 to 0)	0 (0 to 0)	0 (0 to 0)	0 (0 to 0)	0 (0 to 0)	0 (0 to 0)	0 (0 to 0)	0 (0 to 0)	13·7
Other hemoglobinopathies and hemolytic anemias	0·3 (0·1 to 0·5)	0·5 (0·1 to 1·2)	3·5 (0·7 to 9·4)	8·3 (1·9 to 19·8)	29·2 (8·6 to 61·9)	25·7 (6·6 to 60·6)	41·1 (13 to 88·1)	25·2 (6·6 to 61·3)	30·8 (9·8 to 69·7)	35·2 (10·4 to 79·1)	41 (16 to 92·3)	69·8 (31·3 to 129)	50·1 (23·4 to 89·1)	54·8 (27·8 to 94·9)	57·5 (30·5 to 93·7)	93·4 (49·1 to 155)	58·3 (30·6 to 97)	60·9 (35·1 to 94·8)	32·6 (18·7 to 53·4)	25·7 (15·2 to 39·6)	10·6 (6·6 to 15·6)	2·7 (1·7 to 4)	0·5 (0·3 to 0·7)	757
Endocrine, metabolic, blood, and immune disorders	33·5 (4·5 to 78·1)	8 (3·5 to 16·7)	99·1 (36·5 to 229)	66·9 (30·6 to 123)	88·2 (38·8 to 149)	98·8 (43·8 to 167)	156 (77·1 to 262)	128 (70·6 to 217)	191 (111 to 308)	307 (174 to 488)	456 (267 to 686)	564 (321 to 872)	459 (277 to 703)	451 (276 to 704)	348 (213 to 530)	232 (145 to 357)	126 (80·9 to 193)	84·3 (56·2 to 124)	44·3 (29·2 to 63·9)	21·5 (13·9 to 30·9)	8·4 (5·3 to 12·7)	2·2 (1·3 to 3·6)	0·4 (0·3 to 0·7)	3,970
Oral disorders	0 (0 to 0)	0 (0 to 0)	0 (0 to 0)	77·4 (43·4 to 127)	105 (56·9 to 175)	123 (65·3 to 215)	162 (88·9 to 274)	231 (129 to 396)	322 (173 to 572)	437 (230 to 802)	564 (290 to 1,010)	648 (327 to 1,150)	665 (362 to 1,160)	648 (365 to 1,090)	613 (356 to 991)	549 (327 to 873)	447 (271 to 703)	340 (211 to 519)	233 (148 to 344)	126 (80·4 to 185)	48·9 (30·8 to 70·5)	12·6 (8 to 18·1)	2·2 (1·4 to 3·2)	6,360
Caries of deciduous teeth	0 (0 to 0)	0 (0 to 0)	0 (0 to 0)	24·4 (9·4 to 49·6)	27 (11·2 to 58·7)	1·6 (0·2 to 4·4)	0 (0 to 0)	0 (0 to 0)	0 (0 to 0)	0 (0 to 0)	0 (0 to 0)	0 (0 to 0)	0 (0 to 0)	0 (0 to 0)	0 (0 to 0)	0 (0 to 0)	0 (0 to 0)	0 (0 to 0)	0 (0 to 0)	0 (0 to 0)	0 (0 to 0)	0 (0 to 0)	0 (0 to 0)	53
Caries of permanent teeth	0 (0 to 0)	0 (0 to 0)	0 (0 to 0)	0 (0 to 0)	23·1 (8 to 50·1)	57·5 (23·1 to 123)	58·8 (24 to 124)	60·6 (25·6 to 118)	55·9 (22 to 113)	51·4 (20·1 to 108)	51·8 (21·4 to 104)	46 (19·4 to 94·5)	36·7 (14·7 to 75·6)	29·4 (11·6 to 62·1)	23·6 (9·2 to 52·4)	18 (6·8 to 39·6)	12·4 (4·8 to 25·3)	8·2 (3·2 to 16·8)	4·7 (2 to 9·4)	2·2 (0·9 to 4·6)	0·7 (0·3 to 1·5)	0·2 (0·1 to 0·3)	0 (0 to 0)	541
Periodontal diseases	0 (0 to 0)	0 (0 to 0)	0 (0 to 0)	0 (0 to 0)	0 (0 to 0)	0 (0 to 0)	10·3 (2·8 to 26·2)	39·2 (11·1 to 99·1)	99·9 (30 to 234)	182 (57·8 to 420)	268 (94·6 to 633)	320 (118 to 708)	314 (118 to 668)	269 (106 to 581)	207 (83·9 to 440)	143 (56·7 to 291)	87·3 (34 to 178)	50·6 (19·6 to 101)	28 (11·1 to 56·4)	13·1 (4·9 to 26·6)	4·7 (1·8 to 10·1)	1·1 (0·4 to 2·4)	0·2 (0·1 to 0·4)	2,040
Other oral disorders	0 (0 to 0)	0 (0 to 0)	0 (0 to 0)	52·9 (30·9 to 83·2)	55 (31·4 to 85)	64·4 (37·5 to 102)	93 (55·4 to 147)	109 (65·1 to 169)	115 (67·1 to 175)	119 (71·6 to 182)	123 (74·3 to 187)	119 (71·1 to 180)	107 (63·1 to 159)	87·8 (53·5 to 132)	67·9 (41·1 to 102)	49·2 (29·9 to 75·4)	32·6 (20·4 to 49·6)	19·2 (11·5 to 29·3)	9·4 (5·8 to 14·4)	3·8 (2·3 to 5·8)	1·1 (0·7 to 1·7)	0·2 (0·1 to 0·4)	0 (0 to 0·1)	1,230
Sudden infant death syndrome	--	81·5 (29·7 to 198)	464 (93·2 to 1,250)	--	--	--	--	--	--	--	--	--	--	--	--	--	--	--	--	--	--	--	--	NA
Injuries	1,410 (179 to 6,980)	945 (110 to 3,140)	4,010 (1,040 to 10,800)	1,300 (795 to 1,990)	1,250 (842 to 1,770)	1,150 (877 to 1,490)	2,270 (1,680 to 3,060)	2,270 (1,650 to 3,210)	1,910 (1,380 to 2,630)	1,770 (1,310 to 2,380)	1,930 (1,450 to 2,610)	2,170 (1,620 to 2,880)	2,110 (1,590 to 2,800)	1,870 (1,390 to 2,480)	1,600 (1,170 to 2,120)	1,310 (1,000 to 1,670)	969 (758 to 1,200)	900 (721 to 1,110)	672 (528 to 845)	418 (335 to 524)	205 (161 to 263)	60·2 (46 to 78·6)	10·9 (8 to 14·5)	32,500
Transport injuries	12·3 (4·5 to 26·4)	43·4 (16·6 to 95·1)	411 (160 to 809)	436 (202 to 828)	546 (295 to 899)	533 (336 to 789)	1,400 (901 to 2,080)	1,330 (838 to 2,090)	1,010 (628 to 1,560)	860 (556 to 1,320)	904 (605 to 1,380)	1,150 (756 to 1,700)	1,140 (770 to 1,660)	1,040 (701 to 1,500)	843 (553 to 1,250)	595 (412 to 833)	377 (276 to 515)	335 (242 to 466)	198 (143 to 272)	94·2 (71·2 to 121)	36·9 (27·9 to 47·8)	7·7 (5·9 to 9·8)	1·1 (0·9 to 1·5)	13,300
Road injuries	10·8 (4 to 23·3)	41·1 (15·4 to 89·9)	372 (145 to 751)	401 (183 to 758)	507 (277 to 838)	496 (307 to 741)	1,320 (848 to 1,950)	1,240 (788 to 1,980)	944 (585 to 1,460)	806 (519 to 1,250)	850 (569 to 1,310)	1,080 (714 to 1,620)	1,080 (731 to 1,570)	985 (666 to 1,420)	799 (525 to 1,190)	566 (387 to 791)	359 (263 to 491)	320 (231 to 444)	188 (135 to 259)	88·6 (67·1 to 114)	34·6 (25·9 to 45·2)	7 (5·4 to 9·1)	1 (0·8 to 1·4)	12,500
Pedestrian road injuries	4·3 (1·2 to 10·8)	13 (4 to 31·7)	161 (49·7 to 387)	180 (76·1 to 357)	246 (119 to 440)	224 (120 to 363)	413 (190 to 775)	402 (184 to 735)	291 (137 to 563)	271 (136 to 482)	311 (158 to 572)	357 (174 to 639)	403 (210 to 715)	429 (229 to 757)	350 (194 to 587)	303 (175 to 483)	182 (119 to 279)	180 (115 to 282)	114 (76·2 to 167)	52·5 (36·8 to 71·8)	19·4 (13·8 to 27·6)	3·4 (2·5 to 4·6)	0·5 (0·4 to 0·7)	4,910
Cyclist road injuries	0 (0 to 0)	0 (0 to 0)	0 (0 to 0)	19·8 (5·9 to 54·5)	23·3 (9·1 to 52·6)	25 (12·1 to 49·8)	42·4 (21 to 78·2)	43·8 (24·3 to 78·8)	39·8 (23·4 to 67·4)	48·2 (28·6 to 80·7)	51·7 (32·5 to 83·8)	64·3 (40·2 to 106)	63·9 (39·9 to 105)	60·4 (37·8 to 96·7)	50·3 (32·7 to 84·1)	37·2 (24·7 to 56·7)	26·8 (18·1 to 40·2)	20·2 (13·5 to 31·9)	8·8 (6·4 to 11·9)	4·8 (3·5 to 6·4)	2·1 (1·5 to 3)	0·5 (0·4 to 0·8)	0·1 (0 to 0·1)	634
Motorcyclist road injuries	2·8 (0·8 to 7·8)	3·8 (0·8 to 10·7)	82 (17·9 to 221)	73·9 (23·8 to 167)	89·5 (31·7 to 187)	108 (48·2 to 208)	384 (159 to 748)	371 (178 to 735)	269 (145 to 483)	218 (136 to 363)	228 (140 to 380)	284 (171 to 472)	286 (174 to 476)	238 (149 to 386)	198 (125 to 309)	108 (76 to 148)	73·5 (53·7 to 100)	49·6 (35·6 to 65·9)	27·6 (19·8 to 36·3)	13·8 (9·8 to 18·1)	5·6 (3·9 to 7·5)	1·4 (1 to 1·8)	0·2 (0·2 to 0·3)	3,120
Motor vehicle road injuries	3·3 (1 to 8·2)	23·9 (7·8 to 53·8)	119 (36·2 to 300)	120 (40·7 to 266)	141 (54·8 to 299)	133 (61·3 to 253)	455 (215 to 859)	407 (202 to 774)	331 (167 to 620)	255 (136 to 484)	247 (134 to 450)	357 (189 to 646)	309 (171 to 538)	242 (131 to 409)	190 (104 to 343)	116 (68 to 191)	75 (47·3 to 119)	68·9 (40·9 to 111)	34·5 (21·3 to 56·4)	16·2 (10·1 to 24·6)	6·9 (4·2 to 10·8)	1·6 (1·1 to 2·4)	0·2 (0·1 to 0·3)	3,650
Other road injuries	0·3 (0·1 to 0·7)	0·3 (0·1 to 1)	9·6 (2·2 to 25·4)	6·6 (1·9 to 16·7)	7·1 (2 to 16·9)	5·8 (2·4 to 11·6)	20·3 (7·8 to 44·1)	20·1 (8·1 to 42·4)	13·1 (5·6 to 30·4)	13·5 (6·3 to 26·5)	13·2 (6·3 to 27·2)	17·1 (7·5 to 33·2)	16·5 (7·8 to 32·2)	14·8 (6·7 to 30)	11·1 (5·1 to 23·6)	2·6 (1·8 to 3·7)	1·9 (1·4 to 2·7)	1·2 (0·9 to 1·7)	2·4 (1·2 to 4·7)	1·3 (0·7 to 2·3)	0·5 (0·3 to 0·9)	0·1 (0·1 to 0·2)	0 (0 to 0)	179
Other transport injuries	1·5 (0·4 to 4·3)	2·4 (0·5 to 7)	39·4 (10·4 to 102)	35·7 (13·2 to 82·6)	39 (16·7 to 82·6)	36·4 (19·3 to 66·4)	86·3 (38·3 to 183)	81·3 (38·8 to 167)	62·7 (30·3 to 124)	53·8 (26·7 to 111)	53·1 (26·8 to 98·5)	68 (34·1 to 133)	60·9 (30·6 to 115)	56·8 (29·7 to 109)	44·1 (22·5 to 84·2)	29 (15·6 to 51)	18·7 (9·8 to 32)	14·7 (7·7 to 29·3)	10·1 (5·4 to 19·5)	5·6 (3·1 to 10·2)	2·4 (1·4 to 3·9)	0·7 (0·4 to 1·1)	0·1 (0·1 to 0·2)	803
Unintentional injuries	1,350 (117 to 6,950)	895 (67·8 to 3,100)	3,570 (621 to 10,400)	815 (492 to 1,290)	644 (451 to 901)	493 (377 to 628)	561 (434 to 729)	627 (482 to 831)	665 (503 to 882)	676 (527 to 876)	766 (586 to 998)	775 (591 to 1,010)	744 (560 to 968)	662 (499 to 873)	641 (481 to 819)	644 (502 to 832)	538 (418 to 679)	522 (406 to 675)	450 (345 to 587)	309 (239 to 402)	162 (121 to 217)	51 (37·3 to 68·6)	9·6 (6·9 to 13·1)	16,600
Falls	65·1 (8 to 173)	10·9 (2 to 31·2)	124 (40·3 to 303)	176 (80·6 to 343)	150 (93·8 to 229)	165 (114 to 233)	186 (131 to 262)	191 (137 to 263)	221 (159 to 302)	254 (190 to 340)	305 (226 to 419)	322 (236 to 432)	322 (241 to 426)	292 (212 to 414)	304 (220 to 400)	371 (272 to 513)	337 (250 to 445)	367 (270 to 500)	335 (240 to 460)	249 (185 to 339)	137 (99·1 to 190)	44·4 (32 to 61·3)	8·3 (5·8 to 11·6)	4,940
Drowning	0·5 (0·3 to 0·9)	0·2 (0·1 to 0·4)	11 (3·8 to 24·2)	200 (82·8 to 408)	206 (94·4 to 369)	65·1 (34·1 to 114)	36 (19·8 to 64·1)	34·4 (18 to 62·1)	25·6 (13·2 to 46·7)	14·5 (7·8 to 24·4)	29·3 (15·5 to 52·5)	19·9 (10·9 to 32·7)	19·1 (10·5 to 31·8)	15·2 (8·9 to 24·4)	19·6 (10·8 to 31·8)	13·1 (7·3 to 21·7)	12·9 (7·8 to 21)	10·3 (6·5 to 16·3)	12·3 (7·5 to 18·8)	8·8 (5·3 to 14·1)	3·4 (2 to 5·6)	0·5 (0·3 to 0·8)	0·1 (0 to 0·1)	758
Fire, heat, and hot substances	2·1 (0·5 to 6·2)	2·4 (0·5 to 8·2)	27·1 (4·9 to 82·7)	80·7 (23 to 212)	68·5 (25·7 to 155)	53·9 (32·6 to 93·1)	75·9 (44·6 to 119)	104 (63·4 to 169)	112 (68·4 to 182)	111 (70·3 to 178)	99·3 (63·3 to 150)	94 (60·4 to 142)	85·8 (56·5 to 128)	68·4 (42·8 to 104)	53·9 (33·9 to 82·3)	45·1 (30·5 to 66·1)	37·2 (24·1 to 56·8)	25·5 (16·2 to 39·3)	16·9 (11·6 to 24·6)	9·6 (6·5 to 14·1)	3·7 (2·5 to 5·1)	0·9 (0·6 to 1·3)	0·2 (0·1 to 0·2)	1,180
Poisonings	0·1 (0 to 0·4)	0 (0 to 0·1)	0·4 (0·1 to 1·2)	2·2 (1 to 5)	3·2 (1·2 to 7)	9·3 (4·7 to 16·4)	30·9 (14·7 to 57·1)	29·4 (15·1 to 49·6)	26·7 (13·6 to 50·6)	9·8 (5·7 to 16·6)	16·8 (8·7 to 30·2)	15·8 (8·5 to 27)	15·1 (8·2 to 26·8)	9·4 (5·2 to 16·5)	4·3 (2·4 to 7·3)	2·9 (1·6 to 4·9)	2·3 (1·4 to 3·6)	2·8 (1·6 to 4·7)	0·9 (0·6 to 1·5)	0·6 (0·3 to 0·9)	0·2 (0·1 to 0·4)	0·1 (0 to 0·1)	0 (0 to 0)	183
Poisoning by carbon monoxide	0 (0 to 0·2)	0 (0 to 0)	0 (0 to 0·1)	0·2 (0·1 to 0·5)	0·8 (0·2 to 2)	1·6 (0·7 to 3·2)	5 (2 to 11·4)	5·4 (2·1 to 12·7)	5·6 (2·2 to 13·1)	1·8 (0·9 to 3·2)	2·2 (1·2 to 4·1)	2·5 (1·2 to 4·9)	2·1 (1 to 4·1)	1·4 (0·8 to 2·5)	0·8 (0·4 to 1·5)	0·6 (0·3 to 1)	0·4 (0·2 to 0·8)	0·5 (0·2 to 0·9)	0·2 (0·1 to 0·3)	0·1 (0 to 0·2)	0 (0 to 0·1)	0 (0 to 0)	0 (0 to 0)	31·4
Poisoning by other means	0·1 (0 to 0·3)	0 (0 to 0·1)	0·4 (0·1 to 1·2)	1·9 (0·8 to 4·7)	2·4 (1 to 5·2)	7·7 (3·8 to 13·9)	25·9 (12·2 to 49·1)	24 (12 to 41·8)	21·1 (10·3 to 41·6)	8 (4·5 to 13·8)	14·5 (7·4 to 27·3)	13·4 (6·9 to 23·5)	13 (6·7 to 24·1)	7·9 (4·2 to 14·3)	3·5 (2 to 6·1)	2·4 (1·3 to 4)	1·9 (1·1 to 3)	2·3 (1·3 to 4)	0·8 (0·4 to 1·2)	0·5 (0·3 to 0·8)	0·2 (0·1 to 0·4)	0·1 (0 to 0·1)	0 (0 to 0)	152
Exposure to mechanical forces	1,130 (0·7 to 6,850)	812 (1·1 to 3,050)	2,650 (13·7 to 9,740)	192 (42·8 to 498)	55·3 (34 to 88·7)	59 (35·8 to 91·5)	80·1 (54·1 to 118)	92·8 (63·7 to 136)	96 (67 to 139)	95·4 (64·7 to 141)	104 (68·9 to 158)	114 (77·7 to 170)	113 (78 to 163)	105 (73·8 to 151)	98·5 (70·2 to 140)	77·7 (54·5 to 108)	50·7 (34·4 to 71·4)	37·4 (26·8 to 51·7)	26·3 (19·1 to 36·9)	12·9 (9·2 to 17·8)	4·6 (3·2 to 6·7)	1·2 (0·8 to 1·8)	0·2 (0·2 to 0·3)	6,010
Unintentional firearm injuries	434 (0·1 to 3,180)	290 (0·1 to 1,790)	628 (1·1 to 3,530)	16·8 (3·6 to 56·3)	5·9 (3·4 to 10·4)	6·9 (4·3 to 11·2)	8·6 (5·4 to 13·6)	9·5 (6·1 to 15·2)	11·8 (7·2 to 18·5)	10·1 (6·8 to 15·2)	11·6 (7·9 to 17)	12·4 (8·5 to 18)	12·6 (8·7 to 18·6)	10·9 (7·5 to 15·9)	8·8 (6·2 to 12·6)	6·5 (4·5 to 9·4)	4·5 (3 to 6·5)	2·9 (2 to 4·3)	1·9 (1·2 to 2·7)	1 (0·7 to 1·5)	0·4 (0·3 to 0·6)	0·1 (0·1 to 0·2)	0 (0 to 0)	1,500
Other exposure to mechanical forces	697 (0·6 to 4,790)	521 (1 to 2,420)	2,030 (12 to 7,860)	175 (38·6 to 462)	49·5 (30·1 to 81·2)	52·1 (31·2 to 81·7)	71·6 (47·9 to 106)	83·3 (57·2 to 123)	84·2 (58·5 to 122)	85·3 (57·1 to 127)	92·4 (60·4 to 142)	102 (69 to 152)	99·9 (68·5 to 145)	93·8 (65·7 to 136)	89·7 (63·9 to 127)	71·1 (49·4 to 99·4)	46·2 (31·2 to 65·4)	34·5 (24·5 to 47·7)	24·4 (17·7 to 34·3)	11·9 (8·5 to 16·4)	4·2 (2·9 to 6)	1·1 (0·7 to 1·6)	0·2 (0·1 to 0·3)	4,520
Adverse effects of medical treatment	6·6 (1·9 to 13·1)	3·5 (1·1 to 7·7)	27·9 (6·4 to 64·1)	25·8 (9·4 to 53)	18·9 (6·6 to 36·9)	19·9 (7·5 to 36·8)	24·5 (8·2 to 43·8)	32·2 (9·6 to 64·8)	26 (7·3 to 58·2)	33·3 (8·8 to 76·6)	34·8 (9·1 to 77·9)	41·3 (11·3 to 97·5)	45·7 (11·1 to 106)	35·1 (8·3 to 86·1)	35·7 (9·2 to 86·7)	33·6 (9·4 to 76·2)	26·5 (7·3 to 56·2)	20·7 (6·4 to 45·2)	15·7 (5·1 to 33)	8·9 (3 to 18·3)	4·2 (1·5 to 8)	1·2 (0·4 to 2·3)	0·2 (0·1 to 0·4)	522
Animal contact	0 (0 to 0·4)	0·1 (0 to 0·4)	1·1 (0·4 to 7·9)	5·5 (3·1 to 19·1)	9·3 (4·5 to 26·6)	12·3 (6·7 to 23·1)	14 (8·1 to 23·3)	15·8 (9·8 to 25·4)	21·1 (13·8 to 31·3)	22·2 (14·2 to 33·7)	29·1 (18·8 to 46·2)	26·4 (17·1 to 39·4)	21·5 (13·9 to 32·3)	29·3 (18 to 49)	32·3 (17·2 to 55·6)	29·9 (12·9 to 54·4)	19·2 (8·6 to 33·4)	17·3 (6·9 to 29·4)	8 (4·4 to 12·8)	2 (1·4 to 3)	0·6 (0·4 to 1·2)	0·2 (0·1 to 0·3)	0 (0 to 0·1)	317
Venomous animal contact	0 (0 to 0)	0 (0 to 0)	0·1 (0·1 to 0·3)	1·8 (1 to 4·5)	3·8 (1·2 to 8·1)	5·7 (2·3 to 10·9)	6·5 (3·1 to 12·1)	6·9 (3·4 to 12·1)	10 (5·4 to 16·6)	7·9 (4·1 to 13·2)	8·5 (4·6 to 14)	7 (3·7 to 11·6)	5·6 (3 to 9·2)	4·8 (2·5 to 8·1)	4 (2·1 to 6·7)	3·7 (2 to 6·4)	2·4 (1·3 to 4·2)	1·6 (0·8 to 2·9)	1·4 (0·7 to 2·6)	0·5 (0·3 to 0·9)	0·1 (0·1 to 0·3)	0 (0 to 0·1)	0 (0 to 0)	82·5
Non-venomous animal contact	0 (0 to 0·4)	0·1 (0 to 0·4)	1 (0·3 to 7·7)	3·7 (1·9 to 14·8)	5·5 (2·6 to 19·1)	6·5 (3·5 to 13·9)	7·5 (4·2 to 13·2)	9 (5·3 to 15·3)	11·1 (6·8 to 17·9)	14·3 (8·6 to 22·8)	20·5 (12·4 to 33·2)	19·4 (11·7 to 31)	15·9 (10·2 to 25·4)	24·6 (14·3 to 42·5)	28·3 (13·7 to 50·6)	26·2 (10·1 to 49·6)	16·8 (6·8 to 30·3)	15·7 (5·9 to 27·3)	6·6 (3·4 to 10·9)	1·5 (1 to 2·3)	0·5 (0·3 to 1)	0·1 (0·1 to 0·3)	0 (0 to 0·1)	235
Foreign body	139 (58·9 to 275)	65·8 (26·9 to 130)	710 (259 to 1,470)	76 (40 to 133)	37·3 (23 to 57)	21·6 (15·2 to 29·3)	22·5 (16·1 to 30·9)	29·2 (20·8 to 40·1)	35·9 (25·8 to 51·2)	31 (22·5 to 42·1)	33·1 (24·4 to 44)	40·5 (30·2 to 53·9)	35·5 (26·5 to 47)	32·2 (23·9 to 42)	28·6 (21·3 to 36·9)	23·6 (18 to 30·2)	18·4 (14·3 to 23·3)	17·3 (13·4 to 22·4)	19·1 (13·2 to 26·5)	8 (5·9 to 10·9)	3·5 (2·6 to 4·9)	1·1 (0·8 to 1·6)	0·2 (0·2 to 0·3)	1,430
Pulmonary aspiration and foreign body in airway	138 (58·7 to 274)	65·5 (26·7 to 129)	695 (253 to 1,450)	68·6 (34·2 to 125)	26·3 (13·1 to 45·8)	7·5 (4·2 to 12·5)	5·7 (3·4 to 9)	10·2 (5·8 to 17·4)	15·2 (8·2 to 27)	8·2 (4·5 to 14·2)	6·9 (4·1 to 11·6)	12·3 (6·6 to 20·9)	8·2 (4·8 to 13·1)	7·4 (4·3 to 12·2)	7·5 (4·1 to 12)	6·9 (4·2 to 10·9)	6·3 (3·9 to 9·5)	8·8 (5·5 to 13·2)	13·1 (7·6 to 20·4)	4·8 (3 to 7·6)	2·2 (1·3 to 3·5)	0·7 (0·4 to 1·1)	0·2 (0·1 to 0·2)	1,130
Foreign body in eyes	0 (0 to 0)	0 (0 to 0)	0·2 (0·1 to 0·5)	1·2 (0·4 to 2·7)	2·1 (0·7 to 4·5)	2·8 (1 to 6·1)	3·6 (1·4 to 7·9)	4·4 (1·7 to 9·4)	4·9 (2·2 to 9·6)	5·5 (2·6 to 10·1)	6·4 (3 to 11·6)	7·1 (3·7 to 12·7)	6·9 (3·8 to 11·8)	6 (3·4 to 9·8)	4·8 (2·9 to 7·5)	3·9 (2·4 to 5·8)	2·8 (1·8 to 4·2)	2 (1·3 to 2·8)	1·3 (0·9 to 1·8)	0·7 (0·5 to 1)	0·3 (0·2 to 0·4)	0·1 (0 to 0·1)	0 (0 to 0)	66·8
Foreign body in other body part	1·2 (0·1 to 4·6)	0·3 (0·1 to 0·8)	14·2 (2·8 to 50·7)	6·2 (3·7 to 10·4)	9 (5·5 to 13·7)	11·3 (7·2 to 16·7)	13·2 (8·8 to 19·3)	14·6 (10·2 to 20·7)	15·8 (11 to 22·5)	17·3 (12·1 to 23·9)	19·8 (14·1 to 27)	21·1 (14·9 to 28·7)	20·4 (14·8 to 27·7)	18·8 (13·5 to 25·1)	16·3 (11·8 to 21·6)	12·8 (9·3 to 17)	9·2 (6·7 to 12·5)	6·6 (4·8 to 8·7)	4·8 (3·4 to 6·3)	2·5 (1·8 to 3·4)	1·1 (0·8 to 1·5)	0·3 (0·2 to 0·4)	0·1 (0 to 0·1)	237
Environmental heat and cold exposure	0 (0 to 0·1)	0 (0 to 0·1)	0·7 (0·4 to 1·4)	3·9 (2·5 to 5·8)	7·8 (4·8 to 12)	10·6 (6·6 to 16)	12·9 (8·4 to 18·7)	14·6 (9·5 to 21·7)	17·1 (10·4 to 27·3)	15·5 (10·5 to 22·9)	16 (10·7 to 23·2)	15·6 (10·1 to 22·8)	14·3 (9·5 to 21)	12·6 (8·3 to 18·3)	10·2 (6·8 to 14·7)	8·1 (5·3 to 12·1)	6 (3·9 to 9·2)	4·3 (2·8 to 6·4)	2·8 (1·9 to 4·2)	1·6 (1·1 to 2·3)	0·7 (0·5 to 1)	0·2 (0·1 to 0·3)	0 (0 to 0·1)	176
Exposure to forces of nature	0·1 (0·1 to 0·1)	0·3 (0·3 to 0·3)	2·5 (2·2 to 2·7)	14·5 (13·1 to 16·2)	15·6 (13·9 to 17·5)	18·3 (15·9 to 21·3)	14·6 (12·5 to 17·4)	13·1 (10·9 to 15·7)	13·4 (11·2 to 16·8)	12 (10·2 to 14·4)	11·3 (9·5 to 13·5)	10·9 (9·2 to 13·2)	9·3 (7·7 to 11·3)	8·1 (6·8 to 10)	6·8 (5·8 to 8·4)	5·5 (4·6 to 6·7)	3·9 (3·2 to 4·8)	2·9 (2·4 to 3·5)	1·9 (1·6 to 2·3)	1·1 (0·9 to 1·3)	0·5 (0·4 to 0·6)	0·1 (0·1 to 0·2)	0 (0 to 0)	167
Other unintentional injuries	1·1 (0·5 to 2·2)	0·4 (0·2 to 0·7)	10·6 (5 to 21·2)	38·3 (21·6 to 66·3)	71·8 (41·2 to 121)	58·4 (38·2 to 85·4)	63·7 (42·8 to 94·3)	70·7 (48·5 to 101)	70·6 (48 to 99·7)	77 (53 to 108)	87·4 (63 to 121)	74·2 (52·5 to 102)	63 (44 to 87·3)	54·3 (37·5 to 75·2)	47·2 (33·2 to 64·5)	33·5 (23·7 to 46·6)	23·8 (16·6 to 32·1)	16·8 (12 to 22·8)	11·2 (8·1 to 15·2)	6·4 (4·7 to 8·6)	3·5 (2·5 to 4·6)	1·1 (0·8 to 1·5)	0·2 (0·2 to 0·3)	885
Self-harm and interpersonal violence	55·6 (20·4 to 115)	6·4 (2·2 to 15·2)	31·5 (11·8 to 68·4)	51·4 (21·1 to 113)	58·8 (37 to 92·1)	122 (83·9 to 184)	305 (210 to 452)	314 (207 to 484)	241 (162 to 355)	231 (164 to 327)	258 (181 to 372)	247 (177 to 343)	228 (160 to 323)	163 (115 to 226)	111 (77·8 to 158)	74·7 (53·8 to 104)	53·7 (39·9 to 72·2)	43·1 (32·6 to 57·3)	24·4 (18·4 to 32·6)	14·8 (10·5 to 20·8)	6·1 (4·2 to 8·7)	1·5 (1 to 2·1)	0·2 (0·1 to 0·2)	2,640
Self-harm	0 (0 to 0)	0 (0 to 0)	0 (0 to 0)	0 (0 to 0)	0 (0 to 0)	58·1 (29·7 to 101)	152 (79 to 273)	166 (85·2 to 310)	124 (64·1 to 220)	115 (63·2 to 193)	113 (62·1 to 201)	109 (62·1 to 182)	107 (60·1 to 183)	72·3 (41 to 119)	55·7 (31·5 to 91·1)	31 (17·7 to 50·7)	22·2 (13·4 to 36·3)	23·7 (15·2 to 35)	14·6 (9·2 to 22·1)	10·9 (6·8 to 17)	4·7 (2·9 to 7·2)	1·2 (0·7 to 1·8)	0·1 (0·1 to 0·2)	1,180
Self-harm by firearm	0 (0 to 0)	0 (0 to 0)	0 (0 to 0)	0 (0 to 0)	0 (0 to 0)	0·8 (0·3 to 1·7)	0·5 (0·2 to 1·2)	1·1 (0·3 to 3)	0·6 (0·2 to 1·6)	0·8 (0·3 to 2)	0·6 (0·2 to 1·6)	1 (0·3 to 2·4)	0·8 (0·3 to 2·1)	0·6 (0·2 to 1·7)	0·4 (0·1 to 0·9)	0·3 (0·1 to 0·7)	0·2 (0·1 to 0·5)	0·2 (0·1 to 0·6)	0·3 (0·1 to 0·6)	0·3 (0·1 to 0·6)	0·1 (0 to 0·3)	0·1 (0 to 0·1)	0 (0 to 0)	8·7
Self-harm by other specified means	0 (0 to 0)	0 (0 to 0)	0 (0 to 0)	0 (0 to 0)	0 (0 to 0)	57·2 (29·3 to 99·2)	152 (78·8 to 272)	165 (84·6 to 307)	123 (63·9 to 219)	114 (62·8 to 191)	112 (62 to 199)	108 (61·5 to 180)	106 (59·8 to 181)	71·7 (40·8 to 119)	55·3 (31·4 to 90·1)	30·7 (17·4 to 50·1)	22 (13·3 to 35·9)	23·5 (15 to 34·6)	14·3 (9 to 21·6)	10·7 (6·7 to 16·6)	4·6 (2·8 to 7·1)	1·1 (0·7 to 1·7)	0·1 (0·1 to 0·2)	1,170
Interpersonal violence	55·6 (20·4 to 115)	6·4 (2·2 to 15·2)	31·4 (11·7 to 68·3)	50·5 (20·4 to 112)	57·8 (36·2 to 91·1)	63·4 (44·8 to 88·6)	151 (101 to 225)	146 (100 to 211)	116 (79 to 169)	109 (76·5 to 154)	125 (85·7 to 178)	114 (83 to 159)	102 (72·9 to 143)	76·4 (55·2 to 105)	47·6 (35·4 to 63·2)	38·9 (28·9 to 53·5)	28·6 (21·4 to 39·6)	17·9 (13·5 to 23·8)	9 (7 to 11·6)	3·4 (2·7 to 4·3)	1·2 (0·9 to 1·5)	0·3 (0·2 to 0·3)	0 (0 to 0·1)	1,350
Physical violence by firearm	0·1 (0 to 0·3)	0 (0 to 0·1)	0·6 (0·2 to 1·7)	2·2 (0·6 to 6·5)	2 (0·7 to 4·5)	1·7 (0·8 to 3·7)	4·2 (1·5 to 9·7)	3·4 (1·4 to 7·4)	2·3 (0·9 to 5·1)	1·1 (0·7 to 2)	1·2 (0·7 to 2·1)	1·2 (0·7 to 2)	1·1 (0·7 to 2)	1·1 (0·6 to 2·1)	1 (0·5 to 2)	1·1 (0·5 to 2·3)	0·6 (0·3 to 1·1)	0·3 (0·2 to 0·5)	0·2 (0·1 to 0·3)	0·1 (0 to 0·1)	0 (0 to 0·1)	0 (0 to 0)	0 (0 to 0)	25·5
Physical violence by sharp object	0·2 (0 to 0·5)	0 (0 to 0)	0·1 (0·1 to 0·3)	1 (0·4 to 2·3)	1·5 (0·9 to 2·6)	2·5 (1·4 to 4·1)	5·2 (2·6 to 9·8)	13·6 (6·1 to 27)	13·4 (6·7 to 26·6)	15 (8·3 to 27·6)	15·4 (7·9 to 29·1)	10·5 (6·3 to 18·1)	7·5 (4·9 to 11·9)	7·5 (4·7 to 12)	5·9 (3·8 to 9·4)	8·4 (4·5 to 14·7)	2·4 (1·6 to 3·6)	1·6 (1 to 2·4)	0·8 (0·6 to 1·1)	0·3 (0·2 to 0·5)	0·1 (0·1 to 0·2)	0 (0 to 0·1)	0 (0 to 0)	113
Sexual violence	0 (0 to 0)	0 (0 to 0)	0 (0 to 0)	1·5 (0·9 to 2·4)	13·8 (8·4 to 21·9)	35·3 (20·3 to 55·2)	72·3 (41·2 to 114)	79·6 (45·8 to 121)	66 (37·2 to 108)	61·2 (35·1 to 98·3)	60·8 (33·7 to 98·9)	56·6 (33·3 to 93·8)	45·6 (25·9 to 75·6)	29·5 (16·3 to 48·4)	15·1 (8·7 to 24·6)	8·8 (5·3 to 13·3)	5·7 (3·5 to 8·5)	3·6 (2·2 to 5·3)	2·1 (1·3 to 3·1)	1 (0·6 to 1·5)	0·3 (0·2 to 0·5)	0 (0 to 0·1)	0 (0 to 0)	559
Physical violence by other means	55·3 (20·3 to 114)	6·3 (2·2 to 15·1)	30·6 (11·4 to 67·3)	45·8 (17·6 to 103)	40·5 (21·9 to 69·6)	24 (15·4 to 37·8)	69·4 (37·1 to 119)	49·6 (28·3 to 85·9)	34·5 (22·6 to 54·1)	31·9 (22 to 45·6)	47·7 (31·4 to 76·4)	45·6 (31·3 to 67·1)	47·7 (31·9 to 71·3)	38·3 (26·1 to 57·1)	25·5 (18·3 to 35·4)	20·7 (14·5 to 29·5)	19·9 (13·9 to 29·3)	12·4 (8·9 to 17·5)	6 (4·4 to 8)	2 (1·5 to 2·7)	0·7 (0·5 to 1)	0·2 (0·1 to 0·3)	0 (0 to 0)	655
Conflict and terrorism	0 (0 to 0)	0 (0 to 0)	0 (0 to 0)	0 (0 to 0·1)	0·1 (0 to 0·1)	0·1 (0 to 0·1)	0·1 (0·1 to 0·2)	0·6 (0·3 to 1·1)	0·6 (0·3 to 1·2)	5·3 (1·5 to 14·6)	19·2 (4·6 to 56·5)	22·5 (5·2 to 67)	19·3 (4·6 to 57·4)	13·5 (3·2 to 39·2)	7·7 (1·9 to 21·2)	4·6 (1·1 to 13)	2·7 (0·7 to 7·8)	1·4 (0·4 to 4·1)	0·7 (0·2 to 2·1)	0·4 (0·1 to 1·1)	0·2 (0 to 0·4)	0 (0 to 0·1)	0 (0 to 0)	99

SB Table 2b: East Kalimantan DALYS by cause and age group for females with 95% uncertainty intervals, 2019

Cause	Early Neonatal	Late Neonatal	Post Neonatal	1 to 4	5 to 9	10 to 14	15 to 19	20 to 24	25 to 29	30 to 34	35 to 39	40 to 44	45 to 49	50 to 54	55 to 59	60 to 64	65 to 69	70 to 74	75 to 79	80 to 84	85 to 89	90 to 94	95 plus	Total
All causes	15,400 (14,800 to 16,400)	6,990 (5,930 to 8,060)	13,900 (10,300 to 18,400)	12,100 (9,990 to 14,300)	5,720 (4,770 to 6,930)	5,760 (4,390 to 7,490)	7,220 (5,600 to 9,240)	8,420 (6,540 to 10,900)	8,490 (6,600 to 10,900)	8,290 (6,430 to 10,700)	8,390 (6,490 to 10,900)	8,660 (6,690 to 11,200)	8,170 (6,180 to 10,700)	8,260 (6,260 to 10,800)	8,660 (6,550 to 11,200)	8,420 (6,370 to 10,900)	8,420 (6,450 to 10,900)	7,900 (5,950 to 10,400)	6,990 (5,080 to 9,280)	5,190 (3,660 to 7,060)	2,700 (1,840 to 3,940)	763 (498 to 1,200)	192,000
Communicable, maternal, neonatal, and nutritional diseases	15,000 (11,600 to 21,000)	2,670 (1,660 to 4,000)	9,160 (6,140 to 12,900)	7,290 (5,070 to 9,330)	3,610 (2,650 to 4,750)	2,410 (1,660 to 3,350)	3,290 (2,280 to 4,580)	4,490 (3,240 to 6,150)	4,800 (3,450 to 6,750)	5,140 (3,700 to 7,150)	5,590 (3,960 to 7,750)	6,670 (4,720 to 9,350)	5,270 (3,540 to 7,610)	5,800 (3,900 to 8,370)	6,750 (4,550 to 9,670)	6,710 (4,510 to 9,570)	6,810 (4,580 to 9,630)	6,470 (4,350 to 9,060)	5,980 (3,980 to 8,350)	4,610 (3,060 to 6,410)	2,370 (1,570 to 3,290)	739 (491 to 1,030)	89,100
HIV/AIDS and sexually transmitted infections	1,360 (952 to 1,720)	312 (97.7 to 665)	697 (372 to 1,090)	1,060 (1,100 to 1,460)	150 (89.9 to 217)	76.6 (47.6 to 112)	227 (177 to 299)	676 (563 to 822)	1,040 (1,000 to 1,120)	1,060 (1,000 to 1,120)	997 (1,000 to 1,120)	640 (523 to 793)	692 (550 to 877)	737 (79.7 to 1,940)	1,120 (24.3 to 2,960)	1,120 (11.3 to 2,960)	1,120 (7.13 to 2,960)	1,120 (5.19 to 2,960)	1,120 (4.04 to 2,960)	1,120 (3.27 to 2,960)	1,120 (2.54 to 2,960)	1,120 (2.04 to 2,960)	8,960
HIV/AIDS	0 (0 to 0)	0.1 (0 to 0.1)	266 (259 to 449)	1,000 (1,000 to 1,000)	132 (62.9 to 211)	70.2 (46.2 to 104)	215 (173 to 288)	655 (588 to 777)	997 (973 to 1,100)	1,000 (1,000 to 1,000)	997 (1,000 to 1,000)	686 (672 to 699)	229 (152 to 351)	76.6 (54.9 to 99.8)	26.6 (19.5 to 35.8)	9.4 (6.9 to 12.6)	4.2 (3.1 to 5.6)	1.1 (0.8 to 1.5)	0 (0 to 0)	0 (0 to 0)	0 (0 to 0)	0 (0 to 0)	6,970
HIV/AIDS - Drug-susceptible Tuberculosis	0 (0 to 0)	0 (0 to 0)	156 (152 to 262)	752 (587 to 981)	78.6 (37.4 to 124)	47.6 (31.4 to 70.2)	142 (117 to 190)	437 (392 to 518)	665 (649 to 733)	674 (666 to 741)	665 (649 to 733)	457 (448 to 466)	153 (101 to 234)	51.1 (36.6 to 66.5)	17.8 (13.0 to 23.9)	6.3 (4.6 to 8.4)	2.8 (2.1 to 3.7)	0.7 (0.5 to 1.0)	0 (0 to 0)	0 (0 to 0)	0 (0 to 0)	0 (0 to 0)	3,260
HIV/AIDS - Multidrug-resistant Tuberculosis without extensive	0 (0 to 0)	0 (0 to 0)	1.8 (0 to 12.1)	7.7 (0.2 to 53)	0.5 (0 to 2.3)	0.4 (0 to 2.1)	1.1 (0 to 7)	4.1 (0.1 to 24.3)	6.1 (0.2 to 36.2)	6.1 (0.2 to 36.2)	6.1 (0.1 to 37.1)	4.1 (0 to 24.6)	1.4 (0 to 9.6)	0.5 (0 to 3.2)	0.2 (0 to 1.2)	0.1 (0 to 0.7)	0 (0 to 0.3)	0 (0 to 0.1)	0 (0 to 0)	0 (0 to 0)	0 (0 to 0)	0 (0 to 0)	39.9
HIV/AIDS - Extensively drug-resistant Tuberculosis	0 (0 to 0)	0 (0 to 0)	0.3 (0 to 2.3)	1.4 (0 to 9.9)	0.1 (0 to 0.4)	0.1 (0 to 0.4)	0.2 (0 to 0.5)	0.7 (0 to 4.1)	1.1 (0 to 6.2)	1.1 (0 to 6.2)	1.1 (0 to 6.4)	0.7 (0 to 4.7)	0.2 (0 to 1.7)	0.1 (0 to 0.6)	0 (0 to 0.2)	0 (0 to 0.1)	0 (0 to 0.1)	0 (0 to 0.1)	0 (0 to 0)	0 (0 to 0)	0 (0 to 0)	0 (0 to 0)	9.6
HIV/AIDS resulting in other diseases	60 (0 to 0)	0 (0 to 0)	1,100 (1,100 to 1,100)	1,000 (977 to 1,070)	99.7 (39.9 to 167)	99 (77.4 to 133)	205 (178 to 233)	1,100 (1,100 to 1,100)	1,100 (1,100 to 1,100)	1,100 (1,100 to 1,100)	1,100 (1,100 to 1,100)	1,100 (1,100 to 1,100)	1,100 (1,100 to 1,100)	1,100 (1,100 to 1,100)	1,100 (1,100 to 1,100)	1,100 (1,100 to 1,100)	1,100 (1,100 to 1,100)	1,100 (1,100 to 1,100)	1,100 (1,100 to 1,100)	1,100 (1,100 to 1,100)	1,100 (1,100 to 1,100)	1,100 (1,100 to 1,100)	3,350
Sexually transmitted infections excluding HIV	1,360 (952 to 1,720)	312 (97.7 to 665)	397 (69.3 to 699)	19.6 (0.1 to 42.2)	7.16 (1.74 to 15.6)	0.6 (0.4 to 0.9)	2.2 (0.2 to 5.3)	0.6 (0.2 to 1.5)	2 (0.4 to 5.1)	2 (0.4 to 5.4)	1.2 (0.2 to 3.6)	0.4 (0.1 to 1.7)	0.1 (0 to 0.5)	0.1 (0 to 0.5)	0.1 (0 to 0.4)	0.1 (0 to 0.4)	0.1 (0 to 0.4)	0.1 (0 to 0.4)	0.1 (0 to 0.4)	0.1 (0 to 0.4)	0.1 (0 to 0.4)	0.1 (0 to 0.4)	2,220
Syphilis	0 (0 to 0)	0 (0 to 0)	0 (0 to 0)	0 (0 to 0)	0 (0 to 0)	0 (0 to 0)	0 (0 to 0)	0 (0 to 0)	0 (0 to 0)	0 (0 to 0)	0 (0 to 0)	0 (0 to 0)	0 (0 to 0)	0 (0 to 0)	0 (0 to 0)	0 (0 to 0)	0 (0 to 0)	0 (0 to 0)	0 (0 to 0)	0 (0 to 0)	0 (0 to 0)	0 (0 to 0)	0 (0 to 0)	0
Chlamydial infection	0 (0 to 0)	0 (0 to 0)	0 (0 to 0)	0 (0 to 0)	0 (0 to 0)	0.2 (0 to 0.4)	0.6 (0 to 0.9)	0.3 (0 to 0.4)	1.2 (0.3 to 3.4)	2.8 (0.4 to 9.1)	1.4 (0.2 to 5.1)	0.9 (0.2 to 3.4)	0.3 (0 to 1.5)	0.4 (0 to 1.7)	0.2 (0 to 0.8)	0.1 (0 to 0.4)	0.1 (0 to 0.3)	0.1 (0 to 0.3)	0.1 (0 to 0.3)	0.1 (0 to 0.3)	0.1 (0 to 0.3)	0.1 (0 to 0.3)	32.6
Gonococcal infection	0 (0 to 0)	0 (0 to 0)	0 (0 to 0)	0 (0 to 0)	0 (0 to 0)	0.2 (0 to 0.4)	0.6 (0 to 0.9)	0.3 (0 to 0.4)	0.9 (0.1 to 2.6)	2 (0.3 to 6.4)	1 (0.2 to 3.6)	0.6 (0.2 to 2.4)	0.2 (0 to 1.1)	0.3 (0 to 1.2)	0.1 (0 to 0.6)	0.1 (0 to 0.3)	0.1 (0 to 0.2)	0.1 (0 to 0.2)	0.1 (0 to 0.2)	0.1 (0 to 0.2)	0.1 (0 to 0.2)	0.1 (0 to 0.2)	23.1
Trichomoniasis	0 (0 to 0)	0 (0 to 0)	0 (0 to 0)	0 (0 to 0)	0 (0 to 0)	0.1 (0 to 0.2)	0.4 (0 to 0.6)	0.3 (0 to 0.4)	1.1 (0.2 to 3.1)	2.6 (0.4 to 8.4)	1.3 (0.2 to 4.8)	0.8 (0.2 to 3.2)	0.3 (0 to 1.4)	0.3 (0 to 1.6)	0.1 (0 to 0.7)	0.1 (0 to 0.4)	0.1 (0 to 0.3)	0.1 (0 to 0.3)	0.1 (0 to 0.3)	0.1 (0 to 0.3)	0.1 (0 to 0.3)	0.1 (0 to 0.3)	30.8
Genital herpes	0 (0 to 0)	0 (0 to 0)	0 (0 to 0)	0 (0 to 0)	0 (0 to 0)	0.1 (0 to 0.2)	0.4 (0 to 0.6)	0.2 (0 to 0.3)	0.6 (0.1 to 1.7)	1.4 (0.2 to 4.5)	0.7 (0.1 to 2.5)	0.4 (0.1 to 1.7)	0.2 (0 to 0.8)	0.2 (0 to 0.9)	0.1 (0 to 0.4)	0.1 (0 to 0.3)	0.1 (0 to 0.2)	0.1 (0 to 0.2)	0.1 (0 to 0.2)	0.1 (0 to 0.2)	0.1 (0 to 0.2)	0.1 (0 to 0.2)	16.2
Other sexually transmitted infections	0 (0 to 0)	0 (0 to 0)	0 (0 to 0)	0 (0 to 0)	0 (0 to 0)	0.4 (0.2 to 0.7)	1.1 (0.7 to 1.4)	0.1 (0 to 0.2)	0.2 (0.2 to 0.3)	0.5 (0.2 to 1.2)	0.2 (0.1 to 0.6)	0.2 (0.1 to 0.6)	0.1 (0 to 0.3)	0.1 (0 to 0.3)	0.1 (0 to 0.2)	0.1 (0 to 0.2)	0.1 (0 to 0.2)	0.1 (0 to 0.2)	0.1 (0 to 0.2)	0.1 (0 to 0.2)	0.1 (0 to 0.2)	0.1 (0 to 0.2)	79.4
Respiratory infections and tuberculosis	430 (338 to 610)	2,000 (1,360 to 2,870)	566 (1,360 to 1,870)	406 (389 to 1,470)	165 (129 to 202)	156 (98.6 to 234)	178 (97.9 to 276)	1,200 (1,180 to 1,220)	1,200 (779 to 1,880)	1,200 (779 to 1,880)	1,200 (779 to 1,880)	1,200 (779 to 1,880)	1,200 (816 to 2,030)	1,200 (809 to 2,030)	1,200 (861 to 2,030)	1,200 (816 to 2,030)	1,200 (860 to 1,930)	1,200 (688 to 1,930)	1,200 (564 to 1,930)	1,200 (422 to 1,930)	1,200 (331 to 1,930)	1,200 (264 to 1,930)	20,400
Tuberculosis	0 (0 to 0)	0 (0 to 0)	370 (169 to 661)	198 (79.9 to 367)	172 (107 to 264)	178 (128 to 268)	483 (263 to 801)	1,000 (999 to 1,000)	1,000 (999 to 1,000)	1,000 (999 to 1,000)	1,000 (999 to 1,000)	1,000 (999 to 1,000)	1,000 (979 to 1,000)	1,000 (960 to 1,000)	1,000 (960 to 1,000)	1,000 (960 to 1,000)	1,000 (960 to 1,000)	1,000 (960 to 1,000)	1,000 (960 to 1,000)	1,000 (960 to 1,000)	1,000 (960 to 1,000)	1,000 (960 to 1,000)	11,400
Latent tuberculosis infection	0 (0 to 0)	0 (0 to 0)	0 (0 to 0)	0 (0 to 0)	0 (0 to 0)	0 (0 to 0)	0 (0 to 0)	0 (0 to 0)	0 (0 to 0)	0 (0 to 0)	0 (0 to 0)	0 (0 to 0)	0 (0 to 0)	0 (0 to 0)	0 (0 to 0)	0 (0 to 0)	0 (0 to 0)	0 (0 to 0)	0 (0 to 0)	0 (0 to 0)	0 (0 to 0)	0 (0 to 0)	0 (0 to 0)	0
Drug-susceptible tuberculosis	0 (0 to 0)	0 (0 to 0)	370 (167 to 654)	198 (79.1 to 366)	172 (105 to 264)	178 (126 to 268)	483 (261 to 800)	1,000 (999 to 1,000)	1,000 (999 to 1,000)	1,000 (999 to 1,000)	1,000 (999 to 1,000)	1,000 (999 to 1,000)	1,000 (979 to 1,000)	1,000 (960 to 1,000)	1,000 (960 to 1,000)	1,000 (960 to 1,000)	1,000 (960 to 1,000)	1,000 (960 to 1,000)	1,000 (960 to 1,000)	1,000 (960 to 1,000)	1,000 (960 to 1,000)	1,000 (960 to 1,000)	11,400
Multidrug-resistant tuberculosis without extensive drug-resista	0 (0 to 0)	0 (0 to 0)	0.4 (0.1 to 18.7)	1.3 (0.4 to 5.3)	1.3 (0.4 to 5.4)	1.9 (0.6 to 7.8)	6.2 (1.9 to 25.5)	7.6 (2.3 to 31.1)	8.2 (2.5 to 33.6)	9.8 (2.9 to 40.1)	8.5 (2.6 to 34.9)	6.8 (2.1 to 27.8)	2.6 (0.8 to 10.6)	1.1 (0.3 to 4.3)	0.4 (0.1 to 1.8)	0.2 (0.1 to 0.8)	0.1 (0 to 0.4)	0.1 (0 to 0.3)	0.1 (0 to 0.3)	0.1 (0 to 0.3)	0.1 (0 to 0.3)	0.1 (0 to 0.3)	97.5
Extensively drug-resistant tuberculosis	0 (0 to 0)	0 (0 to 0)	0.6 (0 to 1.5)	0.2 (0 to 0.5)	0.2 (0 to 0.5)	0.3 (0 to 0.8)	0.9 (0.3 to 2.4)	1.1 (0.4 to 2.9)	1.1 (0.4 to 3.1)	1.4 (0.5 to 3.8)	1.2 (0.4 to 3.3)	0.9 (0.3 to 2.6)	0.4 (0.1 to 1.5)	0.2 (0 to 0.6)	0.1 (0 to 0.3)	0.1 (0 to 0.2)	0 (0 to 0.1)	0 (0 to 0.1)	0 (0 to 0.1)	0 (0 to 0.1)	0 (0 to 0.1)	0 (0 to 0.1)	19.1
Lower respiratory infections	430 (227 to 610)	632 (1,000 to 1,160)	2,480 (1,000 to 3,760)	996 (270 to 1,340)	140 (84.6 to 201)	69.8 (46.1 to 103)	123 (68.7 to 204)	99.4 (54.7 to 161)	109 (59.7 to 183)	119 (67.5 to 200)	109 (59.7 to 183)	186 (104 to 312)	197 (103 to 331)	192 (108 to 322)	242 (135 to 406)	241 (135 to 406)	229 (129 to 385)	231 (130 to 388)	233 (131 to 391)	197 (111 to 331)	99 (55.9 to 166)	81.1 (45.8 to 136)	6,890
Upper respiratory infections	0 (0 to 0)	2.2 (0 to 7.2)	434 (0 to 1,100)	191 (0 to 1,100)	275 (0 to 1,100)	761 (0 to 1,100)	1,200 (0 to 1,100)	1,200 (0 to 1,100)	1,200 (0 to 1,100)	1,200 (0 to 1,100)	1,200 (0 to 1,100)	1,200 (0 to 1,100)	1,200 (0 to 1,100)	1,200 (0 to 1,100)	1,200 (0 to 1,100)	1,200 (0 to 1,100)	1,200 (0 to 1,100)	1,200 (0 to 1,100)	1,200 (0 to 1,100)	1,200 (0 to 1,100)	1,200 (0 to 1,100)	1,200 (0 to 1,100)	1,700
Otitis media	0 (0 to 0)	0 (0 to 0)	0.2 (0 to 0.9)	0.2 (0 to 0.9)	79.2 (37.5 to 135)	424.4 (209.9 to 751)	311.7 (167.7 to 564)	0.2 (0 to 0.9)	19.6 (6.4 to 39.7)	17.4 (7.4 to 34.4)	17.4 (6.1 to 35.4)	16.1 (6.1 to 33.3)	16.1 (7.4 to 30.5)	16.1 (6.9 to 29.3)	16.1 (7.4 to 30.5)	16.1 (7.4 to 30.5)	16.1 (7.4 to 30.5)	16.1 (7.4 to 30.5)	16.1 (7.4 to 30.5)	16.1 (7.4 to 30.5)	16.1 (7.4 to 30.5)	16.1 (7.4 to 30.5)	394
Enteric infections	1,200 (937 to 2,090)	322 (127 to 721)	2,300 (1,040 to 4,430)	1,290 (643 to 2,180)	403 (227 to 2,090)	602 (277 to 1,290)	2,090 (777 to 4,110)	2,090 (779 to 4,110)	2,090 (780 to 4,110)	2,090 (779 to 4,110)	2,090 (780 to 4,110)	2,090 (780 to 4,110)	2,090 (783 to 4,110)	2,090 (783 to 4,110)	2,090 (783 to 4,110)	2,090 (783 to 4,110)	2,090 (783 to 4,110)	2,090 (783 to 4,110)	2,090 (783 to 4,110)	2,090 (783 to 4,110)	2,090 (783 to 4,110)	2,090 (783 to 4,110)	10,800
Diarrheal diseases	1,200 (937 to 2,090)	322 (129 to 720)	2,300 (1,040 to 4,430)	1,290 (643 to 2,180)	403 (227 to 2,090)	602 (277 to 1,290)	2,090 (777 to 4,110)	2,090 (779 to 4,110)	2,090 (780 to 4,110)	2,090 (779 to 4,110)	2,090 (780 to 4,110)	2,090 (780 to 4,110)	2,090 (783 to 4,110)	2,090 (783 to 4,110)	2,090 (783 to 4,110)	2,090 (783 to 4,110)	2,090 (783 to 4,110)	2,090 (783 to 4,110)	2,090 (783 to 4,110)	2,090 (783 to 4,110)	2,090 (783 to 4,110)	2,090 (783 to 4,110)	8,760
Typhoid and paratyphoid	0 (0 to 0)	0 (0 to 0)	0.9 (0 to 4.1)	7.7 (0.1 to 31)	273 (107 to 513)	422 (172 to 868)	393 (172 to 868)	0.2 (0 to 0.9)	0.2 (0 to 0.9)	0.2 (0 to 0.9)	0.2 (0 to 0.9)	0.2 (0 to 0.9)	0.2 (0 to 0.9)	0.2 (0 to 0.9)	0.2 (0 to 0.9)	0.2 (0 to 0.9)	0.2 (0 to 0.9)	0.2 (0 to 0.9)	0.2 (0 to 0.9)	0.2 (0 to 0.9)	0.2 (0 to 0.9)	0.2 (0 to 0.9)	1,960
Typhoid fever	0 (0 to 0)	0 (0 to 0)	0.9 (0 to 3.7)	7.7 (0.1 to 30.2)	273 (107 to 513)	422 (172 to 868)	393 (172 to 868)	0.2 (0 to 0.9)	0.2 (0 to 0.9)	0.2 (0 to 0.9)	0.2 (0 to 0.9)	0.2 (0 to 0.9)	0.2 (0 to 0.9)	0.2 (0 to 0.9)	0.2 (0 to 0.9)	0.2 (0 to 0.9)	0.2 (0 to 0.9)	0.2 (0 to 0.9)	0.2 (0 to 0.9)	0.2 (0 to 0.9)	0.2 (0 to 0.9)	0.2 (0 to 0.9)	1,960
Paratyphoid fever	0 (0 to 0)	0 (0 to 0)	0 (0 to 0)	19.6 (0.4 to 81.7)	28.6 (11.1 to 57.8)	40.9 (16.6 to 83.9)	24 (9.9 to 51.2)	0.7 (0.2 to 2.8)	19.1 (6.1 to 46.3)	2.8 (0.9 to 9.9)	1.6 (0.4 to 6.1)	0.2 (0.1 to 0.7)	1.6 (0.4 to 6.1)	1.1 (0.3 to 4.2)	0.7 (0.2 to 2.7)	0.4 (0.1 to 1.5)	0.2 (0 to 0.8)	0.1 (0 to 0.4)	0 (0 to 0)	0 (0 to 0)	0 (0 to 0)	0 (0 to 0)	167
Invasive Non-typhoidal Salmonella (iNTS)	0 (0 to 0)	0.4 (0 to 0.9)	0.2 (0 to 0.6)	222 (113 to 377)	131 (74.9 to 213)	104 (57.9 to 174)	2.8 (0.5 to 16.4)	0.6 (0 to 3.6)	2.8 (0.5 to 16.4)	0.6 (0 to 3.6)	2.4 (0.5 to 16.4)	0.1 (0 to 0.6)	0.1 (0 to 0.6)	0.1 (0 to 0.6)	0.1 (0 to 0.6)	0.1 (0 to 0.6)	0.1 (0 to 0.6)	0.1 (0 to 0.6)	0.1 (0 to 0.6)	0.1 (0 to 0.6)	0.1 (0 to 0.6)	0.1 (0 to 0.6)	87
Other intestinal infectious diseases	0 (0 to 0)	0 (0 to 0)	1.6 (0 to 4.6)	1.5 (0 to 4.1)	0.8 (0 to 2.1)	0.6 (0 to 1.6)	0.6 (0 to 1.6)	0.3 (0 to 0.8)	0.3 (0 to 0.8)	0.3 (0 to 0.8)	0.3 (0 to 0.8)	0.3 (0 to 0.8)	0.1 (0 to 0.3)	0.1 (0 to 0.3)	0.1 (0 to 0.3)	0.1 (0 to 0.3)	0.1 (0 to 0.3)	0.1 (0 to 0.3)	0.1 (0 to 0.3)	0.1 (0 to 0.3)	0.1 (0 to 0.3)	0.1 (0 to 0.3)	7.4
Neglected tropical diseases and malaria	1,100 (921 to 1,470)	621 (501 to 1,470)	5,610 (4,360 to 7,290)	4,660 (3,610 to 5,870)	2,040 (1,600 to 2,560)	1,620 (1,270 to 2,060)	1,920 (1,500 to 2,450)	2,020 (1,580 to 2,580)	2,020 (1,580 to 2,580)	2,020 (1,580 to 2,580)	2,020 (1,580 to 2,580)	2,020 (1,580 to 2,580)	2,020 (1,580 to 2,580)	2,020 (1,580 to 2,580)	2,020 (1,580 to 2,580)	2,020 (1,580 to 2,580)	2,020 (1,580 to 2,580)	2,020 (1,580 to 2,580)	2,020 (1,580 to 2,580)	2,020 (1,580 to 2,580)	2,020 (1,580 to 2,580)	2,020 (1,580 to 2,580)	4,800
Malaria	0 (0 to 0)	0 (0 to 1.6)	1.1 (0.2 to 3.7)	34.6 (12.4 to 81.7)	63.4 (21 to 136)	21.3 (9.6 to 49)	20.4 (7.6 to 47.5)	19.3 (3.6 to 53)	19.3 (2.7 to 53)	19.3 (3.6 to 53)	19.3 (2.7 to 53)	19.3 (3.6 to 53)	19.3 (2.7 to 53)	19.3 (3.6 to 53)	19.3 (2.7 to 53)	19.3 (3.6 to 53)	19.3 (2.7 to 53)	19.3 (3.6 to 53)	19.3 (2.7 to 53)	19.3 (3.6 to 53)	19.3 (2.7 to 53)	19.3 (3.6 to 53)	560
Chagas disease	0 (0 to 0)	0 (0 to 0)	0 (0 to 0)	0 (0 to 0)	0 (0 to 0)	0 (0 to 0)	0 (0 to 0)	0 (0 to 0)	0 (0 to 0)	0 (0 to 0)	0 (0 to 0)	0 (0 to 0)	0 (0 to 0)	0 (0 to 0)	0 (0 to 0)	0 (0 to 0)	0 (0 to 0)	0 (0 to 0)	0 (0 to 0)	0 (0 to 0)	0 (0 to 0)	0 (0 to 0)	0 (0 to 0)	0
Leishmaniasis	0 (0 to 0)	0 (0 to 0)	0 (0 to 0)	0 (0 to 0)	0 (0 to 0)	0 (0 to 0)	0 (0 to 0)	0 (0 to 0)	0 (0 to 0)	0 (0 to 0)	0 (0 to 0)	0 (0 to 0)	0 (0 to 0)	0 (0 to 0)	0 (0 to 0)	0 (0 to 0)	0 (0 to 0)	0 (0 to 0)	0 (0 to 0)	0 (0 to 0)	0 (0 to 0)	0 (0 to 0)	0 (0 to 0)	0
Visceral leishmaniasis	0 (0 to 0)	0 (0 to 0)	0 (0 to 0)	0 (0 to 0)	0 (0 to 0)	0 (0 to 0)	0 (0 to 0)	0 (0 to 0)	0 (0 to 0)	0 (0 to 0)	0 (0 to 0)	0 (0 to 0)	0 (0 to 0)	0 (0 to 0)	0 (0 to 0)	0 (0 to 0)	0 (0 to 0)	0 (0 to 0)	0 (0 to 0)	0 (0 to 0)	0 (0 to 0)	0 (0 to 0)	0 (0 to 0)	0
Cutaneous and mucocutaneous leishmaniasis	0 (0 to 0)	0 (0 to 0)	0 (0 to 0)	0 (0 to 0)	0 (0 to 0)	0 (0 to 0)	0 (0 to 0)	0 (0 to 0)	0 (0 to 0)	0 (0 to 0)	0 (0 to 0)	0 (0 to 0)	0 (0 to 0)	0 (0 to 0)	0 (0 to 0)	0 (0 to 0)	0 (0 to 0)	0 (0 to 0)	0 (0 to 0)	0 (0 to 0)	0 (0 to 0)	0 (0 to 0)	0 (0 to 0)	0
African trypanosomiasis	0 (0 to 0)	0 (0 to 0)	0 (0 to 0)	0 (0 to 0)	0 (0 to 0)	0 (0 to 0)	0 (0 to 0)	0 (0 to 0)	0 (0 to 0)	0 (0 to 0)	0 (0 to 0)	0 (0 to 0)	0 (0 to 0)	0 (0 to 0)	0 (0 to 0)	0 (0 to 0)	0 (0 to 0)	0 (0 to 0)	0 (0 to 0)	0 (0 to 0)	0 (0 to 0)	0 (0 to 0)	0 (0 to 0)	0
Schistosomiasis	0 (0 to 0)	0 (0 to 0)	0 (0 to 0)	0 (0 to 0)	0 (0 to 0)	0 (0 to 0)	0 (0 to 0)	0 (0 to 0)	0 (0 to 0)	0 (0 to 0)	0 (0 to 0)	0 (0 to 0)	0 (0 to 0)	0 (0 to 0)	0 (0 to 0)	0 (0 to 0)	0 (0 to 0)	0 (0 to 0)	0 (0 to 0)	0 (0 to 0)	0 (0 to 0)	0 (0 to 0)	0 (0 to 0)	0
Cysticercosis	0 (0 to 0)	0 (0 to 0)	0 (0 to 0)	0 (0 to 0)	0 (0 to 0)	0.1 (0 to 0.2)	0.1 (0 to 0.2)	0.1 (0 to 0.2)	0.2 (0 to 0.4)	0.3 (0 to 0.6)	0.2 (0 to 0.5)	0.4 (0 to 0.8)	0.4 (0 to 0.7)	0.4 (0 to 0.8)	0.6 (0 to 1.1)	0.6 (0 to 1.1)	0.6 (0 to 1.1)	0.4 (0 to 0.8)	0.2 (0 to 0.5)	0.1 (0 to 0.3)	0.1 (0 to 0.2)	0 (0 to 0.1)	4.7
Cystic echinococcosis	0 (0 to 0)	0 (0 to 0)	0 (0 to 0)	0 (0 to 0)	0.3 (0 to 0.8)	0.3 (0 to 0.8)	0.4 (0 to 0.8)	0.4 (0 to 0.8)	0.4 (0 to 0.8)	0.7 (0 to 1.4)	0.4 (0 to 0.8)	0.4 (0 to 0.8)	0.4 (0 to 0.8)	0.4 (0 to 0.8)	0.4 (0 to 0.8)	0.4 (0 to 0.8)	0.4 (0 to 0.8)	0.4 (0 to 0.8)	0.2 (0 to 0.5)	0.1 (0 to 0.3)	0.1 (0 to 0.2)	0 (0 to 0.1)	9.6
Lymphatic filariasis	0 (0 to 0)	0 (0 to 0)	0 (0 to 0)	0 (0 to 0)	0 (0 to 0)	32.7 (18.9 to 51.6)	19.7 (11.6 to 31.2)	29.6 (17.6 to 47.6)	29.6 (17.6 to 47.6)	29.6 (17.2 to 48.1)	29.6 (17.6 to 47.6)	29.6 (16.1 to 47.7)	29.6 (16.6 to 42.3)	29.6 (16.4 to 42.3)	29.6 (16.4 to 42.3)	29.6 (16.4 to 42.3)	29.6 (16.4 to 42.3)	29.6 (16.4 to 42.3)	29.6 (16.4 to 42.3)	29.6 (16.4 to 42.3)	29.6 (16.4 to 42.3)	29.6 (16.4 to 42.3)	372
Onchocerciasis	0 (0 to 0)	0 (0 to 0)	0 (0 to 0)	0 (0 to 0)	0 (0 to 0)	0 (0 to 0)	0 (0 to 0)	0 (0 to 0)	0 (0 to 0)	0 (0 to 0)	0 (0 to 0)	0 (0 to 0)	0 (0 to 0)	0 (0 to 0)	0 (0 to 0)	0 (0 to 0)	0 (0 to 0)	0 (0 to 0)	0 (0 to 0)	0 (0 to 0)	0 (0 to 0)	0 (0 to 0)	0 (0 to 0)	0
Trachoma	0 (0 to 0)	0 (0 to 0)	0 (0 to 0)	0 (0 to 0)	0 (0 to 0)	0 (0 to 0)	0 (0 to 0)	0 (0 to 0)	0 (0 to 0)	0 (0 to 0)	0 (0 to 0)	0 (0 to 0)	0 (0 to 0)	0 (0 to 0)	0 (0 to 0)	0 (0 to 0)	0 (0 to 0)	0 (0 to 0)	0 (0 to 0)	0 (0 to 0)	0 (0 to 0)	0 (0 to 0)	0 (0 to 0)	0
Dengue	125 (0 to 660)	796 (0 to 660)	660 (0 to 660)	1,100 (1,100 to 1,100)	241 (86.4 to 1,010)	162 (79.1 to 561)	162 (50.4 to 616)	162 (47.6 to 564)	162 (51.6 to 626)	162 (51.6 to 626)	162 (51.6 to 626)	162 (39.9 to 561)	60 (23.6 to 271)	44.6 (19.6 to 219)	19.7 (9.6 to 219)	9.6 (3.9 to 219)	2.7 (0.9 to 7.6)	1.5 (0.4 to 4.1)	2.4 (0.6 to 6.7)	0.7 (0.2 to 1.9)	0.2 (0.1 to 0.6)	0.2 (0.1 to 0.6)	3,470
Yellow fever	0 (0 to 0)	0 (0 to 0)	0 (0 to 0)	0 (0 to 0)	0 (0 to 0)	0 (0 to 0)	0 (0 to 0)	0 (0 to 0)	0 (0 to 0)	0 (0 to 0)	0 (0 to 0)	0 (0 to 0)	0 (0 to 0)	0 (0 to 0)	0 (0 to 0)	0 (0 to 0)	0 (0 to 0)	0 (0 to 0)	0 (0 to 0)	0 (0 to 0)	0 (0 to 0)	0 (0 to 0)	0 (0 to 0)	0
Rabies	0 (0 to 0)	0 (0 to 0)	0.4 (0 to 1.7)	0.7 (0 to 2.6)	0.7 (0 to 2.6)	7.3 (1.1 to 27.6)	0.7 (0 to 2.6)	0.2 (0 to 0.8)	0.2 (0 to 0.8)	0.2 (0 to 0.8)	1.6 (0.2 to 6.1)	0.8 (0.1 to 3.1)	0.8 (0.1 to 3.1)	0.4 (0 to 1.5)	0.2 (0 to 0.8)	0.1 (0 to 0.4)	0.1 (0 to 0.4)	0.1 (0 to 0.4)	0.1 (0 to 0.4)	0.1 (0 to 0.4)	0.1 (0 to 0.4)	0.1 (0 to 0.4)	23.3
Intestinal nematode infections	0 (0 to 0)	0 (0 to 0)	1.1 (0.3 to 3.3)	19.6 (7.9 to 51.4)	40.6 (19.3 to 71.8)	37.7 (19.3 to 67.2)	27.6 (12.4 to 54.4)	39.4 (19.6 to 72.4)	23.9 (12.4 to 46.2)	32.4 (14.5 to 70.3)	28.5 (14.5 to 59.2)	23.9 (11.4 to 54.4)	8.2 (3.1 to 19.6)	6.7 (2.4 to 16.2)	5 (1.6 to 11.9)	3.6 (0.9 to 9.6)	2.1 (0.4 to 6.2)	1.2 (0.2 to 3.7)	0.7 (0.1 to 2.1)	0.3 (0 to 0.9)	0.1 (0 to 0.4)	0.1 (0 to 0.





SR Table 2b. Kyrgyzstan DALYS by cause and age group for females with 95% uncertainty intervals, 2019

Cause	Both Standard	Late Neonatal	Post Neonatal	1 to 4	5 to 9	10 to 14	15 to 19	20 to 24	25 to 29	30 to 34	35 to 39	40 to 44	45 to 49	50 to 54	55 to 59	60 to 64	65 to 69	70 to 74	75 to 79	80 to 84	85 to 89	90 to 94	95 plus	Total
All causes	33,469 (32,600 to 34,400)	9,990 (7,870 to 12,300)	24,600 (21,300 to 27,200)	25,000 (21,200 to 30,000)	19,500 (15,000 to 24,500)	19,700 (15,200 to 25,300)	23,300 (18,300 to 28,600)	32,400 (25,700 to 40,200)	41,200 (31,300 to 49,700)	43,100 (34,000 to 52,600)	40,900 (32,600 to 47,600)	40,000 (33,300 to 46,300)	43,600 (36,100 to 49,600)	47,200 (39,600 to 53,600)	56,800 (48,700 to 63,300)	53,900 (47,200 to 61,000)	48,600 (41,600 to 55,200)	29,100 (24,300 to 33,900)	28,100 (24,200 to 32,200)	20,100 (16,500 to 23,900)	9,770 (8,110 to 10,900)	2,000 (1,890 to 2,130)	740,000
Communicable, maternal, neonatal, and nutritional diseases	63,300 (56,100 to 69,800)	6,910 (5,720 to 7,830)	19,900 (15,900 to 24,900)	11,900 (9,910 to 14,200)	5,890 (4,110 to 8,730)	3,960 (2,790 to 5,970)	3,960 (2,870 to 5,460)	5,110 (3,980 to 6,560)	5,950 (4,560 to 7,390)	6,170 (4,860 to 7,850)	6,830 (5,700 to 8,470)	6,810 (5,590 to 8,370)	5,970 (4,790 to 7,320)	2,600 (1,920 to 3,700)	2,490 (1,790 to 3,470)	1,720 (1,250 to 2,420)	1,170 (837 to 1,690)	471 (351 to 641)	319 (237 to 419)	367 (267 to 511)	299 (227 to 372)	167 (124 to 212)	39 (17 to 68.9)	129,000
HIV/AIDS and sexually transmitted infections	3.6 (2.5 to 5.2)	0.6 (0.3 to 0.9)	305 (242 to 377)	86.3 (66.4 to 109)	108 (86.6 to 132)	109 (89.6 to 132)	99.7 (84.7 to 118)	420 (372 to 482)	1,060 (932 to 1,210)	780 (682 to 872)	630 (576 to 707)	552 (506 to 606)	312 (286 to 343)	210 (187 to 235)	125 (111 to 144)	111 (97.1 to 134)	60 (52.6 to 72.2)	34.0 (29.6 to 41.2)	11.2 (9.6 to 13.7)	2.2 (1.7 to 2.9)	0.9 (0.6 to 1.2)	0.3 (0.2 to 0.7)	0.1 (0 to 0.1)	3,860
HIV/AIDS	0 (0 to 0.1)	0.1 (0 to 0.2)	304 (242 to 376)	86.3 (66.4 to 108)	108 (86.6 to 132)	109 (89.6 to 132)	99.7 (84.7 to 118)	419 (371 to 480)	1,060 (931 to 1,210)	779 (682 to 870)	630 (576 to 706)	551 (505 to 606)	311 (285 to 342)	209 (186 to 234)	124 (110 to 143)	110 (96.1 to 133)	59.7 (52.3 to 71.8)	34.1 (29.7 to 41.4)	11.2 (9.6 to 13.7)	2.2 (1.7 to 2.9)	0.9 (0.6 to 1.2)	0.3 (0.2 to 0.7)	0.1 (0 to 0.1)	3,850
HIV/AIDS - Drug-susceptible Tuberculosis	0 (0 to 0)	0 (0 to 0)	0.1 (0 to 0.6)	0 (0 to 0.4)	0 (0 to 0.5)	0 (0 to 0.4)	0 (0 to 0.3)	0.1 (0 to 0.7)	0.1 (0 to 0.7)	0.1 (0 to 0.7)	0.1 (0 to 0.7)	0.1 (0 to 0.7)	0.1 (0 to 0.7)	0.1 (0 to 0.7)	0.1 (0 to 0.7)	0.1 (0 to 0.7)	0.1 (0 to 0.7)	0.1 (0 to 0.7)	0.1 (0 to 0.7)	0.1 (0 to 0.7)	0 (0 to 0)	0 (0 to 0)	0 (0 to 0)	144
HIV/AIDS - Multidrug-resistant Tuberculosis without extensive drug resistance	0 (0 to 0)	0 (0 to 0)	0.3 (0.1 to 0.7)	0.2 (0.1 to 0.4)	0.2 (0.1 to 0.4)	0.2 (0.1 to 0.4)	0.2 (0.1 to 0.3)	0.3 (0.1 to 0.6)	0.3 (0.1 to 0.6)	0.3 (0.1 to 0.6)	0.3 (0.1 to 0.6)	0.3 (0.1 to 0.6)	0.2 (0.1 to 0.5)	0.2 (0.1 to 0.5)	0.2 (0.1 to 0.5)	0.2 (0.1 to 0.5)	0.2 (0.1 to 0.5)	0.2 (0.1 to 0.5)	0.2 (0.1 to 0.5)	0.2 (0.1 to 0.5)	0.2 (0.1 to 0.5)	0 (0 to 0)	106
HIV/AIDS - Extensively drug-resistant Tuberculosis	0 (0 to 0)	0 (0 to 0)	0.5 (0.1 to 0.9)	0.2 (0.1 to 0.4)	0.2 (0.1 to 0.4)	0.2 (0.1 to 0.3)	0.2 (0.1 to 0.3)	0.3 (0.1 to 0.5)	0.3 (0.1 to 0.6)	0.3 (0.1 to 0.6)	0.3 (0.1 to 0.6)	0.3 (0.1 to 0.6)	0.2 (0.1 to 0.5)	0.2 (0.1 to 0.5)	0.2 (0.1 to 0.5)	0.2 (0.1 to 0.5)	0.2 (0.1 to 0.5)	0.2 (0.1 to 0.5)	0.2 (0.1 to 0.5)	0.2 (0.1 to 0.5)	0.2 (0.1 to 0.5)	0 (0 to 0)	46.2
HIV/AIDS resulting in other diseases	0 (0 to 0.1)	0 (0 to 0)	273 (0 to 351)	80.3 (59.9 to 103)	99.9 (78.1 to 126)	101 (79.1 to 126)	91.5 (67.6 to 119)	362 (302 to 433)	1,000 (824 to 1,200)	737 (577 to 872)	597 (480 to 699)	519 (399 to 624)	294 (223 to 353)	198 (151 to 239)	122 (91.7 to 147)	107 (80.1 to 129)	57.5 (43.3 to 70.3)	32.7 (23.2 to 39.9)	10.7 (7.5 to 13.1)	2.1 (1.3 to 2.6)	0.9 (0.5 to 1.1)	0.3 (0.1 to 0.6)	0 (0 to 0)	2,920
Sexually transmitted infections excluding HIV	3.6 (2.5 to 5.2)	0.6 (0.3 to 0.9)	1.2 (0.6 to 2.1)	0.6 (0.3 to 1.1)	8.2 (4.4 to 14)	8.9 (4.8 to 15)	8.2 (4.4 to 14)	57.2 (30.7 to 101)	158 (85.2 to 276)	137 (73.3 to 243)	33.2 (17.8 to 59.2)	32.5 (17.4 to 58)	18.1 (9.6 to 32.5)	11.4 (6.1 to 20.6)	3.2 (1.7 to 5.9)	3.8 (2 to 7.1)	3.4 (1.8 to 6.4)	2.2 (1.1 to 4.1)	0.9 (0.4 to 1.7)	0.4 (0.2 to 0.8)	0.2 (0.1 to 0.4)	0 (0 to 0)	643
Syphilis	0 (0 to 0)	0 (0 to 0)	0 (0 to 0)	0 (0 to 0)	0 (0 to 0)	0 (0 to 0.1)	0 (0 to 0.1)	0 (0 to 0.1)	0 (0 to 0.1)	0 (0 to 0.1)	0 (0 to 0.1)	0 (0 to 0)	0 (0 to 0)	0 (0 to 0)	0 (0 to 0)	0 (0 to 0)	0 (0 to 0)	0 (0 to 0)	0 (0 to 0)	0 (0 to 0)	0 (0 to 0)	0 (0 to 0)	0 (0 to 0)	7.6
Chlamydial infection	0 (0 to 0)	0 (0 to 0)	0 (0 to 0)	0 (0 to 0)	0.9 (0.4 to 1.5)	2.9 (1.4 to 5.1)	9.7 (4.8 to 17)	12.7 (6.2 to 23)	13.6 (6.7 to 24)	13.1 (6.4 to 23.1)	12.6 (6.2 to 22.6)	9.5 (4.7 to 17.4)	2.2 (1 to 3.7)	1.9 (1 to 3.1)	0.6 (0.3 to 0.9)	0.2 (0.1 to 0.3)	0.2 (0.1 to 0.3)	0.1 (0.1 to 0.1)	0.1 (0.1 to 0.1)	0.1 (0.1 to 0.1)	0 (0 to 0.1)	0 (0 to 0)	151
Gonococcal infection	0 (0 to 0)	0 (0 to 0)	0 (0 to 0)	0 (0 to 0)	0.6 (0.3 to 0.9)	1.9 (0.9 to 3.3)	6.3 (3.1 to 11)	8.2 (4 to 15)	8.7 (4.3 to 15)	8.2 (4 to 14)	7.9 (3.9 to 14)	5.7 (2.8 to 10)	1.3 (0.6 to 2.2)	1.1 (0.5 to 1.8)	0.4 (0.2 to 0.6)	0.1 (0.1 to 0.2)	0.1 (0 to 0.2)	0.1 (0 to 0.1)	0.1 (0 to 0.1)	0.1 (0 to 0.1)	0 (0 to 0.1)	0 (0 to 0)	37.2
Trichomoniasis	0 (0 to 0)	0 (0 to 0)	0 (0 to 0)	0 (0 to 0)	0.3 (0.1 to 0.5)	0.8 (0.4 to 1.4)	2.6 (1.3 to 4.5)	4.7 (2.3 to 8.3)	4.6 (2.3 to 8.1)	3.9 (1.9 to 7.1)	3.1 (1.5 to 5.7)	2.1 (1 to 4)	0.5 (0.2 to 0.8)	0.4 (0.2 to 0.7)	0.2 (0.1 to 0.3)	0.1 (0 to 0.1)	0.1 (0 to 0.1)	0 (0 to 0)	0 (0 to 0)	0 (0 to 0)	0 (0 to 0)	0 (0 to 0)	0 (0 to 0)	360
Genital herpes	0 (0 to 0)	0 (0 to 0)	0 (0 to 0)	0 (0 to 0)	0.1 (0 to 0.1)	0.3 (0.1 to 0.6)	1.1 (0.4 to 2.1)	2.1 (0.8 to 4.2)	2.3 (0.9 to 4.6)	2.1 (0.8 to 4.2)	1.9 (0.8 to 3.9)	1.4 (0.6 to 2.9)	0.3 (0.1 to 0.6)	0.3 (0.1 to 0.5)	0.1 (0 to 0.2)	0 (0 to 0.1)	0 (0 to 0.1)	0 (0 to 0)	0 (0 to 0)	0 (0 to 0)	0 (0 to 0)	0 (0 to 0)	0 (0 to 0)	81.3
Other sexually transmitted infections	0 (0 to 0)	0 (0 to 0)	0 (0 to 0)	0 (0 to 0)	0.1 (0 to 0.1)	0.1 (0 to 0.1)	0.1 (0 to 0.2)	0.1 (0 to 0.2)	0.1 (0 to 0.2)	0.1 (0 to 0.2)	0.1 (0 to 0.2)	0.1 (0 to 0.2)	0 (0 to 0.1)	0 (0 to 0.1)	0 (0 to 0.1)	0 (0 to 0.1)	0 (0 to 0.1)	0 (0 to 0.1)	0 (0 to 0.1)	0 (0 to 0.1)	0 (0 to 0.1)	0 (0 to 0.1)	0 (0 to 0)	184
Respiratory infections and tuberculosis	1,110 (780 to 1,660)	1,110 (7,360 to 12,600)	2,490 (4,760 to 6,990)	1,490 (1,080 to 1,870)	429 (326 to 561)	470 (326 to 661)	1,130 (826 to 1,540)	1,430 (1,080 to 1,890)	1,870 (1,420 to 2,360)	1,960 (1,500 to 2,530)	1,870 (1,430 to 2,340)	1,940 (1,520 to 2,430)	1,720 (1,350 to 2,170)	1,770 (1,340 to 2,240)	1,610 (1,220 to 2,090)	1,220 (926 to 1,600)	1,010 (767 to 1,320)	627 (477 to 820)	220 (168 to 287)	158 (120 to 206)	98.1 (74.6 to 128)	29.6 (22.5 to 38.5)	9.6 (7.3 to 12.5)	30,300
Tuberculosis	1,110 (780 to 1,660)	1,110 (7,360 to 12,600)	2,490 (4,760 to 6,990)	1,490 (1,080 to 1,870)	429 (326 to 561)	470 (326 to 661)	1,130 (826 to 1,540)	1,430 (1,080 to 1,890)	1,870 (1,420 to 2,360)	1,960 (1,500 to 2,530)	1,870 (1,430 to 2,340)	1,940 (1,520 to 2,430)	1,720 (1,350 to 2,170)	1,770 (1,340 to 2,240)	1,610 (1,220 to 2,090)	1,220 (926 to 1,600)	1,010 (767 to 1,320)	627 (477 to 820)	220 (168 to 287)	158 (120 to 206)	98.1 (74.6 to 128)	29.6 (22.5 to 38.5)	9.6 (7.3 to 12.5)	30,300
Latent tuberculosis infection	0 (0 to 0)	0 (0 to 0)	0 (0 to 0)	0 (0 to 0)	0 (0 to 0)	0 (0 to 0)	0 (0 to 0)	0 (0 to 0)	0 (0 to 0)	0 (0 to 0)	0 (0 to 0)	0 (0 to 0)	0 (0 to 0)	0 (0 to 0)	0 (0 to 0)	0 (0 to 0)	0 (0 to 0)	0 (0 to 0)	0 (0 to 0)	0 (0 to 0)	0 (0 to 0)	0 (0 to 0)	0 (0 to 0)	0
Drug-susceptible Tuberculosis	166 (103 to 266)	1,110 (7,360 to 12,600)	2,260 (4,760 to 6,990)	1,200 (1,080 to 1,870)	429 (326 to 561)	470 (326 to 661)	1,130 (826 to 1,540)	1,430 (1,080 to 1,890)	1,870 (1,420 to 2,360)	1,960 (1,500 to 2,530)	1,870 (1,430 to 2,340)	1,940 (1,520 to 2,430)	1,720 (1,350 to 2,170)	1,770 (1,340 to 2,240)	1,610 (1,220 to 2,090)	1,220 (926 to 1,600)	1,010 (767 to 1,320)	627 (477 to 820)	220 (168 to 287)	158 (120 to 206)	98.1 (74.6 to 128)	29.6 (22.5 to 38.5)	9.6 (7.3 to 12.5)	30,300
Multidrug-resistant tuberculosis without extensive drug resistance	0 (0 to 0)	0 (0 to 0)	0 (0 to 0)	0 (0 to 0)	0 (0 to 0)	0 (0 to 0)	0 (0 to 0)	0 (0 to 0)	0 (0 to 0)	0 (0 to 0)	0 (0 to 0)	0 (0 to 0)	0 (0 to 0)	0 (0 to 0)	0 (0 to 0)	0 (0 to 0)	0 (0 to 0)	0 (0 to 0)	0 (0 to 0)	0 (0 to 0)	0 (0 to 0)	0 (0 to 0)	0 (0 to 0)	0
Extensively drug-resistant tuberculosis	0 (0 to 0)	0 (0 to 0)	0 (0 to 0)	0 (0 to 0)	0 (0 to 0)	0 (0 to 0)	0 (0 to 0)	0 (0 to 0)	0 (0 to 0)	0 (0 to 0)	0 (0 to 0)	0 (0 to 0)	0 (0 to 0)	0 (0 to 0)	0 (0 to 0)	0 (0 to 0)	0 (0 to 0)	0 (0 to 0)	0 (0 to 0)	0 (0 to 0)	0 (0 to 0)	0 (0 to 0)	0 (0 to 0)	0
Lower respiratory infections	276 (180 to 389)	1,080 (797 to 1,430)	9,090 (6,170 to 11,900)	4,880 (3,980 to 5,900)	883 (675 to 1,110)	476 (365 to 611)	282 (214 to 369)	257 (196 to 336)	256 (194 to 335)	279 (212 to 365)	296 (225 to 387)	276 (210 to 361)	288 (219 to 377)	236 (180 to 309)	223 (170 to 292)	199 (151 to 260)	156 (119 to 204)	138 (105 to 180)	107 (81 to 140)	119 (90 to 155)	102 (77 to 133)	74 (56 to 96)	22.6 (17 to 29.5)	20,300
Upper respiratory infections	0.3 (0.2 to 0.4)	16.8 (12.4 to 21.9)	24 (16 to 32)	10.5 (8.5 to 13)	1.9 (1.5 to 2.4)	1.1 (0.8 to 1.4)	0.6 (0.4 to 0.8)	0.5 (0.4 to 0.7)	0.5 (0.4 to 0.7)	0.6 (0.4 to 0.8)	0.6 (0.4 to 0.8)	0.6 (0.4 to 0.8)	0.6 (0.4 to 0.8)	0.5 (0.4 to 0.7)	0.5 (0.4 to 0.7)	0.4 (0.3 to 0.6)	0.4 (0.3 to 0.5)	0.3 (0.2 to 0.4)	0.2 (0.2 to 0.3)	0.2 (0.2 to 0.3)	0.2 (0.1 to 0.3)	0.1 (0 to 0.2)	0.1 (0 to 0.1)	83.3
Otitis media	0 (0 to 0.1)	0 (0 to 0.4)	0.2 (0.2 to 0.3)	0.1 (0 to 0.2)	0.1 (0 to 0.2)	0.1 (0 to 0.2)	0.1 (0 to 0.2)	0.1 (0 to 0.2)	0.1 (0 to 0.2)	0.1 (0 to 0.2)	0.1 (0 to 0.2)	0.1 (0 to 0.2)	0.1 (0 to 0.2)	0.1 (0 to 0.2)	0.1 (0 to 0.2)	0.1 (0 to 0.2)	0.1 (0 to 0.2)	0.1 (0 to 0.2)	0.1 (0 to 0.1)	0.1 (0 to 0.1)	0.1 (0 to 0.1)	0.1 (0 to 0.1)	0 (0 to 0)	184
Enteric infections	159 (89.9 to 261)	158 (103 to 266)	1,200 (1,040 to 3,060)	1,200 (960 to 1,700)	671 (569 to 899)	629 (529 to 868)	660 (556 to 910)	739 (627 to 1,020)	721 (611 to 1,000)	620 (527 to 861)	551 (468 to 765)	481 (408 to 667)	373 (316 to 518)	273 (230 to 379)	179 (149 to 249)	139 (116 to 193)	104 (86.9 to 144)	77 (64.6 to 107)	39.7 (27.6 to 54.9)	22.7 (16.4 to 31.4)	10.7 (7.6 to 14.8)	3.6 (2.6 to 5)	1.1 (0.7 to 1.5)	7,960
Diarrheal diseases	159 (89.9 to 261)	158 (103 to 266)	1,200 (1,030 to 3,060)	1,200 (960 to 1,700)	669 (568 to 899)	629 (529 to 868)	660 (557 to 911)	739 (627 to 1,020)	721 (611 to 1,000)	620 (527 to 861)	551 (468 to 765)	481 (407 to 667)	373 (316 to 518)	273 (230 to 379)	179 (149 to 249)	139 (116 to 193)	104 (86.9 to 144)	77 (64.6 to 106)	39.7 (27.6 to 54.9)	22.7 (16.4 to 31.4)	10.7 (7.6 to 14.8)	3.6 (2.6 to 5)	1.1 (0.7 to 1.5)	7,960
Typhoid and paratyphoid	0 (0 to 0)	0 (0 to 2.8)	0 (0 to 0)	0 (0 to 0)	0 (0 to 0)	0 (0 to 0)	0 (0 to 0)	0 (0 to 0)	0 (0 to 0)	0 (0 to 0)	0 (0 to 0)	0 (0 to 0)	0 (0 to 0)	0 (0 to 1)	0 (0 to 0)	0 (0 to 0)	0 (0 to 0)	0 (0 to 0)	0 (0 to 0)	0 (0 to 0)	0 (0 to 0)	0 (0 to 0)	0 (0 to 0)	2.5
Typhoid fever	0 (0 to 0)	0 (0 to 2.8)	0 (0 to 0)	0 (0 to 0)	0 (0 to 0)	0 (0 to 0)	0 (0 to 0)	0 (0 to 0)	0 (0 to 0)	0 (0 to 0)	0 (0 to 0)	0 (0 to 0)	0 (0 to 0)	0 (0 to 1)	0 (0 to 0)	0 (0 to 0)	0 (0 to 0)	0 (0 to 0)	0 (0 to 0)	0 (0 to 0)	0 (0 to 0)	0 (0 to 0)	0 (0 to 0)	2.5
Paratyphoid fever	0 (0 to 0)	0 (0 to 0)	0 (0 to 0)	0 (0 to 0)	0 (0 to 0)	0 (0 to 0)	0 (0 to 0)	0 (0 to 0)	0 (0 to 0)	0 (0 to 0)	0 (0 to 0)	0 (0 to 0)	0 (0 to 0)	0 (0 to 0)	0 (0 to 0)	0 (0 to 0)	0 (0 to 0)	0 (0 to 0)	0 (0 to 0)	0 (0 to 0)	0 (0 to 0)	0 (0 to 0)	0 (0 to 0)	0
Invasive Non-typhoidal Salmonella (iNTS)	0 (0 to 0)	0 (0 to 0)	0 (0 to 0)	0 (0 to 0)	0 (0 to 0)	0 (0 to 0)	0 (0 to 0)	0 (0 to 0)	0 (0 to 0)	0 (0 to 0)	0 (0 to 0)	0 (0 to 0)	0 (0 to 0)	0 (0 to 0)	0 (0 to 0)	0 (0 to 0)	0 (0 to 0)	0 (0 to 0)	0 (0 to 0)	0 (0 to 0)	0 (0 to 0)	0 (0 to 0)	0 (0 to 0)	1.1
Other intestinal infectious diseases	0 (0 to 0)	3.9 (1.9 to 7.1)	9.1 (4.4 to 17)	7.4 (3.6 to 14)	1.6 (0.8 to 2.9)	0.8 (0.4 to 1.5)	0.5 (0.2 to 0.9)	0.5 (0.2 to 0.9)	1.2 (0.6 to 2.1)	0.5 (0.2 to 0.9)	0.5 (0.2 to 0.9)	0.3 (0.1 to 0.7)	0.2 (0.1 to 0.4)	0.2 (0.1 to 0.4)	0.1 (0 to 0.2)	0.1 (0 to 0.2)	0.1 (0 to 0.1)	0.1 (0 to 0.1)	0.1 (0 to 0.1)	0.1 (0 to 0.1)	0.1 (0 to 0.1)	0 (0 to 0)	19.7
Neglected tropical diseases and malaria	12.6 (7.7 to 20.6)	0.2 (0.1 to 0.3)	19.6 (14.1 to 26)	297 (196 to 396)	256 (169 to 364)	186 (124 to 261)	237 (164 to 321)	316 (221 to 429)	291 (199 to 396)	276 (189 to 376)	276 (189 to 376)	166 (114 to 226)	142 (97.3 to 194)	146 (97.3 to 194)	147 (97.3 to 194)	102 (68.2 to 136)	69.2 (46.1 to 92.2)	29.9 (19.9 to 39.9)	19.4 (12.9 to 25.9)	10.3 (6.9 to 13.8)	4.6 (3.1 to 6.2)	1.4 (0.9 to 1.9)	0.3 (0.2 to 0.4)	3,060
Malaria	0 (0 to 0)	0 (0 to 0)	0 (0 to 0)	0 (0 to 0)	0 (0 to 0)	0 (0 to 0)	0 (0 to 0)	0 (0 to 0)	0 (0 to 0)	0 (0 to 0)	0 (0 to 0)	0 (0 to 0)	0 (0 to 0)	0 (0 to 0)	0 (0 to 0)	0 (0 to 0)	0 (0 to 0)	0 (0 to 0)	0 (0 to 0)	0 (0 to 0)	0 (0 to 0)	0 (0 to 0)	0 (0 to 0)	0
Chagas disease	0 (0 to 0)	0 (0 to 0)	0 (0 to 0)	0 (0 to 0)	0 (0 to 0)	0 (0 to 0)	0 (0 to 0)	0 (0 to 0)	0 (0 to 0)	0 (0 to 0)	0 (0 to 0)	0 (0 to 0)	0 (0 to 0)	0 (0 to 0)	0 (0 to 0)	0 (0 to 0)	0 (0 to 0)	0 (0 to 0)	0 (0 to 0)	0 (0 to 0)	0 (0 to 0)	0 (0 to 0)	0 (0 to 0)	0
Leishmaniasis	0 (0 to 0)	0 (0 to 0)	0.6 (0 to 4.3)	0.6 (0 to 3.4)	0.2 (0 to 1.9)	0.2 (0 to 1.6)	0.3 (0 to 2.1)	0.3 (0 to 2.2)	0.3 (0 to 2.1)	0.2 (0 to 1.8)	0.2 (0 to 1.8)	0.2 (0 to 1.6)	0.2 (0 to 1.5)	0.2 (0 to 1.5)	0.2 (0 to 1.4)	0.2 (0 to 1.2)	0.2 (0 to 1.1)	0.2 (0 to 1.1)	0.2 (0 to 1.1)	0.2 (0 to 1.1)	0.2 (0 to 1.1)	0.2 (0 to 1.1)	0 (0 to 0)	165
Visceral leishmaniasis	0 (0 to 0)	0 (0 to 0)	0.6 (0 to 4.3)	0.6 (0 to 3.4)	0.2 (0 to 1.9)	0.2 (0 to 1.6)	0.3 (0 to 2.1)	0.3 (0 to 2.2)	0.3 (0 to 2.1)	0.2 (0 to 1.8)	0.2 (0 to 1.8)	0.2 (0 to 1.6)	0.2 (0 to 1.5)	0.2 (0 to 1.5)	0.2 (0 to 1.4)	0.2 (0 to 1.2)	0.2 (0 to 1.1)	0.2 (0 to 1.1)	0.2 (0 to 1.1)	0.2 (0 to 1.1)	0.2 (0 to 1.1)	0.2 (0 to 1.1)	0 (0 to 0)	165
Cutaneous and mucocutaneous leishmaniasis	0 (0 to 0)	0 (0 to 0)	0 (0 to 0)	0 (0 to 0)	0 (0 to 0)	0 (0 to 0)	0 (0 to 0)	0 (0 to 0)	0 (0 to 0)	0 (0 to 0)	0 (0 to 0)	0 (0 to 0)	0 (0 to 0)	0 (0 to 0)	0 (0 to 0)	0 (0 to 0)	0 (0 to 0)	0 (0 to 0)	0 (0 to 0)	0 (0 to 0)	0 (0 to 0)	0 (0 to 0)	0 (0 to 0)	0
African trypanosomiasis	0 (0 to 0)	0 (0 to 0)	0 (0 to 0)	0 (0 to 0)	0 (0 to 0)	0 (0 to 0)	0 (0 to 0)	0 (0 to 0)	0 (0 to 0)	0 (0 to 0)	0 (0 to 0)	0 (0 to 0)	0 (0 to 0)	0 (0 to 0)	0 (0 to 0)	0 (0 to 0)	0 (0 to 0)	0 (0 to 0)	0 (0 to 0)	0 (0 to 0)	0 (0 to 0)	0 (0 to 0)	0 (0 to 0)	0
Schistosomiasis	0 (0 to 0)	0 (0 to 0)	0 (0 to 0)	0 (0 to 0)	0 (0 to 0)	0 (0 to 0)	0 (0 to 0)	0 (0 to 0)	0 (0 to 0)	0 (0 to 0)	0 (0 to 0)	0 (0 to 0)	0 (0 to 0)	0 (0 to 0)	0 (0 to 0)	0 (0 to 0)	0 (0 to 0)	0 (0 to 0)	0 (0 to 0)	0 (0 to 0)	0 (0 to 0)	0 (0 to 0)	0 (0 to 0)	0
Cysticercosis	0 (0 to 0)	0 (0 to 0)	0 (0 to 0)	0 (0 to 0)	0.1 (0 to 0.2)	0.2 (0 to 0.3)	0.2 (0 to 0.3)	0.2 (0 to 0.3)	0.2 (0 to 0.3)	0.2 (0 to 0.3)	0.2 (0 to 0.3)	0.2 (0 to 0.3)	0.1 (0 to 0.2)	0.1 (0 to 0.2)	0.1 (0 to 0.2)	0.1 (0 to 0.2)	0.1 (0 to 0.2)	0.1 (0 to 0.2)	0.1 (0 to 0.2)	0.1 (0 to 0.2)	0.1 (0 to 0.2)	0.1 (0 to 0.2)	0 (0 to 0)	36.3
Cystic echinococcosis	0 (0 to 0)	0 (0 to 0)	0 (0 to 0)	0 (0 to 0)	0 (0 to 0)	0 (0 to 0)	0 (0 to 0)	0 (0 to 0)	0 (0 to 0)	0 (0 to 0)	0 (0 to 0)	0 (0 to 0)	0 (0 to 0)	0 (0 to 0)	0 (0 to 0)	0 (0 to 0)	0 (0 to 0)	0 (0 to 0)	0 (0 to 0)	0 (0 to 0)	0 (0 to 0)	0 (0 to 0)	0 (0 to 0)	1,260
Lymphatic filariasis	0 (0 to 0)	0 (0 to 0)	0 (0 to 0)	0 (0 to 0)	0 (0 to 0)	0 (0 to 0)	0 (0 to 0)	0 (0 to 0)	0 (0 to 0)	0 (0 to 0)	0 (0 to 0)	0 (0 to 0)	0 (0 to 0)	0 (0 to 0)	0 (0 to 0)	0 (0 to 0)	0 (0 to 0)	0 (0 to 0)	0 (0 to 0)	0 (0 to 0)	0 (0 to 0)	0 (0 to 0)	0 (0 to 0)	0
Onchocerciasis	0 (0 to 0)	0 (0 to 0)	0 (0 to 0)	0 (0 to 0)	0 (0 to 0)	0 (0 to 0)	0 (0 to 0)	0 (0 to 0)	0 (0 to 0)	0 (0 to 0)	0 (0 to 0)	0 (0 to 0)	0 (0 to 0)	0 (0 to 0)	0 (0 to 0)	0 (0 to 0)	0 (0 to 0)	0 (0 to 0)	0 (0 to 0)	0 (0 to 0)	0 (0 to 0)	0 (0 to 0)	0 (0 to 0)	0
Trachoma	0 (0 to 0)	0 (0 to 0)	0 (0 to 0)	0 (0 to 0)	0 (0 to 0)	0 (0 to 0)	0 (0 to 0)	0 (0 to 0)	0 (0 to 0)	0 (0 to 0)	0 (0 to 0)	0 (0 to 0)	0 (0 to 0)	0 (0 to 0)	0 (0 to 0)	0 (0 to 0)	0 (0 to 0)	0 (0 to 0)	0 (0 to 0)	0 (0 to 0)	0 (0 to 0)	0 (0 to 0)	0 (0 to 0)	0
Dengue	0 (0 to 0)	0 (0 to 0)	0 (0 to 0)	0 (0 to 0)	0 (0 to 0)	0 (0 to 0)	0 (0 to 0)	0 (0 to 0)	0 (0 to 0)	0 (0 to 0)	0 (0 to 0)	0 (0 to 0)	0 (0 to 0)	0 (0 to 0)	0 (0 to 0)	0 (0 to 0)	0 (0 to 0)	0 (0 to 0)	0 (0 to 0)	0 (0 to 0)	0 (0 to 0)	0 (0 to 0)	0 (0 to 0)	0
Yellow fever	0 (0 to 0)	0 (0 to 0)	0 (0 to 0)	0 (0 to 0)	0 (0 to 0)	0 (0 to 0)	0 (0 to 0)	0 (0 to 0)	0 (0 to 0)	0 (0 to 0)	0 (0 to 0)	0 (0 to 0)	0 (0 to 0)	0 (0 to 0)	0 (0 to 0)	0 (0 to 0)	0 (0 to 0)	0 (0 to 0)	0 (0 to 0)	0 (0 to 0)	0 (0 to 0)	0 (0 to 0)	0 (0 to 0)	0
Rabies	0 (0 to 0)	0 (0 to 0)	0 (0 to 0)	0 (0 to 0)	0 (0 to 0)	0 (0 to 0)	0 (0 to 0)	0 (0 to 0)	0 (0 to 0)	0 (0 to 0)	0 (0 to 0)	0 (0 to 0)	0 (0 to 0)	0 (0 to 0)	0 (0 to 0)	0 (0 to 0)	0 (0 to 0)	0 (0 to 0)	0 (0 to 0)	0 (0 to 0)	0 (0 to 0)	0 (0 to 0)	0 (0 to 0)	0
Intestinal nematode infections	0 (0 to 0.2)	0 (0 to 0.1)	11 (11 to 41)	29 (17 to 51)	60 (37 to 89)	60 (38 to 106)	29 (18 to 53)	27 (16 to 49)	27 (16 to 49)	14 (8.1 to 26)	9.6 (5.6 to 17)	6.9 (4.1 to 12)	4.2 (2.5 to 7.4)	3.2 (1.9 to 5.6)	2.1 (1.2 to 3.7)	1.6 (0.9 to 2.8)	1.1 (0.6 to 1.9)	0.7 (0.4 to 1.2)	0.3 (0.2 to 0.6)	0.1 (0.1 to 0.3)	0 (0 to 0.1)	0 (0 to 0)	410
Ascariasis	0 (0 to 0)	0 (0 to 0)	0.2 (0 to 0.2)	0.2 (0 to 0.4)	0.1 (0 to 0.3)	0.1 (0 to 0.3)	0.1 (0 to 0.3)	0.1 (0 to 0.3)	0.1 (0 to 0.3)	0.1 (0 to 0.3)	0.1 (0 to 0.3)	0.1 (0 to 0.3)	0 (0 to 0.2)	0 (0 to 0.2)	0 (0 to 0.2)	0 (0 to 0.2)	0 (0 to 0.2)	0 (0 to 0.2)	0 (0 to 0.2)	0 (0 to 0.2)	0 (0 to 0.2)	0 (0 to 0.2)	0 (0 to 0)	193
Trichuriasis	0 (0 to 0)	0 (0 to 0)	0 (0 to 0)	0 (0 to 0)	0 (0 to 0)	0 (0 to 0)	0 (0 to 0)	0 (0 to 0)	0 (0 to 0)	0 (0 to





SR Table 2b: North Sulawesi DALYS by cause and age group for females with 95% uncertainty intervals, 2019

Cause	Early Neonatal	Late Neonatal	Post Neonatal	1 to 4	5 to 9	10 to 14	15 to 19
All causes	13,400 (10,200 to 17,100)	2,880 (2,210 to 3,680)	11,100 (7,820 to 15,000)	8,220 (5,350 to 11,100)	6,150 (4,980 to 7,530)	7,740 (6,170 to 9,760)	11,500 (9,340 to 14,300)
Communicable, maternal, neonatal, and nutritional diseases	11,700 (8,800 to 15,100)	2,280 (1,710 to 2,970)	7,710 (5,200 to 11,100)	4,990 (2,900 to 7,470)	2,260 (1,700 to 2,980)	1,840 (1,340 to 2,560)	2,400 (1,850 to 3,150)
HIV/AIDS and sexually transmitted infections	530 (149 to 1,210)	121 (33·9 to 260)	418 (79·3 to 868)	1,140 (19·5 to 2,890)	120 (15·7 to 293)	80·7 (12·1 to 193)	164 (66·6 to 260)
HIV/AIDS	0 (0 to 0)	0·1 (0 to 0·1)	248 (2·1 to 634)	1,130 (12·9 to 2,880)	115 (11·6 to 287)	79·7 (11·2 to 192)	160 (62·5 to 257)
HIV/AIDS - Drug-susceptible Tuberculosis	0 (0 to 0)	0 (0 to 0)	111 (1·6 to 284)	507 (9·7 to 1,290)	56·7 (9 to 136)	40 (8·4 to 89·1)	83 (36·4 to 129)
HIV/AIDS - Multidrug-resistant Tuberculosis without extensive d	0 (0 to 0)	0 (0 to 0)	1·1 (0 to 6·8)	4·8 (0 to 30·1)	0·5 (0 to 2·8)	0·3 (0 to 2)	0·7 (0 to 3·8)
HIV/AIDS - Extensively drug-resistant Tuberculosis	0 (0 to 0)	0 (0 to 0)	0·2 (0 to 1·4)	0·9 (0 to 6)	0·1 (0 to 0·5)	0·1 (0 to 0·3)	0·1 (0 to 0·7)
HIV/AIDS resulting in other diseases	0 (0 to 0)	0 (0 to 0·1)	136 (0·5 to 348)	615 (2·3 to 1,580)	57·8 (1·7 to 151)	39·3 (2·2 to 101)	76·5 (24 to 128)
Sexually transmitted infections excluding HIV	530 (149 to 1,210)	121 (33·8 to 260)	170 (48 to 410)	7·9 (1·9 to 19·5)	5·3 (1·5 to 12·3)	1 (0·7 to 1·6)	3·7 (2 to 6·8)
Syphilis	530 (149 to 1,210)	121 (33·8 to 260)	170 (48 to 410)	7·9 (1·9 to 19·5)	5·3 (1·5 to 12·3)	0·3 (0·2 to 0·5)	0·2 (0·1 to 0·3)
Chlamydial infection	0 (0 to 0)	0 (0 to 0)	0 (0 to 0)	0 (0 to 0)	0 (0 to 0)	0·1 (0·1 to 0·1)	0·2 (0·2 to 0·4)
Gonococcal infection	0 (0 to 0)	0 (0 to 0)	0 (0 to 0)	0 (0 to 0)	0 (0 to 0)	0·1 (0·1 to 0·1)	0·3 (0·2 to 0·4)
Trichomoniasis	0 (0 to 0)	0 (0 to 0)	0 (0 to 0)	0 (0 to 0)	0 (0 to 0)	0·1 (0 to 0·3)	1·3 (0·4 to 3·4)
Genital herpes	0 (0 to 0)	0 (0 to 0)	0 (0 to 0)	0 (0 to 0)	0 (0 to 0)	0·2 (0·1 to 0·6)	1·1 (0·3 to 2·7)
Other sexually transmitted infections	0 (0 to 0)	0 (0 to 0)	0 (0 to 0)	0 (0 to 0)	0 (0 to 0)	0·2 (0·1 to 0·2)	0·6 (0·4 to 0·9)
Respiratory infections and tuberculosis	194 (103 to 334)	163 (76·4 to 294)	2,840 (1,590 to 4,650)	879 (487 to 1,390)	497 (369 to 673)	394 (286 to 521)	604 (421 to 820)
Tuberculosis	0 (0 to 0)	0 (0 to 0)	371 (187 to 659)	150 (75·3 to 259)	186 (119 to 280)	150 (92·5 to 229)	366 (217 to 563)
Latent tuberculosis infection	0 (0 to 0)	0 (0 to 0)	0 (0 to 0)	0 (0 to 0)	0 (0 to 0)	0 (0 to 0)	0 (0 to 0)
Drug-susceptible tuberculosis	0 (0 to 0)	0 (0 to 0)	368 (184 to 656)	149 (74·8 to 258)	185 (117 to 279)	149 (91·8 to 228)	363 (214 to 558)
Multidrug-resistant tuberculosis without extensive drug resistar	0 (0 to 0)	0 (0 to 0)	2·9 (0·1 to 17·2)	1·1 (0 to 6·2)	1·2 (0 to 6·7)	1·1 (0 to 6·2)	2·8 (0·1 to 14·5)
Extensively drug-resistant tuberculosis	0 (0 to 0)	0 (0 to 0)	0·6 (0 to 3·4)	0·2 (0 to 1·1)	0·2 (0 to 1·2)	0·2 (0 to 1·1)	0·5 (0 to 2·8)
Lower respiratory infections	194 (103 to 333)	162 (75·2 to 293)	2,450 (1,320 to 4,060)	613 (283 to 1,070)	152 (92 to 237)	100 (62·8 to 150)	96·9 (62 to 148)
Upper respiratory infections	0·2 (0·1 to 0·3)	1 (0·6 to 1·7)	19·2 (10·9 to 31·3)	85·5 (48·3 to 141)	110 (60·3 to 186)	110 (58·4 to 188)	110 (56·5 to 200)
Otitis media	0 (0 to 0)	0·1 (0 to 0·1)	2·7 (1·5 to 4·9)	30·5 (16·7 to 52·5)	48·6 (25·6 to 81·8)	34·3 (18·1 to 61·3)	30·1 (15·8 to 50·9)
Enteric infections	88·7 (37·9 to 175)	204 (63·9 to 462)	2,610 (992 to 5,360)	1,420 (656 to 2,710)	560 (322 to 900)	538 (313 to 882)	487 (259 to 856)
Diarrheal diseases	88·7 (37·9 to 175)	204 (63·6 to 462)	2,610 (987 to 5,350)	1,270 (542 to 2,500)	283 (137 to 544)	185 (92·3 to 332)	145 (73·5 to 274)
Typhoid and paratyphoid	0 (0 to 0)	0 (0 to 0)	1·1 (0·4 to 2·9)	134 (35·8 to 311)	261 (93·5 to 542)	343 (144 to 641)	333 (121 to 678)
Typhoid fever	0 (0 to 0)	0 (0 to 0)	1 (0·3 to 2·6)	122 (32·9 to 285)	236 (85·5 to 491)	311 (132 to 583)	304 (109 to 627)
Paratyphoid fever	0 (0 to 0)	0 (0 to 0)	0·1 (0 to 0·3)	12·5 (2·6 to 31·2)	24·8 (7·8 to 59·9)	31·8 (10·7 to 71·7)	29·6 (9·5 to 70·1)
Invasive Non-typhoidal Salmonella (iNTS)	0 (0 to 0)	0·2 (0·1 to 0·4)	4 (1·8 to 8)	15·9 (5·7 to 33·1)	14·5 (6·4 to 28·5)	10 (3·8 to 20·5)	8·3 (3 to 18·6)
Other intestinal infectious diseases	0 (0 to 0)	0 (0 to 0)	1·8 (0 to 7·9)	1·4 (0·2 to 4·8)	0·9 (0·1 to 3·7)	0·6 (0 to 2·3)	0·4 (0 to 1·4)
Neglected tropical diseases and malaria	0·5 (0·1 to 1·4)	4·8 (1 to 14·3)	65·4 (9·4 to 262)	128 (34·1 to 475)	146 (74·1 to 338)	122 (61·2 to 260)	148 (70·6 to 318)
Malaria	0 (0 to 0)	3·5 (0·4 to 12)	46·5 (4·4 to 164)	74·8 (9·9 to 270)	30·7 (9·3 to 73·5)	17·3 (6·2 to 39·7)	62·1 (13·7 to 179)
Chagas disease	0 (0 to 0)	0 (0 to 0)	0 (0 to 0)	0 (0 to 0)	0 (0 to 0)	0 (0 to 0)	0 (0 to 0)
Leishmaniasis	0 (0 to 0)	0 (0 to 0)	0 (0 to 0)	0 (0 to 0)	0 (0 to 0)	0 (0 to 0)	0 (0 to 0)
Visceral leishmaniasis	0 (0 to 0)	0 (0 to 0)	0 (0 to 0)	0 (0 to 0)	0 (0 to 0)	0 (0 to 0)	0 (0 to 0)
Cutaneous and mucocutaneous leishmaniasis	0 (0 to 0)	0 (0 to 0)	0 (0 to 0)	0 (0 to 0)	0 (0 to 0)	0 (0 to 0)	0 (0 to 0)
African trypanosomiasis	0 (0 to 0)	0 (0 to 0)	0 (0 to 0)	0 (0 to 0)	0 (0 to 0)	0 (0 to 0)	0 (0 to 0)
Schistosomiasis	0 (0 to 0)	0 (0 to 0)	0 (0 to 0)	0 (0 to 0)	0 (0 to 0)	0 (0 to 0)	0 (0 to 0)
Cysticercosis	0 (0 to 0)	0 (0 to 0)	0 (0 to 0)	0 (0 to 0)	0 (0 to 0)	0 (0 to 0)	0 (0 to 0·1)
Cystic echinococcosis	0 (0 to 0)	0 (0 to 0)	0 (0 to 0)	0·2 (0 to 0·7)	0·6 (0 to 2·3)	0·4 (0 to 1·4)	0·3 (0 to 1·1)
Lymphatic filariasis	0 (0 to 0)	0 (0 to 0)	0 (0 to 0)	0 (0 to 0)	16·5 (9·2 to 26·5)	19·4 (11·2 to 31·3)	20·5 (12·3 to 32)
Onchocerciasis	0 (0 to 0)	0 (0 to 0)	0 (0 to 0)	0 (0 to 0)	0 (0 to 0)	0 (0 to 0)	0 (0 to 0)
Trachoma	0 (0 to 0)	0 (0 to 0)	0 (0 to 0)	0 (0 to 0)	0 (0 to 0)	0 (0 to 0)	0 (0 to 0)
Dengue	0 (0 to 0)	0·5 (0 to 5·4)	13·4 (0·1 to 154)	23·4 (0·6 to 264)	26·3 (2·4 to 221)	24·7 (3·3 to 168)	20·6 (3·4 to 102)
Yellow fever	0 (0 to 0)	0 (0 to 0)	0 (0 to 0)	0 (0 to 0)	0 (0 to 0)	0 (0 to 0)	0 (0 to 0)
Rabies	0 (0 to 0)	0 (0 to 0)	0 (0 to 0)	0 (0 to 0)	0 (0 to 0·5)	0 (0 to 0·5)	0 (0 to 0·2)
Intestinal nematode infections	0 (0 to 0)	0 (0 to 0)	0·9 (0·2 to 2·5)	13·2 (6 to 24·2)	35·9 (17·1 to 67·4)	29·4 (14·1 to 53·9)	28 (14·3 to 51·2)

Cause	20 to 24	25 to 29	30 to 34	35 to 39	40 to 44	45 to 49	50 to 54	55 to 59	60 to 64
All causes	12,800 (10,200 to 15,900)	13,200 (10,400 to 16,400)	14,400 (11,200 to 17,900)	19,000 (14,300 to 24,200)	25,600 (19,000 to 32,800)	30,500 (22,900 to 39,200)	33,200 (24,800 to 42,700)	34,000 (25,200 to 44,300)	35,100 (26,900 to 43,900)
Communicable, maternal, neonatal, and nutritional diseases	2,760 (2,050 to 3,600)	2,800 (1,960 to 3,760)	2,700 (1,720 to 3,960)	3,300 (2,060 to 5,110)	3,840 (2,270 to 6,510)	3,680 (2,100 to 6,260)	2,950 (1,890 to 4,810)	2,490 (1,640 to 3,700)	2,770 (1,880 to 4,040)
HIV/AIDS and sexually transmitted infections	294 (163 to 434)	617 (245 to 1,150)	849 (271 to 1,870)	1,120 (303 to 2,750)	1,540 (357 to 4,110)	1,330 (278 to 3,810)	685 (143 to 2,210)	262 (59·9 to 814)	94·7 (23·8 to 297)
HIV/AIDS	284 (153 to 423)	601 (230 to 1,140)	832 (254 to 1,850)	1,100 (284 to 2,720)	1,510 (335 to 4,100)	1,300 (252 to 3,800)	669 (131 to 2,190)	250 (46·8 to 801)	86·2 (15 to 289)
HIV/AIDS - Drug-susceptible Tuberculosis	150 (85·6 to 219)	305 (136 to 548)	399 (137 to 850)	519 (154 to 1,250)	706 (180 to 1,880)	624 (150 to 1,760)	320 (79·7 to 1,010)	122 (30 to 365)	42·2 (9·8 to 132)
HIV/AIDS - Multidrug-resistant Tuberculosis without extensive d	1·2 (0 to 6·9)	2·4 (0·1 to 14·3)	3·2 (0·1 to 16·5)	4·2 (0·1 to 22·4)	5·7 (0·1 to 31·5)	5 (0·1 to 32·4)	2·7 (0·1 to 18)	1·1 (0 to 7·1)	0·4 (0 to 2·8)
HIV/AIDS - Extensively drug-resistant Tuberculosis	0·2 (0 to 1·2)	0·4 (0 to 2·4)	0·6 (0 to 3·1)	0·8 (0 to 4·5)	1·1 (0 to 6)	0·9 (0 to 5·5)	0·5 (0 to 3·2)	0·2 (0 to 1·3)	0·1 (0 to 0·5)
HIV/AIDS resulting in other diseases	132 (62·9 to 206)	294 (89 to 585)	429 (107 to 995)	573 (125 to 1,470)	798 (143 to 2,220)	675 (94·2 to 2,030)	345 (49·6 to 1,180)	127 (15·6 to 429)	43·5 (4·8 to 156)
Sexually transmitted infections excluding HIV	9·8 (4·5 to 19·7)	15·2 (6·8 to 30·5)	17·6 (7·7 to 35·6)	21·5 (10·2 to 42·6)	24·3 (11·3 to 49·8)	24 (10·6 to 46)	16·2 (7 to 33·1)	12·2 (5·2 to 24·9)	8·5 (3·5 to 16)
Syphilis	0·2 (0·1 to 0·3)	0·3 (0·1 to 0·6)	0·2 (0·1 to 0·5)	0·4 (0·2 to 0·8)	0·2 (0·1 to 0·4)	0·5 (0·2 to 0·9)	0·4 (0·2 to 0·7)	0·2 (0·1 to 0·3)	0·2 (0·1 to 0·4)
Chlamydial infection	0·6 (0·4 to 1)	0·7 (0·4 to 1·3)	0·7 (0·4 to 1·4)	1·1 (0·6 to 1·9)	1·3 (0·7 to 2·2)	1·4 (0·7 to 2·5)	0·5 (0·2 to 0·9)	0·4 (0·2 to 1)	0·3 (0·1 to 0·9)
Gonococcal infection	0·5 (0·2 to 0·9)	0·5 (0·2 to 1)	0·4 (0·2 to 0·7)	0·8 (0·3 to 1·9)	1·1 (0·4 to 2·5)	1·6 (0·5 to 3·6)	1 (0·3 to 2·4)	1·1 (0·3 to 2·7)	0·8 (0·2 to 2·2)
Trichomoniasis	5·1 (1·7 to 12·5)	8·8 (2·8 to 21·3)	10 (3·3 to 23)	11·1 (3·5 to 26·1)	12·2 (3·8 to 29·9)	11·4 (3·4 to 25·7)	8·4 (2·6 to 20·2)	5·7 (1·8 to 13·7)	3·6 (1·2 to 8·5)
Genital herpes	2·2 (0·6 to 5·5)	3·2 (1 to 7·6)	4 (1·3 to 9·9)	5 (1·6 to 12·2)	5·8 (1·8 to 14·1)	5·6 (1·8 to 14)	4·8 (1·4 to 12·1)	3·8 (1·1 to 9·3)	2·9 (0·9 to 7·3)
Other sexually transmitted infections	1·2 (0·7 to 1·9)	1·7 (1 to 2·8)	2·2 (1·3 to 3·6)	3·2 (1·9 to 5·2)	3·7 (2·1 to 6·2)	3·6 (1·9 to 6·2)	1·1 (0·5 to 2·1)	1 (0·4 to 2·2)	0·7 (0·1 to 1·9)
Respiratory infections and tuberculosis	874 (598 to 1,230)	712 (445 to 1,050)	493 (297 to 773)	706 (407 to 1,160)	733 (409 to 1,170)	961 (555 to 1,570)	1,080 (622 to 1,690)	1,070 (605 to 1,720)	1,320 (847 to 1,960)
Tuberculosis	675 (422 to 1,010)	553 (311 to 890)	358 (183 to 608)	548 (280 to 980)	556 (273 to 978)	774 (409 to 1,340)	854 (457 to 1,430)	819 (423 to 1,370)	989 (591 to 1,550)
Latent tuberculosis infection	0 (0 to 0)	0 (0 to 0)	0 (0 to 0)	0 (0 to 0)	0 (0 to 0)	0 (0 to 0)	0 (0 to 0)	0 (0 to 0)	0 (0 to 0)
Drug-susceptible tuberculosis	670 (420 to 1,000)	549 (305 to 883)	355 (180 to 599)	543 (277 to 967)	551 (270 to 971)	768 (408 to 1,330)	847 (454 to 1,410)	812 (421 to 1,370)	980 (591 to 1,530)
Multidrug-resistant tuberculosis without extensive drug resistar	5 (0·2 to 27·3)	3·8 (0·1 to 19·4)	2·5 (0·1 to 14·2)	3·9 (0·1 to 20·7)	4 (0·1 to 20·8)	5·4 (0·2 to 30·2)	6·2 (0·2 to 31·2)	6·4 (0·2 to 35·7)	8·1 (0·2 to 44)
Extensively drug-resistant tuberculosis	0·9 (0 to 5·4)	0·7 (0 to 3·8)	0·5 (0 to 2·8)	0·7 (0 to 4)	0·8 (0 to 3·9)	1 (0 to 5·6)	1·2 (0 to 6)	1·2 (0 to 6·8)	1·5 (0 to 8·1)
Lower respiratory infections	78 (46·7 to 124)	61 (33·6 to 109)	47·8 (22·8 to 98·5)	64·9 (30·5 to 141)	81·6 (38·9 to 173)	99·9 (50·8 to 214)	149 (82·7 to 271)	198 (105 to 332)	285 (159 to 467)
Upper respiratory infections	97·2 (51·6 to 168)	80·8 (43·5 to 132)	73·3 (39 to 126)	77·6 (40·2 to 130)	78·6 (43 to 139)	69·4 (36·1 to 121)	57·6 (31·4 to 101)	45·1 (24 to 77·2)	35·2 (18·9 to 59·1)
Otitis media	23·1 (9·9 to 46·4)	17·2 (7·9 to 33·1)	14·2 (5·6 to 27)	15·5 (7·2 to 28·7)	17·5 (7·8 to 32·5)	17·2 (8·4 to 30·5)	15·2 (7 to 27·6)	11·8 (5·8 to 20·8)	8·7 (3·8 to 17·5)
Enteric infections	321 (170 to 593)	222 (120 to 411)	202 (104 to 385)	223 (116 to 452)	258 (128 to 522)	335 (157 to 713)	425 (189 to 959)	497 (210 to 1,110)	692 (286 to 1,460)
Diarrheal diseases	152 (69·7 to 312)	133 (63·8 to 283)	149 (69·4 to 309)	187 (87·5 to 407)	229 (102 to 486)	309 (134 to 671)	402 (170 to 936)	477 (195 to 1,100)	676 (272 to 1,440)
Typhoid and paratyphoid	164 (58·5 to 362)	86·7 (32 to 194)	50·9 (16·3 to 120)	34·6 (12·6 to 77·6)	26·7 (9·3 to 62·9)	23·7 (8 to 53·3)	20·6 (7·3 to 45·4)	16·5 (5·9 to 39)	12·5 (4·6 to 28·1)
Typhoid fever	150 (53·4 to 334)	80·1 (29·5 to 177)	47·3 (15·2 to 111)	32·3 (11·7 to 71·6)	25·2 (8·7 to 59·2)	22·5 (7·5 to 50·2)	19·6 (6·9 to 43)	15·8 (5·6 to 37·4)	12 (4·4 to 27·1)
Paratyphoid fever	13·7 (3·7 to 35·2)	6·7 (1·9 to 17·2)	3·6 (1 to 9·3)	2·2 (0·7 to 5·8)	1·6 (0·5 to 4)	1·3 (0·3 to 3·3)	1 (0·3 to 2·5)	0·7 (0·2 to 1·8)	0·5 (0·1 to 1·2)
Invasive Non-typhoidal Salmonella (iNTS)	5 (1·7 to 11·2)	2·9 (0·9 to 6·8)	2 (0·6 to 4·9)	1·8 (0·5 to 4·2)	1·8 (0·6 to 4·3)	2 (0·6 to 4·4)	2·3 (0·8 to 5)	2·7 (0·9 to 5·4)	3·1 (1·1 to 6·3)
Other intestinal infectious diseases	0·3 (0 to 1·1)	0·1 (0 to 0·4)	0·3 (0 to 1)	0·2 (0 to 0·7)	0·2 (0 to 0·8)	0·2 (0 to 0·6)	0·2 (0 to 0·6)	0·1 (0 to 0·5)	0·1 (0 to 0·5)
Neglected tropical diseases and malaria	138 (64·6 to 289)	110 (54·2 to 226)	92·4 (45·5 to 196)	94·3 (47·9 to 187)	90·3 (48·5 to 181)	76·5 (42·1 to 162)	69·6 (37·7 to 135)	61·7 (33·8 to 119)	52·4 (29·4 to 102)
Malaria	37·6 (11·3 to 101)	23·8 (9·3 to 55·5)	19·4 (7·3 to 41·8)	20 (7·2 to 46)	18 (7·1 to 43·8)	15·4 (4·7 to 42·9)	16·3 (4·5 to 45·1)	16 (4 to 45·4)	16 (3·7 to 48·3)
Chagas disease	0 (0 to 0)	0 (0 to 0)	0 (0 to 0)	0 (0 to 0)	0 (0 to 0)	0 (0 to 0)	0 (0 to 0)	0 (0 to 0)	0 (0 to 0)
Leishmaniasis	0 (0 to 0)	0 (0 to 0)	0 (0 to 0)	0 (0 to 0)	0 (0 to 0)	0 (0 to 0)	0 (0 to 0)	0 (0 to 0)	0 (0 to 0)
Visceral leishmaniasis	0 (0 to 0)	0 (0 to 0)	0 (0 to 0)	0 (0 to 0)	0 (0 to 0)	0 (0 to 0)	0 (0 to 0)	0 (0 to 0)	0 (0 to 0)
Cutaneous and mucocutaneous leishmaniasis	0 (0 to 0)	0 (0 to 0)	0 (0 to 0)	0 (0 to 0)	0 (0 to 0)	0 (0 to 0)	0 (0 to 0)	0 (0 to 0)	0 (0 to 0)
African trypanosomiasis	0 (0 to 0)	0 (0 to 0)	0 (0 to 0)	0 (0 to 0)	0 (0 to 0)	0 (0 to 0)	0 (0 to 0)	0 (0 to 0)	0 (0 to 0)
Schistosomiasis	0 (0 to 0)	0 (0 to 0)	0 (0 to 0)	0 (0 to 0)	0 (0 to 0)	0 (0 to 0)	0 (0 to 0)	0 (0 to 0)	0 (0 to 0)
Cysticercosis	0·1 (0 to 0·2)	0·1 (0 to 0·2)	0·1 (0 to 0·3)	0·2 (0·1 to 0·4)	0·3 (0·1 to 0·5)	0·3 (0·1 to 0·7)	0·4 (0·1 to 0·9)	0·5 (0·2 to 1·2)	0·7 (0·2 to 1·6)
Cystic echinococcosis	0·3 (0 to 1)	0·3 (0 to 1)	0·3 (0 to 1·2)	0·4 (0 to 1·8)	0·5 (0 to 1·9)	0·5 (0 to 2)	0·6 (0 to 2·3)	0·6 (0 to 2·2)	0·6 (0 to 2·3)
Lymphatic filariasis	19·4 (11·5 to 30)	17·4 (9·9 to 27)	16·3 (8·9 to 25·5)	17·7 (10·1 to 27·8)	18·8 (10·9 to 29·4)	18·1 (10·5 to 27·4)	15·5 (9·4 to 23·8)	12·8 (7·8 to 19·4)	10·4 (6·3 to 15·8)
Onchocerciasis	0 (0 to 0)	0 (0 to 0)	0 (0 to 0)	0 (0 to 0)	0 (0 to 0)	0 (0 to 0)	0 (0 to 0)	0 (0 to 0)	0 (0 to 0)
Trachoma	0 (0 to 0)	0 (0 to 0)	0 (0 to 0)	0 (0 to 0)	0 (0 to 0)	0 (0 to 0)	0 (0 to 0)	0 (0 to 0)	0 (0 to 0)
Dengue	20·7 (2·6 to 125)	18·9 (2·7 to 112)	15·3 (1·6 to 97·7)	14·6 (1·4 to 83·3)	15·5 (1·5 to 100)	13 (1·2 to 77·7)	11 (1·1 to 65·6)	9·3 (1·1 to 54·2)	7·6 (1·2 to 36·5)
Yellow fever	0 (0 to 0)	0 (0 to 0)	0 (0 to 0)	0 (0 to 0)	0 (0 to 0)	0 (0 to 0)	0 (0 to 0)	0 (0 to 0)	0 (0 to 0)
Rabies	0 (0 to 0·1)	0 (0 to 0·1)	0 (0 to 0·2)	0 (0 to 0·3)	0 (0 to 0·5)	0 (0 to 0·5)	0·2 (0 to 0·6)	1·5 (0·1 to 4·8)	2 (0·1 to 6·3)
Intestinal nematode infections	50·2 (18·6 to 114)	38·7 (15·4 to 81·3)	30·4 (11·6 to 63·8)	28·5 (10·6 to 63·9)	16 (7·8 to 27·9)	10·4 (4·7 to 19·8)	9·4 (4·6 to 17·6)	7·9 (3·8 to 15·1)	6·5 (3·2 to 12·2)

Cause	65 to 69	70 to 74	75 to 79	80 to 84	85 to 89	90 to 94	95 plus	Total
All causes	33,800 (26,500 to 40,600)	29,400 (24,200 to 34,100)	23,500 (20,000 to 26,500)	16,700 (14,500 to 18,500)	8,370 (6,940 to 9,310)	2,320 (1,880 to 2,610)	439 (364 to 502)	393,000
Communicable, maternal, neonatal, and nutritional diseases	2,840 (1,970 to 4,000)	2,770 (1,970 to 3,870)	2,490 (1,770 to 3,450)	1,750 (1,250 to 2,430)	957 (656 to 1,350)	296 (197 to 433)	67·4 (45·4 to 97·2)	71,700
HIV/AIDS and sexually transmitted infections	33·9 (10·9 to 117)	21·2 (7·2 to 60·2)	11·6 (3·9 to 28·5)	3·4 (1·6 to 7)	1·7 (0·7 to 3·3)	0·5 (0·2 to 0·9)	0·1 (0 to 0·2)	9,430
HIV/AIDS	27·8 (5·2 to 112)	17·4 (3·8 to 57·9)	9·1 (1·8 to 26·3)	1·4 (0·4 to 4·5)	0·5 (0·1 to 1·5)	0·1 (0 to 0·3)	0 (0 to 0)	8,420
HIV/AIDS - Drug-susceptible Tuberculosis	14 (3·5 to 51·9)	9·3 (2·7 to 27·6)	4·9 (1·2 to 12·7)	0·8 (0·3 to 2·2)	0·3 (0·1 to 0·7)	0·1 (0 to 0·1)	0 (0 to 0)	4,010
HIV/AIDS - Multidrug-resistant Tuberculosis without extensive d	0·1 (0 to 0·8)	0·1 (0 to 0·5)	0 (0 to 0·2)	0 (0 to 0)	0 (0 to 0)	0 (0 to 0)	0 (0 to 0)	33·5
HIV/AIDS - Extensively drug-resistant Tuberculosis	0 (0 to 0·1)	0 (0 to 0·1)	0 (0 to 0)	0 (0 to 0)	0 (0 to 0)	0 (0 to 0)	0 (0 to 0)	6·1
HIV/AIDS resulting in other diseases	13·6 (1·4 to 60·3)	8 (0·7 to 30)	4·2 (0·3 to 13·6)	0·6 (0·1 to 2·3)	0·2 (0 to 0·8)	0 (0 to 0·2)	0 (0 to 0)	4,370
Sexually transmitted infections excluding HIV	6·1 (2·9 to 11·5)	3·8 (1·8 to 6·9)	2·5 (1·2 to 4·6)	2 (0·9 to 4·1)	1·2 (0·4 to 2·6)	0·4 (0·1 to 0·8)	0·1 (0 to 0·2)	1,000
Syphilis	0·2 (0·1 to 0·4)	0·2 (0·1 to 0·4)	0·2 (0·1 to 0·3)	0·3 (0·1 to 0·7)	0·2 (0·1 to 0·5)	0·1 (0 to 0·2)	0 (0 to 0·1)	839
Chlamydial infection	0·2 (0·1 to 0·4)	0·2 (0·1 to 0·4)	0·1 (0 to 0·4)	0·2 (0·1 to 0·6)	0·1 (0 to 0·4)	0 (0 to 0·1)	0 (0 to 0)	8·3
Gonococcal infection	0·9 (0·3 to 2·4)	0·6 (0·2 to 1·4)	0·5 (0·2 to 1·3)	0·5 (0·1 to 1·3)	0·4 (0·1 to 1)	0·1 (0 to 0·3)	0 (0 to 0·1)	11·1
Trichomoniasis	2·3 (0·7 to 5·4)	1·3 (0·5 to 3)	0·7 (0·2 to 1·6)	0·3 (0·1 to 0·7)	0·1 (0 to 0·2)	0 (0 to 0)	0 (0 to 0)	82·3
Genital herpes	2 (0·6 to 5·1)	1·3 (0·4 to 3·1)	0·7 (0·2 to 1·8)	0·4 (0·1 to 1)	0·2 (0 to 0·4)	0 (0 to 0·1)	0 (0 to 0)	43·3
Other sexually transmitted infections	0·4 (0·1 to 1)	0·3 (0·1 to 0·7)	0·2 (0·1 to 0·5)	0·2 (0·1 to 0·5)	0·2 (0 to 0·5)	0 (0 to 0·1)	0 (0 to 0)	20·5
Respiratory infections and tuberculosis	1,390 (914 to 2,000)	1,320 (900 to 1,860)	1,100 (773 to 1,490)	701 (501 to 958)	345 (240 to 482)	92·5 (63·8 to 126)	18·9 (12·4 to 26·5)	18,500
Tuberculosis	1,010 (602 to 1,540)	874 (551 to 1,300)	663 (431 to 967)	365 (233 to 554)	154 (94·7 to 231)	34·1 (21·3 to 51·4)	6·7 (4 to 10·3)	10,500
Latent tuberculosis infection	0 (0 to 0)	0 (0 to 0)	0 (0 to 0)	0 (0 to 0)	0 (0 to 0)	0 (0 to 0)	0 (0 to 0)	0
Drug-susceptible tuberculosis	998 (599 to 1,540)	866 (543 to 1,290)	657 (426 to 963)	362 (230 to 547)	152 (94·5 to 227)	33·8 (21·2 to 51·2)	6·6 (3·9 to 10·3)	10,400
Multidrug-resistant tuberculosis without extensive drug resistar	8·2 (0·3 to 45·9)	7 (0·2 to 37·3)	5·3 (0·2 to 31·3)	3·1 (0·1 to 17·3)	1·3 (0 to 7)	0·3 (0 to 1·5)	0·1 (0 to 0·3)	79·7
Extensively drug-resistant tuberculosis	1·5 (0 to 8·6)	1·3 (0 to 7)	1 (0 to 5·8)	0·6 (0 to 3)	0·2 (0 to 1·3)	0·1 (0 to 0·3)	0 (0 to 0·1)	14·8
Lower respiratory infections	349 (208 to 553)	429 (259 to 660)	429 (266 to 658)	329 (211 to 482)	189 (119 to 279)	57·8 (36·3 to 87·9)	12·2 (7·5 to 18·2)	6,620
Upper respiratory infections	25·7 (13·1 to 42·7)	16·5 (9 to 28)	9·8 (5·3 to 16·5)	5·2 (2·9 to 8·9)	2 (1·1 to 3·3)	0·5 (0·3 to 0·8)	0·1 (0·1 to 0·2)	1,110
Otitis media	5·4 (2·6 to 10)	3 (1·3 to 5·9)	1·9 (0·9 to 3·5)	1·2 (0·5 to 2·2)	0·5 (0·2 to 0·9)	0·1 (0·1 to 0·2)	0 (0 to 0)	299
Enteric infections	776 (326 to 1,670)	795 (333 to 1,670)	796 (339 to 1,610)	628 (264 to 1,260)	371 (144 to 792)	120 (47·2 to 247)	25·3 (9·9 to 51·8)	12,600
Diarrheal diseases	765 (313 to 1,660)	789 (329 to 1,670)	792 (336 to 1,610)	626 (262 to 1,260)	370 (143 to 791)	120 (47 to 247)	25·3 (9·9 to 51·8)	11,000
Typhoid and paratyphoid	7·8 (3·1 to 16·6)	4·3 (1·6 to 9·2)	2·3 (0·8 to 4·7)	1·1 (0·3 to 2·3)	0·4 (0·2 to 0·7)	0·1 (0 to 0·2)	0 (0 to 0)	1,520
Typhoid fever	7·5 (2·9 to 16)	4·2 (1·5 to 8·9)	2·2 (0·8 to 4·6)	1 (0·3 to 2·2)	0·4 (0·2 to 0·7)	0·1 (0 to 0·2)	0 (0 to 0)	1,390
Paratyphoid fever	0·3 (0·1 to 0·7)	0·1 (0 to 0·4)	0·1 (0 to 0·2)	0 (0 to 0·1)	0 (0 to 0)	0 (0 to 0)	0 (0 to 0)	131
Invasive Non-typhoidal Salmonella (iNTS)	3 (1·1 to 5·9)	2·2 (0·9 to 4·2)	1·5 (0·6 to 2·9)	0·7 (0·3 to 1·5)	0·3 (0·1 to 0·5)	0·1 (0 to 0·1)	0 (0 to 0)	84·4
Other intestinal infectious diseases	0·2 (0 to 0·7)	0·1 (0 to 0·4)	0·1 (0 to 0·3)	0·1 (0 to 0·2)	0·1 (0 to 0·2)	0 (0 to 0·1)	0 (0 to 0)	7·4
Neglected tropical diseases and malaria	41·9 (23·7 to 79)	33·3 (17·5 to 61·7)	21·3 (12·3 to 38·4)	15 (8·7 to 25·5)	6·5 (3·8 to 12·3)	1·4 (0·8 to 3·8)	0·4 (0·2 to 1·1)	1,520
Malaria	12 (2·7 to 34·6)	11·3 (2·2 to 32·7)	6 (1·2 to 16·9)	2·2 (0·6 to 5·8)	0·4 (0·1 to 0·7)	0·1 (0 to 0·1)	0 (0 to 0)	450
Chagas disease	0 (0 to 0)	0 (0 to 0)	0 (0 to 0)	0 (0 to 0)	0 (0 to 0)	0 (0 to 0)	0 (0 to 0)	0
Leishmaniasis	0 (0 to 0)	0 (0 to 0)	0 (0 to 0)	0 (0 to 0)	0 (0 to 0)	0 (0 to 0)	0 (0 to 0)	0
Visceral leishmaniasis	0 (0 to 0)	0 (0 to 0)	0 (0 to 0)	0 (0 to 0)	0 (0 to 0)	0 (0 to 0)	0 (0 to 0)	0
Cutaneous and mucocutaneous leishmaniasis	0 (0 to 0)	0 (0 to 0)	0 (0 to 0)	0 (0 to 0)	0 (0 to 0)	0 (0 to 0)	0 (0 to 0)	0
African trypanosomiasis	0 (0 to 0)	0 (0 to 0)	0 (0 to 0)	0 (0 to 0)	0 (0 to 0)	0 (0 to 0)	0 (0 to 0)	0
Schistosomiasis	0 (0 to 0)	0 (0 to 0)	0 (0 to 0)	0 (0 to 0)	0 (0 to 0)	0 (0 to 0)	0 (0 to 0)	0
Cysticercosis	0·7 (0·3 to 1·5)	0·6 (0·2 to 1·2)	0·4 (0·2 to 0·9)	0·3 (0·1 to 0·6)	0·1 (0 to 0·2)	0 (0 to 0·1)	0 (0 to 0)	4·8
Cystic echinococcosis	0·5 (0 to 1·8)	0·4 (0 to 1·4)	0·3 (0 to 1)	0·2 (0 to 0·6)	0·1 (0 to 0·4)	0 (0 to 0·1)	0 (0 to 0)	7
Lymphatic filariasis	7·8 (4·8 to 11·5)	5·1 (3·1 to 7·7)	3·2 (1·9 to 4·9)	1·9 (1·2 to 2·9)	0·8 (0·5 to 1·1)	0·2 (0·1 to 0·3)	0 (0 to 0)	222
Onchocerciasis	0 (0 to 0)	0 (0 to 0)	0 (0 to 0)	0 (0 to 0)	0 (0 to 0)	0 (0 to 0)	0 (0 to 0)	0
Trachoma	0 (0 to 0)	0 (0 to 0)	0 (0 to 0)	0 (0 to 0)	0 (0 to 0)	0 (0 to 0)	0 (0 to 0)	0
Dengue	7·2 (1·5 to 31·7)	5·3 (1·5 to 22·8)	3·5 (0·9 to 16·4)	3·7 (1·2 to 13·1)	2·4 (0·7 to 8·9)	0·5 (0·1 to 3·1)	0·1 (0 to 0·9)	257
Yellow fever	0 (0 to 0)	0 (0 to 0)	0 (0 to 0)	0 (0 to 0)	0 (0 to 0)	0 (0 to 0)	0 (0 to 0)	0
Rabies	1·7 (0 to 5·3)	2·2 (0 to 6·9)	2 (0 to 5·5)	3 (0 to 9·7)	1·2 (0 to 3·9)	0·2 (0 to 0·8)	0·1 (0 to 0·2)	14·2
Intestinal nematode infections	4·5 (2·2 to 8·3)	3·1 (1·6 to 5·7)	2·1 (1 to 3·7)	1·1 (0·5 to 2)	0·4 (0·2 to 0·7)	0·1 (0 to 0·2)	0 (0 to 0)	317





SR Table 2b: Central Sulawesi DALYS by cause and age group for females with 95% uncertainty intervals, 2019

Cause	Early Neonatal	Late Neonatal	Post Neonatal	1 to 4	5 to 9	10 to 14	15 to 19	20 to 24	25 to 29	30 to 34	35 to 39	40 to 44	45 to 49	50 to 54	55 to 59	60 to 64	65 to 69	70 to 74	75 to 79	80 to 84	85 to 89	90 to 94	95 plus	Total
All causes	25,100 (18,900 to 32,600)	5,570 (4,180 to 7,200)	20,500 (15,200 to 27,300)	15,900 (13,300 to 18,800)	10,700 (8,720 to 13,300)	12,700 (10,200 to 15,900)	18,200 (14,800 to 22,300)	20,500 (16,600 to 25,100)	21,600 (17,400 to 26,900)	24,300 (19,300 to 29,800)	30,800 (24,500 to 38,500)	36,900 (29,200 to 46,200)	39,500 (30,500 to 50,000)	39,600 (30,300 to 50,800)	37,700 (28,300 to 48,800)	35,400 (27,600 to 44,200)	30,300 (24,500 to 36,000)	25,400 (21,300 to 29,400)	18,000 (15,300 to 20,400)	10,300 (9,000 to 11,400)	4,240 (3,560 to 4,690)	1,030 (869 to 1,150)	179 (157 to 197)	484,000
Communicable, maternal, neonatal, and nutritional diseases	21,400 (15,600 to 28,000)	4,040 (2,980 to 5,400)	15,100 (10,600 to 20,800)	9,810 (7,710 to 12,400)	4,220 (3,160 to 5,670)	3,280 (2,430 to 4,540)	4,300 (3,330 to 5,580)	5,210 (3,990 to 6,730)	5,020 (3,700 to 6,800)	4,540 (3,330 to 6,100)	5,020 (3,520 to 6,920)	4,630 (3,290 to 6,320)	3,850 (2,640 to 5,370)	3,260 (2,220 to 4,670)	2,900 (1,930 to 4,230)	3,180 (2,170 to 4,640)	2,950 (2,050 to 4,140)	2,910 (2,030 to 4,050)	2,600 (1,630 to 3,580)	1,840 (999 to 2,480)	958 (471 to 1,300)	274 (118 to 364)	53 (25·2 to 69·3)	111,000
HIV/AIDS and sexually transmitted infections	1,250 (356 to 3,000)	324 (96 to 724)	274 (83·7 to 619)	36 (13·8 to 84·8)	12·3 (5·3 to 25·7)	11·4 (8·1 to 15·8)	122 (96·9 to 153)	232 (190 to 280)	239 (179 to 308)	237 (176 to 321)	249 (183 to 322)	220 (166 to 289)	145 (106 to 193)	83·4 (55·8 to 120)	54·8 (23·1 to 110)	31 (10·9 to 70·8)	19·9 (7·4 to 43·7)	11·5 (5·5 to 20·7)	9·3 (2·5 to 21)	4 (0·7 to 9·1)	2 (0·3 to 4·5)	0·5 (0·1 to 1·1)	0·1 (0 to 0·2)	3,570
HIV/AIDS	0 (0 to 0)	0 (0 to 0)	4·6 (1·3 to 14·7)	20·7 (5·8 to 65·8)	2·9 (1·8 to 5·5)	9·3 (6·3 to 13·3)	115 (90·4 to 146)	215 (172 to 262)	214 (156 to 283)	211 (151 to 290)	217 (154 to 290)	186 (134 to 255)	111 (78·1 to 156)	51 (33·8 to 75)	12·8 (6·6 to 21·9)	4·4 (1·8 to 7·8)	3·2 (1·3 to 6·3)	3·1 (1·4 to 5·2)	1·1 (0·5 to 2·1)	0·1 (0·1 to 0·1)	0 (0 to 0)	0 (0 to 0)	0 (0 to 0)	1,380
HIV/AIDS - Drug-susceptible Tuberculosis	0 (0 to 0)	0 (0 to 0)	2·1 (0·6 to 6·7)	9·5 (2·9 to 29·9)	1·8 (1·2 to 3)	5·8 (4·1 to 7·8)	72·4 (49·7 to 101)	135 (102 to 178)	142 (100 to 193)	135 (88·6 to 191)	140 (95·9 to 195)	124 (82·8 to 175)	76·6 (51 to 107)	34·7 (22 to 50·3)	10·4 (5·2 to 17·4)	3·5 (1·2 to 6·7)	2·7 (1 to 5·2)	2·8 (1·2 to 4·8)	1 (0·4 to 2)	0·1 (0·1 to 0·1)	0 (0 to 0)	0 (0 to 0)	0 (0 to 0)	900
HIV/AIDS - Multidrug-resistant Tuberculosis without extensive	0 (0 to 0)	0 (0 to 0)	0 (0 to 0·1)	0·1 (0 to 0·6)	0 (0 to 0·1)	0 (0 to 0·2)	0·5 (0 to 2·6)	1 (0 to 5)	0·9 (0 to 4·4)	0·9 (0 to 4·3)	1 (0 to 4·5)	0·8 (0 to 4)	0·5 (0 to 2·5)	0·3 (0 to 1·2)	0·1 (0 to 0·3)	0 (0 to 0·1)	0 (0 to 0·1)	0 (0 to 0·1)	0 (0 to 0)	0 (0 to 0)	0 (0 to 0)	0 (0 to 0)	0 (0 to 0)	6·3
HIV/AIDS - Extensively drug-resistant Tuberculosis	0 (0 to 0)	0 (0 to 0)	0 (0 to 0)	0 (0 to 0·1)	0 (0 to 0)	0 (0 to 0)	0·1 (0 to 0·4)	0·2 (0 to 0·8)	0·1 (0 to 0·7)	0·1 (0 to 0·6)	0·1 (0 to 0·7)	0·1 (0 to 0·6)	0·1 (0 to 0·4)	0 (0 to 0·2)	0 (0 to 0)	0 (0 to 0)	0 (0 to 0)	0 (0 to 0)	0 (0 to 0)	0 (0 to 0)	0 (0 to 0)	0 (0 to 0)	0 (0 to 0)	0·9
HIV/AIDS resulting in other diseases	0 (0 to 0)	0 (0 to 0)	2·5 (0·6 to 8·1)	11·1 (2·9 to 36)	1·1 (0·5 to 2·5)	3·5 (2 to 5·6)	41·9 (35·2 to 48)	78·2 (65·5 to 94·5)	71 (47·8 to 100)	74·2 (52·5 to 105)	76 (51·5 to 109)	61·4 (45 to 90·6)	34 (21·3 to 55·6)	16 (9·5 to 27·2)	2·4 (0·9 to 5·7)	0·8 (0·3 to 2)	0·5 (0·2 to 1·5)	0·3 (0·1 to 0·9)	0·1 (0 to 0·1)	0 (0 to 0)	0 (0 to 0)	0 (0 to 0)	0 (0 to 0)	475
Sexually transmitted infections excluding HIV	1,250 (356 to 3,000)	324 (96 to 724)	269 (80·4 to 613)	15·2 (4·4 to 34·9)	9·4 (2·8 to 22·6)	2·1 (1·1 to 4·6)	7·1 (3·3 to 13·9)	16·9 (7·6 to 32·1)	24·7 (11·5 to 47·4)	26 (11·3 to 53·2)	32·1 (15·3 to 62·4)	33·4 (15·8 to 65·7)	33·4 (15·8 to 61·2)	32·4 (13·1 to 61·2)	41·9 (10·1 to 96·7)	26·6 (6·2 to 65·7)	16·7 (4·1 to 40·3)	8·3 (2·4 to 17·2)	8·2 (1·5 to 19·9)	3·9 (0·6 to 9)	2 (0·2 to 4·5)	0·5 (0 to 1·1)	0·1 (0 to 0·2)	2,190
Syphilis	1,250 (356 to 3,000)	324 (96 to 724)	269 (80·4 to 613)	15·2 (4·4 to 34·9)	9·4 (2·8 to 22·6)	0·8 (0·4 to 2·3)	0·7 (0·2 to 1·7)	0·4 (0·1 to 1)	1 (0·4 to 2·5)	0·6 (0·3 to 1·2)	0·9 (0·4 to 2)	0·5 (0·3 to 1)	1·2 (0·5 to 2·7)	2 (0·3 to 4·9)	1·3 (0·2 to 3·2)	1·4 (0·2 to 3·7)	1·1 (0·2 to 3)	0·8 (0·1 to 1·8)	0·8 (0·1 to 1·9)	0·7 (0·1 to 1·8)	0·4 (0 to 0·9)	0·2 (0 to 0·4)	0 (0 to 0·1)	1,890
Chlamydial infection	0 (0 to 0)	0 (0 to 0)	0 (0 to 0)	0 (0 to 0)	0 (0 to 0)	0·2 (0·1 to 0·4)	0·5 (0·2 to 1)	1·5 (0·7 to 3·2)	1·4 (0·7 to 2·6)	0·9 (0·5 to 1·7)	1·7 (0·9 to 3·1)	2·1 (1·1 to 3·9)	2·6 (1·1 to 5·3)	2·8 (0·4 to 6·8)	5·3 (0·3 to 14·2)	3·4 (0·1 to 9·6)	1·4 (0·1 to 3·9)	0·9 (0·1 to 2·1)	1·1 (0·1 to 2·8)	0·7 (0 to 1·6)	0·3 (0 to 0·7)	0·1 (0 to 0·2)	0 (0 to 0)	26·6
Gonococcal infection	0 (0 to 0)	0 (0 to 0)	0 (0 to 0)	0 (0 to 0)	0 (0 to 0)	0·2 (0·1 to 0·7)	0·9 (0·3 to 2·3)	1·8 (0·6 to 4·5)	2 (0·6 to 5)	0·9 (0·4 to 1·9)	2·2 (0·8 to 5·2)	3·2 (1·2 to 8)	4·8 (1·5 to 11·8)	8·1 (0·9 to 20·2)	14·9 (0·7 to 40·1)	8·7 (0·3 to 24·6)	7·4 (0·4 to 20·8)	3 (0·2 to 7·3)	3·8 (0·3 to 10·1)	1·5 (0·1 to 3·6)	0·8 (0 to 1·9)	0·2 (0 to 0·4)	0 (0 to 0·1)	64·3
Trichomoniasis	0 (0 to 0)	0 (0 to 0)	0 (0 to 0)	0 (0 to 0)	0 (0 to 0)	0·1 (0 to 0·4)	1·9 (0·5 to 4·9)	7·6 (2·4 to 18·6)	13 (4·1 to 31·1)	14·9 (4·8 to 36·9)	15·4 (4·8 to 37·2)	15·2 (4·8 to 38)	12·6 (4 to 29·1)	8·7 (2·7 to 20·9)	5·4 (1·7 to 13·1)	3·1 (1·1 to 7·4)	1·8 (0·6 to 4·5)	1 (0·4 to 2·4)	0·5 (0·2 to 1·2)	0·2 (0·1 to 0·4)	0·1 (0 to 0·1)	0 (0 to 0)	0 (0 to 0)	102
Genital herpes	0 (0 to 0)	0 (0 to 0)	0 (0 to 0)	0 (0 to 0)	0 (0 to 0)	0·4 (0·1 to 1)	1·6 (0·5 to 4·1)	3·2 (0·9 to 8)	4·6 (1·5 to 11·1)	6 (1·9 to 14·8)	7·1 (2·2 to 17·9)	7·1 (2·3 to 17·6)	6·2 (1·9 to 15)	4·9 (1·5 to 11·9)	3·6 (1·1 to 9)	2·5 (0·8 to 6·3)	1·6 (0·5 to 4·2)	1 (0·3 to 2·6)	0·5 (0·2 to 1·4)	0·2 (0·1 to 0·6)	0·1 (0 to 0·2)	0 (0 to 0)	0 (0 to 0)	50·7
Other sexually transmitted infections	0 (0 to 0)	0 (0 to 0)	0 (0 to 0)	0 (0 to 0)	0 (0 to 0)	0·3 (0·2 to 0·8)	1·5 (0·7 to 3·3)	2·4 (1·2 to 5·3)	2·8 (1·5 to 5·3)	2·8 (1·7 to 4·7)	4·7 (2·7 to 8·4)	5·3 (3 to 9·6)	6·1 (2·9 to 12·1)	6 (0·9 to 14·6)	11·4 (0·7 to 30·6)	7·5 (0·3 to 21·2)	3·3 (0·2 to 9·2)	1·6 (0·1 to 3·8)	1·5 (0·1 to 3·9)	0·6 (0 to 1·5)	0·4 (0 to 0·9)	0·1 (0 to 0·2)	0 (0 to 0)	58·3
Respiratory infections and tuberculosis	702 (341 to 1,280)	1,260 (705 to 2,020)	7,950 (4,930 to 11,900)	3,500 (2,230 to 4,920)	759 (565 to 1,030)	654 (471 to 886)	1,070 (761 to 1,470)	1,620 (1,090 to 2,300)	1,580 (1,030 to 2,400)	1,140 (741 to 1,700)	1,450 (906 to 2,210)	1,410 (847 to 2,130)	1,610 (983 to 2,440)	1,550 (934 to 2,400)	1,400 (839 to 2,080)	1,630 (1,000 to 2,470)	1,540 (992 to 2,290)	1,560 (959 to 2,220)	1,480 (722 to 2,140)	1,160 (417 to 1,650)	638 (187 to 912)	185 (43·7 to 261)	34·2 (7·7 to 47·5)	35,900
Tuberculosis	0 (0 to 0)	0 (0 to 0)	504 (272 to 864)	308 (179 to 480)	291 (180 to 443)	299 (190 to 450)	710 (442 to 1,090)	1,230 (771 to 1,850)	1,100 (650 to 1,800)	729 (410 to 1,190)	1,070 (588 to 1,740)	1,010 (537 to 1,640)	1,210 (682 to 1,970)	1,140 (628 to 1,840)	951 (531 to 1,530)	980 (584 to 1,620)	887 (529 to 1,410)	714 (463 to 1,090)	480 (317 to 711)	235 (147 to 360)	86·9 (54·9 to 130)	15·3 (9·8 to 22·5)	2·4 (1·5 to 3·7)	14,000
Latent tuberculosis infection	0 (0 to 0)	0 (0 to 0)	0 (0 to 0)	0 (0 to 0)	0 (0 to 0)	0 (0 to 0)	0 (0 to 0)	0 (0 to 0)	0 (0 to 0)	0 (0 to 0)	0 (0 to 0)	0 (0 to 0)	0 (0 to 0)	0 (0 to 0)	0 (0 to 0)	0 (0 to 0)	0 (0 to 0)	0 (0 to 0)	0 (0 to 0)	0 (0 to 0)	0 (0 to 0)	0 (0 to 0)	0 (0 to 0)	0
Drug-susceptible tuberculosis	0 (0 to 0)	0 (0 to 0)	499 (267 to 857)	305 (177 to 477)	288 (177 to 437)	296 (188 to 444)	703 (427 to 1,080)	1,220 (771 to 1,840)	1,090 (636 to 1,770)	723 (403 to 1,180)	1,060 (585 to 1,740)	999 (532 to 1,640)	1,200 (665 to 1,950)	1,130 (621 to 1,840)	941 (522 to 1,520)	970 (576 to 1,610)	877 (522 to 1,380)	707 (455 to 1,090)	475 (313 to 696)	232 (144 to 356)	86 (54·6 to 130)	15·1 (9·7 to 22·1)	2·4 (1·5 to 3·7)	13,800
Multidrug-resistant tuberculosis without extensive drug resistar	0 (0 to 0)	0 (0 to 0)	4·5 (0·1 to 23·3)	2·7 (0·1 to 13·5)	2·3 (0 to 11·1)	2·5 (0 to 12·9)	6·1 (0·1 to 28·5)	9·7 (0·2 to 46·2)	8·4 (0·2 to 38·6)	5·5 (0·1 to 28·4)	8·5 (0·2 to 43)	8 (0·2 to 43·8)	9·6 (0·2 to 49·3)	9·5 (0·2 to 44·7)	8·6 (0·2 to 42·5)	8·7 (0·2 to 40·7)	8·1 (0·2 to 41)	6·2 (0·1 to 29·6)	4·3 (0·1 to 21)	2·1 (0 to 10)	0·8 (0 to 3·4)	0·1 (0 to 0·6)	0 (0 to 0·1)	116
Extensively drug-resistant tuberculosis	0 (0 to 0)	0 (0 to 0)	0·9 (0 to 4·5)	0·5 (0 to 2·6)	0·4 (0 to 2)	0·5 (0 to 2·3)	1·1 (0 to 5·5)	1·8 (0 to 8·8)	1·6 (0 to 7·9)	1 (0 to 5·8)	1·6 (0 to 8·7)	1·5 (0 to 8)	1·8 (0 to 9·5)	1·8 (0 to 9·4)	1·6 (0 to 8·6)	1·6 (0 to 8·3)	1·5 (0 to 7·9)	1·1 (0 to 6·1)	0·8 (0 to 4·3)	0·4 (0 to 2)	0·1 (0 to 0·7)	0 (0 to 0·1)	0 (0 to 0)	21·6
Lower respiratory infections	702 (341 to 1,280)	1,250 (704 to 2,020)	7,410 (4,520 to 11,200)	3,010 (1,800 to 4,370)	230 (140 to 351)	154 (98·6 to 238)	171 (109 to 256)	237 (130 to 394)	353 (137 to 580)	295 (149 to 501)	263 (147 to 434)	292 (165 to 491)	314 (180 to 505)	341 (187 to 558)	405 (222 to 672)	610 (275 to 1,000)	634 (275 to 1,020)	837 (314 to 1,340)	992 (276 to 1,590)	919 (189 to 1,390)	550 (100 to 824)	170 (27·3 to 245)	31·7 (5·1 to 45·1)	20,200
Upper respiratory infections	0·2 (0·1 to 0·4)	1·5 (0·8 to 2·5)	28·7 (15·9 to 45·9)	126 (71·7 to 208)	156 (82·9 to 265)	146 (77·3 to 258)	139 (71·8 to 244)	121 (62·7 to 211)	99·6 (54 to 166)	92·1 (49 to 152)	93·2 (47·8 to 155)	82·7 (43·7 to 148)	65·2 (33·3 to 112)	50·1 (26·1 to 85·3)	36·2 (19·5 to 60·7)	26·6 (14·8 to 44·8)	17·6 (9·1 to 29·6)	11·4 (6·2 to 18·6)	6 (3·3 to 9·9)	2·7 (1·5 to 4·5)	0·9 (0·5 to 1·5)	0·2 (0·1 to 0·3)	0 (0 to 0·1)	1,300
Otitis media	0 (0 to 0·1)	0·1 (0 to 0·2)	4·7 (2·5 to 8·3)	52·9 (28·4 to 90·3)	82·1 (44·3 to 136)	55·3 (29·2 to 99·1)	46·2 (23·4 to 79·4)	35·1 (14·3 to 69·8)	26 (12·4 to 48·2)	21·8 (9·1 to 42·6)	22·4 (10·3 to 43)	22·5 (9·9 to 41·9)	19·8 (10·2 to 35·4)	16 (7 to 29·4)	11·6 (5·7 to 20·5)	8 (3·5 to 15·2)	4·5 (2·1 to 8·4)	2·6 (1·1 to 4·9)	1·5 (0·7 to 2·7)	0·7 (0·3 to 1·4)	0·3 (0·1 to 0·5)	0·1 (0 to 0·1)	0 (0 to 0)	434
Enteric infections	171 (65·8 to 359)	438 (146 to 1,010)	3,210 (1,150 to 6,470)	2,100 (1,030 to 3,620)	998 (591 to 1,640)	911 (523 to 1,500)	678 (356 to 1,190)	459 (236 to 846)	336 (175 to 639)	329 (167 to 612)	361 (176 to 702)	393 (180 to 825)	466 (199 to 1,000)	531 (207 to 1,170)	573 (221 to 1,320)	712 (269 to 1,580)	720 (286 to 1,630)	714 (281 to 1,530)	628 (244 to 1,390)	405 (160 to 828)	193 (72·1 to 413)	52·9 (18·9 to 111)	10·5 (3·8 to 21·5)	15,400
Diarrheal diseases	171 (65·8 to 359)	438 (145 to 1,010)	3,200 (1,140 to 6,460)	1,870 (836 to 3,440)	546 (236 to 1,030)	350 (163 to 682)	240 (113 to 477)	252 (104 to 523)	226 (96·6 to 478)	262 (113 to 535)	315 (136 to 661)	358 (148 to 779)	437 (171 to 971)	509 (187 to 1,140)	556 (206 to 1,310)	699 (257 to 1,560)	712 (276 to 1,620)	709 (277 to 1,520)	626 (243 to 1,380)	404 (159 to 827)	192 (71·9 to 413)	52·8 (18·8 to 111)	10·5 (3·7 to 21·5)	13,100
Typhoid and paratyphoid	0 (0 to 0)	0 (0 to 0)	1·4 (0·4 to 3·1)	197 (62·1 to 426)	423 (153 to 909)	542 (218 to 1,050)	426 (149 to 904)	200 (68·2 to 444)	106 (41·7 to 236)	63·7 (24·4 to 143)	42·8 (16·5 to 90·9)	31·9 (11·7 to 70·4)	26 (9·5 to 57·6)	19·9 (7 to 44·1)	14·7 (5·3 to 34·9)	9·8 (3·7 to 22·8)	5·7 (2·3 to 12·1)	3·1 (1·1 to 6·7)	1·5 (0·5 to 3)	0·5 (0·2 to 1·1)	0·2 (0·1 to 0·3)	0 (0 to 0·1)	0 (0 to 0)	2,120
Typhoid fever	0 (0 to 0)	0 (0 to 0)	1·2 (0·4 to 2·8)	179 (56·8 to 389)	383 (138 to 830)	492 (199 to 947)	388 (134 to 834)	183 (62·1 to 410)	98·1 (38·4 to 219)	59·2 (22·6 to 134)	40 (15·5 to 85·3)	30 (10·5 to 64·4)	24·6 (9 to 55·2)	19 (6·6 to 42·7)	14·1 (5 to 33·1)	9·4 (3·5 to 22)	5·4 (2·2 to 11·6)	3 (1·1 to 6·4)	1·4 (0·5 to 2·9)	0·5 (0·2 to 1·1)	0·2 (0·1 to 0·3)	0 (0 to 0·1)	0 (0 to 0)	1,930





SR Table 2b: South Sulawesi DALYS by cause and age group for females with 95% uncertainty intervals, 2019

Cause	Early Neonatal	Late Neonatal	Post Neonatal	1 to 4	5 to 9	10 to 14	15 to 19	20 to 24	25 to 29	30 to 34	35 to 39	40 to 44	45 to 49	50 to 54	55 to 59	60 to 64	65 to 69	70 to 74	75 to 79	80 to 84	85 to 89	90 to 94	95 plus	Total
All causes	50,100 (38,800 to 62,800)	10,700 (8,300 to 13,300)	35,100 (25,000 to 48,700)	29,300 (24,500 to 34,500)	22,100 (18,100 to 26,800)	29,100 (22,900 to 36,800)	42,900 (34,200 to 53,600)	47,500 (37,700 to 59,200)	51,200 (40,200 to 63,900)	55,200 (43,300 to 69,000)	65,900 (51,900 to 82,600)	80,900 (63,500 to 103,000)	91,900 (72,400 to 116,000)	96,400 (74,500 to 124,000)	97,100 (73,500 to 126,000)	98,500 (75,900 to 124,000)	98,000 (78,200 to 118,000)	95,100 (78,200 to 110,000)	79,300 (67,400 to 89,900)	52,200 (45,900 to 58,100)	25,600 (22,100 to 28,800)	7,680 (6,290 to 8,820)	1,560 (1,270 to 1,810)	1,260,000
Communicable, maternal, neonatal, and nutritional diseases	43,000 (33,100 to 54,700)	8,040 (5,970 to 10,500)	25,300 (17,600 to 35,700)	17,400 (13,600 to 22,200)	8,330 (6,450 to 10,700)	7,190 (5,340 to 9,850)	9,270 (7,050 to 11,900)	9,700 (7,360 to 12,500)	9,650 (7,300 to 12,900)	8,460 (6,360 to 11,300)	9,040 (6,720 to 12,300)	9,420 (6,940 to 12,800)	8,370 (6,080 to 11,300)	7,080 (5,060 to 9,830)	7,150 (4,870 to 10,300)	7,760 (5,210 to 11,300)	8,570 (6,040 to 12,200)	9,810 (6,920 to 13,400)	8,940 (6,530 to 12,200)	6,200 (4,510 to 8,790)	3,270 (2,330 to 4,720)	1,070 (719 to 1,590)	241 (160 to 358)	233,000
HIV/AIDS and sexually transmitted infections	3,010 (884 to 6,760)	721 (214 to 1,620)	948 (355 to 1,960)	763 (327 to 1,550)	154 (100 to 214)	73·7 (50·3 to 99·1)	222 (157 to 304)	545 (440 to 672)	919 (711 to 1,150)	988 (780 to 1,270)	889 (643 to 1,220)	688 (524 to 944)	372 (254 to 543)	173 (121 to 249)	95 (63·4 to 147)	47 (28·3 to 78·9)	38·6 (22·7 to 63)	38·2 (23·3 to 60)	27·8 (12·1 to 56·1)	16·1 (4 to 35·9)	6·8 (1·6 to 14·5)	2 (0·4 to 4·3)	0·4 (0·1 to 1)	10,700
HIV/AIDS	0 (0 to 0)	0·1 (0 to 0·1)	162 (67 to 339)	716 (286 to 1,500)	129 (77·8 to 177)	69·5 (46·4 to 94·4)	206 (141 to 286)	496 (396 to 616)	843 (647 to 1,070)	902 (709 to 1,190)	786 (541 to 1,130)	584 (440 to 818)	273 (170 to 408)	113 (79·8 to 161)	48 (30·2 to 82·8)	15·1 (10·8 to 24·6)	14·3 (6·8 to 29·1)	17·5 (8·8 to 33·7)	4·8 (3 to 8·1)	0·1 (0·1 to 0·1)	0 (0 to 0)	0 (0 to 0)	0 (0 to 0)	5,380
HIV/AIDS - Drug-susceptible Tuberculosis	0 (0 to 0)	0 (0 to 0)	74·2 (29·7 to 155)	329 (132 to 681)	69·2 (39·1 to 106)	38·9 (27 to 51·4)	126 (78·6 to 190)	302 (219 to 405)	487 (365 to 633)	501 (369 to 652)	438 (305 to 605)	322 (232 to 442)	149 (92·7 to 218)	61·7 (40 to 89·6)	27·4 (14·9 to 46)	8·9 (6·3 to 13·3)	9·9 (3·6 to 19·1)	12 (5·6 to 21·5)	3·2 (2·1 to 4·8)	0·1 (0·1 to 0·1)	0 (0 to 0)	0 (0 to 0)	0 (0 to 0)	2,960
HIV/AIDS - Multidrug-resistant Tuberculosis without exten	0 (0 to 0)	0 (0 to 0)	0·8 (0 to 5·1)	3·5 (0·1 to 22·4)	0·6 (0 to 3·3)	0·3 (0 to 1·8)	1 (0 to 5·6)	2·4 (0·1 to 12·7)	3·9 (0·1 to 20·7)	4·1 (0·1 to 21·7)	3·6 (0·1 to 18·6)	2·8 (0·1 to 14·5)	1·4 (0 to 7·5)	0·6 (0 to 3·1)	0·2 (0 to 1·3)	0·1 (0 to 0·4)	0·1 (0 to 0·4)	0·1 (0 to 0·5)	0 (0 to 0·1)	0 (0 to 0)	0 (0 to 0)	0 (0 to 0)	0 (0 to 0)	25·4
HIV/AIDS - Extensively drug-resistant Tuberculosis	0 (0 to 0)	0 (0 to 0)	0·2 (0 to 0·8)	0·7 (0 to 3·7)	0·1 (0 to 0·6)	0·1 (0 to 0·3)	0·2 (0 to 0·8)	0·4 (0 to 2·1)	0·6 (0 to 3·4)	0·7 (0 to 3·9)	0·6 (0 to 3·2)	0·5 (0 to 2·6)	0·2 (0 to 1·3)	0·1 (0 to 0·5)	0 (0 to 0·2)	0 (0 to 0·1)	0 (0 to 0·1)	0 (0 to 0·1)	0 (0 to 0)	0 (0 to 0)	0 (0 to 0)	0 (0 to 0)	0 (0 to 0)	4·3
HIV/AIDS resulting in other diseases	0 (0 to 0)	0 (0 to 0·1)	87·1 (34·5 to 186)	383 (152 to 818)	58·7 (36·1 to 79·8)	30·2 (18·2 to 42)	78·5 (55·7 to 104)	192 (163 to 236)	351 (265 to 469)	396 (310 to 547)	343 (214 to 519)	259 (196 to 382)	123 (72 to 198)	50·4 (36·4 to 74·8)	20·4 (13·7 to 37·9)	6·1 (4 to 11·1)	4·4 (2·5 to 11·2)	5·5 (2·7 to 13·7)	1·5 (0·7 to 3·4)	0 (0 to 0)	0 (0 to 0)	0 (0 to 0)	0 (0 to 0)	2,390
Sexually transmitted infections excluding HIV	3,010 (884 to 6,760)	721 (214 to 1,620)	786 (216 to 1,800)	47·1 (13·1 to 112)	25 (6·7 to 58·1)	4·3 (2·9 to 6·7)	16·5 (9·2 to 30)	48·8 (24·1 to 96·6)	76 (37·6 to 149)	85·9 (39·1 to 171)	104 (51 to 194)	104 (52·2 to 205)	98·6 (46·4 to 188)	59·8 (28 to 120)	47 (22·2 to 92·3)	31·8 (13·9 to 61·3)	24·3 (11·1 to 44·7)	20·6 (9·2 to 38·3)	23·1 (7·5 to 48·7)	15·9 (3·8 to 35·8)	6·8 (1·5 to 14·5)	2 (0·4 to 4·3)	0·4 (0·1 to 1)	5,360
Syphilis	3,010 (884 to 6,760)	721 (214 to 1,620)	786 (216 to 1,800)	47·1 (13·1 to 112)	25 (6·7 to 58·1)	1·2 (0·9 to 2·2)	0·7 (0·5 to 1)	0·8 (0·3 to 1·9)	1·5 (0·6 to 3·2)	0·9 (0·4 to 1·9)	2·6 (1 to 6)	1·1 (0·5 to 2·1)	2·3 (0·8 to 4·9)	1·6 (0·6 to 3·5)	0·9 (0·3 to 1·8)	1·1 (0·4 to 2·2)	1·3 (0·6 to 2·5)	1·9 (0·7 to 3·6)	2·2 (0·7 to 4·9)	3 (0·6 to 6·9)	1·3 (0·3 to 2·7)	0·6 (0·1 to 1·3)	0·2 (0 to 0·3)	4,620
Chlamydial infection	0 (0 to 0)	0 (0 to 0)	0 (0 to 0)	0 (0 to 0)	0 (0 to 0)	0·4 (0·3 to 0·7)	1·5 (0·9 to 2·4)	4·5 (2·6 to 7·5)	5 (2·9 to 8)	4·9 (2·7 to 8·4)	7·4 (4·3 to 12·2)	7·7 (4·3 to 13·5)	7·6 (3·8 to 13·7)	2·3 (1 to 4·9)	2·5 (0·8 to 6·3)	1·6 (0·3 to 4·5)	1 (0·2 to 2·4)	1·5 (0·3 to 3·5)	2·6 (0·3 to 6·7)	2·5 (0·2 to 6·2)	1 (0·1 to 2·2)	0·3 (0 to 0·6)	0·1 (0 to 0·2)	54·2
Gonococcal infection	0 (0 to 0)	0 (0 to 0)	0 (0 to 0)	0 (0 to 0)	0 (0 to 0)	0·4 (0·3 to 0·7)	1·1 (0·9 to 1·4)	3·4 (1·4 to 7·4)	3·2 (1·5 to 6·3)	2 (1·1 to 3·5)	7·2 (3 to 16·4)	8·2 (3·1 to 18·6)	9·9 (3·3 to 22·3)	5·3 (1·6 to 13·1)	6·4 (1·5 to 16·9)	4·2 (0·8 to 11·5)	5·2 (1·2 to 12·8)	5·1 (0·9 to 12)	9·2 (1·2 to 23·9)	5·6 (0·5 to 13·9)	2·5 (0·2 to 5·7)	0·7 (0·1 to 1·5)	0·1 (0 to 0·3)	79·8
Trichomoniasis	0 (0 to 0)	0 (0 to 0)	0 (0 to 0)	0 (0 to 0)	0 (0 to 0)	0·3 (0 to 1·1)	5·2 (1·4 to 13·2)	22·2 (7·2 to 55·9)	39·9 (13 to 91·6)	45 (14·7 to 107)	44·5 (13·9 to 107)	44·4 (14·4 to 109)	39·3 (12·2 to 91)	28·8 (8·6 to 69·5)	18·8 (6 to 46·5)	11·7 (4 to 27·4)	7·7 (2·6 to 18·8)	4·8 (1·7 to 10·7)	2·6 (0·9 to 5·6)	1·1 (0·4 to 2·5)	0·3 (0·1 to 0·8)	0·1 (0 to 0·1)	0 (0 to 0)	317
Genital herpes	0 (0 to 0)	0 (0 to 0)	0 (0 to 0)	0 (0 to 0)	0 (0 to 0)	1 (0·2 to 2·4)	4·4 (1·4 to 11·3)	9·3 (2·4 to 23·2)	14·2 (4·5 to 33·8)	18·1 (5·6 to 44·6)	20·4 (6·5 to 49·5)	21·1 (6·7 to 52·3)	19·5 (6 to 48·8)	16·2 (4·9 to 39·6)	12·6 (3·7 to 30·9)	9·5 (2·8 to 23·5)	6·8 (2 to 16·8)	4·7 (1·4 to 11·7)	2·8 (0·9 to 7·2)	1·4 (0·4 to 3·5)	0·5 (0·2 to 1·2)	0·1 (0 to 0·3)	0 (0 to 0·1)	163
Other sexually transmitted infections	0 (0 to 0)	0 (0 to 0)	0 (0 to 0)	0 (0 to 0)	0 (0 to 0)	0·9 (0·6 to 1·3)	3·5 (2·3 to 5·3)	8·7 (5·3 to 13·9)	12·1 (5·5 to 21·4)	15 (7 to 26·9)	21·6 (11·6 to 36·3)	21·7 (11·4 to 37·1)	20 (10·1 to 36·2)	5·6 (2·6 to 11·1)	5·7 (2 to 13·7)	3·6 (0·7 to 9·9)	2·3 (0·5 to 5·7)	2·6 (0·5 to 6·2)	3·6 (0·5 to 9·3)	2·3 (0·2 to 5·7)	1·2 (0·1 to 2·9)	0·3 (0 to 0·7)	0·1 (0 to 0·1)	131
Respiratory infections and tuberculosis	1,270 (663 to 2,230)	1,400 (758 to 2,330)	8,370 (4,540 to 13,600)	3,640 (2,170 to 5,530)	1,590 (1,140 to 2,110)	1,250 (930 to 1,700)	2,070 (1,440 to 2,770)	2,860 (2,010 to 4,040)	2,630 (1,810 to 3,900)	1,970 (1,290 to 3,040)	2,500 (1,680 to 3,860)	2,540 (1,660 to 3,920)	2,960 (1,900 to 4,510)	2,870 (1,840 to 4,370)	2,980 (1,800 to 4,580)	3,250 (2,130 to 4,870)	4,150 (2,770 to 5,820)	4,780 (3,210 to 6,510)	4,170 (2,930 to 5,710)	2,820 (1,960 to 3,990)	1,350 (947 to 1,880)	408 (276 to 570)	80·5 (51·6 to 115)	61,900
Tuberculosis	0 (0 to 0)	0 (0 to 0)	860 (424 to 1,580)	487 (255 to 797)	429 (265 to 658)	427 (267 to 643)	1,250 (759 to 1,890)	2,150 (1,370 to 3,230)	1,970 (1,190 to 3,150)	1,340 (736 to 2,270)	1,820 (1,080 to 3,080)	1,800 (1,050 to 3,030)	2,160 (1,250 to 3,620)	1,980 (1,150 to 3,280)	1,980 (1,050 to 3,310)	2,000 (1,190 to 3,150)	2,650 (1,670 to 4,040)	2,800 (1,750 to 4,060)	2,250 (1,480 to 3,350)	1,320 (840 to 1,990)	520 (327 to 778)	128 (80·5 to 193)	25·9 (16 to 40·3)	30,300
Latent tuberculosis infection	0 (0 to 0)	0 (0 to 0)	0 (0 to 0)	0 (0 to 0)	0 (0 to 0)	0 (0 to 0)	0 (0 to 0)	0 (0 to 0)	0 (0 to 0)	0 (0 to 0)	0 (0 to 0)	0 (0 to 0)	0 (0 to 0)	0 (0 to 0)	0 (0 to 0)	0 (0 to 0)	0 (0 to 0)	0 (0 to 0)	0 (0 to 0)	0 (0 to 0)	0 (0 to 0)	0 (0 to 0)	0 (0 to 0)	0
Drug-susceptible tuberculosis	0 (0 to 0)	0 (0 to 0)	850 (418 to 1,580)	482 (253 to 791)	426 (264 to 654)	422 (264 to 637)	1,230 (750 to 1,880)	2,130 (1,350 to 3,200)	1,950 (1,180 to 3,130)	1,330 (728 to 2,260)	1,810 (1,080 to 3,080)	1,790 (1,030 to 2,990)	2,140 (1,240 to 3,560)	1,960 (1,120 to 3,210)	1,960 (1,040 to 3,300)	1,980 (1,170 to 3,110)	2,620 (1,640 to 3,980)	2,770 (1,740 to 4,030)	2,220 (1,460 to 3,320)	1,300 (833 to 1,980)	515 (324 to 771)	127 (79·3 to 193)	25·7 (15·6 to 40·1)	30,000
Multidrug-resistant tuberculosis without extensive drug res	0 (0 to 0)	0 (0 to 0)	8·1 (0·2 to 39·6)	4·2 (0·1 to 22·2)	3·2 (0·1 to 17·6)	3·5 (0·1 to 19·3)	11·1 (0·4 to 55·2)	16·9 (0·5 to 96·9)	15·3 (0·4 to 84·1)	10·5 (0·3 to 59·1)	14·4 (0·4 to 77·2)	15 (0·5 to 79·8)	18·4 (0·6 to 100)	17·6 (0·5 to 102)	17·2 (0·6 to 93·4)	17·6 (0·5 to 91·6)	22·7 (0·7 to 120)	24·5 (0·9 to 127)	20·1 (0·6 to 104)	11·5 (0·4 to 55·3)	4·6 (0·1 to 22·8)	1·1 (0 to 6)	0·2 (0 to 1·2)	258
Extensively drug-resistant tuberculosis	0 (0 to 0)	0 (0 to 0)	1·6 (0 to 8)	0·8 (0 to 4·3)	0·6 (0 to 3·2)	0·6 (0 to 3·5)	2·1 (0·1 to 10·8)	3·1 (0·1 to 16·8)	2·9 (0·1 to 16·2)	2 (0·1 to 11)	2·8 (0·1 to 15·1)	2·9 (0·1 to 15·2)	3·5 (0·1 to 18·3)	3·4 (0·1 to 18·3)	3·3 (0·1 to 17·7)	3·3 (0·1 to 17·7)	4·3 (0·1 to 23·3)	4·6 (0·1 to 23·5)	3·8 (0·1 to 19·6)	2·1 (0·1 to 10·8)	0·9 (0 to 4·5)	0·2 (0 to 1·1)	0 (0 to 0·2)	48·9
Lower respiratory infections	1,270 (663 to 2,220)	1,390 (753 to 2,320)	7,420 (3,810 to 12,200)	2,650 (1,360 to 4,410)	512 (292 to 795)	287 (188 to 418)	317 (202 to 470)	252 (154 to 398)	267 (160 to 448)	287 (163 to 504)	346 (202 to 574)	418 (232 to 692)	522 (313 to 819)	676 (379 to 1,110)	830 (453 to 1,420)	1,130 (626 to 1,880)	1,410 (774 to 2,220)	1,920 (1,040 to 3,010)	1,880 (1,080 to 2,890)	1,480 (911 to 2,220)	823 (522 to 1,240)	278 (167 to 412)	54·1 (31·3 to 82·3)	26,400
Upper respiratory infections	0·7 (0·4 to 1·1)	4·2 (2·3 to 7)	80·5 (44·7 to 131)	354 (199 to 592)	422 (230 to 719)	387 (204 to 686)	377 (197 to 670)	355 (185 to 604)	308 (168 to 515)	278 (147 to 474)	268 (138 to 447)	246 (131 to 431)	207 (108 to 369)	167 (89·1 to 287)	128 (69·7 to 213)	98·5 (53·2 to 165)	73·8 (38 to 126)	52·7 (28·7 to 90·1)	31·9 (17·1 to 53·4)	16 (8·6 to 27·2)	6 (3·3 to 10·1)	1·6 (0·9 to 2·6)	0·3 (0·2 to 0·6)	3,860
Otitis media	0·1 (0 to 0·2)	0·3 (0·1 to 0·5)	13·3 (7·1 to 24·1)	149 (81·1 to 255)	222 (121 to 373)	149 (76·3 to 263)	127 (64·1 to 225)	104 (43·2 to 210)	81·3 (36·8 to 154)	66·3 (27·3 to 128)	65·6 (31·4 to 121)	67 (29·9 to 121)	62·6 (29·7 to 113)	53·6 (23·7 to 98·2)	41 (19·2 to 76·9)	29·7 (13·5 to 57·6)	19 (9 to 35·1)	12 (5·1 to 23·2)	7·7 (3·6 to 14·6)	4·3 (1·8 to 8·2)	1·8 (0·8 to 3·2)	0·5 (0·2 to 0·9)	0·1 (0 to 0·2)	1,280
Enteric infections	348 (150 to 720)	817 (299 to 1,790)	7,430 (2,970 to 14,500)	4,620 (2,390 to 7,750)	1,930 (1,130 to 3,110)	1,830 (1,070 to 2,860)	1,780 (948 to 3,010)	1,170 (625 to 2,130)	889 (494 to 1,630)	807 (452 to 1,480)	824 (462 to 1,550)	884 (472 to 1,710)	1,110 (528 to 2,150)	1,300 (588 to 2,890)	1,490 (633 to 3,260)	1,990 (815 to 4,220)	2,320 (1,010 to 4,960)	2,610 (1,120 to 5,370)	2,580 (1,130 to 5,190)	2,080 (884 to 4,390)	1,180 (469 to 2,650)	406 (155 to 891)	92·5 (34·8 to 202)	40,500
Diarrheal diseases	348 (150 to 720)	816 (298 to 1,790)	7,400 (2,950 to 14,500)	3,940 (1,910 to 7,070)	948 (481 to 1,740)	609 (320 to 1,060)	505 (258 to 945)	528 (242 to 1,120)	513 (248 to 1,060)	585 (292 to 1,150)	680 (334 to 1,370)	777 (374 to 1,560)	1,010 (445 to 2,060)	1,220 (518 to 2,750)	1,430 (572 to 3,190)	1,940 (768 to 4,160)	2,280 (989 to 4,940)	2,580 (1,100 to 5,350)	2,560 (1,110 to 5,170)	2,080 (877 to 4,380)	1,180 (467 to 2,650)	405 (154 to 890)	92·4 (34·8 to 202)	34,400
Typhoid and paratyphoid	0 (0 to 0)	0 (0 to 0)	3·9 (1·2 to 9·7)	592 (174 to 1,360)	914 (330 to 1,860)	1,180 (482 to 2,080)	1,240 (452 to 2,440)	617 (222 to 1,390)	360 (140 to 749)	211 (76·3 to 466)	134 (53·2 to 289)	97·6 (37·3 to 216)	86·1 (29·5 to 202)	69·8 (24·8 to 157)	55·2 (19·1 to 135)	39·9 (14·2 to 91)	25·6 (9·8 to 53·8)	15·4 (5·6 to 31·9)	8·1 (2·9 to 16·1)	3·8 (1·3 to 8·1)	1·4 (0·6 to 2·5)	0·3 (0·1 to 0·6)	0·1 (0 to 0·1)	5,650
Typhoid fever	0 (0 to 0)	0 (0 to 0)	3·5 (1·1 to 8·9)	537 (154 to 1,240)	828 (299 to 1,700)	1,070 (431 to 1,940)	1,130 (406 to 2,240)	565 (202 to 1,280)	332 (128 to 700)	196 (70·8 to 430)	126 (49·8 to 267)	91·9 (35·2 to 204)	81·5 (28·3 to 193)	66·4 (23·9 to 150)	52·7 (18·2 to 128)	38·3 (13·7 to 87·7)	24·7 (9·3 to 51·6)	14·9 (5·4 to 31·1)	7·8 (2·8 to 15·5)	3·7 (1·2 to 7·8)	1·3 (0·5 to 2·4)	0·3 (0·1 to 0·6)	0·1 (0 to 0·1)	5,170
Paratyphoid fever	0 (0 to 0)	0 (0 to 0)	0·4 (0·1 to 1)	55·1 (13·1 to 146)	86·7 (26·6 to 205)	109 (37 to 242)	110 (33·7 to 250)	51·4 (15·3 to 130)	27·6 (8·8 to 67·1)	14·8 (4·1 to 39)	8·7 (2·8 to 22·8)	5·8 (1·8 to 14·1)	4·6 (1·3 to 11·7)	3·4 (1 to 8·4)	2·4 (0·7 to 6·1)	1·6 (0·5 to 3·9)	0·9 (0·3 to 2·3)	0·5 (0·2 to 1·3)	0·3 (0·1 to 0·6)	0·1 (0 to 0·3)	0 (0 to 0·1)	0 (0 to 0)	0 (0 to 0)	483
Invasive Non-typhoidal Salmonella (iNTS)	0 (0 to 0)	1·2 (0·6 to 2·2)	17·1 (7·5 to 31·3)	84·3 (38 to 152)	60·4 (28·3 to 120)	40·2 (17·2 to 81·4)	36·3 (13·9 to 78·3)	22·5 (7·6 to 50)	14·9 (5·2 to 34·1)	10·7 (3·2 to 24)	9·3 (3·1 to 20·8)	9 (3·1 to 20·2)	9·1 (3 to 18·6)	9·3 (3·4 to 19·3)	10·3 (3·9 to 21·4)	11·3 (4·2 to 23·2)	10·8 (4 to 21·6)	8·9 (3·5 to 17)	5·7 (2·4 to 11·4)	2·9 (1·1 to 5·9)	1 (0·4 to 2·1)	0·2 (0·1 to 0·5)	0 (0 to 0·1)	376
Other intestinal infectious diseases	0 (0 to 0)	0 (0 to 0)	5·2 (0·2 to 21·9)	6·1 (0·8 to 20)	3 (0·3 to 10·6)	2 (0·2 to 7·1)	1·4 (0·1 to 4·9)	1 (0·1 to 3·8)	0·5 (0·1 to 1·6)	1·1 (0·2 to 3·4)	0·7 (0·1 to 2·4)	0·9 (0·1 to 3)	0·6 (0·1 to 2)	0·6 (0·1 to 2)	0·4 (0 to 1·4)	0·4 (0 to 1·3)	0·6 (0·1 to 2)	0·4 (0 to 1·4)	0·3 (0 to 0·9)	0·2 (0 to 0·8)	0·2 (0 to 0·8)	0·1 (0 to 0·2)	0 (0 to 0·1)	25·5
Neglected tropical diseases and malaria	2·2 (0·6 to 6)	205 (10·5 to 692)	1,760 (179 to 5,250)	1,630 (376 to 4,030)	1,340 (519 to 2,800)	821 (411 to 1,510)	597 (344 to 1,080)	636 (315 to 1,290)	531 (270 to 1,070)	518 (246 to 1,110)	451 (232 to 861)	435 (245 to 785)	307 (171 to 551)	257 (138 to 464)	283 (138 to 619)	174 (94·5 to 314)	171 (82·2 to 372)	128 (67·3 to 235)	99·9 (53·2 to 192)	67·8 (28·8 to 157)	36·7 (15·5 to 85·7)	11·1 (4·8 to 23·1)	3·5 (1·2 to 8·3)	10,500
Malaria	0 (0 to 0)	0·7 (0·1 to 3·7)	5·7 (0·8 to 30·2)	17·5 (4·9 to 71·3)	26·2 (11·8 to 58·4)	23·6 (13·2 to 45·2)	67·1 (23·2 to 258)	47·6 (18·1 to 180)	41·4 (18·1 to 130)	41·5 (15·7 to 154)	37·4 (14·6 to 140)	36·4 (15·6 to 108)	26·6 (8·2 to 131)	20·1 (6·8 to 89·5)	22·7 (5·8 to 123)	16 (4·1 to 80·3)	6 (2·2 to 21·2)	9·4 (2·1 to 47·1)	5·4 (1·2 to 26)	2·3 (0·5 to 10·4)	0·5 (0·1 to 1·4)	0·1 (0 to 0·2)	0 (0 to 0)	454
Chagas disease	0 (0 to 0)	0 (0 to 0)	0 (0 to 0)	0 (0 to 0)	0 (0 to 0)	0 (0 to 0)	0 (0 to 0)	0 (0 to 0)	0 (0 to 0)	0 (0 to 0)	0 (0 to 0)	0 (0 to 0)	0 (0 to 0)	0 (0 to 0)	0 (0 to 0)	0 (0 to 0)	0 (0 to 0)	0 (0 to 0)	0 (0 to 0)	0 (0 to 0)	0 (0 to 0)	0 (0 to 0)	0 (0 to 0)	0
Leishmaniasis	0 (0 to 0)	0 (0 to 0)	0 (0 to 0)	0 (0 to 0)	0 (0 to 0)	0 (0 to 0)	0 (0 to 0)	0 (0 to 0)	0 (0 to 0)	0 (0 to 0)	0 (0 to 0)	0 (0 to 0)	0 (0 to 0)	0 (0 to 0)	0 (0 to 0)	0 (0 to 0)	0 (0 to 0)	0 (0 to 0)	0 (0 to 0)	0 (0 to 0)	0 (0 to 0)	0 (0 to 0)	0 (0 to 0)	0
Visceral leishmaniasis	0 (0 to 0)	0 (0 to 0)	0 (0 to 0)	0 (0 to 0)	0 (0 to 0)	0 (0 to 0)	0 (0 to 0)	0 (0 to 0)	0 (0 to 0)	0 (0 to 0)	0 (0 to 0)	0 (0 to 0)	0 (0 to 0)	0 (0 to 0)	0 (0 to 0)	0 (0 to 0)	0 (0 to 0)	0 (0 to 0)	0 (0 to 0)	0 (0 to 0)	0 (0 to 0)	0 (0 to 0)	0 (0 to 0)	0
Cutaneous and mucocutaneous leishmaniasis	0 (0 to 0)	0 (0 to 0)	0 (0 to 0)	0 (0 to 0)	0 (0 to 0)	0 (0 to 0)	0 (0 to 0)	0 (0 to 0)	0 (0 to 0)	0 (0 to 0)	0 (0 to 0)	0 (0 to 0)	0 (0 to 0)	0 (0 to 0)	0 (0 to 0)	0 (0 to 0)	0 (0 to 0)	0 (0 to 0)	0 (0 to 0)	0 (0 to 0)	0 (0 to 0)	0 (0 to 0)	0 (0 to 0)	0
African trypanosomiasis	0 (0 to 0)	0 (0 to 0)	0 (0 to 0)	0 (0 to 0)	0 (0 to 0)	0 (0 to 0)	0 (0 to 0)	0 (0 to 0)	0 (0 to 0)	0 (0 to 0)	0 (0 to 0)	0 (0 to 0)	0 (0 to 0)	0 (0 to 0)	0 (0 to 0)	0 (0 to 0)	0 (0 to 0)	0 (0 to 0)	0 (0 to 0)	0 (0 to 0)	0 (0 to 0)	0 (0 to 0)	0 (0 to 0)	0
Schistosomiasis	0 (0 to 0)	0 (0 to 0)	0 (0 to 0)	0 (0 to 0)	0 (0 to 0)	0 (0 to 0)	0 (0 to 0)	0 (0 to 0)	0 (0 to 0)	0 (0 to 0)	0 (0 to 0)	0 (0 to 0)	0 (0 to 0)	0 (0 to 0)	0 (0 to 0)	0 (0 to 0)	0 (0 to 0)	0 (0 to 0)	0 (0 to 0)	0 (0 to 0)	0 (0 to 0)	0 (0 to 0)	0 (0 to 0)	0
Cysticercosis	0 (0 to 0)	0 (0 to 0)	0 (0 to 0)	0 (0 to 0)	0 (0 to 0·1)	0·1 (0 to 0·2)	0·2 (0 to 0·4)	0·3 (0·1 to 0·8)	0·5 (0·1 to 1)	0·6 (0·2 to 1·3)	0·7 (0·2 to 1·6)	0·9 (0·3 to 2·1)	1·1 (0·4 to 2·6)	1·4 (0·5 to 3·2)	1·8 (0·7 to 4)	2·2 (0·8 to 5)	2·4 (0·9 to 5·2)	2·1 (0·8 to 4·6)	1·6 (0·6 to 3·6)	0·9 (0·4 to 2·1)	0·4 (0·1 to 0·8)	0·1 (0 to 0·2)	0 (0 to 0·1)	17·4
Cystic echinococcosis	0 (0 to 0)	0 (0 to 0)	0 (0 to 0)	0·9 (0 to 3·6)	1·9 (0 to 7·8)	1·4 (0 to 5)	1·1 (0 to 3·8)	1 (0·1 to 3·4)	1·3 (0 to 4·5)	1·5 (0 to 5)	1·7 (0 to 6·8)	2 (0 to 7·7)	2·1 (0 to 7·9)	2·2 (0 to 8·4)	2·3 (0 to 8·2)	2·1 (0 to 8·2)	1·8 (0 to 6·9)	1·8 (0 to 6)	1·2 (0 to 4·5)	0·8 (0 to 2·7)	0·4 (0 to 1·6)	0·1 (0 to 0·5)	0 (0 to 0·1)	27·7
Lymphatic filariasis	0 (0 to 0)	0 (0 to 0)	0 (0 to 0)	0 (0 to 0)	70 (40·5 to 113)	75·3 (41·9 to 118)	75·6 (44·4 to 119)	73·1 (40·2 to 116)	67·8 (38·4 to 108)	63·4 (37·4 to 97·6)	60·9 (35·1 to 94·8)	59·1 (33·9 to 93·2)	53·2 (30·8 to 83·2)	45 (26·4 to 70·1)	36 (20·6 to 58·1)	28·4 (16·2 to 43·5)	21·7 (12·9 to 32·7)	15·7 (9·1 to 23·9)	10·1 (6·1 to 15·3)	5·3 (3·1 to 8·2)	2·1 (1·3 to 3·2)	0·5 (0·3 to 0·8)	0·1 (0·1 to 0·1)	764
Onchocerciasis	0 (0 to 0)	0 (0 to 0)	0 (0 to 0)	0 (0 to 0)	0 (0 to 0)	0 (0 to 0)	0 (0 to 0)	0 (0 to 0)	0 (0 to 0)	0 (0 to 0)	0 (0 to 0)	0 (0 to 0)	0 (0 to 0)	0 (0 to 0)	0 (0 to 0)	0 (0 to 0)	0 (0 to 0)	0 (0 to 0)	0 (0 to 0)	0 (0 to 0)	0 (0 to 0)	0 (0 to 0)	0 (0 to 0)	0
Trachoma	0 (0 to 0)	0 (0 to 0)	0 (0 to 0)	0 (0 to 0)	0 (0 to 0)	0 (0 to 0)	0 (0 to 0)	0 (0 to 0)	0 (0 to 0)	0 (0 to 0)	0 (0 to 0)	0 (0 to 0)	0 (0 to 0)	0 (0 to 0)	0 (0 to 0)	0 (0 to 0)	0 (0 to 0)	0 (0 to 0)	0 (0 to 0)	0 (0 to 0)	0 (0 to 0)	0 (0 to 0)	0 (0 to 0)	0
Dengue	0 (0 to 0)	200 (5·5 to 684)	1,720 (147 to 5,220)	1,500 (257 to 3,870)	1,020 (195 to 2,490)	473 (143 to 1,160)	272 (86·9 to 703)	312 (81·7 to 894)	241 (66·1 to 716)	270 (64 to 814)	195 (51·3 to 570)	176 (50·7 to 504)	123 (35·3 to 350)	119 (33·9 to 314)	159 (36·5 to 477)	78·5 (21·8 to 217)	108 (25·9 to 303)	69·6 (20·5 to 177)	58·1 (15·9 to 143)	48·2 (11·9 to 137)	27·8 (7 to 76·1)	8·7 (2·6 to 20·7)	2·9 (0·6 to 7·3)	7,180
Yellow fever	0 (0 to 0)	0 (0 to 0)	0 (0 to 0)	0 (0 to 0)	0 (0 to 0)	0 (0 to 0)	0 (0 to 0)	0 (0 to 0)	0 (0 to 0)	0 (0 to 0)	0 (0 to 0)	0 (0 to 0)	0 (0 to 0)	0 (0 to 0)	0 (0 to 0)	0 (0 to 0)	0 (0 to 0)	0 (0 to 0)	0 (0 to 0)	0 (0 to 0)	0 (0 to 0)	0 (0 to 0)	0 (0 to 0)	0
Rabies	0 (0 to 0)	0 (0 to 0)	7·2 (0 to 28·5)	6·9 (0 to 28·4)	14·8 (0·3 to 62·3)	11·2 (0·3 to 42·1)	0·4 (0·1 to 1·2)	0·4 (0 to 1·2)	0·2 (0 to 0·7)	1·8 (0·1 to 6·5)	7 (0·2 to 24·4)	4·2 (0·3 to 13·7)	1·1 (0·2 to 3·5)	1·8 (0·2 to 5·3)	1·1 (0·2 to 2·9)	2·3 (0·1 to 7·4)	0·5 (0·1 to 1·2)	0·2 (0 to 0·6)	0·2 (0·1 to 0·6)	0·4 (0·1 to 1)	0·5 (0 to 1·5)	0·2 (0 to 0·7)	0·1 (0 to 0·5)	62·5
Intestinal nematode infections	0 (0 to 0)	0 (0 to 0)	3·5 (1 to 10·3)	57·1 (24·7 to 106)	135 (63·7 to 241)	109 (54·4 to 193)	110 (57·2 to 196)	172 (68·9 to 382)	139 (60·6 to 270)	107 (43·7 to 214)	106 (40·7 to 230)	68·2 (34·7 to 117)	33·3 (15·7 to 61·6)	27·7 (12·8 to 48·9)	22·8 (10·7 to 39·5)	18·7 (9·5 to 32·8)	12·8 (6·3 to 22·3)	10·5 (5·3 to 19)	7·6 (3·6 to 13·2)	3·6 (1·7 to 6·5)	1·2 (0·6 to 2·2)	0·3 (0·1 to 0·7)	0·1 (0 to 0·1)	1,150
Ascariasis	0 (0 to 0)	0 (0 to 0)	2·8 (0·5 to 9·7)	42 (14·8 to 85·6)	88·4 (33·9 to 173)	52·8 (19·7 to 107)	34·7 (13 to 73·8)	29·1 (10·9 to 60)	25·8 (9·8 to 53·6)	23·3 (8·9 to 47·6)	23·2 (8·6 to 49·1)	21·3 (8·4 to 44·3)	17 (6·4 to 36·9)	13·3 (5·1 to 27·1)	10·6 (4 to 22)	8·7 (3 to 17·8)	5·7 (2·2 to 11·2)	4·5 (1·7 to 9·4)	3·2 (1 to 6·7)	1·6 (0·5 to 3·4)	0·6 (0·2 to 1·3)	0·2 (0 to 0·6)	0 (0 to 0·1)	409
Trichuriasis	0 (0 to 0)	0 (0 to 0)	0·2 (0·1 to 0·4)	4·8 (1·6 to 10·3)	14·4 (4·8 to 31·3)	15·8 (5·5 to 33·3)	25 (9·2 to 52)	23·4 (8·2 to 49·3)	16·4 (5·8 to 35)	11·6 (4·2 to 24·4)	9 (2·9 to 19·3)	7·2 (2·4 to 15·9)	5·5 (1·7 to 12·5)	4 (1·3 to 8·8)	3 (0·8 to 6·5)	2 (0·6 to 4·5)	1·2 (0·3 to 2·8)	0·8 (0·2 to 1·9)	0·5 (0·1 to 1·1)	0·2 (0 to 0·5)	0·1 (0 to 0·2)	0 (0 to 0)	0 (0 to 0)	145
Hookworm disease	0 (0 to 0)	0 (0 to 0)	0·5 (0·2 to 1·1)	10·2 (3·9 to 21·1)	32·2 (13·2 to 65·4)	40·4 (16·3 to 81·6)	50·8 (21·8 to 99·7)	120 (30·5 to 301)	96·6 (33·3 to 208)	72·3 (18·5 to 168)	74·1 (17·5 to 193)	39·8 (17·4 to 74·6)	10·8 (3·6 to 22·1)	10·4 (4 to 21·4)	9·2 (3·4 to 18·7)	8 (3·3 to 15·5)	5·8 (2·2 to 11·6)	5·2 (2·1 to 10·3)	3·9 (1·5 to 7·6)	1·8 (0·7 to 3·4)	0·6 (0·2 to 1·2)	0·1 (0 to 0·2)	0 (0 to 0)	593
Food-borne trematodiases	0 (0 to 0)	0 (0 to 0)	0 (0 to 0)	0 (0 to 0)	0 (0 to 0)	0 (0 to 0)	0 (0 to 0)	0 (0 to 0)	0 (0 to 0)	0 (0 to 0)	0 (0 to 0)	0 (0 to 0)	0 (0 to 0)	0 (0 to 0)	0 (0 to 0)	0 (0 to 0)	0 (0 to 0)	0 (0 to 0)	0 (0 to 0)	0 (0 to 0)	0 (0 to 0)	0 (0 to 0)	0 (0 to 0)	0
Leprosy	0 (0 to 0)	0 (0 to 0)	0 (0 to 0)	0 (0 to 0)	0 (0 to 0)	0 (0 to 0)	0·3 (0·2 to 0·4)	0·4 (0·3 to 0·7)	0·6 (0·4 to 0·9)	0·8 (0·5 to 1·2)	1 (0·6 to 1·6)	1·3 (0·8 to 2)	1·5 (0·9 to 2·3)	1·5 (0·9 to 2·3)	1·4 (0·1 to 3·6)	1·3 (0·1 to 3·1)	1·2 (0 to 2·8)	1 (0·1 to 2·3)	0·7 (0·1 to 1·6)	0·4 (0·1 to 0·9)	0·2 (0 to 0·4)	0·1 (0 to 0·1)	0 (0 to 0)	13·7
Ebola	0 (0 to 0)	0 (0 to 0)	0 (0 to 0)	0 (0 to 0)	0 (0 to 0)	0 (0 to 0)	0 (0 to 0)	0 (0 to 0)	0 (0 to 0)	0 (0 to 0)	0 (0 to 0)	0 (0 to 0)	0 (0 to 0)	0 (0 to 0)	0 (0 to 0)	0 (0 to 0)	0 (0 to 0)	0 (0 to 0)	0 (0 to 0)	0 (0 to 0)	0 (0 to 0)	0 (0 to 0)	0 (0 to 0)	0
Zika virus	0 (0 to 0)	0 (0 to 0)	0 (0 to 0)	0 (0 to 0)	0 (0 to 0)	0 (0 to 0)	0 (0 to 0)	0 (0 to 0)	0 (0 to 0)	0 (0 to 0)	0 (0 to 0)	0 (0 to 0)	0 (0 to 0)	0 (0 to 0)	0 (0 to 0)	0 (0 to 0)	0 (0 to 0)	0 (0 to 0)	0 (0 to 0)	0 (0 to 0)	0 (0 to 0)	0 (0 to 0)	0 (0 to 0)	0



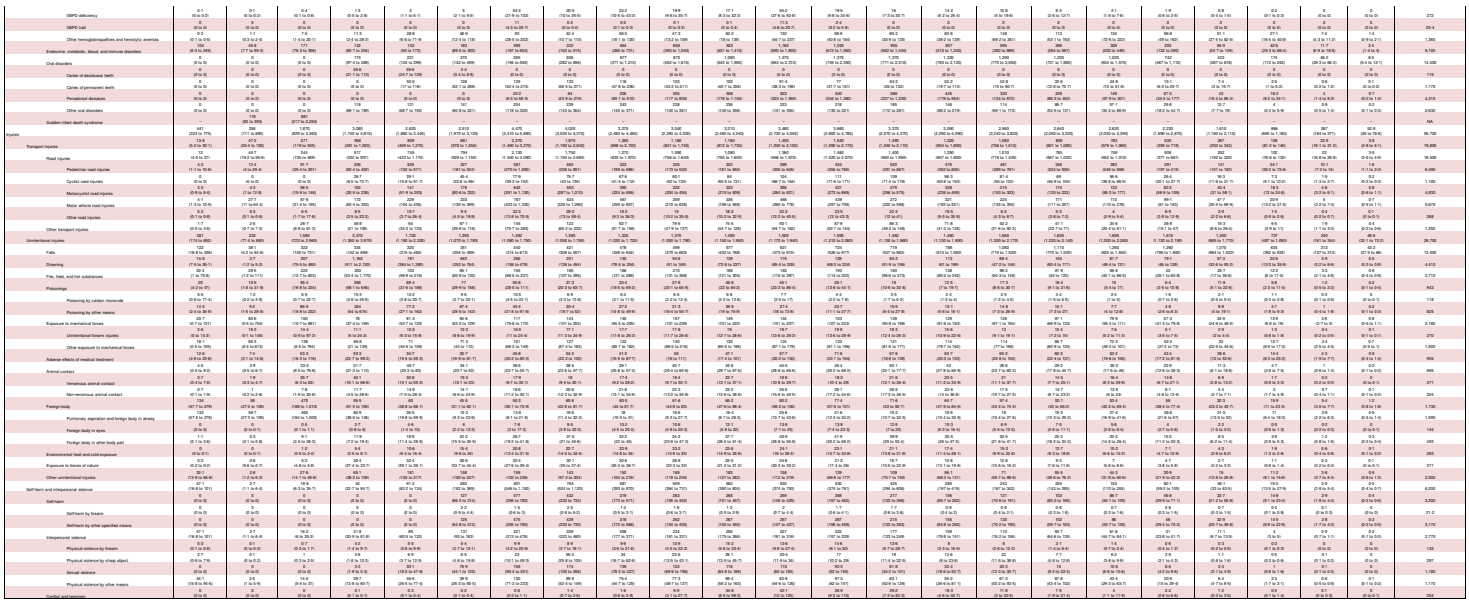

SR Table 2b: Southeast Sidereal DALYS by cause and sex arcus for females with 95% uncertainty intervals, 2019

Cause	Birth Neonatal	Late Neonatal	1 to 4	5 to 9	10 to 14	15 to 19	20 to 24	25 to 29	30 to 34	35 to 39	40 to 44	45 to 49	50 to 54	55 to 59	60 to 64	65 to 69	70 to 74	75 to 79	80 to 84	85 to 89	90 to 94	95 plus	Total
All causes	27,000 (25,300 to 28,900)	6,660 (3,660 to 7,990)	23,300 (17,300 to 31,000)	17,900 (14,700 to 20,900)	17,000 (8,900 to 13,700)	19,000 (9,800 to 15,000)	19,600 (14,900 to 22,100)	19,600 (15,900 to 24,500)	22,100 (17,700 to 27,500)	26,100 (20,900 to 32,700)	29,200 (22,900 to 36,600)	33,600 (27,000 to 41,500)	39,700 (32,000 to 48,900)	47,900 (38,600 to 58,900)	57,900 (46,500 to 71,000)	70,400 (56,600 to 86,400)	86,500 (69,500 to 106,000)	107,000 (85,600 to 131,000)	130,000 (103,000 to 160,000)	159,000 (125,000 to 196,000)	194,000 (152,000 to 239,000)	421,000
Communicable, maternal, neonatal, and nutritional diseases	23,200 (17,300 to 28,500)	6,560 (3,550 to 8,980)	16,400 (11,600 to 22,900)	10,500 (8,130 to 13,300)	6,350 (3,260 to 9,160)	3,700 (2,290 to 5,270)	3,640 (2,790 to 4,750)	4,290 (3,300 to 5,640)	4,690 (3,400 to 6,430)	5,270 (3,820 to 7,270)	4,730 (3,370 to 6,770)	4,790 (3,370 to 6,880)	3,460 (2,390 to 4,920)	2,660 (1,850 to 3,810)	2,310 (1,570 to 3,360)	2,450 (1,660 to 3,510)	2,370 (1,530 to 3,560)	2,490 (1,530 to 3,980)	2,090 (1,220 to 3,660)	1,340 (643 to 1,950)	913 (419 to 1,670)	160 (107 to 233)	99,000 (89,000 to 109,000)
HIV/AIDS and sexually transmitted infections	1,190 (333 to 2,970)	261 (61 to 666)	372 (122 to 810)	298 (178 to 523)	547 (323 to 918)	39.9 (23 to 66.4)	179 (79 to 336)	202 (77 to 227)	267 (98 to 396)	400 (205 to 578)	457 (234 to 651)	399 (201 to 603)	298 (151 to 453)	173 (77 to 320)	127 (57 to 222)	97.6 (41 to 174)	63.6 (23 to 122)	32.6 (9.4 to 78.1)	14.2 (3.3 to 39)	6.2 (1.4 to 16)	1.6 (0.4 to 4.2)	0.2 (0 to 0.5)	4,700
HIV/AIDS	0 (0 to 0)	0 (0 to 0)	54.9 (33.2 to 114)	239 (147 to 397)	484 (297 to 697)	33.6 (21.7 to 47.4)	154 (103 to 220)	197 (134 to 271)	264 (183 to 353)	372 (264 to 488)	397 (284 to 519)	340 (230 to 466)	272 (164 to 396)	154 (89 to 236)	119 (64 to 186)	79.6 (38 to 136)	47.2 (20 to 87)	24.6 (9.6 to 51)	9.6 (3.1 to 22)	3.4 (1 to 8.2)	0.7 (0.2 to 1.8)	0 (0 to 0)	2,700
HIV/AIDS - Drug-susceptible Tuberculosis	0 (0 to 0)	0 (0 to 0)	24.6 (13.7 to 57.7)	114 (72 to 222)	244 (149 to 418)	19.2 (11 to 32)	81.6 (52 to 126)	112 (74 to 167)	152 (102 to 227)	202 (142 to 286)	212 (147 to 296)	181 (120 to 266)	140 (83 to 220)	85 (47 to 142)	69 (34 to 114)	44.6 (20 to 82)	29.7 (12 to 57)	16.6 (6.1 to 36)	6.1 (1.9 to 15)	2.2 (0.6 to 5.5)	0.5 (0.1 to 1.3)	0 (0 to 0)	1,480
HIV/AIDS - Multidrug-resistant Tuberculosis without extensive d	0 (0 to 0)	0 (0 to 0)	0.1 (0 to 1.7)	1.1 (0 to 7.9)	2.4 (0 to 13)	0.2 (0 to 1)	0.7 (0 to 3.7)	1.2 (0 to 6.6)	1.7 (0 to 9.2)	2.5 (0 to 13)	2.5 (0 to 13)	2.1 (0 to 11)	1.6 (0 to 8.7)	0.9 (0 to 5.1)	0.7 (0 to 4.2)	0.5 (0 to 3.2)	0.3 (0 to 2.1)	0.2 (0 to 1.3)	0.1 (0 to 0.8)	0 (0 to 0.3)	0 (0 to 0.1)	0 (0 to 0)	117
HIV/AIDS - Extensively drug-resistant Tuberculosis	0 (0 to 0)	0 (0 to 0)	0 (0 to 0.1)	0 (0 to 0.2)	0 (0 to 0.3)	0 (0 to 0.1)	0 (0 to 0.1)	0 (0 to 0.2)	0 (0 to 0.2)	0 (0 to 0.2)	0 (0 to 0.2)	0 (0 to 0.2)	0 (0 to 0.2)	0 (0 to 0.2)	0 (0 to 0.2)	0 (0 to 0.1)	0 (0 to 0.1)	0 (0 to 0.1)	0 (0 to 0.1)	0 (0 to 0.1)	0 (0 to 0)	0 (0 to 0)	2
HIV/AIDS resulting in other diseases	0 (0 to 0)	0 (0 to 0)	13.5 (4.2 to 42.6)	124 (49.2 to 279)	237 (111 to 528)	14.3 (6.2 to 31.9)	73.4 (31.6 to 161)	84 (38.6 to 180)	111 (52 to 197)	170 (82 to 288)	183 (92 to 297)	158 (77 to 257)	132 (64 to 214)	69.1 (32 to 118)	50.5 (24 to 86.1)	35.1 (16.2 to 61.2)	19.9 (7.9 to 38.6)	9.7 (3.4 to 20.5)	3.5 (0.9 to 8.6)	0.9 (0.2 to 2.4)	0.1 (0 to 0.3)	0 (0 to 0)	1,220
Sexually transmitted infections excluding HIV	1,190 (333 to 2,970)	260 (61 to 666)	318 (122 to 796)	174 (72 to 314)	63.2 (23 to 122)	5.6 (2 to 11)	25.6 (8 to 62)	5.4 (2 to 11)	3.4 (1 to 7)	2.8 (1 to 6)	0.6 (0 to 1)	0.2 (0 to 0.5)	0.1 (0 to 0.3)	0.1 (0 to 0.3)	0.1 (0 to 0.3)	0.1 (0 to 0.3)	0.1 (0 to 0.3)	0.1 (0 to 0.3)	0 (0 to 0.2)	0 (0 to 0.1)	0 (0 to 0)	0 (0 to 0)	2,370
Syphilis	0 (0 to 0)	0 (0 to 0)	0 (0 to 0)	0 (0 to 0)	0 (0 to 0)	0 (0 to 0)	0 (0 to 0)	0 (0 to 0)	0 (0 to 0)	0 (0 to 0)	0 (0 to 0)	0 (0 to 0)	0 (0 to 0)	0 (0 to 0)	0 (0 to 0)	0 (0 to 0)	0 (0 to 0)	0 (0 to 0)	0 (0 to 0)	0 (0 to 0)	0 (0 to 0)	0 (0 to 0)	0 (0 to 0)	1,920
Chlamydial infection	0 (0 to 0)	0 (0 to 0)	0 (0 to 0)	0 (0 to 0)	0.2 (0 to 0.5)	0.1 (0 to 0.3)	0.5 (0 to 1)	1.3 (0 to 2.9)	1.6 (0 to 3.5)	1.6 (0 to 3.5)	1.2 (0 to 2.6)	1.1 (0 to 2.3)	0.8 (0 to 1.8)	0.5 (0 to 1.1)	0.3 (0 to 0.8)	0.2 (0 to 0.5)	0.1 (0 to 0.3)	0.1 (0 to 0.3)	0.1 (0 to 0.2)	0 (0 to 0.1)	0 (0 to 0)	0 (0 to 0)	1,210
Gonococcal infection	0 (0 to 0)	0 (0 to 0)	0 (0 to 0)	0 (0 to 0)	0.1 (0 to 0.2)	0.1 (0 to 0.2)	0.4 (0 to 0.8)	0.9 (0 to 1.7)	1.1 (0 to 2.1)	1.1 (0 to 2.1)	0.8 (0 to 1.5)	0.8 (0 to 1.5)	0.6 (0 to 1.2)	0.4 (0 to 0.8)	0.2 (0 to 0.5)	0.2 (0 to 0.4)	0.1 (0 to 0.3)	0.1 (0 to 0.2)	0 (0 to 0.1)	0 (0 to 0.1)	0 (0 to 0)	0 (0 to 0)	1,040
Trichomoniasis	0 (0 to 0)	0 (0 to 0)	0 (0 to 0)	0 (0 to 0)	0.1 (0 to 0.1)	1.7 (0 to 3.7)	6.7 (3 to 13)	12 (6 to 23)	13 (6 to 24)	13 (6 to 24)	10 (5 to 18)	9.2 (4 to 17)	6.8 (3 to 13)	4.3 (2 to 8.2)	2.5 (1 to 5.1)	1.6 (0 to 3.5)	0.9 (0 to 2.1)	0.5 (0 to 1.3)	0.2 (0 to 0.7)	0.1 (0 to 0.3)	0 (0 to 0.1)	0 (0 to 0)	871
Genital herpes	0 (0 to 0)	0 (0 to 0)	0 (0 to 0)	0 (0 to 0)	0.1 (0 to 0.2)	0.1 (0 to 0.2)	0.3 (0 to 0.7)	0.7 (0 to 1.5)	0.9 (0 to 1.8)	0.9 (0 to 1.8)	0.7 (0 to 1.4)	0.6 (0 to 1.2)	0.4 (0 to 0.9)	0.3 (0 to 0.6)	0.2 (0 to 0.4)	0.1 (0 to 0.3)	0.1 (0 to 0.2)	0 (0 to 0.1)	0 (0 to 0.1)	0 (0 to 0)	0 (0 to 0)	0 (0 to 0)	433
Other sexually transmitted infections	0 (0 to 0)	0 (0 to 0)	0 (0 to 0)	0 (0 to 0)	0 (0 to 0.1)	0 (0 to 0.1)	0.1 (0 to 0.2)	0.2 (0 to 0.5)	0.3 (0 to 0.6)	0.3 (0 to 0.6)	0.2 (0 to 0.5)	0.2 (0 to 0.4)	0.1 (0 to 0.3)	0.1 (0 to 0.2)	0 (0 to 0.1)	0 (0 to 0.1)	0 (0 to 0.1)	0 (0 to 0.1)	0 (0 to 0.1)	0 (0 to 0.1)	0 (0 to 0)	0 (0 to 0)	324
Respiratory infections and tuberculosis	2,660 (998 to 5,490)	1,490 (429 to 1,490)	692 (3,780 to 10,100)	6,480 (1,400 to 5,400)	3,430 (943 to 1,730)	1,290 (1,290 to 1,730)	1,290 (489 to 1,730)	1,290 (977 to 1,730)	1,290 (643 to 1,730)	1,290 (1,290 to 1,730)	1,290 (1,290 to 1,730)	1,290 (1,290 to 1,730)	1,290 (1,290 to 1,730)	1,290 (1,290 to 1,730)	1,290 (1,290 to 1,730)	1,290 (1,290 to 1,730)	1,290 (1,290 to 1,730)	1,290 (1,290 to 1,730)	1,290 (1,290 to 1,730)	1,290 (1,290 to 1,730)	1,290 (1,290 to 1,730)	1,290 (1,290 to 1,730)	29,300
Tuberculosis	0 (0 to 0)	0 (0 to 0)	478 (283 to 850)	277 (152 to 435)	212 (127 to 327)	183 (111 to 282)	349 (215 to 564)	679 (432 to 1,060)	935 (578 to 1,460)	1,260 (821 to 1,950)	1,560 (1,020 to 2,400)	1,660 (1,060 to 2,560)	1,660 (1,060 to 2,560)	1,660 (1,060 to 2,560)	1,660 (1,060 to 2,560)	1,660 (1,060 to 2,560)	1,660 (1,060 to 2,560)	1,660 (1,060 to 2,560)	1,660 (1,060 to 2,560)	1,660 (1,060 to 2,560)	1,660 (1,060 to 2,560)	1,660 (1,060 to 2,560)	29,300
Latent tuberculosis infection	0 (0 to 0)	0 (0 to 0)	0 (0 to 0)	0 (0 to 0)	0 (0 to 0)	0 (0 to 0)	0 (0 to 0)	0 (0 to 0)	0 (0 to 0)	0 (0 to 0)	0 (0 to 0)	0 (0 to 0)	0 (0 to 0)	0 (0 to 0)	0 (0 to 0)	0 (0 to 0)	0 (0 to 0)	0 (0 to 0)	0 (0 to 0)	0 (0 to 0)	0 (0 to 0)	0 (0 to 0)	0 (0 to 0)	0
Drug-susceptible Tuberculosis	0 (0 to 0)	0 (0 to 0)	470 (277 to 844)	266 (151 to 427)	211 (126 to 319)	181 (110 to 279)	345 (209 to 559)	673 (428 to 1,060)	798 (498 to 1,260)	602 (420 to 1,060)	745 (497 to 1,260)	660 (466 to 1,260)	660 (466 to 1,260)	660 (466 to 1,260)	660 (466 to 1,260)	660 (466 to 1,260)	660 (466 to 1,260)	660 (466 to 1,260)	660 (466 to 1,260)	660 (466 to 1,260)	660 (466 to 1,260)	660 (466 to 1,260)	11,900
Multidrug-resistant tuberculosis without extensive drug-resista	0 (0 to 0)	0 (0 to 0)	4 (0.7 to 13)	2.2 (0.4 to 7.6)	1.9 (0.4 to 6.5)	1.4 (0.3 to 4.8)	2.6 (0.5 to 8.9)	5.2 (1 to 17)	6.5 (1.3 to 21)	4.3 (0.9 to 14)	5.7 (1.2 to 18)	5.1 (1.1 to 16)	5.1 (1.1 to 16)	5.1 (1.1 to 16)	5.1 (1.1 to 16)	5.1 (1.1 to 16)	5.1 (1.1 to 16)	5.1 (1.1 to 16)	5.1 (1.1 to 16)	5.1 (1.1 to 16)	5.1 (1.1 to 16)	5.1 (1.1 to 16)	89.2
Extensively drug-resistant tuberculosis	0 (0 to 0)	0 (0 to 0)	0.6 (0 to 2.4)	0.4 (0 to 1.6)	0.3 (0 to 1.2)	0.3 (0 to 1.1)	0.6 (0 to 2.2)	0.9 (0 to 3.5)	1.1 (0 to 4.1)	0.8 (0 to 3.1)	1.3 (0 to 4.7)	1.2 (0 to 4.5)	1.1 (0 to 4.2)	1.1 (0 to 4.2)	1.1 (0 to 4.2)	1.1 (0 to 4.2)	1.1 (0 to 4.2)	1.1 (0 to 4.2)	1.1 (0 to 4.2)	1.1 (0 to 4.2)	1.1 (0 to 4.2)	1.1 (0 to 4.2)	163
Lower respiratory infections	1,740 (997 to 1,490)	890 (1,380 to 5,360)	5,360 (1,380 to 1,490)	1,870 (1,380 to 1,490)	308 (1,380 to 1,490)	178 (1,380 to 1,490)	159 (1,380 to 1,490)	147 (1,380 to 1,490)	159 (1,380 to 1,490)	167 (1,380 to 1,490)	163 (1,380 to 1,490)	170 (1,380 to 1,490)	191 (1,380 to 1,490)	229 (1,380 to 1,490)	194 (1,380 to 1,490)	333 (1,380 to 1,490)	387 (1,380 to 1,490)	499 (1,380 to 1,490)	284 (1,380 to 1,490)	130 (1,380 to 1,490)	61 (1,380 to 1,490)	9.9 (1,380 to 1,490)	13,800
Upper respiratory infections	0 (0 to 0)	0 (0 to 0)	0 (0 to 0)	0 (0 to 0)	0 (0 to 0)	0 (0 to 0)	0 (0 to 0)	0 (0 to 0)	0 (0 to 0)	0 (0 to 0)	0 (0 to 0)	0 (0 to 0)	0 (0 to 0)	0 (0 to 0)	0 (0 to 0)	0 (0 to 0)	0 (0 to 0)	0 (0 to 0)	0 (0 to 0)	0 (0 to 0)	0 (0 to 0)	0 (0 to 0)	0 (0 to 0)	0
Otitis media	0 (0 to 0.2)	0 (0 to 0.2)	0.4 (0.1 to 1.4)	0.2 (0 to 0.7)	0.1 (0 to 0.4)	0.1 (0 to 0.3)	0.1 (0 to 0.3)	0.1 (0 to 0.3)	0.1 (0 to 0.3)	0.1 (0 to 0.3)	0.1 (0 to 0.3)	0.1 (0 to 0.3)	0.1 (0 to 0.3)	0.1 (0 to 0.3)	0.1 (0 to 0.3)	0.1 (0 to 0.3)	0.1 (0 to 0.3)	0.1 (0 to 0.3)	0.1 (0 to 0.3)	0.1 (0 to 0.3)	0.1 (0 to 0.3)	0 (0 to 0)	1,140
Enteric infections	278 (92 to 928)	512 (163 to 1,870)	4,400 (1,950 to 9,470)	3,140 (1,980 to 5,740)	1,080 (669 to 1,490)	817 (502 to 1,280)	699 (346 to 1,210)	272 (242 to 319)	264 (194 to 660)	273 (193 to 780)	264 (192 to 734)	273 (173 to 777)	422 (177 to 920)	475 (195 to 1,080)	539 (196 to 1,120)	633 (202 to 1,380)	692 (206 to 1,420)	739 (206 to 1,490)	639 (201 to 1,490)	429 (176 to 1,010)	239 (83 to 600)	67.6 (23 to 182)	19,200
Diarrheal diseases	278 (92 to 928)	512 (163 to 1,870)	4,400 (1,950 to 9,470)	3,140 (1,980 to 5,740)	1,080 (669 to 1,490)	817 (502 to 1,280)	699 (346 to 1,210)	272 (112 to 581)	264 (111 to 597)	273 (109 to 630)	264 (108 to 630)	273 (108 to 630)	422 (147 to 840)	475 (143 to 714)	539 (157 to 896)	633 (176 to 1,070)	692 (170 to 1,130)	739 (238 to 1,260)	639 (238 to 1,260)	429 (238 to 1,260)	239 (238 to 1,260)	67.6 (238 to 1,260)	19,200
Typhoid and paratyphoid	0 (0 to 0)	0 (0 to 0)	0.6 (0 to 1.4)	17.2 (4.5 to 39)	156 (102 to 227)	29.5 (19.5 to 42.1)	69.6 (46.1 to 101)	63.3 (42.3 to 92.2)	39.5 (26.3 to 57.5)	19.6 (13.1 to 28.5)	10.3 (6.9 to 15)	5.3 (3.5 to 7.7)	2.6 (1.7 to 3.8)	1.1 (0.7 to 1.6)	0.6 (0.4 to 0.9)	0.3 (0.2 to 0.5)	0.2 (0.1 to 0.3)	0.1 (0 to 0.2)	0 (0 to 0.1)	0 (0 to 0.1)	0 (0 to 0)	0 (0 to 0)	466
Typhoid fever	0 (0 to 0)	0 (0 to 0)	0.5 (0 to 1.2)	15.1 (3.9 to 34.5)	137 (89.6 to 199)	25.9 (17.1 to 37)	61.1 (40.5 to 88.7)	55.6 (37.1 to 80.9)	34.7 (23.1 to 50.5)	17.2 (11.5 to 25)	9.1 (6.1 to 13.2)	4.7 (3.1 to 6.8)	2.3 (1.5 to 3.3)	1 (0.6 to 1.4)	0.5 (0.3 to 0.8)	0.3 (0.2 to 0.4)	0.1 (0.1 to 0.2)	0.1 (0 to 0.1)	0 (0 to 0.1)	0 (0 to 0)	0 (0 to 0)	0 (0 to 0)	409
Paratyphoid fever	0 (0 to 0)	0 (0 to 0)	0.1 (0 to 0.3)	2.1 (0.6 to 4.9)	19.6 (12.8 to 28.4)	3.6 (2.4 to 5.3)	8.5 (5.7 to 12.6)	7.7 (5.1 to 11.4)	4.8 (3.2 to 7)	2.4 (1.6 to 3.5)	1.3 (0.9 to 1.9)	0.7 (0.4 to 1)	0.3 (0.2 to 0.5)	0.1 (0.1 to 0.2)	0.1 (0.1 to 0.1)	0 (0 to 0)	0 (0 to 0)	0 (0 to 0)	0 (0 to 0)	0 (0 to 0)	0 (0 to 0)	0 (0 to 0)	57
Invasive non-typhoidal Salmonella (iNTS)	0 (0 to 0)	0.6 (0.2 to 1.5)	8.1 (3.8 to 14.9)	35 (18.7 to 63.9)	27.1 (12.2 to 53.3)	11.7 (5.1 to 23.6)	9.9 (4.1 to 21.7)	7.6 (3.2 to 16.1)	6.6 (2.7 to 14.1)	5.7 (2.3 to 12.1)	5.2 (2.1 to 11.1)	4.9 (2 to 10.4)	4.6 (1.9 to 9.8)	4.3 (1.8 to 9.2)	4.1 (1.7 to 8.7)	3.9 (1.6 to 8.3)	3.8 (1.6 to 8.1)	3.7 (1.5 to 7.9)	3.6 (1.5 to 7.7)	3.5 (1.5 to 7.5)	3.5 (1.5 to 7.4)	132
Other intestinal infectious diseases	0 (0 to 0)	0 (0 to 0)	4.1 (0.1 to 19.4)	4.1 (0.1 to 19.4)	1.8 (0.1 to 8.3)	1.2 (0 to 5.5)	0.7 (0 to 3.2)	0.5 (0 to 2.2)	0.4 (0 to 1.8)	0.3 (0 to 1.4)	0.3 (0 to 1.2)	0.2 (0 to 1)	0.2 (0 to 0.8)	0.2 (0 to 0.7)	0.1 (0 to 0.6)	0.1 (0 to 0.5)	0.1 (0 to 0.4)	0.1 (0 to 0.3)	0.1 (0 to 0.3)	0.1 (0 to 0.2)	0 (0 to 0.1)	0 (0 to 0)	14.9
Neglected tropical diseases and malaria	1.2 (0.1 to 3.2)	86.7 (0.1 to 3.2)	698 (0.1 to 3.2)	548 (0.1 to 3.2)	230 (0.1 to 3.2)	339 (0.1 to 3.2)	256 (0.1 to 3.2)	169 (0.1 to 3.2)	177 (0.1 to 3.2)	132 (0.1 to 3.2)	171 (0.1 to 3.2)	132 (0.1 to 3.2)	89.9 (0.1 to 3.2)	77.7 (0.1 to 3.2)	62.4 (0.1 to 3.2)	42.1 (0.1 to 3.2)	39.3 (0.1 to 3.2)	29.4 (0.1 to 3.2)	17.4 (0.1 to 3.2)	6.8 (0.1 to 3.2)	3.4 (0.1 to 3.2)	0.8 (0.1 to 3.2)	4,700
Malaria	0 (0 to 0)	0.1 (0 to 0.7)	11.6 (2.1 to 31.1)	19.6 (3.9 to 58.9)	123 (32.9 to 359)	17.6 (3.6 to 52.7)	19.6 (4.9 to 56.7)	13.1 (3.5 to 37.9)	11.4 (3 to 33)	10.6 (2.8 to 30.5)	9.7 (2.7 to 27.6)	7.6 (2.2 to 21.9)	5.4 (1.5 to 15.5)	3.4 (0.9 to 9.7)	2.1 (0.6 to 6.1)	1.2 (0.3 to 3.5)	0.6 (0.2 to 1.8)	0.3 (0.1 to 0.8)	0.1 (0 to 0.4)	0 (0 to 0.1)	0 (0 to 0)	0 (0 to 0)	356
Chagas disease	0 (0 to 0)	0 (0 to 0)	0 (0 to 0)	0 (0 to 0)	0 (0 to 0)	0 (0 to 0)	0 (0 to 0)	0 (0 to 0)	0 (0 to 0)	0 (0 to 0)	0 (0 to 0)	0 (0 to 0)	0 (0 to 0)	0 (0 to 0)	0 (0 to 0)	0 (0 to 0)	0 (0 to 0)	0 (0 to 0)	0 (0 to 0)	0 (0 to 0)	0 (0 to 0)	0 (0 to 0)	0 (0 to 0)	0
Leishmaniasis	0 (0 to 0)	0 (0 to 0)	0 (0 to 0)	0 (0 to 0)	0 (0 to 0)	0 (0 to 0)	0 (0 to 0)	0 (0 to 0)	0 (0 to 0)	0 (0 to 0)	0 (0 to 0)	0 (0 to 0)	0 (0 to 0)	0 (0 to 0)	0 (0 to 0)	0 (0 to 0)	0 (0 to 0)	0 (0 to 0)	0 (0 to 0)	0 (0 to 0)	0 (0 to 0)	0 (0 to 0)	0 (0 to 0)	0
Visceral leishmaniasis	0 (0 to 0)	0 (0 to 0)	0 (0 to 0)	0 (0 to 0)	0 (0 to 0)	0 (0 to 0)	0 (0 to 0)	0 (0 to 0)	0 (0 to 0)	0 (0 to 0)	0 (0 to 0)	0 (0 to 0)	0 (0 to 0)	0 (0 to 0)	0 (0 to 0)	0 (0 to 0)	0 (0 to 0)	0 (0 to 0)	0 (0 to 0)	0 (0 to 0)	0 (0 to 0)	0 (0 to 0)	0 (0 to 0)	0
Cutaneous and mucocutaneous leishmaniasis	0 (0 to 0)	0 (0 to 0)	0 (0 to 0)	0 (0 to 0)	0 (0 to 0)	0 (0 to 0)	0 (0 to 0)	0 (0 to 0)	0 (0 to 0)	0 (0 to 0)	0 (0 to 0)	0 (0 to 0)	0 (0 to 0)	0 (0 to 0)	0 (0 to 0)	0 (0 to 0)	0 (0 to 0)	0 (0 to 0)	0 (0 to 0)	0 (0 to 0)	0 (0 to 0)	0 (0 to 0)	0 (0 to 0)	0
African trypanosomiasis	0 (0 to 0)	0 (0 to 0)	0 (0 to 0)	0 (0 to 0)	0 (0 to 0)	0 (0 to 0)	0 (0 to 0)	0 (0 to 0)	0 (0 to 0)	0 (0 to 0)	0 (0 to 0)	0 (0 to 0)	0 (0 to 0)	0 (0 to 0)	0 (0 to 0)	0 (0 to 0)	0 (0 to 0)	0 (0 to 0)	0 (0 to 0)	0 (0 to 0)	0 (0 to 0)	0 (0 to 0)	0 (0 to 0)	0
Schistosomiasis	0 (0 to 0)	0 (0 to 0)	0 (0 to 0)	0 (0 to 0)	0 (0 to 0)	0 (0 to 0)	0 (0 to 0)	0 (0 to 0)	0 (0 to 0)	0 (0 to 0)	0 (0 to 0)	0 (0 to 0)	0 (0 to 0)	0 (0 to 0)	0 (0 to 0)	0 (0 to 0)	0 (0 to 0)	0 (0 to 0)	0 (0 to 0)	0 (0 to 0)	0 (0 to 0)	0 (0 to 0)	0 (0 to 0)	0
Cysticercosis	0 (0 to 0)	0 (0 to 0)	0 (0 to 0)	0 (0 to 0)	0.1 (0 to 0.1)	0.1 (0 to 0.1)	0.2 (0 to 0.2)	0.2 (0 to 0.2)	0.2 (0 to 0.2)	0.3 (0 to 0.3)	0.3 (0 to 0.3)	0.4 (0 to 0.4)	0.4 (0 to 0.4)	0.4 (0 to 0.4)	0.4 (0 to 0.4)	0.4 (0 to 0.4)	0.4 (0 to 0.4)	0.4 (0 to 0.4)	0.3 (0 to 0.3)	0.3 (0 to 0.3)	0.2 (0 to 0.2)	0.1 (0 to 0.1)	9.1
Cystic echinococcosis	0 (0 to 0)	0 (0 to 0)	0 (0 to 0)	0.1 (0 to 0.1)	0.7 (0 to 0.7)	1.1 (0 to 1.1)	0.7 (0 to 0.7)	0.5 (0 to 0.5)	0.5 (0 to 0.5)	0.7 (0 to 0.7)	0.8 (0 to 0.8)	0.9 (0 to 0.9)	0.8 (0 to 0.8)	0.7 (0 to 0.7)	0.6 (0 to 0.6)	0.5 (0 to 0.5)	0.4 (0 to 0.4)	0.3 (0 to 0.3)	0.2 (0 to 0.2)	0.1 (0 to 0.1)	0 (0 to 0)	0 (0 to 0)	112
Lymphatic filariasis	0 (0 to 0)	0 (0 to 0)	0 (0 to 0)	0 (0 to 0)	28.6 (14.5 to 67.7)	46.2 (19.2 to 111)	33.9 (12.9 to 84.6)	20.5 (12.9 to 34.6)	16.1 (10.1 to 27.1)	12.7 (8 to 21.7)	10.7 (6.7 to 18.2)	9.2 (5.8 to 15.5)	7.9 (5 to 13.2)	6.9 (4.4 to 11.5)	6.1 (3.9 to 10.2)	5.4 (3.4 to 9.1)	4.9 (3.1 to 8.2)	4.5 (2.8 to 7.6)	4.2 (2.6 to 7.1)	4 (2.5 to 6.8)	3.9 (2.4 to 6.6)	200
Onchocerciasis	0 (0 to 0)	0 (0 to 0)	0 (0 to 0)	0 (0 to 0)	0 (0 to 0)	0 (0 to 0)	0 (0 to 0)	0 (0 to 0)	0 (0 to 0)	0 (0 to 0)	0 (0 to 0)	0 (0 to 0)	0 (0 to 0)	0 (0 to 0)	0 (0 to 0)	0 (0 to 0)	0 (0 to 0)	0 (0 to 0)	0 (0 to 0)	0 (0 to 0)	0 (0 to 0)	0 (0 to 0)	0 (0 to 0)	0
Trachoma	0 (0 to 0)	0 (0 to 0)	0 (0 to 0)	0 (0 to 0)	0 (0 to 0)	0 (0 to 0)	0 (0 to 0)	0 (0 to 0)	0 (0 to 0)	0 (0 to 0)	0 (0 to 0)	0 (0 to 0)	0 (0 to 0)	0 (0 to 0)	0 (0 to 0)	0 (0 to 0)	0 (0 to 0)	0 (0 to 0)	0 (0 to 0)	0 (0 to 0)	0 (0 to 0)	0 (0 to 0)	0 (0 to 0)	0
Dengue	79 (24 to 327)	797 (699 to 2,190)	602 (191 to 1,990)	349 (116 to 991)	159 (49 to 440)	84.4 (27 to 256)	133 (23 to 331)	61.3 (18 to 186)	77.9 (17 to 256)	57.9 (14 to 210)	48.6 (13 to 182)	39.4 (8.3 to 152)	29.9 (5.2 to 116)	26.4 (5.6 to 79.3)	19.6 (3.7 to 59.4)	17.4 (3.2 to 52.3)	11.7 (2.2 to 35.3)	6.9 (1.3 to 21.1)	2.1 (0.4 to 6.5)	0.9 (0.2 to 2.8)	0.1 (0 to 0.4)	0 (0 to 0)	2,630
Yellow fever	0 (0 to 0)	0 (0 to 0)	0 (0 to 0)	0 (0 to 0)	0 (0 to 0)	0 (0 to 0)	0 (0 to 0)	0 (0 to 0)	0 (0 to 0)	0 (0 to 0)	0 (0 to 0)	0 (0 to 0)	0 (0 to 0)	0 (0 to 0)	0 (0 to 0)	0 (0 to 0)	0 (0 to 0)	0 (0 to 0)	0 (0 to 0)	0 (0 to 0)	0 (0 to 0)	0 (0 to 0)	0 (0 to 0)	0
Rabies	0 (0 to 0)	2.6 (0 to 10.4)	0.9 (0 to 4.1)	1.4 (0.1 to 6.7)	2.6 (0.1 to 12)	0.1 (0 to 0.5)	0.3 (0 to 1.2)	0.1 (0 to 0.5)	0.1 (0 to 0.5)	0.2 (0 to 0.8)	0.2 (0 to 0.9)	0.2 (0 to 0.8)	0.2 (0 to 0.8)	0.1 (0 to 0.6)	0.1 (0 to 0.5)	0.1 (0 to 0.4)	0.1 (0 to 0.4)	0.1 (0 to 0.3)	0 (0 to 0.2)	0 (0 to 0.1)	0 (0 to 0.1)	0 (0 to 0)	124
Intestinal nematode infections	0 (0 to 0)	0 (0 to 0)	2.5 (0.4 to 9.8)	3.2 (0.4 to 13.6)	0.6 (0.1 to 2.7)	0.1 (0 to 0.5)	0.1 (0 to 0.5)	0.1 (0 to 0.5)	0.1 (0 to 0.5)	0.1 (0 to 0.5)	0.1 (0 to 0.5)	0.1 (0 to 0.5)	0.1 (0 to 0.5)	0.1 (0 to 0.5)	0.1 (0 to 0.5)	0.1 (0 to 0.5)	0.1 (0 to 0.5)	0.1 (0 to 0.5)	0.1 (0 to 0.5)	0.1 (0 to 0.5)	0.1 (0 to 0.5)	0 (0 to 0)	7.7
Ascariasis	0 (0 to 0)	0 (0 to 0)	2.1 (0.2 to 9.5)	2.6 (0.3 to 11)	0.5 (0.1 to 2.2)	0.1 (0 to 0.4)	0.1 (0 to 0.4)	0.1 (0 to 0.4)	0.1 (0 to 0.4)	0.1 (0 to 0.4)	0.1 (0 to 0.4)	0.1 (0 to 0.4)	0.1 (0 to 0.4)	0.1 (0 to 0.4)	0.1 (0 to 0.4)	0.1 (0 to 0.4)	0.1 (0 to 0.4)	0.1 (0 to 0.4)	0.1 (0 to 0.4)	0.1 (0 to 0.4)	0.1 (0 to 0.4)	0 (0 to 0)	146
Trichuriasis	0 (0 to 0)	0 (0 to 0)	0.1 (0 to 0.7)	0.1 (0 to 0.8)	0.1 (0 to 0.4)	0 (0 to 0.2)	0 (0 to 0.2)	0 (0 to 0.2)	0 (0 to 0.2)	0 (0 to 0.2)	0 (0



7536



SR Table 2b: Gorontalo DALYS by cause and age across for females with 95% uncertainty intervals. 2019

Cause	Early Neonatal	Late Neonatal	Post Neonatal	1 to 4	5 to 9	10 to 14	15 to 19	20 to 24	25 to 29	30 to 34	35 to 39	40 to 44	45 to 49	50 to 54	55 to 59	60 to 64	65 to 69	70 to 74	75 to 79	80 to 84	85 to 89	90 to 94	95 plus	Total
All causes	13,139 (9,799 to 16,795)	2,969 (2,260 to 3,360)	11,608 (9,350 to 14,300)	5,490 (7,269 to 10,955)	6,119 (5,000 to 6,923)	6,072 (4,993 to 7,406)	6,339 (7,670 to 11,356)	7,610 (10,009 to 14,999)	13,600 (10,668 to 16,999)	13,600 (10,268 to 16,999)	14,700 (11,600 to 18,999)	16,400 (13,299 to 20,999)	21,100 (16,899 to 27,999)	22,300 (16,599 to 30,999)	22,300 (16,299 to 30,999)	20,400 (15,899 to 26,999)	19,900 (15,799 to 25,999)	21,300 (16,999 to 28,999)	7,869 (5,979 to 10,999)	4,020 (3,010 to 5,499)	1,609 (1,199 to 2,099)	668 (455 to 934)	178 (109 to 332)	266,009
Communicable, maternal, neonatal, and nutritional diseases	10,488 (8,403 to 13,358)	2,270 (1,770 to 2,900)	9,150 (6,950 to 12,000)	3,710 (2,870 to 7,070)	2,163 (1,610 to 2,900)	1,710 (1,300 to 2,290)	2,490 (1,960 to 3,190)	3,950 (2,990 to 5,400)	3,950 (2,990 to 5,300)	2,950 (2,260 to 3,900)	3,120 (2,350 to 4,300)	3,120 (2,190 to 4,510)	2,870 (1,900 to 4,270)	2,540 (1,620 to 3,820)	2,490 (1,580 to 3,690)	2,790 (1,850 to 3,990)	2,270 (1,570 to 3,190)	2,010 (1,400 to 2,830)	1,360 (920 to 1,900)	620 (420 to 1,000)	347 (227 to 491)	110 (73 to 159)	39.5 (17.1 to 97.8)	68,600
HIV/AIDS and sexually transmitted infections	599 (139 to 1,190)	132 (33.3 to 275)	562 (44.3 to 354)	156 (8.5 to 466)	30 (5.6 to 66.1)	19 (3.5 to 47.4)	30.5 (13.4 to 74.6)	76.9 (48.3 to 115)	193 (79 to 293)	168 (67.7 to 265)	194 (66.7 to 422)	154 (66.6 to 418)	99.5 (48 to 289)	91 (29.3 to 193)	74 (16 to 178)	74.1 (22.2 to 216)	61 (11.6 to 146)	52 (9.7 to 132)	18.2 (2.2 to 53)	8.3 (0.7 to 32.2)	2.1 (0.1 to 12.2)	0 (0 to 0)	1,870
HIV/AIDS	0 (0 to 0)	0 (0 to 0)	29.2 (0.7 to 164)	127 (3.1 to 691)	19 (2.9 to 59.6)	14.2 (2.6 to 46.4)	23.9 (7.1 to 72.9)	71.8 (38.6 to 114)	188 (68.6 to 291)	167 (67.1 to 264)	192 (66.2 to 421)	153 (67.1 to 416)	99 (48.1 to 288)	90.7 (29.4 to 247)	73.7 (16.1 to 178)	74 (22.1 to 216)	60.8 (11.6 to 146)	51.8 (9.6 to 132)	18.1 (2.2 to 53)	8.3 (0.7 to 32.2)	2.1 (0.1 to 12.2)	0 (0 to 0)	1,530
HIV/AIDS - Drug-susceptible Tuberculosis	0 (0 to 0)	0 (0 to 0)	13.9 (0.3 to 78.2)	61 (2.4 to 396)	9.1 (1.3 to 28.6)	6.8 (1.2 to 21.7)	11.4 (3.4 to 34.5)	34.2 (18.4 to 54.6)	89.6 (32.7 to 139)	79.8 (32.1 to 126)	91.6 (31.8 to 201)	73.1 (32 to 198)	47.4 (23 to 138)	43.2 (14 to 92.2)	35.2 (7.7 to 85.2)	35.3 (10.6 to 103)	29 (5.5 to 69.7)	24.7 (4.6 to 63)	8.6 (1 to 25.2)	3.9 (0.3 to 15.4)	1 (0 to 5.8)	0 (0 to 0)	660
HIV/AIDS - Multidrug-resistant Tuberculosis without extensive	0 (0 to 0)	0 (0 to 0)	0.6 (0 to 1.2)	3.6 (0 to 9.1)	0.6 (0 to 0.6)	0.4 (0 to 0.6)	0.6 (0 to 0.6)	1.7 (0 to 2.2)	4.4 (0 to 6.1)	4.1 (0 to 6.3)	4.7 (0 to 6.9)	3.8 (0 to 6.3)	2.4 (0 to 6.3)	2.2 (0 to 5.6)	1.8 (0 to 5.1)	1.8 (0 to 5.6)	1.5 (0 to 5.6)	1.3 (0 to 5.6)	0.4 (0 to 3.2)	0.2 (0 to 1.6)	0.1 (0 to 0.6)	0 (0 to 0)	16
HIV/AIDS - Extensively drug-resistant Tuberculosis	0 (0 to 0)	0 (0 to 0.2)	0.1 (0 to 1)	0.7 (0 to 2.1)	0.1 (0 to 0.1)	0.1 (0 to 0.1)	0.1 (0 to 0.2)	0.3 (0 to 0.3)	0.8 (0 to 0.9)	0.8 (0 to 0.9)	0.9 (0 to 0.9)	0.7 (0 to 0.9)	0.5 (0 to 0.9)	0.4 (0 to 0.9)	0.3 (0 to 0.9)	0.3 (0 to 0.9)	0.3 (0 to 0.9)	0.2 (0 to 0.9)	0.1 (0 to 0.9)	0 (0 to 0.6)	0 (0 to 0.3)	0 (0 to 0)	3
HIV/AIDS resulting in other diseases	0 (0 to 0)	0 (0 to 0)	15.6 (0.4 to 91.9)	61.9 (1.5 to 339)	9.6 (1.4 to 29.9)	6.7 (1.2 to 21.1)	11.1 (3.3 to 35.7)	33.4 (18 to 53.7)	91.7 (33.4 to 142)	81.3 (32.7 to 128)	93.7 (32.5 to 205)	74.4 (32.7 to 202)	48.3 (23.5 to 141)	44.1 (14.3 to 94.1)	35.9 (7.9 to 87.1)	36 (10.8 to 105)	29.6 (5.6 to 71.2)	25.2 (4.7 to 64.3)	8.8 (1 to 25.8)	4 (0.3 to 15.7)	1 (0 to 5.9)	0 (0 to 0)	369
Sexually transmitted infections excluding HIV	599 (139 to 1,190)	132 (33.3 to 275)	532 (29.9 to 304)	29.1 (2.4 to 79.1)	11 (1.5 to 36.5)	4.9 (0.5 to 13.1)	6.6 (1.4 to 19.6)	5.1 (1.1 to 17.1)	4.4 (0.7 to 21.1)	1.7 (0.1 to 9.9)	1.4 (0.1 to 9.6)	0.6 (0 to 3.7)	0.5 (0 to 3.6)	0.5 (0 to 3.7)	0.4 (0 to 3.7)	0.4 (0 to 3.7)	0.4 (0 to 3.7)	0.3 (0 to 3.7)	0.2 (0 to 3.7)	0.1 (0 to 3.7)	0 (0 to 1.6)	0 (0 to 0)	827
Syphilis	599 (139 to 1,190)	132 (33.3 to 275)	532 (29.9 to 304)	29.1 (2.4 to 79.1)	11 (1.5 to 36.5)	4.9 (0.5 to 13.1)	6.6 (1.4 to 19.6)	5.1 (1.1 to 17.1)	4.4 (0.7 to 21.1)	1.7 (0.1 to 9.9)	1.4 (0.1 to 9.6)	0.6 (0 to 3.7)	0.5 (0 to 3.6)	0.5 (0 to 3.7)	0.4 (0 to 3.7)	0.4 (0 to 3.7)	0.4 (0 to 3.7)	0.3 (0 to 3.7)	0.2 (0 to 3.7)	0.1 (0 to 3.7)	0 (0 to 1.6)	0 (0 to 0)	759
Chlamydial infection	0 (0 to 0)	0 (0 to 0)	0 (0 to 0)	0 (0 to 0)	0 (0 to 0)	0.1 (0 to 0.1)	0.2 (0 to 0.2)	0.4 (0 to 0.6)	0.6 (0 to 0.9)	0.6 (0 to 0.9)	0.6 (0 to 1.1)	0.6 (0 to 1.1)	0.6 (0 to 1.1)	0.7 (0 to 1.1)	0.6 (0 to 1.1)	0.6 (0 to 1.1)	0.5 (0 to 1.1)	0.4 (0 to 1.1)	0.2 (0 to 1.1)	0.1 (0 to 1.1)	0 (0 to 0.6)	0 (0 to 0)	3.9
Gonococcal infection	0 (0 to 0)	0 (0 to 0)	0 (0 to 0)	0 (0 to 0)	0 (0 to 0)	0.1 (0 to 0.1)	0.2 (0 to 0.2)	0.5 (0 to 0.7)	0.7 (0 to 1.1)	0.7 (0 to 1.1)	0.7 (0 to 1.1)	0.7 (0 to 1.1)	0.7 (0 to 1.1)	0.7 (0 to 1.1)	0.7 (0 to 1.1)	0.7 (0 to 1.1)	0.6 (0 to 1.1)	0.5 (0 to 1.1)	0.3 (0 to 1.1)	0.1 (0 to 1.1)	0 (0 to 0.6)	0 (0 to 0)	2.2
Trichomoniasis	0 (0 to 0)	0 (0 to 0)	0 (0 to 0)	0 (0 to 0)	0 (0 to 0)	0.9 (0.2 to 2.2)	2.6 (0.5 to 7.2)	3.6 (1.2 to 10.6)	6.5 (1.7 to 14.6)	6.5 (1.7 to 14.6)	6.7 (1.7 to 15.6)	6.1 (1.7 to 15.6)	4.7 (1.7 to 13.1)	4.4 (1.7 to 9.6)	3.9 (1.7 to 9.6)	3.8 (1.7 to 9.6)	3.4 (1.7 to 9.6)	3.2 (1.7 to 9.6)	2.1 (1.1 to 6.4)	1.1 (0.4 to 3.2)	0.4 (0.1 to 1.6)	0 (0 to 0)	65
Genital herpes	0 (0 to 0)	0 (0 to 0)	0 (0 to 0)	0 (0 to 0)	0 (0 to 0)	0.1 (0 to 0.1)	0.2 (0 to 0.2)	0.5 (0 to 0.5)	0.7 (0 to 0.9)	0.7 (0 to 0.9)	0.7 (0 to 0.9)	0.7 (0 to 0.9)	0.6 (0 to 0.9)	0.6 (0 to 0.9)	0.5 (0 to 0.9)	0.5 (0 to 0.9)	0.4 (0 to 0.9)	0.4 (0 to 0.9)	0.2 (0 to 0.9)	0.1 (0 to 0.9)	0 (0 to 0.6)	0 (0 to 0)	22.2
Other sexually transmitted infections	0 (0 to 0)	0 (0 to 0)	0 (0 to 0)	0 (0 to 0)	0 (0 to 0)	0.1 (0.1 to 0.2)	0.2 (0.2 to 0.3)	0.5 (0.5 to 0.6)	0.8 (0.8 to 1.2)	0.8 (0.7 to 2.1)	0.8 (0.6 to 2.7)	0.7 (0.7 to 3)	0.6 (0.6 to 3.2)	0.5 (0.5 to 3.6)	0.5 (0.5 to 3.6)	0.4 (0.4 to 3.6)	0.4 (0.4 to 3.6)	0.3 (0.3 to 3.6)	0.2 (0.2 to 3.6)	0.1 (0.1 to 3.6)	0 (0 to 1.6)	0 (0 to 0)	9.4
Respiratory infections and tuberculosis	697 (239 to 997)	92.7 (29.3 to 227)	4,290 (2,260 to 6,930)	1,480 (1,100 to 2,740)	420 (216 to 639)	499 (261 to 649)	1,040 (623 to 1,220)	1,220 (1,080 to 3,040)	1,600 (1,270 to 3,500)	1,420 (1,060 to 3,270)	1,470 (1,060 to 3,320)	1,720 (1,280 to 3,770)	1,700 (1,260 to 3,920)	1,660 (1,160 to 3,660)	1,660 (1,210 to 3,600)	1,490 (1,090 to 3,260)	1,360 (1,060 to 2,990)	1,450 (1,090 to 1,750)	560 (432 to 940)	284 (248 to 569)	109 (97 to 225)	37.5 (28.4 to 99.9)	27,200 (24.7 to 31.7)
Tuberculosis	0 (0 to 0)	0 (0 to 0)	339 (159 to 602)	228 (128 to 391)	223 (120 to 332)	224 (137 to 350)	606 (446 to 1,030)	1,040 (1,110 to 2,330)	1,770 (1,100 to 2,600)	870 (620 to 1,290)	1,290 (703 to 1,990)	1,490 (820 to 2,330)	1,520 (866 to 2,500)	1,490 (762 to 2,420)	1,490 (716 to 2,210)	1,350 (809 to 2,500)	1,240 (761 to 1,960)	1,360 (872 to 1,480)	521 (359 to 771)	261 (179 to 455)	101 (81.7 to 161)	29.6 (13.9 to 39.3)	17,500 (14.5 to 20.5)
Latent tuberculosis infection	0 (0 to 0)	0 (0 to 0)	0 (0 to 0)	0 (0 to 0)	0 (0 to 0)	0 (0 to 0)	0 (0 to 0)	0 (0 to 0)	0 (0 to 0)	0 (0 to 0)	0 (0 to 0)	0 (0 to 0)	0 (0 to 0)	0 (0 to 0)	0 (0 to 0)	0 (0 to 0)	0 (0 to 0)	0 (0 to 0)	0 (0 to 0)	0 (0 to 0)	0 (0 to 0)	0 (0 to 0)	0 (0 to 0)	0
Drug-susceptible Tuberculosis	0 (0 to 0)	0 (0 to 0)	297 (179 to 567)	207 (127 to 381)	201 (114 to 320)	201 (134 to 317)	597 (445 to 1,030)	1,030 (1,110 to 2,330)	1,760 (1,090 to 2,600)	870 (620 to 1,290)	1,290 (703 to 1,990)	1,490 (820 to 2,330)	1,510 (866 to 2,500)	1,370 (756 to 2,360)	1,310 (686 to 2,160)	1,340 (793 to 2,500)	1,230 (753 to 1,960)	1,360 (872 to 1,480)	520 (359 to 761)	261 (179 to 455)	101 (81.7 to 161)	29.6 (13.9 to 39.3)	17,400 (14.5 to 20.5)
Multidrug-resistant tuberculosis without extensive drug-resistat	0 (0 to 0)	0 (0 to 0)	2.1 (0.1 to 20)	2 (0.1 to 13.3)	1.6 (0.1 to 12.5)	1.8 (0.1 to 12.3)	6.3 (0.4 to 49.1)	13.9 (1.2 to 88.2)	13.7 (0.7 to 94.2)	6.1 (0.3 to 43.3)	9.1 (0.4 to 62.9)	10.9 (0.5 to 76.7)	12.9 (0.6 to 77.3)	12.1 (0.5 to 72.6)	12.1 (0.4 to 71.9)	14.6 (0.5 to 73.1)	13.9 (0.5 to 72.6)	14.7 (0.5 to 73.1)	6.1 (0.2 to 29.4)	2.6 (0.1 to 14.6)	1 (0 to 6.6)	0.2 (0 to 1.6)	152 (5.7 to 1,000)
Extensively drug-resistant tuberculosis	0 (0 to 0)	0 (0 to 0)	0.6 (0 to 4.2)	0.4 (0 to 2.8)	0.4 (0 to 2.8)	1.2 (0 to 7.7)	2.4 (0 to 17.2)	2.4 (0 to 16.7)	2.4 (0 to 16.7)	1.3 (0 to 9.2)	1.6 (0 to 11.3)	2.1 (0 to 14.7)	2.4 (0 to 16.7)	2.3 (0 to 16.7)	2.3 (0 to 16.7)	2.6 (0 to 18.2)	2.5 (0 to 17.5)	2.7 (0 to 18.2)	1.1 (0 to 8.2)	0.5 (0 to 3.5)	0.2 (0 to 1.6)	0 (0 to 0)	28.2
Lower respiratory infections	513 (239 to 997)	68 (29.3 to 227)	3,868 (1,960 to 6,440)	1,000 (677 to 2,000)	141 (81.1 to 217)	68.3 (37.5 to 126)	93.7 (53.2 to 172)	102 (58.2 to 172)	114 (64.9 to 191)	102 (58.2 to 172)	114 (64.9 to 191)	126 (71.9 to 212)	141 (80.1 to 236)	161 (91.7 to 270)	190 (108 to 319)	202 (115 to 339)	170 (97 to 285)	137 (78.1 to 230)	52.2 (29.8 to 87.6)	23.2 (13.2 to 38.9)	6.1 (3.5 to 10.2)	2.1 (1.2 to 3.5)	6,800
Upper respiratory infections	0.1 (0.1 to 0.1)	0.1 (0 to 0.3)	14.4 (0.4 to 81.2)	69.6 (3.9 to 172)	20.1 (3.9 to 122)	13.4 (2.6 to 28.2)	47.9 (9.6 to 116)	72.4 (14.5 to 179)	96.1 (19.2 to 238)	84.1 (16.8 to 208)	96.1 (19.2 to 238)	107 (21.4 to 265)	120 (24.1 to 298)	137 (27.4 to 340)	161 (32.3 to 400)	172 (34.4 to 426)	144 (28.8 to 358)	116 (23.2 to 288)	44.4 (8.9 to 110)	19.7 (3.9 to 49)	5.2 (1 to 12.9)	1.8 (0.4 to 4.4)	569
Otitis media	0 (0 to 0.1)	0 (0 to 0)	3.1 (1.1 to 3.9)	2.4 (0.8 to 38.4)	1.2 (0.9 to 38.5)	0.9 (0.6 to 1.2)	0.9 (0.6 to 1.2)	0.6 (0.4 to 0.8)	0.6 (0.4 to 0.8)	0.2 (0.2 to 0.3)	0.4 (0.2 to 0.5)	0.3 (0.2 to 0.5)	0.4 (0.2 to 0.5)	0.4 (0.2 to 0.5)	0.4 (0.2 to 0.5)	0.4 (0.2 to 0.5)	0.3 (0.2 to 0.5)	0.3 (0.2 to 0.5)	0.2 (0.1 to 0.4)	0.1 (0.1 to 0.4)	0 (0 to 0.1)	0 (0 to 0)	211
Enteric infections	116 (29 to 326)	28 (7.2 to 73.6)	2,000 (648 to 5,600)	1,010 (498 to 3,070)	497 (301 to 1,060)	249 (122 to 514)	412 (216 to 720)	277 (139 to 560)	199 (81.1 to 479)	199 (77.2 to 448)	199 (76 to 472)	199 (86.4 to 500)	199 (109 to 475)	199 (107 to 482)	199 (107 to 482)	199 (107 to 482)	199 (107 to 482)	199 (107 to 482)	84.4 (77.1 to 96.2)	39.3 (29.1 to 53.6)	119 (89.4 to 466)	39.3 (27.6 to 229)	7,000 (3.6 to 79.4)
Diarrheal diseases	116 (29 to 326)	28 (7.2 to 73.6)	2,000 (648 to 5,600)	1,000 (477 to 2,870)	497 (161 to 736)	239 (106 to 484)	412 (72.9 to 720)	277 (81.3 to 439)	199 (64.6 to 468)	199 (66.4 to 422)	199 (62.2 to 436)	199 (74.8 to 512)	199 (86.9 to 592)	199 (78.6 to 568)	199 (72.6 to 568)	199 (72.6 to 568)	199 (72.6 to 568)	199 (72.6 to 568)	84.4 (77.1 to 96.2)	39.3 (29.1 to 53.6)	119 (89.4 to 466)	39.3 (27.6 to 229)	6,980 (3.6 to 79.4)
Typhoid and paratyphoid	0 (0 to 0)	0 (0 to 1.4)	0.6 (0.2 to 2.6)	0.4 (0.2 to 2.6)	0.4 (0.2 to 2.6)	0.1 (0 to 0.2)	0.2 (0 to 0.2)	0.2 (0 to 0.2)	0.2 (0 to 0.2)	0.2 (0 to 0.2)	0.2 (0 to 0.2)	0.2 (0 to 0.2)	0.2 (0 to 0.2)	0.2 (0 to 0.2)	0.2 (0 to 0.2)	0.2 (0 to 0.2)	0.2 (0 to 0.2)	0.2 (0 to 0.2)	0.2 (0 to 0.2)	0.2 (0 to 0.2)	0.2 (0 to 0.2)	0 (0 to 0)	1.5
Typhoid fever	0 (0 to 0)	0 (0 to 1.4)	0.6 (0.2 to 2.6)	0.4 (0.2 to 2.6)	0.4 (0.2 to 2.6)	0.1 (0 to 0.2)	0.2 (0 to 0.2)	0.2 (0 to 0.2)	0.2 (0 to 0.2)	0.2 (0 to 0.2)	0.2 (0 to 0.2)	0.2 (0 to 0.2)	0.2 (0 to 0.2)	0.2 (0 to 0.2)	0.2 (0 to 0.2)	0.2 (0 to 0.2)	0.2 (0 to 0.2)	0.2 (0 to 0.2)	0.2 (0 to 0.2)	0.2 (0 to 0.2)	0.2 (0 to 0.2)	0 (0 to 0)	1.5
Paratyphoid fever	0 (0 to 0)	0 (0 to 0)	0.1 (0 to 0.2)	16 (0.7 to 36.8)	24.3 (2.1 to 78.7)	367 (102 to 781)	23.6 (2.1 to 73.6)	9.1 (1.1 to 24.7)	3.6 (1.1 to 8.6)	1.7 (0.4 to 4.2)	2.3 (0.4 to 5.6)	2.6 (0.4 to 6.4)	2.7 (0.4 to 6.4)	2.6 (0.4 to 6.4)	2.4 (0.4 to 6.4)	2.2 (0.4 to 6.4)	2.1 (0.4 to 6.4)	2.1 (0.4 to 6.4)	1.2 (0.4 to 3.2)	0.6 (0.1 to 2.1)	0.2 (0 to 0.8)	0 (0 to 0)	104
Invasive Non-typhoidal Salmonella (iNTS)	0 (0.1 to 0.6)	0.2 (0 to 0.6)	2.7 (1.2 to 5.1)	10.9 (4.7 to 19.5)	16.5 (7.1 to 29.4)	11.1 (4.8 to 20.7)	4.9 (2.6 to 10.7)	2.7 (1.1 to 7.5)	1.6 (0.6 to 3.5)	0.8 (0.4 to 2.1)	1.1 (0.4 to 2.5)	1.2 (0.4 to 2.5)	1.2 (0.4 to 2.5)	1.2 (0.4 to 2.5)	1.1 (0.4 to 2.5)	1.1 (0.4 to 2.5)	1.1 (0.4 to 2.5)	0.9 (0.4 to 2.5)	0.6 (0.2 to 1.7)	0.3 (0.1 to 0.8)	0.1 (0 to 0.2)	0 (0 to 0)	70.6
Other intestinal infectious diseases	0 (0 to 0)	0 (0 to 0)	2.1 (0.7 to 9.8)	2.4 (0.7 to 9.8)	1.2 (0.7 to 9.8)	0.9 (0.6 to 1.2)	0.9 (0.6 to 1.2)	0.6 (0.4 to 0.8)	0.6 (0.4 to 0.8)	0.2 (0.2 to 0.3)	0.4 (0.2 to 0.5)	0.4 (0.2 to 0.5)	0.3 (0.2 to 0.5)	0.4 (0.2 to 0.5)	0.4 (0.2 to 0.5)	0.4 (0.2 to 0.5)	0.3 (0.2 to 0.5)	0.3 (0.2 to 0.5)	0.2 (0.1 to 0.4)	0.1 (0.1 to 0.4)	0 (0 to 0.1)	0 (0 to 0)	9.6
Neglected tropical diseases and malaria	0 (0 to 0)	1.1 (0.1 to 4.6)	39.3 (2.6 to 139)	17.6 (2.6 to 59.3)	11.9 (2.6 to 39.3)	9.4 (2.6 to 27.1)	7.9 (2.6 to 20.1)	7.9 (2.6 to 20.1)	7.9 (2.6 to 20.1)	7.9 (2.6 to 20.1)	7.9 (2.6 to 20.1)	7.9 (2.6 to 20.1)	7.9 (2.6 to 20.1)	7.9 (2.6 to 20.1)	7.9 (2.6 to 20.1)	7.9 (2.6 to 20.1)	7.9 (2.6 to 20.1)	7.9 (2.6 to 20.1)	3.9 (1.3 to 9.9)	1.9 (0.6 to 5.1)	0.6 (0.1 to 1.6)	0 (0 to 0)	1,030
Malaria	0 (0 to 0)	0 (0 to 0.9)	0 (0 to 0.9)	0 (0 to 1.9)	0 (0 to 0.9)	0 (0 to 0.9)	0 (0 to 0.9)	0 (0 to 0.9)	0 (0 to 0.9)	0 (0 to 0.9)	0 (0 to 0.9)	0 (0 to 0.9)	0 (0 to 0.9)	0 (0 to 0.9)	0 (0 to 0.9)	0 (0 to 0.9)	0 (0 to 0.9)	0 (0 to 0.9)	0 (0 to 0.9)	0 (0 to 0.9)	0 (0 to 0.9)	0 (0 to 0.9)	0 (0 to 0)	223
Chagas disease	0 (0 to 0)	0 (0 to 0)	0 (0 to 0)	0 (0 to 0)	0 (0 to 0)	0 (0 to 0)	0 (0 to 0)	0 (0 to 0)	0 (0 to 0)	0 (0 to 0)	0 (0 to 0)	0 (0 to 0)	0 (0 to 0)	0 (0 to 0)	0 (0 to 0)	0 (0 to 0)	0 (0 to 0)	0 (0 to 0)	0 (0 to 0)	0 (0 to 0)	0 (0 to 0)	0 (0 to 0)	0 (0 to 0)	0
Leishmaniasis	0 (0 to 0)	0 (0 to 0)	0 (0 to 0)	0 (0 to 0)	0 (0 to 0)	0 (0 to 0)	0 (0 to 0)	0 (0 to 0)	0 (0 to 0)	0 (0 to 0)	0 (0 to 0)	0 (0 to 0)	0 (0 to 0)	0 (0 to 0)	0 (0 to 0)	0 (0 to 0)	0 (0 to 0)	0 (0 to 0)	0 (0 to 0)	0 (0 to 0)	0 (0 to 0)	0 (0 to 0)	0 (0 to 0)	0
Visceral leishmaniasis	0 (0 to 0)	0 (0 to 0)	0 (0 to 0)	0 (0 to 0)	0 (0 to 0)	0 (0 to 0)	0 (0 to 0)	0 (0 to 0)	0 (0 to 0)	0 (0 to 0)	0 (0 to 0)	0 (0 to 0)	0 (0 to 0)	0 (0 to 0)	0 (0 to 0)	0 (0 to 0)	0 (0 to 0)	0 (0 to 0)	0 (0 to 0)	0 (0 to 0)	0 (0 to 0)	0 (0 to 0)	0 (0 to 0)	0
Cutaneous and mucocutaneous leishmaniasis	0 (0 to 0)	0 (0 to 0)	0 (0 to 0)	0 (0 to 0)	0 (0 to 0)	0 (0 to 0)	0 (0 to 0)	0 (0 to 0)	0 (0 to 0)	0 (0 to 0)	0 (0 to 0)	0 (0 to 0)	0 (0 to 0)	0 (0 to 0)	0 (0 to 0)	0 (0 to 0)	0 (0 to 0)	0 (0 to 0)	0 (0 to 0)	0 (0 to 0)	0 (0 to 0)	0 (0 to 0)	0 (0 to 0)	0
African trypanosomiasis	0 (0 to 0)	0 (0 to 0)	0 (0 to 0)	0 (0 to 0)	0 (0 to 0)	0 (0 to 0)	0 (0 to 0)	0 (0 to 0)	0 (0 to 0)	0 (0 to 0)	0 (0 to 0)	0 (0 to 0)	0 (0 to 0)	0 (0 to 0)	0 (0 to 0)	0 (0 to 0)	0 (0 to 0)	0 (0 to 0)	0 (0 to 0)	0 (0 to 0)	0 (0 to 0)	0 (0 to 0)	0 (0 to 0)	0
Schistosomiasis	0 (0 to 0)	0 (0 to 0)	0 (0 to 0)	0 (0 to 0)	0 (0 to 0)	0 (0 to 0)	0 (0 to 0)	0 (0 to 0)	0 (0 to 0)	0 (0 to 0)	0 (0 to 0)	0 (0 to 0)	0 (0 to 0)	0 (0 to 0)	0 (0 to 0)	0 (0 to 0)	0 (0 to 0)	0 (0 to 0)	0 (0 to 0)	0 (0 to 0)	0 (0 to 0)	0 (0 to 0)	0 (0 to 0)	0
Cysticercosis	0 (0 to 0)	0 (0 to 0)	0 (0 to 0.1)	0 (0 to 0.1)	0 (0 to 0.1)	0 (0 to 0.1)	0.1 (0 to 0.2)	0.2 (0 to 0.3)	0.2 (0 to 0.3)	0.2 (0 to 0.3)	0.2 (0 to 0.3)	0.2 (0 to 0.3)	0.2 (0 to 0.3)	0.2 (0 to 0.3)	0.2 (0 to 0.3)	0.2 (0 to 0.3)	0.2 (0 to 0.3)	0.2 (0 to 0.3)	0.1 (0 to 0.3)	0.1 (0 to 0.3)	0 (0 to 0.1)	0 (0 to 0)	2.9
Cystic echinococcosis	0 (0 to 0)	0 (0 to 0)	0 (0 to 0)	0.7 (0 to 3.5)	0.5 (0 to 3.5)	0.5 (0 to 3.5)	0.6 (0 to 3.5)	0.6 (0 to 3.5)	0.6 (0 to 3.5)	0.6 (0 to 3.5)	0.6 (0 to 3.5)	0.6 (0 to 3.5)	0.6 (0 to 3.5)	0.6 (0 to 3.5)	0.6 (0 to 3.5)	0.6 (0 to 3.5)	0.6 (0 to 3.5)	0.6 (0 to 3.5)	0.6 (0 to 3.5)	0.6 (0 to 3.5)	0.6 (0 to 3.5)	0 (0 to 0)	9.3
Lymphatic filariasis	0 (0 to 0)	0 (0 to 0)	0 (0 to 0)	0 (0 to 0)	0 (0 to 0)	19.2 (9.6 to 19.7)	19.2 (7.1 to 39.9)	19.2 (7.7 to 29.6)	19.2 (8.6 to 29.6)	19.2



7539

Benign prostatic hyperplasia	0 (0 to 0)	0 (0 to 0)	0 (0 to 0)	0 (0 to 0)	0 (0 to 0)	0 (0 to 0)	0 (0 to 0)	0 (0 to 0)
Male infertility	--	--	--	--	--	--	--	--
Other urinary diseases	0 (0 to 0)	0·3 (0·1 to 0·6)	1·7 (0·3 to 5·3)	1·2 (0·3 to 3·5)	2 (0·5 to 5·6)	4 (1·2 to 10·7)	3·7 (1·2 to 11·7)	5·3 (1·3 to 19)
Gynecological diseases	0 (0 to 0)	0 (0 to 0)	0 (0 to 0)	0 (0 to 0)	0 (0 to 0)	101 (52·8 to 173)	301 (176 to 486)	496 (311 to 765)
Uterine fibroids	0 (0 to 0)	0 (0 to 0)	0 (0 to 0)	0 (0 to 0)	0 (0 to 0)	1·1 (0·4 to 2·4)	7·8 (1·9 to 21·7)	10·2 (3·7 to 24)
Polycystic ovarian syndrome	0 (0 to 0)	0 (0 to 0)	0 (0 to 0)	0 (0 to 0)	0 (0 to 0)	3·8 (1·4 to 8·4)	20·1 (8·2 to 40·2)	26·3 (10·9 to 53·1)
Female infertility	0 (0 to 0)	0 (0 to 0)	0 (0 to 0)	0 (0 to 0)	0 (0 to 0)	0 (0 to 0)	0 (0 to 0)	19·1 (3·4 to 54·9)
Endometriosis	0 (0 to 0)	0 (0 to 0)	0 (0 to 0)	0 (0 to 0)	0 (0 to 0)	0 (0 to 0)	17·3 (7·5 to 32·6)	95·4 (45·9 to 170)
Genital prolapse	0 (0 to 0)	0 (0 to 0)	0 (0 to 0)	0 (0 to 0)	0 (0 to 0)	0·9 (0·2 to 2·4)	1·9 (0·3 to 6·5)	1·3 (0·2 to 6·1)
Premenstrual syndrome	0 (0 to 0)	0 (0 to 0)	0 (0 to 0)	0 (0 to 0)	0 (0 to 0)	92·5 (45·7 to 165)	228 (119 to 400)	278 (148 to 481)
Other gynecological diseases	0 (0 to 0)	0 (0 to 0)	0 (0 to 0)	0 (0 to 0)	0 (0 to 0)	2·6 (0·9 to 5·5)	26·6 (10·7 to 54·5)	65·4 (34·2 to 106)
Hemoglobinopathies and hemolytic anemias	2·4 (1·1 to 5·2)	3 (1·4 to 6)	27·7 (13·6 to 50·7)	82·4 (44·5 to 148)	133 (73·7 to 217)	127 (73·3 to 200)	154 (92·7 to 239)	192 (119 to 292)
Thalassemias	2·4 (1·1 to 5·1)	2·2 (0·8 to 4·8)	20·5 (8·2 to 42·3)	58·1 (26·7 to 117)	78·3 (37·3 to 143)	74 (40·6 to 126)	73·9 (42·1 to 121)	62·8 (35·6 to 109)
Thalassemias trait	0 (0 to 0·1)	0·6 (0·2 to 1·1)	5·6 (1·6 to 11·3)	19·2 (5·8 to 40·4)	41·3 (15·4 to 81·1)	36·1 (10 to 75·8)	29·2 (9·3 to 58·3)	83·4 (36·2 to 158)
Sickle cell disorders	0 (0 to 0)	0 (0 to 0)	0·1 (0 to 0·2)	0·2 (0·1 to 0·4)	0·2 (0·1 to 0·4)	0·1 (0·1 to 0·3)	0·1 (0 to 0·3)	0·1 (0 to 0·2)
Sickle cell trait	0 (0 to 0)	0 (0 to 0·1)	0·1 (0 to 0·3)	0·5 (0 to 1·1)	0·9 (0·2 to 2·2)	0·8 (0·1 to 2)	6 (1·9 to 11·6)	6·2 (1·8 to 12·2)
G6PD deficiency	0 (0 to 0)	0 (0 to 0)	0·1 (0 to 0·2)	0·4 (0·2 to 0·9)	1·8 (0·7 to 3·7)	5·2 (2·1 to 10·4)	21·5 (10·8 to 36·7)	21·1 (8·9 to 39·7)
G6PD trait	0 (0 to 0)	0 (0 to 0)	0 (0 to 0)	0 (0 to 0)	0 (0 to 0)	0 (0 to 0)	1·8 (0·7 to 3·5)	0 (0 to 0·1)
Other hemoglobinopathies and hemolytic anemias	0 (0 to 0·1)	0·2 (0 to 0·4)	1·4 (0·3 to 3·4)	4 (1 to 9·4)	10·2 (3 to 23·1)	10·9 (3·5 to 23·5)	21·3 (8·1 to 43·2)	17·8 (7·4 to 34·8)
Endocrine, metabolic, blood, and immune disorders	2·2 (0·9 to 4·5)	2 (0·8 to 3·9)	22·6 (9·6 to 46·4)	17·3 (9·3 to 30·1)	22·6 (11·6 to 40·6)	27·9 (15·7 to 46·9)	65·5 (27·9 to 111)	73·2 (29·5 to 121)
Oral disorders	0 (0 to 0)	0 (0 to 0)	0 (0 to 0)	25·6 (14·6 to 42·6)	34·3 (18·5 to 59)	41·8 (22·1 to 74)	59·4 (33·4 to 101)	84·6 (46·1 to 146)
Caries of deciduous teeth	0 (0 to 0)	0 (0 to 0)	0 (0 to 0)	8·2 (3·1 to 16·2)	8·9 (3·7 to 19·5)	0·5 (0·1 to 1·4)	0 (0 to 0)	0 (0 to 0)
Caries of permanent teeth	0 (0 to 0)	0 (0 to 0)	0 (0 to 0)	0 (0 to 0)	7·6 (2·8 to 17)	19·7 (7·8 to 42·2)	22·1 (8·8 to 47·9)	22·8 (9·6 to 47·8)
Periodontal diseases	0 (0 to 0)	0 (0 to 0)	0 (0 to 0)	0 (0 to 0)	0 (0 to 0)	0 (0 to 0)	3·5 (1 to 8·9)	13·1 (3·9 to 34·5)
Other oral disorders	0 (0 to 0)	0 (0 to 0)	0 (0 to 0)	17·4 (10·3 to 26·4)	17·8 (10·3 to 28·5)	21·5 (12·2 to 34·7)	33·9 (20·4 to 52·7)	39·8 (23·8 to 61·2)
Sudden infant death syndrome	--	45·9 (19·9 to 104)	286 (47·7 to 760)	--	--	--	--	--
Injuries	96·9 (44·1 to 190)	58 (26·7 to 113)	395 (211 to 682)	735 (442 to 1,100)	648 (437 to 924)	611 (471 to 790)	998 (769 to 1,290)	1,070 (807 to 1,430)
Transport injuries	72·5 (24·4 to 159)	44·2 (16·8 to 92·2)	193 (74 to 392)	187 (87·3 to 348)	166 (91·4 to 300)	147 (95·1 to 223)	355 (217 to 557)	348 (215 to 540)
Road injuries	63·3 (21·2 to 141)	41·7 (16 to 84·6)	173 (66·5 to 358)	172 (79·9 to 327)	153 (82·2 to 278)	135 (85·9 to 207)	330 (200 to 523)	324 (199 to 505)
Pedestrian road injuries	29·6 (6·9 to 79·7)	16·2 (4·9 to 39·9)	90·5 (23·9 to 221)	94·9 (37·8 to 202)	80·9 (34·5 to 167)	67·6 (34·7 to 118)	125 (52 to 251)	135 (49·8 to 275)
Cyclist road injuries	0 (0 to 0)	0 (0 to 0)	0 (0 to 0)	6·9 (2·2 to 17·8)	6·4 (2·6 to 14·3)	6·6 (3·4 to 12·4)	11·3 (6·1 to 20·2)	12·3 (7·3 to 19·2)
Motorcyclist road injuries	15·2 (3·4 to 38·1)	3·7 (0·7 to 11·3)	33·4 (6·5 to 93·2)	26·1 (6·3 to 66·9)	26 (8·2 to 63·3)	27·9 (11·1 to 55·7)	89·7 (34 to 197)	84 (35·1 to 183)
Motor vehicle road injuries	17·1 (4·9 to 43·5)	21·4 (7·5 to 45·1)	45·5 (12·1 to 121)	41·8 (12·5 to 103)	37·2 (15·1 to 78·2)	31·2 (15·3 to 60·8)	99·1 (44 to 206)	87·4 (35·9 to 198)
Other road injuries	1·4 (0·3 to 4·2)	0·3 (0·1 to 0·9)	4 (0·8 to 11·7)	2·4 (0·6 to 6·4)	2 (0·6 to 5·4)	1·5 (0·7 to 3·3)	4·8 (1·8 to 11·2)	4·8 (1·8 to 11·8)
Other transport injuries	9·3 (2·2 to 25·9)	2·5 (0·6 to 8)	19·2 (5 to 48·7)	15 (6·2 to 33)	13·7 (6·4 to 30·7)	12·2 (7·3 to 21·2)	25 (11·8 to 54·1)	24·4 (12·7 to 47·2)
Unintentional injuries	20·3 (11·6 to 36·5)	13·1 (6·4 to 35·6)	195 (105 to 343)	530 (312 to 839)	457 (296 to 661)	390 (285 to 536)	345 (272 to 439)	364 (281 to 481)
Falls	5·5 (1·6 to 14·5)	1·5 (0·5 to 3·6)	34·3 (12·8 to 73·4)	85·9 (36·2 to 174)	88 (51·5 to 147)	91·1 (60·6 to 135)	125 (87·7 to 180)	130 (84·8 to 185)
Drowning	1·4 (0·7 to 2·8)	0·7 (0·3 to 1·4)	26·9 (9·2 to 62·3)	276 (118 to 535)	197 (95·7 to 346)	156 (84·1 to 280)	66·7 (36·1 to 110)	58·3 (31·8 to 97·5)
Fire, heat, and hot substances	0·2 (0·1 to 0·5)	0·3 (0·1 to 0·7)	3·9 (1·1 to 10·4)	14·8 (5·2 to 34·4)	15·6 (7·3 to 29·8)	17·4 (8·1 to 31·8)	31·6 (13·5 to 64·8)	39·5 (17·5 to 87·1)
Poisonings	1·4 (0·4 to 4·1)	0·5 (0·1 to 1·3)	5·5 (1·2 to 15·1)	27·8 (8·4 to 64·2)	15·9 (6 to 32·8)	16·7 (7·2 to 32·8)	17·9 (8·6 to 35·5)	16·3 (9·1 to 29·2)
Poisoning by carbon monoxide	0·4 (0 to 1·3)	0 (0 to 0·1)	0·3 (0 to 1·3)	1·1 (0·2 to 4)	1·7 (0·5 to 4·6)	1·5 (0·6 to 3·4)	2·7 (0·9 to 7·3)	2·4 (0·9 to 6·2)
Poisoning by other means	1·1 (0·2 to 2·9)	0·4 (0·1 to 1·2)	5·3 (1·1 to 14·4)	26·8 (7·8 to 60·9)	14·2 (5·1 to 29·6)	15·2 (6·4 to 30)	15·2 (7 to 30·9)	13·9 (7·5 to 25·6)
Exposure to mechanical forces	1 (0 to 6·3)	3·3 (0·1 to 24·5)	11·1 (1·1 to 54·4)	18 (8·8 to 35·1)	24·2 (14·9 to 37·6)	21·9 (14·7 to 32·7)	29·8 (20·1 to 41·7)	37·5 (25·1 to 54·1)
Unintentional firearm injuries	0 (0 to 0·2)	0·3 (0 to 2·4)	0·5 (0·1 to 2·7)	1·4 (0·6 to 3·2)	1·6 (0·9 to 2·5)	2·2 (1·4 to 3·5)	2·8 (1·8 to 4·2)	2·9 (1·9 to 4·4)
Other exposure to mechanical forces	1 (0 to 6)	2·9 (0 to 23·8)	10·6 (1 to 53·1)	16·6 (8 to 32·3)	22·6 (13·7 to 35·4)	19·7 (13·1 to 29·5)	27 (18·1 to 38·2)	34·5 (22·9 to 50·4)
Adverse effects of medical treatment	3·3 (1·2 to 6·2)	2·1 (0·8 to 4·1)	18·4 (4·4 to 38·2)	18·7 (6·7 to 34·8)	13·7 (5·3 to 24·7)	14·8 (5·8 to 26·2)	15·7 (5·2 to 28)	21·4 (4·8 to 43·1)
Animal contact	0·3 (0·1 to 0·6)	0·3 (0·1 to 0·7)	4·7 (1·6 to 10·8)	12·1 (5 to 25·6)	15·7 (6·9 to 33·5)	8·8 (5·3 to 14·3)	8 (5·2 to 12·1)	8·4 (5·6 to 12·3)
Venomous animal contact	0·1 (0 to 0·4)	0·1 (0 to 0·2)	2·6 (0·7 to 6·7)	8·6 (3·3 to 20·1)	10·5 (4 to 23·9)	4·8 (2·5 to 8·9)	3·8 (2 to 6·3)	3·7 (2 to 6·1)
Non-venomous animal contact	0·1 (0 to 0·3)	0·2 (0·1 to 0·5)	2·1 (0·5 to 5·5)	3·5 (1·2 to 8·3)	5·2 (2 to 12)	4 (2·2 to 6·7)	4·3 (2·5 to 7·1)	4·7 (2·8 to 7·4)
Foreign body	4·4 (1·9 to 9·2)	3·5 (1·6 to 6·3)	69·6 (24·1 to 157)	23·4 (11·7 to 42·4)	14·9 (9·3 to 24·4)	9·4 (6·7 to 12·9)	10·9 (7·8 to 14·5)	13 (9·4 to 17·3)
Pulmonary aspiration and foreign body in airway	4·4 (1·8 to 9·1)	3·5 (1·6 to 6·2)	67·5 (23·1 to 152)	20·9 (9·8 to 39·6)	11 (5·6 to 19·7)	4·2 (2·3 to 6·9)	4·1 (2·5 to 6·3)	5·3 (3·1 to 8·6)
Foreign body in eyes	0 (0 to 0)	0 (0 to 0)	0·1 (0 to 0·2)	0·4 (0·1 to 0·9)	0·7 (0·2 to 1·5)	0·9 (0·3 to 2)	1·3 (0·5 to 2·9)	1·6 (0·6 to 3·5)
Foreign body in other body part	0 (0 to 0·2)	0 (0 to 0·1)	2 (0·4 to 7·2)	2·2 (1·2 to 4·2)	3·2 (2 to 4·9)	4·3 (2·7 to 6·4)	5·5 (3·6 to 7·8)	6·1 (4 to 8·4)
Environmental heat and cold exposure	0 (0 to 0)	0 (0 to 0)	0·3 (0·1 to 0·7)	1·3 (0·9 to 1·8)	2·5 (1·6 to 3·6)	3·3 (2·2 to 4·9)	4·2 (2·8 to 6)	4·4 (2·8 to 6·4)
Exposure to forces of nature	0 (0 to 0)	0·1 (0·1 to 0·1)	0·8 (0·7 to 0·9)	4·6 (4·1 to 5·1)	4·9 (4·4 to 5·5)	6·1 (5·2 to 7·2)	4·8 (4·1 to 5·8)	4·6 (3·8 to 5·8)
Other unintentional injuries	2·7 (1·1 to 5·5)	0·9 (0·3 to 2)	20 (8·1 to 43·3)	47 (18·7 to 94)	65·2 (29 to 124)	44·7 (24·4 to 80·1)	31·1 (20·2 to 47·1)	30·7 (20·5 to 44·4)
Self-harm and interpersonal violence	4·1 (1·4 to 10·1)	0·7 (0·3 to 1·6)	6·6 (2·5 to 14)	18·4 (7·8 to 37·4)	24·4 (14·2 to 41·2)	74·5 (50·3 to 112)	298 (174 to 469)	361 (225 to 570)
Self-harm	0 (0 to 0)	0 (0 to 0)	0 (0 to 0)	0 (0 to 0)	0 (0 to 0)	42·1 (22·4 to 73·5)	235 (127 to 378)	290 (163 to 486)
Self-harm by firearm	0 (0 to 0)	0 (0 to 0)	0 (0 to 0)	0 (0 to 0)	0 (0 to 0)	0·5 (0·2 to 1·2)	0·7 (0·2 to 1·8)	2·2 (0·6 to 7·2)
Self-harm by other specified means	0 (0 to 0)	0 (0 to 0)	0 (0 to 0)	0 (0 to 0)	0 (0 to 0)	41·6 (22·1 to 72·8)	234 (127 to 377)	287 (161 to 482)
Interpersonal violence	4·1 (1·4 to 10·1)	0·7 (0·3 to 1·6)	6·5 (2·4 to 13·9)	18 (7·5 to 37)	23·8 (13·8 to 40·4)	31·8 (20·7 to 47·2)	62·4 (40·3 to 95·6)	70·8 (46·6 to 106)
Physical violence by firearm	0 (0 to 0)	0 (0 to 0)	0 (0 to 0·1)	0·2 (0·1 to 0·6)	0·4 (0·2 to 0·9)	0·8 (0·4 to 1·5)	1·5 (0·5 to 3·5)	3·2 (1·2 to 6·7)
Physical violence by sharp object	0·1 (0 to 0·3)	0 (0 to 0)	0·1 (0 to 0·1)	0·3 (0·1 to 0·8)	0·6 (0·3 to 1·2)	1·6 (0·7 to 3·6)	2 (0·9 to 4·1)	6 (2·6 to 12)
Sexual violence	0 (0 to 0)	0 (0 to 0)	0 (0 to 0)	0·5 (0·3 to 0·8)	4·4 (2·7 to 7·1)	11·8 (6·8 to 18·5)	26·3 (15 to 41·7)	29·3 (16·9 to 44·7)
Physical violence by other means	4 (1·3 to 10)	0·7 (0·2 to 1·5)	6·5 (2·4 to 13·6)	16·9 (6·8 to 35·2)	18·3 (9·2 to 34·1)	17·6 (9·5 to 29·8)	32·5 (17·2 to 57·5)	32·3 (18 to 57·5)
Conflict and terrorism	0 (0 to 0)	0 (0 to 0)	0 (0 to 0)	0 (0 to 0)	0 (0 to 0)	0 (0 to 0)	0 (0 to 0·1)	0·2 (0·1 to 0·4)

Benign prostatic hyperplasia	0 (0 to 0)	0 (0 to 0)	0 (0 to 0)	0 (0 to 0)	0 (0 to 0)	0 (0 to 0)	0 (0 to 0)	0 (0 to 0)
Male infertility	--	--	--	--	--	--	--	--
Other urinary diseases	5·2 (1·4 to 22·8)	8·2 (2·3 to 31·9)	5·3 (1·7 to 21·4)	8·6 (2·4 to 31·1)	15·5 (4·3 to 45·4)	10·7 (2·6 to 31·8)	10·2 (2·8 to 28·2)	20·2 (5·4 to 57·7)
Gynecological diseases	575 (379 to 849)	528 (347 to 781)	501 (340 to 736)	484 (323 to 708)	325 (216 to 462)	155 (98·5 to 228)	59·9 (35·1 to 89·7)	44·1 (25·6 to 69·7)
Uterine fibroids	21·6 (7·6 to 53·7)	12·3 (5·5 to 25)	15 (6·5 to 30·4)	16·1 (7·2 to 31·2)	12·8 (5·8 to 25·4)	11·2 (5·4 to 21·5)	5·1 (2·3 to 10·1)	4 (1·7 to 7·9)
Polycystic ovarian syndrome	22·4 (9·2 to 45·2)	17·9 (7·4 to 36·3)	15·9 (6·8 to 32·8)	15·2 (6·5 to 30·3)	13·3 (5·5 to 26·5)	2·4 (1 to 4·8)	0 (0 to 0)	0 (0 to 0)
Female infertility	37·6 (9·8 to 101)	42·4 (10·6 to 120)	40·4 (9·3 to 115)	36·5 (8·8 to 98·9)	2·6 (0·1 to 12·5)	0 (0 to 0)	0 (0 to 0)	0 (0 to 0)
Endometriosis	114 (58·9 to 198)	89·8 (45·5 to 157)	84·2 (45·1 to 145)	71·9 (36·3 to 123)	52·4 (29·1 to 83·8)	20·6 (10·7 to 35·3)	0 (0 to 0)	0 (0 to 0)
Genital prolapse	0·6 (0·1 to 3·3)	0·9 (0·3 to 2·7)	1·5 (0·5 to 3·5)	3 (1·2 to 6·5)	5·4 (2·3 to 12·5)	6·1 (2·6 to 12·4)	4·9 (2·2 to 9·3)	4·5 (2 to 8·6)
Premenstrual syndrome	247 (147 to 401)	210 (113 to 333)	212 (124 to 336)	206 (121 to 327)	128 (70·8 to 215)	38 (19·3 to 69·5)	0 (0 to 0)	0 (0 to 0)
Other gynecological diseases	132 (66·8 to 228)	154 (85·6 to 249)	132 (77·4 to 214)	136 (74 to 225)	111 (63·8 to 180)	76·8 (38·6 to 126)	49·9 (27·2 to 77·3)	35·7 (19·2 to 58·1)
Hemoglobinopathies and hemolytic anemias	170 (99 to 253)	146 (88·9 to 221)	152 (79·7 to 255)	104 (58·3 to 166)	109 (58·3 to 190)	107 (53·4 to 188)	108 (52·4 to 201)	109 (50·8 to 196)
Thalassemias	46·1 (23·6 to 85·5)	24·8 (12·8 to 43·7)	18·6 (8·5 to 35·9)	18·7 (7·9 to 38·2)	19·4 (6·9 to 43·9)	11·4 (3·6 to 26·4)	4·1 (1·1 to 10·7)	0·8 (0·2 to 2·3)
Thalassemias trait	67·5 (27·1 to 125)	77·6 (35·9 to 142)	89·2 (30·2 to 170)	21·7 (8·8 to 40·1)	25·9 (10·7 to 46·9)	22·3 (9 to 41·6)	18·9 (7·6 to 35·1)	16·3 (7·5 to 29·2)
Sickle cell disorders	0·1 (0 to 0·2)	0 (0 to 0·1)	0 (0 to 0)	0 (0 to 0)	0 (0 to 0)	0 (0 to 0)	0 (0 to 0)	0 (0 to 0)
Sickle cell trait	6·4 (2·3 to 11·7)	5 (1·7 to 9·8)	3·6 (1·1 to 7·3)	4·4 (1·6 to 8·3)	0·4 (0 to 0·9)	0·5 (0·1 to 1·1)	0·4 (0·1 to 1)	0·4 (0·1 to 0·8)
G6PD deficiency	26·2 (11 to 50)	19·2 (8·8 to 36·6)	18·2 (7·8 to 35·3)	24·5 (12·4 to 43·3)	25·6 (9·5 to 55·3)	24·6 (8·3 to 55·2)	21·7 (7 to 49·7)	14·8 (4·6 to 34·4)
G6PD trait	0 (0 to 0·1)	0 (0 to 0·1)	0·5 (0 to 2)	1·5 (0·6 to 2·8)	0·2 (0·1 to 0·5)	0 (0 to 0)	0 (0 to 0)	0 (0 to 0)
Other hemoglobinopathies and hemolytic anemias	23·8 (11·7 to 40·6)	19·3 (9·2 to 35·9)	21·6 (11·4 to 37·1)	32·6 (16·7 to 55·6)	37·9 (18·7 to 68·7)	47·9 (21·4 to 93)	62·7 (25·9 to 125)	76·9 (33·3 to 148)
Endocrine, metabolic, blood, and immune disorders	91 (42·8 to 148)	101 (53·1 to 162)	125 (66·4 to 193)	160 (89·3 to 251)	166 (86 to 250)	165 (84·3 to 252)	133 (74 to 211)	80·7 (48·7 to 120)
Oral disorders	108 (58·6 to 191)	123 (65·7 to 225)	143 (71·8 to 258)	172 (90·2 to 309)	188 (103 to 322)	190 (108 to 315)	183 (106 to 290)	167 (99·2 to 262)
Caries of deciduous teeth	0 (0 to 0)	0 (0 to 0)	0 (0 to 0)	0 (0 to 0)	0 (0 to 0)	0 (0 to 0)	0 (0 to 0)	0 (0 to 0)
Caries of permanent teeth	19·4 (7·6 to 39·8)	15·2 (6·1 to 31·4)	13·9 (5·7 to 28·1)	12·9 (5·5 to 25·9)	10·9 (4·3 to 23)	9·1 (3·6 to 18·9)	7·3 (2·8 to 16·3)	5·6 (2 to 12·1)
Periodontal diseases	30·7 (9·1 to 76·4)	47·4 (15·1 to 111)	63·7 (21·6 to 151)	80·3 (29 to 180)	83·9 (31·7 to 184)	74 (29·3 to 158)	57·3 (22·3 to 123)	39·7 (15·5 to 81·5)
Other oral disorders	39 (23·4 to 59·9)	34·2 (20·3 to 52)	31·5 (18·8 to 47·6)	31·9 (19·5 to 48·1)	30·1 (17·8 to 45·1)	25·3 (15·6 to 37·6)	19·7 (12 to 29·2)	14·4 (8·8 to 21·4)
Sudden infant death syndrome	--	--	--	--	--	--	--	--
Injuries	893 (670 to 1,240)	752 (575 to 994)	648 (496 to 867)	702 (522 to 948)	714 (530 to 975)	656 (479 to 907)	585 (426 to 810)	493 (370 to 641)
Transport injuries	265 (171 to 413)	229 (154 to 351)	177 (121 to 267)	220 (145 to 334)	244 (163 to 361)	226 (150 to 348)	200 (131 to 304)	127 (89·5 to 183)
Road injuries	247 (159 to 388)	213 (143 to 330)	165 (110 to 250)	205 (133 to 313)	229 (154 to 341)	212 (140 to 327)	188 (124 to 286)	120 (84·5 to 173)
Pedestrian road injuries	103 (38·1 to 229)	97 (43·1 to 189)	72·9 (33·2 to 141)	81 (37·7 to 159)	98 (48 to 183)	102 (51·6 to 180)	89·3 (45·4 to 161)	64·9 (38·9 to 105)
Cyclist road injuries	11·2 (7·2 to 17·7)	12·4 (7·5 to 20·6)	11 (7·4 to 16·6)	14 (8·9 to 20·8)	15·2 (10 to 23·3)	14·5 (9·5 to 22·2)	13·2 (8·7 to 20·5)	9·4 (6·5 to 13·7)
Motorcyclist road injuries	60·6 (28 to 131)	48 (24·9 to 100)	40·2 (23·7 to 74·4)	51·3 (28·9 to 92·3)	57 (31·9 to 101)	48·4 (29·2 to 83·3)	43·6 (26·7 to 73·5)	23·5 (16·6 to 33·4)
Motor vehicle road injuries	68·3 (26·9 to 165)	52·7 (21·1 to 116)	38·6 (17·5 to 83·7)	56 (26·1 to 116)	55·5 (27·6 to 111)	44·8 (23·3 to 86·8)	39·6 (20·9 to 74·6)	21·5 (12·2 to 38·3)
Other road injuries	3·2 (1·2 to 7·4)	3·3 (1·2 to 7·4)	2·4 (1·1 to 5·1)	3·1 (1·5 to 6·8)	3·5 (1·7 to 7·5)	3 (1·5 to 6·4)	2·6 (1·3 to 5·4)	0·7 (0·5 to 1)
Other transport injuries	18·9 (9·6 to 37·2)	16 (8·2 to 31·5)	11·8 (6·7 to 22·5)	15 (8·1 to 28·6)	14·8 (8·3 to 26·5)	14 (7·2 to 27·8)	11·7 (6·2 to 23·1)	7·1 (4 to 13)
Unintentional injuries	332 (249 to 437)	296 (226 to 385)	287 (220 to 374)	305 (230 to 401)	308 (233 to 398)	292 (223 to 381)	273 (205 to 353)	268 (205 to 348)
Falls	135 (87·4 to 195)	111 (79·1 to 147)	113 (81·7 to 157)	124 (90·9 to 172)	138 (99·7 to 186)	147 (109 to 200)	146 (105 to 198)	164 (117 to 223)
Drowning	36·4 (20·4 to 64·1)	27·5 (15·1 to 47·8)	24·9 (13·3 to 42·7)	25·4 (13·9 to 44·7)	27·5 (14·5 to 47·9)	21·5 (11·7 to 37·6)	19·9 (10·7 to 34·1)	14·7 (7·7 to 24·8)
Fire, heat, and hot substances	36·5 (17·3 to 75·8)	33·5 (17·8 to 63·7)	28·8 (16·1 to 51·9)	29·2 (17·5 to 50)	31·6 (18·9 to 48)	27·4 (17·4 to 42·1)	21·4 (13·6 to 33·1)	14·5 (9·4 to 21·1)
Poisonings	18·1 (8·6 to 34·1)	21·2 (8·9 to 41)	23·7 (8·6 to 46·4)	22·9 (8·4 to 46·1)	8·9 (4·2 to 17·1)	4·7 (2·5 to 8·8)	2·7 (1·5 to 4·9)	6·9 (2·6 to 14·3)
Poisoning by carbon monoxide	2·9 (0·7 to 9·5)	2·8 (0·7 to 10)	2·1 (0·6 to 7)	3·9 (0·9 to 12·5)	1·6 (0·5 to 4·2)	0·8 (0·3 to 1·7)	0·5 (0·2 to 1)	0·8 (0·3 to 2)
Poisoning by other means	15·2 (6·6 to 28·9)	18·4 (7·5 to 36)	21·6 (7·8 to 42·9)	19 (7 to 37·9)	7·3 (3·3 to 14·4)	3·9 (2 to 7·5)	2·2 (1·2 to 4·1)	6·1 (2·3 to 12·8)
Exposure to mechanical forces	34·5 (23·3 to 50·1)	33·9 (22·9 to 49·4)	32·1 (21·7 to 46·5)	34·3 (23·7 to 47·7)	34·4 (23·8 to 49·1)	30·9 (21·5 to 44·1)	28·4 (19·8 to 40·4)	23·9 (17·1 to 33·6)
Unintentional firearm injuries	2·9 (1·9 to 4·6)	2·7 (1·8 to 4·1)	2·7 (1·9 to 4·1)	3 (2·1 to 4·4)	3·1 (2·1 to 4·6)	2·9 (2 to 4·3)	2·4 (1·7 to 3·5)	1·9 (1·3 to 2·8)
Other exposure to mechanical forces	31·5 (21 to 46·7)	31·3 (20·8 to 46·1)	29·4 (19·8 to 43)	31·3 (21·5 to 43·4)	31·3 (21·7 to 44·5)	28 (19·2 to 40)	26 (18 to 36·9)	22 (15·6 to 31·1)
Adverse effects of medical treatment	16 (2·7 to 36·1)	17·7 (2·8 to 42·7)	14·6 (2·5 to 34·3)	17·4 (3·4 to 42·8)	20·4 (4·5 to 48·7)	16·3 (4 to 39·3)	17·3 (4·5 to 41·7)	15·5 (4·6 to 33·7)
Animal contact	7·8 (5·2 to 12)	7·1 (4·7 to 10·7)	7·5 (4·8 to 11·9)	7·7 (5 to 11·7)	8 (5·1 to 11·6)	9·1 (5·6 to 14·2)	7·9 (4·9 to 12·5)	5·9 (3·7 to 9·2)
Venomous animal contact	3·3 (1·8 to 5·6)	2·8 (1·6 to 5)	3·3 (1·9 to 6·1)	2·8 (1·6 to 4·7)	2·6 (1·5 to 4·4)	3·2 (1·7 to 5·8)	3·2 (1·7 to 5·6)	2·6 (1·4 to 4·5)
Non-venomous animal contact	4·6 (2·7 to 7·2)	4·2 (2·5 to 7)	4·2 (2·4 to 6·8)	4·9 (2·9 to 7·7)	5·3 (3·3 to 8·3)	5·8 (3·4 to 9·3)	4·7 (2·7 to 7·6)	3·3 (2 to 5·5)
Foreign body	12 (8·8 to 16·1)	10·5 (7·7 to 14)	10·2 (7·4 to 13·6)	12·2 (9·1 to 16·2)	11·7 (8·8 to 15·3)	10·5 (7·8 to 13·7)	9·1 (6·9 to 12·1)	7·4 (5·5 to 9·5)
Pulmonary aspiration and foreign body in airway	4·4 (2·7 to 7·2)	3·4 (2 to 5·9)	2·9 (1·7 to 5)	4·2 (2·4 to 7)	3·6 (2 to 6)	2·8 (1·6 to 4·7)	2·6 (1·4 to 4·5)	2·2 (1·4 to 3·5)
Foreign body in eyes	1·7 (0·8 to 3·3)	1·6 (0·7 to 2·9)	1·6 (0·8 to 3)	1·9 (1 to 3·4)	1·9 (1·1 to 3·3)	1·7 (1 to 2·8)	1·4 (0·8 to 2·2)	1·1 (0·7 to 1·7)
Foreign body in other body part	5·9 (4·1 to 8·2)	5·5 (3·8 to 7·6)	5·6 (4 to 7·8)	6·1 (4·4 to 8·2)	6·2 (4·5 to 8·4)	5·9 (4·3 to 8)	5·1 (3·7 to 6·9)	4·1 (2·9 to 5·4)
Environmental heat and cold exposure	4 (2·6 to 5·8)	3·5 (2·3 to 5·2)	3·3 (2·1 to 4·8)	3·4 (2·2 to 5·1)	3·3 (2·2 to 4·8)	3 (2 to 4·5)	2·4 (1·6 to 3·7)	2 (1·3 to 3)
Exposure to forces of nature	4·3 (3·6 to 5·2)	4 (3·4 to 4·9)	3·8 (3·2 to 4·6)	3·6 (3 to 4·4)	2·9 (2·5 to 3·5)	2·6 (2·2 to 3·2)	2·2 (1·9 to 2·7)	1·8 (1·5 to 2·2)
Other unintentional injuries	27·4 (19·1 to 38·9)	26 (18·4 to 36·9)	24·8 (17·4 to 35·2)	24·3 (17·3 to 33·5)	21·8 (15·5 to 30·2)	18·5 (13·1 to 25·1)	15·6 (10·9 to 21·4)	11·4 (8·1 to 15·4)
Self-harm and interpersonal violence	296 (182 to 472)	227 (146 to 357)	184 (119 to 285)	177 (112 to 276)	162 (102 to 251)	138 (84·5 to 221)	112 (67·2 to 178)	97·9 (59·2 to 152)
Self-harm	240 (134 to 400)	181 (104 to 304)	139 (77·4 to 232)	133 (72·9 to 226)	124 (67·7 to 210)	110 (59·9 to 189)	92·3 (50·6 to 157)	80·9 (45 to 133)
Self-harm by firearm	1·3 (0·3 to 4·7)	1·6 (0·5 to 5·7)	0·8 (0·2 to 2·5)	1·3 (0·4 to 3·5)	0·9 (0·3 to 2·4)	1 (0·3 to 2·8)	0·6 (0·2 to 1·6)	0·7 (0·2 to 1·7)
Self-harm by other specified means	239 (133 to 398)	179 (104 to 302)	138 (77 to 230)	132 (72·5 to 224)	123 (67·3 to 208)	109 (59·3 to 186)	91·6 (50·4 to 156)	80·2 (44·5 to 132)
Interpersonal violence	54·9 (35·4 to 82·6)	44·4 (30·5 to 63·7)	40·8 (26·9 to 61·6)	38·1 (26·4 to 54·6)	32·7 (22·7 to 46·8)	24·5 (17·5 to 34·4)	17·1 (12·1 to 24·9)	15·7 (10·8 to 23·3)
Physical violence by firearm	3·5 (1·2 to 7·7)	3 (1·2 to 6·2)	2·7 (1 to 6·1)	2·9 (1·1 to 6·7)	2·1 (0·8 to 4·6)	1·8 (0·7 to 3·7)	1·2 (0·5 to 2·6)	0·9 (0·4 to 2)
Physical violence by sharp object	4·9 (2·2 to 9·7)	3 (1·6 to 5·8)	2·8 (1·4 to 5·5)	3 (1·6 to 5·4)	2·5 (1·4 to 4·7)	2·5 (1·4 to 4·6)	2·1 (1·1 to 3·9)	2·3 (1·2 to 4·3)
Sexual violence	22·5 (12·7 to 36·6)	17·5 (10·1 to 28·2)	15·7 (8·7 to 25·5)	15·1 (8·9 to 25·1)	12·9 (7·3 to 21·4)	8·5 (4·7 to 14)	4·4 (2·5 to 7·2)	2·6 (1·6 to 3·9)
Physical violence by other means	24·1 (13·5 to 43·1)	20·9 (12·6 to 35·1)	19·6 (11·4 to 34·1)	17 (10·9 to 26)	15·2 (9·8 to 23·5)	11·7 (7·8 to 17·9)	9·4 (6·3 to 14·4)	9·9 (6·4 to 15·6)
Conflict and terrorism	0·2 (0·1 to 0·4)	1·4 (0·4 to 3·7)	4·8 (1·2 to 13·6)	5·4 (1·3 to 15·7)	4·4 (1·1 to 12·7)	3·2 (0·8 to 9·4)	2 (0·5 to 5·5)	1·2 (0·3 to 3·4)

Benign prostatic hyperplasia	0 (0 to 0)	0 (0 to 0)	0 (0 to 0)	0 (0 to 0)	0 (0 to 0)	0 (0 to 0)	0 (0 to 0)	0
Male infertility	--	--	--	--	--	--	--	NA
Other urinary diseases	7·4 (2 to 18·5)	5·2 (1·5 to 12·5)	4·9 (1·2 to 11·1)	2·6 (0·8 to 6·3)	1·6 (0·4 to 3·7)	0·7 (0·2 to 1·6)	0·2 (0 to 0·5)	125
Gynecological diseases	30·9 (18·5 to 50·1)	14·1 (8·7 to 20·8)	8·6 (5·2 to 13·4)	5·5 (3·1 to 9·3)	2·2 (1·2 to 3·9)	0·5 (0·3 to 0·9)	0·1 (0·1 to 0·2)	3,630
Uterine fibroids	2·8 (0·9 to 7·4)	0·5 (0·2 to 0·9)	0·2 (0·1 to 0·3)	0·2 (0 to 0·8)	0·1 (0 to 0·2)	0 (0 to 0·1)	0 (0 to 0·1)	121
Polycystic ovarian syndrome	0 (0 to 0)	0 (0 to 0)	0 (0 to 0)	0 (0 to 0)	0 (0 to 0)	0 (0 to 0)	0 (0 to 0)	137
Female infertility	0 (0 to 0)	0 (0 to 0)	0 (0 to 0)	0 (0 to 0)	0 (0 to 0)	0 (0 to 0)	0 (0 to 0)	179
Endometriosis	0 (0 to 0)	0 (0 to 0)	0 (0 to 0)	0 (0 to 0)	0 (0 to 0)	0 (0 to 0)	0 (0 to 0)	546
Genital prolapse	3·2 (1·5 to 6·1)	1·8 (0·8 to 3·2)	1 (0·5 to 1·9)	0·5 (0·3 to 1)	0·2 (0·1 to 0·4)	0·1 (0 to 0·1)	0 (0 to 0)	37·8
Premenstrual syndrome	0 (0 to 0)	0 (0 to 0)	0 (0 to 0)	0 (0 to 0)	0 (0 to 0)	0 (0 to 0)	0 (0 to 0)	1,640
Other gynecological diseases	24·9 (14·5 to 40·9)	11·9 (7 to 18·4)	7·4 (4·3 to 12)	4·7 (2·6 to 8·2)	1·9 (1 to 3·5)	0·4 (0·3 to 0·7)	0·1 (0 to 0·2)	974
Hemoglobinopathies and hemolytic anemias	75 (32·1 to 135)	65·2 (25·9 to 125)	40·2 (14 to 82·4)	25·1 (8·5 to 50·8)	8·6 (3·1 to 17·3)	2·3 (0·9 to 4·5)	0·4 (0·2 to 0·7)	1,940
Thalassemias	0·1 (0 to 0·3)	0 (0 to 0)	0 (0 to 0)	0 (0 to 0)	0 (0 to 0)	0 (0 to 0)	0 (0 to 0)	516
Thalassemias trait	11·7 (5·6 to 19·7)	7·3 (3·9 to 11·9)	4·3 (2·3 to 7)	2·1 (1·1 to 3·4)	0·8 (0·5 to 1·2)	0·2 (0·1 to 0·3)	0 (0 to 0·1)	581
Sickle cell disorders	0 (0 to 0)	0 (0 to 0)	0 (0 to 0)	0 (0 to 0)	0 (0 to 0)	0 (0 to 0)	0 (0 to 0)	0·9
Sickle cell trait	0·3 (0·1 to 0·6)	0·2 (0·1 to 0·4)	0·1 (0 to 0·2)	0 (0 to 0·1)	0 (0 to 0)	0 (0 to 0)	0 (0 to 0)	36·3
G6PD deficiency	6·8 (1·8 to 16·7)	3·7 (0·8 to 9·2)	1·6 (0·3 to 4·2)	0·5 (0·1 to 1·3)	0·1 (0 to 0·2)	0 (0 to 0)	0 (0 to 0)	238
G6PD trait	0 (0 to 0)	0 (0 to 0)	0 (0 to 0)	0 (0 to 0)	0 (0 to 0)	0 (0 to 0)	0 (0 to 0)	4·1
Other hemoglobinopathies and hemolytic anemias	56·2 (22·5 to 109)	54 (19 to 108)	34·3 (10·4 to 75·3)	22·4 (6·5 to 47·9)	7·7 (2·4 to 16·2)	2·1 (0·7 to 4·3)	0·3 (0·1 to 0·7)	566
Endocrine, metabolic, blood, and immune disorders	45·9 (30 to 67·2)	24·9 (16·5 to 36·6)	12·1 (8·2 to 17)	4·5 (2·8 to 6·8)	1·6 (1 to 2·6)	0·4 (0·3 to 0·8)	0·1 (0·1 to 0·2)	1,340
Oral disorders	132 (80·2 to 206)	90·8 (57·3 to 138)	56·3 (35·8 to 83·6)	28·3 (18 to 40·8)	10·7 (6·8 to 15·4)	3 (1·9 to 4·3)	0·6 (0·4 to 0·9)	1,840
Caries of deciduous teeth	0 (0 to 0)	0 (0 to 0)	0 (0 to 0)	0 (0 to 0)	0 (0 to 0)	0 (0 to 0)	0 (0 to 0)	17·6
Caries of permanent teeth	3·7 (1·4 to 7·7)	2·2 (0·9 to 4·6)	1·2 (0·5 to 2·3)	0·5 (0·2 to 1·1)	0·2 (0·1 to 0·3)	0 (0 to 0·1)	0 (0 to 0)	174
Periodontal diseases	23·2 (8·9 to 47·1)	12·2 (4·8 to 25)	6·1 (2·4 to 12·2)	2·6 (1 to 5·4)	0·9 (0·3 to 1·9)	0·2 (0·1 to 0·5)	0 (0 to 0·1)	539
Other oral disorders	9·2 (5·7 to 14·1)	4·9 (3 to 7·3)	2·2 (1·4 to 3·2)	0·8 (0·5 to 1·2)	0·2 (0·1 to 0·4)	0·1 (0 to 0·1)	0 (0 to 0)	374
Sudden infant death syndrome	--	--	--	--	--	--	--	NA
Injuries	341 (268 to 426)	234 (182 to 290)	156 (119 to 199)	89·2 (68·4 to 114)	41·1 (30·4 to 54)	13·7 (10 to 18·3)	3 (2·2 to 4·2)	10,900
Transport injuries	72·5 (53 to 100)	46·7 (34·4 to 62·8)	22·8 (17·2 to 30·6)	9·3 (7 to 11·7)	2·8 (2·2 to 3·6)	0·7 (0·5 to 0·9)	0·1 (0·1 to 0·2)	3,360
Road injuries	68·4 (50·2 to 93·7)	44·4 (32·9 to 59·3)	21·6 (16·4 to 28·7)	8·8 (6·6 to 11·1)	2·7 (2 to 3·4)	0·6 (0·5 to 0·8)	0·1 (0·1 to 0·2)	3,120
Pedestrian road injuries	33·5 (21·9 to 51·6)	22·8 (14·9 to 34·7)	11·1 (7·5 to 16·3)	4·1 (3 to 5·6)	1·1 (0·9 to 1·5)	0·2 (0·2 to 0·3)	0 (0 to 0·1)	1,420
Cyclist road injuries	6·4 (4·5 to 9)	3·9 (2·8 to 5·4)	1·9 (1·3 to 2·5)	0·9 (0·7 to 1·3)	0·3 (0·2 to 0·4)	0·1 (0·1 to 0·1)	0 (0 to 0)	158
Motorcyclist road injuries	15·6 (11·2 to 21)	9·3 (6·6 to 12·1)	5 (3·5 to 6·6)	2·3 (1·6 to 3)	0·8 (0·6 to 1·1)	0·2 (0·2 to 0·3)	0 (0 to 0·1)	712
Motor vehicle road injuries	12·4 (7·8 to 19·9)	8·1 (5·1 to 12·8)	3·4 (2·2 to 5·1)	1·3 (0·9 to 1·8)	0·4 (0·3 to 0·5)	0·1 (0·1 to 0·1)	0 (0 to 0)	783
Other road injuries	0·5 (0·3 to 0·7)	0·3 (0·2 to 0·4)	0·3 (0·2 to 0·5)	0·1 (0·1 to 0·2)	0 (0 to 0·1)	0 (0 to 0)	0 (0 to 0)	44·5
Other transport injuries	4 (2·4 to 7·4)	2·3 (1·4 to 4)	1·2 (0·8 to 2)	0·5 (0·3 to 0·9)	0·2 (0·1 to 0·2)	0 (0 to 0·1)	0 (0 to 0)	239
Unintentional injuries	209 (158 to 266)	156 (119 to 201)	121 (90·4 to 160)	74·8 (55·9 to 97·6)	36·5 (26·2 to 48·7)	12·7 (9·1 to 17·2)	2·8 (2 to 4)	5,290
Falls	136 (96·9 to 185)	112 (81·1 to 150)	91·9 (65 to 129)	59·4 (42·4 to 80·5)	30 (20·7 to 41·2)	10·9 (7·5 to 15·1)	2·5 (1·7 to 3·6)	2,080
Drowning	11·4 (6·7 to 18·7)	6·5 (3·8 to 10·6)	4·4 (2·5 to 7·2)	1·7 (0·9 to 2·8)	0·6 (0·3 to 1)	0·1 (0·1 to 0·2)	0 (0 to 0)	1,010
Fire, heat, and hot substances	9·7 (6·2 to 14·4)	5·6 (3·4 to 8·3)	3·5 (2 to 5·3)	1·8 (1·1 to 2·8)	0·7 (0·4 to 1·2)	0·2 (0·1 to 0·3)	0 (0 to 0·1)	368
Poisonings	5·9 (2·3 to 11)	1·8 (0·8 to 3·1)	0·8 (0·4 to 1·4)	2 (0·8 to 3·7)	0·9 (0·4 to 1·7)	0·2 (0·1 to 0·5)	0 (0 to 0·1)	223
Poisoning by carbon monoxide	1 (0·3 to 2·3)	0·4 (0·1 to 0·8)	0·2 (0·1 to 0·5)	0·4 (0·1 to 1·1)	0·2 (0 to 0·6)	0·1 (0 to 0·2)	0 (0 to 0)	27·6
Poisoning by other means	4·9 (1·8 to 9·2)	1·4 (0·6 to 2·5)	0·5 (0·2 to 1)	1·5 (0·5 to 3)	0·7 (0·3 to 1·4)	0·2 (0·1 to 0·4)	0 (0 to 0·1)	195
Exposure to mechanical forces	15·6 (10·7 to 22)	9·9 (6·9 to 13·6)	5·9 (4·2 to 8·2)	2·8 (2 to 4)	1 (0·7 to 1·4)	0·3 (0·2 to 0·4)	0·1 (0 to 0·1)	435
Unintentional firearm injuries	1·2 (0·8 to 1·8)	0·8 (0·5 to 1·1)	0·4 (0·3 to 0·6)	0·2 (0·1 to 0·3)	0·1 (0·1 to 0·1)	0 (0 to 0)	0 (0 to 0)	36·2
Other exposure to mechanical forces	14·3 (9·9 to 20·2)	9·1 (6·3 to 12·4)	5·5 (3·9 to 7·6)	2·6 (1·9 to 3·6)	0·9 (0·6 to 1·3)	0·3 (0·2 to 0·4)	0·1 (0 to 0·1)	398
Adverse effects of medical treatment	10·8 (3·5 to 22·8)	7·2 (2·8 to 14·4)	4·8 (2 to 9·8)	2·5 (1·1 to 4·7)	1 (0·5 to 2)	0·3 (0·2 to 0·6)	0·1 (0 to 0·1)	270
Animal contact	3·5 (2·3 to 5·2)	2·7 (1·7 to 4·1)	1·7 (1 to 2·8)	0·6 (0·4 to 0·9)	0·2 (0·2 to 0·4)	0·1 (0 to 0·1)	0 (0 to 0)	128
Venomous animal contact	1·3 (0·7 to 2·4)	1·1 (0·6 to 2)	0·9 (0·4 to 1·6)	0·3 (0·2 to 0·5)	0·1 (0 to 0·1)	0 (0 to 0)	0 (0 to 0)	61·8
Non-venomous animal contact	2·2 (1·3 to 3·3)	1·6 (1 to 2·5)	0·8 (0·5 to 1·3)	0·4 (0·2 to 0·5)	0·2 (0·1 to 0·3)	0 (0 to 0·1)	0 (0 to 0)	66·3
Foreign body	5·5 (4·2 to 7·1)	4·5 (3·4 to 5·8)	3·9 (2·7 to 5·6)	2 (1·4 to 2·7)	1 (0·7 to 1·4)	0·4 (0·2 to 0·5)	0·1 (0·1 to 0·1)	250
Pulmonary aspiration and foreign body in airway	1·9 (1·2 to 2·9)	2·1 (1·3 to 3·3)	2·4 (1·3 to 3·9)	1·2 (0·7 to 1·9)	0·7 (0·4 to 1·1)	0·3 (0·1 to 0·4)	0·1 (0 to 0·1)	156
Foreign body in eyes	0·8 (0·5 to 1·2)	0·5 (0·3 to 0·7)	0·3 (0·2 to 0·4)	0·1 (0·1 to 0·2)	0·1 (0 to 0·1)	0 (0 to 0)	0 (0 to 0)	19·8
Foreign body in other body part	2·8 (2 to 3·8)	1·8 (1·3 to 2·5)	1·2 (0·9 to 1·6)	0·6 (0·4 to 0·8)	0·3 (0·2 to 0·3)	0·1 (0·1 to 0·1)	0 (0 to 0)	74·4
Environmental heat and cold exposure	1·4 (0·9 to 2·2)	0·9 (0·6 to 1·4)	0·6 (0·4 to 0·9)	0·3 (0·2 to 0·4)	0·1 (0·1 to 0·2)	0 (0 to 0·1)	0 (0 to 0)	44·2
Exposure to forces of nature	1·2 (1 to 1·5)	0·9 (0·7 to 1·1)	0·6 (0·5 to 0·7)	0·3 (0·3 to 0·4)	0·1 (0·1 to 0·2)	0 (0 to 0)	0 (0 to 0)	54·3
Other unintentional injuries	7·6 (5·3 to 10·3)	5 (3·5 to 6·7)	3 (2·1 to 4)	1·5 (1·1 to 2)	0·6 (0·5 to 0·8)	0·2 (0·1 to 0·2)	0 (0 to 0·1)	430
Self-harm and interpersonal violence	59·4 (38 to 88·7)	30·6 (20·9 to 43·9)	12·4 (8·2 to 18·1)	5·1 (3·4 to 7·5)	1·8 (1·2 to 2·7)	0·3 (0·2 to 0·5)	0 (0 to 0·1)	2,290
Self-harm	49·4 (29·4 to 78·6)	25·2 (16·1 to 38·2)	9·8 (5·8 to 15·2)	4·3 (2·5 to 6·6)	1·5 (0·9 to 2·4)	0·3 (0·2 to 0·4)	0 (0 to 0)	1,760
Self-harm by firearm	0·4 (0·1 to 1)	0·2 (0·1 to 0·5)	0·2 (0·1 to 0·4)	0·1 (0 to 0·2)	0 (0 to 0·1)	0 (0 to 0)	0 (0 to 0)	12·5
Self-harm by other specified means	49 (29·2 to 77·6)	24·9 (16 to 37·8)	9·6 (5·7 to 15·1)	4·2 (2·5 to 6·4)	1·5 (0·9 to 2·4)	0·2 (0·1 to 0·4)	0 (0 to 0)	1,740
Interpersonal violence	9·3 (6·7 to 13·2)	5·1 (3·7 to 7)	2·4 (1·8 to 3·2)	0·8 (0·6 to 1)	0·3 (0·2 to 0·3)	0·1 (0 to 0·1)	0 (0 to 0)	504
Physical violence by firearm	0·2 (0·1 to 0·5)	0·1 (0 to 0·2)	0 (0 to 0·1)	0 (0 to 0)	0 (0 to 0)	0 (0 to 0)	0 (0 to 0)	24·7
Physical violence by sharp object	0·6 (0·4 to 1)	0·5 (0·3 to 0·8)	0·2 (0·1 to 0·3)	0·1 (0 to 0·1)	0 (0 to 0)	0 (0 to 0)	0 (0 to 0)	35·3
Sexual violence	1·6 (1 to 2·4)	0·9 (0·6 to 1·3)	0·5 (0·3 to 0·7)	0·2 (0·1 to 0·3)	0·1 (0 to 0·1)	0 (0 to 0)	0 (0 to 0)	175
Physical violence by other means	6·8 (4·6 to 10·5)	3·6 (2·5 to 5·2)	1·7 (1·2 to 2·4)	0·5 (0·4 to 0·6)	0·2 (0·1 to 0·2)	0 (0 to 0·1)	0 (0 to 0)	269
Conflict and terrorism	0·7 (0·2 to 2)	0·3 (0·1 to 1)	0·2 (0 to 0·5)	0·1 (0 to 0·3)	0 (0 to 0·1)	0 (0 to 0)	0 (0 to 0)	24·4

SR Table 2b: West Sulawesi DALYs by cause and sex ocrus for females with 95% uncertainty intervals, 2019

Cause	Early Neonatal	Late Neonatal	Post Neonatal	1 to 4	5 to 9	10 to 14	15 to 19	20 to 24	25 to 29	30 to 34	35 to 39	40 to 44	45 to 49	50 to 54	55 to 59	60 to 64	65 to 69	70 to 74	75 to 79	80 to 84	85 to 89	90 to 94	95 plus	Total
All causes	13,000 (12,200 to 17,900)	3,540 (2,750 to 4,330)	14,000 (9,700 to 19,300)	16,000 (9,810 to 19,200)	5,220 (3,880 to 7,460)	2,690 (1,930 to 3,750)	3,020 (2,180 to 4,170)	3,610 (2,580 to 4,980)	3,960 (2,810 to 5,490)	4,260 (3,010 to 5,900)	4,610 (3,230 to 6,370)	4,960 (3,450 to 6,850)	5,310 (3,660 to 7,330)	5,660 (3,870 to 7,810)	6,010 (4,080 to 8,290)	6,360 (4,280 to 8,770)	6,710 (4,470 to 9,250)	7,060 (4,650 to 9,730)	7,410 (4,820 to 10,200)	7,760 (4,980 to 10,700)	8,110 (5,130 to 11,200)	8,460 (5,270 to 11,700)	8,810 (5,400 to 12,200)	262,000
Communicable, maternal, neonatal, and nutritional diseases	12,700 (12,200 to 17,600)	2,690 (1,900 to 3,590)	10,300 (6,780 to 15,200)	6,600 (4,560 to 8,930)	2,910 (1,980 to 3,960)	2,060 (1,450 to 2,690)	2,010 (1,460 to 2,710)	2,710 (2,140 to 3,470)	2,990 (2,330 to 3,920)	3,260 (2,510 to 4,270)	3,540 (2,690 to 4,630)	3,860 (2,880 to 5,060)	4,190 (3,060 to 5,500)	4,550 (3,240 to 5,970)	4,940 (3,420 to 6,460)	5,350 (3,600 to 7,000)	5,800 (3,790 to 7,580)	6,280 (3,980 to 8,190)	6,790 (4,170 to 8,820)	7,330 (4,360 to 9,500)	7,900 (4,550 to 10,200)	8,500 (4,740 to 11,000)	177,000
HIV/AIDS and sexually transmitted infections	6902 (6,130 to 8,450)	175 (73.3 to 433)	445 (270 to 723)	1,150 (728 to 1,660)	86 (64.6 to 126)	264 (36.3 to 614)	1,050 (120 to 2,150)	529 (275 to 1,000)	650 (319 to 1,250)	678 (368 to 1,230)	678 (329 to 1,220)	648 (326 to 1,160)	574 (322 to 1,000)	512 (299 to 893)	461 (277 to 811)	429 (259 to 757)	412 (248 to 732)	402 (241 to 711)	397 (238 to 703)	397 (238 to 703)	397 (238 to 703)	397 (238 to 703)	5,810
HIV/AIDS	0 (0 to 0)	0 (0 to 0)	260 (199 to 323)	1,140 (727 to 1,660)	82.7 (64.2 to 124)	261 (36.2 to 614)	1,050 (99.1 to 2,150)	517 (272 to 1,000)	639 (316 to 1,250)	667 (365 to 1,230)	664 (325 to 1,220)	634 (322 to 1,160)	556 (319 to 1,000)	496 (296 to 893)	444 (274 to 811)	412 (256 to 757)	395 (245 to 732)	384 (238 to 711)	379 (235 to 703)	379 (235 to 703)	379 (235 to 703)	379 (235 to 703)	4,660
HIV/AIDS - Drug-susceptible Tuberculosis	0 (0 to 0)	0 (0 to 0)	116 (77.1 to 158)	514 (327 to 833)	29.4 (20.1 to 43.3)	116 (14.1 to 294)	471 (39.1 to 1,110)	232 (117 to 502)	287 (132 to 647)	299 (151 to 636)	298 (131 to 636)	284 (129 to 604)	250 (132 to 536)	223 (122 to 464)	199 (113 to 421)	185 (106 to 393)	177 (102 to 381)	172 (99.1 to 370)	170 (98.1 to 367)	170 (98.1 to 367)	170 (98.1 to 367)	170 (98.1 to 367)	2,090
HIV/AIDS - Multidrug-resistant Tuberculosis without extensive d	0 (0 to 0)	0 (0 to 0)	1.9 (0.6 to 7.2)	8.4 (2.6 to 31.6)	0.5 (0.2 to 2.0)	1.9 (0.5 to 7.3)	7.7 (1.0 to 29.1)	3.8 (0.5 to 14.7)	4.7 (0.6 to 18.0)	4.9 (0.6 to 18.9)	4.9 (0.6 to 18.7)	4.7 (0.6 to 18.1)	4.1 (0.6 to 15.9)	3.7 (0.5 to 14.4)	3.3 (0.5 to 12.8)	3.0 (0.4 to 11.7)	2.9 (0.4 to 11.2)	2.8 (0.4 to 10.9)	2.8 (0.4 to 10.8)	2.8 (0.4 to 10.8)	2.8 (0.4 to 10.8)	2.8 (0.4 to 10.8)	34.4
HIV/AIDS - Extensively drug-resistant Tuberculosis	0 (0 to 0)	0 (0 to 0)	0.2 (0.0 to 1.3)	0.7 (0.1 to 5.4)	0.0 (0 to 0.4)	0.2 (0 to 1.6)	0.9 (0.1 to 7.6)	0.4 (0 to 3.4)	0.5 (0 to 4.2)	0.6 (0 to 4.9)	0.6 (0 to 4.9)	0.5 (0 to 4.7)	0.5 (0 to 4.1)	0.4 (0 to 3.7)	0.4 (0 to 3.3)	0.3 (0 to 3.0)	0.3 (0 to 2.9)	0.3 (0 to 2.8)	0.3 (0 to 2.8)	0.3 (0 to 2.8)	0.3 (0 to 2.8)	0.3 (0 to 2.8)	3.6
HIV/AIDS resulting in other diseases	6902 (6,130 to 8,450)	175 (73.3 to 433)	183 (70.1 to 364)	0.0 (0 to 0)	0.0 (0 to 0)	0.0 (0 to 0)	0.0 (0 to 0)	0.0 (0 to 0)	0.0 (0 to 0)	0.0 (0 to 0)	0.0 (0 to 0)	0.0 (0 to 0)	0.0 (0 to 0)	0.0 (0 to 0)	0.0 (0 to 0)	0.0 (0 to 0)	0.0 (0 to 0)	0.0 (0 to 0)	0.0 (0 to 0)	0.0 (0 to 0)	0.0 (0 to 0)	0.0 (0 to 0)	0.0 (0 to 0)	2,360
Sexually transmitted infections excluding HIV	0 (0 to 0)	0 (0 to 0)	184 (77.1 to 322)	10.7 (1.6 to 32.6)	0.2 (0.2 to 0.5)	0.2 (0.2 to 0.5)	0.1 (0.1 to 0.2)	0.2 (0.1 to 0.3)	0.2 (0.1 to 0.3)	0.2 (0.1 to 0.3)	0.2 (0.1 to 0.3)	0.2 (0.1 to 0.3)	0.2 (0.1 to 0.3)	0.2 (0.1 to 0.3)	0.2 (0.1 to 0.3)	0.2 (0.1 to 0.3)	0.2 (0.1 to 0.3)	0.2 (0.1 to 0.3)	0.2 (0.1 to 0.3)	0.2 (0.1 to 0.3)	0.2 (0.1 to 0.3)	0.2 (0.1 to 0.3)	1,160
Syphilis	0 (0 to 0)	0 (0 to 0)	184 (77.1 to 322)	10.7 (1.6 to 32.6)	0.2 (0.2 to 0.5)	0.2 (0.2 to 0.5)	0.1 (0.1 to 0.2)	0.2 (0.1 to 0.3)	0.2 (0.1 to 0.3)	0.2 (0.1 to 0.3)	0.2 (0.1 to 0.3)	0.2 (0.1 to 0.3)	0.2 (0.1 to 0.3)	0.2 (0.1 to 0.3)	0.2 (0.1 to 0.3)	0.2 (0.1 to 0.3)	0.2 (0.1 to 0.3)	0.2 (0.1 to 0.3)	0.2 (0.1 to 0.3)	0.2 (0.1 to 0.3)	0.2 (0.1 to 0.3)	0.2 (0.1 to 0.3)	1,070
Chlamydial infection	0 (0 to 0)	0 (0 to 0)	0 (0 to 0)	0 (0 to 0)	0 (0 to 0)	0 (0 to 0)	0 (0 to 0)	0 (0 to 0)	0 (0 to 0)	0 (0 to 0)	0 (0 to 0)	0 (0 to 0)	0 (0 to 0)	0 (0 to 0)	0 (0 to 0)	0 (0 to 0)	0 (0 to 0)	0 (0 to 0)	0 (0 to 0)	0 (0 to 0)	0 (0 to 0)	0 (0 to 0)	0 (0 to 0)	9.3
Gonococcal infection	0 (0 to 0)	0 (0 to 0)	0 (0 to 0)	0 (0 to 0)	0 (0 to 0)	0 (0 to 0)	0 (0 to 0)	0 (0 to 0)	0 (0 to 0)	0 (0 to 0)	0 (0 to 0)	0 (0 to 0)	0 (0 to 0)	0 (0 to 0)	0 (0 to 0)	0 (0 to 0)	0 (0 to 0)	0 (0 to 0)	0 (0 to 0)	0 (0 to 0)	0 (0 to 0)	0 (0 to 0)	0 (0 to 0)	7.8
Trichomoniasis	0 (0 to 0)	0 (0 to 0)	0 (0 to 0)	0 (0 to 0)	0 (0 to 0)	0 (0 to 0)	0 (0 to 0)	0.7 (0 to 2.3)	0.5 (0 to 1.7)	0.7 (0 to 2.4)	0.7 (0 to 2.5)	0.6 (0 to 2.2)	0.5 (0 to 1.9)	0.5 (0 to 1.7)	0.4 (0 to 1.5)	0.4 (0 to 1.4)	0.3 (0 to 1.3)	0.3 (0 to 1.2)	0.3 (0 to 1.2)	0.3 (0 to 1.2)	0.3 (0 to 1.2)	0.3 (0 to 1.2)	49.7
Genital herpes	0 (0 to 0)	0 (0 to 0)	0 (0 to 0)	0 (0 to 0)	0 (0 to 0)	0 (0 to 0)	0 (0 to 0)	0.6 (0 to 2.1)	0.5 (0 to 1.7)	0.6 (0 to 2.2)	0.6 (0 to 2.2)	0.5 (0 to 2.0)	0.5 (0 to 1.7)	0.4 (0 to 1.5)	0.4 (0 to 1.3)	0.3 (0 to 1.2)	0.3 (0 to 1.1)	0.3 (0 to 1.1)	0.3 (0 to 1.1)	0.3 (0 to 1.1)	0.3 (0 to 1.1)	0.3 (0 to 1.1)	22.7
Other sexually transmitted infections	0 (0 to 0)	0 (0 to 0)	0 (0 to 0)	0 (0 to 0)	0 (0 to 0)	0.1 (0 to 0.3)	0.2 (0 to 0.6)	1.2 (0.6 to 1.8)	1.5 (0.7 to 2.1)	1.8 (0.9 to 2.6)	2.2 (1.0 to 3.1)	2.6 (1.2 to 3.6)	2.9 (1.3 to 3.9)	3.2 (1.4 to 4.3)	3.6 (1.6 to 4.8)	3.9 (1.7 to 5.2)	4.3 (1.9 to 5.6)	4.6 (2.0 to 6.1)	5.0 (2.1 to 6.5)	5.3 (2.3 to 6.9)	5.7 (2.4 to 7.4)	6.0 (2.5 to 7.8)	124
Respiratory infections and tuberculosis	439 (186 to 849)	3,510 (2,020 to 735)	1,190 (1,080 to 2,010)	699 (649 to 1,170)	289 (243 to 687)	167 (129 to 398)	208 (160 to 707)	256 (197 to 1,110)	306 (236 to 1,360)	361 (278 to 1,590)	422 (326 to 1,860)	496 (382 to 1,130)	577 (445 to 1,320)	667 (514 to 1,530)	772 (595 to 1,770)	893 (689 to 2,040)	1,040 (803 to 2,380)	1,220 (940 to 2,790)	1,440 (1,110 to 3,290)	1,700 (1,310 to 3,890)	2,000 (1,540 to 4,580)	2,360 (1,820 to 5,400)	15,400
Tuberculosis	0 (0 to 0)	0 (0 to 0)	493 (268 to 899)	278 (156 to 357)	166 (101 to 269)	106 (59 to 201)	161 (72.8 to 541)	211 (72.8 to 1,110)	263 (93.6 to 1,360)	321 (127 to 1,590)	379 (161 to 1,860)	442 (183 to 1,130)	505 (220 to 1,320)	575 (260 to 1,530)	654 (309 to 1,770)	744 (364 to 2,040)	847 (443 to 2,380)	964 (554 to 2,790)	1,090 (686 to 3,290)	1,240 (854 to 3,890)	1,410 (1,060 to 4,580)	1,600 (1,300 to 5,400)	7,370
Latent tuberculosis infection	0 (0 to 0)	0 (0 to 0)	0 (0 to 0)	0 (0 to 0)	0 (0 to 0)	0 (0 to 0)	0 (0 to 0)	0 (0 to 0)	0 (0 to 0)	0 (0 to 0)	0 (0 to 0)	0 (0 to 0)	0 (0 to 0)	0 (0 to 0)	0 (0 to 0)	0 (0 to 0)	0 (0 to 0)	0 (0 to 0)	0 (0 to 0)	0 (0 to 0)	0 (0 to 0)	0 (0 to 0)	0 (0 to 0)	0 (0 to 0)
Drug-susceptible tuberculosis	0 (0 to 0)	0 (0 to 0)	466 (255 to 856)	217 (117 to 303)	155 (100 to 256)	97 (55 to 192)	151 (70.1 to 530)	204 (70.1 to 1,090)	256 (90.8 to 1,330)	313 (123 to 1,560)	370 (157 to 1,830)	433 (179 to 1,120)	494 (216 to 1,300)	563 (254 to 1,500)	640 (302 to 1,740)	729 (356 to 2,000)	829 (434 to 2,340)	944 (542 to 2,740)	1,070 (673 to 3,230)	1,220 (838 to 3,830)	1,380 (1,040 to 4,500)	1,570 (1,270 to 5,300)	7,280
Multidrug-resistant tuberculosis without extensive drug-resistan	0 (0 to 0)	0 (0 to 0)	4.3 (1.1 to 20)	1.8 (0.4 to 8.6)	1.2 (0.3 to 5.6)	1.4 (0.4 to 6.6)	3.6 (0.9 to 16.6)	4.6 (1.1 to 21.2)	5.2 (1.3 to 24.0)	5.7 (1.4 to 26.1)	6.3 (1.6 to 29.1)	7.0 (1.7 to 32.1)	7.7 (1.9 to 35.3)	8.4 (2.1 to 38.5)	9.2 (2.3 to 42.1)	10.0 (2.5 to 45.8)	10.8 (2.7 to 49.7)	11.7 (2.9 to 53.8)	12.6 (3.1 to 58.1)	13.6 (3.4 to 62.5)	14.6 (3.6 to 67.3)	15.7 (3.9 to 72.3)	411.6
Extensively drug-resistant tuberculosis	0 (0 to 0)	0 (0 to 0)	0.8 (0.2 to 3.8)	0.4 (0.2 to 1.4)	0.2 (0.1 to 0.9)	0.3 (0.1 to 1.1)	0.6 (0.2 to 2.6)	0.8 (0.2 to 3.6)	0.9 (0.2 to 4.1)	1.0 (0.3 to 4.5)	1.1 (0.3 to 5.0)	1.2 (0.3 to 5.5)	1.3 (0.4 to 6.1)	1.5 (0.4 to 6.6)	1.6 (0.4 to 7.3)	1.7 (0.5 to 8.0)	1.9 (0.5 to 8.6)	2.0 (0.6 to 9.2)	2.2 (0.6 to 10.0)	2.4 (0.7 to 10.8)	2.6 (0.7 to 11.6)	2.8 (0.8 to 12.5)	71.9
Lower respiratory infections	316 (186 to 849)	438 (2,020 to 735)	3,000 (1,080 to 5,010)	671 (649 to 1,170)	189 (129 to 687)	100 (59 to 398)	85.6 (56 to 707)	79.1 (39 to 1,110)	77.9 (36 to 1,360)	80.7 (39 to 1,590)	89.6 (45 to 1,860)	106 (53 to 1,130)	124 (64 to 1,320)	150 (77 to 1,530)	191 (101 to 1,770)	250 (135 to 2,040)	342 (190 to 2,380)	460 (262 to 2,790)	615 (367 to 3,290)	838 (532 to 3,890)	1,160 (764 to 4,580)	1,630 (1,110 to 5,400)	7,060
Upper respiratory infections	0 (0 to 0)	0 (0 to 0)	17.6 (4.7 to 37.2)	7.5 (1.7 to 20)	1.1 (0.3 to 3.6)	0.6 (0.2 to 2.1)	0.5 (0.1 to 1.8)	0.4 (0.1 to 1.5)	0.4 (0.1 to 1.5)	0.4 (0.1 to 1.5)	0.4 (0.1 to 1.5)	0.4 (0.1 to 1.5)	0.4 (0.1 to 1.5)	0.4 (0.1 to 1.5)	0.4 (0.1 to 1.5)	0.4 (0.1 to 1.5)	0.4 (0.1 to 1.5)	0.4 (0.1 to 1.5)	0.4 (0.1 to 1.5)	0.4 (0.1 to 1.5)	0.4 (0.1 to 1.5)	0.4 (0.1 to 1.5)	67.9
Otitis media	0 (0 to 0)	0 (0 to 0)	2.7 (1.6 to 4.6)	28.8 (19.6 to 48.2)	28.2 (23.1 to 72.7)	15.7 (12.9 to 42.0)	12.2 (9.4 to 37.6)	10.8 (8.5 to 37.8)	10.6 (8.6 to 37.4)	10.9 (8.9 to 38.2)	11.9 (9.7 to 41.3)	13.5 (11 to 46.5)	15.3 (12.5 to 52.1)	17.3 (14.1 to 58.5)	19.5 (15.9 to 65.5)	22.1 (18 to 73.8)	25.1 (20.5 to 83.5)	28.5 (23.3 to 94.3)	32.4 (26.5 to 106)	36.8 (30.1 to 120)	41.8 (34.2 to 136)	47.5 (38.9 to 154)	238
Enteric infections	439 (69.9 to 208)	3,210 (776 to 970)	1,000 (1,060 to 5,980)	1,000 (700 to 2,730)	1,000 (283 to 1,070)	1,000 (205 to 976)	1,000 (207 to 920)	1,000 (132 to 479)	1,000 (95.7 to 367)	1,000 (89.2 to 332)	1,000 (87.1 to 321)	1,000 (89.9 to 340)	1,000 (102 to 404)	1,000 (132 to 504)	1,000 (132 to 504)	1,000 (170 to 622)	1,000 (133 to 733)	1,000 (189 to 864)	1,000 (170 to 944)	1,000 (152 to 884)	1,000 (152 to 884)	1,000 (139 to 794)	10,800
Diarrheal diseases	439 (69.9 to 208)	3,210 (776 to 970)	1,000 (1,060 to 5,980)	1,000 (699 to 2,570)	992 (199 to 884)	1,000 (99.6 to 476)	1,000 (89.4 to 286)	1,000 (62.1 to 225)	1,000 (56.8 to 278)	1,000 (52.9 to 250)	1,000 (52 to 243)	1,000 (55.9 to 258)	1,000 (63.7 to 307)	1,000 (80.1 to 420)	1,000 (80.1 to 420)	1,000 (97.1 to 509)	1,000 (77.1 to 647)	1,000 (107 to 809)	1,000 (97.1 to 809)	1,000 (86.1 to 743)	1,000 (86.1 to 743)	1,000 (77.1 to 647)	9,990
Typhoid and paratyphoid	0 (0 to 0)	0.9 (0.3 to 2.4)	0.9 (0.3 to 2.4)	229 (67.4 to 998)	167 (120 to 588)	227 (77.5 to 1,060)	278 (82.6 to 1,210)	372 (120 to 1,720)	479 (154 to 2,210)	616 (198 to 2,850)	792 (255 to 3,660)	1,020 (329 to 4,710)	1,310 (423 to 6,060)	1,690 (545 to 7,800)	2,170 (700 to 10,000)	2,790 (900 to 12,900)	3,590 (1,160 to 16,600)	4,610 (1,490 to 21,300)	5,930 (1,910 to 27,400)	7,620 (2,460 to 35,200)	9,800 (3,160 to 45,300)	12,600 (4,070 to 58,200)	1,160
Typhoid fever	0 (0 to 0)	0 (0 to 0)	0.9 (0.3 to 2.4)	229 (67.4 to 998)	167 (120 to 588)	227 (77.5 to 1,060)	278 (82.6 to 1,210)	372 (120 to 1,720)	479 (154 to 2,210)	616 (198 to 2,850)	792 (255 to 3,660)	1,020 (329 to 4,710)	1,310 (423 to 6,060)	1,690 (545 to 7,800)	2,170 (700 to 10,000)	2,790 (900 to 12,900)	3,590 (1,160 to 16,600)	4,610 (1,490 to 21,300)	5,930 (1,910 to 27,400)	7,620 (2,460 to 35,200)	9,800 (3,160 to 45,300)	12,600 (4,070 to 58,200)	1,160
Paratyphoid fever	0 (0 to 0)	0 (0 to 0)	0.1 (0 to 0.2)	13.9 (3.9 to 61.1)	29.2 (20.9 to 103)	29.3 (9.9 to 137)	19.1 (5.2 to 154)	6.1 (1.9 to 28.1)	2.9 (0.8 to 13.4)	2 (0.6 to 9.2)	1.3 (0.4 to 6.1)	0.9 (0.3 to 4.1)	0.6 (0.2 to 2.8)	0.4 (0.1 to 1.9)	0.3 (0.1 to 1.3)	0.2 (0.1 to 0.9)	0.2 (0.1 to 0.6)	0.1 (0 to 0.4)	0.1 (0 to 0.3)	0.1 (0 to 0.2)	0.1 (0 to 0.2)	0.1 (0 to 0.2)	192
Invasive Non-typhoidal Salmonella (iNTS)	0 (0 to 0)	0.4 (0.2 to 0.9)	4.6 (2.9 to 8.3)	21.7 (9.1 to 36.9)	19.7 (8.4 to 35.7)	11.5 (4.9 to 21.2)	6.9 (2.9 to 13.2)	3.9 (1.6 to 7.6)	2.4 (0.9 to 4.8)	1.5 (0.6 to 3.1)	1.1 (0.4 to 2.3)	0.8 (0.3 to 1.7)	0.6 (0.2 to 1.3)	0.4 (0.2 to 0.9)	0.3 (0.1 to 0.7)	0.3 (0.1 to 0.6)	0.2 (0.1 to 0.5)	0.2 (0.1 to 0.4)	0.1 (0 to 0.3)	0.1 (0 to 0.3)	0.1 (0 to 0.2)	0.1 (0 to 0.2)	82.9
Other intestinal infectious diseases	0 (0 to 0)	0 (0 to 0)	2.7 (1.1 to 11.9)	2.6 (0.9 to 9.4)	1.1 (0.4 to 2.8)	0.6 (0.2 to 1.6)	0.4 (0.1 to 1.1)	0.3 (0.1 to 0.8)	0.2 (0.1 to 0.6)	0.2 (0.1 to 0.5)	0.2 (0.1 to 0.4)	0.2 (0.1 to 0.4)	0.2 (0.1 to 0.4)	0.2 (0.1 to 0.4)	0.2 (0.1 to 0.4)	0.2 (0.1 to 0.4)	0.2 (0.1 to 0.4)	0.2 (0.1 to 0.4)	0.2 (0.1 to 0.4)	0.2 (0.1 to 0.4)	0.2 (0.1 to 0.4)	0.2 (0.1 to 0.4)	9.4
Neglected tropical diseases and malaria	0.7 (0 to 2.7)	22.9 (0.2 to 79.6)	660 (0.2 to 1,460)	386 (89.2 to 1,020)	100 (19.6 to 265)	199 (19.6 to 1,020)	135 (19.6 to 1,020)	120 (19.6 to 1,020)	113 (19.6 to 1,020)	104 (19.6 to 1,020)	94.1 (19.6 to 1,020)	84.6 (19.6 to 1,020)	76.3 (19.6 to 1,020)	68.9 (19.6 to 1,020)	62.4 (19.6 to 1,020)	56.8 (19.6 to 1,020)	52.1 (19.6 to 1,020)	48.3 (19.6 to 1,020)	45.3 (19.6 to 1,020)	43.1 (19.6 to 1,020)	41.7 (19.6 to 1,020)	41.1 (19.6 to 1,020)	2,110
Malaria	0 (0 to 0)	0 (0 to 0.4)	0.7 (0.1 to 2.6)	0.4 (0.2 to 2.9)	0.3 (0.2 to 1.6)	0.3 (0.1 to 1.1)	0.2 (0.1 to 0.8)	0.2 (0.1 to 0.7)	0.2 (0.1 to 0.6)	0.2 (0.1 to 0.5)	0.2 (0.1 to 0.5)	0.2 (0.1 to 0.5)	0.2 (0.1 to 0.5)	0.2 (0.1 to 0.5)	0.2 (0.1 to 0.5)	0.2 (0.1 to 0.5)	0.2 (0.1 to 0.5)	0.2 (0.1 to 0.5)	0.2 (0.1 to 0.5)	0.2 (0.1 to 0.5)	0.2 (0.1 to 0.5)	0.2 (0.1 to 0.5)	102
Chagas disease	0 (0 to 0)	0 (0 to 0)	0 (0 to 0)	0 (0 to 0)	0 (0 to 0)	0 (0 to 0)	0 (0 to 0)	0 (0 to 0)	0 (0 to 0)	0 (0 to 0)	0 (0 to 0)	0 (0 to 0)	0 (0 to 0)	0 (0 to 0)	0 (0 to 0)	0 (0 to 0)	0 (0 to 0)	0 (0 to 0)	0 (0 to 0)	0 (0 to 0)	0 (0 to 0)	0 (0 to 0)	0 (0 to 0)	0
Leishmaniasis	0 (0 to 0)	0 (0 to 0)	0 (0 to 0)	0 (0 to 0)	0 (0 to 0)	0 (0 to 0)	0 (0 to 0)	0 (0 to 0)	0 (0 to 0)	0 (0 to 0)	0 (0 to 0)	0 (0 to 0)	0 (0 to 0)	0 (0 to 0)	0 (0 to 0)	0 (0 to 0)	0 (0 to 0)	0 (0 to 0)	0 (0 to 0)	0 (0 to 0)	0 (0 to 0)	0 (0 to 0)	0 (0 to 0)	0
Visceral leishmaniasis	0 (0 to 0)	0 (0 to 0)	0 (0 to 0)	0 (0 to 0)	0 (0 to 0)	0 (0 to 0)	0 (0 to 0)	0 (0 to 0)	0 (0 to 0)	0 (0 to 0)	0 (0 to 0)	0 (0 to 0)	0 (0 to 0)	0 (0 to 0)	0 (0 to 0)	0 (0 to 0)	0 (0 to 0)	0 (0 to 0)	0 (0 to 0)	0 (0 to 0)	0 (0 to 0)	0 (0 to 0)	0 (0 to 0)	0
Cutaneous and mucocutaneous leishmaniasis	0 (0 to 0)	0 (0 to 0)	0 (0 to 0)	0 (0 to 0)	0 (0 to 0)	0 (0 to 0)	0 (0 to 0)	0 (0 to 0)	0 (0 to 0)	0 (0 to 0)	0 (0 to 0)	0 (0 to 0)	0 (0 to 0)	0 (0 to 0)	0 (0 to 0)	0 (0 to 0)	0 (0 to 0)	0 (0 to 0)	0 (0 to 0)	0 (0 to 0)	0 (0 to 0)	0 (0 to 0)	0 (0 to 0)	0
African trypanosomiasis	0 (0 to 0)	0 (0 to 0)	0 (0 to 0)	0 (0 to 0)	0 (0 to 0)	0 (0 to 0)	0 (0 to 0)	0 (0 to 0)	0 (0 to 0)	0 (0 to 0)	0 (0 to 0)	0 (0 to 0)	0 (0 to 0)	0 (0 to 0)	0 (0 to 0)	0 (0 to 0)	0 (0 to 0)	0 (0 to 0)	0 (0 to 0)	0 (0 to 0)	0 (0 to 0)	0 (0 to 0)	0 (0 to 0)	0
Schistosomiasis	0 (0 to 0)	0 (0 to 0)	0 (0 to 0)	0 (0 to 0)	0 (0 to 0)	0 (0 to 0)	0 (0 to 0)	0 (0 to 0)	0 (0 to 0)	0 (0 to 0)	0 (0 to 0)	0 (0 to 0)	0 (0 to 0)	0 (0 to 0)	0 (0 to 0)	0 (0 to 0)	0 (0 to 0)	0 (0 to 0)	0 (0 to 0)	0 (0 to 0)	0 (0 to 0)	0 (0 to 0)	0 (0 to 0)	0
Cysticercosis	0 (0 to 0)	0 (0 to 0)	0 (0 to 0)	0 (0 to 0)	0 (0 to 0)	0 (0 to 0)	0.1 (0 to 0.3)	0.1 (0 to 0.3)	0.1 (0 to 0.3)	0.2 (0 to 0.4)	0.2 (0 to 0.4)	0.2 (0 to 0.4)	0.2 (0 to 0.4)	0.2 (0 to 0.4)	0.2 (0 to 0.4)	0.2 (0 to 0.4)	0.2 (0 to 0.4)	0.2 (0 to 0.4)	0.2 (0 to 0.4)	0.2 (0 to 0.4)	0.2 (0 to 0.4)	0.2 (0 to 0.4)	2.7
Cystic echinococcosis	0 (0 to 0)	0 (0 to 0)	0 (0 to 0)	0 (0 to 0)	0 (0 to 0)	0 (0 to 0)	0 (0 to 0)	0 (0 to 0)	0 (0 to 0)	0 (0 to 0)	0 (0 to 0)	0 (0 to 0)	0 (0 to 0)	0 (0 to 0)	0 (0 to 0)	0 (0 to 0)	0 (0 to 0)	0 (0 to 0)	0 (0 to 0)	0 (0 to 0)	0 (0 to 0)	0 (0 to 0)	0 (0 to 0)	7.5
Lymphatic filariasis	0 (0 to 0)	0 (0 to 0)	0 (0 to 0)	0 (0 to 0)	12.4 (12.2 to 21.4)	18.4 (18.2 to 32.5)	12.4 (12.2 to 21.4)	7.4 (7.3 to 12.8)	4.6 (4.6 to 8.1)	2.9 (2.8 to 5.1)	1.8 (1.8 to 3.2)	1.2 (1.2 to 2.2)	0.9 (0.8 to 1.5)	0.6 (0.6 to 1.1)	0.4 (0.4 to 0.8)	0.3 (0.3 to 0.6)	0.3 (0.2 to 0.4)	0.2 (0.2 to 0.3)	0.2 (0.1 to 0.3)	0.1 (0.1 to 0.2)	0.1 (0.1 to 0.2)	0.1 (0.1 to 0.2)	116
Onchocerciasis	0 (0 to 0)	0 (0 to 0)	0 (0 to 0)	0 (0 to 0)	0 (0 to 0)	0 (0 to 0)	0 (0 to 0)	0 (0 to 0)	0 (0 to 0)	0 (0 to 0)	0 (0 to 0)	0 (0 to 0)	0 (0 to 0)	0 (0 to 0)	0 (0 to 0)	0 (0 to 0)	0 (0 to 0)	0 (0 to 0)	0 (0 to 0)	0 (0 to 0)	0 (0 to 0)	0 (0 to 0)	0 (0 to 0)	0
Trachoma	0 (0 to 0)	0 (0 to 0)	0 (0 to 0)	0 (0 to 0)	0 (0 to 0)	0 (0 to 0)	0 (0 to 0)	0 (0 to 0)	0 (0 to 0)	0 (0 to 0)	0 (0 to 0)	0 (0 to 0)	0 (0 to 0)	0 (0 to 0)	0 (0 to 0)	0 (0 to 0)	0 (0 to 0)	0 (0 to 0)	0 (0 to 0)	0 (0 to 0)	0 (0 to 0)	0 (0 to 0)	0 (0 to 0)	0
Dengue	42.1 (7.7 to 178)	692 (37 to 1,440)	284 (98 to 1,060)	99.5 (39 to 995)	94.9 (97.4 to 376)	57.6 (16 to 196)	47.6 (10.6 to 194)	50 (9.6 to 177)	51.7 (9.6 to 196)	54.6 (9.6 to 197)	57.2 (9.6 to 197)	59.1 (9.6 to 197)	60.4 (9.6 to 197)	61.2 (9.6 to 197)	61.6 (9.6 to 197)	61.6 (9.6 to 197)	61.6 (9.6 to 197)	61.6 (9.6 to 197)	61.6 (9.6 to 197)	61.6 (9.6 to 197)	61.6 (9.6 to 197)	61.6 (9.6 to 197)	1,480
Yellow fever	0 (0 to 0)	0 (0 to 0)	0 (0 to 0)	0 (0 to 0)	0 (0 to 0)	0 (0 to 0)	0 (0 to 0)	0 (0 to 0)	0 (0 to 0)	0 (0 to 0)	0 (0 to 0)	0 (0 to 0)	0 (0 to 0)	0 (0 to 0)	0 (0 to 0)	0 (0 to 0)	0 (0 to 0)	0 (0 to 0)	0 (0 to 0)	0 (0 to 0)	0 (0 to 0)	0 (0 to 0)	0 (0 to 0)	0
Rabies	0 (0 to 0)	0 (0 to 0)	1.9 (0.5 to 4.6)	0.5 (0.2 to 1.4)	0.4 (0.1 to 1.2)	0.3 (0.1 to 0.9)	0.2 (0.1 to 0.6)	0.2 (0.1 to 0.5)	0.2 (0.1 to 0.5)	0.2 (0.1 to 0.5)	0.2 (0.1 to 0.5)	0.2 (0.1 to 0.5)	0.2 (0.1 to 0.5)	0.2 (0.1 to 0.5)	0.2 (0.1 to 0.5)	0.2 (0.1 to 0.5)	0.2 (0.1 to 0.5)	0.2 (0.1 to 0.5)	0.2 (0.1 to 0.5)	0.2 (0.1 to 0.5)	0.2 (0.1 to 0.5)	0.2 (0.1 to 0.5)	7.2
Intestinal nematode infections	0 (0 to 0)	0 (0 to 0)	1.6 (0.4 to 5.7)	17.8 (7.1 to 36.3)	29.4 (20.3 to 79.7)	24 (10.4 to 91.9)	30.4 (9.1 to 213)	62.6 (9.6 to 366)	112.2 (9.6 to 552)	87 (9.6 to 552)	63.7 (9.6 to 552)	46.9 (9.6 to 552)	34.6 (9.6 to 552)	25.7 (9.6 to 552)	19.1 (9.6 to 552)	14.8 (9.6



Benign prostatic hyperplasia	0 (0 to 0)	0 (0 to 0)	0 (0 to 0)	0 (0 to 0)	0 (0 to 0)	0 (0 to 0)	0 (0 to 0)	0 (0 to 0)	0 (0 to 0)	0 (0 to 0)	0 (0 to 0)	0 (0 to 0)	0 (0 to 0)	0 (0 to 0)	0 (0 to 0)	0 (0 to 0)	0 (0 to 0)	0 (0 to 0)	0 (0 to 0)	0 (0 to 0)	0 (0 to 0)	0 (0 to 0)	0 (0 to 0)	0
Male infertility	--	--	--	--	--	--	--	--	--	--	--	--	--	--	--	--	--	--	--	--	--	--	--	NA
Other urinary diseases	0 (0 to 0)	0·1 (0 to 0·5)	0·9 (0·1 to 4·7)	0·9 (0·2 to 2·8)	1·7 (0·4 to 5)	3·1 (1 to 7·7)	3·1 (1 to 10·3)	3·3 (0·9 to 11·7)	1·8 (0·7 to 5·5)	3·3 (1·3 to 8·7)	2·6 (1·1 to 7·6)	4·3 (1·5 to 12·8)	5·6 (1·9 to 14·9)	3·4 (1·3 to 8·6)	3·5 (1·4 to 8)	7·4 (2·7 to 17·5)	3·1 (1·1 to 7·5)	2·2 (0·8 to 4·9)	1·7 (0·6 to 3·9)	0·8 (0·3 to 1·8)	0·4 (0·1 to 1)	0·1 (0 to 0·3)	0 (0 to 0·1)	53·4
Gynecological diseases	0 (0 to 0)	0 (0 to 0)	0 (0 to 0)	0 (0 to 0)	0 (0 to 0)	124 (63·1 to 212)	322 (187 to 532)	455 (279 to 720)	512 (324 to 757)	518 (332 to 776)	528 (357 to 758)	476 (316 to 697)	287 (190 to 408)	119 (75·5 to 175)	41·9 (24·8 to 63)	32·5 (18·9 to 49·9)	27·2 (16·2 to 44·4)	14·9 (9·2 to 22)	10·2 (6·1 to 15·8)	6·9 (3·9 to 12·1)	2·7 (1·5 to 4·5)	0·5 (0·3 to 0·8)	0·1 (0 to 0·2)	3,480
Uterine fibroids	0 (0 to 0)	0 (0 to 0)	0 (0 to 0)	0 (0 to 0)	0 (0 to 0)	1·2 (0·4 to 2·9)	7·2 (1·8 to 18·7)	9·5 (3·6 to 20·2)	19·9 (8·3 to 40·1)	13 (5·6 to 26·6)	16·9 (7·2 to 34·2)	16·8 (7·3 to 31·7)	12·4 (5·7 to 24·2)	9·6 (4·6 to 17·6)	4·3 (1·9 to 8·3)	3·2 (1·5 to 6·4)	2·7 (0·8 to 7·1)	0·5 (0·2 to 1·1)	0·2 (0·1 to 0·5)	0·3 (0·1 to 1·1)	0·1 (0 to 0·2)	0 (0 to 0·1)	0 (0 to 0·1)	118
Polycystic ovarian syndrome	0 (0 to 0)	0 (0 to 0)	0 (0 to 0)	0 (0 to 0)	0 (0 to 0)	4·8 (1·8 to 10·3)	22·3 (9·4 to 43·8)	27·1 (11·1 to 56·5)	23 (9·5 to 46·4)	20·5 (8·6 to 41·9)	19·1 (8·2 to 38·5)	16·9 (7·2 to 34·4)	13·5 (5·9 to 26·8)	2·2 (0·9 to 4·5)	0 (0 to 0)	0 (0 to 0)	0 (0 to 0)	0 (0 to 0)	0 (0 to 0)	0 (0 to 0)	0 (0 to 0)	0 (0 to 0)	0 (0 to 0)	149
Female infertility	0 (0 to 0)	0 (0 to 0)	0 (0 to 0)	0 (0 to 0)	0 (0 to 0)	0 (0 to 0)	0 (0 to 0)	18·8 (3·5 to 55·5)	37·2 (9·7 to 99·4)	46·7 (11·9 to 133)	46·7 (10·7 to 132)	39·3 (9·2 to 105)	2·7 (0·1 to 12·3)	0 (0 to 0)	0 (0 to 0)	0 (0 to 0)	0 (0 to 0)	0 (0 to 0)	0 (0 to 0)	0 (0 to 0)	0 (0 to 0)	0 (0 to 0)	0 (0 to 0)	191
Endometriosis	0 (0 to 0)	0 (0 to 0)	0 (0 to 0)	0 (0 to 0)	0 (0 to 0)	0 (0 to 0)	15·8 (5·8 to 32·2)	79·4 (32·6 to 153)	95·3 (45·1 to 172)	83·8 (39·2 to 155)	82·3 (42·1 to 146)	62·3 (30·6 to 107)	40·8 (21·5 to 67·3)	14·6 (7·1 to 24·6)	0 (0 to 0)	0 (0 to 0)	0 (0 to 0)	0 (0 to 0)	0 (0 to 0)	0 (0 to 0)	0 (0 to 0)	0 (0 to 0)	0 (0 to 0)	474
Genital prolapse	0 (0 to 0)	0 (0 to 0)	0 (0 to 0)	0 (0 to 0)	0 (0 to 0)	0·8 (0·2 to 2)	1·8 (0·3 to 5·9)	1·3 (0·3 to 5·1)	0·6 (0·1 to 3·5)	1·1 (0·4 to 3)	1·9 (0·7 to 4·3)	3·5 (1·4 to 8·3)	5·5 (2·4 to 11·3)	5·6 (2·6 to 11·4)	4·4 (2 to 8·5)	4 (1·8 to 8)	3·3 (1·5 to 6·1)	2·3 (1·1 to 4·2)	1·4 (0·7 to 2·6)	0·8 (0·4 to 1·4)	0·3 (0·1 to 0·5)	0·1 (0 to 0·1)	0 (0 to 0)	38·6
Premenstrual syndrome	0 (0 to 0)	0 (0 to 0)	0 (0 to 0)	0 (0 to 0)	0 (0 to 0)	114 (56 to 202)	244 (122 to 431)	272 (140 to 478)	236 (136 to 379)	226 (122 to 361)	242 (140 to 378)	221 (128 to 348)	124 (69·4 to 206)	33·7 (17·1 to 60·3)	0 (0 to 0)	0 (0 to 0)	0 (0 to 0)	0 (0 to 0)	0 (0 to 0)	0 (0 to 0)	0 (0 to 0)	0 (0 to 0)	0 (0 to 0)	1,710
Other gynecological diseases	0 (0 to 0)	0 (0 to 0)	0 (0 to 0)	0 (0 to 0)	0 (0 to 0)	3·2 (1·3 to 6)	31·1 (14·3 to 59)	46·7 (25·5 to 76·2)	99·5 (53·4 to 165)	127 (70·8 to 211)	120 (66·7 to 199)	116 (66·3 to 193)	87·6 (50·2 to 142)	53·5 (27·1 to 90·6)	33·2 (18·7 to 51·5)	25·3 (13·4 to 40·9)	21·2 (12·5 to 35·7)	12·2 (6·9 to 18·8)	8·5 (4·8 to 13·9)	5·8 (3·1 to 10·1)	2·3 (1·3 to 4)	0·4 (0·2 to 0·7)	0·1 (0 to 0·1)	793
Hemoglobinopathies and hemolytic anemias	9·7 (5 to 17·9)	6·1 (3·1 to 10·6)	34·3 (14·2 to 66)	70·1 (34·9 to 123)	97·9 (50·5 to 161)	91·9 (51 to 148)	126 (63·8 to 225)	81·9 (32 to 156)	101 (40·9 to 173)	29·3 (11·5 to 67·1)	37·6 (15·5 to 73·2)	29·8 (14·4 to 55·7)	23·4 (10·9 to 41·9)	34·3 (16·5 to 59·7)	35·7 (18·2 to 56·6)	42·5 (25 to 66)	35·7 (20·9 to 55·9)	31·4 (19·7 to 47)	19·3 (11·1 to 29·6)	11·6 (7·1 to 16·9)	4·2 (2·7 to 6·1)	0·9 (0·6 to 1·3)	0·1 (0·1 to 0·2)	954
Thalassemias	9·4 (4·9 to 17·6)	5·5 (2·6 to 9·9)	29·3 (11·1 to 59)	56·2 (25·1 to 104)	49·2 (24·6 to 93·5)	26·4 (13·7 to 45·5)	19·9 (10·4 to 33·9)	14·8 (7·1 to 26·3)	8·6 (3·6 to 16·9)	6 (2·4 to 12·4)	4·6 (2 to 9·2)	5·3 (2·2 to 9·9)	3·7 (1·7 to 7·3)	1·8 (0·8 to 3·7)	0·6 (0·3 to 1·3)	0·1 (0 to 0·3)	0 (0 to 0)	0 (0 to 0)	0 (0 to 0)	0 (0 to 0)	0 (0 to 0)	0 (0 to 0)	0 (0 to 0)	242
Thalassemias trait	0 (0 to 0)	0·4 (0·1 to 1)	3·8 (0·7 to 9·5)	10·9 (2·4 to 26·3)	36·9 (12·5 to 76·5)	46·5 (18·6 to 84·3)	49·4 (19·2 to 93)	54·4 (13·4 to 123)	70 (21·6 to 131)	15·2 (1·6 to 50·1)	23·9 (4·8 to 54·6)	7·4 (1·2 to 19·3)	7·2 (1 to 19·6)	15·8 (5 to 31·6)	16 (5·8 to 30·2)	14·4 (7·2 to 25)	11·8 (6·1 to 19·6)	9 (4·7 to 14·5)	5·7 (2·9 to 9·6)	2·9 (1·6 to 4·7)	1 (0·6 to 1·6)	0·2 (0·1 to 0·3)	0 (0 to 0·1)	403
Sickle cell disorders	0 (0 to 0·1)	0 (0 to 0)	0·1 (0 to 0·2)	0·2 (0·1 to 0·4)	0·1 (0 to 0·3)	0 (0 to 0·1)	0 (0 to 0·1)	0 (0 to 0)	0 (0 to 0)	0 (0 to 0)	0 (0 to 0)	0 (0 to 0)	0 (0 to 0)	0 (0 to 0)	0 (0 to 0)	0 (0 to 0)	0 (0 to 0)	0 (0 to 0)	0 (0 to 0)	0 (0 to 0)	0 (0 to 0)	0 (0 to 0)	0 (0 to 0)	0·5
Sickle cell trait	0 (0 to 0)	0 (0 to 0·1)	0·1 (0 to 0·3)	0·2 (0·1 to 0·6)	0·8 (0·1 to 2)	1 (0·2 to 2·3)	6·9 (3·1 to 12·6)	3 (0·5 to 7·6)	6 (2·2 to 11·1)	0·6 (0 to 2·2)	0·6 (0 to 2·4)	1·3 (0·1 to 3·8)	0 (0 to 0·1)	0·4 (0 to 0·9)	0·4 (0·1 to 0·8)	0·3 (0·1 to 0·7)	0·3 (0·1 to 0·5)	0·2 (0·1 to 0·4)	0·1 (0 to 0·3)	0·1 (0 to 0·1)	0 (0 to 0)	0 (0 to 0)	0 (0 to 0)	22·3
G6PD deficiency	0 (0 to 0·1)	0 (0 to 0·1)	0·1 (0 to 0·3)	0·4 (0·1 to 0·8)	1·1 (0·4 to 2·5)	1·9 (0·7 to 3·8)	20·5 (8·4 to 39·4)	5·1 (2 to 10·3)	5·2 (2·2 to 10·7)	4·7 (1·9 to 9·9)	4·2 (1·7 to 8·5)	7 (3·4 to 13·4)	5·1 (2·2 to 9·8)	4·1 (1·7 to 7·8)	3·5 (1·5 to 6·6)	2·6 (1·2 to 4·5)	1·4 (0·6 to 2·6)	0·9 (0·4 to 1·6)	0·4 (0·2 to 0·8)	0·1 (0·1 to 0·3)	0 (0 to 0)	0 (0 to 0)	0 (0 to 0)	68·5
G6PD trait	0 (0 to 0)	0 (0 to 0)	0 (0 to 0)	0 (0 to 0)	0 (0 to 0)	0 (0 to 0)	2 (0·7 to 3·9)	0 (0 to 0)	0 (0 to 0)	0 (0 to 0)	0 (0 to 0)	0·8 (0·2 to 1·8)	0·1 (0 to 0·4)	0 (0 to 0)	0 (0 to 0)	0 (0 to 0)	0 (0 to 0)	0 (0 to 0)	0 (0 to 0)	0 (0 to 0)	0 (0 to 0)	0 (0 to 0)	0 (0 to 0)	3
Other hemoglobinopathies and hemolytic anemias	0·1 (0·1 to 0·3)	0·1 (0 to 0·3)	0·9 (0·2 to 2·5)	2·1 (0·4 to 5·8)	9·7 (2·3 to 24·2)	16 (5·4 to 32·2)	26·8 (9·2 to 57·7)	4·6 (1·5 to 13·5)	10·8 (3·3 to 24·8)	2·8 (1·2 to 5·9)	4·2 (1·7 to 9·3)	8·1 (3·7 to 15·4)	7·2 (3·6 to 13·3)	12·1 (6 to 21·5)	15·2 (8·3 to 24·9)	25 (14·1 to 39·2)	22·2 (12·8 to 35·7)	21·3 (12·9 to 32·9)	13·2 (7·3 to 20·9)	8·6 (5·1 to 13·2)	3·1 (1·9 to 4·6)	0·7 (0·4 to 1)	0·1 (0·1 to 0·1)	215
Endocrine, metabolic, blood, and immune disorders	14 (2·1 to 33·6)	3·3 (1·5 to 6·5)	24·8 (10·2 to 61·6)	23·3 (11·8 to 41·2)	23·9 (12·7 to 43·6)	41 (21·5 to 68·3)	75·2 (36·8 to 132)	36·4 (20·1 to 58·9)	53·6 (29·1 to 87·1)	71·9 (38·8 to 117)	102 (56·8 to 157)	110 (61·6 to 172)	88 (51·6 to 136)	84·6 (53·9 to 128)	63·7 (38·2 to 99·7)	45·1 (28·8 to 70·9)	32 (20·1 to 50·2)	25·1 (17·1 to 36·5)	15·4 (10·1 to 22·1)	7·5 (4·8 to 11·2)	3 (1·9 to 4·5)	0·7 (0·4 to 1)	0·1 (0·1 to 0·2)	945
Oral disorders	0 (0 to 0)	0 (0 to 0)	0 (0 to 0)	32·9 (18·5 to 54·6)	43·8 (23·4 to 74·5)	50·6 (27·6 to 87·5)	63·3 (34·9 to 106)	84·2 (46·9 to 146)	107 (57·8 to 191)	137 (71·6 to 249)	166 (85·9 to 302)	185 (96 to 338)	183 (100 to 320)	168 (94·2 to 283)	151 (90·7 to 242)	143 (86·6 to 224)	129 (79·5 to 199)	106 (65·9 to 162)	72·5 (45·5 to 108)	37·7 (24·4 to 54·6)	13·8 (8·9 to 19·8)	2·9 (1·8 to 4·1)	0·5 (0·3 to 0·7)	1,880
Caries of deciduous teeth	0 (0 to 0)	0 (0 to 0)	0 (0 to 0)	10·5 (4·1 to 21·7)	11·4 (4·7 to 25)	0·6 (0·1 to 1·7)	0 (0 to 0)	0 (0 to 0)	0 (0 to 0)	0 (0 to 0)	0 (0 to 0)	0 (0 to 0)	0 (0 to 0)	0 (0 to 0)	0 (0 to 0)	0 (0 to 0)	0 (0 to 0)	0 (0 to 0)	0 (0 to 0)	0 (0 to 0)	0 (0 to 0)	0 (0 to 0)	0 (0 to 0)	22·6
Caries of permanent teeth	0 (0 to 0)	0 (0 to 0)	0 (0 to 0)	0 (0 to 0)	9·8 (3·4 to 21·3)	23·9 (9·8 to 50·4)	23·4 (9·5 to 48)	22·5 (9·5 to 44·3)	19·1 (7·7 to 38·2)	16·6 (6·6 to 34·6)	15·9 (6·6 to 31·7)	13·7 (5·8 to 28·1)	10·5 (4·2 to 22·3)	7·9 (3·2 to 16·5)	5·9 (2·3 to 13)	4·7 (1·7 to 9·9)	3·5 (1·4 to 7·4)	2·5 (1 to 5·3)	1·4 (0·6 to 2·9)	0·7 (0·3 to 1·3)	0·2 (0·1 to 0·4)	0 (0 to 0·1)	0 (0 to 0)	182
Periodontal diseases	0 (0 to 0)	0 (0 to 0)	0 (0 to 0)	0 (0 to 0)	0 (0 to 0)	0 (0 to 0)	3·8 (1·1 to 10·2)	13·3 (3·9 to 33·8)	31·2 (9·2 to 76·7)	53·4 (17·1 to 130)	75 (25·9 to 179)	87·5 (31·4 to 198)	83 (31·2 to 183)	66·6 (26·1 to 144)	48·5 (19 to 103)	34·7 (13·6 to 71)	23·3 (9·1 to 46·9)	14·6 (5·6 to 29·7)	8 (3·2 to 16·2)	3·6 (1·4 to 7·2)	1·2 (0·4 to 2·5)	0·2 (0·1 to 0·5)	0 (0 to 0·1)	548
Other oral disorders	0 (0 to 0)	0 (0 to 0)	0 (0 to 0)	22·3 (13·1 to 35)	22·7 (13 to 35)	26 (15·3 to 41·2)	36·2 (21·1 to 57·1)	39·7 (23·6 to 61·7)	38·6 (22·6 to 59·8)	37·7 (22·6 to 57·1)	36·6 (21·9 to 56·2)	34·1 (20·7 to 53·4)	29·3 (17·5 to 44·3)	22·6 (13·6 to 33·8)	16·4 (9·9 to 24·3)	12·4 (7·7 to 18·7)	9·1 (5·7 to 13·8)	5·8 (3·6 to 8·8)	2·8 (1·8 to 4·2)	1·1 (0·7 to 1·7)	0·3 (0·2 to 0·5)	0·1 (0 to 0·1)	0 (0 to 0)	394
Sudden infant death syndrome	--	60·2 (26·1 to 139)	359 (61·4 to 951)	--	--	--	--	--	--	--	--	--	--	--	--	--	--	--	--	--	--	--	--	NA
Injuries	129 (57·5 to 232)	105 (35·9 to 477)	739 (362 to 1,370)	893 (506 to 1,420)	793 (566 to 1,140)	708 (548 to 926)	1,100 (834 to 1,420)	1,000 (742 to 1,350)	749 (565 to 1,030)	658 (512 to 863)	715 (534 to 932)	735 (548 to 968)	674 (504 to 906)	525 (399 to 685)	432 (324 to 571)	405 (306 to 528)	350 (266 to 446)	341 (252 to 443)	273 (190 to 375)	172 (119 to 229)	75·9 (51·8 to 104)	18·1 (12·5 to 24·6)	3 (2·1 to 4·1)	11,600
Transport injuries	0·5 (0·2 to 1·1)	5·7 (2·2 to 11·9)	77·9 (32·9 to 151)	234 (108 to 412)	323 (187 to 532)	330 (219 to 496)	624 (386 to 933)	521 (333 to 810)	345 (219 to 526)	266 (183 to 394)	287 (186 to 422)	328 (219 to 486)	302 (201 to 437)	231 (157 to 340)	170 (116 to 251)	133 (91·9 to 187)	99·3 (71 to 134)	85·2 (59·7 to 116)	51·6 (36·3 to 70·8)	25·1 (19 to 32·2)	8 (6 to 10·3)	1·4 (1 to 1·8)	0·2 (0·1 to 0·2)	4,450
Road injuries	0·5 (0·2 to 1)	5·4 (2·1 to 11·3)	70·1 (29·2 to 137)	215 (99·1 to 376)	299 (170 to 498)	308 (203 to 463)	584 (364 to 879)	488 (309 to 753)	323 (206 to 498)	248 (168 to 372)	270 (173 to 400)	307 (205 to 454)	285 (189 to 417)	217 (147 to 321)	160 (109 to 236)	126 (86·8 to 176)	93·9 (67·7 to 127)	81·2 (57·3 to 111)	48·8 (34·4 to 66·8)	23·5 (17·7 to 30·1)	7·5 (5·6 to 9·6)	1·2 (1 to 1·6)	0·2 (0·1 to 0·2)	4,160
Pedestrian road injuries	0·2 (0·1 to 0·6)	2 (0·7 to 4·9)	35·4 (11·2 to 80·7)	111 (44·8 to 217)	152 (73·1 to 276)	152 (83·6 to 258)	212 (89·5 to 411)	190 (79·4 to 370)	122 (53·5 to 240)	101 (48 to 190)	115 (55·1 to 213)	118 (55·3 to 221)	119 (58·9 to 217)	101 (52·5 to 182)	73·9 (41 to 130)	70·2 (40·9 to 112)	50·3 (31·2 to 76·7)	46·4 (29·3 to 69·7)	29·9 (19·5 to 44·2)	14·1 (10 to 19·3)	4·1 (2·9 to 5·6)	0·6 (0·4 to 0·8)	0·1 (0·1 to 0·1)	1,820
Cyclist road injuries	0 (0 to 0)	0 (0 to 0)	0 (0 to 0)	9·2 (2·8 to 24·3)	12·6 (4·7 to 28·5)	13·8 (6·5 to 28·5)	18·2 (9 to 34·5)	16·5 (9·6 to 29)	13·3 (8 to 21·7)	14·7 (9·2 to 23·6)	15·9 (10 to 25·7)	18·5 (11·6 to 29·8)	17·2 (11 to 27·6)	13·9 (9·3 to 21·1)	10·8 (7·2 to 16·5)	8·7 (5·9 to 12·6)	7·3 (5 to 10·8)	5·5 (3·7 to 7·7)	2·6 (1·9 to 3·5)	1·4 (1 to 1·9)	0·5 (0·4 to 0·8)	0·1 (0·1 to 0·2)	0 (0 to 0)	201
Motorcyclist road injuries	0·1 (0 to 0·3)	0·5 (0·1 to 1·2)	13·8 (2·9 to 38·6)	34·7 (9·5 to 86·7)	51·6 (15·4 to 120)	62 (24·1 to 121)	161 (62·7 to 334)	131 (55·1 to 271)	84·4 (42·1 to 168)	61·3 (34·1 to 110)	65 (37·5 to 118)	76·2 (44 to 139)	71 (41·2 to 123)	51·1 (31·4 to 81·3)	39·3 (25·4 to 63·5)	23·5 (16·5 to 31·8)	18·2 (13 to 24·9)	13 (9·3 to 17·4)	7·4 (5·3 to 9·8)	3·7 (2·6 to 4·8)	1·4 (1 to 1·8)	0·3 (0·2 to 0·4)	0 (0 to 0·1)	970
Motor vehicle road injuries	0·1 (0 to 0·3)	2·9 (0·9 to 6·2)	19·3 (5·4 to 49·1)	56·3 (18·6 to 125)	78·4 (30·8 to 162)	76·3 (37·7 to 150)	184 (85·5 to 355)	143 (64·4 to 286)	99 (46 to 205)	67·3 (32·9 to 132)	69·8 (34·5 to 135)	90·3 (48·3 to 169)	73·4 (40 to 140)	47·6 (25·7 to 84·6)	34·1 (19·3 to 60·9)	23·1 (13·4 to 39·4)	17·7 (10·6 to 28·8)	15·9 (9·1 to 25·7)	8·2 (5·1 to 13·6)	4 (2·5 to 6·2)	1·4 (0·9 to 2·2)	0·3 (0·2 to 0·4)	0 (0 to 0)	1,110
Other road injuries	0 (0 to 0)	0 (0 to 0·1)	1·6 (0·4 to 4·4)	3·2 (0·9 to 8·3)	3·9 (1·2 to 10)	3·4 (1·4 to 7·4)	8·5 (3·2 to 18·7)	7·5 (2·9 to 16·8)	4·3 (1·7 to 9·9)	3·9 (1·7 to 8·5)	4 (1·8 to 8)	4·7 (2·1 to 9·8)	4·3 (2 to 8·8)	3·1 (1·5 to 6·2)	2·1 (1·1 to 4·3)	0·6 (0·4 to 0·9)	0·5 (0·4 to 0·8)	0·4 (0·3 to 0·5)	0·6 (0·4 to 1·2)	0·4 (0·2 to 0·6)	0·1 (0·1 to 0·2)	0 (0 to 0)	0 (0 to 0)	57·3
Other transport injuries	0·1 (0 to 0·2)	0·3 (0·1 to 0·9)	7·8 (2·5 to 21)	19·4 (7·2 to 45·4)	24 (10·4 to 53·6)	22·6 (11·4 to 42·1)	40·2 (17·5 to 82)	33 (16·1 to 67·9)	22·5 (11·5 to 45·5)	17·8 (9·1 to 34·5)	17·7 (9·1 to 35·9)	20·8 (10·7 to 40·5)	17·4 (9 to 32·2)	13·5 (6·8 to 26·8)	9·5 (5·1 to 18·4)	6·9 (3·9 to 12·9)	5·4 (2·9 to 9·9)	4 (2·1 to 7·5)	2·8 (1·6 to 5)	1·6 (0·9 to 2·9)	0·5 (0·3 to 0·9)	0·1 (0·1 to 0·2)	0 (0 to 0)	288
Unintentional injuries	114 (45·4 to 214)	97·9 (30·2 to 470)	655 (305 to 1,260)	644 (351 to 1,060)	442 (306 to 649)	306 (236 to 396)	283 (222 to 356)	287 (220 to 369)	267 (204 to 345)	277 (216 to 358)	314 (241 to 406)	304 (233 to 390)	288 (219 to 372)	237 (184 to 304)	224 (173 to 292)	245 (177 to 324)	229 (166 to 303)	239 (160 to 325)	212 (138 to 305)	143 (93 to 196)	66·1 (43·3 to 93·6)	16·4 (11 to 22·8)	2·8 (1·9 to 3·9)	5,890
Falls	41·1 (4·5 to 112)	12 (1·4 to 34·4)	115 (24·8 to 276)	97 (41·6 to 192)	105 (65 to 167)	112 (72·3 to 171)	111 (80 to 154)	104 (76 to 140)	122 (85·1 to 168)	138 (93·2 to 187)	162 (113 to 222)	163 (116 to 225)	162 (112 to 218)	138 (103 to 186)	139 (98·7 to 190)	175 (111 to 248)	169 (111 to 233)	190 (113 to 273)	172 (100 to 263)	120 (72 to 171)	57·5 (35·5 to 84·7)	14·7 (9·4 to 21·1)	2·5 (1·7 to 3·5)	2,620
Drowning	1·4 (0·7 to 2·7)	0·6 (0·3 to 1·1)	119 (44·4 to 264)	370 (151 to 725)	192 (97·5 to 342)	76·4 (41·4 to 131)	35·4 (18·9 to 57·9)	31·7 (16·4 to 54·6)	10·4 (5·8 to 17·6)	5·6 (3·1 to 9·2)	17·9 (9·2 to 31·1)	11·4 (6·4 to 18·7)	10·5 (5·4 to 18·1)	7·9 (4·5 to 13·6)	10·7 (5·7 to 18·2)	6·7 (3·8 to 11·2)	8·2 (4·8 to 13·1)	6·1 (3·6 to 10)	8·2 (4·6 to 13)	6·4 (3·6 to 10·2)	2 (1·2 to 3·3)	0·2 (0·1 to 0·4)	0 (0 to 0)	939
Fire, heat, and hot substances	1·3 (0·3 to 3·5)	2·9 (0·4 to 7·9)	11 (2·9 to 27·8)	37·4 (12·3 to 87)	26·9 (12·2 to 56·7)	20 (12·5 to 30·3)	32·3 (17·5 to 53·4)	39·3 (21·2 to 65·2)	35·3 (18·9 to 58·5)	35·1 (20·2 to 55·6)	31·5 (18·5 to 49·1)	28·9 (17·7 to 44·2)	26·2 (16·3 to 39·2)	19 (12·5 to 28·3)	13·6 (8·6 to 20·4)	11·7 (7·6 to 17·2)	10·7 (6·9 to 16·7)	7·9 (4·9 to 12·1)	5·4 (3·5 to 8·1)	3 (1·9 to 4·4)	1·1 (0·7 to 1·5)	0·2 (0·1 to 0·3)	0 (0 to 0·1)	401
Poisonings	0·4 (0·1 to 0·9)	0·2 (0 to 0·4)	0·8 (0·2 to 2·1)	2·5 (1 to 6·5)	2·3 (1·1 to 4·6)	5·9 (2·8 to 10·5)	14·8 (6·8 to 28·1)	13·6 (7 to 23·8)	10·1 (4·9 to 19·1)	5·3 (2·9 to 9·3)	7·8 (3·9 to 14·8)	7·8 (3·7 to 15·2)	6·2 (3 to 11·2)	3·4 (1·8 to 6·1)	1·6 (0·9 to 2·7)	1·2 (0·7 to 2)	1·1 (0·6 to 1·8)	1·1 (0·6 to 2)	0·4 (0·2 to 0·7)	0·3 (0·1 to 0·4)	0·1 (0·1 to 0·2)	0 (0 to 0)	0 (0 to 0)	86·9
Poisoning by carbon monoxide	0·1 (0 to 0·4)	0 (0 to 0)	0 (0 to 0·2)	0·2 (0·1 to 0·6)	0·4 (0·2 to 1)	0·8 (0·3 to 1·4)	2·4 (0·9 to 6)	2 (0·8 to 4·4)	1·5 (0·6 to 3·4)	0·8 (0·4 to 1·4)	0·9 (0·4 to 2)	1·2 (0·5 to 2·8)	0·8 (0·4 to 1·9)	0·5 (0·2 to 0·9)	0·3 (0·1 to 0·5)	0·2 (0·1 to 0·3)	0·2 (0·1 to 0·3)	0·2 (0·1 to 0·5)	0·1 (0 to 0·2)	0 (0 to 0·1)	0 (0 to 0)	0 (0 to 0)	0 (0 to 0)	12·7
Poisoning by other means	0·2 (0·1 to 0·6)	0·1 (0 to 0·4)	0·7 (0·2 to 2)	2·4 (0·8 to 6·1)	1·9 (0·9 to 3·9)	5·1 (2·3 to 9·3)	12·4 (5·5 to 23·9)	11·6 (5·8 to 20·9)	8·7 (3·9 to 17)	4·5 (2·3 to 8·3)	6·9 (3·2 to 13·1)	6·6 (3 to 13·5)	5·4 (2·5 to 10·1)	3 (1·5 to 5·4)	1·3 (0·7 to 2·4)	1 (0·6 to 1·8)	0·9 (0·5 to 1·5)	0·9 (0·5 to 1·6)	0·3 (0·2 to 0·6)	0·2 (0·1 to 0·4)	0·1 (0 to 0·2)	0 (0 to 0)	0 (0 to 0)	74·2
Exposure to mechanical forces	8·3 (0·2 to 55·3)	47·3 (0·2 to 421)	82·4 (3·7 to 449)	44·5 (14·8 to 110)	34·3 (19·6 to 58·5)	21·7 (14·5 to 30·9)	24·2 (16·1 to 34·3)	25·1 (16·4 to 37·3)	23·3 (15·8 to 33·6)	25·3 (17 to 37)	24·6 (17 to 35·8)	26·1 (17·9 to 37·5)	23·5 (16·4 to 33·1)	19·5 (13·6 to 27·5)	17·7 (12·3 to 24·9)	15·7 (10·9 to 22·7)	11·7 (8·2 to 16)	9·8 (6·9 to 13·6)	7 (4·8 to 10)	3·5 (2·5 to 4·9)	1·2 (0·8 to 1·6)	0·3 (0·2 to 0·4)	0 (0 to 0·1)	497
Unintentional firearm injuries	1·5 (0 to 12·3)	11·3 (0 to 95·5)	12·4 (0·2 to 95·1)	2·8 (1 to 7·3)	2·5 (1·3 to 5·6)	2·7 (1·7 to 4·5)	3·2 (2 to 5)	3·1 (1·9 to 4·8)	3·1 (2 to 4·9)	2·9 (1·9 to 4·5)	3·1 (2·1 to 4·5)	3·1 (2·1 to 4·7)	2·9 (2 to 4·2)	2·4 (1·6 to 3·4)	1·9 (1·3 to 2·7)	1·5 (1 to 2·2)	1·1 (0·8 to 1·7)	0·8 (0·5 to 1·2)	0·5 (0·4 to 0·8)	0·3 (0·2 to 0·4)	0·1 (0·1 to 0·2)	0 (0 to 0·1)	0 (0 to 0)	63·3
Other exposure to mechanical forces	6·9 (0·1 to 39·9)	36 (0·1 to 332)	69·9 (3 to 392)	41·7 (13·5 to 105)	31·8 (18·3 to 54·4)	19 (12·4 to 27·4)	21 (13·6 to 30·7)	22·1 (14·1 to 33·3)	20·2 (13·5 to 29·8)	22·4 (14·8 to 33)	21·5 (14·7 to 31·9)	22·9 (15·6 to 33)	20·5 (14·2 to 29·6)	17·2 (11·9 to 24·5)	15·9 (10·8 to 22·4)	14·2 (9·8 to 20·7)	10·5 (7·4 to 14·4)	8·9 (6·3 to 12·5)	6·5 (4·4 to 9·2)	3·2 (2·3 to 4·5)	1·1 (0·7 to 1·5)	0·2 (0·2 to 0·3)	0 (0 to 0·1)	434
Adverse effects of medical treatment	4·4 (1·4 to 8·6)	2·8 (1·1 to 5·8)	23·6 (5·3 to 55·4)	20 (7 to 39·3)	12·8 (5·2 to 23·4)	12·9 (5·6 to 22·7)	12·8 (4·5 to 22·6)	16·5 (4·7 to 33)	11·8 (2·8 to 26·2)	14 (3·1 to 33)	13·3 (3·4 to 29·8)	15 (3·8 to 35·3)	16·2 (4·3 to 39·1)	11·7 (3 to 28·5)	11·4 (3 to 26·9)	11·2 (3·4 to 25·1)	9·6 (3·1 to 20·5)	7·6 (2·8 to 15·5)	5·6 (2·3 to 11·5)	3 (1·3 to 6)	1·3 (0·6 to 2·5)	0·3 (0·1 to 0·6)	0 (0 to 0·1)	238
Animal contact	0·3 (0·1 to 0·5)	0·2 (0·1 to 0·5)	2·5 (0·7 to 6·4)	6·7 (2·7 to 14·4)	7 (3·4 to 14·8)	6·3 (3·6 to 11·8)	6·7 (3·9 to 11·2)	6·7 (4 to 10·9)	6·3 (3·7 to 10·1)	6·3 (3·8 to 9·6)	7·7 (4·7 to 12·1)	7·6 (4·8 to 11·7)	7·2 (4·7 to 11·2)	6·7 (4·1 to 10·9)	5·4 (3·4 to 9·2)	4·1 (2·6 to 6·4)	3·1 (2 to 4·9)	3 (1·8 to 4·8)	2 (1·2 to 3·5)	0·8 (0·5 to 1·4)	0·4 (0·2 to 0·6)	0·1 (0 to 0·1)	0 (0 to 0)	97·1
Venomous animal contact	0·1 (0 to 0·1)	0 (0 to 0)	0·4 (0·1 to 0·9)	3·1 (1·3 to 7·2)	2·2 (1 to 4·5)	2·7 (1·3 to 5)	2·8 (1·3 to 5·4)	2·8 (1·4 to 5)	2·5 (1·2 to 4·3)	2·4 (1·2 to 3·9)	3·5 (1·8 to 6·2)	2·9 (1·6 to 5)	2·3 (1·3 to 3·9)	2·3 (1·3 to 4·1)	2·3 (1·2 to 4·3)	1·8 (0·9 to 3·1)	1 (0·6 to 1·8)	1·3 (0·7 to 2·3)	1·2 (0·6 to 2·3)	0·4 (0·2 to 0·8)	0·1 (0 to 0·2)	0 (0 to 0)	0 (0 to 0)	38
Non-venomous animal contact	0·2 (0·1 to 0·4)	0·2 (0·1 to 0·4)	2·1 (0·6 to 5·5)	3·6 (1·2 to 8)	4·8 (2·1 to 10·9)	3·6 (1·9 to 7·3)	3·9 (2·1 to 6·5)	4 (2·2 to 6·8)	3·8 (2·1 to 6·4)	3·9 (2·3 to 6·5)	4·2 (2·5 to 6·8)	4·7 (2·8 to 7·5)	4·9 (2·9 to 7·7)	4·3 (2·6 to 7·2)	3·2 (1·9 to 5·2)	2·4 (1·4 to 3·7)	2·1 (1·3 to 3·3)	1·7 (1 to 2·7)	0·9 (0·5 to 1·4)	0·4 (0·3 to 0·7)	0·3 (0·2 to 0·5)	0·1 (0 to 0·1)	0 (0 to 0)	59·2
Foreign body	55·4 (23·4 to 112)	31·5 (15·5 to 56·9)	295 (107 to 626)	49·7 (22·9 to 89·9)	22·4 (13·6 to 34·9)	12·7 (8·7 to 17·3)	11·9 (8·4 to 16·4)	15·6 (11 to 21·5)	14·1 (10 to 19·1)	12·2 (9 to 16·4)	12·2 (8·9 to 16·3)	14·7 (10·6 to 19·7)	12·1 (9·1 to 15·9)	9·9 (7·4 to 13)	8·5 (6·3 to 11·3)	7·3 (5·5 to 9·5)	6·3 (4·8 to 8·2)	6·3 (4·7 to 8·3)	6·7 (4·5 to 9·7)	2·9 (2·1 to 4)	1·3 (0·9 to 1·9)	0·3 (0·2 to 0·5)	0·1 (0 to 0·1)	610
Pulmonary aspiration and foreign body in airway	54·9 (23·1 to 111)	31·3 (15·4 to 56·6)	288 (104 to 602)	45·9 (20 to 85·8)	17·4 (9·5 to 29·4)	6·3 (3·6 to 10·2)	4·7 (2·7 to 7·7)	8 (4·7 to 12·6)	6·6 (3·6 to 10·8)	4·4 (2·5 to 7·3)	3·8 (2·1 to 6·4)	6·1 (3·3 to 10·2)	4·1 (2·3 to 6·6)	3·1 (1·8 to 5·2)	3 (1·6 to 4·8)	2·8 (1·7 to 4·3)	2·8 (1·7 to 4·1)	3·6 (2·3 to 5·4)	4·7 (2·7 to 7·5)	1·9 (1·2 to 3)	0·9 (0·5 to 1·5)	0·2 (0·1 to 0·4)	0 (0 to 0·1)	504
Foreign body in eyes	0 (0 to 0)	0 (0 to 0)	0·1 (0 to 0·2)	0·5 (0·2 to 1·1)	0·9 (0·3 to 1·9)	1·1 (0·4 to 2·5)	1·4 (0·5 to 3·1)	1·6 (0·6 to 3·4)	1·6 (0·7 to 3·3)	1·7 (0·8 to 3·2)	1·9 (0·9 to 3·4)	2 (1·1 to 3·6)	1·9 (1 to 3·2)	1·5 (0·9 to 2·6)	1·2 (0·7 to 1·8)	1 (0·6 to 1·5)	0·8 (0·5 to 1·2)	0·6 (0·4 to 0·9)	0·4 (0·3 to 0·5)	0·2 (0·1 to 0·3)	0·1 (0 to 0·1)	0 (0 to 0)	0 (0 to 0)	20·5
Foreign body in other body part	0·5 (0·1 to 2)	0·1 (0 to 0·4)	7·4 (1·3 to 26·9)	3·3 (1·9 to 6)	4·2 (2·5 to 6·3)	5·2 (3·3 to 7·8)	5·8 (3·9 to 8·3)	6·1 (4·1 to 8·5)	5·9 (4·1 to 8·2)	6 (4·2 to 8·3)	6·5 (4·6 to 8·9)	6·6 (4·6 to 8·9)	6·1 (4·3 to 8·2)	5·3 (3·8 to 7·1)	4·3 (3·2 to 5·8)	3·5 (2·5 to 4·8)	2·8 (2 to 3·8)	2·1 (1·6 to 2·8)	1·6 (1·1 to 2·1)	0·8 (0·6 to 1·1)	0·3 (0·2 to 0·4)	0·1 (0·1 to 0·1)	0 (0 to 0)	84·7
Environmental heat and cold exposure	0 (0 to 0)	0 (0 to 0)	0·5 (0·2 to 1·1)	1·4 (0·9 to 2·1)	3 (1·8 to 4·7)	4·7 (2·9 to 7·2)	6·3 (4 to 9·6)	6·7 (4·4 to 10·1)	6·5 (4·3 to 9·7)	6·6 (4·4 to 9·9)	6·7 (4·3 to 9·9)	6·5 (4·2 to 9·7)	5·7 (3·8 to 8·5)	4·7 (3·1 to 6·8)	3·5 (2·3 to 5·2)	2·9 (1·9 to 4·3)	2·3 (1·5 to 3·4)	1·8 (1·1 to 2·6)	1·1 (0·7 to 1·7)	0·6 (0·4 to 0·9)	0·2 (0·2 to 0·3)	0·1 (0 to 0·1)	0 (0 to 0)	71·9
Exposure to forces of nature	0 (0 to 0)	0·1 (0·1 to 0·1)	0·8 (0·8 to 0·9)	5 (4·5 to 5·5)	5·4 (4·8 to 6)	6·2 (5·4 to 7·3)	4·6 (4 to 5·4)	4 (3·5 to 4·6)	4 (3·5 to 4·7)	3·8 (3·3 to 4·5)	3·5 (3 to 4·2)	3·4 (2·9 to 4)	2·9 (2·5 to 3·4)	2·5 (2·2 to 3)	2·1 (1·8 to 2·5)	1·7 (1·4 to 2·1)	1·2 (1 to 1·5)	0·9 (0·8 to 1·1)	0·6 (0·5 to 0·7)	0·3 (0·3 to 0·4)	0·1 (0·1 to 0·2)	0 (0 to 0)	0 (0 to 0)	53·4
Other unintentional injuries	1·1 (0·5 to 2·1)	0·3 (0·2 to 0·7)	3·6 (1·6 to 7·2)	10·2 (5·6 to 18·4)	30·9 (16·6 to 55·7)	27·5 (16·2 to 44·9)	23·1 (15·1 to 34·9)	23·1 (15·6 to 33·2)	23 (15·6 to 32·7)	25·2 (17·2 to 37·3)	26·1 (17·5 to 38·4)	19·9 (13·4 to 27·4)	15·9 (11 to 21·9)	12·8 (8·9 to 17·4)	10·6 (7·4 to 14·7)	7·7 (5·5 to 10·5)	6 (4·2 to 8·2)	4·6 (3·3 to 6·2)	3 (2·2 to 4)	1·7 (1·2 to 2·2)	0·9 (0·6 to 1·2)	0·2 (0·2 to 0·3)	0 (0 to 0·1)	277
Self-harm and interpersonal violence	14·7 (5·5 to 33·7)	1·1 (0·4 to 2·4)	6·5 (2·2 to 16)	15·1 (6·5 to 30·1)	27·6 (16·9 to 44·6)	71 (48·6 to 106)	192 (127 to 287)	195 (123 to 298)	137 (87·3 to 207)	114 (76·1 to 175)	114 (76·7 to 170)	102 (68·6 to 151)	84·1 (56·7 to 125)	57·5 (39·6 to 81·9)	38·1 (25·6 to 56·2)	26·9 (18·9 to 37·5)	21·4 (15·3 to 29·2)	16·7 (12·2 to 22·5)	8·9 (6·3 to 12·2)	4·7 (3·3 to 6·8)	1·8 (1·2 to 2·7)	0·3 (0·2 to 0·5)	0 (0 to 0)	1,250
Self-harm	0 (0 to 0)	0 (0 to 0)	0 (0 to 0)	0 (0 to 0)	0 (0 to 0)	38·5 (20 to 68·8)	121 (64·3 to 205)	128 (65·3 to 220)	90·5 (47·4 to 158)	73·5 (40·8 to 127)	66·8 (36·5 to 112)	59·6 (32·5 to 102)	47·8 (26 to 80·9)	31·8 (18 to 51·7)	22·9 (12·6 to 37·9)	14·4 (8·6 to 23·1)	11·3 (6·8 to 17·6)	10·3 (6·4 to 15·7)	5·6 (3·3 to 8·7)	3·5 (2·2 to 5·6)	1·4 (0·9 to 2·4)	0·2 (0·2 to 0·4)	0 (0 to 0)	728
Self-harm by firearm	0 (0 to 0)	0 (0 to 0)	0 (0 to 0)	0 (0 to 0)	0 (0 to 0)	0·5 (0·2 to 1·1)	0·4 (0·1 to 1·1)	1 (0·3 to 2·8)	0·5 (0·1 to 1·3)	0·6 (0·2 to 1·6)	0·4 (0·1 to 1)	0·6 (0·2 to 1·5)	0·4 (0·1 to 1)	0·3 (0·1 to 0·8)	0·2 (0·1 to 0·4)	0·1 (0 to 0·3)	0·1 (0 to 0·3)	0·1 (0 to 0·3)	0·1 (0 to 0·2)	0·1 (0 to 0·2)	0 (0 to 0·1)	0 (0 to 0)	0 (0 to 0)	5·3
Self-harm by other specified means	0 (0 to 0)	0 (0 to 0)	0 (0 to 0)	0 (0 to 0)	0 (0 to 0)	38 (19·7 to 68)	121 (64·2 to 204)	127 (64·9 to 218)	90·1 (47·1 to 157)	72·9 (40·5 to 126)	66·4 (36·1 to 112)	59 (32·3 to 101)	47·5 (25·9 to 80·3)	31·5 (17·8 to 51·2)	22·7 (12·6 to 37·7)	14·3 (8·5 to 22·9)	11·2 (6·8 to 17·4)	10·2 (6·3 to 15·5)	5·5 (3·3 to 8·5)	3·5 (2·1 to 5·5)	1·4 (0·8 to 2·3)	0·2 (0·1 to 0·4)	0 (0 to 0)	722
Interpersonal violence	14·7 (5·5 to 33·7)	1·1 (0·4 to 2·4)	6·4 (2·1 to 15·9)	14·6 (6·1 to 29·7)	27 (16·3 to 43·8)	32 (21·9 to 45·6)	69·7 (45·4 to 101)	65·9 (42·8 to 99·8)	45·7 (30·3 to 67·5)	39·2 (26·6 to 57·9)	41·9 (27·5 to 63)	36·6 (25 to 52·3)	31·2 (21·8 to 44·4)	22·2 (15·5 to 31·2)	13·2 (9·2 to 18·1)	11·3 (8·2 to 16·2)	9·4 (6·7 to 13·3)	6·1 (4·5 to 8·4)	3 (2·3 to 4·1)	1 (0·8 to 1·3)	0·3 (0·3 to 0·4)	0·1 (0 to 0·1)	0 (0 to 0)	493
Physical violence by firearm	0 (0 to 0·1)	0 (0 to 0·1)	0·2 (0·1 to 0·7)	0·6 (0·2 to 1·4)	0·8 (0·3 to 1·9)	0·9 (0·4 to 1·9)	2 (0·6 to 5)	1·2 (0·4 to 2·8)	0·9 (0·3 to 2·2)	0·7 (0·3 to 1·6)	0·8 (0·3 to 1·7)	0·8 (0·3 to 1·8)	0·6 (0·3 to 1·4)	0·6 (0·2 to 1·3)	0·5 (0·2 to 0·9)	0·4 (0·2 to 0·8)	0·3 (0·1 to 0·6)	0·1 (0·1 to 0·3)	0·1 (0 to 0·2)	0 (0 to 0·1)	0 (0 to 0)	0 (0 to 0)	0 (0 to 0)	11·7
Physical violence by sharp object	0·4 (0·1 to 1·3)	0 (0 to 0·1)	0·4 (0·1 to 1·1)	1·1 (0·4 to 2·6)	1·3 (0·6 to 2·8)	2·1 (0·9 to 4·4)	4·1 (1·6 to 8·8)	12·7 (5·1 to 25·9)	7·7 (3·2 to 16·3)	6·1 (2·6 to 13·4)	6·3 (2·6 to 13·6)	4·5 (2·1 to 9)	3 (1·5 to 5·6)	2·9 (1·5 to 5·3)	2 (1 to 3·7)	2·8 (1·4 to 5·2)	0·8 (0·5 to 1·5)	0·7 (0·4 to 1·1)	0·3 (0·2 to 0·4)	0·1 (0·1 to 0·1)	0 (0 to 0·1)	0 (0 to 0)	0 (0 to 0)	59·3
Sexual violence	0 (0 to 0)	0 (0 to 0)	0 (0 to 0)	0·6 (0·4 to 1)	5·7 (3·5 to 9)	14·3 (8·2 to 22·4)	28·2 (16·1 to 44·7)	29 (16·7 to 44·3)	22·2 (12·5 to 36·2)	19·2 (11 to 30·8)	18 (10 to 29·3)	16·1 (9·5 to 26·7)	12·5 (7·1 to 20·8)	7·5 (4·2 to 12·4)	3·7 (2·1 to 6)	2·2 (1·3 to 3·4)	1·6 (1 to 2·4)	1·1 (0·7 to 1·6)	0·6 (0·4 to 0·9)	0·3 (0·2 to 0·4)	0·1 (0 to 0·1)	0 (0 to 0)	0 (0 to 0)	183
Physical violence by other means	14·2 (5·3 to 32·4)	1 (0·4 to 2·2)	5·7 (1·9 to 14·3)	12·3 (4·7 to 25)	19·2 (10·1 to 33·9)	14·7 (8·9 to 25)	35·4 (18·5 to 61·6)	23 (12·5 to 42)	14·9 (8·6 to 25·7)	13·2 (8 to 21·5)	16·9 (9·8 to 29·3)	15·2 (9·5 to 23·6)	15·1 (9·7 to 23·7)	11·2 (7·1 to 17·3)	7 (4·7 to 10·2)	6 (4 to 9)	6·6 (4·4 to 9·8)	4·2 (2·9 to 6·1)	2 (1·5 to 2·9)	0·6 (0·5 to 0·8)	0·2 (0·1 to 0·3)	0 (0 to 0·1)	0 (0 to 0·1)	239
Conflict and terrorism	0 (0 to 0)	0 (0 to 0)	0 (0 to 0)	0 (0 to 0)	0 (0 to 0)	0 (0 to 0)	0 (0 to 0·1)	0·2 (0·1 to 0·3)	0·2 (0·1 to 0·4)	1·4 (0·4 to 3·7)	4·9 (1·2 to 15)	5·8 (1·4 to 17·4)	4·9 (1·2 to 14·1)	3·3 (0·8 to 9·7)	1·9 (0·5 to 5·2)	1·2 (0·3 to 3·3)	0·7 (0·2 to 2·1)	0·4 (0·1 to 1·1)	0·2 (0·1 to 0·6)	0·1 (0 to 0·3)	0 (0 to 0·1)	0 (0 to 0)	0 (0 to 0)	25·2

SR Table 2b: Maluku DALYS by cause and age group for females with 95% uncertainty intervals, 2019

Cause	Early Neonatal	Late Neonatal	Post Neonatal	1 to 4	5 to 9	10 to 14	15 to 19
All causes	17,000 (12,900 to 21,900)	3,630 (2,750 to 4,670)	13,600 (10,000 to 18,100)	10,600 (8,490 to 12,900)	6,830 (5,510 to 8,480)	8,010 (6,360 to 9,980)	11,000 (8,850 to 13,500)
Communicable, maternal, neonatal, and nutritional diseases	14,600 (10,900 to 19,100)	2,800 (2,000 to 3,720)	10,300 (7,260 to 14,000)	7,220 (5,460 to 9,260)	3,190 (2,410 to 4,230)	2,470 (1,870 to 3,250)	3,260 (2,500 to 4,280)
HIV/AIDS and sexually transmitted infections	833 (241 to 1,890)	195 (57·1 to 439)	245 (69·2 to 614)	195 (11·9 to 1,490)	41·4 (6·8 to 256)	20·7 (4·8 to 125)	116 (31·9 to 576)
HIV/AIDS	0 (0 to 0)	0 (0 to 0·1)	41·9 (0·9 to 340)	183 (3·7 to 1,490)	34·8 (2·5 to 250)	19·7 (3·7 to 124)	112 (28·4 to 573)
HIV/AIDS - Drug-susceptible Tuberculosis	0 (0 to 0)	0 (0 to 0)	19·2 (0·8 to 151)	83·9 (3 to 662)	18·6 (1·6 to 114)	10·8 (3·3 to 57·1)	67·9 (24·2 to 271)
HIV/AIDS - Multidrug-resistant Tuberculosis without extensive drug resistance	0 (0 to 0)	0 (0 to 0)	0·2 (0 to 1·6)	1 (0 to 6·9)	0·2 (0 to 1·2)	0·1 (0 to 0·7)	0·5 (0 to 3·5)
HIV/AIDS - Extensively drug-resistant Tuberculosis	0 (0 to 0)	0 (0 to 0)	0 (0 to 0·3)	0·2 (0 to 1·4)	0 (0 to 0·2)	0 (0 to 0·1)	0·1 (0 to 0·6)
HIV/AIDS resulting in other diseases	0 (0 to 0)	0 (0 to 0·1)	22·5 (0 to 187)	98·2 (0·1 to 816)	16 (0 to 134)	8·8 (0·1 to 66·7)	43·7 (1·2 to 294)
Sexually transmitted infections excluding HIV	833 (241 to 1,890)	195 (57 to 439)	203 (56·7 to 474)	11·4 (3·1 to 27·5)	6·5 (1·9 to 16·1)	1·1 (0·7 to 1·7)	3·3 (1·8 to 6)
Syphilis	833 (241 to 1,890)	195 (57 to 439)	203 (56·7 to 474)	11·4 (3·1 to 27·5)	6·5 (1·9 to 16·1)	0·4 (0·3 to 0·7)	0·2 (0·1 to 0·3)
Chlamydial infection	0 (0 to 0)	0 (0 to 0)	0 (0 to 0)	0 (0 to 0)	0 (0 to 0)	0·1 (0·1 to 0·1)	0·2 (0·1 to 0·4)
Gonococcal infection	0 (0 to 0)	0 (0 to 0)	0 (0 to 0)	0 (0 to 0)	0 (0 to 0)	0·1 (0·1 to 0·2)	0·2 (0·2 to 0·4)
Trichomoniasis	0 (0 to 0)	0 (0 to 0)	0 (0 to 0)	0 (0 to 0)	0 (0 to 0)	0·1 (0 to 0·3)	1·1 (0·3 to 2·8)
Genital herpes	0 (0 to 0)	0 (0 to 0)	0 (0 to 0)	0 (0 to 0)	0 (0 to 0)	0·2 (0·1 to 0·6)	0·9 (0·3 to 2·4)
Other sexually transmitted infections	0 (0 to 0)	0 (0 to 0)	0 (0 to 0)	0 (0 to 0)	0 (0 to 0)	0·2 (0·1 to 0·3)	0·6 (0·4 to 0·9)
Respiratory infections and tuberculosis	428 (210 to 871)	472 (232 to 810)	3,650 (1,820 to 6,010)	1,420 (784 to 2,240)	615 (433 to 831)	566 (387 to 761)	1,040 (677 to 1,500)
Tuberculosis	0 (0 to 0)	0 (0 to 0)	703 (285 to 1,310)	366 (161 to 653)	284 (156 to 439)	324 (171 to 495)	806 (470 to 1,240)
Latent tuberculosis infection	0 (0 to 0)	0 (0 to 0)	0 (0 to 0)	0 (0 to 0)	0 (0 to 0)	0 (0 to 0)	0 (0 to 0)
Drug-susceptible tuberculosis	0 (0 to 0)	0 (0 to 0)	696 (282 to 1,310)	362 (160 to 646)	282 (154 to 435)	320 (169 to 493)	797 (463 to 1,220)
Multidrug-resistant tuberculosis without extensive drug resistance	0 (0 to 0)	0 (0 to 0)	6·2 (0·1 to 36·7)	3·2 (0·1 to 17·1)	2·2 (0·1 to 12·7)	2·7 (0·1 to 15·2)	7·1 (0·2 to 40·9)
Extensively drug-resistant tuberculosis	0 (0 to 0)	0 (0 to 0)	1·2 (0 to 7·2)	0·6 (0 to 3·3)	0·4 (0 to 2·2)	0·5 (0 to 3·1)	1·4 (0 to 8·4)
Lower respiratory infections	427 (209 to 871)	471 (231 to 809)	2,930 (1,360 to 4,960)	929 (430 to 1,620)	171 (96·7 to 275)	115 (71·8 to 170)	120 (73·2 to 190)
Upper respiratory infections	0·2 (0·1 to 0·3)	1 (0·6 to 1·7)	20 (11·2 to 32·7)	85·6 (47·5 to 141)	100 (54·5 to 169)	88 (45·4 to 155)	78·9 (40·8 to 141)
Otitis media	0 (0 to 0·1)	0·1 (0 to 0·1)	3·5 (1·9 to 6·3)	38·6 (21·2 to 66·8)	59·1 (32·5 to 99·8)	40·1 (20·8 to 69·7)	32·3 (16·8 to 55·5)
Enteric infections	166 (50 to 520)	403 (104 to 1,170)	3,040 (970 to 6,830)	1,780 (746 to 3,900)	641 (350 to 1,050)	618 (338 to 1,020)	457 (233 to 833)
Diarrheal diseases	166 (50 to 520)	402 (104 to 1,170)	3,040 (963 to 6,820)	1,620 (605 to 3,750)	373 (151 to 760)	260 (100 to 535)	179 (70·2 to 393)
Typhoid and paratyphoid	0 (0 to 0)	0 (0 to 0)	1 (0·3 to 2·5)	139 (41·6 to 331)	250 (90·2 to 573)	346 (143 to 662)	269 (94·9 to 606)
Typhoid fever	0 (0 to 0)	0 (0 to 0)	0·9 (0·3 to 2·2)	126 (37·8 to 303)	227 (81·1 to 522)	314 (128 to 613)	245 (84·4 to 556)
Paratyphoid fever	0 (0 to 0)	0 (0 to 0)	0·1 (0 to 0·2)	13 (3·3 to 34·2)	23·8 (7·2 to 60·5)	32 (10·5 to 75)	23·9 (7·2 to 61·1)
Invasive Non-typhoidal Salmonella (iNTS)	0 (0 to 0)	0·3 (0·2 to 0·6)	4·3 (2 to 7·9)	19·8 (8·2 to 36·3)	16·4 (7·5 to 31)	11·8 (4·9 to 23·1)	7·8 (2·8 to 16·2)
Other intestinal infectious diseases	0 (0 to 0)	0 (0 to 0)	2·2 (0 to 9·6)	2·2 (0·2 to 7·9)	1·1 (0·1 to 4·2)	0·8 (0 to 3·2)	0·5 (0 to 2)
Neglected tropical diseases and malaria	0·8 (0·2 to 2)	45·7 (4·2 to 184)	470 (68·3 to 1,530)	464 (127 to 1,250)	402 (183 to 778)	250 (136 to 452)	311 (119 to 836)
Malaria	0 (0 to 0)	1·3 (0·2 to 4·5)	36·4 (4·1 to 163)	61 (13·1 to 209)	84·8 (27·4 to 220)	44 (15·7 to 110)	176 (25 to 669)
Chagas disease	0 (0 to 0)	0 (0 to 0)	0 (0 to 0)	0 (0 to 0)	0 (0 to 0)	0 (0 to 0)	0 (0 to 0)
Leishmaniasis	0 (0 to 0)	0 (0 to 0)	0 (0 to 0)	0 (0 to 0)	0 (0 to 0)	0 (0 to 0)	0 (0 to 0)
Visceral leishmaniasis	0 (0 to 0)	0 (0 to 0)	0 (0 to 0)	0 (0 to 0)	0 (0 to 0)	0 (0 to 0)	0 (0 to 0)
Cutaneous and mucocutaneous leishmaniasis	0 (0 to 0)	0 (0 to 0)	0 (0 to 0)	0 (0 to 0)	0 (0 to 0)	0 (0 to 0)	0 (0 to 0)
African trypanosomiasis	0 (0 to 0)	0 (0 to 0)	0 (0 to 0)	0 (0 to 0)	0 (0 to 0)	0 (0 to 0)	0 (0 to 0)
Schistosomiasis	0 (0 to 0)	0 (0 to 0)	0 (0 to 0)	0 (0 to 0)	0 (0 to 0)	0 (0 to 0)	0 (0 to 0)
Cysticercosis	0 (0 to 0)	0 (0 to 0)	0 (0 to 0)	0 (0 to 0)	0 (0 to 0·1)	0 (0 to 0·1)	0·1 (0 to 0·3)
Cystic echinococcosis	0 (0 to 0)	0 (0 to 0)	0 (0 to 0)	0·4 (0 to 1·4)	0·7 (0 to 2·8)	0·5 (0 to 2)	0·5 (0 to 1·7)
Lymphatic filariasis	0 (0 to 0)	0 (0 to 0)	0 (0 to 0)	0 (0 to 0)	17·5 (10 to 26·9)	18·3 (10·4 to 29)	17·2 (10·1 to 27)
Onchocerciasis	0 (0 to 0)	0 (0 to 0)	0 (0 to 0)	0 (0 to 0)	0 (0 to 0)	0 (0 to 0)	0 (0 to 0)
Trachoma	0 (0 to 0)	0 (0 to 0)	0 (0 to 0)	0 (0 to 0)	0 (0 to 0)	0 (0 to 0)	0 (0 to 0)
Dengue	0 (0 to 0)	43·3 (1·8 to 182)	423 (41·3 to 1,500)	359 (54 to 1,130)	207 (40 to 585)	114 (32 to 305)	71 (17·8 to 217)
Yellow fever	0 (0 to 0)	0 (0 to 0)	0 (0 to 0)	0 (0 to 0)	0 (0 to 0)	0 (0 to 0)	0 (0 to 0)
Rabies	0 (0 to 0)	0 (0 to 0)	1·7 (0 to 7·5)	0·6 (0 to 2·7)	1·2 (0·1 to 4·6)	2·5 (0·1 to 11·1)	0·2 (0 to 0·9)

Cause	20 to 24	25 to 29	30 to 34	35 to 39	40 to 44	45 to 49	50 to 54	55 to 59
All causes	12,700 (9,860 to 16,500)	13,700 (10,100 to 18,400)	15,000 (11,200 to 20,200)	17,900 (13,400 to 23,400)	19,900 (15,200 to 25,900)	21,000 (15,800 to 27,600)	22,600 (16,700 to 29,600)	23,700 (17,600 to 31,100)
Communicable, maternal, neonatal, and nutritional diseases	4,110 (2,830 to 6,150)	4,310 (2,660 to 7,450)	3,900 (2,380 to 7,170)	4,120 (2,610 to 6,970)	3,580 (2,340 to 5,940)	3,020 (1,990 to 4,680)	2,720 (1,770 to 4,000)	2,610 (1,680 to 3,820)
HIV/AIDS and sexually transmitted infections	325 (80·9 to 1,750)	465 (92·8 to 2,940)	465 (75·6 to 2,860)	408 (72·2 to 2,740)	304 (54·4 to 2,060)	152 (32·2 to 1,020)	70 (17·2 to 426)	32·6 (9·7 to 190)
HIV/AIDS	316 (72·9 to 1,740)	451 (79·1 to 2,930)	449 (62·2 to 2,840)	391 (54·6 to 2,690)	287 (40·2 to 2,020)	137 (19·5 to 1,000)	60·7 (8·9 to 420)	25·4 (4 to 179)
HIV/AIDS - Drug-susceptible Tuberculosis	180 (61·3 to 825)	244 (69·2 to 1,370)	237 (54·6 to 1,280)	207 (49·4 to 1,230)	152 (36 to 930)	73 (17 to 459)	33 (7·7 to 190)	14·6 (3·5 to 82·3)
HIV/AIDS - Multidrug-resistant Tuberculosis without extensive drug resistance	1·5 (0 to 10)	2·1 (0 to 14·6)	2·1 (0 to 15·2)	1·9 (0 to 13·8)	1·4 (0 to 9·4)	0·7 (0 to 5·3)	0·3 (0 to 2)	0·1 (0 to 1)
HIV/AIDS - Extensively drug-resistant Tuberculosis	0·2 (0 to 1·7)	0·4 (0 to 2·7)	0·4 (0 to 2·9)	0·3 (0 to 2·8)	0·2 (0 to 1·8)	0·1 (0 to 1)	0·1 (0 to 0·4)	0 (0 to 0·2)
HIV/AIDS resulting in other diseases	134 (2·3 to 903)	205 (2·1 to 1,560)	210 (1·7 to 1,530)	181 (0·7 to 1,460)	133 (0·4 to 1,100)	63·2 (0·2 to 541)	27·4 (0·1 to 226)	10·6 (0 to 95·5)
Sexually transmitted infections excluding HIV	9 (4·2 to 17·5)	14·1 (6·6 to 27·8)	15·7 (6·8 to 32·3)	17·8 (8·5 to 34·2)	16·5 (8·2 to 32·8)	14·6 (6·8 to 28·2)	9·3 (4·3 to 18·7)	7·2 (3·3 to 14)
Syphilis	0·2 (0·1 to 0·4)	0·4 (0·1 to 0·9)	0·3 (0·1 to 0·7)	0·5 (0·2 to 1·1)	0·2 (0·1 to 0·4)	0·4 (0·2 to 0·9)	0·3 (0·1 to 0·6)	0·1 (0·1 to 0·3)
Chlamydial infection	0·7 (0·4 to 1·2)	0·8 (0·4 to 1·3)	0·7 (0·4 to 1·3)	1·1 (0·6 to 1·9)	1·1 (0·6 to 2)	1 (0·5 to 2)	0·4 (0·2 to 0·8)	0·3 (0·1 to 0·9)
Gonococcal infection	0·6 (0·2 to 1·4)	0·8 (0·3 to 1·8)	0·5 (0·2 to 1·2)	1·2 (0·5 to 2·8)	1·4 (0·5 to 3·3)	1·6 (0·5 to 3·6)	0·9 (0·3 to 2·3)	0·9 (0·2 to 2·4)
Trichomoniasis	4·5 (1·6 to 10·9)	7·7 (2·6 to 18·2)	8·5 (2·8 to 20·5)	8·2 (2·7 to 19·8)	7·5 (2·4 to 17·9)	6 (1·8 to 14·6)	4·4 (1·4 to 10·4)	3 (0·9 to 7·4)
Genital herpes	1·8 (0·6 to 4·4)	2·7 (0·8 to 6·6)	3·4 (1 to 8·3)	3·7 (1·1 to 8·8)	3·5 (1·1 to 8·4)	2·9 (0·9 to 7·4)	2·5 (0·7 to 5·9)	2 (0·6 to 4·9)
Other sexually transmitted infections	1·2 (0·7 to 2·1)	1·8 (1 to 2·9)	2·1 (1 to 4)	3 (1·5 to 5·5)	2·9 (1·7 to 5·2)	2·6 (1·4 to 4·8)	0·9 (0·4 to 1·8)	0·8 (0·3 to 1·9)
Respiratory infections and tuberculosis	1,600 (915 to 2,530)	1,670 (822 to 2,870)	1,270 (640 to 2,150)	1,640 (853 to 2,720)	1,400 (784 to 2,280)	1,430 (774 to 2,360)	1,370 (727 to 2,220)	1,320 (722 to 2,120)
Tuberculosis	1,390 (708 to 2,270)	1,470 (649 to 2,610)	1,080 (468 to 1,880)	1,430 (662 to 2,480)	1,200 (602 to 2,030)	1,250 (619 to 2,140)	1,160 (538 to 1,980)	1,070 (531 to 1,830)
Latent tuberculosis infection	0 (0 to 0)	0 (0 to 0)	0 (0 to 0)	0 (0 to 0)	0 (0 to 0)	0 (0 to 0)	0 (0 to 0)	0 (0 to 0)
Drug-susceptible tuberculosis	1,380 (697 to 2,250)	1,450 (635 to 2,600)	1,070 (468 to 1,870)	1,410 (659 to 2,470)	1,190 (596 to 2,030)	1,240 (610 to 2,120)	1,150 (536 to 1,960)	1,060 (524 to 1,810)
Multidrug-resistant tuberculosis without extensive drug resistance	11·6 (0·3 to 68·2)	11·8 (0·3 to 69·9)	8·9 (0·2 to 56·8)	11·8 (0·2 to 69·9)	10 (0·2 to 56·5)	10·8 (0·2 to 62·4)	10·4 (0·2 to 62·6)	9·7 (0·2 to 59·7)
Extensively drug-resistant tuberculosis	2·2 (0 to 12·6)	2·3 (0·1 to 13·8)	1·7 (0 to 10·9)	2·3 (0 to 14·5)	1·9 (0 to 11·3)	2·1 (0 to 12)	2 (0 to 13·1)	1·9 (0 to 11·3)
Lower respiratory infections	114 (65·6 to 196)	125 (61·7 to 226)	131 (65·8 to 222)	148 (77·4 to 253)	147 (83·1 to 248)	140 (79·8 to 228)	175 (100 to 280)	219 (126 to 356)
Upper respiratory infections	68·2 (36 to 118)	56·8 (30·7 to 95)	51 (27·2 to 87·9)	47·6 (24·1 to 80·9)	39·2 (20·5 to 70·4)	30·1 (15·5 to 52·4)	24·4 (13·3 to 41·5)	19·7 (10·4 to 33·2)
Otitis media	26·4 (11·3 to 54·3)	19·6 (8·9 to 36·8)	15·8 (6·9 to 29·7)	14·9 (7·2 to 26·5)	13·7 (6·2 to 24·4)	11·6 (5·7 to 20·5)	9·9 (4·5 to 18·2)	7·9 (3·7 to 14)
Enteric infections	326 (148 to 674)	246 (102 to 526)	242 (97·8 to 520)	252 (99·4 to 565)	249 (96·1 to 538)	278 (101 to 621)	337 (117 to 781)	408 (133 to 966)
Diarrheal diseases	195 (66·1 to 467)	175 (59·2 to 423)	200 (64·5 to 475)	225 (75·6 to 536)	231 (79·4 to 520)	264 (87 to 611)	326 (105 to 773)	398 (124 to 954)
Typhoid and paratyphoid	126 (42·1 to 300)	67·2 (22·2 to 157)	39·2 (13·2 to 91·8)	24·7 (9 to 56·6)	16·6 (6·2 to 36)	12·5 (4·3 to 29·6)	10·2 (3·7 to 23)	8·4 (3 to 19·8)
Typhoid fever	116 (38·7 to 282)	62 (20·6 to 144)	36·4 (11·9 to 85·1)	23·1 (8·3 to 52·8)	15·6 (5·9 to 34·1)	11·8 (4·1 to 28)	9·7 (3·5 to 21·9)	8 (2·8 to 18·9)
Paratyphoid fever	10·5 (2·8 to 26·8)	5·2 (1·4 to 13·4)	2·8 (0·7 to 7·1)	1·6 (0·5 to 4·2)	1 (0·3 to 2·4)	0·7 (0·2 to 1·8)	0·5 (0·1 to 1·2)	0·4 (0·1 to 0·9)
Invasive Non-typhoidal Salmonella (iNTS)	4·5 (1·5 to 10·2)	2·8 (0·7 to 6·4)	2 (0·5 to 4·8)	1·7 (0·5 to 3·8)	1·5 (0·5 to 3·3)	1·4 (0·4 to 2·9)	1·4 (0·4 to 3)	1·6 (0·5 to 3·5)
Other intestinal infectious diseases	0·4 (0 to 1·7)	0·2 (0 to 0·8)	0·5 (0 to 1·8)	0·3 (0 to 1)	0·3 (0 to 1·1)	0·2 (0 to 0·6)	0·1 (0 to 0·5)	0·1 (0 to 0·4)
Neglected tropical diseases and malaria	286 (123 to 634)	220 (94 to 507)	197 (88·5 to 415)	171 (75·6 to 354)	126 (62·5 to 267)	96·9 (43·1 to 245)	87·8 (36·2 to 224)	81·8 (35·2 to 208)
Malaria	132 (29·5 to 453)	90·8 (25·1 to 298)	85·7 (22·2 to 276)	72·1 (18 to 226)	48·3 (12·1 to 162)	46·7 (7·8 to 189)	45·2 (7·1 to 174)	41·1 (6·4 to 163)
Chagas disease	0 (0 to 0)	0 (0 to 0)	0 (0 to 0)	0 (0 to 0)	0 (0 to 0)	0 (0 to 0)	0 (0 to 0)	0 (0 to 0)
Leishmaniasis	0 (0 to 0)	0 (0 to 0)	0 (0 to 0)	0 (0 to 0)	0 (0 to 0)	0 (0 to 0)	0 (0 to 0)	0 (0 to 0)
Visceral leishmaniasis	0 (0 to 0)	0 (0 to 0)	0 (0 to 0)	0 (0 to 0)	0 (0 to 0)	0 (0 to 0)	0 (0 to 0)	0 (0 to 0)
Cutaneous and mucocutaneous leishmaniasis	0 (0 to 0)	0 (0 to 0)	0 (0 to 0)	0 (0 to 0)	0 (0 to 0)	0 (0 to 0)	0 (0 to 0)	0 (0 to 0)
African trypanosomiasis	0 (0 to 0)	0 (0 to 0)	0 (0 to 0)	0 (0 to 0)	0 (0 to 0)	0 (0 to 0)	0 (0 to 0)	0 (0 to 0)
Schistosomiasis	0 (0 to 0)	0 (0 to 0)	0 (0 to 0)	0 (0 to 0)	0 (0 to 0)	0 (0 to 0)	0 (0 to 0)	0 (0 to 0)
Cysticercosis	0·1 (0 to 0·4)	0·2 (0 to 0·5)	0·2 (0 to 0·7)	0·3 (0·1 to 0·6)	0·3 (0·1 to 0·6)	0·3 (0·1 to 0·6)	0·3 (0·1 to 0·6)	0·3 (0·1 to 0·8)
Cystic echinococcosis	0·4 (0 to 1·6)	0·6 (0 to 2·4)	0·8 (0 to 3)	0·8 (0 to 3·3)	0·7 (0 to 3)	0·6 (0 to 2·4)	0·6 (0 to 2·2)	0·5 (0 to 2)
Lymphatic filariasis	15·3 (8·9 to 23·4)	13·8 (8·1 to 21)	13 (7·5 to 20·3)	12·2 (7·1 to 19)	10·5 (6·3 to 16·3)	8·8 (5·3 to 13·9)	7·4 (4·3 to 12)	6·2 (3·7 to 9·7)
Onchocerciasis	0 (0 to 0)	0 (0 to 0)	0 (0 to 0)	0 (0 to 0)	0 (0 to 0)	0 (0 to 0)	0 (0 to 0)	0 (0 to 0)
Trachoma	0 (0 to 0)	0 (0 to 0)	0 (0 to 0)	0 (0 to 0)	0 (0 to 0)	0 (0 to 0)	0 (0 to 0)	0 (0 to 0)
Dengue	75·9 (17·4 to 233)	73·5 (11·9 to 288)	57·8 (10·5 to 200)	44·3 (8·6 to 184)	34·4 (7·6 to 117)	21·9 (5·5 to 70·5)	18 (4·6 to 60·4)	19·8 (4·8 to 63)
Yellow fever	0 (0 to 0)	0 (0 to 0)	0 (0 to 0)	0 (0 to 0)	0 (0 to 0)	0 (0 to 0)	0 (0 to 0)	0 (0 to 0)
Rabies	0·1 (0 to 0·5)	0·1 (0 to 0·4)	0·3 (0 to 1·1)	1·1 (0·1 to 4·1)	1·8 (0·1 to 6·3)	0·3 (0 to 1·2)	0·2 (0 to 0·8)	0·1 (0 to 0·4)

Cause	60 to 64	65 to 69	70 to 74	75 to 79	80 to 84	85 to 89	90 to 94	95 plus	Total
All causes	22,100 (17,300 to 27,600)	18,300 (14,700 to 21,900)	14,400 (12,000 to 16,700)	10,600 (8,960 to 12,100)	6,780 (5,880 to 7,490)	3,290 (2,810 to 3,610)	903 (787 to 991)	167 (150 to 183)	294,000
Communicable, maternal, neonatal, and nutritional diseases	2,660 (1,810 to 3,850)	2,390 (1,660 to 3,410)	2,090 (1,460 to 2,940)	1,740 (1,200 to 2,470)	1,110 (782 to 1,590)	592 (405 to 828)	169 (116 to 242)	35·9 (24·7 to 50·7)	83,000
HIV/AIDS and sexually transmitted infections	14·6 (5·1 to 64·9)	6·7 (2·9 to 19·1)	4·5 (2 to 14·6)	3 (1·3 to 11·6)	1·3 (0·6 to 3·2)	0·7 (0·3 to 1·6)	0·2 (0·1 to 0·4)	0 (0 to 0·1)	3,900
HIV/AIDS	9·9 (1·7 to 60)	3·6 (0·7 to 15·3)	2·7 (0·7 to 12·6)	1·9 (0·5 to 10·3)	0·4 (0·1 to 2)	0·2 (0 to 0·7)	0 (0 to 0·1)	0 (0 to 0)	2,530
HIV/AIDS - Drug-susceptible Tuberculosis	6 (1·5 to 28·2)	2·4 (0·6 to 7·8)	1·9 (0·6 to 6·2)	1·3 (0·4 to 5·1)	0·3 (0·1 to 1)	0·1 (0 to 0·4)	0 (0 to 0·1)	0 (0 to 0)	1,350
HIV/AIDS - Multidrug-resistant Tuberculosis without extensive drug resistance	0·1 (0 to 0·3)	0 (0 to 0·1)	0 (0 to 0·1)	0 (0 to 0·1)	0 (0 to 0)	0 (0 to 0)	0 (0 to 0)	0 (0 to 0)	12·4
HIV/AIDS - Extensively drug-resistant Tuberculosis	0 (0 to 0·1)	0 (0 to 0)	0 (0 to 0)	0 (0 to 0)	0 (0 to 0)	0 (0 to 0)	0 (0 to 0)	0 (0 to 0)	2·1
HIV/AIDS resulting in other diseases	3·9 (0 to 31·8)	1·2 (0 to 7·6)	0·8 (0 to 6·4)	0·6 (0 to 5·2)	0·1 (0 to 1)	0 (0 to 0·3)	0 (0 to 0·1)	0 (0 to 0)	1,160
Sexually transmitted infections excluding HIV	4·7 (2 to 9·2)	3 (1·5 to 5·9)	1·8 (0·8 to 3·3)	1·1 (0·6 to 2·1)	0·9 (0·4 to 1·8)	0·5 (0·2 to 1·2)	0·1 (0 to 0·3)	0 (0 to 0·1)	1,370
Syphilis	0·1 (0·1 to 0·3)	0·1 (0·1 to 0·3)	0·1 (0·1 to 0·2)	0·1 (0 to 0·1)	0·1 (0 to 0·3)	0·1 (0 to 0·2)	0 (0 to 0·1)	0 (0 to 0)	1,250
Chlamydial infection	0·2 (0·1 to 0·6)	0·1 (0 to 0·3)	0·1 (0 to 0·2)	0·1 (0 to 0·2)	0·1 (0 to 0·3)	0·1 (0 to 0·2)	0 (0 to 0)	0 (0 to 0)	7·1
Gonococcal infection	0·6 (0·1 to 1·6)	0·6 (0·2 to 1·6)	0·3 (0·1 to 0·8)	0·3 (0·1 to 0·6)	0·3 (0·1 to 0·6)	0·2 (0 to 0·4)	0 (0 to 0·1)	0 (0 to 0)	10·5
Trichomoniasis	1·8 (0·6 to 4·5)	1 (0·4 to 2·4)	0·5 (0·2 to 1·2)	0·3 (0·1 to 0·6)	0·1 (0 to 0·3)	0 (0 to 0·1)	0 (0 to 0)	0 (0 to 0)	54·9
Genital herpes	1·4 (0·4 to 3·5)	0·9 (0·3 to 2·2)	0·5 (0·2 to 1·3)	0·3 (0·1 to 0·7)	0·2 (0 to 0·4)	0·1 (0 to 0·1)	0 (0 to 0)	0 (0 to 0)	27
Other sexually transmitted infections	0·5 (0·1 to 1·4)	0·3 (0·1 to 0·7)	0·2 (0·1 to 0·4)	0·1 (0 to 0·2)	0·1 (0 to 0·3)	0·1 (0 to 0·2)	0 (0 to 0)	0 (0 to 0)	17·4
Respiratory infections and tuberculosis	1,370 (839 to 2,060)	1,230 (759 to 1,820)	1,020 (656 to 1,480)	751 (485 to 1,080)	461 (301 to 658)	221 (149 to 308)	53·7 (37·5 to 74·6)	10·4 (7 to 14·7)	25,000
Tuberculosis	1,080 (520 to 1,720)	939 (462 to 1,490)	718 (377 to 1,140)	486 (241 to 762)	268 (134 to 426)	112 (57·4 to 176)	23·1 (11·9 to 36·8)	4·3 (2·2 to 6·9)	16,200
Latent tuberculosis infection	0 (0 to 0)	0 (0 to 0)	0 (0 to 0)	0 (0 to 0)	0 (0 to 0)	0 (0 to 0)	0 (0 to 0)	0 (0 to 0)	0
Drug-susceptible tuberculosis	1,060 (512 to 1,720)	930 (460 to 1,490)	711 (372 to 1,130)	481 (234 to 741)	265 (130 to 423)	111 (56·7 to 173)	22·9 (11·8 to 36·1)	4·3 (2·2 to 6·8)	16,000
Multidrug-resistant tuberculosis without extensive drug resistance	9·4 (0·2 to 52·7)	8·2 (0·2 to 45·5)	6·2 (0·2 to 35·8)	4·2 (0·1 to 23·8)	2·4 (0·1 to 13·9)	1 (0 to 6·1)	0·2 (0 to 1·2)	0 (0 to 0·2)	138
Extensively drug-resistant tuberculosis	1·8 (0 to 11·1)	1·6 (0 to 8·8)	1·2 (0 to 6·8)	0·8 (0 to 4·8)	0·5 (0 to 2·7)	0·2 (0 to 1·2)	0 (0 to 0·2)	0 (0 to 0)	26·4
Lower respiratory infections	272 (147 to 451)	275 (151 to 442)	293 (168 to 467)	260 (142 to 412)	191 (112 to 295)	108 (66·9 to 167)	30·4 (19·5 to 44·8)	6 (3·8 to 9·1)	7,800
Upper respiratory infections	14·5 (7·7 to 24·6)	9·4 (4·9 to 15·9)	5·7 (3·2 to 9·8)	3·3 (1·7 to 5·5)	1·7 (0·9 to 2·9)	0·6 (0·4 to 1·1)	0·2 (0·1 to 0·3)	0 (0 to 0)	746
Otitis media	5·6 (2·5 to 10·6)	3·2 (1·5 to 5·7)	1·7 (0·7 to 3·2)	1 (0·5 to 1·8)	0·6 (0·3 to 1·1)	0·2 (0·1 to 0·4)	0·1 (0 to 0·1)	0 (0 to 0)	306
Enteric infections	515 (165 to 1,180)	503 (168 to 1,170)	478 (154 to 1,100)	442 (148 to 1,010)	342 (114 to 750)	203 (62·1 to 461)	62·1 (18·8 to 138)	12·3 (3·8 to 26·6)	12,000
Diarrheal diseases	508 (155 to 1,180)	498 (163 to 1,160)	475 (151 to 1,090)	441 (146 to 1,010)	341 (113 to 749)	203 (61·8 to 461)	62·1 (18·8 to 138)	12·3 (3·8 to 26·6)	10,600
Typhoid and paratyphoid	5·8 (2·1 to 13)	3·2 (1·3 to 7)	1·7 (0·6 to 3·6)	0·8 (0·3 to 1·7)	0·4 (0·1 to 0·8)	0·1 (0·1 to 0·3)	0 (0 to 0·1)	0 (0 to 0)	1,320
Typhoid fever	5·5 (2 to 12·6)	3·1 (1·2 to 6·7)	1·6 (0·6 to 3·4)	0·8 (0·3 to 1·7)	0·4 (0·1 to 0·8)	0·1 (0·1 to 0·3)	0 (0 to 0·1)	0 (0 to 0)	1,210
Paratyphoid fever	0·2 (0·1 to 0·6)	0·1 (0 to 0·3)	0·1 (0 to 0·1)	0 (0 to 0·1)	0 (0 to 0)	0 (0 to 0)	0 (0 to 0)	0 (0 to 0)	116
Invasive Non-typhoidal Salmonella (iNTS)	1·6 (0·6 to 3·6)	1·4 (0·5 to 2·7)	0·9 (0·3 to 1·8)	0·6 (0·2 to 1·1)	0·3 (0·1 to 0·5)	0·1 (0 to 0·2)	0 (0 to 0)	0 (0 to 0)	82·1
Other intestinal infectious diseases	0·1 (0 to 0·3)	0·1 (0 to 0·4)	0·1 (0 to 0·2)	0 (0 to 0·1)	0 (0 to 0·1)	0 (0 to 0·1)	0 (0 to 0)	0 (0 to 0)	9·2
Neglected tropical diseases and malaria	55·7 (25 to 142)	37·9 (17·8 to 82·8)	29·3 (12·1 to 74·8)	17·2 (8·1 to 39)	8·4 (4·4 to 16·1)	3·3 (1·8 to 6·8)	0·8 (0·4 to 1·6)	0·2 (0·1 to 0·5)	3,360
Malaria	28 (4·8 to 112)	14·8 (3 to 55·5)	15·3 (2·2 to 60·2)	7·4 (1·2 to 27·7)	2·6 (0·5 to 9·2)	0·4 (0·2 to 0·9)	0·1 (0 to 0·2)	0 (0 to 0)	1,030
Chagas disease	0 (0 to 0)	0 (0 to 0)	0 (0 to 0)	0 (0 to 0)	0 (0 to 0)	0 (0 to 0)	0 (0 to 0)	0 (0 to 0)	0
Leishmaniasis	0 (0 to 0)	0 (0 to 0)	0 (0 to 0)	0 (0 to 0)	0 (0 to 0)	0 (0 to 0)	0 (0 to 0)	0 (0 to 0)	0
Visceral leishmaniasis	0 (0 to 0)	0 (0 to 0)	0 (0 to 0)	0 (0 to 0)	0 (0 to 0)	0 (0 to 0)	0 (0 to 0)	0 (0 to 0)	0
Cutaneous and mucocutaneous leishmaniasis	0 (0 to 0)	0 (0 to 0)	0 (0 to 0)	0 (0 to 0)	0 (0 to 0)	0 (0 to 0)	0 (0 to 0)	0 (0 to 0)	0
African trypanosomiasis	0 (0 to 0)	0 (0 to 0)	0 (0 to 0)	0 (0 to 0)	0 (0 to 0)	0 (0 to 0)	0 (0 to 0)	0 (0 to 0)	0
Schistosomiasis	0 (0 to 0)	0 (0 to 0)	0 (0 to 0)	0 (0 to 0)	0 (0 to 0)	0 (0 to 0)	0 (0 to 0)	0 (0 to 0)	0
Cysticercosis	0·4 (0·1 to 0·9)	0·4 (0·1 to 0·8)	0·3 (0·1 to 0·6)	0·2 (0·1 to 0·4)	0·1 (0 to 0·2)	0 (0 to 0·1)	0 (0 to 0)	0 (0 to 0)	3·6
Cystic echinococcosis	0·4 (0 to 1·8)	0·3 (0 to 1·2)	0·2 (0 to 0·8)	0·1 (0 to 0·5)	0·1 (0 to 0·3)	0 (0 to 0·2)	0 (0 to 0·1)	0 (0 to 0)	8·3
Lymphatic filariasis	4·7 (2·8 to 7·5)	3·2 (1·9 to 4·8)	2 (1·2 to 3)	1·2 (0·7 to 1·8)	0·7 (0·4 to 1)	0·3 (0·2 to 0·4)	0·1 (0 to 0·1)	0 (0 to 0)	152
Onchocerciasis	0 (0 to 0)	0 (0 to 0)	0 (0 to 0)	0 (0 to 0)	0 (0 to 0)	0 (0 to 0)	0 (0 to 0)	0 (0 to 0)	0
Trachoma	0 (0 to 0)	0 (0 to 0)	0 (0 to 0)	0 (0 to 0)	0 (0 to 0)	0 (0 to 0)	0 (0 to 0)	0 (0 to 0)	0
Dengue	12·9 (3 to 39·5)	12·6 (3 to 40·4)	7·2 (2 to 20·1)	5·4 (1·5 to 14·2)	3·3 (0·9 to 9·2)	1·8 (0·5 to 5·2)	0·4 (0·1 to 1·3)	0·1 (0 to 0·4)	1,610
Yellow fever	0 (0 to 0)	0 (0 to 0)	0 (0 to 0)	0 (0 to 0)	0 (0 to 0)	0 (0 to 0)	0 (0 to 0)	0 (0 to 0)	0
Rabies	0·1 (0 to 0·2)	0 (0 to 0·2)	0 (0 to 0·1)	0 (0 to 0·1)	0·1 (0 to 0·2)	0 (0 to 0·2)	0 (0 to 0)	0 (0 to 0)	10·7





SR Table 2b: North Maluku DALYS by cause and age group for females with 95% uncertainty intervals, 2019

Cause	Early Neonatal (0-6 days)	Late Neonatal (7-27 days)	Post Neonatal (28-364 days)	1 to 4	5 to 9	10 to 14	15 to 19	20 to 24	25 to 29	30 to 34	35 to 39	40 to 44	45 to 49	50 to 54	55 to 59	60 to 64	65 to 69	70 to 74	75 to 79	80 to 84	85 to 89	90 to 94	95 plus	Total
All causes	25,212 (21,713 to 28,859)	12,158 (10,344 to 14,220)	21,707 (17,870 to 26,102)	7,664 (6,244 to 10,000)	4,504 (3,666 to 5,540)	3,539 (2,880 to 4,360)	4,769 (3,911 to 5,774)	5,630 (4,636 to 6,960)	7,975 (6,572 to 9,662)	8,453 (6,972 to 10,240)	9,259 (7,626 to 11,262)	11,900 (9,802 to 14,335)	14,329 (11,892 to 17,192)	17,802 (14,822 to 21,488)	22,935 (19,009 to 27,855)	29,505 (24,532 to 35,930)	34,208 (28,355 to 41,722)	39,555 (32,600 to 48,259)	44,109 (36,222 to 53,870)	47,750 (39,144 to 58,299)	49,966 (40,875 to 61,000)	50,284 (41,116 to 61,419)	226,030
Communicable, maternal, neonatal, and nutritional diseases	10,283 (7,830 to 13,000)	2,132 (1,579 to 2,790)	6,240 (5,756 to 11,792)	5,435 (4,133 to 7,008)	2,269 (1,605 to 2,920)	1,760 (1,283 to 2,232)	2,390 (1,810 to 2,973)	3,005 (2,293 to 3,735)	3,475 (2,656 to 4,349)	3,156 (2,420 to 3,946)	3,636 (2,810 to 4,512)	3,328 (2,592 to 4,179)	2,960 (2,305 to 3,733)	2,200 (1,658 to 2,878)	1,998 (1,390 to 2,970)	1,668 (1,233 to 2,745)	1,202 (861 to 1,830)	916 (651 to 1,285)	524 (360 to 767)	237 (159 to 338)	99.0 (63 to 151)	10.0 (6 to 16)	82,466
HIV/AIDS and sexually transmitted infections	486 (139 to 1,100)	112 (30 to 258)	139 (34 to 316)	104 (7 to 262)	23.7 (4 to 57)	10.9 (2 to 28)	76.6 (22 to 219)	218 (59 to 570)	314 (81 to 1,008)	261 (61 to 1,024)	317 (57 to 1,300)	298 (54 to 1,302)	223 (43 to 1,082)	111 (23 to 727)	21.0 (4 to 122)	9.5 (1 to 61)	3.4 (1 to 11)	4.0 (1 to 16)	2.9 (1 to 8)	1.5 (1 to 4)	0.8 (1 to 2)	0.3 (0 to 1)	0.0 (0 to 0)	2,490
HIV/AIDS	0 (0 to 0)	0 (0 to 0)	21.6 (0 to 197)	86.7 (2 to 892)	20 (1 to 196)	10.1 (2 to 77.4)	74.6 (20 to 1,140)	211 (52 to 1,140)	264 (52 to 1,940)	206 (47 to 1,896)	277 (62 to 1,910)	210 (37 to 1,462)	99.2 (14 to 701)	48.9 (4 to 350)	7.3 (0 to 57)	2.3 (0 to 18)	0.9 (0 to 7)	1.5 (0 to 12)	0.7 (0 to 5)	0.2 (0 to 1)	0.1 (0 to 1)	0.0 (0 to 0)	0.0 (0 to 0)	1,793
HIV/AIDS - Drug-susceptible Tuberculosis	0 (0 to 0)	0 (0 to 0)	8.9 (0 to 83)	44.4 (1 to 519)	10.7 (0 to 99.7)	6.6 (1 to 48.9)	44.4 (10 to 718)	120 (44 to 648)	163 (49 to 933)	162 (41 to 973)	149 (32 to 879)	112 (28 to 674)	53.1 (7 to 333)	22.3 (2 to 154)	3.6 (0 to 28)	0.9 (0 to 6)	0.4 (0 to 3)	1.1 (0 to 10)	0.6 (0 to 4)	0.1 (0 to 0)	0.0 (0 to 0)	0.0 (0 to 0)	0.0 (0 to 0)	914
HIV/AIDS - Multidrug-resistant Tuberculosis without extensive drug resistance	0 (0 to 0)	0 (0 to 0)	0.1 (0 to 0)	0.5 (0 to 4.1)	0.1 (0 to 0.6)	0.1 (0 to 0.4)	0.4 (0 to 2.4)	1 (0 to 5.1)	1.4 (0 to 10.4)	1.3 (0 to 10.4)	1.2 (0 to 9.5)	0.9 (0 to 7.6)	0.5 (0 to 3.7)	0.2 (0 to 1.7)	0.1 (0 to 0.7)	0.1 (0 to 0.3)	0.1 (0 to 0.3)	0.1 (0 to 0.5)	0.1 (0 to 0.3)	0.0 (0 to 0.2)	0.0 (0 to 0.1)	0.0 (0 to 0)	9.2
HIV/AIDS - Extensively drug-resistant Tuberculosis	0 (0 to 0)	0 (0 to 0)	0 (0 to 0)	0 (0 to 0)	0 (0 to 0)	0 (0 to 0)	0 (0 to 0)	0 (0 to 0)	0 (0 to 0)	0 (0 to 0)	0 (0 to 0)	0 (0 to 0)	0.1 (0 to 0.4)	0.2 (0 to 1.1)	0.1 (0 to 0.7)	0.1 (0 to 0.5)	0 (0 to 0)	0 (0 to 0)	0 (0 to 0)	0 (0 to 0)	0 (0 to 0)	0 (0 to 0)	0 (0 to 0)	1.4
HIV/AIDS resulting in other diseases	0 (0 to 0)	0 (0 to 0)	17.6 (1 to 163)	51.7 (2 to 491)	9.2 (0 to 79.4)	3.3 (0 to 27.5)	29.2 (1 to 259)	90.4 (1 to 696)	139 (1 to 1,035)	142 (1 to 1,035)	137 (1 to 1,032)	97.2 (2 to 787)	49.6 (2 to 381)	18.4 (0 to 152)	6.8 (0 to 56)	2.5 (0 to 19.7)	0.7 (0 to 4.7)	0.4 (0 to 3)	0.2 (0 to 2)	0.1 (0 to 0.5)	0.0 (0 to 0)	0.0 (0 to 0)	0.0 (0 to 0)	778
Sexually transmitted infections excluding HIV	486 (139 to 1,100)	112 (30 to 258)	117 (29 to 288)	17.3 (1 to 66.9)	10.8 (1 to 49.6)	0.8 (0 to 3.2)	2.1 (0 to 8.7)	7.1 (1 to 31.1)	4.1 (0 to 19.6)	4.6 (0 to 22)	5.9 (0 to 29.4)	3.2 (0 to 16.4)	1.2 (0 to 6.2)	0.6 (0 to 3.2)	0.2 (0 to 1.2)	0.1 (0 to 0.5)	0.1 (0 to 0.3)	0.1 (0 to 0.5)	0.1 (0 to 0.5)	0.1 (0 to 0.5)	0.1 (0 to 0.5)	0.0 (0 to 0)	0.0 (0 to 0)	782
Syphilis	486 (139 to 1,100)	112 (30 to 258)	109 (33 to 288)	3.7 (1 to 9.9)	2.1 (0 to 6.5)	0.1 (0 to 0.2)	0.1 (0 to 0.3)	0.1 (0 to 0.3)	0.1 (0 to 0.7)	0.1 (0 to 0.6)	0.1 (0 to 0.5)	0.1 (0 to 0.5)	0.1 (0 to 0.4)	0.1 (0 to 0.4)	0.1 (0 to 0.4)	0.1 (0 to 0.5)	0.1 (0 to 0.5)	0.1 (0 to 0.5)	0.1 (0 to 0.5)	0.1 (0 to 0.5)	0.1 (0 to 0.5)	0.1 (0 to 0.5)	0.0 (0 to 0)	706
Chlamydial infection	0 (0 to 0)	0 (0 to 0)	0 (0 to 0)	0 (0 to 0)	0 (0 to 0)	0 (0 to 0.1)	0 (0 to 0.2)	0 (0 to 0.3)	0 (0 to 0.3)	0 (0 to 0.3)	0 (0 to 0.3)	0 (0 to 0.3)	0 (0 to 0.2)	0 (0 to 0.1)	0 (0 to 0.1)	0 (0 to 0.1)	0 (0 to 0.1)	0 (0 to 0.1)	0 (0 to 0.1)	0 (0 to 0.1)	0 (0 to 0.1)	0 (0 to 0.1)	0 (0 to 0)	3.5
Gonococcal infection	0 (0 to 0)	0 (0 to 0)	0 (0 to 0)	0 (0 to 0)	0 (0 to 0)	0 (0 to 0.1)	0 (0 to 0.1)	0 (0 to 0.2)	0 (0 to 0.2)	0 (0 to 0.2)	0 (0 to 0.2)	0 (0 to 0.2)	0 (0 to 0.2)	0 (0 to 0.1)	0 (0 to 0.1)	0 (0 to 0.1)	0 (0 to 0.1)	0 (0 to 0.1)	0 (0 to 0.1)	0 (0 to 0.1)	0 (0 to 0.1)	0 (0 to 0.1)	0 (0 to 0)	8.4
Trichomoniasis	0 (0 to 0)	0 (0 to 0)	0 (0 to 0)	0 (0 to 0)	0 (0 to 0)	0 (0 to 0)	0 (0 to 0.1)	0 (0 to 0.1)	0 (0 to 0.7)	0 (0 to 0.6)	0 (0 to 0.5)	0 (0 to 0.4)	0 (0 to 0.3)	0 (0 to 0.2)	0 (0 to 0.1)	0 (0 to 0.1)	0 (0 to 0.1)	0 (0 to 0.1)	0 (0 to 0.1)	0 (0 to 0.1)	0 (0 to 0.1)	0 (0 to 0.1)	0 (0 to 0)	37.7
Genital herpes	0 (0 to 0)	0 (0 to 0)	0 (0 to 0)	0 (0 to 0)	0 (0 to 0)	0 (0 to 0.4)	0 (0 to 0.2)	0 (0 to 0.6)	0 (0 to 0.3)	0 (0 to 0.3)	0 (0 to 0.3)	0 (0 to 0.3)	0 (0 to 0.2)	0 (0 to 0.1)	0 (0 to 0.1)	0 (0 to 0.1)	0 (0 to 0.1)	0 (0 to 0.1)	0 (0 to 0.1)	0 (0 to 0.1)	0 (0 to 0.1)	0 (0 to 0.1)	0 (0 to 0)	19.6
Other sexually transmitted infections	0 (0 to 0)	0 (0 to 0)	0 (0 to 0)	0 (0 to 0)	0 (0 to 0)	0 (0 to 0.2)	0 (0 to 0.6)	0 (0 to 0.5)	0 (0 to 0.4)	0 (0 to 0.3)	0 (0 to 0.3)	0 (0 to 0.2)	0 (0 to 0.2)	0 (0 to 0.1)	0 (0 to 0.1)	0 (0 to 0.1)	0 (0 to 0.1)	0 (0 to 0.1)	0 (0 to 0.1)	0 (0 to 0.1)	0 (0 to 0.1)	0 (0 to 0.1)	0 (0 to 0)	13.4
Respiratory infections and tuberculosis	391 (193 to 717)	497 (233 to 749)	1,092 (1,693 to 5,950)	491 (429 to 2,250)	1,040 (528 to 1,579)	479 (329 to 661)	1,290 (522 to 1,780)	1,290 (603 to 2,240)	1,466 (869 to 2,213)	1,274 (903 to 1,900)	1,484 (963 to 2,180)	1,484 (787 to 2,345)	1,283 (696 to 2,380)	1,119 (778 to 2,250)	1,302 (707 to 1,998)	1,249 (709 to 1,710)	1,200 (637 to 1,435)	1,122 (479 to 1,235)	1,040 (371 to 1,427)	1,040 (140 to 1,304)	1,040 (42 to 1,196)	1,040 (13 to 1,214)	492
Tuberculosis	0 (0 to 0)	0 (0 to 0)	2,660 (1,166 to 5,191)	1,191 (139 to 3,991)	1,191 (139 to 3,991)	1,191 (162 to 3,991)	1,191 (162 to 3,991)	1,191 (162 to 3,991)	1,191 (162 to 3,991)	1,191 (162 to 3,991)	1,191 (162 to 3,991)	1,191 (162 to 3,991)	1,191 (162 to 3,991)	1,191 (162 to 3,991)	1,191 (122 to 3,991)	1,191 (122 to 3,991)	1,191 (122 to 3,991)	1,191 (122 to 3,991)	1,191 (122 to 3,991)	1,191 (122 to 3,991)	1,191 (122 to 3,991)	1,191 (122 to 3,991)	1,191 (122 to 3,991)	14,302
Latent tuberculosis infection	0 (0 to 0)	0 (0 to 0)	0 (0 to 0)	0 (0 to 0)	0 (0 to 0)	0 (0 to 0)	0 (0 to 0)	0 (0 to 0)	0 (0 to 0)	0 (0 to 0)	0 (0 to 0)	0 (0 to 0)	0 (0 to 0)	0 (0 to 0)	0 (0 to 0)	0 (0 to 0)	0 (0 to 0)	0 (0 to 0)	0 (0 to 0)	0 (0 to 0)	0 (0 to 0)	0 (0 to 0)	0 (0 to 0)	0 (0 to 0)
Drug-susceptible tuberculosis	0 (0 to 0)	0 (0 to 0)	623 (293 to 1,140)	344 (165 to 999)	233 (127 to 398)	273 (148 to 500)	623 (248 to 1,696)	1,178 (603 to 2,570)	1,268 (669 to 1,996)	935 (459 to 1,696)	1,340 (729 to 2,230)	1,223 (747 to 2,075)	1,383 (766 to 2,260)	1,170 (600 to 1,960)	996 (522 to 1,675)	867 (468 to 1,455)	755 (416 to 1,132)	609 (296 to 767)	298 (143 to 446)	140 (60 to 212)	47.3 (23 to 81)	9.3 (4 to 13)	14,103
Multidrug-resistant tuberculosis without extensive drug resistance	0 (0 to 0)	0 (0 to 0)	9.3 (1 to 61)	3.4 (0 to 12)	2.0 (0 to 14.9)	2.6 (0 to 13.7)	8.8 (1 to 47.4)	11.2 (0 to 59.4)	12.2 (0 to 72.5)	9.2 (0 to 54.4)	12.6 (0 to 62.6)	11.5 (0 to 58.2)	12.4 (0 to 59.7)	11.6 (0 to 57.6)	10.1 (0 to 51.1)	8.9 (0 to 47.1)	7.5 (0 to 37.6)	5.2 (0 to 24.7)	2.6 (0 to 12)	1.3 (0 to 5.6)	0.6 (0 to 2.7)	0.1 (0 to 0.5)	1,137
Extensively drug-resistant tuberculosis	0 (0 to 0)	0 (0 to 0)	1.2 (0 to 9.7)	0.6 (0 to 4.1)	0.4 (0 to 2.7)	0.5 (0 to 3.1)	1.1 (0 to 6.5)	2.1 (0 to 12.5)	2.3 (0 to 15.1)	1.7 (0 to 12.1)	2.4 (0 to 15.9)	2.2 (0 to 13.6)	2.3 (0 to 13.6)	2.2 (0 to 13.4)	1.9 (0 to 11.4)	1.7 (0 to 10.2)	1.4 (0 to 8.1)	0.9 (0 to 5.4)	0.5 (0 to 2.6)	0.2 (0 to 1.6)	0.1 (0 to 0.5)	0.0 (0 to 0.2)	29.9
Lower respiratory infections	391 (32 to 717)	496 (32 to 749)	3,010 (1,030 to 5,630)	1,050 (582 to 1,740)	148 (85 to 228)	101 (58 to 156)	99.0 (52 to 162)	96.2 (52 to 160)	107 (51 to 184)	111 (52 to 184)	137 (72 to 224)	145 (77 to 234)	139 (77 to 221)	167 (94 to 278)	188 (107 to 309)	225 (123 to 368)	229 (113 to 357)	227 (103 to 348)	190 (81 to 248)	99.7 (38 to 154)	44.9 (17 to 68)	11 (4 to 17)	7,330
Upper respiratory infections	0 (0 to 0)	0 (0 to 0)	0.4 (0 to 1.3)	0.2 (0 to 0.6)	0.1 (0 to 0.4)	0.1 (0 to 0.3)	0.1 (0 to 0.3)	0.1 (0 to 0.3)	0.1 (0 to 0.3)	0.1 (0 to 0.3)	0.1 (0 to 0.3)	0.1 (0 to 0.3)	0.1 (0 to 0.3)	0.1 (0 to 0.3)	0.1 (0 to 0.3)	0.1 (0 to 0.3)	0.1 (0 to 0.3)	0.1 (0 to 0.3)	0.1 (0 to 0.3)	0.1 (0 to 0.3)	0.1 (0 to 0.3)	0.1 (0 to 0.3)	0.0 (0 to 0)	636
Otitis media	0 (0 to 0)	0 (0 to 0)	2.1 (0 to 12.5)	23.5 (2 to 99.3)	28 (3 to 83.3)	29.2 (3 to 84.6)	21.5 (2 to 61.3)	19.6 (2 to 57.1)	13.7 (1 to 39.9)	11.2 (1 to 33.5)	11 (0 to 33.4)	10.4 (0 to 32.1)	9.5 (0 to 29.1)	9.1 (0 to 28.1)	9.2 (0 to 28.4)	9.1 (0 to 28.2)	9.2 (0 to 28.4)	9.1 (0 to 28.1)	9.1 (0 to 28.2)	9.1 (0 to 28.1)	9.1 (0 to 28.2)	9.1 (0 to 28.2)	9.1 (0 to 28.2)	206
Enteric infections	9.4 (6 to 299)	232 (149 to 693)	2,010 (1,270 to 4,060)	1,270 (1,270 to 2,540)	492 (492 to 1,270)	261 (261 to 492)	261 (261 to 492)	261 (261 to 492)	261 (261 to 492)	127 (127 to 261)	139 (127 to 261)	127 (127 to 261)	139 (127 to 261)	127 (127 to 261)	139 (127 to 261)	127 (127 to 261)	139 (127 to 261)	127 (127 to 261)	139 (127 to 261)	127 (127 to 261)	139 (127 to 261)	127 (127 to 261)	139 (127 to 261)	6,070
Diarrheal diseases	9.4 (6 to 299)	232 (149 to 693)	2,000 (1,260 to 4,050)	1,260 (1,260 to 2,530)	482 (482 to 1,260)	251 (251 to 482)	251 (251 to 482)	251 (251 to 482)	251 (251 to 482)	117 (117 to 251)	129 (117 to 251)	117 (117 to 251)	129 (117 to 251)	117 (117 to 251)	129 (117 to 251)	117 (117 to 251)	129 (117 to 251)	117 (117 to 251)	129 (117 to 251)	117 (117 to 251)	129 (117 to 251)	117 (117 to 251)	129 (117 to 251)	6,070
Typhoid and paratyphoid	0 (0 to 0)	0 (0 to 0)	10.6 (0 to 114)	18.9 (0 to 190)	10.7 (0 to 107)	10.7 (0 to 107)	10.7 (0 to 107)	10.7 (0 to 107)	10.7 (0 to 107)	10.7 (0 to 107)	10.7 (0 to 107)	10.7 (0 to 107)	10.7 (0 to 107)	10.7 (0 to 107)	10.7 (0 to 107)	10.7 (0 to 107)	10.7 (0 to 107)	10.7 (0 to 107)	10.7 (0 to 107)	10.7 (0 to 107)	10.7 (0 to 107)	10.7 (0 to 107)	10.7 (0 to 107)	841
Typhoid fever	0 (0 to 0)	0 (0 to 0)	8.6 (0 to 114)	18.9 (0 to 190)	10.7 (0 to 107)	10.7 (0 to 107)	10.7 (0 to 107)	10.7 (0 to 107)	10.7 (0 to 107)	10.7 (0 to 107)	10.7 (0 to 107)	10.7 (0 to 107)	10.7 (0 to 107)	10.7 (0 to 107)	10.7 (0 to 107)	10.7 (0 to 107)	10.7 (0 to 107)	10.7 (0 to 107)	10.7 (0 to 107)	10.7 (0 to 107)	10.7 (0 to 107)	10.7 (0 to 107)	10.7 (0 to 107)	797
Paratyphoid fever	0 (0 to 0)	0 (0 to 0)	0.7 (0 to 2.2)	0.2 (0 to 1.2)	0.2 (0 to 0.9)	0.2 (0 to 0.9)	0.2 (0 to 0.9)	0.2 (0 to 0.9)	0.2 (0 to 0.9)	0.2 (0 to 0.9)	0.2 (0 to 0.9)	0.2 (0 to 0.9)	0.2 (0 to 0.9)	0.2 (0 to 0.9)	0.2 (0 to 0.9)	0.2 (0 to 0.9)	0.2 (0 to 0.9)	0.2 (0 to 0.9)	0.2 (0 to 0.9)	0.2 (0 to 0.9)	0.2 (0 to 0.9)	0.2 (0 to 0.9)	0.2 (0 to 0.9)	73.6
Invasive Non-typhoidal Salmonella (iNTS)	0 (0 to 0)	0 (0 to 0)	1.2 (1 to 5.2)	0.8 (0 to 2.4)	0.5 (0 to 2.1)	0.5 (0 to 1.9)	0.5 (0 to 1.9)	0.5 (0 to 1.9)	0.5 (0 to 2.1)	0.5 (0 to 2.1)	0.5 (0 to 2.1)	0.5 (0 to 2.1)	0.5 (0 to 2.1)	0.5 (0 to 2.1)	0.5 (0 to 2.1)	0.5 (0 to 2.1)	0.5 (0 to 2.1)	0.5 (0 to 2.1)	0.5 (0 to 2.1)	0.5 (0 to 2.1)	0.5 (0 to 2.1)	0.5 (0 to 2.1)	0.5 (0 to 2.1)	59.1
Other intestinal infectious diseases	0 (0 to 0)	0 (0 to 0)	0 (0 to 0.7)	0 (0 to 1.7)	0 (0 to 1.3)	0 (0 to 0.7)	0 (0 to 1.5)	0 (0 to 1.5)	0 (0 to 0.7)	0 (0 to 1.4)	0 (0 to 1.1)	0 (0 to 1.1)	0 (0 to 0.6)	0 (0 to 0.6)	0 (0 to 0.3)	0 (0 to 0.3)	0 (0 to 0.3)	0 (0 to 0.3)	0 (0 to 0.3)	0 (0 to 0.3)	0 (0 to 0.3)	0 (0 to 0.3)	0 (0 to 0)	8
Neglected tropical diseases and malaria	0 (0 to 1.4)	232 (2.7 to 747)	2,010 (47.2 to 5,286)	344 (99.9 to 984)	224 (119 to 329)	299 (96.4 to 496)	149 (91.2 to 597)	132 (60.3 to 597)	132 (64.4 to 531)	132 (57.7 to 592)	132 (58.6 to 592)	132 (49.4 to 592)	132 (39.7 to 592)	132 (29.4 to 592)	132 (29.4 to 592)	132 (29.4 to 592)	132 (29.4 to 592)	132 (29.4 to 592)	132 (29.4 to 592)	132 (29.4 to 592)	132 (29.4 to 592)	132 (29.4 to 592)	132 (29.4 to 592)	2,380
Malaria	0 (0 to 0)	0 (0 to 1.2)	0 (0 to 7.2)	0 (0 to 13.2)	0 (0 to 13.2)	0 (0 to 13.2)	0 (0 to 13.2)	0 (0 to 13.2)	0 (0 to 13.2)	0 (0 to 13.2)	0 (0 to 13.2)	0 (0 to 13.2)	0 (0 to 13.2)	0 (0 to 13.2)	0 (0 to 13.2)	0 (0 to 13.2)	0 (0 to 13.2)	0 (0 to 13.2)	0 (0 to 13.2)	0 (0 to 13.2)	0 (0 to 13.2)	0 (0 to 13.2)	0 (0 to 13.2)	660
Chagas disease	0 (0 to 0)	0 (0 to 0)	0 (0 to 0)	0 (0 to 0)	0 (0 to 0)	0 (0 to 0)	0 (0 to 0)	0 (0 to 0)	0 (0 to 0)	0 (0 to 0)	0 (0 to 0)	0 (0 to 0)	0 (0 to 0)	0 (0 to 0)	0 (0 to 0)	0 (0 to 0)	0 (0 to 0)	0 (0 to 0)	0 (0 to 0)	0 (0 to 0)	0 (0 to 0)	0 (0 to 0)	0 (0 to 0)	0
Leishmaniasis	0 (0 to 0)	0 (0 to 0)	0 (0 to 0)	0 (0 to 0)	0 (0 to 0)	0 (0 to 0)	0 (0 to 0)	0 (0 to 0)	0 (0 to 0)	0 (0 to 0)	0 (0 to 0)	0 (0 to 0)	0 (0 to 0)	0 (0 to 0)	0 (0 to 0)	0 (0 to 0)	0 (0 to 0)	0 (0 to 0)	0 (0 to 0)	0 (0 to 0)	0 (0 to 0)	0 (0 to 0)	0 (0 to 0)	0
Visceral leishmaniasis	0 (0 to 0)	0 (0 to 0)	0 (0 to 0)	0 (0 to 0)	0 (0 to 0)	0 (0 to 0)	0 (0 to 0)	0 (0 to 0)	0 (0 to 0)	0 (0 to 0)	0 (0 to 0)	0 (0 to 0)	0 (0 to 0)	0 (0 to 0)	0 (0 to 0)	0 (0 to 0)	0 (0 to 0)	0 (0 to 0)	0 (0 to 0)	0 (0 to 0)	0 (0 to 0)	0 (0 to 0)	0 (0 to 0)	0
Cutaneous and mucocutaneous leishmaniasis	0 (0 to 0)	0 (0 to 0)	0 (0 to 0)	0 (0 to 0)	0 (0 to 0)	0 (0 to 0)	0 (0 to 0)	0 (0 to 0)	0 (0 to 0)	0 (0 to 0)	0 (0 to 0)	0 (0 to 0)	0 (0 to 0)	0 (0 to 0)	0 (0 to 0)	0 (0 to 0)	0 (0 to 0)	0 (0 to 0)	0 (0 to 0)	0 (0 to 0)	0 (0 to 0)	0 (0 to 0)	0 (0 to 0)	0
African trypanosomiasis	0 (0 to 0)	0 (0 to 0)	0 (0 to 0)	0 (0 to 0)	0 (0 to 0)	0 (0 to 0)	0 (0 to 0)	0 (0 to 0)	0 (0 to 0)	0 (0 to 0)	0 (0 to 0)	0 (0 to 0)	0 (0 to 0)	0 (0 to 0)	0 (0 to 0)	0 (0 to 0)	0 (0 to 0)	0 (0 to 0)	0 (0 to 0)	0 (0 to 0)	0 (0 to 0)	0 (0 to 0)	0 (0 to 0)	0
Schistosomiasis	0 (0 to 0)	0 (0 to 0)	0 (0 to 0)	0 (0 to 0)	0 (0 to 0)	0 (0 to 0)	0 (0 to 0)	0 (0 to 0)	0 (0 to 0)	0 (0 to 0)	0 (0 to 0)	0 (0 to 0)	0 (0 to 0)	0 (0 to 0)	0 (0 to 0)	0 (0 to 0)	0 (0 to 0)	0 (0 to 0)	0 (0 to 0)	0 (0 to 0)	0 (0 to 0)	0 (0 to 0)	0 (0 to 0)	0
Cysticercosis	0 (0 to 0)	0 (0 to 0)	0 (0 to 0)	0 (0 to 0)	0 (0 to 0)	0 (0 to 0)	0.1 (0 to 0.7)	0.2 (0 to 0.6)	0.2 (0 to 0.6)	0.2 (0 to 0.6)	0.2 (0 to 0.6)	0.2 (0 to 0.6)	0.2 (0 to 0.6)	0.2 (0 to 0.6)	0.2 (0 to 0.6)	0.2 (0 to 0.6)	0.2 (0 to 0.6)	0.2 (0 to 0.6)	0.1 (0 to 0.6)	0.1 (0 to 0.6)	0.1 (0 to 0.6)	0.1 (0 to 0.6)	0.1 (0 to 0.6)	2.7
Cystic echinococcosis	0 (0 to 0)	0 (0 to 0)	0.4 (0 to 4.1)	0.3 (0 to 3.1)	0.4 (0 to 3.1)	0.4 (0 to 3.1)	0.4 (0 to 3.1)	0.4 (0 to 3.1)	0.4 (0 to 3.1)	0.4 (0 to 3.1)	0.4 (0 to 3.1)	0.4 (0 to 3.1)	0.4 (0 to 3.1)	0.4 (0 to 3.1)	0.4 (0 to 3.1)	0.4 (0 to 3.1)	0.4 (0 to 3.1)	0.4 (0 to 3.1)	0.4 (0 to 3.1)	0.4 (0 to 3.1)	0.4 (0 to 3.1)	0.4 (0 to 3.1)	0.4 (0 to 3.1)	8
Lymphatic filariasis	0 (0 to 0)	0 (0 to 0)	0 (0 to 0)	0 (0 to 0)	11.7 (4.3 to 17.7)	11.7 (4.4 to 17.2)	11.7 (4.6 to 17.4)	11.7 (4.6 to 19.4)	11.7 (4.6 to 20.1)	11.7 (4.6 to 19.2)	11.7 (4.6 to 19.2)	11.7 (4.6 to 19.2)	11.7 (4.6 to 19.2)	11.7 (4.6 to 19.2)	11.7 (4.6 to 19.2)	11.7 (4.6 to 19.2)	11.7 (4.6 to 19.2)	11.7 (4.6 to 19.2)	11.7 (4.6 to 19.2)	11.7 (4.6 to 19.2)	11.7 (4.6 to 19.2)	11.7 (4.6 to 19.2)	11.7 (4.6 to 19.2)	93
Onchocerciasis	0 (0 to 0)	0 (0 to 0)	0 (0 to 0)	0 (0 to 0)	0 (0 to 0)	0 (0 to 0)	0 (0 to 0)	0 (0 to 0)	0 (0 to 0)	0 (0 to 0)	0 (0 to 0)	0 (0 to 0)	0 (0 to 0)	0 (0 to 0)	0 (0 to 0)	0 (0 to 0)	0 (0 to 0)	0 (0 to 0)	0 (0 to 0)	0 (0 to 0)	0 (0 to 0)	0 (0 to 0)	0 (0 to 0)	0
Trachoma	0 (0 to 0)	0 (0 to 0)	0 (0 to 0)	0 (0 to 0)	0 (0 to 0)	0 (0 to 0)	0 (0 to 0)	0 (0 to 0)	0 (0 to 0)	0 (0 to 0)	0 (0 to 0)	0 (0 to 0)	0 (0 to 0)	0 (0 to 0)	0 (0 to 0)	0 (0 to 0)	0 (0 to 0)	0 (0 to 0)	0 (0 to 0)	0 (0 to 0)	0 (0 to 0)	0 (0 to 0)	0 (0 to 0)	0
Dengue	0 (0 to 1.9)	212 (29 to 1,046)	222 (38 to 929)	282 (27 to 814)	100 (22 to 243)	67.4 (13 to 159)	119 (11 to 192)	58 (11 to 192)	54.6 (9 to 222)	43.5 (7 to 169)	29.7 (6 to 125)	28.7 (7 to 94)	19.4 (4 to 67)	14.4 (3 to 52)	8.9 (2 to 29)	4.9 (1 to 20)	3.3 (1 to 12)	2.1 (0 to 7)	1.5 (0 to 4)	0.7 (0 to 2)	0.4 (0 to 2)	0.2 (0 to 1)	0.0 (0 to 0)	1,220
Yellow fever	0 (0 to 0)	0 (0 to 0)	0 (0 to 0)	0 (0 to 0)	0 (0 to 0)	0 (0 to 0)	0 (0 to 0)	0 (0 to 0)	0 (0 to 0)	0 (0 to 0)	0 (0 to 0)	0 (0 to 0)	0 (0 to 0)	0 (0 to 0)	0 (0 to 0)	0 (0 to 0)	0 (0 to 0)	0 (0 to 0)	0 (0 to 0)	0 (0 to 0)	0 (0 to 0)	0 (0 to 0)	0 (0 to 0)	0
Rabies	0 (0 to 0)	0 (0 to 0)	1.3 (0 to 9.1)	0.5 (0 to 2.4)	0.4 (0 to 1.3)	0.4 (0 to 1.2)	0.4 (0 to 1.2)	0.4 (0 to 1.2)	0.4 (0 to 1.2)	0.4 (0 to 1.2)	0.4 (0 to 1.2)	0.4 (0 to 1.2)	0.4 (0 to 1.2)	0.4 (0 to 1.2)	0.4 (0 to 1.2)	0.4 (0 to 1.2)	0.4 (0 to 1.2)	0.4 (0 to 1.2)	0.4 (0 to 1.2)	0.4 (0 to 1.2)	0.4 (0 to 1.2)	0.4 (0 to 1.2)	0.4 (0 to 1.2)	7.9
Intestinal nematode infections	0 (0 to 0)	0 (0 to 0)	0 (0 to 0.7)	0 (0 to 0.3)	12 (4 to 33.2)	26 (10 to 64.4)	25 (10 to 74.1)	23.1 (8 to 82.4)	22.3 (8 to 82.3)	21.1 (8 to 79.3)	19.4 (8 to 72.3)	17.2 (8 to 64.9)	14.9 (7 to 57.2)	12.7 (6 to 49.7)	10.7 (5 to 41.5)	8.9 (4 to 34.7)	7.4 (3 to 28.6)	5.9 (2 to 22.7)	4.7 (2 to 17.9)	3.6 (1 to 13.3)	2.6 (1 to 9.5)	1.7 (0 to 6.1)	0.8 (0 to 2.8)	196
Ascariasis	0 (0 to 0)	0 (0 to 0)	0 (0 to 0.1)	0 (0 to 0.1)	0 (0 to 0.2)	0 (0 to 0.2)	0 (0 to 0.2)	0 (0 to 0.2)	0 (0 to 0.2)	0 (0 to 0.2)	0 (0 to 0.2)	0 (0 to 0.2)	0 (0 to 0.2)	0 (0 to 0.2)	0 (0 to 0.2)	0 (0 to 0.2)	0 (0 to 0.2)	0 (0 to 0.2)	0 (0 to 0.2)	0 (0 to 0.2)	0 (0 to 0.2)	0 (0 to 0.2)	0 (0 to 0.2)	0 (0 to 0.2)	42
Trichuriasis	0 (0 to 0)	0 (0 to 0)	0 (0 to 0.1)	0 (0 to 0.1)	0.6 (0 to 1.7)	2.6 (0 to 6.5)	2.3 (0 to 6.5)	2.3 (0 to 6.5)	1.9 (0 to 6.5)	1.

Congenital birth defects	1,390 (713 to 2,240)	411 (227 to 660)	1,360 (550 to 2,900)	532 (275 to 954)	235 (146 to 382)	211 (132 to 332)	151 (88 to 252)	108 (54·2 to 198)	77·4 (35·6 to 152)	54 (26·6 to 101)	57·1 (28·2 to 106)
Neural tube defects	340 (92·7 to 820)	42·3 (8·1 to 128)	129 (18·8 to 457)	65·1 (8·1 to 245)	7·5 (3·4 to 18·2)	5·9 (3·1 to 11·5)	6·3 (2·8 to 16)	2·8 (1·6 to 5·5)	1·8 (1 to 4·1)	1 (0·6 to 1·5)	0·8 (0·5 to 1·5)
Congenital heart anomalies	440 (157 to 853)	224 (106 to 373)	691 (206 to 1,410)	246 (98 to 456)	108 (50·8 to 189)	103 (48·8 to 183)	72·4 (28·9 to 148)	54·8 (16·3 to 125)	36·8 (8·7 to 91·7)	20·1 (4·9 to 50·2)	26·4 (8 to 62·5)
Orofacial clefts	8·8 (2·2 to 22·8)	3·6 (0·9 to 9)	7 (1·3 to 21·2)	1·7 (0·7 to 3·2)	1·1 (0·1 to 2·5)	1·1 (0·7 to 1·7)	1 (0·6 to 1·6)	0·9 (0·5 to 1·4)	0·8 (0·5 to 1·2)	0·7 (0·5 to 1·2)	0·7 (0·4 to 1·1)
Down syndrome	13 (3·9 to 31·8)	5·4 (1·9 to 12·2)	31·3 (7·1 to 89·1)	14·8 (5·2 to 35·8)	5·8 (3·2 to 10·6)	8·3 (4·2 to 16·7)	6·1 (3·1 to 12)	4·6 (2·1 to 10·3)	4·7 (1·3 to 14)	2·7 (0·7 to 8·7)	2·1 (0·5 to 6·3)
Turner syndrome	0 (0 to 0)	0 (0 to 0)	0·1 (0 to 0·2)	0·3 (0 to 0·9)	0·3 (0·1 to 0·6)	0·2 (0·1 to 0·4)	0·3 (0·1 to 0·5)	0·2 (0·1 to 0·3)	0·1 (0·1 to 0·2)	0·1 (0 to 0·1)	0 (0 to 0·1)
Klinefelter syndrome	0 (0 to 0)	0 (0 to 0)	0 (0 to 0)	0 (0 to 0)	0 (0 to 0)	0 (0 to 0)	0 (0 to 0)	0 (0 to 0)	0 (0 to 0)	0 (0 to 0)	0 (0 to 0)
Other chromosomal abnormalities	24·3 (7·2 to 68·5)	12·4 (4·3 to 30·9)	25 (9·2 to 66·6)	8·7 (5·1 to 14·1)	5·9 (3·5 to 9·3)	4·4 (2·6 to 7)	4·2 (2·4 to 7)	2·6 (1·7 to 4·3)	1·4 (0·9 to 2·6)	0·7 (0·4 to 1·5)	0·4 (0·2 to 1)
Congenital musculoskeletal and limb anomalies	17·7 (6·1 to 39·4)	5·8 (3·2 to 10·3)	43·4 (23·1 to 77·9)	56·1 (31·3 to 89·3)	38·8 (21·8 to 63·1)	35·6 (19·9 to 57)	25·3 (14·2 to 40·4)	13·6 (7·4 to 21·9)	10 (5·6 to 16·4)	9 (5·1 to 14·8)	9·4 (5·1 to 15·3)
Urogenital congenital anomalies	21·7 (6·4 to 54·5)	3·2 (1·1 to 7·4)	6·1 (1·8 to 19·6)	4·5 (2·5 to 8)	3·4 (1·9 to 5·9)	2·5 (1·4 to 4·2)	1·9 (1·1 to 3·1)	1·3 (0·7 to 2·3)	0·9 (0·5 to 1·7)	0·8 (0·4 to 1·4)	0·6 (0·3 to 1·1)
Digestive congenital anomalies	131 (33·8 to 338)	37 (12 to 95)	184 (32·4 to 618)	40·3 (10·7 to 117)	7·8 (2·3 to 22·1)	6·2 (1·6 to 19·2)	1·9 (0·4 to 7)	1·7 (0·2 to 8·8)	0·6 (0·1 to 3·3)	1·5 (0·1 to 7·5)	0·4 (0·1 to 2·1)
Other congenital birth defects	394 (140 to 937)	77·9 (30·8 to 176)	241 (56·9 to 841)	94·2 (36·8 to 261)	56·9 (27·8 to 144)	44·7 (20·7 to 103)	32 (14·4 to 72·3)	25·6 (10·4 to 63·4)	20·3 (8·1 to 52·2)	17·4 (6·9 to 39·5)	16 (6·8 to 35·1)
Urinary diseases and male infertility	0 (0 to 0·1)	0·2 (0·1 to 0·6)	2·8 (0·9 to 6·2)	7·4 (3·6 to 13·3)	8·8 (4·6 to 16)	14 (7·9 to 23·5)	22·4 (9·5 to 40·9)	29·6 (10 to 59·3)	20·3 (7·1 to 39·1)	24·1 (9·4 to 44·2)	31·9 (13·3 to 55·4)
Urolithiasis	0 (0 to 0)	0 (0 to 0)	0 (0 to 0)	0·1 (0 to 0·3)	0·5 (0·1 to 1·6)	0·7 (0·1 to 2)	1 (0·1 to 3·3)	2·2 (0·2 to 9)	1·9 (0·4 to 7·1)	3·3 (0·6 to 11·6)	3·9 (0·8 to 13·5)
Benign prostatic hyperplasia	0 (0 to 0)	0 (0 to 0)	0 (0 to 0)	0 (0 to 0)	0 (0 to 0)	0 (0 to 0)	0 (0 to 0)	0 (0 to 0)	0 (0 to 0)	0 (0 to 0)	0 (0 to 0)
Male infertility	--	--	--	--	--	--	--	--	--	--	--
Other urinary diseases	0 (0 to 0)	0·1 (0 to 0·4)	0·8 (0·1 to 3·1)	0·9 (0·2 to 3)	1·5 (0·4 to 4·9)	3 (0·8 to 9·9)	2·5 (0·7 to 9·9)	3 (0·6 to 15·8)	2 (0·5 to 10·2)	3·4 (0·9 to 13·8)	2·7 (0·8 to 11·6)
Gynecological diseases	0 (0 to 0)	0 (0 to 0)	0 (0 to 0)	0 (0 to 0)	0 (0 to 0)	101 (51·3 to 173)	261 (153 to 425)	398 (245 to 615)	460 (298 to 681)	481 (313 to 707)	494 (334 to 716)
Uterine fibroids	0 (0 to 0)	0 (0 to 0)	0 (0 to 0)	0 (0 to 0)	0 (0 to 0)	1 (0·3 to 2·3)	6·1 (1·5 to 16·8)	7·9 (2·8 to 18·1)	17·2 (6 to 44)	11·1 (4·9 to 21·8)	14·7 (6·5 to 29·1)
Polycystic ovarian syndrome	0 (0 to 0)	0 (0 to 0)	0 (0 to 0)	0 (0 to 0)	0 (0 to 0)	3·5 (1·3 to 7·4)	16·3 (6·6 to 33·4)	19·8 (8·2 to 40·4)	16·9 (7·1 to 35·5)	15·4 (6·6 to 30·9)	14·7 (6·2 to 30)
Female infertility	0 (0 to 0)	0 (0 to 0)	0 (0 to 0)	0 (0 to 0)	0 (0 to 0)	0 (0 to 0)	0 (0 to 0)	15·6 (3 to 44)	30·3 (7·9 to 81·4)	38·4 (9·7 to 105)	39·4 (9 to 111)
Endometriosis	0 (0 to 0)	0 (0 to 0)	0 (0 to 0)	0 (0 to 0)	0 (0 to 0)	0 (0 to 0)	15·2 (6·3 to 28·6)	78·4 (37·7 to 140)	94·8 (48·2 to 166)	85·5 (41·7 to 154)	86·4 (45·3 to 148)
Genital prolapse	0 (0 to 0)	0 (0 to 0)	0 (0 to 0)	0 (0 to 0)	0 (0 to 0)	0·7 (0·2 to 1·7)	1·2 (0·2 to 4·1)	0·8 (0·1 to 3·4)	0·4 (0·1 to 1·9)	0·7 (0·2 to 1·9)	1·3 (0·5 to 2·9)
Premenstrual syndrome	0 (0 to 0)	0 (0 to 0)	0 (0 to 0)	0 (0 to 0)	0 (0 to 0)	92·9 (43·7 to 164)	198 (97·9 to 347)	221 (113 to 379)	194 (114 to 312)	189 (102 to 303)	207 (119 to 328)
Other gynecological diseases	0 (0 to 0)	0 (0 to 0)	0 (0 to 0)	0 (0 to 0)	0 (0 to 0)	2·6 (0·8 to 5·1)	24·1 (10·4 to 45·9)	54·1 (29·9 to 85·9)	106 (54·6 to 180)	140 (79·7 to 225)	131 (72·8 to 207)
Hemoglobinopathies and hemolytic anemias	7·1 (3·6 to 12·9)	4·9 (2·4 to 8·9)	28·9 (13·7 to 53)	70 (36·5 to 117)	98·2 (52·9 to 162)	75·6 (34 to 134)	84·5 (41·8 to 143)	102 (53·6 to 169)	94·1 (38·6 to 164)	87·5 (44·3 to 143)	125 (63·5 to 217)
Thalassemias	6·9 (3·5 to 12·6)	4 (1·7 to 7·9)	20·9 (7·9 to 43·2)	43·7 (19 to 82·7)	35·9 (17·5 to 65)	24 (11·6 to 41·3)	19·4 (9·4 to 33·9)	14·3 (5·3 to 30·3)	8·6 (2·4 to 21·3)	6·2 (1·7 to 15)	4·8 (1·5 to 11)
Thalassemias trait	0 (0 to 0·1)	0·6 (0·2 to 1·3)	6·2 (2·1 to 12·4)	21 (6·8 to 41·9)	48·7 (18·5 to 91·2)	39 (11·1 to 80·1)	28·4 (9·6 to 55·6)	66·7 (29·1 to 126)	64·6 (21·8 to 119)	59·3 (27·7 to 106)	98·9 (46·9 to 185)
Sickle cell disorders	0 (0 to 0)	0 (0 to 0)	0·1 (0 to 0·2)	0·1 (0 to 0·3)	0·1 (0 to 0·2)	0 (0 to 0·1)	0 (0 to 0·1)	0 (0 to 0·1)	0 (0 to 0)	0 (0 to 0)	0 (0 to 0)
Sickle cell trait	0 (0 to 0)	0 (0 to 0·1)	0·1 (0 to 0·3)	0·5 (0·1 to 1·2)	1·1 (0·2 to 2·5)	0·9 (0·1 to 2·1)	5·7 (2·2 to 10·6)	5·6 (2·1 to 10·6)	5·3 (2·1 to 10·1)	5·3 (2 to 9·8)	4 (1·4 to 7·7)
G6PD deficiency	0 (0 to 0·1)	0 (0 to 0)	0·1 (0 to 0·2)	0·3 (0·1 to 0·7)	0·8 (0·3 to 1·6)	1·5 (0·6 to 3·2)	12·7 (4·9 to 23)	4·5 (1·5 to 10·8)	4·5 (1·3 to 11·1)	4·7 (1·5 to 11·4)	4·3 (1·4 to 10)
G6PD trait	0 (0 to 0)	0 (0 to 0)	0 (0 to 0)	0 (0 to 0)	0 (0 to 0)	0 (0 to 0)	1·7 (0·7 to 3·2)	0 (0 to 0·1)	0 (0 to 0)	0 (0 to 0)	0 (0 to 0·1)
Other hemoglobinopathies and hemolytic anemias	0·1 (0·1 to 0·2)	0·2 (0·1 to 0·4)	1·5 (0·4 to 3·8)	4·2 (1 to 10·1)	11·7 (3·2 to 26·1)	10·2 (2·4 to 23·1)	16·5 (5·2 to 34·2)	10·7 (2·9 to 26)	11 (2·9 to 24·1)	12 (3·5 to 25·7)	13 (4·4 to 25·7)
Endocrine, metabolic, blood, and immune disorders	7·8 (1·4 to 19)	2·8 (1·3 to 5·8)	22·5 (9·2 to 47)	19·9 (10 to 34·5)	24·5 (12·3 to 45·1)	29·7 (15 to 52·1)	50·9 (24·5 to 86·9)	42·4 (20·5 to 73·2)	53 (27·3 to 89·1)	80·6 (45·7 to 130)	109 (62 to 169)
Oral disorders	0 (0 to 0)	0 (0 to 0)	0 (0 to 0)	26·4 (15 to 42·6)	36·7 (19·6 to 64·4)	41·8 (22 to 71·6)	51·1 (27·8 to 86·7)	68·1 (37·2 to 114)	86·6 (47·1 to 150)	112 (59·1 to 207)	140 (72·6 to 258)
Caries of deciduous teeth	0 (0 to 0)	0 (0 to 0)	0 (0 to 0)	8·4 (3·2 to 16·9)	9·4 (3·9 to 21·2)	0·5 (0·1 to 1·3)	0 (0 to 0)	0 (0 to 0)	0 (0 to 0)	0 (0 to 0)	0 (0 to 0)
Caries of permanent teeth	0 (0 to 0)	0 (0 to 0)	0 (0 to 0)	0 (0 to 0)	8·3 (2·9 to 18·3)	19·9 (8 to 42)	19·3 (7·9 to 39·8)	18·4 (7·7 to 37·6)	15·6 (6·2 to 30·7)	14·1 (5·7 to 29·7)	13·8 (5·6 to 28·2)
Periodontal diseases	0 (0 to 0)	0 (0 to 0)	0 (0 to 0)	0 (0 to 0)	0 (0 to 0)	0 (0 to 0)	2·8 (0·8 to 7·5)	10 (2·8 to 24·8)	23·7 (6·9 to 59·7)	41·8 (13·5 to 101)	60·7 (20·1 to 145)
Other oral disorders	0 (0 to 0)	0 (0 to 0)	0 (0 to 0)	18 (10·5 to 28·7)	18·9 (11 to 30·3)	21·3 (12·6 to 33·5)	29 (17·4 to 45·5)	32 (19·2 to 50·3)	31·4 (18·6 to 48·2)	31·1 (18·8 to 48·4)	31 (18·3 to 47·8)
Sudden infant death syndrome	--	42·5 (17·8 to 98·7)	249 (49·1 to 669)	--	--	--	--	--	--	--	--
Injuries	90·4 (42·4 to 174)	65·7 (21·3 to 275)	438 (198 to 876)	590 (315 to 921)	392 (272 to 564)	387 (296 to 497)	516 (386 to 681)	537 (380 to 770)	444 (317 to 619)	420 (310 to 559)	449 (337 to 585)
Transport injuries	0·3 (0·1 to 0·6)	0·3 (0·1 to 0·7)	3·4 (1·5 to 6·6)	13·4 (7·1 to 22·9)	24·2 (15 to 36·9)	34 (23·2 to 48)	73·6 (46·7 to 113)	75 (48·2 to 111)	58 (38 to 85·7)	51·4 (36·1 to 69·5)	51·6 (37·5 to 68·5)
Road injuries	0·2 (0·1 to 0·5)	0·3 (0·1 to 0·6)	2·8 (1·1 to 5·7)	10·5 (4·9 to 19·3)	18·4 (10·4 to 29·8)	26·8 (17·5 to 39·5)	63·9 (38·9 to 100)	65·5 (40·6 to 98)	50·1 (31·9 to 75·3)	44·2 (30·1 to 61·2)	44·6 (32·1 to 60)
Pedestrian road injuries	0·1 (0 to 0·3)	0·1 (0 to 0·2)	1·4 (0·4 to 3·5)	5·3 (1·9 to 10·8)	8·7 (3·8 to 16·9)	11·6 (6·3 to 19·5)	21·9 (9·4 to 45·8)	24·4 (9·4 to 50·2)	17·9 (7 to 38·5)	15·4 (6·9 to 31·1)	14·7 (7·4 to 28·1)
Cyclist road injuries	0 (0 to 0)	0 (0 to 0)	0 (0 to 0)	0·5 (0·2 to 1·1)	1·1 (0·6 to 2)	2·1 (1·3 to 3·1)	3·5 (2·2 to 5·5)	4·2 (2·8 to 5·9)	4·2 (2·8 to 5·9)	4·7 (3·1 to 6·5)	5·1 (3·5 to 6·9)
Motorcyclist road injuries	0·1 (0 to 0·2)	0 (0 to 0·1)	0·6 (0·1 to 1·5)	1·9 (0·6 to 4·2)	3·9 (1·7 to 7·9)	6·9 (3·6 to 12·2)	19·4 (8·8 to 39·1)	19·6 (9·3 to 38·4)	15·6 (8·7 to 27·8)	14·5 (8·8 to 22·5)	15·4 (10·1 to 22·8)
Motor vehicle road injuries	0·1 (0 to 0·2)	0·1 (0 to 0·3)	0·8 (0·2 to 2)	2·7 (0·8 to 6·3)	4·5 (1·7 to 9·4)	6 (3 to 11·2)	18 (8·1 to 35·3)	16·2 (6·5 to 36·6)	11·7 (4·8 to 26·2)	8·9 (4·2 to 18)	8·6 (4·6 to 15·4)
Other road injuries	0 (0 to 0)	0 (0 to 0)	0·1 (0 to 0·2)	0·2 (0 to 0·4)	0·3 (0·1 to 0·6)	0·4 (0·2 to 0·7)	1 (0·5 to 2·3)	1·1 (0·5 to 2·3)	0·7 (0·4 to 1·5)	0·7 (0·4 to 1·4)	0·7 (0·4 to 1·3)
Other transport injuries	0 (0 to 0·1)	0 (0 to 0·1)	0·6 (0·3 to 1·1)	2·9 (1·8 to 4·6)	5·7 (3·6 to 8·8)	7·2 (4·8 to 10·5)	9·8 (6·2 to 15·4)	9·5 (6·1 to 15·5)	7·9 (5·2 to 12)	7·3 (4·9 to 10·4)	7 (4·9 to 9·6)
Unintentional injuries	79 (33·6 to 157)	64·6 (20·4 to 274)	429 (191 to 867)	564 (296 to 897)	347 (233 to 510)	290 (211 to 381)	263 (190 to 344)	271 (183 to 385)	244 (170 to 345)	245 (173 to 331)	276 (198 to 375)
Falls	23·7 (3·2 to 65·3)	6·4 (0·9 to 16·6)	67 (17·2 to 158)	73·4 (29·7 to 135)	67 (40·4 to 105)	79·6 (52·1 to 116)	83·2 (56·1 to 120)	75·1 (49·2 to 113)	83·8 (53·3 to 132)	90·2 (58·6 to 138)	109 (71·7 to 164)
Drowning	1·2 (0·6 to 2·3)	0·6 (0·2 to 1·2)	64·4 (20·3 to 150)	343 (134 to 635)	158 (74·4 to 285)	95·7 (47·2 to 165)	46·4 (23·9 to 80·5)	46·9 (18·3 to 83·5)	21·3 (6·5 to 40·9)	14·9 (4·3 to 26·9)	25·9 (10·2 to 47·2)
Fire, heat, and hot substances	0·9 (0·2 to 2·3)	2·1 (0·3 to 6·3)	7·6 (1·8 to 19·9)	29 (8·8 to 67·8)	21·3 (10·6 to 42·5)	19·5 (12·2 to 29·1)	30·4 (16·3 to 51·2)	37·5 (17·6 to 70·9)	34·9 (15·4 to 63·3)	35·7 (16·6 to 61·1)	32·1 (17 to 53)
Poisonings	0·3 (0·1 to 0·7)	0·1 (0 to 0·3)	0·5 (0·1 to 1·6)	2·1 (0·7 to 5)	1·9 (0·9 to 3·5)	5·4 (2·7 to 9·5)	14 (6·2 to 27·3)	13·5 (5·7 to 26)	11·1 (3·9 to 22·6)	5·5 (2·4 to 9·9)	8·6 (3·5 to 17·3)
Poisoning by carbon monoxide	0·1 (0 to 0·3)	0 (0 to 0)	0 (0 to 0·1)	0·1 (0 to 0·4)	0·4 (0·1 to 0·8)	0·7 (0·3 to 1·2)	2·1 (0·8 to 5·2)	1·9 (0·7 to 5·3)	1·5 (0·5 to 4·1)	0·7 (0·3 to 1·6)	0·9 (0·4 to 2·3)
Poisoning by other means	0·2 (0 to 0·5)	0·1 (0 to 0·3)	0·5 (0·1 to 1·5)	1·9 (0·7 to 4·6)	1·5 (0·7 to 3)	4·7 (2·3 to 8·7)	11·8 (5 to 23·9)	11·6 (4·6 to 22·4)	9·6 (3·3 to 20·2)	4·8 (2 to 8·7)	7·7 (3 to 16)
Exposure to mechanical forces	6 (0·1 to 35·5)	29·6 (0·2 to 245)	58·1 (3·1 to 330)	37·6 (12·7 to 101)	29·3 (16·4 to 48·7)	21·9 (14·1 to 32·2)	24·9 (16·3 to 36·1)	26·1 (16·5 to 40·3)	25 (15·7 to 37·1)	27·8 (17·6 to 42·1)	27·9 (18·3 to 41·8)
Unintentional firearm injuries	1·5 (0 to 8·8)	7·4 (0 to 42·7)	10 (0·2 to 57·9)	2·2 (0·8 to 6·2)	2·2 (1 to 5·3)	2·5 (1·4 to 4·6)	3 (1·7 to 5·6)	3 (1·8 to 5·1)	3·1 (1·7 to 6·3)	3 (1·7 to 5·8)	3·1 (2 to 5·2)
Other exposure to mechanical forces	4·5 (0·1 to 29·8)	22·2 (0·1 to 191)	48 (2·8 to 259)	35·4 (11·6 to 94·9)	27·1 (15·1 to 45·9)	19·4 (12·2 to 28·6)	21·9 (14·2 to 32)	23·1 (14·4 to 36)	21·9 (13·7 to 33)	24·9 (15·6 to 38·3)	24·8 (16 to 37·3)
Adverse effects of medical treatment	3·3 (1·1 to 6·1)	2 (0·7 to 4·2)	16·8 (3·9 to 37)	16·3 (5·9 to 31·3)	9·5 (3·6 to 18·1)	11·9 (4·2 to 21·5)	12·3 (3·4 to 22·8)	16·4 (3·4 to 35·1)	12·7 (1·9 to 29·9)	15·4 (2·2 to 37·5)	14·6 (2·4 to 34·1)
Animal contact	0·2 (0·1 to 0·5)	0·2 (0·1 to 0·4)	1·9 (0·6 to 4·8)	6 (2·6 to 12·6)	6·4 (3·3 to 13·5)	6·5 (3·7 to 11·2)	6·5 (3·9 to 10·5)	6·4 (3·8 to 10·1)	6·1 (3·7 to 9·6)	6·1 (3·8 to 9·6)	7·8 (4·6 to 12·4)
Venomous animal contact	0 (0 to 0·1)	0 (0 to 0)	0·3 (0·1 to 0·6)	2·5 (0·9 to 5·6)	2·1 (0·9 to 4)	2·7 (1·3 to 5)	2·8 (1·4 to 4·8)	2·6 (1·4 to 4·4)	2·4 (1·3 to 4)	2·3 (1·2 to 3·8)	3·5 (1·7 to 6·4)
Non-venomous animal contact	0·2 (0·1 to 0·4)	0·2 (0·1 to 0·3)	1·7 (0·4 to 4·2)	3·5 (1·2 to 7·7)	4·3 (2 to 9·7)	3·8 (2 to 7·6)	3·8 (2·1 to 6·5)	3·7 (1·9 to 6·8)	3·7 (2 to 6·2)	3·8 (2·1 to 6·4)	4·3 (2·4 to 7)
Foreign body	42·6 (16·8 to 86·2)	23·2 (11 to 44·3)	209 (76·7 to 457)	41·1 (18·8 to 75·7)	17·7 (11 to 27)	11·6 (7·9 to 16·1)	11 (7·7 to 15·2)	15·4 (10 to 23·3)	14·5 (9·4 to 21·2)	12·3 (8·5 to 17·5)	12·2 (8·5 to 16·3)
Pulmonary aspiration and foreign body in airway	42·1 (16·6 to 85·2)	23·1 (11 to 44·2)	203 (73·9 to 444)	37·8 (16·2 to 71·9)	13·4 (7·2 to 22·6)	6·2 (3·6 to 10)	4·8 (2·7 to 7·9)	8·8 (4·6 to 16)	8·1 (3·8 to 14·2)	5·5 (2·6 to 9·8)	4·7 (2·5 to 8·2)
Foreign body in eyes	0 (0 to 0)	0 (0 to 0)	0·1 (0 to 0·2)	0·4 (0·1 to 0·9)	0·7 (0·2 to 1·6)	0·9 (0·3 to 2)	1·1 (0·4 to 2·5)	1·3 (0·5 to 2·7)	1·3 (0·6 to 2·7)	1·4 (0·7 to 2·7)	1·6 (0·8 to 3)
Foreign body in other body part	0·4 (0 to 1·7)	0·1 (0 to 0·4)	5·6 (0·8 to 20·1)	2·9 (1·5 to 6)	3·6 (2·2 to 5·5)	4·5 (3 to 6·7)	5·1 (3·4 to 7·3)	5·3 (3·5 to 7·7)	5·1 (3·5 to 7·2)	5·3 (3·7 to 7·3)	5·8 (4 to 8·1)
Environmental heat and cold exposure	0 (0 to 0)	0 (0 to 0)	0·4 (0·1 to 0·8)	1·2 (0·8 to 1·9)	2·4 (1·5 to 3·6)	3·2 (2 to 4·6)	3·5 (2·4 to 5·2)	3·6 (2·3 to 5·4)	3·2 (2·1 to 4·7)	3·2 (2·1 to 4·7)	3·2 (2·1 to 4·8)
Exposure to forces of nature	0 (0 to 0)	0·1 (0·1 to 0·1)	0·7 (0·6 to 0·8)	4 (3·6 to 4·5)	4·3 (3·9 to 4·9)	5·1 (4·4 to 6)	3·9 (3·4 to 4·5)	3·3 (2·8 to 3·9)	3·5 (3 to 4·2)	3·3 (2·8 to 3·9)	3·2 (2·7 to 3·8)
Other unintentional injuries	0·8 (0·3 to 1·6)	0·3 (0·1 to 0·6)	3 (1·6 to 5·3)	10·8 (6·4 to 17)	28·7 (16·2 to 52·3)	29·5 (18·4 to 48·2)	26·3 (17·4 to 39·6)	26·6 (17·4 to 38·6)	27·5 (17·7 to 40·7)	30·2 (20·1 to 44·1)	31·2 (20·8 to 46·3)
Self-harm and interpersonal violence	11·1 (4 to 25·6)	0·8 (0·3 to 1·8)	4·9 (1·7 to 10·5)	12 (5·5 to 25·1)	21·3 (12·9 to 33·4)	62·7 (42·5 to 94·4)	180 (113 to 287)	191 (116 to 304)	143 (82·4 to 227)	124 (77 to 192)	121 (78 to 183)
Self-harm	0 (0 to 0)	0 (0 to 0)	0 (0 to 0)	0 (0 to 0)	0 (0 to 0)	34·8 (18·1 to 62·1)	119 (64·9 to 217)	134 (68·8 to 238)	103 (49·6 to 187)	88·1 (45·3 to 155)	79·2 (43·2 to 139)
Self-harm by firearm	0 (0 to 0)	0 (0 to 0)	0 (0 to 0)	0 (0 to 0)	0 (0 to 0)	0·4 (0·1 to 0·8)	0·4 (0·1 to 1·2)	1·1 (0·3 to 3·7)	0·6 (0·1 to 2·8)	0·8 (0·2 to 3)	0·5 (0·1 to 1·7)
Self-harm by other specified means	0 (0 to 0)	0 (0 to 0)	0 (0 to 0)	0 (0 to 0)	0 (0 to 0)	34·5 (17·8 to 61·3)	118 (64·5 to 216)	133 (68·4 to 236)	103 (49·4 to 185)	87·3 (45·1 to 154)	78·8 (42·9 to 139)
Interpersonal violence	11·1 (4 to 25·6)	0·8 (0·3 to 1·8)	4·8 (1·7 to 10·4)	11·7 (5·2 to 24·7)	20·9 (12·5 to 32·9)	27·4 (18·5 to 38·8)	60·8 (37 to 95·3)	54·9 (33 to 91·4)	38·1 (22·5 to 63·8)	33·2 (21·1 to 55·4)	37·1 (22·9 to 62·4)
Physical violence by firearm	0 (0 to 0·1)	0 (0 to 0·1)	0·2 (0 to 0·5)	0·4 (0·1 to 1·1)	0·6 (0·2 to 1·4)	0·8 (0·3 to 1·7)	1·9 (0·6 to 4·7)	1·1 (0·3 to 2·6)	0·8 (0·2 to 2·3)	0·7 (0·2 to 1·8)	0·7 (0·2 to 1·9)
Physical violence by sharp object	0·3 (0·1 to 1)	0 (0 to 0·1)	0·3 (0·1 to 0·8)	0·9 (0·3 to 2·1)	1 (0·5 to 2)	1·9 (0·8 to 4)	3·6 (1·4 to 8·5)	10·8 (3·5 to 27·6)	6·7 (1·8 to 19·1)	5·3 (1·6 to 14·7)	5·6 (1·9 to 14·3)
Sexual violence	0 (0 to 0)	0 (0 to 0)	0 (0 to 0)	0·5 (0·3 to 0·8)	4·7 (2·9 to 7·5)	11·7 (6·7 to 18·3)	22·7 (13 to 35·9)	23·5 (13·5 to 35·8)	18 (10·2 to 29·4)	16 (9·2 to 25·7)	15·4 (8·5 to 25)
Physical violence by other means	10·7 (3·8 to 24·5)	0·7 (0·3 to 1·7)	4·3 (1·5 to 9·4)	9·9 (4·2 to 21·3)	14·6 (7·6 to 26·1)	13·1 (7·8 to 21·2)	32·6 (15·9 to 62·4)	19·5 (9·1 to 43)	12·6 (6·2 to 26·6)	11·3 (6 to 22·8)	15·4 (8·2 to 31·9)
Conflict and terrorism	0 (0 to 0)	0 (0 to 0)	0 (0 to 0)	0 (0 to 0)	0 (0 to 0)	0 (0 to 0)	0·2 (0·1 to 0·3)	1·5 (0·8 to 2·8)	1·1 (0·5 to 2·1)	2·4 (1·1 to 4·9)	4·8 (1·6 to 12·9)

Congenital birth defects	49 (26·3 to 85·3)	30·5 (18·1 to 46·7)	20·9 (13·3 to 32·2)	16·2 (10·2 to 23·9)	11 (7 to 17)	6·6 (4·4 to 10·1)	2·2 (1·2 to 3·8)	1·1 (0·6 to 1·8)	0·5 (0·2 to 0·9)	0·2 (0·1 to 0·3)	0 (0 to 0·1)	0 (0 to 0)	4,720
Neural tube defects	0·6 (0·3 to 1·1)	0·4 (0·2 to 0·6)	0·3 (0·2 to 0·5)	0·3 (0·1 to 0·8)	0·3 (0·1 to 0·8)	0·1 (0 to 0·4)	0 (0 to 0)	0 (0 to 0)	0 (0 to 0)	0 (0 to 0)	0 (0 to 0)	0 (0 to 0)	604
Congenital heart anomalies	24·2 (8·6 to 52·7)	10·4 (4·2 to 20·9)	5·1 (2·2 to 9·9)	4·5 (2·2 to 8·3)	2·9 (1·5 to 5·1)	1·8 (1 to 3·3)	0·1 (0 to 0·3)	0·1 (0 to 0·1)	0 (0 to 0·1)	0 (0 to 0)	0 (0 to 0)	0 (0 to 0)	2,070
Orofacial clefts	0·6 (0·4 to 1)	0·5 (0·3 to 0·8)	0·4 (0·3 to 0·7)	0·3 (0·2 to 0·5)	0·2 (0·1 to 0·4)	0·2 (0·1 to 0·3)	0·1 (0·1 to 0·1)	0 (0 to 0·1)	0 (0 to 0)	0 (0 to 0)	0 (0 to 0)	0 (0 to 0)	30·1
Down syndrome	1·8 (0·4 to 5·2)	1·9 (0·5 to 5·1)	1·2 (0·3 to 3·4)	0·7 (0·2 to 1·7)	0·2 (0 to 0·6)	0 (0 to 0)	0 (0 to 0)	0 (0 to 0)	0 (0 to 0)	0 (0 to 0)	0 (0 to 0)	0 (0 to 0)	105
Turner syndrome	0 (0 to 0)	0 (0 to 0)	0 (0 to 0)	0 (0 to 0)	0 (0 to 0)	0 (0 to 0)	0 (0 to 0)	0 (0 to 0)	0 (0 to 0)	0 (0 to 0)	0 (0 to 0)	0 (0 to 0)	1·5
Klinefelter syndrome	0 (0 to 0)	0 (0 to 0)	0 (0 to 0)	0 (0 to 0)	0 (0 to 0)	0 (0 to 0)	0 (0 to 0)	0 (0 to 0)	0 (0 to 0)	0 (0 to 0)	0 (0 to 0)	0 (0 to 0)	0
Other chromosomal abnormalities	0·2 (0·1 to 0·6)	0·1 (0·1 to 0·2)	0·1 (0 to 0·2)	0 (0 to 0·1)	0 (0 to 0·1)	0 (0 to 0·1)	0 (0 to 0)	0 (0 to 0)	0 (0 to 0)	0 (0 to 0)	0 (0 to 0)	0 (0 to 0)	90·6
Congenital musculoskeletal and limb anomalies	7·8 (4 to 12·9)	6·2 (3·2 to 10·2)	4·8 (2·6 to 7·8)	3·6 (1·9 to 6)	2·4 (1·3 to 3·7)	1·2 (0·6 to 2)	0·5 (0·3 to 0·8)	0·2 (0·1 to 0·3)	0·1 (0 to 0·1)	0 (0 to 0)	0 (0 to 0)	0 (0 to 0)	291
Urogenital congenital anomalies	0·6 (0·3 to 1·3)	0·4 (0·2 to 1)	0·3 (0·1 to 0·6)	0·3 (0·1 to 1)	0·2 (0·1 to 0·4)	0·1 (0 to 0·4)	0 (0 to 0)	0 (0 to 0)	0 (0 to 0)	0 (0 to 0)	0 (0 to 0)	0 (0 to 0)	48·8
Digestive congenital anomalies	0·3 (0 to 1·2)	0·2 (0 to 0·8)	0·6 (0·1 to 2·2)	0·2 (0 to 0·6)	0·3 (0·1 to 1·1)	0·2 (0 to 0·5)	0 (0 to 0)	0 (0 to 0)	0 (0 to 0)	0 (0 to 0)	0 (0 to 0)	0 (0 to 0)	414
Other congenital birth defects	12·9 (5·6 to 25·2)	10·4 (4·8 to 19·6)	8·1 (3·8 to 15·3)	6·3 (2·9 to 11·6)	4·5 (2 to 8·7)	3 (1·3 to 5·8)	1·4 (0·6 to 3)	0·7 (0·3 to 1·5)	0·4 (0·1 to 0·8)	0·1 (0 to 0·3)	0 (0 to 0·1)	0 (0 to 0)	1,070
Urinary diseases and male infertility	47·6 (20·2 to 88·8)	35·2 (17·5 to 67)	53 (26·7 to 94·3)	50·3 (26·2 to 89·2)	50·4 (25 to 95·5)	35·6 (19·6 to 61·4)	19·5 (10·3 to 33·6)	12·1 (6·5 to 20·7)	6 (2·9 to 10·9)	2·7 (1·4 to 4·9)	0·8 (0·4 to 1·4)	0·1 (0·1 to 0·3)	475
Urolithiasis	6·9 (1 to 22·8)	7·5 (1·2 to 21·2)	3·7 (0·9 to 10·9)	6·2 (1 to 17·8)	7 (1 to 20·4)	5 (0·8 to 13)	1·8 (0·3 to 4·9)	0·8 (0·1 to 2·1)	0·4 (0·1 to 1·1)	0·1 (0 to 0·4)	0 (0 to 0·1)	0 (0 to 0)	52·9
Benign prostatic hyperplasia	0 (0 to 0)	0 (0 to 0)	0 (0 to 0)	0 (0 to 0)	0 (0 to 0)	0 (0 to 0)	0 (0 to 0)	0 (0 to 0)	0 (0 to 0)	0 (0 to 0)	0 (0 to 0)	0 (0 to 0)	0
Male infertility	--	--	--	--	--	--	--	--	--	--	--	--	NA
Other urinary diseases	3·9 (1·2 to 15·2)	5·6 (1·7 to 17·3)	3·4 (1·1 to 9·3)	3·5 (1·2 to 9·1)	6·8 (2·2 to 16·4)	2·5 (0·9 to 5·8)	1·5 (0·5 to 3·2)	1·1 (0·4 to 2·5)	0·6 (0·2 to 1·3)	0·3 (0·1 to 0·6)	0·1 (0 to 0·2)	0 (0 to 0)	49·1
Gynecological diseases	437 (298 to 634)	261 (176 to 372)	118 (74·5 to 170)	45·6 (26·7 to 69)	33·4 (19·3 to 51·7)	24·6 (14·5 to 40·5)	10·4 (6·5 to 15·4)	6 (3·6 to 9·3)	4 (2·2 to 6·8)	1·5 (0·9 to 2·9)	0·3 (0·2 to 0·5)	0 (0 to 0·1)	3,140
Uterine fibroids	14·2 (6·6 to 26·7)	10·3 (4·8 to 19·8)	8·4 (4 to 16·2)	3·8 (1·7 to 7·3)	2·9 (1·2 to 5·7)	2·3 (0·6 to 6·4)	0·3 (0·1 to 0·7)	0·1 (0·1 to 0·2)	0·2 (0 to 0·6)	0 (0 to 0·2)	0 (0 to 0·1)	0 (0 to 0)	101
Polycystic ovarian syndrome	12·8 (5·3 to 26·4)	9·9 (4·1 to 20)	1·7 (0·7 to 3·5)	0 (0 to 0)	0 (0 to 0)	0 (0 to 0)	0 (0 to 0)	0 (0 to 0)	0 (0 to 0)	0 (0 to 0)	0 (0 to 0)	0 (0 to 0)	111
Female infertility	32·6 (7·8 to 88·8)	2·1 (0 to 9·7)	0 (0 to 0)	0 (0 to 0)	0 (0 to 0)	0 (0 to 0)	0 (0 to 0)	0 (0 to 0)	0 (0 to 0)	0 (0 to 0)	0 (0 to 0)	0 (0 to 0)	158
Endometriosis	66·8 (35·1 to 113)	43·2 (23·6 to 69·7)	16 (8·6 to 26·3)	0 (0 to 0)	0 (0 to 0)	0 (0 to 0)	0 (0 to 0)	0 (0 to 0)	0 (0 to 0)	0 (0 to 0)	0 (0 to 0)	0 (0 to 0)	486
Genital prolapse	2·6 (1 to 5·9)	4·2 (1·8 to 8·7)	4·7 (2·1 to 9·9)	3·9 (1·8 to 7·6)	3·5 (1·6 to 6·8)	2·6 (1·2 to 4·9)	1·4 (0·6 to 2·7)	0·7 (0·3 to 1·4)	0·4 (0·2 to 0·7)	0·1 (0·1 to 0·3)	0 (0 to 0·1)	0 (0 to 0)	29·3
Premenstrual syndrome	184 (107 to 287)	101 (58·9 to 167)	28·7 (15 to 51·6)	0 (0 to 0)	0 (0 to 0)	0 (0 to 0)	0 (0 to 0)	0 (0 to 0)	0 (0 to 0)	0 (0 to 0)	0 (0 to 0)	0 (0 to 0)	1,420
Other gynecological diseases	124 (67·2 to 202)	90·4 (50·7 to 144)	58·4 (27·5 to 96·6)	37·9 (20·6 to 59·6)	27 (14·4 to 43·5)	19·8 (11·4 to 32·5)	8·7 (5·2 to 13·4)	5·1 (3 to 8·2)	3·4 (1·9 to 6)	1·4 (0·7 to 2·6)	0·2 (0·1 to 0·4)	0 (0 to 0·1)	834
Hemoglobinopathies and hemolytic anemias	63·1 (33 to 101)	48·3 (24·2 to 78·6)	41·3 (22·3 to 65·5)	38 (21·2 to 60)	42·2 (24·5 to 63·2)	31·3 (19·1 to 47·5)	21·6 (13·3 to 32·6)	11·7 (6·8 to 18·1)	6·9 (4 to 10·6)	2·5 (1·5 to 3·6)	0·5 (0·3 to 0·7)	0·1 (0 to 0·1)	1,090
Thalassemias	5·4 (2 to 11·5)	3·8 (1·5 to 7·5)	2 (0·8 to 3·8)	0·7 (0·2 to 1·4)	0·1 (0 to 0·3)	0 (0 to 0)	0 (0 to 0)	0 (0 to 0)	0 (0 to 0)	0 (0 to 0)	0 (0 to 0)	0 (0 to 0)	201
Thalassemias trait	20·9 (9·2 to 38·6)	21·4 (8·3 to 39·2)	18·2 (7·6 to 31·9)	15·1 (6·1 to 27)	13 (6·1 to 22·1)	9·5 (5·1 to 15·6)	5·7 (3 to 9·5)	3 (1·6 to 5)	1·5 (0·9 to 2·4)	0·5 (0·3 to 0·8)	0·1 (0·1 to 0·2)	0 (0 to 0)	542
Sickle cell disorders	0 (0 to 0)	0 (0 to 0)	0 (0 to 0)	0 (0 to 0)	0 (0 to 0)	0 (0 to 0)	0 (0 to 0)	0 (0 to 0)	0 (0 to 0)	0 (0 to 0)	0 (0 to 0)	0 (0 to 0)	0·5
Sickle cell trait	4·3 (1·7 to 7·8)	0·2 (0 to 0·5)	0·4 (0·1 to 0·9)	0·3 (0·1 to 0·7)	0·3 (0·1 to 0·6)	0·2 (0·1 to 0·4)	0·1 (0 to 0·2)	0·1 (0 to 0·1)	0 (0 to 0·1)	0 (0 to 0)	0 (0 to 0)	0 (0 to 0)	34·5
G6PD deficiency	11·5 (6·1 to 19)	6 (2·6 to 11·4)	4·8 (2·1 to 9·4)	4·4 (1·8 to 7·8)	2·9 (1·3 to 5·3)	1·4 (0·6 to 2·6)	0·7 (0·3 to 1·3)	0·3 (0·1 to 0·6)	0·1 (0 to 0·2)	0 (0 to 0)	0 (0 to 0)	0 (0 to 0)	65·7
G6PD trait	1·4 (0·6 to 2·6)	0·7 (0·1 to 1·5)	0 (0 to 0)	0 (0 to 0)	0 (0 to 0)	0 (0 to 0)	0 (0 to 0)	0 (0 to 0)	0 (0 to 0)	0 (0 to 0)	0 (0 to 0)	0 (0 to 0)	3·9
Other hemoglobinopathies and hemolytic anemias	19·6 (9 to 33·4)	16·3 (7·5 to 28·7)	15·9 (8 to 25·9)	17·5 (9·8 to 27·5)	25·8 (14·5 to 40·2)	20·2 (11·9 to 31·6)	15·1 (8·9 to 22·9)	8·3 (4·6 to 14)	5·3 (2·8 to 8·6)	1·9 (1·1 to 3)	0·4 (0·2 to 0·6)	0·1 (0 to 0·1)	238
Endocrine, metabolic, blood, and immune disorders	123 (69·5 to 192)	102 (60·2 to 155)	92·7 (57·6 to 141)	74·9 (47 to 114)	52·8 (34 to 81·5)	32·2 (20·9 to 48·2)	17·5 (12 to 25·1)	8·8 (5·8 to 12·5)	3·9 (2·5 to 5·7)	1·5 (1 to 2·2)	0·3 (0·2 to 0·5)	0·1 (0 to 0·1)	953
Oral disorders	154 (80·6 to 276)	149 (82·6 to 259)	143 (80·2 to 242)	138 (80·3 to 215)	126 (76 to 196)	103 (63·6 to 160)	67·1 (42·7 to 103)	39 (25·2 to 57·8)	20 (12·8 to 28·9)	7·2 (4·5 to 10·4)	1·5 (1 to 2·2)	0·2 (0·2 to 0·4)	1,510
Caries of deciduous teeth	0 (0 to 0)	0 (0 to 0)	0 (0 to 0)	0 (0 to 0)	0 (0 to 0)	0 (0 to 0)	0 (0 to 0)	0 (0 to 0)	0 (0 to 0)	0 (0 to 0)	0 (0 to 0)	0 (0 to 0)	18·4
Caries of permanent teeth	11·6 (4·9 to 24·2)	8·8 (3·6 to 17·8)	6·9 (2·8 to 14·6)	5·5 (2·2 to 12·4)	4·3 (1·6 to 9·2)	2·9 (1·1 to 6)	1·6 (0·7 to 3·5)	0·8 (0·3 to 1·6)	0·4 (0·1 to 0·7)	0·1 (0 to 0·2)	0 (0 to 0)	0 (0 to 0)	153
Periodontal diseases	70·1 (24·9 to 162)	65·3 (24·1 to 145)	54·6 (21·5 to 120)	42·1 (16·4 to 90·1)	29·1 (11·7 to 59·9)	17·6 (6·9 to 35·4)	8·6 (3·4 to 17·4)	4 (1·6 to 8·1)	1·8 (0·7 to 3·7)	0·6 (0·2 to 1·3)	0·1 (0 to 0·2)	0 (0 to 0)	433
Other oral disorders	28·4 (16·8 to 43·5)	23·7 (14·2 to 35·2)	19 (11·4 to 28·3)	14·7 (9 to 22)	10·8 (6·6 to 15·9)	7·2 (4·4 to 10·9)	3·6 (2·2 to 5·3)	1·5 (0·9 to 2·2)	0·6 (0·3 to 0·9)	0·2 (0·1 to 0·2)	0 (0 to 0)	0 (0 to 0)	322
Sudden infant death syndrome	--	--	--	--	--	--	--	--	--	--	--	--	NA
Injuries	427 (327 to 544)	377 (286 to 483)	317 (242 to 411)	287 (219 to 367)	268 (204 to 345)	217 (170 to 272)	164 (123 to 210)	120 (87·4 to 159)	76·1 (55·3 to 104)	35·3 (25·2 to 47·1)	8·8 (6·4 to 12·1)	1·5 (1·1 to 2·4)	6,630
Transport injuries	53·1 (38·3 to 71)	46·6 (34·4 to 60·6)	39·6 (29·5 to 51·4)	33·5 (24·7 to 42·7)	26·2 (19·5 to 33·4)	19·4 (14·8 to 24·3)	12·1 (9·2 to 15·4)	6·9 (5·2 to 8·6)	3·4 (2·6 to 4·2)	1·2 (0·9 to 1·5)	0·2 (0·2 to 0·3)	0 (0 to 0)	628
Road injuries	46·4 (33·2 to 62·9)	41·2 (30·2 to 54·3)	35·1 (25·8 to 45·6)	29·9 (22 to 38·8)	23·5 (17·5 to 30·3)	17·5 (13·4 to 22)	11 (8·4 to 14)	6·3 (4·8 to 7·8)	3·1 (2·3 to 3·8)	1·1 (0·8 to 1·4)	0·2 (0·2 to 0·3)	0 (0 to 0)	542
Pedestrian road injuries	13·9 (6·9 to 26·5)	12·6 (6·8 to 21·3)	11·4 (6·3 to 19·5)	9·4 (5·7 to 14·9)	8·3 (5·3 to 12·4)	6·1 (4 to 8·8)	4 (2·7 to 5·8)	2·5 (1·8 to 3·4)	1·2 (0·9 to 1·5)	0·4 (0·3 to 0·6)	0·1 (0·1 to 0·1)	0 (0 to 0)	191
Cyclist road injuries	5·4 (3·8 to 7·2)	5 (3·5 to 6·8)	4·4 (3·1 to 6)	3·9 (2·7 to 5·2)	3·2 (2·3 to 4·3)	2·5 (1·8 to 3·3)	1·5 (1·1 to 2)	0·8 (0·6 to 1·1)	0·5 (0·3 to 0·6)	0·2 (0·1 to 0·2)	0 (0 to 0)	0 (0 to 0)	52·9
Motorcyclist road injuries	16·2 (11 to 22·8)	14·7 (10 to 20·1)	12·3 (8·6 to 16·7)	10·9 (7·6 to 14·2)	8 (5·8 to 10·8)	6 (4·3 to 8)	3·6 (2·6 to 4·8)	2 (1·4 to 2·6)	1 (0·7 to 1·3)	0·3 (0·2 to 0·5)	0·1 (0 to 0·1)	0 (0 to 0)	173
Motor vehicle road injuries	10·1 (5·5 to 17·5)	8·2 (4·8 to 13·6)	6·3 (3·9 to 10·1)	5·2 (3·3 to 8·2)	3·7 (2·4 to 5·5)	2·8 (1·9 to 4)	1·8 (1·2 to 2·6)	0·9 (0·6 to 1·2)	0·4 (0·3 to 0·6)	0·1 (0·1 to 0·2)	0 (0 to 0)	0 (0 to 0)	117
Other road injuries	0·8 (0·5 to 1·4)	0·7 (0·4 to 1)	0·6 (0·4 to 0·9)	0·5 (0·3 to 0·7)	0·3 (0·2 to 0·4)	0·2 (0·1 to 0·3)	0·1 (0·1 to 0·2)	0·1 (0·1 to 0·1)	0 (0 to 0·1)	0 (0 to 0)	0 (0 to 0)	0 (0 to 0)	8·4
Other transport injuries	6·7 (4·7 to 9·5)	5·5 (3·9 to 7·5)	4·5 (3·2 to 6·2)	3·6 (2·5 to 4·9)	2·7 (1·9 to 3·7)	1·9 (1·4 to 2·6)	1·1 (0·8 to 1·5)	0·6 (0·4 to 0·8)	0·3 (0·2 to 0·4)	0·1 (0·1 to 0·2)	0 (0 to 0)	0 (0 to 0)	85·1
Unintentional injuries	268 (198 to 359)	245 (180 to 323)	216 (162 to 291)	211 (161 to 275)	214 (159 to 282)	178 (136 to 229)	140 (102 to 185)	108 (76 to 147)	70·1 (50·2 to 97·7)	33·1 (23 to 44·7)	8·3 (6 to 11·7)	1·5 (1 to 2·4)	4,760
Falls	112 (76·1 to 164)	110 (76·3 to 156)	107 (74·5 to 151)	111 (79·4 to 152)	136 (90·6 to 198)	119 (84 to 164)	103 (69·3 to 145)	82·9 (53·7 to 119)	57·4 (38 to 84·7)	28·3 (18·4 to 39·7)	7·3 (5 to 10·6)	1·3 (0·9 to 2·2)	1,730
Drowning	19·3 (9·2 to 35·8)	16·8 (8·2 to 29·2)	12·5 (6·2 to 22·1)	14·6 (7·5 to 25·9)	9·1 (4·7 to 15·8)	8·6 (4·8 to 14)	4·8 (2·7 to 7·9)	4·2 (2·4 to 6·7)	2·6 (1·4 to 4·3)	0·9 (0·5 to 1·4)	0·1 (0·1 to 0·2)	0 (0 to 0)	911
Fire, heat, and hot substances	29·2 (17 to 47·2)	25·9 (15·4 to 39·5)	19·8 (12·5 to 29·5)	15·1 (9·6 to 22·6)	12·2 (8·1 to 18·2)	10 (6·3 to 15·4)	5·6 (3·6 to 8·5)	3·3 (2·2 to 5·1)	1·8 (1·1 to 2·7)	0·6 (0·4 to 0·9)	0·1 (0·1 to 0·2)	0 (0 to 0)	375
Poisonings	8·6 (3·9 to 16·3)	6·7 (3·1 to 13·1)	3·8 (1·9 to 7·1)	1·7 (1 to 3)	1·3 (0·7 to 2·1)	1 (0·6 to 1·6)	0·8 (0·5 to 1·4)	0·2 (0·1 to 0·4)	0·2 (0·1 to 0·3)	0·1 (0 to 0·1)	0 (0 to 0)	0 (0 to 0)	87·1
Poisoning by carbon monoxide	1·2 (0·4 to 3·2)	0·8 (0·3 to 2·1)	0·5 (0·2 to 1)	0·3 (0·1 to 0·5)	0·2 (0·1 to 0·3)	0·2 (0·1 to 0·3)	0·2 (0·1 to 0·3)	0·1 (0 to 0·1)	0 (0 to 0)	0 (0 to 0)	0 (0 to 0)	0 (0 to 0)	11·9
Poisoning by other means	7·3 (3·2 to 14·3)	5·8 (2·7 to 11·4)	3·3 (1·6 to 6·4)	1·4 (0·8 to 2·5)	1·1 (0·6 to 1·8)	0·8 (0·5 to 1·3)	0·6 (0·4 to 1·1)	0·2 (0·1 to 0·3)	0·1 (0·1 to 0·2)	0 (0 to 0·1)	0 (0 to 0)	0 (0 to 0)	75·3
Exposure to mechanical forces	29·6 (19·7 to 42·7)	26·6 (18·3 to 37·1)	23·8 (16·6 to 33·8)	22·8 (16·1 to 32·4)	19·5 (13·3 to 27·6)	12·9 (9·2 to 18·1)	8·3 (5·7 to 11·6)	5·2 (3·5 to 7·7)	2·5 (1·7 to 3·7)	0·8 (0·6 to 1·2)	0·2 (0·1 to 0·2)	0 (0 to 0·1)	467
Unintentional firearm injuries	3·1 (2 to 5)	2·8 (1·9 to 4·2)	2·3 (1·6 to 3·4)	2 (1·4 to 3)	1·5 (1 to 2·2)	1·1 (0·7 to 1·6)	0·6 (0·4 to 0·9)	0·3 (0·2 to 0·5)	0·2 (0·1 to 0·3)	0·1 (0 to 0·1)	0 (0 to 0)	0 (0 to 0)	55
Other exposure to mechanical forces	26·4 (17·5 to 38·5)	23·8 (16·1 to 33·9)	21·4 (14·8 to 30·6)	20·9 (14·5 to 30·1)	18 (12·1 to 25·5)	11·9 (8·4 to 16·7)	7·7 (5·3 to 10·8)	4·8 (3·3 to 7·3)	2·3 (1·6 to 3·5)	0·7 (0·5 to 1·1)	0·2 (0·1 to 0·2)	0 (0 to 0)	412
Adverse effects of medical treatment	16·6 (3 to 39·7)	17·6 (3·7 to 41·9)	13·4 (3·1 to 31·3)	13·8 (3·2 to 32·5)	12·3 (3·5 to 27·8)	9·1 (2·9 to 20·2)	5·5 (2 to 12·3)	3·5 (1·4 to 8·2)	1·8 (0·8 to 4·2)	0·8 (0·3 to 1·8)	0·2 (0·1 to 0·4)	0 (0 to 0)	226
Animal contact	7·7 (4·7 to 12·3)	7·2 (4·4 to 11·1)	7·1 (4·2 to 11·5)	6·2 (3·8 to 10·2)	4·5 (2·8 to 7·2)	3 (1·9 to 4·8)	2·2 (1·4 to 3·8)	1·3 (0·8 to 2·5)	0·5 (0·3 to 0·9)	0·2 (0·1 to 0·4)	0 (0 to 0·1)	0 (0 to 0)	94·4
Venomous animal contact	2·9 (1·6 to 5)	2·3 (1·2 to 3·7)	2·4 (1·2 to 4·4)	2·5 (1·2 to 4·7)	1·8 (0·9 to 3·5)	0·9 (0·5 to 1·6)	0·9 (0·4 to 1·7)	0·7 (0·3 to 1·6)	0·2 (0·1 to 0·5)	0 (0 to 0·1)	0 (0 to 0)	0 (0 to 0)	35·9
Non-venomous animal contact	4·9 (2·6 to 8·1)	5 (2·8 to 8·2)	4·8 (2·5 to 8·4)	3·8 (2·1 to 6·4)	2·6 (1·5 to 4·5)	2·1 (1·2 to 3·4)	1·4 (0·8 to 2·4)	0·6 (0·4 to 1·1)	0·3 (0·2 to 0·5)	0·2 (0·1 to 0·3)	0 (0 to 0·1)	0 (0 to 0)	58·5
Foreign body	14·9 (10·3 to 21·7)	11·5 (8·2 to 15·5)	9·8 (7 to 13·2)	8·8 (6·5 to 11·6)	7·1 (5·3 to 9·2)	5·5 (4·2 to 7)	4·3 (3·2 to 5·8)	4 (2·7 to 5·8)	1·7 (1·1 to 2·4)	0·7 (0·5 to 1)	0·2 (0·1 to 0·3)	0 (0 to 0)	479
Pulmonary aspiration and foreign body in airway	7·4 (3·9 to 13·2)	4·7 (2·6 to 7·9)	3·8 (1·9 to 6·5)	3·5 (2 to 5·8)	3 (1·8 to 4·6)	2·5 (1·7 to 3·7)	2·5 (1·6 to 3·8)	2·8 (1·6 to 4·7)	1·1 (0·6 to 1·8)	0·5 (0·3 to 0·8)	0·1 (0·1 to 0·2)	0 (0 to 0)	390
Foreign body in eyes	1·7 (0·9 to 3·1)	1·5 (0·8 to 2·6)	1·3 (0·8 to 2·1)	1·1 (0·6 to 1·6)	0·9 (0·5 to 1·3)	0·6 (0·4 to 0·9)	0·4 (0·2 to 0·5)	0·2 (0·1 to 0·3)	0·1 (0·1 to 0·1)	0 (0 to 0·1)	0 (0 to 0)	0 (0 to 0)	16·7
Foreign body in other body part	5·8 (4 to 7·9)	5·2 (3·7 to 6·9)	4·8 (3·4 to 6·4)	4·2 (3 to 5·6)	3·2 (2·3 to 4·4)	2·3 (1·7 to 3·2)	1·4 (1 to 1·9)	0·9 (0·7 to 1·2)	0·4 (0·3 to 0·6)	0·2 (0·1 to 0·2)	0 (0 to 0·1)	0 (0 to 0)	72·3
Environmental heat and cold exposure	3·1 (2 to 4·6)	2·7 (1·8 to 4·1)	2·4 (1·6 to 3·4)	1·9 (1·2 to 2·8)	1·6 (1·1 to 2·4)	1·2 (0·8 to 1·8)	0·7 (0·5 to 1·1)	0·4 (0·3 to 0·6)	0·2 (0·2 to 0·4)	0·1 (0·1 to 0·1)	0 (0 to 0)	0 (0 to 0)	38·3
Exposure to forces of nature	2·9 (2·4 to 3·4)	2·4 (2·1 to 2·9)	2·2 (1·8 to 2·6)	1·8 (1·6 to 2·2)	1·5 (1·2 to 1·8)	1 (0·9 to 1·2)	0·7 (0·6 to 0·9)	0·5 (0·4 to 0·6)	0·3 (0·2 to 0·3)	0·1 (0·1 to 0·1)	0 (0 to 0)	0 (0 to 0)	44·9
Other unintentional injuries	23·5 (16·2 to 31·9)	17·9 (12·4 to 24·4)	14·8 (10·4 to 20·1)	13 (9 to 17·6)	9·1 (6·5 to 12·4)	6·5 (4·6 to 8·9)	3·9 (2·8 to 5·2)	2·2 (1·6 to 3)	1·2 (0·9 to 1·6)	0·6 (0·4 to 0·8)	0·2 (0·1 to 0·2)	0 (0 to 0)	308
Self-harm and interpersonal violence	106 (69·3 to 160)	85·4 (56·4 to 131)	61 (41·2 to 89·9)	42·1 (28·7 to 60·4)	27·7 (19·7 to 38·8)	19·4 (14 to 26·5)	11·6 (8·4 to 15·5)	5·3 (3·9 to 7·2)	2·7 (1·8 to 3·8)	1 (0·7 to 1·4)	0·2 (0·1 to 0·2)	0 (0 to 0)	1,230
Self-harm	68·4 (37·6 to 119)	53·2 (28·5 to 93·7)	36·4 (20·2 to 59·7)	26·6 (15·8 to 42)	15 (9 to 23·5)	10·2 (6·3 to 16·1)	6·9 (4·4 to 10·3)	3·2 (2 to 5)	2 (1·2 to 3)	0·8 (0·5 to 1·2)	0·1 (0·1 to 0·2)	0 (0 to 0)	781
Self-harm by firearm	0·7 (0·2 to 2·2)	0·4 (0·1 to 1·2)	0·4 (0·1 to 1)	0·2 (0·1 to 0·5)	0·1 (0 to 0·4)	0·1 (0 to 0·2)	0·1 (0 to 0·2)	0·1 (0 to 0·1)	0 (0 to 0·1)	0 (0 to 0·1)	0 (0 to 0)	0 (0 to 0)	5·9
Self-harm by other specified means	67·7 (37·3 to 118)	52·8 (28·3 to 92·6)	36 (20·1 to 59·4)	26·4 (15·7 to 41·7)	14·8 (8·9 to 23·3)	10·1 (6·3 to 16)	6·9 (4·3 to 10·2)	3·2 (2 to 4·9)	1·9 (1·2 to 3)	0·8 (0·5 to 1·2)	0·1 (0·1 to 0·2)	0 (0 to 0)	775
Interpersonal violence	32·5 (21·4 to 49)	28·1 (19·1 to 42)	21·5 (14·8 to 31·2)	13·7 (9·4 to 19·8)	11·6 (8·2 to 16·4)	8·5 (6 to 12)	4·2 (3 to 6)	1·8 (1·4 to 2·5)	0·6 (0·5 to 0·7)	0·2 (0·1 to 0·2)	0 (0 to 0)	0 (0 to 0)	424
Physical violence by firearm	0·8 (0·3 to 2)	0·7 (0·2 to 1·5)	0·7 (0·3 to 1·6)	0·5 (0·2 to 1·1)	0·4 (0·2 to 0·9)	0·3 (0·1 to 0·6)	0·1 (0 to 0·2)	0·1 (0 to 0·1)	0 (0 to 0)	0 (0 to 0)	0 (0 to 0)	0 (0 to 0)	10·7
Physical violence by sharp object	4·3 (1·7 to 8·9)	2·9 (1·3 to 5·7)	3 (1·5 to 5·8)	2·3 (1·1 to 4·4)	3·1 (1·5 to 5·5)	0·8 (0·4 to 1·5)	0·5 (0·3 to 0·8)	0·2 (0·1 to 0·3)	0·1 (0 to 0·1)	0 (0 to 0)	0 (0 to 0)	0 (0 to 0)	53·6
Sexual violence	13·5 (8 to 22·4)	10·2 (5·8 to 16·9)	6·4 (3·5 to 10·5)	3·3 (1·9 to 5·3)	1·9 (1·2 to 2·9)	1·3 (0·8 to 1·9)	0·7 (0·4 to 1)	0·3 (0·2 to 0·5)	0·2 (0·1 to 0·2)	0 (0 to 0·1)	0 (0 to 0)	0 (0 to 0)	150
Physical violence by other means	13·9 (7·8 to 25·1)	14·3 (8·3 to 24·2)	11·4 (7 to 18·4)	7·5 (4·9 to 11·7)	6·1 (4 to 9·1)	6·2 (4·1 to 9·1)	3 (2 to 4·5)	1·3 (0·9 to 1·8)	0·4 (0·3 to 0·5)	0·1 (0·1 to 0·2)	0 (0 to 0)	0 (0 to 0)	209
Conflict and terrorism	4·9 (1·5 to 12·4)	4 (1·2 to 10·6)	3 (0·9 to 7·8)	1·8 (0·6 to 4·5)	1·1 (0·4 to 2·9)	0·7 (0·2 to 1·8)	0·4 (0·1 to 0·9)	0·2 (0·1 to 0·5)	0·1 (0 to 0·2)	0 (0 to 0·1)	0 (0 to 0)	0 (0 to 0)	26

SR Table 2b: West Papua DALYS by cause and age group for females with 95% uncertainty intervals, 2019

Cause	Early Neonatal (0-6 days)	Late Neonatal (7-27 days)	Post Neonatal (28-364 days)	1 to 4	5 to 9	10 to 14	15 to 19	20 to 24	25 to 29	30 to 34	35 to 39	40 to 44	45 to 49	50 to 54	55 to 59	60 to 64	65 to 69	70 to 74	75 to 79	80 to 84	85 to 89	90 to 94	95 plus	Total
All causes	6,454 (4,832 to 8,202)	1,364 (1,040 to 1,844)	3,670 (3,020 to 4,600)	4,908 (3,970 to 6,140)	2,949 (2,345 to 3,540)	2,965 (2,357 to 3,656)	3,284 (2,604 to 4,060)	3,552 (2,810 to 4,444)	3,722 (2,970 to 4,700)	3,926 (3,072 to 5,000)	4,144 (3,238 to 5,420)	4,344 (3,340 to 5,720)	4,403 (3,349 to 5,940)	3,949 (2,973 to 5,330)	3,622 (2,662 to 4,950)	3,121 (2,260 to 4,350)	2,973 (2,062 to 4,260)	2,662 (1,829 to 3,880)	2,373 (1,620 to 3,460)	1,973 (1,342 to 2,790)	1,550 (1,057 to 2,220)	1,257 (784 to 1,900)	1,170 (624 to 1,790)	135,283 (111 to 161)
Communicable, maternal, neonatal, and nutritional diseases	6,190 (5,008 to 7,362)	1,158 (849 to 1,564)	3,670 (2,992 to 5,000)	2,710 (1,930 to 3,840)	1,160 (861 to 1,586)	691 (449 to 1,200)	1,078 (667 to 1,675)	1,668 (1,068 to 2,552)	2,032 (1,330 to 3,026)	1,903 (1,089 to 3,048)	1,866 (1,165 to 3,078)	1,493 (872 to 2,460)	1,349 (808 to 2,183)	1,037 (537 to 2,265)	721 (479 to 1,596)	632 (401 to 958)	509 (313 to 773)	434 (260 to 653)	272 (158 to 392)	110 (75 to 159)	39 (26 to 59)	17 (8 to 31)	2.2 (1.4 to 3.1)	39,485
HIV/AIDS and sexually transmitted infections	410 (129 to 956)	104 (31 to 229)	138 (27 to 351)	102 (9 to 196)	19 (2 to 124)	8 (1 to 64)	43 (6 to 211)	139 (11 to 491)	294 (29	264 (41 to 1,046)	272 (29 to 1,070)	235 (29 to 1,004)	160 (22 to 720)	71 (11 to 402)	49 (5 to 167)	33 (4 to 164)	13 (2 to 64)	9 (1 to 52)	4 (0 to 23)	1 (0 to 6)	0 (0 to 2)	0 (0 to 1)	0 (0 to 0)	2,010
HIV/AIDS	0 (0 to 0)	0 (0 to 1)	22 (1 to 176)	99 (7 to 719)	16 (2 to 119)	8 (1 to 64)	42 (2 to 208)	135 (20 to 501)	227 (32 to 1,026)	227 (29 to 1,026)	263 (29 to 1,026)	226 (29 to 1,004)	152 (14 to 720)	64 (6 to 398)	39 (2 to 162)	19 (2 to 162)	3 (0 to 64)	2 (0 to 52)	1 (0 to 23)	0 (0 to 6)	0 (0 to 2)	0 (0 to 1)	0 (0 to 0)	1,300
HIV/AIDS - Drug-susceptible Tuberculosis	0 (0 to 0)	0 (0 to 0)	10 (1 to 347)	42 (1 to 347)	8 (0 to 53)	4 (0 to 15)	24 (1 to 113)	72 (1 to 370)	120 (1 to 370)	131 (28 to 716)	113 (22 to 716)	75 (12 to 462)	32 (3 to 231)	13 (2 to 89)	9 (0 to 28)	2 (0 to 9)	0 (0 to 7)	0 (0 to 3)	0 (0 to 1)	0 (0 to 0)	0 (0 to 0)	0 (0 to 0)	0 (0 to 0)	655
HIV/AIDS - Multidrug-resistant Tuberculosis without extensive drug resistance	0 (0 to 0)	0 (0 to 0)	0 (0 to 1)	0 (0 to 4)	0 (0 to 0)	0 (0 to 0)	0 (0 to 2)	0 (0 to 6)	1 (0 to 13)	1 (0 to 8)	1 (0 to 8)	2 (0 to 13)	1 (0 to 7)	0 (0 to 5)	0 (0 to 2)	0 (0 to 2)	0 (0 to 1)	0 (0 to 1)	0 (0 to 0)	0 (0 to 0)	0 (0 to 0)	0 (0 to 0)	0 (0 to 0)	5.9
HIV/AIDS - Extensively drug-resistant Tuberculosis	0 (0 to 0)	0 (0 to 0)	0 (0 to 0)	0 (0 to 1)	0 (0 to 0)	0 (0 to 0)	0 (0 to 0)	0 (0 to 0)	0 (0 to 0)	0 (0 to 0)	0 (0 to 0)	0 (0 to 0)	0 (0 to 0)	0 (0 to 0)	0 (0 to 0)	0 (0 to 0)	0 (0 to 0)	0 (0 to 0)	0 (0 to 0)	0 (0 to 0)	0 (0 to 0)	0 (0 to 0)	0 (0 to 0)	1
HIV/AIDS resulting in other diseases	0 (0 to 0)	0 (0 to 0)	12 (1 to 98)	51 (4 to 413)	8 (1 to 62)	3 (0 to 25)	16 (2 to 78)	61 (9 to 276)	99 (15 to 428)	95 (15 to 394)	111 (16 to 485)	105 (15 to 485)	75 (9 to 356)	23 (3 to 121)	10 (1 to 48)	5 (0 to 24)	2 (0 to 12)	1 (0 to 6)	0 (0 to 3)	0 (0 to 2)	0 (0 to 1)	0 (0 to 0)	0 (0 to 0)	643
Sexually transmitted infections excluding HIV	410 (129 to 956)	104 (31 to 229)	116 (27 to 351)	3 (0 to 7)	3 (0 to 7)	0 (0 to 0)	1 (0 to 2)	4 (0 to 11)	67 (3 to 216)	37 (4 to 150)	9 (0 to 40)	9 (0 to 41)	8 (0 to 36)	7 (0 to 32)	10 (1 to 46)	14 (2 to 64)	10 (1 to 46)	7 (0 to 33)	4 (0 to 18)	1 (0 to 5)	0 (0 to 1)	0 (0 to 0)	0 (0 to 0)	701
Syphilis	0 (0 to 0)	0 (0 to 0)	104 (26 to 328)	2 (0 to 7)	2 (0 to 7)	0 (0 to 0)	1 (0 to 2)	3 (0 to 11)	55 (2 to 216)	31 (3 to 150)	8 (0 to 40)	8 (0 to 41)	7 (0 to 36)	6 (0 to 32)	9 (1 to 46)	13 (2 to 64)	9 (0 to 46)	6 (0 to 33)	4 (0 to 18)	1 (0 to 5)	0 (0 to 1)	0 (0 to 0)	0 (0 to 0)	647
Chlamydial infection	0 (0 to 0)	0 (0 to 0)	0 (0 to 0)	0 (0 to 0)	0 (0 to 0)	0 (0 to 0)	0 (0 to 0)	0 (0 to 0)	0 (0 to 0)	0 (0 to 0)	0 (0 to 0)	0 (0 to 0)	0 (0 to 0)	0 (0 to 0)	0 (0 to 0)	0 (0 to 0)	0 (0 to 0)	0 (0 to 0)	0 (0 to 0)	0 (0 to 0)	0 (0 to 0)	0 (0 to 0)	0 (0 to 0)	3.3
Gonococcal infection	0 (0 to 0)	0 (0 to 0)	0 (0 to 0)	0 (0 to 0)	0 (0 to 0)	0 (0 to 0)	0 (0 to 0)	0 (0 to 0)	0 (0 to 0)	0 (0 to 1)	0 (0 to 1)	0 (0 to 1)	0 (0 to 1)	0 (0 to 1)	0 (0 to 2)	0 (0 to 2)	0 (0 to 1)	0 (0 to 1)	0 (0 to 0)	0 (0 to 0)	0 (0 to 0)	0 (0 to 0)	0 (0 to 0)	4.7
Trichomoniasis	0 (0 to 0)	0 (0 to 0)	0 (0 to 0)	0 (0 to 0)	0 (0 to 0)	0 (0 to 1)	0 (0 to 1)	2 (0 to 7)	4 (0 to 17)	4 (0 to 16)	4 (0 to 19)	3 (0 to 16)	2 (0 to 9)	1 (0 to 6)	0 (0 to 2)	0 (0 to 2)	0 (0 to 1)	0 (0 to 1)	0 (0 to 0)	0 (0 to 0)	0 (0 to 0)	0 (0 to 0)	0 (0 to 0)	29
Genital herpes	0 (0 to 0)	0 (0 to 0)	0 (0 to 0)	0 (0 to 0)	0 (0 to 0)	0 (0 to 0)	0 (0 to 1)	1 (0 to 4)	2 (0 to 8)	2 (0 to 8)	2 (0 to 9)	2 (0 to 9)	2 (0 to 8)	1 (0 to 5)	0 (0 to 2)	0 (0 to 2)	0 (0 to 1)	0 (0 to 1)	0 (0 to 0)	0 (0 to 0)	0 (0 to 0)	0 (0 to 0)	0 (0 to 0)	12
Other sexually transmitted infections	0 (0 to 0)	0 (0 to 0)	0 (0 to 0)	0 (0 to 0)	0 (0 to 0)	0 (0 to 1)	0 (0 to 1)	0 (0 to 2)	0 (0 to 1)	0 (0 to 1)	0 (0 to 2)	0 (0 to 2)	0 (0 to 2)	0 (0 to 2)	0 (0 to 2)	0 (0 to 2)	0 (0 to 1)	0 (0 to 1)	0 (0 to 0)	0 (0 to 0)	0 (0 to 0)	0 (0 to 0)	0 (0 to 0)	6.2
Respiratory infections and tuberculosis	179 (93 to 327)	219 (113 to 340)	1,499 (711 to 2,310)	579 (289 to 979)	253 (143 to 373)	174 (104 to 232)	202 (115 to 303)	264 (177 to 433)	342 (230 to 503)	379 (276 to 546)	441 (294 to 646)	497 (340 to 732)	587 (387 to 859)	579 (372 to 868)	548 (348 to 797)	507 (315 to 740)	479 (293 to 692)	395 (239 to 567)	279 (172 to 429)	225 (144 to 340)	128 (89 to 202)	54 (32 to 77)	9.8 (11 to 20)	8,960
Tuberculosis	0 (0 to 0)	0 (0 to 0)	0 (0 to 176)	0 (0 to 176)	0 (0 to 132)	0 (0 to 116)	0 (0 to 217)	0 (0 to 317)	0 (0 to 317)	0 (0 to 317)	0 (0 to 317)	0 (0 to 317)	0 (0 to 317)	0 (0 to 317)	0 (0 to 317)	0 (0 to 317)	0 (0 to 317)	0 (0 to 317)	0 (0 to 317)	0 (0 to 317)	0 (0 to 317)	0 (0 to 317)	0 (0 to 317)	4,756
Latent tuberculosis infection	0 (0 to 0)	0 (0 to 0)	0 (0 to 0)	0 (0 to 0)	0 (0 to 0)	0 (0 to 0)	0 (0 to 0)	0 (0 to 0)	0 (0 to 0)	0 (0 to 0)	0 (0 to 0)	0 (0 to 0)	0 (0 to 0)	0 (0 to 0)	0 (0 to 0)	0 (0 to 0)	0 (0 to 0)	0 (0 to 0)	0 (0 to 0)	0 (0 to 0)	0 (0 to 0)	0 (0 to 0)	0 (0 to 0)	0
Drug-susceptible tuberculosis	0 (0 to 0)	0 (0 to 0)	170 (72 to 321)	99 (41 to 173)	41 (20 to 72)	19 (9 to 34)	19 (9 to 34)	19 (9 to 34)	19 (9 to 34)	19 (9 to 34)	19 (9 to 34)	19 (9 to 34)	19 (9 to 34)	19 (9 to 34)	19 (9 to 34)	19 (9 to 34)	19 (9 to 34)	19 (9 to 34)	19 (9 to 34)	19 (9 to 34)	19 (9 to 34)	19 (9 to 34)	19 (9 to 34)	1,300
Multidrug-resistant tuberculosis without extensive drug resistance	0 (0 to 0)	0 (0 to 0)	16 (0 to 49)	0 (0 to 0)	0 (0 to 0)	0 (0 to 0)	0 (0 to 0)	0 (0 to 0)	0 (0 to 0)	0 (0 to 0)	0 (0 to 0)	0 (0 to 0)	0 (0 to 0)	0 (0 to 0)	0 (0 to 0)	0 (0 to 0)	0 (0 to 0)	0 (0 to 0)	0 (0 to 0)	0 (0 to 0)	0 (0 to 0)	0 (0 to 0)	0 (0 to 0)	42.8
Extensively drug-resistant tuberculosis	0 (0 to 0)	0 (0 to 0)	0.2 (0 to 1.6)	0.1 (0 to 0.9)	0.1 (0 to 0.5)	0.1 (0 to 0.5)	0.3 (0 to 1.2)	0.7 (0 to 2.7)	1 (0 to 4.1)	0.9 (0 to 3.7)	1 (0 to 3.7)	0.7 (0 to 2.7)	0.7 (0 to 2.7)	0.6 (0 to 2.3)	0.4 (0 to 1.5)	0.2 (0 to 0.9)	0.2 (0 to 0.7)	0.1 (0 to 0.4)	0.1 (0 to 0.2)	0 (0 to 0.1)	0 (0 to 0.1)	0 (0 to 0)	0 (0 to 0)	9.2
Lower respiratory infections	179 (93.7 to 327)	209 (111 to 330)	1,210 (572 to 2,070)	409 (186 to 886)	57.6 (33 to 86.4)	42.6 (26.4 to 64.4)	45.4 (28.7 to 70.1)	69.7 (39.4 to 109)	78 (39.5 to 123)	89.1 (39.2 to 139)	99.2 (43.7 to 153)	121 (53.2 to 183)	141 (61.8 to 211)	171 (71.1 to 256)	201.7 (83.2 to 300)	191.2 (80.8 to 284)	188.8 (83.1 to 280)	169.2 (72.1 to 252)	92.5 (39.7 to 138)	29.2 (10.2 to 46.3)	10.2 (3.3 to 17.5)	2.6 (0.7 to 4.6)	3.3 (0.9 to 5.7)	3,170
Upper respiratory infections	0.1 (0 to 0.2)	0.6 (0 to 1)	11.3 (6.5 to 18.1)	48.2 (28 to 73.2)	53 (28.1 to 83.2)	22.2 (12.2 to 37.1)	26.4 (14.1 to 43.9)	34.6 (19.6 to 53.9)	33.7 (18.2 to 57.3)	32.6 (17.3 to 54.9)	29.2 (14.6 to 48.7)	29.2 (14.5 to 48.7)	23.1 (11.3 to 39.4)	13.9 (7.2 to 23.2)	7.4 (4.0 to 12.6)	4.9 (2.6 to 8.1)	3 (1.6 to 5.2)	1.7 (0.9 to 2.9)	0.8 (0.4 to 1.3)	0.2 (0.1 to 0.4)	0.1 (0 to 0.1)	0 (0 to 0)	0 (0 to 0)	372
Otitis media	0 (0 to 0)	0 (0 to 0)	1.7 (0.9 to 3.2)	19.2 (9.9 to 31.2)	24.1 (12.9 to 40.5)	13.4 (6.8 to 22.6)	9.9 (5.1 to 17.2)	7.7 (3.9 to 13.5)	6.9 (3.4 to 12.1)	5.6 (2.7 to 10.1)	5.5 (2.6 to 9.7)	5.5 (2.6 to 9.7)	4.5 (2.1 to 8.1)	3.3 (1.5 to 6.1)	2.6 (1.2 to 4.8)	1.9 (0.9 to 3.6)	1.4 (0.6 to 2.7)	0.9 (0.4 to 1.8)	0.5 (0.2 to 1.1)	0.1 (0 to 0.3)	0 (0 to 0.1)	0 (0 to 0)	0 (0 to 0)	108
Enteric infections	29 (20 to 41)	73.7 (51.7 to 102)	1,740 (198 to 5,740)	221 (116 to 944)	137 (73.2 to 263)	136 (76.9 to 291)	139 (81.7 to 282)	164 (92.1 to 327)	191 (107 to 387)	224 (122 to 457)	249 (132 to 512)	262 (132 to 532)	263 (131 to 535)	239 (119 to 485)	228 (114 to 463)	233 (116 to 472)	233 (116 to 472)	224 (112 to 454)	154 (77 to 312)	104 (51 to 211)	58 (30.2 to 117)	23.7 (13.7 to 39.6)	6.4 (3.1 to 12.2)	3,250
Diarrheal diseases	29 (19.9 to 41)	73.4 (51.1 to 102)	636 (195 to 1,790)	198 (105 to 896)	136 (67.7 to 259)	135 (75.7 to 286)	138 (77.7 to 277)	163 (92.1 to 326)	190 (107 to 384)	224 (122 to 456)	248 (132 to 509)	261 (131 to 530)	262 (131 to 532)	238 (119 to 483)	227 (114 to 461)	232 (115 to 470)	232 (115 to 470)	223 (111 to 452)	153 (76.8 to 310)	103 (50.9 to 210)	57.8 (29.9 to 117)	23.6 (13.6 to 39.4)	6.4 (3.1 to 12.2)	2,840
Typhoid and paratyphoid	0 (0 to 0)	0 (0 to 0)	0.6 (0.2 to 1.6)	80 (27.7 to 197)	55 (29.4 to 201)	140 (51.3 to 330)	58.6 (31.2 to 222)	60.3 (30.6 to 232)	59.1 (19.5 to 192)	58.2 (11.6 to 189)	59.4 (6.2 to 203)	62.3 (7.3 to 208)	63.5 (6.6 to 213)	60.3 (2.6 to 181)	59.1 (1.9 to 124)	60.3 (1.6 to 162)	60.3 (1.2 to 247)	58.1 (1.2 to 7)	40.3 (0.8 to 7.4)	26.9 (0.6 to 4.6)	15.4 (0.3 to 2.5)	6.8 (0.1 to 1.1)	0.6 (0 to 0.1)	576
Typhoid fever	0 (0 to 0)	0 (0 to 0)	0.6 (0.2 to 1.6)	80 (27.7 to 197)	55 (29.4 to 201)	140 (51.3 to 330)	58.6 (31.2 to 222)	60.3 (30.6 to 232)	59.1 (19.5 to 192)	58.2 (11.6 to 189)	59.4 (6.2 to 203)	62.3 (7.3 to 208)	63.5 (6.6 to 213)	60.3 (2.6 to 181)	59.1 (1.9 to 124)	60.3 (1.6 to 162)	60.3 (1.2 to 247)	58.1 (1.2 to 7)	40.3 (0.8 to 7.4)	26.9 (0.6 to 4.6)	15.4 (0.3 to 2.5)	6.8 (0.1 to 1.1)	0.6 (0 to 0.1)	526
Paratyphoid fever	0 (0 to 0)	0 (0 to 0)	0 (0 to 0.2)	0.1 (0 to 0.4)	0.1 (0 to 0.4)	0.1 (0 to 0.4)	0.1 (0 to 0.4)	0.1 (0 to 0.4)	0.1 (0 to 0.4)	0.1 (0 to 0.4)	0.1 (0 to 0.4)	0.1 (0 to 0.4)	0.1 (0 to 0.4)	0.1 (0 to 0.4)	0.1 (0 to 0.4)	0.1 (0 to 0.4)	0.1 (0 to 0.4)	0.1 (0 to 0.4)	0.1 (0 to 0.4)	0.1 (0 to 0.4)	0.1 (0 to 0.4)	0.1 (0 to 0.4)	0 (0 to 0)	50
Invasive Non-typhoidal Salmonella (iNTS)	0 (0 to 0)	0 (0 to 0)	0.1 (0 to 0.6)	0.4 (0.1 to 1.7)	0.3 (0 to 1.5)	0.3 (0 to 1.5)	0.4 (0.2 to 1.7)	0.4 (0.2 to 1.8)	0.4 (0.2 to 1.8)	0.4 (0.2 to 1.8)	0.4 (0.2 to 1.8)	0.4 (0.2 to 1.8)	0.4 (0.2 to 1.8)	0.4 (0.2 to 1.8)	0.4 (0.2 to 1.8)	0.4 (0.2 to 1.8)	0.4 (0.2 to 1.8)	0.4 (0.2 to 1.8)	0.4 (0.2 to 1.8)	0.4 (0.2 to 1.8)	0.4 (0.2 to 1.8)	0.4 (0.2 to 1.8)	0 (0 to 0)	29.4
Other intestinal infectious diseases	0 (0 to 0)	0 (0 to 0)	0.6 (0 to 3.4)	0.8 (0.1 to 3.3)	0.3 (0 to 1.3)	0.1 (0 to 0.1)	0.1 (0 to 0.7)	0.1 (0 to 0.6)	0.1 (0 to 0.5)	0.1 (0 to 0.5)	0.1 (0 to 0.5)	0.1 (0 to 0.5)	0.1 (0 to 0.6)	0.1 (0 to 0.6)	0.1 (0 to 0.5)	0.1 (0 to 0.5)	0.1 (0 to 0.5)	0.1 (0 to 0.5)	0.1 (0 to 0.5)	0.1 (0 to 0.5)	0.1 (0 to 0.5)	0.1 (0 to 0.5)	0 (0 to 0)	3.9
Neglected tropical diseases and malaria	0.3 (0.1 to 0.9)	29.5 (9.4 to 78)	192 (67.7 to 752)	199 (79.9 to 651)	139 (60.1 to 381)	200 (93.4 to 529)	266 (131 to 720)	266 (131 to 720)	266 (131 to 720)	266 (131 to 720)	264 (129 to 720)	264 (129 to 720)	264 (129 to 720)	264 (129 to 720)	264 (129 to 720)	264 (129 to 720)	264 (129 to 720)	264 (129 to 720)	264 (129 to 720)	264 (129 to 720)	264 (129 to 720)	264 (129 to 720)	264 (129 to 720)	0 (0 to 0)	2,935
Malaria	0 (0 to 0)	0 (0 to 0)	0 (0 to 0)	0 (0 to 0)	0 (0 to 0)	0 (0 to 0)	0 (0 to 0)	0 (0 to 0)	0 (0 to 0)	0 (0 to 0)	0 (0 to 0)	0 (0 to 0)	0 (0 to 0)	0 (0 to 0)	0 (0 to 0)	0 (0 to 0)	0 (0 to 0)	0 (0 to 0)	0 (0 to 0)	0 (0 to 0)	0 (0 to 0)	0 (0 to 0)	0 (0 to 0)	0 (0 to 0)	1,610
Chagas disease	0 (0 to 0)	0 (0 to 0)	0 (0 to 0)	0 (0 to 0)	0 (0 to 0)	0 (0 to 0)	0 (0 to 0)	0 (0 to 0)	0 (0 to 0)	0 (0 to 0)	0 (0 to 0)	0 (0 to 0)	0 (0 to 0)	0 (0 to 0)	0 (0 to 0)	0 (0 to 0)	0 (0 to 0)	0 (0 to 0)	0 (0 to 0)	0 (0 to 0)	0 (0 to 0)	0 (0 to 0)	0 (0 to 0)	0 (0 to 0)	0
Leishmaniasis	0 (0 to 0)	0 (0 to 0)	0 (0 to 0)	0 (0 to 0)	0 (0 to 0)	0 (0 to 0)	0 (0 to 0)	0 (0 to 0)	0 (0 to 0)	0 (0 to 0)	0 (0 to 0)	0 (0 to 0)	0 (0 to 0)	0 (0 to 0)	0 (0 to 0)	0 (0 to 0)	0 (0 to 0)	0 (0 to 0)	0 (0 to 0)	0 (0 to 0)	0 (0 to 0)	0 (0 to 0)	0 (0 to 0)	0 (0 to 0)	0
Visceral leishmaniasis	0 (0 to 0)	0 (0 to 0)	0 (0 to 0)	0 (0 to 0)	0 (0 to 0)	0 (0 to 0)	0 (0 to 0)	0 (0 to 0)	0 (0 to 0)	0 (0 to 0)	0 (0 to 0)	0 (0 to 0)	0 (0 to 0)	0 (0 to 0)	0 (0 to 0)	0 (0 to 0)	0 (0 to 0)	0 (0 to 0)	0 (0 to 0)	0 (0 to 0)	0 (0 to 0)	0 (0 to 0)	0 (0 to 0)	0 (0 to 0)	0
Cutaneous and mucocutaneous leishmaniasis	0 (0 to 0)	0 (0 to 0)	0 (0 to 0)	0 (0 to 0)	0 (0 to 0)	0 (0 to 0)	0 (0 to 0)	0 (0 to 0)	0 (0 to 0)	0 (0 to 0)	0 (0 to 0)	0 (0 to 0)	0 (0 to 0)	0 (0 to 0)	0 (0 to 0)	0 (0 to 0)	0 (0 to 0)	0 (0 to 0)	0 (0 to 0)	0 (0 to 0)	0 (0 to 0)	0 (0 to 0)	0 (0 to 0)	0 (0 to 0)	0
African trypanosomiasis	0 (0 to 0)	0 (0 to 0)	0 (0 to 0)	0 (0 to 0)	0 (0 to 0)	0 (0 to 0)	0 (0 to 0)	0 (0 to 0)	0 (0 to 0)	0 (0 to 0)	0 (0 to 0)	0 (0 to 0)	0 (0 to 0)	0 (0 to 0)	0 (0 to 0)	0 (0 to 0)	0 (0 to 0)	0 (0 to 0)	0 (0 to 0)	0 (0 to 0)	0 (0 to 0)	0 (0 to 0)	0 (0 to 0)	0 (0 to 0)	0
Schistosomiasis	0 (0 to 0)	0 (0 to 0)	0 (0 to 0)	0 (0 to 0)	0 (0 to 0)	0 (0 to 0)	0 (0 to 0)	0 (0 to 0)	0 (0 to 0)	0 (0 to 0)	0 (0 to 0)	0 (0 to 0)	0 (0 to 0)	0 (0 to 0)	0 (0 to 0)	0 (0 to 0)	0 (0 to 0)	0 (0 to 0)	0 (0 to 0)	0 (0 to 0)	0 (0 to 0)	0 (0 to 0)	0 (0 to 0)	0 (0 to 0)	0
Cysticercosis	0 (0 to 0)	0 (0 to 0)	0 (0 to 0)	0 (0 to 0)	0 (0 to 0)	0 (0 to 0)	0 (0 to 0)	0 (0 to 0)	0 (0 to 0)	0 (0 to 0)	0 (0 to 0)	0 (0 to 0)	0 (0 to 0)	0 (0 to 0)	0 (0 to 0)	0 (0 to 0)	0 (0 to 0)	0 (0 to 0)	0 (0 to 0)	0 (0 to 0)	0 (0 to 0)	0 (0 to 0)	0 (0 to 0)	0 (0 to 0)	1.4
Cystic echinococcosis	0 (0 to 0)	0 (0 to 0)	0 (0 to 0)	0 (0 to 0)	0 (0 to 0)	0 (0 to 0)	0 (0 to 0)	0 (0 to 0)	0 (0 to 0)	0 (0 to 0)	0 (0 to 0)	0 (0 to 0)	0 (0 to 0)	0 (0 to 0)	0 (0 to 0)	0 (0 to 0)	0 (0 to 0)	0 (0 to 0)	0 (0 to 0)	0 (0 to 0)	0 (0 to 0)	0 (0 to 0)	0 (0 to 0)	0 (0 to 0)	0
Lymphatic filariasis	0 (0 to 0)	0 (0 to 0)	0 (0 to 0)	0 (0 to 0)	0 (0 to 0)	0 (0 to 0)	0 (0 to 0)	0 (0 to 0)	0 (0 to 0)	0 (0 to 0)	0 (0 to 0)	0 (0 to 0)	0 (0 to 0)	0 (0 to 0)	0 (0 to 0)	0 (0 to 0)	0 (0 to 0)	0 (0 to 0)	0 (0 to 0)	0 (0 to 0)	0 (0 to 0)	0 (0 to 0)	0 (0 to 0)	0 (0 to 0)	3.9
Onchocerciasis	0 (0 to 0)	0 (0 to 0)	0 (0 to 0)	0 (0 to 0)	0 (0 to 0)	0 (0 to 0)	0 (0 to 0)	0 (0 to 0)	0 (0 to 0)	0 (0 to 0)	0 (0 to 0)	0 (0 to 0)	0 (0 to 0)	0 (0 to 0)	0 (0 to 0)	0 (0 to 0)	0 (0 to 0)	0 (0 to 0)	0 (0 to 0)	0 (0 to 0)	0 (0 to 0)	0 (0 to 0)	0 (0 to 0)	0 (0 to 0)	0
Trachoma	0 (0 to 0)	0 (0 to 0)	0 (0 to 0)	0 (0 to 0)	0 (0 to 0)	0 (0 to 0)	0 (0 to 0)	0 (0 to 0)	0 (0 to 0)	0 (0 to 0)	0 (0 to 0)	0 (0 to 0)	0 (0 to 0)	0 (0 to 0)	0 (0 to 0)	0 (0 to 0)	0 (0 to 0)	0 (0 to 0)	0 (0 to 0)	0 (0 to 0)	0 (0 to 0)	0 (0 to 0)	0 (0 to 0)	0 (0 to 0)	0
Dengue	18.4 (9.69 to 74.8)	19.6 (10.5 to 83.1)	193 (73.5 to 529)	109 (39.1 to 337)	78.9 (29.1 to 245)	45 (14.6 to 157)	29.8 (9.77 to 79.3)	29.9 (9.93 to 123)	29.5 (9.13 to 144)	24.6 (6.1 to 114)	24.6 (5.99 to 114)	17.9 (3.99 to 87.6)	13.2 (2.64 to 66.3)	7.6 (1.79 to 29.2)	7.6 (1.73 to 24.6)	5.1 (1.16 to 13)	5.2 (1.19 to 12.8)	4.2 (0.9 to 9.5)	2.6 (0.53 to 5.6)	1.2 (0.24 to 2.5)	0.4 (0.1 to 1.1)	0.1 (0 to 0.2)	0.1 (0 to 0.1)	720
Yellow fever	0 (0 to 0)	0 (0 to 0)	0 (0 to 0)	0 (0 to 0)	0 (0 to 0)	0 (0 to 0)	0 (0 to 0)	0 (0 to 0)	0 (0 to 0)	0 (0 to 0)	0 (0 to 0)	0 (0 to 0)	0 (0 to 0)	0 (0 to 0)	0 (0 to 0)	0 (0 to 0)	0 (0 to 0)	0 (0 to 0)	0 (0 to 0)	0 (0 to 0)	0 (0 to 0)	0 (0 to 0)	0 (0 to 0)	0 (0 to 0)	0
Rabies	0 (0 to 0)	0 (0 to 0)	0.3 (0 to 1.3)	0.6 (0 to 1.3)	0.1 (0 to 0.4)	0.1 (0 to 0.3)	0.1 (0 to 0.3)	0.1 (0 to 0.3)	0.2 (0 to 0.6)	0.2 (0 to 0.6)	0.2 (0 to 0.6)	0.2 (0 to 0.6)	0.2 (0 to 0.6)	0.2 (0 to 0.6)	0.2 (0 to 0.6)	0.2 (0 to 0.6)	0.2 (0 to 0.6)	0.2 (0 to 0.6)	0.2 (0 to 0.6)	0.2 (0 to 0.6)	0.2 (0 to 0.6)	0.2 (0 to 0.6)	0.2 (0 to 0.6)	4.1
Intestinal nematode infections	0 (0 to 0)	0 (0 to 0)	0 (0 to 2.7)	0 (0 to 2.7)	0 (0 to 2.6)	0 (0 to 2.6)	0 (0 to 2.6)	0 (0 to 2.6)	0 (0 to 2.6)	0 (0 to 2.6)	0 (0 to 2.6)	0 (0 to 2.6)	0 (0 to 2.6)	0 (0 to 2.6)	0 (0 to 2.6)	0 (0 to 2.6)	0 (0 to 2.6)	0 (0 to 2.6)	0 (0 to 2.6)	0 (0 to 2.6)	0 (0 to 2.6)	0 (0 to 2.6)	0 (0 to 2.6)	0 (0 to 2.6)	99.4
Ascariasis	0 (0 to 0)	0 (0 to 0)	0 (0 to 0.4)	0 (0 to 0.4)	0 (0 to 0.4)	0 (0 to 0.4)	0 (0 to 0.4)	0 (0 to 0.4)	0 (0 to 0.4)	0 (0 to 0.4)	0 (0 to 0.4)	0 (0 to 0.4)	0 (0 to 0.4)	0 (0 to 0.4)	0 (0 to 0.4)	0 (0 to 0.4)	0 (0 to 0.4)	0 (0 to 0.4)	0 (0 to 0.4)	0 (0 to 0.4)	0 (0 to 0.4)	0 (0 to 0.4)	0 (0 to 0.4)	0 (0 to 0.4)	31.4
Trichuriasis	0 (0 to 0)	0 (0 to 0)	0 (0 to 0.4)	0 (0 to 1.6)	0 (0 to 1.6)	0 (0 to 0.6)	0 (0 to 0.3)	0 (0 to 0.6)	0 (0 to 0.3)	0 (0 to 0.3)	0 (0 to 0.3)	0 (0 to 0.3)	0 (0 to 0.3)	0 (0 to 0.3)	0 (0 to 0.3)	0 (0 to 0.3)	0 (0 to 0.3)	0 (0 to 0.3)	0 (0 to 0.3)	0 (0 to 0.3)	0 (0 to 0.3)	0 (0 to 0.3)	0 (0 to 0.3)	0 (0 to 0.3)	13.9
Hookworm disease	0 (0 to 0)	0 (0 to 0)	0 (0 to 0.1)	1 (0 to 3.1)	0 (0 to 2.2)	0 (0 to 2.2)	0 (0 to 2.2)	0 (0 to 2.2)	0 (0 to 2.2)	0 (0 to 2.2)	0 (0 to 2.2)	0 (0 to 2.2)	0 (0 to 2.2)	0 (0 to 2.2)	0 (0 to 2.2)	0 (0 to 2.2)	0 (0 to 2.2)	0 (0 to 2.2)	0 (0 to 2.2)	0 (0 to 2.2)	0 (0 to 2.2)	0 (0 to 2.2)	0 (0 to 2.2)	0 (0 to 2.2)	61.4
Food-borne trematodiases	0 (0 to 0)	0 (0 to 0)	0 (0 to 0)	0 (0 to 0)	0 (0 to 0)	0 (0 to 0)	0 (0 to 0)	0 (



Congenital birth defects	940 (524 to 1,328)	274 (153 to 422)	809 (378 to 1,328)	322 (179 to 539)	124 (63 to 177)	111 (73 to 166)	81·2 (47·6 to 134)	70·5 (39·9 to 126)	60·7 (30·3 to 110)	43·9 (23·4 to 78·1)	42·2 (22·6 to 73·7)	29·5 (16·6 to 49·4)	16·2 (9·7 to 29·4)	10·4 (6·6 to 19·4)	7·9 (5 to 11·4)	5 (3 to 7·3)	2·8 (1·6 to 4·1)	1 (0·5 to 1·7)	0·4 (0·2 to 0·7)	0·1 (0·1 to 0·2)	0 (0 to 0)	2,990
Neural tube defects	177 (99·5 to 406)	18·3 (3·9 to 53·7)	52 (9·1 to 179)	29·4 (4·1 to 100)	3·5 (1·6 to 8·8)	2·6 (1·1 to 6·6)	3·1 (1·5 to 7)	1·7 (1 to 3·1)	1·3 (0·6 to 2·5)	0·9 (0·4 to 1·7)	0·6 (0·4 to 1·1)	0·4 (0·2 to 0·7)	0·2 (0·1 to 0·4)	0·1 (0·1 to 0·3)	0 (0 to 0·1)	0 (0 to 0)	0 (0 to 0)	0 (0 to 0)	0 (0 to 0)	0 (0 to 0)	0 (0 to 0)	292
Congenital heart anomalies	312 (132 to 617)	61·1 (14 to 207)	170 (34 to 537)	71·1 (9·9 to 269)	31·9 (4·7 to 121)	27·1 (3·7 to 107)	21·4 (2·9 to 81·1)	17·2 (2·4 to 72)	12·7 (1·7 to 54·1)	9·2 (1·2 to 39·2)	7·4 (1 to 31·4)	5·1 (0·7 to 22·1)	2·8 (0·4 to 12·1)	1·8 (0·2 to 8·1)	1·3 (0·2 to 5·7)	0·8 (0·1 to 3·5)	0·5 (0·1 to 2·1)	0·3 (0 to 1·3)	0·1 (0 to 0·5)	0·1 (0 to 0·2)	0 (0 to 0)	1,340
Cochlear cells	9·1 (1·3 to 14·4)	2·1 (0·4 to 3·4)	5·9 (0·8 to 12·8)	1·4 (0·6 to 2·1)	0·8 (0·5 to 1·3)	0·7 (0·4 to 1·1)	0·6 (0·4 to 1·1)	0·6 (0·4 to 1·1)	0·6 (0·4 to 1·1)	0·6 (0·4 to 1·1)	0·6 (0·4 to 1·1)	0·6 (0·4 to 1·1)	0·6 (0·4 to 1·1)	0·2 (0·1 to 0·3)	0·2 (0·1 to 0·3)	0·2 (0·1 to 0·3)	0·1 (0·1 to 0·2)	0·1 (0·1 to 0·2)	0·1 (0 to 0·1)	0 (0 to 0)	0 (0 to 0)	19·6
Down syndrome	8·6 (2·9 to 19·4)	3·7 (1·2 to 8·9)	19·8 (5·4 to 50·4)	9·2 (2·8 to 21·1)	3·5 (2·1 to 5·7)	4·4 (2·4 to 7·8)	3·4 (1·8 to 6·2)	2·1 (1·1 to 3·9)	3·6 (1·9 to 6·3)	2·3 (1·2 to 4·2)	1·6 (0·9 to 4·2)	1 (0·5 to 2·6)	0·9 (0·5 to 2·1)	0·6 (0·3 to 1·5)	0·3 (0·1 to 0·8)	0·2 (0 to 0·5)	0·1 (0 to 0·3)	0 (0 to 0·2)	0 (0 to 0·1)	0 (0 to 0)	0 (0 to 0)	66
Turner syndrome	0 (0 to 0)	0 (0 to 0)	0·1 (0 to 0·3)	0·2 (0·1 to 0·4)	0·2 (0·1 to 0·4)	0·1 (0 to 0·3)	0·2 (0·1 to 0·3)	0·1 (0·1 to 0·2)	0·1 (0 to 0·3)	0·1 (0 to 0·2)	0 (0 to 0·1)	0 (0 to 0)	0 (0 to 0)	0 (0 to 0)	0 (0 to 0)	0 (0 to 0)	0 (0 to 0)	0 (0 to 0)	0 (0 to 0)	0 (0 to 0)	0 (0 to 0)	1·1
Klinefelter syndrome	0 (0 to 0)	0 (0 to 0)	0 (0 to 0)	0 (0 to 0)	0 (0 to 0)	0 (0 to 0)	0 (0 to 0)	0 (0 to 0)	0 (0 to 0)	0 (0 to 0)	0 (0 to 0)	0 (0 to 0)	0 (0 to 0)	0 (0 to 0)	0 (0 to 0)	0 (0 to 0)	0 (0 to 0)	0 (0 to 0)	0 (0 to 0)	0 (0 to 0)	0 (0 to 0)	0
Other chromosomal abnormalities	17·3 (9·8 to 42·3)	9·7 (3·1 to 20·6)	17·6 (7·5 to 42)	6·5 (2·8 to 19·3)	3·8 (2·4 to 5·9)	2·7 (1·6 to 4·3)	2·6 (1·5 to 4·3)	1·9 (1·2 to 2·9)	1·3 (0·8 to 2)	0·7 (0·4 to 1·3)	0·4 (0·2 to 0·7)	0·2 (0·1 to 0·3)	0·1 (0·1 to 0·1)	0 (0 to 0·1)	0 (0 to 0)	0 (0 to 0)	0 (0 to 0)	0 (0 to 0)	0 (0 to 0)	0 (0 to 0)	0 (0 to 0)	66·2
Congenital musculoskeletal and limb anomalies	12·8 (1·1 to 28·1)	4 (0·2 to 17·8)	29·3 (2·9 to 87·8)	37·5 (3·5 to 99·7)	25 (1·4 to 69·9)	21·5 (1·2 to 59·5)	19 (1·2 to 54·4)	9·2 (0·6 to 24·9)	8·2 (0·5 to 22·1)	4·2 (0·3 to 11·6)	2·7 (0·2 to 7·4)	1·6 (0·1 to 4·1)	0·7 (0 to 1·9)	0·2 (0 to 0·6)	0·1 (0 to 0·2)	0 (0 to 0·1)	0 (0 to 0·1)	0 (0 to 0·1)	0 (0 to 0·1)	0 (0 to 0·1)	0 (0 to 0)	192
Urogenital congenital anomalies	19 (9·4 to 34·9)	2·1 (0·9 to 5)	3·6 (1·5 to 9)	3·4 (1·6 to 7·6)	2·3 (1·3 to 3·7)	1·5 (0·9 to 2·5)	1·1 (0·6 to 1·9)	0·8 (0·5 to 1·4)	0·7 (0·4 to 1·3)	0·5 (0·3 to 1·1)	0·4 (0·2 to 0·9)	0·2 (0·1 to 0·5)	0·2 (0·1 to 0·4)	0·2 (0·1 to 0·5)	0·1 (0 to 0·2)	0 (0 to 0·1)	0 (0 to 0·1)	0 (0 to 0·1)	0 (0 to 0·1)	0 (0 to 0·1)	0 (0 to 0)	33·1
Digestive congenital anomalies	28·7 (7·9 to 71·2)	6·2 (0·4 to 54·7)	21·3 (3·6 to 64·2)	8·2 (1·1 to 31·7)	3·7 (0·6 to 14·1)	3·1 (0·4 to 11·7)	2·6 (0·3 to 9·6)	2·1 (0·3 to 7·8)	2·1 (0·3 to 7·8)	1·4 (0·2 to 5·3)	1·1 (0·1 to 4·1)	0·8 (0·1 to 3·1)	0·5 (0·1 to 2·1)	0·3 (0·1 to 1·1)	0·2 (0 to 0·8)	0·1 (0 to 0·3)	0·1 (0 to 0·2)	0 (0 to 0·1)	0 (0 to 0·1)	0 (0 to 0·1)	0 (0 to 0)	247
Other congenital birth defects	77·2 (11·6 to 279)	14·5 (2·2 to 110)	63·2 (4·1 to 399)	29·7 (2·9 to 137)	13·7 (1·7 to 59·1)	12·4 (1·7 to 49·4)	9·7 (1·7 to 35·7)	7·2 (1·3 to 26·3)	5·6 (1 to 19·8)	4·1 (0·9 to 15·7)	3·1 (0·6 to 12·1)	2·1 (0·4 to 8·2)	1·1 (0·3 to 3·7)	0·7 (0·2 to 2·9)	0·4 (0·1 to 1·8)	0·2 (0 to 1·1)	0·1 (0 to 0·6)	0·1 (0 to 0·3)	0 (0 to 0·2)	0 (0 to 0·1)	0 (0 to 0)	686
Urinary diseases and male infertility	0 (0 to 0)	0·1 (0·1 to 0·4)	1·7 (0·6 to 4·1)	4·4 (2 to 9·4)	7·4 (2·7 to 15·9)	10·1 (4·1 to 22·9)	21·8 (9·7 to 44·9)	16 (6·7 to 34·6)	23·3 (9·4 to 48·9)	29·5 (11·9 to 59·5)	33·2 (12·7 to 69·2)	29·1 (9·9 to 57·7)	20·8 (7·3 to 43·4)	29·1 (13·4 to 53·4)	25·1 (11·7 to 45·7)	19·3 (9·2 to 34·6)	9·4 (3·5 to 19·8)	3·4 (1·3 to 7·2)	1·6 (0·6 to 3·1)	0·2 (0 to 0·5)	287
Urolithiasis	0 (0 to 0)	0 (0 to 0)	0 (0 to 0)	0·1 (0 to 0·1)	0·2 (0·1 to 0·5)	0·2 (0·1 to 0·5)	0·1 (0·1 to 0·3)	0·2 (0·1 to 0·4)	0·2 (0·1 to 0·4)	0·2 (0·1 to 0·5)	0·2 (0·1 to 0·5)	0·2 (0·1 to 0·4)	0·2 (0·1 to 0·4)	0·2 (0·1 to 0·4)	0·2 (0·1 to 0·5)	0·2 (0·1 to 0·5)	0·2 (0·1 to 0·5)	0·1 (0·1 to 0·3)	0·1 (0 to 0·2)	0·1 (0 to 0·1)	0 (0 to 0)	29·4
Benign prostatic hyperplasia	0 (0 to 0)	0 (0 to 0)	0 (0 to 0)	0 (0 to 0)	0 (0 to 0)	0 (0 to 0)	0 (0 to 0)	0 (0 to 0)	0 (0 to 0)	0 (0 to 0)	0 (0 to 0)	0 (0 to 0)	0 (0 to 0)	0 (0 to 0)	0 (0 to 0)	0 (0 to 0)	0 (0 to 0)	0 (0 to 0)	0 (0 to 0)	0 (0 to 0)	0 (0 to 0)	0
Male infertility	..	..	..	..	..	..	..	..	..	..	..	..	..	..	..	..	..	..	..	..	..	NA
Other urinary diseases	0·1 (0 to 0)	0·1 (0 to 0·2)	0·5 (0·1 to 1·4)	0·5 (0·2 to 1·4)	0·7 (0·3 to 1·6)	1·4 (0·4 to 4·2)	2·4 (0·4 to 6·9)	2 (0·4 to 6·2)	2·9 (0·6 to 10·2)	2 (0·4 to 7·5)	2·2 (0·4 to 8·2)	2·2 (0·6 to 10·3)	1·6 (0·4 to 5·7)	1·8 (0·6 to 4·4)	1·8 (0·6 to 4·6)	2·2 (0·8 to 5·1)	1·1 (0·4 to 2·7)	0·7 (0·3 to 1·4)	0·5 (0·2 to 1·2)	0·2 (0·1 to 0·4)	0·1 (0 to 0)	29·3
Gynecological diseases	0 (0 to 0)	0 (0 to 0)	0 (0 to 0)	0 (0 to 0)	0 (0 to 0)	0 (0 to 0)	0 (31·6 to 108)	0 (364·6 to 364)	0 (775 to 427)	0 (228 to 644)	0 (340 to 366)	0 (264 to 502)	0 (194 to 417)	0 (102 to 216)	0 (41·5 to 99·4)	0 (14 to 33·9)	0 (6·8 to 20·1)	0 (3·7 to 9·5)	0 (1·7 to 4·1)	0 (0·7 to 2)	0 (0 to 0·1)	2,210
Uterine fibroids	0 (0 to 0)	0 (0 to 0)	0 (0 to 0)	0 (0 to 0)	0 (0 to 0)	0 (0 to 0)	0 (0·6 to 10·3)	0 (0·2 to 10)	0 (0·2 to 11·4)	0 (0·1 to 6·3)	0 (0·1 to 7)	0 (0·1 to 4·2)	0 (0 to 2·1)	0 (0 to 1·4)	0 (0 to 0·7)	0 (0 to 0·6)	0 (0 to 0·3)	0 (0 to 0·2)	0 (0 to 0·1)	0 (0 to 0·1)	0 (0 to 0)	13·9
Polycystic ovarian syndrome	0 (0 to 0)	0 (0 to 0)	0 (0 to 0)	0 (0 to 0)	0 (0 to 0)	0·3 (0 to 1·1)	1·6 (0·5 to 3·9)	1·5 (0·5 to 3·6)	2·2 (0·7 to 5·2)	2·2 (0·7 to 5·2)	2·3 (0·7 to 5·6)	1·9 (0·6 to 4·7)	1·4 (0·4 to 3·5)	1·1 (0·3 to 2·8)	0·7 (0 to 1·8)	0·4 (0 to 1·1)	0·2 (0 to 0·6)	0·1 (0 to 0·3)	0·1 (0 to 0·2)	0 (0 to 0·1)	0 (0 to 0)	139
Female infertility	0 (0 to 0)	0 (0 to 0)	0 (0 to 0)	0 (0 to 0)	0 (0 to 0)	0 (0 to 0)	0 (0 to 0)	9·2 (1·0 to 27·6)	22·7 (3·4 to 60·4)	29·7 (7·3 to 69·3)	28 (9·1 to 62·2)	20·6 (4·6 to 57·2)	9·6 (2·1 to 27·7)	5 (0 to 0)	0 (0 to 0)	0 (0 to 0)	0 (0 to 0)	0 (0 to 0)	0 (0 to 0)	0 (0 to 0)	0 (0 to 0)	113
Endometriosis	0 (0 to 0)	0 (0 to 0)	0 (0 to 0)	0 (0 to 0)	0 (0 to 0)	0·6 (0 to 1·7)	9·6 (2·5 to 26·4)	24·5 (7·3 to 57·6)	78·8 (20·9 to 194)	74 (36·7 to 133)	39 (18·5 to 77·3)	68·2 (23·4 to 176·7)	45·1 (14·9 to 117·4)	23·4 (9·6 to 49·2)	9·2 (4·6 to 19·5)	0 (0 to 0)	0 (0 to 0)	0 (0 to 0)	0 (0 to 0)	0 (0 to 0)	0 (0 to 0)	367
Genital prolapse	0 (0 to 0)	0 (0 to 0)	0 (0 to 0)	0 (0 to 0)	0·4 (0 to 1·1)	0·6 (0·1 to 1·7)	2·2 (0·5 to 6·3)	2·6 (0·6 to 7·3)	3·6 (0·9 to 10·2)	3·3 (0·8 to 9·2)	2·8 (0·7 to 8·3)	2·8 (0·7 to 8·5)	2·6 (0·6 to 8·1)	2·2 (0·5 to 7·2)	1·8 (0·4 to 6·2)	1·3 (0·3 to 4·4)	0·7 (0·2 to 2·7)	0·4 (0·1 to 1·5)	0·2 (0·1 to 0·8)	0·1 (0 to 0·2)	0 (0 to 0)	19·1
Premenstrual syndrome	0 (0 to 0)	0 (0 to 0)	0 (0 to 0)	0 (0 to 0)	0 (0 to 0)	0 (0 to 0)	0·6 (0·2 to 1·6)	2·5 (0·8 to 6·3)	8·6 (2·6 to 21·2)	13·1 (4·1 to 32·8)	14·6 (5·1 to 34·2)	12·2 (3·9 to 29·8)	8·6 (2·8 to 20·4)	5·6 (1·8 to 13·2)	3·6 (1·2 to 8·4)	2·2 (0·7 to 5·2)	1·2 (0·4 to 2·8)	0·6 (0·2 to 1·4)	0·3 (0·1 to 0·7)	0·1 (0 to 0·2)	0 (0 to 0)	93·2
Other gynecological diseases	0 (0 to 0)	0 (0 to 0)	0 (0 to 0)	0 (0 to 0)	0·4 (0 to 1·1)	1·4 (0·4 to 3·1)	3·4 (1 to 7·9)	3·9 (1·2 to 9·4)	6·2 (1·9 to 14·2)	6·2 (1·9 to 14·2)	5·1 (1·6 to 12·2)	4·2 (1·3 to 10·2)	3·1 (0·9 to 7·8)	2·2 (0·6 to 5·4)	1·4 (0·4 to 3·5)	0·9 (0·2 to 2·2)	0·5 (0·1 to 1·3)	0·3 (0·1 to 0·7)	0·1 (0 to 0·3)	0·1 (0 to 0·1)	0 (0 to 0)	60
Hemoglobinopathies and hemolytic anemias	4·8 (2·2 to 9·1)	2·1 (0·5 to 5·3)	18 (2·2 to 52)	43·6 (21·1 to 77·2)	53 (26·9 to 94·1)	69·1 (17·8 to 77·5)	71·5 (18·1 to 79·1)	52·9 (16·2 to 75·2)	66·2 (26·2 to 113·2)	62 (25·3 to 109)	54·6 (23·2 to 103)	34 (19·9 to 57·7)	23·9 (11·4 to 39·7)	13·8 (6·1 to 24·5)	16·4 (8·9 to 26·7)	16·9 (9·2 to 27·6)	11·9 (6·9 to 17·6)	8·5 (5·2 to 12·9)	4·2 (2·4 to 6·4)	1·7 (1·1 to 2·4)	0·1 (0 to 0·1)	503
Thalassemias	2·3 (1·2 to 3·8)	0·5 (0·1 to 1·4)	2·5 (0·4 to 7·2)	2·6 (0·4 to 8·2)	1·9 (0·4 to 5·3)	1·3 (0·4 to 3·7)	1·2 (0·3 to 3·2)	0·9 (0·2 to 2·6)	0·7 (0·2 to 2·1)	0·5 (0·1 to 1·6)	0·4 (0·1 to 1·2)	0·3 (0·1 to 1·1)	0·2 (0 to 0·7)	0·1 (0 to 0·4)	0·1 (0 to 0·2)	0 (0 to 0·1)	0 (0 to 0·1)	0 (0 to 0·1)	0 (0 to 0·1)	0 (0 to 0·1)	0 (0 to 0)	115
Thalassemias trait	0·4 (0 to 0)	0·2 (0·1 to 0·9)	1·2 (1 to 3·5)	1·3 (0·3 to 3·1)	0·9 (0·2 to 2·6)	0·6 (0·2 to 1·8)	0·5 (0·1 to 1·4)	0·4 (0·1 to 1·1)	0·3 (0·1 to 0·8)	0·2 (0·1 to 0·6)	0·2 (0·1 to 0·5)	0·1 (0·1 to 0·4)	0·1 (0 to 0·3)	0·1 (0 to 0·2)	0·1 (0 to 0·2)	0 (0 to 0·1)	0 (0 to 0·1)	0 (0 to 0·1)	0 (0 to 0·1)	0 (0 to 0·1)	0 (0 to 0)	295
Sickle cell disorders	0 (0 to 0)	0 (0 to 0)	0 (0 to 0·1)	0 (0 to 0·2)	0 (0 to 0·1)	0 (0 to 0·1)	0 (0 to 0·1)	0 (0 to 0)	0 (0 to 0·1)	0 (0 to 0·1)	0 (0 to 0)	0 (0 to 0·1)	0 (0 to 0)	0 (0 to 0)	0 (0 to 0)	0 (0 to 0)	0 (0 to 0)	0 (0 to 0)	0 (0 to 0)	0 (0 to 0)	0 (0 to 0)	0·3
Sickle cell trait	0 (0 to 0)	0 (0 to 0·1)	0·1 (0 to 0·3)	0·2 (0 to 0·6)	0·2 (0·1 to 0·8)	0·2 (0·1 to 0·7)	0·2 (0·1 to 0·6)	0·2 (0·1 to 0·6)	0·2 (0·1 to 0·6)	0·1 (0·1 to 0·5)	0·1 (0·1 to 0·4)	0·1 (0 to 0·3)	0·1 (0 to 0·2)	0 (0 to 0·1)	0 (0 to 0·1)	0 (0 to 0·1)	0 (0 to 0·1)	0 (0 to 0·1)	0 (0 to 0·1)	0 (0 to 0·1)	0 (0 to 0)	20·9
G6PD deficiency	0 (0 to 0)	0 (0 to 0)	0·1 (0 to 0·2)	0·2 (0·1 to 0·6)	0·4 (0·2 to 0·8)	0·7 (0·3 to 1·4)	0·8 (0·4 to 1·6)	0·8 (0·4 to 1·6)	0·8 (0·4 to 1·6)	0·6 (0·3 to 1·3)	0·5 (0·2 to 1·1)	0·3 (0·1 to 0·8)	0·2 (0·1 to 0·5)	0·1 (0 to 0·3)	0·1 (0 to 0·2)	0 (0 to 0·1)	0 (0 to 0·1)	0 (0 to 0·1)	0 (0 to 0·1)	0 (0 to 0·1)	0 (0 to 0)	39·3
G6PD trait	0 (0 to 0)	0 (0 to 0)	0 (0 to 0)	0 (0 to 0)	0 (0 to 0)	0 (0 to 0)	0 (0·4 to 1·9)	0 (0 to 0)	0 (0 to 0)	0 (0 to 0)	0 (0 to 0)	0 (0 to 0·1)	0 (0 to 0)	0 (0 to 0)	0 (0 to 0)	0 (0 to 0)	0 (0 to 0)	0 (0 to 0)	0 (0 to 0)	0 (0 to 0)	0 (0 to 0)	2·3
Other hemoglobinopathies and hemolytic anemias	0·1 (0 to 0·2)	0·2 (0 to 0·3)	1·1 (0·2 to 2·8)	2·8 (0·6 to 7)	4·6 (1·6 to 10·3)	5·2 (1·3 to 12·7)	7·6 (2·3 to 18·3)	5·9 (2·1 to 14·4)	8·3 (1·4 to 14·3)	7·6 (1·9 to 19)	7·6 (2·3 to 19·1)	6·3 (1·6 to 15)	7·2 (1·7 to 16)	7·4 (3·4 to 12·6)	10·2 (3·8 to 11·7)	7·5 (3·9 to 11·9)	4·6 (1·6 to 11·7)	1·3 (0·4 to 3·1)	0·4 (0·1 to 1·1)	0·1 (0 to 0·2)	113
Endocrine, metabolic, blood, and immune disorders	2·9 (1·4 to 13·9)	2·6 (1·2 to 4·9)	19·8 (4·9 to 38·7)	15 (12·9 to 27·1)	7·9 (7·2 to 28·9)	18 (9·8 to 29·9)	29·4 (13·7 to 49·3)	29·4 (13·7 to 49·3)	29·4 (11·9 to 51)	29·4 (10·9 to 57·6)	29·4 (9·1 to 62·1)	29·4 (7·4 to 62·3)	29·4 (5·7 to 62·1)	29·4 (4·4 to 62·1)	29·4 (3·5 to 62·1)	29·4 (3·1 to 62·1)	29·4 (3·1 to 62·1)	29·4 (3·1 to 62·1)	29·4 (3·1 to 62·1)	29·4 (3·1 to 62·1)	29·4 (3·1 to 62·1)	698
Oral disorders	0 (0 to 0)	0 (0 to 0)	0 (0 to 0)	0·1 (0·2 to 0·2)	0·1 (0·1 to 0·3)	0·1 (0·1 to 0·3)	0·1 (0·1 to 0·3)	0·1 (0·1 to 0·3)	0·1 (0·1 to 0·3)	0·1 (0·1 to 0·3)	0·1 (0·1 to 0·3)	0·1 (0·1 to 0·3)	0·1 (0·1 to 0·3)	0·1 (0·1 to 0·3)	0·1 (0·1 to 0·3)	0·1 (0·1 to 0·3)	0·1 (0·1 to 0·3)	0·1 (0·1 to 0·3)	0·1 (0·1 to 0·3)	0·1 (0·1 to 0·3)	0·1 (0·1 to 0·3)	613
Caries of deciduous teeth	0 (0 to 0)	0 (0 to 0)	0 (0 to 0)	0 (0·6 to 14·3)	0·9 (0·6 to 14·3)	0·9 (0·6 to 15)	0·9 (0·6 to 15)	0·9 (0 to 0)	0·9 (0 to 0)	0·9 (0 to 0)	0·9 (0 to 0)	0·9 (0 to 0)	0·9 (0 to 0)	0·9 (0 to 0)	0·9 (0 to 0)	0·9 (0 to 0)	0·9 (0 to 0)	0·9 (0 to 0)	0·9 (0 to 0)	0·9 (0 to 0)	0·9 (0 to 0)	14·2
Caries of permanent teeth	0 (0 to 0)	0 (0 to 0)	0 (0 to 0)	5·7 (1 to 12·3)	12·5 (5·5 to 28·9)	11·4 (5·2 to 27·1)	12·1 (5·4 to 27·9)	12 (5·4 to 27·9)	11 (4·6 to 25·2)	9·6 (4·2 to 22·5)	7·1 (2·9 to 16·8)	4·6 (1·9 to 11·4)	3·5 (1·4 to 7·4)	2·6 (1 to 5·4)	1·9 (0·8 to 4·1)	1·2 (0·4 to 2·7)	0·7 (0·2 to 1·4)	0·3 (0·1 to 0·7)	0·2 (0 to 0·4)	0·1 (0 to 0·1)	0 (0 to 0)	99·3
Periodontal diseases	0 (0 to 0)	0 (0 to 0)	0 (0 to 0)	0 (0 to 0)	2·2 (0·5 to 5·6)	2·2 (0·5 to 5·6)	2·5 (0·5 to 6·7)	2·5 (0·5 to 6·7)	2·3 (0·5 to 6·1)	2·1 (0·5 to 5·5)	1·8 (0·4 to 4·8)	1·5 (0·3 to 4·1)	1·1 (0·2 to 3·1)	0·8 (0·2 to 2·2)	0·6 (0·1 to 1·7)	0·4 (0·1 to 1·1)	0·2 (0 to 0·7)	0·1 (0 to 0·3)	0·1 (0 to 0·2)	0·1 (0 to 0·1)	0 (0 to 0)	309
Other oral disorders	0 (0 to 0)	0 (0 to 0)	0 (0 to 0)	19·1 (8·9 to 23·9)	14·2 (8·1 to 21·8)	16·2 (10·7 to 24·7)	18·3 (11·9 to 28·1)	21·8 (13·8 to 33·4)	23·4 (14·7 to 36·2)	25·8 (15·2 to 39·5)	23·5 (13·9 to 36·5)	19·6 (11·6 to 28·3)	13·6 (8·2 to 20·4)	10·5 (6·5 to 15·6)	7·8 (4·8 to 11·7)	5·2 (3·2 to 7·8)	2·9 (1·7 to 4·4)	1·7 (0·9 to 2·6)	0·7 (0·4 to 1·1)	0·2 (0·1 to 0·3)	0 (0 to 0)	219
Sudden infant death syndrome	..	31·5 (16·1 to 47)	166 (34·6 to 499)	..	..	..	..	..	..	..	..	..	..	..	..	..	..	..	..	..	..	NA
Injuries	119 (40 to 211)	73·6 (30·1 to 200)	284 (109·1 to 714)	449 (216 to 709)	328 (224·7 to 439)	246 (177 to 337)	605 (407 to 864)	767 (494 to 1,238)	758 (452 to 1,210)	684 (437 to 1,060)	612 (414 to 898)	516 (369 to 764)	456 (288 to 687)	335 (238 to 496)	243 (166 to 379)	206 (134 to 278)	157 (101 to 209)	119 (80·3 to 163)	69 (38·8 to 92·4)	28 (21·1 to 39·6)	4·4 (1·8 to 7·1)	6·3 (2·3 to 9·7)	7,240
Transport injuries	63 (21·6 to 140)	39·4 (14·2 to 76·9)	150 (62·2 to 278)	146 (56 to 286)	99·6 (51·2 to 147)	152 (78·3 to 222)	266 (135 to 372)	378 (193 to 549)	472 (228 to 811)	494 (222 to 760)	387 (207 to 661)	316 (166 to 515)	282 (170 to 479)	220 (129 to 358)	172 (109 to 276)	139 (86·4 to 222)	99·3 (59·7 to 149)	73·9 (39·1 to 114)	51·4 (26·1 to 77·9)	26·5 (16·7 to 39·2)	7·1 (3·3 to 9·6)	3·4 (1·4 to 5·1)	3,760
Road injuries	50·4 (17·1 to 127)	29·6 (10·1 to 72·3)	113 (54·7 to 263)	112 (42 to 275)	75·5 (41·1 to 120)	116 (57·2 to 183)	203 (102·5 to 328)	288 (144 to 516)	423 (202 to 768)	454 (202 to 768)	356 (190 to 651)	291 (153 to 515)	259 (175 to 463)	203 (124 to 345)	158 (102 to 262)	128 (84·5 to 203)	91·5 (56·1 to 143)	67·9 (37·1 to 105)	47·3 (24·1 to 72·3)	24·4 (15·4 to 36·2)	6·5 (3·1 to 8·9)	3·1 (1·3 to 4·7)	3,540
Pedestrian road injuries	19·3 (6·5 to 46·5)	11·3 (3·9 to 24·9)	43·2 (16·5 to 104)	42·7 (22·6 to 101)	28·4 (21·7 to 124)	43·8 (37 to 127)	77·4 (46·8 to 273)	110 (76·1 to 378)	162 (91·9 to 420)	174 (92·7 to 449)	136 (97·3 to 392)	111 (80·3 to 330)	99·1 (81·4 to 308)	77·4 (63·8 to 240)	60·4 (50·1 to 192)	48·7 (38·6 to 166)	34·7 (27·7 to 118)	25·6 (20·6 to 70·3)	18·4 (14·5 to 49·3)	9·2 (7·9 to 24·6)	2·4 (1·9 to 6·2)	1·1 (0·9 to 2·9)	1,610
Cyclist road injuries	3·1 (0 to 9·5)	1·8 (0 to 5)	7·1 (0 to 19·9)	7·2 (1·9 to 18·9)	4·5 (2·9 to 14·3)	7·2 (3·3 to 14·3)	13·1 (4·9 to 39·2)	18·4 (9·8 to 29·4)	27·1 (7·4 to 32)	29·1 (7·4 to 32)	22·7 (7·1 to 29·7)	18·5 (6·9 to 23·5)	16·5 (9·4 to 17·2)	12·9 (7·4 to 13·4)	10·2 (4·6 to 13·4)	8·2 (4·6 to 11·2)	5·8 (3 to 7·4)	4·3 (2·3 to 7·2)	3·1 (1·6 to 4·1)	1·5 (0·9 to 1·1)	0·4 (0·2 to 0·4)	0·1 (0 to

SR Table 2b: Papua DALYS by cause and age group for females with 95% uncertainty intervals, 2019

Cause	Early Neonatal	Late Neonatal	Post Neonatal	1 to 4	5 to 9	10 to 14	15 to 19	20 to 24	25 to 29	30 to 34	35 to 39	40 to 44	45 to 49	50 to 54	55 to 59	60 to 64	65 to 69	70 to 74	75 to 79	80 to 84	85 to 89	90 to 94	95 plus	Total
All causes	59,000 (44,700 to 76,200)	15,300 (11,600 to 19,800)	66,200 (48,900 to 87,700)	51,600 (43,300 to 61,200)	23,000 (18,100 to 28,400)	20,800 (16,900 to 25,800)	26,500 (22,100 to 31,700)	32,200 (26,600 to 38,700)	36,200 (29,200 to 44,300)	41,300 (33,100 to 50,200)	49,200 (38,700 to 61,500)	52,500 (40,700 to 65,800)	47,700 (35,600 to 61,200)	40,300 (30,400 to 51,900)	29,900 (22,200 to 39,200)	21,100 (16,400 to 26,800)	12,700 (10,100 to 15,800)	7,920 (6,490 to 9,490)	4,250 (3,510 to 5,070)	2,140 (1,790 to 2,460)	837 (663 to 984)	254 (209 to 295)	47·9 (42·2 to 53·4)	641,000
Communicable, maternal, neonatal, and nutritional diseases	51,300 (38,100 to 66,500)	11,500 (8,160 to 15,200)	43,900 (29,300 to 63,200)	28,300 (20,500 to 37,900)	9,480 (6,890 to 12,800)	5,650 (4,150 to 7,600)	6,720 (5,230 to 8,820)	8,700 (6,640 to 11,100)	8,770 (6,620 to 11,600)	7,930 (5,840 to 10,500)	8,430 (6,010 to 11,400)	6,910 (4,910 to 9,550)	5,070 (3,400 to 7,280)	3,690 (2,420 to 5,510)	2,620 (1,680 to 3,960)	2,080 (1,380 to 3,090)	1,410 (950 to 2,120)	994 (675 to 1,470)	618 (420 to 903)	340 (226 to 500)	150 (93·7 to 227)	49·7 (31·8 to 75·4)	10·8 (7·2 to 16)	215,000
HIV/AIDS and sexually transmitted infections	2,230 (620 to 5,370)	599 (178 to 1,370)	743 (222 to 1,770)	99·4 (41·2 to 216)	24·9 (10·5 to 50·4)	14·2 (9·8 to 20·3)	201 (166 to 245)	394 (323 to 472)	487 (350 to 655)	478 (349 to 635)	384 (281 to 512)	255 (195 to 336)	120 (89·6 to 158)	49·9 (33·8 to 70·9)	15·9 (9·2 to 25·6)	6·5 (3·8 to 10·9)	3·2 (1·9 to 5·5)	1·6 (1 to 2·5)	0·6 (0·4 to 1)	0·3 (0·1 to 0·6)	0·1 (0·1 to 0·3)	0 (0 to 0·1)	0 (0 to 0)	6,100
HIV/AIDS	0 (0 to 0)	0 (0 to 0)	13·8 (4·7 to 38·2)	59·2 (19·9 to 163)	6 (3·2 to 11·8)	11·7 (7·6 to 17·7)	194 (159 to 238)	372 (305 to 447)	452 (317 to 619)	437 (311 to 587)	336 (237 to 454)	211 (159 to 284)	85·7 (61·2 to 117)	32·4 (21·1 to 48·7)	6·3 (2·9 to 11·4)	1·9 (1·2 to 3)	1 (0·4 to 1·8)	0·6 (0·3 to 1·1)	0·2 (0·1 to 0·2)	0 (0 to 0)	0 (0 to 0)	0 (0 to 0)	0 (0 to 0)	2,220
HIV/AIDS - Drug-susceptible Tuberculosis	0 (0 to 0)	0 (0 to 0)	6·2 (2·2 to 16·9)	26·7 (9·2 to 72·1)	3·2 (1·9 to 5·7)	6·4 (4·4 to 9·1)	109 (82·7 to 148)	210 (163 to 265)	270 (193 to 366)	263 (188 to 358)	210 (146 to 279)	133 (94·2 to 181)	54·4 (36·4 to 75·3)	20·1 (12·1 to 30·7)	4·8 (1·9 to 8·9)	1·4 (0·9 to 2)	0·7 (0·2 to 1·6)	0·5 (0·2 to 0·9)	0·1 (0·1 to 0·2)	0 (0 to 0)	0 (0 to 0)	0 (0 to 0)	0 (0 to 0)	1,320
HIV/AIDS - Multidrug-resistant Tuberculosis without extensive [illegible]	0 (0 to 0)	0 (0 to 0)	0·1 (0 to 0·5)	0·3 (0 to 2·1)	0 (0 to 0·2)	0·1 (0 to 0·4)	0·9 (0 to 5·7)	1·8 (0·1 to 10·3)	2·1 (0·1 to 12·3)	2 (0·1 to 11·7)	1·6 (0 to 9·1)	1 (0 to 5·7)	0·4 (0 to 2·3)	0·2 (0 to 0·9)	0 (0 to 0·2)	0 (0 to 0·1)	0 (0 to 0)	0 (0 to 0)	0 (0 to 0)	0 (0 to 0)	0 (0 to 0)	0 (0 to 0)	0 (0 to 0)	10·5
HIV/AIDS - Extensively drug-resistant Tuberculosis	0 (0 to 0)	0 (0 to 0)	0 (0 to 0·1)	0·1 (0 to 0·4)	0 (0 to 0)	0 (0 to 0·1)	0·2 (0 to 0·9)	0·3 (0 to 1·8)	0·3 (0 to 2·1)	0·3 (0 to 2)	0·2 (0 to 1·4)	0·2 (0 to 0·9)	0·1 (0 to 0·4)	0 (0 to 0·1)	0 (0 to 0)	0 (0 to 0)	0 (0 to 0)	0 (0 to 0)	0 (0 to 0)	0 (0 to 0)	0 (0 to 0)	0 (0 to 0)	0 (0 to 0)	1·7
HIV/AIDS resulting in other diseases	0 (0 to 0)	0 (0 to 0)	7·5 (2·5 to 20·9)	32·1 (10·5 to 89·2)	2·7 (1·2 to 5·9)	5·3 (3·1 to 8·5)	83·2 (70·3 to 95)	160 (134 to 196)	180 (114 to 262)	172 (113 to 254)	124 (75·2 to 184)	77·4 (53·3 to 115)	30·8 (20·3 to 45·7)	12·2 (7·6 to 19·8)	1·5 (0·7 to 3·7)	0·5 (0·2 to 1·1)	0·2 (0·1 to 0·4)	0·1 (0 to 0·2)	0 (0 to 0)	0 (0 to 0)	0 (0 to 0)	0 (0 to 0)	0 (0 to 0)	890
Sexually transmitted infections excluding HIV	2,230 (620 to 5,370)	599 (178 to 1,370)	729 (209 to 1,750)	40·2 (11·3 to 92)	18·9 (5·2 to 44·4)	2·5 (1·7 to 4·5)	6·9 (3·7 to 13·3)	21·1 (10 to 41·3)	35·1 (15·8 to 67·4)	41·3 (18·4 to 83·2)	48·1 (23·5 to 91·6)	43·7 (20·4 to 86·9)	34·6 (16·7 to 65·5)	17·5 (8·1 to 34·4)	9·6 (4·2 to 18·7)	4·6 (2·1 to 9)	2·2 (1 to 4·3)	1 (0·5 to 1·9)	0·5 (0·2 to 0·9)	0·3 (0·1 to 0·6)	0·1 (0 to 0·3)	0 (0 to 0·1)	0 (0 to 0)	3,880
Syphilis	2,230 (620 to 5,370)	599 (178 to 1,370)	729 (209 to 1,750)	40·2 (11·3 to 92)	18·9 (5·2 to 44·4)	0·9 (0·6 to 1·8)	0·3 (0·2 to 0·6)	0·4 (0·1 to 0·8)	0·9 (0·3 to 1·9)	0·7 (0·3 to 1·6)	1·2 (0·4 to 2·5)	0·5 (0·2 to 1)	0·9 (0·3 to 2)	0·5 (0·2 to 1·1)	0·2 (0·1 to 0·4)	0·2 (0·1 to 0·3)	0·1 (0·1 to 0·2)	0·1 (0 to 0·2)	0 (0 to 0·1)	0·1 (0 to 0·1)	0 (0 to 0·1)	0 (0 to 0)	0 (0 to 0)	3,620
Chlamydial infection	0 (0 to 0)	0 (0 to 0)	0 (0 to 0)	0 (0 to 0)	0 (0 to 0)	0·2 (0·1 to 0·4)	0·5 (0·3 to 0·7)	[illegible]	[illegible]	[illegible]	[illegible]	[illegible]	[illegible]	[illegible]	[illegible]	[illegible]	[illegible]	[illegible]	[illegible]	[illegible]	[illegible]	[illegible]	[illegible]	15·5
Gonococcal infection	0 (0 to 0)	0 (0 to 0)	0 (0 to 0)	0 (0 to 0)	0 (0 to 0)	0·3 (0·2 to 0·5)	0·5 (0·3 to 0·9)	[illegible]	[illegible]	[illegible]	[illegible]	[illegible]	[illegible]	[illegible]	[illegible]	[illegible]	[illegible]	[illegible]	[illegible]	[illegible]	[illegible]	[illegible]	[illegible]	19·6
Trichomoniasis	0 (0 to 0)	0 (0 to 0)	0 (0 to 0)	0 (0 to 0)	0 (0 to 0)	0·2 (0 to 0·6)	2·4 (0·7 to 5·9)	[illegible]	[illegible]	[illegible]	[illegible]	[illegible]	[illegible]	[illegible]	[illegible]	[illegible]	[illegible]	[illegible]	[illegible]	[illegible]	[illegible]	[illegible]	[illegible]	128
Genital herpes	0 (0 to 0)	0 (0 to 0)	0 (0 to 0)	0 (0 to 0)	0 (0 to 0)	0·5 (0·1 to 1·3)	2·1 (0·6 to 5·2)	[illegible]	[illegible]	[illegible]	[illegible]	[illegible]	[illegible]	[illegible]	[illegible]	[illegible]	[illegible]	[illegible]	[illegible]	[illegible]	[illegible]	[illegible]	[illegible]	59·7
Other sexually transmitted infections	0 (0 to 0)	0 (0 to 0)	0 (0 to 0)	0 (0 to 0)	0 (0 to 0)	0·4 (0·3 to 0·8)	1·1 (0·8 to 1·8)	[illegible]	[illegible]	[illegible]	[illegible]	[illegible]	[illegible]	[illegible]	[illegible]	[illegible]	[illegible]	[illegible]	[illegible]	[illegible]	[illegible]	[illegible]	[illegible]	39·2
Respiratory infections and tuberculosis	886 (450 to 1,610)	943 (449 to 1,680)	16,200 (8,420 to 26,500)	6,960 (4,240 to 10,400)	1,820 (1,260 to 2,520)	1,260 (910 to 1,690)	1,610 (1,090 to 2,220)	[illegible]	[illegible]	[illegible]	[illegible]	[illegible]	[illegible]	[illegible]	[illegible]	[illegible]	[illegible]	[illegible]	[illegible]	[illegible]	[illegible]	[illegible]	[illegible]	48,300
Tuberculosis	0 (0 to 0)	0 (0 to 0)	3,180 (1,580 to 5,790)	1,680 (903 to 2,680)	801 (498 to 1,260)	669 (411 to 998)	1,120 (682 to 1,700)	[illegible]	[illegible]	[illegible]	[illegible]	[illegible]	[illegible]	[illegible]	[illegible]	[illegible]	[illegible]	[illegible]	[illegible]	[illegible]	[illegible]	[illegible]	[illegible]	22,100
Latent tuberculosis infection	0 (0 to 0)	[illegible]	[illegible]	[illegible]	[illegible]	[illegible]	[illegible]	[illegible]	[illegible]	[illegible]	[illegible]	[illegible]	[illegible]	[illegible]	[illegible]	[illegible]	[illegible]	[illegible]	[illegible]	[illegible]	[illegible]	[illegible]	[illegible]	0
Drug-susceptible tuberculosis	0 (0 to 0)	[illegible]	[illegible]	[illegible]	[illegible]	[illegible]	[illegible]	[illegible]	[illegible]	[illegible]	[illegible]	[illegible]	[illegible]	[illegible]	[illegible]	[illegible]	[illegible]	[illegible]	[illegible]	[illegible]	[illegible]	[illegible]	[illegible]	21,900
Multidrug-resistant tuberculosis without extensive drug resistan[illegible]	0 (0 to 0)	[illegible]	[illegible]	[illegible]	[illegible]	[illegible]	[illegible]	[illegible]	[illegible]	[illegible]	[illegible]	[illegible]	[illegible]	[illegible]	[illegible]	[illegible]	[illegible]	[illegible]	[illegible]	[illegible]	[illegible]	[illegible]	[illegible]	191
Extensively drug-resistant tuberculosis	0 (0 to 0)	[illegible]	[illegible]	[illegible]	[illegible]	[illegible]	[illegible]	[illegible]	[illegible]	[illegible]	[illegible]	[illegible]	[illegible]	[illegible]	[illegible]	[illegible]	[illegible]	[illegible]	[illegible]	[illegible]	[illegible]	[illegible]	[illegible]	36·1
Lower respiratory infections	886 (449 to [illegible])	[illegible]	[illegible]	[illegible]	[illegible]	[illegible]	[illegible]	[illegible]	[illegible]	[illegible]	[illegible]	[illegible]	[illegible]	[illegible]	[illegible]	[illegible]	[illegible]	[illegible]	[illegible]	[illegible]	[illegible]	[illegible]	[illegible]	23,800
Upper respiratory infections	0·5 (0·3 to [illegible])	[illegible]	[illegible]	[illegible]	[illegible]	[illegible]	[illegible]	[illegible]	[illegible]	[illegible]	[illegible]	[illegible]	[illegible]	[illegible]	[illegible]	[illegible]	[illegible]	[illegible]	[illegible]	[illegible]	[illegible]	[illegible]	[illegible]	1,890
Otitis media	0·1 (0 to [illegible])	[illegible]	[illegible]	[illegible]	[illegible]	[illegible]	[illegible]	[illegible]	[illegible]	[illegible]	[illegible]	[illegible]	[illegible]	[illegible]	[illegible]	[illegible]	[illegible]	[illegible]	[illegible]	[illegible]	[illegible]	[illegible]	[illegible]	524
Enteric infections	412 (105 to [illegible])	[illegible]	[illegible]	[illegible]	[illegible]	[illegible]	[illegible]	[illegible]	[illegible]	[illegible]	[illegible]	[illegible]	[illegible]	[illegible]	[illegible]	[illegible]	[illegible]	[illegible]	[illegible]	[illegible]	[illegible]	[illegible]	[illegible]	33,300
Diarrheal diseases	412 (105 to [illegible])	[illegible]	[illegible]	[illegible]	[illegible]	[illegible]	[illegible]	[illegible]	[illegible]	[illegible]	[illegible]	[illegible]	[illegible]	[illegible]	[illegible]	[illegible]	[illegible]	[illegible]	[illegible]	[illegible]	[illegible]	[illegible]	[illegible]	29,500
Typhoid and paratyphoid	0 (0 to 0)	[illegible]	[illegible]	[illegible]	[illegible]	[illegible]	[illegible]	[illegible]	[illegible]	[illegible]	[illegible]	[illegible]	[illegible]	[illegible]	[illegible]	[illegible]	[illegible]	[illegible]	[illegible]	[illegible]	[illegible]	[illegible]	[illegible]	3,480
Typhoid fever	0 (0 to 0)	[illegible]	[illegible]	[illegible]	[illegible]	[illegible]	[illegible]	[illegible]	[illegible]	[illegible]	[illegible]	[illegible]	[illegible]	[illegible]	[illegible]	[illegible]	[illegible]	[illegible]	[illegible]	[illegible]	[illegible]	[illegible]	[illegible]	3,170
Paratyphoid fever	0 (0 to 0)	[illegible]	[illegible]	[illegible]	[illegible]	[illegible]	[illegible]	[illegible]	[illegible]	[illegible]	[illegible]	[illegible]	[illegible]	[illegible]	[illegible]	[illegible]	[illegible]	[illegible]	[illegible]	[illegible]	[illegible]	[illegible]	[illegible]	308
Invasive Non-typhoidal Salmonella (iNTS)	0 (0 to 0)	[illegible]	[illegible]	[illegible]	[illegible]	[illegible]	[illegible]	[illegible]	[illegible]	[illegible]	[illegible]	[illegible]	[illegible]	[illegible]	[illegible]	[illegible]	[illegible]	[illegible]	[illegible]	[illegible]	[illegible]	[illegible]	[illegible]	303
Other intestinal infectious diseases	0 (0 to 0)	[illegible]	[illegible]	[illegible]	[illegible]	[illegible]	[illegible]	[illegible]	[illegible]	[illegible]	[illegible]	[illegible]	[illegible]	[illegible]	[illegible]	[illegible]	[illegible]	[illegible]	[illegible]	[illegible]	[illegible]	[illegible]	[illegible]	38·8
Neglected tropical diseases and malaria	2·4 (0·5 to [illegible])	[illegible]	[illegible]	[illegible]	[illegible]	[illegible]	[illegible]	[illegible]	[illegible]	[illegible]	[illegible]	[illegible]	[illegible]	[illegible]	[illegible]	[illegible]	[illegible]	[illegible]	[illegible]	[illegible]	[illegible]	[illegible]	[illegible]	12,200
Malaria	0 (0 to [illegible])	[illegible]	[illegible]	[illegible]	[illegible]	[illegible]	[illegible]	[illegible]	[illegible]	[illegible]	[illegible]	[illegible]	[illegible]	[illegible]	[illegible]	[illegible]	[illegible]	[illegible]	[illegible]	[illegible]	[illegible]	[illegible]	[illegible]	4,360
Chagas disease	0 (0 to 0)	[illegible]	[illegible]	[illegible]	[illegible]	[illegible]	[illegible]	[illegible]	[illegible]	[illegible]	[illegible]	[illegible]	[illegible]	[illegible]	[illegible]	[illegible]	[illegible]	[illegible]	[illegible]	[illegible]	[illegible]	[illegible]	[illegible]	0
Leishmaniasis	0 (0 to 0)	[illegible]	[illegible]	[illegible]	[illegible]	[illegible]	[illegible]	[illegible]	[illegible]	[illegible]	[illegible]	[illegible]	[illegible]	[illegible]	[illegible]	[illegible]	[illegible]	[illegible]	[illegible]	[illegible]	[illegible]	[illegible]	[illegible]	0
Visceral leishmaniasis	0 (0 to 0)	[illegible]	[illegible]	[illegible]	[illegible]	[illegible]	[illegible]	[illegible]	[illegible]	[illegible]	[illegible]	[illegible]	[illegible]	[illegible]	[illegible]	[illegible]	[illegible]	[illegible]	[illegible]	[illegible]	[illegible]	[illegible]	[illegible]	0
Cutaneous and mucocutaneous leishmaniasis	0 (0 to 0)	[illegible]	[illegible]	[illegible]	[illegible]	[illegible]	[illegible]	[illegible]	[illegible]	[illegible]	[illegible]	[illegible]	[illegible]	[illegible]	[illegible]	[illegible]	[illegible]	[illegible]	[illegible]	[illegible]	[illegible]	[illegible]	[illegible]	0
African trypanosomiasis	0 (0 to 0)	[illegible]	[illegible]	[illegible]	[illegible]	[illegible]	[illegible]	[illegible]	[illegible]	[illegible]	[illegible]	[illegible]	[illegible]	[illegible]	[illegible]	[illegible]	[illegible]	[illegible]	[illegible]	[illegible]	[illegible]	[illegible]	[illegible]	0
Schistosomiasis	0 (0 to 0)	[illegible]	[illegible]	[illegible]	[illegible]	[illegible]	[illegible]	[illegible]	[illegible]	[illegible]	[illegible]	[illegible]	[illegible]	[illegible]	[illegible]	[illegible]	[illegible]	[illegible]	[illegible]	[illegible]	[illegible]	[illegible]	[illegible]	0
Cysticercosis	0 (0 to 0)	[illegible]	[illegible]	[illegible]	[illegible]	[illegible]	[illegible]	[illegible]	[illegible]	[illegible]	[illegible]	[illegible]	[illegible]	[illegible]	[illegible]	[illegible]	[illegible]	[illegible]	[illegible]	[illegible]	[illegible]	[illegible]	[illegible]	6·5
Cystic echinococcosis	0 (0 to 0)	[illegible]	[illegible]	[illegible]	[illegible]	[illegible]	[illegible]	[illegible]	[illegible]	[illegible]	[illegible]	[illegible]	[illegible]	[illegible]	[illegible]	[illegible]	[illegible]	[illegible]	[illegible]	[illegible]	[illegible]	[illegible]	[illegible]	18·4
Lymphatic filariasis	0 (0 to 0)	[illegible]	[illegible]	[illegible]	[illegible]	[illegible]	[illegible]	[illegible]	[illegible]	[illegible]	[illegible]	[illegible]	[illegible]	[illegible]	[illegible]	[illegible]	[illegible]	[illegible]	[illegible]	[illegible]	[illegible]	[illegible]	[illegible]	353
Onchocerciasis	0 (0 to 0)	[illegible]	[illegible]	[illegible]	[illegible]	[illegible]	[illegible]	[illegible]	[illegible]	[illegible]	[illegible]	[illegible]	[illegible]	[illegible]	[illegible]	[illegible]	[illegible]	[illegible]	[illegible]	[illegible]	[illegible]	[illegible]	[illegible]	0
Trachoma	0 (0 to 0)	[illegible]	[illegible]	[illegible]	[illegible]	[illegible]	[illegible]	[illegible]	[illegible]	[illegible]	[illegible]	[illegible]	[illegible]	[illegible]	[illegible]	[illegible]	[illegible]	[illegible]	[illegible]	[illegible]	[illegible]	[illegible]	[illegible]	0
Dengue	0 (0 to 0)	[illegible]	[illegible]	[illegible]	[illegible]	[illegible]	[illegible]	[illegible]	[illegible]	[illegible]	[illegible]	[illegible]	[illegible]	[illegible]	[illegible]	[illegible]	[illegible]	[illegible]	[illegible]	[illegible]	[illegible]	[illegible]	[illegible]	5,910
Yellow fever	0 (0 to 0)	[illegible]	[illegible]	[illegible]	[illegible]	[illegible]	[illegible]	[illegible]	[illegible]	[illegible]	[illegible]	[illegible]	[illegible]	[illegible]	[illegible]	[illegible]	[illegible]	[illegible]	[illegible]	[illegible]	[illegible]	[illegible]	[illegible]	0
Rabies	0 (0 to 0)	[illegible]	[illegible]	[illegible]	[illegible]	[illegible]	[illegible]	[illegible]	[illegible]	[illegible]	[illegible]	[illegible]	[illegible]	[illegible]	[illegible]	[illegible]	[illegible]	[illegible]	[illegible]	[illegible]	[illegible]	[illegible]	[illegible]	35·4
Intestinal nematode infections	0 (0 to 0)	[illegible]	[illegible]	[illegible]	[illegible]	[illegible]	[illegible]	[illegible]	[illegible]	[illegible]	[illegible]	[illegible]	[illegible]	[illegible]	[illegible]	[illegible]	[illegible]	[illegible]	[illegible]	[illegible]	[illegible]	[illegible]	[illegible]	1,000
Ascariasis	0 (0 to 0)	[illegible]	[illegible]	[illegible]	[illegible]	[illegible]	[illegible]	[illegible]	[illegible]	[illegible]	[illegible]	[illegible]	[illegible]	[illegible]	[illegible]	[illegible]	[illegible]	[illegible]	[illegible]	[illegible]	[illegible]	[illegible]	[illegible]	170
Trichuriasis	0 (0 to 0)	[illegible]	[illegible]	[illegible]	[illegible]	[illegible]	[illegible]	[illegible]	[illegible]	[illegible]	[illegible]	[illegible]	[illegible]	[illegible]	[illegible]	[illegible]	[illegible]	[illegible]	[illegible]	[illegible]	[illegible]	[illegible]	[illegible]	83·4
Hookworm disease	0 (0 to 0)	[illegible]	[illegible]	[illegible]	[illegible]	[illegible]	[illegible]	[illegible]	[illegible]	[illegible]	[illegible]	[illegible]	[illegible]	[illegible]	[illegible]	[illegible]	[illegible]	[illegible]	[illegible]	[illegible]	[illegible]	[illegible]	[illegible]	747
Food-borne trematodiases	0 (0 to 0)	[illegible]	[illegible]	[illegible]	[illegible]	[illegible]	[illegible]	[illegible]	[illegible]	[illegible]	[illegible]	[illegible]	[illegible]	[illegible]	[illegible]	[illegible]	[illegible]	[illegible]	[illegible]	[illegible]	[illegible]	[illegible]	[illegible]	0
Leprosy	0 (0 to 0)	[illegible]	[illegible]	[illegible]	[illegible]	[illegible]	[illegible]	[illegible]	[illegible]	[illegible]	[illegible]	[illegible]	[illegible]	[illegible]	[illegible]	[illegible]	[illegible]	[illegible]	[illegible]	[illegible]	[illegible]	[illegible]	[illegible]	9·4
Ebola	0 (0 to 0)	[illegible]	[illegible]	[illegible]	[illegible]	[illegible]	[illegible]	[illegible]	[illegible]	[illegible]	[illegible]	[illegible]	[illegible]	[illegible]	[illegible]	[illegible]	[illegible]	[illegible]	[illegible]	[illegible]	[illegible]	[illegible]	[illegible]	0
Zika virus	0 (0 to 0)	[illegible]	[illegible]	[illegible]	[illegible]	[illegible]	[illegible]	[illegible]	[illegible]	[illegible]	[illegible]	[illegible]	[illegible]	[illegible]	[illegible]	[illegible]	[illegible]	[illegible]	[illegible]	[illegible]	[illegible]	[illegible]	[illegible]	0
Guinea worm disease	0 (0 to 0)	[illegible]	[illegible]	[illegible]	[illegible]	[illegible]	[illegible]	[illegible]	[illegible]	[illegible]	[illegible]	[illegible]	[illegible]	[illegible]	[illegible]	[illegible]	[illegible]	[illegible]	[illegible]	[illegible]	[illegible]	[illegible]	[illegible]	0
Other neglected tropical diseases	2·3 (0·5 to [illegible])	[illegible]	[illegible]	[illegible]	[illegible]	[illegible]	[illegible]	[illegible]	[illegible]	[illegible]	[illegible]	[illegible]	[illegible]	[illegible]	[illegible]	[illegible]	[illegible]	[illegible]	[illegible]	[illegible]	[illegible]	[illegible]	[illegible]	545
Other infectious diseases	832 (246 to [illegible])	[illegible]	[illegible]	[illegible]	[illegible]	[illegible]	[illegible]	[illegible]	[illegible]	[illegible]	[illegible]	[illegible]	[illegible]	[illegible]	[illegible]	[illegible]	[illegible]	[illegible]	[illegible]	[illegible]	[illegible]	[illegible]	[illegible]	22,600
Meningitis	57·9 (22·2 to [illegible])	[illegible]	[illegible]	[illegible]	[illegible]	[illegible]	[illegible]	[illegible]	[illegible]	[illegible]	[illegible]	[illegible]	[illegible]	[illegible]	[illegible]	[illegible]	[illegible]	[illegible]	[illegible]	[illegible]	[illegible]	[illegible]	[illegible]	4,600
Encephalitis	7·1 (2·3 to [illegible])	[illegible]	[illegible]	[illegible]	[illegible]	[illegible]	[illegible]	[illegible]	[illegible]	[illegible]	[illegible]	[illegible]	[illegible]	[illegible]	[illegible]	[illegible]	[illegible]	[illegible]	[illegible]	[illegible]	[illegible]	[illegible]	[illegible]	2,050
Diphtheria	0 (0 to 0)	[illegible]	[illegible]	[illegible]	[illegible]	[illegible]	[illegible]	[illegible]	[illegible]	[illegible]	[illegible]	[illegible]	[illegible]	[illegible]	[illegible]	[illegible]	[illegible]	[illegible]	[illegible]	[illegible]	[illegible]	[illegible]	[illegible]	76·1
Tetanus	656 (80·4 to [illegible])	[illegible]	[illegible]	[illegible]	[illegible]	[illegible]	[illegible]	[illegible]	[illegible]	[illegible]	[illegible]	[illegible]	[illegible]	[illegible]	[illegible]	[illegible]	[illegible]	[illegible]	[illegible]	[illegible]	[illegible]	[illegible]	[illegible]	2,250
Measles	0 (0 to 0)	[illegible]	[illegible]	[illegible]	[illegible]	[illegible]	[illegible]	[illegible]	[illegible]	[illegible]	[illegible]	[illegible]	[illegible]	[illegible]	[illegible]	[illegible]	[illegible]	[illegible]	[illegible]	[illegible]	[illegible]	[illegible]	[illegible]	832
Varicella and herpes zoster	4·5 (0·3 to [illegible])	[illegible]	[illegible]	[illegible]	[illegible]	[illegible]	[illegible]	[illegible]	[illegible]	[illegible]	[illegible]	[illegible]	[illegible]	[illegible]	[illegible]	[illegible]	[illegible]	[illegible]	[illegible]	[illegible]	[illegible]	[illegible]	[illegible]	417
Acute hepatitis	0 (0 to 0)	[illegible]	[illegible]	[illegible]	[illegible]	[illegible]	[illegible]	[illegible]	[illegible]	[illegible]	[illegible]	[illegible]	[illegible]	[illegible]	[illegible]	[illegible]	[illegible]	[illegible]	[illegible]	[illegible]	[illegible]	[illegible]	[illegible]	2,110
Acute hepatitis A	0 (0 to 0)	[illegible]	[illegible]	[illegible]	[illegible]	[illegible]	[illegible]	[illegible]	[illegible]	[illegible]	[illegible]	[illegible]	[illegible]	[illegible]	[illegible]	[illegible]	[illegible]	[illegible]	[illegible]	[illegible]	[illegible]	[illegible]	[illegible]	917
Acute hepatitis B	0 (0 to 0)	[illegible]	[illegible]	[illegible]	[illegible]	[illegible]	[illegible]	[illegible]	[illegible]	[illegible]	[illegible]	[illegible]	[illegible]	[illegible]	[illegible]	[illegible]	[illegible]	[illegible]	[illegible]	[illegible]	[illegible]	[illegible]	[illegible]	910
Acute hepatitis C	0 (0 to 0)	[illegible]	[illegible]	[illegible]	[illegible]	[illegible]	[illegible]	[illegible]	[illegible]	[illegible]	[illegible]	[illegible]	[illegible]	[illegible]	[illegible]	[illegible]	[illegible]	[illegible]	[illegible]	[illegible]	[illegible]	[illegible]	[illegible]	193
Acute hepatitis E	0 (0 to 0)	[illegible]	[illegible]	[illegible]	[illegible]	[illegible]	[illegible]	[illegible]	[illegible]	[illegible]	[illegible]	[illegible]	[illegible]	[illegible]	[illegible]	[illegible]	[illegible]	[illegible]	[illegible]	[illegible]	[illegible]	[illegible]	[illegible]	94·6
Other unspecified infectious diseases	106 (18·1 to [illegible])	[illegible]	[illegible]	[illegible]	[illegible]	[illegible]	[illegible]	[illegible]	[illegible]	[illegible]	[illegible]	[illegible]	[illegible]	[illegible]	[illegible]	[illegible]	[illegible]	[illegible]	[illegible]	[illegible]	[illegible]	[illegible]	[illegible]	903
Maternal and neonatal disorders	46,900 (34,600 to [illegible])	[illegible]	[illegible]	[illegible]	[illegible]	[illegible]	[illegible]	[illegible]	[illegible]	[illegible]	[illegible]	[illegible]	[illegible]	[illegible]	[illegible]	[illegible]	[illegible]	[illegible]	[illegible]	[illegible]	[illegible]	[illegible]	[illegible]	72,400
Maternal disorders	0 (0 to 0)	[illegible]	[illegible]	[illegible]	[illegible]	[illegible]	[illegible]	[illegible]	[illegible]	[illegible]	[illegible]	[illegible]	[illegible]	[illegible]	[illegible]	[illegible]	[illegible]	[illegible]	[illegible]	[illegible]	[illegible]	[illegible]	[illegible]	13,400
Maternal hemorrhage	0 (0 to 0)	[illegible]	[illegible]	[illegible]	[illegible]	[illegible]	[illegible]	[illegible]	[illegible]	[illegible]	[illegible]	[illegible]	[illegible]	[illegible]	[illegible]	[illegible]	[illegible]	[illegible]	[illegible]	[illegible]	[illegible]	[illegible]	[illegible]	5,940
Maternal sepsis and other maternal infections	0 (0 to 0)	[illegible]	[illegible]	[illegible]	[illegible]	[illegible]	[illegible]	[illegible]	[illegible]	[illegible]	[illegible]	[illegible]	[illegible]	[illegible]	[illegible]	[illegible]	[illegible]	[illegible]	[illegible]	[illegible]	[illegible]	[illegible]	[illegible]	649
Maternal hypertensive disorders	0 (0 to 0)	[illegible]	[illegible]	[illegible]	[illegible]	[illegible]	[illegible]	[illegible]	[illegible]	[illegible]	[illegible]	[illegible]	[illegible]	[illegible]	[illegible]	[illegible]	[illegible]	[illegible]	[illegible]	[illegible]	[illegible]	[illegible]	[illegible]	3,150
Maternal obstructed labor and uterine rupture	0 (0 to 0)	[illegible]	[illegible]	[illegible]	[illegible]	[illegible]	[illegible]	[illegible]	[illegible]	[illegible]	[illegible]	[illegible]	[illegible]	[illegible]	[illegible]	[illegible]	[illegible]	[illegible]	[illegible]	[illegible]	[illegible]	[illegible]	[illegible]	73·3
Maternal abortion and miscarriage	0 (0 to 0)	[illegible]	[illegible]	[illegible]	[illegible]	[illegible]	[illegible]	[illegible]	[illegible]	[illegible]	[illegible]	[illegible]	[illegible]	[illegible]	[illegible]	[illegible]	[illegible]	[illegible]	[illegible]	[illegible]	[illegible]	[illegible]	[illegible]	1,470
Ectopic pregnancy	0 (0 to 0)	[illegible]	[illegible]	[illegible]	[illegible]	[illegible]	[illegible]	[illegible]	[illegible]	[illegible]	[illegible]	[illegible]	[illegible]	[illegible]	[illegible]	[illegible]	[illegible]	[illegible]	[illegible]	[illegible]	[illegible]	[illegible]	[illegible]	135
Indirect maternal deaths	--	[illegible]	[illegible]	[illegible]	[illegible]	[illegible]	[illegible]	[illegible]	[illegible]	[illegible]	[illegible]	[illegible]	[illegible]	[illegible]	[illegible]	[illegible]	[illegible]	[illegible]	[illegible]	[illegible]	[illegible]	[illegible]	[illegible]	NA
Late maternal deaths	--	[illegible]	[illegible]	[illegible]	[illegible]	[illegible]	[illegible]	[illegible]	[illegible]	[illegible]	[illegible]	[illegible]	[illegible]	[illegible]	[illegible]	[illegible]	[illegible]	[illegible]	[illegible]	[illegible]	[illegible]	[illegible]	[illegible]	NA
Maternal deaths aggravated by HIV/AIDS	--	[illegible]	[illegible]	[illegible]	[illegible]	[illegible]	[illegible]	[illegible]	[illegible]	[illegible]	[illegible]	[illegible]	[illegible]	[illegible]	[illegible]	[illegible]	[illegible]	[illegible]	[illegible]	[illegible]	[illegible]	[illegible]	[illegible]	NA
Neonatal disorders	46,900 (34,600 to [illegible])	[illegible]	[illegible]	[illegible]	[illegible]	[illegible]	[illegible]	[illegible]	[illegible]	[illegible]	[illegible]	[illegible]	[illegible]	[illegible]	[illegible]	[illegible]	[illegible]	[illegible]	[illegible]	[illegible]	[illegible]	[illegible]	[illegible]	59,000
Neonatal preterm birth	23,000 (14,600 to [illegible])	[illegible]	[illegible]	[illegible]	[illegible]	[illegible]	[illegible]	[illegible]	[illegible]	[illegible]	[illegible]	[illegible]	[illegible]	[illegible]	[illegible]	[illegible]	[illegible]	[illegible]	[illegible]	[illegible]	[illegible]	[illegible]	[illegible]	27,700
Neonatal encephalopathy due to birth asphyxia and trauma	17,700 (10,100 to [illegible])	[illegible]	[illegible]	[illegible]	[illegible]	[illegible]	[illegible]	[illegible]	[illegible]	[illegible]	[illegible]	[illegible]	[illegible]	[illegible]	[illegible]	[illegible]	[illegible]	[illegible]	[illegible]	[illegible]	[illegible]	[illegible]	[illegible]	19,600
Neonatal sepsis and other neonatal infections	2,910 (963 to [illegible])	[illegible]	[illegible]	[illegible]	[illegible]	[illegible]	[illegible]	[illegible]	[illegible]	[illegible]	[illegible]	[illegible]	[illegible]	[illegible]	[illegible]	[illegible]	[illegible]	[illegible]	[illegible]	[illegible]	[illegible]	[illegible]	[illegible]	6,380
Hemolytic disease and other neonatal jaundice	289 (125 to [illegible])	[illegible]	[illegible]	[illegible]	[illegible]	[illegible]	[illegible]	[illegible]	[illegible]	[illegible]	[illegible]	[illegible]	[illegible]	[illegible]	[illegible]	[illegible]	[illegible]	[illegible]	[illegible]	[illegible]	[illegible]	[illegible]	[illegible]	643
Other neonatal disorders	3,060 (1,240 to [illegible])	[illegible]	[illegible]	[illegible]	[illegible]	[illegible]	[illegible]	[illegible]	[illegible]	[illegible]	[illegible]	[illegible]	[illegible]	[illegible]	[illegible]	[illegible]	[illegible]	[illegible]	[illegible]	[illegible]	[illegible]	[illegible]	[illegible]	4,730
Nutritional deficiencies	10 (6·3 to [illegible])	[illegible]	[illegible]	[illegible]	[illegible]	[illegible]	[illegible]	[illegible]	[illegible]	[illegible]	[illegible]	[illegible]	[illegible]	[illegible]	[illegible]	[illegible]	[illegible]	[illegible]	[illegible]	[illegible]	[illegible]	[illegible]	[illegible]	19,600
Protein-energy malnutrition	9·9 (6·3 to [illegible])	[illegible]	[illegible]	[illegible]	[illegible]	[illegible]	[illegible]	[illegible]	[illegible]	[illegible]	[illegible]	[illegible]	[illegible]	[illegible]	[illegible]	[illegible]	[illegible]	[illegible]	[illegible]	[illegible]	[illegible]	[illegible]	[illegible]	10,200
Iodine deficiency	0 (0 to 0)	[illegible]	[illegible]	[illegible]	[illegible]	[illegible]	[illegible]	[illegible]	[illegible]	[illegible]	[illegible]	[illegible]	[illegible]	[illegible]	[illegible]	[illegible]	[illegible]	[illegible]	[illegible]	[illegible]	[illegible]	[illegible]	[illegible]	78·9
Vitamin A deficiency	0 (0 to [illegible])	[illegible]	[illegible]	[illegible]	[illegible]	[illegible]	[illegible]	[illegible]	[illegible]	[illegible]	[illegible]	[illegible]	[illegible]	[illegible]	[illegible]	[illegible]	[illegible]	[illegible]	[illegible]	[illegible]	[illegible]	[illegible]	[illegible]	437
Dietary iron deficiency	0 (0 to [illegible])	[illegible]	[illegible]	[illegible]	[illegible]	[illegible]	[illegible]	[illegible]	[illegible]	[illegible]	[illegible]	[illegible]	[illegible]	[illegible]	[illegible]	[illegible]	[illegible]	[illegible]	[illegible]	[illegible]	[illegible]	[illegible]	[illegible]	8,220
Other nutritional deficiencies	0 (0 to 0)	[illegible]	[illegible]	[illegible]	[illegible]	[illegible]	[illegible]	[illegible]	[illegible]	[illegible]	[illegible]	[illegible]	[illegible]	[illegible]	[illegible]	[illegible]	[illegible]	[illegible]	[illegible]	[illegible]	[illegible]	[illegible]	[illegible]	701
Non-communicable diseases	7,070 (3,470 to [illegible])	[illegible]	[illegible]	[illegible]	[illegible]	[illegible]	[illegible]	[illegible]	[illegible]	[illegible]	[illegible]	[illegible]	[illegible]	[illegible]	[illegible]	[illegible]	[illegible]	[illegible]	[illegible]	[illegible]	[illegible]	[illegible]	[illegible]	379,000
Neoplasms	31·3 (12 to [illegible])	[illegible]	[illegible]	[illegible]	[illegible]	[illegible]	[illegible]	[illegible]	[illegible]	[illegible]	[illegible]	[illegible]	[illegible]	[illegible]	[illegible]	[illegible]	[illegible]	[illegible]	[illegible]	[illegible]	[illegible]	[illegible]	[illegible]	57,200
Lip and oral cavity cancer	0 (0 to 0)	[illegible]	[illegible]	[illegible]	[illegible]	[illegible]	[illegible]	[illegible]	[illegible]	[illegible]	[illegible]	[illegible]	[illegible]	[illegible]	[illegible]	[illegible]	[illegible]	[illegible]	[illegible]	[illegible]	[illegible]	[illegible]	[illegible]	389
Nasopharynx cancer	0 (0 to 0)	[illegible]	[illegible]	[illegible]	[illegible]	[illegible]	[illegible]	[illegible]	[illegible]	[illegible]	[illegible]	[illegible]	[illegible]	[illegible]	[illegible]	[illegible]	[illegible]	[illegible]	[illegible]	[illegible]	[illegible]	[illegible]	[illegible]	459
Other pharynx cancer	0 (0 to 0)	[illegible]	[illegible]	[illegible]	[illegible]	[illegible]	[illegible]	[illegible]	[illegible]	[illegible]	[illegible]	[illegible]	[illegible]	[illegible]	[illegible]	[illegible]	[illegible]	[illegible]	[illegible]	[illegible]	[illegible]	[illegible]	[illegible]	96·7
Esophageal cancer	0 (0 to 0)	[illegible]	[illegible]	[illegible]	[illegible]	[illegible]	[illegible]	[illegible]	[illegible]	[illegible]	[illegible]	[illegible]	[illegible]	[illegible]	[illegible]	[illegible]	[illegible]	[illegible]	[illegible]	[illegible]	[illegible]	[illegible]	[illegible]	503
Stomach cancer	0 (0 to 0)	[illegible]	[illegible]	[illegible]	[illegible]	[illegible]	[illegible]	[illegible]	[illegible]	[illegible]	[illegible]	[illegible]	[illegible]	[illegible]	[illegible]	[illegible]	[illegible]	[illegible]	[illegible]	[illegible]	[illegible]	[illegible]	[illegible]	1,860
Colon and rectum cancer	0 (0 to 0)	[illegible]	[illegible]	[illegible]	[illegible]	[illegible]	[illegible]	[illegible]	[illegible]	[illegible]	[illegible]	[illegible]	[illegible]	[illegible]	[illegible]	[illegible]	[illegible]	[illegible]	[illegible]	[illegible]	[illegible]	[illegible]	[illegible]	4,530
Liver cancer	0·1 (0·1 to [illegible])	[illegible]	[illegible]	[illegible]	[illegible]	[illegible]	[illegible]	[illegible]	[illegible]	[illegible]	[illegible]	[illegible]	[illegible]	[illegible]	[illegible]	[illegible]	[illegible]	[illegible]	[illegible]	[illegible]	[illegible]	[illegible]	[illegible]	439
Liver cancer due to hepatitis B	0 (0 to 0)	[illegible]	[illegible]	[illegible]	[illegible]	[illegible]	[illegible]	[illegible]	[illegible]	[illegible]	[illegible]	[illegible]	[illegible]	[illegible]	[illegible]	[illegible]	[illegible]	[illegible]	[illegible]	[illegible]	[illegible]	[illegible]	[illegible]	112
Liver cancer due to hepatitis C	0 (0 to 0)	[illegible]	[illegible]	[illegible]	[illegible]	[illegible]	[illegible]	[illegible]	[illegible]	[illegible]	[illegible]	[illegible]	[illegible]	[illegible]	[illegible]	[illegible]	[illegible]	[illegible]	[illegible]	[illegible]	[illegible]	[illegible]	[illegible]	94·7
Liver cancer due to alcohol use	0 (0 to 0)	[illegible]	[illegible]	[illegible]	[illegible]	[illegible]	[illegible]	[illegible]	[illegible]	[illegible]	[illegible]	[illegible]	[illegible]	[illegible]	[illegible]	[illegible]	[illegible]	[illegible]	[illegible]	[illegible]	[illegible]	[illegible]	[illegible]	18·3
Liver cancer due to NASH	0 (0 to 0)	[illegible]	[illegible]	[illegible]	[illegible]	[illegible]	[illegible]	[illegible]	[illegible]	[illegible]	[illegible]	[illegible]	[illegible]	[illegible]	[illegible]	[illegible]	[illegible]	[illegible]	[illegible]	[illegible]	[illegible]	[illegible]	[illegible]	45·8
Liver cancer due to other causes	0·1 (0·1 to [illegible])	[illegible]	[illegible]	[illegible]	[illegible]	[illegible]	[illegible]	[illegible]	[illegible]	[illegible]	[illegible]	[illegible]	[illegible]	[illegible]	[illegible]	[illegible]	[illegible]	[illegible]	[illegible]	[illegible]	[illegible]	[illegible]	[illegible]	168
Gallbladder and biliary tract cancer	0 (0 to 0)	[illegible]	[illegible]	[illegible]	[illegible]	[illegible]	[illegible]	[illegible]	[illegible]	[illegible]	[illegible]	[illegible]	[illegible]	[illegible]	[illegible]	[illegible]	[illegible]	[illegible]	[illegible]	[illegible]	[illegible]	[illegible]	[illegible]	273
Pancreatic cancer	0 (0 to 0)	[illegible]	[illegible]	[illegible]	[illegible]	[illegible]	[illegible]	[illegible]	[illegible]	[illegible]	[illegible]	[illegible]	[illegible]	[illegible]	[illegible]	[illegible]	[illegible]	[illegible]	[illegible]	[illegible]	[illegible]	[illegible]	[illegible]	1,310
Larynx cancer	0 (0 to 0)	[illegible]	[illegible]	[illegible]	[illegible]	[illegible]	[illegible]	[illegible]	[illegible]	[illegible]	[illegible]	[illegible]	[illegible]	[illegible]	[illegible]	[illegible]	[illegible]	[illegible]	[illegible]	[illegible]	[illegible]	[illegible]	[illegible]	128
Tracheal, bronchus, and lung cancer	0 (0 to 0)	[illegible]	[illegible]	[illegible]	[illegible]	[illegible]	[illegible]	[illegible]	[illegible]	[illegible]	[illegible]	[illegible]	[illegible]	[illegible]	[illegible]	[illegible]	[illegible]	[illegible]	[illegible]	[illegible]	[illegible]	[illegible]	[illegible]	4,580
Malignant skin melanoma	0 (0 to 0)	[illegible]	[illegible]	[illegible]	[illegible]	[illegible]	[illegible]	[illegible]	[illegible]	[illegible]	[illegible]	[illegible]	[illegible]	[illegible]	[illegible]	[illegible]	[illegible]	[illegible]	[illegible]	[illegible]	[illegible]	[illegible]	[illegible]	76·4
Non-melanoma skin cancer	0 (0 to 0)	[illegible]	[illegible]	[illegible]	[illegible]	[illegible]	[illegible]	[illegible]	[illegible]	[illegible]	[illegible]	[illegible]	[illegible]	[illegible]	[illegible]	[illegible]	[illegible]	[illegible]	[illegible]	[illegible]	[illegible]	[illegible]	[illegible]	156
Non-melanoma skin cancer (squamous-cell carcinoma)	0 (0 to 0)	[illegible]	[illegible]	[illegible]	[illegible]	[illegible]	[illegible]	[illegible]	[illegible]	[illegible]	[illegible]	[illegible]	[illegible]	[illegible]	[illegible]	[illegible]	[illegible]	[illegible]	[illegible]	[illegible]	[illegible]	[illegible]	[illegible]	156
Non-melanoma skin cancer (basal-cell carcinoma)	0 (0 to 0)	[illegible]	[illegible]	[illegible]	[illegible]	[illegible]	[illegible]	[illegible]	[illegible]	[illegible]	[illegible]	[illegible]	[illegible]	[illegible]	[illegible]	[illegible]	[illegible]	[illegible]	[illegible]	[illegible]	[illegible]	[illegible]	[illegible]	0
Breast cancer	0 (0 to 0)	[illegible]	[illegible]	[illegible]	[illegible]	[illegible]	[illegible]	[illegible]	[illegible]	[illegible]	[illegible]	[illegible]	[illegible]	[illegible]	[illegible]	[illegible]	[illegible]	[illegible]	[illegible]	[illegible]	[illegible]	[illegible]	[illegible]	21,200
Cervical cancer	0 (0 to 0)	[illegible]	[illegible]	[illegible]	[illegible]	[illegible]	[illegible]	[illegible]	[illegible]	[illegible]	[illegible]	[illegible]	[illegible]	[illegible]	[illegible]	[illegible]	[illegible]	[illegible]	[illegible]	[illegible]	[illegible]	[illegible]	[illegible]	4,830
Uterine cancer	0 (0 to 0)	[illegible]	[illegible]	[illegible]	[illegible]	[illegible]	[illegible]	[illegible]	[illegible]	[illegible]	[illegible]	[illegible]	[illegible]	[illegible]	[illegible]	[illegible]	[illegible]	[illegible]	[illegible]	[illegible]	[illegible]	[illegible]	[illegible]	1,210
Ovarian cancer	0 (0 to 0)	[illegible]	[illegible]	[illegible]	[illegible]	[illegible]	[illegible]	[illegible]	[illegible]	[illegible]	[illegible]	[illegible]	[illegible]	[illegible]	[illegible]	[illegible]	[illegible]	[illegible]	[illegible]	[illegible]	[illegible]	[illegible]	[illegible]	2,150
Prostate cancer	0 (0 to 0)	[illegible]	[illegible]	[illegible]	[illegible]	[illegible]	[illegible]	[illegible]	[illegible]	[illegible]	[illegible]	[illegible]	[illegible]	[illegible]	[illegible]	[illegible]	[illegible]	[illegible]	[illegible]	[illegible]	[illegible]	[illegible]	[illegible]	0
Testicular cancer	--	[illegible]	[illegible]	[illegible]	[illegible]	[illegible]	[illegible]	[illegible]	[illegible]	[illegible]	[illegible]	[illegible]	[illegible]	[illegible]	[illegible]	[illegible]	[illegible]	[illegible]	[illegible]	[illegible]	[illegible]	[illegible]	[illegible]	NA
Kidney cancer	1·1 (0·2 to [illegible])	[illegible]	[illegible]	[illegible]	[illegible]	[illegible]	[illegible]	[illegible]	[illegible]	[illegible]	[illegible]	[illegible]	[illegible]	[illegible]	[illegible]	[illegible]	[illegible]	[illegible]	[illegible]	[illegible]	[illegible]	[illegible]	[illegible]	422
Bladder cancer	0 (0 to 0)	[illegible]	[illegible]	[illegible]	[illegible]	[illegible]	[illegible]	[illegible]	[illegible]	[illegible]	[illegible]	[illegible]	[illegible]	[illegible]	[illegible]	[illegible]	[illegible]	[illegible]	[illegible]	[illegible]	[illegible]	[illegible]	[illegible]	172
Brain and central nervous system cancer	4·5 (0·9 to [illegible])	[illegible]	[illegible]	[illegible]	[illegible]	[illegible]	[illegible]	[illegible]	[illegible]	[illegible]	[illegible]	[illegible]	[illegible]	[illegible]	[illegible]	[illegible]	[illegible]	[illegible]	[illegible]	[illegible]	[illegible]	[illegible]	[illegible]	1,410
Thyroid cancer	0 (0 to 0)	[illegible]	[illegible]	[illegible]	[illegible]	[illegible]	[illegible]	[illegible]	[illegible]	[illegible]	[illegible]	[illegible]	[illegible]	[illegible]	[illegible]	[illegible]	[illegible]	[illegible]	[illegible]	[illegible]	[illegible]	[illegible]	[illegible]	377
Mesothelioma	0 (0 to 0)	[illegible]	[illegible]	[illegible]	[illegible]	[illegible]	[illegible]	[illegible]	[illegible]	[illegible]	[illegible]	[illegible]	[illegible]	[illegible]	[illegible]	[illegible]	[illegible]	[illegible]	[illegible]	[illegible]	[illegible]	[illegible]	[illegible]	59·8
Hodgkin lymphoma	0 (0 to 0)	[illegible]	[illegible]	[illegible]	[illegible]	[illegible]	[illegible]	[illegible]	[illegible]	[illegible]	[illegible]	[illegible]	[illegible]	[illegible]	[illegible]	[illegible]	[illegible]	[illegible]	[illegible]	[illegible]	[illegible]	[illegible]	[illegible]	140
Non-Hodgkin lymphoma	0 (0 to 0)	[illegible]	[illegible]	[illegible]	[illegible]	[illegible]	[illegible]	[illegible]	[illegible]	[illegible]	[illegible]	[illegible]	[illegible]	[illegible]	[illegible]	[illegible]	[illegible]	[illegible]	[illegible]	[illegible]	[illegible]	[illegible]	[illegible]	1,570
Multiple myeloma	0 (0 to 0)	[illegible]	[illegible]	[illegible]	[illegible]	[illegible]	[illegible]	[illegible]	[illegible]	[illegible]	[illegible]	[illegible]	[illegible]	[illegible]	[illegible]	[illegible]	[illegible]	[illegible]	[illegible]	[illegible]	[illegible]	[illegible]	[illegible]	155
Leukemia	15·4 (1·5 to [illegible])	[illegible]	[illegible]	[illegible]	[illegible]	[illegible]	[illegible]	[illegible]	[illegible]	[illegible]	[illegible]	[illegible]	[illegible]	[illegible]	[illegible]	[illegible]	[illegible]	[illegible]	[illegible]	[illegible]	[illegible]	[illegible]	[illegible]	5,680
Acute lymphoid leukemia	2·8 (0·2 to [illegible])	[illegible]	[illegible]	[illegible]	[illegible]	[illegible]	[illegible]	[illegible]	[illegible]	[illegible]	[illegible]	[illegible]	[illegible]	[illegible]	[illegible]	[illegible]	[illegible]	[illegible]	[illegible]	[illegible]	[illegible]	[illegible]	[illegible]	1,020
Chronic lymphoid leukemia	0 (0 to 0)	[illegible]	[illegible]	[illegible]	[illegible]	[illegible]	[illegible]	[illegible]	[illegible]	[illegible]	[illegible]	[illegible]	[illegible]	[illegible]	[illegible]	[illegible]	[illegible]	[illegible]	[illegible]	[illegible]	[illegible]	[illegible]	[illegible]	42·1
Acute myeloid leukemia	1·6 (0·1 to [illegible])	[illegible]	[illegible]	[illegible]	[illegible]	[illegible]	[illegible]	[illegible]	[illegible]	[illegible]	[illegible]	[illegible]	[illegible]	[illegible]	[illegible]	[illegible]	[illegible]	[illegible]	[illegible]	[illegible]	[illegible]	[illegible]	[illegible]	854
Chronic myeloid leukemia	0·4 (0 to [illegible])	[illegible]	[illegible]	[illegible]	[illegible]	[illegible]	[illegible]	[illegible]	[illegible]	[illegible]	[illegible]	[illegible]	[illegible]	[illegible]	[illegible]	[illegible]	[illegible]	[illegible]	[illegible]	[illegible]	[illegible]	[illegible]	[illegible]	254
Other leukemia	10·6 (0·8 to [illegible])	[illegible]	[illegible]	[illegible]	[illegible]	[illegible]	[illegible]	[illegible]	[illegible]	[illegible]	[illegible]	[illegible]	[illegible]	[illegible]	[illegible]	[illegible]	[illegible]	[illegible]	[illegible]	[illegible]	[illegible]	[illegible]	[illegible]	3,510
Other malignant neoplasms	10·1 (4·2 to [illegible])	[illegible]	[illegible]	[illegible]	[illegible]	[illegible]	[illegible]	[illegible]	[illegible]	[illegible]	[illegible]	[illegible]	[illegible]	[illegible]	[illegible]	[illegible]	[illegible]	[illegible]	[illegible]	[illegible]	[illegible]	[illegible]	[illegible]	2,970
Other neoplasms	0·1 (0 to [illegible])	[illegible]	[illegible]	[illegible]	[illegible]	[illegible]	[illegible]	[illegible]	[illegible]	[illegible]	[illegible]	[illegible]	[illegible]	[illegible]	[illegible]	[illegible]	[illegible]	[illegible]	[illegible]	[illegible]	[illegible]	[illegible]	[illegible]	69·4
Myelodysplastic, myeloproliferative, and other hematopoietic n[illegible]	0·1 (0 to [illegible])	[illegible]	[illegible]	[illegible]	[illegible]	[illegible]	[illegible]	[illegible]	[illegible]	[illegible]	[illegible]	[illegible]	[illegible]	[illegible]	[illegible]	[illegible]	[illegible]	[illegible]	[illegible]	[illegible]	[illegible]	[illegible]	[illegible]	69·4
Benign and in situ intestinal neoplasms	0 (0 to 0)	[illegible]	[illegible]	[illegible]	[illegible]	[illegible]	[illegible]	[illegible]	[illegible]	[illegible]	[illegible]	[illegible]	[illegible]	[illegible]	[illegible]	[illegible]	[illegible]	[illegible]	[illegible]	[illegible]	[illegible]	[illegible]	[illegible]	0
Benign and in situ cervical and uterine neoplasms	0 (0 to 0)	[illegible]	[illegible]	[illegible]	[illegible]	[illegible]	[illegible]	[illegible]	[illegible]	[illegible]	[illegible]	[illegible]	[illegible]	[illegible]	[illegible]	[illegible]	[illegible]	[illegible]	[illegible]	[illegible]	[illegible]	[illegible]	[illegible]	0
Other benign and in situ neoplasms	0 (0 to 0)	[illegible]	[illegible]	[illegible]	[illegible]	[illegible]	[illegible]	[illegible]	[illegible]	[illegible]	[illegible]	[illegible]	[illegible]	[illegible]	[illegible]	[illegible]	[illegible]	[illegible]	[illegible]	[illegible]	[illegible]	[illegible]	[illegible]	0
Cardiovascular diseases	11·7 (4·6 to [illegible])	[illegible]	[illegible]	[illegible]	[illegible]	[illegible]	[illegible]	[illegible]	[illegible]	[illegible]	[illegible]	[illegible]	[illegible]	[illegible]	[illegible]	[illegible]	[illegible]	[illegible]	[illegible]	[illegible]	[illegible]	[illegible]	[illegible]	75,500
Rheumatic heart disease	0 (0 to 0)	[illegible]	[illegible]	[illegible]	[illegible]	[illegible]	[illegible]	[illegible]	[illegible]	[illegible]	[illegible]	[illegible]	[illegible]	[illegible]	[illegible]	[illegible]	[illegible]	[illegible]	[illegible]	[illegible]	[illegible]	[illegible]	[illegible]	1,550





SR Table 2b: Monocyte DALY by cause and sex group for females with 95% uncertainty intervals, 2019

Cause	Aerio-Syncytial	Lower Neonatal	Post Neonatal	1 to 4	5 to 9	10 to 14	15 to 19	20 to 24	25 to 29	30 to 34	35 to 39	40 to 44	45 to 49	50 to 54	55 to 59	60 to 64	65 to 69	70 to 74	75 to 79	80 to 84	85-89	90 to 94	95 plus	Total
All causes	21,900 (19,200 to 25,000)	3,620 (2,900 to 4,370)	29,300 (27,300 to 30,900)	11,400 (9,790 to 13,200)	10,700 (8,600 to 13,200)	9,430 (7,430 to 12,100)	11,100 (9,060 to 13,900)	19,600 (16,000 to 24,000)	23,600 (19,200 to 29,000)	29,900 (23,900 to 36,000)	29,900 (23,900 to 36,000)	33,600 (27,600 to 41,000)	37,500 (30,900 to 46,100)	43,600 (35,900 to 53,000)	43,600 (35,300 to 53,000)	43,600 (35,300 to 53,000)	39,600 (32,000 to 48,000)	37,200 (29,900 to 47,000)	37,200 (29,900 to 47,000)	34,900 (27,800 to 44,000)	29,900 (23,900 to 38,000)	23,700 (18,900 to 30,000)	8,990 (7,600 to 10,600)	1,790 (1,600 to 1,990)	1,021 (719 to 1,358)	677,000
Communicable, maternal, neonatal, and nutritional diseases	19,200 (16,900 to 22,000)	3,530 (2,730 to 3,310)	16,600 (13,500 to 21,000)	9,000 (7,770 to 10,400)	2,690 (1,960 to 3,760)	1,760 (1,220 to 2,500)	1,990 (1,190 to 3,130)	2,040 (1,220 to 3,210)	2,260 (1,350 to 3,630)	2,420 (1,410 to 4,000)	2,710 (1,570 to 4,500)	2,690 (1,560 to 3,300)	1,910 (1,020 to 2,980)	1,700 (1,280 to 2,240)	1,410 (1,060 to 1,900)	968 (699 to 1,270)	969 (687 to 1,370)	868 (597 to 1,270)	232 (156 to 331)	197 (130 to 288)	125 (83 to 184)	27.1 (18.9 to 39.1)	1.6 (1.2 to 2.4)	70,000
HIV/AIDS and sexually transmitted infections	1,910 (689 to 4,110)	426 (77 to 988)	756 (251 to 1,810)	299 (122 to 686 to 1)	19.6 (9.4 to 41.3)	2.6 (2.0 to 4)	6.2 (3.5 to 10.3)	27.2 (15.1 to 50.1)	54.7 (29.9 to 101)	82.8 (50.2 to 140)	87.3 (49.9 to 152)	82.9 (47 to 142)	69.3 (38.6 to 97.2)	34.6 (19.5 to 56)	19.5 (11 to 34.4)	8.6 (4.1 to 19.6)	7.9 (4.3 to 13.6)	3.5 (1.7 to 6.5)	1.4 (0.6 to 3)	0.8 (0.3 to 1.7)	0.3 (0.1 to 0.7)	0 (0 to 0)	3,640
HIV/AIDS	0 (0 to 0)	0 (0 to 0)	14 (7.6 to 19.6)	9.1 (4.9 to 14)	1.1 (0.6 to 1.8)	0.7 (0.4 to 1.1)	0.7 (0.4 to 1.1)	1.6 (0.9 to 2.6)	3.2 (1.8 to 5.1)	14.6 (11.4 to 18.8)	26.2 (19.2 to 35.2)	34 (24.6 to 46.2)	7.6 (5.5 to 10.4)	1.6 (1.2 to 2.2)	0.9 (0.6 to 1.2)	1.2 (0.8 to 1.6)	1.2 (0.8 to 1.7)	0.7 (0.4 to 1.1)	0 (0 to 0)	0 (0 to 0)	0 (0 to 0)	0 (0 to 0)	823.2
HIV/AIDS - Drug-susceptible Tuberculosis	0 (0 to 0)	0 (0 to 0)	0 (0 to 0.4)	0 (0 to 0.1)	0 (0 to 0.2)	0 (0 to 0)	0 (0 to 0.1)	0 (0 to 0.1)	0 (0 to 0.2)	0 (0 to 0.4)	0 (0 to 0.9)	0 (0 to 1.2)	0 (0 to 0.8)	0 (0 to 0.4)	0 (0 to 0.2)	0 (0 to 0.2)	0 (0 to 0.2)	0 (0 to 0.2)	0 (0 to 0.2)	0 (0 to 0)	0 (0 to 0)	0 (0 to 0)	0 (0 to 0)	9.9
HIV/AIDS - Multidrug-resistant Tuberculosis without extensive	0 (0 to 0)	0 (0 to 0)	0.6 (0.1 to 1.9)	0.4 (0 to 1.4)	0.1 (0 to 0.5)	0 (0 to 0.1)	0 (0 to 0.1)	0.1 (0 to 0.3)	0.2 (0 to 0.6)	0.7 (0.1 to 1.9)	1.1 (0.2 to 2.9)	1.1 (0.2 to 2.9)	0.3 (0 to 0.8)	0.1 (0 to 0.3)	0 (0 to 0.1)	0 (0 to 0.1)	0 (0 to 0.1)	0 (0 to 0.1)	0 (0 to 0)	0 (0 to 0)	0 (0 to 0)	0 (0 to 0)	0 (0 to 0)	2.4
HIV/AIDS - Extensively drug-resistant Tuberculosis	0 (0 to 0)	0 (0 to 0)	0.2 (0 to 0.6)	0.1 (0 to 0.5)	0 (0 to 0.1)	0 (0 to 0)	0 (0 to 0)	0 (0 to 0)	0 (0 to 0.1)	0.1 (0 to 0.3)	0.2 (0 to 0.7)	0.2 (0 to 0.7)	0.1 (0 to 0.3)	0 (0 to 0)	0 (0 to 0)	0 (0 to 0)	0 (0 to 0)	0 (0 to 0)	0 (0 to 0)	0 (0 to 0)	0 (0 to 0)	0 (0 to 0)	0 (0 to 0)	1.1
HIV/AIDS resulting in other diseases	0 (0 to 0)	0 (0 to 0)	13.2 (9.3 to 17)	4.3 (3.0 to 5.7)	0.4 (0.2 to 0.6)	0.1 (0.1 to 0.2)	0.4 (0.2 to 0.6)	1.6 (1.1 to 2.3)	3.1 (1.8 to 3.9)	4.1 (2.7 to 5.1)	4.1 (2.7 to 5.1)	3.1 (1.9 to 3.9)	2.1 (1.3 to 2.6)	0.7 (0.4 to 0.9)	0.3 (0.2 to 0.4)	0.1 (0.1 to 0.2)	0.1 (0.1 to 0.2)	0 (0 to 0)	0 (0 to 0)	0 (0 to 0)	0 (0 to 0)	0 (0 to 0)	0 (0 to 0)	69.9
Sexually transmitted infections excluding HIV	1,910 (689 to 4,110)	426 (77 to 988)	742 (182 to 1,790)	294 (82 to 686)	18.6 (5.4 to 41.2)	2.7 (1.1 to 4.6)	5.5 (2.4 to 9.8)	25.6 (11.1 to 48)	51.5 (24.4 to 94)	68.2 (27.9 to 111)	61.2 (27.2 to 104)	48.9 (20.4 to 77)	67.2 (27.1 to 97.2)	32.9 (13.1 to 54)	19.2 (7.1 to 34.4)	8.6 (3.2 to 19.6)	7.9 (3.1 to 13.6)	3.5 (1.2 to 6.5)	1.4 (0.4 to 3)	0.8 (0.2 to 1.7)	0.3 (0.1 to 0.7)	0 (0 to 0)	3,640
Syphilis	0 (0 to 0)	0 (0 to 0)	0 (0 to 0)	0 (0 to 0)	0 (0 to 0)	0 (0 to 0)	0 (0 to 0)	0 (0 to 0)	0 (0 to 0)	0 (0 to 0)	0 (0 to 0)	0 (0 to 0)	0 (0 to 0)	0 (0 to 0)	0 (0 to 0)	0 (0 to 0)	0 (0 to 0)	0 (0 to 0)	0 (0 to 0)	0 (0 to 0)	0 (0 to 0)	0 (0 to 0)	0 (0 to 0)	0
Chlamydial infection	0 (0 to 0)	0 (0 to 0)	0 (0 to 0)	0 (0 to 0)	0 (0 to 0)	0.6 (0.3 to 1.1)	1.1 (0.7 to 1.8)	2.9 (1.7 to 4.7)	6.4 (3.9 to 10.1)	7.8 (4.8 to 14.1)	9.6 (5.2 to 15)	11.9 (6.2 to 19)	9.9 (5.4 to 13.6)	5.1 (2.8 to 6.9)	3.1 (1.6 to 4.6)	1.1 (0.6 to 2.2)	0.6 (0.3 to 1.2)	0.2 (0.1 to 0.5)	0 (0 to 0)	0 (0 to 0)	0 (0 to 0)	0 (0 to 0)	49.2
Gonococcal infection	0 (0 to 0)	0 (0 to 0)	0 (0 to 0)	0 (0 to 0)	0 (0 to 0)	0.3 (0.2 to 0.6)	0.5 (0.3 to 0.8)	1.1 (0.6 to 1.8)	2.5 (1.4 to 3.8)	4.6 (2.7 to 7.3)	5.3 (2.9 to 8.3)	7.3 (3.8 to 11.3)	6.6 (3.6 to 9.2)	3.6 (1.9 to 4.8)	2.2 (1.1 to 3.1)	0.8 (0.4 to 1.5)	0.5 (0.2 to 1.1)	0.2 (0.1 to 0.4)	0 (0 to 0)	0 (0 to 0)	0 (0 to 0)	0 (0 to 0)	29.8
Trichomoniasis	0 (0 to 0)	0 (0 to 0)	0 (0 to 0)	0 (0 to 0)	0 (0 to 0)	0.2 (0.1 to 0.4)	0.4 (0.2 to 0.7)	1.1 (0.6 to 1.8)	2.5 (1.4 to 4.2)	4.6 (2.7 to 7.3)	5.3 (2.9 to 8.3)	7.3 (3.8 to 11.3)	6.6 (3.6 to 9.2)	3.6 (1.9 to 4.8)	2.2 (1.1 to 3.1)	0.8 (0.4 to 1.5)	0.5 (0.2 to 1.1)	0.2 (0.1 to 0.4)	0 (0 to 0)	0 (0 to 0)	0 (0 to 0)	0 (0 to 0)	29.8
Genital herpes	0 (0 to 0)	0 (0 to 0)	0 (0 to 0)	0 (0 to 0)	0 (0 to 0)	0 (0 to 0)	0 (0 to 0)	0 (0 to 0.1)	0 (0 to 0.1)	0 (0 to 0.1)	0 (0 to 0.1)	0 (0 to 0.1)	0 (0 to 0.1)	0 (0 to 0.1)	0 (0 to 0.1)	0 (0 to 0.1)	0 (0 to 0.1)	0 (0 to 0.1)	0 (0 to 0.1)	0 (0 to 0)	0 (0 to 0)	0 (0 to 0)	0 (0 to 0)	0.1
Other sexually transmitted infections	0 (0 to 0)	0 (0 to 0)	0 (0 to 0)	0 (0 to 0)	0 (0 to 0)	0.5 (0.3 to 0.7)	1.5 (1.0 to 2.0)	3.5 (2.3 to 4.6)	6.5 (4.3 to 8.6)	8.1 (5.3 to 10.7)	8.1 (5.3 to 10.7)	8.1 (5.3 to 10.7)	6.5 (4.3 to 8.6)	3.2 (2.1 to 4.3)	1.6 (1.1 to 2.1)	0.8 (0.5 to 1.1)	0.4 (0.2 to 0.5)	0.2 (0.1 to 0.3)	0 (0 to 0)	0 (0 to 0)	0 (0 to 0)	0 (0 to 0)	122
Respiratory infections and tuberculosis	470 (446 to 1,490)	9,960 (242 to 791)	6,960 (6,960 to 13,900)	2,020 (1,280 to 2,990)	779 (482 to 1,170)	399 (278 to 600)	272 (272 to 466)	1,200 (822 to 997)	1,700 (863 to 1,780)	1,900 (867 to 1,870)	1,900 (866 to 1,400)	1,900 (866 to 1,400)	1,900 (845 to 1,720)	1,900 (829 to 1,300)	1,900 (819 to 1,300)	1,900 (820 to 1,300)	1,900 (819 to 1,300)	1,900 (820 to 1,300)	1,900 (820 to 1,300)	1,900 (821 to 1,300)	1,900 (827 to 1,197)	1,900 (757 to 1,197)	1,900 (829 to 1,192)	1.4 (1.3 to 2.1)	35,400
Tuberculosis	0 (0 to 0)	0 (0 to 0)	0 (0 to 0)	0 (0 to 0)	0 (0 to 0)	0 (0 to 0)	0 (0 to 0)	0 (0 to 0)	0 (0 to 0)	0 (0 to 0)	0 (0 to 0)	0 (0 to 0)	0 (0 to 0)	0 (0 to 0)	0 (0 to 0)	0 (0 to 0)	0 (0 to 0)	0 (0 to 0)	0 (0 to 0)	0 (0 to 0)	0 (0 to 0)	0 (0 to 0)	0 (0 to 0)	0 (0 to 0)	0
Latent tuberculosis infection	0 (0 to 0)	0 (0 to 0)	0 (0 to 0)	0 (0 to 0)	0 (0 to 0)	0 (0 to 0)	0 (0 to 0)	0 (0 to 0)	0 (0 to 0)	0 (0 to 0)	0 (0 to 0)	0 (0 to 0)	0 (0 to 0)	0 (0 to 0)	0 (0 to 0)	0 (0 to 0)	0 (0 to 0)	0 (0 to 0)	0 (0 to 0)	0 (0 to 0)	0 (0 to 0)	0 (0 to 0)	0 (0 to 0)	0
Drug-susceptible Tuberculosis	0 (0 to 0)	0 (0 to 0)	397 (161 to 997)	114 (54 to 229)	97.6 (50.1 to 157)	71 (39.7 to 116)	69 (39.3 to 111)	69 (39.3 to 111)	69 (39.3 to 111)	69 (39.3 to 111)	69 (39.3 to 111)	69 (39.3 to 111)	69 (39.3 to 111)	69 (39.3 to 111)	69 (39.3 to 111)	69 (39.3 to 111)	69 (39.3 to 111)	69 (39.3 to 111)	69 (39.3 to 111)	69 (39.3 to 111)	69 (39.3 to 111)	69 (39.3 to 111)	69 (39.3 to 111)	4,960
Multidrug-resistant tuberculosis without extensive drug-resistar	0 (0 to 0)	0 (0 to 0)	772 (129 to 221)	213 (41.1 to 60.4)	17 (3.9 to 49.4)	12.7 (2.9 to 36.8)	22.7 (5.2 to 66.1)	39.7 (9.2 to 115)	77.2 (17.9 to 224)	111 (25.8 to 322)	89.7 (21 to 260)	79 (18.5 to 229)	65.6 (15.4 to 190)	60.4 (14.2 to 175)	55.2 (13 to 160)	23.8 (5.6 to 69.2)	19.2 (4.5 to 55.8)	15 (3.5 to 43.6)	6.2 (1.4 to 17.9)	2.1 (0.5 to 6.1)	0.2 (0.1 to 0.6)	0 (0 to 0)	896
Extensively drug-resistant tuberculosis	0 (0 to 0)	0 (0 to 0)	39.1 (9.6 to 95.3)	9.1 (1.7 to 25)	7.1 (1.4 to 19.7)	5.4 (1.1 to 15)	9.6 (2 to 26.6)	26.2 (5.4 to 72.7)	56.3 (11.6 to 156)	87.6 (18.1 to 243)	72.6 (15 to 201)	34.1 (8.9 to 103)	26 (6.8 to 78.5)	22.2 (5.8 to 67)	16 (4.2 to 48.3)	8.1 (2.1 to 24.5)	6.6 (1.7 to 19.9)	2.7 (0.7 to 8.1)	1.6 (0.4 to 4.8)	0.2 (0.1 to 0.7)	0 (0 to 0)	0 (0 to 0)	409.8
Lower respiratory infections	1,210 (949 to 1,580)	271 (209 to 366)	6,360 (6,360 to 12,900)	1,720 (1,060 to 2,740)	499 (299 to 807)	196 (119 to 299)	113 (69 to 174)	774 (474 to 1,200)	221 (135 to 341)	297 (181 to 461)	282 (172 to 435)	222 (135 to 343)	194 (119 to 299)	153 (93 to 236)	104 (63 to 161)	77 (47 to 119)	74 (45 to 114)	74 (45 to 114)	74 (45 to 114)	74 (45 to 114)	74 (45 to 114)	74 (45 to 114)	74 (45 to 114)	17
Upper respiratory infections	0 (0 to 0)	0 (0 to 0)	894 (0 to 1,900)	94.6 (0 to 200)	79.7 (0 to 169)	71.4 (0 to 151)	70.2 (0 to 149)	69.1 (0 to 146)	69.1 (0 to 146)	69.1 (0 to 146)	69.1 (0 to 146)	69.1 (0 to 146)	69.1 (0 to 146)	69.1 (0 to 146)	69.1 (0 to 146)	69.1 (0 to 146)	69.1 (0 to 146)	69.1 (0 to 146)	69.1 (0 to 146)	69.1 (0 to 146)	69.1 (0 to 146)	69.1 (0 to 146)	69.1 (0 to 146)	1,700
Otitis media	0 (0 to 0)	0 (0 to 0)	5,470 (249 to 18)	625 (349 to 1,090)	79.7 (41.1 to 126)	125.1 (67.1 to 198.4)	42.7 (16.6 to 87.4)	130.7 (52.2 to 262.9)	152.1 (79.7 to 252.3)	152.1 (72.3 to 252.3)	152.1 (72.3 to 252.3)	152.1 (72.3 to 252.3)	152.1 (72.3 to 252.3)	152.1 (72.3 to 252.3)	152.1 (72.3 to 252.3)	152.1 (72.3 to 252.3)	152.1 (72.3 to 252.3)	152.1 (72.3 to 252.3)	152.1 (72.3 to 252.3)	152.1 (72.3 to 252.3)	152.1 (72.3 to 252.3)	152.1 (72.3 to 252.3)	152.1 (72.3 to 252.3)	491
Enteric infections	719 (99.2 to 1,700)	2,060 (90.1 to 5,600)	672 (188.3 to 2,060)	292 (221 to 1,410)	288 (177 to 462)	147 (91 to 237)	223 (143 to 355)	260 (163 to 393)	276 (170 to 433)	276 (162 to 436)	260 (162 to 398)	330 (210 to 496)	330 (210 to 496)	330 (210 to 496)	330 (210 to 496)	330 (210 to 496)	330 (210 to 496)	330 (210 to 496)	330 (210 to 496)	330 (210 to 496)	330 (210 to 496)	330 (210 to 496)	330 (210 to 496)	5,460
Diarrheal diseases	719 (99.2 to 1,700)	2,060 (90 to 5,600)	672 (188.3 to 2,060)	292 (221 to 1,410)	288 (177 to 462)	147 (91 to 237)	223 (143 to 355)	260 (163 to 393)	276 (170 to 433)	276 (162 to 436)	260 (162 to 398)	330 (210 to 496)	330 (210 to 496)	330 (210 to 496)	330 (210 to 496)	330 (210 to 496)	330 (210 to 496)	330 (210 to 496)	330 (210 to 496)	330 (210 to 496)	330 (210 to 496)	330 (210 to 496)	330 (210 to 496)	5,430
Typhoid and paratyphoid	0 (0 to 0)	0 (0 to 0)	0.1 (0 to 0.3)	0.2 (0 to 0.6)	0.6 (0 to 1.6)	0.9 (0 to 2.2)	1.4 (0 to 3.6)	1.6 (0 to 4.2)	1.7 (0 to 4.4)	1.7 (0 to 4.4)	1.6 (0 to 4.1)	2.1 (0 to 5.4)	2.1 (0 to 5.4)	2.1 (0 to 5.4)	2.1 (0 to 5.4)	2.1 (0 to 5.4)	2.1 (0 to 5.4)	2.1 (0 to 5.4)	2.1 (0 to 5.4)	2.1 (0 to 5.4)	2.1 (0 to 5.4)	2.1 (0 to 5.4)	2.1 (0 to 5.4)	9.1
Typhoid fever	0 (0 to 0)	0 (0 to 0)	0 (0 to 0)	0 (0 to 0)	0.1 (0 to 0.1)	0.2 (0 to 0.4)	0.3 (0 to 0.6)	0.4 (0 to 0.7)	0.4 (0 to 0.7)	0.4 (0 to 0.7)	0.4 (0 to 0.7)	0.5 (0 to 0.9)	0.5 (0 to 0.9)	0.5 (0 to 0.9)	0.5 (0 to 0.9)	0.5 (0 to 0.9)	0.5 (0 to 0.9)	0.5 (0 to 0.9)	0.5 (0 to 0.9)	0.5 (0 to 0.9)	0.5 (0 to 0.9)	0.5 (0 to 0.9)	0.5 (0 to 0.9)	2.1
Paratyphoid fever	0 (0 to 0)	0 (0 to 0)	0 (0 to 0)	0 (0 to 0)	0.1 (0 to 0.2)	0.2 (0 to 0.5)	0.3 (0 to 0.6)	0.4 (0 to 0.7)	0.4 (0 to 0.7)	0.4 (0 to 0.7)	0.4 (0 to 0.7)	0.5 (0 to 0.9)	0.5 (0 to 0.9)	0.5 (0 to 0.9)	0.5 (0 to 0.9)	0.5 (0 to 0.9)	0.5 (0 to 0.9)	0.5 (0 to 0.9)	0.5 (0 to 0.9)	0.5 (0 to 0.9)	0.5 (0 to 0.9)	0.5 (0 to 0.9)	0.5 (0 to 0.9)	1.4
Invasive Non-typhoidal Salmonella (iNTS)	0 (0 to 0)	0.1 (0 to 0.1)	1.6 (0.7 to 3.1)	4.7 (1.3 to 13)	2.4 (0.6 to 6.5)	2.4 (0.6 to 6.5)	1.3 (0.3 to 3.5)	1.2 (0.3 to 3.2)	1.2 (0.3 to 3.2)	1.2 (0.3 to 3.2)	1.2 (0.3 to 3.2)	1.2 (0.3 to 3.2)	1.2 (0.3 to 3.2)	1.2 (0.3 to 3.2)	1.2 (0.3 to 3.2)	1.2 (0.3 to 3.2)	1.2 (0.3 to 3.2)	1.2 (0.3 to 3.2)	1.2 (0.3 to 3.2)	1.2 (0.3 to 3.2)	1.2 (0.3 to 3.2)	1.2 (0.3 to 3.2)	1.2 (0.3 to 3.2)	22.9
Other intestinal infectious diseases	0 (0 to 0)	0 (0 to 0)	3.6 (0.1 to 14.3)	2.1 (0.3 to 9.4)	1.3 (0.2 to 5.8)	0.9 (0.2 to 4.2)	0.4 (0.1 to 1.8)	0.5 (0.1 to 2.1)	0.5 (0.1 to 2.1)	0.5 (0.1 to 2.1)	0.4 (0.1 to 1.9)	0.4 (0.1 to 1.9)	0.3 (0.1 to 1.4)	0.2 (0.1 to 1.1)	0.2 (0.1 to 1.1)	0.1 (0.1 to 0.6)	0.1 (0.1 to 0.6)	0.1 (0.1 to 0.6)	0.1 (0.1 to 0.6)	0 (0 to 0)	0 (0 to 0)	0 (0 to 0)	0 (0 to 0)	11.9
Neglected tropical diseases and malaria	1.6 (0.7 to 3.7)	19.2 (9.6 to 37)	62.6 (26.1 to 123)	70.7 (26.7 to 163)	67.2 (21.6 to 171)	69.1 (21.9 to 174)	89.6 (29.1 to 226)	118 (37.6 to 296)	144 (45.7 to 361)	144 (45.7 to 361)	144 (45.7 to 361)	132 (41.9 to 332)	132 (41.9 to 332)	132 (41.9 to 332)	132 (41.9 to 332)	132 (41.9 to 332)	99.7 (31.6 to 250)	67.9 (20.9 to 170)	22.8 (7.2 to 57.3)	29.4 (10.3 to 67.6)	19.5 (6.8 to 45)	8.6 (2.7 to 19.4)	1.3 (0.4 to 3.1)	1,920
Malaria	0 (0 to 0)	0 (0 to 0)	0 (0 to 0)	0 (0 to 0)	0 (0 to 0)	0 (0 to 0)	0 (0 to 0)	0 (0 to 0)	0 (0 to 0)	0 (0 to 0)	0 (0 to 0)	0 (0 to 0)	0 (0 to 0)	0 (0 to 0)	0 (0 to 0)	0 (0 to 0)	0 (0 to 0)	0 (0 to 0)	0 (0 to 0)	0 (0 to 0)	0 (0 to 0)	0 (0 to 0)	0 (0 to 0)	0
Chagas disease	0 (0 to 0)	0 (0 to 0)	0 (0 to 0)	0 (0 to 0)	0 (0 to 0)	0 (0 to 0)	0 (0 to 0)	0 (0 to 0)	0 (0 to 0)	0 (0 to 0)	0 (0 to 0)	0 (0 to 0)	0 (0 to 0)	0 (0 to 0)	0 (0 to 0)	0 (0 to 0)	0 (0 to 0)	0 (0 to 0)	0 (0 to 0)	0 (0 to 0)	0 (0 to 0)	0 (0 to 0)	0 (0 to 0)	0
Leishmaniasis	0 (0 to 0)	0 (0 to 0)	0 (0 to 0)	0 (0 to 0)	0 (0 to 0)	0 (0 to 0)	0 (0 to 0)	0 (0 to 0)	0 (0 to 0)	0 (0 to 0)	0 (0 to 0)	0 (0 to 0)	0 (0 to 0)	0 (0 to 0)	0 (0 to 0)	0 (0 to 0)	0 (0 to 0)	0 (0 to 0)	0 (0 to 0)	0 (0 to 0)	0 (0 to 0)	0 (0 to 0)	0 (0 to 0)	0
Visceral leishmaniasis	0 (0 to 0)	0 (0 to 0)	0 (0 to 0)	0 (0 to 0)	0 (0 to 0)	0 (0 to 0)	0 (0 to 0)	0 (0 to 0)	0 (0 to 0)	0 (0 to 0)	0 (0 to 0)	0 (0 to 0)	0 (0 to 0)	0 (0 to 0)	0 (0 to 0)	0 (0 to 0)	0 (0 to 0)	0 (0 to 0)	0 (0 to 0)	0 (0 to 0)	0 (0 to 0)	0 (0 to 0)	0 (0 to 0)	0
Cutaneous and mucocutaneous leishmaniasis	0 (0 to 0)	0 (0 to 0)	0 (0 to 0)	0 (0 to 0)	0 (0 to 0)	0 (0 to 0)	0 (0 to 0)	0 (0 to 0)	0 (0 to 0)	0 (0 to 0)	0 (0 to 0)	0 (0 to 0)	0 (0 to 0)	0 (0 to 0)	0 (0 to 0)	0 (0 to 0)	0 (0 to 0)	0 (0 to 0)	0 (0 to 0)	0 (0 to 0)	0 (0 to 0)	0 (0 to 0)	0 (0 to 0)	0
African trypanosomiasis	0 (0 to 0)	0 (0 to 0)	0 (0 to 0)	0 (0 to 0)	0 (0 to 0)	0 (0 to 0)	0 (0 to 0)	0 (0 to 0)	0 (0 to 0)	0 (0 to 0)	0 (0 to 0)	0 (0 to 0)	0 (0 to 0)	0 (0 to 0)	0 (0 to 0)	0 (0 to 0)	0 (0 to 0)	0 (0 to 0)	0 (0 to 0)	0 (0 to 0)	0 (0 to 0)	0 (0 to 0)	0 (0 to 0)	0
Schistosomiasis	0 (0 to 0)	0 (0 to 0)	0 (0 to 0)	0 (0 to 0)	0 (0 to 0)	0 (0 to 0)	0 (0 to 0)	0 (0 to 0)	0 (0 to 0)	0 (0 to 0)	0 (0 to 0)	0 (0 to 0)	0 (0 to 0)	0 (0 to 0)	0 (0 to 0)	0 (0 to 0)	0 (0 to 0)	0 (0 to 0)	0 (0 to 0)	0 (0 to 0)	0 (0 to 0)	0 (0 to 0)	0 (0 to 0)	0
Cysticercosis	0 (0 to 0)	0 (0 to 0)	0 (0 to 0)	0.1 (0 to 0.1)	0.6 (0.3 to 1.1)	2.3 (1.1 to 4.2)	12.7 (5.9 to 23.1)	31.1 (14.7 to 57.2)	47.3 (22.3 to 84.1)	62.5 (29.7 to 112)	62.7 (29.8 to 109)	66.7 (31.6 to 116)	66.7 (31.6 to 116)	76.1 (36.2 to 132)	80.6 (38.3 to 139)	68.9 (32.8 to 119)	44.9 (21.3 to 78.4)	34.1 (16.2 to 59.3)	22.9 (10.9 to 39.7)	16.6 (7.9 to 28.7)	7.3 (3.5 to 13.1)	1.1 (0.4 to 2.1)	0.1 (0 to 0.1)	634
Cystic echinococcosis	0 (0 to 0)	0 (0 to 0)	0 (0 to 0)	0 (0 to 0.2)	0.2 (0 to 0.6)	0.6 (0 to 1.6)	3.3 (1.5 to 6.2)	8.2 (3.9 to 15)	12.5 (5.9 to 22.2)	16.5 (7.8 to 29.7)	16.5 (7.8 to 29.7)	17.6 (8.3 to 30.6)	17.6 (8.3 to 30.6)	20.1 (9.6 to 34.9)	21.3 (10.1 to 36.8)	18.2 (8.6 to 31.5)	11.9 (5.6 to 20.7)	9 (4.3 to 15.7)	6 (2.9 to 10.5)	4.4 (2.1 to 7.7)	1.9 (0.9 to 3.4)	0.3 (0.1 to 0.6)	0 (0 to 0)	333
Lymphatic filariasis	0 (0 to 0)	0 (0 to 0)	0 (0 to 0)	0 (0 to 0)	0 (0 to 0)	0 (0 to 0)	0 (0 to 0)	0 (0 to 0)	0 (0 to 0)	0 (0 to 0)	0 (0 to 0)	0 (0 to 0)	0 (0 to 0)	0 (0 to 0)	0 (0 to 0)	0 (0 to 0)	0 (0 to 0)	0 (0 to 0)	0 (0 to 0)	0 (0 to 0)	0 (0 to 0)	0 (0 to 0)	0 (0 to 0)	0
Onchocerciasis	0 (0 to 0)	0 (0 to 0)	0 (0 to 0)	0 (0 to 0)	0 (0 to 0)	0 (0 to 0)	0 (0 to 0)	0 (0 to 0)	0 (0 to 0)	0 (0 to 0)	0 (0 to 0)	0 (0 to 0)	0 (0 to 0)	0 (0 to 0)	0 (0 to 0)	0 (0 to 0)	0 (0 to 0)	0 (0 to 0)	0 (0 to 0)	0 (0 to 0)	0 (0 to 0)	0 (0 to 0)	0 (0 to 0)	0
Trachoma	0 (0 to 0)	0 (0 to 0)	0 (0 to 0)	0 (0 to 0)	0 (0 to 0)	0 (0 to 0)	0 (0 to 0)	0 (0 to 0)	0 (0 to 0)	0 (0 to 0)	0 (0 to 0)	0 (0 to 0)	0 (0 to 0)	0 (0 to 0)	0 (0 to 0)	0 (0 to 0)	0 (0 to 0)	0 (0 to 0)	0 (0 to 0)	0 (0 to 0)	0 (0 to 0)	0 (0 to 0)	0 (0 to 0)	0
Dengue	0 (0 to 0)	0 (0 to 0)	0 (0 to 0)	0 (0 to 0)	0 (0 to 0)	0 (0 to 0)	0 (0 to 0)	0 (0 to 0)	0 (0 to 0)	0 (0 to 0)	0 (0 to 0)	0 (0 to 0)	0 (0 to 0)	0 (0 to 0)	0 (0 to 0)	0 (0 to 0)	0 (0 to 0)	0 (0 to 0)	0 (0 to 0)	0 (0 to 0)	0 (0 to 0)	0 (0 to 0)	0 (0 to 0)	0
Yellow fever	0 (0 to 0)	0 (0 to 0)	0 (0 to 0)	0 (0 to 0)	0 (0 to 0)	0 (0 to 0)	0 (0 to 0)	0 (0 to 0)	0 (0 to 0)	0 (0 to 0)	0 (0 to 0)	0 (0 to 0)	0 (0 to 0)	0 (0 to 0)	0 (0 to 0)	0 (0 to 0)	0 (0 to 0)	0 (0 to 0)	0 (0 to 0)	0 (0 to 0)	0 (0 to 0)	0 (0 to 0)	0 (0 to 0)	0
Rabies	0 (0 to 0)	0 (0 to 0)	0.1 (0 to 0.4)	0.2 (0 to 0.6)	0.1 (0 to 0.4)	0 (0 to 0)	0 (0 to 0)	0 (0 to 0)	0 (0 to 0)	0 (0 to 0)	0 (0 to 0)	0 (0 to 0)	0 (0 to 0)	0 (0 to 0)	0 (0 to 0)	0 (0 to 0)	0 (0 to 0)	0 (0 to 0)	0 (0 to 0)	0 (0 to 0)	0 (0 to 0)	0 (0 to 0)	0 (0 to 0)	0 (0 to 0)	4.8
Intestinal nematode infections	0 (0 to 0)	0 (0 to 0)	0.4 (0.1 to 1.4)	0.9 (1 to 7.9)	0.1 (0 to 0.4)	19.2 (2.5 to 87.2)	33 (3.5 to 87.2)	32 (3.5 to 87.2)	34.1 (3.5 to 87.2)	26.7 (3.5 to 87.2)	11.1 (3.5 to 87.2)	7.8 (3.5 to 87.2)	2.2 (0.9 to 4.1)	0.9 (0.4 to 1.7)	1.3 (0.5 to 2.4)	0.7 (0.3 to 1.3)	0.6 (0.2 to 1.1)	0.3 (0.1 to 0.6)	0.2 (0.1 to 0.4)	0.1 (0.1 to 0.2)	0 (0 to 0)	0 (0 to 0)	194
Ascariasis	0 (0 to 0)	0 (0 to 0)	0 (0 to 1.2)	0 (0 to 0.7)	0 (0 to 0.1)	0 (0 to 0.1)	0 (0 to 0.1)	0 (0 to 0.1)	0 (0 to 0.1)	0 (0 to 0.1)	0 (0 to 0.1)	0 (0 to 0.1)	0 (0 to 0.1)	0 (0 to 0.1)	0 (0 to 0.1)	0 (0 to 0.1)	0 (0 to 0.1)	0 (0 to 0.1)	0 (0 to





SR Table 2b: England DALYS by cause and age group for females with 95% uncertainty intervals, 2019

Cause	Early Neonatal	Late Neonatal	Post Neonatal	1 to 4	5 to 9	10 to 14	15 to 19	20 to 24	25 to 29	30 to 34	35 to 39	40 to 44	45 to 49	50 to 54	55 to 59	60 to 64	65 to 69	70 to 74	75 to 79	80 to 84	85 to 89	90 to 94	95 plus	Total
All causes	48,300 (40,600 to 56,800)	15,700 (13,300 to 18,400)	35,200 (26,800 to 44,700)	58,500 (44,800 to 74,200)	69,200 (51,400 to 90,500)	107,000 (79,200 to 142,000)	158,000 (117,000 to 208,000)	218,000 (163,000 to 282,000)	283,000 (212,000 to 363,000)	331,000 (252,000 to 422,000)	357,000 (278,000 to 449,000)	364,000 (289,000 to 449,000)	447,000 (360,000 to 548,000)	531,000 (438,000 to 638,000)	574,000 (481,000 to 681,000)	578,000 (494,000 to 677,000)	633,000 (553,000 to 723,000)	785,000 (699,000 to 881,000)	705,000 (636,000 to 782,000)	705,000 (646,000 to 771,000)	602,000 (561,000 to 649,000)	397,000 (375,000 to 421,000)	160,000 (153,000 to 168,000)	8,160,000
Communicable, maternal, neonatal, and nutritional diseases	35,600 (28,600 to 42,700)	9,340 (7,230 to 11,300)	13,500 (10,100 to 17,400)	17,700 (12,800 to 24,100)	13,500 (9,380 to 19,400)	9,030 (6,830 to 11,700)	8,500 (6,580 to 10,700)	11,300 (8,450 to 14,600)	13,100 (10,100 to 16,800)	14,000 (10,900 to 17,700)	14,000 (11,000 to 17,800)	14,600 (11,200 to 19,100)	14,900 (11,700 to 19,600)	16,700 (13,300 to 21,400)	15,800 (13,000 to 19,600)	14,800 (12,700 to 17,700)	16,300 (14,300 to 19,100)	22,900 (20,800 to 25,300)	26,500 (24,200 to 28,500)	37,800 (32,600 to 40,800)	46,600 (39,000 to 51,300)	41,100 (33,200 to 45,500)	18,900 (15,100 to 21,200)	446,000
HIV/AIDS and sexually transmitted infections	1,090 (314 to 2,390)	292 (84·3 to 639)	524 (241 to 1,020)	124 (111 to 144)	71·7 (64·3 to 83·1)	68·8 (62·5 to 77·1)	142 (109 to 189)	405 (297 to 553)	799 (552 to 1,120)	1,300 (930 to 1,820)	1,510 (1,070 to 2,160)	1,470 (1,030 to 2,120)	1,130 (820 to 1,580)	756 (572 to 1,020)	558 (416 to 768)	424 (313 to 593)	406 (290 to 572)	291 (192 to 442)	186 (135 to 266)	117 (88·6 to 168)	81·2 (63·4 to 110)	45·8 (35·7 to 59)	18·2 (14·3 to 22·3)	11,800
HIV/AIDS	0 (0 to 0)	0·1 (0 to 0·1)	137 (134 to 141)	107 (103 to 113)	62·5 (59·9 to 66·7)	45·2 (42·8 to 49·2)	72·8 (61·1 to 89·1)	191 (158 to 238)	319 (249 to 405)	588 (473 to 737)	707 (568 to 893)	677 (550 to 849)	601 (486 to 750)	469 (379 to 584)	327 (257 to 412)	253 (190 to 334)	250 (170 to 350)	125 (58·6 to 206)	51·6 (25·9 to 81·9)	6·3 (3·9 to 9·6)	3·9 (2·2 to 5·9)	1·7 (1 to 2·7)	0·6 (0·4 to 1)	5,000
HIV/AIDS - Drug-susceptible Tuberculosis	0 (0 to 0)	0 (0 to 0)	18·9 (11·5 to 29·4)	14·2 (8·7 to 22·1)	8·2 (5 to 12·7)	6 (3·7 to 9·3)	7·1 (4·4 to 10·8)	17·3 (10·8 to 26·5)	26·4 (16·7 to 40·2)	53·6 (33·5 to 81·7)	62·9 (39·5 to 95·9)	60·4 (37·9 to 92·4)	54·8 (34·5 to 83·8)	42·4 (26·5 to 64·7)	28·6 (18 to 43·6)	21·5 (13·6 to 32·7)	18·8 (12 to 28·4)	3 (2 to 4)	1·2 (0·9 to 1·6)	0·3 (0·2 to 0·4)	0·1 (0·1 to 0·2)	0 (0 to 0·1)	0 (0 to 0)	446
HIV/AIDS - Multidrug-resistant Tuberculosis without exte	0 (0 to 0)	0 (0 to 0)	0·5 (0·1 to 1·4)	0·4 (0·1 to 1·1)	0·2 (0 to 0·6)	0·2 (0 to 0·4)	0·2 (0 to 0·5)	0·5 (0·1 to 1·2)	0·7 (0·2 to 1·8)	1·4 (0·3 to 3·7)	1·7 (0·4 to 4·3)	1·6 (0·3 to 4·1)	1·4 (0·3 to 3·7)	1·1 (0·2 to 2·9)	0·8 (0·2 to 2)	0·6 (0·1 to 1·4)	0·5 (0·1 to 1·2)	0·1 (0 to 0·3)	0 (0 to 0·1)	0 (0 to 0)	0 (0 to 0)	0 (0 to 0)	0 (0 to 0)	11·6
HIV/AIDS - Extensively drug-resistant Tuberculosis	0 (0 to 0)	0 (0 to 0)	0·1 (0 to 0·4)	0·1 (0 to 0·3)	0·1 (0 to 0·2)	0 (0 to 0·1)	0 (0 to 0·1)	0·1 (0 to 0·3)	0·2 (0 to 0·5)	0·4 (0 to 1·1)	0·4 (0·1 to 1·2)	0·4 (0·1 to 1·1)	0·4 (0·1 to 1·1)	0·3 (0·1 to 0·8)	0·2 (0 to 0·5)	0·1 (0 to 0·4)	0·1 (0 to 0·3)	0 (0 to 0)	0 (0 to 0)	0 (0 to 0)	0 (0 to 0)	0 (0 to 0)	0 (0 to 0)	3
HIV/AIDS resulting in other diseases	0 (0 to 0)	0·1 (0 to 0·1)	118 (106 to 126)	92·1 (83·4 to 100)	54·1 (48·6 to 59·6)	39 (34·7 to 43·6)	65·4 (55·2 to 82·6)	173 (139 to 220)	292 (220 to 378)	533 (411 to 679)	642 (498 to 834)	614 (485 to 792)	545 (426 to 696)	426 (330 to 540)	297 (227 to 386)	231 (168 to 311)	230 (150 to 331)	122 (55·8 to 202)	50·3 (24·6 to 80·4)	6·1 (3·6 to 9·3)	3·7 (2·1 to 5·8)	1·7 (0·9 to 2·7)	0·6 (0·3 to 0·9)	4,540
Sexually transmitted infections excluding HIV	1,090 (314 to 2,390)	292 (84·3 to 639)	387 (105 to 884)	16·7 (4·8 to 37·2)	9·2 (2·6 to 20·2)	23·6 (18·4 to 31·3)	68·8 (43 to 107)	214 (130 to 334)	480 (281 to 766)	714 (423 to 1,140)	806 (456 to 1,340)	790 (441 to 1,340)	528 (300 to 940)	287 (163 to 504)	231 (133 to 417)	171 (97·7 to 314)	156 (93·5 to 278)	166 (109 to 277)	135 (97·4 to 208)	111 (83·1 to 161)	77·4 (59·9 to 105)	44·1 (34·1 to 57)	17·6 (13·6 to 21·5)	6,810
Syphilis	1,090 (314 to 2,390)	292 (84·3 to 639)	387 (105 to 884)	16·7 (4·8 to 37·2)	9·2 (2·6 to 20·2)	6·6 (6·1 to 7·3)	0·4 (0·1 to 1)	8·5 (7·6 to 10)	1·3 (0·4 to 3·2)	1·4 (0·6 to 3·5)	1·4 (0·7 to 3)	1·1 (0·6 to 2)	1·4 (0·6 to 2)	1·1 (0·7 to 2)	1·1 (0·7 to 1·8)	1·3 (0·9 to 1·8)	1 (0·6 to 1·4)	1·1 (0·7 to 1·5)	0·9 (0·6 to 1·2)	0·6 (0·4 to 1)	0·5 (0·3 to 0·7)	0·3 (0·2 to 0·4)	0·1 (0 to 0·2)	1,820
Chlamydial infection	0 (0 to 0)	0 (0 to 0)	0 (0 to 0)	0 (0 to 0)	0 (0 to 0)	5·8 (3·8 to 8·7)	19·6 (11·2 to 31·2)	61 (36·8 to 96·2)	125 (74·1 to 205)	162 (92·2 to 274)	189 (107 to 330)	185 (99·7 to 336)	98·8 (50·9 to 192)	31·8 (19·4 to 50·2)	20·5 (15·1 to 28)	10·7 (10·1 to 11·5)	6·5 (6·1 to 7)	12·6 (11·6 to 13·6)	13·5 (12·2 to 14·6)	15·6 (13·4 to 17·1)	11·9 (9·7 to 13·3)	7·5 (6 to 8·5)	3·2 (2·5 to 3·6)	980
[illegible]																								



Other transport injuries	2·9 (2·2 to 3·4)	2·6 (2 to 3·1)	10·3 (7·4 to 13·8)	49 (42·3 to 57·7)	65·5 (54·1 to 80)	98·9 (84 to 118)	157 (136 to 183)	193 (163 to 228)
Unintentional injuries	97·5 (76·9 to 117)	145 (114 to 173)	1,320 (964 to 1,730)	3,450 (2,780 to 4,370)	4,190 (2,940 to 5,910)	5,260 (3,670 to 7,430)	6,150 (4,350 to 8,620)	8,180 (5,800 to 11,300)
Falls	4·8 (3·8 to 5·9)	10·3 (7·8 to 13·2)	128 (90 to 181)	862 (596 to 1,290)	1,740 (1,110 to 2,680)	2,450 (1,600 to 3,620)	3,070 (2,070 to 4,470)	4,160 (2,810 to 5,940)
Drowning	3·9 (3·1 to 4·8)	1·5 (1·1 to 1·8)	45·7 (30·7 to 62·7)	329 (281 to 362)	109 (97·1 to 123)	89·9 (82·6 to 99·8)	96·4 (90·2 to 106)	121 (113 to 132)
Fire, heat, and hot substances	2·6 (2·1 to 3·1)	4 (3·1 to 4·8)	72·5 (51·3 to 97·5)	351 (300 to 405)	306 (232 to 424)	315 (214 to 468)	379 (248 to 567)	526 (357 to 779)
Poisonings	4·3 (3·5 to 5·2)	3·1 (2·4 to 3·7)	19·6 (14·4 to 25·8)	127 (96·6 to 167)	196 (133 to 276)	285 (210 to 377)	279 (209 to 368)	322 (242 to 419)
Poisoning by carbon monoxide	0·1 (0·1 to 0·1)	0·2 (0·1 to 0·2)	3·7 (2·5 to 5)	20·5 (17·2 to 24)	26·4 (19·9 to 35·9)	48·1 (39·1 to 61·2)	71 (61·3 to 84·6)	70·5 (59 to 85·2)
Poisoning by other means	4·3 (3·4 to 5·1)	2·9 (2·2 to 3·5)	15·9 (11·7 to 20·9)	107 (78·3 to 145)	169 (109 to 244)	236 (168 to 322)	207 (143 to 290)	252 (177 to 344)
Exposure to mechanical forces	6·3 (5·1 to 7·6)	5·5 (4·1 to 7·3)	73·6 (51·2 to 105)	361 (261 to 502)	466 (308 to 696)	565 (363 to 876)	645 (414 to 997)	857 (552 to 1,310)
Unintentional firearm injuries	0·4 (0·3 to 0·8)	0·4 (0·3 to 0·5)	4·4 (2·9 to 6·3)	26 (21 to 32·7)	22·8 (17·3 to 31)	28·6 (22·1 to 37·7)	34·2 (26·5 to 44)	43·2 (32·7 to 57·2)
Other exposure to mechanical forces	6 (4·7 to 7·2)	5·1 (3·8 to 6·9)	69·3 (47·6 to 99)	335 (238 to 471)	443 (287 to 668)	537 (339 to 848)	611 (388 to 964)	814 (518 to 1,240)
Adverse effects of medical treatment	30·7 (21 to 38)	22·4 (14·7 to 27·6)	204 (98·3 to 292)	187 (135 to 220)	100 (71·7 to 116)	96·6 (65·8 to 109)	113 (82 to 127)	150 (107 to 169)
Animal contact	0·4 (0·3 to 0·5)	5·6 (4·2 to 7·1)	14·6 (10·4 to 19·4)	50·8 (42 to 62·3)	49·3 (35·7 to 70·1)	63·9 (46·6 to 87·6)	62·9 (44·9 to 85·3)	77·4 (56 to 105)
Venomous animal contact	0·1 (0·1 to 0·1)	0·3 (0·2 to 0·3)	3·1 (2·2 to 4·3)	15 (11·3 to 20·3)	23·3 (16·4 to 33·8)	28·6 (19·8 to 40·7)	29·3 (20·2 to 40·4)	35·8 (24·6 to 50·6)
Non-venomous animal contact	0·3 (0·2 to 0·4)	5·3 (3·9 to 6·8)	11·4 (8 to 15·3)	35·8 (29·4 to 43·3)	26·1 (18·3 to 39·8)	35·3 (25·3 to 51·2)	33·6 (23·6 to 48·9)	41·6 (28·7 to 58·7)
Foreign body	30·8 (24·8 to 37·1)	79·6 (61·7 to 96·4)	601 (416 to 825)	483 (416 to 545)	245 (194 to 316)	310 (254 to 391)	309 (249 to 398)	433 (358 to 545)
Pulmonary aspiration and foreign body in airway	30·5 (24·5 to 36·7)	78·9 (61·2 to 95·8)	588 (404 to 809)	409 (354 to 449)	146 (128 to 167)	192 (173 to 212)	179 (161 to 199)	263 (241 to 289)
Foreign body in eyes	0·1 (0 to 0·2)	0·3 (0·1 to 0·7)	5·2 (1·4 to 11·6)	26·7 (8 to 61·2)	41 (11·9 to 91·8)	47·3 (14·3 to 110)	51·7 (16·9 to 122)	67·5 (22·6 to 148)
Foreign body in other body part	0·2 (0·1 to 0·3)	0·5 (0·3 to 0·7)	8 (5·3 to 12)	47·2 (34·8 to 65·3)	58·3 (40·5 to 84·2)	71·4 (50 to 101)	78·9 (57·4 to 108)	102 (73·4 to 140)
Environmental heat and cold exposure	0·1 (0·1 to 0·2)	0·2 (0·2 to 0·3)	4·1 (2·8 to 6)	22·1 (15·8 to 31·9)	47·8 (31·7 to 69·2)	76·1 (50·5 to 114)	110 (72·5 to 168)	162 (106 to 240)
Exposure to forces of nature	0 (0 to 0)	0 (0 to 0)	0 (0 to 0)	0 (0 to 0)	0·1 (0·1 to 0·2)	0·2 (0·1 to 0·3)	0·3 (0·2 to 0·5)	0·5 (0·3 to 0·8)
Other unintentional injuries	13·5 (10·8 to 16·3)	12·5 (8 to 18·7)	155 (86·2 to 241)	675 (401 to 1,080)	935 (541 to 1,500)	1,000 (603 to 1,600)	1,090 (678 to 1,750)	1,370 (839 to 2,190)
Self-harm and interpersonal violence	36 (28·1 to 44·2)	10·9 (8·4 to 13·1)	126 (84·9 to 174)	323 (281 to 354)	382 (323 to 456)	785 (654 to 963)	3,400 (2,990 to 3,910)	5,200 (4,650 to 5,840)
Self-harm	0 (0 to 0)	0 (0 to 0)	0 (0 to 0)	0 (0 to 0)	0 (0 to 0)	213 (193 to 235)	2,180 (2,060 to 2,380)	3,520 (3,360 to 3,790)
Self-harm by firearm	0 (0 to 0)	0 (0 to 0)	0 (0 to 0)	0 (0 to 0)	0 (0 to 0)	12·2 (11 to 13·8)	18·1 (16·9 to 19·8)	26·8 (25·3 to 28·9)
Self-harm by other specified means	0 (0 to 0)	0 (0 to 0)	0 (0 to 0)	0 (0 to 0)	0 (0 to 0)	201 (182 to 221)	2,170 (2,050 to 2,360)	3,490 (3,340 to 3,760)
Interpersonal violence	35·7 (27·8 to 43·8)	10·7 (8·2 to 12·9)	122 (82·1 to 169)	297 (258 to 326)	366 (308 to 439)	551 (424 to 728)	1,190 (835 to 1,710)	1,650 (1,170 to 2,250)
Physical violence by firearm	1·6 (1·2 to 2)	0·3 (0·3 to 0·4)	3·5 (2·4 to 4·8)	14·7 (12·5 to 17·2)	23·7 (20·1 to 28)	22·6 (18·7 to 27·4)	35·1 (30·5 to 40·5)	45 (39·3 to 51·7)
Physical violence by sharp object	1·8 (1·4 to 2·2)	0·2 (0·2 to 0·3)	4·7 (3·2 to 6·4)	20·2 (17 to 24·1)	25·2 (21·1 to 30·6)	24·9 (20·5 to 31)	63·7 (57·7 to 72·1)	95·2 (87·2 to 105)
Sexual violence	0 (0 to 0)	0 (0 to 0)	0 (0 to 0)	12·3 (7 to 20·1)	110 (65·4 to 172)	289 (167 to 453)	801 (447 to 1,320)	1,120 (647 to 1,720)
Physical violence by other means	32·3 (25·1 to 39·6)	10·1 (7·7 to 12·2)	114 (76·3 to 159)	250 (216 to 274)	207 (178 to 241)	215 (184 to 254)	294 (256 to 343)	391 (342 to 456)
Conflict and terrorism	0·4 (0·3 to 0·4)	0·2 (0·2 to 0·2)	0·7 (0·6 to 0·7)	4 (3·6 to 4·4)	3·6 (3 to 4·9)	9·8 (6·1 to 18·7)	14·1 (8·5 to 26·1)	18·7 (11 to 33·1)

Other transport injuries	217 (180 to 265)	231 (186 to 290)	235 (186 to 296)	229 (181 to 287)	267 (207 to 336)	290 (221 to 370)	291 (219 to 372)	267 (199 to 350)	263 (198 to 345)
Unintentional injuries	10,800 (7,570 to 15,200)	13,000 (9,260 to 18,400)	14,200 (10,200 to 19,700)	14,300 (10,300 to 19,600)	17,500 (12,700 to 23,900)	20,800 (15,100 to 28,100)	21,900 (16,100 to 29,400)	21,200 (15,600 to 28,500)	22,700 (16,600 to 30,200)
Falls	5,710 (3,890 to 8,280)	7,000 (4,800 to 10,000)	7,800 (5,400 to 11,000)	8,030 (5,720 to 11,500)	10,100 (7,190 to 14,000)	12,600 (9,130 to 17,200)	13,800 (10,100 to 18,600)	13,900 (10,100 to 18,600)	15,400 (11,200 to 20,600)
Drowning	132 (123 to 140)	155 (146 to 164)	171 (162 to 181)	176 (167 to 186)	212 (200 to 225)	192 (181 to 206)	180 (169 to 192)	144 (134 to 155)	125 (116 to 136)
Fire, heat, and hot substances	706 (471 to 1,030)	958 (621 to 1,450)	1,020 (659 to 1,560)	979 (643 to 1,470)	1,150 (762 to 1,710)	1,280 (842 to 1,930)	1,220 (794 to 1,840)	1,060 (690 to 1,600)	989 (654 to 1,470)
Poisonings	361 (272 to 474)	363 (269 to 480)	374 (285 to 488)	343 (264 to 444)	376 (291 to 481)	371 (283 to 481)	332 (251 to 434)	250 (181 to 331)	215 (152 to 291)
Poisoning by carbon monoxide	78·5 (66·1 to 94·7)	68·6 (56 to 85·8)	66·9 (54·7 to 83·2)	64·8 (53·5 to 79·3)	64·9 (52·6 to 80·8)	63·1 (50·5 to 79·7)	58·2 (46·5 to 73)	48 (38·3 to 59·9)	40·3 (31·6 to 51·6)
Poisoning by other means	283 (199 to 386)	294 (208 to 403)	307 (226 to 411)	278 (206 to 372)	311 (232 to 410)	308 (226 to 413)	274 (200 to 367)	202 (139 to 280)	174 (117 to 245)
Exposure to mechanical forces	1,120 (717 to 1,690)	1,350 (879 to 2,030)	1,440 (944 to 2,180)	1,400 (930 to 2,090)	1,700 (1,140 to 2,490)	1,920 (1,300 to 2,820)	1,940 (1,340 to 2,820)	1,800 (1,220 to 2,610)	1,750 (1,170 to 2,520)
Unintentional firearm injuries	56 (41·2 to 74·9)	67·9 (49·6 to 89·7)	74·9 (55·2 to 99·1)	75·2 (54·4 to 99·6)	92·2 (66·6 to 123)	105 (76·3 to 140)	105 (75·9 to 142)	94·6 (68·2 to 125)	89·7 (64·6 to 119)
Other exposure to mechanical forces	1,070 (673 to 1,630)	1,280 (825 to 1,950)	1,360 (894 to 2,080)	1,330 (870 to 2,000)	1,610 (1,070 to 2,390)	1,820 (1,210 to 2,670)	1,840 (1,240 to 2,690)	1,700 (1,150 to 2,490)	1,660 (1,110 to 2,400)
Adverse effects of medical treatment	202 (130 to 228)	244 (140 to 281)	307 (174 to 353)	320 (180 to 370)	455 (272 to 520)	592 (358 to 672)	704 (418 to 790)	762 (450 to 849)	921 (577 to 1,010)
Animal contact	86·7 (61·3 to 120)	91·6 (64·5 to 130)	97·4 (69·7 to 139)	91·9 (65·2 to 130)	113 (80·5 to 157)	127 (91·1 to 178)	125 (89·2 to 177)	106 (72·2 to 152)	106 (73·6 to 152)
Venomous animal contact	41 (27·9 to 57·8)	42·8 (29·6 to 59·2)	42·3 (29·4 to 58·1)	38·7 (26·9 to 53·7)	45·2 (31·7 to 62·2)	49·1 (34·8 to 67)	46·4 (33·3 to 64·3)	39 (27·6 to 53·9)	36·9 (25·8 to 51·1)
Non-venomous animal contact	45·7 (30·6 to 68·6)	48·8 (32·5 to 75·9)	55·1 (37·2 to 86·5)	53·2 (35·2 to 82·4)	67·8 (46·2 to 100)	77·9 (52·3 to 116)	78·5 (53·2 to 115)	66·7 (43 to 102)	68·7 (45·7 to 103)
Foreign body	488 (398 to 619)	562 (461 to 698)	584 (479 to 718)	595 (496 to 723)	655 (540 to 805)	713 (593 to 869)	686 (574 to 833)	623 (523 to 748)	604 (508 to 718)
Pulmonary aspiration and foreign body in airway	277 (254 to 303)	317 (292 to 346)	330 (305 to 358)	351 (327 to 378)	363 (336 to 393)	389 (361 to 422)	368 (342 to 399)	336 (314 to 364)	325 (304 to 351)
Foreign body in eyes	81·7 (30·5 to 174)	86·4 (33·5 to 174)	84 (34·4 to 165)	77·6 (35·2 to 151)	86·3 (43·1 to 158)	86 (46·2 to 152)	74·3 (43·1 to 120)	63 (38·2 to 98·7)	59 (36·7 to 88·8)
Foreign body in other body part	129 (92·6 to 178)	158 (114 to 215)	170 (122 to 230)	167 (119 to 229)	205 (147 to 279)	238 (172 to 324)	244 (177 to 327)	224 (159 to 302)	220 (156 to 297)
Environmental heat and cold exposure	220 (147 to 315)	266 (176 to 388)	278 (186 to 400)	273 (185 to 386)	326 (224 to 457)	364 (255 to 507)	358 (252 to 494)	326 (229 to 447)	317 (226 to 431)
Exposure to forces of nature	0·6 (0·4 to 1)	1·1 (0·7 to 1·7)	1·1 (0·7 to 1·6)	1·2 (0·8 to 1·9)	1·1 (0·7 to 1·6)	1·1 (0·7 to 1·7)	1·1 (0·8 to 1·7)	1·1 (0·7 to 1·5)	1 (0·7 to 1·4)
Other unintentional injuries	1,750 (1,090 to 2,740)	2,050 (1,280 to 3,210)	2,130 (1,320 to 3,290)	2,040 (1,270 to 3,140)	2,360 (1,480 to 3,620)	2,620 (1,640 to 3,960)	2,560 (1,650 to 3,840)	2,280 (1,480 to 3,430)	2,180 (1,440 to 3,240)
Self-harm and interpersonal violence	5,050 (4,610 to 5,650)	5,440 (5,060 to 5,890)	5,840 (5,480 to 6,250)	5,870 (5,530 to 6,250)	7,100 (6,710 to 7,560)	5,670 (5,340 to 6,060)	4,780 (4,470 to 5,130)	2,940 (2,710 to 3,200)	2,180 (1,980 to 2,430)
Self-harm	3,620 (3,450 to 3,830)	4,260 (4,070 to 4,460)	4,730 (4,520 to 4,940)	4,890 (4,670 to 5,130)	6,090 (5,810 to 6,400)	4,790 (4,560 to 5,070)	4,060 (3,840 to 4,320)	2,400 (2,230 to 2,570)	1,700 (1,560 to 1,850)
Self-harm by firearm	32·9 (30·6 to 35·4)	29·7 (27 to 32·5)	33·2 (29·8 to 36·8)	31·4 (27·8 to 35·8)	38·5 (33·7 to 44·6)	37·8 (32·1 to 44·9)	34·3 (28·5 to 41·4)	25·5 (20·3 to 31·4)	22·8 (17·7 to 28·8)
Self-harm by other specified means	3,590 (3,420 to 3,790)	4,230 (4,040 to 4,430)	4,700 (4,490 to 4,910)	4,850 (4,640 to 5,100)	6,050 (5,770 to 6,360)	4,750 (4,520 to 5,030)	4,030 (3,810 to 4,290)	2,370 (2,210 to 2,540)	1,680 (1,550 to 1,830)
Interpersonal violence	1,390 (1,000 to 1,940)	1,150 (868 to 1,520)	1,060 (844 to 1,360)	928 (730 to 1,180)	954 (778 to 1,190)	828 (671 to 1,020)	674 (548 to 826)	511 (414 to 636)	457 (369 to 572)
Physical violence by firearm	52·2 (44·8 to 60·8)	54·1 (46·2 to 63·2)	52·8 (44·7 to 62·4)	46·4 (38·7 to 55·5)	49·5 (41 to 59·5)	44·3 (35·1 to 55·1)	41·8 (33·1 to 51·6)	32·1 (24·8 to 40·5)	29·4 (22·8 to 37·3)
Physical violence by sharp object	112 (103 to 123)	112 (101 to 126)	118 (107 to 132)	102 (91·5 to 115)	106 (93·8 to 121)	86·3 (73·3 to 102)	71·2 (58·6 to 86·6)	55·3 (44·5 to 68·6)	49·7 (39·5 to 62·3)
Sexual violence	822 (447 to 1,330)	550 (300 to 895)	439 (239 to 699)	348 (200 to 570)	313 (176 to 534)	237 (134 to 394)	149 (85·9 to 247)	101 (61·2 to 156)	89·8 (55·3 to 135)
Physical violence by other means	402 (340 to 488)	431 (358 to 528)	453 (377 to 548)	431 (360 to 520)	486 (404 to 590)	460 (371 to 572)	412 (329 to 520)	323 (251 to 416)	288 (221 to 372)
Conflict and terrorism	21·8 (12·4 to 38·9)	25·8 (14·6 to 49·4)	38 (18·3 to 84·8)	44·7 (18·5 to 114)	48·3 (19·2 to 121)	46·2 (17·3 to 120)	34·5 (14 to 87·6)	25 (10·9 to 61·8)	20·2 (9 to 46·4)

Other transport injuries	273 (202 to 357)	210 (157 to 274)	159 (117 to 209)	102 (75·3 to 135)	52·9 (39 to 69·3)	20 (15 to 25·8)	3,680
Unintentional injuries	28,100 (21,200 to 36,400)	27,300 (21,300 to 35,900)	30,700 (24,200 to 39,200)	28,700 (22,900 to 35,400)	19,300 (15,600 to 23,800)	7,670 (6,150 to 9,510)	327,000
Falls	20,200 (15,200 to 26,700)	21,100 (16,300 to 27,500)	25,500 (20,100 to 32,300)	24,900 (19,900 to 31,000)	17,200 (13,900 to 21,300)	6,890 (5,490 to 8,620)	223,000
Drowning	130 (119 to 142)	94·5 (85·1 to 105)	66·1 (57·4 to 75)	39·6 (33·4 to 46·1)	18·9 (15·7 to 22·6)	5·8 (4·7 to 7)	2,640
Fire, heat, and hot substances	1,020 (688 to 1,490)	778 (541 to 1,120)	632 (456 to 898)	432 (318 to 598)	228 (171 to 311)	81·5 (62·8 to 107)	14,500
Poisonings	224 (161 to 299)	164 (119 to 218)	127 (93·3 to 165)	79·5 (58·7 to 104)	38·7 (28·4 to 50·6)	12·5 (9·3 to 16·2)	4,870
Poisoning by carbon monoxide	46·2 (37·5 to 57·2)	35 (28·4 to 42·9)	27·6 (22·3 to 33·7)	18 (14·5 to 22·1)	8·5 (6·8 to 10·3)	2·5 (2 to 3·1)	932
Poisoning by other means	178 (120 to 248)	129 (88·2 to 177)	99 (68·9 to 135)	61·5 (42·3 to 84·7)	30·2 (21 to 41·2)	10 (7·2 to 13·4)	3,930
Exposure to mechanical forces	1,860 (1,270 to 2,670)	1,420 (978 to 2,000)	1,160 (810 to 1,610)	809 (570 to 1,110)	447 (322 to 603)	160 (116 to 215)	23,300
Unintentional firearm injuries	92·8 (67·4 to 124)	69·8 (50·7 to 92·8)	54·3 (38·8 to 72·3)	35 (25·2 to 46·9)	18·6 (13·4 to 24·8)	7 (5·1 to 9·5)	1,200
Other exposure to mechanical forces	1,770 (1,190 to 2,550)	1,350 (917 to 1,910)	1,110 (768 to 1,540)	774 (545 to 1,070)	429 (308 to 582)	153 (111 to 206)	22,100
Adverse effects of medical treatment	1,180 (750 to 1,300)	1,080 (739 to 1,190)	982 (698 to 1,110)	747 (543 to 888)	397 (294 to 511)	148 (107 to 173)	9,950
Animal contact	109 (76·5 to 156)	79·4 (55 to 113)	61·3 (42·8 to 88·8)	41·1 (28·7 to 58·5)	21·8 (15·6 to 31)	7·8 (5·6 to 10·9)	1,590
Venomous animal contact	36·2 (25·6 to 50·1)	24·6 (17·1 to 33·9)	18·6 (13·1 to 25·8)	12·1 (8·5 to 16·7)	6·2 (4·3 to 8·5)	2·1 (1·5 to 2·9)	617
Non-venomous animal contact	72·8 (48·3 to 108)	54·8 (36·6 to 80·7)	42·7 (28·4 to 64)	28·9 (19·5 to 42·9)	15·6 (10·7 to 22·6)	5·7 (4 to 8·1)	973
Foreign body	678 (577 to 805)	592 (512 to 685)	539 (464 to 619)	419 (355 to 475)	292 (243 to 328)	125 (102 to 140)	10,600
Pulmonary aspiration and foreign body in airway	381 (355 to 411)	366 (336 to 394)	366 (317 to 399)	308 (256 to 338)	235 (191 to 260)	105 (83·4 to 117)	6,700
Foreign body in eyes	60·7 (39·4 to 89)	45·9 (30·2 to 67·5)	36·1 (23·9 to 53·1)	23·7 (15·9 to 34·1)	12 (8·3 to 16·8)	4 (2·8 to 5·5)	1,120
Foreign body in other body part	236 (169 to 319)	180 (129 to 242)	137 (99 to 185)	87·6 (63·5 to 120)	45·4 (32·9 to 63·3)	15·9 (11·5 to 21·9)	2,820
Environmental heat and cold exposure	339 (249 to 452)	278 (212 to 361)	250 (195 to 312)	192 (155 to 234)	113 (93·2 to 135)	41·9 (34·6 to 49·6)	4,370
Exposure to forces of nature	1 (0·7 to 1·5)	0·8 (0·6 to 1·1)	0·7 (0·5 to 0·9)	0·4 (0·3 to 0·6)	0·2 (0·2 to 0·3)	0·1 (0 to 0·1)	13·8
Other unintentional injuries	2,290 (1,500 to 3,360)	1,760 (1,170 to 2,580)	1,440 (961 to 2,080)	1,000 (679 to 1,430)	539 (371 to 762)	189 (130 to 268)	32,500
Self-harm and interpersonal violence	1,860 (1,660 to 2,100)	1,160 (1,030 to 1,330)	746 (640 to 868)	425 (360 to 501)	185 (154 to 218)	53·6 (44·1 to 63·9)	59,600
Self-harm	1,390 (1,260 to 1,540)	825 (739 to 924)	526 (458 to 596)	290 (245 to 335)	129 (108 to 149)	38 (31·8 to 43·9)	45,700
Self-harm by firearm	21·6 (16·4 to 27·6)	16·6 (12·8 to 21)	13·2 (10·3 to 16·8)	8·3 (6·6 to 10·5)	4·1 (3·2 to 5·1)	1·3 (1·1 to 1·7)	408
Self-harm by other specified means	1,370 (1,250 to 1,510)	809 (724 to 906)	512 (446 to 581)	282 (237 to 324)	125 (105 to 144)	36·6 (30·7 to 42·3)	45,200
Interpersonal violence	453 (368 to 567)	326 (265 to 404)	212 (164 to 270)	129 (99 to 166)	52·8 (39·7 to 70·1)	14·7 (10·7 to 20·2)	13,400
Physical violence by firearm	29·6 (23·1 to 37)	20·1 (15·6 to 25·2)	13·5 (10·1 to 17·5)	8·5 (6·4 to 11·1)	3·8 (2·8 to 5·1)	1·2 (0·9 to 1·7)	626
Physical violence by sharp object	50·8 (40·5 to 63·6)	37·4 (29·7 to 47·1)	22·5 (16·7 to 29·8)	13·4 (9·5 to 18·1)	6·4 (4·5 to 8·8)	2·1 (1·4 to 2·9)	1,180
Sexual violence	88·2 (56 to 132)	63·7 (41·5 to 93·7)	51·8 (33·6 to 76·6)	31·6 (18·2 to 50·8)	7·2 (4·2 to 11·4)	0·5 (0·2 to 0·8)	5,630
Physical violence by other means	284 (218 to 367)	205 (159 to 264)	124 (89·5 to 168)	75·8 (54·6 to 104)	35·3 (25·1 to 48·9)	10·9 (7·8 to 15·3)	5,940
Conflict and terrorism	16·4 (7·4 to 37)	10·2 (5 to 22·7)	7·2 (3·6 to 15·6)	4·5 (2·3 to 9·9)	2·4 (1·2 to 4·8)	0·9 (0·5 to 1·7)	397

SR Table 2b: Acre DALYS by cause and age group for females with 95% uncertainty intervals, 2019

Cause	Early Neonatal	Late Neonatal	Post Neonatal	1 to 4	5 to 9	10 to 14	15 to 19	20 to 24	25 to 29	30 to 34	35 to 39	40 to 44	45 to 49	50 to 54	55 to 59	60 to 64	65 to 69	70 to 74	75 to 79	80 to 84	85 to 89	90 to 94	95 plus	Total
All causes	8,730 (6,920 to 10,800)	1,030 (833 to 1,250)	8,460 (6,570 to 10,700)	3,140 (2,580 to 3,780)	3,250 (2,640 to 3,950)	4,390 (3,300 to 5,710)	6,120 (4,710 to 7,840)	6,420 (4,970 to 7,940)	6,510 (5,100 to 7,990)	6,860 (5,430 to 8,440)	7,280 (5,860 to 8,950)	7,250 (5,900 to 8,710)	6,660 (5,550 to 7,900)	6,310 (5,310 to 7,360)	5,930 (5,060 to 6,810)	5,460 (4,710 to 6,260)	5,020 (4,410 to 5,660)	4,190 (3,740 to 4,690)	3,620 (3,250 to 4,010)	2,540 (2,300 to 2,790)	1,630 (1,490 to 1,780)	750 (690 to 809)	439 (411 to 466)	112,000
Communicable, maternal, neonatal, and nutritional diseases	7,240 (5,670 to 8,970)	782 (626 to 964)	5,180 (3,930 to 6,690)	1,380 (1,080 to 1,720)	971 (718 to 1,330)	801 (575 to 1,140)	1,120 (809 to 1,570)	1,010 (765 to 1,340)	934 (725 to 1,250)	902 (685 to 1,190)	928 (705 to 1,250)	784 (595 to 1,040)	626 (470 to 849)	519 (384 to 697)	450 (346 to 592)	375 (297 to 478)	322 (256 to 400)	269 (217 to 329)	262 (208 to 327)	202 (157 to 247)	163 (127 to 199)	79·7 (56·7 to 98·6)	54·3 (38·4 to 67)	25,400
HIV/AIDS and sexually transmitted infections	25·8 (15·3 to 39·2)	2·5 (1·2 to 4·6)	70·9 (52·5 to 92·3)	38·2 (28·3 to 50·3)	27 (20 to 35·7)	23·9 (18 to 30·9)	60·3 (46·4 to 76·9)	87·3 (67·4 to 111)	121 (92·5 to 157)	139 (110 to 179)	142 (110 to 182)	140 (108 to 180)	78·7 (60·1 to 99·8)	49 (37·8 to 63·6)	32 (24·6 to 41·5)	22·3 (16·5 to 29·3)	17·3 (13·2 to 22·6)	5·3 (3·7 to 7·5)	2·6 (1·9 to 3·9)	1 (0·7 to 1·5)	0·5 (0·3 to 0·7)	0·1 (0·1 to 0·2)	0·1 (0 to 0·1)	1,090
HIV/AIDS	0 (0 to 0)	0 (0 to 0)	61·4 (44·9 to 81·2)	38 (28 to 50·1)	26·9 (19·9 to 35·6)	22·4 (16·4 to 29·5)	53·5 (40·6 to 70·4)	72·3 (53·8 to 94)	98·6 (75·3 to 131)	112 (85·1 to 147)	114 (87 to 146)	114 (86·8 to 150)	62·4 (46·2 to 79·7)	40·1 (30·2 to 52·9)	26·1 (19·8 to 33·8)	18·5 (13·5 to 24·7)	14·5 (10·7 to 19·1)	3·5 (2·3 to 5·1)	1·4 (1 to 2)	0·3 (0·2 to 0·4)	0·1 (0·1 to 0·2)	0 (0 to 0·1)	0 (0 to 0)	880
HIV/AIDS - Drug-susceptible Tuberculosis	0 (0 to 0)	0 (0 to 0)	11·4 (6·2 to 17·4)	6·9 (3·8 to 10·6)	5 (2·8 to 7·7)	3·9 (2·2 to 5·9)	9·2 (5·3 to 13·8)	12·5 (7·2 to 18·7)	17·1 (9·8 to 25·6)	19·3 (11·2 to 28·9)	19 (11·2 to 28·3)	19·6 (11·5 to 29·4)	10·8 (6·2 to 16·4)	7 (4·1 to 10·4)	4·5 (2·7 to 6·6)	3·1 (1·7 to 4·7)	2·4 (1·5 to 3·8)	0·6 (0·4 to 0·8)	0·2 (0·2 to 0·3)	0·1 (0 to 0·1)	0 (0 to 0)	0 (0 to 0)	0 (0 to 0)	153
HIV/AIDS - Multidrug-resistant Tuberculosis without extensive d	0 (0 to 0)	0 (0 to 0)	0·9 (0 to 4·7)	0·5 (0 to 2·8)	0·4 (0 to 2)	0·3 (0 to 1·6)	0·7 (0 to 3·5)	0·9 (0 to 4·7)	1·2 (0·1 to 6·5)	1·4 (0·1 to 7·3)	1·3 (0·1 to 7)	1·4 (0·1 to 7·3)	0·8 (0 to 4)	0·5 (0 to 2·6)	0·3 (0 to 1·6)	0·2 (0 to 1·1)	0·2 (0 to 0·9)	0 (0 to 0·2)	0 (0 to 0·1)	0 (0 to 0)	0 (0 to 0)	0 (0 to 0)	0 (0 to 0)	11
HIV/AIDS - Extensively drug-resistant Tuberculosis	0 (0 to 0)	0 (0 to 0)	0·1 (0 to 0·7)	0·1 (0 to 0·4)	0·1 (0 to 0·3)	0 (0 to 0·2)	0·1 (0 to 0·6)	0·1 (0 to 0·7)	0·2 (0 to 1)	0·2 (0 to 1·1)	0·2 (0 to 1·1)	0·2 (0 to 1·2)	0·1 (0 to 0·6)	0·1 (0 to 0·4)	0 (0 to 0·2)	0 (0 to 0·2)	0 (0 to 0·1)	0 (0 to 0)	0 (0 to 0)	0 (0 to 0)	0 (0 to 0)	0 (0 to 0)	0 (0 to 0)	1·8
HIV/AIDS resulting in other diseases	0 (0 to 0)	0 (0 to 0)	49 (31·4 to 69·8)	30·4 (20 to 42·9)	21·4 (13·8 to 30·5)	18·1 (12·1 to 25·4)	43·5 (29·6 to 60·9)	58·7 (39·8 to 82·1)	80 (55·1 to 115)	90·8 (62·8 to 126)	93·3 (65·3 to 127)	92·9 (64·3 to 128)	50·6 (34 to 68·8)	32·5 (22·2 to 45·2)	21·3 (14·7 to 29·1)	15·1 (10 to 21·6)	11·9 (8·1 to 16·8)	2·9 (1·8 to 4·5)	1·2 (0·8 to 1·8)	0·3 (0·2 to 0·4)	0·1 (0·1 to 0·1)	0 (0 to 0)	0 (0 to 0)	714
Sexually transmitted infections excluding HIV	25·8 (15·3 to 39·2)	2·5 (1·2 to 4·6)	9·5 (3·9 to 19·1)	0·2 (0·1 to 0·4)	0·1 (0 to 0·1)	1·6 (1·1 to 2·2)	6·8 (4·3 to 10·2)	15 (8·9 to 24·4)	22·3 (12·4 to 38·8)	27·4 (15·4 to 47·4)	28·1 (15·8 to 50·1)	25·4 (13·9 to 46·4)	16·3 (8·8 to 29·7)	8·9 (4·6 to 17·1)	5·9 (3 to 11·2)	3·9 (1·9 to 7·3)	2·8 (1·5 to 5)	1·8 (1 to 3·2)	1·2 (0·7 to 2·1)	0·7 (0·4 to 1·2)	0·4 (0·2 to 0·6)	0·1 (0·1 to 0·2)	0 (0 to 0·1)	207
Syphilis	25·8 (15·3 to 39·2)	2·5 (1·2 to 4·6)	9·5 (3·9 to 19·1)	0·2 (0·1 to 0·4)	0·1 (0 to 0·1)	0·5 (0·3 to 0·7)	0·6 (0·4 to 1)	0·4 (0·2 to 0·9)	0·7 (0·4 to 1·2)	1 (0·6 to 1·5)	0·6 (0·4 to 1)	0·3 (0·2 to 0·5)	0·4 (0·3 to 0·6)	0·2 (0·1 to 0·3)	0·1 (0 to 0·1)	0·1 (0·1 to 0·1)	0·1 (0·1 to 0·1)	0·1 (0·1 to 0·1)	0·1 (0 to 0·1)	0·1 (0 to 0·1)	0 (0 to 0·1)	0 (0 to 0)	0 (0 to 0)	43·4
Chlamydial infection	0 (0 to 0)	0 (0 to 0)	0 (0 to 0)	0 (0 to 0)	0 (0 to 0)	0·2 (0·2 to 0·4)	1·1 (0·7 to 1·6)	2·4 (1·4 to 3·9)	2·8 (1·4 to 4·8)	3·1 (1·7 to 5·4)	3·5 (2 to 6)	3·3 (1·8 to 5·5)	1·6 (0·9 to 3)	0·4 (0·3 to 0·6)	0·3 (0·2 to 0·4)	0·2 (0·1 to 0·3)	0·1 (0·1 to 0·1)	0·1 (0·1 to 0·1)	0·1 (0 to 0·1)	0·1 (0 to 0·1)	0 (0 to 0)	0 (0 to 0)	0 (0 to 0)	19·3
Gonococcal infection	0 (0 to 0)	0 (0 to 0)	0 (0 to 0)	0 (0 to 0)	0 (0 to 0)	0·2 (0·1 to 0·2)	0·9 (0·6 to 1·3)	1·5 (1 to 2·1)	1·6 (1·1 to 2·4)	2 (1·4 to 2·8)	1·9 (1·3 to 2·6)	2·1 (1·4 to 2·9)	1·5 (1 to 2·3)	0·7 (0·4 to 0·9)	0·5 (0·3 to 0·7)	0·4 (0·3 to 0·7)	0·5 (0·3 to 0·8)	0·3 (0·2 to 0·5)	0·3 (0·2 to 0·4)	0·1 (0·1 to 0·2)	0·1 (0·1 to 0·1)	0 (0 to 0)	0 (0 to 0)	14·6
Trichomoniasis	0 (0 to 0)	0 (0 to 0)	0 (0 to 0)	0 (0 to 0)	0 (0 to 0)	0 (0 to 0·1)	0·8 (0·2 to 2·1)	4 (1·3 to 9·9)	7·3 (2·4 to 16·5)	8·4 (2·7 to 19·4)	7·9 (2·6 to 18·7)	6·7 (2·2 to 16·2)	5·2 (1·6 to 12)	3·8 (1·2 to 9·1)	2·3 (0·7 to 5·5)	1·3 (0·4 to 3·1)	0·8 (0·3 to 1·9)	0·5 (0·2 to 1·1)	0·3 (0·1 to 0·6)	0·1 (0 to 0·3)	0·1 (0 to 0·1)	0 (0 to 0)	0 (0 to 0)	49·5
Genital herpes	0 (0 to 0)	0 (0 to 0)	0 (0 to 0)	0 (0 to 0)	0 (0 to 0)	0·2 (0·1 to 0·5)	1 (0·3 to 2·5)	2·2 (0·6 to 5·4)	3·4 (1·1 to 8·1)	4·3 (1·4 to 10·5)	4·7 (1·4 to 11·6)	4·2 (1·4 to 10·3)	3·3 (1 to 8·2)	2·6 (0·8 to 6·5)	2 (0·6 to 4·9)	1·5 (0·4 to 3·7)	1 (0·3 to 2·6)	0·7 (0·2 to 1·6)	0·4 (0·1 to 1·1)	0·2 (0·1 to 0·6)	0·1 (0 to 0·3)	0 (0 to 0·1)	0 (0 to 0)	31·8
Other sexually transmitted infections	0 (0 to 0)	0 (0 to 0)	0 (0 to 0)	0 (0 to 0)	0 (0 to 0)	0·4 (0·3 to 0·6)	2·4 (1·3 to 3·9)	4·5 (2·8 to 6·9)	6·5 (3·8 to 10·2)	8·7 (4·9 to 13·7)	9·6 (5·5 to 15·6)	8·9 (5·1 to 14·8)	4·3 (2·3 to 7·5)	1·2 (0·6 to 2·1)	0·8 (0·4 to 1·2)	0·4 (0·2 to 0·6)	0·2 (0·1 to 0·3)	0·2 (0·1 to 0·3)	0·1 (0·1 to 0·2)	0·1 (0 to 0·1)	0 (0 to 0·1)	0 (0 to 0)	0 (0 to 0)	48·1
Respiratory infections and tuberculosis	155 (103 to 223)	63·8 (44 to 88·9)	1,780 (1,270 to 2,430)	434 (322 to 574)	224 (167 to 299)	158 (114 to 215)	156 (115 to 214)	174 (131 to 232)	166 (126 to 212)	161 (123 to 205)	162 (124 to 210)	165 (124 to 211)	154 (119 to 200)	153 (118 to 193)	157 (119 to 208)	157 (120 to 206)	163 (119 to 215)	158 (116 to 207)	175 (132 to 229)	143 (105 to 184)	123 (92 to 155)	59·9 (41·2 to 76·7)	42·3 (28·3 to 54·2)	5,280
Tuberculosis	0 (0 to 0)	0 (0 to 0)	35·6 (23·2 to 53·3)	14·9 (10·3 to 21·3)	10 (5·9 to 15·1)	9·2 (6·1 to 13·7)	18·8 (13 to 25·7)	37·2 (25·6 to 51·8)	38·3 (26 to 53·1)	36·2 (23·9 to 51·4)	34·9 (23·7 to 49·7)	34·7 (23·2 to 48·9)	29·3 (20 to 41·6)	25·3 (17·1 to 37)	21·9 (14·6 to 31·9)	16·7 (11·2 to 23·5)	14·9 (10·1 to 20·9)	11·4 (8·1 to 15·5)	8·4 (5·9 to 11·6)	4·8 (3·3 to 6·8)	2·6 (1·7 to 3·7)	0·9 (0·6 to 1·3)	0·5 (0·3 to 0·7)	407
Latent tuberculosis infection	0 (0 to 0)	0 (0 to 0)	0 (0 to 0)	0 (0 to 0)	0 (0 to 0)	0 (0 to 0)	0 (0 to 0)	0 (0 to 0)	0 (0 to 0)	0 (0 to 0)	0 (0 to 0)	0 (0 to 0)	0 (0 to 0)	0 (0 to 0)	0 (0 to 0)	0 (0 to 0)	0 (0 to 0)	0 (0 to 0)	0 (0 to 0)	0 (0 to 0)	0 (0 to 0)	0 (0 to 0)	0 (0 to 0)	0
Drug-susceptible tuberculosis	0 (0 to 0)	0 (0 to 0)	33·2 (19·9 to 50·7)	14 (8·6 to 20·2)	9·4 (5·2 to 14·9)	8·7 (5·1 to 13)	17·6 (11·4 to 24·6)	35·1 (23·1 to 50·2)	36 (22·3 to 51)	34 (21·4 to 50)	32·8 (20·7 to 47·5)	32·6 (19·8 to 46·2)	27·5 (17·4 to 39·7)	23·7 (14·6 to 35)	20·5 (12·5 to 30·1)	15·6 (9·6 to 22·7)	14 (8·7 to 19·9)	10·7 (7·1 to 14·9)	7·9 (5·2 to 10·9)	4·5 (2·9 to 6·5)	2·4 (1·5 to 3·6)	0·8 (0·5 to 1·2)	0·4 (0·3 to 0·6)	382
Multidrug-resistant tuberculosis without extensive drug resista	0 (0 to 0)	0 (0 to 0)	2·1 (0·1 to 10·3)	0·8 (0 to 3·7)	0·5 (0 to 2·2)	0·5 (0 to 2·3)	1 (0·1 to 4·8)	1·8 (0·1 to 9·1)	1·9 (0·1 to 9·4)	1·8 (0·1 to 9·1)	1·8 (0·1 to 8·7)	1·8 (0·1 to 8·9)	1·6 (0·1 to 7·7)	1·4 (0·1 to 6·7)	1·2 (0·1 to 5·8)	0·9 (0 to 4·5)	0·8 (0 to 4)	0·6 (0 to 2·9)	0·5 (0 to 2·4)	0·3 (0 to 1·4)	0·1 (0 to 0·7)	0·1 (0 to 0·2)	0 (0 to 0·1)	21·5
Extensively drug-resistant tuberculosis	0 (0 to 0)	0 (0 to 0)	0·3 (0 to 1·6)	0·1 (0 to 0·5)	0·1 (0 to 0·3)	0·1 (0 to 0·3)	0·2 (0 to 0·8)	0·3 (0 to 1·4)	0·3 (0 to 1·5)	0·3 (0 to 1·5)	0·3 (0 to 1·4)	0·3 (0 to 1·5)	0·3 (0 to 1·3)	0·2 (0 to 1·1)	0·2 (0 to 1)	0·1 (0 to 0·8)	0·1 (0 to 0·6)	0·1 (0 to 0·5)	0·1 (0 to 0·4)	0 (0 to 0·2)	0 (0 to 0·1)	0 (0 to 0)	0 (0 to 0)	3·4
Lower respiratory infections	155 (103 to 222)	63 (43·2 to 88·1)	1,730 (1,220 to 2,370)	345 (239 to 476)	125 (85·9 to 168)	74 (52·4 to 101)	71·1 (48·3 to 101)	75·8 (52·5 to 102)	78 (55·2 to 108)	79·6 (56·5 to 109)	84·1 (58·9 to 118)	94·3 (64 to 132)	98·6 (69·5 to 138)	106 (75·4 to 143)	120 (84·7 to 164)	129 (91·3 to 178)	140 (98·3 to 191)	141 (100 to 192)	163 (119 to 218)	137 (99·1 to 176)	119 (89·1 to 152)	58·6 (40·1 to 75·5)	41·6 (27·7 to 53·5)	4,230
Upper respiratory infections	0·2 (0·1 to 0·3)	0·7 (0·4 to 1·2)	13·6 (8 to 22)	55·1 (30·2 to 93·7)	66 (33·7 to 115)	57·9 (28·7 to 102)	52·7 (25·7 to 97·8)	48·8 (24·7 to 92·2)	40·6 (20·7 to 71·1)	37·6 (18·2 to 67·9)	35·7 (17·1 to 61·6)	28·7 (13·6 to 54·1)	21 (10·3 to 39)	16·4 (8·3 to 29·5)	12·2 (6·1 to 21·5)	9 (4·6 to 15·5)	6·6 (3·1 to 11·8)	4·4 (2·3 to 7·9)	2·9 (1·3 to 5·2)	1·5 (0·7 to 2·7)	0·7 (0·4 to 1·3)	0·3 (0·2 to 0·5)	0·1 (0·1 to 0·3)	513
Otitis media	0 (0 to 0)	0 (0 to 0·1)	2·2 (1·1 to 4)	18·1 (9·6 to 32)	23·3 (12·7 to 39·3)	16·4 (8·5 to 29·5)	13·5 (7·1 to 24)	11·9 (4·8 to 23·7)	9 (4 to 17·6)	7·6 (3·2 to 14·5)	7·5 (3·4 to 13·8)	6·9 (3·1 to 13)	5·5 (2·7 to 10)	4·6 (2 to 8·1)	3·4 (1·6 to 6)	2·4 (1·1 to 4·7)	1·4 (0·7 to 2·8)	0·8 (0·4 to 1·7)	0·6 (0·3 to 1·1)	0·4 (0·2 to 0·7)	0·2 (0·1 to 0·4)	0·1 (0 to 0·1)	0 (0 to 0·1)	136
Enteric infections	5·2 (3·4 to 7·7)	19 (11·9 to 28·2)	1,020 (612 to 1,640)	226 (160 to 312)	121 (78·6 to 183)	109 (67·3 to 170)	88·6 (58 to 130)	77·1 (47·9 to 112)	68·8 (45·7 to 99)	66·4 (44·7 to 95·5)	64·5 (44·8 to 89·4)	57·3 (40 to 78·9)	47·8 (34·4 to 63·3)	42·3 (30·6 to 56·1)	36·6 (26·2 to 48·7)	33·9 (25 to 45·1)	33·7 (24·5 to 44·1)	30·3 (22 to 40·6)	28 (20·8 to 36·5)	21·2 (15 to 29·1)	15·1 (10·5 to 21)	7·6 (5·2 to 10·7)	5·1 (3·5 to 7·3)	2,220
Diarrheal diseases	5·2 (3·4 to 7·7)	18·9 (11·8 to 28·1)	1,010 (610 to 1,630)	223 (157 to 309)	118 (74·4 to 180)	107 (65·7 to 168)	87·3 (56·6 to 129)	76·1 (47·2 to 111)	68·2 (45·1 to 98·2)	65·7 (43·9 to 94·5)	63·9 (44·2 to 88·8)	56·8 (39·8 to 78·5)	47·4 (34 to 62·9)	42 (30·3 to 55·7)	36·3 (25·9 to 48·5)	33·6 (24·6 to 44·8)	33·4 (24·1 to 43·9)	30·2 (21·8 to 40·5)	27·9 (20·7 to 36·4)	21·1 (14·9 to 29)	15·1 (10·5 to 21)	7·6 (5·2 to 10·7)	5·1 (3·5 to 7·3)	2,200
Typhoid and paratyphoid	0 (0 to 0)	0 (0 to 0)	0·1 (0 to 0·2)	0·3 (0·1 to 0·8)	0·2 (0·1 to 0·6)	0·2 (0 to 0·4)	0·2 (0 to 0·5)	0·2 (0 to 0·4)	0·1 (0 to 0·4)	0·1 (0 to 0·4)	0·1 (0 to 0·3)	0·1 (0 to 0·2)	0·1 (0 to 0·2)	0·1 (0 to 0·2)	0·1 (0 to 0·1)	0 (0 to 0·1)	0 (0 to 0·1)	0 (0 to 0)	0 (0 to 0)	0 (0 to 0)	0 (0 to 0)	0 (0 to 0)	0 (0 to 0)	2
Typhoid fever	0 (0 to 0)	0 (0 to 0)	0·1 (0 to 0·2)	0·3 (0·1 to 0·7)	0·2 (0 to 0·5)	0·1 (0 to 0·4)	0·2 (0 to 0·4)	0·2 (0 to 0·4)	0·1 (0 to 0·3)	0·1 (0 to 0·3)	0·1 (0 to 0·3)	0·1 (0 to 0·2)	0·1 (0 to 0·2)	0·1 (0 to 0·1)	0·1 (0 to 0·1)	0 (0 to 0·1)	0 (0 to 0·1)	0 (0 to 0)	0 (0 to 0)	0 (0 to 0)	0 (0 to 0)	0 (0 to 0)	0 (0 to 0)	1·8
Paratyphoid fever	0 (0 to 0)	0 (0 to 0)	0 (0 to 0)	0·1 (0 to 0·1)	0 (0 to 0·1)	0 (0 to 0)	0 (0 to 0)	0 (0 to 0)	0 (0 to 0)	0 (0 to 0)	0 (0 to 0)	0 (0 to 0)	0 (0 to 0)	0 (0 to 0)	0 (0 to 0)	0 (0 to 0)	0 (0 to 0)	0 (0 to 0)	0 (0 to 0)	0 (0 to 0)	0 (0 to 0)	0 (0 to 0)	0 (0 to 0)	0·2
Invasive Non-typhoidal Salmonella (iNTS)	0 (0 to 0)	[illegible]	[illegible]	[illegible]	[illegible]	[illegible]	[illegible]	[illegible]	[illegible]	[illegible]	[illegible]	[illegible]	[illegible]	[illegible]	[illegible]	[illegible]	[illegible]	[illegible]	[illegible]	[illegible]	[illegible]	[illegible]	[illegible]	11·4
Other intestinal infectious diseases	0 (0 to 0)	[illegible]	[illegible]	[illegible]	[illegible]	[illegible]	[illegible]	[illegible]	[illegible]	[illegible]	[illegible]	[illegible]	[illegible]	[illegible]	[illegible]	[illegible]	[illegible]	[illegible]	[illegible]	[illegible]	[illegible]	[illegible]	[illegible]	4·3
Neglected tropical diseases and malaria	3·3 (1·7 to 5·6)	[illegible]	[illegible]	[illegible]	[illegible]	[illegible]	[illegible]	[illegible]	[illegible]	[illegible]	[illegible]	[illegible]	[illegible]	[illegible]	[illegible]	[illegible]	[illegible]	[illegible]	[illegible]	[illegible]	[illegible]	[illegible]	[illegible]	2,050
Malaria	0 (0 to 0)	[illegible]	[illegible]	[illegible]	[illegible]	[illegible]	[illegible]	[illegible]	[illegible]	[illegible]	[illegible]	[illegible]	[illegible]	[illegible]	[illegible]	[illegible]	[illegible]	[illegible]	[illegible]	[illegible]	[illegible]	[illegible]	[illegible]	1,350
Chagas disease	0 (0 to 0)	[illegible]	[illegible]	[illegible]	[illegible]	[illegible]	[illegible]	[illegible]	[illegible]	[illegible]	[illegible]	[illegible]	[illegible]	[illegible]	[illegible]	[illegible]	[illegible]	[illegible]	[illegible]	[illegible]	[illegible]	[illegible]	[illegible]	138
Leishmaniasis	0 (0 to 0)	[illegible]	[illegible]	[illegible]	[illegible]	[illegible]	[illegible]	[illegible]	[illegible]	[illegible]	[illegible]	[illegible]	[illegible]	[illegible]	[illegible]	[illegible]	[illegible]	[illegible]	[illegible]	[illegible]	[illegible]	[illegible]	[illegible]	67·1
Visceral leishmaniasis	0 (0 to 0)	[illegible]	[illegible]	[illegible]	[illegible]	[illegible]	[illegible]	[illegible]	[illegible]	[illegible]	[illegible]	[illegible]	[illegible]	[illegible]	[illegible]	[illegible]	[illegible]	[illegible]	[illegible]	[illegible]	[illegible]	[illegible]	[illegible]	0
Cutaneous and mucocutaneous leishmaniasis	0 (0 to 0)	[illegible]	[illegible]	[illegible]	[illegible]	[illegible]	[illegible]	[illegible]	[illegible]	[illegible]	[illegible]	[illegible]	[illegible]	[illegible]	[illegible]	[illegible]	[illegible]	[illegible]	[illegible]	[illegible]	[illegible]	[illegible]	[illegible]	67·1
African trypanosomiasis	0 (0 to 0)	[illegible]	[illegible]	[illegible]	[illegible]	[illegible]	[illegible]	[illegible]	[illegible]	[illegible]	[illegible]	[illegible]	[illegible]	[illegible]	[illegible]	[illegible]	[illegible]	[illegible]	[illegible]	[illegible]	[illegible]	[illegible]	[illegible]	0
Schistosomiasis	0 (0 to 0)	[illegible]	[illegible]	[illegible]	[illegible]	[illegible]	[illegible]	[illegible]	[illegible]	[illegible]	[illegible]	[illegible]	[illegible]	[illegible]	[illegible]	[illegible]	[illegible]	[illegible]	[illegible]	[illegible]	[illegible]	[illegible]	[illegible]	0
Cysticercosis	0 (0 to 0)	[illegible]	[illegible]	[illegible]	[illegible]	[illegible]	[illegible]	[illegible]	[illegible]	[illegible]	[illegible]	[illegible]	[illegible]	[illegible]	[illegible]	[illegible]	[illegible]	[illegible]	[illegible]	[illegible]	[illegible]	[illegible]	[illegible]	128
Cystic echinococcosis	0 (0 to 0)	[illegible]	[illegible]	[illegible]	[illegible]	[illegible]	[illegible]	[illegible]	[illegible]	[illegible]	[illegible]	[illegible]	[illegible]	[illegible]	[illegible]	[illegible]	[illegible]	[illegible]	[illegible]	[illegible]	[illegible]	[illegible]	[illegible]	0·5
Lymphatic filariasis	0 (0 to 0)	[illegible]	[illegible]	[illegible]	[illegible]	[illegible]	[illegible]	[illegible]	[illegible]	[illegible]	[illegible]	[illegible]	[illegible]	[illegible]	[illegible]	[illegible]	[illegible]	[illegible]	[illegible]	[illegible]	[illegible]	[illegible]	[illegible]	0
Onchocerciasis	0 (0 to 0)	[illegible]	[illegible]	[illegible]	[illegible]	[illegible]	[illegible]	[illegible]	[illegible]	[illegible]	[illegible]	[illegible]	[illegible]	[illegible]	[illegible]	[illegible]	[illegible]	[illegible]	[illegible]	[illegible]	[illegible]	[illegible]	[illegible]	0
Trachoma	0 (0 to 0)	[illegible]	[illegible]	[illegible]	[illegible]	[illegible]	[illegible]	[illegible]	[illegible]	[illegible]	[illegible]	[illegible]	[illegible]	[illegible]	[illegible]	[illegible]	[illegible]	[illegible]	[illegible]	[illegible]	[illegible]	[illegible]	[illegible]	0·2
Dengue	0 (0 to 0)	[illegible]	[illegible]	[illegible]	[illegible]	[illegible]	[illegible]	[illegible]	[illegible]	[illegible]	[illegible]	[illegible]	[illegible]	[illegible]	[illegible]	[illegible]	[illegible]	[illegible]	[illegible]	[illegible]	[illegible]	[illegible]	[illegible]	133
Yellow fever	0 (0 to 0)	[illegible]	[illegible]	[illegible]	[illegible]	[illegible]	[illegible]	[illegible]	[illegible]	[illegible]	[illegible]	[illegible]	[illegible]	[illegible]	[illegible]	[illegible]	[illegible]	[illegible]	[illegible]	[illegible]	[illegible]	[illegible]	[illegible]	0·7
Rabies	0 (0 to 0)	[illegible]	[illegible]	[illegible]	[illegible]	[illegible]	[illegible]	[illegible]	[illegible]	[illegible]	[illegible]	[illegible]	[illegible]	[illegible]	[illegible]	[illegible]	[illegible]	[illegible]	[illegible]	[illegible]	[illegible]	[illegible]	[illegible]	0·2
Intestinal nematode infections	0 (0 to 0)	[illegible]	[illegible]	[illegible]	[illegible]	[illegible]	[illegible]	[illegible]	[illegible]	[illegible]	[illegible]	[illegible]	[illegible]	[illegible]	[illegible]	[illegible]	[illegible]	[illegible]	[illegible]	[illegible]	[illegible]	[illegible]	[illegible]	115
Ascariasis	0 (0 to 0)	[illegible]	[illegible]	[illegible]	[illegible]	[illegible]	[illegible]	[illegible]	[illegible]	[illegible]	[illegible]	[illegible]	[illegible]	[illegible]	[illegible]	[illegible]	[illegible]	[illegible]	[illegible]	[illegible]	[illegible]	[illegible]	[illegible]	11·2
Trichuriasis	0 (0 to 0)	[illegible]	[illegible]	[illegible]	[illegible]	[illegible]	[illegible]	[illegible]	[illegible]	[illegible]	[illegible]	[illegible]	[illegible]	[illegible]	[illegible]	[illegible]	[illegible]	[illegible]	[illegible]	[illegible]	[illegible]	[illegible]	[illegible]	14·7
Hookworm disease	0 (0 to 0)	[illegible]	[illegible]	[illegible]	[illegible]	[illegible]	[illegible]	[illegible]	[illegible]	[illegible]	[illegible]	[illegible]	[illegible]	[illegible]	[illegible]	[illegible]	[illegible]	[illegible]	[illegible]	[illegible]	[illegible]	[illegible]	[illegible]	89·1
Food-borne trematodiases	0 (0 to 0)	[illegible]	[illegible]	[illegible]	[illegible]	[illegible]	[illegible]	[illegible]	[illegible]	[illegible]	[illegible]	[illegible]	[illegible]	[illegible]	[illegible]	[illegible]	[illegible]	[illegible]	[illegible]	[illegible]	[illegible]	[illegible]	[illegible]	0
Leprosy	0 (0 to 0)	[illegible]	[illegible]	[illegible]	[illegible]	[illegible]	[illegible]	[illegible]	[illegible]	[illegible]	[illegible]	[illegible]	[illegible]	[illegible]	[illegible]	[illegible]	[illegible]	[illegible]	[illegible]	[illegible]	[illegible]	[illegible]	[illegible]	3·5
Ebola	0 (0 to 0)	[illegible]	[illegible]	[illegible]	[illegible]	[illegible]	[illegible]	[illegible]	[illegible]	[illegible]	[illegible]	[illegible]	[illegible]	[illegible]	[illegible]	[illegible]	[illegible]	[illegible]	[illegible]	[illegible]	[illegible]	[illegible]	[illegible]	0
Zika virus	0 (0 to 0)	[illegible]	[illegible]	[illegible]	[illegible]	[illegible]	[illegible]	[illegible]	[illegible]	[illegible]	[illegible]	[illegible]	[illegible]	[illegible]	[illegible]	[illegible]	[illegible]	[illegible]	[illegible]	[illegible]	[illegible]	[illegible]	[illegible]	0·8
Guinea worm disease	0 (0 to 0)	[illegible]	[illegible]	[illegible]	[illegible]	[illegible]	[illegible]	[illegible]	[illegible]	[illegible]	[illegible]	[illegible]	[illegible]	[illegible]	[illegible]	[illegible]	[illegible]	[illegible]	[illegible]	[illegible]	[illegible]	[illegible]	[illegible]	0
Other neglected tropical diseases	3·3 (1·7 to 5·6)	[illegible]	[illegible]	[illegible]	[illegible]	[illegible]	[illegible]	[illegible]	[illegible]	[illegible]	[illegible]	[illegible]	[illegible]	[illegible]	[illegible]	[illegible]	[illegible]	[illegible]	[illegible]	[illegible]	[illegible]	[illegible]	[illegible]	121
Other infectious diseases	15 (7·9 to 23·7)	[illegible]	[illegible]	[illegible]	[illegible]	[illegible]	[illegible]	[illegible]	[illegible]	[illegible]	[illegible]	[illegible]	[illegible]	[illegible]	[illegible]	[illegible]	[illegible]	[illegible]	[illegible]	[illegible]	[illegible]	[illegible]	[illegible]	769
Meningitis	1·6 (1 to 2·4)	[illegible]	[illegible]	[illegible]	[illegible]	[illegible]	[illegible]	[illegible]	[illegible]	[illegible]	[illegible]	[illegible]	[illegible]	[illegible]	[illegible]	[illegible]	[illegible]	[illegible]	[illegible]	[illegible]	[illegible]	[illegible]	[illegible]	257
Encephalitis	0·4 (0·2 to 1)	[illegible]	[illegible]	[illegible]	[illegible]	[illegible]	[illegible]	[illegible]	[illegible]	[illegible]	[illegible]	[illegible]	[illegible]	[illegible]	[illegible]	[illegible]	[illegible]	[illegible]	[illegible]	[illegible]	[illegible]	[illegible]	[illegible]	30·8
Diphtheria	0 (0 to 0)	[illegible]	[illegible]	[illegible]	[illegible]	[illegible]	[illegible]	[illegible]	[illegible]	[illegible]	[illegible]	[illegible]	[illegible]	[illegible]	[illegible]	[illegible]	[illegible]	[illegible]	[illegible]	[illegible]	[illegible]	[illegible]	[illegible]	0·4
Tetanus	1 (0·5 to 1·8)	[illegible]	[illegible]	[illegible]	[illegible]	[illegible]	[illegible]	[illegible]	[illegible]	[illegible]	[illegible]	[illegible]	[illegible]	[illegible]	[illegible]	[illegible]	[illegible]	[illegible]	[illegible]	[illegible]	[illegible]	[illegible]	[illegible]	7·8
Measles	0 (0 to 0)	[illegible]	[illegible]	[illegible]	[illegible]	[illegible]	[illegible]	[illegible]	[illegible]	[illegible]	[illegible]	[illegible]	[illegible]	[illegible]	[illegible]	[illegible]	[illegible]	[illegible]	[illegible]	[illegible]	[illegible]	[illegible]	[illegible]	0·3
Varicella and herpes zoster	0·5 (0·2 to 0·8)	[illegible]	[illegible]	[illegible]	[illegible]	[illegible]	[illegible]	[illegible]	[illegible]	[illegible]	[illegible]	[illegible]	[illegible]	[illegible]	[illegible]	[illegible]	[illegible]	[illegible]	[illegible]	[illegible]	[illegible]	[illegible]	[illegible]	55·3
Acute hepatitis	0 (0 to 0)	[illegible]	[illegible]	[illegible]	[illegible]	[illegible]	[illegible]	[illegible]	[illegible]	[illegible]	[illegible]	[illegible]	[illegible]	[illegible]	[illegible]	[illegible]	[illegible]	[illegible]	[illegible]	[illegible]	[illegible]	[illegible]	[illegible]	122
Acute hepatitis A	0 (0 to 0)	[illegible]	[illegible]	[illegible]	[illegible]	[illegible]	[illegible]	[illegible]	[illegible]	[illegible]	[illegible]	[illegible]	[illegible]	[illegible]	[illegible]	[illegible]	[illegible]	[illegible]	[illegible]	[illegible]	[illegible]	[illegible]	[illegible]	39·9
Acute hepatitis B	0 (0 to 0)	[illegible]	[illegible]	[illegible]	[illegible]	[illegible]	[illegible]	[illegible]	[illegible]	[illegible]	[illegible]	[illegible]	[illegible]	[illegible]	[illegible]	[illegible]	[illegible]	[illegible]	[illegible]	[illegible]	[illegible]	[illegible]	[illegible]	68·5
Acute hepatitis C	0 (0 to 0)	[illegible]	[illegible]	[illegible]	[illegible]	[illegible]	[illegible]	[illegible]	[illegible]	[illegible]	[illegible]	[illegible]	[illegible]	[illegible]	[illegible]	[illegible]	[illegible]	[illegible]	[illegible]	[illegible]	[illegible]	[illegible]	[illegible]	4·2
Acute hepatitis E	0 (0 to 0)	[illegible]	[illegible]	[illegible]	[illegible]	[illegible]	[illegible]	[illegible]	[illegible]	[illegible]	[illegible]	[illegible]	[illegible]	[illegible]	[illegible]	[illegible]	[illegible]	[illegible]	[illegible]	[illegible]	[illegible]	[illegible]	[illegible]	9·1
Other unspecified infectious diseases	11·5 (4·8 to 19·8)	[illegible]	[illegible]	[illegible]	[illegible]	[illegible]	[illegible]	[illegible]	[illegible]	[illegible]	[illegible]	[illegible]	[illegible]	[illegible]	[illegible]	[illegible]	[illegible]	[illegible]	[illegible]	[illegible]	[illegible]	[illegible]	[illegible]	266
Maternal and neonatal disorders	7,030 (5,520 to 8,720)	[illegible]	[illegible]	[illegible]	[illegible]	[illegible]	[illegible]	[illegible]	[illegible]	[illegible]	[illegible]	[illegible]	[illegible]	[illegible]	[illegible]	[illegible]	[illegible]	[illegible]	[illegible]	[illegible]	[illegible]	[illegible]	[illegible]	11,400
Maternal disorders	0 (0 to 0)	[illegible]	[illegible]	[illegible]	[illegible]	[illegible]	[illegible]	[illegible]	[illegible]	[illegible]	[illegible]	[illegible]	[illegible]	[illegible]	[illegible]	[illegible]	[illegible]	[illegible]	[illegible]	[illegible]	[illegible]	[illegible]	[illegible]	670
Maternal hemorrhage	0 (0 to 0)	[illegible]	[illegible]	[illegible]	[illegible]	[illegible]	[illegible]	[illegible]	[illegible]	[illegible]	[illegible]	[illegible]	[illegible]	[illegible]	[illegible]	[illegible]	[illegible]	[illegible]	[illegible]	[illegible]	[illegible]	[illegible]	[illegible]	129
Maternal sepsis and other maternal infections	0 (0 to 0)	[illegible]	[illegible]	[illegible]	[illegible]	[illegible]	[illegible]	[illegible]	[illegible]	[illegible]	[illegible]	[illegible]	[illegible]	[illegible]	[illegible]	[illegible]	[illegible]	[illegible]	[illegible]	[illegible]	[illegible]	[illegible]	[illegible]	82·8
Maternal hypertensive disorders	0 (0 to 0)	[illegible]	[illegible]	[illegible]	[illegible]	[illegible]	[illegible]	[illegible]	[illegible]	[illegible]	[illegible]	[illegible]	[illegible]	[illegible]	[illegible]	[illegible]	[illegible]	[illegible]	[illegible]	[illegible]	[illegible]	[illegible]	[illegible]	143
Maternal obstructed labor and uterine rupture	0 (0 to 0)	[illegible]	[illegible]	[illegible]	[illegible]	[illegible]	[illegible]	[illegible]	[illegible]	[illegible]	[illegible]	[illegible]	[illegible]	[illegible]	[illegible]	[illegible]	[illegible]	[illegible]	[illegible]	[illegible]	[illegible]	[illegible]	[illegible]	15·1
Maternal abortion and miscarriage	0 (0 to 0)	[illegible]	[illegible]	[illegible]	[illegible]	[illegible]	[illegible]	[illegible]	[illegible]	[illegible]	[illegible]	[illegible]	[illegible]	[illegible]	[illegible]	[illegible]	[illegible]	[illegible]	[illegible]	[illegible]	[illegible]	[illegible]	[illegible]	50·7
Ectopic pregnancy	0 (0 to 0)	[illegible]	[illegible]	[illegible]	[illegible]	[illegible]	[illegible]	[illegible]	[illegible]	[illegible]	[illegible]	[illegible]	[illegible]	[illegible]	[illegible]	[illegible]	[illegible]	[illegible]	[illegible]	[illegible]	[illegible]	[illegible]	[illegible]	7·2
Indirect maternal deaths	--	[illegible]	[illegible]	[illegible]	[illegible]	[illegible]	[illegible]	[illegible]	[illegible]	[illegible]	[illegible]	[illegible]	[illegible]	[illegible]	[illegible]	[illegible]	[illegible]	[illegible]	[illegible]	[illegible]	[illegible]	[illegible]	[illegible]	NA
Late maternal deaths	--	[illegible]	[illegible]	[illegible]	[illegible]	[illegible]	[illegible]	[illegible]	[illegible]	[illegible]	[illegible]	[illegible]	[illegible]	[illegible]	[illegible]	[illegible]	[illegible]	[illegible]	[illegible]	[illegible]	[illegible]	[illegible]	[illegible]	NA
Maternal deaths aggravated by HIV/AIDS	--	[illegible]	[illegible]	[illegible]	[illegible]	[illegible]	[illegible]	[illegible]	[illegible]	[illegible]	[illegible]	[illegible]	[illegible]	[illegible]	[illegible]	[illegible]	[illegible]	[illegible]	[illegible]	[illegible]	[illegible]	[illegible]	[illegible]	NA
Neonatal disorders	7,030 (5,520 to 8,720)	[illegible]	[illegible]	[illegible]	[illegible]	[illegible]	[illegible]	[illegible]	[illegible]	[illegible]	[illegible]	[illegible]	[illegible]	[illegible]	[illegible]	[illegible]	[illegible]	[illegible]	[illegible]	[illegible]	[illegible]	[illegible]	[illegible]	10,700
Neonatal preterm birth	3,550 (2,700 to 4,570)	[illegible]	[illegible]	[illegible]	[illegible]	[illegible]	[illegible]	[illegible]	[illegible]	[illegible]	[illegible]	[illegible]	[illegible]	[illegible]	[illegible]	[illegible]	[illegible]	[illegible]	[illegible]	[illegible]	[illegible]	[illegible]	[illegible]	4,830
Neonatal encephalopathy due to birth asphyxia and trauma	1,440 (992 to 1,960)	[illegible]	[illegible]	[illegible]	[illegible]	[illegible]	[illegible]	[illegible]	[illegible]	[illegible]	[illegible]	[illegible]	[illegible]	[illegible]	[illegible]	[illegible]	[illegible]	[illegible]	[illegible]	[illegible]	[illegible]	[illegible]	[illegible]	2,040
Neonatal sepsis and other neonatal infections	923 (612 to 1,330)	[illegible]	[illegible]	[illegible]	[illegible]	[illegible]	[illegible]	[illegible]	[illegible]	[illegible]	[illegible]	[illegible]	[illegible]	[illegible]	[illegible]	[illegible]	[illegible]	[illegible]	[illegible]	[illegible]	[illegible]	[illegible]	[illegible]	2,140
Hemolytic disease and other neonatal jaundice	38·1 (23·7 to 58)	[illegible]	[illegible]	[illegible]	[illegible]	[illegible]	[illegible]	[illegible]	[illegible]	[illegible]	[illegible]	[illegible]	[illegible]	[illegible]	[illegible]	[illegible]	[illegible]	[illegible]	[illegible]	[illegible]	[illegible]	[illegible]	[illegible]	121
Other neonatal disorders	1,080 (671 to 1,590)	[illegible]	[illegible]	[illegible]	[illegible]	[illegible]	[illegible]	[illegible]	[illegible]	[illegible]	[illegible]	[illegible]	[illegible]	[illegible]	[illegible]	[illegible]	[illegible]	[illegible]	[illegible]	[illegible]	[illegible]	[illegible]	[illegible]	1,560
Nutritional deficiencies	0·3 (0·1 to 0·4)	[illegible]	[illegible]	[illegible]	[illegible]	[illegible]	[illegible]	[illegible]	[illegible]	[illegible]	[illegible]	[illegible]	[illegible]	[illegible]	[illegible]	[illegible]	[illegible]	[illegible]	[illegible]	[illegible]	[illegible]	[illegible]	[illegible]	2,570
Protein-energy malnutrition	0·2 (0·1 to 0·3)	[illegible]	[illegible]	[illegible]	[illegible]	[illegible]	[illegible]	[illegible]	[illegible]	[illegible]	[illegible]	[illegible]	[illegible]	[illegible]	[illegible]	[illegible]	[illegible]	[illegible]	[illegible]	[illegible]	[illegible]	[illegible]	[illegible]	648
Iodine deficiency	0 (0 to 0)	[illegible]	[illegible]	[illegible]	[illegible]	[illegible]	[illegible]	[illegible]	[illegible]	[illegible]	[illegible]	[illegible]	[illegible]	[illegible]	[illegible]	[illegible]	[illegible]	[illegible]	[illegible]	[illegible]	[illegible]	[illegible]	[illegible]	6
Vitamin A deficiency	0 (0 to 0·1)	[illegible]	[illegible]	[illegible]	[illegible]	[illegible]	[illegible]	[illegible]	[illegible]	[illegible]	[illegible]	[illegible]	[illegible]	[illegible]	[illegible]	[illegible]	[illegible]	[illegible]	[illegible]	[illegible]	[illegible]	[illegible]	[illegible]	52·6
Dietary iron deficiency	0 (0 to 0·1)	[illegible]	[illegible]	[illegible]	[illegible]	[illegible]	[illegible]	[illegible]	[illegible]	[illegible]	[illegible]	[illegible]	[illegible]	[illegible]	[illegible]	[illegible]	[illegible]	[illegible]	[illegible]	[illegible]	[illegible]	[illegible]	[illegible]	1,810
Other nutritional deficiencies	0 (0 to 0)	[illegible]	[illegible]	[illegible]	[illegible]	[illegible]	[illegible]	[illegible]	[illegible]	[illegible]	[illegible]	[illegible]	[illegible]	[illegible]	[illegible]	[illegible]	[illegible]	[illegible]	[illegible]	[illegible]	[illegible]	[illegible]	[illegible]	54·4
Non-communicable diseases	1,460 (1,020 to 2,060)	[illegible]	[illegible]	[illegible]	[illegible]	[illegible]	[illegible]	[illegible]	[illegible]	[illegible]	[illegible]	[illegible]	[illegible]	[illegible]	[illegible]	[illegible]	[illegible]	[illegible]	[illegible]	[illegible]	[illegible]	[illegible]	[illegible]	79,000
Neoplasms	5·8 (4·3 to 7·5)	[illegible]	[illegible]	[illegible]	[illegible]	[illegible]	[illegible]	[illegible]	[illegible]	[illegible]	[illegible]	[illegible]	[illegible]	[illegible]	[illegible]	[illegible]	[illegible]	[illegible]	[illegible]	[illegible]	[illegible]	[illegible]	[illegible]	9,120
Lip and oral cavity cancer	0 (0 to 0)	[illegible]	[illegible]	[illegible]	[illegible]	[illegible]	[illegible]	[illegible]	[illegible]	[illegible]	[illegible]	[illegible]	[illegible]	[illegible]	[illegible]	[illegible]	[illegible]	[illegible]	[illegible]	[illegible]	[illegible]	[illegible]	[illegible]	111
Nasopharynx cancer	0 (0 to 0)	[illegible]	[illegible]	[illegible]	[illegible]	[illegible]	[illegible]	[illegible]	[illegible]	[illegible]	[illegible]	[illegible]	[illegible]	[illegible]	[illegible]	[illegible]	[illegible]	[illegible]	[illegible]	[illegible]	[illegible]	[illegible]	[illegible]	17·3
Other pharynx cancer	0 (0 to 0)	[illegible]	[illegible]	[illegible]	[illegible]	[illegible]	[illegible]	[illegible]	[illegible]	[illegible]	[illegible]	[illegible]	[illegible]	[illegible]	[illegible]	[illegible]	[illegible]	[illegible]	[illegible]	[illegible]	[illegible]	[illegible]	[illegible]	45·7
Esophageal cancer	0 (0 to 0)	[illegible]	[illegible]	[illegible]	[illegible]	[illegible]	[illegible]	[illegible]	[illegible]	[illegible]	[illegible]	[illegible]	[illegible]	[illegible]	[illegible]	[illegible]	[illegible]	[illegible]	[illegible]	[illegible]	[illegible]	[illegible]	[illegible]	85·4
Stomach cancer	0 (0 to 0)	[illegible]	[illegible]	[illegible]	[illegible]	[illegible]	[illegible]	[illegible]	[illegible]	[illegible]	[illegible]	[illegible]	[illegible]	[illegible]	[illegible]	[illegible]	[illegible]	[illegible]	[illegible]	[illegible]	[illegible]	[illegible]	[illegible]	620
Colon and rectum cancer	0 (0 to 0)	[illegible]	[illegible]	[illegible]	[illegible]	[illegible]	[illegible]	[illegible]	[illegible]	[illegible]	[illegible]	[illegible]	[illegible]	[illegible]	[illegible]	[illegible]	[illegible]	[illegible]	[illegible]	[illegible]	[illegible]	[illegible]	[illegible]	578
Liver cancer	0·5 (0·3 to 0·8)	[illegible]	[illegible]	[illegible]	[illegible]	[illegible]	[illegible]	[illegible]	[illegible]	[illegible]	[illegible]	[illegible]	[illegible]	[illegible]	[illegible]	[illegible]	[illegible]	[illegible]	[illegible]	[illegible]	[illegible]	[illegible]	[illegible]	272
Liver cancer due to hepatitis B	0 (0 to 0)	[illegible]	[illegible]	[illegible]	[illegible]	[illegible]	[illegible]	[illegible]	[illegible]	[illegible]	[illegible]	[illegible]	[illegible]	[illegible]	[illegible]	[illegible]	[illegible]	[illegible]	[illegible]	[illegible]	[illegible]	[illegible]	[illegible]	47·3
Liver cancer due to hepatitis C	0 (0 to 0)	[illegible]	[illegible]	[illegible]	[illegible]	[illegible]	[illegible]	[illegible]	[illegible]	[illegible]	[illegible]	[illegible]	[illegible]	[illegible]	[illegible]	[illegible]	[illegible]	[illegible]	[illegible]	[illegible]	[illegible]	[illegible]	[illegible]	116
Liver cancer due to alcohol use	0 (0 to 0)	[illegible]	[illegible]	[illegible]	[illegible]	[illegible]	[illegible]	[illegible]	[illegible]	[illegible]	[illegible]	[illegible]	[illegible]	[illegible]	[illegible]	[illegible]	[illegible]	[illegible]	[illegible]	[illegible]	[illegible]	[illegible]	[illegible]	51
Liver cancer due to NASH	0 (0 to 0)	[illegible]	[illegible]	[illegible]	[illegible]	[illegible]	[illegible]	[illegible]	[illegible]	[illegible]	[illegible]	[illegible]	[illegible]	[illegible]	[illegible]	[illegible]	[illegible]	[illegible]	[illegible]	[illegible]	[illegible]	[illegible]	[illegible]	23
Liver cancer due to other causes	0·5 (0·3 to 0·8)	[illegible]	[illegible]	[illegible]	[illegible]	[illegible]	[illegible]	[illegible]	[illegible]	[illegible]	[illegible]	[illegible]	[illegible]	[illegible]	[illegible]	[illegible]	[illegible]	[illegible]	[illegible]	[illegible]	[illegible]	[illegible]	[illegible]	34·5
Gallbladder and biliary tract cancer	0 (0 to 0)	[illegible]	[illegible]	[illegible]	[illegible]	[illegible]	[illegible]	[illegible]	[illegible]	[illegible]	[illegible]	[illegible]	[illegible]	[illegible]	[illegible]	[illegible]	[illegible]	[illegible]	[illegible]	[illegible]	[illegible]	[illegible]	[illegible]	127
Pancreatic cancer	0 (0 to 0)	[illegible]	[illegible]	[illegible]	[illegible]	[illegible]	[illegible]	[illegible]	[illegible]	[illegible]	[illegible]	[illegible]	[illegible]	[illegible]	[illegible]	[illegible]	[illegible]	[illegible]	[illegible]	[illegible]	[illegible]	[illegible]	[illegible]	316
Larynx cancer	0 (0 to 0)	[illegible]	[illegible]	[illegible]	[illegible]	[illegible]	[illegible]	[illegible]	[illegible]	[illegible]	[illegible]	[illegible]	[illegible]	[illegible]	[illegible]	[illegible]	[illegible]	[illegible]	[illegible]	[illegible]	[illegible]	[illegible]	[illegible]	46·2
Tracheal, bronchus, and lung cancer	0 (0 to 0)	[illegible]	[illegible]	[illegible]	[illegible]	[illegible]	[illegible]	[illegible]	[illegible]	[illegible]	[illegible]	[illegible]	[illegible]	[illegible]	[illegible]	[illegible]	[illegible]	[illegible]	[illegible]	[illegible]	[illegible]	[illegible]	[illegible]	1,190
Malignant skin melanoma	0 (0 to 0·1)	[illegible]	[illegible]	[illegible]	[illegible]	[illegible]	[illegible]	[illegible]	[illegible]	[illegible]	[illegible]	[illegible]	[illegible]	[illegible]	[illegible]	[illegible]	[illegible]	[illegible]	[illegible]	[illegible]	[illegible]	[illegible]	[illegible]	51·5
Non-melanoma skin cancer	0 (0 to 0)	[illegible]	[illegible]	[illegible]	[illegible]	[illegible]	[illegible]	[illegible]	[illegible]	[illegible]	[illegible]	[illegible]	[illegible]	[illegible]	[illegible]	[illegible]	[illegible]	[illegible]	[illegible]	[illegible]	[illegible]	[illegible]	[illegible]	55·5
Non-melanoma skin cancer (squamous-cell carcinoma)	0 (0 to 0)	[illegible]	[illegible]	[illegible]	[illegible]	[illegible]	[illegible]	[illegible]	[illegible]	[illegible]	[illegible]	[illegible]	[illegible]	[illegible]	[illegible]	[illegible]	[illegible]	[illegible]	[illegible]	[illegible]	[illegible]	[illegible]	[illegible]	55·4
Non-melanoma skin cancer (basal-cell carcinoma)	0 (0 to 0)	[illegible]	[illegible]	[illegible]	[illegible]	[illegible]	[illegible]	[illegible]	[illegible]	[illegible]	[illegible]	[illegible]	[illegible]	[illegible]	[illegible]	[illegible]	[illegible]	[illegible]	[illegible]	[illegible]	[illegible]	[illegible]	[illegible]	0·1
Breast cancer	0 (0 to 0)	[illegible]	[illegible]	[illegible]	[illegible]	[illegible]	[illegible]	[illegible]	[illegible]	[illegible]	[illegible]	[illegible]	[illegible]	[illegible]	[illegible]	[illegible]	[illegible]	[illegible]	[illegible]	[illegible]	[illegible]	[illegible]	[illegible]	1,220
Cervical cancer	0 (0 to 0)	[illegible]	[illegible]	[illegible]	[illegible]	[illegible]	[illegible]	[illegible]	[illegible]	[illegible]	[illegible]	[illegible]	[illegible]	[illegible]	[illegible]	[illegible]	[illegible]	[illegible]	[illegible]	[illegible]	[illegible]	[illegible]	[illegible]	1,510
Uterine cancer	0 (0 to 0)	[illegible]	[illegible]	[illegible]	[illegible]	[illegible]	[illegible]	[illegible]	[illegible]	[illegible]	[illegible]	[illegible]	[illegible]	[illegible]	[illegible]	[illegible]	[illegible]	[illegible]	[illegible]	[illegible]	[illegible]	[illegible]	[illegible]	187
Ovarian cancer	0 (0 to 0)	[illegible]	[illegible]	[illegible]	[illegible]	[illegible]	[illegible]	[illegible]	[illegible]	[illegible]	[illegible]	[illegible]	[illegible]	[illegible]	[illegible]	[illegible]	[illegible]	[illegible]	[illegible]	[illegible]	[illegible]	[illegible]	[illegible]	368
Prostate cancer	0 (0 to 0)	[illegible]	[illegible]	[illegible]	[illegible]	[illegible]	[illegible]	[illegible]	[illegible]	[illegible]	[illegible]	[illegible]	[illegible]	[illegible]	[illegible]	[illegible]	[illegible]	[illegible]	[illegible]	[illegible]	[illegible]	[illegible]	[illegible]	0
Testicular cancer	--	[illegible]	[illegible]	[illegible]	[illegible]	[illegible]	[illegible]	[illegible]	[illegible]	[illegible]	[illegible]	[illegible]	[illegible]	[illegible]	[illegible]	[illegible]	[illegible]	[illegible]	[illegible]	[illegible]	[illegible]	[illegible]	[illegible]	NA
Kidney cancer	0·5 (0·4 to 0·6)	[illegible]	[illegible]	[illegible]	[illegible]	[illegible]	[illegible]	[illegible]	[illegible]	[illegible]	[illegible]	[illegible]	[illegible]	[illegible]	[illegible]	[illegible]	[illegible]	[illegible]	[illegible]	[illegible]	[illegible]	[illegible]	[illegible]	117
Bladder cancer	0 (0 to 0)	[illegible]	[illegible]	[illegible]	[illegible]	[illegible]	[illegible]	[illegible]	[illegible]	[illegible]	[illegible]	[illegible]	[illegible]	[illegible]	[illegible]	[illegible]	[illegible]	[illegible]	[illegible]	[illegible]	[illegible]	[illegible]	[illegible]	67·4
Brain and central nervous system cancer	1·2 (0·7 to 1·7)	[illegible]	[illegible]	[illegible]	[illegible]	[illegible]	[illegible]	[illegible]	[illegible]	[illegible]	[illegible]	[illegible]	[illegible]	[illegible]	[illegible]	[illegible]	[illegible]	[illegible]	[illegible]	[illegible]	[illegible]	[illegible]	[illegible]	518
Thyroid cancer	0 (0 to 0)	[illegible]	[illegible]	[illegible]	[illegible]	[illegible]	[illegible]	[illegible]	[illegible]	[illegible]	[illegible]	[illegible]	[illegible]	[illegible]	[illegible]	[illegible]	[illegible]	[illegible]	[illegible]	[illegible]	[illegible]	[illegible]	[illegible]	51·2
Mesothelioma	0 (0 to 0)	[illegible]	[illegible]	[illegible]	[illegible]	[illegible]	[illegible]	[illegible]	[illegible]	[illegible]	[illegible]	[illegible]	[illegible]	[illegible]	[illegible]	[illegible]	[illegible]	[illegible]	[illegible]	[illegible]	[illegible]	[illegible]	[illegible]	33·6
Hodgkin lymphoma	0 (0 to 0)	[illegible]	[illegible]	[illegible]	[illegible]	[illegible]	[illegible]	[illegible]	[illegible]	[illegible]	[illegible]	[illegible]	[illegible]	[illegible]	[illegible]	[illegible]	[illegible]	[illegible]	[illegible]	[illegible]	[illegible]	[illegible]	[illegible]	27·4
Non-Hodgkin lymphoma	0 (0 to 0)	[illegible]	[illegible]	[illegible]	[illegible]	[illegible]	[illegible]	[illegible]	[illegible]	[illegible]	[illegible]	[illegible]	[illegible]	[illegible]	[illegible]	[illegible]	[illegible]	[illegible]	[illegible]	[illegible]	[illegible]	[illegible]	[illegible]	179
Multiple myeloma	0 (0 to 0)	[illegible]	[illegible]	[illegible]	[illegible]	[illegible]	[illegible]	[illegible]	[illegible]	[illegible]	[illegible]	[illegible]	[illegible]	[illegible]	[illegible]	[illegible]	[illegible]	[illegible]	[illegible]	[illegible]	[illegible]	[illegible]	[illegible]	85·8
Leukemia	1·1 (0·8 to 1·5)	[illegible]	[illegible]	[illegible]	[illegible]	[illegible]	[illegible]	[illegible]	[illegible]	[illegible]	[illegible]	[illegible]	[illegible]	[illegible]	[illegible]	[illegible]	[illegible]	[illegible]	[illegible]	[illegible]	[illegible]	[illegible]	[illegible]	618
Acute lymphoid leukemia	0·2 (0·1 to 0·3)	[illegible]	[illegible]	[illegible]	[illegible]	[illegible]	[illegible]	[illegible]	[illegible]	[illegible]	[illegible]	[illegible]	[illegible]	[illegible]	[illegible]	[illegible]	[illegible]	[illegible]	[illegible]	[illegible]	[illegible]	[illegible]	[illegible]	202
Chronic lymphoid leukemia	0 (0 to 0)	[illegible]	[illegible]	[illegible]	[illegible]	[illegible]	[illegible]	[illegible]	[illegible]	[illegible]	[illegible]	[illegible]	[illegible]	[illegible]	[illegible]	[illegible]	[illegible]	[illegible]	[illegible]	[illegible]	[illegible]	[illegible]	[illegible]	13·4
Acute myeloid leukemia	0·1 (0·1 to 0·2)	[illegible]	[illegible]	[illegible]	[illegible]	[illegible]	[illegible]	[illegible]	[illegible]	[illegible]	[illegible]	[illegible]	[illegible]	[illegible]	[illegible]	[illegible]	[illegible]	[illegible]	[illegible]	[illegible]	[illegible]	[illegible]	[illegible]	218
Chronic myeloid leukemia	0·1 (0 to 0·2)	[illegible]	[illegible]	[illegible]	[illegible]	[illegible]	[illegible]	[illegible]	[illegible]	[illegible]	[illegible]	[illegible]	[illegible]	[illegible]	[illegible]	[illegible]	[illegible]	[illegible]	[illegible]	[illegible]	[illegible]	[illegible]	[illegible]	16·7
Other leukemia	0·7 (0·5 to 1)	[illegible]	[illegible]	[illegible]	[illegible]	[illegible]	[illegible]	[illegible]	[illegible]	[illegible]	[illegible]	[illegible]	[illegible]	[illegible]	[illegible]	[illegible]	[illegible]	[illegible]	[illegible]	[illegible]	[illegible]	[illegible]	[illegible]	169
Other malignant neoplasms	2·1 (1·5 to 2·8)	[illegible]	[illegible]	[illegible]	[illegible]	[illegible]	[illegible]	[illegible]	[illegible]	[illegible]	[illegible]	[illegible]	[illegible]	[illegible]	[illegible]	[illegible]	[illegible]	[illegible]	[illegible]	[illegible]	[illegible]	[illegible]	[illegible]	569

Congenital birth defects	1,440 (1,000 to 2,030)	221 (156 to 304)	2,170 (1,410 to 3,250)	303 (200 to 430)	133 (98·1 to 178)	93·1 (69·9 to 119)	62 (47·2 to 80·6)	48·9 (36·6 to 63·5)	38·3 (28·3 to 50·4)	33 (25·1 to 43·7)	28·2 (21·1 to 36·9)	23·9 (17·4 to 32·4)
Neural tube defects	389 (226 to 635)	23·2 (11·5 to 41·8)	176 (77·4 to 337)	56·5 (26·8 to 102)	7·1 (4·1 to 11·8)	4·2 (2·6 to 6·5)	2·5 (1·6 to 3·8)	1·6 (1 to 2·5)	1·1 (0·7 to 1·7)	0·8 (0·5 to 1·3)	0·6 (0·4 to 0·9)	0·5 (0·3 to 0·7)
Congenital heart anomalies	349 (205 to 541)	89·1 (57·1 to 136)	1,000 (608 to 1,560)	109 (62·1 to 178)	53·9 (33·8 to 80·5)	34·3 (23·1 to 50·3)	18·8 (12·6 to 27·4)	15·6 (10·4 to 22·7)	11·6 (7·8 to 16·6)	9·3 (6·3 to 13·4)	7·3 (4·9 to 11·2)	6·6 (4·3 to 9·9)
Orofacial clefts	3 (1·1 to 6·4)	0·4 (0·2 to 0·9)	7 (2·2 to 18·7)	1·7 (0·7 to 3)	1 (0·2 to 2·2)	1 (0·2 to 2·1)	0·9 (0·2 to 2)	0·9 (0·2 to 1·9)	0·7 (0·1 to 1·7)	0·7 (0·1 to 1·6)	0·7 (0·1 to 1·5)	0·5 (0·1 to 1·2)
Down syndrome	22·5 (12·4 to 38·8)	5·5 (3 to 9·2)	156 (80·5 to 281)	24·7 (12·3 to 43·3)	7 (3·6 to 12·9)	5·1 (3 to 8·4)	4·2 (2·6 to 6·6)	4·1 (2·5 to 6·2)	3·7 (2·3 to 5·6)	3 (1·9 to 4·7)	2·3 (1·5 to 3·5)	2 (1·3 to 3)
Turner syndrome	0 (0 to 0)	0 (0 to 0)	0 (0 to 0·1)	0·1 (0 to 0·2)	0·1 (0 to 0·3)	0·1 (0 to 0·2)	0·2 (0·1 to 0·3)	0·1 (0·1 to 0·3)	0·1 (0·1 to 0·2)	0·1 (0 to 0·2)	0·1 (0 to 0·1)	0·1 (0 to 0·1)
Klinefelter syndrome	0 (0 to 0)	0 (0 to 0)	0 (0 to 0)	0 (0 to 0)	0 (0 to 0)	0 (0 to 0)	0 (0 to 0)	0 (0 to 0)	0 (0 to 0)	0 (0 to 0)	0 (0 to 0)	0 (0 to 0)
Other chromosomal abnormalities	36·5 (18·9 to 64·5)	8·2 (4·2 to 15)	91·5 (48·3 to 162)	9·6 (5·8 to 15·9)	4 (2·7 to 6)	2·8 (1·9 to 4·1)	2·5 (1·7 to 3·6)	2 (1·4 to 2·8)	1·4 (1 to 2·1)	1·2 (0·8 to 1·6)	0·9 (0·6 to 1·2)	0·7 (0·4 to 0·9)
Congenital musculoskeletal and limb anomalies	24·2 (13·5 to 41·7)	2·9 (1·8 to 4·6)	30·3 (16·8 to 50)	21·3 (12·1 to 33·6)	21·7 (12·9 to 34·6)	21·7 (12·2 to 33·6)	18·2 (10·4 to 28·7)	13·2 (7·4 to 21·1)	10·8 (5·9 to 17·4)	10·3 (5·5 to 16·8)	9·7 (5·4 to 15)	8·2 (4·5 to 13·6)
Urogenital congenital anomalies	77·2 (26·9 to 142)	11 (4·6 to 19·6)	18·3 (7·8 to 34·3)	3·2 (2 to 4·9)	2·6 (1·6 to 4·1)	1·8 (1·1 to 2·8)	1·1 (0·7 to 1·7)	1 (0·7 to 1·4)	0·7 (0·5 to 1)	0·6 (0·4 to 0·8)	0·4 (0·3 to 0·7)	0·3 (0·2 to 0·5)
Digestive congenital anomalies	172 (94·5 to 306)	46·4 (27·2 to 83·1)	297 (152 to 541)	18·1 (10·1 to 31·5)	4·7 (2·7 to 7·7)	2·6 (1·6 to 4·2)	1·2 (0·8 to 1·8)	0·9 (0·6 to 1·4)	0·7 (0·4 to 1)	0·5 (0·3 to 0·8)	0·4 (0·2 to 0·5)	0·4 (0·3 to 0·7)
Other congenital birth defects	367 (223 to 559)	34·4 (19·7 to 55·7)	386 (222 to 629)	58·4 (33·6 to 93·5)	31·1 (19·4 to 46·6)	19·5 (12·4 to 28·3)	12·5 (7·8 to 20·4)	9·5 (5·7 to 16)	7·5 (4·3 to 13·3)	6·5 (3·6 to 11·6)	5·9 (3·3 to 10·6)	4·7 (2·5 to 9·2)
Urinary diseases and male infertility	0·6 (0·4 to 0·9)	0·4 (0·2 to 0·6)	49 (28·4 to 78·4)	14 (9·3 to 21·1)	9·7 (6·9 to 13·2)	10·8 (7·6 to 15)	20·5 (14·7 to 29·3)	25·6 (18·2 to 34·9)	27·4 (19·4 to 38·3)	30·2 (21·8 to 42·1)	30·4 (22·2 to 40·2)	30·1 (21·9 to 40·2)
Urolithiasis	0 (0 to 0)	0 (0 to 0)	0 (0 to 0)	0 (0 to 0·1)	0·2 (0·1 to 0·3)	0·3 (0·2 to 0·4)	0·8 (0·5 to 1·3)	1·5 (1 to 2·4)	2·1 (1·3 to 3·3)	2·7 (1·6 to 4·5)	3·1 (1·7 to 4·9)	3·1 (1·5 to 5·4)
Benign prostatic hyperplasia	0 (0 to 0)	0 (0 to 0)	0 (0 to 0)	0 (0 to 0)	0 (0 to 0)	0 (0 to 0)	0 (0 to 0)	0 (0 to 0)	0 (0 to 0)	0 (0 to 0)	0 (0 to 0)	0 (0 to 0)
Male infertility	--	--	--	--	--	--	--	--	--	--	--	--
Other urinary diseases	0·2 (0·1 to 0·4)	0·1 (0 to 0·1)	1·1 (0·5 to 2·1)	1·8 (1·1 to 2·9)	1·4 (0·8 to 2·3)	1·8 (1 to 2·9)	2·8 (1·6 to 4·6)	1·9 (1·2 to 3)	2·5 (1·5 to 4)	3·5 (2·1 to 5·5)	3·3 (2·1 to 4·9)	2·5 (1·5 to 3·8)
Gynecological diseases	0 (0 to 0)	0 (0 to 0)	0 (0 to 0)	0 (0 to 0)	0 (0 to 0)	66·5 (33·6 to 119)	237 (141 to 379)	401 (251 to 613)	503 (325 to 743)	527 (346 to 763)	521 (351 to 752)	434 (288 to 623)
Uterine fibroids	0 (0 to 0)	0 (0 to 0)	0 (0 to 0)	0 (0 to 0)	0 (0 to 0)	0·5 (0·1 to 1·3)	1·1 (0·4 to 2·7)	2·8 (1·1 to 6)	7·3 (3·1 to 14·8)	17 (7·6 to 34·1)	30 (13·4 to 58·9)	32 (15·8 to 57·7)
Polycystic ovarian syndrome	0 (0 to 0)	0 (0 to 0)	0 (0 to 0)	0 (0 to 0)	0 (0 to 0)	1·4 (0·5 to 3·1)	5·8 (2·3 to 12·1)	7·6 (3 to 16·3)	6·7 (2·8 to 13·9)	6·1 (2·6 to 13·1)	5·6 (2·3 to 11·7)	4·6 (2 to 9·5)
Female infertility	0 (0 to 0)	0 (0 to 0)	0 (0 to 0)	0 (0 to 0)	0 (0 to 0)	0 (0 to 0)	0 (0 to 0)	5·3 (0·2 to 17·5)	8 (1·1 to 23·9)	9·8 (0·7 to 29·1)	12·5 (0·3 to 41·4)	12·2 (0·3 to 39·1)
Endometriosis	0 (0 to 0)	0 (0 to 0)	0 (0 to 0)	0 (0 to 0)	0 (0 to 0)	0 (0 to 0)	18·1 (8·1 to 35·2)	82·9 (39·7 to 146)	86·6 (42·6 to 151)	61·6 (31·7 to 108)	48 (24·9 to 83·2)	40·5 (21·8 to 69·4)
Genital prolapse	0 (0 to 0)	0 (0 to 0)	0 (0 to 0)	0 (0 to 0)	0 (0 to 0)	0 (0 to 0·1)	0·1 (0 to 0·2)	0·8 (0·3 to 1·7)	3·1 (1·4 to 6·1)	6·1 (2·7 to 12·1)	7·8 (3·6 to 14·9)	7·8 (3·5 to 14·6)
Premenstrual syndrome	0 (0 to 0)	0 (0 to 0)	0 (0 to 0)	0 (0 to 0)	0 (0 to 0)	62·3 (29·7 to 116)	138 (70·5 to 245)	173 (87·4 to 297)	167 (95·3 to 267)	157 (83·8 to 253)	167 (97·8 to 266)	136 (76·4 to 217)
Other gynecological diseases	0 (0 to 0)	0 (0 to 0)	0 (0 to 0)	0 (0 to 0)	0 (0 to 0)	2·3 (0·4 to 5·6)	73·7 (31·6 to 139)	129 (76·5 to 206)	224 (126 to 381)	269 (159 to 441)	250 (148 to 394)	202 (110 to 315)
Hemoglobinopathies and hemolytic anemias	0·6 (0·4 to 0·9)	0·9 (0·6 to 1·4)	25·3 (15·5 to 37·9)	30 (16·8 to 48·9)	33·7 (21·3 to 50)	28·1 (16·9 to 43·9)	76 (44·1 to 122)	62·3 (32·8 to 100)	53·3 (25·8 to 91·6)	48·3 (22·5 to 82·2)	37·9 (18·4 to 67·3)	25·7 (12·8 to 44)
Thalassemias	0 (0 to 0·1)	0 (0 to 0·1)	2 (0·7 to 3·9)	2 (0·8 to 3·9)	0·7 (0·3 to 1·5)	0·1 (0·1 to 0·4)	0 (0 to 0·1)	0 (0 to 0·1)	0 (0 to 0)	0 (0 to 0)	0 (0 to 0)	0 (0 to 0)
Thalassemias trait	0 (0 to 0)	0 (0 to 0·1)	0·3 (0·1 to 0·6)	0·8 (0·1 to 2·1)	1·2 (0·1 to 3·1)	1 (0 to 2·9)	6·5 (2·7 to 12·7)	5·3 (2·2 to 11·3)	4·7 (1·8 to 9·2)	4·4 (1·7 to 8·6)	4·7 (1·9 to 9·3)	3·2 (1 to 6·4)
Sickle cell disorders	0·4 (0·2 to 0·6)	0·3 (0·2 to 0·5)	16·2 (9·2 to 25·9)	15·1 (7·9 to 26·2)	15·3 (9·5 to 24·1)	13·4 (7·9 to 21·6)	11·6 (6·9 to 18·4)	9·4 (5·5 to 15)	5·2 (2·9 to 9·1)	4 (2·1 to 7·1)	2·9 (1·4 to 5·2)	2·7 (1·5 to 4·5)
Sickle cell trait	0 (0 to 0)	0·3 (0·1 to 0·5)	0·7 (0·3 to 1·4)	2·2 (0·6 to 4·5)	3·5 (0·8 to 7·6)	2·9 (0·5 to 6·9)	38·4 (19·2 to 65·3)	31·2 (12·5 to 53·7)	27·2 (8·7 to 50)	24·7 (8·2 to 43·9)	3·5 (0·7 to 8·5)	0·6 (0 to 2·2)
G6PD deficiency	0·1 (0 to 0·1)	0·1 (0 to 0·1)	3·3 (1·6 to 5·9)	5 (2·3 to 8·9)	6·4 (2·9 to 10·8)	4·9 (2·4 to 8·6)	6·1 (3·3 to 9·7)	7·5 (3·9 to 11·9)	7 (4·1 to 10·8)	6·8 (3·7 to 11)	11·7 (6·3 to 19·5)	7·5 (4·2 to 11·9)
G6PD trait	0 (0 to 0)	0 (0 to 0)	0 (0 to 0)	0 (0 to 0)	0 (0 to 0)	0 (0 to 0)	0 (0 to 0·1)	0 (0 to 0·1)	0 (0 to 0·1)	0 (0 to 0·1)	1·7 (0·7 to 3)	1·2 (0·5 to 2·3)
Other hemoglobinopathies and hemolytic anemias	0·1 (0·1 to 0·2)	0·2 (0·1 to 0·3)	2·8 (1·4 to 4·7)	5 (1·8 to 10·7)	6·5 (2 to 15·5)	5·8 (1·7 to 14·5)	13·4 (3·9 to 29·1)	8·9 (2·5 to 22·4)	9 (2·7 to 21)	8·4 (2·3 to 20·1)	13·4 (4·9 to 26·7)	10·3 (3·6 to 20·3)
Endocrine, metabolic, blood, and immune disorders	5·2 (3·2 to 7·7)	2·1 (1·3 to 3·4)	84 (46·1 to 138)	50·7 (32·1 to 77·9)	39·9 (26·8 to 59·2)	32 (20·6 to 49·4)	46·1 (25·7 to 79)	43·6 (27·1 to 72·9)	53·6 (34·2 to 81·9)	64·4 (41·7 to 94·4)	84·3 (56·6 to 125)	91 (62·3 to 133)
Oral disorders	0 (0 to 0)	0 (0 to 0)	0 (0 to 0)	20·8 (11·8 to 33·8)	24·5 (13·6 to 40·7)	29·1 (15·8 to 49·8)	39·4 (21·8 to 65·8)	56·8 (32·2 to 95·4)	72·9 (40 to 127)	94·4 (51·9 to 168)	118 (62·3 to 211)	132 (71·9 to 231)
Caries of deciduous teeth	0 (0 to 0)	0 (0 to 0)	0 (0 to 0)	6·6 (2·5 to 13·3)	6·5 (2·6 to 14·2)	0·4 (0 to 1)	0 (0 to 0)	0 (0 to 0)	0 (0 to 0)	0 (0 to 0)	0 (0 to 0)	0 (0 to 0)
Caries of permanent teeth	0 (0 to 0)	0 (0 to 0)	0 (0 to 0)	0 (0 to 0)	3·8 (1·2 to 8·9)	12·4 (4·8 to 27·9)	14·1 (5·7 to 29·8)	14·7 (6·3 to 29·6)	12·4 (5 to 25·2)	10·5 (4·4 to 20·8)	9·7 (3·9 to 19·7)	7·7 (3·3 to 16)
Periodontal diseases	0 (0 to 0)	0 (0 to 0)	0 (0 to 0)	0 (0 to 0)	0 (0 to 0)	0 (0 to 0)	2·2 (0·6 to 5·7)	8·1 (2·4 to 21·2)	18·4 (5·4 to 44·7)	31·7 (10·1 to 75·8)	44·8 (15·3 to 110)	49·3 (17·1 to 116)
Other oral disorders	0 (0 to 0)	0 (0 to 0)	0 (0 to 0)	14·2 (8·4 to 22·3)	14·2 (8·3 to 22·8)	16·3 (9·3 to 25)	23 (13·3 to 35·7)	27·1 (16·4 to 42·1)	26·7 (15·7 to 41·2)	26·5 (15·9 to 39·8)	25·7 (15·4 to 39·1)	22·4 (13·8 to 34·5)
Sudden infant death syndrome	--	3 (1·7 to 4·8)	61·6 (29·7 to 111)	--	--	--	--	--	--	--	--	--
Injuries	33·6 (24·8 to 43·8)	10·3 (7·4 to 14·1)	416 (274 to 589)	403 (304 to 523)	457 (362 to 557)	484 (414 to 552)	757 (636 to 865)	722 (613 to 840)	664 (570 to 767)	634 (546 to 736)	569 (481 to 673)	511 (430 to 601)
Transport injuries	1·9 (1·4 to 2·6)	0·9 (0·6 to 1·3)	58·3 (37·2 to 90·5)	96·6 (62·8 to 146)	163 (111 to 231)	135 (98·3 to 179)	201 (141 to 271)	203 (153 to 270)	154 (118 to 198)	152 (120 to 194)	132 (102 to 168)	125 (99·5 to 159)
Road injuries	1·5 (1·1 to 2)	0·7 (0·5 to 1·1)	52·5 (33·3 to 81·9)	89·3 (58·5 to 135)	151 (103 to 216)	126 (90·5 to 167)	185 (132 to 252)	186 (138 to 246)	140 (108 to 180)	141 (111 to 179)	122 (94·3 to 156)	116 (92·9 to 148)
Pedestrian road injuries	0·5 (0·3 to 0·7)	0·2 (0·1 to 0·3)	12·7 (8 to 19·6)	39·5 (24·3 to 63·2)	74·6 (49·9 to 106)	49·2 (34·6 to 66·9)	43·8 (31·1 to 60·3)	38·1 (28·2 to 50·9)	30·3 (23·3 to 39·5)	35·4 (27·5 to 45·4)	32·9 (25 to 42·5)	33·7 (26·2 to 43·4)
Cyclist road injuries	0 (0 to 0)	0 (0 to 0)	0 (0 to 0)	4·7 (2·5 to 8·4)	12 (6·7 to 20·3)	13·5 (7·8 to 21·9)	10·3 (6·3 to 16·1)	10·8 (7·1 to 15·9)	8·7 (6 to 12·4)	9·7 (7·6 to 11·9)	10 (7·1 to 13·6)	9·2 (6·4 to 12·6)
Motorcyclist road injuries	0·3 (0·2 to 0·4)	0·1 (0·1 to 0·2)	6 (3·6 to 9·3)	6·4 (4 to 10)	10·3 (7 to 14·5)	17·4 (12·7 to 23·2)	68 (47·3 to 92·4)	71 (52·7 to 93·9)	52·1 (40·1 to 66·9)	47·5 (37 to 61·1)	40·2 (30·6 to 51·8)	37·2 (28·8 to 47·3)
Motor vehicle road injuries	0·6 (0·4 to 0·9)	0·4 (0·2 to 0·6)	32·5 (20·4 to 51·5)	37·2 (22·4 to 59·5)	51·8 (34·8 to 75·1)	43·2 (30·1 to 59·9)	59·8 (41·5 to 82·8)	62·9 (45·6 to 85·4)	46·7 (34·3 to 61·5)	45·3 (34·4 to 59·1)	36·7 (26·9 to 49·5)	33·7 (25·6 to 45·3)
Other road injuries	0·1 (0 to 0·2)	0 (0 to 0·1)	1·4 (0·6 to 2·6)	1·5 (0·6 to 3)	2·7 (1·3 to 5)	2·3 (1·3 to 4·1)	3·5 (1·9 to 6)	3·3 (1·9 to 5·4)	2·5 (1·6 to 4)	2·7 (1·7 to 4·2)	2·5 (1·7 to 3·8)	2·3 (1·5 to 3·5)
Other transport injuries	0·4 (0·2 to 0·6)	0·2 (0·1 to 0·3)	5·8 (3 to 10·1)	7·3 (3·7 to 13)	11·5 (6 to 19·4)	9·3 (5·6 to 15·2)	15·9 (8·3 to 28)	16·8 (9·6 to 28·6)	13·2 (7·9 to 20·6)	11·4 (7·2 to 17·3)	9·7 (6 to 15)	8·5 (5·2 to 13·1)
Unintentional injuries	12·4 (9 to 16·5)	7·9 (5·5 to 11·2)	300 (187 to 440)	257 (188 to 342)	236 (184 to 297)	223 (178 to 272)	202 (160 to 254)	207 (158 to 267)	210 (160 to 274)	228 (174 to 297)	243 (184 to 318)	236 (180 to 308)
Falls	1·5 (1·1 to 2)	0·3 (0·2 to 0·5)	21·3 (13·9 to 32·1)	26·3 (18·9 to 36·7)	44·5 (32·1 to 59·3)	56·1 (39·2 to 77·5)	67·7 (47·6 to 94·1)	79·7 (55·8 to 110)	86·2 (62·2 to 118)	96·6 (69·8 to 131)	108 (78·4 to 146)	107 (79·2 to 144)
Drowning	1·2 (0·8 to 1·7)	0·4 (0·3 to 0·6)	20·8 (12·4 to 31·4)	107 (70·1 to 151)	85·5 (57·1 to 120)	78 (56·4 to 104)	42·2 (29·5 to 57·1)	22 (15·7 to 31)	15·8 (11·4 to 21·5)	14·6 (10·9 to 18·9)	12·1 (9 to 16)	10·7 (8·1 to 13·9)
Fire, heat, and hot substances	0·4 (0·3 to 0·6)	0·2 (0·2 to 0·3)	14·6 (9·1 to 21·5)	22·6 (14·2 to 33·5)	17·7 (13 to 23·4)	11·4 (8·5 to 15·3)	14 (10 to 19·6)	15·7 (11 to 22)	16·2 (11·6 to 22·4)	18·6 (12·8 to 27)	18·4 (12·2 to 26·6)	16·8 (11·4 to 24·4)
Poisonings	0·1 (0·1 to 0·2)	0·1 (0·1 to 0·2)	3·1 (1·9 to 4·7)	5·9 (3·7 to 8·7)	2·4 (1·5 to 3·4)	3·3 (2·2 to 4·6)	2·5 (1·7 to 3·6)	2·3 (1·5 to 3·2)	1·8 (1·2 to 2·6)	1·6 (1 to 2·2)	1·4 (1 to 2·2)	1·4 (0·9 to 2)
Poisoning by carbon monoxide	0 (0 to 0·1)	0 (0 to 0)	0·6 (0·2 to 1·1)	1 (0·5 to 1·9)	0·5 (0·3 to 0·8)	0·6 (0·4 to 1)	0·9 (0·6 to 1·4)	0·8 (0·6 to 1·2)	0·6 (0·4 to 0·9)	0·5 (0·3 to 0·7)	0·4 (0·3 to 0·6)	0·4 (0·3 to 0·6)
Poisoning by other means	0·1 (0·1 to 0·1)	0·1 (0·1 to 0·2)	2·5 (1·5 to 3·9)	4·9 (2·9 to 7·3)	1·8 (1·2 to 2·7)	2·6 (1·7 to 3·8)	1·6 (1 to 2·5)	1·5 (0·9 to 2·2)	1·2 (0·7 to 1·8)	1·1 (0·6 to 1·6)	1 (0·6 to 1·7)	1 (0·6 to 1·5)
Exposure to mechanical forces	0·6 (0·4 to 0·8)	0·3 (0·3 to 0·4)	9·1 (6·2 to 13·6)	18·1 (12·3 to 27)	20·5 (14·5 to 28·3)	14·4 (10·8 to 18·8)	14·9 (11 to 19·8)	17 (12·9 to 22·8)	16·1 (12·1 to 21·3)	16·7 (12·5 to 22·7)	16·3 (12 to 22·3)	14·8 (10·8 to 20)
Unintentional firearm injuries	0·1 (0 to 0·1)	0 (0 to 0)	0·9 (0·4 to 1·6)	2 (0·8 to 3·8)	4 (2 to 7·3)	3·4 (1·9 to 5·4)	4·1 (2·5 to 6·2)	3·8 (2·5 to 5·7)	2·8 (1·8 to 4·1)	3·2 (2·1 to 4·5)	2·4 (1·8 to 3·3)	1·8 (1·3 to 2·5)
Other exposure to mechanical forces	0·5 (0·3 to 0·7)	0·3 (0·3 to 0·4)	8·2 (5·5 to 12·2)	16·1 (10·9 to 23·8)	16·5 (11·7 to 22·9)	11 (8·1 to 14·7)	10·8 (7·6 to 14·9)	13·2 (9·6 to 18·4)	13·3 (9·7 to 18·1)	13·5 (9·7 to 18·9)	13·9 (9·8 to 19·5)	13 (9·3 to 18)
Adverse effects of medical treatment	2·3 (1·1 to 3·5)	1·3 (0·8 to 1·9)	37·3 (15·1 to 69·3)	20·3 (11·2 to 33·8)	8·8 (5 to 14)	7·5 (4·4 to 11·3)	6·3 (4 to 9·4)	7·9 (5·2 to 11·4)	9 (5·7 to 13·8)	9·2 (6·1 to 13·2)	10·6 (7·1 to 15·2)	11·2 (7·6 to 16)
Animal contact	0·3 (0·2 to 0·4)	0·1 (0·1 to 0·2)	4 (2·1 to 6·8)	11·1 (6 to 19·2)	13·3 (7·9 to 20·8)	6·2 (4·1 to 8·8)	4·4 (3 to 6·2)	4·1 (2·7 to 5·8)	4·1 (2·8 to 5·7)	3·8 (2·6 to 5·4)	4·5 (3·2 to 6·2)	4·3 (3 to 5·9)
Venomous animal contact	0·2 (0·1 to 0·3)	0·1 (0 to 0·1)	1·9 (0·8 to 3·5)	7·4 (3·5 to 13·5)	10·7 (6·2 to 17·1)	4·6 (2·9 to 6·8)	2·9 (1·8 to 4·4)	2·7 (1·7 to 3·9)	2·6 (1·7 to 3·8)	2·4 (1·5 to 3·4)	2·8 (1·9 to 3·9)	2·7 (1·9 to 3·9)
Non-venomous animal contact	0·1 (0 to 0·1)	0·1 (0 to 0·1)	2·1 (0·9 to 4)	3·8 (1·4 to 7·8)	2·5 (1·1 to 5)	1·6 (0·9 to 2·6)	1·5 (0·9 to 2·3)	1·4 (0·9 to 2·2)	1·4 (0·9 to 2·2)	1·5 (0·9 to 2·3)	1·7 (1·1 to 2·7)	1·6 (1 to 2·5)
Foreign body	5·4 (3·6 to 7·4)	4·9 (3·1 to 7·4)	181 (107 to 279)	25·7 (16·9 to 35·9)	12·3 (8·9 to 16)	9·6 (7·2 to 12·6)	6·2 (4·3 to 9·2)	6·7 (4·5 to 10·1)	6·6 (4·6 to 10)	7·1 (5 to 10·2)	7·1 (4·9 to 10·1)	7 (4·9 to 9·7)
Pulmonary aspiration and foreign body in airway	5·4 (3·6 to 7·4)	4·9 (3·1 to 7·4)	181 (107 to 279)	24·2 (15·7 to 34·3)	9·9 (7·1 to 13·4)	6·6 (4·9 to 8·7)	2·6 (1·9 to 3·4)	2·4 (1·8 to 3·2)	2·3 (1·8 to 2·9)	2·5 (1·8 to 3·2)	2·3 (1·7 to 2·9)	2·4 (1·9 to 3)
Foreign body in eyes	0 (0 to 0)	0 (0 to 0)	0·1 (0 to 0·3)	0·7 (0·2 to 1·5)	1·3 (0·4 to 2·8)	1·8 (0·6 to 4)	2·3 (0·9 to 5)	3 (1·1 to 6·1)	3·1 (1·4 to 6·2)	3·3 (1·5 to 6·3)	3·6 (1·7 to 6·5)	3·4 (1·8 to 5·9)
Foreign body in other body part	0 (0 to 0)	0 (0 to 0)	0·2 (0·1 to 0·3)	0·9 (0·5 to 1·3)	1·1 (0·8 to 1·5)	1·2 (0·8 to 1·6)	1·3 (0·9 to 1·7)	1·3 (1 to 1·8)	1·2 (0·9 to 1·7)	1·3 (0·9 to 1·6)	1·3 (0·9 to 1·7)	1·1 (0·9 to 1·5)
Environmental heat and cold exposure	0 (0 to 0)	0 (0 to 0)	0·2 (0·1 to 0·2)	1·1 (0·7 to 1·6)	3·1 (1·8 to 4·6)	4·9 (3 to 7·3)	7 (4·4 to 10·6)	8·8 (5·7 to 13)	9·5 (6·2 to 14·2)	10·8 (7 to 16·4)	11·6 (7·4 to 17·4)	11·3 (7·4 to 16·9)
Exposure to forces of nature	0 (0 to 0)	0 (0 to 0)	0 (0 to 0)	0 (0 to 0)	0 (0 to 0)	0·1 (0 to 0·1)	0·1 (0·1 to 0·2)	0·1 (0·1 to 0·2)	0·1 (0·1 to 0·2)	0·1 (0·1 to 0·2)	0·2 (0·1 to 0·2)	0·2 (0·1 to 0·3)
Other unintentional injuries	0·5 (0·3 to 0·8)	0·2 (0·1 to 0·3)	8·6 (5·6 to 12·4)	18·7 (13·1 to 25·9)	28·2 (20·2 to 37·8)	31·4 (22·7 to 44·5)	37 (26 to 51·4)	42·3 (29·5 to 58·8)	44·2 (30·7 to 61·6)	48·9 (34·1 to 67·3)	52·6 (36·3 to 73)	51·3 (35·7 to 71·4)
Self-harm and interpersonal violence	19·3 (13·4 to 26·6)	1·5 (1·1 to 2·2)	57·3 (36·5 to 85·8)	49·8 (32·7 to 74·7)	57·9 (42·1 to 77·4)	126 (101 to 156)	354 (281 to 421)	312 (254 to 379)	301 (241 to 367)	254 (203 to 312)	194 (159 to 232)	150 (123 to 182)
Self-harm	0 (0 to 0)	0 (0 to 0)	0 (0 to 0)	0 (0 to 0)	0 (0 to 0)	28·2 (18·1 to 41·1)	86·5 (59·2 to 120)	70·4 (50·2 to 96·4)	58·3 (41·1 to 82·2)	55·2 (39·8 to 74·3)	47·4 (34 to 61·8)	39·4 (28·8 to 52·9)
Self-harm by firearm	0 (0 to 0)	0 (0 to 0)	0 (0 to 0)	0 (0 to 0)	0 (0 to 0)	2·1 (1·3 to 3·1)	8·4 (5·6 to 11·9)	7 (4·9 to 9·6)	6·1 (4·2 to 8·7)	4·9 (3·6 to 6·6)	3·9 (2·7 to 5·2)	3·2 (2·3 to 4·2)
Self-harm by other specified means	0 (0 to 0)	0 (0 to 0)	0 (0 to 0)	0 (0 to 0)	0 (0 to 0)	26·1 (16·9 to 38)	78·1 (53·3 to 109)	63·4 (45·1 to 86·8)	52·3 (36·9 to 73·9)	50·3 (36·1 to 67·5)	43·5 (31·1 to 56·8)	36·2 (26·4 to 48·7)
Interpersonal violence	19·3 (13·4 to 26·6)	1·5 (1·1 to 2·2)	56·9 (36·3 to 85·4)	49·2 (32·1 to 74)	57 (41·3 to 76·4)	97·6 (77·1 to 123)	266 (208 to 325)	240 (189 to 299)	242 (189 to 301)	198 (155 to 252)	145 (117 to 179)	110 (87·1 to 136)
Physical violence by firearm	2·2 (1·2 to 3·5)	0·3 (0·2 to 0·5)	9·7 (5·2 to 16·5)	13·1 (7·6 to 22)	18 (11·3 to 27·1)	40·1 (28·9 to 54·5)	120 (88·3 to 158)	95·6 (68·2 to 130)	85·4 (61·7 to 115)	64·8 (46·1 to 89)	43·2 (31 to 57·3)	32·6 (23·9 to 43)
Physical violence by sharp object	4·8 (3·2 to 6·6)	0·4 (0·3 to 0·5)	12 (7·6 to 17·9)	10·1 (6·3 to 15·6)	14·8 (10 to 21)	28·9 (20·6 to 38·9)	93·1 (68·7 to 121)	91·5 (67·3 to 120)	105 (78·2 to 137)	87·9 (65·6 to 115)	63·9 (48·4 to 82·3)	46 (35·2 to 59·6)
Sexual violence	0 (0 to 0)	0 (0 to 0)	0 (0 to 0)	0·3 (0·2 to 0·5)	2·8 (1·7 to 4·4)	6·5 (3·7 to 10·2)	14·9 (8·5 to 23·9)	20·2 (11·6 to 30·7)	17·6 (9·8 to 28·4)	16·5 (9·3 to 26·5)	15·8 (8·9 to 25)	12·4 (7·2 to 20)
Physical violence by other means	12·3 (8·5 to 17·5)	0·8 (0·6 to 1·2)	35·2 (22·1 to 52·6)	25·7 (16 to 39·5)	21·3 (14·7 to 29·9)	22·1 (16·3 to 29·3)	38·3 (28·9 to 49·1)	33·1 (24·9 to 42·9)	34 (26·1 to 43·5)	29 (22·3 to 37·3)	22·4 (17·7 to 28·1)	19 (15·2 to 23·8)
Conflict and terrorism	0 (0 to 0)	0 (0 to 0)	0 (0 to 0)	0 (0 to 0)	0 (0 to 0)	0 (0 to 0)	0 (0 to 0)	0 (0 to 0)	0 (0 to 0·1)	0·1 (0 to 0·1)	0 (0 to 0·1)	0 (0 to 0·1)

Congenital birth defects	19·7 (14·9 to 26·3)	14·9 (10·9 to 20)	11·9 (8·9 to 15·8)	8·3 (6·1 to 11·2)	5·6 (4·1 to 7·6)	2 (1·1 to 3·2)	1·2 (0·7 to 1·9)	0·6 (0·3 to 1)	0·3 (0·2 to 0·5)	0·1 (0·1 to 0·2)	0 (0 to 0·1)	4,660
Neural tube defects	0·4 (0·2 to 0·5)	0·2 (0·2 to 0·4)	0·2 (0·1 to 0·4)	0·2 (0·1 to 0·3)	0·1 (0·1 to 0·2)	0 (0 to 0)	0 (0 to 0)	0 (0 to 0)	0 (0 to 0)	0 (0 to 0)	0 (0 to 0)	664
Congenital heart anomalies	4·7 (3·1 to 6·9)	3·4 (2·3 to 5)	2·9 (1·9 to 4·3)	1·8 (1·2 to 2·8)	1·4 (1 to 2)	0·2 (0 to 0·4)	0·1 (0 to 0·3)	0·1 (0 to 0·1)	0 (0 to 0·1)	0 (0 to 0)	0 (0 to 0)	1,720
Orofacial clefts	0·4 (0·1 to 1)	0·4 (0·1 to 0·8)	0·3 (0 to 0·6)	0·2 (0 to 0·5)	0·2 (0 to 0·4)	0·1 (0 to 0·2)	0·1 (0 to 0·2)	0 (0 to 0·1)	0 (0 to 0·1)	0 (0 to 0)	0 (0 to 0)	20·3
Down syndrome	2·5 (1·7 to 3·8)	2 (1·2 to 3·1)	1·5 (0·9 to 2·5)	0·8 (0·4 to 1·3)	0·3 (0·1 to 0·4)	0 (0 to 0)	0 (0 to 0)	0 (0 to 0)	0 (0 to 0)	0 (0 to 0)	0 (0 to 0)	247
Turner syndrome	0 (0 to 0·1)	0 (0 to 0)	0 (0 to 0)	0 (0 to 0)	0 (0 to 0)	0 (0 to 0)	0 (0 to 0)	0 (0 to 0)	0 (0 to 0)	0 (0 to 0)	0 (0 to 0)	1·1
Klinefelter syndrome	0 (0 to 0)	0 (0 to 0)	0 (0 to 0)	0 (0 to 0)	0 (0 to 0)	0 (0 to 0)	0 (0 to 0)	0 (0 to 0)	0 (0 to 0)	0 (0 to 0)	0 (0 to 0)	0
Other chromosomal abnormalities	0·4 (0·3 to 0·6)	0·2 (0·2 to 0·3)	0·1 (0·1 to 0·2)	0·1 (0·1 to 0·1)	0·1 (0 to 0·1)	0 (0 to 0)	0 (0 to 0)	0 (0 to 0)	0 (0 to 0)	0 (0 to 0)	0 (0 to 0)	162
Congenital musculoskeletal and limb anomalies	6·5 (3·6 to 10·2)	5·3 (3 to 8·5)	4·1 (2·3 to 6·5)	3·1 (1·8 to 5)	1·9 (1·1 to 3)	1 (0·5 to 1·7)	0·6 (0·3 to 0·9)	0·2 (0·1 to 0·4)	0·1 (0 to 0·2)	0 (0 to 0)	0 (0 to 0)	215
Urogenital congenital anomalies	0·2 (0·2 to 0·3)	0·1 (0·1 to 0·2)	0·1 (0·1 to 0·2)	0·1 (0 to 0·1)	0 (0 to 0·1)	0 (0 to 0)	0 (0 to 0)	0 (0 to 0)	0 (0 to 0)	0 (0 to 0)	0 (0 to 0)	119
Digestive congenital anomalies	0·5 (0·3 to 0·9)	0·4 (0·2 to 0·6)	0·4 (0·2 to 0·7)	0·3 (0·2 to 0·5)	0·3 (0·2 to 0·5)	0 (0 to 0)	0 (0 to 0)	0 (0 to 0)	0 (0 to 0)	0 (0 to 0)	0 (0 to 0)	547
Other congenital birth defects	4·1 (2·2 to 7·6)	3 (1·5 to 5·6)	2·3 (1·1 to 4·5)	1·8 (0·9 to 3·5)	1·3 (0·7 to 2·5)	0·6 (0·2 to 1·4)	0·4 (0·1 to 1)	0·3 (0·1 to 0·6)	0·1 (0 to 0·3)	0·1 (0 to 0·1)	0 (0 to 0·1)	957
Urinary diseases and male infertility	28·3 (20·7 to 36·9)	27·2 (20·1 to 35·5)	26·7 (18·7 to 36·5)	26·8 (19·3 to 35·7)	27·5 (19·7 to 37)	27·7 (19·7 to 37·9)	30·7 (21·3 to 44·6)	24·5 (16·6 to 34·8)	17·7 (11·8 to 25·3)	9·7 (5·9 to 13·7)	6·1 (3·8 to 8·9)	502
Urolithiasis	2·8 (1·4 to 4·8)	2·4 (1·2 to 3·9)	2 (1 to 3·5)	1·5 (0·8 to 2·6)	1·1 (0·7 to 1·9)	0·8 (0·5 to 1·3)	0·6 (0·3 to 1)	0·3 (0·2 to 0·6)	0·2 (0·1 to 0·4)	0·1 (0 to 0·1)	0 (0 to 0·1)	25·8
Benign prostatic hyperplasia	0 (0 to 0)	0 (0 to 0)	0 (0 to 0)	0 (0 to 0)	0 (0 to 0)	0 (0 to 0)	0 (0 to 0)	0 (0 to 0)	0 (0 to 0)	0 (0 to 0)	0 (0 to 0)	0
Male infertility	--	--	--	--	--	--	--	--	--	--	--	NA
Other urinary diseases	2·3 (1·5 to 3·4)	1·5 (1 to 2·3)	1·3 (0·8 to 2)	1 (0·6 to 1·5)	0·8 (0·5 to 1·2)	0·6 (0·4 to 1)	0·4 (0·2 to 0·8)	0·3 (0·2 to 0·6)	0·2 (0·1 to 0·3)	0·1 (0 to 0·1)	0 (0 to 0·1)	31·5
Gynecological diseases	277 (183 to 395)	158 (99·3 to 236)	76·5 (47·2 to 112)	47·5 (28·7 to 71·2)	31·4 (19·7 to 46·1)	19·4 (12·3 to 28)	12·2 (7·7 to 17·9)	6·6 (4 to 9·8)	3·7 (2·3 to 5·3)	1·5 (0·9 to 2·2)	0·8 (0·4 to 1·2)	3,320
Uterine fibroids	22·8 (11·1 to 42·2)	14·6 (7·1 to 26·9)	8·1 (3·9 to 15)	4·5 (2 to 8·5)	2·3 (1·1 to 4·5)	1·1 (0·5 to 2·2)	0·6 (0·3 to 1)	0·2 (0·1 to 0·4)	0·1 (0 to 0·2)	0 (0 to 0)	0 (0 to 0)	145
Polycystic ovarian syndrome	3 (1·3 to 6·2)	1·4 (0·5 to 2·9)	0 (0 to 0)	0 (0 to 0)	0 (0 to 0)	0 (0 to 0)	0 (0 to 0)	0 (0 to 0)	0 (0 to 0)	0 (0 to 0)	0 (0 to 0)	42·2
Female infertility	0·2 (0 to 0·9)	0 (0 to 0)	0 (0 to 0)	0 (0 to 0)	0 (0 to 0)	0 (0 to 0)	0 (0 to 0)	0 (0 to 0)	0 (0 to 0)	0 (0 to 0)	0 (0 to 0)	48
Endometriosis	31 (17·7 to 50·2)	13·4 (7·3 to 22·1)	0 (0 to 0)	0 (0 to 0)	0 (0 to 0)	0 (0 to 0)	0 (0 to 0)	0 (0 to 0)	0 (0 to 0)	0 (0 to 0)	0 (0 to 0)	382
Genital prolapse	6·5 (3 to 12·5)	5·5 (2·5 to 10·8)	4·8 (2·2 to 9·2)	4·2 (2 to 8·2)	3·5 (1·7 to 6·5)	2·5 (1·3 to 4·5)	1·8 (1 to 3·3)	1 (0·5 to 1·8)	0·6 (0·3 to 1·1)	0·3 (0·1 to 0·4)	0·1 (0·1 to 0·2)	56·6
Premenstrual syndrome	68·2 (38·9 to 112)	19·2 (9·4 to 34·7)	0 (0 to 0)	0 (0 to 0)	0 (0 to 0)	0 (0 to 0)	0 (0 to 0)	0 (0 to 0)	0 (0 to 0)	0 (0 to 0)	0 (0 to 0)	1,090
Other gynecological diseases	145 (81·3 to 226)	104 (52·8 to 167)	63·5 (37 to 97·1)	38·9 (21·7 to 60)	25·6 (15·2 to 39·1)	15·8 (9·6 to 23·8)	9·8 (5·8 to 15·1)	5·3 (3 to 8·3)	3 (1·8 to 4·5)	1·2 (0·7 to 2)	0·6 (0·3 to 1)	1,560
Hemoglobinopathies and hemolytic anemias	18·3 (9·9 to 30·6)	14·3 (7·8 to 23·8)	11·7 (6·4 to 18·8)	11·7 (5·7 to 20·6)	7·5 (4·2 to 12·7)	4·9 (3 to 7·8)	4·2 (2·6 to 6·5)	2·8 (1·7 to 4·6)	1·8 (1·1 to 3)	0·8 (0·4 to 1·3)	0·2 (0·1 to 0·4)	500
Thalassemias	0 (0 to 0)	0 (0 to 0)	0 (0 to 0)	0 (0 to 0)	0 (0 to 0)	0 (0 to 0)	0 (0 to 0)	0 (0 to 0)	0 (0 to 0)	0 (0 to 0)	0 (0 to 0)	5
Thalassemias trait	0·6 (0·1 to 1·6)	0·6 (0·1 to 1·5)	0·5 (0·1 to 1·2)	0·3 (0·1 to 0·9)	0·2 (0 to 0·5)	0·1 (0 to 0·3)	0·1 (0 to 0·2)	0·1 (0 to 0·2)	0 (0 to 0·1)	0 (0 to 0)	0 (0 to 0)	34·6
Sickle cell disorders	2·4 (1·4 to 4)	1·5 (0·8 to 2·5)	0·7 (0·4 to 1·2)	0·2 (0·1 to 0·3)	0 (0 to 0·1)	0 (0 to 0)	0 (0 to 0)	0 (0 to 0)	0 (0 to 0)	0 (0 to 0)	0 (0 to 0)	102
Sickle cell trait	2·2 (0·8 to 4·4)	1·8 (0·6 to 3·5)	1·4 (0·5 to 2·8)	0·9 (0·2 to 1·9)	0·5 (0·1 to 1)	0·3 (0 to 0·6)	0·2 (0 to 0·5)	0·2 (0 to 0·3)	0·1 (0 to 0·2)	0 (0 to 0·1)	0 (0 to 0)	143
G6PD deficiency	3·7 (2 to 5·9)	2·6 (1·5 to 4·1)	2·1 (1·1 to 3·4)	1·5 (0·8 to 2·5)	1·1 (0·5 to 1·7)	0·5 (0·2 to 0·7)	0·3 (0·1 to 0·5)	0·1 (0 to 0·1)	0 (0 to 0)	0 (0 to 0)	0 (0 to 0)	78·1
G6PD trait	0·1 (0 to 0·2)	0 (0 to 0)	0 (0 to 0)	0 (0 to 0)	0 (0 to 0)	0 (0 to 0)	0 (0 to 0)	0 (0 to 0)	0 (0 to 0)	0 (0 to 0)	0 (0 to 0)	3·2
Other hemoglobinopathies and hemolytic anemias	9·3 (3·5 to 19·1)	7·7 (3·2 to 15·1)	7 (3·3 to 12·6)	8·7 (3·8 to 16·6)	5·8 (3·1 to 10·5)	4·1 (2·5 to 6·6)	3·6 (2·2 to 5·7)	2·5 (1·5 to 4)	1·6 (1 to 2·7)	0·7 (0·4 to 1·2)	0·2 (0·1 to 0·3)	135
Endocrine, metabolic, blood, and immune disorders	90·5 (62·6 to 127)	79·8 (54·7 to 113)	69·7 (49·9 to 96·2)	61·1 (43 to 84·6)	55 (38·4 to 78·7)	44·6 (32·1 to 61)	31·3 (22 to 43·2)	17·5 (12·4 to 23·4)	9·3 (6·5 to 12·7)	3·9 (2·6 to 5·3)	1·9 (1·2 to 2·8)	1,060
Oral disorders	142 (83·1 to 227)	165 (95·6 to 262)	179 (108 to 273)	180 (113 to 267)	156 (98·6 to 228)	119 (76·9 to 171)	88·7 (58·1 to 124)	53·4 (35·7 to 74·5)	27·8 (18·6 to 38·6)	10·8 (7·2 to 14·9)	5·1 (3·4 to 6·9)	1,720
Caries of deciduous teeth	0 (0 to 0)	0 (0 to 0)	0 (0 to 0)	0 (0 to 0)	0 (0 to 0)	0 (0 to 0)	0 (0 to 0)	0 (0 to 0)	0 (0 to 0)	0 (0 to 0)	0 (0 to 0)	13·4
Caries of permanent teeth	5·6 (2·3 to 11·5)	4·4 (1·8 to 9·1)	3·4 (1·3 to 7·8)	2·7 (0·9 to 6)	2 (0·8 to 4·2)	1·4 (0·6 to 3)	0·9 (0·4 to 1·8)	0·5 (0·2 to 1·1)	0·2 (0·1 to 0·5)	0·1 (0 to 0·2)	0 (0 to 0·1)	107
Periodontal diseases	43·4 (15·4 to 97·6)	35·2 (13·7 to 75·7)	24 (9·3 to 50·5)	15·4 (5·9 to 31·2)	9·1 (3·4 to 18·4)	5·2 (1·9 to 10·6)	3·1 (1·2 to 6·5)	1·6 (0·6 to 3·4)	0·8 (0·3 to 1·8)	0·3 (0·1 to 0·7)	0·1 (0 to 0·3)	293
Other oral disorders	18·1 (11 to 27·3)	14·9 (9 to 22)	11·5 (6·9 to 17·1)	8·9 (5·4 to 13·4)	6·5 (3·9 to 9·8)	4·1 (2·5 to 6·1)	2·3 (1·4 to 3·4)	1·1 (0·6 to 1·6)	0·4 (0·3 to 0·6)	0·1 (0·1 to 0·2)	0·1 (0 to 0·1)	264
Sudden infant death syndrome	--	--	--	--	--	--	--	--	--	--	--	NA
Injuries	406 (339 to 483)	331 (272 to 399)	273 (224 to 332)	229 (185 to 278)	196 (160 to 235)	159 (130 to 192)	137 (114 to 167)	97·7 (79·5 to 118)	65·9 (53·9 to 78·3)	30·9 (24·8 to 37·1)	18·7 (14·9 to 22·6)	7,610
Transport injuries	99·6 (78·8 to 125)	78·1 (62·3 to 97·8)	63 (49·8 to 77·6)	50·3 (40·7 to 60·7)	41·6 (34 to 49·7)	29·4 (23·2 to 37·1)	21·1 (17·1 to 26)	10·5 (8·4 to 13·1)	5·1 (4 to 6·3)	1·7 (1·4 to 2·1)	0·9 (0·7 to 1·1)	1,820
Road injuries	92·6 (73·2 to 116)	72·8 (57·9 to 90·5)	58·8 (46·5 to 72·8)	47·5 (38·4 to 57·8)	39·5 (32·1 to 47·4)	27·9 (21·9 to 35·2)	20 (16·2 to 24·7)	9·9 (7·9 to 12·3)	4·8 (3·7 to 5·9)	1·6 (1·2 to 1·9)	0·8 (0·6 to 0·9)	1,690
Pedestrian road injuries	28·9 (22·6 to 36·9)	24·9 (19·5 to 31·6)	21·7 (16·8 to 27·4)	20·3 (16 to 25·1)	18·6 (14·8 to 22·8)	14·1 (10·9 to 18·3)	10·5 (8·3 to 13·3)	4·9 (3·8 to 6·3)	2·3 (1·8 to 2·9)	0·7 (0·5 to 0·8)	0·3 (0·2 to 0·4)	538
Cyclist road injuries	8·1 (5·9 to 10·8)	6·7 (4·9 to 9·1)	5·4 (3·9 to 7·1)	4·2 (3·2 to 5·5)	3·4 (2·5 to 4·3)	2·3 (1·7 to 3)	1·5 (1·1 to 1·9)	0·9 (0·7 to 1·2)	0·5 (0·4 to 0·6)	0·2 (0·1 to 0·3)	0·1 (0·1 to 0·1)	122
Motorcyclist road injuries	27·7 (22 to 34·6)	20 (15·5 to 24·9)	15·4 (12 to 19·5)	9·9 (7·6 to 12·5)	7·4 (5·8 to 9·4)	4·8 (3·7 to 6·2)	3·1 (2·3 to 4)	1·7 (1·2 to 2·2)	0·9 (0·6 to 1·1)	0·3 (0·2 to 0·4)	0·2 (0·1 to 0·2)	448
Motor vehicle road injuries	26 (19·7 to 34)	19·4 (14·7 to 25·8)	15 (11·4 to 19·5)	12·4 (9·6 to 15·8)	9·6 (7·6 to 12·1)	6·2 (4·7 to 8·2)	4·6 (3·6 to 5·8)	2·2 (1·7 to 2·9)	1 (0·8 to 1·4)	0·3 (0·3 to 0·5)	0·2 (0·1 to 0·2)	548
Other road injuries	1·9 (1·3 to 2·7)	1·8 (1·2 to 2·5)	1·3 (0·9 to 1·8)	0·7 (0·5 to 0·9)	0·5 (0·4 to 0·7)	0·4 (0·2 to 0·5)	0·3 (0·2 to 0·4)	0·2 (0·1 to 0·2)	0·1 (0·1 to 0·1)	0 (0 to 0)	0 (0 to 0)	31·9
Other transport injuries	7 (4·5 to 10·5)	5·3 (3·5 to 7·9)	4·3 (2·8 to 6·3)	2·7 (2 to 3·8)	2·1 (1·5 to 3·1)	1·5 (1 to 2·2)	1·1 (0·8 to 1·5)	0·6 (0·4 to 0·8)	0·3 (0·2 to 0·5)	0·2 (0·1 to 0·2)	0·1 (0·1 to 0·1)	135
Unintentional injuries	206 (154 to 271)	189 (146 to 245)	168 (129 to 218)	153 (117 to 195)	136 (106 to 171)	118 (92·1 to 146)	108 (87·7 to 134)	84·3 (67·5 to 104)	59·4 (48·3 to 71)	28·6 (23 to 34·6)	17·6 (13·9 to 21·4)	3,630
Falls	94·9 (69·5 to 125)	89 (66·5 to 116)	79·8 (59·8 to 105)	76·6 (58·6 to 99)	71·2 (55·7 to 89·5)	67·8 (52·7 to 85)	67·5 (53·9 to 84·5)	57·7 (45·6 to 71·7)	43 (34·5 to 52·2)	21·3 (17 to 26·1)	13·3 (10·5 to 16·5)	1,380
Drowning	7·9 (5·6 to 11)	5·8 (4·1 to 8·1)	4·1 (3 to 5·5)	2·7 (2 to 3·5)	1·9 (1·4 to 2·6)	1·2 (0·9 to 1·6)	0·8 (0·6 to 1·1)	0·4 (0·3 to 0·6)	0·2 (0·2 to 0·3)	0·1 (0·1 to 0·1)	0 (0 to 0·1)	436
Fire, heat, and hot substances	14·3 (9·9 to 20·8)	12·5 (8·6 to 17·9)	10·3 (7 to 15·2)	8·5 (5·7 to 12)	7 (5 to 9·7)	5·5 (4·1 to 7·6)	4·6 (3·4 to 6·2)	3·1 (2·3 to 4)	2 (1·5 to 2·5)	0·9 (0·7 to 1·1)	0·6 (0·4 to 0·7)	236
Poisonings	1·1 (0·7 to 1·6)	0·8 (0·5 to 1·2)	0·6 (0·4 to 0·9)	0·5 (0·3 to 0·7)	0·4 (0·2 to 0·5)	0·3 (0·2 to 0·4)	0·2 (0·1 to 0·3)	0·1 (0·1 to 0·2)	0·1 (0·1 to 0·1)	0 (0 to 0)	0 (0 to 0)	29·9
Poisoning by carbon monoxide	0·3 (0·2 to 0·5)	0·2 (0·1 to 0·3)	0·1 (0·1 to 0·2)	0·1 (0·1 to 0·2)	0·1 (0·1 to 0·2)	0·1 (0·1 to 0·1)	0 (0 to 0·1)	0 (0 to 0·1)	0 (0 to 0)	0 (0 to 0)	0 (0 to 0)	7·6
Poisoning by other means	0·8 (0·5 to 1·2)	0·6 (0·3 to 0·9)	0·5 (0·3 to 0·7)	0·3 (0·2 to 0·5)	0·3 (0·2 to 0·4)	0·2 (0·1 to 0·3)	0·1 (0·1 to 0·2)	0·1 (0·1 to 0·2)	0·1 (0 to 0·1)	0 (0 to 0)	0 (0 to 0)	22·4
Exposure to mechanical forces	12·8 (9·2 to 17·5)	11·3 (8·3 to 15·5)	9·8 (7·3 to 13·2)	8·1 (5·9 to 11·1)	6·5 (4·8 to 8·8)	4·8 (3·5 to 6·5)	3·6 (2·7 to 4·9)	2·3 (1·7 to 3·1)	1·4 (1 to 1·8)	0·6 (0·5 to 0·8)	0·4 (0·3 to 0·5)	220
Unintentional firearm injuries	1·3 (0·9 to 1·9)	1 (0·7 to 1·3)	0·8 (0·6 to 1·1)	0·6 (0·4 to 0·8)	0·5 (0·3 to 0·6)	0·3 (0·2 to 0·5)	0·3 (0·2 to 0·4)	0·2 (0·1 to 0·3)	0·1 (0·1 to 0·2)	0·1 (0 to 0·1)	0 (0 to 0·1)	33·7
Other exposure to mechanical forces	11·4 (8·1 to 15·9)	10·4 (7·5 to 14·3)	9 (6·7 to 12·2)	7·5 (5·4 to 10·3)	6·1 (4·4 to 8·2)	4·5 (3·2 to 6·1)	3·4 (2·5 to 4·5)	2·1 (1·6 to 2·9)	1·2 (0·9 to 1·7)	0·6 (0·4 to 0·7)	0·3 (0·2 to 0·4)	187
Adverse effects of medical treatment	11·2 (7·5 to 16)	10·9 (7 to 15·3)	11·1 (7 to 15·9)	11 (7 to 15·9)	10·4 (6·5 to 14·8)	8·6 (5·3 to 12·1)	7·2 (4·5 to 9·9)	4·6 (2·9 to 6·4)	2·8 (1·8 to 4)	1·1 (0·7 to 1·6)	0·6 (0·4 to 0·9)	211
Animal contact	3·8 (2·7 to 5·3)	3·9 (2·8 to 5·2)	3·6 (2·6 to 4·9)	3·1 (2·2 to 4·2)	2·9 (2 to 4)	2 (1·4 to 2·7)	1·6 (1·2 to 2·2)	0·9 (0·6 to 1·3)	0·5 (0·4 to 0·8)	0·2 (0·2 to 0·3)	0·1 (0·1 to 0·2)	82·9
Venomous animal contact	2·3 (1·6 to 3·2)	2·4 (1·6 to 3·4)	2·2 (1·5 to 3·2)	1·9 (1·4 to 2·7)	1·8 (1·2 to 2·6)	1·2 (0·8 to 1·7)	1 (0·7 to 1·4)	0·5 (0·4 to 0·8)	0·3 (0·2 to 0·4)	0·1 (0·1 to 0·2)	0·1 (0 to 0·1)	54·8
Non-venomous animal contact	1·5 (1 to 2·4)	1·5 (0·9 to 2·3)	1·4 (0·9 to 2·1)	1·1 (0·7 to 1·7)	1·1 (0·7 to 1·7)	0·8 (0·5 to 1·2)	0·6 (0·4 to 0·9)	0·4 (0·2 to 0·6)	0·3 (0·2 to 0·4)	0·1 (0·1 to 0·1)	0 (0 to 0·1)	28
Foreign body	6 (4·3 to 8·3)	5·3 (4 to 7)	4·5 (3·5 to 6)	3·9 (3 to 5)	3·6 (2·8 to 4·5)	3·1 (2·4 to 3·9)	2·9 (2·2 to 3·6)	2·2 (1·6 to 2·8)	1·6 (1·3 to 2)	0·8 (0·6 to 1·1)	0·5 (0·4 to 0·7)	314
Pulmonary aspiration and foreign body in airway	2·2 (1·6 to 2·9)	2·1 (1·5 to 2·9)	2 (1·4 to 2·7)	1·8 (1·3 to 2·5)	1·9 (1·4 to 2·5)	1·8 (1·4 to 2·5)	1·9 (1·4 to 2·5)	1·6 (1·1 to 2·1)	1·3 (1 to 1·7)	0·7 (0·5 to 1)	0·5 (0·3 to 0·6)	264
Foreign body in eyes	2·9 (1·6 to 4·8)	2·4 (1·4 to 3·8)	1·9 (1·1 to 2·9)	1·6 (1 to 2·4)	1·2 (0·7 to 1·8)	0·9 (0·6 to 1·3)	0·7 (0·4 to 1)	0·4 (0·3 to 0·6)	0·2 (0·1 to 0·3)	0·1 (0·1 to 0·1)	0 (0 to 0·1)	34·8
Foreign body in other body part	0·9 (0·7 to 1·2)	0·8 (0·6 to 1·1)	0·7 (0·5 to 0·9)	0·6 (0·4 to 0·8)	0·5 (0·4 to 0·6)	0·4 (0·3 to 0·5)	0·3 (0·2 to 0·4)	0·2 (0·1 to 0·2)	0·1 (0·1 to 0·1)	0 (0 to 0·1)	0 (0 to 0)	15·3
Environmental heat and cold exposure	10·2 (6·6 to 14·9)	9·5 (6·1 to 14·1)	8·6 (5·5 to 12·4)	8 (5·1 to 11·6)	6·9 (4·4 to 9·9)	5·6 (3·6 to 8)	4·7 (3·1 to 6·7)	3·4 (2·2 to 4·8)	2·1 (1·4 to 3)	1 (0·7 to 1·4)	0·6 (0·4 to 0·9)	129
Exposure to forces of nature	0·1 (0·1 to 0·2)	0·1 (0·1 to 0·2)	0·1 (0·1 to 0·2)	0·1 (0·1 to 0·1)	0·1 (0 to 0·1)	0·1 (0 to 0·1)	0 (0 to 0·1)	0 (0 to 0)	0 (0 to 0)	0 (0 to 0)	0 (0 to 0)	1·6
Other unintentional injuries	44·2 (30·3 to 60·7)	40·2 (27·6 to 54·7)	35·1 (24·3 to 47·7)	30·6 (21·4 to 41·4)	24·9 (17·5 to 33·6)	18·9 (13·4 to 25·8)	14·7 (10·5 to 19·9)	9·5 (6·8 to 12·9)	5·5 (4 to 7·4)	2·5 (1·8 to 3·3)	1·4 (1 to 1·8)	591
Self-harm and interpersonal violence	99·6 (82·4 to 118)	63·6 (53 to 75·9)	41·9 (34·9 to 50)	26·1 (21·9 to 31·4)	18·8 (16 to 22·2)	11·8 (9·9 to 13·8)	8 (6·7 to 9·3)	2·9 (2·4 to 3·4)	1·4 (1·2 to 1·7)	0·5 (0·4 to 0·6)	0·3 (0·2 to 0·3)	2,150
Self-harm	31·1 (22·3 to 41·6)	22·5 (16·2 to 30·4)	15 (10·8 to 20·3)	9·3 (6·7 to 12·6)	6·6 (4·9 to 8·8)	3·8 (2·8 to 5·1)	2·2 (1·6 to 2·9)	1 (0·8 to 1·4)	0·5 (0·4 to 0·6)	0·1 (0·1 to 0·2)	0·1 (0·1 to 0·1)	478
Self-harm by firearm	2·1 (1·5 to 2·8)	1·3 (1 to 1·8)	0·9 (0·7 to 1·2)	0·6 (0·4 to 0·7)	0·3 (0·2 to 0·4)	0·2 (0·1 to 0·2)	0·1 (0·1 to 0·1)	0·1 (0 to 0·1)	0 (0 to 0)	0 (0 to 0)	0 (0 to 0)	41·2
Self-harm by other specified means	29 (20·7 to 38·6)	21·2 (15·3 to 28·6)	14 (10·1 to 19·1)	8·8 (6·3 to 11·8)	6·3 (4·7 to 8·4)	3·7 (2·6 to 4·9)	2·1 (1·5 to 2·7)	1 (0·7 to 1·3)	0·4 (0·3 to 0·6)	0·1 (0·1 to 0·2)	0·1 (0 to 0·1)	437
Interpersonal violence	67·7 (54·5 to 82·1)	40·3 (33·1 to 48·6)	26·2 (21·5 to 31·5)	16·2 (13·4 to 19·6)	11·7 (9·8 to 14)	7·7 (6·5 to 9)	5·6 (4·7 to 6·6)	1·8 (1·5 to 2·1)	0·8 (0·7 to 1)	0·3 (0·2 to 0·4)	0·2 (0·1 to 0·2)	1,660
Physical violence by firearm	18·2 (12·9 to 24·1)	9·9 (7·1 to 13·3)	6·4 (4·7 to 8·5)	3·5 (2·6 to 4·7)	2 (1·5 to 2·7)	1·1 (0·8 to 1·5)	0·8 (0·5 to 1·1)	0·2 (0·1 to 0·2)	0·1 (0 to 0·1)	0 (0 to 0)	0 (0 to 0)	567
Physical violence by sharp object	28·7 (22·3 to 36·3)	17 (13·2 to 21·4)	10·5 (8·3 to 13·4)	6·3 (5 to 8·1)	4·5 (3·6 to 5·5)	3 (2·5 to 3·7)	2 (1·6 to 2·5)	0·5 (0·4 to 0·7)	0·2 (0·2 to 0·3)	0·1 (0·1 to 0·1)	0·1 (0 to 0·1)	631
Sexual violence	8 (4·6 to 13·2)	4·7 (2·6 to 7·6)	2·4 (1·4 to 3·9)	1·6 (1 to 2·4)	1·1 (0·7 to 1·7)	0·7 (0·5 to 1·1)	0·5 (0·3 to 0·8)	0·3 (0·2 to 0·4)	0·1 (0·1 to 0·2)	0 (0 to 0)	0 (0 to 0)	126
Physical violence by other means	12·9 (10·4 to 15·8)	8·8 (7·1 to 10·7)	6·8 (5·5 to 8·4)	4·7 (3·8 to 5·8)	4·1 (3·3 to 4·9)	2·8 (2·3 to 3·3)	2·3 (1·9 to 2·7)	0·8 (0·7 to 1)	0·4 (0·3 to 0·5)	0·2 (0·1 to 0·2)	0·1 (0·1 to 0·1)	337
Conflict and terrorism	0 (0 to 0·1)	0 (0 to 0)	0 (0 to 0)	0 (0 to 0)	0 (0 to 0)	0 (0 to 0)	0 (0 to 0)	0 (0 to 0)	0 (0 to 0)	0 (0 to 0)	0 (0 to 0)	0·4

SR Table 2b: Alagoas DALYS by cause and age group for females with 95% uncertainty intervals, 2019

Cause	Early Neonatal	Late Neonatal	Post Neonatal	1 to 4	5 to 9	10 to 14	15 to 19	20 to 24	25 to 29	30 to 34	35 to 39	40 to 44	45 to 49	50 to 54	55 to 59	60 to 64	65 to 69	70 to 74	75 to 79	80 to 84	85 to 89	90 to 94	95 plus	Total
All causes	17,600 (11,200 to 25,600)	5,460 (3,630 to 7,600)	31,000 (25,900 to 37,100)	13,100 (10,800 to 15,700)	10,800 (8,550 to 13,400)	15,000 (11,200 to 19,800)	20,700 (15,800 to 26,600)	24,200 (19,200 to 30,200)	24,200 (19,000 to 30,100)	28,400 (22,500 to 34,700)	31,600 (25,200 to 38,200)	33,000 (27,000 to 39,600)	33,500 (27,800 to 39,500)	36,100 (30,200 to 42,400)	37,500 (31,600 to 43,500)	36,000 (30,800 to 41,500)	34,400 (29,900 to 38,900)	30,000 (26,200 to 33,700)	24,400 (21,500 to 27,200)	18,200 (16,100 to 20,100)	11,000 (9,690 to 12,200)	5,290 (4,680 to 5,870)	3,450 (3,130 to 3,750)	525,000
Communicable, maternal, neonatal, and nutritional diseases	14,200 (8,970 to 21,100)	4,310 (2,850 to 6,170)	18,200 (14,600 to 22,400)	5,320 (4,230 to 6,630)	2,960 (2,120 to 4,170)	2,490 (1,750 to 3,780)	3,320 (2,280 to 4,720)	3,380 (2,490 to 4,700)	3,270 (2,400 to 4,410)	3,580 (2,730 to 4,800)	3,850 (2,880 to 5,230)	3,340 (2,590 to 4,320)	2,880 (2,160 to 3,840)	2,720 (1,990 to 3,720)	2,610 (2,010 to 3,410)	2,340 (1,840 to 2,990)	2,180 (1,730 to 2,690)	2,000 (1,560 to 2,500)	1,800 (1,420 to 2,240)	1,560 (1,260 to 1,890)	1,030 (785 to 1,290)	522 (371 to 671)	353 (237 to 454)	88,200
HIV/AIDS and sexually transmitted infections	68·4 (35·3 to 118)	18·8 (8·5 to 34·6)	306 (228 to 402)	177 (129 to 235)	82·1 (61·7 to 106)	84·8 (65·2 to 111)	135 (108 to 171)	275 (217 to 346)	585 (456 to 744)	697 (539 to 894)	743 (573 to 941)	689 (542 to 860)	416 (323 to 533)	282 (219 to 359)	246 (187 to 309)	169 (128 to 216)	111 (85·2 to 144)	36·5 (26 to 50·1)	16·8 (12·3 to 23·3)	6·5 (4·6 to 9·7)	3·1 (2·1 to 4·7)	1·1 (0·7 to 1·8)	0·5 (0·3 to 0·9)	5,150
HIV/AIDS	0 (0 to 0·1)	0·1 (0 to 0·2)	257 (189 to 344)	175 (128 to 233)	81·7 (61·2 to 106)	80·1 (60·8 to 107)	116 (88·1 to 150)	226 (173 to 294)	510 (384 to 657)	596 (451 to 779)	640 (483 to 818)	595 (458 to 764)	345 (259 to 446)	238 (181 to 302)	214 (160 to 272)	145 (110 to 190)	93·7 (68·6 to 123)	24·9 (15·9 to 36·6)	9·2 (6·1 to 13·2)	2 (1·4 to 2·7)	0·8 (0·5 to 1·1)	0·3 (0·2 to 0·4)	0·1 (0·1 to 0·2)	4,350
HIV/AIDS - Drug-susceptible Tuberculosis	0 (0 to 0)	0 (0 to 0)	37·2 (21·7 to 59·3)	25 (14·7 to 39·6)	10·1 (6 to 15·8)	9·6 (5·7 to 15·1)	13·9 (8·4 to 21·6)	28·7 (17·4 to 44·6)	63·7 (38·4 to 99·2)	76·3 (46·1 to 119)	79·5 (48·1 to 124)	75·4 (45·5 to 117)	43·2 (26·3 to 67·1)	30·7 (18·6 to 47·7)	27·5 (17 to 42·3)	17·5 (11·2 to 26·3)	11·2 (7·2 to 16·6)	2·5 (1·7 to 3·4)	0·9 (0·6 to 1·3)	0·2 (0·1 to 0·3)	0·1 (0·1 to 0·1)	0 (0 to 0)	0 (0 to 0)	553
HIV/AIDS - Multidrug-resistant Tuberculosis without extensive drug resistance	0 (0 to 0)	0 (0 to 0)	2·8 (0·1 to 13·8)	1·9 (0·1 to 9·2)	0·7 (0 to 3·6)	0·7 (0 to 3·5)	1 (0·1 to 5)	2·1 (0·1 to 10·3)	4·6 (0·2 to 22·7)	5·5 (0·3 to 27)	5·7 (0·3 to 28·2)	5·4 (0·3 to 26·7)	3·1 (0·2 to 15·3)	2·2 (0·1 to 10·9)	1·9 (0·1 to 9·6)	1·2 (0·1 to 5·8)	0·7 (0 to 3·6)	0·1 (0 to 0·7)	0·1 (0 to 0·3)	0 (0 to 0·1)	0 (0 to 0)	0 (0 to 0)	0 (0 to 0)	39·8
HIV/AIDS - Extensively drug-resistant Tuberculosis	0 (0 to 0)	0 (0 to 0)	0·5 (0 to 2·4)	0·3 (0 to 1·6)	0·1 (0 to 0·6)	0·1 (0 to 0·6)	0·2 (0 to 0·8)	0·3 (0 to 1·7)	0·8 (0 to 3·8)	0·9 (0 to 4·5)	0·9 (0 to 4·7)	0·9 (0 to 4·4)	0·5 (0 to 2·5)	0·4 (0 to 1·8)	0·3 (0 to 1·6)	0·2 (0 to 0·9)	0·1 (0 to 0·6)	0 (0 to 0·1)	0 (0 to 0)	0 (0 to 0)	0 (0 to 0)	0 (0 to 0)	0 (0 to 0)	6·5
HIV/AIDS resulting in other diseases	0 (0 to 0·1)	0·1 (0 to 0·2)	216 (145 to 306)	148 (99·2 to 207)	70·8 (49·8 to 95·5)	69·7 (49·8 to 96·5)	100 (73·2 to 136)	195 (141 to 262)	441 (313 to 588)	513 (364 to 699)	554 (397 to 736)	513 (375 to 678)	298 (211 to 399)	205 (147 to 270)	184 (129 to 245)	126 (88·6 to 172)	81·6 (56·2 to 112)	22·2 (13·1 to 33·9)	8·2 (5·1 to 12·2)	1·7 (1·1 to 2·5)	0·7 (0·4 to 1)	0·3 (0·1 to 0·4)	0·1 (0·1 to 0·2)	3,750
Sexually transmitted infections excluding HIV	68·4 (35·3 to 118)	18·7 (8·5 to 34·5)	49·9 (23·2 to 94·6)	1·3 (0·6 to 2·4)	0·3 (0·2 to 0·6)	4·7 (3·1 to 6·9)	19·5 (12·9 to 29·4)	49·2 (29·6 to 83·8)	75·2 (41·7 to 134)	101 (56·2 to 174)	103 (56·2 to 183)	94·7 (51·8 to 178)	71·4 (38·1 to 132)	43·6 (21·7 to 84·2)	31·5 (16·8 to 59·3)	23·2 (12·5 to 42·9)	17·5 (9·8 to 31)	11·6 (6·9 to 20·2)	7·5 (4·4 to 12·8)	4·5 (2·8 to 7·5)	2·4 (1·4 to 3·8)	0·9 (0·5 to 1·5)	0·4 (0·2 to 0·7)	801
Syphilis	68·4 (35·3 to 118)	18·7 (8·5 to 34·5)	49·9 (23·2 to 94·6)	1·3 (0·6 to 2·4)	0·3 (0·2 to 0·6)	1·7 (1 to 2·7)	2·2 (1·4 to 3·3)	1·4 (0·9 to 2·3)	2·5 (1·5 to 3·8)	4·3 (2·8 to 6·3)	3 (2·1 to 4·3)	1·4 (1 to 2)	2·1 (1·4 to 3·1)	1·4 (1 to 2)	0·6 (0·4 to 0·8)	0·8 (0·5 to 1·1)	0·8 (0·5 to 1·1)	0·7 (0·5 to 1·1)	0·4 (0·3 to 0·6)	0·5 (0·4 to 0·7)	0·3 (0·2 to 0·4)	0·1 (0·1 to 0·2)	0·1 (0 to 0·1)	163
Chlamydial infection	0 (0 to 0)	0 (0 to 0)	0 (0 to 0)	0 (0 to 0)	0 (0 to 0)	0·5 (0·4 to 0·8)	2·2 (1·5 to 3·2)	7 (4 to 11·5)	8·2 (4·3 to 13·7)	9·9 (5·3 to 17·1)	11 (6·1 to 17·9)	10·4 (5·8 to 17·3)	6·5 (3·9 to 11·2)	1·8 (1·2 to 2·6)	1·4 (1 to 2)	1·2 (0·7 to 2)	0·7 (0·4 to 1·1)	0·7 (0·4 to 1)	0·5 (0·3 to 0·8)	0·4 (0·3 to 0·6)	0·2 (0·1 to 0·3)	0·1 (0 to 0·1)	0 (0 to 0)	62·8
Gonococcal infection	0 (0 to 0)	0 (0 to 0)	0 (0 to 0)	0 (0 to 0)	0 (0 to 0)	0·5 (0·3 to 0·8)	3·1 (2 to 4·5)	6 (4 to 8·4)	5·7 (3·8 to 8·3)	8·3 (5·8 to 11·7)	8·3 (5·8 to 11·9)	9·1 (6·1 to 13·4)	8·1 (5 to 12·2)	4·1 (2·5 to 6·3)	3·4 (2·1 to 4·9)	3·2 (1·9 to 5·1)	3·6 (2·2 to 5·7)	2·3 (1·4 to 3·6)	1·8 (1·1 to 2·7)	0·9 (0·6 to 1·4)	0·5 (0·3 to 0·8)	0·1 (0·1 to 0·2)	0·1 (0 to 0·1)	69·1





SR Table 2b. Amazonas DALYS by cause and age group for females with 95% uncertainty intervals, 2019

Cause	Early Neonatal	Late Neonatal	Post Neonatal	1 to 4	5 to 9	10 to 14	15 to 19	20 to 24	25 to 29	30 to 34	35 to 39	40 to 44	45 to 49	50 to 54	55 to 59	60 to 64	65 to 69	70 to 74	75 to 79	80 to 84	85 to 89	90 to 94	95 plus	Total
All causes	23,700 (19,400 to 28,300)	3,100 (2,200 to 3,700)	29,000 (21,600 to 35,600)	19,100 (16,400 to 22,000)	13,100 (10,500 to 16,200)	10,400 (7,900 to 13,400)	29,700 (24,000 to 35,200)	27,200 (21,200 to 33,300)	28,400 (22,000 to 35,600)	28,700 (22,300 to 35,800)	29,300 (24,100 to 35,400)	29,700 (24,700 to 35,700)	28,900 (23,600 to 34,600)	28,900 (23,700 to 34,900)	28,900 (23,600 to 34,900)	28,900 (23,600 to 34,900)	28,900 (23,600 to 34,900)	27,200 (21,900 to 33,200)	27,200 (19,900 to 34,300)	17,900 (12,600 to 24,600)	13,400 (8,600 to 19,900)	13,400 (5,900 to 23,200)	2,900 (1,900 to 4,200)	670,000 (602,000 to 732,000)
Communicable, maternal, neonatal, and nutritional diseases	19,900 (15,600 to 24,600)	2,640 (1,800 to 3,270)	13,300 (10,500 to 16,100)	7,500 (6,500 to 8,610)	3,960 (2,970 to 5,260)	3,090 (2,190 to 4,190)	4,180 (3,360 to 5,330)	4,190 (3,230 to 5,440)	4,230 (3,270 to 5,390)	4,190 (3,300 to 5,310)	4,320 (3,420 to 5,430)	3,490 (2,670 to 4,430)	2,760 (2,100 to 3,560)	2,170 (1,630 to 2,830)	1,960 (1,510 to 2,520)	1,660 (1,250 to 2,230)	1,310 (1,000 to 1,820)	1,160 (858 to 1,620)	1,110 (802 to 1,600)	996 (700 to 1,420)	686 (482 to 1,060)	419 (261 to 830)	262 (176 to 332)	88,200
HIV/AIDS and sexually transmitted infections	113 (87 to 166)	16.1 (9 to 29.4)	248 (163 to 323)	136 (101 to 186)	126 (91 to 166)	139 (104 to 179)	228 (174 to 283)	297 (226 to 367)	368 (284 to 457)	1,160 (894 to 1,440)	1,160 (899 to 1,440)	1,050 (798 to 1,310)	972 (743 to 1,210)	377 (283 to 469)	247 (183 to 314)	135 (102 to 176)	91.1 (69 to 119)	39.2 (30 to 52.2)	19.3 (14 to 24.6)	9.5 (6 to 13.6)	2.9 (1 to 4.6)	1.1 (0 to 2.1)	0.4 (0 to 0.9)	7,560
HIV/AIDS	0 (0 to 0)	0 (0 to 0)	194 (134 to 253)	120 (89 to 166)	120 (89 to 161)	139 (104 to 179)	262 (197 to 329)	422 (324 to 529)	720 (554 to 900)	1,240 (976 to 1,550)	1,290 (1,060 to 1,590)	997 (773 to 1,250)	839 (651 to 1,050)	329 (255 to 411)	213 (165 to 266)	112 (86 to 141)	76.7 (57 to 101)	34.2 (25 to 45.3)	17 (12 to 23.1)	8.4 (5 to 12.6)	2.6 (1 to 4.2)	0.7 (0 to 1.6)	0.3 (0 to 0.8)	6,970
HIV/AIDS - Drug-susceptible Tuberculosis	0 (0 to 0)	0 (0 to 0)	0.4 (0 to 1.4)	0.2 (0 to 0.7)	0.2 (0 to 0.7)	0.3 (0 to 1.1)	0.5 (0 to 1.8)	0.8 (0 to 2.8)	1.4 (0 to 4.8)	2.3 (0 to 7.6)	2.4 (0 to 8.1)	1.9 (0 to 6.4)	1.6 (0 to 5.4)	0.6 (0 to 2.2)	0.4 (0 to 1.4)	0.2 (0 to 0.7)	0.1 (0 to 0.5)	0.1 (0 to 0.3)	0 (0 to 0.2)	0 (0 to 0.1)	0 (0 to 0)	0 (0 to 0)	0 (0 to 0)	897
HIV/AIDS - Multidrug-resistant Tuberculosis without extensive d	0 (0 to 0)	0 (0 to 0)	0.1 (0 to 0.3)	0.1 (0 to 0.1)	0.1 (0 to 0.1)	0.1 (0 to 0.1)	0.1 (0 to 0.1)	0.2 (0 to 0.6)	0.4 (0 to 1.2)	0.6 (0 to 1.8)	0.6 (0 to 1.9)	0.5 (0 to 1.5)	0.4 (0 to 1.2)	0.2 (0 to 0.5)	0.1 (0 to 0.4)	0.1 (0 to 0.2)	0 (0 to 0.2)	0 (0 to 0.1)	0 (0 to 0.1)	0 (0 to 0)	0 (0 to 0)	0 (0 to 0)	0 (0 to 0)	88.4
HIV/AIDS - Extensively drug-resistant Tuberculosis	0 (0 to 0)	0 (0 to 0)	0 (0 to 0)	0 (0 to 0)	0 (0 to 0)	0 (0 to 0)	0 (0 to 0)	0 (0 to 0)	0 (0 to 0)	0 (0 to 0)	0 (0 to 0)	0 (0 to 0)	0 (0 to 0)	0 (0 to 0)	0 (0 to 0)	0 (0 to 0)	0 (0 to 0)	0 (0 to 0)	0 (0 to 0)	0 (0 to 0)	0 (0 to 0)	0 (0 to 0)	0 (0 to 0)	0 (0 to 0)	10.9
HIV/AIDS resulting in other diseases	0 (0 to 0)	0 (0 to 0)	53.4 (33 to 233)	17.1 (10 to 77.1)	5.1 (3 to 22.1)	0.1 (0 to 0.4)	0.1 (0 to 0.4)	0.2 (0 to 0.8)	0.3 (0 to 1.2)	0.4 (0 to 1.6)	0.4 (0 to 1.6)	0.3 (0 to 1.2)	0.2 (0 to 0.9)	0.1 (0 to 0.4)	0.1 (0 to 0.3)	0 (0 to 0.2)	0 (0 to 0.1)	0 (0 to 0.1)	0 (0 to 0.1)	0 (0 to 0.1)	0 (0 to 0.1)	0 (0 to 0.1)	0 (0 to 0)	9,920
Sexually transmitted infections excluding HIV	113 (87 to 166)	16.1 (9 to 29.4)	54.1 (29 to 90)	16.1 (9 to 29.4)	6.1 (3 to 11)	0.1 (0 to 0.4)	0.1 (0 to 0.4)	0.2 (0 to 0.8)	0.3 (0 to 1.2)	0.4 (0 to 1.6)	0.4 (0 to 1.6)	0.3 (0 to 1.2)	0.2 (0 to 0.9)	0.1 (0 to 0.4)	0.1 (0 to 0.3)	0 (0 to 0.2)	0 (0 to 0.1)	0 (0 to 0.1)	0 (0 to 0.1)	0 (0 to 0.1)	0 (0 to 0.1)	0 (0 to 0.1)	0 (0 to 0)	996
Syphilis	0 (0 to 0)	0 (0 to 0)	0 (0 to 0)	0 (0 to 0)	0 (0 to 0)	0 (0 to 0)	0 (0 to 0)	0 (0 to 0)	0 (0 to 0)	0 (0 to 0)	0 (0 to 0)	0 (0 to 0)	0 (0 to 0)	0 (0 to 0)	0 (0 to 0)	0 (0 to 0)	0 (0 to 0)	0 (0 to 0)	0 (0 to 0)	0 (0 to 0)	0 (0 to 0)	0 (0 to 0)	0 (0 to 0)	0 (0 to 0)	210
Chlamydial infection	0 (0 to 0)	0 (0 to 0)	0 (0 to 0)	0 (0 to 0)	0 (0 to 0)	0 (0 to 0)	0 (0 to 0)	0 (0 to 0)	0 (0 to 0)	0 (0 to 0)	0 (0 to 0)	0 (0 to 0)	0 (0 to 0)	0 (0 to 0)	0 (0 to 0)	0 (0 to 0)	0 (0 to 0)	0 (0 to 0)	0 (0 to 0)	0 (0 to 0)	0 (0 to 0)	0 (0 to 0)	0 (0 to 0)	0 (0 to 0)	0
Gonococcal infection	0 (0 to 0)	0 (0 to 0)	0 (0 to 0)	0 (0 to 0)	0 (0 to 0)	0 (0 to 0)	0 (0 to 0)	0 (0 to 0)	0 (0 to 0)	0 (0 to 0)	0 (0 to 0)	0 (0 to 0)	0 (0 to 0)	0 (0 to 0)	0 (0 to 0)	0 (0 to 0)	0 (0 to 0)	0 (0 to 0)	0 (0 to 0)	0 (0 to 0)	0 (0 to 0)	0 (0 to 0)	0 (0 to 0)	0 (0 to 0)	0
Trichomoniasis	0 (0 to 0)	0 (0 to 0)	0 (0 to 0)	0 (0 to 0)	0 (0 to 0)	0 (0 to 0)	0 (0 to 0)	0 (0 to 0)	0 (0 to 0)	0 (0 to 0)	0 (0 to 0)	0 (0 to 0)	0 (0 to 0)	0 (0 to 0)	0 (0 to 0)	0 (0 to 0)	0 (0 to 0)	0 (0 to 0)	0 (0 to 0)	0 (0 to 0)	0 (0 to 0)	0 (0 to 0)	0 (0 to 0)	0 (0 to 0)	0
Genital herpes	0 (0 to 0)	0 (0 to 0)	0 (0 to 0)	0 (0 to 0)	0 (0 to 0)	0.1 (0 to 0.4)	0.1 (0 to 0.4)	0.2 (0 to 0.8)	0.3 (0 to 1.2)	0.4 (0 to 1.6)	0.4 (0 to 1.6)	0.3 (0 to 1.2)	0.2 (0 to 0.9)	0.1 (0 to 0.4)	0.1 (0 to 0.3)	0 (0 to 0.2)	0 (0 to 0.1)	0 (0 to 0.1)	0 (0 to 0.1)	0 (0 to 0.1)	0 (0 to 0.1)	0 (0 to 0.1)	0 (0 to 0)	146
Other sexually transmitted infections	0 (0 to 0)	0 (0 to 0)	0 (0 to 0)	0 (0 to 0)	1.1 (1 to 2.2)	0.1 (0 to 0.4)	0.1 (0 to 0.4)	0.2 (0 to 0.8)	0.3 (0 to 1.2)	0.4 (0 to 1.6)	0.4 (0 to 1.6)	0.3 (0 to 1.2)	0.2 (0 to 0.9)	0.1 (0 to 0.4)	0.1 (0 to 0.3)	0 (0 to 0.2)	0 (0 to 0.1)	0 (0 to 0.1)	0 (0 to 0.1)	0 (0 to 0.1)	0 (0 to 0.1)	0 (0 to 0.1)	0 (0 to 0)	192
Respiratory infections and tuberculosis	398 (277 to 600)	167 (140 to 267)	4,560 (3,920 to 5,410)	2,940 (2,350 to 3,790)	660 (540 to 790)	195 (160 to 232)	240 (200 to 283)	222 (184 to 263)	194 (161 to 230)	202 (168 to 239)	222 (185 to 263)	222 (185 to 263)	222 (185 to 263)	222 (185 to 263)	222 (185 to 263)	222 (185 to 263)	222 (185 to 263)	222 (185 to 263)	222 (185 to 263)	222 (185 to 263)	222 (185 to 263)	222 (185 to 263)	222 (185 to 263)	20,700
Tuberculosis	0 (0 to 0)	0 (0 to 0)	137 (99.7 to 186)	100 (77.1 to 127)	61.4 (50 to 76.6)	19.6 (16 to 25.1)	22.7 (18 to 28.5)	20.7 (16 to 26.1)	18.1 (14 to 23.1)	18.8 (15 to 24.1)	20.7 (16 to 26.2)	20.7 (16 to 26.2)	20.7 (16 to 26.2)	20.7 (16 to 26.2)	20.7 (16 to 26.2)	20.7 (16 to 26.2)	20.7 (16 to 26.2)	20.7 (16 to 26.2)	20.7 (16 to 26.2)	20.7 (16 to 26.2)	20.7 (16 to 26.2)	20.7 (16 to 26.2)	20.7 (16 to 26.2)	2,260
Latent tuberculosis infection	0 (0 to 0)	0 (0 to 0)	0 (0 to 0)	0 (0 to 0)	0 (0 to 0)	0 (0 to 0)	0 (0 to 0)	0 (0 to 0)	0 (0 to 0)	0 (0 to 0)	0 (0 to 0)	0 (0 to 0)	0 (0 to 0)	0 (0 to 0)	0 (0 to 0)	0 (0 to 0)	0 (0 to 0)	0 (0 to 0)	0 (0 to 0)	0 (0 to 0)	0 (0 to 0)	0 (0 to 0)	0 (0 to 0)	0 (0 to 0)	0
Drug-susceptible Tuberculosis	137 (97.7 to 195)	57.1 (49.4 to 89.7)	1,560 (1,340 to 1,850)	1,010 (804 to 1,300)	210 (171 to 261)	66.8 (54.7 to 85.9)	82.1 (67.1 to 105)	70.8 (57.9 to 91)	61.9 (50.6 to 79.6)	64.3 (52.6 to 82.7)	70.8 (57.9 to 91)	70.8 (57.9 to 91)	70.8 (57.9 to 91)	70.8 (57.9 to 91)	70.8 (57.9 to 91)	70.8 (57.9 to 91)	70.8 (57.9 to 91)	70.8 (57.9 to 91)	70.8 (57.9 to 91)	70.8 (57.9 to 91)	70.8 (57.9 to 91)	70.8 (57.9 to 91)	70.8 (57.9 to 91)	772
Multidrug-resistant Tuberculosis without extensive drug-resista	0 (0 to 0)	0 (0 to 0)	0 (0 to 0)	0 (0 to 0)	0 (0 to 0)	0 (0 to 0)	0 (0 to 0)	0 (0 to 0)	0 (0 to 0)	0 (0 to 0)	0 (0 to 0)	0 (0 to 0)	0 (0 to 0)	0 (0 to 0)	0 (0 to 0)	0 (0 to 0)	0 (0 to 0)	0 (0 to 0)	0 (0 to 0)	0 (0 to 0)	0 (0 to 0)	0 (0 to 0)	0 (0 to 0)	0 (0 to 0)	0
Extensively drug-resistant tuberculosis	0 (0 to 0)	0 (0 to 0)	0 (0 to 0)	0 (0 to 0)	0 (0 to 0)	0 (0 to 0)	0 (0 to 0)	0 (0 to 0)	0 (0 to 0)	0 (0 to 0)	0 (0 to 0)	0 (0 to 0)	0 (0 to 0)	0 (0 to 0)	0 (0 to 0)	0 (0 to 0)	0 (0 to 0)	0 (0 to 0)	0 (0 to 0)	0 (0 to 0)	0 (0 to 0)	0 (0 to 0)	0 (0 to 0)	0 (0 to 0)	0
Lower respiratory infections	397 (270 to 599)	169 (140 to 269)	4,780 (3,920 to 5,660)	2,870 (2,350 to 3,660)	397 (326 to 533)	277 (176 to 379)	295 (209 to 398)	282 (196 to 374)	276 (196 to 374)	277 (196 to 374)	302 (214 to 410)	302 (214 to 410)	302 (214 to 410)	348 (279 to 434)	492 (397 to 614)	698 (561 to 870)	948 (761 to 1,180)	992 (796 to 1,240)	926 (743 to 1,150)	872 (699 to 1,090)	687 (550 to 860)	478 (383 to 598)	294 (235 to 368)	17,700
Upper respiratory infections	0.6 (0.4 to 1.6)	0.2 (0.2 to 0.5)	150 (99.7 to 186)	100 (77.1 to 127)	61.4 (50 to 76.6)	19.6 (16 to 25.1)	22.7 (18 to 28.5)	20.7 (16 to 26.1)	18.1 (14 to 23.1)	18.8 (15 to 24.1)	20.7 (16 to 26.2)	20.7 (16 to 26.2)	20.7 (16 to 26.2)	20.7 (16 to 26.2)	20.7 (16 to 26.2)	20.7 (16 to 26.2)	20.7 (16 to 26.2)	20.7 (16 to 26.2)	20.7 (16 to 26.2)	20.7 (16 to 26.2)	20.7 (16 to 26.2)	20.7 (16 to 26.2)	20.7 (16 to 26.2)	772
Otitis media	0 (0 to 0.2)	0.1 (0 to 0.6)	29.4 (19 to 39.6)	18.5 (12 to 25.1)	2.6 (1.7 to 3.7)	1.2 (0.7 to 1.8)	1.4 (0.9 to 2.1)	1.3 (0.8 to 2)	1.2 (0.7 to 1.8)	1.3 (0.8 to 1.9)	1.4 (0.9 to 2.1)	1.4 (0.9 to 2.1)	1.4 (0.9 to 2.1)	1.6 (1.1 to 2.2)	2.3 (1.6 to 3.2)	3.2 (2.2 to 4.4)	4.4 (3 to 6.1)	4.6 (3.2 to 6.4)	4.3 (3 to 6)	4 (2.8 to 5.6)	3.2 (2.2 to 4.4)	2.2 (1.5 to 3.1)	1.4 (0.9 to 2.1)	93
Enteric infections	26.6 (24.6 to 30.1)	2.8 (1.9 to 3.6)	2,460 (1,960 to 2,900)	1,960 (1,300 to 2,370)	497 (329 to 726)	370 (239 to 569)	334 (199 to 530)	299 (157 to 497)	295 (162 to 497)	295 (162 to 497)	320 (183 to 529)	320 (183 to 529)	320 (183 to 529)	320 (183 to 529)	320 (183 to 529)	320 (183 to 529)	320 (183 to 529)	320 (183 to 529)	320 (183 to 529)	320 (183 to 529)	320 (183 to 529)	320 (183 to 529)	320 (183 to 529)	320 (183 to 529)	7,960
Diarrheal diseases	26.6 (24.6 to 30.1)	2.8 (1.9 to 3.6)	2,460 (1,960 to 2,900)	1,960 (1,300 to 2,370)	497 (329 to 726)	370 (239 to 569)	334 (199 to 530)	299 (157 to 497)	295 (162 to 497)	295 (162 to 497)	320 (183 to 529)	320 (183 to 529)	320 (183 to 529)	320 (183 to 529)	320 (183 to 529)	320 (183 to 529)	320 (183 to 529)	320 (183 to 529)	320 (183 to 529)	320 (183 to 529)	320 (183 to 529)	320 (183 to 529)	320 (183 to 529)	320 (183 to 529)	7,960
Typhoid and paratyphoid	0 (0 to 0)	0 (0 to 0)	0.4 (0 to 0.6)	0.2 (0 to 0.3)	0.2 (0 to 0.3)	0.1 (0 to 0.1)	0.1 (0 to 0.1)	0.1 (0 to 0.1)	0.1 (0 to 0.1)	0.1 (0 to 0.1)	0.1 (0 to 0.1)	0.1 (0 to 0.1)	0.1 (0 to 0.1)	0.1 (0 to 0.1)	0.1 (0 to 0.1)	0.1 (0 to 0.2)	0.1 (0 to 0.2)	0.1 (0 to 0.2)	0.1 (0 to 0.1)	0 (0 to 0.1)	0 (0 to 0.1)	0 (0 to 0.1)	0 (0 to 0)	7.3
Typhoid fever	0 (0 to 0)	0 (0 to 0)	0.4 (0 to 0.6)	0.2 (0 to 0.3)	0.2 (0 to 0.3)	0.1 (0 to 0.1)	0.1 (0 to 0.1)	0.1 (0 to 0.1)	0.1 (0 to 0.1)	0.1 (0 to 0.1)	0.1 (0 to 0.1)	0.1 (0 to 0.1)	0.1 (0 to 0.1)	0.1 (0 to 0.1)	0.1 (0 to 0.1)	0.1 (0 to 0.2)	0.1 (0 to 0.2)	0.1 (0 to 0.2)	0.1 (0 to 0.1)	0 (0 to 0.1)	0 (0 to 0.1)	0 (0 to 0.1)	0 (0 to 0)	7.3
Paratyphoid fever	0 (0 to 0)	0 (0 to 0)	0 (0 to 0)	0 (0 to 0)	0 (0 to 0)	0 (0 to 0)	0 (0 to 0)	0 (0 to 0)	0 (0 to 0)	0 (0 to 0)	0 (0 to 0)	0 (0 to 0)	0 (0 to 0)	0 (0 to 0)	0 (0 to 0)	0 (0 to 0)	0 (0 to 0)	0 (0 to 0)	0 (0 to 0)	0 (0 to 0)	0 (0 to 0)	0 (0 to 0)	0 (0 to 0)	0 (0 to 0)	0
Invasive Non-typhoidal Salmonella (NTS)	0.1 (0.1 to 0.2)	0.2 (0.2 to 0.3)	11.2 (9.1 to 16.8)	10.7 (8.5 to 15.2)	8.5 (7.7 to 10.1)	2.6 (2.4 to 3.1)	2.6 (2.4 to 3.1)	1.7 (1.5 to 2.1)	2.3 (2.1 to 2.8)	1.3 (1.2 to 1.6)	1.2 (1.1 to 1.5)	1.1 (1 to 1.4)	1.1 (1 to 1.4)	1 (0.9 to 1.2)	0.9 (0.8 to 1.1)	0.8 (0.7 to 1)	0.7 (0.6 to 0.9)	0.6 (0.5 to 0.8)	0.5 (0.4 to 0.7)	0.4 (0.3 to 0.5)	0.3 (0.2 to 0.4)	0.2 (0.1 to 0.3)	0.1 (0 to 0.2)	512
Other intestinal infectious diseases	0 (0 to 0)	0 (0 to 0)	4.6 (3.1 to 17.3)	9.7 (6.5 to 18.4)	1.8 (0.9 to 3.5)	1.4 (0.7 to 2.7)	0.7 (0.4 to 1.4)	0.7 (0.4 to 1.4)	0.7 (0.4 to 1.4)	0.7 (0.4 to 1.4)	0.7 (0.4 to 1.4)	0.7 (0.4 to 1.4)	0.7 (0.4 to 1.4)	0.7 (0.4 to 1.4)	0.7 (0.4 to 1.4)	0.7 (0.4 to 1.4)	0.7 (0.4 to 1.4)	0.7 (0.4 to 1.4)	0.7 (0.4 to 1.4)	0.7 (0.4 to 1.4)	0.7 (0.4 to 1.4)	0.7 (0.4 to 1.4)	0.7 (0.4 to 1.4)	19.6
Neglected tropical diseases and malaria	13.6 (7.5 to 24.6)	0.6 (0.3 to 1.1)	199 (119 to 319)	338 (213 to 538)	213 (129 to 344)	139 (84 to 224)	171 (104 to 276)	204 (124 to 329)	223 (136 to 360)	211 (129 to 341)	194 (118 to 313)	159 (97 to 257)	141 (86 to 228)	137 (83 to 221)	140 (85 to 226)	139 (85 to 224)	137 (84 to 221)	132 (81 to 213)	120 (73 to 194)	98.9 (60 to 160)	77.5 (47 to 125)	52.6 (32 to 85)	30.4 (18 to 49)	4,110
Malaria	13 (5 to 24.1)	0.5 (0 to 0.9)	199 (119 to 319)	338 (213 to 538)	213 (129 to 344)	139 (84 to 224)	171 (104 to 276)	204 (124 to 329)	223 (136 to 360)	211 (129 to 341)	194 (118 to 313)	159 (97 to 257)	141 (86 to 228)	137 (83 to 221)	140 (85 to 226)	139 (85 to 224)	137 (84 to 221)	132 (81 to 213)	120 (73 to 194)	98.9 (60 to 160)	77.5 (47 to 125)	52.6 (32 to 85)	30.4 (18 to 49)	4,110
Chagas disease	0 (0 to 0)	0 (0 to 0)	0 (0 to 0)	0 (0 to 0)	0 (0 to 0)	0 (0 to 0)	0 (0 to 0)	0 (0 to 0)	0 (0 to 0)	0 (0 to 0)	0 (0 to 0)	0 (0 to 0)	0 (0 to 0)	0 (0 to 0)	0 (0 to 0)	0 (0 to 0)	0 (0 to 0)	0 (0 to 0)	0 (0 to 0)	0 (0 to 0)	0 (0 to 0)	0 (0 to 0)	0 (0 to 0)	0 (0 to 0)	0
Leishmaniasis	0 (0 to 0)	0 (0 to 0)	0.7 (0 to 1.6)	0.5 (0 to 1.4)	0.4 (0 to 0.7)	0.7 (0 to 1.2)	0.7 (0 to 1.2)	0.7 (0 to 1.2)	0.7 (0 to 1.2)	0.7 (0 to 1.2)	0.7 (0 to 1.2)	0.7 (0 to 1.2)	0.7 (0 to 1.2)	0.7 (0 to 1.2)	0.7 (0 to 1.2)	0.7 (0 to 1.2)	0.7 (0 to 1.2)	0.7 (0 to 1.2)	0.7 (0 to 1.2)	0.7 (0 to 1.2)	0.7 (0 to 1.2)	0.7 (0 to 1.2)	0.7 (0 to 1.2)	8.6
Visceral leishmaniasis	0 (0 to 0)	0 (0 to 0)	0 (0 to 0.7)	0 (0 to 0.6)	0 (0 to 0.4)	0 (0 to 0.7)	0 (0 to 0.7)	0 (0 to 0.7)	0 (0 to 0.7)	0 (0 to 0.7)	0 (0 to 0.7)	0 (0 to 0.7)	0 (0 to 0.7)	0 (0 to 0.7)	0 (0 to 0.7)	0 (0 to 0.7)	0 (0 to 0.7)	0 (0 to 0.7)	0 (0 to 0.7)	0 (0 to 0.7)	0 (0 to 0.7)	0 (0 to 0.7)	0 (0 to 0.7)	0 (0 to 0.7)	0
Cutaneous and mucocutaneous leishmaniasis	0 (0 to 0)	0 (0 to 0)	0 (0 to 0.7)	0 (0 to 0.6)	0 (0 to 0.4)	0 (0 to 0.7)	0 (0 to 0.7)	0 (0 to 0.7)	0 (0 to 0.7)	0 (0 to 0.7)	0 (0 to 0.7)	0 (0 to 0.7)	0 (0 to 0.7)	0 (0 to 0.7)	0 (0 to 0.7)	0 (0 to 0.7)	0 (0 to 0.7)	0 (0 to 0.7)	0 (0 to 0.7)	0 (0 to 0.7)	0 (0 to 0.7)	0 (0 to 0.7)	0 (0 to 0.7)	0 (0 to 0.7)	0
African trypanosomiasis	0 (0 to 0)	0 (0 to 0)	0 (0 to 0)	0 (0 to 0)	0 (0 to 0)	0 (0 to 0)	0 (0 to 0)	0 (0 to 0)	0 (0 to 0)	0 (0 to 0)	0 (0 to 0)	0 (0 to 0)	0 (0 to 0)	0 (0 to 0)	0 (0 to 0)	0 (0 to 0)	0 (0 to 0)	0 (0 to 0)	0 (0 to 0)	0 (0 to 0)	0 (0 to 0)	0 (0 to 0)	0 (0 to 0)	0 (0 to 0)	0
Schistosomiasis	0 (0 to 0)	0 (0 to 0)	0 (0 to 0)	0 (0 to 0)	0 (0 to 0)	0 (0 to 0)	0 (0 to 0)	0 (0 to 0)	0 (0 to 0)	0 (0 to 0)	0 (0 to 0)	0 (0 to 0)	0 (0 to 0)	0 (0 to 0)	0 (0 to 0)	0 (0 to 0)	0 (0 to 0)	0 (0 to 0)	0 (0 to 0)	0 (0 to 0)	0 (0 to 0)	0 (0 to 0)	0 (0 to 0)	0 (0 to 0)	0
Cysticercosis	0 (0 to 0)	0 (0 to 0)	0.3 (0 to 1.1)	1.2 (0.8 to 2.4)	2.4 (1.6 to 4.6)	11.9 (7.9 to 23.2)	29.4 (19.5 to 57.5)	39.7 (26.4 to 77.6)	39.6 (26.3 to 77.4)	41.4 (27.6 to 80.2)	41.2 (27.5 to 79.8)	40.1 (26.7 to 77.7)	42.3 (28.2 to 82.1)	50.3 (33.6 to 97.5)	69.4 (46.3 to 134.7)	93.6 (62.5 to 181.5)	44.3 (29.6 to 85.9)	39.4 (26.3 to 76.3)	26.2 (17.5 to 50.7)	19.1 (12.8 to 37)	7.3 (4.9 to 14.1)	3.3 (2.2 to 6.4)	978
Cystic echinococcosis	0 (0 to 0)	0 (0 to 0)	0 (0 to 0)	0 (0 to 0)	0 (0 to 0)	0 (0 to 0)	0 (0 to 0)	0 (0 to 0)	0 (0 to 0)	0 (0 to 0)	0 (0 to 0)	0 (0 to 0)	0 (0 to 0)	0 (0 to 0)	0 (0 to 0)	0 (0 to 0)	0 (0 to 0)	0 (0 to 0)	0 (0 to 0)	0 (0 to 0)	0 (0 to 0)	0 (0 to 0)	0 (0 to 0)	0 (0 to 0)	1.6
Lymphatic filariasis	0 (0 to 0)	0 (0 to 0)	0 (0 to 0)	0 (0 to 0)	0 (0 to 0)	0 (0 to 0)	0 (0 to 0)	0 (0 to 0)	0 (0 to 0)	0 (0 to 0)	0 (0 to 0)	0 (0 to 0)	0 (0 to 0)	0 (0 to 0)	0 (0 to 0)	0 (0 to 0)	0 (0 to 0)	0 (0 to 0)	0 (0 to 0)	0 (0 to 0)	0 (0 to 0)	0 (0 to 0)	0 (0 to 0)	0 (0 to 0)	0
Onchocerciasis	0 (0 to 0)	0 (0 to 0)	0 (0 to 0)	0 (0 to 0)	0 (0 to 0)	0 (0 to 0)	0 (0 to 0)	0 (0 to 0)	0 (0 to 0)	0 (0 to 0)	0 (0 to 0)	0 (0 to 0)	0 (0 to 0)	0 (0 to 0)	0 (0 to 0)	0 (0 to 0)	0 (0 to 0)	0 (0 to 0)	0 (0 to 0)	0 (0 to 0)	0 (0 to 0)	0 (0 to 0)	0 (0 to 0)	0 (0 to 0)	0
Trachoma	0 (0 to 0)	0 (0 to 0)	0 (0 to 0)	0 (0 to 0)	0 (0 to 0)	0 (0 to 0)	0 (0 to 0)	0 (0 to 0)	0 (0 to 0)	0 (0 to 0)	0 (0 to 0)	0 (0 to 0)	0 (0 to 0)	0 (0 to 0)	0 (0 to 0)	0 (0 to 0)	0 (0 to 0)	0 (0 to 0)	0 (0 to 0)	0 (0 to 0)	0 (0 to 0)	0 (0 to 0)	0 (0 to 0)	0 (0 to 0)	0
Dengue	0 (0 to 0)	0 (0 to 0)	13.9 (9.9 to 20.6)	34.2 (23.5 to 49.6)	39.5 (28.1 to 54.9)	29.6 (19.4 to 43.6)	29.6 (19.4 to 43.6)	29.7 (19.4 to 43.6)	29.6 (19.4 to 43.6)	29.6 (19.4 to 43.6)	29.6 (19.4 to 43.6)	22 (14.4 to 32.4)	19.7 (12.9 to 29)	19.6 (12.9 to 28.9)	19.6 (12.9 to 28.9)	19.6 (12.9 to 28.9)	19.6 (12.9 to 28.9)	19.6 (12.9 to 28.9)	19.6 (12.9 to 28.9)	19.6 (12.9 to 28.9)	19.6 (12.9 to 28.9)	19.6 (12.9 to 28.9)	19.6 (12.9 to 28.9)	414
Yellow fever	0 (0 to 0)	0 (0 to 0)	0 (0 to 0)	0 (0 to 0)	0 (0 to 0)	0 (0 to 0)	0 (0 to 0)	0 (0 to 0)	0 (0 to 0)	0 (0 to 0)	0 (0 to 0)	0 (0 to 0)	0 (0 to 0)	0 (0 to 0)	0 (0 to 0)	0 (0 to 0)	0 (0 to 0)	0 (0 to 0)	0 (0 to 0)	0 (0 to 0)	0 (0 to 0)	0 (0 to 0)	0 (0 to 0)	0 (0 to 0)	0
Rabies	0 (0 to 0)	0 (0 to 0)	13.9 (9.9 to 20.6)	34.2 (23.5 to 49.6)	39.5 (28.1 to 54.9)	29.6 (19.4 to 43.6)	29.6 (19.4 to 43.6)	29.7 (19.4 to 43.6)	29.6 (19.4 to 43.6)	29.6 (19.4 to 43.6)	29.6 (19.4 to 43.6)	22 (14.4 to 32.4)	19.7 (12.9 to 29)	19.6 (12.9 to 28.9)	19.6 (12.9 to 28.9)	19.6 (12.9 to 28.9)	19.6 (12.9 to 28.9)	19.6 (12.9 to 28.9)	19.6 (12.9 to 28.9)	19.6 (12.9 to 28.9)	19.6 (12.9 to 28.9)	19.6 (12.9 to 28.9)	19.6 (12.9 to 28.9)	414
Intestinal nematode infections	0 (0 to 0)	0 (0 to 0)	1.7 (0.2 to 6.8)	14.2 (9.3 to 30.3)	39.7 (27.9 to 64.7)	30.6 (19.9 to 51.9)	139 (89.5 to 226)	79.6 (51.3 to 129)	52.6 (33.9 to 85.2)	39.1 (25.2 to 63.3)	29.1 (18.8 to 47.1)	19.4 (12.5 to 31.4)	8 (5.2 to 12.9)	4.9 (3.2 to 7.9)	4.1 (2.7 to 6.6)	3.7 (2.4 to 6)	1.9 (1.2 to 3.1)	1.2 (0.8 to 1.9)	0.9 (0.6 to 1.5)	0.3 (0.2 to 0.5)	0.1 (0 to 0.2)	0 (0 to 0.1)	0 (0 to 0.1)	499
Ascariasis	0 (0 to 0)	0 (0 to 0)	1.4 (0.2 to 5.6)	9.7 (6.4 to 20.9)	6.6 (4.6 to 11.1)	3.7 (2.4 to 6.3)	2.2 (1.4 to 3.8)	1.6 (1 to 2.7)	1.4 (0.9 to 2.4)	1.7 (1.1 to 2.9)	1





SR Table 2b: Amapá DALYS by cause and age group for females with 95% uncertainty intervals, 2019

Cause	Early Neonatal	Late Neonatal	Post Neonatal	1 to 4	5 to 9	10 to 14	15 to 19	20 to 24	25 to 29	30 to 34	35 to 39	40 to 44	45 to 49	50 to 54	55 to 59	60 to 64	65 to 69	70 to 74	75 to 79	80 to 84	85 to 89	90 to 94	95 plus	Total
All causes	8,040 (6,740 to 9,540)	1,150 (965 to 1,370)	4,470 (3,760 to 5,310)	2,120 (1,570 to 2,840)	2,580 (2,090 to 3,210)	4,050 (3,090 to 5,290)	5,900 (4,610 to 7,580)	6,160 (4,840 to 7,760)	6,230 (4,940 to 7,700)	6,660 (5,340 to 8,180)	6,840 (5,570 to 8,340)	6,520 (5,350 to 7,790)	6,120 (5,080 to 7,230)	5,360 (4,500 to 6,310)	5,060 (4,310 to 5,840)	4,500 (3,890 to 5,150)	3,970 (3,490 to 4,480)	3,030 (2,690 to 3,380)	2,550 (2,280 to 2,830)	1,850 (1,660 to 2,040)	1,170 (1,060 to 1,290)	526 (480 to 575)	347 (322 to 372)	95,200
Communicable, maternal, neonatal, and nutritional diseases	6,720 (5,640 to 7,990)	900 (742 to 1,090)	2,480 (2,020 to 3,040)	903 (662 to 1,230)	732 (537 to 1,040)	691 (506 to 997)	989 (718 to 1,370)	878 (663 to 1,180)	843 (639 to 1,160)	860 (674 to 1,140)	815 (615 to 1,090)	696 (541 to 924)	527 (396 to 716)	422 (318 to 575)	355 (270 to 480)	287 (221 to 364)	243 (195 to 301)	180 (146 to 222)	183 (144 to 224)	152 (119 to 187)	111 (83·9 to 135)	60·6 (43 to 75·3)	42 (26·7 to 54·1)	20,100
HIV/AIDS and sexually transmitted infections	51·5 (34·2 to 75·5)	6·3 (3·3 to 10·8)	48·2 (35·8 to 63·9)	24·5 (18·2 to 32·7)	23·1 (17·1 to 31·2)	28 (20·9 to 36)	57 (44·9 to 71)	78·8 (61 to 99·3)	131 (102 to 168)	174 (135 to 219)	140 (107 to 178)	157 (120 to 205)	75·2 (58·7 to 96·6)	60·4 (46·5 to 77·2)	37·5 (28·4 to 48·2)	22·4 (16·7 to 29·1)	14·4 (10·9 to 18·4)	4·2 (3 to 5·8)	2·1 (1·5 to 3·1)	0·9 (0·6 to 1·3)	0·5 (0·3 to 0·7)	0·1 (0·1 to 0·2)	0·1 (0 to 0·1)	1,140
HIV/AIDS	0 (0 to 0)	0 (0 to 0)	36·7 (26·7 to 49·8)	24·3 (18 to 32·5)	22·9 (16·9 to 31)	26·2 (19·2 to 34·5)	49·7 (38 to 63·4)	65 (48 to 85)	111 (85·6 to 146)	149 (112 to 194)	116 (88 to 151)	137 (100 to 181)	60 (45·2 to 78·7)	52·4 (39·5 to 67·7)	32 (24 to 41·9)	18·6 (13·6 to 24·6)	11·6 (8·6 to 15·2)	2·5 (1·7 to 3·6)	1 (0·7 to 1·4)	0·2 (0·2 to 0·3)	0·1 (0·1 to 0·1)	0 (0 to 0)	0 (0 to 0)	916
HIV/AIDS - Drug-susceptible Tuberculosis	0 (0 to 0)	0 (0 to 0)	4 (2·2 to 6·4)	2·5 (1·4 to 4·1)	2·4 (1·3 to 3·8)	2·9 (1·6 to 4·7)	5·2 (3·1 to 8·1)	7·2 (4·2 to 11·1)	11·4 (6·8 to 17·7)	16·4 (9·8 to 25·6)	12 (7·3 to 18·6)	14·7 (8·7 to 22·9)	6·2 (3·8 to 9·6)	5·4 (3·2 to 8·4)	3·5 (2·1 to 5·3)	2 (1·2 to 3·1)	1·2 (0·8 to 1·8)	0·3 (0·2 to 0·4)	0·1 (0·1 to 0·1)	0 (0 to 0)	0 (0 to 0)	0 (0 to 0)	0 (0 to 0)	97·6
HIV/AIDS - Multidrug-resistant Tuberculosis without extensive dru	0 (0 to 0)	0 (0 to 0)	0·3 (0 to 1·5)	0·2 (0 to 0·9)	0·2 (0 to 0·9)	0·2 (0 to 1·1)	0·4 (0 to 1·8)	0·5 (0 to 2·4)	0·8 (0 to 3·8)	1·2 (0·1 to 5·5)	0·9 (0 to 3·9)	1·1 (0·1 to 4·9)	0·4 (0 to 2)	0·4 (0 to 1·8)	0·2 (0 to 1·1)	0·1 (0 to 0·7)	0·1 (0 to 0·4)	0 (0 to 0·1)	0 (0 to 0)	0 (0 to 0)	0 (0 to 0)	0 (0 to 0)	0 (0 to 0)	7·1
HIV/AIDS - Extensively drug-resistant Tuberculosis	0 (0 to 0)	0 (0 to 0)	0·1 (0 to 0·2)	0 (0 to 0·2)	0 (0 to 0·1)	0 (0 to 0·2)	0·1 (0 to 0·3)	0·1 (0 to 0·4)	0·1 (0 to 0·6)	0·2 (0 to 0·9)	0·1 (0 to 0·6)	0·2 (0 to 0·8)	0·1 (0 to 0·3)	0·1 (0 to 0·3)	0 (0 to 0·2)	0 (0 to 0·1)	0 (0 to 0·1)	0 (0 to 0)	0 (0 to 0)	0 (0 to 0)	0 (0 to 0)	0 (0 to 0)	0 (0 to 0)	1·2
HIV/AIDS resulting in other diseases	0 (0 to 0)	0 (0 to 0)	32·4 (22 to 45·4)	21·5 (15 to 29·9)	20·4 (14·1 to 28·3)	23 (16·1 to 31·3)	44·1 (31·9 to 58·5)	57·2 (40 to 77·3)	98·5 (71·5 to 132)	131 (93·9 to 174)	103 (73·3 to 139)	121 (83·6 to 165)	53·2 (38·5 to 71·7)	46·5 (33·2 to 62)	28·3 (19·7 to 38·2)	16·4 (11·2 to 22·2)	10·3 (7·2 to 13·9)	2·2 (1·4 to 3·3)	0·9 (0·6 to 1·3)	0·2 (0·1 to 0·3)	0·1 (0·1 to 0·1)	0 (0 to 0)	0 (0 to 0)	810
Sexually transmitted infections excluding HIV	51·5 (34·2 to 75·5)	6·2 (3·2 to 10·8)	11·5 (5·5 to 21)	0·3 (0·1 to 0·5)	0·1 (0·1 to 0·2)	1·8 ([illegible])	7·2 ([illegible])	13·9 ([illegible])	19·8 ([illegible])	25 ([illegible])	24·1 ([illegible])	20·8 ([illegible])	15·2 ([illegible])	8 ([illegible])	5·5 ([illegible])	3·8 ([illegible])	2·7 ([illegible])	1·7 ([illegible])	1·1 ([illegible])	0·7 ([illegible])	0·4 ([illegible])	0·1 ([illegible])	0·1 ([illegible])	221
Syphilis	51·5 (34·2 to 75·5)	6·2 (3·2 to 10·8)	11·5 (5·5 to 21)	0·3 (0·1 to 0·5)	0·1 (0·1 to 0·2)	[illegible]	[illegible]	[illegible]	[illegible]	[illegible]	[illegible]	[illegible]	[illegible]	[illegible]	[illegible]	[illegible]	[illegible]	[illegible]	[illegible]	[illegible]	[illegible]	[illegible]	0 (0 to 0)	76·8
Chlamydial infection	0 (0 to 0)	0 (0 to 0)	0 (0 to 0)	0 (0 to 0)	0 (0 to 0)	[illegible]	[illegible]	[illegible]	[illegible]	[illegible]	[illegible]	[illegible]	[illegible]	[illegible]	[illegible]	[illegible]	[illegible]	[illegible]	[illegible]	[illegible]	[illegible]	[illegible]	0 (0 to 0)	14·7
Gonococcal infection	0 (0 to 0)	0 (0 to 0)	0 (0 to 0)	0 (0 to 0)	0 (0 to 0)	[illegible]	[illegible]	[illegible]	[illegible]	[illegible]	[illegible]	[illegible]	[illegible]	[illegible]	[illegible]	[illegible]	[illegible]	[illegible]	[illegible]	[illegible]	[illegible]	[illegible]	0 (0 to 0)	18·6
Trichomoniasis	0 (0 to 0)	0 (0 to 0)	0 (0 to 0)	0 (0 to 0)	0 (0 to 0)	[illegible]	[illegible]	[illegible]	[illegible]	[illegible]	[illegible]	[illegible]	[illegible]	[illegible]	[illegible]	[illegible]	[illegible]	[illegible]	[illegible]	[illegible]	[illegible]	[illegible]	0 (0 to 0)	46·2
Genital herpes	0 (0 to 0)	[illegible]	[illegible]	[illegible]	[illegible]	[illegible]	[illegible]	[illegible]	[illegible]	[illegible]	[illegible]	[illegible]	[illegible]	[illegible]	[illegible]	[illegible]	[illegible]	[illegible]	[illegible]	[illegible]	[illegible]	[illegible]	0 (0 to 0)	29·5
Other sexually transmitted infections	0 (0 to 0)	[illegible]	[illegible]	[illegible]	[illegible]	[illegible]	[illegible]	[illegible]	[illegible]	[illegible]	[illegible]	[illegible]	[illegible]	[illegible]	[illegible]	[illegible]	[illegible]	[illegible]	[illegible]	[illegible]	[illegible]	[illegible]	0 (0 to 0)	35·6
Respiratory infections and tuberculosis	107 (72·4 to 147)	[illegible]	[illegible]	[illegible]	[illegible]	[illegible]	[illegible]	[illegible]	[illegible]	[illegible]	[illegible]	[illegible]	[illegible]	[illegible]	[illegible]	[illegible]	[illegible]	[illegible]	[illegible]	[illegible]	[illegible]	[illegible]	[illegible]	3,800
Tuberculosis	0 (0 to 0)	[illegible]	[illegible]	[illegible]	[illegible]	[illegible]	[illegible]	[illegible]	[illegible]	[illegible]	[illegible]	[illegible]	[illegible]	[illegible]	[illegible]	[illegible]	[illegible]	[illegible]	[illegible]	[illegible]	[illegible]	[illegible]	[illegible]	298
Latent tuberculosis infection	0 (0 to 0)	[illegible]	[illegible]	[illegible]	[illegible]	[illegible]	[illegible]	[illegible]	[illegible]	[illegible]	[illegible]	[illegible]	[illegible]	[illegible]	[illegible]	[illegible]	[illegible]	[illegible]	[illegible]	[illegible]	[illegible]	[illegible]	0 (0 to 0)	0
Drug-susceptible tuberculosis	0 (0 to 0)	[illegible]	[illegible]	[illegible]	[illegible]	[illegible]	[illegible]	[illegible]	[illegible]	[illegible]	[illegible]	[illegible]	[illegible]	[illegible]	[illegible]	[illegible]	[illegible]	[illegible]	[illegible]	[illegible]	[illegible]	[illegible]	[illegible]	279
Multidrug-resistant tuberculosis without extensive drug resistanc	0 (0 to 0)	[illegible]	[illegible]	[illegible]	[illegible]	[illegible]	[illegible]	[illegible]	[illegible]	[illegible]	[illegible]	[illegible]	[illegible]	[illegible]	[illegible]	[illegible]	[illegible]	[illegible]	[illegible]	[illegible]	[illegible]	[illegible]	[illegible]	16·2
Extensively drug-resistant tuberculosis	0 (0 to 0)	[illegible]	[illegible]	[illegible]	[illegible]	[illegible]	[illegible]	[illegible]	[illegible]	[illegible]	[illegible]	[illegible]	[illegible]	[illegible]	[illegible]	[illegible]	[illegible]	[illegible]	[illegible]	[illegible]	[illegible]	[illegible]	0 (0 to 0)	2·6
Lower respiratory infections	107 (72 to 147)	[illegible]	[illegible]	[illegible]	[illegible]	[illegible]	[illegible]	[illegible]	[illegible]	[illegible]	[illegible]	[illegible]	[illegible]	[illegible]	[illegible]	[illegible]	[illegible]	[illegible]	[illegible]	[illegible]	[illegible]	[illegible]	[illegible]	2,900
Upper respiratory infections	0·4 (0·2 to 0·7)	[illegible]	[illegible]	[illegible]	[illegible]	[illegible]	[illegible]	[illegible]	[illegible]	[illegible]	[illegible]	[illegible]	[illegible]	[illegible]	[illegible]	[illegible]	[illegible]	[illegible]	[illegible]	[illegible]	[illegible]	[illegible]	[illegible]	481
Otitis media	0 (0 to 0·1)	[illegible]	[illegible]	[illegible]	[illegible]	[illegible]	[illegible]	[illegible]	[illegible]	[illegible]	[illegible]	[illegible]	[illegible]	[illegible]	[illegible]	[illegible]	[illegible]	[illegible]	[illegible]	[illegible]	[illegible]	[illegible]	[illegible]	121
Enteric infections	3·8 (2·4 to 5·7)	[illegible]	[illegible]	[illegible]	[illegible]	[illegible]	[illegible]	[illegible]	[illegible]	[illegible]	[illegible]	[illegible]	[illegible]	[illegible]	[illegible]	[illegible]	[illegible]	[illegible]	[illegible]	[illegible]	[illegible]	[illegible]	[illegible]	947
Diarrheal diseases	3·8 (2·4 to 5·7)	[illegible]	[illegible]	[illegible]	[illegible]	[illegible]	[illegible]	[illegible]	[illegible]	[illegible]	[illegible]	[illegible]	[illegible]	[illegible]	[illegible]	[illegible]	[illegible]	[illegible]	[illegible]	[illegible]	[illegible]	[illegible]	[illegible]	942
Typhoid and paratyphoid	0 (0 to 0)	[illegible]	[illegible]	[illegible]	[illegible]	[illegible]	[illegible]	[illegible]	[illegible]	[illegible]	[illegible]	[illegible]	[illegible]	[illegible]	[illegible]	[illegible]	[illegible]	[illegible]	[illegible]	[illegible]	[illegible]	[illegible]	0 (0 to 0)	0·6
Typhoid fever	0 (0 to 0)	[illegible]	[illegible]	[illegible]	[illegible]	[illegible]	[illegible]	[illegible]	[illegible]	[illegible]	[illegible]	[illegible]	[illegible]	[illegible]	[illegible]	[illegible]	[illegible]	[illegible]	[illegible]	[illegible]	[illegible]	[illegible]	0 (0 to 0)	0·4
Paratyphoid fever	0 (0 to 0)	[illegible]	[illegible]	[illegible]	[illegible]	[illegible]	[illegible]	[illegible]	[illegible]	[illegible]	[illegible]	[illegible]	[illegible]	[illegible]	[illegible]	[illegible]	[illegible]	[illegible]	[illegible]	[illegible]	[illegible]	[illegible]	0 (0 to 0)	0·2
Invasive Non-typhoidal Salmonella (iNTS)	0 (0 to 0)	[illegible]	[illegible]	[illegible]	[illegible]	[illegible]	[illegible]	[illegible]	[illegible]	[illegible]	[illegible]	[illegible]	[illegible]	[illegible]	[illegible]	[illegible]	[illegible]	[illegible]	[illegible]	[illegible]	[illegible]	[illegible]	0 (0 to 0)	1·7
Other intestinal infectious diseases	0 (0 to 0)	[illegible]	[illegible]	[illegible]	[illegible]	[illegible]	[illegible]	[illegible]	[illegible]	[illegible]	[illegible]	[illegible]	[illegible]	[illegible]	[illegible]	[illegible]	[illegible]	[illegible]	[illegible]	[illegible]	[illegible]	[illegible]	0 (0 to 0)	2·5
Neglected tropical diseases and malaria	3·2 (1·3 to 5·3)	[illegible]	[illegible]	[illegible]	[illegible]	[illegible]	[illegible]	[illegible]	[illegible]	[illegible]	[illegible]	[illegible]	[illegible]	[illegible]	[illegible]	[illegible]	[illegible]	[illegible]	[illegible]	[illegible]	[illegible]	[illegible]	[illegible]	853
Malaria	0 (0 to 0)	[illegible]	[illegible]	[illegible]	[illegible]	[illegible]	[illegible]	[illegible]	[illegible]	[illegible]	[illegible]	[illegible]	[illegible]	[illegible]	[illegible]	[illegible]	[illegible]	[illegible]	[illegible]	[illegible]	[illegible]	[illegible]	0 (0 to 0)	254
Chagas disease	0 (0 to 0)	[illegible]	[illegible]	[illegible]	[illegible]	[illegible]	[illegible]	[illegible]	[illegible]	[illegible]	[illegible]	[illegible]	[illegible]	[illegible]	[illegible]	[illegible]	[illegible]	[illegible]	[illegible]	[illegible]	[illegible]	[illegible]	[illegible]	89·7
Leishmaniasis	0 (0 to 0)	[illegible]	[illegible]	[illegible]	[illegible]	[illegible]	[illegible]	[illegible]	[illegible]	[illegible]	[illegible]	[illegible]	[illegible]	[illegible]	[illegible]	[illegible]	[illegible]	[illegible]	[illegible]	[illegible]	[illegible]	[illegible]	[illegible]	39·9
Visceral leishmaniasis	0 (0 to 0)	[illegible]	[illegible]	[illegible]	[illegible]	[illegible]	[illegible]	[illegible]	[illegible]	[illegible]	[illegible]	[illegible]	[illegible]	[illegible]	[illegible]	[illegible]	[illegible]	[illegible]	[illegible]	[illegible]	[illegible]	[illegible]	0 (0 to 0)	1·3
Cutaneous and mucocutaneous leishmaniasis	0 (0 to 0)	[illegible]	[illegible]	[illegible]	[illegible]	[illegible]	[illegible]	[illegible]	[illegible]	[illegible]	[illegible]	[illegible]	[illegible]	[illegible]	[illegible]	[illegible]	[illegible]	[illegible]	[illegible]	[illegible]	[illegible]	[illegible]	[illegible]	38·6
African trypanosomiasis	0 (0 to 0)	[illegible]	[illegible]	[illegible]	[illegible]	[illegible]	[illegible]	[illegible]	[illegible]	[illegible]	[illegible]	[illegible]	[illegible]	[illegible]	[illegible]	[illegible]	[illegible]	[illegible]	[illegible]	[illegible]	[illegible]	[illegible]	0 (0 to 0)	0
Schistosomiasis	0 (0 to 0)	[illegible]	[illegible]	[illegible]	[illegible]	[illegible]	[illegible]	[illegible]	[illegible]	[illegible]	[illegible]	[illegible]	[illegible]	[illegible]	[illegible]	[illegible]	[illegible]	[illegible]	[illegible]	[illegible]	[illegible]	[illegible]	0 (0 to 0)	0
Cysticercosis	0 (0 to 0)	[illegible]	[illegible]	[illegible]	[illegible]	[illegible]	[illegible]	[illegible]	[illegible]	[illegible]	[illegible]	[illegible]	[illegible]	[illegible]	[illegible]	[illegible]	[illegible]	[illegible]	[illegible]	[illegible]	[illegible]	[illegible]	[illegible]	92·7
Cystic echinococcosis	0 (0 to 0)	[illegible]	[illegible]	[illegible]	[illegible]	[illegible]	[illegible]	[illegible]	[illegible]	[illegible]	[illegible]	[illegible]	[illegible]	[illegible]	[illegible]	[illegible]	[illegible]	[illegible]	[illegible]	[illegible]	[illegible]	[illegible]	0 (0 to 0)	0·4
Lymphatic filariasis	0 (0 to 0)	[illegible]	[illegible]	[illegible]	[illegible]	[illegible]	[illegible]	[illegible]	[illegible]	[illegible]	[illegible]	[illegible]	[illegible]	[illegible]	[illegible]	[illegible]	[illegible]	[illegible]	[illegible]	[illegible]	[illegible]	[illegible]	0 (0 to 0)	0
Onchocerciasis	0 (0 to 0)	[illegible]	[illegible]	[illegible]	[illegible]	[illegible]	[illegible]	[illegible]	[illegible]	[illegible]	[illegible]	[illegible]	[illegible]	[illegible]	[illegible]	[illegible]	[illegible]	[illegible]	[illegible]	[illegible]	[illegible]	[illegible]	0 (0 to 0)	0
Trachoma	0 (0 to 0)	[illegible]	[illegible]	[illegible]	[illegible]	[illegible]	[illegible]	[illegible]	[illegible]	[illegible]	[illegible]	[illegible]	[illegible]	[illegible]	[illegible]	[illegible]	[illegible]	[illegible]	[illegible]	[illegible]	[illegible]	[illegible]	0 (0 to 0)	0
Dengue	0 (0 to 0)	[illegible]	[illegible]	[illegible]	[illegible]	[illegible]	[illegible]	[illegible]	[illegible]	[illegible]	[illegible]	[illegible]	[illegible]	[illegible]	[illegible]	[illegible]	[illegible]	[illegible]	[illegible]	[illegible]	[illegible]	[illegible]	[illegible]	125
Yellow fever	0 (0 to 0)	[illegible]	[illegible]	[illegible]	[illegible]	[illegible]	[illegible]	[illegible]	[illegible]	[illegible]	[illegible]	[illegible]	[illegible]	[illegible]	[illegible]	[illegible]	[illegible]	[illegible]	[illegible]	[illegible]	[illegible]	[illegible]	0 (0 to 0)	0·6
Rabies	0 (0 to 0)	[illegible]	[illegible]	[illegible]	[illegible]	[illegible]	[illegible]	[illegible]	[illegible]	[illegible]	[illegible]	[illegible]	[illegible]	[illegible]	[illegible]	[illegible]	[illegible]	[illegible]	[illegible]	[illegible]	[illegible]	[illegible]	0 (0 to 0)	0·5
Intestinal nematode infections	0 (0 to 0)	[illegible]	[illegible]	[illegible]	[illegible]	[illegible]	[illegible]	[illegible]	[illegible]	[illegible]	[illegible]	[illegible]	[illegible]	[illegible]	[illegible]	[illegible]	[illegible]	[illegible]	[illegible]	[illegible]	[illegible]	[illegible]	0 (0 to 0)	132
Ascariasis	0 (0 to 0)	[illegible]	[illegible]	[illegible]	[illegible]	[illegible]	[illegible]	[illegible]	[illegible]	[illegible]	[illegible]	[illegible]	[illegible]	[illegible]	[illegible]	[illegible]	[illegible]	[illegible]	[illegible]	[illegible]	[illegible]	[illegible]	0 (0 to 0)	2·6
Trichuriasis	0 (0 to 0)	[illegible]	[illegible]	[illegible]	[illegible]	[illegible]	[illegible]	[illegible]	[illegible]	[illegible]	[illegible]	[illegible]	[illegible]	[illegible]	[illegible]	[illegible]	[illegible]	[illegible]	[illegible]	[illegible]	[illegible]	[illegible]	0 (0 to 0)	15·6
Hookworm disease	0 (0 to 0)	[illegible]	[illegible]	[illegible]	[illegible]	[illegible]	[illegible]	[illegible]	[illegible]	[illegible]	[illegible]	[illegible]	[illegible]	[illegible]	[illegible]	[illegible]	[illegible]	[illegible]	[illegible]	[illegible]	[illegible]	[illegible]	0 (0 to 0)	114
Food-borne trematodiases	0 (0 to 0)	[illegible]	[illegible]	[illegible]	[illegible]	[illegible]	[illegible]	[illegible]	[illegible]	[illegible]	[illegible]	[illegible]	[illegible]	[illegible]	[illegible]	[illegible]	[illegible]	[illegible]	[illegible]	[illegible]	[illegible]	[illegible]	0 (0 to 0)	0
Leprosy	0 (0 to 0)	[illegible]	[illegible]	[illegible]	[illegible]	[illegible]	[illegible]	[illegible]	[illegible]	[illegible]	[illegible]	[illegible]	[illegible]	[illegible]	[illegible]	[illegible]	[illegible]	[illegible]	[illegible]	[illegible]	[illegible]	[illegible]	0 (0 to 0)	2·6
Ebola	0 (0 to 0)	[illegible]	[illegible]	[illegible]	[illegible]	[illegible]	[illegible]	[illegible]	[illegible]	[illegible]	[illegible]	[illegible]	[illegible]	[illegible]	[illegible]	[illegible]	[illegible]	[illegible]	[illegible]	[illegible]	[illegible]	[illegible]	0 (0 to 0)	0
Zika virus	0 (0 to 0)	[illegible]	[illegible]	[illegible]	[illegible]	[illegible]	[illegible]	[illegible]	[illegible]	[illegible]	[illegible]	[illegible]	[illegible]	[illegible]	[illegible]	[illegible]	[illegible]	[illegible]	[illegible]	[illegible]	[illegible]	[illegible]	0 (0 to 0)	0·7
Guinea worm disease	0 (0 to 0)	[illegible]	[illegible]	[illegible]	[illegible]	[illegible]	[illegible]	[illegible]	[illegible]	[illegible]	[illegible]	[illegible]	[illegible]	[illegible]	[illegible]	[illegible]	[illegible]	[illegible]	[illegible]	[illegible]	[illegible]	[illegible]	0 (0 to 0)	0
Other neglected tropical diseases	3·2 (1·3 to 5·3)	[illegible]	[illegible]	[illegible]	[illegible]	[illegible]	[illegible]	[illegible]	[illegible]	[illegible]	[illegible]	[illegible]	[illegible]	[illegible]	[illegible]	[illegible]	[illegible]	[illegible]	[illegible]	[illegible]	[illegible]	[illegible]	[illegible]	114
Other infectious diseases	11·1 (6·3 to 16·4)	[illegible]	[illegible]	[illegible]	[illegible]	[illegible]	[illegible]	[illegible]	[illegible]	[illegible]	[illegible]	[illegible]	[illegible]	[illegible]	[illegible]	[illegible]	[illegible]	[illegible]	[illegible]	[illegible]	[illegible]	[illegible]	[illegible]	545
Meningitis	1·4 (0·9 to 2)	[illegible]	[illegible]	[illegible]	[illegible]	[illegible]	[illegible]	[illegible]	[illegible]	[illegible]	[illegible]	[illegible]	[illegible]	[illegible]	[illegible]	[illegible]	[illegible]	[illegible]	[illegible]	[illegible]	[illegible]	[illegible]	[illegible]	182
Encephalitis	0·4 (0·2 to 0·8)	[illegible]	[illegible]	[illegible]	[illegible]	[illegible]	[illegible]	[illegible]	[illegible]	[illegible]	[illegible]	[illegible]	[illegible]	[illegible]	[illegible]	[illegible]	[illegible]	[illegible]	[illegible]	[illegible]	[illegible]	[illegible]	0 (0 to 0)	27·6
Diphtheria	0 (0 to 0)	[illegible]	[illegible]	[illegible]	[illegible]	[illegible]	[illegible]	[illegible]	[illegible]	[illegible]	[illegible]	[illegible]	[illegible]	[illegible]	[illegible]	[illegible]	[illegible]	[illegible]	[illegible]	[illegible]	[illegible]	[illegible]	0 (0 to 0)	0
Tetanus	0·4 (0·2 to 0·8)	[illegible]	[illegible]	[illegible]	[illegible]	[illegible]	[illegible]	[illegible]	[illegible]	[illegible]	[illegible]	[illegible]	[illegible]	[illegible]	[illegible]	[illegible]	[illegible]	[illegible]	[illegible]	[illegible]	[illegible]	[illegible]	0 (0 to 0)	3·4
Measles	0 (0 to 0)	[illegible]	[illegible]	[illegible]	[illegible]	[illegible]	[illegible]	[illegible]	[illegible]	[illegible]	[illegible]	[illegible]	[illegible]	[illegible]	[illegible]	[illegible]	[illegible]	[illegible]	[illegible]	[illegible]	[illegible]	[illegible]	0 (0 to 0)	0·1
Varicella and herpes zoster	0·7 (0·1 to 1·3)	[illegible]	[illegible]	[illegible]	[illegible]	[illegible]	[illegible]	[illegible]	[illegible]	[illegible]	[illegible]	[illegible]	[illegible]	[illegible]	[illegible]	[illegible]	[illegible]	[illegible]	[illegible]	[illegible]	[illegible]	[illegible]	[illegible]	63·9
Acute hepatitis	0 (0 to 0)	[illegible]	[illegible]	[illegible]	[illegible]	[illegible]	[illegible]	[illegible]	[illegible]	[illegible]	[illegible]	[illegible]	[illegible]	[illegible]	[illegible]	[illegible]	[illegible]	[illegible]	[illegible]	[illegible]	[illegible]	[illegible]	0 (0 to 0)	40·7
Acute hepatitis A	0 (0 to 0)	[illegible]	[illegible]	[illegible]	[illegible]	[illegible]	[illegible]	[illegible]	[illegible]	[illegible]	[illegible]	[illegible]	[illegible]	[illegible]	[illegible]	[illegible]	[illegible]	[illegible]	[illegible]	[illegible]	[illegible]	[illegible]	0 (0 to 0)	22
Acute hepatitis B	0 (0 to 0)	[illegible]	[illegible]	[illegible]	[illegible]	[illegible]	[illegible]	[illegible]	[illegible]	[illegible]	[illegible]	[illegible]	[illegible]	[illegible]	[illegible]	[illegible]	[illegible]	[illegible]	[illegible]	[illegible]	[illegible]	[illegible]	0 (0 to 0)	15·2
Acute hepatitis C	0 (0 to 0)	[illegible]	[illegible]	[illegible]	[illegible]	[illegible]	[illegible]	[illegible]	[illegible]	[illegible]	[illegible]	[illegible]	[illegible]	[illegible]	[illegible]	[illegible]	[illegible]	[illegible]	[illegible]	[illegible]	[illegible]	[illegible]	0 (0 to 0)	1·8
Acute hepatitis E	0 (0 to 0)	[illegible]	[illegible]	[illegible]	[illegible]	[illegible]	[illegible]	[illegible]	[illegible]	[illegible]	[illegible]	[illegible]	[illegible]	[illegible]	[illegible]	[illegible]	[illegible]	[illegible]	[illegible]	[illegible]	[illegible]	[illegible]	0 (0 to 0)	1·7
Other unspecified infectious diseases	8·2 (3·6 to 13·2)	[illegible]	[illegible]	[illegible]	[illegible]	[illegible]	[illegible]	[illegible]	[illegible]	[illegible]	[illegible]	[illegible]	[illegible]	[illegible]	[illegible]	[illegible]	[illegible]	[illegible]	[illegible]	[illegible]	[illegible]	[illegible]	[illegible]	204
Maternal and neonatal disorders	6,540 (5,470 to 7,770)	[illegible]	[illegible]	[illegible]	[illegible]	[illegible]	[illegible]	[illegible]	[illegible]	[illegible]	[illegible]	[illegible]	[illegible]	[illegible]	[illegible]	[illegible]	[illegible]	[illegible]	[illegible]	[illegible]	[illegible]	[illegible]	0 (0 to 0)	10,700
Maternal disorders	0 (0 to 0)	[illegible]	[illegible]	[illegible]	[illegible]	[illegible]	[illegible]	[illegible]	[illegible]	[illegible]	[illegible]	[illegible]	[illegible]	[illegible]	[illegible]	[illegible]	[illegible]	[illegible]	[illegible]	[illegible]	[illegible]	[illegible]	0 (0 to 0)	741
Maternal hemorrhage	0 (0 to 0)	[illegible]	[illegible]	[illegible]	[illegible]	[illegible]	[illegible]	[illegible]	[illegible]	[illegible]	[illegible]	[illegible]	[illegible]	[illegible]	[illegible]	[illegible]	[illegible]	[illegible]	[illegible]	[illegible]	[illegible]	[illegible]	0 (0 to 0)	147
Maternal sepsis and other maternal infections	0 (0 to 0)	[illegible]	[illegible]	[illegible]	[illegible]	[illegible]	[illegible]	[illegible]	[illegible]	[illegible]	[illegible]	[illegible]	[illegible]	[illegible]	[illegible]	[illegible]	[illegible]	[illegible]	[illegible]	[illegible]	[illegible]	[illegible]	0 (0 to 0)	55·1
Maternal hypertensive disorders	0 (0 to 0)	[illegible]	[illegible]	[illegible]	[illegible]	[illegible]	[illegible]	[illegible]	[illegible]	[illegible]	[illegible]	[illegible]	[illegible]	[illegible]	[illegible]	[illegible]	[illegible]	[illegible]	[illegible]	[illegible]	[illegible]	[illegible]	0 (0 to 0)	181
Maternal obstructed labor and uterine rupture	0 (0 to 0)	[illegible]	[illegible]	[illegible]	[illegible]	[illegible]	[illegible]	[illegible]	[illegible]	[illegible]	[illegible]	[illegible]	[illegible]	[illegible]	[illegible]	[illegible]	[illegible]	[illegible]	[illegible]	[illegible]	[illegible]	[illegible]	0 (0 to 0)	19·2
Maternal abortion and miscarriage	0 (0 to 0)	[illegible]	[illegible]	[illegible]	[illegible]	[illegible]	[illegible]	[illegible]	[illegible]	[illegible]	[illegible]	[illegible]	[illegible]	[illegible]	[illegible]	[illegible]	[illegible]	[illegible]	[illegible]	[illegible]	[illegible]	[illegible]	0 (0 to 0)	86·9
Ectopic pregnancy	0 (0 to 0)	[illegible]	[illegible]	[illegible]	[illegible]	[illegible]	[illegible]	[illegible]	[illegible]	[illegible]	[illegible]	[illegible]	[illegible]	[illegible]	[illegible]	[illegible]	[illegible]	[illegible]	[illegible]	[illegible]	[illegible]	[illegible]	0 (0 to 0)	26·4
Indirect maternal deaths	--	[illegible]	[illegible]	[illegible]	[illegible]	[illegible]	[illegible]	[illegible]	[illegible]	[illegible]	[illegible]	[illegible]	[illegible]	[illegible]	[illegible]	[illegible]	[illegible]	[illegible]	[illegible]	[illegible]	[illegible]	[illegible]	--	NA
Late maternal deaths	--	[illegible]	[illegible]	[illegible]	[illegible]	[illegible]	[illegible]	[illegible]	[illegible]	[illegible]	[illegible]	[illegible]	[illegible]	[illegible]	[illegible]	[illegible]	[illegible]	[illegible]	[illegible]	[illegible]	[illegible]	[illegible]	--	NA
Maternal deaths aggravated by HIV/AIDS	--	[illegible]	[illegible]	[illegible]	[illegible]	[illegible]	[illegible]	[illegible]	[illegible]	[illegible]	[illegible]	[illegible]	[illegible]	[illegible]	[illegible]	[illegible]	[illegible]	[illegible]	[illegible]	[illegible]	[illegible]	[illegible]	--	NA
Neonatal disorders	6,540 (5,470 to 7,770)	[illegible]	[illegible]	[illegible]	[illegible]	[illegible]	[illegible]	[illegible]	[illegible]	[illegible]	[illegible]	[illegible]	[illegible]	[illegible]	[illegible]	[illegible]	[illegible]	[illegible]	[illegible]	[illegible]	[illegible]	[illegible]	0 (0 to 0)	9,930
Neonatal preterm birth	2,690 (2,070 to 3,440)	[illegible]	[illegible]	[illegible]	[illegible]	[illegible]	[illegible]	[illegible]	[illegible]	[illegible]	[illegible]	[illegible]	[illegible]	[illegible]	[illegible]	[illegible]	[illegible]	[illegible]	[illegible]	[illegible]	[illegible]	[illegible]	0 (0 to 0)	3,850
Neonatal encephalopathy due to birth asphyxia and trauma	1,560 (1,110 to 2,150)	[illegible]	[illegible]	[illegible]	[illegible]	[illegible]	[illegible]	[illegible]	[illegible]	[illegible]	[illegible]	[illegible]	[illegible]	[illegible]	[illegible]	[illegible]	[illegible]	[illegible]	[illegible]	[illegible]	[illegible]	[illegible]	0 (0 to 0)	1,990
Neonatal sepsis and other neonatal infections	1,200 (891 to 1,590)	[illegible]	[illegible]	[illegible]	[illegible]	[illegible]	[illegible]	[illegible]	[illegible]	[illegible]	[illegible]	[illegible]	[illegible]	[illegible]	[illegible]	[illegible]	[illegible]	[illegible]	[illegible]	[illegible]	[illegible]	[illegible]	0 (0 to 0)	2,560
Hemolytic disease and other neonatal jaundice	44·2 (27·1 to 67·3)	[illegible]	[illegible]	[illegible]	[illegible]	[illegible]	[illegible]	[illegible]	[illegible]	[illegible]	[illegible]	[illegible]	[illegible]	[illegible]	[illegible]	[illegible]	[illegible]	[illegible]	[illegible]	[illegible]	[illegible]	[illegible]	0 (0 to 0)	115
Other neonatal disorders	1,040 (734 to 1,420)	[illegible]	[illegible]	[illegible]	[illegible]	[illegible]	[illegible]	[illegible]	[illegible]	[illegible]	[illegible]	[illegible]	[illegible]	[illegible]	[illegible]	[illegible]	[illegible]	[illegible]	[illegible]	[illegible]	[illegible]	[illegible]	0 (0 to 0)	1,410
Nutritional deficiencies	0·2 (0·1 to 0·4)	[illegible]	[illegible]	[illegible]	[illegible]	[illegible]	[illegible]	[illegible]	[illegible]	[illegible]	[illegible]	[illegible]	[illegible]	[illegible]	[illegible]	[illegible]	[illegible]	[illegible]	[illegible]	[illegible]	[illegible]	[illegible]	[illegible]	2,110
Protein-energy malnutrition	0·2 (0·1 to 0·3)	[illegible]	[illegible]	[illegible]	[illegible]	[illegible]	[illegible]	[illegible]	[illegible]	[illegible]	[illegible]	[illegible]	[illegible]	[illegible]	[illegible]	[illegible]	[illegible]	[illegible]	[illegible]	[illegible]	[illegible]	[illegible]	[illegible]	352
Iodine deficiency	0 (0 to 0)	[illegible]	[illegible]	[illegible]	[illegible]	[illegible]	[illegible]	[illegible]	[illegible]	[illegible]	[illegible]	[illegible]	[illegible]	[illegible]	[illegible]	[illegible]	[illegible]	[illegible]	[illegible]	[illegible]	[illegible]	[illegible]	0 (0 to 0)	5·6
Vitamin A deficiency	0 (0 to 0·1)	[illegible]	[illegible]	[illegible]	[illegible]	[illegible]	[illegible]	[illegible]	[illegible]	[illegible]	[illegible]	[illegible]	[illegible]	[illegible]	[illegible]	[illegible]	[illegible]	[illegible]	[illegible]	[illegible]	[illegible]	[illegible]	0 (0 to 0)	38·6
Dietary iron deficiency	0 (0 to 0·1)	[illegible]	[illegible]	[illegible]	[illegible]	[illegible]	[illegible]	[illegible]	[illegible]	[illegible]	[illegible]	[illegible]	[illegible]	[illegible]	[illegible]	[illegible]	[illegible]	[illegible]	[illegible]	[illegible]	[illegible]	[illegible]	[illegible]	1,690
Other nutritional deficiencies	0 (0 to 0)	[illegible]	[illegible]	[illegible]	[illegible]	[illegible]	[illegible]	[illegible]	[illegible]	[illegible]	[illegible]	[illegible]	[illegible]	[illegible]	[illegible]	[illegible]	[illegible]	[illegible]	[illegible]	[illegible]	[illegible]	[illegible]	[illegible]	30·2
Non-communicable diseases	1,300 (852 to 1,800)	[illegible]	[illegible]	[illegible]	[illegible]	[illegible]	[illegible]	[illegible]	[illegible]	[illegible]	[illegible]	[illegible]	[illegible]	[illegible]	[illegible]	[illegible]	[illegible]	[illegible]	[illegible]	[illegible]	[illegible]	[illegible]	[illegible]	68,700
Neoplasms	5·1 (3·9 to 6·6)	[illegible]	[illegible]	[illegible]	[illegible]	[illegible]	[illegible]	[illegible]	[illegible]	[illegible]	[illegible]	[illegible]	[illegible]	[illegible]	[illegible]	[illegible]	[illegible]	[illegible]	[illegible]	[illegible]	[illegible]	[illegible]	[illegible]	8,430
Lip and oral cavity cancer	0 (0 to 0)	[illegible]	[illegible]	[illegible]	[illegible]	[illegible]	[illegible]	[illegible]	[illegible]	[illegible]	[illegible]	[illegible]	[illegible]	[illegible]	[illegible]	[illegible]	[illegible]	[illegible]	[illegible]	[illegible]	[illegible]	[illegible]	[illegible]	111
Nasopharynx cancer	0 (0 to 0)	[illegible]	[illegible]	[illegible]	[illegible]	[illegible]	[illegible]	[illegible]	[illegible]	[illegible]	[illegible]	[illegible]	[illegible]	[illegible]	[illegible]	[illegible]	[illegible]	[illegible]	[illegible]	[illegible]	[illegible]	[illegible]	0 (0 to 0)	6·3
Other pharynx cancer	0 (0 to 0)	[illegible]	[illegible]	[illegible]	[illegible]	[illegible]	[illegible]	[illegible]	[illegible]	[illegible]	[illegible]	[illegible]	[illegible]	[illegible]	[illegible]	[illegible]	[illegible]	[illegible]	[illegible]	[illegible]	[illegible]	[illegible]	[illegible]	61·6
Esophageal cancer	0 (0 to 0)	[illegible]	[illegible]	[illegible]	[illegible]	[illegible]	[illegible]	[illegible]	[illegible]	[illegible]	[illegible]	[illegible]	[illegible]	[illegible]	[illegible]	[illegible]	[illegible]	[illegible]	[illegible]	[illegible]	[illegible]	[illegible]	[illegible]	84·3
Stomach cancer	0 (0 to 0)	[illegible]	[illegible]	[illegible]	[illegible]	[illegible]	[illegible]	[illegible]	[illegible]	[illegible]	[illegible]	[illegible]	[illegible]	[illegible]	[illegible]	[illegible]	[illegible]	[illegible]	[illegible]	[illegible]	[illegible]	[illegible]	[illegible]	711
Colon and rectum cancer	0 (0 to 0)	[illegible]	[illegible]	[illegible]	[illegible]	[illegible]	[illegible]	[illegible]	[illegible]	[illegible]	[illegible]	[illegible]	[illegible]	[illegible]	[illegible]	[illegible]	[illegible]	[illegible]	[illegible]	[illegible]	[illegible]	[illegible]	[illegible]	470
Liver cancer	0·2 (0·1 to 0·3)	[illegible]	[illegible]	[illegible]	[illegible]	[illegible]	[illegible]	[illegible]	[illegible]	[illegible]	[illegible]	[illegible]	[illegible]	[illegible]	[illegible]	[illegible]	[illegible]	[illegible]	[illegible]	[illegible]	[illegible]	[illegible]	[illegible]	119
Liver cancer due to hepatitis B	0 (0 to 0)	[illegible]	[illegible]	[illegible]	[illegible]	[illegible]	[illegible]	[illegible]	[illegible]	[illegible]	[illegible]	[illegible]	[illegible]	[illegible]	[illegible]	[illegible]	[illegible]	[illegible]	[illegible]	[illegible]	[illegible]	[illegible]	0 (0 to 0)	21·1
Liver cancer due to hepatitis C	0 (0 to 0)	[illegible]	[illegible]	[illegible]	[illegible]	[illegible]	[illegible]	[illegible]	[illegible]	[illegible]	[illegible]	[illegible]	[illegible]	[illegible]	[illegible]	[illegible]	[illegible]	[illegible]	[illegible]	[illegible]	[illegible]	[illegible]	[illegible]	48·5
Liver cancer due to alcohol use	0 (0 to 0)	[illegible]	[illegible]	[illegible]	[illegible]	[illegible]	[illegible]	[illegible]	[illegible]	[illegible]	[illegible]	[illegible]	[illegible]	[illegible]	[illegible]	[illegible]	[illegible]	[illegible]	[illegible]	[illegible]	[illegible]	[illegible]	0 (0 to 0)	22·7
Liver cancer due to NASH	0 (0 to 0)	[illegible]	[illegible]	[illegible]	[illegible]	[illegible]	[illegible]	[illegible]	[illegible]	[illegible]	[illegible]	[illegible]	[illegible]	[illegible]	[illegible]	[illegible]	[illegible]	[illegible]	[illegible]	[illegible]	[illegible]	[illegible]	0 (0 to 0)	10·2
Liver cancer due to other causes	0·2 (0·1 to 0·3)	[illegible]	[illegible]	[illegible]	[illegible]	[illegible]	[illegible]	[illegible]	[illegible]	[illegible]	[illegible]	[illegible]	[illegible]	[illegible]	[illegible]	[illegible]	[illegible]	[illegible]	[illegible]	[illegible]	[illegible]	[illegible]	0 (0 to 0)	16·6
Gallbladder and biliary tract cancer	0 (0 to 0)	[illegible]	[illegible]	[illegible]	[illegible]	[illegible]	[illegible]	[illegible]	[illegible]	[illegible]	[illegible]	[illegible]	[illegible]	[illegible]	[illegible]	[illegible]	[illegible]	[illegible]	[illegible]	[illegible]	[illegible]	[illegible]	[illegible]	194
Pancreatic cancer	0 (0 to 0)	[illegible]	[illegible]	[illegible]	[illegible]	[illegible]	[illegible]	[illegible]	[illegible]	[illegible]	[illegible]	[illegible]	[illegible]	[illegible]	[illegible]	[illegible]	[illegible]	[illegible]	[illegible]	[illegible]	[illegible]	[illegible]	[illegible]	313
Larynx cancer	0 (0 to 0)	[illegible]	[illegible]	[illegible]	[illegible]	[illegible]	[illegible]	[illegible]	[illegible]	[illegible]	[illegible]	[illegible]	[illegible]	[illegible]	[illegible]	[illegible]	[illegible]	[illegible]	[illegible]	[illegible]	[illegible]	[illegible]	[illegible]	38·9
Tracheal, bronchus, and lung cancer	0 (0 to 0)	[illegible]	[illegible]	[illegible]	[illegible]	[illegible]	[illegible]	[illegible]	[illegible]	[illegible]	[illegible]	[illegible]	[illegible]	[illegible]	[illegible]	[illegible]	[illegible]	[illegible]	[illegible]	[illegible]	[illegible]	[illegible]	[illegible]	779
Malignant skin melanoma	0 (0 to 0·1)	[illegible]	[illegible]	[illegible]	[illegible]	[illegible]	[illegible]	[illegible]	[illegible]	[illegible]	[illegible]	[illegible]	[illegible]	[illegible]	[illegible]	[illegible]	[illegible]	[illegible]	[illegible]	[illegible]	[illegible]	[illegible]	[illegible]	49·4
Non-melanoma skin cancer	0 (0 to 0)	[illegible]	[illegible]	[illegible]	[illegible]	[illegible]	[illegible]	[illegible]	[illegible]	[illegible]	[illegible]	[illegible]	[illegible]	[illegible]	[illegible]	[illegible]	[illegible]	[illegible]	[illegible]	[illegible]	[illegible]	[illegible]	[illegible]	30·2
Non-melanoma skin cancer (squamous-cell carcinoma)	0 (0 to 0)	[illegible]	[illegible]	[illegible]	[illegible]	[illegible]	[illegible]	[illegible]	[illegible]	[illegible]	[illegible]	[illegible]	[illegible]	[illegible]	[illegible]	[illegible]	[illegible]	[illegible]	[illegible]	[illegible]	[illegible]	[illegible]	[illegible]	30·1
Non-melanoma skin cancer (basal-cell carcinoma)	0 (0 to 0)	[illegible]	[illegible]	[illegible]	[illegible]	[illegible]	[illegible]	[illegible]	[illegible]	[illegible]	[illegible]	[illegible]	[illegible]	[illegible]	[illegible]	[illegible]	[illegible]	[illegible]	[illegible]	[illegible]	[illegible]	[illegible]	0 (0 to 0)	0·1
Breast cancer	0 (0 to 0)	[illegible]	[illegible]	[illegible]	[illegible]	[illegible]	[illegible]	[illegible]	[illegible]	[illegible]	[illegible]	[illegible]	[illegible]	[illegible]	[illegible]	[illegible]	[illegible]	[illegible]	[illegible]	[illegible]	[illegible]	[illegible]	1·5 (1 to 2)	973
Cervical cancer	0 (0 to 0)	[illegible]	[illegible]	[illegible]	[illegible]	[illegible]	[illegible]	[illegible]	[illegible]	[illegible]	[illegible]	[illegible]	[illegible]	[illegible]	[illegible]	[illegible]	[illegible]	[illegible]	[illegible]	[illegible]	[illegible]	[illegible]	[illegible]	1,920
Uterine cancer	0 (0 to 0)	[illegible]	[illegible]	[illegible]	[illegible]	[illegible]	[illegible]	[illegible]	[illegible]	[illegible]	[illegible]	[illegible]	[illegible]	[illegible]	[illegible]	[illegible]	[illegible]	[illegible]	[illegible]	[illegible]	[illegible]	[illegible]	[illegible]	191
Ovarian cancer	0 (0 to 0)	[illegible]	[illegible]	[illegible]	[illegible]	[illegible]	[illegible]	[illegible]	[illegible]	[illegible]	[illegible]	[illegible]	[illegible]	[illegible]	[illegible]	[illegible]	[illegible]	[illegible]	[illegible]	[illegible]	[illegible]	[illegible]	[illegible]	293
Prostate cancer	0 (0 to 0)	[illegible]	[illegible]	[illegible]	[illegible]	[illegible]	[illegible]	[illegible]	[illegible]	[illegible]	[illegible]	[illegible]	[illegible]	[illegible]	[illegible]	[illegible]	[illegible]	[illegible]	[illegible]	[illegible]	[illegible]	[illegible]	0 (0 to 0)	0
Testicular cancer	--	[illegible]	[illegible]	[illegible]	[illegible]	[illegible]	[illegible]	[illegible]	[illegible]	[illegible]	[illegible]	[illegible]	[illegible]	[illegible]	[illegible]	[illegible]	[illegible]	[illegible]	[illegible]	[illegible]	[illegible]	[illegible]	--	NA
Kidney cancer	0·5 (0·4 to 0·7)	[illegible]	[illegible]	[illegible]	[illegible]	[illegible]	[illegible]	[illegible]	[illegible]	[illegible]	[illegible]	[illegible]	[illegible]	[illegible]	[illegible]	[illegible]	[illegible]	[illegible]	[illegible]	[illegible]	[illegible]	[illegible]	[illegible]	119
Bladder cancer	0 (0 to 0)	[illegible]	[illegible]	[illegible]	[illegible]	[illegible]	[illegible]	[illegible]	[illegible]	[illegible]	[illegible]	[illegible]	[illegible]	[illegible]	[illegible]	[illegible]	[illegible]	[illegible]	[illegible]	[illegible]	[illegible]	[illegible]	[illegible]	54·1
Brain and central nervous system cancer	1·1 (0·6 to 1·6)	[illegible]	[illegible]	[illegible]	[illegible]	[illegible]	[illegible]	[illegible]	[illegible]	[illegible]	[illegible]	[illegible]	[illegible]	[illegible]	[illegible]	[illegible]	[illegible]	[illegible]	[illegible]	[illegible]	[illegible]	[illegible]	[illegible]	483
Thyroid cancer	0 (0 to 0)	[illegible]	[illegible]	[illegible]	[illegible]	[illegible]	[illegible]	[illegible]	[illegible]	[illegible]	[illegible]	[illegible]	[illegible]	[illegible]	[illegible]	[illegible]	[illegible]	[illegible]	[illegible]	[illegible]	[illegible]	[illegible]	[illegible]	36·3
Mesothelioma	0 (0 to 0)	[illegible]	[illegible]	[illegible]	[illegible]	[illegible]	[illegible]	[illegible]	[illegible]	[illegible]	[illegible]	[illegible]	[illegible]	[illegible]	[illegible]	[illegible]	[illegible]	[illegible]	[illegible]	[illegible]	[illegible]	[illegible]	[illegible]	22·1
Hodgkin lymphoma	0 (0 to 0)	[illegible]	[illegible]	[illegible]	[illegible]	[illegible]	[illegible]	[illegible]	[illegible]	[illegible]	[illegible]	[illegible]	[illegible]	[illegible]	[illegible]	[illegible]	[illegible]	[illegible]	[illegible]	[illegible]	[illegible]	[illegible]	0 (0 to 0)	39·7
Non-Hodgkin lymphoma	0 (0 to 0)	[illegible]	[illegible]	[illegible]	[illegible]	[illegible]	[illegible]	[illegible]	[illegible]	[illegible]	[illegible]	[illegible]	[illegible]	[illegible]	[illegible]	[illegible]	[illegible]	[illegible]	[illegible]	[illegible]	[illegible]	[illegible]	[illegible]	168
Multiple myeloma	0 (0 to 0)	[illegible]	[illegible]	[illegible]	[illegible]	[illegible]	[illegible]	[illegible]	[illegible]	[illegible]	[illegible]	[illegible]	[illegible]	[illegible]	[illegible]	[illegible]	[illegible]	[illegible]	[illegible]	[illegible]	[illegible]	[illegible]	[illegible]	86·2
Leukemia	0·8 (0·6 to 1)	[illegible]	[illegible]	[illegible]	[illegible]	[illegible]	[illegible]	[illegible]	[illegible]	[illegible]	[illegible]	[illegible]	[illegible]	[illegible]	[illegible]	[illegible]	[illegible]	[illegible]	[illegible]	[illegible]	[illegible]	[illegible]	[illegible]	439
Acute lymphoid leukemia	0·2 (0·1 to 0·3)	[illegible]	[illegible]	[illegible]	[illegible]	[illegible]	[illegible]	[illegible]	[illegible]	[illegible]	[illegible]	[illegible]	[illegible]	[illegible]	[illegible]	[illegible]	[illegible]	[illegible]	[illegible]	[illegible]	[illegible]	[illegible]	0 (0 to 0)	149
Chronic lymphoid leukemia	0 (0 to 0)	[illegible]	[illegible]	[illegible]	[illegible]	[illegible]	[illegible]	[illegible]	[illegible]	[illegible]	[illegible]	[illegible]	[illegible]	[illegible]	[illegible]	[illegible]	[illegible]	[illegible]	[illegible]	[illegible]	[illegible]	[illegible]	[illegible]	8
Acute myeloid leukemia	0·1 (0·1 to 0·1)	[illegible]	[illegible]	[illegible]	[illegible]	[illegible]	[illegible]	[illegible]	[illegible]	[illegible]	[illegible]	[illegible]	[illegible]	[illegible]	[illegible]	[illegible]	[illegible]	[illegible]	[illegible]	[illegible]	[illegible]	[illegible]	[illegible]	158

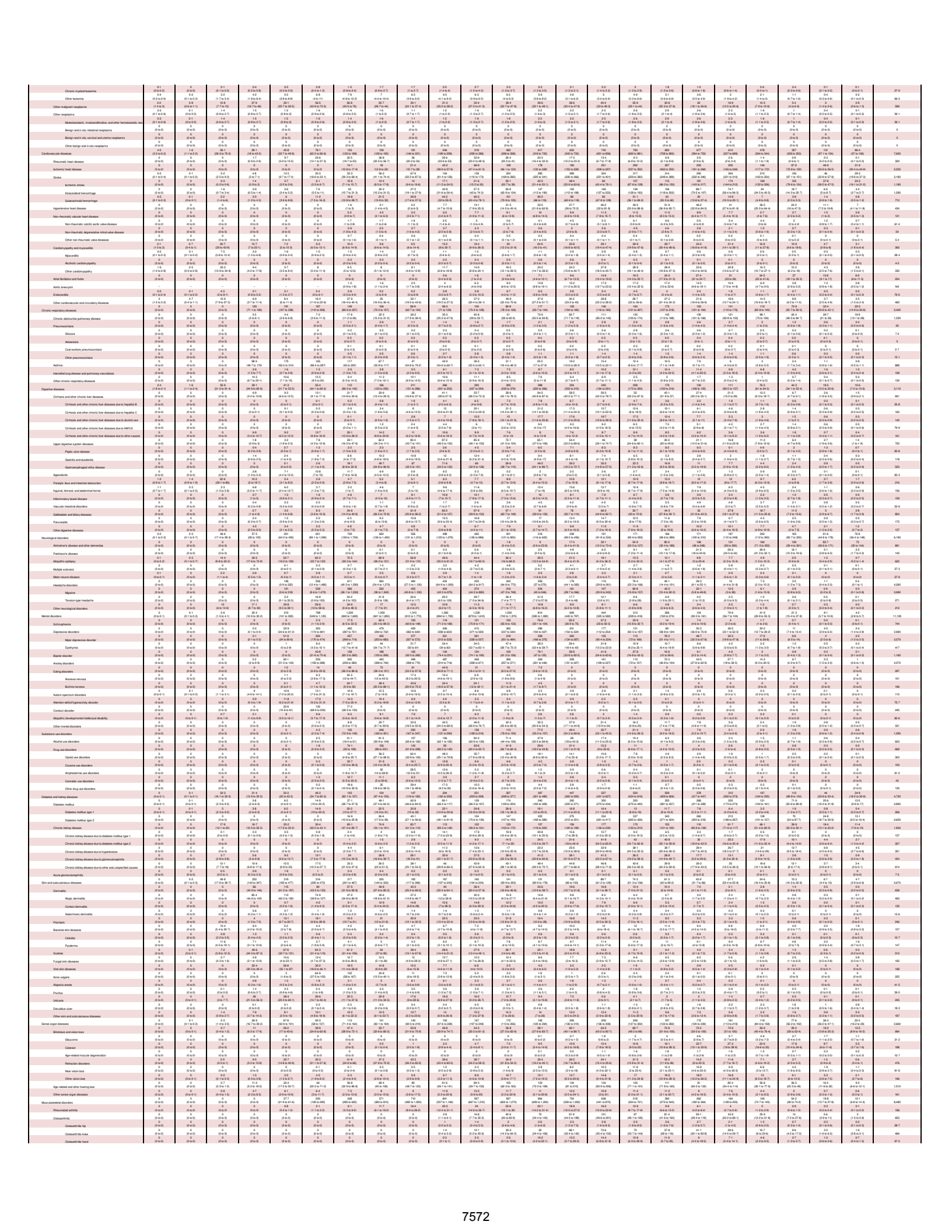

Osteoarthritis other	0 (0 to 0)	0 (0 to 0)	0 (0 to 0)	0 (0 to 0)	0 (0 to 0)	0 (0 to 0)	0 (0 to 0)	0 (0 to 0)	0 (0 to 0)	0·1 (0 to 0·3)	1 (0·2 to 2·4)	2·8 (0·9 to 6·6)	5·2 (2·1 to 11·4)	7·4 (3·2 to 16·2)	8·8 (4 to 19·4)	9·1 (4·2 to 20·2)	8·1 (3·9 to 17)	6·3 (3 to 13·4)	5·1 (2·5 to 10·8)	3·4 (1·7 to 6·8)	2 (1 to 4·1)	0·9 (0·5 to [illegible])	[illegible]	60·9
Low back pain	0 (0 to 0)	0 (0 to 0)	0 (0 to 0)	0 (0 to 0)	29·1 (14·2 to 52·3)	163 (98·2 to 256)	316 (187 to 501)	358 (209 to 561)	350 (204 to 542)	365 (209 to 561)	416 (245 to 641)	393 (239 to 600)	341 (210 to 531)	291 (177 to 447)	237 (149 to 352)	187 (117 to 281)	137 (87·4 to 209)	92·5 (57·7 to 139)	67·5 (41·6 to 102)	41·6 (25·5 to 61·9)	21·8 (13·4 to 31·9)	8 (4·9 to [illegible])	[illegible]	3,820
Neck pain	0 (0 to 0)	0 (0 to 0)	0 (0 to 0)	0 (0 to 0)	1·2 (0·3 to 2·8)	8·1 (3 to 17)	20·4 (8·2 to 40·2)	33·8 (14·7 to 66)	50·8 (23·1 to 99·5)	78·4 (36·7 to 153)	105 (54 to 182)	114 (57·2 to 204)	108 (54·9 to 192)	80·7 (40·3 to 150)	61·5 (29·1 to 109)	45·6 (23·2 to 80·8)	32 (17·1 to 53·6)	20·3 (10·8 to 35·7)	13·1 (6·5 to 23·9)	6·5 (3·2 to 11·5)	3·2 (1·7 to 5·4)	1·2 (0·6 to [illegible])	[illegible]	785
Gout	0 (0 to 0)	0 (0 to 0)	0 (0 to 0)	0 (0 to 0)	0 (0 to 0)	0 (0 to 0)	0 (0 to 0·1)	0·3 (0·1 to 0·6)	0·9 (0·4 to 1·5)	1·4 (0·2 to 3·3)	2 (0·4 to 4·1)	2·2 (0·7 to 4·6)	2·2 (0·7 to 4·3)	2·1 (0·8 to 4·3)	1·9 (0·7 to 3·6)	1·6 (0·7 to 3·2)	1·3 (0·6 to 2·4)	1 (0·5 to 1·8)	0·8 (0·3 to 1·5)	0·5 (0·2 to 0·9)	0·3 (0·1 to 0·6)	0·2 (0·1 to [illegible])	[illegible]	18·9
Other musculoskeletal disorders	0 (0 to 0)	0 (0 to 0)	0 (0 to 0)	0 (0 to 0)	6·6 (3·1 to 9·9)	27 (13·5 to 39·6)	86·3 (51·7 to 123)	167 (110 to 234)	292 (192 to 433)	373 (238 to 545)	394 (259 to 566)	362 (232 to 531)	321 (211 to 465)	269 (175 to 397)	221 (144 to 323)	174 (109 to 266)	128 (84·5 to 188)	83·3 (51 to 126)	55·1 (35·4 to 81·1)	29·2 (17·7 to 45·9)	14 (8·9 to 21)	4·7 (2·8 to [illegible])	[illegible]	3,010
Other non-communicable diseases	1,280 (838 to 1,790)	238 (164 to 327)	1,560 (1,170 to 2,030)	264 (171 to 408)	178 (140 to 224)	249 (184 to 328)	477 (314 to 697)	637 (439 to 928)	733 (506 to 1,050)	776 (535 to 1,100)	777 (549 to 1,090)	665 (466 to 926)	524 (371 to 720)	392 (275 to 540)	315 (227 to 433)	270 (193 to 363)	220 (159 to 291)	161 (119 to 212)	126 (95·7 to 162)	81·6 (61·5 to 103)	49·5 (37·8 to 62·2)	21·8 (16·5 to [illegible])	[illegible]	10,000
Congenital birth defects	1,280 (833 to 1,790)	229 (154 to 315)	1,410 (1,020 to 1,870)	188 (113 to 313)	99·4 (75·2 to 127)	92 (70·6 to 119)	63·7 (49·1 to 81·8)	47·4 (36 to 62·2)	36·2 (27·1 to 47·5)	32 (24·1 to 41·2)	26·8 (20 to 35·1)	21·6 (15·9 to 28·6)	18·2 (13·5 to 23·8)	12·9 (9·6 to 17·1)	10·3 (7·5 to 13·6)	6·9 (5·2 to 9·5)	4·5 (3·3 to 6)	1·4 (0·8 to 2·3)	0·9 (0·5 to 1·4)	0·4 (0·3 to 0·7)	0·2 (0·1 to 0·3)	0·1 (0 to 0·1)	[illegible]	3,580
Neural tube defects	262 (152 to 424)	19·4 (9·8 to 32·8)	140 (61·6 to 264)	40·3 (17·7 to 86·7)	4·4 (2·7 to 6·8)	3·4 (2·1 to 5)	2·2 (1·4 to 3·3)	1·4 (0·9 to 2·1)	1 (0·6 to 1·5)	0·8 (0·5 to 1·2)	0·6 (0·4 to 0·9)	0·4 (0·3 to 0·6)	0·3 (0·2 to 0·5)	0·2 (0·1 to 0·3)	0·2 (0·1 to 0·3)	0·1 (0·1 to 0·2)	0·1 (0 to 0·1)	0 (0 to 0)	0 (0 to 0)	0 (0 to 0)	0 (0 to 0)	0 (0 to 0)	[illegible]	476
Congenital heart anomalies	297 (172 to 469)	89·6 (56·8 to 132)	612 (413 to 882)	60·1 (28·4 to 133)	36·2 (23·7 to 52·8)	33·8 (22·9 to 48·2)	19·6 (13·5 to 27·8)	14·6 (9·9 to 22)	10·2 (7·1 to 14·8)	8·8 (6·1 to 12·6)	6·8 (4·6 to 10)	5·6 (3·8 to 8·1)	4 (2·7 to 5·9)	2·8 (1·8 to 4·1)	2·4 (1·6 to 3·4)	1·4 (1 to 2·1)	1·1 (0·7 to 1·5)	0·1 (0 to 0·2)	0·1 (0 to 0·2)	0 (0 to 0·1)	0 (0 to 0)	0 (0 to 0)	[illegible]	1,210
Orofacial clefts	4 (1·7 to 8·7)	0·6 (0·3 to 1·2)	5 (1·5 to 12·6)	0·7 (0·2 to 1·5)	0·3 (0·2 to 0·5)	0·3 (0·2 to 0·5)	0·3 (0·2 to 0·5)	0·3 (0·2 to 0·5)	0·3 (0·2 to 0·4)	0·3 (0·2 to 0·4)	0·2 (0·1 to 0·4)	0·2 (0·1 to 0·3)	0·2 (0·1 to 0·3)	0·1 (0·1 to 0·2)	0·1 (0·1 to 0·2)	0·1 (0 to 0·1)	0·1 (0 to 0·1)	0 (0 to 0·1)	0 (0 to 0)	0 (0 to 0)	0 (0 to 0)	0 (0 to 0)	[illegible]	13·2
Down syndrome	20·1 (11·1 to 34·6)	4·9 (2·6 to 8·3)	83·3 (45·1 to 143)	11·4 (5·3 to 22)	4·4 (2·5 to 7·5)	4·5 (2·6 to 7·7)	4·1 (2·5 to 6·4)	3·6 (2·2 to 5·7)	3·1 (2 to 4·8)	2·7 (1·8 to 4·2)	2·1 (1·3 to 3·2)	1·7 (1·1 to 2·5)	2·1 (1·4 to 3·2)	1·5 (0·9 to 2·4)	1·2 (0·7 to 2)	0·6 (0·4 to 1)	0·2 (0·1 to 0·3)	0 (0 to 0)	0 (0 to 0)	0 (0 to 0)	0 (0 to 0)	0 (0 to 0)	[illegible]	151
Turner syndrome	0 (0 to 0)	0 (0 to 0)	0 (0 to 0)	0·1 (0 to 0·2)	0·1 (0 to 0·2)	0·1 (0 to 0·2)	0·2 (0·1 to 0·3)	0·1 (0·1 to 0·2)	0·1 (0 to 0·2)	0·1 (0 to 0·2)	0·1 (0 to 0·1)	0·1 (0 to 0·1)	0 (0 to 0·1)	0 (0 to 0)	0 (0 to 0)	0 (0 to 0)	0 (0 to 0)	0 (0 to 0)	0 (0 to 0)	0 (0 to 0)	0 (0 to 0)	0 (0 to 0)	[illegible]	1
Klinefelter syndrome	0 (0 to 0)	0 (0 to 0)	0 (0 to 0)	0 (0 to 0)	0 (0 to 0)	0 (0 to 0)	0 (0 to 0)	0 (0 to 0)	0 (0 to 0)	0 (0 to 0)	0 (0 to 0)	0 (0 to 0)	0 (0 to 0)	0 (0 to 0)	0 (0 to 0)	0 (0 to 0)	0 (0 to 0)	0 (0 to 0)	0 (0 to 0)	0 (0 to 0)	0 (0 to 0)	0 (0 to 0)	[illegible]	0
Other chromosomal abnormalities	69·7 (13·7 to 124)	15·3 (4·1 to 26·9)	107 (35·2 to 175)	9·5 (5 to 16·5)	4·5 (2·4 to 7)	3·8 (1·8 to 6·1)	3·4 (1·6 to 5·4)	2·5 (1·4 to 3·7)	1·6 (1 to 2·3)	1·3 (0·8 to 2)	0·9 (0·6 to 1·3)	0·7 (0·4 to 1)	0·5 (0·3 to 0·8)	0·3 (0·2 to 0·4)	0·2 (0·1 to 0·3)	0·1 (0·1 to 0·2)	0·1 (0 to 0·1)	0 (0 to 0)	0 (0 to 0)	0 (0 to 0)	0 (0 to 0)	0 (0 to 0)	[illegible]	221
Congenital musculoskeletal and limb anomalies	48·4 (25·6 to 85·3)	5 (2·7 to 8·7)	31·6 (17·9 to 53·2)	18·6 (10·6 to 29)	20·5 (12·4 to 32·3)	22 (13·3 to 34·1)	18·8 (11 to 28·8)	14·2 (8·2 to 22·5)	11·9 (6·9 to 18·7)	10·9 (6·4 to 17)	10·1 (5·8 to 15·5)	8·3 (4·7 to 12·7)	6·8 (4 to 10·6)	5·2 (2·9 to 8·1)	4 (2·2 to 6·2)	2·9 (1·7 to 4·5)	1·8 (1 to 2·7)	0·9 (0·4 to 1·4)	0·5 (0·3 to 0·8)	0·2 (0·1 to 0·3)	0·1 (0 to 0·1)	0 (0 to 0)	[illegible]	242
Urogenital congenital anomalies	47·8 (20·9 to 91·3)	7·9 (3·5 to 13·8)	8·2 (4 to 16·6)	2·1 (1·2 to 3·3)	1·8 (1·1 to 2·9)	1·5 (0·9 to 2·3)	1 (0·7 to 1·5)	0·9 (0·6 to 1·4)	0·6 (0·4 to 0·9)	0·5 (0·4 to 0·8)	0·4 (0·3 to 0·6)	0·3 (0·2 to 0·4)	0·2 (0·2 to 0·3)	0·1 (0·1 to 0·2)	0·1 (0·1 to 0·1)	0 (0 to 0·1)	0 (0 to 0)	0 (0 to 0)	0 (0 to 0)	0 (0 to 0)	0 (0 to 0)	0 (0 to 0)	[illegible]	73·6
Digestive congenital anomalies	160 (78·7 to 276)	47·2 (26 to 83·3)	162 (88·4 to 292)	10 (5 to 22·1)	3·2 (1·9 to 5·5)	2·4 (1·5 to 4)	1·2 (0·8 to 1·9)	0·8 (0·5 to 1·3)	0·6 (0·4 to 0·9)	0·5 (0·3 to 0·7)	0·3 (0·2 to 0·5)	0·3 (0·2 to 0·6)	0·4 (0·3 to 0·8)	0·3 (0·2 to 0·5)	0·3 (0·2 to 0·6)	0·2 (0·1 to 0·4)	0·2 (0·1 to 0·4)	0 (0 to 0)	0 (0 to 0)	0 (0 to 0)	0 (0 to 0)	0 (0 to 0)	[illegible]	389
Other congenital birth defects	370 (214 to 561)	39·3 (21·1 to 61·9)	258 (144 to 399)	34·9 (17·8 to 59·9)	23·9 (14·9 to 35·7)	20·2 (11·8 to 29·7)	12·9 (7·9 to 19·7)	8·9 (5·5 to 14·3)	6·8 (4·1 to 11·5)	6 (3·6 to 10·1)	5·2 (3 to 9·1)	4 (2·2 to 7·3)	3·6 (2 to 6·4)	2·4 (1·3 to 4·4)	1·8 (1 to 3·4)	1·4 (0·7 to 2·6)	1 (0·6 to 1·9)	0·4 (0·2 to 1)	0·3 (0·1 to 0·7)	0·2 (0·1 to 0·4)	0·1 (0 to 0·2)	0 (0 to 0·1)	[illegible]	801
Urinary diseases and male infertility	0·6 (0·4 to 0·8)	0·4 (0·3 to 0·7)	28·6 (17·5 to 43·7)	10·1 (6·1 to 16·2)	7·8 (5·6 to 10·5)	10 (7·2 to 13·1)	20·3 (14·9 to 26·9)	23·6 (17·4 to 31·4)	24·1 (17·3 to 32·5)	28·4 (20·3 to 38·5)	27·8 (20·4 to 36·2)	26·2 (19·4 to 34·1)	26·4 (19·3 to 34·5)	23·9 (17·7 to 32·4)	25 (17·8 to 33·6)	25 (18·1 to 33·7)	24·3 (16·9 to 32·1)	22·1 (15·5 to 29·6)	24·3 (16·2 to 33·5)	21 (13·8 to 29·8)	15·7 (9·5 to 23)	8 (4·7 to [illegible])	[illegible]	429
Urolithiasis	0 (0 to 0)	0 (0 to 0)	0 (0 to 0)	0 (0 to 0)	0·1 (0·1 to 0·3)	0·2 (0·1 to 0·4)	0·8 (0·4 to 1·5)	1·3 (0·7 to 2·1)	1·7 (1 to 2·8)	2·3 (1·3 to 4)	2·5 (1·4 to 4·3)	2·4 (1·4 to 4·4)	2·5 (1·4 to 4·4)	1·9 (1·1 to 3·3)	1·8 (1 to 3·2)	1·3 (0·7 to 2·4)	0·9 (0·5 to 1·8)	0·6 (0·3 to 1·1)	0·4 (0·2 to 0·9)	0·3 (0·1 to 0·6)	0·2 (0·1 to 0·4)	0·1 (0 to [illegible])	[illegible]	21·2
Benign prostatic hyperplasia	0 (0 to 0)	0 (0 to 0)	0 (0 to 0)	0 (0 to 0)	0 (0 to 0)	0 (0 to 0)	0 (0 to 0)	0 (0 to 0)	0 (0 to 0)	0 (0 to 0)	0 (0 to 0)	0 (0 to 0)	0 (0 to 0)	0 (0 to 0)	0 (0 to 0)	0 (0 to 0)	0 (0 to 0)	0 (0 to 0)	0 (0 to 0)	0 (0 to 0)	0 (0 to 0)	0 (0 to 0)	[illegible]	0
Male infertility	--	--	--	--	--	--	--	--	--	--	--	--	--	--	--	--	--	--	--	--	--	--	--	NA
Other urinary diseases	0·3 (0·2 to 0·5)	0·1 (0 to 0·2)	0·8 (0·4 to 1·6)	1·6 (0·9 to 2·5)	1·3 (0·8 to 2·1)	1·7 (1 to 2·7)	2·4 (1·5 to 3·8)	1·7 (1·1 to 2·6)	2·1 (1·3 to 3·1)	2·8 (1·8 to 4·3)	2·6 (1·7 to 4)	2 (1·3 to 3)	2 (1·3 to 2·9)	1·4 (0·9 to 2·2)	1·3 (0·8 to 2)	1 (0·6 to 1·6)	0·8 (0·4 to 1·4)	0·5 (0·3 to 1)	0·4 (0·2 to 0·8)	0·3 (0·2 to 0·6)	0·2 (0·1 to 0·4)	0·1 (0 to [illegible])	[illegible]	27·6
Gynecological diseases	0 (0 to 0)	0 (0 to 0)	0 (0 to 0)	0 (0 to 0)	0 (0 to 0)	69·8 (36·4 to 121)	258 (149 to 415)	429 (271 to 655)	522 (346 to 763)	538 (353 to 773)	511 (350 to 732)	412 (276 to 599)	266 (179 to 383)	139 (86·6 to 205)	61·4 (37·7 to 89·4)	35·8 (21·8 to 54·1)	23·6 (15·1 to 34·4)	14·6 (9·4 to 20·9)	9·7 (6·2 to 14·4)	5·5 (3·5 to 8·2)	3·2 (2·1 to 4·6)	1·4 (0·9 to [illegible])	[illegible]	3,300
Uterine fibroids	0 (0 to 0)	0 (0 to 0)	0 (0 to 0)	0 (0 to 0)	0 (0 to 0)	0·5 (0·2 to 1·2)	1·2 (0·5 to 2·8)	3·1 (1·2 to 6·3)	7·7 (3·1 to 16)	17·5 (7·9 to 36)	30·5 (14·1 to 61·1)	31·1 (14·8 to 57·7)	23·4 (11·5 to 43·1)	14·2 (6·8 to 26·3)	7·8 (3·6 to 15·1)	4·2 (1·9 to 8)	2·1 (1 to 4·2)	1 (0·4 to 1·9)	0·5 (0·2 to 0·9)	0·2 (0·1 to 0·4)	0·1 (0 to 0·1)	0 (0 to 0)	[illegible]	145
Polycystic ovarian syndrome	0 (0 to 0)	0 (0 to 0)	0 (0 to 0)	0 (0 to 0)	0 (0 to 0)	9·6 (4 to 20·6)	30·8 (13·3 to 63·8)	39·8 (16·8 to 80·6)	36·1 (15·5 to 74·2)	32·1 (14·1 to 64·8)	28·8 (12·6 to 58·8)	23 (10·2 to 47·3)	15·5 (6·6 to 31·1)	6·3 (2·6 to 13·3)	0 (0 to 0)	0 (0 to 0)	0 (0 to 0)	0 (0 to 0)	0 (0 to 0)	0 (0 to 0)	0 (0 to 0)	0 (0 to 0)	[illegible]	222
Female infertility	0 (0 to 0)	0 (0 to 0)	0 (0 to 0)	0 (0 to 0)	0 (0 to 0)	0 (0 to 0)	0 (0 to 0)	1·8 (0·1 to 9·8)	4·6 (0·2 to 18·8)	6·8 (0·2 to 25·4)	10·5 (0·2 to 37·9)	11·2 (0·3 to 35·6)	0·2 (0 to 0·9)	0 (0 to 0)	0 (0 to 0)	0 (0 to 0)	0 (0 to 0)	0 (0 to 0)	0 (0 to 0)	0 (0 to 0)	0 (0 to 0)	0 (0 to 0)	[illegible]	35
Endometriosis	0 (0 to 0)	0 (0 to 0)	0 (0 to 0)	0 (0 to 0)	0 (0 to 0)	0 (0 to 0·1)	15·4 (6·6 to 29·4)	75 (37 to 135)	81·1 (39·8 to 142)	58·8 (28·2 to 104)	45·7 (23·1 to 80·5)	37·4 (19·6 to 65·3)	28 (15·4 to 45·5)	11 (5·8 to 18·4)	0 (0 to 0)	0 (0 to 0)	0 (0 to 0)	0 (0 to 0)	0 (0 to 0)	0 (0 to 0)	0 (0 to 0)	0 (0 to 0)	[illegible]	353
Genital prolapse	0 (0 to 0)	0 (0 to 0)	0 (0 to 0)	0 (0 to 0)	0 (0 to 0)	0·1 (0 to 0·1)	0·1 (0 to 0·3)	1 (0·4 to 2)	4 (1·7 to 7·8)	7·8 (3·5 to 15·3)	9·9 (4·5 to 19·1)	9·8 (4·5 to 18·6)	8·5 (4 to 16·6)	6·8 (3·2 to 13·1)	5·5 (2·6 to 10·4)	4·2 (2 to 8·2)	3·3 (1·7 to 6·2)	2·3 (1·2 to 4·3)	1·8 (0·9 to 3·1)	1·1 (0·5 to 1·9)	0·6 (0·3 to 1·1)	0·3 (0·1 to [illegible])	[illegible]	67·2
Premenstrual syndrome	0 (0 to 0)	0 (0 to 0)	0 (0 to 0)	0 (0 to 0)	0 (0 to 0)	57·1 (27 to 105)	132 (64·9 to 233)	175 (87·4 to 307)	161 (91·4 to 259)	154 (81·9 to 250)	157 (92·2 to 248)	127 (71·8 to 206)	64·6 (36·3 to 108)	17·1 (8·5 to 31·1)	0 (0 to 0)	0 (0 to 0)	0 (0 to 0)	0 (0 to 0)	0 (0 to 0)	0 (0 to 0)	0 (0 to 0)	0 (0 to 0)	[illegible]	1,040
Other gynecological diseases	0 (0 to 0)	0 (0 to 0)	0 (0 to 0)	0 (0 to 0)	0 (0 to 0)	2·4 (0·5 to 6)	79·2 (31·2 to 158)	133 (76·2 to 213)	228 (127 to 375)	262 (151 to 407)	228 (137 to 358)	173 (95 to 278)	125 (73·4 to 195)	83·2 (42·9 to 135)	48·2 (27·9 to 72·5)	27·4 (15·7 to 43)	18·2 (11 to 28)	11·3 (7 to 16·7)	7·5 (4·5 to 11·5)	4·2 (2·5 to 6·7)	2·5 (1·5 to 3·8)	1·1 (0·6 to [illegible])	[illegible]	1,430
Hemoglobinopathies and hemolytic anemias	0·5 (0·3 to 0·8)	0·7 (0·5 to 1·1)	14 (9·4 to 20·4)	19·4 (10·3 to 32·5)	25·1 (15·5 to 38·1)	27·4 (16·4 to 41·8)	56·8 (33·4 to 87·4)	45·1 (26·7 to 69·8)	36·9 (20·2 to 61·6)	35·4 (19·6 to 57·2)	39·3 (19·8 to 69)	20·6 (10·8 to 35·6)	16 (8·8 to 25·5)	11·7 (6·2 to 20·5)	9·6 (5·4 to 16·1)	9·7 (4·9 to 16·7)	6·2 (3·5 to 10·7)	3·7 (2·3 to 6·2)	3·1 (1·9 to 4·8)	2·1 (1·2 to 3·3)	1·4 (0·8 to 2·2)	0·6 (0·3 to [illegible])	[illegible]	385
Thalassemias	0·1 (0 to 0·1)	0·1 (0 to 0·2)	3·2 (1·3 to 5·8)	3·4 (1·3 to 7·1)	1·8 (0·8 to 3·3)	0·6 (0·2 to 1·3)	0·2 (0·1 to 0·6)	0·1 (0 to 0·3)	0 (0 to 0·1)	0 (0 to 0·1)	0 (0 to 0·1)	0 (0 to 0·1)	0 (0 to 0·1)	0 (0 to 0)	0 (0 to 0)	0 (0 to 0)	0 (0 to 0)	0 (0 to 0)	0 (0 to 0)	0 (0 to 0)	0 (0 to 0)	0 (0 to 0)	[illegible]	9·6
Thalassemias trait	0 (0 to 0)	0 (0 to 0·1)	0·2 (0 to 0·5)	0·6 (0·1 to 1·5)	1 (0·1 to 2·8)	0·9 (0 to 2·6)	5·7 (2·4 to 10·9)	4·9 (2 to 9·8)	4·3 (1·7 to 8·3)	4 (1·6 to 7·8)	4·2 (1·8 to 8·1)	1·8 (0·4 to 3·9)	0·5 (0·1 to 1·4)	0·5 (0·1 to 1·4)	0·4 (0·1 to 1)	0·3 (0 to 0·7)	0·1 (0 to 0·4)	0·1 (0 to 0·2)	0·1 (0 to 0·2)	0 (0 to 0·1)	0 (0 to 0·1)	0 (0 to 0)	[illegible]	29·6
Sickle cell disorders	0·1 (0 to 0·2)	0·1 (0 to 0·3)	3·6 (1·5 to 6·8)	3·9 (1·5 to 8·5)	5·9 (3 to 10·1)	9·2 (4·8 to 14·9)	9·3 (5 to 15·4)	5·6 (2·6 to 10·2)	2·4 (1·1 to 4·6)	2 (0·9 to 3·7)	1·3 (0·6 to 2·5)	1 (0·5 to 1·9)	0·9 (0·4 to 1·8)	0·5 (0·2 to 0·9)	0·2 (0·1 to 0·3)	0 (0 to 0·1)	0 (0 to 0)	0 (0 to 0)	0 (0 to 0)	0 (0 to 0)	0 (0 to 0)	0 (0 to 0)	[illegible]	46
Sickle cell trait	0 (0 to 0)	0·1 (0 to 0·2)	0·3 (0·1 to 0·5)	0·8 (0·2 to 1·7)	1·4 (0·2 to 3·1)	1·2 (0·1 to 3)	17·3 (8 to 31·3)	14·1 (6 to 23·7)	12·6 (4·8 to 23)	11·6 (4·8 to 20·6)	6·2 (1·8 to 12·8)	0·3 (0 to 1·2)	0·9 (0·3 to 1·7)	0·7 (0·2 to 1·5)	0·5 (0·2 to 1·1)	0·4 (0·1 to 0·8)	0·2 (0 to 0·4)	0·1 (0 to 0·2)	0·1 (0 to 0·2)	0·1 (0 to 0·1)	0 (0 to 0·1)	0 (0 to 0)	[illegible]	68·9
G6PD deficiency	0·1 (0 to 0·1)	0·1 (0·1 to 0·2)	3·4 (1·7 to 5·6)	5·2 (2·3 to 10·2)	7·6 (4 to 12)	7·6 (3·8 to 12·8)	8·9 (4·7 to 14·4)	9·1 (5·3 to 14·1)	6·9 (4·1 to 10·7)	7·2 (4·1 to 11)	12·5 (6·5 to 19·9)	5·2 (3 to 7·7)	3·4 (1·9 to 5·3)	2 (1·1 to 3·3)	1·4 (0·7 to 2·3)	0·9 (0·4 to 1·4)	0·5 (0·2 to 0·9)	0·2 (0·1 to 0·3)	0·1 (0·1 to 0·2)	0 (0 to 0·1)	0 (0 to 0)	0 (0 to 0)	[illegible]	82·4
G6PD trait	0 (0 to 0)	0 (0 to 0)	0 (0 to 0)	0 (0 to 0)	0 (0 to 0)	0 (0 to 0)	0·1 (0 to 0·2)	0 (0 to 0·1)	0 (0 to 0·1)	0 (0 to 0·1)	1·2 (0·5 to 2·3)	0·9 (0·3 to 1·6)	0·1 (0 to 0·2)	0 (0 to 0)	0 (0 to 0)	0 (0 to 0)	0 (0 to 0)	0 (0 to 0)	0 (0 to 0)	0 (0 to 0)	0 (0 to 0)	0 (0 to 0)	0 (0 to 0)	2·3
Other hemoglobinopathies and hemolytic anemias	0·3 (0·2 to 0·4)	0·2 (0·1 to 0·4)	3·5 (2·1 to 5·4)	5·5 (2·3 to 10·5)	7·5 (3·1 to 15·2)	7·9 (3·4 to 16·3)	15·2 (6·1 to 29·1)	11·3 (4·2 to 23)	10·6 (4 to 22·8)	10·6 (4·2 to 21)	13·8 (6·1 to 26·5)	11·3 (5 to 21·3)	10·2 (4·6 to 18·4)	8 (3·6 to 15·3)	7·1 (3·7 to 12·7)	8·2 (3·9 to 14·7)	5·3 (3 to 9·5)	3·4 (2·1 to 5·6)	2·8 (1·8 to 4·5)	2 (1·2 to 3·1)	1·3 (0·7 to 2·1)	0·6 (0·3 to 0·9)	0·2 (0·1 to 0·3)	147
Endocrine, metabolic, blood, and immune disorders	4·5 (2·9 to 6·5)	2 (1·3 to 3)	44·2 (27 to 67)	29·1 (17 to 47·9)	23·5 (14·9 to 36·7)	23·9 (15·2 to 36·9)	41·3 (21·7 to 67·2)	37·7 (22·1 to 61·6)	42·7 (26·1 to 70)	52·7 (34·2 to 77·7)	64 (42·2 to 94·7)	66·5 (44·7 to 94)	69·8 (48·3 to 99·2)	64·8 (45·5 to 90·9)	60·6 (42·4 to 85·9)	48·9 (34 to 69·3)	38·2 (27·4 to 54·4)	28·1 (20 to 38·8)	20·4 (14·5 to 27·8)	12·1 (8·4 to 16·9)	6·8 (4·7 to 9·6)	2·8 (1·9 to 3·9)	1·6 (1 to 2·3)	786
Oral disorders	0 (0 to 0)	0 (0 to 0)	0 (0 to 0)	17·5 (9·8 to 28·5)	22 (12 to 37·4)	26·3 (13·9 to 45·5)	36·9 (20·2 to 62·1)	54·6 (30·3 to 90·5)	70·6 (39·2 to 121)	89·1 (49·2 to 164)	109 (56·8 to 196)	118 (64·1 to 208)	128 (73·2 to 213)	140 (81·3 to 225)	148 (89·1 to 227)	144 (90·8 to 215)	123 (77·4 to 183)	90·8 (58·8 to 130)	68·1 (45 to 96)	40·5 (27 to 57·2)	22·1 (14·8 to 31·1)	9 (6 to 12·5)	4·9 (3·2 to 6·8)	1,460
Caries of deciduous teeth	0 (0 to 0)	0 (0 to 0)	0 (0 to 0)	5·6 (2·2 to 11·3)	5·9 (2·4 to 12·9)	0·3 (0 to 0·9)	0 (0 to 0)	0 (0 to 0)	0 (0 to 0)	0 (0 to 0)	0 (0 to 0)	0 (0 to 0)	0 (0 to 0)	0 (0 to 0)	0 (0 to 0)	0 (0 to 0)	0 (0 to 0)	0 (0 to 0)	0 (0 to 0)	0 (0 to 0)	0 (0 to 0)	0 (0 to 0)	0 (0 to 0)	11·9
Caries of permanent teeth	0 (0 to 0)	0 (0 to 0)	0 (0 to 0)	0 (0 to 0)	3·3 (1·1 to 7·4)	11·1 (4·3 to 24·8)	13·1 (5·1 to 28)	14·3 (6·1 to 28·3)	12·2 (4·9 to 25·1)	10·3 (4·3 to 21·3)	9·3 (3·8 to 18·2)	7·2 (3 to 15·1)	5·3 (2·2 to 11·2)	4 (1·6 to 8·3)	3 (1·1 to 6·8)	2·3 (0·8 to 5)	1·6 (0·6 to 3·5)	1·1 (0·4 to 2·3)	0·7 (0·3 to 1·5)	0·4 (0·2 to 0·8)	0·2 (0·1 to 0·4)	0·1 (0 to 0·1)	0 (0 to 0·1)	99·6
Periodontal diseases	0 (0 to 0)	0 (0 to 0)	0 (0 to 0)	0 (0 to 0)	0 (0 to 0)	0 (0 to 0)	2·1 (0·6 to 5·5)	8·1 (2·4 to 20·9)	18·6 (5·4 to 46)	31·2 (10 to 77·1)	43 (14·6 to 105)	46·2 (16·1 to 108)	41·9 (15·7 to 93·6)	32·6 (13 to 70·9)	22·2 (8·7 to 46·3)	13·8 (5·3 to 28·7)	8 (3 to 16·2)	4·4 (1·6 to 9·3)	2·7 (1 to 5·8)	1·4 (0·5 to 3)	0·7 (0·3 to 1·6)	0·3 (0·1 to 0·6)	0·1 (0 to 0·3)	277
Other oral disorders	0 (0 to 0)	0 (0 to 0)	0 (0 to 0)	11·8 (7 to 18·6)	12·7 (7·4 to 19·6)	14·9 (8·6 to 23·4)	21·6 (13 to 34·7)	26·3 (15·7 to 40·5)	26·5 (15·9 to 40·5)	25·7 (15·5 to 38·5)	24·3 (14·6 to 37·1)	20·7 (12·5 to 31·7)	17·2 (10·2 to 25·6)	13·4 (8·1 to 19·9)	10·1 (6·2 to 15·1)	7·5 (4·6 to 11·2)	5·3 (3·2 to 7·9)	3·2 (1·9 to 4·9)	1·8 (1·1 to 2·7)	0·8 (0·5 to 1·2)	0·4 (0·2 to 0·5)	0·1 (0·1 to 0·2)	0·1 (0 to 0·1)	244
Sudden infant death syndrome	--	6·2 (3·1 to 9·6)	71·7 (29·4 to 120)	--	--	--	--	--	--	--	--	--	--	--	--	--	--	--	--	--	--	--	--	NA
Injuries	27·4 (21·3 to 35)	9·5 (7·1 to 12·3)	197 (144 to 259)	299 (185 to 462)	369 (320 to 420)	506 (450 to 564)	825 (739 to 912)	713 (624 to 811)	604 (520 to 690)	606 (520 to 698)	502 (435 to 581)	404 (345 to 471)	339 (289 to 396)	249 (211 to 297)	204 (171 to 244)	160 (135 to 190)	131 (109 to 156)	95·8 (80·7 to 114)	80·3 (67·2 to 95·8)	56·3 (46·4 to 67·9)	37·7 (30·5 to 45·9)	17·5 (14·2 to 21·2)	11·3 (8·8 to 13·9)	6,440
Transport injuries	2·2 (1·7 to 2·8)	1·2 (0·9 to 1·7)	38·7 (25·1 to 56·5)	77·2 (42·6 to 130)	138 (102 to 180)	160 (118 to 204)	267 (201 to 343)	233 (181 to 298)	193 (151 to 243)	199 (157 to 255)	154 (123 to 191)	132 (104 to 166)	116 (93·1 to 143)	86·7 (71 to 106)	72·5 (58·7 to 89·8)	55·1 (45·4 to 66·9)	44·1 (35·9 to 54·7)	28·6 (23·4 to 35)	21 (16·9 to 25·2)	11·2 (8·9 to 13·6)	5·7 (4·5 to 7)	2 (1·6 to 2·5)	1·1 (0·9 to 1·4)	2,040
Road injuries	1·5 (1·1 to 2)	0·8 (0·6 to 1·2)	31·8 (20·1 to 47·1)	66·8 (36·5 to 112)	119 (87·5 to 156)	139 (101 to 179)	230 (170 to 296)	199 (154 to 253)	167 (129 to 212)	173 (135 to 222)	133 (105 to 168)	115 (90·4 to 144)	102 (81·3 to 127)	76·4 (61·9 to 94·2)	64 (51·6 to 79·7)	49·7 (40·8 to 60·6)	40 (32·6 to 49·5)	26·1 (21·1 to 31·9)	19·1 (15·5 to 23)	10·2 (8·1 to 12·4)	5·1 (4 to 6·3)	1·8 (1·4 to 2·2)	0·9 (0·7 to [illegible])	1,770
Pedestrian road injuries	0·6 (0·4 to 0·8)	0·3 (0·2 to 0·4)	9·6 (6·1 to 14·3)	34·4 (18·7 to 59·1)	66·1 (48·3 to 87·2)	63·3 (45·5 to 83·9)	63·5 (46·4 to 82·8)	50·7 (38·1 to 66·3)	45·3 (33·7 to 58·6)	55·5 (43·5 to 71·8)	46·1 (34·8 to 60·9)	42·3 (33·1 to 53·6)	40·3 (32·1 to 50·2)	33·5 (26·9 to 41·5)	30 (23·9 to 37·6)	26·4 (21·3 to 32·4)	23 (18·5 to 28·5)	15·7 (12·7 to 19·5)	11·9 (9·6 to 14·5)	6·2 (4·8 to 7·6)	3 (2·4 to 3·8)	1 (0·8 to 1·2)	0·5 (0·4 to 0·6)	668
Cyclist road injuries	0 (0 to 0)	0 (0 to 0)	0 (0 to 0)	4 (2 to 7·4)	10·8 (6 to 18·6)	15·8 (8·6 to 26·3)	14 (8 to 22·3)	13·7 (9·1 to 20·2)	11·2 (7·8 to 16·2)	13·1 (9 to 18·9)	11·6 (8 to 15·8)	10 (7·1 to 14)	9·4 (6·7 to 12·9)	7·2 (5·3 to 9·5)	5·9 (4·3 to 7·9)	4·3 (3·1 to 5·7)	3·2 (2·4 to 4·3)	2 (1·5 to 2·6)	1·3 (1 to 1·7)	0·8 (0·6 to 1·1)	0·5 (0·4 to 0·6)	0·2 (0·2 to 0·3)	0·1 (0·1 to 0·1)	139
Motorcyclist road injuries	0·3 (0·2 to 0·4)	0·2 (0·1 to 0·2)	3·9 (2·5 to 5·8)	5 (2·8 to 8·1)	8·2 (6·1 to 10·8)	19·5 (12 to 30·2)	82·3 (60·2 to 108)	73·2 (47·7 to 106)	59·2 (40·3 to 84·7)	55 (42·3 to 71·4)	40·5 (29 to 55·1)	33·6 (25·5 to 43·1)	27·2 (21·6 to 33·8)	18 (14·4 to 22·8)	14 (10·8 to 17·9)	8·2 (6·4 to 10·4)	6 (4·7 to 7·6)	3·7 (2·8 to 4·7)	2·4 (1·8 to 3·2)	1·4 (1·1 to 1·9)	0·8 (0·6 to 1)	0·3 (0·2 to 0·4)	0·2 (0·1 to 0·3)	463
Motor vehicle road injuries	0·5 (0·4 to 0·7)	0·3 (0·2 to 0·5)	17·4 (10·9 to 25·6)	22·1 (11·3 to 38·1)	31·7 (23·1 to 42·2)	37·4 (26·6 to 50·2)	65·2 (46·5 to 86·3)	58·1 (40·8 to 80·2)	47·8 (33·5 to 65)	46·3 (35·1 to 61)	31·9 (23 to 42·6)	26·7 (19·8 to 34·5)	22·7 (17·5 to 29·4)	15·8 (12·2 to 20·2)	12·7 (9·6 to 16·5)	10·1 (8 to 12·7)	7·3 (5·7 to 9·3)	4·3 (3·3 to 5·6)	3·1 (2·4 to 3·9)	1·6 (1·2 to 2)	0·7 (0·5 to 1)	0·2 (0·2 to 0·3)	0·1 (0·1 to 0·2)	464
Other road injuries	0·1 (0 to 0·2)	0 (0 to 0·1)	0·9 (0·4 to 1·8)	1·2 (0·5 to 2·5)	2·2 (1·2 to 4·1)	2·6 (1·5 to 4·5)	4·6 (2·5 to 7·7)	3·8 (2·4 to 5·9)	3·1 (2 to 4·6)	3·5 ([illegible] to 5·3)	3 (2·1 to 4·2)	2·5 (1·7 to 3·6)	2·2 (1·6 to 3)	1·9 (1·3 to 2·7)	1·4 (1 to 2)	0·7 (0·5 to 0·9)	0·5 (0·4 to 0·7)	0·3 (0·2 to 0·4)	0·3 (0·2 to 0·4)	0·2 (0·1 to 0·2)	0·1 (0·1 to 0·1)	0 (0 to 0)	0 (0 to 0)	35·1
Other transport injuries	0·7 (0·5 to 1)	0·4 (0·3 to 0·6)	6·9 (3·7 to 11·2)	10·5 (5·1 to 20·4)	19 (11·3 to 30·2)	21·2 (13 to 32·4)	37·3 (21 to 60·7)	33·9 (20·2 to 51·7)	26·9 (16·6 to 40·9)	[illegible]	20·7 (13 to 30·8)	16·7 (10·7 to 25·6)	14·3 (9·2 to 22)	10·2 (6·7 to 15·3)	8·6 (5·7 to 12·5)	5·4 (3·8 to 7·6)	4 (2·8 to 5·8)	2·5 (1·8 to 3·6)	1·9 (1·3 to 2·6)	1 (0·7 to 1·4)	0·6 (0·4 to 0·8)	0·3 (0·2 to 0·3)	0·2 (0·1 to [illegible])	269
Unintentional injuries	9 (6·8 to 11·6)	6·7 (4·8 to 9·1)	129 (90·1 to 181)	192 (119 to 298)	190 (155 to 228)	220 (178 to 266)	175 (142 to 213)	143 (113 to 181)	135 (105 to 173)	[illegible]	152 (117 to 197)	139 (107 to 181)	125 (95·8 to 160)	107 (83·2 to 140)	94·1 (74 to 123)	82·2 (63·8 to 105)	71·4 (56·3 to 89·5)	58·1 (46 to 71·4)	53·3 (42·9 to 65·7)	42·6 (34·6 to 52·3)	30·8 (24·7 to 37·8)	15 (12·1 to 18·4)	9·9 (7·7 to [illegible])	[illegible]
Falls	0·9 (0·7 to 1·2)	0·3 (0·2 to 0·4)	7·8 (5·4 to 10·8)	11·2 (7·2 to 17)	19·1 (14·1 to 25·2)	26·6 (19·1 to 36·5)	32·5 (23 to 44·8)	38 (26·7 to 53·1)	41·2 (28·8 to 56·2)	[illegible]	51·1 (37·2 to 67·7)	50·1 (36·7 to 67·3)	46·6 (34·5 to 61·2)	42·7 (32·3 to 56·4)	38·3 (29·4 to 49·2)	36·3 (28 to 46·8)	34·2 (26·7 to 43)	31·4 (24·6 to 39)	31·9 (25·3 to 39·5)	28·5 (22·6 to 35·2)	22 (17 to 27·5)	11·1 (8·8 to 13·7)	7·4 (5·7 to [illegible])	655
Drowning	1·8 (1·3 to 2·4)	0·7 (0·5 to 1)	18 (11·8 to 26·2)	118 (67·3 to 190)	109 (81·4 to 141)	132 (102 to 169)	76·9 (56·2 to 99·1)	34·9 (24·6 to 47·2)	23·5 (16·3 to 31·8)	[illegible]	19·6 (14·2 to 26·6)	15·4 (11·1 to 20·8)	11·7 (8·5 to 16·1)	7·9 (5·7 to 10·9)	5·8 (4·2 to 7·9)	3·6 (2·6 to 4·8)	2·5 (1·8 to 3·4)	1·4 (1·1 to 1·9)	1 (0·7 to 1·3)	0·5 (0·4 to 0·7)	0·3 (0·2 to 0·3)	0·1 (0·1 to 0·1)	0·1 (0 to 0·1)	610
Fire, heat, and hot substances	0·2 (0·2 to 0·3)	0·2 (0·1 to 0·2)	5·1 (3·5 to 7·3)	10·6 (6·4 to 16·7)	12·4 (9·3 to 16·5)	12·7 (8·7 to 18·8)	17·3 (11·7 to 25·7)	19·4 (12·9 to 29·1)	21 (13·2 to 32·5)	[illegible]	26·7 (16 to 42·6)	23·3 (14·6 to 36·4)	20·2 (12·4 to 31·9)	17·1 (10·6 to 26·9)	14 (8·6 to 22·1)	11 (7 to 17·1)	8·4 (5·3 to 12·9)	5·8 (3·8 to 9)	4·5 (3·1 to 6·7)	2·8 (2 to 4·1)	1·7 (1·2 to 2·4)	0·7 (0·5 to 1)	0·5 (0·3 to [illegible])	262
Poisonings	0·2 (0·1 to 0·2)	0·2 (0·1 to 0·3)	2·3 (1·5 to 3·4)	5·4 (3 to 8·9)	2·6 (1·8 to 3·8)	4·6 (3·2 to 6·5)	3·8 (2·7 to 5·2)	3 (2·1 to 4·2)	2·2 (1·4 to 3·2)	[illegible]	1·9 (1·2 to 2·7)	1·7 (1·1 to 2·4)	1·3 (0·9 to 2)	0·9 (0·5 to 1·3)	0·7 (0·5 to 1)	0·5 (0·3 to 0·8)	0·4 (0·2 to 0·6)	0·3 (0·2 to 0·4)	0·2 (0·1 to 0·3)	0·2 (0·1 to 0·2)	0·1 (0·1 to 0·1)	0 (0 to 0)	0 (0 to 0)	34·6
Poisoning by carbon monoxide	0 (0 to 0)	0 (0 to 0)	0·2 (0·1 to 0·4)	0·4 (0·2 to 0·9)	0·4 (0·3 to 0·6)	0·5 (0·3 to 0·8)	0·9 (0·5 to 1·4)	0·7 (0·5 to 1·1)	0·5 (0·3 to 0·8)	[illegible]	0·4 (0·2 to 0·6)	0·3 (0·2 to 0·5)	0·2 (0·2 to 0·4)	0·2 (0·1 to 0·2)	0·1 (0·1 to 0·2)	0·1 (0·1 to 0·2)	0·1 (0·1 to 0·1)	0·1 (0 to 0·1)	0 (0 to 0)	0 (0 to 0)	0 (0 to 0)	0 (0 to 0)	0 (0 to 0)	5·7
Poisoning by other means	0·1 (0·1 to 0·2)	0·2 (0·1 to 0·3)	2·1 (1·4 to 3·1)	5 (2·8 to 8·1)	2·2 (1·6 to 3·2)	4·1 (2·8 to 5·9)	2·9 (2 to 4)	2·3 (1·5 to 3·3)	1·7 (1·1 to 2·5)	[illegible]	1·5 (0·9 to 2·2)	1·3 (0·9 to 2)	1·1 (0·7 to 1·6)	0·7 (0·4 to 1·1)	0·6 (0·4 to 0·9)	0·4 (0·3 to 0·6)	0·3 (0·2 to 0·5)	0·2 (0·1 to 0·3)	0·2 (0·1 to 0·2)	0·1 (0·1 to 0·2)	0·1 (0·1 to 0·1)	0 (0 to 0)	0 (0 to 0)	28·8
Exposure to mechanical forces	0·4 (0·3 to 0·6)	0·3 (0·2 to 0·4)	4·6 (3·4 to 6·1)	10·3 (6·6 to 16)	12·8 (9·2 to 17·2)	11·5 (8·5 to 15·1)	12·3 (9·2 to 15·9)	12·9 (9·8 to 16·7)	11·6 (8·7 to 15·5)	[illegible]	11·8 (8·7 to 16)	10·3 (7·7 to 13·9)	9·2 (6·8 to 12·6)	7·9 (5·9 to 10·9)	6·9 (5·2 to 9·4)	5·6 (4·1 to 7·7)	4·5 (3·3 to 6)	3·1 (2·3 to 4·2)	2·4 (1·8 to 3·3)	1·6 (1·1 to 2·1)	0·9 (0·7 to 1·3)	0·4 (0·3 to 0·6)	0·3 (0·2 to 0·4)	154
Unintentional firearm injuries	0 (0 to 0)	0 (0 to 0)	0·1 (0·1 to 0·2)	0·5 (0·2 to 0·9)	0·9 (0·5 to 1·6)	1·2 (0·7 to 2·2)	2 (1·1 to 3·3)	1·5 (1 to 2·2)	1·1 (0·7 to 1·6)	[illegible]	1·1 (0·8 to 1·6)	0·9 (0·6 to 1·2)	0·7 (0·5 to 1·1)	0·6 (0·4 to 0·8)	0·5 (0·4 to 0·7)	0·4 (0·3 to 0·6)	0·3 (0·2 to 0·4)	0·2 (0·2 to 0·3)	0·2 (0·1 to 0·3)	0·1 (0·1 to 0·2)	0·1 (0 to 0·1)	0 (0 to 0·1)	0 (0 to 0)	13·8
Other exposure to mechanical forces	0·4 (0·3 to 0·6)	0·3 (0·2 to 0·4)	4·5 (3·3 to 5·9)	9·9 (6·3 to 15·2)	12 (8·5 to 15·9)	10·2 (7·5 to 13·6)	10·3 (7·6 to 13·8)	11·4 (8·5 to 15·1)	10·6 (7·8 to 14·2)	[illegible]	10·7 (7·8 to 14·5)	9·4 (7 to 12·6)	8·5 (6·3 to 11·5)	7·3 (5·4 to 10·1)	6·4 (4·8 to 8·7)	5·2 (3·8 to 7·1)	4·2 (3·1 to 5·6)	2·9 (2·1 to 4)	2·2 (1·7 to 3)	1·4 (1·1 to 1·9)	0·9 (0·6 to 1·2)	0·4 (0·3 to 0·5)	0·3 (0·2 to [illegible])	140
Adverse effects of medical treatment	1·3 (0·7 to 1·9)	0·7 (0·5 to 1)	13·5 (7·8 to 21·5)	8·6 (4·4 to 15·5)	4·2 (2·8 to 6·1)	4·5 (3 to 6·5)	4·6 (3 to 6·7)	5·5 (3·6 to 8)	5·6 (3·6 to 8·1)	[illegible]	6·8 (4·7 to 9·8)	6·8 (4·7 to 9·8)	6·9 (4·9 to 10)	6·1 (4·2 to 8·8)	6·4 (4·3 to 9·4)	6·3 (4·3 to 8·9)	5·6 (3·8 to 7·8)	4·4 (3·1 to 6·2)	3·6 (2·5 to 4·9)	2·3 (1·6 to 3·2)	1·5 (1 to 2)	0·6 (0·4 to 0·8)	0·4 (0·2 to 0·6)	112
Animal contact	0·3 (0·2 to 0·5)	0·2 (0·1 to 0·3)	2·5 (1·4 to 4·3)	8·5 (4·4 to 15·7)	12·2 (7·5 to 18·5)	7·2 (4·9 to 10·6)	5·4 (3·8 to 7·3)	4·8 (3·3 to 6·8)	4·6 (3·3 to 6·4)	[illegible]	5·1 (3·5 to 7)	4·7 (3·3 to 6·4)	4·4 (3·1 to 6)	4·1 (3 to 5·6)	3·8 (2·7 to 5·3)	3·2 (2·3 to 4·4)	2·9 (2·1 to 4·1)	1·8 (1·3 to 2·4)	1·5 (1·1 to 2)	0·9 (0·6 to 1·2)	0·5 (0·4 to 0·7)	0·2 (0·2 to 0·3)	0·1 (0·1 to 0·2)	83·4
Venomous animal contact	0·3 (0·2 to 0·4)	0·1 (0·1 to 0·2)	2·1 (1·1 to 3·7)	7·6 (3·8 to 13·8)	11·3 (6·9 to 17·5)	6·2 (4 to 9·3)	4·2 (2·9 to 5·8)	3·5 (2·4 to 5)	3·4 (2·3 to 4·7)	[illegible]	3·7 (2·6 to 5·2)	3·4 (2·5 to 4·6)	3·2 (2·3 to 4·4)	3·1 (2·2 to 4·2)	2·9 (2 to 4)	2·4 (1·7 to 3·4)	2·2 (1·6 to 3·2)	1·4 (1 to 1·8)	1·1 (0·8 to 1·5)	0·6 (0·4 to 0·9)	0·4 (0·2 to 0·5)	0·2 (0·1 to 0·2)	0·1 (0·1 to 0·1)	66·6
Non-venomous animal contact	0 (0 to 0)	0 (0 to 0·1)	0·4 (0·2 to 1)	0·9 (0·4 to 2)	0·9 (0·5 to 1·6)	1 (0·6 to 1·6)	1·2 (0·7 to 1·9)	1·3 (0·8 to 2·1)	1·3 (0·8 to 2)	[illegible]	1·4 (0·8 to 2·3)	1·3 (0·8 to 2·1)	1·2 (0·7 to 1·8)	1·1 (0·6 to 1·7)	0·9 (0·6 to 1·5)	0·8 (0·5 to 1·2)	0·7 (0·4 to 1)	0·5 (0·3 to 0·7)	0·4 (0·2 to 0·6)	0·2 (0·1 to 0·3)	0·1 (0·1 to 0·2)	0·1 (0 to 0·1)	0 (0 to 0)	16·9
Foreign body	3·6 (2·6 to 5)	4·2 (2·7 to 6)	72·8 (46·8 to 109)	12·8 (7·6 to 20·2)	7·6 (6 to 9·7)	8 (6·2 to 10·7)	5·7 (4 to 8·4)	6 (4 to 9·4)	5·9 (4 to 9·1)	[illegible]	6·3 (4·3 to 9·4)	5·9 (4·1 to 8·5)	5·2 (3·8 to 7·3)	4·4 (3·1 to 5·9)	3·7 (2·8 to 4·9)	3 (2·3 to 3·8)	2·6 (2 to 3·3)	2 (1·6 to 2·5)	1·8 (1·4 to 2·2)	1·4 (1 to 1·8)	1 (0·7 to 1·2)	0·5 (0·4 to 0·6)	0·3 (0·2 to 0·4)	171
Pulmonary aspiration and foreign body in airway	3·6 (2·6 to 5)	4·1 (2·7 to 6)	72·6 (46·6 to 109)	11·5 (6·6 to 18·7)	5·7 (4·5 to 7·2)	5·5 (4·2 to 7)	2·5 (1·9 to 3)	2 (1·5 to 2·5)	1·8 (1·4 to 2·2)	[illegible]	1·9 (1·4 to 2·5)	1·8 (1·4 to 2·4)	1·7 (1·3 to 2·3)	1·5 (1·1 to 2·1)	1·5 (1·1 to 2·1)	1·3 (0·9 to 1·7)	1·2 (0·9 to 1·7)	1·1 (0·8 to 1·4)	1·1 (0·8 to 1·4)	0·9 (0·7 to 1·3)	0·7 (0·5 to 0·9)	0·4 (0·3 to 0·5)	0·3 (0·2 to 0·4)	127
Foreign body in eyes	0 (0 to 0)	0 (0 to 0)	0·1 (0 to 0·2)	0·6 (0·2 to 1·3)	1·1 (0·4 to 2·5)	1·6 (0·6 to 3·6)	2·2 (0·8 to 4·7)	2·9 (1·2 to 6)	3·1 (1·4 to 6)	[illegible]	3·4 (1·6 to 6·2)	3·2 (1·6 to 5·6)	2·7 (1·5 to 4·6)	2·2 (1·3 to 3·5)	1·6 (1 to 2·5)	1·3 (0·8 to 2)	1 (0·6 to 1·5)	0·7 (0·4 to 1)	0·5 (0·3 to 0·8)	0·3 (0·2 to 0·5)	0·2 (0·1 to 0·2)	0·1 (0 to 0·1)	0 (0 to 0·1)	32
Foreign body in other body part	0 (0 to 0)	0 (0 to 0)	0·1 (0·1 to 0·2)	0·6 (0·3 to 1)	0·8 (0·5 to 1·1)	0·9 (0·7 to 1·3)	1 (0·7 to 1·4)	1·1 (0·8 to 1·5)	1·1 (0·8 to 1·4)	[illegible]	1·1 (0·8 to 1·4)	0·9 (0·7 to 1·2)	0·8 (0·6 to 1)	0·6 (0·5 to 0·9)	0·5 (0·4 to 0·7)	0·5 (0·3 to 0·6)	0·4 (0·3 to 0·5)	0·3 (0·2 to 0·3)	0·2 (0·1 to 0·3)	0·1 (0·1 to 0·1)	0·1 (0 to 0·1)	0 (0 to 0)	0 (0 to 0)	12·2
Environmental heat and cold exposure	0 (0 to 0)	0 (0 to 0)	0·1 (0·1 to 0·2)	0·7 (0·4 to 1·2)	1·9 (1·1 to 3·1)	3·4 (2 to 5·2)	5·5 (3·5 to 8·6)	7·7 (4·9 to 11·9)	8·7 (5·5 to 13)	[illegible]	10·3 (6·4 to 15·7)	9·8 (6·1 to 14·8)	8·8 (5·5 to 12·9)	7·7 (5 to 11·2)	6·8 (4·4 to 10·1)	6·1 (3·8 to 9·3)	5·2 (3·3 to 7·7)	4·1 (2·6 to 6·1)	3·5 (2·2 to 4·9)	2·4 (1·6 to 3·5)	1·6 (1·1 to 2·4)	0·8 (0·5 to 1·1)	0·5 (0·4 to [illegible])	106
Exposure to forces of nature	0 (0 to 0)	0 (0 to 0)	0 (0 to 0)	0 (0 to 0)	0 (0 to 0·1)	0·1 (0·1 to 0·2)	0·2 (0·1 to 0·3)	0·2 (0·2 to 0·4)	0·3 (0·2 to 0·5)	[illegible]	0·4 (0·3 to 0·6)	0·4 (0·3 to 0·6)	0·4 (0·2 to 0·6)	0·3 (0·2 to 0·4)	0·2 (0·2 to 0·3)	0·2 (0·1 to 0·3)	0·2 (0·1 to 0·3)	0·1 (0·1 to 0·2)	0·1 (0·1 to 0·1)	0·1 (0 to 0·1)	0 (0 to 0)	0 (0 to 0)	0 (0 to 0)	3·6
Other unintentional injuries	0·2 (0·1 to 0·3)	0·1 (0·1 to 0·1)	2·2 (1·5 to 3·1)	5 (3·2 to 7·3)	7·4 (5·5 to 9·5)	9 (6·7 to 11·6)	10·4 (7·8 to 13·8)	10·8 (7·9 to 14·8)	10·7 (7·6 to 14·7)	[illegible]	11·8 (8·6 to 16)	11 (7·9 to 15)	9·8 (6·9 to 13·3)	8·5 (6 to 11·7)	7·4 (5·3 to 9·9)	6·2 (4·4 to 8·3)	5 (3·6 to 6·7)	3·7 (2·7 to 5)	3 (2·1 to 4)	2 (1·4 to 2·6)	1·2 (0·9 to 1·6)	0·6 (0·4 to 0·7)	0·3 (0·3 to [illegible])	138
Self-harm and interpersonal violence	16·2 (11·7 to 21·9)	1·5 (1·1 to 1·9)	29 (19·9 to 41·2)	29·9 (17·2 to 50·3)	41·6 (32·8 to 52·8)	126 (104 to 152)	383 (320 to 450)	336 (279 to 397)	275 (224 to 331)	[illegible]	196 (166 to 232)	133 (111 to 157)	97·9 (81 to 118)	55·3 (46·4 to 65·4)	37·2 (31·1 to 44·7)	23 (19·1 to 27·1)	15·9 (13·3 to 18·7)	9·1 (7·8 to 10·5)	6·1 (5·2 to 7)	2·4 (2 to 2·9)	1·2 (1 to 1·4)	0·4 (0·3 to 0·5)	0·3 (0·2 to 0·3)	2,070
Self-harm	0 (0 to 0)	0 (0 to 0)	0 (0 to 0)	0 (0 to 0)	0 (0 to 0)	31·4 (20·7 to 45·6)	114 (82·8 to 156)	75·1 (54·8 to 100)	56·3 (39·4 to 78·3)	[illegible]	47·7 (34·7 to 63·2)	36·3 (25·7 to 47·7)	30·6 (22·4 to 40·6)	19·5 (14·6 to 25·8)	13·7 (9·8 to 18·7)	8·4 (6·1 to 11·2)	5·7 (4·2 to 7·6)	3 (2·2 to 4)	1·7 (1·2 to 2·2)	0·8 (0·6 to 1·1)	0·4 (0·3 to 0·5)	0·1 (0·1 to 0·1)	0·1 (0 to 0·1)	503
Self-harm by firearm	0 (0 to 0)	0 (0 to 0)	0 (0 to 0)	0 (0 to 0)	0 (0 to 0)	0·8 (0·5 to 1·2)	3·9 (2·7 to 5·3)	2·7 (1·9 to 3·6)	2·1 (1·5 to 3)	[illegible]	1·5 (1·1 to 2)	1·1 (0·8 to 1·4)	0·8 (0·6 to 1)	0·5 (0·3 to 0·6)	0·3 (0·2 to 0·4)	0·2 (0·2 to 0·3)	0·1 (0·1 to 0·2)	0·1 (0·1 to 0·1)	0 (0 to 0·1)	0 (0 to 0)	0 (0 to 0)	0 (0 to 0)	0 (0 to 0)	16·1
Self-harm by other specified means	0 (0 to 0)	0 (0 to 0)	0 (0 to 0)	0 (0 to 0)	0 (0 to 0)	30·6 (20·2 to 44·4)	110 (79·9 to 151)	72·4 (52·9 to 96·6)	54·2 (37·9 to 75·4)	[illegible]	46·2 (33·6 to 61·4)	35·2 (24·9 to 46·3)	29·8 (21·8 to 39·6)	19·1 (14·2 to 25·2)	13·3 (9·6 to 18·3)	8·2 (6 to 10·9)	5·6 (4·1 to 7·4)	2·9 (2·1 to 3·9)	1·6 (1·2 to 2·2)	0·8 (0·6 to 1·1)	0·4 (0·3 to 0·5)	0·1 (0·1 to 0·1)	0·1 (0 to 0·1)	487
Interpersonal violence	16·2 (11·7 to 21·9)	1·5 (1·1 to 1·9)	28·8 (19·8 to 40·9)	29·3 (16·7 to 49·5)	41·2 (32·4 to 52·5)	94·5 (75·1 to 117)	268 (215 to 322)	260 (207 to 319)	218 (173 to 267)	[illegible]	148 (121 to 180)	96 (78·6 to 116)	67 (54·4 to 82·1)	35·5 (29·3 to 42·6)	23·3 (19·3 to 27·9)	14·4 (11·7 to 17·1)	10 (8·3 to 11·8)	6 (5·2 to 7·1)	4·3 (3·6 to 5)	1·6 (1·3 to 1·9)	0·8 (0·6 to 1)	0·3 (0·2 to 0·4)	0·2 (0·1 to [illegible])	1,560
Physical violence by firearm	1·6 (0·9 to 2·6)	0·2 (0·2 to 0·4)	4·2 (2·4 to 6·8)	6·8 (3·5 to 12·5)	11·5 (7·5 to 16·2)	36·8 (26·6 to 48·3)	117 (85·6 to 152)	104 (76 to 136)	77·6 (57 to 103)	[illegible]	41·7 (31·2 to 54·9)	26·6 (19·5 to 34·5)	17 (12·4 to 22·3)	8 (5·8 to 10·5)	5·1 (3·7 to 6·7)	2·8 (2 to 3·8)	1·5 (1·1 to 2)	0·8 (0·6 to 1)	0·5 (0·3 to 0·7)	0·1 (0·1 to 0·1)	0 (0 to 0·1)	0 (0 to 0)	0 (0 to 0)	526
Physical violence by sharp object	3·2 (2·3 to 4·4)	0·3 (0·2 to 0·4)	4·9 (3·4 to 7)	5·1 (2·9 to 8·5)	9·4 (6·8 to 12·7)	25·5 (19 to 33·3)	86·4 (63·5 to 111)	91·7 (69·1 to 117)	83·8 (63 to 108)	[illegible]	64·1 (50 to 79·5)	38·4 (29·2 to 48·4)	27·4 (20·9 to 35·4)	14·3 (11·4 to 17·7)	9·1 (7·4 to 11·2)	5·5 (4·4 to 6·9)	3·7 (3·1 to 4·5)	2·3 (1·9 to 2·8)	1·6 (1·3 to 1·8)	0·5 (0·4 to 0·7)	0·3 (0·2 to 0·4)	0·1 (0·1 to 0·2)	0·1 (0·1 to [illegible])	560
Sexual violence	0 (0 to 0)	0 (0 to 0)	0 (0 to 0)	0·3 (0·2 to 0·4)	2·5 (1·5 to 3·9)	5·9 (3·4 to 9·3)	14 (8 to 22·4)	19·7 (11·3 to 29·9)	17·3 (9·7 to 28)	[illegible]	14·9 (8·4 to 23·7)	11·4 (6·6 to 18·4)	7·5 (4·4 to 12·5)	4·2 (2·3 to 6·8)	2·1 (1·2 to 3·4)	1·3 (0·8 to 2)	0·9 (0·6 to 1·4)	0·6 (0·4 to 0·9)	0·4 (0·3 to 0·6)	0·2 (0·1 to 0·3)	0·1 (0·1 to 0·2)	0 (0 to 0)	0 (0 to 0)	119
Physical violence by other means	11·4 (8·2 to 15·7)	0·9 (0·7 to 1·2)	19·7 (13·3 to 28·2)	17·2 (9·4 to 29·3)	17·8 (13·2 to 23·8)	26·3 (20·1 to 34·1)	50·6 (38·2 to 63·8)	44·7 (34·1 to 56·6)	38·8 (29·5 to 49·4)	[illegible]	27·2 (21·6 to 33·6)	19·6 (15·2 to 24·8)	15 (11·3 to 19·2)	9 (7·3 to 11)	7 (5·8 to 8·5)	4·7 (3·8 to 5·6)	3·8 (3·1 to 4·5)	2·4 (2 to 2·8)	1·9 (1·6 to 2·2)	0·7 (0·6 to 0·9)	0·4 (0·3 to 0·5)	0·1 (0·1 to 0·2)	0·1 (0·1 to [illegible])	355
Conflict and terrorism	0 (0 to 0)	0 (0 to 0)	0 (0 to 0)	0 (0 to 0)	0 (0 to 0)	0 (0 to 0)	0 (0 to 0)	0 (0 to 0)	0 (0 to 0)	[illegible]	0·1 (0 to 0·1)	0·1 (0 to 0·1)	0·1 (0 to 0·1)	0 (0 to 0·1)	0 (0 to 0·1)	0 (0 to 0)	0 (0 to 0)	0 (0 to 0)	0 (0 to 0)	0 (0 to 0)	0 (0 to 0)	0 (0 to 0)	0 (0 to 0)	0·4

GBD Table 2b. Baths DALYS by cause and age group for females with 95% uncertainty intervals, 2019

Cause	Early Neonatal	Late Neonatal	Post Neonatal	1 to 4	5 to 9	10 to 14	15 to 19	20 to 24	25 to 29	30 to 34	35 to 39	40 to 44	45 to 49	50 to 54	55 to 59	60 to 64	65 to 69	70 to 74	75 to 79	80 to 84	85 to 89	90 to 94	95 plus	Total
All causes	1 32,000 (1 31,000 to 1 67,000)	1 4,600 (1 3,500 to 1 7,000)	121,000 (90,000 to 157,000)	43,000 (32,000 to 55,000)	46,000 (35,000 to 61,000)	51,000 (38,000 to 67,000)	74,000 (56,000 to 94,000)	90,000 (70,000 to 114,000)	100,000 (78,000 to 126,000)	122,000 (96,000 to 155,000)	143,000 (114,000 to 177,000)	167,000 (135,000 to 207,000)	143,000 (114,000 to 180,000)	146,000 (117,000 to 179,000)	149,000 (124,000 to 177,000)	143,000 (119,000 to 170,000)	137,000 (112,000 to 165,000)	119,000 (102,000 to 139,000)	104,000 (89,000 to 120,000)	86,000 (75,000 to 98,000)	54,000 (48,000 to 61,000)	22,000 (20,000 to 24,000)	1 2,240,000
Communicable, maternal, neonatal, and nutritional diseases	1 19,000 (16,000 to 22,000)	1 3,600 (2,900 to 4,500)	1 22,000 (16,000 to 29,000)	1 17,000 (12,000 to 23,000)	1 11,000 (8,000 to 15,000)	1 10,000 (7,000 to 14,000)	1 12,000 (9,000 to 17,000)	1 13,000 (10,000 to 18,000)	1 13,000 (10,000 to 18,000)	1 14,000 (11,000 to 19,000)	1 17,000 (13,000 to 23,000)	1 19,000 (15,000 to 25,000)	1 16,000 (12,000 to 21,000)	1 16,000 (12,000 to 21,000)	1 16,000 (12,000 to 21,000)	1 15,000 (11,000 to 20,000)	1 14,000 (10,000 to 19,000)	1 11,000 (8,000 to 15,000)	1 9,000 (6,000 to 12,000)	1 6,000 (4,000 to 8,000)	1 4,000 (3,000 to 5,000)	1 2,000 (1,000 to 2,000)	1 299,000
HIV/AIDS and sexually transmitted infections	1 500 (369 to 1,000)	1 200 (124 to 312)	1 1,000 (759 to 1,400)	1 331 (243 to 418)	1 224 (167 to 291)	1 322 (239 to 422)	1 502 (367 to 671)	1 1,000 (763 to 1,400)	1 2,100 (1,600 to 2,800)	1 3,000 (2,300 to 4,000)	1 3,700 (2,800 to 4,800)	1 3,400 (2,600 to 4,500)	1 2,500 (1,900 to 3,300)	1 1,700 (1,300 to 2,300)	1 1,200 (949 to 1,600)	1 920 (697 to 1,200)	1 525 (383 to 681)	1 193 (133 to 263)	1 82.9 (53 to 120)	1 29.4 (18 to 45)	1 8.7 (5 to 13)	1 3.7 (2 to 6)	1 24,000
HIV/AIDS	1 500 (369 to 1,000)	1 200 (124 to 312)	1 1,000 (759 to 1,400)	1 331 (243 to 418)	1 224 (167 to 291)	1 322 (239 to 422)	1 502 (367 to 671)	1 1,000 (763 to 1,400)	1 2,100 (1,600 to 2,800)	1 3,000 (2,300 to 4,000)	1 3,700 (2,800 to 4,800)	1 3,400 (2,600 to 4,500)	1 2,500 (1,900 to 3,300)	1 1,700 (1,300 to 2,300)	1 1,200 (949 to 1,600)	1 920 (697 to 1,200)	1 525 (383 to 681)	1 193 (133 to 263)	1 82.9 (53 to 120)	1 29.4 (18 to 45)	1 8.7 (5 to 13)	1 3.7 (2 to 6)	1 24,000
HIV/AIDS - Drug-susceptible Tuberculosis	0 (0 to 0)	0 (0 to 0)	0 (0 to 0)	0 (0 to 0)	0 (0 to 0)	0 (0 to 0)	0 (0 to 0)	0 (0 to 0)	0 (0 to 0)	0 (0 to 0)	0 (0 to 0)	0 (0 to 0)	0 (0 to 0)	0 (0 to 0)	0 (0 to 0)	0 (0 to 0)	0 (0 to 0)	0 (0 to 0)	0 (0 to 0)	0 (0 to 0)	0 (0 to 0)	0 (0 to 0)	0 (0 to 0)	0
HIV/AIDS - Multidrug-resistant Tuberculosis without extensive drug resistance	0 (0 to 0)	0 (0 to 0)	0 (0 to 0)	0 (0 to 0)	0 (0 to 0)	0 (0 to 0)	0 (0 to 0)	0 (0 to 0)	0 (0 to 0)	0 (0 to 0)	0 (0 to 0)	0 (0 to 0)	0 (0 to 0)	0 (0 to 0)	0 (0 to 0)	0 (0 to 0)	0 (0 to 0)	0 (0 to 0)	0 (0 to 0)	0 (0 to 0)	0 (0 to 0)	0 (0 to 0)	0 (0 to 0)	0
HIV/AIDS - Extensively drug-resistant Tuberculosis	0 (0 to 0)	0 (0 to 0)	1 (0 to 1)	0 (0 to 0)	0 (0 to 0)	0 (0 to 0)	0 (0 to 0)	0 (0 to 0)	0 (0 to 0)	0 (0 to 0)	0 (0 to 0)	0 (0 to 0)	0 (0 to 0)	0 (0 to 0)	0 (0 to 0)	0 (0 to 0)	0 (0 to 0)	0 (0 to 0)	0 (0 to 0)	0 (0 to 0)	0 (0 to 0)	0 (0 to 0)	0 (0 to 0)	33.2
HIV/AIDS resulting in other diseases	0 (0 to 0)	0 (0 to 0)	0 (0 to 1)	0 (0 to 0)	0 (0 to 0)	0 (0 to 0)	0 (0 to 0)	0 (0 to 0)	0 (0 to 0)	0 (0 to 0)	0 (0 to 0)	0 (0 to 0)	0 (0 to 0)	0 (0 to 0)	0 (0 to 0)	0 (0 to 0)	0 (0 to 0)	0 (0 to 0)	0 (0 to 0)	0 (0 to 0)	0 (0 to 0)	0 (0 to 0)	0 (0 to 0)	0
Sexually transmitted infections excluding HIV	1 500 (369 to 1,000)	1 200 (124 to 312)	1 1,000 (759 to 1,400)	1 331 (243 to 418)	1 224 (167 to 291)	1 322 (239 to 422)	1 502 (367 to 671)	1 1,000 (763 to 1,400)	1 2,100 (1,600 to 2,800)	1 3,000 (2,300 to 4,000)	1 3,700 (2,800 to 4,800)	1 3,400 (2,600 to 4,500)	1 2,500 (1,900 to 3,300)	1 1,700 (1,300 to 2,300)	1 1,200 (949 to 1,600)	1 920 (697 to 1,200)	1 525 (383 to 681)	1 193 (133 to 263)	1 82.9 (53 to 120)	1 29.4 (18 to 45)	1 8.7 (5 to 13)	1 3.7 (2 to 6)	1 4,800
Syphilis	1 192 (95 to 313)	1 69.6 (27.8 to 123)	1 224 (106 to 424)	1 2.0 (0.8 to 4.3)	1 1.3 (0.4 to 3.2)	1 4.6 (2.0 to 9.6)	1 9.8 (3.9 to 19.1)	1 16.0 (6.2 to 31.6)	1 17.5 (6.7 to 34.2)	1 13.3 (5.1 to 26.1)	1 9.4 (3.6 to 18.4)	1 7.7 (2.9 to 15.1)	1 6.8 (2.7 to 13.4)	1 7.7 (2.9 to 15.1)	1 6.8 (2.7 to 13.4)	1 7.2 (2.7 to 14.2)	1 6.8 (2.6 to 13.2)	1 4.3 (1.6 to 8.3)	1 2.3 (0.9 to 4.5)	1 1.1 (0.4 to 2.2)	1 0.4 (0.2 to 0.8)	1 0.2 (0.0 to 0.5)	1 1,140
Chlamydial infection	0 (0 to 0)	0 (0 to 0)	0 (0 to 0)	0 (0 to 0)	0 (0 to 0)	0 (0 to 0)	0 (0 to 0)	0 (0 to 0)	0 (0 to 0)	0 (0 to 0)	0 (0 to 0)	0 (0 to 0)	0 (0 to 0)	0 (0 to 0)	0 (0 to 0)	0 (0 to 0)	0 (0 to 0)	0 (0 to 0)	0 (0 to 0)	0 (0 to 0)	0 (0 to 0)	0 (0 to 0)	0 (0 to 0)	0
Gonococcal infection	0 (0 to 0)	0 (0 to 0)	0 (0 to 0)	0 (0 to 0)	0 (0 to 0)	0 (0 to 0)	0 (0 to 0)	0 (0 to 0)	0 (0 to 0)	0 (0 to 0)	0 (0 to 0)	0 (0 to 0)	0 (0 to 0)	0 (0 to 0)	0 (0 to 0)	0 (0 to 0)	0 (0 to 0)	0 (0 to 0)	0 (0 to 0)	0 (0 to 0)	0 (0 to 0)	0 (0 to 0)	0 (0 to 0)	0
Trichomoniasis	0 (0 to 0)	0 (0 to 0)	0 (0 to 0)	0 (0 to 0)	0 (0 to 0)	0 (0 to 0)	0 (0 to 0)	0 (0 to 0)	0 (0 to 0)	0 (0 to 0)	0 (0 to 0)	0 (0 to 0)	0 (0 to 0)	0 (0 to 0)	0 (0 to 0)	0 (0 to 0)	0 (0 to 0)	0 (0 to 0)	0 (0 to 0)	0 (0 to 0)	0 (0 to 0)	0 (0 to 0)	0 (0 to 0)	0
Genital herpes	0 (0 to 0)	0 (0 to 0)	0 (0 to 0)	0 (0 to 0)	0 (0 to 0)	0 (0 to 0)	0 (0 to 0)	0 (0 to 0)	0 (0 to 0)	0 (0 to 0)	0 (0 to 0)	0 (0 to 0)	0 (0 to 0)	0 (0 to 0)	0 (0 to 0)	0 (0 to 0)	0 (0 to 0)	0 (0 to 0)	0 (0 to 0)	0 (0 to 0)	0 (0 to 0)	0 (0 to 0)	0 (0 to 0)	0
Other sexually transmitted infections	0 (0 to 0)	0 (0 to 0)	0 (0 to 0)	0 (0 to 0)	0 (0 to 0)	0 (0 to 0)	0 (0 to 0)	0 (0 to 0)	0 (0 to 0)	0 (0 to 0)	0 (0 to 0)	0 (0 to 0)	0 (0 to 0)	0 (0 to 0)	0 (0 to 0)	0 (0 to 0)	0 (0 to 0)	0 (0 to 0)	0 (0 to 0)	0 (0 to 0)	0 (0 to 0)	0 (0 to 0)	0 (0 to 0)	0
HIV/AIDS resulting in other diseases	0 (0 to 0)	0 (0 to 0)	0 (0 to 0)	0 (0 to 0)	0 (0 to 0)	0 (0 to 0)	0 (0 to 0)	0 (0 to 0)	0 (0 to 0)	0 (0 to 0)	0 (0 to 0)	0 (0 to 0)	0 (0 to 0)	0 (0 to 0)	0 (0 to 0)	0 (0 to 0)	0 (0 to 0)	0 (0 to 0)	0 (0 to 0)	0 (0 to 0)	0 (0 to 0)	0 (0 to 0)	0 (0 to 0)	0
Respiratory infections and tuberculosis	601 (529 to 681)	329 (193 to 538)	10,000 (10,000 to 20,000)	3,000 (2,000 to 4,000)	2,000 (1,000 to 3,000)	1,000 (1,000 to 2,000)	1,000 (1,000 to 2,000)	2,000 (1,000 to 2,000)	2,000 (1,000 to 3,000)	2,000 (1,000 to 3,000)	2,000 (1,000 to 3,000)	2,000 (2,000 to 3,000)	2,000 (2,000 to 3,000)	2,000 (2,000 to 3,000)	2,000 (2,000 to 3,000)	2,000 (2,000 to 3,000)	2,000 (2,000 to 3,000)	2,000 (2,000 to 3,000)	2,000 (2,000 to 3,000)	2,000 (2,000 to 3,000)	1,000 (1,000 to 2,000)	1,000 (1,000 to 1,000)	1 69,000
Tuberculosis	0 (0 to 0)	0 (0 to 0)	632 (477 to 811)	457 (311 to 615)	183 (124 to 247)	107 (72 to 144)	102 (69 to 138)	170 (115 to 229)	269 (182 to 363)	332 (225 to 448)	368 (249 to 496)	343 (232 to 463)	281 (190 to 379)	313 (212 to 422)	283 (192 to 381)	290 (196 to 391)	271 (183 to 365)	210 (142 to 283)	170 (115 to 229)	104 (70 to 140)	69.6 (47 to 94)	23 (15 to 31)	1 4,640
Latent tuberculosis infection	0 (0 to 0)	0 (0 to 0)	0 (0 to 0)	0 (0 to 0)	0 (0 to 0)	0 (0 to 0)	0 (0 to 0)	0 (0 to 0)	0 (0 to 0)	0 (0 to 0)	0 (0 to 0)	0 (0 to 0)	0 (0 to 0)	0 (0 to 0)	0 (0 to 0)	0 (0 to 0)	0 (0 to 0)	0 (0 to 0)	0 (0 to 0)	0 (0 to 0)	0 (0 to 0)	0 (0 to 0)	0 (0 to 0)	0
Active tuberculosis	0 (0 to 0)	0 (0 to 0)	632 (477 to 811)	457 (311 to 615)	183 (124 to 247)	107 (72 to 144)	102 (69 to 138)	170 (115 to 229)	269 (182 to 363)	332 (225 to 448)	368 (249 to 496)	343 (232 to 463)	281 (190 to 379)	313 (212 to 422)	283 (192 to 381)	290 (196 to 391)	271 (183 to 365)	210 (142 to 283)	170 (115 to 229)	104 (70 to 140)	69.6 (47 to 94)	23 (15 to 31)	1 4,640
Drug-susceptible tuberculosis	0 (0 to 0)	0 (0 to 0)	632 (477 to 811)	457 (311 to 615)	183 (124 to 247)	107 (72 to 144)	102 (69 to 138)	170 (115 to 229)	269 (182 to 363)	332 (225 to 448)	368 (249 to 496)	343 (232 to 463)	281 (190 to 379)	313 (212 to 422)	283 (192 to 381)	290 (196 to 391)	271 (183 to 365)	210 (142 to 283)	170 (115 to 229)	104 (70 to 140)	69.6 (47 to 94)	23 (15 to 31)	1 4,640
Multidrug-resistant tuberculosis without extensive drug resistance	0 (0 to 0)	0 (0 to 0)	0 (0 to 0)	0 (0 to 0)	0 (0 to 0)	0 (0 to 0)	0 (0 to 0)	0 (0 to 0)	0 (0 to 0)	0 (0 to 0)	0 (0 to 0)	0 (0 to 0)	0 (0 to 0)	0 (0 to 0)	0 (0 to 0)	0 (0 to 0)	0 (0 to 0)	0 (0 to 0)	0 (0 to 0)	0 (0 to 0)	0 (0 to 0)	0 (0 to 0)	0 (0 to 0)	0
Extensively drug-resistant tuberculosis	0 (0 to 0)	0 (0 to 0)	0 (0 to 0)	0 (0 to 0)	0 (0 to 0)	0 (0 to 0)	0 (0 to 0)	0 (0 to 0)	0 (0 to 0)	0 (0 to 0)	0 (0 to 0)	0 (0 to 0)	0 (0 to 0)	0 (0 to 0)	0 (0 to 0)	0 (0 to 0)	0 (0 to 0)	0 (0 to 0)	0 (0 to 0)	0 (0 to 0)	0 (0 to 0)	0 (0 to 0)	0 (0 to 0)	0
Lower respiratory infections	600 (528 to 680)	329 (193 to 538)	9,000 (9,000 to 19,000)	3,000 (2,000 to 4,000)	2,000 (1,000 to 3,000)	1,000 (1,000 to 2,000)	1,000 (1,000 to 2,000)	2,000 (1,000 to 2,000)	2,000 (1,000 to 3,000)	2,000 (1,000 to 3,000)	2,000 (1,000 to 3,000)	2,000 (2,000 to 3,000)	2,000 (2,000 to 3,000)	2,000 (2,000 to 3,000)	2,000 (2,000 to 3,000)	2,000 (2,000 to 3,000)	2,000 (2,000 to 3,000)	2,000 (2,000 to 3,000)	2,000 (2,000 to 3,000)	2,000 (2,000 to 3,000)	1,000 (1,000 to 2,000)	1,000 (1,000 to 1,000)	1 51,000
Pneumococcal pneumonia	13 (7 to 21)	2 (0 to 6)	562 (362 to 1,000)	1,000 (420 to 1,000)	1,000 (287 to 2,000)	1,000 (283 to 1,000)	1,000 (275 to 1,000)	1,000 (282 to 1,000)	1,000 (283 to 1,000)	1,000 (283 to 1,000)	1,000 (283 to 1,000)	1,000 (297 to 1,000)	1,000 (283 to 1,000)	1,000 (283 to 1,000)	1,000 (283 to 1,000)	1,000 (283 to 1,000)	1,000 (283 to 1,000)	1,000 (283 to 1,000)	1,000 (283 to 1,000)	1,000 (283 to 1,000)	1,000 (283 to 1,000)	1,000 (283 to 1,000)	1 19,000
Chlamydia pneumoniae	0 (0 to 0)	0 (0 to 0)	0 (0 to 0)	0 (0 to 0)	0 (0 to 0)	0 (0 to 0)	0 (0 to 0)	0 (0 to 0)	0 (0 to 0)	0 (0 to 0)	0 (0 to 0)	0 (0 to 0)	0 (0 to 0)	0 (0 to 0)	0 (0 to 0)	0 (0 to 0)	0 (0 to 0)	0 (0 to 0)	0 (0 to 0)	0 (0 to 0)	0 (0 to 0)	0 (0 to 0)	0 (0 to 0)	0
Otitis media	0 (0 to 0)	0 (0 to 0)	8,313 (3,609 to 15,000)	1,000 (1,000 to 2,000)	1,000 (1,000 to 2,000)	1,000 (1,000 to 2,000)	1,000 (1,000 to 2,000)	1,000 (1,000 to 2,000)	1,000 (1,000 to 2,000)	1,000 (1,000 to 2,000)	1,000 (1,000 to 2,000)	1,000 (1,000 to 2,000)	1,000 (1,000 to 2,000)	1,000 (1,000 to 2,000)	1,000 (1,000 to 2,000)	1,000 (1,000 to 2,000)	1,000 (1,000 to 2,000)	1,000 (1,000 to 2,000)	1,000 (1,000 to 2,000)	1,000 (1,000 to 2,000)	1,000 (1,000 to 2,000)	1,000 (1,000 to 2,000)	1 29,000
Enteric infections	1 1,000 (514 to 1,000)	1 1,000 (707 to 1,000)	1 2,000 (1,000 to 3,000)	1 2,000 (1,000 to 3,000)	1 1,000 (1,000 to 2,000)	1 1,000 (1,000 to 2,000)	1 1,000 (1,000 to 2,000)	1 1,000 (1,000 to 2,000)	1 1,000 (1,000 to 2,000)	1 1,000 (1,000 to 2,000)	1 1,000 (1,000 to 2,000)	1 1,000 (1,000 to 2,000)	1 1,000 (1,000 to 2,000)	1 1,000 (1,000 to 2,000)	1 1,000 (1,000 to 2,000)	1 1,000 (1,000 to 2,000)	1 1,000 (1,000 to 2,000)	1 1,000 (1,000 to 2,000)	1 1,000 (1,000 to 2,000)	1 1,000 (1,000 to 2,000)	1 1,000 (1,000 to 2,000)	1 1,000 (1,000 to 2,000)	1 29,000
Diarrheal diseases	411 (364 to 466)	98.0 (62.2 to 156)	8,070 (5,000 to 11,000)	2,870 (1,900 to 3,900)	1,000 (1,000 to 2,000)	1,000 (1,000 to 2,000)	1,000 (1,000 to 2,000)	1,000 (1,000 to 2,000)	1,000 (1,000 to 2,000)	1,000 (1,000 to 2,000)	1,000 (1,000 to 2,000)	1,000 (1,000 to 2,000)	1,000 (1,000 to 2,000)	1,000 (1,000 to 2,000)	1,000 (1,000 to 2,000)	1,000 (1,000 to 2,000)	1,000 (1,000 to 2,000)	1,000 (1,000 to 2,000)	1,000 (1,000 to 2,000)	1,000 (1,000 to 2,000)	1,000 (1,000 to 2,000)	1,000 (1,000 to 2,000)	1 29,000
Typhoid and paratyphoid	0 (0 to 0)	0 (0 to 0)	0 (0 to 0)	0 (0 to 0)	0 (0 to 0)	0 (0 to 0)	0 (0 to 0)	0 (0 to 0)	0 (0 to 0)	0 (0 to 0)	0 (0 to 0)	0 (0 to 0)	0 (0 to 0)	0 (0 to 0)	0 (0 to 0)	0 (0 to 0)	0 (0 to 0)	0 (0 to 0)	0 (0 to 0)	0 (0 to 0)	0 (0 to 0)	0 (0 to 0)	0 (0 to 0)	0
Invasive Salmonella	0 (0 to 0)	0 (0 to 0)	0 (0 to 0)	0 (0 to 0)	0 (0 to 0)	0 (0 to 0)	0 (0 to 0)	0 (0 to 0)	0 (0 to 0)	0 (0 to 0)	0 (0 to 0)	0 (0 to 0)	0 (0 to 0)	0 (0 to 0)	0 (0 to 0)	0 (0 to 0)	0 (0 to 0)	0 (0 to 0)	0 (0 to 0)	0 (0 to 0)	0 (0 to 0)	0 (0 to 0)	0 (0 to 0)	0
Typhoid fever	0 (0 to 0)	0 (0 to 0)	0 (0 to 0)	0 (0 to 0)	0 (0 to 0)	0 (0 to 0)	0 (0 to 0)	0 (0 to 0)	0 (0 to 0)	0 (0 to 0)	0 (0 to 0)	0 (0 to 0)	0 (0 to 0)	0 (0 to 0)	0 (0 to 0)	0 (0 to 0)	0 (0 to 0)	0 (0 to 0)	0 (0 to 0)	0 (0 to 0)	0 (0 to 0)	0 (0 to 0)	0 (0 to 0)	0
Paratyphoid fever	0 (0 to 0)	0 (0 to 0)	0 (0 to 0)	0 (0 to 0)	0 (0 to 0)	0 (0 to 0)	0 (0 to 0)	0 (0 to 0)	0 (0 to 0)	0 (0 to 0)	0 (0 to 0)	0 (0 to 0)	0 (0 to 0)	0 (0 to 0)	0 (0 to 0)	0 (0 to 0)	0 (0 to 0)	0 (0 to 0)	0 (0 to 0)	0 (0 to 0)	0 (0 to 0)	0 (0 to 0)	0 (0 to 0)	0
Invasive Non-typhoidal Salmonella (iNTS)	0 (0 to 0)	0 (0 to 0)	38.8 (13.4 to 78.1)	32.0 (9.6 to 68.3)	19.9 (6.6 to 42.6)	12.0 (3.9 to 25.6)	8.9 (2.9 to 19.2)	7.3 (2.3 to 15.7)	6.7 (2.1 to 14.5)	6.3 (2.0 to 13.7)	6.3 (2.0 to 13.7)	6.3 (2.0 to 13.7)	6.3 (2.0 to 13.7)	6.3 (2.0 to 13.7)	6.3 (2.0 to 13.7)	6.3 (2.0 to 13.7)	6.3 (2.0 to 13.7)	6.3 (2.0 to 13.7)	6.3 (2.0 to 13.7)	6.3 (2.0 to 13.7)	6.3 (2.0 to 13.7)	6.3 (2.0 to 13.7)	196
Other intestinal infectious diseases	0 (0 to 0)	0 (0 to 0)	23 (9.9 to 44.0)	9.9 (3.9 to 20.0)	6.8 (2.6 to 14.2)	4.4 (1.7 to 9.2)	3.4 (1.3 to 7.2)	2.2 (0.8 to 4.7)	1.1 (0.4 to 2.4)	0.7 (0.2 to 1.6)	0.5 (0.2 to 1.2)	0.5 (0.2 to 1.2)	0.5 (0.2 to 1.2)	0.5 (0.2 to 1.2)	0.5 (0.2 to 1.2)	0.5 (0.2 to 1.2)	0.5 (0.2 to 1.2)	0.5 (0.2 to 1.2)	0.5 (0.2 to 1.2)	0.5 (0.2 to 1.2)	0.5 (0.2 to 1.2)	0.5 (0.2 to 1.2)	61.7
Neglected tropical diseases and malaria	84.97 (84.97 to 84.97)	26.7 (26.7 to 26.7)	1,610 (1,000 to 2,000)	1,000 (1,000 to 2,000)	1,000 (1,000 to 2,000)	1,000 (1,000 to 2,000)	1,000 (1,000 to 2,000)	1,000 (1,000 to 2,000)	1,000 (1,000 to 2,000)	1,000 (1,000 to 2,000)	1,000 (1,000 to 2,000)	1,000 (1,000 to 2,000)	1,000 (1,000 to 2,000)	1,000 (1,000 to 2,000)	1,000 (1,000 to 2,000)	1,000 (1,000 to 2,000)	1,000 (1,000 to 2,000)	1,000 (1,000 to 2,000)	1,000 (1,000 to 2,000)	1,000 (1,000 to 2,000)	1,000 (1,000 to 2,000)	1,000 (1,000 to 2,000)	1 22,000
Malaria	0 (0 to 0)	0 (0 to 0)	0 (0 to 0)	0 (0 to 0)	0 (0 to 0)	0 (0 to 0)	0 (0 to 0)	0 (0 to 0)	0 (0 to 0)	0 (0 to 0)	0 (0 to 0)	0 (0 to 0)	0 (0 to 0)	0 (0 to 0)	0 (0 to 0)	0 (0 to 0)	0 (0 to 0)	0 (0 to 0)	0 (0 to 0)	0 (0 to 0)	0 (0 to 0)	0 (0 to 0)	0 (0 to 0)	0
Chagas disease	0 (0 to 0)	0 (0 to 0)	0 (0 to 0)	0 (0 to 0)	0 (0 to 0)	0 (0 to 0)	0 (0 to 0)	0 (0 to 0)	0 (0 to 0)	0 (0 to 0)	0 (0 to 0)	0 (0 to 0)	0 (0 to 0)	0 (0 to 0)	0 (0 to 0)	0 (0 to 0)	0 (0 to 0)	0 (0 to 0)	0 (0 to 0)	0 (0 to 0)	0 (0 to 0)	0 (0 to 0)	0 (0 to 0)	0
Leishmaniasis	1.23 (1.23 to 1.23)	0.4 (0.4 to 0.4)	26.7 (26.7 to 26.7)	17.9 (17.9 to 17.9)	4.6 (4.6 to 4.6)	1.7 (1.7 to 1.7)	0.9 (0.9 to 0.9)	0.6 (0.6 to 0.6)	0.6 (0.6 to 0.6)	0.6 (0.6 to 0.6)	0.6 (0.6 to 0.6)	0.6 (0.6 to 0.6)	0.6 (0.6 to 0.6)	0.6 (0.6 to 0.6)	0.6 (0.6 to 0.6)	0.6 (0.6 to 0.6)	0.6 (0.6 to 0.6)	0.6 (0.6 to 0.6)	0.6 (0.6 to 0.6)	0.6 (0.6 to 0.6)	0.6 (0.6 to 0.6)	0.6 (0.6 to 0.6)	2.56
Schistosomiasis	0 (0 to 0)	0 (0 to 0)	0 (0 to 0)	0 (0 to 0)	0 (0 to 0)	0 (0 to 0)	0 (0 to 0)	0 (0 to 0)	0 (0 to 0)	0 (0 to 0)	0 (0 to 0)	0 (0 to 0)	0 (0 to 0)	0 (0 to 0)	0 (0 to 0)	0 (0 to 0)	0 (0 to 0)	0 (0 to 0)	0 (0 to 0)	0 (0 to 0)	0 (0 to 0)	0 (0 to 0)	0 (0 to 0)	0
Cysticercosis	0 (0 to 0)	0 (0 to 0)	0 (0 to 0)	0 (0 to 0)	0 (0 to 0)	0 (0 to 0)	0 (0 to 0)	0 (0 to 0)	0 (0 to 0)	0 (0 to 0)	0 (0 to 0)	0 (0 to 0)	0 (0 to 0)	0 (0 to 0)	0 (0 to 0)	0 (0 to 0)	0 (0 to 0)	0 (0 to 0)	0 (0 to 0)	0 (0 to 0)	0 (0 to 0)	0 (0 to 0)	0 (0 to 0)	0
Cystic echinococcosis	0 (0 to 0)	0 (0 to 0)	0 (0 to 0)	0 (0 to 0)	0 (0 to 0)	0 (0 to 0)	0 (0 to 0)	0 (0 to 0)	0 (0 to 0)	0 (0 to 0)	0 (0 to 0)	0 (0 to 0)	0 (0 to 0)	0 (0 to 0)	0 (0 to 0)	0 (0 to 0)	0 (0 to 0)	0 (0 to 0)	0 (0 to 0)	0 (0 to 0)	0 (0 to 0)	0 (0 to 0)	0 (0 to 0)	0
Lymphatic filariasis	0 (0 to 0)	0 (0 to 0)	0 (0 to 0)	0 (0 to 0)	0 (0 to 0)	0 (0 to 0)	0 (0 to 0)	0 (0 to 0)	0 (0 to 0)	0 (0 to 0)	0 (0 to 0)	0 (0 to 0)	0 (0 to 0)	0 (0 to 0)	0 (0 to 0)	0 (0 to 0)	0 (0 to 0)	0 (0 to 0)	0 (0 to 0)	0 (0 to 0)	0 (0 to 0)	0 (0 to 0)	0 (0 to 0)	0
Onchocerciasis	0 (0 to 0)	0 (0 to 0)	0 (0 to 0)	0 (0 to 0)	0 (0 to 0)	0 (0 to 0)	0 (0 to 0)	0 (0 to 0)	0 (0 to 0)	0 (0 to 0)	0 (0 to 0)	0 (0 to 0)	0 (0 to 0)	0 (0 to 0)	0 (0 to 0)	0 (0 to 0)	0 (0 to 0)	0 (0 to 0)	0 (0 to 0)	0 (0 to 0)	0 (0 to 0)	0 (0 to 0)	0 (0 to 0)	0
Trachoma	0 (0 to 0)	0 (0 to 0)	0 (0 to 0)	0 (0 to 0)	0 (0 to 0)	0 (0 to 0)	0 (0 to 0)	0 (0 to 0)	0 (0 to 0)	0 (0 to 0)	0 (0 to 0)	0 (0 to 0)	0 (0 to 0)	0 (0 to 0)	0 (0 to 0)	0 (0 to 0)	0 (0 to 0)	0 (0 to 0)	0 (0 to 0)	0 (0 to 0)	0 (0 to 0)	0 (0 to 0)	0 (0 to 0)	0
Dengue	0.59 (0 to 0.59)	0.59 (0 to 0.59)	59 (13.3 to 197)	111 (19.3 to 336)	59.1 (10.7 to 209)	19.6 (3.5 to 70.1)	9.8 (1.7 to 35.4)	5.9 (1.0 to 21.2)	4.9 (0.8 to 17.7)	3.9 (0.7 to 14.2)	3.9 (0.7 to 14.2)	3.9 (0.7 to 14.2)	3.9 (0.7 to 14.2)	3.9 (0.7 to 14.2)	3.9 (0.7 to 14.2)	3.9 (0.7 to 14.2)	3.9 (0.7 to 14.2)	3.9 (0.7 to 14.2)	3.9 (0.7 to 14.2)	3.9 (0.7 to 14.2)	3.9 (0.7 to 14.2)	3.9 (0.7 to 14.2)	1,360
Yellow fever	0 (0 to 0)	0 (0 to 0)	0 (0 to 0)	0 (0 to 0)	0 (0 to 0)	0 (0 to 0)	0 (0 to 0)	0 (0 to 0)	0 (0 to 0)	0 (0 to 0)	0 (0 to 0)	0 (0 to 0)	0 (0 to 0)	0 (0 to 0)	0 (0 to 0)	0 (0 to 0)	0 (0 to 0)	0 (0 to 0)	0 (0 to 0)	0 (0 to 0)	0 (0 to 0)	0 (0 to 0)	0 (0 to 0)	0
Rabies	0 (0 to 0)	0 (0 to 0)	0 (0 to 0)	0 (0 to 0)	0 (0 to 0)	0 (0 to 0)	0 (0 to 0)	0 (0 to 0)	0 (0 to 0)	0 (0 to 0)	0 (0 to 0)	0 (0 to 0)	0 (0 to 0)	0 (0 to 0)	0 (0 to 0)	0 (0 to 0)	0 (0 to 0)	0 (0 to 0)	0 (0 to 0)	0 (0 to 0)	0 (0 to 0)	0 (0 to 0)	0 (0 to 0)	0
Zika virus	0 (0 to 0)	0 (0 to 0)	0 (0 to 0)	0 (0 to 0)	0 (0 to 0)	0 (0 to 0)	0 (0 to 0)	0 (0 to 0)	0 (0 to 0)	0 (0 to 0)	0 (0 to 0)	0 (0 to 0)	0 (0 to 0)	0 (0 to 0)	0 (0 to 0)	0 (0 to 0)	0 (0 to 0)	0 (0 to 0)	0 (0 to 0)	0 (0 to 0)	0 (0 to 0)	0 (0 to 0)	0 (0 to 0)	0
Intestinal nematode infections	0.4 (0.4 to 0.4)	0.2 (0.2 to 0.2)	4.4 (0.4 to 12.6)	2.7 (0.4 to 8.1)	1.4 (0.4 to 3.6)	0.8 (0.4 to 2.1)	0.6 (0.4 to 1.5)	0.5 (0.4 to 1.2)	0.5 (0.4 to 1.2)	0.5 (0.4 to 1.2)	0.5 (0.4 to 1.2)	0.5 (0.4 to 1.2)	0.5 (0.4 to 1.2)	0.5 (0.4 to 1.2)	0.5 (0.4 to 1.2)	0.5 (0.4 to 1.2)	0.5 (0.4 to 1.2)	0.5 (0.4 to 1.2)	0.5 (0.4 to 1.2)	0.5 (0.4 to 1.2)	0.5 (0.4 to 1.2)	0.5 (0.4 to 1.2)	1,190
Ascariasis	0 (0 to 0)



Other transport injuries	1 (1.1 to 2.5)	0.6 (0.1 to 1.4)	29.2 (12.9 to 62.9)	22.1 (12.2 to 39.6)	47.8 (25.5 to 90.4)	49.3 (28.5 to 86.1)	73.7 (52.7 to 111)	69.9 (53.5 to 127)	74.6 (57.1 to 136)	75.6 (59.5 to 117)	78.7 (61.1 to 119)	69.4 (55.3 to 99.4)	94 (78.4 to 79.1)	69.2 (53.4 to 99)	65.7 (56.4 to 96.9)	29.1 (21.2 to 38.8)	22 (16.5 to 29.7)	16.6 (12.5 to 22.3)	12.1 (8.7 to 16.5)	4.9 (2.9 to 8.3)	3.1 (2 to 5)	2.3 (1.7 to 2.9)	838
Unintentional injuries	242 (199 to 342)	142 (99 to 212)	6,128 (5,719 to 6,598)	2,629 (2,240 to 3,060)	2,750 (2,159 to 3,393)	2,810 (2,326 to 3,400)	2,992 (2,795 to 3,196)	2,472 (1,919 to 3,179)	2,868 (2,668 to 3,083)	3,326 (2,870 to 3,806)	3,439 (2,970 to 3,942)	2,779 (2,630 to 2,933)	3,416 (2,640 to 4,259)	3,540 (2,799 to 4,493)	3,496 (2,719 to 4,396)	3,496 (2,726 to 4,329)	2,178 (2,030 to 2,613)	2,130 (2,456 to 2,850)	2,070 (2,479 to 2,813)	2,092 (1,813 to 2,578)	1,669 (1,219 to 1,783)	1,048 (859 to 1,249)	64,800
Falls	31 (22.3 to 42.7)	9.5 (4.3 to 9.6)	652 (362 to 999)	364 (219 to 634)	464 (289 to 834)	561 (422 to 769)	676 (479 to 914)	849 (627 to 1,170)	1,005 (724 to 1,366)	1,398 (1,168 to 1,766)	1,666 (1,398 to 2,166)	1,648 (1,228 to 2,196)	1,660 (1,168 to 2,628)	1,666 (1,268 to 2,368)	1,710 (1,328 to 2,328)	1,666 (1,408 to 2,208)	1,618 (1,408 to 2,078)	1,618 (1,408 to 2,008)	1,640 (1,618 to 2,078)	2,190 (1,778 to 2,758)	1,160 (1,068 to 1,270)	803 (634 to 1,028)	27,400
Drowning	1 (1 to 2.1)	0.6 (0.2 to 2.3)	249 (1 to 1,181)	2,060 (997 to 3,290)	4,042 (1,997 to 7,269)	1,810 (777 to 3,565)	1,905 (1,068 to 3,059)	290 (0 to 1,861)	210 (0 to 1,596)	210 (0 to 1,595)	262 (0 to 1,595)	252 (0 to 1,595)	197 (0 to 1,595)	134 (0 to 1,595)	84 (0 to 1,595)	63 (0 to 1,595)	210 (0 to 1,595)	210 (0 to 1,595)	210 (0 to 1,595)	210 (0 to 1,595)	0 (0 to 37.8)	0 (0 to 0.4)	0 (0 to 0.1)	9,956
Fire, heat, and hot substances	6.6 (4.9 to 12.1)	4.7 (1.2 to 6.8)	299 (183 to 439)	262 (166 to 402)	262 (189 to 328)	262 (132 to 393)	314 (169 to 338)	226 (168 to 338)	273 (183 to 424)	353 (262 to 513)	455 (319 to 620)	432 (293 to 575)	413 (293 to 620)	353 (262 to 482)	304 (247 to 421)	219 (228 to 482)	208 (197 to 379)	220 (162 to 312)	199 (141 to 267)	161 (123 to 210)	122 (92.6 to 163)	89.9 (62.7 to 133)	33.2 (39 to 64.2)	4,260
Poisonings	2.1 (1.4 to 3.1)	0.1 (0 to 0.6)	89.9 (24 to 218)	51 (11 to 140)	54 (16 to 140)	58 (26 to 140)	74 (34 to 140)	74 (34 to 140)	74 (34 to 140)	74 (34 to 140)	74 (34 to 140)	74 (34 to 140)	74 (34 to 140)	74 (34 to 140)	74 (34 to 140)	74 (34 to 140)	74 (34 to 140)	74 (34 to 140)	74 (34 to 140)	74 (34 to 140)	74 (34 to 140)	74 (34 to 140)	74 (34 to 140)	933
Poisoning by other medications and drugs	0.8 (0.4 to 1.8)	0.1 (0 to 0.2)	6.8 (0.1 to 13.5)	0.8 (0 to 6.6)	0.8 (0 to 6.6)	6.6 (0 to 13.1)	6.6 (0.9 to 13.1)	6.6 (0.9 to 13.1)	7.4 (0.9 to 13)	8.8 (0.9 to 13)	8.1 (0.9 to 13)	8.4 (0.9 to 13)	8.4 (0.9 to 13)	8.4 (0.9 to 13)	7.4 (0.9 to 13)	7.4 (0.9 to 13)	7.4 (0.9 to 13)	7.4 (0.9 to 13)	6.6 (0.9 to 13)	7.4 (0.9 to 11)	8.4 (0.9 to 11)	8.4 (0.9 to 11)	870
Poisoning by other means	1.8 (1.2 to 2.6)	2 (1.2 to 3)	60.1 (32.5 to 76.9)	30.6 (17.7 to 43.2)	29.3 (17.7 to 43.2)	48.1 (33.8 to 61.6)	24.7 (19.1 to 33.7)	29.5 (19.5 to 42.7)	23.2 (12.2 to 33.4)	24.5 (17.4 to 34.1)	28.2 (17.4 to 38.1)	29.7 (15.8 to 38.9)	19.6 (12.2 to 36.3)	19.6 (11.2 to 36.3)	13.7 (9.4 to 21.1)	13.7 (8.4 to 18.9)	8 (4.9 to 12.3)	6.1 (3.7 to 9.2)	4.9 (3.1 to 7.5)	4.9 (3.3 to 6.9)	3 (2.1 to 4.1)	1.4 (0.9 to 1.8)	434
Exposure to mechanical forces	6.4 (4.9 to 19.9)	1.9 (0.4 to 6.1)	116 (1.1 to 1,042)	291 (0.1 to 1,042)	302 (0.1 to 1,042)	291 (0.1 to 1,042)	302 (0.1 to 1,042)	314 (0.1 to 1,042)	314 (0.1 to 1,042)	314 (0.1 to 1,042)	366 (0.1 to 1,042)	341 (0.1 to 1,042)	341 (0.1 to 1,042)	312 (0.1 to 1,042)	312 (0.1 to 1,042)	312 (0.1 to 1,042)	312 (0.1 to 1,042)	312 (0.1 to 1,042)	312 (0.1 to 1,042)	156 (0.1 to 1,042)	156 (0.1 to 1,042)	156 (0.1 to 1,042)	26.2 (0.1 to 230.7)	4,960
Unintentional firearm injuries	2.5 (1.3 to 4.5)	0.6 (0.3 to 1.1)	29.4 (11.6 to 61.9)	14 (4.2 to 47.2)	19.2 (4.2 to 135)	30.6 (9.1 to 126)	53.6 (26.9 to 127)	54.4 (41.8 to 166)	54.4 (49.4 to 153)	74 (59.3 to 153)	74.6 (59.3 to 153)	73.6 (44.4 to 112)	52.6 (34.1 to 90.8)	42.6 (29.4 to 66.5)	37.2 (24.8 to 54.9)	28.5 (20.3 to 42.9)	22 (16 to 32)	17.6 (12.8 to 24.9)	16.1 (10.8 to 21.5)	13.4 (8.8 to 17.8)	8.6 (6 to 12.1)	5.6 (4 to 8.6)	2.4 (1.6 to 3.4)	1,030
Other exposure to mechanical forces	4 (1.7 to 14.1)	0.4 (0.2 to 2.2)	86.7 (1.1 to 342)	277 (0.2 to 342)	277 (0.2 to 342)	277 (0.2 to 342)	277 (1.2 to 342)	277 (1.2 to 342)	277 (1.2 to 342)	277 (1.2 to 342)	277 (1.2 to 342)	277 (1.2 to 342)	277 (1.2 to 342)	277 (1.2 to 342)	277 (1.2 to 342)	277 (1.2 to 342)	277 (1.2 to 342)	277 (1.2 to 342)	277 (1.2 to 342)	277 (1.2 to 342)	277 (1.2 to 342)	277 (1.2 to 342)	24.7 (0.1 to 218.9)	3,920
Adverse effects of medical treatment	56.3 (39.7 to 90.4)	18.5 (11.9 to 29.2)	668 (257 to 1,163)	254 (118 to 511)	197 (83.7 to 146)	86.3 (42.9 to 41)	83.6 (34.2 to 123)	152 (83 to 197)	152 (77.1 to 200)	152 (97 to 207)	205 (107 to 256)	229 (139 to 333)	234 (140 to 367)	205 (139 to 276)	205 (139 to 265)	205 (139 to 265)	234 (140 to 265)	179 (107 to 265)	126 (107 to 265)	84.5 (60.7 to 126)	42.3 (29.4 to 59.7)	29.1 (17.4 to 42.5)	3,960
Animal contact	3.4 (2.1 to 5.1)	1.4 (0.9 to 2.1)	68 (23.9 to 112.9)	49.6 (32.4 to 101)	128 (62.2 to 191)	68.5 (48.1 to 99.3)	69 (32.3 to 69.2)	69.2 (51.8 to 87.3)	61.9 (35.4 to 73.2)	66 (36.8 to 79.7)	73.2 (48.9 to 102)	70.6 (47.3 to 90)	64.3 (44.8 to 86.9)	74.3 (61.4 to 104)	72.9 (48.9 to 104)	69.7 (47.4 to 90.1)	65.5 (51.4 to 81.9)	57.9 (39.1 to 76.9)	26.5 (18.4 to 36.3)	10.6 (7.2 to 23.5)	9.2 (6.6 to 12.3)	6 (3.6 to 8.8)	1,160
Venomous animal contact	1.4 (0.8 to 2.1)	0.4 (0.1 to 0.8)	30.3 (15.2 to 52.3)	19 (7.7 to 33)	11.2 (2.7 to 24)	19.1 (8.1 to 33)	24.2 (9.4 to 49.6)	34.2 (9.4 to 49.6)	36.9 (9.4 to 49.6)	39.7 (9.4 to 49.6)	42.6 (9.4 to 49.6)	41.1 (9.4 to 49.6)	42.6 (9.4 to 49.6)	42.6 (9.4 to 49.6)	42.6 (9.4 to 49.6)	42.6 (9.4 to 49.6)	42.6 (9.4 to 49.6)	37.8 (9.4 to 49.6)	26.6 (9.4 to 49.6)	16.8 (9.4 to 37.8)	9.4 (9.4 to 9.4)	3.4 (3.4 to 9.4)	656
Non-venomous animal contact	0.5 (0.3 to 0.9)	0.6 (0.2 to 0.9)	19.7 (7.2 to 39.2)	20.8 (9.6 to 41.4)	14.4 (7.6 to 24.4)	12.7 (7.7 to 19.4)	12.7 (8.1 to 19.2)	14 (8.7 to 21.2)	19.1 (9.7 to 23.2)	17.9 (10.6 to 27.4)	23.3 (12.8 to 32.9)	19.6 (12.1 to 31.2)	19.6 (12.4 to 31)	21.3 (13.4 to 32.3)	21.3 (13.4 to 32.3)	17.1 (11.1 to 28.1)	17.1 (11.1 to 28.1)	12.7 (8.6 to 20.4)	7 (4.1 to 10)	8.1 (5.1 to 12.2)	5.6 (3.6 to 8.7)	3.1 (2.1 to 4.5)	394
Foreign body	69.1 (54 to 102)	46 (32 to 72)	2,268 (2,078 to 2,468)	2,068 (1,868 to 2,268)	1,868 (1,668 to 2,068)	1,668 (1,468 to 1,868)	1,468 (1,268 to 1,668)	1,268 (1,068 to 1,468)	1,068 (868 to 1,268)	868 (668 to 1,068)	668 (468 to 868)	468 (268 to 668)	268 (68 to 468)	68 (0 to 268)	0 (0 to 68)	0 (0 to 68)	0 (0 to 68)	0 (0 to 68)	0 (0 to 68)	0 (0 to 68)	0 (0 to 68)	0 (0 to 68)	0 (0 to 68)	7,200
Foreign body in airway	1.3 (0.7 to 1.82)	50.3 (30.9 to 101)	4,999 (2,999 to 7,799)	849 (227 to 937)	1,199 (717 to 225)	1,199 (1.5 to 225)	1,199 (2.5 to 69)	600.2 (4.5 to 69.5)	67.8 (62.5 to 69.5)	69 (69 to 118)	59.8 (43.7 to 129)	59.2 (49.2 to 130)	59.1 (49.7 to 113)	67.2 (57.6 to 139)	67.6 (59.5 to 121)	79.4 (57.9 to 154)	63.9 (59 to 113)	59.2 (49.7 to 139)	109 (73.2 to 156)	139 (77 to 183)	139 (66.3 to 141)	43 (29.1 to 69.3)	6,220
Foreign body in eyes	0 (0 to 0.1)	0.1 (0 to 0.3)	2.1 (0.4 to 3.7)	11.2 (5.4 to 20.7)	18.5 (5.9 to 41.1)	24.6 (8.6 to 51.9)	31.3 (12.1 to 69.1)	42.3 (17.1 to 86.9)	49.2 (21 to 94)	58.6 (28.5 to 111)	67 (32.1 to 123)	66 (32.7 to 113)	58.2 (32.4 to 97.9)	54.7 (31.4 to 87.1)	48.9 (28.1 to 71.9)	43.7 (24.4 to 66.2)	33.1 (20.6 to 50)	28.4 (16.4 to 39.7)	20.4 (13.1 to 28.7)	14.7 (8.6 to 22.3)	8.8 (5.7 to 13.8)	2.7 (2 to 3.7)	660
Foreign body in other body part	0.4 (0.2 to 0.9)	0.2 (0 to 0.6)	13.2 (3 to 4.3)	12.2 (7.2 to 21.1)	12.9 (5.1 to 24.1)	11.6 (4.6 to 19.6)	9.5 (3.6 to 17.1)	11.4 (3.6 to 17.1)	10.8 (1.1 to 16.7)	11.2 (1.2 to 17.1)	10.8 (1.2 to 17.1)	10.2 (1.2 to 21)	11.9 (1.1 to 21)	11.9 (1.1 to 21)	11.9 (1.1 to 21)	11.9 (1.1 to 21)	11.9 (1.1 to 21)	13.5 (1.1 to 21)	12.1 (1.1 to 21)	8.4 (1.1 to 21)	4.1 (1.1 to 7.5)	2.4 (2.1 to 2.4)	271
Environmental heat and cold exposure	0.2 (0.1 to 0.3)	0.1 (0 to 0.2)	2.4 (0.4 to 7)	21.2 (3.5 to 33.4)	44.3 (20.1 to 73.4)	76.6 (49.6 to 114)	7.4 (7.3 to 17)	7.4 (6.6 to 32)	7.6 (1.6 to 32)	7.6 (1.6 to 32)	7.6 (1.6 to 32)	7.6 (1.6 to 32)	7.6 (1.6 to 32)	7.6 (1.6 to 32)	7.6 (1.6 to 32)	7.6 (1.6 to 32)	7.6 (1.6 to 32)	7.6 (1.6 to 32)	7.6 (1.6 to 32)	7.6 (1.6 to 32)	7.6 (1.6 to 32)	7.6 (1.6 to 32)	7.6 (1.6 to 32)	271
Exposure to forces of nature	0.2 (0 to 0.5)	0.1 (0 to 0.2)	2.4 (0 to 7)	2.4 (0 to 7)	2.4 (0 to 7)	2.4 (0 to 7)	2.4 (1 to 7)	2.4 (1 to 7)	2.4 (1 to 7)	2.4 (1 to 7)	2.4 (1 to 7)	2.4 (1 to 7)	2.4 (1 to 7)	2.4 (1 to 7)	2.4 (1 to 7)	2.4 (1 to 7)	2.4 (1 to 7)	2.4 (1 to 7)	2.4 (1 to 7)	2.4 (1 to 7)	2.4 (1 to 7)	2.4 (1 to 7)	2.4 (1 to 7)	271
Other unintentional injuries	17.6 (10.6 to 22)	4.5 (2.1 to 7.7)	226 (1.6 to 333)	200 (1.6 to 333)	200 (179 to 314)	200 (27.2 to 333)	196 (147 to 333)	200 (27.2 to 333)	209 (27.2 to 333)	267 (27.2 to 333)	309 (27.2 to 333)	267 (27.2 to 333)	309 (27.2 to 333)	267 (27.2 to 333)	267 (27.2 to 333)	267 (27.2 to 333)	267 (27.2 to 333)	216 (196 to 270)	196 (196 to 270)	196 (196 to 270)	196 (196 to 270)	196 (196 to 270)	22.2 (20.9 to 53.5)	5,600
Self-harm and interpersonal violence	239 (189 to 368)	78.1 (53.9 to 126)	761 (428 to 1,333)	486 (229 to 786)	648 (270 to 974)	1,840 (1,410 to 2,330)	5,880 (4,730 to 7,180)	6,230 (4,720 to 8,260)	6,290 (5,820 to 6,940)	6,340 (5,980 to 6,980)	6,600 (5,980 to 7,190)	3,680 (2,630 to 4,690)	2,270 (1,800 to 3,330)	1,630 (1,170 to 1,970)	1,630 (787 to 1,920)	658 (424 to 960)	353 (242 to 570)	213 (167 to 280)	93.4 (68.3 to 97.7)	28.5 (17.4 to 39)	19.2 (11.7 to 19.1)	61,900
Self-harm	74 (54 to 93)	31 (20 to 51)	615 (43 to 1,333)	174 (43 to 786)	174 (43 to 974)	1,840 (1,410 to 2,330)	5,880 (4,730 to 7,180)	6,230 (4,720 to 8,260)	6,290 (5,820 to 6,940)	6,340 (5,980 to 6,980)	6,600 (5,980 to 7,190)	3,680 (2,630 to 4,690)	2,270 (1,800 to 3,330)	1,630 (1,170 to 1,970)	1,630 (787 to 1,920)	658 (424 to 960)	353 (242 to 570)	213 (167 to 280)	93.4 (68.3 to 97.7)	28.5 (17.4 to 39)	19.2 (11.7 to 19.1)	61,900
Self-harm by firearm	0 (0 to 0)	0 (0 to 0)	0 (0 to 0)	0 (0 to 0)	0 (0 to 0)	7.2 (7.7 to 19.1)	52.4 (39.1 to 74.4)	50.2 (33.7 to 79.1)	43.7 (26.1 to 69.7)	43 (26.1 to 69)	41.8 (27.2 to 61.1)	32.5 (22 to 49.1)	22.3 (1.6 to 32.1)	14.8 (9.3 to 21.7)	12.6 (7.2 to 19.3)	4.1 (2 to 9.5)	2.6 (1 to 5.2)	1.8 (1 to 3.2)	1.8 (1 to 2.1)	0.8 (0.5 to 1.3)	0.8 (0.5 to 0.8)	0.2 (0.2 to 0.5)	343
Self-harm by other specified means	74 (54 to 93)	31 (20 to 51)	615 (43 to 1,333)	174 (43 to 786)	174 (43 to 974)	1,840 (1,410 to 2,330)	5,880 (4,730 to 7,180)	6,230 (4,720 to 8,260)	6,290 (5,820 to 6,940)	6,340 (5,980 to 6,980)	6,600 (5,980 to 7,190)	3,680 (2,630 to 4,690)	2,270 (1,800 to 3,330)	1,630 (1,170 to 1,970)	1,630 (787 to 1,920)	658 (424 to 960)	353 (242 to 570)	213 (167 to 280)	93.4 (68.3 to 97.7)	28.5 (17.4 to 39)	19.2 (11.7 to 19.1)	61,900
Interpersonal violence	2,098 (1,610 to 3,000)	78.1 (53.9 to 126)	7,147 (4,633 to 7,913)	485 (262 to 786)	622 (431 to 966)	1,670 (1,170 to 2,330)	4,958 (3,960 to 6,200)	5,452 (3,960 to 7,120)	6,469 (5,200 to 8,220)	6,469 (5,200 to 8,220)	6,919 (5,630 to 8,130)	2,750 (1,990 to 3,560)	1,790 (1,290 to 2,360)	1,290 (930 to 1,640)	729 (530 to 960)	493 (350 to 650)	317 (241 to 401)	243 (170 to 336)	143 (104 to 199)	61.4 (44.4 to 83.5)	39.1 (28.5 to 49.9)	18.7 (14 to 24.5)	54,400
Physical violence by firearm	39.6 (22.5 to 66.4)	4.9 (2.7 to 8.5)	176 (68.5 to 313)	175 (102 to 286)	278 (163 to 421)	647 (475.1 to 850)	3,629 (2,670 to 4,660)	3,650 (3,650 to 4,660)	2,431 (1,870 to 3,410)	2,286 (1,870 to 3,290)	1,998 (1,380 to 2,790)	1,268 (917 to 1,820)	763 (514 to 1,070)	448 (308 to 627)	286 (189 to 390)	159 (105 to 220)	82.8 (57 to 117)	47.3 (32.4 to 66.7)	30.9 (20.9 to 44.1)	7.6 (5.2 to 10.8)	3 (2.3 to 4.8)	1.8 (1.2 to 2.6)	1.1 (0.8 to 1.5)	19,000
Physical violence by sharp object	27.2 (18.1 to 40)	2.1 (1.1 to 4.6)	69 (24.4 to 119)	40.6 (21.4 to 71.9)	79 (37.5 to 132)	196 (129.1 to 303)	1,029 (823 to 1,210)	823 (823 to 1,210)	823 (823 to 1,210)	823 (823 to 1,210)	823 (823 to 1,210)	474 (323 to 683)	229 (154 to 329)	142 (102 to 203)	102 (69.1 to 147)	61.2 (43.2 to 88)	41.2 (28.6 to 59.8)	23.1 (15.7 to 33.5)	14.6 (9.9 to 21.2)	6.9 (4.7 to 10)	2.8 (1.9 to 4.1)	0.9 (0.6 to 1.3)	6,160
Sexual violence	1 (0 to 3)	0.4 (0 to 2)	6.2 (2.4 to 13)	6.2 (2.4 to 13)	20.7 (9.6 to 43.4)	69.8 (49.6 to 121)	248 (114 to 332)	248 (165 to 427)	248 (165 to 248)	248 (165 to 248)	248 (165 to 248)	248 (165 to 248)	248 (165 to 248)	248 (165 to 248)	248 (165 to 248)	248 (165 to 248)	248 (165 to 248)	248 (165 to 248)	248 (165 to 248)	248 (165 to 248)	248 (165 to 248)	248 (165 to 248)	6.1 (2.1 to 9.2)	2,160
Physical violence by other means	10 (7.4 to 13.5)	3.2 (1.9 to 5.1)	102 (70.2 to 141)	64.7 (41.4 to 91)	64.7 (41.4 to 91)	102 (74.1 to 141)	102 (74.1 to 141)	102 (74.1 to 141)	102 (74.1 to 141)	102 (74.1 to 141)	102 (74.1 to 141)	102 (74.1 to 141)	102 (74.1 to 141)	102 (74.1 to 141)	102 (74.1 to 141)	102 (74.1 to 141)	102 (74.1 to 141)	102 (74.1 to 141)	102 (74.1 to 141)	102 (74.1 to 141)	102 (74.1 to 141)	102 (74.1 to 141)	2.1 (1.1 to 4.5)	1,000
Conflict and terrorism	0 (0 to 0)	0 (0 to 0)	0 (0 to 0)	0 (0 to 0)	0 (0 to 0)	0 (0 to 0)	0 (0 to 0)	0 (0 to 0)	0 (0 to 0)	0 (0 to 0)	0 (0 to 0)	0 (0 to 0)	0 (0 to 0)	0 (0 to 0)	0 (0 to 0)	0 (0 to 0)	0 (0 to 0)	0 (0 to 0)	0 (0 to 0)	0 (0 to 0)	0 (0 to 0)	0 (0 to 0)	0 (0 to 0)	4.9

SR Table 2b: Ceará DALYS by cause and age group for females with 95% uncertainty intervals, 2019

Cause	Early Neonatal	Late Neonatal	Post Neonatal	1 to 4	5 to 9	10 to 14	15 to 19	20 to 24	25 to 29	30 to 34	35 to 39	40 to 44	45 to 49	50 to 54	55 to 59	60 to 64	65 to 69	70 to 74	75 to 79	80 to 84	85 to 89	90 to 94	95 plus	Total
All causes	34,200 (27,700 to 41,600)	13,900 (8,450 to 21,100)	92,600 (73,900 to 113,000)	20,900 (15,200 to 28,300)	26,500 (20,900 to 32,900)	35,300 (26,300 to 47,200)	48,400 (37,100 to 62,500)	60,800 (47,100 to 75,700)	66,600 (52,200 to 83,100)	76,500 (60,400 to 93,800)	80,200 (63,600 to 99,000)	81,700 (66,300 to 99,800)	83,500 (68,000 to 101,000)	90,400 (74,000 to 109,000)	90,400 (74,600 to 108,000)	86,700 (72,500 to 103,000)	83,200 (70,500 to 97,700)	79,800 (67,900 to 93,300)	71,600 (61,400 to 83,000)	61,000 (52,900 to 69,600)	41,600 (36,100 to 47,300)	20,800 (18,400 to 23,400)	10,800 (9,860 to 11,800)	1,360,000
Communicable, maternal, neonatal, and nutritional diseases	26,700 (20,300 to 33,100)	10,500 (6,300 to 16,200)	48,400 (37,600 to 61,900)	8,590 (6,120 to 12,100)	7,480 (5,210 to 10,900)	5,560 (3,930 to 8,090)	7,040 (4,800 to 10,100)	7,930 (5,730 to 10,600)	8,460 (6,330 to 11,300)	9,140 (6,800 to 12,200)	9,070 (6,880 to 12,400)	7,830 (5,860 to 10,600)	7,140 (5,330 to 9,550)	6,710 (4,950 to 9,240)	6,380 (4,780 to 8,480)	5,700 (4,320 to 7,420)	5,410 (4,280 to 6,890)	5,440 (4,220 to 7,020)	5,760 (4,360 to 7,500)	5,710 (4,400 to 7,160)	4,700 (3,470 to 5,940)	2,580 (1,890 to 3,320)	1,550 (1,050 to 2,020)	214,000
HIV/AIDS and sexually transmitted infections	103 (45·8 to 190)	34·5 (13·7 to 69·7)	832 (627 to 1,070)	196 (145 to 262)	180 (136 to 233)	191 (147 to 246)	321 (249 to 407)	672 (515 to 861)	1,070 (834 to 1,400)	1,420 (1,100 to 1,780)	1,580 (1,240 to 2,010)	1,480 (1,160 to 1,860)	1,160 (898 to 1,480)	611 (465 to 782)	565 (439 to 715)	369 (274 to 477)	251 (185 to 326)	94·5 (64·6 to 136)	47 (33·6 to 68·5)	20·4 (13·2 to 32·3)	10·2 (6·7 to 16)	3·7 (2·4 to 6)	1·3 (0·8 to 2·1)	11,200
HIV/AIDS	0·1 (0 to 0·1)	0·2 (0·1 to 0·4)	722 (526 to 951)	195 (144 to 261)	179 (136 to 232)	181 (137 to 235)	276 (211 to 364)	553 (418 to 725)	877 (676 to 1,140)	1,160 (892 to 1,480)	1,320 (1,020 to 1,700)	1,250 (971 to 1,590)	973 (747 to 1,280)	494 (380 to 632)	480 (369 to 617)	312 (227 to 411)	209 (151 to 277)	62·7 (39·1 to 92·3)	25·5 (17·1 to 35·4)	6·2 (4·2 to 8·4)	2·5 (1·6 to 3·5)	0·9 (0·5 to 1·3)	0·3 (0·2 to 0·5)	9,280
HIV/AIDS - Drug-susceptible Tuberculosis	0 (0 to 0)	0 (0 to 0)	125 (70·6 to 195)	32·9 (18·7 to 51·1)	31·2 (17·9 to 48·1)	29·3 (16·8 to 45·3)	43·7 (25·7 to 66·3)	87·8 (51·8 to 133)	137 (81 to 208)	182 (108 to 277)	203 (120 to 308)	193 (114 to 293)	153 (90 to 232)	75·1 (45·1 to 113)	72·1 (44 to 108)	45·1 (28 to 66·8)	29·8 (18·6 to 43·8)	7·4 (5 to 10·2)	3 (2 to 4·2)	0·8 (0·5 to 1·2)	0·3 (0·2 to 0·4)	0·1 (0·1 to 0·1)	0 (0 to 0)	1,450
HIV/AIDS - Multidrug-resistant Tuberculosis without exten	0 (0 to 0)	0 (0 to 0)	10·5 (0·5 to 46·3)	2·7 (0·1 to 11·9)	2·5 (0·1 to 11·1)	2·4 (0·1 to 10·3)	3·5 (0·2 to 15·2)	7 (0·3 to 30·5)	10·9 (0·5 to 47·4)	14·4 (0·7 to 62·7)	15·9 (0·8 to 69·7)	15·2 (0·7 to 66·3)	12 (0·6 to 52·4)	5·9 (0·3 to 26·1)	5·5 (0·3 to 24·4)	3·3 (0·2 to 14·5)	2·2 (0·1 to 9·6)	0·5 (0 to 2)	0·2 (0 to 0·9)	0·1 (0 to 0·3)	0 (0 to 0·1)	0 (0 to 0)	0 (0 to 0)	115
HIV/AIDS - Extensively drug-resistant Tuberculosis	0 (0 to 0)	0 (0 to 0)	1·7 (0·1 to 7·8)	0·4 (0 to 2)	0·4 (0 to 1·9)	0·4 (0 to 1·7)	0·6 (0 to 2·6)	1·1 (0·1 to 5)	1·8 (0·1 to 8)	2·4 (0·1 to 10·6)	2·6 (0·1 to 11·8)	2·5 (0·1 to 11·2)	2 (0·1 to 8·4)	1 (0 to 4·3)	0·9 (0 to 4)	0·5 (0 to 2·3)	0·3 (0 to 1·6)	0·1 (0 to 0·3)	0 (0 to 0·1)	0 (0 to 0)	0 (0 to 0)	0 (0 to 0)	0 (0 to 0)	18·7
HIV/AIDS resulting in other diseases	0 (0 to 0·1)	0·2 (0 to 0·4)	585 (382 to 820)	159 (105 to 227)	145 (97·6 to 200)	149 (103 to 203)	229 (158 to 315)	457 (319 to 626)	727 (511 to 998)	959 (678 to 1,290)	1,100 (779 to 1,490)	1,040 (735 to 1,380)	806 (563 to 1,120)	413 (293 to 556)	402 (287 to 542)	263 (176 to 362)	176 (116 to 248)	54·8 (31·5 to 83·4)	22·2 (13·9 to 32·1)	5·3 (3·3 to 7·5)	2·1 (1·2 to 3·2)	0·8 (0·4 to 1·2)	0·3 (0·1 to 0·4)	7,690
Sexually transmitted infections excluding HIV	103 (45·8 to 190)	34·3 (13·5 to 69·6)	110 (52·2 to 212)	0·9 (0·2 to 2·3)	0·6 (0·2 to 1·1)	9·8 (6·7 to 14·3)	44·5 (27·9 to 71·1)	120 (68·2 to 210)	198 (106 to 349)	260 (140 to 471)	256 (137 to 470)	234 (121 to 454)	183 (94·6 to 351)	116 (55·1 to 242)	84·5 (38·8 to 170)	57·1 (28·6 to 112)	42·6 (21·1 to 82·1)	31·7 (16·2 to 59·8)	21·5 (11·7 to 39·6)	14·2 (7·6 to 25·3)	7·7 (4·5 to 13·3)	2·8 (1·6 to 4·9)	1 (0·6 to 1·8)	1,930
Syphilis	103 (45·8 to 190)	34·3 (13·5 to 69·6)	110 (52·2 to 212)	0·9 (0·2 to 2·3)	0·6 (0·2 to 1·1)	2·9 (1·8 to 4·3)	3·7 (2·1 to 6·1)	2·8 (1·4 to 4·8)	5·1 (3·1 to 8·2)	8·1 (5 to 12·7)	5·3 (3·4 to 8)	2·5 (1·6 to 3·8)	3·7 (2·4 to 5·4)	2·5 (1·6 to 3·8)	1·1 (0·7 to 1·6)	1·3 (0·9 to 1·8)	1·3 (0·9 to 1·8)	1·4 (0·9 to 2·2)	0·9 (0·6 to 1·3)	1·2 (0·7 to 1·2)	0·8 (0·5 to 1·2)	0·4 (0·2 to 0·7)	0·2 (0·1 to 0·2)	293





SR Table 2b: Distrito Federal DALYS by cause and age group for females with 95% uncertainty intervals, 2019

Cause	Early Neonatal	Late Neonatal	Post Neonatal	1 to 4	5 to 9	10 to 14	15 to 19	20 to 24	25 to 29	30 to 34	35 to 39	40 to 44	45 to 49	50 to 54	55 to 59	60 to 64	65 to 69	70 to 74	75 to 79	80 to 84	85 to 89	90 to 94	95 plus	Total
All causes	11,700 (9,930 to 13,800)	1,460 (1,240 to 1,710)	10,400 (8,750 to 12,200)	4,820 (4,010 to 5,750)	5,930 (4,780 to 7,330)	9,130 (6,780 to 12,200)	13,700 (10,400 to 17,800)	17,000 (13,100 to 21,500)	18,800 (14,500 to 23,800)	22,700 (17,600 to 28,400)	27,800 (22,100 to 34,600)	28,300 (22,700 to 34,500)	27,000 (22,100 to 32,200)	26,800 (22,300 to 31,800)	26,200 (22,000 to 30,600)	24,400 (20,700 to 28,400)	22,200 (19,300 to 25,600)	19,900 (17,600 to 22,600)	15,400 (13,700 to 17,200)	12,000 (10,800 to 13,200)	7,400 (6,770 to 8,100)	2,690 (2,530 to 2,860)	376 (351 to 405)	356,000
Communicable, maternal, neonatal, and nutritional diseases	9,110 (7,530 to 10,800)	935 (763 to 1,140)	4,000 (3,100 to 5,130)	1,540 (1,220 to 1,920)	1,280 (966 to 1,700)	1,190 (915 to 1,570)	1,600 (1,160 to 2,250)	1,890 (1,400 to 2,660)	2,020 (1,500 to 2,900)	2,370 (1,750 to 3,350)	2,890 (2,150 to 4,050)	2,470 (1,850 to 3,440)	2,140 (1,580 to 2,970)	1,810 (1,300 to 2,540)	1,670 (1,200 to 2,270)	1,360 (992 to 1,800)	1,210 (863 to 1,570)	1,160 (828 to 1,510)	1,080 (769 to 1,390)	923 (716 to 1,170)	755 (594 to 924)	349 (266 to 423)	59·9 (41·2 to 88·1)	43,800
HIV/AIDS and sexually transmitted infections	34·8 (22·1 to 51·4)	3·5 (1·7 to 6·3)	72·6 (53·9 to 94·6)	44·8 (32·9 to 60·5)	46·5 (34·9 to 62·5)	54·1 (40·2 to 70·7)	78·6 (61·9 to 99·2)	176 (135 to 226)	243 (187 to 315)	399 (306 to 512)	522 (395 to 682)	469 (360 to 603)	370 (285 to 485)	200 (154 to 265)	135 (103 to 174)	83·1 (63·7 to 108)	62 (47·3 to 80·1)	23·1 (16·8 to 32·2)	10·2 (7·4 to 15)	4·5 (3·1 to 6·6)	1·9 (1·3 to 2·8)	0·4 (0·3 to 0·6)	0 (0 to 0·1)	3,040
HIV/AIDS	0 (0 to 0)	0 (0 to 0)	61·3 (44·4 to 82·1)	44·5 (32·6 to 60·2)	46·3 (34·7 to 62·4)	51·6 (37·8 to 68·6)	66·5 (50·4 to 85·8)	143 (106 to 185)	187 (143 to 244)	321 (245 to 415)	430 (326 to 555)	384 (292 to 495)	307 (234 to 405)	162 (124 to 212)	109 (84·3 to 138)	65 (49·8 to 84·4)	49·2 (37·4 to 63·2)	14·5 (10·4 to 19·4)	5·2 (3·7 to 6·9)	1·6 (1·2 to 2·1)	0·5 (0·3 to 0·7)	0·1 (0 to 0·1)	0 (0 to 0)	2,450
HIV/AIDS - Drug-susceptible Tuberculosis	0 (0 to 0)	0 (0 to 0)	2·2 (1·2 to 3·5)	1·6 (0·8 to 2·5)	1·7 (1 to 2·8)	1·9 (1 to 3)	2·5 (1·5 to 3·8)	5·5 (3·2 to 8·3)	7·1 (4·2 to 10·7)	12·2 (7·2 to 18·5)	15·9 (9·4 to 24·2)	14·2 (8·4 to 21·6)	11·4 (6·7 to 17·5)	6 (3·6 to 9·1)	4·1 (2·5 to 6·1)	2·5 (1·5 to 3·7)	1·9 (1·1 to 2·8)	0·6 (0·4 to 0·8)	0·2 (0·1 to 0·3)	0·1 (0 to 0·1)	0 (0 to 0)	0 (0 to 0)	0 (0 to 0)	91·7
HIV/AIDS - Multidrug-resistant Tuberculosis without extensive (	0 (0 to 0)	0 (0 to 0)	0·2 (0 to 0·8)	0·1 (0 to 0·6)	0·2 (0 to 0·7)	0·2 (0 to 0·7)	0·2 (0 to 0·9)	0·5 (0 to 1·9)	0·6 (0 to 2·5)	1 (0 to 4·2)	1·3 (0·1 to 5·5)	1·2 (0·1 to 4·9)	1 (0 to 4)	0·5 (0 to 2·1)	0·3 (0 to 1·4)	0·2 (0 to 0·8)	0·2 (0 to 0·6)	0 (0 to 0·2)	0 (0 to 0·1)	0 (0 to 0)	0 (0 to 0)	0 (0 to 0)	0 (0 to 0)	7·6
HIV/AIDS - Extensively drug-resistant Tuberculosis	0 (0 to 0)	0 (0 to 0)	0 (0 to 0·1)	0 (0 to 0·1)	0 (0 to 0·1)	0 (0 to 0·1)	0 (0 to 0·1)	0·1 (0 to 0·3)	0·1 (0 to 0·4)	0·2 (0 to 0·7)	0·2 (0 to 0·9)	0·2 (0 to 0·8)	0·2 (0 to 0·7)	0·1 (0 to 0·3)	0·1 (0 to 0·2)	0 (0 to 0·1)	0 (0 to 0·1)	0 (0 to 0)	0 (0 to 0)	0 (0 to 0)	0 (0 to 0)	0 (0 to 0)	0 (0 to 0)	1·2
HIV/AIDS resulting in other diseases	0 (0 to 0)	0 (0 to 0)	58·9 (41·7 to 79·6)	42·8 (30·8 to 58·2)	44·4 (32·9 to 59·7)	49·5 (35·6 to 66)	63·7 (47·7 to 83·5)	137 (101 to 178)	179 (134 to 235)	307 (233 to 401)	413 (309 to 536)	368 (277 to 479)	295 (222 to 390)	155 (118 to 205)	104 (79·5 to 134)	62·3 (47·2 to 81·5)	47·1 (35·3 to 61)	13·9 (9·8 to 18·7)	4·9 (3·5 to 6·7)	1·5 (1·1 to 2)	0·5 (0·3 to 0·6)	0·1 (0 to 0·1)	0 (0 to 0)	2,350
Sexually transmitted infections excluding HIV	34·8 (22·1 to 51·4)	3·5 (1·7 to 6·3)	11·3 (5·6 to 20·4)	0·2 (0·1 to 0·4)	0·1 (0·1 to 0·2)	2·5 (1·6 to 3·6)	12·1 (7·7 to 18·8)	33·2 (18·7 to 58·9)	56·4 (29·2 to 105)	78·6 (40·3 to 147)	91·9 (47·3 to 173)	85·4 (43·2 to 166)	62·6 (31·9 to 124)	38·5 (18 to 79·5)	26·9 (12·5 to 54·5)	18 (8·9 to 36)	12·8 (6·5 to 25·1)	8·5 (4·5 to 16·1)	5·1 (2·8 to 9·3)	2·9 (1·7 to 5·1)	1·4 (0·9 to 2·3)	0·3 (0·2 to 0·5)	0 (0 to 0)	587
Syphilis	34·8 (22·1 to 51·4)	3·5 (1·7 to 6·3)	11·3 (5·6 to 20·4)	0·2 (0·1 to 0·4)	0·1 (0·1 to 0·2)	0·7 (0·4 to 1·1)	1 (0·6 to 1·4)	0·7 (0·4 to 1·3)	1·3 (0·8 to 2·1)	2·1 (1·4 to 3·1)	1·8 (1·2 to 2·5)	1 (0·7 to 1·5)	1·3 (0·9 to 1·8)	0·9 (0·6 to 1·2)	0·5 (0·3 to 0·6)	0·5 (0·4 to 0·7)	0·4 (0·3 to 0·6)	0·4 (0·3 to 0·6)	0·3 (0·2 to 0·4)	0·3 (0·2 to 0·4)	0·2 (0·1 to 0·3)	0·1 (0 to 0·1)	0 (0 to 0)	63·3
Chlamydial infection	0 (0 to 0)	0 (0 to 0)	0 (0 to 0)	0 (0 to 0)	0 (0 to 0)	0·3 (0·2 to 0·5)	1·6 (1 to 2·4)	4·3 (2·8 to 6·2)	5·4 (2·7 to 9·5)	6·9 (3·3 to 12·9)	8·9 (4·7 to 16)	8·5 (4·7 to 15·2)	5 (2·8 to 9·5)	1·2 (0·8 to 1·8)	0·8 (0·6 to 1·1)	0·6 (0·4 to 0·9)	0·3 (0·2 to 0·5)	0·3 (0·2 to 0·5)	0·3 (0·2 to 0·4)	0·2 (0·1 to 0·3)	0·1 (0·1 to 0·2)	0 (0 to 0)	0 (0 to 0)	44·9
Gonococcal infection	0 (0 to 0)	0 (0 to 0)	0 (0 to 0)	0 (0 to 0)	0 (0 to 0)	0·2 (0·2 to 0·3)	1·4 (1 to 2)	2·6 (1·8 to 3·7)	2·9 (1·9 to 4·4)	4·2 (2·8 to 5·8)	4·6 (3·2 to 6·5)	5·2 (3·6 to 7·4)	4·2 (2·8 to 6·2)	2 (1·2 to 2·9)	1·6 (1 to 2·3)	1·5 (0·9 to 2·3)	1·7 (1 to 2·6)	1·1 (0·7 to 1·9)	0·9 (0·6 to 1·3)	0·5 (0·3 to 0·8)	0·3 (0·2 to 0·5)	0·1 (0·1 to 0·1)	0 (0 to 0)	35
Trichomoniasis	0 (0 to 0)	0 (0 to 0)	0 (0 to 0)	0 (0 to 0)	0 (0 to 0)	0·1 (0 to 0·3)	2·1 (0·6 to 5·1)	11·6 (3·8 to 29·1)	23·7 (7·9 to 56)	30·6 (9·8 to 72·7)	33 (10·9 to 76·8)	29·5 (9·7 to 71·5)	23·8 (7·5 to 55·6)	18·3 (5·8 to 42·6)	11·7 (4 to 28)	6·6 (2·3 to 15·8)	4·2 (1·4 to 9·9)	2·5 (0·9 to 5·7)	1·3 (0·5 to 2·8)	0·6 (0·2 to 1·3)	0·2 (0·1 to 0·4)	0 (0 to 0·1)	0 (0 to 0)	200
Genital herpes	0 (0 to 0)	0 (0 to 0)	0 (0 to 0)	0 (0 to 0)	0 (0 to 0)	0·5 (0·1 to 1·3)	2·5 (0·6 to 6·4)	6·3 (2 to 14·9)	11 (3·8 to 26·2)	16 (5·1 to 39·6)	19·8 (6·4 to 48·6)	18·4 (5·5 to 45·2)	15·3 (4·8 to 37·6)	12·9 (4 to 32·8)	10·1 (3 to 24·5)	7·6 (2·3 to 18·4)	5·4 (1·6 to 13·5)	3·5 (1·1 to 8·8)	2 (0·6 to 5)	1·1 (0·3 to 2·7)	0·4 (0·1 to 1)	0·1 (0 to 0·2)	0 (0 to 0)	133



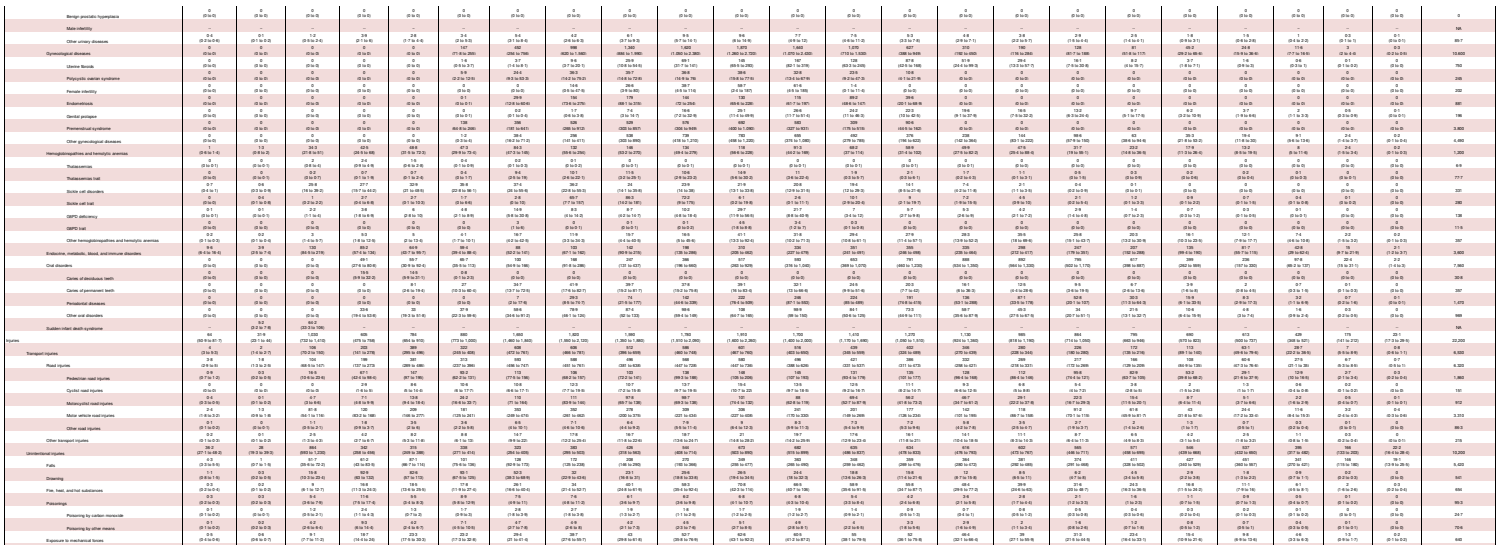

SR Table 2b: Espírito Santo DALYS by cause and age group for females with 95% uncertainty intervals, 2019

Cause	Early Neonatal	Late Neonatal	Post Neonatal	1 to 4	5 to 9	10 to 14	15 to 19	20 to 24	25 to 29	30 to 34	35 to 39
All causes	17,800 (13,400 to 22,900)	2,180 (1,690 to 2,710)	16,100 (12,000 to 21,200)	7,490 (6,060 to 9,270)	8,890 (6,940 to 11,300)	12,900 (9,600 to 17,400)	18,200 (13,900 to 23,500)	22,400 (17,600 to 28,100)	25,400 (20,000 to 31,600)	31,300 (25,000 to 37,800)	35,200 (28,400 to 42,800)
Communicable, maternal, neonatal, and nutritional diseases	13,400 (9,950 to 17,500)	1,430 (1,060 to 1,850)	7,150 (5,230 to 9,670)	2,670 (2,050 to 3,500)	2,550 (1,670 to 3,880)	2,080 (1,430 to 3,230)	2,490 (1,730 to 3,650)	2,700 (2,040 to 3,730)	3,070 (2,350 to 4,140)	3,650 (2,820 to 4,860)	3,900 (2,960 to 5,160)
HIV/AIDS and sexually transmitted infections	146 (91·4 to 219)	13·9 (6·6 to 25·3)	180 (136 to 236)	100 (74·2 to 132)	72·7 (53·6 to 94·6)	86·3 (65 to 113)	148 (115 to 187)	294 (230 to 367)	622 (484 to 786)	878 (685 to 1,110)	931 (720 to 1,200)
HIV/AIDS	0 (0 to 0)	0 (0 to 0)	133 (99·9 to 175)	99·3 (73 to 131)	72·2 (53·1 to 94)	81·2 (59·6 to 108)	127 (95·7 to 164)	243 (185 to 312)	541 (417 to 692)	763 (576 to 972)	808 (622 to 1,050)
HIV/AIDS - Drug-susceptible Tuberculosis	0 (0 to 0)	0 (0 to 0)	13 (7·2 to 20·5)	9·5 (5·3 to 14·9)	7·1 (4 to 11)	7·7 (4·3 to 11·9)	11·3 (6·5 to 17·6)	22·2 (12·9 to 34·2)	49·5 (29 to 76·3)	70·1 (41 to 108)	72·8 (42·4 to 113)
HIV/AIDS - Multidrug-resistant Tuberculosis without extensive d	0 (0 to 0)	0 (0 to 0)	1·1 (0 to 5)	0·8 (0 to 3·7)	0·6 (0 to 2·7)	0·6 (0 to 2·9)	0·9 (0 to 4·2)	1·7 (0·1 to 8·1)	3·7 (0·2 to 17·7)	5·2 (0·2 to 24·9)	5·5 (0·3 to 26·1)
HIV/AIDS - Extensively drug-resistant Tuberculosis	0 (0 to 0)	0 (0 to 0)	0·2 (0 to 0·9)	0·1 (0 to 0·6)	0·1 (0 to 0·5)	0·1 (0 to 0·5)	0·1 (0 to 0·7)	0·3 (0 to 1·4)	0·6 (0 to 3)	0·8 (0 to 4·3)	0·9 (0 to 4·5)
HIV/AIDS resulting in other diseases	0 (0 to 0)	0 (0 to 0)	119 (83·3 to 161)	88·9 (63·5 to 122)	64·5 (44·8 to 86·5)	72·8 (51 to 98·7)	115 (82·7 to 153)	219 (162 to 287)	487 (362 to 637)	686 (494 to 894)	728 (535 to 966)
Sexually transmitted infections excluding HIV	146 (91·4 to 219)	13·9 (6·6 to 25·3)	46·6 (22 to 87·8)	1 (0·5 to 1·9)	0·5 (0·2 to 0·9)	5·1 (3·4 to 7·2)	20·7 (14 to 31)	50·7 (31·6 to 84)	80·8 (43·7 to 140)	116 (67 to 199)	123 (68·5 to 213)
Syphilis	146 (91·4 to 219)	13·9 (6·6 to 25·3)	46·6 (22 to 87·8)	1 (0·5 to 1·9)	0·5 (0·2 to 0·9)	2 (1·2 to 3)	2·6 (1·7 to 3·7)	2 (1·1 to 3·6)	3·9 (2·4 to 6·2)	6·5 (4·2 to 9·5)	4·5 (2·9 to 6·8)
Chlamydial infection	0 (0 to 0)	0 (0 to 0)	0 (0 to 0)	0 (0 to 0)	0 (0 to 0)	0·6 (0·4 to 0·9)	2·6 (1·8 to 3·8)	7·5 (4·5 to 11·4)	8·7 (4·7 to 14·9)	10·8 (5·5 to 18·7)	13·3 (7·7 to 21·2)
Gonococcal infection	0 (0 to 0)	0 (0 to 0)	0 (0 to 0)	0 (0 to 0)	0 (0 to 0)	0·6 (0·4 to 0·9)	3·4 (2·3 to 4·8)	6·8 (4·6 to 9·7)	7·6 (5·1 to 11·1)	11·3 (7·7 to 15·9)	11·6 (7·8 to 16·3)
Trichomoniasis	0 (0 to 0)	0 (0 to 0)	0 (0 to 0)	0 (0 to 0)	0 (0 to 0)	0·1 (0 to 0·4)	2·5 (0·8 to 6·4)	13·6 (4·5 to 32·1)	28·3 (9·7 to 63·6)	36·6 (12 to 84·3)	36·5 (11·6 to 84·7)
Genital herpes	0 (0 to 0)	0 (0 to 0)	0 (0 to 0)	0 (0 to 0)	0 (0 to 0)	0·7 (0·2 to 1·6)	3 (0·8 to 7·7)	7·5 (2·5 to 18·4)	13·2 (4·5 to 31)	19·3 (6·4 to 47·8)	21·8 (7·2 to 52·8)
Other sexually transmitted infections	0 (0 to 0)	0 (0 to 0)	0 (0 to 0)	0 (0 to 0)	0 (0 to 0)	1·1 (0·8 to 1·6)	6·7 (4·8 to 9·2)	13·4 (8·6 to 20)	19·1 (11·1 to 30·2)	31·2 (19·7 to 47·8)	35·4 (22·5 to 54)
Respiratory infections and tuberculosis	184 (116 to 272)	71·2 (47·5 to 100)	2,000 (1,270 to 2,920)	706 (499 to 924)	460 (325 to 644)	389 (281 to 545)	366 (264 to 506)	475 (353 to 636)	478 (357 to 622)	587 (446 to 746)	609 (460 to 795)
Tuberculosis	0 (0 to 0)	0 (0 to 0)	31·8 (20·3 to 47·3)	15·9 (10·1 to 23·5)	13·3 (6·6 to 23·5)	14·7 (11 to 19·4)	27·5 (18·1 to 39·4)	68·9 (44·9 to 100)	75·9 (50·7 to 111)	91·4 (58·6 to 132)	91·9 (59·1 to 133)
Latent tuberculosis infection	0 (0 to 0)	0 (0 to 0)	0 (0 to 0)	0 (0 to 0)	0 (0 to 0)	0 (0 to 0)	0 (0 to 0)	0 (0 to 0)	0 (0 to 0)	0 (0 to 0)	0 (0 to 0)
Drug-susceptible tuberculosis	0 (0 to 0)	0 (0 to 0)	29·5 (16·8 to 45)	14·9 (8·5 to 22·7)	12·6 (5·6 to 22·5)	13·9 (9·5 to 18·5)	25·8 (15·4 to 37·6)	64·8 (40·1 to 96·2)	71·4 (44·5 to 107)	85·8 (53·1 to 126)	86 (53·4 to 130)
Multidrug-resistant tuberculosis without extensive drug resistar	0 (0 to 0)	0 (0 to 0)	2 (0·1 to 9·5)	0·9 (0 to 4·2)	0·6 (0 to 3)	0·8 (0 to 3·5)	1·6 (0·1 to 7·3)	3·6 (0·2 to 17·3)	3·9 (0·2 to 19)	4·9 (0·2 to 22·3)	5 (0·3 to 23·8)
Extensively drug-resistant tuberculosis	0 (0 to 0)	0 (0 to 0)	0·3 (0 to 1·6)	0·1 (0 to 0·7)	0·1 (0 to 0·4)	0·1 (0 to 0·6)	0·2 (0 to 1·2)	0·5 (0 to 2·5)	0·6 (0 to 2·9)	0·8 (0 to 3·7)	0·8 (0 to 3·8)
Lower respiratory infections	182 (115 to 271)	68·3 (45·1 to 97·6)	1,910 (1,200 to 2,820)	457 (301 to 647)	182 (128 to 253)	163 (112 to 224)	147 (103 to 201)	218 (147 to 303)	225 (153 to 320)	312 (217 to 439)	333 (233 to 471)
Upper respiratory infections	0·9 (0·5 to 1·5)	2·5 (1·5 to 3·9)	46·7 (28·6 to 71·2)	175 (99·3 to 286)	196 (106 to 335)	165 (87·9 to 284)	154 (79·2 to 276)	155 (83·2 to 265)	149 (82 to 249)	155 (83 to 259)	155 (78·2 to 256)
Otitis media	0·2 (0·1 to 0·6)	0·5 (0·2 to 1·2)	11·9 (5·9 to 22·6)	57·5 (30·3 to 103)	68·4 (36·2 to 117)	45·8 (24·4 to 82·1)	37·1 (18·8 to 64·7)	33·2 (14·2 to 65·4)	28·9 (14 to 53·2)	27·9 (11·9 to 53·4)	29 (13·4 to 53)
Enteric infections	6·8 (4·5 to 10)	20·4 (13·1 to 30·1)	757 (427 to 1,220)	451 (300 to 635)	336 (205 to 528)	259 (154 to 409)	198 (126 to 292)	183 (116 to 271)	186 (124 to 263)	212 (145 to 298)	220 (151 to 307)
Diarrheal diseases	6·8 (4·5 to 10)	20·3 (13·1 to 30·1)	753 (423 to 1,220)	449 (299 to 633)	334 (201 to 526)	258 (154 to 406)	198 (125 to 291)	183 (116 to 270)	186 (124 to 262)	211 (145 to 297)	219 (151 to 306)
Typhoid and paratyphoid	0 (0 to 0)	0 (0 to 0)	0·1 (0 to 0·1)	0·1 (0 to 0·2)	0·1 (0 to 0·1)	0 (0 to 0·1)	0·1 (0 to 0·2)	0·1 (0 to 0·2)	0·1 (0 to 0·2)	0·1 (0 to 0·2)	0·1 (0 to 0·2)
Typhoid fever	0 (0 to 0)	0 (0 to 0)	0 (0 to 0·1)	0 (0 to 0·2)	0 (0 to 0·1)	0 (0 to 0·1)	0·1 (0 to 0·2)	0·1 (0 to 0·1)	0·1 (0 to 0·2)	0·1 (0 to 0·1)	0·1 (0 to 0·1)
Paratyphoid fever	0 (0 to 0)	0 (0 to 0)	0 (0 to 0·1)	0 (0 to 0·1)	0 (0 to 0)	0 (0 to 0)	0 (0 to 0)	0 (0 to 0)	0 (0 to 0·1)	0 (0 to 0·1)	0 (0 to 0·1)
Invasive Non-typhoidal Salmonella (iNTS)	0 (0 to 0)	0 (0 to 0·1)	1·4 (0·4 to 5·8)	0·4 (0·1 to 1·8)	0·5 (0·2 to 1·7)	0·4 (0·1 to 1·4)	0·2 (0·1 to 0·5)	0·1 (0·1 to 0·4)	0·1 (0 to 0·5)	0·2 (0·1 to 0·5)	0·1 (0 to 0·4)
Other intestinal infectious diseases	0 (0 to 0)	0 (0 to 0)	2·5 (0·1 to 9·5)	1·7 (0·4 to 4·7)	1 (0·3 to 2·9)	0·8 (0·2 to 2·4)	0·4 (0·1 to 1·2)	0·4 (0·1 to 1·2)	0·2 (0·1 to 0·6)	0·6 (0·2 to 1·6)	0·4 (0·1 to 1)
Neglected tropical diseases and malaria	11·5 (4·5 to 18·8)	4·7 (2·1 to 7·8)	59·3 (28·2 to 96)	81·8 (42·5 to 142)	146 (68·5 to 248)	121 (62·3 to 220)	151 (81·2 to 251)	161 (85·7 to 278)	183 (99·5 to 296)	208 (115 to 345)	236 (139 to 382)
Malaria	0 (0 to 0)	0 (0 to 0)	0·1 (0·1 to 0·2)	1·2 (0·8 to 1·8)	2·7 (1·5 to 4·3)	2·4 (1·8 to 3·3)	3·3 (2·1 to 5·1)	3·2 (2·4 to 4·2)	3·1 (2·3 to 4·1)	3·2 (2·4 to 4·3)	3·3 (2·4 to 4·4)
Chagas disease	0 (0 to 0)	0 (0 to 0)	0·1 (0 to 0·6)	0 (0 to 0·2)	0·3 (0·1 to 0·6)	1·4 (0·8 to 3·2)	3·5 (0·8 to 9·4)	6·6 (1·9 to 17·9)	10·5 (3·5 to 30·7)	21·5 (8·3 to 69·2)	34·2 (13·6 to 115)
Leishmaniasis	0 (0 to 0)	0 (0 to 0)	1·5 (0 to 5·2)	6·4 (0·1 to 28)	5·6 (0·1 to 32·1)	2·5 (0·1 to 12·6)	1·9 (0·1 to 7·9)	1·8 (0·1 to 6·5)	2·1 (0·1 to 7·3)	2·4 (0·1 to 7·9)	2·4 (0·1 to 7)
Visceral leishmaniasis	0 (0 to 0)	0 (0 to 0)	1·5 (0 to 5·1)	6·3 (0 to 27·9)	5·3 (0 to 31·8)	2·2 (0 to 12·2)	1·6 (0 to 7·5)	1·4 (0 to 6·1)	1·8 (0 to 6·9)	2 (0 to 7·6)	2 (0 to 6·7)
Cutaneous and mucocutaneous leishmaniasis	0 (0 to 0)	0 (0 to 0)	0 (0 to 0)	0·1 (0 to 0·3)	0·3 (0 to 0·7)	0·3 (0 to 0·9)	0·3 (0 to 0·9)	0·3 (0·1 to 0·9)	0·3 (0·1 to 0·9)	0·4 (0·1 to 1)	0·4 (0·1 to 1·2)
African trypanosomiasis	0 (0 to 0)	0 (0 to 0)	0 (0 to 0)	0 (0 to 0)	0 (0 to 0)	0 (0 to 0)	0 (0 to 0)	0 (0 to 0)	0 (0 to 0)	0 (0 to 0)	0 (0 to 0)
Schistosomiasis	0 (0 to 0)	0 (0 to 0)	0 (0 to 0)	0·7 (0·1 to 2·1)	6·1 (1·2 to 17)	10·9 (2·1 to 30·2)	35·5 (9·8 to 75·4)	43·9 (8·5 to 110)	49·9 (9·4 to 125)	54·7 (12 to 132)	42·1 (13·5 to 89)
Cysticercosis	0 (0 to 0)	0 (0 to 0)	0 (0 to 0)	0 (0 to 0·2)	0·4 (0 to 1·5)	1·8 (0·3 to 4·3)	7·8 (0 to 21·7)	22·1 (4·9 to 55·6)	33·5 (9·2 to 76·3)	41·5 (11·5 to 98·8)	47·1 (13·9 to 103)
Cystic echinococcosis	0 (0 to 0)	0 (0 to 0)	0 (0 to 0)	0 (0 to 0·1)	0·1 (0 to 0·3)	0·1 (0 to 0·2)	0·1 (0 to 0·2)	0·1 (0 to 0·2)	0·1 (0 to 0·2)	0·1 (0 to 0·4)	0·1 (0 to 0·5)
Lymphatic filariasis	0 (0 to 0)	0 (0 to 0)	0 (0 to 0)	0 (0 to 0)	0 (0 to 0)	0 (0 to 0)	0 (0 to 0)	0 (0 to 0)	0 (0 to 0)	0 (0 to 0)	0 (0 to 0)
Onchocerciasis	0 (0 to 0)	0 (0 to 0)	0 (0 to 0)	0 (0 to 0)	0 (0 to 0)	0 (0 to 0)	0 (0 to 0)	0 (0 to 0)	0 (0 to 0)	0 (0 to 0)	0 (0 to 0)
Trachoma	0 (0 to 0)	0 (0 to 0)	0 (0 to 0)	0 (0 to 0)	0 (0 to 0)	0 (0 to 0)	0 (0 to 0)	0 (0 to 0)	0 (0 to 0)	0 (0 to 0)	0 (0 to 0)
Dengue	0 (0 to 0)	0·1 (0 to 0·2)	13·3 (3·6 to 29·6)	18·3 (6·6 to 36·2)	34·5 (13·3 to 67·5)	36·9 (15·3 to 77·9)	35 (13·9 to 74·9)	36·3 (14·6 to 83·6)	41·3 (16·7 to 83·9)	40·7 (15·6 to 86·9)	46·8 (18·2 to 107)
Yellow fever	0 (0 to 0)	0 (0 to 0)	0 (0 to 0·1)	0·1 (0 to 0·4)	0·2 (0 to 1·1)	0·2 (0 to 1·2)	0·2 (0 to 1)	0·2 (0 to 1)	0·1 (0 to 1)	0·1 (0 to 0·9)	0·1 (0 to 0·8)
Rabies	0 (0 to 0)	0 (0 to 0)	0 (0 to 0)	0 (0 to 0)	0·1 (0 to 0·1)	0 (0 to 0·1)	0 (0 to 0)	0 (0 to 0)	0 (0 to 0)	0 (0 to 0)	0 (0 to 0)
Intestinal nematode infections	0 (0 to 0)	0 (0 to 0)	0·6 (0·1 to 2·3)	5·6 (2·6 to 10·4)	16·6 (8·2 to 29·3)	12·4 (5·9 to 23·7)	30 (13·3 to 55·2)	22·7 (9·2 to 44·5)	17·3 (7·1 to 34)	15 (6·1 to 29·7)	18·8 (8·7 to 35·3)
Ascariasis	0 (0 to 0)	0 (0 to 0)	0·5 (0 to 2·2)	2·9 (0·8 to 6·4)	6·2 (2·2 to 13·3)	3·8 (1·2 to 8·6)	2·7 (0·7 to 6)	2·5 (0·7 to 6)	2·5 (0·6 to 5·8)	2·6 (0·7 to 6·1)	2·6 (0·7 to 6)
Trichuriasis	0 (0 to 0)	0 (0 to 0)	0·1 (0 to 0·1)	1·8 (0·5 to 4)	7·1 (2·5 to 15·2)	5·6 (2·1 to 12)	4·9 (1·6 to 10·4)	5 (1·6 to 10·5)	3·9 (1·3 to 8·7)	3·1 (1 to 6·8)	2·6 (0·8 to 5·9)
Hookworm disease	0 (0 to 0)	0 (0 to 0)	0 (0 to 0·1)	1 (0·3 to 2·1)	3·2 (1 to 7)	3 (0·9 to 6·4)	22·4 (8 to 45·5)	15·2 (4 to 34·3)	11 (2·6 to 25·4)	9·3 (2·3 to 22·1)	13·6 (5·3 to 27·8)
Food-borne trematodiases	0 (0 to 0)	0 (0 to 0)	0 (0 to 0)	0 (0 to 0)	0 (0 to 0)	0 (0 to 0)	0 (0 to 0)	0 (0 to 0)	0 (0 to 0)	0 (0 to 0)	0 (0 to 0)
Leprosy	0 (0 to 0)	0 (0 to 0)	0 (0 to 0)	0 (0 to 0)	0 (0 to 0)	0 (0 to 0)	0·2 (0·1 to 0·3)	0·3 (0·2 to 0·5)	0·5 (0·3 to 0·7)	0·7 (0·4 to 1·1)	1 (0·6 to 1·5)
Ebola	0 (0 to 0)	0 (0 to 0)	0 (0 to 0)	0 (0 to 0)	0 (0 to 0)	0 (0 to 0)	0 (0 to 0)	0 (0 to 0)	0 (0 to 0)	0 (0 to 0)	0 (0 to 0)
Zika virus	0 (0 to 0)	0 (0 to 0)	0 (0 to 0·1)	0·1 (0 to 0·2)	0·1 (0 to 0·3)	0·1 (0 to 0·3)	0·1 (0 to 0·4)	0·1 (0 to 0·4)	0·1 (0 to 0·4)	0·1 (0 to 0·5)	0·1 (0 to 0·5)
Guinea worm disease	0 (0 to 0)	0 (0 to 0)	0 (0 to 0)	0 (0 to 0)	0 (0 to 0)	0 (0 to 0)	0 (0 to 0)	0 (0 to 0)	0 (0 to 0)	0 (0 to 0)	0 (0 to 0)
Other neglected tropical diseases	11·5 (4·5 to 18·8)	4·6 (2 to 7·7)	43·5 (17·2 to 78·4)	49·3 (17·5 to 105)	79 (20·1 to 171)	52·3 (11·2 to 143)	33·1 (8·9 to 74·4)	23·4 (5·3 to 59)	24 (4·8 to 59·5)	27·3 (6·6 to 64·7)	40·1 (13·7 to 82·4)
Other infectious diseases	29·7 (19·5 to 46·3)	23·3 (14·7 to 36·4)	491 (317 to 748)	217 (151 to 302)	200 (145 to 271)	148 (106 to 212)	124 (89·7 to 176)	112 (80·4 to 159)	116 (82·9 to 162)	134 (99·7 to 181)	149 (108 to 203)
Meningitis	5·3 (3·3 to 8·1)	7·4 (4·5 to 11·2)	257 (148 to 402)	104 (67·6 to 154)	87·4 (62·5 to 119)	67·3 (47·3 to 91·1)	49·4 (35·6 to 66·8)	45·8 (30·3 to 64·9)	45·2 (31·6 to 63·7)	51·2 (37·5 to 68·7)	50 (36·5 to 69·3)
Encephalitis	1·4 (0·7 to 3·3)	1·2 (0·4 to 3·9)	16·9 (7·6 to 38·7)	17·8 (8·3 to 41·7)	10·8 (6·8 to 19·8)	7·2 (4·7 to 11·3)	5·7 (3·9 to 8·2)	6·2 (4·3 to 8·8)	6·3 (4·4 to 8·7)	6·5 (4·7 to 9·1)	6·5 (4·8 to 8·8)
Diphtheria	0 (0 to 0)	0 (0 to 0)	0·1 (0 to 0·2)	0·1 (0 to 0·2)	0·1 (0 to 0·3)	0 (0 to 0·1)	0 (0 to 0)	0 (0 to 0)	0 (0 to 0)	0 (0 to 0)	0 (0 to 0)
Tetanus	0·8 (0·4 to 1·4)	0·7 (0·3 to 1·5)	0·3 (0·1 to 0·6)	0·1 (0 to 0·3)	0·4 (0·2 to 0·8)	0·5 (0·2 to 1·1)	0·3 (0·1 to 0·5)	0·3 (0·1 to 0·6)	0·3 (0·1 to 0·7)	0·4 (0·2 to 1)	0·5 (0·2 to 1·2)
Measles	0 (0 to 0)	0 (0 to 0)	0·1 (0 to 0·3)	0·2 (0·1 to 0·2)	0 (0 to 0·1)	0 (0 to 0)	0 (0 to 0)	0 (0 to 0)	0 (0 to 0)	0 (0 to 0)	0 (0 to 0)
Varicella and herpes zoster	1·3 (0·5 to 2·4)	1·6 (0·7 to 2·9)	41·9 (17·7 to 78·1)	42 (18·3 to 79·1)	19·7 (6·5 to 35·4)	8·1 (3·1 to 13·8)	4·8 (2·2 to 8)	5·3 (2·6 to 9)	6·6 (3·4 to 10·6)	7·1 (3·5 to 12·2)	6·4 (3·1 to 11·1)
Acute hepatitis	0 (0 to 0)	0 (0 to 0)	4·5 (2·2 to 8·1)	4·1 (2·2 to 6·9)	10·6 (6 to 17·5)	12·5 (7·3 to 19·7)	11·4 (6·7 to 17·9)	11·2 (7 to 17·1)	11·2 (7 to 17·6)	16 (9·1 to 26·4)	16·2 (9·3 to 26·5)
Acute hepatitis A	0 (0 to 0)	0 (0 to 0)	0·6 (0·1 to 1·7)	2·5 (0·9 to 4·7)	8·5 (4·3 to 14·8)	10·6 (5·8 to 17·5)	9·6 (5·2 to 15·7)	8·8 (5 to 14·2)	7·1 (3·9 to 12·3)	6·4 (3·2 to 10·9)	5·5 (2·6 to 9·4)
Acute hepatitis B	0 (0 to 0)	0 (0 to 0)	2·9 (1 to 5·7)	0·7 (0·2 to 1·6)	1·3 (0·5 to 2·6)	1·1 (0·5 to 2)	1·1 (0·5 to 2)	1·6 (0·8 to 2·7)	3·3 (1·7 to 6·1)	8·6 (3·3 to 17)	9·8 (4·3 to 19·1)
Acute hepatitis C	0 (0 to 0)	0 (0 to 0)	0·2 (0·1 to 0·4)	0·7 (0·3 to 1·3)	0·4 (0·2 to 0·9)	0·4 (0·2 to 0·8)	0·3 (0·1 to 0·6)	0·4 (0·2 to 0·8)	0·4 (0·2 to 0·8)	0·5 (0·2 to 1)	0·6 (0·3 to 1·1)
Acute hepatitis E	0 (0 to 0)	0 (0 to 0)	0·8 (0·2 to 2)	0·2 (0·1 to 0·5)	0·4 (0·2 to 0·6)	0·4 (0·2 to 0·7)	0·3 (0·2 to 0·6)	0·4 (0·2 to 0·6)	0·3 (0·2 to 0·6)	0·4 (0·2 to 0·8)	0·4 (0·2 to 0·7)
Other unspecified infectious diseases	20·9 (12·3 to 35·2)	12·3 (6·4 to 22·4)	92·5 (54·2 to 148)	45·5 (23·2 to 80·1)	68·9 (29·5 to 132)	51·9 (23·4 to 110)	52·3 (25·5 to 95·8)	43·5 (22·7 to 80·3)	46·3 (23·5 to 82·5)	53·2 (28·1 to 92·5)	69·1 (39·1 to 114)
Maternal and neonatal disorders	13,000 (9,660 to 17,000)	1,270 (947 to 1,650)	2,880 (1,910 to 4,140)	590 (444 to 770)	479 (346 to 630)	503 (370 to 656)	757 (619 to 936)	963 (771 to 1,190)	950 (768 to 1,170)	1,040 (836 to 1,260)	862 (688 to 1,060)
Maternal disorders	0 (0 to 0)	0 (0 to 0)	0 (0 to 0)	0 (0 to 0)	0 (0 to 0)	19·6 (16 to 23·9)	282 (208 to 361)	471 (355 to 616)	462 (344 to 594)	532 (392 to 696)	361 (270 to 473)
Maternal hemorrhage	0 (0 to 0)	0 (0 to 0)	0 (0 to 0)	0 (0 to 0)	0 (0 to 0)	1·4 (0·7 to 2·5)	33 (17·6 to 53·1)	58·1 (32·3 to 96·7)	60·3 (35·5 to 96·9)	73·7 (39·8 to 119)	46·7 (25·2 to 79·5)
Maternal sepsis and other maternal infections	0 (0 to 0)	0 (0 to 0)	0 (0 to 0)	0 (0 to 0)	0 (0 to 0)	2·3 (1·2 to 3·9)	34·3 (18·1 to 57·4)	53·9 (30 to 91)	45·8 (25 to 75·7)	46·2 (23·3 to 80·7)	29·4 (15·4 to 51·6)
Maternal hypertensive disorders	0 (0 to 0)	0 (0 to 0)	0 (0 to 0)	0 (0 to 0)	0 (0 to 0)	5·5 (3·8 to 7·4)	61·3 (40 to 89·1)	90·5 (58·9 to 135)	95·3 (62·1 to 136)	105 (68·7 to 152)	70·7 (46·5 to 104)
Maternal obstructed labor and uterine rupture	0 (0 to 0)	0 (0 to 0)	0 (0 to 0)	0 (0 to 0)	0 (0 to 0)	0·2 (0·1 to 0·5)	3·8 (1·8 to 7·3)	7·5 (3·5 to 15·3)	8·9 (4 to 18·9)	12·6 (5·1 to 26·6)	9·4 (3·5 to 21·3)
Maternal abortion and miscarriage	0 (0 to 0)	0 (0 to 0)	0 (0 to 0)	0 (0 to 0)	0 (0 to 0)	1·2 (0·5 to 2·5)	16·5 (7·2 to 30·4)	26·1 (11·5 to 54·2)	23·6 (10·5 to 46)	26·6 (11 to 53·4)	18·5 (7·5 to 40·4)
Ectopic pregnancy	0 (0 to 0)	0 (0 to 0)	0 (0 to 0)	0 (0 to 0)	0 (0 to 0)	0·2 (0·1 to 0·4)	4·2 (2·2 to 7·5)	8·3 (4·4 to 14·3)	9·3 (4·9 to 16·4)	11·3 (6·1 to 19)	6·8 (3·7 to 11·5)
Indirect maternal deaths	--	--	--	--	--	3·6 (2 to 5·7)	51·4 (26·7 to 85·6)	90·3 (49·1 to 147)	86·7 (48 to 142)	100 (54·7 to 165)	68·4 (35·8 to 111)
Late maternal deaths	--	--	--	--	--	2·1 (1·3 to 3·2)	34·8 (20·3 to 55·3)	63·4 (38·5 to 101)	61·5 (37·6 to 92·4)	72·8 (44 to 110)	53·9 (34·4 to 80·9)
Maternal deaths aggravated by HIV/AIDS	--	--	--	--	--	0 (0 to 0)	0·2 (0·1 to 0·4)	0·6 (0·3 to 1·1)	1·1 (0·5 to 2)	1·5 (0·7 to 2·7)	1 (0·5 to 1·6)
Neonatal disorders	13,000 (9,660 to 17,000)	1,270 (947 to 1,650)	2,880 (1,910 to 4,140)	590 (444 to 770)	479 (346 to 630)	483 (353 to 636)	475 (350 to 635)	492 (363 to 651)	489 (356 to 653)	511 (380 to 676)	501 (366 to 663)
Neonatal preterm birth	4,280 (2,970 to 6,000)	307 (210 to 420)	845 (502 to 1,370)	204 (143 to 280)	251 (173 to 344)	251 (177 to 338)	244 (171 to 340)	252 (175 to 345)	248 (174 to 343)	259 (185 to 348)	251 (178 to 345)
Neonatal encephalopathy due to birth asphyxia and trauma	3,830 (2,600 to 5,340)	199 (131 to 279)	570 (319 to 928)	125 (82·5 to 180)	107 (61·5 to 172)	108 (59 to 172)	108 (59·5 to 177)	111 (64 to 179)	112 (60·9 to 179)	117 (64·9 to 188)	116 (64·3 to 188)
Neonatal sepsis and other neonatal infections	1,170 (813 to 1,610)	386 (246 to 569)	550 (326 to 843)	78·2 (41·4 to 130)	99·4 (53·1 to 168)	101 (51·9 to 169)	100 (51 to 164)	104 (55·4 to 175)	104 (54·8 to 172)	110 (56·4 to 189)	109 (56·8 to 183)
Hemolytic disease and other neonatal jaundice	163 (101 to 250)	33·6 (17·1 to 60·4)	46·8 (20·6 to 97)	18·8 (14·2 to 24·2)	22·2 (16·2 to 28·8)	22·8 (16·9 to 29·7)	23 (16·9 to 29·7)	24·2 (17·8 to 31·3)	24·3 (18 to 31·5)	25·7 (19·1 to 33·4)	25·5 (18·9 to 33·1)
Other neonatal disorders	3,610 (2,450 to 4,950)	345 (228 to 502)	867 (521 to 1,290)	164 (124 to 213)	0 (0 to 0)	0 (0 to 0)	0 (0 to 0)	0 (0 to 0)	0 (0 to 0)	0 (0 to 0)	0 (0 to 0)
Nutritional deficiencies	0·9 (0·5 to 1·6)	22·3 (10·2 to 39)	786 (524 to 1,130)	528 (236 to 1,040)	857 (242 to 1,840)	570 (141 to 1,480)	746 (197 to 1,620)	510 (114 to 1,300)	539 (118 to 1,340)	586 (135 to 1,450)	895 (292 to 1,810)
Protein-energy malnutrition	0·7 (0·4 to 1·1)	2·1 (1·2 to 3·3)	555 (365 to 847)	118 (74 to 185)	50·3 (33·4 to 75·1)	44·4 (30·4 to 62)	33·5 (21·1 to 49·3)	38·2 (25·6 to 54·1)	41·2 (27·9 to 57·1)	58·8 (41·1 to 79)	69·9 (49·8 to 93·9)
Iodine deficiency	0 (0 to 0)	0 (0 to 0)	0 (0 to 0)	0·1 (0 to 0·2)	0·5 (0·1 to 1·3)	1·3 (0·4 to 2·8)	1·9 (0·7 to 4·2)	2·3 (0·9 to 4·8)	2·5 (0·9 to 5·3)	2·7 (1 to 5·7)	2·8 (1 to 6·1)
Vitamin A deficiency	0·1 (0 to 0·4)	2·3 (0·5 to 5·4)	7·4 (2·9 to 15·7)	27 (12 to 53·9)	43·7 (15·8 to 93·9)	29·3 (9·8 to 68·8)	7·3 (2·6 to 16·1)	5·7 (1·6 to 12·2)	5 (2·3 to 9)	4·4 (2 to 8)	3·8 (1·8 to 6·6)
Dietary iron deficiency	0·1 (0 to 0·5)	17·9 (6·9 to 32·8)	209 (74·8 to 406)	379 (95·2 to 872)	759 (169 to 1,710)	490 (78·4 to 1,340)	696 (150 to 1,570)	454 (57·3 to 1,240)	478 (61·2 to 1,280)	509 (64·4 to 1,360)	806 (200 to 1,720)
Other nutritional deficiencies	0 (0 to 0)	0 (0 to 0)	14·9 (7·2 to 29·5)	4·5 (1·8 to 9·3)	3·9 (1·8 to 7)	4·3 (2 to 7·9)	7·3 (3·4 to 12·7)	9·3 (4·5 to 15·9)	13 (6·4 to 22·3)	11·1 (5·9 to 17·8)	11·9 (6·6 to 19·2)
Non-communicable diseases	4,270 (2,890 to 6,040)	722 (492 to 986)	7,640 (5,460 to 10,500)	3,850 (2,990 to 4,840)	5,250 (3,980 to 6,820)	9,360 (6,500 to 13,300)	13,000 (9,230 to 17,700)	16,300 (12,200 to 21,200)	19,000 (14,300 to 24,200)	23,900 (18,500 to 29,700)	28,000 (22,100 to 34,500)
Neoplasms	13·5 (9·6 to 18·1)	4·7 (3·4 to 6·4)	153 (105 to 219)	419 (300 to 566)	526 (400 to 674)	511 (414 to 620)	486 (403 to 586)	695 (559 to 849)	1,050 (834 to 1,280)	2,040 (1,640 to 2,470)	3,060 (2,440 to 3,760)
Lip and oral cavity cancer	0 (0 to 0)	0 (0 to 0)	0 (0 to 0)	0 (0 to 0)	1·4 (1 to 2)	2·6 (1·4 to 4·3)	2·9 (1·9 to 4·2)	5·5 (3·5 to 8·2)	8·3 (5·2 to 12·7)	15·1 (9·6 to 23·3)	26 (17·4 to 38·7)
Nasopharynx cancer	0 (0 to 0)	0 (0 to 0)	0 (0 to 0)	0 (0 to 0)	1·3 (0·9 to 2·3)	1·9 (1·1 to 3·2)	2·9 (1·8 to 4·3)	3·7 (2·1 to 5·9)	3·1 (2 to 4·7)	4·4 (2·8 to 6·7)	6·3 (4 to 9·9)
Other pharynx cancer	0 (0 to 0)	0 (0 to 0)	0 (0 to 0)	0 (0 to 0)	0 (0 to 0)	0 (0 to 0)	0 (0 to 0)	3 (1·6 to 5·2)	3·5 (2·1 to 5·6)	6·9 (4·3 to 11)	11·2 (6·3 to 17·7)
Esophageal cancer	0 (0 to 0)	0 (0 to 0)	0 (0 to 0)	0 (0 to 0)	0 (0 to 0)	0 (0 to 0)	0 (0 to 0)	4·3 (2·7 to 6·5)	8·3 (5·2 to 12·3)	14·9 (8·8 to 23·6)	33 (21·3 to 47·3)
Stomach cancer	0 (0 to 0)	0 (0 to 0)	0 (0 to 0)	0 (0 to 0)	0 (0 to 0)	0 (0 to 0)	8·1 (5·5 to 11·4)	25·1 (17·4 to 34·6)	52·5 (35·7 to 75·2)	116 (78·9 to 167)	173 (120 to 245)
Colon and rectum cancer	0 (0 to 0)	0 (0 to 0)	0 (0 to 0)	0 (0 to 0)	2·4 (1·6 to 3·4)	6·2 (4·2 to 9·1)	12·8 (8·8 to 17·3)	36·1 (23·7 to 54·5)	70·2 (45·8 to 98·9)	148 (100 to 212)	236 (163 to 327)
Liver cancer	0·7 (0·4 to 1·2)	0·1 (0·1 to 0·3)	5·1 (2·7 to 8·6)	10 (5·8 to 15·5)	7·3 (5 to 10·4)	7·2 (5·2 to 9·8)	6·5 (3·2 to 11)	9·2 (5·4 to 14·6)	13·7 (8·3 to 21·3)	23·1 (13·1 to 37)	34·5 (20 to 52·5)
Liver cancer due to hepatitis B	0 (0 to 0)	0 (0 to 0)	0 (0 to 0)	0 (0 to 0)	0 (0 to 0)	0·9 (0·5 to 1·7)	1·7 (0·8 to 3)	3·2 (1·8 to 5·3)	5·7 (3·1 to 9·2)	9·3 (5·2 to 15·2)	12·3 (6·6 to 20·4)
Liver cancer due to hepatitis C	0 (0 to 0)	0 (0 to 0)	0 (0 to 0)	0 (0 to 0)	0 (0 to 0)	0·1 (0 to 0·2)	0·2 (0·1 to 0·3)	0·6 (0·3 to 1·1)	1·4 (0·7 to 2·6)	3·6 (1·9 to 6·1)	7·4 (3·8 to 12·9)
Liver cancer due to alcohol use	0 (0 to 0)	0 (0 to 0)	0 (0 to 0)	0 (0 to 0)	0 (0 to 0)	0 (0 to 0)	0·1 (0·1 to 0·3)	0·6 (0·3 to 1·1)	1·5 (0·8 to 2·5)	3·5 (1·9 to 6)	6·8 (3·5 to 11·6)
Liver cancer due to NASH	0 (0 to 0)	0 (0 to 0)	0 (0 to 0)	0 (0 to 0)	0 (0 to 0)	0 (0 to 0)	1·8 (0·8 to 3·2)	1·9 (1 to 3·1)	2 (1·1 to 3·2)	2·6 (1·3 to 4·3)	3·2 (1·7 to 5·3)
Liver cancer due to other causes	0·7 (0·4 to 1·2)	0·1 (0·1 to 0·3)	5·1 (2·7 to 8·6)	10 (5·8 to 15·5)	7·3 (5 to 10·4)	6·2 (4·6 to 8·2)	2·8 (1·4 to 4·6)	3 (1·7 to 4·8)	3·1 (1·8 to 5·3)	4 (2·1 to 6·8)	4·8 (2·6 to 7·9)
Gallbladder and biliary tract cancer	0 (0 to 0)	0 (0 to 0)	0 (0 to 0)	0 (0 to 0)	0 (0 to 0)	0 (0 to 0)	0 (0 to 0)	2·9 (1·9 to 4·2)	6·4 (4 to 9·9)	19 (11·7 to 28·9)	34·8 (21·7 to 53·6)
Pancreatic cancer	0 (0 to 0)	0 (0 to 0)	0 (0 to 0)	0 (0 to 0)	0 (0 to 0)	0 (0 to 0)	2·8 (1·8 to 3·9)	6·2 (3·5 to 10)	10·8 (6·8 to 16·9)	32·8 (21·2 to 49·3)	58·2 (41·9 to 81·8)
Larynx cancer	0 (0 to 0)	0 (0 to 0)	0 (0 to 0)	0 (0 to 0)	0 (0 to 0)	0 (0 to 0)	0 (0 to 0)	2·4 (1·5 to 3·7)	3·2 (2·1 to 4·7)	4·3 (2·5 to 7·1)	9·5 (4·9 to 15·6)
Tracheal, bronchus, and lung cancer	0 (0 to 0)	0 (0 to 0)	0 (0 to 0)	0 (0 to 0)	0 (0 to 0)	3·4 (1·7 to 5·8)	13·5 (7·8 to 21·4)	23·4 (13 to 38·7)	35·1 (21·9 to 53·6)	80 (53·7 to 116)	145 (99·9 to 212)
Malignant skin melanoma	0·1 (0 to 0·2)	0 (0 to 0·1)	1·7 (0·2 to 4·7)	4·6 (0·6 to 11·9)	1·5 (1 to 2·5)	2·8 (1·6 to 4·4)	4·9 (2·7 to 7·6)	12·3 (7·1 to 19·9)	21·7 (13 to 33·4)	38·6 (22·3 to 59)	52·2 (30·9 to 81·1)
Non-melanoma skin cancer	0 (0 to 0)	0 (0 to 0)	0 (0 to 0)	0 (0 to 0)	0 (0 to 0)	0 (0 to 0)	0 (0 to 0)	2·6 (1·7 to 3·6)	4·4 (2·9 to 6·3)	6·5 (4·4 to 9·2)	10·4 (7 to 15·3)
Non-melanoma skin cancer (squamous-cell carcinoma)	0 (0 to 0)	0 (0 to 0)	0 (0 to 0)	0 (0 to 0)	0 (0 to 0)	0 (0 to 0)	0 (0 to 0)	2·6 (1·7 to 3·6)	4·4 (2·9 to 6·3)	6·5 (4·4 to 9·2)	10·4 (7 to 15·3)
Non-melanoma skin cancer (basal-cell carcinoma)	0 (0 to 0)	0 (0 to 0)	0 (0 to 0)	0 (0 to 0)	0 (0 to 0)	0 (0 to 0)	0 (0 to 0)	0 (0 to 0)	0 (0 to 0)	0 (0 to 0)	0 (0 to 0)
Breast cancer	0 (0 to 0)	0 (0 to 0)	0 (0 to 0)	0 (0 to 0)	0 (0 to 0)	0 (0 to 0)	10·9 (6·4 to 16·9)	33·3 (23 to 46·8)	117 (78 to 163)	418 (300 to 560)	823 (591 to 1,080)
Cervical cancer	0 [illegible]	0 [illegible]	0 [illegible]	0 [illegible]	0 [illegible]	0 [illegible]	11·2 [illegible]	52·2 [illegible]	157 [illegible]	422 [illegible]	608 [illegible]
Uterine cancer	[illegible]	[illegible]	[illegible]	[illegible]	[illegible]	[illegible]	[illegible]	[illegible]	[illegible]	[illegible]	[illegible]
Ovarian cancer	[illegible]	[illegible]	[illegible]	[illegible]	[illegible]	[illegible]	[illegible]	[illegible]	[illegible]	[illegible]	[illegible]
Prostate cancer											
Testicular cancer											
Kidney cancer	[illegible]	[illegible]	[illegible]	[illegible]	[illegible]	[illegible]	[illegible]	[illegible]	[illegible]	[illegible]	[illegible]
Bladder cancer	[illegible]	[illegible]	[illegible]	[illegible]	[illegible]	[illegible]	[illegible]	[illegible]	[illegible]	[illegible]	[illegible]
Brain and central nervous system cancer	[illegible]	[illegible]	[illegible]	[illegible]	[illegible]	[illegible]	[illegible]	[illegible]	[illegible]	[illegible]	[illegible]
Thyroid cancer	[illegible]	[illegible]	[illegible]	[illegible]	[illegible]	[illegible]	[illegible]	[illegible]	[illegible]	[illegible]	[illegible]
Mesothelioma	[illegible]	[illegible]	[illegible]	[illegible]	[illegible]	[illegible]	[illegible]	[illegible]	[illegible]	[illegible]	[illegible]
Hodgkin lymphoma	[illegible]	[illegible]	[illegible]	[illegible]	[illegible]	[illegible]	[illegible]	[illegible]	[illegible]	[illegible]	[illegible]
Non-Hodgkin lymphoma	[illegible]	[illegible]	[illegible]	[illegible]	[illegible]	[illegible]	[illegible]	[illegible]	[illegible]	[illegible]	[illegible]
Multiple myeloma	[illegible]	[illegible]	[illegible]	[illegible]	[illegible]	[illegible]	[illegible]	[illegible]	[illegible]	[illegible]	[illegible]
Leukemia	[illegible]	[illegible]	[illegible]	[illegible]	[illegible]	[illegible]	[illegible]	[illegible]	[illegible]	[illegible]	[illegible]
Acute lymphoid leukemia	[illegible]	[illegible]	[illegible]	[illegible]	[illegible]	[illegible]	[illegible]	[illegible]	[illegible]	[illegible]	[illegible]
Chronic lymphoid leukemia	[illegible]	[illegible]	[illegible]	[illegible]	[illegible]	[illegible]	[illegible]	[illegible]	[illegible]	[illegible]	[illegible]
Acute myeloid leukemia	[illegible]	[illegible]	[illegible]	[illegible]	[illegible]	[illegible]	[illegible]	[illegible]	[illegible]	[illegible]	[illegible]
Chronic myeloid leukemia	[illegible]	[illegible]	[illegible]	[illegible]	[illegible]	[illegible]	[illegible]	[illegible]	[illegible]	[illegible]	[illegible]
Other leukemia	[illegible]	[illegible]	[illegible]	[illegible]	[illegible]	[illegible]	[illegible]	[illegible]	[illegible]	[illegible]	[illegible]
Other malignant neoplasms	[illegible]	[illegible]	[illegible]	[illegible]	[illegible]	[illegible]	[illegible]	[illegible]	[illegible]	[illegible]	[illegible]
Other neoplasms	[illegible]	[illegible]	[illegible]	[illegible]	[illegible]	[illegible]	[illegible]	[illegible]	[illegible]	[illegible]	[illegible]
Myelodysplastic, myeloproliferative, and other hematopoietic n	[illegible]	[illegible]	[illegible]	[illegible]	[illegible]	[illegible]	[illegible]	[illegible]	[illegible]	[illegible]	[illegible]
Benign and in situ intestinal neoplasms	[illegible]	[illegible]	[illegible]	[illegible]	[illegible]	[illegible]	[illegible]	[illegible]	[illegible]	[illegible]	[illegible]
Benign and in situ cervical and uterine neoplasms	[illegible]	[illegible]	[illegible]	[illegible]	[illegible]	[illegible]	[illegible]	[illegible]	[illegible]	[illegible]	[illegible]
Other benign and in situ neoplasms	[illegible]	[illegible]	[illegible]	[illegible]	[illegible]	[illegible]	[illegible]	[illegible]	[illegible]	[illegible]	[illegible]
Cardiovascular diseases	[illegible]	[illegible]	[illegible]	[illegible]	[illegible]	[illegible]	[illegible]	[illegible]	[illegible]	[illegible]	[illegible]
Rheumatic heart disease	[illegible]	[illegible]	[illegible]	[illegible]	[illegible]	[illegible]	[illegible]	[illegible]	[illegible]	[illegible]	[illegible]

Cause	40 to 44	45 to 49	50 to 54	55 to 59	60 to 64	65 to 69	70 to 74	75 to 79	80 to 84	85 to 89	90 to 94	95 plus	Total
All causes	36,700 (30,000 to 43,800)	36,500 (30,300 to 43,000)	40,400 (34,000 to 47,100)	42,800 (36,100 to 49,900)	42,900 (36,400 to 49,400)	39,000 (33,700 to 44,500)	32,800 (28,600 to 36,900)	28,200 (24,700 to 31,400)	23,300 (20,700 to 25,800)	16,800 (15,000 to 18,500)	8,180 (7,410 to 8,890)	3,000 (2,770 to 3,190)	549,000
Communicable, maternal, neonatal, and nutritional diseases	3,430 (2,660 to 4,650)	3,000 (2,300 to 3,930)	2,820 (2,140 to 3,760)	2,630 (2,000 to 3,540)	2,350 (1,810 to 3,040)	2,100 (1,680 to 2,640)	1,780 (1,390 to 2,250)	1,790 (1,420 to 2,230)	1,670 (1,300 to 2,050)	1,500 (1,160 to 1,850)	872 (657 to 1,070)	389 (279 to 477)	69,400
HIV/AIDS and sexually transmitted infections	884 (686 to 1,120)	675 (527 to 858)	447 (353 to 558)	313 (245 to 396)	172 (131 to 222)	149 (117 to 189)	42·6 (31·8 to 57·9)	22·2 (16·6 to 30)	10·4 (7·2 to 15·2)	5·8 (4·1 to 8·2)	1·9 (1·2 to 2·7)	0·5 (0·3 to 0·7)	6,190
HIV/AIDS	768 (588 to 990)	584 (447 to 762)	390 (304 to 500)	268 (208 to 341)	138 (104 to 179)	124 (94·2 to 158)	26·5 (19·1 to 35·9)	11·2 (8·3 to 14·5)	3 (2·2 to 4)	1·3 (0·9 to 1·7)	0·3 (0·2 to 0·5)	0·1 (0 to 0·1)	5,180
HIV/AIDS - Drug-susceptible Tuberculosis	70·2 (40·6 to 109)	53·4 (30·9 to 82·7)	35·5 (20·6 to 54·9)	23·9 (14 to 36·9)	11·8 (7·1 to 17·7)	10·8 (6·4 to 16·5)	2·1 (1·3 to 3)	0·9 (0·6 to 1·3)	0·3 (0·2 to 0·4)	0·1 (0·1 to 0·1)	0 (0 to 0)	0 (0 to 0)	472
HIV/AIDS - Multidrug-resistant Tuberculosis without extensive d	5·3 (0·2 to 25·3)	4·1 (0·2 to 19·4)	2·7 (0·1 to 13)	1·8 (0·1 to 8·6)	0·9 (0 to 4·1)	0·8 (0 to 3·9)	0·1 (0 to 0·7)	0·1 (0 to 0·3)	0 (0 to 0·1)	0 (0 to 0)	0 (0 to 0)	0 (0 to 0)	35·7
HIV/AIDS - Extensively drug-resistant Tuberculosis	0·9 (0 to 4·4)	0·7 (0 to 3·4)	0·4 (0 to 2·2)	0·3 (0 to 1·5)	0·1 (0 to 0·7)	0·1 (0 to 0·7)	0 (0 to 0·1)	0 (0 to 0)	0 (0 to 0)	0 (0 to 0)	0 (0 to 0)	0 (0 to 0)	5·8
HIV/AIDS resulting in other diseases	691 (510 to 908)	526 (387 to 706)	351 (262 to 459)	242 (181 to 318)	125 (92·2 to 167)	112 (82 to 146)	24·2 (16·6 to 33·4)	10·3 (7·3 to 13·5)	2·7 (1·9 to 3·7)	1·2 (0·8 to 1·6)	0·3 (0·2 to 0·5)	0·1 (0 to 0·1)	4,670
Sexually transmitted infections excluding HIV	116 (64·4 to 207)	90·8 (51·8 to 159)	57·2 (30·4 to 109)	44·6 (23·5 to 84·1)	34·2 (19·3 to 62·1)	24·8 (13·8 to 44·6)	16·2 (9·4 to 27·6)	11 (6·8 to 18·3)	7·3 (4·5 to 12)	4·5 (2·9 to 7)	1·6 (0·9 to 2·4)	0·4 (0·3 to 0·6)	1,010
Syphilis	2 (1·2 to 3·1)	3 (1·9 to 4·5)	1·9 (1·2 to 2·8)	0·7 (0·5 to 1)	0·9 (0·6 to 1·3)	0·9 (0·6 to 1·3)	0·9 (0·6 to 1·3)	0·6 (0·4 to 0·9)	0·8 (0·6 to 1·3)	0·6 (0·4 to 0·8)	0·3 (0·2 to 0·5)	0·1 (0·1 to 0·1)	242
Chlamydial infection	13·1 (7·8 to 21·1)	8·9 (5·3 to 14·8)	2·8 (1·9 to 4)	2·2 (1·6 to 3)	2 (1·2 to 3)	1 (0·6 to 1·6)	1 (0·6 to 1·5)	0·8 (0·5 to 1·2)	0·7 (0·5 to 1·2)	0·5 (0·3 to 0·7)	0·1 (0·1 to 0·2)	0 (0 to 0·1)	76·5
Gonococcal infection	13 (8·8 to 18·4)	11·6 (7·6 to 17·3)	6·1 (3·9 to 9·5)	5 (3·3 to 7·4)	5 (3 to 7·8)	5·5 (3·3 to 8·4)	3·3 (2 to 5·1)	2·8 (1·8 to 4·2)	1·7 (1 to 2·6)	1·2 (0·8 to 1·8)	0·4 (0·2 to 0·5)	0·1 (0·1 to 0·1)	96·9
Trichomoniasis	33·2 (10·7 to 79·3)	27·8 (8·6 to 64)	23·4 (7·1 to 55·3)	16·9 (5·3 to 42·1)	10·2 (3·4 to 24·2)	6·6 (2·3 to 15·7)	3·8 (1·4 to 8·8)	2·2 (0·8 to 4·9)	1·2 (0·5 to 2·6)	0·5 (0·2 to 1·2)	0·1 (0 to 0·3)	0 (0 to 0)	244
Genital herpes	20·7 (6·6 to 52·2)	17·8 (5·8 to 44·1)	16·4 (5 to 40·9)	14·6 (4·5 to 35·5)	11·8 (3·5 to 28·2)	8·4 (2·6 to 20·4)	5·4 (1·6 to 13·5)	3·5 (1·1 to 8·4)	2·2 (0·7 to 5·4)	1·2 (0·4 to 2·9)	0·4 (0·1 to 1·1)	0·1 (0 to 0·3)	168
Other sexually transmitted infections	34·1 (20·6 to 52·6)	21·8 (12·8 to 37·7)	6·7 (4 to 10·3)	5·2 (3·7 to 7·2)	4·3 (2·6 to 6·7)	2·4 (1·5 to 3·7)	1·7 (1 to 2·6)	1·1 (0·7 to 1·6)	0·7 (0·4 to 1·1)	0·6 (0·4 to 0·9)	0·2 (0·1 to 0·2)	0 (0 to 0·1)	186
Respiratory infections and tuberculosis	628 (480 to 835)	656 (493 to 846)	792 (590 to 1,070)	852 (621 to 1,110)	984 (717 to 1,280)	1,090 (810 to 1,440)	1,100 (822 to 1,450)	1,220 (917 to 1,620)	1,190 (867 to 1,540)	1,100 (828 to 1,390)	666 (479 to 848)	304 (213 to 385)	16,900
Tuberculosis	87·6 (56·9 to 122)	80·5 (53·3 to 115)	88·4 (58·4 to 130)	75·9 (48·6 to 107)	61·9 (41·7 to 88·7)	57·1 (38·5 to 80·4)	42·9 (30·2 to 59)	32 (22·1 to 44·8)	20·8 (14·6 to 28·7)	12·9 (8·5 to 18·9)	5 (3·3 to 7)	1·6 (1·1 to 2·2)	998
Latent tuberculosis infection	0 (0 to 0)	0 (0 to 0)	0 (0 to 0)	0 (0 to 0)	0 (0 to 0)	0 (0 to 0)	0 (0 to 0)	0 (0 to 0)	0 (0 to 0)	0 (0 to 0)	0 (0 to 0)	0 (0 to 0)	0
Drug-susceptible tuberculosis	82 (50·2 to 119)	75·2 (48·2 to 109)	82·5 (50·8 to 123)	70·8 (43·7 to 103)	57·7 (35·8 to 84·9)	53·1 (32·2 to 77·8)	39·9 (25·1 to 56·2)	29·8 (19·3 to 42·6)	19·3 (12·5 to 27·6)	12 (7·2 to 18)	4·6 (2·8 to 6·7)	1·5 (1 to 2·1)	933
Multidrug-resistant tuberculosis without extensive drug resistar	4·8 (0·2 to 22·7)	4·5 (0·2 to 21·1)	5·1 (0·2 to 23·7)	4·4 (0·2 to 21·4)	3·6 (0·2 to 15·9)	3·4 (0·2 to 17·7)	2·5 (0·1 to 11·9)	1·9 (0·1 to 8·7)	1·2 (0·1 to 5·9)	0·8 (0 to 3·6)	0·3 (0 to 1·5)	0·1 (0 to 0·5)	55·9
Extensively drug-resistant tuberculosis	0·8 (0 to 3·7)	0·7 (0 to 3·6)	0·8 (0 to 4·1)	0·7 (0 to 3·5)	0·6 (0 to 2·7)	0·6 (0 to 2·8)	0·4 (0 to 2)	0·3 (0 to 1·5)	0·2 (0 to 0·9)	0·1 (0 to 0·6)	0 (0 to 0·2)	0 (0 to 0·1)	8·8
Lower respiratory infections	381 (264 to 541)	444 (303 to 610)	582 (399 to 826)	671 (459 to 915)	839 (587 to 1,130)	977 (694 to 1,320)	1,020 (737 to 1,380)	1,170 (864 to 1,570)	1,160 (824 to 1,500)	1,080 (805 to 1,370)	657 (471 to 838)	301 (211 to 382)	13,500
Upper respiratory infections	132 (69·1 to 233)	106 (56 to 183)	96·8 (51·9 to 165)	84 (45·6 to 140)	66·7 (35·3 to 111)	50·3 (26 to 86·4)	33·7 (18·4 to 57)	21·7 (11·4 to 36)	13·5 (7·2 to 23·1)	7·3 (4·2 to 12·1)	3·2 (2 to 5·2)	1·1 (0·6 to 1·7)	1,970
Otitis media	28·4 (12·5 to 54)	25·4 (12·7 to 44·2)	24·8 (12·1 to 45)	21·2 (10·5 to 38·5)	16·1 (7·4 to 31·1)	9·9 (4·9 to 18·2)	5·7 (2·6 to 11)	3·9 (2 to 7·2)	2·8 (1·3 to 5·3)	1·8 (0·9 to 3·2)	0·8 (0·4 to 1·4)	0·3 (0·1 to 0·5)	481
Enteric infections	208 (141 to 289)	191 (135 to 262)	198 (142 to 265)	199 (142 to 272)	200 (147 to 263)	197 (146 to 256)	178 (130 to 234)	163 (121 to 213)	148 (107 to 199)	119 (86·3 to 160)	61·7 (44·2 to 81·5)	24·4 (17·2 to 33·4)	4,720
Diarrheal diseases	207 (139 to 288)	191 (135 to 262)	198 (142 to 264)	198 (142 to 272)	200 (147 to 263)	197 (146 to 256)	178 (129 to 234)	163 (121 to 213)	147 (106 to 199)	119 (86·2 to 160)	61·6 (44·2 to 81·4)	24·3 (17·1 to 33·4)	4,700
Typhoid and paratyphoid	0·1 (0 to 0·2)	0·1 (0 to 0·1)	0·1 (0 to 0·2)	0·1 (0 to 0·2)	0·1 (0 to 0·2)	0·1 (0 to 0·1)	0 (0 to 0·1)	0 (0 to 0·1)	0 (0 to 0·1)	0 (0 to 0)	0 (0 to 0)	0 (0 to 0)	1·2
Typhoid fever	0·1 (0 to 0·1)	0·1 (0 to 0·1)	0·1 (0 to 0·2)	0·1 (0 to 0·2)	0·1 (0 to 0·1)	0·1 (0 to 0·1)	0 (0 to 0·1)	0 (0 to 0·1)	0 (0 to 0)	0 (0 to 0)	0 (0 to 0)	0 (0 to 0)	0·9
Paratyphoid fever	0 (0 to 0·1)	0 (0 to 0)	0 (0 to 0)	0 (0 to 0)	0 (0 to 0·1)	0 (0 to 0)	0 (0 to 0)	0 (0 to 0)	0 (0 to 0)	0 (0 to 0)	0 (0 to 0)	0 (0 to 0)	0·3
Invasive Non-typhoidal Salmonella (iNTS)	0·1 (0 to 0·4)	0·1 (0 to 0·4)	0·1 (0 to 0·3)	0·1 (0 to 0·4)	0·1 (0 to 0·3)	0·1 (0 to 0·4)	0·1 (0 to 0·3)	0·1 (0 to 0·3)	0·1 (0 to 0·4)	0·1 (0 to 0·2)	0 (0 to 0·1)	0 (0 to 0)	4·5
Other intestinal infectious diseases	0·4 (0·1 to 1)	0·2 (0·1 to 0·6)	0·2 (0 to 0·6)	0·2 (0 to 0·4)	0·1 (0 to 0·4)	0·2 (0 to 0·6)	0·1 (0 to 0·3)	0·1 (0 to 0·3)	0·1 (0 to 0·3)	0·1 (0 to 0·4)	0 (0 to 0·2)	0 (0 to 0·1)	9·8
Neglected tropical diseases and malaria	215 (126 to 350)	212 (121 to 384)	243 (139 to 499)	269 (149 to 549)	262 (142 to 567)	234 (122 to 487)	188 (102 to 417)	155 (81·5 to 322)	107 (57·9 to 208)	66·6 (37·2 to 124)	28·5 (16·1 to 53·5)	9 (5 to 15·8)	3,350
Malaria	2·8 (2 to 3·8)	1·9 (1·4 to 2·5)	1·8 (1·3 to 2·4)	1·6 (1·2 to 2·1)	1·2 (0·9 to 1·6)	0·8 (0·6 to 1)	0·4 (0·3 to 0·6)	0·2 (0·1 to 0·3)	0·1 (0·1 to 0·1)	0 (0 to 0)	0 (0 to 0)	0 (0 to 0)	33·6
Chagas disease	44·1 (18·8 to 149)	57·8 (23 to 202)	77 (29·4 to 304)	90·7 (31·7 to 323)	92·9 (37·2 to 362)	85·3 (33·1 to 334)	67·1 (28·1 to 275)	54·9 (23·5 to 201)	34 (15·2 to 118)	21·5 (9·8 to 76)	9·1 (4 to 30·1)	2·8 (1·1 to 8·8)	715
Leishmaniasis	1·9 (0·1 to 5·2)	1·5 (0·1 to 3·5)	1·4 (0·2 to 3)	1·3 (0·2 to 2·7)	1·1 (0·2 to 2·3)	0·8 (0·1 to 1·7)	0·5 (0·1 to 1·1)	0·4 (0·1 to 0·8)	0·2 (0 to 0·5)	0·1 (0 to 0·3)	0 (0 to 0·1)	0 (0 to 0)	35·9
Visceral leishmaniasis	1·5 (0 to 4·7)	1·1 (0 to 3)	0·9 (0 to 2·4)	0·7 (0 to 2)	0·6 (0 to 1·5)	0·4 (0 to 1)	0·2 (0 to 0·6)	0·1 (0 to 0·3)	0·1 (0 to 0·2)	0 (0 to 0·1)	0 (0 to 0)	0 (0 to 0)	29·8
Cutaneous and mucocutaneous leishmaniasis	0·4 (0·1 to 1·2)	0·5 (0·1 to 1·2)	0·5 (0·1 to 1·3)	0·5 (0·1 to 1·3)	0·5 (0·1 to 1·2)	0·4 (0·1 to 1·1)	0·3 (0·1 to 0·8)	0·2 (0 to 0·6)	0·2 (0 to 0·4)	0·1 (0 to 0·3)	0 (0 to 0·1)	0 (0 to 0)	6·1
African trypanosomiasis	0 (0 to 0)	0 (0 to 0)	0 (0 to 0)	0 (0 to 0)	0 (0 to 0)	0 (0 to 0)	0 (0 to 0)	0 (0 to 0)	0 (0 to 0)	0 (0 to 0)	0 (0 to 0)	0 (0 to 0)	0
Schistosomiasis	22·2 (5·9 to 57·7)	17·7 (1·9 to 57·6)	19·5 (2·1 to 67·4)	19·4 (1·7 to 65·2)	17·8 (1·4 to 70·8)	13·3 (1 to 49·5)	11·9 (0·6 to 47·1)	9·2 (0·4 to 33·1)	5·8 (0·2 to 24·1)	3·2 (0·2 to 14·3)	1 (0·1 to 4·9)	0·3 (0 to 1·2)	385
Cysticercosis	52·4 (16·3 to 114)	56 (18·5 to 121)	69·9 (20·9 to 153)	90·2 (32·3 to 186)	106 (36·7 to 218)	107 (40·1 to 216)	89·7 (35·3 to 170)	74 (28·3 to 146)	56·5 (22·2 to 109)	33·4 (13·2 to 64·4)	14·1 (5·3 to 28·4)	4·3 (1·5 to 8·6)	907
Cystic echinococcosis	0·1 (0 to 0·5)	0·1 (0 to 0·4)	0·2 (0 to 0·5)	0·2 (0 to 0·5)	0·2 (0 to 0·5)	0·1 (0 to 0·4)	0·1 (0 to 0·3)	0·1 (0 to 0·3)	0·1 (0 to 0·2)	0 (0 to 0·1)	0 (0 to 0·1)	0 (0 to 0)	1·8
Lymphatic filariasis	0 (0 to 0)	0 (0 to 0)	0 (0 to 0)	0 (0 to 0)	0 (0 to 0)	0 (0 to 0)	0 (0 to 0)	0 (0 to 0)	0 (0 to 0)	0 (0 to 0)	0 (0 to 0)	0 (0 to 0)	0
Onchocerciasis	0 (0 to 0)	0 (0 to 0)	0 (0 to 0)	0 (0 to 0)	0 (0 to 0)	0 (0 to 0)	0 (0 to 0)	0 (0 to 0)	0 (0 to 0)	0 (0 to 0)	0 (0 to 0)	0 (0 to 0)	0
Trachoma	0 (0 to 0)	0 (0 to 0)	0 (0 to 0)	0 (0 to 0)	0 (0 to 0)	0 (0 to 0)	0 (0 to 0)	0 (0 to 0)	0 (0 to 0)	0 (0 to 0)	0 (0 to 0)	0 (0 to 0)	0
Dengue	43·3 (17·2 to 98·2)	40·2 (15·9 to 87·3)	38·9 (12·9 to 91·3)	33·5 (12·5 to 71·3)	26·9 (11·9 to 55·8)	17 (6·4 to 35·2)	12·2 (5·4 to 22·8)	10·5 (4·2 to 19·3)	6·3 (2·5 to 11·1)	4·6 (1·7 to 8·4)	2·5 (0·9 to 4·5)	1 (0·3 to 1·9)	540
Yellow fever	0·1 (0 to 0·7)	0·1 (0 to 0·5)	0·1 (0 to 0·4)	0 (0 to 0·3)	0 (0 to 0·2)	0 (0 to 0·1)	0 (0 to 0·1)	0 (0 to 0)	0 (0 to 0)	0 (0 to 0)	0 (0 to 0)	0 (0 to 0)	1·6
Rabies	0 (0 to 0)	0 (0 to 0)	0 (0 to 0)	0 (0 to 0)	0 (0 to 0)	0 (0 to 0)	0 (0 to 0)	0 (0 to 0)	0 (0 to 0)	0 (0 to 0)	0 (0 to 0)	0 (0 to 0)	0·3
Intestinal nematode infections	12·1 (4·6 to 23·4)	4·1 (1·8 to 7·8)	3·8 (1·7 to 7·1)	3·5 (1·6 to 6·8)	2·8 (1·2 to 5·4)	1·8 (0·7 to 3·4)	1·2 (0·5 to 2·3)	0·9 (0·4 to 1·7)	0·5 (0·2 to 1)	0·3 (0·1 to 0·5)	0·1 (0 to 0·2)	0 (0 to 0·1)	170
Ascariasis	2·2 (0·6 to 5·2)	1·7 (0·5 to 4·2)	1·5 (0·4 to 3·5)	1·4 (0·4 to 3·3)	1·2 (0·3 to 2·7)	0·8 (0·2 to 1·7)	0·6 (0·1 to 1·3)	0·4 (0·1 to 1)	0·2 (0 to 0·6)	0·1 (0 to 0·3)	0·1 (0 to 0·2)	0 (0 to 0·1)	36·5
Trichuriasis	1·8 (0·5 to 3·9)	1·3 (0·3 to 3·1)	1·1 (0·2 to 2·6)	0·9 (0·2 to 2·2)	0·7 (0·1 to 1·6)	0·4 (0·1 to 1·1)	0·2 (0 to 0·6)	0·2 (0 to 0·4)	0·1 (0 to 0·2)	0 (0 to 0·1)	0 (0 to 0)	0 (0 to 0)	40·9
Hookworm disease	8·1 (2 to 17)	1 (0·2 to 2·4)	1·2 (0·4 to 2·6)	1·1 (0·4 to 2·4)	0·9 (0·3 to 2)	0·6 (0·1 to 1·3)	0·4 (0·1 to 0·9)	0·3 (0·1 to 0·7)	0·2 (0·1 to 0·4)	0·1 (0 to 0·2)	0 (0 to 0·1)	0 (0 to 0)	92·6
Food-borne trematodiases	0 (0 to 0)	0 (0 to 0)	0 (0 to 0)	0 (0 to 0)	0 (0 to 0)	0 (0 to 0)	0 (0 to 0)	0 (0 to 0)	0 (0 to 0)	0 (0 to 0)	0 (0 to 0)	0 (0 to 0)	0
Leprosy	1·1 (0·1 to 3)	1·2 (0·1 to 2·9)	1·5 (0·3 to 3·4)	1·6 (0·3 to 3·6)	1·6 (0·4 to 3·5)	1·4 (0·4 to 3)	1·1 (0·3 to 2·2)	0·9 (0·3 to 1·7)	0·7 (0·3 to 1·2)	0·4 (0·2 to 0·8)	0·2 (0·1 to 0·3)	0·1 (0 to 0·1)	14·5
Ebola	0 (0 to 0)	0 (0 to 0)	0 (0 to 0)	0 (0 to 0)	0 (0 to 0)	0 (0 to 0)	0 (0 to 0)	0 (0 to 0)	0 (0 to 0)	0 (0 to 0)	0 (0 to 0)	0 (0 to 0)	0
Zika virus	0·1 (0 to 0·4)	0·1 (0 to 0·3)	0·1 (0 to 0·2)	0·1 (0 to 0·2)	0 (0 to 0·1)	0 (0 to 0·1)	0 (0 to 0)	0 (0 to 0)	0 (0 to 0)	0 (0 to 0)	0 (0 to 0)	0 (0 to 0)	1·3
Guinea worm disease	0 (0 to 0)	0 (0 to 0)	0 (0 to 0)	0 (0 to 0)	0 (0 to 0)	0 (0 to 0)	0 (0 to 0)	0 (0 to 0)	0 (0 to 0)	0 (0 to 0)	0 (0 to 0)	0 (0 to 0)	0
Other neglected tropical diseases	34·6 (10·4 to 76·4)	31·5 (9·3 to 64·8)	29·1 (7·3 to 64)	26·6 (8·7 to 61·5)	11·8 (3·8 to 25·3)	6·9 (2·2 to 15·5)	4 (1·1 to 8·5)	3·7 (1·1 to 7·3)	3·3 (1·1 to 6·4)	2·9 (0·9 to 5·3)	1·5 (0·6 to 2·5)	0·5 (0·1 to 0·9)	545
Other infectious diseases	134 (97 to 193)	127 (93·3 to 172)	118 (84·1 to 162)	109 (81·3 to 151)	82·7 (64·6 to 106)	60·6 (48 to 75·7)	41·5 (33 to 51·2)	30 (24 to 36·9)	19·8 (15·3 to 25)	12·8 (9·9 to 16·8)	5·9 (4·3 to 7·6)	2·1 (1·5 to 2·8)	2,490
Meningitis	48·5 (35·1 to 66·7)	46 (32·6 to 61·6)	39·8 (28·8 to 55)	36·8 (26·2 to 49·9)	28·8 (21·5 to 37·9)	21·1 (15·6 to 28·7)	14 (10·2 to 18·9)	10 (7·2 to 13·8)	6·3 (4·4 to 8·7)	3·7 (2·6 to 5·2)	1·3 (0·9 to 1·8)	0·5 (0·4 to 0·7)	1,030
Encephalitis	5·9 (4·4 to 8·1)	5·3 (3·8 to 7·2)	5·5 (4 to 7·5)	5·1 (3·8 to 7)	4·7 (3·5 to 6·4)	4·3 (3·2 to 6·1)	3·8 (2·6 to 5·5)	2·6 (1·8 to 4)	1·7 (1·1 to 2·5)	0·9 (0·6 to 1·4)	0·4 (0·3 to 0·6)	0·1 (0·1 to 0·2)	127
Diphtheria	0 (0 to 0)	0 (0 to 0)	0 (0 to 0)	0 (0 to 0)	0 (0 to 0)	0 (0 to 0)	0 (0 to 0)	0 (0 to 0)	0 (0 to 0)	0 (0 to 0)	0 (0 to 0)	0 (0 to 0)	0·4
Tetanus	0·6 (0·2 to 1·2)	0·7 (0·3 to 1·4)	0·9 (0·4 to 2)	1 (0·4 to 2·1)	1·1 (0·5 to 2·4)	1 (0·4 to 2·1)	0·8 (0·3 to 1·8)	0·5 (0·2 to 1·1)	0·4 (0·2 to 0·8)	0·2 (0·1 to 0·5)	0·1 (0 to 0·1)	0 (0 to 0)	12
Measles	0 (0 to 0)	0 (0 to 0)	0 (0 to 0)	0 (0 to 0)	0 (0 to 0)	0 (0 to 0)	0 (0 to 0)	0 (0 to 0)	0 (0 to 0)	0 (0 to 0)	0 (0 to 0)	0 (0 to 0)	0·4
Varicella and herpes zoster	6·2 (2·9 to 10·4)	6·4 (3·2 to 11·2)	6·7 (3·4 to 11·4)	7·1 (3·7 to 11·5)	7·1 (3·5 to 11·9)	6·3 (3·3 to 10·5)	5·2 (2·9 to 8·2)	4·4 (2·5 to 6·8)	3·9 (2 to 6·1)	2·8 (1·5 to 4·4)	1·6 (0·8 to 2·5)	0·7 (0·3 to 1·1)	203
Acute hepatitis	13·1 (7·4 to 23·1)	10·5 (5·9 to 17·3)	9·2 (5·2 to 15·4)	7·7 (4·5 to 12·7)	6·2 (3·8 to 10·2)	4·8 (3·1 to 7·1)	3·4 (2·1 to 5·2)	2·1 (1·4 to 3·2)	1·4 (0·9 to 2·1)	0·8 (0·5 to 1·2)	0·3 (0·2 to 0·5)	0·1 (0·1 to 0·2)	157
Acute hepatitis A	3·9 (1·6 to 7·1)	2·6 (1 to 4·8)	2 (0·7 to 3·8)	1·3 (0·4 to 2·7)	1 (0·5 to 1·8)	0·5 (0·2 to 1·1)	0·3 (0·1 to 0·8)	0·4 (0·1 to 0·8)	0·2 (0·1 to 0·6)	0·1 (0 to 0·3)	0·1 (0 to 0·1)	0 (0 to 0·1)	72·2
Acute hepatitis B	8·3 (3·5 to 17·2)	7 (3·2 to 12·9)	6·3 (2·9 to 11·7)	5·2 (2·4 to 10)	4·3 (1·9 to 8)	3·4 (1·9 to 5·5)	2·5 (1·4 to 4·1)	1·4 (0·7 to 2·4)	0·9 (0·4 to 1·6)	0·5 (0·2 to 0·9)	0·2 (0·1 to 0·3)	0·1 (0 to 0·1)	70·5
Acute hepatitis C	0·6 (0·3 to 1·1)	0·6 (0·3 to 1·1)	0·6 (0·2 to 1·1)	0·6 (0·2 to 1·2)	0·6 (0·3 to 1·2)	0·5 (0·2 to 0·9)	0·3 (0·1 to 0·7)	0·2 (0·1 to 0·4)	0·1 (0·1 to 0·3)	0·1 (0 to 0·1)	0 (0 to 0·1)	0 (0 to 0)	8
Acute hepatitis E	0·4 (0·2 to 0·6)	0·3 (0·1 to 0·5)	0·3 (0·2 to 0·6)	0·5 (0·3 to 0·9)	0·3 (0·2 to 0·5)	0·4 (0·2 to 0·7)	0·3 (0·1 to 0·5)	0·2 (0·1 to 0·3)	0·1 (0·1 to 0·2)	0·1 (0 to 0·2)	0·1 (0 to 0·1)	0 (0 to 0)	6·6
Other unspecified infectious diseases	59·9 (31·5 to 106)	57·6 (32·1 to 94·2)	55·6 (30 to 91·8)	51 (29·7 to 87·5)	34·7 (22·4 to 52·7)	23·1 (15·5 to 33)	14·3 (9·2 to 21)	10·3 (6·4 to 14·9)	6·1 (3·7 to 9·2)	4·3 (2·6 to 6·7)	2·2 (1·3 to 3·3)	0·7 (0·4 to 1)	876
Maternal and neonatal disorders	592 (463 to 746)	398 (302 to 509)	314 (227 to 416)	260 (192 to 347)	192 (140 to 262)	116 (83 to 156)	55·2 (40·7 to 73·7)	22·7 (16·5 to 30·5)	6·7 (4·6 to 9·5)	1·7 (1 to 2·7)	0·4 (0·2 to 0·8)	0·1 (0 to 0·2)	25,300
Maternal disorders	158 (114 to 215)	44·6 (31·6 to 61·5)	2·5 (1·9 to 3·3)	0 (0 to 0)	0 (0 to 0)	0 (0 to 0)	0 (0 to 0)	0 (0 to 0)	0 (0 to 0)	0 (0 to 0)	0 (0 to 0)	0 (0 to 0)	2,330
Maternal hemorrhage	22·2 (11·4 to 38·1)	5·3 (2·4 to 10·6)	0·3 (0·2 to 0·5)	0 (0 to 0)	0 (0 to 0)	0 (0 to 0)	0 (0 to 0)	0 (0 to 0)	0 (0 to 0)	0 (0 to 0)	0 (0 to 0)	0 (0 to 0)	301
Maternal sepsis and other maternal infections	13 (6·5 to 22·5)	4·5 (2·3 to 7·7)	0·4 (0·2 to 0·8)	0 (0 to 0)	0 (0 to 0)	0 (0 to 0)	0 (0 to 0)	0 (0 to 0)	0 (0 to 0)	0 (0 to 0)	0 (0 to 0)	0 (0 to 0)	230
Maternal hypertensive disorders	31·5 (20 to 46·7)	8·2 (5·1 to 12·9)	0·4 (0·3 to 0·5)	0 (0 to 0)	0 (0 to 0)	0 (0 to 0)	0 (0 to 0)	0 (0 to 0)	0 (0 to 0)	0 (0 to 0)	0 (0 to 0)	0 (0 to 0)	469
Maternal obstructed labor and uterine rupture	4·2 (1·5 to 8·7)	1·4 (0·5 to 3)	0·1 (0 to 0·1)	0 (0 to 0)	0 (0 to 0)	0 (0 to 0)	0 (0 to 0)	0 (0 to 0)	0 (0 to 0)	0 (0 to 0)	0 (0 to 0)	0 (0 to 0)	48·1
Maternal abortion and miscarriage	11·1 (4·5 to 23·7)	6·7 (2·8 to 13·3)	0·3 (0·2 to 0·6)	0 (0 to 0)	0 (0 to 0)	0 (0 to 0)	0 (0 to 0)	0 (0 to 0)	0 (0 to 0)	0 (0 to 0)	0 (0 to 0)	0 (0 to 0)	131
Ectopic pregnancy	2·6 (1·4 to 4·5)	0·8 (0·4 to 1·4)	0·1 (0 to 0·1)	0 (0 to 0)	0 (0 to 0)	0 (0 to 0)	0 (0 to 0)	0 (0 to 0)	0 (0 to 0)	0 (0 to 0)	0 (0 to 0)	0 (0 to 0)	43·6
Indirect maternal deaths	28·2 (14·6 to 47·7)	7·2 (3·6 to 12·7)	0·3 (0·2 to 0·5)	--	--	--	--	--	--	--	--	--	NA
Late maternal deaths	18·9 (11·1 to 29·4)	2·6 (1·6 to 3·9)	0·1 (0 to 0·1)	--	--	--	--	--	--	--	--	--	NA
Maternal deaths aggravated by HIV/AIDS	0·5 (0·2 to 0·8)	0·1 (0 to 0·2)	0 (0 to 0)	--	--	--	--	--	--	--	--	--	NA
Neonatal disorders	435 (320 to 577)	353 (262 to 464)	311 (225 to 414)	260 (192 to 347)	192 (140 to 262)	116 (83 to 156)	55·2 (40·7 to 73·7)	22·7 (16·5 to 30·5)	6·7 (4·6 to 9·5)	1·7 (1 to 2·7)	0·4 (0·2 to 0·8)	0·1 (0 to 0·2)	23,000
Neonatal preterm birth	215 (150 to 294)	173 (122 to 235)	149 (104 to 199)	120 (84·5 to 167)	84·9 (58·6 to 118)	51 (36·3 to 67·5)	24 (18 to 31·6)	9·5 (6·8 to 12·9)	2·6 (1·5 to 4·1)	0·9 (0·3 to 1·8)	0·4 (0·1 to 0·7)	0·1 (0 to 0·2)	8,220
Neonatal encephalopathy due to birth asphyxia and trauma	102 (57·9 to 161)	83·4 (45·7 to 134)	75·1 (41·2 to 122)	65·8 (37·3 to 104)	50·4 (26 to 83·1)	28·2 (14·2 to 48·1)	11·2 (5·8 to 19·5)	3·5 (1·8 to 6)	0·7 (0·3 to 1·5)	0·1 (0 to 0·3)	0 (0 to 0)	0 (0 to 0)	5,930
Neonatal sepsis and other neonatal infections	94·6 (49·6 to 154)	77·9 (40·4 to 128)	70·1 (36·2 to 117)	59·5 (29·8 to 98·9)	45·5 (23 to 76·9)	29·2 (14·2 to 49·8)	15·8 (7·6 to 28·4)	7·7 (4 to 13·5)	2·7 (1·4 to 4·5)	0·5 (0·2 to 1)	0·1 (0 to 0·1)	0 (0 to 0)	3,310
Hemolytic disease and other neonatal jaundice	22·6 (16·6 to 29·3)	18·8 (13·7 to 24·5)	17·1 (12·5 to 22·4)	14·9 (10·7 to 19·3)	11·4 (8·3 to 14·8)	7·5 (5·5 to 9·7)	4·1 (3 to 5·3)	1·9 (1·4 to 2·6)	0·7 (0·5 to 0·9)	0·2 (0·1 to 0·2)	0 (0 to 0)	0 (0 to 0)	529
Other neonatal disorders	0 (0 to 0)	0 (0 to 0)	0 (0 to 0)	0 (0 to 0)	0 (0 to 0)	0 (0 to 0)	0 (0 to 0)	0 (0 to 0)	0 (0 to 0)	0 (0 to 0)	0 (0 to 0)	0 (0 to 0)	4,990
Nutritional deficiencies	771 (232 to 1,730)	743 (256 to 1,470)	704 (227 to 1,480)	633 (243 to 1,370)	453 (170 to 940)	254 (120 to 529)	176 (97·4 to 318)	176 (110 to 294)	180 (118 to 274)	189 (128 to 273)	107 (70·9 to 150)	48·7 (32·8 to 65·6)	10,500
Protein-energy malnutrition	71·9 (52·3 to 96·9)	74·2 (50·6 to 101)	84·3 (60 to 117)	85 (59·4 to 113)	94·5 (69·6 to 124)	90·7 (64·3 to 125)	90·7 (65·5 to 122)	107 (74·5 to 148)	123 (87·8 to 169)	138 (94·5 to 192)	77·3 (51·6 to 107)	46·1 (30·6 to 63·1)	2,090
Iodine deficiency	2·5 (1 to 5·4)	2·1 (0·8 to 4·6)	2 (0·8 to 4·1)	1·8 (0·7 to 3·8)	1·5 (0·6 to 3)	1·1 (0·4 to 2·2)	0·7 (0·3 to 1·5)	0·4 (0·2 to 0·9)	0·3 (0·1 to 0·6)	0·1 (0 to 0·3)	0·1 (0 to 0·1)	0 (0 to 0)	26·7
Vitamin A deficiency	3 (1·5 to 5·1)	2·4 (1·2 to 4·1)	2·2 (1·1 to 3·9)	2 (1·1 to 3·5)	1·6 (0·8 to 2·8)	1·2 (0·6 to 2·1)	0·9 (0·4 to 1·5)	0·6 (0·3 to 1·1)	0·4 (0·2 to 0·7)	0·2 (0·1 to 0·4)	0·1 (0 to 0·1)	0 (0 to 0)	151
Dietary iron deficiency	682 (147 to 1,620)	654 (177 to 1,390)	602 (125 to 1,380)	532 (145 to 1,270)	344 (62·5 to 838)	151 (22·8 to 425)	75·6 (9·6 to 216)	60·1 (8·2 to 170)	49·2 (8·1 to 135)	45·6 (9·7 to 114)	26·5 (6·6 to 55·9)	1·2 (0·1 to 3·9)	8,020
Other nutritional deficiencies	11·6 (6·7 to 18·4)	10 (5·6 to 16·5)	13·6 (8 to 21)	13·1 (7·7 to 20·8)	11·3 (7 to 17·6)	10·4 (6·1 to 16·3)	8 (4·7 to 12·3)	8·5 (4·7 to 14·2)	6·6 (3·4 to 11·8)	5·4 (2·7 to 12·2)	2·8 (1·4 to 5·7)	1·4 (0·6 to 3·2)	183
Non-communicable diseases	30,300 (24,500 to 36,600)	31,000 (25,500 to 36,800)	35,200 (29,500 to 41,300)	38,100 (31,900 to 44,300)	38,600 (32,800 to 44,400)	35,300 (30,400 to 40,200)	29,600 (25,800 to 33,300)	25,000 (21,900 to 27,900)	20,300 (18,000 to 22,400)	14,300 (12,600 to 15,800)	6,770 (6,070 to 7,480)	2,410 (2,210 to 2,620)	438,000
Neoplasms	4,130 (3,380 to 4,930)	5,140 (4,250 to 6,060)	6,540 (5,410 to 7,800)	7,570 (6,310 to 8,920)	7,440 (6,280 to 8,660)	6,300 (5,360 to 7,310)	4,740 (4,050 to 5,430)	3,550 (2,990 to 4,080)	2,380 (1,930 to 2,790)	1,400 (1,110 to 1,650)	515 (385 to 618)	150 (113 to 178)	58,800
Lip and oral cavity cancer	39·8 (26·1 to 58·8)	56·2 (38·2 to 77·6)	78·9 (55·1 to 111)	88·8 (61·5 to 124)	98·5 (67·7 to 135)	85·1 (60·8 to 120)	72·9 (52·9 to 98·9)	54·1 (38·7 to 74·2)	42·7 (29·3 to 59·2)	30·6 (20·4 to 43·5)	12·8 (8·4 to 17·7)	4·1 (2·7 to 5·6)	726
Nasopharynx cancer	8·1 (5·2 to 12·3)	10·5 (7 to 15·1)	11·8 (7·6 to 17·8)	13·1 (8·7 to 18·9)	9·5 (5·9 to 14·6)	6·9 (4·5 to 10·3)	5·2 (3·2 to 7·7)	2·5 (1·5 to 3·8)	1·5 (0·9 to 2·3)	0·8 (0·4 to 1·2)	0·4 (0·2 to 0·7)	0·1 (0·1 to 0·1)	94
Other pharynx cancer	22 (13·5 to 33·4)	33·1 (21·1 to 47·9)	48·7 (30·5 to 74)	54·5 (34·9 to 79)	45·7 (30·1 to 66·6)	38·8 (25·4 to 57·7)	28·2 (19 to 40)	20 (13·3 to 29·3)	13·6 (8·6 to 20·8)	8·8 (5·7 to 13·2)	3·5 (2 to 5·8)	1·2 (0·7 to 1·8)	343
Esophageal cancer	67·9 (42 to 103)	119 (83·8 to 172)	201 (140 to 271)	256 (173 to 350)	243 (173 to 332)	225 (164 to 307)	174 (126 to 236)	143 (101 to 196)	101 (66·7 to 144)	59·1 (40·8 to 81·3)	20·7 (13 to 30·4)	6·4 (4 to 10)	1,680
Stomach cancer	239 (167 to 325)	264 (190 to 355)	327 (245 to 430)	408 (299 to 536)	448 (342 to 582)	365 (280 to 478)	334 (256 to 427)	295 (228 to 372)	218 (164 to 281)	137 (99·5 to 178)	51·4 (34·2 to 71·1)	14·2 (9·4 to 19·6)	3,470
Colon and rectum cancer	328 (234 to 462)	458 (333 to 614)	591 (426 to 784)	784 (580 to 1,020)	794 (595 to 1,050)	733 (561 to 956)	550 (418 to 697)	460 (355 to 582)	351 (262 to 449)	214 (152 to 284)	77·8 (53 to 107)	21·3 (14·4 to 29·6)	5,870
Liver cancer	54·1 (32·3 to 81·9)	71·6 (44·6 to 106)	116 (77·9 to 175)	138 (91·9 to 201)	147 (98·3 to 211)	145 (98·4 to 204)	117 (80·4 to 166)	80·9 (55 to 115)	58·7 (41·2 to 80·4)	29·4 (19·9 to 40·7)	9·9 (6·8 to 13·4)	2·2 (1·4 to 3·2)	1,090
Liver cancer due to hepatitis B	16·4 (9·4 to 27·3)	17·6 (9·8 to 27·9)	23·4 (14 to 38·3)	23·7 (14·1 to 37·6)	21 (11·9 to 34·1)	16·2 (9·5 to 25·7)	10·4 (6 to 16·3)	5·9 (3·5 to 9)	3·6 (2·2 to 5·7)	1·7 (1 to 2·6)	0·5 (0·3 to 0·8)	0·1 (0·1 to 0·2)	174
Liver cancer due to hepatitis C	14·9 (8·2 to 23·8)	24·3 (14·2 to 39·4)	46·9 (29·3 to 72·5)	63·5 (40·3 to 97·1)	72·5 (46·4 to 106)	74·2 (51·2 to 107)	63·7 (42·6 to 92·5)	47·8 (32·3 to 67·6)	37·2 (25·8 to 52·2)	19·5 (13·3 to 27)	6·9 (4·6 to 9·4)	1·6 (1 to 2·3)	486
Liver cancer due to alcohol use	12 (6·6 to 19·1)	16·9 (9·2 to 27·8)	27·3 (16·8 to 44·3)	31·2 (18·2 to 49·8)	34 (19·8 to 53·2)	36 (22·4 to 54·9)	27·5 (17 to 41·4)	15·8 (10·1 to 23·4)	9·5 (6 to 13·4)	4·1 (2·6 to 5·9)	1·2 (0·7 to 1·8)	0·2 (0·1 to 0·4)	228
Liver cancer due to NASH	4·6 (2·7 to 7·4)	6 (3·3 to 9·5)	9·3 (5·6 to 15)	10·6 (6·3 to 16·5)	11·3 (6·7 to 18·2)	11·5 (6·9 to 17·8)	9·9 (6·1 to 15·2)	7·7 (4·7 to 11·7)	5·8 (3·6 to 8·6)	2·8 (1·8 to 4·2)	0·9 (0·6 to 1·4)	0·2 (0·1 to 0·4)	92·2
Liver cancer due to other causes	6·2 (3·4 to 9·9)	6·9 (3·9 to 11·4)	9·3 (5·5 to 15)	9·1 (5·5 to 14·4)	8·4 (4·9 to 13·2)	7·3 (4·4 to 11·2)	5·4 (3·3 to 8·6)	3·7 (2·2 to 5·7)	2·5 (1·5 to 3·9)	1·2 (0·7 to 1·8)	0·4 (0·2 to 0·6)	0·1 (0 to 0·1)	108
Gallbladder and biliary tract cancer	61·9 (40·3 to 90·3)	106 (67·7 to 155)	163 (110 to 230)	212 (145 to 293)	243 (171 to 331)	221 (154 to 297)	189 (131 to 263)	140 (97·2 to 190)	86·1 (57·2 to 122)	51·9 (34·8 to 74·3)	19·2 (12 to 27·5)	5·4 (3·5 to 7·7)	1,560
Pancreatic cancer	103 (71·6 to 142)	152 (107 to 205)	261 (186 to 362)	342 (237 to 465)	418 (297 to 560)	422 (314 to 556)	360 (270 to 473)	272 (201 to 357)	180 (127 to 243)	111 (77·6 to 150)	39·7 (26·4 to 54·8)	10·2 (6·8 to 13·9)	2,780
Larynx cancer	17 (10·1 to 27)	28·7 (18·3 to 42·8)	47 (30·4 to 70·4)	58·1 (40·3 to 83·1)	56·7 (38·6 to 81·5)	45·5 (29·2 to 66)	33·5 (22·2 to 47·8)	24·3 (16 to 34·5)	14·1 (9·2 to 20·4)	8·1 (5·2 to 11·8)	3·2 (1·8 to 5·3)	0·9 (0·5 to 1·4)	357
Tracheal, bronchus, and lung cancer	238 (167 to 330)	404 (287 to 540)	630 (462 to 859)	920 (678 to 1,220)	1,020 (778 to 1,300)	858 (646 to 1,090)	591 (454 to 752)	485 (371 to 615)	282 (203 to 374)	153 (107 to 210)	47·6 (31·3 to 67·3)	13·8 (8·7 to 20·5)	5,950
Malignant skin melanoma	60·4 (36·5 to 92·5)	61·3 (36 to 91·8)	69·3 (41·8 to 105)	71·4 (41·2 to 108)	60·3 (36·2 to 89·5)	47·8 (29·6 to 73·7)	36·9 (22·4 to 54·8)	31·2 (19 to 46·3)	24·1 (13·2 to 35)	17·2 (8·6 to 24·7)	7·3 (3·3 to 11)	2·4 (1·1 to 3·6)	630
Non-melanoma skin cancer	13·7 (9·2 to 20·2)	14 (9·2 to 20·7)	21 (14·1 to 29·8)	22·3 (14·7 to 32·3)	25·3 (17·4 to 37)	23·2 (15·6 to 33)	22·3 (15·4 to 31·4)	25·5 (18·5 to 34·4)	24·9 (17·2 to 33·5)	24 (16·5 to 32·3)	15·5 (10·3 to 20·8)	7·2 (4·9 to 10·3)	263
Non-melanoma skin cancer (squamous-cell carcinoma)	13·7 (9·2 to 20·2)	14 (9·1 to 20·6)	21 (14·1 to 29·8)	22·3 (14·6 to 32·3)	25·3 (17·4 to 37)	23·2 (15·6 to 33)	22·3 (15·4 to 31·4)	25·5 (18·5 to 34·4)	24·8 (17·2 to 33·5)	24 (16·5 to 32·3)	15·5 (10·3 to 20·8)	7·2 (4·9 to 10·3)	263
Non-melanoma skin cancer (basal-cell carcinoma)	0 (0 to 0)	0 (0 to 0)	0 (0 to 0)	0 (0 to 0·1)	0 (0 to 0·1)	0 (0 to 0·1)	0 (0 to 0·1)	0 (0 to 0·1)	0 (0 to 0·1)	0 (0 to 0)	0 (0 to 0)	0 (0 to 0)	0·3
Breast cancer	1,170 (880 to 1,520)	1,370 (1,050 to 1,730)	1,550 (1,200 to 1,970)	1,550 (1,190 to 1,970)	1,300 (1,000 to 1,660)	882 (690 to 1,120)	599 (465 to 759)	392 (302 to 492)	257 (193 to 334)	147 (107 to 195)	60·5 (41·3 to 81·7)	19·9 (12·2 to 29·5)	10,700
Cervical cancer	731 [illegible]	751 [illegible]	844 [illegible]	810 [illegible]	629 [illegible]	510 [illegible]	333 [illegible]	212 [illegible]	133 [illegible]	77·8 [illegible]	25·8 [illegible]	8·2 [illegible]	[illegible]
Uterine cancer	[illegible]	[illegible]	[illegible]	[illegible]	[illegible]	[illegible]	[illegible]	[illegible]	[illegible]	[illegible]	[illegible]	[illegible]	[illegible]
Ovarian cancer	[illegible]	[illegible]	[illegible]	[illegible]	[illegible]	[illegible]	[illegible]	[illegible]	[illegible]	[illegible]	[illegible]	[illegible]	[illegible]
Prostate cancer													
Testicular cancer													[illegible]
Kidney cancer	[illegible]	[illegible]	[illegible]	[illegible]	[illegible]	[illegible]	[illegible]	[illegible]	[illegible]	[illegible]	[illegible]	[illegible]	[illegible]
Bladder cancer	[illegible]	[illegible]	[illegible]	[illegible]	[illegible]	[illegible]	[illegible]	[illegible]	[illegible]	[illegible]	[illegible]	[illegible]	[illegible]
Brain and central nervous system cancer	[illegible]	[illegible]	[illegible]	[illegible]	[illegible]	[illegible]	[illegible]	[illegible]	[illegible]	[illegible]	[illegible]	[illegible]	[illegible]
Thyroid cancer	[illegible]	[illegible]	[illegible]	[illegible]	[illegible]	[illegible]	[illegible]	[illegible]	[illegible]	[illegible]	[illegible]	[illegible]	[illegible]
Mesothelioma	[illegible]	[illegible]	[illegible]	[illegible]	[illegible]	[illegible]	[illegible]	[illegible]	[illegible]	[illegible]	[illegible]	[illegible]	[illegible]
Hodgkin lymphoma	[illegible]	[illegible]	[illegible]	[illegible]	[illegible]	[illegible]	[illegible]	[illegible]	[illegible]	[illegible]	[illegible]	[illegible]	[illegible]
Non-Hodgkin lymphoma	[illegible]	[illegible]	[illegible]	[illegible]	[illegible]	[illegible]	[illegible]	[illegible]	[illegible]	[illegible]	[illegible]	[illegible]	[illegible]
Multiple myeloma	[illegible]	[illegible]	[illegible]	[illegible]	[illegible]	[illegible]	[illegible]	[illegible]	[illegible]	[illegible]	[illegible]	[illegible]	[illegible]
Leukemia	[illegible]	[illegible]	[illegible]	[illegible]	[illegible]	[illegible]	[illegible]	[illegible]	[illegible]	[illegible]	[illegible]	[illegible]	[illegible]
Acute lymphoid leukemia	[illegible]	[illegible]	[illegible]	[illegible]	[illegible]	[illegible]	[illegible]	[illegible]	[illegible]	[illegible]	[illegible]	[illegible]	[illegible]
Chronic lymphoid leukemia	[illegible]	[illegible]	[illegible]	[illegible]	[illegible]	[illegible]	[illegible]	[illegible]	[illegible]	[illegible]	[illegible]	[illegible]	[illegible]
Acute myeloid leukemia	[illegible]	[illegible]	[illegible]	[illegible]	[illegible]	[illegible]	[illegible]	[illegible]	[illegible]	[illegible]	[illegible]	[illegible]	[illegible]
Chronic myeloid leukemia	[illegible]	[illegible]	[illegible]	[illegible]	[illegible]	[illegible]	[illegible]	[illegible]	[illegible]	[illegible]	[illegible]	[illegible]	[illegible]
Other leukemia	[illegible]	[illegible]	[illegible]	[illegible]	[illegible]	[illegible]	[illegible]	[illegible]	[illegible]	[illegible]	[illegible]	[illegible]	[illegible]
Other malignant neoplasms	[illegible]	[illegible]	[illegible]	[illegible]	[illegible]	[illegible]	[illegible]	[illegible]	[illegible]	[illegible]	[illegible]	[illegible]	[illegible]
Other neoplasms	[illegible]	[illegible]	[illegible]	[illegible]	[illegible]	[illegible]	[illegible]	[illegible]	[illegible]	[illegible]	[illegible]	[illegible]	[illegible]
Myelodysplastic, myeloproliferative, and other hematopoietic n	[illegible]	[illegible]	[illegible]	[illegible]	[illegible]	[illegible]	[illegible]	[illegible]	[illegible]	[illegible]	[illegible]	[illegible]	[illegible]
Benign and in situ intestinal neoplasms	[illegible]	[illegible]	[illegible]	[illegible]	[illegible]	[illegible]	[illegible]	[illegible]	[illegible]	[illegible]	[illegible]	[illegible]	[illegible]
Benign and in situ cervical and uterine neoplasms	[illegible]	[illegible]	[illegible]	[illegible]	[illegible]	[illegible]	[illegible]	[illegible]	[illegible]	[illegible]	[illegible]	[illegible]	[illegible]
Other benign and in situ neoplasms	[illegible]	[illegible]	[illegible]	[illegible]	[illegible]	[illegible]	[illegible]	[illegible]	[illegible]	[illegible]	[illegible]	[illegible]	[illegible]
Cardiovascular diseases	[illegible]	[illegible]	[illegible]	[illegible]	[illegible]	[illegible]	[illegible]	[illegible]	[illegible]	[illegible]	[illegible]	[illegible]	[illegible]
Rheumatic heart disease	[illegible]	[illegible]	[illegible]	[illegible]	[illegible]	[illegible]	[illegible]	[illegible]	[illegible]	[illegible]	[illegible]	[illegible]	[illegible]





SR Table 2b: Goiás DALYS by cause and age group for females with 95% uncertainty intervals, 2019

Cause	Early Neonatal	Late Neonatal	Post Neonatal	1 to 4	5 to 9	10 to 14	15 to 19	20 to 24	25 to 29	30 to 34	35 to 39	40 to 44	45 to 49	50 to 54	55 to 59	60 to 64	65 to 69	70 to 74	75 to 79	80 to 84	85 to 89	90 to 94	95 plus	Total
All causes	26,900 (22,600 to 31,200)	3,330 (2,840 to 3,880)	24,000 (20,100 to 28,300)	11,700 (9,700 to 14,000)	13,900 (10,900 to 17,500)	22,600 (16,900 to 29,900)	34,500 (26,400 to 45,000)	41,300 (32,300 to 51,600)	46,300 (36,200 to 57,500)	54,100 (42,800 to 66,400)	61,600 (49,200 to 75,400)	65,600 (53,000 to 79,300)	66,900 (54,600 to 80,800)	70,500 (57,900 to 83,900)	71,800 (59,600 to 84,800)	70,100 (58,600 to 82,300)	63,700 (54,400 to 74,000)	56,000 (48,400 to 64,100)	45,300 (39,300 to 51,600)	35,400 (31,100 to 39,900)	21,100 (18,600 to 23,900)	9,820 (8,790 to 10,900)	3,330 (3,060 to 3,590)	920,000
Communicable, maternal, neonatal, and nutritional diseases	21,200 (17,800 to 25,200)	2,380 (1,960 to 2,820)	10,100 (7,820 to 12,600)	4,280 (3,360 to 5,580)	3,780 (2,670 to 5,430)	3,630 (2,620 to 5,280)	5,060 (3,530 to 7,350)	5,150 (3,780 to 7,350)	5,650 (4,240 to 8,010)	6,060 (4,580 to 8,220)	7,020 (5,280 to 9,540)	6,360 (4,820 to 8,600)	6,070 (4,550 to 8,070)	5,620 (4,200 to 7,460)	5,470 (4,080 to 7,240)	5,060 (3,610 to 6,670)	4,490 (3,180 to 5,840)	4,270 (2,980 to 5,650)	3,900 (2,780 to 5,030)	3,430 (2,540 to 4,360)	2,260 (1,700 to 2,880)	1,200 (864 to 1,520)	473 (337 to 602)	123,000
HIV/AIDS and sexually transmitted infections	96·1 (62·9 to 144)	9·5 (4·6 to 18·2)	166 (128 to 215)	78·3 (57·9 to 104)	72·7 (54·3 to 96·6)	118 (88·7 to 156)	179 (143 to 222)	399 (316 to 509)	687 (534 to 882)	969 (764 to 1,240)	1,350 (1,050 to 1,730)	1,160 (904 to 1,500)	1,090 (852 to 1,400)	732 (561 to 936)	480 (371 to 613)	263 (197 to 339)	159 (121 to 208)	60·2 (43·4 to 84·9)	28·2 (20·3 to 40·6)	12·7 (8·9 to 19·4)	5·5 (3·7 to 8·3)	1·8 (1·2 to 2·9)	0·4 (0·3 to 0·7)	8,120
HIV/AIDS	0 (0 to 0)	0 (0 to 0)	134 (97·3 to 177)	77·6 (57·2 to 103)	72·4 (54·1 to 96·2)	112 (82·3 to 150)	148 (114 to 190)	318 (245 to 409)	551 (423 to 709)	785 (611 to 1,010)	1,160 (874 to 1,500)	976 (747 to 1,260)	946 (719 to 1,210)	642 (484 to 832)	414 (313 to 536)	217 (159 to 283)	126 (93·6 to 166)	37·9 (26 to 52·8)	13·9 (9·7 to 19·8)	4 (2·8 to 5·4)	1·2 (0·8 to 1·7)	0·4 (0·2 to 0·6)	0·1 (0 to 0·2)	6,740
HIV/AIDS - Drug-susceptible Tuberculosis	0 (0 to 0)	0 (0 to 0)	7·9 (4·4 to 12·3)	4·5 (2·5 to 6·9)	4·2 (2·4 to 6·5)	6·5 (3·6 to 10)	8·3 (4·9 to 12·4)	17·9 (10·6 to 26·9)	30·9 (18·3 to 46·4)	44·1 (26·2 to 66·3)	64·1 (37·9 to 96·6)	54·9 (32·5 to 82·6)	53·1 (31·2 to 80·2)	36 (21·2 to 54·3)	23·2 (13·9 to 34·6)	12 (7·5 to 17·3)	6·9 (4·3 to 10)	2 (1·4 to 2·8)	0·7 (0·5 to 1)	0·2 (0·1 to 0·3)	0·1 (0 to 0·1)	0 (0 to 0)	0 (0 to 0)	377
HIV/AIDS - Multidrug-resistant Tuberculosis without extensive drug resistance	0 (0 to 0)	0 (0 to 0)	0·7 (0 to 2·8)	0·4 (0 to 1·6)	0·3 (0 to 1·5)	0·5 (0 to 2·2)	0·6 (0 to 2·7)	1·4 (0·1 to 5·8)	2·4 (0·1 to 10·1)	3·4 (0·2 to 14·3)	4·8 (0·2 to 20·6)	4·1 (0·2 to 17·5)	4 (0·2 to 17·1)	2·8 (0·1 to 11·7)	1·7 (0·1 to 7·3)	0·8 (0 to 3·6)	0·5 (0 to 2·1)	0·1 (0 to 0·6)	0 (0 to 0·2)	0 (0 to 0·1)	0 (0 to 0)	0 (0 to 0)	0 (0 to 0)	28·6
HIV/AIDS - Extensively drug-resistant Tuberculosis	0 (0 to 0)	0 (0 to 0)	0·1 (0 to 0·5)	0·1 (0 to 0·3)	0·1 (0 to 0·3)	0·1 (0 to 0·4)	0·1 (0 to 0·5)	0·2 (0 to 1)	0·4 (0 to 1·7)	0·5 (0 to 2·5)	0·8 (0 to 3·5)	0·7 (0 to 3)	0·7 (0 to 3)	0·4 (0 to 2)	0·3 (0 to 1·2)	0·1 (0 to 0·6)	0·1 (0 to 0·3)	0 (0 to 0·1)	0 (0 to 0)	0 (0 to 0)	0 (0 to 0)	0 (0 to 0)	0 (0 to 0)	4·6
HIV/AIDS resulting in other diseases	0 (0 to 0)	0 (0 to 0)	126 (88·3 to 169)	72·7 (52·4 to 98·5)	67·8 (49·2 to 91·4)	105 (75·6 to 142)	139 (105 to 182)	298 (224 to 389)	518 (389 to 675)	737 (563 to 971)	1,090 (804 to 1,430)	916 (692 to 1,200)	888 (662 to 1,160)	603 (447 to 794)	389 (287 to 512)	204 (146 to 270)	118 (86·4 to 158)	35·7 (23·8 to 50·7)	13·2 (9 to 19·1)	3·7 (2·5 to 5·2)	1·1 (0·7 to 1·6)	0·4 (0·2 to 0·6)	0·1 (0 to 0·1)	6,320
Sexually transmitted infections excluding HIV	96·1 (62·9 to 144)	9·4 (4·6 to 18·2)	32·3 (16·2 to 59)	0·7 (0·4 to 1·3)	0·3 (0·2 to 0·5)	6·5 (4·4 to 9·5)	31·3 (20·5 to 49)	81 (47·6 to 141)	136 (72·9 to 242)	184 (101 to 332)	194 (104 to 354)	186 (96·2 to 354)	146 (77·8 to 272)	89·6 (44·7 to 179)	65·3 (31·3 to 126)	46·3 (23·8 to 86·9)	33·1 (17·8 to 61·1)	22·4 (12·3 to 41·7)	14·2 (8·1 to 25·3)	8·8 (5·2 to 14·9)	4·3 (2·6 to 7·1)	1·4 (0·9 to 2·4)	0·3 (0·2 to 0·6)	1,390
Syphilis	96·1 (62·9 to 144)	9·4 (4·6 to 18·2)	32·3 (16·2 to 59)	0·7 (0·4 to 1·3)	0·3 (0·2 to 0·5)	2·1 (1·4 to 3·2)	3·2 (2 to 4·8)	2·4 (1·4 to 4·2)	4·5 (2·6 to 7·5)	7·1 (4·5 to 10·6)	5·1 (3·3 to 7·7)	2·6 (1·7 to 4·1)	3·7 (2·5 to 5·6)	2·3 (1·6 to 3·5)	1 (0·7 to 1·5)	1·2 (0·8 to 1·7)	1·2 (0·8 to 1·7)	1·2 (0·8 to 1·7)	0·7 (0·5 to 1)	0·9 (0·6 to 1·3)	0·5 (0·3 to 0·7)	0·2 (0·2 to 0·4)	0·1 (0 to 0·1)	179
Chlamydial infection	0 (0 to 0)	0 (0 to 0)	0 (0 to 0)	0 (0 to 0)	0 (0 to 0)	0·8 (0·5 to 1·2)	4 (2·6 to 5·9)	11·2 (6·4 to 18·7)	14·3 (7·6 to 25·9)	17·2 (8·6 to 30·7)	19·9 (11·1 to 34)	19·7 (10·9 to 34·1)	12·9 (7·4 to 24·3)	3·4 (2·3 to 4·9)	2·5 (1·8 to 3·6)	2·1 (1·2 to 3·3)	1·1 (0·7 to 1·8)	1·1 (0·6 to 1·8)	0·8 (0·5 to 1·3)	0·7 (0·4 to 1·1)	0·4 (0·2 to 0·6)	0·1 (0·1 to 0·2)	0 (0 to 0)	112
Gonococcal infection	0 (0 to 0)	0 (0 to 0)	0 (0 to 0)	0 (0 to 0)	0 (0 to 0)	0·7 (0·4 to 1)	4·4 (2·9 to 6·1)	8·5 (5·7 to 12·5)	9·4 (6·1 to 14·1)	13·3 (8·9 to 18·6)	13·5 (9 to 19·3)	15·8 (10·8 to 22·3)	13·5 (8·5 to 20·9)	6·5 (4 to 10·3)	5·3 (3·4 to 8)	5·3 (3·2 to 8·4)	5·8 (3·6 to 9·6)	3·7 (2·2 to 6)	3 (1·9 to 4·6)	1·6 (1 to 2·6)	0·9 (0·6 to 1·4)	0·3 (0·2 to 0·4)	0·1 (0 to 0·1)	111
Trichomoniasis	0 (0 to 0)	0 (0 to 0)	0 (0 to 0)	0 (0 to 0)	0 (0 to 0)	0·2 (0 to 0·9)	4·6 (1·3 to 11·8)	25 (8·5 to 61)	51·6 (17 to 119)	64·4 (20·8 to 153)	64·1 (20·1 to 148)	59·5 (19·3 to 145)	51·1 (15·7 to 120)	40·3 (12·2 to 97·3)	27 (8·7 to 64·2)	15·4 (5 to 37·4)	9·8 (3·5 to 23·2)	6 (2·1 to 13·6)	3·3 (1·2 to 7·5)	1·7 (0·6 to 3·7)	0·6 (0·2 to 1·4)	0·2 (0·1 to 0·4)	0 (0 to 0·1)	425
Genital herpes	0 (0 to 0)	0 (0 to 0)	0 (0 to 0)	0 (0 to 0)	0 (0 to 0)	1·2 (0·3 to 2·9)	5·5 (1·4 to 14·9)	13·7 (4·3 to 33)	24·4 (8·4 to 57)	33·8 (11·3 to 82·4)	38·2 (12 to 89·8)	36·8 (11·6 to 89·5)	32·4 (10·1 to 79·7)	28·5 (8·7 to 68·6)	[illegible]	18·8 (5·4 to 44·1)	12·6 (3·9 to 31)	8·3 (2·5 to 20·6)	5·3 (1·6 to 12·9)	2·8 (0·9 to 7·6)	1·3 (0·4 to 3·5)	0·5 (0·2 to 1·3)	0·1 (0 to 0·3)	287
Other sexually transmitted infections	0 (0 to 0)	0 (0 to 0)	0 (0 to 0)	0 (0 to 0)	0 (0 to 0)	1·5 (1 to 2·1)	9·7 (6·7 to 13·2)	20·3 (12 to 31·4)	31·7 (17·7 to 50·3)	48·2 (28·7 to 76·5)	53·1 (31·5 to 82·8)	51·9 (30·7 to 85·7)	32·4 (17·7 to 59)	8·5 (4·6 to 14·3)	6·2 (4·4 to 8·8)	4·6 (2·8 to 7·2)	2·6 (1·6 to 4·2)	1·9 (1·1 to 3·1)	1·1 (0·7 to 1·8)	0·7 (0·4 to 1·1)	0·5 (0·3 to 0·7)	0·1 (0·1 to 0·2)	0 (0 to 0)	275
Respiratory infections and tuberculosis	301 (208 to 410)	127 (91·7 to 172)	3,000 (2,050 to 4,080)	1,190 (893 to 1,550)	871 (616 to 1,230)	766 (535 to 1,090)	795 (571 to 1,110)	884 (634 to 1,250)	946 (688 to 1,280)	1,060 (770 to 1,420)	1,170 (840 to 1,570)	1,360 (1,000 to 1,810)	1,400 (1,020 to 1,840)	1,590 (1,160 to 2,150)	1,770 (1,270 to 2,400)	2,030 (1,440 to 2,780)	2,050 (1,520 to 2,800)	2,300 (1,650 to 3,040)	2,320 (1,700 to 3,080)	2,290 (1,690 to 2,970)	1,580 (1,160 to 2,050)	893 (630 to 1,160)	371 (257 to 477)	31,000
Tuberculosis	0 (0 to 0)	0 (0 to 0)	28·1 (19 to 39·9)	16·4 (12 to 21·2)	15·9 (5·6 to 33·6)	17·8 (12·7 to 24·6)	34·3 (24·7 to 45·6)	84·5 (49·4 to 127)	92·1 (57·7 to 141)	90·3 (53·3 to 137)	90·5 (56·9 to 135)	90·8 (54·3 to 132)	82·2 (51·6 to 123)	82·9 (53·4 to 123)	72·9 (45·2 to 111)	59·2 (38·4 to 86·2)	54 (35·6 to 77)	42·7 (28·6 to 58·7)	29·4 (20 to 40·9)	19·7 (13·1 to 28·5)	9·7 (6·2 to 14)	3·5 (2·3 to 5·2)	1·1 (0·7 to 1·4)	1,020
Latent tuberculosis infection	0 (0 to 0)	0 (0 to 0)	0 (0 to 0)	0 (0 to 0)	0 (0 to 0)	0 (0 to 0)	0 (0 to 0)	0 (0 to 0)	0 (0 to 0)	0 (0 to 0)	0 (0 to 0)	0 (0 to 0)	0 (0 to 0)	0 (0 to 0)	0 (0 to 0)	0 (0 to 0)	0 (0 to 0)	0 (0 to 0)	0 (0 to 0)	0 (0 to 0)	0 (0 to 0)	0 (0 to 0)	0 (0 to 0)	0
Drug-susceptible tuberculosis	0 (0 to 0)	0 (0 to 0)	26·1 (15·9 to 37·8)	15·4 (10·5 to 20·6)	15·1 (4·8 to 33)	16·8 (11·2 to 23·5)	32·1 (21·7 to 43·7)	80·3 (44·9 to 123)	86·9 (51·4 to 134)	84·8 (49·3 to 134)	84·8 (50·4 to 130)	85 (46·5 to 127)	77·3 (44·9 to 117)	78 (47·4 to 118)	67·9 (40·8 to 106)	55·1 (33·7 to 81·7)	50·2 (30·8 to 71·9)	39·8 (25 to 56·6)	27·4 (17·7 to 38·8)	18·3 (11·3 to 26·8)	9 (5·4 to 13·4)	3·3 (2 to 4·8)	1 (0·6 to 1·3)	953





SR Table 2b: Tajikistan DALYS by cause and age group for females with 95% uncertainty intervals, 2019

Cause	Early Neonatal	Late Neonatal	Post Neonatal	1 to 4	5 to 9	10 to 14	15 to 19	20 to 24	25 to 29	30 to 34	35 to 39	40 to 44	45 to 49	50 to 54	55 to 59	60 to 64	65 to 69	70 to 74	75 to 79	80 to 84	85 to 89	90 to 94	95 plus	Total
All causes	127,000 (96,400 to 128,000)	26,400 (19,300 to 36,900)	110,000 (79,900 to 151,000)	69,500 (48,900 to 95,300)	25,400 (18,900 to 33,600)	34,400 (26,900 to 43,000)	47,100 (37,000 to 62,900)	54,900 (42,700 to 69,500)	55,700 (42,700 to 69,200)	73,400 (57,700 to 94,000)	94,900 (73,600 to 120,000)	94,200 (72,400 to 120,000)	82,900 (63,900 to 104,000)	69,200 (53,200 to 87,900)	64,000 (49,300 to 81,400)	61,100 (46,500 to 77,300)	53,100 (39,100 to 67,900)	39,000 (27,700 to 53,600)	27,100 (18,900 to 37,900)	11,700 (7,900 to 16,500)	4,260 (2,800 to 6,000)	1,410 (1,000 to 1,900)	1,326,000
Communicable, maternal, neonatal, and nutritional diseases	60,300 (46,000 to 107,000)	16,100 (12,200 to 28,900)	76,700 (61,700 to 109,000)	39,500 (31,200 to 48,900)	11,700 (8,900 to 15,200)	8,280 (6,270 to 11,200)	6,700 (5,060 to 9,300)	9,500 (7,000 to 11,900)	10,700 (8,000 to 15,200)	12,200 (9,060 to 16,200)	7,560 (5,400 to 10,600)	6,630 (4,680 to 9,200)	5,600 (4,080 to 7,900)	4,670 (3,560 to 6,600)	4,000 (3,020 to 5,900)	3,520 (2,770 to 5,000)	3,010 (1,980 to 3,910)	1,200 (890 to 1,740)	577 (370 to 1,060)	202 (97 to 482)	132 (61 to 396)	48.9 (29 to 98.4)	313,000
HIV/AIDS and sexually transmitted infections	209 (164 to 274)	69.6 (51.2 to 97.2)	1,100 (797 to 1,570)	241 (177 to 332)	59.7 (44.2 to 81.2)	53.9 (39.8 to 73.5)	64.4 (47.6 to 87.8)	224 (165 to 305)	662 (489 to 902)	1,760 (1,300 to 2,400)	1,820 (1,340 to 2,480)	1,270 (937 to 1,730)	1,010 (747 to 1,370)	842 (622 to 1,150)	691 (510 to 941)	596 (440 to 812)	419 (309 to 571)	219 (162 to 298)	119 (88 to 162)	41.1 (30 to 56)	14.4 (10 to 19.6)	4.4 (3 to 6)	12,000
HIV/AIDS	(0 to 0)	(0 to 0)	(19.8 to 24.7)	(14.9 to 20.4)	(4.6 to 7.1)	(1.5 to 2.3)	(0.7 to 1.1)	(132 to 169)	(301 to 401)	(1,140 to 1,540)	(1,660 to 2,250)	(1,660 to 2,250)	(1,420 to 1,930)	(1,180 to 1,600)	(1,000 to 1,360)	(826 to 1,120)	(689 to 935)	(502 to 680)	(278 to 414)	(148 to 226)	(89.6 to 144)	(27.6 to 39.2)	(5.1 to 9.3)	4,090
HIV/AIDS - Drug-susceptible Tuberculosis	(0 to 0)	(0 to 0)	(0 to 0.2)	(0 to 1.6)	(0 to 0.4)	(0 to 0.1)	(0.1 to 0.2)	(7.7 to 9.7)	(9.3 to 11)	(13.9 to 18.4)	(20.6 to 28.1)	(29.3 to 39.6)	(29.6 to 40.3)	(29.3 to 39.7)	(27.9 to 37.6)	(24.9 to 33.4)	(20.2 to 27.1)	(12.4 to 17.2)	(6.1 to 9.2)	(2.6 to 4.1)	(1.1 to 2.6)	(0 to 0.1)	(0 to 0)	275
HIV/AIDS - Multidrug-resistant Tuberculosis without extensi	(0 to 0)	(0 to 0)	(0 to 0)	(0 to 0)	(0 to 0)	(0 to 0)	(0 to 0)	(0.2 to 0.4)	(0.7 to 1.1)	(1.2 to 2.1)	(1.7 to 2.9)	(2.1 to 3.5)	(2.1 to 3.5)	(2.1 to 3.5)	(2.1 to 3.5)	(2.1 to 3.5)	(2.1 to 3.5)	(2.1 to 3.5)	(2.1 to 3.5)	(2.1 to 3.5)	(2.1 to 3.5)	(2.1 to 3.5)	(0 to 0)	0
HIV/AIDS - Extensively drug-resistant Tuberculosis	(0 to 0)	(0 to 0)	(0 to 0)	(0 to 0)	(0 to 0)	(0 to 0)	(0 to 0)	(0.2 to 0.4)	(0.7 to 1.1)	(1.2 to 2.1)	(1.7 to 2.9)	(2.1 to 3.5)	(2.1 to 3.5)	(2.1 to 3.5)	(2.1 to 3.5)	(2.1 to 3.5)	(2.1 to 3.5)	(2.1 to 3.5)	(2.1 to 3.5)	(2.1 to 3.5)	(2.1 to 3.5)	(2.1 to 3.5)	(0 to 0)	69.3
HIV/AIDS resulting in other diseases	(0 to 0)	(0 to 0)	(0 to 0)	(0 to 0)	(0 to 0)	(0 to 0)	(0 to 0)	(0 to 0)	(0 to 0)	(0 to 0)	(0 to 0)	(0 to 0)	(0 to 0)	(0 to 0)	(0 to 0)	(0 to 0)	(0 to 0)	(0 to 0)	(0 to 0)	(0 to 0)	(0 to 0)	(0 to 0)	(0 to 0)	(0 to 0)	0
Sexually transmitted infections excluding HIV	209 (164 to 274)	69.6 (51.2 to 97.2)	122 (77.2 to 172)	61.1 (41.2 to 87.2)	21.1 (14.1 to 30.4)	12.2 (8.2 to 17.7)	4.01 (2.6 to 5.9)	109 (72.2 to 155)	155 (102 to 220)	272 (181 to 385)	172 (114 to 244)	146 (96.8 to 207)	894 (592 to 1,270)	1,060 (702 to 1,500)	70.9 (46.9 to 101)	68.6 (45.4 to 97.2)	34.4 (22.8 to 48.9)	26 (17.2 to 36.9)	11.4 (7.5 to 16.2)	6.8 (4.5 to 9.6)	0.7 (0.5 to 1)	0.4 (0.3 to 0.6)	1,700
Syphilis	(64.6 to 87.6)	(20.5 to 33.2)	(32.5 to 299)	(1.7 to 14.4)	(0.6 to 5.9)	(0.4 to 3.1)	(0.3 to 2)	(0.9 to 5.2)	(0.9 to 5.2)	(0.9 to 5.2)	(0.9 to 5.2)	(0.9 to 5.2)	(0.9 to 5.2)	(0.9 to 5.2)	(0.9 to 5.2)	(0.9 to 5.2)	(0.9 to 5.2)	(0.9 to 5.2)	(0.9 to 5.2)	(0.9 to 5.2)	(0.9 to 5.2)	(0.9 to 5.2)	543
Chlamydial infection	(0 to 0)	(0 to 0)	(0 to 0)	(0 to 0)	(0 to 0)	(1 to 4.6)	(3.4 to 13.1)	(7 to 27.3)	(9.5 to 36.7)	22.7 (13.2 to 37.9)	23.3 (13.5 to 38.9)	19.6 (11.3 to 32.6)	19.6 (11.3 to 32.6)	19.6 (11.3 to 32.6)	19.6 (11.3 to 32.6)	19.6 (11.3 to 32.6)	19.6 (11.3 to 32.6)	19.6 (11.3 to 32.6)	19.6 (11.3 to 32.6)	19.6 (11.3 to 32.6)	19.6 (11.3 to 32.6)	19.6 (11.3 to 32.6)	168
Gonococcal infection	(0 to 0)	(0 to 0)	(0 to 0)	(0 to 0)	(0 to 0)	(9.6 to 17.1)	(9.6 to 17.1)	(0 to 0)	(0 to 0)	(14.7 to 98.3)	(0 to 0)	(0 to 0)	(0 to 0)	(0 to 0)	(0 to 0)	(0 to 0)	(0 to 0)	(0 to 0)	(0 to 0)	(0 to 0)	(0 to 0)	(0 to 0)	(0 to 0)	198
Trichomoniasis	(0 to 0)	(0 to 0)	(0 to 0)	(0 to 0)	(0 to 0)	(0 to 1.8)	(0.2 to 2.4)	(1.6 to 9.8)	(0 to 0)	(0 to 0)	(0 to 0)	(0 to 0)	(0 to 0)	(0 to 0)	(0 to 0)	(0 to 0)	(0 to 0)	(0 to 0)	(0 to 0)	(0 to 0)	(0 to 0)	(0 to 0)	(0 to 0)	0
Genital herpes	(0 to 0)	(0 to 0)	(0 to 0)	(0 to 0)	(0 to 0)	(0 to 0)	(0 to 0)	(0 to 0)	(0 to 0)	(0 to 0)	(0 to 0)	(0 to 0)	(0 to 0)	(0 to 0)	(0 to 0)	(0 to 0)	(0 to 0)	(0 to 0)	(0 to 0)	(0 to 0)	(0 to 0)	(0 to 0)	(0 to 0)	0
Other sexually transmitted infections	(0 to 0)	(0 to 0)	(0 to 0)	(0 to 0)	(0 to 0)	(0 to 0)	(0 to 0)	(0 to 0)	(0 to 0)	(0 to 0)	(0 to 0)	(0 to 0)	(0 to 0)	(0 to 0)	(0 to 0)	(0 to 0)	(0 to 0)	(0 to 0)	(0 to 0)	(0 to 0)	(0 to 0)	(0 to 0)	(0 to 0)	0
Respiratory infections and tuberculosis	5,398 (3,100 to 8,200)	4,608 (2,200 to 8,900)	23,900 (16,700 to 33,900)	13,200 (9,000 to 18,000)	2,900 (2,100 to 3,900)	2,400 (1,700 to 3,200)	1,700 (1,200 to 2,400)	2,400 (1,700 to 3,400)	3,200 (2,200 to 4,500)	4,100 (2,800 to 5,900)	3,100 (2,100 to 4,400)	2,700 (1,800 to 3,800)	2,100 (1,400 to 3,000)	1,700 (1,200 to 2,400)	1,400 (1,000 to 2,000)	1,200 (870 to 1,700)	1,000 (710 to 1,400)	760 (540 to 1,100)	560 (370 to 810)	290 (170 to 490)	120 (57 to 240)	39.7 (17 to 87)	113,000
Tuberculosis	(0 to 0)	(0 to 0)	(648 to 2,600)	(522 to 1,480)	(165 to 427)	(148 to 363)	(329 to 776)	(1,150 to 2,390)	(1,150 to 2,390)	(1,150 to 2,390)	(1,380 to 2,860)	(1,150 to 2,390)	(963 to 2,170)	(713 to 1,700)	(670 to 1,620)	(679 to 1,500)	(630 to 1,420)	(479 to 1,120)	(292 to 686)	(133 to 312)	(64 to 149)	(11 to 26)	(1.9 to 29.8)	16,400
Latent tuberculosis infection	(0 to 0)	(0 to 0)	(0 to 0)	(0 to 0)	(0 to 0)	(0 to 0)	(0 to 0)	(0 to 0)	(0 to 0)	(0 to 0)	(0 to 0)	(0 to 0)	(0 to 0)	(0 to 0)	(0 to 0)	(0 to 0)	(0 to 0)	(0 to 0)	(0 to 0)	(0 to 0)	(0 to 0)	(0 to 0)	(0 to 0)	(0 to 0)	0
Drug-susceptible tuberculosis	(0 to 0)	(0 to 0)	(620 to 2,500)	(500 to 1,380)	(157 to 376)	(141 to 297)	(316 to 760)	(1,100 to 2,300)	(1,100 to 2,300)	(1,100 to 2,300)	(1,320 to 2,750)	(1,100 to 2,300)	(921 to 2,080)	(681 to 1,630)	(641 to 1,550)	(649 to 1,440)	(602 to 1,360)	(458 to 1,070)	(279 to 656)	(127 to 298)	(61 to 142)	(10 to 25)	(1.8 to 28.5)	11,900
Multidrug-resistant tuberculosis without extensive drug-res	(0 to 0)	(0 to 0)	(13.9 to 764)	(64.1 to 367)	(27.1 to 108)	(7.6 to 29.8)	(12.9 to 50.6)	(49.5 to 202)	(49.5 to 202)	(49.5 to 202)	(59.4 to 242)	(49.5 to 202)	(41.5 to 169)	(29.3 to 120)	(27.6 to 112)	(29.2 to 119)	(25.9 to 106)	(19.7 to 80.6)	(12 to 49.2)	(5.7 to 23.4)	(2.8 to 11.4)	(0.5 to 2.2)	(0.1 to 1.3)	709
Extensively drug-resistant tuberculosis	(0 to 0)	197 (91.1 to 336)	(91.1 to 336)	89.4 (41.4 to 153)	23.3 (10.8 to 39.9)	20.9 (9.7 to 35.8)	43.3 (20.1 to 74.1)	144 (66.6 to 246)	184 (85.1 to 315)	184 (85.1 to 315)	133 (61.6 to 228)	104 (48.2 to 178)	93.6 (43.3 to 160)	84.1 (38.9 to 144)	85.6 (39.6 to 146)	84.1 (38.9 to 144)	82.2 (38.1 to 141)	66.6 (30.8 to 114)	42 (19.4 to 72)	19.7 (9.1 to 33.7)	3.6 (1.7 to 6.2)	0.4 (0.2 to 0.7)	1,600
Lower respiratory infections	5,378 (3,100 to 8,200)	4,568 (2,200 to 8,900)	21,500 (15,000 to 30,500)	11,500 (7,900 to 15,700)	2,200 (1,600 to 3,000)	1,400 (1,000 to 1,900)	1,000 (700 to 1,400)	1,200 (800 to 1,700)	2,010 (1,400 to 2,800)	1,900 (1,300 to 2,700)	1,420 (1,000 to 2,000)	1,200 (800 to 1,700)	1,020 (700 to 1,400)	836 (580 to 1,200)	715 (500 to 1,000)	1,060 (740 to 1,500)	1,040 (720 to 1,500)	726 (500 to 1,000)	560 (370 to 810)	290 (170 to 490)	120 (57 to 240)	39.7 (17 to 87)	101,800
Upper respiratory infections	(0.6 to 17.3)	(0 to 2.5)	(102 to 2,100)	(202 to 1,870)	(102 to 314)	(87.6 to 266)	(86.1 to 297)	133 (84.3 to 208)	182 (82.6 to 362)	116 (72 to 208)	76.2 (47.6 to 149)	76.2 (29.9 to 162)	76.2 (22.3 to 174)	76.2 (19.9 to 174)	76.2 (19.9 to 174)	76.2 (19.9 to 174)	76.2 (19.9 to 174)	76.2 (19.9 to 174)	76.2 (19.9 to 174)	76.2 (19.9 to 174)	76.2 (19.9 to 174)	76.2 (19.9 to 174)	2,750
Otitis media	(0 to 0)	2.4 (0.3 to 6.7)	17.8 (0.3 to 50)	225 (107 to 354)	200 (165 to 427)	160 (83.7 to 299)	158 (73.1 to 327)	158 (74 to 336)	158 (68.6 to 379)	158 (68.6 to 379)	158 (68.6 to 379)	158 (68.6 to 379)	158 (68.6 to 379)	158 (68.6 to 379)	158 (68.6 to 379)	158 (68.6 to 379)	158 (68.6 to 379)	158 (68.6 to 379)	158 (68.6 to 379)	158 (68.6 to 379)	158 (68.6 to 379)	158 (68.6 to 379)	1,630
Enteric infections	990 (189 to 1,100)	1,160 (928 to 3,190)	5,660 (4,290 to 37,700)	2,040 (1,610 to 17,100)	1,160 (1,020 to 2,430)	1,160 (1,020 to 2,430)	1,160 (787 to 1,660)	1,160 (789 to 1,750)	1,160 (720 to 1,800)	1,160 (668 to 1,880)	1,160 (623 to 1,980)	1,160 (623 to 1,980)	1,160 (623 to 1,980)	1,160 (623 to 1,980)	1,160 (623 to 1,980)	1,160 (623 to 1,980)	1,160 (623 to 1,980)	1,160 (623 to 1,980)	1,160 (623 to 1,980)	1,160 (623 to 1,980)	1,160 (623 to 1,980)	1,160 (623 to 1,980)	43,700
Cholera	(189 to 1,100)	(928 to 3,190)	(4,290 to 37,700)	(1,610 to 17,100)	(1,020 to 2,430)	(1,020 to 2,430)	(787 to 1,660)	(789 to 1,750)	(720 to 1,800)	(668 to 1,880)	(623 to 1,980)	(623 to 1,980)	(623 to 1,980)	(623 to 1,980)	(623 to 1,980)	(623 to 1,980)	(623 to 1,980)	(623 to 1,980)	(623 to 1,980)	(623 to 1,980)	(623 to 1,980)	(623 to 1,980)	(623 to 1,980)	0
Other salmonella	(0 to 0)	(0 to 0)	(0 to 0)	(0 to 0)	(0 to 0)	(0 to 0)	(0 to 0)	(0 to 0)	(0 to 0)	(0 to 0)	(0 to 0)	(0 to 0)	(0 to 0)	(0 to 0)	(0 to 0)	(0 to 0)	(0 to 0)	(0 to 0)	(0 to 0)	(0 to 0)	(0 to 0)	(0 to 0)	(0 to 0)	0
Shigellosis	(0 to 0)	(0 to 0)	(0 to 0)	(0 to 0)	(0 to 0)	(0 to 0)	(0 to 0)	(0 to 0)	(0 to 0)	(0 to 0)	(0 to 0)	(0 to 0)	(0 to 0)	(0 to 0)	(0 to 0)	(0 to 0)	(0 to 0)	(0 to 0)	(0 to 0)	(0 to 0)	(0 to 0)	(0 to 0)	(0 to 0)	0
Campylobacter enteritis	(0 to 0)	(0 to 0)	(0 to 0)	(0 to 0)	(0 to 0)	(0 to 0)	(0 to 0)	(0 to 0)	(0 to 0)	(0 to 0)	(0 to 0)	(0 to 0)	(0 to 0)	(0 to 0)	(0 to 0)	(0 to 0)	(0 to 0)	(0 to 0)	(0 to 0)	(0 to 0)	(0 to 0)	(0 to 0)	(0 to 0)	0
Amoebiasis	(0 to 0)	(0 to 0)	(0 to 0)	(0 to 0)	(0 to 0)	(0 to 0)	(0 to 0)	(0 to 0)	(0 to 0)	(0 to 0)	(0 to 0)	(0 to 0)	(0 to 0)	(0 to 0)	(0 to 0)	(0 to 0)	(0 to 0)	(0 to 0)	(0 to 0)	(0 to 0)	(0 to 0)	(0 to 0)	(0 to 0)	0
Cryptosporidiosis	(0 to 0)	(0 to 0)	(0 to 0)	(0 to 0)	(0 to 0)	(0 to 0)	(0 to 0)	(0 to 0)	(0 to 0)	(0 to 0)	(0 to 0)	(0 to 0)	(0 to 0)	(0 to 0)	(0 to 0)	(0 to 0)	(0 to 0)	(0 to 0)	(0 to 0)	(0 to 0)	(0 to 0)	(0 to 0)	(0 to 0)	0
Giardiasis	(0 to 0)	(0 to 0)	(0 to 0)	(0 to 0)	(0 to 0)	(0 to 0)	(0 to 0)	(0 to 0)	(0 to 0)	(0 to 0)	(0 to 0)	(0 to 0)	(0 to 0)	(0 to 0)	(0 to 0)	(0 to 0)	(0 to 0)	(0 to 0)	(0 to 0)	(0 to 0)	(0 to 0)	(0 to 0)	(0 to 0)	0
Enteropathogenic E. coli infection	(0 to 0)	(0 to 0)	(0 to 0)	(0 to 0)	(0 to 0)	(0 to 0)	(0 to 0)	(0 to 0)	(0 to 0)	(0 to 0)	(0 to 0)	(0 to 0)	(0 to 0)	(0 to 0)	(0 to 0)	(0 to 0)	(0 to 0)	(0 to 0)	(0 to 0)	(0 to 0)	(0 to 0)	(0 to 0)	(0 to 0)	0
Rotavirus	(0 to 0)	(0 to 0)	(0 to 0)	(0 to 0)	(0 to 0)	(0 to 0)	(0 to 0)	(0 to 0)	(0 to 0)	(0 to 0)	(0 to 0)	(0 to 0)	(0 to 0)	(0 to 0)	(0 to 0)	(0 to 0)	(0 to 0)	(0 to 0)	(0 to 0)	(0 to 0)	(0 to 0)	(0 to 0)	(0 to 0)	0
Norovirus	(0 to 0)	(0 to 0)	(0 to 0)	(0 to 0)	(0 to 0)	(0 to 0)	(0 to 0)	(0 to 0)	(0 to 0)	(0 to 0)	(0 to 0)	(0 to 0)	(0 to 0)	(0 to 0)	(0 to 0)	(0 to 0)	(0 to 0)	(0 to 0)	(0 to 0)	(0 to 0)	(0 to 0)	(0 to 0)	(0 to 0)	0
Other intestinal infectious diseases	(0 to 0)	(0 to 0)	(0 to 0)	(0 to 0)	(0 to 0)	(0 to 0)	(0 to 0)	(0 to 0)	(0 to 0)	(0 to 0)	(0 to 0)	(0 to 0)	(0 to 0)	(0 to 0)	(0 to 0)	(0 to 0)	(0 to 0)	(0 to 0)	(0 to 0)	(0 to 0)	(0 to 0)	(0 to 0)	(0 to 0)	0
Neglected tropical diseases and malaria	(0 to 0)	(0 to 0)	(0 to 0)	(0 to 0)	(0 to 0)	(0 to 0)	(0 to 0)	(0 to 0)	(0 to 0)	(0 to 0)	(0 to 0)	(0 to 0)	(0 to 0)	(0 to 0)	(0 to 0)	(0 to 0)	(0 to 0)	(0 to 0)	(0 to 0)	(0 to 0)	(0 to 0)	(0 to 0)	(0 to 0)	0
Malaria	(0 to 0)	(0 to 0)	(0 to 0)	(0 to 0)	(0 to 0)	(0 to 0)	(0 to 0)	(0 to 0)	(0 to 0)	(0 to 0)	(0 to 0)	(0 to 0)	(0 to 0)	(0 to 0)	(0 to 0)	(0 to 0)	(0 to 0)	(0 to 0)	(0 to 0)	(0 to 0)	(0 to 0)	(0 to 0)	(0 to 0)	0
Chagas disease	(0 to 0)	(0 to 0)	(0 to 0)	(0 to 0)	(0 to 0)	(0 to 0)	(0 to 0)	(0 to 0)	(0 to 0)	(0 to 0)	(0 to 0)	(0 to 0)	(0 to 0)	(0 to 0)	(0 to 0)	(0 to 0)	(0 to 0)	(0 to 0)	(0 to 0)	(0 to 0)	(0 to 0)	(0 to 0)	(0 to 0)	0
Leishmaniasis	(0 to 0)	9.6 (0 to 29.6)	39.6 (0 to 122)	23.6 (0 to 73.1)	9.4 (0 to 29.1)	9.7 (0 to 30)	9.7 (0 to 30)	9.6 (0 to 29.6)	9.6 (0 to 29.6)	9.6 (0 to 29.6)	9.6 (0 to 29.6)	9.6 (0 to 29.6)	9.6 (0 to 29.6)	9.6 (0 to 29.6)	9.6 (0 to 29.6)	9.6 (0 to 29.6)	9.6 (0 to 29.6)	9.6 (0 to 29.6)	9.6 (0 to 29.6)	9.6 (0 to 29.6)	9.6 (0 to 29.6)	9.6 (0 to 29.6)	121
Visceral leishmaniasis	(0 to 0)	(0 to 0)	4.6 (0 to 68.9)	37.2 (0 to 114)	9.4 (0 to 27.6)	9.7 (0 to 29.7)	9.7 (0 to 29.7)	9.6 (0 to 29.2)	9.6 (0 to 29.2)	9.6 (0 to 29.2)	9.6 (0 to 29.2)	9.6 (0 to 29.2)	9.6 (0 to 29.2)	9.6 (0 to 29.2)	9.6 (0 to 29.2)	9.6 (0 to 29.2)	9.6 (0 to 29.2)	9.6 (0 to 29.2)	9.6 (0 to 29.2)	9.6 (0 to 29.2)	9.6 (0 to 29.2)	9.6 (0 to 29.2)	99.1
Cutaneous and mucocutaneous leishmaniasis	(0 to 0)	(0 to 0)	(0 to 0.2)	1.6 (0 to 3.2)	0.2 (0 to 0.6)	0.4 (0 to 0.9)	0.4 (0 to 0.9)	1.6 (0.6 to 3.7)	1.6 (0 to 3.9)	1.6 (0 to 4.1)	1.6 (0 to 4.1)	1.6 (0 to 4.1)	1.6 (0 to 4.1)	1.6 (0 to 4.1)	1.6 (0 to 4.1)	1.6 (0 to 4.1)	1.6 (0 to 4.1)	1.6 (0 to 4.1)	1.6 (0 to 4.1)	1.6 (0 to 4.1)	1.6 (0 to 4.1)	1.6 (0 to 4.1)	29.8
African trypanosomiasis	(0 to 0)	(0 to 0)	(0 to 0)	(0 to 0)	(0 to 0)	(0 to 0)	(0 to 0)	(0 to 0)	(0 to 0)	(0 to 0)	(0 to 0)	(0 to 0)	(0 to 0)	(0 to 0)	(0 to 0)	(0 to 0)	(0 to 0)	(0 to 0)	(0 to 0)	(0 to 0)	(0 to 0)	(0 to 0)	(0 to 0)	0
Schistosomiasis	(0 to 0)	(0 to 0)	(0 to 0)	(0 to 0)	(0 to 0)	(0 to 0)	(0 to 0)	(0 to 0)	(0 to 0)	(0 to 0)	(0 to 0)	(0 to 0)	(0 to 0)	(0 to 0)	(0 to 0)	(0 to 0)	(0 to 0)	(0 to 0)	(0 to 0)	(0 to 0)	(0 to 0)	(0 to 0)	(0 to 0)	0
Cysticercosis	(0 to 0)	(0 to 0)	(0 to 0)	(0 to 0)	(0 to 0)	(0 to 0)	0.2 (0 to 0.7)	0.6 (0.2 to 1.1)	1.1 (0.4 to 2)	1.4 (0.5 to 2)	1.4 (0.5 to 2)	1.4 (0.5 to 2)	1.8 (0.6 to 2.5)	2.2 (0.7 to 3.2)	2.6 (0.8 to 3.7)	2.7 (0.7 to 3.9)	2.7 (0.7 to 3.9)	1 (0.2 to 2.3)	0.6 (0.1 to 1.6)	0.2 (0 to 0.8)	0.1 (0 to 0.4)	0.1 (0 to 0.4)	19.9
Cystic echinococcosis	(0 to 0)	(0 to 0)	8.2 (0 to 29)	19.3 (0.4 to 66)	99.4 (2.1 to 346)	178 (3.8 to 620)	228 (4.9 to 793)	264 (5.7 to 921)	291 (6.2 to 1,010)	197 (4.2 to 685)	159 (3.4 to 553)	140 (3 to 488)	137 (2.9 to 476)	133 (2.8 to 463)	130 (2.7 to 452)	93.8 (2 to 326)	56.2 (1.2 to 195)	19.7 (0.4 to 68.5)	10.1 (0.2 to 35.2)	3.7 (0.1 to 12.9)	0.8 (0 to 2.8)	0.4 (0 to 1.4)	1,920
Lymphatic filariasis	(0 to 0)	(0 to 0)	(0 to 0)	(0 to 0)	(0 to 0)	(0 to 0)	(0 to 0)	(0 to 0)	(0 to 0)	(0 to 0)	(0 to 0)	(0 to 0)	(0 to 0)	(0 to 0)	(0 to 0)	(0 to 0)	(0 to 0)	(0 to 0)	(0 to 0)	(0 to 0)	(0 to 0)	(0 to 0)	(0 to 0)	0
Onchocerciasis	(0 to 0)	(0 to 0)	(0 to 0)	(0 to 0)	(0 to 0)	(0 to 0)	(0 to 0)	(0 to 0)	(0 to 0)	(0 to 0)	(0 to 0)	(0 to 0)	(0 to 0)	(0 to 0)	(0 to 0)	(0 to 0)	(0 to 0)	(0 to 0)	(0 to 0)	(0 to 0)	(0 to 0)	(0 to 0)	(0 to 0)	0
Trachoma	(0 to 0)	(0 to 0)	(0 to 0)	(0 to 0)	(0 to 0)	(0 to 0)	(0 to 0)	(0 to 0)	(0 to 0)	(0 to 0)	(0 to 0)	(0 to 0)	(0 to 0)	(0 to 0)	(0 to 0)	(0 to 0)	(0 to 0)	(0 to 0)	(0 to 0)	(0 to 0)	(0 to 0)	(0 to 0)	(0 to 0)	0
Dengue	(0 to 0)	(0 to 0)	(0 to 0)	(0 to 0)	(0 to 0)	(0 to 0)	(0 to 0)	(0 to 0)	(0 to 0)	(0 to 0)	(0 to 0)	(0 to 0)	(0 to 0)	(0 to 0)	(0 to 0)	(0 to 0)	(0 to 0)	(0 to 0)	(0 to 0)	(0 to 0)	(0 to 0)	(0 to 0)	(0 to 0)	0
Yellow fever	(0 to 0)	(0 to 0)	(0 to 0)	(0 to 0)	(0 to 0)	(0 to 0)	(0 to 0)	(0 to 0)	(0 to 0)	(0 to 0)	(0 to 0)	(0 to 0)	(0 to 0)	(0 to 0)	(0 to 0)	(0 to 0)	(0 to 0)	(0 to 0)	(0 to 0)	(0 to 0)	(0 to 0)	(0 to 0)	(0 to 0)	0
Rabies	(0 to 0)	(0 to 0)	0.2 (0 to 0.7)	0.6 (0 to 2.3)	0.3 (0 to 1)	(0 to 0.1)	(0 to 0.1)	(0 to 0.1)	(0 to 0.2)	0.1 (0 to 0.3)	0.1 (0 to 0.3)	0.1 (0 to 0.3)	0.1 (0 to 0.3)	0.1 (0 to 0.3)	0.6 (0 to 1.7)	0.3 (0 to 0.9)	0.9 (0 to 2.4)	0.5 (0 to 1.4)	1.9 (0 to 4.6)	0.1 (0 to 0.3)	0.1 (0 to 0.2)	0.1 (0 to 0.2)	7.9
Intestinal nematode infections	(0 to 0)	(0 to 0)	3.4 (0 to 12.2)	29.4 (1.2 to 93.2)	29.3 (1.2 to 93.2)	17.5 (0.7 to 56.4)	8.9 (0.4 to 28.6)	8.9 (0.4 to 28.6)	8.9 (0.4 to 28.6)	46.2 (2.1 to 147)	64.2 (2.9 to 204)	29.1 (1.3 to 92.4)	29.1 (1.3 to 92.4)	29.1 (1.3 to 92.4)	29.1 (1.3 to 92.4)	29.1 (1.3 to 92.4)	29.1 (1.3 to 92.4)	29.1 (1.3 to 92.4)	29.1 (1.3 to 92.4)	29.1 (1.3 to 92.4)	29.1 (1.3 to 92.4)	29.1 (1.3 to 92.4)	389
Ascariasis	(0 to 0)	(0 to 0)	(0.2 to 9.1)	16.1 (0.4 to 59.9)	16.1 (0.4 to 59.9)	11.7 (0.3 to 43.6)	5.9 (0.1 to 22)	5.9 (0.1 to 22)	5.9 (0.1 to 22)	31.2 (0.8 to 116)	43.3 (1.1 to 161)	19.6 (0.5 to 73)	19.6 (0.5 to 73)	19.6 (0.5 to 73)	19.6 (0.5 to 73)	19.6 (0.5 to 73)	19.6 (0.5 to 73)	19.6 (0.5 to 73)	19.6 (0.5 to 73)	19.6 (0.5 to 73)	19.6 (0.5 to 73)	19.6 (0.5 to 73)	263
Trichuriasis	(0 to 0)	(0 to 0)	(0 to 0)	(0 to 0)	(0 to 0)	(0 to 0)	(0 to 0)	(0 to 0)	(0 to 0)	(0 to 0)	(0 to 0)	(0 to 0)	(0 to 0)	(0 to 0)	(0 to 0)	(0 to 0)	(0 to 0)	(0 to 0)	(0 to 0)	(0 to 0)	(0 to 0)	(0 to 0)	(0 to 0)	0
Hookworm disease	(0 to 0)	(0 to 0)	(0.1 to 0.6)	(0.6 to 3.5)	(0.4 to 2.7)	(0.2 to 1.6)	(0.1 to 0.8)	(0.6 to 3.1)	(0.6 to 3.1)	0.6 (0.2 to 1.6)	0.6 (0.2 to 1.6)	0.6 (0.2 to 1.6)	0.6 (0.2 to 1.6)	0.6 (0.2 to 1.6)	0.6 (0.2 to 1.6)	0.6 (0.2 to 1.6)	0.6 (0.2 to 1.6)	0.6 (0.2 to 1.6)	0.6 (0.2 to 1.6)	0.6 (0.2 to 1.6)	0.6 (0.2 to 1.6)	0.6 (0.2 to 1.6)	286
Food-borne trematodiases	(0 to 0)	(0 to 0)	(0 to 0)	(0 to 0)	(0 to 0)	(0 to 0)	(0 to 0)	(0 to 0)	(0 to 0)	(0 to 0)	(0 to 0)	(0 to 0)	(0 to 0)	(0 to 0)	(0 to 0)	(0 to 0)	(0 to 0)	(0 to 0)	(0 to 0)	(0 to 0)	(0 to 0)	(0 to 0)	(0 to 0)	0
Leprosy	(0 to 0)	(0 to 0)	(0 to 0)	(0 to 0)	(0 to 0)	(0 to 0)	(0 to 0)	(0 to 0)	(0 to 0)	(0 to 0)	(0 to 0)	(0 to 0)	(0 to 0)	(0 to 0)	(0 to 0)	(0 to 0)	(0 to 0)	(0 to 0)	(0 to 0)	(0 to 0)	(0 to 0)	(0 to 0)	(0 to 0)	0
Measles	(0 to 0)	(0 to 0)	(0 to 0)	(0 to 0)	(0 to 0)	(0 to 0)	(0 to 0)	(0 to 0)	(0 to 0)	(0 to 0)	(0 to 0)	(0 to 0)	(0 to 0)	(0 to 0)	(0 to 0)	(0 to 0)	(0 to 0)	(0 to 0)	(0 to 0)	(0 to 0)	(0 to 0)	(0 to 0)	(0 to 0)	0
Varicella and herpes zoster	(0 to 0)	(0 to 0)	(0 to 0)	(0 to 0)	(0 to 0)	(0 to 0)	(0 to 0)	(0 to 0)	(0 to 0)	(0 to 0)	(0 to 0)	(0 to 0)	(0 to 0)	(0 to 0)	(0 to 0)	(0 to 0)	(0 to 0)	(0 to 0)	(0 to 0)	(0 to 0)	(0 to 0)	(0 to 0)	(0 to 0)	0
Acute hepatitis	(0 to 0)	(0 to 0)	(0 to 0)	(0 to 0)	(0 to 0)	(0 to 0)	(0 to 0)	(0 to 0)	(0 to 0)	(0 to 0)	(0 to 0)	(0 to 0)	(0 to 0)	(0 to 0)	(0 to 0)	(0 to 0)	(0 to 0)	(0 to 0)	(0 to 0)	(0 to 0)	(0 to 0)	(0 to 0)	(0 to 0)	0
Acute hepatitis A	(0 to 0)	(0 to 0)	699.7 (0 to 1,900)	1,004 (0 to 2,800)	420.8 (0 to 1,180)	41.9 (0 to 117)	29.4 (0 to 82.4)	29.4 (0 to 82.4)	29.4 (0 to 82.4)	17.4 (0 to 48.4)	17.4 (0



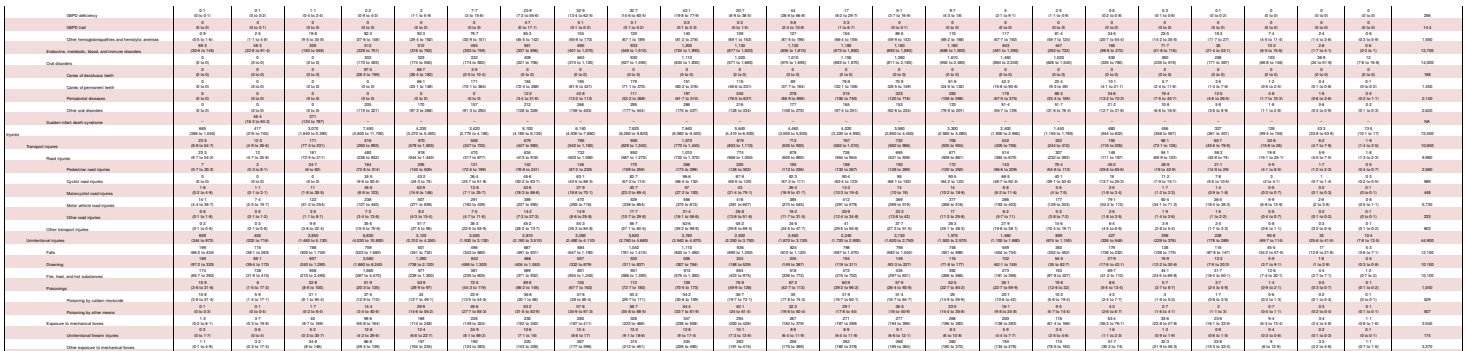

SR Table 2b: Mbarahiko DALYS by cause and age group for females with 95% uncertainty intervals, 2019

Cause	Early Neonatal	Late Neonatal	Post Neonatal	1 to 4	5 to 9	10 to 14	15 to 19	20 to 24	25 to 29	30 to 34	35 to 39	40 to 44	45 to 49	50 to 54	55 to 59	60 to 64	65 to 69	70 to 74	75 to 79	80 to 84	85 to 89	90 to 94	95 plus	Total
All causes	66,100 (56,900 to 81,900)	21,400 (8,100 to 71,600)	69,900 (49,500 to 102,400)	37,100 (30,900 to 51,400)	26,200 (20,900 to 33,300)	25,100 (20,700 to 31,100)	25,100 (20,700 to 30,600)	28,200 (23,300 to 34,400)	32,400 (26,900 to 39,200)	42,600 (34,900 to 52,400)	56,200 (46,200 to 68,900)	69,600 (57,000 to 85,200)	91,000 (74,600 to 111,000)	120,000 (97,900 to 146,000)	153,000 (125,000 to 186,000)	191,000 (156,000 to 232,000)	234,000 (191,000 to 284,000)	282,000 (230,000 to 343,000)	336,000 (274,000 to 409,000)	396,000 (323,000 to 482,000)	459,000 (374,000 to 559,000)	519,000 (423,000 to 632,000)	576,000 (469,000 to 702,000)	6,840,000 (5,580,000 to 8,330,000)
Communicable, maternal, neonatal, and nutritional diseases	54,900 (45,400 to 68,000)	8,800 (3,200 to 33,000)	46,200 (30,600 to 67,800)	14,600 (11,600 to 18,100)	7,990 (6,100 to 10,600)	6,960 (5,100 to 9,600)	7,130 (5,300 to 9,700)	7,630 (5,600 to 10,200)	7,990 (5,900 to 10,800)	9,000 (6,700 to 12,200)	9,290 (7,000 to 12,700)	7,240 (5,600 to 9,600)	6,430 (4,900 to 8,700)	6,760 (5,070 to 9,300)	6,450 (4,800 to 8,900)	5,880 (4,370 to 8,200)	5,290 (3,870 to 7,500)	4,660 (3,270 to 6,700)	4,060 (2,750 to 5,900)	3,460 (2,280 to 5,060)	2,870 (1,880 to 4,250)	2,310 (1,500 to 3,490)	1,890 (1,070 to 3,070)	202,000 (168 to 1,160)
HIV/AIDS and sexually transmitted infections	720 (540 to 1,030)	1,160 (540 to 2,190)	62 (34 to 97)	334 (277 to 397)	330 (277 to 393)	300 (252 to 356)	418 (347 to 497)	647 (537 to 770)	1,010 (838 to 1,200)	1,560 (1,290 to 1,850)	2,300 (1,910 to 2,730)	2,690 (2,230 to 3,200)	3,010 (2,500 to 3,570)	3,290 (2,730 to 3,910)	3,360 (2,790 to 3,990)	3,270 (2,710 to 3,880)	3,060 (2,540 to 3,630)	2,760 (2,290 to 3,280)	2,400 (1,990 to 2,850)	1,980 (1,640 to 2,350)	1,530 (1,270 to 1,820)	1,060 (880 to 1,260)	1,140 (1,060 to 1,220)	16,200
HIV/AIDS	0 (0 to 0)	0 (0 to 1)	0 (0 to 0)	0 (0 to 0)	0 (0 to 0)	0 (0 to 0)	0 (0 to 0)	0 (0 to 0)	0 (0 to 0)	0 (0 to 0)	0 (0 to 0)	0 (0 to 0)	0 (0 to 0)	0 (0 to 0)	0 (0 to 0)	0 (0 to 0)	0 (0 to 0)	0 (0 to 0)	0 (0 to 0)	0 (0 to 0)	0 (0 to 0)	0 (0 to 0)	0 (0 to 0)	0 (0 to 0)	13,700
HIV/AIDS - Drug-susceptible Tuberculosis	0 (0 to 0)	0 (0 to 0)	120 (70 to 189)	70 (40 to 109)	77 (43 to 123)	84 (49 to 130)	116 (70 to 181)	179 (107 to 280)	278 (169 to 429)	376 (229 to 580)	516 (316 to 795)	668 (409 to 1,030)	774 (474 to 1,190)	829 (509 to 1,280)	814 (500 to 1,250)	774 (475 to 1,190)	694 (426 to 1,070)	604 (370 to 931)	514 (315 to 792)	424 (260 to 653)	334 (205 to 514)	244 (150 to 376)	154 (94 to 237)	64 (39 to 99)	1,690
HIV/AIDS - Multidrug-resistant Tuberculosis without extensi	0 (0 to 0)	0 (0 to 0)	0 (0 to 1)	0 (0 to 1)	0 (0 to 1)	0 (0 to 1)	0 (0 to 1)	0 (0 to 1)	0 (0 to 1)	0 (0 to 1)	0 (0 to 1)	0 (0 to 1)	0 (0 to 1)	0 (0 to 1)	0 (0 to 1)	0 (0 to 1)	0 (0 to 1)	0 (0 to 1)	0 (0 to 1)	0 (0 to 1)	0 (0 to 1)	0 (0 to 1)	0 (0 to 1)	0 (0 to 1)	0
HIV/AIDS - Extensively drug-resistant Tuberculosis	0 (0 to 0)	0 (0 to 0)	1 (0 to 2)	1 (0 to 1)	1 (0 to 1)	1 (0 to 1)	1 (0 to 1)	1 (0 to 2)	2 (1 to 3)	3 (2 to 4)	4 (3 to 5)	5 (4 to 6)	6 (5 to 7)	7 (6 to 8)	8 (7 to 9)	9 (8 to 10)	10 (9 to 11)	11 (10 to 12)	12 (11 to 13)	13 (12 to 14)	14 (13 to 15)	15 (14 to 16)	16 (15 to 17)	17 (16 to 18)	197
HIV/AIDS resulting in other diseases	0 (0 to 0)	0 (0 to 0)	0 (0 to 0)	0 (0 to 0)	0 (0 to 0)	0 (0 to 0)	0 (0 to 0)	0 (0 to 0)	0 (0 to 0)	0 (0 to 0)	0 (0 to 0)	0 (0 to 0)	0 (0 to 0)	0 (0 to 0)	0 (0 to 0)	0 (0 to 0)	0 (0 to 0)	0 (0 to 0)	0 (0 to 0)	0 (0 to 0)	0 (0 to 0)	0 (0 to 0)	0 (0 to 0)	0 (0 to 0)	11,900
Sexually transmitted infections excluding HIV	719 (599 to 1,030)	1,160 (540 to 2,190)	62 (34 to 97)	264 (216 to 316)	253 (210 to 302)	216 (178 to 259)	302 (252 to 360)	468 (389 to 559)	732 (609 to 874)	1,180 (980 to 1,410)	1,780 (1,480 to 2,120)	2,020 (1,680 to 2,410)	2,240 (1,870 to 2,670)	2,460 (2,050 to 2,930)	2,540 (2,120 to 3,030)	2,490 (2,080 to 2,970)	2,360 (1,970 to 2,810)	2,150 (1,790 to 2,560)	1,880 (1,570 to 2,250)	1,550 (1,290 to 1,850)	1,160 (960 to 1,380)	806 (670 to 960)	874 (727 to 1,040)	2,630
Syphilis	0 (0 to 0)	0 (0 to 0)	0 (0 to 0)	0 (0 to 0)	0 (0 to 0)	0 (0 to 0)	0 (0 to 0)	0 (0 to 0)	0 (0 to 0)	0 (0 to 0)	0 (0 to 0)	0 (0 to 0)	0 (0 to 0)	0 (0 to 0)	0 (0 to 0)	0 (0 to 0)	0 (0 to 0)	0 (0 to 0)	0 (0 to 0)	0 (0 to 0)	0 (0 to 0)	0 (0 to 0)	0 (0 to 0)	0 (0 to 0)	1,290
Chlamydial infection	0 (0 to 0)	0 (0 to 0)	0 (0 to 0)	0 (0 to 0)	0 (0 to 0)	0 (0 to 1)	1 (0 to 1)	3 (2 to 4)	5 (4 to 7)	8 (6 to 10)	12 (9 to 15)	16 (12 to 20)	20 (16 to 25)	24 (19 to 30)	28 (22 to 35)	32 (25 to 40)	36 (29 to 45)	40 (32 to 50)	44 (35 to 55)	48 (38 to 60)	52 (41 to 65)	56 (44 to 70)	60 (47 to 75)	64 (51 to 80)	339
Gonococcal infection	0 (0 to 0)	0 (0 to 0)	0 (0 to 0)	0 (0 to 0)	0 (0 to 0)	0 (0 to 0)	0 (0 to 0)	0 (0 to 0)	0 (0 to 0)	0 (0 to 0)	0 (0 to 0)	0 (0 to 0)	0 (0 to 0)	0 (0 to 0)	0 (0 to 0)	0 (0 to 0)	0 (0 to 0)	0 (0 to 0)	0 (0 to 0)	0 (0 to 0)	0 (0 to 0)	0 (0 to 0)	0 (0 to 0)	0 (0 to 0)	173
Trichomoniasis	0 (0 to 0)	0 (0 to 0)	0 (0 to 0)	0 (0 to 0)	0 (0 to 0)	0 (0 to 0)	0 (0 to 0)	0 (0 to 0)	0 (0 to 0)	0 (0 to 0)	0 (0 to 0)	0 (0 to 0)	0 (0 to 0)	0 (0 to 0)	0 (0 to 0)	0 (0 to 0)	0 (0 to 0)	0 (0 to 0)	0 (0 to 0)	0 (0 to 0)	0 (0 to 0)	0 (0 to 0)	0 (0 to 0)	0 (0 to 0)	0
Genital herpes	0 (0 to 0)	0 (0 to 0)	0 (0 to 0)	0 (0 to 0)	0 (0 to 0)	0 (0 to 0)	1 (0 to 1)	3 (2 to 4)	5 (4 to 6)	7 (5 to 9)	9 (7 to 12)	12 (9 to 15)	15 (12 to 19)	18 (14 to 23)	21 (17 to 27)	25 (20 to 31)	29 (23 to 36)	33 (27 to 41)	37 (30 to 46)	41 (33 to 51)	45 (37 to 56)	49 (40 to 61)	53 (43 to 66)	57 (47 to 71)	299
Other sexually transmitted infections	0 (0 to 0)	0 (0 to 0)	0 (0 to 0)	2 (0 to 3)	2 (0 to 3)	2 (0 to 3)	2 (0 to 3)	2 (0 to 3)	2 (0 to 3)	2 (0 to 3)	2 (0 to 3)	2 (0 to 3)	2 (0 to 3)	2 (0 to 3)	2 (0 to 3)	2 (0 to 3)	2 (0 to 3)	2 (0 to 3)	2 (0 to 3)	2 (0 to 3)	2 (0 to 3)	2 (0 to 3)	2 (0 to 3)	2 (0 to 3)	339
Respiratory infections and tuberculosis	9,67 (7,910 to 11,900)	694 (260 to 2,660)	6,660 (4,660 to 9,200)	1,940 (1,540 to 2,170)	1,060 (777 to 1,440)	1,010 (692 to 1,440)	1,010 (747 to 1,410)	1,060 (781 to 1,470)	1,210 (887 to 1,660)	1,490 (1,090 to 2,060)	1,840 (1,350 to 2,530)	2,060 (1,510 to 2,830)	2,210 (1,620 to 3,040)	2,300 (1,690 to 3,160)	2,270 (1,660 to 3,120)	2,200 (1,600 to 3,020)	2,080 (1,520 to 2,850)	1,900 (1,390 to 2,610)	1,690 (1,230 to 2,320)	1,460 (1,060 to 2,000)	1,190 (860 to 1,630)	900 (650 to 1,230)	580 (420 to 795)	66,400
Tuberculosis	9,660 (7,910 to 11,900)	694 (260 to 2,660)	6,660 (4,660 to 9,200)	1,940 (1,540 to 2,170)	1,060 (777 to 1,440)	1,010 (692 to 1,440)	1,010 (747 to 1,410)	1,060 (781 to 1,470)	1,210 (887 to 1,660)	1,490 (1,090 to 2,060)	1,840 (1,350 to 2,530)	2,060 (1,510 to 2,830)	2,210 (1,620 to 3,040)	2,300 (1,690 to 3,160)	2,270 (1,660 to 3,120)	2,200 (1,600 to 3,020)	2,080 (1,520 to 2,850)	1,900 (1,390 to 2,610)	1,690 (1,230 to 2,320)	1,460 (1,060 to 2,000)	1,190 (860 to 1,630)	900 (650 to 1,230)	580 (420 to 795)	66,400
Latent tuberculosis infection	0 (0 to 0)	0 (0 to 0)	0 (0 to 0)	0 (0 to 0)	0 (0 to 0)	0 (0 to 0)	0 (0 to 0)	0 (0 to 0)	0 (0 to 0)	0 (0 to 0)	0 (0 to 0)	0 (0 to 0)	0 (0 to 0)	0 (0 to 0)	0 (0 to 0)	0 (0 to 0)	0 (0 to 0)	0 (0 to 0)	0 (0 to 0)	0 (0 to 0)	0 (0 to 0)	0 (0 to 0)	0 (0 to 0)	0 (0 to 0)	0
Drug-susceptible tuberculosis	9,660 (7,910 to 11,900)	694 (260 to 2,660)	6,660 (4,660 to 9,200)	1,940 (1,540 to 2,170)	1,060 (777 to 1,440)	1,010 (692 to 1,440)	1,010 (747 to 1,410)	1,060 (781 to 1,470)	1,210 (887 to 1,660)	1,490 (1,090 to 2,060)	1,840 (1,350 to 2,530)	2,060 (1,510 to 2,830)	2,210 (1,620 to 3,040)	2,300 (1,690 to 3,160)	2,270 (1,660 to 3,120)	2,200 (1,600 to 3,020)	2,080 (1,520 to 2,850)	1,900 (1,390 to 2,610)	1,690 (1,230 to 2,320)	1,460 (1,060 to 2,000)	1,190 (860 to 1,630)	900 (650 to 1,230)	580 (420 to 795)	66,400
Multidrug-resistant tuberculosis without extensive drug-res	0 (0 to 0)	0 (0 to 0)	0 (0 to 0)	0 (0 to 0)	0 (0 to 0)	0 (0 to 0)	0 (0 to 0)	0 (0 to 0)	0 (0 to 0)	0 (0 to 0)	0 (0 to 0)	0 (0 to 0)	0 (0 to 0)	0 (0 to 0)	0 (0 to 0)	0 (0 to 0)	0 (0 to 0)	0 (0 to 0)	0 (0 to 0)	0 (0 to 0)	0 (0 to 0)	0 (0 to 0)	0 (0 to 0)	0 (0 to 0)	0
Extensively drug-resistant tuberculosis	0 (0 to 0)	0 (0 to 0)	0 (0 to 0)	0 (0 to 0)	0 (0 to 0)	0 (0 to 0)	0 (0 to 0)	0 (0 to 0)	0 (0 to 0)	0 (0 to 0)	0 (0 to 0)	0 (0 to 0)	0 (0 to 0)	0 (0 to 0)	0 (0 to 0)	0 (0 to 0)	0 (0 to 0)	0 (0 to 0)	0 (0 to 0)	0 (0 to 0)	0 (0 to 0)	0 (0 to 0)	0 (0 to 0)	0 (0 to 0)	0
Lower respiratory infections	9,63 (7,880 to 11,900)	673 (260 to 2,660)	5,920 (4,220 to 8,190)	837 (660 to 1,000)	358 (260 to 498)	280 (192 to 400)	269 (186 to 384)	299 (207 to 428)	338 (234 to 483)	412 (285 to 589)	510 (353 to 729)	623 (432 to 890)	693 (480 to 990)	763 (529 to 1,090)	1,060 (735 to 1,510)	1,290 (894 to 1,840)	1,540 (1,070 to 2,200)	1,720 (1,190 to 2,460)	1,820 (1,260 to 2,600)	1,840 (1,270 to 2,630)	1,760 (1,220 to 2,520)	1,580 (1,090 to 2,260)	1,280 (878 to 1,830)	1,020 (697 to 1,460)	39,400
Upper respiratory infections	0 (0 to 0)	0 (0 to 0)	0 (0 to 0)	0 (0 to 0)	0 (0 to 0)	0 (0 to 0)	0 (0 to 0)	0 (0 to 0)	0 (0 to 0)	0 (0 to 0)	0 (0 to 0)	0 (0 to 0)	0 (0 to 0)	0 (0 to 0)	0 (0 to 0)	0 (0 to 0)	0 (0 to 0)	0 (0 to 0)	0 (0 to 0)	0 (0 to 0)	0 (0 to 0)	0 (0 to 0)	0 (0 to 0)	0 (0 to 0)	0
Otitis media	0 (0 to 0)	0 (0 to 0)	0 (0 to 0)	0 (0 to 0)	0 (0 to 0)	0 (0 to 0)	0 (0 to 0)	0 (0 to 0)	0 (0 to 0)	0 (0 to 0)	0 (0 to 0)	0 (0 to 0)	0 (0 to 0)	0 (0 to 0)	0 (0 to 0)	0 (0 to 0)	0 (0 to 0)	0 (0 to 0)	0 (0 to 0)	0 (0 to 0)	0 (0 to 0)	0 (0 to 0)	0 (0 to 0)	0 (0 to 0)	0
Enteric infections	27,9 (19,4 to 47,1)	753 (349 to 1,320)	5,370 (3,110 to 10,900)	3,270 (2,170 to 5,060)	827 (503 to 1,240)	611 (363 to 951)	539 (324 to 842)	539 (332 to 831)	579 (372 to 878)	599 (382 to 921)	578 (362 to 921)	539 (339 to 866)	519 (326 to 830)	519 (326 to 830)	519 (327 to 831)	519 (327 to 831)	519 (327 to 831)	519 (327 to 831)	519 (327 to 831)	519 (327 to 831)	519 (327 to 831)	519 (327 to 831)	519 (327 to 831)	519 (327 to 831)	15,700
Cholera	0 (0 to 0)	0 (0 to 0)	0 (0 to 0)	0 (0 to 0)	0 (0 to 0)	0 (0 to 0)	0 (0 to 0)	0 (0 to 0)	0 (0 to 0)	0 (0 to 0)	0 (0 to 0)	0 (0 to 0)	0 (0 to 0)	0 (0 to 0)	0 (0 to 0)	0 (0 to 0)	0 (0 to 0)	0 (0 to 0)	0 (0 to 0)	0 (0 to 0)	0 (0 to 0)	0 (0 to 0)	0 (0 to 0)	0 (0 to 0)	0
Diarrheal diseases	27,9 (19,4 to 47,1)	753 (349 to 1,320)	5,370 (3,110 to 10,900)	3,270 (2,170 to 5,060)	827 (503 to 1,240)	611 (363 to 951)	539 (324 to 842)	539 (332 to 831)	579 (372 to 878)	599 (382 to 921)	578 (362 to 921)	539 (339 to 866)	519 (326 to 830)	519 (326 to 830)	519 (327 to 831)	519 (327 to 831)	519 (327 to 831)	519 (327 to 831)	519 (327 to 831)	519 (327 to 831)	519 (327 to 831)	519 (327 to 831)	519 (327 to 831)	519 (327 to 831)	15,700
Typhoid and paratyphoid	0 (0 to 0)	0 (0 to 0)	0 (0 to 1)	1 (0 to 2)	1 (0 to 2)	1 (0 to 2)	0 (0 to 1)	1 (0 to 1)	1 (0 to 1)	1 (0 to 2)	1 (0 to 2)	1 (0 to 2)	1 (0 to 2)	1 (0 to 2)	0 (0 to 1)	0 (0 to 1)	0 (0 to 1)	0 (0 to 1)	0 (0 to 1)	0 (0 to 1)	0 (0 to 1)	0 (0 to 1)	0 (0 to 1)	0 (0 to 1)	17
Typhoid fever	0 (0 to 0)	0 (0 to 0)	0 (0 to 1)	1 (0 to 2)	1 (0 to 2)	1 (0 to 2)	0 (0 to 1)	1 (0 to 1)	1 (0 to 1)	1 (0 to 2)	1 (0 to 2)	1 (0 to 2)	1 (0 to 2)	1 (0 to 2)	0 (0 to 1)	0 (0 to 1)	0 (0 to 1)	0 (0 to 1)	0 (0 to 1)	0 (0 to 1)	0 (0 to 1)	0 (0 to 1)	0 (0 to 1)	0 (0 to 1)	17
Paratyphoid fever	0 (0 to 0)	0 (0 to 0)	0 (0 to 0)	0 (0 to 0)	0 (0 to 0)	0 (0 to 0)	0 (0 to 0)	0 (0 to 0)	0 (0 to 0)	0 (0 to 0)	0 (0 to 0)	0 (0 to 0)	0 (0 to 0)	0 (0 to 0)	0 (0 to 0)	0 (0 to 0)	0 (0 to 0)	0 (0 to 0)	0 (0 to 0)	0 (0 to 0)	0 (0 to 0)	0 (0 to 0)	0 (0 to 0)	0 (0 to 0)	0
Invasive Non-typhoidal Salmonella (iNTS)	27,9 (19,4 to 47,1)	753 (349 to 1,320)	5,370 (3,110 to 10,900)	3,270 (2,170 to 5,060)	827 (503 to 1,240)	611 (363 to 951)	539 (324 to 842)	539 (332 to 831)	579 (372 to 878)	599 (382 to 921)	578 (362 to 921)	539 (339 to 866)	519 (326 to 830)	519 (326 to 830)	519 (327 to 831)	519 (327 to 831)	519 (327 to 831)	519 (327 to 831)	519 (327 to 831)	519 (327 to 831)	519 (327 to 831)	519 (327 to 831)	519 (327 to 831)	519 (327 to 831)	15,700
Other intestinal infectious diseases	0 (0 to 0)	0 (0 to 0)	0 (0 to 0)	0 (0 to 0)	0 (0 to 0)	0 (0 to 0)	0 (0 to 0)	0 (0 to 0)	0 (0 to 0)	0 (0 to 0)	0 (0 to 0)	0 (0 to 0)	0 (0 to 0)	0 (0 to 0)	0 (0 to 0)	0 (0 to 0)	0 (0 to 0)	0 (0 to 0)	0 (0 to 0)	0 (0 to 0)	0 (0 to 0)	0 (0 to 0)	0 (0 to 0)	0 (0 to 0)	0
Neglected tropical diseases and malaria	19,4 (13,5 to 33,0)	1,050 (486 to 1,840)	8,310 (4,810 to 16,900)	5,060 (3,360 to 7,830)	1,280 (779 to 1,920)	946 (562 to 1,470)	834 (501 to 1,300)	834 (514 to 1,290)	896 (576 to 1,360)	927 (591 to 1,430)	894 (560 to 1,430)	834 (525 to 1,340)	803 (504 to 1,280)	803 (506 to 1,280)	803 (507 to 1,280)	803 (507 to 1,280)	803 (507 to 1,280)	803 (507 to 1,280)	803 (507 to 1,280)	803 (507 to 1,280)	803 (507 to 1,280)	803 (507 to 1,280)	803 (507 to 1,280)	803 (507 to 1,280)	24,300
Malaria	0 (0 to 0)	0 (0 to 0)	0 (0 to 0)	0 (0 to 0)	0 (0 to 0)	0 (0 to 0)	0 (0 to 0)	0 (0 to 0)	0 (0 to 0)	0 (0 to 0)	0 (0 to 0)	0 (0 to 0)	0 (0 to 0)	0 (0 to 0)	0 (0 to 0)	0 (0 to 0)	0 (0 to 0)	0 (0 to 0)	0 (0 to 0)	0 (0 to 0)	0 (0 to 0)	0 (0 to 0)	0 (0 to 0)	0 (0 to 0)	199
Chagas disease	0 (0 to 0)	0 (0 to 0)	0 (0 to 1)	0 (0 to 1)	0 (0 to 1)	0 (0 to 1)	0 (0 to 1)	0 (0 to 1)	0 (0 to 1)	0 (0 to 1)	0 (0 to 1)	0 (0 to 1)	0 (0 to 1)	0 (0 to 1)	0 (0 to 1)	0 (0 to 1)	0 (0 to 1)	0 (0 to 1)	0 (0 to 1)	0 (0 to 1)	0 (0 to 1)	0 (0 to 1)	0 (0 to 1)	0 (0 to 1)	1,640
Leishmaniasis	0 (0 to 0)	0 (0 to 0)	0 (0 to 0)	0 (0 to 0)	0 (0 to 0)	0 (0 to 0)	0 (0 to 0)	0 (0 to 0)	0 (0 to 0)	0 (0 to 0)	0 (0 to 0)	0 (0 to 0)	0 (0 to 0)	0 (0 to 0)	0 (0 to 0)	0 (0 to 0)	0 (0 to 0)	0 (0 to 0)	0 (0 to 0)	0 (0 to 0)	0 (0 to 0)	0 (0 to 0)	0 (0 to 0)	0 (0 to 0)	0
Visceral leishmaniasis	0 (0 to 0)	0 (0 to 0)	0 (0 to 0)	0 (0 to 0)	0 (0 to 0)	0 (0 to 0)	0 (0 to 0)	0 (0 to 0)	0 (0 to 0)	0 (0 to 0)	0 (0 to 0)	0 (0 to 0)	0 (0 to 0)	0 (0 to 0)	0 (0 to 0)	0 (0 to 0)	0 (0 to 0)	0 (0 to 0)	0 (0 to 0)	0 (0 to 0)	0 (0 to 0)	0 (0 to 0)	0 (0 to 0)	0 (0 to 0)	0
Cutaneous and mucocutaneous leishmaniasis	0 (0 to 0)	0 (0 to 0)	0 (0 to 0)	0 (0 to 0)	0 (0 to 0)	0 (0 to 0)	0 (0 to 0)	0 (0 to 0)	0 (0 to 0)	0 (0 to 0)	0 (0 to 0)	0 (0 to 0)	0 (0 to 0)	0 (0 to 0)	0 (0 to 0)	0 (0 to 0)	0 (0 to 0)	0 (0 to 0)	0 (0 to 0)	0 (0 to 0)	0 (0 to 0)	0 (0 to 0)	0 (0 to 0)	0 (0 to 0)	0
African trypanosomiasis	0 (0 to 0)	0 (0 to 0)	0 (0 to 0)	0 (0 to 0)	0 (0 to 0)	0 (0 to 0)	0 (0 to 0)	0 (0 to 0)	0 (0 to 0)	0 (0 to 0)	0 (0 to 0)	0 (0 to 0)	0 (0 to 0)	0 (0 to 0)	0 (0 to 0)	0 (0 to 0)	0 (0 to 0)	0 (0 to 0)	0 (0 to 0)	0 (0 to 0)	0 (0 to 0)	0 (0 to 0)	0 (0 to 0)	0 (0 to 0)	0
Schistosomiasis	0 (0 to 0)	0 (0 to 0)	0 (0 to 0)	0 (0 to 0)	0 (0 to 0)	0 (0 to 0)	0 (0 to 0)	0 (0 to 0)	0 (0 to 0)	0 (0 to 0)	0 (0 to 0)	0 (0 to 0)	0 (0 to 0)	0 (0 to 0)	0 (0 to 0)	0 (0 to 0)	0 (0 to 0)	0 (0 to 0)	0 (0 to 0)	0 (0 to 0)	0 (0 to 0)	0 (0 to 0)	0 (0 to 0)	0 (0 to 0)	0
Cysticercosis	0 (0 to 0)	0 (0 to 0)	0 (0 to 0)	0 (0 to 0)	0 (0 to 0)	0 (0 to 0)	0 (0 to 0)	0 (0 to 0)	0 (0 to 0)	0 (0 to 0)	0 (0 to 0)	0 (0 to 0)	0 (0 to 0)	0 (0 to 0)	0 (0 to 0)	0 (0 to 0)	0 (0 to 0)	0 (0 to 0)	0 (0 to 0)	0 (0 to 0)	0 (0 to 0)	0 (0 to 0)	0 (0 to 0)	0 (0 to 0)	0
Cystic echinococcosis	0 (0 to 0)	0 (0 to 0)	0 (0 to 0)	0 (0 to 0)	0 (0 to 0)	0 (0 to 0)	0 (0 to 0)	0 (0 to 0)	0 (0 to 0)	0 (0 to 0)	0 (0 to 0)	0 (0 to 0)	0 (0 to 0)	0 (0 to 0)	0 (0 to 0)	0 (0 to 0)	0 (0 to 0)	0 (0 to 0)	0 (0 to 0)	0 (0 to 0)	0 (0 to 0)	0 (0 to 0)	0 (0 to 0)	0 (0 to 0)	0
Lymphatic filariasis	0 (0 to 0)	0 (0 to 0)	0 (0 to 0)	0 (0 to 0)	0 (0 to 0)	0 (0 to 0)	0 (0 to 0)	0 (0 to 0)	0 (0 to 0)	0 (0 to 0)	0 (0 to 0)	0 (0 to 0)	0 (0 to 0)	0 (0 to 0)	0 (0 to 0)	0 (0 to 0)	0 (0 to 0)	0 (0 to 0)	0 (0 to 0)	0 (0 to 0)	0 (0 to 0)	0 (0 to 0)	0 (0 to 0)	0 (0 to 0)	0
Onchocerciasis	0 (0 to 0)	0 (0 to 0)	0 (0 to 0)	0 (0 to 0)	0 (0 to 0)	0 (0 to 0)	0 (0 to 0)	0 (0 to 0)	0 (0 to 0)	0 (0 to 0)	0 (0 to 0)	0 (0 to 0)	0 (0 to 0)	0 (0 to 0)	0 (0 to 0)	0 (0 to 0)	0 (0 to 0)	0 (0 to 0)	0 (0 to 0)	0 (0 to 0)	0 (0 to 0)	0 (0 to 0)	0 (0 to 0)	0 (0 to 0)	0
Trachoma	0 (0 to 0)	0 (0 to 0)	0 (0 to 0)	0 (0 to 0)	0 (0 to 0)	0 (0 to 0)	0 (0 to 0)	0 (0 to 0)	0 (0 to 0)	0 (0 to 0)	0 (0 to 0)	0 (0 to 0)	0 (0 to 0)	0 (0 to 0)	0 (0 to 0)	0 (0 to 0)	0 (0 to 0)	0 (0 to 0)	0 (0 to 0)	0 (0 to 0)	0 (0 to 0)	0 (0 to 0)	0 (0 to 0)	0 (0 to 0)	3
Dengue	0 (0 to 0)	0 (0 to 0)	0 (0 to 0)	0 (0 to 0)	0 (0 to 0)	0 (0 to 0)	0 (0 to 0)	0 (0 to 0)	0 (0 to 0)	0 (0 to 0)	0 (0 to 0)	0 (0 to 0)	0 (0 to 0)	0 (0 to 0)	0 (0 to 0)	0 (0 to 0)	0 (0 to 0)	0 (0 to 0)	0 (0 to 0)	0 (0 to 0)	0 (0 to 0)	0 (0 to 0)	0 (0 to 0)	0 (0 to 0)	0
Yellow fever	0 (0 to 0)	0 (0 to 0)	0 (0 to 0)	0 (0 to 0)	0 (0 to 0)	0 (0 to 0)	0 (0 to 0)	0 (0 to 0)	0 (0 to 0)	0 (0 to 0)	0 (0 to 0)	0 (0 to 0)	0 (0 to 0)	0 (0 to 0)	0 (0 to 0)	0 (0 to 0)	0 (0 to 0)	0 (0 to 0)	0 (0 to 0)	0 (0 to 0)	0 (0 to 0)	0 (0 to 0)	0 (0 to 0)	0 (0 to 0)	0
Rabies	0 (0 to 0)	0 (0 to 0)	0 (0 to 0)	0 (0 to 1)	0 (0 to 1)	0 (0 to 0)	0 (0 to 0)	0 (0 to 0)	0 (0 to 0)	0 (0 to 0)	0 (0 to 0)	0 (0 to 0)	0 (0 to 0)	0 (0 to 0)	0 (0 to 0)	0 (0 to 0)	0 (0 to 0)	0 (0 to 0)	0 (0 to 0)	0 (0 to 0)	0 (0 to 0)	0 (0 to 0)	0 (0 to 0)	0 (0 to 0)	0
Intestinal nematode infections	0 (0 to 0)	0 (0 to 0)	0 (0 to 0)	0 (0 to 0)	0 (0 to 0)	0 (0 to 0)	0 (0 to 0)	0 (0 to 0)	0 (0 to 0)	0 (0 to 0)	0 (0 to 0)	0 (0 to 0)	0 (0 to 0)	0 (0 to 0)	0 (0 to 0)	0 (0 to 0)	0 (0 to 0)	0 (0 to 0)	0 (0 to 0)	0 (0 to 0)	0 (0 to 0)	0 (0 to 0)	0 (0 to 0)	0 (0 to 0)	0
Ascariasis	0 (0 to 0)	0 (0 to 0)	0 (0 to 0)	0 (0 to 0)	0 (0 to 0)	0 (0 to 0)	0 (0 to 0)	0 (0 to 0)	0 (0 to 0)	0 (0 to 0)	0 (0 to 0)	0 (0 to 0)	0 (0 to 0)	0 (0 to 0)	0 (0 to 0)	0 (0 to 0)	0 (0 to 0)	0 (0 to 0)	0 (0 to 0)	0 (0 to 0)	0 (0 to 0)	0 (0 to 0)	0 (0 to 0)	0 (0 to 0)	0
Trichuriasis	0 (0 to 0)	0 (0 to 0)	0 (0 to 0)	0 (0 to 0)	0 (0 to 0)	0 (0 to 0)	0 (0 to 0)	0 (0 to 0)	0 (0 to 0)	0 (0 to 0)	0 (0 to 0)	0 (0 to 0)	0 (0 to 0)	0 (0 to 0)	0 (0 to 0)	0 (0 to 0)	0 (0 to 0)	0 (0 to 0)	0 (0 to 0)	0 (0 to 0)	0 (0 to 0)	0 (0 to 0)	0 (0 to 0)	0 (0 to 0)	0
Hookworm disease	0 (0 to 0)	0 (0 to 0)	0 (0 to 0)	0 (0 to 0)	0 (0 to 0)	0 (0 to 0)	0 (0 to 0)	0 (0 to 0)	0 (0 to 0)	0 (0 to 0)	0 (0 to 0)	0 (0 to 0)	0 (0 to 0)	0 (0 to 0)	0 (0 to 0)	0 (0 to 0)	0 (0 to 0)	0 (0 to 0)	0 (0 to 0)	0 (0 to 0)	0 (0 to 0)	0 (0 to 0)	0 (0 to 0)	0 (0 to 0)	0
Food-borne trematodiases	0 (0 to 0)	0 (0 to 0)	0 (0 to 0)	0 (0 to 0)	0 (0 to 0)	0



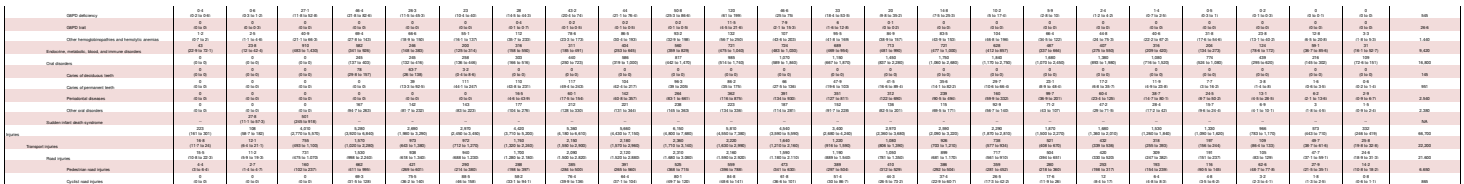

GBD Table 2b: Mines Genes (DALY) by cause and age groups for females with 95% uncertainty intervals, 2021

Cause	Early Neonatal	Late Neonatal	Post Neonatal	1 to 5	5 to 9	10 to 14	15 to 19	20 to 24	25 to 29	30 to 34	35 to 39	40 to 44	45 to 49	50 to 54	55 to 59	60 to 64	65 to 69	70 to 74	75 to 79	80 to 84	85 to 89	90 to 94	95 plus	Total
All causes	126,000 (99,400 to 156,000)	8,050 (5,750 to 10,500)	32,000 (25,700 to 39,100)	45,100 (37,000 to 53,500)	42,400 (33,000 to 52,000)	49,100 (40,100 to 58,800)	99,200 (79,900 to 120,000)	113,000 (92,000 to 136,000)	131,000 (104,000 to 163,000)	153,000 (123,000 to 186,000)	163,000 (134,000 to 194,000)	161,000 (134,000 to 192,000)	166,000 (136,000 to 200,000)	205,000 (167,000 to 246,000)	207,000 (167,000 to 251,000)	207,000 (164,000 to 252,000)	213,000 (169,000 to 262,000)	164,000 (127,000 to 204,000)	179,000 (138,000 to 224,000)	144,000 (108,000 to 183,000)	96,000 (69,700 to 124,000)	91,900 (67,300 to 118,000)	23,800 (22,000 to 25,500)	2,660,000
Communicable, maternal, neonatal, and nutritional diseases	84,200 (70,400 to 98,700)	6,710 (4,320 to 7,180)	14,200 (11,400 to 16,700)	19,700 (15,700 to 23,900)	5,300 (4,080 to 6,740)	10,400 (7,980 to 13,100)	14,900 (10,500 to 20,000)	13,100 (9,000 to 18,000)	15,300 (10,500 to 21,000)	17,100 (11,800 to 23,500)	21,000 (14,500 to 28,800)	19,000 (13,100 to 26,000)	19,000 (13,100 to 26,000)	17,000 (11,700 to 23,300)	17,100 (11,800 to 23,500)	15,600 (10,800 to 21,400)	13,600 (9,400 to 18,700)	13,600 (9,400 to 18,700)	13,700 (9,400 to 18,700)	13,300 (9,200 to 18,200)	10,700 (7,400 to 14,700)	8,200 (5,600 to 11,200)	3,390 (3,130 to 3,650)	451,000
HIV/AIDS and sexually transmitted infections	500 (0 to 1,750)	27.7 (13.5 to 63.5)	232 (140 to 350)	1,170 (775 to 1,670)	774 (127 to 2,030)	774 (195 to 2,020)	2,020 (690 to 4,960)	2,020 (876 to 4,920)	2,020 (1,020 to 4,210)	2,020 (1,060 to 3,220)	2,020 (1,060 to 3,220)	2,020 (1,060 to 3,220)	2,020 (1,060 to 3,220)	2,020 (1,060 to 3,220)	2,020 (1,060 to 3,220)	2,020 (1,060 to 3,220)	2,020 (1,060 to 3,220)	2,020 (1,060 to 3,220)	2,020 (1,060 to 3,220)	2,020 (1,060 to 3,220)	2,020 (1,060 to 3,220)	2,020 (1,060 to 3,220)	2,020 (1,060 to 3,220)	25,400
HIV/AIDS	0 (0 to 0)	0 (0 to 0)	1.1 (0 to 1.1)	106 (38 to 206)	194 (72 to 377)	194 (72 to 377)	1,450 (596 to 3,170)	1,450 (596 to 3,170)	1,450 (596 to 3,170)	1,450 (596 to 3,170)	1,450 (596 to 3,170)	1,450 (596 to 3,170)	1,450 (596 to 3,170)	1,450 (596 to 3,170)	1,450 (596 to 3,170)	1,450 (596 to 3,170)	1,450 (596 to 3,170)	1,450 (596 to 3,170)	1,450 (596 to 3,170)	1,450 (596 to 3,170)	1,450 (596 to 3,170)	1,450 (596 to 3,170)	1,450 (596 to 3,170)	21,700
HIV/AIDS - Drug-susceptible Tuberculosis	0 (0 to 0)	0 (0 to 0)	1.1 (1 to 1.1)	1.2 (0 to 4.1)	16.8 (3 to 37.1)	3.6 (0 to 12.1)	26.1 (4 to 72.2)	17 (3 to 54.6)	17 (3 to 54.6)	17 (3 to 54.6)	17 (3 to 54.6)	17 (3 to 54.6)	17 (3 to 54.6)	17 (3 to 54.6)	17 (3 to 54.6)	17 (3 to 54.6)	17 (3 to 54.6)	17 (3 to 54.6)	17 (3 to 54.6)	17 (3 to 54.6)	17 (3 to 54.6)	17 (3 to 54.6)	17 (3 to 54.6)	1,810
HIV/AIDS - Multidrug-resistant Tuberculosis without extensive drug resistance	0 (0 to 0)	0 (0 to 0)	0 (0 to 0)	1.2 (0 to 4.1)	1.1 (0 to 3.8)	1.3 (0 to 4.5)	2.3 (0 to 8.1)	6.8 (0 to 24.3)	8.1 (0 to 29.1)	10.9 (0 to 39)	15.5 (0 to 55.6)	16.9 (0 to 60.5)	16.9 (0 to 60.5)	13.3 (0 to 47.6)	8.6 (0 to 30.8)	6.1 (0 to 21.9)	4.6 (0 to 16.1)	3.6 (0 to 12.6)	3.3 (0 to 11.5)	3.1 (0 to 10.7)	2.9 (0 to 10.1)	2.8 (0 to 9.6)	2.7 (0 to 9.5)	118
HIV/AIDS - Extensively drug-resistant Tuberculosis	0 (0 to 0)	0 (0 to 0)	0 (0 to 0)	0.1 (0 to 0.4)	0.1 (0 to 0.3)	0.2 (0 to 0.6)	0.3 (0 to 1.1)	0.9 (0 to 3.4)	1.1 (0 to 4.1)	1.5 (0 to 5.6)	2.2 (0 to 7.9)	2.4 (0 to 8.6)	2.4 (0 to 8.6)	1.9 (0 to 6.7)	1.2 (0 to 4.4)	0.9 (0 to 3.1)	0.7 (0 to 2.3)	0.5 (0 to 1.8)	0.5 (0 to 1.6)	0.4 (0 to 1.5)	0.4 (0 to 1.4)	0.4 (0 to 1.3)	0.4 (0 to 1.3)	17.9
HIV/AIDS resulting in other diseases	0 (0 to 0)	0.1 (0 to 0.1)	0.9 (0.6 to 1.6)	1.8 (1.1 to 2.8)	2.1 (1.3 to 3.4)	2.5 (1.5 to 4.1)	5.5 (3.3 to 8.9)	5.5 (3.3 to 8.9)	5.5 (3.3 to 8.9)	5.5 (3.3 to 8.9)	5.5 (3.3 to 8.9)	5.5 (3.3 to 8.9)	5.5 (3.3 to 8.9)	5.5 (3.3 to 8.9)	5.5 (3.3 to 8.9)	5.5 (3.3 to 8.9)	5.5 (3.3 to 8.9)	5.5 (3.3 to 8.9)	5.5 (3.3 to 8.9)	5.5 (3.3 to 8.9)	5.5 (3.3 to 8.9)	5.5 (3.3 to 8.9)	5.5 (3.3 to 8.9)	134
Sexually transmitted infections, excluding HIV	500 (0 to 1,750)	27.6 (13.4 to 63.4)	231 (140 to 349)	1,170 (775 to 1,670)	774 (127 to 2,030)	774 (195 to 2,020)	2,020 (690 to 4,960)	2,020 (876 to 4,920)	2,020 (1,020 to 4,210)	2,020 (1,060 to 3,220)	2,020 (1,060 to 3,220)	2,020 (1,060 to 3,220)	2,020 (1,060 to 3,220)	2,020 (1,060 to 3,220)	2,020 (1,060 to 3,220)	2,020 (1,060 to 3,220)	2,020 (1,060 to 3,220)	2,020 (1,060 to 3,220)	2,020 (1,060 to 3,220)	2,020 (1,060 to 3,220)	2,020 (1,060 to 3,220)	2,020 (1,060 to 3,220)	2,020 (1,060 to 3,220)	23,600
Syphilis	0 (0 to 0)	0 (0 to 0)	0 (0 to 0)	0 (0 to 0)	0 (0 to 0)	0 (0 to 0)	0 (0 to 0)	0 (0 to 0)	0 (0 to 0)	0 (0 to 0)	0 (0 to 0)	0 (0 to 0)	0 (0 to 0)	0 (0 to 0)	0 (0 to 0)	0 (0 to 0)	0 (0 to 0)	0 (0 to 0)	0 (0 to 0)	0 (0 to 0)	0 (0 to 0)	0 (0 to 0)	0 (0 to 0)	0 (0 to 0)	0
Chlamydial infection	0 (0 to 0)	0 (0 to 0)	0 (0 to 0)	0 (0 to 0)	0 (0 to 0)	0 (0 to 0)	2.5 (1.4 to 3.8)	12.7 (7.4 to 19.4)	23.1 (13.4 to 35.1)	40.7 (23.2 to 61.7)	66.8 (38.1 to 101)	66.6 (38.1 to 101)	49.2 (27.9 to 74.1)	12.8 (7.3 to 19.3)	7.7 (4.4 to 11.6)	5.6 (3.2 to 8.4)	4.2 (2.4 to 6.3)	3.1 (1.8 to 4.7)	2.6 (1.5 to 3.9)	2.4 (1.4 to 3.6)	1.9 (1.1 to 2.9)	1.5 (0.9 to 2.3)	1.4 (0.8 to 2.1)	384
Gonococcal infection	0 (0 to 0)	0 (0 to 0)	0 (0 to 0)	0 (0 to 0)	0 (0 to 0)	0 (0 to 0)	1.4 (0.8 to 2.1)	7.1 (4.1 to 10.8)	13 (7.5 to 19.6)	23 (13.1 to 34.9)	37.7 (21.5 to 57.2)	37.6 (21.5 to 57.2)	27.8 (15.8 to 42)	7.2 (4.1 to 10.9)	4.4 (2.5 to 6.6)	3.2 (1.8 to 4.8)	2.4 (1.4 to 3.6)	1.8 (1 to 2.7)	1.5 (0.8 to 2.2)	1.4 (0.8 to 2)	1.1 (0.6 to 1.6)	0.8 (0.5 to 1.2)	0.8 (0.5 to 1.2)	217
Trichomoniasis	0 (0 to 0)	0 (0 to 0)	0 (0 to 0)	0 (0 to 0)	0 (0 to 1.8)	0 (0 to 1.8)	0.8 (0.4 to 1.3)	4.1 (2.4 to 6.2)	7.5 (4.3 to 11.3)	13.2 (7.5 to 19.9)	21.5 (12.3 to 32.4)	21.5 (12.3 to 32.4)	16 (9.1 to 24)	4.1 (2.4 to 6.2)	2.5 (1.4 to 3.8)	1.8 (1 to 2.7)	1.4 (0.8 to 2.1)	1 (0.6 to 1.5)	0.8 (0.5 to 1.2)	0.8 (0.5 to 1.1)	0.6 (0.3 to 0.9)	0.5 (0.3 to 0.7)	0.4 (0.2 to 0.6)	124
Genital herpes	0 (0 to 0)	0 (0 to 0)	0 (0 to 0)	0 (0 to 0)	0 (0 to 0)	0 (0 to 0)	0.1 (0 to 0.2)	0.5 (0.3 to 0.8)	0.9 (0.5 to 1.4)	1.6 (0.9 to 2.4)	2.6 (1.5 to 3.9)	2.6 (1.5 to 3.9)	1.9 (1.1 to 2.8)	0.5 (0.3 to 0.8)	0.3 (0.2 to 0.5)	0.2 (0.1 to 0.3)	0.2 (0.1 to 0.3)	0.1 (0.1 to 0.2)	0.1 (0.1 to 0.2)	0.1 (0.1 to 0.2)	0.1 (0 to 0.1)	0 (0 to 0.1)	0 (0 to 0.1)	8.6
Other sexually transmitted infections	0 (0 to 0)	0 (0 to 0)	0 (0 to 0)	0 (0 to 0)	0 (0 to 0)	0 (0 to 0)	0.2 (0.1 to 0.4)	0.9 (0.5 to 1.5)	1.6 (0.9 to 2.6)	2.9 (1.6 to 4.6)	4.8 (2.7 to 7.4)	4.8 (2.7 to 7.4)	3.5 (2 to 5.4)	0.9 (0.5 to 1.4)	0.6 (0.3 to 0.9)	0.4 (0.2 to 0.6)	0.3 (0.2 to 0.5)	0.2 (0.1 to 0.4)	0.2 (0.1 to 0.3)	0.2 (0.1 to 0.3)	0.1 (0.1 to 0.2)	0.1 (0 to 0.2)	0.1 (0 to 0.2)	23
Respiratory infections and tuberculosis	8,620 (6,630 to 11,000)	183 (129 to 257)	2,090 (1,600 to 2,720)	4,890 (3,600 to 6,500)	2,550 (1,670 to 3,530)	2,140 (1,420 to 3,000)	2,640 (1,680 to 3,850)	2,630 (1,650 to 3,850)	2,660 (1,650 to 3,970)	3,600 (2,200 to 5,200)	4,260 (2,600 to 6,270)	4,260 (2,600 to 6,270)	4,260 (2,600 to 6,270)	4,260 (2,600 to 6,270)	4,260 (2,600 to 6,270)	4,260 (2,600 to 6,270)	4,260 (2,600 to 6,270)	7,130 (4,370 to 10,500)	7,860 (4,800 to 11,600)	8,340 (5,100 to 12,300)	7,790 (4,800 to 11,500)	4,700 (2,900 to 6,900)	2,090 (1,900 to 2,300)	161,000
Tuberculosis	0 (0 to 0)	0 (0 to 0)	200 (120 to 320)	923 (552 to 1,450)	151 (91 to 237)	107 (64 to 167)	433 (260 to 680)	554 (332 to 870)	558 (335 to 877)	570 (342 to 895)	622 (373 to 977)	531 (319 to 834)	482 (289 to 757)	482 (289 to 757)	482 (289 to 757)	482 (289 to 757)	482 (289 to 757)	482 (289 to 757)	482 (289 to 757)	482 (289 to 757)	482 (289 to 757)	482 (289 to 757)	482 (289 to 757)	482 (289 to 757)	13,700
Drug-susceptible tuberculosis	0 (0 to 0)	0 (0 to 0)	200 (120 to 320)	923 (552 to 1,450)	151 (91 to 237)	107 (64 to 167)	433 (260 to 680)	554 (332 to 870)	558 (335 to 877)	570 (342 to 895)	622 (373 to 977)	531 (319 to 834)	482 (289 to 757)	482 (289 to 757)	482 (289 to 757)	482 (289 to 757)	482 (289 to 757)	482 (289 to 757)	482 (289 to 757)	482 (289 to 757)	482 (289 to 757)	482 (289 to 757)	482 (289 to 757)	482 (289 to 757)	13,700
Latent tuberculosis infection	0 (0 to 0)	0 (0 to 0)	0 (0 to 0)	0 (0 to 0)	0 (0 to 0)	0 (0 to 0)	0 (0 to 0)	0 (0 to 0)	0 (0 to 0)	0 (0 to 0)	0 (0 to 0)	0 (0 to 0)	0 (0 to 0)	0 (0 to 0)	0 (0 to 0)	0 (0 to 0)	0 (0 to 0)	0 (0 to 0)	0 (0 to 0)	0 (0 to 0)	0 (0 to 0)	0 (0 to 0)	0 (0 to 0)	0 (0 to 0)	0
Drug-resistant tuberculosis	0 (0 to 0)	0 (0 to 0)	0 (0 to 0)	0 (0 to 0)	0 (0 to 0)	0 (0 to 0)	0 (0 to 0)	0 (0 to 0)	0 (0 to 0)	0 (0 to 0)	0 (0 to 0)	0 (0 to 0)	0 (0 to 0)	0 (0 to 0)	0 (0 to 0)	0 (0 to 0)	0 (0 to 0)	0 (0 to 0)	0 (0 to 0)	0 (0 to 0)	0 (0 to 0)	0 (0 to 0)	0 (0 to 0)	0 (0 to 0)	0
Multidrug-resistant tuberculosis without extensive drug resistance	0 (0 to 0)	0 (0 to 0)	0 (0 to 0)	0 (0 to 0)	0 (0 to 0)	0 (0 to 0)	0 (0 to 0)	0 (0 to 0)	0 (0 to 0)	0 (0 to 0)	0 (0 to 0)	0 (0 to 0)	0 (0 to 0)	0 (0 to 0)	0 (0 to 0)	0 (0 to 0)	0 (0 to 0)	0 (0 to 0)	0 (0 to 0)	0 (0 to 0)	0 (0 to 0)	0 (0 to 0)	0 (0 to 0)	0 (0 to 0)	0
Extensively drug-resistant tuberculosis	0 (0 to 0)	0 (0 to 0)	0 (0 to 0)	0 (0 to 0)	0 (0 to 0)	0 (0 to 0)	0 (0 to 0)	0 (0 to 0)	0 (0 to 0)	0 (0 to 0)	0 (0 to 0)	0 (0 to 0)	0 (0 to 0)	0 (0 to 0)	0 (0 to 0)	0 (0 to 0)	0 (0 to 0)	0 (0 to 0)	0 (0 to 0)	0 (0 to 0)	0 (0 to 0)	0 (0 to 0)	0 (0 to 0)	0 (0 to 0)	0
Lower respiratory infections	8,140 (6,240 to 10,400)	182 (128 to 255)	1,890 (1,440 to 2,450)	3,960 (2,900 to 5,270)	1,900 (1,240 to 2,630)	1,740 (1,150 to 2,440)	1,940 (1,230 to 2,830)	1,920 (1,210 to 2,810)	1,950 (1,210 to 2,910)	2,800 (1,710 to 4,040)	3,390 (2,070 to 4,870)	3,390 (2,070 to 4,870)	3,390 (2,070 to 4,870)	3,390 (2,070 to 4,870)	3,390 (2,070 to 4,870)	3,390 (2,070 to 4,870)	3,390 (2,070 to 4,870)	6,250 (3,830 to 9,000)	6,980 (4,270 to 10,100)	7,460 (4,570 to 10,800)	7,000 (4,310 to 10,100)	4,370 (2,690 to 6,300)	1,900 (1,720 to 2,080)	150,000
Otitis media	0 (0 to 0)	0 (0 to 0)	0 (0 to 0)	0 (0 to 0)	0 (0 to 0)	0 (0 to 0)	0 (0 to 0)	0 (0 to 0)	0 (0 to 0)	0 (0 to 0)	0 (0 to 0)	0 (0 to 0)	0 (0 to 0)	0 (0 to 0)	0 (0 to 0)	0 (0 to 0)	0 (0 to 0)	0 (0 to 0)	0 (0 to 0)	0 (0 to 0)	0 (0 to 0)	0 (0 to 0)	0 (0 to 0)	0 (0 to 0)	0
Enteric infections	29.4 (22.9 to 37)	0.2 (0.1 to 0.3)	1,010 (784 to 1,290)	1,960 (1,510 to 2,490)	1,010 (777 to 1,280)	1,190 (914 to 1,520)	1,240 (957 to 1,580)	1,240 (957 to 1,580)	1,240 (957 to 1,580)	1,240 (957 to 1,580)	1,240 (957 to 1,580)	1,240 (957 to 1,580)	1,240 (957 to 1,580)	1,240 (957 to 1,580)	1,240 (957 to 1,580)	1,240 (957 to 1,580)	1,240 (957 to 1,580)	1,240 (957 to 1,580)	1,240 (957 to 1,580)	1,240 (957 to 1,580)	1,240 (957 to 1,580)	1,240 (957 to 1,580)	1,240 (957 to 1,580)	27,200
Diarrheal diseases	29.4 (22.9 to 37)	0.2 (0.1 to 0.3)	1,010 (784 to 1,290)	1,960 (1,510 to 2,490)	1,010 (777 to 1,280)	1,190 (914 to 1,520)	1,240 (957 to 1,580)	1,240 (957 to 1,580)	1,240 (957 to 1,580)	1,240 (957 to 1,580)	1,240 (957 to 1,580)	1,240 (957 to 1,580)	1,240 (957 to 1,580)	1,240 (957 to 1,580)	1,240 (957 to 1,580)	1,240 (957 to 1,580)	1,240 (957 to 1,580)	1,240 (957 to 1,580)	1,240 (957 to 1,580)	1,240 (957 to 1,580)	1,240 (957 to 1,580)	1,240 (957 to 1,580)	1,240 (957 to 1,580)	27,200
Typhoid and paratyphoid	0 (0 to 0)	0 (0 to 0)	0 (0 to 0)	0 (0 to 0)	0 (0 to 0)	0 (0 to 0)	0 (0 to 0)	0 (0 to 0)	0 (0 to 0)	0 (0 to 0)	0 (0 to 0)	0 (0 to 0)	0 (0 to 0)	0 (0 to 0)	0 (0 to 0)	0 (0 to 0)	0 (0 to 0)	0 (0 to 0)	0 (0 to 0)	0 (0 to 0)	0 (0 to 0)	0 (0 to 0)	0 (0 to 0)	0 (0 to 0)	0
Typhoid fever	0 (0 to 0)	0 (0 to 0)	0 (0 to 0)	0 (0 to 0)	0 (0 to 0)	0 (0 to 0)	0 (0 to 0)	0 (0 to 0)	0 (0 to 0)	0 (0 to 0)	0 (0 to 0)	0 (0 to 0)	0 (0 to 0)	0 (0 to 0)	0 (0 to 0)	0 (0 to 0)	0 (0 to 0)	0 (0 to 0)	0 (0 to 0)	0 (0 to 0)	0 (0 to 0)	0 (0 to 0)	0 (0 to 0)	0 (0 to 0)	0
Paratyphoid fever	0 (0 to 0)	0 (0 to 0)	0 (0 to 0)	0 (0 to 0)	0 (0 to 0)	0 (0 to 0)	0 (0 to 0)	0 (0 to 0)	0 (0 to 0)	0 (0 to 0)	0 (0 to 0)	0 (0 to 0)	0 (0 to 0)	0 (0 to 0)	0 (0 to 0)	0 (0 to 0)	0 (0 to 0)	0 (0 to 0)	0 (0 to 0)	0 (0 to 0)	0 (0 to 0)	0 (0 to 0)	0 (0 to 0)	0 (0 to 0)	0
Invasive Non-typhoidal Salmonella (iNTS)	0 (0 to 0)	0 (0 to 0)	0 (0 to 0)	1.1 (0 to 1.1)	1.1 (0 to 1.1)	1.2 (0 to 1.1)	1.2 (0 to 1.1)	1.2 (0 to 1.1)	1.2 (0 to 1.1)	1.2 (0 to 1.1)	1.2 (0 to 1.1)	1.2 (0 to 1.1)	1.2 (0 to 1.1)	1.2 (0 to 1.1)	1.2 (0 to 1.1)	1.2 (0 to 1.1)	1.2 (0 to 1.1)	1.2 (0 to 1.1)	1.2 (0 to 1.1)	1.2 (0 to 1.1)	1.2 (0 to 1.1)	1.2 (0 to 1.1)	1.2 (0 to 1.1)	32.7
Other intestinal infectious diseases	0 (0 to 0)	0 (0 to 0)	10.4 (7.4 to 14)	6.6 (1.4 to 13)	3.9 (0.8 to 8.1)	3.2 (0.7 to 6.7)	2 (0.4 to 4.1)	2 (0.4 to 4.1)	2 (0.4 to 4.1)	2 (0.4 to 4.1)	2 (0.4 to 4.1)	2 (0.4 to 4.1)	2 (0.4 to 4.1)	2 (0.4 to 4.1)	2 (0.4 to 4.1)	2 (0.4 to 4.1)	2 (0.4 to 4.1)	2 (0.4 to 4.1)	2 (0.4 to 4.1)	2 (0.4 to 4.1)	2 (0.4 to 4.1)	2 (0.4 to 4.1)	2 (0.4 to 4.1)	42.2
Neglected tropical diseases and malaria	64.7 (39.1 to 96.5)	15.3 (7.6 to 28.5)	996 (520 to 1,660)	4,020 (2,020 to 6,810)	1,030 (511 to 1,750)	1,030 (511 to 1,750)	1,030 (511 to 1,750)	1,030 (511 to 1,750)	1,030 (511 to 1,750)	1,030 (511 to 1,750)	1,030 (511 to 1,750)	1,030 (511 to 1,750)	1,030 (511 to 1,750)	1,030 (511 to 1,750)	1,030 (511 to 1,750)	1,030 (511 to 1,750)	1,030 (511 to 1,750)	1,030 (511 to 1,750)	1,030 (511 to 1,750)	1,030 (511 to 1,750)	1,030 (511 to 1,750)	1,030 (511 to 1,750)	1,030 (511 to 1,750)	36,500
Malaria	0 (0 to 0)	0 (0 to 0)	0 (0 to 0)	0 (0 to 0)	0 (0 to 0)	0 (0 to 0)	0 (0 to 0)	0 (0 to 0)	0 (0 to 0)	0 (0 to 0)	0 (0 to 0)	0 (0 to 0)	0 (0 to 0)	0 (0 to 0)	0 (0 to 0)	0 (0 to 0)	0 (0 to 0)	0 (0 to 0)	0 (0 to 0)	0 (0 to 0)	0 (0 to 0)	0 (0 to 0)	0 (0 to 0)	0 (0 to 0)	0
Chagas disease	0 (0 to 0)	0 (0 to 0)	0 (0 to 0)	0 (0 to 0)	0 (0 to 0)	0 (0 to 0)	0 (0 to 0)	0 (0 to 0)	0 (0 to 0)	0 (0 to 0)	0 (0 to 0)	0 (0 to 0)	0 (0 to 0)	0 (0 to 0)	0 (0 to 0)	0 (0 to 0)	0 (0 to 0)	0 (0 to 0)	0 (0 to 0)	0 (0 to 0)	0 (0 to 0)	0 (0 to 0)	0 (0 to 0)	0 (0 to 0)	0
Leishmaniasis	0 (0 to 0)	0 (0 to 0)	0 (0 to 0)	0 (0 to 0)	0 (0 to 0)	0 (0 to 0)	0 (0 to 0)	0 (0 to 0)	0 (0 to 0)	0 (0 to 0)	0 (0 to 0)	0 (0 to 0)	0 (0 to 0)	0 (0 to 0)	0 (0 to 0)	0 (0 to 0)	0 (0 to 0)	0 (0 to 0)	0 (0 to 0)	0 (0 to 0)	0 (0 to 0)	0 (0 to 0)	0 (0 to 0)	0 (0 to 0)	0
Visceral leishmaniasis	0 (0 to 0)	0 (0 to 0)	0 (0 to 0)	0 (0 to 0)	0 (0 to 0)	0 (0 to 0)	0 (0 to 0)	0 (0 to 0)	0 (0 to 0)	0 (0 to 0)	0 (0 to 0)	0 (0 to 0)	0 (0 to 0)	0 (0 to 0)	0 (0 to 0)	0 (0 to 0)	0 (0 to 0)	0 (0 to 0)	0 (0 to 0)	0 (0 to 0)	0 (0 to 0)	0 (0 to 0)	0 (0 to 0)	0 (0 to 0)	0
Cutaneous and mucocutaneous leishmaniasis	0 (0 to 0)	0 (0 to 0)	0 (0 to 0)	0 (0 to 0)	0 (0 to 0)	0 (0 to 0)	0 (0 to 0)	0 (0 to 0)	0 (0 to 0)	0 (0 to 0)	0 (0 to 0)	0 (0 to 0)	0 (0 to 0)	0 (0 to 0)	0 (0 to 0)	0 (0 to 0)	0 (0 to 0)	0 (0 to 0)	0 (0 to 0)	0 (0 to 0)	0 (0 to 0)	0 (0 to 0)	0 (0 to 0)	0 (0 to 0)	0
African trypanosomiasis	0 (0 to 0)	0 (0 to 0)	0 (0 to 0)	0 (0 to 0)	0 (0 to 0)	0 (0 to 0)	0 (0 to 0)	0 (0 to 0)	0 (0 to 0)	0 (0 to 0)	0 (0 to 0)	0 (0 to 0)	0 (0 to 0)	0 (0 to 0)	0 (0 to 0)	0 (0 to 0)	0 (0 to 0)	0 (0 to 0)	0 (0 to 0)	0 (0 to 0)	0 (0 to 0)	0 (0 to 0)	0 (0 to 0)	0 (0 to 0)	0
Schistosomiasis	0 (0 to 0)	0 (0 to 0)	0 (0 to 0)	0 (0 to 0)	0 (0 to 0)	0 (0 to 0)	0 (0 to 0)	0 (0 to 0)	0 (0 to 0)	0 (0 to 0)	0 (0 to 0)	0 (0 to 0)	0 (0 to 0)	0 (0 to 0)	0 (0 to 0)	0 (0 to 0)	0 (0 to 0)	0 (0 to 0)	0 (0 to 0)	0 (0 to 0)	0 (0 to 0)	0 (0 to 0)	0 (0 to 0)	0 (0 to 0)	0
Cysticercosis	0 (0 to 0)	0 (0 to 0)	0.3 (0 to 1.1)	1.8 (0.1 to 6.4)	8.2 (0.4 to 29.2)	7.4 (0.4 to 26.1)	11.2 (0.6 to 39.6)	11.2 (0.6 to 39.6)	11.2 (0.6 to 39.6)	11.2 (0.6 to 39.6)	11.2 (0.6 to 39.6)	11.2 (0.6 to 39.6)	11.2 (0.6 to 39.6)	11.2 (0.6 to 39.6)	11.2 (0.6 to 39.6)	11.2 (0.6 to 39.6)	11.2 (0.6 to 39.6)	11.2 (0.6 to 39.6)	11.2 (0.6 to 39.6)	11.2 (0.6 to 39.6)	11.2 (0.6 to 39.6)	11.2 (0.6 to 39.6)	11.2 (0.6 to 39.6)	260
Cystic echinococcosis	0 (0 to 0)	0 (0 to 0)	0 (0 to 0)	0.5 (0.1 to 1.2)	0.4 (0.1 to 1)	0.4 (0.1 to 0.9)	0.4 (0.1 to 1)	0.5 (0.1 to 1.2)	0.7 (0.2 to 1.7)	0.9 (0.2 to 2.1)	1.1 (0.3 to 2.6)	1.1 (0.3 to 2.6)	1 (0.3 to 2.4)	0.6 (0.2 to 1.4)	0.4 (0.1 to 1)	0.3 (0.1 to 0.8)	0.2 (0.1 to 0.6)	0.2 (0.1 to 0.5)	0.2 (0.1 to 0.4)	0.1 (0.1 to 0.4)	0.1 (0.1 to 0.3)	0.1 (0 to 0.3)	0.1 (0 to 0.3)	14.6
Lymphatic filariasis	0 (0 to 0)	0 (0 to 0)	0 (0 to 0)	0 (0 to 0)	0 (0 to 0)	0 (0 to 0)	0 (0 to 0)	0 (0 to 0)	0 (0 to 0)	0 (0 to 0)	0 (0 to 0)	0 (0 to 0)	0 (0 to 0)	0 (0 to 0)	0 (0 to 0)	0 (0 to 0)	0 (0 to 0)	0 (0 to 0)	0 (0 to 0)	0 (0 to 0)	0 (0 to 0)	0 (0 to 0)	0 (0 to 0)	0 (0 to 0)	0
Onchocerciasis	0 (0 to 0)	0 (0 to 0)	0 (0 to 0)	0 (0 to 0)	0 (0 to 0)	0 (0 to 0)	0 (0 to 0)	0 (0 to 0)	0 (0 to 0)	0 (0 to 0)	0 (0 to 0)	0 (0 to 0)	0 (0 to 0)	0 (0 to 0)	0 (0 to 0)	0 (0 to 0)	0 (0 to 0)	0 (0 to 0)	0 (0 to 0)	0 (0 to 0)	0 (0 to 0)	0 (0 to 0)	0 (0 to 0)	0 (0 to 0)	0
Trachoma	0 (0 to 0)	0 (0 to 0)	0 (0 to 0)	0 (0 to 0)	0 (0 to 0)	0 (0 to 0)	0 (0 to 0)	0 (0 to 0)	0 (0 to 0)	0 (0 to 0)	0 (0 to 0)	0 (0 to 0)	0 (0 to 0)	0 (0 to 0)	0 (0 to 0)	0 (0 to 0)	0 (0 to 0)	0 (0 to 0)	0 (0 to 0)	0 (0 to 0)	0 (0 to 0)	0 (0 to 0)	0 (0 to 0)	0 (0 to 0)	0
Dengue	0 (0 to 0)	0.2 (0 to 0.6)	27.9 (12.2 to 58)	900 (392 to 1,790)	435 (189 to 906)	7.02 (3.07 to 14.6)	7.02 (3.07 to 14.6)	7.02 (3.07 to 14.6)	7.02 (3.07 to 14.6)	7.02 (3.07 to 14.6)	7.02 (3.07 to 14.6)	7.02 (3.07 to 14.6)	7.02 (3.07 to 14.6)	7.02 (3.07 to 14.6)	7.02 (3.07 to 14.6)	7.02 (3.07 to 14.6)	7.02 (3.07 to 14.6)	7.02 (3.07 to 14.6)	7.02 (3.07 to 14.6)	7.02 (3.07 to 14.6)	7.02 (3.07 to 14.6)	7.02 (3.07 to 14.6)	7.02 (3.07 to 14.6)	1,600
Yellow fever	0 (0 to 0)	0 (0 to 0)	0 (0 to 0)	0 (0 to 0)	0 (0 to 0)	0 (0 to 0)	0 (0 to 0)	0 (0 to 0)	0 (0 to 0)	0 (0 to 0)	0 (0 to 0)	0 (0 to 0)	0 (0 to 0)	0 (0 to 0)	0 (0 to 0)	0 (0 to 0)	0 (0 to 0)	0 (0 to 0)	0 (0 to 0)	0 (0 to 0)	0 (0 to 0)	0 (0 to 0)	0 (0 to 0)	0 (0 to 0)	0
Rabies	0 (0 to 0)	0 (0 to 0)	0 (0 to 0)	0 (0 to 0)	0 (0 to 0)	0 (0 to 0)	0 (0 to 0)	0 (0 to 0)	0 (0 to 0)	0 (0 to 0)	0 (0 to 0)	0 (0 to 0)	0 (0 to 0)	0 (0 to 0)	0 (0 to 0)	0 (0 to 0)	0 (0 to 0)	0 (0 to 0)	0 (0 to 0)	0 (0 to 0)	0 (0 to 0)	0 (0 to 0)	0 (0 to 0)	0 (0 to 0)	0
Intestinal nematode infections	0 (0 to 0)	0 (0 to 0)	0.1 (0 to 0.1)	19.4 (10.4 to 33)	228 (122 to 387)	152 (81 to 258)	152 (81 to 258)	152 (81 to 258)	152 (81 to 258)	152 (81 to 258)	152 (81 to 258)	152 (81 to 258)	152 (81 to 258)	152 (81 to 258)	152 (81 to



Other transport injuries	2 (1 to 4.3)	0.7 (0.4 to 1.3)	9.3 (6.6 to 16.1)	66 (52.1 to 85.6)	48.9 (36.3 to 69)	61.2 (50.5 to 114)	127 (88.8 to 190)	1,270 (727 to 2,170)	1,290 (1,030 to 2,020)	1,160 (727 to 2,110)	1,190 (1,010 to 2,020)	1,220 (1,010 to 2,020)	1,220 (1,010 to 2,020)	1,220 (1,010 to 2,020)	1,220 (1,010 to 2,020)	1,220 (1,010 to 2,020)	1,220 (1,010 to 2,020)	1,220 (1,010 to 2,020)	1,220 (1,010 to 2,020)	1,220 (1,010 to 2,020)	1,220 (1,010 to 2,020)	1,220 (1,010 to 2,020)	1,220 (1,010 to 2,020)	1,220 (1,010 to 2,020)	1,220 (1,010 to 2,020)	1,220 (1,010 to 2,020)	1,220 (1,010 to 2,020)	1,400
Unintentional injuries	27.2 (19.1 to 39.6)	7.65 (5.68 to 10.2)	5.62 (1.838 to 7.15)	5,760 (2,980 to 8,950)	2,160 (1,130 to 3,230)	2,480 (2,040 to 3,230)	2,270 (1,830 to 2,890)	2,660 (2,000 to 3,630)	2,660 (2,000 to 3,630)	2,660 (2,000 to 3,630)	2,660 (2,000 to 3,630)	2,660 (2,000 to 3,630)	2,660 (2,000 to 3,630)	2,660 (2,000 to 3,630)	2,660 (2,000 to 3,630)	2,660 (2,000 to 3,630)	2,660 (2,000 to 3,630)	2,660 (2,000 to 3,630)	2,660 (2,000 to 3,630)	2,660 (2,000 to 3,630)	2,660 (2,000 to 3,630)	2,660 (2,000 to 3,630)	2,660 (2,000 to 3,630)	2,660 (2,000 to 3,630)	2,660 (2,000 to 3,630)	2,660 (2,000 to 3,630)	2,660 (2,000 to 3,630)	2,660 (1,800 to 2,760)	2,320 (878 to 1,580)	76,400
Falls	26.9 (21.6 to 32.9)	0.8 (0.5 to 0.9)	160 (102 to 232)	1,110 (367 to 1,590)	886 (558 to 1,320)	668 (588 to 757)	668 (488 to 928)	667 (622 to 1,270)	667 (622 to 1,270)	1,450 (1,060 to 1,970)	1,460 (1,060 to 1,990)	1,760 (1,200 to 2,530)	2,000 (1,450 to 2,630)	2,000 (1,450 to 2,630)	2,100 (1,950 to 2,740)	2,460 (1,950 to 3,160)	2,700 (2,000 to 3,960)	2,880 (2,400 to 3,960)	3,010 (2,500 to 4,040)	3,660 (2,800 to 4,390)	4,030 (3,060 to 4,760)	4,130 (3,260 to 4,990)	3,540 (2,630 to 4,130)	1,960 (1,300 to 2,550)	925 (727 to 1,160)	60,600
Drowning	0.8 (0.6 to 2.1)	0.2 (0.1 to 0.4)	3.1 (1.9 to 4.7)	31.3 (20.3 to 43.1)	24.2 (15.2 to 33.6)	30.6 (22.6 to 43.9)	39.6 (29.2 to 57.6)	39.6 (29.2 to 57.6)	39.6 (29.2 to 57.6)	39.6 (29.2 to 57.6)	39.6 (29.2 to 57.6)	39.6 (29.2 to 57.6)	39.6 (29.2 to 57.6)	39.6 (29.2 to 57.6)	39.6 (29.2 to 57.6)	39.6 (29.2 to 57.6)	39.6 (29.2 to 57.6)	39.6 (29.2 to 57.6)	39.6 (29.2 to 57.6)	39.6 (29.2 to 57.6)	39.6 (29.2 to 57.6)	39.6 (29.2 to 57.6)	39.6 (29.2 to 57.6)	39.6 (29.2 to 57.6)	39.6 (29.2 to 57.6)	39.6 (29.2 to 57.6)	39.6 (29.2 to 57.6)	39.6 (29.2 to 57.6)	39.6 (29.2 to 57.6)	5,340
Fire, heat, and hot substances	4.5 (3.4 to 7.8)	1.9 (1.2 to 2.5)	44.6 (29.6 to 69.4)	299 (165 to 434)	174 (126 to 256)	156 (111 to 223)	213 (128 to 317)	279 (165 to 459)	317 (216 to 499)	418 (268 to 613)	418 (329 to 671)	454 (329 to 632)	423 (269 to 634)	423 (265 to 650)	399 (265 to 650)	419 (266 to 616)	456 (272 to 689)	502 (342 to 728)	499 (305 to 731)	502 (176 to 348)	499 (169 to 276)	530 (117 to 211)	139 (52.9 to 141)	59.1 (42.2 to 73)	28.7 (20.7 to 34.4)	5,480
Poisonings	21.8 (17.6 to 28)	5.4 (4.2 to 6.5)	50.6 (41.2 to 61.6)	419 (311 to 519)	234 (174 to 301)	212 (161 to 263)	212 (161 to 263)	212 (161 to 263)	212 (161 to 263)	212 (161 to 263)	212 (161 to 263)	212 (161 to 263)	212 (161 to 263)	212 (161 to 263)	212 (161 to 263)	212 (161 to 263)	212 (161 to 263)	212 (161 to 263)	212 (161 to 263)	212 (161 to 263)	212 (161 to 263)	212 (161 to 263)	212 (161 to 263)	212 (161 to 263)	212 (161 to 263)	212 (161 to 263)	212 (161 to 263)	212 (161 to 263)	212 (161 to 263)	212 (161 to 263)	212 (161 to 263)	3,180
Poisoning by another macrosalts	2.4 (2.3 to 2.7)	0.1 (0.04 to 0.1)	1.4 (0.7 to 2.3)	13.7 (5.4 to 19.6)	8.2 (4.4 to 13.6)	17.6 (9.3 to 32.8)	14.5 (8.6 to 32.8)	14.9 (9.6 to 23.6)	14.9 (9.6 to 23.6)	14.9 (9.6 to 23.6)	14.9 (9.6 to 23.6)	14.9 (9.6 to 23.6)	14.9 (9.6 to 23.6)	14.9 (9.6 to 23.6)	14.9 (9.6 to 23.6)	14.9 (9.6 to 23.6)	14.9 (9.6 to 23.6)	14.9 (9.6 to 23.6)	14.9 (9.6 to 23.6)	14.9 (9.6 to 23.6)	14.9 (9.6 to 23.6)	14.9 (9.6 to 23.6)	14.9 (9.6 to 23.6)	14.9 (9.6 to 23.6)	14.9 (9.6 to 23.6)	14.9 (9.6 to 23.6)	14.9 (9.6 to 23.6)	14.9 (9.6 to 23.6)	14.9 (9.6 to 23.6)	14.9 (9.6 to 23.6)	192
Poisoning by other means	0.8 (0.5 to 1.2)	0.6 (0.4 to 0.8)	8.3 (5.5 to 12)	16.8 (9.3 to 29.5)	30.9 (19.4 to 47.9)	24.3 (13.7 to 31.7)	27.4 (14.6 to 38.2)	28.9 (12.7 to 43.4)	28.3 (12.7 to 43.4)	28.5 (13.6 to 44.9)	28.5 (14.4 to 42.6)	28.5 (14.4 to 42.6)	28.5 (14.4 to 42.6)	22.5 (13.3 to 39.1)	20.8 (12.7 to 39)	19.6 (11.2 to 32.2)	19.9 (9.8 to 28.9)	12.5 (7.4 to 21)	9.6 (5.6 to 15.5)	7.1 (4.4 to 13)	6.2 (4.4 to 9.2)	3.6 (2.2 to 5.5)	1.5 (1 to 2.3)	0.6 (0.4 to 0.9)	381
Exposure to mechanical forces	15 (10.7 to 19.7)	3.4 (2.7 to 4.5)	33.6 (22.1 to 48.9)	526 (327 to 1,010)	433 (219 to 1,010)	324 (273 to 473)	348 (296 to 435)	439 (334 to 597)	439 (311 to 599)	439 (334 to 597)	439 (334 to 597)	439 (334 to 597)	439 (334 to 597)	439 (334 to 597)	439 (334 to 597)	439 (334 to 597)	439 (334 to 597)	439 (334 to 597)	439 (334 to 597)	439 (334 to 597)	439 (334 to 597)	439 (334 to 597)	439 (334 to 597)	439 (334 to 597)	439 (334 to 597)	439 (334 to 597)	439 (334 to 597)	439 (334 to 597)	439 (334 to 597)	439 (334 to 597)	439 (334 to 597)	6,310
Unintentional firearm injuries	0.1 (0.2 to 0.7)	0.1 (0.04 to 0.1)	1.2 (0.5 to 2.2)	11.9 (5.9 to 19.7)	16.2 (8.1 to 29.7)	20.2 (11.8 to 31.4)	26.7 (16.7 to 38.7)	26.7 (20.2 to 45.9)	26.7 (16.9 to 37.2)	26.7 (24.2 to 47.3)	26.7 (24.2 to 47.3)	26.7 (20.7 to 44.2)	26.7 (20.7 to 44.2)	26.7 (16.2 to 39.5)	25.6 (2.7 to 52.6)	23.1 (17.4 to 33.3)	23.1 (16.7 to 32.5)	23.1 (14.6 to 29.9)	23.1 (12.2 to 34.5)	11.2 (9.6 to 19.6)	11.2 (7.7 to 16.2)	11.2 (6.9 to 12.8)	6.6 (6.1 to 9.6)	3.2 (2.7 to 4.6)	1.6 (1.1 to 2.2)	379
Other exposure to mechanical forces	14.9 (11.1 to 19.3)	3.3 (2.7 to 4.3)	32.4 (21.7 to 46.4)	514 (320 to 1,000)	417 (213 to 1,000)	304 (260 to 411)	322 (282 to 401)	412 (277 to 553)	412 (297 to 553)	412 (334 to 553)	412 (334 to 553)	412 (334 to 553)	412 (334 to 553)	412 (334 to 553)	412 (334 to 553)	412 (334 to 553)	412 (334 to 553)	412 (334 to 553)	412 (334 to 553)	412 (334 to 553)	412 (334 to 553)	412 (334 to 553)	412 (334 to 553)	412 (334 to 553)	412 (334 to 553)	412 (334 to 553)	412 (334 to 553)	412 (334 to 553)	412 (334 to 553)	412 (334 to 553)	412 (334 to 553)	5,330
Adverse effects of medical treatment	29.2 (19.8 to 39)	8.7 (6.9 to 10.6)	5.63 (3.9 to 9.08)	1,160 (719 to 2,130)	75.2 (48.9 to 119)	72.5 (47.9 to 104)	69.6 (43.3 to 98.4)	76.7 (54.2 to 146)	76.7 (79.4 to 178)	77.1 (109.6 to 212)	77.1 (132.4 to 278)	163 (132.4 to 278)	206 (142.6 to 290)	206 (167.2 to 296)	206 (167.2 to 296)	206 (178.9 to 304)	206 (202.6 to 376)	206 (202.6 to 406)	206 (202.6 to 406)	206 (202.6 to 406)	206 (202.6 to 406)	206 (202.6 to 406)	206 (202.6 to 406)	206 (202.6 to 406)	206 (202.6 to 406)	206 (202.6 to 406)	206 (202.6 to 406)	206 (202.6 to 406)	206 (202.6 to 406)	206 (202.6 to 406)	206 (202.6 to 406)	3,990
Animal contact	3.3 (1.9 to 5.2)	0.9 (0.5 to 1.9)	12.1 (6.4 to 20.9)	136 (79 to 227)	120 (79 to 189)	70 (49 to 101)	62.6 (39.7 to 71.4)	67.2 (57 to 79.4)	60.1 (41.2 to 86.2)	62.7 (42 to 90.3)	60.4 (43.7 to 112)	69.7 (49.4 to 109)	79.5 (60.1 to 109)	79.5 (60.1 to 109)	80.8 (67.5 to 127)	107 (71.7 to 139)	84.1 (68.5 to 139)	84.2 (63 to 113)	82.9 (60.5 to 97.1)	82.9 (56.9 to 71.4)	82.9 (56.9 to 71.4)	87.1 (59.2 to 97.1)	24.6 (17.4 to 33.7)	12 (9.5 to 15.1)	4.7 (3.3 to 6.6)	1,380
Venomous animal contact	0.4 (0.2 to 0.7)	0.2 (0.1 to 0.3)	1.4 (0.7 to 2.3)	7.92 (4.7 to 12.6)	16.2 (8.2 to 27.2)	16.6 (8.9 to 31.3)	28.7 (20.3 to 39.9)	28.7 (24.4 to 39.9)	28.7 (24.4 to 39.9)	40.1 (27.7 to 73.3)	40.1 (34.1 to 73.3)	54.5 (34.1 to 73.3)	54.5 (34.1 to 73.3)	54.5 (34.1 to 73.3)	42.8 (34.1 to 73.3)	42.8 (34.1 to 73.3)	42.8 (34.1 to 73.3)	42.8 (34.1 to 73.3)	42.8 (34.1 to 73.3)	42.8 (34.1 to 73.3)	42.8 (34.1 to 73.3)	42.8 (34.1 to 73.3)	42.8 (34.1 to 73.3)	42.8 (34.1 to 73.3)	42.8 (34.1 to 73.3)	42.8 (34.1 to 73.3)	42.8 (34.1 to 73.3)	42.8 (34.1 to 73.3)	42.8 (34.1 to 73.3)	42.8 (34.1 to 73.3)	966
Non-venomous animal contact	0.7 (0.3 to 1.3)	0.6 (0.2 to 0.7)	6.5 (2.4 to 12.7)	51.6 (12.5 to 83.4)	35.4 (8.4 to 59.3)	19.8 (9.3 to 29.9)	16.2 (1.3 to 26.1)	24.2 (1.6 to 44.2)	19.2 (1.2 to 33.2)	21.2 (1.5 to 34.3)	21.2 (10.9 to 34.3)	25.6 (10.9 to 43.4)	25.6 (10.9 to 43.4)	25.3 (9.7 to 43.4)	27.4 (7.1 to 42.7)	22.9 (9.9 to 41.7)	22.1 (7.5 to 34.6)	28.6 (9.8 to 42.6)	32 (1.6 to 52.6)	17.7 (1.1 to 29.1)	1.2 (0.8 to 2.6)	8.7 (6.3 to 14.3)	4.3 (2.9 to 6.3)	1.6 (1.1 to 2.4)	417
Foreign body	21.1 (17.9 to 24)	6.1 (5.2 to 6.9)	43.6 (37.1 to 50.2)	387 (327 to 446)	211 (178 to 243)	211 (178 to 243)	211 (178 to 243)	211 (178 to 243)	211 (178 to 243)	211 (178 to 243)	211 (178 to 243)	211 (178 to 243)	211 (178 to 243)	211 (178 to 243)	211 (178 to 243)	211 (178 to 243)	211 (178 to 243)	211 (178 to 243)	211 (178 to 243)	211 (178 to 243)	211 (178 to 243)	211 (178 to 243)	211 (178 to 243)	211 (178 to 243)	211 (178 to 243)	211 (178 to 243)	211 (178 to 243)	211 (178 to 243)	211 (178 to 243)	211 (178 to 243)	211 (178 to 243)	4,690
Pulmonary aspiration and foreign body in airway	17.4 (14.4 to 19.6)	4.7 (4.6 to 6.9)	17.3 (13.6 to 21.6)	277 (219 to 338)	138 (91.1 to 171)	138 (92.6 to 164)	138 (92.6 to 172.9)	138 (92.6 to 172.9)	138 (92.6 to 172.9)	138 (92.6 to 172.9)	138 (92.6 to 172.9)	138 (92.6 to 172.9)	138 (92.6 to 172.9)	138 (92.6 to 172.9)	138 (92.6 to 172.9)	138 (92.6 to 172.9)	138 (92.6 to 172.9)	138 (92.6 to 172.9)	138 (92.6 to 172.9)	138 (92.6 to 172.9)	138 (92.6 to 172.9)	138 (92.6 to 172.9)	138 (92.6 to 172.9)	138 (92.6 to 172.9)	138 (92.6 to 172.9)	138 (92.6 to 172.9)	138 (92.6 to 172.9)	138 (92.6 to 172.9)	138 (92.6 to 172.9)	138 (92.6 to 172.9)	3,160
Foreign body in eyes	0 (0 to 0.1)	0 (0 to 0.2)	0 (0.05 to 0.2)	2 (0.7 to 3.7)	2.2 (0.8 to 3.9)	2.2 (0.8 to 3.9)	2.2 (0.8 to 3.9)	2.2 (0.8 to 3.9)	2.2 (0.8 to 3.9)	2.2 (0.8 to 3.9)	2.2 (0.8 to 3.9)	2.2 (0.8 to 3.9)	2.2 (0.8 to 3.9)	2.2 (0.8 to 3.9)	2.2 (0.8 to 3.9)	2.2 (0.8 to 3.9)	2.2 (0.8 to 3.9)	2.2 (0.8 to 3.9)	2.2 (0.8 to 3.9)	2.2 (0.8 to 3.9)	2.2 (0.8 to 3.9)	2.2 (0.8 to 3.9)	2.2 (0.8 to 3.9)	2.2 (0.8 to 3.9)	2.2 (0.8 to 3.9)	2.2 (0.8 to 3.9)	2.2 (0.8 to 3.9)	2.2 (0.8 to 3.9)	2.2 (0.8 to 3.9)	2.2 (0.8 to 3.9)	977
Foreign body in other bodypart	0.1 (0 to 0.1)	0 (0 to 0.2)	0.4 (0.2 to 0.9)	1.4 (0.7 to 2.5)	0.9 (0.4 to 1.7)	0.9 (0.4 to 2.1)	1.9 (1.1 to 3.2)	2.2 (1.2 to 3.7)	2.2 (1.2 to 3.7)	2.2 (1.2 to 3.7)	2.2 (1.2 to 3.7)	2.2 (1.2 to 3.7)	2.2 (1.2 to 3.7)	2.2 (1.2 to 3.7)	2.2 (1.2 to 3.7)	2.2 (1.2 to 3.7)	2.2 (1.2 to 3.7)	2.2 (1.2 to 3.7)	2.2 (1.2 to 3.7)	2.2 (1.2 to 3.7)	2.2 (1.2 to 3.7)	2.2 (1.2 to 3.7)	2.2 (1.2 to 3.7)	2.2 (1.2 to 3.7)	2.2 (1.2 to 3.7)	2.2 (1.2 to 3.7)	2.2 (1.2 to 3.7)	2.2 (1.2 to 3.7)	2.2 (1.2 to 3.7)	2.2 (1.2 to 3.7)	421
Environmental heat and cold exposure	0.1 (0.1 to 0.2)	0.1 (0.1 to 0.2)	0.9 (0.7 to 1.3)	19.1 (10.9 to 32.4)	46.3 (26.8 to 78.7)	46.3 (40.4 to 133)	158 (82.9 to 214)	162 (119 to 269)	233 (177 to 427)	233 (208 to 497)	233 (208 to 497)	247 (216 to 577)	247 (216 to 577)	247 (216 to 577)	247 (216 to 577)	247 (216 to 577)	247 (216 to 577)	247 (216 to 577)	247 (216 to 577)	247 (216 to 577)	247 (216 to 577)	247 (216 to 577)	247 (216 to 577)	247 (216 to 577)	247 (216 to 577)	247 (216 to 577)	247 (216 to 577)	247 (216 to 577)	247 (216 to 577)	247 (216 to 577)	247 (216 to 577)	4,690
Exposure to forces of nature	0 (0 to 0)	0 (0 to 0)	0 (0 to 0.1)	0.1 (0 to 0.3)	0.1 (0 to 0.3)	0.1 (0.1 to 0.4)	0.1 (0.1 to 0.4)	0.1 (0.1 to 0.4)	0.1 (0.1 to 0.4)	0.1 (0.1 to 0.4)	0.1 (0.1 to 0.4)	0.1 (0.1 to 0.4)	0.1 (0.1 to 0.4)	0.1 (0.1 to 0.4)	0.1 (0.1 to 0.4)	0.1 (0.1 to 0.4)	0.1 (0.1 to 0.4)	0.1 (0.1 to 0.4)	0.1 (0.1 to 0.4)	0.1 (0.1 to 0.4)	0.1 (0.1 to 0.4)	0.1 (0.1 to 0.4)	0.1 (0.1 to 0.4)	0.1 (0.1 to 0.4)	0.1 (0.1 to 0.4)	0.1 (0.1 to 0.4)	0.1 (0.1 to 0.4)	0.1 (0.1 to 0.4)	0.1 (0.1 to 0.4)	0.1 (0.1 to 0.4)	0.1 (0.1 to 0.4)	60.6
Other unintentional injuries	6.5 (4.9 to 7.7)	1.7 (1.1 to 2.5)	24.1 (21.8 to 32.5)	213 (149 to 302)	145 (140 to 282)	207 (180 to 267)	243 (180 to 338)	299 (217 to 485)	299 (247 to 430)	299 (247 to 430)	299 (248 to 516)	420 (312 to 597)	420 (312 to 597)	420 (248 to 642)	420 (262 to 617)	420 (267 to 627)	510 (302 to 648)	510 (272 to 810)	496 (272 to 636)	496 (190 to 394)	496 (190 to 394)	496 (190 to 394)	496 (190 to 394)	496 (190 to 394)	496 (190 to 394)	496 (190 to 394)	496 (190 to 394)	496 (190 to 394)	496 (190 to 394)	496 (190 to 394)	496 (190 to 394)	496 (190 to 394)	6,370
Self-harm and interpersonal violence	208 (167 to 264)	9.6 (8.5 to 12)	169 (68.2 to 278)	619 (417 to 883)	486 (368 to 628)	1,480 (1,220 to 1,810)	6,180 (5,420 to 6,980)	6,260 (5,130 to 7,020)	6,910 (4,820 to 7,960)	6,950 (4,750 to 7,960)	6,620 (4,630 to 7,740)	6,260 (3,530 to 7,120)	6,260 (3,770 to 7,960)	5,360 (2,320 to 7,120)	2,660 (1,220 to 3,760)	1,910 (1,220 to 2,210)	1,160 (562 to 1,200)	814 (479 to 975)	609 (323 to 697)	520 (273 to 585)	520 (273 to 585)	140 (118 to 168)	72.6 (58.6 to 88.4)	29.6 (23.3 to 33.6)	12.1 (9.5 to 13.7)	48,900
Self-harm	28.5 (23.8 to 33)	6 (5.1 to 6.9)	41.6 (34.5 to 48.6)	179 (149 to 208)	93.6 (78.1 to 109)	688 (648 to 728)	1,540 (1,520 to 1,560)	1,540 (1,520 to 1,560)	1,670 (1,650 to 1,690)	1,820 (1,800 to 1,840)	1,820 (1,800 to 1,840)	1,820 (1,800 to 1,840)	1,820 (1,800 to 1,840)	1,820 (1,800 to 1,840)	1,820 (1,800 to 1,840)	1,820 (1,800 to 1,840)	1,820 (1,800 to 1,840)	1,820 (1,800 to 1,840)	1,820 (1,800 to 1,840)	1,820 (1,800 to 1,840)	1,820 (1,800 to 1,840)	1,820 (1,800 to 1,840)	1,820 (1,800 to 1,840)	1,820 (1,800 to 1,840)	1,820 (1,800 to 1,840)	1,820 (1,800 to 1,840)	1,820 (1,800 to 1,840)	1,820 (1,800 to 1,840)	1,820 (1,800 to 1,840)	1,820 (1,800 to 1,840)	1,820 (1,800 to 1,840)	15,600
Self-harm by firearm	0 (0 to 0)	0 (0 to 0)	0 (0 to 0)	0 (0 to 0)	0 (0 to 0)	0 (0 to 0)	0 (0 to 0)	0 (0 to 0)	0 (0 to 0)	0 (0 to 0)	0 (0 to 0)	0 (0 to 0)	0 (0 to 0)	0 (0 to 0)	0 (0 to 0)	0 (0 to 0)	0 (0 to 0)	0 (0 to 0)	0 (0 to 0)	0 (0 to 0)	0 (0 to 0)	0 (0 to 0)	0 (0 to 0)	0 (0 to 0)	0 (0 to 0)	0 (0 to 0)	0 (0 to 0)	0 (0 to 0)	0 (0 to 0)	0 (0 to 0)	0 (0 to 0)	0 (0 to 0)	0 (0 to 0)	598
Self-harm by other specified means	28.5 (23.8 to 33)	6 (5.1 to 6.9)	41.6 (34.5 to 48.6)	179 (149 to 208)	93.6 (78.1 to 109)	688 (648 to 728)	1,540 (1,520 to 1,560)	1,540 (1,520 to 1,560)	1,670 (1,650 to 1,690)	1,820 (1,800 to 1,840)	1,820 (1,800 to 1,840)	1,820 (1,800 to 1,840)	1,820 (1,800 to 1,840)	1,820 (1,800 to 1,840)	1,820 (1,800 to 1,840)	1,820 (1,800 to 1,840)	1,820 (1,800 to 1,840)	1,820 (1,800 to 1,840)	1,820 (1,800 to 1,840)	1,820 (1,800 to 1,840)	1,820 (1,800 to 1,840)	1,820 (1,800 to 1,840)	1,820 (1,800 to 1,840)	1,820 (1,800 to 1,840)	1,820 (1,800 to 1,840)	1,820 (1,800 to 1,840)	1,820 (1,800 to 1,840)	1,820 (1,800 to 1,840)	1,820 (1,800 to 1,840)	1,820 (1,800 to 1,840)	1,820 (1,800 to 1,840)	15,600
Interpersonal violence	208 (167 to 264)	9.6 (8.5 to 12)	169 (67.3 to 278)	606 (405 to 872)	479 (359 to 628)	1,210 (1,010 to 1,290)	3,630 (3,610 to 4,490)	3,710 (3,700 to 5,150)	5,230 (3,300 to 5,230)	4,910 (3,210 to 5,890)	4,760 (3,210 to 5,890)	4,640 (3,150 to 5,230)	4,640 (3,150 to 5,230)	3,540 (1,610 to 5,230)	840 (1,610 to 2,280)	1,050 (1,610 to 1,380)	969 (154 to 1,380)	643 (154 to 728)	439 (365 to 519)	439 (262 to 565)	439 (262 to 565)	17.9 (10.2 to 32.7)	20.3 (14.2 to 32.7)	10.7 (7.9 to 17.8)	7.2 (5.1 to 9.8)	31,100
Physical violence by firearm	24.9 (13.6 to 41)	1.9 (1.2 to 3.1)	27.9 (13.1 to 50.2)	192 (82.4 to 339)	161 (62.4 to 339)	428 (339 to 627)	2,180 (1,790 to 2,720)	2,660 (1,960 to 3,260)	1,670 (1,450 to 2,020)	1,720 (1,290 to 2,260)	1,220 (1,060 to 1,660)	1,220 (789 to 1,220)	1,220 (789 to 1,220)	415 (465 to 789)	262 (262 to 465)	262 (169 to 320)	143 (120 to 216)	91.6 (75.1 to 136)	69.9 (52.6 to 72.3)	26.3 (26.4 to 47.6)	3.6 (2.8 to 6.9)	2 (1.5 to 2.9)	0.8 (0.6 to 1.1)	0.3 (0.2 to 0.5)	13,300
Physical violence by sharp object	21.3 (11.2 to 36)	1.6 (0.7 to 1.9)	13.8 (6.2 to 24.7)	91.2 (39.1 to 161)	76.1 (29.6 to 161)	161 (132 to 231)	872 (633 to 1,230)	1,040 (697 to 1,230)	1,040 (777 to 1,230)	1,040 (768 to 1,230)	1,040 (777 to 1,230)	1,040 (777 to 1,230)	1,040 (777 to 1,230)	1,040 (777 to 1,230)	1,040 (777 to 1,230)	1,040 (777 to 1,230)	1,040 (777 to 1,230)	1,040 (777 to 1,230)	1,040 (777 to 1,230)	1,040 (777 to 1,230)	1,040 (777 to 1,230)	1,040 (777 to 1,230)	1,040 (777 to 1,230)	1,040 (777 to 1,230)	1,040 (777 to 1,230)	1,040 (777 to 1,230)	1,040 (777 to 1,230)	1,040 (777 to 1,230)	1,040 (777 to 1,230)	1,040 (777 to 1,230)	1,040 (777 to 1,230)	6,800
Sexual violence	0 (0 to 0)	0 (0 to 0)	0 (0 to 0)	0.5 (0.3 to 0.8)	0.2 (0.1 to 0.5)	0.2 (0.1 to 0.5)	0.2 (0.1 to 0.5)	262 (129 to 393)	262 (213 to 656)	262 (213 to 656)	262 (213 to 656)	262 (213 to 656)	262 (213 to 656)	262 (213 to 656)	262 (213 to 656)	262 (213 to 656)	262 (213 to 656)	262 (213 to 656)	262 (213 to 656)	262 (213 to 656)	262 (213 to 656)	262 (213 to 656)	262 (213 to 656)	262 (213 to 656)	262 (213 to 656)	262 (213 to 656)	262 (213 to 656)	262 (213 to 656)	262 (213 to 656)	262 (213 to 656)	262 (213 to 656)	262 (213 to 656)	2,970
Physical violence by other means	164 (104 to 226)	7.7 (4.9 to 9)	155 (69.1 to 259)	585 (263 to 971)	317 (164 to 585)	1,030 (737 to 1,210)	1,210 (672 to 1,210)	1,210 (842 to 1,210)	1,210 (842 to 1,210)	1,210 (889 to 1,210)	1,210 (887 to 1,210)	1,210 (887 to 1,210)	1,210 (887 to 1,210)	1,210 (887 to 1,210)	1,210 (887 to 1,210)	1,210 (887 to 1,210)	1,210 (887 to 1,210)	1,210 (887 to 1,210)	1,210 (887 to 1,210)	1,210 (887 to 1,210)	1,210 (887 to 1,210)	1,210 (887 to 1,210)	1,210 (887 to 1,210)	1,210 (887 to 1,210)	1,210 (887 to 1,210)	1,210 (887 to 1,210)	1,210 (887 to 1,210)	1,210 (887 to 1,210)	1,210 (887 to 1,210)	1,210 (887 to 1,210)	1,210 (887 to 1,210)	9,000
Conflict and terrorism	0 (0 to 0)	0 (0 to 0)	0 (0 to 0)	0 (0 to 0)	0 (0 to 0)	0.1 (0 to 0.1)	0.1 (0 to 0.1)	0.4 (0.1 to 0.9)	0.4 (0.1 to 0.9)	0.4 (0.1 to 0.9)	0.4 (0.1 to 1.1)	0.4 (0.1 to 1.2)	0.4 (0.1 to 1.2)	0.4 (0.1 to 1.2)	0.4 (0.1 to 1.2)	0.4 (0.1 to 1.2)	0.4 (0.1 to 1.2)	0.4 (0.1 to 1.2)	0.4 (0.1 to 1.2)	0.4 (0.1 to 1.2)	0.4 (0.1 to 1.2)	0.4 (0.1 to 1.2)	0.4 (0.1 to 1.2)	0.4 (0.1 to 1.2)	0.4 (0.1 to 1.2)	0.4 (0.1 to 1.2)	0.4 (0.1 to 1.2)	0.4 (0.1 to 1.2)	0.4 (0.1 to 1.2)	0.4 (0.1 to 1.2)	0.4 (0.1 to 1.2)	5.5

SR Table 2b: Mato Grosso do Sul DALYS by cause and sex arcoss for females with 95% uncertainty intervals, 2019

Cause	Ao to Neonatal	Late Neonatal	Post Neonatal	1 to 4	5 to 9	10 to 14	15 to 19	20 to 24	25 to 29	30 to 34	35 to 39	40 to 44	45 to 49	50 to 54	55 to 59	60 to 64	65 to 69	70 to 74	75 to 79	80 to 84	85 to 89	90 to 94	95 plus	Total
All causes	15,109 (13,668 to 16,155)	2,620 (2,240 to 3,085)	5,613 (5,010 to 6,073)	6,570 (5,935 to 6,785)	5,870 (5,284 to 6,220)	7,290 (6,577 to 7,729)	14,280 (11,990 to 16,480)	16,690 (13,990 to 20,300)	21,490 (17,200 to 26,200)	26,780 (20,280 to 32,900)	28,680 (20,380 to 35,900)	29,950 (21,950 to 36,700)	27,950 (20,900 to 31,300)	28,780 (21,600 to 32,900)	29,960 (23,600 to 33,900)	29,990 (23,900 to 33,900)	29,190 (24,000 to 33,700)	24,200 (19,200 to 28,000)	13,200 (10,700 to 15,600)	6,430 (4,970 to 8,160)	1,760 (1,400 to 1,950)	372,000
Communicable, maternal, neonatal, and nutritional diseases	12,400 (10,300 to 14,800)	2,010 (1,620 to 2,440)	2,700 (1,970 to 3,220)	1,990 (1,470 to 2,400)	1,870 (1,370 to 2,800)	1,660 (1,160 to 2,400)	2,130 (1,520 to 2,960)	2,230 (1,600 to 3,170)	2,390 (1,620 to 3,370)	2,690 (1,820 to 3,790)	3,090 (2,090 to 4,360)	2,510 (1,690 to 3,530)	2,290 (1,550 to 3,210)	2,100 (1,500 to 2,940)	1,990 (1,500 to 2,670)	1,810 (1,220 to 2,290)	1,510 (1,020 to 1,970)	1,400 (1,100 to 1,700)	1,290 (1,000 to 1,660)	1,220 (866 to 1,470)	699 (497 to 1,090)	238 (170 to 290)	63,000
HIV/AIDS and sexually transmitted infections	908 (491 to 988 F)	9.6 (5 to 17 F)	104 (79 to 139)	76.8 (58 to 101)	69.1 (54 to 114)	44.1 (27 to 83)	116 (67 to 168)	209 (130 to 263)	319 (208 to 416)	597 (386 to 793)	729 (507 to 915)	697 (486 to 886)	627 (412 to 872)	469 (312 to 662)	272 (182 to 396)	179 (120 to 259)	109 (73 to 163)	56.5 (37 to 92)	24.1 (16 to 42)	6.1 (3 to 9.5)	2.1 (1 to 4)	0.5 (0 to 1.1)	6,200
HIV/AIDS	0 (0 to 0)	0 (0 to 0)	99.2 (79 to 139)	75.8 (58 to 101)	68 (54 to 114)	41.2 (26 to 83)	112 (66 to 168)	199 (129 to 263)	299 (207 to 416)	516 (385 to 793)	649 (506 to 915)	627 (485 to 886)	469 (411 to 872)	279 (311 to 662)	159 (181 to 396)	103 (119 to 259)	60.6 (72 to 163)	31.1 (36 to 92)	13.4 (16 to 42)	3.4 (3 to 9.5)	1.2 (1 to 4)	0.3 (0 to 1.1)	3,710
HIV/AIDS - Drug-susceptible Tuberculosis	0 (0 to 0)	0 (0 to 0)	0.1 (0 to 0.4)	0.1 (0 to 0.4)	0.1 (0 to 0.4)	0.1 (0 to 0.5)	0.3 (0 to 1.2)	0.6 (0 to 2.3)	1.1 (0 to 4.2)	2.1 (0 to 7.7)	3.2 (0 to 11.6)	3.2 (0 to 11.6)	2.7 (0 to 9.7)	1.8 (0 to 6.4)	1 (0 to 3.6)	0.6 (0 to 2.2)	0.3 (0 to 1.1)	0.2 (0 to 0.6)	0.1 (0 to 0.3)	0 (0 to 0.1)	0 (0 to 0)	0 (0 to 0)	336
HIV/AIDS - Multidrug-resistant Tuberculosis without extensive	0 (0 to 0)	0 (0 to 0)	0.7 (0 to 2.9)	0.5 (0 to 2.2)	0.4 (0 to 1.7)	0.3 (0 to 1.5)	0.7 (0 to 2.9)	1.1 (0 to 4.6)	1.7 (0 to 7.2)	3.4 (0 to 14.2)	5.2 (0 to 21.5)	5.2 (0 to 21.5)	4.5 (0 to 18.5)	3.1 (0 to 12.7)	1.8 (0 to 7.5)	1.1 (0 to 4.5)	0.6 (0 to 2.4)	0.3 (0 to 1.2)	0.1 (0 to 0.5)	0 (0 to 0.1)	0 (0 to 0)	0 (0 to 0)	23.6
HIV/AIDS - Extensively drug-resistant Tuberculosis	0 (0 to 0)	0 (0 to 0)	0.1 (0 to 0.4)	0.1 (0 to 0.4)	0.1 (0 to 0.3)	0.1 (0 to 0.3)	0.2 (0 to 0.8)	0.3 (0 to 1.2)	0.5 (0 to 2.3)	0.9 (0 to 3.7)	1.4 (0 to 5.7)	1.4 (0 to 5.7)	1.2 (0 to 4.8)	0.8 (0 to 3.4)	0.5 (0 to 2)	0.3 (0 to 1.2)	0.2 (0 to 0.7)	0.1 (0 to 0.4)	0 (0 to 0.2)	0 (0 to 0)	0 (0 to 0)	0 (0 to 0)	3.8
HIV/AIDS resulting in other diseases	0 (0 to 0)	9.6 (5 to 17 F)	4.8 (0 to 13)	0.5 (0 to 1.4)	1.1 (0 to 3.1)	2.9 (0 to 8.1)	3.9 (1 to 11)	9.2 (3 to 25)	19 (7 to 52)	74 (29 to 200)	80 (32 to 220)	70 (28 to 190)	154 (62 to 420)	170 (68 to 460)	110 (44 to 300)	76 (30 to 210)	48 (19 to 130)	25 (10 to 69)	11 (4 to 30)	2.7 (1 to 7.4)	0.9 (0 to 2.4)	0.2 (0 to 0.6)	1,100
Sexually transmitted infections excluding HIV	908 (491 to 988 F)	9.6 (5 to 17 F)	7.3 (2.2 to 12.5)	0.2 (0 to 0.4)	0.1 (0 to 0.2)	0.1 (0 to 0.2)	0.1 (0 to 0.2)	0.1 (0 to 0.2)	0.2 (0 to 0.3)	0.2 (0 to 0.3)	0.2 (0 to 0.3)	0.2 (0 to 0.3)	0.2 (0 to 0.3)	0.2 (0 to 0.3)	0.2 (0 to 0.3)	0.2 (0 to 0.3)	0.2 (0 to 0.3)	0.2 (0 to 0.3)	0.2 (0 to 0.3)	0.2 (0 to 0.3)	0.2 (0 to 0.3)	0.2 (0 to 0.3)	974
Syphilis	0 (0 to 0)	0 (0 to 0)	0 (0 to 0)	0 (0 to 0)	0 (0 to 0)	0 (0 to 0)	0 (0 to 0)	0 (0 to 0)	0 (0 to 0)	0 (0 to 0)	0 (0 to 0)	0 (0 to 0)	0 (0 to 0)	0 (0 to 0)	0 (0 to 0)	0 (0 to 0)	0 (0 to 0)	0 (0 to 0)	0 (0 to 0)	0 (0 to 0)	0 (0 to 0)	0 (0 to 0)	0 (0 to 0)	0
Chlamydial infection	0 (0 to 0)	0 (0 to 0)	0 (0 to 0)	0 (0 to 0)	0 (0 to 0)	0 (0 to 0)	1.6 (0 to 2.6)	4.3 (0 to 7.1)	9.2 (2 to 15)	21 (5 to 33)	30 (8 to 47)	31 (8 to 49)	29 (8 to 46)	23 (6 to 36)	16 (4 to 25)	11 (3 to 17)	7.4 (2 to 11)	4.6 (1 to 7.1)	2.6 (0 to 4)	0.9 (0 to 1.5)	0.3 (0 to 0.5)	0.1 (0 to 0.2)	0.1 (0 to 0.2)	423
Gonococcal infection	0 (0 to 0)	0 (0 to 0)	0 (0 to 0)	0 (0 to 0)	0 (0 to 0)	0 (0 to 0)	0.8 (0 to 1.3)	2.2 (0 to 3.6)	4.6 (1 to 7.5)	10 (2 to 16)	14 (3 to 22)	14 (3 to 22)	13 (3 to 21)	10 (2 to 16)	7.1 (1 to 11)	4.9 (1 to 7.6)	3.3 (0 to 5.1)	2 (0 to 3.1)	1.1 (0 to 1.8)	0.4 (0 to 0.7)	0.1 (0 to 0.2)	0 (0 to 0.1)	0 (0 to 0.1)	184
Trichomoniasis	0 (0 to 0)	0 (0 to 0)	0 (0 to 0)	0 (0 to 0)	0 (0 to 0)	0.1 (0 to 0.2)	1.9 (0 to 3.1)	5.3 (0 to 8.8)	11 (2 to 18)	25 (5 to 40)	36 (8 to 57)	37 (8 to 59)	34 (8 to 54)	27 (6 to 43)	19 (4 to 30)	13 (3 to 20)	8.8 (2 to 14)	5.5 (1 to 8.5)	3.1 (0 to 4.8)	1.1 (0 to 1.8)	0.4 (0 to 0.6)	0.1 (0 to 0.2)	0.1 (0 to 0.2)	223
Genital herpes	0 (0 to 0)	0 (0 to 0)	0 (0 to 0)	0 (0 to 0)	0 (0 to 0)	0 (0 to 0)	0.1 (0 to 0.2)	0.2 (0 to 0.4)	0.4 (0 to 0.7)	0.8 (0 to 1.3)	1.2 (0 to 1.9)	1.2 (0 to 1.9)	1.1 (0 to 1.7)	0.8 (0 to 1.3)	0.5 (0 to 0.8)	0.3 (0 to 0.5)	0.2 (0 to 0.4)	0.1 (0 to 0.2)	0 (0 to 0.1)	0 (0 to 0.1)	0 (0 to 0)	0 (0 to 0)	0 (0 to 0)	33
Other sexually transmitted infections	0 (0 to 0)	0 (0 to 0)	0 (0 to 0)	0 (0 to 0)	0 (0 to 0)	0 (0 to 0)	0.6 (0 to 0.9)	1.5 (0 to 2.3)	3.1 (0 to 4.7)	7.1 (1 to 11)	10 (2 to 15)	10 (2 to 15)	9.2 (2 to 14)	7.2 (1 to 11)	5.1 (1 to 7.7)	3.5 (0 to 5.3)	2.3 (0 to 3.5)	1.4 (0 to 2.2)	0.8 (0 to 1.2)	0.3 (0 to 0.5)	0.1 (0 to 0.2)	0 (0 to 0)	0 (0 to 0)	103
Respiratory infections and tuberculosis	1,940 (161 to 2440)	337 (101 to 2690)	697 (499 to 1,000)	1,020 (300 to 981)	196 (286 to 639)	139 (278 to 427)	209 (220 to 424)	274 (286 to 684)	377 (382 to 894)	467 (371 to 981)	607 (341 to 1,090)	672 (382 to 1,160)	1,040 (562 to 1,760)	1,210 (643 to 1,970)	1,350 (642 to 1,810)	1,440 (820 to 1,930)	1,530 (875 to 1,790)	1,360 (867 to 1,720)	1,010 (782 to 1,270)	644 (492 to 1,010)	311 (194 to 1,010)	102 (64 to 233)	11,800
Tuberculosis	0 (0 to 0)	0 (0 to 0)	18.1 (9.2 to 19.3)	6.1 (4.1 to 14.1)	2.6 (1.6 to 19.6)	2.2 (1.6 to 19.6)	2.8 (1.9 to 33.3)	3.6 (2.4 to 33.3)	5.2 (3.1 to 78.7)	7.7 (3.7 to 78.7)	9.8 (3.9 to 78.7)	11 (3.9 to 78.7)	17 (5.1 to 78.7)	19 (5.1 to 78.7)	20 (5.1 to 78.7)	21 (5.1 to 78.7)	22 (5.1 to 78.7)	21 (5.1 to 78.7)	18 (5.1 to 78.7)	13 (5.1 to 78.7)	8.2 (5.1 to 78.7)	3.1 (5.1 to 78.7)	497
Latent tuberculosis infection	0 (0 to 0)	0 (0 to 0)	0 (0 to 0)	0 (0 to 0)	0 (0 to 0)	0 (0 to 0)	0 (0 to 0)	0 (0 to 0)	0 (0 to 0)	0 (0 to 0)	0 (0 to 0)	0 (0 to 0)	0 (0 to 0)	0 (0 to 0)	0 (0 to 0)	0 (0 to 0)	0 (0 to 0)	0 (0 to 0)	0 (0 to 0)	0 (0 to 0)	0 (0 to 0)	0 (0 to 0)	0 (0 to 0)	0
Drug-susceptible Tuberculosis	0 (0 to 0)	0 (0 to 0)	18.1 (9.2 to 19.3)	6.1 (4.1 to 14.1)	2.6 (1.6 to 19.6)	2.2 (1.6 to 19.6)	2.8 (1.9 to 33.3)	3.6 (2.4 to 33.3)	5.2 (3.1 to 78.7)	7.7 (3.7 to 78.7)	9.8 (3.9 to 78.7)	11 (3.9 to 78.7)	17 (5.1 to 78.7)	19 (5.1 to 78.7)	20 (5.1 to 78.7)	21 (5.1 to 78.7)	22 (5.1 to 78.7)	21 (5.1 to 78.7)	18 (5.1 to 78.7)	13 (5.1 to 78.7)	8.2 (5.1 to 78.7)	3.1 (5.1 to 78.7)	497
Multidrug-resistant tuberculosis without extensive drug-resistan	0 (0 to 0)	0 (0 to 0)	0 (0 to 0)	0 (0 to 0)	0 (0 to 0)	0 (0 to 0)	0 (0 to 0)	0 (0 to 0)	0 (0 to 0)	0 (0 to 0)	0 (0 to 0)	0 (0 to 0)	0 (0 to 0)	0 (0 to 0)	0 (0 to 0)	0 (0 to 0)	0 (0 to 0)	0 (0 to 0)	0 (0 to 0)	0 (0 to 0)	0 (0 to 0)	0 (0 to 0)	0 (0 to 0)	0
Extensively drug-resistant tuberculosis	0 (0 to 0)	0 (0 to 0)	0 (0 to 0)	0 (0 to 0)	0 (0 to 0)	0 (0 to 0)	0 (0 to 0)	0 (0 to 0)	0 (0 to 0)	0 (0 to 0)	0 (0 to 0)	0 (0 to 0)	0 (0 to 0)	0 (0 to 0)	0 (0 to 0)	0 (0 to 0)	0 (0 to 0)	0 (0 to 0)	0 (0 to 0)	0 (0 to 0)	0 (0 to 0)	0 (0 to 0)	0 (0 to 0)	0
Lower respiratory infections	1,940 (161 to 2440)	337 (101 to 2690)	688 (494 to 1,000)	1,020 (300 to 981)	196 (283 to 639)	136 (278 to 427)	131 (220 to 424)	173 (286 to 684)	174 (382 to 894)	220 (371 to 981)	253 (341 to 1,090)	296 (382 to 1,160)	399 (562 to 1,760)	438 (643 to 1,970)	552 (791 to 2,450)	672 (1,040 to 3,000)	693 (1,120 to 3,000)	608 (1,120 to 2,700)	671 (1,040 to 2,700)	561 (866 to 2,300)	402 (621 to 1,700)	266 (392 to 1,700)	9,290
Upper respiratory infections	0.7 (0 to 1.4)	3.2 (0 to 8.6)	31.6 (17.3 to 45.9)	19.1 (10.5 to 28.1)	7.6 (4.2 to 11.2)	3.2 (1.8 to 4.7)	2.5 (1.4 to 3.7)	2.2 (1.2 to 3.2)	2.1 (1.2 to 3.1)	2.1 (1.2 to 3.1)	2.1 (1.2 to 3.1)	2.1 (1.2 to 3.1)	2.1 (1.2 to 3.1)	2.1 (1.2 to 3.1)	2.1 (1.2 to 3.1)	2.1 (1.2 to 3.1)	2.1 (1.2 to 3.1)	2.1 (1.2 to 3.1)	2.1 (1.2 to 3.1)	2.1 (1.2 to 3.1)	2.1 (1.2 to 3.1)	2.1 (1.2 to 3.1)	1,520
Otitis media	0 (0 to 0)	0 (0 to 0)	1.7 (0.9 to 2.5)	1.1 (0.6 to 1.6)	0.4 (0.2 to 0.6)	0.2 (0.1 to 0.3)	0.1 (0 to 0.2)	0.1 (0 to 0.2)	0.1 (0 to 0.2)	0.1 (0 to 0.2)	0.1 (0 to 0.2)	0.1 (0 to 0.2)	0.1 (0 to 0.2)	0.1 (0 to 0.2)	0.1 (0 to 0.2)	0.1 (0 to 0.2)	0.1 (0 to 0.2)	0.1 (0 to 0.2)	0.1 (0 to 0.2)	0.1 (0 to 0.2)	0.1 (0 to 0.2)	0.1 (0 to 0.2)	396
Enteric infections	0 (0 to 12.2)	82.9 (39.4 to 90)	1,037 (271 to 647)	344 (196 to 391)	69 (39 to 275)	22 (12 to 32)	13 (7 to 20)	11 (6 to 17)	10 (5 to 15)	9.6 (5 to 14)	9.2 (5 to 14)	9.2 (5 to 14)	9.2 (5 to 14)	9.2 (5 to 14)	9.2 (5 to 14)	9.2 (5 to 14)	9.2 (5 to 14)	9.2 (5 to 14)	9.2 (5 to 14)	9.2 (5 to 14)	9.2 (5 to 14)	9.2 (5 to 14)	738
Diarrheal diseases	0 (0 to 12.2)	82.9 (39.4 to 90)	1,037 (329 to 768)	344 (209 to 686)	69 (39 to 282)	22 (12 to 34)	13 (7 to 21)	11 (6 to 18)	10 (5 to 16)	9.6 (5 to 15)	9.2 (5 to 14)	9.2 (5 to 14)	9.2 (5 to 14)	9.2 (5 to 14)	9.2 (5 to 14)	9.2 (5 to 14)	9.2 (5 to 14)	9.2 (5 to 14)	9.2 (5 to 14)	9.2 (5 to 14)	9.2 (5 to 14)	9.2 (5 to 14)	3,560
Typhoid and paratyphoid	0 (0 to 0)	0 (0 to 0)	0 (0 to 0)	0 (0 to 0)	0 (0 to 0)	0 (0 to 0)	0 (0 to 0)	0 (0 to 0)	0 (0 to 0)	0 (0 to 0)	0 (0 to 0)	0 (0 to 0)	0 (0 to 0)	0 (0 to 0)	0 (0 to 0)	0 (0 to 0)	0 (0 to 0)	0 (0 to 0)	0 (0 to 0)	0 (0 to 0)	0 (0 to 0)	0 (0 to 0)	0 (0 to 0)	0
Typhoid fever	0 (0 to 0)	0 (0 to 0)	0 (0 to 0)	0 (0 to 0)	0 (0 to 0)	0 (0 to 0)	0 (0 to 0)	0 (0 to 0)	0 (0 to 0)	0 (0 to 0)	0 (0 to 0)	0 (0 to 0)	0 (0 to 0)	0 (0 to 0)	0 (0 to 0)	0 (0 to 0)	0 (0 to 0)	0 (0 to 0)	0 (0 to 0)	0 (0 to 0)	0 (0 to 0)	0 (0 to 0)	0 (0 to 0)	0
Paratyphoid fever	0 (0 to 0)	0 (0 to 0)	0 (0 to 0)	0 (0 to 0)	0 (0 to 0)	0 (0 to 0)	0 (0 to 0)	0 (0 to 0)	0 (0 to 0)	0 (0 to 0)	0 (0 to 0)	0 (0 to 0)	0 (0 to 0)	0 (0 to 0)	0 (0 to 0)	0 (0 to 0)	0 (0 to 0)	0 (0 to 0)	0 (0 to 0)	0 (0 to 0)	0 (0 to 0)	0 (0 to 0)	0 (0 to 0)	0
Invasive Non-typhoidal Salmonella (iNTS)	0 (0 to 0)	0 (0 to 0)	1 (0.2 to 3)	0.3 (0 to 0.8)	0.4 (0.1 to 1.2)	0.4 (0.1 to 1.2)	0.3 (0 to 1)	0.3 (0 to 1)	0.3 (0 to 1)	0.3 (0 to 1)	0.3 (0 to 1)	0.3 (0 to 1)	0.3 (0 to 1)	0.3 (0 to 1)	0.3 (0 to 1)	0.3 (0 to 1)	0.3 (0 to 1)	0.3 (0 to 1)	0.3 (0 to 1)	0.3 (0 to 1)	0.3 (0 to 1)	0.3 (0 to 1)	3.6
Other intestinal infectious diseases	0 (0 to 0)	0 (0 to 0)	0.6 (0 to 1.8)	0.5 (0 to 1.2)	0.7 (0.2 to 2.1)	0.4 (0.2 to 1.1)	0.3 (0 to 0.8)	0.2 (0 to 0.6)	0.1 (0 to 0.4)	0.1 (0 to 0.3)	0.1 (0 to 0.3)	0.1 (0 to 0.3)	0.1 (0 to 0.3)	0.1 (0 to 0.3)	0.1 (0 to 0.3)	0.1 (0 to 0.3)	0.1 (0 to 0.3)	0.1 (0 to 0.3)	0.1 (0 to 0.3)	0.1 (0 to 0.3)	0.1 (0 to 0.3)	0.1 (0 to 0.3)	9.7
Neglected tropical diseases and malaria	0 (0 to 0)	0 (0 to 0)	0.6 (0 to 1.8)	0.5 (0 to 1.2)	0.7 (0.2 to 2.1)	0.4 (0.2 to 1.1)	0.3 (0 to 0.8)	0.2 (0 to 0.6)	0.1 (0 to 0.4)	0.1 (0 to 0.3)	0.1 (0 to 0.3)	0.1 (0 to 0.3)	0.1 (0 to 0.3)	0.1 (0 to 0.3)	0.1 (0 to 0.3)	0.1 (0 to 0.3)	0.1 (0 to 0.3)	0.1 (0 to 0.3)	0.1 (0 to 0.3)	0.1 (0 to 0.3)	0.1 (0 to 0.3)	0.1 (0 to 0.3)	9.7
Malaria	0 (0 to 0)	0 (0 to 0)	0 (0 to 0.1)	0.4 (0 to 1)	0.1 (0 to 1.1)	0.2 (0 to 2.2)	0.7 (0 to 3.7)	1.6 (0 to 8.5)	3.1 (0 to 16)	4.6 (0 to 24)	5.6 (0 to 29)	5.6 (0 to 29)	5.1 (0 to 26)	4.6 (0 to 24)	3.6 (0 to 19)	2.7 (0 to 14)	1.8 (0 to 9.6)	1.1 (0 to 5.6)	0.6 (0 to 3.2)	0.2 (0 to 0.9)	0.1 (0 to 0.3)	0 (0 to 0.1)	204
Chagas disease	0 (0 to 0)	0 (0 to 0)	0 (0 to 0.1)	0 (0 to 0.1)	0 (0 to 0.1)	0 (0 to 0.1)	1.5 (0 to 7.7)	3.6 (0 to 18.3)	6.9 (0 to 35.2)	10 (0 to 53.6)	13 (0 to 68.6)	13 (0 to 68.6)	12 (0 to 61.7)	9.7 (0 to 51.3)	6.7 (0 to 35.4)	4.6 (0 to 24.1)	2.9 (0 to 15.1)	1.7 (0 to 8.9)	0.9 (0 to 4.5)	0.3 (0 to 1.4)	0.1 (0 to 0.4)	0 (0 to 0.1)	738
Leishmaniasis	0 (0 to 0)	0 (0 to 0)	62 (31 to 202)	152 (59 to 716)	196 (56 to 766)	92 (23 to 385)	49 (12 to 202)	29 (7 to 120)	19 (4 to 78)	14 (3 to 58)	11 (3 to 45)	9.2 (2 to 38)	7.6 (2 to 31)	6.2 (2 to 26)	5.1 (1 to 21)	4.2 (1 to 17)	3.3 (1 to 13)	2.4 (0 to 9.6)	1.6 (0 to 6.4)	0.8 (0 to 3.2)	0.3 (0 to 1.2)	0.1 (0 to 0.4)	1,110
Visceral leishmaniasis	0 (0 to 0)	0 (0 to 0)	62 (31 to 202)	152 (59 to 716)	196 (56 to 766)	92 (23 to 385)	49 (12 to 202)	29 (7 to 120)	19 (4 to 78)	14 (3 to 58)	11 (3 to 45)	9.2 (2 to 38)	7.6 (2 to 31)	6.2 (2 to 26)	5.1 (1 to 21)	4.2 (1 to 17)	3.3 (1 to 13)	2.4 (0 to 9.6)	1.6 (0 to 6.4)	0.8 (0 to 3.2)	0.3 (0 to 1.2)	0.1 (0 to 0.4)	1,100
Cutaneous and mucocutaneous leishmaniasis	0 (0 to 0)	0 (0 to 0)	0 (0 to 0)	0 (0 to 0)	0 (0 to 0)	0 (0 to 0)	0 (0 to 0)	0 (0 to 0)	0 (0 to 0)	0 (0 to 0)	0 (0 to 0)	0 (0 to 0)	0 (0 to 0)	0 (0 to 0)	0 (0 to 0)	0 (0 to 0)	0 (0 to 0)	0 (0 to 0)	0 (0 to 0)	0 (0 to 0)	0 (0 to 0)	0 (0 to 0)	0 (0 to 0)	0
African trypanosomiasis	0 (0 to 0)	0 (0 to 0)	0 (0 to 0)	0 (0 to 0)	0 (0 to 0)	0 (0 to 0)	0 (0 to 0)	0 (0 to 0)	0 (0 to 0)	0 (0 to 0)	0 (0 to 0)	0 (0 to 0)	0 (0 to 0)	0 (0 to 0)	0 (0 to 0)	0 (0 to 0)	0 (0 to 0)	0 (0 to 0)	0 (0 to 0)	0 (0 to 0)	0 (0 to 0)	0 (0 to 0)	0 (0 to 0)	0
Schistosomiasis	0 (0 to 0)	0 (0 to 0)	0 (0 to 0)	0 (0 to 0)	0 (0 to 0)	0 (0 to 0)	0 (0 to 0)	0 (0 to 0)	0 (0 to 0)	0 (0 to 0)	0 (0 to 0)	0 (0 to 0)	0 (0 to 0)	0 (0 to 0)	0 (0 to 0)	0 (0 to 0)	0 (0 to 0)	0 (0 to 0)	0 (0 to 0)	0 (0 to 0)	0 (0 to 0)	0 (0 to 0)	0 (0 to 0)	0
Cysticercosis	0 (0 to 0)	0 (0 to 0)	0.6 (0 to 1.8)	0.5 (0 to 1.2)	0.7 (0.2 to 2.1)	0.4 (0.2 to 1.1)	0.3 (0 to 0.8)	0.2 (0 to 0.6)	0.1 (0 to 0.4)	0.1 (0 to 0.3)	0.1 (0 to 0.3)	0.1 (0 to 0.3)	0.1 (0 to 0.3)	0.1 (0 to 0.3)	0.1 (0 to 0.3)	0.1 (0 to 0.3)	0.1 (0 to 0.3)	0.1 (0 to 0.3)	0.1 (0 to 0.3)	0.1 (0 to 0.3)	0.1 (0 to 0.3)	0.1 (0 to 0.3)	9.7
Cystic echinococcosis	0 (0 to 0)	0 (0 to 0)	0 (0 to 0)	0 (0 to 0)	0 (0 to 0)	0 (0 to 0)	0 (0 to 0)	0 (0 to 0)	0 (0 to 0)	0 (0 to 0)	0 (0 to 0)	0 (0 to 0)	0 (0 to 0)	0 (0 to 0)	0 (0 to 0)	0 (0 to 0)	0 (0 to 0)	0 (0 to 0)	0 (0 to 0)	0 (0 to 0)	0 (0 to 0)	0 (0 to 0)	0 (0 to 0)	0
Lymphatic filariasis	0 (0 to 0)	0 (0 to 0)	0 (0 to 0)	0 (0 to 0)	0 (0 to 0)	0 (0 to 0)	0 (0 to 0)	0 (0 to 0)	0 (0 to 0)	0 (0 to 0)	0 (0 to 0)	0 (0 to 0)	0 (0 to 0)	0 (0 to 0)	0 (0 to 0)	0 (0 to 0)	0 (0 to 0)	0 (0 to 0)	0 (0 to 0)	0 (0 to 0)	0 (0 to 0)	0 (0 to 0)	0 (0 to 0)	0
Onchocerciasis	0 (0 to 0)	0 (0 to 0)	0 (0 to 0)	0 (0 to 0)	0 (0 to 0)	0 (0 to 0)	0 (0 to 0)	0 (0 to 0)	0 (0 to 0)	0 (0 to 0)	0 (0 to 0)	0 (0 to 0)	0 (0 to 0)	0 (0 to 0)	0 (0 to 0)	0 (0 to 0)	0 (0 to 0)	0 (0 to 0)	0 (0 to 0)	0 (0 to 0)	0 (0 to 0)	0 (0 to 0)	0 (0 to 0)	0
Trachoma	0 (0 to 0)	0 (0 to 0)	0 (0 to 0)	0 (0 to 0)	0 (0 to 0)	0 (0 to 0)	0 (0 to 0)	0 (0 to 0)	0 (0 to 0)	0 (0 to 0)	0 (0 to 0)	0 (0 to 0)	0 (0 to 0)	0 (0 to 0)	0 (0 to 0)	0 (0 to 0)	0 (0 to 0)	0 (0 to 0)	0 (0 to 0)	0 (0 to 0)	0 (0 to 0)	0 (0 to 0)	0 (0 to 0)	0
Dengue	0 (0 to 0)	0 (0 to 0)	10.2 (2 to 129)	29.2 (6 to 64)	29.3 (10.2 to 61.2)	13.2 (3.4 to 67.1)	7.2 (1.8 to 37.7)	4.3 (1.1 to 22.3)	2.8 (0.7 to 14.7)	2.1 (0.5 to 11.1)	1.7 (0.4 to 8.9)	1.4 (0.3 to 7.3)	1.1 (0.3 to 5.8)	0.9 (0.2 to 4.8)	0.7 (0.2 to 3.7)	0.5 (0.1 to 2.7)	0.3 (0.1 to 1.8)	0.2 (0 to 1.2)	0.1 (0 to 0.6)	0 (0 to 0.2)	0 (0 to 0.1)	0 (0 to 0)	408
Yellow fever	0 (0 to 0)	0 (0 to 0)	0 (0 to 0)	0 (0 to 0)	0 (0 to 0)	0 (0 to 0)	0 (0 to 0)	0 (0 to 0)	0 (0 to 0)	0 (0 to 0)	0 (0 to 0)	0 (0 to 0)	0 (0 to 0)	0 (0 to 0)	0 (0 to 0)	0 (0 to 0)	0 (0 to 0)	0 (0 to 0)	0 (0 to 0)	0 (0 to 0)	0 (0 to 0)	0 (0 to 0)	0 (0 to 0)	0
Rabies	0 (0 to 0)	0 (0 to 0)	0 (0 to 0)	0 (0 to 0)	0 (0 to 0)	0 (0 to 0)	0 (0 to 0)	0 (0 to 0)	0 (0 to 0)	0 (0 to 0)	0 (0 to 0)	0 (0 to 0)	0 (0 to 0)	0 (0 to 0)	0 (0 to 0)	0 (0 to 0)	0 (0 to 0)	0 (0 to 0)	0 (0 to 0)	0 (0 to 0)	0 (0 to 0)	0 (0 to 0)	0 (0 to 0)	0
Intestinal nematode infections	0 (0 to 0)	0 (0 to 0)	0.3 (0 to 1)	0.3 (0 to 0.8)	0.2 (0 to 0.6)	0.1 (0 to 0.4)	0.1 (0 to 0.3)	0.1 (0 to 0.3)	0.1 (0 to 0.3)	0.1 (0 to 0.3)	0.1 (0 to 0.3)	0.1 (0 to 0.3)	0.1 (0 to 0.3)	0.1 (0 to 0.3)	0.1 (0 to 0.3)	0.1 (0 to 0.3)	0.1 (0 to 0.3)	0.1 (0 to 0.3)	0.1 (0 to 0.3)	0.1 (0 to 0.3)	0.1 (0 to 0.3)	0.1 (0 to 0.3)	264
Ascariasis	0 (0 to 0)	0 (0 to 0)	0.2 (0 to 0.6)	0.6 (0 to 1.4)	1.7 (0 to 4.1)	0.7 (0 to 2.2)	0.4 (0 to 1.2)	0.3 (0 to 0.8)	0.2 (0 to 0.6)	0.1 (0 to 0.4)	0.1 (0 to 0.3)	0.1 (0 to 0.3)	0.1 (0 to 0.3)	0.1 (0 to 0.3)	0.1 (0 to 0.3)	0.1 (0 to 0.3)	0.1 (0 to 0.3)	0.1 (0 to 0.3)	0.1 (0 to 0.3)	0.1 (0 to 0.3)	0.1 (0 to 0.3)	0.1 (0 to 0.3)	9.3
Trichuriasis	0 (0 to 0)	0 (0 to 0)	0.1 (0 to 0.3)	0.7 (0 to 1.7)	7.3 (1.8 to 17.7)	6.6 (1.6 to 16.1)	2.4 (0.6 to 6.4)	1.1 (0.3 to 3)	0.7 (0.2 to 1.9)	0.5 (0.1 to 1.4)	0.4 (0.1 to 1.1)	0.3 (0.1 to 0.9)	0.3 (0.1 to 0.8)	0.2 (0 to 0.6)	0.2 (0 to 0.5)	0.1 (0 to 0.4)	0.1 (0 to 0.3)	0.1 (0 to 0.2)	0 (0 to 0.1)	0 (0 to 0.1)	0 (0 to 0.1)	0 (0 to 0.1)	424
Hookworm disease	0 (0 to 0)	0 (0 to 0)	0.1 (0 to 0.2)	0.4 (0 to 0.9)	1.1 (0.3 to 2.6)	0.4 (0.1 to 1.4)	0.2 (0 to 0.8)	0.1 (0 to 0.5)	0.1 (0 to 0.4)	0.1 (0 to 0.3)	0.1 (0 to 0.2)	0.1 (0 to 0.2)	0.1 (0 to 0.2)	0





SR Table 2b: Mato Grosso DALYS by cause and age group for females with 95% uncertainty intervals, 2019

Cause	Early Neonatal	Late Neonatal	Post Neonatal	1 to 4	5 to 9	10 to 14	15 to 19	20 to 24	25 to 29	30 to 34	35 to 39	40 to 44
All causes	10,500 (8,870 to 12,200)	2,920 (2,500 to 3,390)	6,450 (5,470 to 7,560)	13,100 (11,300 to 15,000)	7,820 (6,130 to 9,970)	12,000 (8,980 to 15,900)	17,600 (13,700 to 22,800)	21,600 (17,100 to 26,700)	24,200 (19,100 to 29,900)	26,900 (21,400 to 33,000)	30,800 (24,900 to 37,400)	31,500 (25,700 to 37,400)
Communicable, maternal, neonatal, and nutritional diseases	8,120 (6,670 to 9,670)	2,110 (1,770 to 2,520)	3,120 (2,210 to 3,930)	4,700 (3,820 to 5,710)	2,100 (1,470 to 3,090)	1,910 (1,370 to 2,800)	2,630 (1,830 to 3,790)	2,910 (2,180 to 3,960)	3,150 (2,430 to 4,190)	3,340 (2,600 to 4,470)	3,730 (2,870 to 4,960)	3,490 (2,710 to 4,600)
HIV/AIDS and sexually transmitted infections	37·3 (24·6 to 55·5)	8·8 (4·5 to 16·4)	140 (106 to 185)	103 (76 to 135)	67·6 (50 to 88·5)	76·1 (55·9 to 99·8)	143 (113 to 184)	367 (285 to 474)	595 (461 to 740)	872 (680 to 1,120)	951 (741 to 1,190)	1,120 (875 to 1,390)
HIV/AIDS	0 (0 to 0)	0 (0 to 0)	133 (99·5 to 177)	102 (74·6 to 133)	67·4 (49·8 to 88·3)	72·7 (52·8 to 96·3)	127 (98·1 to 164)	324 (247 to 421)	522 (401 to 658)	776 (586 to 999)	850 (648 to 1,070)	1,030 (795 to 1,290)
HIV/AIDS - Drug-susceptible Tuberculosis	0 (0 to 0)	0 (0 to 0)	13·3 (7·4 to 21·3)	10 (5·6 to 16)	6·3 (3·5 to 9·9)	6·7 (3·8 to 10·5)	11·9 (7·1 to 18·2)	32 (19 to 48·8)	50·6 (30·2 to 77·1)	75·2 (44·3 to 116)	81·4 (48 to 125)	98·8 (57·7 to 152)
HIV/AIDS - Multidrug-resistant Tuberculosis without extensive	0 (0 to 0)	0 (0 to 0)	1·1 (0·1 to 5·1)	0·8 (0 to 3·8)	0·5 (0 to 2·4)	0·5 (0 to 2·5)	0·9 (0·1 to 4·3)	2·4 (0·1 to 11·4)	3·8 (0·2 to 17·8)	5·6 (0·3 to 26·4)	6·1 (0·4 to 28·5)	7·4 (0·4 to 34·7)
HIV/AIDS - Extensively drug-resistant Tuberculosis	0 (0 to 0)	0 (0 to 0)	0·2 (0 to 0·8)	0·1 (0 to 0·6)	0·1 (0 to 0·4)	0·1 (0 to 0·4)	0·1 (0 to 0·7)	0·4 (0 to 1·9)	0·6 (0 to 2·9)	0·9 (0 to 4·3)	1 (0·1 to 4·7)	1·2 (0·1 to 5·7)
HIV/AIDS resulting in other diseases	0 (0 to 0)	0 (0 to 0)	118 (82·7 to 162)	90·5 (63·1 to 123)	60·6 (42·8 to 82·4)	65·5 (45·1 to 89·4)	114 (85 to 152)	290 (212 to 384)	467 (344 to 608)	694 (503 to 911)	761 (557 to 993)	918 (682 to 1,190)
Sexually transmitted infections excluding HIV	37·3 (24·6 to 55·4)	8·7 (4·5 to 16·4)	7·6 (3·2 to 14·4)	1·3 (0·6 to 2·4)	0·2 (0·1 to 0·3)	3·4 (2·3 to 4·9)	16·5 (10·5 to 25·6)	43 (25·5 to 72·9)	73·2 (39·8 to 130)	96·1 (50·2 to 173)	101 (54·9 to 182)	93·9 (48·9 to 181)
Syphilis	37·3 (24·6 to 55·4)	8·7 (4·5 to 16·4)	7·6 (3·2 to 14·4)	1·3 (0·6 to 2·4)	0·2 (0·1 to 0·3)	1 (0·6 to 1·5)	1·5 (1 to 2·2)	1 (0·6 to 1·8)	2 (1·2 to 3·1)	2·9 (1·9 to 4·4)	2·2 (1·6 to 3·1)	1·1 (0·7 to 1·6)
Chlamydial infection	0 (0 to 0)	0 (0 to 0)	0 (0 to 0)	0 (0 to 0)	0 (0 to 0)	0·5 (0·3 to 0·7)	2·3 (1·5 to 3·5)	6·1 (3·4 to 10·2)	8 (3·9 to 13·9)	9·5 (4·8 to 16·5)	10·9 (6 to 19·2)	10·3 (5·6 to 18·1)
Gonococcal infection	0 (0 to 0)	0 (0 to 0)	0 (0 to 0)	0 (0 to 0)	0 (0 to 0)	0·3 (0·2 to 0·5)	2·2 (1·5 to 3)	4·3 (3 to 6)	4·7 (3·2 to 6·8)	6 (4·2 to 8·6)	6·4 (4·5 to 8·8)	6·9 (4·6 to 9·8)
Trichomoniasis	0 (0 to 0)	0 (0 to 0)	0 (0 to 0)	0 (0 to 0)	0 (0 to 0)	0·1 (0 to 0·5)	2·5 (0·7 to 6·3)	13·1 (4·4 to 31)	27·5 (9·3 to 63·2)	33·7 (11·2 to 81·9)	33 (10·8 to 79·3)	29·9 (9·8 to 72·4)
Genital herpes	0 (0 to 0)	0 (0 to 0)	0 (0 to 0)	0 (0 to 0)	0 (0 to 0)	0·6 (0·2 to 1·6)	2·9 (0·8 to 7·5)	7·1 (2·3 to 17·7)	12·9 (4·5 to 31·1)	17·8 (5·8 to 44·1)	19·5 (6·4 to 48·1)	18·4 (6 to 45)
Other sexually transmitted infections	0 (0 to 0)	0 (0 to 0)	0 (0 to 0)	0 (0 to 0)	0 (0 to 0)	0·8 (0·6 to 1·2)	5·2 (3 to 8·7)	11·3 (6·9 to 17·7)	18 (10·4 to 29·3)	26·2 (15·9 to 41)	29·2 (17 to 47·5)	27·4 (15·6 to 45·5)
Respiratory infections and tuberculosis	105 (72·1 to 146)	134 (95·8 to 182)	876 (551 to 1,250)	1,750 (1,310 to 2,260)	421 (305 to 585)	341 (244 to 479)	363 (268 to 499)	447 (337 to 590)	431 (319 to 568)	465 (348 to 606)	520 (393 to 671)	568 (430 to 735)
Tuberculosis	0 (0 to 0)	0 (0 to 0)	15 (8·9 to 21·8)	49·6 (35·6 to 67·4)	15·5 (7·5 to 28·3)	16·5 (9·8 to 27·7)	34·7 (24 to 48·1)	85 (57·8 to 120)	90·9 (58·2 to 128)	85·7 (58·4 to 122)	97·9 (65·1 to 142)	91·1 (58·5 to 129)
Latent tuberculosis infection	0 (0 to 0)	0 (0 to 0)	0 (0 to 0)	0 (0 to 0)	0 (0 to 0)	0 (0 to 0)	0 (0 to 0)	0 (0 to 0)	0 (0 to 0)	0 (0 to 0)	0 (0 to 0)	0 (0 to 0)
Drug-susceptible tuberculosis	0 (0 to 0)	0 (0 to 0)	13·9 (8·1 to 20·7)	46·2 (31·5 to 64·2)	14·7 (6·5 to 27·8)	15·5 (8·3 to 27·1)	32·4 (20·2 to 44·9)	79·9 (51·1 to 116)	85·4 (54·2 to 123)	80·5 (49·4 to 117)	91·7 (56·9 to 136)	85·2 (52·6 to 122)
Multidrug-resistant tuberculosis without extensive drug resistar	0 (0 to 0)	0 (0 to 0)	0·9 (0 to 4·3)	2·9 (0·2 to 13·8)	0·7 (0 to 3·3)	0·9 (0·1 to 3·8)	2 (0·1 to 9·3)	4·4 (0·3 to 20·6)	4·8 (0·3 to 20·9)	4·6 (0·3 to 20·4)	5·3 (0·3 to 24·5)	5 (0·3 to 21·8)
Extensively drug-resistant tuberculosis	0 (0 to 0)	0 (0 to 0)	0·2 (0 to 0·7)	0·5 (0 to 2·3)	0·1 (0 to 0·4)	0·1 (0 to 0·6)	0·3 (0 to 1·5)	0·7 (0 to 3·4)	0·7 (0 to 3·4)	0·7 (0 to 3·4)	0·8 (0 to 4·1)	0·8 (0 to 3·9)
Lower respiratory infections	104 (71·6 to 145)	131 (93·1 to 179)	819 (502 to 1,190)	1,480 (1,070 to 1,990)	164 (116 to 222)	130 (90·2 to 179)	156 (115 to 210)	191 (131 to 269)	177 (126 to 253)	221 (154 to 311)	266 (181 to 367)	342 (234 to 478)
Upper respiratory infections	0·6 (0·4 to 1)	2·3 (1·3 to 3·6)	34·6 (20 to 55·7)	163 (96·1 to 264)	175 (91·9 to 302)	150 (74·5 to 255)	136 (66·6 to 245)	138 (73·6 to 242)	134 (71·7 to 230)	133 (69·2 to 233)	129 (62·3 to 223)	109 (56·2 to 205)
Otitis media	0·1 (0 to 0·3)	0·5 (0·2 to 1·3)	8 (4·1 to 14·3)	54·6 (29 to 95·3)	66·6 (36·3 to 112)	45·1 (24 to 79·7)	36·1 (18·3 to 65·4)	32·9 (14·2 to 64·2)	29·1 (13·6 to 54·4)	26·5 (11·7 to 51·8)	26·8 (12·3 to 50·8)	25·8 (11·9 to 48·7)
Enteric infections	4·8 (3·4 to 6·7)	27·2 (17 to 41·2)	462 (280 to 702)	787 (535 to 1,100)	321 (197 to 500)	281 (173 to 436)	219 (143 to 319)	201 (131 to 289)	210 (135 to 298)	219 (146 to 304)	224 (154 to 304)	210 (148 to 282)
Diarrheal diseases	4·8 (3·4 to 6·7)	27·2 (17 to 41·2)	458 (277 to 700)	776 (525 to 1,100)	315 (192 to 494)	277 (170 to 429)	216 (140 to 316)	199 (128 to 287)	208 (133 to 296)	217 (145 to 302)	222 (152 to 302)	208 (145 to 280)
Typhoid and paratyphoid	0 (0 to 0)	0 (0 to 0)	0·1 (0 to 0·3)	0·7 (0·2 to 1·8)	0·3 (0·1 to 0·9)	0·3 (0·1 to 0·7)	0·3 (0·1 to 0·8)	0·3 (0·1 to 0·8)	0·3 (0·1 to 0·8)	0·3 (0·1 to 0·9)	0·3 (0·1 to 0·8)	0·3 (0·1 to 0·7)
Typhoid fever	0 (0 to 0)	0 (0 to 0)	0·1 (0 to 0·3)	0·6 (0·2 to 1·5)	0·3 (0·1 to 0·8)	0·2 (0·1 to 0·6)	0·3 (0·1 to 0·8)	0·3 (0·1 to 0·7)	0·3 (0·1 to 0·7)	0·3 (0·1 to 0·8)	0·3 (0·1 to 0·7)	0·3 (0·1 to 0·6)
Paratyphoid fever	0 (0 to 0)	0 (0 to 0)	0 (0 to 0·1)	0·1 (0 to 0·3)	0 (0 to 0·1)	0 (0 to 0·1)	0 (0 to 0·1)	0 (0 to 0·1)	0 (0 to 0·1)	0 (0 to 0·1)	0 (0 to 0·1)	0 (0 to 0·1)
Invasive Non-typhoidal Salmonella (iNTS)	0 (0 to 0)	0·1 (0 to 0·1)	2·6 (1·2 to 5)	6·2 (2·7 to 11·1)	5 (1·8 to 10)	3·2 (0·9 to 7·2)	2·1 (0·5 to 5·3)	1·7 (0·2 to 4·5)	1·3 (0·2 to 3·7)	1·1 (0·2 to 3·2)	1·1 (0·2 to 2·7)	1 (0·2 to 2·4)
Other intestinal infectious diseases	0 (0 to 0)	0 (0 to 0)	0·9 (0·1 to 3·7)	3·5 (0·3 to 11·6)	0·9 (0·3 to 2·4)	0·8 (0·2 to 2·1)	0·5 (0·1 to 1·3)	0·5 (0·1 to 1·2)	0·2 (0·1 to 0·5)	0·6 (0·2 to 1·3)	0·3 (0·1 to 0·8)	0·3 (0·1 to 0·8)
Neglected tropical diseases and malaria	9 (4·4 to 14·8)	5·2 (2 to 9·1)	46·2 (20 to 82·4)	175 (67·8 to 391)	158 (64·8 to 370)	130 (65·8 to 242)	212 (115 to 346)	192 (103 to 308)	200 (111 to 316)	207 (119 to 324)	234 (139 to 361)	214 (137 to 321)
Malaria	0 (0 to 0)	0 (0 to 0·1)	0·6 (0·2 to 1·3)	2·5 (1·1 to 4·8)	4·1 (1·8 to 7·7)	3·2 (1·9 to 5·6)	7 (4·1 to 11·2)	6 (3·4 to 9·5)	5·7 (3·3 to 9·2)	5·5 (3 to 9·1)	5·8 (3·3 to 9·6)	4·4 (2·4 to 7·3)
Chagas disease	0 (0 to 0)	0 (0 to 0)	0·1 (0 to 0·5)	0·1 (0 to 0·2)	0·4 (0·2 to 0·6)	2 (1·2 to 3·4)	4·9 (1·9 to 9·8)	9·4 (4·5 to 19·2)	14·8 (7·4 to 30·7)	26·9 (13·5 to 60·9)	46·3 (24 to 104)	58·3 (28·6 to 130)
Leishmaniasis	0 (0 to 0)	0 (0 to 0)	11·4 (0·1 to 38·7)	61·2 (0·8 to 258)	47·2 (1·1 to 253)	24 (0·9 to 110)	18·3 (1 to 70·5)	16·8 (0·9 to 58)	20·4 (1 to 67·1)	21·8 (1 to 68·4)	21 (1·5 to 60·2)	17·2 (1·3 to 44·6)
Visceral leishmaniasis	0 (0 to 0)	0 (0 to 0)	11·3 (0 to 38·6)	59 (0·1 to 256)	42·7 (0·1 to 243)	19·5 (0 to 106)	14·1 (0 to 66·2)	12·4 (0 to 54·1)	15·9 (0 to 63·1)	17·1 (0 to 63·3)	16 (0 to 53·8)	12·1 (0 to 39)
Cutaneous and mucocutaneous leishmaniasis	0 (0 to 0)	0 (0 to 0)	0·1 (0 to 0·4)	2·2 (0 to 6·5)	4·5 (0·4 to 12·7)	4·5 (0·4 to 13·1)	4·2 (0·4 to 12·2)	4·3 (0 to 13·2)	4·6 (0·5 to 13·2)	4·7 (0·5 to 12·8)	5·1 (0·5 to 14·9)	5 (0·4 to 14·7)
African trypanosomiasis	0 (0 to 0)	0 (0 to 0)	0 (0 to 0)	0 (0 to 0)	0 (0 to 0)	0 (0 to 0)	0 (0 to 0)	0 (0 to 0)	0 (0 to 0)	0 (0 to 0)	0 (0 to 0)	0 (0 to 0)
Schistosomiasis	0 (0 to 0)	0 (0 to 0)	0 (0 to 0)	0 (0 to 0)	0 (0 to 0)	0 (0 to 0)	0 (0 to 0)	0 (0 to 0)	0 (0 to 0)	0 (0 to 0)	0 (0 to 0)	0 (0 to 0)
Cysticercosis	0 (0 to 0)	0 (0 to 0)	0 (0 to 0)	0·2 (0 to 0·6)	0·5 (0 to 1·8)	1·9 (0·3 to 4·6)	8·4 (0 to 22·3)	22·8 (5·4 to 58·6)	35·3 (8·6 to 79·9)	39·4 (10·9 to 89·5)	44 (13·8 to 93·8)	47·1 (13·1 to 101)
Cystic echinococcosis	0 (0 to 0)	0 (0 to 0)	0 (0 to 0)	0·1 (0 to 0·3)	0·1 (0 to 0·2)	0·1 (0 to 0·2)	0·1 (0 to 0·2)	0·1 (0 to 0·2)	0·1 (0 to 0·2)	0·1 (0 to 0·3)	0·1 (0 to 0·4)	0·1 (0 to 0·4)
Lymphatic filariasis	0 (0 to 0)	0 (0 to 0)	0 (0 to 0)	0 (0 to 0)	0 (0 to 0)	0 (0 to 0)	0 (0 to 0)	0 (0 to 0)	0 (0 to 0)	0 (0 to 0)	0 (0 to 0)	0 (0 to 0)
Onchocerciasis	0 (0 to 0)	0 (0 to 0)	0 (0 to 0)	0 (0 to 0)	0 (0 to 0)	0 (0 to 0)	0 (0 to 0)	0 (0 to 0)	0 (0 to 0)	0 (0 to 0)	0 (0 to 0)	0 (0 to 0)
Trachoma	0 (0 to 0)	0 (0 to 0)	0 (0 to 0)	0 (0 to 0)	0 (0 to 0)	0 (0 to 0)	0 (0 to 0)	0 (0 to 0)	0 (0 to 0)	0 (0 to 0)	0 (0 to 0)	0 (0 to 0)
Dengue	0 (0 to 0)	0·1 (0 to 0·4)	8 (2·6 to 17·6)	44·5 (13·3 to 96·2)	36·7 (12·4 to 72·4)	38·2 (16·5 to 77·6)	42·3 (16·4 to 94·6)	43·4 (17·9 to 89·3)	48·7 (19·9 to 110)	43·6 (16·1 to 95)	50·2 (19·1 to 106)	44·7 (18·5 to 100)
Yellow fever	0 (0 to 0)	0 (0 to 0)	0 (0 to 0·1)	0·1 (0 to 0·5)	0·2 (0 to 1·3)	0·2 (0 to 1·2)	0·2 (0 to 1)	0·2 (0 to 1)	0·2 (0 to 0·9)	0·1 (0 to 0·9)	0·1 (0 to 0·8)	0·1 (0 to 0·6)
Rabies	0 (0 to 0)	0 (0 to 0)	0 (0 to 0)	0·1 (0 to 0·2)	0·1 (0 to 0·2)	0·1 (0 to 0·2)	0 (0 to 0·1)	0 (0 to 0·1)	0 (0 to 0·1)	0 (0 to 0·1)	0 (0 to 0·1)	0 (0 to 0·1)
Intestinal nematode infections	0 (0 to 0)	0 (0 to 0)	0·5 (0·1 to 1·2)	8·5 (3·2 to 16·7)	22·9 (11·2 to 41·6)	20·2 (9·2 to 36·5)	97·7 (40·7 to 193)	67·9 (23·7 to 134)	49·6 (15·6 to 105)	42·3 (14·1 to 96·2)	26·9 (10·5 to 52·2)	8·8 (4·3 to 15·7)
Ascariasis	0 (0 to 0)	0 (0 to 0)	0·2 (0 to 1)	2·5 (0·1 to 9·3)	2·2 (0·4 to 5·6)	1·2 (0·2 to 2·9)	0·8 (0·1 to 2)	0·7 (0·1 to 1·8)	0·7 (0·1 to 2)	0·7 (0·1 to 1·9)	0·7 (0·1 to 1·9)	0·6 (0·1 to 1·6)
Trichuriasis	0 (0 to 0)	0 (0 to 0)	0·1 (0 to 0·2)	2·3 (0·7 to 5·1)	9·8 (3·7 to 20·9)	7·8 (2·8 to 17·4)	6·5 (2·2 to 14)	6·8 (2·4 to 14·9)	5·3 (1·8 to 11·6)	4 (1·3 to 9·4)	3·2 (1 to 7·4)	2·3 (0·7 to 5·5)
Hookworm disease	0 (0 to 0)	0 (0 to 0)	0·2 (0 to 0·3)	3·7 (1·3 to 8·1)	10·9 (4·3 to 22·1)	11·2 (4·3 to 22·7)	90·3 (35·2 to 185)	60·4 (17·5 to 127)	43·6 (11·2 to 98·6)	37·6 (10·5 to 90·4)	23 (8·2 to 47·1)	5·9 (2·4 to 11·1)
Food-borne trematodiases	0 (0 to 0)	0 (0 to 0)	0 (0 to 0)	0 (0 to 0)	0 (0 to 0)	0 (0 to 0)	0 (0 to 0)	0 (0 to 0)	0 (0 to 0)	0 (0 to 0)	0 (0 to 0)	0 (0 to 0)
Leprosy	0 (0 to 0)	0 (0 to 0)	0 (0 to 0)	0 (0 to 0)	0 (0 to 0)	0 (0 to 0)	0·2 (0·1 to 0·3)	0·4 (0·2 to 0·5)	0·5 (0·3 to 0·8)	0·8 (0·5 to 1·2)	1 (0·6 to 1·5)	1·1 (0·1 to 3·1)
Ebola	0 (0 to 0)	0 (0 to 0)	0 (0 to 0)	0 (0 to 0)	0 (0 to 0)	0 (0 to 0)	0 (0 to 0)	0 (0 to 0)	0 (0 to 0)	0 (0 to 0)	0 (0 to 0)	0 (0 to 0)
Zika virus	0 (0 to 0)	0 (0 to 0)	0 (0 to 0·1)	0·1 (0 to 0·3)	0·2 (0 to 0·4)	0·2 (0 to 0·5)	0·2 (0 to 0·5)	0·2 (0 to 0·6)	0·2 (0 to 0·6)	0·2 (0 to 0·7)	0·2 (0 to 0·6)	0·2 (0 to 0·5)
Guinea worm disease	0 (0 to 0)	0 (0 to 0)	0 (0 to 0)	0 (0 to 0)	0 (0 to 0)	0 (0 to 0)	0 (0 to 0)	0 (0 to 0)	0 (0 to 0)	0 (0 to 0)	0 (0 to 0)	0 (0 to 0)
Other neglected tropical diseases	9 (4·4 to 14·8)	5 (1·8 to 8·8)	25·6 (10·5 to 48·8)	58·2 (21 to 115)	45·7 (11·2 to 116)	39·9 (8·5 to 106)	32·8 (8·7 to 75·5)	24·9 (5·3 to 58·9)	24·3 (4·9 to 58·6)	26·3 (6·4 to 63·4)	38·5 (11·8 to 82·5)	32·4 (8·7 to 70·9)
Other infectious diseases	21·8 (13·8 to 37)	26·5 (18·9 to 37·7)	192 (129 to 283)	398 (295 to 525)	142 (107 to 196)	123 (92·5 to 172)	120 (86·6 to 169)	110 (79·8 to 152)	112 (78·8 to 155)	112 (78·6 to 158)	132 (94·2 to 184)	116 (84·3 to 163)
Meningitis	2·5 (1·7 to 3·6)	8·6 (5·5 to 12·7)	81·3 (47·9 to 125)	233 (155 to 327)	58·5 (43·8 to 77)	51·7 (37·3 to 68·8)	45·5 (33·9 to 61·1)	40·6 (28·3 to 57·7)	36·9 (24·7 to 53·5)	34·7 (23·9 to 49·9)	37·7 (25·5 to 52·6)	35·8 (24 to 49·9)
Encephalitis	1·1 (0·5 to 2·9)	1·2 (0·5 to 3·6)	9·9 (4·1 to 26·5)	27·3 (16·8 to 42·9)	9·6 (5·7 to 16·9)	7·1 (4·7 to 10·9)	6·2 (4·5 to 8·7)	6·8 (4·9 to 9·7)	7 (5·1 to 9·8)	6·8 (4·9 to 9·5)	7 (5·3 to 9·4)	6·3 (4·7 to 8·3)
Diphtheria	0 (0 to 0)	0 (0 to 0)	0·1 (0 to 0·3)	0·5 (0·1 to 1·4)	0·4 (0·1 to 1)	0·1 (0 to 0·3)	0 (0 to 0)	0 (0 to 0)	0 (0 to 0)	0 (0 to 0)	0 (0 to 0)	0 (0 to 0)
Tetanus	1 (0·4 to 1·8)	2·2 (0·9 to 4·8)	0·2 (0·1 to 0·5)	0·8 (0·3 to 1·9)	0·7 (0·3 to 1·6)	1 (0·3 to 2·3)	0·6 (0·2 to 1·3)	0·6 (0·2 to 1·3)	0·7 (0·3 to 1·5)	0·7 (0·3 to 1·6)	1 (0·3 to 2·5)	1 (0·4 to 2·4)
Measles	0 (0 to 0)	0 (0 to 0)	0·1 (0 to 0·2)	0·2 (0·1 to 0·4)	0 (0 to 0·1)	0 (0 to 0)	0 (0 to 0)	0 (0 to 0)	0 (0 to 0)	0 (0 to 0)	0 (0 to 0)	0 (0 to 0)
Varicella and herpes zoster	0·7 (0·3 to 1·3)	1·6 (0·8 to 2·7)	17·4 (6 to 40·7)	68·2 (25·1 to 118)	14·6 (6 to 25·8)	6·3 (2·7 to 10·8)	4·1 (2 to 7)	4·5 (2·2 to 8)	5·6 (3 to 9·7)	5·5 (2·7 to 9·9)	5·1 (2·4 to 9·3)	5 (2·3 to 9)
Acute hepatitis	0 (0 to 0)	0 (0 to 0)	3·5 (1·4 to 6·8)	10·9 (6·2 to 18·2)	12 (6·8 to 18·8)	13·6 (8·5 to 20·6)	12·2 (7·6 to 19·1)	13·4 (8·8 to 20)	15·1 (9·7 to 22·4)	15·9 (9·7 to 26·1)	16·6 (10·3 to 25·9)	13·6 (8·2 to 22·2)
Acute hepatitis A	0 (0 to 0)	0 (0 to 0)	0·9 (0·1 to 2·4)	6·8 (3 to 11·6)	9·5 (4·7 to 16)	11·3 (6·6 to 18·2)	9·9 (5·7 to 16·3)	10 (5·9 to 15·6)	8 (4·3 to 13)	6·9 (3·7 to 11·3)	6·1 (3·2 to 9·9)	4·4 (2·3 to 7·7)
Acute hepatitis B	0 (0 to 0)	0 (0 to 0)	1·9 (0·5 to 4·2)	2·2 (0·6 to 5·2)	1·6 (0·6 to 3·1)	1·4 (0·6 to 2·8)	1·6 (0·6 to 3·1)	2·5 (1·3 to 4·5)	6·3 (3·1 to 11·2)	8·1 (3·5 to 16·2)	9·4 (4·4 to 17·2)	8·1 (3·6 to 15·9)
Acute hepatitis C	0 (0 to 0)	0 (0 to 0)	0·2 (0·1 to 0·4)	1·3 (0·4 to 3·4)	0·4 (0·2 to 0·9)	0·4 (0·2 to 0·9)	0·4 (0·2 to 0·8)	0·5 (0·2 to 1·2)	0·5 (0·2 to 1)	0·5 (0·2 to 1·1)	0·6 (0·3 to 1·4)	0·6 (0·3 to 1·4)
Acute hepatitis E	0 (0 to 0)	0 (0 to 0)	0·5 (0·1 to 1·3)	0·7 (0·2 to 1·4)	0·4 (0·2 to 0·6)	0·5 (0·3 to 0·8)	0·3 (0·2 to 0·6)	0·4 (0·2 to 0·6)	0·4 (0·2 to 0·7)	0·4 (0·2 to 0·8)	0·5 (0·2 to 0·8)	0·4 (0·2 to 0·6)
Other unspecified infectious diseases	16·5 (9·3 to 30·6)	13 (7·8 to 20·9)	57·8 (32·3 to 105)	51·6 (28 to 84·4)	45·3 (20·7 to 93·7)	42·7 (20·6 to 87·4)	51·4 (25·5 to 94·3)	44·4 (22·5 to 78·3)	46·2 (24·2 to 81·1)	48·7 (26 to 89·1)	64·2 (35 to 109)	54 (29 to 94·7)
Maternal and neonatal disorders	7,940 (6,510 to 9,460)	1,890 (1,580 to 2,270)	1,010 (645 to 1,420)	693 (536 to 875)	485 (358 to 652)	518 (380 to 677)	834 (666 to 1,020)	1,050 (853 to 1,300)	1,050 (856 to 1,270)	892 (715 to 1,090)	805 (640 to 978)	551 (430 to 694)
Maternal disorders	0 (0 to 0)	0 (0 to 0)	0 (0 to 0)	0 (0 to 0)	0 (0 to 0)	20·3 (16·7 to 24·4)	361 (275 to 469)	559 (425 to 711)	555 (429 to 717)	402 (298 to 520)	337 (251 to 447)	146 (104 to 202)
Maternal hemorrhage	0 (0 to 0)	0 (0 to 0)	0 (0 to 0)	0 (0 to 0)	0 (0 to 0)	1·7 (0·9 to 2·8)	55·7 (30·4 to 89·4)	86·1 (47·9 to 142)	95·1 (55·7 to 149)	69·3 (37·1 to 115)	56·2 (29·8 to 96·5)	24·6 (12·5 to 44·2)
Maternal sepsis and other maternal infections	0 (0 to 0)	0 (0 to 0)	0 (0 to 0)	0 (0 to 0)	0 (0 to 0)	2 (1·1 to 3·3)	34·2 (19 to 57·7)	52·6 (29·3 to 87·4)	47·3 (26·5 to 80·3)	28·9 (14·7 to 50·8)	23·3 (11·7 to 40·7)	10 (4·5 to 18·1)
Maternal hypertensive disorders	0 (0 to 0)	0 (0 to 0)	0 (0 to 0)	0 (0 to 0)	0 (0 to 0)	5·2 (3·7 to 7)	77·9 (50·6 to 110)	93·9 (62 to 136)	105 (70·6 to 152)	73·6 (48·8 to 108)	59·3 (39·2 to 86·5)	26 (15·5 to 40)
Maternal obstructed labor and uterine rupture	0 (0 to 0)	0 (0 to 0)	0 (0 to 0)	0 (0 to 0)	0 (0 to 0)	0·2 (0·1 to 0·3)	2·9 (1·5 to 5·7)	5 (2·3 to 9·9)	5·7 (2·6 to 11·7)	4·6 (1·8 to 9·8)	4·4 (1·6 to 9·4)	2 (0·7 to 4·5)
Maternal abortion and miscarriage	0 (0 to 0)	0 (0 to 0)	0 (0 to 0)	0 (0 to 0)	0 (0 to 0)	1·2 (0·6 to 2·4)	17·7 (8 to 34·3)	27·5 (11·9 to 55·8)	25 (11·3 to 46·9)	18·1 (7·5 to 38·7)	16·5 (7 to 35·6)	9·9 (3·7 to 20·5)
Ectopic pregnancy	0 (0 to 0)	0 (0 to 0)	0 (0 to 0)	0 (0 to 0)	0 (0 to 0)	0·3 (0·2 to 0·5)	6·4 (3·3 to 11·1)	11·6 (5·9 to 20·3)	12·2 (6·6 to 21)	9 (4·6 to 16·1)	6·9 (3·5 to 12)	2·7 (1·4 to 4·7)
Indirect maternal deaths	--	--	--	--	--	4·4 (2·5 to 6·8)	74·3 (40·5 to 119)	129 (71·1 to 204)	120 (66·9 to 190)	91·6 (49·7 to 154)	80·2 (43·8 to 133)	33·2 (16·8 to 56·2)
Late maternal deaths	--	--	--	--	--	1·2 (0·6 to 2·1)	24·1 (11·7 to 46·7)	40·7 (21·4 to 72·6)	37·4 (20·3 to 63·8)	25 (12·2 to 44·4)	17·5 (9·1 to 31·7)	5·4 (2·3 to 11·3)
Maternal deaths aggravated by HIV/AIDS	--	--	--	--	--	0 (0 to 0)	0·3 (0·1 to 0·5)	0·8 (0·4 to 1·3)	1·1 (0·5 to 1·9)	1·1 (0·5 to 1·8)	1 (0·5 to 1·7)	0·5 (0·3 to 0·9)
Neonatal disorders	7,940 (6,510 to 9,460)	1,890 (1,580 to 2,270)	1,010 (645 to 1,420)	693 (536 to 875)	485 (358 to 652)	497 (359 to 658)	473 (344 to 635)	496 (359 to 670)	499 (354 to 661)	490 (360 to 660)	468 (342 to 612)	405 (293 to 541)
Neonatal preterm birth	3,200 (2,540 to 3,980)	506 (372 to 664)	289 (172 to 440)	218 (161 to 286)	251 (174 to 349)	257 (182 to 354)	242 (171 to 327)	251 (176 to 347)	253 (176 to 348)	247 (177 to 338)	234 (163 to 318)	199 (141 to 275)
Neonatal encephalopathy due to birth asphyxia and trauma	1,780 (1,360 to 2,310)	214 (144 to 303)	178 (96·1 to 292)	152 (102 to 216)	74 (39·2 to 120)	75·5 (39 to 124)	73·1 (37·3 to 125)	76·2 (37 to 134)	77·2 (41·1 to 126)	76·1 (38 to 124)	72·8 (36·7 to 121)	63·6 (33·4 to 101)
Neonatal sepsis and other neonatal infections	1,130 (836 to 1,500)	748 (562 to 955)	318 (185 to 486)	106 (58 to 169)	138 (73·5 to 227)	142 (75·7 to 229)	136 (72·3 to 225)	145 (77·6 to 239)	146 (77·5 to 236)	144 (77·6 to 238)	139 (76·2 to 229)	122 (67 to 195)
Hemolytic disease and other neonatal jaundice	46 (28·3 to 70·6)	17·3 (9·2 to 32·2)	7 (4 to 11·4)	17·9 (11·4 to 25·5)	21·5 (15·8 to 27·9)	22·4 (16·6 to 28·8)	22 (16·4 to 28·3)	23·2 (17·2 to 29·8)	23·7 (17·7 to 30·6)	23·5 (17·5 to 30·6)	22·7 (16·8 to 29·4)	20 (14·8 to 26·1)
Other neonatal disorders	1,790 (1,300 to 2,400)	409 (306 to 527)	223 (139 to 320)	200 (151 to 253)	0 (0 to 0)	0 (0 to 0)	0 (0 to 0)	0 (0 to 0)	0 (0 to 0)	0 (0 to 0)	0 (0 to 0)	0 (0 to 0)
Nutritional deficiencies	0·8 (0·5 to 1·3)	18·3 (8·2 to 33·3)	384 (233 to 579)	795 (491 to 1,280)	501 (135 to 1,240)	437 (106 to 1,120)	734 (190 to 1,630)	540 (119 to 1,310)	548 (113 to 1,300)	572 (129 to 1,380)	865 (257 to 1,840)	712 (202 to 1,580)
Protein-energy malnutrition	0·7 (0·4 to 1·1)	2·1 (1·2 to 3·3)	221 (135 to 333)	432 (290 to 599)	37·5 (24·4 to 54)	33·6 (21·8 to 47·9)	28·4 (18 to 41·1)	31·8 (20·7 to 46·1)	33·7 (21·7 to 48·3)	39·9 (27·4 to 55·3)	49·4 (34·2 to 68·9)	49·9 (35·1 to 67·8)
Iodine deficiency	0 (0 to 0)	0 (0 to 0)	0 (0 to 0)	0·1 (0 to 0·2)	0·5 (0·1 to 1·2)	1·3 (0·4 to 3)	1·8 (0·6 to 3·9)	2·2 (0·9 to 4·8)	2·4 (0·9 to 5·3)	2·6 (1 to 5·7)	2·5 (1 to 5·3)	2·3 (0·9 to 4·9)
Vitamin A deficiency	0·1 (0 to 0·3)	2·2 (0·5 to 5·5)	6·4 (2·3 to 14)	25·4 (11·4 to 51·4)	33·9 (12·5 to 71·6)	26·3 (9·1 to 61·2)	6·9 (2·3 to 14·5)	5·4 (1·4 to 12·3)	4·8 (2·2 to 8·9)	4 (1·8 to 7·3)	3·4 (1·6 to 6)	2·7 (1·4 to 4·9)
Dietary iron deficiency	0 (0 to 0·2)	14 (5·2 to 26·9)	150 (42·7 to 314)	325 (69·6 to 767)	425 (77·1 to 1,160)	372 (57·2 to 1,030)	689 (140 to 1,580)	491 (69·9 to 1,260)	494 (60·1 to 1,240)	516 (70·8 to 1,320)	799 (202 to 1,770)	647 (137 to 1,500)
Other nutritional deficiencies	0 (0 to 0)	0 (0 to 0)	6·6 (3·3 to 12·4)	13·1 (5·7 to 26·3)	4 (1·9 to 7·3)	4·5 (2 to 7·8)	7·6 (3·6 to 13·1)	9·4 (4·8 to 16·3)	13·1 (6·8 to 22·4)	9·8 (5·4 to 16)	10·9 (6·2 to 17·6)	10·4 (5·7 to 16·7)
Non-communicable diseases	2,350 (1,690 to 3,420)	754 (580 to 957)	2,870 (2,210 to 3,950)	5,670 (4,720 to 6,760)	4,730 (3,510 to 6,200)	8,780 (6,040 to 12,400)	12,400 (8,920 to 17,000)	15,400 (11,400 to 20,000)	18,100 (13,700 to 23,100)	20,800 (16,000 to 26,300)	24,200 (19,100 to 29,600)	25,500 (20,600 to 30,800)
Neoplasms	7·8 (5·5 to 10·4)	5·1 (4 to 6·5)	64·2 (35·9 to 96·1)	883 (692 to 1,110)	404 (317 to 505)	420 (350 to 509)	471 (393 to 563)	661 (543 to 797)	943 (760 to 1,150)	1,510 (1,230 to 1,840)	2,360 (1,930 to 2,850)	3,240 (2,650 to 3,890)
Lip and oral cavity cancer	0 (0 to 0)	0 (0 to 0)	0 (0 to 0)	0 (0 to 0)	1·1 (0·8 to 1·6)	2·1 (1·2 to 3·6)	2·4 (1·6 to 3·5)	4·4 (2·8 to 6·7)	6·3 (3·9 to 9·5)	8·9 (5·5 to 13·1)	17·4 (11·6 to 25·1)	25·5 (16·8 to 37·8)
Nasopharynx cancer	0 (0 to 0)	0 (0 to 0)	0 (0 to 0)	0 (0 to 0)	1·1 (0·8 to 1·8)	1·6 (0·9 to 2·7)	2·8 (1·8 to 4·3)	3·4 (1·9 to 5·5)	2·7 (1·7 to 4)	2·9 (1·9 to 4·5)	4·7 (3 to 7·1)	6 (3·7 to 8·8)
Other pharynx cancer	0 (0 to 0)	0 (0 to 0)	0 (0 to 0)	0 (0 to 0)	0 (0 to 0)	0 (0 to 0)	0 (0 to 0)	2·2 (1·1 to 3·7)	2·3 (1·3 to 3·7)	3·6 (2·2 to 5·6)	6·7 (3·8 to 10·8)	12·9 (7·8 to 20·6)
Esophageal cancer	0 (0 to 0)	0 (0 to 0)	0 (0 to 0)	0 (0 to 0)	0 (0 to 0)	0 (0 to 0)	0 (0 to 0)	2·7 (1·7 to 4)	5 (3·1 to 7·4)	7·2 (4·3 to 11)	18 (11·8 to 26)	36·6 (23·3 to 53·8)
Stomach cancer	0 (0 to 0)	0 (0 to 0)	0 (0 to 0)	0 (0 to 0)	0 (0 to 0)	0 (0 to 0)	7·5 (5·2 to 10·5)	22·7 (16 to 31·2)	43·2 (29·5 to 63·2)	77 (50·9 to 108)	129 (87·8 to 184)	171 (121 to 230)
Colon and rectum cancer	0 (0 to 0)	0 (0 to 0)	0 (0 to 0)	0 (0 to 0)	1·6 (1·1 to 2·2)	5 (3·3 to 7·4)	11·5 (7·6 to 16)	31·2 (20 to 46·7)	55·4 (36·6 to 80)	96·8 (65·1 to 140)	166 (116 to 227)	229 (159 to 312)
Liver cancer	0·2 (0·1 to 0·4)	0·1 (0·1 to 0·2)	2·3 (1·2 to 3·6)	14·6 (6·4 to 24·1)	5·4 (3·8 to 7·3)	5·3 (3·9 to 7)	3·9 (2 to 6·6)	5·4 (3·1 to 8·7)	7·4 (4·5 to 11·4)	10·2 (6·1 to 16·1)	16·8 (9·9 to 26·7)	26·1 (16·1 to 40·7)
Liver cancer due to hepatitis B	0 (0 to 0)	0 (0 to 0)	0 (0 to 0)	0 (0 to 0)	0 (0 to 0)	0·5 (0·2 to 0·8)	1 (0·5 to 1·7)	1·8 (1·1 to 3)	3 (1·7 to 5)	4·1 (2·3 to 6·9)	6 (3·2 to 10)	7·9 (4·5 to 12·7)
Liver cancer due to hepatitis C	0 (0 to 0)	0 (0 to 0)	0 (0 to 0)	0 (0 to 0)	0 (0 to 0)	0 (0 to 0·1)	0·1 (0 to 0·2)	0·4 (0·2 to 0·6)	0·8 (0·4 to 1·4)	1·6 (0·9 to 2·7)	3·7 (1·9 to 6·4)	7·3 (4·2 to 11·7)
Liver cancer due to alcohol use	0 (0 to 0)	0 (0 to 0)	0 (0 to 0)	0 (0 to 0)	0 (0 to 0)	0 (0 to 0)	0·1 (0 to 0·2)	0·3 (0·2 to 0·6)	0·8 (0·4 to 1·4)	1·5 (0·8 to 2·6)	3·2 (1·6 to 5·5)	5·6 (3·2 to 9·4)
Liver cancer due to NASH	0 (0 to 0)	0 (0 to 0)	0 (0 to 0)	0 (0 to 0)	0 (0 to 0)	0 (0 to 0)	1·1 (0·5 to 1·9)	1·1 (0·6 to 1·9)	1·1 (0·6 to 1·8)	1·2 (0·6 to 2)	1·6 (0·8 to 2·7)	2·3 (1·3 to 3·8)
Liver cancer due to other causes	0·2 (0·1 to 0·4)	0·1 (0·1 to 0·2)	2·3 (1·2 to 3·6)	14·6 (6·4 to 24·1)	5·4 (3·8 to 7·3)	4·8 (3·6 to 6·2)	1·7 (0·8 to 2·9)	1·8 (1 to 2·9)	1·7 (1 to 3)	1·8 (1 to 3)	2·4 (1·2 to 4·1)	3 (1·7 to 5)
Gallbladder and biliary tract cancer	0 (0 to 0)	0 (0 to 0)	0 (0 to 0)	0 (0 to 0)	0 (0 to 0)	0 (0 to 0)	0 (0 to 0)	2·4 (1·6 to 3·6)	4·9 (3·1 to 7·7)	11·8 (7·5 to 18)	24·5 (15·1 to 37·5)	42·7 (29 to 62·9)
Pancreatic cancer	0 (0 to 0)	0 (0 to 0)	0 (0 to 0)	0 (0 to 0)	0 (0 to 0)	0 (0 to 0)	2·7 (1·8 to 3·8)	6 (3·5 to 9·4)	9·5 (5·8 to 15·1)	22·5 (14 to 33)	45·2 (31·6 to 63·6)	75·4 (53·3 to 103)
Larynx cancer	0 (0 to 0)	0 (0 to 0)	0 (0 to 0)	0 (0 to 0)	0 (0 to 0)	0 (0 to 0)	0 (0 to 0)	2·2 (1·4 to 3·4)	2·8 (1·9 to 4·3)	3·1 (1·8 to 5·2)	7·4 (4·1 to 12·8)	13·1 (7·8 to 20·5)
Tracheal, bronchus, and lung cancer	0 (0 to 0)	0 (0 to 0)	0 (0 to 0)	0 (0 to 0)	0 (0 to 0)	3·4 (1·7 to 6)	15·4 (9·1 to 24·7)	25·7 (14·5 to 43·9)	35·8 (22·2 to 54)	71·4 (48·4 to 102)	131 (90·9 to 189)	205 (145 to 292)
Malignant skin melanoma	0 (0 to 0·1)	0 (0 to 0·1)	1 (0·1 to 2·9)	3·4 (0·6 to 9·3)	1·1 (0·8 to 1·7)	1·9 (1·1 to 3·3)	3·4 (1·8 to 5·8)	8·2 (4·8 to 14·8)	13·9 (8·3 to 25·7)	20·6 (12·6 to 39·2)	29·8 (17·9 to 57)	34·5 (21·3 to 62·6)
Non-melanoma skin cancer	0 (0 to 0)	0 (0 to 0)	0 (0 to 0)	0 (0 to 0)	0 (0 to 0)	0 (0 to 0)	0 (0 to 0)	4·4 (2·8 to 6·4)	7·2 (4·6 to 10·6)	8·9 (5·8 to 12·7)	14·8 (9·6 to 22)	19·2 (12·4 to 28·2)
Non-melanoma skin cancer (squamous-cell carcinoma)	0 (0 to 0)	0 (0 to 0)	0 (0 to 0)	0 (0 to 0)	0 (0 to 0)	0 (0 to 0)	0 (0 to 0)	4·4 (2·8 to 6·4)	7·2 (4·6 to 10·6)	8·9 (5·8 to 12·6)	14·8 (9·6 to 21·9)	19·2 (12·4 to 28·2)
Non-melanoma skin cancer (basal-cell carcinoma)	0 (0 to 0)	0 (0 to 0)	0 (0 to 0)	0 (0 to 0)	0 (0 to 0)	0 (0 to 0)	0 (0 to 0)	0 (0 to 0)	0 (0 to 0)	0 (0 to 0)	0 (0 to 0·1)	0 (0 to 0·1)
Breast cancer	0 (0 to 0)	0 (0 to 0)	0 (0 to 0)	0 (0 to 0)	0 (0 to 0)	0 (0 to 0)	10·9 (6·7 to 17·3)	31·7 (22 to 45·5)	95·9 (67·1 to 136)	289 (201 to 399)	571 (421 to 774)	854 (634 to 1,130)
Cervical cancer	0 (0 to 0)	0 (0 to 0)	0 (0 to 0)	0 (0 to 0)	0 (0 to 0)	0 (0 to 0)	15·2 (8·5 to 25·1)	62·2 (35·7 to 99·9)	177 (111 to 275)	370 (239 to 530)	521 (349 to 745)	689 (475 to 946)
Uterine cancer	0 (0 to 0)	0 (0 to 0)	0 (0 to 0)	0 (0 to 0)	0 (0 to 0)	0 (0 to 0)	0 (0 to 0)	3·6 (2·3 to 5·3)	9·7 (5·7 to 15·8)	8·8 (5·4 to 14)	18·4 (11·6 to 27·1)	29·8 (18·9 to 43)
Ovarian cancer	0 (0 to 0)	0 (0 to 0)	0 (0 to 0)	0 (0 to 0)	5·2 (2·2 to 8·5)	12·8 (7·7 to 20·1)	26·7 (15·6 to 41·6)	38·5 (24·2 to 56·7)	49 (32·9 to 71·2)	68 (45·3 to 99)	107 (74 to 148)	147 (98·2 to 212)
Prostate cancer	0 (0 to 0)	0 (0 to 0)	0 (0 to 0)	0 (0 to 0)	0 (0 to 0)	0 (0 to 0)	0 (0 to 0)	0 (0 to 0)	0 (0 to 0)	0 (0 to 0)	0 (0 to 0)	0 (0 to 0)
Testicular cancer	--	--	--	--	--	--	--	--	--	--	--	--
Kidney cancer	0·6 (0·5 to 0·9)	0·3 (0·2 to 0·4)	4 (1·8 to 7·5)	58·4 (37·5 to 82·7)	22·5 (12·8 to 36·8)	7·6 (4·4 to 12·3)	5·7 (2·8 to 10·3)	8·1 (4·4 to 13·3)	10·5 (6·5 to 16·5)	14·2 (8·7 to 22·9)	20·2 (12·4 to 30·7)	26·9 (16·8 to 40·8)
Bladder cancer	0 (0 to 0)	0 (0 to 0)	0 (0 to 0)	0 (0 to 0)	0 (0 to 0)	0 (0 to 0)	1·2 (0·9 to 1·8)	1·6 (1·1 to 2·3)	2·5 (1·5 to 4·1)	5·1 (3·1 to 7·7)	10 (6·3 to 15·4)	16 (10·5 to 22·4)
Brain and central nervous system cancer	2 (0·9 to 3·4)	1·2 (0·6 to 1·9)	19·2 (6·1 to 43·6)	245 (130 to 396)	135 (72·8 to 209)	103 (63·8 to 150)	75·8 (45·7 to 110)	84·5 (54·3 to 122)	98·3 (63·8 to 144)	112 (71·5 to 163)	150 (90·7 to 219)	178 (102 to 263)
Thyroid cancer	0 (0 to 0)	0 (0 to 0)	0 (0 to 0)	0 (0 to 0)	1·1 (0·8 to 1·4)	1·3 (0·9 to 2·1)	1·6 (1 to 2·7)	2·5 (1·2 to 5·1)	3·4 (1·5 to 7)	5·2 (2·4 to 9·4)	8·9 (4·6 to 14·9)	12·7 (7·1 to 21·2)
Mesothelioma	0 (0 to 0)	0 (0 to 0)	0 (0 to 0)	0 (0 to 0)	0 (0 to 0)	0 (0 to 0)	0 (0 to 0)	4·3 (2·5 to 6·5)	6·5 (3·5 to 10·3)	8·1 (4·7 to 12·5)	11·6 (7 to 18)	16·8 (9·7 to 24·7)
Hodgkin lymphoma	0 (0 to 0)	0 (0 to 0)	0 (0 to 0)	1·4 (0·7 to 2·7)	2·4 (0·9 to 4·6)	4·9 (1·9 to 9·1)	11·1 (5·6 to 18·7)	18·9 (10·9 to 30·9)	21·7 (12·5 to 36)	18·4 (9·9 to 32·1)	14·7 (8·3 to 26·1)	11·1 (6 to 20·1)
Non-Hodgkin lymphoma	0 (0 to 0)	0 (0 to 0)	0 (0 to 0)	43·5 (30·4 to 58·4)	18·2 (12 to 25·9)	19·6 (14·3 to 26·4)	27·4 (20 to 36·6)	38·7 (26·7 to 53)	43·2 (30·4 to 60·1)	41·6 (29·4 to 57·7)	50·4 (36·9 to 66·1)	55·5 (39·9 to 75·4)
Multiple myeloma	0 (0 to 0)	0 (0 to 0)	0 (0 to 0)	0 (0 to 0)	0 (0 to 0)	0 (0 to 0)	0 (0 to 0)	1·4 (0·9 to 2·2)	1·9 (1·2 to 3·1)	5·2 (2·9 to 8·8)	11·6 (6·7 to 19)	22·2 (13·6 to 35·1)
Leukemia	1·3 (0·9 to 1·8)	1·2 (0·9 to 1·6)	18·1 (10·1 to 30)	329 (228 to 453)	130 (85·8 to 192)	130 (88·5 to 189)	122 (79·5 to 176)	132 (88·2 to 188)	117 (78·6 to 173)	108 (74·3 to 152)	121 (83·3 to 168)	120 (84 to 169)
Acute lymphoid leukemia	0·3 (0·2 to 0·5)	0·2 (0·1 to 0·4)	9·5 (4·1 to 16·9)	183 (115 to 267)	86·4 (51·5 to 133)	75·5 (47 to 115)	57·2 (32·8 to 93·9)	47 (25·8 to 78·3)	33·1 (18·4 to 56·1)	24·4 (13·2 to 42·9)	23·8 (13 to 39·3)	18·5 (9·6 to 32·5)
Chronic lymphoid leukemia	0 (0 to 0)	0 (0 to 0)	0 (0 to 0)	0 (0 to 0)	0 (0 to 0)	0 (0 to 0)	0 (0 to 0)	1 (0·6 to 1·4)	0·9 (0·6 to 1·5)	0·9 (0·6 to 1·4)	1·3 (0·8 to 2·2)	1·7 (1 to 2·7)
Acute myeloid leukemia	0·2 (0·1 to 0·3)	0·3 (0·2 to 0·5)	4·5 (2 to 8·8)	81·2 (47·4 to 131)	29·7 (14·3 to 54·1)	36·9 (18·2 to 64·1)	41·1 (21·1 to 69·3)	45·7 (24·9 to 72·8)	47·4 (27·2 to 76·4)	48·3 (28·2 to 75·2)	51·4 (30·8 to 77·9)	54 (31·9 to 80·9)
Chronic myeloid leukemia	0·1 (0 to 0·3)	0 (0 to 0·1)	0·2 (0·1 to 0·4)	3·5 (1·9 to 5·8)	0·8 (0·4 to 1·5)	1·1 (0·6 to 2·2)	2·5 (1·1 to 4·8)	4·6 (2·1 to 8·7)	5 (2·2 to 9·4)	6·3 (2·9 to 11·7)	9·2 (4·6 to 16·2)	8·3 (3·9 to 15·4)
Other leukemia	0·6 (0·4 to 0·9)	0·6 (0·4 to 0·9)	4 (1·7 to 7·7)	60·8 (33·9 to 99·1)	13·1 (6 to 25·5)	16·4 (8·2 to 30·1)	21·2 (10·7 to 36·2)	33·8 (18·2 to 57·7)	30·4 (15·8 to 50·6)	28·6 (15·8 to 47·6)	35·5 (19·3 to 58·2)	38·1 (21·9 to 59·6)
Other malignant neoplasms	3·2 (2·1 to 6)	2 (1·5 to 2·9)	17·8 (8·5 to 33)	181 (138 to 240)	76·9 (59·2 to 98·6)	118 (91·5 to 154)	121 (91·4 to 158)	108 (82·1 to 146)	106 (79·5 to 140)	104 (77·2 to 136)	130 (95·3 to 175)	161 (118 to 216)
Other neoplasms	0·4 (0·2 to 0·8)	0·2 (0·1 to 0·4)	1·7 (0·6 to 4·1)	7·3 (4·5 to 11·5)	2·8 (1·6 to 4·4)	3·1 (1·7 to 5·3)	2·9 (1·7 to 4·7)	4·2 (2·8 to 6·3)	3·8 (2·4 to 5·8)	4·6 (3 to 7)	6·9 (4·6 to 9·9)	6·7 (4·5 to 9·6)
Myelodysplastic, myeloproliferative, and other hematopoietic n	0·4 (0·2 to 0·8)	0·2 (0·1 to 0·4)	1·7 (0·6 to 4·1)	7·3 (4·5 to 11·5)	2·8 (1·6 to 4·4)	3·1 (1·7 to 5·3)	2·9 (1·7 to 4·7)	4·2 (2·8 to 6·3)	3·8 (2·4 to 5·8)	4·6 (3 to 7)	6·9 (4·6 to 9·9)	6·7 (4·5 to 9·6)
Benign and in situ intestinal neoplasms	0 (0 to 0)	0 (0 to 0)	0 (0 to 0)	0 (0 to 0)	0 (0 to 0)	0 (0 to 0)	0 (0 to 0)	0 (0 to 0)	0 (0 to 0)	0 (0 to 0)	0 (0 to 0)	0 (0 to 0)
Benign and in situ cervical and uterine neoplasms	0 (0 to 0)	0 (0 to 0)	0 (0 to 0)	0 (0 to 0)	0 (0 to 0)	0 (0 to 0)	0 (0 to 0)	0 (0 to 0)	0 (0 to 0)	0 (0 to 0)	0 (0 to 0)	0 (0 to 0)
Other benign and in situ neoplasms	0 (0 to 0)	0 (0 to 0)	0 (0 to 0)	0 (0 to 0)	0 (0 to 0)	0 (0 to 0)	0 (0 to 0)	0 (0 to 0)	0 (0 to 0)	0 (0 to 0)	0 (0 to 0)	0 (0 to 0)
Cardiovascular diseases	6·9 (5 to 9·4)	4·9 (3·6 to 6·7)	83·3 (51·5 to 123)	275 (212 to 343)	114 (89·7 to 142)	213 (167 to 276)	409 (328 to 498)	549 (433 to 674)	714 (563 to 868)	925 (740 to 1,130)	1,780 (1,460 to 2,130)	2,390 (1,960 to 2,890)
Rheumatic heart disease	0 (0 to 0)	0 (0 to 0)	0 (0 to 0)	14·3 (9·5 to 20·4)	31·8 (19 to 50·3)	74·9 (46 to 120)	106 (64·9 to 167)	134 (83·1 to 199)	152 (101 to 221)	157 (106 to 228)	176 (125 to 247)	161 (113 to 219)

Cause	45 to 49	50 to 54	55 to 59	60 to 64	65 to 69	70 to 74	75 to 79	80 to 84	85 to 89	90 to 94	95 plus	Total
All causes	31,000 (25,700 to 36,800)	31,300 (26,300 to 36,800)	31,600 (26,800 to 37,000)	29,200 (25,200 to 33,900)	25,600 (22,300 to 29,100)	21,800 (19,200 to 24,600)	17,100 (15,200 to 19,200)	12,800 (11,500 to 14,300)	7,680 (6,900 to 8,500)	3,290 (2,990 to 3,610)	1,470 (1,360 to 1,580)	418,000
Communicable, maternal, neonatal, and nutritional diseases	2,790 (2,150 to 3,680)	2,330 (1,720 to 3,170)	2,090 (1,610 to 2,760)	1,740 (1,380 to 2,280)	1,490 (1,200 to 1,840)	1,260 (991 to 1,570)	1,130 (882 to 1,410)	999 (790 to 1,240)	715 (553 to 883)	332 (235 to 418)	156 (107 to 197)	56,300
HIV/AIDS and sexually transmitted infections	639 (510 to 819)	360 (279 to 456)	252 (197 to 320)	159 (118 to 208)	116 (89 to 150)	30·2 (22·5 to 42·3)	13·9 (10·4 to 19·2)	5·4 (3·8 to 7·9)	2·4 (1·6 to 3·5)	0·7 (0·5 to 1·1)	0·2 (0·1 to 0·3)	6,060
HIV/AIDS	568 (447 to 747)	317 (242 to 404)	221 (168 to 283)	139 (101 to 183)	103 (77·4 to 136)	21·3 (15 to 29·6)	8·4 (6·2 to 11·3)	2·2 (1·6 to 2·9)	0·8 (0·5 to 1·1)	0·2 (0·1 to 0·3)	0·1 (0 to 0·1)	5,380
HIV/AIDS - Drug-susceptible Tuberculosis	53·8 (31·7 to 82·5)	29·3 (17·7 to 44·6)	20·5 (12·4 to 31·2)	12·7 (7·9 to 19)	9·6 (5·9 to 14·4)	1·8 (1·2 to 2·6)	0·7 (0·5 to 1)	0·2 (0·1 to 0·3)	0·1 (0 to 0·1)	0 (0 to 0)	0 (0 to 0)	515
HIV/AIDS - Multidrug-resistant Tuberculosis without extensive	4 (0·2 to 18·9)	2·2 (0·1 to 10·3)	1·5 (0·1 to 7·2)	0·9 (0·1 to 4·3)	0·7 (0 to 3·3)	0·1 (0 to 0·6)	0 (0 to 0·2)	0 (0 to 0·1)	0 (0 to 0)	0 (0 to 0)	0 (0 to 0)	38·7
HIV/AIDS - Extensively drug-resistant Tuberculosis	0·6 (0 to 3·1)	0·4 (0 to 1·7)	0·2 (0 to 1·2)	0·1 (0 to 0·7)	0·1 (0 to 0·5)	0 (0 to 0·1)	0 (0 to 0)	0 (0 to 0)	0 (0 to 0)	0 (0 to 0)	0 (0 to 0)	6·2
HIV/AIDS resulting in other diseases	510 (387 to 686)	285 (210 to 371)	199 (145 to 264)	125 (87·3 to 168)	92·2 (66 to 125)	19·3 (13 to 27·7)	7·7 (5·4 to 10·5)	2 (1·4 to 2·6)	0·7 (0·5 to 1)	0·2 (0·1 to 0·3)	0·1 (0 to 0·1)	4,820
Sexually transmitted infections excluding HIV	70·9 (35·9 to 131)	42·8 (20·1 to 84·3)	30·7 (15 to 61·3)	20·3 (10·3 to 39·7)	13·8 (7 to 25·9)	8·9 (4·7 to 16·5)	5·5 (3·1 to 9·8)	3·2 (1·8 to 5·8)	1·6 (0·9 to 2·6)	0·5 (0·3 to 0·8)	0·2 (0·1 to 0·3)	681
Syphilis	1·5 (1 to 2·2)	1 (0·7 to 1·3)	0·4 (0·3 to 0·6)	0·5 (0·3 to 0·7)	0·5 (0·3 to 0·6)	0·4 (0·3 to 0·6)	0·3 (0·2 to 0·4)	0·3 (0·2 to 0·4)	0·2 (0·1 to 0·2)	0·1 (0 to 0·1)	0 (0 to 0)	71·8
Chlamydial infection	6·2 (3·5 to 11·4)	1·6 (1 to 2·3)	1·1 (0·8 to 1·5)	0·8 (0·5 to 1·1)	0·4 (0·2 to 0·6)	0·4 (0·2 to 0·6)	0·3 (0·2 to 0·4)	0·2 (0·1 to 0·4)	0·1 (0·1 to 0·2)	0 (0 to 0)	0 (0 to 0)	58·7
Gonococcal infection	5·6 (3·7 to 8·3)	2·5 (1·6 to 3·8)	2 (1·4 to 3)	2 (1·2 to 3)	2·1 (1·2 to 3·3)	1·3 (0·8 to 2·1)	1 (0·6 to 1·5)	0·5 (0·3 to 0·8)	0·3 (0·2 to 0·5)	0·1 (0 to 0·1)	0 (0 to 0)	48·3
Trichomoniasis	25·4 (8 to 58·1)	19·7 (6·2 to 47·2)	13·1 (4·3 to 32)	7·2 (2·5 to 17·6)	4·4 (1·6 to 10·4)	2·5 (0·9 to 5·8)	1·4 (0·5 to 3·1)	0·7 (0·3 to 1·5)	0·3 (0·1 to 0·6)	0·1 (0 to 0·2)	0 (0 to 0)	215
Genital herpes	16 (5 to 39·6)	13·9 (4·3 to 34·6)	11·2 (3·3 to 28·1)	8·2 (2·5 to 19·8)	5·6 (1·6 to 13·5)	3·5 (1·1 to 8·9)	2·1 (0·7 to 5·2)	1·2 (0·4 to 3)	0·6 (0·2 to 1·4)	0·2 (0·1 to 0·5)	0·1 (0 to 0·2)	142
Other sexually transmitted infections	16·2 (8·6 to 30·4)	4·1 (2 to 7·1)	2·8 (1·6 to 4·6)	1·7 (1 to 2·5)	0·9 (0·5 to 1·4)	0·7 (0·4 to 1·1)	0·4 (0·2 to 0·6)	0·2 (0·1 to 0·3)	0·2 (0·1 to 0·2)	0 (0 to 0·1)	0 (0 to 0)	146
Respiratory infections and tuberculosis	581 (447 to 760)	581 (433 to 763)	635 (485 to 836)	676 (509 to 883)	734 (564 to 977)	746 (559 to 973)	726 (538 to 962)	703 (512 to 928)	520 (384 to 651)	240 (164 to 309)	114 (75·3 to 149)	12,700
Tuberculosis	73·2 (48 to 106)	70 (46·7 to 102)	68 (45·6 to 97·2)	57·4 (39·1 to 82·1)	46·4 (32·1 to 63·8)	37·4 (27·2 to 51·5)	25·7 (18·6 to 35·1)	15·4 (10·7 to 21·3)	8 (5·4 to 11·3)	2·5 (1·7 to 3·7)	1 (0·6 to 1·3)	987
Latent tuberculosis infection	0 (0 to 0)	0 (0 to 0)	0 (0 to 0)	0 (0 to 0)	0 (0 to 0)	0 (0 to 0)	0 (0 to 0)	0 (0 to 0)	0 (0 to 0)	0 (0 to 0)	0 (0 to 0)	0
Drug-susceptible tuberculosis	68·4 (42·3 to 99·7)	65·2 (39 to 95·7)	63·4 (39·5 to 92·4)	53·4 (33·6 to 77·5)	43·2 (28·1 to 60·5)	34·9 (23·7 to 48·8)	24 (16·1 to 33)	14·3 (9·2 to 20·3)	7·4 (4·4 to 11)	2·4 (1·4 to 3·5)	0·9 (0·5 to 1·2)	923
Multidrug-resistant tuberculosis without extensive drug resistar	4·2 (0·2 to 18·5)	4·1 (0·2 to 18·5)	4 (0·2 to 18·1)	3·4 (0·2 to 15·6)	2·8 (0·2 to 12·6)	2·2 (0·1 to 10)	1·5 (0·1 to 7·8)	0·9 (0·1 to 4·2)	0·5 (0 to 2·2)	0·2 (0 to 0·7)	0·1 (0 to 0·3)	55·3
Extensively drug-resistant tuberculosis	0·7 (0 to 3·1)	0·7 (0 to 3·2)	0·6 (0 to 2·9)	0·6 (0 to 2·6)	0·4 (0 to 2·2)	0·4 (0 to 1·6)	0·2 (0 to 1·2)	0·1 (0 to 0·7)	0·1 (0 to 0·4)	0 (0 to 0·1)	0 (0 to 0)	8·7
Lower respiratory infections	396 (275 to 555)	415 (289 to 579)	491 (350 to 672)	564 (406 to 759)	651 (482 to 882)	684 (501 to 914)	685 (496 to 921)	679 (490 to 907)	508 (375 to 639)	235 (161 to 304)	112 (73·7 to 147)	9,600
Upper respiratory infections	88·6 (45·4 to 158)	75 (38·9 to 132)	59·3 (30·7 to 101)	43·2 (22·8 to 72·6)	30·6 (15·7 to 53·6)	20·4 (10·9 to 35·6)	12·3 (6·3 to 21·1)	7 (3·6 to 12·2)	3·3 (1·9 to 5·3)	1·4 (0·8 to 2·3)	0·6 (0·3 to 1)	1,650
Otitis media	23·5 (11·9 to 41·2)	21 (10 to 39)	16·7 (8·2 to 29·8)	11·5 (5·3 to 21·6)	6·8 (3·4 to 12·5)	3·8 (1·7 to 7·4)	2·5 (1·2 to 4·5)	1·6 (0·7 to 3)	0·9 (0·4 to 1·5)	0·4 (0·2 to 0·7)	0·2 (0·1 to 0·3)	441
Enteric infections	193 (137 to 265)	185 (134 to 252)	169 (124 to 229)	157 (113 to 206)	148 (110 to 194)	137 (101 to 184)	120 (87·9 to 157)	95·1 (68·5 to 128)	63·3 (45·7 to 85·1)	29·4 (20·9 to 40)	14·2 (9·8 to 19·5)	4,480
Diarrheal diseases	191 (137 to 264)	183 (133 to 250)	168 (123 to 228)	155 (112 to 205)	147 (110 to 193)	136 (100 to 183)	119 (87·5 to 157)	94·8 (68·3 to 128)	63·2 (45·5 to 84·9)	29·3 (20·8 to 39·9)	14·2 (9·8 to 19·4)	4,430
Typhoid and paratyphoid	0·3 (0·1 to 0·6)	0·2 (0·1 to 0·5)	0·2 (0·1 to 0·4)	0·2 (0·1 to 0·3)	0·1 (0 to 0·2)	0·1 (0 to 0·2)	0 (0 to 0·1)	0 (0 to 0·1)	0 (0 to 0)	0 (0 to 0)	0 (0 to 0)	4·4
Typhoid fever	0·2 (0·1 to 0·6)	0·2 (0·1 to 0·5)	0·2 (0·1 to 0·4)	0·1 (0·1 to 0·3)	0·1 (0 to 0·2)	0·1 (0 to 0·1)	0 (0 to 0·1)	0 (0 to 0·1)	0 (0 to 0)	0 (0 to 0)	0 (0 to 0)	3·9
Paratyphoid fever	0 (0 to 0·1)	0 (0 to 0·1)	0 (0 to 0)	0 (0 to 0)	0 (0 to 0)	0 (0 to 0)	0 (0 to 0)	0 (0 to 0)	0 (0 to 0)	0 (0 to 0)	0 (0 to 0)	0·5
Invasive Non-typhoidal Salmonella (iNTS)	0·9 (0·1 to 2·1)	1 (0·2 to 2·4)	1 (0·2 to 2·5)	1 (0·2 to 2·4)	0·8 (0·2 to 2)	0·6 (0·1 to 1·4)	0·4 (0·1 to 0·8)	0·2 (0 to 0·5)	0·1 (0 to 0·2)	0 (0 to 0·1)	0 (0 to 0)	31·4
Other intestinal infectious diseases	0·2 (0·1 to 0·5)	0·2 (0 to 0·5)	0·1 (0 to 0·3)	0·1 (0 to 0·3)	0·1 (0 to 0·4)	0·1 (0 to 0·2)	0 (0 to 0·2)	0 (0 to 0·1)	0·1 (0 to 0·2)	0 (0 to 0·1)	0 (0 to 0)	9·5
Neglected tropical diseases and malaria	220 (140 to 345)	236 (147 to 414)	252 (159 to 398)	232 (146 to 387)	200 (119 to 342)	159 (97 to 264)	124 (77·8 to 202)	75·8 (45 to 118)	39·6 (24·2 to 62·9)	15·7 (9·3 to 25)	5·9 (3·3 to 9·4)	3,340
Malaria	2·4 (1·6 to 3·2)	2·1 (1·5 to 3)	1·7 (1·2 to 2·4)	1·2 (0·8 to 1·7)	0·7 (0·5 to 1)	0·4 (0·3 to 0·6)	0·2 (0·1 to 0·3)	0·1 (0·1 to 0·2)	0 (0 to 0·1)	0 (0 to 0)	0 (0 to 0)	53·9
Chagas disease	75·6 (38·8 to 175)	96·3 (44·3 to 232)	115 (50·4 to 247)	114 (51 to 256)	99·9 (43·7 to 216)	79·8 (33·2 to 185)	62·1 (26·4 to 126)	34·2 (14·2 to 67)	17·8 (8 to 35·8)	6·3 (2·7 to 13·3)	2·1 (0·9 to 4·4)	867
Leishmaniasis	13·2 (1·1 to 30·2)	10·9 (1·2 to 24·6)	9 (1 to 19·9)	7·2 (0·8 to 15·9)	5·1 (0·8 to 10·9)	3·3 (0·5 to 7·1)	2·1 (0·4 to 4·7)	1·4 (0·3 to 3·4)	0·8 (0·2 to 1·9)	0·4 (0·1 to 0·9)	0·2 (0 to 0·4)	313
Visceral leishmaniasis	8·7 (0 to 24·3)	6·5 (0 to 17·8)	5·1 (0 to 13·6)	3·8 (0 to 9·6)	2·5 (0 to 6·1)	1·4 (0 to 3·5)	0·7 (0 to 1·9)	0·4 (0 to 0·9)	0·1 (0 to 0·4)	0 (0 to 0·1)	0 (0 to 0)	249
Cutaneous and mucocutaneous leishmaniasis	4·5 (0·4 to 12·8)	4·4 (0·5 to 11·7)	3·9 (0·4 to 11·1)	3·4 (0·4 to 9·1)	2·6 (0·3 to 7·4)	1·9 (0·2 to 5)	1·3 (0·2 to 3·9)	1 (0·1 to 2·9)	0·7 (0·1 to 1·8)	0·3 (0 to 0·9)	0·1 (0 to 0·4)	63·6
African trypanosomiasis	0 (0 to 0)	0 (0 to 0)	0 (0 to 0)	0 (0 to 0)	0 (0 to 0)	0 (0 to 0)	0 (0 to 0)	0 (0 to 0)	0 (0 to 0)	0 (0 to 0)	0 (0 to 0)	0
Schistosomiasis	0 (0 to 0)	0 (0 to 0)	0 (0 to 0)	0 (0 to 0)	0 (0 to 0)	0 (0 to 0)	0 (0 to 0)	0 (0 to 0)	0 (0 to 0)	0 (0 to 0)	0 (0 to 0)	0
Cysticercosis	50·9 (16·7 to 107)	58·9 (20·3 to 129)	69·7 (25·8 to 140)	75·6 (28·7 to 148)	72·7 (28·8 to 144)	61·1 (25·1 to 117)	47·6 (18·2 to 89·1)	32·8 (12·7 to 63)	16·7 (6·4 to 32)	6·8 (2·6 to 13·8)	2·6 (1 to 5·3)	695
Cystic echinococcosis	0·1 (0 to 0·4)	0·1 (0 to 0·4)	0·1 (0 to 0·4)	0·1 (0 to 0·4)	0·1 (0 to 0·3)	0·1 (0 to 0·2)	0·1 (0 to 0·2)	0 (0 to 0·1)	0 (0 to 0·1)	0 (0 to 0)	0 (0 to 0)	1·5
Lymphatic filariasis	0 (0 to 0)	0 (0 to 0)	0 (0 to 0)	0 (0 to 0)	0 (0 to 0)	0 (0 to 0)	0 (0 to 0)	0 (0 to 0)	0 (0 to 0)	0 (0 to 0)	0 (0 to 0)	0
Onchocerciasis	0 (0 to 0)	0 (0 to 0)	0 (0 to 0)	0 (0 to 0)	0 (0 to 0)	0 (0 to 0)	0 (0 to 0)	0 (0 to 0)	0 (0 to 0)	0 (0 to 0)	0 (0 to 0)	0
Trachoma	0 (0 to 0)	0 (0 to 0)	0 (0 to 0)	0 (0 to 0)	0 (0 to 0)	0 (0 to 0)	0 (0 to 0)	0 (0 to 0)	0 (0 to 0)	0 (0 to 0)	0 (0 to 0)	0
Dengue	40·3 (15·7 to 84·4)	35·1 (11·8 to 78·8)	28·4 (10·8 to 61·5)	20·7 (9·1 to 40·8)	13·4 (4·4 to 27·1)	9·4 (3·5 to 16·8)	7·8 (2·7 to 14·1)	4·4 (1·6 to 7·9)	2·5 (1·1 to 4·4)	1·3 (0·5 to 2·3)	0·6 (0·2 to 1·3)	564
Yellow fever	0·1 (0 to 0·4)	0·1 (0 to 0·3)	0 (0 to 0·3)	0 (0 to 0·1)	0 (0 to 0·1)	0 (0 to 0)	0 (0 to 0)	0 (0 to 0)	0 (0 to 0)	0 (0 to 0)	0 (0 to 0)	1·5
Rabies	0 (0 to 0·1)	0 (0 to 0·1)	0 (0 to 0·1)	0 (0 to 0·1)	0 (0 to 0)	0 (0 to 0)	0 (0 to 0)	0 (0 to 0)	0 (0 to 0)	0 (0 to 0)	0 (0 to 0)	0·6
Intestinal nematode infections	6·7 (3·1 to 12·8)	5·8 (2·6 to 10·8)	4·9 (2·2 to 9·2)	3·6 (1·6 to 6·6)	2·2 (0·9 to 4·1)	1·4 (0·6 to 2·7)	1 (0·4 to 1·8)	0·6 (0·3 to 1·1)	0·3 (0·1 to 0·5)	0·1 (0 to 0·2)	0 (0 to 0)	372
Ascariasis	0·5 (0·1 to 1·1)	0·4 (0·1 to 0·9)	0·4 (0·1 to 0·8)	0·4 (0·1 to 0·9)	0·2 (0·1 to 0·5)	0·2 (0 to 0·5)	0·1 (0 to 0·4)	0·1 (0 to 0·2)	0 (0 to 0·1)	0 (0 to 0·1)	0 (0 to 0)	12·8
Trichuriasis	1·7 (0·5 to 3·8)	1·3 (0·4 to 3)	1 (0·3 to 2·3)	0·7 (0·2 to 1·7)	0·4 (0·1 to 0·9)	0·2 (0 to 0·6)	0·1 (0 to 0·4)	0·1 (0 to 0·2)	0 (0 to 0·1)	0 (0 to 0)	0 (0 to 0)	53·6
Hookworm disease	4·5 (1·7 to 9·4)	4·1 (1·5 to 8·3)	3·6 (1·3 to 7·1)	2·6 (1 to 5·2)	1·6 (0·6 to 3·4)	1 (0·4 to 2·1)	0·7 (0·3 to 1·4)	0·4 (0·2 to 0·9)	0·2 (0·1 to 0·4)	0·1 (0 to 0·1)	0 (0 to 0)	306
Food-borne trematodiases	0 (0 to 0)	0 (0 to 0)	0 (0 to 0)	0 (0 to 0)	0 (0 to 0)	0 (0 to 0)	0 (0 to 0)	0 (0 to 0)	0 (0 to 0)	0 (0 to 0)	0 (0 to 0)	0
Leprosy	1·2 (0·1 to 2·8)	1·3 (0·3 to 3·1)	1·4 (0·3 to 2·9)	1·3 (0·3 to 2·7)	1·1 (0·4 to 2·1)	0·8 (0·3 to 1·6)	0·6 (0·2 to 1·1)	0·4 (0·2 to 0·8)	0·2 (0·1 to 0·4)	0·1 (0 to 0·2)	0 (0 to 0·1)	12·5
Ebola	0 (0 to 0)	0 (0 to 0)	0 (0 to 0)	0 (0 to 0)	0 (0 to 0)	0 (0 to 0)	0 (0 to 0)	0 (0 to 0)	0 (0 to 0)	0 (0 to 0)	0 (0 to 0)	0
Zika virus	0·1 (0 to 0·4)	0·1 (0 to 0·3)	0·1 (0 to 0·2)	0·1 (0 to 0·2)	0 (0 to 0·1)	0 (0 to 0·1)	0 (0 to 0)	0 (0 to 0)	0 (0 to 0)	0 (0 to 0)	0 (0 to 0)	2·2
Guinea worm disease	0 (0 to 0)	0 (0 to 0)	0 (0 to 0)	0 (0 to 0)	0 (0 to 0)	0 (0 to 0)	0 (0 to 0)	0 (0 to 0)	0 (0 to 0)	0 (0 to 0)	0 (0 to 0)	0
Other neglected tropical diseases	28·9 (8·9 to 62·5)	24·8 (6·5 to 56·5)	21·1 (6·5 to 46·7)	8·4 (2·7 to 18·8)	4·7 (1·5 to 10·2)	2·7 (0·8 to 5·8)	2·3 (0·7 to 4·5)	1·9 (0·7 to 3·5)	1·3 (0·5 to 2·5)	0·6 (0·3 to 1·1)	0·3 (0·1 to 0·5)	460
Other infectious diseases	108 (78·6 to 149)	94 (67·2 to 131)	83·3 (59·4 to 115)	59·1 (46·8 to 76·2)	41·9 (33·6 to 52·2)	29 (23·2 to 35·9)	19·1 (15·1 to 23·8)	11·3 (8·9 to 14·1)	6·1 (4·7 to 7·9)	2·5 (1·8 to 3·2)	1·1 (0·8 to 1·4)	2,060
Meningitis	32·9 (22·4 to 45·8)	26·5 (18·3 to 37·9)	24·1 (16·6 to 33·5)	17·8 (12·7 to 24·2)	12·6 (9·4 to 16·9)	8·3 (6·1 to 11)	5·4 (4 to 7·3)	3·1 (2·2 to 4·1)	1·5 (1·1 to 2·1)	0·5 (0·3 to 0·7)	0·2 (0·2 to 0·3)	800
Encephalitis	5·6 (4·1 to 7·5)	5·3 (3·9 to 7·2)	4·6 (3·4 to 6·3)	3·8 (2·8 to 5·1)	3·2 (2·3 to 4·5)	2·8 (1·9 to 4·1)	1·8 (1·2 to 2·6)	1 (0·7 to 1·5)	0·5 (0·3 to 0·7)	0·2 (0·1 to 0·3)	0·1 (0 to 0·1)	125
Diphtheria	0 (0 to 0)	0 (0 to 0)	0 (0 to 0)	0 (0 to 0)	0 (0 to 0)	0 (0 to 0)	0 (0 to 0)	0 (0 to 0)	0 (0 to 0)	0 (0 to 0)	0 (0 to 0)	1·2
Tetanus	1·2 (0·5 to 2·8)	1·5 (0·6 to 3·2)	1·7 (0·7 to 3·5)	1·8 (0·7 to 3·9)	1·5 (0·6 to 3·2)	1·3 (0·5 to 2·7)	0·7 (0·3 to 1·5)	0·5 (0·2 to 1)	0·2 (0·1 to 0·5)	0 (0 to 0·1)	0 (0 to 0)	21
Measles	0 (0 to 0)	0 (0 to 0)	0 (0 to 0)	0 (0 to 0)	0 (0 to 0)	0 (0 to 0)	0 (0 to 0)	0 (0 to 0)	0 (0 to 0)	0 (0 to 0)	0 (0 to 0)	0·4
Varicella and herpes zoster	5·1 (2·5 to 9·1)	5·2 (2·6 to 9·1)	5·2 (2·4 to 8·9)	4·7 (2·4 to 8·1)	3·9 (2 to 6·7)	3·2 (1·8 to 5·2)	2·5 (1·5 to 3·9)	2 (1·1 to 3·1)	1·2 (0·7 to 1·8)	0·6 (0·3 to 0·9)	0·3 (0·1 to 0·5)	172
Acute hepatitis	11·2 (7 to 17·5)	9·6 (6 to 14·7)	7·9 (5·1 to 12)	6·2 (4·1 to 8·9)	4·7 (3·3 to 6·5)	3·6 (2·3 to 5·3)	2 (1·4 to 2·9)	1·2 (0·8 to 1·7)	0·6 (0·4 to 0·8)	0·2 (0·1 to 0·3)	0·1 (0·1 to 0·1)	174
Acute hepatitis A	3·2 (1·5 to 5·5)	2·4 (1·1 to 4·4)	1·7 (0·7 to 3·2)	1·6 (0·7 to 3·1)	1 (0·4 to 1·9)	0·7 (0·2 to 1·7)	0·7 (0·3 to 1·2)	0·4 (0·2 to 0·8)	0·2 (0·1 to 0·4)	0·1 (0 to 0·1)	0 (0 to 0·1)	85·8
Acute hepatitis B	7·1 (3·5 to 12·8)	6·2 (3·1 to 10·9)	5 (2·6 to 8·9)	3·7 (2 to 6·3)	2·9 (1·6 to 4·6)	2·3 (1·2 to 3·8)	1 (0·5 to 1·7)	0·6 (0·3 to 1·1)	0·3 (0·1 to 0·5)	0·1 (0 to 0·2)	0 (0 to 0·1)	72·5
Acute hepatitis C	0·7 (0·3 to 1·6)	0·6 (0·3 to 1·4)	0·6 (0·3 to 1·5)	0·6 (0·2 to 1·4)	0·5 (0·2 to 1·1)	0·3 (0·1 to 0·9)	0·2 (0·1 to 0·4)	0·1 (0 to 0·2)	0 (0 to 0·1)	0 (0 to 0)	0 (0 to 0)	9·1
Acute hepatitis E	0·3 (0·2 to 0·5)	0·3 (0·2 to 0·6)	0·5 (0·3 to 1)	0·3 (0·2 to 0·4)	0·4 (0·2 to 0·6)	0·2 (0·1 to 0·4)	0·1 (0·1 to 0·2)	0·1 (0 to 0·1)	0 (0 to 0·1)	0 (0 to 0)	0 (0 to 0)	6·7
Other unspecified infectious diseases	51·7 (27·8 to 85·2)	45·9 (25·2 to 78·9)	39·8 (21·7 to 65·6)	25 (15·9 to 37·9)	16 (10·5 to 22·9)	9·8 (6·1 to 14·2)	6·6 (4·2 to 9·4)	3·5 (2·2 to 5·4)	2·1 (1·3 to 3·3)	1 (0·6 to 1·4)	0·4 (0·2 to 0·6)	737
Maternal and neonatal disorders	375 (285 to 490)	280 (204 to 372)	213 (152 to 287)	144 (104 to 196)	83 (59·4 to 113)	40·5 (28·7 to 55·3)	15·6 (10·6 to 22·2)	4·6 (2·9 to 6·6)	1 (0·6 to 1·5)	0·2 (0·1 to 0·4)	0·1 (0 to 0·1)	18,900
Maternal disorders	40·6 (28·2 to 56·3)	2·1 (1·7 to 2·7)	0 (0 to 0)	0 (0 to 0)	0 (0 to 0)	0 (0 to 0)	0 (0 to 0)	0 (0 to 0)	0 (0 to 0)	0 (0 to 0)	0 (0 to 0)	2,420
Maternal hemorrhage	5·7 (2·5 to 10·6)	0·3 (0·2 to 0·5)	0 (0 to 0)	0 (0 to 0)	0 (0 to 0)	0 (0 to 0)	0 (0 to 0)	0 (0 to 0)	0 (0 to 0)	0 (0 to 0)	0 (0 to 0)	395
Maternal sepsis and other maternal infections	3·2 (1·6 to 5·7)	0·3 (0·2 to 0·7)	0 (0 to 0)	0 (0 to 0)	0 (0 to 0)	0 (0 to 0)	0 (0 to 0)	0 (0 to 0)	0 (0 to 0)	0 (0 to 0)	0 (0 to 0)	202
Maternal hypertensive disorders	6·8 (4·1 to 10·4)	0·3 (0·2 to 0·4)	0 (0 to 0)	0 (0 to 0)	0 (0 to 0)	0 (0 to 0)	0 (0 to 0)	0 (0 to 0)	0 (0 to 0)	0 (0 to 0)	0 (0 to 0)	448
Maternal obstructed labor and uterine rupture	0·6 (0·2 to 1·2)	0 (0 to 0)	0 (0 to 0)	0 (0 to 0)	0 (0 to 0)	0 (0 to 0)	0 (0 to 0)	0 (0 to 0)	0 (0 to 0)	0 (0 to 0)	0 (0 to 0)	25·4
Maternal abortion and miscarriage	4·8 (1·8 to 10·2)	0·2 (0·1 to 0·4)	0 (0 to 0)	0 (0 to 0)	0 (0 to 0)	0 (0 to 0)	0 (0 to 0)	0 (0 to 0)	0 (0 to 0)	0 (0 to 0)	0 (0 to 0)	121
Ectopic pregnancy	0·8 (0·4 to 1·4)	0 (0 to 0·1)	0 (0 to 0)	0 (0 to 0)	0 (0 to 0)	0 (0 to 0)	0 (0 to 0)	0 (0 to 0)	0 (0 to 0)	0 (0 to 0)	0 (0 to 0)	49·9
Indirect maternal deaths	8·2 (4 to 14·1)	0·3 (0·2 to 0·5)	--	--	--	--	--	--	--	--	--	NA
Late maternal deaths	0·8 (0·4 to 1·6)	0 (0 to 0)	--	--	--	--	--	--	--	--	--	NA
Maternal deaths aggravated by HIV/AIDS	0·1 (0·1 to 0·2)	0 (0 to 0)	--	--	--	--	--	--	--	--	--	NA
Neonatal disorders	335 (245 to 448)	278 (201 to 370)	213 (152 to 287)	144 (104 to 196)	83 (59·4 to 113)	40·5 (28·7 to 55·3)	15·6 (10·6 to 22·2)	4·6 (2·9 to 6·6)	1 (0·6 to 1·5)	0·2 (0·1 to 0·4)	0·1 (0 to 0·1)	16,500
Neonatal preterm birth	163 (115 to 221)	132 (91·4 to 183)	98·7 (68 to 134)	64·1 (44·3 to 88)	35·8 (25·3 to 48·4)	17 (12·7 to 22)	6·2 (4·4 to 8·4)	1·5 (0·9 to 2·4)	0·5 (0·2 to 0·9)	0·2 (0·1 to 0·3)	0·1 (0 to 0·1)	6,660
Neonatal encephalopathy due to birth asphyxia and trauma	53·3 (27·7 to 88·2)	44·7 (23·1 to 73·7)	35·5 (17·7 to 60·3)	25·3 (12·3 to 42·3)	13·1 (5·8 to 23·1)	5·3 (2·9 to 8·4)	1·4 (0·7 to 2·5)	0·2 (0·1 to 0·5)	0 (0 to 0·1)	0 (0 to 0)	0 (0 to 0)	3,090
Neonatal sepsis and other neonatal infections	102 (55·2 to 167)	86·7 (45·5 to 140)	67·6 (34·6 to 115)	47 (24 to 80·1)	29·2 (15·4 to 50·2)	15·6 (7·5 to 27)	6·8 (2·8 to 12·2)	2·4 (1·2 to 4·3)	0·4 (0·2 to 0·8)	0 (0 to 0·1)	0 (0 to 0)	3,780
Hemolytic disease and other neonatal jaundice	16·9 (12·4 to 22·1)	14·4 (10·5 to 18·7)	11·4 (8·4 to 14·7)	8 (6 to 10·4)	5 (3·7 to 6·4)	2·7 (2 to 3·5)	1·2 (0·9 to 1·5)	0·4 (0·3 to 0·5)	0·1 (0 to 0·1)	0 (0 to 0)	0 (0 to 0)	327
Other neonatal disorders	0 (0 to 0)	0 (0 to 0)	0 (0 to 0)	0 (0 to 0)	0 (0 to 0)	0 (0 to 0)	0 (0 to 0)	0 (0 to 0)	0 (0 to 0)	0 (0 to 0)	0 (0 to 0)	2,620
Nutritional deficiencies	678 (217 to 1,390)	591 (172 to 1,310)	491 (168 to 1,050)	317 (111 to 721)	167 (74·2 to 365)	119 (68·8 to 228)	114 (69·5 to 186)	104 (69 to 163)	82·4 (54·5 to 123)	43·6 (27·9 to 63·5)	20·8 (13·5 to 29·4)	8,830
Protein-energy malnutrition	51·3 (35·2 to 70·7)	54·3 (38·4 to 74·9)	54·3 (39·1 to 75·1)	54·8 (40·7 to 73·3)	52·9 (38·9 to 71·3)	58·9 (43·6 to 80·2)	67·3 (47·5 to 90·9)	69·4 (48·6 to 91·3)	56 (37·3 to 79·6)	29 (18·3 to 42·3)	19·4 (12·4 to 27·9)	1,530
Iodine deficiency	2 (0·8 to 4·3)	1·7 (0·7 to 3·5)	1·4 (0·6 to 3)	1 (0·4 to 2·2)	0·7 (0·3 to 1·4)	0·4 (0·2 to 0·9)	0·3 (0·1 to 0·5)	0·2 (0·1 to 0·3)	0·1 (0 to 0·1)	0 (0 to 0·1)	0 (0 to 0)	23·6
Vitamin A deficiency	2·2 (1·1 to 3·8)	1·9 (0·9 to 3·3)	1·5 (0·8 to 2·6)	1·1 (0·6 to 1·9)	0·8 (0·4 to 1·4)	0·6 (0·3 to 1)	0·4 (0·2 to 0·7)	0·2 (0·1 to 0·4)	0·1 (0·1 to 0·2)	0 (0 to 0·1)	0 (0 to 0)	130
Dietary iron deficiency	613 (146 to 1,330)	523 (110 to 1,240)	423 (108 to 973)	252 (49·1 to 648)	106 (15·2 to 296)	52·7 (8·2 to 157)	39·8 (5·8 to 111)	30·2 (5 to 82·4)	23·6 (4·8 to 57·4)	13·3 (3·4 to 27·9)	0·8 (0·1 to 2·6)	7,000
Other nutritional deficiencies	8·8 (4·9 to 14·4)	11 (6·2 to 17·3)	9·9 (5·7 to 15·8)	8 (4·8 to 12·3)	7 (4·2 to 11·1)	5·8 (3·4 to 9·3)	5·7 (3 to 10·1)	4·2 (2·1 to 7·5)	2·7 (1·2 to 5·4)	1·2 (0·5 to 2·3)	0·6 (0·3 to 1·2)	154
Non-communicable diseases	26,100 (21,600 to 31,100)	27,200 (22,800 to 32,200)	27,900 (23,600 to 32,700)	26,200 (22,500 to 30,400)	23,000 (20,100 to 26,300)	19,700 (17,400 to 22,200)	15,200 (13,500 to 17,100)	11,200 (10,000 to 12,500)	6,580 (5,910 to 7,280)	2,780 (2,500 to 3,060)	1,230 (1,130 to 1,330)	329,000
Neoplasms	3,850 (3,260 to 4,590)	4,590 (3,860 to 5,470)	5,050 (4,250 to 5,960)	4,500 (3,810 to 5,260)	3,800 (3,270 to 4,410)	3,070 (2,630 to 3,530)	2,000 (1,690 to 2,330)	1,200 (988 to 1,410)	585 (446 to 692)	194 (136 to 233)	69·4 (46·7 to 85·9)	39,900
Lip and oral cavity cancer	37·4 (25·7 to 52·7)	47·1 (32·7 to 67·1)	54·7 (38·3 to 77·3)	54·5 (37·1 to 78)	45·7 (32·5 to 63·3)	38·9 (27·5 to 54·1)	29·1 (20·2 to 39·9)	19·7 (13·2 to 28·4)	11·1 (7·4 to 15·6)	4·3 (2·7 to 6·2)	1·6 (1 to 2·3)	412
Nasopharynx cancer	7·3 (4·9 to 10·3)	7·8 (5·1 to 11·5)	8·4 (5·7 to 12·3)	5·7 (3·6 to 8·7)	4·2 (2·6 to 6·5)	3·2 (2·1 to 4·7)	1·4 (0·9 to 2·1)	0·8 (0·5 to 1·2)	0·3 (0·2 to 0·5)	0·1 (0·1 to 0·2)	0 (0 to 0·1)	64·3
Other pharynx cancer	19·3 (12 to 29·2)	25·3 (15·4 to 36·8)	28·7 (19·2 to 42·8)	24·5 (16·3 to 34·3)	19 (12·4 to 28·2)	14·7 (9·8 to 21·4)	9·6 (6·2 to 13·9)	5·8 (3·5 to 8·7)	3 (1·9 to 4·4)	1 (0·6 to 1·6)	0·4 (0·2 to 0·6)	179
Esophageal cancer	64·7 (44·2 to 91·4)	97·9 (68 to 137)	120 (83·9 to 173)	108 (77 to 146)	94·1 (65·9 to 135)	76·5 (54·1 to 109)	52·1 (35 to 73·7)	33·5 (21·5 to 48·1)	16·5 (11·4 to 22·9)	5·2 (3·2 to 7·5)	1·9 (1·1 to 2·9)	740
Stomach cancer	201 (149 to 267)	238 (175 to 315)	240 (180 to 321)	259 (198 to 331)	240 (185 to 308)	222 (169 to 281)	157 (120 to 202)	106 (77·8 to 138)	54·9 (38·5 to 72·5)	18 (11·6 to 25)	6·5 (4·1 to 9)	2,190
Colon and rectum cancer	315 (226 to 417)	372 (267 to 487)	447 (332 to 593)	426 (316 to 570)	390 (295 to 501)	333 (254 to 421)	233 (180 to 299)	159 (116 to 206)	81·6 (57·3 to 108)	27·2 (17·2 to 38·6)	9·2 (5·6 to 13)	3,390
Liver cancer	36·7 (22·7 to 56·3)	55·2 (36·1 to 82)	67·4 (43·2 to 99·9)	71·5 (46·6 to 103)	64·6 (42·9 to 94·6)	55·8 (38·7 to 80)	41 (28·1 to 57·2)	26·8 (18·7 to 37)	11·8 (7·9 to 16)	3·6 (2·4 to 5)	0·9 (0·5 to 1·4)	533
Liver cancer due to hepatitis B	9 (5 to 14·5)	11 (6·5 to 18)	11·4 (6·5 to 18·9)	10 (5·6 to 15·7)	7·1 (4·2 to 11·2)	4·9 (2·9 to 7·7)	3 (1·7 to 4·6)	1·6 (1 to 2·5)	0·7 (0·4 to 1)	0·2 (0·1 to 0·3)	0 (0 to 0·1)	83·1
Liver cancer due to hepatitis C	12·5 (7·1 to 21·2)	22·5 (14 to 34·7)	31·4 (18·9 to 48·7)	35·7 (22·6 to 53·7)	33·4 (21·9 to 50·9)	30·6 (20·9 to 45·4)	24·3 (16·3 to 34·9)	17·1 (11·6 to 24·1)	7·8 (5·2 to 10·7)	2·5 (1·6 to 3·4)	0·6 (0·4 to 1)	232
Liver cancer due to alcohol use	8·4 (4·6 to 14·2)	12·6 (7·3 to 20·1)	14·7 (8·5 to 23·6)	16 (9·4 to 25·4)	15·6 (9·4 to 24·5)	12·8 (8 to 19·9)	7·8 (4·9 to 11·8)	4·2 (2·7 to 6·4)	1·6 (1 to 2·4)	0·4 (0·3 to 0·6)	0·1 (0 to 0·2)	106
Liver cancer due to NASH	3·2 (1·7 to 5·3)	4·6 (2·7 to 7·4)	5·3 (3 to 8·4)	5·6 (3·2 to 8·9)	5·2 (3·1 to 8·2)	4·8 (3 to 7·4)	4 (2·5 to 5·9)	2·7 (1·7 to 4)	1·2 (0·7 to 1·8)	0·4 (0·2 to 0·5)	0·1 (0 to 0·1)	45·4
Liver cancer due to other causes	3·6 (2·1 to 5·9)	4·5 (2·6 to 7·4)	4·5 (2·6 to 7·4)	4·1 (2·4 to 6·6)	3·3 (2 to 5·3)	2·6 (1·6 to 4·1)	1·9 (1·2 to 2·8)	1·2 (0·7 to 1·8)	0·5 (0·3 to 0·7)	0·1 (0·1 to 0·2)	0 (0 to 0·1)	66·4
Gallbladder and biliary tract cancer	68·4 (45·5 to 101)	93·2 (63·6 to 140)	119 (81·2 to 175)	128 (85·7 to 190)	121 (85·4 to 176)	103 (70·6 to 151)	73·6 (50·8 to 106)	40·1 (25·4 to 58·5)	20·8 (13·7 to 29·6)	6·4 (3·9 to 9·7)	2·1 (1·3 to 3·1)	861
Pancreatic cancer	123 (86·4 to 168)	175 (123 to 241)	245 (173 to 337)	269 (197 to 359)	236 (172 to 317)	229 (171 to 293)	153 (111 to 202)	95 (65·9 to 132)	44·7 (29·2 to 62·7)	13·9 (8·8 to 19·2)	4·5 (2·8 to 6·3)	1,750
Larynx cancer	21·9 (14 to 33)	33·4 (20·7 to 50·9)	40·9 (27·2 to 58·7)	36·6 (23·5 to 52·1)	30·1 (20·5 to 44)	22·2 (14·9 to 31·7)	14·4 (9·7 to 20·9)	7·8 (5·2 to 11·2)	3·6 (2·3 to 5·4)	1·2 (0·7 to 2)	0·4 (0·2 to 0·7)	241
Tracheal, bronchus, and lung cancer	358 (260 to 484)	585 (432 to 762)	733 (552 to 976)	644 (479 to 821)	599 (464 to 765)	496 (385 to 620)	299 (225 to 389)	154 (109 to 207)	62 (41·5 to 85·9)	20 (12·5 to 30)	7·2 (4·2 to 10·7)	4,450
Malignant skin melanoma	35·4 (21·3 to 63·5)	36 (22·1 to 64·9)	35·3 (21·6 to 61·5)	28·3 (17·2 to 50·9)	22·5 (13·8 to 39·3)	18·1 (11 to 30)	14 (8·8 to 22·7)	9·2 (5·6 to 14·6)	5·3 (3·1 to 8·1)	1·9 (1·1 to 3)	0·8 (0·4 to 1·1)	325
Non-melanoma skin cancer	19·6 (12·2 to 30)	26·2 (17·8 to 37·4)	27·8 (18·1 to 39·5)	29·7 (20·2 to 42·3)	26·4 (17·3 to 37·7)	26·5 (17·5 to 36·6)	27·6 (19·1 to 37)	24·1 (16·3 to 32·6)	18·7 (12·9 to 24·9)	10 (6·3 to 13·7)	5·9 (3·3 to 8·4)	297
Non-melanoma skin cancer (squamous-cell carcinoma)	19·6 (12·1 to 29·9)	26·2 (17·7 to 37·4)	27·8 (18 to 39·5)	29·6 (20·2 to 42·2)	26·3 (17·2 to 37·6)	26·4 (17·5 to 36·5)	27·6 (19 to 37)	24·1 (16·3 to 32·6)	18·7 (12·9 to 24·9)	10 (6·3 to 13·7)	5·9 (3·3 to 8·4)	297
Non-melanoma skin cancer (basal-cell carcinoma)	0·1 (0 to 0·1)	0·1 (0 to 0·1)	0·1 (0 to 0·1)	0·1 (0 to 0·1)	0·1 (0 to 0·2)	0·1 (0 to 0·1)	0 (0 to 0·1)	0 (0 to 0·1)	0 (0 to 0)	0 (0 to 0)	0 (0 to 0)	0·5
Breast cancer	931 (705 to 1,200)	1,020 (764 to 1,310)	1,020 (792 to 1,280)	755 (582 to 981)	512 (398 to 649)	379 (296 to 474)	222 (168 to 287)	130 (96·7 to 169)	66·6 (47·3 to 88·5)	22·4 (14·9 to 30·6)	8·5 (4·9 to 12·6)	6,910
Cervical cancer	679 (495 to 931)	671 (481 to 919)	646 (467 to 866)	458 (333 to 630)	366 (271 to 490)	263 (194 to 342)	155 (114 to 208)	84·1 (59·1 to 119)	41 (29·1 to 55·8)	13·1 (8·2 to 19)	4·6 (2·8 to 6·7)	5,210
Uterine cancer	71·6 (49·7 to 105)	91·5 (62·8 to 134)	106 (70·7 to 152)	147 (102 to 203)	121 (81·1 to 173)	94·1 (65·8 to 128)	52·7 (35·7 to 74·6)	29·8 (20·2 to 42)	13·6 (9·2 to 19·5)	4·1 (2·7 to 5·6)	1·3 (0·8 to 1·9)	803
Ovarian cancer	205 (142 to 294)	241 (168 to 350)	245 (175 to 344)	227 (164 to 315)	182 (130 to 244)	123 (87·3 to 167)	64·8 (44·1 to 90)	34 (22·8 to 50·1)	15 (9·5 to 22·3)	4·3 (2·7 to 6·4)	1·1 (0·6 to 1·7)	1,800
Prostate cancer	0 (0 to 0)	0 (0 to 0)	0 (0 to 0)	0 (0 to 0)	0 (0 to 0)	0 (0 to 0)	0 (0 to 0)	0 (0 to 0)	0 (0 to 0)	0 (0 to 0)	0 (0 to 0)	0
Testicular cancer	--	--	--	--	--	--	--	--	--	--	--	NA
Kidney cancer	35·3 (23·4 to 52·2)	47 (30·8 to 67·2)	56·8 (37·9 to 81·3)	60·6 (39·5 to 88·6)	50·3 (34·3 to 75·7)	39·8 (25·9 to 58·1)	26·3 (16·8 to 39·4)	16·1 (10·2 to 24)	7 (4·2 to 10·5)	2·2 (1·3 to 3·3)	0·7 (0·4 to 1)	521
Bladder cancer	25·6 (17·7 to 35·3)	39·3 (27·5 to 54·6)	49·4 (34 to 71·5)	53·3 (38·4 to 71·1)	51·3 (36·7 to 71·3)	48·3 (33·7 to 65·3)	41·7 (29·8 to 56·8)	27·7 (19·1 to 39)	16·3 (10·8 to 23·2)	5·8 (3·7 to 8·1)	2·3 (1·4 to 3·2)	397
Brain and central nervous system cancer	170 (104 to 239)	205 (119 to 295)	217 (118 to 315)	190 (103 to 281)	150 (82·6 to 217)	98·9 (55·2 to 147)	58·8 (30·8 to 93)	30·5 (14·1 to 53·3)	12·2 (5·3 to 21·8)	3·1 (1·3 to 5·5)	1·1 (0·5 to 2·1)	2,340
Thyroid cancer	16·6 (10·3 to 25·6)	20·7 (12·9 to 31·6)	25·6 (17·6 to 37)	25·8 (17·8 to 38·8)	26 (17·9 to 37·3)	21·2 (14·7 to 30·1)	15·6 (10·3 to 22·3)	9·7 (6·2 to 14·2)	4·5 (3 to 6·6)	1·4 (0·8 to 2·2)	0·4 (0·2 to 0·7)	204
Mesothelioma	16·3 (9·2 to 23·6)	20·4 (12·2 to 29·8)	23·5 (14·2 to 33·9)	9 (5·2 to 13·3)	8·7 (5·3 to 12·1)	7·1 (4·4 to 10)	9·1 (5·4 to 13·1)	6·1 (3·6 to 8·5)	3·2 (1·9 to 4·6)	1·1 (0·6 to 1·5)	0·3 (0·2 to 0·5)	152
Hodgkin lymphoma	8·6 (4·6 to 16·4)	8·6 (4·8 to 15·8)	8·9 (5·2 to 16·1)	7·5 (4·2 to 13·9)	6·6 (3·9 to 12·2)	4·9 (3 to 8·4)	3·4 (2 to 5·5)	1·8 (1 to 3)	0·7 (0·4 to 1·2)	0·2 (0·1 to 0·3)	0 (0 to 0·1)	156
Non-Hodgkin lymphoma	64·5 (47·1 to 87·2)	70·3 (56·1 to 88)	84·3 (63·8 to 109)	83·6 (62·3 to 111)	81·1 (61·2 to 105)	65·7 (49 to 86·1)	46·1 (33·9 to 61·6)	24·7 (17·2 to 33·1)	12·1 (8·6 to 15·8)	3·4 (2·3 to 4·4)	1·1 (0·7 to 1·4)	875
Multiple myeloma	37·3 (25·1 to 58·1)	58 (36·5 to 90)	73·9 (48 to 112)	80·4 (54·6 to 121)	73·1 (50·1 to 109)	54·5 (38·5 to 78·5)	33·7 (23·1 to 49·1)	19·2 (11·7 to 29·2)	7·5 (4·3 to 11·7)	1·8 (1 to 2·9)	0·4 (0·3 to 0·7)	482
Leukemia	108 (73·9 to 147)	112 (84·3 to 143)	120 (91·4 to 157)	116 (79·4 to 163)	99 (67·5 to 141)	83·9 (57·5 to 116)	57·9 (39·7 to 84·1)	39·1 (25·5 to 57·2)	18·8 (11·7 to 28·2)	6·2 (3·7 to 9·2)	2·2 (1·3 to 3·3)	2,090
Acute lymphoid leukemia	16·1 (8·4 to 27·5)	16·1 (8·8 to 26·9)	15·7 (8·3 to 27·6)	13·4 (7·1 to 22·6)	9·2 (4·5 to 16·6)	5·7 (2·8 to 10·1)	3·2 (1·6 to 5·7)	2·3 (1·1 to 4·2)	0·9 (0·4 to 1·6)	0·3 (0·1 to 0·5)	0·1 (0 to 0·2)	642
Chronic lymphoid leukemia	3 (1·7 to 4·8)	5·2 (3·2 to 7·9)	8·5 (5·1 to 13·1)	11 (6·4 to 17·4)	11·3 (6·5 to 18·3)	11·6 (6·8 to 18·4)	9·1 (5·3 to 15)	6·5 (3·7 to 10·8)	3·4 (1·9 to 5·4)	1·1 (0·6 to 1·8)	0·4 (0·2 to 0·6)	76·9
Acute myeloid leukemia	48·4 (27·8 to 73·8)	47·4 (31 to 69·2)	48·3 (30 to 75·2)	43·7 (24·9 to 67·4)	34·3 (19·1 to 56·9)	26·6 (15 to 42·7)	16·4 (9 to 26·6)	9·1 (5 to 15·4)	3·8 (1·9 to 6·7)	1·1 (0·6 to 2)	0·4 (0·1 to 1)	720
Chronic myeloid leukemia	7·9 (3·9 to 14·1)	8·8 (4·7 to 15·5)	9·9 (5 to 17·4)	9·5 (4·8 to 16)	7·8 (3·9 to 14)	6·9 (3·4 to 12·3)	4·8 (2·4 to 8·7)	3·1 (1·5 to 5·5)	1·8 (0·9 to 3·2)	0·5 (0·2 to 1)	0·2 (0·1 to 0·4)	103
Other leukemia	32·6 (18·6 to 51·7)	34 (20·4 to 50·9)	37·6 (22·6 to 56·5)	38·9 (21·9 to 61·6)	36·3 (20·3 to 58·2)	33·1 (19·7 to 51·3)	24·5 (14·3 to 38·5)	18 (10·3 to 28·7)	8·9 (5 to 14·5)	3·2 (1·7 to 4·9)	1·1 (0·6 to 1·7)	551
Other malignant neoplasms	168 (123 to 226)	191 (140 to 252)	198 (146 to 268)	189 (138 to 257)	165 (128 to 214)	130 (94·3 to 174)	95·9 (70·7 to 129)	59·4 (41·2 to 79·3)	27·9 (19 to 37·8)	10·4 (7 to 14·7)	3·4 (2·1 to 5·1)	2,370
Other neoplasms	8·6 (5·8 to 12·4)	10 (6·6 to 14·2)	12·1 (7·9 to 17·4)	12·8 (8·9 to 17·8)	14·5 (10·5 to 20·4)	14·4 (10·1 to 19·8)	11·8 (8·5 to 16·1)	8·5 (5·9 to 12·3)	4·7 (3·1 to 6·6)	1·6 (1 to 2·4)	0·5 (0·3 to 0·7)	144
Myelodysplastic, myeloproliferative, and other hematopoietic n	8·6 (5·8 to 12·4)	10 (6·6 to 14·2)	12·1 (7·9 to 17·4)	12·8 (8·9 to 17·8)	14·5 (10·5 to 20·4)	14·4 (10·1 to 19·8)	11·8 (8·5 to 16·1)	8·5 (5·9 to 12·3)	4·7 (3·1 to 6·6)	1·6 (1 to 2·4)	0·5 (0·3 to 0·7)	144
Benign and in situ intestinal neoplasms	0 (0 to 0)	0 (0 to 0)	0 (0 to 0)	0 (0 to 0)	0 (0 to 0)	0 (0 to 0)	0 (0 to 0)	0 (0 to 0)	0 (0 to 0)	0 (0 to 0)	0 (0 to 0)	0
Benign and in situ cervical and uterine neoplasms	0 (0 to 0)	0 (0 to 0)	0 (0 to 0)	0 (0 to 0)	0 (0 to 0)	0 (0 to 0)	0 (0 to 0)	0 (0 to 0)	0 (0 to 0)	0 (0 to 0)	0 (0 to 0)	0
Other benign and in situ neoplasms	0 (0 to 0)	0 (0 to 0)	0 (0 to 0)	0 (0 to 0)	0 (0 to 0)	0 (0 to 0)	0 (0 to 0)	0 (0 to 0)	0 (0 to 0)	0 (0 to 0)	0 (0 to 0)	0
Cardiovascular diseases	3,410 (2,790 to 4,100)	3,940 (3,310 to 4,670)	4,800 (4,070 to 5,670)	5,180 (4,440 to 6,050)	5,250 (4,560 to 5,990)	5,060 (4,380 to 5,830)	4,360 (3,710 to 4,940)	3,420 (2,850 to 3,930)	2,110 (1,690 to 2,460)	867 (626 to 1,030)	405 (278 to 482)	46,300
Rheumatic heart disease	137 (96·4 to 187)	114 (81·8 to 153)	102 (74·6 to 136)	74·6 (54·9 to 97·8)	57·1 (43·2 to 73·6)	36·9 (27·8 to 47·5)	24·4 (18·7 to 31·1)	12·3 (9·2 to 15·8)	6·7 (5 to 8·9)	2·2 (1·6 to 2·9)	0·9 (0·6 to 1·2)	1,580





SR Table 2b: Pará DALYS by cause and age group for females with 95% uncertainty intervals, 2019

Cause	Early Neonatal	Late Neonatal	Post Neonatal	1 to 4	5 to 9	10 to 14	15 to 19	20 to 24	25 to 29	30 to 34	35 to 39	40 to 44	45 to 49	50 to 54	55 to 59	60 to 64	65 to 69	70 to 74	75 to 79	80 to 84	85 to 89	90 to 94	95 plus	Total
All causes	46,300 (30,200 to 66,300)	9,670 (6,680 to 13,300)	65,200 (53,800 to 79,300)	27,600 (22,600 to 33,200)	27,400 (21,800 to 33,900)	39,700 (29,800 to 52,500)	52,500 (40,000 to 67,700)	60,200 (47,100 to 74,700)	64,000 (50,500 to 79,000)	68,300 (53,900 to 84,100)	73,600 (59,200 to 89,500)	69,400 (56,200 to 84,100)	66,200 (54,600 to 78,800)	62,700 (52,300 to 73,800)	61,000 (51,800 to 71,100)	58,900 (50,600 to 68,100)	52,100 (45,300 to 59,300)	45,300 (39,900 to 51,200)	39,100 (34,600 to 43,900)	28,400 (25,400 to 31,700)	18,500 (16,500 to 20,600)	10,000 (9,000 to 11,100)	5,990 (5,510 to 6,480)	1,050,000
Communicable, maternal, neonatal, and nutritional diseases	38,000 (24,900 to 55,700)	7,470 (5,130 to 10,400)	37,700 (30,200 to 47,700)	11,900 (9,480 to 14,900)	7,880 (5,690 to 11,400)	6,880 (4,970 to 10,200)	9,140 (6,600 to 12,600)	9,300 (7,160 to 12,400)	9,610 (7,460 to 12,600)	9,400 (7,370 to 12,200)	10,900 (8,590 to 14,100)	8,070 (6,240 to 10,700)	6,750 (5,270 to 9,010)	5,440 (4,110 to 7,380)	4,790 (3,700 to 6,150)	4,190 (3,270 to 5,400)	3,370 (2,790 to 4,170)	3,060 (2,490 to 3,730)	3,050 (2,460 to 3,740)	2,430 (1,900 to 3,010)	1,790 (1,320 to 2,260)	1,010 (696 to 1,300)	666 (430 to 899)	203,000
HIV/AIDS and sexually transmitted infections	231 (97·9 to 457)	36·8 (15·6 to 72·1)	696 (523 to 902)	318 (237 to 419)	243 (182 to 315)	265 (206 to 338)	602 (452 to 775)	1,010 (794 to 1,270)	1,960 (1,510 to 2,480)	2,350 (1,800 to 2,960)	3,700 (2,890 to 4,680)	2,230 (1,740 to 2,830)	1,700 (1,340 to 2,180)	1,040 (805 to 1,320)	648 (499 to 831)	360 (266 to 472)	252 (188 to 331)	80·6 (54·8 to 112)	37·4 (26·6 to 51·7)	13·5 (9·5 to 20·1)	6·8 (4·6 to 10·1)	2·6 (1·7 to 3·9)	1·1 (0·7 to 1·7)	17,800
HIV/AIDS	0 (0 to 0·1)	0·1 (0·1 to 0·3)	589 (431 to 783)	315 (234 to 415)	242 (181 to 313)	251 (193 to 322)	550 (413 to 725)	885 (676 to 1,140)	1,760 (1,340 to 2,270)	2,100 (1,600 to 2,720)	3,460 (2,640 to 4,450)	2,020 (1,570 to 2,600)	1,540 (1,200 to 1,990)	954 (730 to 1,230)	586 (445 to 766)	316 (228 to 423)	221 (159 to 292)	59·7 (36·7 to 87·9)	23·3 (15·3 to 33·8)	5·1 (3·7 to 6·9)	2·2 (1·4 to 3·2)	0·8 (0·5 to 1·3)	0·3 (0·2 to 0·6)	15,900
HIV/AIDS - Drug-susceptible Tuberculosis	0 (0 to 0)	0 (0 to 0)	71·2 (41·2 to 110)	37·6 (21·9 to 57·6)	28·8 (17 to 43·7)	28·1 (16·6 to 42·6)	59·6 (35·7 to 90·1)	102 (61·2 to 154)	202 (121 to 305)	229 (138 to 345)	378 (227 to 572)	222 (132 to 337)	170 (100 to 258)	105 (63·1 to 158)	61·5 (36·6 to 94)	30·9 (17·9 to 47·8)	21·9 (12·8 to 33·2)	5·2 (3·6 to 7·2)	2·1 (1·4 to 2·9)	0·5 (0·3 to 0·7)	0·2 (0·1 to 0·3)	0·1 (0 to 0·1)	0 (0 to 0)	1,760
HIV/AIDS - Multidrug-resistant Tuberculosis without extensive	0 (0 to 0)	0 (0 to 0)	5·7 (0·3 to 23·8)	3 (0·2 to 12·4)	2·2 (0·1 to 9·3)	2·2 (0·1 to 9·1)	4·5 (0·2 to 19)	7·7 (0·4 to 32·4)	15 (0·8 to 63·2)	16·7 (0·8 to 70·6)	27·4 (1·3 to 116)	16·2 (0·8 to 68·3)	12·5 (0·6 to 52·5)	7·7 (0·4 to 32·4)	4·4 (0·2 to 18·6)	2·1 (0·1 to 9·2)	1·5 (0·1 to 6·6)	0·3 (0 to 1·2)	0·1 (0 to 0·5)	0 (0 to 0·1)	0 (0 to 0)	0 (0 to 0)	0 (0 to 0)	129
HIV/AIDS - Extensively drug-resistant Tuberculosis	0 (0 to 0)	0 (0 to 0)	0·9 (0 to 4)	0·5 (0 to 2·1)	0·4 (0 to 1·6)	0·4 (0 to 1·5)	0·7 (0 to 3·2)	1·2 (0·1 to 5·4)	2·4 (0·1 to 10·5)	2·7 (0·1 to 11·8)	4·4 (0·2 to 19·5)	2·6 (0·1 to 11·4)	2 (0·1 to 8·8)	1·2 (0·1 to 5·4)	0·7 (0 to 3·1)	0·3 (0 to 1·5)	0·2 (0 to 1·1)	0 (0 to 0·2)	0 (0 to 0·1)	0 (0 to 0)	0 (0 to 0)	0 (0 to 0)	0 (0 to 0)	20·8
HIV/AIDS resulting in other diseases	0 (0 to 0·1)	0·1 (0 to 0·3)	511 (352 to 709)	274 (194 to 374)	210 (149 to 288)	220 (158 to 293)	485 (342 to 663)	774 (560 to 1,040)	1,540 (1,110 to 2,050)	1,860 (1,340 to 2,450)	3,050 (2,230 to 4,030)	1,780 (1,310 to 2,350)	1,360 (998 to 1,810)	841 (614 to 1,120)	520 (379 to 692)	282 (194 to 390)	197 (135 to 268)	54·1 (31·4 to 82·2)	21 (13 to 31·3)	4·6 (3·1 to 6·4)	2 (1·2 to 3)	0·7 (0·4 to 1·2)	0·3 (0·1 to 0·5)	14,000
Sexually transmitted infections excluding HIV	231 (97·9 to 457)	36·6 (15·5 to 72)	108 (50·2 to 201)	2·7 (1 to 5·6)	1 (0·4 to 1·8)	14·6 (10 to 20·5)	52·4 (33·9 to 81·3)	126 (75·6 to 217)	192 (105 to 345)	240 (129 to 438)	241 (130 to 441)	210 (110 to 395)	155 (84·3 to 286)	87·6 (43·3 to 173)	61·7 (29·9 to 121)	44·5 (23·7 to 81)	31 (16·4 to 56·4)	20·9 (11·2 to 37·5)	14·1 (8·3 to 24)	8·4 (4·8 to 14·5)	4·6 (2·7 to 7·6)	1·8 (1 to 3)	0·7 (0·4 to 1·3)	1,880
Syphilis	231 (97·9 to 457)	36·6 (15·5 to 72)	108 (50·2 to 201)	2·7 (1 to 5·6)	1 (0·4 to 1·8)	5·7 (3·7 to 8·5)	6·1 (3·7 to 9·9)	4 (2·2 to 6·8)	7·2 (4·5 to 11·6)	9·8 (6·2 to 14·7)	6·4 (4 to 9·4)	2·7 (1·7 to 4·3)	4 (2·7 to 5·7)	2·2 (1·4 to 3·3)	0·8 (0·5 to 1·3)	1·1 (0·7 to 1·6)	1 (0·7 to 1·5)	1·1 (0·7 to 1·6)	0·7 (0·5 to 1)	0·8 (0·5 to 1·4)	0·5 (0·3 to 0·7)	0·3 (0·2 to 0·5)	0·1 (0·1 to 0·2)	433
Chlamydial infection	0 (0 to 0)	0 (0 to 0)	0 (0 to 0)	0 (0 to 0)	0 (0 to 0)	1·7 (1·1 to 2·4)	6·1 (3·9 to 9·1)	17·6 (11·7 to 26·1)	19·4 (10·8 to 33·3)	21·5 (10·7 to 38)	24·2 (13·4 to 41·1)	22 (12·1 to 37·7)	13·7 (8·4 to 25·1)	3·5 (2·4 to 5)	2·6 (1·6 to 4)	2·2 (1·4 to 3·5)	1·1 (0·7 to 1·7)	1·1 (0·6 to 1·8)	0·9 (0·6 to 1·4)	0·7 (0·4 to 1·2)	0·4 (0·2 to 0·6)	0·1 (0·1 to 0·2)	0·1 (0 to 0·1)	139
Gonococcal infection	0 (0 to 0)	0 (0 to 0)	0 (0 to 0)	0 (0 to 0)	0 (0 to 0)	1·7 (1·2 to 2·5)	8·2 (5 to 12·6)	15·7 (9 to 25·4)	15·4 (10·2 to 22·5)	18·4 (12 to 26·3)	17·5 (11·7 to 25·1)	18·3 (12·5 to 25·8)	16·1 (10·9 to 22·9)	7·1 (4·4 to 10·7)	5·7 (3·1 to 9·6)	5·6 (3·5 to 9·1)	5·7 (3·6 to 8·9)	3·8 (2·2 to 6·1)	3·2 (2 to 5)	1·6 (0·9 to 2·7)	1 (0·6 to 1·6)	0·3 (0·2 to 0·5)	0·1 (0·1 to 0·2)	146
Trichomoniasis	0 (0 to 0)	0 (0 to 0)	0 (0 to 0)	0 (0 to 0)	0 (0 to 0)	0·4 (0 to 1·4)	7·5 (2·2 to 19·1)	38·1 (13 to 94·8)	74·6 (25 to 170)	87·2 (28·5 to 211)	81·6 (26·1 to 191)	68·1 (22·8 to 171)	53·7 (17 to 126)	39·3 (12·2 to 92·4)	25·2 (8 to 61·9)	14·6 (4·9 to 34·3)	9·2 (3·1 to 21·7)	5·5 (2 to 12·4)	3·2 (1·2 to 6·9)	1·6 (0·6 to 3·7)	0·7 (0·3 to 1·6)	0·2 (0·1 to 0·5)	0·1 (0 to 0·1)	511
Genital herpes	0 (0 to 0)	0 (0 to 0)	0 (0 to 0)	0 (0 to 0)	0 (0 to 0)	2 (0·6 to 4·9)	8·5 (2·4 to 21·5)	19·6 (6·2 to 46·1)	32·7 (11·2 to 79·9)	43·6 (14·2 to 106)	46·5 (15·2 to 112)	41 (12·9 to 99·2)	33·1 (10·2 to 80·3)	26·8 (8·3 to 66·1)	21 (6·3 to 50·8)	16·1 (4·9 to 39·8)	11·4 (3·5 to 28·5)	7·5 (2·2 to 18·3)	4·9 (1·5 to 11·9)	2·9 (0·9 to 7)	1·5 (0·5 to 3·7)	0·7 (0·2 to 1·8)	0·3 (0·1 to 0·8)	320





SR Table 2b: Paraíba DALYS by cause and age group for females with 95% uncertainty intervals, 2019

Cause	Early Neonatal	Late Neonatal	Post Neonatal	1 to 4	5 to 9	10 to 14	15 to 19	20 to 24	25 to 29	30 to 34	35 to 39	40 to 44	45 to 49	50 to 54	55 to 59	60 to 64	65 to 69	70 to 74	75 to 79	80 to 84	85 to 89	90 to 94	95 plus	Total
All causes	16,100 (9,650 to 25,500)	6,100 (5,030 to 7,460)	20,800 (17,000 to 24,900)	12,700 (10,300 to 15,400)	11,200 (8,950 to 14,100)	15,900 (11,900 to 21,200)	20,900 (16,100 to 26,900)	24,500 (18,900 to 30,400)	26,200 (20,400 to 33,200)	31,200 (24,600 to 38,200)	36,000 (28,800 to 44,100)	36,600 (29,600 to 44,000)	37,900 (31,300 to 45,300)	40,800 (33,900 to 48,200)	40,500 (33,800 to 47,400)	39,700 (33,500 to 46,100)	39,400 (33,800 to 45,300)	39,200 (34,000 to 44,500)	34,900 (30,500 to 39,500)	30,100 (26,600 to 33,800)	20,200 (17,900 to 22,500)	11,000 (9,790 to 12,200)	7,210 (6,620 to 7,790)	599,000
Communicable, maternal, neonatal, and nutritional diseases	12,500 (7,150 to 19,800)	4,590 (3,710 to 5,710)	11,000 (8,380 to 13,700)	4,920 (3,830 to 6,300)	2,970 (2,110 to 4,320)	2,500 (1,750 to 3,730)	3,140 (2,140 to 4,520)	3,220 (2,350 to 4,520)	3,260 (2,430 to 4,420)	3,640 (2,720 to 4,810)	3,960 (2,960 to 5,470)	3,340 (2,490 to 4,570)	3,030 (2,230 to 4,200)	2,910 (2,120 to 4,100)	2,620 (1,960 to 3,530)	2,320 (1,760 to 3,050)	2,240 (1,740 to 2,820)	2,370 (1,850 to 2,980)	2,430 (1,850 to 3,080)	2,390 (1,860 to 2,960)	1,820 (1,380 to 2,340)	1,100 (791 to 1,390)	802 (536 to 1,020)	83,100
HIV/AIDS and sexually transmitted infections	47·5 (24·6 to 83·8)	15·7 (7·8 to 27)	194 (146 to 256)	140 (104 to 187)	76·8 (56·9 to 99)	75·6 (57·4 to 97·6)	150 (114 to 192)	269 (213 to 344)	481 (375 to 623)	677 (521 to 880)	693 (550 to 895)	573 (445 to 739)	434 (336 to 559)	364 (283 to 462)	232 (177 to 300)	152 (112 to 196)	133 (99·6 to 171)	50·1 (33·5 to 72·4)	25·2 (18 to 35·5)	10·8 (7·4 to 16·8)	5·3 (3·6 to 8·2)	2·1 (1·4 to 3·4)	1 (0·6 to 1·6)	4,800
HIV/AIDS	0 (0 to 0·1)	0·1 (0 to 0·2)	171 (126 to 228)	139 (103 to 185)	76·5 (56·7 to 98·8)	71 (53·2 to 93·2)	132 (97·8 to 173)	223 (172 to 287)	406 (311 to 534)	574 (434 to 749)	583 (452 to 756)	470 (356 to 611)	353 (267 to 466)	312 (239 to 392)	194 (144 to 251)	125 (92·3 to 164)	112 (81·8 to 146)	34·3 (21·8 to 50·4)	14·3 (9·9 to 20·2)	3·5 (2·4 to 4·8)	1·4 (0·9 to 2)	0·6 (0·3 to 0·9)	0·3 (0·1 to 0·4)	4,000
HIV/AIDS - Drug-susceptible Tuberculosis	0 (0 to 0)	0 (0 to 0)	19·2 (11 to 29·8)	15·3 (9 to 23·7)	8·7 (5·1 to 13·3)	7·9 (4·6 to 12·1)	14·5 (8·7 to 22)	24·9 (14·9 to 37·7)	41·8 (25·1 to 63·2)	59·3 (35·6 to 89·8)	60·9 (36·6 to 91·9)	47·9 (28·7 to 72·3)	36·6 (22 to 55·2)	32·4 (19·4 to 49)	19·2 (11·8 to 28·4)	12 (7·6 to 17·4)	10·9 (6·9 to 15·8)	2·8 (1·9 to 3·8)	1·2 (0·8 to 1·6)	0·3 (0·2 to 0·5)	0·1 (0·1 to 0·2)	0 (0 to 0·1)	0 (0 to 0)	416
HIV/AIDS - Multidrug-resistant Tuberculosis without extensive	0 (0 to 0)	0 (0 to 0)	1·6 (0·1 to 8)	1·2 (0·1 to 6·3)	0·7 (0 to 3·5)	0·6 (0 to 3·2)	1·2 (0·1 to 5·8)	2 (0·1 to 9·9)	3·3 (0·2 to 16·4)	4·6 (0·3 to 23·2)	4·7 (0·3 to 23·7)	3·7 (0·2 to 18·6)	2·8 (0·2 to 14·3)	2·5 (0·1 to 12·7)	1·4 (0·1 to 7·3)	0·9 (0 to 4·4)	0·8 (0 to 4)	0·2 (0 to 0·9)	0·1 (0 to 0·4)	0 (0 to 0·1)	0 (0 to 0)	0 (0 to 0)	0 (0 to 0)	32·4
HIV/AIDS - Extensively drug-resistant Tuberculosis	0 (0 to 0)	0 (0 to 0)	0·3 (0 to 1·4)	0·2 (0 to 1·1)	0·1 (0 to 0·6)	0·1 (0 to 0·6)	0·2 (0 to 1)	0·3 (0 to 1·7)	0·5 (0 to 2·9)	0·8 (0 to 4)	0·8 (0 to 4·1)	0·6 (0 to 3·2)	0·5 (0 to 2·5)	0·4 (0 to 2·2)	0·2 (0 to 1·2)	0·1 (0 to 0·7)	0·1 (0 to 0·7)	0 (0 to 0·1)	0 (0 to 0·1)	0 (0 to 0)	0 (0 to 0)	0 (0 to 0)	0 (0 to 0)	5·3
HIV/AIDS resulting in other diseases	0 (0 to 0·1)	0·1 (0 to 0·2)	150 (105 to 211)	123 (84·2 to 169)	67 (46·1 to 90·1)	62·3 (44·7 to 84·5)	116 (82·1 to 157)	196 (143 to 263)	360 (266 to 485)	509 (364 to 683)	517 (385 to 685)	418 (301 to 561)	313 (227 to 429)	277 (198 to 353)	173 (126 to 232)	112 (79·2 to 152)	100 (69·9 to 135)	31·3 (18·8 to 47·2)	13·1 (8·6 to 19·1)	3·1 (2·1 to 4·5)	1·2 (0·8 to 1·8)	0·5 (0·3 to 0·8)	0·2 (0·1 to 0·4)	3,540
Sexually transmitted infections excluding HIV	47·5 (24·6 to 83·8)	15·6 (7·7 to 26·8)	23·6 (11 to 44·2)	0·9 (0·4 to 1·6)	0·3 (0·1 to 0·5)	4·6 (3·1 to 6·7)	17·9 (11·6 to 27·4)	45·5 (26·5 to 78·3)	75·2 (39·7 to 138)	104 (54·5 to 187)	110 (58·1 to 200)	103 (53·1 to 196)	80·7 (42·3 to 152)	52·2 (24·6 to 108)	37·6 (17·9 to 74)	26·6 (13·1 to 53·6)	20·6 (10·3 to 39·6)	15·8 (8·4 to 29·4)	10·9 (5·9 to 19·7)	7·3 (4·3 to 13)	4 (2·3 to 6·6)	1·6 (0·9 to 2·8)	0·7 (0·4 to 1·3)	805
Syphilis	47·5 (24·6 to 83·8)	15·6 (7·7 to 26·8)	23·6 (11 to 44·2)	0·9 (0·4 to 1·6)	0·3 (0·1 to 0·5)	1·6 (1 to 2·5)	1·8 (1·2 to 2·8)	1·1 (0·7 to 1·8)	2 (1·2 to 3·1)	3·3 (2·1 to 5)	2·4 (1·6 to 3·8)	1 (0·6 to 1·6)	1·6 (1 to 2·5)	1 (0·6 to 1·5)	0·4 (0·2 to 0·6)	0·5 (0·3 to 0·7)	0·5 (0·3 to 0·8)	0·6 (0·4 to 1)	0·4 (0·3 to 0·6)	0·6 (0·4 to 0·9)	0·4 (0·2 to 0·6)	0·2 (0·1 to 0·3)	0·1 (0·1 to 0·2)	108
Chlamydial infection	0 (0 to 0)	0 (0 to 0)	0 (0 to 0)	0 (0 to 0)	0 (0 to 0)	0·5 (0·3 to 0·7)	2 (1·3 to 2·9)	5·9 (4·1 to 8·6)	7·2 (3·7 to 12·9)	9 (4·5 to 16·3)	10·7 (6 to 18·8)	10·4 (5·7 to 18·3)	6·7 (3·9 to 12·3)	1·9 (1·3 to 2·7)	1·3 (0·9 to 1·8)	1 (0·6 to 1·6)	0·6 (0·4 to 0·9)	0·7 (0·4 to 1)	0·6 (0·3 to 0·9)	0·5 (0·3 to 0·8)	0·3 (0·2 to 0·5)	0·1 (0·1 to 0·2)	0·1 (0 to 0·1)	59·5
Gonococcal infection	0 (0 to 0)	0 (0 to 0)	0 (0 to 0)	0 (0 to 0)	0 (0 to 0)	0·5 (0·3 to 0·8)	2·6 (1·7 to 3·9)	4·9 (3·2 to 7)	4·7 (3·1 to 6·9)	6·7 (4·5 to 9·5)	7·4 (5·1 to 10·7)	8 (5·4 to 11·3)	7 (4·5 to 10·7)	3·4 (2·1 to 5·1)	2·6 (1·7 to 3·9)	2·6 (1·6 to 4·2)	3·1 (1·9 to 4·9)	2·2 (1·3 to 3·5)	2 (1·2 to 3·1)	1·2 (0·7 to 1·8)	0·8 (0·5 to 1·2)	0·2 (0·1 to 0·4)	0·1 (0·1 to 0·1)	60·1
Trichomoniasis	0 (0 to 0)	0 (0 to 0)	0 (0 to 0)	0 (0 to 0)	0 (0 to 0)	0·2 (0 to 0·5)	2·9 (0·8 to 7·2)	15·1 (5 to 36·5)	31·1 (9·9 to 70·3)	39·3 (13 to 92·2)	38·2 (12·6 to 88)	34·6 (11·3 to 85)	29·7 (9·2 to 68·5)	24·2 (7·5 to 57·8)	16·1 (5·3 to 38·5)	9·4 (3·2 to 23)	6·6 (2·3 to 15·4)	4·6 (1·7 to 10·4)	2·8 (1·1 to 6·2)	1·6 (0·6 to 3·6)	0·6 (0·2 to 1·4)	0·2 (0·1 to 0·5)	0·1 (0 to 0·1)	257
Genital herpes	0 (0 to 0)	0 (0 to 0)	0 (0 to 0)	0 (0 to 0)	0 (0 to 0)	0·8 (0·2 to 2·1)	3·4 (0·9 to 8·9)	8·2 (2·6 to 19·6)	14·3 (5 to 34·3)	20·3 (6·7 to 48·9)	22·6 (7 to 55·9)	21·4 (6·8 to 52·9)	18·6 (5·6 to 46·2)	17 (5·2 to 40·5)	13·9 (4·3 to 33·8)	10·7 (3·2 to 26·6)	8·3 (2·5 to 20·6)	6·5 (2 to 15·8)	4·4 (1·4 to 10·8)	2·9 (0·9 to 7·3)	1·4 (0·4 to 3·4)	0·7 (0·2 to 1·7)	0·4 (0·1 to 0·9)	176
Other sexually transmitted infections	0 (0 to 0)	0 (0 to 0)	0 (0 to 0)	0 (0 to 0)	0 (0 to 0)	1 (0·6 to 1·4)	5·1 (3·5 to 7·3)	10·4 (6·2 to 16·2)	15·8 (9 to 25·3)	24·8 (14·8 to 40·2)	28·7 (16·9 to 46·7)	27·3 (16 to 45·5)	17 (9·3 to 29·9)	4·8 (2·6 to 8·1)	3·3 (2·3 to 4·6)	2·3 (1·4 to 3·6)	1·4 (0·8 to 2·2)	1·1 (0·7 to 1·8)	0·8 (0·5 to 1·2)	0·5 (0·3 to 0·7)	0·4 (0·2 to 0·6)	0·1 (0·1 to 0·2)	0 (0 to 0·1)	145
Respiratory infections and tuberculosis	199 (104 to 343)	293 (206 to 405)	3,430 (2,340 to 4,810)	1,680 (1,240 to 2,220)	668 (483 to 922)	539 (387 to 733)	468 (336 to 629)	537 (402 to 715)	514 (379 to 683)	562 (408 to 731)	688 (510 to 907)	714 (538 to 928)	721 (534 to 945)	813 (603 to 1,090)	876 (648 to 1,180)	972 (703 to 1,290)	1,120 (813 to 1,480)	1,400 (1,030 to 1,850)	1,600 (1,150 to 2,120)	1,710 (1,250 to 2,230)	1,290 (943 to 1,710)	785 (541 to 1,010)	579 (374 to 756)	22,200
Tuberculosis	0 (0 to 0)	0 (0 to 0)	45·2 (30·8 to 64·6)	34·3 (22·1 to 48·3)	19·3 (9·6 to 32·5)	21·6 (13·4 to 33·5)	37·9 (25·7 to 53·2)	87·7 (57·6 to 126)	85 (57 to 119)	89·3 (58·1 to 129)	105 (68·4 to 151)	100 (66·8 to 143)	92·5 (59·4 to 133)	83·4 (55·5 to 123)	70·2 (47·4 to 102)	60·3 (39·7 to 88·6)	56·1 (39·4 to 76·9)	54·8 (38·6 to 73·5)	42·1 (30·1 to 58·6)	29·5 (20·3 to 40·8)	16·3 (11·1 to 23·2)	6·6 (4·2 to 9·3)	3·7 (2·3 to 5·1)	1,140
Latent tuberculosis infection	0 (0 to 0)	0 (0 to 0)	0 (0 to 0)	0 (0 to 0)	0 (0 to 0)	0 (0 to 0)	0 (0 to 0)	0 (0 to 0)	0 (0 to 0)	0 (0 to 0)	0 (0 to 0)	0 (0 to 0)	0 (0 to 0)	0 (0 to 0)	0 (0 to 0)	0 (0 to 0)	0 (0 to 0)	0 (0 to 0)	0 (0 to 0)	0 (0 to 0)	0 (0 to 0)	0 (0 to 0)	0 (0 to 0)	0
Drug-susceptible tuberculosis	0 (0 to 0)	0 (0 to 0)	41·9 (26·1 to 61·5)	32·1 (19·6 to 46·3)	18·2 (8·6 to 31·7)	20·3 (11·5 to 32·5)	35·4 (21·6 to 50·9)	82·4 (51·9 to 122)	79·9 (51·3 to 114)	83·7 (50 to 124)	97·8 (59·9 to 145)	93·7 (59·2 to 137)	86·2 (53·4 to 127)	77·8 (48·3 to 118)	65·4 (40·1 to 97·8)	56·1 (34·3 to 86·9)	52·2 (32·8 to 74·3)	51·1 (32·8 to 71·7)	39·2 (25·7 to 56)	27·4 (16·9 to 38·7)	15·2 (9·1 to 21·8)	6·1 (3·6 to 8·9)	3·4 (2·1 to 4·8)	1,070
Multidrug-resistant tuberculosis without extensive drug resistar	0 (0 to 0)	0 (0 to 0)	2·8 (0·2 to 13·7)	1·9 (0·1 to 9·1)	1 (0·1 to 4·5)	1·2 (0·1 to 5·7)	2·1 (0·1 to 9·8)	4·7 (0·2 to 21·1)	4·5 (0·2 to 20·6)	4·9 (0·3 to 25·2)	5·8 (0·3 to 28·9)	5·8 (0·3 to 28·3)	5·4 (0·3 to 25·9)	4·9 (0·3 to 24·1)	4·1 (0·2 to 19·7)	3·5 (0·2 to 17·8)	3·4 (0·2 to 16·9)	3·2 (0·2 to 15·9)	2·5 (0·1 to 12)	1·8 (0·1 to 8·5)	1 (0·1 to 4·8)	0·4 (0 to 1·9)	0·2 (0 to 1·1)	65·1
Extensively drug-resistant tuberculosis	0 (0 to 0)	0 (0 to 0)	0·5 (0 to 2·3)	0·3 (0 to 1·6)	0·1 (0 to 0·7)	0·2 (0 to 0·9)	0·3 (0 to 1·7)	0·7 (0 to 3·4)	0·7 (0 to 3·5)	0·8 (0 to 3·8)	0·9 (0 to 4·6)	0·9 (0 to 4·5)	0·9 (0 to 4·6)	0·8 (0 to 4)	0·7 (0 to 3·2)	0·6 (0 to 2·9)	0·5 (0 to 2·8)	0·5 (0 to 2·5)	0·4 (0 to 2·1)	0·3 (0 to 1·5)	0·2 (0 to 0·8)	0·1 (0 to 0·3)	0 (0 to 0·2)	10·3
Lower respiratory infections	199 (103 to 342)	289 (203 to 401)	3,310 (2,230 to 4,650)	1,320 (900 to 1,830)	312 (221 to 431)	265 (184 to 360)	218 (151 to 308)	243 (164 to 335)	238 (162 to 330)	280 (195 to 386)	393 (268 to 558)	448 (307 to 627)	490 (340 to 680)	605 (418 to 873)	706 (489 to 1,000)	835 (584 to 1,140)	1,010 (713 to 1,360)	1,300 (930 to 1,750)	1,520 (1,080 to 2,050)	1,660 (1,190 to 2,170)	1,260 (916 to 1,680)	773 (531 to 999)	572 (369 to 749)	18,300
Upper respiratory infections	0·8 (0·4 to 1·3)	3·7 (2·3 to 5·8)	61 (35·9 to 97·5)	237 (134 to 395)	239 (126 to 419)	189 (98·1 to 326)	162 (84·5 to 284)	159 (83·9 to 281)	150 (79·4 to 254)	154 (76·7 to 263)	151 (73·2 to 256)	128 (64·4 to 231)	104 (51·8 to 185)	92·8 (48·2 to 166)	74·6 (38 to 130)	57·3 (30·2 to 98·8)	46·6 (23·1 to 82·6)	37·5 (19·9 to 64·4)	25·3 (13·1 to 43·6)	16·4 (8·4 to 28·3)	8 (4·3 to 13·7)	4·3 (2·4 to 7·2)	2·6 (1·5 to 4·6)	2,100
Otitis media	0 (0 to 0)	0·3 (0·1 to 0·5)	11·1 (5·6 to 19·8)	86·2 (45·9 to 151)	97·6 (53·2 to 162)	64·3 (34·2 to 115)	50·3 (26·2 to 88·3)	48·1 (20·9 to 95·9)	41·4 (19·4 to 79·2)	38·9 (16·9 to 73·3)	39 (19·3 to 72·8)	37·9 (17·4 to 69·1)	34 (16·2 to 61·8)	32 (14·6 to 59·3)	25·4 (12·7 to 46·1)	18·6 (8·5 to 36·3)	12·4 (5·9 to 22·7)	8·5 (3·7 to 16·4)	6·2 (2·9 to 11·5)	4·6 (2 to 8·8)	2·6 (1·2 to 4·6)	1·4 (0·7 to 2·7)	0·8 (0·4 to 1·6)	662
Enteric infections	10·6 (5·9 to 18·1)	48 (30·7 to 73·1)	1,160 (708 to 1,820)	834 (570 to 1,150)	502 (333 to 760)	398 (249 to 614)	290 (191 to 420)	272 (171 to 392)	271 (180 to 383)	301 (206 to 421)	319 (224 to 432)	295 (209 to 407)	288 (208 to 386)	287 (210 to 388)	268 (194 to 362)	268 (195 to 356)	295 (218 to 390)	330 (246 to 429)	296 (222 to 388)	261 (188 to 349)	210 (151 to 289)	122 (87·3 to 161)	95·1 (66·5 to 126)	7,430

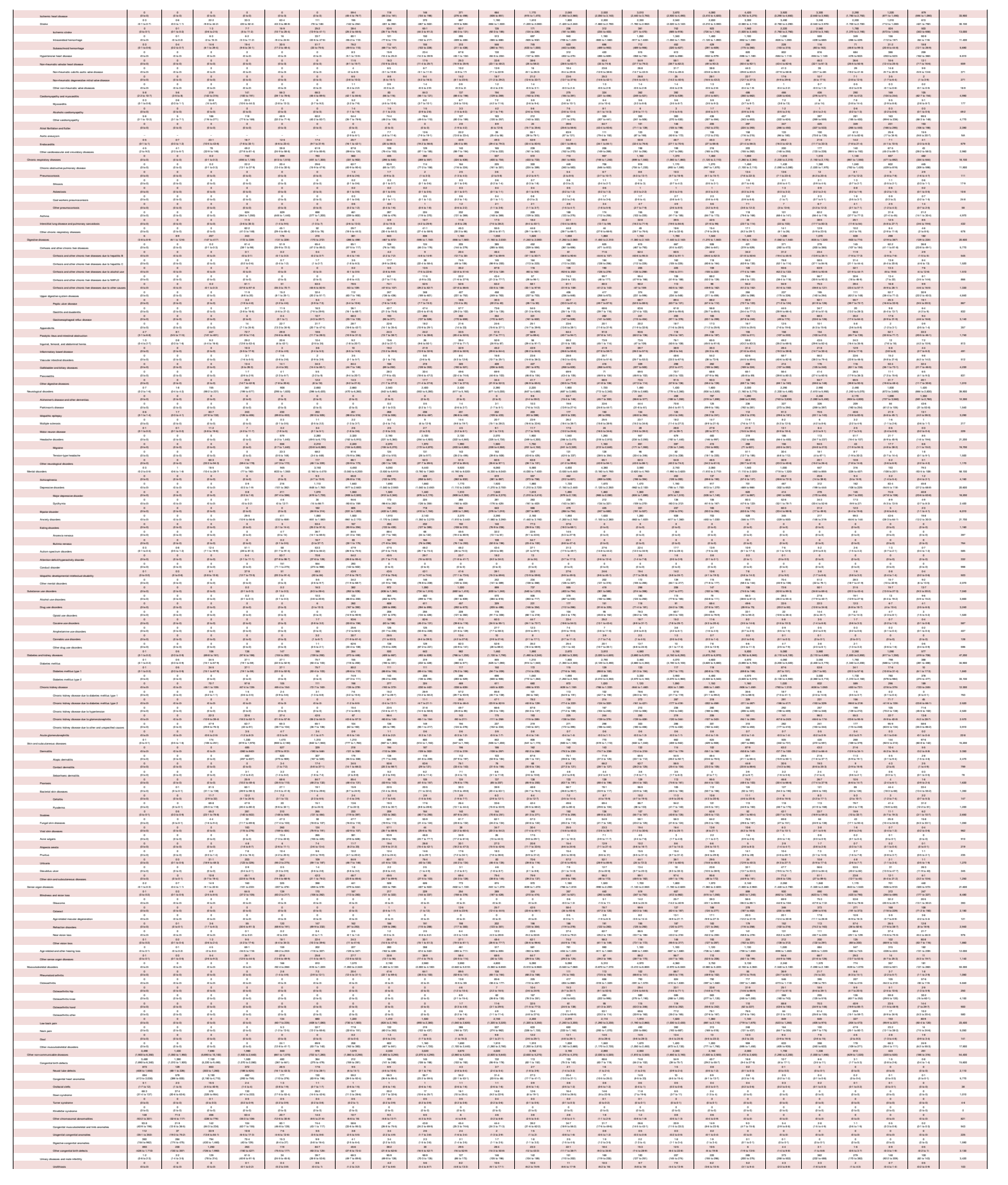



SR Table 2b: Parad DALYS by cause and age group for females with 95% uncertainty intervals, 2019

Cause	Early Neonatal	Late Neonatal	Post Neonatal	1 to 4	5 to 9	10 to 14	15 to 19	20 to 24	25 to 29	30 to 34	35 to 39	40 to 44	45 to 49	50 to 54	55 to 59	60 to 64	65 to 69	70 to 74	75 to 79	80 to 84	85 to 89	90 to 94	95 plus	Total
All causes	43,000 (32,900 to 56,400)	9,370 (6,190 to 14,900)	36,700 (28,900 to 47,000)	19,600 (16,100 to 24,000)	21,500 (17,200 to 27,000)	33,900 (25,200 to 45,000)	61,700 (52,600 to 67,400)	82,200 (74,000 to 89,100)	76,200 (68,300 to 83,400)	69,900 (62,400 to 76,700)	97,300 (86,100 to 111,000)	106,000 (92,600 to 120,000)	120,000 (107,000 to 134,000)	130,000 (116,000 to 144,000)	129,000 (115,000 to 143,000)	126,000 (110,000 to 140,000)	111,000 (93,600 to 128,000)	93,500 (77,200 to 109,000)	74,000 (60,200 to 87,400)	52,000 (42,700 to 62,000)	46,300 (38,700 to 55,000)	7,790 (7,070 to 8,530)	1,660,000
Communicable, maternal, neonatal, and nutritional diseases	32,900 (24,800 to 45,700)	5,680 (2,790 to 9,490)	14,800 (10,900 to 20,100)	8,230 (6,710 to 9,930)	3,270 (2,720 to 3,770)	4,060 (3,360 to 4,680)	7,930 (6,630 to 9,060)	7,420 (6,400 to 8,450)	8,010 (6,960 to 9,200)	8,770 (7,600 to 10,000)	8,170 (7,070 to 9,360)	8,920 (7,660 to 10,400)	8,640 (6,980 to 11,000)	8,490 (6,900 to 10,400)	8,440 (6,880 to 10,200)	7,400 (5,770 to 9,560)	6,810 (5,060 to 8,810)	6,030 (4,530 to 7,960)	5,310 (4,060 to 6,970)	4,590 (3,580 to 6,010)	2,560 (1,960 to 3,200)	1,040 (769 to 1,370)	189,000
HIV/AIDS and sexually transmitted infections	150 (110 to 200)	67 (39 to 110)	296 (221 to 391)	164 (114 to 236)	72 (47 to 116)	124 (77 to 198)	401 (264 to 606)	714 (494 to 1,000)	1,170 (843 to 1,540)	1,660 (1,270 to 2,060)	2,260 (1,760 to 2,810)	2,710 (2,080 to 3,420)	2,760 (2,020 to 3,710)	2,940 (2,060 to 4,040)	3,140 (2,160 to 4,330)	3,110 (2,060 to 4,430)	2,790 (1,770 to 4,060)	2,360 (1,450 to 3,450)	1,850 (1,120 to 2,710)	1,350 (810 to 1,980)	1,010 (612 to 1,480)	317 (189 to 464)	29 (17 to 42)	19,300
HIV/AIDS	0 (0 to 0)	0 (0 to 0)	0 (0 to 0)	0 (0 to 0)	0 (0 to 0)	0 (0 to 0)	0 (0 to 0)	0 (0 to 0)	0 (0 to 0)	0 (0 to 0)	0 (0 to 0)	0 (0 to 0)	0 (0 to 0)	0 (0 to 0)	0 (0 to 0)	0 (0 to 0)	0 (0 to 0)	0 (0 to 0)	0 (0 to 0)	0 (0 to 0)	0 (0 to 0)	0 (0 to 0)	0 (0 to 0)	0 (0 to 0)	13,000
HIV/AIDS - Drug-susceptible Tuberculosis	0 (0 to 0)	0 (0 to 0)	19.6 (9.8 to 29.1)	0 (0 to 0)	0 (0 to 0)	0 (0 to 0)	0 (0 to 0)	0 (0 to 0)	0 (0 to 0)	0 (0 to 0)	0 (0 to 0)	0 (0 to 0)	0 (0 to 0)	0 (0 to 0)	0 (0 to 0)	0 (0 to 0)	0 (0 to 0)	0 (0 to 0)	0 (0 to 0)	0 (0 to 0)	0 (0 to 0)	0 (0 to 0)	0 (0 to 0)	0 (0 to 0)	878
HIV/AIDS - Multidrug-resistant Tuberculosis without extensi	0 (0 to 0)	0 (0 to 0)	0.2 (0.1 to 0.4)	0 (0 to 0)	0 (0 to 0)	0 (0 to 0)	0 (0 to 0)	0 (0 to 0)	0 (0 to 0)	0 (0 to 0)	0 (0 to 0)	0 (0 to 0)	0 (0 to 0)	0 (0 to 0)	0 (0 to 0)	0 (0 to 0)	0 (0 to 0)	0 (0 to 0)	0 (0 to 0)	0 (0 to 0)	0 (0 to 0)	0 (0 to 0)	0 (0 to 0)	0 (0 to 0)	1018
HIV/AIDS - Extensively drug-resistant Tuberculosis	0 (0 to 0)	0 (0 to 0)	0 (0 to 0)	0 (0 to 0)	0 (0 to 0)	0 (0 to 0)	0 (0 to 0)	0 (0 to 0)	0 (0 to 0)	0 (0 to 0)	0 (0 to 0)	0 (0 to 0)	0 (0 to 0)	0 (0 to 0)	0 (0 to 0)	0 (0 to 0)	0 (0 to 0)	0 (0 to 0)	0 (0 to 0)	0 (0 to 0)	0 (0 to 0)	0 (0 to 0)	0 (0 to 0)	0 (0 to 0)	916
HIV/AIDS resulting in other diseases	0 (0 to 0)	0 (0 to 0)	297 (196 to 398)	161 (106 to 224)	139 (87 to 199)	302 (192 to 446)	998 (679 to 1,370)	1,960 (1,390 to 2,530)	2,980 (2,190 to 3,660)	3,920 (2,980 to 4,720)	4,720 (3,660 to 5,660)	5,420 (4,220 to 6,660)	5,160 (3,760 to 6,850)	5,060 (3,660 to 6,850)	4,820 (3,470 to 6,610)	4,620 (3,210 to 6,450)	3,960 (2,610 to 5,660)	3,360 (2,170 to 4,870)	2,610 (1,610 to 3,810)	1,870 (1,170 to 2,730)	1,270 (810 to 1,810)	396 (246 to 556)	36 (21 to 51)	13,100
Sexually transmitted infections excluding HIV	150 (110 to 200)	67 (39 to 110)	604 (416 to 819)	1.4 (1 to 2)	0.6 (0.4 to 0.9)	9.2 (6.1 to 13)	49.5 (32.8 to 70.2)	132 (89 to 183)	209 (142 to 287)	366 (252 to 501)	592 (414 to 800)	276 (191 to 374)	234 (161 to 317)	197 (135 to 267)	150 (103 to 203)	99.3 (68 to 134)	64.4 (43 to 87)	43.8 (29 to 59)	26.2 (17 to 35)	17.2 (11 to 23)	9.2 (6 to 12)	3 (2 to 4)	0.7 (0.5 to 1)	2,200
Syphilis	150 (110 to 200)	67 (39 to 110)	604 (416 to 819)	1.4 (1 to 2)	0.6 (0.4 to 0.9)	9.2 (6.1 to 13)	49.5 (32.8 to 70.2)	132 (89 to 183)	209 (142 to 287)	366 (252 to 501)	592 (414 to 800)	276 (191 to 374)	234 (161 to 317)	197 (135 to 267)	150 (103 to 203)	99.3 (68 to 134)	64.4 (43 to 87)	43.8 (29 to 59)	26.2 (17 to 35)	17.2 (11 to 23)	9.2 (6 to 12)	3 (2 to 4)	0.7 (0.5 to 1)	2,200
Chlamydial infection	0 (0 to 0)	0 (0 to 0)	0 (0 to 0)	0 (0 to 0)	0 (0 to 0)	0 (0 to 0)	0 (0 to 0)	0 (0 to 0)	0 (0 to 0)	0 (0 to 0)	0 (0 to 0)	0 (0 to 0)	0 (0 to 0)	0 (0 to 0)	0 (0 to 0)	0 (0 to 0)	0 (0 to 0)	0 (0 to 0)	0 (0 to 0)	0 (0 to 0)	0 (0 to 0)	0 (0 to 0)	0 (0 to 0)	0 (0 to 0)	182
Gonococcal infection	0 (0 to 0)	0 (0 to 0)	0 (0 to 0)	0 (0 to 0)	0 (0 to 0)	0 (0 to 0)	0 (0 to 0)	0 (0 to 0)	0 (0 to 0)	0 (0 to 0)	0 (0 to 0)	0 (0 to 0)	0 (0 to 0)	0 (0 to 0)	0 (0 to 0)	0 (0 to 0)	0 (0 to 0)	0 (0 to 0)	0 (0 to 0)	0 (0 to 0)	0 (0 to 0)	0 (0 to 0)	0 (0 to 0)	0 (0 to 0)	0
Trichomoniasis	0 (0 to 0)	0 (0 to 0)	0 (0 to 0)	0 (0 to 0)	0 (0 to 0)	0 (0 to 0)	0 (0 to 0)	0 (0 to 0)	0 (0 to 0)	0 (0 to 0)	0 (0 to 0)	0 (0 to 0)	0 (0 to 0)	0 (0 to 0)	0 (0 to 0)	0 (0 to 0)	0 (0 to 0)	0 (0 to 0)	0 (0 to 0)	0 (0 to 0)	0 (0 to 0)	0 (0 to 0)	0 (0 to 0)	0 (0 to 0)	0
Genital herpes	0 (0 to 0)	0 (0 to 0)	0 (0 to 0)	0 (0 to 0)	0 (0 to 0)	0 (0 to 0)	1.6 (0.7 to 2.7)	8.1 (3.4 to 14)	27.6 (11.7 to 47.5)	38.6 (16.3 to 67.1)	52.1 (22.1 to 90.1)	59.1 (25.1 to 102)	73.5 (31.3 to 127)	76.5 (32.5 to 132)	80.5 (34.2 to 139)	84.6 (35.9 to 146)	83.4 (35.4 to 144)	66.6 (28.3 to 115)	53.4 (22.7 to 92.3)	39 (16.6 to 67.5)	26 (11.1 to 45)	17.6 (7.5 to 30.5)	5.1 (2.2 to 8.8)	691
Other sexually transmitted infections	0 (0 to 0)	0 (0 to 0)	0 (0 to 0)	0 (0 to 0)	0 (0 to 0)	2.1 (1.4 to 3)	13.7 (9.1 to 19.4)	29.8 (19.7 to 42.2)	41.1 (27.1 to 58.3)	56.5 (37.3 to 80)	73.5 (48.5 to 104)	92.5 (61.1 to 131)	92.5 (61.1 to 131)	73.5 (48.5 to 104)	56.5 (37.3 to 80)	37.5 (24.8 to 53.1)	24.5 (16.2 to 34.7)	14.4 (9.5 to 20.4)	7.2 (4.8 to 10.1)	4.4 (2.9 to 6.2)	2.1 (1.4 to 2.9)	0.6 (0.4 to 0.8)	0.2 (0.1 to 0.3)	396
Respiratory infections and tuberculosis	3564 (2,940 to 4,230)	529 (316 to 806)	3,240 (2,660 to 3,960)	1,540 (1,130 to 2,040)	1,100 (809 to 1,450)	525 (385 to 695)	1,210 (890 to 1,590)	1,900 (1,400 to 2,500)	1,940 (1,430 to 2,550)	2,220 (1,640 to 2,910)	1,740 (1,290 to 2,280)	1,600 (1,180 to 2,100)	1,740 (1,290 to 2,280)	2,060 (1,530 to 2,700)	2,120 (1,570 to 2,780)	2,060 (1,530 to 2,700)	1,940 (1,440 to 2,540)	1,820 (1,350 to 2,390)	1,540 (1,140 to 2,020)	1,220 (900 to 1,600)	1,020 (756 to 1,340)	1,020 (756 to 1,340)	1,020 (756 to 1,340)	47,760
Tuberculosis	3564 (2,940 to 4,230)	529 (341 to 774)	3,240 (2,660 to 3,960)	1,540 (1,130 to 2,040)	1,100 (809 to 1,450)	525 (385 to 695)	1,210 (890 to 1,590)	1,900 (1,400 to 2,500)	1,940 (1,430 to 2,550)	2,220 (1,640 to 2,910)	1,740 (1,290 to 2,280)	1,600 (1,180 to 2,100)	1,740 (1,290 to 2,280)	2,060 (1,530 to 2,700)	2,120 (1,570 to 2,780)	2,060 (1,530 to 2,700)	1,940 (1,440 to 2,540)	1,820 (1,350 to 2,390)	1,540 (1,140 to 2,020)	1,220 (900 to 1,600)	1,020 (756 to 1,340)	1,020 (756 to 1,340)	1,020 (756 to 1,340)	1,860
Latent tuberculosis infection	0 (0 to 0)	0 (0 to 0)	0 (0 to 0)	0 (0 to 0)	0 (0 to 0)	0 (0 to 0)	0 (0 to 0)	0 (0 to 0)	0 (0 to 0)	0 (0 to 0)	0 (0 to 0)	0 (0 to 0)	0 (0 to 0)	0 (0 to 0)	0 (0 to 0)	0 (0 to 0)	0 (0 to 0)	0 (0 to 0)	0 (0 to 0)	0 (0 to 0)	0 (0 to 0)	0 (0 to 0)	0 (0 to 0)	0 (0 to 0)	0
Drug-susceptible tuberculosis	3564 (2,940 to 4,230)	529 (341 to 774)	3,240 (2,660 to 3,960)	1,540 (1,130 to 2,040)	1,100 (809 to 1,450)	525 (385 to 695)	1,210 (890 to 1,590)	1,900 (1,400 to 2,500)	1,940 (1,430 to 2,550)	2,220 (1,640 to 2,910)	1,740 (1,290 to 2,280)	1,600 (1,180 to 2,100)	1,740 (1,290 to 2,280)	2,060 (1,530 to 2,700)	2,120 (1,570 to 2,780)	2,060 (1,530 to 2,700)	1,940 (1,440 to 2,540)	1,820 (1,350 to 2,390)	1,540 (1,140 to 2,020)	1,220 (900 to 1,600)	1,020 (756 to 1,340)	1,020 (756 to 1,340)	1,020 (756 to 1,340)	1,750
Multidrug-resistant tuberculosis without extensive drug-res	0 (0 to 0)	0 (0 to 0)	2.1 (1.2 to 3.2)	1.9 (1.1 to 2.9)	1.1 (0.7 to 1.6)	0.6 (0.4 to 0.9)	2.6 (1.6 to 3.9)	7.2 (4.4 to 11)	7.3 (4.4 to 11)	8 (4.8 to 12)	6.6 (4 to 9.8)	6.2 (3.8 to 9.2)	6.6 (4 to 9.8)	7.7 (4.7 to 11)	8.6 (5.2 to 12)	8.5 (5.1 to 12)	8.1 (4.9 to 12)	7.6 (4.6 to 11)	6.4 (3.9 to 9.5)	5.1 (3.1 to 7.5)	4.3 (2.6 to 6.3)	1.3 (0.8 to 1.9)	0.2 (0.1 to 0.3)	97
Extensively drug-resistant tuberculosis	0 (0 to 0)	0 (0 to 0)	0.2 (0.1 to 0.4)	0.2 (0.1 to 0.4)	0.1 (0 to 0.2)	0.1 (0 to 0.1)	0.4 (0.2 to 0.6)	1.1 (0.7 to 1.6)	1.1 (0.7 to 1.6)	1.2 (0.8 to 1.8)	1 (0.6 to 1.4)	0.9 (0.6 to 1.4)	1 (0.6 to 1.4)	1.2 (0.7 to 1.7)	1.3 (0.8 to 1.8)	1.3 (0.8 to 1.8)	1.2 (0.7 to 1.7)	1.1 (0.7 to 1.6)	0.9 (0.6 to 1.4)	0.8 (0.5 to 1.2)	0.6 (0.4 to 0.9)	0.2 (0.1 to 0.3)	0.1 (0 to 0.1)	19.3
Lower respiratory infections	3501 (2,880 to 4,170)	521 (309 to 798)	3,000 (2,460 to 3,720)	1,530 (1,120 to 2,030)	1,090 (800 to 1,440)	497 (364 to 657)	926 (677 to 1,220)	1,020 (746 to 1,350)	1,010 (739 to 1,340)	1,060 (781 to 1,400)	1,060 (781 to 1,400)	1,060 (781 to 1,400)	1,060 (781 to 1,400)	1,060 (781 to 1,400)	1,060 (781 to 1,400)	1,060 (781 to 1,400)	1,060 (781 to 1,400)	1,060 (781 to 1,400)	1,060 (781 to 1,400)	1,060 (781 to 1,400)	1,060 (781 to 1,400)	1,060 (781 to 1,400)	1,060 (781 to 1,400)	39,100
Upper respiratory infections	2.2 (1.5 to 4)	0.7 (0.4 to 0.9)	1.7 (1 to 2.5)	1.5 (0.8 to 2.2)	1.2 (0.7 to 1.7)	0.6 (0.4 to 0.8)	0.5 (0.3 to 0.7)	0.4 (0.2 to 0.6)	0.3 (0.2 to 0.5)	0.3 (0.2 to 0.4)	0.2 (0.1 to 0.3)	0.2 (0.1 to 0.3)	0.2 (0.1 to 0.3)	0.2 (0.1 to 0.3)	0.2 (0.1 to 0.3)	0.2 (0.1 to 0.3)	0.2 (0.1 to 0.3)	0.2 (0.1 to 0.3)	0.2 (0.1 to 0.3)	0.2 (0.1 to 0.3)	0.2 (0.1 to 0.3)	0.2 (0.1 to 0.3)	0.2 (0.1 to 0.3)	5,370
Otitis media	0.8 (0.3 to 2.4)	1.5 (0.5 to 5.2)	36 (19.9 to 59.9)	179.6 (94.6 to 298)	128 (52.9 to 252)	31.2 (13.1 to 64.5)	3.7 (1.5 to 7.6)	1.5 (0.6 to 3.1)	0.7 (0.3 to 1.5)	0.4 (0.2 to 0.8)	0.3 (0.1 to 0.6)	0.2 (0.1 to 0.4)	0.2 (0.1 to 0.4)	0.2 (0.1 to 0.4)	0.2 (0.1 to 0.4)	0.2 (0.1 to 0.4)	0.2 (0.1 to 0.4)	0.2 (0.1 to 0.4)	0.2 (0.1 to 0.4)	0.2 (0.1 to 0.4)	0.2 (0.1 to 0.4)	0.2 (0.1 to 0.4)	0.2 (0.1 to 0.4)	1,410
Sinusitis	19 (9.9 to 32.1)	3.3 (2.1 to 4.9)	1,200 (629 to 1,720)	757 (392 to 1,220)	797 (393 to 1,360)	699 (332 to 1,260)	659 (314 to 1,190)	659 (314 to 1,190)	659 (314 to 1,190)	672 (320 to 1,210)	659 (314 to 1,190)	659 (314 to 1,190)	659 (314 to 1,190)	659 (314 to 1,190)	659 (314 to 1,190)	659 (314 to 1,190)	659 (314 to 1,190)	659 (314 to 1,190)	659 (314 to 1,190)	659 (314 to 1,190)	659 (314 to 1,190)	659 (314 to 1,190)	659 (314 to 1,190)	14,900
Otitis media	0 (0 to 0)	0 (0 to 0)	0 (0 to 0)	0 (0 to 0)	0 (0 to 0)	0 (0 to 0)	0 (0 to 0)	0 (0 to 0)	0 (0 to 0)	0 (0 to 0)	0 (0 to 0)	0 (0 to 0)	0 (0 to 0)	0 (0 to 0)	0 (0 to 0)	0 (0 to 0)	0 (0 to 0)	0 (0 to 0)	0 (0 to 0)	0 (0 to 0)	0 (0 to 0)	0 (0 to 0)	0 (0 to 0)	0 (0 to 0)	0
Pneumonia	3501 (2,880 to 4,170)	517 (305 to 794)	1,800 (1,260 to 2,450)	773 (429 to 1,210)	293 (164 to 459)	97.8 (54.6 to 153)	267 (149 to 418)	361 (202 to 565)	351 (196 to 549)	387 (216 to 606)	401 (224 to 627)	401 (224 to 627)	401 (224 to 627)	401 (224 to 627)	401 (224 to 627)	401 (224 to 627)	401 (224 to 627)	401 (224 to 627)	401 (224 to 627)	401 (224 to 627)	401 (224 to 627)	401 (224 to 627)	401 (224 to 627)	37,300
Tetanus	0.2 (0 to 0.4)	0.2 (0 to 0.4)	0.2 (0.1 to 0.7)	0.1 (0 to 0.7)	0.1 (0 to 0.7)	0.1 (0 to 0.2)	0.2 (0 to 0.4)	0.2 (0 to 1.3)	0.2 (0 to 1.4)	0.2 (0 to 1.5)	0.2 (0 to 1.5)	0.2 (0 to 1.5)	0.2 (0 to 1.5)	0.2 (0 to 1.5)	0.2 (0 to 1.5)	0.2 (0 to 1.5)	0.2 (0 to 1.5)	0.2 (0 to 1.5)	0.2 (0 to 1.5)	0.2 (0 to 1.5)	0.2 (0 to 1.5)	0.2 (0 to 1.5)	0.2 (0 to 1.5)	29.2
Measles	0 (0 to 0)	0 (0 to 0)	0 (0 to 0)	0 (0 to 0)	0 (0 to 0)	0 (0 to 0)	0 (0 to 0)	0 (0 to 0)	0 (0 to 0)	0 (0 to 0)	0 (0 to 0)	0 (0 to 0)	0 (0 to 0)	0 (0 to 0)	0 (0 to 0)	0 (0 to 0)	0 (0 to 0)	0 (0 to 0)	0 (0 to 0)	0 (0 to 0)	0 (0 to 0)	0 (0 to 0)	0 (0 to 0)	0 (0 to 0)	0.9
Varicella and herpes zoster	3.9 (1.0 to 9.2)	0.9 (0.6 to 1.6)	9.9 (6.6 to 14)	10.4 (6.5 to 15.5)	8.4 (5.2 to 12.6)	2.1 (1.3 to 3.2)	1.3 (0.8 to 2.1)	1.3 (0.8 to 2.1)	1.3 (0.8 to 2.1)	1.3 (0.8 to 2.1)	1.3 (0.8 to 2.1)	1.3 (0.8 to 2.1)	1.3 (0.8 to 2.1)	1.3 (0.8 to 2.1)	1.3 (0.8 to 2.1)	1.3 (0.8 to 2.1)	1.3 (0.8 to 2.1)	1.3 (0.8 to 2.1)	1.3 (0.8 to 2.1)	1.3 (0.8 to 2.1)	1.3 (0.8 to 2.1)	1.3 (0.8 to 2.1)	1.3 (0.8 to 2.1)	107
Acute hepatitis	2.4 (0.6 to 6.2)	0.6 (0.4 to 1.1)	7.9 (5.4 to 10.3)	8.3 (5.2 to 12.3)	6.7 (4.2 to 10.1)	1.7 (1 to 2.6)	1 (0.6 to 1.7)	1 (0.6 to 1.7)	1 (0.6 to 1.7)	1 (0.6 to 1.7)	1 (0.6 to 1.7)	1 (0.6 to 1.7)	1 (0.6 to 1.7)	1 (0.6 to 1.7)	1 (0.6 to 1.7)	1 (0.6 to 1.7)	1 (0.6 to 1.7)	1 (0.6 to 1.7)	1 (0.6 to 1.7)	1 (0.6 to 1.7)	1 (0.6 to 1.7)	1 (0.6 to 1.7)	1 (0.6 to 1.7)	86
Acute hepatitis A	2.4 (0.6 to 6.2)	0.6 (0.4 to 1.1)	7.9 (5.4 to 10.3)	8.3 (5.2 to 12.3)	6.7 (4.2 to 10.1)	1.7 (1 to 2.6)	1 (0.6 to 1.7)	1 (0.6 to 1.7)	1 (0.6 to 1.7)	1 (0.6 to 1.7)	1 (0.6 to 1.7)	1 (0.6 to 1.7)	1 (0.6 to 1.7)	1 (0.6 to 1.7)	1 (0.6 to 1.7)	1 (0.6 to 1.7)	1 (0.6 to 1.7)	1 (0.6 to 1.7)	1 (0.6 to 1.7)	1 (0.6 to 1.7)	1 (0.6 to 1.7)	1 (0.6 to 1.7)	1 (0.6 to 1.7)	86
Acute hepatitis B	0 (0 to 0)	0 (0 to 0)	0 (0 to 0)	0 (0 to 0)	0 (0 to 0)	0 (0 to 0)	0 (0 to 0)	0 (0 to 0)	0 (0 to 0)	0 (0 to 0)	0 (0 to 0)	0 (0 to 0)	0 (0 to 0)	0 (0 to 0)	0 (0 to 0)	0 (0 to 0)	0 (0 to 0)	0 (0 to 0)	0 (0 to 0)	0 (0 to 0)	0 (0 to 0)	0 (0 to 0)	0 (0 to 0)	0 (0 to 0)	0
Acute hepatitis C	0 (0 to 0)	0 (0 to 0)	0 (0 to 0)	0 (0 to 0)	0 (0 to 0)	0 (0 to 0)	0 (0 to 0)	0 (0 to 0)	0 (0 to 0)	0 (0 to 0)	0 (0 to 0)	0 (0 to 0)	0 (0 to 0)	0 (0 to 0)	0 (0 to 0)	0 (0 to 0)	0 (0 to 0)	0 (0 to 0)	0 (0 to 0)	0 (0 to 0)	0 (0 to 0)	0 (0 to 0)	0 (0 to 0)	0 (0 to 0)	0
Acute hepatitis E	0 (0 to 0)	0 (0 to 0)	0 (0 to 0)	0 (0 to 0)	0 (0 to 0)	0 (0 to 0)	0 (0 to 0)	0 (0 to 0)	0 (0 to 0)	0 (0 to 0)	0 (0 to 0)	0 (0 to 0)	0 (0 to 0)	0 (0 to 0)	0 (0 to 0)	0 (0 to 0)	0 (0 to 0)	0 (0 to 0)	0 (0 to 0)	0 (0 to 0)	0 (0 to 0)	0 (0 to 0)	0 (0 to 0)	0 (0 to 0)	0
Other unspecified infectious diseases	272 (27 to 991)	19 (1 to 98)	1,200 (120 to 3,980)	642 (64 to 2,150)	199 (19 to 666)	153 (15 to 512)	453 (44 to 1,500)	693 (70 to 2,300)	681 (68 to 2,260)	1,060 (106 to 3,520)	1,060 (106 to 3,520)	1,060 (106 to 3,520)	1,060 (106 to 3,520)	1,060 (106 to 3,520)	1,060 (106 to 3,520)	1,060 (106 to 3,520)	1,060 (106 to 3,520)	1,060 (106 to 3,520)	1,060 (106 to 3,520)	1,060 (106 to 3,520)	1,060 (106 to 3,520)	1,060 (106 to 3,520)	1,060 (106 to 3,520)	3,310
Maternal and neonatal disorders	43,000 (32,900 to 56,400)	9,370 (6,190 to 14,900)	36,700 (28,900 to 47,000)	19,600 (16,100 to 24,000)	21,500 (17,200 to 27,000)	33,900 (25,200 to 45,000)	61,700 (52,600 to 67,400)	82,200 (74,000 to 89,100)	76,200 (68,300 to 83,400)	69,900 (62,400 to 76,700)	97,300 (86,100 to 111,000)	106,000 (92,600 to 120,000)	120,000 (107,000 to 134,000)	130,000 (116,000 to 144,000)	129,000 (115,000 to 143,000)	126,000 (110,000 to 140,000)	111,000 (93,600 to 128,000)	93,500 (77,200 to 109,000)	74,000 (60,200 to 87,400)	52,000 (42,700 to 62,000)	46,300 (38,700 to 55,000)	7,790 (7,070 to 8,530)	1,660,000
Maternal disorders	0 (0 to 0)	0 (0 to 0)	0 (0 to 0)	0 (0 to 0)	0 (0 to 0)	0 (0 to 0)	604 (290 to 1,070)	866 (469 to 1,290)	1,290 (1,000 to 1,640)	1,520 (883 to 2,060)	638 (400 to 1,000)	337 (207 to 522)	1122 (617 to 1,760)	844 (463 to 1,320)	0 (0 to 0)	0 (0 to 0)	0 (0 to 0)	0 (0 to 0)	0 (0 to 0)	0 (0 to 0)	0 (0 to 0)	0 (0 to 0)	0 (0 to 0)	0 (0 to 0)	5,990
Maternal hemorrhage	0 (0 to 0)	0 (0 to 0)	0 (0 to 0)	0 (0 to 0)	0 (0 to 0)	0 (0 to 0)	4.9 (2 to 8.5)	112 (61 to 179)	186 (104 to 294)	191 (103 to 299)	129 (72 to 200)	47.8 (26.7 to 74.3)	171 (94 to 263)	84 (46 to 131)	0 (0 to 0)	0 (0 to 0)	0 (0 to 0)	0 (0 to 0)	0 (0 to 0)	0 (0 to 0)	0 (0 to 0)	0 (0 to 0)	0 (0 to 0)	0 (0 to 0)	636
Maternal sepsis and other maternal infections	0 (0 to 0)	0 (0 to 0)	0 (0 to 0)	0 (0 to 0)	0 (0 to 0)	0 (0 to 0)	89.4 (34 to 169)	159 (68 to 294)	158 (67 to 294)	158 (67 to 294)	79.6 (33.8 to 147)	34.4 (14.6 to 63.5)	79.6 (33.8 to 147)	1.2 (0.5 to 2.2)	0 (0 to 0)	0 (0 to 0)	0 (0 to 0)	0 (0 to 0)	0 (0 to 0)	0 (0 to 0)	0 (0 to 0)	0 (0 to 0)	0 (0 to 0)	0 (0 to 0)	681
Maternal hypertensive disorders	0 (0 to 0)	0 (0 to 0)	0 (0 to 0)	0 (0 to 0)	0 (0 to 0)	0 (0 to 0)	414 (94 to 1,070)	707 (172 to 1,820)	708 (172 to 1,820)	708 (172 to 1,820)	377 (92 to 970)	158 (38 to 406)	338 (82 to 870)	139 (34 to 357)	0 (0 to 0)	0 (0 to 0)	0 (0 to 0)	0 (0 to 0)	0 (0 to 0)	0 (0 to 0)	0 (0 to 0)	0 (0 to 0)	0 (0 to 0)	0 (0 to 0)	914
Maternal obstructed labor and uterine rupture	0 (0 to 0)	0 (0 to 0)	0 (0 to 0)	0 (0 to 0)	0 (0 to 0)	0 (0 to 0)	19.6 (8.2 to 36.1)	39.4 (16.4 to 72.6)	39.4 (16.4 to 72.6)	39.4 (16.4 to 72.6)	17.6 (7.3 to 32.4)	7.4 (3.1 to 13.6)	17.6 (7.3 to 32.4)	0.1 (0 to 0.3)	0 (0 to 0)	0 (0 to 0)	0 (0 to 0)	0 (0 to 0)	0 (0 to 0)	0 (0 to 0)	0 (0 to 0)	0 (0 to 0)	0 (0 to 0)	0 (0 to 0)	97
Maternal abortion and miscarriage	0 (0 to 0)	0 (0 to 0)	0 (0 to 0)	0 (0 to 0)	0 (0 to 0)	0 (0 to 0)	4.7 (1.1 to 9.6)	10.1 (2.4 to 21)	10.1 (2.4 to 21)	10.1 (2.4 to 21)	4.5 (1.1 to 9.4)	1.9 (0.4 to 3.9)	4.5 (1.1 to 9.4)	0 (0 to 0.1)	0 (0 to 0)	0 (0 to 0)	0 (0 to 0)	0 (0 to 0)	0 (0 to 0)	0 (0 to 0)	0 (0 to 0)	0 (0 to 0)	0 (0 to 0)	0 (0 to 0)	25
Ectopic pregnancy	0 (0 to 0)	0 (0 to 0)	0 (0 to 0)	0 (0 to 0)	0 (0 to 0)	0 (0 to 0)	4.7 (1.1 to 9.6)	10.1 (2.4 to 21)	10.1 (2.4 to 21)	10.1 (2.4 to 21)	4.5 (1.1 to 9.4)	1.9 (0.4 to 3.9)	4.5 (1.1 to 9.4)	0 (0 to 0.1)	0 (0 to 0)	0 (0 to 0)	0 (0 to 0)	0 (0 to 0)	0 (0 to 0)	0 (0 to 0)	0 (0 to 0)	0 (0 to 0)	0 (0 to 0)	0 (0 to 0)	97
Indirect maternal deaths	–	–	–	–	–	–	14.9 (6.6 to 27.8)	787 (347 to 1,470)	252 (103 to 507)	295 (117 to 613)	267 (106 to 556)	196 (77 to 408)	821 (327 to 1,710)	217 (84 to 461)	0 (0 to 0)	0 (0 to 0)	0 (0 to 0)	0 (0 to 0)	0 (0 to 0)	0 (0 to 0)	0 (0 to 0)	0 (0 to 0)	0 (0 to 0)	N/A
Late maternal deaths	–	–	–	–	–	–	6.6 (2.6 to 12)	156 (62 to 283)	156 (62 to 283)	156 (62 to 283)	134 (53 to 243)	127 (50 to 230)	79 (31 to 144)	6.6 (2.6 to 12)	0 (0 to 0)	0 (0 to 0)	0 (0 to 0)	0 (0 to 0)	0 (0 to 0)	0 (0 to 0)	0 (0 to 0)	0 (0 to 0)	0 (0 to 0)	N/A
Maternal deaths aggregated by HIV/AIDS	–	–	–	–	–	–	0.1 (0 to 0.1)	0.1 (0 to 0.1)	0.1 (0 to 0.1)	0.1 (0 to 0.1)	0.1 (0 to 0.1)	0.1 (0 to 0.1)	0.1 (0 to 0.1)	0.1 (0 to 0.1)	0.1 (0 to 0.1)	0.1 (0 to 0.1)	0.1 (0 to 0.1)	0.1 (0 to 0.1)	0.1 (0 to 0.1)	0.1 (0 to 0.1)	0.1 (0 to 0.1)	0.1 (0 to 0.1)	0.1 (0 to 0.1)	N/A
Neonatal disorders	33,600 (24,600 to 45,000)	3,280 (2,000 to 4,320)	7,260 (4,770 to 10,600)	1,410 (1,030 to 1,890)	1,160 (828 to 1,580)	1,030 (688 to 1,390)	1,220 (881 to 1,630)	1,220 (848 to 1,730)	1,220 (841 to 1,720)	1,220 (810 to 1,660)	1,220 (800 to 1,660)	1,220 (822 to 1,660)	1,220 (732 to 1,720)	1,220 (804 to 1,720)	1,220 (805 to 1,720)	1,220 (810 to 1,670)	1,220 (829 to 1,670)	1,220 (813 to 1,660)	1,220 (820 to 1,660)	1,220 (821



G6PD deficiency	0·3 (0·1 to 0·5)	0·4 (0·2 to 0·7)	13·9 (7 to 24)	22·8 (11·5 to 40·5)	34·2 (17·4 to 55·7)	38·4 (20·1 to 63·5)	155 (74·8 to 271)	62·3 (34·1 to 96·5)	56·3 (32·9 to 85·8)	52·5 (29·3 to 81·7)	130 (63·2 to 230)	50·6 (29·5 to 79·2)
G6PD trait	0 (0 to 0)	0 (0 to 0·2)	0 (0 to 0)	0 (0 to 0)	0 (0 to 0)	0 (0 to 0)	14·8 (5·6 to 27·5)	0·3 (0·1 to 0·8)	0·3 (0·1 to 0·7)	0·3 (0·1 to 0·6)	15 (5·7 to 28·2)	11·3 (2·4 to 24·1)
Other hemoglobinopathies and hemolytic anemias	1 (0·6 to 1·7)	1·8 (0·8 to 3·1)	24·1 (12·3 to 41·1)	42·2 (14·7 to 90·8)	53·9 (18·6 to 126)	55·4 (20·6 to 127)	164 (64·4 to 327)	117 (37·6 to 262)	115 (40·6 to 249)	115 (37·9 to 253)	162 (62·3 to 336)	144 (56·2 to 293)
Endocrine, metabolic, blood, and immune disorders	39·9 (24·1 to 63·1)	16·9 (10·3 to 28)	596 (331 to 938)	382 (245 to 572)	268 (175 to 410)	267 (172 to 410)	491 (292 to 828)	539 (333 to 834)	673 (432 to 987)	840 (553 to 1,200)	1,130 (763 to 1,580)	1,320 (893 to 1,820)
Oral disorders	0 (0 to 0)	0 (0 to 0)	0 (0 to 0)	180 (104 to 297)	211 (116 to 360)	255 (135 to 437)	365 (198 to 604)	587 (327 to 1,010)	840 (465 to 1,490)	1,150 (607 to 2,080)	1,480 (775 to 2,620)	1,800 (964 to 3,200)
Caries of deciduous teeth	0 (0 to 0)	0 (0 to 0)	0 (0 to 0)	57 (22·8 to 116)	56·1 (23·5 to 126)	3·1 (0·4 to 8·5)	0 (0 to 0)	0 (0 to 0)	0 (0 to 0)	0 (0 to 0)	0 (0 to 0)	0 (0 to 0)
Caries of permanent teeth	0 (0 to 0)	0 (0 to 0)	0 (0 to 0)	0 (0 to 0)	36·4 (12 to 83·3)	116 (45·7 to 258)	137 (56 to 272)	158 (66·8 to 327)	152 (61·9 to 306)	139 (55·8 to 285)	135 (55·4 to 272)	119 (48·9 to 246)
Periodontal diseases	0 (0 to 0)	0 (0 to 0)	0 (0 to 0)	0 (0 to 0)	0 (0 to 0)	0 (0 to 0)	21·8 (6·1 to 57·2)	91 (25·8 to 238)	230 (67·4 to 581)	414 (134 to 1,010)	602 (199 to 1,480)	723 (257 to 1,650)
Other oral disorders	0 (0 to 0)	0 (0 to 0)	0 (0 to 0)	122 (71·6 to 193)	119 (69 to 188)	135 (78·5 to 209)	206 (121 to 326)	278 (163 to 429)	307 (184 to 464)	324 (197 to 493)	324 (195 to 494)	312 (190 to 475)
Sudden infant death syndrome	--	25·5 (14·1 to 40·3)	494 (236 to 864)	--	--	--	--	--	--	--	--	--
Injuries	208 (148 to 275)	105 (71·6 to 149)	4,300 (2,860 to 6,150)	2,330 (1,740 to 3,110)	2,600 (2,130 to 3,170)	3,610 (3,170 to 4,130)	7,210 (6,430 to 8,080)	9,010 (7,750 to 10,500)	8,010 (6,740 to 9,330)	7,850 (6,620 to 9,270)	7,600 (6,410 to 8,940)	7,120 (6,020 to 8,330)
Transport injuries	13·1 (9·2 to 18)	6·6 (4·3 to 9·3)	391 (237 to 594)	847 (564 to 1,220)	1,240 (924 to 1,650)	1,430 (1,120 to 1,790)	2,950 (2,360 to 3,660)	3,720 (2,850 to 4,730)	3,090 (2,430 to 3,870)	2,640 (2,080 to 3,350)	2,590 (2,080 to 3,280)	2,440 (1,940 to 3,020)
Road injuries	12·3 (8·6 to 16·9)	6·2 (4 to 8·8)	380 (230 to 578)	831 (549 to 1,200)	1,220 (900 to 1,620)	1,400 (1,090 to 1,750)	2,900 (2,310 to 3,580)	3,650 (2,790 to 4,640)	3,030 (2,400 to 3,800)	2,590 (2,040 to 3,290)	2,540 (2,040 to 3,230)	2,390 (1,900 to 2,950)
Pedestrian road injuries	3·1 (2·1 to 4·3)	1·2 (0·8 to 1·8)	65·1 (38·4 to 103)	301 (167 to 460)	464 (293 to 678)	405 (276 to 561)	466 (299 to 714)	508 (390 to 652)	491 (388 to 616)	534 (410 to 677)	562 (446 to 707)	631 (495 to 791)
Cyclist road injuries	0 (0 to 0)	0 (0 to 0)	0 (0 to 0)	27·3 (14·5 to 47·9)	67·1 (38·1 to 107)	92·1 (53·6 to 150)	89 (53·4 to 138)	109 (67·9 to 166)	93·6 (60·1 to 141)	101 (68 to 151)	106 (71·4 to 157)	97·8 (65·5 to 144)
Motorcyclist road injuries	2·3 (1·5 to 3·1)	0·9 (0·6 to 1·4)	34·4 (20·4 to 54·5)	49·9 (29·5 to 85·1)	71·1 (44·1 to 105)	156 (105 to 217)	927 (717 to 1,160)	1,150 (874 to 1,470)	893 (689 to 1,130)	704 (542 to 899)	679 (536 to 861)	592 (465 to 757)
Motor vehicle road injuries	6·4 (4·5 to 8·9)	3·8 (2·5 to 5·6)	275 (168 to 416)	443 (289 to 660)	597 (404 to 840)	724 (518 to 975)	1,370 (1,070 to 1,690)	1,830 (1,370 to 2,350)	1,490 (1,140 to 1,900)	1,190 (900 to 1,560)	1,120 (863 to 1,470)	1,000 (771 to 1,280)
Other road injuries	0·5 (0·2 to 0·8)	0·2 (0·1 to 0·4)	5·8 (2·4 to 12·7)	11·1 (5·6 to 20·6)	19·3 (12·7 to 28·9)	26·5 (17·9 to 37·4)	47·8 (32 to 70·7)	59·8 (41·4 to 84·6)	58·5 (41·2 to 82·9)	64·2 (45·3 to 88·4)	71 (51·2 to 96·7)	71·8 (51·3 to 95·2)
Other transport injuries	0·8 (0·5 to 1·3)	0·4 (0·2 to 0·7)	10·5 (5 to 18·7)	15·9 (8·8 to 25·9)	26·3 (15·4 to 42·3)	28·2 (18·2 to 43·1)	53·3 (31·3 to 84·7)	69 (41·6 to 109)	58·8 (38·6 to 88·6)	52·7 (33·7 to 78·1)	52·6 (33·8 to 77·7)	48 (32·8 to 71·9)
Unintentional injuries	111 (78·4 to 154)	92·1 (60·9 to 133)	3,700 (2,400 to 5,440)	1,270 (918 to 1,710)	1,090 (846 to 1,340)	1,270 (1,020 to 1,550)	1,290 (1,020 to 1,620)	1,580 (1,200 to 2,050)	1,800 (1,350 to 2,400)	2,120 (1,620 to 2,790)	2,420 (1,850 to 3,190)	2,550 (1,940 to 3,320)
Falls	11·5 (8·1 to 16)	2·7 (1·8 to 4·2)	138 (91·3 to 208)	185 (131 to 252)	302 (218 to 416)	395 (280 to 533)	535 (379 to 735)	740 (516 to 1,000)	901 (638 to 1,240)	1,070 (773 to 1,460)	1,270 (939 to 1,720)	1,390 (1,010 to 1,840)
Drowning	4·4 (3 to 6·3)	1·4 (0·9 to 2·1)	64·4 (39·9 to 98·5)	413 (278 to 588)	311 (206 to 430)	394 (285 to 517)	222 (163 to 301)	142 (99·4 to 196)	102 (70·5 to 139)	102 (74·6 to 134)	100 (72·1 to 137)	90·9 (65·6 to 125)
Fire, heat, and hot substances	1·5 (1·1 to 2)	0·9 (0·6 to 1·3)	46·1 (29·7 to 67·7)	91·7 (61·9 to 130)	94·1 (67·9 to 127)	92·8 (63·4 to 138)	136 (91·3 to 203)	183 (121 to 278)	223 (146 to 338)	298 (187 to 476)	328 (205 to 513)	322 (200 to 508)
Poisonings	0·6 (0·4 to 0·9)	0·6 (0·4 to 0·9)	13·3 (8·2 to 20·1)	29·9 (19·5 to 43·5)	14·6 (8·5 to 22·8)	24·5 (15·9 to 35·6)	21·2 (13·9 to 31·5)	22·4 (14·5 to 32·4)	18·8 (12 to 29·3)	17·6 (10·3 to 27·4)	17·7 (11 to 27·8)	18 (11·2 to 26·7)
Poisoning by carbon monoxide	0·3 (0·2 to 0·4)	0·1 (0 to 0·1)	2·9 (1·3 to 5·5)	6·3 (3 to 11·8)	3·5 (2·1 to 5·3)	4·8 (2·7 to 8·1)	7·7 (5 to 11·1)	8·2 (5·5 to 11·8)	6·2 (4·1 to 8·8)	5 (3·2 to 7·1)	4·7 (3·1 to 6·6)	5·1 (3·3 to 7·2)
Poisoning by other means	0·3 (0·2 to 0·5)	0·5 (0·4 to 0·8)	10·4 (6·2 to 16)	23·6 (15·1 to 36·1)	11·1 (5·8 to 18·6)	19·7 (12·5 to 29·3)	13·5 (7·5 to 22·3)	14·2 (8 to 22·6)	12·7 (6·8 to 21·9)	12·6 (6·5 to 21·3)	13 (7·2 to 21·8)	12·9 (7·5 to 20·3)
Exposure to mechanical forces	2·2 (1·6 to 3)	2·5 (2·2 to 2·8)	39·3 (31·4 to 50·8)	83·4 (61·9 to 111)	95·3 (72·3 to 127)	90·2 (67 to 120)	110 (81·2 to 150)	149 (111 to 203)	165 (118 to 231)	189 (137 to 269)	207 (147 to 297)	211 (148 to 301)
Unintentional firearm injuries	0·1 (0·1 to 0·3)	0 (0 to 0·1)	1·4 (0·7 to 2·5)	4·7 (2·1 to 8·3)	8·5 (4 to 15·3)	10·5 (5·7 to 17)	15·9 (9·7 to 24·1)	16·6 (10·7 to 24·8)	12·4 (8·1 to 18·5)	15·7 (10·7 to 21·7)	13·8 (9·4 to 19·8)	11·2 (8 to 15·3)
Other exposure to mechanical forces	2 (1·5 to 2·8)	2·4 (2·2 to 2·8)	37·9 (30·4 to 48·7)	78·7 (59·1 to 103)	86·8 (65·5 to 116)	79·6 (58·3 to 107)	94 (66·9 to 131)	133 (95·9 to 186)	152 (107 to 217)	174 (121 to 252)	193 (134 to 282)	200 (139 to 289)
Adverse effects of medical treatment	8·4 (5·3 to 13)	4·7 (2·9 to 8·3)	115 (60·5 to 198)	73·2 (37 to 141)	33·9 (21·2 to 51·5)	35·4 (23·1 to 51·9)	36·2 (24·5 to 52·6)	50·1 (32·8 to 75·9)	62·4 (39 to 94)	69·4 (46·3 to 102)	87·6 (59 to 127)	93·3 (61·8 to 133)
Animal contact	0·5 (0·3 to 0·8)	0·2 (0·1 to 0·4)	6·5 (3·5 to 11·6)	21·7 (13 to 36)	28·9 (17·8 to 44)	18·9 (12·2 to 27·9)	16·4 (11·2 to 23·2)	18·9 (12·8 to 26·8)	20·6 (13·8 to 30·2)	21·3 (14 to 31)	25·9 (17·9 to 36·6)	26·7 (18·3 to 37·8)
Venomous animal contact	0·3 (0·1 to 0·5)	0·1 (0 to 0·2)	2·1 (0·9 to 4·3)	11 (5·7 to 20)	20 (11 to 32·8)	12·6 (7·5 to 19·3)	10·1 (6·2 to 15·5)	11·7 (6·8 to 17·8)	12·6 (7·7 to 19·8)	12·7 (7·4 to 19·6)	15·1 (9·8 to 22·5)	15·6 (10·3 to 22·5)
Non-venomous animal contact	0·2 (0·1 to 0·4)	0·2 (0·1 to 0·3)	4·4 (2·1 to 8·1)	10·7 (5·2 to 19·7)	8·9 (4·2 to 16·7)	6·4 (3·7 to 10·2)	6·3 (4·1 to 9·2)	7·3 (4·7 to 10·9)	8 (5·1 to 12·2)	8·6 (5·5 to 13·4)	10·8 (6·7 to 16·7)	11·1 (6·9 to 16·9)
Foreign body	80·4 (53·9 to 115)	78·4 (50·4 to 117)	3,250 (2,090 to 4,830)	319 (214 to 453)	132 (96·5 to 172)	125 (92·2 to 158)	85·9 (64·9 to 115)	107 (78·5 to 146)	110 (81·9 to 148)	125 (91·9 to 166)	134 (99·9 to 178)	147 (110 to 191)
Pulmonary aspiration and foreign body in airway	80·4 (53·9 to 115)	78·2 (50·3 to 117)	3,240 (2,080 to 4,820)	306 (204 to 441)	115 (81·6 to 152)	103 (76·4 to 133)	56·3 (42·9 to 73·2)	66·2 (48·5 to 88·4)	64 (47·9 to 82·4)	73·8 (53·8 to 95·8)	78·3 (58·5 to 104)	88·2 (65 to 119)
Foreign body in eyes	0 (0 to 0)	0·1 (0 to 0·1)	1 (0·3 to 2·3)	5·9 (1·9 to 13·1)	10·6 (3·4 to 23·4)	14·7 (5 to 33·2)	20·9 (8 to 45·1)	30·3 (12·1 to 61)	35·6 (15·7 to 69·9)	40·3 (18·4 to 76·8)	44·7 (21 to 81·1)	47·5 (25·1 to 83·1)
Foreign body in other body part	0 (0 to 0·1)	0·1 (0 to 0·2)	1·9 (0·8 to 6·2)	6·9 (4·1 to 13·1)	6·8 (4·6 to 9·7)	7·7 (5·6 to 10·3)	8·7 (6·3 to 12·1)	10·2 (7·4 to 14·2)	10·7 (7·9 to 14·6)	11 (8 to 15)	11·3 (8·3 to 15·3)	11·1 (8·2 to 15)
Environmental heat and cold exposure	0 (0 to 0)	0·1 (0 to 0·1)	1·4 (1 to 1·9)	8·1 (5·2 to 12·1)	19·6 (12·1 to 29·4)	31·5 (19·9 to 47·8)	51·2 (32·8 to 78·2)	74·9 (47·7 to 116)	92·6 (59·6 to 137)	111 (69·8 to 170)	126 (79 to 189)	135 (85·9 to 199)
Exposure to forces of nature	0 (0 to 0)	0 (0 to 0)	0 (0 to 0)	0 (0 to 0)	0·1 (0·1 to 0·2)	1 (0·6 to 1·7)	1·4 (0·9 to 2·3)	2·8 (1·7 to 4·6)	2·1 (1·3 to 3·5)	2·5 (1·6 to 4)	3·1 (2 to 4·6)	3·4 (2·1 to 5·1)
Other unintentional injuries	1·7 (1·1 to 2·6)	0·6 (0·4 to 0·9)	23·6 (15·4 to 35)	47·2 (31·5 to 66·5)	57·5 (41·9 to 76)	65·6 (49·5 to 84·8)	75·5 (57 to 98·1)	94·4 (71·3 to 125)	99·7 (73·6 to 131)	108 (79·1 to 141)	115 (85·7 to 149)	115 (85·2 to 152)
Self-harm and interpersonal violence	83·3 (55·3 to 118)	6·7 (4·8 to 9·4)	215 (139 to 323)	215 (141 to 307)	266 (205 to 349)	900 (740 to 1,110)	2,970 (2,510 to 3,500)	3,710 (3,040 to 4,470)	3,130 (2,490 to 3,810)	3,090 (2,480 to 3,780)	2,590 (2,110 to 3,160)	2,130 (1,750 to 2,570)
Self-harm	0 (0 to 0)	0 (0 to 0)	0 (0 to 0)	0 (0 to 0)	0 (0 to 0)	299 (204 to 451)	836 (611 to 1,130)	857 (624 to 1,190)	739 (510 to 1,020)	864 (631 to 1,170)	835 (613 to 1,110)	753 (553 to 980)
Self-harm by firearm	0 (0 to 0)	0 (0 to 0)	0 (0 to 0)	0 (0 to 0)	0 (0 to 0)	17 (10·8 to 27·6)	70 (48·4 to 95·1)	68·5 (47·5 to 97·2)	67·1 (45·2 to 97·7)	59·6 (41·8 to 82·5)	52·7 (36·8 to 71·8)	44 (31·9 to 58·8)
Self-harm by other specified means	0 (0 to 0)	0 (0 to 0)	0 (0 to 0)	0 (0 to 0)	0 (0 to 0)	282 (194 to 426)	766 (559 to 1,030)	788 (577 to 1,090)	672 (464 to 927)	804 (588 to 1,090)	782 (575 to 1,040)	709 (521 to 925)
Interpersonal violence	83·3 (55·3 to 118)	6·7 (4·8 to 9·4)	214 (138 to 322)	210 (137 to 302)	263 (202 to 346)	599 (484 to 736)	2,130 (1,740 to 2,580)	2,850 (2,270 to 3,500)	2,380 (1,870 to 2,950)	2,220 (1,760 to 2,770)	1,750 (1,390 to 2,170)	1,370 (1,100 to 1,670)
Physical violence by firearm	11·9 (6·4 to 19·2)	1·6 (1 to 2·4)	44·7 (24·8 to 71·9)	67·1 (39·3 to 107)	94·4 (60 to 135)	274 (198 to 357)	1,230 (969 to 1,540)	1,550 (1,190 to 1,990)	1,170 (858 to 1,520)	1,070 (798 to 1,390)	720 (529 to 922)	555 (416 to 718)
Physical violence by sharp object	11·5 (7·6 to 16·4)	0·9 (0·6 to 1·4)	24·7 (15·8 to 37·4)	23·5 (15·2 to 34·7)	38·3 (26·8 to 52·8)	108 (78·5 to 144)	423 (312 to 550)	680 (504 to 894)	586 (428 to 773)	565 (422 to 743)	495 (366 to 649)	360 (266 to 468)
Sexual violence	0 (0 to 0)	0 (0 to 0)	0 (0 to 0)	2·8 (1·6 to 4·4)	23·3 (13·9 to 36·5)	53·6 (30·5 to 84·5)	134 (76·1 to 214)	207 (119 to 314)	202 (113 to 326)	199 (112 to 321)	199 (112 to 315)	172 (99·9 to 278)
Physical violence by other means	60 (39·3 to 85·9)	4·2 (2·9 to 5·9)	145 (92·2 to 219)	116 (75·2 to 175)	107 (76·6 to 149)	163 (123 to 212)	347 (264 to 444)	413 (307 to 540)	426 (315 to 550)	394 (298 to 512)	341 (256 to 446)	284 (216 to 370)
Conflict and terrorism	0 (0 to 0)	0 (0 to 0)	0 (0 to 0)	0 (0 to 0)	0·1 (0·1 to 0·2)	0·1 (0·1 to 0·3)	0·2 (0·1 to 0·3)	0·2 (0·1 to 0·4)	0·3 (0·2 to 0·6)	0·4 (0·2 to 0·7)	0·4 (0·2 to 0·7)	0·3 (0·2 to 0·6)

G6PD deficiency	42·9 (25·2 to 63·5)	27·8 (13·9 to 45·4)	21·7 (11 to 36)	17·8 (8·5 to 29·3)	12·5 (5·7 to 20·7)	5·3 (2·7 to 9·1)	2·9 (1·3 to 4·8)	1·1 (0·5 to 1·8)	0·3 (0·2 to 0·6)	0·1 (0 to 0·1)	0 (0 to 0)	749
G6PD trait	7·3 (1·4 to 16·8)	0·1 (0 to 0·3)	0 (0 to 0)	0 (0 to 0)	0 (0 to 0)	0 (0 to 0)	0 (0 to 0)	0 (0 to 0)	0 (0 to 0)	0 (0 to 0)	0 (0 to 0)	49·6
Other hemoglobinopathies and hemolytic anemias	154 (64 to 287)	147 (61·5 to 291)	144 (69·6 to 266)	198 (89·7 to 373)	136 (77·8 to 247)	95·3 (57·9 to 153)	79·4 (48·8 to 128)	60·3 (37·8 to 94)	39·6 (23·1 to 63·5)	17·3 (10 to 28·2)	3 (2 to 4·2)	2,070
Endocrine, metabolic, blood, and immune disorders	1,540 (1,050 to 2,060)	1,740 (1,160 to 2,330)	1,790 (1,210 to 2,380)	1,650 (1,140 to 2,200)	1,460 (989 to 1,950)	1,170 (860 to 1,510)	830 (588 to 1,090)	595 (408 to 786)	349 (227 to 467)	153 (93·3 to 203)	45·3 (27·5 to 64·1)	17,900
Oral disorders	2,260 (1,310 to 3,710)	3,040 (1,760 to 4,810)	3,770 (2,250 to 5,860)	3,990 (2,480 to 6,030)	3,740 (2,330 to 5,500)	2,980 (1,900 to 4,280)	2,170 (1,430 to 3,030)	1,400 (928 to 1,980)	747 (496 to 1,040)	288 (191 to 398)	78·8 (52·3 to 109)	31,300
Caries of deciduous teeth	0 (0 to 0)	0 (0 to 0)	0 (0 to 0)	0 (0 to 0)	0 (0 to 0)	0 (0 to 0)	0 (0 to 0)	0 (0 to 0)	0 (0 to 0)	0 (0 to 0)	0 (0 to 0)	116
Caries of permanent teeth	103 (40·6 to 221)	97·2 (38·1 to 209)	87 (34·3 to 200)	73·4 (27 to 161)	58·3 (22·2 to 124)	42·3 (16·9 to 85·5)	27·3 (11·3 to 55·3)	15·9 (6·3 to 34·2)	7·3 (2·7 to 15·6)	2·4 (0·9 to 5·4)	0·5 (0·2 to 1·2)	1,510
Periodontal diseases	761 (286 to 1,700)	733 (289 to 1,560)	585 (228 to 1,190)	398 (150 to 820)	253 (96·5 to 523)	149 (54·3 to 315)	88·4 (33·1 to 187)	50·5 (18·4 to 105)	25·2 (9 to 55·3)	9·2 (3·1 to 20·6)	2·3 (0·8 to 5·4)	5,140
Other oral disorders	302 (180 to 457)	293 (175 to 442)	259 (155 to 396)	209 (130 to 314)	164 (102 to 247)	105 (64·6 to 158)	58·2 (35·2 to 88·4)	29·1 (17·2 to 44·2)	12 (7·4 to 18·1)	4 (2·4 to 6)	1·1 (0·7 to 1·7)	3,560
Sudden infant death syndrome	--	--	--	--	--	--	--	--	--	--	--	NA
Injuries	6,470 (5,430 to 7,690)	6,220 (5,160 to 7,410)	5,700 (4,710 to 6,930)	4,960 (4,110 to 5,980)	4,600 (3,820 to 5,520)	4,140 (3,430 to 4,980)	3,730 (3,140 to 4,470)	3,330 (2,710 to 3,990)	2,450 (1,990 to 2,920)	1,260 (1,020 to 1,500)	444 (356 to 531)	103,000
Transport injuries	2,060 (1,620 to 2,560)	1,950 (1,580 to 2,400)	1,680 (1,360 to 2,090)	1,320 (1,080 to 1,600)	1,130 (931 to 1,360)	867 (688 to 1,060)	599 (493 to 725)	327 (263 to 400)	158 (122 to 194)	55·1 (43·4 to 67·4)	15·7 (12·4 to 19·1)	31,500
Road injuries	2,020 (1,580 to 2,500)	1,910 (1,540 to 2,350)	1,640 (1,320 to 2,050)	1,290 (1,060 to 1,570)	1,110 (914 to 1,330)	850 (675 to 1,040)	587 (484 to 710)	319 (258 to 392)	154 (119 to 189)	53 (41·7 to 64·8)	14·8 (11·7 to 18·1)	30,900
Pedestrian road injuries	586 (458 to 737)	603 (453 to 803)	555 (439 to 701)	512 (412 to 634)	470 (373 to 592)	412 (320 to 513)	305 (246 to 376)	165 (131 to 205)	75·5 (58·3 to 93·5)	23·2 (18·3 to 28·3)	6·1 (4·8 to 7·5)	8,140
Cyclist road injuries	95 (67·7 to 131)	90·9 (66·1 to 122)	78·5 (56·9 to 109)	58·1 (41·7 to 77·3)	46·6 (34·3 to 62·2)	30·9 (22·7 to 40·8)	16·9 (12·6 to 21·8)	11·4 (8·5 to 14·7)	6·6 (5 to 8·5)	2·9 (2·1 to 3·7)	0·7 (0·5 to 0·9)	1,220
Motorcyclist road injuries	474 (376 to 588)	365 (266 to 486)	312 (223 to 418)	212 (158 to 275)	166 (125 to 215)	115 (85 to 152)	68·9 (51·3 to 90·8)	41·5 (30·7 to 54·3)	21·7 (16·1 to 28·4)	8·4 (6·2 to 11·2)	2·7 (2 to 3·6)	7,050
Motor vehicle road injuries	789 (599 to 1,010)	774 (569 to 1,020)	624 (478 to 807)	461 (361 to 581)	387 (293 to 502)	262 (199 to 334)	176 (138 to 223)	88·8 (67·4 to 112)	44 (32·4 to 57)	16·4 (12·1 to 20·8)	4·7 (3·4 to 6)	13,700
Other road injuries	71·5 (51·4 to 94·5)	77·2 (56 to 102)	68·9 (50·6 to 90·9)	50·9 (36·2 to 67·6)	41·2 (29·2 to 55·5)	29·3 (21·2 to 39·4)	20·6 (15·1 to 27·4)	12·3 (8·9 to 16·1)	5·9 (4·2 to 7·9)	2·1 (1·5 to 2·9)	0·6 (0·4 to 0·8)	817
Other transport injuries	46 (30·2 to 69·3)	44·8 (30·7 to 64·4)	40·3 (28·3 to 57·2)	28·7 (21 to 39·3)	23·5 (16·9 to 33·2)	16·8 (12·2 to 23·4)	11·8 (8·3 to 16·4)	7·1 (5·2 to 9·7)	4·2 (3·1 to 5·9)	2·1 (1·5 to 2·7)	0·8 (0·6 to 1·1)	643
Unintentional injuries	2,680 (2,050 to 3,520)	2,970 (2,290 to 3,850)	3,090 (2,370 to 4,010)	3,080 (2,390 to 3,910)	3,060 (2,380 to 3,830)	3,020 (2,420 to 3,760)	2,970 (2,450 to 3,630)	2,930 (2,380 to 3,550)	2,250 (1,830 to 2,700)	1,200 (962 to 1,420)	425 (339 to 508)	46,900
Falls	1,500 (1,110 to 2,000)	1,720 (1,300 to 2,270)	1,840 (1,380 to 2,440)	1,920 (1,480 to 2,450)	2,040 (1,580 to 2,540)	2,190 (1,740 to 2,740)	2,300 (1,890 to 2,870)	2,430 (1,940 to 2,970)	1,920 (1,540 to 2,320)	1,030 (822 to 1,250)	365 (288 to 443)	26,200
Drowning	74·1 (52·5 to 100)	73 (53·5 to 98·2)	58·8 (43·7 to 79·4)	41·4 (31·2 to 54·5)	33·6 (24·3 to 44·5)	23·7 (17·7 to 30·6)	16·1 (11·8 to 21·1)	9·8 (7·4 to 13·3)	5·3 (3·9 to 6·7)	1·8 (1·4 to 2·3)	0·6 (0·5 to 0·8)	2,280
Fire, heat, and hot substances	322 (203 to 496)	337 (215 to 537)	321 (201 to 501)	277 (176 to 436)	231 (150 to 355)	177 (117 to 260)	133 (91·1 to 194)	89·6 (62·4 to 128)	55 (40·2 to 76·2)	25 (18·7 to 33·2)	9 (6·7 to 11·5)	3,790
Poisonings	16·3 (10·2 to 25·3)	14 (8·4 to 21·5)	13 (7·9 to 20·1)	10·9 (6·8 to 16·9)	8·8 (5·4 to 13·7)	6·6 (4·2 to 9·7)	4·6 (3 to 6·9)	4·1 (2·9 to 5·5)	2·4 (1·6 to 3·3)	0·9 (0·6 to 1·2)	0·3 (0·2 to 0·4)	281
Poisoning by carbon monoxide	4·2 (2·7 to 6·2)	3 (2 to 4·3)	2·6 (1·6 to 3·8)	3·1 (2 to 4·6)	2·3 (1·5 to 3·3)	1·9 (1·3 to 2·6)	1·1 (0·7 to 1·7)	0·9 (0·6 to 1·4)	0·6 (0·4 to 0·9)	0·2 (0·1 to 0·3)	0 (0 to 0·1)	74·5
Poisoning by other means	12·1 (6·7 to 19·8)	11 (6·2 to 17·5)	10·4 (6 to 16·6)	7·9 (4·3 to 13·2)	6·5 (3·6 to 10·8)	4·7 (2·8 to 7·3)	3·5 (2·1 to 5·5)	3·1 (2·1 to 4·4)	1·8 (1·1 to 2·5)	0·7 (0·5 to 1)	0·2 (0·2 to 0·3)	206
Exposure to mechanical forces	220 (154 to 315)	236 (165 to 336)	237 (168 to 334)	215 (150 to 303)	186 (131 to 262)	143 (101 to 202)	106 (74·2 to 149)	73·6 (51·9 to 102)	43·7 (30·7 to 59·9)	19·4 (13·7 to 26·6)	6·6 (4·6 to 9·1)	2,830
Unintentional firearm injuries	9·5 (6·8 to 13·3)	8·7 (6·3 to 12·3)	8·1 (5·7 to 11·3)	6·9 (5 to 9·6)	5·8 (4·2 to 8·1)	4·4 (3·1 to 6·4)	3·6 (2·6 to 5·2)	2·8 (2 to 3·9)	1·8 (1·3 to 2·6)	0·9 (0·6 to 1·3)	0·4 (0·3 to 0·5)	164
Other exposure to mechanical forces	210 (146 to 302)	227 (159 to 323)	229 (161 to 324)	208 (145 to 294)	180 (127 to 254)	139 (98 to 196)	103 (71·6 to 145)	70·9 (50 to 98)	41·9 (29·4 to 57·8)	18·4 (13 to 25·4)	6·2 (4·3 to 8·5)	2,670
Adverse effects of medical treatment	110 (73·9 to 155)	117 (78·2 to 165)	149 (102 to 215)	166 (113 to 232)	155 (106 to 211)	145 (99·6 to 204)	105 (74·7 to 144)	81 (55 to 109)	51·1 (33·9 to 70·3)	20·9 (13·5 to 29·1)	6·9 (4·4 to 9·8)	1,780
Animal contact	27·7 (19·3 to 39·4)	32·9 (23 to 46·6)	34·3 (24·2 to 47·8)	31·8 (22·8 to 43·9)	30·3 (21·3 to 41·9)	22·3 (16·1 to 30·8)	17·8 (13 to 24·7)	11·3 (8 to 15·4)	6·7 (4·9 to 9·1)	3 (2·1 to 4)	0·9 (0·6 to 1·2)	426
Venomous animal contact	15·1 (9·7 to 22·1)	17·9 (11·6 to 25·8)	18 (12 to 26)	17·2 (11·8 to 24·3)	15·7 (10·3 to 22·2)	11·3 (7·5 to 16·1)	9·2 (6·2 to 12·9)	5·6 (3·7 to 8·1)	2·8 (1·9 to 4·2)	1·4 (0·9 to 1·9)	0·4 (0·3 to 0·6)	238
Non-venomous animal contact	12·6 (8·1 to 19·3)	15 (9·5 to 22·4)	16·3 (10·5 to 23·8)	14·6 (9·3 to 21·8)	14·6 (9·2 to 21·5)	11·1 (7·1 to 16·4)	8·7 (5·7 to 12·9)	5·7 (3·7 to 8·3)	3·9 (2·6 to 5·4)	1·6 (1·1 to 2·3)	0·4 (0·3 to 0·6)	187
Foreign body	143 (110 to 183)	151 (116 to 193)	152 (117 to 196)	141 (108 to 184)	127 (103 to 156)	107 (86·4 to 133)	115 (89·3 to 145)	103 (81·5 to 130)	89·8 (70·7 to 109)	56·8 (42·1 to 70·3)	21·2 (15·6 to 26·1)	5,900
Pulmonary aspiration and foreign body in airway	84·8 (62·1 to 114)	92·5 (67·8 to 123)	98·4 (70·8 to 136)	92·8 (65·7 to 129)	85·3 (65·4 to 109)	75·4 (57·2 to 97)	90 (66·7 to 118)	88·5 (67·5 to 114)	81·8 (63·1 to 101)	52·9 (38·6 to 66·7)	20 (14·6 to 24·7)	5,220
Foreign body in eyes	47·5 (26·1 to 80·4)	47 (26·7 to 74·8)	42·2 (25·1 to 64·9)	36·5 (22·2 to 54·4)	30·3 (18·8 to 44·1)	22·7 (14·8 to 32·8)	16·4 (10·9 to 23·7)	10·7 (7·1 to 15·5)	5·8 (3·9 to 8·2)	2·2 (1·5 to 3·2)	0·6 (0·4 to 0·9)	514
Foreign body in other body part	10·8 (7·9 to 14·5)	11·5 (8·3 to 15·3)	11·1 (8 to 15·4)	11·9 (8·6 to 16·9)	11·6 (8·1 to 16·8)	9·2 (6·5 to 13·7)	8·1 (5·2 to 13·4)	4·2 (2·9 to 6·5)	2·2 (1·5 to 3·7)	1·7 (1 to 3·8)	0·6 (0·3 to 1·2)	169
Environmental heat and cold exposure	145 (93·3 to 216)	160 (104 to 237)	166 (105 to 242)	163 (103 to 243)	151 (96·5 to 224)	127 (81·7 to 182)	103 (68·2 to 149)	80 (52·7 to 115)	52·8 (35·3 to 75·4)	25·7 (17·1 to 36·8)	9·1 (6·1 to 12·9)	1,830
Exposure to forces of nature	2·7 (1·7 to 4·1)	2·4 (1·5 to 3·6)	2·1 (1·4 to 3·1)	1·8 (1·2 to 2·7)	1·5 (1 to 2·2)	1·1 (0·7 to 1·6)	0·7 (0·5 to 1)	0·5 (0·3 to 0·7)	0·2 (0·2 to 0·3)	0·1 (0·1 to 0·1)	0 (0 to 0)	29·6
Other unintentional injuries	114 (83·6 to 151)	119 (87·4 to 155)	120 (87·7 to 157)	105 (77·1 to 140)	93·3 (69·3 to 123)	74·8 (55·4 to 97·9)	60·3 (45·3 to 78)	45·5 (34·1 to 58·7)	29·5 (22·4 to 38·1)	13·6 (10·3 to 17·3)	4·8 (3·6 to 6·1)	1,580
Self-harm and interpersonal violence	1,730 (1,410 to 2,090)	1,300 (1,060 to 1,570)	924 (740 to 1,110)	562 (461 to 685)	409 (338 to 489)	259 (214 to 308)	163 (137 to 195)	68·2 (56·5 to 81·3)	34·2 (28·1 to 40·9)	12 (9·8 to 14·2)	4 (3·2 to 4·7)	24,800
Self-harm	667 (502 to 886)	632 (461 to 823)	424 (309 to 558)	247 (180 to 336)	181 (133 to 237)	112 (81·7 to 149)	52·6 (38·9 to 70·2)	28·7 (21·9 to 37·8)	15·5 (11·5 to 20·7)	5·4 (4 to 6·8)	1·9 (1·4 to 2·3)	7,550
Self-harm by firearm	34 (24·2 to 45·7)	26·5 (19 to 35·2)	21·4 (13·4 to 32·1)	13·8 (9·8 to 19·4)	8·4 (5·3 to 13·1)	4·7 (3·6 to 6·2)	2·8 (2·1 to 3·6)	1·6 (1·3 to 2·1)	0·9 (0·7 to 1·2)	0·4 (0·3 to 0·5)	0·2 (0·2 to 0·3)	494
Self-harm by other specified means	633 (475 to 841)	606 (441 to 790)	403 (293 to 531)	234 (170 to 316)	172 (126 to 227)	108 (78·1 to 142)	49·8 (36·7 to 66·5)	27·1 (20·6 to 35·6)	14·6 (10·8 to 19·5)	5 (3·7 to 6·3)	1·6 (1·2 to 2)	7,060
Interpersonal violence	1,060 (855 to 1,310)	669 (543 to 815)	497 (401 to 604)	313 (255 to 379)	227 (188 to 273)	146 (122 to 172)	110 (92·1 to 132)	39·4 (32·4 to 47·9)	18·5 (15·1 to 22·2)	6·6 (5·3 to 7·9)	2·1 (1·7 to 2·6)	17,200
Physical violence by firearm	403 (304 to 525)	230 (175 to 299)	162 (119 to 211)	92·6 (69 to 121)	52·3 (39·9 to 66·6)	29·4 (21·9 to 38·1)	20·4 (13·9 to 29·5)	4·8 (3·5 to 6·6)	1·9 (1·5 to 2·3)	0·9 (0·7 to 1·2)	0·3 (0·2 to 0·4)	7,780
Physical violence by sharp object	286 (206 to 379)	177 (132 to 229)	126 (98 to 160)	75·6 (56 to 99·4)	56·2 (44·7 to 68·8)	36·5 (29·3 to 44·2)	24·9 (19·8 to 30·4)	7·7 (6·2 to 9·6)	3·9 (3·1 to 4·8)	1·7 (1·4 to 2·2)	0·6 (0·5 to 0·8)	4,110
Sexual violence	132 (76·9 to 220)	91·1 (51·1 to 149)	54·4 (31·6 to 87·8)	37·1 (22·8 to 57·2)	28·2 (17·3 to 43·4)	19·4 (12 to 29·3)	12·8 (8·2 to 19·1)	7·7 (4·9 to 11·5)	3·2 (1·8 to 5·2)	0·5 (0·3 to 0·8)	0 (0 to 0·1)	1,580
Physical violence by other means	242 (182 to 318)	172 (133 to 217)	155 (126 to 190)	108 (82·8 to 135)	90·7 (72·7 to 111)	60·2 (49·4 to 72·1)	52·3 (41·9 to 63·2)	19·1 (15·4 to 23·9)	9·6 (7·6 to 11·7)	3·4 (2·6 to 4·2)	1·1 (0·9 to 1·4)	3,710
Conflict and terrorism	0·2 (0·1 to 0·4)	0·2 (0·1 to 0·4)	0·2 (0·1 to 0·3)	0·1 (0·1 to 0·2)	0·1 (0·1 to 0·2)	0·1 (0 to 0·1)	0 (0 to 0·1)	0 (0 to 0)	0 (0 to 0)	0 (0 to 0)	0 (0 to 0)	3·1

SR Table 2b: Pernambuco DALYS by cause and age group for females with 95% uncertainty intervals, 2019

Cause	Early Neonatal	Late Neonatal	Post Neonatal	1 to 4	5 to 9	10 to 14	15 to 19	20 to 24	25 to 29	30 to 34	35 to 39	40 to 44	45 to 49	50 to 54	55 to 59	60 to 64	65 to 69	70 to 74	75 to 79	80 to 84	85 to 89	90 to 94	95 plus	Total
All causes	82,700 (63,300 to 104,000)	8,340 (6,560 to 10,200)	58,200 (43,700 to 75,500)	19,300 (15,300 to 23,900)	25,500 (20,100 to 32,500)	36,900 (27,700 to 48,800)	50,800 (39,100 to 65,700)	60,200 (47,200 to 75,000)	66,300 (52,400 to 81,700)	78,900 (63,300 to 96,500)	88,700 (71,800 to 107,000)	93,500 (76,100 to 112,000)	97,100 (80,900 to 114,000)	105,000 (88,600 to 122,000)	107,000 (90,600 to 124,000)	105,000 (90,500 to 120,000)	102,000 (89,000 to 115,000)	96,700 (85,000 to 108,000)	83,700 (74,200 to 93,000)	66,000 (59,100 to 72,600)	39,900 (35,800 to 43,700)	19,000 (17,200 to 20,700)	9,460 (8,770 to 10,100)	1,500,000
Communicable, maternal, neonatal, and nutritional diseases	64,900 (49,500 to 83,000)	5,790 (4,470 to 7,230)	28,100 (20,600 to 37,400)	7,820 (5,930 to 10,400)	7,200 (5,090 to 10,600)	5,860 (4,240 to 8,520)	7,540 (5,230 to 10,700)	8,150 (5,960 to 11,100)	8,990 (6,890 to 12,000)	10,100 (7,840 to 13,400)	11,200 (8,610 to 14,900)	10,100 (7,890 to 13,400)	8,880 (6,710 to 11,900)	8,350 (6,320 to 11,200)	7,110 (5,530 to 9,280)	6,340 (4,970 to 8,140)	5,870 (4,810 to 7,220)	5,640 (4,570 to 6,950)	5,560 (4,410 to 6,940)	5,050 (4,070 to 6,120)	3,450 (2,790 to 4,190)	1,790 (1,370 to 2,200)	1,060 (774 to 1,310)	235,000
HIV/AIDS and sexually transmitted infections	736 (472 to 1,090)	53·8 (26·4 to 100)	687 (510 to 922)	160 (120 to 211)	190 (140 to 245)	201 (153 to 259)	341 (267 to 430)	818 (637 to 1,030)	1,600 (1,260 to 2,030)	2,290 (1,790 to 2,850)	2,960 (2,350 to 3,760)	2,780 (2,150 to 3,490)	1,900 (1,480 to 2,400)	1,420 (1,110 to 1,800)	698 (539 to 894)	494 (371 to 631)	403 (308 to 515)	138 (99·3 to 192)	67·3 (49·4 to 92·3)	27·8 (20·4 to 39·4)	13·2 (9·6 to 18·3)	4·3 (3 to 6·3)	1·5 (1·1 to 2·3)	18,000
HIV/AIDS	0 (0 to 0·1)	0·1 (0·1 to 0·4)	521 (382 to 684)	158 (117 to 209)	189 (138 to 244)	188 (141 to 247)	288 (220 to 376)	695 (530 to 886)	1,410 (1,100 to 1,800)	2,030 (1,560 to 2,560)	2,680 (2,090 to 3,430)	2,520 (1,910 to 3,230)	1,680 (1,280 to 2,130)	1,290 (993 to 1,650)	598 (457 to 781)	417 (306 to 545)	345 (258 to 453)	94·9 (61·4 to 143)	37·9 (25·1 to 53·8)	8·9 (6·4 to 12·1)	3·3 (2·3 to 4·7)	1 (0·5 to 1·5)	0·3 (0·2 to 0·6)	15,100
HIV/AIDS - Drug-susceptible Tuberculosis	0 (0 to 0)	0 (0 to 0)	111 (62·4 to 170)	32·4 (18·5 to 50·1)	38·2 (22·1 to 57·8)	35·2 (20·4 to 53·4)	53·4 (31·4 to 82·1)	133 (78·2 to 200)	271 (159 to 408)	390 (230 to 586)	511 (301 to 789)	487 (282 to 752)	322 (187 to 491)	248 (145 to 382)	108 (64 to 164)	71·3 (40·6 to 109)	60 (35·5 to 91·9)	13·6 (8·9 to 18·9)	5·5 (3·5 to 7·7)	1·5 (0·9 to 2·2)	0·5 (0·3 to 0·7)	0·1 (0·1 to 0·1)	0 (0 to 0)	2,890
HIV/AIDS - Multidrug-resistant Tuberculosis without exten	0 (0 to 0)	0 (0 to 0)	8·6 (0·4 to 36·3)	2·5 (0·1 to 10·6)	2·9 (0·1 to 12·1)	2·7 (0·1 to 11·6)	4 (0·2 to 17·3)	10 (0·5 to 43·1)	20 (0·9 to 86·1)	28·5 (1·3 to 123)	37·2 (1·7 to 160)	35·6 (1·6 to 153)	23·7 (1·1 to 102)	18·2 (0·8 to 78·2)	7·7 (0·3 to 33)	5 (0·2 to 21·5)	4·2 (0·2 to 18·1)	0·9 (0 to 3·7)	0·4 (0 to 1·5)	0·1 (0 to 0·4)	0 (0 to 0·1)	0 (0 to 0)	0 (0 to 0)	212
HIV/AIDS - Extensively drug-resistant Tuberculosis	0 (0 to 0)	0 (0 to 0)	1·4 (0·1 to 6·1)	0·4 (0 to 1·7)	0·5 (0 to 2)	0·4 (0 to 1·9)	0·7 (0 to 2·8)	1·6 (0·1 to 6·9)	3·3 (0·1 to 13·9)	4·7 (0·2 to 19·8)	6·1 (0·3 to 25·9)	5·9 (0·2 to 24·6)	3·9 (0·2 to 17)	3 (0·1 to 12·6)	1·2 (0·1 to 5·3)	0·8 (0 to 3·4)	0·7 (0 to 2·9)	0·1 (0 to 0·5)	0·1 (0 to 0·2)	0 (0 to 0·1)	0 (0 to 0)	0 (0 to 0)	0 (0 to 0)	34·8
HIV/AIDS resulting in other diseases	0 (0 to 0·1)	0·1 (0·1 to 0·4)	400 (256 to 574)	122 (78·7 to 174)	147 (94·6 to 205)	149 (99·5 to 208)	230 (155 to 322)	550 (379 to 743)	1,120 (768 to 1,540)	1,600 (1,090 to 2,170)	2,130 (1,470 to 2,940)	1,990 (1,340 to 2,760)	1,330 (914 to 1,810)	1,020 (693 to 1,380)	481 (329 to 666)	340 (222 to 477)	280 (188 to 391)	80·3 (46·1 to 129)	32 (19·5 to 47·5)	7·3 (4·7 to 10·4)	2·8 (1·8 to 4·2)	0·8 (0·4 to 1·4)	0·3 (0·1 to 0·5)	12,000
Sexually transmitted infections excluding HIV	736 (472 to 1,090)	53·6 (26·3 to 100)	166 (76·1 to 308)	2 (0·9 to 3·7)	1·4 (0·7 to 2·7)	13·2 (8·9 to 18·8)	52·4 (35·1 to 76·6)	123 (74·9 to 200)	190 (105 to 337)	263 (149 to 466)	275 (155 to 480)	264 (149 to 484)	219 (122 to 394)	135 (68·9 to 258)	101 (51·2 to 187)	76·6 (44·2 to 134)	58·7 (33·6 to 102)	43·2 (26·2 to 73·1)	29·4 (18·1 to 48·2)	18·9 (11·7 to 30·2)	9·9 (6·5 to 14·8)	3·4 (2·1 to 5·2)	1·2 (0·8 to 1·9)	2,840
Syphilis	736 (472 to 1,090)	53·6 (26·3 to 100)	166 (76·1 to 308)	2 (0·9 to 3·7)	1·4 (0·7 to 2·7)	5·2 (3·2 to 7·9)	6·2 (4 to 9)	3·9 (2·5 to 6·2)	8 (5 to 12·7)	13·4 (9·1 to 19·2)	9·4 (6·3 to 13·3)	4·4 (3·1 to 6·1)	6·9 (4·7 to 9·8)	4·5 (3·1 to 6·3)	2 (1·4 to 2·7)	2·6 (1·9 to 3·6)	2·7 (1·8 to 3·7)	2·8 (1·9 to 4)	1·8 (1·2 to 2·6)	2·4 (1·6 to 3·5)	1·3 (0·9 to 1·9)	0·7 (0·4 to 1)	0·3 (0·2 to 0·4)	1,040
Chlamydial infection	0 (0 to 0)	0 (0 to 0)	0 (0 to 0)	0 (0 to 0)	0 (0 to 0)	1·4 (1 to 2)	6 (4 to 8·7)	16·8 (11·9 to 23·5)	18·1 (9·5 to 30·4)	21·5 (11·4 to 37·1)	26·5 (15·3 to 42·5)	27·1 (17·3 to 44·4)	20·1 (12·3 to 33·3)	6 (4·1 to 8·7)	4·8 (3·3 to 6·9)	4·5 (2·7 to 7)	2·5 (1·6 to 3·8)	2·7 (1·6 to 4·1)	2·1 (1·3 to 3·2)	2 (1·3 to 3)	1 (0·7 to 1·5)	0·3 (0·2 to 0·4)	0·1 (0·1 to 0·2)	164
Gonococcal infection	0 (0 to 0)	0 (0 to 0)	0 (0 to 0)	0 (0 to 0)	0 (0 to 0)	1·6 (1 to 2·4)	8·7 (5·8 to 12·4)	16·3 (11·6 to 22·9)	17 (10·9 to 26)	23·9 (16·4 to 33·8)	24·5 (16·6 to 34·2)	28·5 (19·3 to 41·6)	26·7 (17·2 to 39)	14 (8·9 to 21·3)	11·6 (7·5 to 17·1)	11·6 (7 to 18·1)	13·5 (8·4 to 20·5)	9·1 (5·4 to 14·1)	7·7 (4·6 to 11·6)	4·4 (2·8 to 6·7)	2·6 (1·7 to 3·9)	0·8 (0·5 to 1·1)	0·2 (0·1 to 0·4)	223
Trichomoniasis	0 (0 to 0)	0 (0 to 0)	0 (0 to 0)	0 (0 to 0)	0 (0 to 0)	0·4 (0 to 1·3)	7·1 (2 to 17·9)	36·9 (12·4 to 88·4)	74·1 (24·5 to 172)	93·9 (30·1 to 215)	91 (30·1 to 209)	83·6 (28·8 to 205)	71·3 (22·3 to 168)	56·7 (16·9 to 136)	38·4 (12·6 to 92·8)	22·6 (7·7 to 55·7)	15 (5·2 to 35·2)	10·1 (3·6 to 22·9)	5·8 (2·1 to 13)	3 (1·1 to 6·6)	1·1 (0·4 to 2·4)	0·3 (0·1 to 0·7)	0·1 (0 to 0·2)	611

G6PD deficiency	0·3 (0·2 to 0·6)	0·4 (0·2 to 0·9)	13·8 (6·7 to 25·5)	14·7 (6·4 to 27·9)	47·4 (24·5 to 74·8)	53·2 (28·4 to 87·6)	68·3 (33·3 to 137)
G6PD trait	0 (0 to 0)	0 (0 to 0·3)	0 (0 to 0)	0 (0 to 0)	0 (0 to 0)	0 (0 to 0)	2·7 (0·1 to 22·9)
Other hemoglobinopathies and hemolytic anemias	1·3 (0·7 to 2·1)	1·9 (0·8 to 3·4)	26·8 (13·7 to 46)	49·2 (15·4 to 109)	69·2 (24·2 to 156)	60·4 (24·2 to 137)	119 (42·8 to 249)
Endocrine, metabolic, blood, and immune disorders	58·7 (35·7 to 90)	20·7 (12 to 35·5)	686 (396 to 1.100)	294 (170 to 504)	280 (178 to 429)	238 (150 to 363)	358 (198 to 611)
Oral disorders	0 (0 to 0)	0 (0 to 0)	0 (0 to 0)	210 (119 to 346)	236 (131 to 402)	286 (153 to 497)	369 (200 to 624)
Caries of deciduous teeth	0 (0 to 0)	0 (0 to 0)	0 (0 to 0)	65·1 (25 to 139)	57·7 (23·5 to 130)	3·3 (0·5 to 8·8)	0 (0 to 0)
Caries of permanent teeth	0 (0 to 0)	0 (0 to 0)	0 (0 to 0)	0 (0 to 0)	47·9 (16·9 to 108)	138 (54 to 298)	148 (59·1 to 312)
Periodontal diseases	0 (0 to 0)	0 (0 to 0)	0 (0 to 0)	0 (0 to 0)	0 (0 to 0)	0 (0 to 0)	19·8 (5·5 to 48·7)
Other oral disorders	0 (0 to 0)	0 (0 to 0)	0 (0 to 0)	145 (85·5 to 227)	131 (74·5 to 209)	144 (82·8 to 227)	201 (120 to 312)
Sudden infant death syndrome	--	25·4 (14·5 to 39·3)	417 (214 to 720)	--	--	--	--
Injuries	393 (280 to 528)	120 (86·5 to 165)	4,100 (2.730 to 5.780)	1,650 (1.240 to 2.160)	2,880 (2.370 to 3.390)	3,760 (3.290 to 4.270)	6,770 (6.010 to 7.620)
Transport injuries	17·3 (12·3 to 24)	7·2 (4·7 to 11·6)	374 (234 to 582)	365 (226 to 576)	977 (710 to 1,330)	1,040 (792 to 1,380)	1,840 (1,410 to 2,410)
Road injuries	16·5 (11·7 to 22·9)	6·8 (4·5 to 11·2)	365 (229 to 566)	356 (221 to 566)	956 (695 to 1.300)	1,020 (775 to 1.350)	1,800 (1.380 to 2.360)
Pedestrian road injuries	5·3 (3·6 to 7·4)	1·8 (1·1 to 2·9)	86·9 (50·4 to 141)	151 (81·1 to 247)	445 (309 to 619)	412 (307 to 552)	383 (254 to 564)
Cyclist road injuries	0 (0 to 0)	0 (0 to 0)	0 (0 to 0)	10·9 (5·1 to 20·5)	42·6 (22 to 75·3)	54·5 (27·1 to 98·1)	40·4 (23·6 to 66·2)
Motorcyclist road injuries	3·2 (2·2 to 4·4)	1·1 (0·6 to 1·6)	38·7 (22·5 to 62·1)	23·3 (13·7 to 36·7)	67·8 (47·2 to 91·3)	154 (117 to 204)	693 (481 to 965)
Motor vehicle road injuries	7·2 (5 to 10·3)	3·7 (2·3 to 6·2)	232 (147 to 364)	162 (86·8 to 299)	379 (263 to 530)	368 (274 to 485)	641 (446 to 875)
Other road injuries	0·8 (0·4 to 1·4)	0·3 (0·1 to 0·6)	7·7 (2·9 to 16·1)	8·6 (4·6 to 16·5)	21·3 (13·2 to 33)	29·9 (20 to 44)	46 (31·4 to 67)
Other transport injuries	0·9 (0·5 to 1·4)	0·4 (0·2 to 0·6)	9·1 (4·5 to 16·7)	8·7 (4·9 to 14·3)	21·8 (13·1 to 34·4)	22·5 (15·5 to 33·8)	35 (21·7 to 56·4)
Unintentional injuries	155 (110 to 212)	96·4 (66·2 to 135)	3,220 (2.100 to 4.700)	1,010 (726 to 1.370)	1,370 (1.080 to 1.700)	1,380 (1.110 to 1.700)	1,150 (911 to 1.420)
Falls	15·3 (10·7 to 20·7)	3 (1·9 to 4·7)	151 (97·6 to 229)	99·5 (65·7 to 145)	177 (128 to 233)	193 (143 to 250)	229 (169 to 309)
Drowning	7·4 (5·1 to 10·3)	2 (1·3 to 2·8)	87·4 (52·4 to 133)	281 (176 to 420)	415 (285 to 571)	454 (334 to 581)	193 (140 to 259)
Fire, heat, and hot substances	3·5 (2·5 to 4·8)	1·7 (1·2 to 2·5)	85·7 (53 to 126)	79·5 (49 to 123)	102 (76·8 to 131)	72 (53·8 to 94·7)	84·8 (61·8 to 113)
Poisonings	0·7 (0·5 to 1)	0·6 (0·4 to 0·8)	11·8 (7·1 to 17·9)	13·7 (8·4 to 21·2)	9·8 (5·8 to 15·1)	15·9 (10·1 to 23·9)	11·9 (7·8 to 17·5)
Poisoning by carbon monoxide	0·1 (0·1 to 0·2)	0 (0 to 0)	1 (0·4 to 2)	2·2 (1·1 to 3·8)	3·1 (1·8 to 4·9)	3·7 (2·1 to 5·8)	4 (2·5 to 6)
Poisoning by other means	0·6 (0·4 to 0·8)	0·5 (0·4 to 0·8)	10·9 (6·5 to 16·7)	11·5 (7 to 18)	6·6 (3·8 to 10·7)	12·2 (7·7 to 18·5)	7·9 (5 to 12·1)
Exposure to mechanical forces	4·6 (3 to 6·5)	2·9 (2·4 to 3·6)	57·4 (41·1 to 80·6)	79·2 (55·7 to 116)	119 (86·5 to 161)	90·5 (70·4 to 116)	87·1 (67 to 112)
Unintentional firearm injuries	0·3 (0·1 to 0·5)	0·1 (0 to 0·1)	2 (0·9 to 3·8)	4·9 (2·1 to 9·9)	11·1 (5·5 to 19·6)	13 (7·1 to 21·4)	16·4 (9·2 to 25·4)
Other exposure to mechanical forces	4·3 (2·9 to 6·1)	2·8 (2·4 to 3·5)	55·4 (39·8 to 77·5)	74·3 (52·8 to 111)	108 (76·9 to 145)	77·5 (59·3 to 101)	70·7 (53·3 to 94·5)
Adverse effects of medical treatment	20·5 (12·1 to 30·4)	10·1 (6·5 to 15)	235 (122 to 396)	101 (51·3 to 198)	58·7 (36·1 to 89·9)	53·3 (35·5 to 76·3)	45·3 (29·4 to 66·1)
Animal contact	0·8 (0·5 to 1·2)	0·3 (0·2 to 0·6)	7·8 (4·2 to 13·8)	14·9 (8·3 to 25·3)	30·2 (17·9 to 46·9)	18·5 (11·7 to 27·4)	14·5 (9·3 to 22·1)
Venomous animal contact	0·4 (0·2 to 0·7)	0·1 (0 to 0·2)	2·3 (1 to 4·8)	6·6 (3·4 to 11·4)	20·4 (10·6 to 33·7)	12 (6·7 to 19·4)	8·8 (4·8 to 15·4)
Non-venomous animal contact	0·4 (0·2 to 0·7)	0·2 (0·1 to 0·4)	5·5 (2·7 to 10·1)	8·3 (3·9 to 15·2)	9·8 (4·6 to 18·1)	6·5 (3·9 to 10·3)	5·6 (3·6 to 8·9)
Foreign body	94·3 (64·2 to 133)	73·2 (47·8 to 107)	2,480 (1,530 to 3,750)	177 (115 to 260)	147 (110 to 189)	128 (98 to 162)	71·6 (52·1 to 97·7)
Pulmonary aspiration and foreign body in airway	94·3 (64·1 to 133)	73 (47·7 to 107)	2,480 (1.530 to 3.750)	162 (103 to 240)	126 (91·7 to 167)	102 (76·6 to 129)	40·3 (30·7 to 52·5)
Foreign body in eyes	0 (0 to 0·1)	0·1 (0 to 0·2)	1·3 (0·4 to 2·8)	7 (2·3 to 15·6)	11·6 (3·6 to 25·2)	15·7 (5·4 to 35·1)	20·3 (7·8 to 43·1)
Foreign body in other body part	0 (0 to 0·1)	0·1 (0·1 to 0·2)	2·3 (1·1 to 4·8)	7·5 (4 to 13·7)	9·2 (6·3 to 12·8)	10·5 (7·3 to 14·6)	11 (7·9 to 14·8)
Environmental heat and cold exposure	0·1 (0 to 0·1)	0·1 (0 to 0·1)	1·4 (1 to 2·1)	7·4 (4·6 to 11·5)	16·6 (10·3 to 25·7)	26·1 (15·9 to 41)	39·1 (23·7 to 61·4)
Exposure to forces of nature	0 (0 to 0)	0 (0 to 0)	0 (0 to 0)	0 (0 to 0·1)	0·2 (0·1 to 0·4)	0·7 (0·4 to 1·2)	1·1 (0·6 to 1·8)
Other unintentional injuries	8·2 (5·1 to 12·6)	2·6 (1·8 to 3·8)	98·2 (63·7 to 144)	161 (110 to 227)	293 (210 to 401)	331 (242 to 448)	374 (270 to 511)
Self-harm and interpersonal violence	221 (151 to 313)	16·5 (11·4 to 24·5)	506 (325 to 754)	275 (176 to 456)	532 (397 to 699)	1,340 (1.090 to 1.600)	3,780 (3.210 to 4.450)
Self-harm	0 (0 to 0)	0 (0 to 0)	0 (0 to 0)	0 (0 to 0)	0 (0 to 0)	273 (190 to 395)	811 (589 to 1.080)
Self-harm by firearm	0 (0 to 0)	0 (0 to 0)	0 (0 to 0)	0 (0 to 0)	0 (0 to 0)	11·3 (7·5 to 17)	42·8 (29·9 to 58·8)
Self-harm by other specified means	0 (0 to 0)	0 (0 to 0)	0 (0 to 0)	0 (0 to 0)	0 (0 to 0)	262 (182 to 378)	768 (558 to 1,030)
Interpersonal violence	221 (151 to 313)	16·5 (11·4 to 24·5)	501 (323 to 749)	269 (171 to 449)	523 (389 to 689)	1,060 (840 to 1.300)	2,960 (2.460 to 3.510)
Physical violence by firearm	45·5 (25·9 to 73·2)	5·2 (3·3 to 8·2)	141 (78·4 to 226)	107 (61·6 to 186)	247 (166 to 346)	621 (475 to 794)	1,970 (1.600 to 2.400)
Physical violence by sharp object	32·1 (21·9 to 45·5)	2·3 (1·5 to 3·5)	57·5 (36·6 to 87·7)	28·2 (16·9 to 49·6)	71 (47·6 to 104)	161 (116 to 215)	473 (365 to 620)
Sexual violence	0 (0 to 0)	0 (0 to 0)	0 (0 to 0)	3·3 (1·9 to 5·2)	25·5 (15·3 to 39·9)	57 (32·4 to 90)	130 (74·1 to 208)
Physical violence by other means	143 (94·3 to 206)	8·9 (6 to 13·9)	303 (190 to 467)	131 (77 to 231)	180 (123 to 261)	217 (161 to 285)	384 (295 to 497)
Conflict and terrorism	0 (0 to 0)	0 (0 to 0)	0 (0 to 0)	0 (0 to 0)	0·1 (0 to 0·2)	0·1 (0·1 to 0·3)	0·2 (0·1 to 0·3)

G6PD deficiency	71·6 (40·6 to 110)	56·2 (33·7 to 87·7)	64·1 (37·9 to 101)	55·8 (30·4 to 90·1)	54·8 (32·9 to 82·6)	42·7 (25·2 to 67·7)	29·2 (15 to 48·6)	20·4 (10·2 to 33·8)	13·2 (6·7 to 22)
G6PD trait	0·3 (0·1 to 0·5)	0·3 (0·1 to 0·5)	0·2 (0·1 to 0·5)	0·5 (0·1 to 2·5)	11·3 (3 to 22·6)	4·8 (0·5 to 11)	0·1 (0 to 0·2)	0 (0 to 0)	0 (0 to 0)
Other hemoglobinopathies and hemolytic anemias	103 (39·1 to 219)	101 (37·5 to 212)	108 (40·8 to 219)	138 (54·7 to 263)	153 (64·4 to 291)	148 (63·8 to 278)	134 (60·8 to 255)	126 (63·7 to 222)	158 (70·7 to 309)
Endocrine, metabolic, blood, and immune disorders	410 (252 to 646)	531 (344 to 791)	723 (481 to 1.020)	936 (630 to 1.310)	1,110 (758 to 1.530)	1,220 (862 to 1.660)	1,290 (881 to 1.750)	1,280 (892 to 1.670)	1,100 (774 to 1.490)
Oral disorders	545 (297 to 926)	749 (421 to 1,290)	1,060 (574 to 1,920)	1,350 (708 to 2,400)	1,610 (877 to 2,790)	1,890 (1,100 to 3,100)	2,410 (1,410 to 3,860)	2,860 (1,710 to 4,390)	2,990 (1,880 to 4,550)
Caries of deciduous teeth	0 (0 to 0)	0 (0 to 0)	0 (0 to 0)	0 (0 to 0)	0 (0 to 0)	0 (0 to 0)	0 (0 to 0)	0 (0 to 0)	0 (0 to 0)
Caries of permanent teeth	158 (64·5 to 327)	147 (60·2 to 301)	144 (59·2 to 297)	142 (57·8 to 289)	122 (51·4 to 255)	99·2 (40·8 to 212)	89·2 (35·2 to 188)	78·1 (29·6 to 170)	65·8 (23·7 to 144)
Periodontal diseases	75·9 (22·9 to 197)	186 (55 to 457)	352 (111 to 882)	510 (169 to 1.250)	606 (211 to 1.400)	599 (221 to 1.350)	541 (204 to 1.150)	410 (157 to 861)	274 (102 to 574)
Other oral disorders	252 (152 to 387)	273 (165 to 422)	299 (177 to 464)	295 (177 to 454)	277 (167 to 424)	248 (149 to 373)	227 (137 to 345)	191 (117 to 291)	152 (94 to 233)
Sudden infant death syndrome	--	--	--	--	--	--	--	--	--
Injuries	8,160 (6.910 to 9.470)	7,360 (6.120 to 8.670)	7,660 (6.430 to 9.070)	6,780 (5.710 to 8.070)	5,890 (4.980 to 6.910)	5,110 (4.290 to 6.050)	4,690 (3.920 to 5.530)	4,120 (3.400 to 4.880)	3,610 (3.010 to 4.290)
Transport injuries	2,230 (1,680 to 2,890)	1,950 (1,510 to 2,520)	1,940 (1,500 to 2,510)	1,740 (1,360 to 2,210)	1,590 (1,250 to 2,010)	1,400 (1,100 to 1,780)	1,280 (1,020 to 1,600)	1,120 (882 to 1,410)	911 (740 to 1,090)
Road injuries	2,190 (1.640 to 2.830)	1,910 (1.470 to 2.470)	1,900 (1.470 to 2.460)	1,700 (1.320 to 2.170)	1,560 (1.220 to 1.970)	1,370 (1.070 to 1.740)	1,250 (1.000 to 1.560)	1,090 (863 to 1.380)	891 (723 to 1.070)
Pedestrian road injuries	430 (296 to 606)	399 (257 to 571)	519 (385 to 706)	498 (346 to 689)	498 (357 to 667)	465 (353 to 611)	483 (384 to 609)	464 (358 to 596)	439 (347 to 538)
Cyclist road injuries	46·6 (28·1 to 70·7)	40·9 (25·2 to 63·6)	48·3 (35·7 to 64·8)	49·8 (33·8 to 74·2)	43·7 (30·2 to 65·1)	43·1 (29·8 to 61·7)	38·9 (27·6 to 55·3)	32 (22·8 to 44·5)	23·2 (17 to 31·5)
Motorcyclist road injuries	866 (593 to 1.210)	758 (574 to 994)	692 (481 to 986)	589 (438 to 778)	524 (376 to 721)	408 (299 to 554)	305 (239 to 383)	241 (181 to 312)	145 (113 to 181)
Motor vehicle road injuries	788 (572 to 1.090)	648 (479 to 865)	573 (416 to 797)	487 (360 to 642)	418 (304 to 566)	383 (277 to 522)	351 (268 to 450)	296 (211 to 415)	238 (173 to 308)
Other road injuries	58 (40·4 to 79·9)	58·9 (41·6 to 82·2)	70·2 (50·5 to 93·8)	75·3 (54·4 to 101)	74·4 (52·5 to 98·8)	71·1 (51·7 to 94·6)	71·8 (53·4 to 96·6)	61·9 (44·9 to 82·4)	45·7 (32·8 to 61·4)
Other transport injuries	44·2 (27·9 to 69·9)	39·5 (26·1 to 58·8)	39·6 (26·9 to 57)	37·9 (25·5 to 54·5)	33·8 (23·8 to 48·8)	31·6 (21·8 to 45·4)	29·2 (20·7 to 40·8)	25·4 (18·1 to 34·3)	19·1 (14·4 to 25·1)
Unintentional injuries	1,360 (1.070 to 1.730)	1,500 (1.140 to 1.920)	1,850 (1.460 to 2.360)	2,030 (1.570 to 2.630)	2,110 (1.640 to 2.740)	2,080 (1.630 to 2.680)	2,190 (1.700 to 2.780)	2,180 (1.710 to 2.750)	2,170 (1.720 to 2.720)
Falls	323 (238 to 429)	408 (290 to 547)	535 (395 to 717)	652 (484 to 853)	728 (549 to 956)	754 (568 to 996)	853 (654 to 1,090)	903 (697 to 1,140)	1,010 (788 to 1,270)
Drowning	118 (82·4 to 160)	95·2 (66·3 to 129)	110 (79·2 to 147)	103 (73·7 to 140)	90·9 (63·5 to 126)	74·6 (53·8 to 103)	67·5 (48·5 to 92·3)	49·3 (35·7 to 66·3)	34·6 (25·5 to 45·5)
Fire, heat, and hot substances	107 (76·7 to 151)	117 (85·5 to 160)	149 (108 to 203)	152 (107 to 216)	146 (104 to 203)	142 (102 to 196)	142 (102 to 198)	125 (89·2 to 175)	107 (77 to 150)
Poisonings	13·4 (9·1 to 18·9)	10·9 (7·1 to 16)	10·1 (6·5 to 15·5)	10·4 (6·7 to 15·4)	9·8 (6·3 to 14·6)	8·4 (5·4 to 12·3)	7·2 (4·7 to 11)	6·2 (3·9 to 9·3)	5·1 (3·2 to 7·4)
Poisoning by carbon monoxide	4·7 (3·1 to 6·7)	4·1 (2·7 to 5·8)	3·5 (2·3 to 5·1)	3·5 (2·3 to 5·1)	3 (2 to 4·5)	2·4 (1·6 to 3·6)	2·1 (1·4 to 3·1)	1·7 (1·1 to 2·6)	1·6 (1 to 2·5)
Poisoning by other means	8·7 (5·5 to 12·7)	6·8 (4·2 to 10·4)	6·6 (3·9 to 10·7)	6·9 (4·2 to 10·8)	6·7 (4·2 to 10·3)	6 (3·8 to 9·1)	5·1 (3·2 to 7·8)	4·5 (2·8 to 7)	3·5 (2·1 to 5·3)
Exposure to mechanical forces	111 (84·8 to 144)	110 (84·7 to 145)	127 (96 to 168)	127 (94 to 167)	120 (91·5 to 160)	116 (85·9 to 154)	118 (89·7 to 155)	111 (83·4 to 147)	96·5 (71·6 to 131)
Unintentional firearm injuries	17·5 (11 to 25·6)	13·5 (8·8 to 20·3)	18·8 (12·7 to 26·5)	15·9 (11·2 to 22·7)	12·9 (9·2 to 17·6)	11·2 (8·1 to 15·1)	10 (7·1 to 13·7)	8·9 (6·3 to 12·3)	7·6 (5·4 to 10·6)
Other exposure to mechanical forces	93·7 (71·3 to 123)	96·4 (72·8 to 129)	108 (81·4 to 144)	111 (81 to 147)	107 (80·6 to 145)	105 (77·7 to 141)	108 (81·8 to 143)	103 (76·2 to 135)	88·9 (65·8 to 120)
Adverse effects of medical treatment	61 (40·1 to 90·1)	77·2 (50·5 to 114)	92 (61 to 136)	107 (71·4 to 154)	118 (80·1 to 169)	135 (92·1 to 194)	132 (91·4 to 188)	152 (99·7 to 216)	158 (105 to 226)
Animal contact	15·8 (9·8 to 24·2)	16·8 (10·6 to 25·9)	18 (11·3 to 27)	21·6 (13·9 to 31·8)	21·6 (14·5 to 31·8)	21·3 (14·8 to 29·4)	24·1 (17·3 to 32·5)	23·4 (16·7 to 31·7)	20·9 (14·8 to 28·6)
Venomous animal contact	9·7 (5 to 15·9)	10·2 (5·7 to 17)	10·6 (5·7 to 17·6)	12·5 (7·5 to 19·3)	12·4 (7·4 to 19·2)	11·5 (7·1 to 17·1)	13 (8·6 to 18·9)	12·3 (7·9 to 17·7)	11·4 (7·5 to 16·3)
Non-venomous animal contact	6·2 (3·9 to 9·6)	6·7 (4·3 to 10·1)	7·4 (4·8 to 11·6)	9·1 (5·8 to 14·2)	9·1 (5·9 to 14·2)	9·8 (6·4 to 14·7)	11 (7·2 to 16)	11·1 (7·3 to 16·5)	9·5 (6·1 to 14·3)
Foreign body	87·4 (63·1 to 119)	89·9 (64·9 to 123)	111 (81·5 to 151)	115 (84·5 to 154)	116 (86·2 to 154)	111 (83·7 to 145)	119 (91 to 154)	116 (87·5 to 149)	112 (84·9 to 143)
Pulmonary aspiration and foreign body in airway	47·5 (35 to 62·2)	45·5 (34·2 to 59·4)	59·4 (43·3 to 80)	60 (44·1 to 79·7)	59·8 (43·1 to 80·5)	59·2 (44·3 to 79·3)	70·5 (50·5 to 96·5)	73·3 (51·4 to 100)	72·9 (51·2 to 99·8)
Foreign body in eyes	27·6 (10·9 to 55·5)	31·7 (13·8 to 62·6)	37·3 (16·9 to 70·7)	41 (19·4 to 73·4)	42·3 (22·3 to 72·4)	39·4 (22·2 to 65·8)	36·5 (21 to 58·4)	31·3 (18·5 to 46·7)	26·7 (16·2 to 39·9)
Foreign body in other body part	12·4 (8·9 to 16·9)	12·7 (9·3 to 16·8)	14 (10·5 to 18·3)	14·2 (10·5 to 18·5)	13·5 (9·9 to 17·9)	12·4 (9·2 to 16·6)	12·2 (8·9 to 16·2)	11·3 (8·3 to 15·2)	12 (8·7 to 16·5)
Environmental heat and cold exposure	53·4 (32·8 to 81·4)	64 (41·2 to 95·7)	80·3 (50·4 to 122)	89·6 (57·1 to 137)	94·5 (60 to 141)	95 (61·7 to 144)	97·5 (61·6 to 146)	98·1 (62·9 to 144)	96·1 (61·2 to 144)
Exposure to forces of nature	1·4 (0·9 to 2·3)	1·7 (1·1 to 2·7)	2·3 (1·5 to 3·5)	2·7 (1·8 to 4·1)	3·2 (2·1 to 4·8)	2·6 (1·7 to 4)	2·6 (1·8 to 4)	2 (1·3 to 2·9)	1·7 (1·1 to 2·5)
Other unintentional injuries	465 (336 to 634)	507 (360 to 696)	612 (444 to 834)	652 (462 to 882)	665 (473 to 911)	625 (451 to 838)	624 (440 to 849)	589 (415 to 789)	523 (379 to 704)
Self-harm and interpersonal violence	4,580 (3.700 to 5.510)	3,910 (3.160 to 4.790)	3,870 (3.070 to 4.820)	3,020 (2.420 to 3.670)	2,190 (1.760 to 2.640)	1,620 (1.300 to 1.990)	1,220 (992 to 1.480)	824 (664 to 1.010)	536 (441 to 645)
Self-harm	707 (510 to 951)	586 (406 to 829)	666 (484 to 882)	604 (439 to 815)	509 (380 to 663)	486 (357 to 633)	414 (310 to 554)	274 (198 to 382)	189 (135 to 250)
Self-harm by firearm	43·6 (30·3 to 59·5)	40·7 (27·2 to 58·2)	37·7 (26·6 to 51)	32·5 (22·7 to 45·9)	27 (19·9 to 35·3)	20·7 (12·8 to 33·2)	15·8 (11·9 to 21)	11·7 (8·7 to 15·9)	7·6 (5·6 to 10·2)
Self-harm by other specified means	663 (479 to 890)	546 (376 to 774)	629 (456 to 833)	571 (415 to 772)	482 (360 to 628)	466 (343 to 610)	398 (298 to 533)	263 (189 to 367)	181 (129 to 241)
Interpersonal violence	3,850 (3.090 to 4.670)	3,310 (2.610 to 4.080)	3,190 (2.460 to 4.010)	2,390 (1.900 to 2.980)	1,660 (1.330 to 2.060)	1,120 (886 to 1.390)	794 (634 to 971)	537 (428 to 661)	336 (273 to 410)
Physical violence by firearm	2,440 (1.900 to 3.030)	1,980 (1.520 to 2.500)	1,710 (1.270 to 2.190)	1,180 (878 to 1.530)	775 (584 to 999)	492 (363 to 643)	340 (253 to 445)	215 (162 to 281)	116 (85 to 153)
Physical violence by sharp object	718 (526 to 944)	663 (478 to 893)	767 (547 to 1,010)	615 (461 to 799)	396 (296 to 514)	255 (188 to 332)	185 (137 to 236)	126 (94·7 to 165)	80·4 (61·4 to 103)
Sexual violence	188 (108 to 285)	179 (100 to 289)	185 (104 to 298)	181 (102 to 288)	153 (88·7 to 246)	109 (63·6 to 182)	70·4 (39·5 to 115)	40·1 (23·3 to 64·8)	27·1 (16·6 to 41·8)
Physical violence by other means	506 (372 to 658)	493 (359 to 656)	526 (373 to 692)	418 (320 to 538)	341 (266 to 434)	266 (203 to 338)	198 (150 to 248)	155 (120 to 196)	113 (89·3 to 141)
Conflict and terrorism	0·2 (0·1 to 0·3)	0·2 (0·1 to 0·4)	0·3 (0·2 to 0·6)	0·3 (0·2 to 0·6)	0·3 (0·1 to 0·5)	0·2 (0·1 to 0·3)	0·2 (0·1 to 0·3)	0·1 (0·1 to 0·2)	0·1 (0·1 to 0·2)

G6PD deficiency	9·4 (4·4 to 15·8)	4 (2 to 6·6)	2·4 (1·2 to 4)	0·9 (0·4 to 1·5)	0·3 (0·1 to 0·4)	0·1 (0 to 0·1)	0 (0 to 0)	623
G6PD trait	0 (0 to 0)	0 (0 to 0)	0 (0 to 0)	0 (0 to 0)	0 (0 to 0)	0 (0 to 0)	0 (0 to 0)	20·2
Other hemoglobinopathies and hemolytic anemias	108 (57·9 to 188)	76·6 (45·3 to 129)	68 (40·6 to 113)	51·3 (30 to 82·2)	32·5 (18·6 to 52·5)	15·5 (8·5 to 24·9)	3·8 (2·3 to 5·7)	1,850
Endocrine, metabolic, blood, and immune disorders	972 (666 to 1.270)	857 (611 to 1.120)	685 (476 to 903)	463 (311 to 618)	253 (164 to 335)	98·2 (68·6 to 132)	43 (28·2 to 59·7)	13.900
Oral disorders	2,800 (1,760 to 4,090)	2,440 (1,550 to 3,510)	1,780 (1,180 to 2,520)	1,160 (779 to 1,640)	588 (392 to 827)	254 (168 to 354)	106 (70 to 147)	25,700
Caries of deciduous teeth	0 (0 to 0)	0 (0 to 0)	0 (0 to 0)	0 (0 to 0)	0 (0 to 0)	0 (0 to 0)	0 (0 to 0)	126
Caries of permanent teeth	52·9 (20·6 to 107)	42·3 (17·3 to 87·3)	27·8 (11·9 to 53·5)	16·7 (6·8 to 33)	7·3 (2·8 to 14·8)	2·7 (1 to 5·8)	0·9 (0·3 to 2)	1.530
Periodontal diseases	174 (65·1 to 360)	113 (42·4 to 241)	67 (25 to 140)	38·8 (13·8 to 81·9)	18·4 (6·4 to 39·8)	7·6 (2·6 to 17·3)	3 (1 to 6·9)	3.990
Other oral disorders	119 (73·9 to 178)	84·4 (52 to 129)	46·9 (28·8 to 70·5)	23·8 (14·2 to 36·2)	9·4 (5·7 to 13·8)	3·5 (2·1 to 5·5)	1·5 (0·9 to 2·3)	3,120
Sudden infant death syndrome	--	--	--	--	--	--	--	NA
Injuries	3,370 (2.840 to 3.980)	3,190 (2.670 to 3.740)	2,840 (2.400 to 3.340)	2,380 (1.960 to 2.820)	1,520 (1.250 to 1.830)	752 (602 to 896)	386 (310 to 466)	87.500
Transport injuries	765 (621 to 946)	601 (492 to 737)	435 (354 to 532)	235 (189 to 291)	109 (85·5 to 137)	37·1 (29·7 to 45·6)	16 (12·6 to 19·7)	21,000
Road injuries	750 (610 to 930)	589 (482 to 724)	427 (347 to 521)	230 (184 to 283)	106 (83·1 to 133)	35·7 (28·6 to 43·8)	15·2 (12 to 18·7)	20.500
Pedestrian road injuries	409 (328 to 509)	350 (282 to 434)	258 (207 to 316)	134 (106 to 166)	60·2 (46·6 to 76·1)	17·6 (13·9 to 21·5)	7·2 (5·6 to 8·9)	6.910
Cyclist road injuries	18·1 (13·3 to 24·8)	12·6 (9·2 to 16·7)	6·7 (5 to 8·6)	4·5 (3·4 to 5·8)	2·5 (1·9 to 3·3)	1·2 (0·9 to 1·6)	0·4 (0·3 to 0·6)	561
Motorcyclist road injuries	110 (87·5 to 136)	79·1 (61·5 to 100)	48·8 (37 to 61·9)	29·9 (22 to 39)	15·1 (11·2 to 19·7)	6·7 (4·9 to 8·8)	3·3 (2·4 to 4·3)	5.800
Motor vehicle road injuries	176 (135 to 227)	118 (91·6 to 152)	92·5 (71·9 to 117)	49·3 (37 to 64·7)	22·6 (16·5 to 30·3)	7·9 (5·8 to 10·4)	3·3 (2·3 to 4·3)	6.440
Other road injuries	37·4 (26·7 to 49·8)	29·2 (21·1 to 38·8)	20·3 (14·8 to 26·6)	12·3 (8·9 to 16·3)	5·6 (4 to 7·5)	2·2 (1·6 to 3)	0·9 (0·7 to 1·3)	810
Other transport injuries	15·2 (11·4 to 20·5)	11·9 (8·8 to 15·7)	8·5 (6·3 to 11·4)	5·3 (4 to 7)	2·9 (2·1 to 3·8)	1·4 (1·1 to 1·9)	0·8 (0·6 to 1·1)	445
Unintentional injuries	2,180 (1.770 to 2.690)	2,290 (1.870 to 2.770)	2,220 (1.840 to 2.660)	2,070 (1.690 to 2.480)	1,380 (1.120 to 1.680)	702 (563 to 843)	364 (291 to 440)	37.100
Falls	1,130 (902 to 1,390)	1,340 (1,090 to 1,630)	1,410 (1,160 to 1,720)	1,450 (1,140 to 1,770)	996 (792 to 1,250)	511 (402 to 631)	265 (209 to 324)	14,100
Drowning	26·1 (19 to 35·8)	19·1 (14·4 to 25·6)	13·3 (9·5 to 18)	7·8 (5·7 to 10·6)	3·8 (2·9 to 4·9)	1·3 (1 to 1·6)	0·7 (0·5 to 0·8)	2,250
Fire, heat, and hot substances	96·8 (71·6 to 131)	88·1 (66·1 to 119)	76·5 (58·4 to 101)	57·8 (43·7 to 74·3)	36·6 (28·2 to 45)	17·7 (13·5 to 21·7)	10·4 (7·7 to 12·8)	2.000
Poisonings	4·2 (2·7 to 6·3)	3·9 (2·6 to 5·5)	2·5 (1·6 to 3·5)	2·2 (1·6 to 3)	1·2 (0·8 to 1·6)	0·5 (0·3 to 0·6)	0·2 (0·1 to 0·3)	161
Poisoning by carbon monoxide	1·4 (0·9 to 2·1)	1·5 (1 to 2·1)	0·7 (0·4 to 1)	0·4 (0·3 to 0·7)	0·2 (0·1 to 0·4)	0·1 (0·1 to 0·2)	0 (0 to 0·1)	45·4
Poisoning by other means	2·8 (1·7 to 4·3)	2·4 (1·4 to 3·5)	1·8 (1·1 to 2·6)	1·7 (1·2 to 2·4)	0·9 (0·6 to 1·2)	0·3 (0·2 to 0·5)	0·2 (0·1 to 0·2)	115
Exposure to mechanical forces	84 (63·1 to 111)	69·6 (52·4 to 93·2)	52·5 (40·1 to 70·2)	36·3 (27·2 to 47·6)	20·5 (15·1 to 27·5)	10 (7·4 to 13·2)	5·4 (4 to 7·1)	1,760
Unintentional firearm injuries	6·3 (4·5 to 9·1)	5·3 (3·7 to 7·6)	4·2 (3 to 6)	3·1 (2·2 to 4·5)	1·8 (1·3 to 2·6)	1 (0·7 to 1·4)	0·5 (0·4 to 0·8)	186
Other exposure to mechanical forces	77·7 (58·1 to 102)	64·3 (48·5 to 86·4)	48·3 (36·8 to 63·7)	33·1 (24·8 to 43·3)	18·6 (13·8 to 25)	9 (6·7 to 12·1)	4·9 (3·6 to 6·4)	1.570
Adverse effects of medical treatment	163 (111 to 218)	158 (105 to 217)	130 (85·9 to 173)	95·1 (61·2 to 130)	51·8 (35·1 to 71·5)	21·9 (14·8 to 31·2)	9·7 (6·3 to 13·5)	2.190
Animal contact	19·7 (13·8 to 27·4)	15·2 (10·9 to 20·6)	12·6 (9 to 17·7)	8 (5·7 to 11·3)	4·4 (3·1 to 6)	2 (1·4 to 2·7)	0·9 (0·6 to 1·2)	333
Venomous animal contact	10·2 (6·5 to 15)	7·7 (5·1 to 10·7)	6·5 (4·2 to 9·5)	4 (2·7 to 5·9)	1·9 (1·2 to 2·7)	0·9 (0·6 to 1·3)	0·4 (0·3 to 0·6)	186
Non-venomous animal contact	9·5 (6·1 to 13·9)	7·6 (5 to 11·1)	6·1 (3·9 to 8·9)	4 (2·6 to 6)	2·5 (1·7 to 3·6)	1·1 (0·8 to 1·6)	0·4 (0·3 to 0·6)	148
Foreign body	118 (91·8 to 150)	127 (99·7 to 162)	137 (105 to 173)	129 (99·9 to 159)	94·8 (71·1 to 120)	50·5 (36·1 to 65·5)	25·7 (18·5 to 32·9)	4,830
Pulmonary aspiration and foreign body in airway	84 (61·4 to 113)	98·1 (74·3 to 130)	115 (83·8 to 151)	115 (88·3 to 144)	87·8 (64·9 to 113)	46·8 (32·8 to 61·3)	24 (16·8 to 30·8)	4.200
Foreign body in eyes	22·3 (13·9 to 32·7)	18·4 (12 to 26·9)	13·3 (8·7 to 19·3)	8·8 (5·8 to 12·9)	4·5 (3 to 6·4)	2 (1·3 to 2·8)	0·8 (0·6 to 1·2)	440
Foreign body in other body part	11·7 (8·3 to 18·1)	10·2 (7 to 16·1)	9 (5·8 to 17·5)	4·9 (3·4 to 8·6)	2·5 (1·7 to 4·4)	1·7 (1·1 to 3·7)	0·9 (0·5 to 1·6)	196
Environmental heat and cold exposure	90·9 (57·3 to 137)	84·7 (53·9 to 124)	70·4 (46·5 to 102)	55·6 (36·6 to 80)	34·9 (23·4 to 50·6)	19·2 (12·8 to 27·4)	10·6 (7·2 to 15)	1.230
Exposure to forces of nature	1·4 (0·9 to 2)	1 (0·7 to 1·5)	0·7 (0·4 to 0·9)	0·4 (0·3 to 0·6)	0·2 (0·1 to 0·3)	0·1 (0·1 to 0·1)	0 (0 to 0)	26·1
Other unintentional injuries	454 (325 to 610)	392 (281 to 530)	308 (223 to 413)	228 (165 to 303)	135 (101 to 177)	68·2 (50·3 to 89·6)	35·3 (26·3 to 46·1)	8,150
Self-harm and interpersonal violence	419 (344 to 501)	295 (249 to 351)	191 (161 to 228)	71·3 (59·1 to 84·3)	33·6 (27·6 to 40)	12·2 (9·9 to 14·5)	5·9 (4·7 to 7)	29.500
Self-harm	145 (106 to 194)	93·7 (69 to 125)	52·8 (39·2 to 69·3)	25·4 (19 to 33·5)	12 (8·9 to 15·8)	3·8 (2·8 to 4·8)	1·8 (1·3 to 2·3)	5.850
Self-harm by firearm	4·8 (3·7 to 6·1)	3 (2·4 to 3·8)	1·9 (1·5 to 2·4)	1·1 (0·9 to 1·4)	0·6 (0·4 to 0·7)	0·2 (0·2 to 0·3)	0·2 (0·1 to 0·2)	303
Self-harm by other specified means	141 (102 to 188)	90·7 (66·5 to 122)	50·9 (37·5 to 67)	24·3 (18·1 to 32·3)	11·4 (8·5 to 15·1)	3·5 (2·6 to 4·5)	1·6 (1·2 to 2·1)	5,550
Interpersonal violence	266 (215 to 320)	197 (165 to 235)	135 (112 to 161)	44·7 (36·7 to 54·1)	20·3 (16·6 to 24·6)	7·8 (6·3 to 9·4)	3·8 (3 to 4·6)	23.400
Physical violence by firearm	82·4 (61·9 to 105)	53·3 (40·4 to 69·2)	32·9 (23·1 to 44·8)	7·4 (5·4 to 9·9)	2·6 (2 to 3·2)	1·4 (1 to 1·8)	0·7 (0·5 to 0·8)	12.600
Physical violence by sharp object	60 (46·7 to 74·9)	51 (40·4 to 63·6)	33 (25·4 to 41)	9·8 (7·8 to 12·3)	4·8 (3·7 to 5·9)	2·1 (1·7 to 2·7)	1·1 (0·9 to 1·4)	4,790
Sexual violence	20·6 (12·6 to 31·8)	15·6 (9·7 to 23·5)	10·3 (6·6 to 15·4)	6·3 (4 to 9·4)	2·5 (1·4 to 4)	0·5 (0·3 to 0·7)	0 (0 to 0·1)	1.400
Physical violence by other means	103 (80·4 to 127)	77·2 (63 to 93·5)	58·3 (46·2 to 71·8)	21·1 (16·9 to 26)	10·4 (8·1 to 13)	3·8 (3 to 4·8)	1·9 (1·5 to 2·4)	4.660
Conflict and terrorism	0·1 (0 to 0·1)	0·1 (0 to 0·1)	0 (0 to 0·1)	0 (0 to 0)	0 (0 to 0)	0 (0 to 0)	0 (0 to 0)	2·5

SR Table 2b: Piaui DALYS by cause and age group for females with 95% uncertainty intervals, 2019

Cause	Early Neonatal	Late Neonatal	Post Neonatal	1 to 4	5 to 9	10 to 14	15 to 19	20 to 24	25 to 29	30 to 34
All causes	36,000 (27,800 to 45,000)	5,040 (4,040 to 6,110)	19,400 (14,900 to 24,800)	11,700 (9,680 to 14,100)	11,100 (9,040 to 13,700)	14,700 (11,300 to 19,300)	17,600 (13,700 to 22,500)	20,100 (15,800 to 24,900)	22,000 (17,400 to 26,900)	25,900 (20,500 to 31,900)
Communicable, maternal, neonatal, and nutritional diseases	29,000 (22,500 to 36,600)	3,780 (3,010 to 4,630)	10,500 (7,820 to 13,600)	4,720 (3,610 to 6,260)	3,120 (2,150 to 4,670)	2,440 (1,750 to 3,530)	2,400 (1,880 to 3,130)	2,640 (2,130 to 3,290)	2,730 (2,230 to 3,300)	2,900 (2,380 to 3,590)
HIV/AIDS and sexually transmitted infections	239 (108 to 465)	27·7 (12·5 to 51·8)	242 (177 to 325)	154 (113 to 205)	97·7 (72·4 to 127)	114 (86·5 to 146)	119 (92·2 to 151)	238 (185 to 302)	444 (343 to 564)	540 (412 to 697)
HIV/AIDS	0 (0 to 0·1)	0·1 (0 to 0·2)	193 (141 to 257)	152 (110 to 202)	97 (71·7 to 127)	107 (80·3 to 140)	98·8 (72·9 to 130)	191 (145 to 250)	369 (282 to 472)	434 (330 to 572)
HIV/AIDS - Drug-susceptible Tuberculosis	0 (0 to 0)	0 (0 to 0)	23·1 (12·8 to 35·7)	18 (10·1 to 27·7)	12·7 (7·2 to 19·5)	13·1 (7·4 to 20·1)	11·3 (6·6 to 17·1)	21·7 (12·7 to 32·7)	42·1 (24·7 to 63·7)	47·1 (27·9 to 70·8)
HIV/AIDS - Multidrug-resistant Tuberculosis without extensive (	0 (0 to 0)	0 (0 to 0)	1·9 (0·1 to 8·3)	1·4 (0·1 to 6·3)	1 (0·1 to 4·5)	1·1 (0·1 to 4·6)	0·9 (0 to 3·9)	1·7 (0·1 to 7·4)	3·2 (0·2 to 14·3)	3·6 (0·2 to 15·7)
HIV/AIDS - Extensively drug-resistant Tuberculosis	0 (0 to 0)	0 (0 to 0)	0·3 (0 to 1·5)	0·2 (0 to 1·1)	0·2 (0 to 0·8)	0·2 (0 to 0·8)	0·1 (0 to 0·7)	0·3 (0 to 1·3)	0·5 (0 to 2·5)	0·6 (0 to 2·8)
HIV/AIDS resulting in other diseases	0 (0 to 0·1)	0·1 (0 to 0·2)	168 (112 to 233)	132 (89 to 182)	83·2 (56·7 to 116)	93·2 (64·4 to 126)	86·5 (60·1 to 118)	168 (120 to 228)	323 (237 to 427)	382 (276 to 520)
Sexually transmitted infections excluding HIV	239 (108 to 465)	27·6 (12·4 to 51·8)	49·3 (20·1 to 107)	1·8 (0·6 to 4·1)	0·6 (0·3 to 1·4)	6·1 (4·3 to 8·6)	20 (12·8 to 29·8)	47 (27·6 to 76·2)	75·5 (42·7 to 133)	107 (58·1 to 186)
Syphilis	239 (108 to 465)	27·6 (12·4 to 51·8)	49·3 (20·1 to 107)	1·8 (0·6 to 4·1)	0·6 (0·3 to 1·4)	2·4 (1·4 to 3·6)	2·2 (1·3 to 3·4)	1·2 (0·7 to 2)	2·4 (1·5 to 3·6)	3·8 (2·4 to 5·7)
Chlamydial infection	0 (0 to 0)	0 (0 to 0)	0 (0 to 0)	0 (0 to 0)	0 (0 to 0)	0·8 (0·5 to 1·1)	2·6 (1·7 to 3·9)	7·2 (4 to 11·8)	9 (4·7 to 15·4)	11·3 (6 to 19·5)
Gonococcal infection	0 (0 to 0)	0 (0 to 0)	0 (0 to 0)	0 (0 to 0)	0 (0 to 0)	0·7 (0·5 to 1·1)	3·1 (2 to 4·8)	5·7 (3·5 to 8·9)	6·1 (4·2 to 8·5)	8·3 (5·7 to 12·1)
Trichomoniasis	0 (0 to 0)	0 (0 to 0)	0 (0 to 0)	0 (0 to 0)	0 (0 to 0)	0·1 (0 to 0·5)	2·5 (0·7 to 6·3)	12·9 (4·4 to 31·4)	25·9 (8·6 to 60·9)	34 (10·9 to 82·4)
Genital herpes	0 (0 to 0)	0 (0 to 0)	0 (0 to 0)	0 (0 to 0)	0 (0 to 0)	0·7 (0·2 to 1·8)	3 (0·8 to 7·5)	7 (2·1 to 17·5)	12 (4·1 to 28·1)	17·7 (5·8 to 42)
Other sexually transmitted infections	0 (0 to 0)	0 (0 to 0)	0 (0 to 0)	0 (0 to 0)	0 (0 to 0)	1·4 (1 to 2)	6·5 (3·7 to 10·7)	13·1 (7·9 to 19·6)	20·2 (11·9 to 31·8)	31·5 (18·8 to 50·2)
Respiratory infections and tuberculosis	213 (126 to 326)	153 (93·1 to 232)	2,960 (1,990 to 4,200)	1,340 (910 to 1,840)	729 (514 to 1,010)	541 (406 to 737)	431 (316 to 587)	476 (356 to 642)	478 (360 to 622)	537 (413 to 697)
Tuberculosis	0 (0 to 0)	0 (0 to 0)	56·8 (35·4 to 86·4)	40·8 (24·5 to 61·7)	26·4 (14·4 to 42·6)	29·7 (18·5 to 44)	43·4 (28·9 to 61·3)	88 (59·8 to 125)	93 (62·9 to 129)	91·6 (60·6 to 132)
Latent tuberculosis infection	0 (0 to 0)	0 (0 to 0)	0 (0 to 0)	0 (0 to 0)	0 (0 to 0)	0 (0 to 0)	0 (0 to 0)	0 (0 to 0)	0 (0 to 0)	0 (0 to 0)
Drug-susceptible tuberculosis	0 (0 to 0)	0 (0 to 0)	52·7 (30·7 to 82·8)	38·1 (22·1 to 57·9)	24·9 (12·9 to 40·5)	27·8 (16·6 to 42·4)	40·5 (25·5 to 58·3)	82·7 (52·5 to 119)	87·3 (55·9 to 124)	85·9 (55·5 to 125)
Multidrug-resistant tuberculosis without extensive drug resistar	0 (0 to 0)	0 (0 to 0)	3·5 (0·2 to 16·7)	2·3 (0·1 to 9·8)	1·3 (0·1 to 6)	1·6 (0·1 to 7·2)	2·5 (0·1 to 10·7)	4·5 (0·2 to 20·8)	4·9 (0·3 to 21·2)	5 (0·3 to 21·9)
Extensively drug-resistant tuberculosis	0 (0 to 0)	0 (0 to 0)	0·6 (0 to 2·7)	0·4 (0 to 1·7)	0·2 (0 to 0·9)	0·3 (0 to 1·1)	0·4 (0 to 1·8)	0·7 (0 to 3·2)	0·7 (0 to 3·5)	0·8 (0 to 3·6)
Lower respiratory infections	211 (125 to 324)	148 (88·8 to 228)	2,820 (1,870 to 4,040)	993 (605 to 1,470)	388 (233 to 575)	270 (189 to 372)	188 (134 to 250)	198 (136 to 282)	215 (146 to 300)	269 (191 to 366)
Upper respiratory infections	1·8 (1·1 to 2·7)	4 (2·5 to 6)	65·5 (40·5 to 99·9)	231 (134 to 378)	226 (125 to 384)	181 (96·4 to 308)	153 (78·2 to 268)	145 (77·1 to 251)	133 (74·3 to 223)	141 (74 to 238)
Otitis media	0·2 (0·1 to 0·6)	0·6 (0·3 to 1·1)	13·5 (7 to 24·2)	77·9 (41·3 to 136)	88 (48·4 to 147)	60·4 (32·3 to 106)	46·7 (23·9 to 82·9)	44·4 (19·7 to 85·2)	36·9 (18·1 to 66·7)	35·1 (15·9 to 66·2)
Enteric infections	21·4 (12·3 to 35·3)	45·5 (22·6 to 87·6)	1,440 (817 to 2,340)	746 (521 to 1,070)	362 (249 to 509)	265 (173 to 414)	171 (111 to 244)	150 (96·5 to 216)	153 (101 to 214)	177 (124 to 249)
Diarrheal diseases	21·4 (12·3 to 35·3)	45·3 (22·5 to 87·4)	1,430 (807 to 2,330)	731 (508 to 1,050)	349 (239 to 500)	257 (165 to 403)	166 (107 to 239)	147 (94 to 213)	150 (98·9 to 211)	175 (122 to 246)
Typhoid and paratyphoid	0 (0 to 0)	0 (0 to 0)	0·2 (0·1 to 0·6)	1·1 (0·3 to 2·8)	0·6 (0·1 to 1·7)	0·4 (0·1 to 1·2)	0·5 (0·1 to 1·1)	0·4 (0·1 to 1)	0·4 (0·1 to 1)	0·4 (0·1 to 1·1)
Typhoid fever	0 (0 to 0)	0 (0 to 0)	0·2 (0 to 0·5)	1 (0·3 to 2·4)	0·5 (0·1 to 1·5)	0·4 (0·1 to 1·1)	0·4 (0·1 to 1)	0·4 (0·1 to 0·9)	0·3 (0·1 to 0·9)	0·4 (0·1 to 1)
Paratyphoid fever	0 (0 to 0)	0 (0 to 0)	0 (0 to 0·1)	0·2 (0 to 0·5)	0·1 (0 to 0·2)	0 (0 to 0·1)	0 (0 to 0·1)	0 (0 to 0·1)	0 (0 to 0·1)	0 (0 to 0·1)
Invasive Non-typhoidal Salmonella (iNTS)	0 (0 to 0)	0·1 (0·1 to 0·3)	5·8 (2·7 to 11·1)	10·8 (3·9 to 20·4)	10·2 (3 to 21·2)	5·8 (1·5 to 13·5)	3·3 (0·7 to 8)	2·3 (0·3 to 6·4)	1·8 (0·3 to 5)	1·7 (0·3 to 4·3)
Other intestinal infectious diseases	0 (0 to 0)	0 (0 to 0)	3·9 (0·1 to 14·9)	3·2 (0·4 to 10·6)	1·6 (0·2 to 6·1)	1·3 (0·2 to 4·5)	0·5 (0·1 to 1·6)	0·4 (0·1 to 1·3)	0·2 (0 to 0·6)	0·6 (0·1 to 1·5)
Neglected tropical diseases and malaria	19·6 (8·8 to 34·6)	6·5 (2·8 to 12)	189 (36·5 to 528)	579 (62·6 to 2,020)	462 (86·7 to 1,800)	274 (69·4 to 919)	266 (92·7 to 666)	227 (85·3 to 535)	249 (95·3 to 578)	283 (110 to 639)
Malaria	0 (0 to 0)	0 (0 to 0)	0·2 (0·1 to 0·4)	1·3 (0·8 to 1·8)	2·5 (1·7 to 3·4)	2·4 (1·7 to 3·2)	3 (2·1 to 4·3)	2·7 (1·9 to 3·6)	2·4 (1·8 to 3·2)	2·5 (1·8 to 3·3)
Chagas disease	0 (0 to 0)	0 (0 to 0)	0·4 (0·1 to 1·2)	0·1 (0·1 to 0·4)	0·6 (0·4 to 1·1)	3·3 (2 to 5·6)	6·7 (2·7 to 13·8)	11·8 (5·4 to 25·9)	17·9 (9 to 39·3)	34·8 (17·5 to 77·5)
Leishmaniasis	0 (0 to 0)	0 (0 to 0)	134 (0·1 to 465)	484 (0·9 to 1,940)	327 (0·9 to 1,660)	158 (0·5 to 808)	108 (0·4 to 495)	91·8 (0·5 to 398)	111 (0·5 to 427)	126 (0·6 to 462)
Visceral leishmaniasis	0 (0 to 0)	0 (0 to 0)	134 (0·1 to 465)	483 (0·7 to 1,940)	327 (0·6 to 1,660)	158 (0·2 to 807)	107 (0·2 to 495)	91·3 (0·1 to 397)	110 (0·1 to 426)	125 (0·2 to 460)
Cutaneous and mucocutaneous leishmaniasis	0 (0 to 0)	0 (0 to 0)	0 (0 to 0)	0·2 (0 to 0·5)	0·4 (0·1 to 1)	0·5 (0·1 to 1·2)	0·5 (0·1 to 1·2)	0·5 (0·1 to 1·2)	0·5 (0·1 to 1·3)	0·6 (0·2 to 1·6)
African trypanosomiasis	0 (0 to 0)	0 (0 to 0)	0 (0 to 0)	0 (0 to 0)	0 (0 to 0)	0 (0 to 0)	0 (0 to 0)	0 (0 to 0)	0 (0 to 0)	0 (0 to 0)
Schistosomiasis	0 (0 to 0)	0 (0 to 0)	0 (0 to 0)	0·6 (0·1 to 2)	3·2 (1 to 7·2)	5·8 (1·8 to 13·5)	17·1 (5·1 to 39·1)	11·9 (3·3 to 27·4)	13·2 (3·8 to 32)	14·6 (3·9 to 36·9)
Cysticercosis	0 (0 to 0)	0 (0 to 0)	0 (0 to 0)	0·2 (0 to 0·7)	1·3 (0 to 4·9)	3·5 (0·5 to 9·4)	11·1 (1·3 to 29·1)	26·9 (6·4 to 63·2)	38·1 (10·7 to 83·5)	44·4 (12·1 to 97·3)
Cystic echinococcosis	0 (0 to 0)	0 (0 to 0)	0 (0 to 0)	0·1 (0 to 0·3)	0·2 (0 to 0·7)	0·1 (0 to 0·5)	0·1 (0 to 0·2)	0·1 (0 to 0·2)	0·1 (0 to 0·3)	0·1 (0 to 0·4)
Lymphatic filariasis	0 (0 to 0)	0 (0 to 0)	0 (0 to 0)	0 (0 to 0)	0 (0 to 0)	0 (0 to 0)	0 (0 to 0)	0 (0 to 0)	0 (0 to 0)	0 (0 to 0)
Onchocerciasis	0 (0 to 0)	0 (0 to 0)	0 (0 to 0)	0 (0 to 0)	0 (0 to 0)	0 (0 to 0)	0 (0 to 0)	0 (0 to 0)	0 (0 to 0)	0 (0 to 0)
Trachoma	0 (0 to 0)	0 (0 to 0)	0 (0 to 0)	0 (0 to 0)	0 (0 to 0)	0 (0 to 0)	0 (0 to 0)	0 (0 to 0)	0 (0 to 0)	0 (0 to 0)
Dengue	0 (0 to 0)	0·1 (0 to 0·2)	8·2 (2·1 to 21·4)	17·5 (3·9 to 42)	28·1 (7·9 to 58)	26·4 (8·4 to 55)	22·6 (7·8 to 47·5)	22·5 (7·4 to 49·8)	23·9 (7·5 to 52·9)	21·8 (7·5 to 47·4)
Yellow fever	0 (0 to 0)	0 (0 to 0)	0 (0 to 0·2)	0·2 (0 to 1·1)	0·5 (0 to 2·7)	0·4 (0 to 2·6)	0·4 (0 to 2·3)	0·3 (0 to 2·1)	0·3 (0 to 1·6)	0·3 (0 to 1·7)
Rabies	0 (0 to 0)	0 (0 to 0)	0 (0 to 0)	0·1 (0 to 0·2)	0·2 (0 to 0·6)	0·1 (0 to 0·4)	0 (0 to 0·1)	0 (0 to 0·1)	0 (0 to 0·1)	0 (0 to 0·1)
Intestinal nematode infections	0 (0 to 0)	0 (0 to 0)	1·8 (0·3 to 6·9)	15·6 (6·6 to 28·8)	40 (19·2 to 72·9)	33·2 (15·6 to 62·5)	85·1 (29·6 to 184)	51·1 (18 to 118)	35·3 (12 to 84·1)	30 (10·5 to 69·9)
Ascariasis	0 (0 to 0)	0 (0 to 0)	1·2 (0 to 6·4)	3·4 (0·3 to 11·8)	4·8 (1 to 12·5)	2·4 (0·5 to 5·8)	1·3 (0·3 to 3·2)	1·1 (0·2 to 2·6)	1 (0·2 to 2·6)	1·1 (0·2 to 2·8)
Trichuriasis	0 (0 to 0)	0 (0 to 0)	0·1 (0 to 0·4)	3·5 (1·1 to 7·8)	13 (4·8 to 28·1)	9·8 (3·6 to 20·9)	7·7 (2·8 to 17·3)	7·5 (2·7 to 16·8)	5·6 (1·9 to 12·4)	4·5 (1·5 to 10)
Hookworm disease	0 (0 to 0)	0 (0 to 0)	0·4 (0·1 to 0·8)	8·7 (3·2 to 17·4)	22·3 (8·7 to 44·2)	21 (7·9 to 44)	76·2 (22·9 to 174)	42·5 (11·3 to 105)	28·7 (7·4 to 75·8)	24·4 (6·5 to 64·4)
Food-borne trematodiases	0 (0 to 0)	0 (0 to 0)	0 (0 to 0)	0 (0 to 0)	0 (0 to 0)	0 (0 to 0)	0 (0 to 0)	0 (0 to 0)	0 (0 to 0)	0 (0 to 0)
Leprosy	0 (0 to 0)	0 (0 to 0)	0 (0 to 0)	0 (0 to 0)	0 (0 to 0)	0 (0 to 0)	0·3 (0·2 to 0·4)	0·5 (0·3 to 0·7)	0·7 (0·4 to 1·1)	1 (0·6 to 1·6)
Ebola	0 (0 to 0)	0 (0 to 0)	0 (0 to 0)	0 (0 to 0)	0 (0 to 0)	0 (0 to 0)	0 (0 to 0)	0 (0 to 0)	0 (0 to 0)	0 (0 to 0)
Zika virus	0 (0 to 0)	0 (0 to 0)	0 (0 to 0·1)	0 (0 to 0·2)	0·1 (0 to 0·4)	0·1 (0 to 0·4)	0·1 (0 to 0·4)	0·1 (0 to 0·4)	0·1 (0 to 0·4)	0·1 (0 to 0·5)
Guinea worm disease	0 (0 to 0)	0 (0 to 0)	0 (0 to 0)	0 (0 to 0)	0 (0 to 0)	0 (0 to 0)	0 (0 to 0)	0 (0 to 0)	0 (0 to 0)	0 (0 to 0)
Other neglected tropical diseases	19·6 (8·8 to 34·6)	6·4 (2·7 to 11·9)	44·2 (17·9 to 83·3)	60·1 (20·4 to 126)	57·7 (14·4 to 143)	39·9 (8 to 115)	11·5 (2·3 to 32·1)	6·8 (1·6 to 20)	6·3 (1·3 to 19·3)	7·3 (1·8 to 24·3)
Other infectious diseases	47 (29·4 to 74·1)	37·5 (25·6 to 55·2)	474 (326 to 672)	363 (247 to 505)	237 (161 to 324)	165 (124 to 224)	97·1 (74·5 to 129)	84·4 (64 to 113)	84·5 (64·7 to 110)	88·8 (67·1 to 117)
Meningitis	5·9 (3·3 to 9·6)	10 (5·6 to 16·4)	194 (115 to 301)	119 (70·8 to 181)	89·6 (55·4 to 128)	66·6 (48·5 to 90·6)	37 (27·2 to 48·5)	30·5 (20·2 to 44·1)	29·2 (19·4 to 41·9)	29·3 (18·8 to 41·3)
Encephalitis	6·3 (2·4 to 12·1)	3·9 (1·7 to 7·4)	57·5 (25·9 to 103)	74·1 (31·5 to 142)	37·8 (13·2 to 67·6)	20·9 (8·2 to 37)	11·9 (5·7 to 18·8)	10·7 (5·4 to 16·6)	10·2 (5·5 to 15·9)	9·3 (5·5 to 13·4)
Diphtheria	0 (0 to 0)	0 (0 to 0)	0·4 (0·1 to 1·5)	0·6 (0 to 3)	0·6 (0·1 to 2·1)	0·1 (0 to 0·4)	0 (0 to 0·1)	0 (0 to 0)	0 (0 to 0)	0 (0 to 0·1)
Tetanus	1 (0·5 to 1·8)	1·2 (0·4 to 3)	0·2 (0·1 to 0·4)	0·2 (0·1 to 0·4)	0·5 (0·3 to 1)	0·6 (0·3 to 1)	0·2 (0·1 to 0·4)	0·2 (0·1 to 0·3)	0·2 (0·1 to 0·4)	0·3 (0·1 to 0·5)
Measles	0 (0 to 0)	0 (0 to 0)	0·2 (0·1 to 0·7)	0·3 (0·2 to 0·5)	0·1 (0 to 0·2)	0 (0 to 0·1)	0 (0 to 0)	0 (0 to 0)	0 (0 to 0)	0 (0 to 0)
Varicella and herpes zoster	2·6 (0·8 to 5·1)	3·7 (1·2 to 7·2)	60·5 (23·3 to 123)	77·2 (28·4 to 158)	29·2 (9·1 to 56·2)	11·3 (4·2 to 20·5)	4·8 (2·4 to 8·4)	4·8 (2·3 to 8·7)	5·7 (2·9 to 9·8)	6 (3·1 to 10·3)
Acute hepatitis	0 (0 to 0)	0 (0 to 0)	11·4 (5·4 to 22·4)	10·4 (5·5 to 18·5)	17·3 (10 to 27·8)	17 (10·5 to 25·6)	13 (8·1 to 19·7)	14 (8·7 to 20·9)	14·4 (8·5 to 23·1)	16·5 (9·4 to 26·8)
Acute hepatitis A	0 (0 to 0)	0 (0 to 0)	3·7 (0·9 to 9·3)	7·2 (3·1 to 13·9)	13·2 (6·9 to 22·5)	13·8 (7·8 to 21·8)	10·7 (6·2 to 17·3)	9·8 (5·7 to 15·2)	7·7 (4·4 to 12·5)	7 (3·8 to 11·3)
Acute hepatitis B	0 (0 to 0)	0 (0 to 0)	5·5 (1·6 to 12)	1·5 (0·3 to 3·7)	2·8 (0·9 to 5·7)	1·9 (0·7 to 3·6)	1·5 (0·6 to 3)	3·3 (1·4 to 6·3)	6 (2·2 to 11·8)	8·5 (3·1 to 16·9)
Acute hepatitis C	0 (0 to 0)	0 (0 to 0)	0·3 (0·1 to 0·8)	1·2 (0·5 to 2·8)	0·7 (0·3 to 1·5)	0·6 (0·3 to 1·4)	0·4 (0·2 to 0·9)	0·4 (0·2 to 1)	0·4 (0·2 to 1)	0·5 (0·2 to 1·3)
Acute hepatitis E	0 (0 to 0)	0 (0 to 0)	1·9 (0·5 to 4·3)	0·5 (0·1 to 1·4)	0·6 (0·3 to 1·1)	0·6 (0·3 to 1·2)	0·4 (0·2 to 0·6)	0·4 (0·2 to 0·7)	0·3 (0·2 to 0·6)	0·4 (0·2 to 0·8)
Other unspecified infectious diseases	31·1 (15·4 to 54·7)	18·7 (10·1 to 33·1)	109 (57·7 to 186)	59·1 (29·5 to 104)	59·6 (28·5 to 114)	47·6 (22·7 to 96·7)	29·9 (16·6 to 53·5)	24·1 (14 to 40·7)	24·6 (14·9 to 43)	27·3 (15·5 to 47·6)
Maternal and neonatal disorders	28,500 (22,100 to 36,000)	3,480 (2,770 to 4,290)	4,300 (2,920 to 6,090)	834 (641 to 1,070)	577 (413 to 761)	616 (466 to 795)	1,050 (844 to 1,290)	1,300 (1,060 to 1,580)	1,160 (935 to 1,420)	1,110 (898 to 1,330)
Maternal disorders	0 (0 to 0)	0 (0 to 0)	0 (0 to 0)	0 (0 to 0)	0 (0 to 0)	56·2 (41·6 to 72·5)	550 (419 to 706)	814 (626 to 1,040)	699 (522 to 913)	625 (477 to 795)
Maternal hemorrhage	0 (0 to 0)	0 (0 to 0)	0 (0 to 0)	0 (0 to 0)	0 (0 to 0)	5·2 (2·5 to 9·1)	73·7 (42·8 to 115)	125 (69·6 to 213)	117 (62·7 to 188)	115 (63·9 to 193)
Maternal sepsis and other maternal infections	0 (0 to 0)	0 (0 to 0)	0 (0 to 0)	0 (0 to 0)	0 (0 to 0)	5·9 (2·9 to 10·6)	59 (32·8 to 101)	88·2 (46·3 to 149)	69·6 (38·3 to 118)	55·5 (29·5 to 92·6)
Maternal hypertensive disorders	0 (0 to 0)	0 (0 to 0)	0 (0 to 0)	0 (0 to 0)	0 (0 to 0)	17·3 (11·7 to 24·2)	154 (106 to 216)	195 (133 to 269)	176 (118 to 247)	156 (107 to 222)
Maternal obstructed labor and uterine rupture	0 (0 to 0)	0 (0 to 0)	0 (0 to 0)	0 (0 to 0)	0 (0 to 0)	0·5 (0·2 to 1)	5·6 (2·5 to 11·2)	10·5 (4·9 to 20)	10·8 (4·8 to 23·5)	12·1 (5·4 to 26·2)
Maternal abortion and miscarriage	0 (0 to 0)	0 (0 to 0)	0 (0 to 0)	0 (0 to 0)	0 (0 to 0)	2·2 (1 to 4·4)	20·6 (9 to 40·9)	30·9 (14·7 to 60·4)	25·5 (11·6 to 50·9)	22·9 (10·1 to 43·9)
Ectopic pregnancy	0 (0 to 0)	0 (0 to 0)	0 (0 to 0)	0 (0 to 0)	0 (0 to 0)	0·4 (0·2 to 0·7)	5·4 (2·8 to 9·6)	9·8 (5·1 to 16·3)	9·6 (5·3 to 16·4)	9·1 (5 to 16·1)
Indirect maternal deaths	–	–	–	–	–	10·9 (6 to 18·1)	89·9 (46·2 to 147)	133 (70 to 229)	107 (56·1 to 181)	92·8 (50·9 to 158)
Late maternal deaths	–	–	–	–	–	4·9 (2·9 to 7·6)	59·8 (36·7 to 95)	96·7 (61·4 to 152)	82·9 (52·3 to 123)	68·8 (41·9 to 101)
Maternal deaths aggravated by HIV/AIDS	–	–	–	–	–	0 (0 to 0)	0·5 (0·2 to 0·9)	0·7 (0·3 to 1·3)	1·2 (0·5 to 2·2)	1·1 (0·5 to 2)
Neonatal disorders	28,500 (22,100 to 36,000)	3,480 (2,770 to 4,290)	4,300 (2,920 to 6,090)	834 (641 to 1,070)	577 (413 to 761)	559 (407 to 736)	498 (364 to 664)	488 (359 to 647)	462 (329 to 623)	482 (341 to 645)
Neonatal preterm birth	9,490 (7,050 to 12,400)	732 (497 to 1,020)	998 (594 to 1,500)	243 (172 to 331)	266 (177 to 368)	256 (178 to 351)	225 (158 to 312)	220 (153 to 298)	206 (143 to 290)	215 (144 to 297)
Neonatal encephalopathy due to birth asphyxia and trauma	7,770 (5,630 to 10,300)	471 (297 to 707)	747 (441 to 1,200)	202 (135 to 283)	145 (79·4 to 229)	140 (77·1 to 221)	126 (70·1 to 201)	123 (66·4 to 191)	117 (62·8 to 188)	123 (64·6 to 198)
Neonatal sepsis and other neonatal infections	2,110 (1,440 to 2,910)	953 (691 to 1,270)	1,060 (605 to 1,740)	122 (70·4 to 190)	140 (77·9 to 225)	138 (73·3 to 226)	123 (68·9 to 202)	122 (68·2 to 201)	116 (64 to 193)	121 (65·4 to 196)
Hemolytic disease and other neonatal jaundice	157 (93 to 246)	27·5 (16·3 to 43·3)	17·8 (10·4 to 30·7)	24·3 (15 to 35·5)	26·2 (18·9 to 34)	25·9 (19·1 to 33·4)	23·7 (17·7 to 30·7)	23·5 (17·4 to 30·6)	22·5 (16·5 to 29·2)	23·7 (17·4 to 30·8)
Other neonatal disorders	8,950 (6,190 to 12,400)	1,300 (972 to 1,690)	1,480 (852 to 2,300)	243 (183 to 312)	0 (0 to 0)	0 (0 to 0)	0 (0 to 0)	0 (0 to 0)	0 (0 to 0)	0 (0 to 0)
Nutritional deficiencies	0·7 (0·3 to 1·2)	24·7 (10·8 to 45·7)	856 (503 to 1,330)	699 (298 to 1,370)	658 (191 to 1,540)	465 (124 to 1,280)	270 (66·8 to 724)	160 (51·1 to 452)	161 (53·9 to 435)	171 (53·8 to 554)
Protein-energy malnutrition	0·6 (0·3 to 0·9)	1·7 (0·9 to 2·8)	620 (358 to 1,060)	196 (105 to 335)	61·8 (39·3 to 91·1)	47·9 (30·8 to 70·4)	33·3 (19·7 to 53·6)	33·7 (19·8 to 53·1)	34·7 (21 to 53·9)	41·5 (26·1 to 61·9)
Iodine deficiency	0 (0 to 0)	0 (0 to 0)	0 (0 to 0)	0·1 (0 to 0·2)	0·7 (0·1 to 1·7)	1·6 (0·5 to 3·6)	2·1 (0·8 to 4·2)	2·4 (0·9 to 5·1)	2·5 (0·9 to 5·4)	2·8 (1·1 to 6)
Vitamin A deficiency	0·1 (0 to 0·5)	6·2 (1·5 to 16·9)	15·6 (5·4 to 35·3)	53·9 (20·2 to 113)	64 (20·9 to 144)	42·8 (12 to 104)	7·3 (2·2 to 15·3)	5·6 (1·4 to 12·2)	4·5 (2·2 to 8·4)	4 (1·9 to 7·1)
Dietary iron deficiency	0 (0 to 0·1)	16·9 (4·6 to 33·5)	203 (56·8 to 422)	441 (91·4 to 1,070)	523 (94·1 to 1,380)	365 (49·4 to 1,100)	215 (19 to 669)	105 (5·2 to 384)	101 (4·2 to 377)	109 (4·4 to 469)
Other nutritional deficiencies	0 (0 to 0)	0 (0 to 0)	17·5 (7·2 to 36·6)	8·6 (3·1 to 18·3)	8 (4·1 to 13·8)	8 (3·9 to 13·5)	11·7 (5·8 to 20·6)	13·4 (6·7 to 23·2)	17·7 (9·2 to 30·4)	13·5 (7·3 to 21·8)
Non-communicable diseases	6,840 (4,810 to 9,260)	1,230 (896 to 1,650)	8,180 (5,870 to 10,900)	5,670 (4,380 to 7,160)	6,510 (4,890 to 8,290)	10,500 (7,480 to 14,600)	12,700 (9,270 to 17,500)	14,800 (11,000 to 19,300)	16,900 (12,800 to 21,500)	20,700 (15,800 to 26,200)
Neoplasms	32·8 (14·9 to 78·2)	12·2 (5·2 to 29·5)	198 (122 to 302)	783 (510 to 1,090)	893 (566 to 1,180)	798 (620 to 990)	533 (441 to 647)	656 (533 to 816)	970 (771 to 1,220)	1,550 (1,250 to 1,900)
Lip and oral cavity cancer	0 (0 to 0)	0 (0 to 0)	0 (0 to 0)	0 (0 to 0)	1·8 (1 to 2·8)	3·6 (2 to 6)	2·6 (1·7 to 3·9)	4·3 (2·8 to 6·6)	6·2 (4 to 9·7)	9·4 (6·1 to 13·8)
Nasopharynx cancer	0 (0 to 0)	0 (0 to 0)	0 (0 to 0)	0 (0 to 0)	2 (1·1 to 3·9)	2·6 (1·4 to 4·3)	2·9 (1·8 to 4·5)	3 (1·7 to 4·7)	2·4 (1·5 to 3·7)	2·8 (1·8 to 4·1)
Other pharynx cancer	0 (0 to 0)	0 (0 to 0)	0 (0 to 0)	0 (0 to 0)	0 (0 to 0)	0 (0 to 0)	0 (0 to 0)	1·8 (1 to 3·2)	2 (1·2 to 3·3)	3·4 (2 to 5·2)
Esophageal cancer	0 (0 to 0)	0 (0 to 0)	0 (0 to 0)	0 (0 to 0)	0 (0 to 0)	0 (0 to 0)	0 (0 to 0)	2·1 (1·4 to 3·2)	4 (2·6 to 6)	6·1 (3·7 to 9·6)
Stomach cancer	0 (0 to 0)	0 (0 to 0)	0 (0 to 0)	0 (0 to 0)	0 (0 to 0)	0 (0 to 0)	6·7 (4·5 to 9·6)	17·6 (12·1 to 24·5)	35·7 (24·4 to 51·3)	69·9 (48 to 98·8)
Colon and rectum cancer	0 (0 to 0)	0 (0 to 0)	0 (0 to 0)	0 (0 to 0)	2·9 (1·7 to 4·4)	7·6 (5 to 11·2)	10·6 (7·3 to 15)	25·5 (15·9 to 37·3)	48·4 (32·8 to 69·7)	84·2 (56 to 122)
Liver cancer	1 (0·5 to 1·6)	0·2 (0·1 to 0·4)	5·5 (2·8 to 9·8)	13 (7·2 to 23·8)	9 (5·3 to 13·1)	8·2 (5·8 to 11·7)	5·2 (2·7 to 9·5)	6 (3·4 to 9·3)	8·4 (5 to 13·4)	12·2 (7·2 to 19·7)
Liver cancer due to hepatitis B	0 (0 to 0)	0 (0 to 0)	0 (0 to 0)	0 (0 to 0)	0 (0 to 0)	1 (0·5 to 1·8)	1·4 (0·7 to 2·5)	2·1 (1·2 to 3·5)	3·6 (2 to 5·9)	5 (2·8 to 8)
Liver cancer due to hepatitis C	0 (0 to 0)	0 (0 to 0)	0 (0 to 0)	0 (0 to 0)	0 (0 to 0)	0·1 (0 to 0·2)	0·1 (0·1 to 0·3)	0·4 (0·2 to 0·7)	0·9 (0·5 to 1·6)	2 (1·1 to 3·6)
Liver cancer due to alcohol use	0 (0 to 0)	0 (0 to 0)	0 (0 to 0)	0 (0 to 0)	0 (0 to 0)	0 (0 to 0)	0·1 (0 to 0·2)	0·4 (0·2 to 0·6)	0·8 (0·4 to 1·5)	1·7 (0·9 to 3)
Liver cancer due to NASH	0 (0 to 0)	0 (0 to 0)	0 (0 to 0)	0 (0 to 0)	0 (0 to 0)	0 (0 to 0)	1·3 (0·7 to 2·5)	1·1 (0·6 to 1·8)	1·1 (0·6 to 1·8)	1·2 (0·7 to 2·1)
Liver cancer due to other causes	1 (0·5 to 1·6)	0·2 (0·1 to 0·4)	5·5 (2·8 to 9·8)	13 (7·2 to 23·8)	9 (5·3 to 13·1)	7·1 (5·2 to 9·9)	2·3 (1·2 to 4·1)	2 (1·1 to 3·2)	2 (1·1 to 3·5)	2·2 (1·2 to 3·8)
Gallbladder and biliary tract cancer	0 (0 to 0)	0 (0 to 0)	0 (0 to 0)	0 (0 to 0)	0 (0 to 0)	0 (0 to 0)	0 (0 to 0)	2·7 (1·8 to 3·9)	5·8 (3·6 to 8·8)	14·6 (9·3 to 22·3)
Pancreatic cancer	0 (0 to 0)	0 (0 to 0)	0 (0 to 0)	0 (0 to 0)	0 (0 to 0)	0 (0 to 0)	2·4 (1·6 to 3·5)	4·7 (2·6 to 7·5)	7·7 (4·7 to 12)	19·5 (12·9 to 28·6)
Larynx cancer	0 (0 to 0)	0 (0 to 0)	0 (0 to 0)	0 (0 to 0)	0 (0 to 0)	0 (0 to 0)	0 (0 to 0)	1·8 (1·2 to 2·7)	2·3 (1·5 to 3·4)	2·6 (1·5 to 4·3)
Tracheal, bronchus, and lung cancer	0 (0 to 0)	0 (0 to 0)	0 (0 to 0)	0 (0 to 0)	0 (0 to 0)	4 (2·1 to 7·2)	13·1 (7·8 to 20·3)	18·8 (9·8 to 32·3)	28 (17·5 to 43)	57·6 (37·8 to 83)
Malignant skin melanoma	0·1 (0 to 0·2)	0 (0 to 0·1)	1·3 (0·3 to 4·1)	3·5 (0·7 to 11·5)	1·6 (1 to 2·5)	2·3 (1·2 to 4·2)	2·9 (1·6 to 5·4)	6 (3·4 to 11·8)	10·5 (6·3 to 22)	16·2 (9·8 to 34·3)
Non-melanoma skin cancer	0 (0 to 0)	0 (0 to 0)	0 (0 to 0)	0 (0 to 0)	0 (0 to 0)	0 (0 to 0)	0 (0 to 0)	4·6 (3 to 6·7)	7·9 (5·1 to 11·7)	10·1 (6·1 to 14·8)
Non-melanoma skin cancer (squamous-cell carcinoma)	0 (0 to 0)	0 (0 to 0)	0 (0 to 0)	0 (0 to 0)	0 (0 to 0)	0 (0 to 0)	0 (0 to 0)	4·6 (3 to 6·7)	7·9 (5 to 11·7)	10·1 (6·1 to 14·7)
Non-melanoma skin cancer (basal-cell carcinoma)	0 (0 to 0)	0 (0 to 0)	0 (0 to 0)	0 (0 to 0)	0 (0 to 0)	0 (0 to 0)	0 (0 to 0)	0 (0 to 0)	0 (0 to 0)	0 (0 to 0)
Breast cancer	0 (0 to 0)	0 (0 to 0)	0 (0 to 0)	0 (0 to 0)	0 (0 to 0)	0 (0 to 0)	12 (7·4 to 18·6)	29·8 (20·3 to 41·6)	99·8 (71·7 to 138)	288 (201 to 398)
Cervical cancer	0 (0 to 0)	0 (0 to 0)	0 (0 to 0)	0 (0 to 0)	0 (0 to 0)	0 (0 to 0)	20 (11·2 to 33)	70·6 (41·1 to 115)	195 (120 to 299)	420 (274 to 611)
Uterine cancer	0 (0 to 0)	0 (0 to 0)	0 (0 to 0)	0 (0 to 0)	0 (0 to 0)	0 (0 to 0)	0 (0 to 0)	3 (2 to 4·6)	8·5 (4·8 to 13·6)	8·3 (4·8 to 13)
Ovarian cancer	0 (0 to 0)	0 (0 to 0)	0 (0 to 0)	0 (0 to 0)	8·9 (4·4 to 14·3)	19·1 (11·4 to 29·2)	32·1 (19·6 to 50·7)	40 (25·5 to 61·4)	51·7 (34·9 to 74·1)	71·9 (49·5 to 102)
Prostate cancer	0 (0 to 0)	0 (0 to 0)	0 (0 to 0)	0 (0 to 0)	0 (0 to 0)	0 (0 to 0)	0 (0 to 0)	0 (0 to 0)	0 (0 to 0)	0 (0 to 0)
Testicular cancer	–	–	–	–	–	–	–	–	–	–
Kidney cancer	3·6 (0·6 to 12·3)	1 (0·1 to 3·7)	16·2 (8·3 to 30·1)	64·8 (35·7 to 109)	59·5 (30·1 to 99·1)	16 (9·4 to 25·5)	7·8 (3·7 to 14·2)	9·4 (5·4 to 14·9)	12·1 (7·7 to 18·3)	17·6 (10·2 to 27·6)
Bladder cancer	0 (0 to 0)	0 (0 to 0)	0 (0 to 0)	0 (0 to 0)	0 (0 to 0)	0 (0 to 0)	1·2 (1 to 1·6)	1·2 (0·9 to 1·6)	1·9 (1·1 to 3)	4 (2·6 to 5·8)
Brain and central nervous system cancer	10·6 (0·6 to 55·9)	3·4 (0·3 to 16·9)	56·5 (21·5 to 114)	224 (98·6 to 387)	288 (146 to 472)	190 (119 to 282)	85·7 (52·4 to 127)	86·9 (54·4 to 128)	106 (64·5 to 157)	126 (74·8 to 183)
Thyroid cancer	0 (0 to 0)	0 (0 to 0)	0 (0 to 0)	0 (0 to 0)	2·1 (1·2 to 3·7)	2·9 (1·7 to 4·6)	2 (1·2 to 3·4)	2·8 (1·2 to 5·7)	4·1 (1·8 to 8·2)	6·5 (3·1 to 11·6)
Mesothelioma	0 (0 to 0)	0 (0 to 0)	0 (0 to 0)	0 (0 to 0)	0 (0 to 0)	0 (0 to 0)	0 (0 to 0)	8·9 (0·2 to 59·6)	20·3 (0·1 to 133)	10·7 (0·7 to 48·3)
Hodgkin lymphoma	0 (0 to 0)	0 (0 to 0)	0 (0 to 0)	1·6 (0·8 to 2·9)	4·3 (1·7 to 8·3)	7·5 (3 to 13·9)	12·3 (6 to 23·1)	17·7 (9·5 to 31·4)	20·2 (11 to 37·4)	17·4 (8·8 to 32·7)
Non-Hodgkin lymphoma	0 (0 to 0)	0 (0 to 0)	0 (0 to 0)	32·7 (19·7 to 51·5)	41·6 (23·5 to 62·6)	38·2 (23·8 to 56·5)	32·1 (20·7 to 46·2)	39·1 (26·3 to 56·5)	46·6 (32·3 to 63·9)	47·9 (31·7 to 65·7)
Multiple myeloma	0 (0 to 0)	0 (0 to 0)	0 (0 to 0)	0 (0 to 0)	0 (0 to 0)	0 (0 to 0)	0 (0 to 0)	1·2 (0·8 to 1·9)	1·7 (1 to 2·8)	4·7 (2·6 to 7·5)
Leukemia	4·9 (1·1 to 15·1)	2·1 (0·6 to 5·8)	59·6 (37 to 98·2)	247 (146 to 379)	291 (163 to 437)	263 (175 to 392)	128 (85·2 to 188)	129 (85·5 to 188)	117 (77·3 to 166)	99·2 (68·4 to 140)
Acute lymphoid leukemia	1·2 (0·1 to 4·7)	0·5 (0·1 to 1·8)	31·3 (16·2 to 55·4)	150 (78·8 to 247)	192 (101 to 307)	154 (88·3 to 243)	60·8 (34·5 to 98·2)	45·6 (23·9 to 76·8)	32·5 (16·8 to 55·5)	22·8 (11·8 to 38·8)
Chronic lymphoid leukemia	0 (0 to 0)	0 (0 to 0)	0 (0 to 0)	0 (0 to 0)	0 (0 to 0)	0 (0 to 0)	0 (0 to 0)	1 (0·6 to 1·6)	1 (0·6 to 1·5)	0·8 (0·5 to 1·3)
Acute myeloid leukemia	0·7 (0 to 2·7)	0·6 (0·1 to 2·3)	14 (6·7 to 25·5)	66·4 (32·3 to 122)	67·8 (30·7 to 127)	75·1 (37·1 to 132)	44·6 (23 to 77·8)	45·6 (25·9 to 74·5)	48 (26·9 to 75·7)	43·5 (26·5 to 67·7)
Chronic myeloid leukemia	0·5 (0 to 2)	0·1 (0 to 0·3)	0·4 (0·2 to 0·6)	1·6 (0·7 to 3·2)	1·6 (0·7 to 3·2)	2·1 (1 to 3·9)	2·4 (1·1 to 4·7)	4·2 (1·9 to 8)	4·9 (2·2 to 9·3)	5·6 (2·7 to 10·3)
Other leukemia	2·5 (0·4 to 8)	1 (0·2 to 2·9)	13·9 (7 to 24·3)	29·3 (14 to 52·3)	29·1 (12·2 to 56·9)	32·1 (15·7 to 59·3)	20·7 (9·9 to 35·2)	32·2 (16·9 to 54·6)	30·4 (16·3 to 51·2)	26·5 (14·6 to 44·5)
Other malignant neoplasms	11·7 (4·1 to 26·7)	5·2 (1·3 to 16·3)	54·9 (30·7 to 87·5)	191 (122 to 275)	177 (110 to 248)	229 (167 to 316)	151 (112 to 205)	114 (87·7 to 150)	112 (86·3 to 146)	112 (86·7 to 144)
Other neoplasms	0·9 (0·5 to 1·4)	0·2 (0·1 to 0·4)	4·1 (1·6 to 7·9)	5·9 (3·3 to 9·4)	4·3 (2·5 to 6·5)	4 (2·7 to 5·8)	2·5 (1·7 to 3·5)	3·2 (2 to 4·9)	2·8 (1·6 to 4·8)	3·5 (2·4 to 5·1)
Myelodysplastic, myeloproliferative, and other hematopoietic n	0·9 (0·5 to 1·4)	0·2 (0·1 to 0·4)	4·1 (1·6 to 7·9)	5·9 (3·3 to 9·4)	4·3 (2·5 to 6·5)	4 (2·7 to 5·8)	2·5 (1·7 to 3·5)	3·2 (2 to 4·9)	2·8 (1·6 to 4·8)	3·5 (2·4 to 5·1)
Benign and in situ intestinal neoplasms	0 (0 to 0)	0 (0 to 0)	0 (0 to 0)	0 (0 to 0)	0 (0 to 0)	0 (0 to 0)	0 (0 to 0)	0 (0 to 0)	0 (0 to 0)	0 (0 to 0)
Benign and in situ cervical and uterine neoplasms	0 (0 to 0)	0 (0 to 0)	0 (0 to 0)	0 (0 to 0)	0 (0 to 0)	0 (0 to 0)	0 (0 to 0)	0 (0 to 0)	0 (0 to 0)	0 (0 to 0)
Other benign and in situ neoplasms	0 (0 to 0)	0 (0 to 0)	0 (0 to 0)	0 (0 to 0)	0 (0 to 0)	0 (0 to 0)	0 (0 to 0)	0 (0 to 0)	0 (0 to 0)	0 (0 to 0)
Cardiovascular diseases	28 (15·6 to 46·4)	9·3 (5·8 to 14·2)	334 (201 to 549)	219 (144 to 310)	233 (158 to 302)	356 (274 to 442)	520 (409 to 646)	627 (492 to 777)	819 (656 to 1,010)	1,160 (944 to 1,430)
Rheumatic heart disease	0 (0 to 0)	0 (0 to 0)	0 (0 to 0)	10·9 (5·8 to 17·5)	44·8 (28·1 to 70·8)	97 (61·4 to 151)	114 (67·4 to 186)	132 (82·4 to 198)	142 (92·9 to 212)	156 (101 to 228)

Cause	35 to 39	40 to 44	45 to 49	50 to 54	55 to 59	60 to 64	65 to 69	70 to 74	75 to 79	80 to 84	85 to 89	90 to 94	95 plus	Total
All causes	29,000 (23,500 to 35,400)	28,800 (23,400 to 34,600)	27,300 (22,600 to 32,500)	29,100 (24,400 to 34,400)	30,800 (26,100 to 36,100)	30,200 (25,800 to 34,900)	29,300 (25,500 to 33,500)	26,500 (23,300 to 29,900)	24,200 (21,400 to 27,000)	20,100 (18,000 to 22,300)	13,900 (12,500 to 15,400)	7,320 (6,640 to 8,050)	4,960 (4,580 to 5,330)	485,000
Communicable, maternal, neonatal, and nutritional diseases	2,960 (2,400 to 3,700)	2,460 (2,010 to 3,040)	1,970 (1,590 to 2,490)	1,850 (1,450 to 2,400)	1,760 (1,420 to 2,200)	1,650 (1,340 to 2,050)	1,630 (1,330 to 2,030)	1,560 (1,250 to 1,950)	1,580 (1,220 to 2,010)	1,490 (1,170 to 1,830)	1,210 (899 to 1,570)	688 (483 to 896)	504 (335 to 673)	85,500
HIV/AIDS and sexually transmitted infections	656 (517 to 837)	542 (426 to 691)	393 (303 to 503)	291 (227 to 369)	161 (120 to 210)	116 (86·7 to 155)	86·6 (64·7 to 114)	37·8 (25·9 to 53·7)	19·4 (14·1 to 27·2)	8·4 (5·7 to 12·8)	4·4 (3 to 6·7)	1·7 (1·1 to 2·7)	0·8 (0·5 to 1·3)	4,530
HIV/AIDS	548 (423 to 718)	444 (337 to 570)	325 (245 to 420)	248 (189 to 317)	128 (95·7 to 166)	92·8 (66·9 to 124)	68·9 (49·2 to 91·9)	25·3 (15·9 to 38·2)	10·6 (7·2 to 14·9)	2·6 (1·8 to 3·6)	1·1 (0·7 to 1·5)	0·4 (0·3 to 0·7)	0·2 (0·1 to 0·3)	3,540
HIV/AIDS - Drug-susceptible Tuberculosis	60·4 (35·4 to 91·6)	49·3 (29 to 74·6)	34·9 (20·5 to 52·7)	26·5 (15·6 to 39·9)	13·3 (8·1 to 19·3)	9·1 (5·9 to 12·9)	6·8 (4·4 to 9·6)	2·2 (1·6 to 3)	0·9 (0·6 to 1·3)	0·2 (0·2 to 0·4)	0·1 (0·1 to 0·1)	0 (0 to 0·1)	0 (0 to 0)	393
HIV/AIDS - Multidrug-resistant Tuberculosis without extensive (	4·6 (0·2 to 20·2)	3·8 (0·2 to 16·4)	2·6 (0·1 to 11·6)	2 (0·1 to 8·9)	1 (0 to 4·2)	0·6 (0 to 2·6)	0·4 (0 to 2)	0·1 (0 to 0·6)	0·1 (0 to 0·3)	0 (0 to 0·1)	0 (0 to 0)	0 (0 to 0)	0 (0 to 0)	30
HIV/AIDS - Extensively drug-resistant Tuberculosis	0·8 (0 to 3·6)	0·6 (0 to 2·9)	0·4 (0 to 2)	0·3 (0 to 1·6)	0·2 (0 to 0·7)	0·1 (0 to 0·4)	0·1 (0 to 0·3)	0 (0 to 0·1)	0 (0 to 0)	0 (0 to 0)	0 (0 to 0)	0 (0 to 0)	0 (0 to 0)	4·9
HIV/AIDS resulting in other diseases	482 (357 to 652)	390 (276 to 517)	287 (206 to 385)	219 (158 to 291)	114 (80·8 to 153)	83·1 (57·2 to 115)	61·6 (41·8 to 84·9)	22·9 (13·5 to 35·9)	9·6 (6·2 to 13·9)	2·3 (1·5 to 3·3)	1 (0·6 to 1·4)	0·4 (0·2 to 0·6)	0·2 (0·1 to 0·3)	3,110
Sexually transmitted infections excluding HIV	109 (59·9 to 192)	98·5 (52·5 to 181)	68·4 (37·3 to 131)	42·6 (21 to 85·5)	32·6 (15·9 to 63·5)	23·5 (12·2 to 45·7)	17·7 (9·6 to 33)	12·5 (6·7 to 22·9)	8·8 (5·1 to 15·1)	5·8 (3·2 to 10·3)	3·4 (2 to 5·5)	1·3 (0·7 to 2·2)	0·6 (0·3 to 1)	998
Syphilis	2·6 (1·6 to 3·8)	1 (0·6 to 1·5)	1·5 (1 to 2·2)	0·9 (0·6 to 1·4)	0·4 (0·2 to 0·6)	0·5 (0·3 to 0·8)	0·6 (0·4 to 0·8)	0·6 (0·4 to 0·9)	0·4 (0·3 to 0·6)	0·6 (0·3 to 0·9)	0·4 (0·2 to 0·6)	0·2 (0·1 to 0·3)	0·1 (0·1 to 0·2)	340
Chlamydial infection	12·5 (7 to 21)	11·5 (6·3 to 20)	6·3 (3·7 to 11·6)	1·8 (1·2 to 2·6)	1·4 (0·9 to 2·1)	1·1 (0·6 to 1·7)	0·6 (0·4 to 0·9)	0·6 (0·4 to 1)	0·5 (0·3 to 0·8)	0·5 (0·3 to 0·8)	0·3 (0·2 to 0·5)	0·1 (0 to 0·2)	0·1 (0 to 0·1)	68·2
Gonococcal infection	8·4 (5·8 to 12)	8·7 (6·1 to 12·5)	6·7 (4·4 to 9·7)	3·2 (2 to 5·1)	2·9 (1·6 to 4·8)	2·7 (1·6 to 4·4)	3·2 (2 to 5)	2·1 (1·2 to 3·3)	1·9 (1·1 to 2·9)	1·1 (0·6 to 1·8)	0·7 (0·4 to 1·2)	0·2 (0·1 to 0·4)	0·1 (0·1 to 0·2)	65·9
Trichomoniasis	32·3 (10·7 to 77·8)	28·8 (9·3 to 69·8)	23·2 (7·2 to 52·6)	18·9 (6 to 45·1)	13·3 (4·4 to 33·2)	7·9 (2·7 to 19·1)	5·3 (1·8 to 12·6)	3·4 (1·2 to 8·1)	2·1 (0·7 to 4·7)	1·1 (0·4 to 2·7)	0·5 (0·2 to 1·1)	0·2 (0·1 to 0·4)	0 (0 to 0·1)	213
Genital herpes	19·1 (6·3 to 47·7)	17·7 (5·6 to 42·6)	14·6 (4·7 to 36·2)	13·1 (4 to 32·3)	11·2 (3·4 to 27·3)	8·9 (2·7 to 21·9)	6·7 (2 to 16·7)	4·8 (1·5 to 12·1)	3·2 (1 to 7·9)	2·1 (0·6 to 5)	1·1 (0·3 to 2·7)	0·5 (0·1 to 1·2)	0·3 (0·1 to 0·6)	144
Other sexually transmitted infections	33·7 (20·9 to 52·8)	30·7 (17·7 to 50·7)	16·1 (9·1 to 29·2)	4·7 (2·6 to 7·7)	3·4 (1·9 to 5·4)	2·4 (1·4 to 3·8)	1·4 (0·9 to 2·2)	1·1 (0·6 to 1·7)	0·7 (0·4 to 1·1)	0·4 (0·2 to 0·8)	0·4 (0·2 to 0·6)	0·1 (0·1 to 0·2)	0 (0 to 0·1)	168
Respiratory infections and tuberculosis	566 (430 to 728)	561 (433 to 723)	477 (370 to 593)	555 (422 to 719)	645 (490 to 838)	700 (521 to 922)	793 (609 to 994)	866 (647 to 1,110)	976 (712 to 1,280)	1,010 (736 to 1,290)	848 (605 to 1,130)	487 (319 to 655)	373 (231 to 512)	16,700
Tuberculosis	95·4 (64 to 135)	90·9 (60·1 to 129)	75·1 (49 to 110)	81·3 (55·3 to 115)	73·1 (49 to 104)	61·6 (42·1 to 88·2)	55·3 (38·4 to 79·2)	52 (36·3 to 73)	38·8 (26·9 to 55)	25 (17·4 to 34·9)	14·8 (9·7 to 21·2)	5·7 (3·6 to 8·6)	3·4 (1·9 to 5·4)	1,140
Latent tuberculosis infection	0 (0 to 0)	0 (0 to 0)	0 (0 to 0)	0 (0 to 0)	0 (0 to 0)	0 (0 to 0)	0 (0 to 0)	0 (0 to 0)	0 (0 to 0)	0 (0 to 0)	0 (0 to 0)	0 (0 to 0)	0 (0 to 0)	0
Drug-susceptible tuberculosis	89·4 (54·3 to 132)	85 (52·9 to 123)	70 (44·3 to 103)	75·8 (48·6 to 108)	68·2 (43·1 to 98·6)	57·4 (36·5 to 83·3)	51·6 (31·7 to 74·9)	48·6 (31 to 68·6)	36·2 (23·2 to 51·8)	23·3 (14·8 to 33·3)	13·8 (8·6 to 20·6)	5·3 (3·2 to 8·1)	3·2 (1·7 to 5·1)	1,070
Multidrug-resistant tuberculosis without extensive drug resistar	5·1 (0·3 to 22·1)	5·1 (0·3 to 23·1)	4·3 (0·2 to 19·7)	4·7 (0·2 to 21)	4·2 (0·2 to 17·9)	3·6 (0·2 to 15·5)	3·2 (0·2 to 13·6)	3 (0·2 to 12·9)	2·3 (0·1 to 10·4)	1·5 (0·1 to 6·5)	0·9 (0 to 3·9)	0·3 (0 to 1·5)	0·2 (0 to 0·9)	64·2
Extensively drug-resistant tuberculosis	0·8 (0 to 3·4)	0·8 (0 to 3·7)	0·7 (0 to 3·3)	0·8 (0 to 3·6)	0·7 (0 to 2·9)	0·6 (0 to 2·6)	0·5 (0 to 2·4)	0·5 (0 to 2·2)	0·4 (0 to 1·7)	0·2 (0 to 1·1)	0·1 (0 to 0·6)	0·1 (0 to 0·2)	0 (0 to 0·2)	10·2
Lower respiratory infections	301 (205 to 409)	324 (230 to 452)	287 (209 to 382)	371 (262 to 506)	486 (338 to 663)	572 (400 to 789)	688 (507 to 886)	777 (561 to 1,020)	913 (650 to 1,210)	967 (702 to 1,250)	824 (583 to 1,110)	477 (309 to 643)	367 (226 to 506)	13,100
Upper respiratory infections	136 (69·8 to 233)	113 (59·6 to 200)	86·4 (46·1 to 148)	76·3 (41·7 to 130)	64·1 (34 to 110)	50·3 (27 to 86·5)	39·3 (21 to 68·6)	29·4 (15·7 to 50·5)	19·9 (10·6 to 34·1)	12·8 (7 to 21·6)	6·9 (4 to 11·4)	3·6 (2·1 to 5·7)	2·2 (1·3 to 3·5)	1,920
Otitis media	34·5 (16·8 to 61·6)	32·9 (14·9 to 59·8)	28 (14·1 to 49·3)	25·7 (12·2 to 46·3)	21·6 (10·5 to 39·1)	16·4 (7·7 to 31·2)	10·6 (5·1 to 20·1)	6·7 (3 to 13·1)	4·8 (2·4 to 8·6)	3·5 (1·6 to 6·5)	2·1 (1 to 3·8)	1·1 (0·5 to 2)	0·6 (0·3 to 1·2)	592
Enteric infections	187 (134 to 257)	178 (126 to 238)	164 (123 to 216)	178 (133 to 237)	182 (135 to 242)	191 (144 to 250)	210 (157 to 267)	215 (165 to 279)	216 (162 to 277)	198 (148 to 259)	163 (120 to 209)	89·2 (64·5 to 118)	67·6 (46·3 to 91·9)	5,770
Diarrheal diseases	185 (132 to 254)	176 (124 to 236)	163 (121 to 214)	176 (131 to 234)	181 (132 to 239)	189 (142 to 248)	208 (155 to 265)	213 (164 to 278)	215 (162 to 276)	198 (148 to 259)	163 (120 to 209)	89·1 (64·3 to 118)	67·5 (46·3 to 91·9)	5,690
Typhoid and paratyphoid	0·4 (0·1 to 1)	0·3 (0·1 to 0·8)	0·3 (0·1 to 0·6)	0·3 (0·1 to 0·6)	0·2 (0·1 to 0·5)	0·2 (0·1 to 0·4)	0·2 (0·1 to 0·3)	0·1 (0 to 0·2)	0·1 (0 to 0·2)	0·1 (0 to 0·1)	0 (0 to 0·1)	0 (0 to 0)	0 (0 to 0)	6·2
Typhoid fever	0·3 (0·1 to 0·9)	0·3 (0·1 to 0·7)	0·2 (0·1 to 0·6)	0·2 (0·1 to 0·5)	0·2 (0·1 to 0·5)	0·2 (0·1 to 0·4)	0·1 (0·1 to 0·3)	0·1 (0 to 0·2)	0·1 (0 to 0·1)	0·1 (0 to 0·1)	0 (0 to 0·1)	0 (0 to 0)	0 (0 to 0)	5·5
Paratyphoid fever	0 (0 to 0·1)	0 (0 to 0·1)	0 (0 to 0·1)	0 (0 to 0·1)	0 (0 to 0·1)	0 (0 to 0)	0 (0 to 0)	0 (0 to 0)	0 (0 to 0)	0 (0 to 0)	0 (0 to 0)	0 (0 to 0)	0 (0 to 0)	0·7
Invasive Non-typhoidal Salmonella (iNTS)	1·6 (0·3 to 4)	1·4 (0·2 to 3·3)	1·1 (0·2 to 2·7)	1·2 (0·3 to 3)	1·4 (0·3 to 3·5)	1·4 (0·3 to 3·5)	1·2 (0·2 to 3)	1 (0·2 to 2·3)	0·7 (0·1 to 1·5)	0·4 (0·1 to 1)	0·2 (0 to 0·5)	0·1 (0 to 0·2)	0 (0 to 0·1)	53·6
Other intestinal infectious diseases	0·3 (0·1 to 1)	0·3 (0·1 to 0·9)	0·2 (0 to 0·5)	0·2 (0 to 0·5)	0·1 (0 to 0·4)	0·1 (0 to 0·4)	0·2 (0 to 0·6)	0·1 (0 to 0·3)	0·1 (0 to 0·3)	0·1 (0 to 0·3)	0·1 (0 to 0·4)	0 (0 to 0·2)	0 (0 to 0·2)	13·7
Neglected tropical diseases and malaria	310 (138 to 607)	255 (122 to 456)	239 (127 to 415)	253 (144 to 458)	279 (163 to 474)	269 (158 to 512)	257 (160 to 450)	222 (137 to 402)	190 (119 to 331)	130 (78·8 to 205)	77·4 (47·2 to 124)	36·9 (22·4 to 60·2)	20·5 (11·6 to 35·8)	5,090
Malaria	2·4 (1·7 to 3·3)	2 (1·4 to 2·7)	1·6 (1·2 to 2·2)	1·3 (0·9 to 1·7)	1·1 (0·8 to 1·5)	0·9 (0·6 to 1·1)	0·6 (0·4 to 0·8)	0·4 (0·3 to 0·5)	0·2 (0·1 to 0·3)	0·1 (0·1 to 0·1)	0 (0 to 0)	0 (0 to 0)	0 (0 to 0)	27·7
Chagas disease	56·3 (30 to 134)	67·7 (34·5 to 163)	87·3 (43·9 to 221)	111 (53·8 to 291)	135 (63·9 to 317)	133 (67·2 to 358)	131 (65·4 to 321)	111 (54·7 to 274)	98·5 (49·5 to 224)	61·7 (29·4 to 135)	37 (18·4 to 79·7)	16·6 (8·1 to 38·3)	8·9 (3·8 to 20·5)	1,130
Leishmaniasis	114 (0·7 to 387)	85·9 (0·6 to 272)	58·4 (0·6 to 164)	46·2 (0·5 to 127)	38·5 (0·4 to 103)	30·7 (0·3 to 77·7)	22·2 (0·3 to 54·3)	14·4 (0·2 to 34·6)	8·3 (0·1 to 20·6)	4·6 (0·1 to 11·1)	2·1 (0·1 to 5·2)	0·8 (0 to 2·1)	0·3 (0 to 0·8)	1,970
Visceral leishmaniasis	114 (0·2 to 386)	85·1 (0·1 to 272)	57·7 (0·1 to 164)	45·5 (0·1 to 127)	37·9 (0·1 to 103)	30·2 (0·1 to 77·2)	21·8 (0·1 to 54)	14 (0 to 34·4)	8·1 (0 to 20·4)	4·4 (0 to 10·9)	1·9 (0 to 5)	0·8 (0 to 2)	0·3 (0 to 0·7)	1,960
Cutaneous and mucocutaneous leishmaniasis	0·7 (0·2 to 1·9)	0·8 (0·2 to 1·9)	0·7 (0·2 to 1·6)	0·6 (0·2 to 1·6)	0·6 (0 to 1·9)	0·5 (0 to 1·6)	0·5 (0 to 1·4)	0·4 (0 to 1·3)	0·3 (0 to 1)	0·2 (0 to 0·7)	0·1 (0 to 0·4)	0·1 (0 to 0·2)	0 (0 to 0·1)	8·6
African trypanosomiasis	0 (0 to 0)	0 (0 to 0)	0 (0 to 0)	0 (0 to 0)	0 (0 to 0)	0 (0 to 0)	0 (0 to 0)	0 (0 to 0)	0 (0 to 0)	0 (0 to 0)	0 (0 to 0)	0 (0 to 0)	0 (0 to 0)	0
Schistosomiasis	18·3 (4·9 to 46·1)	11·2 (2·5 to 36·8)	10·6 (1·8 to 37·8)	10·6 (1·2 to 47·6)	11·2 (1 to 46·9)	10·3 (0·8 to 43·4)	8·4 (0·6 to 37·5)	8·3 (0·4 to 38·8)	7 (0·3 to 31·1)	4·4 (0·2 to 19·6)	2·3 (0·1 to 11·2)	0·7 (0·1 to 3·6)	0·3 (0 to 1·5)	170
Cysticercosis	46 (15·4 to 101)	46·4 (14·9 to 99)	45·2 (15·4 to 97·3)	50·9 (17·3 to 104)	62·4 (24·6 to 128)	73·2 (30·5 to 137)	77·8 (33·4 to 142)	73·5 (32·5 to 136)	64 (26·8 to 120)	50·9 (20·6 to 97)	30·2 (13·2 to 55·2)	15·2 (6·8 to 28·4)	8·7 (3·5 to 16·3)	770
Cystic echinococcosis	0·2 (0 to 0·6)	0·2 (0 to 0·6)	0·2 (0 to 0·5)	0·2 (0 to 0·6)	0·2 (0 to 0·6)	0·2 (0 to 0·6)	0·1 (0 to 0·5)	0·1 (0 to 0·4)	0·1 (0 to 0·3)	0·1 (0 to 0·2)	0 (0 to 0·2)	0 (0 to 0·1)	0 (0 to 0)	2·3
Lymphatic filariasis	0 (0 to 0)	0 (0 to 0)	0 (0 to 0)	0 (0 to 0)	0 (0 to 0)	0 (0 to 0)	0 (0 to 0)	0 (0 to 0)	0 (0 to 0)	0 (0 to 0)	0 (0 to 0)	0 (0 to 0)	0 (0 to 0)	0
Onchocerciasis	0 (0 to 0)	0 (0 to 0)	0 (0 to 0)	0 (0 to 0)	0 (0 to 0)	0 (0 to 0)	0 (0 to 0)	0 (0 to 0)	0 (0 to 0)	0 (0 to 0)	0 (0 to 0)	0 (0 to 0)	0 (0 to 0)	0
Trachoma	0 (0 to 0)	0 (0 to 0·1)	0 (0 to 0·1)	0 (0 to 0·1)	0·1 (0 to 0·1)	0·1 (0 to 0·1)	0·1 (0 to 0·2)	0·1 (0 to 0·2)	0·1 (0·1 to 0·2)	0·1 (0 to 0·2)	0·1 (0 to 0·2)	0 (0 to 0·1)	0 (0 to 0·1)	0·9
Dengue	21·7 (8·5 to 43·2)	18·3 (6·5 to 39)	15·5 (5·6 to 31·9)	14·3 (5·2 to 29)	12·8 (4·7 to 24·4)	9·8 (3·2 to 18·6)	7·5 (2·7 to 14·6)	6·1 (2·1 to 11·7)	5·2 (1·8 to 10·1)	3·3 (1·3 to 6·4)	2·2 (0·7 to 4·7)	1·6 (0·4 to 3·2)	1·4 (0·3 to 3·3)	291
Yellow fever	0·2 (0 to 1·6)	0·2 (0 to 1)	0·1 (0 to 0·8)	0·1 (0 to 0·6)	0·1 (0 to 0·5)	0·1 (0 to 0·3)	0 (0 to 0·2)	0 (0 to 0·1)	0 (0 to 0·1)	0 (0 to 0)	0 (0 to 0)	0 (0 to 0)	0 (0 to 0)	3·3
Rabies	0 (0 to 0·1)	0 (0 to 0·1)	0 (0 to 0·1)	0 (0 to 0·1)	0 (0 to 0)	0 (0 to 0)	0 (0 to 0)	0 (0 to 0)	0 (0 to 0)	0 (0 to 0)	0 (0 to 0)	0 (0 to 0)	0 (0 to 0)	0·6
Intestinal nematode infections	38·1 (12·1 to 88·9)	10·4 (4·8 to 18·5)	7·9 (3·7 to 14·3)	7·3 (3·3 to 13·9)	6·6 (2·8 to 12·6)	5·3 (2·4 to 10)	3·9 (1·7 to 7·3)	3·1 (1·3 to 6·1)	2·4 (1·1 to 4·3)	1·6 (0·7 to 3)	0·9 (0·4 to 1·6)	0·4 (0·2 to 0·7)	0·1 (0·1 to 0·3)	380
Ascariasis	1·1 (0·2 to 2·6)	0·9 (0·1 to 2·2)	0·7 (0·1 to 1·6)	0·6 (0·1 to 1·6)	0·5 (0·1 to 1·3)	0·6 (0 to 1·5)	0·3 (0 to 0·9)	0·3 (0 to 0·9)	0·3 (0 to 0·8)	0·2 (0 to 0·5)	0·1 (0 to 0·3)	0·1 (0 to 0·2)	0 (0 to 0·1)	22·1
Trichuriasis	3·5 (1·1 to 7·4)	2·5 (0·8 to 5·6)	1·8 (0·5 to 4·1)	1·4 (0·4 to 3·2)	1·1 (0·3 to 2·7)	0·8 (0·2 to 1·9)	0·5 (0·1 to 1·2)	0·3 (0·1 to 0·9)	0·2 (0 to 0·6)	0·1 (0 to 0·3)	0·1 (0 to 0·2)	0 (0 to 0·1)	0 (0 to 0)	63·9
Hookworm disease	33·5 (8·5 to 85·2)	7 (2·8 to 13·5)	5·4 (2·3 to 10·6)	5·3 (2 to 10·9)	4·9 (1·8 to 10·3)	3·9 (1·5 to 8·2)	3 (1·1 to 6·1)	2·4 (0·9 to 5·2)	1·9 (0·7 to 3·6)	1·3 (0·5 to 2·7)	0·7 (0·3 to 1·4)	0·3 (0·1 to 0·5)	0·1 (0 to 0·2)	294
Food-borne trematodiases	0 (0 to 0)	0 (0 to 0)	0 (0 to 0)	0 (0 to 0)	0 (0 to 0)	0 (0 to 0)	0 (0 to 0)	0 (0 to 0)	0 (0 to 0)	0 (0 to 0)	0 (0 to 0)	0 (0 to 0)	0 (0 to 0)	0
Leprosy	1·2 (0 to 3·3)	1·4 (0·1 to 3·4)	1·5 (0·3 to 3·3)	1·7 (0·4 to 3·6)	1·9 (0·6 to 4)	1·9 (0·7 to 3·6)	1·7 (0·6 to 3·1)	1·5 (0·6 to 2·7)	1·2 (0·5 to 2·1)	0·9 (0·4 to 1·6)	0·5 (0·2 to 0·9)	0·3 (0·1 to 0·5)	0·2 (0·1 to 0·3)	18·4
Ebola	0 (0 to 0)	0 (0 to 0)	0 (0 to 0)	0 (0 to 0)	0 (0 to 0)	0 (0 to 0)	0 (0 to 0)	0 (0 to 0)	0 (0 to 0)	0 (0 to 0)	0 (0 to 0)	0 (0 to 0)	0 (0 to 0)	0
Zika virus	0·1 (0 to 0·4)	0·1 (0 to 0·4)	0 (0 to 0·2)	0 (0 to 0·2)	0 (0 to 0·1)	0 (0 to 0·1)	0 (0 to 0·1)	0 (0 to 0)	0 (0 to 0)	0 (0 to 0)	0 (0 to 0)	0 (0 to 0)	0 (0 to 0)	0·8
Guinea worm disease	0 (0 to 0)	0 (0 to 0)	0 (0 to 0)	0 (0 to 0)	0 (0 to 0)	0 (0 to 0)	0 (0 to 0)	0 (0 to 0)	0 (0 to 0)	0 (0 to 0)	0 (0 to 0)	0 (0 to 0)	0 (0 to 0)	0
Other neglected tropical diseases	10·5 (2·2 to 29·9)	11·3 (2·5 to 29·2)	10·5 (2·6 to 26·2)	9·3 (2·1 to 26·8)	8·8 (2·4 to 21·9)	4 (1·2 to 9·8)	3·5 (1·2 to 8)	2·9 (0·9 to 7·1)	3 (1·1 to 6·1)	2·6 (1·1 to 5·5)	2·1 (0·9 to 3·9)	1·2 (0·6 to 2·4)	0·6 (0·2 to 1·3)	330
Other infectious diseases	94·2 (70 to 125)	83·5 (61·5 to 109)	73·8 (55·1 to 97·9)	67·6 (50·4 to 90·6)	63·4 (47·6 to 84·2)	50·8 (39·1 to 65·8)	42·4 (33·1 to 53·6)	33·5 (26·2 to 42·1)	25·6 (20·1 to 32·7)	17·1 (13·3 to 22·2)	10·6 (7·8 to 13·8)	5·4 (4 to 7·1)	3·4 (2·3 to 4·7)	2,250
Meningitis	30·6 (20·7 to 44·2)	27·3 (18 to 39·2)	23·6 (15·7 to 33·5)	20·6 (13·7 to 29·4)	19·4 (13·1 to 27·5)	15 (10·4 to 21)	11·8 (9 to 15·5)	8·2 (6·2 to 10·5)	6·1 (4·5 to 8·1)	3·8 (2·8 to 5·1)	2·1 (1·6 to 2·8)	0·9 (0·6 to 1·2)	0·6 (0·4 to 0·7)	781
Encephalitis	9·4 (5·2 to 14·3)	8 (4·7 to 11·6)	6·8 (3·9 to 10·1)	6·6 (3·9 to 9·3)	6 (3·7 to 8·8)	5·2 (3·2 to 7·5)	5·4 (3·1 to 7·9)	6 (3·1 to 9·9)	4·5 (2·2 to 7·5)	2·8 (1·4 to 4·7)	1·4 (0·7 to 2·2)	0·7 (0·4 to 1·1)	0·4 (0·2 to 0·6)	306
Diphtheria	0 (0 to 0)	0 (0 to 0)	0 (0 to 0)	0 (0 to 0)	0 (0 to 0)	0 (0 to 0)	0 (0 to 0)	0 (0 to 0)	0 (0 to 0)	0 (0 to 0)	0 (0 to 0)	0 (0 to 0)	0 (0 to 0)	1·9
Tetanus	0·3 (0·2 to 0·6)	0·3 (0·2 to 0·6)	0·4 (0·2 to 0·7)	0·5 (0·2 to 0·9)	0·6 (0·3 to 1·1)	0·6 (0·3 to 1·1)	0·5 (0·3 to 1)	0·5 (0·2 to 0·9)	0·3 (0·2 to 0·6)	0·2 (0·1 to 0·4)	0·1 (0·1 to 0·3)	0 (0 to 0·1)	0 (0 to 0)	9·2
Measles	0 (0 to 0)	0 (0 to 0)	0 (0 to 0)	0 (0 to 0)	0 (0 to 0)	0 (0 to 0)	0 (0 to 0)	0 (0 to 0)	0 (0 to 0)	0 (0 to 0)	0 (0 to 0)	0 (0 to 0)	0 (0 to 0)	0·7
Varicella and herpes zoster	5·2 (2·4 to 9·6)	5 (2·2 to 8·8)	4·9 (2·4 to 8·4)	5·1 (2·5 to 8·8)	5·4 (2·6 to 9·5)	5·3 (2·7 to 9·3)	4·8 (2·5 to 8·2)	4·3 (2·3 to 7)	3·9 (2·2 to 6·1)	3·4 (1·9 to 5·4)	2·3 (1·3 to 3·6)	1·4 (0·8 to 2·3)	1 (0·5 to 1·6)	258
Acute hepatitis	16·6 (9·5 to 26·9)	13·1 (7·5 to 21·9)	10·2 (5·7 to 16·5)	9 (4·9 to 14·7)	7·6 (4·3 to 12·5)	6·1 (3·5 to 9·8)	5·3 (3·2 to 8·2)	4·2 (2·5 to 6·5)	2·7 (1·6 to 4·2)	1·8 (1·1 to 2·8)	1 (0·6 to 1·6)	0·4 (0·2 to 0·7)	0·3 (0·2 to 0·5)	192
Acute hepatitis A	6·1 (3·2 to 9·8)	4·3 (2·2 to 7·3)	3 (1·3 to 5·2)	2·4 (0·9 to 4·2)	1·8 (0·7 to 3·5)	1·7 (0·8 to 3·3)	1·3 (0·5 to 2·7)	1 (0·4 to 2·1)	1 (0·4 to 1·8)	0·7 (0·3 to 1·2)	0·4 (0·1 to 0·8)	0·2 (0·1 to 0·3)	0·1 (0·1 to 0·3)	97·1
Acute hepatitis B	9·5 (4·1 to 18·4)	7·9 (3·3 to 15·7)	6·3 (2·6 to 12·4)	5·7 (2·4 to 10·7)	4·7 (2 to 8·9)	3·5 (1·3 to 6·6)	3·1 (1·5 to 5·4)	2·6 (1·2 to 4·5)	1·3 (0·5 to 2·3)	0·9 (0·4 to 1·7)	0·5 (0·2 to 0·9)	0·2 (0·1 to 0·3)	0·1 (0 to 0·2)	77·1
Acute hepatitis C	0·6 (0·3 to 1·5)	0·6 (0·3 to 1·3)	0·6 (0·2 to 1·5)	0·6 (0·2 to 1·6)	0·6 (0·2 to 1·6)	0·6 (0·2 to 1·3)	0·5 (0·2 to 1·2)	0·4 (0·1 to 1)	0·2 (0·1 to 0·6)	0·1 (0·1 to 0·3)	0·1 (0 to 0·1)	0 (0 to 0·1)	0 (0 to 0)	9·4
Acute hepatitis E	0·4 (0·2 to 0·7)	0·3 (0·2 to 0·6)	0·3 (0·1 to 0·5)	0·3 (0·1 to 0·7)	0·6 (0·2 to 1·1)	0·3 (0·1 to 0·5)	0·4 (0·2 to 0·8)	0·3 (0·1 to 0·5)	0·2 (0·1 to 0·4)	0·1 (0·1 to 0·2)	0·1 (0 to 0·2)	0·1 (0 to 0·1)	0 (0 to 0·1)	8·7
Other unspecified infectious diseases	31·8 (17·3 to 56)	29·7 (16·4 to 49)	27·8 (15·4 to 46·1)	25·8 (14·6 to 44·7)	24·3 (14·4 to 39·8)	18·6 (10·9 to 31)	14·6 (8·8 to 23·4)	10·3 (6·3 to 16·6)	8·1 (4·9 to 12·9)	5 (2·8 to 8·3)	3·5 (1·9 to 5·6)	2 (1·1 to 3·2)	1·2 (0·5 to 2·1)	633
Maternal and neonatal disorders	894 (726 to 1,090)	573 (443 to 705)	360 (277 to 457)	261 (186 to 354)	214 (156 to 285)	161 (115 to 220)	103 (71·4 to 142)	56·2 (39·8 to 78)	25·9 (18·2 to 35·8)	8·6 (5·9 to 12·1)	2·2 (1·4 to 3·5)	0·6 (0·3 to 1·1)	0·3 (0·1 to 0·5)	45,600
Maternal disorders	448 (334 to 584)	194 (140 to 257)	61·5 (44·7 to 82)	3·2 (2·5 to 4·2)	0 (0 to 0)	0 (0 to 0)	0 (0 to 0)	0 (0 to 0)	0 (0 to 0)	0 (0 to 0)	0 (0 to 0)	0 (0 to 0)	0 (0 to 0)	3,450
Maternal hemorrhage	84·6 (46·9 to 142)	37·4 (17·5 to 66)	11 (5·7 to 19·5)	0·5 (0·3 to 0·8)	0 (0 to 0)	0 (0 to 0)	0 (0 to 0)	0 (0 to 0)	0 (0 to 0)	0 (0 to 0)	0 (0 to 0)	0 (0 to 0)	0 (0 to 0)	569
Maternal sepsis and other maternal infections	36·8 (19 to 65·4)	15·6 (7·7 to 27·3)	5·6 (3 to 9·9)	0·4 (0·2 to 0·7)	0 (0 to 0)	0 (0 to 0)	0 (0 to 0)	0 (0 to 0)	0 (0 to 0)	0 (0 to 0)	0 (0 to 0)	0 (0 to 0)	0 (0 to 0)	337
Maternal hypertensive disorders	113 (77·4 to 165)	46·6 (29·7 to 68)	15 (9·8 to 22·2)	1 (0·6 to 1·4)	0 (0 to 0)	0 (0 to 0)	0 (0 to 0)	0 (0 to 0)	0 (0 to 0)	0 (0 to 0)	0 (0 to 0)	0 (0 to 0)	0 (0 to 0)	875
Maternal obstructed labor and uterine rupture	10·1 (3·7 to 21·9)	5·1 (1·9 to 11·3)	1·8 (0·7 to 3·9)	0·1 (0 to 0·1)	0 (0 to 0)	0 (0 to 0)	0 (0 to 0)	0 (0 to 0)	0 (0 to 0)	0 (0 to 0)	0 (0 to 0)	0 (0 to 0)	0 (0 to 0)	56·6
Maternal abortion and miscarriage	17·3 (7·1 to 34·6)	9·8 (3·6 to 21·2)	4·5 (2 to 9·2)	0·2 (0·1 to 0·4)	0 (0 to 0)	0 (0 to 0)	0 (0 to 0)	0 (0 to 0)	0 (0 to 0)	0 (0 to 0)	0 (0 to 0)	0 (0 to 0)	0 (0 to 0)	134
Ectopic pregnancy	6·2 (3·1 to 10·7)	2·5 (1·3 to 4·5)	1 (0·5 to 1·8)	0·1 (0 to 0·1)	0 (0 to 0)	0 (0 to 0)	0 (0 to 0)	0 (0 to 0)	0 (0 to 0)	0 (0 to 0)	0 (0 to 0)	0 (0 to 0)	0 (0 to 0)	44·2
Indirect maternal deaths	69·1 (37·3 to 116)	33·1 (17·2 to 56·4)	9 (4·6 to 15·5)	0·4 (0·2 to 0·6)	–	–	–	–	–	–	–	–	–	NA
Late maternal deaths	44·6 (28·2 to 68·4)	14·9 (8·7 to 24·4)	2·2 (1·4 to 3·5)	0·1 (0 to 0·1)	–	–	–	–	–	–	–	–	–	NA
Maternal deaths aggravated by HIV/AIDS	0·9 (0·4 to 1·5)	0·4 (0·2 to 0·7)	0·1 (0·1 to 0·2)	0 (0 to 0)	–	–	–	–	–	–	–	–	–	NA
Neonatal disorders	445 (318 to 587)	379 (275 to 500)	298 (221 to 392)	257 (183 to 351)	214 (156 to 285)	161 (115 to 220)	103 (71·4 to 142)	56·2 (39·8 to 78)	25·9 (18·2 to 35·8)	8·6 (5·9 to 12·1)	2·2 (1·4 to 3·5)	0·6 (0·3 to 1·1)	0·3 (0·1 to 0·5)	42,100
Neonatal preterm birth	197 (139 to 267)	167 (115 to 229)	130 (91·2 to 179)	111 (75·4 to 152)	88·9 (61 to 123)	63·2 (43·8 to 88·6)	40·1 (27·2 to 55·4)	22·6 (16·7 to 29·3)	10 (7·3 to 13·5)	2·9 (1·7 to 4·6)	1 (0·4 to 2)	0·5 (0·2 to 0·9)	0·2 (0·1 to 0·5)	13,700
Neonatal encephalopathy due to birth asphyxia and trauma	113 (62·3 to 179)	96·3 (53·2 to 157)	76·1 (42·2 to 120)	66·2 (35·8 to 107)	56·7 (30·7 to 95·1)	44·5 (23·4 to 72·1)	25·8 (12·5 to 43·2)	11 (4·6 to 19·9)	4 (2 to 6·8)	0·9 (0·3 to 1·8)	0·1 (0 to 0·3)	0 (0 to 0)	0 (0 to 0)	10,500
Neonatal sepsis and other neonatal infections	113 (61·8 to 184)	96 (53·7 to 155)	76·9 (42·8 to 125)	67·3 (37·8 to 111)	56·8 (30·6 to 95·2)	44·4 (22·8 to 72·7)	30·7 (16·1 to 51·9)	18·9 (9·5 to 32·8)	10 (4·6 to 17)	4·1 (2·4 to 6·9)	0·9 (0·5 to 1·7)	0·1 (0·1 to 0·3)	0 (0 to 0)	5,530
Hemolytic disease and other neonatal jaundice	22·1 (16 to 29·3)	19·1 (13·8 to 25·3)	15·2 (11 to 20·2)	13·4 (9·6 to 17·8)	11·3 (8·2 to 15·1)	8·8 (6·4 to 11·6)	6·1 (4·5 to 8)	3·8 (2·8 to 4·9)	1·9 (1·4 to 2·5)	0·7 (0·5 to 1)	0·2 (0·1 to 0·2)	0 (0 to 0)	0 (0 to 0)	474
Other neonatal disorders	0 (0 to 0)	0 (0 to 0)	0 (0 to 0)	0 (0 to 0)	0 (0 to 0)	0 (0 to 0)	0 (0 to 0)	0 (0 to 0)	0 (0 to 0)	0 (0 to 0)	0 (0 to 0)	0 (0 to 0)	0 (0 to 0)	12,000
Nutritional deficiencies	247 (68·6 to 714)	271 (86·2 to 662)	265 (84·5 to 610)	241 (83·3 to 605)	219 (77·8 to 517)	163 (62·9 to 395)	138 (61 to 305)	129 (60·3 to 283)	129 (67·6 to 247)	117 (64·8 to 215)	106 (61·8 to 174)	66·6 (38·8 to 105)	38·6 (23·9 to 55·4)	5,600
Protein-energy malnutrition	46·6 (30·3 to 66·9)	44·6 (29·8 to 63·9)	41·4 (28·6 to 57·8)	43·6 (30·8 to 59)	43·3 (30·9 to 58·9)	43 (30·3 to 58·6)	43·7 (31·1 to 59·2)	45·1 (32·6 to 61)	53·4 (35·1 to 78·1)	53·5 (37 to 73·7)	49·9 (34·6 to 69·4)	30·8 (18·7 to 44·7)	33·7 (20·1 to 48·7)	1,640
Iodine deficiency	2·7 (1·1 to 5·8)	2·4 (1 to 5)	2 (0·8 to 4·3)	1·8 (0·7 to 4)	1·5 (0·6 to 3·2)	1·2 (0·5 to 2·5)	0·9 (0·4 to 2)	0·7 (0·2 to 1·4)	0·4 (0·2 to 0·9)	0·3 (0·1 to 0·6)	0·2 (0·1 to 0·3)	0·1 (0 to 0·2)	0 (0 to 0·1)	26·3
Vitamin A deficiency	3·3 (1·7 to 5·9)	2·6 (1·4 to 4·6)	2·1 (1 to 3·6)	1·8 (0·9 to 3·2)	1·6 (0·8 to 2·7)	1·2 (0·6 to 2·2)	1 (0·5 to 1·7)	0·8 (0·4 to 1·4)	0·6 (0·3 to 1)	0·4 (0·2 to 0·7)	0·2 (0·1 to 0·4)	0·1 (0 to 0·2)	0 (0 to 0·1)	220
Dietary iron deficiency	180 (9·9 to 631)	208 (27·1 to 602)	210 (36·4 to 552)	182 (24·9 to 536)	161 (24·6 to 454)	108 (12·3 to 342)	83·8 (10·4 to 251)	75·1 (12·5 to 231)	67·2 (10·3 to 187)	57·1 (9·9 to 154)	51·2 (12·1 to 121)	33·3 (10 to 69·3)	3·1 (0·4 to 9·3)	3,500
Other nutritional deficiencies	14 (7·9 to 22·9)	12·8 (7·4 to 20·3)	9·8 (5·7 to 15·2)	12·6 (7·6 to 19·3)	11·7 (6·9 to 17·9)	9·5 (5·6 to 14·2)	9·1 (5·2 to 13·7)	7·3 (4 to 11·3)	7·7 (3·5 to 12·4)	5·8 (2·4 to 9·5)	4·2 (1·4 to 7·3)	2·3 (0·7 to 4·2)	1·8 (0·5 to 3·4)	207
Non-communicable diseases	23,700 (18,800 to 29,600)	24,300 (19,500 to 29,600)	23,700 (19,600 to 28,500)	25,700 (21,500 to 30,500)	27,700 (23,400 to 32,500)	27,300 (23,400 to 31,800)	26,600 (23,100 to 30,400)	24,000 (21,000 to 27,100)	21,800 (19,300 to 24,400)	17,900 (16,100 to 19,900)	12,100 (10,900 to 13,500)	6,330 (5,720 to 7,010)	4,250 (3,870 to 4,630)	370,000
Neoplasms	2,540 (2,090 to 3,110)	3,050 (2,500 to 3,640)	3,620 (3,050 to 4,270)	4,360 (3,640 to 5,160)	4,790 (4,080 to 5,670)	4,550 (3,850 to 5,350)	4,280 (3,650 to 4,970)	3,320 (2,800 to 3,860)	2,590 (2,160 to 3,020)	1,670 (1,350 to 1,970)	916 (702 to 1,100)	358 (256 to 438)	196 (129 to 248)	42,700
Lip and oral cavity cancer	17·6 (11·6 to 25·6)	24·1 (16·3 to 36·4)	33·1 (23·3 to 46·3)	43·9 (30·2 to 62)	54 (37·7 to 77·7)	57·2 (40·3 to 79·2)	52·6 (37·5 to 72·9)	44·7 (31·4 to 62·5)	37·7 (25·8 to 51·7)	30·2 (20·4 to 43·3)	20·1 (13·4 to 28·7)	9·1 (5·9 to 12·9)	5·1 (3 to 7·3)	457
Nasopharynx cancer	4·2 (2·7 to 6·5)	5 (3·1 to 7·6)	6·1 (4·1 to 8·8)	6·7 (4·2 to 9·7)	7·7 (5·2 to 10·8)	5·2 (3·3 to 7·8)	4·3 (2·7 to 6·5)	3·3 (2·1 to 5)	1·7 (1 to 2·7)	1 (0·6 to 1·6)	0·5 (0·3 to 0·8)	0·3 (0·1 to 0·5)	0·1 (0·1 to 0·2)	61·9
Other pharynx cancer	5·9 (3·4 to 9·3)	10·8 (6·7 to 16·8)	15 (9·5 to 22·2)	21·8 (13·7 to 31·6)	25·4 (16·8 to 36·7)	21·6 (13·7 to 31·8)	19·6 (12·7 to 28·1)	15·1 (10·1 to 22·4)	11·4 (7·6 to 16·9)	7·6 (4·5 to 11·5)	4·6 (2·8 to 6·8)	1·9 (1·1 to 2·9)	1·2 (0·6 to 1·9)	169
Esophageal cancer	14·8 (9·5 to 22·4)	28·1 (18·3 to 42)	47·3 (32·3 to 65·3)	76·9 (54·1 to 106)	96·1 (66·6 to 134)	97·2 (66 to 140)	90·4 (62·3 to 126)	74·2 (51 to 102)	63·8 (44·2 to 88·6)	42·4 (27·3 to 62·8)	23 (15·4 to 33·3)	8·2 (5·1 to 12)	4·8 (2·7 to 7·5)	679
Stomach cancer	108 (72·1 to 157)	124 (88·1 to 171)	142 (102 to 188)	190 (140 to 257)	216 (162 to 287)	233 (179 to 308)	252 (192 to 328)	219 (168 to 284)	189 (143 to 241)	123 (90·8 to 160)	65·9 (47·8 to 87·1)	26·4 (17·2 to 36·5)	14·7 (8·9 to 20·8)	2,030
Colon and rectum cancer	128 (88·4 to 182)	172 (122 to 239)	220 (156 to 301)	298 (215 to 408)	381 (280 to 507)	365 (270 to 493)	389 (282 to 503)	330 (241 to 428)	317 (238 to 408)	235 (171 to 305)	132 (90·9 to 179)	52·6 (32·8 to 73·9)	24 (13·9 to 35·3)	3,220
Liver cancer	19·5 (11 to 31·9)	28 (17·3 to 42·5)	36·7 (22·6 to 56·2)	60·3 (38·7 to 90·6)	73·9 (47·9 to 109)	82 (54 to 117)	80·3 (53·6 to 114)	73·9 (50·6 to 106)	60·9 (40·9 to 86·6)	43·1 (29·7 to 59·5)	22·2 (14·7 to 31·9)	8·7 (5·5 to 12·1)	3·7 (2·1 to 5·6)	662
Liver cancer due to hepatitis B	7 (3·9 to 12)	8·6 (5 to 14·3)	9·2 (5·3 to 15·1)	12·2 (6·9 to 19·7)	12·6 (7·2 to 20·8)	11·6 (6·5 to 18·9)	8·9 (5·4 to 14·1)	6·6 (3·8 to 10·5)	4·5 (2·7 to 7)	2·7 (1·5 to 4·3)	1·3 (0·8 to 2)	0·5 (0·3 to 0·8)	0·2 (0·1 to 0·4)	98·9
Liver cancer due to hepatitis C	4·4 (2·2 to 7·6)	8·1 (4·7 to 13·3)	13·1 (7·5 to 21·6)	25·7 (15·5 to 39·5)	35·9 (22·7 to 55·1)	42·7 (27 to 63·7)	43·4 (28·2 to 64·1)	42·3 (28·5 to 61·7)	37·6 (24·8 to 54)	28·4 (19·3 to 39·3)	15·3 (10 to 22)	6·2 (4 to 8·7)	2·7 (1·6 to 4·2)	310
Liver cancer due to alcohol use	3·5 (1·8 to 6·2)	5·7 (3·1 to 9·4)	7·9 (4·3 to 13·2)	12·9 (7·4 to 20·6)	15·1 (9·2 to 23·7)	17·1 (10·2 to 26·3)	17·9 (10·7 to 27·6)	15·7 (9·8 to 23·6)	10·8 (6·7 to 16·2)	6·3 (4 to 9·5)	2·8 (1·7 to 4·1)	0·9 (0·5 to 1·4)	0·3 (0·2 to 0·6)	120
Liver cancer due to NASH	1·7 (0·9 to 3)	2·2 (1·3 to 3·6)	2·8 (1·6 to 4·6)	4·5 (2·6 to 7·2)	5·2 (3 to 8·1)	5·7 (3·3 to 9)	5·8 (3·4 to 9·1)	5·7 (3·6 to 8·9)	5·2 (3·1 to 7·8)	3·8 (2·3 to 5·9)	1·9 (1·2 to 2·9)	0·7 (0·4 to 1·2)	0·3 (0·1 to 0·6)	50·4
Liver cancer due to other causes	2·8 (1·6 to 4·9)	3·3 (1·9 to 5·4)	3·7 (2·1 to 6)	5 (2·9 to 8·1)	5·1 (2·9 to 7·9)	4·8 (2·8 to 7·7)	4·2 (2·6 to 6·5)	3·6 (2·1 to 5·5)	2·9 (1·7 to 4·4)	1·9 (1·2 to 2·9)	0·9 (0·6 to 1·4)	0·3 (0·2 to 0·5)	0·1 (0·1 to 0·2)	83·1
Gallbladder and biliary tract cancer	29 (17·8 to 44·2)	47·3 (32 to 68·4)	74·8 (49·4 to 110)	112 (75·7 to 157)	155 (106 to 217)	161 (113 to 229)	167 (115 to 232)	147 (104 to 210)	114 (80·2 to 158)	66·6 (43·8 to 96·5)	36·6 (23·1 to 55·8)	13·5 (8·2 to 20·7)	7·5 (4·2 to 11·4)	1,150
Pancreatic cancer	38·2 (26·4 to 54·2)	59·5 (42·1 to 80·6)	89·2 (61·7 to 121)	142 (100 to 197)	190 (135 to 264)	228 (168 to 316)	241 (177 to 322)	211 (157 to 278)	162 (115 to 215)	106 (72·6 to 145)	60·8 (41·3 to 87)	22·6 (14 to 32·7)	11·1 (6·7 to 15·8)	1,600
Larynx cancer	6 (3·3 to 10·2)	10 (5·7 to 16·3)	15·9 (10·1 to 23·6)	24·8 (15·3 to 38·2)	32 (20·9 to 45·6)	29·9 (19·5 to 44·2)	27·8 (17·6 to 41·6)	20·2 (13·2 to 29·7)	16 (10·6 to 23)	9·7 (6·5 to 14)	5 (3·2 to 7·4)	2·1 (1·1 to 3·4)	1·1 (0·5 to 1·7)	207
Tracheal, bronchus, and lung cancer	107 (71·1 to 157)	171 (118 to 235)	256 (182 to 349)	443 (321 to 584)	523 (385 to 704)	623 (465 to 805)	650 (503 to 838)	468 (358 to 602)	355 (265 to 464)	192 (137 to 261)	89 (60·7 to 123)	31·5 (19·2 to 45·9)	14·8 (8·5 to 22·4)	4,050
Malignant skin melanoma	22·8 (13·6 to 47·7)	25·3 (14·9 to 54·8)	24 (14·4 to 49·3)	26·2 (15·8 to 52·6)	26·6 (15·9 to 53·7)	22·1 (13·9 to 44·8)	19·4 (11·8 to 39·5)	15·9 (9·7 to 32·3)	14·5 (9 to 28)	10·5 (6·3 to 18·8)	6·8 (4 to 12·3)	3·1 (1·7 to 5·4)	1·9 (1 to 3·1)	264
Non-melanoma skin cancer	16 (10·3 to 23·9)	20·4 (13·1 to 30·2)	19·3 (11·7 to 29)	28·1 (17·4 to 43·3)	30 (18·8 to 43·4)	32·5 (20·5 to 48·5)	31·7 (21 to 44·9)	34·6 (23·4 to 48·5)	42·3 (27·2 to 59·2)	39·9 (25·8 to 57·8)	36·3 (21·7 to 54·9)	24 (13·9 to 38·8)	22·2 (11 to 37·3)	400
Non-melanoma skin cancer (squamous-cell carcinoma)	16 (10·3 to 23·9)	20·3 (13·1 to 30·2)	19·3 (11·6 to 29)	28·1 (17·3 to 43·3)	30 (18·8 to 43·3)	32·5 (20·4 to 48·5)	31·6 (21 to 44·8)	34·5 (23·4 to 48·5)	42·2 (27·2 to 59·1)	39·9 (25·7 to 57·7)	36·3 (21·6 to 54·8)	24 (13·8 to 38·8)	22·2 (11 to 37·3)	399
Non-melanoma skin cancer (basal-cell carcinoma)	0 (0 to 0)	0 (0 to 0·1)	0 (0 to 0·1)	0 (0 to 0·1)	0 (0 to 0·1)	0 (0 to 0·1)	0·1 (0 to 0·1)	0 (0 to 0·1)	0 (0 to 0·1)	0 (0 to 0·1)	0 (0 to 0)	0 (0 to 0)	0 (0 to 0)	0·4
Breast cancer	615 (445 to 816)	767 (574 to 1,010)	956 (729 to 1,240)	1,050 (805 to 1,340)	966 (755 to 1,240)	769 (596 to 990)	573 (435 to 740)	386 (297 to 490)	277 (208 to 351)	165 (120 to 219)	99·7 (71·6 to 135)	39·5 (25·2 to 54)	23·5 (13·8 to 34·9)	7,120
Cervical cancer	724 (506 to 1,030)	786 (568 to 1,090)	834 (597 to 1,110)	782 (567 to 1,030)	788 (582 to 1,030)	613 (454 to 814)	514 (377 to 690)	385 (274 to 509)	238 (173 to 317)	162 (111 to 219)	83·7 (56 to 114)	26·8 (17 to 39·6)	15·3 (8·8 to 22)	6,660
Uterine cancer	16·1 (10·4 to 24·3)	24·7 (16·3 to 36·7)	56 (37·8 to 78·7)	72·9 (48·6 to 104)	95·2 (65·1 to 132)	130 (86·2 to 185)	117 (79·2 to 165)	87·2 (60·5 to 122)	58·4 (39·6 to 81·2)	36·5 (24·5 to 52·1)	19·9 (13·2 to 27·7)	7·1 (4·6 to 10·1)	3·5 (2 to 5·1)	745
Ovarian cancer	108 (74·7 to 151)	154 (107 to 215)	187 (131 to 259)	237 (164 to 331)	264 (185 to 365)	239 (172 to 325)	226 (164 to 299)	155 (113 to 204)	98·5 (70·6 to 132)	53·4 (35·6 to 76·1)	27·1 (17·8 to 40·8)	9·2 (5·7 to 13·3)	3·7 (2·1 to 5·7)	1,990
Prostate cancer	0 (0 to 0)	0 (0 to 0)	0 (0 to 0)	0 (0 to 0)	0 (0 to 0)	0 (0 to 0)	0 (0 to 0)	0 (0 to 0)	0 (0 to 0)	0 (0 to 0)	0 (0 to 0)	0 (0 to 0)	0 (0 to 0)	0
Testicular cancer	–	–	–	–	–	–	–	–	–	–	–	–	–	NA
Kidney cancer	23·5 (14·7 to 36·5)	29·2 (18·2 to 44·1)	35·5 (23·4 to 53·5)	51·5 (33·6 to 76·6)	63 (41 to 93·4)	68·9 (48·3 to 94·8)	65·2 (46 to 89·7)	52·7 (37·7 to 70·4)	38·1 (25·9 to 53·6)	25·6 (17·3 to 36·1)	13·2 (8·2 to 19·6)	5 (3 to 7·5)	2·5 (1·4 to 3·8)	682
Bladder cancer	7·3 (4·5 to 11·4)	11·1 (7·5 to 16)	17·3 (12 to 23·5)	27·4 (18·8 to 38)	36·9 (26·5 to 50·7)	42·2 (29·5 to 57·9)	44·5 (31·4 to 60·2)	41·9 (29·7 to 57·3)	42·9 (29·8 to 58·9)	32·3 (22·1 to 45·2)	18·3 (12·4 to 26)	8·3 (5·1 to 12)	5·3 (3·3 to 7·5)	344
Brain and central nervous system cancer	151 (90·2 to 220)	156 (93·9 to 221)	165 (94·9 to 242)	199 (111 to 296)	211 (115 to 311)	181 (102 to 264)	168 (87·8 to 248)	115 (58·1 to 170)	80·6 (39·6 to 124)	40·4 (19 to 70·2)	19 (8·7 to 32·7)	6·2 (2·6 to 10·5)	3·4 (1·4 to 6·3)	2,670
Thyroid cancer	10·4 (5·7 to 16·8)	14 (8·1 to 23·1)	17·5 (11·1 to 26·4)	23·5 (14·8 to 36)	31 (21·4 to 44·5)	31·9 (21·8 to 45·2)	34·2 (23·5 to 49·5)	29·1 (19·9 to 41·8)	24·6 (16·6 to 34·8)	17·3 (10·9 to 25·3)	9·2 (5·5 to 13·6)	3·5 (2 to 5·7)	1·6 (0·9 to 2·5)	268
Mesothelioma	32·2 (0·4 to 214)	24·1 (0·8 to 119)	13·9 (2·4 to 42·6)	20·6 (2·4 to 81·1)	29·1 (3·2 to 124)	10·6 (1·3 to 42·2)	11·3 (1·3 to 47·2)	9·9 (1 to 40·6)	13 (2·2 to 46·5)	10·1 (1·6 to 39·3)	5·8 (0·8 to 20·5)	2·4 (0·3 to 9·2)	1·5 (0·1 to 7·2)	224
Hodgkin lymphoma	13·8 (6·9 to 26·5)	10·1 (4·8 to 20)	7·3 (3·5 to 14·9)	7·7 (3·8 to 15·3)	8·4 (4·2 to 16·8)	7·4 (3·6 to 15)	7·2 (3·7 to 15·3)	5·8 (3 to 11·3)	4·5 (2·4 to 8·4)	2·6 (1·3 to 5·1)	1·2 (0·6 to 2·3)	0·4 (0·2 to 0·7)	0·1 (0 to 0·2)	157
Non-Hodgkin lymphoma	55·6 (38·4 to 77·5)	56·6 (39 to 79·6)	61·1 (42·3 to 85·3)	72 (49·8 to 99·6)	92·9 (65·1 to 131)	92·8 (65·6 to 129)	95·6 (68·2 to 131)	77·6 (55·2 to 108)	62·7 (43·9 to 84)	39·8 (26·9 to 55·3)	21·8 (14·5 to 31·1)	7·3 (4·6 to 10·9)	3·6 (2·1 to 5·3)	1,020
Multiple myeloma	10 (5·9 to 16·4)	18·9 (12 to 29·1)	30·8 (20·2 to 44·9)	50·3 (33·1 to 73·3)	68·5 (45·9 to 99·5)	79·3 (54·5 to 112)	75·2 (52·2 to 104)	56·1 (38·9 to 83·4)	40 (28 to 56·5)	24·4 (15·7 to 36·5)	11·1 (6·2 to 18·1)	3·3 (1·8 to 5·2)	1·3 (0·7 to 2·1)	477
Leukemia	115 (80·2 to 163)	107 (76·2 to 150)	99·2 (67·3 to 140)	100 (69·1 to 138)	114 (80 to 162)	115 (79·1 to 164)	110 (73·9 to 159)	91 (61·9 to 128)	72·2 (49 to 102)	50·3 (32·7 to 72·8)	28·4 (17·2 to 44·9)	11·1 (6·2 to 16·6)	6·3 (3·7 to 9·5)	2,360
Acute lymphoid leukemia	22·8 (12·5 to 38·1)	17 (8·6 to 29·8)	15·1 (7·8 to 25·1)	15 (7·4 to 25·6)	15·3 (7·7 to 27·2)	13·5 (6·8 to 23·2)	10·6 (5·1 to 18·4)	6·6 (3·3 to 11·6)	4·2 (2·1 to 7·7)	3·3 (1·6 to 5·6)	1·4 (0·6 to 2·7)	0·5 (0·2 to 1)	0·3 (0·1 to 0·6)	817
Chronic lymphoid leukemia	0·9 (0·5 to 1·6)	1·1 (0·6 to 2)	2 (1 to 3·5)	3·4 (1·8 to 5·7)	5·8 (2·7 to 10·3)	7·7 (3·9 to 13·8)	9·2 (4·6 to 15·9)	9·3 (4·7 to 17·1)	8·4 (4·3 to 14·4)	6·3 (3·1 to 10·9)	3·7 (1·8 to 6·7)	1·4 (0·6 to 2·6)	0·9 (0·4 to 1·5)	62·9
Acute myeloid leukemia	49·5 (29·9 to 75·5)	48·8 (29·8 to 73·2)	45 (27·8 to 69·4)	42·7 (25·6 to 64·4)	47·2 (28·2 to 72·8)	43·4 (25·1 to 69·2)	39 (22·5 to 66·2)	31·1 (17·9 to 48·6)	21 (11·4 to 34·9)	13·1 (7 to 21·5)	6·3 (3·1 to 11·2)	2·2 (1·1 to 4)	1·2 (0·4 to 2·9)	797
Chronic myeloid leukemia	8·5 (4 to 15·4)	6·9 (3·3 to 12·5)	7 (3·5 to 12·6)	7·8 (3·9 to 14·3)	8·9 (4·6 to 15·6)	9 (4·5 to 15·9)	8·6 (4·2 to 14·8)	7·4 (3·8 to 12·8)	6·1 (3 to 10·7)	4·3 (2 to 7·8)	2·9 (1·3 to 5·5)	1 (0·4 to 2)	0·6 (0·3 to 1·1)	102
Other leukemia	33·4 (17·2 to 54·1)	33·1 (19 to 51·8)	30·1 (17·1 to 49·2)	31·2 (18·8 to 46·9)	36·3 (20·9 to 58·1)	41·5 (25·1 to 63·7)	43·1 (24·7 to 69·9)	36·5 (20·4 to 57·8)	32·4 (18·6 to 49·4)	23·3 (13·9 to 36·6)	14·1 (7·8 to 23·7)	5·9 (3 to 9·4)	3·3 (1·7 to 5·3)	582
Other malignant neoplasms	136 (100 to 179)	158 (118 to 211)	151 (111 to 197)	186 (141 to 243)	206 (153 to 275)	207 (154 to 270)	201 (152 to 259)	155 (115 to 203)	137 (103 to 179)	90·6 (65·8 to 119)	48·5 (32·8 to 67)	21·3 (13·6 to 30·1)	11·2 (6·6 to 16·3)	2,870
Other neoplasms	5·1 (3·3 to 7·5)	4·7 (3·3 to 7)	5·8 (4·2 to 8·2)	7 (4·7 to 10·1)	9·2 (6·1 to 13·3)	10·3 (7·1 to 14·7)	12·5 (9·1 to 16·7)	12·9 (9 to 18·3)	12·1 (8·4 to 17·6)	9·9 (6·9 to 13·8)	6·2 (4·1 to 9·1)	2·6 (1·5 to 3·8)	1·1 (0·6 to 1·7)	131
Myelodysplastic, myeloproliferative, and other hematopoietic n	5·1 (3·3 to 7·5)	4·7 (3·3 to 7)	5·8 (4·2 to 8·2)	7 (4·7 to 10·1)	9·2 (6·1 to 13·3)	10·3 (7·1 to 14·7)	12·5 (9·1 to 16·7)	12·9 (9 to 18·3)	12·1 (8·4 to 17·6)	9·9 (6·9 to 13·8)	6·2 (4·1 to 9·1)	2·6 (1·5 to 3·8)	1·1 (0·6 to 1·7)	131
Benign and in situ intestinal neoplasms	0 (0 to 0)	0 (0 to 0)	0 (0 to 0)	0 (0 to 0)	0 (0 to 0)	0 (0 to 0)	0 (0 to 0)	0 (0 to 0)	0 (0 to 0)	0 (0 to 0)	0 (0 to 0)	0 (0 to 0)	0 (0 to 0)	0
Benign and in situ cervical and uterine neoplasms	0 (0 to 0)	0 (0 to 0)	0 (0 to 0)	0 (0 to 0)	0 (0 to 0)	0 (0 to 0)	0 (0 to 0)	0 (0 to 0)	0 (0 to 0)	0 (0 to 0)	0 (0 to 0)	0 (0 to 0)	0 (0 to 0)	0
Other benign and in situ neoplasms	0 (0 to 0)	0 (0 to 0)	0 (0 to 0)	0 (0 to 0)	0 (0 to 0)	0 (0 to 0)	0 (0 to 0)	0 (0 to 0)	0 (0 to 0)	0 (0 to 0)	0 (0 to 0)	0 (0 to 0)	0 (0 to 0)	0
Cardiovascular diseases	1,970 (1,600 to 2,450)	2,600 (2,170 to 3,120)	3,250 (2,750 to 3,860)	4,090 (3,440 to 4,850)	5,280 (4,470 to 6,270)	5,880 (5,050 to 6,820)	6,680 (5,750 to 7,720)	6,840 (5,920 to 7,850)	7,160 (6,120 to 8,180)	6,250 (5,050 to 7,230)	4,570 (3,520 to 5,370)	2,400 (1,710 to 2,900)	1,660 (1,130 to 2,030)	62,900
Rheumatic heart disease	158 (110 to 222)	139 (98·1 to 192)	108 (75·6 to 146)	97·3 (70·3 to 126)	84·5 (62·9 to 110)	64·2 (48·5 to 83)	52·4 (40·5 to 66·9)	35 (27·8 to 43·4)	26 (20·1 to 32·6)	14·8 (11·1 to 18·5)	9·4 (6·6 to 12·2)	4 (2·8 to 5·3)	2·3 (1·4 to 3·3)	1,490



Benign prostatic hyperplasia	0 (0 to 0)	0 (0 to 0)	0 (0 to 0)	0 (0 to 0)	0 (0 to 0)	0 (0 to 0)	0 (0 to 0)	0 (0 to 0)	0 (0 to 0)	0 (0 to 0)	0 (0 to 0)	0 (0 to 0)	0 (0 to 0)	0 (0 to 0)	0 (0 to 0)	0 (0 to 0)	0 (0 to 0)	0 (0 to 0)	0 (0 to 0)	0 (0 to 0)	0 (0 to 0)	0 (0 to 0)	0 (0 to 0)	0
Male infertility	--	--	--	--	--	--	--	--	--	--	--	--	--	--	--	--	--	--	--	--	--	--	--	NA
Other urinary diseases	0·9 (0·5 to 1·4)	0·3 (0·2 to 0·6)	2·6 (1·1 to 5·8)	6·5 (3·9 to 10·5)	4·5 (2·5 to 7·2)	5·6 (3·4 to 8·8)	7·4 (4·3 to 11·6)	5·4 (3·4 to 8)	7·7 (4·8 to 11·8)	12·3 (7·4 to 19·2)	11·7 (7·5 to 17·7)	9·1 (5·8 to 13·5)	8·7 (5·6 to 12·9)	6·4 (4·1 to 9·8)	6·4 (4 to 9·8)	5·2 (3·3 to 8·1)	4·2 (2·6 to 6·3)	3·4 (2 to 5·4)	2·6 (1·5 to 4·5)	2·4 (1·4 to 4·2)	1·5 (0·8 to 2·6)	0·6 (0·3 to 1·2)	0·5 (0·2 to 1)	116
Gynecological diseases	0 (0 to 0)	0 (0 to 0)	0 (0 to 0)	0 (0 to 0)	0 (0 to 0)	230 (113 to 400)	632 (366 to 1,030)	1,200 (771 to 1,840)	1,710 (1,130 to 2,530)	2,140 (1,390 to 3,100)	2,200 (1,510 to 3,160)	1,920 (1,280 to 2,800)	1,260 (847 to 1,780)	795 (497 to 1,180)	439 (277 to 644)	280 (172 to 424)	198 (127 to 288)	136 (88·7 to 193)	90·8 (59·9 to 130)	60·1 (38·4 to 87)	37·3 (23·9 to 53·1)	19·4 (12·2 to 29)	11·6 (6·6 to 18·1)	13,400
Uterine fibroids	0 (0 to 0)	0 (0 to 0)	0 (0 to 0)	0 (0 to 0)	0 (0 to 0)	3 (1 to 6·8)	6·1 (2·4 to 13·3)	14·7 (5·6 to 31·9)	39·9 (16·3 to 84·4)	111 (50·6 to 231)	207 (92·1 to 421)	219 (104 to 409)	167 (81·8 to 314)	119 (58·3 to 227)	77 (36·3 to 144)	46·6 (21·5 to 89·8)	26·7 (12 to 54·1)	14·7 (6·6 to 29·1)	7·6 (3·7 to 15·3)	3·8 (1·8 to 7·1)	1·5 (0·8 to 2·9)	0·6 (0·3 to 1·1)	0·3 (0·2 to 0·5)	1,070
Polycystic ovarian syndrome	0 (0 to 0)	0 (0 to 0)	0 (0 to 0)	0 (0 to 0)	0 (0 to 0)	8·8 (3·2 to 19·6)	31·1 (12·7 to 64·8)	42·4 (17·3 to 88·4)	40·4 (16·8 to 84·4)	42·1 (17·5 to 84·8)	38·8 (15·7 to 79·5)	32·9 (13 to 66·3)	23 (9·1 to 46·8)	11·5 (4·4 to 24·1)	0 (0 to 0)	0 (0 to 0)	0 (0 to 0)	0 (0 to 0)	0 (0 to 0)	0 (0 to 0)	0 (0 to 0)	0 (0 to 0)	0 (0 to 0)	271
Female infertility	0 (0 to 0)	0 (0 to 0)	0 (0 to 0)	0 (0 to 0)	0 (0 to 0)	0 (0 to 0)	0 (0 to 0)	15·2 (0·5 to 51·2)	26·9 (2·9 to 81·4)	38·8 (1·9 to 122)	51·5 (1·2 to 169)	53·8 (1·8 to 171)	0·9 (0·1 to 5·9)	0 (0 to 0)	0 (0 to 0)	0 (0 to 0)	0 (0 to 0)	0 (0 to 0)	0 (0 to 0)	0 (0 to 0)	0 (0 to 0)	0 (0 to 0)	0 (0 to 0)	187
Endometriosis	0 (0 to 0)	0 (0 to 0)	0 (0 to 0)	0 (0 to 0)	0 (0 to 0)	0 (0 to 0·1)	41·6 (17·7 to 81·3)	204 (98·1 to 368)	228 (115 to 400)	185 (91·1 to 336)	143 (74·9 to 245)	122 (64·2 to 206)	93·9 (50·8 to 153)	45 (22·5 to 77·1)	0 (0 to 0)	0 (0 to 0)	0 (0 to 0)	0 (0 to 0)	0 (0 to 0)	0 (0 to 0)	0 (0 to 0)	0 (0 to 0)	0 (0 to 0)	1,060
Genital prolapse	0 (0 to 0)	0 (0 to 0)	0 (0 to 0)	0 (0 to 0)	0 (0 to 0)	0·2 (0·1 to 0·4)	0·3 (0·1 to 0·7)	3·3 (1·4 to 6·7)	14·1 (6·1 to 27·4)	32·1 (14·7 to 63·8)	40·5 (18·7 to 78·5)	41·1 (18·5 to 79·8)	37·3 (17·3 to 72·9)	37·3 (16·8 to 71·1)	35 (16·2 to 66·7)	30 (13·8 to 58·5)	25 (11·9 to 47·7)	20·2 (10·1 to 37·2)	15·4 (8·1 to 27·3)	10·8 (5·6 to 19·5)	6·9 (3·7 to 11·9)	3·4 (1·8 to 6)	2·1 (1·1 to 3·6)	355
Premenstrual syndrome	0 (0 to 0)	0 (0 to 0)	0 (0 to 0)	0 (0 to 0)	0 (0 to 0)	214 (99·9 to 380)	447 (227 to 799)	566 (290 to 989)	564 (332 to 902)	608 (330 to 983)	670 (396 to 1,040)	588 (333 to 940)	304 (173 to 510)	96·1 (47·4 to 170)	0 (0 to 0)	0 (0 to 0)	0 (0 to 0)	0 (0 to 0)	0 (0 to 0)	0 (0 to 0)	0 (0 to 0)	0 (0 to 0)	0 (0 to 0)	4,060
Other gynecological diseases	0 (0 to 0)	0 (0 to 0)	0 (0 to 0)	0 (0 to 0)	0 (0 to 0)	4·2 (1·1 to 10·4)	106 (45·8 to 191)	358 (210 to 551)	796 (432 to 1,320)	1,120 (633 to 1,760)	1,050 (632 to 1,640)	862 (492 to 1,390)	630 (369 to 960)	485 (247 to 785)	327 (194 to 497)	203 (118 to 315)	146 (88 to 221)	101 (62·8 to 149)	67·9 (42 to 102)	45·5 (26·9 to 68·7)	28·9 (17·6 to 43·5)	15·5 (8·8 to 24·8)	9·2 (4·5 to 15·7)	6,360
Hemoglobinopathies and hemolytic anemias	3·1 (1·9 to 4·7)	4·4 (2·8 to 6·5)	82·4 (43·8 to 140)	140 (79·9 to 219)	152 (90·1 to 227)	135 (80·5 to 207)	181 (89·3 to 304)	156 (79·9 to 270)	135 (64·2 to 250)	132 (63·1 to 241)	146 (64·6 to 261)	66·3 (37·3 to 105)	58·4 (32·1 to 98·8)	49·4 (29·3 to 79·9)	46·9 (29 to 73·6)	47·1 (27·5 to 79·8)	41·6 (24·7 to 68·2)	34·8 (20·9 to 59·2)	32 (18·9 to 51·4)	24·4 (14 to 39·6)	17·3 (10·2 to 27·4)	8·8 (5 to 14)	2·7 (1·6 to 4·2)	1,700
Thalassemias	0·3 (0·1 to 0·5)	0·2 (0·1 to 0·5)	8 (2·6 to 17·2)	10·7 (3·7 to 21·3)	4·2 (1·6 to 8·3)	1 (0·4 to 2·2)	0·2 (0·1 to 0·6)	0·1 (0 to 0·4)	0·1 (0 to 0·3)	0·1 (0 to 0·3)	0·1 (0 to 0·2)	0 (0 to 0·2)	0 (0 to 0·2)	0 (0 to 0·1)	0 (0 to 0·1)	0 (0 to 0)	0 (0 to 0)	0 (0 to 0)	0 (0 to 0)	0 (0 to 0)	0 (0 to 0)	0 (0 to 0)	0 (0 to 0)	25
Thalassemias trait	0 (0 to 0)	0·2 (0·1 to 0·4)	1 (0·2 to 2·6)	3 (0·4 to 8)	4·2 (0·5 to 12·2)	2·9 (0·1 to 9·1)	15·4 (5·5 to 29·2)	12·3 (3·3 to 27·7)	11·6 (2·9 to 26·1)	12 (3 to 25·8)	14·5 (4·2 to 30·2)	2·7 (0·1 to 8)	2·2 (0·3 to 6·6)	1·3 (0·1 to 4·1)	1·2 (0·1 to 3·5)	0·9 (0·1 to 2·7)	0·7 (0·1 to 2·2)	0·7 (0·1 to 2)	0·5 (0·1 to 1·5)	0·5 (0·1 to 1·4)	0·4 (0·1 to 0·9)	0·2 (0·1 to 0·4)	0 (0 to 0·1)	88·3
Sickle cell disorders	1·8 (1·1 to 2·9)	1·7 (1 to 2·9)	52·5 (23·3 to 95·6)	81·8 (43·1 to 135)	86·7 (47·9 to 132)	85·4 (50·1 to 131)	54 (33·2 to 81·6)	50·2 (29·6 to 79·3)	32·1 (17·8 to 54·2)	27·2 (14·9 to 45·1)	22·5 (12·8 to 36·4)	19·5 (10·5 to 32·3)	16·8 (9·5 to 28·3)	12·1 (7 to 19·3)	5·5 (3·2 to 9·2)	1·3 (0·6 to 2·4)	0·2 (0·1 to 0·5)	0 (0 to 0·1)	0 (0 to 0)	0 (0 to 0)	0 (0 to 0)	0 (0 to 0)	0 (0 to 0)	551
Sickle cell trait	0 (0 to 0·1)	1·2 (0·5 to 2·1)	3·2 (1·1 to 5·7)	9 (2·3 to 19·3)	12·7 (2·5 to 28·7)	8·6 (1·2 to 21·4)	79·1 (18·9 to 165)	61·9 (11·2 to 141)	57·3 (9·7 to 138)	57·5 (9·6 to 141)	68·8 (11·2 to 153)	2·6 (0·3 to 6·8)	2·7 (0·5 to 6·6)	3·9 (0·6 to 10·4)	3·6 (0·5 to 8·7)	2·5 (0·3 to 6·7)	2 (0·3 to 5·2)	1·9 (0·4 to 4·8)	1·7 (0·3 to 3·6)	1·4 (0·4 to 3·1)	1·1 (0·4 to 2·1)	0·5 (0·2 to 1)	0·1 (0 to 0·3)	383
G6PD deficiency	0·2 (0·1 to 0·4)	0·2 (0·1 to 0·5)	6·4 (2·5 to 13·1)	13·7 (6·1 to 24·4)	18·6 (7·6 to 33·2)	16·2 (7·6 to 29)	13·9 (6·4 to 26·1)	18·2 (8·1 to 31·9)	18·8 (8·8 to 34·6)	19·5 (9·5 to 33·7)	17·6 (8·4 to 28·8)	15·7 (8 to 26·2)	12·3 (6·4 to 21·6)	8·8 (4·2 to 15·3)	8·1 (3·8 to 13·5)	6 (3 to 10·2)	4·1 (2 to 6·8)	1·8 (0·9 to 3·1)	1·1 (0·5 to 2)	0·4 (0·2 to 0·7)	0·1 (0·1 to 0·2)	0 (0 to 0)	0 (0 to 0)	202
G6PD trait	0 (0 to 0)	0 (0 to 0·1)	0 (0 to 0)	0 (0 to 0)	0 (0 to 0)	0 (0 to 0)	0·9 (0 to 7·4)	0 (0 to 0·1)	0 (0 to 0·1)	0 (0 to 0·1)	0 (0 to 0·1)	2·1 (0·1 to 5·3)	1·8 (0·2 to 4·8)	0 (0 to 0·1)	0 (0 to 0)	0 (0 to 0)	0 (0 to 0)	0 (0 to 0)	0 (0 to 0)	0 (0 to 0)	0 (0 to 0)	0 (0 to 0)	0 (0 to 0)	5
Other hemoglobinopathies and hemolytic anemias	0·7 (0·4 to 1·2)	0·8 (0·3 to 1·4)	11·3 (5 to 20·5)	21·6 (8·1 to 45·1)	25·5 (9·1 to 58·5)	20·5 (7·4 to 48·4)	17·2 (5 to 42·1)	13·1 (5·7 to 29·7)	15·5 (6·9 to 33·4)	16·1 (7·4 to 38·7)	22·1 (10·2 to 47·6)	23·6 (11·2 to 45·3)	22·4 (10·4 to 44·9)	23·2 (12·1 to 43·7)	28·4 (17 to 47·7)	36·4 (20·6 to 64·6)	34·6 (20·6 to 56·9)	30·4 (18·4 to 50·9)	28·6 (17 to 46·3)	22·1 (12·8 to 35)	15·7 (9·2 to 25)	8 (4·5 to 12·7)	2·6 (1·5 to 3·9)	441
Endocrine, metabolic, blood, and immune disorders	24·4 (12·4 to 41)	10·8 (6 to 17·3)	243 (119 to 422)	192 (110 to 305)	128 (79·9 to 191)	107 (70 to 155)	100 (63 to 157)	113 (76·5 to 164)	152 (101 to 214)	207 (140 to 296)	271 (183 to 376)	309 (205 to 429)	314 (212 to 434)	339 (234 to 473)	367 (249 to 517)	325 (221 to 457)	295 (204 to 410)	259 (174 to 347)	208 (144 to 278)	149 (103 to 197)	87·2 (58·5 to 118)	42·1 (28·5 to 56·8)	24·2 (14·7 to 33·4)	4,270
Oral disorders	0 (0 to 0)	0 (0 to 0)	0 (0 to 0)	88·1 (49·6 to 146)	89·3 (48·7 to 152)	98 (51·9 to 167)	123 (68 to 212)	184 (104 to 308)	254 (143 to 436)	375 (209 to 705)	468 (247 to 841)	544 (301 to 932)	615 (357 to 997)	808 (466 to 1,280)	1,000 (601 to 1,530)	1,070 (676 to 1,610)	993 (634 to 1,460)	838 (541 to 1,210)	642 (423 to 909)	460 (309 to 647)	262 (176 to 368)	127 (84·4 to 178)	69·6 (46·4 to 96·9)	9,110
Caries of deciduous teeth	0 (0 to 0)	0 (0 to 0)	0 (0 to 0)	28·9 (11·5 to 56·6)	24·1 (10 to 53·1)	1·3 (0·2 to 3·5)	0 (0 to 0)	0 (0 to 0)	0 (0 to 0)	0 (0 to 0)	0 (0 to 0)	0 (0 to 0)	0 (0 to 0)	0 (0 to 0)	0 (0 to 0)	0 (0 to 0)	0 (0 to 0)	0 (0 to 0)	0 (0 to 0)	0 (0 to 0)	0 (0 to 0)	0 (0 to 0)	0 (0 to 0)	54·3
Caries of permanent teeth	0 (0 to 0)	0 (0 to 0)	0 (0 to 0)	0 (0 to 0)	14 (4·5 to 32)	42·3 (16·3 to 95)	44·9 (17·6 to 94·8)	49 (20·5 to 98·5)	44·9 (18·4 to 91·6)	44·1 (18·3 to 91·6)	41 (17·2 to 81·7)	33·7 (14·3 to 69·8)	25·4 (10·7 to 52·3)	22·6 (9·5 to 48·2)	20·1 (8 to 45·7)	17·2 (6·2 to 38·2)	13·6 (5·1 to 29)	10·4 (4·1 to 21·6)	7·1 (3 to 14·9)	4·6 (1·8 to 10)	2·2 (0·9 to 4·8)	0·9 (0·3 to 2·1)	0·4 (0·1 to 0·9)	438
Periodontal diseases	0 (0 to 0)	0 (0 to 0)	0 (0 to 0)	0 (0 to 0)	0 (0 to 0)	0 (0 to 0)	6·7 (1·9 to 18·4)	25·1 (7·2 to 66·4)	61·4 (18·2 to 156)	121 (38·1 to 300)	172 (56 to 424)	199 (70·5 to 471)	186 (67·6 to 422)	171 (65·5 to 374)	134 (51·7 to 279)	91·1 (34·3 to 187)	58 (21·2 to 120)	36·3 (13·7 to 76·2)	22·7 (8·8 to 47·2)	14·4 (5·2 to 29·8)	7·7 (2·7 to 17)	3·6 (1·2 to 8·2)	1·8 (0·6 to 4·2)	1,310
Other oral disorders	0 (0 to 0)	0 (0 to 0)	0 (0 to 0)	59·2 (34·2 to 91·3)	51·2 (29 to 79·6)	54·4 (30·9 to 84·9)	71·8 (42·3 to 114)	88·7 (52·6 to 137)	95 (56·6 to 148)	108 (64·4 to 166)	104 (62·2 to 160)	94·5 (57 to 145)	80·4 (47·7 to 120)	74·3 (44·3 to 109)	65·1 (39·4 to 98·5)	53·4 (32·4 to 80·9)	41·6 (25·8 to 63)	28·7 (17·7 to 44)	16·7 (10·2 to 24·9)	9·3 (5·6 to 14·4)	4·1 (2·5 to 6·2)	1·8 (1·1 to 2·6)	1 (0·6 to 1·5)	1,100
Sudden infant death syndrome	--	12·6 (6·7 to 21·3)	121 (61·6 to 223)	--	--	--	--	--	--	--	--	--	--	--	--	--	--	--	--	--	--	--	--	NA
Injuries	95·2 (68·5 to 132)	37·1 (26·2 to 50·7)	772 (522 to 1,100)	1,330 (933 to 1,800)	1,480 (1,000 to 1,860)	1,800 (1,480 to 2,090)	2,420 (2,100 to 2,750)	2,570 (2,180 to 3,010)	2,370 (1,960 to 2,800)	2,360 (1,980 to 2,790)	2,360 (1,960 to 2,770)	2,020 (1,680 to 2,370)	1,610 (1,360 to 1,930)	1,500 (1,240 to 1,800)	1,400 (1,150 to 1,690)	1,200 (971 to 1,470)	1,070 (869 to 1,300)	930 (758 to 1,130)	835 (687 to 1,010)	732 (594 to 898)	523 (428 to 641)	302 (239 to 377)	207 (165 to 257)	29,900
Transport injuries	9·3 (6·2 to 13·5)	5·2 (3·4 to 7·6)	157 (94·4 to 252)	414 (245 to 644)	654 (382 to 926)	662 (479 to 880)	949 (734 to 1,190)	1,030 (792 to 1,310)	893 (680 to 1,160)	823 (634 to 1,050)	818 (630 to 1,050)	686 (533 to 864)	527 (419 to 669)	472 (374 to 589)	442 (348 to 562)	339 (268 to 420)	281 (226 to 350)	218 (170 to 271)	153 (122 to 191)	91 (72·6 to 113)	49·1 (39 to 60·8)	20·5 (16·4 to 25·2)	11·9 (9·2 to 14·9)	9,710
Road injuries	8·7 (5·8 to 12·6)	4·8 (3·2 to 7·2)	152 (91·5 to 246)	403 (239 to 631)	637 (371 to 907)	645 (464 to 860)	928 (717 to 1,160)	1,010 (768 to 1,280)	872 (664 to 1,130)	804 (618 to 1,030)	799 (610 to 1,030)	670 (520 to 845)	514 (406 to 653)	459 (364 to 574)	431 (338 to 547)	330 (262 to 411)	274 (220 to 340)	213 (166 to 266)	149 (119 to 187)	88·3 (70·5 to 110)	47·5 (37·7 to 58·9)	19·6 (15·6 to 24·1)	11·2 (8·7 to 14·1)	9,470
Pedestrian road injuries	2·1 (1·4 to 3·1)	1 (0·6 to 1·6)	27·2 (15·3 to 45·4)	153 (83·8 to 259)	259 (147 to 390)	195 (132 to 274)	129 (77·4 to 206)	123 (76·7 to 189)	115 (72·4 to 175)	142 (93·2 to 213)	152 (97·8 to 218)	144 (96·9 to 203)	116 (83·2 to 160)	124 (94 to 165)	128 (93·3 to 173)	119 (93·1 to 151)	115 (90·4 to 146)	96·1 (73·1 to 125)	70·7 (54·7 to 91·4)	38·9 (30 to 49·5)	20·5 (16·2 to 26)	7·5 (5·9 to 9·3)	4·1 (3·1 to 5·1)	2,280
Cyclist road injuries	0 (0 to 0)	0 (0 to 0)	0 (0 to 0)	20·7 (8·5 to 40·9)	50·2 (23·3 to 87·3)	56 (28·9 to 93·7)	32·1 (16·9 to 54·6)	31·1 (18·5 to 51·5)	26·6 (16·2 to 44·3)	29·8 (18·7 to 46·1)	31·2 (19 to 48·8)	25·1 (15·7 to 38·7)	22·9 (14·3 to 35·5)	20·7 (13·8 to 30·3)	18·8 (12·7 to 28·5)	13·8 (9·4 to 20·9)	10·6 (7·4 to 15·2)	7·4 (5·2 to 10·6)	4·1 (3·1 to 5·3)	3·1 (2·3 to 4)	1·9 (1·4 to 2·5)	1 (0·7 to 1·4)	0·5 (0·3 to 0·6)	408
Motorcyclist road injuries	2·9 (2 to 4·2)	1·4 (0·9 to 2·1)	27·4 (15·4 to 42·6)	54·5 (30·7 to 89·1)	83·7 (39·6 to 149)	175 (105 to 271)	520 (389 to 672)	591 (450 to 748)	507 (382 to 654)	438 (331 to 565)	430 (327 to 563)	340 (255 to 434)	250 (187 to 326)	203 (148 to 263)	181 (134 to 244)	113 (86·9 to 143)	87·7 (68 to 110)	62·9 (48·4 to 79)	40·8 (30·6 to 52·6)	27·2 (20·3 to 35·5)	14·9 (11 to 19·6)	7 (5·1 to 9·2)	4·3 (3·2 to 5·7)	4,160
Motor vehicle road injuries	3·4 (2·2 to 5·1)	2·3 (1·5 to 3·6)	95·4 (56·7 to 161)	171 (98·7 to 276)	237 (135 to 343)	211 (142 to 293)	239 (177 to 312)	252 (189 to 325)	215 (160 to 289)	185 (135 to 246)	177 (129 to 239)	154 (107 to 208)	119 (83 to 167)	105 (74·2 to 145)	97·3 (67·3 to 132)	80·7 (60·8 to 106)	58·4 (44·2 to 76·8)	44·4 (31·8 to 60)	31·9 (23·7 to 42)	18 (13·1 to 24)	9·5 (6·9 to 12·7)	3·8 (2·7 to 5)	2·2 (1·5 to 3)	2,510
Other road injuries	0·3 (0·1 to 0·5)	0·1 (0·1 to 0·3)	2·1 (0·8 to 4·2)	4·4 (1·7 to 9·6)	7·4 (3 to 15·3)	7·7 (3·8 to 14·5)	8·6 (5·1 to 14)	8·9 (5·4 to 14·2)	7·5 (4·7 to 11·5)	8·5 (5·5 to 13·2)	8·9 (6 to 13·2)	7·6 (5·2 to 11)	6·6 (4·6 to 9·2)	6·9 (4·7 to 10·3)	6·1 (4·1 to 9)	3·5 (2·5 to 4·8)	2·7 (2 to 3·6)	2·1 (1·5 to 2·8)	1·7 (1·2 to 2·3)	1·1 (0·8 to 1·5)	0·6 (0·4 to 0·8)	0·3 (0·2 to 0·4)	0·2 (0·1 to 0·2)	104
Other transport injuries	0·6 (0·4 to 1)	0·4 (0·2 to 0·6)	4·8 (2·4 to 8·4)	10·9 (5·8 to 18·9)	17 (9·4 to 26·8)	17·2 (10·8 to 27·8)	20·9 (13·1 to 32·5)	24 (16·1 to 35·2)	20·9 (13·7 to 31·7)	19·6 (13·6 to 27·6)	19·5 (13·2 to 27·9)	16 (11·7 to 21·9)	13·4 (9·6 to 18·9)	12·4 (9·1 to 17)	11·2 (8·1 to 15·2)	8·5 (6·3 to 11·3)	6·8 (5·1 to 8·9)	5·2 (3·9 to 6·8)	4 (3 to 5·2)	2·7 (2·1 to 3·4)	1·6 (1·2 to 2·1)	0·9 (0·7 to 1·2)	0·7 (0·5 to 0·9)	239
Unintentional injuries	39·4 (27·6 to 54·5)	27·7 (18·7 to 40·1)	536 (347 to 798)	803 (566 to 1,100)	698 (487 to 897)	693 (555 to 853)	498 (398 to 624)	546 (427 to 696)	598 (458 to 778)	735 (557 to 959)	810 (623 to 1,060)	792 (608 to 1,030)	721 (547 to 944)	751 (575 to 975)	755 (572 to 973)	730 (561 to 934)	693 (532 to 875)	648 (503 to 806)	638 (514 to 786)	620 (498 to 767)	464 (373 to 574)	277 (218 to 347)	193 (153 to 240)	13,300
Falls	5·8 (4 to 8)	1·5 (1·1 to 2·2)	45·4 (29·5 to 67·5)	90·4 (60·6 to 129)	127 (90·7 to 170)	154 (112 to 204)	173 (123 to 239)	221 (155 to 302)	269 (191 to 368)	349 (250 to 477)	401 (291 to 546)	409 (301 to 550)	381 (280 to 504)	406 (300 to 544)	410 (306 to 541)	413 (311 to 531)	406 (309 to 518)	404 (310 to 508)	429 (341 to 531)	454 (359 to 567)	350 (277 to 438)	215 (167 to 272)	149 (116 to 187)	6,260
Drowning	3·7 (2·6 to 5·2)	1·4 (0·9 to 1·9)	34·2 (20·1 to 52·4)	319 (189 to 494)	257 (151 to 371)	265 (193 to 347)	97·2 (67·6 to 138)	57·6 (41·1 to 77)	42·4 (29 to 59·1)	41 (28·2 to 58)	39·9 (27·2 to 57·1)	31·8 (22 to 44·8)	23 (17 to 31·2)	19·8 (14 to 27·5)	16·2 (11·2 to 22·9)	11·1 (7·4 to 15·8)	8·4 (6 to 11·6)	5·8 (4·3 to 7·5)	4·3 (3·2 to 5·7)	2·7 (1·9 to 3·8)	1·5 (1·1 to 1·9)	0·6 (0·4 to 0·7)	0·4 (0·3 to 0·5)	1,280
Fire, heat, and hot substances	1·1 (0·8 to 1·5)	0·8 (0·5 to 1·1)	22·2 (13·4 to 34)	57·7 (37 to 84·5)	44·3 (29 to 60·4)	30·1 (21·8 to 40·5)	30·2 (22·2 to 42)	36·5 (25·4 to 51·4)	40·3 (28·5 to 56·6)	52·1 (35·2 to 75·8)	54·5 (36·7 to 79·5)	49·1 (32·8 to 72·5)	42·7 (28·9 to 61·9)	42·4 (28·7 to 62·4)	39·8 (27 to 58·3)	34·5 (23·4 to 50·3)	30 (21·1 to 43)	25·3 (18 to 35·4)	21·7 (16·1 to 29·5)	17 (12·6 to 22·6)	11·6 (8·9 to 14·7)	6 (4·6 to 7·6)	4·4 (3·1 to 5·8)	694
Poisonings	0·8 (0·6 to 1·1)	0·9 (0·6 to 1·4)	11 (6·4 to 17·3)	35·3 (21·3 to 54)	12·1 (6·8 to 17·5)	19 (13·2 to 26·8)	10·4 (7·2 to 14·7)	9·8 (7 to 13·2)	7·4 (5·1 to 10·4)	6·9 (4·6 to 9·7)	6·9 (4·7 to 9·6)	6·4 (4·3 to 9·2)	5 (3·4 to 6·9)	3·8 (2·5 to 5·7)	3·5 (2·4 to 5·2)	3 (2 to 4·4)	2·3 (1·6 to 3·4)	1·8 (1·2 to 2·5)	1·4 (0·9 to 2)	1·4 (1 to 2)	0·9 (0·7 to 1·2)	0·4 (0·3 to 0·5)	0·2 (0·2 to 0·3)	151
Poisoning by carbon monoxide	0·2 (0·1 to 0·4)	0·1 (0 to 0·1)	1·4 (0·5 to 2·8)	4·3 (1·9 to 8·5)	2·1 (1·1 to 3·7)	2·6 (1·4 to 4·5)	3·5 (2 to 5·4)	3·3 (2·1 to 4·8)	2·5 (1·6 to 3·8)	2 (1·3 to 3·1)	1·8 (1·2 to 2·8)	1·8 (1·1 to 2·8)	1·3 (0·8 to 2)	0·9 (0·5 to 1·3)	0·7 (0·4 to 1·1)	0·9 (0·5 to 1·3)	0·6 (0·4 to 0·9)	0·5 (0·3 to 0·7)	0·3 (0·2 to 0·5)	0·3 (0·2 to 0·4)	0·2 (0·1 to 0·3)	0·1 (0 to 0·1)	0 (0 to 0·1)	31·4
Poisoning by other means	0·6 (0·4 to 0·9)	0·9 (0·6 to 1·3)	9·7 (5·5 to 15·2)	31 (18·5 to 48·1)	9·9 (5·6 to 14·6)	16·4 (11·1 to 23·1)	6·9 (4·6 to 10·2)	6·5 (4·3 to 9·2)	4·9 (3·1 to 7·2)	4·8 (3 to 7·1)	5 (3·4 to 7·1)	4·6 (3 to 6·8)	3·6 (2·4 to 5·2)	2·9 (2 to 4·4)	2·8 (1·9 to 4·1)	2·1 (1·4 to 3·2)	1·7 (1·1 to 2·5)	1·2 (0·8 to 1·8)	1·1 (0·7 to 1·6)	1·2 (0·8 to 1·6)	0·7 (0·5 to 0·9)	0·3 (0·2 to 0·4)	0·2 (0·1 to 0·3)	119
Exposure to mechanical forces	2 (1·4 to 2·9)	1·4 (1·1 to 1·7)	21·1 (15·4 to 30·4)	63·4 (42·6 to 93)	69·9 (49·4 to 94·6)	55·5 (41·5 to 74)	50·1 (36 to 68·1)	60·5 (43·7 to 81·6)	63·5 (45·5 to 87·3)	75·7 (54·1 to 106)	78·9 (56 to 110)	73·9 (52·5 to 104)	67·5 (47·9 to 95)	69·1 (48·5 to 97·2)	68·5 (49 to 96·3)	62·2 (43·6 to 87)	54·1 (37·8 to 75·3)	44·2 (31·4 to 61·7)	35 (24·9 to 48·6)	26·8 (19·2 to 36·7)	17·1 (12 to 23·6)	9·3 (6·5 to 12·9)	6·1 (4·2 to 8·5)	1,080
Unintentional firearm injuries	0·3 (0·1 to 0·5)	0·1 (0 to 0·1)	1·6 (0·7 to 3·1)	6·2 (2·6 to 12·3)	12·4 (6·3 to 21·3)	12·7 (7·2 to 21·1)	11·1 (6·3 to 17·5)	10·9 (6·1 to 17·5)	8·6 (4·9 to 14·1)	10·4 (6·2 to 16·4)	8·7 (5·2 to 13·8)	6·2 (3·8 to 9·4)	4·5 (3 to 6·7)	3·9 (2·6 to 5·6)	3·5 (2·3 to 5)	2·8 (1·9 to 4)	2·3 (1·6 to 3·3)	1·8 (1·2 to 2·5)	1·5 (1·1 to 2·1)	1·2 (0·9 to 1·8)	0·8 (0·6 to 1·2)	0·5 (0·4 to 0·7)	0·4 (0·3 to 0·6)	113
Other exposure to mechanical forces	1·7 (1·2 to 2·5)	1·3 (1·1 to 1·6)	19·5 (14·4 to 27·9)	57·2 (39·5 to 83)	57·5 (40·4 to 78·2)	42·8 (31 to 58·6)	38·9 (26·6 to 55·1)	49·6 (35·1 to 70·7)	54·9 (38·8 to 77·7)	65·2 (44·9 to 94·7)	70·2 (48·9 to 100)	67·7 (47·3 to 95·4)	63 (44·4 to 90·4)	65·3 (45·2 to 92·5)	65·1 (46·4 to 92·3)	59·3 (41·7 to 82·8)	51·8 (36·2 to 71·9)	42·4 (30 to 59·6)	33·5 (23·8 to 46·8)	25·6 (18 to 35·1)	16·3 (11·4 to 22·5)	8·8 (6·1 to 12·2)	5·7 (4 to 7·9)	963
Adverse effects of medical treatment	7 (4·1 to 11·2)	3·9 (2·4 to 6·7)	74 (35·5 to 133)	56·1 (24·5 to 109)	24 (13·6 to 39·4)	20·4 (13·1 to 31·9)	15 (9·8 to 25·2)	18·1 (10·5 to 33·4)	22·6 (12·9 to 41·1)	25·1 (15·7 to 48·3)	30·2 (19 to 55·1)	30·9 (19·5 to 56·3)	29·9 (18·8 to 56·2)	32·1 (19·9 to 60)	36·8 (22·7 to 69·5)	37·5 (23·4 to 69·7)	38 (23·5 to 70)	33·3 (20·1 to 64·9)	30·2 (19·1 to 56·2)	22 (13·5 to 42·4)	14·7 (8·7 to 28·7)	6·9 (3·8 to 13·8)	4·9 (2·4 to 9·9)	614
Animal contact	0·9 (0·6 to 1·3)	0·4 (0·3 to 0·7)	6·9 (3·9 to 11·6)	30·9 (17 to 52·5)	36·2 (20 to 57·2)	16·7 (10·6 to 25·3)	9 (6·4 to 12·4)	8·8 (5·8 to 12·3)	9·5 (6·6 to 13·3)	10·2 (6·9 to 14·6)	12·9 (9 to 18)	12·1 (8·4 to 16·8)	11·3 (7·7 to 15·3)	13·3 (9·3 to 18·1)	14·2 (9·8 to 20·3)	12·9 (9·2 to 17·6)	12·5 (8·9 to 16·9)	9·4 (6·7 to 13)	8·2 (6·2 to 11·1)	5·6 (3·9 to 7·8)	3·5 (2·5 to 5·1)	1·8 (1·3 to 2·4)	1 (0·7 to 1·4)	248
Venomous animal contact	0·6 (0·4 to 1)	0·2 (0·1 to 0·4)	3·2 (1·6 to 5·9)	21·2 (10·9 to 38·8)	30 (16·1 to 48·8)	13·2 (8·2 to 20·8)	6 (4 to 8·7)	5·7 (3·5 to 8·3)	6·2 (4·1 to 9·1)	6·2 (4 to 9)	8·2 (5·4 to 11·5)	7·6 (5·2 to 10·8)	6·7 (4·4 to 9·3)	8·2 (5·5 to 11·4)	8·6 (5·6 to 12·8)	7·9 (5·5 to 11·3)	7·5 (5·2 to 10·4)	5·4 (3·6 to 7·7)	5 (3·6 to 6·9)	3·2 (2·1 to 4·8)	1·8 (1·2 to 2·8)	1 (0·7 to 1·4)	0·6 (0·4 to 0·8)	164
Non-venomous animal contact	0·2 (0·1 to 0·4)	0·2 (0·1 to 0·4)	3·7 (1·8 to 6·6)	9·7 (4·3 to 18·9)	6·2 (3 to 11·5)	3·5 (2 to 5·8)	3 (2 to 4·5)	3·1 (2 to 4·7)	3·4 (2·2 to 5·3)	4 (2·5 to 6·2)	4·7 (3 to 7·3)	4·5 (2·9 to 7·1)	4·6 (2·9 to 7)	5·2 (3·2 to 7·8)	5·6 (3·6 to 8·6)	5 (3·2 to 7·3)	4·9 (3·3 to 7·4)	4 (2·5 to 6)	3·3 (2·1 to 4·8)	2·4 (1·5 to 3·7)	1·7 (1·1 to 2·6)	0·8 (0·5 to 1·2)	0·5 (0·3 to 0·7)	84·1
Foreign body	14·9 (8·9 to 24·1)	16·1 (9·2 to 26)	293 (153 to 504)	68·8 (43·2 to 102)	32·9 (21·3 to 44·9)	29·5 (21·3 to 39·8)	16·7 (11·2 to 25·6)	19·6 (12·9 to 30·1)	20·7 (13·3 to 31·1)	24·7 (16 to 37·7)	26·3 (17·5 to 39·2)	25·7 (17·4 to 37·5)	22·9 (16·4 to 32·1)	23 (16·8 to 31)	22 (16·5 to 29·1)	19·6 (14·9 to 25·1)	18·3 (13·7 to 23·1)	16·3 (12·4 to 20·6)	15·3 (11·5 to 20·1)	12·9 (9·7 to 17·1)	10 (7·4 to 12·8)	5·7 (4 to 7·5)	4·1 (2·6 to 6·1)	759
Pulmonary aspiration and foreign body in airway	14·9 (8·9 to 24)	16 (9·2 to 25·9)	291 (152 to 502)	61·8 (37·6 to 93·1)	24·9 (14·9 to 34·9)	19·9 (14·1 to 26·5)	6 (4·3 to 8·4)	6·3 (4·5 to 8·4)	6 (4·4 to 8)	6·9 (4·9 to 9·6)	7·5 (5·3 to 10·3)	7·2 (5 to 10·3)	6·6 (4·7 to 9·2)	7·3 (4·9 to 10·4)	7·8 (5·5 to 10·8)	6·4 (4·5 to 8·5)	6·7 (4·7 to 9·2)	6·9 (4·6 to 9·6)	7·7 (5·1 to 11·2)	7·8 (5·2 to 11)	7 (4·7 to 9·6)	4 (2·5 to 5·4)	3·1 (1·7 to 4·9)	540
Foreign body in eyes	0 (0 to 0)	0 (0 to 0·1)	0·5 (0·2 to 1·2)	2·9 (0·9 to 6·4)	4·5 (1·4 to 9·9)	5·9 (2 to 13·2)	7·3 (2·8 to 15·4)	9·7 (3·8 to 19·8)	11 (4·8 to 21·5)	13·5 (6 to 25·3)	14·5 (6·7 to 26·4)	14·4 (7·6 to 25·4)	12·7 (7·2 to 21·2)	12 (6·9 to 19·2)	10·6 (6·3 to 16·4)	9·3 (5·6 to 14)	7·8 (4·8 to 11·4)	6·2 (4 to 9·1)	4·7 (3·1 to 6·8)	3·4 (2·2 to 5)	2 (1·3 to 2·9)	1 (0·6 to 1·4)	0·5 (0·4 to 0·8)	155
Foreign body in other body part	0 (0 to 0)	0·1 (0 to 0·2)	1·1 (0·4 to 2·3)	4·1 (1·9 to 8·3)	3·4 (2·2 to 5)	3·7 (2·6 to 5·4)	3·4 (2·4 to 4·6)	3·7 (2·7 to 5)	3·7 (2·8 to 5)	4·3 (3·1 to 5·6)	4·4 (3·2 to 5·8)	4·1 (3·1 to 5·4)	3·6 (2·7 to 4·8)	3·7 (2·7 to 4·9)	3·6 (2·7 to 4·7)	3·9 (2·9 to 5·1)	3·8 (2·7 to 5·1)	3·2 (2·3 to 4·3)	2·8 (1·9 to 4)	1·7 (1·2 to 2·4)	1 (0·7 to 1·4)	0·7 (0·5 to 1·1)	0·5 (0·3 to 0·7)	64·6
Environmental heat and cold exposure	0 (0 to 0·1)	0·1 (0 to 0·1)	1·1 (0·7 to 1·6)	7·2 (4·5 to 11)	15·5 (9·5 to 23·6)	23·6 (14·6 to 34·9)	33·1 (21·4 to 50·1)	43·9 (27·6 to 66·3)	52·1 (33·8 to 75·8)	68·4 (43·5 to 103)	74·4 (47·3 to 112)	75·7 (48 to 111)	71·2 (46·5 to 106)	75·3 (48·3 to 110)	77·3 (48·6 to 111)	76·6 (49·5 to 112)	71·1 (45·2 to 104)	63·7 (41·3 to 91·3)	54·9 (35·2 to 79·5)	47 (30·4 to 68)	32·9 (21·9 to 47·4)	19·9 (13·1 to 28·1)	14 (9·3 to 19·8)	999
Exposure to forces of nature	0 (0 to 0)	0·1 (0 to 0·1)	0·4 (0·4 to 0·5)	2·4 (2·1 to 2·6)	2·3 (2·1 to 2·5)	2·6 (2·3 to 2·9)	2·4 (2·1 to 2·7)	2·4 (2 to 2·8)	2·3 (2 to 2·7)	2·3 (2 to 2·7)	2·4 (2 to 2·9)	2·3 (1·9 to 2·9)	2 (1·7 to 2·5)	1·8 (1·5 to 2·2)	1·6 (1·4 to 2)	1·4 (1·2 to 1·8)	1·1 (0·9 to 1·4)	0·8 (0·7 to 1)	0·6 (0·5 to 0·7)	0·4 (0·3 to 0·5)	0·2 (0·2 to 0·3)	0·1 (0·1 to 0·1)	0 (0 to 0)	32
Other unintentional injuries	3·2 (2·2 to 4·5)	1·1 (0·8 to 1·5)	27·2 (18·3 to 38·1)	72·1 (48·6 to 100)	76·4 (50·8 to 104)	76·2 (57·4 to 98·6)	61·1 (47·9 to 78·6)	68·7 (51·2 to 88·6)	68·8 (52·1 to 89·1)	79·1 (59·4 to 103)	82 (62·3 to 106)	74·8 (56·9 to 97·9)	64·6 (48·8 to 84)	64·6 (48 to 85·3)	64·6 (48·4 to 83·5)	57·9 (42·9 to 74·9)	51·6 (38·4 to 68)	43 (31·8 to 56·9)	37 (28 to 48)	30·5 (23 to 39·6)	21·2 (16·4 to 26·8)	12 (9·2 to 15·1)	8·4 (6·4 to 10·7)	1,150
Self-harm and interpersonal violence	46·5 (28·4 to 73·2)	4·2 (2·6 to 6·8)	78·5 (45 to 136)	111 (66·3 to 175)	130 (80·7 to 184)	449 (330 to 590)	969 (767 to 1,210)	992 (771 to 1,240)	875 (677 to 1,110)	798 (612 to 1,010)	731 (565 to 926)	538 (421 to 681)	365 (284 to 465)	273 (213 to 350)	200 (152 to 255)	132 (106 to 167)	97·3 (76·4 to 122)	64·8 (52·9 to 79·1)	43·5 (35·1 to 52·7)	20·5 (16·7 to 24·6)	10·4 (8·2 to 12·7)	4 (3·1 to 4·9)	2·5 (1·9 to 3)	6,930
Self-harm	0 (0 to 0)	0 (0 to 0)	0 (0 to 0)	0 (0 to 0)	0 (0 to 0)	196 (119 to 297)	433 (283 to 613)	383 (245 to 548)	337 (226 to 480)	306 (204 to 435)	298 (197 to 434)	235 (158 to 329)	173 (115 to 249)	147 (101 to 210)	108 (72·5 to 153)	73·3 (51 to 103)	52·8 (36·9 to 73·2)	32·9 (24·2 to 44·4)	19·4 (14·2 to 25·4)	10·3 (7·4 to 13·5)	5 (3·5 to 6·8)	1·7 (1·1 to 2·3)	1·1 (0·7 to 1·4)	2,810
Self-harm by firearm	0 (0 to 0)	0 (0 to 0)	0 (0 to 0)	0 (0 to 0)	0 (0 to 0)	5·9 (2·5 to 12·8)	17·8 (8·1 to 32·3)	15·5 (7·2 to 28·3)	14·1 (7·2 to 24)	11·3 (5·5 to 19·3)	10·7 (5·3 to 19·1)	8·2 (4·1 to 14·4)	5·3 (3·4 to 7·8)	3·7 (2·4 to 5·5)	2·9 (1·6 to 5·2)	1·9 (1·3 to 2·6)	1·1 (0·8 to 1·6)	0·7 (0·5 to 0·9)	0·5 (0·4 to 0·6)	0·3 (0·2 to 0·3)	0·2 (0·1 to 0·2)	0·1 (0·1 to 0·1)	0·1 (0·1 to 0·1)	100
Self-harm by other specified means	0 (0 to 0)	0 (0 to 0)	0 (0 to 0)	0 (0 to 0)	0 (0 to 0)	190 (114 to 283)	415 (268 to 587)	368 (233 to 525)	323 (216 to 458)	294 (195 to 420)	287 (189 to 418)	227 (152 to 320)	168 (111 to 242)	143 (98·3 to 204)	105 (70·6 to 149)	71·5 (49·5 to 99·9)	51·7 (36 to 71·6)	32·3 (23·7 to 43·5)	19 (13·8 to 24·9)	10 (7·2 to 13·2)	4·9 (3·4 to 6·6)	1·6 (1·1 to 2·2)	1 (0·6 to 1·3)	2,710
Interpersonal violence	46·5 (28·4 to 73·2)	4·2 (2·6 to 6·8)	77·9 (44·3 to 135)	109 (64·6 to 173)	127 (78·1 to 181)	250 (180 to 338)	532 (397 to 706)	604 (459 to 780)	534 (398 to 708)	489 (366 to 640)	429 (320 to 554)	299 (226 to 385)	190 (146 to 249)	123 (93·9 to 159)	88·7 (68 to 117)	56·6 (44·6 to 71·4)	42·9 (33·7 to 54)	30·9 (24·8 to 38·4)	23·3 (18·6 to 29·4)	9·8 (7·7 to 12)	5 (4 to 6·1)	2·1 (1·6 to 2·6)	1·2 (0·9 to 1·6)	4,070
Physical violence by firearm	3·8 (2·1 to 6·2)	0·6 (0·3 to 1)	9·7 (4·2 to 18·4)	22·3 (11·8 to 38)	32·2 (17·7 to 50·1)	93·1 (60·2 to 132)	247 (170 to 351)	253 (167 to 352)	195 (127 to 284)	151 (99·7 to 216)	120 (78·1 to 175)	79·5 (51·4 to 114)	46 (29·9 to 67·6)	27·3 (18·4 to 39·8)	18·9 (12·5 to 27·9)	10·7 (7·4 to 15·6)	6·2 (4·3 to 9)	3·9 (2·7 to 5·5)	2·6 (1·8 to 3·7)	0·7 (0·5 to 1)	0·3 (0·2 to 0·4)	0·2 (0·1 to 0·2)	0·1 (0·1 to 0·1)	1,320
Physical violence by sharp object	6·8 (4·2 to 10·6)	0·6 (0·4 to 1)	9·8 (5·5 to 17·2)	13·8 (8 to 22·4)	21·8 (12·3 to 32·9)	53·8 (35 to 79·9)	128 (82·8 to 183)	176 (122 to 246)	169 (116 to 236)	167 (115 to 231)	152 (107 to 208)	94·6 (66·1 to 130)	58·4 (41·2 to 81·2)	36·7 (25·7 to 51·2)	25·6 (18 to 35·8)	15·4 (11·3 to 20·8)	11·1 (8·2 to 14·8)	8·1 (6 to 10·8)	5·6 (4·1 to 7·3)	1·9 (1·4 to 2·5)	1 (0·8 to 1·3)	0·5 (0·4 to 0·7)	0·4 (0·3 to 0·5)	1,160
Sexual violence	0 (0 to 0)	0 (0 to 0)	0 (0 to 0)	1·3 (0·8 to 2·1)	10 (6 to 15·6)	21·5 (12·3 to 34)	46·6 (26·6 to 74·6)	65·7 (37·7 to 99·7)	62·1 (34·7 to 100)	66·7 (37·6 to 107)	64 (36·1 to 102)	52·1 (30·3 to 84·1)	35·2 (20·5 to 58·6)	23·1 (13 to 37·8)	13·6 (7·9 to 22)	9·4 (5·8 to 14·5)	7·2 (4·4 to 11)	5·3 (3·3 to 8)	3·7 (2·4 to 5·5)	2·5 (1·6 to 3·7)	1·1 (0·6 to 1·8)	0·2 (0·1 to 0·4)	0 (0 to 0)	491
Physical violence by other means	36 (22·1 to 56·7)	3 (1·8 to 4·7)	58·5 (32·9 to 103)	71 (41 to 114)	62·8 (36·1 to 92·6)	81·9 (54·9 to 117)	110 (75·5 to 153)	109 (77·6 to 149)	107 (75·9 to 146)	104 (75·3 to 141)	93·1 (68 to 125)	73·1 (54·1 to 97·8)	50·1 (37·3 to 67·1)	36 (26·9 to 47·8)	30·6 (22·8 to 40·3)	21·1 (16·2 to 26·9)	18·4 (14·3 to 23·8)	13·7 (10·6 to 17·4)	11·4 (8·7 to 14·7)	4·7 (3·6 to 5·9)	2·5 (2 to 3·2)	1·1 (0·9 to 1·5)	0·7 (0·5 to 0·9)	1,100
Conflict and terrorism	0 (0 to 0)	0 (0 to 0)	0 (0 to 0)	0 (0 to 0)	0 (0 to 0·1)	0 (0 to 0·1)	0·1 (0 to 0·1)	0·1 (0 to 0·1)	0·1 (0 to 0·1)	0·1 (0·1 to 0·2)	0·1 (0·1 to 0·2)	0·1 (0 to 0·1)	0·1 (0 to 0·1)	0·1 (0 to 0·1)	0 (0 to 0·1)	0 (0 to 0·1)	0 (0 to 0)	0 (0 to 0)	0 (0 to 0)	0 (0 to 0)	0 (0 to 0)	0 (0 to 0)	0 (0 to 0)	0·8

SR Table 2b: Rio de Janeiro DALYS by cause and age group for females with 95% uncertainty intervals, 2019

Cause	Early Neonatal	Late Neonatal	Post Neonatal	1 to 4	5 to 9	10 to 14	15 to 19	20 to 24	25 to 29	30 to 34	35 to 39	40 to 44
All causes	28,900 (22,800 to 35,600)	15,800 (11,800 to 19,800)	38,400 (32,200 to 45,700)	54,200 (42,600 to 66,900)	30,900 (24,100 to 39,100)	49,500 (36,700 to 65,800)	78,000 (60,200 to 101,000)	97,100 (76,600 to 122,000)	108,000 (85,500 to 133,000)	125,000 (101,000 to 153,000)	154,000 (125,000 to 186,000)	170,000 (140,000 to 202,000)
Communicable, maternal, neonatal, and nutritional diseases	22,200 (16,000 to 28,200)	11,600 (8,520 to 14,900)	16,700 (13,200 to 20,600)	19,100 (14,500 to 24,600)	8,160 (5,780 to 11,900)	7,720 (5,520 to 11,200)	12,700 (9,080 to 17,700)	14,000 (10,800 to 19,000)	15,500 (12,300 to 20,000)	17,400 (13,900 to 22,300)	22,900 (18,500 to 29,200)	19,600 (15,700 to 25,100)
HIV/AIDS and sexually transmitted infections	388 (231 to 586)	146 (74·6 to 268)	495 (377 to 656)	218 (160 to 285)	215 (157 to 283)	340 (253 to 440)	1,250 (978 to 1,590)	2,290 (1,790 to 2,890)	3,860 (3,000 to 4,840)	5,570 (4,320 to 7,040)	9,250 (7,280 to 11,500)	7,210 (5,590 to 9,040)
HIV/AIDS	0 (0 to 0)	0·1 (0 to 0·1)	369 (273 to 492)	204 (147 to 272)	213 (155 to 281)	322 (236 to 420)	1,160 (893 to 1,500)	2,080 (1,620 to 2,660)	3,520 (2,710 to 4,490)	5,130 (3,900 to 6,570)	8,760 (6,740 to 10,900)	6,720 (5,210 to 8,520)
HIV/AIDS - Drug-susceptible Tuberculosis	0 (0 to 0)	0 (0 to 0)	59·2 (36 to 92·1)	32·2 (19·7 to 49·9)	34·3 (21·1 to 53·2)	50·9 (31·3 to 78·7)	177 (113 to 270)	313 (201 to 475)	535 (341 to 814)	782 (495 to 1,200)	1,340 (833 to 2,080)	1,030 (638 to 1,570)
HIV/AIDS - Multidrug-resistant Tuberculosis without exte	0 (0 to 0)	0 (0 to 0)	4·4 (0·3 to 18·6)	2·4 (0·2 to 10·1)	2·6 (0·2 to 10·9)	3·8 (0·2 to 16)	12·3 (0·8 to 51·4)	21·4 (1·3 to 88·8)	37·2 (2·3 to 153)	55·8 (3·4 to 231)	95·4 (5·9 to 397)	72·2 (4·4 to 300)
HIV/AIDS - Extensively drug-resistant Tuberculosis	0 (0 to 0)	0 (0 to 0)	0·7 (0 to 3·2)	0·4 (0 to 1·7)	0·4 (0 to 1·9)	0·6 (0 to 2·8)	2 (0·1 to 8·8)	3·5 (0·2 to 15·3)	6·1 (0·4 to 26·7)	9·1 (0·5 to 40·1)	15·7 (0·9 to 68·5)	11·9 (0·7 to 51·9)
HIV/AIDS resulting in other diseases	0 (0 to 0)	0·1 (0 to 0·1)	305 (201 to 430)	169 (111 to 237)	176 (113 to 244)	267 (180 to 364)	973 (694 to 1,310)	1,740 (1,250 to 2,320)	2,940 (2,150 to 3,920)	4,280 (3,000 to 5,790)	7,300 (5,270 to 9,520)	5,610 (3,980 to 7,440)
Sexually transmitted infections excluding HIV	388 (231 to 586)	146 (74·5 to 268)	126 (61·9 to 234)	14·3 (6·7 to 27·2)	1·7 (0·8 to 3·1)	17·4 (11·8 to 25·5)	87·8 (59·4 to 132)	213 (128 to 352)	336 (185 to 596)	441 (245 to 791)	495 (267 to 895)	488 (269 to 905)
Syphilis	388 (231 to 586)	146 (74·5 to 268)	126 (61·9 to 234)	14·3 (6·7 to 27·2)	1·7 (0·8 to 3·1)	6·3 (4 to 9·8)	11·1 (7·2 to 16·4)	8·8 (5 to 16·7)	15·6 (9 to 25·9)	21·4 (13·5 to 32·3)	16·1 (10·4 to 25·2)	8·5 (5·2 to 14·2)
Chlamydial infection	0 (0 to 0)	0 (0 to 0)	0 (0 to 0)	0 (0 to 0)	0 (0 to 0)	1·9 (1·3 to 2·7)	10·1 (6·7 to 14·5)	28·3 (20·1 to 39·4)	31·6 (17 to 53·1)	36·4 (19·4 to 64·2)	46·8 (27·8 to 80)	48·9 (31·1 to 78·9)
Gonococcal infection	0 (0 to 0)	0 (0 to 0)	0 (0 to 0)	0 (0 to 0)	0 (0 to 0)	1·9 (1·2 to 2·8)	13·9 (9·4 to 19·8)	26 (17·8 to 37·4)	27·5 (17·4 to 40·1)	35 (23·7 to 49·4)	37·5 (26 to 52·9)	46·1 (31·7 to 64·4)
Trichomoniasis	0 (0 to 0)	0 (0 to 0)	0 (0 to 0)	0 (0 to 0)	0 (0 to 0)	0·6 (0 to 1·7)	10·9 (3·5 to 27·6)	61·7 (20·3 to 149)	125 (41 to 294)	154 (50·7 to 357)	161 (52·9 to 373)	154 (49·6 to 372)
Genital herpes	0 (0 to 0)	0 (0 to 0)	0 (0 to 0)	0 (0 to 0)	0 (0 to 0)	3·2 (0·9 to 8·1)	15·1 (4·2 to 39·2)	38·8 (12·7 to 94·1)	66·9 (22·7 to 159)	91·6 (30·4 to 219)	108 (35·6 to 268)	106 (34·8 to 268)
Other sexually transmitted infections	0 (0 to 0)	0 (0 to 0)	0 (0 to 0)	0 (0 to 0)	0 (0 to 0)	3·6 (2·5 to 5)	26·6 (18·8 to 36)	49·8 (31·4 to 75·7)	69·1 (41·2 to 111)	103 (62·1 to 161)	125 (74·4 to 193)	125 (75·3 to 200)
Respiratory infections and tuberculosis	165 (105 to 235)	469 (322 to 684)	5,480 (3,670 to 7,430)	8,930 (6,250 to 12,200)	1,970 (1,460 to 2,710)	1,620 (1,160 to 2,250)	1,860 (1,350 to 2,530)	2,560 (1,940 to 3,270)	2,590 (2,040 to 3,330)	2,940 (2,300 to 3,710)	3,330 (2,510 to 4,390)	3,840 (2,970 to 4,920)
Tuberculosis	0 (0 to 0)	0 (0 to 0)	107 (73·3 to 152)	249 (166 to 355)	85·2 (40·2 to 151)	89·9 (51·7 to 142)	220 (151 to 298)	594 (407 to 831)	663 (461 to 921)	623 (436 to 866)	659 (463 to 887)	740 (513 to 1,030)
Latent tuberculosis infection	0 (0 to 0)	0 (0 to 0)	0 (0 to 0)	0 (0 to 0)	0 (0 to 0)	0 (0 to 0)	0 (0 to 0)	0 (0 to 0)	0 (0 to 0)	0 (0 to 0)	0 (0 to 0)	0 (0 to 0)
Drug-susceptible tuberculosis	0 (0 to 0)	0 (0 to 0)	100 (64·8 to 145)	233 (145 to 343)	81·4 (37·3 to 146)	85·2 (45·1 to 140)	207 (135 to 291)	563 (376 to 802)	626 (412 to 867)	587 (386 to 838)	620 (412 to 853)	695 (462 to 968)
Multidrug-resistant tuberculosis without extensive drug r	0 (0 to 0)	0 (0 to 0)	6·1 (0·4 to 25·5)	13·3 (0·8 to 56·3)	3·4 (0·2 to 14·9)	4·1 (0·3 to 16·5)	11 (0·7 to 48·9)	27·1 (1·9 to 119)	32·1 (2·3 to 134)	31·4 (2·1 to 127)	33·6 (2·3 to 142)	38·7 (2·5 to 160)
Extensively drug-resistant tuberculosis	0 (0 to 0)	0 (0 to 0)	1 (0·1 to 4·3)	2·1 (0·1 to 9·6)	0·4 (0 to 1·8)	0·6 (0 to 2·5)	1·7 (0·1 to 7·7)	4 (0·3 to 16·9)	4·9 (0·3 to 21·3)	4·9 (0·3 to 20·9)	5·3 (0·4 to 23)	6·2 (0·4 to 27·3)
Lower respiratory infections	162 (103 to 231)	452 (305 to 666)	5,160 (3,420 to 7,130)	7,680 (5,050 to 11,000)	771 (566 to 1,020)	596 (424 to 780)	750 (531 to 1,010)	1,040 (728 to 1,460)	1,080 (743 to 1,520)	1,470 (1,080 to 2,000)	1,770 (1,220 to 2,530)	2,280 (1,620 to 3,080)
Upper respiratory infections	2·1 (1·3 to 3·3)	11 (6·7 to 17·4)	171 (99·9 to 270)	771 (461 to 1,240)	845 (462 to 1,450)	744 (394 to 1,240)	733 (385 to 1,280)	775 (418 to 1,330)	727 (395 to 1,230)	729 (397 to 1,240)	768 (389 to 1,270)	684 (362 to 1,220)
Otitis media	0·7 (0·2 to 2)	5·1 (1·4 to 14·2)	44·3 (21·9 to 78·1)	227 (124 to 390)	266 (144 to 447)	187 (98·7 to 321)	159 (85·5 to 275)	148 (65·4 to 286)	126 (59·2 to 226)	116 (51·8 to 227)	128 (61·5 to 239)	131 (59·9 to 245)
Enteric infections	11·8 (7·2 to 17·5)	74 (46·1 to 116)	1,320 (823 to 2,030)	1,880 (1,210 to 2,680)	779 (479 to 1,270)	599 (348 to 969)	460 (278 to 679)	425 (255 to 637)	439 (283 to 643)	479 (318 to 692)	545 (370 to 767)	559 (391 to 809)
Diarrheal diseases	11·8 (7·2 to 17·5)	73·9 (45·9 to 115)	1,300 (810 to 2,020)	1,870 (1,210 to 2,670)	774 (474 to 1,260)	594 (342 to 964)	457 (277 to 675)	422 (252 to 635)	437 (280 to 642)	476 (316 to 689)	543 (365 to 765)	556 (388 to 806)
Typhoid and paratyphoid	0 (0 to 0)	0 (0 to 0)	0·1 (0 to 0·3)	0·2 (0 to 0·8)	0·1 (0 to 0·4)	0·1 (0 to 0·4)	0·2 (0 to 0·7)	0·2 (0 to 0·6)	0·2 (0·1 to 0·7)	0·2 (0 to 0·6)	0·2 (0·1 to 0·6)	0·2 (0·1 to 0·7)
Typhoid fever	0 (0 to 0)	0 (0 to 0)	0·1 (0 to 0·3)	0·1 (0 to 0·8)	0·1 (0 to 0·4)	0·1 (0 to 0·4)	0·2 (0 to 0·7)	0·1 (0 to 0·6)	0·2 (0 to 0·7)	0·1 (0 to 0·5)	0·2 (0 to 0·6)	0·2 (0 to 0·6)
Paratyphoid fever	0 (0 to 0)	0 (0 to 0)	0 (0 to 0)	0 (0 to 0·1)	0 (0 to 0)	0 (0 to 0)	0 (0 to 0)	0 (0 to 0)	0 (0 to 0)	0 (0 to 0·1)	0 (0 to 0)	0 (0 to 0·1)
Invasive Non-typhoidal Salmonella (iNTS)	0 (0 to 0)	0·2 (0·1 to 0·5)	5·6 (1·7 to 17·6)	2·4 (0·8 to 7·1)	2·2 (0·8 to 6·3)	2·1 (0·7 to 5·7)	1·1 (0·4 to 2·9)	0·9 (0·4 to 2·3)	0·9 (0·3 to 2·5)	0·9 (0·4 to 2·4)	0·7 (0·3 to 2)	0·8 (0·3 to 2·2)
Other intestinal infectious diseases	0 (0 to 0)	0 (0 to 0)	5·1 (0·2 to 19·7)	13·3 (0·9 to 44·5)	2·8 (0·6 to 8·3)	2·5 (0·4 to 7·5)	1·5 (0·2 to 4·9)	1·5 (0·3 to 4·4)	0·7 (0·1 to 2·1)	1·9 (0·4 to 5·1)	1·1 (0·2 to 3·3)	1·3 (0·3 to 4)
Neglected tropical diseases and malaria	21 (10·7 to 37·7)	15·8 (7·6 to 26·2)	126 (64·4 to 207)	357 (189 to 603)	385 (196 to 694)	406 (206 to 737)	692 (374 to 1,150)	711 (368 to 1,260)	732 (398 to 1,210)	791 (442 to 1,310)	914 (535 to 1,540)	852 (501 to 1,450)
Malaria	0 (0 to 0)	0 (0 to 0)	0·3 (0·2 to 0·6)	3·8 (2·4 to 5·4)	8·3 (5·9 to 11·2)	9·2 (6·6 to 12·3)	12·3 (9·2 to 16·1)	12·8 (9·5 to 16·9)	12 (8·8 to 15·8)	12·1 (8·8 to 16)	12·8 (9·3 to 17·3)	11·5 (8·3 to 15·5)
Chagas disease	0 (0 to 0)	0 (0 to 0)	0·4 (0·1 to 2)	0·3 (0·1 to 1)	0·9 (0·5 to 2·3)	5·1 (2·8 to 12·8)	14·5 (7·5 to 38·8)	28·1 (8·5 to 81·7)	43·3 (16 to 140)	80·2 (30·4 to 269)	133 (53·4 to 471)	184 (76·8 to 668)
Leishmaniasis	0 (0 to 0)	0 (0 to 0)	1·2 (0 to 4·1)	6·3 (0 to 27·8)	5·1 (0 to 29·8)	2·4 (0 to 12·4)	2 (0·1 to 8·5)	1·9 (0·1 to 7·3)	2·1 (0·1 to 7·7)	2·2 (0·1 to 7·5)	2·2 (0·1 to 6·9)	1·8 (0·1 to 5·1)
Visceral leishmaniasis	0 (0 to 0)	0 (0 to 0)	1·2 (0 to 4·1)	6·2 (0 to 27·7)	5 (0 to 29·7)	2·2 (0 to 12·1)	1·8 (0 to 8·2)	1·6 (0 to 7)	1·9 (0 to 7·5)	2 (0 to 7·2)	1·9 (0 to 6·7)	1·5 (0 to 4·8)
Cutaneous and mucocutaneous leishmaniasis	0 (0 to 0)	0 (0 to 0)	0 (0 to 0)	0·1 (0 to 0·3)	0·1 (0 to 0·5)	0·2 (0 to 0·6)	0·3 (0 to 0·8)	0·3 (0 to 0·9)	0·2 (0 to 0·7)	0·2 (0 to 0·6)	0·2 (0 to 0·8)	0·2 (0 to 0·7)
African trypanosomiasis	0 (0 to 0)	0 (0 to 0)	0 (0 to 0)	0 (0 to 0)	0 (0 to 0)	0 (0 to 0)	0 (0 to 0)	0 (0 to 0)	0 (0 to 0)	0 (0 to 0)	0 (0 to 0)	0 (0 to 0)
Schistosomiasis	0 (0 to 0)	0 (0 to 0)	0 (0 to 0)	3·8 (0·4 to 14)	25·8 (5·7 to 74·4)	60·6 (14·3 to 162)	200 (76·9 to 394)	242 (68·5 to 607)	243 (75 to 563)	247 (78·2 to 542)	186 (75·3 to 378)	110 (40·3 to 255)
Cysticercosis	0 (0 to 0)	0 (0 to 0)	0 (0 to 0)	0·4 (0 to 1·5)	1·1 (0·1 to 3·8)	6·2 (1·3 to 14·7)	31·7 (0 to 88·6)	92·2 (18·4 to 234)	130 (30·5 to 303)	148 (36·5 to 344)	178 (49·6 to 424)	203 (61 to 460)
Cystic echinococcosis	0 (0 to 0)	0 (0 to 0)	0 (0 to 0)	0·3 (0 to 1·2)	0·2 (0 to 0·8)	0·2 (0 to 0·8)	0·2 (0 to 0·7)	0·3 (0 to 0·8)	0·3 (0 to 1)	0·4 (0 to 1·2)	0·5 (0 to 1·7)	0·6 (0 to 2)
Lymphatic filariasis	0 (0 to 0)	0 (0 to 0)	0 (0 to 0)	0 (0 to 0)	0 (0 to 0)	0 (0 to 0)	0 (0 to 0)	0 (0 to 0)	0 (0 to 0)	0 (0 to 0)	0 (0 to 0)	0 (0 to 0)
Onchocerciasis	0 (0 to 0)	0 (0 to 0)	0 (0 to 0)	0 (0 to 0)	0 (0 to 0)	0 (0 to 0)	0 (0 to 0)	0 (0 to 0)	0 (0 to 0)	0 (0 to 0)	0 (0 to 0)	0 (0 to 0)
Trachoma	0 (0 to 0)	0 (0 to 0)	0 (0 to 0)	0 (0 to 0)	0 (0 to 0)	0 (0 to 0)	0 (0 to 0)	0 (0 to 0)	0 (0 to 0)	0 (0 to 0)	0 (0 to 0)	0 (0 to 0)
Dengue	0 (0 to 0)	0·5 (0·1 to 1·2)	28·7 (9·4 to 65·3)	127 (40·9 to 247)	110 (40·7 to 219)	113 (41·4 to 210)	124 (47·7 to 259)	123 (42·1 to 239)	127 (54·5 to 246)	129 (52·1 to 253)	139 (56·7 to 278)	128 (50·2 to 261)
Yellow fever	0 (0 to 0)	0 (0 to 0)	0 (0 to 0·2)	0·3 (0 to 1·7)	0·7 (0 to 4)	0·6 (0 to 3·4)	0·6 (0 to 3·4)	0·6 (0 to 3·5)	0·5 (0 to 3·3)	0·5 (0 to 2·7)	0·4 (0 to 2·6)	0·3 (0 to 2·4)
Rabies	0 (0 to 0)	0 (0 to 0)	0 (0 to 0)	0·1 (0 to 0·1)	0·1 (0 to 0·2)	0·1 (0 to 0·2)	0 (0 to 0·1)	0 (0 to 0·1)	0 (0 to 0)	0 (0 to 0·1)	0 (0 to 0·1)	0 (0 to 0·1)
Intestinal nematode infections	0 (0 to 0)	0 (0 to 0)	1·4 (0·3 to 4·5)	22·1 (8·2 to 44·6)	56·9 (26·7 to 114)	45·6 (21·3 to 87·2)	131 (60·4 to 257)	98·2 (41·7 to 196)	68·6 (26·4 to 145)	58·1 (22·3 to 118)	79·3 (35·1 to 153)	53·3 (21·4 to 101)
Ascariasis	0 (0 to 0)	0 (0 to 0)	1·1 (0·1 to 4·1)	12 (2·3 to 31·3)	18·1 (5·5 to 39·1)	11·6 (3·3 to 26·3)	8·7 (2·2 to 20·2)	8·5 (2·1 to 20·1)	8·1 (1·8 to 19·1)	8 (1·8 to 18·9)	8·6 (2·2 to 20·9)	7·7 (1·8 to 18·9)
Trichuriasis	0 (0 to 0)	0 (0 to 0)	0·2 (0·1 to 0·5)	6·7 (1·6 to 15·5)	28·6 (10·1 to 66·9)	23·1 (8·2 to 52·1)	20·9 (6·6 to 46·8)	22·4 (7·7 to 51·3)	17·1 (5·2 to 37·6)	13·1 (4 to 29·8)	11·3 (3·2 to 26·7)	8·4 (2·1 to 18·8)
Hookworm disease	0 (0 to 0)	0 (0 to 0)	0·1 (0·1 to 0·3)	3·5 (1 to 7·7)	10·2 (3·1 to 23·6)	10·9 (3·7 to 23·4)	102 (38·8 to 211)	67·3 (19·4 to 156)	43·4 (10·9 to 109)	37 (7·9 to 91)	59·4 (22·5 to 121)	37·2 (10·8 to 77·4)
Food-borne trematodiases	0 (0 to 0)	0 (0 to 0)	0 (0 to 0)	0 (0 to 0)	0 (0 to 0)	0 (0 to 0)	0 (0 to 0)	0 (0 to 0)	0 (0 to 0)	0 (0 to 0)	0 (0 to 0)	0 (0 to 0)
Leprosy	0 (0 to 0)	0 (0 to 0)	0 (0 to 0)	0 (0 to 0)	0 (0 to 0)	0·1 (0 to 0·1)	0·8 (0·5 to 1·2)	1·5 (0·9 to 2·2)	2·1 (1·3 to 3·3)	3 (1·8 to 4·7)	4·3 (2·6 to 6·7)	5·1 (0·3 to 13·8)
Ebola	0 (0 to 0)	0 (0 to 0)	0 (0 to 0)	0 (0 to 0)	0 (0 to 0)	0 (0 to 0)	0 (0 to 0)	0 (0 to 0)	0 (0 to 0)	0 (0 to 0)	0 (0 to 0)	0 (0 to 0)
Zika virus	0 (0 to 0)	0 (0 to 0)	0 (0 to 0·2)	0·2 (0 to 0·5)	0·3 (0 to 1)	0·4 (0·1 to 1·1)	0·4 (0·1 to 1·4)	0·5 (0·1 to 1·4)	0·5 (0·1 to 1·6)	0·6 (0·1 to 1·9)	0·6 (0·1 to 1·9)	0·5 (0·1 to 1·7)
Guinea worm disease	0 (0 to 0)	0 (0 to 0)	0 (0 to 0)	0 (0 to 0)	0 (0 to 0)	0 (0 to 0)	0 (0 to 0)	0 (0 to 0)	0 (0 to 0)	0 (0 to 0)	0 (0 to 0)	0 (0 to 0)
Other neglected tropical diseases	21 (10·7 to 37·7)	15·3 (7·2 to 25·6)	94·1 (44·6 to 164)	193 (66·6 to 390)	175 (38·3 to 437)	163 (33·2 to 419)	174 (54 to 349)	110 (22·7 to 284)	102 (19·8 to 256)	110 (24·5 to 272)	177 (54·6 to 377)	154 (41·3 to 344)
Other infectious diseases	67·2 (35·1 to 137)	113 (74·5 to 166)	1,170 (861 to 1,620)	2,310 (1,540 to 3,280)	692 (539 to 904)	569 (428 to 792)	610 (442 to 819)	524 (380 to 738)	523 (383 to 717)	529 (386 to 739)	615 (437 to 863)	592 (430 to 809)
Meningitis	7·8 (5 to 11·7)	41·6 (25 to 63·3)	563 (366 to 827)	1,440 (880 to 2,120)	324 (242 to 419)	265 (191 to 348)	244 (178 to 327)	206 (142 to 291)	198 (139 to 274)	190 (145 to 246)	189 (137 to 258)	207 (155 to 272)
Encephalitis	6·5 (3·5 to 11·8)	9·2 (5·4 to 15·4)	93 (53·4 to 147)	243 (83·7 to 441)	73·7 (40·4 to 118)	48·4 (25·3 to 79·1)	41 (20·1 to 65·2)	44·3 (21·3 to 73·3)	41·7 (20·7 to 65·9)	35·7 (18·8 to 57·4)	38·3 (19 to 57·8)	36·2 (17·4 to 57·6)
Diphtheria	0 (0 to 0)	0 (0 to 0)	0·5 (0·1 to 1·1)	1·5 (0·4 to 4)	1·1 (0·3 to 2·5)	0·3 (0·1 to 0·8)	0·1 (0 to 0·2)	0·1 (0 to 0·1)	0·1 (0 to 0·1)	0·1 (0 to 0·1)	0 (0 to 0·1)	0·1 (0 to 0·1)
Tetanus	0·4 (0·2 to 0·8)	2 (0·8 to 4·2)	0·2 (0·1 to 0·4)	0·6 (0·2 to 1·4)	0·5 (0·2 to 1)	0·7 (0·2 to 1·5)	0·5 (0·2 to 1)	0·4 (0·2 to 0·9)	0·6 (0·2 to 1·1)	0·6 (0·2 to 1·4)	0·9 (0·3 to 1·9)	1 (0·4 to 2·3)
Measles	0 (0 to 0)	0 (0 to 0)	0·4 (0·2 to 0·9)	0·8 (0·5 to 1·5)	0·2 (0·1 to 0·3)	0·1 (0·1 to 0·1)	0·1 (0·1 to 0·1)	0·1 (0 to 0·1)	0 (0 to 0·1)	0 (0 to 0·1)	0 (0 to 0)	0 (0 to 0)
Varicella and herpes zoster	2·6 (1·1 to 5·3)	9·3 (3·4 to 15·7)	109 (44·7 to 213)	352 (109 to 647)	68·4 (24·6 to 118)	30·3 (11·7 to 51·2)	20·5 (9·8 to 34·6)	23·4 (11·2 to 40)	28·7 (14·9 to 47·6)	28·3 (14·5 to 49·2)	26·9 (13·7 to 46·9)	28·7 (13·7 to 48·3)
Acute hepatitis	0 (0 to 0)	0 (0 to 0·1)	7 (3·5 to 13·3)	20·3 (11·4 to 33·6)	36·7 (19·2 to 60·1)	46·6 (25·2 to 73·5)	46·7 (27·1 to 75·8)	48·5 (29·2 to 74·8)	55·4 (33·1 to 90·7)	60·1 (32·2 to 102)	62·8 (34 to 106)	55·5 (29·6 to 102)
Acute hepatitis A	0 (0 to 0)	0 (0 to 0)	0·9 (0·1 to 2·4)	9·8 (3·9 to 18·8)	31·1 (14·3 to 53·8)	41 (20·7 to 66·9)	40·4 (22 to 67·7)	38 (20·6 to 63·1)	30·3 (15·3 to 52·6)	26 (12·8 to 44·8)	22·9 (9·9 to 41·3)	17·8 (7·8 to 31·1)
Acute hepatitis B	0 (0 to 0)	0 (0 to 0)	3·5 (1·2 to 7·6)	3·5 (0·9 to 8·7)	2·4 (1·1 to 4·3)	2·2 (0·9 to 4·2)	3·1 (1·4 to 5·9)	6·6 (3·5 to 11·7)	21·3 (9·6 to 41·5)	29·7 (9·4 to 65·7)	34·8 (12·7 to 73·3)	32·4 (10·7 to 73·5)
Acute hepatitis C	0 (0 to 0)	0 (0 to 0·1)	0·7 (0·1 to 1·8)	5 (1·8 to 10·7)	1·9 (0·8 to 3·7)	1·8 (0·7 to 3·4)	1·8 (0·7 to 3·6)	2·3 (0·9 to 4·5)	2·3 (0·8 to 4·3)	2·6 (1 to 4·9)	3·1 (1·1 to 5·9)	3·6 (1·2 to 6·8)
Acute hepatitis E	0 (0 to 0)	0 (0 to 0)	2 (0·3 to 5)	2 (0·6 to 4·3)	1·3 (0·6 to 2·3)	1·6 (0·8 to 2·8)	1·4 (0·7 to 2·5)	1·6 (0·8 to 2·8)	1·5 (0·7 to 2·7)	1·8 (0·9 to 3·2)	1·9 (1 to 3·1)	1·6 (0·8 to 2·8)
Other unspecified infectious diseases	49·8 (20·6 to 118)	51·1 (28·2 to 86·1)	242 (143 to 413)	198 (112 to 330)	179 (78·7 to 363)	175 (78·8 to 342)	256 (128 to 452)	200 (99·1 to 374)	198 (103 to 355)	214 (109 to 400)	297 (162 to 510)	263 (137 to 458)
Maternal and neonatal disorders	21,500 (15,600 to 27,300)	10,700 (7,800 to 13,800)	6,800 (4,730 to 9,080)	3,130 (2,390 to 3,960)	2,170 (1,590 to 2,930)	2,350 (1,750 to 3,100)	3,870 (3,180 to 4,630)	5,010 (4,110 to 6,030)	4,950 (4,080 to 5,900)	4,600 (3,780 to 5,500)	4,220 (3,440 to 5,150)	2,980 (2,340 to 3,760)
Maternal disorders	0 (0 to 0)	0 (0 to 0)	0 (0 to 0)	0 (0 to 0)	0 (0 to 0)	69·6 (55·9 to 82·7)	1,500 (1,260 to 1,790)	2,450 (1,930 to 3,070)	2,490 (1,980 to 3,100)	2,150 (1,710 to 2,640)	1,690 (1,320 to 2,120)	696 (549 to 860)
Maternal hemorrhage	0 (0 to 0)	0 (0 to 0)	0 (0 to 0)	0 (0 to 0)	0 (0 to 0)	4·6 (2·4 to 8)	166 (98·2 to 254)	283 (160 to 463)	310 (179 to 486)	300 (168 to 492)	220 (119 to 381)	85·1 (47·3 to 140)
Maternal sepsis and other maternal infections	0 (0 to 0)	0 (0 to 0)	0 (0 to 0)	0 (0 to 0)	0 (0 to 0)	6·7 (3·5 to 11·6)	146 (82·5 to 242)	218 (121 to 357)	194 (105 to 330)	145 (79·1 to 244)	108 (54·9 to 183)	47·1 (23·5 to 83·8)
Maternal hypertensive disorders	0 (0 to 0)	0 (0 to 0)	0 (0 to 0)	0 (0 to 0)	0 (0 to 0)	18·5 (13·2 to 24·9)	307 (215 to 423)	412 (272 to 579)	487 (337 to 681)	399 (275 to 557)	304 (203 to 429)	139 (93·8 to 197)
Maternal obstructed labor and uterine rupture	0 (0 to 0)	0 (0 to 0)	0 (0 to 0)	0 (0 to 0)	0 (0 to 0)	1·1 (0·5 to 2·3)	21·2 (10 to 43·4)	35·6 (15·6 to 73·7)	39·2 (15·6 to 76·5)	40·5 (16·2 to 86·4)	37·6 (14·6 to 80·6)	15·2 (5·6 to 34·4)
Maternal abortion and miscarriage	0 (0 to 0)	0 (0 to 0)	0 (0 to 0)	0 (0 to 0)	0 (0 to 0)	4·2 (1·9 to 8·2)	78·9 (34·3 to 152)	124 (56 to 237)	122 (53·2 to 239)	105 (44·6 to 209)	85·9 (36·1 to 180)	44 (18·9 to 86·8)
Ectopic pregnancy	0 (0 to 0)	0 (0 to 0)	0 (0 to 0)	0 (0 to 0)	0 (0 to 0)	1·1 (0·6 to 1·8)	28·2 (15·5 to 45·8)	52·7 (28·7 to 88·5)	58·3 (32·3 to 95·2)	54·8 (30·2 to 90·8)	41·7 (22·9 to 69·3)	18·1 (10 to 29·9)
Indirect maternal deaths	--	--	--	--	--	15·8 (9·1 to 24·3)	342 (207 to 514)	611 (361 to 935)	589 (356 to 885)	502 (301 to 770)	397 (232 to 608)	154 (89·2 to 240)
Late maternal deaths	--	--	--	--	--	6·7 (4·1 to 10·1)	186 (119 to 272)	338 (212 to 506)	320 (205 to 470)	275 (173 to 400)	238 (150 to 352)	78·9 (48·3 to 117)
Maternal deaths aggravated by HIV/AIDS	--	--	--	--	--	0 (0 to 0)	2·3 (1·2 to 3·9)	6·3 (3·2 to 10·4)	9·1 (4·2 to 15·6)	9·2 (4·3 to 15·1)	9·1 (4·4 to 14·8)	3·2 (1·7 to 5·2)
Neonatal disorders	21,500 (15,600 to 27,300)	10,700 (7,800 to 13,800)	6,800 (4,730 to 9,080)	3,130 (2,390 to 3,960)	2,170 (1,590 to 2,930)	2,280 (1,670 to 3,030)	2,360 (1,740 to 3,090)	2,560 (1,900 to 3,360)	2,450 (1,800 to 3,240)	2,450 (1,820 to 3,240)	2,520 (1,860 to 3,300)	2,290 (1,650 to 3,060)
Neonatal preterm birth	7,130 (5,050 to 9,330)	2,700 (1,840 to 3,740)	2,050 (1,340 to 2,910)	972 (699 to 1,320)	1,120 (786 to 1,550)	1,170 (833 to 1,580)	1,200 (853 to 1,610)	1,290 (913 to 1,750)	1,240 (889 to 1,650)	1,230 (868 to 1,670)	1,260 (916 to 1,700)	1,120 (795 to 1,530)
Neonatal encephalopathy due to birth asphyxia and trau	5,510 (3,560 to 7,760)	1,370 (851 to 2,030)	1,270 (808 to 1,900)	845 (591 to 1,170)	557 (321 to 858)	586 (340 to 885)	617 (357 to 942)	667 (409 to 1,030)	640 (370 to 999)	642 (376 to 977)	663 (371 to 1,020)	608 (361 to 926)

Cause	45 to 49	50 to 54	55 to 59	60 to 64	65 to 69	70 to 74	75 to 79	80 to 84	85 to 89	90 to 94	95 plus	Total
All causes	178,000 (150,000 to 210,000)	203,000 (174,000 to 238,000)	230,000 (199,000 to 267,000)	241,000 (211,000 to 276,000)	231,000 (204,000 to 263,000)	202,000 (180,000 to 228,000)	169,000 (151,000 to 189,000)	140,000 (127,000 to 155,000)	101,000 (91,900 to 111,000)	54,600 (50,400 to 59,200)	18,700 (17,500 to 19,800)	2,720,000
Communicable, maternal, neonatal, and nutritional diseases	17,400 (13,800 to 22,700)	16,400 (12,800 to 21,200)	17,000 (13,500 to 21,500)	15,800 (12,400 to 19,700)	14,600 (11,800 to 17,700)	13,600 (10,800 to 16,900)	13,600 (10,700 to 17,500)	13,200 (10,400 to 16,100)	11,500 (8,860 to 14,100)	7,380 (5,620 to 8,970)	2,970 (2,210 to 3,600)	331,000
HIV/AIDS and sexually transmitted infections	5,410 (4,260 to 6,870)	3,330 (2,580 to 4,230)	2,810 (2,200 to 3,570)	1,670 (1,300 to 2,110)	919 (724 to 1,180)	347 (264 to 452)	172 (132 to 226)	69·3 (50·7 to 98·9)	36·6 (27 to 51·1)	12·7 (8·7 to 18·6)	3 (2·1 to 4·2)	46,000
HIV/AIDS	4,990 (3,870 to 6,380)	3,060 (2,370 to 3,900)	2,590 (1,990 to 3,380)	1,490 (1,150 to 1,920)	787 (601 to 1,030)	256 (193 to 331)	112 (84 to 144)	29·9 (22·2 to 38·1)	12·3 (9 to 15·9)	3·2 (2·1 to 4·5)	0·7 (0·4 to 1·1)	41,800
HIV/AIDS - Drug-susceptible Tuberculosis	762 (475 to 1,160)	465 (290 to 720)	391 (246 to 610)	221 (136 to 342)	116 (75 to 174)	35·7 (23·8 to 52·3)	15·2 (10·2 to 22·1)	4·2 (2·8 to 6·2)	1·6 (1·1 to 2·4)	0·4 (0·3 to 0·5)	0·1 (0·1 to 0·1)	6,370
HIV/AIDS - Multidrug-resistant Tuberculosis without exte	53·3 (3·3 to 221)	32·3 (2 to 133)	27·2 (1·7 to 112)	15·1 (0·9 to 62·2)	7·8 (0·5 to 32·3)	2·3 (0·1 to 9·3)	1 (0·1 to 4)	0·3 (0 to 1·1)	0·1 (0 to 0·4)	0 (0 to 0·1)	0 (0 to 0)	447
HIV/AIDS - Extensively drug-resistant Tuberculosis	8·8 (0·5 to 38·6)	5·3 (0·3 to 23·2)	4·5 (0·3 to 19·5)	2·5 (0·1 to 10·7)	1·3 (0·1 to 5·5)	0·4 (0 to 1·6)	0·1 (0 to 0·6)	0 (0 to 0·2)	0 (0 to 0·1)	0 (0 to 0)	0 (0 to 0)	73·3
HIV/AIDS resulting in other diseases	4,170 (3,020 to 5,610)	2,560 (1,830 to 3,400)	2,170 (1,560 to 2,960)	1,260 (898 to 1,680)	662 (469 to 901)	218 (153 to 295)	96 (67·7 to 128)	25·4 (17·6 to 34)	10·6 (7·2 to 14·2)	2·8 (1·7 to 4·1)	0·6 (0·4 to 1)	34,900
Sexually transmitted infections excluding HIV	416 (223 to 764)	271 (140 to 541)	217 (110 to 421)	174 (92·5 to 320)	132 (73·6 to 236)	90·8 (50·3 to 163)	59·8 (33·6 to 105)	39·4 (23·1 to 67·1)	24·3 (15·5 to 38·9)	9·5 (5·9 to 15)	2·3 (1·5 to 3·5)	4,190
Syphilis	12·9 (8·5 to 19·1)	8·5 (5·6 to 12·6)	3·4 (2·3 to 5·1)	4·4 (3·1 to 6·4)	4·4 (3·1 to 6·3)	4·6 (3 to 6·6)	2·8 (2 to 3·9)	3·9 (2·6 to 5·7)	2·7 (1·8 to 3·9)	1·8 (1·1 to 2·6)	0·5 (0·3 to 0·7)	814
Chlamydial infection	37 (22·4 to 62·3)	11·2 (7·8 to 15·3)	9 (6·4 to 12·1)	8·8 (5·6 to 13·6)	4·6 (2·9 to 7·1)	4·7 (2·9 to 7·2)	3·6 (2·4 to 5·4)	3·4 (2·1 to 5)	2·2 (1·4 to 3·2)	0·8 (0·5 to 1·2)	0·3 (0·2 to 0·4)	289
Gonococcal infection	46·2 (30·2 to 68·4)	24·9 (16·4 to 35·9)	20·7 (14 to 29·6)	22·5 (14·2 to 35)	24·7 (15·5 to 37·9)	15·9 (10 to 24·7)	12·8 (8·4 to 19·2)	7·6 (4·8 to 11·2)	5·6 (3·7 to 8·3)	2 (1·3 to 3)	0·5 (0·3 to 0·7)	371
Trichomoniasis	135 (41·2 to 318)	113 (36 to 266)	83·6 (27·3 to 201)	52·9 (17·4 to 127)	36·5 (12·5 to 86·3)	22·6 (8·2 to 50·6)	13 (4·8 to 28·6)	7·1 (2·7 to 16)	3·1 (1·2 to 6·7)	0·9 (0·3 to 2·1)	0·1 (0 to 0·3)	1,130
Genital herpes	93·6 (29·8 to 233)	86·9 (26·4 to 215)	79·1 (24·3 to 193)	65·9 (19·6 to 162)	50·9 (15·9 to 126)	34·9 (10·8 to 87·7)	22·7 (6·7 to 56·1)	14·3 (4·4 to 36)	7·9 (2·5 to 18·8)	3·1 (1 to 7·9)	0·8 (0·2 to 1·9)	890
Other sexually transmitted infections	91·1 (54·3 to 152)	26·5 (16·2 to 40·7)	21·4 (15·3 to 28·5)	19·4 (12·3 to 30·2)	10·9 (6·8 to 16·8)	8·2 (5·1 to 12·7)	5 (3·3 to 7·5)	3·1 (2 to 4·6)	2·8 (1·8 to 4·2)	0·9 (0·6 to 1·3)	0·2 (0·1 to 0·3)	691
Respiratory infections and tuberculosis	4,210 (3,250 to 5,490)	5,710 (4,400 to 7,500)	7,010 (5,310 to 9,050)	8,240 (6,170 to 10,700)	9,270 (7,020 to 11,900)	9,870 (7,390 to 12,600)	10,500 (7,870 to 13,800)	10,700 (7,950 to 13,600)	9,440 (7,140 to 11,700)	6,220 (4,610 to 7,780)	2,560 (1,850 to 3,180)	119,000
Tuberculosis	682 (479 to 958)	763 (547 to 1,020)	671 (479 to 927)	520 (370 to 705)	425 (300 to 571)	363 (273 to 480)	252 (187 to 326)	180 (131 to 238)	112 (77·7 to 154)	44·8 (30·4 to 62·6)	12·1 (8·6 to 16·2)	8,060
Latent tuberculosis infection	0 (0 to 0)	0 (0 to 0)	0 (0 to 0)	0 (0 to 0)	0 (0 to 0)	0 (0 to 0)	0 (0 to 0)	0 (0 to 0)	0 (0 to 0)	0 (0 to 0)	0 (0 to 0)	0
Drug-susceptible tuberculosis	640 (433 to 904)	715 (472 to 965)	629 (413 to 882)	487 (330 to 676)	398 (267 to 541)	341 (242 to 454)	236 (163 to 310)	169 (119 to 228)	105 (70 to 147)	41·9 (27 to 59·5)	11·3 (7·5 to 15·3)	7,570
Multidrug-resistant tuberculosis without extensive drug r	36·3 (2·3 to 158)	40·6 (2·7 to 171)	36·3 (2·4 to 151)	27·9 (1·8 to 120)	22·9 (1·4 to 92·6)	19·2 (1·1 to 82·1)	13·3 (0·8 to 55)	9·7 (0·6 to 42·5)	6·1 (0·4 to 26·2)	2·4 (0·2 to 9·8)	0·7 (0 to 2·8)	416
Extensively drug-resistant tuberculosis	5·9 (0·3 to 25·2)	6·6 (0·5 to 29·2)	6 (0·4 to 26·4)	4·6 (0·3 to 19·8)	3·8 (0·2 to 15·7)	3·1 (0·2 to 13·2)	2·1 (0·1 to 9·2)	1·6 (0·1 to 6·9)	1 (0·1 to 4·4)	0·4 (0 to 1·7)	0·1 (0 to 0·4)	66·2
Lower respiratory infections	2,850 (2,000 to 3,870)	4,310 (3,040 to 5,970)	5,770 (4,200 to 7,710)	7,260 (5,220 to 9,690)	8,480 (6,260 to 11,100)	9,260 (6,820 to 12,000)	10,100 (7,430 to 13,400)	10,400 (7,690 to 13,300)	9,270 (7,010 to 11,500)	6,150 (4,540 to 7,690)	2,540 (1,830 to 3,160)	99,600
Upper respiratory infections	563 (299 to 954)	517 (281 to 873)	466 (260 to 765)	383 (207 to 623)	308 (161 to 522)	219 (117 to 368)	141 (72 to 236)	87·4 (47·8 to 147)	48·2 (27·1 to 81·8)	22·3 (13·2 to 35·7)	6·5 (3·9 to 10·3)	9,720
Otitis media	121 (61 to 215)	119 (55·9 to 217)	105 (54·1 to 190)	82·8 (38·5 to 156)	56·4 (28·7 to 102)	35 (17 to 66·2)	23·7 (11·7 to 43)	17·1 (8·3 to 32·2)	11·3 (5·8 to 19)	5·3 (2·7 to 9)	1·6 (0·8 to 2·7)	2,120
Enteric infections	557 (383 to 767)	603 (429 to 819)	689 (501 to 925)	744 (553 to 966)	783 (595 to 1,000)	775 (577 to 1,010)	726 (544 to 958)	699 (508 to 936)	606 (451 to 806)	349 (252 to 477)	124 (87·8 to 165)	14,200
Diarrheal diseases	555 (380 to 766)	601 (428 to 817)	687 (500 to 923)	742 (550 to 965)	781 (591 to 1,000)	773 (576 to 1,010)	725 (543 to 957)	698 (507 to 934)	605 (450 to 806)	349 (252 to 476)	124 (87·6 to 165)	14,200
Typhoid and paratyphoid	0·2 (0·1 to 0·7)	0·2 (0·1 to 0·8)	0·3 (0·1 to 1·1)	0·2 (0·1 to 0·7)	0·2 (0·1 to 0·7)	0·2 (0·1 to 0·5)	0·2 (0·1 to 0·6)	0·1 (0 to 0·2)	0·1 (0 to 0·2)	0 (0 to 0·1)	0 (0 to 0)	3·1
Typhoid fever	0·2 (0·1 to 0·6)	0·2 (0·1 to 0·8)	0·3 (0·1 to 1·1)	0·2 (0·1 to 0·6)	0·2 (0·1 to 0·7)	0·2 (0·1 to 0·5)	0·2 (0·1 to 0·6)	0·1 (0 to 0·2)	0·1 (0 to 0·2)	0 (0 to 0·1)	0 (0 to 0)	2·9
Paratyphoid fever	0 (0 to 0)	0 (0 to 0)	0 (0 to 0)	0 (0 to 0·1)	0 (0 to 0)	0 (0 to 0)	0 (0 to 0)	0 (0 to 0)	0 (0 to 0)	0 (0 to 0)	0 (0 to 0)	0·3
Invasive Non-typhoidal Salmonella (iNTS)	0·8 (0·3 to 2·1)	0·8 (0·3 to 2)	1·1 (0·4 to 2·6)	0·9 (0·3 to 2·4)	1 (0·4 to 2·6)	1 (0·3 to 2·5)	0·7 (0·3 to 1·9)	1·1 (0·4 to 2·6)	0·5 (0·2 to 1·4)	0·3 (0·1 to 0·7)	0·1 (0 to 0·2)	26·2
Other intestinal infectious diseases	0·8 (0·1 to 2·4)	0·9 (0·1 to 2·7)	0·7 (0·1 to 2·1)	0·6 (0·1 to 2·2)	0·9 (0·1 to 3·2)	0·6 (0 to 2)	0·4 (0 to 1·3)	0·4 (0 to 1·4)	0·6 (0 to 2)	0·3 (0 to 1)	0·1 (0 to 0·5)	38
Neglected tropical diseases and malaria	886 (518 to 1,620)	1,060 (606 to 2,280)	1,250 (704 to 2,550)	1,290 (734 to 2,880)	1,260 (695 to 2,720)	1,070 (588 to 2,340)	861 (475 to 1,740)	595 (321 to 1,150)	370 (213 to 713)	169 (96·5 to 313)	48·1 (26·7 to 85·3)	14,900
Malaria	10·1 (7·2 to 13·2)	8·3 (6 to 11·3)	7·5 (5·4 to 10·1)	5·9 (4·3 to 7·9)	4 (2·9 to 5·4)	2·3 (1·6 to 3·1)	1·1 (0·8 to 1·4)	0·4 (0·3 to 0·6)	0·1 (0·1 to 0·2)	0 (0 to 0)	0 (0 to 0)	135
Chagas disease	253 (101 to 928)	355 (142 to 1,480)	455 (174 to 1,680)	488 (210 to 1,960)	485 (219 to 1,830)	393 (183 to 1,550)	315 (146 to 1,140)	194 (92·5 to 714)	124 (59·6 to 432)	56·5 (27·3 to 188)	15·2 (6·2 to 48·5)	3,620
Leishmaniasis	1·3 (0·1 to 3·4)	1·1 (0·1 to 2·8)	1·1 (0·1 to 2·5)	1 (0·1 to 2·1)	0·7 (0·1 to 1·6)	0·5 (0 to 1·1)	0·3 (0 to 0·7)	0·2 (0 to 0·5)	0·2 (0 to 0·4)	0·1 (0 to 0·2)	0 (0 to 0·1)	33·7
Visceral leishmaniasis	1·1 (0 to 3·1)	0·9 (0 to 2·5)	0·8 (0 to 2·1)	0·7 (0 to 1·7)	0·5 (0 to 1·2)	0·3 (0 to 0·7)	0·2 (0 to 0·4)	0·1 (0 to 0·2)	0 (0 to 0·1)	0 (0 to 0)	0 (0 to 0)	29·9
Cutaneous and mucocutaneous leishmaniasis	0·2 (0 to 0·7)	0·2 (0 to 0·7)	0·3 (0 to 0·8)	0·3 (0 to 0·9)	0·2 (0 to 0·8)	0·2 (0 to 0·6)	0·1 (0 to 0·4)	0·1 (0 to 0·4)	0·1 (0 to 0·4)	0·1 (0 to 0·2)	0 (0 to 0·1)	3·8
African trypanosomiasis	0 (0 to 0)	0 (0 to 0)	0 (0 to 0)	0 (0 to 0)	0 (0 to 0)	0 (0 to 0)	0 (0 to 0)	0 (0 to 0)	0 (0 to 0)	0 (0 to 0)	0 (0 to 0)	0
Schistosomiasis	88·7 (28·1 to 213)	106 (35·1 to 263)	114 (33·7 to 277)	108 (30·4 to 266)	84·1 (22·4 to 219)	78 (15·4 to 214)	58·5 (11·8 to 157)	37·5 (7·2 to 105)	21·2 (4·8 to 57·1)	7·4 (1·1 to 23·9)	1·7 (0·1 to 6·9)	2,020
Cysticercosis	227 (71·8 to 522)	299 (97·7 to 664)	406 (150 to 885)	505 (185 to 1,040)	559 (210 to 1,160)	504 (199 to 1,030)	416 (157 to 834)	312 (119 to 608)	187 (72·9 to 380)	83·8 (32·9 to 179)	23·6 (8·6 to 49·5)	4,310
Cystic echinococcosis	0·6 (0 to 1·9)	0·7 (0 to 2·4)	0·8 (0 to 2·4)	0·8 (0 to 2·6)	0·6 (0 to 2·2)	0·5 (0 to 1·7)	0·4 (0 to 1·2)	0·3 (0 to 0·9)	0·2 (0 to 0·7)	0·1 (0 to 0·3)	0 (0 to 0·1)	8·2
Lymphatic filariasis	0 (0 to 0)	0 (0 to 0)	0 (0 to 0)	0 (0 to 0)	0 (0 to 0)	0 (0 to 0)	0 (0 to 0)	0 (0 to 0)	0 (0 to 0)	0 (0 to 0)	0 (0 to 0)	0
Onchocerciasis	0 (0 to 0)	0 (0 to 0)	0 (0 to 0)	0 (0 to 0)	0 (0 to 0)	0 (0 to 0)	0 (0 to 0)	0 (0 to 0)	0 (0 to 0)	0 (0 to 0)	0 (0 to 0)	0
Trachoma	0 (0 to 0)	0 (0 to 0)	0 (0 to 0)	0 (0 to 0)	0 (0 to 0)	0 (0 to 0)	0 (0 to 0)	0 (0 to 0)	0 (0 to 0)	0 (0 to 0)	0 (0 to 0)	0
Dengue	126 (55·2 to 250)	130 (45·6 to 301)	112 (47·1 to 226)	101 (42·2 to 186)	77·6 (26·9 to 150)	56·7 (23·3 to 104)	44·8 (17·3 to 78)	30·5 (11·6 to 52·3)	21·1 (7·5 to 38·9)	12·3 (4·1 to 23·1)	5·3 (1·5 to 11)	1,870
Yellow fever	0·3 (0 to 1·5)	0·2 (0 to 1·3)	0·2 (0 to 1·1)	0·1 (0 to 0·9)	0·1 (0 to 0·5)	0 (0 to 0·3)	0 (0 to 0·2)	0 (0 to 0·1)	0 (0 to 0)	0 (0 to 0)	0 (0 to 0)	5·6
Rabies	0 (0 to 0·1)	0 (0 to 0·1)	0 (0 to 0·1)	0 (0 to 0·1)	0 (0 to 0)	0 (0 to 0)	0 (0 to 0)	0 (0 to 0)	0 (0 to 0)	0 (0 to 0)	0 (0 to 0)	0·6
Intestinal nematode infections	20·1 (8·5 to 38·8)	16·4 (6·8 to 31·7)	15 (6·5 to 28·7)	12·5 (5·3 to 24·9)	8·6 (3·5 to 17·2)	6·1 (2·4 to 11·5)	4·4 (1·7 to 8·5)	2·7 (1·1 to 5·1)	1·5 (0·6 to 2·8)	0·6 (0·2 to 1·1)	0·1 (0 to 0·3)	703
Ascariasis	6 (1·4 to 14·5)	5·4 (1 to 13·7)	5 (1·1 to 12·1)	4·5 (0·9 to 10·8)	3·1 (0·6 to 7·7)	2·4 (0·5 to 5·4)	1·8 (0·3 to 4·2)	1·1 (0·2 to 2·6)	0·6 (0·1 to 1·4)	0·3 (0 to 0·7)	0·1 (0 to 0·2)	122
Trichuriasis	6·6 (1·4 to 16·5)	5·5 (1·3 to 13·6)	4·5 (0·9 to 11·1)	3·5 (0·6 to 8·9)	2·3 (0·3 to 6·2)	1·5 (0·2 to 4)	0·9 (0·1 to 2·4)	0·5 (0·1 to 1·5)	0·3 (0·1 to 0·6)	0·1 (0 to 0·2)	0 (0 to 0)	178
Hookworm disease	7·5 (2·6 to 15·1)	5·5 (1·5 to 12·4)	5·5 (1·6 to 11·9)	4·5 (1·3 to 10·3)	3·1 (0·8 to 7·7)	2·2 (0·5 to 5·2)	1·6 (0·4 to 3·8)	1·1 (0·3 to 2·5)	0·6 (0·2 to 1·4)	0·2 (0·1 to 0·5)	0 (0 to 0·1)	403
Food-borne trematodiases	0 (0 to 0)	0 (0 to 0)	0 (0 to 0)	0 (0 to 0)	0 (0 to 0)	0 (0 to 0)	0 (0 to 0)	0 (0 to 0)	0 (0 to 0)	0 (0 to 0)	0 (0 to 0)	0
Leprosy	5·7 (0·3 to 14·1)	6·9 (0·6 to 15·2)	7·8 (1·8 to 17)	8·4 (2·2 to 17·1)	7·8 (2·2 to 16·3)	6·6 (1·8 to 12·9)	5·3 (1·8 to 9·8)	4 (1·4 to 7·2)	2·5 (1 to 4·7)	1·2 (0·5 to 2·2)	0·3 (0·1 to 0·6)	73·4
Ebola	0 (0 to 0)	0 (0 to 0)	0 (0 to 0)	0 (0 to 0)	0 (0 to 0)	0 (0 to 0)	0 (0 to 0)	0 (0 to 0)	0 (0 to 0)	0 (0 to 0)	0 (0 to 0)	0
Zika virus	0·4 (0·1 to 1·6)	0·4 (0·1 to 1·1)	0·3 (0·1 to 1)	0·2 (0 to 0·7)	0·1 (0 to 0·6)	0·1 (0 to 0·3)	0·1 (0 to 0·2)	0 (0 to 0·1)	0 (0 to 0)	0 (0 to 0)	0 (0 to 0)	5·7
Guinea worm disease	0 (0 to 0)	0 (0 to 0)	0 (0 to 0)	0 (0 to 0)	0 (0 to 0)	0 (0 to 0)	0 (0 to 0)	0 (0 to 0)	0 (0 to 0)	0 (0 to 0)	0 (0 to 0)	0
Other neglected tropical diseases	151 (41 to 324)	140 (35·4 to 314)	134 (39 to 287)	55·9 (16·7 to 124)	31·2 (9·3 to 71)	17·9 (5·6 to 39·8)	15·2 (5·7 to 32·5)	13·4 (5·3 to 27)	12·1 (5·3 to 22·2)	6·9 (3·1 to 12·2)	1·8 (0·6 to 3·4)	2,070
Other infectious diseases	604 (437 to 823)	567 (412 to 779)	556 (413 to 729)	428 (335 to 541)	329 (265 to 414)	242 (190 to 296)	171 (134 to 214)	114 (87·2 to 144)	73·1 (53·6 to 93·5)	37·4 (27·3 to 47·5)	12·3 (8·8 to 15·4)	11,400
Meningitis	223 (162 to 298)	201 (149 to 271)	197 (146 to 264)	159 (120 to 206)	124 (91 to 167)	82·9 (61·8 to 107)	55·5 (40·1 to 75·4)	35·4 (25·6 to 47·6)	20·8 (14·9 to 28·6)	8·5 (6·1 to 11·3)	3 (2·1 to 3·8)	4,980
Encephalitis	34·3 (15·9 to 52·6)	36 (16·8 to 58·4)	34·4 (16·3 to 55)	31·3 (15·3 to 47·1)	32·6 (16·1 to 49·8)	38 (16·8 to 62·7)	25·5 (11·3 to 40·9)	16·9 (7·2 to 29·5)	9 (3·9 to 15·9)	4·4 (1·8 to 7·1)	1·2 (0·5 to 2)	975
Diphtheria	0 (0 to 0·1)	0·1 (0 to 0·1)	0·1 (0 to 0·1)	0 (0 to 0)	0 (0 to 0)	0 (0 to 0)	0 (0 to 0)	0 (0 to 0)	0 (0 to 0)	0 (0 to 0)	0 (0 to 0)	3·8
Tetanus	1·4 (0·6 to 3)	2 (0·7 to 4·2)	2·3 (0·9 to 4·8)	2·7 (1 to 5·7)	2·3 (0·8 to 5)	1·9 (0·7 to 4·1)	1·2 (0·5 to 2·4)	0·8 (0·3 to 1·8)	0·5 (0·2 to 1·2)	0·1 (0·1 to 0·3)	0 (0 to 0·1)	23·7
Measles	0 (0 to 0)	0 (0 to 0)	0 (0 to 0)	0 (0 to 0)	0 (0 to 0)	0 (0 to 0)	0 (0 to 0)	0 (0 to 0)	0 (0 to 0)	0 (0 to 0)	0 (0 to 0)	1·8
Varicella and herpes zoster	30·5 (15·3 to 49·9)	32·9 (17·4 to 55·1)	36·3 (18·4 to 62·5)	37 (18·7 to 61·6)	35·1 (18·3 to 58·8)	30·8 (17·5 to 48·6)	26·3 (15·2 to 41)	22·6 (12 to 35·2)	16·6 (8·8 to 26)	10·2 (5·1 to 15·2)	3·8 (1·6 to 5·9)	1,010
Acute hepatitis	45·5 (24·4 to 77·1)	39·6 (22 to 68)	34·6 (18·8 to 61·4)	28·3 (16·3 to 48·3)	22·5 (14·9 to 35·9)	16·4 (10·3 to 25·3)	10·1 (6·5 to 16·4)	6·7 (4·2 to 10·6)	3·9 (2·5 to 6·1)	1·7 (1 to 2·6)	0·5 (0·3 to 0·8)	650
Acute hepatitis A	12·5 (4·6 to 24·3)	9·2 (3 to 17·1)	6 (1·4 to 12·8)	4·1 (2·1 to 7)	2·1 (1 to 3·7)	1·2 (0·4 to 2·6)	1·2 (0·4 to 2·5)	0·8 (0·3 to 1·7)	0·5 (0·1 to 1)	0·2 (0·1 to 0·4)	0·1 (0 to 0·2)	296
Acute hepatitis B	27·6 (10·5 to 55·7)	24·7 (9·8 to 49·4)	21·7 (7·9 to 44·8)	17·9 (6·7 to 37·6)	14·4 (6·9 to 26·1)	10·9 (5·5 to 19·1)	6·2 (2·8 to 12·5)	4·2 (2 to 7·7)	2·4 (1·1 to 4·4)	0·9 (0·4 to 1·7)	0·3 (0·1 to 0·5)	271
Acute hepatitis C	4 (1·2 to 7)	4 (1·2 to 7·6)	4·2 (1·2 to 8·2)	4·6 (1·3 to 8·4)	3·8 (1·1 to 7)	2·7 (0·8 to 5·3)	1·6 (0·5 to 3·1)	1 (0·3 to 2)	0·5 (0·2 to 0·9)	0·2 (0·1 to 0·4)	0·1 (0 to 0·1)	51·9
Acute hepatitis E	1·4 (0·7 to 2·4)	1·7 (0·8 to 3)	2·7 (1·2 to 4·7)	1·7 (0·9 to 2·9)	2·2 (1 to 4)	1·6 (0·7 to 2·8)	1·1 (0·5 to 1·8)	0·7 (0·4 to 1·2)	0·5 (0·3 to 1)	0·3 (0·1 to 0·7)	0·1 (0 to 0·2)	30·9
Other unspecified infectious diseases	269 (142 to 453)	255 (138 to 434)	251 (145 to 412)	170 (113 to 261)	113 (77·1 to 170)	71·7 (47·9 to 105)	52·5 (35·8 to 74·5)	31·4 (20·1 to 48·3)	22·3 (14·5 to 34·1)	12·6 (8 to 18·2)	3·8 (2·4 to 5·4)	3,570
Maternal and neonatal disorders	2,130 (1,600 to 2,750)	1,720 (1,260 to 2,280)	1,460 (1,070 to 1,910)	1,080 (776 to 1,430)	668 (478 to 898)	321 (234 to 431)	128 (91·5 to 173)	36·1 (23·6 to 52·4)	10 (5·3 to 16·5)	2·8 (1·1 to 5)	0·6 (0·2 to 1·2)	79,800
Maternal disorders	197 (149 to 257)	12·1 (9·5 to 15)	0 (0 to 0)	0 (0 to 0)	0 (0 to 0)	0 (0 to 0)	0 (0 to 0)	0 (0 to 0)	0 (0 to 0)	0 (0 to 0)	0 (0 to 0)	11,300
Maternal hemorrhage	23 (12·1 to 39·9)	1·5 (0·8 to 2·5)	0 (0 to 0)	0 (0 to 0)	0 (0 to 0)	0 (0 to 0)	0 (0 to 0)	0 (0 to 0)	0 (0 to 0)	0 (0 to 0)	0 (0 to 0)	1,390
Maternal sepsis and other maternal infections	14·6 (7·8 to 24·5)	1·8 (0·8 to 3·6)	0 (0 to 0)	0 (0 to 0)	0 (0 to 0)	0 (0 to 0)	0 (0 to 0)	0 (0 to 0)	0 (0 to 0)	0 (0 to 0)	0 (0 to 0)	882
Maternal hypertensive disorders	46·8 (31·5 to 68·6)	3 (2·1 to 4·1)	0 (0 to 0)	0 (0 to 0)	0 (0 to 0)	0 (0 to 0)	0 (0 to 0)	0 (0 to 0)	0 (0 to 0)	0 (0 to 0)	0 (0 to 0)	2,120
Maternal obstructed labor and uterine rupture	3·1 (1·2 to 6·7)	0·1 (0 to 0·2)	0 (0 to 0)	0 (0 to 0)	0 (0 to 0)	0 (0 to 0)	0 (0 to 0)	0 (0 to 0)	0 (0 to 0)	0 (0 to 0)	0 (0 to 0)	194
Maternal abortion and miscarriage	20·7 (8·6 to 41·8)	1·3 (0·6 to 2·4)	0 (0 to 0)	0 (0 to 0)	0 (0 to 0)	0 (0 to 0)	0 (0 to 0)	0 (0 to 0)	0 (0 to 0)	0 (0 to 0)	0 (0 to 0)	586
Ectopic pregnancy	4·8 (2·7 to 8·4)	0·4 (0·2 to 0·6)	0 (0 to 0)	0 (0 to 0)	0 (0 to 0)	0 (0 to 0)	0 (0 to 0)	0 (0 to 0)	0 (0 to 0)	0 (0 to 0)	0 (0 to 0)	260
Indirect maternal deaths	37·5 (20·5 to 59·7)	1·9 (1·1 to 3)	--	--	--	--	--	--	--	--	--	NA
Late maternal deaths	10·5 (6·8 to 15·5)	0·3 (0·2 to 0·4)	--	--	--	--	--	--	--	--	--	NA
Maternal deaths aggravated by HIV/AIDS	0·8 (0·4 to 1·2)	0 (0 to 0·1)	--	--	--	--	--	--	--	--	--	NA
Neonatal disorders	1,930 (1,400 to 2,560)	1,710 (1,250 to 2,270)	1,460 (1,070 to 1,910)	1,080 (776 to 1,430)	668 (478 to 898)	321 (234 to 431)	128 (91·5 to 173)	36·1 (23·6 to 52·4)	10 (5·3 to 16·5)	2·8 (1·1 to 5)	0·6 (0·2 to 1·2)	68,600
Neonatal preterm birth	941 (657 to 1,280)	810 (568 to 1,100)	663 (464 to 909)	468 (325 to 634)	291 (213 to 388)	140 (104 to 182)	55·8 (38·8 to 77)	15 (8·1 to 24·7)	6·1 (2·2 to 11·5)	2·5 (0·8 to 4·6)	0·6 (0·2 to 1·2)	25,900
Neonatal encephalopathy due to birth asphyxia and trau	514 (298 to 795)	461 (274 to 734)	411 (237 to 644)	317 (176 to 490)	177 (92·7 to 295)	67·7 (32·4 to 121)	18·5 (9·1 to 32·3)	3 (1 to 6·6)	0·3 (0·1 to 1)	0 (0 to 0·1)	0 (0 to 0)	16,000



Other transport injuries	0.0 (0.0 to 0.0)	1.2 (0.7 to 2.1)	8.7 (4.9 to 16.9)	422.9 (32.9 to 1.7K)	32.8 (19.1 to 52.8)	39.6 (24.0 to 68.1)	69 (47.8 to 139)	113 (69 to 183)	94.9 (58.9 to 151)	68.7 (43.7 to 113)	69 (43.9 to 132)	65.3 (39.7 to 127)	77 (51.6 to 114)	75.2 (51.6 to 110)	66.6 (45.3 to 99.7)	61.3 (37.5 to 97.7)	42 (26.7 to 64.4)	29.9 (21.4 to 40.9)	21.9 (15.7 to 29.3)	16 (10.4 to 19.7)	9.6 (7 to 12.4)	6 (3.9 to 7)	2 (1.6 to 2.7)	1,265
Unintentional injuries	102 (72.9 to 142)	227 (287 to 859)	4,312 (3,130 to 5,180)	6,969 (4,983 to 8,950)	693 (1,230 to 1,859)	1,470 (1,366 to 3,000)	1,790 (1,499 to 2,166)	4,050 (3,709 to 4,756)	2,490 (1,965 to 3,109)	2,500 (2,330 to 3,139)	3,490 (2,990 to 4,266)	3,840 (3,020 to 5,400)	3,970 (3,120 to 4,966)	4,470 (3,999 to 5,066)	4,570 (4,020 to 5,180)	5,430 (4,419 to 6,479)	5,470 (4,600 to 6,440)	5,790 (5,150 to 6,660)	6,730 (6,170 to 8,300)	6,650 (5,810 to 7,550)	4,840 (4,079 to 5,850)	2,990 (2,396 to 3,548)	946 (760 to 1,156)	80,200
Falls	8.1 (5.4 to 11.7)	8.7 (5.6 to 13)	139 (100 to 199)	668 (503 to 899)	691 (548 to 907)	648 (527 to 864)	609 (488 to 810)	464 (423 to 1,149)	1,200 (746 to 1,266)	1,290 (947 to 1,729)	1,640 (1,226 to 2,210)	1,880 (1,488 to 2,480)	2,000 (1,626 to 2,666)	2,350 (1,626 to 3,030)	2,670 (2,068 to 3,566)	3,130 (2,468 to 3,926)	3,230 (2,648 to 3,130)	3,630 (2,958 to 4,480)	3,770 (3,068 to 4,579)	3,640 (3,019 to 5,139)	3,643 (2,923 to 4,529)	2,156 (1,719 to 2,648)	709 (577 to 886)	49,400
Drowning	2.6 (1.4 to 3.2)	3.4 (2.1 to 4.9)	54.2 (34.7 to 70.3)	113 (71.3 to 170)	222 (159 to 320)	364 (262 to 479)	202 (140 to 295)	115 (109 to 206)	116 (83.5 to 176)	116 (82.6 to 177)	116 (81.6 to 171)	116 (82.7 to 183)	117 (83.1 to 164)	117 (83.1 to 157)	89 (62.7 to 126)	112 (72.2 to 161)	89 (57.1 to 129)	77 (49.9 to 109)	64 (37.7 to 92.9)	51 (31.7 to 69.3)	41 (25.4 to 56.9)	21 (11.7 to 30.9)	6 (3.9 to 7.9)	3,910
Fire, heat, and hot substances	1.6 (1.1 to 2.3)	4.2 (2.9 to 6)	69.1 (48.2 to 99.5)	309 (221 to 454)	126 (118 to 187)	119 (93.4 to 156)	179 (133 to 229)	209 (177 to 310)	250 (195 to 369)	317 (230 to 433)	322 (232 to 477)	328 (236 to 479)	328 (243 to 472)	328 (251 to 469)	302 (230 to 456)	345 (229 to 456)	320 (217 to 398)	287 (190 to 340)	250 (169 to 371)	213 (139 to 313)	168 (109 to 213)	128 (102 to 160)	69.7 (54.4 to 82.4)	26 (19.4 to 33)	5,060
Poisonings	0.3 (0.2 to 0.4)	1.3 (0.9 to 1.7)	21.9 (14.7 to 28.1)	98.7 (67.2 to 136)	42.7 (27.4 to 62.8)	23.6 (13.4 to 34.8)	11.6 (7.4 to 16.1)	7.5 (5.1 to 10.3)	7.5 (5.1 to 10.3)	7.5 (5.1 to 10.3)	7.5 (5.1 to 10.3)	7.5 (5.1 to 10.3)	7.5 (5.1 to 10.3)	7.5 (5.1 to 10.3)	7.5 (5.1 to 10.3)	7.5 (5.1 to 10.3)	7.5 (5.1 to 10.3)	7.5 (5.1 to 10.3)	7.5 (5.1 to 10.3)	7.5 (5.1 to 10.3)	7.5 (5.1 to 10.3)	7.5 (5.1 to 10.3)	7.5 (5.1 to 10.3)	373
Poisoning by other medications and drugs	0.2 (0.1 to 0.2)	0.9 (0.7 to 1.3)	15.7 (11.2 to 21)	236 (72.3 to 69.4)	4.8 (3.4 to 7.5)	2.6 (2 to 3.1)	11.6 (7.4 to 16.9)	4.9 (4.4 to 7.4)	4.9 (4.4 to 7.3)	4.9 (3.5 to 7.1)	4.9 (3.5 to 7.2)	4.9 (3.5 to 7.2)	4.9 (3.4 to 7.2)	4.9 (3.4 to 7.2)	4.9 (3.4 to 7.2)	4.9 (3.4 to 7.2)	4.9 (3.4 to 7.2)	4.9 (3.4 to 7.2)	4.9 (3.4 to 7.2)	4.9 (3.4 to 7.2)	4.9 (3.4 to 7.2)	4.9 (3.4 to 7.2)	4.9 (3.4 to 7.2)	138
Poisoning by other means	0.1 (0.1 to 0.2)	0.1 (0.1 to 0.1)	0.9 (0.6 to 0.9)	42.6 (29 to 59)	4.3 (4 to 5.9)	16.6 (9.7 to 26.9)	11.8 (8.3 to 26.1)	12.7 (8.6 to 21.3)	11.1 (9.4 to 19.1)	11.1 (8.1 to 19.3)	12.2 (8.6 to 20.9)	12.2 (8.3 to 21.1)	12.6 (9.8 to 18)	12.6 (8.7 to 17.9)	12.6 (9.8 to 14.1)	8 (5.6 to 11.6)	6.8 (5.4 to 11.6)	6.9 (3.9 to 9)	3.6 (2.2 to 5.3)	2.2 (1.5 to 3.3)	1 (0.8 to 1.4)	0.5 (0.3 to 0.9)	0.3 (0.2 to 0.4)	234
Exposure to mechanical forces	2.4 (1.6 to 2.9)	4.4 (4.1 to 6.1)	102 (72.7 to 141)	314 (198 to 500)	129 (102 to 174)	153 (101 to 193)	144 (113 to 185)	168 (148 to 257)	181 (148 to 249)	211 (172 to 284)	232 (182 to 319)	232 (182 to 319)	232 (182 to 310)	232 (182 to 330)	232 (182 to 342)	232 (182 to 316)	232 (182 to 275)	174 (134 to 211)	117 (91.1 to 159)	84.7 (64.1 to 118)	54.2 (39.4 to 73.6)	29.1 (19.7 to 39.9)	9.5 (6.7 to 12.5)	3,390
Unintentional firearm injuries	0.2 (0.1 to 0.3)	0.2 (0.1 to 0.4)	2.2 (1 to 3.6)	39.6 (12.4 to 58.4)	14.2 (6.9 to 30.1)	22.2 (13.6 to 34)	39.2 (23.6 to 63)	49.7 (26.7 to 67.6)	31.6 (20.9 to 46.3)	36 (24.6 to 53.3)	24.2 (17.6 to 33)	24.2 (17.2 to 36.6)	24.2 (19.7 to 36.4)	21.2 (15.7 to 30.4)	21.2 (15.7 to 28.6)	14.2 (13.6 to 20.1)	14.2 (10.6 to 20.3)	11.2 (8 to 13.3)	8.1 (6.6 to 12.6)	7.4 (5.6 to 7.4)	6.5 (3.8 to 7.4)	2.1 (2.0 to 2.4)	1.2 (0.9 to 1.7)	422
Other exposure to mechanical forces	2.2 (1.4 to 2.9)	4.2 (4.0 to 5.9)	100 (69.0 to 141)	274 (166 to 437)	115 (89.1 to 163)	131 (75.9 to 171)	104 (87.1 to 137)	118 (117 to 211)	150 (117 to 211)	175 (139 to 243)	208 (162 to 279)	208 (162 to 279)	208 (164 to 269)	208 (162 to 282)	208 (162 to 302)	208 (162 to 274)	208 (162 to 242)	162 (126 to 189)	108 (73.6 to 145)	77 (59.4 to 105)	47.8 (35.4 to 64.8)	27.1 (17.9 to 37.3)	8.9 (6.6 to 12.1)	2,970
Adverse effects of medical treatment	8.6 (5.4 to 10.5)	10.9 (8.2 to 17)	172 (121 to 247)	297 (197 to 427)	99.1 (58 to 156.4)	60.2 (39.1 to 91)	67.3 (46 to 100)	76.6 (58.1 to 141)	130 (72.2 to 138)	130 (79.9 to 202)	130 (79.9 to 202)	111 (97 to 202)	111 (77 to 214)	111 (77 to 202)	111 (77 to 202)	111 (77 to 202)	111 (77 to 202)	111 (77 to 202)	111 (77 to 202)	111 (77 to 202)	111 (77 to 202)	111 (77 to 202)	111 (77 to 202)	111 (77 to 202)	4,730
Animal contact	0.3 (0.2 to 0.4)	0.6 (0.3 to 1)	4.9 (2.9 to 7.4)	68.1 (39.2 to 1.1K)	27.9 (17 to 42.6)	19.6 (12 to 27.4)	17.2 (11.1 to 25.1)	19.7 (12 to 29.8)	20.6 (12.6 to 32.6)	21.4 (13.9 to 31.9)	27.5 (18.7 to 42.2)	29.2 (19.7 to 42.9)	29.2 (20.6 to 42.7)	29.2 (20.6 to 41.9)	29.2 (21.2 to 39.7)	29.2 (20.6 to 39.7)	29.2 (20.6 to 40.4)	29.2 (19.2 to 39.3)	21.7 (15.6 to 29)	14.2 (10.1 to 20.1)	9.7 (6.7 to 13.6)	4.9 (3.6 to 6.7)	1.4 (1 to 1.9)	613
Venomous animal contact	0.2 (0.1 to 0.3)	0.2 (0.1 to 0.3)	2.1 (0.9 to 3.5)	46.5 (22.1 to 82.9)	11.4 (5.3 to 21.9)	11.4 (5.4 to 19)	13.2 (6.5 to 19.2)	13.2 (6.7 to 19.7)	13.2 (6.7 to 19.7)	13.2 (6.7 to 19.7)	13.2 (7 to 19.2)	13.2 (7 to 19.2)	13.2 (7.1 to 19.2)	13.2 (7.1 to 19.2)	13.2 (7.1 to 19.2)	13.2 (7.1 to 19.2)	13.2 (7.1 to 19.2)	13.2 (7.1 to 19.2)	13.2 (7.1 to 19.2)	13.2 (7.1 to 19.2)	13.2 (7.1 to 19.2)	13.2 (7.1 to 19.2)	13.2 (7.1 to 19.2)	314
Non-venomous animal contact	0.1 (0 to 0.2)	0.2 (0.1 to 0.3)	2.3 (1.3 to 4.9)	19.6 (7.6 to 43)	7.2 (3.6 to 13.3)	6.8 (3.2 to 13.7)	8.1 (4.5 to 12.1)	8.7 (5.7 to 13.2)	9.2 (6.1 to 14.2)	11.5 (7.3 to 17.4)	11.5 (7.6 to 19.1)	12.3 (7.7 to 18.9)	14.2 (7.7 to 22.3)	14.2 (10.2 to 23.4)	14 (9.7 to 21.6)	14.9 (9.9 to 22.9)	15.1 (10.1 to 23.1)	11.3 (7.2 to 17.1)	8.7 (5.7 to 13.1)	6.2 (3.9 to 9.1)	4.7 (3.1 to 6.7)	2.1 (1.4 to 3.1)	0.6 (0.4 to 0.9)	199
Foreign body	77.5 (51.9 to 106)	398 (259 to 573)	2,460 (1,700 to 3,400)	2,460 (1,670 to 3,600)	2,460 (1,670 to 3,600)	2,460 (1,670 to 3,600)	2,460 (1,670 to 3,600)	2,460 (1,670 to 3,600)	2,460 (1,670 to 3,600)	2,460 (1,670 to 3,600)	2,460 (1,670 to 3,600)	2,460 (1,670 to 3,600)	2,460 (1,670 to 3,600)	2,460 (1,670 to 3,600)	2,460 (1,670 to 3,600)	2,460 (1,670 to 3,600)	2,460 (1,670 to 3,600)	2,460 (1,670 to 3,600)	2,460 (1,670 to 3,600)	2,460 (1,670 to 3,600)	2,460 (1,670 to 3,600)	2,460 (1,670 to 3,600)	2,460 (1,670 to 3,600)	13,600
Foreign body in eyes	0 (0 to 0.1)	0.1 (0 to 0.2)	1.5 (0.4 to 2.3)	8.6 (2.7 to 15.6)	10.6 (4.9 to 20.1)	22.1 (7.7 to 49.3)	31.6 (12.2 to 68.9)	46.2 (17.7 to 90.7)	63.2 (22.6 to 134)	67.9 (27.3 to 136)	73.6 (29.3 to 134)	78 (32.2 to 137)	72.9 (31.7 to 134)	72.1 (31.7 to 130)	68.4 (32.6 to 126)	62.9 (32.7 to 119)	52 (26.5 to 92)	41.3 (20.5 to 82.9)	36.3 (19.8 to 57.9)	21.3 (12.9 to 31.1)	10.2 (6.5 to 16.4)	6.6 (3.8 to 9)	1.5 (1 to 2.2)	406
Foreign body in other bodypart	0.1 (0 to 0.2)	0.4 (0.2 to 0.7)	4.4 (2.7 to 6.2)	30.4 (12.7 to 52.2)	15.7 (6.7 to 27.5)	15.2 (7.2 to 23.9)	17.4 (11.1 to 27.1)	19.7 (11.1 to 32.1)	24.1 (14.2 to 32.6)	23.1 (14.2 to 34.8)	24.5 (14.2 to 34.8)	24.5 (14.2 to 34.8)	24.5 (14.2 to 33)	24.5 (14.2 to 32.8)	24.5 (14.2 to 32.8)	24.5 (14.2 to 32.8)	24.5 (14.2 to 32.8)	19 (11.2 to 27.1)	12.7 (8.1 to 18.1)	9.1 (5.4 to 13.4)	5.4 (3.2 to 8.5)	2.5 (1.4 to 3.6)	0.6 (0.3 to 0.9)	689
Environmental heat and cold exposure	0 (0 to 0.1)	0.1 (0.1 to 0.1)	0.7 (0.4 to 0.9)	13.6 (8.7 to 21.1)	5.2 (2.6 to 9.2)	5.2 (2.6 to 9.2)	5.2 (2.6 to 9.2)	5.2 (2.6 to 9.2)	5.2 (2.6 to 9.2)	5.2 (2.6 to 9.2)	5.2 (2.6 to 9.2)	5.2 (2.6 to 9.2)	5.2 (2.6 to 9.2)	5.2 (2.6 to 9.2)	5.2 (2.6 to 9.2)	5.2 (2.6 to 9.2)	5.2 (2.6 to 9.2)	5.2 (2.6 to 9.2)	5.2 (2.6 to 9.2)	5.2 (2.6 to 9.2)	5.2 (2.6 to 9.2)	5.2 (2.6 to 9.2)	5.2 (2.6 to 9.2)	3,740
Exposure to forces of nature	0.1 (0.1 to 0.1)	0.2 (0.1 to 0.2)	2.4 (1.4 to 3.1)	15.1 (10.1 to 21.7)	7.1 (3.9 to 11.4)	6.5 (3.7 to 10.1)	6.5 (3.7 to 10.1)	6.5 (3.7 to 10.1)	6.5 (3.7 to 10.1)	6.5 (3.7 to 10.1)	6.5 (3.7 to 10.1)	6.5 (3.7 to 10.1)	6.5 (3.7 to 10.1)	6.5 (3.7 to 10.1)	6.5 (3.7 to 10.1)	6.5 (3.7 to 10.1)	6.5 (3.7 to 10.1)	6.5 (3.7 to 10.1)	6.5 (3.7 to 10.1)	6.5 (3.7 to 10.1)	6.5 (3.7 to 10.1)	6.5 (3.7 to 10.1)	6.5 (3.7 to 10.1)	396
Other unintentional injuries	2.2 (1.3 to 3.6)	3.3 (2.6 to 5.5)	22.6 (17.7 to 31.1)	220 (151 to 344)	2.22 (99.3 to 199)	1.65 (77 to 191)	1.65 (109 to 226)	378 (183 to 377)	220 (163 to 341)	220 (166 to 329)	220 (169 to 332)	220 (169 to 347)	220 (169 to 316)	220 (169 to 321)	220 (170 to 321)	220 (170 to 321)	220 (170 to 321)	159 (116 to 216)	159 (116 to 216)	159 (116 to 216)	159 (116 to 198)	159 (83.4 to 139)	58.6 (44.5 to 79.2)	21.2 (15.2 to 28.7)	4,118
Self-harm and interpersonal violence	79.6 (52.9 to 107)	28.5 (18.1 to 38.2)	317 (228 to 459)	1,202 (699 to 2,090)	1,532 627 to 666)	1,332 (1,278 to 1,829)	4,726 (4,666 to 4,896)	6,160 (4,250 to 6,230)	6,760 (5,760 to 6,760)	6,430 (5,630 to 6,430)	5,730 (5,080 to 5,960)	5,120 (4,570 to 5,790)	4,490 (3,990 to 5,000)	3,860 (3,860 to 4,230)	1,490 (1,210 to 1,730)	1,070 (922 to 1,260)	823 (686 to 979)	660 (576 to 802)	374 (327 to 441)	139 (113 to 169)	69.5 (57 to 82.6)	27.7 (22 to 32.9)	9 (7.3 to 10.6)	39,600
Self-harm	0.4 (0.3 to 0.5)	0.5 (0.4 to 0.7)	6.5 (4.9 to 9.5)	31.5 (21.9 to 46.5)	16.2 (9.9 to 25.1)	16.2 (11 to 24.7)	16.2 (10.7 to 24.7)	16.2 (10.7 to 24.7)	16.2 (10.7 to 24.7)	16.2 (10.7 to 24.7)	16.2 (10.7 to 24.7)	16.2 (10.7 to 24.7)	16.2 (10.7 to 24.7)	16.2 (10.7 to 24.7)	16.2 (10.7 to 24.7)	16.2 (10.7 to 24.7)	16.2 (10.7 to 24.7)	16.2 (10.7 to 24.7)	16.2 (10.7 to 24.7)	16.2 (10.7 to 24.7)	16.2 (10.7 to 24.7)	16.2 (10.7 to 24.7)	16.2 (10.7 to 24.7)	7,420
Self-harm by firearm	0 (0 to 0)	0 (0 to 0)	0 (0 to 0)	0 (0 to 0)	0 (0 to 0)	0 (0 to 0.1)	0.6 (0.3 to 23.1)	78.6 (54.9 to 139)	78.6 (64.4 to 139)	78.6 (51.9 to 130)	73.9 (49.3 to 97.4)	62.9 (40.2 to 76)	56.6 (39.4 to 72.3)	52.1 (31.6 to 56.4)	42.7 (26 to 49.4)	34.9 (21.1 to 37.9)	29.2 (14.6 to 29.8)	19.8 (8.8 to 14.4)	11.2 (4.6 to 9.6)	6.6 (2.6 to 6)	2.8 (1 to 3.1)	1.6 (1.2 to 1.9)	0.7 (0.4 to 0.9)	572
Self-harm by other specified means	0.4 (0.3 to 0.5)	0.5 (0.3 to 0.7)	6.5 (4.9 to 9.5)	31.5 (21.9 to 46.5)	16.2 (9.9 to 25.1)	16.2 (11 to 24.7)	16.2 (10.7 to 24.7)	16.2 (10.7 to 24.7)	16.2 (10.7 to 24.7)	16.2 (10.7 to 24.7)	16.2 (10.7 to 24.7)	16.2 (10.7 to 24.7)	16.2 (10.7 to 24.7)	16.2 (10.7 to 24.7)	16.2 (10.7 to 24.7)	16.2 (10.7 to 24.7)	16.2 (10.7 to 24.7)	16.2 (10.7 to 24.7)	16.2 (10.7 to 24.7)	16.2 (10.7 to 24.7)	16.2 (10.7 to 24.7)	16.2 (10.7 to 24.7)	16.2 (10.7 to 24.7)	6,850
Interpersonal violence	73.6 (42.9 to 107)	28.5 (18.1 to 38.2)	31.6 (20.5 to 48)	1,200 (699 to 2,040)	1,500 (1,194 to 1,813)	1,200 (1,068 to 1,813)	4,550 (3,470 to 5,030)	6,080 (3,970 to 6,230)	6,680 (5,000 to 6,870)	6,350 (4,630 to 6,430)	5,660 (3,990 to 5,960)	5,060 (3,540 to 5,790)	4,450 (3,160 to 5,000)	3,810 (3,160 to 4,230)	1,460 (1,210 to 1,730)	1,060 (922 to 1,260)	813 (686 to 979)	650 (576 to 777)	370 (327 to 439)	137 (113 to 169)	68.2 (57 to 82.6)	27.1 (22 to 32.9)	8.9 (7.3 to 10.6)	31,000
Physical violence by firearm	14.8 (8.3 to 20.4)	8.6 (5.5 to 12.5)	66.1 (48.1 to 102)	698 (322 to 994)	263 (164 to 356)	661 (459 to 1,099)	2,750 (2,220 to 3,230)	3,660 (2,230 to 3,810)	3,260 (1,720 to 3,830)	2,270 (1,570 to 2,630)	1,690 (1,190 to 1,970)	1,240 (998 to 1,590)	877 (669 to 1,130)	648 (522 to 835)	422 (327 to 527)	283 (212 to 352)	195 (152 to 243)	121 (92.6 to 150)	79 (59.7 to 104)	32 (21.7 to 39.3)	16.7 (11.7 to 22.3)	6.2 (4.1 to 7.9)	3.8 (2.6 to 4.8)	1.3 (1 to 1.6)	17,500
Physical violence by sharp object	1.4 (0.7 to 1.7)	1.4 (0.7 to 1.7)	13.8 (9.1 to 17.2)	99 (56.1 to 157)	41.6 (24.2 to 67.2)	40.3 (25.2 to 59.6)	200 (156 to 255)	169 (129 to 255)	154 (94 to 226)	162 (94 to 226)	157 (94 to 226)	157 (94 to 226)	157 (94 to 226)	157 (94 to 226)	157 (94 to 226)	157 (94 to 226)	157 (94 to 226)	157 (94 to 226)	157 (94 to 226)	157 (94 to 226)	157 (94 to 226)	157 (94 to 226)	157 (94 to 226)	157 (94 to 226)	3,760
Sexual violence	0 (0 to 0)	0 (0 to 0)	0 (0 to 0)	0 (0.2 to 0.3)	0.2 (0.1 to 0.3)	0.2 (0.1 to 0.3)	0.6 (0.3 to 0.9)	0.6 (0.3 to 0.9)	0.6 (0.3 to 0.9)	0.6 (0.3 to 0.9)	0.6 (0.3 to 0.9)	0.6 (0.3 to 0.9)	0.6 (0.3 to 0.9)	0.6 (0.3 to 0.9)	0.6 (0.3 to 0.9)	0.6 (0.3 to 0.9)	0.6 (0.3 to 0.9)	0.6 (0.3 to 0.9)	0.6 (0.3 to 0.9)	0.6 (0.3 to 0.9)	0.6 (0.3 to 0.9)	0.6 (0.3 to 0.9)	0.6 (0.3 to 0.9)	2,480
Physical violence by other means	11.5 (6.1 to 15)	7.1 (3.9 to 10.5)	52.3 (33.6 to 74)	501 (179 to 1.1K)	221 (104 to 377)	219 (127 to 377)	1,800 (1,510 to 2,110)	2,250 (1,510 to 2,350)	2,060 (1,060 to 2,350)	1,400 (1,060 to 1,710)	1,040 (806 to 1,270)	766 (606 to 1,000)	541 (414 to 713)	401 (299 to 531)	261 (203 to 345)	175 (133 to 230)	120 (93 to 157)	74 (57 to 96.4)	48 (36 to 63)	20 (14 to 26.1)	10 (7.4 to 13)	3.8 (2.8 to 4.9)	2 (1.4 to 2.6)	7,600
Conflict and terrorism	0 (0 to 0)	0 (0 to 0)	0 (0 to 0)	0 (0 to 0)	0.2 (0.1 to 0.3)	0.2 (0.2 to 0.3)	0.6 (0.4 to 0.9)	0.6 (0.4 to 0.9)	0.6 (0.4 to 0.9)	0.6 (0.4 to 0.9)	0.6 (0.4 to 0.9)	0.6 (0.4 to 0.9)	0.6 (0.4 to 0.9)	0.6 (0.4 to 0.9)	0.6 (0.4 to 0.9)	0.6 (0.4 to 0.9)	0.6 (0.4 to 0.9)	0.6 (0.4 to 0.9)	0.6 (0.4 to 0.9)	0.6 (0.4 to 0.9)	0.6 (0.4 to 0.9)	0.6 (0.4 to 0.9)	0.6 (0.4 to 0.9)	27.7

SR Table 2b: Turkmenistan DALYS by cause and age group for females with 95% uncertainty intervals, 2019

Cause	Early Neonatal	Late Neonatal	Post Neonatal	1 to 4	5 to 9	10 to 14	15 to 19	20 to 24	25 to 29	30 to 34
All causes	39,600 (33,500 to 47,300)	14,500 (12,100 to 17,500)	33,300 (28,200 to 39,600)	27,300 (23,000 to 32,100)	14,800 (11,800 to 18,500)	15,700 (12,500 to 19,700)	22,600 (18,500 to 27,400)	28,200 (22,900 to 34,200)	33,800 (27,100 to 41,700)	35,700 (29,000 to 43,500)
Communicable, maternal, neonatal, and nutritional diseases	31,700 (26,100 to 39,500)	10,600 (8,410 to 13,500)	23,800 (18,800 to 30,100)	15,000 (12,000 to 18,300)	4,250 (3,220 to 5,930)	3,040 (2,270 to 4,050)	2,990 (2,260 to 4,040)	3,950 (3,050 to 4,980)	4,550 (3,500 to 5,850)	4,430 (3,490 to 5,590)
HIV/AIDS and sexually transmitted infections	0·1 (0 to 0·2)	0 (0 to 0·1)	15·3 (12 to 19·4)	8·5 (6·8 to 10·7)	9·1 (7·2 to 11·2)	11·3 (9·2 to 13·7)	25·5 (19 to 35)	73·8 (53·5 to 107)	298 (240 to 368)	435 (351 to 534)
HIV/AIDS	0 (0 to 0)	0 (0 to 0)	15·3 (11·9 to 19·4)	8·3 (6·7 to 10·3)	9·1 (7·2 to 11·2)	6·8 (5·6 to 8·3)	8·7 (7 to 10·7)	29·5 (23·8 to 36·4)	222 (180 to 271)	349 (281 to 428)
HIV/AIDS - Drug-susceptible Tuberculosis	0 (0 to 0)	0 (0 to 0)	1·9 (0·8 to 3·3)	1 (0·5 to 1·8)	1 (0·5 to 1·7)	0·8 (0·4 to 1·3)	1·1 (0·5 to 1·8)	3·6 (1·8 to 5·8)	26·5 (12·5 to 44·6)	43·2 (20·1 to 72·9)
HIV/AIDS - Multidrug-resistant Tuberculosis without extensive (	0 (0 to 0)	0 (0 to 0)	0·8 (0·3 to 1·8)	0·4 (0·1 to 1)	0·4 (0·1 to 0·9)	0·3 (0·1 to 0·7)	0·4 (0·1 to 1)	1·4 (0·5 to 3)	11 (3·6 to 23·4)	18·1 (6 to 38·6)
HIV/AIDS - Extensively drug-resistant Tuberculosis	0 (0 to 0)	0 (0 to 0)	0·4 (0·1 to 0·8)	0·2 (0·1 to 0·4)	0·2 (0·1 to 0·4)	0·1 (0 to 0·3)	0·2 (0·1 to 0·4)	0·6 (0·2 to 1·3)	4·9 (1·6 to 10·4)	8·1 (2·7 to 17·3)
HIV/AIDS resulting in other diseases	0 (0 to 0)	0 (0 to 0)	12·2 (8·4 to 16·5)	6·6 (4·7 to 8·8)	7·5 (5·5 to 9·7)	5·6 (4·2 to 7·2)	7 (5·2 to 9·3)	23·9 (17·6 to 31·1)	179 (134 to 227)	279 (204 to 361)
Sexually transmitted infections excluding HIV	0·1 (0 to 0·2)	0 (0 to 0·1)	0 (0 to 0)	0·2 (0·1 to 0·5)	0 (0 to 0)	4·5 (3 to 6·5)	16·8 (10·6 to 25·9)	44·4 (25·7 to 77)	76·2 (41·2 to 134)	86·4 (48·6 to 149)
Syphilis	0·1 (0 to 0·2)	0 (0 to 0·1)	0 (0 to 0)	0·2 (0·1 to 0·5)	0 (0 to 0)	1·6 (1 to 2·5)	0 (0 to 0·1)	4·9 (3 to 7·6)	0·1 (0 to 0·3)	0·1 (0 to 0·2)
Chlamydial infection	0 (0 to 0)	0 (0 to 0)	0 (0 to 0)	0 (0 to 0)	0 (0 to 0)	0·7 (0·5 to 1·1)	2·4 (1·5 to 3·7)	5·5 (3·5 to 8·2)	11·5 (6·5 to 18·8)	9 (3·9 to 16·6)
Gonococcal infection	0 (0 to 0)	0 (0 to 0)	0 (0 to 0)	0 (0 to 0)	0 (0 to 0)	0·7 (0·4 to 1)	3 (2 to 4·6)	4·1 (2·6 to 5·8)	5·4 (3·6 to 8·3)	9·7 (6·1 to 14·7)
Trichomoniasis	0 (0 to 0)	0 (0 to 0)	0 (0 to 0)	0 (0 to 0)	0 (0 to 0)	0·3 (0 to 0·8)	4·3 (1·3 to 10·6)	18·6 (6·5 to 43·6)	32·7 (10·8 to 75·8)	32·1 (10·3 to 77·4)
Genital herpes	0 (0 to 0)	0 (0 to 0)	0 (0 to 0)	0 (0 to 0)	0 (0 to 0)	0·3 (0·1 to 0·8)	1·2 (0·4 to 3·3)	2·9 (0·9 to 7·2)	5·4 (1·7 to 13·7)	7·3 (2·2 to 17·6)
Other sexually transmitted infections	0 (0 to 0)	0 (0 to 0)	0 (0 to 0)	0 (0 to 0)	0 (0 to 0)	0·9 (0·6 to 1·3)	5·8 (3·9 to 8·2)	8·4 (4·3 to 14·8)	21 (12 to 34·5)	28·2 (16·7 to 46)
Respiratory infections and tuberculosis	2,390 (1,690 to 3,280)	3,440 (2,510 to 4,610)	17,900 (13,800 to 23,400)	10,700 (8,330 to 13,500)	1,700 (1,350 to 2,040)	1,060 (826 to 1,330)	946 (733 to 1,200)	1,490 (1,100 to 1,990)	1,640 (1,160 to 2,190)	1,330 (945 to 1,800)
Tuberculosis	0 (0 to 0)	0 (0 to 0)	504 (316 to 757)	340 (219 to 489)	96·3 (61·8 to 142)	89·2 (57 to 125)	294 (188 to 416)	806 (523 to 1,160)	961 (609 to 1,420)	765 (479 to 1,130)
Latent tuberculosis infection	0 (0 to 0)	0 (0 to 0)	0 (0 to 0)	0 (0 to 0)	0 (0 to 0)	0 (0 to 0)	0 (0 to 0)	0 (0 to 0)	0 (0 to 0)	0 (0 to 0)
Drug-susceptible tuberculosis	0 (0 to 0)	0 (0 to 0)	336 (162 to 563)	229 (119 to 365)	67·4 (34·9 to 110)	61·7 (32·2 to 98·1)	202 (109 to 313)	556 (297 to 877)	663 (357 to 1,070)	528 (285 to 847)
Multidrug-resistant tuberculosis without extensive drug resistar	0 (0 to 0)	0 (0 to 0)	115 (36·7 to 241)	76·2 (25·1 to 155)	20·4 (7 to 42·1)	19·2 (6·5 to 38·5)	64·2 (21·2 to 132)	174 (54·5 to 372)	208 (60·4 to 447)	165 (55·1 to 328)
Extensively drug-resistant tuberculosis	0 (0 to 0)	0 (0 to 0)	52·7 (17·6 to 113)	34·2 (10·6 to 69·9)	8·6 (2·8 to 18·1)	8·3 (2·7 to 16·9)	27·9 (8·5 to 59·1)	75·9 (24·4 to 168)	90·4 (27·7 to 199)	71·8 (22·4 to 153)
Lower respiratory infections	2,380 (1,690 to 3,280)	3,420 (2,490 to 4,570)	17,200 (13,200 to 22,600)	9,940 (7,720 to 12,700)	1,380 (1,050 to 1,700)	796 (575 to 1,050)	495 (350 to 684)	532 (348 to 773)	524 (344 to 765)	433 (283 to 629)
Upper respiratory infections	1·7 (0·8 to 3·1)	19·1 (8·3 to 33·9)	184 (90·4 to 326)	290 (154 to 472)	124 (68 to 207)	119 (62·7 to 207)	114 (57·6 to 198)	109 (59 to 190)	111 (59·9 to 191)	99·8 (51·1 to 170)
Otitis media	0 (0 to 0)	0·1 (0·1 to 0·3)	7·3 (3·8 to 12·8)	84·2 (44·7 to 146)	104 (54·3 to 177)	56·6 (28·5 to 101)	43·6 (22·5 to 76·6)	43·8 (19·3 to 84·8)	40·4 (17·9 to 75·6)	33·4 (13·3 to 67·1)
Enteric infections	100 (62·9 to 154)	280 (165 to 450)	1,570 (931 to 2,600)	764 (532 to 1,050)	310 (193 to 469)	408 (243 to 649)	329 (215 to 475)	317 (202 to 473)	314 (205 to 453)	271 (177 to 397)
Diarrheal diseases	100 (62·9 to 154)	280 (165 to 450)	1,550 (913 to 2,590)	756 (527 to 1,040)	308 (190 to 468)	406 (242 to 644)	326 (213 to 473)	312 (198 to 469)	313 (205 to 452)	270 (176 to 396)
Typhoid and paratyphoid	0 (0 to 0)	0 (0 to 0)	16·8 (1·8 to 57·4)	1·8 (0 to 7·7)	0·5 (0 to 1·4)	0·3 (0 to 1)	1·7 (0 to 5·9)	4 (0·1 to 15·2)	0·7 (0 to 3)	0·3 (0·1 to 1·1)
Typhoid fever	0 (0 to 0)	0 (0 to 0)	16·8 (1·8 to 57·4)	1·8 (0 to 7·7)	0·5 (0 to 1·4)	0·3 (0 to 1)	1·7 (0 to 5·9)	4 (0·1 to 15·2)	0·7 (0 to 3)	0·3 (0·1 to 1·1)
Paratyphoid fever	0 (0 to 0)	0 (0 to 0)	0 (0 to 0)	0 (0 to 0)	0 (0 to 0)	0 (0 to 0)	0 (0 to 0)	0 (0 to 0)	0 (0 to 0)	0 (0 to 0)
Invasive Non-typhoidal Salmonella (iNTS)	0 (0 to 0)	0 (0 to 0)	0 (0 to 0)	0·1 (0 to 0·7)	0 (0 to 0·1)	0·1 (0 to 0·2)	0 (0 to 0)	0 (0 to 0)	0 (0 to 0)	0 (0 to 0)
Other intestinal infectious diseases	0 (0 to 0)	0 (0 to 0)	4·7 (0·1 to 18·4)	5·7 (0·3 to 20·1)	1·5 (0·2 to 5·2)	1·3 (0·3 to 3·7)	0·8 (0·2 to 2·2)	0·8 (0·2 to 2·1)	0·4 (0·1 to 1)	0·9 (0·3 to 2·1)
Neglected tropical diseases and malaria	0·5 (0 to 1·3)	3·8 (2 to 6·6)	34·8 (15·6 to 61·4)	139 (54 to 282)	116 (33·4 to 256)	78·2 (26·7 to 163)	77·4 (28·7 to 154)	110 (42·5 to 205)	113 (47·5 to 222)	116 (54·3 to 216)
Malaria	0 (0 to 0)	0 (0 to 0)	0 (0 to 0)	0 (0 to 0)	0 (0 to 0)	0 (0 to 0)	0 (0 to 0)	0 (0 to 0)	0 (0 to 0)	0 (0 to 0)
Chagas disease	0 (0 to 0)	0 (0 to 0)	0 (0 to 0)	0 (0 to 0)	0 (0 to 0)	0 (0 to 0)	0 (0 to 0)	0 (0 to 0)	0 (0 to 0)	0 (0 to 0)
Leishmaniasis	0 (0 to 0)	0 (0 to 0)	2·4 (0 to 17·5)	15·4 (0·2 to 147)	8·5 (0·3 to 93·6)	3·8 (0·3 to 32·1)	2·8 (0·2 to 19·4)	2·7 (0 to 15·5)	3·3 (0 to 19·4)	3·1 (0 to 16·6)
Visceral leishmaniasis	0 (0 to 0)	0 (0 to 0)	2·4 (0 to 17·5)	14·8 (0 to 147)	7·1 (0 to 92·5)	2·5 (0 to 31·1)	1·6 (0 to 17·7)	1·4 (0 to 14·6)	1·9 (0 to 17·3)	1·8 (0 to 15·1)
Cutaneous and mucocutaneous leishmaniasis	0 (0 to 0)	0 (0 to 0)	0 (0 to 0·1)	0·6 (0·1 to 1·7)	1·4 (0·2 to 3·8)	1·4 (0·2 to 3·8)	1·3 (0·2 to 3·6)	1·3 (0 to 4·9)	1·4 (0 to 5)	1·4 (0 to 4·6)
African trypanosomiasis	0 (0 to 0)	0 (0 to 0)	0 (0 to 0)	0 (0 to 0)	0 (0 to 0)	0 (0 to 0)	0 (0 to 0)	0 (0 to 0)	0 (0 to 0)	0 (0 to 0)
Schistosomiasis	0 (0 to 0)	0 (0 to 0)	0 (0 to 0)	0 (0 to 0)	0 (0 to 0)	0 (0 to 0)	0 (0 to 0)	0 (0 to 0)	0 (0 to 0)	0 (0 to 0)
Cysticercosis	0 (0 to 0)	0 (0 to 0)	0 (0 to 0)	0 (0 to 0)	0 (0 to 0)	0 (0 to 0·1)	0·1 (0 to 0·3)	0·4 (0·1 to 0·9)	0·7 (0·2 to 1·6)	0·9 (0·3 to 2)
Cystic echinococcosis	0 (0 to 0)	0 (0 to 0)	0 (0 to 0)	0·8 (0 to 2·7)	2·9 (0·5 to 8·5)	13·1 (1·6 to 38·3)	31·9 (4·4 to 94·3)	46·5 (8·2 to 126)	55 (13·2 to 140)	53·1 (14·7 to 120)
Lymphatic filariasis	0 (0 to 0)	0 (0 to 0)	0 (0 to 0)	0 (0 to 0)	0 (0 to 0)	0 (0 to 0)	0 (0 to 0)	0 (0 to 0)	0 (0 to 0)	0 (0 to 0)
Onchocerciasis	0 (0 to 0)	0 (0 to 0)	0 (0 to 0)	0 (0 to 0)	0 (0 to 0)	0 (0 to 0)	0 (0 to 0)	0 (0 to 0)	0 (0 to 0)	0 (0 to 0)
Trachoma	0 (0 to 0)	0 (0 to 0)	0 (0 to 0)	0 (0 to 0)	0 (0 to 0)	0 (0 to 0)	0 (0 to 0)	0 (0 to 0)	0 (0 to 0)	0 (0 to 0)
Dengue	0 (0 to 0)	0 (0 to 0)	0 (0 to 0)	0 (0 to 0)	0 (0 to 0·1)	0 (0 to 0)	0 (0 to 0·1)	0 (0 to 0)	0 (0 to 0)	0 (0 to 0)
Yellow fever	0 (0 to 0)	0 (0 to 0)	0 (0 to 0)	0 (0 to 0)	0 (0 to 0)	0 (0 to 0)	0 (0 to 0)	0 (0 to 0)	0 (0 to 0)	0 (0 to 0)
Rabies	0 (0 to 0)	0 (0 to 0)	0 (0 to 0·1)	0·1 (0 to 0·3)	0 (0 to 0·1)	0 (0 to 0)	0 (0 to 0)	0 (0 to 0)	0 (0 to 0)	0 (0 to 0)
Intestinal nematode infections	0 (0 to 0)	0 (0 to 0)	0·6 (0·1 to 2·2)	6·7 (1·7 to 15·2)	9·7 (2·9 to 21·3)	5·2 (1·1 to 11·6)	14·4 (4·9 to 30·4)	41·1 (14·7 to 81·7)	30 (11 to 62·6)	32·7 (12·3 to 65·8)
Ascariasis	0 (0 to 0)	0 (0 to 0)	0·5 (0 to 2)	2·2 (0 to 10·2)	1 (0 to 4·5)	0·3 (0 to 1·1)	0·2 (0 to 0·6)	0·1 (0 to 0·4)	0·1 (0 to 0·3)	0·1 (0 to 0·4)
Trichuriasis	0 (0 to 0)	0 (0 to 0)	0 (0 to 0)	0 (0 to 0)	0 (0 to 0)	0 (0 to 0)	0 (0 to 0)	0 (0 to 0)	0 (0 to 0)	0 (0 to 0)
Hookworm disease	0 (0 to 0)	0 (0 to 0)	0·2 (0·1 to 0·3)	4·5 (1·2 to 9·4)	8·8 (2·3 to 19·8)	5 (0·9 to 11·4)	14·2 (4·6 to 30·2)	41 (14·5 to 81·7)	29·9 (10·9 to 62·5)	32·6 (12·2 to 65·8)
Food-borne trematodiases	0 (0 to 0)	0 (0 to 0)	0 (0 to 0)	0 (0 to 0)	0 (0 to 0)	0 (0 to 0)	0 (0 to 0)	0 (0 to 0)	0 (0 to 0)	0 (0 to 0)
Leprosy	0 (0 to 0)	0 (0 to 0)	0 (0 to 0)	0 (0 to 0)	0 (0 to 0)	0 (0 to 0)	0 (0 to 0)	0 (0 to 0)	0 (0 to 0)	0 (0 to 0)
Ebola	0 (0 to 0)	0 (0 to 0)	0 (0 to 0)	0 (0 to 0)	0 (0 to 0)	0 (0 to 0)	0 (0 to 0)	0 (0 to 0)	0 (0 to 0)	0 (0 to 0)
Zika virus	0 (0 to 0)	0 (0 to 0)	0 (0 to 0)	0 (0 to 0)	0 (0 to 0)	0 (0 to 0)	0 (0 to 0)	0 (0 to 0)	0 (0 to 0)	0 (0 to 0)
Guinea worm disease	0 (0 to 0)	0 (0 to 0)	0 (0 to 0)	0 (0 to 0)	0 (0 to 0)	0 (0 to 0)	0 (0 to 0)	0 (0 to 0)	0 (0 to 0)	0 (0 to 0)
Other neglected tropical diseases	0·5 (0 to 1·3)	3·8 (2 to 6·6)	31·7 (14·1 to 56)	116 (45 to 221)	94·4 (24 to 211)	56·1 (15·2 to 129)	28·2 (7·7 to 60·5)	19·8 (3·6 to 46·8)	23·7 (4·5 to 56)	26·6 (6·8 to 58·9)
Other infectious diseases	158 (86·5 to 232)	247 (153 to 352)	938 (651 to 1,280)	1,040 (737 to 1,480)	447 (333 to 589)	339 (250 to 446)	325 (231 to 432)	387 (283 to 517)	398 (290 to 544)	299 (218 to 394)
Meningitis	78·5 (50·8 to 112)	106 (64·4 to 160)	318 (201 to 485)	229 (164 to 308)	118 (89·5 to 150)	111 (80·3 to 151)	118 (83·4 to 161)	145 (90·4 to 219)	145 (95 to 216)	96 (64·9 to 137)
Encephalitis	47·8 (7·4 to 96·6)	96·4 (30·4 to 170)	437 (222 to 708)	567 (302 to 974)	186 (101 to 298)	123 (59·5 to 204)	113 (45·8 to 189)	93·8 (39·9 to 166)	104 (42·5 to 173)	85·8 (43·8 to 140)
Diphtheria	0 (0 to 0)	0 (0 to 0)	0 (0 to 0)	0 (0 to 0)	0 (0 to 0)	0 (0 to 0)	0 (0 to 0)	0 (0 to 0)	0 (0 to 0)	0 (0 to 0)
Tetanus	0·1 (0 to 0·2)	0·1 (0 to 0·2)	0·1 (0 to 0·1)	0 (0 to 0·1)	0 (0 to 0)	0 (0 to 0)	0 (0 to 0)	0·1 (0 to 0·1)	0·1 (0 to 0·2)	0·1 (0 to 0·2)
Measles	0 (0 to 0)	0 (0 to 0)	0 (0 to 0)	0 (0 to 0·1)	0 (0 to 0)	0 (0 to 0)	0 (0 to 0)	0 (0 to 0)	0 (0 to 0)	0 (0 to 0)
Varicella and herpes zoster	0·1 (0 to 0·1)	0·2 (0·1 to 0·3)	1·9 (0·8 to 3·5)	4·1 (1·9 to 8·6)	1·8 (1 to 3·2)	1·9 (0·2 to 4·5)	1·8 (0·1 to 4·3)	2·1 (0·1 to 5)	2·6 (0·4 to 6·4)	2·7 (0·5 to 6·2)
Acute hepatitis	0 (0 to 0)	0 (0 to 0·1)	68·3 (26·4 to 152)	91·6 (39·6 to 177)	59·3 (34·4 to 94·6)	51·7 (29·9 to 81·6)	50·6 (27·6 to 88·7)	111 (58·2 to 183)	107 (59·8 to 173)	74·8 (40·2 to 123)
Acute hepatitis A	0 (0 to 0)	0 (0 to 0)	14·6 (2·2 to 47·5)	26·5 (8 to 67·2)	28·4 (14·1 to 52·3)	24·9 (12·8 to 41·7)	18·1 (9 to 32·8)	26·8 (9·8 to 66)	21 (8·3 to 52·7)	10 (4·1 to 21·3)
Acute hepatitis B	0 (0 to 0)	0 (0 to 0)	49·5 (15·2 to 115)	56·2 (13·5 to 131)	26·2 (9 to 55·3)	22·8 (8 to 47·2)	28·4 (10·1 to 59·6)	77·6 (33·6 to 136)	81·4 (38·3 to 142)	62·1 (30·8 to 106)
Acute hepatitis C	0 (0 to 0)	0 (0 to 0·1)	2·9 (0·7 to 8·8)	8 (1·5 to 25·9)	3·5 (1 to 10)	2·6 (0·6 to 7·8)	3·2 (0·6 to 11)	5·2 (1 to 15·9)	3·9 (0·8 to 12·1)	1·9 (0·4 to 6·3)
Acute hepatitis E	0 (0 to 0)	0 (0 to 0)	1·3 (0·2 to 4·5)	1 (0·2 to 2·8)	1·3 (0·7 to 2·3)	1·3 (0·7 to 2·3)	1 (0·5 to 1·8)	1·3 (0·6 to 2·5)	0·9 (0·5 to 1·8)	0·7 (0·3 to 1·4)
Other unspecified infectious diseases	31·4 (9·4 to 57·8)	43·9 (19·2 to 79·7)	84·2 (48·4 to 133)	139 (63·8 to 228)	80 (30·7 to 158)	51·8 (21 to 99)	41·8 (18·8 to 77·2)	34·4 (14·2 to 63·9)	39·7 (16·6 to 76·7)	39·4 (17 to 73·2)
Maternal and neonatal disorders	29,000 (23,900 to 36,400)	6,600 (5,100 to 8,810)	2,770 (2,080 to 3,640)	969 (728 to 1,240)	605 (421 to 812)	498 (354 to 686)	586 (442 to 748)	1,070 (826 to 1,390)	1,180 (892 to 1,550)	1,310 (989 to 1,710)
Maternal disorders	0 (0 to 0)	0 (0 to 0)	0 (0 to 0)	0 (0 to 0)	0 (0 to 0)	0·9 (0·8 to 1·1)	158 (112 to 219)	653 (452 to 947)	740 (503 to 1,070)	904 (606 to 1,310)
Maternal hemorrhage	0 (0 to 0)	0 (0 to 0)	0 (0 to 0)	0 (0 to 0)	0 (0 to 0)	0·2 (0·1 to 0·2)	46·3 (28·6 to 73·1)	232 (141 to 368)	332 (205 to 518)	501 (299 to 760)
Maternal sepsis and other maternal infections	0 (0 to 0)	0 (0 to 0)	0 (0 to 0)	0 (0 to 0)	0 (0 to 0)	0 (0 to 0)	7·3 (3·2 to 12·9)	40 (18·5 to 70·5)	36 (17·8 to 65·7)	21·2 (11·3 to 37·1)
Maternal hypertensive disorders	0 (0 to 0)	0 (0 to 0)	0 (0 to 0)	0 (0 to 0)	0 (0 to 0)	0·3 (0·2 to 0·3)	45·7 (29·3 to 67·4)	158 (97·1 to 251)	155 (93·7 to 240)	137 (81·1 to 213)
Maternal obstructed labor and uterine rupture	0 (0 to 0)	0 (0 to 0)	0 (0 to 0)	0 (0 to 0)	0 (0 to 0)	0 (0 to 0)	1·8 (0·9 to 2·9)	9·7 (0·7 to 23·3)	11·8 (0·6 to 31·3)	7·4 (0·6 to 19·9)
Maternal abortion and miscarriage	0 (0 to 0)	0 (0 to 0)	0 (0 to 0)	0 (0 to 0)	0 (0 to 0)	0·2 (0·1 to 0·3)	25·1 (13·1 to 43·4)	87·2 (44·1 to 152)	68·2 (34·7 to 121)	79·8 (36·8 to 158)
Ectopic pregnancy	0 (0 to 0)	0 (0 to 0)	0 (0 to 0)	0 (0 to 0)	0 (0 to 0)	0 (0 to 0)	2·9 (1·7 to 4·8)	12·5 (7·1 to 20·6)	12·9 (7·5 to 21)	14·1 (7·9 to 23)
Indirect maternal deaths	--	--	--	--	--	0 (0 to 0)	1·2 (0·6 to 2·1)	4·3 (2·2 to 7·5)	3·6 (1·8 to 6·5)	3·5 (1·7 to 6·5)
Late maternal deaths	--	--	--	--	--	0 (0 to 0·1)	5·9 (3·3 to 9·7)	25·1 (13·7 to 43·2)	33·2 (17·2 to 56·9)	44·5 (24·3 to 74·8)
Maternal deaths aggravated by HIV/AIDS	--	--	--	--	--	0 (0 to 0)	0 (0 to 0)	0·1 (0 to 0·2)	0·2 (0·1 to 0·4)	0·2 (0·1 to 0·4)
Neonatal disorders	29,000 (23,900 to 36,400)	6,600 (5,100 to 8,810)	2,770 (2,080 to 3,640)	969 (728 to 1,240)	605 (421 to 812)	497 (353 to 685)	428 (299 to 590)	417 (298 to 581)	441 (307 to 612)	404 (277 to 546)
Neonatal preterm birth	13,300 (9,100 to 19,300)	2,530 (1,760 to 3,610)	1,080 (739 to 1,550)	246 (171 to 347)	208 (134 to 303)	169 (108 to 241)	143 (88·3 to 211)	135 (87 to 201)	143 (92·2 to 207)	128 (80·2 to 186)
Neonatal encephalopathy due to birth asphyxia and trauma	11,800 (4,790 to 16,800)	1,710 (543 to 2,660)	700 (284 to 1,100)	396 (266 to 550)	290 (171 to 447)	238 (140 to 359)	207 (122 to 314)	204 (120 to 312)	216 (121 to 328)	199 (116 to 301)
Neonatal sepsis and other neonatal infections	782 (519 to 1,280)	1,420 (942 to 2,100)	572 (374 to 865)	46·2 (21·4 to 84·8)	51·5 (26·4 to 90·3)	43·1 (21·3 to 77·2)	37·2 (24·3 to 57·7)	37·1 (24·2 to 57·4)	39·3 (25·2 to 61·3)	36·6 (23·6 to 56·4)
Hemolytic disease and other neonatal jaundice	201 (89·8 to 366)	114 (55·4 to 208)	23·8 (13·4 to 38·6)	54·7 (26·4 to 94·1)	55·7 (24·3 to 97·8)	46·4 (19·4 to 80·3)	40·9 (17 to 71·8)	40·3 (19·6 to 67·2)	42·6 (21 to 71)	40·2 (22·5 to 65·3)
Other neonatal disorders	2,880 (1,020 to 6,470)	827 (278 to 1,810)	392 (161 to 777)	226 (159 to 308)	0 (0 to 0)	0 (0 to 0)	0 (0 to 0)	0 (0 to 0)	0 (0 to 0)	0 (0 to 0)
Nutritional deficiencies	4·4 (2·5 to 6·6)	51·8 (30 to 82·5)	529 (304 to 813)	1,420 (673 to 2,530)	1,060 (333 to 2,240)	646 (219 to 1,390)	699 (248 to 1,480)	506 (135 to 1,130)	607 (195 to 1,330)	667 (216 to 1,370)
Protein-energy malnutrition	4·3 (2·4 to 6·5)	14·7 (8·8 to 22·1)	183 (120 to 261)	149 (86·4 to 237)	30·3 (13·3 to 55·5)	20·6 (8·6 to 38)	18·8 (8·2 to 33·6)	20 (10 to 33·3)	23·5 (12·5 to 40·1)	21·7 (11·7 to 36·1)
Iodine deficiency	0 (0 to 0)	0 (0 to 0)	0 (0 to 0)	1·2 (0·3 to 2·6)	7·3 (2·9 to 14·6)	14·2 (5·6 to 29·1)	16·3 (6·8 to 32·3)	16·8 (6·8 to 32·7)	17·2 (7·4 to 33·6)	15·3 (6·6 to 30·6)
Vitamin A deficiency	0 (0 to 0·1)	1·4 (0·5 to 3·2)	11·6 (6 to 19·7)	51·6 (27·7 to 87)	44·2 (21·1 to 76·3)	24·1 (10·4 to 43·9)	12·4 (4·1 to 23·7)	10·3 (2·8 to 21·4)	9·7 (2·6 to 20·9)	7·8 (1·6 to 16·7)
Dietary iron deficiency	0·1 (0 to 0·4)	35·7 (17·8 to 63·3)	320 (140 to 566)	1,200 (491 to 2,250)	974 (262 to 2,120)	579 (165 to 1,320)	641 (196 to 1,400)	447 (79·6 to 1,060)	539 (130 to 1,260)	607 (160 to 1,310)
Other nutritional deficiencies	0 (0 to 0)	0 (0 to 0)	14·9 (8·2 to 28·6)	19·3 (12·1 to 30)	9·2 (4·9 to 15·1)	7·8 (4·3 to 12·8)	10·7 (5·4 to 17·9)	12·7 (7 to 20·3)	17·6 (10·1 to 28·9)	15·2 (9·2 to 24·1)
Non-communicable diseases	7,780 (3,900 to 11,200)	3,670 (1,860 to 5,290)	8,660 (4,590 to 12,900)	9,960 (7,430 to 12,800)	8,920 (6,850 to 11,600)	11,100 (8,490 to 14,600)	16,000 (12,800 to 20,000)	20,700 (16,400 to 25,700)	25,900 (20,600 to 32,300)	28,100 (22,500 to 34,600)
Neoplasms	60·1 (42·3 to 80·2)	43·3 (32·1 to 58·1)	252 (185 to 339)	969 (746 to 1,250)	1,110 (916 to 1,340)	1,150 (921 to 1,390)	1,280 (1,020 to 1,550)	1,400 (1,020 to 1,930)	2,010 (1,410 to 2,760)	2,730 (2,040 to 3,650)
Lip and oral cavity cancer	0 (0 to 0)	0 (0 to 0)	0 (0 to 0)	0 (0 to 0)	4·5 (2·4 to 9·2)	6·3 (3·1 to 14·2)	11·2 (8·5 to 14·8)	16·5 (11 to 23·5)	33·4 (20·9 to 51·3)	48·5 (32·8 to 70·8)
Nasopharynx cancer	0 (0 to 0)	0 (0 to 0)	0 (0 to 0)	0 (0 to 0)	25·7 (16·5 to 38)	24·6 (16·1 to 36·3)	15·4 (11·2 to 20·6)	16·1 (10·8 to 22·7)	11·2 (7·3 to 16·6)	9·6 (6·7 to 13·3)
Other pharynx cancer	0 (0 to 0)	0 (0 to 0)	0 (0 to 0)	0 (0 to 0)	0 (0 to 0)	0 (0 to 0)	0 (0 to 0)	5·6 (3·4 to 8·4)	11·2 (7·3 to 17·1)	12·8 (8·7 to 17·9)
Esophageal cancer	0 (0 to 0)	0 (0 to 0)	0 (0 to 0)	0 (0 to 0)	0 (0 to 0)	0 (0 to 0)	0 (0 to 0)	30·1 (20·6 to 42·7)	47·8 (29·4 to 71·8)	82·8 (51·8 to 128)
Stomach cancer	0 (0 to 0)	0 (0 to 0)	0 (0 to 0)	0 (0 to 0)	0 (0 to 0)	0 (0 to 0)	18·3 (15·2 to 22·2)	46·5 (32·8 to 63·9)	78·9 (50·2 to 119)	133 (88·9 to 188)
Colon and rectum cancer	0 (0 to 0)	0 (0 to 0)	0 (0 to 0)	0 (0 to 0)	2 (1·6 to 2·6)	2·4 (1·6 to 3·6)	16·6 (12·5 to 21·8)	46·1 (30·8 to 67·9)	86·9 (51·9 to 141)	116 (78 to 172)
Liver cancer	5·5 (3 to 8·9)	4·3 (2·4 to 7·1)	17 (11·5 to 24·1)	63·7 (43·5 to 91·4)	57·3 (40·7 to 76·4)	57·3 (42·6 to 74·4)	18·8 (12·7 to 26·8)	34·4 (20·4 to 53·3)	63·1 (38·4 to 97·7)	88·3 (54·3 to 131)
Liver cancer due to hepatitis B	0 (0 to 0)	0 (0 to 0)	0 (0 to 0)	0 (0 to 0)	0 (0 to 0)	5·4 (2·7 to 9)	6·2 (3·3 to 10·1)	15·1 (7·9 to 25·3)	32·6 (16·9 to 55·6)	45·2 (23·9 to 73·1)
Liver cancer due to hepatitis C	0 (0 to 0)	0 (0 to 0)	0 (0 to 0)	0 (0 to 0)	0 (0 to 0)	0·4 (0·1 to 0·8)	0·4 (0·1 to 1)	1·9 (0·8 to 3·8)	5·4 (1·9 to 11·2)	11·5 (4·9 to 22·7)
Liver cancer due to alcohol use	0 (0 to 0)	0 (0 to 0)	0 (0 to 0)	0 (0 to 0)	0 (0 to 0)	0 (0 to 0)	0·3 (0·1 to 0·8)	1·9 (0·8 to 3·8)	5·4 (2·1 to 11·3)	10·4 (4·5 to 20·6)
Liver cancer due to NASH	0 (0 to 0)	0 (0 to 0)	0 (0 to 0)	0 (0 to 0)	0 (0 to 0)	0 (0 to 0)	5·6 (2·9 to 9·5)	7·2 (3·4 to 13·5)	9 (4 to 18·7)	9·8 (4·3 to 18·1)
Liver cancer due to other causes	5·5 (3 to 8·9)	4·3 (2·4 to 7·1)	17 (11·5 to 24·1)	63·7 (43·5 to 91·4)	57·3 (40·7 to 76·4)	51·5 (38·2 to 67·2)	6·3 (3·5 to 10·3)	8·4 (4·1 to 15·3)	10·7 (4·9 to 20·7)	11·3 (4·9 to 20·3)
Gallbladder and biliary tract cancer	0 (0 to 0)	0 (0 to 0)	0 (0 to 0)	0 (0 to 0)	0 (0 to 0)	0 (0 to 0)	0 (0 to 0)	1·4 (1 to 2·1)	3·9 (2·5 to 6·6)	6·7 (4·5 to 10)
Pancreatic cancer	0 (0 to 0)	0 (0 to 0)	0 (0 to 0)	0 (0 to 0)	0 (0 to 0)	0 (0 to 0)	1·8 (1·4 to 2·3)	20·8 (14·4 to 30)	32·1 (20·6 to 48·4)	41·6 (26·7 to 63·9)
Larynx cancer	0 (0 to 0)	0 (0 to 0)	0 (0 to 0)	0 (0 to 0)	0 (0 to 0)	0 (0 to 0)	0 (0 to 0)	5·1 (2·8 to 9·4)	8·6 (5·3 to 14·8)	12·7 (8·2 to 20)
Tracheal, bronchus, and lung cancer	0 (0 to 0)	0 (0 to 0)	0 (0 to 0)	0 (0 to 0)	0 (0 to 0)	4·1 (1·7 to 8)	38·9 (28·2 to 54·7)	55·6 (35·7 to 82·8)	79·1 (49 to 125)	92·9 (57·7 to 149)
Malignant skin melanoma	0·1 (0 to 0·2)	0·1 (0·1 to 0·2)	1·9 (0·4 to 4·8)	8·2 (1·9 to 21·2)	2 (1·6 to 2·7)	2·1 (1·5 to 3·7)	2·8 (1·8 to 4·5)	6·4 (3·6 to 13·2)	14·3 (8 to 25·9)	16·1 (9·7 to 25·3)
Non-melanoma skin cancer	0 (0 to 0)	0 (0 to 0)	0 (0 to 0)	0 (0 to 0)	0 (0 to 0)	0 (0 to 0)	0 (0 to 0)	15·9 (8·5 to 25·4)	16·2 (9 to 25·2)	20·3 (10·9 to 32·1)
Non-melanoma skin cancer (squamous-cell carcinoma)	0 (0 to 0)	0 (0 to 0)	0 (0 to 0)	0 (0 to 0)	0 (0 to 0)	0 (0 to 0)	0 (0 to 0)	15·9 (8·5 to 25·4)	16·2 (9 to 25·2)	20·3 (10·9 to 32·1)
Non-melanoma skin cancer (basal-cell carcinoma)	0 (0 to 0)	0 (0 to 0)	0 (0 to 0)	0 (0 to 0)	0 (0 to 0)	0 (0 to 0)	0 (0 to 0)	0 (0 to 0)	0 (0 to 0)	0 (0 to 0)
Breast cancer	0 (0 to 0)	0 (0 to 0)	0 (0 to 0)	0 (0 to 0)	0 (0 to 0)	0 (0 to 0)	30·1 (23·8 to 38·2)	49·2 (33·2 to 70·9)	157 (101 to 229)	605 (422 to 852)
Cervical cancer	0 (0 to 0)	0 (0 to 0)	0 (0 to 0)	0 (0 to 0)	0 (0 to 0)	0 (0 to 0)	22·4 (16·1 to 31·3)	54·9 (34·3 to 83·7)	170 (104 to 258)	391 (252 to 577)
Uterine cancer	0 (0 to 0)	0 (0 to 0)	0 (0 to 0)	0 (0 to 0)	0 (0 to 0)	0 (0 to 0)	0 (0 to 0)	6·6 (4·6 to 9·3)	14·1 (9·4 to 20·8)	17·4 (11·3 to 25·1)
Ovarian cancer	0 (0 to 0)	0 (0 to 0)	0 (0 to 0)	0 (0 to 0)	13·2 (3·9 to 23·9)	25·4 (9·9 to 42·9)	71·8 (38·2 to 109)	85·1 (46·7 to 131)	114 (62·9 to 177)	123 (73·9 to 205)
Prostate cancer	0 (0 to 0)	0 (0 to 0)	0 (0 to 0)	0 (0 to 0)	0 (0 to 0)	0 (0 to 0)	0 (0 to 0)	0 (0 to 0)	0 (0 to 0)	0 (0 to 0)
Testicular cancer	--	--	--	--	--	--	--	--	--	--
Kidney cancer	1·9 (1·4 to 2·5)	1·3 (0·9 to 1·8)	16·9 (9·5 to 29·9)	95·7 (63 to 142)	72·6 (48·3 to 108)	31·8 (21·7 to 46·1)	22·1 (15·1 to 30·6)	20·3 (13·4 to 29·9)	32·1 (21·5 to 47·5)	32·8 (21·4 to 48·2)
Bladder cancer	0 (0 to 0)	0 (0 to 0)	0 (0 to 0)	0 (0 to 0)	0 (0 to 0)	0 (0 to 0)	1·4 (1·2 to 1·7)	3·1 (2·1 to 4·4)	1·3 (1 to 1·8)	5·7 (3·5 to 8·9)
Brain and central nervous system cancer	6 (2·1 to 10·5)	5·7 (2·4 to 10·2)	60 (31 to 106)	141 (69·6 to 277)	231 (145 to 357)	177 (113 to 261)	110 (67 to 170)	161 (84·8 to 261)	207 (109 to 329)	231 (111 to 378)
Thyroid cancer	0 (0 to 0)	0 (0 to 0)	0 (0 to 0)	0 (0 to 0)	2·5 (1·8 to 3·5)	2·7 (1·8 to 3·9)	5·3 (3·7 to 7·2)	4 (2·7 to 5·6)	10·8 (6·9 to 16·1)	12·6 (8·2 to 17·8)
Mesothelioma	0 (0 to 0)	0 (0 to 0)	0 (0 to 0)	0 (0 to 0)	0 (0 to 0)	0 (0 to 0)	0 (0 to 0)	34·5 (0 to 334)	34·9 (0 to 305)	9·8 (0·1 to 74·3)
Hodgkin lymphoma	0 (0 to 0)	0 (0 to 0)	0 (0 to 0)	4·3 (2·1 to 9·5)	7·2 (4·1 to 11·5)	12 (3·4 to 21·8)	57·9 (17·5 to 112)	90·5 (29·5 to 172)	105 (34·4 to 204)	85·2 (30·9 to 176)
Non-Hodgkin lymphoma	0 (0 to 0)	0 (0 to 0)	0 (0 to 0)	25·7 (16·4 to 36·7)	24·2 (15·4 to 34·8)	37·8 (25·3 to 51·9)	48·4 (33 to 65·2)	43·8 (28·8 to 62·7)	58·1 (38·2 to 87·6)	42·9 (28·1 to 64·1)
Multiple myeloma	0 (0 to 0)	0 (0 to 0)	0 (0 to 0)	0 (0 to 0)	0 (0 to 0)	0 (0 to 0)	0 (0 to 0)	32 (5·3 to 47·8)	77·1 (14·4 to 119)	47·2 (12·5 to 72)
Leukemia	22·6 (15·6 to 31·2)	16·9 (11·7 to 24)	75·8 (44·4 to 118)	263 (162 to 407)	314 (208 to 456)	304 (201 to 433)	320 (224 to 441)	202 (135 to 308)	216 (136 to 335)	162 (111 to 238)
Acute lymphoid leukemia	6·2 (0·6 to 16·8)	3 (0·6 to 8·2)	26·2 (12·8 to 45·9)	121 (68·1 to 209)	123 (58·8 to 214)	136 (69·8 to 222)	121 (60·7 to 208)	52·5 (23·7 to 101)	39·4 (19·3 to 73·3)	33·9 (16 to 60·4)
Chronic lymphoid leukemia	0 (0 to 0)	0 (0 to 0)	0 (0 to 0)	0 (0 to 0)	0 (0 to 0)	0 (0 to 0)	0 (0 to 0)	4·2 (1·7 to 8)	13·8 (5·8 to 26)	3·8 (1·6 to 7·8)
Acute myeloid leukemia	6·1 (0·2 to 18·8)	2·6 (0·2 to 10·3)	22·4 (11·3 to 38·7)	50·3 (23·1 to 93·2)	87·8 (42·1 to 147)	92·8 (43·5 to 159)	84·4 (38·8 to 146)	57·8 (29·6 to 102)	59·2 (30·3 to 104)	44·7 (22·5 to 73·9)
Chronic myeloid leukemia	0·7 (0 to 2·8)	0·2 (0·1 to 1)	0·6 (0·3 to 1·1)	7·4 (3·4 to 14·4)	6·9 (3·4 to 12·5)	13 (5·9 to 23·3)	14·9 (6·3 to 29·4)	12·9 (5·2 to 27·1)	21·9 (8·8 to 42·8)	12·3 (5·1 to 24·4)
Other leukemia	9·6 (2·2 to 18·6)	11·1 (4·3 to 18·2)	26·6 (13·8 to 46·7)	84·8 (44·6 to 147)	95·4 (47 to 163)	61·9 (30·9 to 111)	100 (49·6 to 166)	75 (40·4 to 128)	81·6 (41·8 to 140)	67·7 (39 to 109)
Other malignant neoplasms	24 (13·6 to 35·6)	15 (9·8 to 22·5)	80·3 (55·5 to 109)	364 (271 to 469)	354 (230 to 441)	461 (260 to 600)	464 (284 to 579)	312 (217 to 421)	325 (219 to 460)	281 (174 to 382)
Other neoplasms	0 (0 to 0·1)	0 (0 to 0)	0·5 (0·4 to 0·8)	2·5 (1·8 to 4·8)	2·1 (1·7 to 2·5)	1·8 (1·5 to 2·2)	1·5 (1·3 to 1·8)	1·6 (1·2 to 2·2)	2·9 (1·5 to 6·7)	1·5 (1·1 to 2)
Myelodysplastic, myeloproliferative, and other hematopoietic n	0 (0 to 0·1)	0 (0 to 0)	0·5 (0·4 to 0·8)	2·5 (1·8 to 4·8)	2·1 (1·7 to 2·5)	1·8 (1·5 to 2·2)	1·5 (1·3 to 1·8)	1·6 (1·2 to 2·2)	2·9 (1·5 to 6·7)	1·5 (1·1 to 2)
Benign and in situ intestinal neoplasms	0 (0 to 0)	0 (0 to 0)	0 (0 to 0)	0 (0 to 0)	0 (0 to 0)	0 (0 to 0)	0 (0 to 0)	0 (0 to 0)	0 (0 to 0)	0 (0 to 0)
Benign and in situ cervical and uterine neoplasms	0 (0 to 0)	0 (0 to 0)	0 (0 to 0)	0 (0 to 0)	0 (0 to 0)	0 (0 to 0)	0 (0 to 0)	0 (0 to 0)	0 (0 to 0)	0 (0 to 0)
Other benign and in situ neoplasms	0 (0 to 0)	0 (0 to 0)	0 (0 to 0)	0 (0 to 0)	0 (0 to 0)	0 (0 to 0)	0 (0 to 0)	0 (0 to 0)	0 (0 to 0)	0 (0 to 0)
Cardiovascular diseases	116 (78·9 to 161)	92·9 (63·7 to 138)	295 (192 to 435)	305 (221 to 412)	301 (239 to 366)	476 (375 to 591)	1,660 (1,360 to 2,020)	2,370 (1,850 to 2,990)	3,170 (2,410 to 4,150)	3,690 (2,840 to 4,870)
Rheumatic heart disease	0 (0 to 0)	0 (0 to 0)	0 (0 to 0)	12·4 (6·7 to 20·6)	55·6 (33·4 to 90·7)	127 (82·5 to 190)	301 (215 to 398)	352 (250 to 487)	420 (297 to 584)	400 (289 to 543)

Cause	35 to 39	40 to 44	45 to 49	50 to 54	55 to 59	60 to 64	65 to 69	70 to 74	75 to 79	80 to 84	85 to 89	90 to 94	95 plus	Total
All causes	34,400 (27,900 to 41,500)	37,300 (30,500 to 45,400)	40,200 (32,700 to 49,200)	47,500 (38,700 to 57,300)	58,500 (48,100 to 70,800)	59,500 (49,700 to 70,700)	46,600 (39,400 to 54,700)	31,000 (26,700 to 36,000)	27,200 (23,500 to 31,400)	23,300 (20,400 to 26,500)	12,200 (10,600 to 14,100)	7,060 (6,260 to 7,940)	2,500 (2,300 to 2,730)	693,000
Communicable, maternal, neonatal, and nutritional diseases	3,830 (2,910 to 5,060)	3,120 (2,320 to 4,220)	2,270 (1,620 to 3,120)	1,920 (1,390 to 2,600)	1,860 (1,310 to 2,580)	1,350 (976 to 1,830)	819 (571 to 1,120)	387 (296 to 509)	305 (230 to 397)	277 (204 to 382)	185 (133 to 251)	115 (85·1 to 151)	38·8 (28·2 to 50·2)	121,000
HIV/AIDS and sexually transmitted infections	394 (318 to 496)	299 (236 to 384)	134 (103 to 181)	74·6 (55·4 to 105)	43·6 (30·1 to 66·8)	23·5 (15·4 to 36·9)	14·6 (9·3 to 23·2)	5·7 (3·2 to 9·6)	3·1 (1·7 to 5·6)	2·1 (1·2 to 3·7)	0·9 (0·4 to 1·6)	0·4 (0·2 to 0·7)	0·1 (0·1 to 0·2)	1,870
HIV/AIDS	311 (250 to 379)	215 (173 to 263)	76·8 (62·8 to 95·8)	35·4 (27·9 to 44·3)	14·3 (10·8 to 18·5)	6·6 (4·9 to 8·8)	1·6 (1·2 to 2·1)	0·2 (0·1 to 0·2)	0 (0 to 0·1)	0 (0 to 0)	0 (0 to 0)	0 (0 to 0)	0 (0 to 0)	1,310
HIV/AIDS - Drug-susceptible Tuberculosis	39·2 (18·2 to 66)	27·9 (13·4 to 46·8)	9·8 (5·1 to 15·7)	4·6 (2·5 to 7·1)	1·9 (1·1 to 2·8)	0·9 (0·5 to 1·3)	0·2 (0·1 to 0·3)	0 (0 to 0)	0 (0 to 0)	0 (0 to 0)	0 (0 to 0)	0 (0 to 0)	0 (0 to 0)	164
HIV/AIDS - Multidrug-resistant Tuberculosis without extensive (	16·4 (5·4 to 34·9)	11·5 (3·8 to 24·4)	3·8 (1·3 to 8·1)	1·7 (0·6 to 3·6)	0·7 (0·2 to 1·4)	0·3 (0·1 to 0·6)	0·1 (0 to 0·1)	0 (0 to 0)	0 (0 to 0)	0 (0 to 0)	0 (0 to 0)	0 (0 to 0)	0 (0 to 0)	67·4
HIV/AIDS - Extensively drug-resistant Tuberculosis	7·3 (2·5 to 15·6)	5·1 (1·7 to 10·9)	1·6 (0·6 to 3·4)	0·7 (0·2 to 1·5)	0·3 (0·1 to 0·5)	0·1 (0 to 0·3)	0 (0 to 0·1)	0 (0 to 0)	0 (0 to 0)	0 (0 to 0)	0 (0 to 0)	0 (0 to 0)	0 (0 to 0)	29·9
HIV/AIDS resulting in other diseases	248 (182 to 318)	171 (123 to 223)	61·6 (46·5 to 81·1)	28·4 (20·7 to 37·4)	11·4 (8 to 15·7)	5·2 (3·5 to 7·4)	1·3 (0·9 to 1·8)	0·1 (0·1 to 0·2)	0 (0 to 0·1)	0 (0 to 0)	0 (0 to 0)	0 (0 to 0)	0 (0 to 0)	1,050
Sexually transmitted infections excluding HIV	83·4 (47·4 to 143)	83·6 (47·8 to 151)	57·6 (33 to 98·8)	39·2 (22·1 to 67·8)	29·4 (16·8 to 52·5)	16·9 (9·2 to 29·8)	13·1 (7·7 to 21·7)	5·6 (3 to 9·4)	3 (1·7 to 5·6)	2·1 (1·2 to 3·7)	0·9 (0·4 to 1·6)	0·4 (0·2 to 0·7)	0·1 (0·1 to 0·2)	564
Syphilis	0·1 (0·1 to 0·2)	0·1 (0 to 0·1)	0 (0 to 0·1)	0 (0 to 0·1)	0 (0 to 0·1)	0 (0 to 0·1)	0 (0 to 0)	0 (0 to 0)	0 (0 to 0)	0 (0 to 0)	0 (0 to 0)	0 (0 to 0)	0 (0 to 0)	7·4
Chlamydial infection	10·9 (5·9 to 18·3)	11·8 (6·7 to 19·6)	6·2 (3·8 to 9·8)	3·2 (2·1 to 4·7)	2·2 (1·5 to 3·2)	1·1 (0·6 to 1·8)	0·7 (0·4 to 1·1)	0·4 (0·2 to 0·7)	0·2 (0·1 to 0·3)	0·2 (0·1 to 0·3)	0·1 (0 to 0·1)	0 (0 to 0)	0 (0 to 0)	66·2
Gonococcal infection	7·5 (5·1 to 11)	9·2 (5·9 to 13·8)	8·2 (4·9 to 13·2)	6·1 (3·5 to 9·7)	4·3 (2·6 to 6·7)	3·6 (2·1 to 5·8)	4·2 (2·5 to 6·8)	1·5 (0·8 to 2·6)	0·6 (0·4 to 1)	0·5 (0·3 to 0·7)	0·2 (0·1 to 0·2)	0·1 (0 to 0·1)	0 (0 to 0)	68·9
Trichomoniasis	27·2 (8·4 to 63)	24 (7·8 to 57·9)	19·7 (6·1 to 45·7)	14·9 (4·5 to 36·2)	11·1 (3·6 to 26·3)	6·3 (2·3 to 14·3)	3·7 (1·3 to 8·5)	1·6 (0·6 to 3·5)	1·1 (0·4 to 2·3)	0·6 (0·2 to 1·4)	0·3 (0·1 to 0·6)	0·1 (0 to 0·2)	0 (0 to 0)	198
Genital herpes	7·6 (2·4 to 18·2)	7·6 (2·3 to 18·3)	7·3 (2·3 to 18·4)	7 (2·1 to 17·1)	6·5 (2 to 16·4)	4·7 (1·4 to 11·7)	3 (0·9 to 7·4)	1·4 (0·4 to 3·5)	1 (0·3 to 2·5)	0·7 (0·2 to 1·6)	0·3 (0·1 to 0·9)	0·2 (0 to 0·4)	0 (0 to 0·1)	64·3
Other sexually transmitted infections	30·1 (17·8 to 47·8)	31 (18·2 to 52·5)	16·2 (9·4 to 27·2)	7·8 (4·3 to 12·9)	5·2 (2·9 to 8·9)	1·2 (0·7 to 2)	1·5 (0·9 to 2·4)	0·7 (0·4 to 1·1)	0·2 (0·1 to 0·3)	0·1 (0·1 to 0·2)	0·1 (0 to 0·1)	0 (0 to 0)	0 (0 to 0)	158
Respiratory infections and tuberculosis	965 (688 to 1,330)	811 (576 to 1,110)	736 (534 to 1,020)	658 (471 to 902)	726 (513 to 991)	601 (424 to 809)	394 (285 to 525)	241 (177 to 323)	204 (150 to 267)	163 (123 to 213)	102 (76·2 to 133)	77·2 (56 to 103)	31·3 (21·7 to 41·6)	48,300
Tuberculosis	524 (326 to 824)	456 (281 to 671)	410 (251 to 630)	356 (217 to 560)	371 (220 to 605)	303 (181 to 473)	165 (101 to 254)	90·5 (57·1 to 139)	52·4 (33·4 to 79·6)	32·1 (20·1 to 50·4)	12·9 (7·7 to 20·8)	4·9 (3 to 7·5)	1·2 (0·7 to 1·8)	6,630
Latent tuberculosis infection	0 (0 to 0)	0 (0 to 0)	0 (0 to 0)	0 (0 to 0)	0 (0 to 0)	0 (0 to 0)	0 (0 to 0)	0 (0 to 0)	0 (0 to 0)	0 (0 to 0)	0 (0 to 0)	0 (0 to 0)	0 (0 to 0)	0
Drug-susceptible tuberculosis	359 (190 to 605)	312 (156 to 500)	278 (142 to 460)	242 (118 to 405)	251 (128 to 426)	205 (101 to 352)	111 (56·4 to 186)	61·4 (31·5 to 101)	35·5 (18·1 to 58·2)	21·8 (10·7 to 38)	8·7 (4·6 to 14·8)	3·3 (1·7 to 5·5)	0·8 (0·4 to 1·3)	4,530
Multidrug-resistant tuberculosis without extensive drug resistar	114 (35·8 to 246)	100 (32·9 to 220)	91·3 (29·1 to 201)	79 (24·4 to 170)	82·9 (26·5 to 184)	67·6 (20·4 to 148)	37·3 (11·3 to 79·2)	20·1 (6·1 to 42·7)	11·7 (3·6 to 25·5)	7·2 (2·4 to 15·6)	2·9 (0·9 to 6·3)	1·1 (0·3 to 2·3)	0·3 (0·1 to 0·5)	1,460
Extensively drug-resistant tuberculosis	50·3 (15 to 113)	44·3 (14·1 to 99·6)	40·8 (12·7 to 94·3)	35·2 (10·9 to 76·9)	37·1 (11·9 to 84·8)	30·4 (9·1 to 67·9)	16·7 (5·1 to 38·1)	9 (2·8 to 20·1)	5·2 (1·6 to 11·4)	3·2 (1 to 6·8)	1·3 (0·4 to 2·8)	0·5 (0·1 to 1·1)	0·1 (0 to 0·3)	644
Lower respiratory infections	327 (212 to 477)	251 (154 to 378)	232 (153 to 354)	217 (141 to 321)	276 (185 to 404)	242 (161 to 344)	196 (127 to 284)	136 (92·2 to 197)	140 (94·8 to 193)	123 (87·5 to 168)	84·8 (59·7 to 115)	70·2 (49·4 to 95·2)	29·5 (20·1 to 39·6)	39,500
Upper respiratory infections	84·4 (41·3 to 147)	74·2 (39 to 130)	63·5 (33·4 to 111)	56·1 (30·2 to 96·7)	52·6 (28·2 to 88·9)	38·8 (20·8 to 64·1)	24·1 (12·2 to 41·1)	11·1 (6 to 19)	8·8 (4·9 to 14·5)	5·8 (3 to 10·2)	3 (1·6 to 5)	1·5 (0·9 to 2·5)	0·4 (0·3 to 0·7)	1,600
Otitis media	29·5 (13·4 to 57)	29·6 (13·2 to 55·7)	29·4 (14·2 to 52·5)	29 (12·7 to 55·3)	25·8 (12·7 to 46)	16·9 (7·5 to 33·1)	8·7 (4·4 to 16·8)	3·4 (1·5 to 6·7)	2·6 (1·2 to 4·9)	2 (0·9 to 3·9)	1·2 (0·5 to 2·1)	0·6 (0·3 to 1·1)	0·2 (0·1 to 0·4)	592
Enteric infections	220 (144 to 315)	192 (126 to 273)	157 (106 to 226)	145 (98·2 to 207)	121 (82·1 to 179)	83·7 (55·9 to 121)	52·1 (35·1 to 73·6)	26·1 (17·9 to 36·3)	19·1 (13 to 27·2)	15·6 (10·7 to 21·8)	10·5 (7·4 to 14·4)	6·7 (4·7 to 9·1)	2·4 (1·7 to 3·3)	5,720
Diarrheal diseases	220 (143 to 315)	187 (122 to 268)	157 (106 to 226)	138 (93 to 200)	121 (82 to 179)	83·3 (55·8 to 121)	51·4 (34·6 to 72·9)	26 (17·8 to 36·1)	18·9 (12·9 to 27)	15·3 (10·5 to 21·5)	10·5 (7·3 to 14·3)	6·7 (4·6 to 9·1)	2·4 (1·7 to 3·3)	5,660
Typhoid and paratyphoid	0·2 (0·1 to 0·7)	4·3 (1 to 12·7)	0 (0 to 0)	6·8 (1·4 to 23)	0 (0 to 0)	0·3 (0 to 2)	0·5 (0·1 to 2·3)	0 (0 to 0·3)	0·1 (0 to 0·6)	0·2 (0 to 0·8)	0 (0 to 0)	0 (0 to 0)	0 (0 to 0)	38·5
Typhoid fever	0·2 (0 to 0·7)	4·3 (1 to 12·7)	0 (0 to 0)	6·8 (1·4 to 23)	0 (0 to 0)	0·3 (0 to 2)	0·5 (0·1 to 2·3)	0 (0 to 0·3)	0·1 (0 to 0·6)	0·2 (0 to 0·8)	0 (0 to 0)	0 (0 to 0)	0 (0 to 0)	38·5
Paratyphoid fever	0 (0 to 0)	0 (0 to 0)	0 (0 to 0)	0 (0 to 0)	0 (0 to 0)	0 (0 to 0)	0 (0 to 0)	0 (0 to 0)	0 (0 to 0)	0 (0 to 0)	0 (0 to 0)	0 (0 to 0)	0 (0 to 0)	0
Invasive Non-typhoidal Salmonella (iNTS)	0 (0 to 0)	0 (0 to 0)	0 (0 to 0)	0 (0 to 0)	0 (0 to 0)	0 (0 to 0)	0 (0 to 0)	0 (0 to 0)	0 (0 to 0)	0 (0 to 0)	0 (0 to 0)	0 (0 to 0)	0 (0 to 0)	0·2
Other intestinal infectious diseases	0·4 (0·1 to 1)	0·4 (0·1 to 1·1)	0·2 (0·1 to 0·6)	0·2 (0 to 0·7)	0·2 (0 to 0·6)	0·2 (0 to 0·6)	0·2 (0 to 0·6)	0·1 (0 to 0·3)	0·1 (0 to 0·2)	0·1 (0 to 0·2)	0·1 (0 to 0·2)	0 (0 to 0·1)	0 (0 to 0·1)	18
Neglected tropical diseases and malaria	131 (63·9 to 228)	88·7 (40·2 to 172)	74·4 (34·3 to 145)	72·2 (35·1 to 136)	71·6 (32·9 to 131)	52·1 (24 to 96·1)	29·7 (14·1 to 58·6)	16·2 (7·5 to 33·6)	8·2 (3·9 to 15·1)	6 (2·9 to 11·2)	3·5 (1·6 to 6·8)	1·6 (0·7 to 3·4)	0·4 (0·2 to 1·1)	1,340
Malaria	0 (0 to 0)	0 (0 to 0)	0 (0 to 0)	0 (0 to 0)	0 (0 to 0)	0 (0 to 0)	0 (0 to 0)	0 (0 to 0)	0 (0 to 0)	0 (0 to 0)	0 (0 to 0)	0 (0 to 0)	0 (0 to 0)	0
Chagas disease	0 (0 to 0)	0 (0 to 0)	0 (0 to 0)	0 (0 to 0)	0 (0 to 0)	0 (0 to 0)	0 (0 to 0)	0 (0 to 0)	0 (0 to 0)	0 (0 to 0)	0 (0 to 0)	0 (0 to 0)	0 (0 to 0)	0
Leishmaniasis	2·7 (0 to 12·8)	2·2 (0 to 9·5)	1·9 (0 to 7·3)	1·7 (0 to 5·9)	1·6 (0 to 5·3)	1·2 (0 to 3·9)	0·7 (0·1 to 2·2)	0·3 (0 to 0·9)	0·2 (0 to 0·6)	0·1 (0 to 0·4)	0·1 (0 to 0·2)	0 (0 to 0·1)	0 (0 to 0)	55
Visceral leishmaniasis	1·5 (0 to 11·6)	1·2 (0 to 8·3)	0·9 (0 to 5·9)	0·8 (0 to 4·6)	0·7 (0 to 4)	0·5 (0 to 2·8)	0·3 (0 to 1·6)	0·1 (0 to 0·7)	0·1 (0 to 0·4)	0 (0 to 0·2)	0 (0 to 0·1)	0 (0 to 0)	0 (0 to 0)	39·6
Cutaneous and mucocutaneous leishmaniasis	1·2 (0 to 4)	1·1 (0 to 3·6)	1 (0 to 3·6)	0·9 (0 to 3·4)	0·9 (0 to 3·1)	0·7 (0 to 2·5)	0·4 (0·1 to 1·3)	0·2 (0 to 0·6)	0·1 (0 to 0·4)	0·1 (0 to 0·3)	0·1 (0 to 0·2)	0 (0 to 0·1)	0 (0 to 0)	15·4
African trypanosomiasis	0 (0 to 0)	0 (0 to 0)	0 (0 to 0)	0 (0 to 0)	0 (0 to 0)	0 (0 to 0)	0 (0 to 0)	0 (0 to 0)	0 (0 to 0)	0 (0 to 0)	0 (0 to 0)	0 (0 to 0)	0 (0 to 0)	0
Schistosomiasis	0 (0 to 0)	0 (0 to 0)	0 (0 to 0)	0 (0 to 0)	0 (0 to 0)	0 (0 to 0)	0 (0 to 0)	0 (0 to 0)	0 (0 to 0)	0 (0 to 0)	0 (0 to 0)	0 (0 to 0)	0 (0 to 0)	0
Cysticercosis	0·9 (0·3 to 2·2)	1·1 (0·4 to 2·5)	1·3 (0·4 to 3)	1·7 (0·5 to 4)	2·2 (0·8 to 5·3)	2·4 (0·7 to 5·9)	1·8 (0 to 5·9)	1 (0 to 2·9)	0·8 (0 to 2·5)	0·6 (0 to 1·7)	0·3 (0 to 0·9)	0·1 (0 to 0·4)	0 (0 to 0·2)	16·3
Cystic echinococcosis	45 (12·6 to 110)	41 (11 to 114)	39·4 (11·3 to 112)	39·4 (11·7 to 96·5)	40·3 (12 to 91·2)	31·4 (7·9 to 74·9)	19·2 (5·4 to 46·5)	8 (2·4 to 18·2)	5·2 (1·6 to 11·7)	2·9 (0·8 to 7)	1·4 (0·3 to 4)	0·7 (0·1 to 2·3)	0·2 (0 to 0·9)	477
Lymphatic filariasis	0 (0 to 0)	0 (0 to 0)	0 (0 to 0)	0 (0 to 0)	0 (0 to 0)	0 (0 to 0)	0 (0 to 0)	0 (0 to 0)	0 (0 to 0)	0 (0 to 0)	0 (0 to 0)	0 (0 to 0)	0 (0 to 0)	0
Onchocerciasis	0 (0 to 0)	0 (0 to 0)	0 (0 to 0)	0 (0 to 0)	0 (0 to 0)	0 (0 to 0)	0 (0 to 0)	0 (0 to 0)	0 (0 to 0)	0 (0 to 0)	0 (0 to 0)	0 (0 to 0)	0 (0 to 0)	0
Trachoma	0 (0 to 0)	0 (0 to 0)	0 (0 to 0)	0 (0 to 0)	0 (0 to 0)	0 (0 to 0)	0 (0 to 0)	0 (0 to 0)	0 (0 to 0)	0 (0 to 0)	0 (0 to 0)	0 (0 to 0)	0 (0 to 0)	0
Dengue	0 (0 to 0)	0 (0 to 0)	0 (0 to 0)	0 (0 to 0)	0 (0 to 0)	0·1 (0 to 0·1)	0 (0 to 0)	0 (0 to 0)	0 (0 to 0·1)	0 (0 to 0)	0 (0 to 0)	0 (0 to 0)	0 (0 to 0)	0·2
Yellow fever	0 (0 to 0)	0 (0 to 0)	0 (0 to 0)	0 (0 to 0)	0 (0 to 0)	0 (0 to 0)	0 (0 to 0)	0 (0 to 0)	0 (0 to 0)	0 (0 to 0)	0 (0 to 0)	0 (0 to 0)	0 (0 to 0)	0
Rabies	0 (0 to 0)	0 (0 to 0)	0 (0 to 0)	1·8 (0·3 to 6·8)	0·9 (0·2 to 3·2)	6·5 (1·4 to 21·1)	1·4 (0·3 to 4·1)	5 (0·9 to 17)	0·5 (0·1 to 1·4)	0·2 (0 to 0·7)	0 (0 to 0)	0 (0 to 0)	0 (0 to 0·1)	16·4
Intestinal nematode infections	43·9 (19·2 to 78·9)	6·7 (2·4 to 13)	1·8 (0·5 to 4)	2·5 (0·8 to 5·2)	2·4 (0·8 to 5)	1·8 (0·7 to 3·5)	1·1 (0·4 to 2·3)	0·4 (0·1 to 0·9)	0·3 (0·1 to 0·7)	0·4 (0·1 to 0·7)	0·2 (0·1 to 0·4)	0·1 (0 to 0·2)	0 (0 to 0)	202
Ascariasis	0·1 (0 to 0·3)	0·1 (0 to 0·2)	0·1 (0 to 0·2)	0·1 (0 to 0·2)	0·1 (0 to 0·2)	0·1 (0 to 0·4)	0 (0 to 0·1)	0 (0 to 0·1)	0 (0 to 0·1)	0 (0 to 0·1)	0 (0 to 0)	0 (0 to 0)	0 (0 to 0)	4·9
Trichuriasis	0 (0 to 0)	0 (0 to 0)	0 (0 to 0)	0 (0 to 0)	0 (0 to 0)	0 (0 to 0)	0 (0 to 0)	0 (0 to 0)	0 (0 to 0)	0 (0 to 0)	0 (0 to 0)	0 (0 to 0)	0 (0 to 0)	0
Hookworm disease	43·9 (19·2 to 78·9)	6·6 (2·3 to 13)	1·7 (0·4 to 3·9)	2·4 (0·8 to 5·1)	2·4 (0·7 to 5)	1·7 (0·6 to 3·4)	1·1 (0·4 to 2·2)	0·4 (0·1 to 0·9)	0·3 (0·1 to 0·7)	0·3 (0·1 to 0·7)	0·2 (0·1 to 0·4)	0·1 (0 to 0·1)	0 (0 to 0)	197
Food-borne trematodiases	0 (0 to 0)	0 (0 to 0)	0 (0 to 0)	0 (0 to 0)	0 (0 to 0)	0 (0 to 0)	0 (0 to 0)	0 (0 to 0)	0 (0 to 0)	0 (0 to 0)	0 (0 to 0)	0 (0 to 0)	0 (0 to 0)	0
Leprosy	0 (0 to 0)	0 (0 to 0)	0 (0 to 0)	0 (0 to 0)	0 (0 to 0)	0 (0 to 0)	0 (0 to 0)	0 (0 to 0)	0 (0 to 0)	0 (0 to 0)	0 (0 to 0)	0 (0 to 0)	0 (0 to 0)	0
Ebola	0 (0 to 0)	0 (0 to 0)	0 (0 to 0)	0 (0 to 0)	0 (0 to 0)	0 (0 to 0)	0 (0 to 0)	0 (0 to 0)	0 (0 to 0)	0 (0 to 0)	0 (0 to 0)	0 (0 to 0)	0 (0 to 0)	0
Zika virus	0 (0 to 0)	0 (0 to 0)	0 (0 to 0)	0 (0 to 0)	0 (0 to 0)	0 (0 to 0)	0 (0 to 0)	0 (0 to 0)	0 (0 to 0)	0 (0 to 0)	0 (0 to 0)	0 (0 to 0)	0 (0 to 0)	0
Guinea worm disease	0 (0 to 0)	0 (0 to 0)	0 (0 to 0)	0 (0 to 0)	0 (0 to 0)	0 (0 to 0)	0 (0 to 0)	0 (0 to 0)	0 (0 to 0)	0 (0 to 0)	0 (0 to 0)	0 (0 to 0)	0 (0 to 0)	0
Other neglected tropical diseases	38·6 (13·4 to 77)	37·7 (12·9 to 72·7)	30 (10·3 to 57·5)	25·2 (9·5 to 50·1)	24·1 (7·9 to 48)	8·9 (2·8 to 18·8)	5·5 (1·8 to 11·7)	1·4 (0·3 to 3·4)	1·1 (0·3 to 2·8)	1·8 (0·6 to 3·9)	1·5 (0·5 to 2·9)	0·6 (0·2 to 1·2)	0·1 (0 to 0·2)	577
Other infectious diseases	210 (156 to 277)	178 (134 to 237)	134 (96·4 to 181)	114 (84·6 to 151)	113 (81·5 to 150)	71·4 (54·1 to 93·2)	41·5 (30·9 to 53)	19·8 (15 to 25·2)	14·6 (11 to 18·9)	11·2 (8·5 to 14·7)	5·7 (4·1 to 7·6)	2·6 (1·8 to 3·5)	0·8 (0·6 to 1)	5,500
Meningitis	64·5 (44·1 to 93·1)	54·6 (35·4 to 79)	39·1 (25·8 to 57·4)	30·6 (19·7 to 44·3)	29·4 (20·1 to 43)	18 (13·3 to 23·2)	10·9 (7·8 to 14·8)	5·3 (3·8 to 7·3)	3·8 (2·7 to 5·2)	3·5 (2·4 to 4·7)	1·8 (1·2 to 2·5)	0·8 (0·5 to 1)	0·2 (0·2 to 0·3)	1,730
Encephalitis	54·2 (32·6 to 83·9)	40·5 (25·6 to 66·2)	29 (18·9 to 43·6)	25·5 (16·8 to 39·8)	22·8 (14·4 to 34·9)	17·8 (11·9 to 27·8)	9·2 (6·4 to 13·3)	4·6 (2·9 to 7)	3 (1·9 to 4·7)	1·8 (1·1 to 2·7)	0·5 (0·3 to 1)	0·2 (0·1 to 0·5)	0·1 (0 to 0·2)	2,060
Diphtheria	0 (0 to 0)	0 (0 to 0)	0 (0 to 0)	0 (0 to 0)	0 (0 to 0)	0 (0 to 0)	0 (0 to 0)	0 (0 to 0)	0 (0 to 0)	0 (0 to 0)	0 (0 to 0)	0 (0 to 0)	0 (0 to 0)	0·1
Tetanus	0·2 (0·1 to 0·4)	0 (0 to 0)	0 (0 to 0)	0·2 (0·1 to 0·4)	0·2 (0·1 to 0·5)	0·5 (0·2 to 1·2)	0·3 (0·1 to 0·7)	0 (0 to 0·1)	0 (0 to 0)	0 (0 to 0·1)	0·1 (0 to 0·3)	0·1 (0 to 0·1)	0 (0 to 0)	2·2
Measles	0 (0 to 0)	0 (0 to 0)	0 (0 to 0)	0 (0 to 0)	0 (0 to 0)	0 (0 to 0)	0 (0 to 0)	0 (0 to 0)	0 (0 to 0)	0 (0 to 0)	0 (0 to 0)	0 (0 to 0)	0 (0 to 0)	0
Varicella and herpes zoster	2·5 (0·5 to 5·7)	2·6 (0·5 to 5·7)	2·8 (0·7 to 6·4)	3·4 (0·9 to 7·1)	4 (1·4 to 8)	3·6 (1·1 to 7·2)	2·6 (1 to 5·4)	1·4 (0·5 to 2·5)	1·2 (0·5 to 2·1)	0·9 (0·4 to 1·8)	0·5 (0·2 to 1)	0·3 (0·1 to 0·5)	0·1 (0 to 0·2)	44·9
Acute hepatitis	38 (22·2 to 58·5)	33·6 (18·3 to 51·4)	25·4 (14·2 to 39·1)	22·6 (12·5 to 35·2)	22·8 (12·4 to 36·2)	16·4 (8·4 to 26·7)	8·9 (4·8 to 14·1)	4·9 (2·6 to 8·3)	3·7 (2 to 5·9)	1·9 (1 to 2·9)	0·7 (0·4 to 1·1)	0·4 (0·2 to 0·6)	0·1 (0·1 to 0·2)	794
Acute hepatitis A	10·8 (4·2 to 24·1)	4·8 (1·8 to 11·4)	7·3 (2·3 to 16·9)	8 (2·2 to 18·7)	2·6 (0·6 to 7·9)	4 (0·9 to 9·8)	0·8 (0·2 to 2·5)	1·1 (0·3 to 2·9)	2·1 (0·8 to 3·9)	0·8 (0·3 to 1·7)	0·2 (0 to 0·4)	0·1 (0 to 0·2)	0 (0 to 0·1)	213
Acute hepatitis B	20·5 (9 to 37·2)	26·9 (13·5 to 43·5)	15·3 (6·4 to 26·9)	9·2 (3·2 to 18·2)	16·8 (7·6 to 29·2)	11·2 (4·3 to 20·3)	7·2 (3·5 to 12·1)	3·3 (1·4 to 6)	1·1 (0·4 to 2·4)	0·8 (0·3 to 1·6)	0·5 (0·2 to 0·8)	0·2 (0·1 to 0·4)	0·1 (0 to 0·1)	517
Acute hepatitis C	5·7 (1·2 to 15)	1·3 (0·3 to 3·3)	2·1 (0·5 to 5·7)	4·8 (1 to 11·6)	2·8 (0·7 to 7·3)	0·8 (0·2 to 2·2)	0·8 (0·2 to 1·9)	0·3 (0·1 to 0·8)	0·3 (0·1 to 0·6)	0·2 (0·1 to 0·4)	0 (0 to 0·1)	0 (0 to 0)	0 (0 to 0)	50·4
Acute hepatitis E	1 (0·5 to 2·1)	0·6 (0·3 to 1·1)	0·7 (0·3 to 1·5)	0·5 (0·2 to 1·1)	0·6 (0·2 to 1·7)	0·3 (0·1 to 0·6)	0·2 (0·1 to 0·5)	0·2 (0·1 to 0·4)	0·2 (0·1 to 0·4)	0·1 (0·1 to 0·2)	0·1 (0 to 0·1)	0 (0 to 0·1)	0 (0 to 0·1)	13·3
Other unspecified infectious diseases	50·6 (23·8 to 89·6)	46·9 (22·3 to 84·2)	37·9 (18·5 to 66·8)	32 (15·6 to 56·4)	32·3 (15·5 to 58·1)	15·1 (8·2 to 25·1)	9·4 (5·2 to 16)	3·6 (2·1 to 5·7)	2·9 (1·8 to 4·8)	3·1 (1·8 to 5·4)	2·1 (1·1 to 3·5)	0·9 (0·5 to 1·5)	0·2 (0·1 to 0·4)	823
Maternal and neonatal disorders	982 (736 to 1,270)	650 (504 to 842)	313 (233 to 409)	249 (180 to 341)	197 (138 to 269)	121 (87·7 to 167)	53·6 (36·8 to 74·1)	14·8 (10·7 to 19·6)	5·6 (4 to 7·5)	1·3 (0·9 to 1·9)	0·4 (0·2 to 0·7)	0·2 (0·1 to 0·3)	0 (0 to 0·1)	47,200
Maternal disorders	638 (430 to 899)	348 (229 to 510)	49·6 (33·1 to 72·4)	17·4 (11·8 to 24·7)	0 (0 to 0)	0 (0 to 0)	0 (0 to 0)	0 (0 to 0)	0 (0 to 0)	0 (0 to 0)	0 (0 to 0)	0 (0 to 0)	0 (0 to 0)	3,510
Maternal hemorrhage	372 (235 to 557)	166 (98·3 to 263)	26·9 (16 to 41·7)	5·1 (2·6 to 8·3)	0 (0 to 0)	0 (0 to 0)	0 (0 to 0)	0 (0 to 0)	0 (0 to 0)	0 (0 to 0)	0 (0 to 0)	0 (0 to 0)	0 (0 to 0)	1,680
Maternal sepsis and other maternal infections	12·2 (6·5 to 20·5)	7·5 (3·9 to 13)	0·8 (0·4 to 1·4)	0·1 (0·1 to 0·2)	0 (0 to 0)	0 (0 to 0)	0 (0 to 0)	0 (0 to 0)	0 (0 to 0)	0 (0 to 0)	0 (0 to 0)	0 (0 to 0)	0 (0 to 0)	125
Maternal hypertensive disorders	67 (40·5 to 103)	19·5 (11·8 to 30·7)	1·5 (0·9 to 2·3)	1·1 (0·6 to 1·8)	0 (0 to 0)	0 (0 to 0)	0 (0 to 0)	0 (0 to 0)	0 (0 to 0)	0 (0 to 0)	0 (0 to 0)	0 (0 to 0)	0 (0 to 0)	585
Maternal obstructed labor and uterine rupture	3·1 (1·6 to 5·3)	0·9 (0·5 to 1·5)	0·1 (0·1 to 0·2)	0·1 (0 to 0·1)	0 (0 to 0)	0 (0 to 0)	0 (0 to 0)	0 (0 to 0)	0 (0 to 0)	0 (0 to 0)	0 (0 to 0)	0 (0 to 0)	0 (0 to 0)	35
Maternal abortion and miscarriage	63·4 (30·1 to 121)	81·1 (36 to 150)	12·2 (5·7 to 22·8)	8 (4·5 to 12·3)	0 (0 to 0)	0 (0 to 0)	0 (0 to 0)	0 (0 to 0)	0 (0 to 0)	0 (0 to 0)	0 (0 to 0)	0 (0 to 0)	0 (0 to 0)	425
Ectopic pregnancy	10·4 (5·7 to 17·4)	6·1 (3·3 to 10·6)	0·7 (0·4 to 1·2)	0·1 (0 to 0·2)	0 (0 to 0)	0 (0 to 0)	0 (0 to 0)	0 (0 to 0)	0 (0 to 0)	0 (0 to 0)	0 (0 to 0)	0 (0 to 0)	0 (0 to 0)	59·6
Indirect maternal deaths	1·7 (0·8 to 3)	0·6 (0·3 to 1·1)	0 (0 to 0·1)	0 (0 to 0)	--	--	--	--	--	--	--	--	--	NA
Late maternal deaths	28·6 (15·8 to 47·2)	12·1 (6·2 to 21·1)	0·9 (0·5 to 1·5)	0·2 (0·1 to 0·3)	--	--	--	--	--	--	--	--	--	NA
Maternal deaths aggravated by HIV/AIDS	0·1 (0 to 0·2)	0 (0 to 0·1)	0 (0 to 0)	0 (0 to 0)	--	--	--	--	--	--	--	--	--	NA
Neonatal disorders	344 (243 to 472)	302 (209 to 405)	264 (185 to 355)	232 (163 to 324)	197 (138 to 269)	121 (87·7 to 167)	53·6 (36·8 to 74·1)	14·8 (10·7 to 19·6)	5·6 (4 to 7·5)	1·3 (0·9 to 1·9)	0·4 (0·2 to 0·7)	0·2 (0·1 to 0·3)	0 (0 to 0·1)	43,700
Neonatal preterm birth	108 (68·2 to 158)	93·2 (61·4 to 136)	80·1 (53·9 to 114)	68·1 (46·8 to 96)	54·1 (38·4 to 75·4)	30·5 (22·7 to 40·2)	13 (9·6 to 17·2)	3·8 (2·7 to 5·2)	1·8 (1·1 to 2·7)	0·7 (0·3 to 1·1)	0·3 (0·2 to 0·6)	0·2 (0·1 to 0·3)	0 (0 to 0·1)	18,600
Neonatal encephalopathy due to birth asphyxia and trauma	170 (97·9 to 261)	150 (84·7 to 226)	132 (76·2 to 203)	116 (63·9 to 185)	102 (56·8 to 162)	64·3 (36·6 to 100)	26·6 (13·3 to 43·9)	6·3 (3·5 to 9·8)	1·6 (0·8 to 2·8)	0·2 (0·1 to 0·4)	0 (0 to 0)	0 (0 to 0)	0 (0 to 0)	16,800
Neonatal sepsis and other neonatal infections	31·3 (20·4 to 48·4)	27·9 (18·5 to 43·3)	24·9 (16·1 to 38·8)	22·4 (14·5 to 34·8)	19·5 (12·7 to 30)	12·6 (8·1 to 19·9)	6·6 (4·3 to 10·3)	2·3 (1·5 to 3·6)	1·1 (0·7 to 1·7)	0·2 (0·1 to 0·4)	0 (0 to 0·1)	0 (0 to 0)	0 (0 to 0)	3,210
Hemolytic disease and other neonatal jaundice	34·5 (19·4 to 56·6)	30·5 (17·7 to 48·4)	27·2 (16 to 44)	25·1 (18·7 to 32·6)	21·7 (16 to 28·1)	13·9 (10·4 to 18·2)	7·3 (5·5 to 9·6)	2·5 (1·8 to 3·2)	1·1 (0·8 to 1·4)	0·3 (0·2 to 0·4)	0 (0 to 0·1)	0 (0 to 0)	0 (0 to 0)	823
Other neonatal disorders	0 (0 to 0)	0 (0 to 0)	0 (0 to 0)	0 (0 to 0)	0 (0 to 0)	0 (0 to 0)	0 (0 to 0)	0 (0 to 0)	0 (0 to 0)	0 (0 to 0)	0 (0 to 0)	0 (0 to 0)	0 (0 to 0)	4,320
Nutritional deficiencies	932 (358 to 1,800)	904 (368 to 1,670)	720 (276 to 1,360)	606 (249 to 1,140)	585 (229 to 1,120)	393 (155 to 761)	234 (84·7 to 477)	64 (23·2 to 138)	50·3 (18·7 to 109)	78·6 (27·9 to 156)	62·3 (25·1 to 116)	26 (10·7 to 49·2)	3·7 (1·2 to 7·9)	10,900
Protein-energy malnutrition	16·7 (8·2 to 29·2)	19·3 (10·5 to 31·3)	15·4 (8 to 25·8)	20·3 (12·2 to 30·5)	15 (8 to 23·6)	9·9 (4·8 to 16·5)	6 (3 to 9·8)	3·6 (2 to 5·6)	3·3 (2 to 5)	1·8 (1 to 2·9)	0·7 (0·3 to 1·3)	0·4 (0·2 to 0·7)	0·2 (0·1 to 0·2)	599
Iodine deficiency	12·2 (5·4 to 24·4)	10·3 (4·4 to 20·1)	8·6 (3·7 to 17·1)	7·3 (3·1 to 14·3)	6·3 (2·7 to 12·7)	4·2 (1·8 to 8·4)	2·5 (1·1 to 4·8)	1·1 (0·5 to 2·1)	0·7 (0·3 to 1·4)	0·5 (0·2 to 1)	0·2 (0·1 to 0·5)	0·1 (0 to 0·2)	0 (0 to 0·1)	142
Vitamin A deficiency	5·7 (1·5 to 13·1)	4·5 (2·2 to 8)	4·1 (2 to 7·3)	3·8 (1·9 to 6·8)	3·3 (1·6 to 5·7)	2·2 (1·1 to 3·8)	1·3 (0·6 to 2·5)	0·6 (0·3 to 1·1)	0·4 (0·2 to 0·8)	0·3 (0·1 to 0·5)	0·1 (0·1 to 0·2)	0 (0 to 0·1)	0 (0 to 0)	200
Dietary iron deficiency	883 (309 to 1,740)	857 (329 to 1,620)	683 (245 to 1,320)	567 (213 to 1,090)	547 (195 to 1,080)	367 (133 to 733)	219 (69·9 to 459)	56·4 (15·7 to 129)	44·5 (13·6 to 103)	75·1 (24·9 to 152)	61 (24 to 114)	25·4 (10·1 to 48·5)	3·4 (1 to 7·6)	9,730
Other nutritional deficiencies	13·6 (7·7 to 22·3)	12·4 (6·4 to 20·5)	9·1 (4·7 to 15·1)	8 (4·1 to 12·9)	13 (6·7 to 22·3)	9·8 (5·3 to 16·1)	5·1 (2·9 to 8·2)	2·3 (1·2 to 3·8)	1·3 (0·6 to 2·2)	1 (0·5 to 1·6)	0·2 (0·1 to 0·4)	0·1 (0·1 to 0·2)	0 (0 to 0·1)	183
Non-communicable diseases	28,000 (22,500 to 34,200)	31,800 (25,800 to 38,700)	35,800 (29,100 to 43,900)	43,400 (35,500 to 52,700)	54,600 (45,000 to 66,100)	56,500 (47,200 to 67,500)	44,700 (37,800 to 52,600)	30,000 (25,900 to 34,900)	26,400 (22,800 to 30,600)	22,600 (19,800 to 25,800)	11,800 (10,300 to 13,700)	6,860 (6,080 to 7,720)	2,440 (2,240 to 2,660)	536,000
Neoplasms	3,540 (2,600 to 4,880)	5,180 (3,910 to 6,890)	5,930 (4,480 to 7,820)	6,780 (5,130 to 8,980)	7,570 (5,900 to 9,670)	6,770 (5,350 to 8,520)	4,480 (3,610 to 5,510)	2,470 (2,020 to 2,980)	1,670 (1,390 to 2,010)	1,020 (846 to 1,220)	341 (271 to 417)	156 (121 to 186)	37 (27·6 to 43·6)	57,000
Lip and oral cavity cancer	60·5 (36·9 to 93·4)	91·5 (62·4 to 130)	102 (70·9 to 143)	123 (83·2 to 177)	143 (100 to 205)	101 (71 to 141)	95·1 (68·5 to 130)	48·3 (36·4 to 64·7)	36·6 (26·1 to 49·4)	22·9 (16·7 to 30·7)	4·8 (3·5 to 6·5)	2·5 (1·7 to 3·2)	0·7 (0·4 to 0·9)	952
Nasopharynx cancer	13·8 (9·2 to 20·5)	19·5 (13·7 to 27·3)	22·6 (14·6 to 32·6)	22·5 (15 to 32·7)	24·6 (17·3 to 34·3)	15·7 (10·9 to 22·2)	15·3 (10·2 to 21·2)	7·4 (4·7 to 11)	3·9 (2·7 to 5·3)	2 (1·4 to 3)	0·3 (0·2 to 0·5)	0·1 (0·1 to 0·2)	0 (0 to 0·1)	250
Other pharynx cancer	20·8 (13·6 to 30·3)	30·5 (19·7 to 45·6)	36·5 (23·5 to 53·7)	46·8 (31·4 to 67·9)	51·4 (34·1 to 72·8)	34·8 (24·3 to 47·7)	28·8 (19·6 to 41·6)	12·1 (8·4 to 17·1)	8·7 (6 to 12·3)	4·3 (3 to 5·9)	0·6 (0·4 to 0·8)	0·2 (0·2 to 0·3)	0·1 (0 to 0·1)	305
Esophageal cancer	128 (80·5 to 202)	222 (139 to 345)	386 (250 to 569)	562 (382 to 806)	816 (570 to 1,120)	866 (624 to 1,190)	618 (458 to 837)	355 (259 to 479)	203 (147 to 277)	121 (85·3 to 164)	33·5 (24·3 to 45·2)	15·9 (11·7 to 20·8)	4 (2·8 to 5·3)	4,490
Stomach cancer	151 (97·8 to 221)	220 (156 to 304)	296 (201 to 427)	349 (249 to 477)	530 (378 to 707)	565 (417 to 751)	393 (279 to 520)	248 (187 to 320)	164 (123 to 212)	79·1 (57·7 to 104)	28·9 (21·1 to 37·4)	14·3 (10·5 to 17·8)	3·4 (2·5 to 4·2)	3,320
Colon and rectum cancer	146 (96·4 to 212)	199 (137 to 282)	260 (179 to 368)	339 (238 to 467)	420 (293 to 587)	461 (328 to 635)	364 (258 to 497)	250 (184 to 331)	229 (171 to 298)	185 (137 to 249)	71·1 (51·6 to 95·8)	32·8 (24·5 to 41·5)	7·1 (5·2 to 8·8)	3,230
Liver cancer	127 (76·3 to 194)	171 (109 to 253)	180 (118 to 256)	288 (196 to 419)	401 (270 to 584)	448 (312 to 620)	291 (203 to 408)	145 (101 to 202)	78·7 (54·6 to 110)	44·1 (31·4 to 60)	14 (9·5 to 19·1)	5·7 (3·8 to 7·8)	1·1 (0·7 to 1·5)	2,600
Liver cancer due to hepatitis B	58·6 (29·6 to 101)	68·2 (35 to 116)	57·9 (30·1 to 101)	74·8 (36·6 to 133)	88·1 (41·6 to 161)	82·2 (34·7 to 148)	42·7 (20·5 to 79)	17·3 (7·5 to 33·6)	7·8 (3·6 to 14·7)	3·7 (1·6 to 7·3)	1·1 (0·5 to 2)	0·4 (0·2 to 0·8)	0·1 (0 to 0·2)	607
Liver cancer due to hepatitis C	23·4 (9·7 to 46·6)	42·2 (19·8 to 75·9)	57·1 (28·6 to 100)	111 (61·9 to 179)	176 (92·3 to 280)	209 (115 to 329)	141 (85·3 to 213)	74·2 (45·6 to 110)	43·4 (26·6 to 65·3)	25·9 (16·5 to 37·9)	8·6 (5·4 to 12·3)	3·6 (2·3 to 5·2)	0·7 (0·4 to 1)	936
Liver cancer due to alcohol use	19·4 (8·3 to 38·5)	30·1 (13·6 to 56·6)	34·3 (14·9 to 61·9)	56·3 (25·5 to 103)	77·4 (35·7 to 143)	90·8 (41·9 to 161)	64·3 (33·5 to 111)	31 (15·5 to 54·8)	14·1 (7 to 24·9)	6·6 (3·1 to 11·4)	1·8 (1 to 3)	0·6 (0·3 to 1·1)	0·1 (0 to 0·2)	445
Liver cancer due to NASH	12·3 (5·2 to 23)	15·8 (6·9 to 29)	16·9 (8·1 to 31)	27·2 (13·6 to 49·6)	37·9 (18·2 to 70·1)	43·8 (21·5 to 81·5)	30·2 (15·5 to 54·5)	16·5 (8·5 to 27·7)	10·2 (5 to 18)	6·1 (3 to 10·8)	1·9 (1 to 3·4)	0·8 (0·4 to 1·4)	0·2 (0·1 to 0·3)	251
Liver cancer due to other causes	13·1 (5·8 to 24·1)	14·8 (7 to 27·2)	13·4 (6·7 to 23·3)	18·3 (9 to 33·3)	21·8 (10·4 to 40·8)	21·4 (9·9 to 38·5)	12·5 (6·1 to 22·8)	5·9 (2·6 to 10·6)	3·2 (1·4 to 5·8)	1·7 (0·8 to 3·1)	0·5 (0·3 to 0·9)	0·2 (0·1 to 0·4)	0 (0 to 0·1)	363
Gallbladder and biliary tract cancer	10·3 (6·5 to 14·8)	24·5 (15·9 to 36·4)	41·4 (26·2 to 59·8)	62·1 (39·9 to 92·2)	84·5 (55·5 to 127)	97·8 (69·5 to 135)	68·3 (49·4 to 93·1)	38·6 (27·2 to 54·7)	28·4 (20·3 to 40·7)	17·1 (12·2 to 24)	5·5 (3·9 to 7·7)	2·3 (1·6 to 3·2)	0·6 (0·4 to 0·8)	493
Pancreatic cancer	43·3 (26·2 to 66·7)	93·2 (63·3 to 135)	126 (87·8 to 177)	179 (121 to 247)	247 (175 to 337)	320 (233 to 451)	243 (173 to 341)	162 (116 to 224)	115 (82·5 to 163)	75·8 (55·7 to 101)	29·4 (21·6 to 39·2)	10·7 (7·8 to 13·7)	2·2 (1·5 to 2·8)	1,740
Larynx cancer	14·4 (9·2 to 23·8)	18·2 (11·2 to 30·7)	25·5 (17 to 39)	43·9 (28·6 to 67·2)	55·1 (35·7 to 82·6)	58 (39·8 to 82·2)	33·9 (21·8 to 50·1)	19·7 (14 to 27·4)	11·6 (8·1 to 15·9)	7·1 (5·1 to 9·4)	2·4 (1·6 to 3·5)	1·1 (0·7 to 1·5)	0·3 (0·2 to 0·4)	318
Tracheal, bronchus, and lung cancer	111 (72·2 to 167)	197 (134 to 278)	296 (208 to 412)	356 (241 to 502)	456 (312 to 655)	485 (334 to 687)	307 (216 to 426)	176 (122 to 246)	116 (82 to 161)	72·4 (50·7 to 102)	25·3 (17·5 to 34·3)	10 (7·4 to 12·9)	2·1 (1·4 to 2·8)	2,880
Malignant skin melanoma	23·7 (13·3 to 37·7)	16·1 (9·8 to 29·3)	19·9 (12·1 to 38·8)	21·5 (13·4 to 42·2)	36·9 (23·2 to 64·3)	25 (15·6 to 45·6)	18·1 (11·6 to 31·9)	13·4 (8·6 to 21·7)	8·1 (5·3 to 15)	7·6 (4·9 to 14·8)	2·9 (1·9 to 5·1)	1·4 (0·9 to 2·5)	0·4 (0·2 to 0·8)	249
Non-melanoma skin cancer	21·9 (12·5 to 34·1)	23 (13·8 to 35·4)	27·2 (15·2 to 41·8)	26·4 (16·3 to 40·2)	26·5 (16·7 to 38·8)	26·4 (16·7 to 38·6)	14·8 (9·6 to 21·5)	12 (8·1 to 16·8)	8·5 (6·1 to 11·8)	8 (5·7 to 11·3)	2·4 (1·7 to 3·3)	1·7 (1·2 to 2·4)	0·7 (0·4 to 1·1)	252
Non-melanoma skin cancer (squamous-cell carcinoma)	21·9 (12·5 to 34·1)	23 (13·8 to 35·4)	27·2 (15·2 to 41·8)	26·4 (16·3 to 40·2)	26·5 (16·7 to 38·8)	26·4 (16·7 to 38·6)	14·8 (9·6 to 21·5)	11·9 (8·1 to 16·7)	8·5 (6·1 to 11·8)	8 (5·7 to 11·3)	2·4 (1·7 to 3·3)	1·7 (1·2 to 2·4)	0·7 (0·4 to 1·1)	252
Non-melanoma skin cancer (basal-cell carcinoma)	0 (0 to 0)	0 (0 to 0)	0 (0 to 0)	0 (0 to 0·1)	0 (0 to 0·1)	0 (0 to 0·1)	0 (0 to 0·1)	0 (0 to 0)	0 (0 to 0)	0 (0 to 0)	0 (0 to 0)	0 (0 to 0)	0 (0 to 0)	0·3
Breast cancer	913 (663 to 1,260)	1,560 (1,100 to 2,190)	1,720 (1,210 to 2,430)	1,700 (1,190 to 2,340)	1,590 (1,120 to 2,210)	1,030 (740 to 1,380)	595 (433 to 801)	289 (212 to 382)	199 (149 to 261)	115 (84·7 to 154)	37·5 (27·5 to 48·7)	19·3 (14·3 to 25·4)	5·5 (3·9 to 6·8)	10,600
Cervical cancer	536 (355 to 796)	923 (604 to 1,290)	984 (627 to 1,400)	1,060 (670 to 1,510)	889 (594 to 1,250)	626 (422 to 869)	325 (235 to 444)	145 (105 to 198)	84·8 (62·9 to 111)	49 (32·3 to 68)	14 (8·8 to 20)	6·5 (4·1 to 9·1)	2 (1·2 to 2·8)	6,280
Uterine cancer	23·9 (14·8 to 37·7)	37·3 (23·8 to 55·7)	68·3 (46·5 to 102)	82·1 (55·2 to 122)	94·9 (64·9 to 138)	122 (84·3 to 167)	76·2 (54·7 to 104)	37·8 (26·7 to 52·3)	21·8 (15·5 to 30·1)	11·2 (8·1 to 15·4)	2·4 (1·7 to 3·1)	1·4 (1 to 1·8)	0·6 (0·4 to 0·8)	618
Ovarian cancer	185 (112 to 278)	298 (187 to 433)	366 (243 to 506)	390 (261 to 555)	403 (264 to 567)	280 (188 to 397)	181 (121 to 255)	81·1 (56·1 to 114)	44·2 (28·3 to 63·5)	20·4 (13·8 to 28·7)	6·4 (4·4 to 8·9)	2·7 (1·9 to 3·7)	0·5 (0·3 to 0·7)	2,690
Prostate cancer	0 (0 to 0)	0 (0 to 0)	0 (0 to 0)	0 (0 to 0)	0 (0 to 0)	0 (0 to 0)	0 (0 to 0)	0 (0 to 0)	0 (0 to 0)	0 (0 to 0)	0 (0 to 0)	0 (0 to 0)	0 (0 to 0)	0
Testicular cancer	--	--	--	--	--	--	--	--	--	--	--	--	--	NA
Kidney cancer	44·4 (27·4 to 67·2)	80·5 (54·4 to 117)	110 (74·7 to 157)	167 (115 to 236)	231 (157 to 327)	230 (164 to 311)	138 (103 to 184)	64·9 (47·4 to 87·5)	39·5 (27·8 to 52·8)	17·7 (12·7 to 23·6)	3 (2 to 4·1)	1·2 (0·8 to 1·6)	0·3 (0·2 to 0·4)	1,450
Bladder cancer	6·8 (4·2 to 10)	9·3 (5·8 to 13·8)	19·2 (12 to 28·1)	27·7 (18·1 to 39·4)	51·9 (36·7 to 72·1)	50·3 (36·3 to 68)	40·2 (29·5 to 54·3)	24·4 (18 to 33·2)	24·8 (18·1 to 32·9)	19·7 (14·4 to 26·3)	8·4 (6·1 to 11·4)	4·4 (3·2 to 5·8)	0·9 (0·6 to 1·2)	300
Brain and central nervous system cancer	226 (111 to 357)	237 (125 to 358)	202 (125 to 292)	254 (144 to 356)	231 (148 to 319)	183 (120 to 254)	111 (67·3 to 154)	52·5 (27·8 to 73·8)	38·2 (17 to 56·7)	23·7 (7·8 to 39)	10 (3 to 17·1)	3·5 (1·1 to 5·4)	0·6 (0·2 to 1)	2,900
Thyroid cancer	15·8 (10·4 to 23·9)	21·6 (14·2 to 32·1)	28·5 (18 to 42·4)	35·6 (22·3 to 54·2)	42·7 (28 to 61·8)	42·5 (30·9 to 56·3)	30·2 (20·6 to 42·3)	18·5 (13·5 to 24·7)	11·4 (8·4 to 15·7)	6·3 (4·6 to 8·4)	2 (1·4 to 2·6)	0·8 (0·5 to 1)	0·2 (0·1 to 0·2)	294
Mesothelioma	114 (0·1 to 917)	50 (0·2 to 320)	14·4 (0·9 to 72·9)	24·7 (1·1 to 133)	21·2 (0·9 to 105)	21·2 (0·9 to 109)	22 (0·6 to 123)	6·8 (0·2 to 35·7)	4·4 (0·3 to 22)	2·6 (0·1 to 11·4)	0·4 (0 to 2·2)	0·3 (0 to 1·3)	0·1 (0 to 0·4)	361
Hodgkin lymphoma	60 (23·2 to 106)	51·8 (25·6 to 86·3)	27·4 (14·3 to 44·6)	23·2 (13·2 to 35·6)	28·3 (16·5 to 44)	24·7 (13·3 to 37·1)	14·3 (9·1 to 21·8)	5·4 (3·4 to 8·9)	4·3 (2·5 to 8)	1·4 (0·7 to 2·8)	0·7 (0·4 to 1·1)	0·2 (0·1 to 0·3)	0 (0 to 0·1)	604
Non-Hodgkin lymphoma	49·1 (32·6 to 71·1)	53·6 (35 to 78·8)	63·1 (42·9 to 90·3)	71·8 (50·6 to 100)	89·6 (63·9 to 124)	102 (73·1 to 141)	81·9 (59·9 to 110)	50·8 (36·4 to 68·8)	32·1 (23·1 to 43·5)	15·9 (11·5 to 21·3)	5·5 (4 to 7·4)	2·3 (1·7 to 3)	0·5 (0·4 to 0·7)	899
Multiple myeloma	48·2 (13·9 to 77·8)	59·4 (25·8 to 90·1)	41 (25·4 to 62·8)	68·4 (45·6 to 99·6)	87·8 (58·9 to 135)	71·4 (47·3 to 130)	53·3 (34·7 to 101)	31·6 (21·5 to 56·3)	22·1 (14·9 to 41)	8·2 (5·3 to 16·2)	1·9 (1·2 to 3·6)	1·1 (0·7 to 2·1)	0·2 (0·1 to 0·4)	651
Leukemia	162 (103 to 242)	168 (113 to 241)	155 (106 to 223)	126 (89·9 to 183)	150 (103 to 219)	149 (108 to 200)	107 (79·9 to 140)	64·9 (47·6 to 87·7)	48·1 (34·8 to 64·4)	28·3 (19·6 to 38·7)	9·5 (6·5 to 12·7)	4·6 (3·1 to 6)	0·9 (0·6 to 1·2)	3,070
Acute lymphoid leukemia	31·7 (15·9 to 55·4)	42·9 (22·3 to 73·5)	22 (10·9 to 39·4)	12·6 (6·4 to 22·1)	28·4 (14·6 to 48·1)	21·6 (11·1 to 38·8)	6·5 (3 to 11·8)	4·9 (2·3 to 8·9)	4·8 (2·5 to 8·6)	1·6 (0·7 to 2·8)	0·3 (0·1 to 0·5)	0·1 (0 to 0·2)	0 (0 to 0)	840
Chronic lymphoid leukemia	6·8 (2·8 to 13·4)	11·7 (5·3 to 22)	7·6 (3·4 to 15·1)	12·2 (6 to 22·2)	13·1 (5·9 to 24·8)	11·4 (5·5 to 20·3)	22·8 (11·4 to 39)	12·3 (5·9 to 22·4)	10·6 (5·7 to 17·6)	4·9 (2·4 to 8·7)	0·9 (0·4 to 1·7)	0·3 (0·1 to 0·6)	0 (0 to 0·1)	136
Acute myeloid leukemia	43·8 (22 to 75·3)	58·6 (33·4 to 97)	57·2 (32·3 to 94·5)	43·6 (25·5 to 69·3)	36·3 (18·8 to 62·6)	53·6 (31·5 to 82·7)	30 (17·3 to 48·7)	15·3 (8·1 to 26·2)	7·3 (3·7 to 12·8)	3·8 (1·9 to 6·7)	1·1 (0·5 to 2)	0·3 (0·1 to 0·6)	0·1 (0 to 0·2)	859
Chronic myeloid leukemia	11·8 (5 to 23)	11·5 (5 to 21·2)	16·3 (7·5 to 29·1)	11·9 (5·6 to 21·8)	16·1 (7·8 to 28·5)	13·3 (6·4 to 24·3)	11·6 (5·8 to 20·2)	3·5 (1·6 to 6·5)	2·8 (1·4 to 5·3)	1·6 (0·8 to 2·8)	0·7 (0·3 to 1·2)	0·3 (0·1 to 0·6)	0 (0 to 0·1)	192
Other leukemia	67·6 (35·4 to 116)	43·1 (22·6 to 72·1)	52·2 (29·1 to 83·1)	45·8 (27·3 to 74·4)	55·6 (32·8 to 92·4)	49·1 (28 to 78·2)	36·1 (21·5 to 54·3)	28·7 (17·9 to 43)	22·5 (14 to 33·6)	16·5 (10·3 to 23·9)	6·7 (4·4 to 9·2)	3·6 (2·4 to 4·8)	0·7 (0·5 to 1)	1,040
Other malignant neoplasms	277 (172 to 383)	304 (185 to 426)	309 (206 to 419)	320 (227 to 448)	352 (253 to 471)	317 (231 to 421)	204 (154 to 268)	103 (77·7 to 135)	73·5 (55·8 to 95)	45·1 (34 to 60·6)	17·3 (12·2 to 24)	8·4 (6 to 11·5)	2·1 (1·4 to 2·8)	5,010
Other neoplasms	2·1 (1·2 to 3·5)	7 (4 to 12·9)	6·3 (3·7 to 11·1)	9·2 (5·2 to 16·5)	13·7 (7·6 to 25·2)	15·8 (9·2 to 29·2)	12·3 (7·7 to 21·2)	8·4 (5·2 to 13·6)	7·6 (4·5 to 12·1)	4·6 (2·7 to 7·3)	1 (0·6 to 1·7)	0·3 (0·2 to 0·5)	0 (0 to 0·1)	103
Myelodysplastic, myeloproliferative, and other hematopoietic n	2·1 (1·2 to 3·5)	7 (4 to 12·9)	6·3 (3·7 to 11·1)	9·2 (5·2 to 16·5)	13·7 (7·6 to 25·2)	15·8 (9·2 to 29·2)	12·3 (7·7 to 21·2)	8·4 (5·2 to 13·6)	7·6 (4·5 to 12·1)	4·6 (2·7 to 7·3)	1 (0·6 to 1·7)	0·3 (0·2 to 0·5)	0 (0 to 0·1)	103
Benign and in situ intestinal neoplasms	0 (0 to 0)	0 (0 to 0)	0 (0 to 0)	0 (0 to 0)	0 (0 to 0)	0 (0 to 0)	0 (0 to 0)	0 (0 to 0)	0 (0 to 0)	0 (0 to 0)	0 (0 to 0)	0 (0 to 0)	0 (0 to 0)	0
Benign and in situ cervical and uterine neoplasms	0 (0 to 0)	0 (0 to 0)	0 (0 to 0)	0 (0 to 0)	0 (0 to 0)	0 (0 to 0)	0 (0 to 0)	0 (0 to 0)	0 (0 to 0)	0 (0 to 0)	0 (0 to 0)	0 (0 to 0)	0 (0 to 0)	0
Other benign and in situ neoplasms	0 (0 to 0)	0 (0 to 0)	0 (0 to 0)	0 (0 to 0)	0 (0 to 0)	0 (0 to 0)	0 (0 to 0)	0 (0 to 0)	0 (0 to 0)	0 (0 to 0)	0 (0 to 0)	0 (0 to 0)	0 (0 to 0)	0
Cardiovascular diseases	4,360 (3,350 to 5,690)	5,930 (4,600 to 7,590)	8,710 (6,780 to 11,200)	13,500 (10,800 to 17,300)	21,000 (16,600 to 26,600)	26,800 (21,800 to 33,100)	24,300 (20,100 to 29,200)	18,900 (15,900 to 22,500)	17,500 (14,800 to 20,900)	15,500 (13,200 to 18,100)	7,900 (6,410 to 9,440)	4,580 (3,660 to 5,360)	1,610 (1,230 to 1,880)	183,000
Rheumatic heart disease	368 (261 to 509)	367 (256 to 519)	363 (247 to 521)	315 (212 to 461)	233 (161 to 330)	151 (106 to 207)	70·8 (51 to 94·6)	31·9 (23·2 to 43·1)	22·7 (16·9 to 30·2)	17 (12·6 to 22·4)	8·1 (5·9 to 10·8)	4·2 (3 to 5·5)	1·3 (0·9 to 1·7)	3,620



7623



SR Table 2b: Rio Grande do Norte DALYS by cause and age group for females with 95% uncertainty intervals, 2019

Cause	Early Neonatal	Late Neonatal	Post Neonatal	1 to 4	5 to 9	10 to 14	15 to 19	20 to 24	25 to 29	30 to 34	35 to 39	40 to 44	45 to 49	50 to 54	55 to 59	60 to 64	65 to 69	70 to 74	75 to 79	80 to 84	85 to 89	90 to 94	95 plus	Total
All causes	19,000 (14,300 to 24,400)	3,330 (2,580 to 4,150)	17,900 (13,300 to 23,500)	7,740 (6,180 to 9,650)	9,090 (7,180 to 11,600)	12,700 (9,580 to 17,100)	17,300 (13,400 to 22,500)	21,000 (16,400 to 26,400)	23,800 (18,700 to 29,900)	27,200 (21,400 to 33,900)	30,400 (24,800 to 37,300)	30,200 (24,500 to 36,300)	30,500 (25,000 to 36,800)	34,300 (28,500 to 41,200)	34,400 (28,500 to 40,700)	30,700 (25,800 to 36,000)	29,400 (25,100 to 34,000)	29,100 (25,000 to 33,600)	24,800 (21,500 to 28,300)	20,600 (18,000 to 23,300)	14,400 (12,600 to 16,300)	8,380 (7,430 to 9,370)	5,970 (5,450 to 6,480)	482,000
Communicable, maternal, neonatal, and nutritional diseases	15,000 (11,100 to 19,600)	2,470 (1,890 to 3,100)	8,950 (6,480 to 12,000)	3,250 (2,490 to 4,290)	2,590 (1,850 to 3,850)	2,110 (1,510 to 3,160)	2,670 (1,800 to 3,870)	2,730 (1,980 to 3,860)	2,960 (2,200 to 4,030)	3,120 (2,270 to 4,230)	3,420 (2,530 to 4,580)	2,740 (2,050 to 3,740)	2,460 (1,790 to 3,400)	2,460 (1,840 to 3,430)	2,250 (1,700 to 2,980)	1,770 (1,350 to 2,320)	1,610 (1,280 to 2,030)	1,660 (1,310 to 2,120)	1,720 (1,300 to 2,200)	1,670 (1,290 to 2,060)	1,350 (983 to 1,760)	876 (594 to 1,130)	701 (462 to 918)	70,500
HIV/AIDS and sexually transmitted infections	89·1 (40·4 to 170)	12 (5·5 to 23·2)	166 (124 to 220)	65·1 (47·8 to 88·2)	48·7 (36·8 to 63·1)	61·1 (47·4 to 77·8)	120 (94·8 to 151)	199 (156 to 254)	331 (260 to 430)	478 (371 to 621)	659 (508 to 844)	407 (322 to 519)	278 (213 to 361)	286 (219 to 371)	192 (147 to 248)	128 (96·2 to 165)	90·5 (68·6 to 119)	36·6 (25·6 to 51·3)	19·4 (14·1 to 27·8)	9·8 (6·5 to 14·8)	5·6 (3·6 to 8·5)	2·3 (1·4 to 3·6)	1·1 (0·7 to 1·7)	3,680
HIV/AIDS	0 (0 to 0)	0 (0 to 0·1)	136 (102 to 183)	64·6 (47·4 to 87·8)	48·4 (36·4 to 62·8)	55·1 (41·9 to 71·2)	98·3 (74·4 to 125)	149 (113 to 194)	254 (196 to 328)	373 (285 to 481)	550 (411 to 730)	306 (235 to 392)	195 (150 to 253)	232 (174 to 303)	152 (114 to 196)	99·7 (72·8 to 134)	69 (50·7 to 93·9)	19·5 (12 to 29·7)	7·7 (5·2 to 10·8)	1·8 (1·3 to 2·5)	0·8 (0·5 to 1·1)	0·3 (0·2 to 0·5)	0·1 (0·1 to 0·2)	2,810
HIV/AIDS - Drug-susceptible Tuberculosis	0 (0 to 0)	0 (0 to 0)	21·1 (12 to 33·6)	9·7 (5·6 to 15·4)	7·3 (4·3 to 11·6)	8·1 (4·7 to 12·8)	13·9 (8·3 to 21·8)	21·4 (12·8 to 33·5)	36·2 (21·6 to 55·9)	51·5 (30·9 to 80·4)	78·5 (46·8 to 123)	42·7 (25·6 to 66·7)	26·7 (16 to 41·6)	32·7 (19·5 to 51·2)	20·6 (12·4 to 31·7)	13 (8 to 19·6)	9·1 (5·5 to 13·4)	2·1 (1·5 to 3)	0·8 (0·6 to 1·2)	0·2 (0·1 to 0·3)	0·1 (0·1 to 0·1)	0 (0 to 0)	0 (0 to 0)	396
HIV/AIDS - Multidrug-resistant Tuberculosis without extensive	0 (0 to 0)	0 (0 to 0)	1·8 (0·1 to 7·9)	0·8 (0 to 3·6)	0·6 (0 to 2·7)	0·7 (0 to 3)	1·1 (0·1 to 5)	1·7 (0·1 to 7·7)	2·8 (0·1 to 12·8)	4 (0·2 to 18·1)	6·2 (0·3 to 27·7)	3·3 (0·2 to 15)	2·1 (0·1 to 9·4)	2·6 (0·1 to 11·7)	1·6 (0·1 to 7·1)	1 (0 to 4·3)	0·7 (0 to 3)	0·1 (0 to 0·6)	0·1 (0 to 0·3)	0 (0 to 0·1)	0 (0 to 0)	0 (0 to 0)	0 (0 to 0)	31·2
HIV/AIDS - Extensively drug-resistant Tuberculosis	0 (0 to 0)	0 (0 to 0)	0·3 (0 to 1·4)	0·1 (0 to 0·6)	0·1 (0 to 0·5)	0·1 (0 to 0·5)	0·2 (0 to 0·9)	0·3 (0 to 1·3)	0·5 (0 to 2·2)	0·7 (0 to 3·1)	1 (0 to 4·8)	0·5 (0 to 2·6)	0·3 (0 to 1·6)	0·4 (0 to 2)	0·3 (0 to 1·2)	0·2 (0 to 0·7)	0·1 (0 to 0·5)	0 (0 to 0·1)	0 (0 to 0)	0 (0 to 0)	0 (0 to 0)	0 (0 to 0)	0 (0 to 0)	5·1
HIV/AIDS resulting in other diseases	0 (0 to 0)	0 (0 to 0·1)	113 (77·1 to 160)	53·9 (35·8 to 76·2)	40·4 (27·8 to 55·6)	46·2 (32·3 to 63·1)	83 (59·3 to 111)	126 (88·7 to 173)	215 (153 to 291)	316 (227 to 430)	464 (327 to 646)	260 (186 to 347)	166 (118 to 225)	197 (138 to 268)	130 (90·3 to 177)	85·5 (57·7 to 120)	59·2 (40·5 to 84·7)	17·2 (9·6 to 27·4)	6·8 (4·3 to 9·8)	1·6 (1·1 to 2·3)	0·7 (0·4 to 1)	0·3 (0·1 to 0·5)	0·1 (0·1 to 0·2)	2,380
Sexually transmitted infections excluding HIV	89·1 (40·4 to 170)	11·9 (5·5 to 23·1)	29·7 (12·9 to 59·3)	0·5 (0·2 to 1·1)	0·3 (0·1 to 0·6)	5·9 (4·1 to 8·6)	21·6 (14·2 to 32·6)	49·7 (29·7 to 83)	77·1 (44·2 to 132)	105 (59·7 to 183)	110 (63 to 191)	101 (58·7 to 184)	83 (46·2 to 146)	53·5 (28·5 to 99·8)	39·4 (20·9 to 72·7)	28 (15·7 to 49·7)	21·5 (12·3 to 37·2)	17·1 (9·9 to 28·6)	11·7 (7 to 19·3)	8 (4·7 to 12·8)	4·8 (2·9 to 7·7)	2 (1·1 to 3·3)	1 (0·6 to 1·5)	871
Syphilis	89·1 (40·4 to 170)	11·9 (5·5 to 23·1)	29·7 (12·9 to 59·3)	0·5 (0·2 to 1·1)	0·3 (0·1 to 0·6)	2·6 (1·6 to 3·9)	2·9 (1·7 to 4·6)	1·7 (0·9 to 2·8)	3·7 (2·3 to 5·7)	5·5 (3·2 to 8·7)	4·2 (2·6 to 6·2)	1·8 (1·2 to 2·4)	2·8 (1·9 to 4·1)	2 (1·3 to 2·9)	0·8 (0·6 to 1·2)	1 (0·7 to 1·4)	1 (0·7 to 1·5)	1·2 (0·8 to 1·8)	0·8 (0·5 to 1·1)	1 (0·6 to 1·8)	0·7 (0·4 to 1)	0·4 (0·2 to 0·7)	0·2 (0·1 to 0·3)	166
Chlamydial infection	0 (0 to 0)	0 (0 to 0)	0 (0 to 0)	0 (0 to 0)	0 (0 to 0)	0·6 (0·4 to 0·9)	2·4 (1·6 to 3·5)	7·3 (4·6 to 11)	7·8 (4·4 to 12·8)	9·1 (5 to 15·9)	11·2 (6·5 to 18·5)	10·9 (6·8 to 17·2)	8·1 (4·9 to 13·2)	2·6 (1·7 to 3·9)	2·1 (1·2 to 3·5)	1·8 (1·1 to 2·9)	1 (0·6 to 1·6)	1·1 (0·6 to 1·8)	0·9 (0·5 to 1·4)	0·9 (0·4 to 1·5)	0·5 (0·3 to 0·8)	0·2 (0·1 to 0·3)	0·1 (0·1 to 0·2)	68·7
Gonococcal infection	0 (0 to 0)	0 (0 to 0)	0 (0 to 0)	0 (0 to 0)	0 (0 to 0)	0·8 (0·5 to 1·1)	4·1 (2·5 to 6·3)	7·8 (4·3 to 12·9)	8·1 (5·2 to 12)	10·1 (6·4 to 15·3)	11·2 (7 to 16·6)	12·6 (8·5 to 18·4)	11·4 (7·3 to 17)	6·3 (3·8 to 10)	5·1 (2·6 to 9·1)	4·6 (2·7 to 7·4)	5·4 (3·4 to 8·6)	3·9 (2·2 to 6·3)	3·3 (1·9 to 5·2)	2 (1 to 3·4)	1·3 (0·7 to 2·2)	0·5 (0·2 to 0·8)	0·2 (0·1 to 0·3)	98·6
Trichomoniasis	0 (0 to 0)	0 (0 to 0)	0 (0 to 0)	0 (0 to 0)	0 (0 to 0)	0·1 (0 to 0·4)	2·5 (0·7 to 6·2)	13·3 (4·3 to 32·5)	27·5 (9 to 63·7)	35·7 (11·9 to 84·2)	33·4 (10·9 to 77·8)	29·2 (9·5 to 69)	25·2 (8·2 to 59·4)	21·4 (6·8 to 51·9)	14·3 (4·4 to 35)	7·8 (2·6 to 18)	5·1 (1·7 to 11·9)	3·7 (1·3 to 8·2)	2·1 (0·8 to 4·8)	1·2 (0·4 to 2·6)	0·5 (0·2 to 1·1)	0·2 (0·1 to 0·4)	0 (0 to 0·1)	223
Genital herpes	0 (0 to 0)	0 (0 to 0)	0 (0 to 0)	0 (0 to 0)	0 (0 to 0)	0·7 (0·2 to 1·6)	2·9 (0·8 to 7·4)	7·2 (2·2 to 17·3)	12·9 (4·4 to 31·6)	18·5 (6·4 to 45·2)	19·8 (6·4 to 48·3)	18·2 (6 to 46·6)	16 (5 to 39·3)	15·1 (4·8 to 37·8)	12·3 (3·8 to 30·6)	8·8 (2·7 to 22·1)	6·5 (2 to 16)	5·2 (1·6 to 12·4)	3·3 (1 to 8·4)	2·2 (0·7 to 5·3)	1·1 (0·3 to 2·7)	0·6 (0·2 to 1·4)	0·3 (0·1 to 0·8)	152
Other sexually transmitted infections	0 (0 to 0)	0 (0 to 0)	0 (0 to 0)	0 (0 to 0)	0 (0 to 0)	1·2 (0·8 to 1·6)	6·9 (4·5 to 10)	12·5 (7·5 to 19·4)	17 (10·2 to 26·7)	26·1 (16·6 to 39·3)	29·8 (19·2 to 45)	28 (18 to 43·9)	19·5 (11·5 to 32·5)	6·1 (3·6 to 9·7)	4·8 (2·9 to 8)	4 (2·3 to 6·4)	2·4 (1·5 to 3·8)	2 (1·1 to 3·2)	1·3 (0·7 to 2)	0·8 (0·4 to 1·4)	0·7 (0·4 to 1·1)	0·2 (0·1 to 0·3)	0·1 (0 to 0·1)	163
Respiratory infections and tuberculosis	243 (141 to 396)	142 (87·2 to 221)	2,490 (1,600 to 3,710)	874 (627 to 1,190)	625 (456 to 860)	447 (322 to 622)	393 (283 to 542)	451 (328 to 627)	494 (357 to 653)	500 (369 to 669)	559 (412 to 756)	568 (420 to 759)	573 (437 to 739)	670 (496 to 899)	738 (546 to 965)	686 (494 to 920)	779 (591 to 1,020)	944 (695 to 1,260)	1,110 (793 to 1,480)	1,150 (838 to 1,500)	968 (655 to 1,310)	631 (401 to 847)	522 (306 to 714)	16,600
Tuberculosis	0 (0 to 0)	0 (0 to 0)	51·4 (32 to 80·1)	20·5 (11·9 to 31·7)	18·2 (9·7 to 30)	19·2 (10·7 to 29·1)	34·4 (22·1 to 48·8)	79·7 (52·3 to 114)	86·3 (55·8 to 127)	84·3 (52·5 to 126)	97·4 (64·2 to 140)	94 (60·8 to 141)	78·7 (51·9 to 117)	81·9 (54·2 to 120)	73·6 (47·1 to 109)	60·2 (38·6 to 88·6)	57·9 (38·1 to 83·4)	49 (33·2 to 70·3)	37·4 (25·6 to 52·5)	26·3 (18·1 to 37)	15·4 (10·3 to 22·6)	6·6 (4 to 10·3)	3·9 (2·2 to 6·2)	1,080
Latent tuberculosis infection	0 (0 to 0)	0 (0 to 0)	0 (0 to 0)	0 (0 to 0)	0 (0 to 0)	0 (0 to 0)	0 (0 to 0)	0 (0 to 0)	0 (0 to 0)	0 (0 to 0)	0 (0 to 0)	0 (0 to 0)	0 (0 to 0)	0 (0 to 0)	0 (0 to 0)	0 (0 to 0)	0 (0 to 0)	0 (0 to 0)	0 (0 to 0)	0 (0 to 0)	0 (0 to 0)	0 (0 to 0)	0 (0 to 0)	0
Drug-susceptible tuberculosis	0 (0 to 0)	0 (0 to 0)	47·7 (26·4 to 76·1)	19·2 (10·5 to 29·9)	17·2 (8·7 to 29·1)	18 (9·7 to 28·2)	32 (19·4 to 47·3)	74·9 (45·8 to 109)	81 (49·4 to 121)	79 (46·5 to 122)	91·1 (55·6 to 135)	87·8 (52 to 133)	73·4 (43·8 to 111)	76·2 (46·8 to 115)	68·5 (40·7 to 103)	56 (33·9 to 83·5)	53·9 (32 to 80·3)	45·6 (28·2 to 65·5)	34·8 (22·1 to 50·8)	24·4 (15 to 35·4)	14·3 (9 to 21·6)	6·1 (3·5 to 9·8)	3·6 (2 to 5·9)	1,000
Multidrug-resistant tuberculosis without extensive drug resistar	0 (0 to 0)	0 (0 to 0)	3·2 (0·1 to 14·1)	1·1 (0·1 to 5·1)	0·9 (0 to 3·9)	1·1 (0 to 4·6)	2 (0·1 to 9·1)	4·2 (0·2 to 19·1)	4·7 (0·2 to 21·7)	4·6 (0·2 to 21·6)	5·5 (0·3 to 23·9)	5·4 (0·2 to 24·8)	4·6 (0·2 to 19·6)	4·9 (0·2 to 23·3)	4·3 (0·2 to 19·3)	3·6 (0·2 to 15·9)	3·4 (0·2 to 14·9)	2·9 (0·1 to 13·2)	2·2 (0·1 to 10·2)	1·6 (0·1 to 7)	1 (0 to 4·3)	0·4 (0 to 1·8)	0·2 (0 to 1·1)	62
Extensively drug-resistant tuberculosis	0 (0 to 0)	0 (0 to 0)	0·5 (0 to 2·3)	0·2 (0 to 0·8)	0·1 (0 to 0·6)	0·2 (0 to 0·7)	0·3 (0 to 1·5)	0·6 (0 to 3)	0·7 (0 to 3·2)	0·7 (0 to 3·2)	0·8 (0 to 3·7)	0·8 (0 to 4·1)	0·7 (0 to 3·1)	0·8 (0 to 3·5)	0·7 (0 to 3·2)	0·6 (0 to 2·5)	0·6 (0 to 2·5)	0·5 (0 to 2·2)	0·4 (0 to 1·5)	0·3 (0 to 1·1)	0·2 (0 to 0·7)	0·1 (0 to 0·3)	0 (0 to 0·2)	9·7
Lower respiratory infections	242 (140 to 395)	138 (83·5 to 217)	2,360 (1,490 to 3,590)	552 (354 to 815)	292 (205 to 408)	184 (129 to 252)	147 (106 to 200)	154 (98 to 231)	203 (130 to 298)	207 (140 to 305)	264 (172 to 399)	307 (204 to 449)	355 (248 to 493)	458 (312 to 663)	560 (388 to 778)	552 (376 to 776)	667 (481 to 906)	851 (609 to 1,160)	1,040 (739 to 1,420)	1,100 (798 to 1,440)	942 (632 to 1,280)	618 (392 to 837)	514 (300 to 706)	12,700
Upper respiratory infections	0·9 (0·6 to 1·4)	3·5 (2·1 to 5·5)	62·4 (37·7 to 97·2)	233 (130 to 377)	237 (132 to 393)	192 (98·8 to 329)	171 (88·7 to 299)	176 (95·6 to 303)	169 (92·3 to 287)	175 (92·1 to 292)	165 (84·7 to 269)	136 (71·9 to 240)	112 (59·5 to 194)	103 (56·4 to 173)	82·8 (43·9 to 136)	58·7 (31·9 to 96)	45·2 (24 to 75·8)	37 (20·2 to 62·7)	23·8 (12·2 to 39·5)	15·3 (8·2 to 26·1)	7·9 (4·5 to 13·3)	4·6 (2·6 to 7·7)	2·8 (1·6 to 4·6)	2,210
Otitis media	0·1 (0 to 0·4)	0·4 (0·2 to 0·8)	12·4 (6·2 to 22·4)	69·1 (36·5 to 121)	77 (42 to 131)	51·5 (27·6 to 89·1)	41·3 (21·2 to 71·5)	40·6 (17·3 to 80)	35·3 (16·6 to 67·8)	33·5 (13·8 to 65·5)	32·4 (15·5 to 60·5)	30·5 (14·2 to 56·4)	28 (13·9 to 47·9)	27·1 (13 to 48·9)	21·6 (10·8 to 38·7)	14·7 (6·9 to 28)	9·4 (4·7 to 17·5)	6·7 (2·8 to 12·7)	4·5 (2·2 to 8·1)	3·4 (1·4 to 6·3)	2 (0·9 to 3·7)	1·2 (0·5 to 2·1)	0·7 (0·3 to 1·3)	544
Enteric infections	12·2 (7·2 to 19·6)	43·9 (21·9 to 81·9)	1,270 (776 to 2,020)	569 (390 to 805)	375 (242 to 574)	288 (172 to 449)	218 (140 to 312)	210 (138 to 310)	216 (145 to 315)	235 (160 to 325)	234 (163 to 321)	215 (154 to 291)	205 (148 to 271)	219 (160 to 291)	205 (153 to 270)	194 (146 to 253)	212 (160 to 270)	234 (175 to 309)	225 (167 to 292)	210 (155 to 276)	151 (112 to 195)	96·5 (69·1 to 127)	73·9 (50·2 to 101)	5,910
Diarrheal diseases	12·2 (7·2 to 19·6)	43·8 (21·8 to 81·8)	1,260 (772 to 2,010)	558 (379 to 793)	366 (231 to 563)	282 (169 to 445)	215 (138 to 310)	207 (135 to 307)	214 (143 to 311)	233 (159 to 321)	232 (162 to 319)	213 (152 to 288)	204 (147 to 270)	218 (158 to 289)	203 (151 to 268)	193 (145 to 251)	210 (158 to 269)	233 (174 to 308)	224 (167 to 292)	209 (154 to 275)	150 (112 to 195)	96·4 (69 to 127)	73·8 (50·1 to 101)	5,850
Typhoid and paratyphoid	0 (0 to 0)	0 (0 to 0)	0·2 (0 to 0·5)	0·8 (0·2 to 2·3)	0·4 (0·1 to 1·2)	0·3 (0·1 to 0·8)	0·3 (0·1 to 0·8)	0·3 (0·1 to 0·9)	0·3 (0·1 to 0·8)	0·3 (0·1 to 0·9)	0·3 (0·1 to 0·8)	0·3 (0·1 to 0·7)	0·2 (0·1 to 0·6)	0·2 (0·1 to 0·6)	0·2 (0·1 to 0·5)	0·2 (0·1 to 0·3)	0·1 (0 to 0·3)	0·1 (0 to 0·2)	0·1 (0 to 0·1)	0·1 (0 to 0·1)	0 (0 to 0·1)	0 (0 to 0)	0 (0 to 0)	4·9
Typhoid fever	0 (0 to 0)	0 (0 to 0)	0·2 (0 to 0·4)	0·7 (0·2 to 1·9)	0·4 (0·1 to 1)	0·3 (0·1 to 0·7)	0·3 (0·1 to 0·8)	0·3 (0·1 to 0·8)	0·3 (0·1 to 0·8)	0·3 (0·1 to 0·8)	0·3 (0·1 to 0·8)	0·2 (0·1 to 0·6)	0·2 (0·1 to 0·5)	0·2 (0·1 to 0·5)	0·2 (0·1 to 0·4)	0·1 (0·1 to 0·3)	0·1 (0 to 0·2)	0·1 (0 to 0·2)	0·1 (0 to 0·1)	0 (0 to 0·1)	0 (0 to 0·1)	0 (0 to 0)	0 (0 to 0)	4·3
Paratyphoid fever	0 (0 to 0)	0 (0 to 0)	0 (0 to 0·1)	0·1 (0 to 0·4)	0 (0 to 0·2)	0 (0 to 0·1)	0 (0 to 0·1)	0 (0 to 0·1)	0 (0 to 0·1)	0 (0 to 0·1)	0 (0 to 0·1)	0 (0 to 0·1)	0 (0 to 0·1)	0 (0 to 0·1)	0 (0 to 0)	0 (0 to 0)	0 (0 to 0)	0 (0 to 0)	0 (0 to 0)	0 (0 to 0)	0 (0 to 0)	0 (0 to 0)	0 (0 to 0)	0·5
Invasive Non-typhoidal Salmonella (iNTS)	0 (0 to 0)	0·1 (0·1 to 0·2)	4·7 (2·1 to 9·3)	8·2 (3·2 to 15·5)	7·6 (2·7 to 15·4)	4·4 (1·2 to 9·8)	2·6 (0·6 to 6·5)	2·1 (0·3 to 6)	1·7 (0·3 to 4·8)	1·4 (0·3 to 4·1)	1·4 (0·3 to 3·5)	1·2 (0·2 to 3·1)	1·1 (0·2 to 2·7)	1·3 (0·2 to 3)	1·3 (0·3 to 3·4)	1·3 (0·2 to 3)	1·1 (0·2 to 2·6)	1 (0·2 to 2·2)	0·6 (0·1 to 1·5)	0·4 (0·1 to 0·9)	0·2 (0 to 0·4)	0·1 (0 to 0·3)	0 (0 to 0·2)	44
Other intestinal infectious diseases	0 (0 to 0)	0 (0 to 0)	3·2 (0·1 to 12·3)	1·9 (0·5 to 5)	1·2 (0·3 to 3·7)	0·9 (0·2 to 2·7)	0·5 (0·1 to 1·3)	0·4 (0·1 to 1·1)	0·2 (0·1 to 0·6)	0·6 (0·2 to 1·3)	0·3 (0·1 to 0·9)	0·3 (0·1 to 0·9)	0·2 (0·1 to 0·5)	0·2 (0 to 0·5)	0·1 (0 to 0·4)	0·1 (0 to 0·3)	0·2 (0 to 0·5)	0·1 (0 to 0·3)	0·1 (0 to 0·2)	0·1 (0 to 0·2)	0·1 (0 to 0·4)	0·1 (0 to 0·2)	0·1 (0 to 0·2)	10·9
Neglected tropical diseases and malaria	16·3 (5·3 to 33)	8·2 (2·9 to 15·8)	123 (44·2 to 244)	219 (55·9 to 631)	237 (85·4 to 689)	161 (69·1 to 344)	222 (108 to 383)	207 (101 to 351)	216 (107 to 376)	216 (107 to 366)	243 (131 to 406)	199 (108 to 338)	200 (111 to 367)	219 (123 to 437)	223 (126 to 441)	190 (105 to 432)	178 (95·8 to 380)	171 (94·7 to 364)	139 (76·6 to 279)	97·4 (52·5 to 188)	59·6 (33·9 to 114)	33·3 (18·9 to 60·6)	20·3 (11·1 to 35·8)	3,600
Malaria	0 (0 to 0)	0 (0 to 0)	0·1 (0 to 0·1)	1 (0·7 to 1·5)	2 (1·4 to 2·7)	2·1 (1·5 to 2·8)	2·4 (1·7 to 3·2)	2·4 (1·8 to 3·2)	2·4 (1·8 to 3·2)	2·5 (1·8 to 3·4)	2·3 (1·6 to 3·1)	1·9 (1·4 to 2·6)	1·7 (1·2 to 2·2)	1·4 (1 to 2)	1·2 (0·9 to 1·6)	0·8 (0·6 to 1·1)	0·6 (0·4 to 0·8)	0·4 (0·3 to 0·5)	0·2 (0·1 to 0·3)	0·1 (0·1 to 0·1)	0 (0 to 0)	0 (0 to 0)	0 (0 to 0)	25·5
Chagas disease	0 (0 to 0)	0 (0 to 0)	0·2 (0·1 to 0·9)	0 (0 to 0·2)	0·3 (0·1 to 0·7)	1·2 (0·6 to 3·2)	3 (1·4 to 8·6)	5·6 (1·3 to 18)	9·2 (2·4 to 30·3)	17·2 (5·2 to 62·3)	28·9 (10·3 to 106)	36·1 (12·1 to 130)	50 (17·3 to 186)	68·6 (22·5 to 264)	77·7 (25·2 to 290)	70·8 (23·6 to 270)	69·2 (25·4 to 279)	64·1 (23·8 to 257)	52·1 (19·3 to 193)	32·4 (12·8 to 112)	19·7 (7·3 to 74·2)	10 (3·7 to 35·7)	5·3 (1·7 to 19·5)	622
Leishmaniasis	0 (0 to 0)	0 (0 to 0)	34·4 (0 to 124)	124 (0·2 to 530)	95 (0·2 to 538)	41 (0·1 to 214)	28·7 (0·1 to 133)	26·1 (0·1 to 115)	33·2 (0·1 to 134)	35·4 (0·1 to 130)	31·8 (0·1 to 110)	23·6 (0·1 to 75·5)	17·3 (0·1 to 50·3)	14·2 (0·1 to 39·9)	11·3 (0·1 to 30·5)	8·2 (0·1 to 21·1)	5·9 (0·1 to 14·7)	4·3 (0 to 10·4)	2·3 (0 to 5·8)	1·3 (0 to 3·2)	0·6 (0 to 1·5)	0·3 (0 to 0·7)	0·1 (0 to 0·3)	539
Visceral leishmaniasis	0 (0 to 0)	0 (0 to 0)	34·4 (0 to 124)	124 (0·2 to 529)	94·9 (0·2 to 538)	40·9 (0·1 to 214)	28·6 (0 to 133)	26 (0 to 115)	33·1 (0 to 134)	35·3 (0·1 to 130)	31·6 (0 to 110)	23·4 (0 to 75·3)	17·2 (0 to 50·2)	14 (0 to 39·9)	11·1 (0 to 30·5)	8 (0 to 21·1)	5·8 (0 to 14·6)	4·2 (0 to 10·2)	2·3 (0 to 5·6)	1·3 (0 to 3·1)	0·6 (0 to 1·4)	0·3 (0 to 0·7)	0·1 (0 to 0·3)	537
Cutaneous and mucocutaneous leishmaniasis	0 (0 to 0)	0 (0 to 0)	0 (0 to 0)	0·1 (0 to 0·3)	0·1 (0 to 0·5)	0·1 (0 to 0·4)	0·1 (0 to 0·3)	0·1 (0 to 0·4)	0·1 (0 to 0·4)	0·1 (0 to 0·5)	0·2 (0 to 0·7)	0·2 (0 to 0·7)	0·2 (0 to 0·7)	0·2 (0 to 0·8)	0·2 (0 to 0·7)	0·1 (0 to 0·6)	0·1 (0 to 0·5)	0·1 (0 to 0·4)	0·1 (0 to 0·4)	0·1 (0 to 0·3)	0 (0 to 0·2)	0 (0 to 0·1)	0 (0 to 0·1)	2
African trypanosomiasis	0 (0 to 0)	0 (0 to 0)	0 (0 to 0)	0 (0 to 0)	0 (0 to 0)	0 (0 to 0)	0 (0 to 0)	0 (0 to 0)	0 (0 to 0)	0 (0 to 0)	0 (0 to 0)	0 (0 to 0)	0 (0 to 0)	0 (0 to 0)	0 (0 to 0)	0 (0 to 0)	0 (0 to 0)	0 (0 to 0)	0 (0 to 0)	0 (0 to 0)	0 (0 to 0)	0 (0 to 0)	0 (0 to 0)	0
Schistosomiasis	0 (0 to 0)	0 (0 to 0)	0 (0 to 0)	0·1 (0 to 0·5)	0·6 (0·1 to 2)	1·1 (0·1 to 3·4)	3·5 (0·4 to 8·7)	3·7 (0·4 to 9·3)	4·4 (0·6 to 11·2)	5 (0·6 to 13·9)	6 (0·8 to 21·6)	6 (0·4 to 23·9)	6·1 (0·4 to 24)	6·2 (0·1 to 30·5)	6·5 (0·1 to 33)	5·6 (0·1 to 28·8)	4·6 (0 to 24·1)	5·3 (0 to 25·5)	4·1 (0 to 19·7)	2·6 (0 to 14·2)	1·4 (0 to 7·1)	0·5 (0 to 2·7)	0·2 (0 to 1·2)	73·4
Cysticercosis	0 (0 to 0)	0 (0 to 0)	0 (0 to 0)	0 (0 to 0·2)	0·6 (0 to 2·3)	2 (0·3 to 4·9)	8 (0 to 22·8)	21·7 (4·5 to 55·1)	30·6 (7·7 to 71·1)	34·5 (8·6 to 85·5)	36 (10·6 to 79)	37 (11·1 to 85·3)	39·7 (11·4 to 87·2)	48·7 (16·9 to 107)	59·3 (22·8 to 122)	64·7 (26·1 to 127)	69·5 (28·1 to 131)	73·1 (30·6 to 136)	59·9 (22·8 to 112)	47·7 (18·7 to 88·5)	27·8 (11 to 54·4)	15·7 (6·2 to 30·9)	9·8 (3·5 to 19·4)	686
Cystic echinococcosis	0 (0 to 0)	0 (0 to 0)	0 (0 to 0)	0 (0 to 0·1)	0·1 (0 to 0·4)	0·1 (0 to 0·3)	0·1 (0 to 0·2)	0·1 (0 to 0·2)	0·1 (0 to 0·3)	0·1 (0 to 0·3)	0·1 (0 to 0·5)	0·1 (0 to 0·5)	0·1 (0 to 0·5)	0·2 (0 to 0·5)	0·2 (0 to 0·5)	0·1 (0 to 0·5)	0·1 (0 to 0·4)	0·1 (0 to 0·4)	0·1 (0 to 0·3)	0·1 (0 to 0·2)	0 (0 to 0·2)	0 (0 to 0·1)	0 (0 to 0)	1·9
Lymphatic filariasis	0 (0 to 0)	0 (0 to 0)	0 (0 to 0)	0 (0 to 0)	0 (0 to 0)	0 (0 to 0)	0 (0 to 0)	0 (0 to 0)	0 (0 to 0)	0 (0 to 0)	0 (0 to 0)	0 (0 to 0)	0 (0 to 0)	0 (0 to 0)	0 (0 to 0)	0 (0 to 0)	0 (0 to 0)	0 (0 to 0)	0 (0 to 0)	0 (0 to 0)	0 (0 to 0)	0 (0 to 0)	0 (0 to 0)	0
Onchocerciasis	0 (0 to 0)	0 (0 to 0)	0 (0 to 0)	0 (0 to 0)	0 (0 to 0)	0 (0 to 0)	0 (0 to 0)	0 (0 to 0)	0 (0 to 0)	0 (0 to 0)	0 (0 to 0)	0 (0 to 0)	0 (0 to 0)	0 (0 to 0)	0 (0 to 0)	0 (0 to 0)	0 (0 to 0)	0 (0 to 0)	0 (0 to 0)	0 (0 to 0)	0 (0 to 0)	0 (0 to 0)	0 (0 to 0)	0
Trachoma	0 (0 to 0)	0 (0 to 0)	0 (0 to 0)	0 (0 to 0)	0 (0 to 0)	0 (0 to 0)	0 (0 to 0)	0 (0 to 0)	0 (0 to 0)	0 (0 to 0)	0 (0 to 0)	0 (0 to 0·1)	0 (0 to 0·1)	0 (0 to 0·1)	0 (0 to 0·1)	0 (0 to 0·1)	0·1 (0 to 0·1)	0·1 (0 to 0·2)	0·1 (0 to 0·2)	0·1 (0 to 0·2)	0·1 (0 to 0·1)	0 (0 to 0·1)	0 (0 to 0·1)	0·7
Dengue	0 (0 to 0)	0·2 (0 to 0·7)	26·2 (6·4 to 67·7)	28 (9·4 to 65·4)	61·4 (20·5 to 133)	51·9 (19·5 to 112)	51·1 (18·2 to 120)	57·6 (18 to 149)	63·3 (21·5 to 158)	54·8 (17·1 to 143)	58 (20 to 137)	50·9 (17·4 to 118)	47·5 (17·9 to 105)	45·1 (16·6 to 111)	36·5 (15·8 to 78·1)	25·4 (10·7 to 52·4)	18·5 (7·7 to 40·3)	16·1 (6·2 to 32·2)	13·9 (4·6 to 28·3)	7·5 (3 to 13·9)	5·8 (1·5 to 13·8)	4·2 (1·3 to 9·4)	3·2 (0·9 to 6·8)	727
Yellow fever	0 (0 to 0)	0 (0 to 0)	0 (0 to 0)	0 (0 to 0)	0 (0 to 0)	0 (0 to 0)	0 (0 to 0)	0 (0 to 0)	0 (0 to 0)	0 (0 to 0)	0 (0 to 0)	0 (0 to 0)	0 (0 to 0)	0 (0 to 0)	0 (0 to 0)	0 (0 to 0)	0 (0 to 0)	0 (0 to 0)	0 (0 to 0)	0 (0 to 0)	0 (0 to 0)	0 (0 to 0)	0 (0 to 0)	0
Rabies	0 (0 to 0)	0 (0 to 0)	0 (0 to 0)	0 (0 to 0·1)	0·1 (0 to 0·2)	0·1 (0 to 0·2)	0 (0 to 0·1)	0 (0 to 0·1)	0 (0 to 0)	0 (0 to 0)	0 (0 to 0)	0 (0 to 0)	0 (0 to 0)	0 (0 to 0·1)	0 (0 to 0)	0 (0 to 0)	0 (0 to 0)	0 (0 to 0)	0 (0 to 0)	0 (0 to 0)	0 (0 to 0)	0 (0 to 0)	0 (0 to 0)	0·3
Intestinal nematode infections	0 (0 to 0)	0 (0 to 0)	1·2 (0·2 to 4·4)	8·6 (3·8 to 15·6)	23·6 (11 to 43·1)	19 (8·8 to 34·7)	88·3 (35·9 to 186)	61·5 (22·8 to 126)	44·4 (16·1 to 85·2)	37·3 (11·9 to 75·7)	42·5 (15·4 to 83·1)	11·9 (5·4 to 21·2)	5·8 (2·8 to 10·4)	5·7 (2·5 to 10·9)	4·8 (2 to 9·2)	3·5 (1·5 to 6·6)	2·3 (1 to 4·2)	1·9 (0·8 to 3·5)	1·4 (0·6 to 2·5)	0·9 (0·3 to 1·8)	0·5 (0·2 to 0·9)	0·2 (0·1 to 0·4)	0·1 (0 to 0·2)	365
Ascariasis	0 (0 to 0)	0 (0 to 0)	0·9 (0 to 4·1)	2·3 (0·4 to 6·2)	4·4 (1·1 to 10)	2·4 (0·6 to 5·2)	1·5 (0·4 to 3·6)	1·4 (0·3 to 3·5)	1·4 (0·3 to 3·2)	1·4 (0·3 to 3·7)	1·4 (0·3 to 3·3)	1·1 (0·2 to 2·7)	0·9 (0·1 to 2·2)	0·8 (0·1 to 2)	0·7 (0·1 to 1·7)	0·6 (0·1 to 1·4)	0·4 (0 to 0·9)	0·4 (0·1 to 1)	0·3 (0 to 0·7)	0·2 (0 to 0·5)	0·1 (0 to 0·3)	0·1 (0 to 0·2)	0 (0 to 0·1)	22·5
Trichuriasis	0 (0 to 0)	0 (0 to 0)	0·1 (0 to 0·2)	2·6 (0·9 to 5·8)	9·7 (3·7 to 20·5)	7·4 (2·7 to 15·6)	6 (2·1 to 12·3)	6·3 (2·4 to 13·1)	5 (1·7 to 11)	3·9 (1·2 to 8·5)	3 (1 to 6·7)	2·1 (0·6 to 4·9)	1·6 (0·4 to 3·7)	1·3 (0·4 to 3)	1 (0·3 to 2·4)	0·7 (0·1 to 1·6)	0·4 (0·1 to 1)	0·3 (0 to 0·7)	0·2 (0 to 0·5)	0·1 (0 to 0·3)	0·1 (0 to 0·1)	0 (0 to 0)	0 (0 to 0)	51·7
Hookworm disease	0 (0 to 0)	0 (0 to 0)	0·2 (0·1 to 0·3)	3·6 (1·2 to 7·5)	9·5 (3·5 to 19·5)	9·2 (3·5 to 18·8)	80·8 (30 to 178)	53·8 (16·2 to 115)	38·1 (10·7 to 76·3)	31·9 (7·8 to 69)	38·1 (12·3 to 76·8)	8·7 (3·1 to 17·1)	3·4 (1·4 to 6·3)	3·5 (1·2 to 7·3)	3·2 (1 to 6·7)	2·2 (0·8 to 4·8)	1·5 (0·5 to 3)	1·2 (0·4 to 2·4)	0·9 (0·3 to 1·8)	0·6 (0·2 to 1·3)	0·3 (0·1 to 0·7)	0·2 (0·1 to 0·3)	0·1 (0 to 0·1)	291
Food-borne trematodiases	0 (0 to 0)	0 (0 to 0)	0 (0 to 0)	0 (0 to 0)	0 (0 to 0)	0 (0 to 0)	0 (0 to 0)	0 (0 to 0)	0 (0 to 0)	0 (0 to 0)	0 (0 to 0)	0 (0 to 0)	0 (0 to 0)	0 (0 to 0)	0 (0 to 0)	0 (0 to 0)	0 (0 to 0)	0 (0 to 0)	0 (0 to 0)	0 (0 to 0)	0 (0 to 0)	0 (0 to 0)	0 (0 to 0)	0
Leprosy	0 (0 to 0)	0 (0 to 0)	0 (0 to 0)	0 (0 to 0)	0 (0 to 0)	0 (0 to 0)	0·2 (0·1 to 0·3)	0·4 (0·2 to 0·6)	0·6 (0·3 to 0·9)	0·8 (0·5 to 1·3)	1 (0·6 to 1·6)	1·1 (0·1 to 2·8)	1·2 (0·1 to 2·9)	1·6 (0·3 to 3·5)	1·6 (0·4 to 3·2)	1·4 (0·4 to 3·1)	1·3 (0·4 to 2·6)	1·3 (0·4 to 2·4)	0·9 (0·3 to 1·8)	0·7 (0·3 to 1·4)	0·5 (0·2 to 0·8)	0·3 (0·1 to 0·5)	0·2 (0·1 to 0·3)	15·1
Ebola	0 (0 to 0)	0 (0 to 0)	0 (0 to 0)	0 (0 to 0)	0 (0 to 0)	0 (0 to 0)	0 (0 to 0)	0 (0 to 0)	0 (0 to 0)	0 (0 to 0)	0 (0 to 0)	0 (0 to 0)	0 (0 to 0)	0 (0 to 0)	0 (0 to 0)	0 (0 to 0)	0 (0 to 0)	0 (0 to 0)	0 (0 to 0)	0 (0 to 0)	0 (0 to 0)	0 (0 to 0)	0 (0 to 0)	0
Zika virus	0 (0 to 0)	0 (0 to 0)	0 (0 to 0·1)	0·1 (0 to 0·3)	0·1 (0 to 0·4)	0·1 (0 to 0·4)	0·1 (0 to 0·5)	0·2 (0 to 0·5)	0·2 (0 to 0·6)	0·2 (0 to 0·6)	0·2 (0 to 0·6)	0·1 (0 to 0·4)	0·1 (0 to 0·4)	0·1 (0 to 0·3)	0·1 (0 to 0·2)	0 (0 to 0·1)	0 (0 to 0·1)	0 (0 to 0·1)	0 (0 to 0)	0 (0 to 0)	0 (0 to 0)	0 (0 to 0)	0 (0 to 0)	1·8
Guinea worm disease	0 (0 to 0)	0 (0 to 0)	0 (0 to 0)	0 (0 to 0)	0 (0 to 0)	0 (0 to 0)	0 (0 to 0)	0 (0 to 0)	0 (0 to 0)	0 (0 to 0)	0 (0 to 0)	0 (0 to 0)	0 (0 to 0)	0 (0 to 0)	0 (0 to 0)	0 (0 to 0)	0 (0 to 0)	0 (0 to 0)	0 (0 to 0)	0 (0 to 0)	0 (0 to 0)	0 (0 to 0)	0 (0 to 0)	0
Other neglected tropical diseases	16·3 (5·3 to 33)	8 (2·7 to 15·6)	60·4 (19·1 to 122)	57 (20·1 to 123)	53·8 (14·7 to 132)	42·6 (10·2 to 115)	36·9 (10·8 to 81·5)	27·9 (7·1 to 66·5)	27·2 (6·1 to 66·8)	28·7 (5·9 to 64·5)	36·4 (9·7 to 81·1)	30·2 (8·5 to 64·1)	30 (9 to 62·6)	27·2 (7·4 to 60·9)	24·4 (8·3 to 51·4)	9·5 (3·2 to 20·2)	6 (1·9 to 12·2)	4·1 (1·1 to 8·8)	4·2 (1·3 to 8·5)	3·9 (1·1 to 7·9)	3·3 (1 to 6·5)	2 (0·8 to 3·7)	1·3 (0·3 to 2·9)	541
Other infectious diseases	30·7 (16·1 to 56·1)	30 (18·5 to 46·3)	488 (331 to 701)	231 (163 to 322)	195 (143 to 263)	145 (105 to 204)	127 (90·1 to 177)	118 (84·5 to 168)	124 (85·9 to 174)	128 (88·1 to 176)	137 (95·8 to 192)	121 (85·1 to 165)	116 (81 to 159)	109 (77·5 to 152)	95·9 (70·3 to 132)	64·1 (48·1 to 82·4)	48·4 (36·9 to 62·3)	39·4 (30·1 to 50·5)	27·7 (21·5 to 35·3)	18·8 (14·5 to 24·4)	11·7 (8·6 to 15·1)	6·7 (4·9 to 9)	4·5 (3·2 to 6)	2,420
Meningitis	4·6 (2·5 to 8)	9·9 (5·4 to 16·9)	257 (152 to 401)	86·4 (55 to 128)	90·3 (63·9 to 121)	70·4 (50·5 to 95·8)	52·2 (36·5 to 74)	50·5 (33·6 to 72·7)	51·2 (34·8 to 71·5)	52 (35·5 to 71·7)	54·2 (36·6 to 75·1)	50·5 (33·2 to 69·8)	46·8 (31·9 to 65·1)	43·6 (30·3 to 59·5)	38 (27·2 to 51·3)	26·9 (18·9 to 36·7)	20·1 (13·9 to 27·6)	15·5 (11·2 to 21·3)	10·4 (7·2 to 14·3)	6·7 (4·8 to 9·2)	3·9 (2·7 to 5·3)	1·9 (1·2 to 2·5)	1·2 (0·9 to 1·7)	1,040
Encephalitis	2·1 (1·1 to 4·1)	1·8 (0·6 to 4·8)	25·2 (12·7 to 46·6)	23·6 (11·5 to 48·6)	14·4 (9·2 to 22·9)	8·8 (5·7 to 13·3)	6·5 (4·6 to 8·8)	6·9 (4·9 to 9·7)	7·1 (5 to 9·8)	6·7 (4·8 to 9·5)	6·8 (5 to 9·3)	6·1 (4·4 to 8·2)	5·6 (4·1 to 7·5)	5·8 (4·3 to 7·7)	5 (3·8 to 6·8)	4 (3 to 5·4)	3·8 (2·7 to 5·2)	4·1 (2·8 to 6)	2·8 (1·9 to 4·1)	1·8 (1·2 to 2·6)	1 (0·7 to 1·4)	0·5 (0·3 to 0·8)	0·3 (0·2 to 0·5)	151
Diphtheria	0 (0 to 0)	0 (0 to 0)	1·6 (0·2 to 5·6)	1·2 (0·1 to 7)	2 (0·3 to 7)	0·4 (0·1 to 1·3)	0·1 (0 to 0·2)	0 (0 to 0·1)	0 (0 to 0·2)	0·1 (0 to 0·2)	0 (0 to 0·1)	0·1 (0 to 0·2)	0 (0 to 0·1)	0 (0 to 0·1)	0 (0 to 0·1)	0 (0 to 0)	0 (0 to 0)	0 (0 to 0)	0 (0 to 0)	0 (0 to 0)	0 (0 to 0)	0 (0 to 0)	0 (0 to 0)	5·6
Tetanus	0·6 (0·3 to 1)	0·9 (0·3 to 1·9)	0·2 (0·1 to 0·4)	0·1 (0 to 0·2)	0·4 (0·2 to 0·7)	0·4 (0·2 to 0·7)	0·2 (0·1 to 0·3)	0·2 (0·1 to 0·3)	0·2 (0·1 to 0·4)	0·2 (0·1 to 0·4)	0·3 (0·1 to 0·7)	0·3 (0·2 to 0·6)	0·4 (0·2 to 0·8)	0·6 (0·3 to 1·2)	0·6 (0·3 to 1·2)	0·6 (0·3 to 1·1)	0·5 (0·3 to 1)	0·5 (0·3 to 1·1)	0·3 (0·2 to 0·6)	0·2 (0·1 to 0·4)	0·1 (0·1 to 0·3)	0 (0 to 0·1)	0 (0 to 0·1)	8
Measles	0 (0 to 0)	0 (0 to 0)	0·2 (0·1 to 0·5)	0·3 (0·2 to 0·4)	0·1 (0 to 0·1)	0 (0 to 0)	0 (0 to 0)	0 (0 to 0)	0 (0 to 0)	0 (0 to 0)	0 (0 to 0)	0 (0 to 0)	0 (0 to 0)	0 (0 to 0)	0 (0 to 0)	0 (0 to 0)	0 (0 to 0)	0 (0 to 0)	0 (0 to 0)	0 (0 to 0)	0 (0 to 0)	0 (0 to 0)	0 (0 to 0)	0·6
Varicella and herpes zoster	1·6 (0·5 to 3·1)	2·7 (0·9 to 5·4)	54·9 (20·4 to 115)	43 (16·6 to 91·5)	22·8 (7·5 to 42·2)	8·4 (3·3 to 14·4)	4·5 (2 to 8)	4·7 (2·2 to 8·6)	6·1 (3·1 to 10·6)	6·1 (2·7 to 11)	5·5 (2·6 to 9·6)	5·2 (2·4 to 9·1)	5·4 (2·6 to 9·4)	5·9 (2·8 to 10)	6 (3 to 10·7)	5·2 (2·5 to 8·8)	4·8 (2·4 to 8)	4·8 (2·6 to 8)	4 (2·2 to 6·2)	3·6 (1·9 to 5·8)	2·5 (1·4 to 3·9)	1·7 (0·9 to 2·8)	1·3 (0·6 to 2·1)	211



Benign prostatic hyperplasia	0 (0 to 0)	0 (0 to 0)	0 (0 to 0)	0 (0 to 0)	0 (0 to 0)	0 (0 to 0)	0 (0 to 0)	0 (0 to 0)	0 (0 to 0)	0 (0 to 0)	0 (0 to 0)	0 (0 to 0)	0 (0 to 0)	0 (0 to 0)	0 (0 to 0)	0 (0 to 0)	0 (0 to 0)	0 (0 to 0)	0 (0 to 0)	0 (0 to 0)	0 (0 to 0)	0 (0 to 0)	0 (0 to 0)	0
Male infertility	--	--	--	--	--	--	--	--	--	--	--	--	--	--	--	--	--	--	--	--	--	--	--	NA
Other urinary diseases	1 (0·5 to 1·8)	0·4 (0·2 to 0·7)	4·3 (1·8 to 9)	6·3 (3·2 to 10·8)	5·2 (3 to 9·1)	5·9 (3·5 to 9·7)	7·5 (4·5 to 11·5)	6·1 (3·8 to 9·6)	8·1 (5·1 to 11·9)	11·9 (7·2 to 17·9)	11·8 (7·1 to 18·1)	9·4 (5·8 to 14·3)	10·3 (6·5 to 15·7)	9·4 (5·8 to 15·6)	9 (5·1 to 15·4)	7·5 (4·3 to 13·8)	6·4 (3·3 to 11·9)	6 (3·1 to 11·2)	4·6 (2·3 to 9·1)	4·3 (2·1 to 8·5)	3 (1·3 to 7)	1·4 (0·6 to 3·1)	1·1 (0·5 to 2·3)	141
Gynecological diseases	0 (0 to 0)	0 (0 to 0)	0 (0 to 0)	0 (0 to 0)	0 (0 to 0)	201 (97·4 to 359)	628 (367 to 1,010)	1,330 (842 to 2,000)	1,890 (1,230 to 2,730)	2,190 (1,450 to 3,180)	2,200 (1,490 to 3,150)	1,900 (1,290 to 2,770)	1,330 (886 to 1,900)	849 (546 to 1,250)	414 (256 to 610)	243 (149 to 366)	170 (105 to 249)	129 (85 to 182)	80·6 (52·2 to 116)	54·1 (34·6 to 80·2)	33·2 (22·1 to 47·6)	19·8 (12·4 to 30·3)	12·7 (7·1 to 20·2)	13,700
Uterine fibroids	0 (0 to 0)	0 (0 to 0)	0 (0 to 0)	0 (0 to 0)	0 (0 to 0)	2·5 (0·9 to 5·7)	5·4 (2·1 to 11·9)	13·7 (5·2 to 28·5)	38·6 (16·5 to 80·8)	104 (46·6 to 210)	190 (84·9 to 388)	203 (97·1 to 374)	167 (82 to 313)	127 (59·7 to 240)	78·8 (37 to 148)	43·1 (19·6 to 83·5)	24·2 (11 to 47)	14·6 (6·6 to 27·7)	7 (3·2 to 13·3)	3·5 (1·7 to 6·7)	1·4 (0·7 to 2·6)	0·6 (0·3 to 1)	0·3 (0·2 to 0·5)	1,030
Polycystic ovarian syndrome	0 (0 to 0)	0 (0 to 0)	0 (0 to 0)	0 (0 to 0)	0 (0 to 0)	1·8 (0·6 to 4·3)	8·9 (3·3 to 18·9)	13·2 (5·4 to 27·4)	13·6 (5·7 to 27·2)	14·3 (5·8 to 29·8)	13·1 (5·4 to 27·4)	11·1 (4·4 to 22·7)	8·7 (3·4 to 17·2)	4·7 (1·6 to 9·6)	0 (0 to 0)	0 (0 to 0)	0 (0 to 0)	0 (0 to 0)	0 (0 to 0)	0 (0 to 0)	0 (0 to 0)	0 (0 to 0)	0 (0 to 0)	89·5
Female infertility	0 (0 to 0)	0 (0 to 0)	0 (0 to 0)	0 (0 to 0)	0 (0 to 0)	0 (0 to 0)	0 (0 to 0)	20·7 (3·2 to 61·6)	35·1 (7·5 to 98·1)	48·9 (8·2 to 142)	62·5 (5·5 to 187)	64·6 (7·8 to 186)	2 (0·1 to 15·7)	0 (0 to 0)	0 (0 to 0)	0 (0 to 0)	0 (0 to 0)	0 (0 to 0)	0 (0 to 0)	0 (0 to 0)	0 (0 to 0)	0 (0 to 0)	0 (0 to 0)	234
Endometriosis	0 (0 to 0)	0 (0 to 0)	0 (0 to 0)	0 (0 to 0)	0 (0 to 0)	0 (0 to 0·1)	70·7 (31·8 to 137)	367 (183 to 643)	463 (232 to 827)	403 (206 to 720)	323 (159 to 564)	270 (139 to 454)	217 (123 to 354)	106 (58·9 to 177)	0 (0 to 0)	0 (0 to 0)	0 (0 to 0)	0 (0 to 0)	0 (0 to 0)	0 (0 to 0)	0 (0 to 0)	0 (0 to 0)	0 (0 to 0)	2,220
Genital prolapse	0 (0 to 0)	0 (0 to 0)	0 (0 to 0)	0 (0 to 0)	0 (0 to 0)	0·2 (0·1 to 0·3)	0·4 (0·1 to 0·8)	3·1 (1·2 to 6·1)	12·9 (6 to 25·7)	28·7 (12·9 to 56·3)	36·9 (16·4 to 72·1)	39·1 (17·5 to 77·5)	38·5 (17·6 to 74·9)	40·1 (18·6 to 76·7)	36·4 (17 to 68)	28·6 (13·7 to 56·6)	23·6 (11·8 to 46·2)	20·7 (10·3 to 37·8)	14·9 (7·9 to 26)	10·6 (5·6 to 18·7)	6·9 (3·7 to 11·6)	3·9 (2·1 to 7)	2·5 (1·4 to 4·4)	348
Premenstrual syndrome	0 (0 to 0)	0 (0 to 0)	0 (0 to 0)	0 (0 to 0)	0 (0 to 0)	194 (88·8 to 351)	426 (216 to 758)	591 (302 to 1,050)	626 (361 to 1,020)	633 (337 to 1,020)	685 (393 to 1,080)	593 (337 to 945)	333 (184 to 557)	110 (54·1 to 197)	0 (0 to 0)	0 (0 to 0)	0 (0 to 0)	0 (0 to 0)	0 (0 to 0)	0 (0 to 0)	0 (0 to 0)	0 (0 to 0)	0 (0 to 0)	4,190
Other gynecological diseases	0 (0 to 0)	0 (0 to 0)	0 (0 to 0)	0 (0 to 0)	0 (0 to 0)	3 (0·6 to 7·5)	117 (56·7 to 213)	317 (190 to 491)	698 (374 to 1,140)	960 (535 to 1,540)	888 (530 to 1,420)	717 (412 to 1,180)	564 (322 to 885)	461 (231 to 750)	299 (178 to 460)	172 (97·9 to 272)	122 (72·8 to 187)	93·4 (57·8 to 140)	58·6 (35·1 to 88·1)	40 (24·1 to 61·9)	25 (15·5 to 38·2)	15·3 (8·8 to 24·8)	9·8 (4·6 to 17)	5,560
Hemoglobinopathies and hemolytic anemias	1·2 (0·7 to 2)	2·6 (1·6 to 4·3)	54·2 (29·7 to 96·1)	60·2 (33·8 to 100)	79 (46·7 to 126)	69·8 (39·8 to 114)	183 (94 to 329)	150 (87·9 to 246)	143 (77·8 to 236)	140 (70·8 to 232)	155 (83·5 to 271)	87·6 (40 to 157)	74·5 (38·7 to 123)	67·6 (34·8 to 116)	59·2 (33·4 to 101)	59·2 (26·4 to 115)	39 (21·2 to 67·1)	29·5 (16·4 to 51)	25 (13·8 to 41·4)	19·4 (11·3 to 33·7)	14·2 (7·9 to 24·4)	8·4 (4·6 to 14·4)	2·6 (1·5 to 4)	1,530
Thalassemias	0·1 (0 to 0·3)	0·2 (0·1 to 0·5)	9·2 (2·5 to 22·2)	8·4 (3·3 to 17)	4·8 (2·1 to 9·2)	1·1 (0·4 to 2·5)	0·3 (0·1 to 0·8)	0·2 (0·1 to 0·7)	0·1 (0 to 0·3)	0·1 (0 to 0·3)	0·1 (0 to 0·3)	0 (0 to 0·2)	0 (0 to 0·2)	0 (0 to 0·2)	0 (0 to 0·1)	0 (0 to 0)	0 (0 to 0)	0 (0 to 0)	0 (0 to 0)	0 (0 to 0)	0 (0 to 0)	0 (0 to 0)	0 (0 to 0)	24·7
Thalassemias trait	0 (0 to 0)	0·2 (0·1 to 0·4)	1 (0·3 to 2·5)	2·6 (0·3 to 7·2)	3·6 (0·4 to 10·9)	2·8 (0·1 to 9·1)	19·6 (8 to 41·2)	16·7 (6·8 to 32·3)	16·9 (6·9 to 35·3)	17·8 (7·2 to 35·5)	19·2 (7·9 to 37·5)	9 (1·7 to 20·2)	2·1 (0·1 to 5·8)	3·4 (0·4 to 8·8)	2·9 (0·6 to 7·3)	1·8 (0·2 to 5·2)	0·9 (0·1 to 2·7)	0·7 (0·1 to 2·1)	0·5 (0·1 to 1·5)	0·5 (0·1 to 1·3)	0·4 (0·1 to 0·9)	0·2 (0·1 to 0·5)	0 (0 to 0·1)	123
Sickle cell disorders	0·5 (0·2 to 1·1)	0·6 (0·3 to 1·3)	23·7 (9·1 to 50·7)	15·4 (6·9 to 29·5)	18·9 (10·1 to 31·2)	21·2 (11·8 to 35·7)	18·1 (10 to 29·7)	15·6 (7·9 to 28·8)	8·8 (4·2 to 16·5)	6·5 (3 to 12)	5·8 (2·9 to 10·8)	5·6 (2·6 to 10·1)	5·8 (2·8 to 10·7)	4·6 (2·3 to 8·1)	2·3 (1·2 to 4)	0·7 (0·3 to 1·3)	0·2 (0·1 to 0·4)	0 (0 to 0·1)	0 (0 to 0)	0 (0 to 0)	0 (0 to 0)	0 (0 to 0)	0 (0 to 0)	154
Sickle cell trait	0 (0 to 0·1)	0·6 (0·2 to 1·1)	1·5 (0·5 to 2·8)	3·9 (0·9 to 8·7)	5·2 (0·9 to 12·6)	4·2 (0·6 to 10·2)	64·6 (28 to 126)	51·8 (25·3 to 88)	51·9 (23·4 to 89·9)	53·8 (23·5 to 92·7)	58·8 (29 to 106)	1·8 (0 to 6·6)	3 (0·8 to 6·1)	4·9 (1·2 to 10·8)	4·3 (1·2 to 8·6)	2·6 (0·6 to 5·7)	1·3 (0·2 to 3·3)	0·9 (0·1 to 2·5)	0·8 (0·1 to 1·7)	0·7 (0·2 to 1·5)	0·5 (0·2 to 1·1)	0·3 (0·1 to 0·6)	0·1 (0 to 0·2)	318
G6PD deficiency	0·1 (0 to 0·2)	0·2 (0·1 to 0·5)	7·1 (2·3 to 15·5)	10·9 (5·1 to 20·9)	21·9 (11·9 to 36·1)	18·4 (10·1 to 31·5)	27·6 (12·2 to 78·7)	26 (14·5 to 42·2)	23·6 (12·3 to 38·1)	20·7 (11·8 to 34·7)	19·1 (10·9 to 30·3)	21 (10·9 to 34·6)	14·3 (7·8 to 24·3)	9·7 (5 to 16·4)	6·9 (3·6 to 11·3)	4·5 (2·2 to 7·6)	3·1 (1·4 to 5·4)	1·5 (0·7 to 2·6)	0·9 (0·4 to 1·5)	0·3 (0·1 to 0·6)	0·1 (0·1 to 0·2)	0 (0 to 0)	0 (0 to 0)	238
G6PD trait	0 (0 to 0)	0 (0 to 0·1)	0 (0 to 0)	0 (0 to 0)	0 (0 to 0)	0 (0 to 0)	2·2 (0·1 to 7·7)	0·1 (0 to 0·3)	0·1 (0 to 0·3)	0·1 (0 to 0·3)	0·2 (0 to 0·5)	3·9 (1·3 to 7·7)	2·3 (0·4 to 5·4)	0 (0 to 0·1)	0 (0 to 0)	0 (0 to 0)	0 (0 to 0)	0 (0 to 0)	0 (0 to 0)	0 (0 to 0)	0 (0 to 0)	0 (0 to 0)	0 (0 to 0)	9
Other hemoglobinopathies and hemolytic anemias	0·4 (0·2 to 0·7)	0·8 (0·4 to 1·5)	11·7 (5·5 to 20·3)	19·1 (7·1 to 41·6)	24·5 (9·2 to 54·3)	22 (8·5 to 50·2)	50·7 (17·6 to 105)	39·9 (14·1 to 86·9)	41·8 (14·6 to 87·4)	41·1 (12·6 to 86·7)	51·8 (18·5 to 107)	46·3 (17 to 90·6)	47 (19·9 to 88·8)	44·9 (19·5 to 86)	42·8 (22·3 to 76·1)	49·7 (21·1 to 100)	33·4 (17·9 to 59·5)	26·4 (14·8 to 45·8)	22·9 (12·8 to 37·7)	18 (10·5 to 31·3)	13·2 (7·4 to 22·7)	7·9 (4·3 to 13·5)	2·5 (1·4 to 3·8)	659
Endocrine, metabolic, blood, and immune disorders	15·5 (8 to 28·2)	8·6 (4·9 to 14·6)	237 (127 to 388)	131 (76·6 to 211)	104 (67·2 to 156)	87·6 (57 to 133)	142 (77 to 248)	147 (86·4 to 246)	189 (121 to 288)	228 (149 to 334)	295 (199 to 429)	300 (198 to 423)	325 (220 to 448)	376 (257 to 519)	368 (253 to 502)	299 (211 to 399)	266 (188 to 359)	249 (177 to 333)	197 (137 to 266)	148 (101 to 200)	91·3 (62·6 to 122)	50 (33·4 to 68·8)	33·4 (21·3 to 47·4)	4,290
Oral disorders	0 (0 to 0)	0 (0 to 0)	0 (0 to 0)	79·4 (44·5 to 128)	80·5 (44·8 to 138)	89 (47 to 152)	118 (65·2 to 200)	188 (103 to 319)	271 (149 to 471)	393 (216 to 721)	483 (256 to 867)	555 (303 to 973)	661 (381 to 1,080)	899 (522 to 1,430)	1,060 (633 to 1,630)	1,030 (646 to 1,580)	949 (595 to 1,390)	890 (574 to 1,280)	648 (425 to 921)	466 (311 to 651)	262 (174 to 368)	143 (94·5 to 200)	84·6 (56·1 to 117)	9,340
Caries of deciduous teeth	0 (0 to 0)	0 (0 to 0)	0 (0 to 0)	25·2 (9·9 to 52·7)	21·2 (8·6 to 47·4)	1·1 (0·1 to 3)	0 (0 to 0)	0 (0 to 0)	0 (0 to 0)	0 (0 to 0)	0 (0 to 0)	0 (0 to 0)	0 (0 to 0)	0 (0 to 0)	0 (0 to 0)	0 (0 to 0)	0 (0 to 0)	0 (0 to 0)	0 (0 to 0)	0 (0 to 0)	0 (0 to 0)	0 (0 to 0)	0 (0 to 0)	47·5
Caries of permanent teeth	0 (0 to 0)	0 (0 to 0)	0 (0 to 0)	0 (0 to 0)	12·4 (3·9 to 28·4)	38 (14·4 to 82·3)	42·4 (16·7 to 88·3)	49·5 (21·3 to 99)	47·6 (19·5 to 96·8)	45·4 (18·4 to 92·8)	41·3 (17·2 to 85·5)	33·8 (14·4 to 70·9)	27·5 (11 to 59·4)	25·6 (10·2 to 52·4)	21·2 (8·1 to 44·2)	16·3 (5·8 to 34·9)	12·9 (5·1 to 25·9)	10·9 (4·2 to 22·4)	7 (2·8 to 14·2)	4·5 (1·7 to 9·5)	2·2 (0·8 to 4·8)	1 (0·4 to 2·2)	0·5 (0·2 to 1·1)	440
Periodontal diseases	0 (0 to 0)	0 (0 to 0)	0 (0 to 0)	0 (0 to 0)	0 (0 to 0)	0 (0 to 0)	6·8 (2 to 17·6)	27·3 (8·2 to 72)	70 (20·2 to 171)	136 (42·6 to 333)	189 (63·7 to 457)	215 (74·9 to 507)	216 (78·7 to 486)	208 (80·8 to 468)	156 (60·1 to 317)	96·5 (36·4 to 202)	60·8 (22·9 to 126)	42·3 (16·1 to 90·2)	25·2 (9·4 to 53·8)	16·1 (5·8 to 33·6)	8·5 (3 to 18·5)	4·4 (1·6 to 9·9)	2·4 (0·8 to 5·7)	1,480
Other oral disorders	0 (0 to 0)	0 (0 to 0)	0 (0 to 0)	54·2 (32·3 to 84·9)	47 (26·9 to 74·5)	49·9 (28·8 to 77)	68·9 (40·6 to 108)	91·1 (54·5 to 142)	102 (60·6 to 156)	114 (67·8 to 175)	108 (65·5 to 165)	97·2 (57·8 to 149)	88·3 (52·1 to 134)	85·9 (52·5 to 129)	71·2 (43·7 to 108)	53 (32·5 to 80)	41 (25·1 to 62·2)	31·3 (19·1 to 47·6)	17·3 (10·5 to 26)	9·6 (5·8 to 14·5)	4·2 (2·6 to 6·4)	2 (1·2 to 3·1)	1·2 (0·7 to 1·8)	1,140
Sudden infant death syndrome	--	9·9 (5·4 to 15·4)	129 (65·4 to 221)	--	--	--	--	--	--	--	--	--	--	--	--	--	--	--	--	--	--	--	--	NA
Injuries	72·9 (50·7 to 105)	35·4 (23·6 to 51·2)	893 (564 to 1,340)	675 (487 to 894)	927 (729 to 1,150)	1,130 (955 to 1,300)	2,110 (1,800 to 2,430)	2,540 (2,030 to 3,120)	2,330 (1,840 to 2,920)	2,140 (1,740 to 2,610)	2,140 (1,720 to 2,630)	1,760 (1,430 to 2,130)	1,490 (1,220 to 1,800)	1,430 (1,180 to 1,750)	1,230 (1,000 to 1,490)	997 (813 to 1,210)	898 (741 to 1,070)	884 (720 to 1,070)	766 (620 to 921)	695 (557 to 844)	500 (399 to 617)	311 (243 to 387)	218 (171 to 272)	26,200
Transport injuries	4·6 (3 to 7·1)	3·2 (2·1 to 5·2)	130 (77·8 to 211)	183 (112 to 295)	345 (227 to 491)	294 (210 to 399)	584 (429 to 766)	677 (470 to 923)	616 (434 to 857)	582 (422 to 785)	580 (418 to 784)	481 (362 to 635)	391 (292 to 517)	383 (285 to 507)	294 (224 to 385)	235 (180 to 302)	201 (154 to 254)	173 (133 to 227)	118 (92·5 to 151)	70·7 (55 to 89·9)	38·9 (30·3 to 48·4)	18 (13·9 to 22·5)	10·9 (8·4 to 13·6)	6,410
Road injuries	4·1 (2·7 to 6·5)	2·9 (1·8 to 4·7)	124 (73·9 to 198)	175 (107 to 286)	328 (218 to 466)	279 (197 to 381)	560 (411 to 740)	646 (450 to 889)	589 (413 to 827)	558 (404 to 754)	555 (397 to 751)	459 (345 to 607)	372 (277 to 493)	365 (271 to 482)	279 (211 to 366)	225 (172 to 291)	193 (147 to 244)	166 (127 to 218)	113 (88·2 to 145)	67·2 (52·2 to 85·5)	36·8 (28·5 to 45·9)	16·6 (12·9 to 20·9)	9·9 (7·6 to 12·3)	6,120
Pedestrian road injuries	1 (0·6 to 1·6)	0·6 (0·4 to 1)	21·8 (12·1 to 37·3)	62·6 (34·2 to 108)	137 (86·9 to 201)	93·9 (65·1 to 128)	106 (78·5 to 142)	111 (77·9 to 151)	109 (77·1 to 153)	116 (84·8 to 155)	132 (95·5 to 179)	121 (90·4 to 160)	105 (77·6 to 138)	117 (86·3 to 157)	97·4 (72·5 to 130)	93·8 (71·2 to 124)	89·6 (67·4 to 115)	82·9 (62·1 to 112)	57·8 (44·4 to 75·6)	33·2 (25·5 to 42·6)	18·1 (13·9 to 23)	7·3 (5·6 to 9·1)	4·2 (3·2 to 5·2)	1,720
Cyclist road injuries	0 (0 to 0)	0 (0 to 0)	0 (0 to 0)	6·2 (2·6 to 11·9)	18·5 (8·9 to 34·2)	19·1 (10·1 to 34·6)	17 (9 to 31)	19·1 (11 to 31·7)	18 (9·8 to 29·7)	19 (14·1 to 24·9)	20·6 (12·3 to 33·8)	16·6 (10·1 to 26)	15·6 (9·8 to 24)	15 (9·8 to 23·2)	11·7 (7·9 to 17·6)	8·4 (5·8 to 12·2)	6·9 (4·8 to 9·5)	5·4 (3·9 to 7·3)	3 (2·2 to 3·9)	2·3 (1·7 to 2·9)	1·4 (1 to 1·8)	0·8 (0·6 to 1·1)	0·4 (0·3 to 0·6)	225
Motorcyclist road injuries	0·9 (0·5 to 1·3)	0·5 (0·3 to 0·8)	14·2 (8·1 to 23)	14·4 (8·4 to 22·9)	28·1 (18·1 to 41·4)	50·9 (36·1 to 68·7)	235 (172 to 308)	290 (200 to 400)	257 (181 to 358)	229 (166 to 305)	218 (159 to 295)	163 (120 to 215)	125 (95·4 to 163)	109 (83 to 140)	82·9 (62·7 to 108)	49·3 (38 to 62·4)	38·9 (30·4 to 48·8)	30 (23 to 38)	18·2 (13·6 to 23·5)	12·1 (8·9 to 15·8)	6·7 (4·9 to 8·8)	3·6 (2·6 to 4·8)	2·4 (1·8 to 3·1)	1,980
Motor vehicle road injuries	2 (1·3 to 3·2)	1·6 (1 to 2·8)	85·1 (50·4 to 136)	88 (47·4 to 149)	138 (88·8 to 201)	108 (75·8 to 149)	191 (137 to 252)	213 (145 to 296)	193 (130 to 276)	182 (125 to 261)	171 (118 to 238)	148 (105 to 203)	118 (82·2 to 165)	113 (78 to 158)	78·2 (55·1 to 111)	68·4 (49·4 to 96·2)	53·7 (37·9 to 73·2)	44·3 (31·6 to 62)	31·7 (23·1 to 43·4)	18·1 (12·9 to 24·8)	9·8 (6·9 to 13·2)	4·5 (3 to 6)	2·6 (1·7 to 3·5)	2,060
Other road injuries	0·2 (0·1 to 0·4)	0·1 (0·1 to 0·3)	2·8 (1 to 6·1)	3·9 (1·5 to 8·6)	6·7 (3·4 to 12·4)	6·4 (3·6 to 10·9)	11·2 (6·2 to 19·4)	13 (7·6 to 21·4)	11·4 (6·8 to 18·2)	12·1 (7·5 to 19·7)	13 (8·3 to 19·6)	11·2 (7·6 to 16·1)	9·9 (6·9 to 14·6)	11 (7·7 to 16·1)	8·5 (5·9 to 12·1)	4·6 (3·3 to 6·2)	3·7 (2·7 to 4·9)	3·1 (2·3 to 4·1)	2·4 (1·8 to 3·2)	1·6 (1·2 to 2·1)	0·8 (0·6 to 1·1)	0·4 (0·3 to 0·6)	0·3 (0·2 to 0·4)	138
Other transport injuries	0·5 (0·3 to 0·8)	0·3 (0·2 to 0·6)	6·6 (3·1 to 11·9)	7·8 (4 to 14·1)	16·3 (9·1 to 27·6)	15·2 (9 to 24)	23·6 (13·6 to 39·3)	30·5 (18 to 49·5)	27·4 (16·5 to 44·3)	24·4 (15·9 to 35·8)	25·1 (15·9 to 40·9)	21·4 (14·1 to 31·8)	18·8 (12·3 to 27·8)	17·9 (12·1 to 27·2)	15·3 (10·3 to 22·1)	10·2 (7·2 to 14·7)	8·4 (6 to 11·7)	7·1 (5·1 to 9·7)	5·2 (3·7 to 7)	3·5 (2·5 to 4·6)	2·1 (1·6 to 2·8)	1·3 (1 to 1·7)	1 (0·8 to 1·4)	290
Unintentional injuries	28·7 (19·7 to 40·5)	27·6 (17·1 to 41·8)	649 (378 to 1,050)	401 (283 to 549)	439 (336 to 548)	419 (339 to 510)	361 (284 to 445)	436 (345 to 553)	498 (384 to 631)	588 (453 to 767)	654 (506 to 854)	647 (504 to 838)	635 (495 to 814)	698 (538 to 899)	678 (525 to 878)	610 (471 to 779)	583 (458 to 731)	627 (497 to 775)	592 (473 to 726)	599 (474 to 733)	448 (355 to 556)	287 (224 to 359)	203 (160 to 254)	11,100
Falls	3·1 (2·1 to 4·4)	1·1 (0·7 to 1·5)	42·5 (27·3 to 63·8)	49·9 (34·4 to 69)	87·2 (64·2 to 115)	104 (75·3 to 142)	126 (88·6 to 171)	175 (123 to 243)	225 (156 to 308)	288 (205 to 393)	329 (238 to 451)	340 (251 to 461)	343 (256 to 457)	388 (289 to 517)	383 (284 to 504)	358 (273 to 463)	356 (271 to 454)	407 (314 to 512)	408 (319 to 516)	450 (350 to 566)	344 (267 to 431)	225 (170 to 286)	159 (122 to 199)	5,590
Drowning	1·6 (1·1 to 2·2)	0·7 (0·5 to 1·1)	25·4 (15·2 to 39·5)	121 (73·5 to 183)	127 (85·6 to 179)	127 (91·8 to 169)	63·1 (43 to 89·2)	42 (29·4 to 59·7)	33·7 (23 to 47·6)	30·4 (20·9 to 41·7)	31·5 (21·7 to 44·2)	26·8 (18·9 to 38·4)	20·9 (14·3 to 28·8)	19 (13·8 to 25·3)	14·2 (9·9 to 19·4)	9·2 (6·4 to 13)	7 (5·2 to 9·2)	5·4 (4·2 to 6·8)	3·8 (2·9 to 4·8)	2·4 (1·8 to 3·2)	1·4 (1·1 to 1·8)	0·6 (0·5 to 0·8)	0·4 (0·3 to 0·5)	715
Fire, heat, and hot substances	0·7 (0·5 to 1)	0·6 (0·4 to 0·9)	23·3 (14·4 to 35·4)	33 (21·7 to 49·4)	36 (26·4 to 47·3)	24·4 (17·5 to 33·4)	28·3 (20·3 to 39·3)	36·9 (26·2 to 53·2)	42·6 (30·1 to 59·6)	53·6 (35·9 to 78·3)	56·7 (38 to 85·4)	52 (35·3 to 77·3)	48·4 (32·8 to 70·3)	50·6 (34·8 to 74·8)	44·7 (31 to 65)	35·3 (24·2 to 51·8)	30·5 (21·7 to 42·8)	28·8 (21 to 39·8)	23·5 (17·7 to 31·4)	18·8 (14·1 to 25·1)	13·2 (10 to 16·7)	7·7 (5·7 to 9·9)	5·9 (4·2 to 7·4)	695
Poisonings	0·2 (0·1 to 0·3)	0·3 (0·2 to 0·4)	4·7 (2·8 to 7·4)	8 (4·9 to 12·1)	4·3 (2·7 to 6·3)	6·3 (4·2 to 8·9)	4·6 (2·9 to 6·7)	4·9 (3·2 to 6·9)	4·1 (2·5 to 6·3)	3·7 (2·2 to 5·8)	3·8 (2·3 to 5·7)	3·5 (2·2 to 5·3)	3 (1·9 to 4·5)	2·7 (1·7 to 4)	2·3 (1·4 to 3·4)	1·7 (1·1 to 2·6)	1·4 (0·9 to 2·1)	1·4 (0·9 to 2)	0·9 (0·6 to 1·3)	0·8 (0·6 to 1·1)	0·5 (0·4 to 0·7)	0·2 (0·2 to 0·3)	0·1 (0·1 to 0·2)	63·5
Poisoning by carbon monoxide	0·1 (0 to 0·1)	0 (0 to 0)	0·7 (0·3 to 1·3)	1·2 (0·6 to 2·3)	1·4 (0·8 to 2·2)	1·6 (1 to 2·5)	1·9 (1·1 to 2·9)	2·1 (1·3 to 3)	1·8 (1·1 to 2·8)	1·6 (1 to 2·6)	1·6 (0·9 to 2·4)	1·4 (0·8 to 2·1)	1·2 (0·7 to 1·8)	1 (0·6 to 1·6)	0·8 (0·5 to 1·3)	0·7 (0·4 to 1·1)	0·6 (0·4 to 0·9)	0·6 (0·4 to 0·9)	0·3 (0·2 to 0·5)	0·2 (0·1 to 0·4)	0·1 (0·1 to 0·2)	0·1 (0 to 0·1)	0 (0 to 0·1)	21
Poisoning by other means	0·1 (0·1 to 0·2)	0·3 (0·2 to 0·4)	4 (2·3 to 6·4)	6·8 (4·1 to 10·5)	2·9 (1·8 to 4·2)	4·7 (3·2 to 6·6)	2·7 (1·6 to 4·1)	2·8 (1·8 to 4·2)	2·3 (1·4 to 3·7)	2·1 (1·2 to 3·4)	2·2 (1·4 to 3·5)	2·2 (1·3 to 3·3)	1·9 (1·1 to 2·9)	1·6 (1 to 2·6)	1·5 (0·9 to 2·2)	1 (0·6 to 1·6)	0·8 (0·5 to 1·3)	0·8 (0·5 to 1·2)	0·6 (0·4 to 0·9)	0·6 (0·4 to 0·8)	0·4 (0·3 to 0·5)	0·2 (0·1 to 0·2)	0·1 (0·1 to 0·1)	42·4
Exposure to mechanical forces	1·2 (0·8 to 1·7)	1·1 (0·9 to 1·4)	19·6 (14·2 to 27)	34·9 (24·6 to 51·3)	46·1 (33·9 to 61·7)	34·4 (25·9 to 45·4)	33·4 (24·2 to 45·1)	42·5 (31·2 to 58·4)	42·8 (31·2 to 58·7)	46·5 (34·7 to 63·3)	47·4 (34·9 to 65·7)	42·5 (31·1 to 58·8)	40·1 (30 to 54·5)	42·4 (31·2 to 57·7)	39·8 (29·5 to 54·4)	32·3 (23·8 to 44·4)	28·1 (20·5 to 38·2)	25·2 (18·3 to 34·3)	19·2 (14·2 to 25·8)	14·8 (10·7 to 19·8)	9·5 (6·9 to 12·9)	5·8 (4·2 to 7·8)	4·3 (3·1 to 5·7)	654
Unintentional firearm injuries	0·2 (0·1 to 0·3)	0·1 (0 to 0·1)	2·1 (0·9 to 3·9)	4·3 (1·7 to 8·5)	11·2 (6·2 to 18·4)	10·5 (6·3 to 16·2)	11·5 (6·8 to 18·9)	13 (7·5 to 20·9)	10·5 (6·2 to 16·6)	11·5 (7·2 to 18·3)	10·8 (6·6 to 16·8)	8·1 (5·2 to 12·2)	6·5 (4·3 to 9·5)	5·8 (3·9 to 8·5)	5·1 (3·4 to 7·3)	3·8 (2·7 to 5·4)	3·1 (2·2 to 4·4)	2·6 (1·9 to 3·7)	2·2 (1·6 to 3)	1·8 (1·2 to 2·5)	1·2 (0·9 to 1·7)	0·8 (0·6 to 1·2)	0·7 (0·5 to 0·9)	127
Other exposure to mechanical forces	1 (0·7 to 1·4)	1 (0·9 to 1·3)	17·5 (12·8 to 24)	30·6 (21·8 to 45)	35 (25·3 to 46·9)	23·9 (17·3 to 32·7)	21·9 (15·4 to 30)	29·6 (20·9 to 41)	32·3 (22·7 to 44·9)	34·9 (24·8 to 50·2)	36·6 (26·2 to 51·2)	34·4 (24·8 to 48·5)	33·6 (24·4 to 46·5)	36·5 (26·3 to 50)	34·8 (25·3 to 47·6)	28·5 (20·8 to 39·4)	25 (18·2 to 34·1)	22·6 (16·2 to 31)	17·1 (12·6 to 23)	13 (9·4 to 17·5)	8·3 (6 to 11·3)	5 (3·6 to 6·8)	3·6 (2·6 to 4·8)	527
Adverse effects of medical treatment	7·3 (4·1 to 11·9)	4·7 (2·8 to 7·2)	106 (50·6 to 201)	51·5 (25·3 to 91·8)	27 (15·9 to 41·5)	23·4 (14·6 to 34·9)	19·5 (12·1 to 28·6)	26·3 (15·5 to 40·7)	34·7 (20·3 to 53·3)	36 (22·3 to 52·9)	45·9 (27·7 to 68·8)	48·7 (29·9 to 72·4)	52·7 (32·1 to 78·7)	59·5 (36 to 88·5)	63·5 (38·8 to 93·4)	64 (35·5 to 94·5)	59·2 (35·4 to 89)	62·9 (36·2 to 91·4)	53·9 (29·5 to 79·8)	40·5 (21·9 to 58)	28·6 (15·1 to 44·3)	14·5 (7·9 to 22)	9·4 (5·2 to 15·1)	940
Animal contact	0·3 (0·2 to 0·5)	0·2 (0·1 to 0·3)	4 (2·2 to 6·8)	10 (5·8 to 17)	16·5 (10·4 to 25)	8·3 (5·2 to 12·7)	5·8 (3·7 to 8·4)	6·3 (4 to 9·3)	7 (4·6 to 10·2)	7·1 (4·5 to 10·5)	8·7 (5·8 to 12·6)	8·4 (5·7 to 11·8)	8·1 (5·3 to 11·9)	9·8 (6·8 to 13·8)	9·7 (6·5 to 13·9)	8·1 (5·5 to 11·5)	7·7 (5·5 to 10·7)	6·4 (4·4 to 8·9)	5·2 (3·9 to 7·1)	3·5 (2·4 to 5)	2·3 (1·6 to 3·4)	1·3 (0·9 to 1·8)	0·8 (0·5 to 1·1)	146
Venomous animal contact	0·2 (0·1 to 0·4)	0·1 (0·1 to 0·2)	2·3 (1·2 to 4)	7·1 (4 to 12·5)	14·1 (8·6 to 21·9)	6·1 (3·5 to 9·8)	3·6 (2·1 to 5·6)	3·9 (2·1 to 6·2)	4·3 (2·6 to 6·8)	4·2 (2·3 to 6·9)	5·5 (3·4 to 8·3)	5·3 (3·4 to 7·7)	5·1 (3·1 to 7·5)	6·4 (4·2 to 9·1)	6·2 (4 to 9·1)	5·3 (3·4 to 7·7)	5·1 (3·4 to 7·1)	4 (2·6 to 5·8)	3·4 (2·4 to 4·8)	2·2 (1·4 to 3·4)	1·4 (0·9 to 2·2)	0·8 (0·5 to 1·1)	0·5 (0·3 to 0·7)	97·2
Non-venomous animal contact	0·1 (0 to 0·1)	0·1 (0 to 0·1)	1·6 (0·8 to 3·2)	2·9 (1·5 to 5·4)	2·4 (1·4 to 4)	2·2 (1·3 to 3·4)	2·1 (1·3 to 3·3)	2·5 (1·5 to 3·9)	2·7 (1·7 to 4·1)	2·9 (1·8 to 4·6)	3·2 (2 to 5·1)	3·1 (1·9 to 4·8)	3 (1·8 to 4·9)	3·5 (2·1 to 5·4)	3·4 (2·1 to 5·4)	2·8 (1·7 to 4·2)	2·6 (1·7 to 4·1)	2·4 (1·5 to 3·6)	1·8 (1·2 to 2·7)	1·3 (0·8 to 2)	0·9 (0·6 to 1·4)	0·5 (0·3 to 0·7)	0·3 (0·2 to 0·4)	48·3
Foreign body	12·7 (7·7 to 20·5)	18·1 (9·9 to 29·8)	397 (198 to 718)	53·6 (33·8 to 79·2)	36·1 (26·1 to 48·1)	31·5 (23·4 to 42·2)	20 (13·9 to 29·8)	25·2 (17·2 to 37·1)	27·4 (19 to 40·3)	31·2 (21·1 to 45·6)	33·1 (23·1 to 47·1)	32·6 (23 to 46·2)	30·4 (21·9 to 42)	32·2 (24·2 to 42·9)	29·5 (22·2 to 38·4)	24·3 (19 to 31)	23·1 (18 to 29)	23·4 (18·2 to 30)	21·4 (15·8 to 28)	19 (14·5 to 24·3)	15·1 (11 to 20)	9·7 (6·7 to 12·9)	7·3 (4·6 to 10·4)	954
Pulmonary aspiration and foreign body in airway	12·7 (7·7 to 20·5)	18 (9·8 to 29·7)	396 (197 to 717)	47·8 (29·7 to 71·3)	28·1 (19·7 to 38·8)	21·6 (15·2 to 29·5)	8·1 (5·7 to 11·3)	9·3 (6·6 to 13)	9·1 (6·5 to 12·5)	9·6 (6·7 to 13·3)	10·9 (7·8 to 14·9)	11·1 (7·7 to 16·2)	10·3 (7·2 to 14·4)	12·2 (8·4 to 17)	12·3 (8·6 to 16·6)	10·3 (7·6 to 13·7)	11·3 (8·2 to 15·2)	13 (8·9 to 18·1)	13·6 (8·8 to 19·7)	13·7 (9·6 to 18·7)	12·1 (8·1 to 16·9)	7·8 (4·9 to 11·1)	6·1 (3·5 to 9·2)	705
Foreign body in eyes	0 (0 to 0)	0 (0 to 0·1)	0·5 (0·1 to 1·1)	2·6 (0·8 to 5·8)	4·2 (1·3 to 9)	5·4 (1·8 to 12)	7 (2·6 to 15)	9·9 (4 to 20·1)	11·8 (5·2 to 23·4)	14·3 (6·5 to 26·9)	14·9 (6·9 to 27·3)	14·8 (7·6 to 25·7)	13·9 (7·7 to 23·3)	13·7 (7·9 to 21·9)	11·6 (6·9 to 17·7)	9·2 (5·6 to 13·8)	7·6 (4·7 to 11)	6·7 (4·3 to 9·8)	4·9 (3·2 to 7·1)	3·5 (2·3 to 5·2)	2 (1·3 to 3)	1·1 (0·8 to 1·6)	0·7 (0·5 to 1)	160
Foreign body in other body part	0 (0 to 0)	0 (0 to 0·1)	0·7 (0·3 to 1·4)	3·2 (1·8 to 5·2)	3·8 (2·5 to 6)	4·5 (3·1 to 6·6)	4·9 (3·4 to 6·7)	5·9 (4·3 to 8·2)	6·5 (4·7 to 8·7)	7·3 (5·3 to 9·8)	7·3 (5·3 to 9·8)	6·7 (4·9 to 9)	6·2 (4·6 to 8·3)	6·2 (4·6 to 8·4)	5·5 (4·1 to 7·3)	4·8 (3·6 to 6·3)	4·2 (3·2 to 5·4)	3·8 (2·8 to 4·9)	2·9 (2·1 to 3·9)	1·8 (1·4 to 2·4)	1 (0·8 to 1·4)	0·7 (0·5 to 1)	0·5 (0·3 to 0·7)	88·6
Environmental heat and cold exposure	0 (0 to 0)	0 (0 to 0)	0·6 (0·5 to 0·9)	3·5 (2·2 to 5·2)	7·3 (4·5 to 10·9)	10·7 (6·8 to 16·1)	14·9 (9·6 to 22·5)	21·1 (13·3 to 32·5)	26·6 (17 to 39·2)	34·4 (21·3 to 51·9)	36·9 (23·5 to 55·5)	36·9 (23·9 to 55·8)	37 (24·1 to 55·4)	40·3 (25·9 to 58·9)	39·1 (24·6 to 57)	34·7 (21·8 to 51·2)	32·1 (20·2 to 47)	31·8 (20·6 to 46·3)	25·9 (16·9 to 37·4)	21·9 (14·4 to 31·6)	15·1 (10·2 to 21·4)	10·2 (6·9 to 14·6)	7·6 (5 to 10·6)	489
Exposure to forces of nature	0 (0 to 0)	0 (0 to 0)	0 (0 to 0)	0 (0 to 0)	0·1 (0 to 0·1)	0·2 (0·1 to 0·3)	0·3 (0·2 to 0·5)	0·4 (0·3 to 0·7)	0·4 (0·2 to 0·6)	0·7 (0·4 to 1)	0·9 (0·6 to 1·4)	1·1 (0·7 to 1·6)	0·9 (0·6 to 1·4)	0·7 (0·5 to 1)	0·6 (0·4 to 0·9)	0·6 (0·4 to 0·8)	0·4 (0·3 to 0·6)	0·3 (0·2 to 0·5)	0·2 (0·2 to 0·3)	0·2 (0·1 to 0·2)	0·1 (0·1 to 0·1)	0 (0 to 0·1)	0 (0 to 0)	8·1
Other unintentional injuries	1·7 (1·2 to 2·5)	0·8 (0·6 to 1·1)	25·4 (16·8 to 36·5)	35·6 (24·1 to 49·8)	51·1 (36·5 to 68·1)	48·7 (35·8 to 63·8)	45·3 (34·6 to 58·1)	54·6 (39·8 to 74·7)	54 (39·8 to 71·8)	56·1 (42·1 to 73·8)	59·6 (45·1 to 76·3)	54·9 (41 to 71·2)	50·2 (37·9 to 64·7)	52·9 (39·7 to 68·9)	51·1 (38·3 to 66·9)	41·6 (30·9 to 54·5)	37·4 (28·1 to 47·7)	35·3 (26·4 to 45·4)	30·2 (23·1 to 38·7)	26·3 (20·2 to 33·1)	18·9 (14·9 to 23·6)	11·9 (9·3 to 15)	8·7 (6·6 to 11·1)	852
Self-harm and interpersonal violence	39·6 (24 to 64·9)	4·5 (2·7 to 7·4)	113 (66·5 to 186)	91·2 (54·1 to 151)	143 (102 to 194)	414 (324 to 527)	1,170 (931 to 1,430)	1,430 (1,090 to 1,830)	1,220 (896 to 1,570)	973 (737 to 1,260)	910 (673 to 1,170)	631 (476 to 825)	463 (347 to 600)	354 (266 to 455)	253 (194 to 331)	152 (119 to 191)	114 (89·6 to 141)	83·9 (67·7 to 103)	55·1 (44·5 to 67·5)	25·6 (20·8 to 30·7)	13·3 (10·8 to 16)	5·9 (4·6 to 7·3)	3·9 (3 to 4·8)	8,660
Self-harm	0 (0 to 0)	0 (0 to 0)	0 (0 to 0)	0 (0 to 0)	0 (0 to 0)	110 (68 to 174)	284 (193 to 397)	311 (196 to 456)	245 (152 to 358)	227 (142 to 336)	255 (166 to 380)	169 (112 to 253)	146 (95·9 to 214)	146 (95·2 to 212)	107 (73 to 154)	63·6 (44 to 87·9)	48·7 (34·5 to 68)	32·4 (23·4 to 43)	19 (13·7 to 25·2)	10·3 (7·4 to 13·7)	5·2 (3·7 to 7)	2 (1·3 to 2·7)	1·3 (0·8 to 1·7)	2,180
Self-harm by firearm	0 (0 to 0)	0 (0 to 0)	0 (0 to 0)	0 (0 to 0)	0 (0 to 0)	5·7 (3·4 to 9)	21·1 (14·1 to 29·6)	21·1 (13·1 to 31·6)	19·7 (12·1 to 29·4)	15·2 (9·6 to 22·4)	14·6 (9·4 to 21·8)	11·4 (7·2 to 17·4)	8·3 (5·3 to 12·5)	6·3 (3·9 to 9·6)	4·5 (3 to 6·4)	2·7 (1·8 to 3·8)	1·6 (1·1 to 2·3)	1 (0·8 to 1·3)	0·6 (0·5 to 0·8)	0·4 (0·3 to 0·5)	0·2 (0·2 to 0·3)	0·1 (0·1 to 0·2)	0·1 (0·1 to 0·2)	135
Self-harm by other specified means	0 (0 to 0)	0 (0 to 0)	0 (0 to 0)	0 (0 to 0)	0 (0 to 0)	105 (64·6 to 165)	263 (178 to 367)	290 (183 to 425)	225 (141 to 329)	211 (132 to 312)	240 (156 to 357)	158 (104 to 236)	138 (90·3 to 201)	140 (90·5 to 203)	102 (70·2 to 148)	60·9 (42·1 to 84·1)	47·1 (33·2 to 65·6)	31·4 (22·6 to 41·8)	18·4 (13·2 to 24·5)	9·9 (7·1 to 13·2)	5 (3·5 to 6·7)	1·8 (1·2 to 2·5)	1·1 (0·7 to 1·5)	2,050
Interpersonal violence	39·6 (24 to 64·9)	4·5 (2·7 to 7·4)	112 (66·1 to 186)	89 (52·4 to 150)	140 (99 to 191)	301 (226 to 398)	882 (684 to 1,120)	1,120 (843 to 1,430)	966 (703 to 1,280)	743 (541 to 979)	651 (470 to 880)	458 (330 to 614)	314 (232 to 415)	204 (150 to 270)	143 (108 to 191)	85·9 (66·2 to 111)	63 (49·2 to 79·1)	50·4 (39·2 to 65·3)	35·3 (27·6 to 44·6)	14·9 (11·7 to 18·3)	7·6 (6 to 9·5)	3·7 (2·8 to 4·8)	2·4 (1·8 to 3·1)	6,430
Physical violence by firearm	7 (3·9 to 11·9)	1·3 (0·7 to 2·2)	28·5 (13·9 to 51·7)	32·9 (18·4 to 59·1)	62·2 (40·7 to 93·3)	179 (126 to 247)	631 (474 to 820)	750 (544 to 993)	574 (394 to 801)	411 (290 to 575)	327 (215 to 463)	218 (151 to 317)	137 (92 to 188)	78·4 (52·2 to 113)	53·1 (35·9 to 77·2)	28·5 (19·2 to 40·2)	16·7 (11·4 to 23·2)	11·6 (8 to 17·1)	7·4 (5 to 10·9)	2 (1·3 to 2·7)	0·8 (0·6 to 1)	0·5 (0·3 to 0·7)	0·3 (0·2 to 0·4)	3,560
Physical violence by sharp object	5·3 (3·2 to 8·8)	0·6 (0·3 to 1)	12·2 (7·2 to 21·1)	9 (5 to 15·4)	17·8 (11·3 to 26·1)	39·4 (26 to 59·3)	112 (73·4 to 165)	174 (115 to 251)	194 (127 to 277)	150 (98·2 to 223)	153 (102 to 218)	101 (66·5 to 148)	71·2 (46 to 101)	46·7 (30·1 to 67·1)	31 (21·2 to 44·9)	18·4 (12·5 to 26·4)	13·4 (9·7 to 17·9)	11·2 (7·8 to 15·1)	7·3 (5·3 to 9·7)	2·5 (1·8 to 3·3)	1·4 (1 to 1·8)	0·8 (0·6 to 1·1)	0·6 (0·4 to 0·8)	1,170
Sexual violence	0 (0 to 0)	0 (0 to 0)	0 (0 to 0)	1·2 (0·7 to 2)	9·1 (5·5 to 14·3)	19·7 (11·2 to 31·1)	44·8 (25·5 to 71·5)	67·7 (38·8 to 103)	67 (37·5 to 108)	70·4 (39·7 to 113)	66·4 (37·5 to 105)	53·6 (31·1 to 86·5)	38·8 (22·5 to 64·5)	26·7 (15 to 43·6)	15 (8·7 to 24·2)	9·4 (5·8 to 14·5)	7 (4·3 to 10·9)	5·7 (3·5 to 8·7)	3·8 (2·4 to 5·7)	2·5 (1·6 to 3·8)	1·1 (0·6 to 1·8)	0·3 (0·2 to 0·4)	0 (0 to 0·1)	510
Physical violence by other means	27·4 (16·1 to 44·9)	2·6 (1·6 to 4·4)	71·5 (41·8 to 124)	45·9 (26·3 to 78·9)	51·3 (33·5 to 73)	62·5 (44·1 to 87·7)	94·4 (66·5 to 131)	125 (86·6 to 175)	132 (90·7 to 184)	111 (77·8 to 155)	104 (73·9 to 141)	84·5 (60·9 to 116)	67·8 (48·4 to 92·6)	52·4 (37·4 to 69·1)	44·1 (33 to 60·2)	29·7 (22·4 to 38·6)	25·9 (20·3 to 32·7)	21·9 (17·1 to 27·8)	16·8 (13 to 21·3)	7·8 (6 to 9·9)	4·3 (3·3 to 5·6)	2·2 (1·6 to 2·9)	1·5 (1·1 to 2)	1,190
Conflict and terrorism	0 (0 to 0)	0 (0 to 0)	0 (0 to 0)	0 (0 to 0)	0 (0 to 0·1)	0 (0 to 0·1)	0·1 (0 to 0·1)	0·1 (0 to 0·1)	0·1 (0·1 to 0·2)	0·1 (0·1 to 0·2)	0·1 (0·1 to 0·2)	0·1 (0·1 to 0·2)	0·1 (0 to 0·1)	0·1 (0 to 0·1)	0·1 (0 to 0·1)	0 (0 to 0·1)	0 (0 to 0·1)	0 (0 to 0)	0 (0 to 0)	0 (0 to 0)	0 (0 to 0)	0 (0 to 0)	0 (0 to 0)	1

SR Table 2b: Rondônia DALYS by cause and age group for females with 95% uncertainty intervals, 2019

Cause	Early Neonatal	Late Neonatal	Post Neonatal	1 to 4	5 to 9	10 to 14	15 to 19	20 to 24	25 to 29	30 to 34	35 to 39
All causes	8,220 (6,950 to 9,720)	1,040 (877 to 1,240)	6,010 (5,080 to 7,090)	3,410 (2,790 to 4,130)	4,240 (3,350 to 5,470)	6,350 (4,770 to 8,460)	9,550 (7,520 to 12,200)	10,900 (8,590 to 13,500)	11,900 (9,470 to 14,900)	14,100 (11,400 to 17,200)	15,200 (12,400 to 18,500)
Communicable, maternal, neonatal, and nutritional diseases	6,220 (5,140 to 7,480)	715 (575 to 864)	3,030 (2,420 to 3,670)	1,380 (1,080 to 1,750)	1,140 (826 to 1,710)	1,040 (747 to 1,560)	1,500 (1,090 to 2,140)	1,490 (1,120 to 2,040)	1,580 (1,230 to 2,160)	1,760 (1,380 to 2,330)	1,890 (1,460 to 2,550)
HIV/AIDS and sexually transmitted infections	20·9 (13·5 to 31·8)	2·2 (1·2 to 4·2)	73·7 (54·1 to 94·5)	35·9 (26·7 to 47·3)	38·6 (28·4 to 51·9)	50·3 (37·9 to 66·2)	99·3 (76 to 127)	144 (110 to 182)	295 (228 to 386)	387 (298 to 489)	434 (336 to 548)
HIV/AIDS	0 (0 to 0)	0 (0 to 0)	68·2 (49·7 to 88·7)	35·8 (26·5 to 47·2)	38·5 (28·3 to 51·8)	49 (36·4 to 64·9)	92·6 (69·8 to 120)	126 (94·4 to 162)	262 (200 to 344)	344 (262 to 440)	390 (297 to 498)
HIV/AIDS - Drug-susceptible Tuberculosis	0 (0 to 0)	0 (0 to 0)	7·3 (3·9 to 11·5)	3·7 (2 to 5·9)	4 (2·2 to 6·4)	5 (2·7 to 7·8)	9·5 (5·3 to 14·7)	12·5 (7·1 to 19·3)	25·4 (14·4 to 39·2)	34·7 (19·8 to 53·8)	38·9 (22·2 to 60·2)
HIV/AIDS - Multidrug-resistant Tuberculosis without extensive d	0 (0 to 0)	0 (0 to 0)	0·6 (0 to 2·7)	0·3 (0 to 1·4)	0·3 (0 to 1·5)	0·4 (0 to 1·8)	0·7 (0 to 3·3)	1 (0 to 4·2)	1·9 (0·1 to 8·6)	2·6 (0·1 to 11·7)	2·9 (0·1 to 13·1)
HIV/AIDS - Extensively drug-resistant Tuberculosis	0 (0 to 0)	0 (0 to 0)	0·1 (0 to 0·4)	0·1 (0 to 0·2)	0·1 (0 to 0·2)	0·1 (0 to 0·3)	0·1 (0 to 0·5)	0·2 (0 to 0·7)	0·3 (0 to 1·3)	0·4 (0 to 1·8)	0·5 (0 to 2)
HIV/AIDS resulting in other diseases	0 (0 to 0)	0 (0 to 0)	60·2 (42·1 to 81·4)	31·7 (22·1 to 43)	34·1 (23·5 to 47·9)	43·6 (30·8 to 59·7)	82·3 (59·4 to 110)	112 (80·9 to 148)	235 (172 to 319)	306 (223 to 404)	348 (250 to 457)
Sexually transmitted infections excluding HIV	20·9 (13·5 to 31·8)	2·2 (1·2 to 4·2)	5·5 (2·5 to 10·6)	0·1 (0·1 to 0·3)	0·1 (0 to 0·1)	1·3 (0·9 to 2)	6·8 (4·1 to 11·2)	18·4 (10·1 to 33·7)	32·7 (16·6 to 60·6)	43·1 (22·4 to 80·5)	44 (21·9 to 84·6)
Syphilis	20·9 (13·5 to 31·8)	2·2 (1·2 to 4·2)	5·5 (2·5 to 10·6)	0·1 (0·1 to 0·3)	0·1 (0 to 0·1)	0·3 (0·3 to 0·4)	0·5 (0·3 to 0·7)	0·4 (0·2 to 0·7)	0·6 (0·3 to 1)	1 (0·6 to 1·6)	0·7 (0·4 to 1·1)
Chlamydial infection	0 (0 to 0)	0 (0 to 0)	0 (0 to 0)	0 (0 to 0)	0 (0 to 0)	0·2 (0·1 to 0·2)	0·9 (0·5 to 1·4)	2·2 (1·4 to 3·4)	3·1 (1·4 to 5·8)	3·9 (1·9 to 7·6)	4·2 (2·1 to 7·7)
Gonococcal infection	0 (0 to 0)	0 (0 to 0)	0 (0 to 0)	0 (0 to 0)	0 (0 to 0)	0·1 (0·1 to 0·2)	0·7 (0·5 to 1)	1·3 (0·9 to 1·8)	1·4 (0·9 to 2)	2·1 (1·4 to 3)	2 (1·3 to 2·9)
Trichomoniasis	0 (0 to 0)	0 (0 to 0)	0 (0 to 0)	0 (0 to 0)	0 (0 to 0)	0·1 (0 to 0·2)	1·3 (0·4 to 3·2)	6·8 (2·2 to 16·6)	14·2 (4·7 to 33·2)	17·1 (5·5 to 41·5)	16·2 (5·2 to 37·6)
Genital herpes	0 (0 to 0)	0 (0 to 0)	0 (0 to 0)	0 (0 to 0)	0 (0 to 0)	0·3 (0·1 to 0·9)	1·5 (0·4 to 3·8)	3·7 (1·2 to 8·7)	6·6 (2·2 to 15·8)	8·8 (3 to 21·7)	9·6 (3·1 to 23·5)
Other sexually transmitted infections	0 (0 to 0)	0 (0 to 0)	0 (0 to 0)	0 (0 to 0)	0 (0 to 0)	0·3 (0·2 to 0·4)	1·9 (1·3 to 2·8)	4 (2·2 to 6·7)	6·9 (3·6 to 11·9)	10·2 (5·7 to 17)	11·2 (6·3 to 19·4)
Respiratory infections and tuberculosis	90·8 (62·5 to 126)	47·7 (32·7 to 65·1)	990 (705 to 1,360)	448 (340 to 568)	262 (195 to 360)	204 (148 to 286)	222 (165 to 296)	254 (188 to 332)	232 (176 to 313)	263 (200 to 341)	293 (222 to 382)
Tuberculosis	0 (0 to 0)	0 (0 to 0)	15·4 (11·1 to 21·3)	9·3 (6·2 to 13·3)	8·2 (4·2 to 14)	8·5 (5·1 to 13·5)	19·5 (13·4 to 27·4)	40 (26·6 to 56·7)	39·6 (26·3 to 55·4)	49·5 (33·3 to 72·1)	51·3 (33·6 to 74·5)
Latent tuberculosis infection	0 (0 to 0)	0 (0 to 0)	0 (0 to 0)	0 (0 to 0)	0 (0 to 0)	0 (0 to 0)	0 (0 to 0)	0 (0 to 0)	0 (0 to 0)	0 (0 to 0)	0 (0 to 0)
Drug-susceptible tuberculosis	0 (0 to 0)	0 (0 to 0)	14·2 (9·3 to 20)	8·7 (5·2 to 12·8)	7·7 (3·7 to 13·5)	8 (4·4 to 12·8)	18·2 (11·2 to 26·1)	37·6 (23·5 to 55·2)	37·2 (21·9 to 53·6)	46·3 (28·9 to 68·7)	48 (29·6 to 70·9)
Multidrug-resistant tuberculosis without extensive drug resista	0 (0 to 0)	0 (0 to 0)	1 (0 to 4·7)	0·5 (0 to 2·3)	0·4 (0 to 1·7)	0·5 (0 to 2)	1·1 (0·1 to 4·8)	2·1 (0·1 to 9·5)	2·1 (0·1 to 8·6)	2·7 (0·1 to 11·9)	2·8 (0·1 to 12·4)
Extensively drug-resistant tuberculosis	0 (0 to 0)	0 (0 to 0)	0·2 (0 to 0·7)	0·1 (0 to 0·4)	0·1 (0 to 0·2)	0·1 (0 to 0·3)	0·2 (0 to 0·8)	0·3 (0 to 1·4)	0·3 (0 to 1·4)	0·4 (0 to 1·9)	0·5 (0 to 2)
Lower respiratory infections	90·3 (62 to 125)	46·3 (31·4 to 63·8)	949 (667 to 1,310)	323 (234 to 424)	114 (83·1 to 155)	82·7 (58·2 to 114)	100 (69·7 to 137)	112 (75·5 to 157)	96·9 (67·2 to 136)	122 (84 to 172)	154 (105 to 218)
Upper respiratory infections	0·3 (0·2 to 0·6)	1·1 (0·7 to 1·8)	20·5 (11·9 to 32·9)	85·6 (48·8 to 140)	103 (57·1 to 175)	87·9 (46·1 to 151)	81·4 (42·7 to 141)	82·8 (43·5 to 144)	79·1 (44·2 to 130)	76·3 (41·5 to 130)	73·6 (37·7 to 124)
Otitis media	0·1 (0 to 0·2)	0·2 (0·1 to 0·5)	4·9 (2·7 to 8·5)	30 (16·2 to 52·6)	37·5 (19·8 to 62·4)	25·3 (13·1 to 45·2)	20·5 (10·1 to 36·4)	18·8 (8·1 to 36·9)	16·1 (7·1 to 30)	14·4 (6 to 28·5)	14·4 (6·7 to 27·1)
Enteric infections	5 (3·3 to 7·5)	18·8 (12·1 to 28·1)	552 (328 to 834)	253 (179 to 352)	177 (111 to 275)	152 (93·4 to 238)	122 (80·5 to 176)	112 (73·1 to 162)	114 (75·1 to 165)	120 (82·8 to 171)	121 (84·4 to 169)
Diarrheal diseases	5 (3·3 to 7·5)	18·8 (12·1 to 28·1)	550 (327 to 834)	251 (177 to 351)	177 (109 to 275)	152 (92·3 to 238)	122 (79·7 to 175)	112 (72 to 161)	114 (74·9 to 164)	120 (82 to 170)	121 (84·1 to 169)
Typhoid and paratyphoid	0 (0 to 0)	0 (0 to 0)	0·1 (0 to 0·5)	0·1 (0 to 0·7)	0·1 (0 to 0·7)	0·1 (0 to 0·5)	0·1 (0 to 0·9)	0·1 (0 to 0·6)	0·1 (0 to 0·6)	0·1 (0 to 0·7)	0·1 (0 to 0·7)
Typhoid fever	0 (0 to 0)	0 (0 to 0)	0·1 (0 to 0·5)	0·1 (0 to 0·7)	0·1 (0 to 0·7)	0·1 (0 to 0·5)	0·1 (0 to 0·9)	0·1 (0 to 0·6)	0·1 (0 to 0·6)	0·1 (0 to 0·6)	0·1 (0 to 0·7)
Paratyphoid fever	0 (0 to 0)	0 (0 to 0)	0 (0 to 0·1)	0 (0 to 0·1)	0 (0 to 0)	0 (0 to 0)	0 (0 to 0)	0 (0 to 0)	0 (0 to 0)	0 (0 to 0·1)	0 (0 to 0)
Invasive Non-typhoidal Salmonella (iNTS)	0 (0 to 0)	0 (0 to 0·1)	0·7 (0·1 to 4·3)	0·2 (0 to 1·2)	0·3 (0·1 to 1·5)	0·2 (0 to 1)	0·1 (0 to 0·5)	0·1 (0 to 0·3)	0·1 (0 to 0·3)	0·1 (0 to 0·4)	0·1 (0 to 0·3)
Other intestinal infectious diseases	0 (0 to 0)	0 (0 to 0)	1 (0 to 4)	0·8 (0·2 to 2·3)	0·5 (0·1 to 1·6)	0·4 (0·1 to 1·2)	0·3 (0·1 to 0·7)	0·2 (0·1 to 0·6)	0·1 (0 to 0·3)	0·3 (0·1 to 0·8)	0·2 (0·1 to 0·4)
Neglected tropical diseases and malaria	4·5 (2·5 to 7·7)	1·9 (1·1 to 3·1)	35·4 (19·1 to 64·1)	52·3 (27·7 to 85)	91 (52·1 to 148)	83·9 (48 to 136)	209 (114 to 350)	173 (90·4 to 298)	163 (91·5 to 276)	170 (96 to 274)	141 (92 to 209)
Malaria	0 (0 to 0)	0·2 (0·1 to 0·5)	16 (4 to 42·7)	14·7 (5·5 to 33·4)	21·7 (8·6 to 48·7)	16·4 (7·5 to 35·4)	37·8 (17·6 to 80·2)	30·9 (14·7 to 66·3)	22·1 (11·4 to 43·5)	24·5 (12·2 to 51·2)	22·3 (11·3 to 44·2)
Chagas disease	0 (0 to 0)	0 (0 to 0)	0·1 (0 to 0·3)	0 (0 to 0·1)	0·2 (0·1 to 0·4)	1 (0·6 to 1·8)	2·7 (1·1 to 5·4)	4·9 (2·2 to 9·8)	7·4 (3·8 to 15·3)	15·2 (7·7 to 34·2)	24·5 (12·5 to 54·5)
Leishmaniasis	0 (0 to 0)	0 (0 to 0)	0·3 (0 to 0·9)	1·6 (0 to 5·4)	2·1 (0 to 7·1)	1·8 (0·1 to 4·4)	1·7 (0 to 4·8)	1·8 (0·2 to 4·7)	2 (0·2 to 5·2)	2·2 (0·3 to 6)	2·2 (0·3 to 5·8)
Visceral leishmaniasis	0 (0 to 0)	0 (0 to 0)	0·3 (0 to 0·8)	1·1 (0 to 4·9)	1 (0 to 6)	0·4 (0 to 2·2)	0·3 (0 to 1·4)	0·3 (0 to 1·1)	0·3 (0 to 1·3)	0·4 (0 to 1·3)	0·3 (0 to 1·1)
Cutaneous and mucocutaneous leishmaniasis	0 (0 to 0)	0 (0 to 0)	0 (0 to 0·1)	0·4 (0 to 1·5)	1·1 (0 to 3·4)	1·4 (0 to 3·9)	1·4 (0 to 4·3)	1·6 (0 to 4·5)	1·7 (0 to 4·6)	1·8 (0 to 5·5)	1·9 (0·2 to 5·6)
African trypanosomiasis	0 (0 to 0)	0 (0 to 0)	0 (0 to 0)	0 (0 to 0)	0 (0 to 0)	0 (0 to 0)	0 (0 to 0)	0 (0 to 0)	0 (0 to 0)	0 (0 to 0)	0 (0 to 0)
Schistosomiasis	0 (0 to 0)	0 (0 to 0)	0 (0 to 0)	0·5 (0·1 to 1·1)	3·6 (1·1 to 8·7)	7 (2·3 to 16)	34·5 (12·7 to 70·6)	26·9 (8·8 to 59)	32 (11 to 65·7)	33·3 (10·3 to 69·8)	18·2 (7·4 to 36·6)
Cysticercosis	0 (0 to 0)	0 (0 to 0)	0 (0 to 0)	0 (0 to 0·1)	0·3 (0 to 1·1)	1·1 (0·2 to 2·6)	4·7 (0 to 12·7)	12 (2·4 to 30·4)	17·7 (4·6 to 41·2)	19·9 (5 to 45·3)	22 (6·6 to 49·5)
Cystic echinococcosis	0 (0 to 0)	0 (0 to 0)	0 (0 to 0)	0 (0 to 0·1)	0 (0 to 0·2)	0 (0 to 0·1)	0 (0 to 0·1)	0 (0 to 0·1)	0 (0 to 0·1)	0·1 (0 to 0·2)	0·1 (0 to 0·2)
Lymphatic filariasis	0 (0 to 0)	0 (0 to 0)	0 (0 to 0)	0 (0 to 0)	0 (0 to 0)	0 (0 to 0)	0 (0 to 0)	0 (0 to 0)	0 (0 to 0)	0 (0 to 0)	0 (0 to 0)
Onchocerciasis	0 (0 to 0)	0 (0 to 0)	0 (0 to 0)	0 (0 to 0)	0 (0 to 0)	0 (0 to 0)	0 (0 to 0)	0 (0 to 0)	0 (0 to 0)	0 (0 to 0)	0 (0 to 0)
Trachoma	0 (0 to 0)	0 (0 to 0)	0 (0 to 0)	0 (0 to 0)	0 (0 to 0)	0 (0 to 0)	0 (0 to 0)	0 (0 to 0)	0 (0 to 0)	0 (0 to 0)	0 (0 to 0)
Dengue	0 (0 to 0)	0 (0 to 0·1)	5·5 (1·7 to 12)	8·3 (2·7 to 16·8)	17·2 (5·3 to 34·9)	14·8 (4·6 to 29·1)	15·5 (5·2 to 30·7)	15·1 (4·7 to 27·7)	16·2 (5·9 to 30·3)	16·3 (5·6 to 32·4)	17 (6·3 to 33·1)
Yellow fever	0 (0 to 0)	0 (0 to 0)	0 (0 to 0)	0·1 (0 to 0·4)	0·2 (0 to 1·1)	0·1 (0 to 1)	0·1 (0 to 0·9)	0·1 (0 to 0·8)	0·1 (0 to 0·9)	0·1 (0 to 0·7)	0·1 (0 to 0·7)
Rabies	0 (0 to 0)	0 (0 to 0)	0 (0 to 0)	0 (0 to 0·1)	0·1 (0 to 0·4)	0·1 (0 to 0·3)	0 (0 to 0·1)	0 (0 to 0)	0 (0 to 0·1)	0 (0 to 0·1)	0 (0 to 0·1)
Intestinal nematode infections	0 (0 to 0)	0 (0 to 0)	0·6 (0·1 to 1·8)	7·5 (3·5 to 13·4)	23·2 (11 to 42·4)	22·1 (10·3 to 43·2)	98 (35·4 to 192)	71·5 (21·7 to 152)	55·2 (18·2 to 123)	46·2 (14·6 to 106)	15·7 (7·5 to 29·3)
Ascariasis	0 (0 to 0)	0 (0 to 0)	0·3 (0 to 1·5)	0·8 (0·1 to 2·3)	1·6 (0·3 to 4·1)	0·9 (0·2 to 2)	0·6 (0·1 to 1·4)	0·5 (0·1 to 1·3)	0·5 (0·1 to 1·2)	0·5 (0·1 to 1·2)	0·5 (0·1 to 1·2)
Trichuriasis	0 (0 to 0)	0 (0 to 0)	0·1 (0 to 0·1)	1·3 (0·5 to 2·9)	5·8 (2·2 to 12·4)	4·6 (1·7 to 10·1)	3·9 (1·5 to 8·5)	4·1 (1·5 to 8·9)	3·2 (1·1 to 7)	2·4 (0·8 to 5·2)	1·8 (0·6 to 4·2)
Hookworm disease	0 (0 to 0)	0 (0 to 0)	0·2 (0·1 to 0·5)	5·3 (2·2 to 10·5)	15·8 (6·8 to 30·4)	16·6 (6·8 to 33·3)	93·4 (32·3 to 186)	66·9 (18·6 to 147)	51·5 (15·1 to 117)	43·3 (12·2 to 102)	13·4 (6·1 to 24·9)
Food-borne trematodiases	0 (0 to 0)	0 (0 to 0)	0 (0 to 0)	0 (0 to 0)	0 (0 to 0)	0 (0 to 0)	0 (0 to 0)	0 (0 to 0)	0 (0 to 0)	0 (0 to 0)	0 (0 to 0)
Leprosy	0 (0 to 0)	0 (0 to 0)	0 (0 to 0)	0 (0 to 0)	0 (0 to 0)	0 (0 to 0)	0·1 (0·1 to 0·2)	0·2 (0·1 to 0·3)	0·3 (0·2 to 0·5)	0·4 (0·2 to 0·6)	0·5 (0·3 to 0·8)
Ebola	0 (0 to 0)	0 (0 to 0)	0 (0 to 0)	0 (0 to 0)	0 (0 to 0)	0 (0 to 0)	0 (0 to 0)	0 (0 to 0)	0 (0 to 0)	0 (0 to 0)	0 (0 to 0)
Zika virus	0 (0 to 0)	0 (0 to 0)	0 (0 to 0·1)	0 (0 to 0·2)	0·1 (0 to 0·3)	0·1 (0 to 0·3)	0·1 (0 to 0·4)	0·1 (0 to 0·4)	0·1 (0 to 0·4)	0·1 (0 to 0·4)	0·1 (0 to 0·4)
Guinea worm disease	0 (0 to 0)	0 (0 to 0)	0 (0 to 0)	0 (0 to 0)	0 (0 to 0)	0 (0 to 0)	0 (0 to 0)	0 (0 to 0)	0 (0 to 0)	0 (0 to 0)	0 (0 to 0)
Other neglected tropical diseases	4·5 (2·5 to 7·7)	1·6 (0·8 to 2·8)	12·8 (6·3 to 22·4)	19·6 (6·1 to 43·3)	22·2 (4·8 to 59·9)	19·4 (4·1 to 53·3)	14·1 (3·8 to 33·7)	9·5 (1·8 to 24·4)	10 (1·6 to 26·6)	11·3 (2·2 to 27·3)	18·3 (5·3 to 38·2)
Other infectious diseases	14·6 (9·6 to 22·7)	11·3 (7·3 to 17·6)	152 (108 to 210)	82 (61·5 to 113)	77·7 (59·3 to 107)	63·3 (46·8 to 87·6)	60·6 (46 to 83·3)	52·4 (38·8 to 71·6)	51·9 (38·5 to 72·3)	61 (46·2 to 82·3)	68·7 (49·9 to 94·4)
Meningitis	1·8 (1·2 to 2·5)	2·8 (1·8 to 4·3)	74·3 (48·2 to 111)	37·6 (26·8 to 51·2)	32·8 (24 to 43·3)	24·5 (17·9 to 33·1)	21·1 (15·3 to 28·6)	16·7 (11·5 to 23·2)	14·3 (10·6 to 19·7)	17 (12·8 to 22·3)	16·6 (12·2 to 22·6)
Encephalitis	0·8 (0·4 to 1·6)	0·6 (0·2 to 1·8)	7·2 (3·6 to 15·5)	8·8 (4·6 to 18·2)	5·8 (3·7 to 9·6)	4 (2·7 to 5·8)	3·4 (2·4 to 4·6)	3·6 (2·6 to 5)	3·5 (2·6 to 4·8)	3·6 (2·7 to 4·9)	3·5 (2·7 to 4·7)
Diphtheria	0 (0 to 0)	0 (0 to 0)	0·1 (0 to 0·1)	0 (0 to 0·1)	0·1 (0 to 0·3)	0 (0 to 0·1)	0 (0 to 0)	0 (0 to 0)	0 (0 to 0)	0 (0 to 0)	0 (0 to 0)
Tetanus	1 (0·5 to 1·8)	1·1 (0·4 to 2·1)	0·3 (0·1 to 0·6)	0·2 (0·1 to 0·5)	0·6 (0·3 to 1·3)	0·7 (0·2 to 1·7)	0·4 (0·2 to 1)	0·4 (0·2 to 0·8)	0·4 (0·2 to 0·8)	0·6 (0·2 to 1·3)	0·7 (0·2 to 1·7)
Measles	0 (0 to 0)	0 (0 to 0)	0·1 (0 to 0·2)	0·1 (0 to 0·1)	0 (0 to 0·1)	0 (0 to 0)	0 (0 to 0)	0 (0 to 0)	0 (0 to 0)	0 (0 to 0)	0 (0 to 0)
Varicella and herpes zoster	0·3 (0·1 to 0·7)	0·4 (0·2 to 1·1)	7·3 (3·4 to 23·3)	8·3 (3·7 to 30·1)	4·3 (2·2 to 10·6)	1·9 (1 to 4)	1·5 (0·6 to 2·9)	1·8 (0·7 to 3·6)	2·1 (0·9 to 4·3)	2·2 (1 to 4·3)	2·2 (0·9 to 4·1)
Acute hepatitis	0 (0 to 0)	0 (0 to 0)	8·1 (3·9 to 15·5)	5·4 (2·9 to 9·6)	9·4 (5·9 to 14·3)	9·4 (5·9 to 13·5)	9 (5·9 to 13·6)	9·2 (6·2 to 13·2)	9·6 (6·5 to 13·5)	12·5 (8·5 to 18·3)	12·9 (8·6 to 18·4)
Acute hepatitis A	0 (0 to 0)	0 (0 to 0)	2·6 (0·8 to 5·6)	3·8 (1·8 to 7·3)	6·7 (3·6 to 10·7)	7·2 (4·2 to 10·9)	6·7 (4·1 to 10·3)	7 (4·3 to 10·4)	5·4 (3·2 to 8·3)	5·5 (3·1 to 8·5)	5 (2·7 to 7·8)
Acute hepatitis B	0 (0 to 0)	0 (0 to 0)	4·2 (1·3 to 9·2)	0·9 (0·2 to 2·3)	2·1 (0·7 to 4·4)	1·5 (0·5 to 3·3)	1·8 (0·6 to 4·1)	1·6 (0·6 to 3·1)	3·6 (1·7 to 6)	6·2 (2·8 to 11·1)	7·1 (3·5 to 12·1)
Acute hepatitis C	0 (0 to 0)	0 (0 to 0)	0·1 (0 to 0·3)	0·4 (0·2 to 1·1)	0·3 (0·1 to 0·8)	0·3 (0·1 to 0·9)	0·3 (0·1 to 0·7)	0·3 (0·1 to 0·9)	0·3 (0·1 to 0·7)	0·4 (0·2 to 1·2)	0·5 (0·2 to 1·4)
Acute hepatitis E	0 (0 to 0)	0 (0 to 0)	1·2 (0·4 to 2·9)	0·3 (0·1 to 0·5)	0·3 (0·2 to 0·6)	0·4 (0·2 to 0·6)	0·2 (0·1 to 0·4)	0·3 (0·1 to 0·4)	0·2 (0·1 to 0·4)	0·4 (0·2 to 0·6)	0·4 (0·2 to 0·6)
Other unspecified infectious diseases	10·8 (6·4 to 18·4)	6·4 (3·5 to 11·4)	36·4 (22·4 to 57·6)	20·7 (10·6 to 36·8)	24·2 (12 to 50)	22·6 (11·2 to 46·2)	25·2 (13·5 to 45·5)	20·8 (11·4 to 35·8)	21·9 (12 to 38·7)	24·9 (14 to 44·4)	32·7 (17·2 to 54·8)
Maternal and neonatal disorders	6,090 (5,020 to 7,320)	622 (501 to 755)	913 (644 to 1,240)	274 (201 to 356)	242 (175 to 318)	263 (193 to 346)	457 (375 to 551)	534 (438 to 638)	485 (398 to 581)	507 (417 to 616)	409 (337 to 492)
Maternal disorders	0 (0 to 0)	0 (0 to 0)	0 (0 to 0)	0 (0 to 0)	0 (0 to 0)	11·8 (9·8 to 14·2)	213 (170 to 262)	281 (222 to 353)	235 (182 to 293)	266 (208 to 337)	184 (146 to 231)
Maternal hemorrhage	0 (0 to 0)	0 (0 to 0)	0 (0 to 0)	0 (0 to 0)	0 (0 to 0)	1·1 (0·6 to 1·8)	38·8 (21·8 to 63·2)	57·7 (34·5 to 89·9)	45·9 (28·3 to 70·6)	51·2 (29·9 to 83·5)	33·8 (18·1 to 56·5)
Maternal sepsis and other maternal infections	0 (0 to 0)	0 (0 to 0)	0 (0 to 0)	0 (0 to 0)	0 (0 to 0)	1·2 (0·6 to 1·9)	20·5 (11·3 to 35·4)	28·9 (16·5 to 45·6)	21·1 (11·8 to 35)	20·8 (11·4 to 35·6)	13·2 (7 to 23·6)
Maternal hypertensive disorders	0 (0 to 0)	0 (0 to 0)	0 (0 to 0)	0 (0 to 0)	0 (0 to 0)	3·4 (2·4 to 4·6)	49·3 (34·1 to 69·5)	53·3 (36·6 to 76·8)	48 (32 to 67·9)	52·7 (35·9 to 75·7)	36 (24·2 to 51·1)
Maternal obstructed labor and uterine rupture	0 (0 to 0)	0 (0 to 0)	0 (0 to 0)	0 (0 to 0)	0 (0 to 0)	0·1 (0·1 to 0·3)	2·6 (1·2 to 4·9)	4·1 (2·1 to 7·6)	3·9 (1·8 to 8)	5·1 (2·1 to 10·5)	4·1 (1·6 to 8·8)
Maternal abortion and miscarriage	0 (0 to 0)	0 (0 to 0)	0 (0 to 0)	0 (0 to 0)	0 (0 to 0)	0·6 (0·3 to 1·1)	8·6 (4·1 to 17·1)	11·8 (5·6 to 21·2)	8·6 (3·7 to 15·9)	9·7 (3·9 to 20·9)	7·3 (2·8 to 15·1)
Ectopic pregnancy	0 (0 to 0)	0 (0 to 0)	0 (0 to 0)	0 (0 to 0)	0 (0 to 0)	0·1 (0·1 to 0·2)	2·5 (1·4 to 4·4)	3·7 (2 to 6·4)	3·5 (2 to 5·9)	4·1 (2·2 to 7·1)	2·7 (1·4 to 4·6)
Indirect maternal deaths	--	--	--	--	--	2·5 (1·5 to 4)	42·5 (24·7 to 68·5)	55·7 (31·3 to 90·6)	47·6 (26·1 to 79)	57 (32·2 to 90·9)	42·2 (23 to 66·5)
Late maternal deaths	--	--	--	--	--	0·6 (0·3 to 1·1)	11·2 (4·9 to 23·3)	15·5 (7·5 to 30·2)	15·5 (8·3 to 26·5)	17·4 (8·9 to 31·2)	10 (5·4 to 17·9)
Maternal deaths aggravated by HIV/AIDS	--	--	--	--	--	0 (0 to 0)	0·2 (0·1 to 0·3)	0·3 (0·1 to 0·5)	0·4 (0·2 to 0·8)	0·7 (0·3 to 1·3)	0·6 (0·3 to 1)
Neonatal disorders	6,090 (5,020 to 7,320)	622 (501 to 755)	913 (644 to 1,240)	274 (201 to 356)	242 (175 to 318)	251 (182 to 333)	244 (178 to 320)	253 (186 to 333)	249 (181 to 326)	241 (172 to 318)	226 (162 to 298)
Neonatal preterm birth	2,540 (1,910 to 3,230)	128 (88·2 to 182)	271 (172 to 392)	86·5 (59·7 to 116)	112 (77·2 to 153)	116 (81·1 to 158)	111 (76·7 to 153)	114 (79·4 to 155)	112 (77·2 to 155)	108 (74·6 to 148)	99·9 (69·3 to 137)
Neonatal encephalopathy due to birth asphyxia and trauma	1,520 (1,100 to 2,000)	82·7 (50·9 to 122)	174 (109 to 260)	50·8 (33·6 to 71·2)	46 (25·8 to 73·2)	47·6 (26·2 to 74)	46·5 (25·2 to 74·7)	48·8 (25·8 to 79·1)	47·7 (24·7 to 75·4)	46·4 (24·6 to 74·4)	43·8 (24·2 to 68)
Neonatal sepsis and other neonatal infections	936 (692 to 1,230)	284 (215 to 362)	254 (159 to 375)	53·4 (29·4 to 87·7)	72·4 (39·7 to 118)	75·8 (41·8 to 128)	74·4 (40·8 to 121)	77·7 (42·2 to 126)	77 (42·5 to 124)	74·8 (40·6 to 124)	70·6 (38·9 to 114)
Hemolytic disease and other neonatal jaundice	41·5 (25·4 to 63·3)	6·4 (3·2 to 11·4)	5·9 (2·8 to 11·8)	8·9 (5·6 to 13)	11·2 (8·2 to 14·6)	11·8 (8·8 to 15·3)	11·8 (8·8 to 15·3)	12·4 (9·2 to 16·1)	12·3 (9·3 to 16)	12 (8·9 to 15·7)	11·4 (8·2 to 15)
Other neonatal disorders	1,050 (743 to 1,420)	121 (89·2 to 153)	209 (135 to 303)	74 (54·3 to 96·4)	0 (0 to 0)	0 (0 to 0)	0 (0 to 0)	0 (0 to 0)	0 (0 to 0)	0 (0 to 0)	0 (0 to 0)
Nutritional deficiencies	1 (0·6 to 1·6)	11 (5·6 to 18·7)	311 (220 to 428)	235 (96·4 to 473)	254 (67·1 to 658)	223 (52·5 to 583)	328 (95·4 to 767)	220 (50·3 to 551)	241 (57·8 to 600)	255 (51·3 to 629)	423 (138 to 890)
Protein-energy malnutrition	1 (0·6 to 1·5)	2·9 (1·8 to 4·3)	221 (158 to 310)	55·3 (35·5 to 83·2)	21·1 (13·2 to 31·8)	17·1 (10·7 to 25·8)	15·6 (9·2 to 24·7)	16·5 (9·5 to 25·2)	17·3 (10 to 27·6)	21·3 (13·9 to 31·7)	23·4 (15·1 to 33·8)
Iodine deficiency	0 (0 to 0)	0 (0 to 0)	0 (0 to 0)	0 (0 to 0·1)	0·3 (0·1 to 0·7)	0·7 (0·2 to 1·5)	1 (0·3 to 2·1)	1·2 (0·5 to 2·5)	1·3 (0·4 to 2·9)	1·3 (0·5 to 2·9)	1·3 (0·5 to 2·9)
Vitamin A deficiency	0 (0 to 0·1)	1·3 (0·3 to 3·4)	3·7 (1·4 to 8·1)	14·4 (5·8 to 29·7)	19·6 (7·2 to 44·7)	15·3 (5·1 to 38·8)	3·6 (1·2 to 7·7)	2·8 (0·7 to 6·3)	2·5 (1·1 to 4·5)	2 (0·9 to 3·6)	1·7 (0·8 to 3)
Dietary iron deficiency	0 (0 to 0·1)	6·8 (2·3 to 13·4)	73·6 (24 to 153)	161 (32 to 385)	210 (34·7 to 602)	186 (25·2 to 541)	301 (73·2 to 735)	193 (24·9 to 519)	210 (25·2 to 570)	223 (22·5 to 600)	389 (103 to 852)
Other nutritional deficiencies	0 (0 to 0)	0 (0 to 0)	12·6 (6·5 to 22·3)	4·8 (2·2 to 9·4)	3·6 (1·8 to 6·1)	3·7 (1·9 to 6)	6·2 (3 to 10·4)	7·1 (3·7 to 11·6)	9·7 (5 to 16·2)	7·7 (4·4 to 12)	8 (4·4 to 12·5)
Non-communicable diseases	1,960 (1,390 to 2,580)	314 (230 to 414)	2,650 (2,080 to 3,320)	1,600 (1,270 to 2,000)	2,500 (1,890 to 3,260)	4,570 (3,150 to 6,530)	6,560 (4,740 to 9,000)	7,900 (5,890 to 10,400)	9,030 (6,770 to 11,600)	10,600 (8,240 to 13,300)	11,900 (9,460 to 14,800)
Neoplasms	5·7 (4·4 to 7·2)	2·1 (1·6 to 2·8)	50·9 (37·7 to 67·5)	157 (118 to 207)	227 (184 to 275)	212 (178 to 253)	243 (204 to 283)	289 (235 to 349)	396 (313 to 490)	792 (636 to 958)	1,140 (922 to 1,410)
Lip and oral cavity cancer	0 (0 to 0)	0 (0 to 0)	0 (0 to 0)	0 (0 to 0)	0·6 (0·5 to 0·9)	1 (0·6 to 1·7)	1·1 (0·9 to 1·5)	1·8 (1·3 to 2·5)	2·4 (1·6 to 3·4)	4·7 (3·4 to 6·5)	8·1 (5·1 to 12·1)
Nasopharynx cancer	0 (0 to 0)	0 (0 to 0)	0 (0 to 0)	0 (0 to 0)	0·6 (0·5 to 0·7)	0·7 (0·5 to 0·9)	1·2 (0·9 to 1·6)	1·2 (0·9 to 1·6)	0·9 (0·6 to 1·3)	1·4 (1 to 1·9)	1·9 (1·3 to 2·5)
Other pharynx cancer	0 (0 to 0)	0 (0 to 0)	0 (0 to 0)	0 (0 to 0)	0 (0 to 0)	0 (0 to 0)	0 (0 to 0)	0·9 (0·6 to 1·3)	0·9 (0·6 to 1·2)	1·9 (1·4 to 2·6)	3·1 (2·1 to 4·2)
Esophageal cancer	0 (0 to 0)	0 (0 to 0)	0 (0 to 0)	0 (0 to 0)	0 (0 to 0)	0 (0 to 0)	0 (0 to 0)	1·2 (0·9 to 1·6)	2·1 (1·4 to 3)	4 (2·7 to 5·8)	8·8 (6·2 to 11·8)
Stomach cancer	0 (0 to 0)	0 (0 to 0)	0 (0 to 0)	0 (0 to 0)	0 (0 to 0)	0 (0 to 0)	4·8 (4·1 to 5·7)	12·1 (9·1 to 15·5)	21·1 (14·1 to 30·3)	53·3 (37·9 to 71·8)	73·7 (51·3 to 103)
Colon and rectum cancer	0 (0 to 0)	0 (0 to 0)	0 (0 to 0)	0 (0 to 0)	0·9 (0·6 to 1·3)	2·2 (1·5 to 3·2)	5·4 (4·2 to 6·9)	12·4 (8·8 to 16·9)	20·3 (12·8 to 31)	47·4 (33 to 65·9)	68·8 (49·6 to 91·8)
Liver cancer	0·2 (0·2 to 0·3)	0 (0 to 0·1)	1·5 (1·1 to 2·1)	3·2 (2·2 to 4·4)	3 (2·2 to 3·9)	3 (2·3 to 3·8)	2·8 (1·8 to 3·9)	3·4 (2·2 to 5·1)	4·5 (2·9 to 6·7)	8 (5·3 to 11·5)	11·5 (7·5 to 16·8)
Liver cancer due to hepatitis B	0 (0 to 0)	0 (0 to 0)	0 (0 to 0)	0 (0 to 0)	0 (0 to 0)	0·3 (0·2 to 0·5)	0·7 (0·4 to 1)	1·2 (0·7 to 1·8)	1·9 (1·1 to 2·9)	3·2 (2 to 4·8)	4·1 (2·4 to 6·3)
Liver cancer due to hepatitis C	0 (0 to 0)	0 (0 to 0)	0 (0 to 0)	0 (0 to 0)	0 (0 to 0)	0 (0 to 0·1)	0·1 (0 to 0·1)	0·2 (0·1 to 0·4)	0·5 (0·3 to 0·8)	1·3 (0·7 to 2·1)	2·5 (1·4 to 4·2)
Liver cancer due to alcohol use	0 (0 to 0)	0 (0 to 0)	0 (0 to 0)	0 (0 to 0)	0 (0 to 0)	0 (0 to 0)	0·1 (0 to 0·1)	0·2 (0·1 to 0·3)	0·5 (0·2 to 0·8)	1·1 (0·7 to 1·8)	2·2 (1·2 to 3·5)
Liver cancer due to NASH	0 (0 to 0)	0 (0 to 0)	0 (0 to 0)	0 (0 to 0)	0 (0 to 0)	0 (0 to 0)	0·7 (0·5 to 1·1)	0·7 (0·4 to 1·1)	0·7 (0·4 to 1·1)	0·9 (0·5 to 1·4)	1·1 (0·6 to 1·7)
Liver cancer due to other causes	0·2 (0·2 to 0·3)	0 (0 to 0·1)	1·5 (1·1 to 2·1)	3·2 (2·2 to 4·4)	3 (2·2 to 3·9)	2·6 (2 to 3·4)	1·2 (0·8 to 1·8)	1·1 (0·7 to 1·8)	1·1 (0·6 to 1·6)	1·4 (0·8 to 2·2)	1·6 (1 to 2·5)
Gallbladder and biliary tract cancer	0 (0 to 0)	0 (0 to 0)	0 (0 to 0)	0 (0 to 0)	0 (0 to 0)	0 (0 to 0)	0 (0 to 0)	1·1 (0·8 to 1·6)	2 (1·4 to 3)	6·7 (4·8 to 9·2)	12·1 (8·6 to 17·1)
Pancreatic cancer	0 (0 to 0)	0 (0 to 0)	0 (0 to 0)	0 (0 to 0)	0 (0 to 0)	0 (0 to 0)	1·5 (1·2 to 1·8)	2·7 (2 to 3·5)	4·1 (2·8 to 5·8)	13·8 (9·5 to 19·7)	24 (15·7 to 35·6)
Larynx cancer	0 (0 to 0)	0 (0 to 0)	0 (0 to 0)	0 (0 to 0)	0 (0 to 0)	0 (0 to 0)	0 (0 to 0)	1·1 (0·8 to 1·6)	1·3 (1 to 1·9)	1·8 (1·3 to 2·3)	3·8 (2·7 to 5·4)
Tracheal, bronchus, and lung cancer	0 (0 to 0)	0 (0 to 0)	0 (0 to 0)	0 (0 to 0)	0 (0 to 0)	1·9 (1 to 3·2)	8·3 (6·3 to 10·6)	12·3 (8·5 to 17)	17 (11·1 to 25·7)	44·1 (29·9 to 63·1)	74·7 (52·3 to 102)
Malignant skin melanoma	0 (0 to 0·1)	0 (0 to 0)	0·5 (0·1 to 1·5)	1·3 (0·3 to 4)	0·6 (0·5 to 1)	0·9 (0·5 to 1·7)	1·5 (1 to 2·7)	3·2 (1·9 to 6·7)	5·2 (2·9 to 11·4)	9·8 (6·1 to 19·4)	12·8 (7·6 to 28)
Non-melanoma skin cancer	0 (0 to 0)	0 (0 to 0)	0 (0 to 0)	0 (0 to 0)	0 (0 to 0)	0 (0 to 0)	0 (0 to 0)	2·2 (1·4 to 3·2)	3·6 (2·2 to 5·4)	5·3 (3·5 to 7·7)	8·1 (5 to 12)
Non-melanoma skin cancer (squamous-cell carcinoma)	0 (0 to 0)	0 (0 to 0)	0 (0 to 0)	0 (0 to 0)	0 (0 to 0)	0 (0 to 0)	0 (0 to 0)	2·2 (1·4 to 3·2)	3·6 (2·1 to 5·4)	5·3 (3·5 to 7·6)	8·1 (5 to 12)
Non-melanoma skin cancer (basal-cell carcinoma)	0 (0 to 0)	0 (0 to 0)	0 (0 to 0)	0 (0 to 0)	0 (0 to 0)	0 (0 to 0)	0 (0 to 0)	0 (0 to 0)	0 (0 to 0)	0 (0 to 0)	0 (0 to 0)
Breast cancer	0 (0 to 0)	0 (0 to 0)	0 (0 to 0)	0 (0 to 0)	0 (0 to 0)	0 (0 to 0)	5·2 (4·2 to 6·2)	12·3 (8·8 to 16·5)	36·1 (24·5 to 52·8)	123 (88·8 to 169)	242 (177 to 323)
Cervical cancer	0 (0 to 0)	0 (0 to 0)	0 (0 to 0)	0 (0 to 0)	0 (0 to 0)	0 (0 to 0)	8·6 (5·9 to 11·4)	29·7 (19·6 to 42·6)	80·1 (51·4 to 119)	201 (140 to 281)	285 (208 to 383)
Uterine cancer	0 (0 to 0)	0 (0 to 0)	0 (0 to 0)	0 (0 to 0)	0 (0 to 0)	0 (0 to 0)	0 (0 to 0)	1·9 (1·4 to 2·4)	4·4 (3·1 to 6·1)	5·8 (4·1 to 8)	10·2 (7 to 14·6)
Ovarian cancer	0 (0 to 0)	0 (0 to 0)	0 (0 to 0)	0 (0 to 0)	2·4 (1·1 to 4)	5·3 (3·3 to 8·2)	11·3 (7·8 to 16·3)	14·8 (9·6 to 23·1)	18·5 (11·7 to 28·9)	30 (20 to 45·5)	42·9 (29·8 to 66·1)
Prostate cancer	0 (0 to 0)	0 (0 to 0)	0 (0 to 0)	0 (0 to 0)	0 (0 to 0)	0 (0 to 0)	0 (0 to 0)	0 (0 to 0)	0 (0 to 0)	0 (0 to 0)	0 (0 to 0)
Testicular cancer	--	--	--	--	--	--	--	--	--	--	--
Kidney cancer	0·5 (0·4 to 0·7)	0·1 (0·1 to 0·2)	3·8 (2·2 to 6·2)	13·1 (8·7 to 19·7)	14·9 (10 to 21·4)	4·4 (3·1 to 6·1)	3·5 (2·4 to 4·8)	4·2 (3 to 6)	5 (3·4 to 7·2)	9·1 (6·4 to 12·9)	11·3 (7·6 to 16·2)
Bladder cancer	0 (0 to 0)	0 (0 to 0)	0 (0 to 0)	0 (0 to 0)	0 (0 to 0)	0 (0 to 0)	0·6 (0·5 to 0·8)	0·7 (0·5 to 1)	1·1 (0·7 to 1·5)	2·9 (2 to 4·3)	4·8 (3·4 to 6·8)
Brain and central nervous system cancer	1·2 (0·7 to 1·8)	0·4 (0·2 to 0·8)	14·2 (6·9 to 24·8)	47·1 (21·9 to 87·1)	78 (45·4 to 115)	53·5 (33·9 to 78·4)	37·4 (24·3 to 54·4)	38·9 (25·6 to 57·6)	43·1 (26·5 to 65·6)	62·2 (40·6 to 87)	68·6 (43·8 to 99)
Thyroid cancer	0 (0 to 0)	0 (0 to 0)	0 (0 to 0)	0 (0 to 0)	0·6 (0·5 to 0·7)	0·7 (0·5 to 1)	0·8 (0·6 to 1·1)	1·1 (0·8 to 1·6)	1·4 (1 to 2)	2·9 (2 to 4·2)	4·2 (2·8 to 6·2)
Mesothelioma	0 (0 to 0)	0 (0 to 0)	0 (0 to 0)	0 (0 to 0)	0 (0 to 0)	0 (0 to 0)	0 (0 to 0)	2·2 (1·3 to 3·4)	3·1 (1·6 to 5·3)	5 (2·9 to 7·7)	6·3 (3·6 to 9·8)
Hodgkin lymphoma	0 (0 to 0)	0 (0 to 0)	0 (0 to 0)	0·5 (0·3 to 0·9)	1·3 (0·5 to 2·8)	2·3 (1·2 to 4·8)	5·1 (2·7 to 9·5)	8 (4·2 to 15·1)	9 (4·5 to 17·8)	8·7 (4·4 to 16·3)	6·5 (3·4 to 13·3)
Non-Hodgkin lymphoma	0 (0 to 0)	0 (0 to 0)	0 (0 to 0)	5·5 (3·9 to 7·7)	9·1 (6 to 13)	8·2 (5·9 to 11·1)	11·9 (8·4 to 16·4)	14·1 (9·7 to 19·9)	14·5 (9·8 to 20·4)	19·7 (14·1 to 28)	20·9 (14·9 to 28·4)
Multiple myeloma	0 (0 to 0)	0 (0 to 0)	0 (0 to 0)	0 (0 to 0)	0 (0 to 0)	0 (0 to 0)	0 (0 to 0)	0·5 (0·4 to 0·8)	0·7 (0·4 to 1·3)	2·1 (1·4 to 3·6)	4·3 (2·6 to 7·7)
Leukemia	0·8 (0·6 to 1·1)	0·4 (0·3 to 0·6)	14·9 (9·8 to 22·4)	44·3 (29·9 to 64·2)	67·8 (47·1 to 94)	60·5 (42·2 to 83·2)	60·2 (42·3 to 79·6)	49·5 (34·9 to 66·5)	41·5 (28·5 to 57·4)	50·8 (36·5 to 67·7)	50·6 (37·1 to 68·5)
Acute lymphoid leukemia	0·2 (0·1 to 0·3)	0·1 (0·1 to 0·2)	6·4 (3·6 to 10·5)	21·5 (12·4 to 34)	38·4 (23·7 to 56·6)	28·6 (17·5 to 43·2)	22·1 (13 to 33·4)	13·4 (8 to 20·6)	8·6 (4·8 to 14·1)	8·2 (5·1 to 12·8)	7·1 (4·1 to 11·6)
Chronic lymphoid leukemia	0 (0 to 0)	0 (0 to 0)	0 (0 to 0)	0 (0 to 0)	0 (0 to 0)	0 (0 to 0)	0 (0 to 0)	0·5 (0·3 to 0·7)	0·4 (0·3 to 0·7)	0·5 (0·3 to 0·7)	0·4 (0·3 to 0·7)
Acute myeloid leukemia	0·1 (0·1 to 0·2)	0·1 (0·1 to 0·2)	4·4 (2·5 to 7·3)	16·7 (9·4 to 27·2)	21·5 (12·1 to 34·1)	24 (13·9 to 37·1)	27·1 (17·1 to 39·3)	23·1 (14·6 to 32·9)	22·5 (14·9 to 33·8)	27·8 (18·9 to 38·9)	27·7 (19 to 40·1)
Chronic myeloid leukemia	0·1 (0 to 0·2)	0 (0 to 0)	0·1 (0·1 to 0·3)	0·4 (0·1 to 0·7)	0·5 (0·3 to 0·9)	0·5 (0·3 to 0·8)	0·9 (0·5 to 1·6)	1·2 (0·6 to 2·1)	1·1 (0·6 to 2)	2 (1·1 to 3·4)	2·6 (1·5 to 4·4)
Other leukemia	0·4 (0·3 to 0·6)	0·2 (0·1 to 0·3)	4 (2 to 6·8)	5·8 (2·4 to 10)	7·3 (3·8 to 12·6)	7·4 (3·9 to 12·3)	10·1 (6·1 to 15·9)	11·3 (6·9 to 16·7)	8·8 (5·1 to 13·6)	12·3 (7·6 to 18·3)	12·8 (7·9 to 19·4)
Other malignant neoplasms	2·6 (1·8 to 3·5)	1 (0·7 to 1·4)	14·5 (10·2 to 21)	39·7 (28·9 to 57)	45·3 (36·1 to 56·9)	65·2 (52·7 to 80·3)	70 (56·4 to 87·4)	52·8 (40·9 to 68)	50·5 (38·8 to 64·4)	64·1 (49·6 to 82)	72·5 (55·4 to 92·3)

Cause	40 to 44	45 to 49	50 to 54	55 to 59	60 to 64	65 to 69	70 to 74	75 to 79	80 to 84	85 to 89	90 to 94	95 plus	Total
All causes	15,300 (12,700 to 18,500)	15,300 (12,700 to 18,300)	15,200 (12,900 to 18,000)	15,100 (12,800 to 17,700)	14,200 (12,300 to 16,500)	12,400 (10,900 to 14,300)	10,500 (9,290 to 11,900)	8,710 (7,760 to 9,750)	6,110 (5,490 to 6,810)	3,880 (3,500 to 4,300)	1,860 (1,700 to 2,040)	633 (589 to 680)	210,000
Communicable, maternal, neonatal, and nutritional diseases	1,550 (1,180 to 2,080)	1,340 (1,020 to 1,780)	1,140 (862 to 1,550)	998 (763 to 1,340)	842 (662 to 1,100)	694 (554 to 868)	628 (508 to 776)	592 (478 to 737)	478 (380 to 589)	355 (271 to 437)	201 (147 to 251)	80·8 (57·7 to 105)	30,600
HIV/AIDS and sexually transmitted infections	337 (258 to 430)	250 (195 to 321)	163 (124 to 210)	91·1 (69·7 to 118)	58·4 (43·9 to 77·8)	40·4 (30·5 to 52·7)	13·8 (9·8 to 19·7)	6·3 (4·5 to 8·9)	2·2 (1·5 to 3·3)	0·9 (0·6 to 1·5)	0·3 (0·2 to 0·5)	0·1 (0 to 0·1)	2,540
HIV/AIDS	297 (224 to 386)	219 (169 to 284)	144 (110 to 188)	77·9 (58·8 to 101)	49·9 (36·6 to 66·3)	34·8 (25·7 to 45·9)	10·3 (6·9 to 14·8)	4·1 (2·9 to 5·7)	1 (0·7 to 1·3)	0·3 (0·2 to 0·5)	0·1 (0·1 to 0·2)	0 (0 to 0)	2,240
HIV/AIDS - Drug-susceptible Tuberculosis	29·8 (17 to 46·1)	21·6 (12·3 to 33·4)	14 (8 to 21·7)	7·3 (4·4 to 11·1)	4·7 (2·8 to 7·1)	3·2 (2 to 4·8)	0·9 (0·6 to 1·2)	0·4 (0·2 to 0·5)	0·1 (0·1 to 0·1)	0 (0 to 0)	0 (0 to 0)	0 (0 to 0)	223
HIV/AIDS - Multidrug-resistant Tuberculosis without extensive d	2·2 (0·1 to 10)	1·6 (0·1 to 7·3)	1·1 (0·1 to 4·7)	0·5 (0 to 2·4)	0·3 (0 to 1·5)	0·2 (0 to 1)	0·1 (0 to 0·2)	0 (0 to 0·1)	0 (0 to 0)	0 (0 to 0)	0 (0 to 0)	0 (0 to 0)	16·9
HIV/AIDS - Extensively drug-resistant Tuberculosis	0·4 (0 to 1·6)	0·3 (0 to 1·1)	0·2 (0 to 0·7)	0·1 (0 to 0·4)	0·1 (0 to 0·2)	0 (0 to 0·2)	0 (0 to 0)	0 (0 to 0)	0 (0 to 0)	0 (0 to 0)	0 (0 to 0)	0 (0 to 0)	2·8
HIV/AIDS resulting in other diseases	265 (192 to 353)	195 (146 to 261)	129 (93·5 to 174)	69·9 (50·9 to 93·9)	44·8 (31·5 to 61·6)	31·3 (22·1 to 42·7)	9·3 (6 to 13·8)	3·7 (2·5 to 5·3)	0·9 (0·6 to 1·2)	0·3 (0·2 to 0·4)	0·1 (0·1 to 0·2)	0 (0 to 0)	2,000
Sexually transmitted infections excluding HIV	40·1 (19·9 to 80·2)	30·8 (14·5 to 62·7)	18·7 (8·3 to 39)	13·2 (5·9 to 27)	8·5 (3·9 to 17)	5·6 (2·6 to 11·3)	3·5 (1·7 to 6·9)	2·2 (1·1 to 4·1)	1·2 (0·6 to 2·3)	0·6 (0·3 to 1·1)	0·2 (0·1 to 0·4)	0 (0 to 0·1)	300
Syphilis	0·3 (0·2 to 0·6)	0·5 (0·3 to 0·7)	0·3 (0·2 to 0·4)	0·1 (0·1 to 0·2)	0·1 (0·1 to 0·2)	0·1 (0·1 to 0·2)	0·1 (0·1 to 0·2)	0·1 (0 to 0·1)	0·1 (0·1 to 0·1)	0 (0 to 0·1)	0 (0 to 0)	0 (0 to 0)	34·1
Chlamydial infection	3·9 (2 to 7·3)	2·5 (1·2 to 4·8)	0·5 (0·3 to 0·8)	0·3 (0·2 to 0·5)	0·2 (0·1 to 0·3)	0·1 (0·1 to 0·2)	0·1 (0·1 to 0·2)	0·1 (0·1 to 0·1)	0·1 (0 to 0·1)	0 (0 to 0·1)	0 (0 to 0)	0 (0 to 0)	22·3
Gonococcal infection	2·2 (1·4 to 3·2)	1·8 (1·1 to 2·6)	0·7 (0·4 to 1·1)	0·6 (0·4 to 0·8)	0·6 (0·3 to 0·9)	0·6 (0·4 to 0·9)	0·4 (0·2 to 0·6)	0·3 (0·2 to 0·5)	0·1 (0·1 to 0·2)	0·1 (0·1 to 0·1)	0 (0 to 0)	0 (0 to 0)	14·9
Trichomoniasis	14·2 (4·7 to 34)	12·1 (3·9 to 28·5)	9·3 (2·8 to 22·5)	6·1 (1·9 to 14·7)	3·3 (1·1 to 8·1)	2 (0·7 to 4·8)	1·1 (0·4 to 2·6)	0·6 (0·2 to 1·4)	0·3 (0·1 to 0·7)	0·1 (0 to 0·3)	0 (0 to 0·1)	0 (0 to 0)	105
Genital herpes	8·8 (2·8 to 21·7)	7·7 (2·4 to 18·5)	6·5 (2 to 16·1)	5·2 (1·6 to 12·7)	3·8 (1·2 to 9·2)	2·6 (0·8 to 6·2)	1·6 (0·5 to 3·9)	1 (0·3 to 2·4)	0·5 (0·2 to 1·4)	0·3 (0·1 to 0·7)	0·1 (0 to 0·3)	0 (0 to 0·1)	68·8
Other sexually transmitted infections	10·5 (5·7 to 18·9)	6·4 (3 to 12·6)	1·4 (0·6 to 2·5)	0·9 (0·6 to 1·3)	0·5 (0·3 to 0·8)	0·3 (0·2 to 0·4)	0·2 (0·1 to 0·3)	0·1 (0·1 to 0·2)	0·1 (0 to 0·1)	0 (0 to 0·1)	0 (0 to 0)	0 (0 to 0)	54·8
Respiratory infections and tuberculosis	306 (226 to 406)	287 (221 to 370)	296 (219 to 381)	313 (232 to 413)	332 (245 to 438)	331 (246 to 446)	375 (280 to 497)	393 (293 to 527)	343 (255 to 446)	261 (192 to 328)	152 (104 to 196)	63·1 (43·2 to 84·7)	6,760
Tuberculosis	49 (31·9 to 71·7)	43·1 (27·9 to 61)	39·9 (25·4 to 58·9)	35·4 (23·5 to 51·7)	29 (18·6 to 42·1)	23·3 (15·5 to 32·8)	19·1 (13·6 to 26)	13·8 (9·5 to 19·1)	7·6 (5·2 to 10·6)	4·1 (2·6 to 5·9)	1·5 (1 to 2·1)	0·4 (0·3 to 0·6)	507
Latent tuberculosis infection	0 (0 to 0)	0 (0 to 0)	0 (0 to 0)	0 (0 to 0)	0 (0 to 0)	0 (0 to 0)	0 (0 to 0)	0 (0 to 0)	0 (0 to 0)	0 (0 to 0)	0 (0 to 0)	0 (0 to 0)	0
Drug-susceptible tuberculosis	45·8 (27·5 to 68·5)	40·2 (24·5 to 58·7)	37·2 (23·2 to 56·4)	32·9 (20·3 to 49·3)	27 (16·4 to 39·7)	21·7 (13·7 to 31·7)	17·7 (11·7 to 25·1)	12·8 (8·2 to 18)	7 (4·5 to 10·2)	3·8 (2·2 to 5·6)	1·4 (0·8 to 2)	0·4 (0·2 to 0·6)	474
Multidrug-resistant tuberculosis without extensive drug resista	2·8 (0·1 to 12·3)	2·5 (0·1 to 10·8)	2·3 (0·1 to 10·6)	2·1 (0·1 to 9·4)	1·7 (0·1 to 7·8)	1·4 (0·1 to 6·1)	1·1 (0·1 to 5·2)	0·8 (0 to 3·6)	0·5 (0 to 2)	0·2 (0 to 1·1)	0·1 (0 to 0·4)	0 (0 to 0·1)	28·7
Extensively drug-resistant tuberculosis	0·4 (0 to 2·1)	0·4 (0 to 1·8)	0·4 (0 to 1·8)	0·3 (0 to 1·6)	0·3 (0 to 1·3)	0·2 (0 to 1)	0·2 (0 to 0·9)	0·1 (0 to 0·6)	0·1 (0 to 0·4)	0 (0 to 0·2)	0 (0 to 0·1)	0 (0 to 0)	4·6
Lower respiratory infections	182 (125 to 267)	183 (128 to 258)	205 (142 to 285)	237 (162 to 334)	274 (193 to 374)	288 (203 to 398)	343 (249 to 462)	371 (272 to 505)	331 (244 to 433)	255 (186 to 322)	150 (102 to 193)	62·4 (42·6 to 83·9)	5,070
Upper respiratory infections	60·8 (32 to 109)	48·9 (26·3 to 84·2)	40·8 (22·1 to 67·5)	32 (17·2 to 52·5)	23·1 (12·6 to 38·4)	16·4 (8·4 to 27·8)	10·6 (5·7 to 17·5)	6·4 (3·4 to 10·9)	3·5 (1·9 to 5·9)	1·8 (1 to 3)	0·8 (0·5 to 1·2)	0·2 (0·1 to 0·4)	937
Otitis media	13·8 (6·4 to 26·3)	12·3 (6 to 22·5)	10·8 (5 to 20·1)	8·4 (4·2 to 14·5)	5·8 (2·8 to 11·7)	3·4 (1·7 to 6)	1·9 (0·9 to 3·5)	1·2 (0·6 to 2·2)	0·8 (0·4 to 1·5)	0·5 (0·2 to 0·8)	0·2 (0·1 to 0·4)	0·1 (0 to 0·1)	241
Enteric infections	112 (78·1 to 152)	103 (72·9 to 143)	97·5 (71·2 to 129)	90·1 (65·8 to 121)	85·4 (63·2 to 114)	82·3 (61 to 109)	72·4 (51·7 to 96)	65 (47·1 to 85)	50·9 (36·2 to 71·5)	37·4 (26·5 to 51·9)	20 (13·8 to 28·9)	8·1 (5·5 to 11·4)	2,570
Diarrheal diseases	111 (77·7 to 152)	103 (72·5 to 142)	97·3 (70·8 to 128)	89·9 (65·6 to 121)	85·3 (63 to 114)	82·1 (61 to 109)	72·3 (51·5 to 95·9)	64·8 (47·1 to 84·9)	50·8 (36·2 to 71·5)	37·3 (26·4 to 51·8)	19·9 (13·8 to 28·8)	8·1 (5·5 to 11·4)	2,560
Typhoid and paratyphoid	0·1 (0 to 0·7)	0·1 (0 to 0·5)	0·1 (0 to 0·6)	0·1 (0 to 0·8)	0·1 (0 to 0·4)	0·1 (0 to 0·4)	0 (0 to 0·3)	0·1 (0 to 0·3)	0 (0 to 0·1)	0 (0 to 0·1)	0 (0 to 0)	0 (0 to 0)	1·7
Typhoid fever	0·1 (0 to 0·7)	0·1 (0 to 0·5)	0·1 (0 to 0·6)	0·1 (0 to 0·8)	0·1 (0 to 0·4)	0·1 (0 to 0·4)	0 (0 to 0·3)	0 (0 to 0·3)	0 (0 to 0·1)	0 (0 to 0·1)	0 (0 to 0)	0 (0 to 0)	1·5
Paratyphoid fever	0 (0 to 0·1)	0 (0 to 0)	0 (0 to 0)	0 (0 to 0)	0 (0 to 0)	0 (0 to 0)	0 (0 to 0)	0 (0 to 0)	0 (0 to 0)	0 (0 to 0)	0 (0 to 0)	0 (0 to 0)	0·3
Invasive Non-typhoidal Salmonella (iNTS)	0·1 (0 to 0·3)	0 (0 to 0·3)	0 (0 to 0·2)	0 (0 to 0·3)	0 (0 to 0·2)	0 (0 to 0·2)	0 (0 to 0·2)	0 (0 to 0·1)	0 (0 to 0·2)	0 (0 to 0·1)	0 (0 to 0)	0 (0 to 0)	2·1
Other intestinal infectious diseases	0·2 (0·1 to 0·5)	0·1 (0 to 0·3)	0·1 (0 to 0·2)	0·1 (0 to 0·2)	0 (0 to 0·2)	0·1 (0 to 0·2)	0 (0 to 0·1)	0 (0 to 0·1)	0 (0 to 0·1)	0 (0 to 0·1)	0 (0 to 0)	0 (0 to 0)	4·6
Neglected tropical diseases and malaria	121 (79·1 to 176)	128 (85·7 to 197)	131 (84·5 to 206)	136 (83·7 to 223)	122 (78·2 to 201)	105 (66 to 169)	82·8 (51·1 to 134)	63·6 (39·2 to 102)	36·9 (23·2 to 56·7)	20·7 (13·1 to 32·1)	8·6 (5·4 to 13·1)	2·5 (1·5 to 3·9)	2,080
Malaria	13·9 (6·4 to 31)	12·5 (5·7 to 27·9)	10·8 (4·8 to 23·6)	8·6 (3·8 to 18·9)	6·6 (2·7 to 14·9)	3·8 (1·6 to 8·6)	2·7 (1 to 6·6)	1·1 (0·5 to 2·4)	0·4 (0·2 to 0·7)	0·1 (0·1 to 0·3)	0 (0 to 0·1)	0 (0 to 0)	267
Chagas disease	32·3 (16·3 to 66·3)	42·4 (20·3 to 94·2)	50·6 (23·5 to 118)	57·9 (25·2 to 124)	55·7 (26·9 to 130)	50·2 (23·1 to 107)	39·5 (18·2 to 93·7)	31·1 (14·8 to 63·7)	16·3 (7·2 to 32·8)	9·1 (4·4 to 19·2)	3·6 (1·6 to 7·6)	1·1 (0·4 to 2·1)	446
Leishmaniasis	2 (0·2 to 5·6)	1·8 (0·2 to 4·9)	1·6 (0·2 to 4·2)	1·4 (0·2 to 3·8)	1·2 (0·1 to 3·3)	0·9 (0·1 to 2·5)	0·6 (0·1 to 1·7)	0·4 (0·1 to 1·2)	0·3 (0 to 0·8)	0·2 (0 to 0·4)	0·1 (0 to 0·2)	0 (0 to 0·1)	26·2
Visceral leishmaniasis	0·3 (0 to 0·8)	0·2 (0 to 0·5)	0·1 (0 to 0·4)	0·1 (0 to 0·3)	0·1 (0 to 0·2)	0 (0 to 0·1)	0 (0 to 0·1)	0 (0 to 0)	0 (0 to 0)	0 (0 to 0)	0 (0 to 0)	0 (0 to 0)	5·2
Cutaneous and mucocutaneous leishmaniasis	1·8 (0·2 to 5·3)	1·6 (0·1 to 4·8)	1·5 (0·1 to 4·2)	1·3 (0·1 to 3·8)	1·1 (0·1 to 3·2)	0·9 (0·1 to 2·5)	0·6 (0 to 1·7)	0·4 (0 to 1·2)	0·3 (0 to 0·8)	0·2 (0 to 0·4)	0·1 (0 to 0·2)	0 (0 to 0·1)	21
African trypanosomiasis	0 (0 to 0)	0 (0 to 0)	0 (0 to 0)	0 (0 to 0)	0 (0 to 0)	0 (0 to 0)	0 (0 to 0)	0 (0 to 0)	0 (0 to 0)	0 (0 to 0)	0 (0 to 0)	0 (0 to 0)	0
Schistosomiasis	9·5 (2·5 to 27·1)	9·7 (2·6 to 29·2)	9·2 (2 to 32·7)	8·7 (1·4 to 32·7)	7·3 (1 to 29·2)	5·2 (0·6 to 22·3)	4·7 (0·4 to 20·4)	3·5 (0·2 to 15·5)	1·9 (0·2 to 7·9)	0·9 (0·1 to 4·5)	0·3 (0 to 1·4)	0·1 (0 to 0·3)	217
Cysticercosis	23·4 (6·9 to 50·7)	25·1 (7·6 to 53·7)	27·7 (9 to 60·4)	32 (12·8 to 60·9)	34·6 (13·3 to 66·8)	33·6 (13 to 66·7)	27·6 (11·5 to 55·5)	21·4 (8·6 to 39·8)	14·5 (6·1 to 27)	8·2 (3·3 to 15·6)	3·4 (1·5 to 6·5)	1 (0·4 to 1·9)	330
Cystic echinococcosis	0·1 (0 to 0·2)	0·1 (0 to 0·2)	0·1 (0 to 0·2)	0·1 (0 to 0·2)	0·1 (0 to 0·2)	0 (0 to 0·2)	0 (0 to 0·1)	0 (0 to 0·1)	0 (0 to 0·1)	0 (0 to 0)	0 (0 to 0)	0 (0 to 0)	0·8
Lymphatic filariasis	0 (0 to 0)	0 (0 to 0)	0 (0 to 0)	0 (0 to 0)	0 (0 to 0)	0 (0 to 0)	0 (0 to 0)	0 (0 to 0)	0 (0 to 0)	0 (0 to 0)	0 (0 to 0)	0 (0 to 0)	0
Onchocerciasis	0 (0 to 0)	0 (0 to 0)	0 (0 to 0)	0 (0 to 0)	0 (0 to 0)	0 (0 to 0)	0 (0 to 0)	0 (0 to 0)	0 (0 to 0)	0 (0 to 0)	0 (0 to 0)	0 (0 to 0)	0
Trachoma	0 (0 to 0)	0 (0 to 0·1)	0 (0 to 0·1)	0 (0 to 0·1)	0 (0 to 0·1)	0 (0 to 0·1)	0 (0 to 0·1)	0 (0 to 0·1)	0 (0 to 0·1)	0 (0 to 0·1)	0 (0 to 0)	0 (0 to 0)	0·4
Dengue	15·3 (5·7 to 29·5)	14·1 (4·8 to 29·1)	12·6 (3·6 to 28·8)	11·2 (3·6 to 24·9)	8·1 (3·1 to 15·9)	5·8 (2 to 11·7)	4·5 (1·8 to 7·9)	3·7 (1·4 to 6·8)	1·9 (0·8 to 3·4)	1·2 (0·5 to 2·2)	0·6 (0·2 to 1·2)	0·2 (0·1 to 0·5)	205
Yellow fever	0·1 (0 to 0·5)	0·1 (0 to 0·4)	0 (0 to 0·3)	0 (0 to 0·2)	0 (0 to 0·1)	0 (0 to 0·1)	0 (0 to 0)	0 (0 to 0)	0 (0 to 0)	0 (0 to 0)	0 (0 to 0)	0 (0 to 0)	1·2
Rabies	0 (0 to 0·1)	0 (0 to 0·1)	0 (0 to 0·1)	0 (0 to 0·1)	0 (0 to 0·1)	0 (0 to 0)	0 (0 to 0)	0 (0 to 0)	0 (0 to 0)	0 (0 to 0)	0 (0 to 0)	0 (0 to 0)	0·7
Intestinal nematode infections	8·2 (3·6 to 15·9)	7·8 (3·6 to 15)	6·6 (3·2 to 12·5)	5·6 (2·6 to 10·5)	4 (1·8 to 7·7)	2·5 (1·1 to 4·9)	1·6 (0·7 to 3·2)	1·1 (0·5 to 2·1)	0·6 (0·3 to 1·2)	0·3 (0·1 to 0·6)	0·1 (0·1 to 0·2)	0 (0 to 0)	378
Ascariasis	0·4 (0·1 to 1)	0·3 (0 to 0·8)	0·3 (0 to 0·6)	0·2 (0 to 0·6)	0·2 (0 to 0·6)	0·1 (0 to 0·3)	0·1 (0 to 0·3)	0·1 (0 to 0·3)	0 (0 to 0·1)	0 (0 to 0·1)	0 (0 to 0)	0 (0 to 0)	8
Trichuriasis	1·3 (0·4 to 2·9)	1 (0·3 to 2·1)	0·7 (0·2 to 1·6)	0·5 (0·2 to 1·2)	0·4 (0·1 to 0·8)	0·2 (0·1 to 0·5)	0·1 (0 to 0·3)	0·1 (0 to 0·2)	0 (0 to 0·1)	0 (0 to 0)	0 (0 to 0)	0 (0 to 0)	31·6
Hookworm disease	6·5 (2·5 to 13·5)	6·5 (2·8 to 12·6)	5·6 (2·4 to 11·2)	4·8 (2·1 to 9·5)	3·5 (1·5 to 6·8)	2·1 (0·9 to 4·4)	1·4 (0·6 to 2·9)	1 (0·4 to 2)	0·6 (0·2 to 1·1)	0·3 (0·1 to 0·6)	0·1 (0 to 0·2)	0 (0 to 0)	339
Food-borne trematodiases	0 (0 to 0)	0 (0 to 0)	0 (0 to 0)	0 (0 to 0)	0 (0 to 0)	0 (0 to 0)	0 (0 to 0)	0 (0 to 0)	0 (0 to 0)	0 (0 to 0)	0 (0 to 0)	0 (0 to 0)	0
Leprosy	0·6 (0·1 to 1·4)	0·7 (0 to 1·6)	0·7 (0·1 to 1·6)	0·7 (0·2 to 1·4)	0·6 (0·2 to 1·3)	0·5 (0·2 to 1·1)	0·4 (0·2 to 0·8)	0·3 (0·1 to 0·6)	0·2 (0·1 to 0·4)	0·1 (0·1 to 0·2)	0·1 (0 to 0·1)	0 (0 to 0)	6·5
Ebola	0 (0 to 0)	0 (0 to 0)	0 (0 to 0)	0 (0 to 0)	0 (0 to 0)	0 (0 to 0)	0 (0 to 0)	0 (0 to 0)	0 (0 to 0)	0 (0 to 0)	0 (0 to 0)	0 (0 to 0)	0
Zika virus	0·1 (0 to 0·4)	0 (0 to 0·2)	0 (0 to 0·2)	0 (0 to 0·1)	0 (0 to 0·1)	0 (0 to 0·1)	0 (0 to 0)	0 (0 to 0)	0 (0 to 0)	0 (0 to 0)	0 (0 to 0)	0 (0 to 0)	0·8
Guinea worm disease	0 (0 to 0)	0 (0 to 0)	0 (0 to 0)	0 (0 to 0)	0 (0 to 0)	0 (0 to 0)	0 (0 to 0)	0 (0 to 0)	0 (0 to 0)	0 (0 to 0)	0 (0 to 0)	0 (0 to 0)	0
Other neglected tropical diseases	15 (4·3 to 33·8)	14 (3·9 to 30·6)	11·2 (3·2 to 26·4)	9·4 (2·8 to 20·3)	3·6 (1·1 to 8)	1·9 (0·6 to 4·5)	1·1 (0·4 to 2·4)	0·9 (0·3 to 1·8)	0·7 (0·3 to 1·4)	0·5 (0·2 to 1)	0·3 (0·1 to 0·5)	0·1 (0 to 0·2)	202
Other infectious diseases	60·9 (44·3 to 82·8)	56·4 (41·2 to 75·3)	48·4 (34·8 to 66·9)	43·1 (32 to 57·1)	31·9 (24·8 to 39·8)	22·7 (18·1 to 27·8)	16·1 (12·5 to 20·1)	10·6 (8·3 to 13·1)	5·8 (4·5 to 7·4)	3·3 (2·5 to 4·2)	1·4 (1 to 1·8)	0·5 (0·3 to 0·7)	996
Meningitis	15·9 (11·8 to 21·7)	14·3 (9·8 to 20)	11·1 (7·3 to 15·7)	10·2 (7·7 to 13·7)	7·6 (5·7 to 10·1)	5·3 (4 to 7)	3·5 (2·5 to 4·7)	2·4 (1·7 to 3·3)	1·3 (0·9 to 1·7)	0·7 (0·4 to 0·9)	0·2 (0·2 to 0·3)	0·1 (0·1 to 0·1)	332
Encephalitis	3·2 (2·4 to 4·3)	2·9 (2·1 to 3·8)	2·7 (1·9 to 3·5)	2·3 (1·7 to 3)	1·9 (1·4 to 2·5)	1·6 (1·2 to 2·2)	1·4 (1 to 2)	0·9 (0·7 to 1·3)	0·5 (0·3 to 0·7)	0·3 (0·2 to 0·4)	0·1 (0·1 to 0·2)	0 (0 to 0)	62·7
Diphtheria	0 (0 to 0)	0 (0 to 0)	0 (0 to 0)	0 (0 to 0)	0 (0 to 0)	0 (0 to 0)	0 (0 to 0)	0 (0 to 0)	0 (0 to 0)	0 (0 to 0)	0 (0 to 0)	0 (0 to 0)	0·3
Tetanus	0·7 (0·3 to 1·7)	0·9 (0·4 to 2)	1·1 (0·4 to 2·1)	1·1 (0·5 to 2·4)	1·2 (0·5 to 2·5)	1 (0·4 to 2·1)	0·9 (0·4 to 1·8)	0·6 (0·2 to 1·2)	0·3 (0·1 to 0·7)	0·2 (0·1 to 0·4)	0 (0 to 0·1)	0 (0 to 0)	14·5
Measles	0 (0 to 0)	0 (0 to 0)	0 (0 to 0)	0 (0 to 0)	0 (0 to 0)	0 (0 to 0)	0 (0 to 0)	0 (0 to 0)	0 (0 to 0)	0 (0 to 0)	0 (0 to 0)	0 (0 to 0)	0·2
Varicella and herpes zoster	2·1 (0·9 to 4·2)	2·2 (0·9 to 4·2)	2·2 (1 to 3·9)	2·2 (1 to 3·9)	2 (0·9 to 3·6)	1·6 (0·8 to 2·9)	1·3 (0·7 to 2·1)	1 (0·5 to 1·6)	0·7 (0·4 to 1·1)	0·4 (0·2 to 0·7)	0·2 (0·1 to 0·4)	0·1 (0 to 0·1)	48·2
Acute hepatitis	10·8 (7·5 to 16)	9·6 (6·6 to 13·6)	8·6 (5·8 to 12·5)	7·5 (5 to 10·8)	6·2 (4·1 to 8·7)	4·9 (3·4 to 6·7)	4 (2·5 to 6·2)	2·3 (1·6 to 3·2)	1·3 (0·9 to 1·8)	0·7 (0·4 to 0·9)	0·2 (0·2 to 0·4)	0·1 (0·1 to 0·2)	142
Acute hepatitis A	3·9 (2 to 6·3)	3 (1·5 to 5)	2·5 (1 to 4·9)	2 (0·7 to 3·9)	2·2 (0·8 to 4)	1·5 (0·6 to 3)	1·2 (0·4 to 2·5)	1·1 (0·5 to 1·9)	0·6 (0·3 to 1·1)	0·3 (0·1 to 0·5)	0·1 (0·1 to 0·2)	0·1 (0 to 0·1)	68·5
Acute hepatitis B	6·2 (3 to 10·7)	5·8 (3 to 9·5)	5·2 (2·7 to 8·9)	4·4 (2·1 to 7·5)	3·2 (1·5 to 5·5)	2·6 (1·2 to 4·3)	2·3 (1 to 3·9)	0·9 (0·4 to 1·6)	0·6 (0·2 to 1)	0·3 (0·1 to 0·5)	0·1 (0 to 0·2)	0 (0 to 0·1)	60·7
Acute hepatitis C	0·5 (0·2 to 1·5)	0·6 (0·2 to 1·8)	0·5 (0·2 to 1·5)	0·5 (0·2 to 1·6)	0·5 (0·1 to 1·4)	0·4 (0·1 to 1·1)	0·3 (0·1 to 0·8)	0·1 (0 to 0·4)	0·1 (0 to 0·2)	0 (0 to 0·1)	0 (0 to 0)	0 (0 to 0)	6·3
Acute hepatitis E	0·3 (0·1 to 0·4)	0·2 (0·1 to 0·5)	0·3 (0·2 to 0·5)	0·6 (0·3 to 1·1)	0·3 (0·1 to 0·4)	0·4 (0·2 to 0·7)	0·2 (0·1 to 0·4)	0·1 (0·1 to 0·2)	0 (0 to 0·1)	0 (0 to 0·1)	0 (0 to 0)	0 (0 to 0)	6·2
Other unspecified infectious diseases	28·1 (15 to 48·2)	26·6 (14·6 to 43·5)	22·8 (12·2 to 38·7)	19·7 (11·6 to 32·6)	12·9 (8·3 to 18·8)	8·2 (5·2 to 11·7)	5 (3 to 7·4)	3·4 (2 to 4·9)	1·7 (1·1 to 2·6)	1·1 (0·6 to 1·7)	0·6 (0·3 to 0·8)	0·2 (0·1 to 0·3)	377
Maternal and neonatal disorders	266 (211 to 329)	182 (139 to 232)	129 (93·6 to 170)	98·5 (70·9 to 132)	66·1 (47·8 to 90·7)	37·8 (27·2 to 51)	17·5 (12·4 to 24·3)	6·6 (4·4 to 9·3)	1·8 (1·2 to 2·6)	0·4 (0·2 to 0·7)	0·1 (0 to 0·2)	0 (0 to 0)	11,600
Maternal disorders	74·8 (57·8 to 94·9)	24·5 (18·1 to 32·8)	1·2 (0·9 to 1·5)	0 (0 to 0)	0 (0 to 0)	0 (0 to 0)	0 (0 to 0)	0 (0 to 0)	0 (0 to 0)	0 (0 to 0)	0 (0 to 0)	0 (0 to 0)	1,290
Maternal hemorrhage	13 (6·6 to 21·9)	3·5 (1·6 to 6·4)	0·2 (0·1 to 0·3)	0 (0 to 0)	0 (0 to 0)	0 (0 to 0)	0 (0 to 0)	0 (0 to 0)	0 (0 to 0)	0 (0 to 0)	0 (0 to 0)	0 (0 to 0)	245
Maternal sepsis and other maternal infections	5·2 (2·6 to 9·4)	2·1 (1·1 to 3·7)	0·2 (0·1 to 0·4)	0 (0 to 0)	0 (0 to 0)	0 (0 to 0)	0 (0 to 0)	0 (0 to 0)	0 (0 to 0)	0 (0 to 0)	0 (0 to 0)	0 (0 to 0)	113
Maternal hypertensive disorders	15·3 (9·9 to 22·4)	4·7 (2·8 to 7)	0·2 (0·1 to 0·2)	0 (0 to 0)	0 (0 to 0)	0 (0 to 0)	0 (0 to 0)	0 (0 to 0)	0 (0 to 0)	0 (0 to 0)	0 (0 to 0)	0 (0 to 0)	263
Maternal obstructed labor and uterine rupture	2 (0·7 to 4·1)	0·7 (0·3 to 1·5)	0 (0 to 0)	0 (0 to 0)	0 (0 to 0)	0 (0 to 0)	0 (0 to 0)	0 (0 to 0)	0 (0 to 0)	0 (0 to 0)	0 (0 to 0)	0 (0 to 0)	22·5
Maternal abortion and miscarriage	3·9 (1·5 to 8·7)	2·7 (1 to 5·5)	0·1 (0 to 0·2)	0 (0 to 0)	0 (0 to 0)	0 (0 to 0)	0 (0 to 0)	0 (0 to 0)	0 (0 to 0)	0 (0 to 0)	0 (0 to 0)	0 (0 to 0)	53·3
Ectopic pregnancy	1 (0·6 to 1·8)	0·4 (0·2 to 0·6)	0 (0 to 0)	0 (0 to 0)	0 (0 to 0)	0 (0 to 0)	0 (0 to 0)	0 (0 to 0)	0 (0 to 0)	0 (0 to 0)	0 (0 to 0)	0 (0 to 0)	18·1
Indirect maternal deaths	16·8 (9·3 to 28·1)	4·8 (2·5 to 8·2)	0·2 (0·1 to 0·3)	--	--	--	--	--	--	--	--	--	NA
Late maternal deaths	3 (1·2 to 6·1)	0·5 (0·3 to 1)	0 (0 to 0)	--	--	--	--	--	--	--	--	--	NA
Maternal deaths aggravated by HIV/AIDS	0·3 (0·1 to 0·4)	0·1 (0 to 0·1)	0 (0 to 0)	--	--	--	--	--	--	--	--	--	NA
Neonatal disorders	191 (141 to 250)	157 (114 to 206)	128 (92·5 to 169)	98·5 (70·9 to 132)	66·1 (47·8 to 90·7)	37·8 (27·2 to 51)	17·5 (12·4 to 24·3)	6·6 (4·4 to 9·3)	1·8 (1·2 to 2·6)	0·4 (0·2 to 0·7)	0·1 (0 to 0·2)	0 (0 to 0)	10,300
Neonatal preterm birth	83·9 (58·9 to 114)	68·1 (47·1 to 91·8)	54·3 (36·8 to 74·8)	40·5 (28·2 to 57)	25·7 (17·4 to 36·2)	14·7 (10·6 to 19·4)	6·5 (4·8 to 8·5)	2·4 (1·7 to 3·3)	0·6 (0·3 to 0·9)	0·2 (0·1 to 0·4)	0·1 (0 to 0·2)	0 (0 to 0)	4,100
Neonatal encephalopathy due to birth asphyxia and trauma	37·1 (20·2 to 57·6)	30·4 (16·6 to 48·7)	25·1 (13 to 40·3)	19·8 (10·6 to 31·9)	13·8 (6·9 to 23·7)	6·9 (3·5 to 11·8)	2·6 (1·5 to 4·2)	0·7 (0·3 to 1·2)	0·1 (0 to 0·2)	0 (0 to 0)	0 (0 to 0)	0 (0 to 0)	2,290
Neonatal sepsis and other neonatal infections	60·2 (33·9 to 100)	50·4 (26·8 to 81·6)	41·9 (23·8 to 70·8)	32·8 (16·8 to 53·6)	22·8 (12·2 to 38·6)	13·8 (7·2 to 23·4)	7·2 (3·6 to 12·6)	3 (1·4 to 5·4)	1 (0·5 to 1·6)	0·2 (0·1 to 0·3)	0 (0 to 0)	0 (0 to 0)	2,280
Hemolytic disease and other neonatal jaundice	9·8 (7·1 to 12·7)	8·2 (6 to 10·8)	6·8 (5·1 to 9·1)	5·4 (4 to 7)	3·8 (2·8 to 4·9)	2·3 (1·7 to 3)	1·2 (0·9 to 1·6)	0·5 (0·4 to 0·7)	0·2 (0·1 to 0·2)	0 (0 to 0)	0 (0 to 0)	0 (0 to 0)	184
Other neonatal disorders	0 (0 to 0)	0 (0 to 0)	0 (0 to 0)	0 (0 to 0)	0 (0 to 0)	0 (0 to 0)	0 (0 to 0)	0 (0 to 0)	0 (0 to 0)	0 (0 to 0)	0 (0 to 0)	0 (0 to 0)	1,450
Nutritional deficiencies	347 (105 to 755)	332 (101 to 683)	272 (89·2 to 602)	227 (81·3 to 493)	147 (49·5 to 327)	74·7 (31·6 to 177)	51 (26·8 to 98·6)	46·9 (27·7 to 80·9)	37 (22·8 to 59·3)	31·1 (19 to 47·9)	18·5 (11·3 to 27·7)	6·5 (4·3 to 9·3)	4,090
Protein-energy malnutrition	23·3 (15·7 to 33)	23·3 (15·8 to 31·6)	22·8 (15·9 to 31·5)	21·6 (15·1 to 29·4)	21·4 (15·2 to 28·3)	20·2 (14·1 to 27·4)	21·3 (15 to 28·8)	23·3 (16·7 to 32·5)	20·2 (14 to 27·7)	17·5 (11·2 to 25·1)	10·6 (6·5 to 15·3)	5·7 (3·6 to 8·3)	644
Iodine deficiency	1·1 (0·4 to 2·3)	1 (0·4 to 2)	0·8 (0·3 to 1·7)	0·7 (0·3 to 1·4)	0·5 (0·2 to 1)	0·3 (0·1 to 0·7)	0·2 (0·1 to 0·4)	0·1 (0·1 to 0·3)	0·1 (0 to 0·2)	0 (0 to 0·1)	0 (0 to 0)	0 (0 to 0)	11·8
Vitamin A deficiency	1·3 (0·7 to 2·3)	1·1 (0·5 to 1·9)	0·9 (0·4 to 1·6)	0·7 (0·4 to 1·3)	0·5 (0·3 to 0·9)	0·4 (0·2 to 0·7)	0·3 (0·1 to 0·5)	0·2 (0·1 to 0·3)	0·1 (0·1 to 0·2)	0·1 (0 to 0·1)	0 (0 to 0)	0 (0 to 0)	72·7
Dietary iron deficiency	313 (77 to 721)	300 (72 to 647)	239 (57·7 to 564)	197 (50 to 462)	118 (21·2 to 298)	48·5 (6·8 to 152)	24·7 (3·6 to 69·4)	18·3 (2·8 to 52·6)	13·3 (1·9 to 34·8)	11·2 (2·2 to 26·8)	6·5 (1·8 to 15·1)	0·3 (0 to 0·9)	3,240
Other nutritional deficiencies	7·6 (4·5 to 11·5)	6·7 (3·8 to 10)	7·9 (4·8 to 11·5)	7·2 (4·2 to 10·7)	6 (3·3 to 9)	5·3 (3 to 8·4)	4·6 (2·3 to 7·3)	5 (2·2 to 9·2)	3·4 (1·5 to 6)	2·4 (0·9 to 4·3)	1·3 (0·5 to 2·4)	0·5 (0·2 to 1)	121
Non-communicable diseases	12,500 (10,100 to 15,200)	12,900 (10,800 to 15,500)	13,200 (11,100 to 15,600)	13,400 (11,300 to 15,600)	12,800 (11,100 to 14,800)	11,300 (9,880 to 12,900)	9,520 (8,380 to 10,800)	7,780 (6,890 to 8,760)	5,390 (4,820 to 5,970)	3,350 (3,000 to 3,710)	1,580 (1,430 to 1,740)	523 (480 to 566)	164,000
Neoplasms	1,580 (1,290 to 1,910)	2,020 (1,680 to 2,430)	2,250 (1,860 to 2,690)	2,410 (2,010 to 2,830)	2,230 (1,860 to 2,620)	1,850 (1,580 to 2,150)	1,470 (1,250 to 1,710)	1,070 (908 to 1,250)	587 (475 to 691)	305 (241 to 364)	115 (85·4 to 137)	31·5 (22·6 to 38)	19,400
Lip and oral cavity cancer	12·4 (8·8 to 16·8)	18·1 (12·7 to 24·4)	21·8 (15·6 to 30·3)	25·1 (18·3 to 33·7)	25·3 (18·5 to 34·7)	21·7 (15·9 to 28·9)	18·9 (14·1 to 24·9)	14·6 (10·7 to 19·4)	9·4 (6·8 to 12·6)	5·7 (4·3 to 7·5)	2·4 (1·7 to 3·2)	0·7 (0·5 to 0·9)	196
Nasopharynx cancer	2·5 (1·7 to 3·3)	3·1 (2·1 to 4·3)	3·1 (2·2 to 4·3)	3·4 (2·5 to 4·5)	2·3 (1·6 to 3·1)	1·7 (1·2 to 2·4)	1·3 (0·9 to 1·9)	0·6 (0·4 to 0·8)	0·3 (0·2 to 0·4)	0·1 (0·1 to 0·2)	0·1 (0 to 0·1)	0 (0 to 0)	26·2
Other pharynx cancer	6·1 (4·1 to 8·8)	9·2 (6·4 to 12·9)	11·9 (8·6 to 16·5)	13·1 (9·2 to 18·1)	11·4 (8·4 to 15·2)	9·2 (6·3 to 13)	7 (4·7 to 9·7)	4·7 (3·2 to 6·4)	2·6 (1·9 to 3·8)	1·5 (1·1 to 2)	0·6 (0·4 to 0·8)	0·2 (0·1 to 0·2)	84·2
Esophageal cancer	18·5 (12·5 to 25·7)	32·8 (22·3 to 46·4)	46·4 (34·3 to 62·8)	57·4 (43·3 to 75)	53 (39·8 to 69)	46·6 (35·6 to 60·4)	38·3 (28·6 to 50·3)	28·2 (20·6 to 37·7)	16·6 (12·1 to 22·7)	8·6 (6·2 to 11·4)	3·1 (2·2 to 4·1)	0·9 (0·6 to 1·2)	367
Stomach cancer	96·3 (73·2 to 124)	109 (75·9 to 147)	133 (100 to 175)	141 (109 to 180)	154 (116 to 195)	135 (104 to 169)	120 (93·3 to 158)	106 (80·6 to 136)	61·6 (45·8 to 81·3)	33·6 (25·4 to 43·2)	12·7 (9·2 to 15·8)	3·6 (2·5 to 4·4)	1,270
Colon and rectum cancer	99·3 (73·1 to 134)	130 (94·8 to 173)	156 (117 to 199)	180 (134 to 234)	180 (136 to 235)	161 (121 to 207)	144 (109 to 184)	113 (84·9 to 149)	71·8 (52·2 to 93·7)	37·8 (27·3 to 49·1)	13·9 (9·8 to 17·6)	3·6 (2·5 to 4·6)	1,450
Liver cancer	18·5 (12·1 to 26·8)	25·2 (17·5 to 34·9)	37·1 (25·2 to 50·5)	43·6 (29·8 to 61·3)	47·1 (33·9 to 64)	40·8 (29·5 to 54·6)	33·3 (23 to 46·1)	24 (17·1 to 32·9)	14·1 (9·9 to 19·2)	6·5 (4·3 to 8·9)	2·1 (1·4 to 3)	0·5 (0·3 to 0·7)	334
Liver cancer due to hepatitis B	5·6 (3·4 to 8·7)	6·2 (3·9 to 9·4)	7·5 (4·5 to 11·8)	7·4 (4·6 to 11·4)	6·6 (3·9 to 10·3)	4·5 (2·8 to 6·8)	2·9 (1·7 to 4·6)	1·7 (1·1 to 2·6)	0·9 (0·5 to 1·4)	0·4 (0·2 to 0·6)	0·1 (0·1 to 0·2)	0 (0 to 0)	55·2
Liver cancer due to hepatitis C	5·2 (3·1 to 8·2)	8·7 (5·4 to 13·5)	15·3 (10·1 to 21·8)	20·6 (13·3 to 30·3)	23·8 (15·8 to 33·5)	21·4 (15·2 to 29·7)	18·5 (12·4 to 26·2)	14·4 (10 to 20·1)	9·1 (6·2 to 12·7)	4·4 (3 to 6)	1·5 (1 to 2·1)	0·4 (0·2 to 0·5)	148
Liver cancer due to alcohol use	3·9 (2·3 to 6·1)	5·7 (3·4 to 8·8)	8·3 (5·1 to 12·8)	9·3 (5·8 to 14·4)	10·3 (6·7 to 15·1)	9·6 (6·3 to 13·6)	7·5 (4·8 to 11·1)	4·5 (2·9 to 6·5)	2·2 (1·4 to 3·1)	0·9 (0·5 to 1·2)	0·2 (0·1 to 0·4)	0 (0 to 0·1)	66·4
Liver cancer due to NASH	1·6 (1 to 2·5)	2·1 (1·3 to 3·3)	3 (1·8 to 4·5)	3·4 (2·1 to 5·4)	3·7 (2·3 to 5·4)	3·3 (2·2 to 4·8)	2·8 (1·8 to 4·2)	2·3 (1·4 to 3·3)	1·4 (0·9 to 2)	0·6 (0·4 to 0·9)	0·2 (0·1 to 0·3)	0 (0 to 0·1)	28·6
Liver cancer due to other causes	2·2 (1·3 to 3·5)	2·5 (1·6 to 3·8)	3·1 (1·8 to 4·8)	3 (1·8 to 4·6)	2·7 (1·7 to 4·1)	2·1 (1·3 to 3·2)	1·6 (1 to 2·5)	1·1 (0·7 to 1·7)	0·6 (0·4 to 0·9)	0·3 (0·2 to 0·4)	0·1 (0·1 to 0·1)	0 (0 to 0)	36·1
Gallbladder and biliary tract cancer	21·9 (15 to 31·5)	36·1 (25·3 to 50·5)	49·2 (34 to 69·9)	63 (43·6 to 91)	67·1 (49·8 to 98·5)	60·3 (44·3 to 87·6)	52·8 (38·7 to 75·3)	38·1 (27·7 to 53·7)	19·5 (14·1 to 28·4)	10·4 (7·3 to 14·6)	3·7 (2·5 to 5·2)	0·9 (0·6 to 1·4)	445
Pancreatic cancer	42·5 (30·8 to 56·1)	66·5 (47·9 to 87)	91·9 (67·9 to 122)	121 (90·8 to 156)	138 (98·6 to 179)	122 (91·5 to 158)	108 (80 to 142)	79·3 (56·8 to 107)	46·7 (34·1 to 62·2)	23·1 (17 to 30·1)	8·9 (6·2 to 11·3)	2·2 (1·5 to 2·8)	896
Larynx cancer	7·2 (4·8 to 10·4)	11·8 (8·6 to 16·4)	17 (11·9 to 23·8)	20·8 (14·8 to 28·7)	19·4 (14·5 to 25·4)	16 (11 to 22·3)	11·8 (8·7 to 16)	8·4 (6 to 11·1)	4·1 (2·8 to 5·5)	2 (1·3 to 2·7)	0·8 (0·5 to 1·1)	0·2 (0·1 to 0·2)	127
Tracheal, bronchus, and lung cancer	123 (89·2 to 163)	205 (154 to 265)	279 (211 to 366)	347 (258 to 462)	315 (231 to 427)	309 (225 to 393)	244 (183 to 317)	177 (134 to 233)	83·9 (60·2 to 114)	39·8 (27·9 to 52·7)	13·4 (8·9 to 17·2)	3·5 (2·3 to 4·6)	2,300
Malignant skin melanoma	15·4 (9·4 to 31·6)	15·5 (10·1 to 31·6)	15·3 (9·9 to 30·4)	14·8 (9·4 to 29·8)	12·2 (7·9 to 23·3)	9·4 (6·3 to 17·9)	7·6 (4·9 to 13·4)	6·2 (4·1 to 10·8)	3·8 (2·5 to 6·4)	2·3 (1·4 to 3·8)	1 (0·6 to 1·5)	0·3 (0·2 to 0·4)	140
Non-melanoma skin cancer	10·9 (7 to 16·2)	11 (7 to 16·4)	14·5 (9·3 to 20·5)	15·1 (9·4 to 22·3)	16·4 (11 to 23)	14·8 (9·7 to 21·1)	14·5 (9·7 to 20·5)	15·2 (10·3 to 20·7)	12·8 (8·7 to 17·3)	10·9 (7·4 to 14·6)	6·9 (4·2 to 9·6)	3 (1·6 to 4·4)	165
Non-melanoma skin cancer (squamous-cell carcinoma)	10·9 (7 to 16·2)	11 (7 to 16·4)	14·5 (9·3 to 20·5)	15·1 (9·4 to 22·2)	16·3 (10·9 to 22·9)	14·7 (9·7 to 21)	14·5 (9·7 to 20·5)	15·2 (10·2 to 20·7)	12·8 (8·7 to 17·3)	10·9 (7·4 to 14·6)	6·9 (4·2 to 9·6)	3 (1·6 to 4·4)	165
Non-melanoma skin cancer (basal-cell carcinoma)	0 (0 to 0)	0 (0 to 0)	0 (0 to 0)	0 (0 to 0)	0 (0 to 0)	0 (0 to 0)	0 (0 to 0·1)	0 (0 to 0)	0 (0 to 0)	0 (0 to 0)	0 (0 to 0)	0 (0 to 0)	0·2
Breast cancer	349 (256 to 475)	471 (340 to 622)	478 (357 to 618)	428 (316 to 558)	339 (252 to 451)	220 (169 to 287)	152 (113 to 201)	96·8 (72·7 to 126)	51·6 (38 to 67·7)	27·9 (20·6 to 36)	10·9 (7·5 to 14)	3·2 (2·2 to 4·1)	3,050
Cervical cancer	362 (273 to 488)	408 (300 to 533)	366 (274 to 474)	357 (272 to 467)	280 (208 to 368)	202 (151 to 269)	145 (110 to 191)	95 (73 to 119)	46·2 (32·8 to 61·8)	23·5 (16·6 to 31·4)	8·2 (5·5 to 11·4)	2·3 (1·4 to 3·2)	2,900
Uterine cancer	17·3 (12 to 23·8)	42·8 (30·3 to 59)	49·6 (35·7 to 67·1)	61 (44·3 to 82·1)	75·6 (55·7 to 100)	68·1 (51·3 to 87·7)	49·4 (36·8 to 65·7)	31·3 (23·6 to 40·9)	16·8 (12·4 to 22·6)	8 (5·8 to 10·1)	2·7 (1·9 to 3·6)	0·7 (0·4 to 0·9)	445
Ovarian cancer	64·6 (45 to 96·5)	87·9 (63·2 to 129)	105 (75·4 to 153)	112 (80 to 162)	105 (74·8 to 145)	77·4 (56 to 112)	52·1 (37·3 to 75·5)	29·8 (21 to 43·6)	14·1 (10 to 21·9)	6·5 (4·5 to 10)	2 (1·4 to 2·9)	0·4 (0·2 to 0·6)	782
Prostate cancer	0 (0 to 0)	0 (0 to 0)	0 (0 to 0)	0 (0 to 0)	0 (0 to 0)	0 (0 to 0)	0 (0 to 0)	0 (0 to 0)	0 (0 to 0)	0 (0 to 0)	0 (0 to 0)	0 (0 to 0)	0
Testicular cancer	--	--	--	--	--	--	--	--	--	--	--	--	NA
Kidney cancer	15·7 (11·3 to 21·7)	20·1 (14·1 to 28)	26·8 (19·1 to 36·5)	31·2 (22 to 42·4)	34·2 (24·9 to 45·7)	28·5 (21·5 to 36·7)	22·2 (16·3 to 28·8)	15 (11 to 19·8)	8·5 (6·1 to 11·2)	4 (2·8 to 5·3)	1·5 (1 to 2)	0·3 (0·2 to 0·5)	278
Bladder cancer	8·2 (5·7 to 11·8)	13·4 (9·2 to 18·9)	19·5 (13·7 to 27·3)	24 (17·9 to 31·5)	26·2 (19·9 to 33·5)	25·2 (18·9 to 32·2)	24·1 (18·6 to 31·4)	22·6 (17 to 29·5)	14·3 (10·5 to 19·1)	8·3 (5·9 to 11·2)	3·5 (2·4 to 4·7)	1·1 (0·7 to 1·4)	200
Brain and central nervous system cancer	81·9 (50·9 to 115)	85·2 (54·3 to 114)	90·3 (57·8 to 121)	88·6 (55·5 to 123)	75·6 (50·1 to 103)	60 (39·8 to 80·7)	43·1 (26·8 to 59·8)	27·4 (16 to 40·6)	12·4 (6·8 to 18·3)	5·4 (2·7 to 8·4)	1·6 (0·8 to 2·4)	0·4 (0·2 to 0·6)	1,020
Thyroid cancer	6·5 (4·4 to 9·4)	8·3 (5·7 to 11·9)	10·3 (6·7 to 15·3)	12·8 (8·6 to 18·6)	13·2 (10·1 to 17·5)	12·9 (9·1 to 18)	10·8 (8·1 to 14·3)	8·3 (6·3 to 10·8)	4·8 (3·4 to 6·5)	2·4 (1·6 to 3·2)	0·8 (0·6 to 1·1)	0·2 (0·1 to 0·3)	103
Mesothelioma	9·6 (5·5 to 14·5)	9·3 (5·3 to 13·4)	11·1 (6·5 to 16·1)	12·6 (7·1 to 18·1)	5 (2·9 to 7·5)	4·8 (2·7 to 6·8)	3·9 (2·2 to 5·5)	5·2 (3 to 7)	3·3 (1·9 to 4·5)	1·8 (1·1 to 2·6)	0·7 (0·4 to 1)	0·2 (0·1 to 0·2)	84·2
Hodgkin lymphoma	5·2 (2·5 to 10·8)	3·9 (1·9 to 8)	3·8 (2 to 7·7)	3·9 (2 to 8)	3·3 (1·7 to 6·8)	2·9 (1·6 to 5·8)	2·1 (1·2 to 4)	1·5 (0·9 to 2·8)	0·7 (0·4 to 1·4)	0·3 (0·2 to 0·6)	0·1 (0·1 to 0·2)	0 (0 to 0)	69·2
Non-Hodgkin lymphoma	23·9 (17·2 to 33)	27 (20·1 to 35·4)	28·2 (20·6 to 37·2)	33·4 (24·6 to 43·8)	35·5 (26·2 to 46·1)	32·2 (24 to 41·6)	25·7 (18·8 to 33·6)	19 (13·9 to 25·5)	9·7 (7 to 13·2)	4·9 (3·5 to 6·5)	1·6 (1·1 to 2)	0·4 (0·3 to 0·5)	345
Multiple myeloma	8·8 (5·7 to 16)	14·9 (9·6 to 25·3)	23·1 (15·9 to 39·9)	28·8 (20·3 to 48·5)	31·5 (22 to 54·4)	28 (19·9 to 46)	21·5 (15·1 to 34·2)	13·4 (9·7 to 20·9)	6·8 (4·6 to 10·6)	2·9 (2 to 4·5)	0·8 (0·6 to 1·2)	0·1 (0·1 to 0·2)	188
Leukemia	51·2 (37 to 67·9)	49·1 (35·7 to 65·5)	45·7 (34·4 to 59·8)	47·8 (35·7 to 62·5)	47·1 (35·8 to 60·2)	39·9 (31·2 to 50·3)	32·7 (24·6 to 42·6)	24·6 (18·2 to 32·3)	14·4 (10·6 to 19)	7·6 (5·6 to 10·2)	2·8 (2 to 3·5)	0·8 (0·5 to 1)	805
Acute lymphoid leukemia	5·6 (3·2 to 9·5)	5·2 (3·2 to 8·7)	4·8 (3 to 7·8)	4·5 (2·9 to 7·2)	4 (2·5 to 6·4)	2·8 (1·7 to 4·6)	1·7 (1 to 2·8)	1 (0·6 to 1·8)	0·7 (0·4 to 1·1)	0·3 (0·2 to 0·5)	0·1 (0·1 to 0·2)	0 (0 to 0)	185
Chronic lymphoid leukemia	0·5 (0·3 to 0·8)	0·9 (0·6 to 1·5)	1·5 (0·9 to 2·2)	2·4 (1·4 to 3·5)	3·1 (2·1 to 4·6)	3·3 (2·1 to 4·9)	3·4 (2·2 to 4·8)	2·9 (1·9 to 4·3)	1·8 (1·2 to 2·8)	1 (0·7 to 1·5)	0·4 (0·2 to 0·5)	0·1 (0·1 to 0·2)	23·3
Acute myeloid leukemia	28·6 (20 to 39·9)	26·9 (19·2 to 37·1)	24·4 (17·6 to 32·9)	24·6 (17·5 to 33·5)	22·3 (16·4 to 29·3)	17·5 (12·5 to 24·1)	13·5 (9·5 to 18·7)	9·2 (6·3 to 12·7)	4·6 (3 to 6·7)	2·2 (1·4 to 3·4)	0·7 (0·5 to 1·1)	0·2 (0·1 to 0·3)	370
Chronic myeloid leukemia	2·4 (1·3 to 4·1)	2·5 (1·4 to 4·1)	2·6 (1·5 to 4·2)	2·7 (1·6 to 4·1)	2·7 (1·6 to 4·2)	2·3 (1·4 to 3·5)	2 (1·2 to 3)	1·5 (1 to 2·3)	0·9 (0·6 to 1·4)	0·6 (0·3 to 0·9)	0·2 (0·1 to 0·3)	0·1 (0 to 0·1)	30
Other leukemia	14 (8·3 to 20·7)	13·5 (8·6 to 19·7)	12·3 (8·3 to 17·4)	13·6 (8·8 to 19·7)	15 (10·2 to 20·6)	14 (9·9 to 19·4)	12·2 (8·4 to 16·9)	9·9 (6·6 to 14·1)	6·5 (4·4 to 9·1)	3·5 (2·3 to 5)	1·4 (0·9 to 1·9)	0·4 (0·3 to 0·5)	196
Other malignant neoplasms	94·3 (73·2 to 121)	97·9 (77·6 to 123)	108 (84·7 to 138)	114 (90·9 to 143)	109 (86 to 135)	90·7 (73·7 to 112)	72·4 (58 to 88·9)	56·4 (44·7 to 70·3)	31·7 (24·9 to 39·7)	17 (12·6 to 21·9)	7·1 (5 to 9·2)	1·8 (1·2 to 2·4)	1,280

Other neoplasms	0/3 (0 / 0 to 0)	0/1 (0 to 0)	1/4 (0 to 2.94)	1/8 (1 to 3.1)	1/7 (1 to 2.5)	1/8 (1 to 3)	1/6 (1 to 2.6)	2/1 (1.4 to 3.1)	1/8 (1 to 2.8)	2/7 (1.7 to 4.1)	2/7 (1.7 to 4.1)	3/6 (2.4 to 5.2)	3/7 (2.4 to 5.4)	4/7 (3.2 to 6.8)	5/3 (3.5 to 7.7)	6/4 (4.4 to 9.1)	6/6 (4.8 to 9.4)	7/8 (5.4 to 10.4)	7/7 (5.4 to 10.1)	6/5 (4.7 to 8.9)	4/5 (2.9 to 7)	2/6 (1.6 to 3.4)	2/2 (0.1 to 0.9)	76.2
Medulloblastoma; medulloblastoma; and other hemangioblastic	0/3 (0 / 0 to 0)	0/1 (0 to 0)	1/4 (0.4 to 2.9)	1/7 (1 to 3.1)	1/7 (1 to 2.5)	1/8 (1 to 3)	1/6 (1 to 2.6)	2/1 (1.4 to 3.1)	1/8 (1 to 2.8)	2/7 (1.7 to 4.1)	2/7 (1.7 to 4.1)	3/6 (2.4 to 5.2)	3/7 (2.4 to 5.4)	4/7 (3.2 to 6.8)	5/3 (3.5 to 7.7)	6/4 (4.4 to 9.1)	6/6 (4.8 to 9.4)	7/8 (5.4 to 10.4)	7/7 (5.4 to 10.1)	6/5 (4.7 to 8.9)	4/5 (2.9 to 7)	2/6 (1.6 to 3.4)	2/2 (0.1 to 0.9)	76.2
Benign and in situ cerebral neoplasms	0/3 (0 / 0 to 0)	0/1 (0 to 0)	0/4 (0 to 0)	0/8 (0 to 0)	0/7 (0 to 0)	0/8 (0 to 0)	0/6 (0 to 0)	0/3 (0 / 0 to 0)	0/8 (0 to 0)	0/7 (0 to 0)	0/7 (0 to 0)	0/6 (0 to 0)	0/7 (0 to 0)	0/7 (0 to 0)	0/3 (0 / 0 to 0)	0/4 (0 / 0 to 0)	0/6 (0 / 0 to 0)	0/8 (0 / 0 to 0)	0/7 (0 / 0 to 0)	0/5 (0 / 0 to 0)	0/5 (0 / 0 to 0)	0/6 (0 / 0 to 0)	0/2 (0 / 0 to 0)	0
Benign and in situ cerebral and uterine neoplasms	0/3 (0 / 0 to 0)	0/1 (0 to 0)	0/4 (0 / 0 to 0)	0/8 (0 / 0 to 0)	0/7 (0 / 0 to 0)	0/8 (0 / 0 to 0)	0/6 (0 / 0 to 0)	0/3 (0 / 0 to 0)	0/8 (0 / 0 to 0)	0/7 (0 / 0 to 0)	0/7 (0 / 0 to 0)	0/6 (0 / 0 to 0)	0/7 (0 / 0 to 0)	0/7 (0 / 0 to 0)	0/3 (0 / 0 to 0)	0/4 (0 / 0 to 0)	0/6 (0 / 0 to 0)	0/8 (0 / 0 to 0)	0/7 (0 / 0 to 0)	0/5 (0 / 0 to 0)	0/5 (0 / 0 to 0)	0/6 (0 / 0 to 0)	0/2 (0 / 0 to 0)	0
Other benign and in situ neoplasms	0/3 (0 / 0 to 0)	0/1 (0 to 0)	0/4 (0 / 0 to 0)	0/8 (0 / 0 to 0)	0/7 (0 / 0 to 0)	0/8 (0 / 0 to 0)	0/6 (0 / 0 to 0)	0/3 (0 / 0 to 0)	0/8 (0 / 0 to 0)	0/7 (0 / 0 to 0)	0/7 (0 / 0 to 0)	0/6 (0 / 0 to 0)	0/7 (0 / 0 to 0)	0/7 (0 / 0 to 0)	0/3 (0 / 0 to 0)	0/4 (0 / 0 to 0)	0/6 (0 / 0 to 0)	0/8 (0 / 0 to 0)	0/7 (0 / 0 to 0)	0/5 (0 / 0 to 0)	0/5 (0 / 0 to 0)	0/6 (0 / 0 to 0)	0/2 (0 / 0 to 0)	0
Cardiovascular diseases	8/4 (2.9 to 7.5)	1/2 (1.3 to 2.3)	91 (54.9 to 137.6)	49/2 (24.8 to 97.6)	66/9 (52.3 to 83.4)	111 (84.4 to 139)	224 (167.5 to 299)	287 (212.9 to 383)	233 (167.9 to 318)	595 (434.9 to 816)	927 (700.1 to 1,183)	1,360 (1,039.5 to 1,640)	1,758 (1,458.9 to 2,120)	2,010 (1,670.5 to 2,410)	2,280 (1,885.5 to 2,700)	2,410 (2,030.5 to 2,810)	2,610 (2,240.5 to 3,070)	2,630 (2,290.5 to 3,010)	2,270 (1,940.5 to 2,610)	1,670 (1,400.5 to 1,950)	1,110 (870.5 to 1,290)	539 (401.5 to 691)	184 (133.5 to 253)	23,700
Rheumatic heart disease	0/3 (0 / 0 to 0)	0/1 (0 to 0.7)	3/5 (1.1 to 9.2)	19/2 (11.9 to 29.1)	40/6 (25.6 to 62.4)	58/9 (38.9 to 83.7)	71/1 (46.1 to 106)	76/5 (49.6 to 123)	87/6 (59.2 to 125)	91 (62.3 to 135)	89/9 (62.5 to 135)	72/6 (52.3 to 98.1)	61/2 (43.5 to 83.4)	51/5 (37.5 to 68.2)	37/6 (26.1 to 51.9)	29 (18.9 to 41.9)	19/9 (14.2 to 24.9)	13/1 (9.1 to 17.5)	4/1 (1.6 to 8.9)	3/4 (0.9 to 4.9)	1/4 (0.1 to 6)	0/4 (0 to 2.9)	0/2 (0 to 0.9)	0.4
Ischemic heart disease	0/3 (0 / 0 to 0)	0/1 (0 to 0)	0/4 (0 / 0 to 0)	2/2 (0.3 to 6.7)	4/6 (1.7 to 9.3)	22/6 (14.5 to 32.6)	37/6 (25.9 to 49.9)	44/6 (32.5 to 60.3)	42/6 (30.5 to 57.5)	120 (87.5 to 157)	232 (175.5 to 295)	391 (303.5 to 490)	567 (459.5 to 703)	707 (588.5 to 850)	898 (757.5 to 1,060)	1,100 (934.5 to 1,280)	1,160 (973.5 to 1,360)	1,060 (893.5 to 1,240)	845 (703.5 to 997)	555 (431.5 to 691)	376 (267.5 to 494)	160 (106.5 to 220)	12/1 (8.5 to 16.9)	8,270
Stroke	0/3 (0 / 0 to 0)	0/1 (0 to 0)	7/6 (4.9 to 11)	21/2 (14.2 to 31.4)	34/6 (25.2 to 44.9)	75/1 (54.5 to 98.7)	99/5 (74.5 to 129)	115 (87.5 to 150)	220 (170.5 to 280)	386 (292.5 to 490)	554 (410.5 to 723)	702 (542.5 to 879)	870 (674.5 to 1,090)	1,050 (844.5 to 1,290)	897 (744.5 to 1,070)	911 (729.5 to 1,120)	897 (737.5 to 1,080)	911 (744.5 to 1,110)	837 (684.5 to 1,020)	635 (508.5 to 776)	407 (270.5 to 541)	183 (111.5 to 259)	15/1 (9.5 to 23.1)	8,760
Ischemic stroke	0/3 (0 / 0 to 0.1)	0/1 (0 to 0)	0/5 (0 / 0 to 0.7)	2/2 (0.3 to 6.7)	4/6 (1.7 to 9.3)	19/4 (12.1 to 28.7)	22/1 (14.1 to 32.6)	25/4 (17.1 to 35.2)	39/5 (27.5 to 53.7)	63/1 (47.5 to 82.7)	70/7 (50.7 to 93.1)	102 (77.1 to 129)	127 (97.1 to 163)	122 (97.1 to 153)	152 (122.1 to 192)	162 (132.1 to 196)	152 (122.1 to 186)	162 (132.1 to 196)	148 (118.1 to 181)	108 (78.1 to 138)	68 (38.1 to 98.1)	32 (2.1 to 62.1)	16/8 (0.1 to 31.9)	3,290
Intracerebral hemorrhage	0/3 (0 / 0 to 0)	0/1 (0 to 0)	0/4 (0 / 0 to 0)	0/2 (0 / 0 to 0)	2/6 (0.3 to 7.3)	2/6 (0.3 to 7.3)	2/6 (0.3 to 7.3)	2/6 (0.3 to 7.3)	2/6 (0.3 to 7.3)	2/6 (0.3 to 7.3)	2/6 (0.3 to 7.3)	2/6 (0.3 to 7.3)	2/6 (0.3 to 7.3)	2/6 (0.3 to 7.3)	2/6 (0.3 to 7.3)	2/6 (0.3 to 7.3)	2/6 (0.3 to 7.3)	2/6 (0.3 to 7.3)	2/6 (0.3 to 7.3)	2/6 (0.3 to 7.3)	2/6 (0.3 to 7.3)	2/6 (0.3 to 7.3)	2/6 (0.3 to 7.3)	29.4
Subarachnoid hemorrhage	0/3 (0 / 0 to 0)	0/1 (0 to 0)	3/4 (1.9 to 9.2)	1/4 (0.7 to 3.6)	2/6 (1.6 to 7.2)	2/6 (1.6 to 7.2)	2/6 (1.6 to 7.2)	2/6 (1.6 to 7.2)	2/6 (1.6 to 7.2)	2/6 (1.6 to 7.2)	2/6 (1.6 to 7.2)	2/6 (1.6 to 7.2)	2/6 (1.6 to 7.2)	2/6 (1.6 to 7.2)	2/6 (1.6 to 7.2)	2/6 (1.6 to 7.2)	2/6 (1.6 to 7.2)	2/6 (1.6 to 7.2)	2/6 (1.6 to 7.2)	2/6 (1.6 to 7.2)	2/6 (1.6 to 7.2)	2/6 (1.6 to 7.2)	2/6 (1.6 to 7.2)	29.4
Hypertensive heart disease	0/3 (0 / 0 to 0)	0/1 (0 to 0)	0/4 (0 / 0 to 0)	0/2 (0 / 0 to 0)	0/6 (0 / 0 to 0)	0/6 (0 / 0 to 0)	0/6 (0 / 0 to 0)	0/3 (0 / 0 to 0)	0/8 (0 / 0 to 0)	0/7 (0 / 0 to 0)	0/7 (0 / 0 to 0)	0/6 (0 / 0 to 0)	0/7 (0 / 0 to 0)	0/7 (0 / 0 to 0)	0/3 (0 / 0 to 0)	0/4 (0 / 0 to 0)	0/6 (0 / 0 to 0)	0/8 (0 / 0 to 0)	0/7 (0 / 0 to 0)	0/5 (0 / 0 to 0)	0/5 (0 / 0 to 0)	0/6 (0 / 0 to 0)	0/2 (0 / 0 to 0)	0
Non-rheumatic valvular heart disease	0/3 (0 / 0 to 0)	0/1 (0 / 0 to 0)	0/4 (0 / 0 to 0)	0/2 (0 / 0 to 0)	0/6 (0 / 0 to 0)	1/6 (0.1 to 2.1)	2/6 (0.3 to 7.3)	4/6 (1.6 to 9.5)	2/6 (0.3 to 7.3)	9/6 (3.6 to 16.4)	12/6 (5.6 to 20.4)	19/6 (10.6 to 28.4)	25/7 (14.7 to 32.1)	21/6 (12.6 to 29.4)	27/6 (17.6 to 35.4)	29/6 (19.6 to 38.4)	29/6 (19.6 to 38.4)	27/6 (17.6 to 35.4)	24/6 (15.6 to 32.4)	20/6 (11.6 to 28.4)	14/6 (5.6 to 22.4)	8/6 (0.6 to 16.4)	2/6 (0.1 to 2.2)	266
Non-rheumatic calcific aortic valve disease	0/3 (0 / 0 to 0)	0/1 (0 / 0 to 0)	0/4 (0 / 0 to 0)	0/2 (0 / 0 to 0)	0/6 (0 / 0 to 0)	1/3 (0.1 to 2.9)	2/5 (0.3 to 6.1)	2/5 (0.3 to 6.1)	2/5 (0.3 to 6.1)	2/5 (0.3 to 6.1)	2/5 (0.3 to 6.1)	2/5 (0.3 to 6.1)	2/5 (0.3 to 6.1)	2/5 (0.3 to 6.1)	2/5 (0.3 to 6.1)	2/5 (0.3 to 6.1)	2/5 (0.3 to 6.1)	2/5 (0.3 to 6.1)	2/5 (0.3 to 6.1)	2/5 (0.3 to 6.1)	2/5 (0.3 to 6.1)	2/5 (0.3 to 6.1)	2/5 (0.3 to 6.1)	164
Non-rheumatic degenerative mitral valve disease	0/3 (0 / 0 to 0)	0/1 (0 / 0 to 0)	0/4 (0 / 0 to 0)	0/2 (0 / 0 to 0)	0/6 (0 / 0 to 0)	0/6 (2.5 to 3)	2/6 (0.3 to 7.3)	2/6 (0.3 to 7.3)	2/6 (0.3 to 7.3)	10/6 (4.6 to 17.2)	10/6 (4.6 to 17.2)	10/6 (4.6 to 17.2)	10/6 (4.6 to 17.2)	10/6 (4.6 to 17.2)	10/6 (4.6 to 17.2)	10/6 (4.6 to 17.2)	10/6 (4.6 to 17.2)	10/6 (4.6 to 17.2)	10/6 (4.6 to 17.2)	10/6 (4.6 to 17.2)	10/6 (4.6 to 17.2)	10/6 (4.6 to 17.2)	10/6 (4.6 to 17.2)	114
Other non-rheumatic valve diseases	0/3 (0 / 0 to 0)	0/1 (0 / 0 to 0)	0/4 (0 / 0 to 0)	0/2 (0 / 0 to 0)	0/6 (0 / 0 to 0)	0/3 (0 / 0 to 2.1)	0/5 (0 / 0 to 1)	0/5 (0 / 0 to 1.1)	0/5 (0 / 0 to 1.1)	0/8 (0 / 0 to 1.1)	0/7 (0 / 0 to 1.1)	0/6 (0 / 0 to 1.1)	0/7 (0 / 0 to 1.1)	0/7 (0 / 0 to 1.1)	0/3 (0 / 0 to 1.1)	0/4 (0 / 0 to 1.1)	0/6 (0 / 0 to 1.1)	0/8 (0 / 0 to 1.1)	0/7 (0 / 0 to 1.1)	0/5 (0 / 0 to 1.1)	0/5 (0 / 0 to 1.1)	0/6 (0 / 0 to 1.1)	0/2 (0 / 0 to 1.1)	0/2 (0 / 0 to 1.1)	9.1
Cardiomyopathy and myocarditis	2/3 (1.7 to 4.9)	0/1 (0 to 0.7)	3/4 (2.9 to 13.7)	6/2 (3.3 to 19.4)	14/3 (10.3 to 26.1)	17/4 (11.7 to 26.1)	19/7 (13.7 to 28.3)	19/4 (13.6 to 29.3)	23/2 (15.5 to 34.4)	28/1 (20.5 to 38.4)	40/4 (30.5 to 52.4)	60/5 (48.5 to 75.3)	77/1 (64.5 to 92.1)	80/2 (68.5 to 94.1)	74/7 (62.5 to 88.1)	68/4 (56.5 to 81.2)	66/7 (56.5 to 78.8)	68/2 (58.5 to 80.1)	67/4 (57.5 to 78.2)	66/4 (56.5 to 77.2)	49/1 (39.5 to 59.6)	29/4 (19.5 to 39.3)	12/2 (3.5 to 20.9)	1,820
Myocarditis	1/3 (0.2 to 4)	0/1 (0 to 0.7)	3/4 (1.9 to 9.2)	5/2 (2.1 to 13.1)	6/3 (3.1 to 12.3)	7/4 (3.2 to 13.6)	8/5 (3.6 to 14.3)	8/4 (3.6 to 14.3)	8/2 (3.6 to 14.3)	8/1 (3.6 to 14.3)	8/4 (3.6 to 14.3)	8/5 (3.6 to 14.3)	8/4 (3.6 to 14.3)	8/4 (3.6 to 14.3)	8/4 (3.6 to 14.3)	8/4 (3.6 to 14.3)	8/4 (3.6 to 14.3)	8/4 (3.6 to 14.3)	8/4 (3.6 to 14.3)	8/4 (3.6 to 14.3)	8/4 (3.6 to 14.3)	8/4 (3.6 to 14.3)	8/4 (3.6 to 14.3)	61
Alcoholic cardiomyopathy	0/3 (0 / 0 to 0)	0/1 (0 / 0 to 0)	0/4 (0 / 0 to 0)	0/2 (0 / 0 to 0)	0/6 (0 / 0 to 0)	0/6 (0 / 0 to 0)	0/6 (0 / 0 to 0)	0/3 (0 / 0 to 0)	0/8 (0 / 0 to 0)	0/7 (0 / 0 to 0)	0/7 (0 / 0 to 0)	0/6 (0 / 0 to 0)	0/7 (0 / 0 to 0)	0/7 (0 / 0 to 0)	0/3 (0 / 0 to 0)	0/4 (0 / 0 to 0)	0/6 (0 / 0 to 0)	0/8 (0 / 0 to 0)	0/7 (0 / 0 to 0)	0/5 (0 / 0 to 0)	0/5 (0 / 0 to 0)	0/6 (0 / 0 to 0)	0/2 (0 / 0 to 0)	0/2 (0 / 0 to 0)	19.5
Other cardiomyopathy	2/7 (1.5 to 4)	0/7 (0.3 to 1.1)	28/2 (19.7 to 37.4)	19/6 (9.6 to 36.4)	10/6 (4.9 to 19.4)	12/1 (6.9 to 20.4)	16/1 (9.9 to 25.4)	19/1 (12.9 to 29.3)	32/5 (22.9 to 43.6)	49/1 (37.9 to 62.9)	59/5 (46.9 to 73.6)	67/8 (53.9 to 82.6)	72/9 (59.9 to 86.6)	68/1 (56.1 to 82.1)	84/6 (70.1 to 99.1)	90/6 (76.1 to 105)	89/3 (75.1 to 104)	84/6 (70.1 to 99.1)	77/9 (62.1 to 93.6)	55/2 (39.1 to 71.2)	28/6 (12.1 to 45.2)	19 (3.1 to 34.9)	11/4 (0.1 to 22.9)	953
Atrial fibrillation and flutter	0/3 (0 / 0 to 0)	0/1 (0 / 0 to 0)	0/4 (0 / 0 to 0)	0/2 (0 / 0 to 0)	0/6 (0 / 0 to 0)	1/6 (0.1 to 2.1)	2/6 (0.3 to 7.3)	4/6 (1.6 to 9.5)	2/6 (0.3 to 7.3)	9/8 (3.6 to 16.2)	15/8 (7.6 to 23.2)	23/6 (13.6 to 33.4)	29/7 (17.7 to 40.3)	32/1 (20.9 to 43.1)	28/6 (17.6 to 39.4)	29/6 (19.6 to 38.4)	27/8 (17.8 to 37.4)	27/6 (17.6 to 37.4)	25/6 (15.6 to 35.4)	20/6 (10.6 to 30.4)	14/6 (4.6 to 24.4)	8/6 (0.6 to 16.4)	2/6 (0.1 to 2.2)	599
Aortic aneurysm	—	—	—	—	—	1/6 (0.1 to 2.1)	2/6 (0.3 to 7.3)	4/6 (1.6 to 9.5)	2/6 (0.3 to 7.3)	8/1 (3.6 to 15.7)	14/8 (7.6 to 21.3)	22 (13.1 to 31.9)	25/6 (15.6 to 35.4)	26/8 (17.8 to 35.8)	22/6 (13.6 to 31.4)	23/7 (14.7 to 32.3)	21/6 (12.6 to 29.4)	20/6 (11.6 to 28.4)	18/6 (9.6 to 26.4)	14/6 (5.6 to 22.4)	11/6 (2.6 to 19.4)	7/6 (0.6 to 13.4)	4/6 (0.6 to 8.4)	1/6 (0.1 to 2.2)	NA
Endocarditis	0/3 (0 / 0 to 0)	0/1 (0 / 0 to 0)	1/4 (0.2 to 7.8)	2/2 (0.3 to 6.7)	4/3 (1.4 to 9.9)	5/3 (2.7 to 9.9)	7/3 (3.7 to 11.1)	11/1 (6.7 to 16.8)	11/8 (6.7 to 16.8)	19/7 (12.7 to 26.6)	19/7 (12.7 to 26.6)	22/3 (15.7 to 29.6)	20/4 (13.6 to 27.6)	19/7 (12.7 to 26.6)	22/6 (15.6 to 29.4)	19/8 (12.8 to 26.8)	16/8 (9.8 to 23.8)	16/6 (9.6 to 22.4)	10/2 (3.6 to 16.4)	7/6 (0.6 to 13.4)	4/6 (0.6 to 8.4)	2/6 (0.1 to 2.2)	1/2 (0 to 0.9)	229
Other cardiovascular and circulatory diseases	1/9 (1 to 3.6)	0/6 (0.3 to 1.1)	19/1 (9.4 to 34.7)	3/5 (1.3 to 13.4)	10 (4.4 to 19.4)	16 (9.4 to 25.9)	19/4 (11.4 to 29.7)	32/6 (20.4 to 46.1)	40/1 (28.4 to 54.1)	63/5 (49.4 to 79.1)	89 (72.4 to 107)	120 (101.4 to 140)	132 (113.4 to 153)	144/2 (124.4 to 166)	152/6 (132.4 to 174)	148/6 (128.4 to 170)	142/7 (122.4 to 164)	136/6 (116.4 to 158)	120/2 (100.4 to 142)	98/2 (78.4 to 119)	68/2 (48.4 to 89.1)	29/6 (9.4 to 49.7)	11/1 (1.4 to 21)	856
Chronic respiratory diseases	0/3 (0 / 0 to 0)	0/1 (0 / 0 to 0)	2/4 (1.7 to 9.1)	3/5 (1.3 to 8.7)	3/5 (1.3 to 8.7)	3/5 (1.3 to 8.7

Congenital birth defects	1,940 (1,340 to 2,940)	302 (214 to 398)	2,170 (1,420 to 2,760)	341 (244 to 470)	175 (130 to 223)	142 (107 to 193)	109 (82 to 142)	94·5 (70·1 to 125)	80 (57·6 to 109)	80·5 (59 to 106)	70·7 (50·3 to 98·6)	61·4 (43·9 to 85·1)	59·8 (39·3 to 72·9)	43·7 (31·4 to 60·3)	37·1 (25 to 51)	26·5 (19·7 to 36·4)	17·2 (11·9 to 24·4)	9·6 (5·7 to 11)	3·9 (2 to 6·5)	2·1 (1·1 to 3·7)	1·1 (0·5 to 1·9)	0·4 (0·2 to 0·7)	0·1 (0·1 to 0·2)	5,750
Neural tube defects	486 (297 to 699)	29·9 (13·9 to 46·4)	197 (89·9 to 270)	79·6 (41 to 138)	9 (3·6 to 17·8)	8 (3·4 to 16·7)	6·2 (2·7 to 9)	2·3 (1 to 4·2)	2·3 (1·5 to 3·4)	2·1 (1 to 3)	1·6 (1·1 to 2·3)	1·2 (0·6 to 1·7)	0·9 (0·6 to 1·4)	0·7 (0·4 to 1)	0·6 (0·4 to 1·1)	0·3 (0·2 to 0·6)	0·3 (0·2 to 0·4)	0 (0 to 0·2)	0 (0 to 0)	0 (0 to 0)	0 (0 to 0)	0 (0 to 0)	0 (0 to 0)	0 (0 to 0)	802
Congenital heart anomalies	2,010 (1,620 to 2,620)	307 (75·2 to 781)	2,250 (671 to 1,400)	353 (85·2 to 214)	181 (27·3 to 94·4)	147 (24·9 to 44·6)	113 (19·7 to 39·9)	97·4 (17·2 to 24·4)	82·9 (11·4 to 29)	83·4 (13·5 to 23·8)	73·2 (12 to 20·7)	63·5 (9·3 to 19)	61·9 (9·1 to 17·2)	45·2 (6·9 to 10·4)	38·4 (4·2 to 9·4)	27·4 (2·5 to 6·1)	17·8 (2·3 to 4·3)	9·9 (1·2 to 2·7)	4·1 (0·5 to 1·1)	2·2 (0·3 to 0·6)	1·1 (0·1 to 0·3)	0·4 (0·1 to 0·1)	0·1 (0 to 0·1)	0·1 (0 to 0)	5,930
Orofacial clefts	9·2 (2·1 to 19·8)	2·8 (0·4 to 7·7)	19·6 (2·6 to 32·8)	3·3 (0·6 to 7·4)	0·9 (0·6 to 1·4)	0·9 (0·6 to 1·4)	0·8 (0·6 to 1·4)	0·9 (0·6 to 1·4)	0·8 (0·6 to 1·4)	0·9 (0·6 to 1·4)	0·8 (0·6 to 1·4)	0·8 (0·5 to 1·2)	0·7 (0·5 to 1·1)	0·6 (0·4 to 0·9)	0·5 (0·3 to 0·7)	0·3 (0·2 to 0·5)	0·2 (0·2 to 0·4)	0·1 (0·1 to 0·3)	0·1 (0·1 to 0·2)	0 (0 to 0·1)	0 (0 to 0·1)	0 (0 to 0)	0 (0 to 0)	0 (0 to 0)	39·1
Down syndrome	33·6 (19·5 to 54·9)	7·7 (4·5 to 12·7)	168 (89·2 to 268)	24·3 (12·9 to 43·5)	8·8 (4·6 to 15·1)	7·5 (4·2 to 12·5)	7·3 (4·1 to 11·7)	7·6 (4·6 to 11·6)	6·9 (4·2 to 10·4)	7·4 (4·6 to 11·4)	6·9 (4·3 to 10·5)	5·3 (3·2 to 8·1)	5·6 (3·4 to 8·6)	4·6 (2·8 to 6·9)	3·5 (2·1 to 5·2)	2·6 (1·6 to 3·9)	1·8 (1·1 to 2·7)	1·0 (0·6 to 1·5)	0·5 (0·3 to 0·8)	0·2 (0·1 to 0·3)	0·1 (0 to 0·2)	0·1 (0 to 0·1)	0·1 (0 to 0)	0·1 (0 to 0)	301
Turner syndrome	0 (0 to 0)	0 (0 to 0)	0 (0 to 0·1)	0·2 (0·1 to 0·3)	0·2 (0·1 to 0·4)	0·2 (0·1 to 0·4)	0·3 (0·1 to 0·6)	0·2 (0·1 to 0·4)	0·2 (0·1 to 0·4)	0·2 (0·1 to 0·3)	0·2 (0·1 to 0·3)	0·1 (0·1 to 0·2)	0·1 (0 to 0·1)	0·1 (0 to 0·1)	0 (0 to 0·1)	0 (0 to 0·1)	0 (0 to 0·1)	0 (0 to 0·1)	0 (0 to 0·1)	0 (0 to 0·1)	0 (0 to 0·1)	0 (0 to 0·1)	0 (0 to 0·1)	0 (0 to 0·1)	0 (0 to 0·1)	2
Klinefelter syndrome	0 (0 to 0)	0 (0 to 0)	0 (0 to 0)	0 (0 to 0)	0 (0 to 0)	0 (0 to 0)

SR Table 2b: Roraima DALYS by cause and age group for females with 95% uncertainty intervals, 2019

Cause	Early Neonatal	Late Neonatal	Post Neonatal	1 to 4	5 to 9	10 to 14	15 to 19	20 to 24	25 to 29	30 to 34	35 to 39	40 to 44	45 to 49	50 to 54	55 to 59	60 to 64	65 to 69	70 to 74	75 to 79	80 to 84	85 to 89	90 to 94	95 plus	Total
All causes	1,000 (875 to 1,000)	1,000 (1,000 to 1,000)	1,000 (1,000 to 1,000)	1,000 (1,000

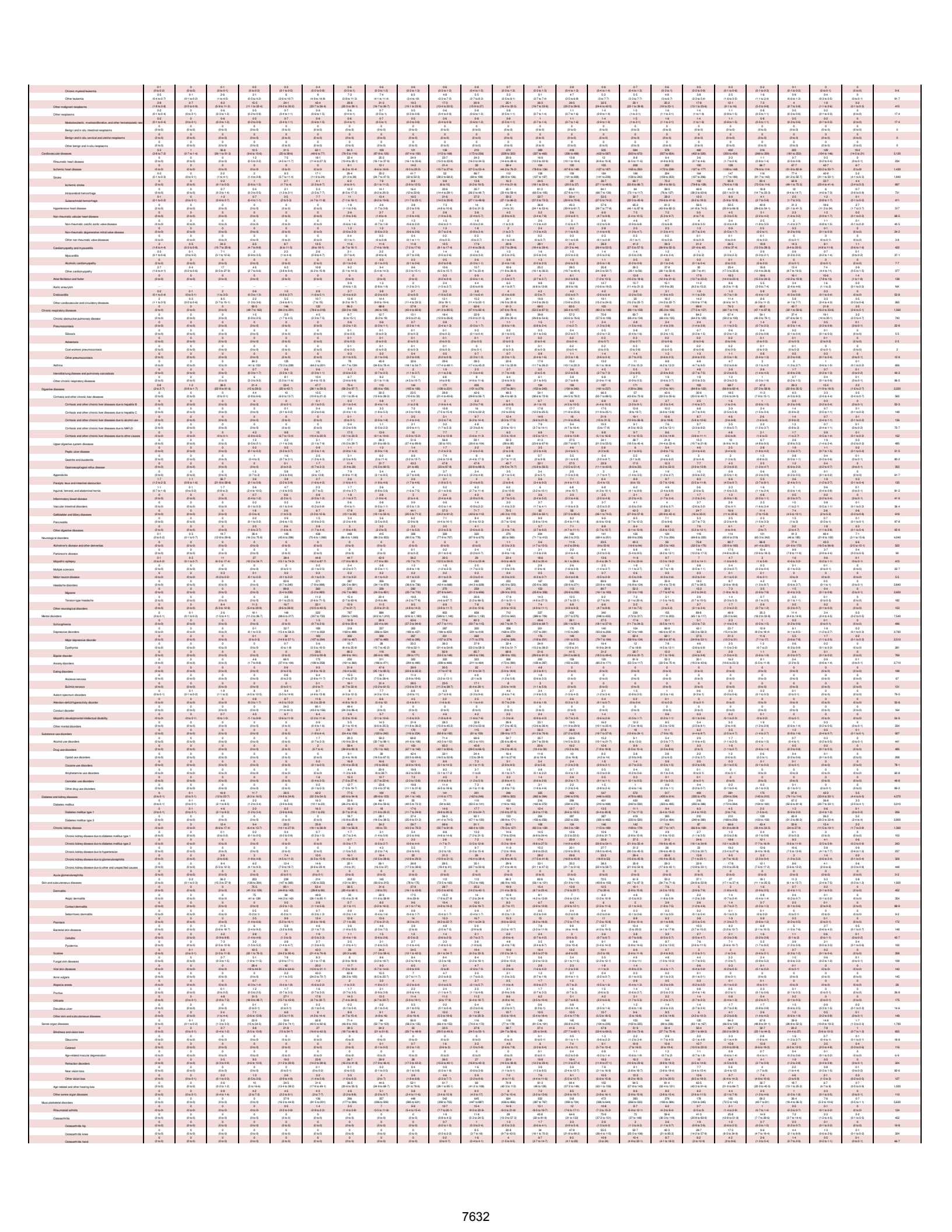

Chronic myeloid leukemia	0-1 (0 to 0.2)	0 (0 to 0)	0-1 (0 to 0.1)	0-2 (0 to 0.3)	0-3 (0 to 0.5)	0-4 (0.2 to 0.8)	0-6 (0 to 1)	0-6 (0 to 1.2)	0-6 (0 to 1.2)	0-6 (0 to 1.2)	0-6 (0 to 1.2)	0-8 (0 to 1.5)	0-7 (0 to 1.3)	0-7 (0 to 1.3)	0-8 (0 to 1.3)	0-8 (0 to 1.4)	0-8 (0 to 1.4)	0-7 (0 to 1.4)	0-6 (0 to 1)	0-5 (0 to 0.9)	0-3 (0 to 0.4)	0-2 (0 to 0.3)	0-1 (0 to 0.2)	0-1 (0 to 0.2)	0 (0 to 0)	0 (0 to 0)	
Other leukemia	0-5 (0.4 to 0.7)	0-1 (0.1 to 0.2)	0-2 (1.1 to 4.5)	0-5 (4 to 6.2)	0-8 (2.6 to 10.7)	0-11 (4 to 14.8)	0-16 (6 to 21.4)	0-20 (7.4 to 27.2)	0-21 (8 to 28.6)	0-22 (8.2 to 29.8)	0-23 (8.5 to 30.7)	0-25 (9.2 to 33.2)	0-25 (9.3 to 33.5)	0-25 (9.3 to 33.5)	0-25 (9.2 to 33.2)	0-25 (9.2 to 33.2)	0-25 (9.2 to 33.2)	0-25 (9.3 to 33.5)	0-23 (8.5 to 30.7)	0-20 (7.4 to 26.8)	0-16 (6.1 to 21.4)	0-13 (4.8 to 17.3)	0-9 (3.3 to 12.1)	0-5 (1.8 to 6.7)	0 (0 to 0)	0 (0 to 0)	99-100
Other malignant neoplasms	2-9 (1.6 to 2.8)	0-7 (0.5 to 0.9)	2-12 (1.5 to 4.2)	6-23 (4.1 to 10.2)	10-35 (7.2 to 24.4)	13-46 (9.2 to 32.2)	17-58 (12.2 to 40.2)	20-69 (14.7 to 48.7)	23-79 (16.7 to 55.1)	26-89 (18.7 to 62.3)	29-98 (20.7 to 68.9)	32-110 (23.1 to 76.7)	34-116 (24.4 to 80.5)	34-116 (24.4 to 80.5)	34-116 (24.4 to 80.5)	34-116 (24.4 to 80.5)	34-116 (24.4 to 80.5)	34-116 (24.4 to 80.5)	34-116 (24.4 to 80.5)	34-116 (24.4 to 80.5)	34-116 (24.4 to 80.5)	34-116 (24.4 to 80.5)	34-116 (24.4 to 80.5)	34-116 (24.4 to 80.5)	34-116 (24.4 to 80.5)	34-116 (24.4 to 80.5)	413
Other neoplasms	0-1 (0 to 0.4)	0 (0 to 0.1)	0-2 (0 to 0.5)	0-4 (0.2 to 1.1)	0-6 (0.3 to 1.6)	0-8 (0.4 to 2.1)	0-10 (0.5 to 2.6)	0-12 (0.6 to 3.1)	0-13 (0.6 to 3.4)	0-14 (0.7 to 3.6)	0-15 (0.7 to 3.9)	0-17 (0.8 to 4.4)	0-18 (0.9 to 4.6)	0-18 (0.9 to 4.6)	0-18 (0.9 to 4.6)	0-18 (0.9 to 4.6)	0-18 (0.9 to 4.6)	0-18 (0.9 to 4.6)	0-18 (0.9 to 4.6)	0-18 (0.9 to 4.6)	0-18 (0.9 to 4.6)	0-18 (0.9 to 4.6)	0-18 (0.9 to 4.6)	0-18 (0.9 to 4.6)	0-18 (0.9 to 4.6)	0-18 (0.9 to 4.6)	17-4
Myelodysplastic, myeloproliferative, and other hematopoietic neo	0-2 (0.1 to 0.4)	0 (0 to 0)	0-5 (0.2 to 0.9)	0-7 (0.4 to 1.5)	0-9 (0.5 to 1.9)	0-11 (0.6 to 2.5)	0-14 (0.8 to 3.1)	0-17 (0.9 to 3.8)	0-18 (0.9 to 4.1)	0-19 (1 to 4.3)	0-21 (1.1 to 4.8)	0-23 (1.2 to 5.2)	0-24 (1.2 to 5.4)	0-24 (1.2 to 5.4)	0-24 (1.2 to 5.4)	0-24 (1.2 to 5.4)	0-24 (1.2 to 5.4)	0-24 (1.2 to 5.4)	0-24 (1.2 to 5.4)	0-24 (1.2 to 5.4)	0-24 (1.2 to 5.4)	0-24 (1.2 to 5.4)	0-24 (1.2 to 5.4)	0-24 (1.2 to 5.4)	0-24 (1.2 to 5.4)	0-24 (1.2 to 5.4)	17-4
Benign and in situ, intestinal neoplasms	0 (0 to 0)	0 (0 to 0)	0 (0 to 0)	0 (0 to 0)	0 (0 to 0)	0 (0 to 0)	0 (0 to 0)	0 (0 to 0)	0 (0 to 0)	0 (0 to 0)	0 (0 to 0)	0 (0 to 0)	0 (0 to 0)	0 (0 to 0)	0 (0 to 0)	0 (0 to 0)	0 (0 to 0)	0 (0 to 0)	0 (0 to 0)	0 (0 to 0)	0 (0 to 0)	0 (0 to 0)	0 (0 to 0)	0 (0 to 0)	0 (0 to 0)	0 (0 to 0)	0 (0 to 0)	0
Benign and in situ, cervical and uterine neoplasms	0 (0 to 0)	0 (0 to 0)	0 (0 to 0)	0 (0 to 0)	0 (0 to 0)	0 (0 to 0)	0 (0 to 0)	0 (0 to 0)	0 (0 to 0)	0 (0 to 0)	0 (0 to 0)	0 (0 to 0)	0 (0 to 0)	0 (0 to 0)	0 (0 to 0)	0 (0 to 0)	0 (0 to 0)	0 (0 to 0)	0 (0 to 0)	0 (0 to 0)	0 (0 to 0)	0 (0 to 0)	0 (0 to 0)	0 (0 to 0)	0 (0 to 0)	0 (0 to 0)	0 (0 to 0)	
Other benign and in situ neoplasms	0 (0 to 0)	1 (0 to 0.1)	96-8 (94.9 to 100)	92-5 (84.9 to 100)	89-3 (79.5 to 100)	86-2 (74.1 to 100)	82-9 (68.9 to 100)	79-7 (64.1 to 100)	76-4 (59.4 to 100)	73-2 (54.8 to 100)	70-1 (50.4 to 100)	67-1 (46.2 to 100)	64-2 (42.2 to 100)	61-4 (38.4 to 100)	58-7 (34.8 to 100)	56-1 (31.5 to 100)	53-6 (28.5 to 100)	51-2 (25.8 to 100)	49-1 (23.4 to 100)	47-1 (21.3 to 100)	45-3 (19.4 to 100)	43-7 (17.8 to 100)	42-3 (16.4 to 100)	41-1 (15.2 to 100)	40-1 (14.2 to 100)	39-2 (13.3 to 100)	38-4 (12.7 to 100)	0
Cardiovascular diseases	5-3 (3.6 to 7.2)	2-1 (0.7 to 1.4)	96-8 (94.9 to 100)	92-5 (84.9 to 100)	91-5 (82.1 to 100)	90-6 (79.6 to 100)	89-7 (77.3 to 100)	88-9 (75.1 to 100)	88-2 (73.1 to 100)	87-5 (71.3 to 100)	86-9 (69.6 to 100)	86-3 (68.1 to 100)	85-8 (66.8 to 100)	85-4 (65.7 to 100)	85-1 (64.8 to 100)	84-8 (64.1 to 100)	84-6 (63.6 to 100)	84-5 (63.3 to 100)	84-4 (63.2 to 100)	84-4 (63.2 to 100)	84-4 (63.2 to 100)	84-4 (63.2 to 100)	84-4 (63.2 to 100)	84-4 (63.2 to 100)	84-4 (63.2 to 100)	84-4 (63.2 to 100)	84-4 (63.2 to 100)	5,120
Rheumatic heart disease	0-1 (0 to 0.2)	0 (0 to 0)	0-2 (0.1 to 0.5)	0-5 (0.3 to 1.1)	0-7 (0.4 to 1.7)	0-9 (0.5 to 2.1)	0-11 (0.6 to 2.7)	0-13 (0.7 to 3.2)	0-15 (0.8 to 3.6)	0-16 (0.9 to 3.9)	0-17 (0.9 to 4.2)	0-19 (1 to 4.6)	0-20 (1.1 to 4.8)	0-21 (1.1 to 5)	0-21 (1.1 to 5)	0-21 (1.1 to 5)	0-21 (1.1 to 5)	0-21 (1.1 to 5)	0-21 (1.1 to 5)	0-21 (1.1 to 5)	0-21 (1.1 to 5)	0-21 (1.1 to 5)	0-21 (1.1 to 5)	0-21 (1.1 to 5)	0-21 (1.1 to 5)	0-21 (1.1 to 5)	0-21 (1.1 to 5)	234
Ischemic heart disease	0 (0 to 0)	0 (0 to 0)	0 (0 to 0)	0 (0 to 0)	0 (0 to 0)	0 (0 to 0)	0 (0 to 0)	0 (0 to 0)	0 (0 to 0)	0 (0 to 0)	0 (0 to 0)	0 (0 to 0)	0 (0 to 0)	0 (0 to 0)	0 (0 to 0)	0 (0 to 0)	0 (0 to 0)	0 (0 to 0)	0 (0 to 0)



Osteoarthritis other	0 (0 to 0)	0 (0 to 0)	0 (0 to 0)	0 (0 to 0)	0 (0 to 0)	0 (0 to 0)	0 (0 to 0)	0 (0 to 0)	0 (0 to 0)	0 (0 to 0)	0 (0 to 0)	0 (0 to 0)	0 (0 to 0)	0 (0 to 0)	0 (0 to 0)	0 (0 to 0)	0 (0 to 0)	0 (0 to 0)	0 (0 to 0)	0 (0 to 0)	0 (0 to 0)	41-7
Low back pain	0 (0 to 0)	0 (0 to 0)	0 (0 to 0)	0 (0 to 0)	0 (0 to 0)	0 (0 to 0)	0 (0 to 0)	0 (0 to 0)	0 (0 to 0)	0 (0 to 0)	0 (0 to 0)	0 (0 to 0)	0 (0 to 0)	0 (0 to 0)	0 (0 to 0)	0 (0 to 0)	0 (0 to 0)	0 (0 to 0)	0 (0 to 0)	0 (0 to 0)	0 (0 to 0)	2,590
Neck pain	0 (0 to 0)	0 (0 to 0)	0 (0 to 0)	0 (0 to 0)	0 (0 to 0)	0 (0 to 0)	0 (0 to 0)	0 (0 to 0)	0 (0 to 0)	0 (0 to 0)	0 (0 to 0)	0 (0 to 0)	0 (0 to 0)	0 (0 to 0)	0 (0 to 0)	0 (0 to 0)	0 (0 to 0)	0 (0 to 0)	0 (0 to 0)	0 (0 to 0)	0 (0 to 0)	535
Gout	0 (0 to 0)	0 (0 to 0)	0 (0 to 0)	0 (0 to 0)	0 (0 to 0)	0 (0 to 0)	0 (0 to 0)	0 (0 to 0)	0 (0 to 0)	0 (0 to 0)	0 (0 to 0)	0 (0 to 0)	0 (0 to 0)	0 (0 to 0)	0 (0 to 0)	0 (0 to 0)	0 (0 to 0)	0 (0 to 0)	0 (0 to 0)	0 (0 to 0)	0 (0 to 0)	10.9
Other musculoskeletal disorders	0 (0 to 0)	0 (0 to 0)	0 (0 to 0)	0 (0 to 0)	4.7 (2.5 to 7.2)	19.6 (9.2 to 39.3)	47.8 (28.9 to 70.7)	69.4 (46.4 to 127)	98.3 (117 to 339)	177 (117 to 339)	238 (146 to 334)	255 (162 to 379)	253 (146 to 352)	197 (126 to 300)	178 (115 to 266)	158 (102 to 231)	124 (77.7 to 185)	93.6 (56.7 to 130)	62.7 (32.4 to 92.6)	28.9 (18.1 to 42.3)	14.2 (8.4 to 22.4)	1,810
Other non-communicable diseases	1,760 (1,280 to 2,350)	180 (126 to 252)	1,030 (774 to 1,390)	138 (104 to 193)	194 (146 to 256)	187 (140 to 241)	368 (267 to 467)	396 (274 to 570)	480 (353 to 662)	480 (333 to 692)	433 (300 to 607)	429 (296 to 610)	376 (222 to 533)	276 (190 to 386)	244 (179 to 339)	210 (153 to 285)	164 (119 to 217)	116 (86.3 to 155)	78.3 (54.5 to 108.9)	50.4 (38.4 to 65.4)	26.6 (20.9 to 37.1)	13.7 (10.1 to 17.3)	7,640
Congenital birth defects	1,760 (1,270 to 2,350)	175 (122 to 247)	932 (687 to 1,190)	90.7 (66.4 to 121)	84.8 (62.3 to 111)	78.5 (52.2 to 102)	43.4 (32.3 to 54.4)	33.1 (23.5 to 42.6)	24.8 (16.7 to 32.2)	20.2 (12.1 to 28)	15.1 (12.5 to 22.8)	14.7 (11.9 to 19.4)	11.9 (9.2 to 15.8)	9.5 (7.1 to 12.5)	8.2 (6.1 to 10.9)	5.6 (3.7 to 7.3)	3.5 (2.4 to 4.6)	1 (0.6 to 1.4)	0.5 (0.3 to 0.8)	0.1 (0 to 0.2)	0 (0 to 0)	3,290
Neural tube defects	270 (226 to 599)	15.4 (7.3 to 28.4)	96.4 (44.5 to 191)	34 (18.8 to 54.8)	0.1 (0 to 0.5)	3.7 (2.3 to 5.4)	1.9 (1.3 to 2.7)	1.2 (0.6 to 1.6)	0.6 (0.6 to 1.2)	0.6 (0.4 to 0.9)	0.5 (0.3 to 0.7)	0.3 (0.2 to 0.5)	0.2 (0.2 to 0.3)	0.2 (0.1 to 0.2)	0.2 (0.1 to 0.2)	0.2 (0.1 to 0.2)	0.1 (0 to 0.1)	0 (0 to 0)	0 (0 to 0)	0 (0 to 0)	0 (0 to 0)	533
Congenital heart anomalies	422 (341 to 517)	67.5 (41.1 to 100)	391 (246 to 567)	19.4 (11.2 to 30.5)	21.2 (12.3 to 40.2)	30.2 (17.4 to 44.9)	13.5 (9.6 to 19.1)	10.7 (7.3 to 15)	7.4 (5.1 to 10.3)	5.1 (3.7 to 7.4)	4.5 (2.4 to 5.2)	3.9 (2.4 to 5.2)	2.6 (1.6 to 4)	2.1 (1.4 to 2.7)	1.9 (1.3 to 2.8)	1.2 (0.8 to 1.7)	0.9 (0.6 to 1.2)	0.5 (0.3 to 0.8)	0.2 (0 to 0.1)	0 (0 to 0)	0 (0 to 0)	1,010
Orofacial clefts	0.6 (0.4 to 1.4)	0.6 (0.3 to 1.3)	4.9 (1.5 to 12.4)	0.6 (0.2 to 1.5)	0.5 (0.3 to 0.7)	0.4 (0.2 to 0.6)	0.4 (0.2 to 0.6)	0.3 (0.2 to 0.4)	0.3 (0.2 to 0.5)	0.3 (0.2 to 0.5)	0.3 (0.2 to 0.5)	0.3 (0.2 to 0.5)	0.2 (0.1 to 0.3)	0.2 (0.1 to 0.3)	0.2 (0.1 to 0.3)	0.1 (0.1 to 0.2)	0.1 (0 to 0.1)	0 (0 to 0.1)	0 (0 to 0)	0 (0 to 0)	0 (0 to 0)	16.4
Down syndrome	24.6 (12.6 to 42.2)	3.8 (2.2 to 6.4)	56.9 (35.9 to 86.4)	3.8 (2 to 6.5)	2.9 (2 to 5.7)	4.1 (2.2 to 7)	3 (1.8 to 4.8)	2.6 (1.7 to 4.5)	2.3 (1.4 to 3.4)	1.7 (1 to 2.7)	1.4 (0.9 to 2.2)	1.2 (0.8 to 1.9)	1.5 (1 to 2.3)	0.7 (0.4 to 1.6)	0.9 (0.7 to 2)	0.4 (0.3 to 0.9)	0.2 (0 to 0.5)	0.1 (0 to 0.3)	0 (0 to 0)	0 (0 to 0)	0 (0 to 0)	114
Turner syndrome	0 (0 to 0)	0 (0 to 0)	0 (0 to 0)	0.1 (0 to 0.2)	0.1 (0 to 0.2)	0.1 (0 to 0.1)	0.1 (0 to 0.2)	0.1 (0 to 0.1)	0.1 (0 to 0.1)	0.1 (0 to 0.1)	0.1 (0 to 0.1)	0 (0 to 0)	0 (0 to 0)	0 (0 to 0)	0 (0 to 0)	0 (0 to 0)	0 (0 to 0)	0 (0 to 0)	0 (0 to 0)	0 (0 to 0)	0 (0 to 0)	0-7
Klinefelter syndrome	0 (0 to 0)	0 (0 to 0)	0 (0 to 0)	0 (0 to 0)	0 (0 to 0)	0 (0 to 0)	0 (0 to 0)	0 (0 to 0)	0 (0 to 0)	0 (0 to 0)	0 (0 to 0)	0 (0 to 0)	0 (0 to 0)	0 (0 to 0)	0 (0 to 0)	0 (0 to 0)	0 (0 to 0)	0 (0 to 0)	0 (0 to 0)	0 (0 to 0)	0 (0 to 0)	6
Other chromosomal abnormalities	53.2 (39.1 to 69)	8 (4 to 17.1)	40.4 (25.3 to 73.7)	3.6 (2.4 to 5.1)	2.7 (1.3 to 3.4)	2.2 (1.3 to 3.4)	1.7 (1.1 to 2.6)	1.4 (0.9 to 2)	0.9 (0.6 to 1.2)	0.7 (0.4 to 0.7)	0.5 (0.4 to 0.7)	0.4 (0.3 to 0.6)	0.3 (0.2 to 0.4)	0.1 (0.1 to 0.2)	0.1 (0.1 to 0.1)	0.1 (0 to 0.1)	0 (0 to 0.1)	0 (0 to 0)	0 (0 to 0)	0 (0 to 0)	0 (0 to 0)	122
Congenital musculoskeletal and limb anomalies	42.6 (27.2 to 63.7)	2.7 (1.5 to 4.4)	15.5 (9.3 to 26.8)	3.7 (1.9 to 6.1)	14.4 (9.7 to 22)	11.5 (7.1 to 18.1)	8.3 (4.6 to 12.9)	6.5 (4.3 to 11.4)	6.5 (3.6 to 9.2)	5.2 (3.2 to 8.4)	4.4 (2.2 to 6.1)	3.4 (1.8 to 5.4)	2.8 (1.4 to 4.1)	2.1 (1.1 to 3.2)	2.1 (1.1 to 3.1)	1.6 (0.9 to 2.2)	0.9 (0.5 to 1.2)	0.3 (0.2 to 0.4)	0.1 (0 to 0.2)	0 (0 to 0)	0 (0 to 0)	158
Urogenital congenital anomalies	73.2 (51.6 to 104.7)	6.7 (3.4 to 12.7)	42.2 (20.6 to 71.4)	1.6 (0.9 to 2.6)	1.6 (0.8 to 2.5)	1.3 (0.8 to 1.9)	0.7 (0.4 to 1)	0.5 (0.3 to 0.7)	0.4 (0.3 to 0.6)	0.3 (0.2 to 0.5)	0.3 (0.1 to 0.3)	0.2 (0.1 to 0.3)	0.2 (0.1 to 0.2)	0.1 (0.1 to 0.2)	0.1 (0.1 to 0.1)	0.1 (0 to 0.1)	0 (0 to 0.1)	0 (0 to 0)	0 (0 to 0)	0 (0 to 0)	0 (0 to 0)	93.7
Digestive congenital anomalies	39.2 (22.7 to 62.5)	2 (0.9 to 4.2)	16.9 (8.9 to 32.1)	0.9 (0.5 to 1.6)	0.5 (0.2 to 0.9)	0.5 (0.2 to 0.8)	0.3 (0.1 to 0.5)	0.2 (0.1 to 0.4)	0.2 (0.1 to 0.3)	0.1 (0.1 to 0.3)	0.1 (0.1 to 0.2)	0.1 (0.1 to 0.2)	0.1 (0.1 to 0.2)	0.1 (0.1 to 0.2)	0.1 (0.1 to 0.2)	0 (0 to 0.1)	0 (0 to 0.1)	0 (0 to 0)	0 (0 to 0)	0 (0 to 0)	0 (0 to 0)	436
Other congenital birth defects	48.3 (14.6 to 108.8)	3.2 (0.9 to 9.2)	186 (97.5 to 274)	12.6 (7.6 to 21.6)	32.1 (19.2 to 54.6)	19.1 (9.5 to 30)	7 (3.6 to 12.1)	3.9 (1.9 to 5.9)	2.2 (0.9 to 3.3)	1.4 (0.4 to 2.7)	0.7 (0.2 to 2.2)	0.3 (0.1 to 0.9)	0.2 (0.1 to 0.5)	0.1 (0 to 0.4)	0.1 (0 to 0.3)	0 (0 to 0.2)	0 (0 to 0.1)	0 (0 to 0.1)	0 (0 to 0.1)	0 (0 to 0.1)	0 (0 to 0)	806
Urinary diseases and male infertility	0.4 (0.4 to 0.9)	0.3 (0.2 to 0.5)	17.7 (10.7 to 29.4)	0.5 (0.3 to 0.7)	4.5 (2.6 to 8.4)	8.4 (5.1 to 11.1)	10.7 (6.9 to 18)	16.7 (12.3 to 23.3)	17.4 (12.7 to 22.8)	17.7 (12.5 to 24.4)	16.6 (12.4 to 23.2)	17.5 (13.5 to 23.2)	17.5 (12.7 to 23.2)	17.3 (12.6 to 23.2)	19.6 (14.2 to 26.8)	20.2 (14.2 to 28.4)	19.4 (13.7 to 28.3)	16.2 (11.7 to 22.2)	10.4 (6.4 to 16.4)	6.6 (3.4 to 12.3)	1.7 (0.4 to 4.1)	266
Urolithiasis	(0 to 0)	(0 to 0)	(0 to 0)	(0 to 0)	0.2 (0 to 0.5)	0.6 (0.4 to 1.5)	0.8 (0.6 to 2.2)	1.7 (1 to 2.8)	2.8 (1.1 to 3.2)	3.7 (2 to 4.6)	3.7 (2 to 5.3)	3.9 (2 to 5.3)	3.8 (2 to 5.3)	3.6 (1.5 to 5.6)	3.4 (1.5 to 5.6)	3.1 (1.5 to 5.6)	2.6 (0.9 to 5.2)	2.1 (0.4 to 5.1)	1.4 (0.2 to 4.6)	0.7 (0.1 to 3.1)	0.2 (0 to 0.5)	21-3
Benign prostatic hyperplasia	0 (0 to 0)	0 (0 to 0)	0 (0 to 0)	0 (0 to 0)	0 (0 to 0)	0 (0 to 0)	0 (0 to 0)	0 (0 to 0)	0 (0 to 0)	0 (0 to 0)	0 (0 to 0)	0 (0 to 0)	0 (0 to 0)	0 (0 to 0)	0 (0 to 0)	0 (0 to 0)	0 (0 to 0)	0 (0 to 0)	0 (0 to 0)	0 (0 to 0)	0 (0 to 0)	0
Male infertility	–	–	–	–	–	–	–	–	–	–	–	–	–	–	–	–	–	–	–	–	–	NA
Other urinary diseases	0.2 (0.1 to 0.4)	0 (0 to 0)	0.3 (0.1 to 0.6)	1.1 (0.4 to 1.8)	0.9 (0.5 to 1.4)	1.1 (0.6 to 1.6)	1.5 (0.9 to 2.4)	1.5 (0.7 to 1.6)	1.5 (0.9 to 2.2)	1.6 (1 to 2.3)	1.8 (1 to 2.9)	1.3 (0.8 to 2.1)	1.2 (0.7 to 1.9)	0.8 (0.5 to 1.4)	0.7 (0.4 to 1.2)	0.4 (0.3 to 0.7)	0.3 (0.2 to 0.4)	0.2 (0.1 to 0.4)	0.1 (0 to 0.2)	0 (0 to 0)	0 (0 to 0)	17
Gynecological diseases	0 (0 to 0)	0 (0 to 0)	0 (0 to 0)	0 (0 to 0)	201 (0 to 0)	201 (21.4 to 73.7)	201 (83 to 270)	201 (109 to 387)	201 (167 to 457)	202 (167 to 457)	202 (209 to 468)	202 (209 to 468)	202 (227 to 481)	202 (170 to 370)	198 (106 to 327)	198 (54.4 to 134)	206 (28.7 to 47.4)	206 (4.7 to 46.8)	206 (8.2 to 14)	206 (4.6 to 4.6)	206 (1.9 to 2.4)	2,030
Uterine fibroids	0 (0 to 0)	0 (0 to 0)	0 (0 to 0)	0 (0 to 0)	0.4 (0.1 to 1)	0.4 (0.4 to 2)	2.2 (0.6 to 4.8)	2.2 (2.4 to 12.2)	2.2 (1.4 to 7.1)	2.2 (1.4 to 5.4)	2.2 (0.9 to 3.2)	2.2 (0.9 to 3.2)	2.2 (0.9 to 3.2)	2.2 (0.9 to 3.2)	2.2 (0.9 to 3.2)	2.2 (0.9 to 3.2)	2.2 (0.9 to 3.2)	2.2 (0.9 to 3.2)	2.2 (0.9 to 3.2)	2.2 (0.9 to 3.2)	2.2 (0.9 to 3.2)	132
Polycystic ovarian syndrome	0 (0 to 0)	0 (0 to 0)	0 (0 to 0)	0 (0 to 0)	0 (0 to 0)	0 (0 to 0)	0 (0 to 0)	1.9 (0.6 to 4.1)	1.9 (0.7 to 3.7)	1.7 (0.7 to 3.4)	1.7 (0.3 to 3.6)	1.3 (0.3 to 3.6)	1.3 (0.4 to 1.9)	0.2 (0 to 1.9)	0.2 (0 to 1.9)	0.2 (0 to 1.9)	0.2 (0 to 1.9)	0.2 (0 to 1.9)	0.2 (0 to 1.9)	0.2 (0 to 1.9)	0.2 (0 to 1.9)	11.5
Female infertility	0 (0 to 0)	0 (0 to 0)	0 (0 to 0)	0 (0 to 0)	0 (0 to 0)	0 (0 to 0)	0 (0 to 0)	4 (1.4 to 10.2)	7.5 (1.4 to 21.2)	7.5 (1.4 to 21.2)	9.4 (1.1 to 27.1)	9.4 (1.1 to 27.1)	9.4 (0.1 to 1.9)	0 (0 to 0)	0 (0 to 0)	0 (0 to 0)	0 (0 to 0)	0 (0 to 0)	0 (0 to 0)	0 (0 to 0)	0 (0 to 0)	36-9
Endometriosis	0 (0 to 0)	0 (0 to 0)	0 (0 to 0)	0 (0 to 0)	0 (0 to 0)	0 (0 to 0)	28.6 (18.3 to 58.3)	41.5 (20.6 to 74.4)	29.7 (14.6 to 52.4)	29.7 (12.2 to 42.7)	14 (10 to 32.7)	14 (10 to 32.7)	39.2 (17.7 to 53.2)	0 (0 to 0)	0 (0 to 0)	0 (0 to 0)	0 (0 to 0)	0 (0 to 0)	0 (0 to 0)	0 (0 to 0)	0 (0 to 0)	181
Genital prolapse	0 (0 to 0)	0 (0 to 0)	0 (0 to 0)	0 (0 to 0)	0 (0 to 0)	0 (0 to 0)	0 (0 to 0)	0 (0 to 0)	0 (0 to 0)	0 (0 to 0)	0 (0 to 0)	0 (0 to 0)	0 (0 to 0)	0 (0 to 0)	0 (0 to 0)	0 (0 to 0)	0 (0 to 0)	0 (0 to 0)	0 (0 to 0)	0 (0 to 0)	0 (0 to 0)	35-8
Premenstrual syndrome	0 (0 to 0)	0 (0 to 0)	0 (0 to 0)	0 (0 to 0)	38.6 (18.2 to 68.9)	81.9 (41.1 to 140)	111 (56.2 to 183)	156 (89.2 to 170)	152 (49.7 to 170)	139 (49.7 to 170)	92.5 (62.6 to 168)	92.5 (66.1 to 157)	46.3 (22.6 to 75.9)	40.2 (12.9 to 22.2)	0 (0 to 0)	0 (0 to 0)	0 (0 to 0)	0 (0 to 0)	0 (0 to 0)	0 (0 to 0)	0 (0 to 0)	679
Other gynecological diseases	0 (0 to 0)	0 (0 to 0)	0 (0 to 0)	0 (0 to 0)	3.3 (1.4 to 7.6)	4.6 (2.9 to 11.5)	68.7 (18.5 to 147)	92.7 (47.1 to 162)	147 (79.8 to 237)	170 (102 to 281)	156 (94.3 to 240)	107 (58.7 to 171)	76.1 (44.4 to 118)	54.8 (27.6 to 88.2)	27.6 (12.5 to 52.9)	24.9 (11.4 to 39.7)	20 (7.8 to 19)	12.7 (3.7 to 24.7)	7.4 (4.5 to 19.9)	4.1 (1.3 to 24.6)	2.2 (1.3 to 3.4)	0.4 (0.7 to 1.8)	960
Hemoglobinopathies and hemolytic anemias	0.4 (0.3 to 0.7)	0.2 (0.1 to 0.3)	7.5 (5.1 to 10.9)	0.9 (0.5 to 1.5)	17.9 (10.4 to 28.1)	39.2 (22.3 to 59.3)	22.2 (12.1 to 37.2)	27.9 (16.9 to 51.2)	24.1 (10.5 to 40.4)	24.1 (10.5 to 40.4)	29.7 (12.9 to 53.4)	29.7 (9.5 to 39.4)	7.9 (4.8 to 15.6)	2.5 (0.7 to 13.6)	0.6 (0.5 to 11.3)	0.6 (0.5 to 7.4)	2.2 (1.5 to 2.7)	1.6 (1.2 to 2.2)	1.1 (0.6 to 1.6)	0.7 (0.4 to 1.1)	0.3 (0.2 to 0.5)	391
Thalassemias	0 (0 to 0)	1 (0.4 to 1.9)	0.7 (0.3 to 1.4)	0.6 (0.2 to 1.4)	0.2 (0 to 0.6)	0.2 (0 to 0.6)	0 (0 to 0.1)	0 (0 to 0.1)	0 (0 to 0)	0 (0 to 0)	0 (0 to 0)	0 (0 to 0)	0 (0 to 0)	0 (0 to 0)	0 (0 to 0)	0 (0 to 0)	0 (0 to 0)	0 (0 to 0)	0 (0 to 0)	0 (0 to 0)	0 (0 to 0)	2-6
Thalassemias trait	0 (0 to 0)	0 (0 to 0)	0.5 (0 to 1.6)	0.8 (0 to 1.6)	0.6 (0 to 2.2)	0.6 (0 to 1.6)	3.3 (1.7 to 7.7)	3.3 (1.2 to 6.6)	2.8 (1.3 to 5.6)	3.1 (1.1 to 5.7)	2.8 (1.3 to 5)	3.1 (1.7 to 6.2)	2.1 (0.7 to 4.3)	0.4 (0.1 to 1)	0.3 (0.1 to 0.6)	0.2 (0 to 0.6)	0.2 (0 to 0.5)	0.1 (0 to 0.3)	0.1 (0 to 0.2)	0.1 (0 to 0.1)	0.1 (0 to 0.1)	21-9
Sickle cell disorders	0.2 (0.1 to 0.3)	0.1 (0 to 0.2)	2.9 (1.7 to 4.7)	2.4 (1.2 to 4.2)	6.3 (2.7 to 14.1)	9.3 (4.4 to 15)	4.6 (2.1 to 9.2)	5.2 (2.1 to 9.2)	2.6 (1.5 to 4.3)	1.8 (0.9 to 2.9)	1.4 (0.7 to 2.4)	1.2 (0.4 to 1.9)	1.1 (0.4 to 1.7)	0.6 (0.3 to 1.1)	0.2 (0.1 to 0.4)	0.2 (0 to 0.5)	0.1 (0 to 0.3)	0 (0 to 0)	0 (0 to 0)	0 (0 to 0)	0 (0 to 0)	42-1
Sickle cell trait	0 (0 to 0)	0.2 (0 to 0.3)	0.5 (0.2 to 0.9)	1.3 (0.3 to 2.7)	1.6 (0.2 to 3.4)	1.5 (0.2 to 3.4)	19.2 (6.9 to 32.9)	15.8 (4.3 to 27.3)	14.6 (5.2 to 25.5)	12.5 (4.1 to 22.5)	13.1 (5.4 to 24.2)	14.7 (5.4 to 29.2)	14.5 (5.9 to 23.8)	8.4 (2.9 to 16.1)	7.5 (2.9 to 14.1)	5.5 (2.1 to 10.6)	3.2 (1.1 to 6.1)	2.1 (0.5 to 5.1)	0.7 (0.1 to 2.1)	0.2 (0 to 0.6)	0.1 (0 to 0.1)	87-9
G6PD deficiency	0.1 (0 to 0.1)	0 (0 to 0)	1 (0.6 to 1.6)	0.9 (0.4 to 1.4)	2.3 (1.3 to 3.9)	2.4 (1.1 to 4.4)	2.4 (1.1 to 4)	3 (1.5 to 4.6)	2.6 (1.4 to 4.1)	2.1 (1.1 to 3.4)	2.1 (1.1 to 3.4)	3.5 (1.4 to 7.6)	4.2 (1.4 to 7.6)	1.2 (0.4 to 3)	0.9 (0.4 to 1.7)	0.7 (0.4 to 1.2)	0.5 (0.3 to 0.8)	0.3 (0.1 to 0.5)	0.1 (0.1 to 0.2)	0.1 (0 to 0.1)	0.1 (0 to 0.1)	28-1
G6PD trait	0 (0 to 0)	0 (0 to 0)	0 (0 to 0)	0 (0 to 0)	0 (0 to 0)	0 (0 to 0)	0 (0 to 0)	0 (0 to 0)	0 (0 to 0)	0 (0 to 0)	0 (0 to 0)	0.5 (0 to 1.4)	0.4 (0 to 1.2)	0.1 (0 to 0.3)	0 (0 to 0)	0 (0 to 0)	0 (0 to 0)	0 (0 to 0)	0 (0 to 0)	0 (0 to 0)	0 (0 to 0)	1-2
Other hemoglobinopathies and hemolytic anemias	0.2 (0.1 to 0.3)	0.2 (0 to 0.3)	2 (0.9 to 3.7)	0.3 (0.1 to 0.7)	4.2 (1.2 to 9.7)	4 (1.3 to 9.4)	2.4 (1.2 to 5)	4.9 (1.7 to 10.8)	5.1 (1.7 to 11.3)	4.3 (1.3 to 9.8)	6.4 (2.2 to 14.9)	6.4 (2.1 to 13.8)	5.6 (2.2 to 10.6)	4.9 (1.9 to 9.7)	4.9 (2.3 to 8.4)	5.4 (1.4 to 11)	3.3 (1.4 to 6.2)	2 (1.1 to 3.4)	1.4 (0.4 to 1.6)	0.6 (0.4 to 1)	0.3 (0.2 to 0.4)	77-1
Endocrine, metabolic, blood, and immune disorders	6.6 (4.2 to 9.7)	1.8 (1.1 to 3)	38.4 (22.1 to 53.5)	17.9 (11.6 to 27.3)	21.4 (13.7 to 31)	22.3 (14.4 to 31.8)	27.1 (16.7 to 44.3)	28 (18.1 to 41.9)	34 (22.4 to 49.4)	35.9 (24.1 to 51.2)	45.7 (30.7 to 64.8)	46.5 (32.4 to 65.1)	47.4 (32.3 to 66.1)	47.4 (32.7 to 65.2)	47 (32.9 to 64.2)	38.7 (26.7 to 52.7)	29.6 (19.5 to 39.1)	20.5 (14.1 to 28.3)	14 (9.5 to 19.2)	8.2 (5.7 to 11.9)	2.4 (3.4 to 9.6)	585
Oral disorders	0 (0 to 0)	15.2 (9.4 to 24.7)	4.4 (2.1 to 8.1)	16 (10.7 to 23.6)	17 (9.3 to 27.4)	23.4 (12.8 to 36.2)	26.2 (16.8 to 59.4)	29.4 (16.8 to 59.4)	40.4 (22.1 to 61.7)	35.2 (22.6 to 61.7)	40.5 (32.6 to 110)	40.5 (27.1 to 77)	40.5 (40.4 to 140)	152 (74.9 to 140)	116 (56.1 to 140)	152 (71.5 to 167)	92.4 (52.1 to 125)	64.7 (42.1 to 92.4)	40.7 (26.6 to 57)	23.7 (15.4 to 33.5)	11.6 (7.7 to 16.1)	3.7 (2.5 to 5.2)	1,030
Caries of deciduous teeth	0 (0 to 0)	0 (0 to 0)	0 (0 to 0)	0 (0 to 0)	0 (0 to 0)	0 (0 to 0)	0 (0 to 0)	0 (0 to 0)	0 (0 to 0)	0 (0 to 0)	0 (0 to 0)	0 (0 to 0)	0 (0 to 0)	0 (0 to 0)	0 (0 to 0)	0 (0 to 0)	0 (0 to 0)	0 (0 to 0)	0 (0 to 0)	0 (0 to 0)	0 (0 to 0)	0 (0 to 0)	9-3
Caries of permanent teeth	0 (0 to 0)	0 (0 to 0)	0 (0 to 0)	0 (0 to 0)	2.5 (0.9 to 6.7)	8.2 (2.3 to 17.7)	7.9 (3.6 to 13.4)	7.9 (3.9 to 19.2)	7.9 (3.2 to 19.1)	6.8 (2.6 to 14.4)	6.4 (2.6 to 13.2)	6.4 (2.1 to 9.8)	5.5 (1.4 to 7.1)	2.1 (1.1 to 5.6)	1.7 (0.6 to 3.6)	1.2 (0.4 to 2.6)	0.8 (0.3 to 1.4)	0.4 (0.3 to 0.9)	0.4 (0.1 to 0.8)	0.2 (0 to 0.5)	0 (0 to 0)	66-4
Periodontal diseases	0 (0 to 0)	0 (0 to 0)	0 (0 to 0)	0 (0 to 0)	0 (0 to 0)	0 (0 to 0)	0 (0 to 0)	0 (0 to 0)	0 (0 to 0)	0 (0 to 0)	0 (0 to 0)	0 (0 to 0)	0 (0 to 0)	0 (0 to 0)	0 (0 to 0)	0 (0 to 0)	0 (0 to 0)	0 (0 to 0)	0 (0 to 0)	0 (0 to 0)	0 (0 to 0)	0 (0 to 0)	190
Other oral disorders	0 (0 to 0)	0 (0 to 0)	0 (0 to 0)	10.4 (6.2 to 16)	9.3 (5.5 to 14.9)	10 (5.6 to 15.7)	10.7 (6.8 to 21.2)	16.8 (10 to 39.1)	17.1 (10.1 to 39.4)	17.2 (10.4 to 39.4)	14.2 (9.3 to 21.7)	14.2 (9.3 to 21.7)	11.2 (6.7 to 17.1)	8.4 (5.7 to 14)	7.6 (4.6 to 11.4)	5.6 (3.4 to 9.4)	3.9 (2.4 to 5.9)	2.2 (1.4 to 3.4)	1.1 (0.6 to 1.6)	0.2 (0.1 to 0.3)	0.2 (0 to 0.5)	167
Sudden infant death syndrome	2.8 (1.5 to 4.4)	36.2 (17.4 to 62.4)	–	–	–	–	–	–	–	–	–	–	–	–	–	–	–	–	–	–	–	NA
Injuries	47.4 (37.4 to 61)	9.8 (7.3 to 12.8)	103 (143 to 254)	127 (111 to 167)	340 (366 to 398)	525 (492 to 541)	681 (612 to 756)	656 (581 to 745)	559 (483 to 648)	482 (397 to 532)	430 (370 to 498)	355 (305 to 413)	289 (249 to 336)	235 (199 to 278)	208 (176 to 246)	171 (146 to 203)	134 (112 to 158)	94.1 (69.8 to 118)	73.3 (61.2 to 87.3)	52.8 (43.6 to 63)	35.8 (29.4 to 43.7)	18.3 (14.9 to 21.8)	2.7 (2.2 to 3.2)	5,690
Transport injuries	3 (2.2 to 3.8)	0.9 (0.7 to 1.3)	39.2 (19.7 to 42.4)	34.4 (24.4 to 48.4)	108 (102 to 181)	108 (122 to 204)	161 (164 to 275)	210 (167 to 366)	210 (143 to 331)	164 (115 to 179)	133 (106 to 165)	114 (91 to 141)	114 (79.5 to 128)	97.3 (64.2 to 95.2)	78.4 (54.9 to 88.3)	57.2 (47.1 to 68.8)	42.8 (35.5 to 51.3)	27.6 (22.4 to 34.2)	17.3 (13.9 to 21.2)	8.8 (7.1 to 10.6)	1.4 (2.5 to 5.2)	1,780
Road injuries	2.7 (2 to 3.5)	0.9 (0.6 to 1.2)	27.7 (19.5 to 40.9)	32.2 (23.9 to 46.5)	103 (97.9 to 172)	104 (118 to 196)	156 (160 to 263)	210 (160 to 354)	146 (107 to 222)	111 (77 to 173)	109 (80 to 158)	108 (111 to 173)	108 (108 to 158)	93.9 (88.2 to 136)	73.6 (76.6 to 115)	53.9 (61.6 to 91.6)	41.7 (46.5 to 67.9)	26.1 (34.1 to 50.2)	16.9 (21.9 to 33.4)	8.2 (10.4 to 20.7)	1.4 (4.3 to 10.3)	1,710
Pedestrian road injuries	0.5 (0.3 to 0.9)	0.1 (0 to 0.2)	0.1 (0 to 5.1)	0.1 (0.4 to 13.5)	3.6 (28 to 53)	3.7 (24.7 to 49.3)	2.4 (22 to 39.5)	2.4 (16.6 to 35.7)	2.1 (16.8 to 30.7)	1.7 (16.9 to 25.4)	2.1 (16.9 to 28.6)	2.1 (15.4 to 34.9)	2.1 (16.9 to 28.6)	1.8 (14.8 to 22.7)	1.4 (14.9 to 21.7)	1.1 (12.7 to 20.3)	0.8 (9.2 to 16.4)	0.5 (8.1 to 12.9)	0.3 (6.6 to 9.6)	0.1 (2.6 to 4.4)	0.1 (1.3 to 2.2)	331
Cyclist road injuries	0 (0 to 0)	0 (0 to 0)	0 (0 to 0)	0 (0 to 0.3)	1 (1.7 to 4.6)	1 (1.9 to 3.4)	1.3 (3.4 to 5.7)	1.3 (6 to 9.5)	1.3 (6 to 8.1)	1.3 (5.3 to 7.3)	1.3 (5.3 to 7.3)	1.3 (5.3 to 7.3)	1.3 (5.3 to 7.3)	1.3 (5.3 to 7.3)	1.3 (5.3 to 7.3)	1.3 (5.3 to 7.3)	1.3 (5.3 to 7.3)	1.3 (5.3 to 7.3)	1.3 (5.3 to 7.3)	1.3 (5.3 to 7.3)	1.3 (5.3 to 7.3)	150
Motorcyclist road injuries	0.4 (0.4 to 1)	0.1 (0 to 0.3)	2 (2.3 to 5.4)	2.2 (2.5 to 6)	9.8 (9.9 to 19.2)	21.2 (21.9 to 42.3)	42.2 (62.2 to 106)	62.1 (67.3 to 111)	62.1 (59.4 to 98)	62.1 (47.2 to 80.9)	62.1 (37.5 to 49.1)	62.1 (24.4 to 35.1)	62.1 (27.5 to 42.3)	62.1 (19.9 to 32.6)	62.1 (16.9 to 28.4)	62.1 (10.7 to 17.1)	62.1 (7 to

SR Table 2b: Rio Grande do Sul DALYS by cause and age group for females with 95% uncertainty intervals, 2019

Cause	Early Neonatal	Late Neonatal	Post Neonatal	1 to 4	5 to 9	10 to 14	15 to 19	20 to 24	25 to 29	30 to 34	35 to 39	40 to 44	45 to 49	50 to 54	55 to 59	60 to 64	65 to 69	70 to 74	75 to 79	80 to 84	85 to 89	90 to 94	95 plus	Total
All causes	34,709 (29,109 to 39,309)	9,040 (6,356 to 9,900)	26,860 (22,900 to 31,109)	16,106 (13,906 to 18,306)	8,709 (7,409 to 9,809)	34,059 (29,309 to 38,709)	47,260 (40,660 to 53,460)	68,660 (59,760 to 76,760)	66,208 (57,708 to 74,208)	77,200 (67,200 to 86,400)	101,600 (88,700 to 113,600)	94,060 (82,000 to 104,900)	100,020 (87,000 to 111,600)	104,000 (90,600 to 116,200)	102,960 (89,900 to 115,000)	160,900 (138,900 to 179,000)	144,000 (124,000 to 160,800)	137,000 (116,000 to 154,000)	116,000 (96,600 to 130,600)	56,900 (46,600 to 64,000)	35,700 (28,700 to 40,000)	37,000 (29,600 to 42,000)	13,260 (10,200 to 15,100)	1,710,000
Communicable, maternal, neonatal, and nutritional diseases	24,900 (20,200 to 28,900)	3,540 (2,950 to 4,100)	11,600 (8,990 to 13,200)	5,490 (4,230 to 7,000)	2,870 (2,250 to 3,600)	4,270 (3,400 to 5,400)	6,600 (5,400 to 8,000)	9,200 (7,500 to 11,100)	9,130 (7,170 to 11,700)	10,400 (8,300 to 13,000)	12,900 (10,100 to 16,300)	11,100 (8,810 to 14,000)	10,300 (8,200 to 13,200)	9,160 (7,170 to 12,100)	9,200 (7,200 to 12,200)	8,900 (6,900 to 12,000)	7,300 (5,600 to 9,200)	5,110 (3,900 to 6,700)	2,830 (2,200 to 3,600)	1,490 (1,150 to 1,900)	1,010 (780 to 1,300)	1,210 (930 to 1,600)	1,810 (1,210 to 2,360)	190,000
HIV/AIDS and sexually transmitted infections	150 (110 to 200)	220 (170 to 280)	210 (160 to 270)	162 (120 to 210)	110 (80 to 140)	150 (110 to 190)	450 (340 to 600)	1,300 (1,000 to 1,700)	2,700 (2,100 to 3,500)	3,200 (2,500 to 4,200)	3,400 (2,600 to 4,500)	3,100 (2,400 to 4,100)	2,900 (2,200 to 3,800)	2,300 (1,800 to 3,000)	1,820 (1,400 to 2,400)	1,410 (1,100 to 1,900)	1,100 (850 to 1,500)	770 (600 to 1,000)	530 (410 to 700)	400 (310 to 530)	210 (160 to 280)	80 (60 to 110)	110 (80 to 140)	31,100
HIV/AIDS	0 (0 to 0)	0 (0 to 0)	0 (0 to 0)	0 (0 to 0)	0 (0 to 0)	0 (0 to 0)	0 (0 to 0)	0 (0 to 0)	0 (0 to 0)	0 (0 to 0)	0 (0 to 0)	0 (0 to 0)	0 (0 to 0)	0 (0 to 0)	0 (0 to 0)	0 (0 to 0)	0 (0 to 0)	0 (0 to 0)	0 (0 to 0)	0 (0 to 0)	0 (0 to 0)	0 (0 to 0)	0 (0 to 0)	0 (0 to 0)	0
HIV/AIDS - Drug-susceptible Tuberculosis	0 (0 to 0)	0 (0 to 0)	17.1 (9.6 to 27.1)	12.1 (6.9 to 19.2)	11 (6.3 to 17.3)	13.7 (7.8 to 21.6)	22.1 (12.6 to 34.7)	69.6 (39.8 to 109)	133 (76 to 209)	209 (120 to 331)	332 (190 to 522)	338 (193 to 531)	356 (203 to 559)	356 (203 to 559)	356 (203 to 559)	356 (203 to 559)	356 (203 to 559)	356 (203 to 559)	356 (203 to 559)	356 (203 to 559)	356 (203 to 559)	356 (203 to 559)	356 (203 to 559)	3,700
HIV/AIDS - Multidrug-resistant Tuberculosis without extensi	0 (0 to 0)	0 (0 to 0)	0 (0 to 0)	0 (0 to 0)	0 (0 to 0)	0 (0 to 0)	0 (0 to 0)	0 (0 to 0)	0 (0 to 0)	0 (0 to 0)	0 (0 to 0)	0 (0 to 0)	0 (0 to 0)	0 (0 to 0)	0 (0 to 0)	0 (0 to 0)	0 (0 to 0)	0 (0 to 0)	0 (0 to 0)	0 (0 to 0)	0 (0 to 0)	0 (0 to 0)	0 (0 to 0)	0
HIV/AIDS - Extensively drug-resistant Tuberculosis	0 (0 to 0)	0 (0 to 0)	0.2 (0 to 1.1)	0.2 (0 to 0.9)	0.1 (0 to 0.6)	0.2 (0 to 1.4)	0.4 (0 to 2.1)	1.1 (0 to 5.7)	2.4 (0 to 12.1)	3.4 (0 to 17.3)	4.5 (0 to 23.2)	4.6 (0 to 23.7)	4.9 (0 to 25.3)	4.9 (0 to 25.3)	4.9 (0 to 25.3)	4.9 (0 to 25.3)	4.9 (0 to 25.3)	4.9 (0 to 25.3)	4.9 (0 to 25.3)	4.9 (0 to 25.3)	4.9 (0 to 25.3)	4.9 (0 to 25.3)	4.9 (0 to 25.3)	59.2
HIV/AIDS resulting in other diseases	150 (110 to 200)	220 (160 to 280)	190 (150 to 250)	150 (110 to 190)	100 (70 to 130)	140 (100 to 180)	430 (320 to 570)	1,200 (900 to 1,600)	2,600 (1,900 to 3,400)	3,000 (2,300 to 4,000)	3,200 (2,400 to 4,200)	2,900 (2,200 to 3,800)	2,700 (2,000 to 3,600)	2,100 (1,600 to 2,800)	1,600 (1,200 to 2,100)	1,200 (900 to 1,700)	1,000 (750 to 1,300)	670 (500 to 900)	440 (330 to 600)	300 (230 to 410)	160 (120 to 220)	60 (40 to 80)	80 (60 to 110)	26,400
Sexually transmitted infections excluding HIV	150 (110 to 200)	220.2 (170 to 280)	507.1 (390 to 650)	1.6 (1.1 to 2.2)	0.6 (0.4 to 0.8)	0.6 (0.4 to 0.8)	46.7 (32 to 64)	126 (87 to 174)	216 (150 to 300)	289 (200 to 400)	312 (220 to 430)	290 (200 to 400)	253 (180 to 350)	194 (140 to 270)	139 (100 to 190)	109 (80 to 150)	79.5 (60 to 110)	47.9 (30 to 70)	24.3 (15 to 36)	10.7 (7 to 16)	5.6 (3 to 8)	1.9 (1 to 3)	1.9 (1 to 3)	2,410
Syphilis	0 (0 to 0)	0 (0 to 0)	0 (0 to 0)	0 (0 to 0)	0 (0 to 0)	0 (0 to 0)	0 (0 to 0)	0 (0 to 0)	0 (0 to 0)	0 (0 to 0)	0 (0 to 0)	0 (0 to 0)	0 (0 to 0)	0 (0 to 0)	0 (0 to 0)	0 (0 to 0)	0 (0 to 0)	0 (0 to 0)	0 (0 to 0)	0 (0 to 0)	0 (0 to 0)	0 (0 to 0)	0 (0 to 0)	0
Chlamydial infection	0 (0 to 0)	0 (0 to 0)	0 (0 to 0)	0 (0 to 0)	0 (0 to 0)	0 (0 to 0)	0 (0 to 0)	0 (0 to 0)	0 (0 to 0)	0 (0 to 0)	0 (0 to 0)	0 (0 to 0)	0 (0 to 0)	0 (0 to 0)	0 (0 to 0)	0 (0 to 0)	0 (0 to 0)	0 (0 to 0)	0 (0 to 0)	0 (0 to 0)	0 (0 to 0)	0 (0 to 0)	0 (0 to 0)	0
Gonococcal infection	0 (0 to 0)	0 (0 to 0)	0 (0 to 0)	0 (0 to 0)	0 (0 to 0)	0 (0 to 0)	0 (0 to 0)	0 (0 to 0)	0 (0 to 0)	0 (0 to 0)	0 (0 to 0)	0 (0 to 0)	0 (0 to 0)	0 (0 to 0)	0 (0 to 0)	0 (0 to 0)	0 (0 to 0)	0 (0 to 0)	0 (0 to 0)	0 (0 to 0)	0 (0 to 0)	0 (0 to 0)	0 (0 to 0)	0
Trichomoniasis	0 (0 to 0)	0 (0 to 0)	0 (0 to 0)	0 (0 to 0)	0 (0 to 0)	0 (0 to 0)	0 (0 to 0)	0 (0 to 0)	0 (0 to 0)	0 (0 to 0)	0 (0 to 0)	0 (0 to 0)	0 (0 to 0)	0 (0 to 0)	0 (0 to 0)	0 (0 to 0)	0 (0 to 0)	0 (0 to 0)	0 (0 to 0)	0 (0 to 0)	0 (0 to 0)	0 (0 to 0)	0 (0 to 0)	0
Genital herpes	0 (0 to 0)	0 (0 to 0)	0 (0 to 0)	0 (0 to 0)	0 (0 to 0)	0.7 (0.4 to 1.1)	0.7 (0.4 to 1.1)	0.6 (0.4 to 1.0)	0.6 (0.4 to 1.0)	0.6 (0.4 to 1.0)	0.6 (0.4 to 1.0)	0.6 (0.4 to 1.0)	0.6 (0.4 to 1.0)	0.6 (0.4 to 1.0)	0.6 (0.4 to 1.0)	0.6 (0.4 to 1.0)	0.6 (0.4 to 1.0)	0.6 (0.4 to 1.0)	0.6 (0.4 to 1.0)	0.6 (0.4 to 1.0)	0.6 (0.4 to 1.0)	0.6 (0.4 to 1.0)	0.6 (0.4 to 1.0)	7.1
Syphilis	0 (0 to 0)	0 (0 to 0)	0 (0 to 0)	0 (0 to 0)	0 (0 to 0)	0 (0 to 0)	0 (0 to 0)	0 (0 to 0)	0 (0 to 0)	0 (0 to 0)	0 (0 to 0)	0 (0 to 0)	0 (0 to 0)	0 (0 to 0)	0 (0 to 0)	0 (0 to 0)	0 (0 to 0)	0 (0 to 0)	0 (0 to 0)	0 (0 to 0)	0 (0 to 0)	0 (0 to 0)	0 (0 to 0)	0
Other sexually transmitted infections	150 (110 to 200)	220 (170 to 280)	507.1 (390 to 650)	1.6 (1.1 to 2.2)	0.6 (0.4 to 0.8)	0.6 (0.4 to 0.8)	46.7 (32 to 64)	126 (87 to 174)	216 (150 to 300)	289 (200 to 400)	312 (220 to 430)	290 (200 to 400)	253 (180 to 350)	194 (140 to 270)	139 (100 to 190)	109 (80 to 150)	79.5 (60 to 110)	47.9 (30 to 70)	24.3 (15 to 36)	10.7 (7 to 16)	5.6 (3 to 8)	1.9 (1 to 3)	1.9 (1 to 3)	2,410
Respiratory infections and tuberculosis	1,220 (1,000 to 1,400)	1,340 (1,100 to 1,600)	1,490 (1,220 to 1,810)	1,060 (880 to 1,270)	450 (370 to 540)	340 (280 to 410)	370 (300 to 450)	1,200 (1,000 to 1,500)	1,200 (1,000 to 1,500)	1,300 (1,000 to 1,600)	1,400 (1,100 to 1,700)	1,400 (1,100 to 1,700)	1,400 (1,100 to 1,700)	1,400 (1,100 to 1,700)	1,400 (1,100 to 1,700)	1,400 (1,100 to 1,700)	1,400 (1,100 to 1,700)	1,400 (1,100 to 1,700)	1,400 (1,100 to 1,700)	1,400 (1,100 to 1,700)	1,400 (1,100 to 1,700)	1,400 (1,100 to 1,700)	1,400 (1,100 to 1,700)	52,900
Tuberculosis	0 (0 to 0)	0 (0 to 0)	29.7 (29.5 to 60.2)	21.2 (19.1 to 52.2)	19.2 (17.2 to 47.2)	23.9 (21.5 to 58.8)	38.6 (34.6 to 94.9)	121 (108 to 297)	229 (204 to 563)	364 (325 to 894)	577 (516 to 1,420)	588 (525 to 1,450)	619 (553 to 1,520)	619 (553 to 1,520)	619 (553 to 1,520)	619 (553 to 1,520)	619 (553 to 1,520)	619 (553 to 1,520)	619 (553 to 1,520)	619 (553 to 1,520)	619 (553 to 1,520)	619 (553 to 1,520)	619 (553 to 1,520)	9,200
Latent tuberculosis infection	0 (0 to 0)	0 (0 to 0)	0 (0 to 0)	0 (0 to 0)	0 (0 to 0)	0 (0 to 0)	0 (0 to 0)	0 (0 to 0)	0 (0 to 0)	0 (0 to 0)	0 (0 to 0)	0 (0 to 0)	0 (0 to 0)	0 (0 to 0)	0 (0 to 0)	0 (0 to 0)	0 (0 to 0)	0 (0 to 0)	0 (0 to 0)	0 (0 to 0)	0 (0 to 0)	0 (0 to 0)	0 (0 to 0)	0
Drug-susceptible tuberculosis	0 (0 to 0)	0 (0 to 0)	29.7 (29.5 to 60.2)	21.2 (19.1 to 52.2)	19.2 (17.2 to 47.2)	23.9 (21.5 to 58.8)	38.6 (34.6 to 94.9)	121 (108 to 297)	229 (204 to 563)	364 (325 to 894)	577 (516 to 1,420)	588 (525 to 1,450)	619 (553 to 1,520)	619 (553 to 1,520)	619 (553 to 1,520)	619 (553 to 1,520)	619 (553 to 1,520)	619 (553 to 1,520)	619 (553 to 1,520)	619 (553 to 1,520)	619 (553 to 1,520)	619 (553 to 1,520)	619 (553 to 1,520)	9,200
Multidrug-resistant tuberculosis without extensive drug-re	0 (0 to 0)	0 (0 to 0)	0 (0 to 0)	0 (0 to 0)	0 (0 to 0)	0 (0 to 0)	0 (0 to 0)	0 (0 to 0)	0 (0 to 0)	0 (0 to 0)	0 (0 to 0)	0 (0 to 0)	0 (0 to 0)	0 (0 to 0)	0 (0 to 0)	0 (0 to 0)	0 (0 to 0)	0 (0 to 0)	0 (0 to 0)	0 (0 to 0)	0 (0 to 0)	0 (0 to 0)	0 (0 to 0)	0
Extensively drug-resistant tuberculosis	0 (0 to 0)	0 (0 to 0)	0 (0 to 0)	0 (0 to 0)	0 (0 to 0)	0 (0 to 0)	0 (0 to 0)	0 (0 to 0)	0 (0 to 0)	0 (0 to 0)	0 (0 to 0)	0 (0 to 0)	0 (0 to 0)	0 (0 to 0)	0 (0 to 0)	0 (0 to 0)	0 (0 to 0)	0 (0 to 0)	0 (0 to 0)	0 (0 to 0)	0 (0 to 0)	0 (0 to 0)	0 (0 to 0)	0
Lower respiratory infections	1,220 (1,000 to 1,400)	1,340 (1,100 to 1,600)	1,460 (1,200 to 1,770)	1,040 (860 to 1,250)	430 (350 to 520)	320 (260 to 390)	330 (270 to 400)	1,100 (900 to 1,400)	1,000 (800 to 1,300)	1,000 (800 to 1,300)	1,000 (800 to 1,300)	1,000 (800 to 1,300)	1,000 (800 to 1,300)	1,000 (800 to 1,300)	1,000 (800 to 1,300)	1,000 (800 to 1,300)	1,000 (800 to 1,300)	1,000 (800 to 1,300)	1,000 (800 to 1,300)	1,000 (800 to 1,300)	1,000 (800 to 1,300)	1,000 (800 to 1,300)	1,000 (800 to 1,300)	43,800
Upper respiratory infections	0 (0 to 2.7)	0 (0 to 1.4)	0 (0 to 0.2)	0 (0 to 0.2)	0 (0 to 0.1)	0 (0 to 0.1)	0 (0 to 0.1)	0 (0 to 0.1)	0 (0 to 0.1)	0 (0 to 0.1)	0 (0 to 0.1)	0 (0 to 0.1)	0 (0 to 0.1)	0 (0 to 0.1)	0 (0 to 0.1)	0 (0 to 0.1)	0 (0 to 0.1)	0 (0 to 0.1)	0 (0 to 0.1)	0 (0 to 0.1)	0 (0 to 0.1)	0 (0 to 0.1)	0 (0 to 0.1)	0 (0 to 0.1)	0
Otitis media	329 (260 to 400)	147 (110 to 190)	2,960 (2,300 to 3,700)	923 (720 to 1,150)	226 (180 to 280)	297 (230 to 370)	264 (210 to 330)	478 (370 to 600)	570 (440 to 710)	673 (520 to 840)	1,000 (770 to 1,200)	1,200 (900 to 1,500)	1,400 (1,100 to 1,800)	1,600 (1,200 to 2,000)	1,800 (1,400 to 2,200)	2,000 (1,500 to 2,500)	2,000 (1,500 to 2,500)	2,000 (1,500 to 2,500)	2,000 (1,500 to 2,500)	2,000 (1,500 to 2,500)	2,000 (1,500 to 2,500)	2,000 (1,500 to 2,500)	2,000 (1,500 to 2,500)	43,600
Asthma	0 (0 to 0)	0 (0 to 0)	0 (0 to 0)	0 (0 to 0)	0 (0 to 0)	0 (0 to 0)	0 (0 to 0)	0 (0 to 0)	0 (0 to 0)	0 (0 to 0)	0 (0 to 0)	0 (0 to 0)	0 (0 to 0)	0 (0 to 0)	0 (0 to 0)	0 (0 to 0)	0 (0 to 0)	0 (0 to 0)	0 (0 to 0)	0 (0 to 0)	0 (0 to 0)	0 (0 to 0)	0 (0 to 0)	0
Upper respiratory infections	0 (0 to 2.7)	0 (0 to 1.4)	0 (0 to 0.2)	0 (0 to 0.2)	0 (0 to 0.1)	0 (0 to 0.1)	0 (0 to 0.1)	0 (0 to 0.1)	0 (0 to 0.1)	0 (0 to 0.1)	0 (0 to 0.1)	0 (0 to 0.1)	0 (0 to 0.1)	0 (0 to 0.1)	0 (0 to 0.1)	0 (0 to 0.1)	0 (0 to 0.1)	0 (0 to 0.1)	0 (0 to 0.1)	0 (0 to 0.1)	0 (0 to 0.1)	0 (0 to 0.1)	0 (0 to 0.1)	0 (0 to 0.1)	0
Otitis media	329 (260 to 400)	147 (110 to 190)	2,960 (2,300 to 3,700)	923 (720 to 1,150)	226 (180 to 280)	297 (230 to 370)	264 (210 to 330)	478 (370 to 600)	570 (440 to 710)	673 (520 to 840)	1,000 (770 to 1,200)	1,200 (900 to 1,500)	1,400 (1,100 to 1,800)	1,600 (1,200 to 2,000)	1,800 (1,400 to 2,200)	2,000 (1,500 to 2,500)	2,000 (1,500 to 2,500)	2,000 (1,500 to 2,500)	2,000 (1,500 to 2,500)	2,000 (1,500 to 2,500)	2,000 (1,500 to 2,500)	2,000 (1,500 to 2,500)	2,000 (1,500 to 2,500)	43,600
Sexually transmitted infections	0 (0 to 0)	0 (0 to 0)	0 (0 to 0)	0 (0 to 0)	0 (0 to 0)	0 (0 to 0)	0 (0 to 0)	0 (0 to 0)	0 (0 to 0)	0 (0 to 0)	0 (0 to 0)	0 (0 to 0)	0 (0 to 0)	0 (0 to 0)	0 (0 to 0)	0 (0 to 0)	0 (0 to 0)	0 (0 to 0)	0 (0 to 0)	0 (0 to 0)	0 (0 to 0)	0 (0 to 0)	0 (0 to 0)	0
Enteric infections	13.9 (9.6 to 19.1)	29 (17.5 to 53)	1,240 (1,000 to 1,500)	1,070 (860 to 1,300)	379 (300 to 470)	299 (230 to 370)	222 (170 to 280)	222 (170 to 280)	222 (170 to 280)	222 (170 to 280)	222 (170 to 280)	222 (170 to 280)	222 (170 to 280)	222 (170 to 280)	222 (170 to 280)	222 (170 to 280)	222 (170 to 280)	222 (170 to 280)	222 (170 to 280)	222 (170 to 280)	222 (170 to 280)	222 (170 to 280)	222 (170 to 280)	11,700
Diarrheal diseases	13.9 (9.6 to 19.1)	29 (17.5 to 53)	1,240 (1,000 to 1,500)	1,070 (860 to 1,300)	379 (300 to 470)	299 (230 to 370)	222 (170 to 280)	222 (170 to 280)	222 (170 to 280)	222 (170 to 280)	222 (170 to 280)	222 (170 to 280)	222 (170 to 280)	222 (170 to 280)	222 (170 to 280)	222 (170 to 280)	222 (170 to 280)	222 (170 to 280)	222 (170 to 280)	222 (170 to 280)	222 (170 to 280)	222 (170 to 280)	222 (170 to 280)	11,700
Typhoid and paratyphoid	0 (0 to 0)	0 (0 to 0)	0 (0 to 0)	0 (0 to 0)	0 (0 to 0)	0 (0 to 0)	0 (0 to 0)	0 (0 to 0)	0 (0 to 0)	0 (0 to 0)	0 (0 to 0)	0 (0 to 0)	0 (0 to 0)	0 (0 to 0)	0 (0 to 0)	0 (0 to 0)	0 (0 to 0)	0 (0 to 0)	0 (0 to 0)	0 (0 to 0)	0 (0 to 0)	0 (0 to 0)	0 (0 to 0)	0
Typhoid fever	0 (0 to 0)	0 (0 to 0)	0 (0 to 0)	0 (0 to 0)	0 (0 to 0)	0 (0 to 0)	0 (0 to 0)	0 (0 to 0)	0 (0 to 0)	0 (0 to 0)	0 (0 to 0)	0 (0 to 0)	0 (0 to 0)	0 (0 to 0)	0 (0 to 0)	0 (0 to 0)	0 (0 to 0)	0 (0 to 0)	0 (0 to 0)	0 (0 to 0)	0 (0 to 0)	0 (0 to 0)	0 (0 to 0)	0
Paratyphoid fever	0 (0 to 0)	0 (0 to 0)	0 (0 to 0)	0 (0 to 0)	0 (0 to 0)	0 (0 to 0)	0 (0 to 0)	0 (0 to 0)	0 (0 to 0)	0 (0 to 0)	0 (0 to 0)	0 (0 to 0)	0 (0 to 0)	0 (0 to 0)	0 (0 to 0)	0 (0 to 0)	0 (0 to 0)	0 (0 to 0)	0 (0 to 0)	0 (0 to 0)	0 (0 to 0)	0 (0 to 0)	0 (0 to 0)	0
Invasive Non-typhoidal Salmonella (iNTS)	2.8 (0 to 8)	3.6 (0 to 8.9)	2.6 (1.2 to 11.7)	1.6 (0.4 to 4.1)	1.6 (0.4 to 4.1)	0.7 (0.4 to 1.6)	0.7 (0.3 to 1.6)	0.6 (0.2 to 1.4)	0.6 (0.2 to 1.4)	0.6 (0.2 to 1.4)	0.6 (0.2 to 1.4)	0.6 (0.2 to 1.4)	0.6 (0.2 to 1.4)	0.6 (0.2 to 1.4)	0.6 (0.2 to 1.4)	0.6 (0.2 to 1.4)	0.6 (0.2 to 1.4)	0.6 (0.2 to 1.4)	0.6 (0.2 to 1.4)	0.6 (0.2 to 1.4)	0.6 (0.2 to 1.4)	0.6 (0.2 to 1.4)	0.6 (0.2 to 1.4)	18.6
Other intestinal infectious diseases	0 (0 to 0)	0 (0 to 0)	2.1 (1.1 to 3.5)	1.5 (0.8 to 2.6)	0.8 (0.4 to 1.4)	0.5 (0.3 to 0.9)	0.3 (0.2 to 0.7)	0.3 (0.2 to 0.6)	0.3 (0.2 to 0.6)	0.4 (0.2 to 0.7)	0.5 (0.3 to 0.8)	0.5 (0.3 to 0.8)	0.5 (0.3 to 0.8)	0.5 (0.3 to 0.8)	0.5 (0.3 to 0.8)	0.5 (0.3 to 0.8)	0.5 (0.3 to 0.8)	0.5 (0.3 to 0.8)	0.5 (0.3 to 0.8)	0.5 (0.3 to 0.8)	0.5 (0.3 to 0.8)	0.5 (0.3 to 0.8)	0.5 (0.3 to 0.8)	21.7
Neglected tropical diseases and malaria	0 (0 to 0)	0 (0 to 0)	0.2 (0.1 to 0.3)	0.2 (0.1 to 0.3)	0.1 (0.1 to 0.2)	0.1 (0.1 to 0.2)	0.1 (0.1 to 0.2)	0.1 (0.1 to 0.2)	0.1 (0.1 to 0.2)	0.1 (0.1 to 0.2)	0.1 (0.1 to 0.2)	0.1 (0.1 to 0.2)	0.1 (0.1 to 0.2)	0.1 (0.1 to 0.2)	0.1 (0.1 to 0.2)	0.1 (0.1 to 0.2)	0.1 (0.1 to 0.2)	0.1 (0.1 to 0.2)	0.1 (0.1 to 0.2)	0.1 (0.1 to 0.2)	0.1 (0.1 to 0.2)	0.1 (0.1 to 0.2)	0.1 (0.1 to 0.2)	0.9
Malaria	0 (0 to 0)	0 (0 to 0)	0 (0 to 0)	0 (0 to 0)	0 (0 to 0)	0 (0 to 0)	0 (0 to 0)	0 (0 to 0)	0 (0 to 0)	0 (0 to 0)	0 (0 to 0)	0 (0 to 0)	0 (0 to 0)	0 (0 to 0)	0 (0 to 0)	0 (0 to 0)	0 (0 to 0)	0 (0 to 0)	0 (0 to 0)	0 (0 to 0)	0 (0 to 0)	0 (0 to 0)	0 (0 to 0)	0
Chagas disease	0 (0 to 1.3)	0 (0 to 0.6)	0.2 (0 to 0.6)	0.2 (0 to 0.6)	0.1 (0 to 0.4)	0.1 (0 to 0.4)	0.1 (0 to 0.4)	0.1 (0 to 0.4)	0.1 (0 to 0.4)	0.1 (0 to 0.4)	0.1 (0 to 0.4)	0.1 (0 to 0.4)	0.1 (0 to 0.4)	0.1 (0 to 0.4)	0.1 (0 to 0.4)	0.1 (0 to 0.4)	0.1 (0 to 0.4)	0.1 (0 to 0.4)	0.1 (0 to 0.4)	0.1 (0 to 0.4)	0.1 (0 to 0.4)	0.1 (0 to 0.4)	0.1 (0 to 0.4)	2.3
Leishmaniasis	0 (0 to 0)	0 (0 to 0)	0 (0 to 0)	0 (0 to 0)	0 (0 to 0)	0 (0 to 0)	0 (0 to 0)	0 (0 to 0)	0 (0 to 0)	0 (0 to 0)	0 (0 to 0)	0 (0 to 0)	0 (0 to 0)	0 (0 to 0)	0 (0 to 0)	0 (0 to 0)	0 (0 to 0)	0 (0 to 0)	0 (0 to 0)	0 (0 to 0)	0 (0 to 0)	0 (0 to 0)	0 (0 to 0)	0
Visceral leishmaniasis	0 (0 to 0)	0 (0 to 0)	0 (0 to 1.9)	0 (0 to 1.9)	0 (0 to 0.9)	0 (0 to 0.9)	0 (0 to 0.9)	0 (0 to 0.9)	0 (0 to 0.9)	0 (0 to 0.9)	0 (0 to 0.9)	0 (0 to 0.9)	0 (0 to 0.9)	0 (0 to 0.9)	0 (0 to 0.9)	0 (0 to 0.9)	0 (0 to 0.9)	0 (0 to 0.9)	0 (0 to 0.9)	0 (0 to 0.9)	0 (0 to 0.9)	0 (0 to 0.9)	0 (0 to 0.9)	0 (0 to 0.9)	14.9
Cutaneous and mucocutaneous leishmaniasis	0 (0 to 0)	0 (0 to 0)	0 (0 to 0)	0 (0 to 0)	0 (0 to 0)	0 (0 to 0)	0 (0 to 0)	0 (0 to 0)	0 (0 to 0)	0 (0 to 0)	0 (0 to 0)	0 (0 to 0)	0 (0 to 0)	0 (0 to 0)	0 (0 to 0)	0 (0 to 0)	0 (0 to 0)	0 (0 to 0)	0 (0 to 0)	0 (0 to 0)	0 (0 to 0)	0 (0 to 0)	0 (0 to 0)	0 (0 to 0)	0
African trypanosomiasis	0 (0 to 0)	0 (0 to 0)	0 (0 to 0)	0 (0 to 0)	0 (0 to 0)	0 (0 to 0)	0 (0 to 0)	0 (0 to 0)	0 (0 to 0)	0 (0 to 0)	0 (0 to 0)	0 (0 to 0)	0 (0 to 0)	0 (0 to 0)	0 (0 to 0)	0 (0 to 0)	0 (0 to 0)	0 (0 to 0)	0 (0 to 0)	0 (0 to 0)	0 (0 to 0)	0 (0 to 0)	0 (0 to 0)	0 (0 to 0)	0
Schistosomiasis	0 (0 to 0)	0 (0 to 0)	0 (0 to 0)	0 (0 to 0)	0 (0 to 0)	0 (0 to 0)	0 (0 to 0)	0 (0 to 0)	0 (0 to 0)	0 (0 to 0)	0 (0 to 0)	0 (0 to 0)	0 (0 to 0)	0 (0 to 0)	0 (0 to 0)	0 (0 to 0)	0 (0 to 0)	0 (0 to 0)	0 (0 to 0)	0 (0 to 0)	0 (0 to 0)	0 (0 to 0)	0 (0 to 0)	0 (0 to 0)	0
Cysticercosis	0 (0 to 0)	0 (0 to 0)	0.1 (0 to 1.1)	1.1 (0.1 to 3.5)	0.6 (0.1 to 1.8)	2.0 (0.5 to 5.5)	2.0 (0.5 to 5.5)	2.0 (0.5 to 5.5)	2.0 (0.5 to 5.5)	2.0 (0.5 to 5.5)	2.0 (0.5 to 5.5)	2.0 (0.5 to 5.5)	2.0 (0.5 to 5.5)	2.0 (0.5 to 5.5)	2.0 (0.5 to 5.5)	2.0 (0.5 to 5.5)	2.0 (0.5 to 5.5)	2.0 (0.5 to 5.5)	2.0 (0.5 to 5.5)	2.0 (0.5 to 5.5)	2.0 (0.5 to 5.5)	2.0 (0.5 to 5.5)	2.0 (0.5 to 5.5)	29.7
Cystic echinococcosis	0 (0 to 0)	0 (0 to 0)	0.2 (0 to 0.6)	0.4 (0 to 1.3)	0.5 (0 to 1.6)	0.5 (0 to 1.6)	0.5 (0 to 1.6)	0.7 (0 to 1.9)	0.7 (0 to 1.9)	0.6 (0 to 1.7)	0.6 (0 to 1.7)	0.6 (0 to 1.7)	0.6 (0 to 1.7)	0.6 (0 to 1.7)	0.6 (0 to 1.7)	0.6 (0 to 1.7)	0.6 (0 to 1.7)	0.6 (0 to 1.7)	0.6 (0 to 1.7)	0.6 (0 to 1.7)	0.6 (0 to 1.7)	0.6 (0 to 1.7)	0.6 (0 to 1.7)	19.6
Lymphatic filariasis	0 (0 to 0)	0 (0 to 0)	0 (0 to 0)	0 (0 to 0)	0 (0 to 0)	0 (0 to 0)	0 (0 to 0)	0 (0 to 0)	0 (0 to 0)	0 (0 to 0)	0 (0 to 0)	0 (0 to 0)	0 (0 to 0)	0 (0 to 0)	0 (0 to 0)	0 (0 to 0)	0 (0 to 0)	0 (0 to 0)	0 (0 to 0)	0 (0 to 0)	0 (0 to 0)	0 (0 to 0)	0 (0 to 0)	0 (0 to 0)	0
Onchocerciasis	0 (0 to 0)	0 (0 to 0)	0 (0 to 0)	0 (0 to 0)	0 (0 to 0)	0 (0 to 0)	0 (0 to 0)	0 (0 to 0)	0 (0 to 0)	0 (0 to 0)	0 (0 to 0)	0 (0 to 0)	0 (0 to 0)	0 (0 to 0)	0 (0 to 0)	0 (0 to 0)	0 (0 to 0)	0 (0 to 0)	0 (0 to 0)	0 (0 to 0)	0 (0 to 0)	0 (0 to 0)	0 (0 to 0)	0 (0 to 0)	0
Trachoma	0 (0 to 0)	0 (0 to 0)	0 (0 to 0)	0 (0 to 0)	0 (0 to 0)	0 (0 to 0)	0 (0 to 0)	0 (0 to 0)	0 (0 to 0)	0 (0 to 0)	0 (0 to 0)	0 (0 to 0)	0 (0 to 0)	0 (0 to 0)	0 (0 to 0)	0 (0 to 0)	0 (0 to 0)	0 (0 to 0)	0 (0 to 0)	0 (0 to 0)	0 (0 to 0)	0 (0 to 0)	0 (0 to 0)	0 (0 to 0)	0
Dengue	0 (0 to 0)	0 (0 to 0)	0.2 (0 to 0.2)	0.1 (0 to 0.1)	0.1 (0 to 0.1)	0.1 (0 to 0.1)	0.1 (0 to 0.1)	0.1 (0 to 0.1)	0.1 (0 to 0.1)	0.1 (0 to 0.1)	0.1 (0 to 0.1)	0.1 (0 to 0.1)	0.1 (0 to 0.1)	0.1 (0 to 0.1)	0.1 (0 to 0.1)	0.1





SR Table 2b. Santa Catarina DALYS by cause and age group for females with 95% uncertainty intervals, 2019

Cause	Early Neonatal	Late Neonatal	1 to 4	5 to 9	10 to 14	15 to 19	20 to 24	25 to 29	30 to 34	35 to 39	40 to 44	45 to 49	50 to 54	55 to 59	60 to 64	65 to 69	70 to 74	75 to 79	80 to 84	85 to 89	90 to 94	95 plus	Total
All causes	28,659 (27,698 to 29,650)	3,620 (2,729 to 4,776)	24,289 (18,302 to 31,459)	11,900 (9,419 to 14,782)	10,468 (8,060 to 13,460)	20,005 (15,550 to 27,260)	23,060 (18,333 to 30,392)	27,900 (22,116 to 36,139)	29,259 (23,205 to 38,428)	32,220 (25,599 to 42,018)	34,600 (27,459 to 45,179)	39,700 (31,609 to 51,792)	43,309 (34,212 to 56,439)	52,200 (41,109 to 68,010)	74,799 (59,133 to 97,511)	66,400 (52,009 to 86,539)	63,200 (49,703 to 82,309)	61,200 (48,300 to 79,800)	62,100 (48,900 to 80,900)	13,900 (10,900 to 18,000)	4,400 (3,364 to 5,692)	646,000
Communicable, maternal, neonatal, and nutritional diseases	21,100 (19,000 to 24,900)	2,060 (1,660 to 2,640)	10,400 (7,920 to 13,300)	3,970 (3,090 to 5,190)	3,250 (2,590 to 4,200)	2,900 (2,310 to 3,720)	4,090 (3,260 to 5,300)	4,210 (3,350 to 5,530)	4,990 (3,760 to 6,620)	5,790 (4,400 to 7,610)	6,060 (4,610 to 8,020)	6,970 (5,290 to 9,230)	6,490 (4,930 to 8,630)	6,230 (4,730 to 8,300)	6,990 (5,310 to 9,310)	4,990 (3,790 to 6,650)	3,900 (2,970 to 5,210)	3,470 (2,620 to 4,630)	3,190 (2,400 to 4,250)	2,900 (2,200 to 3,870)	1,490 (1,060 to 2,130)	648 (493 to 864)	132,000
HIV/AIDS and sexually transmitted infections	78.6 (74.1 to 133)	7.9 (3.9 to 14.3)	238 (160 to 357)	141 (100 to 197)	118 (86.9 to 158)	129 (95.1 to 183)	240 (180 to 321)	376 (287 to 502)	449 (347 to 597)	1,020 (797 to 1,290)	2,090 (1,630 to 2,720)	1,930 (1,490 to 2,620)	1,620 (1,220 to 2,270)	1,670 (1,230 to 2,330)	1,490 (1,100 to 2,060)	884 (665 to 1,190)	674 (513 to 896)	370 (283 to 483)	197 (151 to 255)	49.6 (38.1 to 63.5)	17.6 (13.6 to 22.6)	9.2 (7.1 to 11.8)	13,400
HIV/AIDS	0 (0 to 0)	0 (0 to 0)	211 (164 to 283)	141 (110 to 189)	117 (89.5 to 158)	121 (92.6 to 164)	219 (167 to 296)	347 (265 to 469)	899 (686 to 1,240)	1,930 (1,570 to 2,460)	1,900 (1,570 to 2,320)	1,760 (1,470 to 2,150)	1,530 (1,280 to 1,870)	1,390 (1,160 to 1,710)	1,260 (1,050 to 1,550)	871 (726 to 1,080)	525 (437 to 651)	339 (283 to 420)	182 (152 to 226)	39.8 (33.2 to 49.4)	8.6 (7.2 to 10.7)	2.6 (2.2 to 3.2)	12,100
HIV/AIDS - Drug-susceptible Tuberculosis	0 (0 to 0)	0 (0 to 0)	4.9 (3.7 to 6.5)	4.4 (3.2 to 5.9)	4.3 (3.2 to 5.8)	4.3 (3.2 to 5.8)	7.6 (5.7 to 10.2)	20.4 (15.2 to 27.4)	50.8 (38.1 to 68.4)	97.8 (73.4 to 132)	92.1 (69.2 to 124)	84.3 (63.2 to 113)	69.7 (52.3 to 93.7)	59.7 (44.8 to 80.1)	51.7 (38.8 to 69.4)	32.7 (24.5 to 43.9)	19.3 (14.5 to 25.9)	12.7 (9.5 to 17.1)	6.8 (5.1 to 9.2)	1.5 (1.1 to 2.0)	0.3 (0.2 to 0.4)	0.1 (0.1 to 0.2)	450
HIV/AIDS - Multidrug-resistant Tuberculosis without extensive resistance	0 (0 to 0)	0.7 (0.5 to 0.9)	2.4 (1.8 to 1.9)	2.4 (1.8 to 1.9)	2.4 (1.8 to 1.9)	2.4 (1.8 to 1.9)	4.2 (3.2 to 3.3)	11.1 (8.3 to 8.8)	27.5 (20.7 to 21.8)	53.1 (39.9 to 42.1)	50.1 (37.6 to 39.7)	45.8 (34.4 to 36.3)	37.9 (28.4 to 30.1)	32.4 (24.3 to 25.7)	28.1 (21.1 to 22.3)	17.8 (13.3 to 14.1)	10.5 (7.9 to 8.3)	6.9 (5.2 to 5.5)	3.7 (2.8 to 2.9)	0.8 (0.6 to 0.7)	0.2 (0.1 to 0.1)	0.0 (0.0 to 0.0)	244
HIV/AIDS - Extensively drug-resistant Tuberculosis	0 (0 to 0)	0 (0 to 0)	0.1 (0.1 to 0.1)	0.1 (0.1 to 0.1)	0.1 (0.1 to 0.1)	0.1 (0.1 to 0.1)	0.2 (0.1 to 0.1)	0.5 (0.4 to 0.4)	1.2 (0.9 to 1.0)	2.3 (1.7 to 1.9)	2.2 (1.7 to 1.8)	2.0 (1.5 to 1.6)	1.6 (1.2 to 1.3)	1.4 (1.1 to 1.1)	1.2 (0.9 to 1.0)	0.8 (0.6 to 0.6)	0.5 (0.4 to 0.4)	0.3 (0.2 to 0.3)	0.2 (0.1 to 0.1)	0.0 (0.0 to 0.0)	0.0 (0.0 to 0.0)	0.0 (0.0 to 0.0)	9.3
HIV/AIDS resulting in other diseases	0 (0 to 0)	0 (0 to 0)	200 (150 to 273)	129 (97.5 to 183)	113 (77.7 to 157)	117 (80.9 to 163)	207 (150 to 287)	307 (224 to 427)	850 (620 to 1,180)	1,870 (1,360 to 2,600)	1,750 (1,300 to 2,330)	1,680 (1,260 to 2,230)	1,460 (1,110 to 1,940)	1,330 (1,010 to 1,770)	1,170 (890 to 1,550)	779 (593 to 1,030)	502 (381 to 664)	320 (243 to 423)	179 (137 to 237)	38.2 (29.1 to 50.6)	8.2 (6.2 to 10.9)	2.4 (1.8 to 3.2)	11,600
Sexually transmitted infections excluding HIV	78.6 (77.4 to 133)	7.9 (3.9 to 14.3)	26.9 (16.1 to 43.1)	20.4 (12.2 to 32.7)	1.9 (1.1 to 3.1)	7.7 (4.6 to 12.3)	20.7 (12.4 to 33.1)	68.7 (41.2 to 110)	49.1 (29.4 to 78.6)	89.8 (53.8 to 144)	189 (113 to 303)	260 (156 to 416)	90.1 (54.1 to 144)	276 (166 to 442)	319 (191 to 511)	105 (62.8 to 168)	172 (103 to 275)	49.2 (29.5 to 78.8)	18.1 (10.8 to 29.0)	10.9 (6.5 to 17.5)	9.4 (5.6 to 15.1)	9.2 (5.5 to 14.7)	1,210
Syphilis	67.4 (66.3 to 112)	7.6 (3.8 to 13.7)	24.0 (14.7 to 39.1)	0.4 (0.2 to 0.7)	0.2 (0.1 to 0.4)	1.2 (0.8 to 1.7)	1.9 (1.2 to 2.8)	3.1 (2.1 to 4.5)	6.7 (4.4 to 9.8)	27 (18 to 39.7)	74.7 (50.1 to 109)	152 (102 to 222)	23.9 (16.1 to 35.2)	21.2 (14.2 to 31.2)	15.9 (10.6 to 23.4)	6.9 (4.6 to 10.2)	6.8 (4.5 to 10.1)	6.8 (4.5 to 10.1)	6.8 (4.5 to 10.1)	6.7 (4.5 to 9.9)	6.7 (4.5 to 9.9)	6.7 (4.5 to 9.9)	140
Chlamydial infection	0 (0 to 0)	0 (0 to 0)	0 (0 to 0)	0 (0 to 0)	0.6 (0.4 to 0.9)	2.4 (1.6 to 3.5)	6.6 (4.4 to 9.6)	12.6 (8.4 to 18.4)	9.1 (6.1 to 13.2)	16 (10.7 to 23.1)	18.3 (12.3 to 26.5)	17.1 (11.5 to 24.8)	11.3 (7.6 to 16.4)	2.9 (1.9 to 4.2)	2.1 (1.4 to 3.0)	1.4 (0.9 to 2.0)	0.8 (0.5 to 1.2)	0.6 (0.4 to 0.9)	0.6 (0.4 to 0.9)	0.6 (0.4 to 0.9)	0.3 (0.2 to 0.4)	0.1 (0.1 to 0.2)	97.6
Gonococcal infection	0 (0 to 0)	0 (0 to 0)	0 (0 to 0)	0 (0 to 0)	0.5 (0.3 to 0.8)	2.1 (1.4 to 3.1)	5 (3.3 to 7.6)	8.6 (5.7 to 13)	6.6 (4.4 to 9.9)	8.8 (5.9 to 13.2)	9.6 (6.4 to 14.3)	9.6 (6.5 to 14.3)	6.3 (4.2 to 9.4)	1.6 (1.1 to 2.4)	1.2 (0.8 to 1.8)	0.8 (0.5 to 1.2)	0.5 (0.3 to 0.7)	0.3 (0.2 to 0.5)	0.3 (0.2 to 0.5)	0.3 (0.2 to 0.5)	0.2 (0.1 to 0.3)	0.1 (0.1 to 0.2)	72.8
Trichomoniasis	0 (0 to 0)	0 (0 to 0)	0 (0 to 0)	0 (0 to 0)	0.2 (0.1 to 0.3)	0.3 (0.2 to 0.5)	0.7 (0.5 to 1.1)	1.4 (1 to 2.1)	1.1 (0.8 to 1.7)	1.8 (1.3 to 2.7)	2.1 (1.5 to 3.1)	2.1 (1.5 to 3.1)	1.4 (1 to 2.1)	0.4 (0.3 to 0.6)	0.3 (0.2 to 0.4)	0.2 (0.1 to 0.3)	0.1 (0.1 to 0.2)	0.1 (0.1 to 0.2)	0.1 (0.1 to 0.2)	0.1 (0.1 to 0.2)	0.1 (0.1 to 0.1)	0.0 (0.0 to 0.0)	16
Genital herpes	0 (0 to 0)	0 (0 to 0)	0 (0 to 0)	0 (0 to 0)	1.1 (0.7 to 1.7)	0.7 (0.5 to 1.1)	1.4 (0.9 to 2.2)	1.9 (1.2 to 2.9)	1.2 (0.8 to 1.8)	1.6 (1.1 to 2.4)	1.8 (1.2 to 2.7)	1.7 (1.1 to 2.5)	1.2 (0.8 to 1.8)	0.4 (0.3 to 0.6)	0.3 (0.2 to 0.4)	0.2 (0.1 to 0.3)	0.1 (0.1 to 0.2)	0.1 (0.1 to 0.2)	0.1 (0.1 to 0.2)	0.1 (0.1 to 0.2)	0.1 (0.1 to 0.1)	0.0 (0.0 to 0.0)	309
Other sexually transmitted infections	0 (0 to 0)	0 (0 to 0)	0 (0 to 0)	0 (0 to 0)	0 (0 to 1.4)	0.2 (0.1 to 0.4)	0.4 (0.2 to 0.8)	0.8 (0.4 to 1.5)	0.6 (0.3 to 1.2)	0.8 (0.4 to 1.6)	0.9 (0.5 to 1.8)	0.9 (0.5 to 1.8)	0.6 (0.3 to 1.2)	0.2 (0.1 to 0.4)	0.1 (0.1 to 0.3)	0.1 (0.1 to 0.2)	0.1 (0.1 to 0.2)	0.1 (0.1 to 0.2)	0.1 (0.1 to 0.2)	0.1 (0.1 to 0.2)	0.1 (0.1 to 0.1)	0.0 (0.0 to 0.0)	252
Respiratory infections and tuberculosis	1,770 (1,760 to 2,000)	321 (230 to 439)	2,620 (1,960 to 3,450)	1,130 (844 to 1,490)	731 (514 to 1,040)	877 (627 to 1,260)	1,020 (697 to 1,500)	884 (589 to 1,390)	797 (493 to 1,350)	1,020 (632 to 1,690)	977 (592 to 1,690)	1,090 (660 to 1,790)	1,190 (724 to 1,900)	1,410 (860 to 2,160)	1,990 (1,220 to 3,020)	1,660 (1,020 to 2,490)	1,790 (1,100 to 2,660)	1,960 (1,200 to 2,900)	2,260 (1,400 to 3,290)	1,960 (1,200 to 2,850)	1,160 (696 to 1,660)	469 (269 to 686)	31,000
Tuberculosis	0 (0 to 0)	0 (0 to 0)	0 (0 to 0)	13.7 (10.3 to 18.6)	12.8 (9.1 to 18)	23.7 (17 to 31.6)	39.5 (29.3 to 53.4)	69.7 (50.7 to 93.8)	97.6 (70.2 to 134)	118 (85.6 to 162)	114 (83.3 to 156)	98.6 (71.7 to 135)	82.5 (60.3 to 113)	66.1 (47.5 to 91.5)	60.6 (43.5 to 84.1)	39.5 (28.7 to 54.8)	23.7 (17.3 to 33)	15.1 (10.9 to 21.1)	8.4 (6.1 to 11.8)	1.9 (1.4 to 2.7)	0.4 (0.3 to 0.6)	0.1 (0.1 to 0.2)	821
Latent tuberculosis infection	0 (0 to 0)	0 (0 to 0)	0 (0 to 0)	0 (0 to 0)	0 (0 to 0)	0 (0 to 0)	0 (0 to 0)	0 (0 to 0)	0 (0 to 0)	0 (0 to 0)	0 (0 to 0)	0 (0 to 0)	0 (0 to 0)	0 (0 to 0)	0 (0 to 0)	0 (0 to 0)	0 (0 to 0)	0 (0 to 0)	0 (0 to 0)	0 (0 to 0)	0 (0 to 0)	0 (0 to 0)	0 (0 to 0)	0
Drug-susceptible Tuberculosis	0 (0 to 0)	0 (0 to 0)	22 (12.6 to 32.6)	13.6 (9.3 to 19.3)	12.1 (7.9 to 17.6)	22.3 (14.7 to 32.4)	37.5 (24.9 to 54.6)	65.9 (44.2 to 93.3)	92.3 (62.2 to 133)	111 (75.3 to 161)	107 (71.5 to 154)	92.7 (61.9 to 133)	77.5 (51.7 to 111)	62.1 (41.5 to 89.1)	56.9 (38.1 to 81.6)	37.1 (24.8 to 53.2)	22.3 (14.9 to 31.9)	14.2 (9.5 to 20.3)	7.9 (5.3 to 11.3)	1.8 (1.2 to 2.5)	0.4 (0.2 to 0.5)	0.1 (0.1 to 0.2)	772
Multidrug-resistant tuberculosis without extensive drug-resistance	0 (0 to 0)	0 (0 to 0)	1.6 (0.7 to 3.3)	0.8 (0.4 to 1.6)	0.6 (0.3 to 1.2)	1.3 (0.6 to 2.6)	2.2 (1 to 4.5)	3.9 (1.8 to 7.9)	5.2 (2.4 to 10.6)	6 (2.8 to 12.1)	5.4 (2.5 to 11)	4.8 (2.2 to 9.7)	3.9 (1.8 to 7.9)	3.2 (1.5 to 6.5)	2.7 (1.2 to 5.4)	2.2 (1 to 4.4)	1.6 (0.7 to 3.2)	1.1 (0.5 to 2.2)	0.7 (0.3 to 1.4)	0.2 (0.1 to 0.4)	0.0 (0.0 to 0.1)	0.0 (0.0 to 0.0)	47.3
Extensively drug-resistant tuberculosis	0 (0 to 0)	0 (0 to 0)	0.3 (0.1 to 0.6)	0.1 (0 to 0.3)	0.1 (0 to 0.2)	0.2 (0.1 to 0.4)	0.4 (0.2 to 0.8)	0.6 (0.3 to 1.2)	0.8 (0.4 to 1.6)	0.9 (0.5 to 1.8)	0.8 (0.4 to 1.7)	0.7 (0.4 to 1.5)	0.6 (0.3 to 1.2)	0.5 (0.2 to 1)	0.4 (0.2 to 0.8)	0.3 (0.1 to 0.6)	0.2 (0.1 to 0.5)	0.2 (0.1 to 0.3)	0.1 (0.1 to 0.2)	0.0 (0.0 to 0.1)	0.0 (0.0 to 0.0)	0.0 (0.0 to 0.0)	7.1
Lower respiratory infections	174 (161 to 203)	99.9 (66.1 to 139)	2,300 (1,740 to 3,050)	758 (559 to 1,070)	292 (202 to 423)	218 (150 to 318)	209 (142 to 309)	281 (187 to 423)	347 (220 to 540)	471 (292 to 739)	499 (309 to 790)	668 (414 to 1,050)	730 (454 to 1,150)	883 (554 to 1,390)	1,700 (1,060 to 2,670)	1,200 (747 to 1,880)	1,500 (1,010 to 2,260)	1,800 (1,200 to 2,700)	2,200 (1,400 to 3,270)	1,900 (1,200 to 2,850)	1,100 (696 to 1,660)	460 (269 to 686)	21,900
Upper respiratory infections	1.3 (0.4 to 2.2)	3.6 (0.9 to 8.2)	753 (172 to 2,200)	278 (63.6 to 812)	318 (72.8 to 929)	270 (61.8 to 790)	291 (66.5 to 851)	379 (86.7 to 1,110)	291 (66.5 to 851)	293 (67 to 857)	275 (62.9 to 804)	239 (54.7 to 700)	194 (44.4 to 568)	166 (38 to 486)	162 (37 to 474)	209 (47.8 to 611)	167 (38.2 to 489)	169 (38.6 to 494)	404 (92.4 to 1,180)	24 (5.5 to 70.2)	0 (0 to 0)	0 (0 to 0)	3,460
Otitis media	2.2 (0.1 to 9.5)	2.2 (0.3 to 1.4)	887 (68.9 to 39.8)	137 (47.6 to 158)	70.1 (20.8 to 109)	64.4 (20.8 to 109)	60.1 (19.4 to 101)	64.4 (20.8 to 109)	47.1 (15.2 to 79.5)	47.1 (15.2 to 79.5)	47.1 (15.2 to 79.5)	47.1 (15.2 to 79.5)	47.1 (15.2 to 79.5)	47.1 (15.2 to 79.5)	47.1 (15.2 to 79.5)	47.1 (15.2 to 79.5)	47.1 (15.2 to 79.5)	47.1 (15.2 to 79.5)	47.1 (15.2 to 79.5)	47.1 (15.2 to 79.5)	47.1 (15.2 to 79.5)	47.1 (15.2 to 79.5)	822
Enteric infections	9.6 (9.6 to 10.2)	27 (18 to 39.9)	1,080 (628 to 1,790)	737 (589 to 974)	660 (532 to 861)	413 (271 to 647)	339 (223 to 532)	337 (222 to 528)	397 (262 to 622)	397 (262 to 622)	397 (262 to 622)	397 (262 to 622)	394 (259 to 618)	394 (259 to 618)	394 (259 to 618)	394 (259 to 618)	394 (259 to 618)	394 (259 to 618)	394 (259 to 618)	394 (259 to 618)	394 (259 to 618)	394 (259 to 618)	394 (259 to 618)	8,250
Diarrheal diseases	9.6 (9.6 to 10.2)	26.9 (17.7 to 39.8)	1,080 (629 to 1,770)	737 (588 to 1,080)	660 (538 to 871)	413 (321 to 660)	339 (272 to 519)	337 (274 to 519)	397 (321 to 597)	397 (264 to 549)	397 (264 to 549)	397 (264 to 549)	394 (263 to 543)	394 (263 to 543)	394 (263 to 543)	394 (263 to 543)	394 (263 to 543)	394 (263 to 543)	394 (263 to 543)	394 (263 to 543)	394 (263 to 543)	394 (263 to 543)	394 (263 to 543)	8,250
Typhoid and paratyphoid	0 (0 to 0)	0 (0 to 0)	0 (0 to 0)	0 (0 to 0)	0 (0 to 0)	0 (0 to 0)	0 (0 to 0)	0 (0 to 0)	0 (0 to 0)	0 (0 to 0)	0 (0 to 0)	0 (0 to 0)	0 (0 to 0)	0 (0 to 0)	0 (0 to 0)	0 (0 to 0)	0 (0 to 0)	0 (0 to 0)	0 (0 to 0)	0 (0 to 0)	0 (0 to 0)	0 (0 to 0)	0 (0 to 0)	1.1
Typhoid fever	0 (0 to 0)	0 (0 to 0)	0 (0 to 0)	0 (0 to 0)	0 (0 to 0)	0 (0 to 0)	0 (0 to 0)	0 (0 to 0)	0 (0 to 0)	0 (0 to 0)	0 (0 to 0)	0 (0 to 0)	0 (0 to 0)	0 (0 to 0)	0 (0 to 0)	0 (0 to 0)	0 (0 to 0)	0 (0 to 0)	0 (0 to 0)	0 (0 to 0)	0 (0 to 0)	0 (0 to 0)	0 (0 to 0)	1
Paratyphoid fever	0 (0 to 0)	0 (0 to 0)	0 (0 to 0)	0 (0 to 0)	0 (0 to 0)	0 (0 to 0)	0 (0 to 0)	0 (0 to 0)	0 (0 to 0)	0 (0 to 0)	0 (0 to 0)	0 (0 to 0)	0 (0 to 0)	0 (0 to 0)	0 (0 to 0)	0 (0 to 0)	0 (0 to 0)	0 (0 to 0)	0 (0 to 0)	0 (0 to 0)	0 (0 to 0)	0 (0 to 0)	0 (0 to 0)	0.1
Invasive Non-typhoidal Salmonella (iNTS)	0 (0 to 0)	0 (0 to 0)	0 (0 to 0)	0 (0 to 0)	0 (0 to 0)	0 (0 to 0)	0 (0 to 0)	0 (0 to 0)	0 (0 to 0)	0 (0 to 0)	0 (0 to 0)	0 (0 to 0)	0 (0 to 0)	0 (0 to 0)	0 (0 to 0)	0 (0 to 0)	0 (0 to 0)	0 (0 to 0)	0 (0 to 0)	0 (0 to 0)	0 (0 to 0)	0 (0 to 0)	0 (0 to 0)	9.6
Other intestinal infectious diseases	0 (0 to 0)	0 (0 to 0)	3.7 (1.9 to 7.4)	2.6 (1.3 to 5.1)	1.9 (0.9 to 3.7)	1.2 (0.6 to 2.3)	0.7 (0.3 to 1.4)	0.7 (0.3 to 1.4)	0.4 (0.2 to 0.8)	0.4 (0.2 to 1.1)	0.2 (0.1 to 1.3)	0.2 (0.1 to 1.3)	0.2 (0.1 to 1.4)	0.1 (0.1 to 0.9)	0.1 (0.1 to 0.7)	0.1 (0.1 to 0.7)	0.1 (0.1 to 0.7)	0.1 (0.1 to 0.7)	0.1 (0.1 to 0.7)	0.1 (0.1 to 0.7)	0.1 (0.1 to 0.7)	0.1 (0.1 to 0.7)	19.2
Neglected tropical diseases and malaria	12.6 (9.3 to 16.1)	0.9 (0.4 to 1.6)	69.1 (39.1 to 112)	79.4 (44.9 to 133)	113 (63.2 to 193)	132 (73.6 to 226)	180 (100 to 309)	184 (102 to 316)	206 (114 to 353)	229 (127 to 392)	290 (161 to 496)	379 (211 to 649)	362 (201 to 620)	469 (261 to 803)	360 (200 to 616)	307 (171 to 526)	294 (163 to 503)	256 (142 to 438)	179 (99.5 to 306)	120 (66.7 to 205)	61.7 (34.3 to 106)	13.2 (7.3 to 22.6)	4,400
Malaria	0 (0 to 0)	0 (0 to 0)	1.6 (0.7 to 3.5)	1.6 (0.7 to 3.5)	1.6 (0.7 to 3.5)	1.6 (0.7 to 3.5)	4.4 (2 to 9.6)	4.4 (2 to 9.6)	4.4 (2 to 9.6)	4.4 (2 to 9.6)	4.4 (2 to 9.6)	4.4 (2 to 9.6)	3.4 (1.5 to 7.4)	3.4 (1.5 to 7.4)	3.4 (1.5 to 7.4)	3.4 (1.5 to 7.4)	3.4 (1.5 to 7.4)	3.4 (1.5 to 7.4)	3.4 (1.5 to 7.4)	3.4 (1.5 to 7.4)	3.4 (1.5 to 7.4)	3.4 (1.5 to 7.4)	90.5
Chagas disease	0 (0 to 0)	0 (0 to 0)	0.3 (0.1 to 1)	0.3 (0.2 to 0.9)	0.3 (0.2 to 0.8)	0.3 (0.2 to 0.8)	0.3 (0.2 to 0.7)	0.3 (0.2 to 0.8)	0.3 (0.2 to 0.8)	0.3 (0.2 to 0.8)	0.3 (0.2 to 0.8)	0.3 (0.2 to 0.8)	0.3 (0.2 to 0.8)	0.3 (0.2 to 0.8)	0.3 (0.2 to 0.8)	0.3 (0.2 to 0.8)	0.3 (0.2 to 0.8)	0.3 (0.2 to 0.8)	0.3 (0.2 to 0.8)	0.3 (0.2 to 0.8)	0.3 (0.2 to 0.8)	0.3 (0.2 to 0.8)	1.2
Leishmaniasis	0 (0 to 0)	0 (0 to 0)	0.2 (0 to 0.7)	1 (0 to 4)	0.6 (0 to 2.6)	0.4 (0 to 1.9)	0.3 (0 to 1.3)	0.3 (0 to 1.3)	0.4 (0 to 1.4)	0.4 (0 to 1.4)	0.4 (0 to 1.3)	0.3 (0 to 1.3)	0.3 (0 to 1.2)	0.3 (0 to 1.2)	0.3 (0 to 1.2)	0.3 (0 to 1.2)	0.3 (0 to 1.2)	0.3 (0 to 1.2)	0.3 (0 to 1.2)	0.3 (0 to 1.2)	0.3 (0 to 1.2)	0.3 (0 to 1.2)	9.3
Visceral leishmaniasis	0 (0 to 0)	0 (0 to 0)	0.2 (0 to 0.7)	0.9 (0 to 3.9)	0.5 (0 to 2.5)	0.3 (0 to 1.8)	0.3 (0 to 1.2)	0.3 (0 to 1.2)	0.3 (0 to 1.3)	0.3 (0 to 1.3)	0.3 (0 to 1.1)	0.3 (0 to 1.1)	0.3 (0 to 1.1)	0.3 (0 to 1.1)	0.3 (0 to 1.1)	0.3 (0 to 1.1)	0.3 (0 to 1.1)	0.3 (0 to 1.1)	0.3 (0 to 1.1)	0.3 (0 to 1.1)	0.3 (0 to 1.1)	0.3 (0 to 1.1)	8.6
Cutaneous and mucocutaneous leishmaniasis	0 (0 to 0)	0 (0 to 0)	0 (0 to 0)	0 (0 to 0)	0 (0 to 0)	0 (0 to 0)	0 (0 to 0)	0 (0 to 0)	0 (0 to 0)	0 (0 to 0)	0 (0 to 0)	0 (0 to 0)	0 (0 to 0)	0 (0 to 0)	0 (0 to 0)	0 (0 to 0)	0 (0 to 0)	0 (0 to 0)	0 (0 to 0)	0 (0 to 0)	0 (0 to 0)	0 (0 to 0)	0 (0 to 0)	0.1
African trypanosomiasis	0 (0 to 0)	0 (0 to 0)	0 (0 to 0)	0 (0 to 0)	0 (0 to 0)	0 (0 to 0)	0 (0 to 0)	0 (0 to 0)	0 (0 to 0)	0 (0 to 0)	0 (0 to 0)	0 (0 to 0)	0 (0 to 0)	0 (0 to 0)	0 (0 to 0)	0 (0 to 0)	0 (0 to 0)	0 (0 to 0)	0 (0 to 0)	0 (0 to 0)	0 (0 to 0)	0 (0 to 0)	0 (0 to 0)	0
Schistosomiasis	0 (0 to 0)	0 (0 to 0)	0.1 (0 to 1.7)	0.4 (0.2 to 1.9)	0.6 (0.3 to 1.6)	0.9 (0.5 to 2.3)	1.5 (0.8 to 3.6)	2.1 (1.1 to 5.1)	2.6 (1.3 to 6.5)	3.1 (1.6 to 7.8)	3.6 (1.8 to 8.9)	3.9 (2 to 9.6)	3.9 (2 to 9.6)	3.9 (2 to 9.6)	3.9 (2 to 9.6)	3.9 (2 to 9.6)	3.9 (2 to 9.6)	3.9 (2 to 9.6)	3.9 (2 to 9.6)	3.9 (2 to 9.6)	3.9 (2 to 9.6)	3.9 (2 to 9.6)	337
Cysticercosis	0 (0 to 0)	0 (0 to 0)	0.1 (0 to 0.3)	0.7 (0.3 to 2.2)	2.6 (0.9 to 8.2)	17.9 (6.3 to 56.5)	36.4 (12.7 to 87.6)	59.6 (19.8 to 139)	84.3 (27.6 to 194)	112 (36.2 to 256)	140 (45.6 to 320)	161 (52.3 to 368)	171 (55.6 to 391)	182 (59.2 to 416)	191 (62.1 to 437)	198 (64.3 to 452)	201 (65.3 to 459)	202 (65.7 to 462)	202 (65.7 to 462)	202 (65.7 to 462)	202 (65.7 to 462)	202 (65.7 to 462)	4,010
Cystic echinococcosis	0 (0 to 0)	0 (0 to 0)	0 (0 to 0)	0 (0 to 0)	0 (0 to 0)	0 (0 to 0)	0 (0 to 0)	0 (0 to 0)	0 (0 to 0)	0 (0 to 0)	0 (0 to 0)	0 (0 to 0)	0 (0 to 0)	0 (0 to 0)	0 (0 to 0)	0 (0 to 0)	0 (0 to 0)	0 (0 to 0)	0 (0 to 0)	0 (0 to 0)	0 (0 to 0)	0 (0 to 0)	0 (0 to 0)	2.7
Lymphatic filariasis	0 (0 to 0)	0 (0 to 0)	0 (0 to 0)	0 (0 to 0)	0 (0 to 0)	0 (0 to 0)	0 (0 to 0)	0 (0 to 0)	0 (0 to 0)	0 (0 to 0)	0 (0 to 0)	0 (0 to 0)	0 (0 to 0)	0 (0 to 0)	0 (0 to 0)	0 (0 to 0)	0 (0 to 0)	0 (0 to 0)	0 (0 to 0)	0 (0 to 0)	0 (0 to 0)	0 (0 to 0)	0 (0 to 0)	0
Onchocerciasis	0 (0 to 0)	0 (0 to 0)	0 (0 to 0)	0 (0 to 0)	0 (0 to 0)	0 (0 to 0)	0 (0 to 0)	0 (0 to 0)	0 (0 to 0)	0 (0 to 0)	0 (0 to 0)	0 (0 to 0)	0 (0 to 0)	0 (0 to 0)	0 (0 to 0)	0 (0 to 0)	0 (0 to 0)	0 (0 to 0)	0 (0 to 0)	0 (0 to 0)	0 (0 to 0)	0 (0 to 0)	0 (0 to 0)	0
Trachoma	0 (0 to 0)	0 (0 to 0)	0 (0 to 0)	0 (0 to 0)	0 (0 to 0)	0 (0 to 0)	0 (0 to 0)	0 (0 to 0)	0 (0 to 0)	0 (0 to 0)	0 (0 to 0)	0 (0 to 0)	0 (0 to 0)	0 (0 to 0)	0 (0 to 0)	0 (0 to 0)	0 (0 to 0)	0 (0 to 0)	0 (0 to 0)	0 (0 to 0)	0 (0 to 0)	0 (0 to 0)	0 (0 to 0)	0.8
Dengue	0 (0 to 0)	2.1 (0.1 to 6)	7.3 (0.2 to 21.8)	1.7 (0.1 to 5.1)	1.7 (0.1 to 5.1)	1.7 (0.1 to 5.1)	1.7 (0.1 to 5.1)	1.7 (0.1 to 5.1)	1.7 (0.1 to 5.1)	1.7 (0.1 to 5.1)	1.7 (0.1 to 5.1)	1.7 (0.1 to 5.1)	1.7 (0.1 to 5.1)	1.7 (0.1 to 5.1)	1.7 (0.1 to 5.1)	1.7 (0.1 to 5.1)	1.7 (0.1 to 5.1)	1.7 (0.1 to 5.1)	1.7 (0.1 to 5.1)	1.7 (0.1 to 5.1)	1.7 (0.1 to 5.1)	1.7 (0.1 to 5.1)	229
Yellow fever	0 (0 to 0)	0 (0 to 0)	0 (0 to 0)	0 (0 to 0)	0 (0 to 0)	0 (0 to 0)	0 (0 to 0)	0 (0 to 0)	0 (0 to 0)	0 (0 to 0)	0 (0 to 0)	0 (0 to 0)	0 (0 to 0)	0 (0 to 0)	0 (0 to 0)	0 (0 to 0)	0 (0 to 0)	0 (0 to 0)	0 (0 to 0)	0 (0 to 0)	0 (0 to 0)	0 (0 to 0)	0 (0 to 0)	0.1
Rabies	0 (0 to 0)	0 (0 to 0)	0 (0 to 0)	0 (0 to 0)	0 (0 to 0)	0 (0 to 0)	0 (0 to 0)	0 (0 to 0)	0 (0 to 0)	0 (0 to 0)	0 (0 to 0)	0 (0 to 0)	0 (0 to 0)	0 (0 to 0)	0 (0 to 0)	0 (0 to 0)	0 (0 to 0)	0 (0 to 0)	0 (0 to 0)	0 (0 to 0)	0 (0 to 0)	0 (0 to 0)	0 (0 to 0)	0.1
Intestinal nematode infections	0 (0 to 0)	0.7 (0.3 to 1.4)	7.7 (2.4 to 14)	24 (11.4 to 43.8)	19 (8.9 to 35.1)	52.6 (25.1 to 96.9)	46.3 (22.1 to 86.2)	39.1 (18.7 to 72.



SR Table 2b: Senaite DALYS by cause and sex groups for females with 95% uncertainty intervals, 2019

Cause	Aero Neonatal	Post Neonatal	1 to 4	5 to 9	10 to 14	15 to 19	20 to 24	25 to 29	30 to 34	35 to 39	40 to 44	45 to 49	50 to 54	55 to 59	60 to 64	65 to 69	70 to 74	75 to 79	80 to 84	85 to 89	90 to 94	95 plus	Total
All causes	13,389 (10,998 to 16,600)	9,690 (7,959 to 11,970)	13,050 (9,719 to 17,200)	6,600 (5,764 to 7,573)	6,513 (5,566 to 7,573)	8,788 (6,566 to 11,400)	12,000 (9,266 to 16,100)	14,469 (11,000 to 18,600)	16,109 (12,900 to 20,100)	18,203 (15,100 to 22,700)	21,369 (17,900 to 26,000)	21,600 (17,600 to 26,100)	22,789 (18,600 to 27,600)	25,109 (19,000 to 31,600)	22,400 (16,700 to 29,700)	19,400 (14,200 to 26,400)	17,900 (13,000 to 23,700)	16,200 (12,000 to 21,700)	12,100 (10,600 to 13,700)	8,510 (7,190 to 9,760)	3,600 (3,030 to 4,250)	3,080 (2,370 to 3,850)	322,000
Communicable, maternal, neonatal, and nutritional diseases	11,700 (9,870 to 14,900)	2,670 (2,250 to 3,540)	7,270 (5,370 to 9,160)	1,960 (1,650 to 2,300)	1,950 (1,580 to 2,300)	1,490 (1,220 to 1,790)	2,000 (1,620 to 2,450)	2,060 (1,720 to 2,750)	2,300 (1,900 to 2,870)	2,460 (1,990 to 3,050)	2,960 (2,420 to 3,650)	2,770 (2,300 to 3,440)	3,090 (2,530 to 3,790)	3,420 (2,690 to 4,180)	3,190 (2,440 to 3,960)	3,070 (2,350 to 3,770)	3,020 (2,300 to 3,720)	2,960 (2,270 to 3,630)	691 (606 to 1,110)	697 (623 to 848)	360 (291 to 476)	264 (179 to 360)	50,600
HIV/AIDS and sexually transmitted infections	61.6 (29.6 to 82.4)	132 (96.6 to 171)	37.1 (9.53 to 97.9)	40.3 (20.3 to 62.6)	40.1 (27.6 to 60.4)	69.6 (47.6 to 95.4)	229.9 (169.0 to 302.0)	198 (150 to 263)	250 (189 to 329)	320 (249 to 403)	510 (402 to 643)	529 (408 to 667)	490 (368 to 647)	599 (438 to 792)	531 (379 to 732)	479 (347 to 664)	452 (341 to 624)	10 (8.6 to 12.4)	19 (14.9 to 24.5)	2.1 (1.4 to 3.3)	0.7 (0.5 to 1.1)	0.3 (0.2 to 0.5)	3,600
HIV/AIDS	0 (0 to 0)	0 (0 to 0)	116 (59.5 to 154)	43.1 (31.4 to 57.4)	49 (35.2 to 61.4)	47.2 (34.5 to 60.4)	63.1 (44.9 to 85.2)	130 (89.6 to 186)	270 (196 to 372)	394 (287 to 538)	592 (472 to 698)	722 (592 to 858)	933 (786 to 1,090)	1,170 (989 to 1,350)	963 (802 to 1,110)	827 (697 to 954)	671 (564 to 769)	529 (444 to 612)	1.2 (0.82 to 1.6)	0.4 (0.29 to 0.6)	0.1 (0.1 to 0.2)	0.1 (0.1 to 0.2)	2,700
HIV/AIDS - Drug-susceptible Tuberculosis	0 (0 to 0)	13.6 (11.1 to 17.8)	11.7 (2.6 to 31.6)	2.6 (1.1 to 4.2)	2.6 (1.2 to 4.2)	3.5 (1.6 to 5.4)	9.3 (4.2 to 15.1)	20.6 (9.3 to 33.2)	45.6 (20.7 to 73.4)	69.7 (31.9 to 112)	104 (47.9 to 167)	126 (58.3 to 202)	164 (76.3 to 263)	206 (96.4 to 330)	170 (79.4 to 272)	146 (68.2 to 234)	119 (55.3 to 191)	93.5 (43.5 to 150)	0.2 (0.1 to 0.3)	0 (0 to 0)	0 (0 to 0)	0 (0 to 0)	236
HIV/AIDS - Multidrug-resistant Tuberculosis without extensive drug resistance	0 (0 to 0)	0.2 (0 to 0.6)	0.2 (0 to 0.6)	0.1 (0 to 0.2)	0.1 (0 to 0.2)	0.1 (0 to 0.3)	0.2 (0 to 0.5)	0.5 (0 to 0.9)	0.9 (0 to 1.4)	1.4 (0 to 2.3)	2.3 (0 to 3.4)	2.9 (0 to 4.3)	3.8 (0 to 5.7)	4.7 (0 to 6.9)	4.1 (0 to 6.2)	3.6 (0 to 5.3)	3.1 (0 to 4.6)	2.5 (0 to 3.7)	0.1 (0 to 0.1)	0 (0 to 0)	0 (0 to 0)	0 (0 to 0)	29
HIV/AIDS - Extensively drug-resistant Tuberculosis	0 (0 to 0)	0 (0 to 0)	1.1 (0 to 3.1)	0.3 (0 to 0.6)	0.3 (0 to 0.5)	0.3 (0 to 0.5)	0.6 (0 to 0.9)	1.3 (0 to 1.9)	2.4 (0 to 3.4)	3.6 (0 to 5.2)	5.4 (0 to 7.5)	6.6 (0 to 9.2)	8.5 (0 to 11.7)	10.6 (0 to 14.5)	8.7 (0 to 12.1)	7.4 (0 to 10.3)	6.1 (0 to 8.5)	4.8 (0 to 6.7)	0.2 (0 to 0.3)	0 (0 to 0)	0 (0 to 0)	0 (0 to 0)	59
HIV/AIDS resulting in other diseases	0 (0 to 0)	191 (0 to 0.1)	37.6 (8.9 to 92.4)	37.6 (21.9 to 57.6)	37.5 (21.9 to 57.6)	43.1 (27.9 to 61.7)	116 (72.4 to 169)	195 (122 to 283)	220 (137 to 321)	253 (158 to 369)	274 (171 to 400)	314 (196 to 458)	356 (222 to 519)	413 (258 to 602)	368 (230 to 537)	331 (207 to 483)	309 (193 to 450)	274 (171 to 399)	0.1 (0.1 to 0.1)	0.1 (0.1 to 0.2)	0.1 (0.1 to 0.2)	0.1 (0.1 to 0.2)	1,900
Sexually transmitted infections excluding HIV	61.6 (29.6 to 82.4)	0.4 (0.4 to 0.5)	0.2 (0.1 to 0.4)	0.2 (0.1 to 0.3)	0.2 (0.1 to 0.3)	0.6 (0.4 to 0.8)	1.6 (1.1 to 2.2)	2.6 (1.8 to 3.6)	4.1 (2.9 to 5.6)	5.6 (4.0 to 7.6)	7.7 (5.4 to 10.2)	9.7 (7.1 to 12.7)	11.7 (8.7 to 15.1)	13.7 (10.2 to 17.6)	14.7 (10.9 to 19.1)	15.2 (11.2 to 19.8)	15.2 (11.2 to 19.8)	14.8 (10.9 to 19.2)	0.2 (0.1 to 0.3)	0.2 (0.1 to 0.3)	0.1 (0.1 to 0.2)	0.1 (0.1 to 0.2)	661
Syphilis	0 (0 to 0)	0 (0 to 0)	0.2 (0 to 0.5)	0.1 (0 to 0.2)	0.1 (0 to 0.2)	0.2 (0.1 to 0.4)	0.4 (0.2 to 0.6)	0.6 (0.4 to 0.9)	0.9 (0.6 to 1.3)	1.1 (0.8 to 1.6)	1.5 (1.1 to 2.1)	1.9 (1.4 to 2.6)	2.3 (1.7 to 3.1)	2.7 (2.0 to 3.6)	2.9 (2.1 to 3.9)	3.0 (2.2 to 4.0)	3.0 (2.2 to 4.0)	2.9 (2.1 to 3.9)	0.2 (0.1 to 0.2)	0.1 (0.1 to 0.2)	0.1 (0.1 to 0.1)	0.1 (0.1 to 0.1)	40
Chlamydial infection	0 (0 to 0)	0 (0 to 0)	0 (0 to 0)	0 (0 to 0)	0 (0 to 0)	0 (0 to 0)	0.2 (0.1 to 0.4)	0.6 (0.4 to 0.9)	1.2 (0.8 to 1.7)	2.0 (1.4 to 2.8)	3.0 (2.1 to 4.1)	4.0 (2.8 to 5.5)	5.1 (3.6 to 7.0)	6.3 (4.4 to 8.7)	6.8 (4.7 to 9.4)	7.1 (4.9 to 9.8)	7.1 (4.9 to 9.8)	6.9 (4.8 to 9.5)	0.2 (0.1 to 0.3)	0.2 (0.1 to 0.3)	0.1 (0.1 to 0.2)	0.1 (0.1 to 0.2)	316
Gonococcal infection	0 (0 to 0)	0 (0 to 0)	0 (0 to 0)	0 (0 to 0)	0 (0 to 0)	0 (0 to 0)	1.6 (1.1 to 2.2)	2.9 (2.0 to 4.1)	4.6 (3.1 to 6.4)	6.5 (4.4 to 9.0)	8.9 (6.0 to 12.3)	11.1 (7.5 to 15.3)	13.2 (8.9 to 18.2)	15.2 (10.3 to 21.0)	15.7 (10.6 to 21.7)	15.8 (10.7 to 21.8)	15.5 (10.5 to 21.4)	15.1 (10.2 to 20.8)	0.3 (0.2 to 0.4)	0.2 (0.1 to 0.3)	0.1 (0.1 to 0.2)	0.1 (0.1 to 0.2)	384
Trichomoniasis	0 (0 to 0)	0 (0 to 0)	0 (0 to 0)	0 (0 to 0)	0 (0 to 0)	0.1 (0 to 0.2)	0.6 (0.1 to 1.2)	1.6 (0.4 to 3.2)	3.3 (0.8 to 6.5)	5.2 (1.3 to 10.2)	7.2 (1.8 to 14.1)	9.2 (2.3 to 18.0)	11.2 (2.8 to 21.9)	13.2 (3.3 to 25.8)	13.7 (3.4 to 26.8)	13.8 (3.4 to 27.0)	13.5 (3.4 to 26.5)	13.2 (3.3 to 25.9)	0.3 (0.1 to 0.5)	0.2 (0.1 to 0.4)	0.1 (0 to 0.2)	0.1 (0 to 0.2)	146
Genital herpes	0 (0 to 0)	0 (0 to 0)	0 (0 to 0)	0 (0 to 0)	0 (0 to 0)	0 (0 to 0)	0.1 (0 to 0.1)	0.2 (0.1 to 0.3)	0.3 (0.2 to 0.5)	0.4 (0.2 to 0.6)	0.5 (0.3 to 0.8)	0.6 (0.4 to 0.9)	0.7 (0.4 to 1.0)	0.8 (0.5 to 1.2)	0.8 (0.5 to 1.2)	0.8 (0.5 to 1.2)	0.8 (0.5 to 1.2)	0.8 (0.5 to 1.2)	0 (0 to 0)	0 (0 to 0)	0 (0 to 0)	0 (0 to 0)	9.9
Other sexually transmitted infections	0 (0 to 0)	0 (0 to 0)	0 (0 to 0)	0 (0 to 0)	0 (0 to 0)	0 (0 to 0.1)	0.1 (0 to 0.1)	0.2 (0.1 to 0.3)	0.3 (0.2 to 0.5)	0.4 (0.2 to 0.6)	0.6 (0.3 to 0.9)	0.7 (0.4 to 1.0)	0.8 (0.5 to 1.2)	0.9 (0.5 to 1.3)	0.9 (0.5 to 1.3)	0.9 (0.5 to 1.3)	0.9 (0.5 to 1.3)	0.9 (0.5 to 1.3)	0 (0 to 0)	0 (0 to 0)	0 (0 to 0)	0 (0 to 0)	7.2
Respiratory infections and tuberculosis	1,100 (720 to 2,060)	1,130 (1,060 to 1,200)	1,330 (1,060 to 1,630)	348 (248 to 449)	220 (200 to 239)	277 (190 to 391)	356 (183 to 560)	396 (208 to 624)	418 (220 to 666)	504 (261 to 808)	670 (378 to 1,050)	1,010 (598 to 1,540)	1,360 (820 to 2,060)	1,750 (1,030 to 2,650)	1,940 (1,130 to 2,940)	2,020 (1,170 to 3,060)	2,020 (1,170 to 3,060)	2,000 (1,160 to 3,030)	499 (427 to 795)	488 (454 to 662)	269 (241 to 357)	209 (164 to 309)	13,600
Tuberculosis	0 (0 to 0)	0 (0 to 0)	30 (19.1 to 43)	10.3 (8.9 to 19.2)	11.7 (9.3 to 17.4)	23 (11 to 39.3)	61.2 (19.9 to 37)	67 (33.3 to 74.4)	67.5 (39.4 to 88.2)	69 (39.6 to 88.2)	69.8 (40.3 to 93.4)	69.8 (39.6 to 93.4)	69.8 (33.3 to 78.3)	69.8 (33.1 to 78.4)	69.8 (29.1 to 68.4)	69.8 (27.6 to 68.3)	69.8 (19.6 to 38.3)	69.8 (19.6 to 38.3)	11.9 (9.1 to 16.9)	11.9 (9.4 to 15.1)	6.5 (7.6 to 3.6)	1.9 (1.9 to 2.5)	693
Latent tuberculosis infection	0 (0 to 0)	0 (0 to 0)	0 (0 to 0)	0 (0 to 0)	0 (0 to 0)	0 (0 to 0)	0 (0 to 0)	0 (0 to 0)	0 (0 to 0)	0 (0 to 0)	0 (0 to 0)	0 (0 to 0)	0 (0 to 0)	0 (0 to 0)	0 (0 to 0)	0 (0 to 0)	0 (0 to 0)	0 (0 to 0)	0 (0 to 0)	0 (0 to 0)	0 (0 to 0)	0 (0 to 0)	0
Drug-susceptible Tuberculosis	0 (0 to 0)	27.6 (19.3 to 43)	9.7 (6.9 to 19.5)	9.6 (7.9 to 17.2)	11 (8.4 to 17.8)	20.6 (9.6 to 32.2)	52.3 (17.7 to 28.1)	57.6 (28.6 to 63.8)	58.1 (33.9 to 75.8)	59.4 (34.1 to 75.8)	59.9 (34.6 to 80.2)	59.9 (34.1 to 80.2)	59.9 (28.7 to 67.2)	59.9 (28.4 to 67.3)	59.9 (24.9 to 58.7)	59.9 (23.6 to 58.6)	59.9 (16.8 to 32.9)	59.9 (16.8 to 32.9)	10.2 (7.8 to 14.5)	10.2 (8.1 to 13)	5.6 (6.5 to 3.1)	1.6 (1.6 to 2.1)	593
Multidrug-resistant tuberculosis without extensive drug resistance	0 (0 to 0)	1.9 (0.7 to 4.5)	0.6 (0 to 2.7)	0.6 (0 to 2.3)	0.7 (0.1 to 2.6)	1.4 (0.2 to 3.6)	3.6 (0.3 to 7.2)	4.1 (0.3 to 8.2)	4.2 (0.3 to 8.6)	4.2 (0.3 to 8.7)	4.2 (0.3 to 8.7)	4.2 (0.3 to 8.7)	4.2 (0.2 to 8.7)	4.2 (0.2 to 8.7)	4.2 (0.2 to 8.7)	4.2 (0.2 to 8.7)	4.2 (0.2 to 8.7)	4.2 (0.2 to 8.7)	0.7 (0.5 to 1.1)	0.4 (0.3 to 0.6)	0.2 (0.2 to 0.3)	0.1 (0.1 to 0.2)	372
Extensively drug-resistant tuberculosis	0 (0 to 0)	0 (0 to 1.4)	0.1 (0 to 0.6)	0.1 (0 to 0.5)	0.1 (0 to 0.5)	0.2 (0 to 0.6)	0.4 (0 to 1.1)	0.5 (0 to 1.3)	0.5 (0 to 1.4)	0.5 (0 to 1.4)	0.5 (0 to 1.4)	0.5 (0 to 1.4)	0.5 (0 to 1.4)	0.5 (0 to 1.4)	0.5 (0 to 1.4)	0.5 (0 to 1.4)	0.5 (0 to 1.4)	0.5 (0 to 1.4)	0.1 (0 to 0.2)	0.1 (0 to 0.2)	0 (0 to 0.1)	0 (0 to 0.1)	9.9
Lower respiratory infections	599 (120 to 999)	210 (147 to 269)	2,180 (1,660 to 2,690)	320 (271 to 381)	121 (102 to 139)	134 (104 to 167)	139 (99 to 194)	121 (89 to 168)	126 (89 to 180)	171 (118 to 242)	239 (166 to 337)	226 (160 to 320)	221 (156 to 312)	323 (226 to 455)	361 (247 to 510)	383 (262 to 539)	370 (256 to 521)	326 (226 to 460)	322 (279 to 452)	191 (167 to 276)	88 (77 to 127)	39 (34 to 56)	7,620 (7,110 to 8,060)
Upper respiratory infections	0.6 (0 to 1.6)	1.6 (0.8 to 3.1)	39.1 (20.1 to 68.3)	11.1 (6.1 to 19.2)	3.6 (2.1 to 5.2)	2.2 (1.2 to 3.3)	1.6 (0.8 to 2.5)	0.9 (0.4 to 1.5)	0.8 (0.4 to 1.4)	0.9 (0.4 to 1.5)	1.1 (0.5 to 1.8)	1.2 (0.6 to 2.1)	1.3 (0.6 to 2.2)	1.6 (0.8 to 2.8)	1.8 (0.9 to 3.1)	1.9 (0.9 to 3.3)	1.9 (0.9 to 3.3)	1.9 (0.9 to 3.3)	0.5 (0.3 to 0.8)	0.3 (0.2 to 0.5)	0.1 (0.1 to 0.2)	0.1 (0.1 to 0.2)	1,150
Otitis media	0 (0 to 0.2)	0 (0.1 to 0.6)	0.2 (0.5 to 11.6)	0.1 (0.1 to 15.4)	0.1 (0.1 to 15.4)	0.1 (0.1 to 15.4)	0.1 (0.1 to 15.4)	0.1 (0.1 to 15.4)	0.1 (0.1 to 15.4)	0.1 (0.1 to 15.4)	0.1 (0.1 to 15.4)	0.1 (0.1 to 15.4)	0.1 (0.1 to 15.4)	0.1 (0.1 to 15.4)	0.1 (0.1 to 15.4)	0.1 (0.1 to 15.4)	0.1 (0.1 to 15.4)	0.1 (0.1 to 15.4)	0.1 (0.1 to 15.4)	0.1 (0.1 to 15.4)	0.1 (0.1 to 15.4)	0.1 (0.1 to 15.4)	366
Enteric infections	9.7 (2.2 to 14.5)	42.6 (26.5 to 69.2)	1,290 (722 to 1,980)	264 (209 to 492)	113 (109 to 318)	106 (99.9 to 224)	111 (77.5 to 191)	106 (67.7 to 157)	122 (77.4 to 192)	136 (84.9 to 195)	131 (86.9 to 173)	120 (79.7 to 169)	133 (87.2 to 175)	133 (83 to 175)	131 (82.9 to 166)	111 (72.1 to 146)	107 (69.6 to 140)	104 (67.6 to 136)	46.6 (39.9 to 72)	46.6 (39.9 to 59.3)	26.2 (24.9 to 36.1)	23.5 (23.5 to 48.9)	3,310
Diarrheal diseases	7,290 (6.2 to 14.5)	420 (26.4 to 69.1)	348 (139 to 1,980)	248 (242 to 484)	106 (109 to 312)	229 (97 to 223)	229 (98.8 to 186)	263 (99.1 to 186)	263 (99.2 to 186)	263 (99.1 to 186)	263 (99.1 to 186)	263 (99.1 to 186)	263 (99.1 to 186)	263 (99.3 to 176)	263 (99.1 to 176)	263 (99.1 to 176)	263 (99.1 to 176)	263 (99.1 to 176)	178 (82.3 to 186)	178 (99.2 to 132)	98.7 (21.3 to 46.7)	23.5 (23.5 to 48.7)	3,960
Typhoid and paratyphoid	0 (0 to 0)	0 (0 to 0.3)	0.3 (0 to 1.2)	0.1 (0.1 to 0.6)	0.1 (0.1 to 0.6)	0.1 (0.1 to 0.6)	0.1 (0.1 to 0.6)	0.1 (0.1 to 0.6)	0.1 (0.1 to 0.6)	0.1 (0.1 to 0.6)	0.1 (0.1 to 0.6)	0.1 (0.1 to 0.6)	0.1 (0.1 to 0.6)	0.1 (0.1 to 0.6)	0.1 (0.1 to 0.6)	0.1 (0.1 to 0.6)	0.1 (0.1 to 0.6)	0.1 (0.1 to 0.6)	0.1 (0.1 to 0.6)	0.1 (0.1 to 0.6)	0.1 (0.1 to 0.6)	0.1 (0.1 to 0.6)	3
Typhoid fever	0 (0 to 0)	0 (0 to 0)	0.1 (0 to 0.6)	0 (0 to 0.3)	0 (0 to 0.3)	0 (0 to 0.3)	0 (0 to 0.3)	0 (0 to 0.3)	0 (0 to 0.3)	0 (0 to 0.3)	0 (0 to 0.3)	0 (0 to 0.3)	0 (0 to 0.3)	0 (0 to 0.3)	0 (0 to 0.3)	0 (0 to 0.3)	0 (0 to 0.3)	0 (0 to 0.3)	0 (0 to 0.3)	0 (0 to 0.3)	0 (0 to 0.3)	0 (0 to 0.3)	0
Paratyphoid fever	0 (0 to 0)	0 (0 to 0)	0.1 (0 to 0.6)	0 (0 to 0.3)	0 (0 to 0.3)	0 (0 to 0.3)	0 (0 to 0.3)	0 (0 to 0.3)	0 (0 to 0.3)	0 (0 to 0.3)	0 (0 to 0.3)	0 (0 to 0.3)	0 (0 to 0.3)	0 (0 to 0.3)	0 (0 to 0.3)	0 (0 to 0.3)	0 (0 to 0.3)	0 (0 to 0.3)	0 (0 to 0.3)	0 (0 to 0.3)	0 (0 to 0.3)	0 (0 to 0.3)	0.3
Invasive Non-typhoidal Salmonella (iNTS)	0 (0 to 0.2)	2.6 (1.1 to 4.6)	0.7 (1.9 to 19.8)	0.2 (0.1 to 0.5)	0.2 (0.1 to 0.5)	0.8 (0.2 to 1.6)	1.4 (0.3 to 2.8)	1.1 (0.3 to 2.2)	1.2 (0.3 to 2.4)	1.2 (0.3 to 2.4)	1.2 (0.3 to 2.4)	1.2 (0.3 to 2.4)	1.2 (0.3 to 2.4)	1.2 (0.3 to 2.4)	1.2 (0.3 to 2.4)	1.2 (0.3 to 2.4)	1.2 (0.3 to 2.4)	1.2 (0.3 to 2.4)	0.3 (0.2 to 0.5)	0.2 (0.1 to 0.4)	0.1 (0 to 0.2)	0 (0 to 0.1)	26
Other intestinal infectious diseases	0 (0 to 0)	0 (0 to 0)	2.6 (0.6 to 6.2)	1.1 (0.3 to 2.6)	0.6 (0.1 to 1.2)	0.6 (0.1 to 1.2)	0.6 (0.1 to 1.2)	0.6 (0.1 to 1.2)	0.6 (0.1 to 1.2)	0.6 (0.1 to 1.2)	0.6 (0.1 to 1.2)	0.6 (0.1 to 1.2)	0.6 (0.1 to 1.2)	0.6 (0.1 to 1.2)	0.6 (0.1 to 1.2)	0.6 (0.1 to 1.2)	0.6 (0.1 to 1.2)	0.6 (0.1 to 1.2)	0.1 (0.1 to 0.2)	0.1 (0.1 to 0.2)	0.1 (0 to 0.1)	0.1 (0 to 0.1)	7.1
Neglected tropical diseases and malaria	10.6 (3.4 to 17.4)	77.4 (77.1 to 77.8)	1,050 (1,050 to 1,050)	132 (131 to 132)	148 (147 to 149)	113 (112 to 113)	186 (186 to 187)	186 (186 to 186)	186 (186 to 186)	182 (182 to 182)	197 (197 to 197)	197 (197 to 197)	197 (197 to 197)	197 (197 to 197)	196 (196 to 196)	191 (191 to 191)	191 (191 to 191)	191 (191 to 191)	90.7 (90.7 to 90.7)	59.9 (59.9 to 59.9)	28.2 (28.2 to 28.2)	16.2 (16.2 to 16.2)	2,960
Malaria	0 (0 to 0)	0 (0 to 0)	0 (0 to 0.1)	0 (0 to 0.6)	0 (0 to 0.6)	0 (0 to 1.6)	0.1 (0 to 1.1)	0.2 (0 to 2.4)	0.2 (0 to 2.4)	0.2 (0 to 2.4)	0.2 (0 to 2.4)	0.2 (0 to 2.4)	0.2 (0 to 2.4)	0.2 (0 to 2.4)	0.1 (0 to 1.1)	0.1 (0 to 1.1)	0.1 (0 to 1.1)	0.1 (0 to 1.1)	0.1 (0 to 0.6)	0.1 (0 to 0.6)	0 (0 to 0.1)	0 (0 to 0.1)	171
Chagas disease	0 (0 to 0)	0 (0.1 to 0.5)	0 (0 to 0.1)	0 (0 to 0.1)	0 (0 to 0.1)	0 (0.1 to 0.2)	0 (0.1 to 0.2)	0 (0.1 to 0.2)	0 (0.1 to 0.2)	0 (0.1 to 0.2)	0 (0.1 to 0.2)	0 (0.1 to 0.2)	0 (0.1 to 0.2)	0 (0.1 to 0.2)	0 (0.1 to 0.2)	0 (0.1 to 0.2)	0 (0.1 to 0.2)	0 (0.1 to 0.2)	0 (0.1 to 0.2)	0 (0.1 to 0.2)	0 (0.1 to 0.2)	0 (0.1 to 0.2)	0
Leishmaniasis	0 (0 to 0)	0 (0 to 0)	0.1 (0 to 0.7)	0.1 (0 to 0.2)	0.1 (0 to 0.2)	0.1 (0.1 to 0.2)	0.2 (0.1 to 0.2)	0.2 (0.1 to 0.2)	0.2 (0.1 to 0.2)	0.2 (0.1 to 0.2)	0.2 (0.1 to 0.2)	0.2 (0.1 to 0.2)	0.2 (0.1 to 0.2)	0.2 (0.1 to 0.2)	0.2 (0.1 to 0.2)	0.2 (0.1 to 0.2)	0.2 (0.1 to 0.2)	0.2 (0.1 to 0.2)	0.1 (0.1 to 0.2)	0.1 (0.1 to 0.2)	0.1 (0.1 to 0.2)	0.1 (0.1 to 0.2)	3
Visceral leishmaniasis	0 (0 to 0)	0 (0 to 0.7)	0.1 (0.1 to 0.2)	0 (0 to 0.1)	0 (0 to 0.1)	0 (0 to 0.1)	0 (0 to 0.1)	0 (0 to 0.1)	0 (0 to 0.1)	0 (0 to 0.1)	0 (0 to 0.1)	0 (0 to 0.1)	0 (0 to 0.1)	0 (0 to 0.1)	0 (0 to 0.1)	0 (0 to 0.1)	0 (0 to 0.1)	0 (0 to 0.1)	0 (0 to 0.1)	0 (0 to 0.1)	0 (0 to 0.1)	0 (0 to 0.1)	0
Cutaneous and mucocutaneous leishmaniasis	0 (0 to 0)	0.1 (0 to 0.7)	79.2 (0.1 to 332)	0.1 (0.1 to 0.7)	0.1 (0.1 to 0.7)	0.1 (0.1 to 0.7)	0.1 (0.1 to 0.7)	0.1 (0.1 to 0.7)	0.1 (0.1 to 0.7)	0.1 (0.1 to 0.7)	0.1 (0.1 to 0.7)	0.1 (0.1 to 0.7)	0.1 (0.1 to 0.7)	0.1 (0.1 to 0.7)	0.1 (0.1 to 0.7)	0.1 (0.1 to 0.7)	0.1 (0.1 to 0.7)	0.1 (0.1 to 0.7)	0.1 (0.1 to 0.7)	0.1 (0.1 to 0.7)	0.1 (0.1 to 0.7)	0.1 (0.1 to 0.7)	372
African trypanosomiasis	0 (0 to 0)	0 (0 to 0)	0 (0 to 0)	0 (0 to 0)	0 (0 to 0)	0 (0 to 0)	0 (0 to 0)	0 (0 to 0)	0 (0 to 0)	0 (0 to 0)	0 (0 to 0)	0 (0 to 0)	0 (0 to 0)	0 (0 to 0)	0 (0 to 0)	0 (0 to 0)	0 (0 to 0)	0 (0 to 0)	0 (0 to 0)	0 (0 to 0)	0 (0 to 0)	0 (0 to 0)	0 (0 to 0)	0
Schistosomiasis	0 (0 to 0)	0 (0 to 0)	0.7 (0.7 to 1.9)	0.4 (0.4 to 1.1)	11.2 (11.2 to 29.6)	669.6 (21.4 to 1,970)	677.4 (19.5 to 1,980)	623.3 (19.5 to 1,980)	640.3 (13.5 to 1,980)	323.3 (13.5 to 1,980)	209.6 (13.5 to 1,980)	117.5 (13.5 to 1,980)	166.6 (13.5 to 1,980)	166.6 (13.5 to 1,980)	161.1 (13.5 to 1,980)	117.6 (13.5 to 1,980)	69.9 (13.5 to 1,980)	69.9 (13.5 to 1,980)	0.7 (0.4 to 1.1)	0.4 (0.4 to 0.7)	0.1 (0.1 to 0.3)	0.1 (0.1 to 0.3)	369
Cysticercosis	0 (0 to 0)	0 (0 to 0)	0.4 (0.4 to 1.1)	1.1 (0.4 to 2.6)	0.6 (0.4 to 1.6)	2.6 (0.4 to 7.6)	19.9 (0.4 to 39.3)	22 (0.7 to 49.5)	29 (0.9 to 66.4)	29.3 (0.9 to 66.4)	29.7 (0.9 to 66.4)	29.9 (0.9 to 66.4)	30.6 (0.9 to 66.4)	29.2 (0.9 to 66.4)	29.9 (0.9 to 66.4)	27.9 (0.9 to 66.4)	27.4 (0.9 to 66.4)	26.4 (0.9 to 66.4)	26.6 (0.9 to 66.4)	19.6 (0.9 to 66.4)	8.7 (0.9 to 66.4)	3.8 (0.9 to 7.6)	448
Cystic echinococcosis	0 (0 to 0)	0 (0 to 0)	0 (0 to 0)	0 (0 to 0)	0 (0 to 0)	0 (0 to 0)	0.1 (0 to 0.1)	0.1 (0 to 0.2)	0.1





GBD Table 2b. Side Panels DALYS by cause and age group for females with 95% uncertainty intervals, 2019

Cause	Early Neonatal	Late Neonatal	Post Neonatal	1 to 4	5 to 9	10 to 14	15 to 19	20 to 24	25 to 29	30 to 34	35 to 39	40 to 44	45 to 49	50 to 54	55 to 59	60 to 64	65 to 69	70 to 74	75 to 79	80 to 84	85 to 89	90 to 94	95 plus	Total
All causes	142,000 (132,000 to 174,000)	15,000 (12,000 to 17,000)	123,000 (109,000 to 133,000)	60,758 (54,000 to 71,000)	76,900 (61,000 to 91,000)	126,000 (99,000 to 157,000)	150,000 (118,000 to 184,000)	246,000 (193,000 to 301,000)	297,000 (218,000 to 381,000)	338,000 (247,000 to 434,000)	402,000 (320,000 to 484,000)	422,000 (340,000 to 511,000)	438,000 (354,000 to 527,000)	471,000 (384,000 to 566,000)	514,000 (428,000 to 598,000)	629,000 (539,000 to 717,000)	697,000 (605,000 to 787,000)	648,000 (554,000 to 739,000)	574,000 (484,000 to 667,000)	513,000 (424,000 to 602,000)	331,000 (251,000 to 412,000)	117,000 (78,000 to 156,000)	6,610,000 (5,930,000 to 7,300,000)
Communicable, maternal, neonatal, and nutritional diseases	119,000 (110,000 to 150,000)	13,000 (10,000 to 15,000)	46,000 (43,000 to 50,000)	39,000 (37,000 to 41,000)	19,000 (17,000 to 21,000)	17,000 (15,000 to 19,000)	20,000 (18,000 to 22,000)	28,000 (25,000 to 31,000)	43,000 (38,000 to 48,000)	49,000 (43,000 to 55,000)	55,000 (49,000 to 61,000)	49,000 (43,000 to 55,000)	42,000 (37,000 to 47,000)	39,000 (34,000 to 44,000)	40,000 (35,000 to 45,000)	37,000 (32,000 to 42,000)	35,000 (30,000 to 40,000)	34,000 (29,000 to 39,000)	31,000 (26,000 to 36,000)	30,000 (25,000 to 35,000)	26,000 (21,000 to 31,000)	11,000 (7,000 to 15,000)	852,000 (795,000 to 908,000)
HIV/AIDS and sexually transmitted infections	29	29	530	214	142	422	2,000	6,600	9,600	9,600	9,600	9,600	7,900	5,100	3,200	2,000	1,200	800	500	300	200	100	57	60,000
HIV/AIDS	(24 to 37)	(16.1 to 51.3)	(399 to 691)	(164 to 281)	(109 to 221)	(322 to 545)	(1,670 to 2,360)	(5,030 to 8,300)	(5,520 to 13,770)	(5,360 to 14,600)	(7,660 to 12,600)	(7,660 to 12,500)	(6,100 to 9,970)	(4,030 to 6,470)	(2,560 to 4,050)	(1,760 to 2,370)	(1,100 to 1,630)	(623 to 886)	(329 to 429)	(189 to 256)	(82.5 to 97.7)	(14.2 to 21.9)	(29 to 63)	51,000 (43,000 to 59,000)
HIV/AIDS - Drug-susceptible Tuberculosis	0 (0 to 0)	0 (0 to 0)	0 (0 to 0)	0 (0 to 0)	0 (0 to 0)	0 (0 to 0)	0 (0 to 0)	0 (0 to 0)	0 (0 to 0)	0 (0 to 0)	0 (0 to 0)	0 (0 to 0)	0 (0 to 0)	0 (0 to 0)	0 (0 to 0)	0 (0 to 0)	0 (0 to 0)	0 (0 to 0)	0 (0 to 0)	0 (0 to 0)	0 (0 to 0)	0 (0 to 0)	0 (0 to 0)	0
HIV/AIDS - Multidrug resistant Tuberculosis without extensive drug resistance	0 (0 to 0)	0 (0 to 0)	0 (0 to 0)	0 (0 to 0)	0 (0 to 0)	0 (0 to 0)	0 (0 to 0)	0 (0 to 0)	0 (0 to 0)	0 (0 to 0)	0 (0 to 0)	0 (0 to 0)	0 (0 to 0)	0 (0 to 0)	0 (0 to 0)	0 (0 to 0)	0 (0 to 0)	0 (0 to 0)	0 (0 to 0)	0 (0 to 0)	0 (0 to 0)	0 (0 to 0)	0 (0 to 0)	0
HIV/AIDS - Extensively drug-resistant Tuberculosis	0 (0 to 0)	0 (0 to 0)	0 (0 to 0)	0 (0 to 0)	0 (0 to 0)	0 (0 to 0)	0 (0 to 0)	0 (0 to 0)	0 (0 to 0)	0 (0 to 0)	0 (0 to 0)	0 (0 to 0)	0 (0 to 0)	0 (0 to 0)	0 (0 to 0)	0 (0 to 0)	0 (0 to 0)	0 (0 to 0)	0 (0 to 0)	0 (0 to 0)	0 (0 to 0)	0 (0 to 0)	0 (0 to 0)	0
HIV/AIDS resulting in other diseases	29 (24 to 37)	29 (16.1 to 51.3)	530 (399 to 691)	214 (164 to 281)	142 (109 to 221)	422 (322 to 545)	2,000 (1,670 to 2,360)	6,600 (5,030 to 8,300)	9,600 (5,520 to 13,770)	9,600 (5,360 to 14,600)	9,600 (7,660 to 12,600)	9,600 (7,660 to 12,500)	7,900 (6,100 to 9,970)	5,100 (4,030 to 6,470)	3,200 (2,560 to 4,050)	2,000 (1,760 to 2,370)	1,200 (1,100 to 1,630)	800 (623 to 886)	500 (329 to 429)	300 (189 to 256)	200 (82.5 to 97.7)	100 (14.2 to 21.9)	57 (29 to 63)	60,000
Sexually transmitted infections, excluding HIV	0 (0 to 0)	0 (0 to 0)	0 (0 to 0)	0 (0 to 0)	0 (0 to 0)	0 (0 to 0)	0 (0 to 0)	0 (0 to 0)	0 (0 to 0)	0 (0 to 0)	0 (0 to 0)	0 (0 to 0)	0 (0 to 0)	0 (0 to 0)	0 (0 to 0)	0 (0 to 0)	0 (0 to 0)	0 (0 to 0)	0 (0 to 0)	0 (0 to 0)	0 (0 to 0)	0 (0 to 0)	0 (0 to 0)	0
Syphilis	0 (0 to 0)	0 (0 to 0)	0 (0 to 0)	0 (0 to 0)	0 (0 to 0)	0 (0 to 0)	0 (0 to 0)	0 (0 to 0)	0 (0 to 0)	0 (0 to 0)	0 (0 to 0)	0 (0 to 0)	0 (0 to 0)	0 (0 to 0)	0 (0 to 0)	0 (0 to 0)	0 (0 to 0)	0 (0 to 0)	0 (0 to 0)	0 (0 to 0)	0 (0 to 0)	0 (0 to 0)	0 (0 to 0)	0
Chlamydial infection	0 (0 to 0)	0 (0 to 0)	0 (0 to 0)	0 (0 to 0)	0 (0 to 0)	4.6 (1.1 to 14.1)	20.6 (5.1 to 57.1)	61.2 (15.1 to 169.4)	77.4 (19.2 to 214.2)	96.4 (23.9 to 266.8)	118 (29.2 to 326.4)	120 (29.8 to 332.2)	93 (23.1 to 257.2)	81 (19.4 to 224.2)	74 (18.4 to 204.8)	70 (17.4 to 193.8)	71 (17.6 to 196.5)	70 (17.4 to 193.8)	69 (17.1 to 191.1)	67 (16.6 to 185.4)	64 (15.9 to 177.1)	57 (14.1 to 157.8)	27 (6.7 to 74.8)	1,100 (273 to 3,040)
Gonococcal infection	0 (0 to 0)	0 (0 to 0)	0 (0 to 0)	0 (0 to 0)	0 (0 to 0)	4.6 (1.1 to 14.1)	20.6 (5.1 to 57.1)	61.2 (15.1 to 169.4)	77.4 (19.2 to 214.2)	96.4 (23.9 to 266.8)	118 (29.2 to 326.4)	120 (29.8 to 332.2)	93 (23.1 to 257.2)	81 (19.4 to 224.2)	74 (18.4 to 204.8)	70 (17.4 to 193.8)	71 (17.6 to 196.5)	70 (17.4 to 193.8)	69 (17.1 to 191.1)	67 (16.6 to 185.4)	64 (15.9 to 177.1)	57 (14.1 to 157.8)	27 (6.7 to 74.8)	1,100 (273 to 3,040)
Trichomoniasis	0 (0 to 0)	0 (0 to 0)	0 (0 to 0)	0 (0 to 0)	0 (0 to 0)	4.6 (1.1 to 14.1)	20.6 (5.1 to 57.1)	61.2 (15.1 to 169.4)	77.4 (19.2 to 214.2)	96.4 (23.9 to 266.8)	118 (29.2 to 326.4)	120 (29.8 to 332.2)	93 (23.1 to 257.2)	81 (19.4 to 224.2)	74 (18.4 to 204.8)	70 (17.4 to 193.8)	71 (17.6 to 196.5)	70 (17.4 to 193.8)	69 (17.1 to 191.1)	67 (16.6 to 185.4)	64 (15.9 to 177.1)	57 (14.1 to 157.8)	27 (6.7 to 74.8)	1,100 (273 to 3,040)
Genital herpes	0 (0 to 0)	0 (0 to 0)	0 (0 to 0)	0 (0 to 0)	0 (0 to 0)	0 (0 to 0)	0 (0 to 0)	0 (0 to 0)	0 (0 to 0)	0 (0 to 0)	0 (0 to 0)	0 (0 to 0)	0 (0 to 0)	0 (0 to 0)	0 (0 to 0)	0 (0 to 0)	0 (0 to 0)	0 (0 to 0)	0 (0 to 0)	0 (0 to 0)	0 (0 to 0)	0 (0 to 0)	0 (0 to 0)	0
Other sexually transmitted infections	0 (0 to 0)	0 (0 to 0)	0 (0 to 0)	0 (0 to 0)	0 (0 to 0)	0 (0 to 0)	0 (0 to 0)	0 (0 to 0)	0 (0 to 0)	0 (0 to 0)	0 (0 to 0)	0 (0 to 0)	0 (0 to 0)	0 (0 to 0)	0 (0 to 0)	0 (0 to 0)	0 (0 to 0)	0 (0 to 0)	0 (0 to 0)	0 (0 to 0)	0 (0 to 0)	0 (0 to 0)	0 (0 to 0)	0
Respiratory infections and tuberculosis	1,000 (960 to 1,040)	460 (423 to 500)	14,100 (13,000 to 15,000)	11,000 (9,720 to 12,000)	4,900 (4,400 to 5,400)	3,000 (2,600 to 3,200)	4,000 (3,700 to 4,300)	6,000 (5,500 to 6,500)	8,000 (7,300 to 8,700)	9,000 (8,100 to 9,800)	11,000 (9,900 to 12,000)	12,000 (10,800 to 13,000)	12,000 (10,800 to 13,000)	13,000 (11,700 to 14,000)	14,000 (12,600 to 15,000)	15,000 (13,500 to 16,000)	16,000 (14,400 to 17,000)	16,000 (14,400 to 17,000)	16,000 (14,400 to 17,000)	16,000 (14,400 to 17,000)	12,000 (10,800 to 13,000)	6,000 (5,400 to 6,500)	250,000 (225,000 to 270,000)
Tuberculosis	0 (0 to 0)	0 (0 to 0)	209 (187 to 231)	264 (236 to 292)	119 (106 to 132)	73 (65 to 81)	210 (188 to 232)	507 (453 to 560)	1,000 (894 to 1,100)	1,200 (1,100 to 1,300)	1,400 (1,300 to 1,500)	1,400 (1,300 to 1,500)	1,300 (1,200 to 1,400)	1,300 (1,200 to 1,400)	1,300 (1,200 to 1,400)	1,200 (1,100 to 1,300)	1,100 (1,000 to 1,200)	1,000 (894 to 1,100)	894 (800 to 988)	800 (715 to 884)	600 (536 to 663)	300 (268 to 331)	70 (63 to 78)	13,000 (12,000 to 14,000)
Latent tuberculosis infection	0 (0 to 0)	0 (0 to 0)	0 (0 to 0)	0 (0 to 0)	0 (0 to 0)	0 (0 to 0)	0 (0 to 0)	0 (0 to 0)	0 (0 to 0)	0 (0 to 0)	0 (0 to 0)	0 (0 to 0)	0 (0 to 0)	0 (0 to 0)	0 (0 to 0)	0 (0 to 0)	0 (0 to 0)	0 (0 to 0)	0 (0 to 0)	0 (0 to 0)	0 (0 to 0)	0 (0 to 0)	0 (0 to 0)	0
Drug-susceptible tuberculosis	0 (0 to 0)	0 (0 to 0)	209 (187 to 231)	264 (236 to 292)	119 (106 to 132)	73 (65 to 81)	210 (188 to 232)	507 (453 to 560)	1,000 (894 to 1,100)	1,200 (1,100 to 1,300)	1,400 (1,300 to 1,500)	1,400 (1,300 to 1,500)	1,300 (1,200 to 1,400)	1,300 (1,200 to 1,400)	1,300 (1,200 to 1,400)	1,200 (1,100 to 1,300)	1,100 (1,000 to 1,200)	1,000 (894 to 1,100)	894 (800 to 988)	800 (715 to 884)	600 (536 to 663)	300 (268 to 331)	70 (63 to 78)	13,000 (12,000 to 14,000)
Multidrug-resistant tuberculosis without extensive drug resistance	0 (0 to 0)	0 (0 to 0)	0 (0 to 0)	0 (0 to 0)	0 (0 to 0)	0 (0 to 0)	0 (0 to 0)	0 (0 to 0)	0 (0 to 0)	0 (0 to 0)	0 (0 to 0)	0 (0 to 0)	0 (0 to 0)	0 (0 to 0)	0 (0 to 0)	0 (0 to 0)	0 (0 to 0)	0 (0 to 0)	0 (0 to 0)	0 (0 to 0)	0 (0 to 0)	0 (0 to 0)	0 (0 to 0)	0
Extensively drug-resistant tuberculosis	0 (0 to 0)	0 (0 to 0)	0 (0 to 0)	0 (0 to 0)	0 (0 to 0)	0 (0 to 0)	0 (0 to 0)	0 (0 to 0)	0 (0 to 0)	0 (0 to 0)	0 (0 to 0)	0 (0 to 0)	0 (0 to 0)	0 (0 to 0)	0 (0 to 0)	0 (0 to 0)	0 (0 to 0)	0 (0 to 0)	0 (0 to 0)	0 (0 to 0)	0 (0 to 0)	0 (0 to 0)	0 (0 to 0)	0
Lower respiratory infections	1,000 (947 to 1,000)	460 (423 to 500)	14,000 (13,000 to 15,000)	11,000 (9,720 to 12,000)	4,900 (4,400 to 5,400)	3,000 (2,600 to 3,200)	4,000 (3,700 to 4,300)	6,000 (5,500 to 6,500)	8,000 (7,300 to 8,700)	9,000 (8,100 to 9,800)	11,000 (9,900 to 12,000)	12,000 (10,800 to 13,000)	12,000 (10,800 to 13,000)	13,000 (11,700 to 14,000)	14,000 (12,600 to 15,000)	15,000 (13,500 to 16,000)	16,000 (14,400 to 17,000)	16,000 (14,400 to 17,000)	16,000 (14,400 to 17,000)	16,000 (14,400 to 17,000)	12,000 (10,800 to 13,000)	6,000 (5,400 to 6,500)	250,000 (225,000 to 270,000)
Upper respiratory infections	(4.3 to 12.4)	(1.1 to 34.6)	(161 to 477)	(1,020 to 2,920)	(534 to 3,139)	(76 to 3,266)	(666 to 3,292)	(1,960 to 3,292)	(2,960 to 3,292)	(3,000 to 3,292)	(3,000 to 3,292)	(3,000 to 3,292)	(2,960 to 3,292)	(2,960 to 3,292)	(2,960 to 3,292)	(2,960 to 3,292)	(2,960 to 3,292)	(2,960 to 3,292)	(2,960 to 3,292)	(2,960 to 3,292)	(2,960 to 3,292)	(2,960 to 3,292)	(2,960 to 3,292)	22,600
Otitis media	0 (0 to 0)	0 (0 to 0)	0 (0 to 0)	0 (0 to 0)	0 (0 to 0)	0 (0 to 0)	0 (0 to 0)	0 (0 to 0)	0 (0 to 0)	0 (0 to 0)	0 (0 to 0)	0 (0 to 0)	0 (0 to 0)	0 (0 to 0)	0 (0 to 0)	0 (0 to 0)	0 (0 to 0)	0 (0 to 0)	0 (0 to 0)	0 (0 to 0)	0 (0 to 0)	0 (0 to 0)	0 (0 to 0)	0
Enteric infections	2,000 (1,700 to 2,300)	1,000 (1,000 to 1,000)	2,000 (1,800 to 2,200)	2,000 (1,800 to 2,200)	1,000 (1,000 to 1,000)	1,000 (1,000 to 1,000)	1,000 (1,000 to 1,000)	1,000 (1,000 to 1,000)	1,000 (1,000 to 1,000)	1,000 (1,000 to 1,000)	1,000 (1,000 to 1,000)	1,000 (1,000 to 1,000)	1,000 (1,000 to 1,000)	1,000 (1,000 to 1,000)	1,000 (1,000 to 1,000)	1,000 (1,000 to 1,000)	1,000 (1,000 to 1,000)	1,000 (1,000 to 1,000)	1,000 (1,000 to 1,000)	1,000 (1,000 to 1,000)	1,000 (1,000 to 1,000)	1,000 (1,000 to 1,000)	1,000 (1,000 to 1,000)	23,000
Typhoid and paratyphoid	0 (0 to 0)	0 (0 to 0)	0 (0 to 0)	0 (0 to 0)	0 (0 to 0)	0 (0 to 0)	0 (0 to 0)	0 (0 to 0)	0 (0 to 0)	0 (0 to 0)	0 (0 to 0)	0 (0 to 0)	0 (0 to 0)	0 (0 to 0)	0 (0 to 0)	0 (0 to 0)	0 (0 to 0)	0 (0 to 0)	0 (0 to 0)	0 (0 to 0)	0 (0 to 0)	0 (0 to 0)	0 (0 to 0)	0
Invasive Non-typhoidal Salmonella (iNTS)	0 (0 to 0)	0 (0 to 0)	0 (0 to 0)	0 (0 to 0)	0 (0 to 0)	0 (0 to 0)	0 (0 to 0)	0 (0 to 0)	0 (0 to 0)	0 (0 to 0)	0 (0 to 0)	0 (0 to 0)	0 (0 to 0)	0 (0 to 0)	0 (0 to 0)	0 (0 to 0)	0 (0 to 0)	0 (0 to 0)	0 (0 to 0)	0 (0 to 0)	0 (0 to 0)	0 (0 to 0)	0 (0 to 0)	0
Other intestinal infectious diseases	0 (0 to 0)	0 (0 to 0)	0 (0 to 0)	0 (0 to 0)	0 (0 to 0)	0 (0 to 0)	0 (0 to 0)	0 (0 to 0)	0 (0 to 0)	0 (0 to 0)	0 (0 to 0)	0 (0 to 0)	0 (0 to 0)	0 (0 to 0)	0 (0 to 0)	0 (0 to 0)	0 (0 to 0)	0 (0 to 0)	0 (0 to 0)	0 (0 to 0)	0 (0 to 0)	0 (0 to 0)	0 (0 to 0)	0
Neglected tropical diseases and malaria	39 (36 to 46)	3 (2 to 3)	663 (549 to 777)	1,000 (849 to 1,200)	1,000 (1,000 to 1,000)	1,000 (1,000 to 1,000)	1,000 (1,000 to 1,000)	1,000 (1,000 to 1,000)	1,000 (1,000 to 1,000)	1,000 (1,000 to 1,000)	1,000 (1,000 to 1,000)	1,000 (1,000 to 1,000)	1,000 (1,000 to 1,000)	1,000 (1,000 to 1,000)	1,000 (1,000 to 1,000)	1,000 (1,000 to 1,000)	1,000 (1,000 to 1,000)	1,000 (1,000 to 1,000)	1,000 (1,000 to 1,000)	1,000 (1,000 to 1,000)	1,000 (1,000 to 1,000)	1,000 (1,000 to 1,000)	1,000 (1,000 to 1,000)	51,000
Malaria	0 (0 to 0)	0 (0 to 0)	1 (0 to 1)	1,000 (1,000 to 1,000)	1,000 (1,000 to 1,000)	1,000 (1,000 to 1,000)	1,000 (1,000 to 1,000)	1,000 (1,000 to 1,000)	1,000 (1,000 to 1,000)	1,000 (1,000 to 1,000)	1,000 (1,000 to 1,000)	1,000 (1,000 to 1,000)	1,000 (1,000 to 1,000)	1,000 (1,000 to 1,000)	1,000 (1,000 to 1,000)	1,000 (1,000 to 1,000)	1,000 (1,000 to 1,000)	1,000 (1,000 to 1,000)	1,000 (1,000 to 1,000)	1,000 (1,000 to 1,000)	1,000 (1,000 to 1,000)	1,000 (1,000 to 1,000



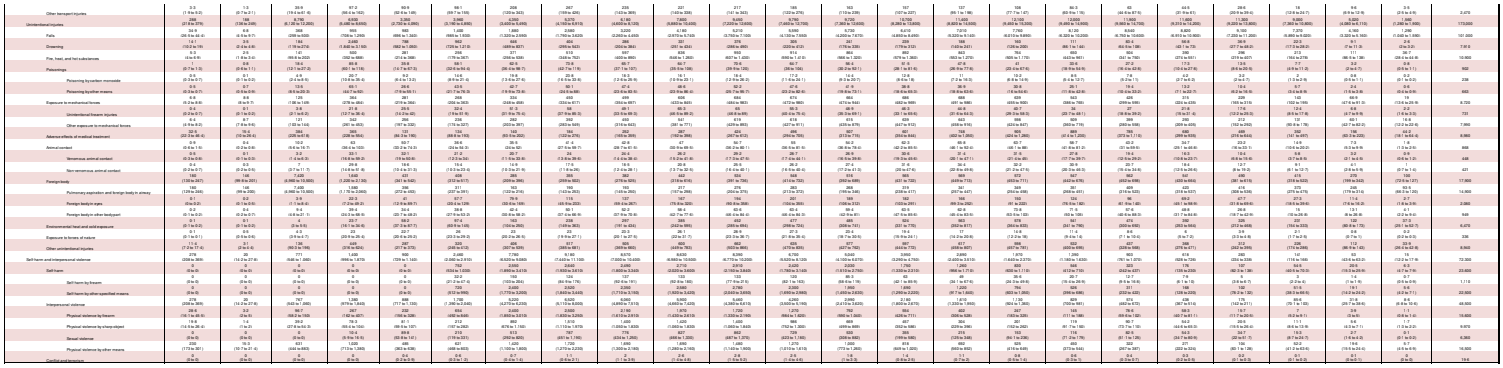

SR Table 2b: Tocantins DALYS by cause and age group for females with 95% uncertainty intervals, 2019

Cause	Early Neonatal (0-6 days)	Late Neonatal (7-27 days)	Post Neonatal (28 days - 1 year)	1 to 4	5 to 9	10 to 14	15 to 19	20 to 24	25 to 29	30 to 34	35 to 39	40 to 44	45 to 49	50 to 54	55 to 59	60 to 64	65 to 69	70 to 74	75 to 79	80 to 84	85 to 89	90 to 94	95 plus	Total
All causes	9,000 (8,832 to 14,759)	1,000 (1,045 to 1,302)	1,000 (1,768 to 1,802)	1,000 (2,439 to 2,579)	1,000 (3,620 to 3,675)	1,000 (4,842 to 4,922)	1,000 (7,029 to 7,302)	1,000 (8,214 to 10,600)	1,000 (9,014 to 10,000)	1,000 (9,965 to 10,300)	1,000 (11,200 to 11,700)	1,000 (11,400 to 14,700)	1,000 (12,500 to 14,200)	1,000 (12,800 to 14,400)	1,000 (13,200 to 14,700)	1,000 (14,000 to 15,100)	1,000 (15,100 to 15,800)	1,000 (16,200 to 17,200)	1,000 (16,400 to 17,000)	1,000 (16,600 to 17,200)	1,000 (3,000 to 4,420)	1,000 (1,000 to 2,410)	257,000
Communicable, maternal, neonatal, and nutritional diseases	9,000 (9,000 to 11,700)	940 (716 to 1,270)	4,000 (3,810 to 4,220)	1,860 (1,210 to 2,670)	1,340 (970 to 2,100)	1,110 (745 to 1,746)	1,458 (979 to 2,050)	1,410 (1,000 to 1,920)	1,220 (1,000 to 1,520)	1,000 (1,000 to 1,380)	1,000 (1,000 to 1,340)	1,000 (1,070 to 2,210)	1,000 (1,000 to 1,360)	1,000 (1,000 to 1,350)	1,000 (767 to 1,450)	1,000 (767 to 1,450)	1,000 (698 to 1,200)	1,000 (613 to 1,100)	1,000 (600 to 936)	1,000 (600 to 798)	1,000 (457 to 642)	1,000 (262 to 375)	34,000 (2,000 to 2,000)	34,100 (996 to 109)
HIV/AIDS and sexually transmitted infections	63.3 (39.3 to 96)	6.2 (2 to 12)	90.2 (54.4 to 144.6)	67.1 (39.2 to 107)	28.2 (20.4 to 42.4)	49.4 (29.8 to 82)	66.8 (42.1 to 104.2)	133 (102 to 176)	291 (183 to 509)	348 (271 to 462)	384 (267 to 591)	316 (248 to 455)	248 (169 to 372)	152 (118 to 197)	97.9 (74 to 136)	59.1 (42 to 101)	43.4 (32.3 to 57.3)	29.9 (21.5 to 44.4)	21.1 (15.3 to 32)	12.1 (8.5 to 17.2)	8.1 (5.4 to 11.4)	2.5 (1.7 to 3.7)	1.2 (0.8 to 1.6)	2,000 (1,000 to 3,000)	2,210 (1,150 to 3,520)
HIV/AIDS	0 (0 to 0)	0 (0 to 0)	70.7 (51.8 to 96.4)	49.7 (34.5 to 66)	19 (9.2 to 32.5)	28.1 (9.8 to 53)	58.7 (42.7 to 79.4)	112 (89.6 to 144)	287 (193 to 373)	354 (321 to 405)	398 (314 to 502)	273 (211 to 354)	133 (92.2 to 186)	69.3 (46.9 to 105)	31 (22.2 to 50)	20 (13.3 to 31)	12.3 (7.9 to 19)	6.3 (3.9 to 10)	3.3 (2.1 to 5.1)	1.6 (0.9 to 2.6)	0.6 (0.3 to 1)	0.2 (0.2 to 0.4)	0.1 (0.1 to 0.2)	0 (0 to 0)	1,840
HIV/AIDS - Drug-susceptible Tuberculosis	0 (0 to 0)	0 (0 to 0)	4.7 (2.4 to 7.6)	3 (1.7 to 4.9)	2.6 (1.4 to 3.7)	2.6 (1.4 to 3.7)	3.6 (2.2 to 5.4)	7.3 (4.4 to 11.2)	13.6 (8.3 to 20.9)	19.4 (11.5 to 30.1)	22 (13.4 to 33.8)	17.6 (10.6 to 27.4)	7.7 (4.7 to 11.8)	4.1 (2.1 to 7.6)	1.9 (0.9 to 4.4)	1.1 (0.4 to 2.7)	0.6 (0.2 to 1.5)	0.2 (0.1 to 0.6)	0.1 (0 to 0.3)	0 (0 to 0.2)	0 (0 to 0.1)	0 (0 to 0)	0 (0 to 0)	118
HIV/AIDS - Multidrug-resistant Tuberculosis without extensive drug resistance	0 (0 to 0)	0 (0 to 0)	0.4 (0 to 1.7)	0.2 (0 to 0.7)	0.2 (0 to 0.6)	0.2 (0 to 0.6)	0.3 (0 to 0.9)	0.6 (0 to 1.6)	1 (0 to 2.6)	1.5 (0 to 3.8)	1.8 (0 to 4.5)	1.3 (0 to 3.2)	0.6 (0 to 1.5)	0.4 (0 to 1.1)	0.2 (0 to 0.6)	0.1 (0 to 0.4)	0.1 (0 to 0.3)	0 (0 to 0.1)	0 (0 to 0.1)	0 (0 to 0.1)	0 (0 to 0)	0 (0 to 0)	0 (0 to 0)	8.9
HIV/AIDS - Extensively drug-resistant Tuberculosis	0 (0 to 0)	0 (0 to 0)	0 (0 to 0)	0 (0 to 0)	0 (0 to 0)	0 (0 to 0)	0 (0 to 0)	0 (0 to 0)	0 (0 to 0)	0 (0 to 0)	0 (0 to 0)	0 (0 to 0)	0 (0 to 0)	0 (0 to 0)	0 (0 to 0)	0 (0 to 0)	0 (0 to 0)	0 (0 to 0)	0 (0 to 0)	0 (0 to 0)	0 (0 to 0)	0 (0 to 0)	0 (0 to 0)	0 (0 to 0)	1.4
HIV/AIDS resulting in other diseases	0 (0 to 0)	0 (0 to 0)	19.8 (46.9 to 89.3)	16.4 (37.3 to 68.8)	7.6 (16.9 to 36)	20.6 (47 to 94.3)	7.9 (18.1 to 36.6)	13.4 (30.4 to 61.8)	3.7 (8.4 to 17.2)	3.4 (7.7 to 15.8)	2.6 (5.9 to 12.1)	2.1 (4.8 to 9.8)	1.2 (2.7 to 5.6)	0.8 (1.8 to 3.7)	0.4 (0.9 to 1.8)	0.2 (0.5 to 1.1)	0.1 (0.3 to 0.6)	0.1 (0.2 to 0.3)	0 (0.1 to 0.2)	0 (0 to 0.1)	0 (0 to 0.1)	0 (0 to 0.1)	0 (0 to 0)	1,710
Sexually transmitted infections excluding HIV	63.2 (39.3 to 96)	6.2 (2 to 12)	19.5 (5.3 to 46.6)	17.1 (5.2 to 42.6)	21 (7.1 to 53.1)	29.3 (9.8 to 74.6)	58.8 (20.6 to 146.4)	98.6 (32.7 to 245.9)	287 (94.2 to 719)	344 (114 to 847)	386 (127 to 949)	316 (104 to 777)	246 (81.2 to 604)	152 (50.2 to 374)	97.9 (32.3 to 241)	59.1 (19.5 to 145)	43.4 (14.3 to 106)	29.9 (9.9 to 73.4)	21.1 (7 to 51.8)	12.1 (4 to 29.7)	8.1 (2.7 to 19.9)	2.5 (0.8 to 6.1)	1.2 (0.4 to 2.9)	2,000 (660 to 4,910)	2,210 (730 to 5,430)
Syphilis	0 (0 to 0)	0 (0 to 0)	19.5 (9.3 to 37.4)	17.1 (8.2 to 32.8)	21 (10.1 to 40.3)	29.3 (14.1 to 56.2)	58.8 (28.2 to 112.8)	98.6 (47.3 to 189.2)	287 (137.8 to 550.8)	344 (165.1 to 660.2)	386 (185.2 to 740.8)	316 (151.6 to 606.4)	246 (118.1 to 472.4)	152 (72.9 to 291.6)	97.9 (46.9 to 187.7)	59.1 (28.3 to 113.4)	43.4 (20.8 to 83.2)	29.9 (14.3 to 57.4)	21.1 (10.1 to 40.5)	12.1 (5.8 to 23.2)	8.1 (3.9 to 15.5)	2.5 (1.2 to 4.8)	1.2 (0.6 to 2.3)	2,000 (960 to 3,840)	2,210 (1,060 to 4,240)
Chlamydial infection	0 (0 to 0)	0 (0 to 0)	0 (0 to 0)	0 (0 to 0)	0 (0 to 0)	0 (0 to 0)	0 (0 to 0)	0 (0 to 0)	0 (0 to 0)	0 (0 to 0)	0 (0 to 0)	0 (0 to 0)	0 (0 to 0)	0 (0 to 0)	0 (0 to 0)	0 (0 to 0)	0 (0 to 0)	0 (0 to 0)	0 (0 to 0)	0 (0 to 0)	0 (0 to 0)	0 (0 to 0)	0 (0 to 0)	0 (0 to 0)	0 (0 to 0)	0
Gonococcal infection	0 (0 to 0)	0 (0 to 0)	0 (0 to 0)	0 (0 to 0)	0 (0 to 0)	0 (0 to 0)	0 (0 to 0)	0 (0 to 0)	0 (0 to 0)	0 (0 to 0)	0 (0 to 0)	0 (0 to 0)	0 (0 to 0)	0 (0 to 0)	0 (0 to 0)	0 (0 to 0)	0 (0 to 0)	0 (0 to 0)	0 (0 to 0)	0 (0 to 0)	0 (0 to 0)	0 (0 to 0)	0 (0 to 0)	0 (0 to 0)	0 (0 to 0)	0
Trichomoniasis	0 (0 to 0)	0 (0 to 0)	0 (0 to 0)	0 (0 to 0)	0 (0 to 0)	0 (0 to 0)	0 (0 to 0)	0 (0 to 0)	0 (0 to 0)	0 (0 to 0)	0 (0 to 0)	0 (0 to 0)	0 (0 to 0)	0 (0 to 0)	0 (0 to 0)	0 (0 to 0)	0 (0 to 0)	0 (0 to 0)	0 (0 to 0)	0 (0 to 0)	0 (0 to 0)	0 (0 to 0)	0 (0 to 0)	0 (0 to 0)	0 (0 to 0)	0
Genital herpes	0 (0 to 0)	0 (0 to 0)	0 (0 to 0)	0 (0 to 0)	0 (0 to 0)	0 (0 to 0)	1.5 (0 to 4.9)	4.9 (1.5 to 14.6)	3.6 (1.1 to 9.8)	3.4 (1.1 to 9.1)	2.6 (0.8 to 7.1)	2.1 (0.6 to 5.6)	1.2 (0.4 to 3.2)	0.8 (0.2 to 2.1)	0.4 (0.1 to 1.2)	0.2 (0.1 to 0.7)	0.1 (0 to 0.4)	0.1 (0 to 0.3)	0 (0 to 0.2)	0 (0 to 0.1)	0 (0 to 0.1)	0 (0 to 0.1)	0 (0 to 0.1)	0 (0 to 0.1)	60.9
Other sexually transmitted infections	0 (0 to 0)	0 (0 to 0)	0 (0 to 0)	0 (0 to 0)	0 (0 to 0)	0 (0 to 0)	0 (0 to 0)	0 (0 to 0)	0 (0 to 0)	0 (0 to 0)	0 (0 to 0)	0 (0 to 0)	0 (0 to 0)	0 (0 to 0)	0 (0 to 0)	0 (0 to 0)	0 (0 to 0)	0 (0 to 0)	0 (0 to 0)	0 (0 to 0)	0 (0 to 0)	0 (0 to 0)	0 (0 to 0)	0 (0 to 0)	0 (0 to 0)	0
Respiratory infections and tuberculosis	140 (99.1 to 206)	89 (49.7 to 150)	1,000 (1,000 to 1,000)	1,000 (1,000 to 1,000)	1,000 (1,000 to 1,000

Congenital birth defects	2,230 (1,990 to 2,350)	353 (239 to 615)	3,280 (2,360 to 4,390)	395 (235 to 697)	171 (99 to 237)	139 (93 to 184)	99.4 (72 to 125)	79.7 (60 to 103)	88.8 (61.3 to 90.7)	60.6 (49.4 to 79.7)	54.5 (41 to 71)	49.2 (32.6 to 61.3)	37.8 (28.4 to 49.2)	30.9 (22.8 to 40.4)	25.3 (19.7 to 33.9)	18.3 (13.7 to 24.4)	12.3 (8.9 to 19.7)	4.3 (2.4 to 6.9)	2.6 (1.5 to 4.2)	1.5 (0.6 to 2.5)	0.7 (0.4 to 1.3)	0.3 (0.2 to 0.6)	0.1 (0.1 to 0.3)		7,110
Neural tube defects	420 (240 to 686)	23.6 (10.6 to 49.3)	219 (91.8 to 449)	19.2 (8.7 to 104)	6.6 (2.5 to 11.1)	4.4 (1.6 to 4.3)	2.6 (1.6 to 4.3)	1.9 (1.2 to 3)	1.5 (1.2 to 2.4)	1.2 (0.8 to 1.8)	1 (0.7 to 1.4)	0.7 (0.5 to 1.1)	0.4 (0.4 to 0.8)	0.4 (0.3 to 0.6)	0.4 (0.2 to 0.6)	0.3 (0.2 to 0.5)	0.2 (0.1 to 0.3)	0 (0 to 0)	0 (0 to 0)	0 (0 to 0)	0 (0 to 0)	0 (0 to 0)	0 (0 to 0)		766
Congenital heart anomalies	1,810 (1,580 to 1,930)	294 (191 to 2,230)	2,770 (1,100 to 2,230)	331 (165 to 1,240)	143 (84 to 199)	116 (81 to 171)	83.1 (61 to 107)	66.6 (49 to 86)	74.2 (51 to 77)	50.6 (41.3 to 66)	45.6 (33 to 61)	41.1 (26.9 to 51.3)	31.6 (23.7 to 41.1)	25.8 (19 to 34)	21.1 (16.5 to 28.3)	15.3 (11.5 to 20.4)	10.3 (7.4 to 16.5)	3.6 (2 to 5.8)	2.2 (1.3 to 3.5)	1.3 (0.5 to 2.1)	0.6 (0.3 to 1)	0.3 (0.1 to 0.5)	0.1 (0 to 0.1)		2,720
Orofacial clefts	2.9 (1.6 to 9.8)	0.6 (0.3 to 1.3)	7.7 (2.2 to 19.2)	1.1 (0.6 to 1.7)	0.7 (0.4 to 1.1)	0.6 (0.3 to 1.1)	0.6 (0.4 to 0.9)	0.6 (0.4 to 0.9)	0.6 (0.4 to 0.9)	0.6 (0.4 to 0.9)	0.6 (0.4 to 0.9)	0.5 (0.3 to 0.8)	0.3 (0.2 to 0.5)	0.3 (0.2 to 0.5)	0.3 (0.2 to 0.5)	0.2 (0.1 to 0.3)	0.2 (0.1 to 0.3)	0.1 (0.1 to 0.2)	0.1 (0.1 to 0.2)	0.1 (0 to 0.1)	0.1 (0 to 0.1)	0 (0 to 0)	0 (0 to 0)		19.7
Down syndrome	21.2 (14.4 to 64.4)	6.6 (3.9 to 11.7)	197 (96.2 to 394)	26 (11.2 to 48)	9.1 (2.7 to 14.3)	7 (3 to 11.8)	9.2 (2.6 to 9.5)	9.2 (2.6 to 9.5)	9.4 (4 to 10.1)	9.5 (2.4 to 9.2)	8.8 (2 to 7.9)	4.5 (2.5 to 7.2)	3.6 (2.2 to 6.4)	2.2 (1.2 to 3.5)	3 (1.6 to 5.2)	1.5 (0.9 to 2.4)	0.6 (0.3 to 0.9)	0.2 (0 to 0.5)	0.2 (0 to 0.5)	0 (0 to 0)	0 (0 to 0)	0 (0 to 0)	0 (0 to 0)		312
Turner syndrome	0 (0 to 0)	0 (0 to 0)	0 (0 to 0.1)	0 (0 to 0.2)	0 (0 to 0.4)	0.2 (0 to 0.4)	0.2 (0 to 0.5)	0.2 (0 to 0.4)	0.2 (0 to 0.5)	0.2 (0 to 0.4)	0.1 (0 to 0.3)	0.1 (0 to 0.2)	0 (0 to 0.1)	0 (0 to 0.1)	0 (0 to 0.1)	0 (0 to 0)	0 (0 to 0)	0 (0 to 0)	0 (0 to 0)	0 (0 to 0)	0 (0 to 0)	0 (0 to 0)	0 (0 to 0)		1.9
Klinefelter syndrome	0 (0 to 0)	0 (0 to 0)	0 (0 to 0)	0 (0 to 0)	0 (0 to 0)	0 (0 to 0)	0 (0 to 0)	0 (0 to 0)	0 (0 to 0)	0 (0 to 0)	0 (0 to 0)	0 (0 to 0)	0 (0 to 0)	0 (0 to 0)	0 (0 to 0)	0 (0 to 0)	0 (0 to 0)	0 (0 to 0)	0 (0 to 0)	0 (0 to 0)	0 (0 to 0)	0 (0 to 0)	0 (0 to 0)		0
Other chromosomal abnormalities	139 (32.7 to 186)	21.2 (9.2 to 27.9)	232 (81.7 to 388)	19.7 (9.5 to 37)	7.6 (4.3 to 13)	5.9 (2.9 to 9.2)	5.2 (2.6 to 8.1)	4.6 (2.5 to 6.6)	3.2 (1.6 to 5)	2.6 (1.6 to 4)	2 (1.3 to 2.8)	1.7 (1.1 to 2.4)	1.2 (0.7 to 1.7)	0.7 (0.4 to 1)	0.5 (0.3 to 0.7)	0.3 (0.2 to 0.5)	0.2 (0.1 to 0.3)	0.1 (0 to 0.2)	0 (0 to 0)	0 (0 to 0)	0 (0 to 0)	0 (0 to 0)	0 (0 to 0)		415
Congenital musculoskeletal and limb anomalies	64.7 (29.9 to 92.2)	9.5 (3.1 to 9.2)	59.2 (20.1 to 93)	34.1 (18.9 to 58.3)	19.4 (10.2 to 32.7)	33 (19.9 to 52.3)	27.8 (15.4 to 43.7)	21.6 (12.1 to 32.4)	19.6 (11.2 to 33)	19.3 (11 to 31)	19.2 (10.4 to 29.7)	15.9 (9.2 to 24.6)	12.8 (7.3 to 20)	11.3 (6.5 to 18.2)	9.1 (4.9 to 15.1)	7.1 (4.2 to 11.2)	4.6 (2.9 to 7.2)	2.5 (1.3 to 4)	1.3 (0.7 to 2.2)	0.7 (0.4 to 1.2)	0.3 (0.2 to 0.5)	0.1 (0.1 to 0.2)		389
Urogenital congenital anomalies	99.1 (47.7 to 146)	13.6 (6.3 to 23.9)	93.2 (41 to 40)	4.2 (2.5 to 6.8)	2.2 (0.9 to 3.7)	2.4 (1.1 to 3.7)	1.7 (1.1 to 2.5)	1.5 (1 to 2.2)	1.2 (0.8 to 1.8)	0.9 (0.6 to 1.3)	0.7 (0.7 to 1.5)	0.6 (0.4 to 0.9)	0.5 (0.3 to 0.7)	0.3 (0.2 to 0.5)	0.2 (0.1 to 0.3)	0.1 (0 to 0.2)	0.1 (0 to 0.1)	0 (0 to 0)	0 (0 to 0)	0 (0 to 0)	0 (0 to 0)	0 (0 to 0)		161
Digestive congenital anomalies	92.5 (46.2 to 146)	20.1 (10.2 to 33.5)	69.1 (22.6 to 139)	29.2 (12.7 to 51.5)	14.1 (5.1 to 27.2)	9.4 (3.1 to 17.3)	7.2 (2.1 to 13.1)	5.4 (1.6 to 9.6)	4.2 (1.2 to 7.7)	3.1 (0.9 to 5.7)	2.5 (0.6 to 5.1)	2.1 (0.5 to 4.6)	1.6 (0.4 to 3.2)	1.4 (0.4 to 2.5)	1.1 (0.3 to 1.7)	0.8 (0.3 to 1.4)	0.5 (0.2 to 1.2)	0.2 (0 to 0.5)	0.1 (0 to 0.3)	0 (0 to 0)	0 (0 to 0)	0 (0 to 0)	0 (0 to 0)		922
Other congenital birth defects	588 (346 to 870)	75.2 (25.2 to 99.4)	1,010 (329 to 897)	77.7 (34.5 to 126)	28.4 (16.9 to 43.9)	28.3 (16.6 to 43.9)	19.7 (11.2 to 28.3)	15 (9 to 24.2)	12.8 (7.6 to 22.3)	11.5 (6.6 to 20.7)	10.8 (6.1 to 19)	9.4 (4.6 to 16.2)	7.6 (4.3 to 12.7)	6.6 (3.2 to 11.4)	5.2 (2.5 to 9.2)	3.7 (2 to 7.3)	2.6 (1.6 to 5.6)	0.7 (0.3 to 1.5)	0.4 (0.2 to 0.8)	0.2 (0.1 to 0.4)	0.1 (0.1 to 0.4)	0 (0 to 0.1)	0 (0 to 0.1)		1,420
Urinary diseases and male infertility	8.4 (5.4 to 9.6)	5.4 (2.3 to 9.7)	43.4 (26.9 to 66.4)	14.2 (8.4 to 21.7)	10.2 (5.9 to 14.9)	12.6 (6.9 to 19.9)	20.8 (17.7 to 36.3)	24.5 (24.3 to 48.9)	47.6 (29.3 to 59.2)	47.6 (32.6 to 66.4)	47.6 (37.4 to 69.3)	41.3 (27.6 to 47.7)	42.9 (33.2 to 62.6)	39.9 (32.9 to 56)	40.3 (33 to 61.7)	43.8 (32.3 to 59.2)	42 (30.9 to 58.3)	39.1 (24.5 to 67.2)	34.1 (21.6 to 49.1)	19.4 (14.9 to 28.4)	47.6 (7.3 to 119.9)	43 (27.6 to 97)	34.1 (21.6 to 49.1)		752
Urolithiasis	1.6 (0 to 5)	0.5 (0 to 3)	3.1 (0 to 9)	0.7 (0 to 3.1)	0.4 (0 to 2.5)	0.5 (0 to 2.3)	1.2 (0.8 to 3)	2.5 (2.1 to 5.3)	5.3 (3.3 to 7.9)	6.8 (3.9 to 10.9)	9.6 (5.9 to 13.2)	9.2 (6 to 13.2)	9.6 (5.1 to 13.3)	9.4 (6 to 12.7)	7.6 (4.5 to 11.8)	6.1 (3.7 to 11.2)	4.2 (3.1 to 6.7)	1.7 (0.4 to 4.6)	1.3 (1.1 to 1.9)	0.4 (0.2 to 0.9)	0.2 (0.2 to 0.7)	0.1 (0 to 0.3)	0.2 (0.1 to 0.5)		79.3
Benign prostatic hyperplasia	0 (0 to 0)	0 (0 to 0)	0 (0 to 0)	0 (0 to 0)	0 (0 to 0)	0 (0 to 0)	0 (0 to 0)	0 (0 to 0)	0 (0 to 0)	0 (0 to 0)	0 (0 to 0)	0 (0 to 0)	0 (0 to 0)	0 (0 to 0)	0 (0 to 0)	0 (0 to 0)	0 (0 to 0)	0 (0 to 0)	0 (0 to 0)	0 (0 to 0)	0 (0 to 0)	0 (0 to 0)	0 (0 to 0)		0
Male infertility	– –	– –	– –	– –	– –	– –	– –	– –	– –	– –	– –	– –	– –	– –	– –	– –	– –	– –	– –	– –	– –	– –	– –		NA
Other urinary diseases	0.3 (0.2 to 0.6)	0.1 (0.1 to 0.2)	1.6 (0.7 to 3.2)	2.8 (1.6 to 4.3)	1.5 (1.1 to 3.2)	2 (1.5 to 4)	4 (2.3 to 6.5)	3 (1.9 to 4.6)	4.3 (2.7 to 6.5)	4.6 (2.9 to 6.9)	4.6 (2.9 to 6.9)	4.3 (2.8 to 6.3)	3.2 (2 to 4.7)	2.8 (1.6 to 4.2)	2.9 (1.5 to 5)	2.3 (1.1 to 3.7)	1.5 (0.9 to 2.3)	1.1 (0.6 to 1.8)	0.9 (0.5 to 1.4)	0.5 (0.2 to 1)	0.2 (0.1 to 0.4)	0.2 (0.1 to 0.3)	0.2 (0.1 to 0.4)		99.4
Gynecological diseases	0 (0 to 0)	0 (0 to 0)	0 (0 to 0)	0 (0 to 0)	0 (0 to 0)	100 (49.1 to 173)	100 (162 to 324)	366 (240 to 890)	367 (219 to 1,190)	366 (240 to 1,290)	366 (240 to 1,290)	773 (469 to 1,330)	773 (469 to 1,330)	773 (469 to 1,330)	773 (469 to 1,330)	367 (322 to 660)	367 (182 to 658)	0 (0 to 0)	0 (87 to 259)	0 (83.9 to 132)	0 (38 to 87.1)	0 (28.1 to 58.4)	0 (16.2 to 37)	0 (9.6 to 23.4)	0 (9.3 to 13.7)	0 (3.9 to 7.4)	5,850
Uterine fibroids	0 (0 to 0)	0 (0 to 0)	0 (0 to 0)	0 (0 to 0)	0 (0 to 0)	0 (0 to 0)	0 (0 to 0)	0 (0 to 0)	0 (0 to 0)	0 (0 to 0)	0 (0 to 0)	0 (0 to 0)	0 (0 to 0)	0 (0 to 0)	0 (0 to 0)	0 (0 to 0)	0 (0 to 0)	0 (0 to 0)	0 (0 to 0)	0 (0 to 0)	0 (0 to 0)	0 (0 to 0)	0 (0 to 0)		0
Polycystic ovarian syndrome	0 (0 to 0)	0 (0 to 0)	0 (0 to 0)	0 (0 to 0)	0 (0 to 0)	0.4 (0.2 to 1.4)	3.2 (1.3 to 7.2)	4.6 (1.9 to 9.6)	4.7 (1.9 to 9.6)	4.6 (1.9 to 9.6)	4.3 (1.9 to 8.7)	3.1 (1.5 to 7.8)	2.6 (1.5 to 5.3)	1.2 (0.4 to 2.8)	0.6 (0.3 to 1.2)	0.5 (0 to 1.2)	0.3 (0 to 0.8)	0.2 (0 to 0.5)	0.1 (0 to 0.3)	0.1 (0 to 0.3)	0 (0 to 0.1)	0 (0 to 0.1)	0 (0 to 0.1)		29.6
Female infertility	0 (0 to 0)	0 (0 to 0)	0 (0 to 0)	0 (0 to 0)	0 (0 to 0)	0 (0 to 0)	0 (0 to 0)	0 (0 to 0)	0 (0 to 0)	0 (0 to 0)	0 (0 to 0)	0 (0 to 0)	0 (0 to 0)	0 (0 to 0)	0 (0 to 0)	0 (0 to 0)	0 (0 to 0)	0 (0 to 0)	0 (0 to 0)	0 (0 to 0)	0 (0 to 0)	0 (0 to 0)	0 (0 to 0)		99.3
Endometriosis	0 (0 to 0)	0 (0 to 0)	0 (0 to 0)	0 (0 to 0)	0 (0 to 0)	0 (0 to 0)	22.7 (9.4 to 45.5)	109 (60.9 to 194)	124 (62.2 to 214)	96 (48.1 to 172)	72.1 (34.6 to 127)	61.6 (31 to 104)	21.3 (10.5 to 37)	0.5 (0 to 2.3)	0 (0 to 0.1)	0 (0 to 0)	0 (0 to 0)	0 (0 to 0)	0 (0 to 0)	0 (0 to 0)	0 (0 to 0)	0 (0 to 0)	0 (0 to 0)		552
Genital prolapse	0 (0 to 0)	0 (0 to 0)	0 (0 to 0)	0 (0 to 0)	0 (0 to 0)	0.1 (0 to 0.4)	0.2 (0 to 0.4)	1.5 (0.4 to 3.1)	6.3 (2.8 to 12.5)	13.1 (6 to 25.4)	19.4 (7.5 to 31.3)	19.6 (7.4 to 32.2)	11.7 (4.2 to 19.2)	4.1 (1.3 to 7.4)	1.5 (0.5 to 3.2)	0.6 (0.2 to 1.4)	0.2 (0 to 0.6)	0.2 (0 to 0.5)	0.2 (0 to 0.4)	2.9 (0.3 to 7.4)	1.9 (1.4 to 3.2)	0.8 (0.3 to 1.7)	0.5 (0.3 to 0.9)		127
Premenstrual syndrome	0 (0 to 0)	0 (0 to 0)	0 (0 to 0)	0 (0 to 0)	0 (0 to 0)	99.1 (49.2 to 173)	213 (109 to 377)	380 (183 to 680)	263 (131 to 471)	277 (149 to 464)	301 (174 to 466)	262 (147 to 413)	133 (76 to 217)	40.2 (19 to 73.4)	0 (0 to 0)	0 (0 to 0)	0 (0 to 0)	0 (0 to 0)	0 (0 to 0)	0 (0 to 0)	0 (0 to 0)	0 (0 to 0)	0 (0 to 0)		1,890
Other gynecological diseases	0 (0 to 0)	0 (0 to 0)	0 (0 to 0)	0 (0 to 0)	0 (0 to 0)	2.2 (0 to 5.8)	81.2 (34.4 to 150)	174 (101 to 272)	167 (104 to 273)	347 (193 to 572)	448 (243 to 707)	407 (242 to 624)	318 (194 to 515)	226 (134 to 335)	166 (98 to 274)	104 (61 to 167)	61.1 (32 to 98)	43.1 (22.7 to 66.2)	29 (17.2 to 42.4)	12.2 (7.1 to 19.4)	7.5 (4.5 to 11.1)	3.9 (2.2 to 6.3)	2 (1 to 3.3)		2,440
Hemoglobinopathies and hemolytic anemias	0.8 (0.5 to 1.3)	1.3 (0.6 to 2.3)	31.2 (19.2 to 49.7)	28.7 (19.9 to 53.8)	22.3 (20.2 to 32)	41.3 (32.8 to 68)	123 (73.3 to 205)	157 (99.5 to 172)	99.6 (66.6 to 151)	92.9 (66.6 to 151)	103 (61.2 to 198)	63.7 (23.6 to 72.1)	24.9 (19.6 to 37.2)	20.2 (16.2 to 31.4)	14.6 (11.6 to 19.4)	9.1 (12.5 to 69.1)	4 (3.2 to 5.2)	2.4 (1.7 to 3.4)	1.4 (0.9 to 2.1)	0.6 (0.4 to 1.2)	0.4 (0.2 to 0.8)	0.2 (0.2 to 0.3)	0.2 (0.1 to 0.3)		646
Thalassemias	0 (0 to 0.1)	0 (0 to 0.1)	0 (0 to 0.6)	0 (0 to 0.4)	0 (0 to 0.1)	0.2 (0 to 0.5)	0.3 (0 to 0.6)	0.3 (0 to 0.6)	0.3 (0 to 0.5)	0.3 (0 to 0.5)	0.3 (0 to 0.5)	0.3 (0 to 0.5)	0.3 (0 to 0.5)	0.3 (0 to 0.5)	0.3 (0 to 0.5)	0.3 (0 to 0.5)	0.3 (0 to 0.5)	0.3 (0 to 0.5)	0.3 (0 to 0.5)	0.3 (0 to 0.5)	0.3 (0 to 0.5)	0.3 (0 to 0.5)	0.3 (0 to 0.5)		9.6
Thalassemias trait	0 (0 to 0.2)	0 (0 to 0.2)	0 (0 to 0.3)	0.4 (0.2 to 0.8)	1.6 (0.2 to 4.6)	1.7 (0.5 to 4.6)	1.4 (0.5 to 4.6)	1.1 (0.4 to 3.8)	0.9 (0.3 to 3.1)	0.8 (0.3 to 2.6)	0.7 (0.3 to 2.6)	0.6 (0.3 to 2.6)	0.5 (0.2 to 2.6)	0.4 (0.2 to 2.6)	0.3 (0.2 to 2.6)	0.3 (0.2 to 2.6)	0.2 (0.1 to 2.6)	0.2 (0.1 to 2.6)	0.2 (0.1 to 2.6)	0.2 (0.1 to 2.6)	0.2 (0.1 to 2.6)	0.2 (0.1 to 2.6)	0.2 (0.1 to 2.6)		321
Sickle cell disease	0.8 (0.3 to 0.9)	0.5 (0.2 to 0.9)	1.4 (0.6 to 2.7)	4 (1.9 to 8)	4.4 (1.1 to 12.9)	4.8 (0.7 to 11.9)	4.3 (0.9 to 11.9)	4.2 (0.9 to 11.9)	4.2 (0.9 to 11.9)	4.2 (0.9 to 11.9)	4.2 (0.9 to 11.9)	4.2 (0.9 to 11.9)	4.2 (0.9 to 11.9)	4.2 (0.9 to 11.9)	4.2 (0.9 to 11.9)	4.2 (0.9 to 11.9)	4.2 (0.9 to 11.9)	4.2 (0.9 to 11.9)	4.2 (0.9 to 11.9)	4.2 (0.9 to 11.9)	4.2 (0.9 to 11.9)	4.2 (0.9 to 11.9)	4.2 (0.9 to 11.9)		321
G6PD deficiency	0 (0 to 0.1)	0 (0 to 0.1)	0 (0 to 0.6)	2.8 (0.6 to 2.8)	2.8 (1.1 to 9.3)	3.1 (1.2 to 9.7)	4.7 (1.3 to 9.8)	4.2 (2.4 to 9.2)	4.2 (2 to 10.4)	4.2 (2 to 9.1)	4.2 (2 to 9.1)	4.2 (2 to 9.1)	4.2 (2 to 9.1)	4.2 (2 to 9.1)	4.2 (2 to 9.1)	4.2 (2 to 9.1)	4.2 (2 to 9.1)	4.2 (2 to 9.1)	4.2 (2 to 9.1)	4.2 (2 to 9.1)	4.2 (2 to 9.1)	4.2 (2 to 9.1)	4.2 (2 to 9.1)		99.4
G6PD trait	0 (0 to 0)	0 (0 to 0)	0 (0 to 0)	0 (0 to 0)	0 (0 to 0)	0 (0 to 0)	0 (0 to 0)	0 (0 to 0)	0 (0 to 0)	0 (0 to 0)	0 (0 to 0)	0 (0 to 0)	0 (0 to 0)	0 (0 to 0)	0 (0 to 0)	0 (0 to 0)	0 (0 to 0)	0 (0 to 0)	0 (0 to 0)

All Table 2b: Andhra Pradesh DALYS by cause and age group for females with 95% uncertainty intervals, 2019

Cause	Early Neonatal	Late Neonatal	Post Neonatal	1 to 4	5 to 9	10 to 14	15 to 19	20 to 24	25 to 29	30 to 34	35 to 39	40 to 44	45 to 49	50 to 54	55 to 59	60 to 64	65 to 69	70 to 74	75 to 79	80 to 84	85 plus	Total
All causes	612,000 (499,000 to 764,000)	68,200 (55,100 to 86,300)	141,000 (116,000 to 174,000)	167,000 (140,000 to 203,000)	172,000 (140,000 to 212,000)	192,000 (162,000 to 231,000)	277,000 (219,000 to 353,000)	361,000 (277,000 to 464,000)	419,000 (331,000 to 537,000)	466,000 (372,000 to 588,000)	493,000 (396,000 to 618,000)	503,000 (401,000 to 630,000)	508,000 (406,000 to 634,000)	498,000 (401,000 to 627,000)	497,000 (395,000 to 628,000)	471,000 (368,000 to 596,000)	716,000 (559,000 to 913,000)	726,000 (566,000 to 924,000)	629,000 (489,000 to 804,000)	507,000 (400,000 to 651,000)	269,000 (190,000 to 378,000)	67,900 (49,100 to 93,700)	13,000 (7,600 to 19,000)	9,150,000
Communicable, maternal, neonatal, and nutritional diseases	606,000 (493,000 to 757,000)	66,100 (53,200 to 83,600)	139,000 (114,000 to 172,000)	164,000 (136,000 to 200,000)	170,000 (139,000 to 210,000)	189,000 (159,000 to 228,000)	273,000 (216,000 to 348,000)	357,000 (273,000 to 460,000)	414,000 (327,000 to 532,000)	461,000 (368,000 to 583,000)	488,000 (392,000 to 613,000)	498,000 (397,000 to 625,000)	503,000 (402,000 to 630,000)	493,000 (397,000 to 622,000)	492,000 (391,000 to 623,000)	466,000 (364,000 to 591,000)	709,000 (554,000 to 906,000)	719,000 (561,000 to 918,000)	623,000 (484,000 to 799,000)	502,000 (396,000 to 646,000)	266,000 (188,000 to 375,000)	67,000 (48,500 to 93,000)	13,000 (7,600 to 19,000)	2,900,000
HIV/AIDS and sexually transmitted infections	5,900 (3,600 to 12,000)	1,200 (297 to 3,100)	4,210 (339 to 9,700)	994 (100 to 2,610)	1,020 (1,180 to 2,730)	1,210 (4,370 to 9,590)	4,190 (6,150 to 13,000)	7,090 (9,610 to 20,000)	11,190 (16,610 to 31,000)	16,130 (12,700 to 35,300)	19,200 (13,700 to 37,400)	21,190 (13,600 to 33,700)	22,190 (14,700 to 34,500)	21,190 (14,200 to 33,000)	19,200 (13,600 to 30,600)	17,200 (12,000 to 27,000)	1,170 (1,400 to 3,200)	422 (749 to 1,530)	776 (1,620 to 3,370)	1,180 (2,970 to 6,210)	1,210 (3,270 to 6,810)	1,200 (3,270 to 6,810)	14.2 (7.1 to 21.2)	127,000
HIV/AIDS	5,900 (3,600 to 12,000)	1,200 (297 to 3,100)	4,210 (339 to 9,700)	994 (100 to 2,610)	1,020 (1,180 to 2,730)	1,210 (4,370 to 9,590)	4,190 (6,150 to 13,000)	7,090 (9,610 to 20,000)	11,190 (16,610 to 31,000)	16,130 (12,700 to 35,300)	19,200 (13,700 to 37,400)	21,190 (13,600 to 33,700)	22,190 (14,700 to 34,500)	21,190 (14,200 to 33,000)	19,200 (13,600 to 30,600)	17,200 (12,000 to 27,000)	1,170 (1,400 to 3,200)	422 (749 to 1,530)	776 (1,620 to 3,370)	1,180 (2,970 to 6,210)	1,210 (3,270 to 6,810)	1,200 (3,270 to 6,810)	14.2 (7.1 to 21.2)	127,000
HIV/AIDS - Drug-susceptible Tuberculosis	0 (0 to 0)	0 (0 to 0)	0 (0 to 0)	0 (0 to 0)	0 (0 to 0)	0 (0 to 0)	0 (0 to 0)	0 (0 to 0)	0 (0 to 0)	0 (0 to 0)	0 (0 to 0)	0 (0 to 0)	0 (0 to 0)	0 (0 to 0)	0 (0 to 0)	0 (0 to 0)	0 (0 to 0)	0 (0 to 0)	0 (0 to 0)	0 (0 to 0)	0 (0 to 0)	0 (0 to 0)	0 (0 to 0)	0
HIV/AIDS - Multidrug-resistant Tuberculosis without extensive drug resistance	0 (0 to 0)	0 (0 to 0)	0 (0 to 0)	0 (0 to 0)	0 (0 to 0)	0 (0 to 0)	0 (0 to 0)	0 (0 to 0)	0 (0 to 0)	0 (0 to 0)	0 (0 to 0)	0 (0 to 0)	0 (0 to 0)	0 (0 to 0)	0 (0 to 0)	0 (0 to 0)	0 (0 to 0)	0 (0 to 0)	0 (0 to 0)	0 (0 to 0)	0 (0 to 0)	0 (0 to 0)	0 (0 to 0)	0
HIV/AIDS - Extensively drug-resistant Tuberculosis	0 (0 to 0)	0 (0 to 0)	0 (0 to 0)	0 (0 to 0)	0 (0 to 0)	0 (0 to 0)	0 (0 to 0)	0 (0 to 0)	0 (0 to 0)	0 (0 to 0)	0 (0 to 0)	0 (0 to 0)	0 (0 to 0)	0 (0 to 0)	0 (0 to 0)	0 (0 to 0)	0 (0 to 0)	0 (0 to 0)	0 (0 to 0)	0 (0 to 0)	0 (0 to 0)	0 (0 to 0)	0 (0 to 0)	0
HIV/AIDS resulting in other diseases	5,900 (3,600 to 12,000)	1,200 (297 to 3,100)	4,210 (339 to 9,700)	994 (100 to 2,610)	1,020 (1,180 to 2,730)	1,210 (4,370 to 9,590)	4,190 (6,150 to 13,000)	7,090 (9,610 to 20,000)	11,190 (16,610 to 31,000)	16,130 (12,700 to 35,300)	19,200 (13,700 to 37,400)	21,190 (13,600 to 33,700)	22,190 (14,700 to 34,500)	21,190 (14,200 to 33,000)	19,200 (13,600 to 30,600)	17,200 (12,000 to 27,000)	1,170 (1,400 to 3,200)	422 (749 to 1,530)	776 (1,620 to 3,370)	1,180 (2,970 to 6,210)	1,210 (3,270 to 6,810)	1,200 (3,270 to 6,810)	14.2 (7.1 to 21.2)	127,000
Sexually transmitted infections, excluding HIV	9,060 (1,600 to 12,000)	1,060 (299 to 2,710)	1,730 (79 to 774)	72.7 (9.5 to 264)	39.2 (3.3 to 94.4)	6.1 (1.1 to 17.1)	27.7 (7.9 to 61)	79 (28 to 156)	82 (30 to 164)	140 (49 to 283)	69.5 (24 to 142)	29.6 (7.5 to 59.3)	28.5 (7.1 to 56.9)	29.5 (8.1 to 57.1)	24.9 (6.2 to 47)	19.6 (5.1 to 37.5)	27.5 (6.3 to 57.1)	26.2 (6.3 to 57.1)	19.8 (5.2 to 41.2)	7.5 (2.6 to 14.2)	2.3 (0.8 to 4.4)	0.6 (0.2 to 1.1)	9,270
Syphilis	0 (0 to 0)	0 (0 to 0)	0 (0 to 0)	0 (0 to 0)	0 (0 to 0)	0 (0 to 0)	0 (0 to 0)	0 (0 to 0)	0 (0 to 0)	0 (0 to 0)	0 (0 to 0)	0 (0 to 0)	0 (0 to 0)	0 (0 to 0)	0 (0 to 0)	0 (0 to 0)	0 (0 to 0)	0 (0 to 0)	0 (0 to 0)	0 (0 to 0)	0 (0 to 0)	0 (0 to 0)	0 (0 to 0)	0
Chlamydial infection	0 (0 to 0)	0 (0 to 0)	0 (0 to 0)	0 (0 to 0)	3.9 (1.4 to 9.2)	0.6 (0.2 to 1.6)	2.6 (0.8 to 6.1)	7.2 (2.6 to 15.2)	7.5 (2.8 to 15.9)	12.7 (4.6 to 26.6)	6.3 (2.2 to 13.1)	2.7 (0.7 to 5.4)	2.6 (0.6 to 5.2)	2.7 (0.7 to 5.2)	2.3 (0.6 to 4.3)	1.8 (0.5 to 3.4)	2.5 (0.6 to 5.2)	2.4 (0.6 to 5.2)	1.8 (0.5 to 3.8)	0.7 (0.2 to 1.3)	0.2 (0.1 to 0.4)	0.1 (0 to 0.1)	1,260
Gonococcal infection	0 (0 to 0)	0 (0 to 0)	0 (0 to 0)	0 (0 to 0)	2.1 (0.8 to 5)	0.3 (0.1 to 0.9)	1.4 (0.4 to 3.3)	3.9 (1.4 to 8.2)	4 (1.5 to 8.5)	6.8 (2.5 to 14.2)	3.4 (1.2 to 7)	1.4 (0.4 to 2.9)	1.4 (0.3 to 2.8)	1.4 (0.4 to 2.8)	1.2 (0.3 to 2.3)	1 (0.3 to 1.8)	1.3 (0.3 to 2.8)	1.3 (0.3 to 2.8)	1 (0.3 to 2.1)	0.4 (0.1 to 0.7)	0.1 (0 to 0.2)	0 (0 to 0.1)	2,200
Trichomoniasis	0 (0 to 0)	0 (0 to 0)	0 (0 to 0)	0 (0 to 0)	0 (0 to 0)	0 (0 to 0)	0 (0 to 0)	0 (0 to 0)	0 (0 to 0)	0 (0 to 0)	0 (0 to 0)	0 (0 to 0)	0 (0 to 0)	0 (0 to 0)	0 (0 to 0)	0 (0 to 0)	0 (0 to 0)	0 (0 to 0)	0 (0 to 0)	0 (0 to 0)	0 (0 to 0)	0 (0 to 0)	0 (0 to 0)	0
Genital herpes	0 (0 to 0)	0 (0 to 0)	0 (0 to 0)	0 (0 to 0)	0 (0 to 0)	0 (0 to 0)	0 (0 to 0)	0 (0 to 0)	0 (0 to 0)	0 (0 to 0)	0 (0 to 0)	0 (0 to 0)	0 (0 to 0)	0 (0 to 0)	0 (0 to 0)	0 (0 to 0)	0 (0 to 0)	0 (0 to 0)	0 (0 to 0)	0 (0 to 0)	0 (0 to 0)	0 (0 to 0)	0 (0 to 0)	0
Other sexually transmitted infections	9,060 (1,600 to 12,000)	1,060 (299 to 2,710)	1,730 (79 to 774)	72.7 (9.5 to 264)	33.2 (3.3 to 94.4)	5.2 (1.1 to 17.1)	23.7 (7.9 to 61)	67.9 (28 to 156)	70.5 (30 to 164)	120 (49 to 283)	59.8 (24 to 142)	25.5 (7.5 to 59.3)	24.5 (7.1 to 56.9)	25.4 (8.1 to 57.1)	21.4 (6.2 to 47)	16.8 (5.1 to 37.5)	23.7 (6.3 to 57.1)	22.5 (6.3 to 57.1)	17 (5.2 to 41.2)	6.4 (2.6 to 14.2)	2 (0.8 to 4.4)	0.5 (0.2 to 1.1)	9,270
Respiratory infections and tuberculosis	21,200 (13,900 to 34,500)	7,040 (4,360 to 11,900)	26,900 (16,900 to 42,900)	14,900 (9,290 to 23,900)	8,990 (5,530 to 14,700)	4,050 (2,500 to 6,790)	5,740 (3,470 to 9,630)	6,490 (3,920 to 11,000)	7,170 (4,310 to 12,200)	8,220 (4,870 to 14,000)	9,260 (5,470 to 15,900)	10,290 (6,070 to 17,700)	11,290 (6,650 to 19,500)	12,290 (7,230 to 21,400)	13,400 (7,920 to 23,400)	14,600 (8,600 to 25,700)	19,400 (11,200 to 34,400)	20,600 (11,900 to 36,700)	21,100 (12,200 to 37,600)	22,700 (13,100 to 40,400)	24,600 (14,200 to 43,800)	25,400 (14,600 to 45,200)	8,470 (4,900 to 15,100)	2,660 (1,540 to 4,730)	470 (272 to 838)	396,000
Tuberculosis	1,200 (1,100 to 1,400)	1,160 (1,000 to 1,400)	1,420 (1,200 to 1,700)	1,420 (1,200 to 1,700)	1,060 (900 to 1,300)	2,770 (2,300 to 3,400)	3,300 (2,700 to 4,000)	4,090 (3,300 to 5,000)	4,230 (3,400 to 5,200)	5,260 (4,200 to 6,500)	6,200 (4,900 to 7,700)	7,190 (5,600 to 8,900)	8,050 (6,200 to 10,100)	9,040 (6,900 to 11,500)	10,000 (7,600 to 12,800)	10,900 (8,100 to 14,000)	12,000 (8,800 to 15,600)	12,900 (9,400 to 16,900)	13,600 (9,700 to 18,000)	14,200 (9,900 to 19,000)	14,700 (10,100 to 19,800)	15,100 (10,300 to 20,500)	6,020 (4,200 to 8,200)	2,210 (1,540 to 3,000)	914 (632 to 1,240)	421,000
Latent tuberculosis infection	0 (0 to 0)	0 (0 to 0)	0 (0 to 0)	0 (0 to 0)	0 (0 to 0)	0 (0 to 0)	0 (0 to 0)	0 (0 to 0)	0 (0 to 0)	0 (0 to 0)	0 (0 to 0)	0 (0 to 0)	0 (0 to 0)	0 (0 to 0)	0 (0 to 0)	0 (0 to 0)	0 (0 to 0)	0 (0 to 0)	0 (0 to 0)	0 (0 to 0)	0 (0 to 0)	0 (0 to 0)	0 (0 to 0)	0
Drug-susceptible tuberculosis	1,200 (1,100 to 1,400)	1,160 (1,000 to 1,400)	1,420 (1,200 to 1,700)	1,420 (1,200 to 1,700)	1,060 (900 to 1,300)	2,770 (2,300 to 3,400)	3,300 (2,700 to 4,000)	4,090 (3,300 to 5,000)	4,230 (3,400 to 5,200)	5,260 (4,200 to 6,500)	6,200 (4,900 to 7,700)	7,190 (5,600 to 8,900)	8,050 (6,200 to 10,100)	9,040 (6,900 to 11,500)	10,000 (7,600 to 12,800)	10,900 (8,100 to 14,000)	12,000 (8,800 to 15,600)	12,900 (9,400 to 16,900)	13,600 (9,700 to 18,000)	14,200 (9,900 to 19,000)	14,700 (10,100 to 19,800)	15,100 (10,300 to 20,500)	6,020 (4,200 to 8,200)	2,210 (1,540 to 3,000)	914 (632 to 1,240)	421,000
Multidrug-resistant tuberculosis without extensive drug resistance	0 (0 to 0)	0 (0 to 0)	0 (0 to 0)	0 (0 to 0)	0 (0 to 0)	0 (0 to 0)	0 (0 to 0)	0 (0 to 0)	0 (0 to 0)	0 (0 to 0)	0 (0 to 0)	0 (0 to 0)	0 (0 to 0)	0 (0 to 0)	0 (0 to 0)	0 (0 to 0)	0 (0 to 0)	0 (0 to 0)	0 (0 to 0)	0 (0 to 0)	0 (0 to 0)	0 (0 to 0)	0 (0 to 0)	0
Extensively drug-resistant tuberculosis	0 (0 to 0)	0 (0 to 0)	0 (0 to 0)	0 (0 to 0)	0 (0 to 0)	0 (0 to 0)	0 (0 to 0)	0 (0 to 0)	0 (0 to 0)	0 (0 to 0)	0 (0 to 0)	0 (0 to 0)	0 (0 to 0)	0 (0 to 0)	0 (0 to 0)	0 (0 to 0)	0 (0 to 0)	0 (0 to 0)	0 (0 to 0)	0 (0 to 0)	0 (0 to 0)	0 (0 to 0)	0 (0 to 0)	0
Lower respiratory infections	19,900 (12,700 to 33,200)	5,880 (3,360 to 10,500)	25,400 (15,700 to 41,600)	13,400 (8,070 to 22,200)	7,930 (4,770 to 13,200)	1,280 (767 to 2,150)	2,440 (1,460 to 4,100)	2,400 (1,440 to 4,030)	2,940 (1,760 to 4,950)	2,960 (1,770 to 5,000)	3,060 (1,830 to 5,150)	3,100 (1,850 to 5,220)	3,140 (1,880 to 5,280)	3,180 (1,900 to 5,350)	3,220 (1,930 to 5,420)	3,260 (1,950 to 5,500)	7,370 (4,410 to 12,400)	7,460 (4,460 to 12,600)	8,060 (4,820 to 13,600)	8,490 (5,080 to 14,300)	8,870 (5,310 to 14,900)	9,190 (5,500 to 15,500)	2,450 (1,470 to 4,130)	776 (464 to 1,310)	186,000
Upper respiratory infections	1,300 (1 to 12,400)	1,160 (12 to 39.7)	1,470 (19 to 7,110)	1,530 (960 to 2,630)	1,030 (1,030 to 2,960)	1,030 (1,030 to 2,720)	1,030 (1,030 to 2,720)	1,030 (960 to 2,720)	1,030 (960 to 2,720)	1,030 (960



Other transport injuries	9.3 (7.7 to 11.4)	2.4 (1.7 to 3.1)	60.6 (54.3 to 66.9)	297 (199 to 434)	272 (183 to 398)	344 (223 to 527)	714 (423 to 1,230)	492 (302 to 790)	556 (336 to 890)	478 (282 to 758)	459 (268 to 717)	566 (371 to 866)	666 (414 to 1,073)	671 (409 to 1,090)	362 (202 to 654)	716 (403 to 1,143)	617 (329 to 952)	470 (243 to 834)	324 (171 to 588)	389 (183 to 827)	98.3 (39.3 to 1.42)	33.2 (21.2 to 52.9)	6.7 (4.1 to 9.8)	6,480
Unintentional injuries	3,060 (3,010 to 3,200)	661 (577 to 1,126)	8,670 (8,410 to 10,600)	16,900 (16,100 to 25,600)	14,100 (8,290 to 20,600)	11,700 (8,630 to 19,200)	12,600 (9,130 to 19,600)	16,300 (11,300 to 25,900)	16,900 (13,100 to 26,700)	26,900 (14,200 to 48,700)	22,000 (15,600 to 35,900)	25,000 (16,200 to 45,700)	20,200 (14,700 to 36,200)	23,900 (16,700 to 38,400)	23,700 (17,100 to 32,200)	31,100 (20,200 to 47,900)	34,900 (27,200 to 46,300)	42,700 (31,200 to 56,500)	43,600 (31,900 to 59,900)	38,100 (27,700 to 49,600)	17,400 (12,700 to 23,600)	6,790 (4,190 to 7,890)	449,000
Falls	1,270 (777 to 2,600)	199 (82.7 to 447)	2,210 (998 to 4,240)	3,630 (1,620 to 6,680)	2,410 (1,160 to 3,790)	2,430 (1,720 to 3,430)	3,600 (2,430 to 5,200)	4,690 (3,330 to 6,920)	5,290 (3,770 to 7,260)	6,060 (4,220 to 8,960)	7,710 (5,620 to 10,600)	7,690 (5,710 to 10,200)	9,130 (6,620 to 13,800)	10,300 (7,200 to 13,800)	12,900 (9,470 to 17,100)	19,800 (14,200 to 27,200)	24,500 (17,700 to 33,900)	33,200 (23,700 to 45,800)	34,600 (25,000 to 48,200)	31,700 (22,600 to 41,900)	15,100 (11,200 to 20,900)	6,110 (3,850 to 8,590)	322 (182 to 2,300)	242,000
Drowning	514 (364 to 720)	26.2 (20.7 to 37.1)	663 (504 to 870)	6,990 (5,600 to 8,760)	3,940 (2,620 to 5,630)	2,200 (1,220 to 3,780)	1,430 (777 to 2,530)	1,170 (657 to 2,130)	1,350 (807 to 2,270)	1,200 (717 to 2,000)	1,270 (767 to 2,030)	963 (577 to 1,560)	790 (464 to 1,340)	1,350 (800 to 2,130)	1,050 (614 to 1,810)	1,810 (1,110 to 2,930)	1,110 (668 to 1,850)	823 (474 to 1,450)	1,010 (583 to 1,800)	767 (440 to 1,340)	1,040 (717 to 1,450)	231 (153 to 321)	28,600
Poisoning by drug, medicament and biological substance	47.6 (21.3 to 73.9)	23.7 (9.6 to 53.9)	265 (138 to 533)	1,130 (443 to 2,390)	617 (323 to 1,150)	679 (307 to 1,500)	1,050 (1,090 to 3,420)	2,610 (1,620 to 5,620)	2,590 (1,720 to 5,160)	3,330 (2,070 to 6,670)	2,650 (1,760 to 4,200)	1,950 (1,330 to 2,810)	1,810 (1,300 to 2,810)	1,530 (1,100 to 2,130)	1,200 (847 to 1,860)	1,220 (833 to 1,760)	1,230 (773 to 1,900)	1,030 (627 to 1,640)	761 (453 to 1,270)	655 (370 to 1,130)	205 (120 to 426)	52.8 (28.6 to 98.1)	8.2 (4.8 to 17.6)	29,700
Poisonings	14.6 (2.4 to 29.6)	2.6 (0.7 to 8.6)	109 (44.7 to 214)	979 (324 to 2,160)	396 (127 to 1,010)	396 (141 to 1,110)	1,010 (277 to 3,110)	1,660 (1,010 to 3,110)	1,210 (731 to 2,110)	2,170 (1,130 to 4,240)	1,960 (1,240 to 3,220)	1,190 (715 to 2,000)	1,020 (623 to 1,670)	1,010 (661 to 1,540)	1,010 (714 to 1,410)	1,010 (611 to 1,630)	1,010 (617 to 1,630)	1,010 (617 to 1,630)	1,010 (617 to 1,630)	1,010 (617 to 1,630)	1,010 (617 to 1,630)	1,010 (617 to 1,630)	1,010 (617 to 1,630)	4,050
Poisoning by other medicaments and biological substances	6.4 (0.7 to 1.5)	1.1 (0.1 to 7.8)	78.2 (7.1 to 28.4)	696.9 (257.1 to 1,920)	284.6 (98.2 to 829)	281 (93.5 to 823)	745 (89.4 to 2,660)	1,240 (89.6 to 4,350)	834.8 (91.2 to 2,920)	1,540 (277.1 to 7.1)	1,360 (252.5 to 6.1)	874.9 (203.6 to 1.73)	736.8 (74.5 to 42.9)	671.1 (51.3 to 121)	486.9 (24.1 to 56.9)	1,170 (71.8 to 28.2)	1,170 (71.7 to 75.4)	1,170 (72.4 to 59.7)	1,170 (72.4 to 59.7)	1,170 (72.4 to 59.7)	1,170 (72.4 to 59.7)	1,170 (72.4 to 59.7)	1,170 (72.4 to 59.7)	1,160
Poisoning by other means	13.2 (3.5 to 33.4)	8 (2.4 to 21.9)	189 (58.5 to 454)	847 (299 to 1,820)	290 (72 to 838)	499 (161 to 1,420)	1,120 (72.4 to 4,061)	1,660 (84.9 to 6,54)	1,190 (72.1 to 4,07)	2,010 (42.9 to 9,117)	1,770 (39.1 to 8,181)	1,190 (42.1 to 5,771)	1,020 (29.3 to 5,48)	1,020 (49.7 to 2,53)	1,020 (42.3 to 1,62)	1,020 (39.4 to 46.4)	1,020 (39.4 to 1,72)	1,020 (39.4 to 83.9)	1,020 (39.4 to 79.6)	1,020 (39.4 to 79.6)	1,020 (39.4 to 79.6)	1,020 (39.4 to 79.6)	1,020 (39.4 to 79.6)	2,890
Exposure to mechanical forces	287 (189 to 488)	34.6 (14.7 to 68)	331 (183 to 578)	743 (329 to 1,540)	691 (356 to 1,420)	653 (329 to 1,340)	1,010 (483 to 2,600)	1,130 (627 to 2,600)	1,060 (624 to 2,190)	1,060 (624 to 2,190)	1,060 (624 to 2,190)	1,420 (1,020 to 2,530)	1,420 (1,020 to 2,530)	1,170 (827 to 1,770)	1,110 (777 to 1,600)	1,060 (677 to 1,730)	1,200 (827 to 1,730)	997 (606 to 1,730)	994 (606 to 1,730)	994 (606 to 1,730)	786 (477 to 1,290)	63.1 (40.1 to 92.2)	16,400
Unintentional firearm injuries	1.2 (0 to 7.8)	0.6 (0 to 12.3)	4 (1 to 42.2)	39 (11.2 to 93.1)	29.2 (10.5 to 82.3)	29.7 (22.3 to 68.4)	42.8 (20 to 98.7)	70.7 (39.7 to 75.4)	70.7 (49 to 56.4)	70.7 (52.5 to 96.3)	70.7 (47.9 to 104)	70.5 (47.9 to 104)	70.5 (56.6 to 102)	70.5 (53.3 to 96.3)	70.5 (49.5 to 90.7)	70.5 (43.9 to 77)	70.5 (39.4 to 82.4)	70.5 (39.4 to 87.1)	70.5 (19 to 35.3)	70.5 (12.9 to 24.2)	70.5 (9.3 to 12.3)	70.5 (1.9 to 3.7)	2.6 (0.4 to 5)	919
Other exposure to mechanical forces	287 (191 to 1,200)	34.6 (7.4 to 1.42)	331 (49.5 to 1,200)	743 (222 to 1,450)	691 (54.6 to 1,470)	653 (29.9 to 1,540)	1,010 (42.1 to 1,513)	1,130 (49.5 to 1,770)	1,060 (49.2 to 2,270)	1,060 (49.2 to 2,270)	1,060 (49.2 to 2,270)	1,420 (1,020 to 2,530)	1,420 (1,020 to 2,530)	1,170 (827 to 1,770)	1,110 (777 to 1,600)	1,060 (677 to 1,730)	1,200 (827 to 1,730)	997 (606 to 1,730)	994 (606 to 1,730)	994 (606 to 1,730)	786 (477 to 1,290)	63.1 (40.1 to 92.2)	16,400
Adverse effects of medical treatment	2,090 (1,770 to 977.)	60 (42.3 to 166)	1,940 (1,660 to 2,360)	4,690 (3,970 to 5,790)	2,970 (2,180 to 4,140)	2,970 (2,140 to 4,050)	2,990 (1,980 to 4,950)	977 (1,660 to 1,773)	1,410 (1,010 to 2,140)	1,990 (1,410 to 2,960)	1,990 (1,410 to 2,960)	1,990 (1,410 to 2,960)	1,990 (1,410 to 2,960)	1,750 (1,240 to 2,560)	1,670 (1,240 to 2,560)	1,660 (1,240 to 2,560)	2,060 (1,460 to 3,060)	2,060 (1,460 to 3,060)	2,060 (1,460 to 3,060)	2,060 (1,460 to 3,060)	1,670 (1,190 to 2,110)	621 (353 to 956)	215 (139 to 338)	29,000
Animal contact	87.1 (61 to 120)	79.9 (28 to 170)	1,040 (547 to 2,240)	2,990 (1,210 to 7,130)	4,490 (1,760 to 9,780)	3,430 (1,490 to 7,780)	3,200 (1,180 to 6,990)	3,660 (1,220 to 9,270)	3,190 (1,270 to 7,160)	3,970 (1,380 to 7,230)	3,600 (1,670 to 7,310)	4,700 (2,090 to 9,010)	3,660 (1,670 to 6,990)	4,090 (1,740 to 8,740)	3,430 (1,670 to 6,630)	3,970 (1,920 to 8,640)	3,530 (1,260 to 8,500)	2,610 (1,070 to 6,670)	2,190 (783 to 5,290)	369 (131 to 2,000)	160.2 (77 to 29.2)	13.6 (7.1 to 26.2)	69,600
Venomous animal contact	27.4 (20.5 to 200)	79.1 (59.2 to 199)	1,020 (764 to 2,280)	2,990 (2,240 to 6,800)	4,490 (3,360 to 7,130)	3,340 (2,500 to 5,080)	3,190 (2,390 to 4,840)	3,660 (2,740 to 5,560)	3,270 (2,450 to 5,110)	3,960 (2,970 to 6,060)	3,270 (2,450 to 5,060)	3,700 (2,770 to 5,620)	4,690 (3,520 to 7,130)	3,700 (2,770 to 5,620)	3,220 (2,410 to 4,930)	4,070 (3,050 to 6,220)	3,220 (2,410 to 4,930)	3,070 (2,300 to 4,670)	3,220 (2,410 to 4,930)	2,640 (1,980 to 4,040)	1,950 (1,460 to 2,980)	322 (241 to 492)	78.6 (58.9 to 120)	52,800
Non-venomous animal contact	0.8 (0.4 to 2.4)	0.9 (0.4 to 1.8)	9.3 (4.7 to 23.4)	421 (214 to 79.4)	80.7 (34.5 to 93.7)	80.7 (50.3 to 121)	159 (69.3 to 173)	127 (91.1 to 222)	159 (108 to 260)	159 (121 to 354)	159 (148 to 344)	221 (139 to 333)	278 (148 to 339)	228 (142 to 332)	221 (134 to 309)	205 (135 to 305)	205 (132 to 302)	173 (111 to 269)	122 (66.4 to 196)	86.2 (39.7 to 126)	30.1 (20.2 to 52.2)	11.6 (7.7 to 18.9)	2,700
Foreign body	1,060 (967 to 1,270)	194 (159 to 328)	1,940 (1,610 to 2,360)	4,690 (3,970 to 5,790)	2,970 (2,180 to 4,140)	2,970 (2,140 to 4,050)	2,990 (1,980 to 4,950)	977 (1,660 to 1,773)	1,410 (1,010 to 2,140)	1,990 (1,410 to 2,960)	1,990 (1,410 to 2,960)	1,990 (1,410 to 2,960)	1,990 (1,410 to 2,960)	1,750 (1,240 to 2,560)	1,670 (1,240 to 2,560)	1,660 (1,240 to 2,560)	2,060 (1,460 to 3,060)	2,060 (1,460 to 3,060)	2,060 (1,460 to 3,060)	2,060 (1,460 to 3,060)	1,670 (1,190 to 2,110)	621 (353 to 956)	215 (139 to 338)	29,000
Foreign body in eye	0.1 (0 to 0.2)	0.3 (0.1 to 0.6)	4.8 (1.4 to 13.7)	29.7 (9.5 to 83.4)	63.2 (18.6 to 133)	72.2 (22 to 157)	59.6 (22 to 204)	136 (42.2 to 302)	155 (57.5 to 302)	162 (68.4 to 372)	155 (69.9 to 302)	155 (69.9 to 302)	148 (69.9 to 302)	150 (62.8 to 302)	154 (64.9 to 294)	78 (37.5 to 139)	67.2 (31.5 to 121)	60.5 (32.4 to 77.9)	38 (20.1 to 56.5)	28.2 (13.9 to 33.5)	9.9 (6.7 to 11.1)	3 (2.1 to 3.3)	0.5 (0.3 to 0.9)	1,610
Foreign body in other body part	0.1 (0 to 7.6)	0.3 (0 to 2.6)	13.9 (1.9 to 51)	54.5 (20.1 to 163)	72.5 (20.1 to 233)	97.2 (40.7 to 236)	116 (60.1 to 236)	141 (60.1 to 236)	162 (60.1 to 332)	179 (60.1 to 332)	162 (60.1 to 332)	162 (60.1 to 332)	162 (72.1 to 321)	162 (72.1 to 321)	199 (72.1 to 321)	141 (72.1 to 321)	124 (72.1 to 321)	141 (72.1 to 321)	76 (32.1 to 171)	40.9 (15.4 to 87)	10.4 (5.2 to 23.4)	4.1 (1.9 to 10.4)	0.6 (0.3 to 1.3)	2,160
Exposure to forces of nature	1.6 (0.4 to 34.3)	0.2 (0.7 to 19)	66.6 (9.6 to 177)	332 (68.3 to 773)	226 (37.6 to 679)	252 (49.1 to 679)	226 (49.1 to 679)	328 (71.1 to 1,020)	328 (71.1 to 1,020)	328 (71.1 to 1,020)	328 (71.1 to 1,020)	328 (71.1 to 1,020)	328 (71.1 to 1,020)	787 (71.1 to 1,020)	667 (71.1 to 1,020)	667 (71.1 to 1,020)	1,130 (71.1 to 1,020)	548 (71.1 to 1,020)	1,090 (71.1 to 1,020)	1,010 (71.1 to 1,020)	1,090 (71.1 to 1,020)	111 (71.1 to 1,020)	17.6 (71.1 to 1,020)	1,020
Other unintentional injuries	2,190 (2,010 to 2,370)	464 (2.7 to 13)	5,900 (268 to 773)	4,670 (268 to 679)	679 (268 to 679)	719 (468 to 1,870)	1,140 (699 to 1,870)	1,420 (991 to 2,700)	1,770 (1,130 to 2,720)	2,190 (1,280 to 3,260)	2,040 (1,280 to 2,190)	1,790 (1,130 to 2,720)	1,540 (1,040 to 2,190)	1,890 (1,210 to 2,750)	1,570 (1,060 to 2,330)	1,390 (840 to 1,950)	671 (453 to 977)	484 (309 to 674)	283 (214 to 374)	67 (49.1 to 99.3)	19.4 (9.9 to 19.9)	21,800
Self-harm and interpersonal violence	481 (21 to 930)	104 (42.9 to 213)	924 (160 to 921)	974 (508 to 1,830)	1,370 (620 to 2,290)	6,490 (3,410 to 9,330)	29,200 (19,600 to 42,400)	38,600 (23,600 to 63,800)	40,400 (24,600 to 67,300)	39,800 (17,300 to 63,900)	24,900 (15,200 to 39,200)	18,800 (11,600 to 29,900)	14,700 (9,110 to 22,600)	15,900 (9,530 to 25,900)	7,960 (5,210 to 11,900)	6,690 (4,650 to 10,200)	6,670 (3,720 to 9,730)	5,220 (2,520 to 8,270)	1,760 (1,200 to 2,620)	668 (503 to 736)	114 (61.7 to 203)	19.6 (11.4 to 29.6)	249,000
Self-harm	6 (0 to 0)	0 (0 to 0)	0 (0 to 0)	0 (0 to 0)	0 (0 to 0)	4,340 (2,420 to 6,990)	27,000 (16,200 to 40,800)	36,300 (20,400 to 60,900)	38,700 (21,700 to 65,200)	34,400 (14,200 to 59,600)	22,400 (12,200 to 36,900)	16,700 (9,110 to 26,800)	11,900 (6,600 to 19,800)	13,900 (6,600 to 23,400)	6,240 (3,720 to 9,790)	5,670 (3,720 to 9,520)	5,630 (2,720 to 8,660)	4,660 (2,220 to 7,990)	1,660 (1,040 to 2,620)	610 (454 to 736)	87.2 (49.2 to 178)	13.1 (7.1 to 21.7)	213,000
Self-harm by firearm	0 (0 to 0)	0 (0 to 0)	0 (0 to 0)	0 (0 to 0)	0 (0 to 0)	639 (298 to 1,490)	4,020 (1,180 to 9,160)	4,660 (2,050 to 9,310)	4,820 (2,620 to 12,300)	3,770 (1,270 to 7,270)	2,660 (1,060 to 5,410)	1,910 (1,010 to 3,810)	1,220 (1,160 to 727)	1,460 (1,160 to 727)	1,160 (1,160 to 727)	1,160 (1,160 to 727)	1,160 (1,160 to 727)	1,160 (1,160 to 727)	1,160 (1,160 to 727)	1,160 (1,160 to 727)	1,160 (1,160 to 727)	1,160 (1,160 to 727)	1,160 (1,160 to 727)	5,600
Self-harm by other specified means	6 (0 to 0)	0 (0 to 0)	0 (0 to 0)	0 (0 to 0)	0 (0 to 0)	4,340 (2,420 to 6,990)	27,000 (16,200 to 40,800)	36,300 (20,400 to 60,900)	38,700 (21,700 to 65,200)	34,400 (14,200 to 59,600)	22,400 (12,200 to 36,900)	16,700 (9,110 to 26,800)	11,900 (6,600 to 19,800)	13,900 (6,600 to 23,400)	6,240 (3,720 to 9,790)	5,670 (3,720 to 9,520)	5,630 (2,720 to 8,660)	4,660 (2,220 to 7,990)	1,660 (1,040 to 2,620)	610 (454 to 736)	87.2 (49.2 to 178)	13.1 (7.1 to 21.7)	207,000
Interpersonal violence	481 (209 to 930)	104 (38.9 to 211)	913 (138 to 930)	974 (440 to 1,770)	1,320 (799 to 2,290)	151 (71 to 370)	2,180 (1,210 to 3,240)	2,640 (2,150 to 5,220)	2,640 (2,490 to 5,600)	4,040 (2,790 to 6,470)	2,500 (2,070 to 4,290)	1,890 (1,660 to 3,240)	2,710 (2,210 to 3,240)	2,210 (1,660 to 3,210)	1,670 (1,210 to 2,220)	1,390 (1,000 to 1,960)	1,110 (800 to 1,540)	824 (600 to 1,330)	796 (564 to 1,070)	274 (208 to 344)	96.8 (72.4 to 130)	39,000
Physical violence by firearm	0.3 (0.1 to 0.6)	1.5 (0.4 to 3.8)	4.3 (1.6 to 9.2)	10.5 (4.5 to 21.2)	14.4 (7.4 to 25.3)	13.4 (7.4 to 22.4)	47.5 (22.3 to 102)	60.1 (27.3 to 132)	73.6 (30.9 to 154)	61.1 (29.9 to 134)	42.5 (20.5 to 101)	40.1 (19.2 to 76.3)	32.6 (16.6 to 61.4)	41.7 (20.7 to 83)	33 (16.6 to 66.4)	13 (7 to 23.1)	8.7 (4.1 to 17.1)	21.5 (11.3 to 37.9)	18.5 (8.6 to 36.2)	6.2 (2.7 to 9.4)	1.8 (1.2 to 3.2)	0.1 (0.1 to 0.3)	677
Physical violence by sharp object	0 (0 to 0.6)	0.4 (0.1 to 2.8)	6.4 (2.4 to 21.2)	30.6 (11.7 to 67.7)	29.5 (13.2 to 69.9)	19.6 (8.1 to 49.9)	196 (78.1 to 504)	329 (129 to 1,020)	354 (139 to 1,020)	439 (139 to 1,020)	409 (139 to 999)	421 (139 to 999)	467 (139 to 999)	399 (139 to 999)	326 (139 to 676)	122 (60.1 to 230)	91.5 (39.1 to 191)	142 (72.1 to 227)	31 (12.1 to 59.4)	20.9 (7.1 to 28.7)	7.4 (4.1 to 9.4)	2.5 (1.5 to 3.7)	0.4 (0.2 to 0.7)	3,960
Sexual violence	0 (0 to 0)	0 (0 to 0)	0 (0 to 0)	0 (0 to 19.2)	0 (0 to 0)	0 (0 to 0)	0 (0 to 0)	0 (0 to 0)	0 (0 to 0)	0 (0 to 0)	0 (0 to 0)	0 (0 to 0)	0 (0 to 0)	0 (0 to 0)	0 (0 to 0)	0 (0 to 0)	0 (0 to 0)	0 (0 to 0)	0 (0 to 0)	0 (0 to 0)	0 (0 to 0)	0 (0 to 0)	0 (0 to 0)	6,000
Physical violence by other means	481 (209 to 930)	104 (38.9 to 211)	913 (138 to 930)	974 (440 to 1,770)	1,320 (799 to 2,290)	151 (71 to 370)	2,180 (1,210 to 3,240)	2,640 (2,150 to 5,220)	2,640 (2,490 to 5,600)	4,040 (2,790 to 6,470)	2,500 (2,070 to 4,290)	1,890 (1,660 to 3,240)	2,710 (2,210 to 3,240)	2,210 (1,660 to 3,210)	1,670 (1,210 to 2,220)	1,390 (1,000 to 1,960)	1,110 (800 to 1,540)	824 (600 to 1,330)	796 (564 to 1,070)	274 (208 to 344)	96.8 (72.4 to 130)	39,000
Cruelty and terrorism	0 (0.7 to 4.5)	0 (0 to 0.3)	0 (0.5 to 6.4)	0 (0.6 to 6.3)	0 (0.7 to 6.1)	0 (0.7 to 6.1)	0 (0.7 to 6.1)	0 (0.7 to 6.1)	0 (0.7 to 6.1)	0 (0.7 to 6.1)	0 (0.7 to 6.1)	0 (0.7 to 6.1)	0 (0.7 to 6.1)	0 (0.7 to 6.1)	0 (0.7 to 6.1)	0 (0.7 to 6.1)	0 (0.7 to 6.1)	0 (0.7 to 6.1)	0 (0.7 to 6.1)	0 (0.7 to 6.1)	0 (0.7 to 6.1)	0 (0.7 to 6.1)	976

SR Table 2b: Arunachal Pradesh DALYS by cause and age group for females with 95% uncertainty intervals, 2019

Cause	Early Neonatal (0-6 days)	Late Neonatal (7-27 days)	Post Neonatal (28 days - 1 yr)	1 to 4	5 to 9	10 to 14	15 to 19	20 to 24	25 to 29	30 to 34	35 to 39	40 to 44	45 to 49	50 to 54	55 to 59	60 to 64	65 to 69	70 to 74	75 to 79	80 to 84	85 to 89	90 to 94	95 plus	Total
All causes	1,964 (1,662 to 2,283)	1,139 (1,007 to 1,284)	2,103 (1,870 to 2,339)	4,004 (3,533 to 4,512)	2,744 (2,329 to 3,171)	2,503 (2,129 to 2,902)	3,116 (2,647 to 3,624)	3,744 (3,182 to 4,360)	4,116 (3,480 to 4,808)	4,284 (3,621 to 5,000)	4,552 (3,824 to 5,329)	4,884 (4,114 to 5,722)	5,164 (4,342 to 6,055)	5,554 (4,672 to 6,500)	5,939 (4,992 to 6,960)	6,358 (5,345 to 7,450)	6,844 (5,752 to 8,020)	7,423 (6,243 to 8,707)	8,023 (6,747 to 9,404)	8,566 (7,215 to 10,060)	8,974 (7,564 to 10,519)	9,253 (7,800 to 10,844)	9,364 (7,894 to 10,980)	9,364 (7,894 to 10,980)	9,364 (7,894 to 10,980



7653

Congenital birth defects	1,220 (632 to 2,200)	486 (173 to 1,030)	1,190 (534 to 2,190)	518 (288 to 915)	205 (100 to 355)	172 (116 to 249)	98·6 (66·8 to 140)	80·3 (50·2 to 115)	62·7 (43·7 to 89·3)	48·2 (33·6 to 67·7)	41·9 (28·8 to 58·4)	42·7 (29·4 to 60·4)	20·2 (14·1 to 28·3)	15·1 (10·4 to 21·5)	9·6 (6·7 to 14·3)	9·5 (4·5 to 14·4)	9·8 (2·8 to 9·8)	1·9 (1·1 to 3·3)	1·4 (0·6 to 2·4)	0·8 (0·5 to 1·5)	0·3 (0·3 to 0·4)	0·1 (0·1 to 0·2)	0 (0 to 0)	4,220
Neural tube defects	197 (49·3 to 507)	27·6 (3·3 to 99·6)	79 (14·9 to 275)	44·1 (11·2 to 143)	10·6 (7·7 to 20·7)	9·7 (6·9 to 19·6)	5·4 (3·5 to 12·6)	4·4 (2·9 to 9·5)	4·4 (2·9 to 9·2)	3·1 (2·0 to 6·3)	2·2 (1·4 to 3·1)	2 (1·4 to 3·2)	1 (0·7 to 1·9)	0·6 (0·4 to 1·4)	0·3 (0·2 to 0·6)	0·3 (0·1 to 0·6)	0·3 (0·1 to 0·6)	0 (0 to 0·1)	0 (0 to 0)	0 (0 to 0)	0 (0 to 0)	0 (0 to 0)	0 (0 to 0)	0 (0 to 0)	382
Congenital heart anomalies	1,020 (166 to 1,350)	407 (47 to 946)	1,000 (77 to 1,370)	434 (32 to 1,210)	172 (20 to 493)	144 (20 to 169)	82·1 (11 to 100)	67·2 (9·1 to 84·6)	52·4 (7·1 to 66·2)	40·3 (5·5 to 51·4)	35·1 (4·8 to 44·3)	35·7 (4·9 to 45·2)	16·9 (2·3 to 21·5)	12·6 (1·7 to 17·1)	8·1 (1·1 to 10·5)	7·9 (0·7 to 11·1)	8·2 (0·4 to 12·3)	1·6 (0·1 to 2·5)	1·2 (0·1 to 1·6)	0·7 (0·1 to 1·1)	0·3 (0·1 to 0·5)	0·1 (0 to 0·1)	0 (0 to 0)	2,080
Orofacial clefts	158 (5·9 to 319)	49 (0·3 to 134)	90 (0·3 to 261)	51 (4 to 111)	19 (2·1 to 19·4)	16 (2 to 39)	9·6 (1·3 to 23)	7·8 (1·1 to 18·4)	5·3 (0·8 to 12·6)	4·6 (0·6 to 9·6)	4 (0·6 to 8·4)	3·7 (0·7 to 7·9)	2·1 (0·4 to 4·3)	2·2 (1·1 to 3·9)	1·6 (0·7 to 3·7)	1·1 (0·3 to 2·2)	0·8 (0·3 to 1·4)	0·4 (0·2 to 0·7)	0·3 (0·1 to 0·6)	0·2 (0·1 to 0·3)	0·1 (0 to 0·1)	0 (0 to 0)	0 (0 to 0)	0 (0 to 0)	784
Down syndrome	19·3 (9·9 to 44·6)	9 (2·7 to 22·2)	34·8 (11·4 to 93·4)	19·3 (5·8 to 39·8)	3·8 (1·9 to 7·6)	1·4 (1·1 to 6·4)	3 (1·1 to 6·5)	2·1 (1·1 to 4·5)	2·1 (1·1 to 4·6)	1·6 (0·8 to 3·2)	2·4 (1·2 to 4·8)	1·7 (0·8 to 3·4)	1·8 (0·8 to 4·1)	2·6 (1·2 to 7·2)	2·4 (1·2 to 5·1)	0·3 (0·1 to 0·7)	0·3 (0·1 to 0·6)	0 (0 to 0)	0 (0 to 0)	0 (0 to 0)	0 (0 to 0)	0 (0 to 0)	0 (0 to 0)	0 (0 to 0)	108
Turner syndrome	0 (0 to 0)	0 (0 to 0)	0·1 (0 to 0·3)	0·4 (0·1 to 0·7)	0·4 (0·1 to 0·7)	0·3 (0·1 to 0·6)	0·4 (0·1 to 0·6)	0·4 (0·2 to 0·6)	0·2 (0·1 to 0·5)	0·2 (0·1 to 0·5)	0·1 (0·1 to 0·2)	0·1 (0·0 to 0·1)	0·1 (0·0 to 0·1)	0·1 (0 to 0·3)	0·2 (0 to 0·5)	0 (0 to 0·2)	0 (0 to 0·2)	0 (0 to 0)	0 (0 to 0)	0 (0 to 0)	0 (0 to 0)	0 (0 to 0)	0 (0 to 0)	0 (0 to 0)	2·7
Klinefelter syndrome	0 (0 to 0)	0 (0 to 0)	0 (0 to 0)	0 (0 to 0)	0 (0 to 0)	0 (0 to 0)	0 (0 to 0)

Cell Table 2b. Uzbekistan DALYS by cause and age group for females with 95% uncertainty intervals, 2019

Cause	Early Neonatal	Late Neonatal	Post Neonatal	1 to 4	5 to 9	10 to 14	15 to 19	20 to 24	25 to 29	30 to 34	35 to 39	40 to 44	45 to 49	50 to 54	55 to 59	60 to 64	65 to 69	70 to 74	75 to 79	80 to 84	85 to 89	90 to 94	95 plus	Total
All causes	146,000 (137,000 to 213,000)	154,000 (89,100 to 157,000)	297,000 (170,000 to 304,000)	152,000 (120,000 to 169,000)	127,000 (100,000 to 158,000)	123,000 (97,300 to 156,000)	169,000 (127,000 to 194,000)	314,000 (176,000 to 329,000)	367,000 (211,000 to 412,000)	377,000 (224,000 to 423,000)	399,000 (215,000 to 447,000)	399,000 (214,000 to 447,000)	373,000 (232,000 to 423,000)	316,000 (249,000 to 379,000)	367,000 (339,000 to 441,000)	424,000 (346,000 to 497,000)	503,000 (381,000 to 574,000)	564,000 (445,000 to 634,000)	690,000 (479,000 to 757,000)	726,000 (427,000 to 772,000)	599,000 (276,000 to 615,000)	289,000 (129,000 to 292,000)	5,990,000 (3,900,000 to 6,470,000)	457 (269 to 493)	4,410,000
Communicable, maternal, neonatal, and nutritional diseases	130,000 (122,000 to 203,000)	86,700 (77,100 to 143,000)	189,000 (132,000 to 206,000)	99,200 (79,000 to 127,000)	66,700 (52,000 to 85,600)	51,100 (39,200 to 65,900)	63,900 (49,000 to 82,100)	104,000 (79,000 to 133,000)	124,000 (94,000 to 159,000)	124,000 (94,000 to 160,000)	124,000 (93,000 to 160,000)	124,000 (94,000 to 160,000)	97,000 (73,000 to 125,000)	78,700 (59,000 to 101,000)	77,900 (57,000 to 100,000)	74,200 (54,000 to 96,400)	67,000 (46,000 to 87,000)	57,000 (38,000 to 73,000)	53,000 (33,000 to 67,000)	39,000 (20,000 to 49,000)	20,000 (9,000 to 25,000)	7,000 (3,000 to 8,000)	1,900,000 (1,500,000 to 2,400,000)	144 (114 to 182)	1,900,000 (1,500,000 to 2,400,000)
HIV/AIDS and sexually transmitted infections	(0.2 to 0.4)	(0.1 to 0.3)	600 (1 to 1,300)	600 (1 to 1,300)	(120 to 180)	(1 to 197)	(1.6 to 240)	(169 to 1,000)	(1,000 to 2,100)	(2,000 to 3,500)	(2,000 to 3,500)	(1,400 to 2,100)	(1,000 to 1,500)	(510 to 734)	(297 to 567)	(176 to 372)	(67.4 to 163)	(19 to 39.9)	(9.2 to 11.9)	(0.7 to 1.9)	(0.1 to 0.2)	(0 to 0)	13,100
HIV/AIDS	(0 to 0)	(0.1 to 0.3)	600 (1 to 1,300)	600 (1 to 1,300)	(120 to 180)	(1 to 197)	(1.6 to 240)	(169 to 1,000)	(1,000 to 2,100)	(2,000 to 3,500)	(2,000 to 3,500)	(1,400 to 2,100)	(1,000 to 1,500)	(510 to 734)	(297 to 567)	(176 to 372)	(67.4 to 163)	(19 to 39.9)	(9.2 to 11.9)	(0.7 to 1.9)	(0.1 to 0.2)	(0 to 0)	9,600
HIV/AIDS - Drug-susceptible Tuberculosis	(0 to 0)	(0 to 0.1)	(1.9 to 7.1)	(1.9 to 10.4)	(2 to 12.4)	(2 to 12.5)	(1.7 to 9.5)	(0.9 to 5.5)	(0.9 to 13.6)	(0.6 to 9.6)	(0.3 to 4.9)	(0.2 to 4.3)	(0.2 to 4.2)	(0.2 to 4.1)	(0.2 to 4.1)	(0.2 to 4.1)	(0.2 to 4.1)	(0.2 to 4.1)	(0.2 to 4.1)	(0.2 to 4.1)	(0.2 to 4.1)	(0 to 0)	900
HIV/AIDS - Multidrug-resistant Tuberculosis without extensive drug resistance	(0 to 0)	(0 to 0)	(1.7 to 6.5)	(1.7 to 9.6)	(1.8 to 11.4)	(1.8 to 11.5)	(1.5 to 8.8)	(0.8 to 5.1)	(0.8 to 12.5)	(0.5 to 8.9)	(0.3 to 4.5)	(0.2 to 3.9)	(0.2 to 3.8)	(0.2 to 3.8)	(0.2 to 3.8)	(0.2 to 3.8)	(0.2 to 3.8)	(0.2 to 3.8)	(0.2 to 3.8)	(0.2 to 3.8)	(0.2 to 3.8)	(0 to 0)	371
HIV/AIDS - Extensively drug-resistant Tuberculosis	(0 to 0)	(0 to 0)	(0.6 to 2.6)	(0.6 to 3.6)	(0.7 to 4)	(0.7 to 4.3)	(0.6 to 3.3)	(0.3 to 2)	(0.3 to 4.8)	(0.2 to 3.4)	(0.1 to 1.7)	(0.1 to 1.5)	(0.1 to 1.5)	(0.1 to 1.5)	(0.1 to 1.5)	(0.1 to 1.5)	(0.1 to 1.5)	(0.1 to 1.5)	(0.1 to 1.5)	(0.1 to 1.5)	(0.1 to 1.5)	(0 to 0)	193
HIV/AIDS resulting in other diseases	(0 to 0)	(0 to 0)	(0 to 0)	(0 to 0)	(0 to 0)	(0 to 0)	(0 to 0)	(0 to 0)	(0 to 0)	(0 to 0)	(0 to 0)	(0 to 0)	(0 to 0)	(0 to 0)	(0 to 0)	(0 to 0)	(0 to 0)	(0 to 0)	(0 to 0)	(0 to 0)	(0 to 0)	(0 to 0)	(0 to 0)	(0 to 0)
Sexually transmitted infections, excluding HIV	(0 to 0.1)	(0 to 0.1)	(0 to 0.2)	(0 to 0.2)	(0 to 0.2)	(0 to 0.2)	(0 to 0.2)	(0 to 0.2)	(0 to 0.2)	(0 to 0.2)	(0 to 0.2)	(0 to 0.2)	(0 to 0.2)	(0 to 0.2)	(0 to 0.2)	(0 to 0.2)	(0 to 0.2)	(0 to 0.2)	(0 to 0.2)	(0 to 0.2)	(0 to 0.2)	(0 to 0)	3,600
Syphilis	(0 to 0)	(0 to 0)	(0 to 0)	(0 to 0)	(0 to 0)	(0 to 0)	(0 to 0)	(0 to 0)	(0 to 0)	(0 to 0)	(0 to 0)	(0 to 0)	(0 to 0)	(0 to 0)	(0 to 0)	(0 to 0)	(0 to 0)	(0 to 0)	(0 to 0)	(0 to 0)	(0 to 0)	(0 to 0)	(0 to 0)	36.2
Chlamydial infection	(0 to 0)	(0 to 0)	(0 to 0)	(0 to 0)	(0 to 0)	(0 to 0)	(0 to 0)	(0 to 0)	(0 to 0)	(0 to 0)	(0 to 0)	(0 to 0)	(0 to 0)	(0 to 0)	(0 to 0)	(0 to 0)	(0 to 0)	(0 to 0)	(0 to 0)	(0 to 0)	(0 to 0)	(0 to 0)	(0 to 0)	47.9
Gonococcal infection	(0 to 0)	(0 to 0)	(0 to 0)	(0 to 0)	(0 to 0)	(0 to 0)	(0 to 0)	(0 to 0)	(0 to 0)	(0 to 0)	(0 to 0)	(0 to 0)	(0 to 0)	(0 to 0)	(0 to 0)	(0 to 0)	(0 to 0)	(0 to 0)	(0 to 0)	(0 to 0)	(0 to 0)	(0 to 0)	(0 to 0)	396
Trichomoniasis	(0 to 0)	(0 to 0)	(0 to 0)	(0 to 0)	(0 to 0)	(0 to 0)	(0 to 0)	(0 to 0)	(0 to 0)	(0 to 0)	(0 to 0)	(0 to 0)	(0 to 0)	(0 to 0)	(0 to 0)	(0 to 0)	(0 to 0)	(0 to 0)	(0 to 0)	(0 to 0)	(0 to 0)	(0 to 0)	(0 to 0)	1,500
Genital herpes	(0 to 0)	(0 to 0)	(0 to 0)	(0 to 0)	(0 to 0)	(0 to 0)	(0 to 0)	(0 to 0)	(0 to 0)	(0 to 0)	(0 to 0)	(0 to 0)	(0 to 0)	(0 to 0)	(0 to 0)	(0 to 0)	(0 to 0)	(0 to 0)	(0 to 0)	(0 to 0)	(0 to 0)	(0 to 0)	(0 to 0)	422
Other sexually transmitted infections	(0 to 0)	(0 to 0)	(0 to 0)	(0 to 0)	(0 to 0)	(0 to 0)	(0 to 0)	(0 to 0)	(0 to 0)	(0 to 0)	(0 to 0)	(0 to 0)	(0 to 0)	(0 to 0)	(0 to 0)	(0 to 0)	(0 to 0)	(0 to 0)	(0 to 0)	(0 to 0)	(0 to 0)	(0 to 0)	(0 to 0)	1,200
Respiratory infections and tuberculosis	26,000 (19,000 to 39,000)	42,200 (32,700 to 56,300)	61,600 (45,000 to 85,300)	19,200 (13,700 to 25,000)	10,900 (7,700 to 14,600)	7,200 (5,100 to 9,600)	11,000 (8,000 to 14,500)	12,800 (9,000 to 17,000)	15,900 (11,000 to 21,000)	16,600 (11,000 to 22,000)	16,600 (11,000 to 22,000)	16,600 (11,000 to 22,000)	14,800 (10,000 to 19,000)	12,600 (8,600 to 16,700)	14,600 (10,000 to 19,000)	16,900 (11,000 to 22,000)	20,000 (13,000 to 26,000)	22,500 (14,000 to 31,000)	27,500 (16,000 to 36,000)	28,900 (14,000 to 36,000)	23,900 (9,000 to 30,000)	11,500 (3,900 to 14,000)	241,000 (160,000 to 320,000)	18 (11 to 24)	241,000 (160,000 to 320,000)
Tuberculosis	(0 to 0)	(0 to 0.1)	3,200 (1,700 to 5,000)	1,400 (1,000 to 1,900)	700 (500 to 1,000)	600 (400 to 900)	1,100 (700 to 1,600)	3,700 (2,000 to 5,600)	5,200 (2,900 to 7,900)	6,400 (3,600 to 9,600)	6,600 (3,600 to 9,800)	6,600 (3,600 to 9,800)	6,000 (3,300 to 8,900)	4,900 (2,700 to 7,300)	5,900 (3,200 to 8,800)	6,900 (3,800 to 10,000)	8,200 (4,500 to 12,000)	9,200 (5,000 to 13,000)	11,000 (6,000 to 15,000)	11,000 (5,900 to 15,000)	9,100 (4,900 to 12,000)	4,400 (2,300 to 6,000)	94,000 (51,000 to 130,000)	7 (4 to 10)	94,000 (51,000 to 130,000)
Latent tuberculosis infection	(0 to 0)	(0 to 0)	(0 to 0)	(0 to 0)	(0 to 0)	(0 to 0)	(0 to 0)	(0 to 0)	(0 to 0)	(0 to 0)	(0 to 0)	(0 to 0)	(0 to 0)	(0 to 0)	(0 to 0)	(0 to 0)	(0 to 0)	(0 to 0)	(0 to 0)	(0 to 0)	(0 to 0)	(0 to 0)	(0 to 0)	(0 to 0)
Drug-susceptible tuberculosis	(0 to 0)	(0 to 0.1)	3,200 (1,700 to 5,000)	1,400 (1,000 to 1,900)	700 (500 to 1,000)	600 (400 to 900)	1,100 (700 to 1,600)	3,700 (2,000 to 5,600)	5,200 (2,900 to 7,900)	6,400 (3,600 to 9,600)	6,600 (3,600 to 9,800)	6,600 (3,600 to 9,800)	6,000 (3,300 to 8,900)	4,900 (2,700 to 7,300)	5,900 (3,200 to 8,800)	6,900 (3,800 to 10,000)	8,200 (4,500 to 12,000)	9,200 (5,000 to 13,000)	11,000 (6,000 to 15,000)	11,000 (5,900 to 15,000)	9,100 (4,900 to 12,000)	4,400 (2,300 to 6,000)	94,000 (51,000 to 130,000)	7 (4 to 10)	94,000 (51,000 to 130,000)
Multidrug-resistant tuberculosis without extensive drug resistance	(0 to 0)	(0 to 0)	(0 to 0)	(0 to 0)	(0 to 0)	(0 to 0)	(0 to 0)	(0 to 0)	(0 to 0)	(0 to 0)	(0 to 0)	(0 to 0)	(0 to 0)	(0 to 0)	(0 to 0)	(0 to 0)	(0 to 0)	(0 to 0)	(0 to 0)	(0 to 0)	(0 to 0)	(0 to 0)	(0 to 0)	(0 to 0)
Extensively drug-resistant tuberculosis	(0 to 0)	(0 to 0)	(0 to 0)	(0 to 0)	(0 to 0)	(0 to 0)	(0 to 0)	(0 to 0)	(0 to 0)	(0 to 0)	(0 to 0)	(0 to 0)	(0 to 0)	(0 to 0)	(0 to 0)	(0 to 0)	(0 to 0)	(0 to 0)	(0 to 0)	(0 to 0)	(0 to 0)	(0 to 0)	(0 to 0)	(0 to 0)
Tuberculosis resistant to other drugs	(0 to 0)	(0 to 0)	(0 to 0)	(0 to 0)	(0 to 0)	(0 to 0)	(0 to 0)	(0 to 0)	(0 to 0)	(0 to 0)	(0 to 0)	(0 to 0)	(0 to 0)	(0 to 0)	(0 to 0)	(0 to 0)	(0 to 0)	(0 to 0)	(0 to 0)	(0 to 0)	(0 to 0)	(0 to 0)	(0 to 0)	(0 to 0)
Lower respiratory infections	25,400 (18,700 to 38,200)	41,600 (32,200 to 55,800)	61,000 (44,600 to 84,500)	18,800 (13,400 to 24,500)	10,200 (7,200 to 13,900)	6,600 (4,600 to 9,000)	10,000 (7,200 to 13,400)	9,000 (6,400 to 12,000)	9,700 (6,900 to 13,000)	10,200 (7,200 to 13,600)	10,000 (7,200 to 13,600)	10,000 (7,200 to 13,600)	8,800 (6,300 to 11,900)	7,700 (5,400 to 10,400)	8,700 (6,100 to 11,800)	10,000 (7,200 to 13,600)	12,000 (8,400 to 16,000)	13,300 (9,300 to 18,000)	16,500 (11,000 to 22,000)	17,900 (11,000 to 24,000)	14,800 (8,900 to 20,000)	7,100 (4,000 to 9,600)	147,000 (100,000 to 200,000)	11 (7 to 15)	147,000 (100,000 to 200,000)
Upper respiratory infections	(0.6 to 166)	(264 to 1,740)	(1,200 to 5,140)	(647 to 1,360)	(222 to 1,330)	(200 to 1,290)	(451 to 1,280)	(427 to 1,240)	(382 to 1,110)	(275 to 1,020)	(247 to 1,020)	(193 to 938)	(171 to 939)	(167 to 844)	(111 to 542)	(56 to 193)	(23.7 to 67.9)	(9.2 to 19.4)	(3.9 to 10.1)	(1.4 to 3.1)	(0.2 to 0.6)	(0 to 0.1)	12,600
Otitis media	(0 to 0)	(0 to 0)	(0 to 0)	(0 to 0)	(0 to 0)	(0 to 0)	(0 to 0)	(0 to 0)	(0 to 0)	(0 to 0)	(0 to 0)	(0 to 0)	(0 to 0)	(0 to 0)	(0 to 0)	(0 to 0)	(0 to 0)	(0 to 0)	(0 to 0)	(0 to 0)	(0 to 0)	(0 to 0)	(0 to 0)	(0 to 0)
Otitis media	539 (324 to 854)	1,200 (1,100 to 1,200)	2,900 (2,600 to 3,100)	2,600 (2,500 to 2,700)	2,000 (1,900 to 2,100)	2,000 (1,900 to 2,100)	2,000 (1,900 to 2,100



Other transport injuries	0.9 (0.9 to 1.4)	2.3 (1.7 to 3.9)	20.2 (12.9 to 32.1)	94.9 (61.2 to 133)	27.5 (19.9 to 37)	1.72 (1.1 to 2.75)	27.4 (1.39 to 3.42)	2.66 (1.82 to 4.73)	2.66 (1.82 to 4.73)	3.63 (1.82 to 4.67)	2.66 (1.82 to 4.73)	2.66 (1.82 to 4.73)	2.66 (1.82 to 4.73)	1.72 (1.39 to 3.42)	1.62 (1.14 to 3.23)	1.26 (0.9 to 1.71)	1.64 (1.32 to 3.01)	1.46 (1.09 to 1.94)	79.6 (62.1 to 107)	27 (20.1 to 34)	19.2 (14.2 to 26.9)	7.2 (5.3 to 9.6)	1.1 (0.9 to 1.5)	0.2 (0.1 to 0.3)	0 (0 to 0)	2,720
Unintentional injuries	664 (650 to 1,199)	2,660 (1,660 to 3,830)	8,600 (6,01 0 to 13,400)	18,500 (14,000 to 25,400)	11,600 (9,440 to 14,600)	6,191 (7,300 to 11,100)	6,265 (7,970 to 11,900)	11,300 (9,000 to 15,300)	12,400 (9,110 to 15,800)	12,600 (9,000 to 15,800)	12,600 (9,000 to 15,800)	10,600 (8,280 to 13,900)	8,960 (7,300 to 12,400)	8,960 (6,960 to 11,100)	8,130 (6,01 0 to 10,400)	7,970 (6,110 to 10,400)	8,240 (6,200 to 9,540)	3,460 (2,560 to 5,220)	1,490 (1,070 to 2,230)	797 (1,160 to 1,820)	626 (839 to 1,010)	1,190 (1,020 to 1,560)	272 (177 to 417)	1.6 (1.1 to 2.4)	196,000
Falls	21.4 (19.6 to 29.6)	338 (27 to 499)	861 (62 to 1,250)	1,320 (969 to 1,800)	1,720 (1,320 to 2,230)	1,760 (1,320 to 2,430)	2,330 (1,770 to 3,170)	2,970 (2,190 to 4,050)	3,660 (2,670 to 4,910)	3,730 (2,730 to 5,160)	3,470 (2,520 to 4,840)	3,330 (2,410 to 4,580)	3,113 (2,330 to 4,230)	3,130 (2,290 to 4,290)	3,130 (2,270 to 4,290)	3,020 (1,920 to 4,340)	2,490 (1,790 to 3,730)	1,650 (1,190 to 2,170)	729 (527 to 993)	439 (318 to 598)	369.6 (267 to 507)	18.9 (13.6 to 25.7)	1.1 (0.8 to 1.5)	0 (0 to 0)	47,200
Drowning	1,570 (1,570 to 2,850)	1,570 (1,570 to 2,850)	1,570 (1,570 to 2,850)	1,570 (1,570 to 2,850)	1,570 (1,570 to 2,850)	1,570 (1,570 to 2,850)	1,570 (1,570 to 2,850)	1,570 (1,570 to 2,850)	1,570 (1,570 to 2,850)	1,570 (1,570 to 2,850)	1,570 (1,570 to 2,850)	1,570 (1,570 to 2,850)	1,570 (1,570 to 2,850)	1,570 (1,570 to 2,850)	1,570 (1,570 to 2,850)	1,570 (1,570 to 2,850)	1,570 (1,570 to 2,850)	1,570 (1,570 to 2,850)	1,570 (1,570 to 2,850)	1,570 (1,570 to 2,850)	1,570 (1,570 to 2,850)	1,570 (1,570 to 2,850)	1,570 (1,570 to 2,850)	1,570 (1,570 to 2,850)	29,700
Fire, heat, and hot substances	164 (133 to 260)	302 (239 to 480)	1,270 (956 to 1,840)	2,650 (1,940 to 3,840)	1,210 (987 to 1,810)	918 (692 to 1,360)	1,480 (1,130 to 1,860)	2,230 (1,690 to 2,840)	2,630 (1,990 to 3,360)	2,660 (2,140 to 3,690)	2,260 (1,760 to 3,060)	2,230 (1,630 to 2,930)	1,870 (1,290 to 2,230)	1,710 (1,230 to 1,960)	1,480 (1,040 to 1,830)	1,380 (768 to 1,560)	1,020 (634 to 756)	566 (416 to 696)	255 (189 to 330)	207 (159 to 260)	98.1 (73.7 to 126)	17.7 (13.7 to 23.1)	2.3 (1.8 to 3.1)	0.2 (0.1 to 0.3)	26,100
Poisonings	87.1 (87.1 to 113)	169 (169 to 169)	169 (169 to 169)	169 (169 to 169)	169 (169 to 169)	169 (169 to 169)	169 (169 to 169)	169 (169 to 169)	169 (169 to 169)	169 (169 to 169)	169 (169 to 169)	169 (169 to 169)	169 (169 to 169)	169 (169 to 169)	169 (169 to 169)	169 (169 to 169)	169 (169 to 169)	169 (169 to 169)	169 (169 to 169)	169 (169 to 169)	169 (169 to 169)	169 (169 to 169)	169 (169 to 169)	169 (169 to 169)	169 (169 to 169)	7,050
Poisoning by other medical drugs	2.6 (0.5 to 14.1)	266 (89 to 744)	266 (169 to 346)	266 (169 to 426)	266 (169 to 347)	266 (139 to 347)	266 (224 to 946)	976 (426 to 709)	976 (298 to 71 4)	976 (276 to 673)	976 (276 to 629)	976 (277 to 622)	976 (196 to 356)	266 (196 to 356)	266 (77 to 61 8)	266 (139 to 272)	266 (75 to 121)	97 (70 to 121)	76 (51 2 to 94 4)	38 (23 0 to 49 8)	38.6 (23 0 to 47 1)	2.7 (2 to 3 8)	2.7 (2 to 3 8)	0.2 (0 to 0)	5,120
Poisoning by other means	4.2 (2.2 to 7.3)	19 (5.2 to 19 6)	39.1 (17.7 to 79.1)	262 (166 to 427)	253 (166 to 336)	210 (136 to 319)	1.67 (96.2 to 253)	1.62 (96.4 to 242)	170 (1 00 to 263)	166 (1 00 to 253)	1.56 (96.7 to 223)	1.57 (77.6 to 177)	1.61 (96.7 to 167)	1.61 (96.6 to 1.49)	1.61 (96.6 to 1.39)	1.61 (96.6 to 99.3)	61 (38.5 to 81 4)	18.7 (12.1 to 27.3)	13.2 (8.3 to 20.3)	6 (3.9 to 9.8)	4.1 (2.6 to 7.8)	1 (0.6 to 1.9)	0.1 (0.1 to 0.2)	0 (0 to 0)	2,130
Exposure to mechanical forces	0.9 (0.9 to 28.3)	15 (1.2 to 1.83)	152 (1.2 to 1.83)	264 (1.2 to 1.83)	182 (1.2 to 1.83)	104 (1.2 to 1.83)	71.1 (1.2 to 1.83)	1.06 (1.2 to 1.83)	1.06 (1.2 to 1.83)	1.06 (1.2 to 1.83)	1.06 (1.2 to 1.83)	1.06 (1.2 to 1.83)	1.01 (1.2 to 1.83)	1.06 (1.2 to 1.83)	1.06 (1.2 to 1.83)	1.06 (1.2 to 1.83)	1.06 (1.2 to 1.83)	1.06 (1.2 to 1.83)	1.06 (1.2 to 1.83)	1.06 (1.2 to 1.83)	1.06 (1.2 to 1.83)	1.06 (1.2 to 1.83)	1.06 (1.2 to 1.83)	1.06 (1.2 to 1.83)	12,600
Unintentional firearm injuries	0.2 (0.1 to 0.5)	0.3 (0.3 to 1)	4.6 (2.6 to 9.1)	29.3 (17.1 to 49.8)	29.3 (15.9 to 39.6)	29.3 (16.1 to 34.3)	29.3 (13.8 to 39.9)	29.3 (20.1 to 41.3)	29.3 (27.3 to 50.1)	41.8 (30.3 to 54.3)	41.8 (29.7 to 49.1)	29.3 (22.6 to 42.9)	29.3 (23.6 to 41.4)	29.3 (23.6 to 41.7)	29.3 (20.1 to 41.9)	29.3 (20.1 to 34.2)	29.3 (13.8 to 23.3)	7.3 (5.6 to 9.4)	4.1 (2.6 to 7.8)	2.8 (2.2 to 3.8)	0.8 (0.6 to 0.9)	0.2 (0.1 to 0.1)	0 (0 to 0)	498
Other exposure to mechanical forces	1.2 (1.7 to 7.1)	1.2 (1.7 to 34.4)	1.2 (99 to 109)	1.2 (203 to 400)	1.2 (219 to 196)	1.2 (61 to 232)	1.2 (69 to 1.23)	1.2 (59 to 1.26)	1.2 (79 to 1.23)	1.2 (79 to 1.46)	1.2 (79 to 1.23)	1.2 (79 to 1.46)	1.2 (69 to 1.23)	1.2 (67 to 1.23)	1.2 (69 to 1.23)	1.2 (69 to 1.23)	1.2 (69 to 1.23)	1.2 (69 to 1.23)	1.2 (69 to 1.23)	1.2 (69 to 1.23)	1.2 (69 to 1.23)	1.2 (69 to 1.23)	1.2 (69 to 1.23)	1.2 (69 to 1.23)	12,100
Adverse effects of medical treatment	12.9 (7.7 to 27.3)	20.1 (9.6 to 74.5)	110 (61 2 to 342)	260 (169 to 346)	150 (99 7 to 201)	99.6 (66 9 to 146)	1.02 (67.7 to 144)	1.02 (67.2 to 164)	1.02 (69.2 to 252)	1.02 (69.2 to 164)	1.02 (69.9 to 178)	1.02 (72.7 to 169)	1.02 (79.1 to 163)	1.01 (69.9 to 169)	1.01 (72.9 to 252)	1.02 (69.9 to 127)	1.02 (72.9 to 127)	1.02 (72.9 to 147)	49.6 (29.9 to 69)	49.6 (29.9 to 69.1)	20.1 (20.7 to 38.7)	4.3 (2.9 to 9.7)	0.3 (0.2 to 0.3)	0 (0 to 0)	2,030
Animal contact	0.9 (0.3 to 0.9)	2.3 (1.7 to 3.4)	19.1 (12.9 to 31.4)	87.2 (61 6 to 140)	1.17 (72 6 to 177)	1.06 (72 3 to 1.48)	1.23 (82 9 to 1.67)	1.02 (70.1 to 1.58)	97.6 (70.2 to 1.53)	1.16 (81 9 to 1.68)	99.7 (62.3 to 1.19)	1.16 (82 9 to 1.69)	99.7 (62 9 to 1.69)	79.4 (54 9 to 1.09)	79.4 (59 5 to 96 4)	79.4 (52 4 to 94 4)	71.3 (51 2 to 99 4)	44.3 (30 5 to 62 9)	30.6 (21 6 to 43 4)	12.8 (9 7 to 18 4)	6.3 (4 6 to 14)	0.8 (0 5 to 1 1)	0.1 (0 1 to 0 2)	0 (0 to 0)	1,200
Venomous animal contact	0.9 (0.9 to 0.9)	1.4 (1.4 to 2.9)	6.1 (1.4 to 23.1)	29.3 (1.4 to 67.2)	27 (1.4 to 48.7)	29.3 (16.6 to 44.1)	29.3 (14.6 to 39.9)	29.3 (19.7 to 39.3)	29.3 (19.9 to 58.9)	29.3 (19.6 to 41 4)	29 (17 to 39.4)	29.3 (19 to 37.1)	29.3 (14.2 to 36.9)	29.3 (19.7 to 34)	29.3 (19.6 to 42.3)	29.3 (12.1 to 29.2)	12.2 (7.9 to 18.7)	6.8 (3.8 to 9.9)	4.7 (2.1 to 9.9)	2.2 (1.7 to 3.2)	0.9 (0.3 to 0.9)	0.1 (0 to 0.1)	0 (0 to 0)	664
Foreign body	1.1 (1.1 to 2.1)	1.1 (0.9 to 1.1)	1.1 (0.9 to 1.1)	1.1 (0.9 to 1.1)	1.1 (0.9 to 1.1)	1.1 (0.9 to 1.1)	1.1 (0.9 to 1.1)	1.1 (0.9 to 1.1)	1.1 (0.9 to 1.1)	1.1 (0.9 to 1.1)	1.1 (0.9 to 1.1)	1.1 (0.9 to 1.1)	1.1 (0.9 to 1.1)	1.1 (0.9 to 1.1)	1.1 (0.9 to 1.1)	1.1 (0.9 to 1.1)	1.1 (0.9 to 1.1)	1.1 (0.9 to 1.1)	1.1 (0.9 to 1.1)	1.1 (0.9 to 1.1)	1.1 (0.9 to 1.1)	1.1 (0.9 to 1.1)	1.1 (0.9 to 1.1)	1.1 (0.9 to 1.1)	13,100
Foreign body in other body part	47 (17.8 to 47.1)	47.1 (29.9 to 1.200)	5.002 (3.01 0 to 7.910)	2,960 (1,920 to 5,100)	773 (561 to 1,340)	516 (369 to 640)	516 (227 to 627)	516 (291 to 597)	516 (293 to 948)	516 (272 to 636)	516 (176 to 553)	516 (137 to 594)	516 (82.2 to 714)	516 (97.2 to 748)	516 (80 to 748)	516 (80.9 to 728)	516 (57.3 to 72 9)	516 (39.3 to 54)	516 (29.7 to 41 2)	516 (18.3 to 34)	516 (13 to 20.9)	516 (17.7 to 32.1)	516 (9.7 to 15)	516 (9.5 to 8.9)	12,100
Foreign body in eyes	0.1 (0 to 0.1)	0.2 (0 to 0.4)	2.2 (0.7 to 6.1)	19.4 (4.3 to 39.1)	29.2 (6.8 to 54.9)	29.2 (6.8 to 41)	29.5 (10.1 to 72.9)	29.5 (6.6 to 69.7)	47.3 (7.5 to 109)	47.6 (7.6 to 109.1)	47.6 (10.3 to 69.7)	41.9 (10.3 to 69.7)	37.9 (10.6 to 79.2)	29.5 (10.3 to 63.9)	29.5 (10.6 to 61)	29.1 (10.6 to 61.2)	19.5 (10.6 to 28.7)	11.9 (7.2 to 19.1)	6.6 (3.9 to 11)	4.2 (2.7 to 6.1)	1.9 (1.2 to 2.8)	0.3 (0.2 to 0.3)	0.1 (0 to 0)	0 (0 to 0)	445
Foreign body in other body part	41.9 to 4.15	41.9 to 19.8	97.1 (41.9 to 1.200)	96 (41.9 to 1.56)	1.56 (41.9 to 1.56)	1.56 (41.9 to 1.56)	1.56 (41.9 to 1.56)	214 (41.9 to 1.56)	214 (41.9 to 1.56)	266 (41.9 to 1.56)	267 (41.9 to 1.52)	266 (41.9 to 1.56)	226 (41.9 to 1.56)	1.17 (41.9 to 1.56)	1.17 (41.9 to 1.56)	1.17 (41.9 to 1.56)	1.17 (41.9 to 1.56)	1.17 (41.9 to 1.56)	1.17 (41.9 to 1.56)	1.17 (41.9 to 1.56)	1.17 (41.9 to 1.56)	1.17 (41.9 to 1.56)	1.17 (41.9 to 1.56)	1.17 (41.9 to 1.56)	2,670
Environmental heat and cold exposure	6.6 (2.3 to 9.5)	36.2 (10.7 to 39.5)	22.7 (19.9 to 53.2)	156 (79.2 to 164)	1.63 (79.8 to 1.48)	1.63 (84.9 to 1.35)	1.63 (1.56 to 201)	1.63 (1.52 to 201)	1.63 (202 to 354)	1.63 (206 to 372)	1.63 (1.79 to 2.1)	1.63 (1.52 to 201)	1.63 (1.44 to 253)	1.63 (1.56 to 206)	1.63 (1.52 to 207)	1.63 (1.37 to 227)	1.63 (98.1 to 1.04)	1.63 (29.7 to 44)	1.63 (20.7 to 30.1)	1.63 (8.4 to 1.67)	1.63 (1.7 to 2.3)	1.63 (0.2 to 0.3)	1.63 (0 to 0)	2,600
Exposure to forces of nature	0 (0 to 0)	0 (0 to 0)	0 (0 to 0)	0 (0 to 0)	0 (0 to 4.4)	0 (0 to 1.3)	0 (0.7 to 1.4)	0 (1.3 to 1.4)	0 (1.3 to 1.4)	0 (1.3 to 1.4)	0 (1.3 to 1.4)	0 (1.3 to 1.4)	0 (0.7 to 1.4)	0 (0.7 to 1.4)	0 (0.7 to 1.4)	0 (0.7 to 1.4)	0 (0.7 to 1.4)	0 (0.7 to 1.4)	0 (0.7 to 1.4)	0 (0.7 to 1.4)	0 (0.7 to 1.4)	0 (0.7 to 1.4)	0 (0.7 to 1.4)	0 (0.7 to 1.4)	22.2
Other unintentional injuries	664 (24 to 52.9)	664 (26.2 to 56.4)	664 (27.9 to 1.340)	1,650 (767 to 1,360)	1,510 (1,000 to 2,000)	1,360 (1,000 to 1,830)	1,370 (909 to 1,790)	1,540 (1,080 to 2,040)	1,540 (1,080 to 2,040)	1,540 (1,190 to 2,220)	1,540 (1,190 to 2,240)	1,540 (1,190 to 2,240)	1,370 (969 to 1,700)	1,540 (1,070 to 1,900)	1,540 (1,070 to 1,900)	1,540 (991 to 1,930)	984 (663 to 1,360)	726 (499 to 1,020)	440 (299 to 634)	1.61 (1.07 to 2.79)	1.64 (1.07 to 2.79)	1.64 (99 to 1.96)	1.64 (1 to 2.2)	0.1 (0 1 to 0.2)	17,800
Self-harm and interpersonal violence	78 (68.1 to 131)	24.4 (19.3 to 34)	1.16 (72 to 1.66)	208 (148 to 344)	464 (348 to 619)	0.783 (0.556 to 0.993)	1.6.868 (12.200 to 19.4800)	17.860 (13.300 to 22.300)	13.480 (9.660 to 17.800)	9.680 (7.200 to 12.300)	6.480 (4.520 to 8.230)	4.810 (3.620 to 6.000)	3.140 (2.480 to 3.940)	2.090 (1.560 to 2.660)	1.970 (1.570 to 2.480)	1.310 (1.070 to 1.630)	749 (610 to 923)	382 (306 to 239)	248 (203 to 296)	120 (98.8 to 147)	93.2 (76.7 to 27.3)	2.5 (2.1 to 3.1)	0.2 (0.1 to 0.2)	82.100
Self-harm	0 (0 to 0)	0 (0 to 0)	0 (0 to 0)	0 (0 to 0)	0 (0 to 0)	3,040 (2,430 to 4,270)	14,800 (11,500 to 17,700)	15,100 (11,700 to 19,200)	11,900 (9,220 to 15,900)	7,530 (7,220 to 9,900)	4,170 (3,220 to 5,270)	3,140 (2,430 to 3,980)	2,140 (1,650 to 2,620)	1,620 (1,250 to 2,030)	1,230 (950 to 1,530)	1,020 (790 to 1,220)	665 (514 to 819)	329 (254 to 396)	214 (165 to 257)	101 (78.1 to 121)	80.5 (62.2 to 96.6)	2.2 (1.7 to 2.6)	0.2 (0.1 to 0.2)	66.400
Self-harm by firearm	0 (0 to 0)	0 (0 to 0)	0 (0 to 0)	0 (0 to 0)	0 (0 to 0)	0.7 (0 to 12.7)	7.2 to 12.8)	9.6 (6.6 to 13.3)	10.3 (7.1 to 14.3)	10.3 (23.7 to 69.9)	10.3 (6 to 9.7)	10.3 (6 to 7.6)	10.3 (3.3 to 6.5)	10.3 (0.7 to 6.4)	10.3 (6.7 to 12.2)	10.3 (5.3 to 9.8)	10.3 (6.3 to 11.2)	10.3 (3.8 to 6.5)	10.3 (2.4 to 3.9)	10.3 (1.7 to 2.2)	10.3 (0.3 to 0.4)	10.3 (0 to 0.1)	10.3 (0 to 0)	132
Self-harm by other specified means	0 (0 to 0)	0 (0 to 0)	0 (0 to 0)	0 (0 to 0)	0 (0 to 0)	3,040 (2,430 to 4,270)	14,800 (11,500 to 17,700)	15,100 (11,700 to 19,200)	11,900 (9,220 to 15,900)	7,530 (7,220 to 9,900)	4,170 (3,220 to 5,270)	3,140 (2,430 to 3,980)	2,140 (1,650 to 2,620)	1,620 (1,250 to 2,030)	1,230 (950 to 1,530)	1,020 (790 to 1,220)	665 (514 to 819)	329 (254 to 396)	214 (165 to 257)	101 (78.1 to 121)	80.5 (62.2 to 96.6)	2.2 (1.7 to 2.6)	0.2 (0.1 to 0.2)	66.200
Interpersonal violence	78 (68.1 to 131)	24.4 (19.3 to 34)	1.16 (72 to 1.66)	208 (148 to 344)	464 (348 to 619)	0.783 (0.556 to 0.993)	1.6.868 (12.200 to 19.4800)	17.860 (13.300 to 22.300)	13.480 (9.660 to 17.800)	9.680 (7.200 to 12.300)	6.480 (4.520 to 8.230)	4.810 (3.620 to 6.000)	3.140 (2.480 to 3.940)	2.090 (1.560 to 2.660)	1.970 (1.570 to 2.480)	1.310 (1.070 to 1.630)	749 (610 to 923)	382 (306 to 239)	248 (203 to 296)	120 (98.8 to 147)	93.2 (76.7 to 27.3)	2.5 (2.1 to 3.1)	0.2 (0.1 to 0.2)	82.100
Physical violence by sharp object	0.9 (0.9 to 1.1)	0.9 (0.9 to 1.1)	0.9 (0.9 to 1.1)	0.9 (0.9 to 1.1)	0.9 (0.9 to 1.1)	0.9 (0.9 to 1.1)	0.9 (0.9 to 1.1)	0.9 (0.9 to 1.1)	0.9 (0.9 to 1.1)	0.9 (0.9 to 1.1)	0.9 (0.9 to 1.1)	0.9 (0.9 to 1.1)	0.9 (0.9 to 1.1)	0.9 (0.9 to 1.1)	0.9 (0.9 to 1.1)	0.9 (0.9 to 1.1)	0.9 (0.9 to 1.1)	0.9 (0.9 to 1.1)	0.9 (0.9 to 1.1)	0.9 (0.9 to 1.1)	0.9 (0.9 to 1.1)	0.9 (0.9 to 1.1)	0.9 (0.9 to 1.1)	0.9 (0.9 to 1.1)	1,200
Physical violence by other means	0.9 (0.9 to 1.1)	0.9 (0.9 to 1.1)	0.9 (0.9 to 1.1)	0.9 (0.9 to 1.1)	0.9 (0.9 to 1.1)	0.9 (0.9 to 1.1)	0.9 (0.9 to 1.1)	0.9 (0.9 to 1.1)	0.9 (0.9 to 1.1)	0.9 (0.9 to 1.1)	0.9 (0.9 to 1.1)	0.9 (0.9 to 1.1)	0.9 (0.9 to 1.1)	0.9 (0.9 to 1.1)	0.9 (0.9 to 1.1)	0.9 (0.9 to 1.1)	0.9 (0.9 to 1.1)	0.9 (0.9 to 1.1)	0.9 (0.9 to 1.1)	0.9 (0.9 to 1.1)	0.9 (0.9 to 1.1)	0.9 (0.9 to 1.1)	0.9 (0.9 to 1.1)	0.9 (0.9 to 1.1)	5,510
Conflict and terrorism	0 (0 to 0)	0 (0 to 0)	0 (0 to 0)	0 (0 1 to 0.1)	0 (1 to 1)	0 (0.7 to 1.5)	0 (1.4 to 2.8)	0 (1.5 to 3.1)	0 (1.6 to 3.2)	0 (1.6 to 3.2)	0 (1.6 to 3.2)	0 (1.6 to 3.2)	0 (1.5 to 3.1)	0 (1.4 to 2.9)	0 (1.4 to 2.9)	0 (1.4 to 2.9)	0 (1.4 to 2.9)	0 (1.4 to 2.9)	0 (1.4 to 2.9)	0 (1.4 to 2.9)	0 (1.4 to 2.9)	0 (1.4 to 2.9)	0 (1.4 to 2.9)	0 (1.4 to 2.9)	1.66

Q3 Table 2a: Asian DALYs by cause, and sex group for females with 95% uncertainty intervals, 2019

Cause	Early Neonatal	Late Neonatal	Post Neonatal	1 to 4	5 to 9	10 to 14	15 to 19	20 to 24	25 to 29	30 to 34	35 to 39	40 to 44	45 to 49	50 to 54	55 to 59	60 to 64	65 to 69	70 to 74	75 to 79	80 to 84	85 to 89	90 to 94	95 plus	Total
All causes	4(1) (000,000 to 7(9) (000)	1(2) (000 to 2(4) (000)	2(6) (000 to 4(2) (000)	2(5) (000 to 3(5) (000)	2(0) (000 to 3(0) (000)	1(4) (000 to 2(0) (000)	2(4) (000 to 3(3) (000)	3(0) (000 to 4(3) (000)	3(0) (000 to 4(3) (000)	3(4) (000 to 4(7) (000)	3(6) (000 to 5(0) (000)	3(4) (000 to 4(9) (000)	3(1) (000 to 4(5) (000)	3(6) (000 to 5(0) (000)	3(7) (000 to 5(2) (000)	3(9) (000 to 5(3) (000)	3(7) (000 to 5(1) (000)	3(7) (000 to 5(1) (000)	2(7) (000 to 4(0) (000)	1(4) (000 to 2(5) (000)	6(7) (000 to 10(3) (000)	1(8) (000 to 3(6) (000)	1(0) (000 to 2(6) (000)	4,119,000
Communicable, maternal, neonatal, and nutritional diseases	67(,)200 (55(,)000 to 81(,)000)	1(2),000 (7,700 to 19,000)	2(9),200 (21,000 to 40,000)	2(6),200 (19,000 to 36,000)	1(3),000 (9,600 to 19,000)	8(,)400 (6,000 to 12,000)	7(,)600 (5,600 to 10,000)	8(,)200 (6,000 to 11,000)	8(,)000 (6,000 to 11,000)	8(,)000 (6,000 to 11,000)	8(,)100 (6,000 to 11,000)	8(,)200 (6,000 to 11,000)	8(,)000 (6,000 to 11,000)	8(,)200 (6,000 to 11,000)	8(,)000 (6,000 to 11,000)	8(,)000 (6,000 to 11,000)	7(,)900 (5,900 to 11,000)	7(,)600 (5,600 to 10,000)	6(,)100 (4,600 to 8,200)	3(,)600 (2,600 to 5,000)	1(,)200 (800 to 1,700)	1(,)000 (700 to 1,400)	1(,)000 (700 to 1,400)	2,250,000
HIV/AIDS and sexually transmitted infections	11,600 to 15,600	(561 to 3,120)	1,700 to 4,000	(324 to 1,260)	429 to 1,320	(327 to 997)	913 to 2,920	2,230 to 6,930	3,540 to 12,200	6,470 to 21,600	9,120 to 29,600	9,630 to 29,900	9,230 to 28,600	9,750 to 30,100	9,980 to 30,800	9,900 to 30,700	9,630 to 29,900	9,180 to 28,400	7,180 to 22,200	4,180 to 12,900	1,790 to 5,530	1,150 to 3,550	1,150 to 3,550	96,300
HIV/AIDS	(0 to 0)	(0 to 0)	(0 to 0)	(0 to 0)	(0 to 0)	(0 to 0)	(0 to 0)	(0 to 0)	(0 to 0)	(0 to 0)	(0 to 0)	(0 to 0)	(0 to 0)	(0 to 0)	(0 to 0)	(0 to 0)	(0 to 0)	(0 to 0)	(0 to 0)	(0 to 0)	(0 to 0)	(0 to 0)	(0 to 0)	(0 to 0)	0
HIV/AIDS - Drug-susceptible Tuberculosis	(0 to 0)	(0 to 0)	279 (194 to 401)	(0 to 0)	139 (77 to 214)	74 (37 to 116)	148 (107 to 202)	366 (274 to 473)	1,100 (867 to 1,370)	3,100 (2,500 to 3,800)	4,980 (4,170 to 5,880)	5,010 (4,260 to 5,880)	4,960 (4,260 to 5,880)	5,260 (4,530 to 6,110)	5,390 (4,640 to 6,250)	5,350 (4,600 to 6,200)	5,210 (4,490 to 6,040)	4,960 (4,270 to 5,750)	3,880 (3,340 to 4,500)	2,260 (1,940 to 2,620)	967 (831 to 1,120)	621 (534 to 720)	621 (534 to 720)	51,900
HIV/AIDS - Multidrug-resistant Tuberculosis without extensive drug resistance	(0 to 0)	(0 to 0)	29 (2 to 70)	6 (0 to 20)	12 (0 to 29)	6 (0 to 16)	11 (2 to 32)	31 (5 to 76)	111 (19 to 266)	321 (56 to 760)	516 (91 to 1,220)	519 (92 to 1,230)	514 (91 to 1,220)	545 (96 to 1,290)	558 (99 to 1,320)	554 (98 to 1,310)	540 (96 to 1,280)	514 (91 to 1,220)	402 (71 to 952)	234 (41 to 554)	100 (18 to 237)	64 (11 to 152)	64 (11 to 152)	5,380
HIV/AIDS - Extensively drug-resistant Tuberculosis	(0 to 0)	(0 to 0)	(0 to 1)	(0 to 0)	(0 to 0)	(0 to 0)	(0 to 1)	(0 to 2)	(0 to 5)	(0 to 20)	(0 to 42)	(0 to 61)	(0 to 77)	(0 to 91)	(0 to 100)	(0 to 104)	(0 to 104)	(0 to 101)	(0 to 94)	(0 to 79)	(0 to 57)	(0 to 36)	(0 to 21)	(0 to 21)	673
HIV/AIDS resulting in other diseases	(0 to 0)	(0 to 0)	(0 to 0)	(0 to 0)	(0 to 0)	(0 to 0)	(0 to 0)	(0 to 0)	(0 to 0)	(0 to 0)	(0 to 0)	(0 to 0)	(0 to 0)	(0 to 0)	(0 to 0)	(0 to 0)	(0 to 0)	(0 to 0)	(0 to 0)	(0 to 0)	(0 to 0)	(0 to 0)	(0 to 0)	(0 to 0)	0
Sexually transmitted infections, excluding HIV	4,000 (1,600 to 10,000)	1,000 (0 to 3,100)	1,000 (0 to 3,000)	1,000 (0 to 3,000)	1,000 (0 to 3,000



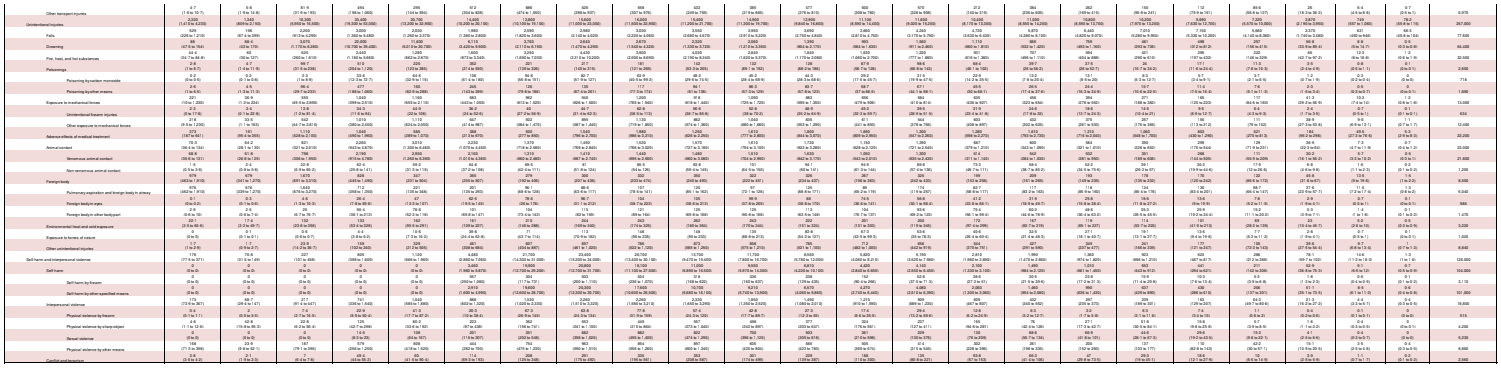

DALYs by Sex, Either, DALYS by cause and age across for females with 95%uncertainty intervals, 2019

Cause	Early Neonatal	Late Neonatal	Post Neonatal	1 to 4	5 to 9	10 to 14	15 to 19	20 to 24	25 to 29	30 to 34	35 to 39	40 to 44	45 to 49	50 to 54	55 to 59	60 to 64	65 to 69	70 to 74	75 to 79	80 to 84	85 to 89	90 to 94	95 plus	Total
All causes	2,030,000 (1,620,000-2,530,000)	527,000 (420,000-660,000)	1,770,000 (1,460,000-2,150,000)	3,910,000 (3,610,000-4,250,000)	4,020,000 (3,710,000-4,360,000)	3,760,000 (3,460,000-4,080,000)	3,910,000 (3,600,000-4,250,000)	4,070,000 (3,750,000-4,420,000)	4,220,000 (3,880,000-4,600,000)	4,360,000 (3,990,000-4,760,000)	4,490,000 (4,100,000-4,910,000)	4,630,000 (4,220,000-5,060,000)	4,720,000 (4,300,000-5,160,000)	4,870,000 (4,430,000-5,320,000)	5,020,000 (4,560,000-5,490,000)	5,150,000 (4,670,000-5,630,000)	5,190,000 (4,690,000-5,690,000)	5,170,000 (4,650,000-5,690,000)	5,070,000 (4,550,000-5,600,000)	4,960,000 (4,430,000-5,490,000)	4,870,000 (4,320,000-5,400,000)	4,830,000 (4,270,000-5,370,000)	4,770,000 (4,210,000-5,310,000)	4,650,000 (4,090,000-5,190,000)	4,490,000 (3,930,000-5,000,000)	4,290,000 (3,730,000-4,790,000)	4,050,000 (3,490,000-4,530,000)	3,780,000 (3,230,000-4,230,000)	3,490,000 (2,940,000-3,900,000)	3,180,000 (2,650,000-3,540,000)	2,850,000 (2,370,000-3,170,000)	2,510,000 (2,090,000-2,790,000)	2,170,000 (1,810,000-2,410,000)	1,840,000 (1,530,000-2,040,000)	1,520,000 (1,270,000-1,690,000)	1,230,000 (1,020,000-1,360,000)	966,000 (800,000-1,070,000)	734,000 (608,000-813,000)	539,000 (446,000-597,000)	389,000 (321,000-430,000)	270,000 (222,000-299,000)	183,000 (150,000-203,000)	120,000 (98,000-133,000)	76,000 (62,000-84,000)	46,000 (38,000-51,000)	26,000 (21,000-29,000)	14,000 (11,000-15,000)	7,000 (5,000-8,000)	3,000 (2,000-3,000)	1,000 (1,000-1,000)	49,700,000
Communicable, maternal, neonatal, and nutritional diseases	1,850,000 (1,500,000-2,300,000)	499,000 (399,000-619,000)	579,000 (479,000-700,000)	708,000 (592,000-850,000)	213,000 (174,000-257,000)	215,000 (176,000-259,000)	222,000 (182,000-268,000)	236,000 (193,000-285,000)	251,000 (207,000-303,000)	267,000 (220,000-322,000)	284,000 (234,000-343,000)	302,000 (249,000-365,000)	320,000 (264,000-386,000)	340,000 (281,000-410,000)	362,000 (299,000-437,000)	385,000 (318,000-465,000)	410,000 (339,000-495,000)	436,000 (361,000-527,000)	463,000 (383,000-559,000)	492,000 (407,000-594,000)	523,000 (433,000-631,000)	556,000 (461,000-671,000)	592,000 (491,000-714,000)	630,000 (522,000-760,000)	671,000 (556,000-809,000)	714,000 (592,000-861,000)	760,000 (630,000-917,000)	809,000 (671,000-976,000)	861,000 (714,000-1,040,000)	917,000 (760,000-1,110,000)	976,000 (809,000-1,180,000)	1,040,000 (861,000-1,260,000)	1,110,000 (917,000-1,350,000)	1,180,000 (976,000-1,440,000)	1,260,000 (1,040,000-1,540,000)	1,350,000 (1,110,000-1,650,000)	1,440,000 (1,180,000-1,760,000)	1,540,000 (1,260,000-1,880,000)	1,650,000 (1,350,000-2,020,000)	1,760,000 (1,440,000-2,160,000)	1,880,000 (1,540,000-2,310,000)	2,020,000 (1,650,000-2,480,000)	2,160,000 (1,760,000-2,650,000)	2,310,000 (1,880,000-2,840,000)	2,480,000 (2,020,000-3,050,000)	2,650,000 (2,160,000-3,260,000)	2,840,000 (2,310,000-3,500,000)	3,050,000 (2,480,000-3,760,000)	3,260,000 (2,650,000-4,040,000)	3,500,000 (2,840,000-4,350,000)	3,760,000 (3,050,000-4,680,000)	4,040,000 (3,260,000-5,040,000)	4,350,000 (3,500,000-5,440,000)	4,680,000 (3,760,000-5,870,000)	5,040,000 (4,040,000-6,350,000)	5,440,000 (4,350,000-6,880,000)	5,870,000 (4,680,000-7,480,000)	6,350,000 (5,040,000-8,120,000)	6,880,000 (5,440,000-8,870,000)	7,480,000 (5,870,000-9,700,000)	8,120,000 (6,350,000-10,600,000)	8,870,000 (6,880,000-11,700,000)	9,700,000 (7,480,000-12,900,000)	10,600,000 (8,120,000-14,300,000)	11,700,000 (8,870,000-15,900,000)	12,900,000 (9,700,000-17,800,000)	14,300,000 (10,600,000-19,900,000)	15,900,000 (11,700,000-22,200,000)	17,800,000 (12,900,000-25,000,000)	19,900,000 (14,300,000-28,000,000)	22,200,000 (15,900,000-31,500,000)	25,000,000 (17,800,000-35,500,000)	28,000,000 (19,900,000-40,000,000)	31,500,000 (22,200,000-45,000,000)	35,500,000 (25,000,000-51,000,000)	40,000,000 (28,000,000-58,000,000)	45,000,000 (31,500,000-65,000,000)	51,000,000 (35,500,000-74,000,000)	58,000,000 (40,000,000-84,000,000)	65,000,000 (45,000,000-95,000,000)	74,000,000 (51,000,000-108,000,000)	84,000,000 (58,000,000-122,000,000)	95,000,000 (65,000,000-139,000,000)	108,000,000 (74,000,000-158,000,000)	122,000,000 (84,000,000-179,000,000)	139,000,000 (95,000,000-204,000,000)	158,000,000 (108,000,000-232,000,000)	179,000,000 (122,000,000-264,000,000)	204,000,000 (139,000,000-300,000,000)	232,000,000 (158,000,000-342,000,000)	264,000,000 (179,000,000-389,000,000)	300,000,000 (204,000,000-442,000,000)	342,000,000 (232,000,000-504,000,000)	389,000,000 (264,000,000-573,000,000)	442,000,000 (300,000,000-651,000,000)	504,000,000 (342,000,000-742,000,000)	573,000,000 (389,000,000-844,000,000)	651,000,000 (442,000,000-959,000,000)	742,000,000 (504,000,000-1,090,000,000)	844,000,000 (573,000,000-1,240,000,000)	959,000,000 (651,000,000-1,410,000,000)	1,090,000,000 (742,000,000-1,600,000,000)	1,240,000,000 (844,000,000-1,820,000,000)	1,410,000,000 (959,000,000-2,070,000,000)	1,600,000,000 (1,090,000,000-2,350,000,000)	1,820,000,000 (1,240,000,000-2,670,000,000)	2,070,000,000 (1,410,000,000-3,040,000,000)	2,350,000,000 (1,600,000,000-3,450,000,000)	2,670,000,000 (1,820,000,000-3,920,000,000)	3,040,000,000 (2,070,000,000-4,460,000,000)	3,450,000,000 (2,350,000,000-5,070,000,000)	3,920,000,000 (2,670,000,000-5,760,000,000)	4,460,000,000 (3,040,000,000-6,550,000,000)	5,070,000,000 (3,450,000,000-7,450,000,000)	5,760,000,000 (3,920,000,000-8,460,000,000)	6,550,000,000 (4,460,000,000-9,620,000,000)	7,450,000,000 (5,070,000,000-10,900,000,000)	8,460,000,000 (5,760,000,000-12,400,000,000)	9,620,000,000 (6,550,000,000-14,100,000,000)	10,900,000,000 (7,450,000,000-16,000,000,000)	12,400,000,000 (8,460,000,000-18,200,000,000)	14,100,000,000 (9,620,000,000-20,700,000,000)	16,000,000,000 (10,900,000,000-23,500,000,000)	18,200,000,000 (12,400,000,000-26,700,000,000)	20,700,000,000 (14,100,000,000-30,400,000,000)	23,500,000,000 (16,000,000,000-34,500,000,000)	26,700,000,000 (18,200,000,000-39,200,000,000)	30,400,000,000 (20,700,000,000-44,600,000,000)	34,500,000,000 (23,500,000,000-50,700,000,000)	39,200,000,000 (26,700,000,000-57,600,000,000)	44,600,000,000 (30,400,000,000-65,500,000,000)	50,700,000,000 (34,500,000,000-74,400,000,000)	57,600,000,000 (39,200,000,000-84,600,000,000)	65,500,000,000 (44,600,000,000-96,100,000,000)	74,400,000,000 (50,700,000,000-109,000,000,000)	84,600,000,000 (57,600,000,000-124,000,000,000)	96,100,000,000 (65,500,000,000-141,000,000,000)	109,000,000,000 (74,400,000,000-160,000,000,000)	124,000,000,000 (84,600,000,000-182,000,000,000)	141,000,000,000 (96,100,000,000-207,000,000,000)	160,000,000,000 (109,000,000,000-235,000,000,000)	182,000,000,000 (124,000,000,000-267,000,000,000)	207,000,000,000 (141,000,000,000-304,000,000,000)	235,000,000,000 (160,000,000,000-345,000,000,000)	267,000,000,000 (182,000,000,000-392,000,000,000)	304,000,000,000 (207,000,000,000-446,000,000,000)	345,000,000,000 (235,000,000,000-507,000,000,000)	392,000,000,000 (267,000,000,000-576,000,000,000)	446,000,000,000 (304,000,000,000-655,000,000,000)	507,000,000,000 (345,000,000,000-744,000,000,000)	576,000,000,000 (392,000,000,000-846,000,000,000)	655,000,000,000 (446,000,000,000-962,000,000,000)	744,000,000,000 (507,000,000,000-1,090,000,000,000)	846,000,000,000 (576,000,000,000-1,240,000,000,000)	962,000,000,000 (655,000,000,000-1,410,000,000,000)	1,090,000,000,000 (744,000,000,000-1,600,000,000,000)	1,240,000,000,000 (846,000,000,000-1,820,000,000,000)	1,410,000,000,000 (962,000,000,000-2,070,000,000,000)	1,600,000,000,000 (1,090,000,000,000-2,350,000,000,000)	1,820,000,000,000 (1,240,000,000,000-2,670,000,000,000)	2,070,000,000,000 (1,410,000,000,000-3,040,000,000,000)	2,350,000,000,000 (1,600,000,000,000-3,450,000,000,000)	2,670,000,000,000 (1,820,000,000,000-3,920,000,000,000)	3,040,000,000,000 (2,070,000,000,000-4,460,000,000,000)	3,450,000,000,000 (2,350,000,000,000-5,070,000,000,000)	3,920,000,000,000 (2,670,000,000,000-5,760,000,000,000)	4,460,000,000,000 (3,040,000,000,000-6,550,000,000,000)	5,070,000,000,000 (3,450,000,000,000-7,450,000,000,000)	5,760,000,000,000 (3,920,000,000,000-8,460,000,000,000)	6,550,000,000,000 (4,460,000,000,000-9,620,000,000,000)	7,450,000,000,000 (5,070,000,000,000-10,900,000,000,000)	8,460,000,000,000 (5,760,000,000,000-12,400,000,000,000)	9,620,000,000,000 (6,550,000,000,000-14,100,000,000,000)	10,900,000,000,000 (7,450,000,000,000-16,000,000,000,000)	12,400,000,000,000 (8,460,000,000,000-18,200,000,000,000)	14,100,000,000,000 (9,620,000,000,000-20,700,000,000,000)	16,000,000,000,000 (10,900,000,000,000-23,500,000,000,000)	18,200,000,000,000 (12,400,000,000,000-26,700,000,000,000)	20,700,000,000,000 (14,100,000,000,000-30,400,000,000,000)	23,500,000,000,000 (16,000,000,000,000-34,500,000,000,000)	26,700,000,000,000 (18,200,000,000,000-39,200,000,000,000)	30,400,000,000,000 (20,700,000,000,000-44,600,000,000,000)	34,500,000,000,000 (23,500,000,000,000-50,700,000,000,000)	39,200,000,000,000 (26,700,000,000,000-57,600,000,000,000)	44,600,000,000,000 (30,400,000,000,000-65,500,000,000,000)	50,700,000,000,000 (34,500,000,000,000-74,400,000,000,000)	57,600,000,000,000 (39,200,000,000,000-84,600,000,000,000)	65,500,000,000,000 (44,600,000,000,000-96,100,000,000,000)	74,400,000,000,000 (50,700,000,000,000-109,000,000,000,000)	84,600,000,000,000 (57,600,000,000,000-124,000,000,000,000)	96,100,000,000,000 (65,500,000,000,000-141,000,000,000,000)	109,000,000,000,000 (74,400,000,000,000-160,000,000,000,000)	124,000,000,000,000 (84,600,000,000,000-182,000,000,000,000)	141,000,000,000,000 (96,100,000,000,000-207,000,000,000,000)	160,000,000,000,000 (109,000,000,000,000-235,000,000,000,000)	182,000,000,000,000 (124,000,000,000,000-267,000,000,000,000)	207,000,000,000,000 (141,000,000,000,000-304,000,000,000,000)	235,000,000,000,000 (160,000,000,000,000-345,000,000,000,000)	267,000,000,000,000 (182,000,000,000,000-392,000,000,000,000)	304,000,000,000,000 (207,000,000,000,000-446,000,000,000,000)	345,000,000,000,000 (235,000,000,000,000-507,000,000,000,000)	392,000,000,000,000 (267,000,000,000,000-576,000,000,000,000)	446,000,000,000,000 (304,000,000,000,000-655,000,000,000,000)	507,000,000,000,000 (345,000,000,000,000-744,000,000,000,000)	576,000,000,000,000 (392,000,000,000,000-846,000,000,000,000)	655,000,000,000,000 (446,000,000,000,000-962,000,000,000,000)	744,000,000,000,000 (507,000,000,000,000-1,090,000,000,000,000)	846,000,000,000,000 (576,000,000,000,000-1,240,000,000,000,000)	962,000,000,000,000 (655,000,000,000,000-1,410,000,000,000,000)	1,090,000,000,000,000 (744,000,000,000,000-1,600,000,000,000,000)	1,240,000,000,000,000 (846,000,000,000,000-1,820,000,000,000,000)	1,410,000,000,000,000 (962,000,000,000,000-2,070,000,000,000,000)	1,600,000,000,000,000 (1,090,000,000,000,000-2,350,000,000,000,000)	1,820,000,000,000,000 (1,240,000,000,000,000-2,670,000,000,000,000)	2,070,000,000,000,000 (1,410,000,000,000,000-3,040,000,000,000,000)	2,350,000,000,000,000 (1,600,000,000,000,000-3,450,000,000,000,000)	2,670,000,000,000,000 (1,820,000,000,000,000-3,920,000,000,000,000)	3,040,000,000,000,000 (2,070,000,000,000,000-4,460,000,000,000,000)	3,450,000,000,000,000 (2,350,000,000,000,000-5,070,000,000,000,000)	3,920,000,000,000,000 (2,670,000,000,000,000-5,760,000,000,000,000)	4,460,000,000,000,000 (3,040,000,000,000,000-6,550,000,000,000,000)	5,070,000,000,000,000 (3,450,000,000,000,000-7,450,000,000,000,000)	5,760,000,000,000,000 (3,920,000,000,000,000-8,460,000,000,000,000)	6,550,000,000,000,000 (4,460,000,000,000,000-9,620,000,000,000,000)	7,450,000,000,000,000 (5,070,000,000,000,000-10,900,000,000,000,000)	8,460,000,000,000,000 (5,760,000,000,000,000-12,400,000,000,000,000)	9,620,000,000,000,000 (6,550,000,000,000,000-14,100,000,000,000,000)	10,900,000,000,000,000 (7,450,000,000,000,000-16,000,000,000,000,000)	12,400,000,000,000,000 (8,460,000,000,000,000-18,200,000,000,000,000)	14,100,000,000,000,000 (9,620,000,000,000,000-20,700,000,000,000,000)	16,000,000,000,000,000 (10,900,000,000,000,000-23,500,000,000,000,000)	18,200,000,000,000,000 (12,400,000,000,000,000-26,700,000,000,000,000)	20,700,000,000,000,000 (14,100,000,000,000,000-30,400,000,000,000,000)	23,500,000,000,000,000 (16,000,000,000,000,000-34,500,000,000,000,000)	26,700,000,000,000,000 (18,200,000,000,000,000-39,200,000,000,000,000)	30,400,000,000,000,000 (20,700,000,000,000,000-44,600,000,000,000,000)	34,500,000,000,000,000 (23,500,000,000,000,000-50,700,000,000,000,000)	39,200,000,000,000,000 (26,700,000,000,000,000-57,600,000,000,000,000)	44,600,000,000,000,000 (30,400,000,000,000,000-65,500,000,000,000,000)	50,700,000,000,000,000 (34,500,000,000,000,000-74,400,000,000,000,000)	57,600,000,000,000,000 (39,200,000,000,000,000-84,600,000,000,000,000)	65,500,000,000,000,000 (44,600,000,000,000,000-96,100,000,000,000,000)	74,400,000,000,000,000 (50,700,000,000,000,000-109,000,000,000,000,000)	84,600,000,000,000,000 (57,600,000,000,000,000-124,000,000,000,000,000)	96,100,000,000,000,000 (65,500,000,000,000,000-141,000,000,000,000,000)	109,000,000,000,000,000 (74,400,000,000,000,000-160,000,000,000,000,000)	124,000,000,000,000,000 (84,600,000,000,000,000-182,000,000,000,000,000)	141,000,000,000,000,000 (96,100,000,000,000,000-207,000,000,000,000,000)	160,000,000,000,000,000 (109,000,000,000,000,000-235,000,000,000,000,000)	182,000,000,000,000,000 (124,000,000,000,000,000-267,000,000,000,000,000)	207,000,000,000,000,000 (141,000,000,000,000,000-304,000,000,000,000,000)	235,000,000,000,000,000 (160,000,000,000,000,000-345,000,000,000,000,000)	267,000,000,000,000,000 (182,000,000,000,000,000-392,000,000,000,000,000)	304,000,000,000,000,000 (207,000,000,000,000,000-446,000,000,000,000,000)	345,000,000,000,000,000 (235,000,000,000,000,000-507,000,000,000,000,000)	392,000,000,000,000,000 (267,000,000,000,000,000-576,000,000,000,000,000)	446,000,000,000,000,000 (304,000,000,000,000,000-655,000,000,000,000,000)	507,000,000,000,000,000 (345,000,000,000,000,000-744,000,000,000,000,000)	576,000,000,000,000,000 (392,000,000,000,000,000-846,000,000,000,000,000)	655,000,000,000,000,000 (446,000,000,000,000,000-962,000,000,000,000,000)	744,000,000,000,000,000 (507,000,000,000,000,000-1,090,000,000,000,000,000)	846,000,000,000,000,000 (576,000,000,000,000,000-1,240,000,000,000,000,000)	962,000,000,000,000,000 (655,000,000,000,000,000-1,410,000,000,000,000,000)	1,090,000,000,000,000,000 (744,000,000,000,000,000-1,600,000,000,000,000,000)	1,240,000,000,000,000,000 (846,000,000,000,000,000-1,820,000,000,000,000,000)	1,410,000,000,000,000,000 (962,000,000,000,000,000-2,070,000,000,000,000,000)	1,600,000,000,000,000,000 (1,090,000,000,000,000,000-2,350,000,000,000,000,000)	1,820,000,000,000,000,000 (1,240,000,000,000,000,000-2,670,000,000,000,000,000)	2,070,000,000,000,000,000 (1,410,000,000,000,000,000-3,040,000,000,000,000,000)	2,350,000,000,000,000,000 (1,600,000,000,000,000,000-3,450,000,000,000,000,000)	2,670,000,000,000,000,000 (1,820,000,000,000,000,000-3,920,000,000,000,000,000)	3,040,000,000,000,000,000 (2,070,000,000,000,000,000-4,460,000,000,000,000,000)	3,450,000,000,000,000,000 (2,350,000,000,000,000,000-5,070,000,000,000,000,000)	3,920,000,000,000,000,000 (2,670,000,000,000,000,000-5,760,000,000,000,000,000)	4,460,000,000,000,000,000 (3,040,000,000,000,000,000-6,550,000,000,000,000,000)	5,070,000,000,000,000,000 (3,450,000,000,000,000,000-7,450,000,000,000,000,000)	5,760,000,000,000,000,000 (3,920,000,000,000,000,000-8,460,000,000,000,000,000)	6,550,000,000,000,000,000 (4,460,000,000,000,000,000-9,620,000,000,000,000,000)	7,450,000,000,000,000,000 (5,070,000,000,000,000,000-10,900,000,000,000,000,000)	8,460,000,000,000,000,000 (5,760,000,000,000,000,000-12,400,000,000,000,000,000)	9,620,000,000,000,000,000 (6,550,000,000,000,000,000-14,100,000,000,000,000,000)	10,900,000,000,000,000,000 (7,450,000,000,000,000,000-16,000,000,000,000,000,000)	12,400,000,000,000,000,000 (8,460,000,000,000,000,000-18,200,000,000,000,000,000)	14,100,000,000,000,000,000 (9,620,000,000,000,000,000-20,700,000,000,000,000,000)	16,000,000,000,000,000,000 (10,900,000,000,000,000,000-23,500,000,000,000,000,000)	18,200,000,000,000,000,000 (12,400,000,000,000,000,000-26,700,000,000,000,000,000)	20,700,000,000,000,000,000 (14,100,000,000,000,000,000-30,400,000,000,000,000,000)	23,500,000,000,000,000,000 (16,000,000,000,000,000,000-34,500,000,000,000,000,000)	26,700,000,000,000,000,000 (18,200,000,000,000,000,000-39,200,000,000,000,000,000)	30,400,000,000,000,000,000 (20,700,000,000,000,000,000-44,600,000,000,000,000,000)	34,500,000,000,000,000,000 (23,500,000,000,000,000,000-50,700,000,000,000,000,000)	39,200,000,000,000,000,000 (26,700,000,000,000,000,000-57,600,000,000,000,000,000)	44,600,000,000,000,000,000 (30,400,000,000,000,000,000-65,500,000,000,000,000,000)	50,700,000,000,000,000,000 (34,500,000,000,000,000,000-74,400,000,000,000,000,000)	57,600,000,000,000,000,000 (39,200,000,000,000,000,000-84,600,000,000,000,000,000)	65,500,000,000,000,000,000 (44,600,000,000,000,000,000-96,100,000,000,000,000,000)	74,400,000,000,000,000,000 (50,700,000,000,000,000,000-109,000,000,000,000,000,000)	84,600,000,000,000,000,000 (57,600,000,000,000,000,000-124,000,000,000,000,000,000)	96,100,000,000,000,000,000 (65,500,000,000,000,000,000-141,000,000,000,000,000,000)	109,000,000,000,000,000,000 (74,400,000,000,000,000,000-160,000,000,000,000,000,000)	124,000,000,000,000,000,000 (84,600,000,000,000,000,000-182,000,000,000,000,000,000)	141,000,000,000,000,000,000 (96,100,000,000,000,000,000-207,000,000,000,000,000,000)	160,000,000,000,000,000,000 (109,000,000,000,000,000,000-235,000,000,000,000,000,000)	182,000,000,000,000,000,000 (124,000,000,000,000,000,000-267,000,000,000,000,000,000)	207,000,000,000,000,000,000 (141,000,000,000,000,000,000-304,000,000,000,000,000,000)	235,000,000,000,000,000,000 (160,000,000,000,000,000,000-345,000,000,000,000,000,000)	267,000,000,000,000,000,000 (182,000,000,000,000,000,000-392,000,000,000,000,000,000)	304,000,000,000,000,000,000 (207,000,000,000,000,000,000-446,000,000,000,000,000,000)	345,000,000,000,000,000,000 (235,000,000,000,000,000,000-507,000,000,000,000,000,000)	392,000,000,000,000,000,000 (267,000,000,000,000,000,000-576,000,000,000,000,000,000)	446,000,000,000,000,000,000 (304,000,000,000,000,000,000-655,000,000,000,000,000,000)	507,000,000,000,000,000,000 (345,000,000,000,000,000,000-744,000,000,000,000,000,000)	576,000,000,000,000,000,000 (392,000,000,000,000,000,000-846,000,000,000,000,000,000)	655,000,000,000,000,000,000 (446,000,000,000,000,000,000-962,000,000,000,000,000,000)	744,000,000,000,000,000,000 (507,000,000,000,000,000,000-1,090,000,000,000,000,000,000)	846,000,000,000,000,000,000 (576,000,000,000,000,000,000-1,240,000,000,000,000,000,000)	962,000,000,000,000,000,000 (655,000,000,000,000,000,000-1,410,000,000,000,000,000,000)	1,090,000,000,000,000,000,000 (744,000,000,000,000,000,000-1,600,000,000,000,000,000,000)	1,240,000,000,000,000,000,000 (846,000,000,000,000,000,000-1,820,000,000,000,000,000,000)	1,410,000,000,000,000,000,000 (962,000,000,000,000,000,000-2,070,000,000,000,000,000,000)	1,600,000,000,000,000,000,000 (1,090,000,000,000,000,000,000-2,350,000,000,000,000,000,000)	1,820,000,000,000,000,000,000 (1,240,000,000,000,000,000,000-2,670,000,000,000,000,000,000)	2,070,000,000,000,000,000,000 (1,410,000,000,000,000,000,000-3,040,000,000,000,000,000,000)	2,350,000,000,000,000,000,000 (1,600,000,000,000,000,000,000-3,450,000,000,000,000,000,000)	2,670,000,000,000,000,000,000 (1,820,000,000,000,000,000,000-3,920,000,000,000,000,000,000)	3,040,000,000,000,000,000,000 (2,070,000,000,000,000,000,000-4,460,000,000,000,000,000,000)	3,450,000,000,000,000,000,000 (2,350,000,000,000,000,000,000-5,070,000,000,000,000,000,000)	3,920,000,000,000,000,000,000 (2,670,000,000,000,000,000,000-5,760,000,000,000,000,000,000)	4,460,000,000,000,000,000,000 (3,040,000,000,000,000,000,000-6,550,000,000,000,000,000,000)	5,070,000,000,000,000,000,000 (3,450,000,000,000,000,000,000-7,450,000,000,000,000,000,000)	5,760,000,000,000,000,000,000 (3,920,000,000,000,000,000,000-8,460,000,000,000,000,000,000)	6,550,000,000,000,000,000,000 (4,460,000,000,000,000,000,000-9,620,000,000,000,000,000,000)	7,450,000,000,000,000,000,000 (5,070,000,000,000,000,000,000-10,900,000,000,000,000,000,000)	8,460,000,000,000,000,000,000 (5,760,000,000,000,000,000,000-12,400,000,000,000,000,000,000)	9,620,000,000,000,000,000,000 (6,550,000,000,000,000,000,000-14,100,000,000,000,000,000,000)	10,900,000,000,000,000,000,000 (7,450,000,000,000,000,000,000-16,000,000,000,000,000,000,000)	12,400,000,000,000,000,000,000 (8,460,000,000,000,000,000,000-18,200,000,000,000,000,000,000)	14,100,000,000,000,000,000,000 (9,620,000,000,000,000,000,000-20,700,000,000,000,000,000,000)	16,000,000,000,000,000,000,000 (10,900,000,000,000,000,000,000-23,500,000,000,000,000,000,000)	18,200,000,000,000,000,000,000 (12,400,000,000,000,000,000,000-26,700,000,000,000,000,000,000)	20,700,000,000,000,000,000,000 (14,100,000,000,000,000,000,000-30,400,000,000,000,000,000,000)	23,500,000,000,000,000,000,000 (16,000,000,000,000,000,000,000-34,500,000,000,000,000,000,000)	26,700,000,000,000,000,000,000 (18,200,000,000,000,000,000,000-39,200,000,000,000,000,000,000)	30,400,000,000,000,000,000,000 (20,700,000,000,000,000,000,000-44,600,000,000,000,000,000,000)	34,500,000,000,000,000,000,000 (23,500,000,000,000,000,000,000-50,700,000,000,000,000,000,000)	39,200,000,000,000,000,000,000 (26,700,000,000,000,000,000,000-57,600,000,000,000,000,000,000)	44,600,000,000,000,000,000,000 (30,400,000,000,000,000,000,000-65,500,000,000,000,000,000,000)	50,700,000,000,000,000,000,000 (34,500,000,000,000,000,000,000-74,400,000,000,000,000,000,000)	57,600,000,000,000,000,000,000 (39,200,000,000,000,000,000,000-84,600,000,000,000,000,000,000)	65,500,000,000,000,000,000,000 (44,600,000,000,000,000,000,000-96,100,000,000,000,000,000,000)	74,400,000,000,000,000,000,000 (50,700,000,000,000,000,000,000-109,000,000,000,000,000,000,000)	84,600,000,000,000,000,000,000 (57,600,000,000,000,000,000,000-124,000,000,000,000,000,000,000)	96,100,000,000,000,000,000,000 (65,500,000,000,000,000,000,000-141,000,000,000,000,000,000,000)	109,000,000,000,000,000,000,000 (74,400,000,000,000,000,000,000-160,000,000,000,000,000,000,000)	124,000,000,000,000,000,000,000 (84,600,000,000,000,000,000,000-182,000,000,000,000,000,000,000)	141,000,000,000,000,000,000,000 (96,100,000,000,000,000,000,000-207,000,000,000,000,000,000,000)	160,000,000,000,000,000,000,000 (109,000,000,000,000,000,000,000-235,000,000,000,000,000,000,000)	182,000,000,000,000,000,000,000 (124,000,000,000,000,000,000,000-267,000,000,000,000,000,000,000)	207,000,000,000,000,000,000,000 (141,000,000,000,000,000,000,000-304,000,000,000,000,000,000,000)	235,000,000,000,000,000,000,000 (160,000,000,000,000,000,000,000-345,000,000,000,000,000,000,000)	267,000,000,000,000,000,000,000 (182,000,000,000,000,000,000,000-392,000,000,000,000,000,000,000)	304,000,000,000,000,000,000,000 (207,000,000,000,000,000,000,000-446,000,000,000,000,000,000,000)	345,000,000,000,000,000,000,000 (235,000,000,000,000,000,000,000-507,000,000,000,000,000,000,000)	392,000,000,000,000,000,000,000 (267,000,000,000,000,000,000,000-576,000,000,000,000,000,000,000)	446,000,000,000,000,000,000,000 (304,000,000,000,000,000,000,000-655,000,000,000,000,000,000,000)	507,000,000,000,000,000,000,000 (345,000,000,000,000,000,000,000-744,000,000,000,000,000,000,000)	576,000,000,000,000,000,000,000 (392,000,000,000,000,000,000,000-846,000,000,000,000,000,000,000)	655,000,000,000,000,000,000,000 (446,000,000,000,000,000,000,000-962,000,000,000,000,000,000,000)	744,000,000,000,000,000,000,000 (507,000,000,000,000,000,000,000-1,090,000,000,000,000,000,000,000)	846,000,000,000,000,000,000,000 (576,000,000,000,000,000,000,000-1,240,000,000,000,000,000,000,000)	962,000,000,000,000,000,000,000 (655,000,000,000,000,000,000,000-1,410,000,000,000,000,000,000,000)	1,090,000,000,000,000,000,000,000 (744,000,000,000,000,000,000,000-1,600,000,000,000,000,000,000,000)	1,240,000,000,000,000,000,000,000 (846,000,000,000,000,000,000,000-1,820,000,000,000,000,000,000,000)	1,410,000,000,000,000,000,000,000 (962,000,000,000,000,000,000,000-2,070,000,000,000,000,000,000,000)	1,600,000,000,000,000,000,000,000 (1,090,000,000,000,000,000,000,000-2,350,000,000,000,000,000,000,000)	1,820,000,000,000,000,000,000,000 (1,240,000,000,000,000,000,000,000-2,670,000,000,000,000,000,000,000)	2,070,000,000,000,000,000,000,000 (1,410,000,000,000,000,000,000,000-3,040,000,000,000,000,000,000,000)	2,350,000,000,000,000,000,000,000 (1,600,000,000,000,000,000,000,000-3,450,000,000,000,000,000,000,000)	2,670,000,000,000,000,000,000,000 (1,820,000,000,000,000,000,000,000-3,920,000,000,000,000,000,000,000)	3,040,000,000,000,000,000,000,000 (2,070,000,000,000,000,000,000,000-4,460,000,000,000,000,000,000,000)	3,450,000,000,000,000,000,000,000 (2,350,000,000,000,000,000,000,000-5,070,000,000,000,000,000,000,000)	3,920,000,000,000,000,000,000,000 (2,670,000,000,000,000,000,000,000-5,760,000,000,000,000,000,000,000)	4,460,000,000,000,000,000,000,000 (3,040,000,000,000,000,000,000,000-6,550,000,000,000,000,000,000,000)	5,070,000,000,000,000,000,000,000 (3,450,000,000,000,000,000,000,000-7,450,000,000,000,000,000,000,000)	5,760,000,000,000,000,000,000,000 (3,920,000,000,000,000,000,000,000-8,460,000,000,000,000,000,000,000)	6,550,000,000,000,000,000,000,000 (4,460,000,000,000,000,000,000,000-9,620,000,000,000,000,000,000,000)	7,450,000,000,000,000,000,000,000 (5,070,000,000,000,000,000,000,000-10,900,000,000,000,000,000,000,000)	8,460,000,000,000,000,000,000,000 (5,760,000,000,000,000,000,000,000-12,400,000,000,000,000,000,000,000)	9,620,000,000,000,000,000,000,000 (6,550,000,000,000,000,000,000,000-14,100,000,000,000,000,000,000,000)	10,900,000,000,000,000,000,000,000 (7,450,000,000,000,000,000,000,000-16,000,000,000,000,000,000,000,000)	12,400,000,000,000,000,000,000,000 (8,460,000,000,000,000,000,000,000-18,200,000,000,000,000,000,000,000)	14,100,000,000,000,000,000,000,000 (9,620,000,000,000,000,000,000,000-20,700,000,000,000,000,000,000,000)	16,000,000,000,000,000,000,000,000 (10,900,000,000,000,000,000,000,000-23,500,000,000,000,000,000,000,000)	18,200,000,000,000,000,000,000,000 (12,400,000,000,000,000,000,000,000-26,700,000,000,000,000,000,000,000)	20,700,000,000,000,000,000,000,000 (14,100,000,000,000,000,000,000,000-30,400,000,000,000,000,000,000,000)	23,500,000,000,000,000,000,000,000 (16,000,000,000,000,000,000,000,000-34,500,000,000,000,000,000,000,000)	26,700,000,000,000,000,000,000,000 (18,200,000,000,000,000,000,000,000-39,200,000,000,000,000,000,000,000)	30,400,000,000,000,000,000,000,000 (20,700,000,000,000,000,000,000,000-44,600,000,000,000,000,000,000,000)	34,500,000,000,000,000,000,000,000 (23,500,000,000,000,000,000,000,000-50,700,000,000,000,000,000,000,000)	39,200,000,000,000,000,000,000,000 (26,700,000,000,000,000,000,000,000-57,600,000,000,000,000,000,000,000)	44,600,000,000,000,000,000,000,000 (30,400,000,000,000,000,000,000,000-65,500,000,000,000,000,000,000,000)	50,700,000,000,000,000,000,000,000 (34,500,000,000,000,000,000,000,000-74,400,000,000,000,000,000,000,000)	57,600,000,000,000,000,000,000,000 (39,200,000,000,000,000,000,000,000-84,600,000,000,000,000,000,000,000)	65,500,000,000,000,000,000,000,000 (44,600,000,000,000,000,000,000,000-96,100,000,000,000,000,000,000,000)	74,400,000,000,000,000,000,000,000 (50,700,000,000,000,000,000,000,000-109,000,000,000,000,000,000,000,000)	84,600,000,000,000,000,000,000,000 (57,600,000,000,000,000,000,000,000-124,000,000,000,000,000,000,000,000)	96,100,000,000,000,000,000,000,000 (65,500,000,000,000,000,000,000,000-141,000,000,000,000,000,000,000,000)	109,000,000,000,000,000,000,000,000 (74,400,000,000,000,000,000,000,000-160,000,000,000,000,000,000,000,000)	124,000,000,000,000,000,000,000,000 (84,600,000,000,000,000,000,000,000-182,000,000,000,000,000,000,000,000)	141,000,000,000,000,000,000,000,000 (96,100,000,000,000,000,000,000,000-207,000,000,000,000,000,000,000,000)	160,000,000,000



Exposure to forces of nature	24.2 (20 to 28.4)	62 (52.1 to 131)	703 (651 to 826)	4,230 (3,940 to 4,600)	6,960 (6,480 to 7,470)	4,150 (3,750 to 4,550)	3,530 (3,220 to 3,870)	2,670 (2,390 to 2,710)	2,540 (2,360 to 2,690)	2,390 (2,150 to 2,640)	1,960 (1,750 to 2,200)	1,750 (1,620 to 1,920)	1,420 (1,290 to 1,530)	1,160 (1,070 to 1,300)	1,030 (953 to 1,140)	926 (842 to 1,030)	716 (650 to 789)	616 (563 to 682)	541 (503 to 577)	192 (174 to 203)	85 (78 to 73)	11.0 (10 to 19)	2 (1.8 to 2.2)	34,600
Other unintentional injuries	54.6 (48.2 to 62)	72.1 (59.8 to 118)	662 (611 to 1,270)	3,720 (679 to 5,230)	7,250 (1,870 to 9,790)	2,150 (1,370 to 3,280)	2,600 (1,910 to 4,230)	2,600 (1,760 to 4,950)	2,600 (1,760 to 6,270)	2,660 (2,060 to 4,620)	2,960 (1,920 to 4,280)	2,470 (1,670 to 2,460)	1,970 (1,240 to 2,730)	2,900 (1,200 to 2,960)	1,950 (1,020 to 2,810)	1,500 (1,000 to 2,140)	1,060 (1,110 to 2,240)	889 (811 to 1,210)	646 (564 to 726)	314 (220 to 363)	140 (102 to 169)	64.3 (49 to 73.5)	11 (8.1 to 12.3)	33,900
Self-harm and interpersonal violence	734 (707 to 1,030)	914 (877 to 1,360)	2,050 (1,960 to 2,850)	4,690 (4,510 to 6,560)	6,270 (6,010 to 8,760)	6,720 (6,450 to 9,390)	25,200 (24,200 to 35,200)	23,700 (22,800 to 33,100)	26,700 (25,600 to 37,300)	24,900 (19,800 to 34,800)	21,900 (15,700 to 30,600)	17,900 (12,800 to 25,100)	15,400 (11,000 to 21,500)	13,900 (9,930 to 19,400)	12,200 (7,990 to 17,000)	10,600 (6,720 to 14,800)	7,210 (4,560 to 10,100)	6,320 (4,000 to 8,830)	4,760 (3,020 to 6,650)	3,220 (2,040 to 4,500)	1,740 (1,100 to 2,430)	644 (408 to 899)	169 (107 to 236)	349 (221 to 488)	64.3 (40.7 to 89.7)	9.7 (6.1 to 13.5)	232,000
Self-harm	21 (0 to 0)	21 (0 to 0)	21 (0 to 0)	21 (0 to 0)	21 (0 to 0)	1,240 (1,030 to 1,530)	25,100 (23,100 to 27,400)	23,100 (21,300 to 25,300)	26,100 (23,900 to 28,600)	24,500 (19,700 to 29,500)	21,600 (15,400 to 28,600)	17,800 (11,900 to 25,400)	15,400 (7,770 to 17,200)	13,900 (5,140 to 11,800)	12,200 (4,700 to 11,300)	10,600 (3,580 to 8,910)	7,210 (2,690 to 6,240)	6,320 (2,390 to 5,140)	4,760 (1,860 to 4,290)	3,220 (1,190 to 2,480)	1,740 (678 to 1,410)	644 (248 to 766)	169 (67 to 211)	349 (133 to 417)	64.3 (23.3 to 87.1)	9.7 (3.5 to 13.9)	142,000
Self-harm by firearm	21 (0 to 0)	21 (0 to 0)	21 (0 to 0)	21 (0 to 0)	21 (0 to 0)	1,240 (1,030 to 1,530)	25,100 (23,100 to 27,400)	23,100 (21,300 to 25,300)	26,100 (23,900 to 28,600)	24,500 (19,700 to 29,500)	21,600 (15,400 to 28,600)	17,800 (11,900 to 25,400)	15,400 (7,770 to 17,200)	13,900 (5,140 to 11,800)	12,200 (4,700 to 11,300)	10,600 (3,580 to 8,910)	7,210 (2,690 to 6,240)	6,320 (2,390 to 5,140)	4,760 (1,860 to 4,290)	3,220 (1,190 to 2,480)	1,740 (678 to 1,410)	644 (248 to 766)	169 (67 to 211)	349 (133 to 417)	64.3 (23.3 to 87.1)	9.7 (3.5 to 13.9)	142,000
Self-harm by other specified means	0 (0 to 0)	0 (0 to 0)	0 (0 to 0)	0 (0 to 0)	0 (0 to 0)	0 (0 to 0)	0 (0 to 0)	0 (0 to 0)	0 (0 to 0)	0 (0 to 0)	0 (0 to 0)	0 (0 to 0)	0 (0 to 0)	0 (0 to 0)	0 (0 to 0)	0 (0 to 0)	0 (0 to 0)	0 (0 to 0)	0 (0 to 0)	0 (0 to 0)	0 (0 to 0)	0 (0 to 0)	0 (0 to 0)	0 (0 to 0)	0 (0 to 0)	0 (0 to 0)	137,000
Interpersonal violence	731 (707 to 1,030)	893 (877 to 1,360)	2,030 (1,960 to 2,850)	4,530 (4,510 to 6,560)	6,060 (6,010 to 8,760)	5,240 (5,180 to 7,590)	11,300 (11,200 to 16,400)	13,100 (12,900 to 18,900)	16,900 (16,700 to 24,500)	18,900 (14,900 to 26,900)	19,200 (14,800 to 27,300)	16,400 (11,800 to 23,800)	14,000 (9,810 to 20,300)	11,000 (3,540 to 8,010)	11,100 (3,530 to 8,050)	9,670 (3,110 to 7,020)	7,150 (2,300 to 5,190)	6,320 (2,030 to 4,580)	4,760 (1,530 to 3,450)	3,220 (1,040 to 2,340)	1,740 (562 to 1,260)	644 (207 to 467)	169 (54 to 122)	349 (112 to 253)	64.3 (20.7 to 46.6)	9.1 (2.9 to 6.6)	67,900
Physical violence by firearm	1.6 (0.6 to 6.1)	11.3 (3.7 to 28.8)	45.4 (15.3 to 59.2)	1.41 (39.7 to 203)	1.82 (59.4 to 272)	1.82 (51.4 to 267)	1.82 (69.6 to 456)	2.82 (67.1 to 453)	2.82 (66 to 527)	3.82 (90 to 527)	3.82 (90.9 to 562)	1.82 (57.2 to 523)	2.82 (69.7 to 508)	1.82 (47 to 501)	1.82 (51.8 to 224)	1.82 (41 to 169)	1.82 (33.7 to 118)	1.82 (30.2 to 97.5)	1.82 (19 to 79.2)	1.82 (9.9 to 63)	1.82 (3.8 to 16.6)	0.1 (0 to 1.1)	0.1 (0 to 0.3)	0.1 (0.1 to 0.3)	0.1 (0.1 to 0.3)	2,140
Physical violence by sharp object	47.6 (21.7 to 71.4)	49.2 (22 to 73.8)	134 (59.9 to 201)	300 (134 to 450)	400 (181 to 601)	347 (157 to 521)	746 (339 to 1,120)	865 (393 to 1,300)	1,120 (508 to 1,680)	1,250 (567 to 1,870)	1,270 (577 to 1,910)	1,080 (490 to 1,620)	926 (420 to 1,390)	726 (330 to 1,090)	734 (333 to 1,100)	639 (290 to 959)	473 (215 to 710)	418 (190 to 627)	314 (143 to 472)	114 (51.8 to 171)	54.6 (24.8 to 82.1)	7.3 (3.3 to 11)	0.6 (0.3 to 0.9)	2.3 (1 to 3.4)	0.6 (0.3 to 0.9)	4,660
Sexual violence	0 (0 to 0)	0 (0 to 0)	0 (0 to 0)	72.7 (48.6 to 109)	72.7 (379 to 670)	1,250 (719 to 1,940)	2,090 (1,280 to 3,160)	3,670 (2,170 to 5,620)	4,200 (2,370 to 6,490)	3,860 (2,070 to 6,020)	3,260 (1,670 to 5,290)	2,470 (1,420 to 3,950)	1,920 (929 to 2,630)	926 (520 to 1,510)	560 (322 to 923)	476 (266 to 754)	400 (248 to 619)	247 (150 to 370)	139 (86.1 to 199)	61.9 (38.7 to 88.9)	26.9 (16.2 to 41.8)	3.3 (2 to 5.1)	0.1 (0.1 to 0.2)	25,800
Physical violence by other means	684 (671 to 955)	854 (819 to 1,280)	1,730 (1,690 to 2,650)	4,000 (3,950 to 6,000)	5,260 (5,200 to 7,940)	2,710 (2,670 to 4,060)	6,300 (6,230 to 9,500)	8,810 (8,710 to 13,100)	9,190 (9,060 to 13,800)	10,600 (5,540 to 16,000)	11,900 (6,600 to 18,000)	11,200 (5,870 to 16,900)	11,400 (5,980 to 17,200)	9,990 (1,870 to 15,100)	10,900 (1,920 to 16,400)	9,190 (1,760 to 13,900)	6,810 (1,310 to 10,300)	6,070 (1,170 to 9,150)	4,620 (888 to 6,970)	3,160 (608 to 4,760)	1,710 (329 to 2,580)	634 (122 to 955)	166 (32 to 251)	343 (66 to 517)	63.2 (12.2 to 95.2)	9.5 (1.8 to 14.3)	69,600
Conflict and terrorism	6.2 (6.2 to 9.9)	6.2 (6.2 to 9.9)	6.2 (6.2 to 9.9)	6.2 (6.2 to 9.9)	6.2 (6.2 to 9.9)	6.2 (6.2 to 9.9)	6.2 (6.2 to 9.9)	6.2 (6.2 to 9.9)	6.2 (6.2 to 9.9)	6.2 (6.2 to 9.9)	6.2 (6.2 to 9.9)	6.2 (6.2 to 9.9)	6.2 (6.2 to 9.9)	6.2 (6.2 to 9.9)	6.2 (6.2 to 9.9)	6.2 (6.2 to 9.9)	6.2 (6.2 to 9.9)	6.2 (6.2 to 9.9)	6.2 (6.2 to 9.9)	6.2 (6.2 to 9.9)	6.2 (6.2 to 9.9)	6.2 (6.2 to 9.9)	6.2 (6.2 to 9.9)	6.2 (6.2 to 9.9)	6.2 (6.2 to 9.9)	1,950

Cell Table 2b: Chlorthalexin 2.4L/12 by cause and sex across for females with 95% credible intervals, 2019

Cause	Early Neonatal	Late Neonatal	Post Neonatal	1 to 4	5 to 9	10 to 14	15 to 19	20 to 24	25 to 29	30 to 34	35 to 39	40 to 44	45 to 49	50 to 54	55 to 59	60 to 64	65 to 69	70 to 74	75 to 79	80 to 84	85 to 89	90 to 94	95 plus	Total
All causes	526,000 (422,000 to 658,000)	116,000 (88,700 to 159,000)	206,000 (149,000 to 284,000)	190,000 (138,000 to 267,000)	186,000 (128,000 to 267,000)	157,000 (103,000 to 233,000)	209,000 (131,000 to 316,000)	249,000 (154,000 to 356,000)	276,000 (174,000 to 392,000)	292,000 (205,000 to 412,000)	302,000 (205,000 to 429,000)	304,000 (205,000 to 429,000)	312,000 (205,000 to 441,000)	342,000 (224,000 to 484,000)	346,000 (227,000 to 490,000)	346,000 (227,000 to 490,000)	374,000 (247,000 to 529,000)	392,000 (257,000 to 555,000)	326,000 (214,000 to 461,000)	279,000 (183,000 to 394,000)	207,000 (136,000 to 293,000)	14,000 (9,200 to 19,800)	2,700 (1,800 to 3,800)	5,700,000 (5,700,000 to 5,700,000)
Communicable, maternal, neonatal, and nutritional diseases	499,000 (400,000 to 625,000)	97,400 (77,100 to 122,000)	166,000 (132,000 to 208,000)	136,000 (108,000 to 171,000)	99,400 (79,000 to 125,000)	79,600 (63,200 to 99,800)	77,600 (61,600 to 97,200)	74,600 (59,200 to 93,500)	72,900 (57,800 to 91,300)	74,200 (58,900 to 93,000)	76,600 (60,800 to 96,000)	67,800 (53,700 to 84,900)	67,300 (53,400 to 84,300)	68,900 (54,600 to 86,300)	63,800 (50,600 to 80,000)	66,000 (52,300 to 82,700)	69,900 (55,400 to 87,600)	74,100 (58,700 to 92,800)	64,100 (50,800 to 80,300)	56,200 (44,500 to 70,400)	42,700 (33,800 to 53,500)	2,700 (2,100 to 3,400)	1,900 (1,500 to 2,400)	2,960,000
HIV/AIDS and sexually transmitted infections	11,100 (9,100 to 13,500)	2,900 (2,200 to 3,900)	2,200 (1,500 to 3,300)	1,900 (1,400 to 2,600)	1,400 (1,000 to 2,000)	1,300 (900 to 1,900)	1,600 (1,100 to 2,300)	2,100 (1,500 to 3,000)	2,400 (1,700 to 3,400)	2,400 (1,700 to 3,400)	2,400 (1,700 to 3,400)	2,400 (1,700 to 3,400)	2,400 (1,700 to 3,400)	2,400 (1,700 to 3,400)	2,400 (1,700 to 3,400)	2,400 (1,700 to 3,400)	2,400 (1,700 to 3,400)	2,400 (1,700 to 3,400)	2,400 (1,700 to 3,400)	2,400 (1,700 to 3,400)	2,400 (1,700 to 3,400)	2,400 (1,700 to 3,400)	2,400 (1,700 to 3,400)	42,200
HIV/AIDS	9,400 (7,700 to 11,500)	2,700 (2,000 to 3,600)	2,000 (1,400 to 2,900)	1,800 (1,300 to 2,500)	1,300 (900 to 1,900)	1,200 (800 to 1,800)	1,500 (1,000 to 2,200)	2,000 (1,400 to 2,900)	2,300 (1,600 to 3,300)	2,300 (1,600 to 3,300)	2,300 (1,600 to 3,300)	2,300 (1,600 to 3,300)	2,300 (1,600 to 3,300)	2,300 (1,600 to 3,300)	2,300 (1,600 to 3,300)	2,300 (1,600 to 3,300)	2,300 (1,600 to 3,300)	2,300 (1,600 to 3,300)	2,300 (1,600 to 3,300)	2,300 (1,600 to 3,300)	2,300 (1,600 to 3,300)	2,300 (1,600 to 3,300)	2,300 (1,600 to 3,300)	40,500
HIV/AIDS - Drug-susceptible Tuberculosis	0 (0 to 0)	0 (0 to 0)	0 (0 to 0)	89 (129 to 185)	89 (129 to 185)	89 (129 to 185)	89 (129 to 185)	89 (129 to 185)	89 (129 to 185)	89 (129 to 185)	89 (129 to 185)	89 (129 to 185)	89 (129 to 185)	89 (129 to 185)	89 (129 to 185)	89 (129 to 185)	89 (129 to 185)	89 (129 to 185)	89 (129 to 185)	89 (129 to 185)	89 (129 to 185)	89 (129 to 185)	89 (129 to 185)	4,980
HIV/AIDS - Multidrug-resistant Tuberculosis without extensive drug resistance	0 (0 to 0)	0 (0 to 0)	0 (0 to 0)	9.0 (11.7 to 24.2)	9.0 (11.7 to 24.2)	9.0 (11.7 to 24.2



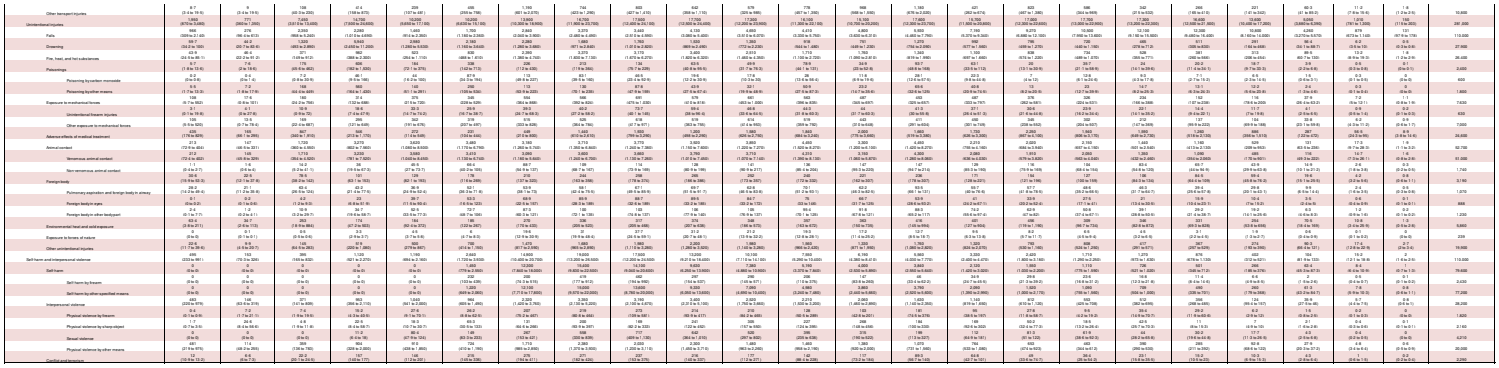

SR Table 2b: Delhi DALYS by cause and age group for females with 95% uncertainty intervals, 2019

Cause	Early Neonatal	Late Neonatal	Post Neonatal	1 to 4	5 to 9	10 to 14	15 to 19	20 to 24	25 to 29	30 to 34	35 to 39	40 to 44	45 to 49	50 to 54	55 to 59	60 to 64	65 to 69	70 to 74	75 to 79	80 to 84	85 to 89	90 to 94	95 plus	Total
All causes	137,060 (136,356 to 137,658)	36,760 (26,136 to 47,126)	46,106 (42,750 to 49,736)	72,809 (66,900 to 78,484)	47,202 (45,459 to 48,945)	46,050 (44,600 to 47,500)	48,100 (46,338 to 49,913)	113,650 (110,944 to 116,606)	136,050 (132,650 to 139,614)	161,200 (157,600 to 164,900)	167,000 (163,300 to 170,800)	146,000 (142,800 to 149,300)	106,000 (103,600 to 108,400)	145,000 (139,900 to 150,300)	164,000 (157,900 to 170,200)	177,000 (170,400 to 183,600)	137,000 (131,000 to 143,000)	105,000 (100,000 to 109,900)	64,400 (61,400 to 67,200)	36,200 (33,900 to 38,600)	10,400 (9,500 to 11,400)	1,710 (1,500 to 1,960)	
Communicable, maternal, neonatal, and nutritional diseases	126,000 (99,600 to 159,000)	32,400 (25,500 to 40,300)	40,700 (29,100 to 56,000)	63,000 (56,400 to 69,000)	37,400 (31,300 to 44,000)	24,000 (21,000 to 27,000)	26,400 (21,100 to 32,000)	27,900 (21,600 to 35,700)	29,200 (22,600 to 36,900)	29,800 (22,900 to 37,800)	32,000 (22,700 to 39,600)	34,600 (18,600 to 52,100)	16,800 (14,300 to 19,700)	19,200 (15,900 to 23,100)	17,100 (13,600 to 21,700)	16,700 (12,700 to 21,600)	15,900 (12,200 to 20,400)	14,200 (10,600 to 18,300)	15,900 (11,900 to 20,200)	10,100 (7,600 to 13,000)	4,610 (3,400 to 6,100)	1,308 (968 to 1,698)	618,000
HIV/AIDS and sexually transmitted infections	1,740 (1,500 to 2,000)	640 (500 to 800)	1,300 (1,000 to 1,700)	239 (190 to 300)	104 (87 to 124)	104 (86 to 126)	1,100 (1,000 to 1,300)	3,400 (3,100 to 3,800)	3,700 (3,400 to 4,100)	2,900 (2,600 to 3,200)	2,400 (2,100 to 2,700)	1,900 (1,600 to 2,200)	1,200 (1,000 to 1,400)	660 (560 to 770)	334 (280 to 390)	194 (160 to 230)	99.0 (82 to 120)	50.0 (41 to 61)	19.0 (16 to 23)	6.0 (5 to 8)	2.0 (1 to 3)	0.2 (0 to 0.3)	23,000
HIV/AIDS	0.0 (0 to 0.1)	0.1 (0 to 0.3)	1,200 (277 to 2,690)	1,100 (94 to 606)	1,100 (77 to 512)	1,100 (80 to 392)	1,100 (83 to 393)	1,100 (81 to 394)	1,100 (81 to 394)	1,100 (81 to 394)	1,100 (81 to 394)	1,100 (81 to 394)	1,100 (81 to 394)	1,100 (82 to 395)	1,100 (82 to 395)	1,100 (82 to 395)	1,100 (82 to 395)	1,100 (82 to 395)	1,100 (82 to 395)	1,100 (82 to 395)	1,100 (82 to 395)	1,100 (82 to 395)	18,900
HIV/AIDS - Drug-susceptible Tuberculosis	0 (0 to 0)	0 (0 to 0)	401 (92 to 1,020)	1,100 (78 to 623)	1,100 (72 to 511)	1,100 (74 to 364)	1,100 (77 to 364)	1,100 (77 to 364)	1,100 (77 to 364)	1,100 (77 to 364)	1,100 (77 to 364)	1,100 (77 to 364)	1,100 (77 to 364)	1,100 (77 to 364)	1,100 (77 to 364)	1,100 (77 to 364)	1,100 (77 to 364)	1,100 (77 to 364)	1,100 (77 to 364)	1,100 (77 to 364)	1,100 (77 to 364)	1,100 (77 to 364)	3,200
HIV/AIDS - Multidrug-resistant Tuberculosis without extensi	0 (0 to 0)	0 (0 to 0)	0.0 (0 to 0.0)	0.0 (0 to 0.0)	0.0 (0 to 0.





SR Table 2b: Goa DALYS by cause and age group for females with 95% uncertainty intervals, 2019

Cause	Early Neonatal	Late Neonatal	Post Neonatal	1 to 4	5 to 9	10 to 14	15 to 19	20 to 24	25 to 29	30 to 34	35 to 39	40 to 44	45 to 49	50 to 54	55 to 59	60 to 64	65 to 69	70 to 74	75 to 79	80 to 84	85 to 89	90 to 94	95 plus	Total
All causes	2,498 (2,498 to 2,498)	1,481 (1,481 to 1,481)	2,270 (2,270 to 2,270)	2,100 (2,100 to 2,100)	1,248 (1,248 to 1,248)	1,176 (1,176 to 1,176)	1,110 (1,110 to 1,110)	1,166 (1,166 to 1,166)	1,089 (1,089 to 1,089)	1,293 (1,293 to 1,293)	1,490 (1,490 to 1,490)	1,660 (1,660 to 1,660)	1,970 (1,970 to 1,970)	1,926 (1,926 to 1,926)	1,498 (1,498 to 1,498)	1,970 (1,970 to 1,970)	1,790 (1,790 to 1,790)	2,002 (2,002 to 2,002)	1,880 (1,880 to 1,880)	1,916 (1,916 to 1,916)	776 (776 to 776)	234 (234 to 234)	69.8 (69.8 to 69.8)	216,093
Communicable, maternal, neonatal, and nutritional diseases	2,498 (2,498 to 2,498)	1,481 (1,481 to 1,481)	2,270 (2,270 to 2,270)	2,100 (2,100 to 2,100)	1,248 (1,248 to 1,248)	1,176 (1,176 to 1,176)	1,110 (1,110 to 1,110)	1,166 (1,166 to 1,166)	1,089 (1,089 to 1,089)	1,293 (1,293 to 1,293)	1,490 (1,490 to 1,490)	1,660 (1,660 to 1,660)	1,970 (1,970 to 1,970)	1,926 (1,926 to 1,926)	1,498 (1,498 to 1,498)	1,970 (1,970 to 1,970)	1,790 (1,790 to 1,790)	2,002 (2,002 to 2,002)	1,880 (1,880 to 1,880)	1,916 (1,916 to 1,916)	776 (776 to 776)	234 (234 to 234)	69.8 (69.8 to 69.8)	33,200
HIV/AIDS and sexually transmitted infections	90.9 (74.4 to 109)	25.5 (7.1 to 60.4)	28.4 (23.2 to 91.1)	7.3 (2.6 to 12.8)	7.3 (4.2 to 12.3)	7.4 (4.5 to 11.6)	24.2 (17.3 to 33.2)	28 (21.6 to 61.2)	34.3 (26.8 to 109)	39.6 (31.1 to 112)	36.9 (29.1 to 112)	33.6 (26.3 to 109)	33.7 (26.3 to 112)	29.5 (22.7 to 111)	25.6 (19.7 to 111)	21.6 (16.3 to 111)	15 (10.2 to 111)	10 (6.2 to 111)	6.5 (3.7 to 111)	3 (1.7 to 5)	1.6 (0.3 to 3.1)	0.8 (0.4 to 1.4)	0.3 (0.1 to 0.5)	999
HIV/AIDS	0 (0 to 0)	0 (0 to 0)	22.2 (9.5 to 44.4)	6 (2.7 to 11.7)	6.7 (3.7 to 11.7)	6.9 (4.1 to 11)	21.6 (15.6 to 30.8)	31.1 (23.9 to 53.1)	50.2 (39.5 to 90.9)	69.3 (54.9 to 146)	112 (79.3 to 196)	111 (77.9 to 172)	88.9 (62.9 to 169)	76.6 (53.6 to 119)	67.6 (46.2 to 111)	21.6 (13.4 to 31.3)	9.6 (4.6 to 19.4)	3.1 (1.4 to 5.3)	0.7 (0.3 to 1.3)	0.2 (0.1 to 0.3)	0.1 (0.1 to 0.2)	0 (0 to 0)	693
HIV/AIDS - Drug-susceptible Tuberculosis	0 (0 to 0)	0 (0 to 0)	0.7 (0.4 to 0.9)	1.4 (0.6 to 2.2)	1.6 (0.9 to 2.4)	1.7 (0.9 to 2.6)	4.4 (3.2 to 6.1)	6.4 (4.9 to 9.2)	12 (9.1 to 17)	19.7 (15.2 to 28.1)	29.4 (22.6 to 42.5)	29.1 (22.2 to 42.2)	22 (16.4 to 32.6)	18.9 (14.2 to 28.4)	9 (6.2 to 13.7)	2.2 (1.1 to 3.2)	0.7 (0.2 to 1.3)	0.2 (0.1 to 0.3)	0.1 (0.1 to 0.1)	0 (0 to 0)	0 (0 to 0)	0 (0 to 0)	161
HIV/AIDS - Multidrug-resistant Tuberculosis without extensive drug resistance	0 (0 to 0)	0 (0 to 0)	0.9 (0.5 to 1.1)	0.2 (0.1 to 0.3)	0.2 (0.1 to 0.3)	0.3 (0.1 to 0.4)	0.7 (0.5 to 1)	1 (0.7 to 1.5)	1.7 (1.3 to 2.4)	2.9 (2.2 to 4.2)	3.8 (2.9 to 5.4)	3.4 (2.6 to 5.1)	2.6 (1.9 to 3.8)	1.3 (0.9 to 2.1)	0.7 (0.5 to 1.2)	0.3 (0.2 to 0.6)	0.1 (0.1 to 0.2)	0 (0 to 0.1)	0 (0 to 0)	0 (0 to 0)	0 (0 to 0)	0 (0 to 0)	24.4
HIV/AIDS - Extensively drug-resistant Tuberculosis	0 (0 to 0)	0 (0 to 0)	0 (0 to 0)	0 (0 to 0)	0 (0 to 0)	0 (0 to 0)	0 (0 to 0)	0 (0 to 0)	0 (0 to 0)	0 (0 to 0)	0 (0 to 0)	0 (0 to 0)	0 (0 to 0)	0 (0 to 0)	0 (0 to 0)	0 (0 to 0)	0 (0 to 0)	0 (0 to 0)	0 (0 to 0)	0 (0 to 0)	0 (0 to 0)	0 (0 to 0)	0 (0 to 0)	1.2
HIV/AIDS resulting in other diseases	90.9 (74.4 to 109)	25.5 (7.1 to 60.4)	5.5 (2.6 to 12.8)	4.9 (2.1 to 8.8)	4.9 (2.4 to 8.6)	4.9 (2.7 to 8.1)	16.7 (11.9 to 23.1)	23.7 (17.9 to 40)	37.4 (29.1 to 81.1)	49.6 (39.2 to 98.2)	82.2 (61.2 to 146)	80.5 (57.4 to 136)	64 (46.1 to 122)	55.3 (38.4 to 105)	48.3 (34.1 to 96.1)	15.6 (9.8 to 29)	6.9 (3.4 to 14.2)	2.3 (1.1 to 4.4)	0.5 (0.2 to 1.2)	0.2 (0.1 to 0.3)	0 (0 to 0)	0 (0 to 0)	0 (0 to 0)	936
Sexually transmitted infections excluding HIV	0 (0 to 0)	0 (0 to 0)	0 (0 to 0)	0 (0 to 0)	0 (0 to 0)	0 (0 to 0)	0 (0 to 0)	0 (0 to 0)	0 (0 to 0)	0 (0 to 0)	0 (0 to 0)	0 (0 to 0)	0 (0 to 0)	0 (0 to 0)	0 (0 to 0)	0 (0 to 0)	0 (0 to 0)	0 (0 to 0)	0 (0 to 0)	0 (0 to 0)	0 (0 to 0)	0 (0 to 0)	0 (0 to 0)	0
Syphilis	0 (0 to 0)	0 (0 to 0)	0 (0 to 0)	0 (0 to 0)	0 (0 to 0)	0 (0 to 0)	0 (0 to 0)	0 (0 to 0)	0 (0 to 0)	0 (0 to 0)	0 (0 to 0)	0 (0 to 0)	0 (0 to 0)	0 (0 to 0)	0 (0 to 0)	0 (0 to 0)	0 (0 to 0)	0 (0 to 0)	0 (0 to 0)	0 (0 to 0)	0 (0 to 0)	0 (0 to 0)	0 (0 to 0)	0
Chlamydial infection	0 (0 to 0)	0 (0 to 0)	0 (0 to 0)	0 (0 to 0)	0 (0 to 0)	0 (0 to 0)	0 (0 to 0)	0 (0 to 0)	0 (0 to 0)	0 (0 to 0)	0 (0 to 0)	0 (0 to 0)	0 (0 to 0)	0 (0 to 0)	0 (0 to 0)	0 (0 to 0)	0 (0 to 0)	0 (0 to 0)	0 (0 to 0)	0 (0 to 0)	0 (0 to 0)	0 (0 to 0)	0 (0 to 0)	0
Gonococcal infection	0 (0 to 0)	0 (0 to 0)	0 (0 to 0)	0 (0 to 0)	0 (0 to 0)	0 (0 to 0)	0 (0 to 0)	0 (0 to 0)	0 (0 to 0)	0 (0 to 0)	0 (0 to 0)	0 (0 to 0)	0 (0 to 0)	0 (0 to 0)	0 (0 to 0)	0 (0 to 0)	0 (0 to 0)	0 (0 to 0)	0 (0 to 0)	0 (0 to 0)	0 (0 to 0)	0 (0 to 0)	0 (0 to 0)	0
Trichomoniasis	0 (0 to 0)	0 (0 to 0)	0 (0 to 0)	0 (0 to 0)	0 (0 to 0)	0 (0 to 0)	0 (0 to 0)	0 (0 to 0)	0 (0 to 0)	0 (0 to 0)	0 (0 to 0)	0 (0 to 0)	0 (0 to 0)	0 (0 to 0)	0 (0 to 0)	0 (0 to 0)	0 (0 to 0)	0 (0 to 0)	0 (0 to 0)	0 (0 to 0)	0 (0 to 0)	0 (0 to 0)	0 (0 to 0)	0
Genital herpes	0 (0 to 0)	0 (0 to 0)	0 (0 to 0)	0 (0 to 0)	0 (0 to 0)	0 (0 to 0)	0 (0 to 0)	0 (0 to 0)	0 (0 to 0)	0 (0 to 0)	0 (0 to 0)	0 (0 to 0)	0 (0 to 0)	0 (0 to 0)	0 (0 to 0)	0 (0 to 0)	0 (0 to 0)	0 (0 to 0)	0 (0 to 0)	0 (0 to 0)	0 (0 to 0)	0 (0 to 0)	0 (0 to 0)	0
Other sexually transmitted infections	0 (0 to 0)	0 (0 to 0)	0 (0 to 0)	0 (0 to 0)	0 (0 to 0)	0 (0 to 0)	0 (0 to 0)	0 (0 to 0)	0 (0 to 0)	0 (0 to 0)	0 (0 to 0)	0 (0 to 0)	0 (0 to 0)	0 (0 to 0)	0 (0 to 0)	0 (0 to 0)	0 (0 to 0)	0 (0 to 0)	0 (0 to 0)	0 (0 to 0)	0 (0 to 0)	0 (0 to 0)	0 (0 to 0)	0
Respiratory infections and tuberculosis	241 (149 to 356)	166 (98 to 403)	166 (49 to 1,040)	120 (49 to 274)	102 (39 to 187)	89 (39 to 178)	77 (37 to 136)	84 (39 to 170)	87 (42 to 167)	97 (47 to 187)	111 (54 to 202)	126 (62 to 232)	149 (73 to 272)	146 (72 to 267)	113 (55 to 207)	149 (73 to 273)	135 (66 to 247)	151 (74 to 277)	142 (70 to 260)	145 (71 to 265)	59 (29 to 107)	18 (9 to 32)	5.3 (2.6 to 9.5)	2,473
Tuberculosis	0 (0 to 0)	0 (0 to 0)	0.7 (0.2 to 2.2)	0.7 (0.2 to 1.7)	0.7 (0.3 to 1.6)	0.8 (0.4 to 1.5)	2.1 (1.1 to 3.5)	3.1 (1.6 to 5.1)	4.5 (2.3 to 7.5)	6.2 (3.2 to 10.3)	8.5 (4.4 to 14.3)	9.5 (4.9 to 16)	10.2 (5.2 to 17.3)	10.1 (5.1 to 17.2)	9.4 (4.7 to 16.1)	8.6 (4.3 to 14.8)	7.6 (3.8 to 13.1)	6.4 (3.2 to 11.2)	5.1 (2.5 to 9.1)	3.8 (1.8 to 6.9)	1.7 (0.8 to 3.2)	0.5 (0.2 to 1)	2,473
Latent tuberculosis infection	0 (0 to 0)	0 (0 to 0)	0 (0 to 0)	0 (0 to 0)	0 (0 to 0)	0 (0 to 0)	0 (0 to 0)	0 (0 to 0)	0 (0 to 0)	0 (0 to 0)	0 (0 to 0)	0 (0 to 0)	0 (0 to 0)	0 (0 to 0)	0 (0 to 0)	0 (0 to 0)	0 (0 to 0)	0 (0 to 0)	0 (0 to 0)	0 (0 to 0)	0 (0 to 0)	0 (0 to 0)	0 (0 to 0)	0
Drug-susceptible tuberculosis	0 (0 to 0)	0 (0 to 0)	0.7 (0.2 to 2.2)	0.7 (0.2 to 1.7)	0.7 (0.3 to 1.6)	0.8 (0.4 to 1.5)	2.1 (1.1 to 3.5)	3.1 (1.6 to 5.1)	4.5 (2.3 to 7.5)	6.2 (3.2 to 10.3)	8.5 (4.4 to 14.3)	9.5 (4.9 to 16)	10.2 (5.2 to 17.3)	10.1 (5.1 to 17.2)	9.4 (4.7 to 16.1)	8.6 (4.3 to 14.8)	7.6 (3.8 to 13.1)	6.4 (3.2 to 11.2)	5.1 (2.5 to 9.1)	3.8 (1.8 to 6.9)	1.7 (0.8 to 3.2)	0.5 (0.2 to 1)	2,473
Multidrug-resistant tuberculosis without extensive drug resistance	0 (0 to 0)	0 (0 to 0)	0 (0 to 0)	0 (0 to 0)	0 (0 to 0)	0 (0 to 0)	0 (0 to 0)	0 (0 to 0)	0 (0 to 0)	0 (0 to 0)	0 (0 to 0)	0 (0 to 0)	0 (0 to 0)	0 (0 to 0)	0 (0 to 0)	0 (0 to 0)	0 (0 to 0)	0 (0 to 0)	0 (0 to 0)	0 (0 to 0)	0 (0 to 0)	0 (0 to 0)	0 (0 to 0)	0
Extensively drug-resistant tuberculosis	0 (0 to 0)	0 (0 to 0)	0 (0 to 0)	0 (0 to 0)	0 (0 to 0)	0 (0 to 0)	0 (0 to 0)	0 (0 to 0)	0 (0 to 0)	0 (0 to 0)	0 (0 to 0)	0 (0 to 0)	0 (0 to 0)	0 (0 to 0)	0 (0 to 0)	0 (0 to 0)	0 (0 to 0)	0 (0 to 0)	0 (0 to 0)	0 (0 to 0)	0 (0 to 0)	0 (0 to 0)	0 (0 to 0)	0
Lower respiratory infections	241 (149 to 356)	166 (98 to 403)	166 (49 to 1,040)	120 (49 to 274)	102 (39 to 187)	89 (39 to 178)	77 (37 to 136)	84 (39 to 170)	87 (42 to 167)	97 (47 to 187)	111 (54 to 202)	126 (62 to 232)	149 (73 to 272)	146 (72 to 267)	113 (55 to 207)	149 (73 to 273)	135 (66 to 247)	151 (74 to 277)	142 (70 to 260)	145 (71 to 265)	59 (29 to 107)	18 (9 to 32)	5.3 (2.6 to 9.5)	2,473
Upper respiratory infections	0 (0 to 0)	0 (0 to 0)	7.4 (4.4 to 12.2)	17.3 (9.9 to 28.4)	16.6 (9.9 to 26.1)	11.9 (7.1 to 18.4)	8.4 (5.1 to 12.8)	6.5 (3.9 to 9.8)	5.4 (3.2 to 8.2)	4.7 (2.8 to 7.1)	4.3 (2.6 to 6.5)	4.1 (2.5 to 6.2)	4.1 (2.5 to 6.2)	4.1 (2.5 to 6.2)	4.1 (2.5 to 6.2)	4.1 (2.5 to 6.2)	4.1 (2.5 to 6.2)	4.1 (2.5 to 6.2)	4.1 (2.5 to 6.2)	4.1 (2.5 to 6.2)	4.1 (2.5 to 6.2)	4.1 (2.5 to 6.2)	161
Otitis media	0 (0 to 0)	0 (0 to 0)	2.5 (0.9 to 5.4)	2.9 (1.1 to 6.2)	2.3 (0.9 to 4.9)	1.6 (0.6 to 3.4)	1.1 (0.4 to 2.3)	0.8 (0.3 to 1.6)	0.6 (0.2 to 1.2)	0.4 (0.2 to 0.9)	0.3 (0.1 to 0.7)	0.3 (0.1 to 0.6)	0.2 (0.1 to 0.5)	0.2 (0.1 to 0.4)	0.2 (0.1 to 0.4)	0.2 (0.1 to 0.4)	0.2 (0.1 to 0.4)	0.2 (0.1 to 0.4)	0.2 (0.1 to 0.4)	0.2 (0.1 to 0.4)	0.2 (0.1 to 0.4)	0.2 (0.1 to 0.4)	23
Enteric infections	24 (14 to 52)	10 (4 to 29)	215 (44 to 1,039)	134 (44 to 645)	104 (34 to 476)	102 (34 to 466)	100 (34 to 449)	103 (34 to 449)	109 (36 to 464)	124 (42 to 521)	141 (48 to 587)	150 (52 to 624)	150 (52 to 624)	150 (52 to 624)	150 (52 to 624)	150 (52 to 624)	150 (52 to 624)	150 (52 to 624)	150 (52 to 624)	150 (52 to 624)	150 (52 to 624)	150 (52 to 624)	150 (52 to 624)	4,660
Diarrheal diseases	24 (12.6 to 52.5)	10 (4 to 29)	215 (44 to 1,039)	134 (44 to 645)	104 (34 to 476)	102 (34 to 466)	100 (34 to 449)	103 (34 to 449)	109 (36 to 464)	124 (42 to 521)	141 (48 to 587)	150 (52 to 624)	150 (52 to 624)	150 (52 to 624)	150 (52 to 624)	150 (52 to 624)	150 (52 to 624)	150 (52 to 624)	150 (52 to 624)	150 (52 to 624)	150 (52 to 624)	150 (52 to 624)	150 (52 to 624)	4,653
Typhoid and paratyphoid	0 (0 to 0)	0 (0 to 0)	16.1 (4.2 to 31.5)	10.7 (3.2 to 25)	10.4 (3.3 to 23.3)	8.6 (2.8 to 18.4)	5.1 (1.7 to 11.2)	3.9 (1.4 to 8.4)	2.8 (1 to 6)	2.3 (0.8 to 4.9)	1.9 (0.6 to 4.2)	1.5 (0.5 to 3.1)	1.5 (0.5 to 3.1)	1.5 (0.5 to 3.2)	1.5 (0.5 to 3.2)	1.5 (0.5 to 3.2)	1.5 (0.5 to 3.2)	1.5 (0.5 to 3.2)	1.5 (0.5 to 3.2)	1.5 (0.5 to 3.2)	1.5 (0.5 to 3.2)	1.5 (0.5 to 3.2)	79.6
Typhoid fever	0 (0 to 0)	0 (0 to 0)	13.3 (3.3 to 29.4)	9.2 (2.7 to 23.1)	9.1 (2.9 to 22.2)	7.6 (2.5 to 18.1)	4.5 (1.5 to 10.8)	3.4 (1.2 to 8.1)	2.4 (0.9 to 5.8)	2 (0.7 to 4.8)	1.6 (0.5 to 4)	1.3 (0.4 to 3.2)	1.3 (0.4 to 3.2)	1.3 (0.4 to 3.2)	1.3 (0.4 to 3.2)	1.3 (0.4 to 3.2)	1.3 (0.4 to 3.2)	1.3 (0.4 to 3.2)	1.3 (0.4 to 3.2)	1.3 (0.4 to 3.2)	1.3 (0.4 to 3.2)	1.3 (0.4 to 3.2)	59.3
Paratyphoid fever	0 (0 to 0)	0 (0 to 0)	2.7 (0.7 to 7.7)	1.7 (0.5 to 3.1)	1.3 (0.4 to 2.5)	1 (0.3 to 2.1)	0.6 (0.2 to 1.4)	0.5 (0.2 to 1.2)	0.4 (0.1 to 1)	0.3 (0.1 to 0.8)	0.3 (0.1 to 0.7)	0.2 (0.1 to 0.5)	0.2 (0.1 to 0.5)	0.2 (0.1 to 0.5)	0.2 (0.1 to 0.5)	0.2 (0.1 to 0.5)	0.2 (0.1 to 0.5)	0.2 (0.1 to 0.5)	0.2 (0.1 to 0.5)	0.2 (0.1 to 0.5)	0.2 (0.1 to 0.5)	0.2 (0.1 to 0.5)	17.6
Invasive Non-typhoidal Salmonella (iNTS)	0 (0 to 0)	0 (0 to 0)	0.4 (0.3 to 1.1)	0.4 (0.2 to 0.8)	0.4 (0.2 to 0.8)	0.4 (0.2 to 0.8)	0.4 (0.2 to 0.8)	0.4 (0.2 to 0.8)	0.4 (0.2 to 0.8)	0.4 (0.2 to 0.8)	0.4 (0.2 to 0.8)	0.4 (0.2 to 0.8)	0.4 (0.2 to 0.8)	0.4 (0.2 to 0.8)	0.4 (0.2 to 0.8)	0.4 (0.2 to 0.8)	0.4 (0.2 to 0.8)	0.4 (0.2 to 0.8)	0.4 (0.2 to 0.8)	0.4 (0.2 to 0.8)	0.4 (0.2 to 0.8)	0.4 (0.2 to 0.8)	12.5
Other intestinal infectious diseases	0 (0 to 0)	0 (0 to 0)	0 (0 to 1.6)	0 (0 to 1.6)	0 (0 to 1.6)	0 (0 to 1.6)	0 (0 to 0.3)	0 (0 to 0.3)	0 (0 to 0.3)	0 (0 to 0.3)	0 (0 to 0.3)	0 (0 to 0.3)	0 (0 to 0.3)	0 (0 to 0.3)	0 (0 to 0.3)	0 (0 to 0.3)	0 (0 to 0.3)	0 (0 to 0.3)	0 (0 to 0.3)	0 (0 to 0.3)	0 (0 to 0.3)	0 (0 to 0.3)	0 (0 to 0.3)	2.7
Neglected tropical diseases and malaria	0.3 (0.1 to 0.4)	0.2 (0.1 to 0.4)	0.9 (0.4 to 1.9)	0.6 (0.3 to 1.2)	0.5 (0.2 to 1.1)	0.5 (0.2 to 1.1)	0.5 (0.2 to 1.1)	0.5 (0.2 to 1.1)	0.5 (0.2 to 1.1)	0.5 (0.2 to 1.1)	0.5 (0.2 to 1.1)	0.5 (0.2 to 1.1)	0.5 (0.2 to 1.1)	0.5 (0.2 to 1.1)	0.5 (0.2 to 1.1)	0.5 (0.2 to 1.1)	0.5 (0.2 to 1.1)	0.5 (0.2 to 1.1)	0.5 (0.2 to 1.1)	0.5 (0.2 to 1.1)	0.5 (0.2 to 1.1)	0.5 (0.2 to 1.1)	8.1
Malaria	0 (0 to 0)	0 (0 to 0)	0.4 (0.2 to 0.9)	0.3 (0.1 to 0.6)	0.2 (0.1 to 0.5)	0.2 (0.1 to 0.5)	0.2 (0.1 to 0.5)	0.2 (0.1 to 0.5)	0.2 (0.1 to 0.5)	0.2 (0.1 to 0.5)	0.2 (0.1 to 0.5)	0.2 (0.1 to 0.5)	0.2 (0.1 to 0.5)	0.2 (0.1 to 0.5)	0.2 (0.1 to 0.5)	0.2 (0.1 to 0.5)	0.2 (0.1 to 0.5)	0.2 (0.1 to 0.5)	0.2 (0.1 to 0.5)	0.2 (0.1 to 0.5)	0.2 (0.1 to 0.5)	0.2 (0.1 to 0.5)	2.6
Chagas disease	0 (0 to 0)	0 (0 to 0)	0 (0 to 0)	0 (0 to 0)	0 (0 to 0)	0 (0 to 0)	0 (0 to 0)	0 (0 to 0)	0 (0 to 0)	0 (0 to 0)	0 (0 to 0)	0 (0 to 0)	0 (0 to 0)	0 (0 to 0)	0 (0 to 0)	0 (0 to 0)	0 (0 to 0)	0 (0 to 0)	0 (0 to 0)	0 (0 to 0)	0 (0 to 0)	0 (0 to 0)	0 (0 to 0)	0
Leishmaniasis	0 (0 to 0)	0 (0 to 0)	0 (0 to 0)	0 (0 to 0)	0 (0 to 0)	0 (0 to 0)	0 (0 to 0)	0 (0 to 0)	0 (0 to 0)	0 (0 to 0)	0 (0 to 0)	0 (0 to 0)	0 (0 to 0)	0 (0 to 0)	0 (0 to 0)	0 (0 to 0)	0 (0 to 0)	0 (0 to 0)	0 (0 to 0)	0 (0 to 0)	0 (0 to 0)	0 (0 to 0)	0 (0 to 0)	0
Visceral leishmaniasis	0 (0 to 0)	0 (0 to 0)	0 (0 to 0)	0 (0 to 0)	0 (0 to 0)	0 (0 to 0)	0 (0 to 0)	0 (0 to 0)	0 (0 to 0)	0 (0 to 0)	0 (0 to 0)	0 (0 to 0)	0 (0 to 0)	0 (0 to 0)	0 (0 to 0)	0 (0 to 0)	0 (0 to 0)	0 (0 to 0)	0 (0 to 0)	0 (0 to 0)	0 (0 to 0)	0 (0 to 0)	0 (0 to 0)	0
Cutaneous and mucocutaneous leishmaniasis	0 (0 to 0)	0 (0 to 0)	0 (0 to 0)	0 (0 to 0)	0 (0 to 0)	0 (0 to 0)	0 (0 to 0)	0 (0 to 0)	0 (0 to 0)	0 (0 to 0)	0 (0 to 0)	0 (0 to 0)	0 (0 to 0)	0 (0 to 0)	0 (0 to 0)	0 (0 to 0)	0 (0 to 0)	0 (0 to 0)	0 (0 to 0)	0 (0 to 0)	0 (0 to 0)	0 (0 to 0)	0 (0 to 0)	0
African trypanosomiasis	0 (0 to 0)	0 (0 to 0)	0 (0 to 0)	0 (0 to 0)	0 (0 to 0)	0 (0 to 0)	0 (0 to 0)	0 (0 to 0)	0 (0 to 0)	0 (0 to 0)	0 (0 to 0)	0 (0 to 0)	0 (0 to 0)	0 (0 to 0)	0 (0 to 0)	0 (0 to 0)	0 (0 to 0)	0 (0 to 0)	0 (0 to 0)	0 (0 to 0)	0 (0 to 0)	0 (0 to 0)	0 (0 to 0)	0
Schistosomiasis	0 (0 to 0)	0 (0 to 0)	0 (0 to 0)	0 (0 to 0)	0 (0 to 0)	0 (0 to 0)	0 (0 to 0)	0 (0 to 0)	0 (0 to 0)	0 (0 to 0)	0 (0 to 0)	0 (0 to 0)	0 (0 to 0)	0 (0 to 0)	0 (0 to 0)	0 (0 to 0)	0 (0 to 0)	0 (0 to 0)	0 (0 to 0)	0 (0 to 0)	0 (0 to 0)	0 (0 to 0)	0 (0 to 0)	0
Cysticercosis	0 (0 to 0)	0 (0 to 0)	0 (0 to 0)	0 (0 to 0)	0 (0 to 0)	0 (0 to 0)	0 (0 to 0)	0 (0 to 0)	0 (0 to 0)	0 (0 to 0)	0 (0 to 0)	0 (0 to 0)	0 (0 to 0)	0 (0 to 0)	0 (0 to 0)	0 (0 to 0)	0 (0 to 0)	0 (0 to 0)	0 (0 to 0)	0 (0 to 0)	0 (0 to 0)	0 (0 to 0)	0 (0 to 0)	0
Cystic echinococcosis	0 (0 to 0)	0 (0 to 0)	0 (0 to 0)	0 (0 to 0)	0 (0 to 0)	0 (0 to 0)	0 (0 to 0)	0 (0 to 0)	0 (0 to 0)	0 (0 to 0)	0 (0 to 0)	0 (0 to 0)	0 (0 to 0)	0 (0 to 0)	0 (0 to 0)	0 (0 to 0)	0 (0 to 0)	0 (0 to 0)	0 (0 to 0)	0 (0 to 0)	0 (0 to 0)	0 (0 to 0)	0 (0 to 0)	0
Lymphatic filariasis	0 (0 to 0)	0 (0 to 0)	0 (0 to 0)	0 (0 to 0)	0 (0 to 0)	0 (0 to 0)	0 (0 to 0)	0 (0 to 0)	0 (0 to 0)	0 (0 to 0)	0 (0 to 0)	0 (0 to 0)	0 (0 to 0)	0 (0 to 0)	0 (0 to 0)	0 (0 to 0)	0 (0 to 0)	0 (0 to 0)	0 (0 to 0)	0 (0 to 0)	0 (0 to 0)	0 (0 to 0)	0 (0 to 0)	0
Onchocerciasis	0 (0 to 0)	0 (0 to 0)	0 (0 to 0)	0 (0 to 0)	0 (0 to 0)	0 (0 to 0)	0 (0 to 0)	0 (0 to 0)	0 (0 to 0)	0 (0 to 0)	0 (0 to 0)	0 (0 to 0)	0 (0 to 0)	0 (0 to 0)	0 (0 to 0)	0 (0 to 0)	0 (0 to 0)	0 (0 to 0)	0 (0 to 0)	0 (0 to 0)	0 (0 to 0)	0 (0 to 0)	0 (0 to 0)	0
Trachoma	0 (0 to 0)	0 (0 to 0)	0 (0 to 0)	0 (0 to 0)	0 (0 to 0)	0 (0 to 0)	0 (0 to 0)	0 (0 to 0)	0 (0 to 0)	0 (0 to 0)	0 (0 to 0)	0 (0 to 0)	0 (0 to 0)	0 (0 to 0)	0 (0 to 0)	0 (0 to 0)	0 (0 to 0)	0 (0 to 0)	0 (0 to 0)	0 (0 to 0)	0 (0 to 0)	0 (0 to 0)	0 (0 to 0)	0
Dengue	1 (0.1 to 4.4)	1 (0.2 to 2.9)	1.6 (0.3 to 5.7)	1.9 (0.4 to 4.8)	1.4 (0.3 to 3.6)	1.2 (0.3 to 2.8)	1.1 (0.3 to 2.5)	1.1 (0.3 to 2.5)	1.1 (0.3 to 2.5)	1.1 (0.3 to 2.5)	1.1 (0.3 to 2.5)	1.1 (0.3 to 2.5)	1.1 (0.3 to 2.5)	1.1 (0.3 to 2.5)	1.1 (0.3 to 2.5)	1.1 (0.3 to 2.5)	1.1 (0.3 to 2.5)	1.1 (0.3 to 2.5)	1.1 (0.3 to 2.5)	1.1 (0.3 to 2.5)	1.1 (0.3 to 2.5)	1.1 (0.3 to 2.5)	286
Yellow fever	0 (0 to 0)	0 (0 to 0)	0 (0 to 0)	0 (0 to 0)	0 (0 to 0)	0 (0 to 0)	0 (0 to 0)	0 (0 to 0)	0 (0 to 0)	0 (0 to 0)	0 (0 to 0)	0 (0 to 0)	0 (0 to 0)	0 (0 to 0)	0 (0 to 0)	0 (0 to 0)	0 (0 to 0)	0 (0 to 0)	0 (0 to 0)	0 (0 to 0)	0 (0 to 0)	0 (0 to 0)	0 (0 to 0)	0
Rabies	0 (0 to 0)	0 (0 to 0)	0 (0 to 0)	0 (0 to 0)	0 (0 to 0)	0 (0 to 0)	0 (0 to 0)	0 (0 to 0)	0 (0 to 0)	0 (0 to 0)	0 (0 to 0)	0 (0 to 0)	0 (0 to 0)	0 (0 to 0)	0 (0 to 0)	0 (0 to 0)	0 (0 to 0)	0 (0 to 0)	0 (0 to 0)	0 (0 to 0)	0 (0 to 0)	0 (0 to 0)	0 (0 to 0)	0
Intestinal nematode infections	0 (0 to 0)	0 (0 to 0)	0 (0 to 0)	0 (0 to 0)	0 (0 to 0)	0 (0 to 0)	0 (0 to 0)	0 (0 to 0)	0 (0 to 0)	0 (0 to 0)	0 (0 to 0)	0 (0 to 0)	0 (0 to 0)	0 (0 to 0)	0 (0 to 0)	0 (0 to 0)	0 (0 to 0)	0 (0 to 0)	0 (0 to 0)	0 (0 to 0)	0 (0 to 0)	0 (0 to 0)	0 (0 to 0)	0
Ascariasis	0 (0 to 0)	0 (0 to 0)	0 (0 to 0)	0 (0 to 0)	0 (0 to 0)	0 (0 to 0)	0 (0 to 0)	0 (0 to 0)	0 (0 to 0)	0 (0 to 0)	0 (0 to 0)	0 (0 to 0)	0 (0 to 0)	0 (0 to 0)	0 (0 to 0)	0 (0 to 0)	0 (0 to 0)	0 (0 to 0)	0 (0 to 0)	0 (0 to 0)	0 (0 to 0)	0 (0 to 0)	0 (0 to 0)	0
Trichuriasis	0 (0 to 0)	0 (0 to 0)	0 (0 to 0)	0 (0 to 0)	0 (0 to 0)	0 (0 to 0)	0 (0 to 0)	0 (0 to 0)	0 (0 to 0)	0 (0 to 0)	0 (0 to 0)	0 (0 to 0)	0 (0 to 0)	0 (0 to 0)	0 (0 to 0)	0 (0 to 0)	0 (0 to 0)	0 (0 to 0)	0 (0 to 0)	0 (0 to 0)	0 (0 to 0)	0 (0 to 0)	0 (0 to 0)	0
Hookworm disease	0 (0 to 0)	0 (0 to 0)	0 (0 to 0)	0 (0 to 0)	0 (0 to 0)	0 (0 to 0)	0 (0 to 0)	0 (0 to 0)	0 (0 to 0)	0 (0 to 0)	0 (0 to 0)	0 (0 to 0)	0 (0





All Table 2b: Guinea/ DALYS by cause and age group for females with 95% uncertainty intervals, 2019

Cause	Early Neonatal	Late Neonatal	Post Neonatal	1 to 4	5 to 9	10 to 14	15 to 19	20 to24	25 to29	30 to34	35 to39	40 to44	45 to49	50 to54	55 to59	60 to64	65 to69	70 to 74	75 to79	80 to84	85 to89	90 to 94	95 plus	Total
All causes	842,000 (676,000 to 1,050,000)	149,000 (103,000 to 206,000)	339,000 (272,000 to 422,000)	291,000 (229,000 to 366,000)	249,000 (196,000 to 316,000)	206,000 (161,000 to 267,000)	466,000 (366,000 to 577,000)	624,000 (506,000 to 758,000)	606,000 (497,000 to 734,000)	611,000 (500,000 to 739,000)	601,000 (490,000 to 730,000)	566,000 (460,000 to 700,000)	607,000 (495,000 to 737,000)	772,000 (634,000 to 930,000)	797,000 (654,000 to 960,000)	769,000 (630,000 to 931,000)	669,000 (547,000 to 809,000)	607,000 (479,000 to 752,000)	670,000 (522,000 to 838,000)	390,000 (303,000 to 493,000)	491,000 (382,000 to 620,000)	177,000 (140,000 to 223,000)	66,500 (51,900 to 84,000)	12,800 (11,700 to 14,000)	11,490,000
Communicable, maternal, neonatal, and nutritional diseases	773,000 (620,000 to 964,000)	143,000 (99,000 to 198,000)	314,000 (252,000 to 391,000)	189,000 (151,000 to 236,000)	113,000 (91,000 to 141,000)	61,000 (49,000 to 77,000)	100,000 (80,000 to 125,000)	105,000 (84,000 to 131,000)	102,000 (82,000 to 128,000)	106,000 (85,000 to 132,000)	101,000 (81,000 to 126,000)	94,000 (75,000 to 118,000)	92,000 (74,000 to 116,000)	107,000 (86,000 to 134,000)	107,000 (86,000 to 134,000)	101,000 (81,000 to 126,000)	84,000 (67,000 to 105,000)	73,000 (58,000 to 92,000)	67,000 (53,000 to 84,000)	39,000 (31,000 to 49,000)	47,000 (37,000 to 59,000)	16,000 (13,000 to 20,000)	5,000 (4,000 to 6,000)	1,000 (1,000 to 1,000)	3,398,000
HIV/AIDS and sexually transmitted infections	(2,450 to 18,400)	-936 to 4,930	(2,270 to 8,770)	(271 to 820)	(262 to 833)	(276 to 923)	(1,160 to 2,330)	(2,720 to 5,810)	(4,830 to 10,900)	(6,180 to 12,600)	(6,660 to 11,600)	(4,610 to 9,110)	(2,970 to 6,230)	(2,570 to 5,210)	(1,670 to 3,750)	(979 to 1,770)	(457 to 1,200)	(163 to 497)	(61 to 254)	(12 to 84)	(4 to 21)	(1 to 3.9)	63,000
HIV/AIDS	(2,450 to 18,400)	(936 to 4,930)	(2,270 to 8,770)	(271 to 820)	(262 to 833)	(276 to 923)	(1,160 to 2,330)	(2,720 to 5,810)	(4,830 to 10,900)	(6,180 to 12,600)	(6,660 to 11,600)	(4,610 to 9,110)	(2,970 to 6,230)	(2,570 to 5,210)	(1,670 to 3,750)	(979 to 1,770)	(457 to 1,200)	(163 to 497)	(61 to 254)	(12 to 84)	(4 to 21)	(1 to 3.9)	63,000
HIV/AIDS - Drug-susceptible Tuberculosis	0 (0 to 0)	0 (0 to 0)	0 (0 to 0)	0 (0 to 0)	0 (0 to 0)	0 (0 to 0)	0 (0 to 0)	0 (0 to 0)	0 (0 to 0)	0 (0 to 0)	0 (0 to 0)	0 (0 to 0)	0 (0 to 0)	0 (0 to 0)	0 (0 to 0)	0 (0 to 0)	0 (0 to 0)	0 (0 to 0)	0 (0 to 0)	0 (0 to 0)	0 (0 to 0)	0 (0 to 0)	0 (0 to 0)	0
HIV/AIDS - Multidrug resistant Tuberculosis without extensive drug resistance	0 (0 to 0)	0 (0 to 0)	0 (0 to 0)	0 (0 to 0)	0 (0 to 0)	0 (0 to 0)	0 (0 to 0)	0 (0 to 0)	0 (0 to 0)	0 (0 to 0)	0 (0 to 0)	0 (0 to 0)	0 (0 to 0)	0 (0 to 0)	0 (0 to 0)	0 (0 to 0)	0 (0 to 0)	0 (0 to 0)	0 (0 to 0)	0 (0 to 0)	0 (0 to 0)	0 (0 to 0)	0 (0 to 0)	0
HIV/AIDS - Extensively drug-resistant Tuberculosis	0 (0 to 0)	0 (0 to 0)	0 (0 to 0)	0 (0 to 0)	0 (0 to 0)	0 (0 to 0)	0 (0 to 0)	0 (0 to 0)	0 (0 to 0)	0 (0 to 0)	0 (0 to 0)	0 (0 to 0)	0 (0 to 0)	0 (0 to 0)	0 (0 to 0)	0 (0 to 0)	0 (0 to 0)	0 (0 to 0)	0 (0 to 0)	0 (0 to 0)	0 (0 to 0)	0 (0 to 0)	0 (0 to 0)	0
HIV/AIDS resulting in other diseases	0 (0 to 0)	0 (0 to 0)	0 (0 to 0)	0 (0 to 0)	0 (0 to 0)	0 (0 to 0)	0 (0 to 0)	0 (0 to 0)	0 (0 to 0)	0 (0 to 0)	0 (0 to 0)	0 (0 to 0)	0 (0 to 0)	0 (0 to 0)	0 (0 to 0)	0 (0 to 0)	0 (0 to 0)	0 (0 to 0)	0 (0 to 0)	0 (0 to 0)	0 (0 to 0)	0 (0 to 0)	0 (0 to 0)	0
Sexually transmitted infections, excluding HIV	4,020 (2,450 to 6,050)	1,070 (686 to 1,530)	2,930 (2,270 to 3,790)	954 (686 to 1,270)	604 (434 to 816)	514 (370 to 695)	855 (616 to 1,150)	1,220 (884 to 1,650)	1,170 (847 to 1,580)	748 (541 to 1,010)	651 (472 to 879)	562 (407 to 759)	1,140 (827 to 1,540)	1,870 (1,350 to 2,530)	1,870 (1,350 to 2,530)	1,220 (884 to 1,650)	1,010 (732 to 1,360)	1,010 (732 to 1,360)	1,010 (732 to 1,360



Other transport injuries	3 d (1.3 to 8.7)	3 f (1.2 to 8.4)	61 fi (30.1 to 122)	195 (89 to 393)	199 (102 to 378)	279 (156 to 504)	279 (142 to 1,800)	280 (142 to 1,800)	280 (142 to 1,800)	280

All Table 2b. Hanano DALYS by cause and age groups for females with 80% uncertainty intervals, 2019.

Cause	Early Neonatal	Late Neonatal	Post Neonatal	1 to 4	5 to 9	10 to 14	15 to 19	20 to 24	25 to 29	30 to 34	35 to 39	40 to 44	45 to 49	50 to 54	55 to 59	60 to 64	65 to 69	70 to 74	75 to 79	80 to 84	85 to 89	90 to 94	95 plus	Total
All causes	314,000 (241,000 to 411,000)	78,500 (52,500 to 107,000)	149,000 (109,000 to 213,000)	124,000 (100,000 to 157,000)	129,000 (101,000 to 170,000)	115,000 (89,000 to 149,000)	109,000 (79,000 to 149,000)	99,000 (74,000 to 132,000)	91,000 (68,000 to 122,000)	91,000 (68,000 to 121,000)	93,000 (67,000 to 123,000)	94,000 (69,000 to 126,000)	97,000 (70,000 to 129,000)	99,000 (73,000 to 131,000)	101,000 (74,000 to 134,000)	104,000 (77,000 to 137,000)	107,000 (78,000 to 140,000)	109,000 (80,000 to 143,000)	111,000 (82,000 to 145,000)	112,000 (83,000 to 147,000)	110,000 (81,000 to 145,000)	102,000 (74,000 to 136,000)	93,000 (67,000 to 125,000)	81,000 (57,000 to 110,000)	61,000 (41,000 to 85,000)	41,000 (27,000 to 58,000)	17,000 (11,000 to 25,000)	4,040,000 (3,920,000 to 4,170,000)
Communicable, maternal, neonatal, and nutritional diseases	291,000 (224,000 to 381,000)	68,400 (45,000 to 93,000)	107,000 (78,000 to 153,000)	85,000 (66,000 to 109,000)	39,000 (29,000 to 53,000)	20,000 (15,000 to 27,000)	17,000 (12,000 to 23,000)	16,000 (12,000 to 21,000)	15,000 (11,000 to 20,000)	15,000 (11,000 to 20,000)	15,000 (11,000 to 20,000)	15,000 (11,000 to 20,000)	16,000 (11,000 to 21,000)	16,000 (12,000 to 22,000)	17,000 (12,000 to 23,000)	18,000 (13,000 to 24,000)	19,000 (14,000 to 25,000)	20,000 (15,000 to 26,000)	21,000 (16,000 to 27,000)	21,000 (16,000 to 27,000)	20,000 (15,000 to 26,000)	18,000 (13,000 to 24,000)	15,000 (11,000 to 20,000)	11,000 (8,000 to 15,000)	7,540 (5,000 to 10,000)	1,020,000 (1,000,000 to 1,040,000)
HIV/AIDS and sexually transmitted infections	1,130 (to 4,630)	2,990 (1,290 to 5,260)	2,320 (950 to 4,160)	346 (200 to 600)	198 (97 to 321)	317 (202 to 496)	1,210 (498 to 1,620)	2,240 (1,000 to 3,010)	3,230 (1,370 to 4,230)	4,230 (1,720 to 5,480)	5,190 (2,080 to 6,910)	5,930 (2,180 to 8,030)	6,490 (2,330 to 8,800)	6,880 (2,450 to 9,350)	7,180 (2,550 to 9,770)	7,420 (2,650 to 10,100)	7,610 (2,720 to 10,400)	7,760 (2,770 to 10,600)	7,870 (2,810 to 10,800)	7,940 (2,840 to 10,900)	7,900 (2,820 to 10,800)	7,730 (2,760 to 10,600)	7,430 (2,650 to 10,200)	6,980 (2,490 to 9,540)	6,350 (2,270 to 8,690)	5,450 (1,940 to 7,450)	4,130 (1,470 to 5,650)	39,200 (14,000 to 53,600)
HIV/AIDS	0 (0 to 0)	0 (0 to 0)	0 (0 to 0)



Other transport injuries	4 0 (1 Est 10 N)	4 0 (1 Est 13 C)	40 0 (36.2 to 1.79)	238 (138 to 434)	77 (50.9 to 123)	441 (264 to 714)	1,215 (673 to 2,295)	666 (438 to 1,475)	697 (320 to 1,995)	396 (226 to 827)	297 (164 to 628)	394 (214 to 827)	394 (227 to 840)	466 (270 to 776)	252 (134 to 526)	472 (277 to 797)	347 (216 to 645)	196 (117 to 338)	127 (69 to 191)	192 (99 to 331)	49 (22 1 to 83 3)	21 1 (14 to 36 6)	6 4 (4 to 10 7)	6,870
Unintentional injuries	1,722 (960 to 2,930)	991 (569 to 1,413)	7,960 (4,710 to 11,900)	9,100 (5,060 to 14,200)	7,960 (5,200 to 11,200)	9,430 (6,670 to 13,600)	14,890 (10,500 to 19,900)	18,100 (12,900 to 25,900)	14,490 (10,100 to 19,900)	13,900 (9,400 to 17,700)	9,900 (7,010 to 12,900)	8,990 (7,000 to 12,100)	8,170 (6,260 to 10,200)	9,200 (7,000 to 11,900)	9,990 (7,900 to 12,500)	12,600 (9,900 to 15,900)	13,400 (10,700 to 16,900)	12,900 (10,100 to 16,900)	10,400 (8,010 to 13,200)	8,990 (6,710 to 10,900)	9,300 (6,990 to 12,400)	2,900 (2,000 to 3,110)	729 (509 to 1,190)	209,000
Falls	473 (160 to 1,600)	260 (92 to 920)	2,110 (1,070 to 3,500)	1,760 (900 to 3,210)	1,370 (807 to 2,000)	1,720 (1,200 to 2,400)	2,490 (2,010 to 3,040)	3,270 (2,410 to 4,290)	2,960 (2,190 to 3,960)	3,390 (2,530 to 4,230)	3,410 (2,530 to 4,440)	3,340 (2,580 to 4,370)	3,330 (2,490 to 4,270)	3,960 (2,990 to 5,190)	4,090 (3,060 to 5,490)	7,990 (5,790 to 9,620)	8,600 (6,670 to 10,900)	9,530 (7,260 to 12,300)	8,220 (6,270 to 10,700)	7,130 (5,360 to 9,260)	4,300 (3,260 to 5,960)	2,060 (1,670 to 2,760)	642 (422 to 1,090)	67,200
Drowning	31 (5 0 to 82 0)	31 (5 0 to 77 1)	427 (167 to 1,600)	1,010 (1,000 to 1,400)	1,010 (1,000 to 1,400)	1,010 (1,000 to 1,400)	1,010 (1,000 to 1,400)	1,010 (1,000 to 1,400)	1,010 (1,000 to 1,400)	1,010 (1,000 to 1,400)	1,010 (1,000 to 1,400)	1,010 (1,000 to 1,400)	1,010 (1,000 to 1,400)	1,010 (1,000 to 1,400)	1,010 (1,000 to 1,400)	1,010 (1,000 to 1,400)	1,010 (1,000 to 1,400)	1,010 (1,000 to 1,400)	1,010 (1,000 to 1,400)	1,010 (1,000 to 1,400)	1,010 (1,000 to 1,400)	1,010 (1,000 to 1,400)	1,010 (1,000 to 1,400)	16,400
Fire, heat, and hot substances	39 1 (10 6 to 49 4)	42 3 (10 3 to 52 4)	475 (216 to 1,160)	1,060 (564 to 2,430)	937 (369 to 1,260)	1,060 (939 to 2,070)	3,060 (1,540 to 4,870)	4,610 (2,260 to 9,260)	3,220 (1,560 to 6,370)	3,220 (1,560 to 6,410)	3,220 (1,540 to 6,870)	1,720 (839 to 1,920)	1,270 (709 to 1,630)	1,140 (497 to 1,270)	994 (559 to 1,230)	926 (522 to 1,110)	794 (483 to 970)	666 (319 to 837)	444 (197 to 599)	279 (131 to 399)	81 (43 to 130)	32 6 (22 1 to 48 2)	9 8 (5 2 to 19 9)	29,400
Poisonings	1,040 (1 4 to 1 5)	1,040 (2 to 1 5)	877 (1 to 1,600)	1,060 (1 to 1,410)	1,060 (1 to 1,410)	1,060 (1 to 1,720)	1,060 (1 to 1,720)	1,060 (1 to 1,720)	1,060 (1 to 1,720)	1,060 (1 to 1,720)	1,060 (1 to 1,720)	1,060 (1 to 1,720)	1,060 (1 to 1,720)	1,060 (1 to 1,720)	1,060 (1 to 1,720)	1,060 (1 to 1,720)	1,060 (1 to 1,720)	1,060 (1 to 1,720)	1,060 (1 to 1,720)	1,060 (1 to 1,720)	1,060 (1 to 1,720)	1,060 (1 to 1,720)	1,060 (1 to 1,720)	3,130
Poisoning by/unspec/undet/ homicide	3 0 (0 to 4 4)	3 0 (0 1 to 3 7)	536 (2 to 749)	1,060 (16 1 to 10)	899 (26 9 to 2,031)	287 (80 1 to 527)	1,060 (727 to 963)	1,060 (823 to 975)	1,060 (356 to 1,420)	1,060 (1 6 to 52 6)	1,060 (1 2 to 52 6)	1,060 (177 to 426)	1,060 (1 7 to 52 1)	1,060 (1 3 to 677 4)	1,060 (23 6 to 7 1)	1,060 (3 to 7 1)	1,060 (4 to 52 3)	1,060 (3 to 79 4)	1,060 (4 to 7 2)	1,060 (2 to 7 2)	1,060 (2 to 7 2)	1,060 (2 to 7 2)	1,060 (2 to 7 2)	1,210
Poisoning by/other means	2 0 (0 to 5 3)	0 (1 2 to 13 5)	1 56 (56 7 to 239)	202 (62 2 to 544)	73 0 (22 7 to 197)	1 62 (0 4 to 439)	402 (221 to 747)	79 0 (0 5 to 228)	41 6 (18 7 to 99 7)	28 (1 6 to 84 3)	29 0 (2 6 to 81 8)	29 0 (1 5 to 67 4)	14 6 (0 to 32 1)	24 0 (1 3 to 68 9)	19 1 (1 5 to 54 7)	8 6 (0 to 15 2)	12 7 (0 to 33 7)	7 3 (0 to 12 4)	6 (2 to 9 4)	4 (2 to 6)	0 4 (0 to 2 4)	0 4 (0 to 2 7)	0 1 (0 1 to 0 2)	911
Exposure to mechanical forces	1 0 (0 to 7 51)	29 (0 to 220)	495 (0 to 2,360)	429 (0 to 1,130)	429 (0 to 1,130)	429 (0 to 1,130)	972 (0 to 2,616)	1,200 (0 to 3,630)	729 (0 to 2,760)	1,200 (0 to 4,670)	729 (0 to 2,640)	663 (0 to 2,660)	627 (0 to 2,660)	664 (0 to 2,660)	664 (0 to 2,660)	691 (0 to 2,670)	663 (0 to 2,640)	714 (0 to 2,630)	748 (0 to 2,620)	1 56 (0 to 1,776)	1 56 (0 to 1,776)	0 2 (0 to 1,776)	1 76 (0 to 7 1)	10,600
Unintentional firearm injuries	2 0 (0 1 to 14 3)	2 0 (0 1 to 9 6)	11 (1 1 to 69 1)	20 (0 to 52 1)	20 1 (3 5 to 59 1)	20 0 (3 2 to 44 4)	41 1 (20 2 to 92 2)	41 1 (20 6 to 92 2)	30 1 (20 7 to 71 3)	41 1 (20 7 to 77 4)	41 1 (20 6 to 92 4)	20 0 (9 6 to 56 1)	20 0 (9 6 to 56 1)	20 0 (9 6 to 56 1)	20 0 (9 6 to 56 1)	20 0 (9 6 to 56 7)	20 0 (9 6 to 56 4)	20 0 (9 6 to 52 2)	20 0 (7 6 to 52 6)	20 0 (7 6 to 73 7)	20 0 (6 6 to 73 1)	2 0 (0 2 to 6 5)	0 4 (0 1 to 2 1)	575
Other exposure to mechanical forces	21 (4 9 to 70 5)	21 (4 1 to 70 5)	210 (53 6 to 2,300)	220 (53 to 1,300)	220 (53 to 1,300)	220 (53 to 1,770)	220 (53 to 1,400)	220 (53 to 1,700)	220 (53 to 1,400)	220 (53 to 1,700)	220 (53 to 1,400)	220 (53 to 1,400)	220 (53 to 1,400)	220 (53 to 1,400)	220 (53 to 1,400)	220 (53 to 1,400)	220 (53 to 1,400)	220 (53 to 1,400)	220 (53 to 1,400)	220 (53 to 1,400)	220 (53 to 1,400)	220 (53 to 1,400)	220 (53 to 1,400)	13,000
Adverse effects of medical treatment	210 (97 8 to 377)	99 0 (50 2 to 193)	790 (350 to 1,480)	340 (170 to 620)	220 (120 to 370)	201 (120 to 370)	202 (120 to 401)	1,020 (797 to 2,430)	1,060 (670 to 2,290)	763 (397 to 1,230)	681 (348 to 1,160)	669 (419 to 1,440)	769 (350 to 1,230)	691 (373 to 1,190)	649 (373 to 1,420)	1,060 (820 to 2,200)	1,190 (839 to 1,630)	937 (659 to 1,420)	899 (620 to 1,360)	699 (439 to 1,090)	297 (183 to 563)	22 (11 5 to 51 3)	14,700
Animal contact	61 2 (32 to 113)	61 1 (33 5to 109)	666 (343 to 1,540)	1,170 (622 to 2,500)	1,870 (979 to 3,900)	2,170 (1,500 to 3,500)	1,940 (1,500 to 2,290)	2,350 (1,160 to 2,230)	1,640 (841 to 3,200)	1,390 (690 to 2,950)	979 (548 to 1,670)	1,240 (638 to 2,130)	796 (407 to 1,340)	1,090 (523 to 1,900)	662 (350 to 1,090)	799 (397 to 1,270)	811 (428 to 1,410)	626 (326 to 979)	394 (183 to 626)	196 (90 1 to 350)	66 3 (30 to 108)	26 9 (14 2 to 39 3)	7 3 (4 2 to 12 9)	21,900
Venomous animal contact	59 (29 to 113)	58 (29 to 109)	1,140 (570 to 2,580)	1,840 (1,000 to 4,000)	1,840 (1,000 to 4,000)	2,130 (1,000 to 4,000)	1,800 (1,000 to 2,700)	2,240 (1,000 to 3,180)	1,500 (1,000 to 2,900)	1,200 (1,000 to 2,130)	1,140 (1,000 to 2,000)	1,140 (1,000 to 2,000)	711 (1,000 to 1,200)	1,010 (1,000 to 2,000)	606 (1,000 to 1,000)	743 (1,000 to 1,200)	676 (1,000 to 1,000)	1,210 (1,000 to 1,000)	1,210 (1,000 to 1,000)	1,210 (1,000 to 1,000)	60 (1,000 to 1,000)	14 7 (1,000 to 1,000)	11 (1,000 to 1,000)	19,900
Non-venomous animal contact	2 0 (0 2 to 7 2)	2 0 (0 to 2 4)	9 9 (2 2 to 23 8)	22 2 (10 7 to 42 4)	22 2 (10 6 to 52 4)	47 0 (20 3 to 73 5)	83 1 (39 3 to 160 4)	73 7 (43 to 171)	77 4 (50 6 to 119)	83 2 (50 7 to 127)	84 4 (50 5 to 133)	86 (50 5 to 133)	86 4 (50 7 to 127)	82 5 (53 to 120)	79 8 (50 1 to 113)	73 2 (47 to 109)	69 1 (45 to 103)	61 6 (33 to 79 3)	34 5 (23 to 50 4)	25 1 (15 3 to 32 7)	12 5 (9 9 to 15 2)	5 8 (3 6 to 8 4)	1 7 (1 1 to 2 4)	1,110
Foreign body	1,060 (1,000 to 1,000)	1,060 (1,000 to 1,000)	1,060 (1,000 to 1,000)	1,060 (1,000 to 1,000)	1,060 (1,000 to 1,000)	1,060 (1,000 to 1,000)	1,060 (1,000 to 1,000)	1,060 (1,000 to 1,000)	1,060 (1,000 to 1,000)	1,060 (1,000 to 1,000)	1,060 (1,000 to 1,000)	1,060 (1,000 to 1,000)	1,060 (1,000 to 1,000)	1,060 (1,000 to 1,000)	1,060 (1,000 to 1,000)	1,060 (1,000 to 1,000)	1,060 (1,000 to 1,000)	1,060 (1,000 to 1,000)	1,060 (1,000 to 1,000)	1,060 (1,000 to 1,000)	1,060 (1,000 to 1,000)	1,060 (1,000 to 1,000)	1,060 (1,000 to 1,000)	6,800
Pulmonary aspiration and foreign body in airway	79 (39 0 to 177)	498 (259 to 730)	1,470 (800 to 2,540)	990 (190 to 480)	1,190 (790 to 2,200)	1,190 (790 to 2,200)	1,190 (790 to 2,200)	1,190 (790 to 2,200)	1,190 (790 to 2,200)	1,190 (790 to 2,200)	1,190 (790 to 2,200)	1,190 (790 to 2,200)	1,190 (790 to 2,200)	1,190 (790 to 2,200)	1,190 (790 to 2,200)	1,190 (790 to 2,200)	1,190 (790 to 2,200)	1,190 (790 to 2,200)	1,190 (790 to 2,200)	1,190 (790 to 2,200)	1,190 (790 to 2,200)	1,190 (790 to 2,200)	1,190 (790 to 2,200)	4,860
Foreign body in eyes	0 1 (0 to 0 1)	0 2 (0 1 to 0 4)	3 2 (0 to 7 2)	17 7 (5 3 to 42 6)	31 (8 6 to 73 6)	43 (13 to 99 4)	69 5 (18 1 to 159)	73 (23 9 to 163)	69 5 (20 6 to 173)	69 7 (20 7 to 156)	77 2 (20 7 to 178)	69 7 (20 7 to 156)	69 7 (20 6 to 156)	69 7 (20 6 to 156)	69 5 (20 to 156)	37 3 (21 8 to 69 3)	32 8 (19 8 to 59 9)	29 2 (17 5 to 52 9)	19 9 (12 to 39 3)	8 4 (5 to 12 2)	4 8 (3 to 7 4)	1 6 (1 to 2 4)	0 5 (0 3 to 0 7)	787
Foreign body in other body part	43 4 (4 to 0 1)	43 4 (4 to 3 8)	25 7 (1 to 69 9)	41 6 (2 to 102 9)	41 6 (2 to 108 6)	70 4 (3 to 139)	75 (3 to 223)	89 1 (3 to 221)	91 (3 to 119)	83 4 (3 to 229)	89 6 (3 to 119)	83 4 (3 to 111)	76 4 (3 to 223)	73 4 (3 to 206 9)	65 4 (3 to 206 9)	61 (3 to 93 4)	62 7 (3 to 209 6)	37 6 (3 to 89 1)	24 4 (1 to 57 9)	14 9 (1 to 37 1)	6 4 (0 to 14 1)	1 4 (0 to 3 1)	0 6 (0 to 1 4)	1,130
Environmental heat and cold exposure	1 0 (1 8 to 37 6)	10 1 (1 8 to 24)	61 4 (15 8 to 244)	59 0 (27 4 to 170)	59 6 (30 6 to 139)	59 6 (74 7 to 148)	59 6 (138 to 213)	59 6 (131 to 215)	59 6 (132 to 207)	59 6 (132 to 207)	59 6 (138 to 219)	59 6 (139 to 221)	59 6 (139 to 221)	59 6 (140 to 209)	59 6 (140 to 221)	59 6 (140 to 221)	59 6 (141 to 219)	59 6 (141 to 219)	59 6 (141 to 219)	59 6 (142 to 221)	59 6 (142 to 221)	59 6 (142 to 221)	59 6 (142 to 221)	2,500
Exposure to forces of nature	0 (0 to 0)	0 (0 to 0 1)	2 (0 to 7 4)	2 (1 to 5 4)	2 (1 to 5)	2 (1 to 5 4)	2 (1 to 5 2)	2 (1 to 5)	2 (1 to 5)	2 (1 to 5)	2 (1 to 5)	2 (1 to 5)	2 (1 to 5)	2 (1 to 5)	2 (1 to 5)	2 (1 to 5)	2 (1 to 5)	2 (1 to 5)	2 (1 to 5)	2 (1 to 5)	2 (1 to 5)	2 (1 to 5)	2 (1 to 5)	200
Other unintentional injuries	208 0 (109 to 384 6)	104 0 (5 to 153 4)	2,040 (1 to 4,660)	1,870 (999 to 7,290)	648 (999 to 1,140)	1,040 (999 to 1,960)	2,430 (1,200 to 4,200)	2,440 (1,200 to 4,230)	2,440 (1,200 to 4,230)	2,440 (1,200 to 4,230)	2,440 (1,200 to 4,230)	1,470 (999 to 2,160)	1,040 (719 to 1,200)	1,040 (997 to 1,200)	1,040 (719 to 1,200)	1,040 (997 to 1,200)	1,040 (719 to 1,200)	1,040 (997 to 1,200)	1,040 (719 to 1,200)	1,040 (997 to 1,200)	1,040 (719 to 1,200)	1,040 (997 to 1,200)	1,040 (719 to 1,200)	22,200
Self-harm and interpersonal violence	291 (122 to 560)	150 (61 1 to 283)	691 (325 to 990)	838 (413 to 1,620)	1,170 (600 to 1,900)	3,450 (2,160 to 5,120)	22,200 (16,600 to 32,200)	53,200 (21,700 to 77,700)	19,900 (13,400 to 28,900)	13,000 (9,090 to 19,800)	7,190 (5,330 to 9,540)	6,110 (4,480 to 7,190)	3,960 (3,080 to 5,190)	3,730 (2,790 to 5,130)	2,950 (1,990 to 3,370)	2,290 (1,540 to 2,950)	1,980 (1,290 to 2,190)	1,190 (1,000 to 1,980)	697 (529 to 1,040)	322 (204 to 521)	139 (101 to 192)	46 9 (28 to 66 9)	19 6 (9 2 to 32 3)	124,000
Self-harm	0 (0 to 0)	0 (0 to 0)	0 (0 to 0)	0 (0 to 0)	0 (0 to 0)	0 (0 to 0)	39,600 (13,000 to 69,900)	39,600 (13,000 to 69,900)	19,100 (10,000 to 29,700)	8,320 (4,000 to 13,600)	4,090 (2,000 to 6,410)	2,900 (1,000 to 4,290)	1,000 (1,000 to 1,000)	1,000 (1,000 to 1,000)	1,000 (1,000 to 1,000)	1,000 (1,000 to 1,000)	1,000 (1,000 to 1,000)	1,000 (1,000 to 1,000)	1,000 (1,000 to 1,000)	1,000 (1,000 to 1,000)	1,000 (1,000 to 1,000)	1,000 (1,000 to 1,000)	1,000 (1,000 to 1,000)	169,000
Self-harm by firearm	0 (0 to 0)	0 (0 to 0)	0 (0 to 0)	0 (0 to 0)	0 (0 to 0)	0 (0 to 0)	200 (119 to 400)	200 (120 to 400)	102 (57 to 200)	67 (39 to 137)	39 (20 to 71)	27 (12 to 57)	18 (7 to 32)	11 (5 to 23)	8 (3 to 14)	5 (2 to 10)	4 (2 to 7)	3 (1 to 5)	2 (1 to 3)	1 (0 to 2)	1 (0 to 1)	0 (0 to 1)	0 (0 to 1)	1,000
Self-harm by other specified means	0 (0 to 0)	0 (0 to 0)	0 (0 to 0)	0 (0 to 0)	0 (0 to 0)	0 (0 to 0)	19,700 (12,000 to 29,700)	39,600 (17,000 to 61,700)	19,900 (10,000 to 29,900)	8,320 (4,000 to 13,600)	4,090 (2,000 to 6,410)	2,900 (1,000 to 4,290)	1,000 (1,000 to 1,000)	1,000 (1,000 to 1,000)	1,000 (1,000 to 1,000)	1,000 (1,000 to 1,000)	1,000 (1,000 to 1,000)	1,000 (1,000 to 1,000)	1,000 (1,000 to 1,000)	1,000 (1,000 to 1,000)	1,000 (1,000 to 1,000)	1,000 (1,000 to 1,000)	1,000 (1,000 to 1,000)	169,000
Interpersonal violence	278 (127 to 544)	150 (61 1 to 197)	689 (2 1 to 962)	719 (349 to 1,360)	1,170 (600 to 1,900)	3,450 (2,160 to 5,120)	2,770 (1,610 to 4,490)	13,600 (2,790 to 21,200)	3,810 (1,560 to 6,040)	4,780 (1,920 to 8,370)	3,100 (1,330 to 5,270)	3,480 (1,220 to 6,240)	2,970 (999 to 1,710)	1,980 (743 to 1,210)	1,940 (620 to 1,940)	1,710 (620 to 1,940)	810 (299 to 649)	1,010 (320 to 944)	696 (180 to 561)	196 (76 to 136)	46 (16 to 81 4)	7 4 (3 3 to 22 2)	3 1 (2 0 to 6 2)	29,400
Physical violence by firearm	0 0 (0 1 to 0 6)	0 2 (0 1 to 13 2)	0 (0 to 1 6)	19 0 (5 9 to 52 8)	29 1 (10 7 to 64 1)	29 1 (10 4 to 42 2)	149 (67 9 to 279)	153 (72 4 to 269)	149 (71 5 to 269)	113 (49 2 to 208)	73 6 (30 4 to 133)	62 1 (24 5 to 97 1)	33 7 (12 3 to 6 9)	28 8 (9 8 to 71)	19 2 (5 to 37 4)	7 1 (1 to 22 2)	18 6 (6 1 to 35 9)	14 2 (3 to 34 4)	2 7 (0 to 5 6)	1 1 (0 to 2 6)	0 4 (0 1 to 1 3)	0 1 (0 to 0 1)	946
Physical violence by sharp object	0 2 (0 to 1 1)	0 4 (0 1 to 1 1)	14 3 (2 to 37 7)	43 5 (12 1 to 107)	31 6 (11 to 69 9)	1 56 (0 to 73)	391 (139 to 764)	769 (222 to 1,360)	392 (139 to 699)	429 (139 to 720)	227 (79 to 403)	296 (79 to 547)	264 (79 to 457)	251 (79 to 451)	197 (79 to 336)	91 6 (39 to 166)	29 7 (9 to 52 6)	69 6 (19 to 136)	19 (3 to 33 2)	6 5 (1 to 12 4)	1 7 (0 to 3 4)	0 4 (0 to 0 7)	0 1 (0 to 0 2)	5,710
Sexual violence	0 (0 to 0)	0 (0 to 0)	0 (0 1 to 14)	1 56 (39 0 to 101)	1 56 (75 0 to 194)	1 56 (2 56 to 579)	1 56 (288 to 765)	1 56 (994 to 1,680)	1 56 (288 to 900)	1 56 (283 to 649)	1 56 (264 to 720)	1 56 (258 to 649)	1 56 (258 to 649)	1 56 (258 to 649)	1 56 (258 to 649)	1 56 (258 to 649)	1 56 (258 to 649)	1 56 (258 to 649)	1 56 (258 to 649)	1 56 (258 to 649)	1 56 (258 to 649)	1 56 (258 to 649)	1 56 (258 to 649)	4,090
Physical violence by other means	0 1 (0 to 0 5)	0 1 (0 to 0 4)	0 (0 to 0 4)	0 (0 to 0 4)	0 (0 to 0 4)	0 (0 to 0 4)	0 (0 to 0 4)	0 (0 to 0 4)	0 (0 to 0 4)	0 (0 to 0 4)	0 (0 to 0 4)	0 (0 to 0 4)	0 (0 to 0 4)	0 (0 to 0 4)	0 (0 to 0 4)	0 (0 to 0 4)	0 (0 to 0 4)	0 (0 to 0 4)	0 (0 to 0 4)	0 (0 to 0 4)	0 (0 to 0 4)	0 (0 to 0 4)	0 (0 to 0 4)	16,400
Cyclist and pedestrian	0 (0 to 0 5)	0 (0 to 0)	61 0 (4 to 312 0)	61 0 (20 7 to 59 7)	39 0 (24 to 90 3)	40 0 (24 to 90 3)	39 0 (20 7 to 72 2)	39 0 (21 6 to 71 4)	39 0 (20 to 86 3)	39 0 (20 7 to 72 2)	39 0 (20 7 to 71)	39 0 (20 7 to 72 2)	39 0 (20 7 to 72 2)	39 0 (20 7 to 72 2)	39 0 (20 7 to 72 2)	39 0 (20 7 to 72 2)	39 0 (20 7 to 72 2)	39 0 (20 7 to 72 2)	39 0 (20 7 to 72 2)	39 0 (20 7 to 72 2)	39 0 (20 7 to 72 2)	39 0 (20 7 to 72 2)	39 0 (20 7 to 72 2)	731

SR Table 2b: Himachal Pradesh DALYS by cause and age arcoss for females with 95% uncertainty intervals, 2019

Cause	Birth Prevalent	Late Neonatal	Post Neonatal	1 to 4	5 to 9	10 to 14	15 to 19	20 to 24	25 to 29	30 to 34	35 to 39	40 to 44	45 to 49	50 to 54	55 to 59	60 to 64	65 to 69	70 to 74	75 to 79	80 to 84	85 to 89	90 to 94	95 plus	Total
All causes	17,000 (16,400 to 18,700)	16,000 (14,900 to 20,200)	17,000 (16,100 to 20,600)	21,000 (17,800 to 26,200)	20,000 (17,400 to 27,900)	20,000 (16,200 to 31,200)	21,000 (16,700 to 34,200)	21,000 (16,700 to 36,100)	22,000 (16,800 to 38,700)	23,000 (17,000 to 43,000)	24,000 (17,000 to 49,000)	25,000 (18,400 to 55,400)	26,000 (19,100 to 59,800)	27,000 (19,600 to 61,000)	28,000 (19,900 to 61,000)	29,000 (19,900 to 60,000)	29,000 (19,200 to 58,000)	29,000 (18,200 to 55,000)	29,000 (17,100 to 52,000)	29,000 (16,200 to 49,000)	29,000 (15,300 to 45,000)	29,000 (14,700 to 43,000)	22,000 (12,100 to 33,000)	1,070,000
Communicable, maternal, neonatal, and nutritional diseases	62,100 (52,500 to 69,200)	15,900 (15,900 to 15,900)	11,900 (9,890 to 15,500)	12,000 (10,600 to 14,900)	12,000 (9,240 to 15,700)	8,240 (6,900 to 10,200)	8,340 (6,940 to 10,300)	7,970 (6,700 to 10,200)	8,340 (7,070 to 11,400)	8,960 (8,060 to 12,500)	10,300 (9,060 to 14,000)	8,720 (7,610 to 12,000)	8,240 (7,210 to 11,600)	8,440 (7,210 to 11,600)	8,440 (7,210 to 11,600)	8,630 (7,210 to 11,600)	8,460 (7,210 to 11,600)	8,160 (6,810 to 11,700)	7,960 (6,810 to 11,700)	7,960 (6,810 to 11,700)	3,950 (2,900 to 5,140)	1,390 (892 to 2,030)	367 (252 to 527)	241,000
HIV/AIDS and sexually transmitted infections	690 (189 to 1,470)	181 (51 to 519)	699 (189 to 1,960)	2,080 (560 to 5,540)	2,080 (560 to 5,540)	980.0 (267 to 2,600)	987 (269 to 2,630)	996 (271 to 2,650)	1,020 (277 to 2,720)	1,070 (291 to 2,850)	1,090 (297 to 2,900)	1,060 (289 to 2,820)	1,040 (283 to 2,770)	1,110 (303 to 2,960)	1,170 (319 to 3,120)	1,170 (319 to 3,120)	1,170 (319 to 3,120)	1,170 (319 to 3,120)	1,170 (319 to 3,120)	1,170 (319 to 3,120)	1,170 (319 to 3,120)	1,170 (319 to 3,120)	1,170 (319 to 3,120)	13,900
HIV/AIDS	0 (0 to 0)	0.1 (0 to 0.1)	288 (97 to 788)	1,940 (538 to 5,190)	1,940 (537 to 5,190)	823 (226 to 2,200)	830 (227 to 2,220)	1,060 (288 to 2,840)	1,220 (330 to 3,260)	1,360 (368 to 3,640)	1,530 (413 to 4,090)	1,360 (365 to 3,650)	1,270 (342 to 3,400)	1,270 (342 to 3,400)	796 (214 to 2,130)	491 (132 to 1,310)	326 (87 to 872)	191 (51 to 511)	211 (57 to 564)	0.6 (0 to 2)	0.6 (0 to 2)	0.1 (0 to 0.4)	0 (0 to 0)	11,700
HIV/AIDS - Drug-susceptible Tuberculosis	0 (0 to 0)	0 (0 to 0)	0.1 (0 to 0.4)	0.6 (0 to 2)	0.6 (0 to 2)	0.3 (0 to 1)	0.3 (0 to 1)	0.4 (0 to 1)	0.5 (0 to 1)	0.6 (0 to 2)	0.7 (0 to 2)	0.6 (0 to 2)	0.6 (0 to 2)	0.6 (0 to 2)	0.4 (0 to 1)	0.2 (0 to 0.7)	0.1 (0 to 0.4)	0.1 (0 to 0.3)	0.1 (0 to 0.3)	0 (0 to 0)	0 (0 to 0)	0 (0 to 0)	0 (0 to 0)	1,380
HIV/AIDS - Multidrug-resistant Tuberculosis without extensive drug resistance	0 (0 to 0)	0 (0 to 0)	0 (0 to 0)	0 (0 to 0)	0 (0 to 0)	0 (0 to 0)	0 (0 to 0)	0 (0 to 0)	0 (0 to 0)	0 (0 to 0)	0 (0 to 0)	0 (0 to 0)	0 (0 to 0)	0 (0 to 0)	0 (0 to 0)	0 (0 to 0)	0 (0 to 0)	0 (0 to 0)	0 (0 to 0)	0 (0 to 0)	0 (0 to 0)	0 (0 to 0)	0 (0 to 0)	0 (0 to 0)	0
HIV/AIDS - Extensively drug-resistant Tuberculosis	0 (0 to 0)	0 (0 to 0)	0 (0 to 0)	0 (0 to 0)	0 (0 to 0)	0 (0 to 0)	0 (0 to 0)	0 (0 to 0)	0 (0 to 0)	0 (0 to 0)	0 (0 to 0)	0 (0 to 0)	0 (0 to 0)	0 (0 to 0)	0 (0 to 0)	0 (0 to 0)	0 (0 to 0)	0 (0 to 0)	0 (0 to 0)	0 (0 to 0)	0 (0 to 0)	0 (0 to 0)	0 (0 to 0)	0 (0 to 0)	0
HIV/AIDS resulting in other diseases	0 (0 to 0)	0 (0 to 0)	0 (0 to 0)	0 (0 to 0)	0 (0 to 0)	0 (0 to 0)	0 (0 to 0)	0 (0 to 0)	0 (0 to 0)	0 (0 to 0)	0 (0 to 0)	0 (0 to 0)	0 (0 to 0)	0 (0 to 0)	0 (0 to 0)	0 (0 to 0)	0 (0 to 0)	0 (0 to 0)	0 (0 to 0)	0 (0 to 0)	0 (0 to 0)	0 (0 to 0)	0 (0 to 0)	0 (0 to 0)	0
Sexually transmitted infections excluding HIV	690 (189 to 1,470)	181 (51 to 519)	411 (92 to 1,170)	139 (29 to 401)	139 (29 to 401)	157 (34 to 451)	157 (34 to 451)	63 (12 to 181)	63 (12 to 181)	63 (12 to 181)	63 (12 to 181)	63 (12 to 181)	63 (12 to 181)	63 (12 to 181)	63 (12 to 181)	63 (12 to 181)	63 (12 to 181)	63 (12 to 181)	63 (12 to 181)	63 (12 to 181)	63 (12 to 181)	63 (12 to 181)	63 (12 to 181)	2,200
Syphilis	690 (189 to 1,470)	181 (51 to 519)	411 (92 to 1,170)	139 (29 to 401)	139 (29 to 401)	157 (34 to 451)	157 (34 to 451)	63 (12 to 181)	63 (12 to 181)	63 (12 to 181)	63 (12 to 181)	63 (12 to 181)	63 (12 to 181)	63 (12 to 181)	63 (12 to 181)	63 (12 to 181)	63 (12 to 181)	63 (12 to 181)	63 (12 to 181)	63 (12 to 181)	63 (12 to 181)	63 (12 to 181)	63 (12 to 181)	1,130
Chlamydial infection	0 (0 to 0)	0 (0 to 0)	0 (0 to 0)	0 (0 to 0)	0 (0 to 0)	0 (0 to 0)	0 (0 to 0)	0 (0 to 0)	0 (0 to 0)	0 (0 to 0)	0 (0 to 0)	0 (0 to 0)	0 (0 to 0)	0 (0 to 0)	0 (0 to 0)	0 (0 to 0)	0 (0 to 0)	0 (0 to 0)	0 (0 to 0)	0 (0 to 0)	0 (0 to 0)	0 (0 to 0)	0 (0 to 0)	0 (0 to 0)	0
Gonococcal infection	0 (0 to 0)	0 (0 to 0)	0 (0 to 0)	0 (0 to 0)	0 (0 to 0)	0 (0 to 0)	0 (0 to 0)	0 (0 to 0)	0 (0 to 0)	0 (0 to 0)	0 (0 to 0)	0 (0 to 0)	0 (0 to 0)	0 (0 to 0)	0 (0 to 0)	0 (0 to 0)	0 (0 to 0)	0 (0 to 0)	0 (0 to 0)	0 (0 to 0)	0 (0 to 0)	0 (0 to 0)	0 (0 to 0)	0 (0 to 0)	0
Trichomoniasis	0 (0 to 0)	0 (0 to 0)	0 (0 to 0)	0 (0 to 0)	0 (0 to 0)	0 (0 to 0)	0 (0 to 0)	0 (0 to 0)	0 (0 to 0)	0 (0 to 0)	0 (0 to 0)	0 (0 to 0)	0 (0 to 0)	0 (0 to 0)	0 (0 to 0)	0 (0 to 0)	0 (0 to 0)	0 (0 to 0)	0 (0 to 0)	0 (0 to 0)	0 (0 to 0)	0 (0 to 0)	0 (0 to 0)	0 (0 to 0)	0
Genital herpes	0 (0 to 0)	0 (0 to 0)	0 (0 to 0)	0 (0 to 0)	0 (0 to 0)	0 (0 to 0)	0 (0 to 0)	0 (0 to 0)	0 (0 to 0)	0 (0 to 0)	0 (0 to 0)	0 (0 to 0)	0 (0 to 0)	0 (0 to 0)	0 (0 to 0)	0 (0 to 0)	0 (0 to 0)	0 (0 to 0)	0 (0 to 0)	0 (0 to 0)	0 (0 to 0)	0 (0 to 0)	0 (0 to 0)	0 (0 to 0)	0
Other sexually transmitted infections	0 (0 to 0)	0 (0 to 0)	0 (0 to 0)	0 (0 to 0)	0 (0 to 0)	0 (0 to 0)	0 (0 to 0)	0 (0 to 0)	0 (0 to 0)	0 (0 to 0)	0 (0 to 0)	0 (0 to 0)	0 (0 to 0)	0 (0 to 0)	0 (0 to 0)	0 (0 to 0)	0 (0 to 0)	0 (0 to 0)	0 (0 to 0)	0 (0 to 0)	0 (0 to 0)	0 (0 to 0)	0 (0 to 0)	0 (0 to 0)	0
Respiratory infections and tuberculosis	2,040 (1,940 to 2,150)	3,770 (3,210 to 5,870)	2,770 (2,690 to 2,900)	1,090 (1,060 to 1,160)	1,090 (1,060 to 1,160)	1,230 (1,200 to 1,290)	1,230 (1,190 to 1,300)	1,230 (1,190 to 1,300)	1,230 (1,190 to 1,300)	1,230 (1,190 to 1,300)	1,230 (1,190 to 1,300)	1,230 (1,190 to 1,300)	1,230 (1,200 to 1,300)	1,230 (1,200 to 1,300)	1,230 (1,200 to 1,300)	1,230 (1,200 to 1,300)	1,230 (1,200 to 1,300)	1,230 (1,200 to 1,300)	1,230 (1,200 to 1,300)	1,230 (1,200 to 1,300)	1,230 (1,200 to 1,300)	1,230 (1,200 to 1,300)	1,230 (1,200 to 1,300)	52,000
Tuberculosis	0 (0 to 0)	0 (0 to 0)	208 (132 to 294)	208 (160 to 268)	208 (175 to 266)	272 (177 to 391)	286 (200 to 392)	606 (483 to 1,160)	767 (713 to 1,440)	1,170 (883 to 1,720)	1,170 (743 to 1,720)	1,220 (760 to 1,820)	1,220 (726 to 1,720)	1,170 (705 to 1,720)	1,170 (705 to 1,720)	1,170 (705 to 1,720)	1,170 (705 to 1,720)	1,170 (705 to 1,720)	1,170 (705 to 1,720)	1,170 (705 to 1,720)	1,170 (705 to 1,720)	1,170 (705 to 1,720)	1,170 (705 to 1,720)	17,500
Latent tuberculosis infection	0 (0 to 0)	0 (0 to 0)	0 (0 to 0)	0 (0 to 0)	0 (0 to 0)	0 (0 to 0)	0 (0 to 0)	0 (0 to 0)	0 (0 to 0)	0 (0 to 0)	0 (0 to 0)	0 (0 to 0)	0 (0 to 0)	0 (0 to 0)	0 (0 to 0)	0 (0 to 0)	0 (0 to 0)	0 (0 to 0)	0 (0 to 0)	0 (0 to 0)	0 (0 to 0)	0 (0 to 0)	0 (0 to 0)	0 (0 to 0)	0
Drug-susceptible Tuberculosis	0 (0 to 0)	0 (0 to 0)	208 (132 to 294)	208 (160 to 268)	208 (175 to 266)	272 (177 to 391)	286 (200 to 392)	606 (483 to 1,160)	767 (713 to 1,440)	1,170 (883 to 1,720)	1,170 (743 to 1,720)	1,220 (760 to 1,820)	1,220 (726 to 1,720)	1,170 (705 to 1,720)	1,170 (705 to 1,720)	1,170 (705 to 1,720)	1,170 (705 to 1,720)	1,170 (705 to 1,720)	1,170 (705 to 1,720)	1,170 (705 to 1,720)	1,170 (705 to 1,720)	1,170 (705 to 1,720)	1,170 (705 to 1,720)	17,500
Multidrug-resistant tuberculosis without extensive drug resistance	0 (0 to 0)	0 (0 to 0)	0 (0 to 0)	0 (0 to 0)	0 (0 to 0)	0 (0 to 0)	0 (0 to 0)	0 (0 to 0)	0 (0 to 0)	0 (0 to 0)	0 (0 to 0)	0 (0 to 0)	0 (0 to 0)	0 (0 to 0)	0 (0 to 0)	0 (0 to 0)	0 (0 to 0)	0 (0 to 0)	0 (0 to 0)	0 (0 to 0)	0 (0 to 0)	0 (0 to 0)	0 (0 to 0)	0 (0 to 0)	0
Extensively drug-resistant tuberculosis	0 (0 to 0)	0 (0 to 0)	0.7 (0 to 2)	0.7 (0 to 2)	0.7 (0 to 2)	1.2 (0 to 3)	1.6 (0 to 4)	2.1 (0 to 7)	3 (0 to 9)	3 (0 to 9)	3.6 (0 to 10)	3.5 (0 to 9)	3.5 (0 to 9)	3.1 (0 to 9)	3.2 (0 to 9)	3.2 (0 to 9)	3.2 (0 to 9)	3.2 (0 to 9)	3.2 (0 to 9)	3.2 (0 to 9)	3.2 (0 to 9)	3.2 (0 to 9)	3.2 (0 to 9)	3.2 (0 to 9)	53.1
Lower respiratory infections	2,000 (2,000 to 2,000)	3,750 (3,200 to 5,870)	2,750 (2,720 to 2,770)	1,080 (1,060 to 1,090)	898 (898 to 898)	958 (958 to 958)	943 (943 to 943)	624 (624 to 624)	468 (468 to 468)	239 (239 to 239)	333 (333 to 333)	333 (333 to 333)	333 (333 to 333)	333 (333 to 333)	333 (333 to 333)	333 (333 to 333)	333 (333 to 333)	333 (333 to 333)	333 (333 to 333)	333 (333 to 333)	333 (333 to 333)	333 (333 to 333)	333 (333 to 333)	333 (333 to 333)	30,900
Upper respiratory infections	0 (0 to 0)	2 (1 to 4)	4 (1 to 24)	172 (97 to 258)	209 (124 to 299)	213 (127 to 304)	214 (128 to 305)	205 (122 to 293)	202 (120 to 289)	191 (114 to 273)	184 (110 to 263)	182 (109 to 260)	131 (78 to 187)	110 (66 to 157)	89 (53 to 127)	69 (41 to 98)	49 (29 to 70)	29 (17 to 41)	29 (17 to 41)	29 (17 to 41)	29 (17 to 41)	29 (17 to 41)	29 (17 to 41)	2,370
Otitis media	0 (0 to 0.1)	0.1 (0 to 0.1)	0.1 (0 to 0.2)	0.1 (0 to 0.2)	0.1 (0 to 0.2





SB Table 2b: Jammu & Kashmir and Ladakh: DALYS by cause and age group for females with 95% uncertainty intervals, 2019

Cause	Early Neonatal	Late Neonatal	Post Neonatal	1 to 4	5 to 9	10 to 14	15 to 19	20 to 24	25 to 29	30 to 34	35 to 39	40 to 44	45 to 49	50 to 54	55 to 59	60 to 64	65 to 69	70 to 74	75 to 79	80 to 84	85 to 89	90 plus	Total
All causes	113,000 (97,900 to 129,000)	40,800 (34,900 to 46,900)	62,100 (52,100 to 72,000)	26,100 (22,100 to 29,900)	18,700 (15,700 to 21,900)	16,900 (14,200 to 19,600)	18,400 (15,500 to 21,200)	21,200 (18,000 to 24,300)	23,200 (19,700 to 26,600)	24,900 (21,200 to 28,500)	22,200 (18,900 to 25,400)	19,600 (16,700 to 22,500)	18,400 (15,600 to 21,200)	18,700 (15,900 to 21,500)	19,000 (16,200 to 21,900)	19,000 (16,200 to 21,900)	19,000 (16,200 to 21,900)	19,000 (16,200 to 21,900)	19,000 (16,200 to 21,900)	19,000 (16,200 to 21,900)	19,000 (16,200 to 21,900)	19,000 (16,200 to 21,900)	1,710 (1,460 to 1,960)	1,920,000 (1,610,000 to 2,230,000)
Communicable, maternal, neonatal, and nutritional diseases	101,000 (78,900 to 123,000)	36,700 (28,100 to 46,900)	55,200 (24,600 to 88,300)	23,800 (16,900 to 31,600)	16,700 (11,700 to 22,700)	21,900 (17,000 to 28,000)	23,400 (18,100 to 30,300)	27,200 (19,600 to 36,300)	29,200 (19,700 to 40,400)	30,300 (20,400 to 42,000)	28,100 (19,000 to 39,000)	24,700 (16,400 to 34,400)	23,200 (15,400 to 32,000)	23,500 (15,700 to 32,700)	23,700 (15,900 to 32,900)	23,700 (15,900 to 32,900)	23,700 (15,900 to 32,900)	23,700 (15,900 to 32,900)	23,700 (15,900 to 32,900)	23,700 (15,900 to 32,900)	23,700 (15,900 to 32,900)	23,700 (15,900 to 32,900)	2,130 (1,430 to 2,960)	486,000
HIV/AIDS and sexually transmitted infections	1,240 (760 to 1,760)	347 (194 to 506)	774 (464 to 1,090)	404 (260 to 548)	414 (268 to 562)	712 (462 to 963)	2,040 (1,310 to 2,770)	3,510 (2,270 to 4,770)	4,610 (2,980 to 6,260)	5,200 (3,360 to 7,060)	5,170 (3,340 to 7,020)	4,670 (3,020 to 6,340)	4,140 (2,680 to 5,620)	3,940 (2,550 to 5,350)	3,870 (2,500 to 5,260)	3,870 (2,500 to 5,260)	3,870 (2,500 to 5,260)	3,870 (2,500 to 5,260)	3,870 (2,500 to 5,260)	3,870 (2,500 to 5,260)	3,870 (2,500 to 5,260)	3,870 (2,500 to 5,260)	348 (225 to 472)	8,360
HIV/AIDS	0 (0 to 0)	0 (0 to 0)	0 (0 to 0)	0 (0 to 0)	0 (0 to 0)	0 (0 to 0)	0 (0 to 0)	0 (0 to 0)	0 (0 to 0)	0 (0 to 0)	0 (0 to 0)	0 (0 to 0)	0 (0 to 0)	0 (0 to 0)	0 (0 to 0)	0 (0 to 0)	0 (0 to 0)	0 (0 to 0)	0 (0 to 0)	0 (0 to 0)	0 (0 to 0)	0 (0 to 0)	0 (0 to 0)	0 (0 to 0)	0
HIV/AIDS - Drug-susceptible Tuberculosis	0 (0 to 0)	0 (0 to 0)	0 (0 to 0)	0 (0 to 0)	0 (0 to 0)	0 (0 to 0)	0 (0 to 0)	0 (0 to 0)	0 (0 to 0)	0 (0 to 0)	0 (0 to 0)	0 (0 to 0)	0 (0 to 0)	0 (0 to 0)	0 (0 to 0)	0 (0 to 0)	0 (0 to 0)	0 (0 to 0)	0 (0 to 0)	0 (0 to 0)	0 (0 to 0)	0 (0 to 0)	0 (0 to 0)	0 (0 to 0)	0
HIV/AIDS - Multidrug-resistant Tuberculosis without extreme drug resistance	0 (0 to 0)	0 (0 to 0)	0 (0 to 0)	0 (0 to 0)	0 (0 to 0)	0 (0 to 0)	0 (0 to 0)	0 (0 to 0)	0 (0 to 0)	0 (0 to 0)	0 (0 to 0)	0 (0 to 0)	0 (0 to 0)	0 (0 to 0)	0 (0 to 0)	0 (0 to 0)	0 (0 to 0)	0 (0 to 0)	0 (0 to 0)	0 (0 to 0)	0 (0 to 0)	0 (0 to 0)	0 (0 to 0)	0 (0 to 0)	0
HIV/AIDS - Extensively drug-resistant Tuberculosis	0 (0 to 0)	0 (0 to 0)	0 (0 to 0)	0 (0 to 0)	0 (0 to 0)	0 (0 to 0)	0 (0 to 0)	0 (0 to 0)	0 (0 to 0)	0 (0 to 0)	0 (0 to 0)	0 (0 to 0)	0 (0 to 0)	0 (0 to 0)	0 (0 to 0)	0 (0 to 0)	0 (0 to 0)	0 (0 to 0)	0 (0 to 0)	0 (0 to 0)	0 (0 to 0)	0 (0 to 0)	0 (0 to 0)	0 (0 to 0)	0
HIV/AIDS resulting in other diseases	0 (0 to 0)	0 (0 to 0)	212 (67 to 507)	163 (67 to 322)	69.2 (19 to 156)	54.5 (15 to 126)	156 (43 to 349)	378 (109 to 779)	656 (189 to 1,270)	894 (257 to 1,720)	1,060 (306 to 2,040)	1,040 (299 to 1,990)	1,040 (299 to 1,990)	1,040 (299 to 1,990)	1,040 (299 to 1,990)	1,040 (299 to 1,990)	1,040 (299 to 1,990)	1,040 (299 to 1,990)	1,040 (299 to 1,990)	1,040 (299 to 1,990)	1,040 (299 to 1,990)	1,040 (299 to 1,990)	93.7 (27 to 180)	4,210
Sexually transmitted infections excluding HIV	1,240 (760 to 1,760)	347 (194 to 506)	563 (129 to 1,090)	173 (19 to 377)	344 (94 to 711)	659 (179 to 1,360)	1,880 (513 to 3,880)	3,130 (854 to 6,460)	3,950 (1,080 to 8,150)	4,310 (1,180 to 8,900)	4,110 (1,120 to 8,490)	3,630 (992 to 7,490)	3,100 (847 to 6,400)	2,900 (792 to 5,980)	2,830 (773 to 5,840)	2,830 (773 to 5,840)	2,830 (773 to 5,840)	2,830 (773 to 5,840)	2,830 (773 to 5,840)	2,830 (773 to 5,840)	2,830 (773 to 5,840)	2,830 (773 to 5,840)	254 (69 to 524)	3,340
Syphilis	1,240 (760 to 1,760)	347 (194 to 506)	563 (129 to 1,090)	173 (19 to 377)	344 (94 to 711)	659 (179 to 1,360)	1,880 (513 to 3,880)	3,130 (854 to 6,460)	3,950 (1,080 to 8,150)	4,310 (1,180 to 8,900)	4,110 (1,120 to 8,490)	3,630 (992 to 7,490)	3,100 (847 to 6,400)	2,900 (792 to 5,980)	2,830 (773 to 5,840)	2,830 (773 to 5,840)	2,830 (773 to 5,840)	2,830 (773 to 5,840)	2,830 (773 to 5,840)	2,830 (773 to 5,840)	2,830 (773 to 5,840)	2,830 (773 to 5,840)	254 (69 to 524)	3,340
Chlamydial infection	0 (0 to 0)	0 (0 to 0)	0 (0 to 0)	0 (0 to 0)	0 (0 to 0)	0 (0 to 0)	0 (0 to 0)	0 (0 to 0)	0 (0 to 0)	0 (0 to 0)	0 (0 to 0)	0 (0 to 0)	0 (0 to 0)	0 (0 to 0)	0 (0 to 0)	0 (0 to 0)	0 (0 to 0)	0 (0 to 0)	0 (0 to 0)	0 (0 to 0)	0 (0 to 0)	0 (0 to 0)	0 (0 to 0)	0 (0 to 0)	0
Gonococcal infection	0 (0 to 0)	0 (0 to 0)	0 (0 to 0)	0 (0 to 0)	0 (0 to 0)	0 (0 to 0)	0 (0 to 0)	0 (0 to 0)	0 (0 to 0)	0 (0 to 0)	0 (0 to 0)	0 (0 to 0)	0 (0 to 0)	0 (0 to 0)	0 (0 to 0)	0 (0 to 0)	0 (0 to 0)	0 (0 to 0)	0 (0 to 0)	0 (0 to 0)	0 (0 to 0)	0 (0 to 0)	0 (0 to 0)	0 (0 to 0)	0
Trichomoniasis	0 (0 to 0)	0 (0 to 0)	0 (0 to 0)	0 (0 to 0)	0 (0 to 0)	0 (0 to 0)	0 (0 to 0)	0 (0 to 0)	0 (0 to 0)	0 (0 to 0)	0 (0 to 0)	0 (0 to 0)	0 (0 to 0)	0 (0 to 0)	0 (0 to 0)	0 (0 to 0)	0 (0 to 0)	0 (0 to 0)	0 (0 to 0)	0 (0 to 0)	0 (0 to 0)	0 (0 to 0)	0 (0 to 0)	0 (0 to 0)	0
Genital herpes	0 (0 to 0)	0 (0 to 0)	0 (0 to 0)	0 (0 to 0)	0 (0 to 0)	0 (0 to 0)	0 (0 to 0)	0 (0 to 0)	0 (0 to 0)	0 (0 to 0)	0 (0 to 0)	0 (0 to 0)	0 (0 to 0)	0 (0 to 0)	0 (0 to 0)	0 (0 to 0)	0 (0 to 0)	0 (0 to 0)	0 (0 to 0)	0 (0 to 0)	0 (0 to 0)	0 (0 to 0)	0 (0 to 0)	0 (0 to 0)	0
Other sexually transmitted infections	0 (0 to 0)	0 (0 to 0)	0 (0 to 0)	0 (0 to 0)	2.2 (0 to 7.1)	2.2 (0 to 7.1)	13.6 (3 to 39.7)	29.7 (7 to 82.6)	54.1 (14 to 147)	80.6 (21 to 221)	94.4 (24 to 260)	94.4 (24 to 260)	94.4 (24 to 260)	94.4 (24 to 260)	94.4 (24 to 260)	94.4 (24 to 260)	94.4 (24 to 260)	94.4 (24 to 260)	94.4 (24 to 260)	94.4 (24 to 260)	94.4 (24 to 260)	94.4 (24 to 260)	8.5 (2 to 23)	454
Respiratory infections and tuberculosis	8,470 (5,120 to 12,400)	8,600 (5,400 to 12,000)	24,600 (16,600 to 33,000)	3,370 (2,660 to 4,000)	1,370 (1,080 to 1,630)	2,310 (1,810 to 2,750)	2,360 (1,850 to 2,810)	2,660 (2,080 to 3,160)	3,060 (2,400 to 3,630)	3,660 (2,870 to 4,350)	3,770 (2,960 to 4,480)	3,910 (3,070 to 4,650)	4,060 (3,190 to 4,820)	4,060 (3,190 to 4,820)	4,060 (3,190 to 4,820)	4,060 (3,190 to 4,820)	4,060 (3,190 to 4,820)	4,060 (3,190 to 4,820)	4,060 (3,190 to 4,820)	4,060 (3,190 to 4,820)	4,060 (3,190 to 4,820)	4,060 (3,190 to 4,820)	324 (254 to 384)	117,000
Tuberculosis	0 (0 to 0)	0 (0 to 0)	973 (200 to 3,400)	1,060 (699 to 1,500)	1,060 (619 to 1,760)	2,160 (922 to 3,220)	2,360 (1,150 to 3,470)	2,660 (1,160 to 3,970)	3,060 (1,160 to 4,740)	3,660 (1,630 to 5,320)	3,770 (1,670 to 5,340)	3,910 (1,660 to 5,660)	4,060 (1,630 to 5,950)	4,060 (1,630 to 5,950)	4,060 (1,630 to 5,950)	4,060 (1,630 to 5,950)	4,060 (1,630 to 5,950)	4,060 (1,630 to 5,950)	4,060 (1,630 to 5,950)	4,060 (1,630 to 5,950)	4,060 (1,630 to 5,950)	4,060 (1,630 to 5,950)	324 (129 to 475)	33,800
Latent tuberculosis infection	0 (0 to 0)	0 (0 to 0)	0 (0 to 0)	0 (0 to 0)	0 (0 to 0)	0 (0 to 0)	0 (0 to 0)	0 (0 to 0)	0 (0 to 0)	0 (0 to 0)	0 (0 to 0)	0 (0 to 0)	0 (0 to 0)	0 (0 to 0)	0 (0 to 0)	0 (0 to 0)	0 (0 to 0)	0 (0 to 0)	0 (0 to 0)	0 (0 to 0)	0 (0 to 0)	0 (0 to 0)	0 (0 to 0)	0 (0 to 0)	0
Drug-susceptible tuberculosis	0 (0 to 0)	0 (0 to 0)	973 (200 to 3,400)	1,060 (699 to 1,500)	1,060 (619 to 1,760)	2,160 (922 to 3,220)	2,360 (1,150 to 3,470)	2,660 (1,160 to 3,970)	3,060 (1,160 to 4,740)	3,660 (1,630 to 5,320)	3,770 (1,670 to 5,340)	3,910 (1,660 to 5,660)	4,060 (1,630 to 5,950)	4,060 (1,630 to 5,950)	4,060 (1,630 to 5,950)	4,060 (1,630 to 5,950)	4,060 (1,630 to 5,950)	4,060 (1,630 to 5,950)	4,060 (1,630 to 5,950)	4,060 (1,630 to 5,950)	4,060 (1,630 to 5,950)	4,060 (1,630 to 5,950)	324 (129 to 475)	33,400
Multidrug-resistant tuberculosis without extensive drug resistance	0 (0 to 0)	0 (0 to 0)	0 (0 to 0)	0 (0 to 0)	0 (0 to 0)	0 (0 to 0)	0 (0 to 0)	0 (0 to 0)	0 (0 to 0)	0 (0 to 0)	0 (0 to 0)	0 (0 to 0)	0 (0 to 0)	0 (0 to 0)	0 (0 to 0)	0 (0 to 0)	0 (0 to 0)	0 (0 to 0)	0 (0 to 0)	0 (0 to 0)	0 (0 to 0)	0 (0 to 0)	0 (0 to 0)	0 (0 to 0)	0
Extensively drug-resistant tuberculosis	0 (0 to 0)	0 (0 to 0)	0 (0 to 0)	0 (0 to 0)	0 (0 to 0)	0 (0 to 0)	0 (0 to 0)	0 (0 to 0)	0 (0 to 0)	0 (0 to 0)	0 (0 to 0)	0 (0 to 0)	0 (0 to 0)	0 (0 to 0)	0 (0 to 0)	0 (0 to 0)	0 (0 to 0)	0 (0 to 0)	0 (0 to 0)	0 (0 to 0)	0 (0 to 0)	0 (0 to 0)	0 (0 to 0)	0 (0 to 0)	0
Lower respiratory infections	8,470 (5,120 to 12,400)	8,600 (5,400 to 12,000)	23,600 (16,600 to 30,200)	2,300 (1,960 to 2,630)	310 (260 to 367)	150 (124 to 178)	0 (0 to 0)	0 (0 to 0)	0 (0 to 0)	0 (0 to 0)	0 (0 to 0)	0 (0 to 0)	0 (0 to 0)	0 (0 to 0)	0 (0 to 0)	0 (0 to 0)	0 (0 to 0)	0 (0 to 0)	0 (0 to 0)	0 (0 to 0)	0 (0 to 0)	0 (0 to 0)	0 (0 to 0)	0 (0 to 0)	0
Upper respiratory infections	0 (0 to 1.4)	0 (0 to 151)	0 (0 to 160)	0 (0 to 207)	0 (0 to 76)	0 (0 to 76)	0 (0 to 286)	0 (0 to 916)	0 (0 to 2,230)	0 (0 to 334)	0 (0 to 781)	0 (0 to 271)	0 (0 to 635)	0 (0 to 189)	0 (0 to 567)	0 (0 to 189)	0 (0 to 532)	0 (0 to 189)	0 (0 to 532)	0 (0 to 189)	0 (0 to 532)	0 (0 to 189)	0 (0 to 532)	0 (0 to 189)	0
Otitis media	0 (0 to 0)	0 (0 to 0)	0 (0 to 0)	0 (0 to 0)	0 (0 to 0)	0 (0 to 0)	0 (0 to 0)	0 (0 to 0)	0 (0 to 0)	0 (0 to 0)	0 (0 to 0)	0 (0 to 0)	0 (0 to 0)	0 (0 to 0)	0 (0 to 0)	0 (0 to 0)	0 (0 to 0)	0 (0 to 0)	0 (0 to 0)	0 (0 to 0)	0 (0 to 0)	0 (0 to 0)	0 (0 to 0)	0 (0 to 0)	0
Enteric infections	431 (186 to 860)	972 (329 to 2,000)	5,660 (2,100 to 13,000)	1,060 (1,060 to 1,060)	1,060 (1,060 to 1,060)	1,060 (1,060 to 1,060)	1,060 (1,060 to 1,060)	1,060 (1,060 to 1,060)	1,060 (1,060 to 1,060)	1,060 (1,060 to 1,060)	1,060 (1,060 to 1,060)	1,060 (1,060 to 1,060)	1,060 (1,060 to 1,060)	1,060 (1,060 to 1,060)	1,060 (1,060 to 1,060)	1,060 (1,060 to 1,060)	1,060 (1,060 to 1,060)	1,060 (1,060 to 1,060)	1,060 (1,060 to 1,060)	1,060 (1,060 to 1,060)	1,060 (1,060 to 1,060)	1,060 (1,060 to 1,060)	84.6 (84.6 to 84.6)	22,600
Diarrheal diseases	431 (186 to 860)	972 (329 to 2,000)	5,660 (2,100 to 13,000)	1,060 (1,060 to 1,060)	1,060 (1,060 to 1,060)	1,060 (1,060 to 1,060)	1,060 (1,060 to 1,060)	1,060 (1,060 to 1,060)	1,060 (1,060 to 1,060)	1,060 (1,060 to 1,060)	1,060 (1,060 to 1,060)	1,060 (1,060 to 1,060)	1,060 (1,060 to 1,060)	1,060 (1,060 to 1,060)	1,060 (1,060 to 1,060)	1,060 (1,060 to 1,060)	1,060 (1,060 to 1,060)	1,060 (1,060 to 1,060)	1,060 (1,060 to 1,060)	1,060 (1,060 to 1,060)	1,060 (1,060 to 1,060)	1,060 (1,060 to 1,060)	84.6 (84.6 to 84.6)	22,600
Typhoid and paratyphoid	0 (0 to 0)	0 (0 to 0)	0 (1.4 to 13)	0 (0 to 1.7)	0 (0 to 1.7)	0 (0 to 1.7)	0 (0 to 1.7)	0 (0 to 1.7)	0 (0 to 1.7)	0 (0 to 1.7)	0 (0 to 1.7)	0 (0 to 1.7)	0 (0 to 1.7)	0 (0 to 1.7)	0 (0 to 1.7)	0 (0 to 1.7)	0 (0 to 1.7)	0 (0 to 1.7)	0 (0 to 1.7)	0 (0 to 1.7)	0 (0 to 1.7)	0 (0 to 1.7)	0 (0 to 1.7)	0 (0 to 0.04)	13.6
Invasive Non-typhoidal Salmonella (iNTS)	0 (0 to 0)	0 (0 to 0)	0 (0 to 0)	0 (0 to 0)	0 (0 to 0)	0 (0 to 0)	0 (0 to 0)	0 (0 to 0)	0 (0 to 0)	0 (0 to 0)	0 (0 to 0)	0 (0 to 0)	0 (0 to 0)	0 (0 to 0)	0 (0 to 0)	0 (0 to 0)	0 (0 to 0)	0 (0 to 0)	0 (0 to 0)	0 (0 to 0)	0 (0 to 0)	0 (0 to 0)	0 (0 to 0)	0 (0 to 0)	0
Cutaneous and mucocutaneous leishmaniasis	0 (0 to 0)	0 (0 to 0)	0 (0 to 0)	0 (0 to 0)	0.3 (0.1 to 0.6)	0.6 (0.2 to 1.1)	0.6 (0.2 to 1.1)	0.6 (0.2 to 1.1)	0.6 (0.2 to 1.1)	0.6 (0.2 to 1.1)	0.6 (0.2 to 1.1)	0.6 (0.2 to 1.1)	0.6 (0.2 to 1.1)	0.6 (0.2 to 1.1)	0.6 (0.2 to 1.1)	0.6 (0.2 to 1.1)	0.6 (0.2 to 1.1)	0.6 (0.2 to 1.1)	0.6 (0.2 to 1.1)	0.6 (0.2 to 1.1)	0.6 (0.2 to 1.1)	0.6 (0.2 to 1.1)	0.6 (0.2 to 1.1)	12
African trypanosomiasis	0 (0 to 0)	0 (0 to 0)	0 (0 to 0)	0 (0 to 0)	0 (0 to 0)	0 (0 to 0)	0 (0 to 0)	0 (0 to 0)	0 (0 to 0)	0 (0 to 0)	0 (0 to 0)	0 (0 to 0)	0 (0 to 0)	0 (0 to 0)	0 (0 to 0)	0 (0 to 0)	0 (0 to 0)	0 (0 to 0)	0 (0 to 0)	0 (0 to 0)	0 (0 to 0)	0 (0 to 0)	0 (0 to 0)	0 (0 to 0)	0
Schistosomiasis	0 (0 to 0)	0 (0 to 0)	0 (0 to 0)	0 (0 to 0)	0 (0 to 0)	0 (0 to 0)	0 (0 to 0)	0 (0 to 0)	0 (0 to 0)	0 (0 to 0)	0 (0 to 0)	0 (0 to 0)	0 (0 to 0)	0 (0 to 0)	0 (0 to 0)	0 (0 to 0)	0 (0 to 0)	0 (0 to 0)	0 (0 to 0)	0 (0 to 0)	0 (0 to 0)	0 (0 to 0)	0 (0 to 0)	0 (0 to 0)	0
Cysticercosis	0 (0 to 0)	0 (0 to 0)	0 (0 to 0)	0.3 (0 to 2.6)	2.6 (0.7 to 6.6)	2.1.7 (0.6 to 55.7)	6.1 (1.7 to 15.5)	6.7 (1.9 to 17.1)	6.7 (1.9 to 17.1)	6.7 (1.9 to 17.1)	6.7 (1.9 to 17.1)	6.7 (1.9 to 17.1)	6.7 (1.9 to 17.1)	6.7 (1.9 to 17.1)	6.7 (1.9 to 17.1)	6.7 (1.9 to 17.1)	6.7 (1.9 to 17.1)	6.7 (1.9 to 17.1)	6.7 (1.9 to 17.1)	6.7 (1.9 to 17.1)	6.7 (1.9 to 17.1)	6.7 (1.9 to 17.1)	6.7 (1.9 to 17.1)	73
Cystic echinococcosis	0 (0 to 0)	0 (0 to 0)	1.4 (0 to 5.5)	0.2 (0 to 1.2)	0.5 (0.1 to 1.3)	0.6 (0.1 to 1.5)	0.6 (0.1 to 1.5)	0.6 (0.1 to 1.5)	0.6 (0.1 to 1.5)	0.6 (0.1 to 1.5)	0.6 (0.1 to 1.5)	0.7 (0.2 to 1.6)	0.7 (0.2 to 1.6)	0.7 (0.2 to 1.6)	0.7 (0.2 to 1.6)	0.7 (0.2 to 1.6)	0.7 (0.2 to 1.6)	0.7 (0.2 to 1.6)	0.7 (0.2 to 1.6)	0.7 (0.2 to 1.6)	0.7 (0.2 to 1.6)	0.7 (0.2 to 1.6)	0.7 (0.2 to 1.6)	8.6
Lymphatic filariasis	0 (0 to 0)	0 (0 to 0)	0 (0 to 0)	0 (0 to 0)	0 (0 to 0)	0 (0 to 0)	0 (0 to 0)	0 (0 to 0)	0 (0 to 0)	0 (0 to 0)	0 (0 to 0)	0 (0 to 0)	0 (0 to 0)	0 (0 to 0)	0 (0 to 0)	0 (0 to 0)	0 (0 to 0)	0 (0 to 0)	0 (0 to 0)	0 (0 to 0)	0 (0 to 0)	0 (0 to 0)	0 (0 to 0)	0 (0 to 0)	0
Onchocerciasis	0 (0 to 0)	0 (0 to 0)	0 (0 to 0)	0 (0 to 0)	0 (0 to 0)	0 (0 to 0)	0 (0 to 0)	0 (0 to 0)	0 (0 to 0)	0 (0 to 0)	0 (0 to 0)	0 (0 to 0)	0 (0 to 0)	0 (0 to 0)	0 (0 to 0)	0 (0 to 0)	0 (0 to 0)	0 (0 to 0)	0 (0 to 0)	0 (0 to 0)	0 (0 to 0)	0 (0 to 0)	0 (0 to 0)	0 (0 to 0)	0
Trachoma	0 (0 to 0)	0 (0 to 0)	0 (0 to 0)	0 (0 to 0)	0 (0 to 0)	0 (0 to 0)	0 (0 to 0)	0 (0 to 0)	0 (0 to 0)	0 (0 to 0)	0 (0 to 0)	0 (0 to 0)	0 (0 to 0)	0 (0 to 0)	0 (0 to 0)	0 (0 to 0)	0 (0 to 0)	0 (0 to 0)	0 (0 to 0)	0 (0 to 0)	0 (0 to 0)	0 (0 to 0)	0 (0 to 0)	0 (0 to 0)	0
Dengue	0 (0 to 0)	0 (0 to 0)	0 (0 to 0)	0 (0 to 0)	0 (0 to 0)	0 (0 to 0)	0 (0 to 0)	0 (0 to 0)	0 (0 to 0)	0 (0 to 0)	0 (0 to 0)	0 (0 to 0)	0 (0 to 0)	0 (0 to 0)	0 (0 to 0)	0 (0 to 0)	0 (0 to 0)	0 (0 to 0)	0 (0 to 0)	0 (0 to 0)	0 (0 to 0)	0 (0 to 0)	0 (0 to 0)	0 (0 to 0)	0
Yellow fever	0 (0 to 0)	0 (0 to 0)	0 (0 to 0)	0 (0 to 0)	0 (0 to 0)	0 (0 to 0)	0 (0 to 0)	0 (0 to 0)	0 (0 to 0)	0 (0 to 0)	0 (0 to 0)	0 (0 to 0)	0 (0 to 0)	0 (0 to 0)	0 (0 to 0)	0 (0 to 0)	0 (0 to 0)	0 (0 to 0)	0 (0 to 0)	0 (0 to 0)	0 (0 to 0)	0 (0 to 0)	0 (0 to 0)	0 (0 to 0)	0
Rabies	0 (0 to 0)	0 (0 to 0)	32.1 (0 to 119)	41.2 (0 to 119)	19.1 (0 to 76.7)	19.6 (0 to 76.7)	47.6 (0 to 191)	39.4 (0 to 154)	39.3 (0 to 154)	50.7 (0 to 199)	49.2 (0 to 193)	73.2 (0 to 287)	79.6 (0 to 312)	99.5 (0 to 390)	62 (0 to 243)	39.7 (0 to 156)	32.7 (0 to 128)	17.6 (0 to 69.1)	49.3 (0 to 193)	0.2 (0 to 0.8)	0.4 (0 to 1.7)	0.1 (0 to 0.4)	0.1 (0 to 0.4)	919
Intestinal nematode infections	0 (0 to 0)	0 (0 to 0)	9.1 (0 to 36.1)	2.6 (0 to 10.3)	1.8 (0 to 7.1)	1.8 (0 to 7.1)	1.8 (0 to 7.1)	1.8 (0 to 7.1)	1.8 (0 to 7.1)	1.8 (0 to 7.1)	1.8 (0 to 7.1)	1.8 (0 to 7.1)	1.8 (0 to 7.1)	1.8 (0 to 7.1)	1.8 (0 to 7.1)	1.8 (0 to 7.1)	1.8 (0 to 7.1)	1.8 (0 to 7.1)	1.8 (0 to 7.1)	1.8 (0 to 7.1)	1.8 (0 to 7.1)	1.8 (0 to 7.1)	1.8 (0 to 7.1)	1,160
Ascariasis	0 (0 to 0)	0 (0 to 0)	4.7 (1.4 to 11.4)	90.3 (39.4 to 159)	1.8 (0.6 to 4.6)	1.8 (0.6 to 4.6)	1.8 (0.6 to 4.6)	1.8 (0.6 to 4.6)	1.8 (0.6 to 4.6)	1.8 (0.6 to 4.6)	1.8 (0.6 to 4.6)	1.8 (0.6 to 4.6)	1.8 (0.6 to 4.6)	1.8 (0.6 to 4.6)	1.8 (0.6 to 4.6)	1.8 (0.6 to 4.6)	1.8 (0.6 to 4.6)	1.8 (0.6 to 4.6)	1.8 (0.6 to 4.6)	1.8 (0.6 to 4.6)	1.8 (0.6 to 4.6)	1.8 (0.6 to 4.6)	1.8 (0.6 to 4.6)	987
Trichuriasis	0 (0 to 0)	0 (0 to 0)	0.5 (0 to 0.7)	0.6 (0.2 to 1.6)	0.7 (0.2 to 2.0)	0.8 (0.2 to 2.1)	0.8 (0.2 to 2.1)	0.8 (0.2 to 2.1)	0.8 (0.2 to 2.1)	0.8 (0.2 to 2.1)	0.8 (0.2 to 2.1)	0.8 (0.2 to 2.1)	0.8 (0.2 to 2.1)	0.8 (0.2 to 2.1)	0.8 (0.2 to 2.1)	0.8 (0.2 to 2.1)	0.8 (0.2 to 2.1)	0.8 (0.2 to 2.1)	0.8 (0.2 to 2.1)	0.8 (0.2 to 2.1)	0.8 (0.2 to 2.1)	0.8 (0.2 to 2.1)	0.8 (0.2 to 2.1)	184
Hookworm disease	0 (0 to 0)	0 (0 to 0)	0 (0 to 0)	0 (0 to 0)	0 (0 to 0)	0 (0 to 0)	0 (0 to 0)	0 (0 to 0)	0 (0 to 0)	0 (0 to 0)	0 (0 to 0)	0 (0 to 0)	0 (0 to 0)	0 (0 to 0)	0 (0 to 0)	0 (0 to 0)	0 (0 to 0)	0 (0 to 0)	0 (0 to 0)	0 (0 to 0)	0 (0 to 0)	0 (0 to 0)	0 (0 to 0)	0 (0 to 0)	0
Food-borne trematodiases	0 (0 to 0)	0 (0 to 0)	0 (0 to 0)	0 (0 to 0)	0 (0 to 0)	0 (0 to 0)	0 (0 to 0)	0 (0 to 0)	0 (0 to 0)	0 (0 to 0)	0 (0 to 0)	0 (0 to 0)	0 (0 to 0)	0 (0 to 0)	0 (0 to 0)	0 (0 to 0)	0 (0 to 0)	0 (0 to 0)	0 (0 to 0)	0 (0 to 0)	0 (0 to 0)	0 (0 to 0)	0 (0 to 0)	0 (0 to 0)	0
Leprosy	0 (0 to 0)	0 (0 to 0)	0 (0 to 0)	0 (0 to 0)	0 (0 to 0)	0 (0 to 0)	1.3 (0 to 4.1)	1.8 (0.6 to 4.1)	1.7 (0.6 to 3.9)	2.1 (0.7 to 4.7)	2.4 (0.8 to 5.4)	2.6 (0.9 to 5.8)	2.7 (0.9 to 6.1)	2.7 (0.9 to 6.1)	2.6 (0.9 to 6.1)	2.3 (0.7 to 5.2)	1.7 (0.6 to 3.9)	1.4 (0.5 to 3.2)	0.9 (0.3 to 2.1)	0.4 (0.1 to 0.9)	0.2 (0.1 to 0.5)	0.1 (0.0 to 0.2)	0.1 (0.0 to 0.2)	27.6
Malaria	0 (0 to 0)	0 (0 to 0)	0 (0 to 0)	0 (0 to 0)	0 (0 to 0)	0 (0 to 0)	0 (0 to 0)	0 (0 to 0)	0 (0 to 0)	0 (0 to 0)	0 (0 to 0)	0 (0 to 0)	0 (0 to 0)	0 (0 to 0)	0 (0 to 0)	0 (0 to 0)	0 (0 to 0)	0 (0 to 0)	0 (0 to 0)	0 (0 to 0)	0 (0 to 0)	0 (0 to 0)	0 (0 to 0)	0 (0 to 0)	0
Zika virus	0 (0 to 0)	0 (0 to 0)	0 (0 to 0)	0 (0 to 0)	0 (0 to 0)	0 (0 to 0)	0 (0 to 0)	0 (0 to 0)	0 (0 to 0)	0 (0 to 0)	0 (0 to 0)	0 (0 to 0)	0 (0 to 0)	0 (0 to 0)	0 (0 to 0)	0 (0 to 0)	0 (0 to 0)	0 (0 to 0)	0 (0 to 0)	0 (0 to 0)	0 (0 to 0)	0 (0 to 0)	0 (0 to 0)	0 (0 to 0)	0
Guinea worm disease	0 (0 to 0)	0 (0 to 0)	0 (0 to 0)	0 (0 to 0)	0 (0 to 0)	0 (0 to 0)	0 (0 to 0)	0 (0 to 0)	0 (0 to 0)	0 (0 to 0)	0 (0 to 0)	0 (0 to 0)	0 (0 to 0)	0 (0 to 0)	0 (0 to 0)	0 (0 to 0)	0 (0 to 0)	0 (0 to 0)	0 (0 to 0)	0 (0 to 0)	0 (0 to 0)	0 (0 to 0)	0 (0 to 0)	0 (0 to 0)	0
Other neglected tropical diseases	14.5 (9.9 to 20.4)	106 (69.9 to 150)	497 (290 to 699)	450 (410 to 1,060)	377 (220 to 530)	225 (132 to 316)	198 (116 to 278)	191 (112 to 268)	224 (131 to 315)	288 (169 to 405)	214 (125 to 301)	193 (113 to 271)	139 (81.5 to 195)	103 (60.6 to



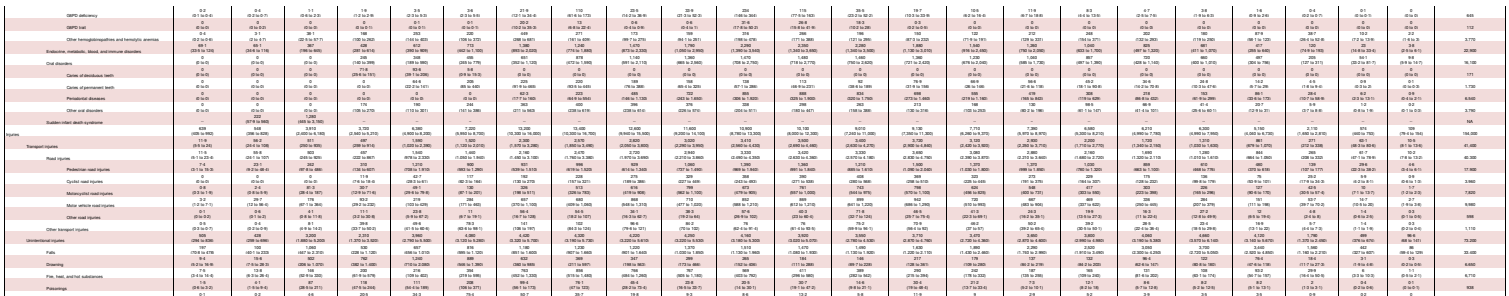

Table 2b: Shanklandi DALYS by cause and age group for females with 95% uncertainty intervals, 2019

Cause	Early Neonatal	Late Neonatal	Post Neonatal	1 to 4	5 to 9	10 to 14	15 to 19	20 to 24	25 to 29	30 to 34	35 to 39	40 to 44	45 to 49	50 to 54	55 to 59	60 to 64	65 to 69	70 to 74	75 to 79	80 to 84	85 to 89	90 to 94	95 plus	Total
All causes	545,000 (497,000 to 717,000)	136,000 (118,000 to 161,000)	216,000 (187,000 to 269,000)	266,000 (229,000 to 319,000)	145,000 (118,000 to 181,000)	266,000 (219,000 to 337,000)	292,000 (231,000 to 374,000)	290,000 (229,000 to 374,000)	286,000 (226,000 to 368,000)	292,000 (231,000 to 372,000)	305,000 (241,000 to 387,000)	296,000 (231,000 to 382,000)	275,000 (209,000 to 357,000)	326,000 (250,000 to 421,000)	344,000 (264,000 to 447,000)	367,000 (282,000 to 476,000)	344,000 (264,000 to 447,000)	346,000 (266,000 to 448,000)	299,000 (230,000 to 388,000)	224,000 (169,000 to 294,000)	99,130 (73,600 to 136,100)	33,900 (22,100 to 50,200)	9,130 (5,760 to 14,000)	6,960,000
Communicable, maternal, neonatal, and nutritional diseases	500,000 (457,000 to 658,000)	121,000 (105,000 to 144,000)	179,000 (155,000 to 223,000)	199,000 (169,000 to 239,000)	116,000 (93,000 to 145,000)	151,000 (119,000 to 192,000)	89,000 (69,000 to 116,000)	83,000 (63,000 to 108,000)	79,000 (60,000 to 104,000)	75,000 (57,000 to 98,000)	74,000 (56,000 to 97,000)	69,000 (52,000 to 91,000)	47,000 (35,000 to 63,000)	51,000 (38,000 to 68,000)	56,000 (42,000 to 74,000)	62,000 (47,000 to 82,000)	55,000 (41,000 to 73,000)	53,000 (40,000 to 71,000)	42,000 (31,000 to 56,000)	32,000 (24,000 to 43,000)	15,000 (11,000 to 20,000)	5,000 (3,000 to 8,000)	1,000 (1,000 to 2,000)	2,160,000
HIV/AIDS and sexually transmitted infections	11,600 (9,900 to 13,900)	3,000 (2,600 to 3,400)	2,000 (1,700 to 2,700)	2,000 (1,700 to 2,500)	1,000 (1,000 to 1,400)	1,000 (1,000 to 1,400)	2,000 (1,700 to 2,400)	2,000 (1,700 to 2,400)	2,000 (1,700 to 2,400)	2,000 (1,700 to 2,400)	2,000 (1,700 to 2,400)	2,000 (1,700 to 2,400)	2,000 (1,700 to 2,400)	2,000 (1,700 to 2,400)	2,000 (1,700 to 2,400)	2,000 (1,700 to 2,400)	2,000 (1,700 to 2,400)	2,000 (1,700 to 2,400)	2,000 (1,700 to 2,400)	2,000 (1,700 to 2,400)	1,000 (1,000 to 1,400)	1,000 (1,000 to 1,400)	1,000 (1,000 to 1,400)	20,500
HIV/AIDS	11,600 (9,900 to 13,900)	3,000 (2,600 to 3,400)	2,000 (1,700 to 2,700)	2,000 (1,700 to 2,500)	1,000 (1,000 to 1,400)	1,000 (1,000 to 1,400)	2,000 (1,700 to 2,400)	2,000 (1,700 to 2,400)	2,000 (1,700 to 2,400)	2,000 (1,700 to 2,400)	2,000 (1,700 to 2,400)	2,000 (1,700 to 2,400)	2,000 (1,700 to 2,400)	2,000 (1,700 to 2,400)	2,000 (1,700 to 2,400)	2,000 (1,700 to 2,400)	2,000 (1,700 to 2,400)	2,000 (1,700 to 2,400)	2,000 (1,700 to 2,400)	2,000 (1,700 to 2,400)	1,000 (1,000 to 1,400)	1,000 (1,000 to 1,400)	1,000 (1,000 to 1,400)	20,500
HIV/AIDS - Drug-susceptible Tuberculosis	0 (0 to 0)	0 (0 to 0)	764 (747 to 785)	1,000 (994 to 1,000)	1,000 (994 to 1,000)	1,000 (994 to 1,000)	1,000 (977 to 1,000)	1,000 (994 to 1,000)	1,000 (977 to 1,000)	1,000 (994 to 1,000)	1,000 (994 to 1,000)	1,000 (994 to 1,000)	1,000 (994 to 1,000)	1,000 (994 to 1,000)	1,000 (994 to 1,000)	1,000 (994 to 1,000)	1,000 (994 to 1,000)	1,000 (994 to 1,000)	1,000 (994 to 1,000)	1,000 (994 to 1,000)	1,000 (994 to 1,000)	1,000 (994 to 1,000)	1,000 (994 to 1,000)	11,000
HIV/AIDS - Multidrug-resistant Tuberculosis without extensive drug resistance	0 (0 to 0)	0 (0 to 0)	61 (54 to 267)	13 (12 to 14)	13 (12 to 14)	9 (9 to 10)	10 (9 to 11)	46 (41 to 50)	86 (77 to 94)	86 (77 to 94)	79 (71 to 86)	65 (58 to 71)	31 (28 to 34)	24 (22 to 26)	11 (10 to 12)	6 (5 to 6)	3 (3 to 3)	2 (2 to 2)	1 (1 to 1)	0 (0 to 0)	0 (0 to 0)	0 (0 to 0)	0 (0 to 0)	0 (0 to 0)	566
HIV/AIDS - Extensively drug-resistant Tuberculosis	0 (0 to 0)	0 (0 to 0)	0 (0 to 0)	0 (0 to 0)	0 (0 to 0)	0 (0 to 0)	0 (0 to 0)	0 (0 to 0)	0 (0 to 0)	0 (0 to 0)	0 (0 to 0)	0 (0 to 0)	0 (0 to 0)	0 (0 to 0)	0 (0 to 0)	0 (0 to 0)	0 (0 to 0)	0 (0 to 0)	0 (0 to 0)	0 (0 to 0)	0 (0 to 0)	0 (0 to 0)	0 (0 to 0)	0 (0 to 0)	29.1
HIV/AIDS resulting in other diseases	0 (0 to 0)	0 (0 to 0)	1,000 (999 to 1,000)	1,000 (997 to 1,000)	1,000 (997 to 1,000)	1,000 (997



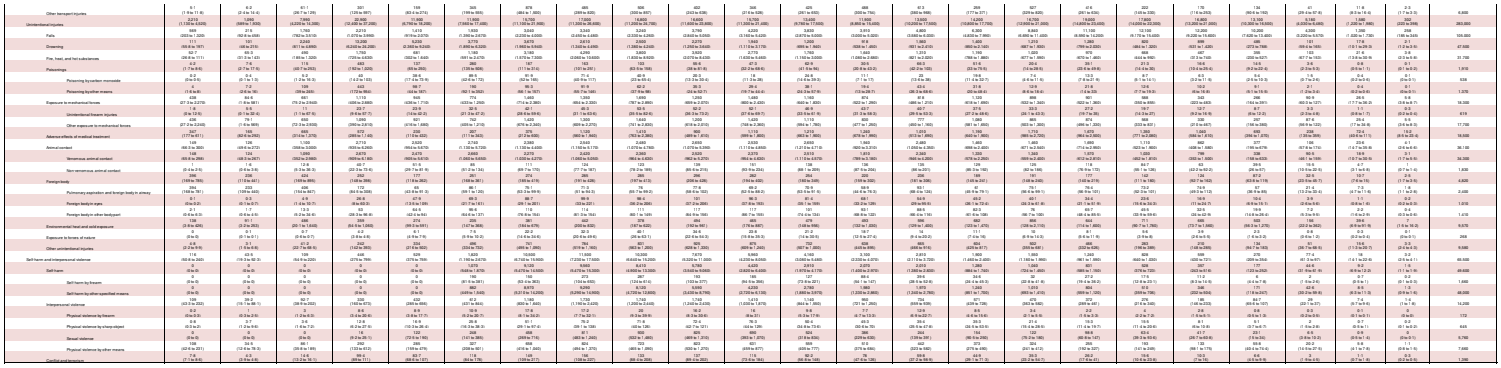

Table 2c. China SDI, 95 to cause and age arrays for females with 95% uncertainty intervals, 2019

Cause	Early Neonatal	Late Neonatal	Post Neonatal	1 to 4	5 to 9	10 to 14	15 to 19	20 to 24	25 to 29	30 to 34	35 to 39	40 to 44	45 to 49	50 to 54	55 to 59	60 to 64	65 to 69	70 to 74	75 to 79	80 to 84	85 to 89	90 to 94	95 plus	Total
All causes	4,269,000 to 7,758,000	427,000 to 643,000	1,164,000 to 1,879,000	4,142,000 to 4,943,000	1,153,000 to 1,564,000	1,164,000 to 2,234,000	2,703,000 to 3,918,000	2,784,000 to 4,314,000	4,214,000 to 6,479,000	6,776,000 to 9,360,000	10,410,000 to 14,240,000	16,488,000 to 19,630,000	24,672,000 to 28,113,000	31,984,000 to 34,772,000	41,550,000 to 44,139,000	51,513 to 53,000	60,442,000 to 61,000,000	66,000,000 to 66,000,000	69,000,000 to 69,000,000	70,000,000 to 70,000,000	71,000,000 to 71,000,000	72,000,000 to 72,000,000	73,000,000 to 73,000,000	1,000,000,000
Communicable, maternal, neonatal, and nutritional diseases	4,269,000 to 7,758,000	427,000 to 643,000	1,164,000 to 1,879,000	4,142,000 to 4,943,000	1,153,000 to 1,564,000	1,164,000 to 2,234,000	2,703,000 to 3,918,000	2,784,000 to 4,314,000	4,214,000 to 6,479,000	6,776,000 to 9,360,000	10,410,000 to 14,240,000	16,488,000 to 19,630,000	24,672,000 to 28,113,000	31,984,000 to 34,772,000	41,550,000 to 44,139,000	51,513 to 53,000	60,442,000 to 61,000,000	66,000,000 to 66,000,000	69,000,000 to 69,000,000	70,000,000 to 70,000,000	71,000,000 to 71,000,000	72,000,000 to 72,000,000	73,000,000 to 73,000,000	1,000,000,000
HIV/AIDS and sexually transmitted infections	99,000	10,000	29,000	19,000	3,000	3,000	9,000	36,000	111,000	220,000	340,000	450,000	550,000	630,000	690,000	740,000	780,000	810,000	830,000	850,000	860,000	870,000	880,000	10,000,000
HIV/AIDS	99,000 to 99,000	10,000 to 10,000	29,000 to 29,000	19,000 to 19,000	3,000 to 3,000	3,000 to 3,000	9,000 to 9,000	36,000 to 36,000	111,000 to 111,000	220,000 to 220,000	340,000 to 340,000	450,000 to 450,000	550,000 to 550,000	630,000 to 630,000	690,000 to 690,000	740,000 to 740,000	780,000 to 780,000	810,000 to 810,000	830,000 to 830,000	850,000 to 850,000	860,000 to 860,000	870,000 to 870,000	880,000 to 880,000	10,000,000
HIV/AIDS - Drug-susceptible Tuberculosis	6.1 to 6.5	0.5 to 0.7	1.6 to 2.0	799 to 1,000	157 to 196	84 to 105	214 to 268	734 to 1,079	2,600 to 3,824	6,429 to 9,724	12,100 to 17,800	19,100 to 24,100	26,100 to 31,100	31,100 to 35,100	34,100 to 37,100	36,100 to 38,100	37,100 to 39,100	38,100 to 39,100	38,100 to 39,100	38,100 to 39,100	38,100 to 39,100	38,100 to 39,100	38,100 to 39,100	500,000
HIV/AIDS - Multidrug-resistant Tuberculosis without extensive drug resistance	0	0	0	0	0	0	0	0	0	0	0	0	0	0	0	0	0	0	0	0	0	0	0	0
HIV/AIDS - Multidrug-resistant Tuberculosis with extensive drug resistance	0 to 0	0 to 0	0 to 0	0 to 0	0 to 0	0 to 0	0 to 0	0 to 0	0 to 0	0 to 0	0 to 0	0 to 0	0 to 0	0 to 0	0 to 0	0 to 0	0 to 0	0 to 0	0 to 0	0 to 0	0 to 0	0 to 0	0 to 0	0 to 0	0
HIV/AIDS resulting in other diseases	92 to 93	9 to 10	27 to 28	18 to 19	3 to 3	3 to 3	8 to 9	34 to 36	104 to 110	207 to 220	320 to 340	420 to 450	520 to 550	590 to 630	650 to 690	690 to 740	730 to 780	760 to 810	780 to 830	800 to 850	810 to 860	820 to 870	830 to 880	9,400
Sexually transmitted infections excluding HIV	10,000	1,000	3,000	800	200	300	1,000	2,000	7,000	15,000	25,000	34,000	43,000	51,000	58,000	64,000	69,000	73,000	76,000	78,000	80,000	81,000	82,000	1,000,000
Syphilis	10,000 to 10,000	1,000 to 1,000	3,000 to 3,000	800 to 800	200 to 200	300 to 300	1,000 to 1,000	2,000 to 2,000	7,000 to 7,000	15,000 to 15,000	25,000 to 25,000	34,000 to 34,000	43,000 to 43,000	51,000 to 51,000	58,000 to 58,000	64,000 to 64,000	69,000 to 69,000	73,000 to 73,000	76,000 to 76,000	78,000 to 78,000	80,000 to 80,000	81,000 to 81,000	82,000 to 82,000	1,000,000
Chlamydial infection	0 to 0	0 to 0	0 to 0	0 to 0	0 to 0	0 to 0	0 to 0	0 to 0	0 to 0	0 to 0	0 to 0	0 to 0	0 to 0	0 to 0	0 to 0	0 to 0	0 to 0	0 to 0	0 to 0	0 to 0	0 to 0	0 to 0	0 to 0	0
Gonococcal infection	0 to 0	0 to 0	0 to 0	0 to 0	0 to 0	0 to 0	0 to 0	0 to 0	0 to 0	0 to 0	0 to 0	0 to 0	0 to 0	0 to 0	0 to 0	0 to 0	0 to 0	0 to 0	0 to 0	0 to 0	0 to 0	0 to 0	0 to 0	0
Trichomoniasis	0 to 0	0 to 0	0 to 0	0 to 0	0 to 0	0 to 0	0 to 0	0 to 0	0 to 0	0 to 0	0 to 0	0 to 0	0 to 0	0 to 0	0 to 0	0 to 0	0 to 0	0 to 0	0 to 0	0 to 0	0 to 0	0 to 0	0 to 0	0
Genital herpes	0 to 0	0 to 0	0 to 0	0 to 0	0 to 0	0 to 0	0 to 0	0 to 0	0 to 0	0 to 0	0 to 0	0 to 0	0 to 0	0 to 0	0 to 0	0 to 0	0 to 0	0 to 0	0 to 0	0 to 0	0 to 0	0 to 0	0 to 0	0
Other sexually transmitted infections	0	0	0	0	0	0	0	0	0	0	0	0	0	0	0	0	0	0	0	0	0	0	0	0
Respiratory infections and tuberculosis	324,000	32,000	89,000	1,000,000	77,000	39,000	57,000	73,000	92,000	120,000	160,000	220,000	300,000	410,000	560,000	760,000	1,000,000	1,300,000	1,600,000	1,900,000	2,200,000	2,400,000	2,600,000	20,000,000
Respiratory infections and tuberculosis	267,000 to 280,000	26,000 to 28,000	71,000 to 77,000	974,000 to 1,000,000	72,000 to 82,000	34,000 to 44,000	51,000 to 63,000	67,000 to 79,000	85,000 to 99,000	113,000 to 127,000	151,000 to 169,000	208,000 to 232,000	284,000 to 316,000	388,000 to 432,000	530,000 to 590,000	720,000 to 800,000	950,000 to 1,050,000	1,200,000 to 1,400,000	1,500,000 to 1,700,000	1,800,000 to 2,000,000	2,100,000 to 2,300,000	2,300,000 to 2,500,000	19,000,000 to 21,000,000
Tuberculosis	6.4 to 6.5	0.5 to 0.7	1.7 to 2.0	799 to 1,000	157 to 196	84 to 105	214 to 268	734 to 1,079	2,600 to 3,824	6,429 to 9,724	12,100 to 17,800	19,100 to 24,100	26,100 to 31,100	31,100 to 35,100	34,100 to 37,100	36,100 to 38,100	37,100 to 39,100	38,100 to 39,100	38,100 to 39,100	38,100 to 39,100	38,100 to 39,100	38,100 to 39,100	38,100 to 39,100	500,000
Latent tuberculosis infection	0	0	0	0	0	0	0	0	0	0	0	0	0	0	0	0	0	0	0	0	0	0	0	0
Active tuberculosis	6.4 to 6.5	0.5 to 0.7	1.7 to 2.0	799 to 1,000	157 to 196	84 to 105	214 to 268	734 to 1,079	2,600 to 3,824	6,429 to 9,724	12,100 to 17,800	19,100 to 24,100	26,100 to 31,100	31,100 to 35,100	34,100 to 37,100	36,100 to 38,100	37,100 to 39,100	38,100 to 39,100	38,100 to 39,100	38,100 to 39,100	38,100 to 39,100	38,100 to 39,100	38,100 to 39,100	500,000
Multidrug-resistant tuberculosis without extensive drug resistance	0	0	0	0	0	0	0	0	0	0	0	0	0	0	0	0	0	0	0	0	0	0	0	0
Extensively drug-resistant tuberculosis	0	0	0	0	0	0	0	0	0	0	0	0	0	0	0	0	0	0	0	0	0	0	0	0
Lower respiratory infections	264,000 to 277,000	25,000 to 27,000	70,000 to 76,000	974,000 to 1,000,000	72,000 to 82,000	34,000 to 44,000	51,000 to 63,000	67,000 to 79,000	85,000 to 99,000	113,000 to 127,000	151,000 to 169,000	208,000 to 232,000	284,000 to 316,000	388,000 to 432,000	530,000 to 590,000	720,000 to 800,000	950,000 to 1,050,000	1,200,000 to 1,400,000	1,500,000 to 1,700,000	1,800,000 to 2,000,000	2,100,000 to 2,300,000	2,300,000 to 2,500,000	19,000,000 to 21,000,000
Upper respiratory infections	2,600 to 4,900	220 to 1,000	1,000 to 4,000	25,000 to 75,000	5,000 to 15,000	1,000 to 3,000	1,000 to 3,000	1,000 to 3,000	1,000 to 3,000	1,000 to 3,000	1,000 to 3,000	1,000 to 3,000	1,000 to 3,000	1,000 to 3,000	1,000 to 3,000	1,000 to 3,000	1,000 to 3,000	1,000 to 3,000	1,000 to 3,000	1,000 to 3,000	1,000 to 3,000	1,000 to 3,000	1,000 to 3,000	100,000
Otitis media	0.1	19.3	563	4,000 to 6,000	1,000 to 2,000	1,000 to 2,000	1,000 to 2,000	1,000 to 2,000	1,000 to 2,000	1,000 to 2,000	1,000 to 2,000	1,000 to 2,000	1,000 to 2,000	1,000 to 2,000	1,000 to 2,000	1,000 to 2,000	1,000 to 2,000	1,000 to 2,000	1,000 to 2,000	1,000 to 2,000	1,000 to 2,000	1,000 to 2,000	1,000 to 2,000	100,000
Otitis media	0.1 to 0.1	19.3 to 19.3	563 to 563	4,000 to 6,000	1,000 to 2,000	1,000 to 2,000	1,000 to 2,000	1,000 to 2,000	1,000 to 2,000	1,000 to 2,000	1,000 to 2,000	1,000 to 2,000	1,000 to 2,000	1,000 to 2,000	1,000 to 2,000	1,000 to 2,000	1,000 to 2,000	1,000 to 2,000	1,000 to 2,000	1,000 to 2,000	1,000 to 2,000	1,000 to 2,000	1,000 to 2,000	100,000
Sinusitis	1,000	1,000	1,000	1,000	1,000	1,000	1,000	1,000	1,000	1,000	1,000	1,000	1,000	1,000	1,000	1,000	1,000	1,000	1,000	1,000	1,000	1,000	1,000	100,000
Sinusitis	1,000 to 1,000	1,000 to 1,000	1,000 to 1,000	1,000 to 1,000	1,000 to 1,000	1,000 to 1,000	1,000 to 1,000	1,000 to 1,000	1,000 to 1,000	1,000 to 1,000	1,000 to 1,000	1,000 to 1,000	1,000 to 1,000	1,000 to 1,000	1,000 to 1,000	1,000 to 1,000	1,000 to 1,000	1,000 to 1,000	1,000 to 1,000	1,000 to 1,000	1,000 to 1,000	1,000 to 1,000	1,000 to 1,000	100,000
Pharyngitis	0	0	0	0	0	0	0	0	0	0	0	0	0	0	0	0	0	0	0	0	0	0	0	0
Pharyngitis	0 to 0	0 to 0	0 to 0	0 to 0	0 to 0	0 to 0	0 to 0	0 to 0	0 to 0	0 to 0	0 to 0	0 to 0	0 to 0	0 to 0	0 to 0	0 to 0	0 to 0	0 to 0	0 to 0	0 to 0	0 to 0	0 to 0	0 to 0	0
Tonsillitis	0	0	0	0	0	0	0	0	0	0	0	0	0	0	0	0	0	0	0	0	0	0	0	0
Tonsillitis	0 to 0	0 to 0	0 to 0	0 to 0	0 to 0	0 to 0	0 to 0	0 to 0	0 to 0	0 to 0	0 to 0	0 to 0	0 to 0	0 to 0	0 to 0	0 to 0	0 to 0	0 to 0	0 to 0	0 to 0	0 to 0	0 to 0	0 to 0	0
Middle ear infections	0	0	0	0	0	0	0	0	0	0	0	0	0	0	0	0	0	0	0	0	0	0	0	0
Middle ear infections	0 to 0	0 to 0	0 to 0	0 to 0	0 to 0	0 to 0	0 to 0	0 to 0	0 to 0	0 to 0	0 to 0	0 to 0	0 to 0	0 to 0	0 to 0	0 to 0	0 to 0	0 to 0	0 to 0	0 to 0	0 to 0	0 to 0	0 to 0	0
Laryngitis	0	0	0	0	0	0	0	0	0	0	0	0	0	0	0	0	0	0	0	0	0	0	0	0
Laryngitis	0 to 0	0 to 0	0 to 0	0 to 0	0 to 0	0 to 0	0 to 0	0 to 0	0 to 0	0 to 0	0 to 0	0 to 0	0 to 0	0 to 0	0 to 0	0 to 0	0 to 0	0 to 0	0 to 0	0 to 0	0 to 0	0 to 0	0 to 0	0
Pneumonia	264,000 to 277,000	25,000 to 27,000	70,000 to 76,000	974,000 to 1,000,000	72,000 to 82,000	34,000 to 44,000	51,000 to 63,000	67,000 to 79,000	85,000 to 99,000	113,000 to 127,000	151,000 to 169,000	208,000 to 232,000	284,000 to 316,000	388,000 to 432,000	530,000 to 590,000	720,000 to 800,000	950,000 to 1,050,000	1,200,000 to 1,400,000	1,500,000 to 1,700,000	1,800,000 to 2,000,000	2,100,000 to 2,300,000	2,300,000 to 2,500,000	19,000,000 to 21,000,000
Pneumococcal pneumonia	0	0	0	0	0	0	0	0	0	0	0	0	0	0	0	0	0	0	0	0	0	0	0	0
Haemophilus influenzae type B pneumonia	0	0	0	0	0	0	0	0	0	0	0	0	0	0	0	0	0	0	0	0	0	0	0	0
Staphylococcal pneumonia	0	0	0	0	0	0	0	0	0	0	0	0	0	0	0	0	0	0	0	0	0	0	0	0
Streptococcal pneumonia	0	0	0	0	0	0	0	0	0	0	0	0	0	0	0	0	0	0	0	0	0	0	0	0
Gram-negative pneumonia	0	0	0	0	0	0	0	0	0	0	0	0	0	0	0	0	0	0	0	0	0	0	0	0
Mycoplasma pneumonia	0	0	0	0	0	0	0	0	0	0	0	0	0	0	0	0	0	0	0	0	0	0	0	0
Chlamydia pneumonia	0	0	0	0	0	0	0	0	0	0	0	0	0	0	0	0	0	0	0	0	0	0	0	0
Legionnaires' disease	0	0	0	0	0	0	0	0	0	0	0	0	0	0	0	0	0	0	0	0	0	0	0	0
Viral pneumonia	0	0	0	0	0	0	0	0	0	0	0	0	0	0	0	0	0	0	0	0	0	0	0	0
Other lower respiratory infections	261,000 to 273,000	25,000 to 27,000	69,000 to 75,000	949,000 to 974,000	71,000 to 81,000	33,000 to 43,000	50,000 to 62,000	66,000 to 78,000	84,000 to 98,000	112,000 to 126,000	150,000 to 168,000	207,000 to 231,000	283,000 to 315,000	387,000 to 431,000	529,000 to 589,000	719,000 to 799,000	949,000 to 1,049,000	1,199,000 to 1,399,000	1,499,000 to 1,699,000	1,799,000 to 1,999,000	2,099,000 to 2,299,000	2,299,000 to 2,499,000	18,900,000 to 20,900,000
Upper respiratory infections	2,600 to 4,900	220 to 1,000	1,000 to 4,000	25,000 to 75,000	5,000 to 15,000	1,000 to 3,000	1,000 to 3,000	1,000 to 3,000	1,000 to 3,000	1,000 to 3,000	1,000 to 3,000	1,000 to 3,000	1,000 to 3,000	1,000 to 3,000	1,000 to 3,000	1,000 to 3,000	1,000 to 3,000	1,000 to 3,000	1,000 to 3,000	1,000 to 3,000	1,000 to 3,000	1,000 to 3,000	1,000 to 3,000	100,000
Otitis media	0.1	19.3	563	4,000 to 6,000	1,000 to 2,000	1,000 to 2,000	1,000 to 2,000	1,000 to 2,000	1,000 to 2,000	1,000 to 2,000	1,000 to 2,000	1,000 to 2,000	1,000 to 2,000	1,000 to 2,000	1,000 to 2,000	1,000 to 2,000	1,000 to 2,000	1,000 to 2,000	1,000 to 2,000	1,000 to 2,000	1,000 to 2,000	1,000 to 2,000	1,000 to 2,000	100,000
Otitis media	0.1 to 0.1	19.3 to 19.3	563 to 563	4,000 to 6,000	1,000 to 2,000	1,000 to 2,000	1,000 to 2,000	1,000 to 2,000	1,000 to 2,000	1,000 to 2,000	1,000 to 2,000	1,000 to 2,000	1,000 to 2,000	1,000 to 2,000	1,000 to 2,000	1,000 to 2,000	1,000 to 2,000	1,000 to 2,000	1,000 to 2,000	1,000 to 2,000	1,000 to 2,000	1,000 to 2,000	1,000 to 2,000	100,000
Sinusitis	1,000	1,000	1,000	1,000	1,000	1,000	1,000	1,000	1,000	1,000	1,000	1,000	1,000	1,000	1,000	1,000	1,000	1,000	1,000	1,000	1,000	1,000	1,000	100,000
Sinusitis	1,000 to 1,000	1,000 to 1,000	1,000 to 1,000	1,000 to 1,000	1,000 to 1,000	1,000 to 1,000	1,000 to 1,000	1,000 to 1,000	1,000 to 1,000	1,000 to 1,000	1,000 to 1,000	1,000 to 1,000	1,000 to 1,000	1,000 to 1,000	1,000 to 1,000	1,000 to 1,000	1,000 to 1,000	1,000 to 1,000	1,000 to 1,000	1,000 to 1,000	1,000 to 1,000	1,000 to 1,000	1,000 to 1,000	100,000
Pharyngitis	0	0	0	0	0	0	0	0	0	0	0	0	0	0	0	0	0	0	0	0	0	0	0	0
Pharyngitis	0 to 0	0 to 0	0 to 0	0 to 0	0 to 0	0 to 0	0 to 0	0 to 0	0 to 0	0 to 0	0 to 0	0 to 0	0 to 0	0 to 0	0 to 0	0 to 0	0 to 0	0 to 0	0 to 0	0 to 0	0 to 0	0 to 0	0 to 0	0
Tonsillitis	0	0	0	0	0	0	0	0	0	0	0	0	0	0	0	0	0	0	0	0	0	0	0	0
Tonsillitis	0 to 0	0 to 0	0 to 0	0 to 0	0 to 0	0 to 0	0 to 0	0 to 0	0 to 0	0 to 0	0 to 0	0 to 0	0 to 0	0 to 0	0 to 0	0 to 0	0 to 0	0 to 0	0 to 0	0 to 0	0 to 0	0 to 0	0 to 0	0
Middle ear infections	0	0	0	0	0	0	0	0	0	0	0	0	0	0	0	0	0	0	0	0	0	0	0	0
Middle ear infections	0 to 0	0 to 0	0 to 0	0 to 0	0 to 0	0 to 0	0 to 0	0 to 0	0 to 0	0 to 0	0 to 0	0 to 0	0 to 0	0 to 0	0 to 0	0 to 0	0 to 0	0 to 0	0 to 0	0 to 0	0 to 0	0 to 0	0 to 0	0
Laryngitis	0	0	0	0	0	0	0	0	0	0	0	0	0	0	0	0	0	0	0	0	0	0	0	0
Laryngitis	0 to 0	0 to 0	0 to 0	0 to 0	0 to 0	0 to 0	0 to 0	0 to 0	0 to 0	0 to 0	0 to 0	0 to 0	0 to 0	0 to 0	0 to 0	0 to 0	0 to 0	0 to 0	0 to 0	0 to 0	0 to 0	0 to 0	0 to 0	0
Other chronic infectious diseases	0	0	0	0	0	0	0	0	0	0	0	0	0	0	0	0	0	0	0	0	0	0	0	0
Other chronic infectious diseases	0 to 0	0 to 0	0 to 0	0 to 0	0 to 0	0 to 0	0 to 0	0 to 0	0 to 0	0 to 0	0 to 0	0 to 0	0 to 0	0 to 0	0 to 0	0 to 0	0 to 0	0 to 0	0 to 0	0 to 0	0 to 0	0 to 0	0 to 0	0
Neglected tropical diseases and malaria	1,000 to 1,000	100 to 100	300 to 300	4,000 to 4,000	1,000 to 1,000	1,000 to 1,000	1,000 to 1,000	1,000 to 1,000	1,000 to 1,000	1,000 to 1,000	1,000 to 1,000	1,000 to 1,000	1,000 to 1,000	1,000 to 1,000	1,000 to 1,000	1,000 to 1,000	1,000 to 1,000	1,000 to 1,000	1,000 to 1,000	1,000 to 1,000	1,000 to 1,000	1,000 to 1,000	1,000 to 1,000	100,000
Malaria	0	0	0	0	0	0	0	0	0	0	0	0	0	0	0	0	0	0	0	0	0	0	0	0
Malaria	0 to 0	0 to 0	0 to 0	0 to 0	0 to 0	0 to 0	0 to 0	0 to 0	0 to 0	0 to 0	0 to 0	0 to 0	0 to 0	0 to 0	0 to 0	0 to 0	0 to 0	0 to 0	0 to 0	0 to 0	0 to 0	0 to 0	0 to 0	0
Chagas disease	0	0	0	0	0	0	0	0	0	0	0	0	0	0	0	0	0	0	0	0	0	0	0	0
Chagas disease	0 to 0	0 to 0	0 to 0	0 to 0	0 to 0	0 to 0	0 to 0	0 to 0	0 to 0	0 to 0	0 to 0	0 to 0	0 to 0	0 to 0	0 to 0	0 to 0	0 to 0	0 to 0	0 to 0	0 to 0	0 to 0	0 to 0	0 to 0	0
Leishmaniasis	0	0	0	0	0	0	0	0	0	0	0	0	0	0	0	0	0	0	0	0	0	0	0	0
Leishmaniasis	0 to 0	0 to 0	0 to 0	0 to 0	0 to 0	0 to 0	0 to 0	0 to 0	0 to 0	0 to 0	0 to 0	0 to 0	0 to 0	0 to 0	0 to 0	0 to 0	0 to 0	0 to 0	0 to 0	0 to 0	0 to 0	0 to 0	0 to 0	0
Visceral leishmaniasis	0	0	0	0	0	0	0	0	0	0	0	0	0	0	0	0	0	0	0	0	0	0	0	0
Cutaneous and mucocutaneous leishmaniasis	0 to 0	0 to 0	0 to 0	0 to 0	0 to 0	0 to 0	0 to 0	0 to 0	0 to 0	0 to 0	0 to 0	0 to 0	0 to 0	0 to 0	0 to 0	0 to 0	0 to 0	0 to 0	0 to 0	0 to 0	0 to 0	0 to 0	0 to 0	0
African trypanosomiasis	0	0	0	0	0	0	0	0	0	0	0	0	0	0	0	0	0	0	0	0	0	0	0	0
African trypanosomiasis	0 to 0	0 to 0	0 to 0	0 to 0	0 to 0	0 to 0	0 to 0	0 to 0	0 to 0	0 to 0	0 to 0	0 to 0	0 to 0	0 to 0	0 to 0	0 to 0	0 to 0	0 to 0	0 to 0	0 to 0	0 to 0	0 to 0	0 to 0	0
Schistosomiasis	0	0	0	0	0	0	0	0	0	0	0	0	0	0	0	0	0	0	0	0	0	0	0	0
Schistosomiasis	0 to 0	0 to 0	0 to 0	0 to 0	0 to 0	0 to 0	0 to 0	0 to 0	0 to 0	0 to 0	0 to 0	0 to 0	0 to 0	0 to 0	0 to 0	0 to 0	0 to 0	0 to 0	0 to 0	0 to 0	0 to 0	0 to 0	0 to 0	0
Cysticercosis	0	0	0	0	0	0	0	0	0	0	0	0	0	0	0	0	0	0	0	0	0	0	0	0
Cysticercosis	0 to 0	0 to 0	0 to 0	0 to 0	0 to 0	0 to 0	0 to 0	0 to 0	0 to 0	0 to 0	0 to 0	0 to 0	0 to 0	0 to 0	0 to 0	0 to 0	0 to 0	0 to 0	0 to 0	0 to 0	0 to 0	0 to 0	0 to 0	0
Cystic echinococcosis	0	0	0	0	0	0	0	0	0	0	0	0	0	0	0	0	0	0	0	0	0	0	0	0
Cystic echinococcosis	0 to 0	0 to 0	0 to 0	0 to 0	0 to 0	0 to 0	0 to 0	0 to 0	0 to 0	0 to 0	0 to 0	0 to 0	0 to 0	0 to 0	0 to 0	0 to 0	0 to 0	0 to 0	0 to 0	0 to 0	0 to 0	0 to 0	0 to 0	0
Lymphatic filariasis	0	0	0	0	0	0	0	0	0	0	0	0	0	0	0	0	0	0	0	0	0	0	0	0
Lymphatic filariasis	0 to 0	0 to 0	0 to 0	0 to 0	0 to 0	0 to 0	0 to 0	0 to 0	0 to 0	0 to 0	0 to 0	0 to 0	0 to 0	0 to 0	0 to 0	0 to 0	0 to 0	0 to 0	0 to 0	0 to 0	0 to 0	0 to 0	0 to 0	0
Onchocerciasis	0	0	0	0	0	0	0	0	0	0	0	0	0	0	0	0	0	0	0	0	0	0	0	0
Onchocerciasis	0 to 0	0 to 0	0 to 0	0 to 0	0 to 0	0 to 0	0 to 0	0 to 0	0 to 0	0 to 0	0 to 0	0 to 0	0 to 0	0 to 0	0 to 0	0 to 0	0 to 0	0 to 0	0 to 0	0 to 0	0 to 0	0 to 0	0 to 0	0
Trachoma	0	0	0	0	0	0	0	0	0	0	0	0	0	0	0	0	0	0	0	0	0	0	0	0
Trachoma	0 to 0	0 to 0	0 to 0	0 to 0	0 to 0	0 to 0	0 to 0	0 to 0	0 to 0	0 to 0	0 to 0	0 to 0	0 to 0	0 to 0	0 to 0	0



Cell Table 3b. Central Europe DALYS for cause and age across for females with 95% uncertainty intervals, 2019

Cause	Early Neonatal	Late Neonatal	Post Neonatal	1 to 4	5 to 9	10 to 14	15 to 19	20 to 24	25 to 29	30 to 34	35 to 39	40 to 44	45 to 49	50 to 54	55 to 59	60 to 64	65 to 69	70 to 74	75 to 79	80 to 84	85 to 89	90 plus	Total
All causes	73,480 (67,240 to 79,720)	49,760 (45,560 to 53,960)	71,400 (65,360 to 77,440)	124,000 (114,000 to 134,000)	110,000 (101,000 to 120,000)	105,000 (97,000 to 113,000)	212,000 (196,000 to 228,000)	267,000 (247,000 to 287,000)	366,000 (339,000 to 393,000)	505,000 (468,000 to 542,000)	629,000 (583,000 to 675,000)	808,000 (750,000 to 866,000)	913,000 (849,000 to 977,000)	1,050,000 (978,000 to 1,120,000)	1,290,000 (1,200,000 to 1,380,000)	1,770,000 (1,650,000 to 1,890,000)	2,060,000 (1,920,000 to 2,200,000)	1,990,000 (1,850,000 to 2,130,000)	1,910,000 (1,780,000 to 2,040,000)	2,040,000 (1,900,000 to 2,180,000)	1,870,000 (1,740,000 to 2,000,000)	19,200,000 (18,900,000 to 19,500,000)
Communicable, maternal, neonatal, and nutritional diseases	23,900 (22,900 to 27,300)	23,900 (19,200 to 28,500)	31,600 (26,600 to 37,300)	41,900 (35,300 to 49,600)	26,700 (19,700 to 35,600)	22,700 (17,200 to 30,200)	37,000 (27,600 to 49,000)	45,200 (34,200 to 57,800)	59,000 (45,000 to 73,900)	69,000 (53,200 to 86,900)	73,000 (56,600 to 92,000)	84,000 (65,100 to 106,000)	84,000 (65,400 to 105,000)	89,000 (69,100 to 111,000)	93,000 (72,000 to 116,000)	97,000 (75,000 to 121,000)	97,000 (75,000 to 122,000)	87,000 (67,000 to 110,000)	82,000 (63,000 to 104,000)	77,000 (59,000 to 98,000)	71,000 (54,000 to 90,000)	1,200,000 (1,100,000 to 1,300,000)
HIV/AIDS and sexually transmitted infections	27 (18 to 39)	210 (150 to 290)	1,200 (1,000 to 1,500)	1,700 (1,400 to 2,000)	1,100 (1,000 to 1,300)	1,100 (1,000 to 1,300)	2,100 (1,900 to 2,400)	3,100 (2,800 to 3,500)	4,200 (3,800 to 4,700)	5,200 (4,700 to 5,800)	6,200 (5,600 to 6,900)	7,000 (6,300 to 7,800)	7,000 (6,300 to 7,800)	7,000 (6,300 to 7,800)	6,900 (6,200 to 7,700)	6,800 (6,100 to 7,600)	6,600 (5,900 to 7,400)	6,300 (5,600 to 7,000)	5,900 (5,300 to 6,600)	5,500 (4,900 to 6,100)	5,000 (4,500 to 5,600)	85,000 (76,000 to 94,000)
HIV/AIDS	0 (0 to 0)	0 (0 to 0)	210 (150 to 290)	1,200 (1,000 to 1,500)	1,000 (900 to 1,200)	1,000 (900 to 1,200)	2,000 (1,800 to 2,300)	3,000 (2,700 to 3,400)	4,100 (3,700 to 4,600)	5,100 (4,600 to 5,700)	6,100 (5,500 to 6,800)	6,900 (6,200 to 7,700)	6,900 (6,200 to 7,700)	6,900 (6,200 to 7,700)	6,800 (6,100 to 7,600)	6,700 (6,000 to 7,500)	6,500 (5,800 to 7,300)	6,200 (5,500 to 6,900)	5,800 (5,200 to 6,500)	5,400 (4,800 to 6,000)	4,900 (4,400 to 5,500)	83,000 (74,000 to 92,000)
HIV/AIDS - Drug-susceptible Tuberculosis	0 (0 to 0)	0 (0 to 0)	0 (0 to 0)	0 (0 to 0)	0 (0 to 0)	0 (0 to 0)	0 (0 to 0)	0 (0 to 0)	0 (0 to 0)	0 (0 to 0)	0 (0 to 0)	0 (0 to 0)	0 (0 to 0)	0 (0 to 0)	0 (0 to 0)	0 (0 to 0)	0 (0 to 0)	0 (0 to 0)	0 (0 to 0)	0 (0 to 0)	0 (0 to 0)	0 (0 to 0)	0 (0 to 0)
HIV/AIDS - Multidrug resistant Tuberculosis without extensive drug resistance	0 (0 to 0)	0 (0 to 0)	0 (0 to 0)	0 (0 to 0)	0 (0 to 0)	0 (0 to 0)	0 (0 to 0)	0 (0 to 0)	0 (0 to 0)	0 (0 to 0)	0 (0 to 0)	0 (0 to 0)	0 (0 to 0)	0 (0 to 0)	0 (0 to 0)	0 (0 to 0)	0 (0 to 0)	0 (0 to 0)	0 (0 to 0)	0 (0 to 0)	0 (0 to 0)	0 (0 to 0)	0 (0 to 0)
HIV/AIDS - Extensively drug resistant Tuberculosis	0 (0 to 0)	0 (0 to 0)	0 (0 to 0)	0 (0 to 0)	0 (0 to 0)	0 (0 to 0)	0 (0 to 0)	0 (0 to 0)	0 (0 to 0)	0 (0 to 0)	0 (0 to 0)	0 (0 to 0)	0 (0 to 0)	0 (0 to 0)	0 (0 to 0)	0 (0 to 0)	0 (0 to 0)	0 (0 to 0)	0 (0 to 0)	0 (0 to 0)	0 (0 to 0)	0 (0 to 0)	0 (0 to 0)
HIV/AIDS resulting in other diseases	27 (18 to 39)	210 (150 to 290)	1,200 (1,000 to 1,500)	1,700 (1,400 to 2,000)	1,100 (1,000 to 1,300)	1,100 (1,000 to 1,300)	2,100 (1,900 to 2,400)	3,100 (2,800 to 3,500)	4,200 (3,800 to 4,700)	5,200 (4,700 to 5,800)	6,200 (5,600 to 6,900)	7,000 (6,300 to 7,800)	7,000 (6,300 to 7,800)	7,000 (6,300 to 7,800)	6,900 (6,200 to 7,700)	6,800 (6,100 to 7,600)	6,600 (5,900 to 7,400)	6,300 (5,600 to 7,000)	5,900 (5,300 to 6,600)	5,500 (4,900 to 6,100)	5,000 (4,500 to 5,600)	85,000 (76,000 to 94,000)
Sexually transmitted infections, excluding HIV	0 (0 to 0)	0 (0 to 0)	0 (0 to 0)	0 (0 to 0)	0 (0 to 0)	0 (0 to 0)	0 (0 to 0)	0 (0 to 0)	0 (0 to 0)	0 (0 to 0)	0 (0 to 0)	0 (0 to 0)	0 (0 to 0)	0 (0 to 0)	0 (0 to 0)	0 (0 to 0)	0 (0 to 0)	0 (0 to 0)	0 (0 to 0)	0 (0 to 0)	0 (0 to 0)	0 (0 to 0)	0 (0 to 0)
Syphilis	487 (3 to 800)	129 (1 to 189)	0 (0 to 0)	0 (0 to 0)	0 (0 to 0)	0 (0 to 0)	0 (0 to 0)	0 (0 to 0)	0 (0 to 0)	0 (0 to 0)	0 (0 to 0)	0 (0 to 0)	0 (0 to 0)	0 (0 to 0)	0 (0 to 0)	0 (0 to 0)	0 (0 to 0)	0 (0 to 0)	0 (0 to 0)	0 (0 to 0)	0 (0 to 0)	0 (0 to 0)	0 (0 to 0)
Chlamydial infection	0 (0 to 0)	0 (0 to 0)	0 (0 to 0)	0 (0 to 0)	0 (0 to 0)	0 (0 to 0)	0 (0 to 0)	0 (0 to 0)	0 (0 to 0)	0 (0 to 0)	0 (0 to 0)	0 (0 to 0)	0 (0 to 0)	0 (0 to 0)	0 (0 to 0)	0 (0 to 0)	0 (0 to 0)	0 (0 to 0)	0 (0 to 0)	0 (0 to 0)	0 (0 to 0)	0 (0 to 0)	0 (0 to 0)
Gonococcal infection	0 (0 to 0)	0 (0 to 0)	0 (0 to 0)	0 (0 to 0)	0 (0 to 0)	0 (0 to 0)	0 (0 to 0)	0 (0 to 0)	0 (0 to 0)	0 (0 to 0)	0 (0 to 0)	0 (0 to 0)	0 (0 to 0)	0 (0 to 0)	0 (0 to 0)	0 (0 to 0)	0 (0 to 0)	0 (0 to 0)	0 (0 to 0)	0 (0 to 0)	0 (0 to 0)	0 (0 to 0)	0 (0 to 0)
Trichomoniasis	0 (0 to 0)	0 (0 to 0)	0 (0 to 0)	0 (0 to 0)	0 (0 to 0)	0 (0 to 0)	0 (0 to 0)	0 (0 to 0)	0 (0 to 0)	0 (0 to 0)	0 (0 to 0)	0 (0 to 0)	0 (0 to 0)	0 (0 to 0)	0 (0 to 0)	0 (0 to 0)	0 (0 to 0)	0 (0 to 0)	0 (0 to 0)	0 (0 to 0)	0 (0 to 0)	0 (0 to 0)	0 (0 to 0)
Diarrheal diseases	457 (3 to 681.00)	489 (4 to 650)	12,400 (4 to 5,000)	12,400 (4 to 5,000)	2,900 (1,700 to 4,400)	1,200 (1,000 to 1,500)	1,200 (1,000 to 1,500)	1,200 (1,000 to 1,500)	1,200 (1,000 to 1,500)	1,200 (1,000 to 1,500)	1,200 (1,000 to 1,500)	1,200 (1,000 to 1,500)	1,200 (1,000 to 1,500)	1,200 (1,000 to 1,500)	1,200 (1,000 to 1,500)	1,200 (1,000 to 1,500)	1,200 (1,000 to 1,500)	1,200 (1,000 to 1,500)	1,200 (1,000 to 1,500)	1,200 (1,000 to 1,500)	1,200 (1,000 to 1,500)	50,000 (29,000 to 74,000)
Typhoid and paratyphoid	0 (0 to 0)	0 (0 to 0)	0 (0 to 0)	0 (0 to 0)	0 (0 to 0)	0 (0 to 0)	0 (0 to 0)	0 (0 to 0)	0 (0 to 0)	0 (0 to 0)	0 (0 to 0)	0 (0 to 0)	0 (0 to 0)	0 (0 to 0)	0 (0 to 0)	0 (0 to 0)	0 (0 to 0)	0 (0 to 0)	0 (0 to 0)	0 (0 to 0)	0 (0 to 0)	0 (0 to 0)	0 (0 to 0)
Typhoid fever	0 (0 to 0)	0 (0 to 0)	0 (0 to 0)	0 (0 to 0)	0 (0 to 0)	0 (0 to 0)	0 (0 to 0)	0 (0 to 0)	0 (0 to 0)	0 (0 to 0)	0 (0 to 0)	0 (0 to 0)	0 (0 to 0)	0 (0 to 0)	0 (0 to 0)	0 (0 to 0)	0 (0 to 0)	0 (0 to 0)	0 (0 to 0)	0 (0 to 0)	0 (0 to 0)	0 (0 to 0)	0 (0 to 0)
Paratyphoid fever	0 (0 to 0)	0 (0 to 0)	0 (0 to 0)	0 (0 to 0)	0 (0 to 0)	0 (0 to 0)	0 (0 to 0)	0 (0 to 0)	0 (0 to 0)	0 (0 to 0)	0 (0 to 0)	0 (0 to 0)	0 (0 to 0)	0 (0 to 0)	0 (0 to 0)	0 (0 to 0)	0 (0 to 0)	0 (0 to 0)	0 (0 to 0)	0 (0 to 0)	0 (0 to 0)	0 (0 to 0)	0 (0 to 0)
Invasive Non-typhoidal Salmonella (iNTS)	0 (0 to 0)	0 (0 to 0)	0 (0 to 0)	0 (0 to 0)	0 (0 to 0)	0 (0 to 0)	0 (0 to 0)	0 (0 to 0)	0 (0 to 0)	0 (0 to 0)	0 (0 to 0)	0 (0 to 0)	0 (0 to 0)	0 (0 to 0)	0 (0 to 0)	0 (0 to 0)	0 (0 to 0)	0 (0 to 0)	0 (0 to 0)	0 (0 to 0)	0 (0 to 0)	0 (0 to 0)	0 (0 to 0)
Other intestinal infectious diseases	0 (0 to 0)	0 (0 to 0)	0 (0 to 0)	0 (0 to 0)	0 (0 to 0)	0 (0 to 0)	0 (0 to 0)	0 (0 to 0)	0 (0 to 0)	0 (0 to 0)	0 (0 to 0)	0 (0 to 0)	0 (0 to 0)	0 (0 to 0)	0 (0 to 0)	0 (0 to 0)	0 (0 to 0)	0 (0 to 0)	0 (0 to 0)	0 (0 to 0)	0 (0 to 0)	0 (0 to 0)	0 (0 to 0)
Neglected tropical diseases and malaria	0 (0 to 0)	0 (0 to 0)	0 (0 to 0)	0 (0 to 0)	0 (0 to 0)	0 (0 to 0)	0 (0 to 0)	0 (0 to 0)	0 (0 to 0)	0 (0 to 0)	0 (0 to 0)	0 (0 to 0)	0 (0 to 0)	0 (0 to 0)	0 (0 to 0)	0 (0 to 0)	0 (0 to 0)	0 (0 to 0)	0 (0 to 0)	0 (0 to 0)	0 (0 to 0)	0 (0 to 0)	0 (0 to 0)
Malaria	0 (0 to 0)	0 (0 to 0)	0 (0 to 0)	0 (0 to 0)	0 (0 to 0)	0 (0 to 0)	0 (0 to 0)	0 (0 to 0)	0 (0 to 0)	0 (0 to 0)	0 (0 to 0)	0 (0 to 0)	0 (0 to 0)	0 (0 to 0)	0 (0 to 0)	0 (0 to 0)	0 (0 to 0)	0 (0 to 0)	0 (0 to 0)	0 (0 to 0)	0 (0 to 0)	0 (0 to 0)	0 (0 to 0)
Chagas disease	0 (0 to 0)	0 (0 to 0)	0 (0 to 0)	0 (0 to 0)	0 (0 to 0)	0 (0 to 0)	0 (0 to 0)	0 (0 to 0)	0 (0 to 0)	0 (0 to 0)	0 (0 to 0)	0 (0 to 0)	0 (0 to 0)	0 (0 to 0)	0 (0 to 0)	0 (0 to 0)	0 (0 to 0)	0 (0 to 0)	0 (0 to 0)	0 (0 to 0)	0 (0 to 0)	0 (0 to 0)	0 (0 to 0)
Leishmaniasis	0 (0 to 0)	0 (0 to 0)	0 (0 to 0)	0 (0 to 0)	0 (0 to 0)	0 (0 to 0)	0 (0 to 0)	0 (0 to 0)	0 (0 to 0)	0 (0 to 0)	0 (0 to 0)	0 (0 to 0)	0 (0 to 0)	0 (0 to 0)	0 (0 to 0)	0 (0 to 0)	0 (0 to 0)	0 (0 to 0)	0 (0 to 0)	0 (0 to 0)	0 (0 to 0)	0 (0 to 0)	0 (0 to 0)
Visceral leishmaniasis	0 (0 to 0)	0 (0 to 0)	0 (0 to 0)	0 (0 to 0)	0 (0 to 0)	0 (0 to 0)	0 (0 to 0)	0 (0 to 0)	0 (0 to 0)	0 (0 to 0)	0 (0 to 0)	0 (0 to 0)	0 (0 to 0)	0 (0 to 0)	0 (0 to 0)	0 (0 to 0)	0 (0 to 0)	0 (0 to 0)	0 (0 to 0)	0 (0 to 0)	0 (0 to 0)	0 (0 to 0)	0 (0 to 0)
Cutaneous and mucocutaneous leishmaniasis	0 (0 to 0)	0 (0 to 0)	0 (0 to 0)	0 (0 to 0)	0 (0 to 0)	0 (0 to 0)	0 (0 to 0)	0 (0 to 0)	0 (0 to 0)	0 (0 to 0)	0 (0 to 0)	0 (0 to 0)	0 (0 to 0)	0 (0 to 0)	0 (0 to 0)	0 (0 to 0)	0 (0 to 0)	0 (0 to 0)	0 (0 to 0)	0 (0 to 0)	0 (0 to 0)	0 (0 to 0)	0 (0 to 0)
African trypanosomiasis	0 (0 to 0)	0 (0 to 0)	0 (0 to 0)	0 (0 to 0)	0 (0 to 0)	0 (0 to 0)	0 (0 to 0)	0 (0 to 0)	0 (0 to 0)	0 (0 to 0)	0 (0 to 0)	0 (0 to 0)	0 (0 to 0)	0 (0 to 0)	0 (0 to 0)	0 (0 to 0)	0 (0 to 0)	0 (0 to 0)	0 (0 to 0)	0 (0 to 0)	0 (0 to 0)	0 (0 to 0)	0 (0 to 0)
Schistosomiasis	0 (0 to 0)	0 (0 to 0)	0 (0 to 0)	0 (0 to 0)	0 (0 to 0)	0 (0 to 0)	0 (0 to 0)	0 (0 to 0)	0 (0 to 0)	0 (0 to 0)	0 (0 to 0)	0 (0 to 0)	0 (0 to 0)	0 (0 to 0)	0 (0 to 0)	0 (0 to 0)	0 (0 to 0)	0 (0 to 0)	0 (0 to 0)	0 (0 to 0)	0 (0 to 0)	0 (0 to 0)	0 (0 to 0)
Cysticercosis	0 (0 to 0)	0 (0 to 0)	0 (0 to 0)	0 (0 to 0)	0 (0 to 0)	0 (0 to 0)	0 (0 to 0)	0 (0 to 0)	0 (0 to 0)	0 (0 to 0)	0 (0 to 0)	0 (0 to 0)	0 (0 to 0)	0 (0 to 0)	0 (0 to 0)	0 (0 to 0)	0 (0 to 0)	0 (0 to 0)	0 (0 to 0)	0 (0 to 0)	0 (0 to 0)	0 (0 to 0)	0 (0 to 0)
Cystic echinococcosis	0 (0 to 0)	0 (0 to 0)	0 (0 to 0)	0 (0 to 0)	0 (0 to 0)	0 (0 to 0)	0 (0 to 0)	0 (0 to 0)	0 (0 to 0)	0 (0 to 0)	0 (0 to 0)	0 (0 to 0)	0 (0 to 0)	0 (0 to 0)	0 (0 to 0)	0 (0 to 0)	0 (0 to 0)	0 (0 to 0)	0 (0 to 0)	0 (0 to 0)	0 (0 to 0)	0 (0 to 0)	0 (0 to 0)
Lymphatic filariasis	0 (0 to 0)	0 (0 to 0)	0 (0 to 0)	0 (0 to 0)	0 (0 to 0)	0 (0 to 0)	0 (0 to 0)	0 (0 to 0)	0 (0 to 0)	0 (0 to 0)	0 (0 to 0)	0 (0 to 0)	0 (0 to 0)	0 (0 to 0)	0 (0 to 0)	0 (0 to 0)	0 (0 to 0)	0 (0 to 0)	0 (0 to 0)	0 (0 to 0)	0 (0 to 0)	0 (0 to 0)	0 (0 to 0)
Onchocerciasis	0 (0 to 0)	0 (0 to 0)	0 (0 to 0)	0 (0 to 0)	0 (0 to 0)	0 (0 to 0)	0 (0 to 0)	0 (0 to 0)	0 (0 to 0)	0 (0 to 0)	0 (0 to 0)	0 (0 to 0)	0 (0 to 0)	0 (0 to 0)	0 (0 to 0)	0 (0 to 0)	0 (0 to 0)	0 (0 to 0)	0 (0 to 0)	0 (0 to 0)	0 (0 to 0)	0 (0 to 0)	0 (0 to 0)
Trachoma	0 (0 to 0)	0 (0 to 0)	0 (0 to 0)	0 (0 to 0)	0 (0 to 0)	0 (0 to 0)	0 (0 to 0)	0 (0 to 0)	0 (0 to 0)	0 (0 to 0)	0 (0 to 0)	0 (0 to 0)	0 (0 to 0)	0 (0 to 0)	0 (0 to 0)	0 (0 to 0)	0 (0 to 0)	0 (0 to 0)	0 (0 to 0)	0 (0 to 0)	0 (0 to 0)	0 (0 to 0)	0 (0 to 0)
Dengue	0 (0 to 0)	0 (0 to 0)	0 (0 to 0)	0 (0 to 0)	0 (0 to 0)	0 (0 to 0)	0 (0 to 0)	0 (0 to 0)	0 (0 to 0)	0 (0 to 0)	0 (0 to 0)	0 (0 to 0)	0 (0 to 0)	0 (0 to 0)	0 (0 to 0)	0 (0 to 0)	0 (0 to 0)	0 (0 to 0)	0 (0 to 0)	0 (0 to 0)	0 (0 to 0)	0 (0 to 0)	0 (0 to 0)
Yellow fever	0 (0 to 0)	0 (0 to 0)	0 (0 to 0)	0 (0 to 0)	0 (0 to 0)	0 (0 to 0)	0 (0 to 0)	0 (0 to 0)	0 (0 to 0)	0 (0 to 0)	0 (0 to 0)	0 (0 to 0)	0 (0 to 0)	0 (0 to 0)	0 (0 to 0)	0 (0 to 0)	0 (0 to 0)	0 (0 to 0)	0 (0 to 0)	0 (0 to 0)	0 (0 to 0)	0 (0 to 0)	0 (0 to 0)
Rabies	0 (0 to 0)	0 (0 to 0)	0 (0 to 0)	0 (0 to 0)	0 (0 to 0)	0 (0 to 0)	0 (0 to 0)	0 (0 to 0)	0 (0 to 0)	0 (0 to 0)	0 (0 to 0)	0 (0 to 0)	0 (0 to 0)	0 (0 to 0)	0 (0 to 0)	0 (0 to 0)	0 (0 to 0)	0 (0 to 0)	0 (0 to 0)	0 (0 to 0)	0 (0 to 0)	0 (0 to 0)	0 (0 to 0)
Intestinal nematode infections	0 (0 to 0)	0 (0 to 0)	0 (0 to 0)	0 (0 to 0)	0 (0 to 0)	0 (0 to 0)	0 (0 to 0)	0 (0 to 0)	0 (0 to 0)	0 (0 to 0)	0 (0 to 0)	0 (0 to 0)	0 (0 to 0)	0 (0 to 0)	0 (0 to 0)	0 (0 to 0)	0 (0 to 0)	0 (0 to 0)	0 (0 to 0)	0 (0 to 0)	0 (0 to 0)	0 (0 to 0)	0 (0 to 0)
Ascariasis	0 (0 to 0)	0 (0 to 0)	0 (0 to 0)	0 (0 to 0)	0 (0 to 0)	0 (0 to 0)	0 (0 to 0)	0 (0 to 0)	0 (0 to 0)	0 (0 to 0)	0 (0 to 0)	0 (0 to 0)	0 (0 to 0)	0 (0 to 0)	0 (0 to 0)	0 (0 to 0)	0 (0 to 0)	0 (0 to 0)	0 (0 to 0)	0 (0 to 0)	0 (0 to 0)	0 (0 to 0)	0 (0 to 0)
Trichuriasis	0 (0 to 0)	0 (0 to 0)	0 (0 to 0)	0 (0 to 0)	0 (0 to 0)	0 (0 to 0)	0 (0 to 0)	0 (0 to 0)	0 (0 to 0)	0 (0 to 0)	0 (0 to 0)	0 (0 to 0)	0 (0 to 0)	0 (0 to 0)	0 (0 to 0)	0 (0 to 0)	0 (0 to 0)	0 (0 to 0)	0 (0 to 0)	0 (0 to 0)	0 (0 to 0)	0 (0 to 0)	0 (0 to 0)
Hookworm disease	0 (0 to 0)	0 (0 to 0)	0 (0 to 0)	0 (0 to 0)	0 (0 to 0)	0 (0 to 0)	0 (0 to 0)	0 (0 to 0)	0 (0 to 0)	0 (0 to 0)	0 (0 to 0)	0 (0 to 0)	0 (0 to 0)	0 (0 to 0)	0 (0 to 0)	0 (0 to 0)	0 (0 to 0)	0 (0 to 0)	0 (0 to 0)	0 (0 to 0)	0 (0 to 0)	0 (0 to 0)	0 (0 to 0)
Food-borne trematodiases	0 (0 to 0)	0 (0 to 0)	0 (0 to 0)	0 (0 to 0)	0 (0 to 0)	0 (0 to 0)	0 (0 to 0)	0 (0 to 0)	0 (0 to 0)	0 (0 to 0)	0 (0 to 0)	0 (0 to 0)	0 (0 to 0)	0 (0 to 0)	0 (0 to 0)	0 (0 to 0)	0 (0 to 0)	0 (0 to 0)	0 (0 to 0)	0 (0 to 0)	0 (0 to 0)	0 (0 to 0)	0 (0 to 0)
Leprosy	0 (0 to 0)	0 (0 to 0)	0 (0 to 0)	0 (0 to 0)	0 (0 to 0)	0 (0 to 0)	0 (0 to 0)	0 (0 to 0)	0 (0 to 0)	0 (0 to 0)	0 (0 to 0)	0 (0 to 0)	0 (0 to 0)	0 (0 to 0)	0 (0 to 0)	0 (0 to 0)	0 (0 to 0)	0 (0 to 0)	0 (0 to 0)	0 (0 to 0)	0 (0 to 0)	0 (0 to 0)	0 (0 to 0)
Ebola	0 (0 to 0)	0 (0 to 0)	0 (0 to 0)	0 (0 to 0)	0 (0 to 0)	0 (0 to 0)	0 (0 to 0)	0 (0 to 0)	0 (0 to 0)	0 (0 to 0)	0 (0 to 0)	0 (0 to 0)	0 (0 to 0)	0 (0 to 0)	0 (0 to 0)	0 (0 to 0)	0 (0 to 0)	0 (0 to 0)	0 (0 to 0)	0 (0 to 0)	0 (0 to 0)	0 (0 to 0)	0 (0 to 0)
Zika virus	0 (0 to 0)	0 (0 to 0)	0 (0 to 0)	0 (0 to 0)	0 (0 to 0)	0 (0 to 0)	0 (0 to 0)	0 (0 to 0)	0 (0 to 0)	0 (0 to 0)	0 (0 to 0)	0 (0 to 0)	0 (0 to 0)	0 (0 to 0)	0 (0 to 0)	0 (0 to 0)	0 (0 to 0)	0 (0 to 0)	0 (0 to 0)	0 (0 to 0)	0 (0 to 0)	0 (0 to 0)	0 (0 to 0)
Guinea worm disease	0 (0 to 0)	0 (0 to 0)	0 (0 to 0)	0 (0 to 0)	0 (0 to 0)	0 (0 to 0)	0 (0 to 0)	0 (0 to 0)	0 (0 to 0)	0 (0 to 0)	0 (0 to 0)	0 (0 to 0)	0 (0 to 0)	0 (0 to 0)	0 (0 to 0)	0 (0 to 0)	0 (0 to 0)	0 (0 to 0)	0 (0 to 0)	0 (0 to 0)	0 (0 to 0)	0 (0 to 0)	0 (0 to 0)
Other neglected tropical diseases	0.6 (0.5 to 0.7)	0 (0 to 0)	190 (160 to 220)	640 (540 to 740)	627 (530 to 725)	540 (460 to 620)	1,100 (900 to 1,200)	1,400 (1,200 to 1,600)	1,400 (1,200 to 1,600)	1,400 (1,200 to 1,600)	1,400 (1,200 to 1,600)	1,400 (1,200 to 1,600)	1,400 (1,200 to 1,600)	1,400 (1,200 to 1,600)	1,400 (1,200 to 1,600)	1,400 (1,200 to 1,600)	1,400 (1,200 to 1,600)	1,400 (1,200 to 1,600)	1,400 (1,200 to 1,600)	1,400 (1,200 to 1,600)	1,400 (1,200 to 1,600)	1,400 (1,200 to 1,600)	19,000 (16,000 to 22,000)
Other infectious diseases	2,600 (1,900 to 3,400)	542 (396 to 710)	5,000 (3,700 to 6,600)	1,700 (1,400 to 2,000)	1,300 (1,100 to 1,500)	1,200 (1,000 to 1,400)	1,400 (1,200 to 1,600)	1,500 (1,300 to 1,800)	1,600 (1,300 to 1,900)	1,600 (1,300 to 1,900)	1,600 (1,300 to 1,900)	1,600 (1,300 to 1,900)	1,600 (1,300 to 1,900)	1,600 (1,300 to 1,900)	1,600 (1,300 to 1,900)	1,600 (1,300 to 1,900)	1,600 (1,300 to 1,900)	1,600 (1,300 to 1,900)	1,600 (1,300 to 1,900)	1,600 (1,300 to 1,900)	1,600 (1,300 to 1,900)	1,600 (1,300 to 1,900)	32,000 (26,000 to 38,000)
Meningitis	1,400 (1,200 to 1,600)	1,400 (1,200 to 1,600)	1,400 (1,200 to 1,600)	1,400 (1,200 to 1,600)	1,400 (1,200 to 1,600)	1,400 (1,200 to 1,600)	1,400 (1,200 to 1,600)	1,400 (1,200 to 1,600)	1,400 (1,200 to 1,600)	1,400 (1,200 to 1,600)	1,400 (1,200 to 1,600)	1,400 (1,200 to 1,600)	1,400 (1,200 to 1,600)	1,400 (1,200 to 1,600)	1,400 (1,200 to 1,600)



Exposure to forces of nature	2.5 10.4 to 0.5	< 5 1.0 to 20	<5 1.0 to 14.5	73.2 427.4 to 81.0	62.7 477.5 to 73.5	72.0 455.5 to 79.6	72.4 481.7 to 80	72.1 455.1 to 79.9	72.1 457.4 to 79.7	63.6 401.4 to 69.4	66.4 426.3 to 67.8	49 343.8 to 54.9	52.7 427.2 to 59.2	54.3 440.7 to 60.5	60 426.5 to 61.4	67.4 151.4 to 69	51.9 426.2 to 57.9	49.1 355.8 to 54.9	30.2 308.9 to 36.1	29.8 220.1 to 36.9	17 115.2 to 19.5	8.1 77.2 to 9.3	2.7 23.2 to 3.1	0.7 6.5 to 0.9	827
Other unintentional injuries	12.6 (91.5 to 14.9)	23.6 (174 to 25.7)	466 (179 to 226)	1,370 (991 to 2.1.6)	1,542 (1,113 to 3,003)	2,248 (1,483 to 3,149)	2,512 (1,623 to 3,581)	2,982 (1,991 to 4,282)	2,900 (2,148 to 3,883)	4,872 (3,660 to 7,485)	5,548 (3,510 to 8,429)	6,560 (4,203 to 9,455)	6,649 (3,950 to 10,05)	6,913 (3,763 to 9,742)	6,140 (3,843 to 9,083)	7,140 (4,656 to 10,600)	6,850 (4,615 to 13,000)	6,445 (3,958 to 7,910)	4,169 (2,726 to 6,026)	3,270 (2,189 to 4,736)	1,982 (1,289 to 2,910)	754 (459 to 1,383)	192 (104 to 352)	79,630
Self-harm and interpersonal violence	269 (195 to 353)	42.7 (32.7 to 53.9)	243 (0 to 534)	627 (514 to 756)	752 (611 to 909)	1,062 (1,000 to 1,239)	1,224 (1,152 to 1,350)	1,348 (1,268 to 1,450)	1,350 (1,268 to 1,450)	1,750 (1,650 to 1,869)	1,753 (1,650 to 1,869)	1,753 (1,650 to 1,869)	1,753 (1,650 to 1,869)	1,753 (1,650 to 1,869)	1,753 (1,650 to 1,869)	1,753 (1,650 to 1,869)	1,753 (1,650 to 1,869)	1,753 (1,650 to 1,869)	1,753 (1,650 to 1,869)	1,753 (1,650 to 1,869)	1,753 (1,650 to 1,869)	1,753 (1,650 to 1,869)	1,753 (1,650 to 1,869)	1,753 (1,650 to 1,869)	1,753 (1,650 to 1,869)
Self-harm	0 (0 to 0)	0 (0 to 0)	0 (0 to 0)	0 (0 to 0)	0 (0 to 0)	317 (190 to 1,473)	2,992 (4,010 to 5,870)	3,169 (4,882 to 6,126)	3,142 (5,566 to 6,956)	3,142 (6,900 to 8,775)	3,142 (7,470 to 11,256)	3,142 (9,550 to 13,500)	3,142 (16,200 to 14,500)	3,142 (9,550 to 13,500)	3,142 (9,829 to 13,200)	3,142 (8,700 to 12,600)	3,142 (7,170 to 9,530)	3,142 (4,670 to 6,640)	3,142 (3,480 to 5,126)	3,142 (2,550 to 5,290)	3,142 (1,930 to 3,790)	3,142 (1,640 to 4,484)	3,142 (97 to 95.2)	79.5 (50 to 95.2)	114,000
Self-harm by firearm	0 (0 to 0)	0 (0 to 0)	0 (0 to 0)	0 (0 to 0)	0 (0 to 0)	65 (51.1 to 81.2)	1,180 (1,180 to 1,180)	1,180 (1,180 to 1,180)	1,180 (1,180 to 1,180)	1,180 (1,180 to 1,180)	1,180 (1,180 to 1,180)	1,180 (1,180 to 1,180)	1,180 (1,180 to 1,180)	1,180 (1,180 to 1,180)	1,180 (1,180 to 1,180)	1,180 (1,180 to 1,180)	1,180 (1,180 to 1,180)	1,180 (1,180 to 1,180)	1,180 (1,180 to 1,180)	1,180 (1,180 to 1,180)	1,180 (1,180 to 1,180)	1,180 (1,180 to 1,180)	1,180 (1,180 to 1,180)	1,180 (1,180 to 1,180)	1,180 (1,180 to 1,180)
Self-harm by other specified means	0 (0 to 0)	0 (0 to 0)	0 (0 to 0)	0 (0 to 0)	0 (0 to 0)	846 (777 to 956)	2,792 (3,170 to 3,410)	3,169 (3,470 to 4,260)	3,169 (3,566 to 7,750)	3,169 (6,000 to 8,750)	3,169 (7,900 to 10,900)	3,169 (9,400 to 13,100)	3,169 (11,900 (19,000 to 14,200)	3,169 (11,900 (9,400 to 13,600)	3,169 (11,900 (9,600 to 12,100)	3,169 (11,900 (8,670 to 11,900)	3,169 (11,900 (6,610 to 11,900)	3,169 (11,900 (3,600 to 6,550)	3,169 (11,900 (2,670 to 4,600)	3,169 (11,900 (1,930 to 3,600)	3,169 (11,900 (1,480 to 4,600)	3,169 (11,900 (1,280 to 3,600)	3,169 (11,900 (1,280 to 3,600)	3,169 (11,900 (1,280 to 3,600)	3,169 (11,900 (1,280 to 3,600)
Interpersonal violence	269 (195 to 353)	42.7 (32.7 to 53.9)	248 (0 to 534)	596 (514 to 756)	709 (611 to 909)	1,062 (1,000 to 1,239)	1,224 (1,152 to 1,350)	1,348 (1,268 to 1,450)	1,350 (1,268 to 1,450)	1,750 (1,650 to 1,869)	1,753 (1,650 to 1,869)	1,753 (1,650 to 1,869)	1,753 (1,650 to 1,869)	1,753 (1,650 to 1,869)	1,753 (1,650 to 1,869)	1,753 (1,650 to 1,869)	1,753 (1,650 to 1,869)	1,753 (1,650 to 1,869)	1,753 (1,650 to 1,869)	1,753 (1,650 to 1,869)	1,753 (1,650 to 1,869)	1,753 (1,650 to 1,869)	1,753 (1,650 to 1,869)	1,753 (1,650 to 1,869)	1,753 (1,650 to 1,869)
Physical violence by firearm	0 (0.4 to 7.9)	2.4 (1.9 to 3.3)	11.7 (9.6 to 15.8)	36.6 (27.3 to 45.2)	45.8 (35.1 to 60)	71.2 (52.6 to 92.1)	204 (150 to 297)	307 (264 to 400)	344 (298 to 514)	344 (309 to 514)	344 (309 to 514)	344 (320 to 520)	344 (320 to 520)	344 (320 to 520)	344 (320 to 485)	344 (319 to 398)	344 (317 to 398)	344 (310 to 150)	344 (302 to 394.6)	344 (242 to 447.7)	344 (205 to 444.9)	344 (205 to 444.9)	344 (205 to 444.9)	344 (205 to 444.9)	344 (205 to 444.9)	344 (205 to 444.9)
Physical violence by sharp object	74.9 (54.2 to 97.1)	11.4 (8.4 to 14.1)	11.7 (9.6 to 15.8)	44.4 (27.3 to 45.2)	45.8 (35.1 to 60)	71.2 (52.6 to 92.1)	204 (150 to 297)	307 (264 to 400)	344 (298 to 514)	344 (309 to 514)	344 (309 to 514)	344 (320 to 520)	344 (320 to 520)	344 (320 to 520)	344 (320 to 485)	344 (319 to 398)	344 (317 to 398)	344 (310 to 150)	344 (302 to 394.6)	344 (242 to 447.7)	344 (205 to 444.9)	344 (205 to 444.9)	344 (205 to 444.9)	344 (205 to 444.9)	344 (205 to 444.9)	344 (205 to 444.9)
Sexual violence	0 (0 to 0)	0 (0 to 0)	0 (0 to 0)	10.9 (9.1 to 20.9)	9.09 (77.3 to 200)	256 (183 to 453)	503 (322 to 919)	680 (527 to 1,043)	1,003 (599 to 1,734)	1,159 (693 to 1,956)	1,249 (691 to 1,973)	1,249 (689 to 1,962)	869 (532 to 1,483)	571 (0.0 to 953)	869 (329 to 527)	307 (329 to 542)	205 (0 to 4,099)	245 (150 to 590)	174 (103 to 252)	132 (83.3 to 199)	57.2 (32.2 to 89)	9 (0 to 14)	0.4 (0.2 to 0.7)	0.4 (0.2 to 0.7)	5,750
Physical violence by other means	246 (178 to 322)	31 (24.1 to 37.2)	205 (161 to 277)	446 (364 to 546)	459 (364 to 546)	516 (414 to 636)	667 (514 to 1,000)	1,059 (698 to 1,349)	1,079 (1,000 to 1,349)	1,733 (1,349 to 2,179)	1,910 (1,349 to 2,593)	2,199 (1,349 to 3,045)	2,090 (1,720 to 2,626)	1,922 (1,349 to 2,545)	1,922 (1,349 to 2,545)	1,922 (1,349 to 2,545)	1,922 (1,349 to 2,545)	1,922 (1,349 to 2,545)	1,270 (1,349 to 1,760)	657 (462 to 1,349)	344 (241 to 1,349)	138 (97 to 1,349)	28.1 (20.1 to 37.5)	0.4 (0.2 to 0.7)	24,000
Conflict and terrorism	12.6 (0 to 0)	23.6 (0 to 0)	13 (0 to 0)	30.1 (0.1 to 0.2)	30.1 (0.1 to 1.8)	30.1 (0.1 to 0.4)	30.1 (0.1 to 0.4)	30.1 (0.1 to 0.4)	30.1 (0.1 to 0.4)	30.1 (0.1 to 0.4)	30.1 (0.1 to 0.4)	30.1 (0.1 to 0.4)	30.1 (0.1 to 0.4)	30.1 (0.1 to 0.4)	30.1 (0.1 to 0.4)	30.1 (0.1 to 0.4)	30.1 (0.1 to 0.4)	30.1 (0.1 to 0.4)	30.1 (0.1 to 0.4)	30.1 (0.1 to 0.4)	30.1 (0.1 to 0.4)	30.1 (0.1 to 0.4)	30.1 (0.1 to 0.4)	30.1 (0.1 to 0.4)	5,722

SII Table 2b. Karnataka DALYS by cause and age group for females with 95% uncertainty intervals, 2019

Cause	Early Neonatal	Late Neonatal	Post Neonatal	1 to 4	5 to 9	10 to 14	15 to 19	20 to 24	25 to 29	30 to 34	35 to 39	40 to 44	45 to 49	50 to 53	54 to 59	60 to 63	64 to 69	70 to 74	75 to 79	80 to 84	85 to 89	90 to 94	95 plus	Total
All causes	641,000 (481,000 to 768,000)	136,000 (78,000 to 179,000)	204,000 (116,000 to 279,000)	202,000 (116,000 to 267,000)	202,000 (116,000 to 263,000)	246,000 (156,000 to 317,000)	446,000 (286,000 to 549,000)	667,000 (429,000 to 801,000)	695,000 (429,000 to 809,000)	696,000 (429,000 to 808,000)	696,000 (429,000 to 808,000)	625,000 (372,000 to 766,000)	647,000 (384,000 to 804,000)	743,000 (439,000 to 916,000)	765,000 (452,000 to 939,000)	779,000 (453,000 to 939,000)	881,000 (514,000 to 1,060,000)	666,000 (374,000 to 805,000)	799,000 (449,000 to 963,000)	699,000 (383,000 to 850,000)	333,000 (169,000 to 397,000)	66,800 (32,000 to 77,700)	20,200 (10,000 to 21,700)	11,600,000
Communicable, maternal, neonatal, and nutritional diseases	622,000 (467,000 to 746,000)	113,000 (65,000 to 149,000)	136,000 (77,000 to 186,000)	126,000 (72,000 to 166,000)	116,000 (67,000 to 153,000)	89,000 (51,000 to 117,000)	115,000 (67,000 to 151,000)	139,000 (81,000 to 183,000)	123,000 (72,000 to 162,000)	104,000 (61,000 to 137,000)	136,000 (79,000 to 179,000)	99,000 (57,000 to 131,000)	89,000 (51,000 to 117,000)	89,000 (51,000 to 117,000)	79,000 (45,000 to 104,000)	75,000 (43,000 to 99,000)	84,000 (48,000 to 111,000)	54,000 (30,000 to 71,000)	57,000 (32,000 to 75,000)	37,000 (20,000 to 49,000)	15,000 (8,000 to 20,000)	2,900 (1,600 to 3,800)	2,660,000 (2,420,000 to 2,920,000)
HIV/AIDS and sexually transmitted infections	11,910 (9 to 14,180)	4,660 to 3,670)	14,810 (9 to 11,900)	19,600 (1,320 to 15,900)	11,370 to 2,000)	6,190 to 7,540)	19,400 to 15,600)	38,800 to 19,000)	49,000 to 24,000)	74,000 to 36,180)	93,000 to 45,000)	84,000 to 41,000)	84,000 to 41,000)	84,000 to 41,000)	84,000 to 41,000)	84,000 to 41,000)	84,000 to 41,000)	84,000 to 41,000)	84,000 to 41,000)	84,000 to 41,000)	84,000 to 41,000)	84,000 to 41,000)	84,000 to 41,000)	1,131,000 (1,000,000 to 1,270,000)
HIV/AIDS	11,910 (9 to 14,180)	4,660 to 3,670)	14,810 (9 to 11,900)	19,600 (1,320 to 15,900)	11,370 to 2,000)	6,190 to 7,540)	19,400 to 15,600)	38,800 to 19,000)	49,000 to 24,000)	74,000 to 36,180)	93,000 to 45,000)	84,000 to 41,000)	84,000 to 41,000)	84,000 to 41,000)	84,000 to 41,000)	84,000 to 41,000)	84,000 to 41,000)	84,000 to 41,000)	84,000 to 41,000)	84,000 to 41,000)	84,000 to 41,000)	84,000 to 41,000)	84,000 to 41,000)	1,131,000 (1,000,000 to 1,270,000)
HIV/AIDS - Drug-susceptible Tuberculosis	0 (0 to 0)	0 (0 to 0)	1,900 (1,270 to 2,600)	290 (197 to 411)	41 (27 to 58)	992 (1,010 to 2,030)	1,720 (1,010 to 2,030)	2,050 (1,390 to 2,940)	3,690 (2,180 to 5,230)	6,110 (4,070 to 8,670)	9,900 (6,590 to 14,040)	4,670 (3,070 to 6,630)	3,900 (2,600 to 5,560)	2,260 (1,500 to 3,230)	990 (654 to 1,420)	297 (197 to 427)	146 (97 to 207)	39.0 (26 to 56)	8.4 (5 to 12)	2.6 (1 to 4)	0.5 (0 to 1)	0.1 (0 to 0)	0 (0 to 0)	34,000 (31,000 to 37,000)
HIV/AIDS - Multidrug resistant Tuberculosis without extensive drug resistance	0 (0 to 0)	0 (0 to 0)	79.7 (52 to 105)	12.5 (8 to 16.5)	2.1 (1 to 2.8)	41.4 (27 to 55)	86.2 (54 to 113)	79.6 (51 to 105)	133 (85 to 176)	223 (142 to 295)	21.5 (13 to 28)	167 (107 to 221)	129 (82 to 171)	82.5 (52 to 109)	22.6 (14 to 30)	11.4 (7 to 15)	5.1 (3 to 7)	1.2 (1 to 2)	0.1 (0 to 0)	0.1 (0 to 0)	0 (0 to 0)	0 (0 to 0)	0 (0 to 0)	1,260 (1,000 to 1,560)
HIV/AIDS - Extensively drug-resistant Tuberculosis	0 (0 to 0)	0 (0 to 0)	0.3 (0 to 0.4)	0.1 (0 to 0.1)	0 (0 to 0)	0.4 (0 to 1)	0.7 (0 to 1)	0.8 (0 to 1)	1.4 (0 to 2)	2.3 (1 to 3)	3.6 (2 to 5)	1.7 (1 to 2)	1.4 (1 to 2)	0.9 (0 to 1)	0.2 (0 to 0)	0.1 (0 to 0)	0 (0 to 0)	0 (0 to 0)	0 (0 to 0)	0 (0 to 0)	0 (0 to 0)	0 (0 to 0)	0 (0 to 0)	0 (0 to 0)	62 (49 to 77)
HIV/AIDS resulting in other diseases	11,910 (9 to 14,180)	4,660 to 3,670)	12,900 (8,000 to 16,900)	19,300 (1,320 to 15,600)	11,330 to 1,980)	5,160 (3,170 to 6,510)	17,600 (10,800 to 22,200)	36,700 (22,600 to 46,200)	47,200 (29,000 to 59,500)	71,800 (44,000 to 90,500)	89,500 (55,000 to 113,000)	80,900 (49,000 to 102,000)	80,900 (49,000 to 102,000)	80,900 (49,000 to 102,000)	80,900 (49,000 to 102,000)	80,900 (49,000 to 102,000)	80,900 (49,000 to 102,000)	80,900 (49,000 to 102,000)	80,900 (49,000 to 102,000)	80,900 (49,000 to 102,000)	80,900 (49,000 to 102,000)	80,900 (49,000 to 102,000)	80,900 (49,000 to 102,000)	1,090,000 (1,000,000 to 1,190,000)
Sexually transmitted infections excluding HIV	8,060 (1,970 to 14,180)	1,020 (210 to 3,670)	2,080 (510 to 5,900)	620 (140 to 1,900)	510 (110 to 1,700)	1,190 (270 to 4,100)	2,050 (460 to 7,100)	2,900 (650 to 10,000)	2,900 (650 to 10,000)	2,900 (650 to 10,000)	2,900 (650 to 10,000)	2,900 (650 to 10,000)	2,900 (650 to 10,000)	2,900 (650 to 10,000)	2,900 (650 to 10,000)	2,900 (650 to 10,000)	2,900 (650 to 10,000)	2,900 (650 to 10,000)	2,900 (650 to 10,000)	2,900 (650 to 10,000)	2,900 (650 to 10,000)	2,900 (650 to 10,000)	2,900 (650 to 10,000)	70,900 (16,000 to 241,000)
Syphilis	8,060 (1,970 to 14,180)	1,020 (210 to 3,670)	2,080 (510 to 5,900)	620 (140 to 1,900)	510 (110 to 1,700)	1,190 (270 to 4,100)	2,050 (460 to 7,100)	2,900 (650 to 10,000)	2,900 (650 to 10,000)	2,900 (650 to 10,000)	2,900 (650 to 10,000)	2,900 (650 to 10,000)	2,900 (650 to 10,000)	2,900 (650 to 10,000)	2,900 (650 to 10,000)	2,900 (650 to 10,000)	2,900 (650 to 10,000)	2,900 (650 to 10,000)	2,900 (650 to 10,000)	2,900 (650 to 10,000)	2,900 (650 to 10,000)	2,900 (650 to 10,000)	2,900 (650 to 10,000)	70,900 (16,000 to 241,000)
Chlamydial infection	0 (0 to 0)	0 (0 to 0)	0 (0 to 0)	0 (0 to 0)	0 (0 to 0)	0 (0 to 0)	0 (0 to 0)	0 (0 to 0)	0 (0 to 0)	0 (0 to 0)	0 (0 to 0)	0 (0 to 0)	0 (0 to 0)	0 (0 to 0)	0 (0 to 0)	0 (0 to 0)	0 (0 to 0)	0 (0 to 0)	0 (0 to 0)	0 (0 to 0)	0 (0 to 0)	0 (0 to 0)	0 (0 to 0)	0 (0 to 0)	0 (0 to 0)
Gonococcal infection	0 (0 to 0)	0 (0 to 0)	0 (0 to 0)	0 (0 to 0)	0 (0 to 0)	0 (0 to 0)	0 (0 to 0)	0 (0 to 0)	0 (0 to 0)	0 (0 to 0)	0 (0 to 0)	0 (0 to 0)	0 (0 to 0)	0 (0 to 0)	0 (0 to 0)	0 (0 to 0)	0 (0 to 0)	0 (0 to 0)	0 (0 to 0)	0 (0 to 0)	0 (0 to 0)	0 (0 to 0)	0 (0 to 0)	0 (0 to 0)	0 (0 to 0)
Trichomoniasis	0 (0 to 0)	0 (0 to 0)	0 (0 to 0)	0 (0 to 0)	0 (0 to 0)	0 (0 to 0)	0 (0 to 0)	0 (0 to 0)	0 (0 to 0)	0 (0 to 0)	0 (0 to 0)	0 (0 to 0)	0 (0 to 0)	0 (0 to 0)	0 (0 to 0)	0 (0 to 0)	0 (0 to 0)	0 (0 to 0)	0 (0 to 0)	0 (0 to 0)	0 (0 to 0)	0 (0 to 0)	0 (0 to 0)	0 (0 to 0)	0 (0 to 0)
Genital herpes	0 (0 to 0)	0 (0 to 0)	0 (0 to 0)	0 (0 to 0)	0 (0 to 0)	0 (0 to 0)	0 (0 to 0)	0 (0 to 0)	0 (0 to 0)	0 (0 to 0)	0 (0 to 0)	0 (0 to 0)	0 (0 to 0)	0 (0 to 0)	0 (0 to 0)	0 (0 to 0)	0 (0 to 0)	0 (0 to 0)	0 (0 to 0)	0 (0 to 0)	0 (0 to 0)	0 (0 to 0)	0 (0 to 0)	0 (0 to 0)	0 (0 to 0)
Other sexually transmitted infections	0 (0 to 0)	0 (0 to 0)	0 (0 to 0)	0 (0 to 0)	0 (0 to 0)	0 (0 to 0)	0 (0 to 0)	0 (0 to 0)	0 (0 to 0)	0 (0 to 0)	0 (0 to 0)	0 (0 to 0)	0 (0 to 0)	0 (0 to 0)	0 (0 to 0)	0 (0 to 0)	0 (0 to 0)	0 (0 to 0)	0 (0 to 0)	0 (0 to 0)	0 (0 to 0)	0 (0 to 0)	0 (0 to 0)	0 (0 to 0)	0 (0 to 0)
Respiratory infections and tuberculosis	20,100 (12,700 to 26,900)	16,200 (9,000 to 21,900)	47,000 (26,000 to 65,000)	14,000 (8,000 to 19,000)	13,700 (8,000 to 18,000)	9,000 (5,000 to 12,000)	14,600 (8,000 to 19,000)	22,000 (12,000 to 29,000)	22,000 (12,000 to 29,000)	24,000 (13,000 to 32,000)	23,100 (13,000 to 30,000)	14,600 (8,000 to 19,000)	20,000 (11,000 to 26,000)	24,000 (13,000 to 32,000)	24,000 (13,000 to 32,000)	24,000 (13,000 to 32,000)	32,000 (18,000 to 42,000)	35,300 (19,000 to 46,000)	25,600 (14,000 to 34,000)	23,400 (13,000 to 31,000)	7,610 (4,000 to 10,000)	3,770 (2,000 to 5,000)	994 (520 to 1,300)	479,000 (440,000 to 520,000)
Tuberculosis	20,100 (12,700 to 26,900)	16,200 (9,000 to 21,900)	2,020 (1,300 to 2,900)	1,900 (1,200 to 2,600)	2,020 (1,300 to 2,900)	2,720 (1,700 to 3,900)	7,700 (4,700 to 10,900)	15,100 (9,000 to 21,000)	15,000 (9,000 to 21,000)	20,000 (12,000 to 28,000)	14,600 (8,000 to 20,000)	13,100 (7,000 to 18,000)	14,600 (8,000 to 20,000)	18,400 (10,000 to 25,000)	17,200 (9,000 to 24,000)	13,600 (7,000 to 19,000)	9,000 (5,000 to 12,000)	11,200 (6,000 to 15,000)	8,700 (4,000 to 12,000)	6,300 (3,000 to 9,000)	1,960 (1,000 to 3,000)	780 (400 to 1,100)	99.4 (50 to 140)	252,000 (230,000 to 276,000)
Latent tuberculosis infection	0 (0 to 0)	0 (0 to 0)	0 (0 to 0)	0 (0 to 0)	0 (0 to 0)	0 (0 to 0)	0 (0 to 0)	0 (0 to 0)	0 (0 to 0)	0 (0 to 0)	0 (0 to 0)	0 (0 to 0)	0 (0 to 0)	0 (0 to 0)	0 (0 to 0)	0 (0 to 0)	0 (0 to 0)	0 (0 to 0)	0 (0 to 0)	0 (0 to 0)	0 (0 to 0)	0 (0 to 0)	0 (0 to 0)	0 (0 to 0)	0 (0 to 0)
Drug-susceptible tuberculosis	20,100 (12,700 to 26,900)	16,200 (9,000 to 21,900)	2,020 (1,300 to 2,900)	1,900 (1,200 to 2,600)	2,020 (1,300 to 2,900)	2,720 (1,700 to 3,900)	7,700 (4,700 to 10,900)	15,100 (9,000 to 21,000)	15,000 (9,000 to 21,000)	20,000 (12,000 to 28,000)	14,600 (8,000 to 20,000)	13,100 (7,000 to 18,000)	14,600 (8,000 to 20,000)	18,400 (10,000 to 25,000)	17,200 (9,000 to 24,000)	13,600 (7,000 to 19,000)	9,000 (5,000 to 12,000)	11,200 (6,000 to 15,000)	8,700 (4,000 to 12,000)	6,300 (3,000 to 9,000)	1,960 (1,000 to 3,000)	780 (400 to 1,100)	99.4 (50 to 140)	252,000 (230,000 to 276,000)
Multidrug-resistant tuberculosis without extensive drug resistance	0 (0 to 0)	0 (0 to 0)	0 (0 to 0)	0 (0 to 0)	0 (0 to 0)	0 (0 to 0)	0 (0 to 0)	0 (0 to 0)	0 (0 to 0)	0 (0 to 0)	0 (0 to 0)	0 (0 to 0)	0 (0 to 0)	0 (0 to 0)	0 (0 to 0)	0 (0 to 0)	0 (0 to 0)	0 (0 to 0)	0 (0 to 0)	0 (0 to 0)	0 (0 to 0)	0 (0 to 0)	0 (0 to 0)	0 (0 to 0)	0 (0 to 0)
Extensively drug-resistant tuberculosis	0 (0 to 0)	0 (0 to 0)	0 (0 to 0)	0 (0 to 0)	0 (0 to 0)	0 (0 to 0)	0 (0 to 0)	0 (0 to 0)	0 (0 to 0)	0 (0 to 0)	0 (0 to 0)	0 (0 to 0)	0 (0 to 0)	0 (0 to 0)	0 (0 to 0)	0 (0 to 0)	0 (0 to 0)	0 (0 to 0)	0 (0 to 0)	0 (0 to 0)	0 (0 to 0)	0 (0 to 0)	0 (0 to 0)	0 (0 to 0)	0 (0 to 0)
Lower respiratory infections	20,100 (12,700 to 26,900)	16,200 (9,000 to 21,900)	47,000 (26,000 to 65,000)	14,000 (8,000 to 19,000)	13,700 (8,000 to 18,000)	9,000 (5,000 to 12,000)	14,600 (8,000 to 19,000)	22,000 (12,000 to 29,000)	22,000 (12,000 to 29,000)	24,000 (13,000 to 32,000)	23,100 (13,000 to 30,000)	14,600 (8,000 to 19,000)	20,000 (11,000 to 26,000)	24,000 (13,000 to 32,000)	24,000 (13,000 to 32,000)	24,000 (13,000 to 32,000)	32,000 (18,000 to 42,000)	35,300 (19,000 to 46,000)	25,600 (14,000 to 34,000)	23,400 (13,000 to 31,000)	7,610 (4,000 to 10,000)	3,770 (2,000 to 5,000)	994 (520 to 1,300)	479,000 (440,000 to 520,000)
Upper respiratory infections	20 (5 to 61)	0 (0 to 42)	14,000 (7,000 to 31,000)	1,100 (600 to 2,600)	1,020 (550 to 2,400)	1,020 (550 to 2,400)	1,020 (550 to 2,400)	1,020 (550 to 2,400)	1,020 (550 to 2,400)	1,020 (550 to 2,400)	1,020 (550 to 2,400)	1,020 (550 to 2,400)	1,020 (550 to 2,400)	1,020 (550 to 2,400)	1,020 (550 to 2,400)	1,020 (550 to 2,400)	1,020 (550 to 2,400)	1,020 (550 to 2,400)	1,020 (550 to 2,400)	1,020 (550 to 2,400)	1,020 (550 to 2,400)	1,020 (550 to 2,400)	1,020 (550 to 2,400)	21,000 (11,000 to 49,000)
Otitis media	0 (0 to 0)	0 (0 to 0)	0 (0 to 0)	0 (0 to 0)	0 (0 to 0)	0 (0 to 0)	0 (0 to 0)	0 (0 to 0)	0 (0 to 0)	0 (0 to 0)	0 (0 to 0)	0 (0 to 0)	0 (0 to 0)	0 (0 to 0)	0 (0 to 0)	0 (0 to 0)	0 (0 to 0)	0 (0 to 0)	0 (0 to 0)	0 (0 to 0)	0 (0 to 0)	0 (0 to 0)	0 (0 to 0)	0 (0 to 0)	0 (0 to 0)
Enteric infections	3,530 (1,660 to 5,130)	4,660 (1,660 to 6,660)	22,700 (10,000 to 37,000)	17,000 (7,000 to 27,000)	36,100 (15,000 to 57,000)	27,000 (12,000 to 42,000)	27,000 (12,000 to 42,000)	29,400 (13,000 to 46,000)	14,700 (6,000 to 22,000)	14,000 (6,000 to 22,000)	13,000 (6,000 to 20,000)	10,600 (5,000 to 16,000)	10,600 (5,000 to 16,000)	10,600 (5,000 to 16,000)	10,600 (5,000 to 16,000)	10,600 (5,000 to 16,000)	10,600 (5,000 to 16,000)	10,300 (5,000 to 16,000)	10,300 (5,000 to 16,000)	10,600 (5,000 to 16,000)	10,600 (5,000 to 16,000)	10,600 (5,000 to 16,000)	10,600 (5,000 to 16,000)	287,000 (137,000 to 439,000)
Diarrheal diseases	3,530 (1,660 to 5,130)	4,660 (1,660 to 6,660)	22,000 (10,000 to 37,000)	16,000 (7,000 to 27,000)	15,000 (6,000 to 25,000)	14,000 (6,000 to 24,000)	16,100 (7,000 to 27,000)	12,000 (5,000 to 20,000)	13,100 (6,000 to 22,000)	11,600 (5,000 to 19,000)	10,200 (4,000 to 17,000)	12,100 (5,000 to 20,000)	10,600 (4,000 to 18,000)	10,600 (4,000 to 18,000)	10,600 (4,000 to 18,000)	10,600 (4,000 to 18,000)	10,600 (4,000 to 18,000)	10,300 (4,000 to 18,000)	10,300 (4,000 to 18,000)	10,600 (4,000 to 18,000)	10,600 (4,000 to 18,000)	10,600 (4,000 to 18,000)	10,600 (4,000 to 18,000)	287,000 (107,000 to 468,000)
Typhoid and paratyphoid	0 (0 to 0)	0 (0 to 0)	400 (200 to 1,000)	70 (30 to 200)	70 (30 to 200)	70 (30 to 200)	70 (30 to 200)	70 (30 to 200)	70 (30 to 200)	70 (30 to 200)	70 (30 to 200)	70 (30 to 200)	70 (30 to 200)	70 (30 to 200)	70 (30 to 200)	70 (30 to 200)	70 (30 to 200)	70 (30 to 200)	70 (30 to 200)	70 (30 to 200)	70 (30 to 200)	70 (30 to 200)	70 (30 to 200)	1,700 (700 to 4,600)
Typhoid fever	0 (0 to 0)	0 (0 to 0)	400 (200 to 1,000)	70 (30 to 200)	70 (30 to 200)	70 (30 to 200)	70 (30 to 200)	70 (30 to 200)	70 (30 to 200)	70 (30 to 200)	70 (30 to 200)	70 (30 to 200)	70 (30 to 200)	70 (30 to 200)	70 (30 to 200)	70 (30 to 200)	70 (30 to 200)	70 (30 to 200)	70 (30 to 200)	70 (30 to 200)	70 (30 to 200)	70 (30 to 200)	70 (30 to 200)	1,700 (700 to 4,600)
Paratyphoid fever	0 (0 to 0)	0 (0 to 0)	0 (0 to 0)	0 (0 to 0)	0 (0 to 0)	0 (0 to 0)	0 (0 to 0)	0 (0 to 0)	0 (0 to 0)	0 (0 to 0)	0 (0 to 0)	0 (0 to 0)	0 (0 to 0)	0 (0 to 0)	0 (0 to 0)	0 (0 to 0)	0 (0 to 0)	0 (0 to 0)	0 (0 to 0)	0 (0 to 0)	0 (0 to 0)	0 (0 to 0)	0 (0 to 0)	0 (0 to 0)
Invasive Non-typhoidal Salmonella (iNTS)	0 (0 to 0)	0 (0 to 10.4)	0 (0 to 2,210)	0 (0 to 1,040)	0 (0 to 2,600)	0 (0 to 2,600)	0 (0 to 2,600)	0 (0 to 2,600)	0 (0 to 2,600)	0 (0 to 2,600)	0 (0 to 2,600)	0 (0 to 2,600)	0 (0 to 2,600)	0 (0 to 2,600)	0 (0 to 2,600)	0 (0 to 2,600)	0 (0 to 2,600)	0 (0 to 2,600)	0 (0 to 2,600)	0 (0 to 2,600)	0 (0 to 2,600)	0 (0 to 2,600)	0 (0 to 2,600)	0 (0 to 2,600)	2,600 (2,600 to 2,600)
Other intestinal infectious diseases	0 (0 to 0)	0 (0 to 0)	58 (0 to 1,300)	34 (0 to 1,300)	35 (0 to 1,300)	35 (0 to 1,300)	35 (0 to 1,300)	35 (0 to 1,300)	35 (0 to 1,300)	35 (0 to 1,300)	35 (0 to 1,300)	35 (0 to 1,300)	35 (0 to 1,300)	35 (0 to 1,300)	35 (0 to 1,300)	35 (0 to 1,300)	35 (0 to 1,300)	35 (0 to 1,300)	35 (0 to 1,300)	35 (0 to 1,300)	35 (0 to 1,300)	35 (0 to 1,300)	35 (0 to 1,300)	35 (0 to 1,300)	362 (0 to 1,300)
Neglected tropical diseases and malaria	4,580 (2,780 to 6,170)	1,020 (180 to 2,720)	4,060 (1,160 to 8,900)	1,180 (330 to 2,720)	1,180 (330 to 2,720)	1,180 (330 to 2,720



Other transport injuries	19 (0.7 to 4.7)	23 (0.9 to 5.5)	21.5 (1.0 to 42.9)	116 (56.3 to 239)	108 (51.9 to 224)	286 (149 to 560)	991 (493 to 1,870)	968 (261 to 1,710)	998 (329 to 1,650)	952 (262 to 1,620)	964 (251 to 1,620)	986 (251 to 1,670)	983 (21.8 to 154)	999 (21.2 to 167)	974 (199 to 1,590)	499 (172 to 1,020)	377 (127 to 789)	239 (150 to 563)	199 (127 to 279)	163 (129 to 341)	97.1 (61.1 to 176.3)	21.5 (10.4 to 39.6)	4.2 (2 to 9.1)	6,530
Unintentional injuries	3,702 (2,128 to 6,611.5)	3,722 (2,134 to 6,648)	12,600 (7,628 to 19,248)	16,132 (9,668 to 26,248)	28,800 (16,700 to 46,948)	14,600 (10,288 to 20,648)	27,000 (21,900 to 35,548)	27,000 (21,900 to 40,348)	39,400 (29,800 to 52,648)	39,100 (29,600 to 56,248)	27,900 (21,900 to 54,948)	22,800 (17,900 to 39,648)	23,000 (18,000 to 41,100)	29,400 (19,600 to 52,700)	28,600 (21,900 to 53,900)	31,000 (24,100 to 54,600)	21,000 (21,000 to 44,000)	30,600 (22,900 to 48,198)	55,200 (23,100 to 63,700)	55,100 (25,200 to 86,298)	22,000 (21,700 to 46,298)	27,000 (27,600 to 47,998)	16,700 (13,600 to 31,198)	6,990 (5,251 to 9,298)	1,410 (990 to 2,073)	561,000
Falls	1,349 (363 to 2,998)	449 (1.45 to 1,304)	4,709 (1.81 to 9,979)	3,619 (1.81 to 6,969)	3,879 (2,423 to 5,639)	3,709 (2,758 to 4,959)	8,669 (4,81 to 8,669)	8,663 (5,198 to 11,968)	7,970 (5,638 to 10,758)	9,410 (6,668 to 12,758)	10,200 (7,418 to 13,358)	9,593 (7,01 to 12,658)	10,400 (7,81 to 13,658)	12,000 (9,398 to 16,358)	14,600 (11,628 to 22,158)	21,200 (15,628 to 29,658)	39,600 (22,958 to 60,198)	55,200 (23,158 to 83,358)	55,100 (25,358 to 86,258)	53,600 (23,558 to 82,358)	4,969 (1,139 to 14,358)	5,940 (1,228 to 17,718)	1,268 (668 to 1,918)	263,000
Drowning	84 (38 to 331)	84 (38 to 331)	2,403 (1,103 to 9,178)	1,118 (513 to 4,268)	1,118 (513 to 4,268)	1,118 (513 to 4,268)	1,118 (513 to 4,268)	1,118 (513 to 4,268)	1,118 (513 to 4,268)	1,118 (513 to 4,268)	1,118 (513 to 4,268)	1,118 (513 to 4,268)	1,118 (513 to 4,268)	1,118 (513 to 4,268)	1,118 (513 to 4,268)	1,118 (513 to 4,268)	1,118 (513 to 4,268)	1,118 (513 to 4,268)	1,118 (513 to 4,268)	1,118 (513 to 4,268)	1,118 (513 to 4,268)	1,118 (513 to 4,268)	1,118 (513 to 4,268)	1,118 (513 to 4,268)	1,118 (513 to 4,268)	9,000
Fire, heat, and hot substances	47 (29.9 to 77.8)	47.2 (29.7 to 1.04)	47.2 (23.5 to 1,429)	1,268 (499 to 2,968)	1,268 (499 to 2,968)	1,648 (923 to 2,928)	5,548 (3,028 to 9,428)	6,648 (3,748 to 14,648)	6,858 (3,248 to 19,758)	6,858 (3,01 to 19,158)	4,138 (2,61 to 6,628)	2,638 (1,638 to 3,628)	2,728 (1,668 to 3,968)	2,278 (1,628 to 2,968)	1,858 (1,248 to 2,568)	1,458 (1,058 to 2,028)	1,468 (1,058 to 2,048)	1,118 (768 to 1,958)	828 (648 to 1,868)	728 (518 to 1,368)	228 (154 to 363)	68.6 (44 to 108)	14.6 (8.6 to 33)	50,000
Poisonings	6.6 (3.4 to 9.8)	6.6 (3.4 to 9.8)	198 (98 to 513)	521 (274 to 1,268)	1,268 (548 to 3,268)	1,268 (548 to 3,268)	1,268 (548 to 3,268)	1,268 (548 to 3,268)	1,268 (548 to 3,268)	1,268 (548 to 3,268)	1,268 (548 to 3,268)	1,268 (548 to 3,268)	1,268 (548 to 3,268)	1,268 (548 to 3,268)	1,268 (548 to 3,268)	1,268 (548 to 3,268)	1,268 (548 to 3,268)	1,268 (548 to 3,268)	1,268 (548 to 3,268)	1,268 (548 to 3,268)	1,268 (548 to 3,268)	1,268 (548 to 3,268)	1,268 (548 to 3,268)	1,268 (548 to 3,268)	1,268 (548 to 3,268)	5,000
Poisoning by other medicines and drugs	4.6 (2.1 to 6.9)	4.7 (2.2 to 13.1)	39 (9 to 208)	21.7 (9.6 to 640)	237 (79.8 to 643)	481 (129 to 956)	922 (177 to 924)	972 (161 to 975)	1,148 (79.1 to 361)	1,148 (29.6 to 321)	1,148 (20.7 to 119)	1,148 (20.7 to 170)	1,148 (21.1 to 212)	1,148 (20.7 to 230)	1,148 (20.7 to 230)	1,148 (20.7 to 230)	1,148 (20.7 to 230)	1,148 (20.7 to 230)	1,148 (20.7 to 230)	1,148 (20.7 to 230)	1,148 (20.7 to 230)	1,148 (20.7 to 230)	1,148 (20.7 to 230)	1,148 (20.7 to 230)	1,148 (20.7 to 230)	2,690
Poisoning by other means	6.6 (2.2 to 10.8)	6.6 (2.2 to 32.8)	222 (78.1 to 533)	453 (1.49 to 1,134)	271 (1.2 to 669)	272 (1.69 to 769)	172 (66.9 to 464)	207 (66.9 to 617)	139 (66.9 to 284)	76.3 (42 to 139)	66.9 (32.2 to 93.5)	67.8 (32.8 to 104)	39.1 (22.9 to 68.6)	77.6 (32.2 to 199)	63.7 (32.7 to 133)	22.1 (12.1 to 39.5)	26.6 (11.7 to 79.4)	22.9 (12.2 to 47.4)	19.8 (9.7 to 41)	19.8 (9.3 to 35.2)	4.9 (2.6 to 9.6)	1.1 (0.6 to 2.1)	0.2 (0.1 to 0.4)	2,360
Exposure to mechanical forces	41 (21.1 to 1,729)	41 (21.1 to 1,729)	1,129 (1,129 to 1,729)	90 (1,129 to 1,729)	1,729 (1,129 to 1,729)	1,729 (1,129 to 1,729)	2,629 (1,129 to 2,629)	2,629 (1,129 to 2,629)	2,629 (1,129 to 2,629)	1,629 (1,129 to 2,629)	2,129 (1,129 to 2,629)	1,629 (1,129 to 2,629)	1,629 (1,129 to 2,629)	1,629 (1,129 to 2,629)	1,629 (1,129 to 2,629)	1,629 (1,129 to 2,629)	1,629 (1,129 to 2,629)	1,629 (1,129 to 2,629)	1,629 (1,129 to 2,629)	1,629 (1,129 to 2,629)	1,629 (1,129 to 2,629)	1,629 (1,129 to 2,629)	1,629 (1,129 to 2,629)	1,629 (1,129 to 2,629)	1,629 (1,129 to 2,629)	26,000
Unintentional firearm injuries	2.2 (0.1 to 14)	2.2 (0.1 to 33.3)	26.6 (1.9 to 129)	37.6 (16.8 to 89.6)	46.6 (27.7 to 98.4)	46.7 (24 to 77.6)	47.7 (20.3 to 97.6)	47.8 (17.7 to 121)	46.8 (20 to 137)	46.2 (16 to 139)	46.7 (16 to 139)	46.7 (16 to 139)	46.7 (16 to 139)	46.7 (16 to 139)	46.8 (16 to 139)	47.8 (16 to 139)	48.6 (16 to 139)	47.2 (16 to 139)	46.8 (16 to 139)	46.8 (16 to 139)	46.8 (16 to 139)	46.8 (16 to 139)	46.8 (16 to 139)	46.8 (16 to 139)	46.8 (16 to 139)	46.8 (16 to 139)	1,190
Other exposure to mechanical forces	39 (21.1 to 1,729)	39 (21.1 to 1,729)	1,129 (1,129 to 1,729)	90 (1,129 to 1,729)	1,729 (1,129 to 1,729)	1,729 (1,129 to 1,729)	2,629 (1,129 to 2,629)	2,629 (1,129 to 2,629)	2,629 (1,129 to 2,629)	1,629 (1,129 to 2,629)	2,129 (1,129 to 2,629)	1,629 (1,129 to 2,629)	1,629 (1,129 to 2,629)	1,629 (1,129 to 2,629)	1,629 (1,129 to 2,629)	1,629 (1,129 to 2,629)	1,629 (1,129 to 2,629)	1,629 (1,129 to 2,629)	1,629 (1,129 to 2,629)	1,629 (1,129 to 2,629)	1,629 (1,129 to 2,629)	1,629 (1,129 to 2,629)	1,629 (1,129 to 2,629)	1,629 (1,129 to 2,629)	1,629 (1,129 to 2,629)	26,000
Adverse effects of medical treatment	298 (129 to 569)	2.6 (0.6 to 1.66)	609 (249 to 1,269)	2,021 (179 to 5,63)	2,021 (194 to 563)	2,021 (147 to 314)	2,021 (207 to 645)	2,021 (1,549 to 3,549)	2,043 (1,570 to 3,249)	2,043 (1,549 to 3,249)	2,043 (1,549 to 3,249)	2,043 (1,549 to 3,249)	2,043 (1,549 to 3,249)	2,043 (1,549 to 3,249)	2,043 (1,549 to 3,249)	2,043 (1,549 to 3,249)	2,043 (1,549 to 3,249)	2,043 (1,549 to 3,249)	2,043 (1,549 to 3,249)	2,043 (1,549 to 3,249)	2,043 (1,549 to 3,249)	2,043 (1,549 to 3,249)	2,043 (1,549 to 3,249)	2,043 (1,549 to 3,249)	2,043 (1,549 to 3,249)	25,700
Animal contact	191 (58.4 to 363)	871 (43.9 to 1,791)	1,890 (423 to 2,890)	1,890 (429 to 3,709)	3,690 (1,799 to 6,709)	2,779 (1,668 to 4,829)	3,229 (1,629 to 5,629)	4,279 (2,229 to 7,719)	3,500 (1,629 to 5,169)	3,560 (1,629 to 6,229)	3,119 (1,629 to 5,229)	3,029 (1,668 to 5,169)	2,629 (1,41 to 4,379)	3,119 (1,629 to 5,709)	1,890 (968 to 3,709)	1,960 (961 to 3,869)	2,629 (1,629 to 5,229)	1,490 (779 to 2,569)	1,260 (629 to 2,369)	606 (329 to 1,269)	194 (119 to 317)	60.9 (37.3 to 91.9)	19.3 (8 to 31.8)	49,200
Venomous animal contact	99.8 (51.1 to 1)	99.8 (51.1 to 1)	1,633 (1,633 to 1,633)	1,719 (1,633 to 1,633)	3,633 (1,633 to 1,633)	2,663 (1,633 to 1,633)	3,663 (1,633 to 1,633)	4,163 (1,633 to 1,633)	3,113 (1,633 to 1,633)	3,133 (1,633 to 1,633)	2,673 (1,633 to 1,633)	2,163 (1,633 to 1,633)	2,663 (1,633 to 1,633)	2,663 (1,633 to 1,633)	1,663 (1,633 to 1,633)	1,663 (1,633 to 1,633)	1,663 (1,633 to 1,633)	1,663 (1,633 to 1,633)	1,663 (1,633 to 1,633)	1,663 (1,633 to 1,633)	1,663 (1,633 to 1,633)	1,663 (1,633 to 1,633)	1,663 (1,633 to 1,633)	1,663 (1,633 to 1,633)	1,663 (1,633 to 1,633)	41,000
Non-venomous animal contact	1.1 (0.9 to 2.5)	1.1 (0.9 to 41)	20.3 (9.2 to 98.4)	66.9 (30.4 to 139)	84 (50.1 to 139)	103 (69 to 199)	126 (86 to 213)	174 (114 to 299)	165 (127 to 288)	214 (139 to 337)	203 (168 to 379)	203 (150 to 358)	202 (153 to 358)	203 (150 to 348)	47 (139 to 314)	139 (127 to 292)	179 (115 to 366)	149 (99.9 to 333)	119 (79.7 to 173)	82.2 (53.7 to 115)	26.9 (23.8 to 51.1)	12.6 (9.3 to 19.2)	2.4 (1.7 to 3.5)	3,930
Foreign body	1,000 (0.9 to 2,000)	1,000 (0.9 to 2,000)	2,000 (1,000 to 3,000)	2,000 (1,000 to 3,000)	2,000 (1,000 to 3,000)	2,000 (1,000 to 3,000)	2,000 (1,000 to 3,000)	2,000 (1,000 to 3,000)	2,000 (1,000 to 3,000)	2,000 (1,000 to 3,000)	2,000 (1,000 to 3,000)	2,000 (1,000 to 3,000)	2,000 (1,000 to 3,000)	2,000 (1,000 to 3,000)	2,000 (1,000 to 3,000)	2,000 (1,000 to 3,000)	2,000 (1,000 to 3,000)	2,000 (1,000 to 3,000)	2,000 (1,000 to 3,000)	2,000 (1,000 to 3,000)	2,000 (1,000 to 3,000)	2,000 (1,000 to 3,000)	2,000 (1,000 to 3,000)	2,000 (1,000 to 3,000)	2,000 (1,000 to 3,000)	15,000
Pulmonary aspiration and foreign body in airway	1,648 (819 to 3,648)	868 (549 to 1,268)	2,068 (1,000 to 3,648)	468 (549 to 703)	314 (227 to 441)	228 (223 to 429)	218 (154 to 277)	298 (154 to 334)	262 (154 to 335)	258 (214 to 426)	258 (154 to 258)	218 (154 to 258)	218 (161 to 258)	262 (161 to 258)	264 (161 to 418)	258 (161 to 418)	269 (161 to 418)	271 (159 to 561)	249 (240 to 709)	268 (267 to 682)	21.9 (152 to 731)	1.94 (1.62 to 3.6)	0.34 (0.1 to 58.7)	13,600
Foreign body in eye	8.1 (0 to 31)	8.4 (0.1 to 34.9)	6.7 (1.1 to 14.9)	39.5 (12.5 to 98.9)	71.5 (28.5 to 151)	99.1 (28.5 to 231)	127 (61.2 to 289)	170 (68.9 to 379)	166 (72.1 to 353)	209 (72.1 to 401)	200 (79.2 to 401)	160 (79.2 to 354)	158 (79.2 to 301)	135 (66.7 to 317)	97.3 (66.7 to 199)	84.5 (66.9 to 131)	69.6 (43.1 to 163)	56 (29.6 to 81.9)	37.6 (18.9 to 48.3)	11.9 (6 to 18.9)	4.1 (2.6 to 5.9)	0.9 (0.5 to 1.1)	1,870
Foreign body in other bodypart	4.7 (0.7 to 11.1)	4.7 (0.7 to 7.7)	29.4 (4.2 to 73)	73.2 (42.3 to 121)	98.6 (78.1 to 163)	104 (69.6 to 209)	122 (72.9 to 229)	139 (69.6 to 282)	134 (72.9 to 282)	137 (72.9 to 314)	134 (72.9 to 308)	134 (72.9 to 294)	134 (72.9 to 278)	134 (69.6 to 267)	134 (69.6 to 268)	134 (72.9 to 268)	134 (72.9 to 268)	134 (69.6 to 268)	134 (69.6 to 268)	134 (69.6 to 268)	134 (69.6 to 268)	134 (69.6 to 268)	134 (69.6 to 268)	134 (69.6 to 268)	134 (69.6 to 268)	2,850
Environmental heat and cold exposure	1.2 (0.9 to 20.4)	1.2 (0.1 to 20.4)	7.5 (0.4 to 1.66)	66.5 (54.4 to 1.42)	158 (1.04 to 272)	202 (164 to 358)	202 (204 to 479)	202 (21.8 to 656)	202 (20.9 to 627)	202 (20.9 to 627)	202 (262 to 674)	202 (207 to 632)	202 (261 to 644)	202 (207 to 632)	202 (208 to 496)	21.2 (208 to 474)	270 (21.3 to 497)	248 (165 to 419)	216 (158 to 368)	216 (158 to 368)	216 (158 to 368)	66.7 (42.1 to 150)	20.3 (14.9 to 58.3)	4.1 (2.7 to 9.6)	5,600
Exposure to forces of nature	0.9 (0 to 6.6)	0.9 (0 to 6.6)	7.4 (1 to 7.3)	7.4 (0.4 to 6.1)	7.4 (0 to 72.1)	7.4 (0 to 76)	7.4 (0.8 to 57.4)	7.4 (21 to 114)	7.4 (0.7 to 161)	7.4 (0.7 to 121)	7.4 (0.7 to 93)	7.4 (0.7 to 61)	7.4 (0.1 to 76.9)	7.4 (20.2 to 61)	7.4 (20.2 to 64.4)	7.4 (1.9 to 74.3)	7.4 (1.9 to 61.3)	7.4 (1.9 to 61.3)	7.4 (1.9 to 61.3)	7.4 (1.9 to 61.3)	7.4 (1.9 to 61.3)	7.4 (1.9 to 61.3)	7.4 (1.9 to 61.3)	7.4 (1.9 to 61.3)	7.4 (1.9 to 61.3)	621
Other unintentional injuries	5.3 (4.7 to 17.4)	5.3 (3.4 to 12.3)	66.5 (54.3 to 176)	198 (87.7 to 585)	669 (427 to 1,269)	669 (549 to 1,269)	669 (1,119 to 3,449)	2,043 (1,669 to 3,49 9)	2,043 (1,669 to 3,949)	2,043 (1,669 to 3,949)	2,043 (1,669 to 3,949)	2,043 (1,729 to 3,21 9)	2,043 (1,669 to 3,229)	2,043 (1,729 to 3,229)	2,043 (1,669 to 2,279)	2,043 (1,669 to 2,279)	2,043 (869 to 1,269)	1,449 (869 to 1,779)	869 (869 to 1,269)	523 (549 to 869)	223 (223 to 489)	74.9 (49.9 to 114)	14.3 (10.3 to 18.9)	2.2 (0.9 to 3.9)	26,400
Self-harm and interpersonal violence	911 (21.9 to 1,649)	197 (62.2 to 520)	974 (262 to 1,719)	1,219 (542 to 2,629)	2,049 (1,429 to 3,949)	10,600 (7,119 to 16,498)	97,600 (79,129 to 118,498)	146,000 (117,000 to 209,998)	197,000 (179,000 to 169,998)	68,000 (47,629 to 96,198)	48,400 (32,429 to 63,998)	29,200 (21,129 to 40,998)	22,000 (16,629 to 32,198)	19,600 (13,629 to 29,198)	12,700 (9,998 to 19,298)	8,980 (6,198 to 11,998)	7,060 (4,998 to 10,198)	5,240 (3,998 to 7,198)	3,810 (2,798 to 5,029)	1,960 (1,498 to 2,998)	676 (429 to 776)	190 (121 to 311)	23.6 (11.9 to 33.9)	40,600
Self-harm	36.6 (9 to 93)	36.6 (9 to 93)	36.6 (9 to 93)	36.6 (9 to 93)	36.6 (9 to 93)	36.6 (9 to 93)	36.6 (9 to 93)	36.6 (9 to 93)	36.6 (9 to 93)	36.6 (9 to 93)	36.6 (9 to 93)	36.6 (9 to 93)	36.6 (9 to 93)	36.6 (9 to 93)	36.6 (9 to 93)	36.6 (9 to 93)	36.6 (9 to 93)	36.6 (9 to 93)	36.6 (9 to 93)	36.6 (9 to 93)	36.6 (9 to 93)	36.6 (9 to 93)	36.6 (9 to 93)	36.6 (9 to 93)	36.6 (9 to 93)	36.6 (9 to 93)	663,000
Self-harm by firearm	0 (0 to 0)	0 (0 to 0)	0 (0 to 0)	0 (0 to 0)	0 (0 to 0)	1,713 (914 to 2,743)	1,263 (670 to 3,263)	3,600 (1,600 to 7,763)	2,600 (1,299 to 5,763)	2,600 (968 to 3,963)	1,638 (672 to 2,543)	1,548 (647 to 1,993)	826 (318 to 1,643)	867 (330 to 1,99)	148 (79 to 1,49)	0 (68 to 193)	78 (58 to 193)	60 (44 to 78.3)	21.9 (21.1 to 62.3)	24.8 (19.4 to 32.1)	9.6 (7 to 12.4)	4.2 (2.1 to 6.9)	2.1 (1.1 to 3.6)	14,600
Self-harm by other specified means	0 (0 to 0)	0 (0 to 0)	0 (0 to 0)	0 (0 to 0)	0 (0 to 0)	1,713 (4,619 to 16,398)	1,263 (4,619 to 17,198)	3,600 (11,600 to 27,298)	2,600 (7,199 to 18,298)	2,600 (4,199 to 16,398)	1,638 (3,199 to 16,398)	1,548 (3,199 to 16,398)	826 (2,199 to 16,398)	867 (2,199 to 16,398)	148 (2,199 to 16,398)	0 (2,199 to 16,398)	78 (2,199 to 16,398)	60 (2,199 to 16,398)	21.9 (2,199 to 16,398)	24.8 (2,199 to 16,398)	9.6 (2,199 to 16,398)	4.2 (2,199 to 16,398)	2.1 (2,199 to 16,398)	14,600 (2,199 to 16,398)	556,000
Interpersonal violence	567 (209 to 1,649)	156 (61.1 to 418)	962 (249 to 1,749)	1,213 (579 to 2,749)	2,063 (1,629 to 3,839)	10,700 (7,199 to 16,498)	9,000 (5,199 to 14,498)	8,600 (3,599 to 15,498)	9,640 (3,599 to 15,498)	8,210 (3,179 to 15,498)	4,638 (3,619 to 8,498)	3,548 (2,629 to 5,498)	3,660 (2,629 to 5,298)	3,660 (2,629 to 5,298)	2,760 (1,91 to 3,960)	2,140 (1,599 to 3,01 9)	1,960 (1,599 to 2,119)	1,299 (997 to 1,799)	1,199 (997 to 1,599)	862 (629 to 1,299)	321 (249 to 489)	109 (91.1 to 160)	29.8 (27.6 to 58.3)	5.7 (4.7 to 9.6)	69,300
Physical violence by firearm	8.9 (0.2 to 3.3)	8.9 (0.4 to 7.9)	8.5 (0.4 to 19.4)	22.7 (9.4 to 54.7)	41.1 (19.8 to 82.7)	31.1 (12.8 to 61)	31.6 (129 to 658)	278 (19.8 to 839)	324 (12.7 to 713)	263 (19.8 to 556)	21.4 (91.6 to 439)	117 (47.8 to 242)	107 (48 to 209)	173 (47.8 to 376)	192 (42.7 to 356)	31.6 (12.4 to 67.7)	14.9 (7.1 to 36)	57 (20.1 to 132)	11 (4.9 to 25)	3.7 (2 to 6.3)	0.1 (0.4 to 2)	0.2 (0.1 to 0.3)	2,250
Physical violence by sharp object	4.9 (0.1 to 18)	4.9 (0.1 to 18)	4.9 (0.1 to 29)	4.9 (0.1 to 71)	4.9 (0.1 to 77.7)	4.9 (0.1 to 74)	4.9 (0.1 to 69.6)	4.9 (0.1 to 87.1)	4.9 (0.1 to 93.1)	4.9 (0.1 to 77.7)	4.9 (0.1 to 59)	4.9 (0.1 to 59)	4.9 (0.1 to 59)	4.9 (0.1 to 59)	4.9 (0.1 to 59)	4.9 (0.1 to 59)	4.9 (0.1 to 59)	4.9 (0.1 to 59)	4.9 (0.1 to 59)	4.9 (0.1 to 59)	4.9 (0.1 to 59)	4.9 (0.1 to 59)	4.9 (0.1 to 59)	4.9 (0.1 to 59)	4.9 (0.1 to 59)	9,100
Sexual violence	0 (0 to 0)	0 (0 to 0)	0 (0 to 0)	1.3 (1.1 to 30.7)	1.8 (0.6 to 24.07)	1.8 (0.6 to 22.7)	272 (101 to 432)	554 (202 to 848)	1,118 (648 to 1,769)	1,632 (989 to 2,469)	1,632 (923 to 2,369)	1,632 (847 to 2,369)	1,132 (648 to 1,769)	782 (467 to 1,319)	472 (268 to 773)	454 (169 to 937)	114 (39.1 to 202)	57.4 (27.9 to 173)	44.3 (28.1 to 69.9)	4.2 (2.3 to 8.3)	0.2 (0.1 to 0.3)	0.1 (0.1 to 0.2)	9,950
Physical violence by other means	2.1 (0.1 to 6.4)	2.1 (0.1 to 6.4)	2.1 (0.1 to 6.4)	2.1 (0.1 to 6.4)	2.1 (0.1 to 6.4)	2.1 (0.1 to 6.4)	2.1 (0.1 to 6.4)	2.1 (0.1 to 6.4)	2.1 (0.1 to 6.4)	2.1 (0.1 to 6.4)	2.1 (0.1 to 6.4)	2.1 (0.1 to 6.4)	2.1 (0.1 to 6.4)	2.1 (0.1 to 6.4)	2.1 (0.1 to 6.4)	2.1 (0.1 to 6.4)	2.1 (0.1 to 6.4)	2.1 (0.1 to 6.4)	2.1 (0.1 to 6.4)	2.1 (0.1 to 6.4)	2.1 (0.1 to 6.4)	2.1 (0.1 to 6.4)	2.1 (0.1 to 6.4)	2.1 (0.1 to 6.4)	2.1 (0.1 to 6.4)	39,000
Conflict and terrorism	0 (0.7 to 4.5)	0 (0 to 0)	0 (0.4 to 3.3)	0 (0.7 to 36.8)	0 (0.1 to 52.4)	0 (30.7 to 96.7)	0 (61.4 to 72.7)	0 (61.4 to 79.7)	0 (0.1 to 79.9)	0 (62.2 to 79.9)	0 (62.2 to 79.9)	0 (0.1 to 79.9)	0 (0.1 to 79.9)	0 (0.1 to 79.9)	0 (30.7 to 127)	0 (27.5 to 109)	0 (19.4 to 74.8)	0 (19.2 to 57.6)	0 (7.4 to 27.2)	0 (2.4 to 19.8)	0 (1.1 to 6.6)	0 (0.3 to 1)	0 (0.1 to 0.2)	600

Cell Table 2b. Kerala DALYs by cause and sex, 2019

Cause	Early Neonatal	Late Neonatal	Post Neonatal	1 to 4	5 to 9	10 to 14	15 to 19	20 to 24	25 to 29	30 to 34	35 to 39	40 to 44	45 to 49	50 to 54	55 to 59	60 to 64	65 to 69	70 to 74	75 to 79	80 to 84	85 to 89	90 to 94	95 plus	Total
All causes	69,592 (70,184 to 71,008)	38,826 (39,226 to 39,700)	43,900 (43,900 to 44,700)	93,700 (92,400 to 94,900)	60,800 (60,400 to 61,300)	67,400 (66,700 to 68,200)	126,200 (125,000 to 128,000)	190,200 (188,000 to 192,000)	182,200 (180,000 to 184,000)	202,200 (199,000 to 204,000)	241,000 (238,000 to 244,000)	278,000 (275,000 to 280,000)	326,200 (322,000 to 330,000)	422,200 (418,000 to 426,000)	446,000 (442,000 to 450,000)	491,200 (486,000 to 497,000)	441,200 (436,000 to 446,000)	396,200 (391,000 to 401,000)	348,000 (343,000 to 353,000)	375,000 (371,000 to 379,000)	260,200 (257,000 to 263,000)	93,200 (91,900 to 94,500)	19,668 (17,700 to 20,600)	6,140,000
Communicable, maternal, neonatal, and nutritional diseases	67,300 (67,900 to 68,600)	34,300 (34,600 to 35,000)	19,800 (19,900 to 20,200)	37,100 (36,900 to 37,500)	16,900 (16,800 to 17,000)	24,700 (24,600 to 24,900)	26,400 (26,300 to 26,600)	23,500 (23,400 to 23,600)	23,400 (23,300 to 23,500)	23,500 (23,400 to 23,600)	26,000 (25,900 to 26,200)	26,400 (26,300 to 26,600)	26,600 (26,500 to 26,800)	33,000 (32,900 to 33,200)	35,100 (34,900 to 35,300)	40,600 (40,400 to 40,800)	40,600 (40,400 to 40,800)	37,000 (36,800 to 37,200)	31,200 (31,000 to 31,400)	35,200 (35,000 to 35,400)	19,400 (19,300 to 19,500)	6,900 (6,800 to 6,900)	2,240 (1,220 to 3,020)	689,000
HIV/AIDS and sexually transmitted infections	2,240 (712 to 5,720)	774 (209 to 1,900)	774 (199 to 1,980)	417 (116 to 923)	32.6 (16.5 to 64.3)	61.3 (20.1 to 134.7)	463 (132 to 1,030)	1,320 (329 to 3,060)	2,330 (538 to 5,560)	3,220 (727 to 8,000)	4,020 (877 to 10,000)	4,070 (829 to 10,000)	3,890 (692 to 10,000)	3,720 (620 to 9,570)	3,550 (556 to 9,620)	3,170 (455 to 9,360)	2,610 (324 to 8,280)	1,900 (220 to 6,740)	1,140 (123 to 4,310)	634 (53 to 2,790)	241 (17 to 1,270)	72 (4 to 511)	21.2 (0.9 to 211)	41,000
HIV/AIDS	0 (0 to 0)	0 (0 to 0)	0 (0 to 0)	0 (0 to 0)	0 (0 to 0)	0 (0 to 0)	0 (0 to 0)	0 (0 to 0)	0 (0 to 0)	0 (0 to 0)	0 (0 to 0)	0 (0 to 0)	0 (0 to 0)	0 (0 to 0)	0 (0 to 0)	0 (0 to 0)	0 (0 to 0)	0 (0 to 0)	0 (0 to 0)	0 (0 to 0)	0 (0 to 0)	0 (0 to 0)	0 (0 to 0)	0 (0 to 0)	0
HIV/AIDS - Drug-susceptible Tuberculosis	0 (0 to 0)	0 (0 to 0)	0 (0 to 0)	2.6 (1.4 to 4.3)	0.7 (0.4 to 1.3)	0.9 (0.4 to 2.0)	2.6 (0.9 to 6.1)	8.2 (2.3 to 19.0)	12.3 (3.3 to 28.6)	16.6 (4.2 to 38.4)	21.3 (5.2 to 48.9)	21.5 (5.2 to 48.9)	20.2 (4.8 to 46.1)	19.6 (4.4 to 44.6)	18.6 (4.2 to 42.6)	16.6 (3.9 to 38.1)	13.8 (3.4 to 31.7)	10.0 (2.7 to 23.1)	6.0 (2.0 to 13.9)	3.3 (1.4 to 7.6)	1.3 (0.7 to 2.9)	0.4 (0.2 to 0.9)	0.1 (0.0 to 0.3)	199
HIV/AIDS - Multidrug-resistant Tuberculosis without extensive drug resistance	0 (0 to 0)	0 (0 to 0)	0.6 (0.1 to 1.9)	1.1 (0.1 to 3.7)	0.3 (0.0 to 1.2)	0.4 (0.0 to 1.5)	2.0 (0.2 to 6.8)	6.2 (0.6 to 21.1)	9.2 (0.9 to 31.5)	12.1 (1.2 to 41.5)	15.5 (1.5 to 53.2)	15.5 (1.5 to 53.2)	14.4 (1.4 to 49.6)	14.0 (1.4 to 48.1)	13.2 (1.3 to 45.4)	11.8 (1.2 to 40.6)	9.8 (1.0 to 33.8)	7.1 (0.8 to 24.5)	4.3 (0.5 to 14.9)	2.4 (0.3 to 8.3)	0.9 (0.1 to 3.2)	0.3 (0.0 to 1.1)	0.1 (0.0 to 0.3)	89.5
HIV/AIDS - Extensively drug-resistant Tuberculosis	0 (0 to 0)	0 (0 to 0)	0.1 (0 to 0.3)	0.2 (0 to 0.6)	0.0 (0 to 0.2)	0.0 (0 to 0.2)	0.0 (0 to 0.1)	0.1 (0 to 0.4)	0.2 (0 to 0.6)	0.3 (0 to 0.8)	0.4 (0 to 1.0)	0.4 (0 to 1.0)	0.4 (0 to 1.0)	0.3 (0 to 0.9)	0.3 (0 to 0.9)	0.3 (0 to 0.8)	0.2 (0 to 0.7)	0.2 (0 to 0.5)	0.1 (0 to 0.4)	0.1 (0 to 0.2)	0.0 (0 to 0.1)	0.0 (0 to 0.0)	0.0 (0 to 0.0)	0.0 (0 to 0.0)	3.9
HIV/AIDS resulting in other diseases	2.2 (0 to 5)	0.6 (0 to 1.5)	0.6 (0.2 to 1.6)	0.4 (0.1 to 1.1)	0.2 (0.1 to 0.5)	0.3 (0.1 to 0.8)	0.9 (0.3 to 2.2)	3.1 (0.9 to 7.6)	4.6 (1.3 to 11.1)	6.2 (1.7 to 14.7)	7.9 (2.1 to 18.7)	8.0 (2.1 to 18.7)	7.5 (1.9 to 17.8)	7.0 (1.7 to 16.7)	6.7 (1.6 to 15.9)	6.0 (1.5 to 14.2)	4.9 (1.2 to 11.6)	3.6 (0.9 to 8.6)	2.2 (0.6 to 5.2)	1.2 (0.4 to 2.9)	0.5 (0.2 to 1.2)	0.2 (0.1 to 0.4)	0.0 (0.0 to 0.1)	69.1
Sexually transmitted infections, excluding HIV	2,240 (712 to 5,720)	774 (209 to 1,900)	774 (199 to 1,980)	416 (116 to 923)	32.6 (16.5 to 64.3)	61.3 (20.1 to 134.7)	460 (132 to 1,030)	1,320 (329 to 3,060)	2,330 (538 to 5,560)	3,220 (727 to 8,000)	4,020 (877 to 10,000)	4,070 (829 to 10,000)	3,890 (692 to 10,000)	3,720 (620 to 9,570)	3,550 (556 to 9,620)	3,170 (455 to 9,360)	2,610 (324 to 8,280)	1,900 (220 to 6,740)	1,140 (123 to 4,310)	634 (53 to 2,790)	241 (17 to 1,270)	72 (4 to 511)	21.2 (0.9 to 211)	41,000
Syphilis	0 (0 to 0)	0 (0 to 0)	0 (0 to 0)	0 (0 to 0)	0 (0 to 0)	0 (0 to 0)	0 (0 to 0)	0 (0 to 0)	0 (0 to 0)	0 (0 to 0)	0 (0 to 0)	0 (0 to 0)	0 (0 to 0)	0 (0 to 0)	0 (0 to 0)	0 (0 to 0)	0 (0 to 0)	0 (0 to 0)	0 (0 to 0)	0 (0 to 0)	0 (0 to 0)	0 (0 to 0)	0 (0 to 0)	0 (0 to 0)	0
Chlamydial infection	0 (0 to 0)	0 (0 to 0)	0 (0 to 0)	0 (0 to 0)	0 (0 to 0)	2.4 (0 to 7.5)	10.6 (0 to 27.1)	27.1 (0 to 63.3)	45.2 (0 to 104.5)	62.6 (0 to 144.3)	82.1 (0 to 187.9)	91.7 (0 to 207.8)	94.5 (0 to 211.5)	89.6 (0 to 200.1)	79.4 (0 to 178.3)	69.1 (0 to 156.9)	57.4 (0 to 131.2)	44.7 (0 to 103.4)	32.2 (0 to 75.4)	20.8 (0 to 49.2)	9.4 (0 to 23.1)	3.0 (0 to 7.7)	0.6 (0 to 1.7)	1,288
Gonococcal infection	0 (0 to 0)	0 (0 to 0)	0 (0 to 0)	0 (0 to 0)	0 (0 to 0)	1.2 (0.3 to 3.4)	5.3 (1.2 to 14.0)	13.5 (3.2 to 34.1)	22.5 (5.2 to 56.1)	31.2 (7.1 to 77.2)	40.9 (9.2 to 101.0)	45.7 (10.1 to 112.0)	47.1 (10.2 to 115.0)	44.6 (9.6 to 109.0)	39.6 (8.4 to 96.4)	34.4 (7.3 to 83.7)	28.6 (6.0 to 69.5)	22.3 (4.7 to 54.1)	16.0 (3.4 to 38.9)	10.4 (2.2 to 25.3)	4.7 (1.0 to 11.4)	1.5 (0.3 to 3.7)	0.3 (0.1 to 0.8)	642
Chlamydial infection and gonococcal infection	0 (0 to 0)	0 (0 to 0)	0 (0 to 0)	0 (0 to 0)	0 (0 to 0)	3.6 (0.8 to 10.9)	15.9 (3.4 to 41.1)	40.6 (8.8 to 98.6)	67.7 (14.7 to 164.6)	93.8 (20.3 to 227.5)	123.0 (26.7 to 298.9)	137.4 (29.8 to 333.8)	141.6 (30.7 to 344.5)	134.2 (29.0 to 326.1)	119.0 (25.8 to 289.1)	103.5 (22.3 to 251.6)	86.0 (18.5 to 208.9)	67.0 (14.4 to 162.9)	48.2 (10.4 to 117.2)	31.2 (6.7 to 75.8)	14.1 (3.0 to 34.3)	4.5 (1.0 to 11.1)	0.9 (0.2 to 2.5)	1,931
Trichomoniasis	0 (0 to 0)	0 (0 to 0)	0 (0 to 0)	0 (0 to 0)	0 (0 to 0)	0.2 (0 to 0.6)	1.1 (0.3 to 2.8)	3.2 (0.7 to 7.9)	5.1 (1.2 to 12.6)	7.1 (1.6 to 17.5)	9.2 (2.1 to 22.6)	10.3 (2.3 to 25.2)	10.6 (2.3 to 25.9)	10.0 (2.2 to 24.5)	8.9 (2.0 to 21.8)	7.7 (1.7 to 18.9)	6.4 (1.4 to 15.7)	5.0 (1.1 to 12.2)	3.6 (0.8 to 8.8)	2.3 (0.5 to 5.7)	1.1 (0.2 to 2.6)	0.4 (0.1 to 0.9)	0.1 (0.0 to 0.2)	144
Genital herpes	0 (0 to 0)	0 (0 to 0)	0 (0 to 0)	0 (0 to 0)	0 (0 to 0)	0.1 (0.0 to 0.2)	0.4 (0.1 to 1.1)	1.1 (0.3 to 2.7)	1.7 (0.4 to 4.2)	2.4 (0.6 to 5.9)	3.1 (0.7 to 7.7)	3.5 (0.8 to 8.6)	3.6 (0.8 to 8.8)	3.4 (0.8 to 8.3)	3.0 (0.7 to 7.4)	2.6 (0.6 to 6.4)	2.2 (0.5 to 5.4)	1.7 (0.4 to 4.2)	1.2 (0.3 to 2.9)	0.8 (0.2 to 2.0)	0.4 (0.1 to 1.0)	0.1 (0.0 to 0.3)	0.0 (0.0 to 0.1)	34.9
Other sexually transmitted infections	0 (0 to 0)	0 (0 to 0)	0 (0 to 0)	0 (0 to 0)	0 (0 to 0)	0.2 (0.0 to 0.5)	0.8 (0.2 to 2.1)	2.1 (0.5 to 5.2)	3.4 (0.8 to 8.4)	4.6 (1.1 to 11.4)	5.9 (1.4 to 14.7)	6.6 (1.5 to 16.4)	6.9 (1.5 to 17.1)	6.6 (1.4 to 16.5)	6.0 (1.3 to 15.1)	5.3 (1.1 to 13.4)	4.4 (0.9 to 11.2)	3.4 (0.7 to 8.7)	2.4 (0.5 to 6.2)	1.5 (0.3 to 3.9)	0.7 (0.1 to 1.8)	0.2 (0.0 to 0.6)	0.0 (0.0 to 0.1)	1,119
Respiratory infections and tuberculosis	3,640 (3,120 to 4,000)	4,700 (2,870 to 7,130)	6,770 (3,900 to 9,400)	3,660 (2,870 to 5,430)	1,870 (1,670 to 2,060)	2,710 (1,900 to 3,700)	2,790 (2,190 to 3,700)	3,220 (2,490 to 4,200)	3,190 (2,490 to 4,200)	3,220 (2,490 to 4,200)	3,660 (2,900 to 4,600)	4,290 (3,400 to 5,700)	5,210 (4,200 to 6,900)	7,500 (6,100 to 9,900)	7,500 (6,100 to 9,900)	8,070 (6,400 to 10,700)	6,120 (4,900 to 8,200)	6,460 (5,200 to 8,600)	7,790 (6,200 to 10,400)	9,550 (7,600 to 12,800)	6,850 (5,500 to 9,200)	2,260 (1,800 to 3,000)	1,440 (1,150 to 1,920)	117,000
Tuberculosis	3,640 (3,120 to 4,000)	4,700 (2,870 to 7,130)	6,770 (3,900 to 9,400)	3,660 (2,870 to 5,430)	1,870 (1,670 to 2,060)	2,710 (1,900 to 3,700)	2,790 (2,190 to 3,700)	3,220 (2,490 to 4,200)	3,190 (2,490 to 4,200)	3,220 (2,490 to 4,200)	3,660 (2,900 to 4,600)	4,290 (3,400 to 5,700)	5,210 (4,200 to 6,900)	7,500 (6,100 to 9,900)	7,500 (6,100 to 9,900)	8,070 (6,400 to 10,700)	6,120 (4,900 to 8,200)	6,460 (5,200 to 8,600)	7,790 (6,200 to 10,400)	9,550 (7,600 to 12,800)	6,850 (5,500 to 9,200)	2,260 (1,800 to 3,000)	1,440 (1,150 to 1,920)	117,000
Latent tuberculosis infection	0 (0 to 0)	0 (0 to 0)	0 (0 to 0)	0 (0 to 0)	0 (0 to 0)	0 (0 to 0)	0 (0 to 0)	0 (0 to 0)	0 (0 to 0)	0 (0 to 0)	0 (0 to 0)	0 (0 to 0)	0 (0 to 0)	0 (0 to 0)	0 (0 to 0)	0 (0 to 0)	0 (0 to 0)	0 (0 to 0)	0 (0 to 0)	0 (0 to 0)	0 (0 to 0)	0 (0 to 0)	0 (0 to 0)	0 (0 to 0)	0
Active tuberculosis	3,640 (3,120 to 4,000)	4,700 (2,870 to 7,130)	6,770 (3,900 to 9,400)	3,660 (2,870 to 5,430)	1,870 (1,670 to 2,060)	2,710 (1,900 to 3,700)	2,790 (2,190 to 3,700)	3,220 (2,490 to 4,200)	3,190 (2,490 to 4,200)	3,220 (2,490 to 4,200)	3,660 (2,900 to 4,600)	4,290 (3,400 to 5,700)	5,210 (4,200 to 6,900)	7,500 (6,100 to 9,900)	7,500 (6,100 to 9,900)	8,070 (6,400 to 10,700)	6,120 (4,900 to 8,200)	6,460 (5,200 to 8,600)	7,790 (6,200 to 10,400)	9,550 (7,600 to 12,800)	6,850 (5,500 to 9,200)	2,260 (1,800 to 3,000)	1,440 (1,150 to 1,920)	117,000
Tuberculosis - Drug-susceptible Tuberculosis	3,640 (3,120 to 4,000)	4,700 (2,870 to 7,130)	6,770 (3,900 to 9,400)	3,660 (2,870 to 5,430)	1,870 (1,670 to 2,060)	2,710 (1,900 to 3,700)	2,790 (2,190 to 3,700)	3,220 (2,490 to 4,200)	3,190 (2,490 to 4,200)	3,220 (2,490 to 4,200)	3,660 (2,900 to 4,600)	4,290 (3,400 to 5,700)	5,210 (4,200 to 6,900)	7,500 (6,100 to 9,900)	7,500 (6,100 to 9,900)	8,070 (6,400 to 10,700)	6,120 (4,900 to 8,200)	6,460 (5,200 to 8,600)	7,790 (6,200 to 10,400)	9,550 (7,600 to 12,800)	6,850 (5,500 to 9,200)	2,260 (1,800 to 3,000)	1,440 (1,150 to 1,920)	117,000
Tuberculosis - Multidrug-resistant Tuberculosis without extensive drug resistance	0 (0 to 0)	0 (0 to 0)	0 (0 to 0)	0 (0 to 0)	0 (0 to 0)	0 (0 to 0)	0 (0 to 0)	0 (0 to 0)	0 (0 to 0)	0 (0 to 0)	0 (0 to 0)	0 (0 to 0)	0 (0 to 0)	0 (0 to 0)	0 (0 to 0)	0 (0 to 0)	0 (0 to 0)	0 (0 to 0)	0 (0 to 0)	0 (0 to 0)	0 (0 to 0)	0 (0 to 0)	0 (0 to 0)	0 (0 to 0)	0
Tuberculosis - Extensively drug-resistant Tuberculosis	0 (0 to 0)	0 (0 to 0)	0 (0 to 0)	0 (0 to 0)	0 (0 to 0)	0 (0 to 0)	0 (0 to 0)	0 (0 to 0)	0 (0 to 0)	0 (0 to 0)	0 (0 to 0)	0 (0 to 0)	0 (0 to 0)	0 (0 to 0)	0 (0 to 0)	0 (0 to 0)	0 (0 to 0)	0 (0 to 0)	0 (0 to 0)	0 (0 to 0)	0 (0 to 0)	0 (0 to 0)	0 (0 to 0)	0 (0 to 0)	0
Enteric infections	1,160 (1,040 to 1,280)	276 (189 to 409)	1,160 (1,010 to 1,320)	1,450 (1,220 to 1,670)	1,140 (1,020 to 1,260)	2,020 (1,880 to 2,160)	3,090 (2,900 to 3,280)	2,690 (2,500 to 2,880)	2,610 (2,430 to 2,790)	2,690 (2,500 to 2,880)	3,130 (2,930 to 3,330)	3,290 (3,080 to 3,500)	3,690 (3,450 to 3,930)	3,690 (3,450 to 3,930)	3,690 (3,450 to 3,930)	3,690 (3,450 to 3,930)	3,010 (2,810 to 3,210)	2,610 (2,440 to 2,780)	2,110 (1,970 to 2,250)	2,270 (2,120 to 2,420)	907 (847 to 967)	290 (271 to 309)	53 (49 to 56)	53,900
Latent tuberculosis infection	0 (0 to 0)	0 (0 to 0)	0 (0 to 0)	0 (0 to 0)	0 (0 to 0)	0 (0 to 0)	0 (0 to 0)	0 (0 to 0)	0 (0 to 0)	0 (0 to 0)	0 (0 to 0)	0 (0 to 0)	0 (0 to 0)	0 (0 to 0)	0 (0 to 0)	0 (0 to 0)	0 (0 to 0)	0 (0 to 0)	0 (0 to 0)	0 (0 to 0)	0 (0 to 0)	0 (0 to 0)	0 (0 to 0)	0 (0 to 0)	0
Active tuberculosis	0 (0 to 0)	0 (0 to 0)	0 (0 to 0)	0 (0 to 0)	0 (0 to 0)	0 (0 to 0)	0 (0 to 0)	0 (0 to 0)	0 (0 to 0)	0 (0 to 0)	0 (0 to 0)	0 (0 to 0)	0 (0 to 0)	0 (0 to 0)	0 (0 to 0)	0 (0 to 0)	0 (0 to 0)	0 (0 to 0)	0 (0 to 0)	0 (0 to 0)	0 (0 to 0)	0 (0 to 0)	0 (0 to 0)	0 (0 to 0)	0
Drug-susceptible tuberculosis	0 (0 to 0)	0 (0 to 0)	0 (0 to 0)	0 (0 to 0)	0 (0 to 0)	0 (0 to 0)	0 (0 to 0)	0 (0 to 0)	0 (0 to 0)	0 (0 to 0)	0 (0 to 0)	0 (0 to 0)	0 (0 to 0)	0 (0 to 0)	0 (0 to 0)	0 (0 to 0)	0 (0 to 0)	0 (0 to 0)	0 (0 to 0)	0 (0 to 0)	0 (0 to 0)	0 (0 to 0)	0 (0 to 0)	0 (0 to 0)	0
Multidrug-resistant tuberculosis without extensive drug resistance	0 (0 to 0)	0 (0 to 0)	0 (0 to 0)	0 (0 to 0)	0 (0 to 0)	0 (0 to 0)	0 (0 to 0)	0 (0 to 0)	0 (0 to 0)	0 (0 to 0)	0 (0 to 0)	0 (0 to 0)	0 (0 to 0)	0 (0 to 0)	0 (0 to 0)	0 (0 to 0)	0 (0 to 0)	0 (0 to 0)	0 (0 to 0)	0 (0 to 0)	0 (0 to 0)	0 (0 to 0)	0 (0 to 0)	0 (0 to 0)	0
Extensively drug-resistant tuberculosis	0 (0 to 0)	0 (0 to 0)	0 (0 to 0)	0 (0 to 0)	0 (0 to 0)	0 (0 to 0)	0 (0 to 0)	0 (0 to 0)	0 (0 to 0)	0 (0 to 0)	0 (0 to 0)	0 (0 to 0)	0 (0 to 0)	0 (0 to 0)	0 (0 to 0)	0 (0 to 0)	0 (0 to 0)	0 (0 to 0)	0 (0 to 0)	0 (0 to 0)	0 (0 to 0)	0 (0 to 0)	0 (0 to 0)	0 (0 to 0)	0
Diarrheal diseases	1,160 (1,040 to 1,280)	276 (189 to 409)	1,160 (1,010 to 1,320)	1,450 (1,220 to 1,670)	1,140 (1,020 to 1,260)	2,010 (1,880 to 2,160)	3,090 (2,900 to 3,280)	2,690 (2,500 to 2,880)	2,610 (2,430 to 2,790)	2,690 (2,500 to 2,880)	3,130 (2,930 to 3,330)	3,290 (3,080 to 3,500)	3,690 (3,450 to 3,930)	3,690 (3,450 to 3,930)	3,690 (3,450 to 3,930)	3,690 (3,450 to 3,930)	3,010 (2,810 to 3,210)	2,610 (2,440 to 2,780)	2,110 (1,970 to 2,250)	2,270 (2,120 to 2,420)	907 (847 to 967)	290 (271 to 309)	53 (49 to 56)	53,900
Typhoid and paratyphoid	0 (0 to 0)	0 (0 to 0)	0 (0 to 0)	0 (0 to 0)	0 (0 to 0)	0 (0 to 0)	0 (0 to 0)	0 (0 to 0)	0 (0 to 0)	0 (0 to 0)	0 (0 to 0)	0 (0 to 0)	0 (0 to 0)	0 (0 to 0)	0 (0 to 0)	0 (0 to 0)	0 (0 to 0)	0 (0 to 0)	0 (0 to 0)	0 (0 to 0)	0 (0 to 0)	0 (0 to 0)	0 (0 to 0)	0 (0 to 0)	0
Typhoid fever	0 (0 to 0)	0 (0 to 0)	0 (0 to 0)	0 (0 to 0)	0 (0 to 0)	0 (0 to 0)	0 (0 to 0)	0 (0 to 0)	0 (0 to 0)	0 (0 to 0)	0 (0 to 0)	0 (0 to 0)	0 (0 to 0)	0 (0 to 0)	0 (0 to 0)	0 (0 to 0)	0 (0 to 0)	0 (0 to 0)	0 (0 to 0)	0 (0 to 0)	0 (0 to 0)	0 (0 to 0)	0 (0 to 0)	0 (0 to 0)	0
Paratyphoid fever	0 (0 to 0)	0 (0 to 0)	0 (0 to 0)	0 (0 to 0)	0 (0 to 0)	0 (0 to 0)	0 (0 to 0)	0 (0 to 0)	0 (0 to 0)	0 (0 to 0)	0 (0 to 0)	0 (0 to 0)	0 (0 to 0)	0 (0 to 0)	0 (0 to 0)	0 (0 to 0)	0 (0 to 0)	0 (0 to 0)	0 (0 to 0)	0 (0 to 0)	0 (0 to 0)	0 (0 to 0)	0 (0 to 0)	0 (0 to 0)	0
Invasive Non-typhoidal Salmonella (iNTS)	0 (0 to 0)	0 (0 to 0)	0 (0 to 0)	0 (0 to 0)	0 (0 to 0)	0 (0 to 0)	0 (0 to 0)	0 (0 to 0)	0 (0 to 0)	0 (0 to 0)	0 (0 to 0)	0 (0 to 0)	0 (0 to 0)	0 (0 to 0)	0 (0 to 0)	0 (0 to 0)	0 (0 to 0)	0 (0 to 0)	0 (0 to 0)	0 (0 to 0)	0 (0 to 0)	0 (0 to 0)	0 (0 to 0)	0 (0 to 0)	0
Other intestinal infectious diseases	0 (0 to 0)	0 (0 to 0)	0 (0 to 0)	0 (0 to 0)	0 (0 to 0)	0 (0 to 0)	0 (0 to 0)	0 (0 to 0)	0 (0 to 0)	0 (0 to 0)	0 (0 to 0)	0 (0 to 0)	0 (0 to 0)	0 (0 to 0)	0 (0 to 0)	0 (0 to 0)	0 (0 to 0)	0 (0 to 0)	0 (0 to 0)	0 (0 to 0)	0 (0 to 0)	0 (0 to 0)	0 (0 to 0)	0 (0 to 0)	0
Meningitis	1,160 (1,040 to 1,280)	276 (189 to 409)	1,160 (1,010 to 1,320)	1,450 (1,220 to 1,670)	1,140 (1,020 to 1,260)	2,010 (1,880 to 2,160)	3,090 (2,900 to 3,280)	2,690 (2,500 to 2,880)	2,610 (2,430 to 2,790)	2,690 (2,500 to 2,880)	3,130 (2,930 to 3,330)	3,290 (3,080 to 3,500)	3,690 (3,450 to 3,930)	3,690 (3,450 to 3,930)	3,690 (3,450 to 3,930)	3,690 (3,450 to 3,930)	3,010 (2,810 to 3,210)	2,610 (2,440 to 2,780)	2,110 (1,970 to 2,250)	2,270 (2,120 to 2,420)	907 (847 to 967)	290 (271 to 309)	53 (49 to 56)	53,900
Encephalitis	0 (0 to 0)	0 (0 to 0)	0 (0 to 0)	0 (0 to 0)	0 (0 to 0)	0 (0 to 0)	0 (0 to 0)	0 (0 to 0)	0 (0 to 0)	0 (0 to 0)	0 (0 to 0)	0 (0 to 0)	0 (0 to 0)	0 (0 to 0)	0 (0 to 0)	0 (0 to 0)	0 (0 to 0)	0 (0 to 0)	0 (0 to 0)	0 (0 to 0)	0 (0 to 0)	0 (0 to 0)	0 (0 to 0)	0 (0 to 0)	0
Diphtheria	0 (0 to 0)	0 (0 to 0)	0 (0 to 0)	0 (0 to 0)	0 (0 to 0)	0 (0 to 0)	0 (0 to 0)	0 (0 to 0)	0 (0 to 0)	0 (0 to 0)	0 (0 to 0)	0 (0 to 0)	0 (0 to 0)	0 (0 to 0)	0 (0 to 0)	0 (0 to 0)	0 (0 to 0)	0 (0 to 0)	0 (0 to 0)	0 (0 to 0)	0 (0 to 0)	0 (0 to 0)	0 (0 to 0)	0 (0 to 0)	0
Tetanus	423 (0 to 1,060)	373 (0 to 1,070)	1,160 (0 to 3,420)	1,450 (0 to 4,310)	1,140 (0 to 3,390)	2,010 (0 to 5,130)	3,090 (0 to 7,900)	2,690 (0 to 6,870)	2,610 (0 to 6,670)	2,690 (0 to 6,870)	3,130 (0 to 8,000)	3,290 (0 to 8,400)	3,690 (0 to 9,430)	3,690 (0 to 9,430)	3,690 (0 to 9,430)	3,690 (0 to 9,430)	3,010 (0 to 7,690)	2,610 (0 to 6,670)	2,110 (0 to 5,390)	2,270 (0 to 5,810)	907 (0 to 2,320)	290 (0 to 741)	53 (0 to 136)	53,900
Measles	0 (0 to 0)	0 (0 to 0)	0 (0 to 0)	0 (0 to 0)	0 (0 to 0)	0 (0 to 0)	0 (0 to 0)	0 (0 to 0)	0 (0 to 0)	0 (0 to 0)	0 (0 to 0)	0 (0 to 0)	0 (0 to 0)	0 (0 to 0)	0 (0 to 0)	0 (0 to 0)	0 (0 to 0)	0 (0 to 0)	0 (0 to 0)	0 (0 to 0)	0 (0 to 0)	0 (0 to 0)	0 (0 to 0)	0 (0 to 0)	0
Varicella and herpes zoster	0 (0 to 0)	0 (0 to 0)	0 (0 to 0)	0 (0 to 0)	0 (0 to 0)	0 (0 to 0)	0 (0 to 0)	0 (0 to 0)	0 (0 to 0)	0 (0 to 0)	0 (0 to 0)	0 (0 to 0)	0 (0 to 0)	0 (0 to 0)	0 (0 to 0)	0 (0 to 0)	0 (0 to 0)	0 (0 to 0)	0 (0 to 0)	0 (0 to 0)	0 (0 to 0)	0 (0 to 0)	0 (0 to 0)	0 (0 to 0)	0
Acute hepatitis	0 (0 to 0)	0 (0 to 0)	0 (0 to 0)	0 (0 to 0)	0 (0 to 0)	0 (0 to 0)	0 (0 to 0)	0 (0 to 0)	0 (0 to 0)	0 (0 to 0)	0 (0 to 0)	0 (0 to 0)	0 (0 to 0)	0 (0 to 0)	0 (0 to 0)	0 (0 to 0)	0 (0 to 0)	0 (0 to 0)	0 (0 to 0)	0 (0 to 0)	0 (0 to 0)	0 (0 to 0)	0 (0 to 0)	0 (0 to 0)	0
Acute hepatitis A	0 (0 to 0)	0 (0 to 0)	0 (0 to 0)	0 (0 to 0)	0 (0 to 0)	0 (0 to 0)	0 (0 to 0)	0 (0 to 0)	0 (0 to 0)	0 (0 to 0)	0 (0 to 0)	0 (0 to 0)	0 (0 to 0)	0 (0 to 0)	0 (0 to 0)	0 (0 to 0)	0 (0 to 0)	0 (0 to 0)	0 (0 to 0)	0 (0 to 0)	0 (0 to 0)	0 (0 to 0)	0 (0 to 0)	0 (0 to 0)	0
Acute hepatitis B	0 (0 to 0)	0 (0 to 0)	0 (0 to 0)	0 (0 to 0)	0 (0 to 0)	0 (0 to 0)	0 (0 to 0)	0 (0 to 0)	0 (0 to 0)	0 (0 to 0)	0 (0 to 0)	0 (0 to 0)	0 (0 to 0)	0 (0 to 0)	0 (0 to 0)	0 (0 to 0)	0 (0 to 0)	0 (0 to 0)	0 (0 to 0)	0 (0 to 0)	0 (0 to 0)	0 (0 to 0)	0 (0 to 0)	0 (0 to 0)	0
Acute hepatitis C	0 (0 to 0)	0 (0 to 0)	0 (0 to 0)	0 (0 to 0)	0 (0 to 0)	0 (0 to 0)	0 (0 to 0)	0 (0 to 0)	0 (0 to 0)	0 (0 to 0)	0 (0 to 0)	0 (0 to 0)	0 (0 to 0)	0 (0 to 0)	0 (0 to 0)	0 (0 to 0)	0 (0 to 0)	0 (0 to 0)	0 (0 to 0)	0 (0 to 0)	0 (0 to 0)	0 (0 to 0)	0 (0 to 0)	0 (0 to 0)	0
Other unspecified infectious diseases	67.9 (0 to 211)	111 (0 to 411)	639 (209 to 1,430)	707 (209 to 1,810)	1,300 (760 to 1,880)	61.2 (0 to 220)	966 (268 to 2,600)	2,030 (1,220 to 3,220)	1,910 (1,220 to 2,900)	2,030 (1,220 to 3,220)	2,220 (1,220 to 3,220)	2,220 (1,220 to 3,220)	2,220 (1,220 to 3,220)	2,220 (1,220 to 3,220)	2,220 (1,220 to 3,220)	2,220 (1,220 to 3,220)	2,220 (1,220 to 3,220)	2,220 (1,220 to 3,220)	2,220 (1,220 to 3,220)	2,220 (1,220 to 3,220)	2,220 (1,220 to 3,220)	2,220 (1,220 to 3,220)	2,220 (1,220 to 3,220)	2,220 (1,220 to 3,220)	13,000
Maternal and neonatal disorders	69,300 (69,100 to 79,500)	19,200 (13,900 to 25,600)	2,620 (1,600 to 4,100)	5,660 (4,170 to 7,410)	4,110 (4,110 to 4,110)	5,660 (4,170 to 7,410)	7,190 (5,290 to 9,440)	8,540 (6,290 to 11,200)	9,490 (6,990 to 12,400)	8,140 (5,990 to 10,700)	7,690 (5,660 to 10,100)	6,230 (4,590 to 8,180)	5,230 (3,850 to 6,860)	4,600 (3,390 to 6,040)	3,750 (2,760



Other transport injuries	0-5 (0.0 to 2.3)	1-9 (0.7 to 3.7)	10-5 (6.9 to 50.1)	75-4 (59.3 to 1.28)	88-9 (64.0 to 1.49)	146 (94 to 226)	299 (1.97 to 455)	183 (1.29 to 262)	229 (1.66 to 302)	183 (1.29 to 263)	209 (1.47 to 297)	254 (1.82 to 352)	402 (2.89 to 559)	564 (3.93 to 813)	283 (1.94 to 399)	627 (3.9 to 757)	381 (2.57 to 569)	234 (1.52 to 356)	183 (1.19 to 287)	207 (1.39 to 299)	90-6 (60.3 to 134)	37-1 (26.1 to 47.6)	7-3 (4.9 to 10.7)	4,640
Unintentional injuries	407 (262 to 1,192)	676 (370 to 979)	2,212 (1,170 to 3,282)	3,240 (2,103 to 4,613)	4,479 (3,406 to 5,766)	3,969 (3,128 to 5,035)	6,490 (5,118 to 8,063)	6,559 (5,248 to 8,062)	6,690 (5,370 to 8,266)	7,330 (5,830 to 9,040)	8,090 (6,538 to 11,268)	9,110 (6,988 to 11,966)	10,540 (8,010 to 13,600)	12,320 (10,100 to 17,000)	10,890 (7,930 to 15,000)	17,720 (13,600 to 22,400)	19,590 (15,000 to 24,500)	20,130 (15,000 to 25,100)	21,800 (15,800 to 27,900)	27,530 (20,600 to 35,500)	17,550 (13,000 to 22,600)	8,260 (6,160 to 10,800)	1,990 (1,140 to 2,890)	251,950
Falls	202 (67 thru 524)	199 (47.1 to 207)	797 (181 to 1,740)	962 (228 to 1,960)	1,660 (723 to 1,170)	1,000 (429 to 1,870)	1,820 (1,290 to 2,490)	2,190 (1,520 to 2,940)	2,220 (1,740 to 2,570)	2,220 (1,740 to 2,700)	3,090 (2,420 to 3,990)	3,890 (3,020 to 4,990)	4,280 (3,230 to 5,490)	5,240 (3,970 to 7,230)	5,560 (3,970 to 7,230)	9,710 (6,290 to 9,500)	9,240 (7,020 to 12,000)	12,490 (9,480 to 15,900)	16,200 (11,600 to 19,000)	16,700 (12,500 to 21,400)	16,900 (14,400 to 20,400)	24,500 (19,600 to 31,400)	16,100 (11,400 to 21,100)	7,750 (5,980 to 12,600)	1,470 (1,020 to 2,130)	166,800
Drowning	6-4 (4.2 to 13.7)	19-5 (12.7 to 28.3)	71-3 (47.2 to 103)	117 (78.1 to 167)	170 (109 to 243)	147 (99 to 1,260)	247 (167 to 1,315)	244 (164 to 1,61)	247 (167 to 1,597)	247 (167 to 1,597)	247 (167 to 1,597)	247 (167 to 1,597)	247 (167 to 1,597)	247 (167 to 1,597)	247 (167 to 1,329)	247 (167 to 1,329)	247 (167 to 1,329)	247 (167 to 1,329)	247 (167 to 1,329)	247 (167 to 1,329)	247 (167 to 1,329)	247 (167 to 1,329)	247 (167 to 1,329)	247 (167 to 1,329)	12,265
Fire, heat, and hot substances	7-5 (2.6 to 29.2)	14-7 (9.9 to 22.9)	140 (39.3 to 627)	369 (97.9 to 1,560)	312 (140 to 633)	353 (233 to 997)	613 (450 to 2,023)	1,130 (938 to 2,643)	1,130 (932 to 2,243)	1,210 (979 to 2,290)	1,330 (752 to 1,873)	912 (629 to 1,469)	1,830 (1 to 1,700)	961 (71 to 1,469)	643 (450 to 1,449)	819 (671 to 1,320)	723 (479 to 1,290)	547 (320 to 881)	379 (202 to 702)	412 (260 to 748)	162 (110 to 356)	68 (39.3 to 130)	13.2 (8.3 to 30)	13,700
Poisonings	0-1 (0.1 to 1.8)	0-6 (0.4 to 1.5)	4-9 (3.4 to 7.1)	10-7 (7.6 to 15.6)	14-1 (10.1 to 19.6)	20-1 (14.1 to 28.1)	30-5 (21.1 to 42.1)	30-5 (21.1 to 42.1)	30-5 (21.1 to 42.1)	30-5 (21.1 to 42.1)	30-5 (21.1 to 42.1)	30-5 (21.1 to 42.1)	30-5 (21.1 to 42.1)	30-5 (21.1 to 42.1)	30-5 (21.1 to 42.1)	30-5 (21.1 to 42.1)	30-5 (21.1 to 42.1)	30-5 (21.1 to 42.1)	30-5 (21.1 to 42.1)	30-5 (21.1 to 42.1)	30-5 (21.1 to 42.1)	30-5 (21.1 to 42.1)	30-5 (21.1 to 42.1)	1,230
Poisoning by other medications and drugs	0-1 (0.4 to 2.2)	0-2 (0.4 to 2.1)	1-4 (0.4 to 4.3)	1-6 (0.4 to 6.6)	2-4 (1.6 to 9.1)	3-7 (2.5 to 15.6)	4-8 (3.1 to 20.1)	4-8 (3.1 to 20.1)	4-8 (3.1 to 20.1)	4-8 (3.1 to 20.1)	4-8 (3.1 to 20.1)	4-8 (3.1 to 20.1)	4-8 (3.1 to 20.1)	4-8 (3.1 to 20.1)	4-8 (3.1 to 20.1)	4-8 (3.1 to 20.1)	4-8 (3.1 to 20.1)	4-8 (3.1 to 20.1)	4-8 (3.1 to 20.1)	4-8 (3.1 to 20.1)	4-8 (3.1 to 20.1)	4-8 (3.1 to 20.1)	4-8 (3.1 to 20.1)	4-8 (3.1 to 20.1)	495
Poisoning by other means	0-5 (0.4 to 1.7)	2-2 (1.1 to 6.3)	10-9 (6.1 to 26.9)	69-7 (39.9 to 129)	67-2 (34.8 to 91.4)	69-2 (38.7 to 129)	94-2 (51.9 to 67.7)	49-3 (32.2 to 73.4)	44-3 (29.6 to 65.4)	31-1 (20.2 to 44.7)	32-8 (22.6 to 48)	43-7 (29.9 to 62.1)	32-6 (21.7 to 46.4)	61-3 (39.3 to 89.1)	46-3 (29.9 to 71.2)	22-9 (14 to 33.4)	20-6 (12.3 to 29.2)	16-8 (9.9 to 23.7)	15-5 (8.9 to 23.7)	26-5 (17 to 39.6)	9 (5.4 to 13.6)	2-2 (1.2 to 3.8)	0-3 (0.2 to 0.5)	724
Exposure to mechanical forces	1-9 (1.4 to 8.3)	6-3 (3.6 to 12.9)	5-9 (3.9 to 9.1)	147 (91.7 to 208)	142 (100 to 210)	129 (90.2 to 183)	192 (134 to 263)	202 (140 to 283)	192 (134 to 263)	192 (134 to 263)	192 (134 to 263)	192 (134 to 263)	192 (134 to 263)	192 (134 to 263)	192 (134 to 263)	192 (134 to 263)	192 (134 to 263)	192 (134 to 263)	192 (134 to 263)	192 (134 to 263)	192 (134 to 263)	192 (134 to 263)	192 (134 to 263)	192 (134 to 263)	7,610
Unintentional firearm injuries	0-2 (0.1 to 0.5)	0-4 (0.2 to 0.9)	1-4 (0.7 to 2.4)	1-6 (0.3 to 3.5)	1-6-9 (1.0 to 9.2)	2-6-2 (1.7 to 15.2)	3-9-7 (2.6 to 23.6)	3-9-1 (2.6 to 23.6)	3-9-1 (2.6 to 23.6)	3-9-1 (2.6 to 23.6)	3-9-1 (2.6 to 23.6)	3-9-1 (2.6 to 23.6)	3-9-1 (2.6 to 23.6)	3-9-1 (2.6 to 23.6)	3-9-1 (2.6 to 23.6)	3-9-1 (2.6 to 23.6)	3-9-1 (2.6 to 23.6)	3-9-1 (2.6 to 23.6)	3-9-1 (2.6 to 23.6)	3-9-1 (2.6 to 23.6)	3-9-1 (2.6 to 23.6)	3-9-1 (2.6 to 23.6)	3-9-1 (2.6 to 23.6)	3-9-1 (2.6 to 23.6)	661
Other exposure to mechanical forces	1-1 (1.1 to 10.4)	4-1 (2.7 to 11.4)	4-1 (3.1 to 11.4)	4-1 (2.9 to 12.5)	4-1 (2.9 to 12.5)	4-1 (2.9 to 12.5)	4-1 (2.9 to 12.5)	4-1 (2.9 to 12.5)	4-1 (2.9 to 12.5)	4-1 (2.9 to 12.5)	4-1 (2.9 to 12.5)	4-1 (2.9 to 12.5)	4-1 (2.9 to 12.5)	4-1 (2.9 to 12.5)	4-1 (2.9 to 12.5)	4-1 (2.9 to 12.5)	4-1 (2.9 to 12.5)	4-1 (2.9 to 12.5)	4-1 (2.9 to 12.5)	4-1 (2.9 to 12.5)	4-1 (2.9 to 12.5)	4-1 (2.9 to 12.5)	4-1 (2.9 to 12.5)	4-1 (2.9 to 12.5)	6,990
Adverse effects of medical treatment	28-2 (21.1 to 74.9)	31 (18.7 to 60.1)	106 (62.4 to 266)	320 (68.3 to 749)	671-2 (53.9 to 71)	52 (39.1 to 74)	291 (99.5 to 747)	256 (192 to 340)	256 (211 to 312)	256 (196 to 346)	256 (192 to 336)	253 (192 to 336)	504 (337 to 836)	663 (269 to 91.1)	497 (279 to 1,019)	968 (549 to 1,269)	663 (369 to 1,209)	638 (379 to 995)	626 (339 to 749)	514 (341 to 844)	217 (1 thru 471)	150 (102 to 227)	33.2 (21 to 68.6)	7,826
Animal contact	16-5 (9.9 to 74.9)	1-4 (1.1 to 2.2)	7-54 (49.7 to 241)	216 (129 to 344)	663 (519 to 1,060)	489 (369 to 671)	633 (482 to 814)	637 (473 to 747)	667 (508 to 793)	699 (528 to 819)	633 (486 to 809)	726 (543 to 1,119)	711 (497 to 1,099)	1,030 (679 to 1,709)	653 (423 to 1,029)	639 (429 to 961)	664 (417 to 1,019)	439 (263 to 679)	367 (229 to 564)	260 (160 to 399)	102 (70 to 150)	49.5 (32.3 to 69.1)	7-6 (4.5 to 10.9)	9,440
Venomous animal contact	1-4 (0.9 to 2.9)	1-3 (0.8 to 2.5)	4-1 (2.6 to 7.1)	169 (103 to 271)	61-9 (39.7 to 97.1)	1-3-7 (0.9 to 2.6)	1-3-7 (0.9 to 2.6)	1-3-7 (0.9 to 2.6)	1-3-7 (0.9 to 2.6)	1-3-7 (0.9 to 2.6)	1-3-7 (0.9 to 2.6)	1-3-7 (0.9 to 2.6)	1-3-7 (0.9 to 2.6)	1-3-7 (0.9 to 2.6)	1-3-7 (0.9 to 2.6)	1-3-7 (0.9 to 2.6)	1-3-7 (0.9 to 2.6)	1-3-7 (0.9 to 2.6)	1-3-7 (0.9 to 2.6)	1-3-7 (0.9 to 2.6)	1-3-7 (0.9 to 2.6)	1-3-7 (0.9 to 2.6)	1-3-7 (0.9 to 2.6)	1-3-7 (0.9 to 2.6)	7,680
Non-venomous animal contact	0-3 (0.1 to 0.9)	0-9 (0.3 to 1.4)	1-7-2 (0.4 to 59.1)	92-9 (23.4 to 124)	52-1 (21.6 to 80)	42-4 (27.4 to 122)	70-9 (44.6 to 113)	84-7 (52.2 to 129)	88-9 (56.5 to 139)	133 (86.3 to 198)	132 (79 to 192)	134 (86.3 to 202)	150 (93.6 to 229)	157 (81 to 255)	152 (89 to 229)	142 (81.8 to 213)	118 (77.3 to 180)	89 (55 to 137)	70-7 (43.7 to 104)	56-7 (34.6 to 87.1)	21 (20.3 to 49.6)	12-1 (8 to 17.7)	2-1 (1.4 to 3.1)	1,760
Foreign body	0-2 (0.1 to 0.6)	0-6 (0.3 to 1.2)	2-1 (0.9 to 4.7)	29-5 (16.7 to 47.1)	21-1 (11.7 to 35.6)	15-1 (10.1 to 28.1)	21-1 (14.2 to 31.1)	21-1 (14.2 to 31.1)	21-1 (14.2 to 31.1)	21-1 (14.2 to 31.1)	21-1 (14.2 to 31.1)	21-1 (14.2 to 31.1)	21-1 (14.2 to 31.1)	21-1 (14.2 to 31.1)	21-1 (14.2 to 31.1)	21-1 (14.2 to 31.1)	21-1 (14.2 to 31.1)	21-1 (14.2 to 31.1)	21-1 (14.2 to 31.1)	21-1 (14.2 to 31.1)	21-1 (14.2 to 31.1)	21-1 (14.2 to 31.1)	21-1 (14.2 to 31.1)	21-1 (14.2 to 31.1)	1,330
Pulmonary aspiration and foreign body in airway	29-6 (17.7 to 69)	37-7 (27.6 to 62.2)	87 (52.2 to 147)	131 (72.5 to 211)	158 (71 to 146)	91-2 (47.7 to 133)	61-2 (43.9 to 91.3)	83-4 (49.2 to 82.4)	91-9 (55.7 to 119)	91-7 (66.4 to 113)	96-1 (73.9 to 126)	116 (81 to 156)	117 (107 to 156)	137 (77.6 to 195)	107 (71.6 to 164)	168 (104 to 276)	158 (77.4 to 223)	158 (93.6 to 7.1)	158 (93.6 to 249)	158 (93.6 to 249)	158 (93.6 to 249)	158 (93.6 to 249)	158 (93.6 to 249)	158 (93.6 to 249)	4,698
Foreign body in eyes	0-1 (0.4 to 3.1)	0-2 (0.4 to 2.4)	0 (0.3 to 49.1)	17-9 (11.2 to 29.1)	32 (9.1 to 72.7)	42-3 (18.6 to 59.3)	67-3 (18.6 to 131)	72-4 (39 to 161)	80-7 (39.6 to 169)	90-1 (39 to 183)	99-2 (57.9 to 203)	135 (83.3 to 208)	156 (92.1 to 251)	90-1 (48.6 to 152)	86-1 (48.6 to 132)	69-3 (41.9 to 108)	62-9 (33.8 to 91.4)	39-4 (20.4 to 59.7)	24 (20.7 to 39.7)	32-9 (19.4 to 39.3)	6-9 (4.9 to 8.4)	0-8 (0.6 to 1.1)	1,110
Foreign body in other body part	2-4 (1.4 to 2.3)	3 (1.4 to 3)	26-2 (15.1 to 41.2)	49-1 (31.1 to 74.4)	49-9 (31.1 to 67.4)	63-2 (41.1 to 91)	75-6 (51.1 to 111)	84-4 (54.1 to 126)	84-4 (54.1 to 126)	84-4 (54.1 to 126)	84-4 (54.1 to 126)	84-4 (54.1 to 126)	84-4 (54.1 to 126)	84-4 (54.1 to 126)	84-4 (54.1 to 126)	84-4 (54.1 to 123)	84-4 (54.1 to 123)	84-4 (54.1 to 123)	84-4 (54.1 to 123)	84-4 (54.1 to 123)	84-4 (54.1 to 123)	84-4 (54.1 to 123)	84-4 (54.1 to 123)	84-4 (54.1 to 123)	1,480
Environmental heat and cold exposure	1-1 (0.4 to 2.6)	1-3 (0.6 to 2.9)	6-4 (4.4 to 20.7)	74 (34.2 to 92)	82-7 (49.4 to 121)	114 (77.4 to 150)	158 (1.09 to 225)	161 (1.09 to 272)	206 (1.46 to 290)	231 (1.58 to 329)	243 (1.68 to 342)	252 (1.76 to 353)	260 (1.80 to 366)	267 (1.85 to 384)	252 (1.85 to 355)	228 (1.71 to 322)	158 (1.03 to 250)	132 (0.82 to 196)	120 (0.74 to 184)	55-8 (0.6 to 78.6)	19-7 (2.6 to 28.6)	6-4 (2.5 to 9.2)	3,195
Exposure to forces of nature	0-1 (0 to 0)	0-1 (0.1 to 0.1)	0-3 (0.1 to 0.3)	0-5 (0.1 to 1.2)	0-6 (0.1 to 1.6)	0-9 (0.1 to 2.3)	1-3 (0.2 to 3.3)	1-3 (0.2 to 3.3)	1-3 (0.2 to 3.3)	1-3 (0.2 to 3.3)	1-3 (0.2 to 3.3)	1-3 (0.2 to 3.3)	1-3 (0.2 to 3.3)	1-3 (0.2 to 3.3)	1-3 (0.2 to 3.3)	1-3 (0.2 to 3.3)	1-3 (0.2 to 3.3)	1-3 (0.2 to 3.3)	1-3 (0.2 to 3.3)	1-3 (0.2 to 3.3)	1-3 (0.2 to 3.3)	1-3 (0.2 to 3.3)	1-3 (0.2 to 3.3)	1-3 (0.2 to 3.3)	529
Other unintentional injuries	1-4 (0.9 to 2.8)	2-7 (1.9 to 5.9)	13-1 (8.5 to 41.5)	226 (82.9 to 47.5)	242 (77.6 to 585)	197 (67.6 to 271)	247 (167 to 1.73)	309 (212 to 371)	372 (258 to 467)	755 (498 to 779)	692 (499 to 1,249)	564 (399 to 1,249)	1,210 (877 to 1,649)	1,170 (769 to 1,649)	1,100 (749 to 1,539)	991 (616 to 1,249)	1,100 (631 to 1,589)	1,100 (643 to 1,589)	1,100 (643 to 1,589)	1,100 (643 to 1,589)	1,100 (643 to 1,589)	1,100 (643 to 1,589)	1,100 (643 to 1,589)	1,100 (643 to 1,589)	11,660
Self-harm and interpersonal violence	66-7 (42.1 to 161)	43-2 (22.9 to 75.9)	66 (47 to 130)	263 (157 to 227)	521 (366 to 739)	2,093 (1,639 to 2,773)	14,200 (11,300 to 17,900)	16,600 (12,100 to 20,900)	17,600 (13,600 to 22,400)	16,700 (12,900 to 21,600)	11,200 (8,170 to 15,600)	9,120 (6,620 to 12,200)	8,110 (5,670 to 11,200)	10,300 (7,420 to 14,600)	8,090 (5,700 to 9,500)	9,260 (5,620 to 7,720)	6,660 (3,960 to 9,400)	3,700 (2,020 to 5,630)	1,950 (1,020 to 2,920)	1,580 (1,020 to 1,920)	932 (597 to 1,700)	748 (472 to 2,154)	23-2 (17 to 30.3)	129,000
Self-harm	0-4 (0 to 0)	0 (0 to 0)	0 (0 to 0)	0 (0 to 0)	0 (0 to 0)	2,003 (1,553 to 2,653)	13,200 (10,500 to 16,700)	16,200 (12,100 to 20,400)	16,200 (12,100 to 20,400)	15,900 (12,300 to 20,400)	10,900 (8,000 to 15,200)	8,740 (6,340 to 11,800)	7,810 (5,460 to 10,900)	9,820 (6,980 to 13,900)	7,800 (5,500 to 9,170)	8,800 (5,360 to 7,350)	6,350 (3,760 to 9,000)	3,540 (1,920 to 5,370)	1,870 (1,020 to 2,800)	1,510 (1,020 to 1,830)	889 (569 to 1,620)	714 (450 to 2,060)	22-1 (16 to 29.1)	123,000
Self-harm by firearm	0 (0 to 0)	0 (0 to 0)	0 (0 to 0)	0 (0 to 0)	0 (0 to 0)	403 (400 to 1,200)	274 (126 to 434)	338 (139 to 539)	338 (167 to 700)	331 (132 to 590)	227 (68 to 509)	182 (31 to 379)	164 (0 thru 354)	196 (49 thru 89.9)	162 (41 to 751)	185 (39.2 to 48.6)	133 (29.6 to 42.3)	74 (20.7 to 36.3)	39 (1 thru 274)	32 (1 thru 74.3)	18 (5 thru 9.6)	14 (0.8 to 8.6)	0-4 (0.1 to 3.7)	3,060
Self-harm by other specified means	0 (0 to 0)	0 (0 to 0)	0 (0 to 0)	0 (0 to 0)	0 (0 to 0)	1,600 (1,200 to 2,100)	12,900 (10,200 to 16,100)	15,900 (12,000 to 20,400)	15,900 (11,700 to 20,400)	15,600 (12,000 to 20,400)	10,700 (8,000 to 15,200)	8,560 (6,310 to 11,800)	7,650 (5,460 to 10,900)	9,620 (6,980 to 13,900)	7,640 (5,500 to 9,170)	8,620 (5,360 to 7,350)	6,220 (3,760 to 9,000)	3,470 (1,920 to 5,370)	1,830 (1,020 to 2,800)	1,480 (1,020 to 1,830)	871 (569 to 1,620)	700 (450 to 2,060)	21-7 (16 to 29.1)	121,000
Interpersonal violence	66-7 (38.8 to 161)	41-5 (20.9 to 74.9)	79 (48.2 to 144)	264 (151 to 378)	449 (326 to 668)	490 (314 to 613)	668 (516 to 1,000)	1,230 (954 to 1,600)	1,240 (939 to 1,800)	1,240 (939 to 1,800)	1,810 (1,110 to 2,530)	1,470 (1,090 to 1,990)	1,490 (1,090 to 1,990)	1,050 (1,110 to 2,020)	1,490 (1,090 to 1,990)	1,190 (957 to 1,590)	962 (742 to 1,210)	699 (543 to 979)	564 (427 to 743)	443 (320 to 582)	252 (179 to 356)	191 (83.3 to 143)	29-1 (20.1 to 49.9)	16,900
Physical violence by firearm	0-1 (0 to 0.2)	0-2 (0.1 to 0.6)	2-5 (0.9 to 10.6)	8-1 (2.9 to 19.6)	13-1 (7.4 to 27.9)	16-1 (9.7 to 19.2)	12-2 (7.2 to 19.9)	11-4 (7.1 to 17.6)	11-4 (7.1 to 17.6)	10-1 (6.6 to 16.1)	10-3 (6.6 to 16)	8-3 (5.2 to 13.1)	8-7 (5.4 to 13.6)	11-4 (6.9 to 21.6)	8-6 (5.5 to 13.9)	8-2 (5.3 to 9.5)	4-9 (3.2 to 8.4)	4-9 (3.1 to 7.8)	3-6 (2.2 to 5.3)	2 (1 thru 2.9)	0-8 (0.5 to 1.3)	0-1 (0.1 to 0.3)	191
Physical violence by sharp object	0-4 (0.3 to 2.4)	0-6 (0.4 to 1.3)	1-3 (0.8 to 3.6)	17-4 (12.4 to 28.9)	29-1 (14.8 to 47.2)	31-9 (21.9 to 39.9)	49-1 (34.1 to 62.8)	74-3 (54.1 to 94.2)	74-3 (54.1 to 94.2)	74-3 (54.1 to 94.2)	74-3 (54.1 to 94.2)	74-3 (54.1 to 94.2)	74-3 (54.1 to 94.2)	74-3 (54.1 to 94.2)	74-3 (54.1 to 94.2)	74-3 (54.1 to 94.2)	74-3 (54.1 to 94.2)	74-3 (54.1 to 94.2)	74-3 (54.1 to 94.2)	74-3 (54.1 to 94.2)	74-3 (54.1 to 94.2)	74-3 (54.1 to 94.2)	74-3 (54.1 to 94.2)	2,290
Sexual violence	0 (0 to 0)	0 (0 to 0)	0 (0 to 0)	0 (0 to 1.3)	0-5 (0.2 to 2.6)	46-3 (28.4 to 74.6)	1-9 (1.2 to 3.3)	3-6 (2.4 to 5.2)	4-6 (2.9 to 6.6)	4-6 (2.9 to 6.6)	4-6 (2.9 to 6.6)	4-6 (2.9 to 6.6)	4-6 (2.9 to 6.6)	4-6 (2.9 to 6.6)	4-6 (2.9 to 6.6)	4-6 (2.9 to 6.6)	4-6 (2.9 to 6.6)	4-6 (2.9 to 6.6)	4-6 (2.9 to 6.6)	4-6 (2.9 to 6.6)	4-6 (2.9 to 6.6)	4-6 (2.9 to 6.6)	4-6 (2.9 to 6.6)	3,660
Physical violence by other means	0-1 (0.1 thru 1.6)	0-1 (0.1 to 0.3)	0-4 (0.2 to 1.4)	0-7 (0.3 to 2.4)	0-9 (0.4 to 3.1)	1-3 (0.6 to 3.1)	1-3 (0.6 to 3.1)	1-3 (0.6 to 3.1)	1-3 (0.6 to 3.1)	1-3 (0.6 to 3.1)	1-3 (0.6 to 3.1)	1-3 (0.6 to 3.1)	1-3 (0.6 to 3.1)	1-3 (0.6 to 3.1)	1-3 (0.6 to 3.1)	1-3 (0.6 to 3.1)	1-3 (0.6 to 3.1)	1-3 (0.6 to 3.1)	1-3 (0.6 to 3.1)	1-3 (0.6 to 3.1)	1-3 (0.6 to 3.1)	1-3 (0.6 to 3.1)	1-3 (0.6 to 3.1)	1-3 (0.6 to 3.1)	1,200
Conflict and terrorism	0-4 (0.2 to 3.3)	1-3 (1.1 to 2.1)	4 (0.9 to 7.2)	20-9 (10.7 to 32.7)	28-5 (15.7 to 52.3)	24-5 (11.2 to 34.7)	21-5 (11.2 to 34.7)	27-5 (19.5 to 42)	27-5 (20.7 to 34.4)	27-5 (20.7 to 34.4)	27-5 (20.7 to 34.4)	27-5 (20.7 to 34.4)	27-5 (20.7 to 34.4)	27-5 (20.7 to 34.4)	27-5 (20.7 to 34.4)	27-5 (20.7 to 34.4)	27-5 (20.7 to 34.4)	27-5 (20.7 to 34.4)	27-5 (20.7 to 34.4)	27-5 (20.7 to 34.4)	27-5 (20.7 to 34.4)	27-5 (20.7 to 34.4)	27-5 (20.7 to 34.4)	27-5 (20.7 to 34.4)	539

GBD Table 2b. Madhya Pradesh DALYS by cause and age cross for females with 95% uncertainty intervals, 2019

Cause	Early Neonatal	Late Neonatal	Post Neonatal	1 to 4	5 to 9	10 to 14	15 to 19	20 to 24	25 to 29	30 to 34	35 to 39	40 to 44	45 to 49	50 to 54	55 to 59	60 to 64	65 to 69	70 to 74	75 to 79	80 to 84	85 to 89	90 to 94	95 plus	Total
All causes	2,489,000 (1,150,000 to 3,960,000)	414,000 (227,000 to 637,000)	766,000 (402,000 to 1,190,000)	712,000 (387,000 to 1,090,000)	607,000 (329,000 to 930,000)	479,000 (260,000 to 733,000)	549,000 (298,000 to 843,000)	667,000 (376,000 to 1,010,000)	681,000 (378,000 to 1,040,000)	693,000 (384,000 to 1,060,000)	706,000 (391,000 to 1,080,000)	729,000 (404,000 to 1,110,000)	717,000 (397,000 to 1,090,000)	696,000 (386,000 to 1,060,000)	767,000 (425,000 to 1,170,000)	806,000 (446,000 to 1,230,000)	829,000 (459,000 to 1,270,000)	826,000 (457,000 to 1,260,000)	794,000 (439,000 to 1,210,000)	694,000 (384,000 to 1,060,000)	591,000 (327,000 to 904,000)	479,000 (265,000 to 733,000)	187,000 (103,000 to 287,000)	66,000 (36,000 to 102,000)	13,000 (7,000 to 19,000)	14,659,000
Communicable, maternal, neonatal, and nutritional diseases	2,268,000 (1,070,000 to 3,680,000)	378,000 (207,000 to 583,000)	631,000 (331,000 to 980,000)	609,000 (331,000 to 933,000)	321,000 (174,000 to 496,000)	256,000 (139,000 to 393,000)	190,000 (103,000 to 291,000)	192,000 (104,000 to 295,000)	183,000 (101,000 to 283,000)	177,000 (97,000 to 273,000)	171,000 (94,000 to 263,000)	166,000 (91,000 to 256,000)	123,000 (68,000 to 190,000)	106,000 (58,000 to 164,000)	109,000 (60,000 to 169,000)	106,000 (58,000 to 164,000)	104,000 (57,000 to 161,000)	104,000 (57,000 to 161,000)	104,000 (57,000 to 161,000)	104,000 (57,000 to 161,000)	104,000 (57,000 to 161,000)	104,000 (57,000 to 161,000)	64,000 (35,000 to 99,000)	16,700 (9,200 to 26,000)	6,000 (3,000 to 9,000)	6,609,000
HIV/AIDS and sexually transmitted infections	2,000 (1,000 to 3,000)	2,000 (1,000 to 3,000)	13,000 (7,000 to 20,000)	11,000 (6,000 to 17,000)	2,000 (1,000 to 3,000)	2,000 (1,000 to 3,000)	4,000 (2,000 to 6,000)	11,000 (6,000 to 17,000)	11,000 (7,000 to 18,000)	11,000 (6,000 to 17,000)	11,000 (6,000 to 17,000)	11,000 (6,000 to 17,000)	9,000 (5,000 to 14,000)	8,000 (4,000 to 13,000)	8,000 (4,000 to 13,000)	8,000 (4,000 to 13,000)	8,000 (4,000 to 13,000)	8,000 (4,000 to 13,000)	8,000 (4,000 to 13,000)	8,000 (4,000 to 13,000)	8,000 (4,000 to 13,000)	8,000 (4,000 to 13,000)	4,000 (2,000 to 6,000)	1,000 (0 to 2,000)	0 (0 to 0)	163,000
HIV/AIDS	(0 to 0)	(0 to 0)	(0 to 0)	(0 to 0)	(0 to 0)	(0 to 0)	(0 to 0)	(0 to 0)	(0 to 0)	(0 to 0)	(0 to 0)	(0 to 0)	(0 to 0)	(0 to 0)	(0 to 0)	(0 to 0)	(0 to 0)	(0 to 0)	(0 to 0)	(0 to 0)	(0 to 0)	(0 to 0)	(0 to 0)	(0 to 0)	(0 to 0)	(0 to 0)	(0 to 0)	(0 to 0)
HIV/AIDS - Drug-susceptible Tuberculosis	1,000 (0 to 1,000)	1,000 (0 to 1,000)	1,000 (0 to 1,000)



Other transport injuries	19 1 (0.1 to 19.0)	23.9 (9.9 to 50.5)	398 (163 to 784)	1 380 (648 to 2,486)	638 (329 to 1,229)	1 466 (678 to 2,773)	2 130 (1,190 to 3,716)	1 270 (778 to 2,139)	1 230 (813 to 2,029)	998 (616 to 1,649)	932 (567 to 1,419)	1 230 (770 to 1,913)	1 410 (960 to 2,009)	1 460 (999 to 2,073)	633 (429 to 925)	1 210 (773 to 1,829)	994 (631 to 1,485)	994 (686 to 1,481)	668 (501 to 923)	368 (239 to 497)	713 (80.2 to 199)	56 (27.7 to 97.8)	7 6 (5.2 to 7.6)	19,802
Unintentional injuries	9,855 (3,958 to 19,928)	3 460 (2,000 to 5,940)	27 260 (21,000 to 32,430)	71 200 (59,500 to 113,000)	39 260 (34,300 to 45,530)	29 450 (19,200 to 41,600)	33 960 (26,200 to 52,300)	29 150 (24,400 to 37,700)	27 260 (20,000 to 35,130)	27 260 (20,600 to 34,000)	28 560 (20,500 to 50,200)	30 200 (24,400 to 43,100)	31 200 (25,600 to 43,100)	30 200 (25,100 to 43,600)	27 200 (20,400 to 39,800)	30 200 (24,600 to 43,400)	48 200 (31,000 to 93,200)	37 260 (29,500 to 48,300)	39 210 (29,700 to 49,180)	27 500 (21,600 to 34,900)	21 200 (16,500 to 28,300)	11 500 (9,600 to 13,500)	4 760 (3,270 to 6,260)	809 (600 to 1,160)	693,000
Falls	2,260 (887 to 5,360)	509 (276 to 1,020)	11 300 (6,180 to 23,900)	19 800 (9,190 to 33,100)	6 960 (3,220 to 13,600)	5 210 (3,040 to 9,420)	7 240 (5,120 to 9,420)	6 190 (4,990 to 7,200)	7 990 (5,780 to 12,900)	6 970 (4,730 to 11,900)	10 300 (7,600 to 13,400)	10 100 (7,790 to 13,200)	10 000 (7,600 to 13,400)	10 200 (7,600 to 13,400)	14 600 (11,400 to 18,400)	19 800 (15,100 to 25,000)	26 200 (19,000 to 34,600)	21 200 (15,600 to 33,500)	27 500 (21,200 to 34,900)	21 200 (16,500 to 28,300)	10 000 (7,630 to 12,900)	3 460 (2,760 to 3,960)	698 (502 to 988)	269,000
Drowning	779 (601 to 1,080)	19 8 (11 to 31.6)	4 740 (2,720 to 7,900)	26 600 (13,200 to 51,700)	16 200 (8,220 to 33,600)	10 200 (5,140 to 20,700)	10 200 (5,140 to 20,700)	9 240 (5,220 to 15,600)	9 240 (5,220 to 15,600)	9 240 (5,220 to 15,600)	9 240 (5,220 to 15,600)	9 240 (5,220 to 15,600)	9 240 (5,220 to 15,600)	9 240 (5,220 to 15,600)	9 240 (5,220 to 15,600)	9 240 (5,220 to 15,600)	9 240 (5,220 to 15,600)	9 240 (5,220 to 15,600)	9 240 (5,220 to 15,600)	9 240 (5,220 to 15,600)	9 240 (5,220 to 15,600)	9 240 (5,220 to 15,600)	9 240 (5,220 to 15,600)	9 240 (5,220 to 15,600)	182,000
Fire, heat, and hot substances	157 (78.7 to 301)	230 (109 to 570)	2 900 (1,900 to 4,760)	7 420 (2,930 to 24,200)	2 720 (1,160 to 6,860)	3 460 (1,660 to 8,730)	6 230 (3,270 to 19,700)	11 800 (4,420 to 29,200)	9 660 (4,190 to 23,600)	9 700 (4,690 to 21,900)	7 210 (3,760 to 14,000)	5 020 (2,970 to 9,640)	4 870 (2,620 to 8,570)	5 720 (2,140 to 8,000)	2 660 (1,610 to 4,910)	2 200 (1,690 to 3,960)	1 420 (1,020 to 3,870)	1 100 (956 to 2,720)	882 (704 to 1,860)	271 (174 to 429)	49 5 (42.9 to 110)	12 1 (7.5 to 29.6)	3 960 (2,760 to 5,660)	89,900
Poisonings	1 19 10 (1,190 to 1,200)	29 5 (9 to 73.3)	261 (91 to 666)	1 020 (342 to 2,770)	1 020 (342 to 2,990)	1 020 (342 to 2,990)	1 020 (342 to 2,990

Fill Form By Retrospective DALYs by cause and sub-cause for females with HIV coinfection, both sexes, 2015

Cause	Early Neonatal	Late Neonatal	Post Neonatal	1 to 4	5 to 9	10 to 14	15 to 19	20 to 24	25 to 29	30 to 34	35 to 39	40 to 44	45 to 49	50 to 54	55 to 59	60 to 64	65 to 69	70 to 74	75 to 79	80 to 84	85 to 89	90 to 94	95 plus	Total
All causes	167,000 (114,000 to 227,000)	203,000 (169,000 to 242,000)	205,000 (171,000 to 241,000)	257,000 (221,000 to 297,000)	217,000 (184,000 to 253,000)	203,000 (169,000 to 240,000)	204,000 (170,000 to 241,000)	214,000 (174,000 to 257,000)	230,000 (186,000 to 279,000)	246,000 (198,000 to 300,000)	264,000 (208,000 to 326,000)	279,000 (217,000 to 350,000)	297,000 (227,000 to 376,000)	316,000 (240,000 to 403,000)	336,000 (252,000 to 433,000)	356,000 (264,000 to 466,000)	377,000 (276,000 to 501,000)	398,000 (287,000 to 539,000)	419,000 (296,000 to 580,000)	440,000 (303,000 to 625,000)	461,000 (309,000 to 675,000)	482,000 (314,000 to 730,000)	4,150,000
Communicable, maternal, neonatal, and nutritional diseases	166,000 (114,000 to 226,000)	146,000 (108,000 to 187,000)	134,000 (97,000 to 174,000)	197,000 (161,000 to 235,000)	158,000 (126,000 to 193,000)	138,000 (106,000 to 173,000)	137,000 (104,000 to 172,000)	139,000 (104,000 to 179,000)	144,000 (104,000 to 192,000)	151,000 (107,000 to 204,000)	159,000 (109,000 to 220,000)	166,000 (111,000 to 236,000)	174,000 (114,000 to 253,000)	183,000 (118,000 to 272,000)	192,000 (122,000 to 291,000)	201,000 (126,000 to 310,000)	210,000 (130,000 to 329,000)	219,000 (134,000 to 348,000)	228,000 (138,000 to 367,000)	237,000 (142,000 to 386,000)	246,000 (146,000 to 405,000)	1,610,000
HIV/AIDS and sexually transmitted infections	15,000 (9,700 to 21,000)	4,600 (3,400 to 6,000)	17,000 (12,000 to 23,000)	4,600 (3,400 to 6,000)	1,900 (1,400 to 2,500)	1,900 (1,400 to 2,500)	2,000 (1,500 to 2,600)	2,100 (1,500 to 2,800)	2,200 (1,600 to 3,000)	2,300 (1,600 to 3,100)	2,400 (1,600 to 3,200)	2,500 (1,600 to 3,300)	2,600 (1,600 to 3,400)	2,700 (1,600 to 3,500)	2,800 (1,600 to 3,600)	2,900 (1,600 to 3,700)	3,000 (1,600 to 3,800)	3,100 (1,600 to 3,900)	3,200 (1,600 to 4,000)	3,300 (1,600 to 4,100)	3,400 (1,600 to 4,200)	21,000
HIV/AIDS	0.5 (0.3 to 0.7)	1.3 (0.9 to 1.8)	15,000 (10,000 to 20,000)	1,000 (700 to 1,400)	1,000 (700 to 1,400)	1,000 (700 to 1,400)	1,000 (700 to 1,400)	1,000 (700 to 1,400)	1,000 (700 to 1,400)	1,000 (700 to 1,400)	1,000 (700 to 1,400)	1,000 (700 to 1,400)	1,000 (700 to 1,400)	1,000 (700 to 1,400)	1,000 (700 to 1,400)	1,000 (700 to 1,400)	1,000 (700 to 1,400)	1,000 (700 to 1,400)	1,000 (700 to 1,400)	1,000 (700 to 1,400)	1,000 (700 to 1,400)	170,000
HIV/AIDS - Drug susceptible Tuberculosis	0 (0 to 0)	0.1 (0 to 0.2)	1,500 (1,000 to 2,000)	110 (80 to 150)	110 (80 to 150)	110 (80 to 150)	110 (80 to 150)	110 (80 to 150)	110 (80 to 150)	110 (80 to 150)	110 (80 to 150)	110 (80 to 150)	110 (80 to 150)	110 (80 to 150)	110 (80 to 150)	110 (80 to 150)	110 (80 to 150)	110 (80 to 150)	110 (80 to 150)	110 (80 to 150)	110 (80 to 150)	110 (80 to 150)	16,700
HIV/AIDS - Multidrug resistant Tuberculosis without extensive drug resistance	0 (0 to 0)	0 (0 to 0)	1,500 (1,000 to 2,000)	110 (80 to 150)	110 (80 to 150)	110 (80 to 150)	110 (80 to 150)	110 (80 to 150)	110 (80 to 150)	110 (80 to 150)	110 (80 to 150)	110 (80 to 150)	110 (80 to 150)	110 (80 to 150)	110 (80 to 150)	110 (80 to 150)	110 (80 to 150)	110 (80 to 150)	110 (80 to 150)	110 (80 to 150)	110 (80 to 150)	110 (80 to 150)	11,000
HIV/AIDS - Extensively drug resistant Tuberculosis	0 (0 to 0)	0 (0 to 0)	21 (14 to 29)	2 (1 to 2)	2 (1 to 2)	2 (1 to 2)	2 (1 to 2)	2 (1 to 2)	2 (1 to 2)	2 (1 to 2)	2 (1 to 2)	2 (1 to 2)	2 (1 to 2)	2 (1 to 2)	2 (1 to 2)	2 (1 to 2)	2 (1 to 2)	2 (1 to 2)	2 (1 to 2)	2 (1 to 2)	2 (1 to 2)	2 (1 to 2)	169
HIV/AIDS resulting in other diseases	15 (9 to 20)	15 (9 to 21)	2,700 (1,700 to 3,800)	3,900 (2,400 to 5,400)	1,000 (600 to 1,400)	1,000 (600 to 1,400)	1,000 (600 to 1,400)	1,000 (600 to 1,400)	1,000 (600 to 1,400)	1,000 (600 to 1,400)	1,000 (600 to 1,400)	1,000 (600 to 1,400)	1,000 (600 to 1,400)	1,000 (600 to 1,400)	1,000 (600 to 1,400)	1,000 (600 to 1,400)	1,000 (600 to 1,400)	1,000 (600 to 1,400)	1,000 (600 to 1,400)	1,000 (600 to 1,400)	1,000 (600 to 1,400)	127,000
Tuberculosis	1,100 (800 to 1,500)	2,000 (1,500 to 2,600)	2,400 (1,800 to 3,100)	1,500 (1,100 to 1,900)	1,100 (800 to 1,400)	1,100 (800 to 1,400)	1,100 (800 to 1,400)	1,100 (800 to 1,400)	1,100 (800 to 1,400)	1,100 (800 to 1,400)	1,100 (800 to 1,400)	1,100 (800 to 1,400)	1,100 (800 to 1,400)	1,100 (800 to 1,400)	1,100 (800 to 1,400)	1,100 (800 to 1,400)	1,100 (800 to 1,400)	1,100 (800 to 1,400)	1,100 (800 to 1,400)	1,100 (800 to 1,400)	1,100 (800 to 1,400)	45,000
Sexually transmitted infections, excluding HIV	15,000 (9,700 to 21,000)	4,600 (3,400 to 6,000)	1,900 (1,400 to 2,500)	1,900 (1,400 to 2,500)	1,900 (1,400 to 2,500)	1,900 (1,400 to 2,500)	2,000 (1,500 to 2,600)	2,100 (1,500 to 2,800)	2,200 (1,600 to 3,000)	2,300 (1,600 to 3,100)	2,400 (1,600 to 3,200)	2,500 (1,600 to 3,300)	2,600 (1,600 to 3,400)	2,700 (1,600 to 3,500)	2,800 (1,600 to 3,600)	2,900 (1,600 to 3,700)	3,000 (1,600 to 3,800)	3,100 (1,600 to 3,900)	3,200 (1,600 to 4,000)	3,300 (1,600 to 4,100)	3,400 (1,600 to 4,200)	37,000
Syphilis	15,000 (9,700 to 21,000)	4,600 (3,400 to 6,000)	1,900 (1,400 to 2,500)	1,900 (1,400 to 2,500)	1,900 (1,400 to 2,500)	1,900 (1,400 to 2,500)	2,000 (1,500 to 2,600)	2,100 (1,500 to 2,800)	2,200 (1,600 to 3,000)	2,300 (1,600 to 3,100)	2,400 (1,600 to 3,200)	2,500 (1,600 to 3,300)	2,600 (1,600 to 3,400)	2,700 (1,600 to 3,500)	2,800 (1,600 to 3,600)	2,900 (1,600 to 3,700)	3,000 (1,600 to 3,800)	3,100 (1,600 to 3,900)	3,200 (1,600 to 4,000)	3,300 (1,600 to 4,100)	3,400 (1,600 to 4,200)	37,000
Chlamydial infection	0 (0 to 0)	0 (0 to 0)	0 (0 to 0)	0 (0 to 0)	0 (0 to 0)	0 (0 to 0)	0 (0 to 0)	0 (0 to 0)	0 (0 to 0)	0 (0 to 0)	0 (0 to 0)	0 (0 to 0)	0 (0 to 0)	0 (0 to 0)	0 (0 to 0)	0 (0 to 0)	0 (0 to 0)	0 (0 to 0)	0 (0 to 0)	0 (0 to 0)	0 (0 to 0)	0 (0 to 0)	2,700
Gonococcal infection	0 (0 to 0)	0 (0 to 0)	0 (0 to 0)	0 (0 to 0)	0 (0 to 0)	0 (0 to 0)	0 (0 to 0)	0 (0 to 0)	0 (0 to 0)	0 (0 to 0)	0 (0 to 0)	0 (0 to 0)	0 (0 to 0)	0 (0 to 0)	0 (0 to 0)	0 (0 to 0)	0 (0 to 0)	0 (0 to 0)	0 (0 to 0)	0 (0 to 0)	0 (0 to 0)	0 (0 to 0)	0
Trichomoniasis	0 (0 to 0)	0 (0 to 0)	0 (0 to 0)	0 (0 to 0)	0 (0 to 0)	0 (0 to 0)	0 (0 to 0)	0 (0 to 0)	0 (0 to 0)	0 (0 to 0)	0 (0 to 0)	0 (0 to 0)	0 (0 to 0)	0 (0 to 0)	0 (0 to 0)	0 (0 to 0)	0 (0 to 0)	0 (0 to 0)	0 (0 to 0)	0 (0 to 0)	0 (0 to 0)	0 (0 to 0)	0
Genital herpes	0 (0 to 0)	0 (0 to 0)	0 (0 to 0)	0 (0 to 0)	0 (0 to 0)	0 (0 to 0)	0 (0 to 0)	0 (0 to 0)	0 (0 to 0)	0 (0 to 0)	0 (0 to 0)	0 (0 to 0)	0 (0 to 0)	0 (0 to 0)	0 (0 to 0)	0 (0 to 0)	0 (0 to 0)	0 (0 to 0)	0 (0 to 0)	0 (0 to 0)	0 (0 to 0)	0 (0 to 0)	1,800
Other sexually transmitted infections	0 (0 to 0)	0 (0 to 0)	0 (0 to 0)	0 (0 to 0)	0 (0 to 0)	0 (0 to 0)	0 (0 to 0)	0 (0 to 0)	0 (0 to 0)	0 (0 to 0)	0 (0 to 0)	0 (0 to 0)	0 (0 to 0)	0 (0 to 0)	0 (0 to 0)	0 (0 to 0)	0 (0 to 0)	0 (0 to 0)	0 (0 to 0)	0 (0 to 0)	0 (0 to 0)	0 (0 to 0)	0
Respiratory infections and tuberculosis	127,000 (87,000 to 175,000)	121,000 (101,000 to 142,000)	104,000 (86,000 to 123,000)	49,000 (41,000 to 58,000)	41,000 (34,000 to 48,000)	37,000 (31,000 to 44,000)	36,000 (30,000 to 43,000)	37,000 (30,000 to 44,000)	38,000 (31,000 to 46,000)	39,000 (31,000 to 48,000)	41,000 (32,000 to 50,000)	42,000 (33,000 to 52,000)	43,000 (34,000 to 54,000)	44,000 (34,000 to 56,000)	45,000 (35,000 to 58,000)	46,000 (35,000 to 60,000)	47,000 (36,000 to 62,000)	48,000 (36,000 to 64,000)	49,000 (36,000 to 66,000)	50,000 (36,000 to 68,000)	51,000 (36,000 to 70,000)	1,020,000
Tuberculosis	0 (0 to 0)	0.1 (0 to 0.2)	2,900 (2,000 to 3,900)	3,910 (2,900 to 5,000)	4,410 (3,300 to 5,600)	5,240 (3,900 to 6,700)	16,300 (12,100 to 20,800)	29,100 (21,600 to 37,000)	29,100 (21,600 to 37,000)	27,400 (20,300 to 35,000)	24,700 (18,300 to 31,400)	21,900 (16,200 to 27,900)	19,200 (14,200 to 24,500)	16,500 (12,200 to 21,000)	13,800 (10,200 to 17,600)	11,100 (8,200 to 14,200)	8,400 (6,200 to 10,700)	5,600 (4,100 to 7,200)	2,900 (2,100 to 3,700)	1,100 (800 to 1,400)	170 (120 to 220)	455,000
Latent tuberculosis infection	0 (0 to 0)	0 (0 to 0)	0 (0 to 0)	0 (0 to 0)	0 (0 to 0)	0 (0 to 0)	0 (0 to 0)	0 (0 to 0)	0 (0 to 0)	0 (0 to 0)	0 (0 to 0)	0 (0 to 0)	0 (0 to 0)	0 (0 to 0)	0 (0 to 0)	0 (0 to 0)	0 (0 to 0)	0 (0 to 0)	0 (0 to 0)	0 (0 to 0)	0 (0 to 0)	0 (0 to 0)	0
Drug-susceptible tuberculosis	0 (0 to 0)	0 (0 to 0)	2,900 (1,900 to 3,900)	3,910 (2,900 to 5,000)	4,410 (3,300 to 5,600)	5,240 (3,900 to 6,700)	16,300 (12,100 to 20,800)	29,100 (21,600 to 37,000)	29,100 (21,600 to 37,000)	27,400 (20,300 to 35,000)	24,700 (18,300 to 31,400)	21,900 (16,200 to 27,900)	19,200 (14,200 to 24,500)	16,500 (12,200 to 21,000)	13,800 (10,200 to 17,600)	11,100 (8,200 to 14,200)	8,400 (6,200 to 10,700)	5,600 (4,100 to 7,200)	2,900 (2,100 to 3,700)	1,100 (800 to 1,400)	170 (120 to 220)	283,000
Multidrug resistant tuberculosis without extensive drug resistance	0 (0 to 0)	0 (0 to 0)	0 (0 to 0)	0 (0 to 0)	0 (0 to 0)	0 (0 to 0)	0 (0 to 0)	0 (0 to 0)	0 (0 to 0)	0 (0 to 0)	0 (0 to 0)	0 (0 to 0)	0 (0 to 0)	0 (0 to 0)	0 (0 to 0)	0 (0 to 0)	0 (0 to 0)	0 (0 to 0)	0 (0 to 0)	0 (0 to 0)	0 (0 to 0)	0 (0 to 0)	0
Extensively drug resistant tuberculosis	0 (0 to 0)	0 (0 to 0)	29.6 (20.4 to 39.9)	30.8 (21.2 to 41.5)	43.5 (30.0 to 58.6)	141 (97.3 to 190)	274 (189 to 369)	394 (272 to 531)	394 (272 to 531)	342 (236 to 461)	297 (205 to 400)	256 (176 to 345)	220 (152 to 296)	189 (130 to 254)	162 (112 to 218)	139 (96.1 to 187)	119 (82.2 to 160)	102 (70.4 to 137)	87.6 (60.5 to 118)	75.2 (51.9 to 101)	64.5 (44.5 to 86.8)	4,280
Respiratory infections, excluding tuberculosis	124,000 (85,000 to 171,000)	118,000 (98,000 to 138,000)	101,000 (83,000 to 120,000)	45,000 (38,000 to 53,000)	36,000 (30,000 to 43,000)	31,600 (26,000 to 37,000)	19,600 (16,100 to 23,400)	7,900 (6,500 to 9,400)	8,900 (7,300 to 10,600)	11,600 (9,500 to 13,900)	16,800 (13,700 to 20,200)	20,900 (17,000 to 25,200)	24,800 (20,200 to 30,000)	28,600 (23,200 to 34,500)	32,500 (26,300 to 39,200)	36,400 (29,400 to 43,900)	40,200 (32,400 to 48,500)	43,900 (35,400 to 53,000)	47,500 (38,200 to 57,300)	50,900 (40,900 to 61,400)	54,100 (43,400 to 65,200)	774,000
Diarrheal diseases	12,000 (8,000 to 17,000)	8,000 (5,000 to 12,000)	13,000 (9,000 to 18,000)	12,000 (8,000 to 16,000)	8,000 (5,000 to 11,000)	6,000 (4,000 to 8,000)	5,000 (3,000 to 7,000)	4,000 (2,000 to 5,000)	4,000 (2,000 to 5,000)	4,000 (2,000 to 5,000)	4,000 (2,000 to 5,000)	4,000 (2,000 to 5,000)	4,000 (2,000 to 5,000)	4,000 (2,000 to 5,000)	4,000 (2,000 to 5,000)	4,000 (2,000 to 5,000)	4,000 (2,000 to 5,000)	4,000 (2,000 to 5,000)	4,000 (2,000 to 5,000)	4,000 (2,000 to 5,000)	4,000 (2,000 to 5,000)	170,000
Typhoid and paratyphoid	0 (0 to 0)	0 (0 to 0)	0 (0 to 0)	0 (0 to 0)	0 (0 to 0)	0 (0 to 0)	0 (0 to 0)	0 (0 to 0)	0 (0 to 0)	0 (0 to 0)	0 (0 to 0)	0 (0 to 0)	0 (0 to 0)	0 (0 to 0)	0 (0 to 0)	0 (0 to 0)	0 (0 to 0)	0 (0 to 0)	0 (0 to 0)	0 (0 to 0)	0 (0 to 0)	0 (0 to 0)	0
Typhoid fever	0 (0 to 0)	0 (0 to 0)	0 (0 to 0)	0 (0 to 0)	0 (0 to 0)	0 (0 to 0)	0 (0 to 0)	0 (0 to 0)	0 (0 to 0)	0 (0 to 0)	0 (0 to 0)	0 (0 to 0)	0 (0 to 0)	0 (0 to 0)	0 (0 to 0)	0 (0 to 0)	0 (0 to 0)	0 (0 to 0)	0 (0 to 0)	0 (0 to 0)	0 (0 to 0)	0 (0 to 0)	0
Paratyphoid fever	0 (0 to 0)	0 (0 to 0)	0 (0 to 0)	0 (0 to 0)	0 (0 to 0)	0 (0 to 0)	0 (0 to 0)	0 (0 to 0)	0 (0 to 0)	0 (0 to 0)	0 (0 to 0)	0 (0 to 0)	0 (0 to 0)	0 (0 to 0)	0 (0 to 0)	0 (0 to 0)	0 (0 to 0)	0 (0 to 0)	0 (0 to 0)	0 (0 to 0)	0 (0 to 0)	0 (0 to 0)	0
Invasive Non-Typhoidal Salmonella (iNTS)	0 (0 to 0)	0 (0 to 0)	0 (0 to 0)	0 (0 to 0)	0 (0 to 0)	0 (0 to 0)	0 (0 to 0)	0 (0 to 0)	0 (0 to 0)	0 (0 to 0)	0 (0 to 0)	0 (0 to 0)	0 (0 to 0)	0 (0 to 0)	0 (0 to 0)	0 (0 to 0)	0 (0 to 0)	0 (0 to 0)	0 (0 to 0)	0 (0 to 0)	0 (0 to 0)	0 (0 to 0)	0
Other intestinal infectious diseases	0 (0 to 0)	0 (0 to 0)	34.6 (23.8 to 46.7)	69.9 (48.1 to 94.3)	46.2 (31.8 to 62.3)	29.5 (20.3 to 39.8)	29.7 (20.4 to 40.0)	29.3 (20.1 to 39.5)	32.3 (22.2 to 43.5)	29.4 (20.2 to 39.6)	14.5 (9.9 to 19.5)	14.3 (9.8 to 19.3)	8.9 (6.1 to 12.0)	8.8 (6.0 to 11.9)	8.8 (6.0 to 11.9)	8.8 (6.0 to 11.9)	8.8 (6.0 to 11.9)	8.8 (6.0 to 11.9)	8.8 (6.0 to 11.9)	8.8 (6.0 to 11.9)	8.8 (6.0 to 11.9)	0.2
Neglected tropical diseases and malaria	14 (9 to 20)	23 (16 to 31)	45,000 (34,000 to 59,000)	19,000 (14,000 to 25,000)	8,000 (6,000 to 11,000)	3,000 (2,000 to 4,000)	1,000 (700 to 1,400)	1,000 (700 to 1,400)	1,000 (700 to 1,400)	1,000 (700 to 1,400)	1,000 (700 to 1,400)	1,000 (700 to 1,400)	1,000 (700 to 1,400)	1,000 (700 to 1,400)	1,000 (700 to 1,400)	1,000 (700 to 1,400)	1,000 (700 to 1,400)	1,000 (700 to 1,400)	1,000 (700 to 1,400)	1,000 (700 to 1,400)	1,000 (700 to 1,400)	169,000
Malaria	0 (0 to 0.3)	0 (0 to 0.2)	1,500 (to 4,500)	19,000 (11,000 to 28,000)	7,900 (4,700 to 12,000)	2,900 (1,700 to 4,400)	1,000 (600 to 1,500)	1,000 (600 to 1,500)	1,000 (600 to 1,500)	1,000 (600 to 1,500)	1,000 (600 to 1,500)	1,000 (600 to 1,500)	1,000 (600 to 1,500)	1,000 (600 to 1,500)	1,000 (600 to 1,500)	1,000 (600 to 1,500)	1,000 (600 to 1,500)	1,000 (600 to 1,500)	1,000 (600 to 1,500)	1,000 (600 to 1,500)	1,000 (600 to 1,500)	34,000
Chagas disease	0 (0 to 0)	0 (0 to 0)	0 (0 to 0)	0 (0 to 0)	0 (0 to 0)	0 (0 to 0)	0 (0 to 0)	0 (0 to 0)	0 (0 to 0)	0 (0 to 0)	0 (0 to 0)	0 (0 to 0)	0 (0 to 0)	0 (0 to 0)	0 (0 to 0)	0 (0 to 0)	0 (0 to 0)	0 (0 to 0)	0 (0 to 0)	0 (0 to 0)	0 (0 to 0)	0 (0 to 0)	0
Leishmaniasis	0 (0 to 0)	0 (0 to 0)	0 (0 to 0)	0 (0 to 0)	0 (0 to 0)	0 (0 to 0)	0 (0 to 0)	0 (0 to 0)	0 (0 to 0)	0 (0 to 0)	0 (0 to 0)	0 (0 to 0)	0 (0 to 0)	0 (0 to 0)	0 (0 to 0)	0 (0 to 0)	0 (0 to 0)	0 (0 to 0)	0 (0 to 0)	0 (0 to 0)	0 (0 to 0)	0 (0 to 0)	1.6
Visceral leishmaniasis	0 (0 to 0)	0 (0 to 0)	0 (0 to 0)	0 (0 to 0)	0 (0 to 0)	0 (0 to 0)	0 (0 to 0)	0 (0 to 0)	0 (0 to 0)	0 (0 to 0)	0 (0 to 0)	0 (0 to 0)	0 (0 to 0)	0 (0 to 0)	0 (0 to 0)	0 (0 to 0)	0 (0 to 0)	0 (0 to 0)	0 (0 to 0)	0 (0 to 0)	0 (0 to 0)	0 (0 to 0)	1.4
Cutaneous and mucocutaneous leishmaniasis	0 (0 to 0)	0 (0 to 0)	0 (0 to 0)	0 (0 to 0)	0 (0 to 0)	0 (0 to 0)	0 (0 to 0)	0 (0 to 0)	0 (0 to 0)	0 (0 to 0)	0 (0 to 0)	0 (0 to 0)	0 (0 to 0)	0 (0 to 0)	0 (0 to 0)	0 (0 to 0)	0 (0 to 0)	0 (0 to 0)	0 (0 to 0)	0 (0 to 0)	0 (0 to 0)	0 (0 to 0)	0
African trypanosomiasis	0 (0 to 0)	0 (0 to 0)	0 (0 to 0)	0 (0 to 0)	0 (0 to 0)	0 (0 to 0)	0 (0 to 0)	0 (0 to 0)	0 (0 to 0)	0 (0 to 0)	0 (0 to 0)	0 (0 to 0)	0 (0 to 0)	0 (0 to 0)	0 (0 to 0)	0 (0 to 0)	0 (0 to 0)	0 (0 to 0)	0 (0 to 0)	0 (0 to 0)	0 (0 to 0)	0 (0 to 0)	0
Schistosomiasis	0 (0 to 0)	0 (0 to 0)	0 (0 to 0)	0 (0 to 0)	0 (0 to 0)	0 (0 to 0)	0 (0 to 0)	0 (0 to 0)	0 (0 to 0)	0 (0 to 0)	0 (0 to 0)	0 (0 to 0)	0 (0 to 0)	0 (0 to 0)	0 (0 to 0)	0 (0 to 0)	0 (0 to 0)	0 (0 to 0)	0 (0 to 0)	0 (0 to 0)	0 (0 to 0)	0 (0 to 0)	0
Cysticercosis	0 (0 to 0)	0 (0 to 0)	0 (0 to 0)	0 (0 to 0)	0 (0 to 0)	0 (0 to 0)	0 (0 to 0)	0 (0 to 0)	0 (0 to 0)	0 (0 to 0)	0 (0 to 0)	0 (0 to 0)	0 (0 to 0)	0 (0 to 0)	0 (0 to 0)	0 (0 to 0)	0 (0 to 0)	0 (0 to 0)	0 (0 to 0)	0 (0 to 0)	0 (0 to 0)	0 (0 to 0)	0
Cystic echinococcosis	0 (0 to 0)	0 (0 to 0)	11.6 (8.0 to 15.7)	22.2 (15.4 to 30.4)	15.4 (10.6 to 21.0)	10.4 (7.1 to 14.1)	10.4 (7.1 to 14.1)	10.4 (7.1 to 14.1)	10.4 (7.1 to 14.1)	10.4 (7.1 to 14.1)	10.4 (7.1 to 14.1)	10.4 (7.1 to 14.1)	10.4 (7.1 to 14.1)	10.4 (7.1 to 14.1)	10.4 (7.1 to 14.1)	10.4 (7.1 to 14.1)	10.4 (7.1 to 14.1)	10.4 (7.1 to 14.1)	10.4 (7.1 to 14.1)	10.4 (7.1 to 14.1)	10.4 (7.1 to 14.1)	0.2
Lymphatic filariasis	0 (0 to 0)	0 (0 to 0)	0 (0 to 0)	0 (0 to 0)	0 (0 to 0)	0 (0 to 0)	0 (0 to 0)	0 (0 to 0)	0 (0 to 0)	0 (0 to 0)	0 (0 to 0)	0 (0 to 0)	0 (0 to 0)	0 (0 to 0)	0 (0 to 0)	0 (0 to 0)	0 (0 to 0)	0 (0 to 0)	0 (0 to 0)	0 (0 to 0)	0 (0 to 0)	0 (0 to 0)	0
Onchocerciasis	0 (0 to 0)	0 (0 to 0)	0 (0 to 0)	0 (0 to 0)	0 (0 to 0)	0 (0 to 0)	0 (0 to 0)	0 (0 to 0)	0 (0 to 0)	0 (0 to 0)	0 (0 to 0)	0 (0 to 0)	0 (0 to 0)	0 (0 to 0)	0 (0 to 0)	0 (0 to 0)	0 (0 to 0)	0 (0 to 0)	0 (0 to 0)	0 (0 to 0)	0 (0 to 0)	0 (0 to 0)	0
Trachoma	0 (0 to 0)	0 (0 to 0)	0 (0 to 0)	0 (0 to 0)	0 (0 to 0)	0 (0 to 0)	0 (0 to 0)	0 (0 to 0)	0 (0 to 0)	0 (0 to 0)	0 (0 to 0)	0 (0 to 0)	0 (0 to 0)	0 (0 to 0)	0 (0 to 0)	0 (0 to 0)	0 (0 to 0)	0 (0 to 0)	0 (0 to 0)	0 (0 to 0)	0 (0 to 0)	0 (0 to 0)	0
Dengue	0 (0 to 0)	67.7 (46.1 to 93.2)	1,600 (1,100 to 2,200)	3,230 (2,200 to 4,400)	6,640 (4,500 to 9,100)	5,870 (4,000 to 8,100)	5,460 (3,700 to 7,500)	5,990 (4,100 to 8,200)	5,240 (3,600 to 7,200)	4,770 (3,300 to 6,600)	4,070 (2,800 to 5,600)	3,560 (2,400 to 4,900)	3,310 (2,200 to 4,500)	3,210 (2,200 to 4,400)	3,210 (2,200 to 4,400)	3,210 (2,200 to 4,400)	3,210 (2,200 to 4,400)	3,210 (2,200 to 4,400)	3,210 (2,200 to 4,400)	3,210 (2,200 to 4,400)	3,210 (2,200 to 4,400)	65,000
Yellow fever	0 (0 to 0)	0 (0 to 0)	0 (0 to 0)	0 (0 to 0)	0 (0 to 0)	0 (0 to 0)	0 (0 to 0)	0 (0 to 0)	0 (0 to 0)	0 (0 to 0)	0 (0 to 0)	0 (0 to 0)	0 (0 to 0)	0 (0 to 0)	0 (0 to 0)	0 (0 to 0)	0 (0 to 0)	0 (0 to 0)	0 (0 to 0)	0 (0 to 0)	0 (0 to 0)	0 (0 to 0)	0
Rabies	0 (0 to 0)	0 (0 to 0)	0 (0 to 0)	0 (0 to 0)	0 (0 to 0)	0 (0 to 0)	0 (0 to 0)	0 (0 to 0)	0 (0 to 0)	0 (0 to 0)	0 (0 to 0)	0 (0 to 0)	0 (0 to 0)	0 (0 to 0)	0 (0 to 0)	0 (0 to 0)	0 (0 to 0)	0 (0 to 0)	0 (0 to 0)	0 (0 to 0)	0 (0 to 0)	0 (0 to 0)	0
Intestinal nematode infections	0 (0 to 0)	0.7 (0.4 to 1.1)	290 (187 to 398)	704 (454 to 1,000)	498 (321 to 708)	337 (217 to 479)	298 (192 to 423)	290 (187 to 411)	290 (187 to 411)	290 (187 to 411)	290 (187 to 411)	284 (183 to 403)	197 (127 to 280)	134 (86.4 to 190)	134 (86.4 to 190)	134 (86.4 to 190)	134 (86.4 to 190)	134 (86.4 to 190)	134 (86.4 to 190)	134 (86.4 to 190)	134 (86.4 to 190)	134 (86.4 to 190)	3,740
Ascariasis	0 (0 to 0)	0.2 (0.1 to 0.3)	106 (68 to 145)	435 (280 to 618)	387 (249 to 550)	270 (174 to 383)	252 (162 to 358)	244 (157 to 347)	235 (151 to 334)	208 (134 to 296)	168 (108 to 239)	130 (84 to 185)	94.3 (60.7 to 134)	72.5 (46.7 to 103)	55.1 (35.5 to 78.3)	41.5 (26.7 to 59.0)	29.6 (19.1 to 42.1)	21.1 (13.6 to 30.0)	15.1 (9.7 to 21.4)	10.8 (6.9 to 15.3)	7.7 (5.0 to 11.0)	3,740
Trichuriasis	0 (0 to 0)	0.5 (0.3 to 0.8)	184 (119 to 253)	269 (174 to 382)	111 (71.7 to 158)	67.1 (43.3 to 95.4)	46.4 (29.9 to 66.0)	46.4 (29.9 to 66.0)	55.1 (35.5 to 78.3)	82.1 (52.9 to 117)	122 (78.4 to 173)	154 (99.2 to 219)	103 (66.4 to 147)	61.4 (39.6 to 87.3)	33.4 (21.5 to 47.5)	18.1 (11.7 to 25.8)	9.8 (6.3 to 13.9)	5.3 (3.4 to 7.5)	2.9 (1.8 to 4.1)	1.6 (1.0 to 2.2)	0.8 (0.5 to 1.2)	1,740
Hookworm infections	0 (0 to 0)	0 (0 to 0)	0 (0 to 0)	0 (0 to 0)	0 (0 to 0)	0 (0 to 0)	0 (0 to 0)	0 (0 to 0)	0 (0 to 0)	0 (0 to 0)	0 (0 to 0)	0 (0 to 0)	0 (0 to 0)	0 (0 to 0)	0 (0 to 0)	0 (0 to 0)	0 (0 to 0)	0 (0 to 0)	0 (0 to 0)	0 (0 to 0)	0 (0 to 0)	0 (0 to 0)	0
Food-borne trematodiases	0 (0 to 0)	0 (0 to 0)	0 (0 to 0)	0 (0 to 0)	0 (0 to 0)	0 (0 to 0)	0 (0 to 0)	0 (0 to 0)	0 (0 to 0)	0 (0 to 0)	0 (0 to 0)	0 (0 to 0)	0 (0 to 0)	0 (0 to 0)	0 (0 to 0)	0 (0 to 0)	0 (0 to 0)	0 (0 to 0)	0 (0 to 0)	0 (0 to 0)	0 (0 to 0)	0 (0 to 0)	0
Leprosy	0 (0 to 0)	0 (0 to 0)	0 (0 to 0)	0 (0 to 0)	0 (0 to 0)	0 (0 to 0)	0 (0 to 0)	0 (0 to 0)	0 (0 to 0)	0 (0 to 0)	0 (0 to 0)	0 (0 to 0)	0 (0 to 0)	0 (0 to 0)	0 (0 to 0)	0 (0 to 0)	0 (0 to 0)	0 (0 to 0)	0 (0 to 0)	0 (0 to 0)	0 (0 to 0)	0 (0 to 0)	272
Ebola	0 (0 to 0)	0 (0 to 0)	0 (0 to 0)	0 (0 to 0)	0 (0 to 0)	0 (0 to 0)	0 (0 to 0)	0 (0 to 0)	0 (0 to 0)	0 (0 to 0)	0 (0 to 0)	0 (0 to 0)	0 (0 to 0)	0 (0 to 0)	0 (0 to 0)	0 (0 to 0)	0 (0 to 0)	0 (0 to 0)	0 (0 to 0)	0 (0 to 0)	0 (0 to 0)	0 (0 to 0)	0
Zika virus	0 (0 to 0)	0 (0 to 0)	0 (0 to 0)	0 (0 to 0)	0 (0 to 0)	0 (0 to 0)	0 (0 to 0)	0 (0 to 0)	0 (0 to



SR Table 2b: Morbour DALYS by cause and sex group for females with 95% uncertainty intervals, 2019

Cause	Birth Neonatal	Late Neonatal	Post Neonatal	1 to 4	5 to 9	10 to 14	15 to 19	20 to 24	25 to 29	30 to 34	35 to 39	40 to 44	45 to 49	50 to 54	55 to 59	60 to 64	65 to 69	70 to 74	75 to 79	80 to 84	85 to 89	90 to 94	95 +Less	Total
All causes	22,700 (17,000 to 29,900)	9,770 (2,200 to 17,900)	19,400 (12,900 to 31,100)	13,900 (11,900 to 16,400)	10,200 (8,500 to 12,200)	10,900 (10,000 to 16,000)	22,900 (19,100 to 33,500)	29,000 (23,900 to 32,100)	29,100 (23,100 to 35,400)	29,600 (23,100 to 36,000)	29,700 (23,100 to 37,200)	29,900 (24,600 to 36,100)	29,900 (23,900 to 36,600)	29,900 (23,900 to 36,600)	29,900 (23,900 to 36,600)	29,900 (23,900 to 36,600)	29,900 (23,900 to 36,600)	27,000 (21,900 to 33,200)	24,000 (19,700 to 29,600)	19,600 (16,000 to 24,000)	12,400 (9,900 to 15,600)	4,230 (3,200 to 5,600)	438 (286 to 616)	473,000
Communicable, maternal, neonatal, and nutritional diseases	20,300 (15,300 to 27,100)	6,920 (2,200 to 16,200)	12,300 (7,170 to 22,900)	6,850 (4,320 to 10,400)	5,010 (3,690 to 6,530)	4,610 (3,120 to 6,390)	5,250 (3,700 to 7,330)	5,970 (3,760 to 7,540)	6,040 (3,900 to 8,090)	6,040 (3,920 to 8,300)	7,620 (4,750 to 9,980)	7,350 (4,780 to 9,980)	6,910 (4,560 to 9,420)	6,760 (4,560 to 9,420)	6,490 (4,570 to 9,270)	6,490 (4,560 to 9,270)	4,540 (3,070 to 6,190)	4,350 (2,970 to 5,730)	4,090 (2,810 to 5,530)	4,150 (2,810 to 5,530)	3,760 (2,520 to 4,760)	3,370 (2,220 to 4,190)	1,470 (960 to 2,160)	669 (328 to 1,190)	169,000 (329 to 164)	132,000
HIV/AIDS and sexually transmitted infections	351 (120 to 857)	87.5 (29.5 to 260)	697 (288 to 1,180)	248 (126 to 444)	159 (100 to 277)	179 (120 to 270)	666 (466 to 946)	1,170 (809 to 1,630)	1,540 (1,020 to 2,200)	2,100 (1,310 to 3,290)	3,060 (1,710 to 4,270)	3,450 (1,850 to 5,200)	3,450 (1,900 to 5,200)	3,450 (1,900 to 5,200)	3,450 (1,900 to 5,200)	3,450 (1,900 to 5,200)	3,450 (1,900 to 5,200)	3,120 (1,720 to 4,690)	2,770 (1,530 to 4,170)	2,220 (1,220 to 3,350)	1,430 (790 to 2,150)	479 (264 to 721)	50.1 (27.6 to 75.4)	0.2 (0.2 to 0.4)	0.0 (0.0 to 0.1)	17,700
HIV/AIDS	0 (0 to 0)	0.2 (0.1 to 0.3)	778 (367 to 1,430)	240 (124 to 439)	156 (89 to 268)	179 (119 to 269)	676 (467 to 937)	1,150 (804 to 1,620)	1,890 (1,260 to 2,700)	2,050 (1,280 to 3,210)	3,030 (1,690 to 4,230)	3,330 (1,800 to 5,040)	3,390 (1,860 to 5,110)	3,390 (1,860 to 5,110)	3,390 (1,860 to 5,110)	3,390 (1,860 to 5,110)	3,390 (1,860 to 5,110)	3,060 (1,690 to 4,610)	2,720 (1,500 to 4,100)	2,180 (1,200 to 3,290)	1,410 (780 to 2,120)	472 (260 to 711)	49.3 (27.1 to 74.3)	0.2 (0.2 to 0.4)	0.0 (0.0 to 0.1)	16,800
HIV/AIDS - Drug-susceptible Tuberculosis	0 (0 to 0)	0 (0 to 0)	156 (0 to 300)	59.0 (0 to 197)	39.4 (0 to 132)	37.8 (0 to 126)	112 (0 to 375)	211 (0 to 705)	299 (0 to 1,000)	369 (0 to 1,230)	509 (0 to 1,700)	560 (0 to 1,870)	560 (0 to 1,870)	560 (0 to 1,870)	560 (0 to 1,870)	560 (0 to 1,870)	560 (0 to 1,870)	505 (0 to 1,690)	449 (0 to 1,500)	360 (0 to 1,200)	233 (0 to 780)	77.9 (0 to 260)	8.1 (0 to 27.1)	0.0 (0 to 0.0)	0.0 (0 to 0.0)	3,660
HIV/AIDS - Multidrug-resistant Tuberculosis without extensive	0 (0 to 0)	0.0 (0 to 0)	0.0 (0 to 0)	0.

Ischemic heart disease	0 (0 to 0)	0 (0 to 0)	0 (0 to 0)	0 (0 to 0)	0 (0 to 0)	0 (0 to 0)	123 (97 to 156)	297 (113 to 349)	272 (107 to 440)	447 (107 to 719)	620 (169 to 960)	1,070 (612 to 1,670)	1,490 (899 to 2,270)	2,260 (1,390 to 3,040)	2,260 (1,470 to 3,090)	2,330 (1,610 to 3,210)	2,430 (1,630 to 3,290)	1,990 (1,320 to 2,660)	1,960 (1,370 to 2,660)	1,960 (1,180 to 2,850)	729 (563 to 961)	260 (176 to 356)	44.0 (27.0 to 65.0)	39,100
Stroke	0 (0 to 0)	0 (0 to 0)	0 (0 to 0)	0 (0 to 0)	0 (0 to 0)	0 (0 to 0)	1,160 (1,160 to 1,160)	1,160 (1,160 to 1,160)	1,160 (1,160 to 1,160)	1,160 (1,160 to 1,160)	1,160 (1,160 to 1,160)	1,160 (1,160 to 1,160)	1,160 (1,160 to 1,160)	1,160 (1,160 to 1,160)	1,160 (1,160 to 1,160)	1,160 (1,160 to 1,160)	1,160 (1,160 to 1,160)	1,160 (1,160 to 1,160)	1,160 (1,160 to 1,160)	1,160 (1,160 to 1,160)	1,160 (1,160 to 1,160)	1,160 (1,160 to 1,160)	1,160 (1,160 to 1,160)	19,800
Ischemic stroke	0 (0.0 to 0.1)	0 (0.1 to 0.6)	0.0 (0.1 to 0.6)	0.0 (0.6 to 0.9)	0.0 (0.9 to 1.3)	0.0 (1.1 to 1.6)	0.0 (1.6 to 2.2)	0.0 (2.1 to 2.8)	0.0 (2.8 to 3.5)	0.0 (3.5 to 4.3)	0.0 (4.3 to 5.2)	0.0 (5.2 to 6.2)	0.0 (6.2 to 7.3)	0.0 (7.3 to 8.5)	0.0 (8.5 to 9.8)	0.0 (9.8 to 11.2)	0.0 (11.2 to 12.7)	0.0 (12.7 to 14.3)	0.0 (14.3 to 16.0)	0.0 (16.0 to 17.8)	0.0 (17.8 to 19.7)	0.0 (19.7 to 21.7)	0.0 (21.7 to 23.8)	5,870
Intracerebral hemorrhage	1.0 (0.0 to 2.0)	0.4 (0.0 to 0.7)	14.0 (9.4 to 32.9)	9.6 (4.5 to 17.3)	19.1 (9.7 to 33.7)	24.6 (14.3 to 39.4)	65.6 (39.5 to 92.2)	90.1 (71.3 to 119)	171 (117 to 244)	156 (99.1 to 244)	266 (164 to 424)	470 (261 to 762)	784 (428 to 1,260)	1,430 (862 to 2,260)	1,640 (1,120 to 2,570)	1,890 (1,260 to 2,830)	1,770 (1,140 to 2,640)	1,630 (1,060 to 2,470)	786 (503 to 1,210)	340 (203 to 557)	100 (57 to 167)	49.0 (26.0 to 77.0)	8.0 (3.0 to 15.0)	11,300
Subarachnoid hemorrhage	0 (0.0 to 0.0)	0.4 (0.1 to 0.8)	7.6 (3.5 to 19.2)	6.6 (2.5 to 11.3)	10.7 (5.1 to 19.4)	21.5 (11.2 to 35.1)	38.3 (19.5 to 57.8)	53 (29.2 to 82.4)	84.3 (44.7 to 134)	148 (72.5 to 234)	247 (108 to 402)	321 (146 to 534)	495 (228 to 824)	686 (317 to 1,120)	339 (177 to 587)	297 (152 to 532)	192 (98.9 to 355)	122 (63.3 to 220)	42 (19.2 to 81.4)	19.1 (8.9 to 42.3)	6.0 (2.5 to 15.7)	1.0 (0.0 to 3.0)	2,770
Hypertensive heart disease	0 (0 to 0)	0 (0 to 0)	0 (0 to 0)	0 (0 to 0)	4.3 (0.0 to 13.3)	7.2 (0.0 to 21.6)	12.9 (0.0 to 38.8)	24.9 (0.0 to 74.6)	46.2 (0.0 to 139)	82.1 (0.0 to 246)	133 (0.0 to 399)	240 (0.0 to 720)	327 (0.0 to 981)	344 (0.0 to 1,030)	366 (0.0 to 1,100)	396 (0.0 to 1,190)	386 (0.0 to 1,160)	360 (0.0 to 1,080)	197 (0.0 to 592)	82.4 (0.0 to 247)	11 (0.0 to 33.0)	0.0 (0.0 to 0.0)	2,970
Non-rheumatic valvular heart disease	0 (0 to 0)	0 (0 to 0)	0 (0 to 0)	0 (0 to 0)	0 (0 to 0)	0 (0 to 0)	7.5 (0.0 to 22.5)	8.3 (0.0 to 25.0)	15.1 (0.0 to 45.3)	11.7 (0.0 to 35.1)	7.5 (0.0 to 22.5)	16 (0.0 to 48.0)	26.6 (0.0 to 79.8)	17.0 (0.0 to 51.0)	32.4 (0.0 to 97.2)	37.4 (0.0 to 112)	32.6 (0.0 to 97.8)	22.6 (0.0 to 67.8)	27.6 (0.0 to 82.8)	12.9 (0.0 to 38.7)	1.4 (0.0 to 4.2)	0.0 (0.0 to 0.0)	327
Non-rheumatic aortic valve disease	0 (0 to 0)	0 (0 to 0)	0 (0 to 0)	0 (0 to 0)	0 (0 to 0)	0 (0 to 0)	1.8 (0.9 to 3.9)	2.1 (0.7 to 4.7)	4.4 (0.8 to 8.9)	4.4 (1.5 to 7.9)	4.4 (1.6 to 9.1)	4.4 (2.5 to 7.4)	7.2 (3.1 to 12.9)	7.2 (3.9 to 12.6)	7.2 (4.0 to 12.9)	7.2 (4.3 to 12.6)	7.2 (4.3 to 12.9)	7.2 (4.3 to 12.9)	7.2 (4.3 to 12.9)	7.2 (4.3 to 12.9)	7.2 (4.3 to 12.9)	7.2 (4.3 to 12.9)	7.2 (4.3 to 12.9)	160
Non-rheumatic degenerative mitral valve disease	0 (0 to 0)	0 (0 to 0)	0 (0 to 0)	0 (0 to 0)	0 (0 to 0)	0 (0 to 0)	2.6 (1.6 to 5.6)	4.6 (2.9 to 9.4)	8.6 (5.6 to 17.2)	8.6 (5.6 to 17.2)	8.6 (5.6 to 17.2)	8.6 (5.6 to 17.2)	15 (9.8 to 29.2)	15 (9.8 to 29.2)	15 (9.8 to 29.2)	15 (9.8 to 29.2)	15 (9.8 to 29.2)	15 (9.8 to 29.2)	15 (9.8 to 29.2)	15 (9.8 to 29.2)	15 (9.8 to 29.2)	15 (9.8 to 29.2)	15 (9.8 to 29.2)	196
Other non-rheumatic valve diseases	0 (0 to 0)	0 (0 to 0)	0 (0 to 0)	0 (0 to 0)	0 (0 to 0)	0 (0 to 0)	0.0 (0.0 to 1.0)	0.0 (0.0 to 1.9)	0.0 (0.0 to 2.9)	0.0 (0.0 to 3.7)	0.0 (0.0 to 2.2)	0.0 (0.0 to 3.7)	0.0 (0.0 to 2.2)	0.0 (0.0 to 3.7)	0.0 (0.0 to 2.2)	0.0 (0.0 to 3.7)	0.0 (0.0 to 2.2)	0.0 (0.0 to 3.7)	0.0 (0.0 to 2.2)	0.0 (0.0 to 3.7)	0.0 (0.0 to 2.2)	0.0 (0.0 to 3.7)	0.0 (0.0 to 2.2)	10.0
Cardiomyopathy and myocarditis	0 (0 to 0)	0 (0 to 0)	0 (0 to 0)	0 (0 to 0)	0 (0 to 0)	0 (0 to 0)	0.0 (0.0 to 1.1)	0.0 (0.0 to 1.1)	0.0 (0.0 to 1.1)	0.0 (0.0 to 1.1)	0.0 (0.0 to 1.1)	0.0 (0.0 to 1.1)	0.0 (0.0 to 1.1)	0.0 (0.0 to 1.1)	0.0 (0.0 to 1.1)	0.0 (0.0 to 1.1)	0.0 (0.0 to 1.1)	0.0 (0.0 to 1.1)	0.0 (0.0 to 1.1)	0.0 (0.0 to 1.1)	0.0 (0.0 to 1.1)	0.0 (0.0 to 1.1)	0.0 (0.0 to 1.1)	101
Myocarditis	0.0 (0.0 to 0.0)	0.0 (0.0 to 0.0)	4.6 (1.6 to 11.1)	2.6 (1.1 to 4.8)	1.1 (0.4 to 2.6)	1.2 (0.4 to 2.5)	2.6 (1.2 to 4.5)	2.9 (1.4 to 5.1)	4.4 (2.2 to 7.5)	5.1 (2.2 to 11.2)	4.4 (2.2 to 7.5)	5.1 (2.2 to 11.2)	4.4 (1.7 to 11.4)	4.2 (1.6 to 11.4)	4.6 (1.7 to 11.4)	3.6 (1.7 to 11.4)	2.6 (1.7 to 11.4)	2.6 (1.7 to 11.4)	2.6 (1.7 to 11.4)	2.6 (1.7 to 11.4)	2.6 (1.7 to 11.4)	0.7 (0.0 to 1.4)	0.0 (0.0 to 1.0)	674
Alcoholic cardiomyopathy	0 (0 to 0)	0 (0 to 0)	0 (0 to 0)	0 (0 to 0)	0 (0 to 0)	0 (0 to 0)	0.0 (0.0 to 0.0)	0.0 (0.0 to 0.0)	1 (0.0 to 3.0)	1.1 (0.0 to 3.2)	1.0 (0.0 to 3.0)	1.9 (0.0 to 5.6)	2.0 (0.0 to 6.0)	2.0 (0.0 to 6.1)	3.1 (1.0 to 7.1)	2.0 (0.0 to 6.1)	2 (0.0 to 6.1)	1.9 (0.0 to 5.6)	0.9 (0.0 to 2.8)	0.0 (0.0 to 0.0)	0.0 (0.0 to 0.0)	0.0 (0.0 to 0.0)	0.0 (0.0 to 0.0)	29.0
Other cardiomyopathy	0.1 (0.0 to 0.2)	0.1 (0.0 to 0.3)	0.6 (0.2 to 1.6)	0.2 (0.1 to 0.5)	0.2 (0.1 to 0.5)	0.2 (0.0 to 1.3)	0.6 (0.3 to 2.0)	1.8 (0.9 to 3.4)	3.1 (1.7 to 5.2)	2.7 (1.2 to 5.2)	3.1 (1.7 to 5.2)	4.6 (2.6 to 8.1)	7.9 (3.9 to 14.2)	3.1 (1.7 to 7.2)	2.6 (1.4 to 5.2)	3.1 (1.7 to 7.2)	4.6 (2.6 to 8.1)	4.6 (2.6 to 8.1)	2.6 (1.4 to 5.2)	1.8 (1.0 to 3.6)	0.5 (0.2 to 1.1)	0.0 (0.0 to 0.0)	69.0
Atrial fibrillation and flutter	0 (0 to 0)	0 (0 to 0)	0 (0 to 0)	0 (0 to 0)	0 (0 to 0)	0 (0 to 0)	0 (0 to 0)	0 (0 to 0)	0 (0 to 0)	0 (0 to 0)	0 (0 to 0)	0 (0 to 0)	0 (0 to 0)	0 (0 to 0)	0 (0 to 0)	0 (0 to 0)	0 (0 to 0)	0 (0 to 0)	0 (0 to 0)	0 (0 to 0)	0 (0 to 0)	0 (0 to 0)	0 (0 to 0)	1,150
Aortic aneurysm	0 (0 to 0)	0 (0 to 0)	0 (0 to 0)	0 (0 to 0)	0 (0 to 0)	0 (0 to 0)	0 (0 to 0)	0 (0 to 0)	0 (0 to 0)	0 (0 to 0)	0 (0 to 0)	0 (0 to 0)	0 (0 to 0)	0 (0 to 0)	0 (0 to 0)	0 (0 to 0)	0 (0 to 0)	0 (0 to 0)	0 (0 to 0)	0 (0 to 0)	0 (0 to 0)	0 (0 to 0)	0 (0 to 0)	0
Endocarditis	0.1 (0 to 0.2)	0.1 (0 to 0.2)	2.6 (1.0 to 6.4)	2.3 (0.9 to 4.8)	1.1 (0.4 to 2.5)	2.7 (0.7 to 3.4)	4.3 (1.9 to 8.6)	7.4 (3.1 to 15.5)	11.2 (3.9 to 25)	12.1 (4.1 to 32)	12.1 (4.6 to 32)	12.1 (5.5 to 29)	12.1 (4.8 to 32.7)	12.1 (4.6 to 32.7)	12.1 (4.6 to 32.7)	12.1 (4.6 to 32.7)	12.1 (4.6 to 32.7)	12.1 (4.6 to 32.7)	12.1 (4.6 to 32.7)	12.1 (4.6 to 32.7)	12.1 (4.6 to 32.7)	12.1 (4.6 to 32.7)	12.1 (4.6 to 32.7)	194
Other cardiovascular and circulatory diseases	2.0 (0.4 to 3.6)	2.0 (0.1 to 4.0)	20.0 (9.1 to 40.9)	20.0 (12.0 to 29.1)	19.0 (9.6 to 32.2)	21.0 (9.6 to 32.2)	21.0 (9.6 to 33.6)	21.0 (9.6 to 33.6)	21.0 (10.4 to 33.6)	21.0 (10.4 to 33.6)	21.0 (10.4 to 33.6)	21.0 (10.4 to 33.6)	21.0 (7.5 to 39)	21.0 (7.5 to 39)	21.0 (7.5 to 39)	21.0 (7.5 to 39)	21.0 (7.5 to 39)	21.0 (7.5 to 39)	21.0 (7.5 to 39)	21.0 (7.5 to 39)	21.0 (7.5 to 39)	21.0 (7.5 to 39)	21.0 (7.5 to 39)	1,930
Chronic respiratory diseases	0 (0 to 0)	0 (0 to 0)	0 (0 to 0)	0 (0 to 0)	0 (0 to 0)	0 (0 to 0)	0 (0 to 0)	0 (0 to 0)	0 (0 to 0)	0 (0 to 0)	0 (0 to 0)	0 (0 to 0)	0 (0 to 0)	0 (0 to 0)	0 (0 to 0)	0 (0 to 0)	0 (0 to 0)	0 (0 to 0)	0 (0 to 0)	0 (0 to 0)	0 (0 to 0)	0 (0 to 0)	0 (0 to 0)	0 (0 to 0)	39,200
Chronic obstructive pulmonary disease	0 (0 to 0)	0 (0 to 0)	0 (0 to 0)	0 (0 to 0)	0 (0 to 0)	0 (0 to 0)	0 (0 to 0)	0 (0 to 0)	0 (0 to 0)	0 (0 to 0)	0 (0 to 0)	0 (0 to 0)	0 (0 to 0)	0 (0 to 0)	0 (0 to 0)	0 (0 to 0)	0 (0 to 0)	0 (0 to 0)	0 (0 to 0)	0 (0 to 0)	0 (0 to 0)	0 (0 to 0)	0 (0 to 0)	0 (0 to 0)	16,600
Pneumoconiosis	0 (0 to 0)	0 (0 to 0)	0 (0 to 0)	0 (0 to 0)	0 (0 to 0)	0 (0 to 0)	0.0 (0.0 to 0.0)	0.0 (0.0 to 1.1)	0.0 (0.0 to 1.1)	0.0 (0.0 to 1.1)	0.0 (0.0 to 1.1)	0.0 (0.0 to 1.1)	0.0 (0.0 to 1.1)	0.0 (0.0 to 1.1)	0.0 (0.0 to 1.1)	0.0 (0.0 to 1.1)	0.0 (0.0 to 1.1)	0.0 (0.0 to 1.1)	0.0 (0.0 to 1.1)	0.0 (0.0 to 1.1)	0.0 (0.0 to 1.1)	0.0 (0.0 to 1.1)	0.0 (0.0 to 1.1)	247
Silicosis	0 (0 to 0)	0 (0 to 0)	0 (0 to 0)	0 (0 to 0)	0 (0 to 0)	0 (0 to 0)	0.0 (0.0 to 0.0)	0.0 (0.0 to 0.0)	0.0 (0.0 to 0.0)	0.0 (0.0 to 0.0)	0.0 (0.0 to 0.0)	0.0 (0.0 to 0.0)	0.0 (0.0 to 0.0)	0.0 (0.0 to 0.0)	0.0 (0.0 to 0.0)	0.0 (0.0 to 0.0)	0.0 (0.0 to 0.0)	0.0 (0.0 to 0.0)	0.0 (0.0 to 0.0)	0.0 (0.0 to 0.0)	0.0 (0.0 to 0.0)	0.0 (0.0 to 0.0)	0.0 (0.0 to 0.0)	11.0
Asbestosis	0 (0 to 0)	0 (0 to 0)	0 (0 to 0)	0 (0 to 0)	0 (0 to 0)	0 (0 to 0)	0.0 (0.0 to 0.0)	0.0 (0.0 to 0.0)	0.0 (0.0 to 0.0)	0.0 (0.0 to 0.0)	0.0 (0.0 to 0.0)	0.0 (0.0 to 0.0)	0.0 (0.0 to 0.0)	0.0 (0.0 to 0.0)	0.0 (0.0 to 0.0)	0.0 (0.0 to 0.0)	0.0 (0.0 to 0.0)	0.0 (0.0 to 0.0)	0.0 (0.0 to 0.0)	0.0 (0.0 to 0.0)	0.0 (0.0 to 0.0)	0.0 (0.0 to 0.0)	0.0 (0.0 to 0.0)	0.0
Coal workers pneumoconiosis	0 (0 to 0)	0 (0 to 0)	0 (0 to 0)	0 (0 to 0)	0 (0 to 0)	0 (0 to 0)	0.0 (0.0 to 0.0)	0.0 (0.0 to 0.0)	0.0 (0.0 to 0.0)	0.0 (0.0 to 0.0)	0.0 (0.0 to 0.0)	0.0 (0.0 to 0.0)	0.0 (0.0 to 0.0)	0.0 (0.0 to 0.0)	0.0 (0.0 to 0.0)	0.0 (0.0 to 0.0)	0.0 (0.0 to 0.0)	0.0 (0.0 to 0.0)	0.0 (0.0 to 0.0)	0.0 (0.0 to 0.0)	0.0 (0.0 to 0.0)	0.0 (0.0 to 0.0)	0.0 (0.0 to 0.0)	1.2
Other pneumoconiosis	0 (0 to 0)	0 (0 to 0)	0 (0 to 0)	0 (0 to 0)	0 (0 to 0)	0 (0 to 0)	0.0 (0.0 to 0.0)	0.0 (0.0 to 0.0)	0.0 (0.0 to 0.0)	0.0 (0.0 to 0.0)	0.0 (0.0 to 0.0)	0.0 (0.0 to 0.0)	0.0 (0.0 to 0.0)	0.0 (0.0 to 0.0)	0.0 (0.0 to 0.0)	0.0 (0.0 to 0.0)	0.0 (0.0 to 0.0)	0.0 (0.0 to 0.0)	0.0 (0.0 to 0.0)	0.0 (0.0 to 0.0)	0.0 (0.0 to 0.0)	0.0 (0.0 to 0.0)	0.0 (0.0 to 0.0)	6.4
Asthma	0 (0 to 0)	0 (0 to 0)	0 (0 to 0)	188 (167 to 208)	427 (215 to 639)	655 (333 to 702)	722 (171 to 918)	1,090 (139 to 420)	1,160 (163 to 396)	1,160 (181 to 469)	1,160 (277 to 542)	1,160 (263 to 563)	1,160 (318 to 776)	1,160 (368 to 1,210)	1,160 (467 to 1,210)	1,160 (442 to 1,160)	1,160 (427 to 970)	1,160 (324 to 830)	1,160 (360 to 742)	1,160 (303 to 739)	1,160 (172 to 335)	1,160 (319 to 946)	1,160 (432 to 2,410)	7,940
Interstitial lung disease and pulmonary sarcoidosis	0 (0 to 0)	0 (0 to 0)	0 (0 to 0)	2.6 (1.1 to 4.1)	3.4 (1.8 to 6.2)	2.6 (1.2 to 5.1)	2.6 (1.2 to 5.1)	2.6 (1.2 to 5.1)	2.6 (1.2 to 5.1)	2.6 (1.2 to 5.1)	2.6 (1.2 to 5.1)	2.6 (1.2 to 5.1)	2.6 (1.2 to 5.1)	2.6 (1.2 to 5.1)	2.6 (1.2 to 5.1)	2.6 (1.2 to 5.1)	2.6 (1.2 to 5.1)	2.6 (1.2 to 5.1)	2.6 (1.2 to 5.1)	2.6 (1.2 to 5.1)	2.6 (1.2 to 5.1)	2.6 (1.2 to 5.1)	2.6 (1.2 to 5.1)	1,160
Other chronic respiratory diseases	0 (0 to 0)	0 (0 to 0)	0 (0 to 0)	16.7 (8.8 to 27.4)	43 (24.6 to 68)	30.7 (13.1 to 50.2)	30.7 (13.7 to 49.4)	99 (42.9 to 151)	60.8 (19.3 to 78.1)	97.8 (32.9 to 78.1)	97.8 (32.9 to 78.1)	99.3 (40.9 to 84.6)	99.3 (40.9 to 84.6)	99.3 (40.9 to 84.6)	99.3 (39.9 to 104)	99.3 (40.1 to 116)	99.3 (40.1 to 116)	99.3 (40.1 to 116)	99.3 (40.1 to 116)	99.3 (40.1 to 116)	99.3 (40.1 to 116)	99.3 (40.1 to 116)	99.3 (40.1 to 116)	722
Digestive diseases	0 (0 to 19.8)	0 (0 to 0.2)	0.0 (0.0 to 0.0)	0.0 (0.0 to 0.0)	0.0 (0.0 to 0.0)	0.0 (0.0 to 0.0)	0.0 (0.0 to 0.0)	0.0 (0.0 to 0.0)	0.0 (0.0 to 0.0)	0.0 (0.0 to 0.0)	0.0 (0.0 to 0.0)	0.0 (0.0 to 0.0)	0.0 (0.0 to 0.0)	0.0 (0.0 to 0.0)	0.0 (0.0 to 0.0)	0.0 (0.0 to 0.0)	0.0 (0.0 to 0.0)	0.0 (0.0 to 0.0)	0.0 (0.0 to 0.0



SR Table 2b: Mexhelaes DALYS by cause and age occurs for females with 95% uncertainty intervals. 2019

Cause	Birth Neonatal	Late Neonatal	Post Neonatal	1 to 4	5 to 9	10 to 14	15 to 19	20 to 24	25 to 29	30 to 34	35 to 39	40 to 44	45 to 49	50 to 54	55 to 59	60 to 64	65 to 69	70 to 74	75 to 79	80 to 84	85 to 89	90 to 94	95 plus	Total
All causes	28,269 (26,158 to 29,355)	16,439 (7,999 to 19,765)	26,150 (12,710 to 31,660)	16,750 (13,900 to 20,385)	17,200 (13,750 to 21,190)	19,450 (15,200 to 24,660)	24,650 (19,200 to 31,200)	28,250 (20,200 to 39,200)	28,450 (20,200 to 39,200)	28,250 (20,200 to 39,200)	24,450 (17,200 to 34,200)	22,850 (15,800 to 32,200)	22,750 (15,200 to 32,200)	23,650 (15,200 to 32,200)	23,150 (14,900 to 33,200)	21,650 (17,700 to 27,600)	19,650 (14,400 to 26,600)	18,050 (13,900 to 24,600)	16,750 (14,200 to 23,200)	13,850 (12,200 to 18,400)	9,850 (8,600 to 12,600)	3,790 (3,500 to 4,700)	356 (290 to 559)	444,000
Communicable, maternal, neonatal, and nutritional diseases	21,300 (20,200 to 21,800)	9,190 (6,900 to 12,300)	20,400 (15,500 to 26,900)	14,100 (11,500 to 17,300)	9,660 (7,900 to 12,300)	8,690 (6,900 to 10,900)	8,690 (6,300 to 10,900)	7,900 (5,900 to 10,200)	7,000 (5,100 to 9,200)	6,140 (4,900 to 7,900)	5,660 (4,070 to 7,100)	4,760 (3,300 to 6,200)	3,960 (2,700 to 5,200)	3,260 (2,300 to 4,500)	3,200 (2,300 to 4,500)	3,940 (2,900 to 5,400)	3,200 (2,300 to 4,500)	3,060 (2,300 to 4,500)	3,200 (2,300 to 4,500)	3,060 (2,100 to 4,300)	1,240 (810 to 1,800)	390 (240 to 599)	797 (410 to 1,700)	193,000
HIV/AIDS and sexually transmitted infections	618 (120 to 842)	108 (37.0 to 240)	148 (64.0 to 317)	12.9 (5.0 to 28.0)	13.5 (5.0 to 27.0)	51 (21.0 to 210)	20.6 (9.0 to 38.0)	67.1 (28.0 to 98.0)	109 (79.0 to 154)	152 (99.0 to 197)	123 (89.0 to 165)	103 (75.0 to 142)	102 (73.0 to 140)	98.0 (70.0 to 135)	91.9 (64.0 to 129)	14.8 (10.0 to 20.0)	8.8 (5.0 to 13.1)	4.0 (2.0 to 6.0)	2.6 (0.0 to 5.0)	1.6 (0.0 to 4.0)	0.0 (0.0 to 0.0)	0.0 (0.0 to 0.0)	0.0 (0.0 to 0.0)	1,430
HIV/AIDS	0 (0 to 0)	0 (0 to 0)	39.1 (0.0 to 98.0)	9.7 (0.0 to 26.0)	11.2 (0.0 to 29.0)	9 (0.0 to 19.7)	19.1 (7.0 to 33.0)	52.2 (19.0 to 82.0)	89.7 (59.0 to 126)	98.6 (63.0 to 135)	79 (49.0 to 109)	68.1 (43.0 to 94.0)	69.4 (44.0 to 96.0)	74.4 (47.0 to 103)	71.3 (45.0 to 99.0)	9.6 (6.0 to 13.0)	5.6 (3.0 to 8.0)	1.2 (0.0 to 3.0)	0.3 (0.0 to 1.0)	0.1 (0.0 to 0.0)	0.0 (0.0 to 0.0)	0.0 (0.0 to 0.0)	0.0 (0.0 to 0.0)	695
HIV/AIDS - Drug-susceptible Tuberculosis	0 (0 to 0)	0 (0 to 0)	0.1 (0.0 to 0.0)	0.1 (0.0 to 0.0)	0.1 (0.0 to 0.0)	0.1 (0.0 to 0.0)	0.1 (0.0 to 0.0)	0.1 (0.0 to 0.0)	0.1 (0.0 to 0.0)	0.1 (0.0 to 0.0)	0.1 (0.0 to 0.0)	0.1 (0.0 to 0.0)	0.1 (0.0 to 0.0)	0.1 (0.0 to 0.0)	0.1 (0.0 to 0.0)	0.1 (0.0 to 0.0)	0.1 (0.0 to 0.0)	0.1 (0.0 to 0.0)	0.1 (0.0 to 0.0)	0.1 (0.0 to 0.0)	0.0 (0.0 to 0.0)	0.0 (0.0 to 0.0)	0.0 (0.0 to 0.0)	0.1
HIV/AIDS - Multidrug-resistant Tuberculosis without extensive drug resistance	0 (0 to 0)	0 (0 to 0)	0.1 (0.0 to 0.1)	0.1 (0.0 to 0.1)	0.1 (0.0 to 0.1)	0.1 (0.0 to 0.1)	0.1 (0.0 to 0.1)	0.1 (0.0 to 0.2)	0.1 (0.0 to 0.2)	0.1 (0.0 to 0.2)	0.1 (0.0 to 0.2)	0.1 (0.0 to 0.2)	0.1 (0.0 to 0.2)	0.1 (0.0 to 0.2)	0.1 (0.0 to 0.2)	0.1 (0.0 to 0.2)	0.1 (0.0 to 0.2)	0.1 (0.0 to 0.2)	0.1 (0.0 to 0.2)	0.1 (0.0 to 0.2)	0.1 (0.0 to 0.2)	0.0 (0.0 to 0.0)	0.0 (0.0 to 0.0)	1
HIV/AIDS - Extensively drug-resistant Tuberculosis	0 (0 to 0)	0 (0 to 0)	0 (0 to 0.1)	0 (0 to 0.1)	0 (0 to 0.1)	0 (0 to 0.1)	0 (0 to 0.2)	0 (0 to 0.2)	0 (0 to 0.2)	0 (0 to 0.2)	0 (0 to 0.2)	0 (0 to 0.2)	0 (0 to 0.2)	0 (0 to 0.2)	0 (0 to 0.2)	0 (0 to 0.2)	0 (0 to 0.2)	0 (0 to 0.2)	0 (0 to 0.2)	0 (0 to 0.2)	0 (0 to 0.2)	0 (0 to 0.2)	0 (0 to 0.2)	1
HIV/AIDS resulting in other diseases	0 (0 to 0)	0 (0 to 0)	0 (0 to 0.0)	0.1 (0 to 0.1)	0.1 (0 to 0.1)	0.1 (0 to 0.1)	0.1 (0 to 0.1)	0.1 (0 to 0.1)	0.1 (0 to 0.1)	0.1 (0 to 0.1)	0.1 (0 to 0.1)	0.1 (0 to 0.1)	0.1 (0 to 0.1)	0.1 (0 to 0.1)	0.1 (0 to 0.1)	0.1 (0 to 0.1)	0.1 (0 to 0.1)	0.1 (0 to 0.1)	0.1 (0 to 0.1)	0.1 (0 to 0.1)	0.1 (0 to 0.1)	0.0 (0 to 0.0)	0.0 (0 to 0.0)	223
Sexually transmitted infections excluding HIV	618 (120 to 842)	108 (37.0 to 240)	148 (64.0 to 317)	12.9 (5.0 to 28.0)	13.5 (5.0 to 27.0)	51 (21.0 to 210)	20.6 (9.0 to 38.0)	67.1 (28.0 to 98.0)	109 (79.0 to 154)	152 (99.0 to 197)	123 (89.0 to 165)	103 (75.0 to 142)	102 (73.0 to 140)	98.0 (70.0 to 135)	91.9 (64.0 to 129)	14.8 (10.0 to 20.0)	8.8 (5.0 to 13.1)	4.0 (2.0 to 6.0)	2.6 (0.0 to 5.0)	1.6 (0.0 to 4.0)	0.0 (0.0 to 0.0)	0.0 (0.0 to 0.0)	0.0 (0.0 to 0.0)	1,430
Syphilis	0 (0 to 0)	0 (0 to 0)	0 (0 to 0.0)	0 (0 to 0.0)	0 (0 to 0.0)	0 (0 to 0.0)	0.4 (0.0 to 2.0)	1.9 (0.0 to 5.0)	3.7 (2.0 to 6.0)	5.4 (3.0 to 7.0)	5.5 (3.0 to 7.0)	5.5 (3.0 to 7.0)	5.5 (3.0 to 8.0)	5.5 (3.0 to 8.0)	5.5 (2.0 to 8.0)	1.2 (0.0 to 2.0)	0.2 (0.0 to 0.0)	0.0 (0.0 to 0.0)	0.0 (0.0 to 0.0)	0.0 (0.0 to 0.0)	0.0 (0.0 to 0.0)	0.0 (0.0 to 0.0)	0.0 (0.0 to 0.0)	688
Chlamydial infection	0 (0 to 0)	0 (0 to 0)	0 (0 to 0.0)	0 (0 to 0.0)	0 (0 to 0.0)	0.4 (0.0 to 0.4)	1.6 (1.1 to 2.1)	2.6 (1.7 to 3.1)	3.1 (2.1 to 4.1)	3.7 (2.7 to 5.1)	3.7 (2.7 to 5.1)	3.6 (2.6 to 5.1)	3.6 (2.6 to 5.1)	3.7 (2.6 to 5.2)	3.6 (2.6 to 5.1)	0.8 (0.5 to 1.1)	0.3 (0.2 to 0.5)	0.1 (0.1 to 0.2)	0.0 (0.0 to 0.1)	0.0 (0.0 to 0.1)	0.0 (0.0 to 0.0)	0.0 (0.0 to 0.0)	0.0 (0.0 to 0.0)	43
Gonococcal infection	0 (0 to 0)	0 (0 to 0)	0 (0 to 0.0)	0 (0 to 0.0)	0 (0 to 0.0)	0.2 (0.0 to 0.2)	1.3 (0.9 to 1.8)	2.6 (1.8 to 3.1)	2.6 (1.8 to 3.1)	2.6 (1.8 to 3.1)	2.6 (1.8 to 3.1)	2.1 (1.5 to 2.7)	2.1 (1.5 to 2.7)	2.1 (1.5 to 2.7)	2.1 (1.5 to 2.7)	0.5 (0.3 to 0.7)	0.2 (0.1 to 0.3)	0.0 (0.0 to 0.1)	0.0 (0.0 to 0.1)	0.0 (0.0 to 0.1)	0.0 (0.0 to 0.0)	0.0 (0.0 to 0.0)	0.0 (0.0 to 0.0)	37.6
Trichomoniasis	0 (0 to 0)	0 (0 to 0)	0 (0 to 0.0)	0 (0 to 0.0)	0.1 (0 to 0.1)	0.6 (0.4 to 0.8)	1.4 (1.0 to 1.8)	12.6 (8.7 to 17.6)	12.6 (8.7 to 17.6)	9.3 (6.4 to 13.0)	7.4 (5.2 to 10.2)	6.1 (4.2 to 8.4)	2.6 (1.8 to 3.5)	1.7 (1.2 to 2.3)	1.6 (1.1 to 2.2)	0.5 (0.3 to 0.7)	0.2 (0.1 to 0.3)	0.1 (0.0 to 0.1)	0.0 (0.0 to 0.1)	0.0 (0.0 to 0.1)	0.0 (0.0 to 0.0)	0.0 (0.0 to 0.0)	0.0 (0.0 to 0.0)	68.7
Genital herpes	0 (0 to 0)	0 (0 to 0)	0 (0 to 0.0)	0 (0 to 0.0)	0 (0 to 0.0)	0 (0 to 0.



7708



SR Table 2b: Mucrom DALYS by cause and age group for females with 95% uncertainty intervals, 2019

Cause	Early Neonatal (0-6 days)	Late Neonatal (7-27 days)	Post Neonatal (28-364 days)	1 to 4	5 to 9	10 to 14	15 to 19	20 to 24	25 to 29	30 to 34	35 to 39	40 to 44	45 to 49	50 to 54	55 to 59	60 to 64	65 to 69	70 to 74	75 to 79	80 to 84	85 to 89	90 to 94	95 plus	Total
All causes	12,200 (10,300 to 17,700)	2,710 (2,750 to 4,490)	3,110 (2,960 to 4,900)	7,490 (7,240 to 11,400)	4,940 (5,110 to 7,340)	3,220 (3,220 to 5,140)	3,210 (3,220 to 5,140)	3,310 (3,220 to 5,140)	3,930 (3,220 to 5,140)	3,960 (3,220 to 5,140)	3,720 (3,220 to 5,140)	3,940 (3,220 to 5,140)	3,960 (3,220 to 5,140)	3,960 (3,220 to 5,140)	3,960 (3,220 to 5,140)	3,960 (3,220 to 5,140)	3,960 (3,220 to 5,140)	3,960 (3,220 to 5,140)	3,960 (3,220 to 5,140)	3,960 (3,220 to 5,140)	3,960 (3,220 to 5,140)	3,960 (3,220 to 5,140)	172,000
Communicable, maternal, neonatal, and nutritional diseases	12,200 (9,430 to 16,600)	2,710 (2,360 to 4,000)	7,490 (5,630 to 9,400)	4,940 (3,700 to 5,910)	3,220 (2,360 to 4,000)	3,210 (2,670 to 4,270)	3,310 (1,900 to 4,740)	3,310 (1,790 to 3,990)	3,930 (2,200 to 5,810)	3,960 (2,200 to 5,810)	3,720 (2,200 to 5,810)	3,940 (2,200 to 5,810)	3,960 (2,200 to 5,810)	3,960 (1,570 to 5,660)	3,960 (1,460 to 5,270)	3,960 (1,020 to 5,270)	3,960 (1,020 to 5,270)	3,960 (627 to 5,340)	3,960 (649 to 5,460)	3,960 (720 to 5,270)	3,960 (1,020 to 5,270)	3,960 (1,020 to 5,270)	65,900
HIV/AIDS and sexually transmitted infections	130 (27 to 302)	28.0 (5.3 to 64.8)	434 (231 to 731)	131 (61 to 316)	90.3 (54 to 166)	103 (64 to 166)	89 (49.5 to 139)	256 (154 to 398)	325 (221 to 521)	1,235 (1,040 to 1,540)	1,690 (1,290 to 2,270)	1,720 (1,290 to 2,270)	1,690 (1,070 to 2,270)	1,040 (679 to 1,540)	675 (480 to 913)	268 (175 to 376)	87.4 (34 to 153)	20.6 (11.9 to 28.1)	3.5 (2 to 4)	1.1 (0.7 to 1.4)	0.2 (0.1 to 0.4)	0.0 (0 to 0.1)	9,870
HIV/AIDS	0 (0 to 0)	0 (0 to 0)	286 (251 to 564)	89.1 (49 to 164)	102 (53 to 166)	79.3 (47 to 129)	266 (150 to 377)	917 (312 to 817)	1,213 (711 to 1,830)	1,670 (1,140 to 2,290)	1,700 (1,060 to 2,290)	1,670 (1,060 to 2,290)	1,040 (648 to 1,540)	667 (480 to 905)	261 (175 to 376)	84.2 (31 to 152)	19.1 (9 to 32.7)	4.2 (2 to 5.1)	0.2 (0 to 0.3)	0.1 (0 to 0.2)	0 (0 to 0)	0 (0 to 0)	9,540
HIV/AIDS - Drug-susceptible Tuberculosis	0 (0 to 0)	0 (0 to 0)	49.7 (24.1 to 77.3)	13.1 (7.1 to 20.1)	14.4 (7.5 to 23.2)	10.7 (5.9 to 15.9)	23.9 (12.1 to 35.2)	59.1 (31.3 to 82.4)	133 (74.1 to 186)	190 (102 to 263)	173 (92.6 to 241)	143 (72.9 to 211)	101 (47.3 to 151)	65.8 (27.9 to 99.5)	29.5 (9.3 to 39.3)	9.7 (1.1 to 13.2)	2.1 (0.2 to 3.5)	0.2 (0 to 0.4)	0 (0 to 0)	0 (0 to 0)	0 (0 to 0)	0 (0 to 0)	1,030
HIV/AIDS - Multidrug-resistant Tuberculosis without extensive drug resistance	0 (0 to 0)	0 (0 to 0)	8.2 (3.3 to 26.3)	1.6 (0.1 to 9.6)	1.7 (0.1 to 7.4)	1.3 (0.1 to 5.5)	2.9 (0.2 to 11.2)	6.5 (0.4 to 25.1)	15.7 (0.9 to 60.5)	23.9 (1.4 to 92.1)	20.2 (0.9 to 77.5)	16.9 (0.8 to 65.1)	11.6 (0.4 to 44.6)	7.9 (0.3 to 30.2)	3.2 (0.1 to 12.3)	1.1 (0 to 4.2)	0.2 (0 to 0.9)	0 (0 to 0.1)	0 (0 to 0)	0 (0 to 0)	0 (0 to 0)	0 (0 to 0)	118
HIV/AIDS - Extensively drug-resistant Tuberculosis	0 (0 to 0)	0 (0 to 0)	0.3 (0 to 1.1)	0.1 (0 to 0.4)	0.1 (0 to 0.6)	0.1 (0 to 0.5)	0.1 (0 to 0.6)	0.3 (0 to 1.1)	0.6 (0 to 2.4)	1.1 (0 to 4.4)	0.9 (0 to 3.7)	0.8 (0 to 3.2)	0.6 (0 to 2.4)	0.4 (0 to 1.7)	0.2 (0 to 0.8)	0.1 (0 to 0.5)	0 (0 to 0.1)	0 (0 to 0.1)	0 (0 to 0)	0 (0 to 0)	0 (0 to 0)	0 (0 to 0)	9
HIV/AIDS resulting in other diseases	0 (0 to 0)	0 (0 to 0)	343 (149 to 631)	74.4 (36 to 129)	66.2 (34 to 96)	67.3 (33.8 to 116)	219 (122 to 356)	456 (224 to 736)	1,040 (570 to 1,670)	1,470 (907 to 2,150)	1,520 (1,020 to 2,150)	1,310 (1,020 to 2,150)	822 (520 to 1,540)	583 (480 to 905)	221 (142 to 305)	74.4 (31 to 150)	15.9 (7.5 to 21)	1.7 (0.7 to 2.6)	0.1 (0 to 0.2)	0 (0 to 0)	0 (0 to 0)	0 (0 to 0)	8,430
Sexually transmitted infections excluding HIV	130 (37 to 302)	28.0 (5.3 to 64.7)	151 (70 to 189)	41.2 (12 to 89.4)	23.6 (4.6 to 70)	23.5 (3.5 to 62.2)	3.4 (0.4 to 9.1)	0.4 (0 to 1.1)	0.3 (0 to 0.8)	0.2 (0 to 0.6)	0.1 (0 to 0.3)	0.1 (0 to 0.2)	0.1 (0 to 0.2)	0.1 (0 to 0.2)	0.1 (0 to 0.2)	0.1 (0 to 0.2)	0.1 (0 to 0.2)	0.1 (0 to 0.2)	0.1 (0 to 0.2)	0.1 (0 to 0.1)	0 (0 to 0)	0 (0 to 0)	317
Syphilis	130 (37 to 302)	28.0 (5.3 to 64.7)	151 (70 to 189)	41.2 (12 to 89.4)	23.6 (4.6 to 70)	23.5 (3.5 to 62.2)	3.4 (0.4 to 9.1)	0.4 (0 to 1.1)	0.3 (0 to 0.8)	0.2 (0 to 0.6)	0.1 (0 to 0.3)	0.1 (0 to 0.2)	0.1 (0 to 0.2)	0.1 (0 to 0.2)	0.1 (0 to 0.2)	0.1 (0 to 0.2)	0.1 (0 to 0.2)	0.1 (0 to 0.2)	0.1 (0 to 0.2)	0.1 (0 to 0.1)	0 (0 to 0)	0 (0 to 0)	201
Chlamydial infection	0 (0 to 0)	0 (0 to 0)	0 (0 to 0)	0 (0 to 0)	0 (0 to 0)	0 (0 to 0)	0 (0 to 0)	0 (0 to 0)	0 (0 to 0)	0 (0 to 0)	0 (0 to 0)	0 (0 to 0)	0 (0 to 0)	0 (0 to 0)	0 (0 to 0)	0 (0 to 0)	0 (0 to 0)	0 (0 to 0)	0 (0 to 0)	0 (0 to 0)	0 (0 to 0)	0 (0 to 0)	0 (0 to 0)	17.1
Gonococcal infection	0 (0 to 0)	0 (0 to 0)	0 (0 to 0)	0 (0 to 0)	0 (0 to 0)	0 (0 to 0)	0 (0 to 0)	0 (0 to 0)	0 (0 to 0)	0 (0 to 0)	0 (0 to 0)	0 (0 to 0)	0 (0 to 0)	0 (0 to 0)	0 (0 to 0)	0 (0 to 0)	0 (0 to 0)	0 (0 to 0)	0 (0 to 0)	0 (0 to 0)	0 (0 to 0)	0 (0 to 0)	0 (0 to 0)	14.9
Trichomoniasis	0 (0 to 0)	0 (0 to 0)	0 (0 to 0)	0 (0 to 0)	0 (0 to 0)	0 (0 to 0)	0 (0 to 0)	0 (0 to 0)	0 (0 to 0)	0 (0 to 0)	0 (0 to 0)	0 (0 to 0)	0 (0 to 0)	0 (0 to 0)	0 (0 to 0)	0 (0 to 0)	0 (0 to 0)	0 (0 to 0)	0 (0 to 0)	0 (0 to 0)	0 (0 to 0)	0 (0 to 0)	0 (0 to 0)	28.2
Genital herpes	0 (0 to 0)	0 (0 to 0)	0 (0 to 0)	0 (0 to 0)	0 (0 to 0)	0 (0 to 0)	0 (0 to 0)	0 (0 to 0)	0 (0 to 0)	0 (0 to 0)	0 (0 to 0)	0 (0 to 0)	0 (0 to 0)	0 (0 to 0)	0 (0 to 0)	0 (0 to 0)	0 (0 to 0)	0 (0 to 0)	0 (0 to 0)	0 (0 to 0)	0 (0 to 0)	0 (0 to 0)	0 (0 to 0)	12.1
Other sexually transmitted infections	0 (0 to 0)	0 (0 to 0)	0 (0 to 0)	0 (0 to 0)	0 (0 to 0)	0 (0 to 0)	0 (0 to 0)	0 (0 to 0)	0 (0 to 0)	0 (0 to 0)	0 (0 to 0)	0 (0 to 0)	0 (0 to 0)	0 (0 to 0)	0 (0 to 0)	0 (0 to 0)	0 (0 to 0)	0 (0 to 0)	0 (0 to 0)	0 (0 to 0)	0 (0 to 0)	0 (0 to 0)	0 (0 to 0)	49.2
Respiratory infections and tuberculosis	1,660 (1,660 to 2,720)	1,400 (932 to 1,400)	1,400 (2,400 to 5,160)	1,400 (736 to 1,730)	1,400 (246 to 5,959)	1,400 (196 to 3,371)	1,400 (169 to 3,374)	1,400 (208 to 4,594)	1,400 (210 to 5,256)	1,400 (235 to 5,976)	1,400 (219 to 5,986)	1,400 (231 to 5,986)	1,400 (264 to 5,986)	1,400 (253 to 5,986)	1,400 (327 to 5,770)	1,400 (354 to 5,986)	1,400 (399 to 5,986)	1,400 (399 to 5,986)	1,400 (399 to 5,986)	1,400 (399 to 5,986)	1,400 (381 to 5,770)	1,400 (327 to 3,960)	14,800
Tuberculosis	0 (0 to 0)	0 (0 to 0)	0 (0 to 0)	0 (0 to 0)	0 (0 to 0)	0 (0 to 0)	0 (0 to 0)	0 (0 to 0)	0 (0 to 0)	0 (0 to 0)	0 (0 to 0)	0 (0 to 0)	0 (0 to 0)	0 (0 to 0)	0 (0 to 0)	0 (0 to 0)	0 (0 to 0)	0 (0 to 0)	0 (0 to 0)	0 (0 to 0)	0 (0 to 0)	0 (0 to 0)	0 (0 to 0)	3,630
Latent tuberculosis infection	0 (0 to 0)	0 (0 to 0)	0 (0 to 0)	0 (0 to 0)	0 (0 to 0)	0 (0 to 0)	0 (0 to 0)	0 (0 to 0)	0 (0 to 0)	0 (0 to 0)	0 (0 to 0)	0 (0 to 0)	0 (0 to 0)	0 (0 to 0)	0 (0 to 0)	0 (0 to 0)	0 (0 to 0)	0 (0 to 0)	0 (0 to 0)	0 (0 to 0)	0 (0 to 0)	0 (0 to 0)	0 (0 to 0)	0
Drug-susceptible tuberculosis	0 (0 to 0)	0 (0 to 0)	122 (61.3 to 193)	64.2 (34.4 to 96.4)	44.6 (26.4 to 64.4)	49.9 (28.9 to 71.3)	110 (67.1 to 160)	165 (97.1 to 240)	195 (101 to 288)	226 (129 to 401)	223 (129 to 349)	240 (122 to 406)	194 (67.4 to 277)	125 (32.2 to 182)	294 (167 to 429)	266 (154 to 406)	220 (96.3 to 364)	170 (66.2 to 289)	172 (72.3 to 316)	158 (67.1 to 229)	129 (70.2 to 196)	27.5 (12.4 to 38.4)	9.2 (4.7 to 13)	3,120
Multidrug-resistant tuberculosis without extensive drug resistance	0 (0 to 0)	0 (0 to 0)	12.4 (6.6 to 34.1)	6.8 (3.5 to 23.9)	4.3 (2.2 to 16.4)	5.3 (2.6 to 20.4)	9.5 (5.3 to 33.5)	13.8 (6.6 to 48.6)	20.1 (8.6 to 76.4)	23.9 (9.4 to 90.3)	21.4 (8.5 to 98.1)	20.5 (7.8 to 98.1)	17.8 (3.6 to 79.6)	12.6 (1.3 to 71.2)	20.2 (1.3 to 112)	21 (1.5 to 112)	19.6 (1.5 to 112)	14.6 (1.5 to 112)	7.5 (1.5 to 112)	12.6 (0.4 to 54.1)	2.6 (0.2 to 12.6)	0.6 (0 to 2.3)	1,010
Extensively drug-resistant tuberculosis	0 (0 to 0)	0 (0 to 0)	0.6 (0 to 2.1)	0.3 (0 to 1.3)	0.2 (0 to 0.9)	0.2 (0 to 0.8)	0.5 (0 to 2.1)	0.7 (0 to 3.1)	0.8 (0 to 3.6)	1.1 (0 to 4.8)	1.1 (0 to 4.8)	1.1 (0 to 4.8)	0.9 (0 to 4.2)	0.6 (0 to 2.7)	1.4 (0 to 6.2)	1.5 (0 to 6.2)	1.1 (0 to 4.8)	0.8 (0 to 3.6)	0.4 (0 to 1.8)	0.7 (0 to 3.2)	0.2 (0 to 0.9)	0.1 (0 to 0.4)	14.2
Lower respiratory infections	1,660 (1,660 to 2,720)	989 (421 to 1,400)	3,570 (2,570 to 4,970)	1,070 (490 to 1,570)	210 (120 to 318)	99.7 (48.5 to 159)	79.8 (39.6 to 127)	74.6 (39.6 to 124)	82.4 (39.6 to 127)	74.2 (39.6 to 124)	86.1 (46.5 to 155)	80.7 (46.5 to 155)	91.2 (46.5 to 155)	170 (155 to 321)	169 (155 to 321)	263 (168 to 463)	349 (183 to 621)	434 (183 to 621)	402 (229 to 577)	390 (232 to 548)	152 (29.5 to 79.4)	52.1 (29.5 to 79.4)	10.2 (5.45 to 13.3)	15,700
Upper respiratory infections	0.1 (0.1 to 0.2)	0.6 (0.2 to 1.2)	11.4 (4.5 to 18.4)	40.1 (24.4 to 67.4)	49.2 (22.4 to 84.1)	45.6 (22.4 to 79.2)	43.1 (22.4 to 74.9)	39.7 (22.4 to 74.9)	27.4 (12.7 to 74.9)	33 (12.7 to 74.9)	30.6 (12.7 to 74.9)	23.8 (12.7 to 74.9)	17.8 (12.7 to 74.9)	14 (12.7 to 74.9)	11.7 (12.7 to 74.9)	9.6 (3.8 to 74.9)	3.9 (2.2 to 6.4)	2.6 (1.4 to 4.2)	1.6 (0.8 to 2.5)	0.6 (0.4 to 0.9)	0.2 (0.1 to 0.3)	0.1 (0 to 0.1)	424
Otitis media	0 (0 to 0)	0.5 (0.1 to 0.6)	3.6 (1.7 to 6.4)	39.4 (18.9 to 64.9)	49.2 (23.6 to 82.2)	32 (15.9 to 53.4)	29.8 (13.9 to 49.3)	19.3 (9.6 to 37.7)	19.8 (9.6 to 37.7)	12 (9.6 to 37.7)	9.9 (4.9 to 37.7)	8.3 (4.9 to 37.7)	4.6 (4.9 to 37.7)	3.4 (4.9 to 37.7)	3.8 (4.9 to 37.7)	2.2 (1.1 to 3.7)	1.2 (0.6 to 2.1)	0.9 (0.4 to 1.6)	0.4 (0.2 to 0.7)	0.2 (0 to 0.3)	0.1 (0 to 0.1)	0 (0 to 0)	242
Enteric infections	521 (414 to 1,120)	424 (43 to 2,230)	527 (2,030 to 1,000)	424 (423 to 1,400)	424 (647 to 1,400)	424 (1,200 to 1,400)	412 (1,200 to 1,400)	423 (1,200 to 1,400)	411 (1,200 to 1,400)	411 (181 to 1,400)	411 (182 to 1,400)	411 (182 to 1,400)	411 (139 to 1,400)	411 (139 to 1,400)	411 (139 to 1,400)	411 (139 to 1,400)	411 (139 to 1,400)	411 (139 to 1,400)	411 (139 to 1,400)	411 (139 to 1,400)	297 (146 to 1,400)	194 (96.9 to 353)	194 (96.9 to 353)	7,640
Diarrheal diseases	521 (414 to 1,120)	139 (43 to 2,230)	272 (334 to 999)	272 (163 to 468)	227 (121 to 353)	227 (135 to 378)	192 (101 to 349)	124 (81.7 to 236)	124 (87 to 242)	143 (89.7 to 242)	122 (83.9 to 211)	122 (79.7 to 211)	122 (87.7 to 260)	122 (81.8 to 211)	122 (87.7 to 260)	122 (81.8 to 211)	122 (107 to 419)	122 (108 to 479)	122 (126 to 598)	122 (155 to 668)	122 (142 to 700)	122 (66.9 to 352)	122 (22.9 to 117)	4,390
Typhoid and paratyphoid	0 (0 to 0)	0 (0 to 0)	0 (1.1 to 7.7)	0 (0 to 0)	0 (199 to 1,090)	0 (322 to 1,180)	0 (300 to 1,020)	0 (161 to 897)	0 (161 to 897)	0 (94.6 to 626)	0 (99.5 to 482)	0 (93 to 482)	0 (93 to 482)	0 (19.9 to 160)	0 (19.9 to 111)	0 (13.9 to 94.4)	0 (13.9 to 94.4)	0 (7.9 to 69.1)	0 (7.1 to 47.5)	0 (4.9 to 28)	0 (2.9 to 17.4)	0 (1.9 to 11)	0 (0.9 to 5.1)	3,240
Typhoid fever	0 (0 to 0)	0 (0 to 0)	2.7 (0.9 to 6.4)	0 (0 to 0)	485 (164 to 994)	490 (261 to 941)	228 (225 to 534)	214 (189 to 534)	184 (189 to 374)	214 (189 to 374)	214 (189 to 374)	214 (189 to 374)	214 (189 to 374)	214 (189 to 374)	214 (189 to 374)	214 (189 to 374)	217 (72 to 544)	217 (72 to 544)	217 (51 to 544)	217 (54 to 544)	217 (51 to 544)	217 (54 to 544)	217 (51 to 544)	2,600
Paratyphoid fever	0 (0 to 0)	0 (0 to 0)	0 (0 to 1.4)	0 (0 to 0)	147 (33 to 339)	148 (94 to 309)	109 (54 to 294)	109 (35 to 241)	70.9 (31.1 to 180)	85.5 (35.9 to 180)	96.7 (49 to 206)	97 (49 to 206)	97 (49 to 206)	97 (49 to 206)	97 (49 to 206)	97 (49 to 206)	97 (49 to 206)	97 (49 to 206)	97 (49 to 206)	97 (49 to 206)	97 (49 to 206)	97 (49 to 206)	97 (49 to 206)	768
Invasive Non-typhoidal Salmonella (iNTS)	0 (0 to 0)	0 (0 to 0)	1.3 (0 to 4.2)	0 (0 to 0)	4.4 (1.6 to 8.8)	1.5 (1 to 3.6)	1.7 (0.5 to 4.4)	1.7 (0.5 to 4.4)	1.7 (0.5 to 4.4)	1.7 (0.5 to 4.4)	1.7 (0.5 to 4.4)	1.7 (0.5 to 4.4)	1.7 (0.5 to 4.4)	1.7 (0.5 to 4.4)	1.7 (0.5 to 4.4)	1.7 (0.5 to 4.4)	1.7 (0.5 to 4.4)	1.7 (0.5 to 4.4)	1.7 (0.5 to 4.4)	1.7 (0.5 to 4.4)	1.7 (0.5 to 4.4)	1.7 (0.5 to 4.4)	24.2
Other intestinal infectious diseases	0 (0 to 0)	0 (0 to 0)	2.7 (0.9 to 6.4)	0 (0 to 0)	0.1 (0 to 1.6)	0.1 (0 to 1.1)	0.1 (0 to 0.7)	0.1 (0 to 0.4)	0.2 (0 to 0.5)	0.2 (0 to 0.5)	0.1 (0 to 0.5)	0.1 (0 to 0.5)	0.1 (0 to 0.5)	0.1 (0 to 0.5)	0.1 (0 to 0.5)	0.1 (0 to 0.5)	0.1 (0 to 0.5)	0.1 (0 to 0.5)	0.1 (0 to 0.5)	0.1 (0 to 0.5)	0.1 (0 to 0.5)	0.1 (0 to 0.5)	0.1 (0 to 0.5)	4.9
Neglected tropical diseases and malaria	0 (0 to 1.1)	0 (0 to 0.1)	879 (319 to 3,190)	1,260 (234 to 5,090)	1,260 (151 to 5,697)	1,260 (80.8 to 5,697)	196 (512 to 399)	1,260 (89 to 2,739)	1,260 (85.2 to 2,273)	1,260 (73 to 1,994)	1,260 (69.1 to 1,994)	1,260 (69.1 to 1,994)	1,260 (49.3 to 2,242)	1,260 (46 to 672)	1,260 (49 to 672)	1,260 (49 to 281)	1,260 (42 to 431)	1,260 (39 to 180)	1,260 (33 to 171)	1,260 (23 to 62)	1,260 (12.9 to 39.7)	1,260 (3.9 to 19)	1,260 (1.2 to 7.7)	4,640
Malaria	0 (0 to 0)	0 (0 to 0)	249 (84.1 to 1,080)	1,260 (122 to 2,140)	1,260 (145 to 5,633)	1,260 (29.1 to 5,633)	196 (24.1 to 2,339)	1,260 (24.1 to 1,350)	1,260 (27.2 to 1,350)	1,260 (28.4 to 2,216)	1,260 (24.1 to 1,350)	1,260 (27.4 to 2,216)	1,260 (27.4 to 2,216)	1,260 (17.4 to 2,242)	1,260 (20.1 to 672)	1,260 (21.2 to 281)	1,260 (19.2 to 431)	1,260 (19.2 to 180)	1,260 (16.2 to 171)	1,260 (11.4 to 62)	1,260 (6.1 to 39.7)	1,260 (2.2 to 19)	1,260 (0.7 to 7.7)	3,640
Chagas disease	0 (0 to 0)	0 (0 to 0)	0 (0 to 0)	0 (0 to 0)	0 (0 to 0)	0 (0 to 0)	0 (0 to 0)	0 (0 to 0)	0 (0 to 0)	0 (0 to 0)	0 (0 to 0)	0 (0 to 0)	0 (0 to 0)	0 (0 to 0)	0 (0 to 0)	0 (0 to 0)	0 (0 to 0)	0 (0 to 0)	0 (0 to 0)	0 (0 to 0)	0 (0 to 0)	0 (0 to 0)	0 (0 to 0)	0
Leishmaniasis	0 (0 to 0)	0 (0 to 0)	0 (0 to 0)	0 (0 to 0)	0 (0 to 0)	0 (0 to 0)	0 (0 to 0)	0 (0 to 0)	0 (0 to 0)	0 (0 to 0)	0 (0 to 0)	0 (0 to 0)	0 (0 to 0)	0 (0 to 0)	0 (0 to 0)	0 (0 to 0)	0 (0 to 0)	0 (0 to 0)	0 (0 to 0)	0 (0 to 0)	0 (0 to 0)	0 (0 to 0)	0 (0 to 0)	0
Visceral leishmaniasis	0 (0 to 0)	0 (0 to 0)	0 (0 to 0)	0 (0 to 0)	0 (0 to 0)	0 (0 to 0)	0 (0 to 0)	0 (0 to 0)	0 (0 to 0)	0 (0 to 0)	0 (0 to 0)	0 (0 to 0)	0 (0 to 0)	0 (0 to 0)	0 (0 to 0)	0 (0 to 0)	0 (0 to 0)	0 (0 to 0)	0 (0 to 0)	0 (0 to 0)	0 (0 to 0)	0 (0 to 0)	0 (0 to 0)	0
Cutaneous and mucocutaneous leishmaniasis	0 (0 to 0)	0 (0 to 0)	0 (0 to 0)	0 (0 to 0)	0 (0 to 0)	0 (0 to 0)	0 (0 to 0)	0 (0 to 0)	0 (0 to 0)	0 (0 to 0)	0 (0 to 0)	0 (0 to 0)	0 (0 to 0)	0 (0 to 0)	0 (0 to 0)	0 (0 to 0)	0 (0 to 0)	0 (0 to 0)	0 (0 to 0)	0 (0 to 0)	0 (0 to 0)	0 (0 to 0)	0 (0 to 0)	0
African trypanosomiasis	0 (0 to 0)	0 (0 to 0)	0 (0 to 0)	0 (0 to 0)	0 (0 to 0)	0 (0 to 0)	0 (0 to 0)	0 (0 to 0)	0 (0 to 0)	0 (0 to 0)	0 (0 to 0)	0 (0 to 0)	0 (0 to 0)	0 (0 to 0)	0 (0 to 0)	0 (0 to 0)	0 (0 to 0)	0 (0 to 0)	0 (0 to 0)	0 (0 to 0)	0 (0 to 0)	0 (0 to 0)	0 (0 to 0)	0
Schistosomiasis	0 (0 to 0)	0 (0 to 0)	0 (0 to 0)	0 (0 to 0)	0 (0 to 0)	0 (0 to 0)	0 (0 to 0)	0 (0 to 0)	0 (0 to 0)	0 (0 to 0)	0 (0 to 0)	0 (0 to 0)	0 (0 to 0)	0 (0 to 0)	0 (0 to 0)	0 (0 to 0)	0 (0 to 0)	0 (0 to 0)	0 (0 to 0)	0 (0 to 0)	0 (0 to 0)	0 (0 to 0)	0 (0 to 0)	0
Cysticercosis	0 (0 to 0)	0 (0 to 0)	0 (0 to 0)	0 (0 to 0)	0.1 (0 to 0.2)	0.1 (0 to 0.4)	1.7 (0 to 5.6)	6.6 (0.9 to 19.1)	6.6 (0.9 to 19.1)	6.7 (0.9 to 19.1)	6.5 (0.9 to 19.1)	6.2 (0.9 to 19.1)	6.5 (0.9 to 19.1)	7.4 (1.7 to 19.1)	10.7 (1.9 to 29.2)	12.5 (1.9 to 29.2)	11.7 (1.9 to 29.2)	10.4 (1.9 to 29.1)	7.2 (1.9 to 17.7)	1.3 (1.9 to 4.4)	0.8 (0.2 to 1.4)	0.2 (0 to 0.3)	117
Cystic echinococcosis	0 (0 to 0)	0 (0 to 0)	0 (0 to 0.1)	0 (0 to 0)	0.2 (0 to 0.6)	0.2 (0 to 0.6)	0.2 (0 to 0.6)	0.3 (0 to 0.6)	0.3 (0 to 0.6)	0.3 (0 to 0.6)	0.3 (0 to 0.6)	0.3 (0 to 0.6)	0.3 (0 to 0.6)	0.3 (0 to 0.7)	0.3 (0 to 0.6)	0.3 (0 to 0.6)	0.3 (0 to 0.6)	0.3 (0 to 0.6)	0.3 (0 to 0.6)	0.3 (0 to 0.6)	0.3 (0 to 0.6)	0.3 (0 to 0.6)	4.1
Lymphatic filariasis	0 (0 to 0)	0 (0 to 0)	0 (0 to 0)	0 (0 to 0)	13.7 (7.1 to 17.4)	13.8 (7.5 to 18.3)	13.8 (7.1 to 17)	13.8 (6.6 to 15.9)	13.8 (6.6 to 15.9)	13.8 (6.6 to 15.9)	13.8 (6.6 to 15.9)	13.8 (6.6 to 15.9)	13.8 (6.6 to 15.9)	13.8 (3.8 to 15.9)	13.8 (3.8 to 15.9)	13.8 (3.8 to 15.9)	13.8 (3.8 to 15.9)	13.8 (3.8 to 15.9)	13.8 (3.8 to 15.9)	13.8 (3.8 to 15.9)	13.8 (3.8 to 15.9)	13.8 (3.8 to 15.9)	104
Onchocerciasis	0 (0 to 0)	0 (0 to 0)	0 (0 to 0)	0 (0 to 0)	0 (0 to 0)	0 (0 to 0)	0 (0 to 0)	0 (0 to 0)	0 (0 to 0)	0 (0 to 0)	0 (0 to 0)	0 (0 to 0)	0 (0 to 0)	0 (0 to 0)	0 (0 to 0)	0 (0 to 0)	0 (0 to 0)	0 (0 to 0)	0 (0 to 0)	0 (0 to 0)	0 (0 to 0)	0 (0 to 0)	0 (0 to 0)	0
Trachoma	0 (0 to 0)	0 (0 to 0)	0 (0 to 0)	0 (0 to 0)	0 (0 to 0)	0 (0 to 0)	0 (0 to 0)	0 (0 to 0)	0 (0 to 0)	0 (0 to 0)	0 (0 to 0)	0 (0 to 0)	0 (0 to 0)	0 (0 to 0)	0 (0 to 0)	0 (0 to 0)	0 (0 to 0)	0 (0 to 0)	0 (0 to 0)	0 (0 to 0)	0 (0 to 0)	0 (0 to 0)	0 (0 to 0)	0
Dengue	0 (0 to 0)	0.8 (0 to 1.2)	7.8 (1.2 to 17.4)	12.0 (1.6 to 29)	11.5 (2.5 to 54.7)	12.0 (2.9 to 49)	11.5 (2.9 to 49)	11.1 (2.9 to 49)	10 (1.6 to 34.4)	8.8 (1.6 to 34.4)	7.6 (1.3 to 32)	7.6 (1.2 to 23.5)	6.5 (1.2 to 19.4)	5.6 (1.2 to 19.1)	5.1 (1.2 to 19.1)	4.6 (1.2 to 14.7)	2.6 (0.7 to 9.1)	1.1 (0.3 to 3.9)	0.6 (0.2 to 2.7)	0.4 (0.1 to 1.1)	0.1 (0 to 0.3)	0 (0 to 0.1)	127
Yellow fever	0 (0 to 0)	0 (0 to 0)	0 (0 to 0)	0 (0 to 0)	0 (0 to 0)	0 (0 to 0)	0 (0 to 0)	0 (0 to 0)	0 (0 to 0)	0 (0 to 0)	0 (0 to 0)	0 (0 to 0)	0 (0 to 0)	0 (0 to 0)	0 (0 to 0)	0 (0 to 0)	0 (0 to 0)	0 (0 to 0)	0 (0 to 0)	0 (0 to 0)	0 (0 to 0)	0 (0 to 0)	0 (0 to 0)	0
Rabies	0 (0 to 0)	7.4 (4.9 to 16.2)	0.6 (0 to 2.9)	10.9 (1.4 to 35)	4.7 (0.9 to 15.7)	2.9 (0.6 to 11.1)	2.5 (0.5 to 9.4)	3.3 (0.6 to 12.5)	3.5 (0.6 to 13.3)	4.7 (0.7 to 18.1)	5.2 (0.8 to 19.9)	5.5 (0.8 to 20.7)	5.7 (0.8 to 21.5)	6.1 (0.9 to 23.1)	6.3 (0.9 to 23.7)	6.5 (0.9 to 24.3)	6.6 (0.9 to 24.6)	6.7 (0.9 to 25)	6.7 (0.9 to 25.1)	6.7 (0.9 to 25.1)	6.7 (0.9 to 25.1)	6.7 (0.9 to 25.1)	99.2
Intestinal nematode infections	0 (0 to 0)	0 (0 to 0)	2.7 (0 to 3.6)	14 (7 to 39)	21.2 (14.9 to 58)	21.2 (10.5 to 39.9)	19.2 (9.9 to 37.2)	19.2 (9.9 to 37.2)	19.2 (9.9 to 37.2)	19.2 (9.9 to 37.2)	19.2 (9.9 to 37.2)	19.2 (9.9 to 37.2)	19.2 (9.9 to 37.2)	19.2 (9.9 to 37.2)	19.2 (9.9 to 37.2)	19.2 (9.9 to 37.2)	19.2 (9.9 to 37.2)	19.2 (9.9 to 37.2)	19.2 (9.9 to 37.2)	19.2 (9.9 to 37.2)	19.2 (9.9 to 37.2)	19.2 (9.9 to 37.2)	169
Ascariasis	0 (0 to 0)	0 (0 to 0)	0.4 (0 to 2.1)	3.1 (1.1 to 9.4)	4.6 (1.9 to 15.3)	4.6 (1.9 to 15.3)	4.2 (1.9 to 15.3)	4.2 (1.9 to 15.3)	4.2 (1.9 to 15.3)	4.2 (1.9 to 15.3)	4.2 (1.9 to 15.3)	4.2 (1.9 to 15.3)	4.2 (1.9 to 15.3)	4.2 (1.9 to 15.3)	4.2 (1.9 to 15.3)	4.2 (1.9 to 15.3)	4.2 (1.9 to 15.3)

Other neoplasms	0 (0 to 0.1)	0 (0 to 0)	0 (0.1 to 0.4)	0 (0.3 to 1.2)	0.6 (0.3 to 1.1)	0.7 (0.3 to 1.2)	0.8 (0.4 to 1.3)	0.9 (0.4 to 1.7)	1.1 (0.5 to 2.2)	1.3 (0.4 to 2.1)	1.6 (1 to 3)	1.9 (1.1 to 3)	2.5 (1.6 to 3.8)	3 (1.9 to 4.7)	3.3 (2.2 to 4.8)	3.4 (2.3 to 5)	3.7 (2.4 to 5.4)	3.9 (2.6 to 5.6)	4.3 (2.9 to 6)	0.9 (0.5 to 1.4)	0.2 (0.1 to 0.4)	0 (0 to 0)	39.6
Medulloblastoma, medulloblastoma, and other hemangioblastoma, ependymoma, and choroid plexus tumor	0 (0 to 0)	0 (0 to 0)	0 (0 to 0.4)	0 (0.3 to 1.2)	0.6 (0.3 to 1.1)	0.7 (0.3 to 1.2)	0.8 (0.4 to 1.3)	0.9 (0.4 to 1.7)	1.1 (0.5 to 2.2)	1.3 (0.4 to 2.1)	1.6 (1 to 3)	1.9 (1.1 to 3)	2.5 (1.6 to 3.8)	3 (1.9 to 4.7)	3.3 (2.2 to 4.8)	3.4 (2.3 to 5)	3.7 (2.4 to 5.4)	3.9 (2.6 to 5.6)	4.3 (2.9 to 6)	0.9 (0.5 to 1.4)	0.2 (0.1 to 0.4)	0 (0 to 0)	39.6
Benign and in situ intestinal neoplasms	0 (0 to 0)	0 (0 to 0)	0 (0 to 0)	0 (0 to 0)	0 (0 to 0)	0 (0 to 0)	0 (0 to 0)	0 (0 to 0)	0 (0 to 0)	0 (0 to 0)	0 (0 to 0)	0 (0 to 0)	0 (0 to 0)	0 (0 to 0)	0 (0 to 0)	0 (0 to 0)	0 (0 to 0)	0 (0 to 0)	0 (0 to 0)	0 (0 to 0)	0 (0 to 0)	0 (0 to 0)	0
Benign and in situ cervical and uterine neoplasms	0 (0 to 0)	0 (0 to 0)	0 (0 to 0)	0 (0 to 0)	0 (0 to 0)	0 (0 to 0)	0 (0 to 0)	0 (0 to 0)	0 (0 to 0)	0 (0 to 0)	0 (0 to 0)	0 (0 to 0)	0 (0 to 0)	0 (0 to 0)	0 (0 to 0)	0 (0 to 0)	0 (0 to 0)	0 (0 to 0)	0 (0 to 0)	0 (0 to 0)	0 (0 to 0)	0 (0 to 0)	0
Other benign and in situ neoplasms	0 (0 to 0)	0 (0 to 0)	0 (0 to 0)	0 (0 to 0)	0 (0 to 0)	0 (0 to 0)	0 (0 to 0)	0 (0 to 0)	0 (0 to 0)	0 (0 to 0)	0 (0 to 0)	0 (0 to 0)	0 (0 to 0)	0 (0 to 0)	0 (0 to 0)	0 (0 to 0)	0 (0 to 0)	0 (0 to 0)	0 (0 to 0)	0 (0 to 0)	0 (0 to 0)	0 (0 to 0)	0
Cardiovascular diseases	1.4 (0.7 to 2.4)	0.4 (0.2 to 0.9)	12.6 (7.4 to 22.3)	12.6 (6.9 to 21.3)	22.7 (13.6 to 32.6)	22 (12.6 to 34.4)	88.3 (69.6 to 130)	116 (76.4 to 175)	151 (94.2 to 232)	197 (130 to 297)	229 (150 to 350)	249 (159 to 386)	263 (169 to 400)	280 (180 to 423)	590 (436 to 1,130)	661 (436 to 1,130)	802 (516 to 1,250)	764 (507 to 1,170)	764 (507 to 1,200)	430 (414 to 901)	216 (210 to 482)	132 (90.2 to 335)	31.2 (20.4 to 46.2)	7,550
Rheumatic heart disease	0 (0 to 0)	0 (0 to 0)	0 (0 to 0)	3.8 (2 to 7.2)	12 (7.1 to 21.6)	29.1 (17.4 to 47.8)	39.8 (22.2 to 62.8)	46.3 (25.9 to 73.6)	59.6 (32.9 to 96.4)	99.7 (56.1 to 156)	72.6 (38.1 to 122)	81.9 (39.5 to 144)	81.5 (40.9 to 144)	73.6 (36.1 to 130)	63.1 (32.9 to 112)	54.1 (28.2 to 97.4)	49.3 (24.2 to 73.7)	44.2 (24.1 to 70.1)	31.7 (19.1 to 54.1)	16 (9.7 to 23.3)	5 (3.1 to 8.4)	1.1 (0.6 to 1.9)	759
Ischemic heart disease	0 (0 to 0)	0 (0 to 0)	0 (0 to 0)	0 (0 to 0)	0 (0 to 0)	10 (4.9 to 19)	14.9 (9.1 to 26.2)	19.8 (9.1 to 32)	25.2 (9.9 to 45.2)	33.6 (15.9 to 61.3)	40.9 (18.9 to 75.2)	56.1 (22.6 to 106)	96.3 (38.5 to 186)	126 (56.1 to 232)	205 (75.7 to 372)	249 (103 to 455)	261 (106 to 481)	249 (98.2 to 458)	248 (102 to 456)	220 (102 to 401)	114 (72.9 to 192)	51.6 (32.3 to 79.6)	13.5 (8.7 to 21.5)	2,280
Stroke	0.1 (0.1 to 0.4)	0 (0 to 0)	2.8 (1.4 to 4.6)	4.1 (2.7 to 6)	11.1 (6.8 to 17.9)	17.3 (10.4 to 29.2)	24.1 (15.1 to 36.4)	32 (21.1 to 47.3)	40.9 (26.5 to 60.8)	49.7 (32.3 to 72.1)	64.1 (41.6 to 92.4)	80.1 (54.4 to 127)	109 (68.4 to 172)	194 (121 to 274)	195 (122 to 274)	244 (152 to 373)	223 (139 to 347)	202 (126 to 309)	190 (119 to 296)	134 (84.4 to 197)	72.6 (44.4 to 116)	31 (19.4 to 49.4)	7.4 (4.6 to 12)	1,900
Ischemic stroke	0.1 (0 to 0.1)	0 (0 to 0)	0.4 (0.2 to 0.9)	2.6 (1.6 to 4.2)	7.7 (4.1 to 12.3)	14.2 (8.6 to 23.9)	19.8 (12.4 to 29.8)	29.9 (17.9 to 45.7)	33.2 (21.5 to 49.1)	42.2 (26.5 to 60.8)	52.2 (34.1 to 74.2)	65.5 (44.5 to 104)	89.1 (55.9 to 141)	159 (99.4 to 226)	159 (99.4 to 224)	199 (124 to 305)	182 (114 to 283)	165 (103 to 252)	155 (97.2 to 237)	109 (68.9 to 161)	59.3 (36.3 to 95.2)	25.3 (15.9 to 40.4)	6.1 (3.8 to 9.8)	1,550
Intracerebral hemorrhage	0 (0 to 0)	0 (0 to 0)	0.1 (0.04 to 0.2)	0.4 (0.2 to 1.6)	1.6 (0.4 to 3.8)	2.8 (0.8 to 6.4)	3.5 (1.1 to 7.6)	4.2 (1.3 to 8.9)	5.2 (1.6 to 10.4)	6.2 (1.9 to 12.4)	7.3 (2.3 to 14.5)	8.3 (2.6 to 16.4)	9.2 (2.9 to 18.2)	10.1 (3.2 to 20.1)	10.9 (3.5 to 21.5)	11.6 (3.7 to 22.9)	12.2 (3.9 to 24.1)	12.7 (4.1 to 25.1)	13.2 (4.3 to 26.1)	13.6 (4.4 to 26.9)	13.9 (4.5 to 27.5)	14.2 (4.6 to 28)	14.4 (4.7 to 28.4)	937
Subarachnoid hemorrhage	0 (0 to 0)	0 (0 to 0)	0 (0 to 0.2)	0 (0 to 0.6)	0.4 (0.6 to 2.1)	0.8 (0.8 to 2.1)	1.1 (1.6 to 4.1)	1.4 (2.7 to 7.4)	1.7 (4.5 to 11.6)	2.1 (6.9 to 17.4)	2.5 (9.3 to 24.1)	2.9 (11.5 to 31.9)	3.3 (13.9 to 38.7)	3.7 (16.2 to 45.2)	3.9 (15.9 to 52.9)	4.2 (16.2 to 73.3)	4.4 (16.6 to 92.4)	4.6 (16.9 to 112)	4.8 (17.1 to 132)	5 (17.3 to 153)	5.1 (17.4 to 173)	5.2 (17.5 to 193)	5.3 (17.6 to 213)	250
Hypertensive heart disease	0 (0 to 0)	0 (0 to 0)	0 (0 to 0)	0 (0 to 0)	0 (0 to 0)	0 (0 to 0)	0 (0 to 0)	0 (0 to 0)	0 (0 to 0)	0 (0 to 0)	0 (0 to 0)	0 (0 to 0)	0 (0 to 0)	0 (0 to 0)	0 (0 to 0)	0 (0 to 0)	0 (0 to 0)	0 (0 to 0)	0 (0 to 0)	0 (0 to 0)	0 (0 to 0)	0 (0 to 0)	0 (0 to 0)	0
Non-rheumatic valvular heart disease	0 (0 to 0)	0 (0 to 0)	0 (0 to 0)	0 (0 to 0)	0 (0 to 0)	0 (0 to 0)	1.5 (0.6 to 3)	2.2 (0.9 to 4.7)	3.2 (1.1 to 7.4)	4.1 (1.4 to 9.7)	5.2 (1.8 to 12.1)	6.1 (1.8 to 14.5)	7.1 (1.8 to 17.2)	8.1 (1.8 to 19.5)	8.9 (2.2 to 21.1)	9.6 (2.3 to 22.8)	10.2 (2.3 to 24.1)	10.7 (2.3 to 25.3)	11.2 (2.3 to 26.3)	11.6 (2.3 to 27.2)	11.9 (2.3 to 28)	12.2 (2.3 to 28.6)	12.4 (2.3 to 29.1)	99.9
Non-rheumatic calcific aortic valve disease	0 (0 to 0)	0 (0 to 0)	0 (0 to 0)	0 (0 to 0)	0 (0 to 0)	0 (0 to 0)	0 (0 to 0)	0 (0 to 0)	0 (0 to 0)	0 (0 to 0)	0 (0 to 0)	0 (0 to 0)	0 (0 to 0)	0 (0 to 0)	0 (0 to 0)	0 (0 to 0)	0 (0 to 0)	0 (0 to 0)	0 (0 to 0)	0 (0 to 0)	0 (0 to 0)	0 (0 to 0)	0 (0 to 0)	0 (0 to 0)	54.7
Non-rheumatic degenerative mitral valve disease	0 (0 to 0)	0 (0 to 0)	0 (0 to 0)	0 (0 to 0)	0 (0 to 0)	0 (0 to 0)	0.4 (0.4 to 1.9)	0.7 (0.5 to 2.9)	1.1 (0.6 to 3.7)	1.4 (0.7 to 4.6)	1.7 (0.8 to 5.7)	2.1 (0.8 to 6.8)	2.4 (0.8 to 8.1)	2.8 (0.8 to 9.6)	3.1 (0.8 to 10.8)	3.3 (0.8 to 11.8)	3.5 (0.8 to 12.8)	3.7 (0.8 to 13.6)	3.9 (0.8 to 14.4)	4 (0.8 to 15.1)	4.1 (0.8 to 15.7)	4.2 (0.8 to 16.2)	4.3 (0.8 to 16.6)	42
Other non-rheumatic valve diseases	0 (0 to 0)	0 (0 to 0)	0 (0 to 0)	0 (0 to 0)	0 (0 to 0)	0 (0 to 0)	0 (0 to 0.4)	0 (0 to 0.6)	0 (0 to 1.1)	0 (0 to 1.7)	0 (0 to 2.5)	0 (0 to 3.4)	0 (0 to 4.5)	0 (0 to 5.6)	0 (0 to 6.5)	0 (0 to 7.4)	0 (0 to 8.1)	0 (0 to 8.7)	0 (0 to 9.2)	0 (0 to 9.7)	0 (0 to 10.2)	0 (0 to 10.5)	0 (0 to 10.8)	3.2
Cardiomyopathy and myocarditis	0 (0 to 0)	0 (0 to 0)	1.5 (0.7 to 3.2)	0.6 (0.3 to 1.2)	2.8 (1.3 to 5.2)	2.8 (1.3 to 5.2)	3.1 (1.5 to 5.2)	3.4 (1.6 to 6.4)	3.7 (1.6 to 8)	4.1 (1.6 to 9.8)	4.5 (1.6 to 11.8)	4.9 (1.6 to 13.8)	5.3 (1.6 to 15.8)	5.7 (1.6 to 17.8)	6.1 (1.6 to 19.5)	6.4 (1.6 to 21.1)	6.7 (1.6 to 22.6)	6.9 (1.6 to 23.9)	7.2 (1.6 to 25.1)	7.4 (1.6 to 26.1)	7.6 (1.6 to 27)	7.8 (1.6 to 27.8)	8 (1.6 to 28.5)	42.1
Myocarditis	0 (0 to 0)	0 (0 to 0)	0.2 (0.1 to 0.4)	0.1 (0 to 0.4)	0.4 (0.2 to 1.1)	0.4 (0.2 to 1.1)	0.5 (0.2 to 1.1)	0.5 (0.2 to 1.1)	0.6 (0.2 to 1.1)	0.6 (0.2 to 1.1)	0.7 (0.2 to 1.1)	0.8 (0.2 to 1.1)	0.8 (0.2 to 1.1)	0.9 (0.2 to 1.1)	0.9 (0.2 to 1.1)	1 (0.2 to 1.1)	1 (0.2 to 1.1)	1.1 (0.2 to 1.1)	1.1 (0.2 to 1.1)	1.1 (0.2 to 1.1)	1.1 (0.2 to 1.1)	1.1 (0.2 to 1.1)	1.1 (0.2 to 1.1)	19.6
Alcoholic cardiomyopathy	0 (0 to 0)	0 (0 to 0)	0 (0 to 0)	0 (0 to 0)	0 (0 to 0)	0 (0 to 0)	0 (0 to 0)	0 (0 to 0)	0 (0 to 0)	0 (0 to 0)	0 (0 to 0)	0 (0 to 0)	0 (0 to 0)	0 (0 to 0)	0 (0 to 0)	0 (0 to 0)	0 (0 to 0)	0 (0 to 0)	0 (0 to 0)	0 (0 to 0)	0 (0 to 0)	0 (0 to 0)	0 (0 to 0)	0 (0 to 0)	9.6
Other cardiomyopathy	0 (0 to 0)	0 (0 to 0)	0 (0 to 0)	0 (0 to 0)	0 (0 to 0)	0 (0 to 0)	0 (0 to 0)	0 (0 to 0)	0 (0 to 0)	0 (0 to 0)	0 (0 to 0)	0 (0 to 0)	0 (0 to 0)	0 (0 to 0)	0 (0 to 0)	0 (0 to 0)	0 (0 to 0)	0 (0 to 0)	0 (0 to 0)	0 (0 to 0)	0 (0 to 0)	0 (0 to 0)	0 (0 to 0)	0 (0 to 0)	14.6
Atrial fibrillation and flutter	0 (0 to 0)	0 (0 to 0)	0 (0 to 0)	0 (0 to 0)	0 (0 to 0)	0 (0 to 0)	0 (0 to 0)	0 (0 to 0)	0 (0 to 0)	0 (0 to 0)	0 (0 to 0)	0 (0 to 0)	0 (0 to 0)	0 (0 to 0)	0 (0 to 0)	0 (0 to 0)	0 (0 to 0)	0 (0 to 0)	0 (0 to 0)	0 (0 to 0)	0 (0 to 0)	0 (0 to 0)	0 (0 to 0)	0 (0 to 0)	612
Aortic aneurysm	—	—	—	—	—	—	0.3 (0.1 to 0.6)	0.3 (0.1 to 0.6)	0.4 (0.2 to 0.8)	0.5 (0.2 to 1)	0.6 (0.2 to 1.2)	0.7 (0.2 to 1.4)	0.8 (0.2 to 1.6)	0.9 (0.2 to 1.8)	1 (0.2 to 2)	1.1 (0.2 to 2.1)	1.2 (0.2 to 2.3)	1.3 (0.2 to 2.4)	1.4 (0.2 to 2.5)	1.5 (0.2 to 2.6)	1.6 (0.2 to 2.7)	1.7 (0.2 to 2.8)	1.8 (0.2 to 2.9)	NA
Endocarditis	0 (0 to 0)	0 (0 to 0)	1.6 (0.5 to 3.1)	0.5 (0.2 to 1.3)	2.5 (0.5 to 5.6)	2.7 (0.5 to 6.8)	2.7 (0.5 to 7.2)	2.5 (0.5 to 7.2)	2.7 (0.5 to 7.8)	2.5 (0.5 to 7.8)	4.1 (1.2 to 7.8)	2.6 (0.5 to 7.8)	2.6 (0.5 to 7.8)	2.6 (0.5 to 7.8)	2.6 (0.5 to 7.8)	2.6 (0.5 to 7.8)	4 (0.5 to 7.8)	2.6 (0.5 to 7.8)	2.6 (0.5 to 7.8)	2.6 (0.5 to 7.8)	2.6 (0.5 to 7.8)	2.6 (0.5 to 7.8)	2.6 (0.5 to 7.8)	57.7
Other cardiovascular and circulatory diseases	0.8 (0.4 to 1.7)	0.2 (0.1 to 0.5)	4.5 (2.4 to 7.4)	4.6 (2.4 to 7.4)	8.9 (4.6 to 14.5)	11 (5.7 to 21.9)	20.2 (11.7 to 31.8)	24.7 (14.5 to 39.2)	29.2 (17.2 to 46.1)	33 (19.2 to 52.1)	37.4 (21.2 to 59.1)	41.5 (23.1 to 66.1)	41.9 (23.1 to 66.1)	44.9 (24.5 to 71.5)	48.3 (26.3 to 77.2)	49.3 (26.3 to 78.8)	50.2 (26.3 to 80.2)	50.9 (26.3 to 81.4)	51.5 (26.3 to 82.4)	52 (26.3 to 83.2)	52.4 (26.3 to 83.8)	52.7 (26.3 to 84.3)	52.9 (26.3 to 84.6)	503
Chronic respiratory diseases	0 (0 to 0)	0.1 (0 to 0.2)	41.6 (26.3 to 64.2)	48.6 (29.9 to 74.2)	88 (56.2 to 116)	87.9 (56.2 to 114)	120 (80.7 to 160)	153 (96.1 to 210)	189 (114 to 264)	240 (144 to 337)	314 (183 to 452)	464 (272 to 661)	755 (446 to 1,130)	970 (574 to 1,400)	1,200 (716 to 1,780)	1,380 (821 to 2,060)	1,510 (901 to 2,260)	1,600 (954 to 2,370)	1,660 (989 to 2,450)	1,720 (1,020 to 2,540)	1,760 (1,050 to 2,600)	1,790 (1,070 to 2,650)	1,820 (1,080 to 2,690)	12,000
Chronic obstructive pulmonary disease	0 (0 to 0)	0 (0 to 0)	1.2 (0.6 to 2.4)	2.4 (1.2 to 4.4)	5.6 (2.8 to 9.6)	9.4 (4.7 to 16.2)	16.7 (8.3 to 28.7)	25.1 (12.7 to 43.1)	36.1 (18.2 to 62)	49.6 (25 to 85.2)	66.2 (33.3 to 114)	86.2 (43.3 to 148)	109 (54.8 to 188)	133 (66.8 to 230)	161 (80.9 to 277)	184 (92.4 to 317)	204 (102 to 351)	222 (111 to 382)	238 (119 to 410)	252 (126 to 434)	265 (133 to 456)	276 (138 to 475)	286 (143 to 492)	8,690
Pneumoconiosis	0 (0 to 0)	0 (0 to 0)	0 (0 to 0)	0 (0 to 0)	0 (0 to 0)	0 (0 to 0)	0.2 (0.1 to 0.5)	0.2 (0.1 to 0.5)	0.2 (0.1 to 0.6)	0.3 (0.1 to 0.6)	0.3 (0.1 to 0.7)	0.3 (0.1 to 0.8)	0.4 (0.1 to 0.8)	0.4 (0.1 to 0.9)	0.4 (0.1 to 1)	0.5 (0.1 to 1)	0.5 (0.1 to 1.1)	0.5 (0.1 to 1.1)	0.6 (0.1 to 1.2)	0.6 (0.1 to 1.2)	0.6 (0.1 to 1.2)	0.6 (0.1 to 1.2)	0.6 (0.1 to 1.2)	11
Silicosis	0 (0 to 0)	0 (0 to 0)	0 (0 to 0)	0 (0 to 0)	0 (0 to 0)	0 (0 to 0)	0 (0 to 0.1)	0 (0 to 0.1)	0 (0 to 0.2)	0 (0 to 0.4)	0 (0 to 0.5)	0 (0 to 0.6)	0 (0 to 0.7)	0 (0 to 0.8)	0 (0 to 0.9)	0 (0 to 1)	0 (0 to 1)	0 (0 to 1.1)	0 (0 to 1.2)	0 (0 to 1.2)	0 (0 to 1.3)	0 (0 to 1.3)	0 (0 to 1.3)	0 (0 to 1.3)	4.4
Asbestosis	0 (0 to 0)	0 (0 to 0)	0 (0 to 0)	0 (0 to 0)	0 (0 to 0)	0 (0 to 0)	0 (0 to 0.1)	0 (0 to 0.1)	0 (0 to 0.2)	0 (0 to 0.3)	0 (0 to 0.4)	0 (0 to 0.5)	0 (0 to 0.6)	0 (0 to 0.6)	0 (0 to 0.7)	0 (0 to 0.8)	0 (0 to 0.8)	0 (0 to 0.9)	0 (0 to 0.9)	0 (0 to 1)	0 (0 to 1)	0 (0 to 1)	0 (0 to 1)	0 (0 to 1)	2.4
Coal workers pneumoconiosis	0 (0 to 0)	0 (0 to 0)	0 (0 to 0)	0 (0 to 0)	0 (0 to 0)	0 (0 to 0)	0 (0 to 0)	0 (0 to 0)	0 (0 to 0)	0 (0 to 0)	0 (0 to 0)	0 (0 to 0)	0 (0 to 0)	0 (0 to 0)	0 (0 to 0)	0 (0 to 0)	0 (0 to 0)	0 (0 to 0)	0 (0 to 0)	0 (0 to 0)	0 (0 to 0)	0 (0 to 0)	0 (0 to 0)	0 (0 to 0)	0.6
Other pneumoconiosis	0 (0 to 0)	0 (0 to 0)	0 (0 to 0)	0 (0 to 0)	0 (0 to 0)	0 (0 to 0)	0 (0 to 0.1)	0 (0 to 0.1)	0 (0 to 0.2)	0 (0 to 0.3)	0 (0 to 0.4)	0 (0 to 0.5)	0 (0 to 0.6)	0 (0 to 0.6)	0 (0 to 0.7)	0 (0 to 0.8)	0 (0 to 0.8)	0 (0 to 0.9)	0 (0 to 0.9)	0 (0 to 1)	0 (0 to 1)	0 (0 to 1)	0 (0 to 1)	0 (0 to 1)	3.4
Asthma	0 (0 to 0)	0 (0 to 0)	29.1 (13.9 to 51.4)	29.6 (20.9 to 41.5)	39.9 (27.1 to 54.2)	39.2 (22.2 to 51.9)	39.2 (23.7 to 51.4)	39.2 (29.2 to 49.3)	39.2 (40.5 to 107)	39.2 (40.5 to 107)	39.2 (51.4 to 136)	39.2 (64.2 to 193)	39.2 (81.3 to 230)	39.2 (102 to 304)	39.2 (120 to 402)	39.2 (120 to 402)	39.2 (132 to 446)	39.2 (117 to 417)	39.2 (108 to 418)	39.2 (105 to 399)	39.2 (99.7 to 390)	39.2 (97.7 to 390)	39.2 (97.7 to 390)	2,510
Interstitial lung disease and pulmonary sarcoidosis	0 (0 to 0)	1.3 (0.6 to 2.7)	2.6 (0.4 to 5.7)	2.6 (0.4 to 5.7)	2.6 (0.4 to 5

Congenital birth defects	1,040 (401 to 1,960)	346 (177 to 619)	675 (373 to 1,110)	240 (149 to 374)	100 (69 to 141)	81.4 (59.6 to 117)	58.4 (39.1 to 79.4)	47.5 (31.4 to 71.4)	41.6 (29.5 to 62.9)	33.3 (22.6 to 49.2)	27.9 (19.9 to 43.2)	26.5 (19.2 to 39.1)	16.5 (9.9 to 29.8)	12 (9.2 to 19.9)	9.6 (6.9 to 13.8)	7.1 (4.9 to 10.2)	5.6 (3.9 to 8)	2.2 (1.3 to 3.9)	1.4 (0.9 to 2.5)	0.8 (0.5 to 1.4)	0.3 (0.2 to 0.6)	0.1 (0.1 to 0.2)	0 (0 to 0)	2,770
Neural tube defects	179 (91 to 430)	22.1 (9 to 59.9)	40.6 (11.5 to 113)	21.7 (7.2 to 63.3)	7.1 (5 to 12.8)	3.7 (2.7 to 6.2)	4.5 (3 to 6.2)	2.5 (2 to 3)	2.6 (1.7 to 3.6)	1.6 (1.3 to 2.4)	1.5 (1 to 2.1)	1.5 (1 to 2.1)	0.8 (0.5 to 1.3)	0.4 (0.4 to 0.8)	0.4 (0.2 to 0.5)	0.3 (0.2 to 0.4)	0.3 (0.1 to 0.6)	0.1 (0 to 0.2)	0 (0 to 0)	0 (0 to 0)	0 (0 to 0)	0 (0 to 0)	0 (0 to 0)	289
Congenital heart anomalies	1,020 (767 to 1,470)	1,000 (731 to 1,390)	1,000 (737 to 1,410)	1,000 (737 to 1,410)	1,000 (737 to 1,410

SR Table 2b: Nicaragua DALYS by cause and age group for females with 95% uncertainty intervals, 2019

Cause	Early Neonatal	Late Neonatal	Post Neonatal	1 to 4	5 to 9	10 to 14	15 to 19	20 to 24	25 to 29	30 to 34	35 to 39	40 to 44	45 to 49	50 to 54	55 to 59	60 to 64	65 to 69	70 to 74	75 to 79	80 to 84	85 to 89	90 to 94	95 plus	Total
All causes	16,400 (12,600 to 20,100)	3,660 (2,910 to 4,770)	19,890 (15,700 to 25,600)	13,480 (11,500 to 16,200)	8,280 (6,750 to 10,200)	6,420 (5,060 to 8,190)	10,200 (8,090 to 16,300)	13,100 (10,300 to 17,400)	13,900 (10,900 to 18,100)	13,800 (10,900 to 18,400)	13,900 (10,900 to 18,200)	14,700 (11,200 to 20,600)	14,300 (10,900 to 19,200)	13,900 (10,700 to 17,700)	13,300 (10,200 to 17,100)	17,900 (13,600 to 23,800)	19,200 (14,700 to 25,700)	15,600 (11,600 to 21,600)	13,200 (9,970 to 18,900)	10,900 (8,070 to 15,900)	8,970 (6,660 to 12,700)	3,670 (2,630 to 5,630)	1,070 (680 to 1,580)	299 (219 to 397)	293,000
Communicable, maternal, neonatal, and nutritional diseases	15,700 (11,300 to 20,800)	3,140 (2,130 to 4,990)	12,100 (8,560 to 18,700)	9,160 (7,430 to 11,100)	4,930 (3,780 to 6,560)	3,800 (2,720 to 5,700)	4,230 (3,260 to 6,410)	3,660 (2,800 to 4,990)	3,560 (2,910 to 4,720)	4,910 (3,750 to 6,300)	4,960 (3,800 to 6,410)	4,360 (3,400 to 5,390)	2,760 (2,070 to 3,700)	2,050 (1,570 to 2,800)	1,370 (1,070 to 1,900)	1,240 (899 to 1,850)	1,060 (800 to 1,600)	1,970 (1,100 to 3,200)	1,690 (1,060 to 2,770)	1,700 (1,100 to 2,470)	716 (497 to 1,070)	202 (123 to 366)	51.6 (29.7 to 86.8)	90,200
HIV/AIDS and sexually transmitted infections	236 (93 to 619)	94.1 (14.8 to 720)	1,120 (620 to 1,490)	295 (205 to 393)	302 (197 to 470)	336 (196 to 512)	1,040 (773 to 1,660)	990 (664 to 1,290)	1,060 (648 to 1,630)	2,760 (1,660 to 3,900)	3,950 (2,070 to 5,370)	2,420 (1,770 to 3,300)	1,490 (997 to 2,270)	975 (680 to 1,560)	785 (518 to 1,300)	717 (411 to 1,220)	757 (519 to 1,270)	512 (249 to 916)	1.8 (1.1 to 3.2)	1.1 (0.6 to 2)	0.4 (0.2 to 0.8)	0.1 (0.1 to 0.2)	0.1 (0 to 0.2)	16,700
HIV/AIDS	0 (0 to 0)	0.2 (0.1 to 0.3)	1,060 (583 to 1,770)	360 (267 to 484)	321 (183 to 469)	335 (194 to 510)	1,040 (772 to 1,660)	985 (661 to 1,290)	1,060 (648 to 1,630)	2,760 (1,660 to 3,900)	3,950 (2,070 to 5,370)	2,360 (1,750 to 3,210)	1,390 (930 to 2,170)	898 (627 to 1,450)	699 (459 to 1,160)	595 (339 to 1,050)	674 (364 to 1,130)	419 (194 to 764)	2.6 (1.1 to 5.1)	0.2 (0.1 to 0.4)	0 (0 to 0)	0 (0 to 0)	0 (0 to 0)	16,100
HIV/AIDS - Drug-susceptible Tuberculosis	0 (0 to 0)	0 (0 to 0)	52 (17 to 171)	74 (51 to 114)	271 (123 to 513)	233 (112 to 472)	45.8 (19 to 111)	84 (34 to 198)	119 (49 to 282)	182 (73 to 410)	270 (110 to 602)	386 (166 to 886)	324 (134 to 734)	270 (112 to 624)	214 (89 to 513)	179 (71 to 423)	151 (61 to 362)	93 (37 to 219)	0.5 (0.2 to 1.2)	0.2 (0.1 to 0.4)	0 (0 to 0)	0 (0 to 0)	0 (0 to 0)	1,010
HIV/AIDS - Multidrug-resistant Tuberculosis without extensive drug resistance	0 (0 to 0)	0 (0 to 0)	2.1 (0.9 to 7.7)	6.6 (3.6 to 9.9)	4.7 (2.4 to 7.2)	5.3 (2.5 to 8.3)	0.8 (0.3 to 2.5)	1.5 (0.5 to 4.5)	2.2 (0.7 to 7.2)	3.2 (1.1 to 10)	4.8 (1.6 to 15)	6.8 (2.3 to 21)	5.7 (1.9 to 18)	4.8 (1.6 to 15)	3.8 (1.3 to 12)	3.2 (1.1 to 10)	2.7 (0.9 to 8.4)	1.7 (0.6 to 5.3)	0.1 (0 to 0.3)	0 (0 to 0)	0 (0 to 0)	0 (0 to 0)	0 (0 to 0)	61
HIV/AIDS - Extensively drug-resistant Tuberculosis	0 (0 to 0)	0 (0 to 0)	0.1 (0 to 0.3)	0.3 (0.2 to 0.5)	0.2 (0 to 0.4)	0.2 (0 to 0.4)	0.1 (0 to 0.2)	0.1 (0 to 0.2)	0.1 (0 to 0.2)	0.2 (0 to 0.3)	0.2 (0 to 0.3)	0.3 (0.1 to 0.4)	0.2 (0.1 to 0.3)	0.2 (0.1 to 0.3)	0.1 (0 to 0.2)	0.1 (0 to 0.2)	0.1 (0 to 0.2)	0.1 (0 to 0.2)	0 (0 to 0)	0 (0 to 0)	0 (0 to 0)	0 (0 to 0)	0 (0 to 0)	1.9
HIV/AIDS resulting in other diseases	0 (0 to 0)	0 (0 to 0)	1,000 (430 to 1,640)	286 (158 to 503)	49 (19 to 89)	102 (40 to 186)	994 (714 to 1,770)	901 (629 to 1,170)	939 (642 to 1,250)	2,580 (1,620 to 3,660)	3,680 (2,000 to 5,000)	2,000 (1,700 to 3,000)	1,070 (770 to 1,600)	628 (411 to 1,040)	486 (272 to 1,000)	416 (221 to 1,000)	523 (263 to 1,000)	326 (114 to 1,000)	1.9 (0 to 5.6)	0.9 (0 to 4.6)	0 (0 to 0)	0 (0 to 0)	0 (0 to 0)	14,900
Sexually transmitted infections excluding HIV	236 (93 to 619)	94.1 (14.8 to 720)	70.4 (22.1 to 145)	0.1 (0 to 0.3)	1.3 (0.5 to 3.2)	0.2 (0 to 0.6)	0.7 (0.2 to 2.1)	5.5 (1.8 to 16)	1.6 (0.5 to 4.6)	0.7 (0.2 to 2.1)	0.4 (0.1 to 1.2)	0.4 (0.1 to 1.1)	0.4 (0.1 to 1.1)	0.7 (0.2 to 2.1)	0.2 (0 to 0.6)	0.2 (0 to 0.6)	0.2 (0 to 0.6)	0.1 (0 to 0.4)	0 (0 to 0)	0 (0 to 0)	0 (0 to 0)	0 (0 to 0)	0 (0 to 0)	373
Syphilis	236 (93 to 619)	93.6 (14.8 to 720)	70.4 (22.1 to 145)	0.1 (0 to 0.3)	1.3 (0.5 to 3.2)	0.2 (0 to 0.6)	0.7 (0.2 to 2.1)	5.5 (1.8 to 16)	1.6 (0.5 to 4.6)	0.7 (0.2 to 2.1)	0.4 (0.1 to 1.2)	0.4 (0.1 to 1.1)	0.4 (0.1 to 1.1)	0.7 (0.2 to 2.1)	0.2 (0 to 0.6)	0.2 (0 to 0.6)	0.2 (0 to 0.6)	0.1 (0 to 0.4)	0 (0 to 0)	0 (0 to 0)	0 (0 to 0)	0 (0 to 0)	0 (0 to 0)	373
Chlamydial infection	0 (0 to 0)	0 (0 to 0)	0 (0 to 0)	0 (0 to 0)	0 (0 to 0)	0.2 (0 to 0.6)	0.1 (0 to 0.4)	2.9 (0.9 to 8.3)	0.9 (0.3 to 2.7)	0.4 (0.2 to 1.1)	0.2 (0 to 0.7)	0.2 (0 to 0.6)	0.2 (0 to 0.6)	0.4 (0.1 to 1.1)	0.1 (0 to 0.4)	0.1 (0 to 0.4)	0.1 (0 to 0.4)	0.1 (0 to 0.4)	0 (0 to 0)	0 (0 to 0)	0 (0 to 0)	0 (0 to 0)	0 (0 to 0)	28.2
Gonococcal infection	0 (0 to 0)	0 (0 to 0)	0 (0 to 0)	0 (0 to 0)	0 (0 to 0)	0.1 (0 to 0.2)	0.1 (0 to 0.2)	2.1 (0.6 to 6)	0.6 (0.2 to 1.9)	0.3 (0.1 to 0.8)	0.2 (0 to 0.5)	0.2 (0 to 0.5)	0.2 (0 to 0.5)	0.3 (0.1 to 0.8)	0.1 (0 to 0.3)	0.1 (0 to 0.3)	0.1 (0 to 0.3)	0.1 (0 to 0.3)	0 (0 to 0)	0 (0 to 0)	0 (0 to 0)	0 (0 to 0)	0 (0 to 0)	30.7
Trichomoniasis	0 (0 to 0)	0 (0 to 0)	0 (0 to 0)	0 (0 to 0)	0.1 (0 to 0.2)	0.2 (0 to 0.5)	0.2 (0 to 0.5)	1.4 (0.4 to 4.1)	0.4 (0.1 to 1.3)	0.2 (0 to 0.5)	0.1 (0 to 0.3)	0.1 (0 to 0.3)	0.1 (0 to 0.3)	0.2 (0 to 0.5)	0.1 (0 to 0.2)	0 (0 to 0.1)	0 (0 to 0.1)	0 (0 to 0.1)	0 (0 to 0)	0 (0 to 0)	0 (0 to 0)	0 (0 to 0)	0 (0 to 0)	41.2
Genital herpes	0 (0 to 0)	0 (0 to 0)	0 (0 to 0)	0 (0 to 0)	0 (0 to 0)	0.2 (0 to 0.5)	0.2 (0 to 0.6)	2.3 (0.6 to 7.1)	0.6 (0.2 to 2.1)	0.3 (0.1 to 0.8)	0.2 (0 to 0.5)	0.2 (0 to 0.5)	0.2 (0 to 0.5)	0.3 (0.1 to 0.8)	0.1 (0 to 0.3)	0.1 (0 to 0.3)	0.1 (0 to 0.3)	0.1 (0 to 0.3)	0 (0 to 0)	0 (0 to 0)	0 (0 to 0)	0 (0 to 0)	0 (0 to 0)	16.8
Other sexually transmitted infections	0 (0 to 0)	0 (0 to 0)	0 (0 to 0)	0 (0 to 0)	0 (0 to 0)	0.3 (0.2 to 0.5)	0.3 (0.2 to 0.5)	2.5 (0.7 to 7.6)	0.8 (0.3 to 2.5)	0.3 (0.1 to 0.8)	0.2 (0 to 0.6)	0.2 (0 to 0.5)	0.2 (0 to 0.5)	0.3 (0.1 to 0.8)	0.1 (0 to 0.3)	0.1 (0 to 0.3)	0.1 (0 to 0.3)	0.1 (0 to 0.3)	0 (0 to 0)	0 (0 to 0)	0 (0 to 0)	0 (0 to 0)	0 (0 to 0)	71
Respiratory infections and tuberculosis	2,760 (999 to 4,990)	1,270 (1,060 to 1,620)	760 (475 to 1,270)	2,360 (1,060 to 3,260)	884 (433 to 1,720)	437 (287 to 641)	226 (118 to 451)	197 (103 to 392)	182 (92 to 370)	220 (120 to 450)	297 (160 to 594)	440 (250 to 739)	497 (282 to 764)	557 (292 to 864)	628 (286 to 939)	1,060 (589 to 1,550)	1,360 (815 to 1,970)	1,360 (877 to 1,990)	1,140 (626 to 1,740)	1,060 (626 to 1,740)	1,060 (626 to 1,740)	1,060 (626 to 1,740)	1,060 (626 to 1,740)	20,600
Tuberculosis	0 (0 to 0)	0 (0 to 0)	0 (0 to 0)	276 (131 to 469)	139 (29 to 339)	106 (71 to 163)	216 (69 to 592)	209 (77 to 699)	202 (122 to 342)	209 (77 to 699)	202 (122 to 342)	209 (77 to 699)	202 (122 to 342)	209 (77 to 699)	202 (122 to 342)	209 (77 to 699)	202 (122 to 342)	209 (77 to 699)	202 (122 to 342)	209 (77 to 699)	202 (122 to 342)	209 (77 to 699)	202 (122 to 342)	6,250
Latent tuberculosis infection	0 (0 to 0)	0 (0 to 0)	0 (0 to 0)	0 (0 to 0)	0 (0 to 0)	0 (0 to 0)	0 (0 to 0)	0 (0 to 0)	0 (0 to 0)	0 (0 to 0)	0 (0 to 0)	0 (0 to 0)	0 (0 to 0)	0 (0 to 0)	0 (0 to 0)	0 (0 to 0)	0 (0 to 0)	0 (0 to 0)	0 (0 to 0)	0 (0 to 0)	0 (0 to 0)	0 (0 to 0)	0 (0 to 0)	0 (0 to 0)	0
Drug-susceptible tuberculosis	0 (0 to 0)	0 (0 to 0)	0 (0 to 0)	208 (97.3 to 427)	106 (20.9 to 266)	78.6 (52.3 to 126)	160 (49.6 to 462)	155 (57.1 to 527)	150 (90.1 to 267)	155 (57.1 to 527)	150 (90.1 to 267)	155 (57.1 to 527)	150 (90.1 to 267)	155 (57.1 to 527)	150 (90.1 to 267)	155 (57.1 to 527)	150 (90.1 to 267)	155 (57.1 to 527)	150 (90.1 to 267)	155 (57.1 to 527)	150 (90.1 to 267)	155 (57.1 to 527)	150 (90.1 to 267)	4,630
Multidrug-resistant tuberculosis without extensive drug resistance	0 (0 to 0)	0 (0 to 0)	0 (0 to 0)	39.2 (14.5 to 72.1)	23.1 (4.5 to 58.3)	12.4 (7.5 to 19.5)	12.6 (3.9 to 36.2)	29.6 (9.6 to 87.7)	29.7 (9.6 to 87.7)	29.4 (9.6 to 87.7)	29.6 (9.6 to 87.7)	47.1 (15.3 to 139)	92 (32.4 to 175)	69.4 (24.5 to 132)	69.6 (24.5 to 132)	42.1 (14.8 to 80.1)	64.6 (22.8 to 123)	64.6 (22.8 to 123)	39.4 (13.9 to 75)	39.4 (13.9 to 75)	39.4 (13.9 to 75)	39.4 (13.9 to 75)	39.4 (13.9 to 75)	662
Extensively drug-resistant tuberculosis	0 (0 to 0)	0 (0 to 0)	0 (0 to 0)	1.6 (0.7 to 3)	1.4 (0.1 to 3.8)	0.8 (0.1 to 1.8)	1.5 (0.1 to 4.5)	1.6 (0.1 to 4.5)	1.6 (0.1 to 4.5)	2.5 (0.2 to 6.9)	2.5 (0.2 to 6.9)	2.6 (0.2 to 7.3)	2.1 (0.2 to 5.8)	2.6 (0.2 to 7.3)	2.1 (0.2 to 5.8)	2.6 (0.2 to 7.3)	1.8 (0.1 to 5.1)	1.8 (0.1 to 5.1)	1.8 (0.1 to 5.1)	0.7 (0.1 to 2.1)	0.1 (0 to 0.3)	0.1 (0 to 0.3)	0.1 (0 to 0.3)	34
Lower respiratory infections	1,770 (999 to 3,090)	789 (474 to 1,260)	4,960 (2,970 to 7,850)	2,020 (1,290 to 2,930)	324 (203 to 485)	160 (102 to 239)	121 (74 to 183)	102 (62 to 156)	97.0 (59 to 149)	119 (72 to 176)	181 (111 to 266)	132 (81 to 204)	137 (84 to 212)	186 (113 to 287)	200 (120 to 323)	356 (213 to 561)	373 (223 to 590)	477 (286 to 752)	509 (305 to 803)	540 (324 to 852)	214 (128 to 338)	77.0 (46.2 to 121)	13.6 (7.9 to 21.6)	13,700
Upper respiratory infections	0.2 (0 to 0.6)	0.6 (0.2 to 1.5)	17.4 (6.1 to 36.2)	69.4 (29.1 to 124)	79.1 (34.1 to 139)	79.7 (41.7 to 127)	43.1 (22.1 to 73.2)	42.3 (21.6 to 71.8)	54.0 (27.6 to 91.6)	60.4 (30.9 to 103)	65.2 (33.3 to 111)	72.3 (36.9 to 123)	80.6 (41.2 to 137)	91.1 (46.5 to 155)	104 (53.1 to 177)	124 (63.4 to 211)	143 (73.1 to 243)	167 (85.3 to 284)	191 (97.6 to 325)	214 (109 to 364)	214 (109 to 364)	214 (109 to 364)	214 (109 to 364)	603
Otitis media	0 (0 to 0)	0 (0 to 0)	0.2 (0.1 to 0.4)	2.4 (0.9 to 6.4)	79.8 (28.5 to 181)	79.8 (41.6 to 139)	43.4 (21.3 to 78.6)	42.6 (20.7 to 76.7)	54.2 (26.2 to 94.4)	60.6 (29.8 to 105)	65.4 (32.1 to 113)	72.5 (35.7 to 126)	80.8 (39.8 to 141)	91.3 (44.9 to 159)	104 (51.3 to 181)	124 (61.1 to 216)	143 (70.5 to 249)	167 (82.3 to 291)	191 (94.1 to 333)	214 (105 to 373)	214 (105 to 373)	214 (105 to 373)	214 (105 to 373)	390
Enteric infections	994 (375 to 2,210)	1,100 (42.4 to 2,940)	1,100 (387 to 2,630)	1,610 (693 to 2,560)	1,090 (400 to 1,750)	1,090 (400 to 1,750)	1,220 (289 to 2,790)	206 (99 to 527)	194 (99 to 527)	206 (99 to 527)	194 (170 to 522)	206 (99 to 527)	194 (157 to 521)	206 (99 to 527)	194 (121 to 522)	206 (99 to 527)	194 (132 to 603)	206 (144 to 703)	194 (197 to 981)	206 (201 to 1,140)	194 (286 to 1,380)	206 (286 to 1,380)	194 (273 to 2,350)	10,900
Diarrheal diseases	994 (375 to 2,210)	1,100 (42.3 to 2,940)	1,100 (377 to 2,630)	1,610 (686 to 2,560)	1,090 (268 to 1,750)	1,090 (157 to 1,750)	1,220 (116 to 2,790)	206 (77 to 527)	194 (74 to 527)	206 (77 to 527)	194 (74 to 522)	206 (77 to 527)	194 (121 to 521)	206 (77 to 527)	194 (66 to 521)	206 (77 to 527)	194 (53 to 519)	206 (122 to 581)	194 (137 to 896)	206 (176 to 978)	194 (206 to 1,140)	206 (176 to 1,140)	194 (273 to 1,370)	7,370
Typhoid and paratyphoid	0 (0 to 0)	0 (0 to 0)	0 (1 to 7.3)	726 (326 to 1,200)	726 (326 to 1,200)	726 (326 to 1,200)	1,220 (132 to 2,790)	206 (77 to 527)	194 (74 to 527)	206 (77 to 527)	194 (74 to 522)	206 (77 to 527)	194 (77 to 521)	206 (77 to 527)	194 (77 to 521)	206 (77 to 527)	194 (53 to 519)	206 (122 to 581)	194 (137 to 896)	206 (176 to 978)	194 (206 to 1,140)	206 (176 to 1,140)	194 (273 to 1,370)	3,370
Typhoid fever	0 (0 to 0)	0 (0 to 0)	0 (0 to 0)	726 (326 to 1,200)	726 (326 to 1,200)	726 (326 to 1,200)	1,220 (132 to 2,790)	206 (77 to 527)	194 (74 to 527)	206 (77 to 527)	194 (74 to 522)	206 (77 to 527)	194 (77 to 521)	206 (77 to 527)	194 (77 to 521)	206 (77 to 527)	194 (53 to 519)	206 (122 to 581)	194 (137 to 896)	206 (176 to 978)	194 (206 to 1,140)	206 (176 to 1,140)	194 (273 to 1,370)	3,370
Paratyphoid fever	0 (0 to 0)	0 (0 to 0)	0 (0 to 0)	0 (0 to 0)	0 (0 to 0)	0 (0 to 0)	0 (0 to 0)	0 (0 to 0)	0 (0 to 0)	0 (0 to 0)	0 (0 to 0)	0 (0 to 0)	0 (0 to 0)	0 (0 to 0)	0 (0 to 0)	0 (0 to 0)	0 (0 to 0)	0 (0 to 0)	0 (0 to 0)	0 (0 to 0)	0 (0 to 0)	0 (0 to 0)	0 (0 to 0)	0
Invasive Non-typhoidal Salmonella (iNTS)	0 (0 to 0)	0 (0 to 0)	0.6 (0.1 to 1.6)	147 (23.2 to 318)	157 (23.2 to 318)	170 (23.2 to 318)	157 (23.2 to 318)	170 (19.4 to 318)	157 (19.4 to 318)	170 (19.4 to 318)	157 (19.4 to 318)	170 (19.4 to 318)	157 (19.4 to 318)	170 (19.4 to 318)	157 (19.4 to 318)	170 (19.4 to 318)	157 (19.4 to 318)	170 (19.4 to 318)	157 (19.4 to 318)	170 (19.4 to 318)	157 (19.4 to 318)	170 (19.4 to 318)	157 (19.4 to 318)	29.8
Other intestinal infectious diseases	0 (0 to 0)	0 (0 to 0)	2.2 (0.4 to 5.1)	3.5 (1.2 to 7.2)	0.6 (0.1 to 1.5)	0.7 (0.2 to 1.6)	0.4 (0.1 to 1.1)	0.3 (0.1 to 0.8)	0.3 (0.1 to 0.8)	0.3 (0.1 to 0.8)	0.3 (0.1 to 0.8)	0.3 (0.1 to 0.8)	0.3 (0.1 to 0.8)	0.3 (0.1 to 0.8)	0.3 (0.1 to 0.8)	0.3 (0.1 to 0.8)	0.3 (0.1 to 0.8)	0.1 (0.1 to 0.4)	0.1 (0 to 0.3)	0.1 (0 to 0.3)	0.1 (0 to 0.3)	0.1 (0 to 0.3)	0.1 (0 to 0.3)	8.9
Neglected tropical diseases and malaria	0.6 (0.2 to 1.7)	19.2 (3.2 to 72.2)	570 (260 to 1,060)	626 (322 to 1,060)	522 (256 to 1,060)	436 (256 to 1,060)	1,020 (256 to 2,790)	211 (77 to 527)	197 (74 to 527)	1.6 (0.6 to 4.2)	1.6 (0.6 to 4.2)	1.6 (0.6 to 4.2)	1.6 (0.6 to 4.2)	1.6 (0.6 to 4.2)	1.6 (0.6 to 4.2)	1.6 (0.6 to 4.2)	1.6 (0.6 to 4.2)	901 (53 to 5,190)	760.7 (53 to 5,190)	776.6 (53 to 5,190)	964.4 (53 to 5,190)	1,060 (53 to 5,190)	1,060 (53 to 5,190)	11.7 (0.6 to 67.3)	4,100
Malaria	0 (0 to 0)	0.6 (0 to 43.4)	1,060 (139 to 1,160)	1,060 (170 to 1,790)	1,060 (167 to 1,770)	227 (43.4 to 629)	1,060 (21 to 197)	1,060 (19.4 to 198)	1,060 (13.6 to 193)	1,060 (17.9 to 193)	1,060 (14.6 to 193)	1,060 (13.6 to 193)	1,060 (13.1 to 193)	1,060 (16.2 to 193)	1,060 (16.2 to 193)	1,060 (9.2 to 193)	1,060 (9.4 to 191)	1,060 (9.5 to 189)	1,060 (9.2 to 189)	1,060 (9.2 to 189)	1,060 (9.2 to 189)	1,060 (9.2 to 189)	1,060 (9.2 to 189)	2,080
Chagas disease	0 (0 to 0)	0 (0 to 0)	0 (0 to 0)	0 (0 to 0)	0 (0 to 0)	0 (0 to 0)	0 (0 to 0)	0 (0 to 0)	0 (0 to 0)	0 (0 to 0)	0 (0 to 0)	0 (0 to 0)	0 (0 to 0)	0 (0 to 0)	0 (0 to 0)	0 (0 to 0)	0 (0 to 0)	0 (0 to 0)	0 (0 to 0)	0 (0 to 0)	0 (0 to 0)	0 (0 to 0)	0 (0 to 0)	0 (0 to 0)	0
Leishmaniasis	0 (0 to 0)	0 (0 to 0)	0 (0 to 0)	0 (0 to 0)	0 (0 to 0)	0 (0 to 0)	0 (0 to 0)	0 (0 to 0)	0 (0 to 0)	0 (0 to 0)	0 (0 to 0)	0 (0 to 0)	0 (0 to 0)	0 (0 to 0)	0 (0 to 0)	0 (0 to 0)	0 (0 to 0)	0 (0 to 0)	0 (0 to 0)	0 (0 to 0)	0 (0 to 0)	0 (0 to 0)	0 (0 to 0)	0 (0 to 0)	0
Visceral leishmaniasis	0 (0 to 0)	0 (0 to 0)	0 (0 to 0)	0 (0 to 0)	0 (0 to 0)	0 (0 to 0)	0 (0 to 0)	0 (0 to 0)	0 (0 to 0)	0 (0 to 0)	0 (0 to 0)	0 (0 to 0)	0 (0 to 0)	0 (0 to 0)	0 (0 to 0)	0 (0 to 0)	0 (0 to 0)	0 (0 to 0)	0 (0 to 0)	0 (0 to 0)	0 (0 to 0)	0 (0 to 0)	0 (0 to 0)	0 (0 to 0)	0
Cutaneous and mucocutaneous leishmaniasis	0 (0 to 0)	0 (0 to 0)	0 (0 to 0)	0 (0 to 0)	0 (0 to 0)	0 (0 to 0)	0 (0 to 0)	0 (0 to 0)	0 (0 to 0)	0 (0 to 0)	0 (0 to 0)	0 (0 to 0)	0 (0 to 0)	0 (0 to 0)	0 (0 to 0)	0 (0 to 0)	0 (0 to 0)	0 (0 to 0)	0 (0 to 0)	0 (0 to 0)	0 (0 to 0)	0 (0 to 0)	0 (0 to 0)	0 (0 to 0)	0
African trypanosomiasis	0 (0 to 0)	0 (0 to 0)	0 (0 to 0)	0 (0 to 0)	0 (0 to 0)	0 (0 to 0)	0 (0 to 0)	0 (0 to 0)	0 (0 to 0)	0 (0 to 0)	0 (0 to 0)	0 (0 to 0)	0 (0 to 0)	0 (0 to 0)	0 (0 to 0)	0 (0 to 0)	0 (0 to 0)	0 (0 to 0)	0 (0 to 0)	0 (0 to 0)	0 (0 to 0)	0 (0 to 0)	0 (0 to 0)	0 (0 to 0)	0
Schistosomiasis	0 (0 to 0)	0 (0 to 0)	0 (0 to 0)	0 (0 to 0)	0 (0 to 0)	0 (0 to 0)	0 (0 to 0)	0 (0 to 0)	0 (0 to 0)	0 (0 to 0)	0 (0 to 0)	0 (0 to 0)	0 (0 to 0)	0 (0 to 0)	0 (0 to 0)	0 (0 to 0)	0 (0 to 0)	0 (0 to 0)	0 (0 to 0)	0 (0 to 0)	0 (0 to 0)	0 (0 to 0)	0 (0 to 0)	0 (0 to 0)	0
Cysticercosis	0 (0 to 0)	0 (0 to 0)	0 (0 to 0)	0.1 (0 to 0.3)	0.6 (0 to 1.6)	2.3 (1.1 to 7.6)	8.1 (2.8 to 24.6)	11 (3.6 to 34.6)	12.1 (3.6 to 37.7)	12.2 (3.7 to 33.3)	9.6 (2.7 to 24.3)	7.7 (2.1 to 19.3)	6.6 (1.9 to 16.1)	5.4 (1.5 to 13.1)	4.1 (1.1 to 10.2)	3.6 (1 to 8.7)	2.6 (0.7 to 6.4)	1.8 (0.5 to 4.5)	1.2 (0.3 to 3.1)	0.6 (0.2 to 1.6)	0.2 (0 to 0.6)	0.1 (0 to 0.3)	0.1 (0 to 0.3)	177
Cystic echinococcosis	0 (0 to 0)	0 (0 to 0)	0 (0 to 0)	0.6 (0.1 to 1.9)	0.4 (0.1 to 1.2)	0.4 (0.1 to 1.2)	0.4 (0.1 to 1.2)	0.4 (0.1 to 1.2)	0.4 (0.1 to 1.2)	0.4 (0.1 to 1.2)	0.4 (0.1 to 1.2)	0.4 (0.1 to 1.2)	0.4 (0.1 to 1.2)	0.4 (0.1 to 1.2)	0.4 (0.1 to 1.2)	0.4 (0.1 to 1.2)	0.4 (0.1 to 1.2)	0.3 (0.1 to 1.1)	0.2 (0 to 0.6)	0.2 (0 to 0.6)	0.2 (0 to 0.6)	0.2 (0 to 0.6)	0.2 (0 to 0.6)	6.9
Lymphatic filariasis	0 (0 to 0)	0 (0 to 0)	0 (0 to 0)	0 (0 to 0)	0 (0 to 0)	23.2 (11.4 to 37.5)	23.2 (13.1 to 37.5)	23.2 (10.5 to 37.5)	23.2 (11.4 to 37.1)	23.2 (10.5 to 37.1)	23.2 (10.5 to 37.1)	23.2 (10.5 to 37.1)	23.2 (10.5 to 37.1)	23.2 (10.5 to 37.1)	23.2 (10.5 to 37.1)	23.2 (10.5 to 37.1)	23.2 (10.5 to 37.1)	23.2 (10.5 to 37.1)	23.2 (10.5 to 37.1)	23.2 (10.5 to 37.1)	23.2 (10.5 to 37.1)	23.2 (10.5 to 37.1)	23.2 (10.5 to 37.1)	169
Onchocerciasis	0 (0 to 0)	0 (0 to 0)	0 (0 to 0)	0 (0 to 0)	0 (0 to 0)	0 (0 to 0)	0 (0 to 0)	0 (0 to 0)	0 (0 to 0)	0 (0 to 0)	0 (0 to 0)	0 (0 to 0)	0 (0 to 0)	0 (0 to 0)	0 (0 to 0)	0 (0 to 0)	0 (0 to 0)	0 (0 to 0)	0 (0 to 0)	0 (0 to 0)	0 (0 to 0)	0 (0 to 0)	0 (0 to 0)	0 (0 to 0)	0
Trachoma	0 (0 to 0)	0 (0 to 0)	0 (0 to 0)	0 (0 to 0)	0 (0 to 0)	0 (0 to 0)	0 (0 to 0)	0 (0 to 0)	0 (0 to 0)	0 (0 to 0)	0 (0 to 0)	0 (0 to 0)	0 (0 to 0)	0 (0 to 0)	0 (0 to 0)	0 (0 to 0)	0 (0 to 0)	0 (0 to 0)	0 (0 to 0)	0 (0 to 0)	0 (0 to 0)	0 (0 to 0)	0 (0 to 0)	0 (0 to 0)	0
Dengue	4.3 (0 to 19)	39 (1.1 to 267)	136 (11 to 397)	68.7 (6.4 to 267)	68.7 (6.4 to 267)	68.7 (6.4 to 267)	62.1 (3.6 to 174)	56 (2.6 to 229)	64.7 (2.6 to 229)	65 (2.6 to 229)	63.5 (2.6 to 229)	65 (2.6 to 229)	66 (2.6 to 229)	66.7 (2.6 to 229)	66.7 (2.6 to 229)	66.7 (1.9 to 131)	39 (1.2 to 109)	40.9 (1.1 to 117)	21.4 (1.1 to 69.6)	34.1 (1.1 to 69.6)	21.6 (1.1 to 69.6)	12 (1.1 to 69.6)	0.7 (0.3 to 2.6)	969
Yellow fever	0 (0 to 0)	0 (0 to 0)	0 (0 to 0)	0 (0 to 0)	0 (0 to 0)	0 (0 to 0)	0 (0 to 0)	0 (0 to 0)	0 (0 to 0)	0 (0 to 0)	0 (0 to 0)	0 (0 to 0)	0 (0 to 0)	0 (0 to 0)	0 (0 to 0)	0 (0 to 0)	0 (0 to 0)	0 (0 to 0)	0 (0 to 0)	0 (0 to 0)	0 (0 to 0)	0 (0 to 0)	0 (0 to 0)	0 (0 to 0)	0
Rabies	0 (0 to 0)	0 (0 to 0)	3.4 (0.4 to 12.3)	11.9 (1.4 to 36.7)	6.8 (0.8 to 17.4)	6.7 (0.8 to 17.4)	2.9 (0.3 to 8.9)	2.5 (0.3 to 7.8)	2.5 (0.3 to 7.8)	2.6 (0.3 to 8.1)	2.6 (0.3 to 8.1)	2.6 (0.3 to 8.1)	2.6 (0.3 to 8.1)	2.6 (0.3 to 8.1)	2.6 (0.3 to 8.1)	2.6 (0.3 to 8.1)	2.6 (0.3 to 8.1)	2.6 (0.4 to 8.2)	2.6 (0.4 to 8.2)	2.6 (0.4 to 8.2)	2.6 (0.4 to 8.2)	2.6 (0.4 to 8.2)	2.6 (0.4 to 8.2)	73.9
Intestinal nematode infections	0 (0 to 0)	0 (0 to 0)	1.1 (0.4 to 2.5)	23.7 (11.1 to 42.7)	9.4 (2.6 to 19.8)	3.6 (1.1 to 8.2)	2.5 (0.7 to 5.8)	2.5 (0.7 to 5.8)	2.5 (0.7 to 5.8)	2.5 (0.7 to 5.8)	2.5 (0.7 to 5.8)	2.5 (0.7 to 5.8)	2.5 (0.7 to 5.8)	2.5



7714



GBD Table 2b: Deaths (UI), by cause, and sex across for females with 95% uncertainty intervals, 2019

Cause	Early Neonatal	Late Neonatal	Post Neonatal	1 to 4	5 to 9	10 to 14	15 to 19	20 to 24	25 to 29	30 to 34	35 to 39	40 to 44	45 to 49	50 to 54	55 to 59	60 to 64	65 to 69	70 to 74	75 to 79	80 to 84	85 to 89	90 to 94	95 plus	Total
All causes	598,000 (491,000 to 760,000)	175,000 (136,000 to 219,000)	241,000 (206,000 to 283,000)	242,000 (207,000 to 312,000)	202,000 (171,000 to 279,000)	206,000 (174,000 to 306,000)	241,000 (205,000 to 424,000)	426,000 (372,000 to 613,000)	396,000 (314,000 to 488,000)	416,000 (331,000 to 506,000)	419,000 (331,000 to 506,000)	397,000 (314,000 to 486,000)	423,000 (334,000 to 496,000)	473,000 (374,000 to 556,000)	523,000 (424,000 to 622,000)	585,000 (479,000 to 697,000)	646,000 (534,000 to 769,000)	660,000 (551,000 to 795,000)	643,000 (542,000 to 775,000)	562,000 (472,000 to 675,000)	392,000 (327,000 to 472,000)	132,000 (110,000 to 159,000)	9,600 (8,000 to 11,000)	9,200,000
Communicable, maternal, neonatal, and nutritional diseases	521,000 (427,000 to 662,000)	139,000 (110,000 to 175,000)	207,000 (177,000 to 243,000)	199,000 (170,000 to 257,000)	139,000 (117,000 to 192,000)	123,000 (103,000 to 183,000)	126,000 (105,000 to 224,000)	155,000 (129,000 to 224,000)	155,000 (123,000 to 191,000)	156,000 (124,000 to 189,000)	164,000 (130,000 to 198,000)	175,000 (138,000 to 213,000)	175,000 (138,000 to 205,000)	170,000 (135,000 to 199,000)	173,000 (140,000 to 204,000)	173,000 (140,000 to 204,000)	159,000 (129,000 to 189,000)	127,000 (103,000 to 151,000)	97,000 (79,000 to 116,000)	71,000 (57,000 to 85,000)	39,000 (31,000 to 47,000)	11,000 (9,000 to 13,000)	4,000 (3,000 to 5,000)	3,999,000
HIV/AIDS and sexually transmitted infections	11,600 to 11,600)	(994 to 2,940)	11,410 to 4,9000)	(181 to 487)	(322 to 912)	(287 to 750)	(483 to 1,420)	11,270 to 3,100)	(3,630 to 4,540)	(3,990 to 4,990)	(3,940 to 4,940)	(3,490 to 4,560)	11,410 to 2,870)	11,330 to 2,390)	(776 to 1,820)	(433 to 921)	(229 to 748)	(88 to 244)	(39 to 123)	(19 to 64)	(9 to 24)	(2 to 12)	(0 to 1)	34,200
HIV/AIDS	(0 to 1)	(0 to 1)	(0 to 1)	(0 to 1)	(0 to 1)	(0 to 1)	(0 to 1)	(0 to 1)	(0 to 1)	(0 to 1)	(0 to 1)	(0 to 1)	(0 to 1)	(0 to 1)	(0 to 1)	(0 to 1)	(0 to 1)	(0 to 1)	(0 to 1)	(0 to 1)	(0 to 1)	(0 to 1)	(0 to 1)	0
HIV/AIDS - Drug-susceptible Tuberculosis	11,600 to 11,600)	(994 to 2,940)	11,410 to 4,9000)	(181 to 487)	(322 to 912)	(287 to 750)	(483 to 1,420)	11,270 to 3,100)	(3,630 to 4,540)	(3,990 to 4,990)	(3,940 to 4,940)	(3,490 to 4,560)	11,410 to 2,870)	11,330 to 2,390)	(776 to 1,820)	(433 to 921)	(229 to 748)	(88 to 244)	(39 to 123)	(19 to 64)	(9 to 24)	(2 to 12)	(0 to 1)	34,200
HIV/AIDS - Multidrug resistant Tuberculosis without extensive drug resistance	(0 to 0)	(0 to 0)	(0 to 0)	(0 to 0)	(0 to 0)	(0 to 0)	(0 to 0)	(0 to 0)	(0 to 0)	(0 to 0)	(0 to 0)	(0 to 0)	(0 to 0)	(0 to 0)	(0 to 0)	(0 to 0)	(0 to 0)	(0 to 0)	(0 to 0)	(0 to 0)	(0 to 0)	(0 to 0)	(0 to 0)	0
HIV/AIDS - Extensively drug-resistant Tuberculosis	(0 to 0)	(0 to 0)	(0 to 0)	(0 to 0)	(0 to 0)	(0 to 0)	(0 to 0)	(0 to 0)	(0 to 0)	(0 to 0)	(0 to 0)	(0 to 0)	(0 to 0)	(0 to 0)	(0 to 0)	(0 to 0)	(0 to 0)	(0 to 0)	(0 to 0)	(0 to 0)	(0 to 0)	(0 to 0)	(0 to 0)	0
HIV/AIDS resulting in other diseases	(0 to 0)	(0 to 0)	(0 to 0)	(0 to 0)	(0 to 0)	(0 to 0)	(0 to 0)	(0 to 0)	(0 to 0)	(0 to 0)	(0 to 0)	(0 to 0)	(0 to 0)	(0 to 0)	(0 to 0)	(0 to 0)	(0 to 0)	(0 to 0)	(0 to 0)	(0 to 0)	(0 to 0)	(0 to 0)	(0 to 0)	0
Sexually transmitted infections, excluding HIV	(0 to 1)	(0 to 1)	(0 to 1)	(0 to 1)	(0 to 1)	(0 to 1)	(0 to 1)	(0 to 1)	(0 to 1)	(0 to 1)	(0 to 1)	(0 to 1)	(0 to 1)	(0 to 1)	(0 to 1)	(0 to 1)	(0 to 1)	(0 to 1)	(0 to 1)	(0 to 1)	(0 to 1)	(0 to 1)	(0 to 1)	0
Syphilis	(1,600 to 11,600)	(0 to 2,940)	(0 to 4,9000)	(0 to 487)	(0 to 912)	(0 to 750)	(0 to 1,420)	(0 to 3,100)	(0 to 4,540)	(0 to 4,990)	(0 to 4,940)	(0 to 4,560)	(0 to 2,870)	(0 to 2,390)	(0 to 1,820)	(0 to 921)	(0 to 748)	(0 to 244)	(0 to 123)	(0 to 64)	(0 to 24)	(0 to 12)	(0 to 1)	8,000
Chlamydial infection	(0 to 0)	(0 to 0)	(0 to 0)	(0 to 0)	(0 to 1)	(0 to 1)	(0 to 1)	(0 to 1)	(0 to 1)	(0 to 1)	(0 to 1)	(0 to 1)	(0 to 1)	(0 to 1)	(0 to 1)	(0 to 1)	(0 to 1)	(0 to 1)	(0 to 1)	(0 to 1)	(0 to 1)	(0 to 1)	(0 to 1)	0
Gonococcal infection	(0 to 0)	(0 to 0)	(0 to 0)	(0 to 0)	(0 to 0)	(0 to 0)	(0 to 0)	(0 to 0)	(0 to 0)	(0 to 0)	(0 to 0)	(0 to 0)	(0 to 0)	(0 to 0)	(0 to 0)	(0 to 0)	(0 to 0)	(0 to 0)	(0 to 0)	(0 to 0)	(0 to 0)	(0 to 0)	(0 to 0)	0
Trichomoniasis	(0 to 0)	(0 to 0)	(0 to 0)	(0 to 0)	(0 to 1)	(0 to 1)	(0 to 1)	(0 to 1)	(0 to 1)	(0 to 1)	(0 to 1)	(0 to 1)	(0 to 1)	(0 to 1)	(0 to 1)	(0 to 1)	(0 to 1)	(0 to 1)	(0 to 1)	(0 to 1)	(0 to 1)	(0 to 1)	(0 to 1)	0
Genital herpes	(0 to 0)	(0 to 0)	(0 to 0)	(0 to 0)	(0 to 1)	(0 to 1)	(0 to 1)	(0 to 1)	(0 to 1)	(0 to 1)	(0 to 1)	(0 to 1)	(0 to 1)	(0 to 1)	(0 to 1)	(0 to 1)	(0 to 1)	(0 to 1)	(0 to 1)	(0 to 1)	(0 to 1)	(0 to 1)	(0 to 1)	0
Other sexually transmitted infections	(0 to 0)	(0 to 0)	(0 to 0)	(0 to 0)	(0 to 1)	(0 to 1)	(0 to 1)	(0 to 1)	(0 to 1)	(0 to 1)	(0 to 1)	(0 to 1)	(0 to 1)	(0 to 1)	(0 to 1)	(0 to 1)	(0 to 1)	(0 to 1)	(0 to 1)	(0 to 1)	(0 to 1)	(0 to 1)	(0 to 1)	0
Respiratory infections and tuberculosis	36,000 (17,000 to 59,000)	26,000 (14,000 to 40,000)	27,000 (17,000 to 39,000)	15,000 (10,000 to 21,000)	11,000 (7,000 to 16,000)	11,000 (7,000 to 16,000)	14,000 (9,000 to 23,000)	20,000 (13,000 to 29,000)	18,000 (12,000 to 26,000)	21,000 (14,000 to 29,000)	19,000 (13,000 to 27,000)	19,000 (13,000 to 26,000)	19,000 (13,000 to 26,000)	17,000 (11,000 to 24,000)	20,000 (13,000 to 28,000)	24,000 (16,000 to 33,000)	27,000 (18,000 to 37,000)	29,000 (20,000 to 39,000)	27,000 (19,000 to 37,000)	24,000 (17,000 to 33,000)	18,000 (13,000 to 25,000)	8,000 (6,000 to 11,000)	2,000 (1,000 to 3,000)	398,000
Tuberculosis	(0 to 0)	1,000 (0 to 2,000)	2,000 (1,000 to 3,000)	2,000 (1,000 to 3,000)	2,000 (1,000 to 3,000)	3,000 (2,000 to 4,000)	5,000 (3,000 to 8,000)	13,000 (8,000 to 19,000)	13,000 (8,000 to 19,000)	14,000 (9,000 to 20,000)	14,000 (9,000 to 20,000)	14,000 (9,000 to 20,000)	14,000 (9,000 to 20,000)	12,000 (8,000 to 18,000)	14,000 (9,000 to 20,000)	14,000 (9,000 to 20,000)	14,000 (9,000 to 20,000)	13,000 (8,000 to 19,000)	9,000 (6,000 to 13,000)	6,000 (4,000 to 9,000)	3,000 (2,000 to 5,000)	1,000 (0 to 2,000)	0 (0 to 1)	200,000
Latent tuberculosis infection	(0 to 0)	(0 to 0)	(0 to 0)	(0 to 0)	(0 to 0)	(0 to 0)	(0 to 0)	(0 to 0)	(0 to 0)	(0 to 0)	(0 to 0)	(0 to 0)	(0 to 0)	(0 to 0)	(0 to 0)	(0 to 0)	(0 to 0)	(0 to 0)	(0 to 0)	(0 to 0)	(0 to 0)	(0 to 0)	(0 to 0)	0
Drug-susceptible tuberculosis	36,000 (17,000 to 59,000)	26,000 (14,000 to 40,000)	27,000 (17,000 to 39,000)	15,000 (10,000 to 21,000)	11,000 (7,000 to 16,000)	11,000 (7,000 to 16,000)	14,000 (9,000 to 23,000)	20,000 (13,000 to 29,000)	18,000 (12,000 to 26,000)	21,000 (14,000 to 29,000)	19,000 (13,000 to 27,000)	19,000 (13,000 to 26,000)	19,000 (13,000 to 26,000)	17,000 (11,000 to 24,000)	20,000 (13,000 to 28,000)	24,000 (16,000 to 33,000)	27,000 (18,000 to 37,000)	29,000 (20,000 to 39,000)	27,000 (19,000 to 37,000)	24,000 (17,000 to 33,000)	18,000 (13,000 to 25,000)	8,000 (6,000 to 11,000)	2,000 (1,000 to 3,000)	398,000
Multidrug-resistant tuberculosis without extensive drug resistance	(0 to 0)	(0 to 0)	(0 to 0)	(0 to 0)	(0 to 0)	(0 to 0)	(0 to 0)	(0 to 0)	(0 to 0)	(0 to 0)	(0 to 0)	(0 to 0)	(0 to 0)	(0 to 0)	(0 to 0)	(0 to 0)	(0 to 0)	(0 to 0)	(0 to 0)	(0 to 0)	(0 to 0)	(0 to 0)	(0 to 0)	0
Extensively drug-resistant tuberculosis	(0 to 0)	(0 to 0)	(0 to 0)	(0 to 0)	(0 to 0)	(0 to 0)	(0 to 0)	(0 to 0)	(0 to 0)	(0 to 0)	(0 to 0)	(0 to 0)	(0 to 0)	(0 to 0)	(0 to 0)	(0 to 0)	(0 to 0)	(0 to 0)	(0 to 0)	(0 to 0)	(0 to 0)	(0 to 0)	(0 to 0)	0
Upper respiratory infections	(1 to 9,4)	(1 to 2,4)	(0 to 1,7)	(774 to 2,240)	(623 to 2,530)	(771 to 3,040)	(1,270 to 4,730)	(763 to 3,400)	(710 to 3,120)	(689 to 2,990)	(561 to 1,870)	(483 to 1,490)	(366 to 1,210)	(328 to 1,060)	(274 to 891)	(229 to 690)	(179 to 538)	(113 to 327)	(67 to 204)	(33 to 107)	(14 to 52)	(4 to 23)	(0 to 1)	19,100
Otitis media	(0 to 0)	(0 to 0)	(0 to 0)	(0 to 0)	(0 to 0)	(0 to 0)	(0 to 0)	(0 to 0)	(0 to 0)	(0 to 0)	(0 to 0)	(0 to 0)	(0 to 0)	(0 to 0)	(0 to 0)	(0 to 0)	(0 to 0)	(0 to 0)	(0 to 0)	(0 to 0)	(0 to 0)	(0 to 0)	(0 to 0)	0
Otitis media	(0 to 0)	(0 to 0)	(0 to 0)	(0 to 0)	(0 to 0)	(0 to 0)	(0 to 0)	(0 to 0)	(0 to 0)	(0 to 0)	(0 to 0)	(0 to 0)	(0 to 0)	(0 to 0)	(0 to 0)	(0 to 0)	(0 to 0)	(0 to 0)	(0 to 0)	(0 to 0)	(0 to 0)	(0 to 0)	(0 to 0)	0
Enteric infections	4,270 (1,620 to 5,540)	1,750 (1,010 to 2,780)	39,490 (12,000 to 41,000)	39,490 (12,000 to 41,000)	39,490 (12,000 to 41,000)	22,000 (17,000 to 31,000)	21,000 (17,000 to 31,000)	29,000 (23,000 to 39,000)	18,000 (13,000 to 25,000)	14,000 (10,000 to 20,000)	14,000 (10,000 to 20,000)	12,000 (9,000 to 17,000)	13,000 (10,000 to 18,000)	22,000 (17,000 to 31,000)	28,000 (21,000 to 39,000)	40,000 (30,000 to 54,000)	53,000 (40,000 to 71,000)	52,000 (40,000 to 70,000)	47,000 (36,000 to 64,000)	47,000 (36,000 to 64,000)	27,000 (22,000 to 37,000)	8,700 (6,000 to 12,000)	2,000 (1,000 to 3,000)	419,000
Diarrheal diseases	4,270 (1,620 to 5,540)	1,750 (1,010 to 2,780)	39,100 (12,000 to 41,000)	39,000 (12,000 to 41,000)	39,000 (12,000 to 41,000)	16,000 (12,000 to 23,000)	16,000 (12,000 to 24,000)	17,000 (13,000 to 25,000)	14,000 (10,000 to 20,000)	10,000 (7,000 to 14,000)	10,000 (7,000 to 14,000)	10,000 (7,000 to 14,000)	10,000 (7,000 to 14,000)	10,000 (7,000 to 14,000)	23,000 (16,000 to 32,000)	39,000 (28,000 to 53,000)	52,000 (38,000 to 70,000)	52,000 (38,000 to 70,000)	47,000 (36,000 to 64,000)	47,000 (36,000 to 64,000)	27,000 (22,000 to 37,000)	8,000 (6,000 to 11,000)	2,000 (1,000 to 3,000)	398,000
Typhoid and paratyphoid	(0 to 0)	0 (0 to 0)	1,000 (0 to 1,000)	1,000 (0 to 1,000)	1,000 (0 to 1,000)	1,000 (0 to 1,000)	1,000 (0 to 1,000)	1,000 (0 to 1,000)	1,000 (0 to 1,000)	1,000 (0 to 1,000)	1,000 (0 to 1,000)	1,000 (0 to 1,000)	1,000 (0 to 1,000)	1,000 (0 to 1,000)	1,000 (0 to 1,000)	1,000 (0 to 1,000)	1,000 (0 to 1,000)	1,000 (0 to 1,000)	1,000 (0 to 1,000)	1,000 (0 to 1,000)	1,000 (0 to 1,000)	0 (0 to 0)	0 (0 to 0)	16,000
Typhoid fever	(0 to 0)	(0 to 0)	(0 to 0)	(0 to 0)	(0 to 0)	(0 to 0)	(0 to 0)	(0 to 0)	(0 to 0)	(0 to 0)	(0 to 0)	(0 to 0)	(0 to 0)	(0 to 0)	(0 to 0)	(0 to 0)	(0 to 0)	(0 to 0)	(0 to 0)	(0 to 0)	(0 to 0)	(0 to 0)	(0 to 0)	0
Paratyphoid fever	(0 to 0)	(0 to 0)	(0 to 0)	(0 to 0)	(0 to 0)	(0 to 0)	(0 to 0)	(0 to 0)	(0 to 0)	(0 to 0)	(0 to 0)	(0 to 0)	(0 to 0)	(0 to 0)	(0 to 0)	(0 to 0)	(0 to 0)	(0 to 0)	(0 to 0)	(0 to 0)	(0 to 0)	(0 to 0)	(0 to 0)	0
Invasive Non-typhoidal Salmonella (iNTS)	3,000 (1,000 to 4,000)	1,000 (0 to 2,000)	1,000 (0 to 2,000)	1,000 (0 to 2



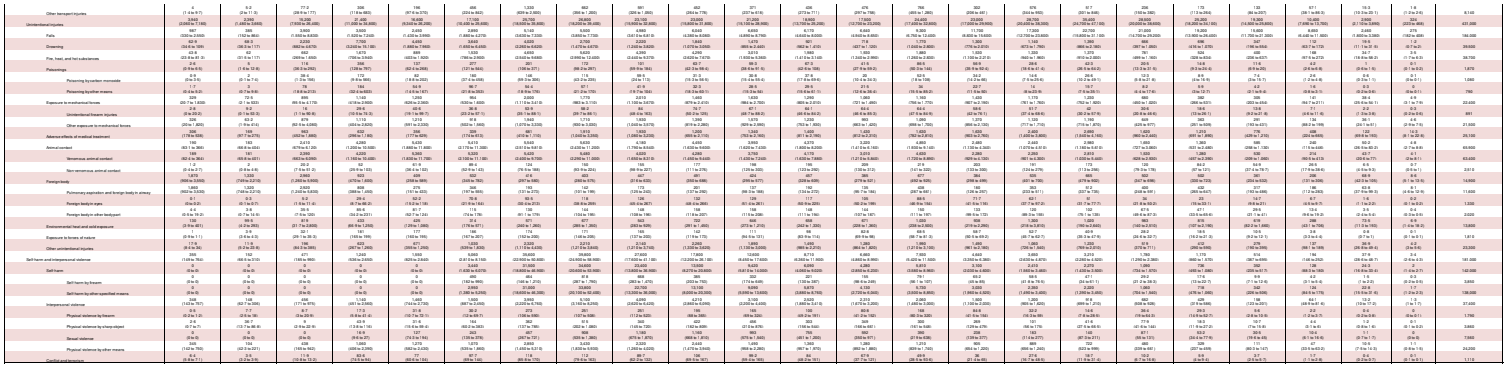

SA Table 2a: Punjab DA, 12 to cause and age group for females with 50% uncertainty intervals, 2019

Cause	Early Neonatal	Late Neonatal	Post Neonatal	1 to 4	5 to 9	10 to 14	15 to 19	20 to24	25 to29	30 to34	35 to39	40 to44	45 to49	50 to54	55 to59	60 to64	65 to69	70 to74	75 to79	80 to84	85 to89	90 to94	95 plus	Total
All causes	206,000 (192,000 to 222,000)	64,400 (59,900 to 69,000)	109,000 (423,100 to 79,500)	166,000 (154,000 to 178,000)	70,000 (66,000 to 75,000)	96,000 (89,000 to 103,000)	97,000 (90,000 to 104,000)	170,000 (157,000 to 183,000)	210,000 (194,000 to 227,000)	249,000 (230,000 to 268,000)	249,000 (231,000 to 268,000)	274,000 (253,000 to 295,000)	299,000 (276,000 to 322,000)	366,000 (338,000 to 394,000)	379,000 (350,000 to 409,000)	437,000 (404,000 to 471,000)	429,000 (396,000 to 463,000)	391,000 (361,000 to 422,000)	343,000 (316,000 to 371,000)	293,000 (270,000 to 317,000)	193,000 (177,000 to 209,000)	50,000 (46,000 to 54,000)	5,118 (4,729 to 5,539)	4,779,000
Communicable, maternal, neonatal, and nutritional diseases	186,000 (172,000 to 200,000)	48,900 (44,900 to 53,000)	49,000 (47,000 to 51,000)	49,400 (47,400 to 51,500)	36,700 (35,000 to 38,500)	41,700 (39,800 to 43,600)	39,800 (37,900 to 41,800)	53,000 (50,400 to 55,600)	41,700 (39,600 to 43,900)	43,800 (41,600 to 46,000)	43,800 (41,600 to 46,000)	37,700 (35,800 to 39,700)	32,200 (30,500 to 34,000)	34,700 (32,800 to 36,600)	34,700 (32,800 to 36,600)	37,300 (35,300 to 39,200)	32,000 (30,200 to 33,800)	27,500 (25,900 to 29,200)	27,500 (25,900 to 29,200)	26,700 (25,100 to 28,400)	13,000 (12,200 to 13,800)	3,190 (2,950 to 3,450)	992,000 (955,000 to 1,030,000)
HIV/AIDS and sexually transmitted infections	4666 to 8,310	21 to 1,460	4666 to 24119	663 to 2951	173 to 2271	893 to 2191	333 to 4930	7774 to 7,700	1,600 to 5,600	1,900 to 5,200	1,600 to 5,600	1,600 to 5,600	1,600 to 5,600	1,600 to 5,600	1,600 to 5,600	1,600 to 5,600	1,600 to 5,600	1,600 to 5,600	1,600 to 5,600	1,600 to 5,600	1,600 to 5,600	1,600 to 5,600	1,600 to 5,600	20,600
HIV/AIDS	0 (0 to 0)	0 (0 to 0)	0 (0 to 0)	0 (0 to 0)	0 (0 to 0)	0 (0 to 0)	0 (0 to 0)	0 (0 to 0)	0 (0 to 0)	0 (0 to 0)	0 (0 to 0)	0 (0 to 0)	0 (0 to 0)	0 (0 to 0)	0 (0 to 0)	0 (0 to 0)	0 (0 to 0)	0 (0 to 0)	0 (0 to 0)	0 (0 to 0)	0 (0 to 0)	0 (0 to 0)	0 (0 to 0)	0
HIV/AIDS - Drug-susceptible Tuberculosis	0 (0 to 0)	0 (0 to 0)	0 (0 to 0)	0 (0 to 0)	0 (0 to 0)	0 (0 to 0)	0 (0 to 0)	0 (0 to 0)	0 (0 to 0)	0 (0 to 0)	0 (0 to 0)	0 (0 to 0)	0 (0 to 0)	0 (0 to 0)	0 (0 to 0)	0 (0 to 0)	0 (0 to 0)	0 (0 to 0)	0 (0 to 0)	0 (0 to 0)	0 (0 to 0)	0 (0 to 0)	0 (0 to 0)	0
HIV/AIDS - Multidrug-resistant Tuberculosis without extensive drug resistance	0 (0 to 0)	11.1 (0 to 33.3)	2.6 (0 to 7.9)	2.1 (0 to 6.2)	2.3 (0 to 6.8)	6.6 (0 to 19.7)	6.6 (0 to 19.7)	1.6 (0 to 4.8)	1.6 (0 to 4.8)	0.8 (0 to 2.4)	0.8 (0 to 2.4)	0.8 (0 to 2.4)	0.8 (0 to 2.4)	0.8 (0 to 2.4)	0.8 (0 to 2.4)	0.8 (0 to 2.4)	0.8 (0 to 2.4)	0.8 (0 to 2.4)	0.8 (0 to 2.4)	0.8 (0 to 2.4)	0.8 (0 to 2.4)	0.8 (0 to 2.4)	239
HIV/AIDS - Extensively drug-resistant Tuberculosis	0 (0 to 0)	0 (0 to 0)	0 (0 to 0)	0 (0 to 0)	0 (0 to 0)	0 (0 to 0)	0 (0 to 0)	0 (0 to 0)	0 (0 to 0)	0 (0 to 0)	0 (0 to 0)	0 (0 to 0)	0 (0 to 0)	0 (0 to 0)	0 (0 to 0)	0 (0 to 0)	0 (0 to 0)	0 (0 to 0)	0 (0 to 0)	0 (0 to 0)	0 (0 to 0)	0 (0 to 0)	0 (0 to 0)	11.9
HIV/AIDS resulting in other diseases	0 (0 to 0)	0 (0 to 0)	208 (164 to 784)	77.8 (61.4 to 293)	2.6 (2.1 to 9.8)	2.6 (2.1 to 9.8)	2.6 (2.1 to 9.8)	2.6 (2.1 to 9.8)	2.6 (2.1 to 9.8)	2.6 (2.1 to 9.8)	2.6 (2.1 to 9.8)	2.6 (2.1 to 9.8)	2.6 (2.1 to 9.8)	2.6 (2.1 to 9.8)	2.6 (2.1 to 9.8)	2.6 (2.1 to 9.8)	2.6 (2.1 to 9.8)	2.6 (2.1 to 9.8)	2.6 (2.1 to 9.8)	2.6 (2.1 to 9.8)	2.6 (2.1 to 9.8)	2.6 (2.1 to 9.8)	9,660
Sexually transmitted infections, excluding HIV	4666 to 8,310	21 to 1,460	4666 to 24119	663 to 2951	173 to 2271	893 to 2191	333 to 4930	7774 to 7,700	1,600 to 5,600	1,900 to 5,200	1,600 to 5,600	1,600 to 5,600	1,600 to 5,600	1,600 to 5,600	1,600 to 5,600	1,600 to 5,600	1,600 to 5,600	1,600 to 5,600	1,600 to 5,600	1,600 to 5,600	1,600 to 5,600	1,600 to 5,600	1,600 to 5,600	9,070
Syphilis	2,703 (2,703 to 2,703)	758 (213 to 1,303)	1,223 (213 to 2,513)	157 (117 to 197)	21.2 (0 to 47.7)	0.9 (0 to 2.7)	9.5 (0 to 28.5)	7.5 (0 to 22.4)	22.7 (0 to 68.1)	22.7 (0 to 68.1)	22.7 (0 to 68.1)	24.0 (0 to 72.1)	9.5 (0 to 28.5)	11.5 (0 to 34.2)	11.5 (0 to 34.2)	23 (0 to 68.1)	11.5 (0 to 34.2)	2.6 (0 to 7.9)	2.6 (0 to 7.9)	0.8 (0 to 2.4)	0.8 (0 to 2.4)	0.8 (0 to 2.4)	4,840
Chlamydial infection	0 (0 to 0)	0 (0 to 0)	0 (0 to 0)	0 (0 to 0)	0 (0 to 0)	0 (0 to 0)	0 (0 to 0)	0 (0 to 0)	0 (0 to 0)	0 (0 to 0)	0 (0 to 0)	0 (0 to 0)	0 (0 to 0)	0 (0 to 0)	0 (0 to 0)	0 (0 to 0)	0 (0 to 0)	0 (0 to 0)	0 (0 to 0)	0 (0 to 0)	0 (0 to 0)	0 (0 to 0)	0 (0 to 0)	0
Gonococcal infection	0 (0 to 0)	0 (0 to 0)	0 (0 to 0)	0 (0 to 0)	0 (0 to 0)	0 (0 to 0)	0 (0 to 0)	0 (0 to 0)	0 (0 to 0)	0 (0 to 0)	0 (0 to 0)	0 (0 to 0)	0 (0 to 0)	0 (0 to 0)	0 (0 to 0)	0 (0 to 0)	0 (0 to 0)	0 (0 to 0)	0 (0 to 0)	0 (0 to 0)	0 (0 to 0)	0 (0 to 0)	0 (0 to 0)	0
Trichomoniasis	0 (0 to 0)	0 (0 to 0)	0 (0 to 0)	0 (0 to 0)	0 (0 to 0)	0 (0 to 0)	0 (0 to 0)	0 (0 to 0)	0 (0 to 0)	0 (0 to 0)	0 (0 to 0)	0 (0 to 0)	0 (0 to 0)	0 (0 to 0)	0 (0 to 0)	0 (0 to 0)	0 (0 to 0)	0 (0 to 0)	0 (0 to 0)	0 (0 to 0)	0 (0 to 0)	0 (0 to 0)	0 (0 to 0)	0
Genital herpes	0 (0 to 0)	0 (0 to 0)	0 (0 to 0)	0 (0 to 0)	0 (0 to 0)	0 (0 to 0)	0 (0 to 0)	0 (0 to 0)	0 (0 to 0)	0 (0 to 0)	0 (0 to 0)	0 (0 to 0)	0 (0 to 0)	0 (0 to 0)	0 (0 to 0)	0 (0 to 0)	0 (0 to 0)	0 (0 to 0)	0 (0 to 0)	0 (0 to 0)	0 (0 to 0)	0 (0 to 0)	0 (0 to 0)	0
Other sexually transmitted infections	1963 (1963 to 1963)	208 (0 to 416)	17.8 (0 to 53)	2.3 (0 to 6.9)	2.3 (0 to 6.9)	2.3 (0 to 6.9)	2.3 (0 to 6.9)	7.8 (0 to 23.3)	1.6 (0 to 4.8)	1.6 (0 to 4.8)	1.6 (0 to 4.8)	1.6 (0 to 4.8)	1.6 (0 to 4.8)	1.6 (0 to 4.8)	1.6 (0 to 4.8)	1.6 (0 to 4.8)	1.6 (0 to 4.8)	1.6 (0 to 4.8)	1.6 (0 to 4.8)	1.6 (0 to 4.8)	1.6 (0 to 4.8)	1.6 (0 to 4.8)	1,360
Respiratory infections and tuberculosis	8,653 (8,459 to 10,756)	7,743 (4,966 to 11,709)	28,756 (19,226 to 40,300)	11,666 (7,672 to 15,660)	5,786 (3,760 to 7,836)	3,993 (2,629 to 5,230)	5,745 (3,833 to 8,003)	6,972 (4,653 to 10,400)	8,265 (5,618 to 12,300)	8,982 (6,008 to 13,300)	8,673 (5,803 to 12,900)	10,100 (7,006 to 14,500)	8,269 (5,729 to 12,000)	10,700 (7,408 to 15,300)	10,700 (7,408 to 15,300)	10,700 (7,408 to 15,300)	10,700 (7,408 to 15,300)	10,700 (7,408 to 15,300)	10,700 (7,408 to 15,300)	10,700 (7,408 to 15,300)	4,030 (3,661 to 4,399)	1,240 (1,127 to 1,353)	269 (261 to 276)
Tuberculosis	0 (0 to 0)	1,419 (1,419 to 1,419)	981 (0 to 2,000)	1,030 (0 to 2,100)	1,116 (0 to 2,300)	3,966 (2,000 to 6,000)	4,966 (3,000 to 7,000)	6,366 (4,000 to 9,000)	8,266 (5,000 to 12,000)	8,266 (5,000 to 12,000)	8,266 (5,000 to 12,000)	7,210 (4,000 to 11,000)	6,048 (3,000 to 9,000)	6,748 (3,000 to 11,000)	6,748 (3,000 to 11,000)	6,748 (3,000 to 11,000)	6,748 (3,000 to 11,000)	6,138 (3,000 to 10,000)	6,138 (3,000 to 10,000)	5,760 (3,000 to 9,000)	1,990 (1,000 to 3,000)	573 (300 to 900)	30,6 (16,0 to 48,0)
Latent tuberculosis infection	0 (0 to 0)	0 (0 to 0)	0 (0 to 0)	0 (0 to 0)	0 (0 to 0)	0 (0 to 0)	0 (0 to 0)	0 (0 to 0)	0 (0 to 0)	0 (0 to 0)	0 (0 to 0)	0 (0 to 0)	0 (0 to 0)	0 (0 to 0)	0 (0 to 0)	0 (0 to 0)	0 (0 to 0)	0 (0 to 0)	0 (0 to 0)	0 (0 to 0)	0 (0 to 0)	0 (0 to 0)	0 (0 to 0)	0
Drug-susceptible tuberculosis	0 (0 to 0)	1,419 (1,419 to 1,419)	981 (0 to 2,000)	1,030 (0 to 2,100)	1,116 (0 to 2,300)	3,966 (2,000 to 6,000)	4,966 (3,000 to 7,000)	6,366 (4,000 to 9,000)	8,266 (5,000 to 12,000)	8,266 (5,000 to 12,000)	8,266 (5,000 to 12,000)	7,210 (4,000 to 11,000)	6,048 (3,000 to 9,000)	6,748 (3,000 to 11,000)	6,748 (3,000 to 11,000)	6,748 (3,000 to 11,000)	6,748 (3,000 to 11,000)	6,138 (3,000 to 10,000)	6,138 (3,000 to 10,000)	5,760 (3,000 to 9,000)	1,990 (1,000 to 3,000)	573 (300 to 900)	30,6 (16,0 to 48,0)
Multidrug-resistant tuberculosis without extensive drug resistance	0 (0 to 0)	0 (0 to 0)	0 (0 to 0)	0 (0 to 0)	0 (0 to 0)	0 (0 to 0)	0 (0 to 0)	0 (0 to 0)	0 (0 to 0)	0 (0 to 0)	0 (0 to 0)	0 (0 to 0)	0 (0 to 0)	0 (0 to 0)	0 (0 to 0)	0 (0 to 0)	0 (0 to 0)	0 (0 to 0)	0 (0 to 0)	0 (0 to 0)	0 (0 to 0)	0 (0 to 0)	0 (0 to 0)	0
Extensively drug-resistant tuberculosis	0 (0 to 0)	0 (0 to 0)	0 (0 to 0)	0 (0 to 0)	0 (0 to 0)	0 (0 to 0)	0 (0 to 0)	0 (0 to 0)	0 (0 to 0)	0 (0 to 0)	0 (0 to 0)	0 (0 to 0)	0 (0 to 0)	0 (0 to 0)	0 (0 to 0)	0 (0 to 0)	0 (0 to 0)	0 (0 to 0)	0 (0 to 0)	0 (0 to 0)	0 (0 to 0)	0 (0 to 0)	0 (0 to 0)	0
Acute lower respiratory infections	1,939 (1,939 to 1,939)	2,000 (1,939 to 2,061)	19,800 (9,400 to 36,000)	10,200 (7,400 to 13,000)	4,000 (2,900 to 5,200)	2,000 (1,400 to 2,600)	3,210 (2,300 to 4,200)	5,270 (3,800 to 7,000)	6,970 (4,900 to 9,600)	6,960 (4,900 to 9,600)	6,960 (4,900 to 9,600)	6,960 (4,900 to 9,600)	5,300 (3,700 to 7,300)	4,000 (2,800 to 5,500)	2,770 (1,900 to 3,800)	6,970 (4,900 to 9,600)	6,970 (4,900 to 9,600)	11,000 (7,700 to 15,000)	11,000 (7,700 to 15,000)	12,000 (8,400 to 16,000)	12,000 (8,400 to 16,000)	6,600 (4,600 to 9,100)	2,520 (1,800 to 3,400)	196,000
Diarrheal diseases	1,650 (999 to 2,770)	2,633 (1,169 to 4,990)	11,700 (6,338 to 19,000)	4,000 (2,170 to 6,320)	3,000 (2,000 to 4,200)	2,000 (1,400 to 2,800)	3,000 (2,000 to 4,200)	3,765 (1,765 to 6,300)	3,965 (2,000 to 6,600)	2,000 (1,000 to 3,300)	2,000 (1,000 to 3,300)	2,000 (1,000 to 3,300)	2,000 (1,000 to 3,300)	2,000 (1,000 to 3,300)	2,000 (1,000 to 3,300)	2,000 (1,000 to 3,300)	2,000 (1,000 to 3,300)	2,000 (1,000 to 3,300)	2,000 (1,000 to 3,300)	2,000 (1,000 to 3,300)	2,000 (1,000 to 3,300)	2,013 (1,006 to 3,019)	570 (285 to 855)	124,000
Typhoid and paratyphoid	0 (0 to 0)	29.6 (0 to 88.7)	1,290 (1,290 to 1,290)	13,200 (0 to 39,600)	8,040 (0 to 24,100)	5,770 (0 to 17,300)	3,200 (0 to 9,600)	2,340 (0 to 7,000)	980 (0 to 2,900)	970 (0 to 2,900)	980 (0 to 2,900)	920 (0 to 2,800)	920 (0 to 2,800)	920 (0 to 2,800)	920 (0 to 2,800)	920 (0 to 2,800)	920 (0 to 2,800)	920 (0 to 2,800)	920 (0 to 2,800)	920 (0 to 2,800)	920 (0 to 2,800)	459 (0 to 1,377)	0 (0 to 0)	43,000
Typhoid fever	0 (0 to 0)	29.6 (0 to 88.7)	1,290 (1,290 to 1,290)	13,200 (0 to 39,600)	8,040 (0 to 24,100)	5,770 (0 to 17,300)	3,200 (0 to 9,600)	2,340 (0 to 7,000)	980 (0 to 2,900)	970 (0 to 2,900)	980 (0 to 2,900)	920 (0 to 2,800)	920 (0 to 2,800)	920 (0 to 2,800)	920 (0 to 2,800)	920 (0 to 2,800)	920 (0 to 2,800)	920 (0 to 2,800)	920 (0 to 2,800)	920 (0 to 2,800)	920 (0 to 2,800)	459 (0 to 1,377)	0 (0 to 0)	43,000
Paratyphoid fever	0 (0 to 0)	0 (0 to 0)	0 (0 to 0)	0 (0 to 0)	0 (0 to 0)	0 (0 to 0)	0 (0 to 0)	0 (0 to 0)	0 (0 to 0)	0 (0 to 0)	0 (0 to 0)	0 (0 to 0)	0 (0 to 0)	0 (0 to 0)	0 (0 to 0)	0 (0 to 0)	0 (0 to 0)	0 (0 to 0)	0 (0 to 0)	0 (0 to 0)	0 (0 to 0)	0 (0 to 0)	0 (0 to 0)	0
Invasive Non-typhoidal Salmonella (iNTS)	0 (0 to 0)	0 (0 to 0)	560 (277 to 989)	140 (69 to 249)	100 (49 to 177)	65.1 (32 to 115)	174 (86 to 309)	355 (177 to 630)	355 (177 to 630)	355 (177 to 630)	355 (177 to 630)	215 (107 to 382)	247 (123 to 438)	247 (123 to 438)	247 (123 to 438)	222 (111 to 395)	222 (111 to 395)	222 (111 to 395)	222 (111 to 395)	222 (111 to 395)	222 (111 to 395)	111 (55 to 197)	30 (15 to 53)	5,532
Other intestinal infectious diseases	0 (0 to 0)	0 (0 to 0)	10.6 (0 to 31.7)	22.6 (1.1 to 67.8)	11.1 (1.1 to 33.3)	6.1 (0.6 to 18.2)	5.2 (0.5 to 15.6)	2.8 (0.3 to 8.4)	2.8 (0.3 to 8.4)	3.6 (0.4 to 10.7)	3.6 (0.4 to 10.7)	3.7 (0.4 to 11.1)	2.2 (0.2 to 6.6)	2.2 (0.2 to 6.6)	1.8 (0.2 to 5.4)	2.2 (0.2 to 6.6)	1.8 (0.2 to 5.4)	2.2 (0.2 to 6.6)	1.8 (0.2 to 5.4)	2.2 (0.2 to 6.6)	0.8 (0.1 to 2.4)	0.7 (0.1 to 2.1)	123
Neglected tropical diseases and malaria	0 (0 to 0)	0 (0 to 0)	0 (0 to 0)	0 (0 to 0)	0 (0 to 0)	0 (0 to 0)	0 (0 to 0)	0 (0 to 0)	0 (0 to 0)	0 (0 to 0)	0 (0 to 0)	0 (0 to 0)	0 (0 to 0)	0 (0 to 0)	0 (0 to 0)	0 (0 to 0)	0 (0 to 0)	0 (0 to 0)	0 (0 to 0)	0 (0 to 0)	0 (0 to 0)	0 (0 to 0)	0 (0 to 0)	0
Malaria	0 (0 to 0)	0 (0 to 0)	0 (0 to 0)	0 (0 to 0)	0 (0 to 0)	0 (0 to 0)	0 (0 to 0)	0 (0 to 0)	0 (0 to 0)	0 (0 to 0)	0 (0 to 0)	0 (0 to 0)	0 (0 to 0)	0 (0 to 0)	0 (0 to 0)	0 (0 to 0)	0 (0 to 0)	0 (0 to 0)	0 (0 to 0)	0 (0 to 0)	0 (0 to 0)	0 (0 to 0)	0 (0 to 0)	0
Chagas disease	0 (0 to 0)	0 (0 to 0)	0 (0 to 0)	0 (0 to 0)	0 (0 to 0)	0 (0 to 0)	0 (0 to 0)	0 (0 to 0)	0 (0 to 0)	0 (0 to 0)	0 (0 to 0)	0 (0 to 0)	0 (0 to 0)	0 (0 to 0)	0 (0 to 0)	0 (0 to 0)	0 (0 to 0)	0 (0 to 0)	0 (0 to 0)	0 (0 to 0)	0 (0 to 0)	0 (0 to 0)	0 (0 to 0)	0
Leishmaniasis	0 (0 to 0)	0 (0 to 0)	0 (0 to 0)	0 (0 to 0)	0 (0 to 0)	0 (0 to 0)	0 (0 to 0)	0 (0 to 0)	0 (0 to 0)	0 (0 to 0)	0 (0 to 0)	0 (0 to 0)	0 (0 to 0)	0 (0 to 0)	0 (0 to 0)	0 (0 to 0)	0 (0 to 0)	0 (0 to 0)	0 (0 to 0)	0 (0 to 0)	0 (0 to 0)	0 (0 to 0)	0 (0 to 0)	0
Visceral leishmaniasis	0 (0 to 0)	0 (0 to 0)	0 (0 to 0)	0 (0 to 0)	0 (0 to 0)	0 (0 to 0)	0 (0 to 0)	0 (0 to 0)	0 (0 to 0)	0 (0 to 0)	0 (0 to 0)	0 (0 to 0)	0 (0 to 0)	0 (0 to 0)	0 (0 to 0)	0 (0 to 0)	0 (0 to 0)	0 (0 to 0)	0 (0 to 0)	0 (0 to 0)	0 (0 to 0)	0 (0 to 0)	0 (0 to 0)	0
Cutaneous and mucocutaneous leishmaniasis	0 (0 to 0)	0 (0 to 0)	0 (0 to 0)	0 (0 to 0)	0 (0 to 0)	0 (0 to 0)	0 (0 to 0)	0 (0 to 0)	0 (0 to 0)	0 (0 to 0)	0 (0 to 0)	0 (0 to 0)	0 (0 to 0)	0 (0 to 0)	0 (0 to 0)	0 (0 to 0)	0 (0 to 0)	0 (0 to 0)	0 (0 to 0)	0 (0 to 0)	0 (0 to 0)	0 (0 to 0)	0 (0 to 0)	13.9
African trypanosomiasis	0 (0 to 0)	0 (0 to 0)	0 (0 to 0)	0 (0 to 0)	0 (0 to 0)	0 (0 to 0)	0 (0 to 0)	0 (0 to 0)	0 (0 to 0)	0 (0 to 0)	0 (0 to 0)	0 (0 to 0)	0 (0 to 0)	0 (0 to 0)	0 (0 to 0)	0 (0 to 0)	0 (0 to 0)	0 (0 to 0)	0 (0 to 0)	0 (0 to 0)	0 (0 to 0)	0 (0 to 0)	0 (0 to 0)	0
Schistosomiasis	0 (0 to 0)	0 (0 to 0)	0 (0 to 0)	0 (0 to 0)	0 (0 to 0)	0 (0 to 0)	0 (0 to 0)	0 (0 to 0)	0 (0 to 0)	0 (0 to 0)	0 (0 to 0)	0 (0 to 0)	0 (0 to 0)	0 (0 to 0)	0 (0 to 0)	0 (0 to 0)	0 (0 to 0)	0 (0 to 0)	0 (0 to 0)	0 (0 to 0)	0 (0 to 0)	0 (0 to 0)	0 (0 to 0)	0
Cysticercosis	0 (0 to 0)	0 (0 to 0)	0 (0 to 0)	4.9 (0 to 14.7)	6.5 (0 to 19.7)	4.6 (0 to 14)	4.6 (0 to 14)	2.7 (0 to 8.1)	2.7 (0 to 8.1)	2.7 (0 to 8.1)	2.7 (0 to 8.1)	2.7 (0 to 8.1)	2.7 (0 to 8.1)	2.7 (0 to 8.1)	2.7 (0 to 8.1)	2.7 (0 to 8.1)	2.7 (0 to 8.1)	2.7 (0 to 8.1)	2.7 (0 to 8.1)	2.7 (0 to 8.1)	2.7 (0 to 8.1)	2.7 (0 to 8.1)	4,660
Cystic echinococcosis	0 (0 to 0)	0 (0 to 0)	3.6 (0 to 10.8)	4.9 (0.1 to 14.8)	2.3 (0.1 to 6.9)	1.4 (0.1 to 4.2)	7.1 (0.7 to 21.2)	5.7 (0.6 to 17)	2.3 (0.2 to 6.7)	1.1 (0.1 to 3.4)	1.1 (0.1 to 3.4)	1.1 (0.1 to 3.4)	1.4 (0.1 to 4.2)	2.2 (0.2 to 6.6)	1.8 (0.2 to 5.4)	1.8 (0.2 to 5.4)	1.8 (0.2 to 5.4)	1.8 (0.2 to 5.4)	1.8 (0.2 to 5.4)	1.8 (0.2 to 5.4)	0.8 (0.1 to 2.4)	0.7 (0.1 to 2.1)	164
Lymphatic filariasis	0 (0 to 0)	0 (0 to 0)	0 (0 to 0)	0 (0 to 0)	0 (0 to 0)	0 (0 to 0)	0 (0 to 0)	0 (0 to 0)	0 (0 to 0)	0 (0 to 0)	0 (0 to 0)	0 (0 to 0)	0 (0 to 0)	0 (0 to 0)	0 (0 to 0)	0 (0 to 0)	0 (0 to 0)	0 (0 to 0)	0 (0 to 0)	0 (0 to 0)	0 (0 to 0)	0 (0 to 0)	0 (0 to 0)	0
Onchocerciasis	0 (0 to 0)	0 (0 to 0)	0 (0 to 0)	0 (0 to 0)	0 (0 to 0)	0 (0 to 0)	0 (0 to 0)	0 (0 to 0)	0 (0 to 0)	0 (0 to 0)	0 (0 to 0)	0 (0 to 0)	0 (0 to 0)	0 (0 to 0)	0 (0 to 0)	0 (0 to 0)	0 (0 to 0)	0 (0 to 0)	0 (0 to 0)	0 (0 to 0)	0 (0 to 0)	0 (0 to 0)	0 (0 to 0)	0
Trachoma	0 (0 to 0)	0 (0 to 0)	0 (0 to 0)	0 (0 to 0)	0 (0 to 0)	0 (0 to 0)	0 (0 to 0)	0 (0 to 0)	0 (0 to 0)	0 (0 to 0)	0 (0 to 0)	0 (0 to 0)	0 (0 to 0)	0 (0 to 0)	0 (0 to 0)	0 (0 to 0)	0 (0 to 0)	0 (0 to 0)	0 (0 to 0)	0 (0 to 0)	0 (0 to 0)	0 (0 to 0)	0 (0 to 0)	0
Dengue	76.4 (0 to 229)	200 (30.3 to 369)	378 (71.1 to 1,080)	499 (94.1 to 1,420)	499 (94.1 to 1,420)	499 (94.1 to 1,420)	619 (94.1 to 1,420)	493 (93.6 to 1,400)	477 (87.6 to 1,370)	493 (93.6 to 1,400)	493 (93.6 to 1,400)	372 (71.2 to 1,040)	423 (81.1 to 1,170)	379 (72.6 to 1,060)	379 (72.6 to 1,060)	493 (93.6 to 1,400)	349 (77.6 to 1,290)	295 (65.6 to 1,090)	249 (55.4 to 923)	266 (59.2 to 986)	121 (26.9 to 450)	19.8 (4.4 to 73.5)	6.2 (1.1 to 36.7)
Yellow fever	0 (0 to 0)	0 (0 to 0)	0 (0 to 0)	0 (0 to 0)	0 (0 to 0)	0 (0 to 0)	0 (0 to 0)	0 (0 to 0)	0 (0 to 0)	0 (0 to 0)	0 (0 to 0)	0 (0 to 0)	0 (0 to 0)	0 (0 to 0)	0 (0 to 0)	0 (0 to 0)	0 (0 to 0)	0 (0 to 0)	0 (0 to 0)	0 (0 to 0)	0 (0 to 0)	0 (0 to 0)	0 (0 to 0)	0
Rabies	0 (0 to 0)	0 (0 to 0)	0 (0 to 0)	0 (0 to 0)	0 (0 to 0)	0 (0 to 0)	0 (0 to 0)	0 (0 to 0)	0 (0 to 0)	0 (0 to 0)	0 (0 to 0)	0 (0 to 0)	0 (0 to 0)	0 (0 to 0)	0 (0 to 0)	0 (0 to 0)	0 (0 to 0)	0 (0 to 0)	0 (0 to 0)	0 (0 to 0)	0 (0 to 0)	0 (0 to 0)	0 (0 to 0)	0
Intestinal nematode infections	0 (0 to 0)	8.6 (0 to 25.7)	1,100 (79.4 to 3,577)	1,100 (77.1 to 3,556)	1,100 (77.1 to 3,556)	1,100 (77.1 to 3,556)	1,100 (77.1 to 3,556)	1,100 (77.1 to 3,556)	1,100 (77.1 to 3,556)	1,100 (77.1 to 3,556)	1,100 (77.1 to 3,556)	1,100 (77.1 to 3,556)	1,100 (77.1 to 3,556)	1,100 (77.1 to 3,556)	1,100 (77.1 to 3,556)	1,100 (77.1 to 3,556)	1,100 (77.1 to 3,556)	1,100 (77.1 to 3,556)	1,100 (77.1 to 3,556)	1,100 (77.1 to 3,556)	1,100 (77.1 to 3,556)	1,100 (77.1 to 3,556)	2,500
Ascariasis	0 (0 to 0)	0 (0 to 0)	0 (0 to 0)	0 (0 to 0)	0 (0 to 0)	0 (0 to 0)	0 (0 to 0)	0 (0 to 0)	0 (0 to 0)	0 (0 to 0)	0 (0 to 0)	0 (0 to 0)	0 (0 to 0)	0 (0 to 0)	0 (0 to 0)	0 (0 to 0)	0 (0 to 0)	0 (0 to 0)	0 (0 to 0)	0 (0 to 0)	0 (0 to 0)	0 (0 to 0)	0 (0 to 0)	0
Trichuriasis	0 (0 to 0)	0 (0 to 0)	0 (0 to 0)	0 (0 to 0)	0 (0 to 0)	0 (0 to 0)	0 (0 to 0)	0 (0 to 0)	0 (0 to 0)	0 (0 to 0)	0 (0 to 0)	0 (0 to 0)	0 (0 to 0)	0 (0 to 0)	0 (0 to 0)	0 (0 to 0)	0 (0 to 0)	0 (0 to 0)	0 (0 to 0)	0 (0 to 0)	0 (0 to 0)	0 (0 to 0)	0 (0 to 0)	0
Hookworm disease	0 (0 to 0)	0 (0 to 0)	18.4 (0 to 55.1)	48.8 (7.4 to 146)	48.8 (7.4 to 146)	50.1 (7.4 to 150)	252 (37.4 to 755)	126 (18.7 to 378)	126 (18.7 to 378)	156 (23.1 to 467)	156 (23.1 to 467)	63.7 (9.5 to 191)	19.6 (2.9 to 58.8)	13.2 (1.9 to 39.6)	12.4 (1.8 to 37.2)	11.6 (1.7 to 34.8)	9.9 (1.5 to 29.7)	6.4 (1.1 to 19.2)	4.1 (0.7 to 12.4)	2.1 (0.4 to 6.2)	0.8 (0.2 to 2.5)	0.2 (0.1 to 0.6)	666
Food-borne trematodiases	0 (0 to 0)	0 (0 to 0)	0 (0 to 0)	0 (0 to 0)	0 (0 to 0)	0 (0 to 0)	0 (0 to 0)	0 (0 to 0)	0 (0 to 0)	0 (0 to 0)	0 (0 to 0)	0 (0 to 0)	0 (0 to 0)	0 (0 to 0)	0 (0 to 0)	0 (0 to 0)	0 (0 to 0)	0 (0 to 0)	0 (0 to 0)	0 (0 to 0)	0 (0 to 0)	0 (0 to 0)	0 (0 to 0)	0
Leprosy	0 (0 to 0)	0 (0 to 0)	0 (0 to 0)	0 (0 to 0)	0 (0 to 0)	2.1 (0 to 6.1)	2.1 (0 to 6.2)	2.1 (0 to 6.3)	4.7 (0 to 13.9)	6.6 (0 to 19.4)	6.6 (0 to 19.4)	6.6 (0 to 19.4)	6.6 (0 to 19.4)	6.6 (0 to 19.4)	6.6 (0 to 19.4)	6.6 (0 to 19.4)	6.6 (0 to 19.4)	6.6 (0 to 19.4)	6.6 (0 to 19.4)	6.6 (0 to 19.4)	2.2 (0 to 6.5)	1.1 (0 to 3.4)	70.3
Ebola	0 (0 to 0)	0 (0 to 0)	0 (0 to 0)	0 (0 to 0)	0 (0 to 0)	0 (0 to 0)	0 (0 to 0)	0 (0 to 0)	0 (0 to 0)	0 (0 to 0)	0 (0 to 0)	0 (0 to 0)	0 (0 to 0)	0 (0 to 0)	0 (0 to 0)	0 (



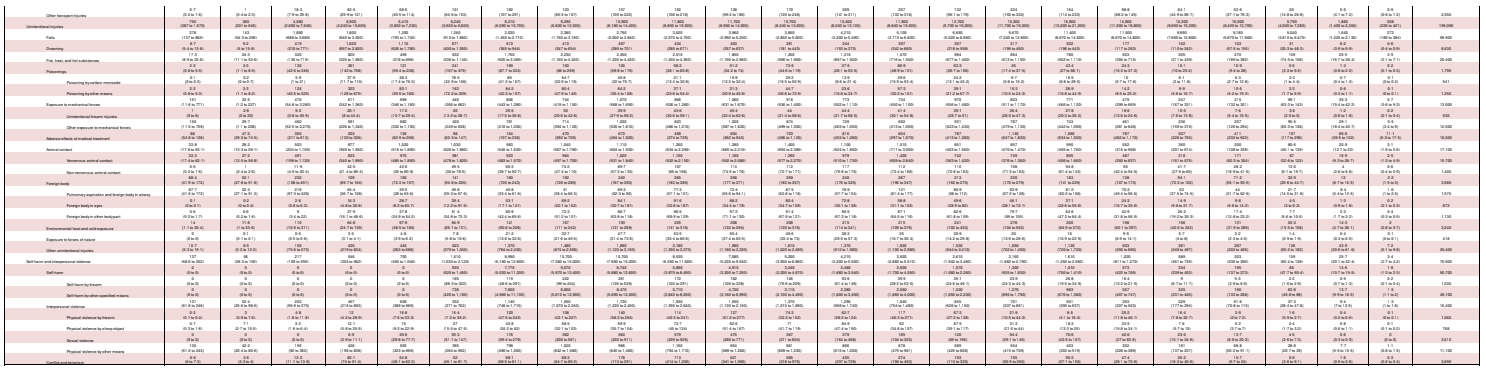

SR Table 2b: Albania DALYS by cause and age group for females with 95% uncertainty intervals, 2019

Cause	Early Neonatal	Late Neonatal	Post-Neonatal	1 to 4	5 to 9	10 to 14	15 to 19	20 to 24	25 to 29	30 to 34	35 to 39	40 to 44	45 to 49	50 to 54	55 to 59	60 to 64	65 to 69	70 to 74	75 to 79	80 to 84	85 to 89	90 to 94	95 plus	Total
All causes	5,120 (3,890 to 7,490)	3,960 (1,660 to 6,270)	2,280 (1,240 to 3,490)	17,660 (6,990 to 13,800)	6,470 (3,810 to 9,440)	6,190 (3,980 to 9,180)	8,320 (6,470 to 10,400)	11,600 (9,050 to 14,600)	13,200 (9,360 to 16,900)	11,900 (8,290 to 14,900)	12,200 (9,330 to 15,300)	13,900 (10,200 to 17,300)	17,600 (13,900 to 21,900)	21,500 (17,000 to 26,000)	25,300 (20,000 to 31,000)	29,500 (23,700 to 35,900)	29,600 (23,700 to 35,900)	30,900 (24,100 to 37,500)	32,100 (24,900 to 39,100)	31,700 (24,300 to 39,200)	27,100 (19,900 to 35,600)	17,100 (11,100 to 25,100)	8,300 (3,180 to 15,900)	3,240 (2,060 to 5,070)	344,000
Communicable, maternal, neonatal, and nutritional diseases	3,770 (2,660 to 5,600)	1,230 (650 to 1,790)	591 (256 to 1,770)	3,750 (2,060 to 5,330)	1,130 (507 to 1,660)	933 (490 to 1,370)	960 (510 to 1,420)	1,040 (578 to 1,590)	1,200 (679 to 1,790)	842 (529 to 1,190)	902 (569 to 1,270)	970 (614 to 1,330)	1,200 (764 to 1,630)	1,610 (1,020 to 2,190)	1,900 (1,220 to 2,570)	2,100 (1,370 to 2,850)	1,900 (1,210 to 2,560)	1,900 (1,210 to 2,560)	1,900 (1,210 to 2,560)	1,900 (1,210 to 2,560)	1,900 (1,210 to 2,560)	1,900 (1,210 to 2,560)	1,900 (1,210 to 2,560)	1,900 (1,210 to 2,560)	23,900
HIV/AIDS and sexually transmitted infections	99.1 (74 to 136)	19.3 (9.5 to 37.9)	19.2 (4.6 to 39.9)	4 (2.5 to 6.9)	2.6 (1.5 to 3.9)	1.8 (1.1 to 2.6)	9.2 (6.1 to 14.4)	19.9 (9.7 to 29.8)	29.3 (14.5 to 41)	28.6 (16.4 to 40.6)	28.2 (16.9 to 42.2)	29 (14.8 to 44.4)	20.1 (11 to 31.7)	17 (8.3 to 32.6)	10.2 (4.9 to 27.4)	9.6 (4.9 to 19.1)	6.6 (2.3 to 13.6)	4.6 (2.2 to 9.2)	3.2 (1.6 to 6.3)	2.5 (1.4 to 4.3)	1.1 (0.6 to 1.9)	0.4 (0.2 to 0.7)	0.1 (0.1 to 0.2)	310
HIV/AIDS	0 (0 to 0)	0 (0 to 0)	1.9 (0 to 5.2)	2.3 (1.7 to 2.9)	1.2 (0.8 to 1.6)	0.6 (0.4 to 0.8)	0.9 (0.7 to 1.1)	1 (0.8 to 1.3)	2.3 (1.8 to 2.7)	2.1 (1.6 to 2.7)	1.9 (1.3 to 2.5)	1.4 (1 to 1.8)	0.9 (0.7 to 1.1)	0.6 (0.4 to 0.8)	0.4 (0.3 to 0.6)	0.4 (0.3 to 0.6)	0.3 (0.1 to 1.4)	0.1 (0 to 0.4)	0 (0 to 0.1)	0 (0 to 0.1)	0 (0 to 0.1)	0 (0 to 0.1)	0 (0 to 0.1)	0 (0 to 0.1)	19.6
HIV/AIDS - Drug-susceptible Tuberculosis	0 (0 to 0)	0 (0 to 0)	0 (0 to 0)	0.6 (0.4 to 0.8)	0.3 (0.2 to 0.5)	0.2 (0.1 to 0.3)	0.2 (0.2 to 0.3)	0.3 (0.2 to 0.4)	0.6 (0.4 to 0.7)	0.5 (0.4 to 0.7)	0.5 (0.3 to 0.6)	0.4 (0.2 to 0.5)	0.2 (0.2 to 0.3)	0.2 (0.1 to 0.2)	0.1 (0 to 0.2)	0.1 (0 to 0.2)	0.1 (0 to 0.2)	0 (0 to 0.1)	0 (0 to 0.1)	0 (0 to 0.1)	0 (0 to 0.1)	0 (0 to 0.1)	0 (0 to 0.1)	0 (0 to 0.1)	5
HIV/AIDS - Multidrug-resistant Tuberculosis without extensive drug resistance	0 (0 to 0)	0 (0 to 0)	0 (0 to 0)	0 (0 to 0)	0 (0 to 0)	0 (0 to 0)	0 (0 to 0)	0 (0 to 0)	0 (0 to 0)	0 (0 to 0)	0 (0 to 0)	0 (0 to 0)	0 (0 to 0)	0 (0 to 0)	0 (0 to 0)	0 (0 to 0)	0 (0 to 0)	0 (0 to 0)	0 (0 to 0)	0 (0 to 0)	0 (0 to 0)	0 (0 to 0)	0 (0 to 0)	0 (0 to 0)	0.1
HIV/AIDS - Extensively drug-resistant Tuberculosis	0 (0 to 0)	0 (0 to 0)	0 (0 to 0)	0 (0 to 0)	0 (0 to 0)	0 (0 to 0)	0 (0 to 0)	0 (0 to 0)	0 (0 to 0)	0 (0 to 0)	0 (0 to 0)	0 (0 to 0)	0 (0 to 0)	0 (0 to 0)	0 (0 to 0)	0 (0 to 0)	0 (0 to 0)	0 (0 to 0)	0 (0 to 0)	0 (0 to 0)	0 (0 to 0)	0 (0 to 0)	0 (0 to 0)	0 (0 to 0)	0
HIV/AIDS resulting in other diseases	0 (0 to 0)	0 (0 to 0)	1.7 (0.9 to 3.9)	1.7 (1.1 to 2.4)	0.9 (0.6 to 1.3)	0.7 (0.5 to 1.1)	0.7 (0.4 to 1.1)	0.7 (0.4 to 1.1)	1.7 (1.1 to 2.4)	1.5 (1 to 2.2)	1.4 (0.9 to 1.9)	1 (0.7 to 1.4)	0.7 (0.4 to 1)	0.4 (0.2 to 0.6)	0.3 (0.2 to 0.4)	0.3 (0.1 to 0.4)	0.2 (0.1 to 0.4)	0.1 (0 to 0.1)	0 (0 to 0.1)	0 (0 to 0.1)	0 (0 to 0.1)	0 (0 to 0.1)	0 (0 to 0.1)	0 (0 to 0.1)	10.6
Sexually transmitted infections excluding HIV	99.1 (74 to 136)	19.3 (9.5 to 37.9)	17.2 (4.6 to 36.9)	1.6 (0.8 to 3.1)	1.4 (0.8 to 2.1)	1.2 (0.7 to 1.8)	8.2 (5.1 to 12.9)	18.9 (9.1 to 28.7)	27.1 (13.4 to 39.1)	26.5 (15.2 to 38.5)	26.8 (16.1 to 40.2)	27.9 (14.1 to 42.6)	19.4 (10.6 to 30.6)	16.4 (8 to 31.7)	9.8 (4.7 to 26.4)	9.2 (4.7 to 18.4)	6.4 (2.2 to 13.1)	4.4 (2.1 to 8.8)	3.1 (1.5 to 6.1)	2.4 (1.4 to 4.1)	1.1 (0.6 to 1.8)	0.4 (0.2 to 0.7)	0.1 (0 to 0.2)	292
Syphilis	0 (0 to 0)	0 (0 to 0)	0 (0 to 0)	0 (0 to 0)	0 (0 to 0)	0 (0 to 0)	0 (0 to 0)	0 (0 to 0)	0 (0 to 0)	0 (0 to 0)	0 (0 to 0)	0 (0 to 0)	0 (0 to 0)	0 (0 to 0)	0 (0 to 0)	0 (0 to 0)	0 (0 to 0)	0 (0 to 0)	0 (0 to 0)	0 (0 to 0)	0 (0 to 0)	0 (0 to 0)	0 (0 to 0)	0 (0 to 0)	0
Chlamydial infection	0 (0 to 0)	0 (0 to 0)	0 (0 to 0)	0 (0 to 0)	0 (0 to 0)	0 (0 to 0)	0.2 (0 to 0.5)	1.1 (0.6 to 1.7)	2.4 (1.4 to 3.7)	1.8 (1 to 2.7)	2.5 (1.7 to 3.7)	3.9 (1.7 to 7.2)	3.1 (1.7 to 5.1)	2.1 (1.1 to 4)	1.1 (0.6 to 2)	0.7 (0.3 to 1.5)	0.3 (0.1 to 0.7)	0.1 (0 to 0.3)	0.1 (0 to 0.2)	0 (0 to 0.1)	0 (0 to 0.2)	0 (0 to 0.1)	0 (0 to 0.1)	0 (0 to 0.1)	22.9
Gonococcal infection	0 (0 to 0)	0 (0 to 0)	0 (0 to 0)	0 (0 to 0)	0 (0 to 0)	0 (0 to 0)	0.2 (0 to 0.5)	1 (0.6 to 1.7)	1 (0.6 to 1.7)	1.3 (0.7 to 2)	0.9 (0.6 to 1.6)	1.1 (0.7 to 2)	0.6 (0.4 to 1.1)	0.3 (0.2 to 0.5)	0.2 (0.1 to 0.3)	0.2 (0.1 to 0.3)	0.1 (0 to 0.2)	0.1 (0 to 0.2)	0 (0 to 0.1)	0 (0 to 0.1)	0 (0 to 0.1)	0 (0 to 0.1)	0 (0 to 0.1)	0 (0 to 0.1)	9.8
Trichomoniasis	0 (0 to 0)	0 (0 to 0)	0 (0 to 0)	0 (0 to 0)	0.1 (0 to 0.2)	0.1 (0 to 0.2)	0.1 (0 to 0.2)	0.3 (0.1 to 0.5)	0.3 (0.1 to 0.5)	0.3 (0.2 to 0.5)	0.4 (0.2 to 0.6)	0.6 (0.3 to 1)	0.6 (0.3 to 1)	0.7 (0.3 to 1.4)	0.5 (0.2 to 1.2)	0.5 (0.2 to 1.2)	0.3 (0.1 to 0.7)	0.2 (0.1 to 0.7)	0.1 (0 to 0.4)	0.1 (0 to 0.2)	0 (0 to 0.2)	0 (0 to 0.1)	0 (0 to 0.1)	0 (0 to 0.1)	77.7
Genital herpes	0 (0 to 0)	0 (0 to 0)	0 (0 to 0)	0 (0 to 0)	0 (0 to 0)	0 (0 to 0)	0 (0 to 0)	0 (0 to 0)	0 (0 to 0)	0 (0 to 0)	0 (0 to 0)	0 (0 to 0)	0 (0 to 0)	0 (0 to 0)	0 (0 to 0)	0 (0 to 0)	0 (0 to 0)	0 (0 to 0)	0 (0 to 0)	0 (0 to 0)	0 (0 to 0)	0 (0 to 0)	0 (0 to 0)	0 (0 to 0)	0
Other sexually transmitted infections	0 (0 to 0)	0 (0 to 0)	0 (0 to 0)	0 (0 to 0)	0 (0 to 0)	0.2 (0.2 to 0.5)	2.1 (1.3 to 3.3)	4.9 (2.1 to 8.2)	6.5 (1.9 to 10.1)	5.6 (1.9 to 9.3)	7.1 (2.4 to 12)	9.5 (2.6 to 17.1)	7.5 (2.6 to 13.7)	5.4 (2.6 to 9.3)	3.4 (1.7 to 7)	2.6 (1.3 to 5.4)	1.7 (0.6 to 4.2)	0.9 (0.3 to 2.7)	0.5 (0.2 to 1.6)	0.3 (0.1 to 0.9)	0.1 (0.1 to 0.3)	0 (0 to 0.1)	0 (0 to 0.1)	0 (0 to 0.1)	98.6
Respiratory infections and tuberculosis	277 (77.9 to 286)	1,190 (104 to 303)	1,020 (666 to 2,040)	2,280 (1,400 to 3,060)	299 (162 to 302)	159 (120 to 213)	216 (161 to 274)	335 (135 to 394)	384 (80 to 526)	284 (76 to 379)	289 (74 to 392)	299 (86 to 393)	364 (90 to 501)	396 (98 to 513)	417 (113 to 546)	444 (127 to 577)	440 (127 to 577)	440 (127 to 577)	440 (127 to 577)	440 (127 to 577)	440 (127 to 577)	440 (127 to 577)	440 (127 to 577)	440 (127 to 577)	6,670
Tuberculosis	0 (0 to 0)	0 (0 to 0)	0.2 (0.1 to 0.3)	0.4 (0.3 to 0.6)	0.4 (0.3 to 0.6)	0.4 (0.3 to 0.6)	0.7 (0.4 to 1)	0.7 (0.4 to 1)	1.1 (0.6 to 1.6)	0.9 (0.5 to 1.3)	1.1 (0.7 to 1.6)	1.3 (0.7 to 1.9)	1.1 (0.6 to 1.6)	0.9 (0.5 to 1.4)	0.7 (0.4 to 1.1)	0.6 (0.3 to 1)	0.5 (0.2 to 0.8)	0.4 (0.2 to 0.7)	0.3 (0.1 to 0.6)	0.2 (0.1 to 0.5)	0.1 (0.1 to 0.3)	0.1 (0 to 0.2)	0.1 (0 to 0.2)	0.7 (0.4 to 1)	117
Latent tuberculosis infection	0 (0 to 0)	0 (0 to 0)	0 (0 to 0)	0 (0 to 0)	0 (0 to 0)	0 (0 to 0)	0 (0 to 0)	0 (0 to 0)	0 (0 to 0)	0 (0 to 0)	0 (0 to 0)	0 (0 to 0)	0 (0 to 0)	0 (0 to 0)	0 (0 to 0)	0 (0 to 0)	0 (0 to 0)	0 (0 to 0)	0 (0 to 0)	0 (0 to 0)	0 (0 to 0)	0 (0 to 0)	0 (0 to 0)	0 (0 to 0)	0
Active tuberculosis	277 (77.9 to 286)	1,190 (104 to 303)	1,020 (666 to 2,040)	2,280 (1,400 to 3,060)	299 (162 to 302)	159 (120 to 213)	216 (161 to 274)	335 (135 to 394)	384 (80 to 526)	284 (76 to 379)	289 (74 to 392)	299 (86 to 393)	364 (90 to 501)	396 (98 to 513)	417 (113 to 546)	444 (127 to 577)	440 (127 to 577)	440 (127 to 577)	440 (127 to 577)	440 (127 to 577)	440 (127 to 577)	440 (127 to 577)	440 (127 to 577)	440 (127 to 577)	6,670
Drug-susceptible Tuberculosis	0.2 (0.1 to 0.3)	9.9 (0.9 to 25)	8.4 (5.5 to 16.8)	18.8 (11.5 to 25.2)	2.5 (1.3 to 2.5)	1.3 (1 to 1.8)	1.8 (1.3 to 2.3)	2.8 (1.1 to 3.2)	3.2 (0.7 to 4.3)	2.3 (0.6 to 3.1)	2.4 (0.6 to 3.2)	2.5 (0.7 to 3.2)	3 (0.7 to 4.2)	3.3 (0.8 to 4.3)	3.4 (0.9 to 4.5)	3.7 (1 to 4.8)	3.6 (1 to 4.8)	3.6 (1 to 4.8)	3.6 (1 to 4.8)	3.6 (1 to 4.8)	3.6 (1 to 4.8)	3.6 (1 to 4.8)	3.6 (1 to 4.8)	3.6 (1 to 4.8)	55
Multidrug-resistant tuberculosis without extensive drug resistance	0 (0 to 0)	0 (0 to 0)	0 (0 to 0)	0.1 (0 to 0.3)	0.1 (0 to 0.3)	0.1 (0 to 0.3





Benign prostatic hyperplasia	0 (0 to 0)	0 (0 to 0)	0 (0 to 0)

All Table 2a. Rakeshan DALYS by cause and age group for females with 95% uncertainty intervals, 2019

Cause	Early Neonatal	Late Neonatal	Post Neonatal	1 to 5	6 to 9	10 to 14	15 to 19	20 to 24	25 to 29	30 to 34	35 to 39	40 to 44	45 to 49	50 to 54	55 to 59	60 to 64	65 to 69	70 to 74	75 to 79	80 to 84	85 to 89	90 to 94	95 plus	Total
All causes	2,480,000 (1,150,000 to 3,560,000)	598,000 (260,000 to 939,000)	696,000 (329,000 to 1,060,000)	934,000 (412,000 to 1,450,000)	656,000 (270,000 to 1,030,000)	499,000 (209,000 to 831,000)	664,000 (264,000 to 1,060,000)	827,000 (320,000 to 1,350,000)	703,000 (261,000 to 1,150,000)	644,000 (234,000 to 1,060,000)	626,000 (224,000 to 1,060,000)	653,000 (230,000 to 1,090,000)	643,000 (224,000 to 1,080,000)	642,000 (222,000 to 1,080,000)	644,000 (222,000 to 1,080,000)	617,000 (211,000 to 1,040,000)	703,000 (237,000 to 1,200,000)	685,000 (227,000 to 1,180,000)	667,000 (217,000 to 1,150,000)	627,000 (202,000 to 1,090,000)	553,000 (177,000 to 967,000)	353,000 (113,000 to 627,000)	76,000 (23,000 to 140,000)	12,800 (11,600 to 13,900)	13,400,000
Communicable, maternal, neonatal, and nutritional diseases	1,270,000 (1,060,000 to 1,480,000)	311,000 (257,000 to 365,000)	168,000 (137,000 to 200,000)	396,000 (322,000 to 470,000)	269,000 (217,000 to 321,000)	263,000 (212,000 to 314,000)	269,000 (214,000 to 324,000)	288,000 (227,000 to 350,000)	238,000 (187,000 to 290,000)	179,000 (139,000 to 220,000)	161,000 (124,000 to 200,000)	141,000 (107,000 to 176,000)	130,000 (98,000 to 163,000)	119,000 (89,000 to 150,000)	113,000 (84,000 to 144,000)	97,100 (72,000 to 124,000)	113,000 (83,000 to 145,000)	97,000 (71,000 to 124,000)	84,000 (61,000 to 109,000)	69,000 (50,000 to 90,000)	47,000 (34,000 to 61,000)	17,100 (12,000 to 22,000)	3,178 (2,800 to 3,560)	5,390,000
HIV/AIDS and sexually transmitted infections	13,922 to 29,000	2,170 (992 to 7,380)	6,460 (3,300 to 12,600)	622 (350 to 1,010)	344 (186 to 1,470)	777 (371 to 1,310)	1,310 (1,230 to 2,800)	4,450 (2,960 to 6,860)	6,200 (4,450 to 11,800)	7,290 (5,630 to 15,300)	9,000 (6,920 to 19,300)	9,260 (7,200 to 19,800)	9,260 (7,200 to 19,800)	9,260 (7,200 to 19,800)	9,260 (7,200 to 19,800)	8,740 (6,800 to 18,700)	9,260 (7,200 to 19,800)	8,740 (6,800 to 18,700)	8,740 (6,800 to 18,700)	8,740 (6,800 to 18,700)	8,740 (6,800 to 18,700)	8,740 (6,800 to 18,700)	2,180 (1,700 to 4,670)	2,180 (1,700 to 4,670)	69,700
HIV/AIDS	13,922 to 29,000	2,170 (992 to 7,380)	6,460 (3,300 to 12,600)	622 (350 to 1,010)	344 (186 to 1,470)	777 (371 to 1,310)	1,310 (1,230 to 2,800)	4,450 (2,960 to 6,860)	6,200 (4,450 to 11,800)	7,290 (5,630 to 15,300)	9,000 (6,920 to 19,300)	9,260 (7,200 to 19,800)	9,260 (7,200 to 19,800)	9,260 (7,200 to 19,800)	9,260 (7,200 to 19,800)	8,740 (6,800 to 18,700)	9,260 (7,200 to 19,800)	8,740 (6,800 to 18,700)	8,740 (6,800 to 18,700)	8,740 (6,800 to 18,700)	8,740 (6,800 to 18,700)	8,740 (6,800 to 18,700)	2,180 (1,700 to 4,670)	2,180 (1,700 to 4,670)	69,700
HIV/AIDS - Drug-susceptible Tuberculosis	0 (0 to 0)	0 (0 to 0)	0 (0 to 0)	0 (0 to 0)	0 (0 to 0)	0 (0 to 0)	0 (0 to 0)	0 (0 to 0)	0 (0 to 0)	0 (0 to 0)	0 (0 to 0)	0 (0 to 0)	0 (0 to 0)	0 (0 to 0)	0 (0 to 0)	0 (0 to 0)	0 (0 to 0)	0 (0 to 0)	0 (0 to 0)	0 (0 to 0)	0 (0 to 0)	0 (0 to 0)	0 (0 to 0)	0 (0 to 0)	0
HIV/AIDS - Multidrug resistant Tuberculosis without extensive drug resistance	0 (0 to 0)	0 (0 to 0)	0 (0 to 0)	0 (0 to 0)	0 (0 to 0)	0 (0 to 0)	0 (0 to 0)	0 (0 to 0)	0 (0 to 0)	0 (0 to 0)	0 (0 to 0)	0 (0 to 0)	0 (0 to 0)	0 (0 to 0)	0 (0 to 0)	0 (0 to 0)	0 (0 to 0)	0 (0 to 0)	0 (0 to 0)	0 (0 to 0)	0 (0 to 0)	0 (0 to 0)	0 (0 to 0)	0 (0 to 0)	0
HIV/AIDS - Extensively drug-resistant Tuberculosis	0 (0 to 0)	0 (0 to 0)	0 (0 to 0)	0 (0 to 0)	0 (0 to 0)	0 (0 to 0)	0 (0 to 0)	0 (0 to 0)	0 (0 to 0)	0 (0 to 0)	0 (0 to 0)	0 (0 to 0)	0 (0 to 0)	0 (0 to 0)	0 (0 to 0)	0 (0 to 0)	0 (0 to 0)	0 (0 to 0)	0 (0 to 0)	0 (0 to 0)	0 (0 to 0)	0 (0 to 0)	0 (0 to 0)	0 (0 to 0)	103
HIV/AIDS resulting in other diseases	0 (0 to 0.2)	0 (0 to 0)	0 (0 to 0)	0 (0 to 0)	0 (0 to 0)	0 (0 to 0)	0 (0 to 0)	0 (0 to 0)	0 (0 to 0)	0 (0 to 0)	0 (0 to 0)	0 (0 to 0)	0 (0 to 0)	0 (0 to 0)	0 (0 to 0)	0 (0 to 0)	0 (0 to 0)	0 (0 to 0)	0 (0 to 0)	0 (0 to 0)	0 (0 to 0)	0 (0 to 0)	0 (0 to 0)	0 (0 to 0)	19,800
Sexually transmitted infections, excluding HIV	2,520 (1,540 to 4,000)	3,170 (1,560 to 5,000)	4,870 (2,770 to 7,280)	122 (79 to 188)	73.0 (39.7 to 132)	113 (71.7 to 181)	89 (59.9 to 213)	91.2 (59.7 to 182)	77 (51.7 to 157)	61 (41 to 125)	53 (35.2 to 109)	47 (31.4 to 97.2)	43 (28.7 to 89.2)	39 (26.1 to 80.9)	37 (24.7 to 76.5)	32 (21.4 to 66.5)	37 (24.6 to 76.4)	32 (21.2 to 66.1)	29 (19.4 to 60.1)	24 (16.2 to 50.2)	18 (12.1 to 37.5)	5.7 (3.8 to 11.8)	0.7 (0.5 to 1.5)	20,900
Chlamydial infection	0 (0 to 0)	0 (0 to 0)	0 (0 to 0)	0 (0 to 0)	0 (0 to 0)	0 (0 to 0)	0 (0 to 0)	0 (0 to 0)	0 (0 to 0)	0 (0 to 0)	0 (0 to 0)	0 (0 to 0)	0 (0 to 0)	0 (0 to 0)	0 (0 to 0)	0 (0 to 0)	0 (0 to 0)	0 (0 to 0)	0 (0 to 0)	0 (0 to 0)	0 (0 to 0)	0 (0 to 0)	0 (0 to 0)	0 (0 to 0)	1,800
Gonococcal infection	0 (0 to 0)	0 (0 to 0)	0 (0 to 0)	0 (0 to 0)	0 (0 to 0)	0 (0 to 0)	0 (0 to 0)	0 (0 to 0)	0 (0 to 0)	0 (0 to 0)	0 (0 to 0)	0 (0 to 0)	0 (0 to 0)	0 (0 to 0)	0 (0 to 0)	0 (0 to 0)	0 (0 to 0)	0 (0 to 0)	0 (0 to 0)	0 (0 to 0)	0 (0 to 0)	0 (0 to 0)	0 (0 to 0)	0 (0 to 0)	3,890
Trichomoniasis	0 (0 to 0)	0 (0 to 0)	0 (0 to 0)	0 (0 to 0)	0 (0 to 0)	0 (0 to 0)	0 (0 to 0)	0 (0 to 0)	0 (0 to 0)	0 (0 to 0)	0 (0 to 0)	0 (0 to 0)	0 (0 to 0)	0 (0 to 0)	0 (0 to 0)	0 (0 to 0)	0 (0 to 0)	0 (0 to 0)	0 (0 to 0)	0 (0 to 0)	0 (0 to 0)	0 (0 to 0)	0 (0 to 0)	0 (0 to 0)	0
Genital herpes	0 (0 to 0)	0 (0 to 0)	0 (0 to 0)	0 (0 to 0)	0 (0 to 0)	0 (0 to 0)	0 (0 to 0)	0 (0 to 0)	0 (0 to 0)	0 (0 to 0)	0 (0 to 0)	0 (0 to 0)	0 (0 to 0)	0 (0 to 0)	0 (0 to 0)	0 (0 to 0)	0 (0 to 0)	0 (0 to 0)	0 (0 to 0)	0 (0 to 0)	0 (0 to 0)	0 (0 to 0)	0 (0 to 0)	0 (0 to 0)	0
Other sexually transmitted infections	2,520 (1,540 to 4,000)	3,170 (1,560 to 5,000)	4,870 (2,770 to 7,280)	122 (79 to 188)	73.0 (39.7 to 132)	113 (71.7 to 181)	89 (59.9 to 213)	91.2 (59.7 to 182)	77 (51.7 to 157)	61 (41 to 125)	53 (35.2 to 109)	47 (31.4 to 97.2)	43 (28.7 to 89.2)	39 (26.1 to 80.9)	37 (24.7 to 76.5)	32 (21.4 to 66.5)	37 (24.6 to 76.4)	32 (21.2 to 66.1)	29 (19.4 to 60.1)	24 (16.2 to 50.2)	18 (12.1 to 37.5)	5.7 (3.8 to 11.8)	0.7 (0.5 to 1.5)	20,900
Respiratory infections and tuberculosis	292,000 (72,000 to 583,000)	106,000 (69,000 to 159,000)	51,000 (31,000 to 83,000)	112,000 (67,000 to 169,000)	39,700 (26,700 to 58,700)	29,900 (21,100 to 40,000)	40,000 (28,700 to 55,000)	56,700 (39,000 to 78,000)	54,600 (37,000 to 75,000)	51,200 (35,000 to 69,000)	44,100 (30,000 to 60,000)	52,600 (35,000 to 72,000)	50,000 (33,000 to 69,000)	50,300 (33,000 to 69,000)	49,600 (32,000 to 68,000)	47,000 (30,000 to 65,000)	55,000 (35,000 to 77,000)	53,000 (34,000 to 73,000)	51,000 (32,000 to 71,000)	47,000 (30,000 to 66,000)	41,000 (26,000 to 57,000)	27,000 (17,000 to 38,000)	5,820 (3,700 to 8,010)	761 (480 to 1,050)	1,470,000
Tuberculosis	0.4 (0.3 to 0.6)	0.4 (0.3 to 0.7)	9,850 (7,110 to 13,400)	7,130 (5,140 to 9,710)	9,290 (6,710 to 12,600)	22,850 (16,500 to 31,000)	41,200 (29,800 to 55,900)	43,600 (31,500 to 59,200)	41,400 (29,900 to 56,200)	37,200 (26,900 to 50,500)	41,500 (30,000 to 56,300)	39,000 (28,200 to 53,000)	34,600 (25,000 to 47,000)	29,600 (21,400 to 40,200)	24,600 (17,800 to 33,400)	20,200 (14,600 to 27,400)	19,800 (14,300 to 26,900)	14,900 (10,800 to 20,200)	11,300 (8,200 to 15,300)	8,070 (5,840 to 10,900)	1,830 (1,320 to 2,480)	176 (127 to 239)	29.7 (21.5 to 40.3)	454,000
Latent tuberculosis infection	0 (0 to 0)	0 (0 to 0)	0 (0 to 0)	0 (0 to 0)	0 (0 to 0)	0 (0 to 0)	0 (0 to 0)	0 (0 to 0)	0 (0 to 0)	0 (0 to 0)	0 (0 to 0)	0 (0 to 0)	0 (0 to 0)	0 (0 to 0)	0 (0 to 0)	0 (0 to 0)	0 (0 to 0)	0 (0 to 0)	0 (0 to 0)	0 (0 to 0)	0 (0 to 0)	0 (0 to 0)	0 (0 to 0)	0 (0 to 0)	0
Active tuberculosis	0.4 (0.3 to 0.6)	0.4 (0.3 to 0.7)	9,850 (7,110 to 13,400)	7,130 (5,140 to 9,710)	9,290 (6,710 to 12,600)	22,850 (16,500 to 31,000)	41,200 (29,800 to 55,900)	43,600 (31,500 to 59,200)	41,400 (29,900 to 56,200)	37,200 (26,900 to 50,500)	41,500 (30,000 to 56,300)	39,000 (28,200 to 53,000)	34,600 (25,000 to 47,000)	29,600 (21,400 to 40,200)	24,600 (17,800 to 33,400)	20,200 (14,600 to 27,400)	19,800 (14,300 to 26,900)	14,900 (10,800 to 20,200)	11,300 (8,200 to 15,300)	8,070 (5,840 to 10,900)	1,830 (1,320 to 2,480)	176 (127 to 239)	29.7 (21.5 to 40.3)	454,000
Multidrug-resistant tuberculosis without extensive drug resistance	0 (0 to 0)	0 (0 to 0)	0 (0 to 0)	0 (0 to 0)	0 (0 to 0)	0 (0 to 0)	0 (0 to 0)	0 (0 to 0)	0 (0 to 0)	0 (0 to 0)	0 (0 to 0)	0 (0 to 0)	0 (0 to 0)	0 (0 to 0)	0 (0 to 0)	0 (0 to 0)	0 (0 to 0)	0 (0 to 0)	0 (0 to 0)	0 (0 to 0)	0 (0 to 0)	0 (0 to 0)	0 (0 to 0)	0 (0 to 0)	0
Extensively drug-resistant tuberculosis	0 (0 to 0)	0 (0 to 0)	0 (0 to 0)	0 (0 to 0)	0 (0 to 0)	0 (0 to 0)	0 (0 to 0)	0 (0 to 0)	0 (0 to 0)	0 (0 to 0)	0 (0 to 0)	0 (0 to 0)	0 (0 to 0)	0 (0 to 0)	0 (0 to 0)	0 (0 to 0)	0 (0 to 0)	0 (0 to 0)	0 (0 to 0)	0 (0 to 0)	0 (0 to 0)	0 (0 to 0)	0 (0 to 0)	0 (0 to 0)	0
Lower respiratory infections	259,000 (69,000 to 520,000)	104,000 (68,000 to 156,000)	34,000 (20,000 to 55,000)	97,800 (57,000 to 150,000)	35,000 (23,000 to 52,000)	15,900 (11,000 to 22,000)	17,000 (12,000 to 23,000)	13,000 (9,000 to 18,000)	8,600 (6,000 to 12,000)	6,000 (4,000 to 8,000)	4,000 (3,000 to 6,000)	3,000 (2,000 to 4,000)	2,000 (1,000 to 3,000)	1,000 (1,000 to 2,000)	1,000 (1,000 to 2,000)	1,000 (1,000 to 2,000)	1,000 (1,000 to 2,000)	1,000 (1,000 to 2,000)	1,000 (1,000 to 2,000)	1,000 (1,000 to 2,000)	1,000 (1,000 to 2,000)	1,000 (1,000 to 2,000)	1,000 (1,000 to 2,000)	974,000
Upper respiratory infections	33,000 (2.9 to 219)	2,180 (0.8 to 7.6)	2,000 (0.6 to 7.2)	2,000 (1,600 to 2,700)	2,000 (1,600 to 2,700)	2,000 (1,600 to 2,700)	2,000 (1,400 to 2,600)	2,000 (1,200 to 3,200)	2,000 (1,000 to 3,200)	2,000 (1,000 to 3,200)	2,000 (1,000 to 3,200)	2,000 (727 to 2,500)	2,000 (764 to 1,800)	2,000 (960 to 1,400)	2,000 (970 to 1,200)	2,000 (967 to 971)	2,000 (721 to 1,000)	2,000 (719 to 1,000)	2,000 (719 to 1,000)	2,000 (719 to 1,000)	2,000 (719 to 1,000)	2,000 (719 to 1,000)	2,000 (719 to 1,000)	2,000 (719 to 1,000)	1,870
Otitis media	0 (0 to 0.1)	0 (0 to 0)	0 (0 to 0)	0 (0 to 0)	0 (0 to 0)	0 (0 to 0)	0 (0 to 0)	0 (0 to 0)	0 (0 to 0)	0 (0 to 0)	0 (0 to 0)	0 (0 to 0)	0 (0 to 0)	0 (0 to 0)	0 (0 to 0)	0 (0 to 0)	0 (0 to 0)	0 (0 to 0)	0 (0 to 0)	0 (0 to 0)	0 (0 to 0)	0 (0 to 0)	0 (0 to 0)	0 (0 to 0)	0
Sinusitis	8,000 (3,340 to 19,000)	1,000 (1,110 to 25,200)	1,000 (1,110 to 25,200)	10,000 (4,440 to 24,000)	10,000 (4,440 to 24,000)	10,000 (4,440 to 24,000)	10,000 (4,440 to 24,000)	79,000 (43,000 to 127,000)	109,000 (63,000 to 163,000)	109,000 (63,000 to 163,000)	109,000 (63,000 to 163,000)	114,000 (63,000 to 163,000)	114,000 (63,000 to 163,000)	114,000 (63,000 to 163,000)	114,000 (63,000 to 163,000)	114,000 (63,000 to 163,000)	114,000 (63,000 to 163,000)	114,000 (63,000 to 163,000)	114,000 (63,000 to 163,000)	114,000 (63,000 to 163,000)	114,000 (63,000 to 163,000)	114,000 (63,000 to 163,000)	114,000 (63,000 to 163,000)	114,000 (63,000 to 163,000)	1,140,000
Otitis interna	0 (0 to 0.1)	0 (0 to 0)	0 (0 to 0)	0 (0 to 0)	0 (0 to 0)	0 (0 to 0)	0 (0 to 0)	0 (0 to 0)	0 (0 to 0)	0 (0 to 0)	0 (0 to 0)	0 (0 to 0)	0 (0 to 0)	0 (0 to 0)	0 (0 to 0)	0 (0 to 0)	0 (0 to 0)	0 (0 to 0)	0 (0 to 0)	0 (0 to 0)	0 (0 to 0)	0 (0 to 0)	0 (0 to 0)	0 (0 to 0)	0
Digestive infections	1,000 (0.3 to 2.1)	1,000 (0.4 to 2.1)	1,000 (0.4 to 2.1)	1,000 (0.4



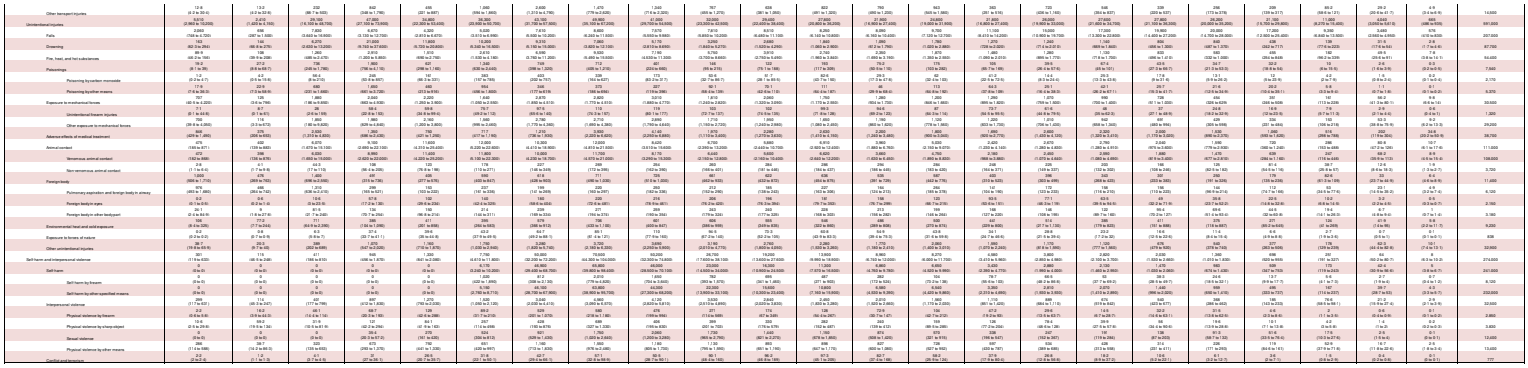

SR Table 2b: Sikkim DALYs by cause and age group for females with 95% uncertainty intervals, 2019

Cause	Early Neonatal	Late Neonatal	Post Neonatal	1 to 4	5 to 9	10 to 14	15 to 19	20 to 24	25 to 29	30 to 34	35 to 39	40 to 44	45 to 49	50 to 54	55 to 59	60 to 64	65 to 69	70 to 74	75 to 79	80 to 84	85 plus	Total
All causes	22,902 (21,192 to 24,520)	5,490 (5,041 to 5,960)	7,460 (6,660 to 8,360)	11,400 (10,140 to 12,840)	5,940 (5,260 to 6,720)	5,040 (4,470 to 5,690)	5,040 (4,500 to 5,710)	5,040 (4,510 to 5,710)	5,040 (4,500 to 5,690)	5,040 (4,500 to 5,690)	5,040 (4,500 to 5,690)	5,040 (4,500 to 5,690)	5,040 (4,500 to 5,690)	5,040 (4,500 to 5,690)	5,040 (4,500 to 5,690)	5,040 (4,500 to 5,690)	5,040 (4,500 to 5,690)	5,040 (4,500 to 5,690)	5,040 (4,500 to 5,690)	5,040 (4,500 to 5,690)	5,040 (4,500 to 5,690)	75,700
Communicable, maternal, neonatal, and nutritional diseases	22,902 (21,192 to 24,520)	5,490 (5,041 to 5,960)	7,460 (6,660 to 8,360)	11,400 (10,140 to 12,840)	5,940 (5,260 to 6,720)	5,040 (4,470 to 5,690)	5,040 (4,500 to 5,710)	5,040 (4,510 to 5,710)	5,040 (4,500 to 5,690)	5,040 (4,500 to 5,690)	5,040 (4,500 to 5,690)	5,040 (4,500 to 5,690)	5,040 (4,500 to 5,690)	5,040 (4,500 to 5,690)	5,040 (4,500 to 5,690)	5,040 (4,500 to 5,690)	5,040 (4,500 to 5,690)	5,040 (4,500 to 5,690)	5,040 (4,500 to 5,690)	5,040 (4,500 to 5,690)	5,040 (4,500 to 5,690)	17,600
HIV/AIDS and sexually transmitted infections	51 (44.6 to 119)	11.9 (3.4 to 28.1)	16.4 (5.2 to 36.9)	1 (0.4 to 2)	0.9 (0.4 to 2.1)	0.9 (0.5 to 1.9)	4.1 (2.3 to 8.6)	7.9 (4.9 to 13.2)	13.9 (8.1 to 23)	18.6 (11.2 to 29.9)	18.4 (11.2 to 28.7)	16.9 (10.4 to 26.9)	8.6 (4.9 to 15.3)	3.5 (2.2 to 6.4)	3.1 (1.9 to 5.5)	1.7 (0.9 to 3)	1.2 (0.6 to 2.2)	0.7 (0.4 to 1.4)	0.3 (0.1 to 0.6)	0.1 (0 to 0.3)	0 (0 to 0)	199
HIV/AIDS	0 (0 to 0)	0 (0 to 0)	0 (0 to 0)	0 (0 to 0)	0 (0 to 0)	0 (0 to 0)	2 (0.7 to 6.7)	7 (3.5 to 13)	13 (6.9 to 24)	18 (9.6 to 33.2)	18 (9.6 to 32.2)	16 (8.5 to 29.6)	8 (4.1 to 15.1)	3 (1.6 to 7.1)	2 (0.9 to 4.8)	1 (0.4 to 2.3)	0 (0.2 to 1.3)	0 (0.1 to 0.6)	0 (0 to 0.2)	0 (0 to 0.1)	0 (0 to 0)	31.5
HIV/AIDS - Drug-susceptible Tuberculosis	0 (0 to 0)	0 (0 to 0)	0 (0 to 0)	0 (0 to 0)	0 (0 to 0)	0 (0 to 0)	0 (0 to 0)	0 (0 to 0)	0 (0 to 0)	0 (0 to 0)	0 (0 to 0)	0 (0 to 0)	0 (0 to 0)	0 (0 to 0)	0 (0 to 0)	0 (0 to 0)	0 (0 to 0)	0 (0 to 0)	0 (0 to 0)	0 (0 to 0)	0 (0 to 0)	0 (0 to 0)	0
HIV/AIDS - Multidrug-resistant Tuberculosis without extensive dr...	0 (0 to 0)	0 (0 to 0)	0 (0 to 0)	0 (0 to 0)	0 (0 to 0)	0 (0 to 0)	0 (0 to 0)	0 (0 to 0)	0 (0 to 0)	0 (0 to 0)	0 (0 to 0)	0 (0 to 0)	0 (0 to 0)	0 (0 to 0)	0 (0 to 0)	0 (0 to 0)	0 (0 to 0)	0 (0 to 0)	0 (0 to 0)	0 (0 to 0)	0 (0 to 0)	0 (0 to 0)	0
HIV/AIDS - Extensively drug-resistant Tuberculosis	0 (0 to 0)	0 (0 to 0)	0 (0 to 0)	0 (0 to 0)	0 (0 to 0)	0 (0 to 0)	0 (0 to 0)	0 (0 to 0)	0 (0 to 0)	0 (0 to 0)	0 (0 to 0)	0 (0 to 0)	0 (0 to 0)	0 (0 to 0)	0 (0 to 0)	0 (0 to 0)	0 (0 to 0)	0 (0 to 0)	0 (0 to 0)	0 (0 to 0)	0 (0 to 0)	0 (0 to 0)	0
HIV/AIDS resulting in other diseases	0 (0 to 0)	0 (0 to 0)	0 (0 to 0)	0 (0 to 0)	0 (0 to 0)	0 (0 to 0)	1 (0.4 to 3.6)	1 (0.6 to 2.5)	2 (0.9 to 5.1)	2 (0.9 to 5.1)	2 (0.9 to 5.1)	2 (0.9 to 5.1)	1 (0.4 to 2.5)	0 (0.2 to 1.3)	0 (0.2 to 0.7)	0 (0.1 to 0.2)	0 (0 to 0.1)	0 (0 to 0.1)	0 (0 to 0)	0 (0 to 0)	0 (0 to 0)	0 (0 to 0)	0
Sexually transmitted infections excluding HIV	51 (44.6 to 119)	11.9 (3.4 to 28.1)	16.4 (5.2 to 36.9)	1 (0.4 to 2)	0.9 (0.4 to 2.1)	0.9 (0.5 to 1.9)	2 (0.2 to 6.7)	0.2 (0.1 to 0.4)	0.2 (0.1 to 0.4)	0.2 (0.1 to 0.4)	0.2 (0.1 to 0.4)	0.2 (0.1 to 0.4)	0.2 (0.1 to 0.4)	0.2 (0.1 to 0.4)	0.2 (0.1 to 0.4)	0.2 (0.1 to 0.4)	0.2 (0.1 to 0.4)	0.2 (0.1 to 0.4)	0.2 (0.1 to 0.4)	0.2 (0.1 to 0.4)	0.2 (0.1 to 0.4)	0
Syphilis	51 (44.6 to 119)	11.9 (3.4 to 28.1)	16.4 (5.2 to 36.9)	1 (0.4 to 2)	0.9 (0.4 to 2.1)	0.9 (0.5 to 1.9)	2 (0.2 to 6.7)	0.2 (0.1 to 0.4)	0.2 (0.1 to 0.4)	0.2 (0.1 to 0.4)	0.2 (0.1 to 0.4)	0.2 (0.1 to 0.4)	0.2 (0.1 to 0.4)	0.2 (0.1 to 0.4)	0.2 (0.1 to 0.4)	0.2 (0.1 to 0.4)	0.2 (0.1 to 0.4)	0.2 (0.1 to 0.4)	0.2 (0.1 to 0.4)	0.2 (0.1 to 0.4)	0.2 (0.1 to 0.4)	83.3
Chlamydial infection	0 (0 to 0)	0 (0 to 0)	0 (0 to 0)	0 (0 to 0)	0 (0 to 0)	0 (0 to 0)	0 (0 to 0)	0 (0 to 0)	0 (0 to 0)	0 (0 to 0)	0 (0 to 0)	0 (0 to 0)	0 (0 to 0)	0 (0 to 0)	0 (0 to 0)	0 (0 to 0)	0 (0 to 0)	0 (0 to 0)	0 (0 to 0)	0 (0 to 0)	0 (0 to 0)	0 (0 to 0)	0
Gonococcal infection	0 (0 to 0)	0 (0 to 0)	0 (0 to 0)	0 (0 to 0)	0 (0 to 0)	0 (0 to 0)	0 (0 to 0)	0 (0 to 0)	0 (0 to 0)	0 (0 to 0)	0 (0 to 0)	0 (0 to 0)	0 (0 to 0)	0 (0 to 0)	0 (0 to 0)	0 (0 to 0)	0 (0 to 0)	0 (0 to 0)	0 (0 to 0)	0 (0 to 0)	0 (0 to 0)	0 (0 to 0)	12.8
Trichomoniasis	0 (0 to 0)	0 (0 to 0)	0 (0 to 0)	0 (0 to 0)	0 (0 to 0)	0 (0 to 0)	0 (0 to 0)	0 (0 to 0)	0 (0 to 0)	0 (0 to 0)	0 (0 to 0)	0 (0 to 0)	0 (0 to 0)	0 (0 to 0)	0 (0 to 0)	0 (0 to 0)	0 (0 to 0)	0 (0 to 0)	0 (0 to 0)	0 (0 to 0)	0 (0 to 0)	0 (0 to 0)	15.3
Genital herpes	0 (0 to 0)	0 (0 to 0)	0 (0 to 0)	0 (0 to 0)	0 (0 to 0)	0 (0 to 0)	0 (0 to 0)	0 (0 to 0)	0 (0 to 0)	0 (0 to 0)	0 (0 to 0)	0 (0 to 0)	0 (0 to 0)	0 (0 to 0)	0 (0 to 0)	0 (0 to 0)	0 (0 to 0)	0 (0 to 0)	0 (0 to 0)	0 (0 to 0)	0 (0 to 0)	0 (0 to 0)	6.5
Other sexually transmitted infections	0 (0 to 0)	0 (0 to 0)	0 (0 to 0)	0 (0 to 0)	0 (0 to 0)	0 (0 to 0)	0 (0 to 0)	0 (0 to 0)	0 (0 to 0)	0 (0 to 0)	0 (0 to 0)	0 (0 to 0)	0 (0 to 0)	0 (0 to 0)	0 (0 to 0)	0 (0 to 0)	0 (0 to 0)	0 (0 to 0)	0 (0 to 0)	0 (0 to 0)	0 (0 to 0)	0 (0 to 0)	31.9
Respiratory infections and tuberculosis	382 (221 to 599)	244 (152 to 358)	564 (346 to 827)	273 (166 to 390)	164 (104 to 215)	84.2 (54.2 to 116)	67 (43 to 93)	104 (67 to 150)	124 (79 to 174)	139 (89 to 201)	162 (102 to 234)	202 (132 to 288)	243 (143 to 350)	252 (153 to 374)	252 (167 to 367)	249 (166 to 339)	241 (159 to 332)	233 (157 to 322)	220 (149 to 316)	203 (137 to 297)	170 (109 to 253)	5,570
Tuberculosis	22 (13.1 to 36.2)	20.1 (11.9 to 32.5)	27.9 (16.1 to 45.1)	32.6 (19.1 to 49.5)	29.1 (21.5 to 40.9)	46.4 (41.9 to 100)	55 (49.2 to 150)	77 (76.6 to 170)	107 (107 to 225)	145 (95.2 to 208)	156 (90.1 to 205)	139 (73.5 to 182)	109 (49.1 to 157)	74 (25.2 to 116)	55 (17.5 to 84.2)	41 (13.1 to 67.3)	35 (11.5 to 58.6)	29 (10.2 to 49.2)	24 (8.6 to 41.2)	19 (6.7 to 32.7)	14 (4.9 to 24.1)	1,930
Latent tuberculosis infection	0 (0 to 0)	0 (0 to 0)	0 (0 to 0)	0 (0 to 0)	0 (0 to 0)	0 (0 to 0)	0 (0 to 0)	0 (0 to 0)	0 (0 to 0)	0 (0 to 0)	0 (0 to 0)	0 (0 to 0)	0 (0 to 0)	0 (0 to 0)	0 (0 to 0)	0 (0 to 0)	0 (0 to 0)	0 (0 to 0)	0 (0 to 0)	0 (0 to 0)	0 (0 to 0)	0 (0 to 0)	0
Drug-susceptible tuberculosis	0 (0 to 0)	0 (0 to 0)	0 (0 to 0)	0 (0 to 0)	0 (0 to 0)	0 (0 to 0)	0 (0 to 0)	0 (0 to 0)	0 (0 to 0)	0 (0 to 0)	0 (0 to 0)	0 (0 to 0)	0 (0 to 0)	0 (0 to 0)	0 (0 to 0)	0 (0 to 0)	0 (0 to 0)	0 (0 to 0)	0 (0 to 0)	0 (0 to 0)	0 (0 to 0)	0 (0 to 0)	0
Multidrug-resistant tuberculosis without extensive drug resistance	0 (0 to 0)	0 (0 to 0)	0 (0 to 0)	0 (0 to 0)	0 (0 to 0)	0 (0 to 0)	0 (0 to 0)	0 (0 to 0)	0 (0 to 0)	0 (0 to 0)	0 (0 to 0)	0 (0 to 0)	0 (0 to 0)	0 (0 to 0)	0 (0 to 0)	0 (0 to 0)	0 (0 to 0)	0 (0 to 0)	0 (0 to 0)	0 (0 to 0)	0 (0 to 0)	0 (0 to 0)	0
Extensively drug-resistant tuberculosis	0 (0 to 0)	0 (0 to 0)	0 (0 to 0)	0 (0 to 0)	0 (0 to 0)	0 (0 to 0)	0 (0 to 0)	0 (0 to 0)	0 (0 to 0)	0 (0 to 0)	0 (0 to 0)	0 (0 to 0)	0 (0 to 0)	0 (0 to 0)	0 (0 to 0)	0 (0 to 0)	0 (0 to 0)	0 (0 to 0)	0 (0 to 0)	0 (0 to 0)	0 (0 to 0)	0 (0 to 0)	0
Lower respiratory infections	382 (221 to 599)	244 (152 to 358)	564 (340 to 781)	273 (166 to 390)	164 (104 to 215)	84.2 (54.2 to 116)	67 (43 to 93)	104 (67 to 150)	124 (79 to 174)	139 (89 to 201)	162 (102 to 234)	202 (132 to 288)	243 (143 to 350)	252 (153 to 374)	252 (167 to 367)	249 (166 to 339)	241 (159 to 332)	233 (157 to 322)	220 (149 to 316)	203 (137 to 297)	170 (109 to 253)	3,340
Upper respiratory infections	0 (0 to 0)	0 (0 to 0)	0 (0 to 0)	0 (0 to 0)	0 (0 to 0)	0 (0 to 0)	0 (0 to 0)	0 (0 to 0)	0 (0 to 0)	0 (0 to 0)	0 (0 to 0)	0 (0 to 0)	0 (0 to 0)	0 (0 to 0)	0 (0 to 0)	0 (0 to 0)	0 (0 to 0)	0 (0 to 0)	0 (0 to 0)	0 (0 to 0)	0 (0 to 0)	0 (0 to 0)	0
Otitis media	0 (0 to 0)	0 (0 to 0)	0 (0 to 0)	0 (0 to 0)	0 (0 to 0)	0 (0 to 0)	0 (0 to 0)	0 (0 to 0)	0 (0 to 0)	0 (0 to 0)	0 (0 to 0)	0 (0 to 0)	0 (0 to 0)	0 (0 to 0)	0 (0 to 0)	0 (0 to 0)	0 (0 to 0)	0 (0 to 0)	0 (0 to 0)	0 (0 to 0)	0 (0 to 0)	0 (0 to 0)	0
Enteric infections	28.1 (12.1 to 57.7)	41 (17.2 to 82.7)	201 (84 to 384)	287 (166 to 453)	222 (92 to 374)	275 (179 to 399)	167 (101 to 304)	131 (75 to 221)	117 (71.9 to 187)	108 (68.2 to 164)	96 (57.4 to 150)	86 (47 to 150)	69.7 (47 to 150)	56 (32.9 to 94.6)	46 (20.8 to 83)	39 (16.2 to 72.3)	33 (12.3 to 62.5)	29 (10.6 to 57.4)	24 (8.6 to 49.1)	20 (7.1 to 41.2)	15 (4.9 to 32.3)	2,670
Diarrheal diseases	28.1 (12.1 to 57.7)	41 (17.2 to 82.7)	201 (84.7 to 383)	287 (94.2 to 331)	222 (49 to 126)	275 (94.9 to 133)	167 (63.9 to 103)	131 (63.9 to 103)	117 (39.2 to 91.1)	108 (39.2 to 91.1)	96 (39.9 to 97.7)	86 (42.9 to 130)	69.7 (50.5 to 130)	56 (34.9 to 87.8)	46 (35.3 to 116)	39 (34.9 to 122)	33 (34.9 to 116)	29 (34.9 to 116)	24 (34.9 to 116)	20 (34.9 to 116)	15 (34.9 to 116)	1,760
Typhoid and paratyphoid	0 (0 to 0)	0 (0 to 0)	0 (0 to 1.1)	0 (0 to 0)	0 (0 to 0)	0 (0 to 0)	0 (0 to 0)	0 (0 to 0)	0 (0 to 0)	0 (0 to 0)	0 (0 to 0)	0 (0 to 0)	0 (0 to 0)	0 (0 to 0)	0 (0 to 0)	0 (0 to 0)	0 (0 to 0)	0 (0 to 0)	0 (0 to 0)	0 (0 to 0)	0 (0 to 0)	0 (0 to 0)	0
Typhoid fever	0 (0 to 0)	0 (0 to 0)	0 (0 to 1.1)	0 (0 to 0)	0 (0 to 0)	0 (0 to 0)	0 (0 to 0)	0 (0 to 0)	0 (0 to 0)	0 (0 to 0)	0 (0 to 0)	0 (0 to 0)	0 (0 to 0)	0 (0 to 0)	0 (0 to 0)	0 (0 to 0)	0 (0 to 0)	0 (0 to 0)	0 (0 to 0)	0 (0 to 0)	0 (0 to 0)	0 (0 to 0)	0
Paratyphoid fever	0 (0 to 0)	0 (0 to 0)	0 (0 to 0)	0 (0 to 0)	0 (0 to 0)	0 (0 to 0)	0 (0 to 0)	0 (0 to 0)	0 (0 to 0)	0 (0 to 0)	0 (0 to 0)	0 (0 to 0)	0 (0 to 0)	0 (0 to 0)	0 (0 to 0)	0 (0 to 0)	0 (0 to 0)	0 (0 to 0)	0 (0 to 0)	0 (0 to 0)	0 (0 to 0)	0 (0 to 0)	0
Invasive Non-typhoidal Salmonella (iNTS)	0 (0 to 0)	0 (0 to 0)	0 (0 to 0)	0 (0 to 0)	0 (0 to 0)	0 (0 to 0)	0 (0 to 0)	0 (0 to 0)	0 (0 to 0)	0 (0 to 0)	0 (0 to 0)	0 (0 to 0)	0 (0 to 0)	0 (0 to 0)	0 (0 to 0)	0 (0 to 0)	0 (0 to 0)	0 (0 to 0)	0 (0 to 0)	0 (0 to 0)	0 (0 to 0)	0 (0 to 0)	0
Other intestinal infectious diseases	0 (0 to 0)	0 (0 to 0)	0 (0 to 0)	0 (0 to 0)	0 (0 to 0)	0 (0 to 0)	0 (0 to 0)	0 (0 to 0)	0 (0 to 0)	0 (0 to 0)	0 (0 to 0)	0 (0 to 0)	0 (0 to 0)	0 (0 to 0)	0 (0 to 0)	0 (0 to 0)	0 (0 to 0)	0 (0 to 0)	0 (0 to 0)	0 (0 to 0)	0 (0 to 0)	0 (0 to 0)	0
Neglected tropical diseases and malaria	0.6 (0.4 to 1.3)	0.4 (0.3 to 0.9)	0.4 (0.3 to 0.9)	41.5 (24.9 to 66.8)	34.5 (22.9 to 52.7)	22.1 (15.1 to 33.7)	24.4 (15.9 to 38.2)	27.5 (19.1 to 39.8)	29.2 (20.2 to 42.1)	29.6 (20.6 to 42.8)	29.6 (19.9 to 44.5)	24.8 (15.2 to 39.2)	22.6 (12.9 to 39.1)	22.5 (13.2 to 37.3)	17.3 (10.1 to 28.7)	15.5 (9.1 to 23.5)	15 (8.9 to 23.4)	13.4 (8.2 to 20.6)	9.7 (5.2 to 17.4)	3.6 (2 to 7.1)	0.9 (0.5 to 1.6)	444
Malaria	0 (0 to 0)	0 (0 to 0)	0.4 (0.2 to 0.9)	0.9 (0.4 to 1.4)	1 (0.7 to 1.4)	0.7 (0.7 to 1.4)	0.9 (0.7 to 1.3)	0.8 (0.7 to 1.3)	0.7 (0.7 to 1.3)	0.6 (0.4 to 0.9)	0.6 (0.4 to 0.9)	0.4 (0.2 to 0.6)	0.3 (0.2 to 0.6)	0.3 (0.2 to 0.6)	0.2 (0.1 to 0.5)	0.2 (0.1 to 0.5)	0.1 (0.1 to 0.3)	0.1 (0 to 0.1)	0 (0 to 0)	0 (0 to 0)	0 (0 to 0)	8.6
Chagas disease	0 (0 to 0)	0 (0 to 0)	0 (0 to 0)	0 (0 to 0)	0 (0 to 0)	0 (0 to 0)	0 (0 to 0)	0 (0 to 0)	0 (0 to 0)	0 (0 to 0)	0 (0 to 0)	0 (0 to 0)	0 (0 to 0)	0 (0 to 0)	0 (0 to 0)	0 (0 to 0)	0 (0 to 0)	0 (0 to 0)	0 (0 to 0)	0 (0 to 0)	0 (0 to 0)	0 (0 to 0)	0
Leishmaniasis	0 (0 to 0)	0 (0 to 0)	0 (0 to 0)	0.3 (0 to 1.5)	0.2 (0 to 0.7)	0.2 (0 to 0.7)	0 (0 to 0.7)	0 (0 to 0.4)	0 (0 to 0.4)	0 (0 to 0.4)	0 (0 to 0.4)	0 (0 to 0.4)	0 (0 to 0.3)	0 (0 to 0.3)	0 (0 to 0.3)	0 (0 to 0.3)	0 (0 to 0.3)	0 (0 to 0.3)	0 (0 to 0.3)	0 (0 to 0.3)	0 (0 to 0.3)	0 (0 to 0.3)	1.4
Visceral leishmaniasis	0 (0 to 0)	0 (0 to 0)	0 (0 to 0)	0.3 (0 to 1.5)	0.2 (0 to 0.7)	0.2 (0 to 0.7)	0 (0 to 0.7)	0 (0 to 0.4)	0 (0 to 0.4)	0 (0 to 0.4)	0 (0 to 0.4)	0 (0 to 0.4)	0 (0 to 0.3)	0 (0 to 0.3)	0 (0 to 0.3)	0 (0 to 0.3)	0 (0 to 0.3)	0 (0 to 0.3)	0 (0 to 0.3)	0 (0 to 0.3)	0 (0 to 0.3)	0 (0 to 0.3)	1.4
Cutaneous and mucocutaneous leishmaniasis	0 (0 to 0)	0 (0 to 0)	0 (0 to 0)	0 (0 to 0)	0 (0 to 0)	0 (0 to 0)	0 (0 to 0)	0 (0 to 0)	0 (0 to 0)	0 (0 to 0)	0 (0 to 0)	0 (0 to 0)	0 (0 to 0)	0 (0 to 0)	0 (0 to 0)	0 (0 to 0)	0 (0 to 0)	0 (0 to 0)	0 (0 to 0)	0 (0 to 0)	0 (0 to 0)	0 (0 to 0)	0
African trypanosomiasis	0 (0 to 0)	0 (0 to 0)	0 (0 to 0)	0 (0 to 0)	0 (0 to 0)	0 (0 to 0)	0 (0 to 0)	0 (0 to 0)	0 (0 to 0)	0 (0 to 0)	0 (0 to 0)	0 (0 to 0)	0 (0 to 0)	0 (0 to 0)	0 (0 to 0)	0 (0 to 0)	0 (0 to 0)	0 (0 to 0)	0 (0 to 0)	0 (0 to 0)	0 (0 to 0)	0 (0 to 0)	0
Schistosomiasis	0 (0 to 0)	0 (0 to 0)	0 (0 to 0)	0 (0 to 0)	0 (0 to 0)	0 (0 to 0)	0 (0 to 0)	0 (0 to 0)	0 (0 to 0)	0 (0 to 0)	0 (0 to 0)	0 (0 to 0)	0 (0 to 0)	0 (0 to 0)	0 (0 to 0)	0 (0 to 0)	0 (0 to 0)	0 (0 to 0)	0 (0 to 0)	0 (0 to 0)	0 (0 to 0)	0 (0 to 0)	0
Cysticercosis	0 (0 to 0)	0 (0 to 0)	0 (0 to 0)	0 (0 to 0)	0 (0 to 0)	0 (0 to 0)	0 (0 to 0)	0 (0 to 0)	0 (0 to 0)	0 (0 to 0)	0 (0 to 0)	0 (0 to 0)	0 (0 to 0)	0 (0 to 0)	0 (0 to 0)	0 (0 to 0)	0 (0 to 0)	0 (0 to 0)	0 (0 to 0)	0 (0 to 0)	0 (0 to 0)	0 (0 to 0)	0
Cystic echinococcosis	0 (0 to 0)	0 (0 to 0)	0 (0 to 0)	0 (0 to 0)	0 (0 to 0)	0 (0 to 0)	0 (0 to 0)	0 (0 to 0)	0 (0 to 0)	0 (0 to 0)	0 (0 to 0)	0 (0 to 0)	0 (0 to 0)	0 (0 to 0)	0 (0 to 0)	0 (0 to 0)	0 (0 to 0)	0 (0 to 0)	0 (0 to 0)	0 (0 to 0)	0 (0 to 0)	0 (0 to 0)	0
Lymphatic filariasis	0 (0 to 0)	0 (0 to 0)	0 (0 to 0)	0 (0 to 0)	0 (0 to 0)	0 (0 to 0)	0 (0 to 0)	0 (0 to 0)	0 (0 to 0)	0 (0 to 0)	0 (0 to 0)	0 (0 to 0)	0 (0 to 0)	0 (0 to 0)	0 (0 to 0)	0 (0 to 0)	0 (0 to 0)	0 (0 to 0)	0 (0 to 0)	0 (0 to 0)	0 (0 to 0)	0 (0 to 0)	0
Onchocerciasis	0 (0 to 0)	0 (0 to 0)	0 (0 to 0)	0 (0 to 0)	0 (0 to 0)	0 (0 to 0)	0 (0 to 0)	0 (0 to 0)	0 (0 to 0)	0 (0 to 0)	0 (0 to 0)	0 (0 to 0)	0 (0 to 0)	0 (0 to 0)	0 (0 to 0)	0 (0 to 0)	0 (0 to 0)	0 (0 to 0)	0 (0 to 0)	0 (0 to 0)	0 (0 to 0)	0 (0 to 0)	0
Trachoma	0 (0 to 0)	0 (0 to 0)	0 (0 to 0)	0 (0 to 0)	0 (0 to 0)	0 (0 to 0)	0 (0 to 0)	0 (0 to 0)	0 (0 to 0)	0 (0 to 0)	0 (0 to 0)	0 (0 to 0)	0 (0 to 0)	0 (0 to 0)	0 (0 to 0)	0 (0 to 0)	0 (0 to 0)	0 (0 to 0)	0 (0 to 0)	0 (0 to 0)	0 (0 to 0)	0 (0 to 0)	0
Dengue	0 (0 to 0)	0 (0 to 0)	0.2 (0 to 0.6)	1.7 (0.2 to 5.4)	4.2 (0.7 to 13.4)	5.8 (1.5 to 19.4)	6.4 (1.5 to 18.3)	4.9 (0.9 to 18.2)	5.3 (0.9 to 19)	4.8 (0.9 to 17.1)	4.8 (0.9 to 17.1)	4.4 (0.7 to 15.1)	3.9 (0.7 to 12.7)	3.9 (0.7 to 12.7)	3.9 (0.7 to 12.7)	3.9 (0.6 to 11.4)	3.9 (0.5 to 10.1)	3.9 (0.4 to 11.7)	3.9 (0.3 to 9.2)	3.9 (0.3 to 9.2)	3.9 (0.3 to 9.2)	74.4
Yellow fever	0 (0 to 0)	0 (0 to 0)	0 (0 to 0)	0 (0 to 0)	0 (0 to 0)	0 (0 to 0)	0 (0 to 0)	0 (0 to 0)	0 (0 to 0)	0 (0 to 0)	0 (0 to 0)	0 (0 to 0)	0 (0 to 0)	0 (0 to 0)	0 (0 to 0)	0 (0 to 0)	0 (0 to 0)	0 (0 to 0)	0 (0 to 0)	0 (0 to 0)	0 (0 to 0)	0 (0 to 0)	0
Rabies	0 (0 to 0)	0 (0 to 0)	0.7 (0 to 2.6)	3 (0.1 to 11.7)	2.6 (0.2 to 10)	2.2 (0.1 to 13.2)	1.6 (0.1 to 5.8)	1.2 (0.1 to 4.6)	1.2 (0.1 to 4.6)	1.2 (0.1 to 4.6)	1.2 (0.1 to 4.6)	1.2 (0.1 to 4.6)	1.2 (0.1 to 4.6)	1.2 (0.1 to 4.6)	1.2 (0.1 to 4.6)	1.2 (0.1 to 4.6)	1.2 (0.1 to 4.6)	1.2 (0.1 to 4.6)	1.2 (0.1 to 4.6)	1.2 (0.1 to 4.6)	1.2 (0.1 to 4.6)	43.2
Intestinal nematode infections	0 (0 to 0)	0 (0 to 0)	0.1 (0 to 0.2)	0.7 (0.1 to 3.5)	0.7 (0.2 to 4.3)	0.6 (0.2 to 4.3)	0.6 (0.2 to 3.5)	0.5 (0.2 to 2.8)	0.5 (0.2 to 2.8)	0.4 (0.2 to 2.8)	0.4 (0.2 to 2.8)	0.4 (0.2 to 2.8)	0.4 (0.2 to 2.8)	0.4 (0.2 to 2.8)	0.4 (0.2 to 2.8)	0.4 (0.2 to 2.8)	0.4 (0.2 to 2.8)	0.4 (0.2 to 2.8)	0.4 (0.2 to 2.8)	0.4 (0.2 to 2.8)	0.4 (0.2 to 2.8)	60.6
Ascariasis	0 (0 to 0)	0 (0 to 0)	0 (0 to 0.2)	0.5 (0.1 to 3.5)	0.5 (0.2 to 3.2)	0.4 (0.2 to 3.2)	0.4 (0.1 to 2.8)	0.3 (0.2 to 2.8)	0.3 (0.1 to 2.8)	0.3 (0.1 to 2.8)	0.3 (0.1 to 2.8)	0.3 (0.1 to 2.8)	0.3 (0.1 to 2.8)	0.3 (0.1 to 2.8)	0.3 (0.1 to 2.8)	0.3 (0.1 to 2.8)	0.3 (0.1 to 2.8)	0.3 (0.1 to 2.8)	0.3 (0.1 to 2.8)	0.3 (0.1 to 2.8)	0.3 (0.1 to 2.8)	32.7
Trichuriasis	0 (0 to 0)	0 (0 to 0)	0 (0 to 0)	0 (0 to 0)	0 (0 to 0)	0 (0 to 0)	0 (0 to 0)	0 (0 to 0)	0 (0 to 0)	0 (0 to 0)	0 (0 to 0)	0 (0 to 0)	0 (0 to 0)	0 (0 to 0)	0 (0 to 0)	0 (0 to 0)	0 (0 to 0)	0 (0 to 0)	0 (0 to 0)	0 (0 to 0)	0 (0 to 0)	0 (0 to 0)	0
Hookworm disease	0 (0 to 0)	0 (0 to 0)	0 (0 to 0.7)	0.5 (0.1 to 2.4)	0.5 (0.1 to 2.7)	0.5 (0.2 to 3.4)	0.4 (0.1 to 2.5)	0.3 (0.1 to 2.5)	0.3 (0.1 to 2.5)	0.3 (0.1 to 2.5)	0.3 (0.1 to 2.5)	0.3 (0.1 to 2.5)	0.3 (0.1 to 2.5)	0.3 (0.1 to 2.5)	0.3 (0.1 to 2.5)	0.3 (0.1 to 2.5)	0.3 (0.1 to 2.5)	0.3 (0.1 to 2.5)	0.3 (0.1 to 2.5)	0.3 (0.1 to 2.5)	0.3 (0.1 to 2.5)	27.9
Food-borne trematodiases	0 (0 to 0)	0 (0 to 0)	0 (0 to 0)	0 (0 to 0)	0 (0 to 0)	0 (0 to 0)	0 (0 to 0)	0 (0 to 0)	0 (0 to 0)	0 (0 to 0)	0 (0 to 0)	0 (0 to 0)	0 (0 to 0)	0 (0 to 0)	0 (0 to 0)	0 (0 to 0)	0 (0 to 0)	0 (0 to 0)	0 (0 to 0)	0 (0 to 0)	0 (0 to 0)	0 (0 to 0)	0
Leprosy	0 (0 to 0)	0 (0 to 0)	0 (0 to 0)	0 (0 to 0)	0 (0 to 0)	0 (0 to 0)	0 (0 to 0)	0 (0 to 0)	0 (0 to 0)	0 (0 to 0)	0 (0 to 0)	0 (0 to 0)	0 (0 to 0)	0 (0 to 0)	0 (0 to 0)	0 (0 to 0)	0 (0 to 0)	0 (0 to 0)	0 (0 to 0)	0 (0 to 0)	0 (0 to 0)	0 (0 to 0)	1.2
Ebola	0 (0 to 0)	0 (0 to 0)	0 (0 to 0)	0 (0 to 0)	0 (0 to 0)	0 (0 to 0)	0 (0 to 0)	0 (0 to 0)	0 (0 to 0)	0 (0 to 0)	0 (0 to 0)	0 (0 to 0)	0 (0 to 0)	0 (0 to 0)	0 (0 to 0)	0 (0 to 0)	0 (0 to 0)	0 (0 to 0)	0 (0 to 0)	0 (0 to 0)	0 (0 to 0)	0 (0 to 0)	0
Zika virus	0 (0 to 0)	0 (0 to 0)	0 (0 to 0)	0 (0 to 0)	0 (0 to 0)	0 (0 to 0)	0 (0 to 0)	0 (0 to 0)	0 (0 to 0)	0 (0 to 0)	0 (0



Osteoarthritis other	0 (0 to 0)	0 (0 to 0)	0 (0 to 0)

Cote Ivoire, Bo, Tuberculosis and acute sequelae, for females with 90% advertisement criterion after, 2019

Causes	Early Neonatal	Late Neonatal	Post Neonatal	1 to 4	5 to 9	10 to 14	15 to 19	20 to 24	25 to 29	30 to 34	35 to 39	40 to 44	45 to 49	50 to 54	55 to 59	60 to 64	65 to 69	70 to 74	75 to 79	80 to 84	85 to 89	90 to 94	95 plus	Total
All causes	350,000 (314,000 to 386,000)	115,000 (103,000 to 127,000)	181,000 (161,000 to 201,000)	1,710,000 (1,540,000 to 1,880,000)	269,000 (241,000 to 296,000)	266,000 (239,000 to 293,000)	564,000 (507,000 to 620,000)	559,000 (497,000 to 618,000)	431,000 (384,000 to 475,000)	427,000 (380,000 to 472,000)	447,000 (397,000 to 494,000)	745,000 (662,000 to 824,000)	831,000 (739,000 to 919,000)	868,000 (772,000 to 960,000)	1,030,000 (916,000 to 1,140,000)	1,270,000 (1,130,000 to 1,400,000)	1,130,000 (999,000 to 1,250,000)	1,110,000 (980,000 to 1,230,000)	979,000 (865,000 to 1,080,000)	1,130,000 (1,000,000 to 1,250,000)	844,000 (746,000 to 933,000)	391,000 (345,000 to 432,000)	12,700,000 (11,300,000 to 14,000,000)	13,000,000
Communicable, maternal, neonatal, and nutritional diseases	312,000 (280,000 to 343,000)	95,000 (73,000 to 127,000)	125,000 (94,000 to 162,000)	1,620,000 (1,170,000 to 2,180,000)	126,000 (91,000 to 170,000)	89,000 (64,000 to 120,000)	111,000 (77,000 to 157,000)	109,000 (72,000 to 157,000)	84,000 (53,000 to 131,000)	84,000 (52,000 to 131,000)	87,000 (53,000 to 135,000)	131,000 (79,000 to 199,000)	136,000 (83,000 to 203,000)	127,000 (77,000 to 189,000)	134,000 (82,000 to 200,000)	146,000 (89,000 to 217,000)	99,000 (59,000 to 150,000)	77,000 (45,000 to 116,000)	51,000 (29,000 to 77,000)	43,000 (24,000 to 65,000)	22,000 (12,000 to 33,000)	4,000 (2,000 to 6,000)	3,400,000 (2,700,000 to 4,200,000)	3,400,000
HIV/AIDS and sexually transmitted infections	1,000 (1,000 to 2,000)	4,000 (3,000 to 5,000)	5,000 (4,000 to 7,000)	29,000 (20,000 to 41,000)	2,000 (1,000 to 3,000)	1,000 (1,000 to 2,000)	3,000 (2,000 to 4,000)	7,000 (5,000 to 10,000)	11,000 (7,000 to 16,000)	16,000 (10,000 to 24,000)	22,000 (14,000 to 33,000)	33,000 (20,000 to 49,000)	43,000 (26,000 to 64,000)	47,000 (28,000 to 70,000)	52,000 (31,000 to 77,000)	57,000 (34,000 to 85,000)	46,000 (27,000 to 70,000)	37,000 (21,000 to 57,000)	27,000 (15,000 to 42,000)	21,000 (12,000 to 33,000)	12,000 (6,000 to 18,000)	3,000 (1,000 to 4,000)	427,000 (341,000 to 527,000)	427,000
HIV/AIDS	0.0 (0.0 to 0.0)	2,000 (2,000 to 3,000)	3,000 (2,000 to 5,000)	26,000 (18,000 to 38,000)	1,000 (1,000 to 2,000)	1,000 (1,000 to 2,000)	2,000 (2,000 to 3,000)	5,000 (4,000 to 8,000)	9,000 (6,000 to 14,000)	14,000 (9,000 to 21,000)	20,000 (13,000 to 30,000)	31,000 (19,000 to 47,000)	41,000 (25,000 to 62,000)	45,000 (27,000 to 68,000)	50,000 (30,000 to 75,000)	55,000 (33,000 to 82,000)	44,000 (26,000 to 67,000)	35,000 (20,000 to 54,000)	25,000 (14,000 to 39,000)	20,000 (11,000 to 31,000)	11,000 (6,000 to 17,000)	3,000 (1,000 to 4,000)	398,000 (317,000 to 491,000)	398,000
HIV/AIDS - Drug-susceptible Tuberculosis	0 (0 to 0)	0 (0 to 0)	1,000 (1,000 to 1,000)	4,000 (3,000 to 5,000)	1,000 (1,000 to 1,000)	1,000 (1,000 to 1,000)	1,000 (1,000 to 1,000)	1,000 (1,000 to 1,000)	1,000 (1,000 to 1,000)	1,000 (1,000 to 1,000)	1,000 (1,000 to 1,000)	1,000 (1,000 to 1,000)	1,000 (1,000 to 1,000)	1,000 (1,000 to 1,000)	1,000 (1,000 to 1,000)	1,000 (1,000 to 1,000)	1,000 (1,000 to 1,000)	1,000 (1,000 to 1,000)	1,000 (1,000 to 1,000)	1,000 (1,000 to 1,000)	1,000 (1,000 to 1,000)	0 (0 to 0)	15,000 (14,000 to 16,000)	15,000
HIV/AIDS - Multidrug-resistant Tuberculosis without extensive drug resistance	0 (0 to 0)	0 (0 to 0)	1,000 (1,000 to 1,000)	4,000 (3,000 to 5,000)	1,000 (1,000 to 1,000)	1,000 (1,000 to 1,000)	1,000 (1,000 to 1,000)	1,000 (1,000 to 1,000)	1,000 (1,000 to 1,000)	1,000 (1,000 to 1,000)	1,000 (1,000 to 1,000)	1,000 (1,000 to 1,000)	1,000 (1,000 to 1,000)	1,000 (1,000 to 1,000)	1,000 (1,000 to 1,000)	1,000 (1,000 to 1,000)	1,000 (1,000 to 1,000)	1,000 (1,000 to 1,000)	1,000 (1,000 to 1,000)	1,000 (1,000 to 1,000)	1,000 (1,000 to 1,000)	0 (0 to 0)	15,000 (14,000 to 16,000)	15,000
HIV/AIDS - Extensively drug-resistant Tuberculosis	0.0 (0.0 to 0.0)	0.0 (0.0 to 0.0)	0 (0 to 0)	0 (0 to 0)	0 (0 to 0)	0 (0 to 0)	0 (0 to 0)	0 (0 to 0)	0 (0 to 0)	0 (0 to 0)	0 (0 to 0)	0 (0 to 0)	0 (0 to 0)	0 (0 to 0)	0 (0 to 0)	0 (0 to 0)	0 (0 to 0)	0 (0 to 0)	0 (0 to 0)	0 (0 to 0)	0 (0 to 0)	0 (0 to 0)	0 (0 to 0)	0 (0 to 0)	0
HIV/AIDS resulting in other diseases	0.0 (0.0 to 0.0)	0 (0 to 0)	0 (0 to 0)	0 (0 to 0)	0 (0 to 0)	0 (0 to 0)	0 (0 to 0)	0 (0 to 0)	0 (0 to 0)	0 (0 to 0)	0 (0 to 0)	0 (0 to 0)	0 (0 to 0)	0 (0 to 0)	0 (0 to 0)	0 (0 to 0)	0 (0 to 0)	0 (0 to 0)	0 (0 to 0)	0 (0 to 0)	0 (0 to 0)	0 (0 to 0)	0 (0 to 0)	0 (0 to 0)	0
Tuberculosis	3,000 (2,000 to 4,000)	1,000 (1,000 to 2,000)	3,000 (2,000 to 4,000)	79,000 (54,000 to 110,000)	10,000 (7,000 to 14,000)	8,000 (5,000 to 11,000)	20,000 (13,000 to 28,000)	25,000 (16,000 to 36,000)	23,000 (14,000 to 34,000)	24,000 (14,000 to 36,000)	26,000 (15,000 to 39,000)	41,000 (24,000 to 61,000)	47,000 (27,000 to 70,000)	45,000 (26,000 to 68,000)	49,000 (28,000 to 73,000)	54,000 (31,000 to 80,000)	36,000 (20,000 to 55,000)	27,000 (15,000 to 41,000)	17,000 (9,000 to 26,000)	14,000 (8,000 to 21,000)	7,000 (4,000 to 11,000)	1,000 (1,000 to 2,000)	1,000,000 (800,000 to 1,200,000)	1,000,000
Syphilis	1,000 (0 to 2,000)	1,000 (0 to 2,000)	1,000 (0 to 2,000)	7,000 (4,000 to 11,000)	1,000 (0 to 1,000)	1,000 (0 to 1,000)	1,000 (0 to 2,000)	2,000 (1,000 to 3,000)	2,000 (1,000 to 3,000)	2,000 (1,000 to 3,000)	2,000 (1,000 to 3,000)	3,000 (1,000 to 4,000)	3,000 (1,000 to 4,000)	3,000 (1,000 to 4,000)	3,000 (1,000 to 4,000)	3,000 (1,000 to 4,000)	2,000 (1,000 to 3,000)	2,000 (1,000 to 3,000)	1,000 (0 to 2,000)	1,000 (0 to 2,000)	1,000 (0 to 1,000)	0 (0 to 0)	50,000 (34,000 to 70,000)	50,000
Chlamydial infection	0 (0 to 0)	0 (0 to 0)	0 (0 to 0)	0 (0 to 0)	0 (0 to 0)	0 (0 to 0)	0 (0 to 0)	0 (0 to 0)	0 (0 to 0)	0 (0 to 0)	0 (0 to 0)	0 (0 to 0)	0 (0 to 0)	0 (0 to 0)	0 (0 to 0)	0 (0 to 0)	0 (0 to 0)	0 (0 to 0)	0 (0 to 0)	0 (0 to 0)	0 (0 to 0)	0 (0 to 0)	0 (0 to 0)	0 (0 to 0)	0
Gonococcal infection	0 (0 to 0)	0 (0 to 0)	0 (0 to 0)	0 (0 to 0)	0 (0 to 0)	0 (0 to 0)	0 (0 to 0)	0 (0 to 0)	0 (0 to 0)	0 (0 to 0)	0 (0 to 0)	0 (0 to 0)	0 (0 to 0)	0 (0 to 0)	0 (0 to 0)	0 (0 to 0)	0 (0 to 0)	0 (0 to 0)	0 (0 to 0)	0 (0 to 0)	0 (0 to 0)	0 (0 to 0)	0 (0 to 0)	0 (0 to 0)	0
Trichomoniasis	0 (0 to 0)	0 (0 to 0)	0 (0 to 0)	0 (0 to 0)	0 (0 to 0)	0 (0 to 0)	0 (0 to 0)	0 (0 to 0)	0 (0 to 0)	0 (0 to 0)	0 (0 to 0)	0 (0 to 0)	0 (0 to 0)	0 (0 to 0)	0 (0 to 0)	0 (0 to 0)	0 (0 to 0)	0 (0 to 0)	0 (0 to 0)	0 (0 to 0)	0 (0 to 0)	0 (0 to 0)	0 (0 to 0)	0 (0 to 0)	0
Genital herpes	0 (0 to 0)	0 (0 to 0)	0 (0 to 0)	0 (0 to 0)	0 (0 to 0)	0 (0 to 0)	0 (0 to 0)	0 (0 to 0)	0 (0 to 0)	0 (0 to 0)	0 (0 to 0)	0 (0 to 0)	0 (0 to 0)	0 (0 to 0)	0 (0 to 0)	0 (0 to 0)	0 (0 to 0)	0 (0 to 0)	0 (0 to 0)	0 (0 to 0)	0 (0 to 0)	0 (0 to 0)	0 (0 to 0)	0 (0 to 0)	0
Other sexually transmitted infections	0 (0 to 0)	0 (0 to 0)	0 (0 to 0)	0 (0 to 0)	0 (0 to 0)	0 (0 to 0)	0 (0 to 0)	0 (0 to 0)	0 (0 to 0)	0 (0 to 0)	0 (0 to 0)	0 (0 to 0)	0 (0 to 0)	0 (0 to 0)	0 (0 to 0)	0 (0 to 0)	0 (0 to 0)	0 (0 to 0)	0 (0 to 0)	0 (0 to 0)	0 (0 to 0)	0 (0 to 0)	0 (0 to 0)	0 (0 to 0)	0
Respiratory infections and tuberculosis	271,000 (243,000 to 300,000)	84,000 (64,000 to 112,000)	28,000 (18,000 to 42,000)	1,000 (1,000 to 2,000)	1,000 (1,000 to 2,000)	1,000 (1,000 to 2,000)	1,000 (1,000 to 2,000)	1,000 (1,000 to 2,000)	1,000 (1,000 to 2,000)	1,000 (1,000 to 2,000)	1,000 (1,000 to 2,000)	1,000 (1,000 to 2,000)	1,000 (1,000 to 2,000)	1,000 (1,000 to 2,000)	1,000 (1,000 to 2,000)	1,000 (1,000 to 2,000)	1,000 (1,000 to 2,000)	1,000 (1,000 to 2,000)	1,000 (1,000 to 2,000)	1,000 (1,000 to 2,000)	1,000 (1,000 to 2,000)	0 (0 to 0)	1,000 (1,000 to 2,000)	1,000
Lower respiratory infections	271,000 (243,000 to 300,000)	84,000 (64,000 to 112,000)	28,000 (18,000 to 42,000)	1,000 (1,000 to 2,000)	1,000 (1,000 to 2,000)	1,000 (1,000 to 2,000)	1,000 (1,000 to 2,000)	1,000 (1,000 to 2,000)	1,000 (1,000 to 2,000)	1,000 (1,000 to 2,000)	1,000 (1,000 to 2,000)	1,000 (1,000 to 2,000)	1,000 (1,000 to 2,000)	1,000 (1,000 to 2,000)	1,000 (1,000 to 2,000)	1,000 (1,000 to 2,000)	1,000 (1,000 to 2,000)	1,000 (1,000 to 2,000)	1,000 (1,000 to 2,000)	1,000 (1,000 to 2,000)	1,000 (1,000 to 2,000)	0 (0 to 0)	1,000 (1,000 to 2,000)	1,000
Upper respiratory infections	0 (0 to 0)	0 (0 to 0)	0 (0 to 0)	0 (0 to 0)	0 (0 to 0)	0 (0 to 0)	0 (0 to 0)	0 (0 to 0)	0 (0 to 0)	0 (0 to 0)	0 (0 to 0)	0 (0 to 0)	0 (0 to 0)	0 (0 to 0)	0 (0 to 0)	0 (0 to 0)	0 (0 to 0)	0 (0 to 0)	0 (0 to 0)	0 (0 to 0)	0 (0 to 0)	0 (0 to 0)	0 (0 to 0)	0 (0 to 0)	0
Otitis media	0 (0 to 0)	0 (0 to 0)	0 (0 to 0)	0 (0 to 0)	0 (0 to 0)	0 (0 to 0)	0 (0 to 0)	0 (0 to 0)	0 (0 to 0)	0 (0 to 0)	0 (0 to 0)	0 (0 to 0)	0 (0 to 0)	0 (0 to 0)	0 (0 to 0)	0 (0 to 0)	0 (0 to 0)	0 (0 to 0)	0 (0 to 0)	0 (0 to 0)	0 (0 to 0)	0 (0 to 0)	0 (0 to 0)	0 (0 to 0)	0
Enteric infections	0 (0 to 0)	0 (0 to 0)	0 (0 to 0)	0 (0 to 0)	0 (0 to 0)	0 (0 to 0)	0 (0 to 0)	0 (0 to 0)	0 (0 to 0)	0 (0 to 0)	0 (0 to 0)	0 (0 to 0)	0 (0 to 0)	0 (0 to 0)	0 (0 to 0)	0 (0 to 0)	0 (0 to 0)	0 (0 to 0)	0 (0 to 0)	0 (0 to 0)	0 (0 to 0)	0 (0 to 0)	0 (0 to 0)	0 (0 to 0)	0
Diarrheal diseases	8000 (5,000 to 12,000)	1,000 (1,000 to 2,000)	4,000 (2,000 to 6,000)	1,000 (1,000 to 2,000)	1,000 (1,000 to 2,000)	1,000 (1,000 to 2,000)	1,000 (1,000 to 2,000)	1,000 (1,000 to 2,000)	1,000 (1,000 to 2,000)	1,000 (1,000 to 2,000)	1,000 (1,000 to 2,000)	1,000 (1,000 to 2,000)	1,000 (1,000 to 2,000)	1,000 (1,000 to 2,000)	1,000 (1,000 to 2,000)	1,000 (1,000 to 2,000)	1,000 (1,000 to 2,000)	1,000 (1,000 to 2,000)	1,000 (1,000 to 2,000)	1,000 (1,000 to 2,000)	1,000 (1,000 to 2,000)	0 (0 to 0)	1,000 (1,000 to 2,000)	1,000
Typhoid and paratyphoid	0 (0 to 0)	0 (0 to 0)	0 (0 to 0)	0 (0 to 0)	0 (0 to 0)	0 (0 to 0)	0 (0 to 0)	0 (0 to 0)	0 (0 to 0)	0 (0 to 0)	0 (0 to 0)	0 (0 to 0)	0 (0 to 0)	0 (0 to 0)	0 (0 to 0)	0 (0 to 0)	0 (0 to 0)	0 (0 to 0)	0 (0 to 0)	0 (0 to 0)	0 (0 to 0)	0 (0 to 0)	0 (0 to 0)	0 (0 to 0)	0
Typhoid fever	0 (0 to 0)	0 (0 to 0)	0 (0 to 0)	0 (0 to 0)	0 (0 to 0)	0 (0 to 0)	0 (0 to 0)	0 (0 to 0)	0 (0 to 0)	0 (0 to 0)	0 (0 to 0)	0 (0 to 0)	0 (0 to 0)	0 (0 to 0)	0 (0 to 0)	0 (0 to 0)	0 (0 to 0)	0 (0 to 0)	0 (0 to 0)	0 (0 to 0)	0 (0 to 0)	0 (0 to 0)	0 (0 to 0)	0 (0 to 0)	0
Paratyphoid fever	0 (0 to 0)	0 (0 to 0)	0 (0 to 0)	0 (0 to 0)	0 (0 to 0)	0 (0 to 0)	0 (0 to 0)	0 (0 to 0)	0 (0 to 0)	0 (0 to 0)	0 (0 to 0)	0 (0 to 0)	0 (0 to 0)	0 (0 to 0)	0 (0 to 0)	0 (0 to 0)	0 (0 to 0)	0 (0 to 0)	0 (0 to 0)	0 (0 to 0)	0 (0 to 0)	0 (0 to 0)	0 (0 to 0)	0 (0 to 0)	0
Nontyphoidal salmonella and other Enterobacteriaceae infections	0 (0 to 0)	0 (0 to 0)	0 (0 to 0)	0 (0 to 0)	0 (0 to 0)	0 (0 to 0)	0 (0 to 0)	0 (0 to 0)	0 (0 to 0)	0 (0 to 0)	0 (0 to 0)	0 (0 to 0)	0 (0 to 0)	0 (0 to 0)	0 (0 to 0)	0 (0 to 0)	0 (0 to 0)	0 (0 to 0)	0 (0 to 0)	0 (0 to 0)	0 (0 to 0)	0 (0 to 0)	0 (0 to 0)	0 (0 to 0)	0
Shigellosis	0 (0 to 0)	0 (0 to 0)	0 (0 to 0)	0 (0 to 0)	0 (0 to 0)	0 (0 to 0)	0 (0 to 0)	0 (0 to 0)	0 (0 to 0)	0 (0 to 0)	0 (0 to 0)	0 (0 to 0)	0 (0 to 0)	0 (0 to 0)	0 (0 to 0)	0 (0 to 0)	0 (0 to 0)	0 (0 to 0)	0 (0 to 0)	0 (0 to 0)	0 (0 to 0)	0 (0 to 0)	0 (0 to 0)	0 (0 to 0)	0
Campylobacter enteritis	0 (0 to 0)	0 (0 to 0)	0 (0 to 0)	0 (0 to 0)	0 (0 to 0)	0 (0 to 0)	0 (0 to 0)	0 (0 to 0)	0 (0 to 0)	0 (0 to 0)	0 (0 to 0)	0 (0 to 0)	0 (0 to 0)	0 (0 to 0)	0 (0 to 0)	0 (0 to 0)	0 (0 to 0)	0 (0 to 0)	0 (0 to 0)	0 (0 to 0)	0 (0 to 0)	0 (0 to 0)	0 (0 to 0)	0 (0 to 0)	0
Amebiasis	0 (0 to 0)	0 (0 to 0)	0 (0 to 0)	0 (0 to 0)	0 (0 to 0)	0 (0 to 0)	0 (0 to 0)	0 (0 to 0)	0 (0 to 0)	0 (0 to 0)	0 (0 to 0)	0 (0 to 0)	0 (0 to 0)	0 (0 to 0)	0 (0 to 0)	0 (0 to 0)	0 (0 to 0)	0 (0 to 0)	0 (0 to 0)	0 (0 to 0)	0 (0 to 0)	0 (0 to 0)	0 (0 to 0)	0 (0 to 0)	0
Cholera	0 (0 to 0)	0 (0 to 0)	0 (0 to 0)	0 (0 to 0)	0 (0 to 0)	0 (0 to 0)	0 (0 to 0)	0 (0 to 0)	0 (0 to 0)	0 (0 to 0)	0 (0 to 0)	0 (0 to 0)	0 (0 to 0)	0 (0 to 0)	0 (0 to 0)	0 (0 to 0)	0 (0 to 0)	0 (0 to 0)	0 (0 to 0)	0 (0 to 0)	0 (0 to 0)	0 (0 to 0)	0 (0 to 0)	0 (0 to 0)	0
Other diarrheal diseases	8000 (5,000 to 12,000)	1,000 (1,000 to 2,000)	4,000 (2,000 to 6,000)	1,000 (1,000 to 2,000)	1,000 (1,000 to 2,000)	1,000 (1,000 to 2,000)	1,000 (1,000 to 2,000)	1,000 (1,000 to 2,000)	1,000 (1,000 to 2,000)	1,000 (1,000 to 2,000)	1,000 (1,000 to 2,000)	1,000 (1,000 to 2,000)	1,000 (1,000 to 2,000)	1,000 (1,000 to 2,000)	1,000 (1,000 to 2,000)	1,000 (1,000 to 2,000)	1,000 (1,000 to 2,000)	1,000 (1,000 to 2,000)	1,000 (1,000 to 2,000)	1,000 (1,000 to 2,000)	1,000 (1,000 to 2,000)	0 (0 to 0)	1,000 (1,000 to 2,000)	1,000
Meningitis	2,000 (1,000 to 3,000)	1,000 (1,000 to 2,000)	1,000 (1,000 to 2,000)	1,000 (1,000 to 2,000)	1,000 (1,000 to 2,000)	1,000 (1,000 to 2,000)	1,000 (1,000 to 2,000)	1,000 (1,000 to 2,000)	1,000 (1,000 to 2,000)	1,000 (1,000 to 2,000)	1,000 (1,000 to 2,000)	1,000 (1,000 to 2,000)	1,000 (1,000 to 2,000)	1,000 (1,000 to 2,000)	1,000 (1,000 to 2,000)	1,000 (1,000 to 2,000)	1,000 (1,000 to 2,000)	1,000 (1,000 to 2,000)	1,000 (1,000 to 2



All Table 2a. Tuberculosis DALYS by cause and age, arous for females with 95% uncertainty intervals, 2019

Cause	Early Neonatal	Late Neonatal	Post Neonatal	1 to 4	5 to 9	10 to 14	15 to 19	20 to 24	25 to 29	30 to 34	35 to 39	40 to 44	45 to 49	50 to 54	55 to 59	60 to 64	65 to 69	70 to 74	75 to 79	80 to 84	85 to 89	90 to 94	95 plus	Total
All causes	330,000 (290,000 to 421,000)	69,200 (60,000 to 107,000)	143,000 (103,000 to 202,000)	122,000 (99,200 to 152,000)	119,000 (96,100 to 149,000)	129,000 (99,700 to 167,000)	219,000 (173,000 to 277,000)	267,000 (207,000 to 339,000)	302,000 (230,000 to 396,000)	347,000 (267,000 to 452,000)	371,000 (277,000 to 492,000)	352,000 (263,000 to 472,000)	327,000 (238,000 to 453,000)	339,000 (247,000 to 472,000)	348,000 (253,000 to 483,000)	356,000 (257,000 to 493,000)	356,000 (255,000 to 493,000)	356,000 (255,000 to 493,000)	357,000 (253,000 to 493,000)	349,000 (246,000 to 490,000)	347,000 (244,000 to 490,000)	339,000 (239,000 to 480,000)	4,660,000 (3,300,000 to 6,600,000)
Communicable, maternal, neonatal, and nutritional diseases	264,000 (224,000 to 355,000)	73,700 (62,700 to 113,000)	116,000 (82,200 to 165,000)	80,400 (64,000 to 100,000)	48,900 (38,600 to 61,900)	49,000 (38,700 to 62,000)	48,900 (38,600 to 62,000)	49,000 (38,600 to 62,000)	49,000 (38,600 to 62,000)	49,000 (38,600 to 62,000)	48,900 (38,600 to 62,000)	49,000 (38,600 to 62,000)	48,900 (38,600 to 62,000)	49,000 (38,600 to 62,000)	48,900 (38,600 to 62,000)	49,000 (38,700 to 62,000)	49,000 (38,700 to 62,000)	49,000 (38,700 to 62,000)	49,000 (38,700 to 62,000)	49,000 (38,600 to 62,000)	49,000 (38,600 to 62,000)	49,000 (38,600 to 62,000)	1,000,000
HIV/AIDS	3,470 (2,660 to 4,100)	880 (660 to 1,060)	6,040 (2,900 to 13,000)	7,020 (2,930 to 2,310)	1,430 (610 to 2,640)	1,200 (499 to 2,030)	2,300 (1,010 to 4,060)	2,960 (1,360 to 5,400)	3,400 (1,560 to 6,200)	3,200 (1,460 to 5,700)	3,200 (1,460 to 5,700)	3,160 (1,440 to 5,600)	3,230 (1,480 to 5,700)	3,450 (1,580 to 6,100)	3,500 (1,600 to 6,200)	3,550 (1,620 to 6,300)	3,600 (1,650 to 6,300)	3,600 (1,650 to 6,300)	3,600 (1,650 to 6,300)	3,600 (1,650 to 6,300)	3,600 (1,650 to 6,300)	3,600 (1,650 to 6,300)	70,100
HIV/AIDS - drug-susceptible Tuberculosis	0 (0 to 0)	0 (0 to 0)	0 (0 to 0)	0 (0 to 0)	0 (0 to 0)	0 (0 to 0)	0 (0 to 0)	0 (0 to 0)	0 (0 to 0)	0 (0 to 0)	0 (0 to 0)	0 (0 to 0)	0 (0 to 0)	0 (0 to 0)	0 (0 to 0)	0 (0 to 0)	0 (0 to 0)	0 (0 to 0)	0 (0 to 0)	0 (0 to 0)	0 (0 to 0)	0 (0 to 0)	0 (0 to 0)	0
HIV/AIDS - Multidrug resistant Tuberculosis without extensive drug resistance	0 (0 to 0)	0 (0 to 0)	0 (0 to 0)	0 (0 to 0)	0 (0 to 0)	0 (0 to 0)	0 (0 to 0)	0 (0 to 0)	0 (0 to 0)	0 (0 to 0)	0 (0 to 0)	0 (0 to 0)	0 (0 to 0)	0 (0 to 0)	0 (0 to 0)	0 (0 to 0)	0 (0 to 0)	0 (0 to 0)	0 (0 to 0)	0 (0 to 0)	0 (0 to 0)	0 (0 to 0)	0 (0 to 0)	0
HIV/AIDS - Extensively drug-resistant Tuberculosis	0 (0 to 0)	0 (0 to 0)	0 (0 to 0)	0 (0 to 0)	0 (0 to 0)	0 (0 to 0)	0 (0 to 0)	0 (0 to 0)	0 (0 to 0)	0 (0 to 0)	0 (0 to 0)	0 (0 to 0)	0 (0 to 0)	0 (0 to 0)	0 (0 to 0)	0 (0 to 0)	0 (0 to 0)	0 (0 to 0)	0 (0 to 0)	0 (0 to 0)	0 (0 to 0)	0 (0 to 0)	0 (0 to 0)	0
HIV/AIDS resulting in other diseases	3,470 (2,660 to 4,100)	880 (660 to 1,060)	6,040 (2,900 to 13,000)	7,020 (2,930 to 2,310)	1,430 (610 to 2,640)	1,200 (499 to 2,030)	2,300 (1,010 to 4,060)	2,960 (1,360 to 5,400)	3,400 (1,560 to 6,200)	3,200 (1,460 to 5,700)	3,200 (1,460 to 5,700)	3,160 (1,440 to 5,600)	3,230 (1,480 to 5,700)	3,450 (1,580 to 6,100)	3,500 (1,600 to 6,200)	3,550 (1,620 to 6,300)	3,600 (1,650 to 6,300)	3,600 (1,650 to 6,300)	3,600 (1,650 to 6,300)	3,600 (1,650 to 6,300)	3,600 (1,650 to 6,300)	3,600 (1,650 to 6,300)	70,100
Sexually transmitted infections, excluding HIV	0 (0 to 0)	0 (0 to 0)	0 (0 to 0)	0 (0 to 0)	0 (0 to 0)	0 (0 to 0)	0 (0 to 0)	0 (0 to 0)	0 (0 to 0)	0 (0 to 0)	0 (0 to 0)	0 (0 to 0)	0 (0 to 0)	0 (0 to 0)	0 (0 to 0)	0 (0 to 0)	0 (0 to 0)	0 (0 to 0)	0 (0 to 0)	0 (0 to 0)	0 (0 to 0)	0 (0 to 0)	0 (0 to 0)	0
Syphilis	0 (0 to 0)	0 (0 to 0)	0 (0 to 0)	0 (0 to 0)	0 (0 to 0)	0 (0 to 0)	0 (0 to 0)	0 (0 to 0)	0 (0 to 0)	0 (0 to 0)	0 (0 to 0)	0 (0 to 0)	0 (0 to 0)	0 (0 to 0)	0 (0 to 0)	0 (0 to 0)	0 (0 to 0)	0 (0 to 0)	0 (0 to 0)	0 (0 to 0)	0 (0 to 0)	0 (0 to 0)	0 (0 to 0)	0
Chlamydial infection	0 (0 to 0)	0 (0 to 0)	0 (0 to 0)	0 (0 to 0)	0 (0 to 0)	0 (0 to 0)	0 (0 to 0)	0 (0 to 0)	0 (0 to 0)	0 (0 to 0)	0 (0 to 0)	0 (0 to 0)	0 (0 to 0)	0 (0 to 0)	0 (0 to 0)	0 (0 to 0)	0 (0 to 0)	0 (0 to 0)	0 (0 to 0)	0 (0 to 0)	0 (0 to 0)	0 (0 to 0)	0 (0 to 0)	0
Gonococcal infection	0 (0 to 0)	0 (0 to 0)	0 (0 to 0)	0 (0 to 0)	0 (0 to 0)	0 (0 to 0)	0 (0 to 0)	0 (0 to 0)	0 (0 to 0)	0 (0 to 0)	0 (0 to 0)	0 (0 to 0)	0 (0 to 0)	0 (0 to 0)	0 (0 to 0)	0 (0 to 0)	0 (0 to 0)	0 (0 to 0)	0 (0 to 0)	0 (0 to 0)	0 (0 to 0)	0 (0 to 0)	0 (0 to 0)	0
Trichomoniasis	0 (0 to 0)	0 (0 to 0)	0 (0 to 0)	0 (0 to 0)	0 (0 to 0)	0 (0 to 0)	0 (0 to 0)	0 (0 to 0)	0 (0 to 0)	0 (0 to 0)	0 (0 to 0)	0 (0 to 0)	0 (0 to 0)	0 (0 to 0)	0 (0 to 0)	0 (0 to 0)	0 (0 to 0)	0 (0 to 0)	0 (0 to 0)	0 (0 to 0)	0 (0 to 0)	0 (0 to 0)	0 (0 to 0)	0
Genital herpes	0 (0 to 0)	0 (0 to 0)	0 (0 to 0)	0 (0 to 0)	0 (0 to 0)	0 (0 to 0)	0 (0 to 0)	0 (0 to 0)	0 (0 to 0)	0 (0 to 0)	0 (0 to 0)	0 (0 to 0)	0 (0 to 0)	0 (0 to 0)	0 (0 to 0)	0 (0 to 0)	0 (0 to 0)	0 (0 to 0)	0 (0 to 0)	0 (0 to 0)	0 (0 to 0)	0 (0 to 0)	0 (0 to 0)	0
Other sexually transmitted infections	0 (0 to 0)	0 (0 to 0)	0 (0 to 0)	0 (0 to 0)	0 (0 to 0)	0 (0 to 0)	0 (0 to 0)	0 (0 to 0)	0 (0 to 0)	0 (0 to 0)	0 (0 to 0)	0 (0 to 0)	0 (0 to 0)	0 (0 to 0)	0 (0 to 0)	0 (0 to 0)	0 (0 to 0)	0 (0 to 0)	0 (0 to 0)	0 (0 to 0)	0 (0 to 0)	0 (0 to 0)	0 (0 to 0)	0
Hepatitis B	11,100 (9,730 to 11,900)	9,270 (8,650 to 10,000)	33,800 (20,700 to 49,000)	6,960 (5,270 to 10,700)	6,490 (5,060 to 7,930)	3,690 (2,880 to 4,500)	5,260 (4,110 to 6,420)	6,200 (4,850 to 7,560)	6,860 (5,360 to 8,370)	7,760 (6,060 to 9,460)	8,610 (6,720 to 10,500)	8,160 (6,370 to 9,950)	7,610 (5,940 to 9,280)	8,860 (6,910 to 10,800)	10,800 (8,420 to 13,200)	12,100 (9,410 to 14,800)	12,700 (9,770 to 15,500)	14,800 (11,400 to 18,000)	17,800 (13,700 to 21,800)	20,600 (15,900 to 25,100)	21,700 (16,700 to 26,500)	22,400 (17,200 to 27,400)	220,000
Respiratory infections and tuberculosis	261,000 (221,000 to 351,000)	72,800 (61,900 to 112,000)	109,000 (77,000 to 156,000)	73,400 (58,500 to 92,900)	42,400 (33,500 to 53,600)	45,800 (36,100 to 57,900)	43,600 (34,400 to 55,200)	42,800 (33,700 to 54,000)	42,100 (33,200 to 53,100)	41,600 (32,800 to 52,400)	41,000 (32,300 to 51,600)	40,500 (31,900 to 51,000)	40,000 (31,400 to 50,400)	39,600 (31,000 to 49,800)	39,200 (30,700 to 49,300)	38,800 (30,400 to 48,800)	38,500 (30,200 to 48,400)	38,300 (30,000 to 48,200)	38,100 (29,900 to 48,000)	37,900 (29,800 to 47,800)	37,800 (29,700 to 47,600)	37,700 (29,600 to 47,500)	1,000,000
Tuberculosis	6,140 (4,720 to 8,110)	1,440 (1,110 to 2,030)	791 (580 to 1,080)	1,980 (1,450 to 2,710)	1,620 (1,190 to 2,220)	1,250 (918 to 1,710)	1,200 (882 to 1,650)	1,180 (865 to 1,620)	1,160 (852 to 1,590)	1,140 (837 to 1,560)	1,120 (822 to 1,540)	1,110 (814 to 1,520)	1,100 (807 to 1,510)	1,090 (800 to 1,500)	1,080 (793 to 1,480)	1,070 (785 to 1,470)	1,060 (778 to 1,460)	1,060 (778 to 1,450)	1,050 (771 to 1,440)	1,050 (771 to 1,440)	1,040 (764 to 1,430)	1,040 (764 to 1,430)	27,600
Latent tuberculosis infection	0 (0 to 0)	0 (0 to 0)	0 (0 to 0)	0 (0 to 0)	0 (0 to 0)	0 (0 to 0)	0 (0 to 0)	0 (0 to 0)	0 (0 to 0)	0 (0 to 0)	0 (0 to 0)	0 (0 to 0)	0 (0 to 0)	0 (0 to 0)	0 (0 to 0)	0 (0 to 0)	0 (0 to 0)	0 (0 to 0)	0 (0 to 0)	0 (0 to 0)	0 (0 to 0)	0 (0 to 0)	0 (0 to 0)	0
Drug-susceptible tuberculosis	6,140 (4,720 to 8,110)	1,440 (1,110 to 2,030)	791 (580 to 1,080)	1,980 (1,450 to 2,710)	1,620 (1,190 to 2,220)	1,250 (918 to 1,710)	1,200 (882 to 1,650)	1,180 (865 to 1,620)	1,160 (852 to 1,590)	1,140 (837 to 1,560)	1,120 (822 to 1,540)	1,110 (814 to 1,520)	1,100 (807 to 1,510)	1,090 (800 to 1,500)	1,080 (793 to 1,480)	1,070 (785 to 1,470)	1,060 (778 to 1,460)	1,060 (778 to 1,450)	1,050 (771 to 1,440)	1,050 (771 to 1,440)	1,040 (764 to 1,430)	1,040 (764 to 1,430)	27,600
Multidrug-resistant tuberculosis without extensive drug resistance	0 (0 to 0)	0 (0 to 0)	0 (0 to 0)	0 (0 to 0)	0 (0 to 0)	0 (0 to 0)	0 (0 to 0)	0 (0 to 0)	0 (0 to 0)	0 (0 to 0)	0 (0 to 0)	0 (0 to 0)	0 (0 to 0)	0 (0 to 0)	0 (0 to 0)	0 (0 to 0)	0 (0 to 0)	0 (0 to 0)	0 (0 to 0)	0 (0 to 0)	0 (0 to 0)	0 (0 to 0)	0 (0 to 0)	0
Extensively drug-resistant tuberculosis	0 (0 to 0)	0 (0 to 0)	0 (0 to 0)	0 (0 to 0)	0 (0 to 0)	0 (0 to 0)	0 (0 to 0)	0 (0 to 0)	0 (0 to 0)	0 (0 to 0)	0 (0 to 0)	0 (0 to 0)	0 (0 to 0)	0 (0 to 0)	0 (0 to 0)	0 (0 to 0)	0 (0 to 0)	0 (0 to 0)	0 (0 to 0)	0 (0 to 0)	0 (0 to 0)	0 (0 to 0)	0 (0 to 0)	0
Lower respiratory infections	255,000 (215,000 to 345,000)	71,300 (60,400 to 110,000)	108,000 (76,600 to 155,000)	71,400 (56,900 to 90,400)	40,800 (32,200 to 51,600)	44,500 (35,100 to 56,200)	42,400 (33,400 to 53,600)	41,600 (32,800 to 52,500)	40,900 (32,200 to 51,600)	40,400 (31,900 to 51,000)	39,900 (31,400 to 50,200)	39,400 (31,000 to 49,600)	38,900 (30,600 to 49,100)	38,500 (30,200 to 48,600)	38,100 (29,900 to 48,100)	37,800 (29,600 to 47,700)	37,400 (29,400 to 47,400)	37,200 (29,200 to 47,200)	37,000 (29,100 to 47,000)	36,900 (29,000 to 46,900)	36,800 (28,900 to 46,800)	36,700 (28,800 to 46,700)	972,000
Upper respiratory infections	0 (0 to 0)	0 (0 to 0)	0 (0 to 0)	0 (0 to 0)	0 (0 to 0)	0 (0 to 0)	0 (0 to 0)	0 (0 to 0)	0 (0 to 0)	0 (0 to 0)	0 (0 to 0)	0 (0 to 0)	0 (0 to 0)	0 (0 to 0)	0 (0 to 0)	0 (0 to 0)	0 (0 to 0)	0 (0 to 0)	0 (0 to 0)	0 (0 to 0)	0 (0 to 0)	0 (0 to 0)	0 (0 to 0)	0
Otitis media	0 (0 to 0)	0 (0 to 0)	0 (0 to 0)	0 (0 to 0)	0 (0 to 0)	0 (0 to 0)	0 (0 to 0)	0 (0 to 0)	0 (0 to 0)	0 (0 to 0)	0 (0 to 0)	0 (0 to 0)	0 (0 to 0)	0 (0 to 0)	0 (0 to 0)	0 (0 to 0)	0 (0 to 0)	0 (0 to 0)	0 (0 to 0)	0 (0 to 0)	0 (0 to 0)	0 (0 to 0)	0 (0 to 0)	0
Enteric infections	3,500 (1,610 to 5,600)	6,050 (2,020 to 10,100)	33,600 (14,600 to 70,700)	22,400 (11,700 to 52,200)	5,170 (2,700 to 11,700)	1,900 (1,040 to 4,100)	1,230 (717 to 2,600)	1,210 (705 to 2,500)	1,200 (699 to 2,500)	1,190 (693 to 2,500)	1,180 (687 to 2,500)	1,170 (681 to 2,500)	1,160 (675 to 2,500)	1,150 (669 to 2,500)	1,140 (663 to 2,500)	1,130 (657 to 2,500)	1,120 (651 to 2,500)	1,110 (645 to 2,500)	1,100 (639 to 2,500)	1,090 (633 to 2,500)	1,080 (627 to 2,500)	1,070 (621 to 2,500)	294,000
Diarrheal diseases	3,500 (1,610 to 5,600)	6,040 (2,010 to 10,100)	33,600 (14,600 to 70,700)	22,400 (11,700 to 52,200)	5,170 (2,700 to 11,700)	1,900 (1,040 to 4,100)	1,230 (717 to 2,600)	1,210 (705 to 2,500)	1,200 (699 to 2,500)	1,190 (693 to 2,500)	1,180 (687 to 2,500)	1,170 (681 to 2,500)	1,160 (675 to 2,500)	1,150 (669 to 2,500)	1,140 (663 to 2,500)	1,130 (657 to 2,500)	1,120 (651 to 2,500)	1,110 (645 to 2,500)	1,100 (639 to 2,500)	1,090 (633 to 2,500)	1,080 (627 to 2,500)	1,070 (621 to 2,500)	294,000
Typhoid and paratyphoid	0 (0 to 0)	29 (9 to 59)	1,060 (1,060 to 1,060)	2,980 (2,980 to 2,980)	1,320 (1,320 to 1,320)	650 (650 to 650)	0 (0 to 0)	0 (0 to 0)	0 (0 to 0)	0 (0 to 0)	0 (0 to 0)	0 (0 to 0)	0 (0 to 0)	0 (0 to 0)	0 (0 to 0)	0 (0 to 0)	0 (0 to 0)	0 (0 to 0)	0 (0 to 0)	0 (0 to 0)	0 (0 to 0)	0 (0 to 0)	0 (0 to 0)	6,040
Typhoid fever	0 (0 to 0)	29 (9 to 59)	1,060 (1,060 to 1,060)	2,980 (2,980 to 2,980)	1,320 (1,320 to 1,320)	650 (650 to 650)	0 (0 to 0)	0 (0 to 0)	0 (0 to 0)	0 (0 to 0)	0 (0 to 0)	0 (0 to 0)	0 (0 to 0)	0 (0 to 0)	0 (0 to 0)	0 (0 to 0)	0 (0 to 0)	0 (0 to 0)	0 (0 to 0)	0 (0 to 0)	0 (0 to 0)	0 (0 to 0)	0 (0 to 0)	6,040
Paratyphoid fever	0 (0 to 0)	0 (0 to 0)	0 (0 to 0)	0 (0 to 0)	0 (0 to 0)	0 (0 to 0)	0 (0 to 0)	0 (0 to 0)	0 (0 to 0)	0 (0 to 0)	0 (0 to 0)	0 (0 to 0)	0 (0 to 0)	0 (0 to 0)	0 (0 to 0)	0 (0 to 0)	0 (0 to 0)	0 (0 to 0)	0 (0 to 0)	0 (0 to 0)	0 (0 to 0)	0 (0 to 0)	0 (0 to 0)	0
Invasive Non-typhoidal Salmonella (iNTS)	0 (0 to 0)	0 (0 to 11.7)	0 (0 to 0)	0 (0 to 0)	0 (0 to 0)	0 (0 to 0)	0 (0 to 0)	0 (0 to 0)	0 (0 to 0)	0 (0 to 0)	0 (0 to 0)	0 (0 to 0)	0 (0 to 0)	0 (0 to 0)	0 (0 to 0)	0 (0 to 0)	0 (0 to 0)	0 (0 to 0)	0 (0 to 0)	0 (0 to 0)	0 (0 to 0)	0 (0 to 0)	0 (0 to 0)	0
Other intestinal infectious diseases	0 (0 to 0)	20 (0 to 71)	11 (0 to 29)	11 (0 to 29)	6,010 (2,700 to 11,700)	1,250 (717 to 2,600)	1,230 (705 to 2,500)	1,210 (693 to 2,500)	1,200 (687 to 2,500)	1,190 (681 to 2,500)	1,180 (675 to 2,500)	1,170 (669 to 2,500)	1,160 (663 to 2,500)	1,150 (657 to 2,500)	1,140 (651 to 2,500)	1,130 (645 to 2,500)	1,120 (639 to 2,500)	1,110 (633 to 2,500)	1,100 (627 to 2,500)	1,090 (621 to 2,500)	1,080 (615 to 2,500)	1,070 (609 to 2,500)	29,000
Neglected tropical diseases and malaria	1,220 (0 to 89.9)	277 (0 to 2,230)	4,490 (0 to 33,600)	9,130 (0 to 68,500)	4,250 (0 to 31,900)	1,760 (0 to 13,200)	1,760 (0 to 13,200)	1,760 (0 to 13,200)	1,760 (0 to 13,200)	1,760 (0 to 13,200)	1,760 (0 to 13,200)	1,760 (0 to 13,200)	1,760 (0 to 13,200)	1,760 (0 to 13,200)	1,760 (0 to 13,200)	1,760 (0 to 13,200)	1,760 (0 to 13,200)	1,760 (0 to 13,200)	1,760 (0 to 13,200)	1,760 (0 to 13,200)	1,760 (0 to 13,200)	1,760 (0 to 13,200)	67,900
Malaria	0 (0 to 0.01)	0 (0 to 0.01)	2,000 (1,210 to 2,290)	2,070 (901 to 2,030)	1,030 (759 to 1,100)	1,030 (661 to 1,530)	1,030 (608 to 2,060)	1,030 (573 to 1,810)	1,030 (516 to 1,400)	1,030 (539 to 1,860)	1,030 (620 to 2,870)	1,030 (524 to 1,870)	1,030 (725 to 1,900)	1,030 (736 to 1,370)	1,030 (748 to 1,310)	1,030 (761 to 1,480)	1,030 (719 to 987)	1,030 (99.1 to 958)	1,030 (727 to 1,530)	1,030 (777 to 1,530)	1,030 (2.3 to 9.7)	1,030 (0 to 0)	15,900
Chagas disease	0 (0 to 0)	0 (0 to 0)	0 (0 to 0)	0 (0 to 0)	0 (0 to 0)	0 (0 to 0)	0 (0 to 0)	0 (0 to 0)	0 (0 to 0)	0 (0 to 0)	0 (0 to 0)	0 (0 to 0)	0 (0 to 0)	0 (0 to 0)	0 (0 to 0)	0 (0 to 0)	0 (0 to 0)	0 (0 to 0)	0 (0 to 0)	0 (0 to 0)	0 (0 to 0)	0 (0 to 0)	0 (0 to 0)	0
Leishmaniasis	0 (0 to 0)	0 (0 to 0)	0 (0 to 0)	0 (0 to 0)	0 (0 to 0)	0 (0 to 0)	0 (0 to 0)	0 (0 to 0)	0 (0 to 0)	0 (0 to 0)	0 (0 to 0)	0 (0 to 0)	0 (0 to 0)	0 (0 to 0)	0 (0 to 0)	0 (0 to 0)	0 (0 to 0)	0 (0 to 0)	0 (0 to 0)	0 (0 to 0)	0 (0 to 0)	0 (0 to 0)	0 (0 to 0)	0
Visceral leishmaniasis	0 (0 to 0)	0 (0 to 0)	0 (0 to 0)	0 (0 to 0)	0 (0 to 0)	0 (0 to 0)	0 (0 to 0)	0 (0 to 0)	0 (0 to 0)	0 (0 to 0)	0 (0 to 0)	0 (0 to 0)	0 (0 to 0)	0 (0 to 0)	0 (0 to 0)	0 (0 to 0)	0 (0 to 0)	0 (0 to 0)	0 (0 to 0)	0 (0 to 0)	0 (0 to 0)	0 (0 to 0)	0 (0 to 0)	0
Cutaneous and mucocutaneous leishmaniasis	0 (0 to 0)	0 (0 to 0)	0 (0 to 0)	0 (0 to 0)	0 (0 to 0)	0 (0 to 0)	0 (0 to 0)	0 (0 to 0)	0 (0 to 0)	0 (0 to 0)	0 (0 to 0)	0 (0 to 0)	0 (0 to 0)	0 (0 to 0)	0 (0 to 0)	0 (0 to 0)	0 (0 to 0)	0 (0 to 0)	0 (0 to 0)	0 (0 to 0)	0 (0 to 0)	0 (0 to 0)	0 (0 to 0)	0
African trypanosomiasis	0 (0 to 0)	0 (0 to 0)	0 (0 to 0)	0 (0 to 0)	0 (0 to 0)	0 (0 to 0)	0 (0 to 0)	0 (0 to 0)	0 (0 to 0)	0 (0 to 0)	0 (0 to 0)	0 (0 to 0)	0 (0 to 0)	0 (0 to 0)	0 (0 to 0)	0 (0 to 0)	0 (0 to 0)	0 (0 to 0)	0 (0 to 0)	0 (0 to 0)	0 (0 to 0)	0 (0 to 0)	0 (0 to 0)	0
Schistosomiasis	0 (0 to 0)	0 (0 to 0)	0 (0 to 0)	0 (0 to 0)	0 (0 to 0)	0 (0 to 0)	0 (0 to 0)	0 (0 to 0)	0 (0 to 0)	0 (0 to 0)	0 (0 to 0)	0 (0 to 0)	0 (0 to 0)	0 (0 to 0)	0 (0 to 0)	0 (0 to 0)	0 (0 to 0)	0 (0 to 0)	0 (0 to 0)	0 (0 to 0)	0 (0 to 0)	0 (0 to 0)	0 (0 to 0)	0
Cysticercosis	0 (0 to 0)	0 (0 to 0)	0 (0 to 0)	0 (0 to 1.6)	0 (0 to 0)	0 (0 to 0)	0 (0 to 0)	0 (0 to 0)	0 (0 to 0)	0 (0 to 0)	0 (0 to 0)	0 (0 to 0)	0 (0 to 0)	0 (0 to 0)	0 (0 to 0)	0 (0 to 0)	0 (0 to 0)	0 (0 to 0)	0 (0 to 0)	0 (0 to 0)	0 (0 to 0)	0 (0 to 0)	0 (0 to 0)	0
Cystic echinococcosis	0 (0 to 0)	0 (0 to 0)	0 (0 to 11.2)	0 (0 to 0)	6.3 (0 to 0)	0.7 (0 to 0)	0.7 (0 to 0)	0.7 (0 to 0)	0.7 (0 to 0)	0.7 (0 to 0)	0.7 (0 to 0)	0.7 (0 to 0)	0.7 (0 to 0)	0.7 (0 to 0)	0.7 (0 to 0)	0.7 (0 to 0)	0.7 (0 to 0)	0.7 (0 to 0)	0.7 (0 to 0)	0.7 (0 to 0)	0.7 (0 to 0)	0.7 (0 to 0)	0.7 (0 to 0)	177
Lymphatic filariasis	0 (0 to 0)	0 (0 to 0)	0 (0 to 0)	2990 (0 to 0)	3320 (0 to 0)	3320 (0 to 0)	2991 (0 to 0)	2991 (0 to 0)	2991 (0 to 0)	3320 (0 to 0)	2991 (0 to 0)	2991 (0 to 0)	2991 (0 to 0)	2991 (0 to 0)	2991 (0 to 0)	2991 (0 to 0)	2991 (0 to 0)	2991 (0 to 0)	2991 (0 to 0)	2991 (0 to 0)	2991 (0 to 0)	2991 (0 to 0)	2991 (0 to 0)	3,640
Onchocerciasis	0 (0 to 0)	0 (0 to 0)	0 (0 to 0)	0 (0 to 0)	0 (0 to 0)	0 (0 to 0)	0 (0 to 0)	0 (0 to 0)	0 (0 to 0)	0 (0 to 0)	0 (0 to 0)	0 (0 to 0)	0 (0 to 0)	0 (0 to 0)	0 (0 to 0)	0 (0 to 0)	0 (0 to 0)	0 (0 to 0)	0 (0 to 0)	0 (0 to 0)	0 (0 to 0)	0 (0 to 0)	0 (0 to 0)	0
Trachoma	0 (0 to 0)	0 (0 to 0)	0 (0 to 0)	0 (0 to 0)	0 (0 to 0)	0 (0 to 0)	0 (0 to 0)	0 (0 to 0)	0 (0 to 0)	0 (0 to 0)	0 (0 to 0)	0 (0 to 0)	0 (0 to 0)	0 (0 to 0)	0 (0 to 0)	0 (0 to 0)	0 (0 to 0)	0 (0 to 0)	0 (0 to 0)	0 (0 to 0)	0 (0 to 0)	0 (0 to 0)	0 (0 to 0)	0
Dengue	0 (0 to 0.05)	90.2 (0.0 to 0.760)	504 (0.0 to 3.290)	1,120 (0.0 to 5.400)	614 (122 to 2.710)	643 (133 to 2.800)	1,260 (149 to 5.280)	1,120 (113 to 5.400)	1,120 (128 to 5.400)	1,120 (117 to 5.400)	1,120 (123 to 5.400)	1,120 (79.8 to 5.400)	1,260 (88.3 to 5.400)	1,120 (76.5 to 5.400)	1,120 (87.4 to 5.400)	1,120 (88.3 to 5.400)	1,120 (93.8 to 5.400)	1,120 (94.6 to 5.400)	1,120 (82.9 to 5.400)	1,120 (19.2 to 5.400)	1,120 (0.0 to 15.1)	1,120 (0.0 to 5.4)	18,100
Yellow fever	0 (0 to 0)	0 (0 to 0)	0 (0 to 0)	0 (0 to 0)	0 (0 to 0)	0 (0 to 0)	0 (0 to 0)	0 (0 to 0)	0 (0 to 0)	0 (0 to 0)	0 (0 to 0)	0 (0 to 0)	0 (0 to 0)	0 (0 to 0)	0 (0 to 0)	0 (0 to 0)	0 (0 to 0)	0 (0 to 0)	0 (0 to 0)	0 (0 to 0)	0 (0 to 0)	0 (0 to 0)	0 (0 to 0)	0
Rabies	0 (0 to 0)	0 (0 to 0)	17.9 (0.0 to 59.1)	39.7 (0.0 to 131)	19.4 (0.0 to 64.1)	19.7 (0.0 to 65.1)	37 (0.0 to 122)	37 (0.0 to 122)	37 (0.0 to 122)	37 (0.0 to 122)	37 (0.0 to 122)	37 (0.0 to 122)	37 (0.0 to 122)	37 (0.0 to 122)	37 (0.0 to 122)	37 (0.0 to 122)	37 (0.0 to 122)	37 (0.0 to 122)	37 (0.0 to 122)	37 (0.0 to 122)	37 (0.0 to 122)	37 (0.0 to 122)	37 (0.0 to 122)	596
Intestinal nematode infections	0 (0 to 0)	0 (0 to 0)	0 (0 to 0)	1,070 (0 to 4.6)	1,070 (0 to 4.6)	1,070 (0 to 4.6



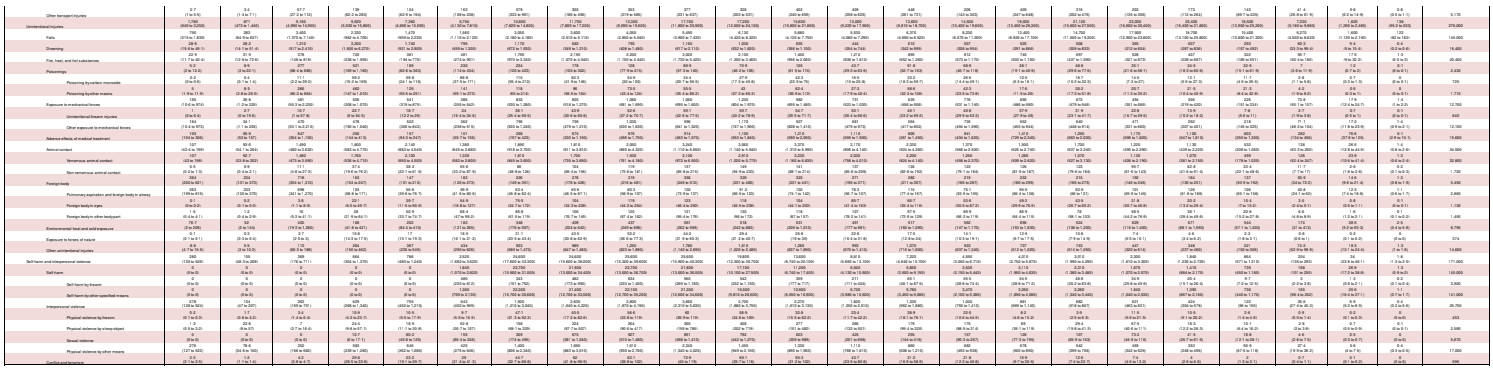

SB Table 2b: Tribute DALYS by cause and sex across for females with 95% uncertainty intervals, 2019

Cause	Aerts Neonatal	Late Neonatal	Post Neonatal	1 to 4	5 to 9	10 to 14	15 to 19	20 to 24	25 to 29	30 to 34	35 to 39	40 to 44	45 to 49	50 to 54	55 to 59	60 to 64	65 to 69	70 to 74	75 to 79	80 to 84	85 to 89	90 to 94	95 plus	Total
All causes	33,000 (32,000 to 34,000)	15,000 (7,000 to 31,000)	13,000 (8,000 to 19,000)	9,000 (6,100 to 11,000)	10,000 (7,000 to 14,000)	16,000 (12,000 to 20,000)	27,000 (19,000 to 36,000)	28,000 (20,000 to 40,000)	29,000 (20,000 to 40,000)	30,000 (20,000 to 42,000)	33,000 (23,000 to 46,000)	35,000 (25,000 to 50,000)	36,000 (26,000 to 52,000)	38,000 (27,000 to 54,000)	40,000 (29,000 to 56,000)	39,000 (28,000 to 55,000)	38,000 (28,000 to 54,000)	34,000 (25,000 to 48,000)	32,000 (24,000 to 45,000)	27,000 (20,000 to 38,000)	17,000 (12,000 to 23,000)	8,000 (5,000 to 11,000)	3,730 (2,200 to 5,490)	976 (576 to 1,610)	576,000
Communicable, maternal, neonatal, and nutritional diseases	33,300 (32,000 to 41,000)	15,200 (6,900 to 32,400)	9,990 (6,670 to 17,700)	6,910 (5,160 to 8,370)	5,100 (7,220 to 11,400)	7,090 (5,330 to 9,190)	9,710 (6,910 to 14,000)	9,990 (6,920 to 13,700)	9,540 (6,760 to 13,200)	9,000 (6,330 to 12,600)	8,870 (6,180 to 12,600)	8,610 (5,920 to 12,400)	8,160 (5,610 to 11,600)	8,060 (5,770 to 11,700)	8,000 (5,810 to 11,500)	6,930 (4,900 to 10,000)	6,660 (4,660 to 9,600)	6,060 (4,260 to 8,570)	4,990 (3,560 to 7,030)	4,990 (3,560 to 7,030)	2,990 (2,020 to 4,180)	699 (430 to 1,100)	149 (84 to 247)	191,000
HIV/AIDS and sexually transmitted infections	3,000 (994 to 7,780)	499.2 (254 to 2,000)	99.7 (27.7 to 257)	12 (2.1 to 11.3)	12 (3.9 to 27.2)	11.4 (4.6 to 29.1)	69 (24 to 169.4)	64.6 (21 to 174)	134 (79.7 to 228)	152 (113 to 206)	199 (119 to 314)	192 (116 to 314)	198 (116 to 324)	218 (128 to 355)	205 (120 to 336)	186 (109 to 306)	167 (98.2 to 282)	139 (78.3 to 234)	116 (64.9 to 196)	97 (53.9 to 174)	57 (29.7 to 107)	21 (9.9 to 51.6)	3 (0.9 to 9.2)	1,660 (1,000 to 2,700)
HIV/AIDS	0 (0 to 0)	0 (0 to 0)	20.1 (5.6 to 69.6)	3.2 (0.6 to 8.9)	10.1 (3.2 to 25.7)	9.7 (3.9 to 25.1)	39.1 (14.6 to 106.9)	39.4 (12.8 to 106.9)	79.4 (39 to 132)	106 (64.3 to 163)	114 (63.3 to 183)	102 (57.2 to 173)	79 (38.6 to 142)	99.6 (51.7 to 174)	99.6 (51.5 to 174)	89.5 (47.1 to 161)	77.9 (39.8 to 144)	61.4 (30.1 to 118)	51.1 (23.9 to 103)	33.3 (14.7 to 73.7)	8.1 (3.1 to 20.1)	0.7 (0.2 to 2.1)	0.1 (0 to 0.3)	683
HIV/AIDS - Drug-susceptible Tuberculosis	0 (0 to 0)	0 (0 to 0)	0.3 (0.1 to 12.3)	0.4 (0.2 to 2.9)	2.4 (0.7 to 6.4)	2.1 (0.7 to 6.7)	7.1 (2.6 to 19)	16.3 (5.2 to 45.2)	29.4 (13.7 to 49.2)	34.4 (20.4 to 52.3)	29.4 (15.7 to 47.4)	21.7 (11.2 to 37.2)	16.2 (7.9 to 29.5)	11.5 (5.6 to 21)	8.9 (4.3 to 16.1)	7.2 (3.4 to 14)	6.2 (2.9 to 12.1)	4.6 (2.1 to 9.1)	3.2 (1.4 to 6.7)	2.1 (0.9 to 4.7)	0.5 (0.2 to 1.3)	0.1 (0 to 0.3)	0 (0 to 0.1)	148
HIV/AIDS - Multidrug-resistant Tuberculosis without extensive	0 (0 to 0)	0 (0 to 0)	0.2 (0 to 3.2)	0.3 (0 to 0.4)	1.8 (0.5 to 3.1)	1.6 (0.5 to 3.2)	5.2 (2 to 9.2)	11.8 (3 to 33)	21.1 (9.5 to 36.2)	24.5 (13 to 38.2)	20.7 (10.2 to 34.2)	15.1 (7.3 to 27.1)	11.1 (5.1 to 20.9)	7.8 (3.5 to 14.7)	6.1 (2.7 to 11.6)	4.9 (2.1 to 9.6)	4.2 (1.8 to 8.2)	3.1 (1.3 to 6.1)	2.2 (0.9 to 4.5)	1.4 (0.6 to 3.1)	0.3 (0.1 to 0.8)	0 (0 to 0.1)	0 (0 to 0)	101
HIV/AIDS - Extensively drug-resistant Tuberculosis	0 (0 to 0)	0 (0 to 0)	0 (0 to 0.2)	0 (0 to 0.1)	0 (0 to 0.1)	0 (0 to 0.1)	0 (0 to 0.2)	0 (0 to 0.2)	0 (0 to 0.2)	0 (0 to 0.2)	0 (0 to 0.2)	0 (0 to 0.2)	0 (0 to 0.2)	0 (0 to 0.2)	0 (0 to 0.2)	0 (0 to 0.2)	0 (0 to 0.2)	0 (0 to 0.2)	0 (0 to 0.2)	0 (0 to 0.2)	0 (0 to 0.2)	0 (0 to 0.2)	0 (0 to 0)	0 (0 to 0)	0.9
HIV/AIDS resulting in other diseases	0 (0 to 0)	0 (0 to 0)	19.6 (5.1 to 69.4)	2.8 (0.5 to 8.1)	7.1 (1.7 to 19.4)	7.7 (2.7 to 20.1)	32.1 (10.5 to 88.9)	23.1 (7.1 to 64)	49.1 (17.6 to 124)	72.1 (30.6 to 127)	84.7 (39.5 to 151)	80.4 (39.9 to 139)	67.8 (32.5 to 120)	87.9 (42.1 to 151)	91.6 (45.2 to 159)	82.6 (41.3 to 145)	71.7 (35.9 to 130)	57.6 (27.8 to 107)	48.8 (21.9 to 93.9)	31.9 (13.9 to 69.6)	7.7 (2.9 to 19.1)	0.6 (0.2 to 1.8)	0 (0 to 0)	617
Sexually transmitted infections excluding HIV	2,990 (990 to 7,780)	484.6 (254 to 2,000)	79.6 (27.7 to 188)	2.4 (0.6 to 3.2)	1.9 (0.6 to 5.6)	0.9 (0.3 to 2.7)	1.1 (0.4 to 3.2)	0.8 (0.3 to 1.9)	1.1 (0.4 to 2.7)	0.9 (0.4 to 2.9)	1.1 (0.4 to 2.9)	1.2 (0.5 to 3.2)	1.3 (0.5 to 3.2)	2.6 (1.1 to 6.4)	1.1 (0.4 to 2.7)	0.6 (0.2 to 1.6)	0.7 (0.3 to 1.9)	0.4 (0.2 to 1.2)	0.4 (0.2 to 1.1)	0.2 (0.1 to 0.6)	0.1 (0.1 to 0.3)	0 (0 to 0.1)	0 (0 to 0.2)	1,650
Syphilis	0 (0 to 0)	0 (0 to 0)	0 (0 to 0)





Cell Table_3b_ Uttar Pradesh DALYS by cause and age across for females with 95% uncertainty intervals, 2019





SR Table 2b: Uttarakhand DALYS by cause and age group for females with 95% uncertainty intervals, 2019

Cause	Early Neonatal	Late Neonatal	Post Neonatal	1 to 4	5 to 9	10 to 14	15 to 19	20 to 24	25 to 29	30 to 34	35 to 39	40 to 44	45 to 49	50 to 54	55 to 59	60 to 64	65 to 69	70 to 74	75 to 79	80 to 84	85 to 89	90 to 94	95 plus	Total
All causes	46,990 (72,750to 127,950)	29,000 (16,160to 36,790)	69,560 (49,160to 74,500)	43,000 (29,200 to 51,460)	44,800 (30,160 to 56,200)	50,100 (40,160 to 62,900)	72,600 (59,120to 90,280)	84,900 (67,460 to 106,000)	91,200 (73,000 to 114,000)	97,600 (77,560 to 119,000)	101,000 (81,000 to 124,000)	103,000 (82,000 to 126,000)	106,000 (85,160to 130,000)	107,000 (84,000 to 133,000)	129,000 (104,000 to 161,000)	144,000 (115,000 to 179,000)	149,000 (118,000 to 183,000)	150,000 (119,000 to 188,000)	144,000 (114,000 to 180,000)	116,000 (91,160to 147,000)	81,100 (63,160to 104,000)	9,000 (6,000 to 12,000)	1,250 (1,110 to 1,390)	1,440,000 (1,440,000 to 1,440,000)
Communicable, maternal, neonatal, and nutritional diseases	46,400 (46,000to 107,000)	21,900 (16,600to 27,900)	45,100 (29,900 to 56,900)	26,900 (20,000 to 35,900)	26,700 (21,900 to 33,300)	22,500 (17,900 to 27,900)	22,600 (18,100 to 28,200)	23,000 (18,500 to 28,900)	19,800 (15,900 to 25,100)	19,800 (15,900 to 25,100)	20,900 (16,900 to 25,700)	18,400 (14,900 to 23,000)	19,200 (15,700 to 23,900)	19,000 (15,600to 23,900)	16,900 (12,700 to 22,400)	18,900 (14,200 to 25,200)	19,300 (14,400to 25,600)	19,300 (14,900 to 25,600)	19,000 (14,900 to 25,000)	15,900 (11,400to 21,900)	12,000 (8,920to 16,200)	6,700 (3,970 to 9,620)	1,490 (1,190 to 2,000)	423 (316 to 566)	499,000
HIV/AIDS and sexually transmitted infections	1,270 (960 to 1,710)	320 (91 to 750)	650 (290 to 1,140)	49.4 (16 to 120)	49.7 (16 to 120)	39.2 (12 to 97)	172 (57 to 400)	527 (180 to 1,170)	560 (190 to 1,230)	1,130 (390 to 2,470)	1,110 (380 to 2,430)	1,040 (350 to 2,260)	697 (240 to 1,540)	696 (240 to 1,530)	614 (210 to 1,350)	782 (270 to 1,720)	729 (250 to 1,600)	672 (230 to 1,470)	564 (190 to 1,230)	377 (130 to 830)	211 (72 to 460)	11.3 (3 to 30)	1.3 (0 to 3.5)	0.0 (0 to 0.0)	15,400 (9,110 to 23,900)
HIV/AIDS	0 (0 to 0)	0 (0 to 0.1)	0.1 (0 to 0.2)	0.1 (0 to 0.2)	0.1 (0 to 0.2)	0.1 (0 to 0.2)	0.1 (0 to 0.2)	0.1 (0 to 0.2)	0.1 (0 to 0.2)	0.1 (0 to 0.2)	0.1 (0 to 0.2)	0.1 (0 to 0.2)	0.1 (0 to 0.2)	0.1 (0 to 0.2)	0.1 (0 to 0.2)	0.1 (0 to 0.2)	0.1 (0 to 0.2)	0.1 (0 to 0.2)	0.1 (0 to 0.2)	0.1 (0 to 0.2)	0.1 (0 to 0.2)	0.0 (0 to 0.0)	0.0 (0 to 0.0)	0.0 (0 to 0.0)	5,200
HIV/AIDS - Drug-susceptible Tuberculosis	0 (0 to 0)	0 (0 to 0)	0.7 (0.2 to 1.9)	0.2 (0.1 to 0.5)	0.2 (0.1 to 0.6)	0.2 (0.1 to 0.6)	0.2 (0.1 to 0.6)	0.2 (0.1 to 0.6)	0.2 (0.1 to 0.6)	0.2 (0.1 to 0.6)	0.2 (0.1 to 0.6)	0.2 (0.1 to 0.6)	0.2 (0.1 to 0.6)	0.2 (0.1 to 0.6)	0.2 (0.1 to 0.6)	0.2 (0.1 to 0.6)	0.2 (0.1 to 0.6)	0.2 (0.1 to 0.6)	0.2 (0.1 to 0.6)	0.2 (0.1 to 0.6)	0.2 (0.1 to 0.6)	0.0 (0 to 0.0)	0.0 (0 to 0.0)	0.0 (0 to 0.0)	710
HIV/AIDS - Multidrug-resistant Tuberculosis without extensi	0 (0 to 0)	0 (0 to 0)	0.1 (0.1 to 0.3)	0.1 (0 to 0.1)	0.1 (0 to 0.1)	0.1 (0 to 0.1)	0.1 (0 to 0.1)	0.1 (0 to 0.1)	0.1 (0 to 0.1)	0.1 (0 to 0.1)	0.1 (0 to 0.1)	0.1 (0 to 0.1)	0.1 (0 to 0.1)	0.1 (0 to 0.1)	0.1 (0 to 0.1)	0.1 (0 to 0.1)	0.1 (0 to 0.1)	0.1 (0 to 0.1)	0.1 (0 to 0.1)	0.1 (0 to 0.1)	0.1 (0 to 0.1)	0.0 (0 to 0.0)	0.0 (0 to 0.0)	0.0 (0 to 0.0)	0
HIV/AIDS - Extensively drug-resistant Tuberculosis	0 (0 to 0)	0 (0 to 0)	0.4 (0.1 to 1.1)	0.1 (0 to 0.3)	0.1 (0 to 0.3)	0.1 (0 to 0.3)	0.1 (0 to 0.3)	0.1 (0 to 0.3)	0.1 (0 to 0.3)	0.1 (0 to 0.3)	0.1 (0 to 0.3)	0.1 (0 to 0.3)	0.1 (0 to 0.3)	0.1 (0 to 0.3)	0.1 (0 to 0.3)	0.2 (0 to 0.4)	0.1 (0 to 0.3)	0.2 (0 to 0.4)	0.2 (0 to 0.4)	0.2 (0 to 0.4)	0.2 (0 to 0.4)	0.0 (0 to 0.0)	0.0 (0 to 0.0)	0.0 (0 to 0.0)	816
HIV/AIDS resulting in other diseases	0 (0 to 0)	0 (0 to 0)	24.6 (8.6 to 67.6)	20.3 (6.9 to 57.5)	29.6 (10.1 to 84.0)	19.9 (6.8 to 56.3)	96.9 (33.1 to 274)	336 (115 to 950)	226 (77 to 640)	727 (248 to 2,060)	689 (235 to 1,950)	678 (232 to 1,920)	441 (151 to 1,250)	379 (129 to 1,070)	160 (55 to 447)	73.9 (25 to 208)	29 (9.9 to 82.3)	8.6 (2.9 to 24.3)	2 (0.7 to 5.7)	0.7 (0.2 to 2.1)	0.2 (0.1 to 0.7)	0.0 (0 to 0.1)	0.0 (0 to 0.0)	0.0 (0 to 0.0)	4,330
Sexually transmitted infections excluding HIV	1,260 (960 to 1,710)	320 (91 to 750)	650 (290 to 1,140)	49.3 (16 to 120)	49.7 (16 to 120)	39.2 (12 to 97)	172 (57 to 400)	527 (180 to 1,170)	560 (190 to 1,230)	1,130 (390 to 2,470)	1,110 (380 to 2,430)	1,040 (350 to 2,260)	697 (240 to 1,540)	696 (240 to 1,530)	614 (210 to 1,350)	782 (270 to 1,720)	729 (250 to 1,600)	672 (230 to 1,470)	564 (190 to 1,230)	377 (130 to 830)	211 (72 to 460)	11.3 (3 to 30)	1.3 (0 to 3.5)	0.0 (0 to 0.0)	9,190
Syphilis	0 (0 to 0)	0 (0 to 0)	0.1 (0 to 0.2)	0.1 (0 to 0.2)	0.1 (0 to 0.2)	0.1 (0 to 0.2)	0.1 (0 to 0.2)	0.1 (0 to 0.2)	0.1 (0 to 0.2)	0.1 (0 to 0.2)	0.1 (0 to 0.2)	0.1 (0 to 0.2)	0.1 (0 to 0.2)	0.1 (0 to 0.2)	0.1 (0 to 0.2)	0.1 (0 to 0.2)	0.1 (0 to 0.2)	0.1 (0 to 0.2)	0.1 (0 to 0.2)	0.1 (0 to 0.2)	0.1 (0 to 0.2)	0.0 (0 to 0.0)	0.0 (0 to 0.0)	0.0 (0 to 0.0)	710
Chlamydial infection	0 (0 to 0)	0 (0 to 0)	0 (0 to 0)	0 (0 to 0)	0 (0 to 0)	0 (0 to 0)	0 (0 to 0.1)	0 (0 to 0.1)	0 (0 to 0.1)	0 (0 to 0.1)	0 (0 to 0.1)	0 (0 to 0.1)	0 (0 to 0.1)	0 (0 to 0.1)	0 (0 to 0.1)	0 (0 to 0.1)	0 (0 to 0.1)	0 (0 to 0.1)	0 (0 to 0.1)	0 (0 to 0.1)	0 (0 to 0.1)	0 (0 to 0.1)	0 (0 to 0.0)	0 (0 to 0.0)	0 (0 to 0.0)	308
Gonococcal infection	0 (0 to 0)	0 (0 to 0)	0 (0 to 0)	0 (0 to 0)	0 (0 to 0)	0 (0 to 0)





Table 2b: Direct Burden DALYs by cause and age across four females with 95%uncertainty intervals, 2019

Cause	Early Neonatal	Late Neonatal	Post Neonatal	1 to 4	5 to 9	10 to 14	15 to 19	20 to 24	25 to 29	30 to 34	35 to 39	40 to 44	45 to 49	50 to 54	55 to 59	60 to 64	65 to 69	70 to 74	75 to 79	80 to 84	85 to 89	90 to 94	95 plus	Total
All causes	699,600 (577,000-824,000)	253,000 (171,000-347,000)	313,000 (214,000-420,000)	271,000 (201,000-350,000)	201,000 (151,000-254,000)	202,000 (154,000-254,000)	647,000 (510,000-792,000)	787,000 (619,000-966,000)	794,000 (627,000-974,000)	782,000 (621,000-957,000)	814,000 (647,000-1,000,000)	847,000 (673,000-1,040,000)	886,000 (704,000-1,090,000)	877,000 (696,000-1,080,000)	1,030,000 (818,000-1,270,000)	1,250,000 (1,000,000-1,530,000)	1,550,000 (1,240,000-1,900,000)	1,940,000 (1,560,000-2,380,000)	2,350,000 (1,890,000-2,880,000)	2,800,000 (2,250,000-3,430,000)	3,230,000 (2,600,000-3,960,000)	3,610,000 (2,900,000-4,430,000)	14,700,000
Communicable, maternal, neonatal, and nutritional diseases	699,000 (576,000-823,000)	253,000 (171,000-347,000)	314,000 (214,000-420,000)	177,000 (120,000-239,000)	116,000 (74,000-164,000)	101,000 (64,000-143,000)	117,000 (72,000-169,000)	109,000 (65,000-160,000)	114,000 (68,000-169,000)	114,000 (68,000-170,000)	114,000 (68,000-170,000)	114,000 (68,000-170,000)	114,000 (68,000-170,000)	114,000 (68,000-170,000)	114,000 (68,000-170,000)	114,000 (68,000-170,000)	114,000 (68,000-170,000)	114,000 (68,000-170,000)	114,000 (68,000-170,000)	114,000 (68,000-170,000)	114,000 (68,000-170,000)	3,600,000
HIV/AIDS and sexually transmitted infections	1,000 (1,000-1,000)	1,000 (1,000-1,000)	1,000 (1,000-1,000)



SR Table 2b: Sweden excel: Stockholm DALYS by cause and age group for females with 95% uncertainty intervals, 2019

Cause	Early Neonatal	Late Neonatal	Post-Neonatal	1 to 4	5 to 9	10 to 14	15 to 19	20 to 24	25 to 29	30 to 34	35 to 39	40 to 44	45 to 49	50 to 54	55 to 59	60 to 64	65 to 69	70 to 74	75 to 79	80 to 84	85 to 89	90 to 94	95 plus	Total
All causes	3,630 (2,200 to 4,190)	1,600 (1,400 to 1,800)	3,280 (2,930 to 3,790)	6,230 (5,770 to 6,950)	5,600 (5,480 to 5,800)	14,000 (13,800 to 14,400)	23,200 (22,700 to 24,000)	29,600 (29,200 to 30,400)	36,200 (35,600 to 36,900)	37,400 (36,800 to 38,100)	36,600 (36,000 to 37,300)	41,900 (41,200 to 42,600)	50,600 (49,900 to 51,100)	60,100 (59,700 to 60,700)	66,200 (65,900 to 66,300)	76,200 (75,900 to 76,400)	91,200 (90,900 to 91,500)	110,000 (109,600 to 110,400)	114,000 (113,600 to 114,400)	106,000 (105,600 to 106,000)	90,500 (87,900 to 92,200)	67,300 (65,300 to 71,700)	29,900 (28,100 to 31,600)	1,110,000
Communicable, maternal, neonatal, and nutritional diseases	2,530 (1,770 to 3,010)	905 (691 to 1,090)	1,030 (793 to 1,290)	1,290 (997 to 1,650)	1,160 (761 to 1,700)	909 (652 to 1,230)	856 (611 to 1,150)	1,210 (861 to 1,620)	1,210 (870 to 1,620)	1,110 (810 to 1,520)	1,190 (848 to 1,710)	1,260 (919 to 1,720)	1,390 (1,010 to 1,900)	1,310 (949 to 1,790)	1,390 (1,000 to 1,790)	1,700 (1,300 to 2,150)	2,360 (1,800 to 2,900)	2,950 (2,290 to 3,500)	3,790 (2,970 to 4,700)	4,290 (3,290 to 5,260)	3,490 (2,500 to 4,420)	2,090 (1,500 to 2,670)	43,300
HIV/AIDS and sexually transmitted infections	0 (0 to 0)	0 (0 to 0)	4.6 (3.6 to 6.5)	6 (4.9 to 7.2)	3.1 (2.4 to 3.7)	4.6 (3.6 to 5.5)	8.3 (6.1 to 10.6)	22.1 (13.9 to 37.6)	70.3 (47.8 to 109)	99.7 (66.1 to 142)	90.1 (59.5 to 139)	79.7 (48.4 to 133)	66.9 (40.2 to 122)	48.7 (29.3 to 89.1)	36.9 (20.2 to 76.1)	41.2 (20.6 to 90.7)	27.3 (12.9 to 63.1)	18.9 (7.74 to 37.1)	11.6 (4.3 to 23.6)	8.2 (2.9 to 16)	4.4 (1.7 to 9.3)	2.1 (1.1 to 3.3)	701
HIV/AIDS	0 (0 to 0)	0 (0 to 0)	4.6 (3.6 to 6.5)	6 (4.9 to 7.2)	3.1 (2.4 to 3.7)	4.6 (3.6 to 5.5)	8.2 (6 to 10.5)	21.9 (13.7 to 37.4)	69.8 (47.5 to 108)	99.3 (65.8 to 142)	89.8 (59.3 to 138)	79.3 (48.2 to 132)	66.5 (39.9 to 121)	48.3 (29 to 88.6)	36.5 (19.9 to 75.6)	40.7 (20.3 to 89.8)	26.9 (12.7 to 62.5)	18.6 (7.61 to 36.7)	11.4 (4.2 to 23.2)	8.1 (2.9 to 15.9)	4.3 (1.7 to 9.2)	2.1 (1.1 to 3.3)	390
HIV/AIDS - Drug-susceptible Tuberculosis	0 (0 to 0)	0 (0 to 0)	0.1 (0.1 to 0.2)	0.1 (0.1 to 0.2)	0.1 (0 to 0.2)	0.1 (0 to 0.2)	0.2 (0.1 to 0.3)	0.5 (0.3 to 0.8)	1.6 (1 to 2.5)	2.3 (1.5 to 3.4)	2.1 (1.4 to 3.2)	1.8 (1.1 to 3)	1.5 (0.9 to 2.8)	1.1 (0.7 to 2.1)	0.8 (0.5 to 1.7)	0.9 (0.5 to 2)	0.6 (0.3 to 1.4)	0.4 (0.2 to 0.8)	0.3 (0.1 to 0.5)	0.2 (0.1 to 0.4)	0.1 (0 to 0.2)	0 (0 to 0)	49.2
HIV/AIDS - Multidrug-resistant Tuberculosis without extensive	0 (0 to 0)	0 (0 to 0)	0 (0 to 0)	0 (0 to 0)	0 (0 to 0)	0 (0 to 0)	0 (0 to 0)	0 (0 to 0)	0 (0 to 1.2)	0 (0 to 1.1)	0 (0 to 1.1)	0 (0 to 0.9)	0 (0 to 0.7)	0 (0 to 0.6)	0 (0 to 0.7)	0 (0 to 0.8)	0 (0 to 0.7)	0 (0 to 0.6)	0 (0 to 0.5)	0 (0 to 0)	0 (0 to 0)	0 (0 to 0)	0 (0 to 0)	3.5
HIV/AIDS - Extensively drug-resistant Tuberculosis	0 (0 to 0)	0 (0 to 0)	0 (0 to 0)	0 (0 to 0)	0 (0 to 0)	0 (0 to 0)	0 (0 to 0)	0 (0 to 0)	0 (0 to 0)	0 (0 to 0)	0 (0 to 0)	0 (0 to 0)	0 (0 to 0)	0 (0 to 0)	0 (0 to 0)	0 (0 to 0)	0 (0 to 0)	0 (0 to 0)	0 (0 to 0)	0 (0 to 0)	0 (0 to 0)	0 (0 to 0)	0 (0 to 0)	0.9
HIV/AIDS resulting in other diseases	0 (0 to 0)	0 (0 to 0)	0 (0 to 0.3)	0 (0 to 0.4)	0 (0 to 0.1)	0 (0 to 0.1)	0.1 (0 to 0.1)	0.1 (0 to 0.4)	0.3 (0 to 1.1)	0.4 (0 to 1.3)	0.3 (0 to 1.1)	0.3 (0 to 1.1)	0.3 (0 to 1.1)	0.2 (0 to 0.8)	0.2 (0 to 0.7)	0.2 (0 to 0.8)	0.1 (0 to 0.5)	0.1 (0 to 0.3)	0.1 (0 to 0.2)	0 (0 to 0.1)	0 (0 to 0.1)	0 (0 to 0.1)	0 (0 to 0.1)	2.6
Sexually transmitted infections excluding HIV	0 (0 to 0)	0 (0 to 0)	0 (0 to 0)	0 (0 to 0)	0 (0 to 0)	0 (0 to 0)	0.1 (0 to 0.1)	0.4 (0 to 0.7)	0.4 (0 to 0.7)	0.3 (0 to 0.6)	0.3 (0 to 0.6)	0.4 (0 to 0.7)	0.4 (0 to 0.7)	0.4 (0 to 0.7)	0.3 (0 to 0.6)	0.5 (0 to 0.9)	0.3 (0 to 0.6)	0.2 (0 to 0.4)	0.2 (0 to 0.3)	0.1 (0 to 0.2)	0.1 (0 to 0.2)	0 (0 to 0.1)	0 (0 to 0.1)	4.6
Syphilis	0 (0 to 0)	0 (0 to 0)	0 (0 to 0)	0 (0 to 0)	0 (0 to 0)	0 (0 to 0)	0 (0 to 0.1)	0.1 (0 to 0.1)	0.1 (0 to 0.2)	0.1 (0 to 0.2)	0.1 (0 to 0.2)	0.1 (0 to 0.2)	0.1 (0 to 0.2)	0.1 (0 to 0.2)	0.1 (0 to 0.2)	0.1 (0 to 0.2)	0.1 (0 to 0.2)	0.1 (0 to 0.2)	0.1 (0 to 0.2)	0 (0 to 0.1)	0 (0 to 0.1)	0 (0 to 0.1)	0 (0 to 0)	0.4
Chlamydial infection	0 (0 to 0)	0 (0 to 0)	0 (0 to 0)	0 (0 to 0)	0 (0 to 0)	0 (0 to 0)	0 (0 to 0)	0 (0 to 0)	0 (0 to 0)	0 (0 to 0)	0 (0 to 0)	0 (0 to 0)	0 (0 to 0)	0 (0 to 0)	0 (0 to 0)	0 (0 to 0)	0 (0 to 0)	0 (0 to 0)	0 (0 to 0)	0 (0 to 0)	0 (0 to 0)	0 (0 to 0)	0 (0 to 0)	0 (0 to 0)	0
Gonococcal infection	0 (0 to 0)	0 (0 to 0)	0 (0 to 0)	0 (0 to 0)	0 (0 to 0)	0 (0 to 0)	0 (0 to 0)	0 (0 to 0)	0 (0 to 0)	0 (0 to 0)	0 (0 to 0)	0 (0 to 0)	0 (0 to 0)	0 (0 to 0)	0 (0 to 0)	0 (0 to 0)	0 (0 to 0)	0 (0 to 0)	0 (0 to 0)	0 (0 to 0)	0 (0 to 0)	0 (0 to 0)	0 (0 to 0)	0
Trichomoniasis	0 (0 to 0)	0 (0 to 0)	0 (0 to 0)	0 (0 to 0)	0 (0 to 0)	0 (0 to 0)	0 (0 to 0)	0 (0 to 0)	0 (0 to 0)	0 (0 to 0)	0 (0 to 0)	0 (0 to 0)	0 (0 to 0)	0 (0 to 0)	0 (0 to 0)	0 (0 to 0)	0 (0 to 0)	0 (0 to 0)	0 (0 to 0)	0 (0 to 0)	0 (0 to 0)	0 (0 to 0)	0 (0 to 0)	0
Genital herpes	0 (0 to 0)	0 (0 to 0)	0 (0 to 0)	0 (0 to 0)	0 (0 to 0)	0 (0 to 0)	0 (0 to 0)	0 (0 to 0)	0 (0 to 0)	0 (0 to 0)	0 (0 to 0)	0 (0 to 0)	0 (0 to 0)	0 (0 to 0)	0 (0 to 0)	0 (0 to 0)	0 (0 to 0)	0 (0 to 0)	0 (0 to 0)	0 (0 to 0)	0 (0 to 0)	0 (0 to 0)	0 (0 to 0)	0
Other sexually transmitted infections	0 (0 to 0)	0 (0 to 0)	0 (0 to 0)	0 (0 to 0)	0 (0 to 0)	0 (0 to 0.4)	0 (0 to 0.3)	0 (0 to 0.5)	0 (0 to 0.5)	0 (0 to 0.5)	0 (0 to 0.5)	0 (0 to 0.5)	0 (0 to 0.5)	0 (0 to 0.5)	0 (0 to 0.5)	0 (0 to 0.5)	0 (0 to 0.5)	0 (0 to 0.5)	0 (0 to 0.4)	0 (0 to 0.4)	0 (0 to 0.4)	0 (0 to 0.3)	0 (0 to 0.4)	1.6
Respiratory infections and tuberculosis	2,210 (1,610 to 2,610)	229 (167 to 301)	162 (109 to 222)	222 (156 to 321)	227 (163 to 315)	270 (193 to 374)	227 (160 to 318)	229 (159 to 326)	229 (157 to 332)	229 (157 to 331)	229 (156 to 333)	229 (156 to 332)	229 (156 to 332)	227 (154 to 327)	232 (157 to 327)	232 (157 to 327)	232 (157 to 327)	232 (157 to 327)	232 (157 to 327)	232 (157 to 327)	232 (157 to 327)	232 (157 to 327)	232 (157 to 327)	2,390
Tuberculosis	0 (0 to 0)	0 (0 to 0)	0 (0.3 to 0.7)	0 (0 to 0.2)	0 (0 to 0.1)	0 (0 to 0.1)	0 (0 to 0.1)	0.1 (0 to 0.2)	0.1 (0 to 0.2)	0.1 (0 to 0.2)	0.1 (0 to 0.2)	0.1 (0 to 0.2)	0.1 (0 to 0.2)	0.1 (0 to 0.2)	0.1 (0 to 0.2)	0.1 (0 to 0.2)	0.1 (0 to 0.2)	0.1 (0 to 0.2)	0.1 (0 to 0.2)	0.1 (0 to 0.2)	0.1 (0 to 0.2)	0.1 (0 to 0.2)	0.1 (0 to 0.2)	1.4
Latent tuberculosis infection	0 (0 to 0)	0 (0 to 0)	0 (0 to 0)	0 (0 to 0)	0 (0 to 0)	0 (0 to 0)	0 (0 to 0)	0 (0 to 0)	0 (0 to 0)	0 (0 to 0)	0 (0 to 0)	0 (0 to 0)	0 (0 to 0)	0 (0 to 0)	0 (0 to 0)	0 (0 to 0)	0 (0 to 0)	0 (0 to 0)	0 (0 to 0)	0 (0 to 0)	0 (0 to 0)	0 (0 to 0)	0 (0 to 0)	0
Drug-susceptible Tuberculosis	0 (0 to 0)	0 (0 to 0)	0 (0.3 to 0.7)	0 (0 to 0.2)	0 (0 to 0.1)	0 (0 to 0.1)	0 (0 to 0.1)	0 (0 to 0.2)	0 (0 to 0.2)	0 (0 to 0.2)	0 (0 to 0.2)	0 (0 to 0.2)	0 (0 to 0.2)	0 (0 to 0.2)	0 (0 to 0.2)	0 (0 to 0.2)	0 (0 to 0.2)	0 (0 to 0.2)	0 (0 to 0.2)	0 (0 to 0.2)	0 (0 to 0.2)	0 (0 to 0.2)	0 (0 to 0.2)	1.4
Multidrug-resistant tuberculosis without extensive drug-resistal	0 (0 to 0)	0 (0 to 0)	0 (0 to 0)	0 (0 to 0)	0 (0 to 0)	0 (0 to 0)	0 (0 to 0)	0 (0 to 0)	0 (0 to 0)	0 (0 to 0)	0 (0 to 0)	0 (0 to 0)	0 (0 to 0)	0 (0 to 0)	0 (0 to 0)	0 (0 to 0)	0 (0 to 0)	0 (0 to 0)	0 (0 to 0)	0 (0 to 0)	0 (0 to 0)	0 (0 to 0)	0 (0 to 0)	0
Extensively drug-resistant tuberculosis	0 (0 to 0)	0 (0 to 0)	0 (0 to 0)	0 (0 to 0)	0 (0 to 0)	0 (0 to 0)	0 (0 to 0)	0 (0 to 0)	0 (0 to 0)	0 (0 to 0)	0 (0 to 0)	0 (0 to 0)	0 (0 to 0)	0 (0 to 0)	0 (0 to 0)	0 (0 to 0)	0 (0 to 0)	0 (0 to 0)	0 (0 to 0)	0 (0 to 0)	0 (0 to 0)	0 (0 to 0)	0 (0 to 0)	0
Lower respiratory infections	10.1 (9.1 to 10.8)	19.8 (17.9 to 21.6)	94 (87.5 to 100)	672 (643 to 692)	28.6 (20.2 to 39.2)	13.2 (9.3 to 18.2)	19 (13.4 to 26.2)	29.1 (20.5 to 40.2)	41 (28.9 to 56.6)	48.3 (34 to 66.8)	51.4 (36.2 to 71.1)	73.4 (51.7 to 101)	119 (83.8 to 164)	193 (136 to 266)	298 (210 to 411)	453 (319 to 625)	779 (550 to 1,080)	1,250 (885 to 1,730)	2,020 (1,430 to 2,800)	2,920 (2,060 to 4,040)	3,180 (2,240 to 4,400)	1,370 (960 to 1,900)	11,800
Upper respiratory infections	0 (0 to 0)	2.9 (2.6 to 3.1)	16.6 (15.5 to 17.7)	294 (282 to 302)	0.2 (0.2 to 0.3)	0.2 (0.2 to 0.3)	0.2 (0.2 to 0.3)	0.2 (0.2 to 0.3)	0.2 (0.2 to 0.3)	0.2 (0.2 to 0.3)	0.2 (0.2 to 0.3)	0.2 (0.2 to 0.3)	0.2 (0.2 to 0.3)	0.2 (0.2 to 0.3)	0.2 (0.2 to 0.3)	0.2 (0.2 to 0.3)	0.2 (0.2 to 0.3)	0.2 (0.2 to 0.3)	0.2 (0.2 to 0.3)	0.2 (0.2 to 0.3)	0.2 (0.2 to 0.3)	0.2 (0.2 to 0.3)	3.3
Otitis media	0 (0 to 0)	0.1 (0.1 to 0.4)	0.3 (0.3 to 1.5)	0.4 (0.3 to 1.7)	0.2 (0.2 to 0.4)	0.2 (0.2 to 0.4)	0.2 (0.2 to 0.4)	0.2 (0.2 to 0.4)	0.2 (0.2 to 0.4)	0.2 (0.2 to 0.4)	0.2 (0.2 to 0.4)	0.2 (0.2 to 0.4)	0.2 (0.2 to 0.4)	0.2 (0.2 to 0.4)	0.2 (0.2 to 0.4)	0.2 (0.2 to 0.4)	0.2 (0.2 to 0.4)	0.2 (0.2 to 0.4)	0.2 (0.2 to 0.4)	0.2 (0.2 to 0.4)	0.2 (0.2 to 0.4)	0.2 (0.2 to 0.4)	0.4
Enteric infections	5.7 (4 to 6.1)	21.6 (19.4 to 23.7)	220 (198 to 233)	327 (308 to 340)	158 (144 to 173)	62 (56 to 68)	46.2 (42.1 to 50.6)	19.4 (17.7 to 21.2)	16.2 (14.8 to 17.8)	15.9 (14.5 to 17.4)	15.9 (14.5 to 17.4)	16.1 (14.7 to 17.6)	16.3 (14.9 to 17.8)	16.5 (15.1 to 18)	16.6 (15.2 to 18.1)	16.7 (15.3 to 18.2)	16.8 (15.4 to 18.3)	16.9 (15.5 to 18.4)	16.9 (15.5 to 18.4)	16.9 (15.5 to 18.4)	16.9 (15.5 to 18.4)	16.9 (15.5 to 18.4)	7,460
Diarrheal diseases	5.7 (4 to 6.1)	21.6 (19.4 to 23.7)	220 (198 to 233)	326 (309 to 338)	157 (143 to 172)	62 (56 to 68)	46.2 (42.1 to 50.6)	19.4 (17.7 to 21.2)	16.2 (14.8 to 17.8)	15.9 (14.5 to 17.4)	15.9 (14.5 to 17.4)	16.1 (14.7 to 17.6)	16.3 (14.9 to 17.8)	16.5 (15.1 to 18)	16.6 (15.2 to 18.1)	16.7 (15.3 to 18.2)	16.8 (15.4 to 18.3)	16.9 (15.5 to 18.4)	16.9 (15.5 to 18.4)	16.9 (15.5 to 18.4)	16.9 (15.5 to 18.4)	16.9 (15.5 to 18.4)	7,440
Typhoid and paratyphoid	0 (0 to 0)	0 (0 to 0)	0 (0 to 0)	0 (0 to 0)	0 (0 to 0)	0 (0 to 0)	0 (0 to 0)	0 (0 to 0)	0 (0 to 0)	0 (0 to 0)	0 (0 to 0)	0 (0 to 0)	0 (0 to 0)	0 (0 to 0)	0 (0 to 0)	0 (0 to 0)	0 (0 to 0)	0 (0 to 0)	0 (0 to 0)	0 (0 to 0)	0 (0 to 0)	0 (0 to 0)	0 (0 to 0)	0.7
Typhoid fever	0 (0 to 0)	0 (0 to 0)	0 (0 to 0)	0 (0 to 0)	0 (0 to 0)	0 (0 to 0)	0 (0 to 0)	0 (0 to 0)	0 (0 to 0)	0 (0 to 0)	0 (0 to 0)	0 (0 to 0)	0 (0 to 0)	0 (0 to 0)	0 (0 to 0)	0 (0 to 0)	0 (0 to 0)	0 (0 to 0)	0 (0 to 0)	0 (0 to 0)	0 (0 to 0)	0 (0 to 0)	0 (0 to 0)	0.2
Paratyphoid fever	0 (0 to 0)	0 (0 to 0)	0 (0 to 0)	0 (0 to 0)	0 (0 to 0)	0 (0 to 0)	0 (0 to 0)	0 (0 to 0)	0 (0 to 0)	0 (0 to 0)	0 (0 to 0)	0 (0 to 0)	0 (0 to 0)	0 (0 to 0)	0 (0 to 0)	0 (0 to 0)	0 (0 to 0)	0 (0 to 0)	0 (0 to 0)	0 (0 to 0)	0 (0 to 0)	0 (0 to 0)	0 (0 to 0)	0.5
Invasive Non-typhoidal Salmonella (iNTS)	0 (0 to 0)	0 (0 to 0)	0 (0 to 0)	0.2 (0 to 0.3)	0 (0 to 0)	0 (0 to 0)	0 (0 to 0)	0 (0 to 0)	0 (0 to 0)	0 (0 to 0)	0 (0 to 0)	0 (0 to 0)	0 (0 to 0)	0 (0 to 0)	0 (0 to 0)	0 (0 to 0)	0 (0 to 0)	0 (0 to 0)	0 (0 to 0)	0 (0 to 0)	0 (0 to 0)	0 (0 to 0)	0 (0 to 0)	0.2
Other intestinal infectious diseases	0 (0 to 0)	0.6 (0.1 to 2.4)	1 (0.3 to 3.6)	0.6 (0.1 to 1.9)	0.4 (0 to 1.6)	0.2 (0 to 0.8)	0.2 (0 to 0.8)	0.2 (0 to 0.8)	0.1 (0 to 0.6)	0.2 (0 to 0.8)	0.2 (0 to 0.8)	0.2 (0 to 0.8)	0.2 (0 to 0.8)	0.2 (0 to 0.8)	0.1 (0 to 0.6)	0.1 (0 to 0.6)	0.1 (0 to 0.5)	0.3 (0 to 1.1)	0.3 (0 to 1.1)	0.4 (0 to 1.5)	0.6 (0 to 2.2)	0.4 (0 to 1.5)	9.6
Neglected tropical diseases and malaria	0.7 (0.7 to 0.8)	3.8 (3.7 to 3.9)	12.7 (12.5 to 12.9)	11.6 (11.4 to 11.8)	2.2 (2.2 to 2.3)	0.6 (0.6 to 0.7)	0.6 (0.6 to 0.7)	0.6 (0.6 to 0.7)	0.6 (0.6 to 0.7)	0.6 (0.6 to 0.7)	0.6 (0.6 to 0.7)	0.6 (0.6 to 0.7)	0.6 (0.6 to 0.7)	0.6 (0.6 to 0.7)	0.6 (0.6 to 0.7)	0.6 (0.6 to 0.7)	0.6 (0.6 to 0.7)	0.6 (0.6 to 0.7)	0.6 (0.6 to 0.7)	0.6 (0.6 to 0.7)	0.6 (0.6 to 0.7)	0.6 (0.6 to 0.7)	103
Malaria	0 (0 to 0)	0 (0 to 0)	0 (0 to 0)	0 (0 to 0)	0 (0 to 0)	0 (0 to 0)	0 (0 to 0)	0 (0 to 0)	0 (0 to 0)	0 (0 to 0)	0 (0 to 0)	0 (0 to 0)	0 (0 to 0)	0 (0 to 0)	0 (0 to 0)	0 (0 to 0)	0 (0 to 0)	0 (0 to 0)	0 (0 to 0)	0 (0 to 0)	0 (0 to 0)	0 (0 to 0)	0 (0 to 0)	0
Chagas disease	0 (0 to 0)	0 (0 to 0)	0 (0 to 0)	0 (0 to 0)	0 (0 to 0)	0 (0 to 0)	0 (0 to 0)	0 (0 to 0)	0 (0 to 0)	0 (0 to 0)	0 (0 to 0)	0 (0 to 0)	0 (0 to 0)	0 (0 to 0)	0 (0 to 0)	0 (0 to 0)	0 (0 to 0)	0 (0 to 0)	0 (0 to 0)	0 (0 to 0)	0 (0 to 0)	0 (0 to 0)	0 (0 to 0)	0
Leishmaniasis	0 (0 to 0)	0 (0 to 0)	0 (0 to 0)	0 (0 to 0)	0 (0 to 0)	0 (0 to 0)	0 (0 to 0)	0 (0 to 0)	0 (0 to 0)	0 (0 to 0)	0 (0 to 0)	0 (0 to 0)	0 (0 to 0)	0 (0 to 0)	0 (0 to 0)	0 (0 to 0)	0 (0 to 0)	0 (0 to 0)	0 (0 to 0)	0 (0 to 0)	0 (0 to 0)	0 (0 to 0)	0 (0 to 0)	0
Visceral leishmaniasis	0 (0 to 0)	0 (0 to 0)	0 (0 to 0)	0 (0 to 0)	0 (0 to 0)	0 (0 to 0)	0 (0 to 0)	0 (0 to 0)	0 (0 to 0)	0 (0 to 0)	0 (0 to 0)	0 (0 to 0)	0 (0 to 0)	0 (0 to 0)	0 (0 to 0)	0 (0 to 0)	0 (0 to 0)	0 (0 to 0)	0 (0 to 0)	0 (0 to 0)	0 (0 to 0)	0 (0 to 0)	0 (0 to 0)	0
Cutaneous and mucocutaneous leishmaniasis	0 (0 to 0)	0 (0 to 0)	0 (0 to 0)	0 (0 to 0)	0 (0 to 0)	0 (0 to 0)	0 (0 to 0)	0 (0 to 0)	0 (0 to 0)	0 (0 to 0)	0 (0 to 0)	0 (0 to 0)	0 (0 to 0)	0 (0 to 0)	0 (0 to 0)	0 (0 to 0)	0 (0 to 0)	0 (0 to 0)	0 (0 to 0)	0 (0 to 0)	0 (0 to 0)	0 (0 to 0)	0 (0 to 0)	0
African trypanosomiasis	0 (0 to 0)	0 (0 to 0)	0 (0 to 0)	0 (0 to 0)	0 (0 to 0)	0 (0 to 0)	0 (0 to 0)	0 (0 to 0)	0 (0 to 0)	0 (0 to 0)	0 (0 to 0)	0 (0 to 0)	0 (0 to 0)	0 (0 to 0)	0 (0 to 0)	0 (0 to 0)	0 (0 to 0)	0 (0 to 0)	0 (0 to 0)	0 (0 to 0)	0 (0 to 0)	0 (0 to 0)	0 (0 to 0)	0
Schistosomiasis	0 (0 to 0)	0 (0 to 0)	0 (0 to 0)	0 (0 to 0)	0 (0 to 0)	0 (0 to 0)	0 (0 to 0)	0 (0 to 0)	0 (0 to 0)	0 (0 to 0)	0 (0 to 0)	0 (0 to 0)	0 (0 to 0)	0 (0 to 0)	0 (0 to 0)	0 (0 to 0)	0 (0 to 0)	0 (0 to 0)	0 (0 to 0)	0 (0 to 0)	0 (0 to 0)	0 (0 to 0)	0 (0 to 0)	0
Cysticercosis	0 (0 to 0)	0 (0 to 0)	0 (0 to 0)	0 (0 to 0)	0 (0 to 0)	0 (0 to 0)	0 (0 to 0)	0 (0 to 0)	0 (0 to 0)	0 (0 to 0)	0 (0 to 0)	0 (0 to 0)	0 (0 to 0)	0 (0 to 0)	0 (0 to 0)	0 (0 to 0)	0 (0 to 0)	0 (0 to 0)	0 (0 to 0)	0 (0 to 0)	0 (0 to 0)	0 (0 to 0)	0 (0 to 0)	0
Cystic echinococcosis	0 (0 to 0)	0 (0 to 0)	0 (0 to 0)	0.1 (0 to 0.1)	0 (0 to 0)	0.2 (0 to 0.2)	0.3 (0 to 0.3)	0.3 (0 to 0.4)	0.3 (0 to 0.4)	0.3 (0 to 0.4)	0.3 (0 to 0.4)	0.3 (0 to 0.4)	0.3 (0 to 0.4)	0.3 (0 to 0.4)	0.3 (0 to 0.4)	0.3 (0 to 0.4)	0.2 (0 to 0.3)	0.2 (0 to 0.3)	0.2 (0 to 0.3)	0.2 (0 to 0.3)	0.1 (0 to 0.2)	0.1 (0 to 0.1)	0.1 (0 to 0.1)	9.4
Lymphatic filariasis	0 (0 to 0)	0 (0 to 0)	0 (0 to 0)	0 (0 to 0)	0 (0 to 0)	0 (0 to 0)	0 (0 to 0)	0 (0 to 0)	0 (0 to 0)	0 (0 to 0)	0 (0 to 0)	0 (0 to 0)	0 (0 to 0)	0 (0 to 0)	0 (0 to 0)	0 (0 to 0)	0 (0 to 0)	0 (0 to 0)	0 (0 to 0)	0 (0 to 0)	0 (0 to 0)	0 (0 to 0)	0 (0 to 0)	0
Onchocerciasis	0 (0 to 0)	0 (0 to 0)	0 (0 to 0)	0 (0 to 0)	0 (0 to 0)	0 (0 to 0)	0 (0 to 0)	0 (0 to 0)	0 (0 to 0)	0 (0 to 0)	0 (0 to 0)	0 (0 to 0)	0 (0 to 0)	0 (0 to 0)	0 (0 to 0)	0 (0 to 0)	0 (0 to 0)	0 (0 to 0)	0 (0 to 0)	0 (0 to 0)	0 (0 to 0)	0 (0 to 0)	0 (0 to 0)	0
Trachoma	0 (0 to 0)	0 (0 to 0)	0 (0 to 0)	0 (0 to 0)	0 (0 to 0)	0 (0 to 0)	0 (0 to 0)	0 (0 to 0)	0 (0 to 0)	0 (0 to 0)	0 (0 to 0)	0 (0 to 0)	0 (0 to 0)	0 (0 to 0)	0 (0 to 0)	0 (0 to 0)	0 (0 to 0)	0 (0 to 0)	0 (0 to 0)	0 (0 to 0)	0 (0 to 0)	0 (0 to 0)	0 (0 to 0)	0
Dengue	0 (0 to 0)	0 (0 to 0)	0 (0 to 0)	0 (0 to 0)	0 (0 to 0)	0 (0 to 0)	0 (0 to 0)	0 (0 to 0)	0 (0 to 0)	0 (0 to 0)	0 (0 to 0)	0 (0 to 0)	0 (0 to 0)	0 (0 to 0)	0 (0 to 0)	0 (0 to 0)	0 (0 to 0)	0 (0 to 0)	0 (0 to 0)	0 (0 to 0)	0 (0 to 0)	0 (0 to 0)	0 (0 to 0)	0
Yellow fever	0 (0 to 0)	0 (0 to 0)	0 (0 to 0)	0 (0 to 0)	0 (0 to 0)	0 (0 to 0)	0 (0 to 0)	0 (0 to 0)	0 (0 to 0)	0 (0 to 0)	0 (0 to 0)	0 (0 to 0)	0 (0 to 0)	0 (0 to 0)	0 (0 to 0)	0 (0 to 0)	0 (0 to 0)	0 (0 to 0)	0 (0 to 0)	0 (0 to 0)	0 (0 to 0)	0 (0 to 0)	0 (0 to 0)	0
Rabies	0 (0 to 0)	0 (0 to 0)	0 (0 to 0)	0 (0 to 0)	0 (0 to 0)	0 (0 to 0)	0 (0 to 0)	0 (0 to 0)	0 (0 to 0)	0 (0 to 0)	0 (0 to 0)	0 (0 to 0)	0 (0 to 0)	0 (0 to 0)	0 (0 to 0)	0 (0 to 0)	0 (0 to 0)	0 (0 to 0)	0 (0 to 0)	0 (0 to 0)	0 (0 to 0)	0 (0 to 0)	0 (0 to 0)	0
Intestinal nematode infections	0 (0 to 0)	0 (0 to 0)	0 (0 to 0)	0 (0 to 0)	0 (0 to 0)	0 (0 to 0)	0 (0 to 0)	0 (0 to 0)	0 (0 to 0)	0 (0 to 0)	0 (0 to 0)	0 (0 to 0)	0 (0 to 0)	0 (0 to 0)	0 (0 to 0)	0 (0 to 0)	0 (0 to 0)	0 (0 to 0)	0 (0 to 0)	0 (0 to 0)	0 (0 to 0)	0 (0 to 0)	0 (0 to 0)	0
Ascariasis	0 (0 to 0)	0 (0 to 0)	0 (0 to 0)	0 (0 to 0)	0 (0 to 0)	0 (0 to 0)	0 (0 to 0)	0 (0 to 0)	0 (0 to 0)	0 (0 to 0)	0 (0 to 0)	0 (0 to 0)	0 (0 to 0)	0 (0 to 0)	0 (0 to 0)	0 (0 to 0)	0 (0 to 0)	0 (0 to 0)	0 (0 to 0)	0 (0 to 0)	0 (0 to 0)	0 (0 to 0)	0 (0 to 0)	0
Trichuriasis	0 (0 to 0)	0 (0 to 0)	0 (0 to 0)	0 (0 to 0)	0 (0 to 0)	0 (0 to 0)	0 (0 to 0)	0 (0 to 0)	0 (0 to 0)	0 (0 to 0)	0 (0 to 0)	0 (0 to 0)	0 (0 to 0)	0 (0 to 0)	0 (0 to 0)	0 (0 to 0)	0 (0 to 0)	0 (0 to 0)	0 (0 to 0)	0 (0 to 0)	0 (0 to 0)	0 (0 to 0)	0 (0 to 0)	0
Hookworm disease	0 (0 to 0)	0 (0 to 0)	0 (0 to 0)	0 (0 to 0)	0 (0 to 0)	0 (0 to 0)	0 (0 to 0)	0 (0 to 0)	0 (0 to 0)	0 (0 to 0)	0 (0 to 0)	0 (0 to 0)	0 (0 to 0)	0 (0 to 0)	0 (0 to 0)	0 (0 to 0)	0 (0 to 0)	0 (0 to 0)	0 (0 to 0)	0 (0 to 0)	0 (0 to 0)	0 (0 to 0)	0 (0 to 0)	0
Food-borne trematodiases	0 (0 to 0)	0 (0 to 0)	0 (0 to 0)	0 (0 to 0)	0 (0 to 0)	0 (0 to 0)	0 (0 to 0)	0 (0 to 0)	0 (0 to 0)	0 (0 to 0)	0 (0 to 0)	0 (0 to 0)	0 (0 to 0)	0 (0 to 0)	0 (0





SB Table 2b: Stockholm DALYS by cause and age group for females with 95% uncertainty intervals, 2019

Cause	Sum Received	Late Neonatal	Post Neonatal	1 to 4	5 to 9	10 to 14	15 to 19	20 to 24	25 to 29	30 to 34	35 to 39	40 to 44	45 to 49	50 to 54	55 to 59	60 to 64	65 to 69	70 to 74	75 to 79	80 to 84	85 to 89	90 to 94	95 plus	Total
All causes	989 (987 to 1,109)	686 (686 to 686)	1,072 (1,069 to 1,072)	1,918 (1,438 to 2,520)	880 (1,860 to 3,360)	4,648 (3,310 to 5,830)	6,450 (5,270 to 7,780)	7,026 (5,850 to 9,240)	11,000 (8,640 to 13,800)	13,900 (9,660 to 18,900)	13,900 (9,660 to 18,900)	13,900 (9,660 to 18,900)	13,900 (11,600 to 17,100)	13,900 (11,600 to 16,900)	16,900 (13,200 to 20,300)	17,700 (14,100 to 21,200)	18,400 (15,200 to 22,000)	19,700 (16,900 to 23,000)	25,900 (22,700 to 30,300)	24,900 (21,200 to 27,600)	17,900 (15,000 to 19,900)	15,100 (11,900 to 16,300)	2,006 (1,900 to 2,080)	272,000
Communicable, maternal, neonatal, and nutritional diseases	602 (532 to 700)	219 (189 to 261)	280 (272 to 287)	479 (397 to 628)	398 (350 to 466)	283 (237 to 338)	280 (198 to 398)	287 (204 to 437)	498 (339 to 662)	479 (343 to 677)	422 (311 to 626)	421 (286 to 646)	420 (301 to 629)	407 (286 to 599)	396 (286 to 559)	390 (275 to 577)	390 (281 to 582)	396 (287 to 577)	537 (421 to 686)	622 (487 to 777)	739 (561 to 930)	760 (559 to 953)	650 (489 to 824)	466 (396 to 563)	10,350
HIV/AIDS and sexually transmitted infections	0 (0 to 0)	0 (0 to 0)	0.1 (0 to 0.3)	0.6 (0 to 2.1)	0.1 (0 to 0.7)	2.1 (1 to 3.6)	3 (1 to 5.3)	15.9 (9.3 to 24.1)	37.6 (24.9 to 52.6)	48.8 (31.5 to 70.3)	59.9 (38.8 to 79.4)	39.2 (26.7 to 58.6)	32.9 (21.9 to 47.9)	23.5 (15.5 to 37.5)	21 (14.5 to 32)	16.8 (12.4 to 26.1)	16 (12.3 to 24.9)	15.5 (11.1 to 27.7)	7.2 (4.2 to 12.3)	4.2 (2.6 to 7.1)	3.1 (1.9 to 4.8)	1.9 (1.3 to 2.6)	1.1 (0.7 to 1.6)	390
HIV/AIDS	0 (0 to 0)	0.1 (0 to 0.1)	4.6 (4.6 to 5.1)	0.5 (0 to 1.6)	0.1 (0 to 0.6)	1.2 (0.6 to 2.1)	0.6 (0.3 to 1.1)	6.1 (3.6 to 9.7)	24.2 (17.5 to 32.2)	38 (28.3 to 48.2)	29.6 (21.9 to 38.2)	19.6 (13.6 to 26.6)	14.7 (10.2 to 19.8)	12.1 (8.1 to 16.9)	10.7 (6.9 to 15.3)	10.6 (6.8 to 15.7)	11 (7.1 to 16.2)	2.3 (1.4 to 3.3)	0.6 (0.3 to 1.1)	0.1 (0 to 0.2)	0 (0 to 0.1)	0 (0 to 0)	0 (0 to 0)	192
HIV/AIDS - Drug-susceptible Tuberculosis	0 (0 to 0)	0 (0 to 0)	0.4 (0.4 to 0.5)	0.4 (0.2 to 0.6)	0.1 (0 to 0.2)	0.2 (0 to 0.3)	0.2 (0 to 0.3)	0.3 (0 to 0.5)	0.5 (0.2 to 0.8)	0.7 (0.3 to 1.2)	0.7 (0.3 to 1.2)	0.6 (0.2 to 1.1)	0.5 (0.2 to 0.9)	0.4 (0.2 to 0.7)	0.3 (0.1 to 0.6)	0.3 (0.1 to 0.6)	0.3 (0.1 to 0.6)	0.2 (0.1 to 0.5)	0.1 (0 to 0.2)	0 (0 to 0)	0 (0 to 0)	0 (0 to 0)	0 (0 to 0)	0 (0 to 0)	4.6
HIV/AIDS - Multidrug-resistant Tuberculosis without extensive drug resistance	0 (0 to 0)	0 (0 to 0)	0.1 (0 to 0.1)	0.1 (0 to 0.2)	0 (0 to 0)	0 (0 to 0.1)	0 (0 to 0)	0.1 (0 to 0.1)	0.2 (0 to 0.3)	0.3 (0 to 0.5)	0.3 (0 to 0.5)	0.2 (0 to 0.4)	0.2 (0 to 0.3)	0.2 (0 to 0.3)	0.1 (0 to 0.2)	0.1 (0 to 0.2)	0.1 (0 to 0.2)	0.1 (0 to 0.2)	0 (0 to 0)	0 (0 to 0)	0 (0 to 0)	0 (0 to 0)	0 (0 to 0)	0 (0 to 0)	1.7
HIV/AIDS - Extensively drug-resistant Tuberculosis	0 (0 to 0)	0 (0 to 0)	0 (0 to 0)	0 (0 to 0.1)	0 (0 to 0)	0 (0 to 0)	0 (0 to 0)	0 (0 to 0)	0.1 (0 to 0.2)	0.1 (0 to 0.2)	0.1 (0 to 0.2)	0.1 (0 to 0.2)	0.1 (0 to 0.2)	0.1 (0 to 0.1)	0.1 (0 to 0.1)	0.1 (0 to 0.1)	0.1 (0 to 0.1)	0.1 (0 to 0.1)	0 (0 to 0)	0 (0 to 0)	0 (0 to 0)	0 (0 to 0)	0 (0 to 0)	0 (0 to 0)	0.4
HIV/AIDS resulting in other diseases	0 (0 to 0)	0 (0 to 0)	4 (3.1 to 5.2)	0.2 (0.1 to 0.3)	0.1 (0 to 0.3)	0.9 (0.6 to 1.3)	0.4 (0.2 to 0.6)	5.8 (3.6 to 8.5)	23.1 (16.6 to 30)	36.7 (26.8 to 48.7)	28.7 (19.5 to 37.7)	18.8 (12.8 to 25.6)	14.2 (9.6 to 19.1)	11.7 (7.8 to 16.3)	10.4 (6.7 to 14.8)	10.3 (6.6 to 15.2)	10.7 (7.2 to 15.7)	2.2 (1.1 to 3.1)	0.6 (0.2 to 1.1)	0.1 (0 to 0.2)	0 (0 to 0.1)	0 (0 to 0)	0 (0 to 0)	172
Sexually transmitted infections excluding HIV	0 (0 to 0)	0 (0 to 0)	0 (0 to 0)	0 (0 to 0)	0 (0 to 0)	0 (0 to 0)	0 (0 to 0)	0 (0 to 0)	0 (0 to 0)	0 (0 to 0)	0 (0 to 0)	0 (0 to 0)	0 (0 to 0)	0 (0 to 0)	0 (0 to 0)	0 (0 to 0)	0 (0 to 0)	0 (0 to 0)	0 (0 to 0)	0 (0 to 0)	0 (0 to 0)	0 (0 to 0)	0 (0 to 0)	0 (0 to 0)	0
Syphilis	0 (0 to 0)	0 (0 to 0)	0 (0 to 0)	0 (0 to 0)	0 (0 to 0)	0 (0 to 0)	0 (0 to 0)	0 (0 to 0)	0 (0 to 0)	0 (0 to 0)	0 (0 to 0)	0 (0 to 0)	0 (0 to 0)	0 (0 to 0)	0 (0 to 0)	0 (0 to 0)	0 (0 to 0)	0 (0 to 0)	0 (0 to 0)	0 (0 to 0)	0 (0 to 0)	0 (0 to 0)	0 (0 to 0)	0 (0 to 0)	0
Chlamydial infection	0 (0 to 0)	0 (0 to 0)	0 (0 to 0)	0 (0 to 0)	0 (0 to 0)	0 (0 to 0)	0 (0 to 0)	0 (0 to 0)	0 (0 to 0)	0 (0 to 0)	0 (0 to 0)	0 (0 to 0)	0 (0 to 0)	0 (0 to 0)	0 (0 to 0)	0 (0 to 0)	0 (0 to 0)	0 (0 to 0)	0 (0 to 0)	0 (0 to 0)	0 (0 to 0)	0 (0 to 0)	0 (0 to 0)	0 (0 to 0)	0
Gonococcal infection	0 (0 to 0)	0 (0 to 0)	0 (0 to 0)	0 (0 to 0)	0 (0 to 0)	0 (0 to 0)	0 (0 to 0)	0 (0 to 0)	0 (0 to 0)	0 (0 to 0)	0 (0 to 0)	0 (0 to 0)	0 (0 to 0)	0 (0 to 0)	0 (0 to 0)	0 (0 to 0)	0 (0 to 0)	0 (0 to 0)	0 (0 to 0)	0 (0 to 0)	0 (0 to 0)	0 (0 to 0)	0 (0 to 0)	0 (0 to 0)	0
Trichomoniasis	0 (0 to 0)	0 (0 to 0)	0 (0 to 0)	0 (0 to 0)	0 (0 to 0)	0 (0 to 0)	0 (0 to 0)	0 (0 to 0)	0 (0 to 0)	0 (0 to 0)	0 (0 to 0)	0 (0 to 0)	0 (0 to 0)	0 (0 to 0)	0 (0 to 0)	0 (0 to 0)	0 (0 to 0)	0 (0 to 0)	0 (0 to 0)	0 (0 to 0)	0 (0 to 0)	0 (0 to 0)	0 (0 to 0)	0 (0 to 0)	0
Genital herpes	0 (0 to 0)	0 (0 to 0)	0 (0 to 0)	0 (0 to 0)	0 (0 to 0)	0 (0 to 0)	0 (0 to 0)	0 (0 to 0)	0 (0 to 0)	0 (0 to 0)	0 (0 to 0)	0 (0 to 0)	0 (0 to 0)	0 (0 to 0)	0 (0 to 0)	0 (0 to 0)	0 (0 to 0)	0 (0 to 0)	0 (0 to 0)	0 (0 to 0)	0 (0 to 0)	0 (0 to 0)	0 (0 to 0)	0 (0 to 0)	0
Other sexually transmitted infections	0 (0 to 0)	0 (0 to 0)	0 (0 to 0)	0 (0 to 0)	0 (0 to 0)	0 (0 to 0)	0 (0 to 0)	0 (0 to 0)	0 (0 to 0)	0 (0 to 0)	0 (0 to 0)	0 (0 to 0)	0 (0 to 0)	0 (0 to 0)	0 (0 to 0)	0 (0 to 0)	0 (0 to 0)	0 (0 to 0)	0 (0 to 0)	0 (0 to 0)	0 (0 to 0)	0 (0 to 0)	0 (0 to 0)	0 (0 to 0)	0
Respiratory infections and tuberculosis	0.2 (0.2 to 0.9)	0.2 (0.1 to 0.9)	42.9 (39.6 to 56.9)	120 (79.9 to 183)	126 (86.4 to 182)	86.6 (60.2 to 120)	154 (92.2 to 230)	377 (206.6 to 627)	1,100 (489.6 to 1,770)	1,700 (669.6 to 2,790)	1,700 (669.6 to 2,790)	1,700 (669.6 to 2,790)	1,700 (661.1 to 2,790)	1,700 (661.1 to 2,790)	1,700 (661.1 to 2,790)	1,700 (661.1 to 2,790)	1,700 (661.1 to 2,790)	1,700 (661.1 to 2,790)	1,700 (661.1 to 2,790)	1,700 (661.1 to 2,790)	1,700 (661.1 to 2,790)	1,700 (661.1 to 2,790)	1,700 (661.1 to 2,790)	3,560
Tuberculosis	0 (0 to 0)	0 (0 to 0)	0.2 (0.1 to 0.2)	0.6 (0.4 to 0.8)	0.6 (0.2 to 0.8)	0.9 (0.3 to 0.8)	0.9 (0.4 to 1.6)	2.1 (0.8 to 3.3)	3.7 (1.4 to 7.1)	3.7 (0.7 to 9.1)	3.7 (0.7 to 9.1)	3.7 (1.2 to 3.3)	3.7 (1.2 to 2.9)	3.7 (1.2 to 2.9)	3.7 (1.7 to 3.6)	2.5 (1.3 to 4)	2.5 (1.3 to 4)	1.6 (0.8 to 2.3)	1.6 (0.8 to 2.6)	1.6 (0.8 to 2.6)	1.6 (0.8 to 2.6)	1.6 (0.8 to 2.6)	1.6 (0.8 to 2.6)	127
Latent tuberculosis infection	0 (0 to 0)	0 (0 to 0)	0 (0 to 0)	0 (0 to 0)	0 (0 to 0)	0 (0 to 0)	0 (0 to 0)	0 (0 to 0)	0 (0 to 0)	0 (0 to 0)	0 (0 to 0)	0 (0 to 0)	0 (0 to 0)	0 (0 to 0)	0 (0 to 0)	0 (0 to 0)	0 (0 to 0)	0 (0 to 0)	0 (0 to 0)	0 (0 to 0)	0 (0 to 0)	0 (0 to 0)	0 (0 to 0)	0 (0 to 0)	0
Drug-susceptible tuberculosis	0.2 (0.2 to 0.9)	0.2 (0.1 to 0.9)	0.2 (0.1 to 0.7)	0.6 (0.4 to 0.8)	0.6 (0.2 to 0.8)	0.9 (0.3 to 0.8)	0.9 (0.4 to 1.6)	2.1 (0.8 to 3.3)	3.7 (1.4 to 7.1)	3.7 (0.7 to 9.1)	3.7 (0.7 to 9.1)	3.7 (1.2 to 3.3)	3.7 (1.2 to 2.9)	3.7 (1.2 to 2.9)	3.7 (1.7 to 3.6)	2.5 (1.3 to 4)	2.5 (1.3 to 4)	1.6 (0.8 to 2.3)	1.6 (0.8 to 2.6)	1.6 (0.8 to 2.6)	1.6 (0.8 to 2.6)	1.6 (0.8 to 2.6)	1.6 (0.8 to 2.6)	117
Multidrug-resistant tuberculosis without extensive drug resistance	0 (0 to 0)	0 (0 to 0)	0 (0 to 0)	0 (0 to 0)	0 (0 to 0)	0 (0 to 0)	0 (0 to 0)	0 (0 to 0)	0 (0 to 0)	0 (0 to 0)	0 (0 to 0)	0 (0 to 0)	0 (0 to 0)	0 (0 to 0)	0 (0 to 0)	0 (0 to 0)	0 (0 to 0)	0 (0 to 0)	0 (0 to 0)	0 (0 to 0)	0 (0 to 0)	0 (0 to 0)	0 (0 to 0)	0 (0 to 0)	0
Extensively drug-resistant tuberculosis	0 (0 to 0)	0 (0 to 0)	0 (0 to 0)	0 (0 to 0)	0 (0 to 0)	0 (0 to 0)	0 (0 to 0)	0 (0 to 0)	0 (0 to 0)	0 (0 to 0)	0 (0 to 0)	0 (0 to 0)	0 (0 to 0)	0 (0 to 0)	0 (0 to 0)	0 (0 to 0)	0 (0 to 0)	0 (0 to 0)	0 (0 to 0)	0 (0 to 0)	0 (0 to 0)	0 (0 to 0)	0 (0 to 0)	0 (0 to 0)	0
Lower respiratory infections	0.1 (0.1 to 0.6)	0.2 (0.2 to 0.8)	22.2 (22.2 to 28.8)	17.6 (13.9 to 24.2)	9.8 (8.8 to 12.5)	6.6 (5.6 to 8.1)	6.6 (5.6 to 8.1)	6.6 (5.6 to 8.1)	6.6 (5.6 to 8.1)	6.6 (5.6 to 8.1)	6.6 (5.6 to 8.1)	6.6 (5.6 to 8.1)	6.6 (5.6 to 8.1)	6.6 (5.6 to 8.1)	6.6 (5.6 to 8.1)	6.6 (5.6 to 8.1)	6.6 (5.6 to 8.1)	6.6 (5.6 to 8.1)	6.6 (5.6 to 8.1)	6.6 (5.6 to 8.1)	6.6 (5.6 to 8.1)	6.6 (5.6 to 8.1)	6.6 (5.6 to 8.1)	2,220
Upper respiratory infections	0 (0 to 0)	0 (0 to 0)	0.1 (0 to 0.2)	0.1 (0 to 0.2)	0 (0 to 0)	0 (0 to 0)	0 (0 to 0)	0 (0 to 0)	0 (0 to 0)	0 (0 to 0)	0 (0 to 0)	0 (0 to 0)	0 (0 to 0)	0 (0 to 0)	0 (0 to 0)	0 (0 to 0)	0 (0 to 0)	0 (0 to 0)	0 (0 to 0)	0 (0 to 0)	0 (0 to 0)	0 (0 to 0)	0 (0 to 0)	0 (0 to 0)	0
Otitis media	0 (0 to 0)	0 (0 to 0)	1.5 (1.5 to 1.6)	3.2 (1.9 to 5.2)	2.2 (1.5 to 3.5)	1.5 (0.9 to 2.5)	1.5 (0.9 to 2.5)	1.5 (0.9 to 2.5)	1.5 (0.9 to 2.5)	1.5 (0.9 to 2.5)	1.5 (0.9 to 2.5)	1.5 (0.9 to 2.5)	1.5 (0.9 to 2.5)	1.5 (0.9 to 2.5)	1.5 (0.9 to 2.5)	1.5 (0.9 to 2.5)	1.5 (0.9 to 2.5)	1.5 (0.9 to 2.5)	1.5 (0.9 to 2.5)	1.5 (0.9 to 2.5)	1.5 (0.9 to 2.5)	1.5 (0.9 to 2.5)	1.5 (0.9 to 2.5)	176
Enteric infections	1.5 (1 to 2)	0.8 (0.5 to 1.8)	66.1 (63.5 to 66.3)	29.6 (20.5 to 162)	20.6 (16.6 to 28.6)	27.6 (17.6 to 52.6)	29.7 (16.3 to 58.6)	25.6 (12.1 to 50.2)	21 (10.4 to 38.9)	18.6 (9.6 to 35.9)	18.6 (9.6 to 35.9)	18.6 (9.6 to 35.9)	18.6 (9.6 to 35.9)	18.6 (9.6 to 35.9)	18.6 (9.6 to 35.9)	18.6 (9.6 to 35.9)	18.6 (9.6 to 35.9)	18.6 (9.6 to 35.9)	18.6 (9.6 to 35.9)	18.6 (9.6 to 35.9)	18.6 (9.6 to 35.9)	18.6 (9.6 to 35.9)	18.6 (9.6 to 35.9)	1,910
Diarrheal diseases	1 (1 to 2)	0.6 (0.4 to 1.5)	64.9 (63.4 to 66.1)	28.6 (19.6 to 161)	19.4 (15.7 to 27.7)	26.7 (16.5 to 51.9)	28.7 (15.1 to 57.7)	24.5 (11.3 to 49.2)	20.2 (9.6 to 38.4)	17.8 (9.1 to 35.1)	17.8 (9.1 to 35.1)	17.8 (9.1 to 35.1)	17.8 (9.1 to 35.1)	17.8 (9.1 to 35.1)	17.8 (9.1 to 35.1)	17.8 (9.1 to 35.1)	17.8 (9.1 to 35.1)	17.8 (9.1 to 35.1)	17.8 (9.1 to 35.1)	17.8 (9.1 to 35.1)	17.8 (9.1 to 35.1)	17.8 (9.1 to 35.1)	17.8 (9.1 to 35.1)	1,910
Typhoid and paratyphoid	0 (0 to 0)	0 (0 to 0)	0 (0 to 0)	0 (0 to 0)	0 (0 to 0)	0 (0 to 0)	0 (0 to 0)	0 (0 to 0)	0 (0 to 0)	0 (0 to 0)	0 (0 to 0)	0 (0 to 0)	0 (0 to 0)	0 (0 to 0)	0 (0 to 0)	0 (0 to 0)	0 (0 to 0)	0 (0 to 0)	0 (0 to 0)	0 (0 to 0)	0 (0 to 0)	0 (0 to 0)	0 (0 to 0)	0 (0 to 0)	0
Typhoid fever	0 (0 to 0)	0 (0 to 0)	0 (0 to 0)	0 (0 to 0)	0 (0 to 0)	0 (0 to 0)	0 (0 to 0)	0 (0 to 0)	0 (0 to 0)	0 (0 to 0)	0 (0 to 0)	0 (0 to 0)	0 (0 to 0)	0 (0 to 0)	0 (0 to 0)	0 (0 to 0)	0 (0 to 0)	0 (0 to 0)	0 (0 to 0)	0 (0 to 0)	0 (0 to 0)	0 (0 to 0)	0 (0 to 0)	0 (0 to 0)	0
Paratyphoid fever	0 (0 to 0)	0 (0 to 0)	0 (0 to 0)	0 (0 to 0)	0 (0 to 0)	0 (0 to 0)	0 (0 to 0)	0 (0 to 0)	0 (0 to 0)	0 (0 to 0)	0 (0 to 0)	0 (0 to 0)	0 (0 to 0)	0 (0 to 0)	0 (0 to 0)	0 (0 to 0)	0 (0 to 0)	0 (0 to 0)	0 (0 to 0)	0 (0 to 0)	0 (0 to 0)	0 (0 to 0)	0 (0 to 0)	0 (0 to 0)	0
Invasive Non-typhoidal Salmonella (iNTS)	0 (0 to 0)	0 (0 to 0)	0 (0 to 0)	0 (0 to 0)	0 (0 to 0)	0 (0 to 0)	0 (0 to 0)	0 (0 to 0)	0 (0 to 0)	0 (0 to 0)	0 (0 to 0)	0 (0 to 0)	0 (0 to 0)	0 (0 to 0)	0 (0 to 0)	0 (0 to 0)	0 (0 to 0)	0 (0 to 0)	0 (0 to 0)	0 (0 to 0)	0 (0 to 0)	0 (0 to 0)	0 (0 to 0)	0 (0 to 0)	0
Other intestinal infectious diseases	0 (0 to 0)	0.2 (0 to 0.6)	0.2 (0.1 to 0.6)	0.3 (0 to 0.9)	0.2 (0 to 0.6)	0.1 (0 to 0.3)	0.1 (0 to 0.3)	0.1 (0 to 0.1)	0.1 (0 to 0.1)	0.1 (0 to 0.2)	0.1 (0 to 0.2)	0.1 (0 to 0.2)	0.1 (0 to 0.2)	0.1 (0 to 0.2)	0.1 (0 to 0.2)	0.1 (0 to 0.2)	0.1 (0 to 0.2)	0.1 (0 to 0.2)	0.1 (0 to 0.2)	0.1 (0 to 0.2)	0.1 (0 to 0.2)	0.1 (0 to 0.2)	0.1 (0 to 0.2)	0.1 (0 to 0.2)	1.7
Neglected tropical diseases and malaria	0.1 (0 to 0.7)	1.2 (0.9 to 1.7)	4.8 (3.9 to 16.9)	3.8 (1.3 to 8.4)	1.3 (0.4 to 3.2)	0.4 (0.1 to 1.1)	1.7 (0.4 to 7.6)	1.9 (0.4 to 7.6)	1.3 (0.4 to 4.1)	1.6 (0.4 to 4.1)	2.1 (0.4 to 4.1)	2.6 (0.4 to 10.1)	2.6 (0.4 to 10.1)	2.6 (0.4 to 10.1)	2.6 (0.4 to 10.1)	2.6 (0.4 to 10.1)	2.6 (0.4 to 10.1)	2.6 (0.4 to 10.1)	2.6 (0.4 to 10.1)	2.6 (0.4 to 10.1)	2.6 (0.4 to 10.1)	2.6 (0.4 to 10.1)	2.6 (0.4 to 10.1)	39.6
Malaria	0 (0 to 0)	0 (0 to 0)	0 (0 to 0)	0 (0 to 0)	0 (0 to 0)	0 (0 to 0)	0 (0 to 0)	0 (0 to 0)	0 (0 to 0)	0 (0 to 0)	0 (0 to 0)	0 (0 to 0)	0 (0 to 0)	0 (0 to 0)	0 (0 to 0)	0 (0 to 0)	0 (0 to 0)	0 (0 to 0)	0 (0 to 0)	0 (0 to 0)	0 (0 to 0)	0 (0 to 0)	0 (0 to 0)	0 (0 to 0)	0
Chagas disease	0 (0 to 0)	0 (0 to 0)	0 (0 to 0)	0 (0 to 0)	0 (0 to 0)	0 (0 to 0)	0 (0 to 0)	0 (0 to 0)	0 (0 to 0)	0 (0 to 0)	0 (0 to 0)	0 (0 to 0)	0 (0 to 0)	0 (0 to 0)	0 (0 to 0)	0 (0 to 0)	0 (0 to 0)	0 (0 to 0)	0 (0 to 0)	0 (0 to 0)	0 (0 to 0)	0 (0 to 0)	0 (0 to 0)	0 (0 to 0)	1
Leishmaniasis	0 (0 to 0)	0 (0 to 0)	0 (0 to 0)	0 (0 to 0)	0 (0 to 0)	0 (0 to 0)	0 (0 to 0)	0 (0 to 0)	0 (0 to 0)	0 (0 to 0)	0 (0 to 0)	0 (0 to 0)	0 (0 to 0)	0 (0 to 0)	0 (0 to 0)	0 (0 to 0)	0 (0 to 0)	0 (0 to 0)	0 (0 to 0)	0 (0 to 0)	0 (0 to 0)	0 (0 to 0)	0 (0 to 0)	0 (0 to 0)	0
Visceral leishmaniasis	0 (0 to 0)	0 (0 to 0)	0 (0 to 0)	0 (0 to 0)	0 (0 to 0)	0 (0 to 0)	0 (0 to 0)	0 (0 to 0)	0 (0 to 0)	0 (0 to 0)	0 (0 to 0)	0 (0 to 0)	0 (0 to 0)	0 (0 to 0)	0 (0 to 0)	0 (0 to 0)	0 (0 to 0)	0 (0 to 0)	0 (0 to 0)	0 (0 to 0)	0 (0 to 0)	0 (0 to 0)	0 (0 to 0)	0 (0 to 0)	0
Cutaneous and mucocutaneous leishmaniasis	0 (0 to 0)	0 (0 to 0)	0 (0 to 0)	0 (0 to 0)	0 (0 to 0)	0 (0 to 0)	0 (0 to 0)	0 (0 to 0)	0 (0 to 0)	0 (0 to 0)	0 (0 to 0)	0 (0 to 0)	0 (0 to 0)	0 (0 to 0)	0 (0 to 0)	0 (0 to 0)	0 (0 to 0)	0 (0 to 0)	0 (0 to 0)	0 (0 to 0)	0 (0 to 0)	0 (0 to 0)	0 (0 to 0)	0 (0 to 0)	0
African trypanosomiasis	0 (0 to 0)	0 (0 to 0)	0 (0 to 0)	0 (0 to 0)	0 (0 to 0)	0 (0 to 0)	0 (0 to 0)	0 (0 to 0)	0 (0 to 0)	0 (0 to 0)	0 (0 to 0)	0 (0 to 0)	0 (0 to 0)	0 (0 to 0)	0 (0 to 0)	0 (0 to 0)	0 (0 to 0)	0 (0 to 0)	0 (0 to 0)	0 (0 to 0)	0 (0 to 0)	0 (0 to 0)	0 (0 to 0)	0 (0 to 0)	0
Schistosomiasis	0 (0 to 0)	0 (0 to 0)	0 (0 to 0)	0 (0 to 0)	0 (0 to 0)	0 (0 to 0)	0 (0 to 0)	0 (0 to 0)	0 (0 to 0)	0 (0 to 0)	0 (0 to 0)	0 (0 to 0)	0 (0 to 0)	0 (0 to 0)	0 (0 to 0)	0 (0 to 0)	0 (0 to 0)	0 (0 to 0)	0 (0 to 0)	0 (0 to 0)	0 (0 to 0)	0 (0 to 0)	0 (0 to 0)	0 (0 to 0)	0
Cysticercosis	0 (0 to 0)	0 (0 to 0)	0 (0 to 0)	0 (0 to 0)	0 (0 to 0)	0 (0 to 0)	0 (0 to 0)	0 (0 to 0)	0 (0 to 0)	0 (0 to 0)	0 (0 to 0)	0 (0 to 0)	0 (0 to 0)	0 (0 to 0)	0 (0 to 0)	0 (0 to 0)	0 (0 to 0)	0 (0 to 0)	0 (0 to 0)	0 (0 to 0)	0 (0 to 0)	0 (0 to 0)	0 (0 to 0)	0 (0 to 0)	0
Cystic echinococcosis	0 (0 to 0)	0 (0 to 0)	0 (0 to 0)	0 (0 to 0)	0 (0 to 0)	0 (0 to 0)	0 (0 to 0)	0 (0 to 0)	0.2 (0 to 0.6)	0.2 (0 to 0.6)	0.2 (0 to 0.6)	0.2 (0 to 0.6)	0.2 (0 to 0.6)	0.2 (0 to 0.6)	0.2 (0 to 0.6)	0.2 (0 to 0.6)	0.2 (0 to 0.6)	0.2 (0 to 0.6)	0.2 (0 to 0.6)	0.2 (0 to 0.6)	0.2 (0 to 0.6)	0.2 (0 to 0.6)	0.2 (0 to 0.6)	0.2 (0 to 0.6)	1.8
Lymphatic filariasis	0 (0 to 0)	0 (0 to 0)	0 (0 to 0)	0 (0 to 0)	0 (0 to 0)	0 (0 to 0)	0 (0 to 0)	0 (0 to 0)	0 (0 to 0)	0 (0 to 0)	0 (0 to 0)	0 (0 to 0)	0 (0 to 0)	0 (0 to 0)	0 (0 to 0)	0 (0 to 0)	0 (0 to 0)	0 (0 to 0)	0 (0 to 0)	0 (0 to 0)	0 (0 to 0)	0 (0 to 0)	0 (0 to 0)	0 (0 to 0)	0
Onchocerciasis	0 (0 to 0)	0 (0 to 0)	0 (0 to 0)	0 (0 to 0)	0 (0 to 0)	0 (0 to 0)	0 (0 to 0)	0 (0 to 0)	0 (0 to 0)	0 (0 to 0)	0 (0 to 0)	0 (0 to 0)	0 (0 to 0)	0 (0 to 0)	0 (0 to 0)	0 (0 to 0)	0 (0 to 0)	0 (0 to 0)	0 (0 to 0)	0 (0 to 0)	0 (0 to 0)	0 (0 to 0)	0 (0 to 0)	0 (0 to 0)	0
Trachoma	0 (0 to 0)	0 (0 to 0)	0 (0 to 0)	0 (0 to 0)	0 (0 to 0)	0 (0 to 0)	0 (0 to 0)	0 (0 to 0)	0 (0 to 0)	0 (0 to 0)	0 (0 to 0)	0 (0 to 0)	0 (0 to 0)	0 (0 to 0)	0 (0 to 0)	0 (0 to 0)	0 (0 to 0)	0 (0 to 0)	0 (0 to 0)	0 (0 to 0)	0 (0 to 0)	0 (0 to 0)	0 (0 to 0)	0 (0 to 0)	0
Dengue	0 (0 to 0)	0 (0 to 0)	0 (0 to 0)	0 (0 to 0)	0 (0 to 0)	0 (0 to 0)	0 (0 to 0)	0 (0 to 0)	0 (0 to 0)	0 (0 to 0)	0 (0 to 0)	0 (0 to 0)	0 (0 to 0)	0 (0 to 0)	0 (0 to 0)	0 (0 to 0)	0 (0 to 0)	0 (0 to 0)	0 (0 to 0)	0 (0 to 0)	0 (0 to 0)	0 (0 to 0)	0 (0 to 0)	0 (0 to 0)	0
Yellow fever	0 (0 to 0)	0 (0 to 0)	0 (0 to 0)	0 (0 to 0)	0 (0 to 0)	0 (0 to 0)	0 (0 to 0)	0 (0 to 0)	0 (0 to 0)	0 (0 to 0)	0 (0 to 0)	0 (0 to 0)	0 (0 to 0)	0 (0 to 0)	0 (0 to 0)	0 (0 to 0)	0 (0 to 0)	0 (0 to 0)	0 (0 to 0)	0 (0 to 0)	0 (0 to 0)	0 (0 to 0)	0 (0 to 0)	0 (0 to 0)	0
Rabies	0 (0 to 0)	0 (0 to 0)	0 (0 to 0)	0 (0 to 0)	0 (0 to 0)	0 (0 to 0)	0 (0 to 0)	0 (0 to 0)	0 (0 to 0)	0 (0 to 0)	0 (0 to 0)	0 (0 to 0)	0 (0 to 0)	0 (0 to 0)	0 (0 to 0)	0 (0 to 0)	0 (0 to 0)	0 (0 to 0)	0 (0 to 0)	0 (0 to 0)	0 (0 to 0)	0 (0 to 0)	0 (0 to 0)	0 (0 to 0)	0
Intestinal nematode infections	0 (0 to 0)	0 (0 to 0)	0 (0 to 0)	0 (0 to 0)	0 (0 to 0)	0 (0 to 0)	0 (0 to 0)	0 (0 to 0)	0 (0 to 0)	0 (0 to 0)	0 (0 to 0)	0 (0 to 0)	0 (0 to 0)	0 (0 to 0)	0 (0 to 0)	0 (0 to 0)	0 (0 to 0)	0 (0 to 0)	0 (0 to 0)	0 (0 to 0)	0 (0 to 0)	0 (0 to 0)	0 (0 to 0)	0 (0 to 0)	0
Ascariasis	0 (0 to 0)	0 (0 to 0)	0 (0 to 0)	0 (0 to 0)	0 (0 to 0)	0 (0 to 0)	0 (0 to 0)	0 (0 to 0)	0 (0 to 0)	0 (0 to 0)	0 (0 to 0)	0 (0 to 0)	0 (0 to 0)	0 (0 to 0)	0 (0 to 0)	0 (0 to 0)	0 (0 to 0)	0 (0 to 0)	0 (0 to 0)	0 (0 to 0)	0 (0 to 0)	0 (0 to 0)	0 (0 to 0)	0 (0 to 0)	0
Trichuriasis	0 (0 to 0)	0 (0 to 0)	0 (0 to 0)	0 (0 to 0)	0 (0 to 0)	0 (0 to 0)	0 (0 to 0)	0 (0 to 0)	0 (0 to 0)	0 (0 to 0)	0 (0 to 0)	0 (0 to 0)	0 (0 to 0)





SR Table 2c. Bosnia and Herzegovina DALYS by cause and sex group for females with 95% uncertainty intervals, 2019

Cause	Early Neonatal	Late Neonatal	Post-Neonatal	1 to 4	5 to 9	10 to 14	15 to 19	20 to 24	25 to 29	30 to 34	35 to 39	40 to 44	45 to 49	50 to 54	55 to 59	60 to 64	65 to 69	70 to 74	75 to 79	80 to 84	85 to 89	90 to 94	95 plus	Total
All causes	1,670 (991 to 1,719)	2,633 (2,070 to 3,000)	970 (570 to 1,160)	2,738 (2,150 to 3,360)	2,180 (2,010 to 2,760)	4,608 (3,660 to 6,220)	4,810 (3,770 to 6,980)	10,290 (7,770 to 13,130)	11,980 (9,060 to 14,900)	14,050 (10,900 to 18,000)	16,900 (13,000 to 21,900)	20,000 (15,000 to 27,000)	25,400 (20,300 to 31,300)	29,300 (24,500 to 35,200)	40,400 (34,000 to 48,900)	54,300 (44,700 to 65,100)	69,100 (57,300 to 83,200)	82,700 (68,900 to 99,000)	87,700 (69,400 to 111,900)	79,400 (58,900 to 107,000)	79,400 (48,900 to 120,000)	80,600 (36,000 to 152,000)	33,200 (26,600 to 47,900)	10,900 (9,630 to 11,900)	2,960 (2,300 to 3,760)	560,000
Communicable, maternal, neonatal, and nutritional diseases	872 (520 to 1,270)	1,870 (1,510 to 2,430)	634 (390 to 899)	976 (599 to 1,390)	679 (561 to 1,120)	756 (521 to 1,370)	645 (421 to 1,250)	937 (669 to 1,310)	920 (663 to 1,270)	1,060 (750 to 1,560)	1,170 (829 to 1,660)	1,260 (885 to 1,870)	1,760 (1,190 to 2,600)	1,360 (941 to 1,960)	1,310 (1,000 to 2,210)	1,220 (877 to 1,850)	1,220 (799 to 1,930)	837 (629 to 1,330)	694 (483 to 1,200)	542 (369 to 1,000)	476 (297 to 872)	424 (271 to 811)	21,600
HIV/AIDS and sexually transmitted infections	37.7 (7.4 to 76.2)	11.6 (3.6 to 22.8)	10.1 (1.3 to 21.8)	1.9 (0.7 to 4.1)	1.1 (0.4 to 2.4)	1.6 (0.7 to 3.2)	5.9 (2.4 to 9.2)	14.9 (5.6 to 25.2)	20.6 (7.7 to 37.1)	33.2 (11.9 to 59.3)	39.7 (14.9 to 69.4)	42.6 (21.4 to 69.7)	29.4 (14.7 to 54)	27.4 (12.4 to 52.1)	19 (9.9 to 37)	19.6 (9.4 to 32.4)	14.3 (6.2 to 29.3)	8.6 (4.4 to 15.7)	4.6 (2.1 to 8)	4.2 (1.7 to 7.4)	1.2 (0.4 to 2.4)	0.3 (0.1 to 0.5)	334
HIV/AIDS	0 (0 to 0)	0 (0 to 0)	1.3 (1 to 1.7)	1.3 (1 to 1.7)	0.7 (0.5 to 0.9)	0.3 (0.2 to 0.4)	0.4 (0.3 to 0.5)	0.6 (0.5 to 0.7)	0.7 (0.5 to 1.2)	1.5 (1.1 to 1.9)	1.3 (1 to 1.6)	1.5 (1.1 to 1.9)	1.2 (0.9 to 1.5)	0.8 (0.6 to 1.1)	0.8 (0.6 to 1.1)	0.2 (0.2 to 0.3)	0.2 (0.2 to 0.3)	0.1 (0.1 to 0.2)	0 (0 to 0)	0 (0 to 0)	0 (0 to 0)	0 (0 to 0)	0 (0 to 0)	23.3
HIV/AIDS - Drug-susceptible Tuberculosis	0 (0 to 0)	0 (0 to 0)	0.9 (0.4 to 1.5)	0.9 (0.4 to 1.5)	0.5 (0.3 to 0.7)	0.2 (0.1 to 0.3)	0.2 (0.1 to 0.3)	0.4 (0.2 to 0.5)	0.5 (0.3 to 0.8)	1.1 (0.7 to 1.4)	0.9 (0.6 to 1.2)	1.1 (0.7 to 1.4)	0.8 (0.5 to 1.1)	0.6 (0.4 to 0.8)	0.6 (0.4 to 0.8)	0.2 (0.1 to 0.2)	0.1 (0.1 to 0.2)	0.1 (0.1 to 0.1)	0 (0 to 0)	0 (0 to 0)	0 (0 to 0)	0 (0 to 0)	0 (0 to 0)	9.5
HIV/AIDS - Multidrug-resistant Tuberculosis without extensive drug resistance	0 (0 to 0)	0 (0 to 0)	0 (0 to 0)	0 (0 to 0)	0 (0 to 0)	0 (0 to 0)	0 (0 to 0)	0 (0 to 0)	0 (0 to 0)	0 (0 to 0)	0 (0 to 0)	0 (0 to 0)	0 (0 to 0)	0 (0 to 0)	0 (0 to 0)	0 (0 to 0)	0 (0 to 0)	0 (0 to 0)	0 (0 to 0)	0 (0 to 0)	0 (0 to 0)	0 (0 to 0)	0 (0 to 0)	0.1
HIV/AIDS - Extensively drug-resistant Tuberculosis	0 (0 to 0)	0 (0 to 0)	0 (0 to 0)	0 (0 to 0)	0 (0 to 0)	0 (0 to 0)	0 (0 to 0)	0 (0 to 0)	0 (0 to 0)	0 (0 to 0)	0 (0 to 0)	0 (0 to 0)	0 (0 to 0)	0 (0 to 0)	0 (0 to 0)	0 (0 to 0)	0 (0 to 0)	0 (0 to 0)	0 (0 to 0)	0 (0 to 0)	0 (0 to 0)	0 (0 to 0)	0 (0 to 0)	0
HIV/AIDS resulting in other diseases	0 (0 to 0)	0 (0 to 0)	0.6 (0.4 to 1)	0.4 (0.3 to 0.6)	0.2 (0.1 to 0.3)	0.2 (0.1 to 0.3)	0.3 (0.2 to 0.4)	0.3 (0.2 to 0.5)	0.3 (0.2 to 0.6)	0.4 (0.3 to 0.7)	0.3 (0.2 to 0.5)	0.4 (0.3 to 0.7)	0.3 (0.2 to 0.5)	0.3 (0.2 to 0.5)	0.2 (0.2 to 0.4)	0.1 (0.1 to 0.2)	0.1 (0.1 to 0.1)	0 (0 to 0)	0 (0 to 0)	0 (0 to 0)	0 (0 to 0)	0 (0 to 0)	0 (0 to 0)	14.6
Sexually transmitted infections excluding HIV	37.7 (7.4 to 76.2)	11.6 (3.6 to 22.8)	8.8 (1.1 to 19.7)	0.6 (0.2 to 1.4)	0.4 (0.1 to 0.9)	1.3 (0.4 to 2.7)	5.5 (2.1 to 8.7)	14.3 (5.4 to 24.7)	19.9 (7.4 to 35.7)	31.7 (11.4 to 57.2)	38.4 (14.4 to 67.4)	41.1 (20.7 to 67.4)	28.2 (14.1 to 52.1)	26.6 (12 to 50.5)	18.1 (9.4 to 35.9)	19.4 (9.2 to 32.1)	14.2 (6.2 to 29.2)	8.6 (4.4 to 15.7)	4.6 (2.1 to 8)	4.2 (1.7 to 7.4)	1.2 (0.4 to 2.4)	0.3 (0.1 to 0.5)	310
Syphilis	0 (0 to 0)	0 (0 to 0)	0.1 (0 to 0.2)	0.1 (0 to 0.2)	0 (0 to 0)	0 (0 to 0)	0 (0 to 0)	0 (0 to 0)	0 (0 to 0)	0 (0 to 0)	0 (0 to 0)	0 (0 to 0)	0 (0 to 0)	0 (0 to 0)	0 (0 to 0)	0 (0 to 0)	0 (0 to 0)	0 (0 to 0)	0 (0 to 0)	0 (0 to 0)	0 (0 to 0)	0 (0 to 0)	0 (0 to 0)	0.1
Chlamydial infection	0 (0 to 0)	0 (0 to 0)	0 (0 to 0)	0 (0 to 0)	0 (0 to 0)	0.2 (0 to 0.5)	1 (0.4 to 1.7)	2.3 (1.3 to 3.2)	3.3 (1.9 to 5.2)	4.2 (1.7 to 7.6)	4.8 (2.1 to 8)	5.8 (2.7 to 11)	3.6 (1.4 to 6.4)	3.4 (1.7 to 7.2)	1.4 (0.6 to 1.9)	1 (0.1 to 2.1)	0.1 (0 to 0.3)	0.1 (0 to 0.4)	0.2 (0 to 0.6)	0.2 (0 to 0.6)	0.1 (0 to 0.1)	0 (0 to 0)	0 (0 to 0)	27.6
Gonococcal infection	0 (0 to 0)	0 (0 to 0)	0 (0 to 0)	0 (0 to 0)	0 (0 to 0)	0.2 (0 to 0.5)	0.6 (0.2 to 1.1)	0.9 (0.5 to 1.4)	1.4 (0.6 to 2.4)	1.4 (0.6 to 2.4)	1.6 (0.6 to 3.2)	1.8 (0.8 to 3.4)	0.8 (0.3 to 1.4)	0.8 (0.3 to 1.4)	0.3 (0.2 to 0.5)	0.2 (0.1 to 0.4)	0.1 (0 to 0.3)	0.1 (0 to 0.2)	0 (0 to 0.2)	0 (0 to 0.2)	0 (0 to 0.1)	0 (0 to 0)	0 (0 to 0)	12.6
Trichomoniasis	0 (0 to 0)	0 (0 to 0)	0 (0 to 0)	0 (0 to 0)	0 (0 to 0)	0.1 (0 to 0.2)	0.3 (0.2 to 0.5)	0.6 (0.3 to 1.2)	0.7 (0.3 to 1.4)	1.1 (0.5 to 2.1)	1.3 (0.6 to 2.6)	1.5 (0.7 to 3.1)	0.9 (0.4 to 1.8)	0.8 (0.4 to 1.7)	0.4 (0.2 to 0.8)	0.3 (0.1 to 0.6)	0.2 (0.1 to 0.4)	0.1 (0 to 0.3)	0 (0 to 0.1)	0 (0 to 0.1)	0 (0 to 0.1)	0 (0 to 0)	0 (0 to 0)	9.7
Genital herpes	0 (0 to 0)	0 (0 to 0)	0 (0 to 0)	0 (0 to 0)	0 (0 to 0)	0 (0 to 0)	0 (0 to 0)	0 (0 to 0)	0 (0 to 0)	0 (0 to 0)	0 (0 to 0)	0 (0 to 0)	0 (0 to 0)	0 (0 to 0)	0 (0 to 0)	0 (0 to 0)	0 (0 to 0)	0 (0 to 0)	0 (0 to 0)	0 (0 to 0)	0 (0 to 0)	0 (0 to 0)	0 (0 to 0)	0
Other sexually transmitted infections	0 (0 to 0)	0 (0 to 0)	6.8 (0 to 19.1)	0 (0 to 0)	0 (0 to 0)	0 (0 to 0)	3.6 (1.5 to 5.3)	7.4 (1.9 to 17.6)	11.6 (3.7 to 32.6)	19.4 (6.1 to 47.1)	23.2 (7.5 to 59.4)	25.2 (8.4 to 59.2)	16.2 (5.2 to 39.5)	15.2 (4.7 to 39.3)	8.2 (2.2 to 19)	8.2 (2.2 to 19.9)	6.9 (1.6 to 17.4)	3.9 (0.8 to 10.2)	2.1 (0.4 to 5.5)	1.9 (0.3 to 5.1)	0.5 (0.1 to 1.4)	0.1 (0 to 0.3)	72
Respiratory infections and tuberculosis	518 (219 to 836)	684 (450 to 1,030)	46.9 (40.3 to 117)	176 (27.6 to 74.9)	139 (29.7 to 68.1)	132 (20.7 to 68.1)	139 (20.1 to 68.1)	142 (20.1 to 68.1)	160 (20.1 to 68.1)	177 (20.1 to 68.1)	199 (20.1 to 68.1)	220 (20.1 to 68.1)	239 (20.1 to 68.1)	274 (20.1 to 68.1)	310 (20.1 to 68.1)	344 (20.1 to 68.1)	378 (20.1 to 68.1)	396 (20.1 to 68.1)	392 (20.1 to 68.1)	366 (20.1 to 68.1)	291 (20.1 to 68.1)	194 (20.1 to 68.1)	5,490
Tuberculosis	0 (0 to 0)	0 (0 to 0)	0.3 (0.2 to 0.5)	1.7 (1.2 to 2.5)	1.7 (1.1 to 2.5)	2.2 (1.5 to 3.2)	3.2 (2.1 to 4.7)	7.4 (4.4 to 12.9)	9.5 (5.2 to 20.7)	11.7 (5.9 to 23.5)	12.9 (6.6 to 26)	15.3 (7.9 to 28.6)	20.4 (10.5 to 38.1)	25.3 (13.7 to 38.6)	33.5 (20.5 to 50.9)	44.7 (28.7 to 67)	58.1 (38.1 to 79.9)	70.3 (49.2 to 96)	74.6 (52.1 to 101)	68.6 (47.1 to 94.2)	54.6 (34.1 to 76.2)	36.4 (23.3 to 51.3)	703
Latent tuberculosis infection	0 (0 to 0)	0 (0 to 0)	0 (0 to 0)	0 (0 to 0)	0 (0 to 0)	0 (0 to 0)	0 (0 to 0)	0 (0 to 0)	0 (0 to 0)	0 (0 to 0)	0 (0 to 0)	0 (0 to 0)	0 (0 to 0)	0 (0 to 0)	0 (0 to 0)	0 (0 to 0)	0 (0 to 0)	0 (0 to 0)	0 (0 to 0)	0 (0 to 0)	0 (0 to 0)	0 (0 to 0)	0 (0 to 0)	0
Drug-susceptible Tuberculosis	0 (0 to 0)	0 (0 to 0)	0.3 (0.2 to 0.5)	1.7 (1.1 to 2.5)	1.7 (1.1 to 2.5)	2.1 (1.4 to 3.1)	3.1 (2.1 to 4.6)	7.2 (4.3 to 12.7)	9.2 (5.1 to 20.4)	11.4 (5.8 to 23.1)	12.6 (6.5 to 25.8)	14.9 (7.7 to 28)	19.7 (10.2 to 37)	24.6 (13.3 to 37.5)	32.5 (19.9 to 49.4)	43.4 (27.9 to 65)	56.4 (37 to 77.6)	68.2 (47.7 to 93.1)	72.4 (50.6 to 98)	66.6 (45.7 to 91.4)	53 (33.1 to 74)	35.4 (22.6 to 49.8)	682
Multidrug-resistant tuberculosis without extensive drug resistance	0 (0 to 0)	0 (0 to 0)	0 (0 to 0)	0 (0 to 0)	0 (0 to 0)	0 (0 to 0)	0 (0 to 0)	0 (0 to 0)	0 (0 to 0)	0 (0 to 0)	0 (0 to 0)	0 (0 to 0)	0 (0 to 0)	0 (0 to 0)	0 (0 to 0)	0 (0 to 0)	0 (0 to 0)	0 (0 to 0)	0 (0 to 0)	0 (0 to 0)	0 (0 to 0)	0 (0 to 0)	0 (0 to 0)	0
Extensively drug-resistant tuberculosis	0 (0 to 0)	0 (0 to 0)	0 (0 to 0)	0 (0 to 0)	0 (0 to 0)	0 (0 to 0)	0 (0 to 0)	0 (0 to 0)	0 (0 to 0)	0 (0 to 0)	0 (0 to 0)	0 (0 to 0)	0 (0 to 0)	0 (0 to 0)	0 (0 to 0)	0 (0 to 0)	0 (0 to 0)	0 (0 to 0)	0 (0 to 0)	0 (0 to 0)	0 (0 to 0)	0 (0 to 0)	0 (0 to 0)	0
Lower respiratory infections	518 (219 to 836)	683 (449 to 1,030)	39.7 (32.5 to 97.3)	163 (25.7 to 69.2)	132 (28.2 to 64.6)	124 (19.5 to 64.6)	132 (19.1 to 64.6)	135 (19.1 to 64.6)	150 (19.1 to 64.6)	166 (19.1 to 64.6)	186 (19.1 to 64.6)	205 (19.1 to 64.6)	219 (19.1 to 64.6)	249 (19.1 to 64.6)	277 (19.1 to 64.6)	299 (19.1 to 64.6)	320 (19.1 to 64.6)	326 (19.1 to 64.6)	318 (19.1 to 64.6)	298 (19.1 to 64.6)	237 (19.1 to 64.6)	158 (19.1 to 64.6)	4,490
Upper respiratory infections	0 (0 to 0)	0 (0 to 0)	0.1 (0 to 0.2)	0.9 (0.6 to 1.4)	0.9 (0.6 to 1.4)	0.8 (0.5 to 1.3)	0.8 (0.5 to 1.3)	0.8 (0.5 to 1.3)	0.8 (0.5 to 1.3)	0.8 (0.5 to 1.3)	0.8 (0.5 to 1.3)	0.8 (0.5 to 1.3)	0.8 (0.5 to 1.3)	0.8 (0.5 to 1.3)	0.8 (0.5 to 1.3)	0.8 (0.5 to 1.3)	0.8 (0.5 to 1.3)	0.8 (0.5 to 1.3)	0.8 (0.5 to 1.3)	0.8 (0.5 to 1.3)	0.8 (0.5 to 1.3)	0.8 (0.5 to 1.3)	15
Otitis media	0 (0 to 0)	0 (0 to 0.1)	0.1 (0.05 to 0.2)	0.1 (0.1 to 0.2)	0.1 (0.1 to 0.2)	0.1 (0.1 to 0.2)	0.1 (0.1 to 0.2)	0.1 (0.1 to 0.2)	0.1 (0.1 to 0.2)	0.1 (0.1 to 0.2)	0.1 (0.1 to 0.2)	0.1 (0.1 to 0.2)	0.1 (0.1 to 0.2)	0.1 (0.1 to 0.2)	0.1 (0.1 to 0.2)	0.1 (0.1 to 0.2)	0.1 (0.1 to 0.2)	0.1 (0.1 to 0.2)	0.1 (0.1 to 0.2)	0.1 (0.1 to 0.2)	0.1 (0.1 to 0.2)	0.1 (0.1 to 0.2)	1.4
Enteric infections	27 (14 to 54.4)	27 (12.9 to 55.3)	16.7 (6.9 to 32)	159 (62.3 to 309)	23.1 (9.2 to 47.2)	12.4 (4.9 to 25.6)	10.7 (4.2 to 22.1)	12.4 (4.9 to 25.6)	13.3 (5.3 to 27.4)	14.2 (5.6 to 29.3)	15.1 (6 to 31.1)	16.1 (6.4 to 33.2)	17.1 (6.8 to 35.2)	18.1 (7.2 to 37.3)	19.1 (7.6 to 39.3)	20.1 (8 to 41.4)	21.1 (8.4 to 43.4)	22.1 (8.8 to 45.5)	23.1 (9.2 to 47.5)	24.1 (9.6 to 49.6)	25.1 (10 to 51.6)	26.1 (10.4 to 53.7)	3,030
Diarrheal diseases	26.9 (14 to 54.4)	26.9 (12.9 to 55.3)	14.3 (5.1 to 30.4)	156 (61.3 to 304)	19.7 (8.1 to 42.1)	9.7 (3.7 to 20.8)	7.7 (3.1 to 16.8)	9.7 (3.7 to 20.8)	10.6 (4.1 to 22.4)	11.5 (4.5 to 24.4)	12.4 (4.9 to 26.4)	13.4 (5.3 to 28.5)	14.4 (5.7 to 30.5)	15.4 (6.1 to 32.6)	16.4 (6.5 to 34.7)	17.4 (6.9 to 36.8)	18.4 (7.3 to 38.9)	19.4 (7.7 to 41)	20.4 (8.1 to 43.1)	21.4 (8.5 to 45.2)	22.4 (8.9 to 47.3)	23.4 (9.3 to 49.4)	2,570
Typhoid and paratyphoid	0 (0 to 0)	0 (0 to 0)	0 (0 to 0)	0 (0 to 0)	0 (0 to 0)	0 (0 to 0)	0 (0 to 0)	0 (0 to 0)	0 (0 to 0)	0 (0 to 0)	0 (0 to 0)	0 (0 to 0)	0 (0 to 0)	0 (0 to 0)	0 (0 to 0)	0 (0 to 0)	0 (0 to 0)	0 (0 to 0)	0 (0 to 0)	0 (0 to 0)	0 (0 to 0)	0 (0 to 0)	0 (0 to 0)	0.1
Typhoid fever	0 (0 to 0)	0 (0 to 0)	0 (0 to 0)	0 (0 to 0)	0 (0 to 0)	0 (0 to 0)	0 (0 to 0)	0 (0 to 0)	0 (0 to 0)	0 (0 to 0)	0 (0 to 0)	0 (0 to 0)	0 (0 to 0)	0 (0 to 0)	0 (0 to 0)	0 (0 to 0)	0 (0 to 0)	0 (0 to 0)	0 (0 to 0)	0 (0 to 0)	0 (0 to 0)	0 (0 to 0)	0 (0 to 0)	0
Paratyphoid fever	0 (0 to 0)	0 (0 to 0)	0 (0 to 0)	0 (0 to 0)	0 (0 to 0)	0 (0 to 0)	0 (0 to 0)	0 (0 to 0)	0 (0 to 0)	0 (0 to 0)	0 (0 to 0)	0 (0 to 0)	0 (0 to 0)	0 (0 to 0)	0 (0 to 0)	0 (0 to 0)	0 (0 to 0)	0 (0 to 0)	0 (0 to 0)	0 (0 to 0)	0 (0 to 0)	0 (0 to 0)	0 (0 to 0)	0
Invasive Non-typhoidal Salmonella (iNTS)	0 (0 to 0)	0 (0 to 0)	0.3 (0 to 0.5)	1.1 (0.6 to 2)	1.2 (0.6 to 2.1)	1.1 (0.5 to 2)	0.9 (0.4 to 1.7)	0.8 (0.4 to 1.5)	0.8 (0.4 to 1.5)	0.8 (0.4 to 1.5)	0.8 (0.4 to 1.5)	0.7 (0.4 to 1.4)	0.7 (0.4 to 1.4)	0.7 (0.4 to 1.4)	0.7 (0.4 to 1.4)	0.7 (0.4 to 1.4)	0.7 (0.4 to 1.4)	0.7 (0.4 to 1.4)	0.7 (0.4 to 1.4)	0.7 (0.4 to 1.4)	0.7 (0.4 to 1.4)	0.7 (0.4 to 1.4)	19.2
Other intestinal infectious diseases	0 (0 to 0)	0 (0 to 0)	0.1 (0 to 0.2)	0.4 (0.1 to 0.9)	0.4 (0.1 to 0.9)	0.3 (0.1 to 0.8)	0.2 (0.1 to 0.6)	0.2 (0.1 to 0.7)	0.2 (0.1 to 0.6)	0.2 (0.1 to 0.7)	0.2 (0.1 to 0.6)	0.2 (0.1 to 0.6)	0.2 (0.1 to 0.6)	0.2 (0.1 to 0.6)	0.2 (0.1 to 0.6)	0.2 (0.1 to 0.6)	0.2 (0.1 to 0.6)	0.2 (0.1 to 0.6)	0.2 (0.1 to 0.6)	0.2 (0.1 to 0.6)	0.2 (0.1 to 0.6)	0.2 (0.1 to 0.6)	4.4
Neglected tropical diseases and malaria	0.6 (0.2 to 1.1)	0.3 (0.1 to 0.6)	19.1 (5.2 to 42.8)	23.1 (6.3 to 53.6)	12.2 (3.4 to 28.4)	6.6 (1.7 to 15.7)	10.1 (2.6 to 24.6)	19.1 (5.1 to 47.1)	32.7 (8.7 to 77.9)	39.7 (10.7 to 93.7)	43.9 (11.8 to 99.6)	49.6 (13.3 to 111)	59.9 (16.1 to 134)	69.9 (18.7 to 156)	90.9 (24.2 to 201)	105 (27.9 to 231)	111 (29.3 to 239)	102 (26.7 to 224)	79.9 (20.7 to 178)	62.8 (16.1 to 142)	29.2 (7.5 to 67.7)	7.9 (2 to 18)	1.7 (0.4 to 3.9)	888
Malaria	0 (0 to 0)	0 (0 to 0)	0 (0 to 0)	0 (0 to 0)	0 (0 to 0)	0 (0 to 0)	0 (0 to 0)	0 (0 to 0)	0 (0 to 0)	0 (0 to 0)	0 (0 to 0)	0 (0 to 0)	0 (0 to 0)	0 (0 to 0)	0 (0 to 0)	0 (0 to 0)	0 (0 to 0)	0 (0 to 0)	0 (0 to 0)	0 (0 to 0)	0 (0 to 0)	0 (0 to 0)	0 (0 to 0)	0
Chagas disease	0 (0 to 0)	0 (0 to 0)	0 (0 to 0)	0 (0 to 0)	0 (0 to 0)	0 (0 to 0)	0 (0 to 0)	0 (0 to 0)	0 (0 to 0)	0 (0 to 0)	0 (0 to 0)	0 (0 to 0)	0 (0 to 0)	0 (0 to 0)	0 (0 to 0)	0 (0 to 0)	0 (0 to 0)	0 (0 to 0)	0 (0 to 0)	0 (0 to 0)	0 (0 to 0)	0 (0 to 0)	0 (0 to 0)	0
Leishmaniasis	0 (0 to 0)	0 (0 to 0)	0 (0 to 0)	0.1 (0 to 0.3)	0.1 (0 to 0.2)	0.1 (0 to 0.2)	0.1 (0 to 0.2)	0.1 (0 to 0.2)	0.1 (0 to 0.2)	0.1 (0 to 0.2)	0.1 (0 to 0.2)	0.1 (0 to 0.2)	0.1 (0 to 0.2)	0.1 (0 to 0.2)	0.1 (0 to 0.2)	0.1 (0 to 0.2)	0.1 (0 to 0.2)	0.1 (0 to 0.2)	0.1 (0 to 0.2)	0.1 (0 to 0.2)	0.1 (0 to 0.2)	0.1 (0 to 0.2)	0.1 (0 to 0.2)	2.6
Visceral leishmaniasis	0 (0 to 0)	0 (0 to 0)	0 (0 to 0)	0 (0 to 0)	0 (0 to 0)	0 (0 to 0)	0 (0 to 0)	0 (0 to 0)	0 (0 to 0)	0 (0 to 0)	0 (0 to 0)	0 (0 to 0)	0 (0 to 0)	0 (0 to 0)	0 (0 to 0)	0 (0 to 0)	0 (0 to 0)	0 (0 to 0)	0 (0 to 0)	0 (0 to 0)	0 (0 to 0)	0 (0 to 0)	0 (0 to 0)	0 (0 to 0)	0.2
Cutaneous and mucocutaneous leishmaniasis	0 (0 to 0)	0 (0 to 0)	0 (0 to 0)	0 (0 to 0)	0 (0 to 0)	0 (0 to 0)	0 (0 to 0)	0 (0 to 0)	0 (0 to 0)	0 (0 to 0)	0 (0 to 0)	0 (0 to 0)	0 (0 to 0)	0 (0 to 0)	0 (0 to 0)	0 (0 to 0)	0 (0 to 0)	0 (0 to 0)	0 (0 to 0)	0 (0 to 0)	0 (0 to 0)	0 (0 to 0)	0 (0 to 0)	0 (0 to 0)	0.2
African trypanosomiasis	0 (0 to 0)	0 (0 to 0)	0 (0 to 0)	0 (0 to 0)	0 (0 to 0)	0 (0 to 0)	0 (0 to 0)	0 (0 to 0)	0 (0 to 0)	0 (0 to 0)	0 (0 to 0)	0 (0 to 0)	0 (0 to 0)	0 (0 to 0)	0 (0 to 0)	0 (0 to 0)	0 (0 to 0)	0 (0 to 0)	0 (0 to 0)	0 (0 to 0)	0 (0 to 0)	0 (0 to 0)	0 (0 to 0)	0 (0 to 0)	0
Schistosomiasis	0 (0 to 0)	0 (0 to 0)	0 (0 to 0)	0 (0 to 0)	0 (0 to 0)	0 (0 to 0)	0 (0 to 0)	0 (0 to 0)	0 (0 to 0)	0 (0 to 0)	0 (0 to 0)	0 (0 to 0)	0 (0 to 0)	0 (0 to 0)	0 (0 to 0)	0 (0 to 0)	0 (0 to 0)	0 (0 to 0)	0 (0 to 0)	0 (0 to 0)	0 (0 to 0)	0 (0 to 0)	0 (0 to 0)	0 (0 to 0)	0
Cysticercosis	0 (0 to 0)	0 (0 to 0)	0 (0 to 0)	0.1 (0 to 0.3)	0.1 (0 to 0.3)	0.1 (0 to 0.3)	0.1 (0 to 0.3)	0.2 (0 to 0.4)	0.2 (0 to 0.4)	0.2 (0 to 0.4)	0.2 (0 to 0.4)	0.2 (0 to 0.4)	0.2 (0 to 0.4)	0.2 (0 to 0.4)	0.2 (0 to 0.4)	0.2 (0 to 0.4)	0.2 (0 to 0.4)	0.2 (0 to 0.4)	0.2 (0 to 0.4)	0.2 (0 to 0.4)	0.2 (0 to 0.4)	0.2 (0 to 0.4)	0.2 (0 to 0.4)	4.4
Cystic echinococcosis	0 (0 to 0)	0 (0 to 0)	0 (0 to 0)	0.5 (0.3 to 0.8)	0.6 (0.4 to 0.9)	0.4 (0.2 to 0.7)	0.3 (0.2 to 0.6)	0.3 (0.2 to 0.6)	0.3 (0.2 to 0.6)	0.3 (0.2 to 0.6)	0.3 (0.2 to 0.6)	0.3 (0.2 to 0.6)	0.3 (0.2 to 0.6)	0.3 (0.2 to 0.6)	0.3 (0.2 to 0.6)	0.3 (0.2 to 0.6)	0.3 (0.2 to 0.6)	0.3 (0.2 to 0.6)	0.3 (0.2 to 0.6)	0.3 (0.2 to 0.6)	0.3 (0.2 to 0.6)	0.3 (0.2 to 0.6)	0.3 (0.2 to 0.6)	39.2
Lymphatic filariasis	0 (0 to 0)	0 (0 to 0)	0 (0 to 0)	0 (0 to 0)	0 (0 to 0)	0 (0 to 0)	0 (0 to 0)	0 (0 to 0)	0 (0 to 0)	0 (0 to 0)	0 (0 to 0)	0 (0 to 0)	0 (0 to 0)	0 (0 to 0)	0 (0 to 0)	0 (0 to 0)	0 (0 to 0)	0 (0 to 0)	0 (0 to 0)	0 (0 to 0)	0 (0 to 0)	0 (0 to 0)	0 (0 to 0)	0
Onchocerciasis	0 (0 to 0)	0 (0 to 0)	0 (0 to 0)	0 (0 to 0)	0 (0 to 0)	0 (0 to 0)	0 (0 to 0)	0 (0 to 0)	0 (0 to 0)	0 (0 to 0)	0 (0 to 0)	0 (0 to 0)	0 (0 to 0)	0 (0 to 0)	0 (0 to 0)	0 (0 to 0)	0 (0 to 0)	0 (0 to 0)	0 (0 to 0)	0 (0 to 0)	0 (0 to 0)	0 (0 to 0)	0 (0 to 0)	0
Trachoma	0 (0 to 0)	0 (0 to 0)	0 (0 to 0)	0 (0 to 0)	0 (0 to 0)	0 (0 to 0)	0 (0 to 0)	0 (0 to 0)	0 (0 to 0)	0 (0 to 0)	0 (0 to 0)	0 (0 to 0)	0 (0 to 0)	0 (0 to 0)	0 (0 to 0)	0 (0 to 0)	0 (0 to 0)	0 (0 to 0)	0 (0 to 0)	0 (0 to 0)	0 (0 to 0)	0 (0 to 0)	0 (0 to 0)	0
Dengue	0 (0 to 0)	0 (0 to 0)	0 (0 to 0)	0 (0 to 0)	0 (0 to 0)	0 (0 to 0)	0 (0 to 0)	0 (0 to 0)	0 (0 to 0)	0 (0 to 0)	0 (0 to 0)	0 (0 to 0)	0 (0 to 0)	0 (0 to 0)	0 (0 to 0)	0 (0 to 0)	0 (0 to 0)	0 (0 to 0)	0 (0 to 0)	0 (0 to 0)	0 (0 to 0)	0 (0 to 0)	0 (0 to 0)	0
Yellow fever	0 (0 to 0)	0 (0 to 0)	0 (0 to 0)	0 (0 to 0)	0 (0 to 0)	0 (0 to 0)	0 (0 to 0)	0 (0 to 0)	0 (0 to 0)	0 (0 to 0)	0 (0 to 0)	0 (0 to 0)	0 (0 to 0)	0 (0 to 0)	0 (0 to 0)	0 (0 to 0)	0 (0 to 0)	0 (0 to 0)	0 (0 to 0)	0 (0 to 0)	0 (0 to 0)	0 (0 to 0)	0 (0 to 0)	0
Rabies	0 (0 to 0)	0 (0 to 0)	0 (0 to 0)	0 (0 to 0)	0 (0 to 0)	0 (0 to 0)	0 (0 to 0)	0 (0 to 0)	0 (0 to 0)	0 (0 to 0)	0 (0 to 0)	0 (0 to 0)	0 (0 to 0)	0 (0 to 0)	0 (0 to 0)	0 (0 to 0)	0 (0 to 0)	0 (0 to 0)	0 (0 to 0)	0 (0 to 0)	0 (0 to 0)	0 (0 to 0)	0 (0 to 0)	0.1
Intestinal nematode infections	0 (0 to 0)	0 (0 to 0)	0 (0 to 0)	0 (0 to 0)	0 (0 to 0)	0 (0 to 0)	0 (0 to 0)	0 (0 to 0)	0 (0 to 0)	0 (0 to 0)	0 (0 to 0)	0 (0 to 0)	0 (0 to 0)	0 (0 to 0)	0 (0 to 0)	0 (0 to 0)	0 (0 to 0)	0 (0 to 0)	0 (0 to 0)	0 (0 to 0)	0 (0 to 0)	0 (0 to 0)	0 (0 to 0)	0
Ascariasis	0 (0 to 0)	0 (0 to 0)	0 (0 to 0)	0 (0 to 0)	0 (0 to 0)	0 (0 to 0)	0 (0 to 0)	0 (0 to 0)	0 (0 to 0)	0 (0 to 0)	0 (0 to 0)	0 (0 to 0)	0 (0 to 0)	0



7755



SR Table 2b. Hokkaido DALYS by cause and age group for females with 95% uncertainty intervals, 2019

Cause	Early Neonatal	Late Neonatal	Post-Neonatal	1 to 4	5 to 9	10 to 14	15 to 19	20 to 24	25 to 29	30 to 34	35 to 39	40 to 44	45 to 49	50 to 54	55 to 59	60 to 64	65 to 69	70 to 74	75 to 79	80 to 84	85 to 89	90 to 94	95 plus	Total
All causes	160 (797 to 1,169)	320 (270 to 382)	2,089 (2,016 to 2,168)	2,089 (2,016 to 2,168)	3,770 (3,700 to 3,839)	5,668 (5,569 to 5,768)	8,870 (8,670 to 9,069)	11,160 (10,896 to 11,426)	13,206 (12,932 to 13,480)	15,668 (15,358 to 15,980)	23,050 (22,660 to 23,440)	33,550 (33,060 to 34,040)	38,290 (37,760 to 38,820)	39,660 (39,060 to 40,270)	44,150 (43,560 to 44,740)	51,450 (50,790 to 52,090)	74,150 (73,360 to 74,940)	84,590 (83,660 to 85,530)	85,480 (84,450 to 86,500)	91,460 (90,350 to 92,570)	90,650 (89,460 to 91,840)	67,980 (67,200 to 68,760)	39,090 (38,200 to 40,190)	823,300
Communicable, maternal, neonatal, and nutritional diseases	997 (599 to 1,600)	126 (97 to 159)	311 (229 to 411)	564 (397 to 809)	652 (521 to 860)	628 (522 to 879)	623 (521 to 1,170)	667 (563 to 1,178)	707 (636 to 1,239)	879 (824 to 1,473)	1,150 (992 to 1,970)	1,590 (1,390 to 2,830)	1,530 (1,330 to 2,810)	1,520 (1,320 to 2,810)	1,290 (1,120 to 2,350)	1,360 (1,180 to 2,390)	1,400 (1,220 to 2,530)	2,010 (1,820 to 2,790)	2,630 (2,420 to 3,430)	3,020 (2,820 to 4,020)	3,910 (3,700 to 5,200)	4,940 (4,550 to 6,490)	4,320 (3,750 to 5,630)	3,290 (2,720 to 4,350)	37,800
HIV/AIDS and sexually transmitted infections	0 (0 to 0)	0 (0 to 0)	1.7 (1.5 to 2.2)	1.6 (1.5 to 2)	0.6 (0.6 to 1.2)	2.6 (1.6 to 3.2)	9.1 (8.1 to 10.7)	20.7 (12 to 33.6)	34.2 (19 to 56.3)	75.2 (39.1 to 124)	91.6 (49.9 to 165)	87.5 (52.9 to 114)	67.5 (41.2 to 90.2)	38.6 (26.2 to 61.4)	34.6 (25.9 to 49.6)	49.5 (39.5 to 67)	32.6 (24.7 to 51.1)	24.5 (19.2 to 36.4)	22 (16.2 to 36.6)	16.6 (11.7 to 28.4)	12.3 (7.4 to 19.2)	6.3 (3.1 to 9)	622
HIV/AIDS	0 (0 to 0)	0 (0 to 0)	1.7 (1.5 to 2.2)	1.6 (1.5 to 2)	0.6 (0.6 to 0.6)	0.6 (0.6 to 0.6)	0.6 (0.6 to 0.7)	2 (1.6 to 2.7)	2.6 (2.1 to 3.1)	3.7 (2.9 to 4.6)	4.1 (2.7 to 6.2)	4.2 (2.5 to 6.8)	3.5 (2.3 to 5.6)	3.1 (2.1 to 5.1)	3.6 (2.7 to 5.2)	4.2 (2.9 to 6.1)	3.6 (2.5 to 5.1)	3.2 (2.1 to 5.1)	2 (1.3 to 3.1)	0.6 (0.3 to 0.9)	0.2 (0.2 to 0.3)	0.1 (0.1 to 0.2)	39.5
HIV/AIDS - Drug-susceptible Tuberculosis	0 (0 to 0)	0 (0 to 0.6)	0.5 (0.5 to 0.7)	0.5 (0.5 to 0.7)	0.2 (0.1 to 0.2)	0.2 (0.1 to 0.2)	0.2 (0.1 to 0.2)	0.6 (0.5 to 0.8)	0.8 (0.6 to 1)	1.1 (0.8 to 1.5)	1.2 (0.8 to 1.8)	1.2 (0.7 to 1.7)	1 (0.7 to 1.4)	0.9 (0.6 to 1.4)	1 (0.8 to 1.5)	1.2 (0.8 to 1.7)	1 (0.7 to 1.4)	0.9 (0.6 to 1.4)	0.6 (0.4 to 0.9)	0.2 (0.1 to 0.3)	0 (0 to 0)	0 (0 to 0)	14.9
HIV/AIDS - Multidrug-resistant Tuberculosis without extensive	0 (0 to 0)	0 (0 to 0)	0 (0 to 0.1)	0 (0 to 0.1)	0 (0 to 0)	0 (0 to 0)	0 (0 to 0)	0 (0 to 0)	0 (0 to 0)	0 (0 to 0.1)	0 (0 to 0.1)	0 (0 to 0.1)	0 (0 to 0.1)	0 (0 to 0.1)	0 (0 to 0.1)	0 (0 to 0.1)	0 (0 to 0.1)	0 (0 to 0.1)	0 (0 to 0)	0 (0 to 0)	0 (0 to 0)	0 (0 to 0)	0 (0 to 0)	0.3
HIV/AIDS - Extensively drug-resistant Tuberculosis	0 (0 to 0)	0 (0 to 0)	0 (0 to 0)	0 (0 to 0)	0 (0 to 0)	0 (0 to 0)	0 (0 to 0)	0 (0 to 0)	0 (0 to 0)	0 (0 to 0)	0 (0 to 0)	0 (0 to 0)	0 (0 to 0)	0 (0 to 0)	0 (0 to 0)	0 (0 to 0)	0 (0 to 0)	0 (0 to 0)	0 (0 to 0)	0 (0 to 0)	0 (0 to 0)	0 (0 to 0)	0 (0 to 0)	0.1
HIV/AIDS resulting in other diseases	0 (0 to 0)	0 (0 to 0)	1.2 (0.7 to 1.8)	1.1 (0.7 to 1.6)	0.4 (0.3 to 0.6)	0.4 (0.3 to 0.5)	0.7 (0.4 to 1)	1.4 (1.1 to 2.1)	2.1 (1.5 to 3.6)	3.1 (1.9 to 5.5)	3.5 (2 to 5.6)	3.4 (2.2 to 5.9)	2.6 (2.2 to 5.9)	2.4 (1.9 to 5.1)	2.6 (1.9 to 5.1)	3.1 (2.3 to 5.1)	2.6 (1.9 to 4.2)	2.3 (1.5 to 3.8)	1.4 (1 to 2.6)	0.4 (0.2 to 0.8)	0.2 (0.1 to 0.3)	0.1 (0 to 0.2)	69.2
Sexually transmitted infections excluding HIV	0 (0 to 0)	0 (0 to 0)	0 (0 to 0)	0 (0 to 0)	0 (0 to 0)	0 (0 to 0.6)	0 (0 to 0.6)	0 (0 to 0.6)	0 (0 to 0.6)	0 (0 to 0.6)	0 (0 to 0.6)	0 (0 to 0.6)	0 (0 to 0.6)	0 (0 to 0.6)	0 (0 to 0.6)	0 (0 to 0.6)	0 (0 to 0.6)	0 (0 to 0.6)	0 (0 to 0.6)	0 (0 to 0.6)	0 (0 to 0.6)	0 (0 to 0.6)	0 (0 to 0.6)	0.2
Syphilis	0 (0 to 0)	0 (0 to 0)	0 (0 to 0)	0 (0 to 0)	0 (0 to 0)	0 (0 to 0.6)	0 (0 to 0.6)	0 (0 to 0.6)	0 (0 to 0.6)	0 (0 to 0.6)	0 (0 to 0.6)	0 (0 to 0.6)	0 (0 to 0.6)	0 (0 to 0.6)	0 (0 to 0.6)	0 (0 to 0.6)	0 (0 to 0.6)	0 (0 to 0.6)	0 (0 to 0.6)	0 (0 to 0.6)	0 (0 to 0.6)	0 (0 to 0.6)	0 (0 to 0.6)	0.2
Chlamydial infection	0 (0 to 0)	0 (0 to 0)	0 (0 to 0)	0 (0 to 0)	0 (0 to 0)	0.6 (0.5 to 0.6)	2.2 (0.6 to 5)	4.2 (1.6 to 7.6)	7.3 (2.5 to 13.1)	11.1 (4.6 to 23.6)	19.2 (7 to 39.5)	19.6 (7.3 to 41.4)	12.8 (5.2 to 27)	6.7 (2.9 to 13.1)	5.4 (2.6 to 11)	7.4 (3.6 to 15.2)	4.6 (2.1 to 9.5)	3.6 (1.7 to 7.5)	2.1 (1 to 4.2)	1.1 (0.5 to 2.2)	0.4 (0.2 to 0.8)	0.1 (0 to 0.2)	69.6
Gonococcal infection	0 (0 to 0)	0 (0 to 0)	0 (0 to 0)	0 (0 to 0)	0 (0 to 0)	0.2 (0.2 to 0.2)	0.7 (0.3 to 1.1)	1.6 (0.7 to 2.5)	2.5 (1.1 to 4.1)	3.3 (1.5 to 5.7)	4.4 (2.3 to 7.4)	4.2 (2.2 to 7.1)	2.6 (1.4 to 5.2)	1.6 (0.7 to 3.1)	1.1 (0.5 to 2.1)	2.2 (1.1 to 3.8)	1.1 (0.5 to 2.1)	0.8 (0.4 to 1.6)	0.5 (0.2 to 1.1)	0.3 (0.1 to 0.6)	0.1 (0 to 0.3)	0 (0 to 0.1)	24.7
Trichomoniasis	0 (0 to 0)	0 (0 to 0)	0 (0 to 0)	0 (0 to 0)	0.1 (0 to 0.1)	0.6 (0.5 to 0.6)	4.3 (1.2 to 7.7)	9.2 (3.1 to 17.7)	12.9 (4.1 to 27.3)	14.6 (4.7 to 33.2)	17.1 (4.7 to 39)	17.8 (5.5 to 43.6)	13.4 (4.5 to 31.6)	11.3 (3.9 to 28.5)	9.5 (3.1 to 22.6)	10.6 (3.7 to 25.5)	9.2 (3.2 to 22.1)	8.4 (2.9 to 20.5)	6.5 (2.3 to 14.7)	4.4 (1.5 to 9.5)	2.4 (0.8 to 5.3)	0.5 (0.2 to 1.1)	148
Genital herpes	0 (0 to 0)	0 (0 to 0)	0 (0 to 0)	0 (0 to 0)	0 (0 to 0)	0 (0 to 0)	0 (0 to 0)	0 (0 to 0)	0 (0 to 0)	0 (0 to 0)	0 (0 to 0)	0 (0 to 0)	0 (0 to 0)	0 (0 to 0)	0 (0 to 0)	0 (0 to 0)	0 (0 to 0)	0 (0 to 0)	0 (0 to 0)	0 (0 to 0)	0 (0 to 0)	0 (0 to 0)	0 (0 to 0)	0.1
Other sexually transmitted infections	0 (0 to 0)	0 (0 to 0)	0.2 (0 to 0.5)	0.2 (0 to 0.5)	0.1 (0 to 0.5)	0.1 (0.1 to 0.1)	0.7 (0.2 to 1.5)	2.6 (0.5 to 5.2)	3.2 (0.5 to 6.9)	3.1 (0.5 to 6.9)	3.5 (0.5 to 8)	3.4 (0.5 to 8)	2.6 (0.5 to 6.9)	2.3 (0.5 to 6.9)	2.2 (0.5 to 6.9)	2.7 (0.5 to 6.9)	2.3 (0.5 to 6.9)	2.1 (0.5 to 6.9)	1.4 (0.5 to 3.6)	0.7 (0.2 to 2.1)	0.3 (0.1 to 0.8)	0.1 (0 to 0.2)	19.7
Respiratory infections and tuberculosis	4.2 (4.1 to 8.7)	9.6 (9.4 to 13.3)	43.4 (38.7 to 51.6)	207 (187 to 236)	108 (102 to 127)	107 (100 to 126)	117 (111 to 256)	160 (150 to 377)	177 (163 to 394)	194 (180 to 427)	242 (224 to 532)	360 (332 to 784)	396 (370 to 858)	432 (397 to 929)	448 (414 to 961)	1,060 (994 to 1,300)	2,320 (2,170 to 2,870)	4,010 (3,800 to 5,060)	4,410 (4,200 to 5,420)	3,260 (3,060 to 4,020)	2,300 (2,160 to 2,830)	1,430 (1,340 to 1,760)	23,400
Tuberculosis	0 (0 to 0)	0 (0 to 0)	0.7 (0.6 to 1)	0.6 (0.6 to 1.1)	0.4 (0.3 to 0.6)	0.6 (0.5 to 0.8)	1.8 (1.1 to 2.8)	6.2 (3 to 7.5)	9.1 (5 to 13.7)	7.1 (3.9 to 11.8)	8.4 (4.6 to 15.6)	9.6 (5.1 to 17.1)	7.1 (3.7 to 13.6)	9.1 (4.6 to 17.7)	10.1 (7.1 to 14)	16 (11.6 to 22.9)	28.3 (20.4 to 38.1)	37 (27.6 to 48.9)	39 (27.9 to 52.8)	28 (20.1 to 38.7)	18 (12.9 to 25.2)	9.6 (6.6 to 13.5)	311
Latent tuberculosis infection	0 (0 to 0)	0 (0 to 0)	0.7 (0.6 to 1)	0.6 (0.6 to 1.1)	0.4 (0.3 to 0.6)	0.6 (0.5 to 0.8)	1.8 (1.1 to 2.8)	6.2 (3 to 7.5)	9.1 (5 to 13.7)	7.1 (3.9 to 11.8)	8.4 (4.6 to 15.6)	9.6 (5.1 to 17.1)	7.1 (3.7 to 13.6)	9.1 (4.6 to 17.7)	10.1 (7.1 to 14)	16 (11.6 to 22.9)	28.3 (20.4 to 38.1)	37 (27.6 to 48.9)	39 (27.9 to 52.8)	28 (20.1 to 38.7)	18 (12.9 to 25.2)	9.6 (6.6 to 13.5)	311
Drug-susceptible Tuberculosis	0 (0 to 0)	0 (0 to 0)	0.7 (0.6 to 1.1)	0.6 (0.6 to 1.1)	0.4 (0.3 to 0.6)	0.6 (0.5 to 0.8)	1.8 (1.1 to 2.7)	6.2 (2.9 to 7.4)	9.1 (4.9 to 13.6)	7.1 (3.9 to 11.7)	8.4 (4.5 to 15.5)	9.6 (5.1 to 17)	7.1 (3.7 to 13.5)	9.1 (4.6 to 17.6)	10.1 (7.1 to 13.9)	16 (11.5 to 22.8)	28.3 (20.3 to 37.9)	37 (27.5 to 48.7)	39 (27.8 to 52.5)	28 (20.1 to 38.5)	18 (12.9 to 25.1)	9.6 (6.6 to 13.4)	310
Multidrug-resistant tuberculosis without extensive drug-resistar	0 (0 to 0)	0 (0 to 0)	0 (0 to 0.1)	0 (0 to 0)	0 (0 to 0)	0 (0 to 0)	0 (0 to 0)	0 (0 to 0)	0 (0 to 0)	0 (0 to 0)	0 (0 to 0)	0 (0 to 0)	0 (0 to 0)	0 (0 to 0)	0 (0 to 0)	0 (0 to 0)	0 (0 to 0)	0 (0 to 0)	0 (0 to 0)	0 (0 to 0)	0 (0 to 0)	0 (0 to 0)	0 (0 to 0)	0.1
Extensively drug-resistant tuberculosis	0 (0 to 0)	0 (0 to 0)	0 (0 to 0)	0 (0 to 0)	0 (0 to 0)	0 (0 to 0)	0 (0 to 0)	0 (0 to 0)	0 (0 to 0)	0 (0 to 0)	0 (0 to 0)	0 (0 to 0)	0 (0 to 0)	0 (0 to 0)	0 (0 to 0)	0 (0 to 0)	0 (0 to 0)	0 (0 to 0)	0 (0 to 0)	0 (0 to 0)	0 (0 to 0)	0 (0 to 0)	0 (0 to 0)	0
Lower respiratory infections	4.2 (4 to 8.6)	9.6 (9.4 to 13.1)	38.8 (34.6 to 47.1)	60.6 (56.5 to 70)	39.7 (37.4 to 46.1)	36 (33.7 to 41.8)	39.6 (36.9 to 45.9)	29.4 (27.4 to 34.1)	39.5 (36.7 to 45.8)	52.2 (48.7 to 60.6)	71.1 (66.3 to 82.5)	115 (107 to 133)	168 (156 to 195)	217 (202 to 252)	267 (247 to 309)	390 (359 to 452)	606 (558 to 703)	938 (863 to 1,090)	1,330 (1,220 to 1,550)	1,660 (1,520 to 1,930)	1,660 (1,520 to 1,930)	1,220 (1,120 to 1,420)	10,600
Upper respiratory infections	0 (0 to 0)	0.1 (0 to 0.1)	0.8 (0.7 to 1.9)	1.2 (1 to 2.9)	1.1 (1 to 2.8)	1.1 (0.9 to 2.8)	1.1 (0.9 to 2.8)	1.1 (0.9 to 2.8)	1.1 (0.9 to 2.8)	1.1 (0.9 to 2.8)	1.1 (0.9 to 2.8)	1.1 (0.9 to 2.8)	1.1 (0.9 to 2.8)	1.1 (0.9 to 2.8)	1.1 (0.9 to 2.8)	1.1 (0.9 to 2.8)	1.1 (0.9 to 2.8)	1.1 (0.9 to 2.8)	1.1 (0.9 to 2.8)	1.1 (0.9 to 2.8)	1.1 (0.9 to 2.8)	1.1 (0.9 to 2.8)	2.3
Otitis media	0 (0 to 0)	0 (0 to 0.1)	0.2 (0.1 to 0.5)	0.2 (0.2 to 0.6)	0.2 (0.1 to 0.6)	0.2 (0.1 to 0.6)	0.2 (0.1 to 0.6)	0.2 (0.1 to 0.6)	0.2 (0.1 to 0.6)	0.2 (0.1 to 0.6)	0.2 (0.1 to 0.6)	0.2 (0.1 to 0.6)	0.2 (0.1 to 0.6)	0.2 (0.1 to 0.6)	0.2 (0.1 to 0.6)	0.2 (0.1 to 0.6)	0.2 (0.1 to 0.6)	0.2 (0.1 to 0.6)	0.2 (0.1 to 0.6)	0.2 (0.1 to 0.6)	0.2 (0.1 to 0.6)	0.2 (0.1 to 0.6)	0.2
Enteric infections	2 (0.6 to 1.4)	1 (1 to 3.2)	1.1 (0.9 to 2.8)	1.1 (0.9 to 2.8)	0.6 (0.4 to 1.7)	0.6 (0.4 to 1.7)	0.6 (0.4 to 1.7)	0.6 (0.4 to 1.7)	0.6 (0.4 to 1.7)	0.6 (0.4 to 1.7)	0.6 (0.4 to 1.7)	0.6 (0.4 to 1.7)	0.6 (0.4 to 1.7)	0.6 (0.4 to 1.7)	0.6 (0.4 to 1.7)	0.6 (0.4 to 1.7)	0.6 (0.4 to 1.7)	0.6 (0.4 to 1.7)	0.6 (0.4 to 1.7)	0.6 (0.4 to 1.7)	0.6 (0.4 to 1.7)	0.6 (0.4 to 1.7)	14.6
Diarrheal diseases	2 (0.6 to 1.4)	1 (1 to 3.2)	1.1 (0.9 to 2.8)	1.1 (0.9 to 2.8)	0.6 (0.4 to 1.7)	0.6 (0.4 to 1.7)	0.6 (0.4 to 1.7)	0.6 (0.4 to 1.7)	0.6 (0.4 to 1.7)	0.6 (0.4 to 1.7)	0.6 (0.4 to 1.7)	0.6 (0.4 to 1.7)	0.6 (0.4 to 1.7)	0.6 (0.4 to 1.7)	0.6 (0.4 to 1.7)	0.6 (0.4 to 1.7)	0.6 (0.4 to 1.7)	0.6 (0.4 to 1.7)	0.6 (0.4 to 1.7)	0.6 (0.4 to 1.7)	0.6 (0.4 to 1.7)	0.6 (0.4 to 1.7)	14.6
Typhoid and paratyphoid	0 (0 to 0)	0 (0 to 0)	0 (0 to 0)	0 (0 to 0)	0 (0 to 0)	0 (0 to 0)	0 (0 to 0)	0 (0 to 0)	0 (0 to 0)	0 (0 to 0)	0 (0 to 0)	0 (0 to 0)	0 (0 to 0)	0 (0 to 0)	0 (0 to 0)	0 (0 to 0)	0 (0 to 0)	0 (0 to 0)	0 (0 to 0)	0 (0 to 0)	0 (0 to 0)	0 (0 to 0)	0 (0 to 0)	0.1
Typhoid fever	0 (0 to 0)	0 (0 to 0)	0 (0 to 0)	0 (0 to 0)	0 (0 to 0)	0 (0 to 0)	0 (0 to 0)	0 (0 to 0)	0 (0 to 0)	0 (0 to 0)	0 (0 to 0)	0 (0 to 0)	0 (0 to 0)	0 (0 to 0)	0 (0 to 0)	0 (0 to 0)	0 (0 to 0)	0 (0 to 0)	0 (0 to 0)	0 (0 to 0)	0 (0 to 0)	0 (0 to 0)	0 (0 to 0)	0.1
Paratyphoid fever	0 (0 to 0)	0 (0 to 0)	0 (0 to 0)	0 (0 to 0)	0 (0 to 0)	0 (0 to 0)	0 (0 to 0)	0 (0 to 0)	0 (0 to 0)	0 (0 to 0)	0 (0 to 0)	0 (0 to 0)	0 (0 to 0)	0 (0 to 0)	0 (0 to 0)	0 (0 to 0)	0 (0 to 0)	0 (0 to 0)	0 (0 to 0)	0 (0 to 0)	0 (0 to 0)	0 (0 to 0)	0 (0 to 0)	0.1
Invasive Non-typhoidal Salmonella (iNTS)	0 (0 to 0)	0 (0 to 0)	0 (0 to 0.1)	0 (0 to 0.1)	0 (0 to 0.1)	0 (0 to 0.1)	0 (0 to 0.1)	0 (0 to 0.1)	0 (0 to 0.1)	0 (0 to 0.1)	0 (0 to 0.1





SR Table 2b: Asmori DALYS by cause and age group for females with 95% uncertainty intervals, 2019

Cause	Early Neonatal (0-6 days)	Late Neonatal (7-27 days)	Post Neonatal (28-364 days)	1 to 4	5 to 9	10 to 14	15 to 19	20 to 24	25 to 29	30 to 34	35 to 39	40 to 44	45 to 49	50 to 54	55 to 59	60 to 64	65 to 69	70 to 74	75 to 79	80 to 84	85 to 89	90 to 94	95 plus	Total
All causes	254 (242 to 272)	87 (82 to 108)	1,016 (914 to 1,113)	1,502 (969 to 2,161)	1,329 (823 to 1,748)	1,336 (1,040 to 2,015)	1,660 (1,279 to 2,219)	1,858 (1,434 to 2,393)	2,113 (1,610 to 2,772)	2,350 (1,746 to 3,066)	2,623 (1,882 to 3,482)	2,983 (2,104 to 3,999)	3,484 (2,383 to 4,722)	4,116 (2,777 to 5,622)	4,966 (3,295 to 6,913)	5,992 (3,880 to 8,410)	7,150 (4,503 to 10,020)	8,313 (5,113 to 11,620)	9,501 (5,691 to 13,407)	10,722 (6,199 to 15,276)	11,929 (6,600 to 17,405)	12,978 (6,770 to 19,103)	13,779 (6,729 to 20,427)	216,302
Communicable, maternal, neonatal, and nutritional diseases	191 (130 to 219)	49.9 (29.9 to 92.2)	69 (47 to 110)	142 (99 to 201)	131 (78 to 228)	136 (89.7 to 202)	159 (96.7 to 286)	164 (95.3 to 295)	162 (94 to 302)	203 (121 to 361)	261 (152 to 480)	370 (203 to 687)	568 (315 to 1,041)	858 (475 to 1,551)	1,292 (729 to 2,276)	1,870 (1,042 to 3,182)	2,570 (1,421 to 4,183)	3,571 (1,921 to 5,893)	4,660 (2,396 to 7,753)	5,778 (2,955 to 9,453)	6,860 (3,476 to 11,305)	7,870 (3,776 to 13,270)	8,670 (3,921 to 15,000)	71,900
HIV/AIDS and sexually transmitted infections	0 (0 to 0)	0 (0 to 0)	0.6 (0.4 to 0.7)	0.6 (0.5 to 0.8)	0.1 (0.1 to 0.2)	0.7 (0.6 to 0.9)	2.7 (1.6 to 4.4)	6.2 (3.9 to 9.2)	7.6 (4.8 to 11.2)	11.5 (7.2 to 22.2)	16.9 (9.6 to 28.9)	21.6 (11.3 to 38.4)	14.3 (7.4 to 23.4)	9.6 (4.9 to 16.4)	10.7 (5.7 to 17.5)	13.5 (6.9 to 21.3)	7.9 (4.1 to 12.2)	6.3 (2.9 to 10.6)	4.5 (2.0 to 7.9)	3.7 (1.5 to 6.4)	3.6 (1.5 to 6.2)	197
HIV/AIDS	0 (0 to 0)	0 (0 to 0)	0.6 (0.4 to 0.7)	0.6 (0.5 to 0.8)	0.1 (0.1 to 0.2)	0.1 (0.1 to 0.2)	0.3 (0.2 to 0.4)	0.6 (0.4 to 0.7)	0.7 (0.4 to 1.1)	0.9 (0.5 to 1.6)	1.2 (0.6 to 1.4)	1 (0.7 to 1.6)	1 (0.7 to 1.6)	1.1 (0.7 to 1.6)	1.2 (0.9 to 2.2)	2.9 (1.5 to 4)	4.9 (2.4 to 7.5)	6.8 (4.5 to 10.4)	1.6 (0.7 to 1.4)	0.6 (0.1 to 1.4)	0.2 (0.1 to 0.2)	0.1 (0 to 0.1)	0 (0 to 0.1)	29.8
HIV/AIDS - Drug-susceptible Tuberculosis	0 (0 to 0)	0 (0 to 0)	0 (0 to 0)	0.2 (0.1 to 0.3)	0 (0 to 0)	0 (0 to 0)	0.1 (0 to 0.1)	0.1 (0 to 0.2)	0.2 (0 to 0.2)	0.2 (0 to 0.3)	0.2 (0 to 0.3)	0.2 (0 to 0.3)	0.2 (0 to 0.3)	0.2 (0 to 0.3)	0.5 (0.3 to 0.8)	0.9 (0.5 to 1.2)	1.2 (0.6 to 1.7)	1.6 (0.9 to 2.1)	0.1 (0 to 0.1)	0 (0 to 0.1)	0 (0 to 0)	0 (0 to 0)	0 (0 to 0)	5.9
HIV/AIDS - Multidrug-resistant Tuberculosis without extensive drug resistance	0 (0 to 0)	0 (0 to 0)	0 (0 to 0)	0 (0 to 0)	0 (0 to 0)	0 (0 to 0)	0 (0 to 0)	0 (0 to 0)	0 (0 to 0)	0 (0 to 0)	0 (0 to 0)	0 (0 to 0)	0 (0 to 0)	0 (0 to 0)	0 (0 to 0)	0 (0 to 0)	0 (0 to 0)	0 (0 to 0)	0 (0 to 0)	0 (0 to 0)	0 (0 to 0)	0 (0 to 0)	0 (0 to 0)	0 (0 to 0)	0.1
HIV/AIDS - Extensively drug-resistant Tuberculosis	0 (0 to 0)	0 (0 to 0)	0 (0 to 0)	0 (0 to 0)	0 (0 to 0)	0 (0 to 0)	0 (0 to 0)	0 (0 to 0)	0 (0 to 0)	0 (0 to 0)	0 (0 to 0)	0 (0 to 0)	0 (0 to 0)	0 (0 to 0)	0 (0 to 0)	0 (0 to 0)	0 (0 to 0)	0 (0 to 0)	0 (0 to 0)	0 (0 to 0)	0 (0 to 0)	0 (0 to 0)	0 (0 to 0)	0 (0 to 0)	0
HIV/AIDS resulting in other diseases	0 (0 to 0)	0 (0 to 0)	0.3 (0.2 to 0.4)	0.4 (0.3 to 0.5)	0.1 (0.1 to 0.1)	0.1 (0 to 0.1)	0.2 (0.1 to 0.3)	0.4 (0.2 to 0.6)	0.4 (0.2 to 0.6)	0.7 (0.3 to 1.2)	0.9 (0.4 to 1.6)	0.9 (0.4 to 1.4)	0.6 (0.4 to 1.1)	1.2 (0.8 to 2.1)	0.8 (0.5 to 1.2)	2.6 (1.2 to 3.7)	2.8 (1.2 to 4.3)	1.5 (0.6 to 2.3)	0.8 (0.1 to 1.4)	0.1 (0 to 0.2)	0.1 (0 to 0.1)	0 (0 to 0.1)	0 (0 to 0.1)	19.8
Sexually transmitted infections excluding HIV	0 (0 to 0)	0 (0 to 0)	0 (0 to 0)	0 (0 to 0)	0 (0 to 0)	0 (0 to 0)	0.4 (0.2 to 0.6)	2.3 (1.3 to 3.4)	2.6 (1.5 to 3.8)	3.5 (2.1 to 5.2)	4.5 (2.7 to 6.9)	5.4 (3.2 to 8.2)	4.2 (2.6 to 6.2)	3.2 (2 to 4.8)	2.4 (1.5 to 3.5)	2.2 (1.4 to 3.2)	2.1 (1.3 to 3.2)	2.3 (1.4 to 3.5)	2.2 (1.4 to 3.4)	2.1 (1.3 to 3.2)	1.9 (1.2 to 2.9)	1.6 (1 to 2.5)	1.1 (0.7 to 1.7)	132
Syphilis	0 (0 to 0)	0 (0 to 0)	0 (0 to 0)	0 (0 to 0)	0 (0 to 0)	0 (0 to 0)	0.1 (0 to 0.1)	0.1 (0 to 0.1)	0.1 (0 to 0.1)	0.1 (0 to 0.1)	0.1 (0 to 0.1)	0.1 (0 to 0.1)	0.1 (0 to 0.1)	0.1 (0 to 0.1)	0.1 (0 to 0.1)	0.1 (0 to 0.1)	0.1 (0 to 0.1)	0.1 (0 to 0.2)	0.1 (0 to 0.2)	0.1 (0 to 0.2)	0.1 (0 to 0.2)	0.1 (0 to 0.1)	0.1 (0 to 0.1)	1.3
Chlamydial infection	0 (0 to 0)	0 (0 to 0)	0 (0 to 0)	0 (0 to 0)	0 (0 to 0)	0 (0 to 0)	0.2 (0 to 1.1)	1.1 (0.4 to 3.2)	1.7 (0.6 to 4.2)	2.7 (0.9 to 5.3)	3.7 (1.3 to 7.3)	4.7 (1.6 to 9.2)	3.7 (1.3 to 7.1)	2.7 (1 to 5.1)	1.9 (0.7 to 3.5)	1.6 (0.6 to 2.9)	1.5 (0.5 to 2.7)	1.5 (0.5 to 2.8)	1.5 (0.5 to 2.8)	1.5 (0.5 to 2.8)	1.5 (0.5 to 2.8)	1.4 (0.5 to 2.6)	1 (0.4 to 1.8)	17.4
Gonococcal infection	0 (0 to 0)	0 (0 to 0)	0 (0 to 0)	0 (0 to 0)	0 (0 to 0)	0 (0 to 0)	0.1 (0 to 0.1)	0.2 (0.2 to 0.3)	0.2 (0.2 to 0.3)	0.2 (0.2 to 0.4)	0.2 (0.2 to 0.4)	0.2 (0.1 to 0.4)	0.2 (0.1 to 0.4)	0.2 (0.1 to 0.4)	0.2 (0.2 to 0.4)	0.2 (0.2 to 0.4)	0.2 (0.2 to 0.4)	0.2 (0.1 to 0.4)	0.2 (0.1 to 0.4)	0.2 (0.1 to 0.4)	0.2 (0.1 to 0.4)	0.2 (0.1 to 0.4)	0.2 (0.1 to 0.4)	2.6
Trichomoniasis	0 (0 to 0)	0 (0 to 0)	0 (0 to 0)	0 (0 to 0)	0 (0 to 0)	0 (0 to 0)	0.1 (0 to 0.1)	0.1 (0 to 0.1)	0.1 (0 to 0.1)	0.1 (0 to 0.1)	0.1 (0 to 0.1)	0.1 (0 to 0.1)	0.1 (0 to 0.1)	0.1 (0 to 0.1)	0.1 (0 to 0.1)	0.1 (0 to 0.1)	0.1 (0 to 0.1)	0.1 (0 to 0.1)	0.1 (0 to 0.1)	0.1 (0 to 0.1)	0.1 (0 to 0.1)	0.1 (0 to 0.1)	0 (0 to 0.1)	1.9
Genital herpes	0 (0 to 0)	0 (0 to 0)	0 (0 to 0)	0 (0 to 0)	0 (0 to 0)	0 (0 to 0)	0.1 (0 to 0.1)	0.1 (0 to 0.1)	0.1 (0 to 0.1)	0.2 (0.1 to 0.2)	0.2 (0.1 to 0.3)	0.2 (0.1 to 0.3)	0.2 (0.1 to 0.3)	0.2 (0.1 to 0.3)	0.2 (0.1 to 0.3)	0.2 (0.1 to 0.3)	0.2 (0.1 to 0.3)	0.2 (0.1 to 0.3)	0.2 (0.1 to 0.3)	0.2 (0.1 to 0.3)	0.2 (0.1 to 0.3)	0.2 (0.1 to 0.3)	0.1 (0 to 0.1)	2.4
Other sexually transmitted infections	0 (0 to 0)	0 (0 to 0)	0 (0 to 0)	0 (0 to 0)	0 (0 to 0)	0 (0 to 0)	0.1 (0 to 0.1)	0.1 (0 to 0.1)	0.1 (0 to 0.1)	0.1 (0 to 0.1)	0.1 (0 to 0.1)	0.1 (0 to 0.1)	0.1 (0 to 0.1)	0.1 (0 to 0.1)	0.1 (0 to 0.1)	0.1 (0 to 0.1)	0.1 (0 to 0.1)	0.1 (0 to 0.1)	0.1 (0 to 0.1)	0.1 (0 to 0.1)	0.1 (0 to 0.1)	0.1 (0 to 0.1)	0 (0 to 0.1)	0.8
Respiratory infections and tuberculosis	2.3 (1.5 to 3)	2.3 (2.3 to 4.5)	11 (7.7 to 22.6)	29.2 (20.2 to 75.4)	29.6 (20.6 to 73.2)	27.5 (27.5 to 68.1)	28.6 (28.6 to 70.3)	29.3 (29.3 to 72.2)	28.4 (28.4 to 67.5)	29.1 (29.1 to 58.9)	31.7 (31.7 to 58.9)	34.5 (34.5 to 61)	39.1 (39.1 to 66.1)	47.4 (47.4 to 73.4)	62.9 (62.9 to 90.1)	102 (102 to 132)	138 (138 to 166)	208 (208 to 239)	297 (297 to 331)	409 (409 to 443)	556 (556 to 591)	777 (777 to 813)	1,060 (1,060 to 1,098)	3,915
Tuberculosis	0 (0 to 0)	0 (0 to 0)	0 (0 to 0)	0 (0 to 0)	0 (0 to 0)	0 (0 to 0)	0.1 (0 to 0.1)	0.1 (0 to 0.1)	0.1 (0 to 0.1)	0.1 (0 to 0.1)	0.1 (0 to 0.2)	0.1 (0 to 0.2)	0.1 (0 to 0.2)	0.1 (0 to 0.2)	0.1 (0 to 0.2)	0.1 (0 to 0.2)	0.1 (0 to 0.2)	0.1 (0 to 0.2)	0.1 (0 to 0.2)	0.1 (0 to 0.2)	0.1 (0 to 0.2)	0.1 (0 to 0.2)	0.1 (0 to 0.2)	1.3
Latent tuberculosis infection	0 (0 to 0)	0 (0 to 0)	0 (0 to 0)	0 (0 to 0)	0 (0 to 0)	0 (0 to 0)	0 (0 to 0)	0 (0 to 0)	0 (0 to 0)	0 (0 to 0)	0 (0 to 0)	0 (0 to 0)	0 (0 to 0)	0 (0 to 0)	0 (0 to 0)	0 (0 to 0)	0 (0 to 0)	0 (0 to 0)	0 (0 to 0)	0 (0 to 0)	0 (0 to 0)	0 (0 to 0)	0 (0 to 0)	0
Drug-susceptible tuberculosis	0 (0 to 0)	0 (0 to 0)	0 (0 to 0)	0 (0 to 0)	0 (0 to 0)	0 (0 to 0)	0 (0 to 0)	0 (0 to 0)	0 (0 to 0)	0 (0 to 0)	0 (0 to 0)	0 (0 to 0)	0 (0 to 0)	0 (0 to 0)	0 (0 to 0)	0 (0 to 0)	0 (0 to 0)	0 (0 to 0)	0 (0 to 0)	0 (0 to 0)	0 (0 to 0)	0 (0 to 0)	0 (0 to 0)	0
Multidrug-resistant tuberculosis without extensive drug resistance	0 (0 to 0)	0 (0 to 0)	0 (0 to 0)	0 (0 to 0)	0 (0 to 0)	0 (0 to 0)	0 (0 to 0)	0 (0 to 0)	0 (0 to 0)	0 (0 to 0)	0 (0 to 0)	0 (0 to 0)	0 (0 to 0)	0 (0 to 0)	0 (0 to 0)	0 (0 to 0)	0 (0 to 0)	0 (0 to 0)	0 (0 to 0)	0 (0 to 0)	0 (0 to 0)	0 (0 to 0)	0 (0 to 0)	0
Extensively drug-resistant tuberculosis	0 (0 to 0)	0 (0 to 0)	0 (0 to 0)	0 (0 to 0)	0 (0 to 0)	0 (0 to 0)	0 (0 to 0)	0 (0 to 0)	0 (0 to 0)	0 (0 to 0)	0 (0 to 0)	0 (0 to 0)	0 (0 to 0)	0 (0 to 0)	0 (0 to 0)	0 (0 to 0)	0 (0 to 0)	0 (0 to 0)	0 (0 to 0)	0 (0 to 0)	0 (0 to 0)	0 (0 to 0)	0 (0 to 0)	0
Lower respiratory infections	2.1 (1.4 to 3)	2.1 (2.1 to 4.2)	10.1 (7.1 to 21.6)	24.6 (16.9 to 70.4)	9 (6.4 to 12)	8.3 (5.6 to 11.2)	9.3 (6.3 to 12.5)	8 (5.4 to 11.2)	8.4 (5.7 to 11.9)	13.5 (9.1 to 19.2)	19.2 (13.1 to 26.4)	28.4 (18.5 to 40.9)	37.5 (26.3 to 52)	44.6 (32.1 to 61.2)	57.7 (42.1 to 78.1)	91.7 (68.7 to 118.4)	141 (107.3 to 180.3)	208 (161.3 to 253)	430 (351.3 to 508)	709 (597.3 to 816)	1,120 (1,000 to 1,230)	1,620 (1,480 to 1,750)	2,180 (1,980 to 2,350)	7,080
Upper respiratory infections	0 (0 to 0.1)	0 (0 to 0.1)	0.3 (0.2 to 0.4)	2.3 (1.6 to 6.6)	1.7 (1.2 to 2.2)	1.6 (1.1 to 2.2)	1.8 (1.2 to 2.4)	1.6 (1.1 to 2.2)	1.7 (1.1 to 2.4)	2.7 (1.8 to 3.8)	3.8 (2.6 to 5.2)	5.6 (3.7 to 8.1)	7.4 (5.2 to 10.2)	8.8 (6.3 to 12.1)	11.4 (8.3 to 15.4)	18.1 (13.6 to 23.3)	27.8 (21.2 to 35.6)	41.1 (31.8 to 52.2)	84.8 (69.3 to 100.2)	139.8 (117.8 to 160.9)	220.8 (198.9 to 242.6)	319.5 (292.1 to 345.4)	429.9 (394.1 to 463.2)	1,396
Otitis media	0 (0 to 0)	0 (0 to 0)	0.6 (0.4 to 0.8)	6.4 (4.4 to 17.5)	6.2 (4.4 to 8.1)	5.2 (3.7 to 6.9)	5.3 (3.7 to 7.1)	3.3 (2.3 to 4.6)	3.4 (2.4 to 4.8)	4.1 (2.8 to 5.8)	5.2 (3.5 to 7.4)	6.9 (4.5 to 10.2)	7.6 (5.3 to 10.7)	7.2 (5.1 to 10)	6.7 (4.8 to 9.2)	7.2 (5.1 to 9.8)	6.7 (4.8 to 9.1)	6.3 (4.5 to 8.5)	5.8 (4.1 to 7.8)	5.2 (3.7 to 7.1)	4.6 (3.2 to 6.3)	3.8 (2.6 to 5.2)	3.2 (2.2 to 4.4)	92.7
Enteric infections	0.3 (0.2 to 0.4)	0.4 (0.3 to 0.6)	1.9 (1.4 to 2.8)	1.4 (1 to 2.1)	1.1 (0.7 to 1.4)	0.9 (0.6 to 1.2)	1.1 (0.7 to 1.5)	1.1 (0.8 to 1.4)	1.2 (0.8 to 1.6)	1.4 (1 to 1.9)	1.6 (1.1 to 2.2)	1.9 (1.3 to 2.6)	2.3 (1.6 to 3.2)	2.8 (1.9 to 3.9)	3.4 (2.3 to 4.8)	4.3 (2.9 to 6.1)	5.2 (3.4 to 7.5)	6.2 (3.9 to 9.2)	7.1 (4.2 to 10.6)	7.8 (4.4 to 12.1)	8.2 (4.4 to 13.2)	8.3 (4.3 to 14.1)	7.9 (4.1 to 14.2)	111
Diarrheal diseases	0.2 (0.2 to 0.4)	0.4 (0.4 to 0.9)	1.8 (1.4 to 2.7)	1.4 (1 to 2.1)	1.1 (0.7 to 1.4)	0.8 (0.6 to 1.2)	1.1 (0.7 to 1.5)	1.1 (0.8 to 1.4)	1.2 (0.8 to 1.6)	1.4 (1 to 1.9)	1.6 (1.1 to 2.2)	1.9 (1.3 to 2.6)	2.3 (1.6 to 3.2)	2.8 (1.9 to 3.9)	3.4 (2.3 to 4.8)	4.3 (2.9 to 6.1)	5.2 (3.4 to 7.5)	6.2 (3.9 to 9.2)	7.1 (4.2 to 10.6)	7.8 (4.4 to 12.1)	8.2 (4.4 to 13.2)	8.3 (4.3 to 14.1)	7.9 (4.1 to 14.2)	111
Typhoid and paratyphoid	0 (0 to 0)	0 (0 to 0)	0 (0 to 0)	0 (0 to 0)	0 (0 to 0)	0 (0 to 0)	0 (0 to 0)	0 (0 to 0)	0 (0 to 0)	0 (0 to 0)	0 (0 to 0)	0 (0 to 0)	0 (0 to 0)	0 (0 to 0)	0 (0 to 0)	0 (0 to 0)	0 (0 to 0)	0 (0 to 0)	0 (0 to 0)	0 (0 to 0)	0 (0 to 0)	0 (0 to 0)	0 (0 to 0)	0 (0 to 0)	0.1
Typhoid fever	0 (0 to 0)	0 (0 to 0)	0 (0 to 0)	0 (0 to 0)	0 (0 to 0)	0 (0 to 0)	0 (0 to 0)	0 (0 to 0)	0 (0 to 0)	0 (0 to 0)	0 (0 to 0)	0 (0 to 0)	0 (0 to 0)	0 (0 to 0)	0 (0 to 0)	0 (0 to 0)	0 (0 to 0)	0 (0 to 0)	0 (0 to 0)	0 (0 to 0)	0 (0 to 0)	0 (0 to 0)	0 (0 to 0)	0 (0 to 0)	0
Paratyphoid fever	0 (0 to 0)	0 (0 to 0)	0 (0 to 0)	0 (0 to 0)	0 (0 to 0)	0 (0 to 0)	0 (0 to 0)	0 (0 to 0)	0 (0 to 0)	0 (0 to 0)	0 (0 to 0)	0 (0 to 0)	0 (0 to 0)	0 (0 to 0)	0 (0 to 0)	0 (0 to 0)	0 (0 to 0)	0 (0 to 0)	0 (0 to 0)	0 (0 to 0)	0 (0 to 0)	0 (0 to 0)	0 (0 to 0)	0 (0 to 0)	0.1
Invasive Non-typhoidal Salmonella (iNTS)	0 (0 to 0)	0 (0 to 0)	0 (0 to 0)	0 (0 to 0)	0 (0 to 0)	0 (0 to 0)	0 (0 to 0)	0 (0 to 0)	0 (0 to 0)	0 (0 to 0)	0 (0 to 0)	0 (0 to 0)	0 (0 to 0)	0 (0 to 0)	0 (0 to 0)	0 (0 to 0)	0 (0 to 0)	0 (0 to 0)	0 (0 to 0)	0 (0 to 0)	0 (0 to 0)	0 (0 to 0)	0 (0 to 0)	0 (0 to 0)	0.4
Other intestinal infectious diseases	0 (0 to 0)	0 (0 to 0)	0 (0 to 0)	0 (0 to 0)	0 (0 to 0)	0 (0 to 0)	0 (0 to 0)	0 (0 to 0)	0 (0 to 0)	0 (0 to 0)	0 (0 to 0)	0 (0 to 0)	0 (0 to 0)	0 (0 to 0)	0 (0 to 0)	0 (0 to 0)	0 (0 to 0)	0 (0 to 0)	0 (0 to 0)	0 (0 to 0)	0 (0 to 0)	0 (0 to 0)	0 (0 to 0)	0 (0 to 0)	0
Neglected tropical diseases and malaria	0.3 (0.2 to 0.5)	0.3 (0.1 to 0.4)	1.4 (0.9 to 2.5)	2.6 (1.9 to 3.9)	2.6 (1.9 to 3.9)	2.4 (1.8 to 3.7)	2.4 (1.7 to 3.6)	2.4 (1.8 to 3.6)	2.4 (1.8 to 3.5)	2.5 (1.8 to 3.6)	2.6 (1.9 to 3.8)	2.7 (1.9 to 3.9)	2.8 (1.9 to 3.9)	2.8 (1.9 to 3.9)	2.9 (1.9 to 3.9)	3.1 (2.1 to 4.2)	3.3 (2.2 to 4.4)	3.4 (2.3 to 4.6)	3.5 (2.3 to 4.7)	3.6 (2.3 to 4.8)	3.6 (2.3 to 4.8)	3.6 (2.3 to 4.8)	3.5 (2.3 to 4.7)	79.9
Malaria	0 (0 to 0)	0 (0 to 0)	0 (0 to 0)	0 (0 to 0)	0 (0 to 0)	0 (0 to 0)	0 (0 to 0)	0 (0 to 0)	0 (0 to 0)	0 (0 to 0)	0 (0 to 0)	0 (0 to 0)	0 (0 to 0)	0 (0 to 0)	0 (0 to 0)	0 (0 to 0)	0 (0 to 0)	0 (0 to 0)	0 (0 to 0)	0 (0 to 0)	0 (0 to 0)	0 (0 to 0)	0 (0 to 0)	0 (0 to 0)	0
Chagas disease	0 (0 to 0)	0 (0 to 0)	0 (0 to 0)	0 (0 to 0)	0 (0 to 0)	0 (0 to 0)	0 (0 to 0)	0 (0 to 0)	0 (0 to 0)	0 (0 to 0)	0 (0 to 0)	0 (0 to 0)	0 (0 to 0)	0 (0 to 0)	0 (0 to 0)	0 (0 to 0)	0 (0 to 0)	0 (0 to 0)	0 (0 to 0)	0 (0 to 0)	0 (0 to 0)	0 (0 to 0)	0 (0 to 0)	0 (0 to 0)	0
Leishmaniasis	0 (0 to 0)	0 (0 to 0)	0 (0 to 0)	0 (0 to 0)	0 (0 to 0)	0 (0 to 0)	0 (0 to 0)	0 (0 to 0)	0 (0 to 0)	0 (0 to 0)	0 (0 to 0)	0 (0 to 0)	0 (0 to 0)	0 (0 to 0)	0 (0 to 0)	0 (0 to 0)	0 (0 to 0)	0 (0 to 0)	0 (0 to 0)	0 (0 to 0)	0 (0 to 0)	0 (0 to 0)	0 (0 to 0)	0 (0 to 0)	0
Visceral leishmaniasis	0 (0 to 0)	0 (0 to 0)	0 (0 to 0)	0 (0 to 0)	0 (0 to 0)	0 (0 to 0)	0 (0 to 0)	0 (0 to 0)	0 (0 to 0)	0 (0 to 0)	0 (0 to 0)	0 (0 to 0)	0 (0 to 0)	0 (0 to 0)	0 (0 to 0)	0 (0 to 0)	0 (0 to 0)	0 (0 to 0)	0 (0 to 0)	0 (0 to 0)	0 (0 to 0)	0 (0 to 0)	0 (0 to 0)	0 (0 to 0)	0
Cutaneous and mucocutaneous leishmaniasis	0 (0 to 0)	0 (0 to 0)	0 (0 to 0)	0 (0 to 0)	0 (0 to 0)	0 (0 to 0)	0 (0 to 0)	0 (0 to 0)	0 (0 to 0)	0 (0 to 0)	0 (0 to 0)	0 (0 to 0)	0 (0 to 0)	0 (0 to 0)	0 (0 to 0)	0 (0 to 0)	0 (0 to 0)	0 (0 to 0)	0 (0 to 0)	0 (0 to 0)	0 (0 to 0)	0 (0 to 0)	0 (0 to 0)	0 (0 to 0)	0
African trypanosomiasis	0 (0 to 0)	0 (0 to 0)	0 (0 to 0)	0 (0 to 0)	0 (0 to 0)	0 (0 to 0)	0 (0 to 0)	0 (0 to 0)	0 (0 to 0)	0 (0 to 0)	0 (0 to 0)	0 (0 to 0)	0 (0 to 0)	0 (0 to 0)	0 (0 to 0)	0 (0 to 0)	0 (0 to 0)	0 (0 to 0)	0 (0 to 0)	0 (0 to 0)	0 (0 to 0)	0 (0 to 0)	0 (0 to 0)	0 (0 to 0)	0
Schistosomiasis	0 (0 to 0)	0 (0 to 0)	0 (0 to 0)	0 (0 to 0)	0 (0 to 0)	0 (0 to 0)	0 (0 to 0)	0 (0 to 0)	0 (0 to 0)	0 (0 to 0)	0 (0 to 0)	0 (0 to 0)	0 (0 to 0)	0 (0 to 0)	0 (0 to 0)	0 (0 to 0)	0 (0 to 0)	0 (0 to 0)	0 (0 to 0)	0 (0 to 0)	0 (0 to 0)	0 (0 to 0)	0 (0 to 0)	0 (0 to 0)	0
Cysticercosis	0 (0 to 0)	0 (0 to 0)	0 (0 to 0)	0 (0 to 0)	0 (0 to 0)	0 (0 to 0)	0 (0 to 0)	0 (0 to 0)	0 (0 to 0)	0 (0 to 0)	0 (0 to 0)	0 (0 to 0)	0 (0 to 0)	0 (0 to 0)	0 (0 to 0)	0 (0 to 0)	0 (0 to 0)	0 (0 to 0)	0 (0 to 0)	0 (0 to 0)	0 (0 to 0)	0 (0 to 0)	0 (0 to 0)	0 (0 to 0)	0
Cystic echinococcosis	0 (0 to 0)	0 (0 to 0)	0 (0 to 0)	0 (0 to 0)	0 (0 to 0)	0 (0 to 0)	0 (0 to 0)	0 (0 to 0)	0 (0 to 0)	0 (0 to 0)	0 (0 to 0)	0 (0 to 0)	0 (0 to 0)	0 (0 to 0)	0 (0 to 0)	0 (0 to 0)	0 (0 to 0)	0 (0 to 0)	0 (0 to 0)	0 (0 to 0)	0 (0 to 0)	0 (0 to 0)	0 (0 to 0)	0 (0 to 0)	0.1
Lymphatic filariasis	0 (0 to 0)	0 (0 to 0)	0 (0 to 0)	0 (0 to 0)	0 (0 to 0)	0 (0 to 0)	0 (0 to 0)	0 (0 to 0)	0 (0 to 0)	0 (0 to 0)	0 (0 to 0)	0 (0 to 0)	0 (0 to 0)	0 (0 to 0)	0 (0 to 0)	0 (0 to 0)	0 (0 to 0)	0 (0 to 0)	0 (0 to 0)	0 (0 to 0)	0 (0 to 0)	0 (0 to 0)	0 (0 to 0)	0 (0 to 0)	0
Onchocerciasis	0 (0 to 0)	0 (0 to 0)	0 (0 to 0)	0 (0 to 0)	0 (0 to 0)	0 (0 to 0)	0 (0 to 0)	0 (0 to 0)	0 (0 to 0)	0 (0 to 0)	0 (0 to 0)	0 (0 to 0)	0 (0 to 0)	0 (0 to 0)	0 (0 to 0)	0 (0 to 0)	0 (0 to 0)	0 (0 to 0)	0 (0 to 0)	0 (0 to 0)	0 (0 to 0)	0 (0 to 0)	0 (0 to 0)	0 (0 to 0)	0
Trachoma	0 (0 to 0)	0 (0 to 0)	0 (0 to 0)	0 (0 to 0)	0 (0 to 0)	0 (0 to 0)	0 (0 to 0)	0 (0 to 0)	0 (0 to 0)	0 (0 to 0)	0 (0 to 0)	0 (0 to 0)	0 (0 to 0)	0 (0 to 0)	0 (0 to 0)	0 (0 to 0)	0 (0 to 0)	0 (0 to 0)	0 (0 to 0)	0 (0 to 0)	0 (0 to 0)	0 (0 to 0)	0 (0 to 0)	0 (0 to 0)	0
Dengue	0 (0 to 0)	0 (0 to 0)	0 (0 to 0)	0 (0 to 0)	0 (0 to 0)	0 (0 to 0)	0 (0 to 0)	0 (0 to 0)	0 (0 to 0)	0 (0 to 0)	0 (0 to 0)	0 (0 to 0)	0 (0 to 0)	0 (0 to 0)	0 (0 to 0)	0 (0 to 0)	0 (0 to 0)	0 (0 to 0)	0 (0 to 0)	0 (0 to 0)	0 (0 to 0)	0 (0 to 0)	0 (0 to 0)	0 (0 to 0)	0
Yellow fever	0 (0 to 0)	0 (0 to 0)	0 (0 to 0)	0 (0 to 0)	0 (0 to 0)	0 (0 to 0)	0 (0 to 0)	0 (0 to 0)	0 (0 to 0)	0 (0 to 0)	0 (0 to 0)	0 (0 to 0)	0 (0 to 0)	0 (0 to 0)	0 (0 to 0)	0 (0 to 0)	0 (0 to 0)	0 (0 to 0)	0 (0 to 0)	0 (0 to 0)	0 (0 to 0)	0 (0 to 0)	0 (0 to 0)	0 (0 to 0)	0
Rabies	0 (0 to 0)	0 (0 to 0)	0 (0 to 0)	0 (0 to 0)	0 (0 to 0)	0 (0 to 0)	0 (0 to 0)	0 (0 to 0)	0 (0 to 0)	0 (0 to 0)	0 (0 to 0)	0 (0 to 0)	0 (0 to 0)	0 (0 to 0)	0 (0 to 0)	0 (0 to 0)	0 (0 to 0)	0 (0 to 0)	0 (0 to 0)	0 (0 to 0)	0 (0 to 0)	0 (0 to 0)	0 (0 to 0)	0 (0 to 0)	0
Intestinal nematode infections	0 (0 to 0)	0 (0 to 0)	0 (0 to 0)	0 (0 to 0)	0 (0 to 0)	0 (0 to 0)	0 (0 to 0)	0 (0 to 0)	0 (0 to 0)	0 (0 to 0)	0 (0 to 0)	0 (0 to 0)	0 (0 to 0)	0 (0 to 0)	0 (0 to 0)	0 (0 to 0)	0 (0 to 0)	0 (0 to 0)	0 (0 to 0)	0 (0 to 0)	0 (0 to 0)	0 (0 to 0)	0 (0 to 0)	0 (0 to 0)	0
Ascariasis	0 (0 to 0)	0 (0 to 0)	0 (0 to 0)	0 (0 to 0)	0 (0 to 0)	0 (0 to 0)	0 (0 to 0)	0 (0 to 0)	0 (0 to 0)	0 (0 to 0)	0 (0 to 0)	0 (0 to 0)	0 (0 to 0)	0 (0 to 0)	0 (0 to 0)	0 (0 to 0)	0 (0 to 0)	0 (0 to 0)	0 (0 to 0)	0 (0 to 0)	0 (0 to 0)	0 (0 to 0)	0 (0 to 0)	0 (

Other neoplasms	0·2 (0·1 to 0·3)	0·2 (0·1 to 0·3)	0·6 (0·4 to 1·0)	0·6 (0·5 to 1·2)	0·6 (0·4 to 1·3)	0·5 (0·4 to 0·7)	0·6 (0·5 to 1·4)	1·1 (0·7 to 1·9)	1·1 (0·7 to 1·6)	1·4 (0·9 to 2·2)	2·2 (1·5 to 3·2)	3·6 (2·6 to 5·3)	5·3 (3·7 to 7·4)	9·8 (6·9 to 13·1)	12·9 (9·7 to 17·7)	20·1 (14·7 to 27·3)	36·1 (26·2 to 47·2)	49 (33·9 to 61·9)	51·9 (39·5 to 69·3)	61·2 (43·4 to 82)	59·9 (39·6 to 79·9)	27·6 (17·7 to 40)	12·1 (7·2 to 18·1)	352
Mesothelioma, mesothelioma and other hemangiosarcoma	0·0 (0·1 to 0·2)	0·0 (0·1 to 0·2)	0·0 (0·4 to 1·6)	0·0 (0·5 to 1·2)	0·0 (0·4 to 1·3)	0·0 (0·4 to 0·7)	0·0 (0·5 to 1·4)	0·0 (0·7 to 1·6)	0·0 (0·6 to 1·2)	0·0 (0·9 to 2·2)	0·0 (0·9 to 2·2)	0·0 (2·6 to 5·3)	0·0 (3·7 to 7·4)	0·0 (6·9 to 13·1)	0·0 (9·7 to 17·7)	0·0 (14·7 to 27·3)	0·0 (26·2 to 47·2)	0·0 (33·9 to 61·9)	0·0 (39·5 to 69·3)	0·0 (43·4 to 82)	0·0 (39·6 to 79·9)	0·0 (17·7 to 40)	0·0 (7·2 to 18·1)	352
Benign and in situ intestinal neoplasms	0 (0 to 0)	0 (0 to 0)	0 (0 to 0)	0 (0 to 0)	0 (0 to 0)	0 (0 to 0)	0 (0 to 0)	0 (0 to 0)	0 (0 to 0)	0 (0 to 0)	0 (0 to 0)	0 (0 to 0)	0 (0 to 0)	0 (0 to 0)	0 (0 to 0)	0 (0 to 0)	0 (0 to 0)	0 (0 to 0)	0 (0 to 0)	0 (0 to 0)	0 (0 to 0)	0 (0 to 0)	0 (0 to 0)	0
Benign and in situ cervical and uterine neoplasms	0 (0 to 0)	0 (0 to 0)	0 (0 to 0)	0 (0 to 0)	0 (0 to 0)	0 (0 to 0)	0 (0 to 0)	0 (0 to 0)	0 (0 to 0)	0 (0 to 0)	0 (0 to 0)	0 (0 to 0)	0 (0 to 0)	0 (0 to 0)	0 (0 to 0)	0 (0 to 0)	0 (0 to 0)	0 (0 to 0)	0 (0 to 0)	0 (0 to 0)	0 (0 to 0)	0 (0 to 0)	0 (0 to 0)	0
Other benign and in situ neoplasms	0 (0 to 0)	0 (0 to 0)	0 (0 to 0)	0 (0 to 0)	0 (0 to 0)	0 (0 to 0)	0 (0 to 0)	0 (0 to 0)	0 (0 to 0)	0 (0 to 0)	0 (0 to 0)	0 (0 to 0)	0 (0 to 0)	0 (0 to 0)	0 (0 to 0)	0 (0 to 0)	0 (0 to 0)	0 (0 to 0)	0 (0 to 0)	0 (0 to 0)	0 (0 to 0)	0 (0 to 0)	0 (0 to 0)	0
Cardiovascular diseases	1·4 (1·1 to 1·9)	1·2 (0·9 to 1·7)	10·5 (8·6 to 13·4)	10·6 (7·8 to 13·6)	10 (7·6 to 13)	17·3 (12·7 to 22·4)	22·9 (16·5 to 30·4)	41·2 (30·1 to 52·2)	49·4 (36·1 to 62·4)	69·6 (49·6 to 85)	109·2 (79·9 to 134)	246 (182 to 313)	404 (304 to 513)	604 (456 to 764)	709 (563 to 878)	1,030 (833 to 1,230)	1,470 (1,240 to 1,710)	2,270 (1,940 to 2,630)	3,000 (2,590 to 3,470)	3,870 (3,390 to 4,390)	5,700 (4,970 to 6,730)	5,920 (5,240 to 6,930)	3,460 (2,930 to 4,290)	36,100
Rheumatic heart disease	0 (0 to 0)	0 (0 to 0)	0·2 (0·2 to 0·4)	0·3 (0·2 to 0·3)	0·4 (0·2 to 0·5)	0·7 (0·5 to 0·9)	0·9 (0·7 to 1·1)	1·3 (0·9 to 1·7)	1·7 (1·2 to 2·4)	2·6 (1·8 to 3·6)	3·5 (2·4 to 4·8)	6·1 (4·3 to 8·2)	8·7 (6·3 to 11·5)	13·6 (9·9 to 18·2)	19·6 (14·2 to 26·3)	29·6 (21·4 to 39·4)	42·8 (30·9 to 57·1)	55·5 (40·9 to 71·4)	79·3 (59·4 to 100)	100 (76·1 to 129)	79·1 (58·8 to 103)	53·8 (39·9 to 71·9)	34 (24·9 to 46·1)	498
Ischemic heart disease	0 (0 to 0)	0 (0 to 0)	0 (0 to 0)	0 (0 to 0)	2·5 (1·9 to 3·2)	4·6 (3·5 to 6·1)	7·5 (5·7 to 9·7)	12·9 (9·8 to 17·2)	24·3 (18·5 to 31·1)	39·1 (29·6 to 49·3)	60·7 (45·7 to 76·7)	124 (93·1 to 152)	197 (150 to 237)	296 (227 to 365)	348 (268 to 427)	505 (392 to 615)	723 (563 to 885)	1,120 (878 to 1,330)	1,470 (1,160 to 1,770)	1,910 (1,500 to 2,300)	2,800 (2,220 to 3,450)	2,910 (2,360 to 3,660)	1,700 (1,360 to 2,260)	9,110
Stroke	0 (0 to 0·1)	0·2 (0·1 to 0·4)	1·4 (0·7 to 2·4)	2·4 (1·7 to 3·3)	3·6 (2·6 to 4·7)	10 (7·2 to 13·5)	21·6 (15·1 to 30)	39·1 (27·3 to 53·2)	69·2 (49·9 to 93·2)	96·3 (71·4 to 124)	152 (112 to 196)	237 (174 to 307)	376 (281 to 477)	527 (397 to 671)	618 (463 to 783)	1,210 (1,040 to 1,370)	1,690 (1,460 to 1,940)	2,060 (1,800 to 2,300)	2,660 (2,300 to 3,030)	3,400 (2,940 to 3,870)	4,230 (3,660 to 4,820)	4,060 (3,510 to 4,620)	2,710 (2,340 to 3,090)	16,700
Ischemic stroke	0 (0 to 0)	0·1 (0 to 0·2)	0·7 (0·4 to 1·4)	1·1 (0·8 to 1·6)	2·1 (1·5 to 2·9)	7·6 (5·4 to 10·3)	9 (6·4 to 12·1)	19·6 (13·7 to 26·9)	39·1 (27·3 to 53·2)	49·6 (34·8 to 67·3)	81·3 (57·3 to 107)	134 (94·6 to 177)	206 (145 to 272)	316 (224 to 419)	378 (267 to 502)	554 (396 to 732)	762 (545 to 1,010)	1,130 (809 to 1,500)	1,450 (1,040 to 1,930)	1,850 (1,330 to 2,460)	2,450 (1,760 to 3,260)	2,540 (1,820 to 3,400)	1,540 (1,090 to 2,070)	11,200
Intracerebral hemorrhage	0 (0 to 0)	0 (0 to 0·2)	0·4 (0·2 to 0·8)	0·6 (0·4 to 0·9)	0·9 (0·6 to 1·4)	2·4 (1·7 to 3·4)	4·1 (2·9 to 5·8)	7·1 (5·1 to 10·1)	12·1 (8·6 to 17·1)	18·4 (12·9 to 25·7)	30·4 (21·4 to 42·1)	47·3 (33·1 to 65·1)	67·7 (47·3 to 93·1)	98·3 (68·9 to 135)	109·9 (77·1 to 150)	146·9 (104·1 to 201)	197·2 (140·2 to 270)	242 (172·3 to 332)	302 (215·3 to 415)	423 (302·5 to 582)	532 (379·6 to 732)	497 (354·8 to 683)	317 (226·9 to 435)	3,890
Subarachnoid hemorrhage	0 (0 to 0·1)	0 (0 to 0)	0·2 (0·2 to 0·5)	0·3 (0·2 to 0·6)	0·5 (0·4 to 0·8)	1·2 (0·9 to 1·6)	2·2 (1·6 to 3·1)	3·8 (2·7 to 5·3)	6·4 (4·6 to 9·1)	9·5 (6·8 to 13·2)	15·2 (10·9 to 21·2)	23·5 (16·8 to 32·7)	33·5 (24·1 to 46·5)	48·5 (34·9 to 67·3)	54·1 (38·9 to 75·1)	72·3 (52·1 to 100)	97·1 (69·9 to 135)	119 (85·9 to 166)	149 (107·1 to 207)	208 (149·8 to 289)	262 (188·7 to 364)	244 (175·6 to 339)	156 (112·3 to 217)	1,840
Hypertensive heart disease	0 (0 to 0)	0 (0 to 0)	0·1 (0 to 0·1)	0·1 (0 to 0·1)	0·1 (0 to 0·2)	0·2 (0·1 to 0·3)	0·3 (0·2 to 0·5)	0·5 (0·3 to 0·8)	0·8 (0·5 to 1·2)	1·3 (0·8 to 1·9)	2·1 (1·3 to 3·1)	3·3 (2·1 to 4·8)	4·7 (3·1 to 6·7)	6·8 (4·5 to 9·6)	7·6 (5·1 to 10·7)	10·1 (6·9 to 14·2)	13·6 (9·1 to 19·1)	16·7 (11·2 to 23·4)	20·9 (14·1 to 29·3)	29·1 (19·6 to 40·8)	36·7 (24·7 to 51·4)	34·2 (23·1 to 47·9)	21·9 (14·8 to 30·7)	253
Non-rheumatic valvular heart disease	0 (0 to 0)	0 (0 to 0)	0 (0 to 0)	0 (0 to 0)	0 (0 to 0)	0·1 (0·1 to 0·1)	0·1 (0 to 0·2)	0·2 (0·1 to 0·3)	0·3 (0·2 to 0·5)	0·4 (0·3 to 0·7)	0·7 (0·5 to 1·0)	1·1 (0·7 to 1·5)	1·6 (1·1 to 2·3)	2·3 (1·5 to 3·2)	2·6 (1·8 to 3·6)	3·5 (2·4 to 4·8)	4·6 (3·2 to 6·3)	5·7 (3·9 to 7·8)	7·1 (4·9 to 9·7)	9·9 (6·8 to 13·5)	12·5 (8·6 to 17·1)	11·6 (8·0 to 15·9)	7·4 (5·1 to 10·2)	86
Non-rheumatic calcific aortic valve disease	0 (0 to 0)	0 (0 to 0)	0 (0 to 0)	0 (0 to 0)	0 (0 to 0)	0·2 (0·2 to 0·4)	0·4 (0·2 to 0·6)	0·6 (0·3 to 0·9)	1·0 (0·5 to 1·4)	1·5 (0·8 to 2·1)	2·4 (1·3 to 3·4)	3·8 (2·1 to 5·4)	5·4 (3·1 to 7·7)	7·8 (4·5 to 11·1)	9·1 (5·3 to 13·1)	12·2 (7·1 to 17·6)	16·4 (9·5 to 23·7)	20·1 (11·6 to 29·1)	25·2 (14·6 to 36·5)	35·1 (20·3 to 50·8)	44·2 (25·6 to 64)	41·9 (24·2 to 60·6)	26·4 (15·3 to 38·2)	309
Non-rheumatic degenerative mitral valve disease	0 (0 to 0)	0 (0 to 0)	0 (0 to 0)	0 (0 to 0)	0 (0 to 0)	0·2 (0·2 to 0·4)	0·4 (0·3 to 0·7)	0·6 (0·4 to 0·9)	1·0 (0·7 to 1·4)	1·4 (1·0 to 2·0)	2·3 (1·5 to 3·2)	3·6 (2·4 to 4·9)	5·1 (3·5 to 7·0)	7·4 (5·1 to 9·9)	8·6 (5·9 to 11·5)	11·5 (7·9 to 15·4)	15·5 (10·6 to 20·7)	19·0 (13·0 to 25·4)	23·8 (16·3 to 31·8)	33·2 (22·7 to 44·3)	41·8 (28·7 to 55·7)	39·6 (27·1 to 52·8)	25·0 (17·1 to 33·3)	292
Other non-rheumatic valve diseases	0 (0 to 0)	0 (0 to 0)	0 (0 to 0)	0 (0 to 0)	0 (0 to 0)	0 (0 to 0·1)	0 (0 to 0·1)	0 (0 to 0·1)	0 (0 to 0·1)	0 (0 to 0·1)	0 (0 to 0·1)	0 (0 to 0·1)	0 (0 to 0·1)	0 (0 to 0·1)	0 (0 to 0·1)	0 (0 to 0·2)	0 (0 to 0·2)	0 (0 to 0·3)	0 (0 to 0·3)	0 (0 to 0·4)	0 (0 to 0·5)	0 (0 to 0·4)	0 (0 to 0·3)	0 (0 to 0·2)	1·4
Cardiomyopathy and myocarditis	0·3 (0·1 to 0·6)	0·4 (0·2 to 0·7)	3·4 (1·9 to 5·6)	2·5 (1·7 to 3·4)	2·4 (1·7 to 3·3)	2·6 (2·0 to 3·5)	2·9 (2·1 to 4·1)	3·4 (2·5 to 4·7)	4·2 (3·1 to 5·7)	5·1 (3·8 to 6·9)	7·2 (5·2 to 9·7)	10·2 (7·4 to 13·8)	13·9 (9·9 to 18·9)	19·6 (13·8 to 26·4)	23·1 (16·2 to 31·6)	29·3 (20·5 to 40·1)	36·4 (25·4 to 49·3)	42·6 (29·8 to 58·2)	50·3 (34·9 to 68·3)	62·4 (42·9 to 85·2)	77·4 (53·1 to 104·9)	69·8 (47·9 to 94·6)	45·2 (30·9 to 61·2)	834
Myocarditis	0 (0 to 0)	0 (0 to 0)	1·1 (0·5 to 2·1)	0·5 (0·3 to 0·9)	0·4 (0·3 to 0·8)	0·4 (0·3 to 0·7)	0·4 (0·3 to 0·7)	0·5 (0·3 to 0·8)	0·6 (0·4 to 0·9)	0·7 (0·5 to 1·0)	1·0 (0·7 to 1·4)	1·4 (0·9 to 2·0)	1·9 (1·3 to 2·7)	2·7 (1·8 to 3·8)	3·2 (2·1 to 4·4)	4·1 (2·8 to 5·6)	5·1 (3·5 to 7·1)	5·9 (4·1 to 8·2)	7·1 (4·9 to 9·8)	8·8 (6·0 to 12·1)	10·9 (7·4 to 14·9)	9·8 (6·7 to 13·4)	6·4 (4·3 to 8·8)	117
Alcoholic cardiomyopathy	0 (0 to 0)	0 (0 to 0)	0 (0 to 0)	0 (0 to 0)	0 (0 to 0)	0 (0 to 0)	0 (0 to 0)	0 (0 to 0)	0·1 (0·1 to 0·2)	0·2 (0·1 to 0·3)	0·2 (0·1 to 0·3)	0·3 (0·2 to 0·5)	0·4 (0·3 to 0·6)	0·6 (0·4 to 0·8)	0·7 (0·5 to 0·9)	0·9 (0·6 to 1·2)	1·1 (0·8 to 1·5)	1·3 (0·9 to 1·8)	1·6 (1·1 to 2·2)	2·0 (1·4 to 2·8)	2·5 (1·7 to 3·4)	2·2 (1·5 to 3·1)	1·4 (1·0 to 2·0)	4·3
Other cardiomyopathy	0·3 (0·1 to 0·6)	0·3 (0·1 to 0·6)	2·4 (1·4 to 3·8)	2·0 (1·4 to 2·7)	1·9 (1·4 to 2·6)	2·1 (1·5 to 2·9)	2·3 (1·6 to 3·2)	2·8 (1·9 to 4·1)	3·4 (2·3 to 4·8)	4·1 (2·8 to 5·7)	5·8 (3·9 to 8·1)	8·3 (5·6 to 11·5)	11·2 (7·6 to 15·6)	15·8 (10·8 to 21·9)	18·6 (12·7 to 26·1)	23·7 (16·2 to 33·1)	29·4 (20·1 to 41·1)	34·4 (23·5 to 48·1)	40·6 (27·7 to 56·8)	50·4 (34·5 to 70·5)	62·5 (42·7 to 87·4)	56·4 (38·6 to 78·8)	36·5 (24·9 to 51·1)	674
Atrial fibrillation and flutter	0 (0 to 0)	0 (0 to 0)	0 (0 to 0)	0 (0 to 0)	0 (0 to 0)	0 (0 to 0)	0 (0 to 0)	0 (0 to 0)	0 (0 to 0)	0 (0 to 0)	0 (0 to 0)	0 (0 to 0)	0 (0 to 0)	0 (0 to 0)	0 (0 to 0)	0 (0 to 0)	0 (0 to 0)	0 (0 to 0)	0 (0 to 0)	0 (0 to 0)	0 (0 to 0)	0 (0 to 0)	0 (0 to 0)	0 (0 to 0)	0
Aortic aneurysm	—	—	—	—	—	0·4 (0·2 to 0·6)	0·7 (0·4 to 1·1)	1·1 (0·7 to 1·7)	1·6 (1·0 to 2·3)	2·3 (1·5 to 3·3)	3·4 (2·2 to 4·8)	4·9 (3·1 to 6·9)	6·9 (4·4 to 9·7)	9·5 (6·1 to 13·3)	11·1 (7·1 to 15·5)	14·2 (9·1 to 19·8)	17·6 (11·3 to 24·5)	20·6 (13·2 to 28·6)	24·4 (15·6 to 33·9)	30·3 (19·4 to 42·1)	37·5 (24·1 to 52·1)	33·7 (21·6 to 46·9)	21·8 (14·0 to 30·3)	217
Endocarditis	0 (0 to 0)	0 (0 to 0)	0·3 (0·2 to 0·5)	0·3 (0·2 to 0·5)	0·3 (0·2 to 0·5)	0·4 (0·3 to 0·7)	0·5 (0·4 to 0·7)	0·7 (0·5 to 1·0)	1·0 (0·7 to 1·3)	1·3 (0·9 to 1·7)	1·7 (1·2 to 2·4)	2·6 (1·8 to 3·6)	3·6 (2·5 to 4·9)	4·9 (3·4 to 6·7)	5·6 (3·9 to 7·7)	7·3 (5·1 to 10·1)	9·3 (6·4 to 12·9)	11·2 (7·7 to 15·5)	13·4 (9·2 to 18·6)	16·7 (11·4 to 23·3)	20·6 (14·1 to 28·8)	18·5 (12·7 to 25·9)	12·0 (8·2 to 16·8)	120
Other cardiovascular and circulatory diseases	0·3 (0·1 to 0·5)	0·6 (0·3 to 0·9)	2·5 (1·2 to 4·4)	1·6 (1·0 to 2·6)	1·4 (0·9 to 2·2)	3·2 (2·1 to 4·6)	3·6 (2·4 to 5·2)	6·7 (4·5 to 9·5)	9·2 (6·2 to 13·2)	10·4 (7·0 to 14·8)	22·1 (15·1 to 31·4)	41·6 (27·7 to 59·4)	55·7 (37·9 to 79·2)	29·7 (19·9 to 42·2)	29·6 (19·8 to 42·1)	27 (18·1 to 38·4)	27 (18·1 to 38·4)	57·6 (39·7 to 82·1)	72·3 (49·8 to 103)	84·6 (58·3 to 120)	98·1 (67·6 to 139)	87·4 (60·3 to 124)	52·7 (36·3 to 75)	701
Chronic obstructive pulmonary disease	0 (0 to 0)	0 (0 to 0)	0·1 (0·1 to 0·4)	0·2 (0·1 to 0·5)	0·3 (0·2 to 0·6)	0·6 (0·4 to 1·0)	0·9 (0·6 to 1·4)	1·7 (1·1 to 2·7)	2·7 (1·8 to 4·1)	4·3 (2·9 to 6·5)	7·1 (4·8 to 10·7)	11·2 (7·6 to 16·7)	16·3 (11·1 to 24·1)	27·4 (18·7 to 40·1)	32·1 (21·9 to 46·9)	39·6 (27·1 to 57·6)	49·2 (33·7 to 71·4)	59·6 (40·9 to 86·1)	71·2 (48·8 to 102)	84·4 (57·9 to 121)	98·2 (67·4 to 140)	87·1 (59·8 to 125)	57·1 (39·2 to 81·6)	3,090
Pneumoconiosis	0 (0 to 0)	0 (0 to 0)	0 (0 to 0)	0 (0 to 0)	0 (0 to 0)	0 (0 to 0)	0 (0 to 0)	0 (0 to 0)	0 (0 to 0)	0 (0 to 0)	0 (0 to 0)	0 (0 to 0)	0 (0 to 0)	0 (0 to 0)	0 (0 to 0)	0 (0 to 0)	0 (0 to 0)	0 (0 to 0)	0 (0 to 0)	0 (0 to 0)	0 (0 to 0)	0 (0 to 0)	0 (0 to 0)	0 (0 to 0)	9·5
Silicosis	0 (0 to 0)	0 (0 to 0)	0 (0 to 0)	0 (0 to 0)	0 (0 to 0)	0 (0 to 0)	0 (0 to 0)	0 (0 to 0)	0 (0 to 0)	0 (0 to 0)	0 (0 to 0)	0 (0 to 0)	0 (0 to 0)	0 (0 to 0)	0 (0 to 0)	0 (0 to 0)	0 (0 to 0)	0 (0 to 0)	0 (0 to 0)	0 (0 to 0)	0 (0 to 0)	0 (0 to 0)	0 (0 to 0)	0 (0 to 0)	1·8
Asbestosis	0 (0 to 0)	0 (0 to 0)	0 (0 to 0)	0 (0 to 0)	0 (0 to 0)	0 (0 to 0)	0 (0 to 0)	0 (0 to 0)	0 (0 to 0)	0 (0 to 0)	0 (0 to 0)	0 (0 to 0)	0 (0 to 0)	0 (0 to 0)	0 (0 to 0)	0 (0 to 0)	0 (0 to 0)	0 (0 to 0)	0 (0 to 0)	0 (0 to 0)	0 (0 to 0)	0 (0 to 0)	0 (0 to 0)	0 (0 to 0)	1·8
Coal workers pneumoconiosis	0 (0 to 0)	0 (0 to 0)	0 (0 to 0)	0 (0 to 0)	0 (0 to 0)	0 (0 to 0)	0 (0 to 0)	0 (0 to 0)	0 (0 to 0)	0 (0 to 0)	0 (0 to 0)	0 (0 to 0)	0 (0 to 0)	0 (0 to 0)	0 (0 to 0)	0 (0 to 0)	0 (0 to 0)	0 (0 to 0)	0 (0 to 0)	0 (0 to 0)	0 (0 to 0)	0 (0 to 0)	0 (0 to 0)	0 (0 to 0)	0·9
Other pneumoconiosis	0 (0 to 0)	0 (0 to 0)	0 (0 to 0)	0 (0 to 0)	0 (0 to 0)	0 (0 to 0)	0 (0 to 0)	0 (0 to 0)	0 (0 to 0)	0 (0 to 0)	0 (0 to 0)	0 (0 to 0)	0 (0 to 0)	0 (0 to 0)	0 (0 to 0)	0 (0 to 0)	0 (0 to 0)	0 (0 to 0)	0 (0 to 0)	0 (0 to 0)	0 (0 to 0)	0 (0 to 0)	0 (0 to 0)	0 (0 to 0)	0
Asthma	0 (0 to 0)	0 (0 to 0)	0 (0 to 0)	0 (0 to 0)	0 (0 to 0)	0 (0 to 0)	0 (0 to 0)	0 (0 to 0)	0 (0 to 0)	0 (0 to 0)	0 (0 to 0)	0 (0 to 0)	0 (0 to 0)	0 (0 to 0)	0 (0 to 0)	0 (0 to 0)	0 (0 to 0)	0 (0 to 0)	0 (0 to 0)	0 (0 to 0)	0 (0 to 0)	0 (0 to 0)	0 (0 to 0)	0 (0 to 0)	0
Interstitial lung disease and pulmonary sarcoidosis	0 (0 to 0)	0 (0 to 0)	0 (0 to 0)	0 (0 to 0)	0 (0 to 0)	0 (0 to 0)	0 (0 to 0)	0 (0 to 0)	0 (0 to 0)	0 (0 to 0)	0 (0 to 0)	0 (0 to 0)	0 (0 to 0)	0 (0 to 0)	0 (0 to 0)	0 (0 to 0)	0 (0 to 0)	0 (0 to 0)	0 (0 to 0)	0 (0 to 0)	0 (0 to 0)	0 (0 to 0)	0 (0 to 0)	0 (0 to 0)	0
Other chronic respiratory diseases	0 (0 to 0)	0 (0 to 0)	0 (0 to 0)	0 (0 to 0)	0 (0 to 0)	0 (0 to 0)	0 (0 to 0)	0 (0 to 0)	0 (0 to 0)	0 (0 to 0)	0 (0 to 0)	0 (0 to 0)	0 (0 to 0)	0 (0 to 0)	0 (0 to 0)	0 (0 to 0)	0 (0 to 0)	0 (0 to 0)	0 (0 to 0)	0 (0 to 0)	0 (0 to 0)	0 (0 to 0)	0 (0 to 0)	0 (0 to 0)	0
Cirrhosis	0·5 (0·3 to 0·7)	1·1 (0·7 to 1·5)	4·5 (3·1 to 6·4)	3·6 (2·5 to 5·1)	3·3 (2·3 to 4·6)	3·6 (2·5 to 4·9)	3·9 (2·7 to 5·4)	4·4 (3·1 to 6·1)	4·7 (3·3 to 6·5)	5·1 (3·6 to 7·1)	5·8 (4·1 to 8·1)	7·2 (5·1 to 10·1)	8·9 (6·3 to 12·4)	11·1 (7·9 to 15·4)	11·9 (8·5 to 16·5)	13·6 (9·7 to 18·9)	15·6 (11·1 to 21·6)	16·7 (11·9 to 23·1)	17·6 (12·5 to 24·3)	18·7 (13·3 to 25·8)	19·2 (13·7 to 26·5)	16·1 (11·5 to 22·2)	9·2 (6·6 to 12·7)	217
Other digestive diseases	0·3 (0·2 to 0·4)	0·5 (0·4 to 0·6)	1·7 (1·3 to 2·1)	1·7 (1·3 to 2·1)	1·7 (1·3 to 2·1)	1·8 (1·4 to 2·2)	1·9 (1·4 to 2·4)	2·1 (1·6 to 2·7)	2·3 (1·7 to 2·9)	2·6 (1·9 to 3·3)	2·9 (2·1 to 3·7)	3·4 (2·5 to 4·3)	3·9 (2·9 to 5·1)	4·5 (3·3 to 5·8)	4·7 (3·5 to 6·1)	5·1 (3·8 to 6·6)	5·5 (4·1 to 7·2)	5·6 (4·2 to 7·3)	5·6 (4·2 to 7·2)	5·4 (4·0 to 7·0)	4·9 (3·6 to 6·4)	4·1 (2·9 to 5·3)	2·3 (1·6 to 3·1)	370
Neurological disorders	0·9 (0·6 to 1·1)	0·9 (0·6 to 1·1)	2·1 (1·4 to 3·1)	4·3 (2·9 to 6·1)	4·9 (3·4 to 6·9)	12·7 (8·8 to 17·6)	26·4 (18·4 to 36·5)	22·1 (15·4 to 30·6)	28·7 (20·1 to 39·6)	37·3 (26·1 to 51·4)	47·6 (33·3 to 65·6)	62·2 (43·6 to 85·6)	77·4 (54·3 to 106)	91·1 (64·1 to 125)	94·1 (66·2 to 129)	102·4 (72·1 to 140)	109·2 (77·1 to 149)	107·2 (75·8 to 146)	101·4 (71·8 to 138)	93·3 (66·1 to 127)	82·1 (58·2 to 112)	66·1 (46·9 to 90·4)	41·2 (29·2 to 56·4)	1,210
Alzheimer's disease and other dementias	0 (0 to 0)	0 (0 to 0)	0 (0 to 0)	0 (0 to 0)	0 (0 to 0)	0 (0 to 0)	0 (0 to 0)	0 (0 to 0)	0 (0 to 0)	0 (0 to 0)	0 (0 to 0)	0 (0 to 0)	0 (0 to 0)	0 (0 to 0)	0 (0 to 0)	0 (0 to 0)	0 (0 to 0)	0 (0 to 0)	0 (0 to 0)	0 (0 to 0)	0 (0 to 0)	0 (0 to 0)	0 (0 to 0)	0 (0 to 0)	0
Parkinson's disease	0 (0 to 0)	0 (0 to 0)	0 (0 to 0)	0 (0 to 0)	0 (0 to 0)	0 (0 to 0)	0 (0 to 0)	0·1 (0 to 0·1)	0·1 (0 to 0·2)	0·2 (0 to 0·3)	0·3 (0 to 0·4)	0·5 (0·3 to 0·6)	0·7 (0·4 to 0·9)	1·0 (0·6 to 1·3)	1·2 (0·8 to 1·6)	1·5 (1·0 to 2·0)	1·8 (1·2 to 2·4)	2·1 (1·4 to 2·8)	2·4 (1·6 to 3·2)	2·8 (1·9 to 3·8)	3·3 (2·2 to 4·4)	3·2 (2·1 to 4·3)	2·2 (1·5 to 3·1)	17
Idiopathic epilepsy	0·1 (0 to 0·1)	0·1 (0 to 0·1)	1·9 (1·2 to 2·7)	1·7 (1·2 to 2·3)	2·2 (1·6 to 2·9)	2·4 (1·7 to 3·2)	2·7 (1·9 to 3·6)	3·1 (2·2 to 4·2)	3·6 (2·5 to 4·8)	4·2 (2·9 to 5·6)	5·1 (3·6 to 6·9)	6·4 (4·5 to 8·6)	8·1 (5·7 to 10·9)	10·2 (7·2 to 13·8)	11·2 (7·9 to 15·2)	12·7 (8·9 to 17·2)	14·4 (10·1 to 19·6)	15·6 (10·9 to 21·2)	16·9 (11·8 to 23·1)	18·2 (12·6 to 24·8)	18·2 (12·6 to 24·8)	15·2 (10·5 to 20·7)	9·2 (6·3 to 12·5)	223
Multiple sclerosis	0 (0 to 0)	0 (0 to 0)	0 (0 to 0)	0 (0 to 0)	0 (0 to 0)	0 (0 to 0)	0 (0 to 0)	0 (0 to 0)	0 (0 to 0)	0 (0 to 0)	0 (0 to 0)	0 (0 to 0)	0 (0 to 0)	0 (0 to 0)	0 (0 to 0)	0 (0 to 0)	0 (0 to 0)	0 (0 to 0)	0 (0 to 0)	0 (0 to 0)	0 (0 to 0)	0 (0 to 0)	0 (0 to 0)	0 (0 to 0)	0
Motor neuron disease	0 (0 to 0)	0 (0 to 0·1)	0·1 (0 to 0·2)	0·1 (0 to 0·2)	0·1 (0 to 0·2)	0·2 (0 to 0·4)	0·3 (0 to 0·5)	0·4 (0 to 0·6)	0·5 (0 to 0·8)	0·7 (0 to 1·0)	1·0 (0 to 1·4)	1·4 (0 to 2·0)	1·9 (1 to 2·6)	2·6 (1·8 to 3·5)	3·1 (2·1 to 4·2)	3·8 (2·6 to 5·1)	4·6 (3·2 to 6·2)	5·3 (3·7 to 7·2)	6·1 (4·2 to 8·3)	7·1 (4·9 to 9·6)	8·1 (5·6 to 11·0)	7·2 (4·9 to 9·8)	4·7 (3·2 to 6·4)	69
Headache disorders	0 (0 to 0)	0 (0 to 0)	0 (0 to 0)	0 (0 to 0)	0 (0 to 0)	0 (0 to 0)	0 (0 to 0)	0 (0 to 0)	0 (0 to 0)	0 (0 to 0)	0 (0 to 0)	0 (0 to 0)	0 (0 to 0)	0 (0 to 0)	0 (0 to 0)	0 (0 to 0)	0 (0 to 0)	0 (0 to 0)	0 (0 to 0)	0 (0 to 0)	0 (0 to 0)	0 (0 to 0)	0 (0 to 0)	0 (0 to 0)	0
Migraine	0 (0 to 0)	0 (0 to 0)	0 (0 to 0)	0 (0 to 0)	0 (0 to 0)	0 (0 to 0)	0 (0 to 0)	0 (0 to 0)	0 (0 to 0)	0 (0 to 0)	0 (0 to 0)	0 (0 to 0)	0 (0 to 0)	0 (0 to 0)	0 (0 to 0)	0 (0 to 0)	0 (0 to 0)	0 (0 to 0)	0 (0 to 0)	0 (0 to 0)	0 (0 to 0)	0 (0 to 0)	0 (0 to 0)	0 (0 to 0)	0
Tension-type headache	0 (0 to 0)	0 (0 to 0)	0 (0 to 0)	0 (0 to 0)	0 (0 to 0)	0 (0 to 0)	0 (0 to 0)	0 (0 to 0)	0 (0 to 0)	0 (0 to 0)	0 (0 to 0)	0 (0 to 0)	0 (0 to 0)	0 (0 to 0)	0 (0 to 0)	0 (0 to 0)	0 (0 to 0)	0 (0 to 0)	0 (0 to 0)	0 (0 to 0)	0 (0 to 0)	0 (0 to 0)	0 (0 to 0)	0 (0 to 0)	0
Other neurological disorders	0 (0 to 0)	0 (0 to 0)	0 (0 to 0)	0 (0 to 0)	0 (0 to 0)	0 (0 to 0)	0 (0 to 0)	0 (0 to 0)	0 (0 to 0)	0 (0 to 0)	0 (0 to 0)	0 (0 to 0)	0 (0 to 0)	0 (0 to 0)	0 (0 to 0)	0 (0 to 0)	0 (0 to 0)	0 (0 to 0)	0 (0 to 0)	0 (0 to 0)	0 (0 to 0)	0 (0 to 0)	0 (0 to 0)	0 (0 to 0)	0
Mental disorders	0·1 (0 to 0·1)	0·1 (0 to 0·2)	1·1 (1 to 2·8)	1·9 (0·7 to 3·9)	2·3 (0·9 to 4·9)	2·3 (0·9 to 4·9)	2·4 (0·9 to 5·1)	2·4 (0·9 to 5·1)	2·4 (0·9 to 5·1)	2·4 (0·

Congenital birth defects	106 (83 t to 133)	49·4 (39·4 to 61·8)	154 (124 to 190)	109 (91 z to 135)	59·6 (39·2 to 79·1)	54·4 (38·4 to 74·2)	50·2 (36·3 to 69·1)	29·4 (19·2 to 32·7)	21 (15·4 to 26·8)	23·5 (17·4 to 29·6)	26·8 (20·1 to 34·4)	30 (22·6 to 39·7)	27·3 (20 to 39·3)	24·9 (18·3 to 33·3)	24·3 (17·4 to 32·4)	29·5 (19·5 to 39·4)	27·4 (19·4 to 38·7)	14·7 (9·4 to 21·4)	11·1 (7 to 17)	8·6 (5·3 to 13·9)	6 (3·6 to 9·3)	3·1 (2 to 4·6)	1·2 (0·7 to 1·9)		678
Neural tube defects	4·3 (2·4 to 6·9)	1·7 (0·8 to 2·9)	13·5 (9·9 to 27·8)	13·6 (9·1 to 29·2)	1·8 (1 to 3·2)	2·2 (1·4 to 3·8)	1·8 (1·2 to 3·2)	1·8 (1·1 to 3·2)	1·6 (1 to 3·2)	1·5 (1 to 2·7)	1·4 (1 to 2·5)	1·6 (1·1 to 2·5)	1·6 (1 to 2·5)	1·5 (1 to 2·5)	1·4 (0·9 to 1·9)	1·6 (1 to 2·5)	1·5 (1 to 2·2)	1·1 (0·7 to 1·6)	0·8 (0·5 to 1·2)	0·4 (0·3 to 0·6)	0·4 (0·3 to 0·6)	0·2 (0·1 to 0·3)	0·1 (0·1 to 0·2)		40·7
Congenital heart anomalies	0 (19·4 to 42·6)	0 (11·3 to 28·2)	0 (29·7 to 71·2)	0 (14·3 to 36·1)	0 (9·4 to 23·5)	0 (9·5 to 24·1)	0 (9·5 to 24·1)	0 (5·3 to 14·1)	0 (4·2 to 10·6)	0 (3·9 to 9·7)	0 (4·1 to 9·4)	0 (4·4 to 9·7)	0 (4·1 to 9·3)	0 (4·5 to 10·4)	0 (3·9 to 9·2)	0 (4·7 to 10)	0 (3·2 to 7·7)	0 (2·3 to 5·1)	0 (1·5 to 3·9)	0 (0·7 to 1·8)	0 (0·5 to 1·4)	0 (0·4 to 1·2)	0 (0·2 to 0·5)	0 (0·1 to 0·4)		223
Orofacial clefts	0 (0 to 0)	0 (0 to 0)	0·2 (0·1 to 0·6)	0·6 (0·2 to 1·4)	0·6 (0·2 to 1·5)	0·6 (0·2 to 1·4)	0·6 (0·2 to 1·4)	0·7 (0·2 to 1·4)	0·7 (0·2 to 1·4)	0·8 (0·3 to 1·7)	0·9 (0·3 to 1·7)	1·1 (0·3 to 2·4)	1·2 (0·4 to 2·4)	1·2 (0·4 to 2·4)	1·2 (0·3 to 2·3)	1·3 (0·4 to 2·8)	1·5 (0·4 to 2·8)	1·4 (0·4 to 2·8)	1·2 (0·3 to 2·4)	0·8 (0·2 to 1·6)	0·6 (0·2 to 1·4)	0·3 (0·2 to 0·8)	0·2 (0·1 to 0·5)	0·2 (0·1 to 0·5)		19·3
Down syndrome	1·4 (0·8 to 2·3)	0·9 (0·5 to 1·5)	3·5 (1·9 to 6·9)	2·6 (1·6 to 4)	1·2 (1·2 to 3)	2·2 (1·4 to 3·2)	2·5 (1·5 to 3·5)	2·1 (1·3 to 3·2)	1·9 (1·2 to 2·9)	2·2 (1·4 to 3·1)	1·9 (1·4 to 2·7)	2·2 (1·6 to 3·1)	2·4 (1·6 to 3·4)	2·5 (1·6 to 3·4)	1·6 (1·1 to 2·2)	2·3 (1·5 to 3·2)	0·8 (0·5 to 1·3)	1·1 (0·6 to 1·8)	0·9 (0·5 to 1·5)	0·4 (0·2 to 0·7)	0·2 (0 to 0)	0·1 (0 to 0·3)	0·1 (0 to 0·2)	0·1 (0 to 0·2)		31·2
Turner syndrome	0 (0 to 0)	0 (0 to 0)	0 (0 to 0·1)	0·1 (0 to 0·3)	0·1 (0 to 0·4)	0·2 (0 to 0·5)	0·3 (0 to 0·6)	0·2 (0·1 to 0·4)	0·2 (0 to 0·4)	0·2 (0·1 to 0·4)	0·2 (0·1 to 0·4)	0·2 (0·1 to 0·4)	0·2 (0·1 to 0·5)	0·2 (0·1 to 0·5)	0·1 (0 to 0·3)	0·2 (0·1 to 0·5)	0·1 (0 to 0·3)	0·1 (0 to 0·3)	0·1 (0 to 0·3)	0·1 (0 to 0·2)	0·1 (0 to 0·2)	0 (0 to 0·1)	0 (0 to 0·1)	0 (0 to 0·1)		2·4
Klinefelter syndrome	0 (0 to 0)	0 (0 to 0)	0 (0 to 0)

SR Table 2b: Iwata DALYS by cause and age group for females with 95% uncertainty intervals, 2019

Cause	Early Neonatal (0-6 days)	Late Neonatal (7-27 days)	Post Neonatal (28-364 days)	1 to 4	5 to 9	10 to 14	15 to 19	20 to 24	25 to 29	30 to 34	35 to 39	40 to 44	45 to 49	50 to 54	55 to 59	60 to 64	65 to 69	70 to 74	75 to 79	80 to 84	85 to 89	90 to 94	95 plus	Total
All causes	2,230 (2,012-2,501)	1,147 (87-3,114)	1,181 (312-2,166)	1,162 (971-1,367)	1,109 (977-1,235)	1,204 (1,057-1,358)	1,430 (1,248-1,628)	1,742 (1,548-1,962)	2,064 (1,854-2,288)	2,384 (2,204-2,582)	2,709 (2,521-2,900)	3,062 (2,883-3,243)	3,429 (3,251-3,612)	3,797 (3,618-3,979)	4,167 (3,982-4,353)	4,552 (4,355-4,744)	4,955 (4,747-5,164)	5,382 (5,160-5,603)	5,830 (5,597-6,064)	6,299 (6,053-6,553)	6,788 (6,532-7,045)	7,298 (7,035-7,564)	7,829 (7,553-8,110)	203,000
Communicable, maternal, neonatal, and nutritional diseases	142 (119-179)	37.6 (28.6-56.2)	81.3 (61.9-109)	149 (103-203)	134 (90.6-183)	134 (78.9-208)	152 (86.2-242)	137 (81.3-208)	147 (91.9-224)	164 (99.2-246)	205 (130-305)	239 (154-351)	257 (166-373)	262 (170-382)	310 (202-452)	345 (224-497)	412 (268-592)	479 (305-690)	600 (383-863)	1,170 (745-1,685)	1,460 (930-2,100)	1,430 (913-2,060)	5,629 (3,610-8,099)	15,100
HIV/AIDS and sexually transmitted infections	0 (0-0)	0 (0-0)	0.3 (0.2-0.4)	0.3 (0.2-0.4)	0.2 (0.1-0.2)	0.6 (0.4-0.9)	1 (0.7-1.3)	3.8 (2.7-5.1)	9.8 (7.1-13)	16.8 (12.1-22)	19.5 (14.1-25.7)	19.3 (14.2-25.4)	18.5 (13.6-24.2)	17.2 (12.7-22.6)	15.2 (9.2-22.9)	13.1 (7.9-20.5)	11.4 (6.9-17.8)	9.9 (5.7-15.6)	9.2 (5.2-14.7)	9.5 (5.1-16.4)	9.6 (5.1-16.5)	9.1 (4.9-15.7)	3.1 (2.2-4.7)	128
HIV/AIDS	0 (0-0)	0 (0-0)	0.3 (0.2-0.4)	0.3 (0.2-0.4)	0.2 (0.1-0.2)	0.1 (0.1-0.2)	0.1 (0.1-0.2)	0.2 (0.2-0.3)	0.4 (0.3-0.6)	0.6 (0.5-0.9)	0.8 (0.5-0.9)	0.7 (0.5-0.9)	0.7 (0.5-0.9)	0.7 (0.5-0.9)	0.7 (0.5-0.9)	0.7 (0.5-0.9)	1.1 (0.6-1.7)	0.7 (0.3-1.2)	0.6 (0.3-1.2)	0.3 (0.1-0.7)	0.1 (0.0-0.3)	0.1 (0.0-0.1)	0.1 (0.0-0.1)	12.9
HIV/AIDS - Drug-susceptible Tuberculosis	0 (0-0)	0 (0-0)	0.1 (0.1-0.2)	0.1 (0.1-0.2)	0.1 (0.0-0.1)	0.1 (0.0-0.1)	0.1 (0.0-0.1)	0.1 (0.1-0.2)	0.2 (0.1-0.3)	0.3 (0.2-0.4)	0.3 (0.2-0.4)	0.3 (0.2-0.4)	0.3 (0.2-0.4)	0.3 (0.2-0.4)	0.3 (0.2-0.4)	0.3 (0.2-0.4)	0.4 (0.3-0.6)	0.4 (0.2-0.6)	0.4 (0.2-0.6)	0.3 (0.1-0.6)	0.2 (0.1-0.4)	0.1 (0.0-0.2)	0.0 (0.0-0.1)	2.5
HIV/AIDS - Multidrug-resistant Tuberculosis without extensive drug resistance	0 (0-0)	0 (0-0)	0 (0-0)	0 (0-0)	0 (0-0)	0 (0-0)	0 (0-0)	0 (0-0)	0 (0-0)	0 (0-0)	0 (0-0)	0 (0-0)	0 (0-0)	0 (0-0)	0 (0-0)	0 (0-0)	0 (0-0)	0 (0-0)	0 (0-0)	0 (0-0)	0 (0-0)	0 (0-0)	0 (0-0)	0 (0-0)	0.1
HIV/AIDS - Extensively drug-resistant Tuberculosis	0 (0-0)	0 (0-0)	0 (0-0)	0 (0-0)	0 (0-0)	0 (0-0)	0 (0-0)	0 (0-0)	0 (0-0)	0 (0-0)	0 (0-0)	0 (0-0)	0 (0-0)	0 (0-0)	0 (0-0)	0 (0-0)	0 (0-0)	0 (0-0)	0 (0-0)	0 (0-0)	0 (0-0)	0 (0-0)	0 (0-0)	0 (0-0)	0
HIV/AIDS resulting in other diseases	0 (0-0)	0 (0-0)	0.2 (0.1-0.3)	0.2 (0.1-0.3)	0.1 (0.1-0.2)	0.1 (0.1-0.2)	0.2 (0.1-0.2)	0.2 (0.1-0.3)	0.3 (0.2-0.5)	0.5 (0.3-0.8)	0.6 (0.4-0.9)	0.6 (0.4-0.9)	0.5 (0.4-0.8)	0.5 (0.3-0.8)	0.5 (0.3-0.8)	0.4 (0.2-0.7)	0.6 (0.3-1.0)	0.4 (0.2-0.8)	0.3 (0.2-0.7)	0.2 (0.1-0.5)	0.1 (0.0-0.3)	0.1 (0.0-0.2)	0.1 (0.0-0.1)	10.3
Sexually transmitted infections excluding HIV	0 (0-0)	0 (0-0)	0 (0-0)	0 (0-0)	0.1 (0.0-0.2)	0.5 (0.3-0.7)	1.5 (1.0-2.1)	3.4 (2.4-4.7)	6.4 (4.5-8.8)	9.4 (6.7-12.7)	12.3 (8.9-16.3)	13.2 (9.7-17.2)	13.7 (10.2-17.6)	13.9 (10.4-17.8)	13.9 (10.4-17.8)	13.8 (10.3-17.8)	13.7 (10.2-17.8)	13.4 (9.9-17.5)	13.2 (9.7-17.4)	12.9 (9.4-17.1)	12.5 (9.1-16.8)	12.0 (8.7-16.2)	11.4 (8.2-15.5)	115
Syphilis	0 (0-0)	0 (0-0)	0 (0-0)	0 (0-0)	0 (0-0)	0.1 (0.1-0.1)	0.1 (0.0-0.1)	0.1 (0.1-0.1)	0.1 (0.0-0.1)	0.1 (0.0-0.1)	0.1 (0.0-0.1)	0.1 (0.0-0.2)	0.1 (0.0-0.2)	0.2 (0.1-0.2)	0.2 (0.1-0.2)	0.2 (0.1-0.2)	0.2 (0.1-0.3)	0.2 (0.1-0.3)	0.2 (0.1-0.3)	0.2 (0.1-0.3)	0.2 (0.1-0.3)	0.2 (0.1-0.3)	0.2 (0.1-0.3)	1.6
Chlamydial infection	0 (0-0)	0 (0-0)	0 (0-0)	0 (0-0)	0 (0-0)	0.1 (0.0-0.2)	0.3 (0.1-0.5)	1.1 (0.5-2.1)	2.1 (0.9-3.9)	3.1 (1.3-5.9)	3.9 (1.6-7.3)	4.1 (1.7-7.8)	4.1 (1.7-7.8)	4.1 (1.7-7.8)	4.1 (1.7-7.8)	4.1 (1.7-7.8)	4.1 (1.7-7.8)	4.1 (1.7-7.8)	4.1 (1.7-7.8)	4.1 (1.7-7.8)	4.1 (1.7-7.8)	4.1 (1.7-7.8)	4.1 (1.7-7.8)	56.2
Gonococcal infection	0 (0-0)	0 (0-0)	0 (0-0)	0 (0-0)	0 (0-0)	0.1 (0.0-0.1)	0.2 (0.1-0.2)	0.3 (0.2-0.5)	0.5 (0.3-0.8)	0.6 (0.3-0.9)	0.8 (0.4-1.1)	0.9 (0.5-1.3)	0.9 (0.5-1.3)	0.9 (0.5-1.3)	0.9 (0.5-1.3)	0.9 (0.5-1.3)	0.9 (0.5-1.3)	0.9 (0.5-1.3)	0.9 (0.5-1.3)	0.9 (0.5-1.3)	0.9 (0.5-1.3)	0.9 (0.5-1.3)	0.9 (0.5-1.3)	12.7
Trichomoniasis	0 (0-0)	0 (0-0)	0 (0-0)	0 (0-0)	0 (0-0)	0.1 (0.0-0.1)	0.2 (0.1-0.3)	0.9 (0.4-1.7)	2 (0.9-3.6)	2.7 (1.2-5.2)	3.1 (1.2-6.2)	3.4 (1.2-6.9)	3.4 (1.2-6.9)	3.4 (1.2-6.9)	3.4 (1.2-6.9)	3.4 (1.2-6.9)	3.4 (1.2-6.9)	3.4 (1.2-6.9)	3.4 (1.2-6.9)	3.4 (1.2-6.9)	3.4 (1.2-6.9)	3.4 (1.2-6.9)	3.4 (1.2-6.9)	45.6
Genital herpes	0 (0-0)	0 (0-0)	0 (0-0)	0 (0-0)	0 (0-0)	0 (0-0)	0.1 (0.0-0.1)	0.3 (0.2-0.4)	0.6 (0.4-1.0)	1 (0.6-1.6)	1.4 (0.8-2.3)	1.6 (0.8-2.6)	1.6 (0.8-2.6)	1.6 (0.8-2.6)	1.6 (0.8-2.6)	1.6 (0.8-2.6)	1.6 (0.8-2.6)	1.6 (0.8-2.6)	1.6 (0.8-2.6)	1.6 (0.8-2.6)	1.6 (0.8-2.6)	1.6 (0.8-2.6)	1.6 (0.8-2.6)	22.9
Other sexually transmitted infections	0 (0-0)	0 (0-0)	0 (0-0)	0 (0-0)	0 (0-0)	0 (0-0)	0.1 (0.0-0.1)	0.2 (0.1-0.4)	0.4 (0.2-0.8)	0.6 (0.3-1.1)	0.8 (0.4-1.4)	0.9 (0.4-1.5)	0.9 (0.4-1.5)	0.9 (0.4-1.5)	0.9 (0.4-1.5)	0.9 (0.4-1.5)	0.9 (0.4-1.5)	0.9 (0.4-1.5)	0.9 (0.4-1.5)	0.9 (0.4-1.5)	0.9 (0.4-1.5)	0.9 (0.4-1.5)	0.9 (0.4-1.5)	11.9
Respiratory infections and tuberculosis	2 (1.6-2.4)	2 (2.3-4.4)	22.2 (19.6-26)	99.1 (87.5-109)	68.7 (57.5-78)	29.6 (24.6-34.7)	23.7 (20.2-27.2)	23.3 (19.8-26.8)	24.1 (20.6-28)	26.3 (22.6-30.2)	29.4 (25.2-33.8)	32.8 (28.1-37.8)	36.5 (31.2-42.1)	40.3 (34.4-46.5)	44.2 (37.7-51.1)	48.1 (41.1-55.5)	52.1 (44.5-60.2)	56.3 (48.1-65.1)	60.6 (51.7-70.1)	65.1 (55.5-75.3)	69.8 (59.5-80.8)	74.6 (63.5-86.4)	79.6 (67.7-92.2)	1,040
Tuberculosis	2 (1.6-2.4)	2 (2.3-4.4)	22.2 (19.6-26)	99.1 (87.5-109)	68.7 (57.5-78)	29.6 (24.6-34.7)	23.7 (20.2-27.2)	23.3 (19.8-26.8)	24.1 (20.6-28)	26.3 (22.6-30.2)	29.4 (25.2-33.8)	32.8 (28.1-37.8)	36.5 (31.2-42.1)	40.3 (34.4-46.5)	44.2 (37.7-51.1)	48.1 (41.1-55.5)	52.1 (44.5-60.2)	56.3 (48.1-65.1)	60.6 (51.7-70.1)	65.1 (55.5-75.3)	69.8 (59.5-80.8)	74.6 (63.5-86.4)	79.6 (67.7-92.2)	1,040
Latent tuberculosis infection	0 (0-0)	0 (0-0)	0 (0-0)	0 (0-0)	0 (0-0)	0 (0-0)	0 (0-0)	0 (0-0)	0 (0-0)	0 (0-0)	0 (0-0)	0 (0-0)	0 (0-0)	0 (0-0)	0 (0-0)	0 (0-0)	0 (0-0)	0 (0-0)	0 (0-0)	0 (0-0)	0 (0-0)	0 (0-0)	0 (0-0)	0 (0-0)	0
Drug-susceptible tuberculosis	0 (0-0)	0 (0-0)	0.2 (0.1-0.2)	0.2 (0.2-0.3)	0.1 (0.1-0.2)	0.1 (0.1-0.2)	0.4 (0.3-0.7)	1 (0.6-1.6)	1.2 (0.7-2.1)	1.3 (0.8-2.1)	1.1 (0.6-1.8)	1.1 (0.6-1.8)	1.1 (0.6-1.8)	1.4 (0.8-2.2)	1.6 (0.9-2.6)	2.6 (1.4-4.2)	3.3 (1.8-5.7)	2.6 (1.4-4.5)	1.7 (0.9-3.1)	1.1 (0.5-2.2)	0.7 (0.3-1.6)	0.5 (0.2-1.2)	0.3 (0.1-0.8)	39.4
Multidrug-resistant tuberculosis without extensive drug resistance	0 (0-0)	0 (0-0)	0 (0-0)	0 (0-0)	0 (0-0)	0 (0-0)	0 (0-0)	0 (0-0)	0 (0-0)	0 (0-0)	0 (0-0)	0 (0-0)	0 (0-0)	0 (0-0)	0 (0-0)	0 (0-0)	0 (0-0)	0 (0-0)	0 (0-0)	0 (0-0)	0 (0-0)	0 (0-0)	0 (0-0)	0 (0-0)	0
Extensively drug-resistant tuberculosis	0 (0-0)	0 (0-0)	0 (0-0)	0 (0-0)	0 (0-0)	0 (0-0)	0 (0-0)	0 (0-0)	0 (0-0)	0 (0-0)	0 (0-0)	0 (0-0)	0 (0-0)	0 (0-0)	0 (0-0)	0 (0-0)	0 (0-0)	0 (0-0)	0 (0-0)	0 (0-0)	0 (0-0)	0 (0-0)	0 (0-0)	0 (0-0)	0
Lower respiratory infections	2 (1.4-3.2)	2.9 (2.1-4.4)	19.2 (13.8-34.3)	27.9 (19.6-37.2)	10.2 (7.4-13.7)	7.6 (5.4-10.5)	7.2 (5.1-10.1)	6.8 (4.7-9.6)	6.5 (4.7-9.2)	6.5 (4.7-9.2)	12.1 (8.7-16.9)	17.1 (11.4-24)	23.3 (15.5-33.3)	31.7 (20.6-45.9)	45.7 (28.5-64.9)	68.9 (40.2-94.7)	118 (66.2-159)	207 (120-276)	319 (182-399)	566 (329-629)	926 (539-769)	1,380 (803-1,230)	1,290 (871-1,360)	6,830 (4,150-10,100)
Upper respiratory infections	0 (0-0.1)	0 (0-0.1)	0.2 (0.1-0.4)	0.7 (0.4-1.1)	0.4 (0.2-0.6)	0.3 (0.2-0.4)	0.3 (0.2-0.4)	0.3 (0.2-0.4)	0.3 (0.2-0.4)	0.3 (0.2-0.4)	0.4 (0.3-0.5)	0.5 (0.3-0.6)	0.5 (0.3-0.6)	0.5 (0.3-0.6)	0.5 (0.3-0.6)	0.5 (0.3-0.6)	0.5 (0.3-0.6)	0.5 (0.3-0.6)	0.5 (0.3-0.6)	0.5 (0.3-0.6)	0.5 (0.3-0.6)	0.5 (0.3-0.6)	0.5 (0.3-0.6)	6.9
Otitis media	0 (0-0)	0 (0-0)	0.6 (0.4-0.9)	0.7 (0.5-1.1)	0.4 (0.3-0.5)	0.1 (0.1-0.2)	0.1 (0.0-0.1)	0.1 (0.0-0.1)	0.1 (0.0-0.1)	0.1 (0.0-0.1)	0.1 (0.0-0.1)	0.1 (0.0-0.1)	0.1 (0.0-0.1)	0.1 (0.0-0.1)	0.1 (0.0-0.1)	0.1 (0.0-0.1)	0.1 (0.0-0.1)	0.1 (0.0-0.1)	0.1 (0.0-0.1)	0.1 (0.0-0.1)	0.1 (0.0-0.1)	0.1 (0.0-0.1)	0.1 (0.0-0.1)	3.4
Enteric infections	0.3 (0.2-0.3)	0.3 (0.2-0.6)	2.2 (2.2-4.6)	1.3 (0.9-2.1)	0.5 (0.4-0.8)	0.4 (0.3-0.6)	0.4 (0.3-0.6)	0.4 (0.3-0.6)	0.4 (0.3-0.6)	0.4 (0.3-0.6)	0.4 (0.3-0.6)	0.4 (0.3-0.6)	0.4 (0.3-0.6)	0.4 (0.3-0.6)	0.4 (0.3-0.6)	0.4 (0.3-0.6)	0.4 (0.3-0.6)	0.4 (0.3-0.6)	0.4 (0.3-0.6)	0.4 (0.3-0.6)	0.4 (0.3-0.6)	0.4 (0.3-0.6)	0.4 (0.3-0.6)	6.2
Diarrheal diseases	0.3 (0.2-0.3)	0.3 (0.3-0.6)	2.2 (2.2-4.6)	1.3 (0.9-2.1)	0.5 (0.4-0.8)	0.4 (0.3-0.6)	0.4 (0.3-0.6)	0.4 (0.3-0.6)	0.4 (0.3-0.6)	0.4 (0.3-0.6)	0.4 (0.3-0.6)	0.4 (0.3-0.6)	0.4 (0.3-0.6)	0.4 (0.3-0.6)	0.4 (0.3-0.6)	0.4 (0.3-0.6)	0.4 (0.3-0.6)	0.4 (0.3-0.6)	0.4 (0.3-0.6)	0.4 (0.3-0.6)	0.4 (0.3-0.6)	0.4 (0.3-0.6)	0.4 (0.3-0.6)	6.2
Typhoid and paratyphoid	0 (0-0)	0 (0-0)	0 (0-0)	0 (0-0)	0 (0-0)	0 (0-0)	0 (0-0)	0 (0-0)	0 (0-0)	0 (0-0)	0 (0-0)	0 (0-0)	0 (0-0)	0 (0-0)	0 (0-0)	0 (0-0)	0 (0-0)	0 (0-0)	0 (0-0)	0 (0-0)	0 (0-0)	0 (0-0)	0 (0-0)	0 (0-0)	0
Typhoid fever	0 (0-0)	0 (0-0)	0 (0-0)	0 (0-0)	0 (0-0)	0 (0-0)	0 (0-0)	0 (0-0)	0 (0-0)	0 (0-0)	0 (0-0)	0 (0-0)	0 (0-0)	0 (0-0)	0 (0-0)	0 (0-0)	0 (0-0)	0 (0-0)	0 (0-0)	0 (0-0)	0 (0-0)	0 (0-0)	0 (0-0)	0 (0-0)	0
Paratyphoid fever	0 (0-0)	0 (0-0)	0 (0-0)	0 (0-0)	0 (0-0)	0 (0-0)	0 (0-0)	0 (0-0)	0 (0-0)	0 (0-0)	0 (0-0)	0 (0-0)	0 (0-0)	0 (0-0)	0 (0-0)	0 (0-0)	0 (0-0)	0 (0-0)	0 (0-0)	0 (0-0)	0 (0-0)	0 (0-0)	0 (0-0)	0 (0-0)	0
Invasive Non-typhoidal Salmonella (iNTS)	0 (0-0)	0 (0-0)	0 (0-0)	0 (0-0)	0 (0-0)	0 (0-0)	0 (0-0)	0 (0-0)	0 (0-0)	0 (0-0)	0 (0-0)	0 (0-0)	0 (0-0)	0 (0-0)	0 (0-0)	0 (0-0)	0 (0-0)	0 (0-0)	0 (0-0)	0 (0-0)	0 (0-0)	0 (0-0)	0 (0-0)	0 (0-0)	0
Other intestinal infectious diseases	0 (0-0)	0 (0-0)	0 (0-0.1)	0 (0-0.3)	0 (0-0.1)	0 (0-0.1)	0 (0-0.1)	0 (0-0.1)	0 (0-0.1)	0 (0-0.1)	0 (0-0.1)	0 (0-0.1)	0 (0-0.1)	0 (0-0.1)	0 (0-0.1)	0 (0-0.1)	0 (0-0.1)	0 (0-0.1)	0 (0-0.1)	0 (0-0.1)	0 (0-0.1)	0 (0-0.1)	0 (0-0.1)	0 (0-0.1)	0.6
Neglected tropical diseases and malaria	0 (0-0)	0 (0-0.3)	0.2 (0-0.5)	2.1 (0.5-5.9)	1.9 (0.5-5.2)	1.9 (0.4-5.1)	2.1 (0.5-5.7)	1.9 (0.5-5.4)	2.1 (0.5-5.7)	2.1 (0.4-5.8)	2.1 (0.4-5.9)	2.1 (0.4-5.9)	2.1 (0.4-5.9)	2.1 (0.4-5.9)	2.1 (0.4-5.9)	2.1 (0.4-5.9)	2.1 (0.4-5.9)	2.1 (0.4-5.9)	2.1 (0.4-5.9)	2.1 (0.4-5.9)	2.1 (0.4-5.9)	2.1 (0.4-5.9)	2.1 (0.4-5.9)	66.4
Malaria	0 (0-0)	0 (0-0)	0 (0-0)	0 (0-0)	0 (0-0)	0 (0-0)	0 (0-0)	0 (0-0)	0 (0-0)	0 (0-0)	0 (0-0)	0 (0-0)	0 (0-0)	0 (0-0)	0 (0-0)	0 (0-0)	0 (0-0)	0 (0-0)	0 (0-0)	0 (0-0)	0 (0-0)	0 (0-0)	0 (0-0)	0 (0-0)	0
Chagas disease	0 (0-0)	0 (0-0)	0 (0-0)	0 (0-0)	0 (0-0)	0 (0-0)	0 (0-0)	0 (0-0)	0 (0-0)	0 (0-0)	0 (0-0)	0 (0-0)	0 (0-0)	0 (0-0)	0 (0-0)	0 (0-0)	0 (0-0)	0 (0-0)	0 (0-0)	0 (0-0)	0 (0-0)	0 (0-0)	0 (0-0)	0 (0-0)	0
Leishmaniasis	0 (0-0)	0 (0-0)	0 (0-0)	0 (0-0)	0 (0-0)	0 (0-0)	0 (0-0)	0 (0-0)	0 (0-0)	0 (0-0)	0 (0-0)	0 (0-0)	0 (0-0)	0 (0-0)	0 (0-0)	0 (0-0)	0 (0-0)	0 (0-0)	0 (0-0)	0 (0-0)	0 (0-0)	0 (0-0)	0 (0-0)	0 (0-0)	0
Visceral leishmaniasis	0 (0-0)	0 (0-0)	0 (0-0)	0 (0-0)	0 (0-0)	0 (0-0)	0 (0-0)	0 (0-0)	0 (0-0)	0 (0-0)	0 (0-0)	0 (0-0)	0 (0-0)	0 (0-0)	0 (0-0)	0 (0-0)	0 (0-0)	0 (0-0)	0 (0-0)	0 (0-0)	0 (0-0)	0 (0-0)	0 (0-0)	0 (0-0)	0
Cutaneous and mucocutaneous leishmaniasis	0 (0-0)	0 (0-0)	0 (0-0)	0 (0-0)	0 (0-0)	0 (0-0)	0 (0-0)	0 (0-0)	0 (0-0)	0 (0-0)	0 (0-0)	0 (0-0)	0 (0-0)	0 (0-0)	0 (0-0)	0 (0-0)	0 (0-0)	0 (0-0)	0 (0-0)	0 (0-0)	0 (0-0)	0 (0-0)	0 (0-0)	0 (0-0)	0
African trypanosomiasis	0 (0-0)	0 (0-0)	0 (0-0)	0 (0-0)	0 (0-0)	0 (0-0)	0 (0-0)	0 (0-0)	0 (0-0)	0 (0-0)	0 (0-0)	0 (0-0)	0 (0-0)	0 (0-0)	0 (0-0)	0 (0-0)	0 (0-0)	0 (0-0)	0 (0-0)	0 (0-0)	0 (0-0)	0 (0-0)	0 (0-0)	0 (0-0)	0
Schistosomiasis	0 (0-0)	0 (0-0)	0 (0-0)	0 (0-0)	0 (0-0)	0 (0-0)	0 (0-0)	0 (0-0)	0 (0-0)	0 (0-0)	0 (0-0)	0 (0-0)	0 (0-0)	0 (0-0)	0 (0-0)	0 (0-0)	0 (0-0)	0 (0-0)	0 (0-0)	0 (0-0)	0 (0-0)	0 (0-0)	0 (0-0)	0 (0-0)	0
Cysticercosis	0 (0-0)	0 (0-0)	0 (0-0)	0 (0-0)	0 (0-0)	0 (0-0)	0 (0-0)	0 (0-0)	0 (0-0)	0 (0-0)	0 (0-0)	0 (0-0)	0 (0-0)	0 (0-0)	0 (0-0)	0 (0-0)	0 (0-0)	0 (0-0)	0 (0-0)	0 (0-0)	0 (0-0)	0 (0-0)	0 (0-0)	0 (0-0)	0
Cystic echinococcosis	0 (0-0)	0 (0-0)	0 (0-0)	0 (0-0)	0 (0-0)	0 (0-0)	0 (0-0)	0 (0-0)	0 (0-0)	0 (0-0)	0 (0-0)	0 (0-0)	0 (0-0)	0 (0-0)	0 (0-0)	0 (0-0)	0 (0-0)	0 (0-0)	0 (0-0)	0 (0-0)	0 (0-0)	0 (0-0)	0 (0-0)	0 (0-0)	0
Lymphatic filariasis	0 (0-0)	0 (0-0)	0 (0-0)	0 (0-0)	0 (0-0)	0 (0-0)	0 (0-0)	0 (0-0)	0 (0-0)	0 (0-0)	0 (0-0)	0 (0-0)	0 (0-0)	0 (0-0)	0 (0-0)	0 (0-0)	0 (0-0)	0 (0-0)	0 (0-0)	0 (0-0)	0 (0-0)	0 (0-0)	0 (0-0)	0 (0-0)	0
Onchocerciasis	0 (0-0)	0 (0-0)	0 (0-0)	0 (0-0)	0 (0-0)	0 (0-0)	0 (0-0)	0 (0-0)	0 (0-0)	0 (0-0)	0 (0-0)	0 (0-0)	0 (0-0)	0 (0-0)	0 (0-0)	0 (0-0)	0 (0-0)	0 (0-0)	0 (0-0)	0 (0-0)	0 (0-0)	0 (0-0)	0 (0-0)	0 (0-0)	0
Trachoma	0 (0-0)	0 (0-0)	0 (0-0)	0 (0-0)	0 (0-0)	0 (0-0)	0 (0-0)	0 (0-0)	0 (0-0)	0 (0-0)	0 (0-0)	0 (0-0)	0 (0-0)	0 (0-0)	0 (0-0)	0 (0-0)	0 (0-0)	0 (0-0)	0 (0-0)	0 (0-0)	0 (0-0)	0 (0-0)	0 (0-0)	0 (0-0)	0
Dengue	0 (0-0)	0 (0-0)	0 (0-0)	0 (0-0)	0 (0-0)	0 (0-0)	0 (0-0)	0 (0-0)	0 (0-0)	0 (0-0)	0 (0-0)	0 (0-0)	0 (0-0)	0 (0-0)	0 (0-0)	0 (0-0)	0 (0-0)	0 (0-0)	0 (0-0)	0 (0-0)	0 (0-0)	0 (0-0)	0 (0-0)	0 (0-0)	0
Yellowfever	0 (0-0)	0 (0-0)	0 (0-0)	0 (0-0)	0 (0-0)	0 (0-0)	0 (0-0)	0 (0-0)	0 (0-0)	0 (0-0)	0 (0-0)	0 (0-0)	0 (0-0)	0 (0-0)	0 (0-0)	0 (0-0)	0 (0-0)	0 (0-0)	0 (0-0)	0 (0-0)	0 (0-0)	0 (0-0)	0 (0-0)	0 (0-0)	0
Rabies	0 (0-0)	0 (0-0)	0 (0-0)	0 (0-0)	0 (0-0)	0 (0-0)	0 (0-0)	0 (0-0)	0 (0-0)	0 (0-0)	0 (0-0)	0 (0-0)	0 (0-0)	0 (0-0)	0 (0-0)	0 (0-0)	0 (0-0)	0 (0-0)	0 (0-0)	0 (0-0)	0 (0-0)	0 (0-0)	0 (0-0)	0 (0-0)	0
Intestinal nematode infections	0 (0-0)	0 (0-0)	0 (0-0)	0 (0-0)	0 (0-0)	0 (0-0)	0 (0-0)	0 (0-0)	0 (0-0)	0 (0-0)	0 (0-0)	0 (0-0)	0 (0-0)	0 (0-0)	0 (0-0)	0 (0-0)	0 (0-0)	0 (0-0)	0 (0-0)	0 (0-0)	0 (0-0)	0 (0-0)	0 (0-0)	0 (0-0)	0
Ascariasis	0 (0-0)	0 (0-0)	0 (0-0)	0 (0-0)	0 (0-0)	0 (0-0)	0 (0-0)	0 (0-0)	0 (0-0)	0 (0-0)	0 (0-0)	0 (0-0)	0 (0-0)	0 (0-0)	0 (0-0)	0 (0-0)	0 (0-0)	0 (0-0)	0 (0-0)	0 (0-0)	0 (0-0)	0 (0-0)	0 (0-0)	0 (0-0)	0
Trichuriasis	0 (0-0)	0 (0-0)	0 (0-0)	0 (0-0)	0 (0-0)	0 (0-0)	0 (0-0)	0 (0-0)	0 (0-0)	0 (0-0)	0 (0-0)	0 (0-0)	0 (0-0)	0 (0-0)	0 (0-0)	0 (0-0)	0 (0-0)	0 (0-0)	0 (0-0)	0 (0-0)	0 (0-0)	0 (0-0)	0 (0-0)	0 (0-0)	0
Hookworm disease	0 (0-0)	0 (0-0)	0 (0-0)	0 (0-0)	0 (0-0)	0 (0-0)	0 (0-0)	0 (0-0)	0 (0-0)	0 (0-0)	0 (0-0)	0 (0-0)	0 (0-0)	0 (0-0)	0 (0-0)	0 (0-0)	0 (0-0)	0 (0-0)	0 (0-0)	0 (0-0)	0 (0-0)	0 (0-0)	0 (0-0)	0 (0-0)	0
Food-borne trematodiases	0 (0-0)	0 (0-0)	0 (0-0)	0 (0-0)	0 (0-0)	0 (0-0)	0 (0-0)	0 (0-0)	0 (0-0)	0 (0-0)	0 (0-0)	0 (0-0)	0 (0-0)	0 (0-0)	0 (0-0)	0 (0-0)	0 (0-0)	0 (0-0)	0 (0-0)	0 (0-0)	0 (0-0)	0 (0-0)	0 (0-0)	0 (0-0)	0
Leprosy	0 (0-0)	0 (0-0)	0 (0-0)	0 (0-0)	0 (0-0)	0 (0-0)	0 (0-0)	0 (0-0)	0 (0-0)	0 (0-0)	0 (0-0)	0 (0-0)	0 (0-0)	0 (0-0)	0 (0-0)	0 (0-0)	0 (0-0)	0 (0-0)	0 (0-0)	0 (0-0)	0 (0-0)	0 (0-0)	0 (0-0)	0 (0-0)	0
Ebola	0 (0-0)	0 (0-0)	0 (0-0)	0 (0-0)	0 (0-0)	0 (0-0)	0 (0-0)	0 (0-0)	0 (0-0)	0 (0-0)	0 (0-0)	0 (0-0)	0 (0-0)	0 (0-0)	0 (0-0)	0 (0-0)	0 (0-0)	0 (0-0)	0 (0-0)	0 (0-0)	0 (0-0)	0 (0-0)	0 (0-0)	0 (0-0)	0
Zika virus	0 (0-0)	0 (0-0)	0 (0-0)	0 (0-0)	0 (0-0)	0 (0-0)	0 (0-0)	0 (0-0)	0 (0-0)	0 (0-0)	0 (0-0)	0 (0-0)	0 (0-0)	0 (0-0)	0 (0-0)	0 (0-0)	0 (0-0)	0 (0-0)	0 (0-0)	0 (0-0)	0 (0-0)	0 (0-0)	0 (0-0)	0 (0-0)	0
Guinea worm disease	0 (0-0)	0 (0-0)	0 (0-0)	0 (0-0)	0 (0-0)	0 (0-0)	0 (0-0)	0 (0-0)	0 (0-0)	0 (0-0)	0 (0-0)	0 (0-0)	0 (0-0)	0 (0-0)	0 (0-0)	0 (0-0)	0 (0-0)	0 (0-0)	0 (0-0)	0 (0-0)	0 (0-0)	0 (0-0)	0 (0-0)	0 (0-0)	0
Other neglected tropical diseases	0 (0-0)	0 (0-0.3)	0.2 (0-0.5)	2.1 (0.5-5.9)	1.9 (0.5-5.2)	1.9 (0.4-5.1)	2.1 (0.5-5.7)	1.9 (0.5-5.4)	2.1 (0.5-5.7)	2.1 (0.4-5.8



Congenital birth defects	114 (90·9 to 142)	51·4 (41·5 to 63·8)	154 (125 to 187)	123 (96 to 153)	63·9 (49·1 to 84)	60·1 (42·1 to 82·4)	52·3 (37·4 to 73)	24·6 (19·3 to 32·3)	22·4 (16·6 to 29·5)	24·6 (19·3 to 31·4)	27·3 (20·3 to 39·4)	30 (22·6 to 39·7)	27·1 (19·7 to 39·4)	23 (17·2 to 33·1)	24 (17·1 to 33·4)	27·1 (19·7 to 39·1)	27·1 (19·3 to 37)	14·6 (9·7 to 22·2)	11·9 (7·5 to 17·7)	9·1 (5·5 to 13·4)	6·4 (3·9 to 9·5)	3·2 (2 to 4·6)	1·1 (0·7 to 1·7)	924
Neural tube defects	9·8 (7·7 to 11)	1·9 (0·9 to 3·2)	15·5 (7 to 28·3)	17·3 (8·9 to 27·8)	1·4 (0·9 to 1·9)	1·2 (0·6 to 1·7)	1·3 (0·8 to 1·9)	1 (0·7 to 1·4)	1 (0·6 to 1·5)	0·9 (0·6 to 1·3)	0·9 (0·6 to 1·3)	0·9 (0·6 to 1·3)	0·8 (0·5 to 1·2)	0·8 (0·5 to 1·4)	0·8 (0·5 to 1·4)	0·8 (0·5 to 1·4)	0·8 (0·5 to 1·5)	0·4 (0·2 to 0·8)	0·3 (0·2 to 0·6)	0·4 (0·2 to 0·8)	0·2 (0·1 to 0·3)	0·1 (0·1 to 0·2)	0 (0 to 0·1)	50·7
Congenital heart anomalies	0 (0 to 0·1)	0 (0 to 0)	0·2 (0·1 to 0·4)	0·2 (0·1 to 0·5)	0·1 (0 to 0·3)	0·1 (0 to 0·3)	0·1 (0 to 0·3)	0·1 (0 to 0·2)	0·1 (0 to 0·2)	0·1 (0 to 0·2)	0·1 (0 to 0·2)	0·1 (0 to 0·2)	0·1 (0 to 0·2)	0·1 (0 to 0·2)	0·1 (0 to 0·2)	0·1 (0 to 0·2)	0·1 (0 to 0·2)	0·1 (0 to 0·2)	0·1 (0 to 0·2)	0·1 (0 to 0·2)	0·1 (0 to 0·2)	0·1 (0 to 0·2)	0 (0 to 0·1)	0 (0 to 0·1)	2·1
Orofacial clefts	0·1 (0 to 0·1)	0 (0 to 0)	0·2 (0·1 to 0·4)	0·2 (0·1 to 0·5)	0·1 (0 to 0·3)	0·1 (0 to 0·3)	0·1 (0 to 0·3)	0·1 (0 to 0·2)	0·1 (0 to 0·2)	0·1 (0 to 0·2)	0·1 (0 to 0·2)	0·1 (0 to 0·2)	0·1 (0 to 0·2)	0·1 (0 to 0·2)	0·1 (0 to 0·2)	0·1 (0 to 0·2)	0·1 (0 to 0·2)	0·1 (0 to 0·2)	0·1 (0 to 0·2)	0·1 (0 to 0·2)	0·1 (0 to 0·2)	0·1 (0 to 0·2)	0 (0 to 0·1)	0 (0 to 0·1)	1·9
Down syndrome	1·7 (0·9 to 2·8)	1·2 (0·4 to 2)	3·4 (2·3 to 5·2)	3·9 (2·4 to 5·6)	2·3 (1·5 to 3·4)	2·4 (1·4 to 3·6)	2·3 (1·7 to 3·1)	2·1 (1·6 to 2·7)	1·9 (1·3 to 2·5)	2·2 (1·6 to 2·9)	2·4 (1·6 to 3·4)	2·5 (1·7 to 3·5)	1·6 (1·1 to 2·1)	1·1 (0·7 to 1·7)	0·9 (0·6 to 1·4)	0·9 (0·6 to 1·4)	1·2 (0·7 to 2)	0·6 (0·3 to 1·1)	0·6 (0·3 to 1·1)	0 (0 to 0)	0 (0 to 0)	0 (0 to 0)	0 (0 to 0)	0 (0 to 0)	34·9
Turner syndrome	0 (0 to 0)	0 (0 to 0)	0 (0 to 0·1)	0·1 (0 to 0·4)	0·1 (0 to 0·4)	0·2 (0 to 0·5)	0·1 (0 to 0·4)	0·2 (0·1 to 0·3)	0·2 (0·1 to 0·4)	0·2 (0·1 to 0·4)	0·2 (0·1 to 0·4)	0·2 (0·1 to 0·4)	0·2 (0·1 to 0·4)	0·1 (0 to 0·3)	0·1 (0 to 0·3)	0·1 (0 to 0·3)	0·1 (0 to 0·3)	0·1 (0 to 0·3)	0·1 (0 to 0·3)	0 (0 to 0·1)	0 (0 to 0·1)	0 (0 to 0·1)	0 (0 to 0·1)	0 (0 to 0·1)	2·3
Klinefelter syndrome	0 (0 to 0)	0 (0 to 0)	0 (0 to 0)	0 (0 to 0)	0 (0 to 0)

SR Table 2b: Mixed DALYS by cause and age arcuos for females with 95% uncertainty intervals, 2019

Cause	Early Neonatal	Late Neonatal	Post-Neonatal	1 to 4	5 to 9	10 to 14	15 to 19	20 to 24	25 to 29	30 to 34	35 to 39	40 to 44	45 to 49	50 to 54	55 to 59	60 to 64	65 to 69	70 to 74	75 to 79	80 to 84	85 to 89	90 to 94	95 plus	Total
All causes	467 (393 to 561)	192 (141 to 261)	991 (774 to 1269)	1,978 (1,170 to 3,163)	692 (1,350 to 2,666)	2,648 (1,850 to 3,450)	4,260 (3,156 to 5,505)	5,540 (4,150 to 7,139)	6,260 (4,670 to 8,064)	7,010 (5,213 to 9,170)	10,100 (7,799 to 12,600)	13,200 (10,200 to 16,600)	15,200 (11,900 to 19,000)	16,200 (12,500 to 20,300)	16,800 (13,000 to 20,900)	16,900 (13,000 to 21,000)	16,400 (12,700 to 20,600)	15,400 (11,900 to 19,600)	14,000 (10,800 to 18,000)	12,200 (9,000 to 16,000)	10,200 (7,000 to 14,000)	8,000 (5,000 to 12,000)	15,700 (13,700 to 18,000)	309,000
Communicable, maternal, neonatal, and nutritional diseases	292 (189 to 393)	60.6 (43 to 78.1)	174 (136 to 227)	282 (197 to 409)	291 (183 to 454)	290 (172 to 448)	331 (222 to 472)	334 (227 to 474)	400 (262 to 574)	486 (292 to 692)	672 (376 to 1,000)	905 (540 to 1,400)	1,200 (720 to 1,800)	1,600 (1,000 to 2,400)	2,000 (1,300 to 3,000)	2,300 (1,500 to 3,400)	2,600 (1,600 to 3,800)	2,900 (1,800 to 4,200)	3,000 (1,800 to 4,400)	2,900 (1,700 to 4,300)	2,600 (1,500 to 4,000)	1,900 (1,200 to 2,800)	15,100
HIV/AIDS and sexually transmitted infections	0 (0 to 0)	0 (0 to 0)	0.9 (0.7 to 1.2)	0.6 (0.5 to 0.7)	0.4 (0.3 to 0.5)	1.4 (1 to 1.9)	9.6 (7.6 to 12)	32.1 (25 to 39.5)	57.9 (45 to 70.5)	79.5 (62.7 to 97.6)	93.5 (74 to 115)	101.2 (81.4 to 123)	101.2 (81.4 to 123)	98.9 (79.7 to 120)	94.1 (75.9 to 114)	87.1 (70.3 to 106)	78.1 (63 to 95.3)	67.1 (54.1 to 81.9)	55.1 (44.4 to 67.3)	43.1 (34.7 to 52.6)	32.1 (25.8 to 39.2)	22.1 (17.8 to 27)	1,000
HIV/AIDS	0 (0 to 0)	0 (0 to 0)	0.9 (0.7 to 1.2)	0.6 (0.5 to 0.7)	0.4 (0.3 to 0.5)	0.2 (0.1 to 0.2)	0.4 (0.3 to 0.5)	0.9 (0.7 to 1.2)	1.1 (0.8 to 1.4)	1.9 (1.5 to 2.3)	1.9 (1.5 to 2.3)	1.6 (1.3 to 2)	1.6 (1.3 to 2)	1.6 (1.3 to 2)	1.6 (1.3 to 2)	1.6 (1.3 to 2)	1.7 (1.4 to 2.1)	1.7 (1.4 to 2.1)	1.7 (1.4 to 2.1)	1.7 (1.4 to 2.1)	1.7 (1.4 to 2.1)	1.7 (1.4 to 2.1)	30
HIV/AIDS - Drug-susceptible Tuberculosis	0 (0 to 0)	0 (0 to 0)	0.2 (0.2 to 0.3)	0.2 (0.1 to 0.3)	0.1 (0.1 to 0.2)	0.1 (0 to 0.1)	0.1 (0 to 0.2)	0.2 (0.1 to 0.3)	0.2 (0.1 to 0.3)	0.2 (0.1 to 0.3)	0.2 (0.1 to 0.3)	0.2 (0.1 to 0.3)	0.2 (0.1 to 0.3)	0.2 (0.1 to 0.3)	0.2 (0.1 to 0.3)	0.2 (0.1 to 0.3)	0.2 (0.1 to 0.3)	0.2 (0.1 to 0.3)	0.2 (0.1 to 0.3)	0.2 (0.1 to 0.3)	0.2 (0.1 to 0.3)	0.2 (0.1 to 0.3)	9.2
HIV/AIDS - Multidrug-resistant Tuberculosis without extensive	0 (0 to 0)	0 (0 to 0)	0 (0 to 0)	0 (0 to 0)	0 (0 to 0)	0 (0 to 0)	0 (0 to 0)	0 (0 to 0)	0 (0 to 0)	0 (0 to 0)	0 (0 to 0)	0 (0 to 0)	0 (0 to 0)	0 (0 to 0)	0 (0 to 0)	0 (0 to 0)	0 (0 to 0)	0 (0 to 0)	0 (0 to 0)	0 (0 to 0)	0 (0 to 0)	0 (0 to 0)	0 (0 to 0)	0.1
HIV/AIDS - Extensively drug-resistant Tuberculosis	0 (0 to 0)	0 (0 to 0)	0 (0 to 0)	0 (0 to 0)	0 (0 to 0)	0 (0 to 0)	0 (0 to 0)	0 (0 to 0)	0 (0 to 0)	0 (0 to 0)	0 (0 to 0)	0 (0 to 0)	0 (0 to 0)	0 (0 to 0)	0 (0 to 0)	0 (0 to 0)	0 (0 to 0)	0 (0 to 0)	0 (0 to 0)	0 (0 to 0)	0 (0 to 0)	0 (0 to 0)	0 (0 to 0)	0
HIV/AIDS resulting in other diseases	0 (0 to 0)	0 (0 to 0)	0.6 (0.5 to 0.8)	0.4 (0.3 to 0.6)	0.3 (0.2 to 0.4)	0.1 (0.1 to 0.2)	0.2 (0.2 to 0.3)	0.6 (0.5 to 1.1)	0.8 (0.6 to 1.1)	0.8 (0.6 to 1.1)	0.8 (0.6 to 1.1)	0.8 (0.6 to 1.1)	0.8 (0.6 to 1.1)	0.8 (0.6 to 1.1)	0.8 (0.6 to 1.1)	0.8 (0.6 to 1.1)	0.8 (0.6 to 1.1)	0.8 (0.6 to 1.1)	0.8 (0.6 to 1.1)	0.8 (0.6 to 1.1)	0.8 (0.6 to 1.1)	0.8 (0.6 to 1.1)	29.7
Sexually transmitted infections excluding HIV	0 (0 to 0)	0 (0 to 0)	0 (0 to 0)	0 (0 to 0)	0 (0 to 0)	0.2 (0 to 0.3)	0.2 (0 to 0.3)	0.2 (0 to 0.3)	0.2 (0 to 0.3)	0.2 (0 to 0.3)	0.2 (0 to 0.3)	0.2 (0 to 0.3)	0.2 (0 to 0.3)	0.2 (0 to 0.3)	0.2 (0 to 0.3)	0.2 (0 to 0.3)	0.2 (0 to 0.3)	0.2 (0 to 0.3)	0.2 (0 to 0.3)	0.2 (0 to 0.3)	0.2 (0 to 0.3)	0.2 (0 to 0.3)	0.2 (0 to 0.3)	2.2
Syphilis	0 (0 to 0)	0 (0 to 0)	0 (0 to 0)	0 (0 to 0)	0 (0 to 0)	0 (0 to 0)	0 (0 to 0)	0 (0 to 0)	0 (0 to 0)	0 (0 to 0)	0 (0 to 0)	0 (0 to 0)	0 (0 to 0)	0 (0 to 0)	0 (0 to 0)	0 (0 to 0)	0 (0 to 0)	0 (0 to 0)	0 (0 to 0)	0 (0 to 0)	0 (0 to 0)	0 (0 to 0)	0 (0 to 0)	0
Chlamydial infection	0 (0 to 0)	0 (0 to 0)	0 (0 to 0)	0 (0 to 0)	0 (0 to 0)	0.3 (0.2 to 0.4)	1.6 (1.2 to 2.1)	2.6 (1.9 to 3.4)	3.2 (2.4 to 4.2)	3.6 (2.6 to 4.7)	3.6 (2.6 to 4.7)	3.6 (2.6 to 4.7)	3.6 (2.6 to 4.7)	3.6 (2.6 to 4.7)	3.6 (2.6 to 4.7)	3.6 (2.6 to 4.7)	3.6 (2.6 to 4.7)	3.6 (2.6 to 4.7)	3.6 (2.6 to 4.7)	3.6 (2.6 to 4.7)	3.6 (2.6 to 4.7)	3.6 (2.6 to 4.7)	33.4
Gonococcal infection	0 (0 to 0)	0 (0 to 0)	0 (0 to 0)	0 (0 to 0)	0 (0 to 0)	0.1 (0.1 to 0.2)	0.4 (0.3 to 0.5)	0.7 (0.5 to 0.9)	0.9 (0.7 to 1.2)	1.2 (0.9 to 1.5)	1.6 (1.2 to 2)	1.8 (1.4 to 2.3)	1.9 (1.4 to 2.3)	1.9 (1.4 to 2.3)	1.9 (1.4 to 2.3)	1.9 (1.4 to 2.3)	1.9 (1.4 to 2.3)	1.9 (1.4 to 2.3)	1.9 (1.4 to 2.3)	1.9 (1.4 to 2.3)	1.9 (1.4 to 2.3)	1.9 (1.4 to 2.3)	24.2
Trichomoniasis	0 (0 to 0)	0 (0 to 0)	0 (0 to 0)	0 (0 to 0)	0 (0 to 0)	0.5 (0.3 to 0.7)	2.2 (1.7 to 2.9)	3.7 (2.8 to 4.8)	4.5 (3.4 to 5.7)	5.1 (3.8 to 6.7)	5.1 (3.8 to 6.7)	5.1 (3.8 to 6.7)	5.1 (3.8 to 6.7)	5.1 (3.8 to 6.7)	5.1 (3.8 to 6.7)	5.1 (3.8 to 6.7)	5.1 (3.8 to 6.7)	5.1 (3.8 to 6.7)	5.1 (3.8 to 6.7)	5.1 (3.8 to 6.7)	5.1 (3.8 to 6.7)	5.1 (3.8 to 6.7)	47.5
Genital herpes	0 (0 to 0)	0 (0 to 0)	0 (0 to 0)	0 (0 to 0)	0 (0 to 0)	0 (0 to 0)	0 (0 to 0)	0 (0 to 0)	0.1 (0 to 0.1)	0.1 (0 to 0.1)	0.2 (0.1 to 0.3)	0.2 (0.1 to 0.3)	0.2 (0.1 to 0.3)	0.2 (0.1 to 0.3)	0.2 (0.1 to 0.3)	0.2 (0.1 to 0.3)	0.2 (0.1 to 0.3)	0.2 (0.1 to 0.3)	0.2 (0.1 to 0.3)	0.2 (0.1 to 0.3)	0.2 (0.1 to 0.3)	0.2 (0.1 to 0.3)	1.6
Other sexually transmitted infections	0 (0 to 0)	0 (0 to 0)	0.7 (0.5 to 0.9)	0.5 (0.4 to 0.6)	0.3 (0.2 to 0.4)	0.2 (0.2 to 0.3)	0.3 (0.2 to 0.4)	0.7 (0.5 to 0.9)	0.8 (0.6 to 1.1)	0.9 (0.7 to 1.2)	0.9 (0.7 to 1.2)	0.9 (0.7 to 1.2)	0.9 (0.7 to 1.2)	0.9 (0.7 to 1.2)	0.9 (0.7 to 1.2)	0.9 (0.7 to 1.2)	0.9 (0.7 to 1.2)	0.9 (0.7 to 1.2)	0.9 (0.7 to 1.2)	0.9 (0.7 to 1.2)	0.9 (0.7 to 1.2)	0.9 (0.7 to 1.2)	8.6
Respiratory infections and tuberculosis	0 (0 to 0)	0 (0 to 0)	0.4 (0.3 to 0.6)	0.3 (0.2 to 0.4)	0.2 (0.2 to 0.3)	0.2 (0.2 to 0.3)	0.3 (0.2 to 0.4)	0.4 (0.3 to 0.5)	0.5 (0.4 to 0.6)	0.6 (0.5 to 0.8)	0.8 (0.6 to 1.1)	1.1 (0.8 to 1.4)	1.4 (1.1 to 1.8)	1.8 (1.4 to 2.3)	2.2 (1.7 to 2.8)	2.6 (2 to 3.3)	2.9 (2.2 to 3.7)	3.1 (2.4 to 4)	3.2 (2.4 to 4.1)	3.2 (2.4 to 4.1)	3.1 (2.4 to 4)	2.9 (2.2 to 3.8)	8,990
Tuberculosis	0 (0 to 0)	0 (0 to 0)	0.3 (0.3 to 0.5)	0.3 (0.3 to 0.4)	0.1 (0.1 to 0.2)	0.2 (0.2 to 0.3)	0.3 (0.3 to 0.4)	0.4 (0.3 to 0.6)	0.5 (0.4 to 0.6)	0.6 (0.4 to 0.8)	0.7 (0.5 to 0.9)	0.8 (0.6 to 1.1)	1 (0.7 to 1.3)	1.2 (0.9 to 1.6)	1.5 (1.1 to 2)	1.8 (1.3 to 2.3)	2 (1.5 to 2.6)	2.2 (1.6 to 2.8)	2.2 (1.6 to 2.9)	2.2 (1.6 to 2.9)	2.1 (1.5 to 2.8)	1.9 (1.4 to 2.6)	252
Latent tuberculosis infection	0 (0 to 0)	0 (0 to 0)	0 (0 to 0)	0 (0 to 0)	0 (0 to 0)	0 (0 to 0)	0 (0 to 0)	0 (0 to 0)	0 (0 to 0)	0 (0 to 0)	0 (0 to 0)	0 (0 to 0)	0 (0 to 0)	0 (0 to 0)	0 (0 to 0)	0 (0 to 0)	0 (0 to 0)	0 (0 to 0)	0 (0 to 0)	0 (0 to 0)	0 (0 to 0)	0 (0 to 0)	0 (0 to 0)	0
Drug-susceptible Tuberculosis	0 (0 to 0)	0 (0 to 0)	0.3 (0.3 to 0.5)	0.3 (0.3 to 0.4)	0.1 (0.1 to 0.2)	0.2 (0.2 to 0.3)	0.3 (0.3 to 0.4)	0.4 (0.3 to 0.6)	0.5 (0.4 to 0.6)	0.6 (0.4 to 0.8)	0.7 (0.5 to 0.9)	0.8 (0.6 to 1.1)	1 (0.7 to 1.3)	1.2 (0.9 to 1.6)	1.5 (1.1 to 2)	1.8 (1.3 to 2.3)	2 (1.5 to 2.6)	2.2 (1.6 to 2.8)	2.2 (1.6 to 2.9)	2.2 (1.6 to 2.9)	2.1 (1.5 to 2.8)	1.9 (1.4 to 2.6)	252
Multidrug-resistant tuberculosis without extensive drug-resistar	0 (0 to 0)	0 (0 to 0)	0 (0 to 0)	0 (0 to 0)	0 (0 to 0)	0 (0 to 0)	0 (0 to 0)	0 (0 to 0)	0 (0 to 0)	0 (0 to 0)	0 (0 to 0)	0 (0 to 0)	0 (0 to 0)	0 (0 to 0)	0 (0 to 0)	0 (0 to 0)	0 (0 to 0)	0 (0 to 0)	0 (0 to 0)	0 (0 to 0)	0 (0 to 0)	0 (0 to 0)	0 (0 to 0)	0
Extensively drug-resistant tuberculosis	0 (0 to 0)	0 (0 to 0)	0 (0 to 0)	0 (0 to 0)	0 (0 to 0)	0 (0 to 0)	0 (0 to 0)	0 (0 to 0)	0 (0 to 0)	0 (0 to 0)	0 (0 to 0)	0 (0 to 0)	0 (0 to 0)	0 (0 to 0)	0 (0 to 0)	0 (0 to 0)	0 (0 to 0)	0 (0 to 0)	0 (0 to 0)	0 (0 to 0)	0 (0 to 0)	0 (0 to 0)	0 (0 to 0)	0
Lower respiratory infections	2.6 (1.8 to 3.7)	3.7 (2.6 to 5.2)	34.8 (23.5 to 49.8)	19.9 (12.5 to 29.5)	14.3 (9.1 to 19.7)	11.6 (7.1 to 16.5)	11.7 (7.2 to 16.5)	12.6 (7.8 to 17.8)	13.1 (8.2 to 18.5)	14.1 (8.8 to 19.8)	15.1 (9.5 to 21.2)	16.2 (10.2 to 22.8)	17.7 (11.2 to 24.9)	19.4 (12.3 to 27.3)	22.2 (14.1 to 31.2)	25.1 (16 to 35.3)	28 (17.9 to 39.4)	30.7 (19.6 to 43.2)	32.8 (20.9 to 46.1)	34.1 (21.7 to 47.9)	34.2 (21.8 to 48)	33.1 (21.1 to 46.5)	1,040
Upper respiratory infections	0 (0 to 0)	0 (0 to 0)	0.5 (0.3 to 0.8)	0.7 (0.4 to 1.1)	0.5 (0.3 to 0.8)	0.5 (0.3 to 0.8)	0.5 (0.3 to 0.8)	0.5 (0.3 to 0.8)	0.5 (0.3 to 0.8)	0.5 (0.3 to 0.8)	0.5 (0.3 to 0.8)	0.5 (0.3 to 0.8)	0.5 (0.3 to 0.8)	0.5 (0.3 to 0.8)	0.5 (0.3 to 0.8)	0.5 (0.3 to 0.8)	0.5 (0.3 to 0.8)	0.5 (0.3 to 0.8)	0.5 (0.3 to 0.8)	0.5 (0.3 to 0.8)	0.5 (0.3 to 0.8)	0.5 (0.3 to 0.8)	8.6
Otitis media	0 (0 to 0)	0 (0 to 0.1)	0.1 (0.1 to 0.2)	0.1 (0 to 0.2)	0.1 (0 to 0.2)	0.1 (0 to 0.2)	0.1 (0 to 0.2)	0.1 (0 to 0.2)	0.1 (0 to 0.2)	0.1 (0 to 0.2)	0.1 (0 to 0.2)	0.1 (0 to 0.2)	0.1 (0 to 0.2)	0.1 (0 to 0.2)	0.1 (0 to 0.2)	0.1 (0 to 0.2)	0.1 (0 to 0.2)	0.1 (0 to 0.2)	0.1 (0 to 0.2)	0.1 (0 to 0.2)	0.1 (0 to 0.2)	0.1 (0 to 0.2)	1.2
Enteric infections	2.6 (2.3 to 3.7)	0.9 (0.6 to 1.4)	5.7 (4.1 to 7.9)	4.1 (2.6 to 6.1)	0.8 (0.5 to 1.2)	0.7 (0.4 to 1.1)	0.8 (0.5 to 1.2)	0.9 (0.6 to 1.3)	1.1 (0.7 to 1.6)	1.3 (0.8 to 1.9)	1.6 (1 to 2.3)	1.9 (1.2 to 2.7)	2.2 (1.4 to 3.2)	2.6 (1.7 to 3.7)	3.1 (2 to 4.4)	3.6 (2.3 to 5.1)	4.1 (2.6 to 5.8)	4.5 (2.9 to 6.4)	4.8 (3.1 to 6.8)	4.9 (3.2 to 7)	4.9 (3.1 to 7)	4.7 (3 to 6.7)	121
Diarrheal diseases	1 (0.3 to 3.7)	0.7 (0.6 to 1.6)	4.7 (3.6 to 6.2)	3.2 (1.9 to 4.8)	0.6 (0.3 to 1.1)	0.5 (0.3 to 0.8)	0.6 (0.3 to 1.1)	0.7 (0.4 to 1.2)	0.8 (0.5 to 1.4)	1 (0.6 to 1.7)	1.2 (0.7 to 2)	1.5 (0.9 to 2.4)	1.8 (1.1 to 2.8)	2.2 (1.3 to 3.4)	2.6 (1.6 to 4)	3.1 (1.9 to 4.7)	3.6 (2.2 to 5.4)	4.1 (2.5 to 6.1)	4.5 (2.8 to 6.7)	4.8 (2.9 to 7.1)	4.9 (2.9 to 7.2)	4.8 (2.8 to 7.1)	104
Typhoid and paratyphoid	0 (0 to 0)	0 (0 to 0)	0 (0 to 0)	0 (0 to 0)	0 (0 to 0)	0 (0 to 0)	0 (0 to 0)	0 (0 to 0)	0 (0 to 0)	0 (0 to 0)	0 (0 to 0)	0 (0 to 0)	0 (0 to 0)	0 (0 to 0)	0 (0 to 0)	0 (0 to 0)	0 (0 to 0)	0 (0 to 0)	0 (0 to 0)	0 (0 to 0)	0 (0 to 0)	0 (0 to 0)	0 (0 to 0)	0.1
Typhoid fever	0 (0 to 0)	0 (0 to 0)	0 (0 to 0)	0 (0 to 0)	0 (0 to 0)	0 (0 to 0)	0 (0 to 0)	0 (0 to 0)	0 (0 to 0)	0 (0 to 0)	0 (0 to 0)	0 (0 to 0)	0 (0 to 0)	0 (0 to 0)	0 (0 to 0)	0 (0 to 0)	0 (0 to 0)	0 (0 to 0)	0 (0 to 0)	0 (0 to 0)	0 (0 to 0)	0 (0 to 0)	0 (0 to 0)	0
Paratyphoid fever	0 (0 to 0)	0 (0 to 0)	0 (0 to 0)	0 (0 to 0)	0 (0 to 0)	0 (0 to 0)	0 (0 to 0)	0 (0 to 0)	0 (0 to 0)	0 (0 to 0)	0 (0 to 0)	0 (0 to 0)	0 (0 to 0)	0 (0 to 0)	0 (0 to 0)	0 (0 to 0)	0 (0 to 0)	0 (0 to 0)	0 (0 to 0)	0 (0 to 0)	0 (0 to 0)	0 (0 to 0)	0 (0 to 0)	0.1
Invasive Non-typhoidal Salmonella (iNTS)	0 (0 to 0)	0 (0 to 0)	0 (0 to 0)	0 (0 to 0.1)	0 (0 to 0)	0 (0 to 0)	0 (0 to 0)	0 (0 to 0)	0 (0 to 0)	0 (0 to 0)	0 (0 to 0)	0 (0 to 0)	0 (0 to 0)	0 (0 to 0)	0 (0 to 0)	0 (0 to 0)	0 (0 to 0)	0 (0 to 0)	0 (0 to 0)	0 (0 to 0)	0 (0 to 0)	0 (0 to 0)	0 (0 to 0)	0.5
Other intestinal infectious diseases	0 (0 to 0)	0 (0 to 0)	0.1 (0 to 0.1)	0.1 (0 to 0.1)	0.1 (0 to 0.2)	0.1 (0 to 0.2)	0.1 (0 to 0.2)	0.1 (0 to 0.2)	0.1 (0 to 0.2)	0.1 (0 to 0.2)	0.1 (0 to 0.2)	0.1 (0 to 0.2)	0.1 (0 to 0.2)	0.1 (0 to 0.2)	0.1 (0 to 0.2)	0.1 (0 to 0.2)	0.1 (0 to 0.2)	0.1 (0 to 0.2)	0.1 (0 to 0.2)	0.1 (0 to 0.2)	0.1 (0 to 0.2)	0.1 (0 to 0.2)	1.2
Neglected tropical diseases and malaria	2.2 (0.7 to 5.8)	0.7 (0.2 to 1.9)	5.7 (2.1 to 13.1)	6.6 (2.7 to 13.8)	2.7 (1.1 to 5.3)	2.2 (0.9 to 4.2)	2.2 (0.9 to 4.2)	2.2 (0.9 to 4.2)	2.2 (0.9 to 4.2)	2.2 (0.9 to 4.2)	2.2 (0.9 to 4.2)	2.2 (0.9 to 4.2)	2.2 (0.9 to 4.2)	2.2 (0.9 to 4.2)	2.2 (0.9 to 4.2)	2.2 (0.9 to 4.2)	2.2 (0.9 to 4.2)	2.2 (0.9 to 4.2)	2.2 (0.9 to 4.2)	2.2 (0.9 to 4.2)	2.2 (0.9 to 4.2)	2.2 (0.9 to 4.2)	121
Malaria	0 (0 to 0)	0 (0 to 0)	0 (0 to 0)	0 (0 to 0)	0 (0 to 0)	0 (0 to 0)	0 (0 to 0)	0 (0 to 0)	0 (0 to 0)	0 (0 to 0)	0 (0 to 0)	0 (0 to 0)	0 (0 to 0)	0 (0 to 0)	0 (0 to 0)	0 (0 to 0)	0 (0 to 0)	0 (0 to 0)	0 (0 to 0)	0 (0 to 0)	0 (0 to 0)	0 (0 to 0)	0 (0 to 0)	0
Chagas disease	0 (0 to 0)	0 (0 to 0)	0 (0 to 0)	0 (0 to 0)	0 (0 to 0)	0 (0 to 0)	0 (0 to 0)	0 (0 to 0)	0 (0 to 0)	0 (0 to 0)	0 (0 to 0)	0 (0 to 0)	0 (0 to 0)	0 (0 to 0)	0 (0 to 0)	0 (0 to 0)	0 (0 to 0)	0 (0 to 0)	0 (0 to 0)	0 (0 to 0)	0 (0 to 0)	0 (0 to 0)	0 (0 to 0)	0.1
Leishmaniasis	0 (0 to 0)	0 (0 to 0)	0 (0 to 0)	0 (0 to 0)	0 (0 to 0)	0 (0 to 0)	0 (0 to 0)	0 (0 to 0)	0 (0 to 0)	0 (0 to 0)	0 (0 to 0)	0 (0 to 0)	0 (0 to 0)	0 (0 to 0)	0 (0 to 0)	0 (0 to 0)	0 (0 to 0)	0 (0 to 0)	0 (0 to 0)	0 (0 to 0)	0 (0 to 0)	0 (0 to 0)	0 (0 to 0)	0
Visceral leishmaniasis	0 (0 to 0)	0 (0 to 0)	0 (0 to 0)	0 (0 to 0)	0 (0 to 0)	0 (0 to 0)	0 (0 to 0)	0 (0 to 0)	0 (0 to 0)	0 (0 to 0)	0 (0 to 0)	0 (0 to 0)	0 (0 to 0)	0 (0 to 0)	0 (0 to 0)	0 (0 to 0)	0 (0 to 0)	0 (0 to 0)	0 (0 to 0)	0 (0 to 0)	0 (0 to 0)	0 (0 to 0)	0 (0 to 0)	0
Cutaneous and mucocutaneous leishmaniasis	0 (0 to 0)	0 (0 to 0)	0 (0 to 0)	0 (0 to 0)	0 (0 to 0)	0 (0 to 0)	0 (0 to 0)	0 (0 to 0)	0 (0 to 0)	0 (0 to 0)	0 (0 to 0)	0 (0 to 0)	0 (0 to 0)	0 (0 to 0)	0 (0 to 0)	0 (0 to 0)	0 (0 to 0)	0 (0 to 0)	0 (0 to 0)	0 (0 to 0)	0 (0 to 0)	0 (0 to 0)	0 (0 to 0)	0
African trypanosomiasis	0 (0 to 0)	0 (0 to 0)	0 (0 to 0)	0 (0 to 0)	0 (0 to 0)	0 (0 to 0)	0 (0 to 0)	0 (0 to 0)	0 (0 to 0)	0 (0 to 0)	0 (0 to 0)	0 (0 to 0)	0 (0 to 0)	0 (0 to 0)	0 (0 to 0)	0 (0 to 0)	0 (0 to 0)	0 (0 to 0)	0 (0 to 0)	0 (0 to 0)	0 (0 to 0)	0 (0 to 0)	0 (0 to 0)	0
Schistosomiasis	0 (0 to 0)	0 (0 to 0)	0 (0 to 0)	0 (0 to 0)	0 (0 to 0)	0 (0 to 0)	0 (0 to 0)	0 (0 to 0)	0 (0 to 0)	0 (0 to 0)	0 (0 to 0)	0 (0 to 0)	0 (0 to 0)	0 (0 to 0)	0 (0 to 0)	0 (0 to 0)	0 (0 to 0)	0 (0 to 0)	0 (0 to 0)	0 (0 to 0)	0 (0 to 0)	0 (0 to 0)	0 (0 to 0)	0
Cysticercosis	0 (0 to 0)	0 (0 to 0)	0 (0 to 0)	0 (0 to 0)	0 (0 to 0)	0 (0 to 0)	0 (0 to 0)	0 (0 to 0)	0 (0 to 0)	0 (0 to 0)	0 (0 to 0)	0 (0 to 0)	0 (0 to 0)	0 (0 to 0)	0 (0 to 0)	0 (0 to 0)	0 (0 to 0)	0 (0 to 0)	0 (0 to 0)	0 (0 to 0)	0 (0 to 0)	0 (0 to 0)	0 (0 to 0)	0
Cystic echinococcosis	0 (0 to 0)	0 (0 to 0)	0 (0 to 0)	0 (0 to 0)	0 (0 to 0)	0 (0 to 0)	0 (0 to 0)	0 (0 to 0)	0 (0 to 0)	0 (0 to 0)	0 (0 to 0)	0 (0 to 0)	0 (0 to 0)	0 (0 to 0)	0 (0 to 0)	0 (0 to 0)	0 (0 to 0)	0 (0 to 0)	0 (0 to 0)	0 (0 to 0)	0 (0 to 0)	0 (0 to 0)	0 (0 to 0)	0.1
Lymphatic filariasis	0 (0 to 0)	0 (0 to 0)	0 (0 to 0)	0 (0 to 0)	0 (0 to 0)	0 (0 to 0)	0 (0 to 0)	0 (0 to 0)	0 (0 to 0)	0 (0 to 0)	0 (0 to 0)	0 (0 to 0)	0 (0 to 0)	0 (0 to 0)	0 (0 to 0)	0 (0 to 0)	0 (0 to 0)	0 (0 to 0)	0 (0 to 0)	0 (0 to 0)	0 (0 to 0)	0 (0 to 0)	0 (0 to 0)	0
Onchocerciasis	0 (0 to 0)	0 (0 to 0)	0 (0 to 0)	0 (0 to 0)	0 (0 to 0)	0 (0 to 0)	0 (0 to 0)	0 (0 to 0)	0 (0 to 0)	0 (0 to 0)	0 (0 to 0)	0 (0 to 0)	0 (0 to 0)	0 (0 to 0)	0 (0 to 0)	0 (0 to 0)	0 (0 to 0)	0 (0 to 0)	0 (0 to 0)	0 (0 to 0)	0 (0 to 0)	0 (0 to 0)	0 (0 to 0)	0
Trachoma	0 (0 to 0)	0 (0 to 0)	0 (0 to 0)	0 (0 to 0)	0 (0 to 0)	0 (0 to 0)	0 (0 to 0)	0 (0 to 0)	0 (0 to 0)	0 (0 to 0)	0 (0 to 0)	0 (0 to 0)	0 (0 to 0)	0 (0 to 0)	0 (0 to 0)	0 (0 to 0)	0 (0 to 0)	0 (0 to 0)	0 (0 to 0)	0 (0 to 0)	0 (0 to 0)	0 (0 to 0)	0 (0 to 0)	0
Dengue	0 (0 to 0)	0 (0 to 0)	0 (0 to 0)	0 (0 to 0)	0 (0 to 0)	0 (0 to 0)	0 (0 to 0)	0 (0 to 0)	0 (0 to 0)	0 (0 to 0)	0 (0 to 0)	0 (0 to 0)	0 (0 to 0)	0 (0 to 0)	0 (0 to 0)	0 (0 to 0)	0 (0 to 0)	0 (0 to 0)	0 (0 to 0)	0 (0 to 0)	0 (0 to 0)	0 (0 to 0)	0 (0 to 0)	0
Yellow fever	0 (0 to 0)	0 (0 to 0)	0 (0 to 0)	0 (0 to 0)	0 (0 to 0)	0 (0 to 0)	0 (0 to 0)	0 (0 to 0)	0 (0 to 0)	0 (0 to 0)	0 (0 to 0)	0 (0 to 0)	0 (0 to 0)	0 (0 to 0)	0 (0 to 0)	0 (0 to 0)	0 (0 to 0)	0 (0 to 0)	0 (0 to 0)	0 (0 to 0)	0 (0 to 0)	0 (0 to 0)	0 (0 to 0)	0
Rabies	0 (0 to 0)	0 (0 to 0)	0 (0 to 0)	0 (0 to 0)	0 (0 to 0)	0 (0 to 0)	0 (0 to 0)	0 (0 to 0)	0 (0 to 0)	0 (0 to 0)	0 (0 to 0)	0 (0 to 0)	0 (0 to 0)	0 (0 to 0)	0 (0 to 0)	0 (0 to 0)	0 (0 to 0)	0 (0 to 0)	0 (0 to 0)	0 (0 to 0)	0 (0 to 0)	0 (0 to 0)	0 (0 to 0)	0
Intestinal nematode infections	0 (0 to 0)	0 (0 to 0)	0 (0 to 0)	0 (0 to 0)	0 (0 to 0)	0 (0 to 0)	0 (0 to 0)	0 (0 to 0)	0 (0 to 0)	0 (0 to 0)	0 (0 to 0)	0 (0 to 0)	0 (0 to 0)	0 (0 to 0)	0 (0 to 0)	0 (0 to 0)	0 (0 to 0)	0 (0 to 0)	0 (0 to 0)	0 (0 to 0)	0 (0 to 0)	0 (0 to 0)	0 (0 to 0)	0
Ascariasis	0 (0 to 0)	0 (0 to 0)	0 (0 to 0)	0 (0 to 0)	0 (0 to 0)	0 (0 to 0)	0 (0 to 0)	0 (0 to 0)	0 (0 to 0)	0 (0 to 0)	0 (0 to 0)	0 (0 to 0)	0 (0 to 0)	0 (0 to 0)	0 (0 to 0)	0 (0 to 0)	0 (0 to 0)	0 (0 to 0)	0 (0 to 0)	0 (0 to 0)	0 (0 to 0)	0 (0 to 0)	0 (0 to 0)	0
Trichuriasis	0 (0 to 0)	0 (0 to 0)	0 (0 to 0)	0 (0 to 0)	0 (0 to 0)	0 (0 to 0)	0 (0 to 0)	0 (0 to 0)	0 (0 to 0)	0 (0 to 0)	0 (0 to 0)	0 (0 to 0)	0 (0 to 0)	0 (0 to 0)	0 (0 to 0)	0 (0 to 0)	0 (0 to 0)	0 (0 to 0)	0 (0 to 0)	0 (0 to 0)	0 (0 to 0)	0 (0 to 0)	0





SR Table 2b: Asia's DALYS by cause and age group for females with 95% uncertainty intervals, 2019

Cause	Early Neonatal	Late Neonatal	Post Neonatal	1 to 4	5 to 9	10 to 14	15 to 19	20 to 24	25 to 29	30 to 34	35 to 39	40 to 44	45 to 49	50 to 54	55 to 59	60 to 64	65 to 69	70 to 74	75 to 79	80 to 84	85 to 89	90 to 94	95 plus	Total
All causes	1 (1 to 1)	1 (1 to 1)	2 (2 to 2)	1 (1 to 1)	1 (1 to 1)	1 (1 to 1)	1 (1 to 1)	2 (2 to 2)	2 (2 to 2)	3 (3 to 3)	4 (4 to 4)	5 (5 to 5)	7 (7 to 7)	9 (9 to 9)	13 (13 to 13)	18 (18 to 18)	26 (26 to 26)	38 (38 to 38)	57 (57 to 57)	87 (87 to 87)	134 (134 to 134)	211 (211 to 211)	350 (350 to 350)	183,020
Communicable, maternal, neonatal, and nutritional diseases	71 (52 to 92)	29 (18 to 42)	66 (49 to 86)	64 (49 to 84)	20 (13 to 29)	16 (9 to 24)	19 (12 to 28)	27 (18 to 38)	34 (24 to 46)	43 (31 to 57)	53 (39 to 69)	65 (49 to 84)	80 (61 to 101)	98 (76 to 123)	120 (93 to 150)	147 (113 to 185)	179 (138 to 224)	217 (169 to 272)	260 (203 to 327)	307 (240 to 385)	361 (283 to 453)	422 (331 to 529)	493 (387 to 618)	8,262
HIV/AIDS and sexually transmitted infections	0 (0 to 0)	0 (0 to 0)	0 (0 to 0)	0 (0 to 0)	0 (0 to 0)	0 (0 to 0)	1 (0 to 1)	2 (1 to 3)	3 (2 to 4)	4 (3 to 5)	5 (4 to 7)	6 (5 to 8)	8 (6 to 10)	10 (8 to 13)	13 (10 to 16)	16 (13 to 20)	20 (16 to 25)	25 (20 to 31)	31 (25 to 39)	39 (31 to 48)	48 (38 to 59)	59 (47 to 73)	73 (58 to 91)	91 (72 to 114)	125 (99 to 157)	1,140 (894 to 1,423)	1,423 (1,114 to 1,774)	1,774 (1,389 to 2,212)	2,212 (1,732 to 2,758)	2,758 (2,159 to 3,438)	3,438 (2,691 to 4,285)	4,285 (3,355 to 5,340)	5,340 (4,181 to 6,655)	6,655 (5,210 to 8,293)	8,293 (6,492 to 10,332)	10,332 (8,088 to 12,874)	12,874 (10,079 to 16,040)	16,040 (12,562 to 19,980)	19,980 (15,644 to 24,888)	24,888 (19,490 to 30,999)	30,999 (24,282 to 38,620)	38,620 (30,243 to 48,102)	48,102 (37,661 to 59,904)	59,904 (46,867 to 74,599)	74,599 (58,353 to 92,870)	92,870 (72,623 to 115,599)	115,599 (90,344 to 143,844)	143,844 (112,403 to 178,997)	178,997 (139,824 to 222,750)	222,750 (173,870 to 277,178)	277,178 (216,241 to 344,900)	344,900 (268,870 to 429,183)	429,183 (334,351 to 534,211)	534,211 (415,973 to 664,844)	664,844 (517,599 to 827,373)	827,373 (643,966 to 1,029,722)	1,029,722 (801,198 to 1,281,466)	1,281,466 (996,513 to 1,594,440)	1,594,440 (1,239,350 to 1,984,127)	1,984,127 (1,541,966 to 2,468,511)	2,468,511 (1,917,966 to 3,071,000)	3,071,000 (2,384,966 to 3,821,000)	3,821,000 (2,964,966 to 4,755,000)	4,755,000 (3,687,966 to 5,917,000)	5,917,000 (4,587,966 to 7,362,000)	7,362,000 (5,707,966 to 9,161,000)	9,161,000 (7,099,966 to 11,398,000)	11,398,000 (8,832,966 to 14,183,000)	14,183,000 (10,993,966 to 17,650,000)	17,650,000 (13,677,966 to 21,958,000)	21,958,000 (17,012,966 to 27,320,000)	27,320,000 (21,170,966 to 33,980,000)	33,980,000 (26,330,966 to 42,270,000)	42,270,000 (32,750,966 to 52,580,000)	52,580,000 (40,750,966 to 65,400,000)	65,400,000 (50,670,966 to 81,340,000)	81,340,000 (63,010,966 to 101,180,000)	101,180,000 (78,390,966 to 125,850,000)	125,850,000 (97,490,966 to 156,500,000)	156,500,000 (121,240,966 to 194,600,000)	194,600,000 (150,710,966 to 242,000,000)	242,000,000 (187,410,966 to 300,900,000)	300,900,000 (233,010,966 to 374,100,000)	374,100,000 (289,710,966 to 465,200,000)	465,200,000 (360,210,966 to 578,500,000)	578,500,000 (447,910,966 to 719,200,000)	719,200,000 (556,910,966 to 894,000,000)	894,000,000 (692,210,966 to 1,111,000,000)	1,111,000,000 (860,210,966 to 1,381,000,000)	1,381,000,000 (1,069,210,966 to 1,716,000,000)	1,716,000,000 (1,329,210,966 to 2,132,000,000)	2,132,000,000 (1,651,210,966 to 2,649,000,000)	2,649,000,000 (2,051,210,966 to 3,292,000,000)	3,292,000,000 (2,549,210,966 to 4,091,000,000)	4,091,000,000 (3,167,210,966 to 5,082,000,000)	5,082,000,000 (3,935,210,966 to 6,314,000,000)	6,314,000,000 (4,889,210,966 to 7,845,000,000)	7,845,000,000 (6,074,210,966 to 9,746,000,000)	9,746,000,000 (7,545,210,966 to 12,108,000,000)	12,108,000,000 (9,373,210,966 to 15,043,000,000)	15,043,000,000 (11,643,210,966 to 18,686,000,000)	18,686,000,000 (14,466,210,966 to 23,217,000,000)	23,217,000,000 (17,973,210,966 to 28,844,000,000)	28,844,000,000 (22,333,210,966 to 35,832,000,000)	35,832,000,000 (27,733,210,966 to 44,500,000,000)	44,500,000,000 (34,433,210,966 to 55,280,000,000)	55,280,000,000 (42,783,210,966 to 68,660,000,000)	68,660,000,000 (53,133,210,966 to 85,260,000,000)	85,260,000,000 (65,933,210,966 to 105,800,000,000)	105,800,000,000 (81,833,210,966 to 131,300,000,000)	131,300,000,000 (101,533,210,966 to 163,000,000,000)	163,000,000,000 (126,033,210,966 to 202,300,000,000)	202,300,000,000 (156,433,210,966 to 251,100,000,000)	251,100,000,000 (194,133,210,966 to 311,600,000,000)	311,600,000,000 (240,933,210,966 to 386,700,000,000)	386,700,000,000 (298,933,210,966 to 479,800,000,000)	479,800,000,000 (370,933,210,966 to 595,300,000,000)	595,300,000,000 (460,233,210,966 to 738,600,000,000)	738,600,000,000 (570,933,210,966 to 916,300,000,000)	916,300,000,000 (708,233,210,966 to 1,136,000,000,000)	1,136,000,000,000 (878,233,210,966 to 1,409,000,000,000)	1,409,000,000,000 (1,089,233,210,966 to 1,748,000,000,000)	1,748,000,000,000 (1,351,233,210,966 to 2,168,000,000,000)	2,168,000,000,000 (1,676,233,210,966 to 2,689,000,000,000)	2,689,000,000,000 (2,079,233,210,966 to 3,336,000,000,000)	3,336,000,000,000 (2,579,233,210,966 to 4,138,000,000,000)	4,138,000,000,000 (3,199,233,210,966 to 5,133,000,000,000)	5,133,000,000,000 (3,969,233,210,966 to 6,367,000,000,000)	6,367,000,000,000 (4,923,233,210,966 to 7,897,000,000,000)	7,897,000,000,000 (6,107,233,210,966 to 9,796,000,000,000)	9,796,000,000,000 (7,576,233,210,966 to 12,153,000,000,000)	12,153,000,000,000 (9,399,233,210,966 to 15,076,000,000,000)	15,076,000,000,000 (11,659,233,210,966 to 18,703,000,000,000)	18,703,000,000,000 (14,463,233,210,966 to 23,200,000,000,000)	23,200,000,000,000 (17,943,233,210,966 to 28,780,000,000,000)	28,780,000,000,000 (22,263,233,210,966 to 35,700,000,000,000)	35,700,000,000,000 (27,613,233,210,966 to 44,300,000,000,000)	44,300,000,000,000 (34,263,233,210,966 to 54,900,000,000,000)	54,900,000,000,000 (42,463,233,210,966 to 68,100,000,000,000)	68,100,000,000,000 (52,663,233,210,966 to 84,500,000,000,000)	84,500,000,000,000 (65,363,233,210,966 to 104,800,000,000,000)	104,800,000,000,000 (81,063,233,210,966 to 130,000,000,000,000)	130,000,000,000,000 (100,563,233,210,966 to 161,300,000,000,000)	161,300,000,000,000 (124,763,233,210,966 to 200,000,000,000,000)	200,000,000,000,000 (154,763,233,210,966 to 248,000,000,000,000)	248,000,000,000,000 (191,863,233,210,966 to 307,600,000,000,000)	307,600,000,000,000 (237,963,233,210,966 to 381,600,000,000,000)	381,600,000,000,000 (295,163,233,210,966 to 473,400,000,000,000)	473,400,000,000,000 (366,163,233,210,966 to 587,200,000,000,000)	587,200,000,000,000 (454,163,233,210,966 to 728,400,000,000,000)	728,400,000,000,000 (563,463,233,210,966 to 903,600,000,000,000)	903,600,000,000,000 (699,163,233,210,966 to 1,121,000,000,000,000)	1,121,000,000,000,000 (867,163,233,210,966 to 1,390,000,000,000,000)	1,390,000,000,000,000 (1,075,163,233,210,966 to 1,724,000,000,000,000)	1,724,000,000,000,000 (1,333,163,233,210,966 to 2,139,000,000,000,000)	2,139,000,000,000,000 (1,653,163,233,210,966 to 2,653,000,000,000,000)	2,653,000,000,000,000 (2,053,163,233,210,966 to 3,291,000,000,000,000)	3,291,000,000,000,000 (2,545,163,233,210,966 to 4,082,000,000,000,000)	4,082,000,000,000,000 (3,157,163,233,210,966 to 5,063,000,000,000,000)	5,063,000,000,000,000 (3,915,163,233,210,966 to 6,280,000,000,000,000)	6,280,000,000,000,000 (4,857,163,233,210,966 to 7,790,000,000,000,000)	7,790,000,000,000,000 (6,023,163,233,210,966 to 9,664,000,000,000,000)	9,664,000,000,000,000 (7,473,163,233,210,966 to 11,990,000,000,000,000)	11,990,000,000,000,000 (9,273,163,233,210,966 to 14,870,000,000,000,000)	14,870,000,000,000,000 (11,503,163,233,210,966 to 18,450,000,000,000,000)	18,450,000,000,000,000 (14,263,163,233,210,966 to 22,880,000,000,000,000)	22,880,000,000,000,000 (17,693,163,233,210,966 to 28,380,000,000,000,000)	28,380,000,000,000,000 (21,943,163,233,210,966 to 35,200,000,000,000,000)	35,200,000,000,000,000 (27,223,163,233,210,966 to 43,700,000,000,000,000)	43,700,000,000,000,000 (33,803,163,233,210,966 to 54,200,000,000,000,000)	54,200,000,000,000,000 (41,903,163,233,210,966 to 67,200,000,000,000,000)	67,200,000,000,000,000 (51,963,163,233,210,966 to 83,300,000,000,000,000)	83,300,000,000,000,000 (64,363,163,233,210,966 to 103,300,000,000,000,000)	103,300,000,000,000,000 (79,863,163,233,210,966 to 128,100,000,000,000,000)	128,100,000,000,000,000 (98,963,163,233,210,966 to 158,800,000,000,000,000)	158,800,000,000,000,000 (122,763,163,233,210,966 to 196,900,000,000,000,000)	196,900,000,000,000,000 (152,163,163,233,210,966 to 244,000,000,000,000,000)	244,000,000,000,000,000 (188,563,163,233,210,966 to 302,400,000,000,000,000)	302,400,000,000,000,000 (233,663,163,233,210,966 to 374,800,000,000,000,000)	374,800,000,000,000,000 (289,663,163,233,210,966 to 464,600,000,000,000,000)	464,600,000,000,000,000 (359,163,163,233,210,966 to 576,000,000,000,000,000)	576,000,000,000,000,000 (445,163,163,233,210,966 to 714,000,000,000,000,000)	714,000,000,000,000,000 (552,163,163,233,210,966 to 885,000,000,000,000,000)	885,000,000,000,000,000 (684,163,163,233,210,966 to 1,097,000,000,000,000,000)	1,097,000,000,000,000,000 (848,163,163,233,210,966 to 1,360,000,000,000,000,000)	1,360,000,000,000,000,000 (1,052,163,163,233,210,966 to 1,686,000,000,000,000,000)	1,686,000,000,000,000,000 (1,304,163,163,233,210,966 to 2,090,000,000,000,000,000)	2,090,000,000,000,000,000 (1,616,163,163,233,210,966 to 2,591,000,000,000,000,000)	2,591,000,000,000,000,000 (2,004,163,163,233,210,966 to 3,212,000,000,000,000,000)	3,212,000,000,000,000,000 (2,484,163,163,233,210,966 to 3,982,000,000,000,000,000)	3,982,000,000,000,000,000 (3,080,163,163,233,210,966 to 4,936,000,000,000,000,000)	4,936,000,000,000,000,000 (3,818,163,163,233,210,966 to 6,119,000,000,000,000,000)	6,119,000,000,000,000,000 (4,733,163,163,233,210,966 to 7,586,000,000,000,000,000)	7,586,000,000,000,000,000 (5,867,163,163,233,210,966 to 9,404,000,000,000,000,000)	9,404,000,000,000,000,000 (7,273,163,163,233,210,966 to 11,660,000,000,000,000,000)	11,660,000,000,000,000,000 (9,019,163,163,233,210,966 to 14,460,000,000,000,000,000)	14,460,000,000,000,000,000 (11,183,163,163,233,210,966 to 17,930,000,000,000,000,000)	17,930,000,000,000,000,000 (13,863,163,163,233,210,966 to 22,230,000,000,000,000,000)	22,230,000,000,000,000,000 (17,193,163,163,233,210,966 to 27,560,000,000,000,000,000)	27,560,000,000,000,000,000 (21,313,163,163,233,210,966 to 34,200,000,000,000,000,000)	34,200,000,000,000,000,000 (26,463,163,163,233,210,966 to 42,400,000,000,000,000,000)	42,400,000,000,000,000,000 (32,803,163,163,233,210,966 to 52,600,000,000,000,000,000)	52,600,000,000,000,000,000 (40,703,163,163,233,210,966 to 65,200,000,000,000,000,000)	65,200,000,000,000,000,000 (50,463,163,163,233,210,966 to 80,900,000,000,000,000,000)	80,900,000,000,000,000,000 (62,563,163,163,233,210,966 to 100,300,000,000,000,000,000)	100,300,000,000,000,000,000 (77,563,163,163,233,210,966 to 124,400,000,000,000,000,000)	124,400,000,000,000,000,000 (96,263,163,163,233,210,966 to 154,300,000,000,000,000,000)	154,300,000,000,000,000,000 (119,363,163,163,233,210,966 to 191,400,000,000,000,000,000)	191,400,000,000,000,000,000 (148,063,163,163,233,210,966 to 237,400,000,000,000,000,000)	237,400,000,000,000,000,000 (183,663,163,163,233,210,966 to 294,400,000,000,000,000,000)	294,400,000,000,000,000,000 (227,763,163,163,233,210,966 to 365,200,000,000,000,000,000)	365,200,000,000,000,000,000 (282,463,163,163,233,210,966 to 453,000,000,000,000,000,000)	453,000,000,000,000,000,000 (350,463,163,163,233,210,966 to 562,000,000,000,000,000,000)	562,000,000,000,000,000,000 (434,763,163,163,233,210,966 to 697,000,000,000,000,000,000)	697,000,000,000,000,000,000 (539,163,163,233,210,966 to 865,000,000,000,000,000,000)	865,000,000,000,000,000,000 (669,163,163,233,210,966 to 1,073,000,000,000,000,000,000)	1,073,000,000,000,000,000,000 (830,163,163,233,210,966 to 1,331,000,000,000,000,000,000)	1,331,000,000,000,000,000,000 (1,030,163,163,233,210,966 to 1,651,000,000,000,000,000,000)	1,651,000,000,000,000,000,000 (1,278,163,163,233,210,966 to 2,049,000,000,000,000,000,000)	2,049,000,000,000,000,000,000 (1,586,163,163,233,210,966 to 2,543,000,000,000,000,000,000)	2,543,000,000,000,000,000,000 (1,969,163,163,233,210,966 to 3,156,000,000,000,000,000,000)	3,156,000,000,000,000,000,000 (2,443,163,163,233,210,966 to 3,916,000,000,000,000,000,000)	3,916,000,000,000,000,000,000 (3,031,163,163,233,210,966 to 4,860,000,000,000,000,000,000)	4,860,000,000,000,000,000,000 (3,763,163,163,233,210,966 to 6,032,000,000,000,000,000,000)	6,032,000,000,000,000,000,000 (4,673,163,163,233,210,966 to 7,490,000,000,000,000,000,000)	7,490,000,000,000,000,000,000 (5,803,163,163,233,210,966 to 9,300,000,000,000,000,000,000)	9,300,000,000,000,000,000,000 (7,203,163,163,233,210,966 to 11,540,000,000,000,000,000,000)	11,540,000,000,000,000,000,000 (8,943,163,163,233,210,966 to 14,320,000,000,000,000,000,000)	14,320,000,000,000,000,000,000 (11,093,163,163,233,210,966 to 17,770,000,000,000,000,000,000)	17,770,000,000,000,000,000,000 (13,763,163,163,233,210,966 to 22,060,000,000,000,000,000,000)	22,060,000,000,000,000,000,000 (17,093,163,163,233,210,966 to 27,380,000,000,000,000,000,000)	27,380,000,000,000,000,000,000 (21,213,163,163,233,210,966 to 33,980,000,000,000,000,000,000)	33,980,000,000,000,000,000,000 (26,313,163,163,233,210,966 to 42,200,000,000,000,000,000,000)	42,200,000,000,000,000,000,000 (32,703,163,163,233,210,966 to 52,400,000,000,000,000,000,000)	52,400,000,000,000,000,000,000 (40,603,163,163,233,210,966 to 65,000,000,000,000,000,000,000)	65,000,000,000,000,000,000,000 (50,363,163,163,233,210,966 to 80,700,000,000,000,000,000,000)	80,700,000,000,000,000,000,000 (62,463,163,163,233,210,966 to 100,100,000,000,000,000,000,000)	100,100,000,000,000,000,000,000 (77,463,163,163,233,210,966 to 124,200,000,000,000,000,000,000)	124,200,000,000,000,000,000,000 (96,163,163,163,233,210,966 to 154,100,000,000,000,000,000,000)	154,100,000,000,000,000,000,000 (119,263,163,163,233,210,966 to 191,200,000,000,000,000,000,000)	191,200,000,000,000,000,000,000 (147,963,163,163,233,210,966 to 237,200,000,000,000,000,000,000)	237,200,000,000,000,000,000,000 (183,563,163,163,233,210,966 to 294,200,000,000,000,000,000,000)	294,200,000,000,000,000,000,000 (227,663,163,163,233,210,966 to 365,000,000,000,000,000,000,000)	365,000,000,000,000,000,000,000 (282,363,163,163,233,210,966 to 452,800,000,000,000,000,000,000)	452,800,000,000,000,000,000,000 (350,363,163,163,233,210,966 to 561,800,000,000,000,000,000,000)	561,800,000,000,000,000,000,000 (434,763,163,163,233,210,966 to 696,800,000,000,000,000,000,000)	696,800,000,000,000,000,000,000 (539,163,163,233,210,966 to 864,000,000,000,000,000,000,000)	864,000,000,000,000,000,000,000 (669,163,163,233,210,966 to 1,071,000,000,000,000,000,000,000)	1,071,000,000,000,000,000,000,000 (829,163,163,233,210,966 to 1,329,000,000,000,000,000,000,000)	1,329,000,000,000,000,000,000,000 (1,029,163,163,233,210,966 to 1,649,000,000,000,000,000,000,000)	1,649,000,000,000,000,000,000,000 (1,276,163,163,233,210,966 to 2,045,000,000,000,000,000,000,000)	2,045,000,000,000,000,000,000,000 (1,583,163,163,233,210,966 to 2,537,000,000,000,000,000,000,000)	2,537,000,000,000,000,000,000,000 (1,963,163,163,233,210,966 to 3,147,000,000,000,000,000,000,000)	3,147,000,000,000,000,000,000,000 (2,433,163,163,233,210,966 to 3,902,000,000,000,000,000,000,000)	3,902,000,000,000,000,000,000,000 (3,019,163,163,233,210,966 to 4,840,000,000,000,000,000,000,000)	4,840,000,000,000,000,000,000,000 (3,743,163,163,233,210,966 to 6,004,000,000,000,000,000,000,000)	6,004,000,000,000,000,000,000,000 (4,643,163,163,233,210,966 to 7,445,000,000,000,000,000,000,000)	7,445,000,000,000,000,000,000,000 (5,763,163,163,233,210,966 to 9,234,000,000,000,000,000,000,000)	9,234,000,000,000,000,000,000,000 (7,143,163,163,233,210,966 to 11,450,000,000,000,000,000,000,000)	11,450,000,000,000,000,000,000,000 (8,863,163,163,233,210,966 to 14,200,000,000,000,000,000,000,000)	14,200,000,000,000,000,000,000,000 (10,993,163,163,233,210,966 to 17,620,000,000,000,000,000,000,000)	17,620,000,000,000,000,000,000,000 (13,643,163,163,233,210,966 to 21,860,000,000,000,000,000,000,000)	21,860,000,000,000,000,000,000,000 (16,923,163,163,233,210,966 to 27,120,000,000,000,000,000,000,000)	27,120,000,000,000,000,000,000,000 (20,993,163,163,233,210,966 to 33,640,000,000,000,000,000,000,000)	33,640,000,000,000,000,000,000,000 (26,043,163,163,233,210,966 to 41,740,000,000,000,000,000,000,000)	41,740,000,000,000,000,000,000,000 (32,303,163,163,233,210,966 to 51,800,000,000,000,000,000,000,000)	51,800,000,000,000,000,000,000,000 (40,103,163,163,233,210,966 to 64,300,000,000,000,000,000,000,000)	64,300,000,000,000,000,000,000,000 (49,763,163,163,233,210,966 to 79,800,000,000,000,000,000,000,000)	79,800,000,000,000,000,000,000,000 (61,763,163,163,233,210,966 to 99,000,000,000,000,000,000,000,000)	99,000,000,000,000,000,000,000,000 (76,563,163,163,233,210,966 to 122,800,000,000,000,000,000,000,000)	122,800,000,000,000,000,000,000,000 (94,963,163,163,233,210,966 to 152,400,000,000,000,000,000,000,000)	152,400,000,000,000,000,000,000,000 (117,863,163,163,233,210,966 to 189,000,000,000,000,000,000,000,000)	189,000,000,000,000,000,000,000,000 (146,163,163,163,233,210,966 to 234,400,000,000,000,000,000,000,000)	234,400,000,000,000,000,000,000,000 (181,263,163,163,233,210,966 to 290,800,000,000,000,000,000,000,000)	290,800,000,000,000,000,000,000,000 (224,963,163,163,233,210,966 to 360,800,000,000,000,000,000,000,000)	360,800,000,000,000,000,000,000,000 (279,063,163,163,233,210,966 to 447,800,000,000,000,000,000,000,000)	447,800,000,000,000,000,000,000,000 (346,263,163,163,233,210,966 to 555,600,000,000,000,000,000,000,000)	555,600,000,000,000,000,000,000,000 (429,763,163,163,233,210,966 to 689,400,000,000,000,000,000,000,000)	689,400,000,000,000,000,000,000,000 (533,163,163,163,233,210,966 to 855,000,000,000,000,000,000,000,000)	855,000,000,000,000,000,000,000,000 (661,163,163,163,233,210,966 to 1,061,000,000,000,000,000,000,000,000)	1,061,000,000,000,000,000,000,000,000 (821,163,163,163,233,210,966 to 1,317,000,000,000,000,000,000,000,000)	1,317,000,000,000,000,000,000,000,000 (1,019,163,163,163,233,210,966 to 1,634,000,000,000,000,000,000,000,000)	1,634,000,000,000,000,000,000,000,000 (1,263,163,163,163,233,210,966 to 2,028,000,000,000,000,000,000,000,000)	2,028,000,000,000,000,000,000,000,000 (1,569,163,163,163,233,210,966 to 2,517,000,000,000,000,000,000,000,000)	2,517,000,000,000,000,000,000,000,000 (1,947,163,163,163,233,210,966 to 3,124,000,000,000,000,000,000,000,000)	3,124,000,000,000,000,000,000,000,000 (2,417,163,163,163,233,210,966 to 3,878,000,000,000,000,000,000,000,000)	3,878,000,000,000,000,000,000,000,000 (3,003,163,163,163,233,210,966 to 4,815,000,000,000,000,000,000,000,000)	4,815,000,000,000,000,000,000,000,000 (3,723,163,163,163,233,210,966 to 5,976,000,000,000,000,000,000,000,000)	5,976,000,000,000,000,000,000,000,000 (4,623,163,163,163,233,210,966 to 7,416,000,000,000,000,000,000,000,000)	7,416,000,000,000,000,000,000,000,000 (5,733,163,163,163,233,210,966 to 9,203,000,000,000,000,000,000,000,000)	9,203,000,000,000,000,000,000,000,000 (7,113,163,163,163,233,210,966 to 11,420,000,000,000,000,000,000,000,000)	11,420,000,000,000,000,000,000,000,000 (8,833,163,163,163,233,210,966 to 14,170,000,000,000,000,000,000,000,000)	14,170,000,000,000,000,000,000,000,000 (10,953,163,163,163,233,210,966 to 17,580,000,000,000,000,000,000,000,000)	17,580,000,000,000,000,000,000,000,000 (13,583,163,163,163,233,210,966 to 21,810,000,000,000,000,000,000,000,000)	21,810,000,000,000,000,000,000,000,000 (16,863,163,163,163,233,210,966 to 27,060,000,000,000,000,000,000,000,000)	27,060,000,000,000,000,000,000,000,000 (20,913,163,163,163,233,210,966 to 33,560,000,000,000,000,000,000,000,000)	33,560,000,000,000,000,000,000,000,000 (25,963,163,163,163,233,210,966 to 41,600,000,000,000,000,000,000,000,000)	41,600,000,000,000,000,000,000,000,000 (32,163,163,163,163,233,210,966 to 51,600,000,000,000,000,000,000,000,000)	51,600,000,000,000,000,000,000,000,000 (39,863,163,163,163,233,210,966 to 63,900,000,000,000,000,000,000,000,000)	63,900,000,000,000,000,000,000,000,000 (49,363,163,163,163,233,210,966 to 79,200,000,000,000,000,000,000,000,000)	79,200,000,000,000,000,000,000,000,000 (61,163,163,163,163,233,210,966 to 98,200,000,000,000,000,000,000,000,000)	98,200,000,000,000,000,000,000,000,000 (75,863,163,163,163,233,210,966 to 121,700,000,000,000,000,000,000,000,000)	121,700,000,000,000,000,000,000,000,000 (94,063,163,163,163,233,210,966 to 150,900,000,000,000,000,000,000,000,000)	150,900,000,000,000,000,000,000,000,000 (116,563,163,163,163,233,210,966 to 186,900,000,000,000,000,000,000,000,000)	186,900,000,000,000,000,000,000,000,000 (144,363,163,163,163,233,210,966 to 231,700,000,000,000,000,000,000,000,000)	231,700,000,000,000,000,000,000,000,000 (178,963,163,163,163,233,210,966 to 287,200,000,000,000,000,000,000,000,000)	287,200,000,000,000,000,000,000,000,000 (221,863,163,163,163,233,210,966 to 355,900,000,000,000,000,000,000,000,000)	355,900,000,000,000,000,000,000,000,000 (274,963,163,163,163,233,210,966 to 441,200,000,000,000,000,000,000,000,000)	441,200,000,000,000,000,000,000,000,000 (340,763,163,163,163,233,210,966 to 546,800,000,000,000,000,000,000,000,000)	546,800,000,000,000,000,000,000,000,000 (422,463,163,163,163,233,210,966 to 677,600,000,000,000,000,000,000,000,000)	677,600,000,000,000,000,000,000,000,000 (523,463,163,163,163,233,210,966 to 839,600,000,000,000,000,000,000,000,000)	839,600,000,000,000,000,000,000,000,000 (648,763,163,163,163,233,210,966 to 1,040,000,000,000,000,000,000,000,000,000)	1,040,000,000,000,000,000,000,000,000 (803,163,163,163,163,233,210,966 to 1,289,000,000,000,000,000,000,000,000,000)	1,289,000,000,000,000,000,000,000,000 (996,163,163,163,163,233,210,966 to 1,597,000,000,000,000,000,000,000,000,000)	1,597,000,000,000,000,000,000,000,000 (1,233,163,163,163,233,210,966 to 1,979,000,000,000,000,000,000,000,000,000)	1,979,000,000,000,000,000,000,000,000 (1,529,163,163,163,233,210,966 to 2,452,000,000,000,000,000,000,000,000,000)	2,452,000,000,000,000,000,000,000,000 (1,893,163,163,163,233,210,966 to 3,038,000,000,000,000,000,000,000,000,000)	3,038,000,000,000,000,000,000,000,000 (2,343,163,163,163,233,210,966 to 3,763,000,000,000,000,000,000,000,000,000)	3,763,000,000,000,000,000,000,000,000 (2,903,163,163,163,233,210,966 to 4,663,000,000,000,000,000,000,000,000,000)	4,663,000,000,000,000,000,000,000,000 (3,593,163,163,163,233,210,966 to 5,778,000,000,000,000,000,000,000,000,000)	5,778,000,000,000,000,000,000,000,000 (4,453,163,163,163,233,210,966 to 7,158,000,000,000,000,000,000,000,000,000)	7,158,000,000,000,000,000,000,000,000 (5,523,163,163,163,233,210,966 to 8,868,000,000,000,000,000,000,000,000,000)	8,868,000,000,000,000,000,000,000,000 (6,843,163,163,163,233,210,966 to 10,990,000,000,000,000,000,000,000,000,000)	10,990,000,000,000,000,000,000,000,000 (8,483,163,163,163,233,210,966 to 13,620,000,000,000,000,000,000,000,000,000)	13,620,000,000,000,000,000,000,000,000 (10,513,163,163,163,233,210,966 to 16,870,000,000,000,000,000,000,000,000,000)	16,870,000,000,000,000,000,000,000,000 (13,023,163,163,163,233,210,966 to 20,900,000,000,000,000,000,000,000,000,000)	20,900,000,000,000,000,000,000,000,000 (16,123,163,163,163,233,210,966 to 25,900,000,000,000,000,000,000,000,000,000)	25,900,000,000,000,000,000,000,000,000 (19,963,163,163,163,233,210,966 to 32,000,000,000,000,000,000,000,000,000,000)	32,000,000,000,000,000,000,000,000,000 (24,663,163,163,163,233,210,966 to 39,600,000,000,000,000,000,000,000,000,000)	39,600,000,000,000,000,000,000,000,000 (30,463,163,163,163,233,210,966 to 49,000,000,000,000,000,000,000,000,000,000)	49,000,000,000,000,000,000,000,000,000 (37,663,163,163,163,233,210,966 to 60,600,000,000,000,000,000,000,000,000,000)	60,600,000,000,000,000,000,000,000,000 (46,563,163,163,163,233,210,966 to 75,000,000,000,000,000,000,000,000,000,000)	75,000,000,000,000,000,000,000,000,000 (57,663,163,163,163,233,210,966 to 92,800,000,000,000,000,000,000,000,000,000)	92,800,000,000,000,000,000,000,000,000 (71,363,163,163,163,233,210,966 to 114,800,000,000,000,000,000,000,000,000,000)	114,800,000,000,000,000,000,000,000,000 (88,263,163,163,163,233,210,966 to 142,000,000,000,000,000,000,000,000,000,000)	142,000,000,000,000,000,000,000,000,000 (109,163,163,163,163,233,210,966 to 175,600,000,000,000,000,000,000,000,000,000)	175,600,000,000,000,000,000,000,000,000 (135,063,163,163,163,233,210,966 to 217,200,000,000,000,000,000,000,000,000,000)	217,200,000,000,000,000,000,000,000,000 (167,063,163,163,163,233,210,966 to 268,800,000,000,000,000,000,000,000,000,000)	268,800,000,000,000,000,000,000,000,000 (206,763,163,163,163,233,210,966 to 332,600,000,000,000,000,000,000,000,000,000)	332,600,000,000,000,000,000,000,000,000 (255,763,163,163,163,233,210,966 to 411,400,000,000,000,000,000,000,000,000,000)	411,400,000,000,000,000,000,000,000,000 (316,163,163,163,163,233,210,966 to 508,800,000,000,000,000,000,000,000,000,000)	508,800,000,000,000,000,000,000,000,000 (391,163,163,163,163,233,210,966 to 629,400,000,000,000,000,000,000,000,000,000)	629,400,000,000,000,000,000,000,000,000 (484,163,163,163,163,233,210,966 to 778,000,000,000,000,000,000,000,000,000,000)	778,000,000,000,000,000,000,000,000,000 (598,163,163,163,163,233,210,966 to 962,000,000,000,000,000,000,000,000,000,000)	962,000,000,000,000,000,000,000,000,000 (740,163,163,163,163,233,210,966 to 1,190,000,000,000,000,000,000,000,000,000,000)	1,190,000,000,000,000,000,000,000,000 (915,163,163,163,163,233,210,966 to 1,472,000,000,000,000,000,000,000,000,000,000)	1,472,000,000,000,000,000,000,000,000 (1,132,163,163,163,163,233,210,966 to 1,821,000,000,000,000,000,000,000,000,000,000)	1,821,000,000,000,000,000,000,000,000 (1,401,163,163,163,163,233,210,966 to 2,253,000,000,000,000,000,000,000,000,000,000)	2,253,000,000,000,000,000,000,000,000 (1,733,163,163,163,163,233,210,966 to 2,787,000,000,000,000,000,000,000,000,000,000)	2,787,000,000,000,000,000,000,000,000 (2,143,163,163,163,163,233,210,966 to 3,448,000,000,000,000,000,000,000,000,000,000)	3,448,000,000,000,000,000,000,000,000 (2,653,163,163,163,163,233,210,966 to 4,265,000,000,000,000,000,000,000,000,000,000)	4,265,000,000,000,000,000,000,000,000 (3,283,163,163,163,163,233,210,966 to 5,278,000,000,000,000,000,000,000,000,000,000)	5,278,000,000,000,000,000,000,000,000 (4,063,163,163,163,163,233,210,966 to 6,531,000,000,000,000,000,000,000,000,000,000)	6,531,000,000,000,000,000,000,000,000 (5,023,163,163,163,163,233,210,966 to 8,083,000,000,000,000,000,000,000,000,000,000)	8,083,000,000,000,000,000,000,000,000 (6,213,163,163,163,163,233,210,966 to 10,000,000,000,000,000,000,000,000,000,000,000)	10,000,000,000,000,000,000,000,000,000 (7,683,163,163,163,163,233,210,966 to 12,400,000,000,000,000,000,000,000,000,000,000)	12,400,000,000,000,000,000,000,000,000 (9,513,163,163,163,163,233,210,966 to 15,300,000,000,000,000,000,000,000,000,000,000)	15,300,000,000,000,000,000,000,000,000 (11,763,163,163,163,163,233,210,966 to 18,900,000,000,000,000,000,000,000,000,000,000)	18,900,000,000,000,000,000,000,000,000 (14,563,163,163,163,163,233,210,966 to 23,400,000,000,000,000,000,000,000,000,000,000)	23,400,000,000,000,000,000,000,000,000 (18,063,163,163,163,163,233,210,966 to 29,000,000,000,000,000,000,000,000,000,000,000)	29,000,000,000,000,000,000,000,000,000 (22,363,163,163,163,163,233,210,966 to 35,900,000,000,000,000,000,000,000,000,000,000)	35,900,000,000,000,000,000,000,000,000 (27,663,163,163,163,163,233,210,966 to 44,400,000,000,000,000,000,000,000,000,000,000)	44,400,000,000,000,000,000,000,000,000 (34,263,163,163,163,163,233,210,966 to 54,900,000,000,000,000,000,000,000,000,000,000)	54,900,000,000,000,000,000,000,000,000 (42,363,163,163,163,163,233,210,966 to 67,900,000,000,000,000,000,000,000,000,000,000)	67,900,000,000,000,000,000,000,000,000 (52,363,163,163,163,163,233,210,966 to 83,900

	Congenital birth defects	49-6 (56-5 to 69-7)	30-9 (23-6 to 39-4)	98-9 (77-1 to 123)	59-1 (44-7 to 79-6)	40-3 (28-8 to 54-9)	39-8 (27-6 to 59-4)	34-4 (24-5 to 47-5)	19-9 (12-7 to 30)	15-1 (11-4 to 19-2)	17 (12-7 to 22-2)	18-6 (13-9 to 24)	22 (16-6 to 29-4)	20-2 (14-9 to 28-7)	17-7 (13-2 to 23-3)	19-7 (13-9 to 26)	21-9 (16-2 to 28)	22-7 (16-3 to 30-2)	11-2 (7-5 to 16-9)	9-2 (5-7 to 13-4)	7-7 (4-9 to 11-4)	5-4 (3-4 to 8-2)	2-7 (1-7 to 4-2)	1 (0-6 to 1-4)		591
	Neural tube defects	2-1 (1 to 3-4)	1-1 (0-6 to 1-9)	9 (3-8 to 17-4)	4 (2-6 to 11-3)	1 (0-7 to 7-4)	1 (0-6 to 5-9)	1-2 (0-8 to 1-9)	0-9 (0-6 to 1-3)	0-9 (0-6 to 1-2)	0-8 (0-4 to 1-7)	1 (0-6 to 1-2)	1 (0-7 to 1-4)	1 (0-7 to 1-5)	0-9 (0-6 to 1-2)	0-9 (0-6 to 1-2)	0-9 (0-6 to 1-3)	1 (0-7 to 1-4)	0-7 (0-4 to 1-1)	0-6 (0-4 to 1-1)	0-5 (0-3 to 0-9)	0-3 (0-2 to 0-7)	0-2 (0-1 to 0-5)	0 (0-0 to 0-1)		33-9
	Congenital heart anomalies	11-2 (9-7 to 12-8)	7-6 (4-9 to 11-5)	19 (12-5 to 29)	11 (6-3 to 19-1)	6 (3-1 to 12-3)	5 (2-6 to 11-1)	5 (3-4 to 7-7)	3 (2-3 to 5-1)	3 (2-3 to 4-3)	3 (2-3 to 4-3)	3 (2-4 to 4-5)	3 (2-4 to 4-5)	3 (2-4 to 4-5)	3 (2-4 to 4-7)	3 (2-4 to 4-6)	3 (2-4 to 4-7)	3 (2-4 to 4-7)	3 (2-4 to 4-7)	2 (1-3 to 3-3)	2 (1-2 to 3-1)	1 (0-8 to 2-2)	1 (0-5 to 1-6)	0 (0-3 to 1-2)	0 (0-1 to 1-2)		146
	Orofacial clefts	0 (0 to 0)	0 (0-1 to 0-5)	0-2 (0-1 to 0-9)	0 (0-2 to 0-7)	0-5 (0-3 to 1-1)	0-5 (0-3 to 1-1)	0-6 (0-3 to 1-2)	0-5 (0-3 to 1-1)	0-5 (0-3 to 1-1)	0-6 (0-3 to 1-2)	0-7 (0-4 to 1-4)	0-9 (0-5 to 1-7)	0-8 (0-5 to 1-6)	0-8 (0-5 to 1-7)	0-8 (0-5 to 1-7)	1-1 (0-6 to 2-3)	0-9 (0-5 to 2-3)	0-8 (0-4 to 2-6)	0-7 (0-3 to 2-2)	0-4 (0-2 to 1-6)	0-4 (0-2 to 1-4)	0-1 (0-1 to 0-8)	0 (0 to 0-3)		14-6
	Down syndrome	1 (0-9 to 1-4)	0-8 (0-4 to 1-4)	3-2 (1-7 to 5-2)	2 (1-2 to 3-2)	1-6 (1-1 to 2-3)	1-6 (1-1 to 2-4)	1-8 (1-2 to 2-7)	1-5 (1-1 to 2-2)	1-5 (1-2 to 2-1)	1-6 (1-2 to 2-1)	1-7 (1-1 to 2-5)	1-9 (1-3 to 2-8)	1-8 (1-3 to 2-6)	1-7 (1-1 to 2-5)	0-9 (0-6 to 1-4)	0-9 (0-5 to 1-5)	1-2 (0-6 to 2-1)	0-9 (0-5 to 2-0)	0-6 (0-3 to 1-4)	0-5 (0-3 to 1-2)	0-4 (0-2 to 0-9)	0-2 (0-1 to 0-6)	0 (0 to 0)		29-1
	Turner syndrome	0 (0 to 0)	0 (0 to 0)	0 (0 to 0-1)	0 (0 to 0-2)	0-1 (0 to 0-3)	0-1 (0 to 0-3)	0-2 (0-1 to 0-5)	0-1 (0 to 0-3)	0-1 (0 to 0-2)	0-1 (0-1 to 0-3)	0-2 (0-1 to 0-5)	0-2 (0-1 to 0-5)	0-1 (0 to 0-3)	0-1 (0 to 0-3)	0-1 (0 to 0-3)	0-1 (0 to 0-3)	0-1 (0 to 0-3)	0-1 (0 to 0-3)	0-1 (0 to 0-3)	0-1 (0 to 0-3)	0 (0 to 0-1)	0 (0 to 0-1)	0 (0 to 0-1)	0 (0 to 0-1)		1-7
	Klinefelter syndrome	0 (0 to 0)	0 (0 to 0)	0 (0 to 0)

SR Table 2b: Yamagata DALYS by cause and age group for females with 95% uncertainty intervals, 2019

Cause	Early Neonatal (0-6 days)	Late Neonatal (7-27 days)	Post Neonatal (28-364 days)	1 to 4	5 to 9	10 to 14	15 to 19	20 to 24	25 to 29	30 to 34	35 to 39	40 to 44	45 to 49	50 to 54	55 to 59	60 to 64	65 to 69	70 to 74	75 to 79	80 to 84	85 to 89	90 to 94	95 plus	Total
All causes	1,270 (1,114 to 1,446)	1,270 (1,162 to 1,391)	1,270 (972 to 1,587)	1,270 (974 to 1,600)	1,270 (1,033 to 1,536)	1,270 (1,062 to 1,492)	1,270 (1,057 to 2,210)	1,270 (1,104 to 1,462)	1,270 (1,097 to 1,462)	1,270 (1,094 to 1,510)	1,270 (1,094 to 1,484)	1,270 (1,103 to 1,512)	1,270 (1,092 to 1,484)	1,270 (1,092 to 1,479)	1,270 (1,092 to 1,484)	1,270 (1,092 to 1,484)	1,270 (1,092 to 1,484)	1,270 (1,092 to 1,484)	1,270 (1,092 to 1,484)	1,270 (1,092 to 1,484)	1,270 (1,092 to 1,484)	1,270 (1,092 to 1,484)	1,270 (1,092 to 1,484)	1,270 (1,092 to 1,484)	162,055 (142,055 to 182,055)
Communicable, maternal, neonatal, and nutritional diseases	1,270 (178 to 172)	1,270 (41.3 to 32.5)	1,270 49.6 (51.5 to 90.4)	1,270 136 (96 to 200)	1,270 122 (75.1 to 225)	1,270 119 (70.9 to 217)	1,270 134 (78.9 to 242)	1,270 104 (74.2 to 222)	1,270 78.9 (78.9 to 203)	1,270 109 (72.5 to 181)	1,270 166 (122 to 261)	1,270 204 (156 to 309)	1,270 282 (192 to 442)	1,270 291 (192 to 442)	1,270 241 (156 to 352)	1,270 272 (180 to 398)	1,270 296 (201 to 397)	1,270 442 (292 to 623)	1,270 442 (333 to 599)	1,270 874 (631 to 1,156)	1,270 1,360 (988 to 1,800)	1,270 1,360 (974 to 1,800)	1,270 993 (649 to 1,200)	8,620
HIV/AIDS and sexually transmitted infections	0 (0 to 0)	0 (0 to 0)	0 (0.3 to 0.5)	0 (0.3 to 0.5)	0 (0.1 to 0.2)	0 (0.4 to 0.8)	2.3 (1.3 to 2.6)	4.3 (2.9 to 4.9)	6.7 (3.7 to 7.2)	10.4 (5.6 to 11.6)	14.9 (9.1 to 24.3)	18.5 (9.1 to 32.4)	11.5 (6.1 to 22.4)	11.5 (6.1 to 22.4)	7.1 (3.9 to 12.4)	6.7 (3.7 to 12.1)	7.3 (4.3 to 12.4)	9.5 (5.9 to 15.1)	4.3 (2.4 to 7.4)	4.6 (2.8 to 7.3)	4.3 (2.6 to 6.6)	3.2 (2 to 4.6)	1.4 (1 to 2.3)	134
HIV/AIDS	0 (0 to 0)	0 (0 to 0)	0.4 (0.3 to 0.5)	0.4 (0.3 to 0.5)	0.1 (0.1 to 0.2)	0.1 (0.1 to 0.2)	0.2 (0.2 to 0.4)	0.4 (0.2 to 0.6)	0.7 (0.4 to 0.7)	0.7 (0.5 to 1.1)	0.8 (0.5 to 1.1)	0.8 (0.5 to 1.1)	0.7 (0.5 to 1.1)	0.8 (0.5 to 1.1)	0.9 (0.6 to 1.1)	0.8 (0.5 to 1.1)	0.7 (0.5 to 1.1)	0.9 (0.6 to 1.3)	0.9 (0.6 to 1.3)	0.9 (0.6 to 1.3)	0.9 (0.6 to 1.3)	0.1 (0.1 to 0.2)	0.1 (0 to 0.1)	19.1
HIV/AIDS - Drug-susceptible Tuberculosis	0 (0 to 0)	0 (0 to 0)	0.1 (0.1 to 0.2)	0.1 (0.1 to 0.2)	0 (0 to 0.1)	0 (0 to 0)	0.1 (0 to 0.1)	0.1 (0.1 to 0.1)	0.1 (0.1 to 0.2)	0.1 (0.1 to 0.2)	0.1 (0.1 to 0.2)	0.1 (0.1 to 0.2)	0.1 (0.1 to 0.2)	0.1 (0.1 to 0.2)	0.2 (0.1 to 0.3)	0.1 (0.1 to 0.2)	0.1 (0.1 to 0.2)	0.1 (0 to 0.2)	0 (0 to 0)	0 (0 to 0)	0 (0 to 0)	0 (0 to 0)	0 (0 to 0)	3.2
HIV/AIDS - Multidrug-resistant Tuberculosis without extensive drug resistance	0 (0 to 0)	0 (0 to 0)	0 (0 to 0)	0 (0 to 0)	0 (0 to 0)

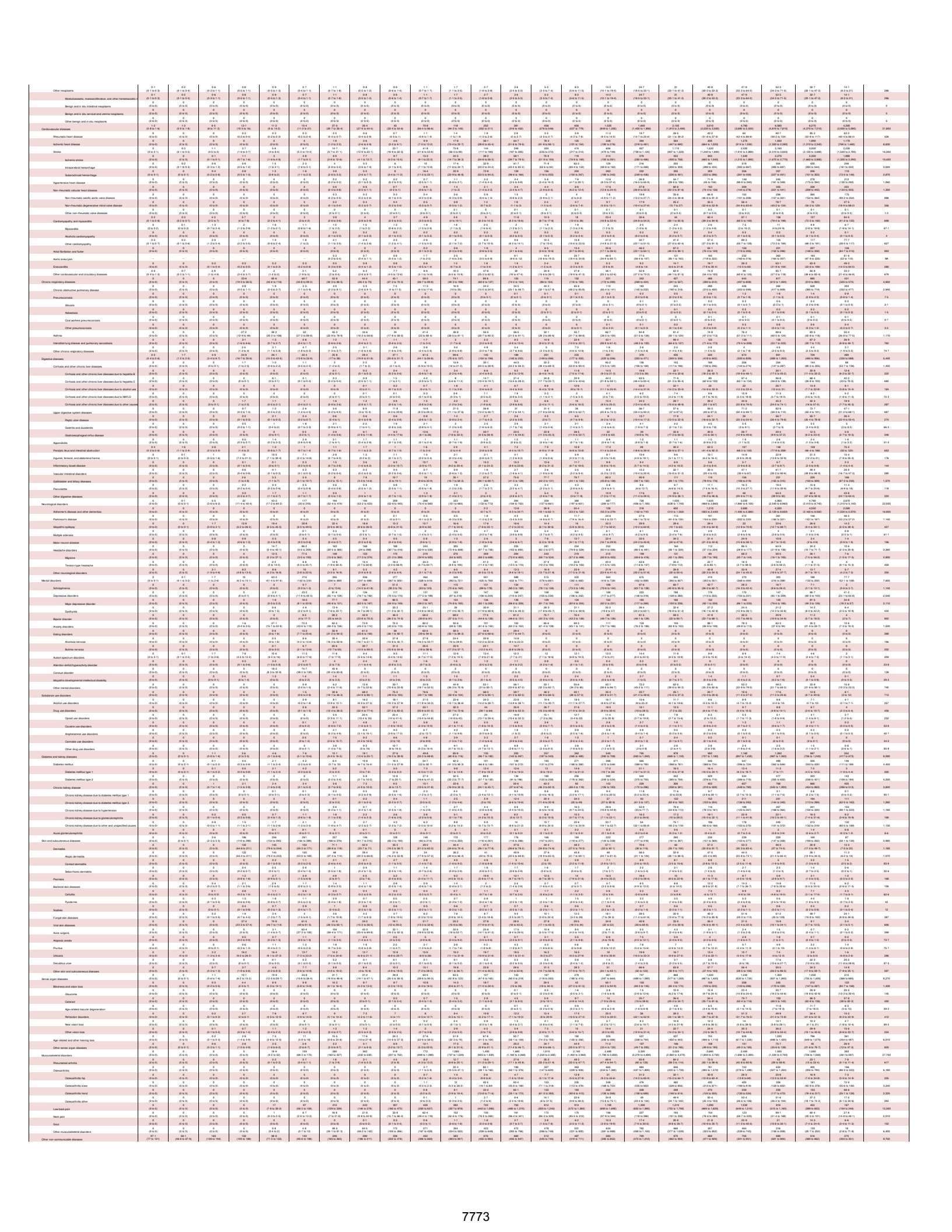

7773

Congenital birth defects	93-9 (94-1 to 123)	52-2 (42-7 to 63-3)	133 (109-1 to 164)	116 (96-8 to 144)	58-9 (43-4 to 79-6)	51-5 (39-1 to 73)	45-8 (32-5 to 62-8)	24-2 (19-2 to 31-9)	20-9 (15-4 to 27-1)	23-6 (17-5 to 32-6)	26 (19-1 to 34)	27-5 (20-5 to 39-1)	23-3 (17-1 to 31-7)	19-2 (13-9 to 25-9)	19-6 (13-9 to 26-5)	22-7 (16-2 to 32-6)	23-3 (16-8 to 31-8)	12-7 (7-8 to 19)	9-8 (4-3 to 16-4)	8-2 (3-2 to 12)	6-4 (2-1 to 9-6)	3-9 (2-4 to 5-7)	1-6 (1 to 2-4)		827
Neural tube defects	2-4 (1-6 to 3-6)	1-6 (0-7 to 2-4)	11-3 (9-9 to 29-9)	19-4 (9-9 to 29-9)	1-7 (1-1 to 2-3)	1-7 (1-1 to 2-3)	1-6 (1-2 to 2-5)	2-5 (1 to 2)	1-6 (0-9 to 1-7)	1-3 (0-6 to 1-6)	1-3 (0-6 to 1-6)	1-4 (0-9 to 1-8)	1-3 (0-9 to 1-6)	1-1 (0-6 to 1-5)	1-1 (0-6 to 1-5)	1-2 (0-8 to 1-6)	1-2 (0-8 to 1-7)	0-7 (0-4 to 1-2)	0-5 (0-4 to 1-2)	0-3 (0-2 to 0-8)	0-4 (0-2 to 0-9)	0-3 (0-1 to 0-7)	0-1 (0 to 0-5)		99-1
Congenital heart anomalies	0 (0 to 0-1)	0 (0 to 0)	0-4 (0-2 to 0-8)	0-3 (0-2 to 0-8)	0-2 (0-1 to 0-5)	0-3 (0-2 to 0-8)	0-3 (0-2 to 0-8)	0-1 (0-1 to 0-3)	0-1 (0-1 to 0-3)	0 (0 to 0-2)	0-1 (0-1 to 0-3)	0-2 (0-1 to 0-6)	0-1 (0-1 to 0-4)	0-1 (0-1 to 0-4)	0-1 (0-1 to 0-4)	0-1 (0-1 to 0-4)	0-1 (0-1 to 0-3)	0-1 (0-1 to 0-4)	0-1 (0-1 to 0-3)	0-1 (0-1 to 0-3)	0-1 (0-1 to 0-3)	0-1 (0-1 to 0-3)	0-1 (0-1 to 0-3)		191
Orofacial clefts	0 (0 to 0-1)	0-4 (0-2 to 0-8)	0-6 (0-3 to 2-1)	1-2 (0-5 to 2-2)	1-2 (0-5 to 2-2)	1-3 (0-5 to 2-3)	1-3 (0-5 to 2-3)	1-1 (0-4 to 2)	0-9 (0-3 to 1-7)	1-1 (0-3 to 2)	1-3 (0-5 to 2-3)	1-6 (0-7 to 2-5)	1-7 (0-7 to 2-5)	1-7 (0-7 to 2-5)	1-8 (0-7 to 2-6)	1-7 (0-7 to 2-5)	1-8 (0-7 to 2-6)	2-2 (0-9 to 3-2)	1-6 (0-6 to 2-6)	1-5 (0-6 to 2-4)	1-3 (0-5 to 2-2)	0-8 (0-3 to 1-5)	0-4 (0-1 to 0-7)		28-8
Down syndrome	1-1 (0-4 to 1-6)	0-9 (0-3 to 1-4)	2-9 (1-7 to 4-6)	2-3 (1-1 to 4-6)	2-9 (1-7 to 4-4)	3 (1-6 to 4-6)	3-1 (1-5 to 4-8)	2-6 (1-3 to 4-1)	1-9 (1-1 to 2-9)	2-3 (1-6 to 3-4)	2-2 (1-4 to 3)	3-1 (2 to 4-6)	2-2 (1-3 to 3-5)	1-7 (1-2 to 2-4)	2-1 (1-2 to 3)	0-7 (0-5 to 1-1)	0-7 (0-5 to 1-2)	0-3 (0-2 to 0-9)	0-2 (0 to 0-5)	0-3 (0 to 0-8)	0-2 (0 to 0-5)	0-2 (0 to 0-5)	0-2 (0 to 0-5)		29-7
Turner syndrome	0 (0 to 0)	0 (0 to 0)	0 (0 to 0-1)	0-1 (0 to 0-3)	0-1 (0 to 0-4)	0-1 (0-1 to 0-3)	0-2 (0-1 to 0-4)	0-2 (0-1 to 0-5)	0-2 (0-1 to 0-4)	0-2 (0-1 to 0-5)	0-2 (0-1 to 0-4)	0-2 (0-1 to 0-5)	0-2 (0-1 to 0-5)	0-2 (0-1 to 0-5)	0-2 (0-1 to 0-5)	0-1 (0 to 0-1)	0-1 (0 to 0-1)	0-1 (0-1 to 0-1)	0-1 (0 to 0-1)	0-1 (0 to 0-1)	0 (0 to 0-1)	0 (0 to 0-1)	0 (0 to 0-1)		2
Klinefelter syndrome	0 (0 to 0)	0 (0 to 0)	0 (0 to 0)	0 (0 to 0)	0 (0 to 0)	0 (0 to 0)	0 (0 to 0)	0 (0 to 0)	0 (0 to 0)	0 (0 to 0)	0 (0 to 0)	0 (0 to 0)	0 (0 to 0)	0 (0 to 0)	0 (0 to 0)	0 (0 to 0)	0 (0 to 0)	0 (0 to 0)	0 (0 to 0)	0 (0 to 0)	0 (0 to 0)	0 (0 to 0)	0 (0 to 0)		0
Other chromosomal abnormalities	22-5 (21-2 to 47-2)	17-8 (11-9 to 26-7)	44-6 (32-2 to 60-2)	19-9 (12-2 to 29-9)	8-7 (4-5 to 9-9)	4-3 (2-6 to 5-3)	4-5 (2-8 to 7)	2-6 (2-2 to 3-4)	3 (1-9 to 4-6)	2-6 (2-2 to 3-3)	2-6 (2-2 to 3-5)	3-4 (2-1 to 5)	2-1 (1-4 to 2-9)	1-6 (0-9 to 1-4)	0-7 (0-4 to 1)	0-6 (0-3 to 1)	0-6 (0-3 to 0-9)	0-3 (0-2 to 0-5)	0-3 (0 to 0)	0-3 (0 to 0)	0-3 (0 to 0)	0-3 (0 to 0)	0-3 (0 to 0)		153
Congenital musculoskeletal and limb anomalies	2-9 (1-5 to 4-5)	1-4 (0-9 to 1-9)	12-3 (7-6 to 18-9)	27 (16-3 to 44-5)	11-3 (5-9 to 14-9)	22-1 (14-1 to 36-3)	6-4 (3-4 to 10-4)	4-7 (2-9 to 7)	3-8 (2-2 to 5-3)	3-6 (2-1 to 5-4)	3-5 (2-1 to 5-2)	7-5 (3-9 to 11-9)	4-1 (2-1 to 7-3)	3-2 (1-6 to 5-1)	7-2 (4 to 12-9)	4-1 (2-1 to 6-4)	4-4 (2-4 to 10-9)	1-9 (0-8 to 3-7)	1-4 (0-5 to 3-1)	2-7 (1-2 to 4-6)	2-6 (1-4 to 4-4)	1-4 (0-9 to 2-5)	0-5 (0-2 to 0-9)		213
Urogenital congenital anomalies	0-8 (0-5 to 0-9)	2-1 (1-3 to 3-5)	2 (1-2 to 3-2)	2-6 (1-5 to 4-2)	1-9 (1-1 to 3)	1-3 (0-8 to 2-1)	0-7 (0-7 to 1-6)	0-9 (0-6 to 1-5)	0-5 (0-4 to 0-8)	0-5 (0-3 to 0-9)	0-6 (0-3 to 0-7)	0-5 (0-3 to 0-8)	0-5 (0-3 to 0-8)	0-4 (0-2 to 0-7)	0-3 (0-2 to 0-4)	0-2 (0-2 to 0-4)	0-2 (0-1 to 0-3)	0-1 (0-1 to 0-2)	0-1 (0 to 0)	0-1 (0 to 0)	0-1 (0 to 0)	0-1 (0 to 0)	0-1 (0 to 0)		29-4
Digestive congenital anomalies	3-3 (1-9 to 14-7)	2-2 (0-9 to 9-6)	4-5 (1-9 to 10-1)	4-2 (1-3 to 12)	2-3 (0-8 to 7-1)	2-6 (1-1 to 6-1)	1-5 (0-6 to 5)	1-2 (0-5 to 4-1)	0-9 (0-3 to 3-7)	0-9 (0-3 to 3-4)	0-9 (0-3 to 3-5)	1-4 (0-4 to 5-1)	0-9 (0-3 to 4-1)	0-8 (0-3 to 3-4)	0-9 (0-3 to 3-6)	0-8 (0-3 to 3-1)	0-9 (0-3 to 3-2)	0-4 (0-1 to 2-2)	0-3 (0-1 to 2-2)	0-3 (0-1 to 2-2)	0-3 (0-1 to 2-2)	0-3 (0-1 to 2-2)	0-3 (0-1 to 2-2)		39-1
Other congenital birth defects	19-1 (11-3 to 27-7)	9-6 (3-4 to 9-2)	13-2 (6-5o 22-6)	17-9 (7-7 to 17-4)	3-7 (2-7 to 7-7)	3-7 (2-4 to 5-4)	3-6 (2-3 to 5-1)	2-9 (1-6 to 4-2)	2-7 (1-6 to 4-1)	2-7 (1-6 to 4-1)	2-7 (1-6 to 4-1)	2-8 (1-6 to 4-3)	2-7 (1-5 to 5-1)	2-4 (1-4 to 4-1)	2-7 (1-5 to 4-2)	2-4 (1-3 to 4-1)	2-5 (1-3 to 4-3)	1-3 (1-3 to 3-5)	1-2 (0-3 to 3-1)	0-9 (0-3 to 3-3)	0-7 (0-2 to 3-2)	0-7 (0-2 to 3-2)	0-2 (0-1 to 0-9)		93-9
Urinary diseases and male infertility	0-3 (0 to 0-3)	0-3 (0-1 to 0-4)	0-7 (0-3 to 1)	2-4 (1-7 to 4-3)	2-5 (1-3 to 3-9)	1-9 (1-4 to 3-7)	3-4 (2 to 5-3)	2-3 (1-3 to 4-4)	1-4 (0-7 to 2-7)	4-3 (2-2 to 7-5)	2-6 (1-4 to 4-2)	4-1 (2-2 to 6-1)	4-1 (1-9 to 6-4)	2-8 (1-3 to 4-3)	3-4 (1-7 to 5-1)	1-3 (0-7 to 2-2)	1-5 (0-8 to 2-3)	0-8 (0-4 to 1-4)	0-6 (0-3 to 1-2)	0-7 (0-3 to 1-3)	0-5 (0-2 to 1-1)	0-3 (0-1 to 0-8)	0-2 (0 to 0-6)		120
Urolithiasis	0 (0 to 0)	0 (0 to 0)	0 (0 to 0)	0 (0 to 0-1)	0-1 (0-1 to 0-1)	0-1 (0-1 to 0-1)	0-2 (0-1 to 0-3)	0-2 (0-2 to 0-4)	0-2 (0-2 to 0-4)	0-2 (0-2 to 0-4)	0-2 (0-2 to 0-4)	0-2 (0-1 to 0-5)	0-2 (0-1 to 0-4)	0-1 (0-1 to 0-3)	0-2 (0-1 to 0-4)	0-1 (0-1 to 0-4)	0-2 (0-1 to 0-4)	0-2 (0-1 to 0-5)	0-2 (0-1 to 0-4)	0-2 (0-1 to 0-4)	0-2 (0-1 to 0-4)	0-2 (0-1 to 0-4)	0-2 (0-1 to 0-4)		59-9
Benign prostatic hyperplasia	0 (0 to 0)	0 (0 to 0)	0 (0 to 0)	0 (0 to 0)	0 (0 to 0)	0 (0 to 0)	0 (0 to 0)	0 (0 to 0)	0 (0 to 0)	0 (0 to 0)	0 (0 to 0)	0 (0 to 0)	0 (0 to 0)	0 (0 to 0)	0 (0 to 0)	0 (0 to 0)	0 (0 to 0)	0 (0 to 0)	0 (0 to 0)	0 (0 to 0)	0 (0 to 0)	0 (0 to 0)	0 (0 to 0)		0
Male infertility	– –	– –	– –	– –	– –	– –	– –	– –	– –	– –	– –	– –	– –	– –	– –	– –	– –	– –	– –	– –	– –	– –	– –		NA
Other urinary diseases	0-1 (0 to 0-2)	0-1 (0 to 0-3)	0-1 (0-1 to 0-3)	0-8 (0-4 to 1-4)	0-7 (0-3 to 1-1)	0-9 (0-4 to 1-4)	0-9 (0-3 to 1-6)	0-5 (0-3 to 1)	0-6 (0-3 to 0-7)	0-6 (0-3 to 1)	0-5 (0-2 to 0-9)	1 (0-4 to 1-9)	0-6 (0-3 to 1-4)	0-4 (0-2 to 1)	1-1 (0-7 to 1-9)	0-6 (0-3 to 1-2)	1-4 (0-7 to 2-3)	1-5 (0-8 to 2-4)	1-4 (0-8 to 2-3)	0-9 (0-5 to 1-5)	1-6 (1 to 2-5)	2-3 (1-2 to 4-1)	1-3 (1-1 to 4-4)		24-3
Gynecological diseases	0 (0 to 0)	0 (0 to 0)	0 (0 to 0)	0 (0 to 0)	0 (0 to 0)	0 (0 to 0)	0 (0 to 0)	0 (0 to 0-1)	0 (0 to 0-1)	0 (0 to 0-1)	0 (0 to 0-1)	0 (0 to 0-1)	0 (0 to 0-1)	0 (0 to 0-1)	0 (0 to 0-1)	0 (0 to 0-1)	0 (0 to 0-1)	0 (0 to 0-1)	0 (0 to 0-1)	0 (0 to 0-1)	0 (0 to 0-1)	0 (0 to 0-1)	0 (0 to 0-1)		3
Uterine fibroids	0 (0 to 0)	0 (0 to 0)	0 (0 to 0)	0 (0 to 0)	0 (0 to 0)	0 (0 to 0)	0 (0 to 0)	0 (0 to 0)	0 (0 to 0-1)	0 (0 to 0-1)	0 (0 to 0-1)	0 (0 to 0-1)	0 (0 to 0-1)	0 (0 to 0-1)	0 (0 to 0-1)	0 (0 to 0-1)	0 (0 to 0-1)	0 (0 to 0-1)	0 (0 to 0-1)	0 (0 to 0-1)	0 (0 to 0-1)	0 (0 to 0-1)	0 (0 to 0-1)		0-7
Polycystic ovarian syndrome	0 (0 to 0)	0 (0 to 0)	0 (0 to 0)	0 (0 to 0)	0 (0 to 0)	0 (0 to 0)	0 (0 to 0)	0 (0 to 0)	0 (0 to 0)	0 (0 to 0)	0 (0 to 0)	0 (0 to 0)	0 (0 to 0)	0 (0 to 0)	0 (0 to 0)	0 (0 to 0)	0 (0 to 0)	0 (0 to 0)	0 (0 to 0)	0 (0 to 0)	0 (0 to 0)	0 (0 to 0)	0 (0 to 0)		278
Female infertility	0 (0 to 0)	0 (0 to 0)	0 (0 to 0)	0 (0 to 0)	0 (0 to 0)	0 (0 to 0)	0 (0 to 0-1)	0 (0 to 0-1)	0 (0 to 0-1)	0 (0 to 0-1)	0 (0 to 0-1)	0 (0 to 0-1)	0 (0 to 0-1)	0 (0 to 0-1)	0 (0 to 0-1)	0 (0 to 0-1)	0 (0 to 0-1)	0 (0 to 0-1)	0 (0 to 0-1)	0 (0 to 0-1)	0 (0 to 0-1)	0 (0 to 0-1)	0 (0 to 0-1)		12-4
Endometriosis	0 (0 to 0)	0 (0 to 0)	0 (0 to 0)	0 (0 to 0)	0 (0 to 0)	0 (0 to 0)	0 (0 to 0)	0 (0 to 0)	0 (0 to 0)	0 (0 to 0)	0 (0 to 0)	0 (0 to 0)	0 (0 to 0)	0 (0 to 0)	0 (0 to 0)	0 (0 to 0)	0 (0 to 0)	0 (0 to 0)	0 (0 to 0)	0 (0 to 0)	0 (0 to 0)	0 (0 to 0)	0 (0 to 0)		212
Genital prolapse	0 (0 to 0)	0 (0 to 0)	0 (0 to 0)	0 (0 to 0)	0 (0 to 0)	0 (0 to 0)	0 (0 to 0)	0 (0 to 0)	0 (0 to 0)	0-1 (0 to 0-2)	0-2 (0 to 0-4)	0-2 (0 to 0-5)	0-1 (0-1 to 0-4)	0-1 (0-1 to 0-3)	1-9 (0-4 to 4-4)	0-4 (0-2 to 0-9)	0-7 (0-3 to 0-9)	0-3 (0 to 0-7)	0-4 (0-1 to 0-9)	0-4 (0-2 to 0-9)	0-4 (0-2 to 0-7)	0-2 (0-1 to 0-5)	0-2 (0-1 to 0-4)		59-4
Premenstrual syndrome	0 (0 to 0)	0 (0 to 0)	0 (0 to 0)	0 (0 to 0)	0 (0 to 0)	0 (0 to 0)	0 (0 to 0)	0 (0 to 0)	0 (0 to 0)	0 (0 to 0)	0 (0 to 0)	0 (0 to 0)	0 (0 to 0)	0 (0 to 0)	0 (0 to 0)	0 (0 to 0)	0 (0 to 0)	0 (0 to 0)	0 (0 to 0)	0 (0 to 0)	0 (0 to 0)	0 (0 to 0)	0 (0 to 0)		800
Other gynecological diseases	0 (0 to 0)	0 (0 to 0)	0 (0 to 0)	0 (0 to 0)	0 (0 to 0)	0 (0 to 0)	0 (0 to 0)	0 (0 to 0)	0 (0 to 0)	0 (0 to 0)	0 (0 to 0)	0 (0 to 0)	0 (0 to 0)	0 (0 to 0)	0 (0 to 0)	0 (0 to 0)	0 (0 to 0)	0 (0 to 0)	0 (0 to 0)	0 (0 to 0)	0 (0 to 0)	0 (0 to 0)	0 (0 to 0)		68-4
Hemoglobinopathies and hemolytic anemias	0-1 (0 to 0-2)	0-8 (0-3 to 1-7)	2-4 (1-1 to 5-4)	2-1 (1-1 to 7-1)	0-9 (0-4 to 2-1)	0-7 (0-3 to 1-6)	0-6 (0-3 to 1-2)	0-3 (0-2 to 0-8)	0-3 (0-2 to 0-6)	0-3 (0-2 to 0-7)	0-3 (0-2 to 0-6)	0-3 (0-2 to 0-7)	0-3 (0-2 to 0-6)	0-2 (0-2 to 0-5)	0-3 (0-2 to 0-6)	0-2 (0-2 to 0-5)	0-2 (0-2 to 0-5)	0-2 (0-2 to 0-5)	0-2 (0-2 to 0-5)	0-2 (0-2 to 0-5)	0-2 (0-2 to 0-5)	0-2 (0-2 to 0-5)	0-2 (0-2 to 0-5)		47-9
Thalassemias	0 (0 to 0)	0 (0 to 0)	0-2 (0-2 to 0-6)	0 (0-1 to 0-7)	0 (0-1 to 1-4)	0 (0-1 to 1-4)	0-1 (0-1 to 1-4)	0-1 (0-1 to 1-3)	0-1 (0-1 to 1-3)	0-1 (0-1 to 1-3)	0-1 (0-1 to 1-3)	0-1 (0-1 to 1-3)	0-1 (0-1 to 1-3)	0-1 (0-1 to 1-3)	0-1 (0-1 to 1-3)	0-1 (0-1 to 1-3)	0-1 (0-1 to 1-3)	0-1 (0-1 to 1-3)	0-1 (0-1 to 1-3)	0-1 (0-1 to 1-3)	0-1 (0-1 to 1-3)	0-1 (0-1 to 1-3)	0-1 (0-1 to 1-3)		7-1
Thalassemia trait	0 (0 to 0)	0 (0 to 0-1)	0-1 (0 to 0-3)	0-2 (0 to 1-4)	0-2 (0 to 2-2)	0-2 (0 to 1-5)	0-3 (0 to 1-8)	0-2 (0 to 1-6)	0-2 (0-2 to 1-4)	0-2 (0 to 1-6)	0-2 (0 to 1-7)	0-3 (0 to 2-1)	0-2 (0 to 1-6)	0-2 (0 to 1-5)	0-2 (0 to 1-5)	0-2 (0 to 1-5)	0-2 (0 to 1-5)	0-2 (0 to 1-5)	0-2 (0 to 1-5)	0-2 (0 to 1-5)	0-2 (0 to 1-5)	0-2 (0 to 1-5)	0-2 (0 to 1-5)		7-1
Sickle cell disorders	0 (0 to 0)	0 (0 to 0)	0 (0 to 0)	0 (0 to 0)	0 (0 to 0)	0 (0 to 0)	0 (0 to 0)	0 (0 to 0)	0 (0 to 0)	0 (0 to 0)	0 (0 to 0)	0 (0 to 0)	0 (0 to 0)	0 (0 to 0)	0 (0 to 0)	0 (0 to 0)	0 (0 to 0)	0 (0 to 0)	0 (0 to 0)	0 (0 to 0)	0 (0 to 0)	0 (0 to 0)	0 (0 to 0)		0
Sickle cell trait	0 (0 to 0)	0 (0 to 0)	0 (0 to 0)	0 (0 to 0-1)	0 (0 to 0-2)	0 (0 to 0-2)	0 (0 to 0-2)	0 (0-1 to 0-2)	0 (0-1 to 0-3)	0 (0 to 0)	0 (0 to 0)	0 (0-1 to 1-4)	0 (0-2 to 1-9)	0 (0-1 to 1)	0 (0-1 to 0-2)	0 (0 to 0-2)	0 (0-1 to 0-3)	0 (0-1 to 0-3)	0 (0-1 to 0-3)	0 (0-1 to 0-3)	0 (0 to 0-1)	0 (0-1 to 0-3)	0 (0-1 to 0-3)		4-5
G6PD deficiency	0 (0 to 0)	0 (0 to 0)	0 (0 to 0)	0 (0 to 0)	0 (0 to 0)	0 (0 to 0)	0 (0 to 0)	0 (0 to 0)	0 (0 to 0)	0 (0 to 0)	0 (0 to 0)	0 (0 to 0)	0 (0 to 0)	0 (0 to 0)	0 (0 to 0)	0 (0 to 0)	0 (0 to 0)	0 (0 to 0)	0 (0 to 0)	0 (0 to 0)	0 (0 to 0)	0 (0 to 0)	0 (0 to 0)		3
G6PD trait	0 (0 to 0)	0 (0 to 0)	0 (0 to 0)	0 (0 to 0)	0 (0 to 0)	0 (0 to 0)	0 (0 to 0)	0 (0 to 0)	0 (0 to 0)	0 (0 to 0)	0 (0 to 0)	0 (0 to 0)	0 (0 to 0)	0 (0 to 0)	0 (0 to 0)	0 (0 to 0)	0 (0 to 0)	0 (0 to 0)	0 (0 to 0)	0 (0 to 0)	0 (0 to 0)	0 (0 to 0)	0 (0 to 0)		0-7
Other hemoglobinopathies and hemolytic anemias	0 (0 to 0)	0 (0 to 0-1)	0-3 (0-1 to 0-9)	0-9 (0-1 to 2-9)	1-2 (0-1 to 4-2)	1-3 (0-1 to 4-2)	2-5 (0-4 to 7-5)	2-4 (0-4 to 7-3)	1-9 (0-3 to 4-3)	2-3 (0-5 to 6-4)	1-9 (0-4 to 5-1)	2-9 (0-4 to 7-2)	2-4 (0-4 to 7-3)	1-9 (0-3 to 5-1)	2-6 (0-4 to 7-3)	1-9 (0-3 to 5-1)	1-9 (0-4 to 5-2)	1-3 (0-3 to 4-3)	1-3 (0-3 to 4-2)	1-2 (0-3 to 3-7)	1-4 (0-4 to 4-1)	1-2 (0-3 to 3-6)	1-0 (0-4 to 4-3)		19-6
Endocrine, metabolic, blood, and immune disorders	10-7 (7-7 to 1-4)	7-6 (5-2 to 11-4)	12-3 (8-9 to 22-6)	22-3 (12-6 to 39-6)	7-4 (3-9 to 17-6)	6-2 (3-7 to 9-4)	5-2 (2-9 to 8-1)	3-4 (2-2 to 5-2)	3-2 (1-9 to 5-1)	3-4 (2-2 to 5-2)	3-4 (2-2 to 5-2)	4-2 (2-5 to 6-5)	3-4 (2-2 to 5-2)	2-8 (1-7 to 4-2)	3-4 (2-2 to 5-2)	2-8 (1-7 to 4-2)	2-8 (1-7 to 4-2)	2-4 (1-5 to 3-7)	2-3 (1-5 to 3-5)	2-2 (1-4 to 3-4)	2-2 (1-4 to 3-4)	2-2 (1-4 to 3-4)	2-2 (1-4 to 3-4)		2-4K
Cvd disorders	0 (0 to 0)	0 (0 to 0)	0 (0-1 to 0-5)	0 (0-1 to 1-1)	0 (0-1 to 1-2)	0 (0-1 to 1-2)	0 (0-1 to 1-2)	0 (0-1 to 1-1)	0 (0-1 to 1-1)	0 (0-1 to 1-1)	0 (0-1 to 1-1)	0 (0-1 to 1-2)	0 (0-1 to 1-1)	0 (0-1 to 1-1)	0 (0-1 to 1-1)	0 (0-1 to 1-1)	0 (0-1 to 1-1)	0 (0-1 to 1-1)	0 (0-1 to 1-1)	0 (0-1 to 1-1)	0 (0-1 to 1-1)	0 (0-1 to 1-1)	0 (0-1 to 1-1)		1-1
Caries of deciduous teeth	0 (0 to 0)	0 (0 to 0)	0 (0-1 to 0-3)	2-2 (0-9 to 5-3)	3-2 (1-3 to 7-1)	0-2 (0 to 0-5)	0-2 (0 to 0-5)	0 (0 to 0)	0 (0 to 0)	0 (0 to 0)	0 (0 to 0)	0 (0 to 0)	0 (0 to 0)	0 (0 to 0)	0 (0 to 0)	0 (0 to 0)	0 (0 to 0)	0 (0 to 0)	0 (0 to 0)	0 (0 to 0)	0 (0 to 0)	0 (0 to 0)	0 (0 to 0)	0 (0 to 0)		0-7
Caries of permanent teeth	0 (0 to 0)	0 (0 to 0)	0 (0 to 0)	1-4 (0-4 to 3-1)	3-3 (2-3 to 7-2)	2-1 (0-8 to 4-6)	7-1 (3-2 to 12)	6-9 (3-4 to 11)	3 (1-4 to 5-2)	7-1 (3-2 to 12)	6-9 (3-4 to 11)	9-8 (4-1 to 20-2)	9-3 (3-7 to 20)	6-9 (3-4 to 12)	3-9 (1-6 to 7-4)	10-3 (3-4 to 24-2)	3-6 (1-4 to 9)	8-7 (2-7 to 18-4)	5-1 (1-6 to 12-4)	2-8 (0-9 to 7)	1-1 (0-4 to 2-6)	2-3 (0-7 to 5-2)	2-3 (0-7 to 5-2)		137
Periodontal diseases	0 (0 to 0)	0 (0 to 0)	0 (0 to 0)	0 (0 to 0)	0-1 (0 to 0-1)	0-1 (0 to 0-1)	0-1 (0 to 0-2)	0-2 (0 to 0-5)	0-2 (0-1 to 0-5)	0-2 (0 to 0-5)	0-2 (0 to 0-5)	0-3 (0 to 0-6)	0-2 (0 to 0-5)	0-2 (0 to 0-5)	0-2 (0 to 0-5)	0-2 (0 to 0-5)	0-2 (0 to 0-5)	0-2 (0 to 0-5)	0-2 (0 to 0-5)	0-2 (0 to 0-5)	0-2 (0 to 0-5)	0-2 (0 to 0-5)	0-2 (0 to 0-5)		676
Other oral disorders	0 (0 to 0)	0 (0 to 0)	0-1 (0 to 0-4)	0-5 (0-2 to 1-3)	0-2 (0 to 0-6)	0-2 (0 to 0-6)	0-4 (0-2 to 0-9)	0-3 (0-2 to 0-7)	0-3 (0-1 to 0-6)	0-4 (0-2 to 0-9)	0-3 (0-2 to 0-7)	0-4 (0-2 to 0-9)	0-3 (0-2 to 0-7)	0-3 (0-2 to 0-6)	0-3 (0-2 to 0-6)	0-3 (0-2 to 0-6)	0-3 (0-2 to 0-6)	0-3 (0-2 to 0-6)	0-3 (0-2 to 0-6)	0-3 (0-2 to 0-6)	0-3 (0-2 to 0-6)	0-3 (0-2 to 0-6)	0-3 (0-2 to 0-6)		390
Sudden infant death syndrome	– –	2 (1-0 to 3-1)	22-1 (13-3 to 34-4)	– –	– –	– –	– –	– –	– –	– –	– –	– –	– –	– –	– –	– –	– –	– –	– –	– –	– –	– –	– –		NA
Injuries	4-2 (2-2 to 5-4)	3-8 (2-9 to 5-2)	40-1 (29-1 to 52-4)	90 (76-6 to 112)	80-4 (60-3 to 99-5)	102 (82-1 to 131)	220 (204 to 238)	338 (320 to 358)	310 (293 to 372)	297 (223 to 400)	481 (363 to 594)	575 (461 to 710)	424 (309 to 744)	427 (309 to 744)	644 (516 to 809)	719 (564 to 916)	856 (673 to 1,098)	1,078 (840 to 1,340)	1,060 (847 to 1,243)	1,193 (964 to 1,420)	1,232 (1,000 to 1,500)	981 (769 to 1,220)	576 (434 to 717)		12,660
Transport injuries	0-1 (0 to 0-1)	0-6 (0-1 to 0-7)	1-5 (1-1 to 2-4)	19-6 (14-1 to 24-4)	15-3 (11-3 to 19-4)	22-2 (18-4 to 26-4)	39-2 (34-1 to 44-3)	39-1 (29-6 to

SR Table 2b: Fukushima DALYS by cause and age group for females with 95% uncertainty intervals, 2019

Cause	Early Neonatal (0-6 days)	Late Neonatal (7-27 days)	Post Neonatal (28-364 days)	1 to 4	5 to 9	10 to 14	15 to 19	20 to 24	25 to 29	30 to 34	35 to 39	40 to 44	45 to 49	50 to 54	55 to 59	60 to 64	65 to 69	70 to 74	75 to 79	80 to 84	85 to 89	90 to 94	95 plus	Total
All causes	2,412 (2,212 to 2,611)	1,148 (794 to 1,503)	1,139 (327 to 1,973)	1,143 (956 to 1,362)	1,268 (913 to 1,708)	1,268 (1,035 to 1,548)	1,268 (1,035 to 1,548)	1,268 (1,035 to 1,548)	1,268 (1,035 to 1,548)	1,268 (1,035 to 1,548)	1,268 (1,035 to 1,548)	1,268 (1,035 to 1,548)	1,268 (1,035 to 1,548)	1,268 (1,035 to 1,548)	1,268 (1,035 to 1,548)	1,268 (1,035 to 1,548)	1,268 (1,035 to 1,548)	1,268 (1,035 to 1,548)	1,268 (1,035 to 1,548)	1,268 (1,035 to 1,548)	1,268 (1,035 to 1,548)	1,268 (1,035 to 1,548)	292,002
Communicable, maternal, neonatal, and nutritional diseases	1,148 (1,106 to 1,193)	337.7 (277.1 to 398.3)	139 (104 to 178)	219 (151 to 298)	199 (111 to 324)	199 (110 to 309)	202 (109 to 322)	221 (106 to 360)	288 (129 to 505)	299 (133 to 509)	366 (169 to 604)	490 (229 to 812)	494 (273 to 764)	494 (262 to 761)	409 (202 to 681)	457 (212 to 747)	464 (223 to 760)	670 (324 to 1,066)	548 (248 to 1,006)	1,040 (774 to 1,390)	2,440 (1,870 to 3,083)	1,405 (1,049 to 1,842)	16,092
HIV/AIDS and sexually transmitted infections	0 (0 to 0)	0 (0 to 0)	0.9 (0 to 1.1)	0.8 (0 to 1.1)	0.2 (0.2 to 0.3)	1 (0.7 to 1.4)	2.9 (2.2 to 4.2)	7.1 (4.2 to 11.4)	21.9 (9.3 to 39.8)	19.1 (7.8 to 37.7)	21.9 (11.9 to 37.4)	28.2 (14.5 to 50.5)	19.1 (9.4 to 32.4)	13.2 (6.7 to 21.8)	12 (6.1 to 21.1)	12.3 (7.3 to 21.1)	11.2 (5.9 to 21.5)	9.4 (4.8 to 19.7)	7 (3.4 to 12.2)	9.5 (3.9 to 19.6)	6.1 (2.6 to 14.2)	4.2 (1.5 to 9)	198
HIV/AIDS	0 (0 to 0)	0 (0 to 0)	0.9 (0.7 to 1.1)	0.8 (0.6 to 1.1)	0.2 (0.2 to 0.3)	0.1 (0.1 to 0.2)	0.4 (0.3 to 0.6)	0.7 (0.5 to 1.1)	1.1 (0.6 to 1.7)	1.4 (0.8 to 2.2)	2.7 (1.7 to 3.9)	1.4 (0.8 to 2.2)	1.4 (0.8 to 2.1)	1.5 (0.9 to 2.3)	2.2 (1.3 to 3.1)	2.3 (1.3 to 3.4)	2.3 (1.3 to 3.6)	4.6 (2.5 to 6.9)	2.6 (1.3 to 4.1)	6.6 (3.5 to 9.4)	2.2 (1.1 to 3.5)	0.9 (0.5 to 1.4)	32.1
HIV/AIDS - Drug-susceptible Tuberculosis	0 (0 to 0)	0 (0 to 0)	0.3 (0.2 to 0.4)	0.3 (0 to 0.4)	0.1 (0 to 0.1)	0.1 (0 to 0.1)	0.1 (0 to 0.1)	0.1 (0 to 0.2)	0.2 (0 to 0.3)	0.2 (0 to 0.3)	0.2 (0.1 to 0.3)	0.2 (0.1 to 0.3)	0.2 (0.1 to 0.3)	0.3 (0.2 to 0.4)	0.5 (0.3 to 0.6)	0.6 (0.3 to 0.8)	0.5 (0.3 to 1.2)	1.7 (1 to 2.6)	1.1 (0.5 to 1.7)	3.1 (1.5 to 4.5)	1.1 (0.5 to 1.8)	0.5 (0.2 to 0.8)	9.8
HIV/AIDS - Multidrug-resistant Tuberculosis without extensive drug resistance	0 (0 to 0)	0 (0 to 0)	0 (0 to 0)	0 (0 to 0)	0 (0 to 0)	0 (0 to 0)	0 (0 to 0)	0 (0 to 0)	0 (0 to 0)	0 (0 to 0)	0 (0 to 0)	0 (0 to 0)	0 (0 to 0)	0 (0 to 0)	0 (0 to 0)	0 (0 to 0)	0 (0 to 0)	0 (0 to 0)	0 (0 to 0)	0 (0 to 0)	0 (0 to 0)	0 (0 to 0)	0 (0 to 0)	0
HIV/AIDS - Extensively drug-resistant Tuberculosis	0 (0 to 0)	0 (0 to 0)	0 (0 to 0)	0 (0 to 0)	0 (0 to 0)	0 (0 to 0)	0 (0 to 0)	0 (0 to 0)	0 (0 to 0)	0 (0 to 0)	0 (0 to 0)	0 (0 to 0)	0 (0 to 0)	0 (0 to 0)	0 (0 to 0)	0 (0 to 0)	0 (0 to 0)	0 (0 to 0)	0 (0 to 0)	0 (0 to 0)	0 (0 to 0)	0 (0 to 0)	0 (0 to 0)	0
HIV/AIDS resulting in other diseases	0 (0 to 0)	0 (0 to 0)	0.6 (0.4 to 0.8)	0.6 (0.4 to 0.8)	0.1 (0.1 to 0.1)	0.1 (0.1 to 0.2)	0.3 (0.2 to 0.4)	0.6 (0.4 to 0.9)	0.8 (0.5 to 1.1)	1.2 (0.7 to 1.8)	2.5 (1.5 to 3.7)	1.2 (0.7 to 1.8)	1.2 (0.7 to 1.8)	1.2 (0.7 to 1.8)	1.7 (1 to 2.5)	2.5 (1.5 to 3.4)	2.1 (1.3 to 3.1)	3.7 (2.1 to 5.4)	1.8 (1 to 2.7)	4.8 (2.7 to 7.1)	1.9 (1 to 2.9)	0.7 (0.4 to 1.1)	29.1
Sexually transmitted infections excluding HIV	0 (0 to 0)	0 (0 to 0)	0 (0 to 0)	0 (0 to 0)	0 (0 to 0)	0 (0 to 0)	0 (0 to 0)	0.4 (0.2 to 0.6)	1.4 (0.7 to 2.5)	2.6 (1.2 to 4.5)	3.2 (1.7 to 5.1)	2.6 (1.2 to 4.5)	2.6 (1.2 to 4.5)	2.6 (1.2 to 4.5)	2.6 (1.2 to 4.5)	2.6 (1.2 to 4.5)	2.6 (1.2 to 4.5)	2.6 (1.2 to 4.5)	2.6 (1.2 to 4.5)	2.6 (1.2 to 4.5)	2.6 (1.2 to 4.5)	2.6 (1.2 to 4.5)	2.6 (1.2 to 4.5)	199
Syphilis	0 (0 to 0)	0 (0 to 0)	0 (0 to 0)	0 (0 to 0)	0 (0 to 0)	0 (0 to 0)	0 (0 to 0)	0 (0 to 0)	0 (0 to 0)	0 (0 to 0)	0 (0 to 0)	0 (0 to 0)	0 (0 to 0)	0 (0 to 0)	0 (0 to 0)	0 (0 to 0)	0 (0 to 0)	0 (0 to 0)	0 (0 to 0)	0 (0 to 0)	0 (0 to 0)	0 (0 to 0)	0 (0 to 0)	0
Chlamydial infection	0 (0 to 0)	0 (0 to 0)	0 (0 to 0)	0 (0 to 0)	0 (0 to 0)	0 (0 to 0)	0 (0 to 0)	0.1 (0 to 0.2)	0.5 (0.2 to 1)	1.1 (0.5 to 2)	1.6 (0.8 to 2.8)	1.1 (0.5 to 2)	1.1 (0.5 to 2)	1.1 (0.5 to 2)	1.1 (0.5 to 2)	1.1 (0.5 to 2)	1.1 (0.5 to 2)	1.1 (0.5 to 2)	1.1 (0.5 to 2)	1.1 (0.5 to 2)	1.1 (0.5 to 2)	1.1 (0.5 to 2)	1.1 (0.5 to 2)	21.1
Gonococcal infection	0 (0 to 0)	0 (0 to 0)	0 (0 to 0)	0 (0 to 0)	0 (0 to 0)	0 (0 to 0)	0 (0 to 0)	0.1 (0 to 0.1)	0.2 (0.2 to 0.4)	0.2 (0.2 to 0.4)	0.3 (0.3 to 0.5)	0.5 (0.5 to 1.7)	0.5 (0.5 to 1.7)	0.6 (0.6 to 2.2)	0.8 (0.8 to 3.1)	0.8 (0.8 to 3.2)	0.8 (0.8 to 3.2)	0.9 (0.9 to 3.7)	0.8 (0.8 to 3.2)	0.8 (0.8 to 3.1)	0.8 (0.8 to 3.1)	0.8 (0.8 to 3.1)	0.8 (0.8 to 3.1)	15
Trichomoniasis	0 (0 to 0)	0 (0 to 0)	0 (0 to 0)	0 (0 to 0)	0 (0 to 0)	0 (0 to 0)	0 (0 to 0)	0.1 (0 to 0.1)	0.4 (0.1 to 0.8)	0.8 (0.3 to 1.5)	1.1 (0.4 to 2.1)	0.8 (0.3 to 1.5)	0.8 (0.3 to 1.5)	0.8 (0.3 to 1.5)	0.8 (0.3 to 1.5)	0.8 (0.3 to 1.5)	0.8 (0.3 to 1.5)	0.8 (0.3 to 1.5)	0.8 (0.3 to 1.5)	0.8 (0.3 to 1.5)	0.8 (0.3 to 1.5)	0.8 (0.3 to 1.5)	0.8 (0.3 to 1.5)	49.7
Genital herpes	0 (0 to 0)	0 (0 to 0)	0 (0 to 0)	0 (0 to 0)	0 (0 to 0)	0 (0 to 0)	0 (0 to 0)	0.1 (0 to 0.1)	0.3 (0.1 to 0.6)	0.6 (0.2 to 1.2)	0.9 (0.3 to 2)	0.6 (0.2 to 1.2)	0.6 (0.2 to 1.2)	0.6 (0.2 to 1.2)	0.6 (0.2 to 1.2)	0.6 (0.2 to 1.2)	0.6 (0.2 to 1.2)	0.6 (0.2 to 1.2)	0.6 (0.2 to 1.2)	0.6 (0.2 to 1.2)	0.6 (0.2 to 1.2)	0.6 (0.2 to 1.2)	0.6 (0.2 to 1.2)	33
Other sexually transmitted infections	0 (0 to 0)	0 (0 to 0)	0 (0 to 0)	0 (0 to 0)	0 (0 to 0)	0 (0 to 0)	0 (0 to 0)	0.1 (0 to 0.1)	0.4 (0.1 to 0.7)	0.7 (0.2 to 1.4)	1.1 (0.4 to 2.1)	0.9 (0.3 to 1.7)	0.9 (0.3 to 1.7)	0.9 (0.3 to 1.7)	1.1 (0.4 to 2)	1.1 (0.4 to 2)	1.1 (0.4 to 2)	1.1 (0.4 to 2)	1.1 (0.4 to 2)	1.1 (0.4 to 2)	1.1 (0.4 to 2)	1.1 (0.4 to 2)	1.1 (0.4 to 2)	48.4
Respiratory infections and tuberculosis	1,114 (1,012 to 1,216)	2.5 (2.3 to 2.7)	34.1 (24.9 to 48.6)	92.2 (82.3 to 102)	98.6 (42.5 to 103)	98.6 (39.9 to 99.7)	98.6 (32.5 to 94.1)	98.6 (37.3 to 92.8)	98.6 (42.6 to 96.4)	98.6 (49.1 to 96.4)	98.6 (59.9 to 96.4)	98.6 (73.4 to 96.4)	98.6 (73.4 to 96.4)	98.6 (73.4 to 96.4)	98.6 (73.4 to 96.4)	98.6 (73.4 to 96.4)	98.6 (73.4 to 96.4)	98.6 (73.4 to 96.4)	98.6 (73.4 to 96.4)	98.6 (73.4 to 96.4)	98.6 (73.4 to 96.4)	98.6 (73.4 to 96.4)	9,150
Tuberculosis	0 (0 to 0)	0 (0 to 0)	0 (0 to 0)	0 (0 to 0)	0 (0 to 0)	0 (0 to 0)	0 (0 to 0)	0 (0 to 0)	0 (0 to 0)	0 (0 to 0)	0 (0 to 0)	0 (0 to 0)	0 (0 to 0)	0 (0 to 0)	0 (0 to 0)	0 (0 to 0)	0 (0 to 0)	0 (0 to 0)	0 (0 to 0)	0 (0 to 0)	0 (0 to 0)	0 (0 to 0)	0 (0 to 0)	0
Latent tuberculosis infection	0 (0 to 0)	0 (0 to 0)	0 (0 to 0)	0 (0 to 0)	0 (0 to 0)	0 (0 to 0)	0 (0 to 0)	0 (0 to 0)	0 (0 to 0)	0 (0 to 0)	0 (0 to 0)	0 (0 to 0)	0 (0 to 0)	0 (0 to 0)	0 (0 to 0)	0 (0 to 0)	0 (0 to 0)	0 (0 to 0)	0 (0 to 0)	0 (0 to 0)	0 (0 to 0)	0 (0 to 0)	0 (0 to 0)	0
Drug-susceptible tuberculosis	0 (0 to 0)	0 (0 to 0)	0 (0 to 0)	0 (0 to 0)	0 (0 to 0)	0 (0 to 0)	0 (0 to 0)	0 (0 to 0)	0 (0 to 0)	0 (0 to 0)	0 (0 to 0)	0 (0 to 0)	0 (0 to 0)	0 (0 to 0)	0 (0 to 0)	0 (0 to 0)	0 (0 to 0)	0 (0 to 0)	0 (0 to 0)	0 (0 to 0)	0 (0 to 0)	0 (0 to 0)	0 (0 to 0)	0
Multidrug-resistant tuberculosis without extensive drug resistance	0 (0 to 0)	0 (0 to 0)	0 (0 to 0)	0 (0 to 0)	0 (0 to 0)	0 (0 to 0)	0 (0 to 0)	0 (0 to 0)	0 (0 to 0)	0 (0 to 0)	0 (0 to 0)	0 (0 to 0)	0 (0 to 0)	0 (0 to 0)	0 (0 to 0)	0 (0 to 0)	0 (0 to 0)	0 (0 to 0)	0 (0 to 0)	0 (0 to 0)	0 (0 to 0)	0 (0 to 0)	0 (0 to 0)	0
Extensively drug-resistant tuberculosis	0 (0 to 0)	0 (0 to 0)	0 (0 to 0)	0 (0 to 0)	0 (0 to 0)	0 (0 to 0)	0 (0 to 0)	0 (0 to 0)	0 (0 to 0)	0 (0 to 0)	0 (0 to 0)	0 (0 to 0)	0 (0 to 0)	0 (0 to 0)	0 (0 to 0)	0 (0 to 0)	0 (0 to 0)	0 (0 to 0)	0 (0 to 0)	0 (0 to 0)	0 (0 to 0)	0 (0 to 0)	0 (0 to 0)	0
Lower respiratory infections	1.7 (1.1 to 2.4)	2 (1.7 to 2.3)	29.6 (20.7 to 47.8)	13.1 (9.4 to 17.9)	8.8 (6.3 to 11.9)	11.6 (8.3 to 15.8)	8.9 (6.4 to 12.1)	11 (7.9 to 15)	19.4 (13.9 to 26.4)	22.3 (15.9 to 30.4)	30 (21.5 to 40.9)	43.7 (31.1 to 59.4)	44.7 (31.9 to 60.8)	44.7 (31.9 to 60.8)	91.6 (65.4 to 124)	102 (73.1 to 139)	279 (198.2 to 379)	409 (287.5 to 557)	714 (497.1 to 968)	1,026 (703.1 to 1,400)	1,602 (1,093.2 to 2,200)	1,766 (1,206.6 to 2,422)	1,340 (1,026.6 to 1,702)
Upper respiratory infections	0.1 (0 to 0.1)	0.4 (0.2 to 0.7)	8 (4.5 to 12.4)	44.2 (29.6 to 64.4)	42.7 (22.6 to 73.4)	42.9 (21.9 to 77.5)	37.7 (20.2 to 67.1)	38.2 (21.1 to 62.9)	42.8 (21.7 to 77.1)	47.6 (23.7 to 85.5)	51.4 (27.1 to 90.7)	47.6 (24.7 to 89.3)	50.4 (26.1 to 89.3)	49.4 (24.2 to 90.4)	49.4 (24.5 to 91.1)	49.4 (24.1 to 91.1)	48.9 (24.8 to 91.1)	51.4 (25.7 to 93.2)	41.9 (17.9 to 77.3)	27.6 (14.9 to 45.9)	20.4 (10.2 to 36.8)	14.9 (6.9 to 27.2)	7.5 (4.6 to 12)	782
Otitis media	0 (0 to 0)	0 (0 to 0)	1.2 (0.9 to 1.7)	8.6 (6.2 to 11.7)	9.1 (6.6 to 12.7)	7.3 (5.2 to 10.2)	3.8 (2.7 to 5.3)	4.8 (3.4 to 6.8)	5.2 (3.6 to 7.4)	4.9 (3.3 to 7.1)	5.6 (3.8 to 8.2)	7.1 (4.7 to 10.5)	7.1 (4.7 to 10.5)	9.5 (6.2 to 14.1)	9.5 (6.2 to 14.1)	9.4 (6.2 to 14.1)	7.5 (4.9 to 11.2)	4.7 (3.1 to 7)	3.9 (2.5 to 5.8)	3.4 (2.1 to 5.1)	2.5 (1.5 to 3.8)	1.2 (0.6 to 2.1)	135
Enteric infections	2.3 (2.2 to 2.5)	0.6 (0.4 to 0.8)	1.1 (0.4 to 1.9)	2.2 (1.4 to 3.2)	1.1 (0.7 to 1.6)	0.7 (0.4 to 1.1)	0.7 (0.4 to 1.2)	0.8 (0.4 to 1.4)	0.9 (0.4 to 1.6)	0.9 (0.4 to 1.7)	1.1 (0.5 to 1.9)	1.1 (0.5 to 1.9)	1.1 (0.5 to 1.9)	1.1 (0.5 to 1.9)	1.1 (0.5 to 1.9)	1.1 (0.5 to 1.9)	1.1 (0.5 to 1.9)	1.1 (0.5 to 1.9)	1.1 (0.5 to 1.9)	1.1 (0.5 to 1.9)	1.1 (0.5 to 1.9)	1.1 (0.5 to 1.9)	563
Diarrheal diseases	2.3 (2.2 to 2.5)	0.6 (0.4 to 0.8)	1.1 (0.4 to 1.9)	2.2 (1.4 to 3.2)	1.1 (0.7 to 1.6)	0.7 (0.4 to 1.1)	0.7 (0.4 to 1.2)	0.8 (0.4 to 1.4)	0.9 (0.4 to 1.6)	0.9 (0.4 to 1.7)	1.1 (0.5 to 1.9)	1.1 (0.5 to 1.9)	1.1 (0.5 to 1.9)	1.1 (0.5 to 1.9)	1.1 (0.5 to 1.9)	1.1 (0.5 to 1.9)	1.1 (0.5 to 1.9)	1.1 (0.5 to 1.9)	1.1 (0.5 to 1.9)	1.1 (0.5 to 1.9)	1.1 (0.5 to 1.9)	1.1 (0.5 to 1.9)	562
Typhoid and paratyphoid	0 (0 to 0)	0 (0 to 0)	0 (0 to 0)	0 (0 to 0)	0 (0 to 0)	0 (0 to 0)	0 (0 to 0)	0 (0 to 0)	0 (0 to 0)	0 (0 to 0)	0 (0 to 0)	0 (0 to 0)	0 (0 to 0)	0 (0 to 0)	0 (0 to 0)	0 (0 to 0)	0 (0 to 0)	0 (0 to 0)	0 (0 to 0)	0 (0 to 0)	0 (0 to 0)	0 (0 to 0)	0 (0 to 0)	0
Typhoid fever	0 (0 to 0)	0 (0 to 0)	0 (0 to 0)	0 (0 to 0)	0 (0 to 0)	0 (0 to 0)	0 (0 to 0)	0 (0 to 0)	0 (0 to 0)	0 (0 to 0)	0 (0 to 0)	0 (0 to 0)	0 (0 to 0)	0 (0 to 0)	0 (0 to 0)	0 (0 to 0)	0 (0 to 0)	0 (0 to 0)	0 (0 to 0)	0 (0 to 0)	0 (0 to 0)	0 (0 to 0)	0 (0 to 0)	0
Paratyphoid fever	0 (0 to 0)	0 (0 to 0)	0 (0 to 0)	0 (0 to 0)	0 (0 to 0)	0 (0 to 0)	0 (0 to 0)	0 (0 to 0)	0 (0 to 0)	0 (0 to 0)	0 (0 to 0)	0 (0 to 0)	0 (0 to 0)	0 (0 to 0)	0 (0 to 0)	0 (0 to 0)	0 (0 to 0)	0 (0 to 0)	0 (0 to 0)	0 (0 to 0)	0 (0 to 0)	0 (0 to 0)	0 (0 to 0)	0
Invasive Non-typhoidal Salmonella (iNTS)	0 (0 to 0)	0 (0 to 0)	0 (0 to 0)	0 (0 to 0)	0 (0 to 0)	0 (0 to 0)	0 (0 to 0)	0 (0 to 0)	0 (0 to 0)	0 (0 to 0)	0 (0 to 0)	0 (0 to 0)	0 (0 to 0)	0 (0 to 0)	0 (0 to 0)	0 (0 to 0)	0 (0 to 0)	0 (0 to 0)	0 (0 to 0)	0 (0 to 0)	0 (0 to 0)	0 (0 to 0)	0 (0 to 0)	0
Other intestinal infectious diseases	0 (0 to 0)	0 (0 to 0)	0 (0 to 0)	0 (0 to 0)	0 (0 to 0)	0 (0 to 0)	0 (0 to 0)	0 (0 to 0)	0 (0 to 0)	0 (0 to 0)	0 (0 to 0)	0 (0 to 0)	0 (0 to 0)	0 (0 to 0)	0 (0 to 0)	0 (0 to 0)	0 (0 to 0)	0 (0 to 0)	0 (0 to 0)	0 (0 to 0)	0 (0 to 0)	0 (0 to 0)	0 (0 to 0)	0
Neglected tropical diseases and malaria	0.2 (0 to 0.5)	0.2 (0 to 0.5)	0.1 (0 to 0.3)	0.4 (0.1 to 0.9)	0.3 (0 to 0.8)	0.3 (0 to 0.8)	0.3 (0 to 0.8)	0.3 (0 to 0.8)	0.3 (0 to 0.8)	0.3 (0 to 0.8)	0.3 (0 to 0.8)	0.3 (0 to 0.8)	0.3 (0 to 0.8)	0.3 (0 to 0.8)	0.3 (0 to 0.8)	0.3 (0 to 0.8)	0.3 (0 to 0.8)	0.3 (0 to 0.8)	0.3 (0 to 0.8)	0.3 (0 to 0.8)	0.3 (0 to 0.8)	0.3 (0 to 0.8)	0.3 (0 to 0.8)	97.4
Malaria	0 (0 to 0)	0 (0 to 0)	0 (0 to 0)	0 (0 to 0)	0 (0 to 0)	0 (0 to 0)	0 (0 to 0)	0 (0 to 0)	0 (0 to 0)	0 (0 to 0)	0 (0 to 0)	0 (0 to 0)	0 (0 to 0)	0 (0 to 0)	0 (0 to 0)	0 (0 to 0)	0 (0 to 0)	0 (0 to 0)	0 (0 to 0)	0 (0 to 0)	0 (0 to 0)	0 (0 to 0)	0 (0 to 0)	0
Chagas disease	0 (0 to 0)	0 (0 to 0)	0 (0 to 0)	0 (0 to 0)	0 (0 to 0)	0 (0 to 0)	0 (0 to 0)	0 (0 to 0)	0 (0 to 0)	0 (0 to 0)	0 (0 to 0)	0 (0 to 0)	0 (0 to 0)	0 (0 to 0)	0 (0 to 0)	0 (0 to 0)	0 (0 to 0)	0 (0 to 0)	0 (0 to 0)	0 (0 to 0)	0 (0 to 0)	0 (0 to 0)	0 (0 to 0)	0
Leishmaniasis	0 (0 to 0)	0 (0 to 0)	0 (0 to 0)	0 (0 to 0)	0 (0 to 0)	0 (0 to 0)	0 (0 to 0)	0 (0 to 0)	0 (0 to 0)	0 (0 to 0)	0 (0 to 0)	0 (0 to 0)	0 (0 to 0)	0 (0 to 0)	0 (0 to 0)	0 (0 to 0)	0 (0 to 0)	0 (0 to 0)	0 (0 to 0)	0 (0 to 0)	0 (0 to 0)	0 (0 to 0)	0 (0 to 0)	0
Visceral leishmaniasis	0 (0 to 0)	0 (0 to 0)	0 (0 to 0)	0 (0 to 0)	0 (0 to 0)	0 (0 to 0)	0 (0 to 0)	0 (0 to 0)	0 (0 to 0)	0 (0 to 0)	0 (0 to 0)	0 (0 to 0)	0 (0 to 0)	0 (0 to 0)	0 (0 to 0)	0 (0 to 0)	0 (0 to 0)	0 (0 to 0)	0 (0 to 0)	0 (0 to 0)	0 (0 to 0)	0 (0 to 0)	0 (0 to 0)	0
Cutaneous and mucocutaneous leishmaniasis	0 (0 to 0)	0 (0 to 0)	0 (0 to 0)	0 (0 to 0)	0 (0 to 0)	0 (0 to 0)	0 (0 to 0)	0 (0 to 0)	0 (0 to 0)	0 (0 to 0)	0 (0 to 0)	0 (0 to 0)	0 (0 to 0)	0 (0 to 0)	0 (0 to 0)	0 (0 to 0)	0 (0 to 0)	0 (0 to 0)	0 (0 to 0)	0 (0 to 0)	0 (0 to 0)	0 (0 to 0)	0 (0 to 0)	0
African trypanosomiasis	0 (0 to 0)	0 (0 to 0)	0 (0 to 0)	0 (0 to 0)	0 (0 to 0)	0 (0 to 0)	0 (0 to 0)	0 (0 to 0)	0 (0 to 0)	0 (0 to 0)	0 (0 to 0)	0 (0 to 0)	0 (0 to 0)	0 (0 to 0)	0 (0 to 0)	0 (0 to 0)	0 (0 to 0)	0 (0 to 0)	0 (0 to 0)	0 (0 to 0)	0 (0 to 0)	0 (0 to 0)	0 (0 to 0)	0
Schistosomiasis	0 (0 to 0)	0 (0 to 0)	0 (0 to 0)	0 (0 to 0)	0 (0 to 0)	0 (0 to 0)	0 (0 to 0)	0 (0 to 0)	0 (0 to 0)	0 (0 to 0)	0 (0 to 0)	0 (0 to 0)	0 (0 to 0)	0 (0 to 0)	0 (0 to 0)	0 (0 to 0)	0 (0 to 0)	0 (0 to 0)	0 (0 to 0)	0 (0 to 0)	0 (0 to 0)	0 (0 to 0)	0 (0 to 0)	0
Cysticercosis	0 (0 to 0)	0 (0 to 0)	0 (0 to 0)	0 (0 to 0)	0 (0 to 0)	0 (0 to 0)	0 (0 to 0)	0 (0 to 0)	0 (0 to 0)	0 (0 to 0)	0 (0 to 0)	0 (0 to 0)	0 (0 to 0)	0 (0 to 0)	0 (0 to 0)	0 (0 to 0)	0 (0 to 0)	0 (0 to 0)	0 (0 to 0)	0 (0 to 0)	0 (0 to 0)	0 (0 to 0)	0 (0 to 0)	0
Cystic echinococcosis	0 (0 to 0)	0 (0 to 0)	0 (0 to 0)	0 (0 to 0)	0 (0 to 0)	0 (0 to 0)	0 (0 to 0)	0 (0 to 0)	0 (0 to 0)	0 (0 to 0)	0 (0 to 0)	0 (0 to 0)	0 (0 to 0)	0 (0 to 0)	0 (0 to 0)	0 (0 to 0)	0 (0 to 0)	0 (0 to 0)	0 (0 to 0)	0 (0 to 0)	0 (0 to 0)	0 (0 to 0)	0 (0 to 0)	0
Lymphatic filariasis	0 (0 to 0)	0 (0 to 0)	0 (0 to 0)	0 (0 to 0)	0 (0 to 0)	0 (0 to 0)	0 (0 to 0)	0 (0 to 0)	0 (0 to 0)	0 (0 to 0)	0 (0 to 0)	0 (0 to 0)	0 (0 to 0)	0 (0 to 0)	0 (0 to 0)	0 (0 to 0)	0 (0 to 0)	0 (0 to 0)	0 (0 to 0)	0 (0 to 0)	0 (0 to 0)	0 (0 to 0)	0 (0 to 0)	0
Onchocerciasis	0 (0 to 0)	0 (0 to 0)	0 (0 to 0)	0 (0 to 0)	0 (0 to 0)	0 (0 to 0)	0 (0 to 0)	0 (0 to 0)	0 (0 to 0)	0 (0 to 0)	0 (0 to 0)	0 (0 to 0)	0 (0 to 0)	0 (0 to 0)	0 (0 to 0)	0 (0 to 0)	0 (0 to 0)	0 (0 to 0)	0 (0 to 0)	0 (0 to 0)	0 (0 to 0)	0 (0 to 0)	0 (0 to 0)	0
Trachoma	0 (0 to 0)	0 (0 to 0)	0 (0 to 0)	0 (0 to 0)	0 (0 to 0)	0 (0 to 0)	0 (0 to 0)	0 (0 to 0)	0 (0 to 0)	0 (0 to 0)	0 (0 to 0)	0 (0 to 0)	0 (0 to 0)	0 (0 to 0)	0 (0 to 0)	0 (0 to 0)	0 (0 to 0)	0 (0 to 0)	0 (0 to 0)	0 (0 to 0)	0 (0 to 0)	0 (0 to 0)	0 (0 to 0)	0
Dengue	0 (0 to 0)	0 (0 to 0)	0 (0 to 0)	0 (0 to 0)	0 (0 to 0)	0 (0 to 0)	0 (0 to 0)	0 (0 to 0)	0 (0 to 0)	0 (0 to 0)	0 (0 to 0)	0 (0 to 0)	0 (0 to 0)	0 (0 to 0)	0 (0 to 0)	0 (0 to 0)	0 (0 to 0)	0 (0 to 0)	0 (0 to 0)	0 (0 to 0)	0 (0 to 0)	0 (0 to 0)	0 (0 to 0)	0
Yellow fever	0 (0 to 0)	0 (0 to 0)	0 (0 to 0)	0 (0 to 0)	0 (0 to 0)	0 (0 to 0)	0 (0 to 0)	0 (0 to 0)	0 (0 to 0)	0 (0 to 0)	0 (0 to 0)	0 (0 to 0)	0 (0 to 0)	0 (0 to 0)	0 (0 to 0)	0 (0 to 0)	0 (0 to 0)	0 (0 to 0)	0 (0 to 0)	0 (0 to 0)	0 (0 to 0)	0 (0 to 0)	0 (0 to 0)	0
Rabies	0 (0 to 0)	0 (0 to 0)	0 (0 to 0)	0 (0 to 0)	0 (0 to 0)	0 (0 to 0)	0 (0 to 0)	0 (0 to 0)	0 (0 to 0)	0 (0 to 0)	0 (0 to 0)	0 (0 to 0)	0 (0 to 0)	0 (0 to 0)	0 (0 to 0)	0 (0 to 0)	0 (0 to 0)	0 (0 to 0)	0 (0 to 0)	0 (0 to 0)	0 (0 to 0)	0 (0 to 0)	0 (0 to 0)	0
Intestinal nematode infections	0 (0 to 0)	0 (0 to 0)	0 (0 to 0)	0 (0 to 0)	0 (0 to 0)	0 (0 to 0)	0 (0 to 0)	0 (0 to 0)	0 (0 to 0)	0 (0 to 0)	0 (0 to 0)	0 (0 to 0)	0 (0 to 0)	0 (0 to 0)	0 (0 to 0)	0 (0 to 0)	0 (0 to 0)	0 (0 to 0)	0 (0 to 0)	0 (0 to 0)	0 (0 to 0)	0 (0 to 0)	0 (0 to 0)	0
Ascariasis	0 (0 to 0)	0 (0 to 0)	0 (0 to 0)	0 (0 to 0)	0 (0 to 0)	0 (0 to 0)	0 (0 to 0)	0 (0 to 0)	0 (0 to 0)	0 (0 to 0)	0 (0 to 0)	0 (0 to 0)	0 (0 to 0)	0 (0 to 0)	0 (0 to 0)	0 (0 to 0)	0 (0 to 0)	0 (0 to 0)	0 (0 to 0)	0 (0 to 0)	0 (0 to 0)	0 (0 to 0)	0 (0 to 0)	0
Trichuriasis	0 (0 to 0)	0 (0 to 0)	0 (0 to 0)	0 (0 to 0)	0 (0 to 0)	0 (0 to 0)	0 (0 to 0)	0 (0 to 0)	0 (0 to 0)	0 (0 to 0)	0 (0 to 0)	0 (0 to 0)	0 (0 to 0)	0 (0 to 0)	0 (0 to 0)	0 (0 to 0)	0 (0 to 0)	0 (0 to 0)	0 (0 to 0)	0 (0 to 0)	0 (0 to 0)	0 (0 to 0)	0 (0 to 0)	0
Hookworm disease	0 (0 to 0)	0 (0 to 0)	0 (0 to 0)	0 (0 to 0)	0 (0 to 0)	0 (0 to 0)	0 (0 to 0)	0 (0 to 0)	0 (0 to 0)	0 (0 to 0)	0 (0 to 0)	0 (0 to 0)	0 (0 to 0)	0 (0 to 0)	0 (0 to 0)	0 (0 to 0)	0 (0 to 0)	0 (0 to 0)	0 (0 to 0)	0 (0 to 0)	0 (0 to 0)	0 (



Congenital birth defects	120 (91.3 to 163)	42 (30.4 to 57)	254 (205.3 to 312)	173 (137 to 219)	79.4 (68.3 to 107)	72.1 (49.4 to 101)	68 (48.2 to 92.4)	34.2 (24.2 to 44.4)	21.7 (20.6 to 41.4)	34.5 (29.6 to 44.4)	37 (28.5 to 47.5)	40.1 (30.2 to 52.4)	39.7 (27.1 to 49.1)	22.3 (22.7 to 42.8)	32.4 (22.4 to 44.2)	39.8 (29.4 to 48.4)	36.9 (26.2 to 48.9)	18 (11.1 to 27)	14.1 (9.4 to 20.4)	10.9 (9.7 to 19.4)	8.5 (5.2 to 12.9)	4.9 (3.5) 7.4)	2 (1.2 to 3.1)	1,220
Neural tube defects	4.7 (2.4 to 7.7)	1.6 (0.7 to 3)	23.9 (11.3 to 43.2)	20.4 (17.6 to 48.2)	2.3 (1.4 to 3.1)	2.4 (1.1 to 3.2)	2.4 (1.8 to 3.6)	2.1 (1.4 to 3.6)	1.8 (1.9 to 3.4)	1.8 (1.9 to 3.4)	1.8 (1.9 to 3.2)	1.8 (1.4 to 3.2)	1.8 (1.9 to 3.1)	1.8 (1.1 to 3.1)	1.8 (1.1 to 3.1)	1.8 (1.1 to 3.2)	1.8 (1.1 to 3.2)	1.8 (1.1 to 3.1)	1.8 (0.9 to 3.1)	0.9 (0.3 to 2.1)	0.3 (0.2 to 0.6)	0.1 (0.1 to 0.3)	89.2
Congenital heart anomalies	69.4 (54.2 to 84.1)	24.2 (17.6 to 29.2)	147 (91.1 to 211)	100 (55.3 to 141)	45.8 (34.2 to 59.1)	41.6 (9.5 to 53.1)	39.3 (14.5 to 55.1)	19.8 (7.5 to 27.1)	12.5 (5.3 to 18.7)	19.9 (8.4 to 27.6)	21.4 (9.1 to 29.5)	23.2 (7.1 to 35.7)	22.9 (6.3 to 33.7)	13 (5.7 to 17.1)	18.7 (5.6 to 26.1)	23 (7.1 to 31.9)	21.3 (7.2 to 29.6)	10.4 (2.1 to 15.6)	8.1 (2.6 to 12.3)	5.6 (1.7 to 8.1)	2.8 (0.7 to 4.2)	1.2 (0.3 to 2)	0.6 (0.1 to 1)	706
Unicornual congenital anomalies	0.9 (0.5 to 1)	0.3 (0.2 to 0.5)	1.9 (1.2 to 3.2)	1.3 (0.6 to 2.4)	0.6 (0.3 to 1.1)	0.5 (0.3 to 0.9)	0.5 (0.3 to 0.9)	0.3 (0.1 to 0.6)	0.2 (0.1 to 0.4)	0.3 (0.2 to 0.6)	0.3 (0.2 to 0.6)	0.4 (0.2 to 0.8)	0.4 (0.2 to 0.8)	0.2 (0.1 to 0.5)	0.2 (0.1 to 0.5)	0.3 (0.2 to 0.6)	0.3 (0.2 to 0.6)	0.2 (0.1 to 0.5)	0.1 (0.1 to 0.3)	0.1 (0.1 to 0.3)	0.1 (0.1 to 0.3)	0.1 (0.1 to 0.2)	0.1 (0.1 to 0.2)	0.1 (0.1 to 0.2)	5
Digestive congenital anomalies	3.1 (1.9 to 4.6)	1.1 (0.7 to 1.7)	6.5 (4.5 to 10.2)	4.4 (2.1 to 6.9)	2.1 (1.4 to 3.2)	1.9 (1.3 to 2.8)	1.9 (1.3 to 2.8)	1.1 (0.7 to 1.7)	0.8 (0.4 to 1.2)	1.1 (0.7 to 1.7)	1.2 (0.8 to 1.8)	1.4 (0.9 to 2.1)	1.4 (0.9 to 2.1)	0.8 (0.5 to 1.2)	0.8 (0.5 to 1.2)	1.1 (0.7 to 1.7)	1.1 (0.7 to 1.7)	0.7 (0.4 to 1.1)	0.5 (0.3 to 0.8)	0.4 (0.2 to 0.6)	0.2 (0.1 to 0.4)	0.1 (0.1 to 0.2)	0.1 (0.1 to 0.2)	0.1 (0.1 to 0.2)	14
Other congenital birth defects	22.1 (11.6 to 41.4)	4.4 (2.2 to 11.2)	29.2 (16 to 49.6)	17.3 (11.1 to 28)	7.8 (4.4 to 11.3)	5.5 (2.6 to 8.6)	4.2 (2.5 to 6.4)	2.5 (1.1 to 4)	1.5 (2.4 to 7)	2.5 (2.5 to 7.2)	2.2 (2.5 to 7.5)	2.2 (2.5 to 7.5)	4.7 (2.7 to 9.4)	2.2 (2.5 to 8.6)	4.5 (2.5 to 8.6)	2.2 (2.4 to 8.2)	3.8 (2.5 to 8.2)	4.2 (2.4 to 9.5)	2.2 (0.9 to 5.8)	1.5 (0.6 to 3.6)	1.2 (0.3 to 3.4)	0.4 (0.2 to 2.3)	0.4 (0.1 to 1.3)	141
Urinary diseases and male infertility	9.2 (5.1 to 9.2)	3.2 (1.9 to 3.8)	17.3 (9.9 to 18.6)	11.3 (4.6 to 20.8)	4.3 (2.4 to 9.9)	3.7 (2.6 to 6.1)	3.4 (2.3 to 6.4)	2.5 (0.7 to 3.6)	1.5 (2.7 to 6.4)	2.5 (2.6 to 6.4)	2.5 (2.7 to 6.4)	3.3 (2.3 to 7.2)	3.9 (2.4 to 7.2)	2.5 (1.9 to 5.8)	2.5 (1.9 to 5.8)	2.5 (2.4 to 6.4)	2.5 (2.4 to 6.4)	2.5 (2.4 to 6.4)	2.5 (2.4 to 6.4)	2.5 (2.4 to 6.4)	2.5 (2.4 to 6.4)	2.5 (2.4 to 6.4)	2.5 (2.4 to 6.4)	2.5 (2.4 to 6.4)	979
Urolithiasis	0 (0 to 0)	0 (0 to 0)	0 (0 to 0)	0 (0 to 0.1)	0 (0 to 0.1)	0 (0.1 to 0.2)	0 (0.1 to 0.4)	0 (0.2 to 0.4)	0 (0.2 to 0.6)	0 (0.4 to 0.9)	0 (0.4 to 0.9)	0 (0.5 to 1.5)	0 (1 to 2.4)	0 (1.7 to 4.4)	0 (2 to 4.4)	0 (2 to 5.9)	0 (2.9 to 8.4)	0 (1.6 to 12.8)	0 (1.6 to 11.3)	0 (2.9 to 14.2)	0 (1.6 to 12.8)	0 (1.6 to 12.8)	0 (1.6 to 12.8)	0 (1.6 to 12.8)	62
Benign prostatic hyperplasia	0 (0 to 0)	0 (0 to 0)	0 (0 to 0)

SR Table 2b. Sanabi DALYS by cause and age groups for females with 95% uncertainty intervals, 2019

Cause	Both Neonatal	Late Neonatal	Post-Neonatal	1 to 4	5 to 9	10 to 14	15 to 19	20 to 24	25 to 29	30 to 34	35 to 39	40 to 44	45 to 49	50 to 54	55 to 59	60 to 64	65 to 69	70 to 74	75 to 79	80 to 84	85 to 89	90 to 94	95 plus	Total
All causes	960 (877 to 997)	222 (199 to 262)	929 (731 to 1,060)	1,174 (1,010 to 1,242)	2,260 (2,000 to 2,585)	3,648 (3,330 to 4,000)	5,290 (4,900 to 5,815)	6,090 (5,600 to 7,640)	6,799 (6,190 to 7,705)	6,799 (6,060 to 7,781)	7,109 (6,260 to 8,153)	11,009 (10,060 to 12,400)	15,800 (15,700 to 16,600)	19,800 (19,700 to 20,600)	21,200 (17,900 to 26,600)	25,400 (20,900 to 30,600)	30,700 (24,200 to 40,000)	37,900 (24,900 to 49,600)	43,600 (26,900 to 59,200)	49,200 (27,300 to 69,200)	49,700 (26,300 to 69,300)	36,400 (20,900 to 56,200)	16,900 (16,900 to 16,900)	409,000
Communicable, maternal, neonatal, and nutritional diseases	322 (262 to 360)	91 (60 to 101)	209 (152 to 279)	230 (139 to 319)	338 (230 to 453)	342 (230 to 506)	390 (233 to 708)	376 (233 to 620)	384 (237 to 666)	459 (282 to 772)	597 (362 to 1,030)	860 (493 to 1,460)	1,460 (886 to 2,460)	1,460 (839 to 2,460)	1,460 (837 to 2,460)	1,460 (834 to 2,460)	1,460 (834 to 2,460)	1,460 (834 to 2,460)	1,460 (834 to 2,460)	2,110 (1,200 to 3,560)	2,780 (1,590 to 4,680)	2,780 (1,590 to 4,680)	1,790 (1,170 to 2,560)	21,200
HIV/AIDS and sexually transmitted infections	0 (0 to 0)	0 (0 to 0)	2.9 (2.1 to 3.6)	2.6 (1.9 to 3.3)	4.6 (3.4 to 5.7)	2.1 (1.6 to 2.7)	6.2 (4.7 to 7.7)	12.5 (9.5 to 15.7)	20.4 (15.5 to 25.7)	29.9 (22.7 to 37.5)	38.6 (29.4 to 48.5)	49.1 (36.9 to 62.1)	59.7 (44.9 to 75.5)	22.6 (13.9 to 34.6)	22.2 (13.7 to 33.9)	21.1 (13.0 to 32.1)	20.1 (12.4 to 30.6)	19.2 (11.8 to 29.1)	18.7 (11.5 to 28.3)	18.7 (11.5 to 28.3)	18.7 (11.5 to 28.3)	8.1 (4.9 to 12.3)	2.8 (1.8 to 4.3)	370
HIV/AIDS	0 (0 to 0)	0 (0 to 0)	2.9 (2.1 to 3.6)	2.6 (1.9 to 3.3)	4.6 (3.4 to 5.7)	2.1 (1.6 to 2.7)	6.2 (4.7 to 7.7)	12.5 (9.5 to 15.7)	20.4 (15.5 to 25.7)	29.9 (22.7 to 37.5)	38.6 (29.4 to 48.5)	49.1 (36.9 to 62.1)	59.7 (44.9 to 75.5)	22.6 (13.9 to 34.6)	22.2 (13.7 to 33.9)	21.1 (13.0 to 32.1)	20.1 (12.4 to 30.6)	19.2 (11.8 to 29.1)	18.7 (11.5 to 28.3)	18.7 (11.5 to 28.3)	18.7 (11.5 to 28.3)	8.1 (4.9 to 12.3)	2.8 (1.8 to 4.3)	370
HIV/AIDS - Drug-susceptible Tuberculosis	0 (0 to 0)	0 (0 to 0)	0.3 (0.2 to 0.5)	0.3 (0.2 to 0.5)	0.5 (0.3 to 0.8)	0.2 (0.1 to 0.3)	0.7 (0.4 to 1.1)	1.4 (0.8 to 2.2)	2.3 (1.3 to 3.6)	3.3 (1.9 to 5.2)	4.3 (2.5 to 6.8)	5.5 (3.2 to 8.7)	6.6 (3.8 to 10.4)	2.5 (1.4 to 4.0)	2.5 (1.4 to 4.0)	2.4 (1.3 to 3.8)	2.2 (1.3 to 3.5)	2.1 (1.2 to 3.4)	2.1 (1.2 to 3.3)	2.1 (1.2 to 3.3)	2.1 (1.2 to 3.3)	0.9 (0.5 to 1.4)	0.3 (0.2 to 0.5)	104
HIV/AIDS - Multidrug-resistant Tuberculosis without extensive drug-resistance	0 (0 to 0)	0 (0 to 0)	0 (0 to 0.1)	0 (0 to 0.1)	0 (0 to 0)	0 (0 to 0)	0 (0 to 0)	0 (0 to 0)	0 (0 to 0)	0 (0 to 0)	0 (0 to 0)	0 (0 to 0)	0 (0 to 0)	0 (0 to 0)	0 (0 to 0)	0 (0 to 0)	0 (0 to 0)	0 (0 to 0)	0 (0 to 0)	0 (0 to 0)	0 (0 to 0)	0 (0 to 0)	0 (0 to 0)	0 (0 to 0)	0.2
HIV/AIDS - Extensively drug-resistant Tuberculosis	0 (0 to 0)	0 (0 to 0)	0 (0 to 0)	0 (0 to 0)	0 (0 to 0)	0 (0 to 0)	0 (0 to 0)	0 (0 to 0)	0 (0 to 0)	0 (0 to 0)	0 (0 to 0)	0 (0 to 0)	0 (0 to 0)	0 (0 to 0)	0 (0 to 0)	0 (0 to 0)	0 (0 to 0)	0 (0 to 0)	0 (0 to 0)	0 (0 to 0)	0 (0 to 0)	0 (0 to 0)	0 (0 to 0)	0 (0 to 0)	0.1
HIV/AIDS resulting in other diseases	0 (0 to 0)	0 (0 to 0)	2.1 (1.5 to 2.5)	2.1 (1.6 to 3)	3.6 (2.5 to 4.5)	1.7 (1.3 to 2.4)	5.1 (3.7 to 6.6)	10.7 (7.9 to 13.9)	17.6 (12.9 to 23.1)	25.8 (18.9 to 33.6)	33.6 (24.6 to 43.8)	42.9 (31.4 to 56.1)	51.9 (38.1 to 67.8)	19.7 (12.1 to 30.1)	19.3 (11.9 to 29.5)	18.4 (11.3 to 28.0)	17.5 (10.8 to 26.7)	16.7 (10.3 to 25.4)	16.3 (10.0 to 24.8)	16.3 (10.0 to 24.8)	16.3 (10.0 to 24.8)	7.1 (4.3 to 10.7)	2.4 (1.6 to 3.7)	321
Sexually transmitted infections excluding HIV	0 (0 to 0)	0 (0 to 0)	0 (0 to 0)	0 (0 to 0)	0 (0 to 0)	0 (0 to 0)	0 (0 to 0)	0 (0 to 0)	0 (0 to 0)	0 (0 to 0)	0 (0 to 0)	0 (0 to 0)	0 (0 to 0)	0 (0 to 0)	0 (0 to 0)	0 (0 to 0)	0 (0 to 0)	0 (0 to 0)	0 (0 to 0)	0 (0 to 0)	0 (0 to 0)	0 (0 to 0)	0 (0 to 0)	0 (0 to 0)	0
Syphilis	0 (0 to 0)	0 (0 to 0)	0 (0 to 0)	0 (0 to 0)	0 (0 to 0)	0 (0 to 0)	0 (0 to 0)	0 (0 to 0)	0 (0 to 0)	0 (0 to 0)	0 (0 to 0)	0 (0 to 0)	0 (0 to 0)	0 (0 to 0)	0 (0 to 0)	0 (0 to 0)	0 (0 to 0)	0 (0 to 0)	0 (0 to 0)	0 (0 to 0)	0 (0 to 0)	0 (0 to 0)	0 (0 to 0)	0 (0 to 0)	0.1
Chlamydial infection	0 (0 to 0)	0 (0 to 0)	0 (0 to 0)	0 (0 to 0)	0 (0 to 0)	0.4 (0 to 1.3)	1.6 (0.4 to 3.7)	2.6 (0.6 to 6.1)	3.2 (0.8 to 7.6)	4.1 (1.0 to 9.6)	4 (1.0 to 9.5)	3.9 (1.0 to 9.2)	3.8 (1.0 to 9.1)	1.1 (0.3 to 2.6)	0.9 (0.2 to 2.2)	0.8 (0.2 to 2.0)	0.8 (0.2 to 1.9)	0.7 (0.2 to 1.8)	0.6 (0.2 to 1.7)	0.6 (0.2 to 1.7)	0.6 (0.2 to 1.7)	0.3 (0.1 to 0.8)	0.1 (0 to 0.3)	37.1
Gonococcal infection	0 (0 to 0)	0 (0 to 0)	0 (0 to 0)	0 (0 to 0)	0 (0 to 0)	0.1 (0.1 to 0.2)	0.9 (0.3 to 2.1)	2.7 (0.9 to 6.1)	3.9 (1.4 to 8.6)	5.4 (2.0 to 11.8)	6.5 (2.5 to 14.2)	7.1 (2.8 to 15.4)	7.5 (3.0 to 16.2)	2.8 (1.1 to 6.1)	2.7 (1.1 to 5.9)	2.6 (1.0 to 5.7)	2.5 (1.0 to 5.5)	2.4 (1.0 to 5.3)	2.3 (0.9 to 5.1)	2.3 (0.9 to 5.1)	2.3 (0.9 to 5.1)	1.1 (0.4 to 2.4)	0.4 (0.2 to 0.9)	89.6
Trichomoniasis	0 (0 to 0)	0 (0 to 0)	0 (0 to 0)	0.4 (0 to 1.2)	0.6 (0.1 to 1.5)	0.4 (0.1 to 1.1)	0.6 (0.1 to 1.5)	0.6 (0.1 to 1.5)	0.6 (0.1 to 1.5)	0.6 (0.1 to 1.5)	0.6 (0.1 to 1.5)	0.6 (0.1 to 1.5)	0.6 (0.1 to 1.5)	0.6 (0.1 to 1.5)	0.6 (0.1 to 1.5)	0.6 (0.1 to 1.5)	0.6 (0.1 to 1.5)	0.6 (0.1 to 1.5)	0.6 (0.1 to 1.5)	0.6 (0.1 to 1.5)	0.6 (0.1 to 1.5)	0.3 (0.1 to 0.7)	0.1 (0 to 0.2)	74.9
Genital herpes	0 (0 to 0)	0 (0 to 0)	0 (0 to 0)	0 (0 to 0)	0 (0 to 0)	0 (0 to 0)	0.1 (0 to 0.2)	0.2 (0 to 0.4)	0.3 (0 to 0.6)	0.4 (0 to 0.8)	0.5 (0 to 1.1)	0.6 (0 to 1.3)	0.7 (0 to 1.5)	0.3 (0 to 0.6)	0.2 (0 to 0.5)	0.2 (0 to 0.5)	0.2 (0 to 0.5)	0.2 (0 to 0.5)	0.2 (0 to 0.5)	0.2 (0 to 0.5)	0.2 (0 to 0.5)	0.1 (0 to 0.3)	0 (0 to 0.1)	10.6
Other sexually transmitted infections	0 (0 to 0)	0 (0 to 0)	0 (0 to 0)	0 (0 to 0)	0 (0 to 0)	0 (0 to 0.1)	0.4 (0.1 to 0.8)	0.7 (0.2 to 1.6)	0.9 (0.3 to 2.1)	1.1 (0.3 to 2.6)	1.2 (0.3 to 2.8)	1.2 (0.3 to 2.8)	1.2 (0.3 to 2.8)	0.5 (0.1 to 1.2)	0.4 (0.1 to 1.1)	0.4 (0.1 to 1.1)	0.4 (0.1 to 1.1)	0.4 (0.1 to 1.1)	0.4 (0.1 to 1.1)	0.4 (0.1 to 1.1)	0.4 (0.1 to 1.1)	0.2 (0.1 to 0.5)	0.1 (0 to 0.3)	84
Respiratory infections and tuberculosis	2.2 (1.6 to 2.8)	0.6 (0.4 to 0.9)	14.3 (10.2 to 19.1)	179 (151 to 211)	122 (97.1 to 151)	109 (79.6 to 136)	116 (89.8 to 153)	99.7 (81.4 to 130)	104 (79 to 136)	106 (80.6 to 150)	114 (83.2 to 159)	156 (113 to 220)	207 (139 to 290)	228 (160 to 330)	220 (142 to 324)	220 (140 to 324)	220 (140 to 324)	220 (140 to 324)	220 (140 to 324)	220 (140 to 324)	220 (140 to 324)	220 (140 to 324)	110 (70 to 161)	2,200	3,230
Tuberculosis	0 (0 to 0)	0 (0 to 0)	0.5 (0.3 to 0.6)	0.5 (0.3 to 0.6)	0.9 (0.5 to 1.2)	0.4 (0.2 to 0.6)	1.1 (0.7 to 1.7)	2.1 (1.4 to 4.1)	3.1 (2.0 to 6.6)	4.1 (2.6 to 9.1)	5.1 (3.2 to 11.6)	6.1 (3.8 to 14.2)	7.1 (4.4 to 16.8)	2.9 (1.8 to 6.9)	2.8 (1.7 to 6.7)	2.7 (1.7 to 6.4)	2.6 (1.6 to 6.2)	2.5 (1.5 to 6.0)	2.4 (1.5 to 5.8)	2.4 (1.5 to 5.8)	2.4 (1.5 to 5.8)	1.1 (0.7 to 2.7)	0.4 (0.2 to 1.0)	107
Latent tuberculosis infection	0 (0 to 0)	0 (0 to 0)	0.2 (0 to 0.4)	0.2 (0 to 0.4)	0.4 (0 to 0.7)	0.2 (0 to 0.3)	0.5 (0.1 to 0.8)	0.9 (0.2 to 1.5)	1.3 (0.3 to 2.2)	1.7 (0.4 to 2.8)	2.1 (0.5 to 3.5)	2.5 (0.6 to 4.2)	2.9 (0.7 to 4.9)	1.2 (0.3 to 2.0)	1.1 (0.3 to 1.9)	1.1 (0.3 to 1.8)	1.1 (0.3 to 1.8)	1.1 (0.3 to 1.8)	1.1 (0.3 to 1.8)	1.1 (0.3 to 1.8)	1.1 (0.3 to 1.8)	0.5 (0.1 to 0.8)	0.2 (0 to 0.3)	46
Drug-susceptible Tuberculosis	0.6 (0.4 to 0.8)	0.2 (0.1 to 0.3)	0.2 (0.1 to 0.4)	0.2 (0.1 to 0.4)	0.4 (0.2 to 0.6)	0.2 (0.1 to 0.3)	0.7 (0.4 to 1.1)	1.4 (0.7 to 2.7)	2.1 (1.0 to 4.4)	2.8 (1.4 to 6.1)	3.5 (1.7 to 7.7)	4.2 (2.1 to 9.3)	4.9 (2.4 to 10.9)	2 (1.0 to 4.6)	1.9 (0.9 to 4.4)	1.8 (0.9 to 4.2)	1.8 (0.9 to 4.1)	1.7 (0.8 to 3.9)	1.6 (0.8 to 3.8)	1.6 (0.8 to 3.8)	1.6 (0.8 to 3.8)	0.7 (0.4 to 1.7)	0.3 (0.1 to 0.7)	348
Multidrug-resistant tuberculosis without extensive drug-resistance	0 (0 to 0)	0 (0 to 0)	0 (0 to 0)	0 (0 to 0)	0 (0 to 0)	0 (0 to 0)	0 (0 to 0)	0 (0 to 0)	0 (0 to 0)	0 (0 to 0)	0 (0 to 0)	0 (0 to 0)	0 (0 to 0)	0 (0 to 0)	0 (0 to 0)	0 (0 to 0)	0 (0 to 0)	0 (0 to 0)	0 (0 to 0)	0 (0 to 0)	0 (0 to 0)	0 (0 to 0)	0 (0 to 0)	0 (0 to 0)	0.2
Extensively drug-resistant tuberculosis	0 (0 to 0)	0 (0 to 0)	0 (0 to 0)	0 (0 to 0)	0 (0 to 0)	0 (0 to 0)	0 (0 to 0)	0 (0 to 0)	0 (0 to 0)	0 (0 to 0)	0 (0 to 0)	0 (0 to 0)	0 (0 to 0)	0 (0 to 0)	0 (0 to 0)	0 (0 to 0)	0 (0 to 0)	0 (0 to 0)	0 (0 to 0)	0 (0 to 0)	0 (0 to 0)	0 (0 to 0)	0 (0 to 0)	0 (0 to 0)	0.1
Lower respiratory infections	0.8 (0.6 to 0.9)	0.3 (0.2 to 0.4)	12.5 (8.7 to 16.7)	174 (146 to 204)	114 (90.1 to 141)	100 (73.1 to 124)	106 (81.9 to 140)	90.1 (73.5 to 118)	94.2 (71.2 to 123)	95.7 (72.8 to 135)	103 (74.9 to 144)	142 (103 to 200)	189 (127 to 264)	208 (146 to 301)	200 (129 to 295)	200 (127 to 295)	200 (127 to 295)	200 (127 to 295)	200 (127 to 295)	200 (127 to 295)	200 (127 to 295)	200 (127 to 295)	100 (64 to 147)	2,000 (1,300 to 2,720)	11,400
Upper respiratory infections	0 (0 to 0)	0 (0 to 0)	1.4 (1 to 1.7)	21 (15 to 32)	8.1 (5.6 to 11)	7.9 (5.4 to 11)	9.6 (6.6 to 13)	8.8 (6.1 to 12)	9.4 (6.5 to 13)	10.2 (7.1 to 14)	11.2 (7.8 to 15)	15.4 (10.7 to 21)	20.5 (14.2 to 28)	22.5 (15.6 to 31)	21.7 (15 to 30)	21.7 (15 to 30)	21.7 (15 to 30)	21.7 (15 to 30)	21.7 (15 to 30)	21.7 (15 to 30)	21.7 (15 to 30)	21.7 (15 to 30)	10.8 (7.5 to 15)	216 (150 to 300)	1,230
Otitis media	0 (0 to 0)	0 (0 to 0.1)	1.2 (0.6 to 2.4)	13 (7.1 to 25.6)	6.1 (3.2 to 12)	5.9 (3.1 to 11.7)	7.2 (3.8 to 14.2)	6.6 (3.5 to 13)	7.1 (3.7 to 14)	7.7 (4.1 to 15.2)	8.4 (4.4 to 16.6)	11.5 (6.1 to 22.7)	15.3 (8.1 to 30.3)	16.8 (8.9 to 33.2)	16.2 (8.6 to 32)	16.2 (8.6 to 32)	16.2 (8.6 to 32)	16.2 (8.6 to 32)	16.2 (8.6 to 32)	16.2 (8.6 to 32)	16.2 (8.6 to 32)	16.2 (8.6 to 32)	8.1 (4.3 to 16)	162 (86 to 320)	196
Enteric infections	0.6 (0.4 to 0.8)	0.2 (0.1 to 0.3)	7.3 (5.1 to 10.1)	66 (51 to 84)	24.6 (18.5 to 32)	16 (11.9 to 21)	13.2 (9.8 to 18)	9.2 (6.8 to 13)	8.9 (6.5 to 12)	8.9 (6.5 to 12)	9.1 (6.6 to 12)	10.2 (7.3 to 14)	12.2 (8.5 to 17)	13.2 (9.2 to 18)	12.8 (8.8 to 18)	12.8 (8.8 to 18)	12.8 (8.8 to 18)	12.8 (8.8 to 18)	12.8 (8.8 to 18)	12.8 (8.8 to 18)	12.8 (8.8 to 18)	12.8 (8.8 to 18)	6.4 (4.4 to 9.1)	128 (88 to 180)	1,000
Diarrheal diseases	0.6 (0.4 to 0.8)	0.2 (0.1 to 0.3)	7.3 (5.1 to 10.1)	66 (51 to 84)	24.6 (18.5 to 32)	16 (11.9 to 21)	13.2 (9.8 to 18)	9.2 (6.8 to 13)	8.9 (6.5 to 12)	8.9 (6.5 to 12)	9.1 (6.6 to 12)	10.2 (7.3 to 14)	12.2 (8.5 to 17)	13.2 (9.2 to 18)	12.8 (8.8 to 18)	12.8 (8.8 to 18)	12.8 (8.8 to 18)	12.8 (8.8 to 18)	12.8 (8.8 to 18)	12.8 (8.8 to 18)	12.8 (8.8 to 18)	12.8 (8.8 to 18)	6.4 (4.4 to 9.1)	128 (88 to 180)	992
Typhoid and paratyphoid	0 (0 to 0)	0 (0 to 0)	0 (0 to 0)	0 (0 to 0)	0 (0 to 0)	0 (0 to 0)	0 (0 to 0)	0 (0 to 0)	0 (0 to 0)	0 (0 to 0)	0 (0 to 0)	0 (0 to 0)	0 (0 to 0)	0 (0 to 0)	0 (0 to 0)	0 (0 to 0)	0 (0 to 0)	0 (0 to 0)	0 (0 to 0)	0 (0 to 0)	0 (0 to 0)	0 (0 to 0)	0 (0 to 0)	0 (0 to 0)	0.1
Typhoid fever	0 (0 to 0)	0 (0 to 0)	0 (0 to 0)	0 (0 to 0)	0 (0 to 0)	0 (0 to 0)	0 (0 to 0)	0 (0 to 0)	0 (0 to 0)	0 (0 to 0)	0 (0 to 0)	0 (0 to 0)	0 (0 to 0)	0 (0 to 0)	0 (0 to 0)	0 (0 to 0)	0 (0 to 0)	0 (0 to 0)	0 (0 to 0)	0 (0 to 0)	0 (0 to 0)	0 (0 to 0)	0 (0 to 0)	0 (0 to 0)	0
Paratyphoid fever	0 (0 to 0)	0 (0 to 0)	0 (0 to 0)	0 (0 to 0)	0 (0 to 0)	0 (0 to 0)	0 (0 to 0)	0 (0 to 0)	0 (0 to 0)	0 (0 to 0)	0 (0 to 0)	0 (0 to 0)	0 (0 to 0)	0 (0 to 0)	0 (0 to 0)	0 (0 to 0)	0 (0 to 0)	0 (0 to 0)	0 (0 to 0)	0 (0 to 0)	0 (0 to 0)	0 (0 to 0)	0 (0 to 0)	0 (0 to 0)	0.1
Invasive Non-typhoidal Salmonella (iNTS)	0 (0 to 0)	0 (0 to 0)	0 (0 to 0)	0 (0 to 0)	0 (0 to 0)	0 (0 to 0)	0 (0 to 0)	0 (0 to 0)	0 (0 to 0)	0 (0 to 0)	0 (0 to 0)	0 (0 to 0)	0 (0 to 0)	0 (0 to 0)	0 (0 to 0)	0 (0 to 0)	0 (0 to 0)	0 (0 to 0)	0 (0 to 0)	0 (0 to 0)	0 (0 to 0)	0 (0 to 0)	0 (0 to 0)	0 (0 to 0)	0.1
Other intestinal infectious diseases	0 (0 to 0)	0.1 (0 to 0.1)	0.1 (0 to 0.1)	0.1 (0 to 0.1





SR Table 2b: Tochki DALYS by cause and sex aroun for females with 95% uncertainty intervals, 2019

Cause	Sex: Female	Location: Low Income	Post Neonatal	1 to 4	5 to 9	10 to 14	15 to 19	20 to 24	25 to 29	30 to 34	35 to 39	40 to 44	45 to 49	50 to 54	55 to 59	60 to 64	65 to 69	70 to 74	75 to 79	80 to 84	85 to 89	90 to 94	95 plus	Total
All causes			991 (544 to 1464)	1,258 (719 to 1791)	1,259 (960 to 1,439)	2,009 (1,159 to 2,588)	2,990 (1,866 to 3,748)	4,040 (2,600 to 4,984)	4,973 (3,299 to 6,264)	6,075 (3,799 to 8,004)	6,570 (4,033 to 8,139)	8,006 (5,070 to 10,150)	11,490 (6,999 to 14,156)	13,660 (10,600 to 16,756)	17,600 (11,900 to 23,000)	21,000 (14,900 to 27,500)	19,400 (13,200 to 25,500)	23,600 (15,900 to 29,500)	29,600 (20,000 to 33,500)	29,600 (20,500 to 33,500)	29,600 (20,500 to 33,500)	31,100 (21,900 to 34,500)	24,200 (20,200 to 26,500)	13,900 (12,000 to 13,700)	265,000
Communicable, maternal, neonatal, and nutritional diseases			269 (159 to 394)	484 (322 to 671)	199 (125 to 287)	246 (157 to 371)	223 (150 to 322)	249 (168 to 356)	267 (181 to 368)	274 (175 to 386)	242 (159 to 337)	430 (285 to 615)	600 (339 to 1,000)	963 (522 to 1,600)	1,400 (787 to 2,700)	2,100 (970 to 4,100)	1,900 (1,000 to 3,800)	2,600 (1,400 to 5,200)	3,100 (1,600 to 6,000)	3,100 (1,600 to 6,000)	3,600 (1,800 to 6,900)	3,600 (1,800 to 6,900)	3,600 (1,800 to 6,900)	1,700 (1,200 to 2,400)	14,200
HIV/AIDS and sexually transmitted infections			0 (0 to 0)	0 (0 to 0)	1.7 (1.0 to 2.2)	1.3 (1 to 1.8)	0.4 (0.3 to 0.6)	0.6 (0.5 to 0.8)	9.7 (8 to 11.2)	19.1 (15.7 to 22.1)	21.6 (17.1 to 26.4)	29.1 (19.2 to 40.4)	36.7 (20 to 59.1)	34.4 (13 to 64.6)	34.1 (9 to 70)	12.1 (1.1 to 31.2)	16 (0.7 to 54.6)	20.8 (1.5 to 71.4)	11.1 (0.3 to 70.2)	7.6 (0.6 to 13.2)	6.6 (0.4 to 10.1)	6.7 (0.5 to 9.4)	3.8 (0.4 to 5.4)	1.7 (0.1 to 2.5)	246
HIV/AIDS			0 (0 to 0)	1.7 (1.0 to 2.2)	1.3 (1 to 1.8)	0.4 (0.3 to 0.6)	0.2 (0.2 to 0.3)	0.7 (0.5 to 0.8)	1.6 (1.3 to 2.0)	2.1 (1.5 to 2.5)	2.2 (1.5 to 3.0)	2.1 (1.4 to 3.0)	2.2 (1.3 to 3.6)	2.4 (1.4 to 3.8)	2.6 (1.5 to 4.1)	3.6 (1.9 to 5.2)	4.4 (2.3 to 6.5)	12.3 (6.2 to 19.1)	2.6 (0.9 to 6.7)	1.7 (0.6 to 4.7)	0.2 (0.2 to 0.4)	0.2 (0.1 to 0.4)	0.1 (0.1 to 0.3)	0.1 (0.1 to 0.2)	48.8
HIV/AIDS - Drug-susceptible Tuberculosis			0 (0 to 0)	0 (0 to 0.0)	0.3 (0.2 to 0.5)	0.1 (0 to 0.1)	0.1 (0 to 0.1)	0.2 (0.1 to 0.4)	0.2 (0.1 to 0.3)	0.2 (0.1 to 0.3)	0.2 (0.1 to 0.3)	0.2 (0.1 to 0.3)	0.2 (0.1 to 0.4)	0.2 (0.1 to 0.4)	0.2 (0.1 to 0.4)	0.2 (0.1 to 0.4)	0.2 (0.1 to 0.4)	0.2 (0.1 to 0.4)	0.2 (0.1 to 0.4)	0.2 (0.1 to 0.4)	0.2 (0.1 to 0.4)	0.2 (0.1 to 0.4)	0.2 (0.1 to 0.4)	0.2 (0.1 to 0.4)	7.1
HIV/AIDS - Multidrug-resistant Tuberculosis without extensive			0 (0 to 0)	0 (0 to 0)	0 (0 to 0)	0 (0 to 0)	0 (0 to 0)	0 (0 to 0)	0 (0 to 0)	0 (0 to 0)	0 (0 to 0)	0 (0 to 0)	0 (0 to 0)	0 (0 to 0)	0 (0 to 0)	0 (0 to 0.1)	0 (0 to 0.1)	0 (0 to 0.2)	0 (0 to 0.2)	0 (0 to 0.2)	0 (0 to 0.2)	0 (0 to 0.2)	0 (0 to 0.2)	0 (0 to 0.2)	0.1
HIV/AIDS - Extensively drug-resistant Tuberculosis			0 (0 to 0)	0 (0 to 0)	0 (0 to 0)	0 (0 to 0)	0 (0 to 0)	0 (0 to 0)	0 (0 to 0)	0 (0 to 0)	0 (0 to 0)	0 (0 to 0)	0 (0 to 0)	0 (0 to 0)	0 (0 to 0)	0 (0 to 0)	0 (0 to 0)	0 (0 to 0)	0 (0 to 0)	0 (0 to 0)	0 (0 to 0)	0 (0 to 0)	0 (0 to 0)	0 (0 to 0)	0
HIV/AIDS resulting in other diseases			0 (0 to 0)	0 (0 to 0)	0.7 (0.7 to 1.8)	0.6 (0.6 to 1.6)	0.2 (0.2 to 0.4)	0.2 (0.2 to 0.6)	1.6 (0.6 to 3.4)	1.9 (1 to 3)	1.9 (1 to 3.3)	1.9 (0.9 to 3.3)	1.9 (1 to 3.6)	2.2 (1 to 3.9)	2.4 (1.1 to 4.3)	3.4 (1.6 to 6.6)	4.2 (1.9 to 8.1)	12.1 (4.2 to 19.4)	2.6 (0.7 to 6.6)	1.7 (0.5 to 4.6)	0.2 (0.2 to 0.4)	0.2 (0.1 to 0.3)	0.1 (0.1 to 0.3)	0.1 (0.1 to 0.2)	41.6
Sexually transmitted infections excluding HIV			0 (0 to 0)	0 (0 to 0)	0 (0 to 0)	0 (0 to 0)	0.2 (0 to 0.2)	0.2 (0 to 0.2)	0.1 (0 to 0.1)	0.1 (0 to 0.2)	0.1 (0 to 0.2)	0.1 (0 to 0.2)	0.1 (0 to 0.2)	0.1 (0 to 0.2)	0.1 (0 to 0.2)	0.1 (0 to 0.2)	0.1 (0 to 0.2)	0.1 (0 to 0.2)	0.1 (0 to 0.2)	0.1 (0 to 0.2)	0.1 (0 to 0.2)	0.1 (0 to 0.2)	0.1 (0 to 0.2)	0.1 (0 to 0.2)	1.9
Syphilis			0 (0 to 0)	0 (0 to 0)	0 (0 to 0)	0.3 (0 to 0.4)	1.1 (0.8 to 1.4)	1.6 (1.2 to 2.0)	2.6 (2 to 3.2)	3.3 (2.5 to 4.0)	4.7 (3.6 to 5.7)	6.1 (4.6 to 7.4)	2.9 (1.9 to 4.3)	0.7 (0.4 to 1.1)	0.4 (0.2 to 0.6)	0.2 (0.1 to 0.3)	0.2 (0.1 to 0.3)	0.2 (0.1 to 0.3)	0.2 (0.1 to 0.3)	0.2 (0.1 to 0.3)	0.2 (0.1 to 0.3)	0.2 (0.1 to 0.3)	0.2 (0.1 to 0.3)	0.2 (0.1 to 0.3)	27.3
Gonococcal infection			0 (0 to 0)	0 (0 to 0)	0 (0 to 0)	0 (0 to 0)	0.1 (0.1 to 0.1)	0.3 (0.2 to 0.5)	0.5 (0.3 to 0.7)	0.7 (0.4 to 1.1)	1.1 (0.6 to 1.7)	1.6 (0.9 to 2.4)	1.7 (0.9 to 3.1)	0.9 (0.5 to 1.7)	0.4 (0.2 to 0.8)	0.2 (0.1 to 0.4)	0.2 (0.1 to 0.4)	0.2 (0.1 to 0.4)	0.2 (0.1 to 0.4)	0.2 (0.1 to 0.4)	0.2 (0.1 to 0.4)	0.2 (0.1 to 0.4)	0.2 (0.1 to 0.4)	0.2 (0.1 to 0.4)	19.5
Trichomoniasis			0 (0 to 0)	0 (0 to 0)	0 (0 to 0)	0 (0 to 0)	0.4 (0.3 to 0.5)	0.6 (0.4 to 0.8)	0.6 (0.4 to 0.9)	0.6 (0.4 to 0.9)	0.6 (0.4 to 0.9)	0.6 (0.4 to 0.9)	0.6 (0.4 to 0.9)	0.6 (0.4 to 0.9)	0.6 (0.4 to 0.9)	0.6 (0.4 to 0.9)	0.6 (0.4 to 0.9)	0.6 (0.4 to 0.9)	0.6 (0.4 to 0.9)	0.6 (0.4 to 0.9)	0.6 (0.4 to 0.9)	0.6 (0.4 to 0.9)	0.6 (0.4 to 0.9)	0.6 (0.4 to 0.9)	17.7
Genital herpes			0 (0 to 0)	0 (0 to 0)	0 (0 to 0)	0 (0 to 0)	0 (0 to 0)	0 (0 to 0)	0.1 (0 to 0.1)	0.1 (0 to 0.1)	0.1 (0 to 0.1)	0.1 (0 to 0.1)	0.1 (0 to 0.1)	0.1 (0 to 0.1)	0.1 (0 to 0.1)	0.1 (0 to 0.1)	0.1 (0 to 0.1)	0.1 (0 to 0.1)	0.1 (0 to 0.1)	0.1 (0 to 0.1)	0.1 (0 to 0.1)	0.1 (0 to 0.1)	0.1 (0 to 0.1)	0.1 (0 to 0.1)	0.4
Other sexually transmitted infections			0 (0 to 0)	0 (0 to 0)	0 (0 to 0)	0 (0 to 0)	0 (0 to 0)	0 (0.2 to 0.6)	0.2 (0.2 to 0.4)	0.2 (0.2 to 0.6)	0.2 (0.2 to 0.6)	0.2 (0.2 to 0.7)	0.2 (0.1 to 0.7)	0.2 (0.1 to 0.7)	0.2 (0.1 to 0.7)	0.2 (0.1 to 0.7)	0.2 (0.1 to 0.7)	0.2 (0.1 to 0.7)	0.2 (0.1 to 0.7)	0.2 (0.1 to 0.7)	0.2 (0.1 to 0.7)	0.2 (0.1 to 0.7)	0.2 (0.1 to 0.7)	0.2 (0.1 to 0.7)	63.9
Respiratory infections and tuberculosis			2.8 (1.9 to 3.7)	48.1 (2.6 to 9.2)	63.4 (39.7 to 90.2)	47.7 (29.6 to 72.3)	73.6 (48.7 to 110)	77.4 (53 to 114)	89.3 (61 to 129)	114 (77 to 166)	134 (84 to 197)	170 (107 to 253)	224 (140 to 335)	330 (203 to 510)	520 (330 to 776)	720 (460 to 1,100)	1,100 (700 to 1,600)	1,600 (1,000 to 2,300)	2,000 (1,300 to 2,800)	2,000 (1,300 to 2,800)	2,000 (1,300 to 2,800)	1,700 (1,100 to 2,300)	1,000 (1,000 to 1,100)	8,900
Tuberculosis			0 (0 to 0)	0 (0 to 0)	0.2 (0.0 to 0.5)	0.2 (0.0 to 0.5)	0.2 (0.1 to 0.4)	0.2 (0.2 to 0.4)	0.2 (0.1 to 0.4)	0.2 (0.1 to 0.5)	0.2 (0.1 to 0.4)	0.2 (0.1 to 0.4)	2 (1 to 3)	2 (1 to 3)	2 (1 to 3)	2.7 (1.9 to 3.8)	2.5 (1.7 to 3.5)	2.9 (2 to 4.2)	2.5 (1.5 to 3.9)	1.9 (1.2 to 3.0)	1.6 (1.1 to 2.4)	1.2 (0.7 to 1.7)	0.6 (0.4 to 0.9)	0.2 (0.1 to 0.3)	29.6
Latent tuberculosis infection			0 (0 to 0)	0 (0 to 0)	0 (0 to 0)	0 (0 to 0)	0 (0 to 0)	0 (0 to 0)	0 (0 to 0)	0 (0 to 0)	0 (0 to 0)	0 (0 to 0)	0 (0 to 0)	0 (0 to 0)	0 (0 to 0)	0 (0 to 0)	0 (0 to 0)	0 (0 to 0)	0 (0 to 0)	0 (0 to 0)	0 (0 to 0)	0 (0 to 0)	0 (0 to 0)	0 (0 to 0)	0
Drug-susceptible Tuberculosis			0 (0 to 0)	0.6 (0.5 to 0.8)	0.6 (0.5 to 0.8)	0.2 (0.1 to 0.3)	0.2 (0.2 to 0.4)	0.2 (0.2 to 0.4)	2.6 (2 to 3.2)	2.2 (1.7 to 2.7)	2.3 (1.7 to 2.8)	2.3 (1.6 to 2.8)	2.7 (1.8 to 3.6)	2.6 (1.7 to 3.5)	2.6 (1.6 to 3.5)	2.6 (1.6 to 3.6)	2.6 (1.6 to 3.5)	2.6 (1.6 to 3.5)	2.6 (1.6 to 3.5)	2.6 (1.6 to 3.5)	2.6 (1.6 to 3.5)	2.6 (1.6 to 3.5)	2.6 (1.6 to 3.5)	2.6 (1.6 to 3.5)	29.6
Multidrug-resistant tuberculosis without extensive drug-resistar			0 (0 to 0)	0 (0 to 0)	0 (0 to 0)	0 (0 to 0)	0 (0 to 0)	0 (0 to 0)	0 (0 to 0.1)	0 (0 to 0.1)	0 (0 to 0.1)	0 (0 to 0.1)	0 (0 to 0.1)	0 (0 to 0.1)	0 (0 to 0.1)	0 (0 to 0.1)	0 (0 to 0.1)	0 (0 to 0.1)	0 (0 to 0.1)	0 (0 to 0.1)	0 (0 to 0.1)	0 (0 to 0.1)	0 (0 to 0.1)	0 (0 to 0.1)	0.1
Extensively drug-resistant tuberculosis			0 (0 to 0)	0 (0 to 0)	0 (0 to 0)	0 (0 to 0)	0 (0 to 0)	0 (0 to 0)	0 (0 to 0)	0 (0 to 0)	0 (0 to 0)	0 (0 to 0)	0 (0 to 0)	0 (0 to 0)	0 (0 to 0)	0 (0 to 0)	0 (0 to 0)	0 (0 to 0)	0 (0 to 0)	0 (0 to 0)	0 (0 to 0)	0 (0 to 0)	0 (0 to 0)	0 (0 to 0)	0
Lower respiratory infections			2.8 (1.9 to 3.6)	3.2 (2.1 to 4.6)	34.6 (22.2 to 49.6)	39.7 (26.6 to 59.6)	69.6 (46.1 to 104)	73.4 (49.2 to 109)	85.1 (57.2 to 126)	109 (73 to 161)	128 (82.3 to 187)	163 (103 to 243)	213 (133 to 318)	317 (194 to 486)	497 (312 to 736)	690 (440 to 1,000)	1,000 (670 to 1,500)	1,500 (950 to 2,200)	1,900 (1,200 to 2,800)	1,900 (1,200 to 2,800)	1,900 (1,200 to 2,800)	1,600 (1,000 to 2,300)	1,000 (1,000 to 1,100)	7,880
Upper respiratory infections			0 (0 to 0)	0.9 (0.5 to 1.4)	4.9 (2.8 to 7.5)	7.9 (4.6 to 12.2)	4.1 (2.4 to 6.5)	4.1 (2.4 to 6.4)	4.1 (2.4 to 6.4)	5.1 (3.1 to 7.8)	6.1 (3.7 to 9.3)	7.7 (4.6 to 11.6)	10.7 (6.4 to 16.1)	15.7 (9.4 to 23.5)	24.6 (14.7 to 36.8)	34.2 (20.4 to 51.1)	49.4 (29.5 to 73.8)	74.1 (44.2 to 110)	94.2 (56.2 to 140)	94.2 (56.2 to 140)	94.2 (56.2 to 140)	81.1 (48.4 to 121)	47.6 (28.4 to 71.1)	420
Otitis media			0 (0 to 0)	0.1 (0.0 to 0.1)	0.1 (0.0 to 0.2)	0.1 (0.1 to 0.2)	0.1 (0.1 to 0.2)	0.1 (0.1 to 0.2)	0.1 (0.1 to 0.2)	0.1 (0.1 to 0.2)	0.1 (0.1 to 0.2)	0.1 (0.1 to 0.2)	0.1 (0.1 to 0.2)	0.1 (0.1 to 0.2)	0.1 (0.1 to 0.2)	0.1 (0.1 to 0.2)	0.1 (0.1 to 0.2)	0.1 (0.1 to 0.2)	0.1 (0.1 to 0.2)	0.1 (0.1 to 0.2)	0.1 (0.1 to 0.2)	0.1 (0.1 to 0.2)	0.1 (0.1 to 0.2)	0.1 (0.1 to 0.2)	1.1
Neglected tropical diseases and malaria			0 (0 to 0.0)	0.2 (0.0 to 0.6)	5.2 (3.0 to 10.8)	5.8 (3.4 to 12.1)	6.6 (3.9 to 13.8)	6.6 (3.9 to 13.8)	6.6 (3.9 to 13.8)	6.2 (3.6 to 13.0)	6.2 (3.6 to 13.0)	10.3 (5.9 to 21.5)	8.7 (4.9 to 18.2)	6.6 (3.8 to 13.8)	6.6 (3.8 to 13.8)	4.6 (2.7 to 9.6)	3.2 (1.9 to 6.7)	4.6 (2.7 to 9.6)	3.6 (2.1 to 7.5)	3.6 (2.1 to 7.5)	3.6 (2.1 to 7.5)	3.6 (2.1 to 7.5)	1.7 (1.0 to 3.6)	0.6 (0.3 to 1.3)	103
Malaria			0 (0 to 0)	0 (0 to 0)	0 (0 to 0)	0 (0 to 0)	0 (0 to 0)	0 (0 to 0)	0 (0 to 0)	0 (0 to 0)	0 (0 to 0)	0 (0 to 0)	0 (0 to 0)	0 (0 to 0)	0 (0 to 0)	0 (0 to 0)	0 (0 to 0)	0 (0 to 0)	0 (0 to 0)	0 (0 to 0)	0 (0 to 0)	0 (0 to 0)	0 (0 to 0)	0 (0 to 0)	0
Chagas disease			0 (0 to 0)	0 (0 to 0)	0 (0 to 0)	0 (0 to 0)	0 (0 to 0)	0 (0 to 0)	0 (0 to 0)	0 (0 to 0)	0 (0 to 0)	0 (0 to 0)	0 (0 to 0)	0 (0 to 0)	0 (0 to 0)	0 (0 to 0)	0 (0 to 0)	0 (0 to 0)	0 (0 to 0)	0 (0 to 0)	0 (0 to 0)	0 (0 to 0)	0 (0 to 0)	0 (0 to 0)	0.1
Leishmaniasis			0 (0 to 0)	0 (0 to 0)	0 (0 to 0)	0 (0 to 0)	0 (0 to 0)	0 (0 to 0)	0 (0 to 0)	0 (0 to 0)	0 (0 to 0)	0 (0 to 0)	0 (0 to 0)	0 (0 to 0)	0 (0 to 0)	0 (0 to 0)	0 (0 to 0)	0 (0 to 0)	0 (0 to 0)	0 (0 to 0)	0 (0 to 0)	0 (0 to 0)	0 (0 to 0)	0 (0 to 0)	0
Visceral leishmaniasis			0 (0 to 0)	0 (0 to 0)	0 (0 to 0)	0 (0 to 0)	0 (0 to 0)	0 (0 to 0)	0 (0 to 0)	0 (0 to 0)	0 (0 to 0)	0 (0 to 0)	0 (0 to 0)	0 (0 to 0)	0 (0 to 0)	0 (0 to 0)	0 (0 to 0)	0 (0 to 0)	0 (0 to 0)	0 (0 to 0)	0 (0 to 0)	0 (0 to 0)	0 (0 to 0)	0 (0 to 0)	0
Cutaneous and mucocutaneous leishmaniasis			0 (0 to 0)	0 (0 to 0)	0 (0 to 0)	0 (0 to 0)	0 (0 to 0)	0 (0 to 0)	0 (0 to 0)	0 (0 to 0)	0 (0 to 0)	0 (0 to 0)	0 (0 to 0)	0 (0 to 0)	0 (0 to 0)	0 (0 to 0)	0 (0 to 0)	0 (0 to 0)	0 (0 to 0)	0 (0 to 0)	0 (0 to 0)	0 (0 to 0)	0 (0 to 0)	0 (0 to 0)	0
African trypanosomiasis			0 (0 to 0)	0 (0 to 0)	0 (0 to 0)	0 (0 to 0)	0 (0 to 0)	0 (0 to 0)	0 (0 to 0)	0 (0 to 0)	0 (0 to 0)	0 (0 to 0)	0 (0 to 0)	0 (0 to 0)	0 (0 to 0)	0 (0 to 0)	0 (0 to 0)	0 (0 to 0)	0 (0 to 0)	0 (0 to 0)	0 (0 to 0)	0 (0 to 0)	0 (0 to 0)	0 (0 to 0)	0
Schistosomiasis			0 (0 to 0)	0 (0 to 0)	0 (0 to 0)	0 (0 to 0)	0 (0 to 0)	0 (0 to 0)	0 (0 to 0)	0 (0 to 0)	0 (0 to 0)	0 (0 to 0)	0 (0 to 0)	0 (0 to 0)	0 (0 to 0)	0 (0 to 0)	0 (0 to 0)	0 (0 to 0)	0 (0 to 0)	0 (0 to 0)	0 (0 to 0)	0 (0 to 0)	0 (0 to 0)	0 (0 to 0)	0
Cysticercosis			0 (0 to 0)	0 (0 to 0)	0 (0 to 0)	0 (0 to 0)	0 (0 to 0)	0 (0 to 0)	0 (0 to 0)	0 (0 to 0)	0 (0 to 0)	0 (0 to 0)	0 (0 to 0)	0 (0 to 0)	0 (0 to 0)	0 (0 to 0)	0 (0 to 0)	0 (0 to 0)	0 (0 to 0)	0 (0 to 0)	0 (0 to 0)	0 (0 to 0)	0 (0 to 0)	0 (0 to 0)	0
Cystic echinococcosis			0 (0 to 0)	0 (0 to 0)	0 (0 to 0)	0 (0 to 0)	0 (0 to 0)	0 (0 to 0)	0 (0 to 0)	0 (0 to 0)	0 (0 to 0)	0 (0 to 0)	0 (0 to 0)	0 (0 to 0)	0 (0 to 0)	0 (0 to 0)	0 (0 to 0)	0 (0 to 0)	0 (0 to 0)	0 (0 to 0)	0 (0 to 0)	0 (0 to 0)	0 (0 to 0)	0 (0 to 0)	0.1
Lymphatic filariasis			0 (0 to 0)	0 (0 to 0)	0 (0 to 0)	0 (0 to 0)	0 (0 to 0)	0 (0 to 0)	0 (0 to 0)	0 (0 to 0)	0 (0 to 0)	0 (0 to 0)	0 (0 to 0)	0 (0 to 0)	0 (0 to 0)	0 (0 to 0)	0 (0 to 0)	0 (0 to 0)	0 (0 to 0)	0 (0 to 0)	0 (0 to 0)	0 (0 to 0)	0 (0 to 0)	0 (0 to 0)	0
Onchocerciasis			0 (0 to 0)	0 (0 to 0)	0 (0 to 0)	0 (0 to 0)	0 (0 to 0)	0 (0 to 0)	0 (0 to 0)	0 (0 to 0)	0 (0 to 0)	0 (0 to 0)	0 (0 to 0)	0 (0 to 0)	0 (0 to 0)	0 (0 to 0)	0 (0 to 0)	0 (0 to 0)	0 (0 to 0)	0 (0 to 0)	0 (0 to 0)	0 (0 to 0)	0 (0 to 0)	0 (0 to 0)	0
Trachoma			0 (0 to 0)	0 (0 to 0)	0 (0 to 0)	0 (0 to 0)	0 (0 to 0)	0 (0 to 0)	0 (0 to 0)	0 (0 to 0)	0 (0 to 0)	0 (0 to 0)	0 (0 to 0)	0 (0 to 0)	0 (0 to 0)	0 (0 to 0)	0 (0 to 0)	0 (0 to 0)	0 (0 to 0)	0 (0 to 0)	0 (0 to 0)	0 (0 to 0)	0 (0 to 0)	0 (0 to 0)	0
Dengue			0 (0 to 0)	0 (0 to 0)	0 (0 to 0)	0 (0 to 0)	0 (0 to 0)	0 (0 to 0)	0 (0 to 0)	0 (0 to 0)	0 (0 to 0)	0 (0 to 0)	0 (0 to 0)	0 (0 to 0)	0 (0 to 0)	0 (0 to 0)	0 (0 to 0)	0 (0 to 0)	0 (0 to 0)	0 (0 to 0)	0 (0 to 0)	0 (0 to 0)	0 (0 to 0)	0 (0 to 0)	0
Yellow fever			0 (0 to 0)	0 (0 to 0)	0 (0 to 0)	0 (0 to 0)	0 (0 to 0)	0 (0 to 0)	0 (0 to 0)	0 (0 to 0)	0 (0 to 0)	0 (0 to 0)	0 (0 to 0)	0 (0 to 0)	0 (0 to 0)	0 (0 to 0)	0 (0 to 0)	0 (0 to 0)	0 (0 to 0)	0 (0 to 0)	0 (0 to 0)	0 (0 to 0)	0 (0 to 0)	0 (0 to 0)	0
Rabies			0 (0 to 0)	0 (0 to 0)	0 (0 to 0)	0 (0 to 0)	0 (0 to 0)	0 (0 to 0)	0 (0 to 0)	0 (0 to 0)	0 (0 to 0)	0 (0 to 0)	0 (0 to 0)	0 (0 to 0)	0 (0 to 0)	0 (0 to 0)	0 (0 to 0)	0 (0 to 0)	0 (0 to 0)	0 (0 to 0)	0 (0 to 0)	0 (0 to 0)	0 (0 to 0)	0 (0 to 0)	0
Intestinal nematode infections			0 (0 to 0)	0 (0 to 0)	0 (0 to 0)	0 (0 to 0)	0 (0 to 0)	0 (0 to 0)	0 (0 to 0)	0 (0 to 0)	0 (0 to 0)	0 (0 to 0)	0 (0 to 0)	0 (0 to 0)	0 (0 to 0)	0 (0 to 0)	0 (0 to 0)	0 (0 to 0)	0 (0 to 0)	0 (0 to 0)	0 (0 to 0)	0 (0 to 0)	0 (0 to 0)	0 (0 to 0)	0
Ascariasis			0 (0 to 0)	0 (0 to 0)	0 (0 to 0)	0 (0 to 0)	0 (0 to 0)	0 (0 to 0)	0 (0 to 0)	0 (0 to 0)	0 (0 to 0)	0 (0 to 0)	0 (0 to 0)	0 (0 to 0)	0 (0 to 0)	0 (0 to 0)	0 (0 to 0)	0 (0 to 0)	0 (0 to 0)	0 (0 to 0)	0 (0 to 0)	0 (0 to 0)	0 (0 to 0)	0 (0 to 0)	0
Trichuriasis			0 (0 to 0)	0 (0 to 0)	0 (0 to 0)	0 (0 to 0)	0 (0 to 0)	0 (0 to 0)	0 (0 to 0)	0 (0 to 0)	0 (0 to 0)	0 (0 to 0)	0 (0 to 0)	0 (0 to 0)	0 (0 to 0)	0 (0 to 0)	0 (0 to 0)	0 (0 to 0)	0 (0 to 0)	0 (0 to 0)	0 (0 to 0)	0 (0 to 0)	0 (0 to 0)	0 (0 to 0)	0
Hookworm disease			0 (0 to 0)	0 (0 to 0)	0 (0 to 0)	0 (0 to 0)	0 (0 to 0)	0 (0 to 0)	0 (0 to 0)	0 (0 to 0)	0 (0 to 0)	0 (0 to 0)	0 (0 to 0)	0 (0 to 0)	0 (0 to 0)	0 (0 to 0)	0 (0 to 0)	0 (0 to 0)	0 (0 to 0)	0 (0 to 0)	0 (0 to 0)	0 (0 to 0)	0 (0 to 0)	0 (0 to 0)	0
Food-borne trematodiases			0 (0 to 0)	0 (0 to 0)	0 (0 to 0)	0 (0 to 0)	0 (0 to 0)	0 (0 to 0)	0 (0 to 0)	0 (0 to 0)	0 (0 to 0)	0 (0 to 0)	0 (0 to 0)	0 (0 to 0)	0 (0 to 0)	0 (0 to 0)	0 (0 to 0)	0 (0 to 0)	0 (0 to 0)	0 (0 to 0)	0 (0 to 0)	0 (0 to 0)	0 (0 to 0)	0 (0 to 0)	0
Leprosy			0 (0 to 0)	0 (0 to 0)	0 (0 to 0)	0 (0 to 0)	0 (0 to 0)	0 (0 to 0)	0 (0 to 0)	0 (0 to 0)	0 (0 to 0)	0 (0 to 0)	0 (0 to 0)	0 (0 to 0)	0 (0 to 0)	0 (0 to 0)	0 (0 to 0)	0 (0 to 0)	0 (0 to 0)	0 (0 to 0)





Benign prostatic hyperplasia	0 (0 to 0)	0 (0 to 0)	0 (0 to 0)	0 (0 to 0)	0 (0 to 0)	0 (0 to 0)	0 (0 to 0)	0 (0 to 0)	0 (0 to 0)	0 (0 to 0)	0 (0 to 0)	0 (0 to 0)	0 (0 to 0)	0 (0 to 0)	0 (0 to 0)	0 (0 to 0)	0 (0 to 0)	0 (0 to 0)	0 (0 to 0)	0 (0 to 0)	0 (0 to 0)	0 (0 to 0)	0 (0 to 0)	0 (0 to 0)	0 (0 to 0)	0 (0 to 0)	4
Male infertility																											195
Other urinary diseases	91 (81 to 101)	51 (39 to 63)	83 (62 to 104)	1 (0 to 2)	1 (1 to 2)	1 (0 to 2)	1 (0 to 2)	8 (5 to 12)	9 (6 to 13)	1 (0 to 2)	1 (0 to 2)	1 (0 to 2)	7 (4 to 10)	7 (4 to 11)	7 (4 to 11)	7 (4 to 11)	7 (4 to 11)	7 (4 to 11)	7 (4 to 11)	7 (4 to 11)	7 (4 to 11)	7 (4 to 11)	7 (4 to 11)	7 (4 to 11)	7 (4 to 11)	7 (4 to 11)	39
Gynecological diseases	0 (0 to 0)	0 (0 to 0)	0 (0 to 0)	0 (0 to 0)	0 (0 to 0)	0 (0 to 0)	0 (0 to 0)	0 (0 to 0)	0 (0 to 0)	0 (0 to 0)	0 (0 to 0)	0 (0 to 0)	0 (0 to 0)	0 (0 to 0)	0 (0 to 0)	0 (0 to 0)	0 (0 to 0)	0 (0 to 0)	0 (0 to 0)	0 (0 to 0)	0 (0 to 0)	0 (0 to 0)	0 (0 to 0)	0 (0 to 0)	0 (0 to 0)	0 (0 to 0)	4,370
Uterine fibroids	0 (0 to 0)	0 (0 to 0)	0 (0 to 0)	0 (0 to 0)	0 (0 to 0)	1 (0 to 2)	1 (0 to 2)	9 (5 to 15)	9 (5 to 16)	1 (0 to 2)	1 (0 to 2)	1 (0 to 2)	7 (4 to 11)	7 (4 to 11)	7 (4 to 11)	7 (4 to 11)	7 (4 to 11)	7 (4 to 11)	7 (4 to 11)	7 (4 to 11)	7 (4 to 11)	7 (4 to 11)	7 (4 to 11)	7 (4 to 11)	7 (4 to 11)	7 (4 to 11)	449
Polycystic ovarian syndrome	0 (0 to 0)	0 (0 to 0)	0 (0 to 0)	0 (0 to 0)	0 (0 to 0)	2 (0 to 4)	2 (0 to 4)	16 (9 to 25)	16 (9 to 26)	2 (0 to 4)	2 (0 to 4)	2 (0 to 4)	13 (7 to 20)	13 (7 to 20)	13 (7 to 20)	13 (7 to 20)	13 (7 to 20)	13 (7 to 20)	13 (7 to 20)	13 (7 to 20)	13 (7 to 20)	13 (7 to 20)	13 (7 to 20)	13 (7 to 20)	13 (7 to 20)	13 (7 to 20)	286
Female infertility	0 (0 to 0)	0 (0 to 0)	0 (0 to 0)	0 (0 to 0)	0 (0 to 0)	0 (0 to 0)	0 (0 to 0)	1 (0 to 2)	1 (0 to 2)	0 (0 to 0)	0 (0 to 0)	0 (0 to 0)	0 (0 to 0)	0 (0 to 0)	0 (0 to 0)	0 (0 to 0)	0 (0 to 0)	0 (0 to 0)	0 (0 to 0)	0 (0 to 0)	0 (0 to 0)	0 (0 to 0)	0 (0 to 0)	0 (0 to 0)	0 (0 to 0)	0 (0 to 0)	347
Endometriosis	0 (0 to 0)	0 (0 to 0)	0 (0 to 0)	0 (0 to 0)	0 (0 to 0)	0 (0 to 0)	0 (0 to 0)	1 (0 to 2)	1 (0 to 2)	0 (0 to 0)	0 (0 to 0)	0 (0 to 0)	0 (0 to 0)	0 (0 to 0)	0 (0 to 0)	0 (0 to 0)	0 (0 to 0)	0 (0 to 0)	0 (0 to 0)	0 (0 to 0)	0 (0 to 0)	0 (0 to 0)	0 (0 to 0)	0 (0 to 0)	0 (0 to 0)	0 (0 to 0)	445
Genital prolapse	0 (0 to 0)	0 (0 to 0)	0 (0 to 0)	0 (0 to 0)	0 (0 to 0)	0 (0 to 0)	0 (0 to 0)	0 (0 to 0)	0 (0 to 0)	0 (0 to 0)	0 (0 to 0)	0 (0 to 0)	0 (0 to 0)	0 (0 to 0)	0 (0 to 0)	0 (0 to 0)	0 (0 to 0)	0 (0 to 0)	0 (0 to 0)	0 (0 to 0)	0 (0 to 0)	0 (0 to 0)	0 (0 to 0)	0 (0 to 0)	0 (0 to 0)	0 (0 to 0)	768
Premenstrual syndrome	0 (0 to 0)	0 (0 to 0)	0 (0 to 0)	0 (0 to 0)	0 (0 to 0)	60 (39 to 106)	60 (39 to 106)	192 (78 to 370)	192 (78 to 374)	60 (39 to 106)	60 (39 to 106)	60 (39 to 106)	279 (132 to 576)	279 (132 to 576)	279 (132 to 576)	279 (132 to 576)	279 (132 to 576)	279 (132 to 576)	279 (132 to 576)	279 (132 to 576)	279 (132 to 576)	279 (132 to 576)	279 (132 to 576)	279 (132 to 576)	279 (132 to 576)	279 (132 to 576)	1,555
Other gynecological diseases	0 (0 to 0)	0 (0 to 0)	0 (0 to 0)	0 (0 to 0)	0 (0 to 0)	1 (0 to 2)	1 (0 to 2)	7 (3 to 12)	7 (3 to 12)	1 (0 to 2)	1 (0 to 2)	1 (0 to 2)	5 (2 to 9)	5 (2 to 9)	5 (2 to 9)	5 (2 to 9)	5 (2 to 9)	5 (2 to 9)	5 (2 to 9)	5 (2 to 9)	5 (2 to 9)	5 (2 to 9)	5 (2 to 9)	5 (2 to 9)	5 (2 to 9)	5 (2 to 9)	1,350
Hemoglobinopathies and hemolytic anemias	0 (0 to 0)	0 (0 to 0)	0 (0 to 0)	0 (0 to 0)	0 (0 to 0)	0 (0 to 0)	0 (0 to 0)	0 (0 to 0)	0 (0 to 0)	0 (0 to 0)	0 (0 to 0)	0 (0 to 0)	0 (0 to 0)	0 (0 to 0)	0 (0 to 0)	0 (0 to 0)	0 (0 to 0)	0 (0 to 0)	0 (0 to 0)	0 (0 to 0)	0 (0 to 0)	0 (0 to 0)	0 (0 to 0)	0 (0 to 0)	0 (0 to 0)	0 (0 to 0)	0
Thalassemias	0 (0 to 0)	0 (0 to 0)	1 (0 to 2)	1 (1 to 2)	1 (0 to 2)	2 (1 to 3)	2 (1 to 3)	11 (6 to 20)	11 (6 to 21)	2 (1 to 3)	2 (1 to 3)	2 (1 to 3)	9 (5 to 14)	9 (5 to 14)	9 (5 to 14)	9 (5 to 14)	9 (5 to 14)	9 (5 to 14)	9 (5 to 14)	9 (5 to 14)	9 (5 to 14)	9 (5 to 14)	9 (5 to 14)	9 (5 to 14)	9 (5 to 14)	9 (5 to 14)	14.2
Thalassemias trait	0 (0 to 0.1)	0 (0 to 0)	0 (0 to 0)	1 (0 to 2)	1 (0 to 2)	2 (1 to 4)	2 (1 to 4)	12 (6 to 22)	12 (6 to 23)	2 (1 to 4)	2 (1 to 4)	2 (1 to 4)	10 (5 to 17)	10 (5 to 17)	10 (5 to 17)	10 (5 to 17)	10 (5 to 17)	10 (5 to 17)	10 (5 to 17)	10 (5 to 17)	10 (5 to 17)	10 (5 to 17)	10 (5 to 17)	10 (5 to 17)	10 (5 to 17)	10 (5 to 17)	72.3
Sickle cell disorders	0 (0 to 0)	0 (0 to 0)	0 (0 to 0)	0 (0 to 0)	0 (0 to 0)	0 (0 to 0)	0 (0 to 0)	0 (0 to 0)	0 (0 to 0)	0 (0 to 0)	0 (0 to 0)	0 (0 to 0)	0 (0 to 0)	0 (0 to 0)	0 (0 to 0)	0 (0 to 0)	0 (0 to 0)	0 (0 to 0)	0 (0 to 0)	0 (0 to 0)	0 (0 to 0)	0 (0 to 0)	0 (0 to 0)	0 (0 to 0)	0 (0 to 0)	0 (0 to 0)	0.1
Sickle cell trait	0 (0 to 0)	0 (0 to 0.1)	0 (0 to 0)	0 (0 to 0)	0 (0 to 0)	0 (0 to 0)	0 (0 to 0)	0 (0 to 0)	0 (0 to 0)	0 (0 to 0)	0 (0 to 0)	0 (0 to 0)	0 (0 to 0)	0 (0 to 0)	0 (0 to 0)	0 (0 to 0)	0 (0 to 0)	0 (0 to 0)	0 (0 to 0)	0 (0 to 0)	0 (0 to 0)	0 (0 to 0)	0 (0 to 0)	0 (0 to 0)	0 (0 to 0)	0 (0 to 0)	9.4
22q11 deletion syndrome	0 (0 to 0)	0 (0 to 0)	0 (0 to 0)	0 (0 to 0)	0 (0 to 0)	0 (0 to 0)	0 (0 to 0)	1 (0 to 1)	1 (0 to 2)	0 (0 to 0)	0 (0 to 0)	0 (0 to 0)	0 (0 to 1)	0 (0 to 1)	0 (0 to 1)	0 (0 to 1)	0 (0 to 1)	0 (0 to 1)	0 (0 to 1)	0 (0 to 1)	0 (0 to 1)	0 (0 to 1)	0 (0 to 1)	0 (0 to 1)	0 (0 to 1)	0 (0 to 1)	6.3
3MPD trait	0 (0 to 0)	0 (0 to 0)	0 (0 to 0)	0 (0 to 0)	0 (0 to 0)	0 (0 to 0)	0 (0 to 0)	0 (0 to 0)	0 (0 to 0)	0 (0 to 0)	0 (0 to 0)	0 (0 to 0)	0 (0 to 0)	0 (0 to 0)	0 (0 to 0)	0 (0 to 0)	0 (0 to 0)	0 (0 to 0)	0 (0 to 0)	0 (0 to 0)	0 (0 to 0)	0 (0 to 0)	0 (0 to 0)	0 (0 to 0)	0 (0 to 0)	0 (0 to 0)	1.4
Other hemoglobinopathies and hemolytic anemias	0 (0 to 1)	0 (0 to 0.2)	1 (0 to 1.7)	1 (0.2 to 3.4)	2 (0.3 to 4.1)	6 (3.5 to 9.4)	6 (3.5 to 9.4)	9 (5.6 to 13.6)	9 (5.6 to 14.2)	6 (3.5 to 9.4)	6 (3.5 to 9.4)	6 (3.5 to 9.4)	9 (5.7 to 13.7)	9 (5.7 to 13.7)	9 (5.7 to 13.7)	9 (5.7 to 13.7)	9 (5.7 to 13.7)	9 (5.7 to 13.7)	9 (5.7 to 13.7)	9 (5.7 to 13.7)	9 (5.7 to 13.7)	9 (5.7 to 13.7)	9 (5.7 to 13.7)	9 (5.7 to 13.7)	9 (5.7 to 13.7)	372
Endocrine, metabolic, blood, and immune disorders	1,178 (1,162 to 1,193)	1,178 (1,162 to 1,193)	1,178 (1,162 to 1,193)

SR Table 2b: Gunma DALYS by cause and age groups for females with 95% uncertainty intervals, 2019

Cause	Early Neonatal	Late Neonatal	Post-Neonatal	1 to 4	5 to 9	10 to 14	15 to 19	20 to 24	25 to 29	30 to 34	35 to 39	40 to 44	45 to 49	50 to 54	55 to 59	60 to 64	65 to 69	70 to 74	75 to 79	80 to 84	85 to 89	90 to 94	95 plus	Total
All causes	402 (354 to 471)	97.4 (84.7 to 112)	925 (864 to 994)	1,778 (1,705 to 1,858)	1,980 (1,899 to 2,059)	2,268 (2,200 to 2,345)	2,980 (2,900 to 3,060)	4,070 (3,970 to 4,167)	4,405 (3,999 to 4,795)	5,165 (4,833 to 5,472)	6,067 (5,810 to 6,306)	7,490 (7,183 to 7,757)	10,660 (10,300 to 10,979)	13,660 (13,300 to 14,100)	17,160 (16,700 to 18,100)	21,660 (21,100 to 22,300)	27,160 (26,500 to 27,900)	33,660 (32,900 to 34,500)	41,160 (40,200 to 42,200)	48,660 (47,500 to 49,900)	55,160 (53,800 to 56,600)	60,660 (59,200 to 62,200)	65,160 (63,600 to 66,800)	66,000 (64,400 to 67,600)
Communicable, maternal, neonatal, and nutritional diseases	209 (189 to 260)	39.6 (29.5 to 48.2)	123 (93 to 160)	226 (169 to 308)	239 (180 to 328)	250 (189 to 338)	332 (258 to 434)	364 (282 to 456)	372 (289 to 467)	392 (305 to 477)	379 (294 to 1,390)	390 (302 to 948)	437 (339 to 1,040)	504 (391 to 1,160)	577 (447 to 1,300)	664 (515 to 1,500)	776 (602 to 1,700)	914 (709 to 2,000)	1,090 (846 to 2,400)	1,290 (1,000 to 2,800)	1,490 (1,150 to 3,300)	1,660 (1,290 to 3,600)	1,760 (1,360 to 3,800)	1,760 (1,360 to 3,800)	14,900
HIV/AIDS and sexually transmitted infections	0 (0 to 0)	0 (0 to 0)	1.4 (1 to 1.8)	1.2 (0.9 to 1.6)	0.4 (0.3 to 0.5)	0.4 (0.3 to 0.5)	1.1 (0.8 to 1.4)	2.9 (2.1 to 3.8)	5.9 (3.7 to 7.9)	10.7 (7.5 to 14.1)	16.7 (12.7 to 20.1)	22 (17.5 to 26.1)	25.2 (20.3 to 31.2)	24.6 (19.4 to 30.4)	19.6 (15.4 to 24.5)	13.2 (10.4 to 16.5)	9.2 (7.1 to 11.5)	6.2 (4.8 to 7.8)	4.2 (3.2 to 5.3)	2.9 (2.2 to 3.7)	2.2 (1.6 to 2.8)	2.2 (1.6 to 2.8)	2.2 (1.6 to 2.8)	240
HIV/AIDS	0 (0 to 0)	0 (0 to 0)	1.4 (1 to 1.8)	1.2 (0.9 to 1.6)	0.4 (0.3 to 0.5)	0.4 (0.3 to 0.5)	0.6 (0.4 to 0.8)	1.4 (1 to 1.9)	2.6 (1.6 to 3.5)	3.1 (2 to 4.2)	2.1 (1.4 to 2.7)	2.2 (1.5 to 2.9)	2.6 (1.8 to 3.5)	2.6 (1.8 to 3.5)	2.6 (1.8 to 3.5)	4.8 (3.3 to 6.4)	6 (4.2 to 8)	5.9 (4.1 to 7.9)	4.2 (2.9 to 5.6)	2.9 (2 to 3.9)	2.2 (1.5 to 3)	2.2 (1.5 to 3)	2.2 (1.5 to 3)	52.6
HIV/AIDS - Drug-susceptible Tuberculosis	0 (0 to 0)	0 (0 to 0)	0.3 (0.2 to 0.4)	0.3 (0.2 to 0.4)	0.1 (0.1 to 0.1)	0.1 (0 to 0.1)	0.2 (0.1 to 0.2)	0.3 (0.2 to 0.4)	0.5 (0.3 to 0.7)	0.6 (0.4 to 0.8)	0.4 (0.3 to 0.5)	0.4 (0.3 to 0.5)	0.5 (0.3 to 0.6)	0.5 (0.3 to 0.6)	0.5 (0.3 to 0.6)	0.9 (0.6 to 1.2)	1.1 (0.8 to 1.5)	1.1 (0.8 to 1.5)	0.8 (0.6 to 1.1)	0.6 (0.4 to 0.8)	0.4 (0.3 to 0.6)	0.4 (0.3 to 0.6)	0.4 (0.3 to 0.6)	7.3
HIV/AIDS - Multidrug-resistant Tuberculosis without extensive	0 (0 to 0)	0 (0 to 0)	0 (0 to 0)





SR Table 2b: Bulgaria DALYS by cause and age group for females with 95% uncertainty intervals, 2019

Cause	Early Neonatal	Late Neonatal	Post Neonatal	1 to 4	5 to 9	10 to 14	15 to 19	20 to 24	25 to 29	30 to 34	35 to 39	40 to 44	45 to 49	50 to 54	55 to 59	60 to 64	65 to 69	70 to 74	75 to 79	80 to 84	85 to 89	90 to 94	95 plus	Total
All causes	4,659 (4,485 to 4,860)	2,900 (2,650 to 3,170)	6,440 (5,430 to 7,670)	6,780 (5,980 to 8,030)	7,090 (6,470 to 8,190)	10,200 (7,930 to 13,000)	14,300 (11,300 to 18,000)	16,300 (12,900 to 20,400)	23,900 (19,000 to 30,300)	33,900 (29,300 to 41,600)	48,000 (41,700 to 56,600)	64,600 (55,100 to 76,100)	89,900 (78,300 to 103,600)	119,000 (104,000 to 136,000)	156,000 (134,000 to 180,000)	196,000 (169,000 to 230,000)	240,000 (197,000 to 293,000)	290,000 (230,000 to 374,000)	346,000 (259,000 to 470,000)	407,000 (283,000 to 611,000)	477,000 (301,000 to 835,000)	545,000 (311,000 to 1,060,000)	45,700 (8,970 to 9,200)	1,490,000 1,490,000
Communicable, maternal, neonatal, and nutritional diseases	1,100 (1,000 to 1,270)	1,900 (1,660 to 2,150)	2,960 (2,340 to 3,760)	2,690 (1,930 to 3,720)	1,610 (1,280 to 2,080)	1,490 (1,080 to 1,960)	1,490 (1,080 to 1,960)	1,810 (1,360 to 2,450)	2,160 (1,660 to 2,810)	2,680 (2,070 to 3,490)	2,790 (2,200 to 3,490)	2,810 (2,220 to 3,530)	3,050 (2,390 to 3,890)	3,290 (2,550 to 4,200)	3,900 (2,720 to 5,000)	4,470 (3,060 to 5,790)	5,260 (3,450 to 6,980)	6,260 (3,850 to 8,790)	7,760 (4,260 to 11,200)	9,660 (4,800 to 15,200)	11,700 (5,270 to 22,000)	12,600 (5,620 to 30,600)	1,020 (179 to 1,350)	48,700
HIV/AIDS and sexually transmitted infections	0.2 (0.1 to 0.3)	0.4 (0.2 to 0.7)	19.6 (12.7 to 31.9)	5.3 (3.4 to 8.6)	0.6 (0.4 to 0.9)	2.0 (1.3 to 3.1)	63.3 (42.1 to 93.5)	183.0 (122.0 to 270.0)	174.0 (116.0 to 257.0)	139 (92.7 to 205.0)	116 (76.6 to 171.0)	94.2 (62.2 to 139.0)	79.2 (52.3 to 117.0)	63.5 (41.9 to 93.8)	49.6 (32.7 to 73.3)	38.1 (25.1 to 56.4)	29.8 (19.6 to 44.0)	23.1 (15.2 to 34.2)	18.0 (11.8 to 26.6)	14.0 (9.17 to 20.7)	11.0 (7.21 to 16.2)	8.64 (5.66 to 12.7)	0.7 (0.1 to 1.1)	1,090
HIV/AIDS	0 (0 to 0)	0.4 (0.2 to 0.6)	19.6 (12.7 to 31.9)	5.2 (3.4 to 8.5)	0.6 (0.4 to 0.9)	2.0 (1.3 to 3.1)	63.3 (42.1 to 93.5)	183.0 (122.0 to 270.0)	174.0 (116.0 to 257.0)	139 (92.7 to 205.0)	116 (76.6 to 171.0)	94.2 (62.2 to 139.0)	79.2 (52.3 to 117.0)	63.5 (41.9 to 93.8)	49.6 (32.7 to 73.3)	38.1 (25.1 to 56.4)	29.8 (19.6 to 44.0)	23.1 (15.2 to 34.2)	18.0 (11.8 to 26.6)	14.0 (9.17 to 20.7)	11.0 (7.21 to 16.2)	8.64 (5.66 to 12.7)	0.7 (0.1 to 1.1)	499
HIV/AIDS - Drug-susceptible Tuberculosis	0 (0 to 0)	0 (0 to 0)	0.2 (0.2 to 0.6)	0.1 (0.1 to 0.3)	0 (0 to 0.1)	0.1 (0 to 0.1)	0.3 (0.2 to 0.6)	0.6 (0.3 to 0.7)	0.6 (0.3 to 0.7)	0.4 (0.3 to 0.6)	0.4 (0.2 to 0.6)	0.4 (0.2 to 0.6)	0.4 (0.3 to 0.6)	0.4 (0.3 to 0.6)	0.4 (0.3 to 0.6)	0.4 (0.1 to 0.2)	0.4 (0.2 to 0.5)	0.4 (0 to 0.5)	0.4 (0 to 0.5)	0.4 (0 to 0.5)	0.4 (0 to 0.5)	0.4 (0 to 0.5)	0 (0 to 0)	9.0
HIV/AIDS - Multidrug-resistant Tuberculosis without extensi	0 (0 to 0)	0 (0 to 0)	0 (0 to 0)





SR Table 2b: Saitama DALYS by cause and sex group for females with 95% uncertainty intervals, 2019

Cause	Early Neonatal	Late Neonatal	Post-Neonatal	1 to 4	5 to 9	10 to 14	15 to 19	20 to 24	25 to 29	30 to 34	35 to 39	40 to 44	45 to 49	50 to 54	55 to 59	60 to 64	65 to 69	70 to 74	75 to 79	80 to 84	85 to 89	90 to 94	95 plus	Total
All causes	1,160 (1,004 to 1,309)	497 (397 to 602)	2,420 (2,166 to 2,706)	4,998 (3,995 to 5,983)	3,250 (2,710 to 3,766)	3,245 (2,763 to 3,722)	5,193 (4,503 to 5,903)	7,192 (6,329 to 8,074)	10,766 (10,063 to 11,523)	13,900 (13,230 to 14,592)	20,900 (20,253 to 21,556)	31,300 (30,660 to 31,952)	44,600 (43,293 to 45,930)	53,000 (52,003 to 54,000)	59,600 (58,063 to 61,169)	59,600 (58,063 to 61,169)	59,600 (58,300 to 61,000)	79,200 (78,163 to 80,250)	102,000 (99,356 to 103,200)	119,000 (97,400 to 131,000)	119,000 (77,900 to 151,000)	105,000 (49,300 to 177,000)	51,000 (16,400 to 99,800)	1,200,000 (992,000 to 1,400,000)	966,000
Communicable, maternal, neonatal, and nutritional diseases	992 (831 to 777)	175 (123 to 214)	191 (179 to 739)	695 (526 to 1,040)	448 (326 to 1,009)	412 (283 to 1,004)	524 (357 to 1,003)	1,165 (669 to 1,663)	1,995 (928 to 1,663)	1,300 (763 to 2,000)	1,960 (929 to 2,660)	2,230 (1,370 to 3,650)	2,290 (1,370 to 3,650)	1,900 (1,160 to 2,650)	1,640 (1,010 to 2,260)	1,600 (1,010 to 2,260)	2,300 (1,710 to 3,210)	3,310 (2,520 to 4,360)	4,900 (3,470 to 6,360)	5,410 (3,830 to 7,060)	5,090 (3,660 to 7,140)	3,720 (2,610 to 6,230)	1,900 (1,020 to 3,130)	68,900 (52,600 to 92,100)
HIV/AIDS and sexually transmitted infections	0 (0 to 0)	0 (0 to 0)	0.1 (0.6 to 0.6)	0.9 (0.5 to 1.4)	1.0 (0.6 to 1.4)	2.1 (1.3 to 3.0)	19.5 (9.7 to 31.6)	38.3 (22.7 to 60.9)	68.2 (34.9 to 98.4)	78.7 (42.7 to 126)	105 (57.1 to 162)	130 (69.7 to 202)	98 (52.6 to 159)	57.7 (32.7 to 102)	47.7 (26.7 to 79.9)	38.4 (21.5 to 64.7)	35.3 (17.5 to 62.7)	41.6 (20.9 to 71.4)	31.9 (16.1 to 53.6)	20.4 (9.7 to 36.2)	10.7 (4.9 to 19.5)	6 (2.7 to 11.6)	0.1 (0.1 to 0.2)	897
HIV/AIDS	0 (0 to 0)	0 (0 to 0)	0.1 (0.6 to 0.6)	0.6 (0.3 to 1.1)	1.2 (0.8 to 1.7)	0.8 (0.5 to 1.1)	2.3 (1.5 to 3.2)	7.5 (4.6 to 11.5)	4.8 (2.9 to 7.3)	7.5 (4.6 to 11.5)	9.2 (5.8 to 13.7)	7.8 (4.9 to 11.5)	9.3 (5.8 to 13.7)	11.2 (7.4 to 16.2)	19.1 (13.1 to 27.1)	28.4 (19.2 to 39.4)	27.5 (17.3 to 40.4)	11 (7.2 to 16.1)	6.9 (4.4 to 10.2)	3.4 (2.2 to 5.2)	0.6 (0.3 to 1.1)	0.1 (0 to 0.2)	171
HIV/AIDS - Drug-susceptible Tuberculosis	0 (0 to 0)	0 (0 to 0)	0 (0 to 0)	0 (0 to 0)	0.2 (0.2 to 0.3)	0.2 (0.2 to 0.3)	0.2 (0.2 to 0.3)	0.6 (0.5 to 0.8)	0.6 (0.5 to 0.8)	0.6 (0.5 to 0.8)	0.6 (0.5 to 0.8)	0.6 (0.5 to 0.8)	0.6 (0.5 to 0.8)	1.1 (1 to 1.2)	2 (1.9 to 2.2)	1.1 (1 to 1.2)	0.7 (0.6 to 0.8)	0.4 (0.4 to 0.5)	0.2 (0.2 to 0.3)	0.1 (0.1 to 0.1)	0 (0 to 0)	0 (0 to 0)	0 (0 to 0)	24.6
HIV/AIDS - Multidrug-resistant Tuberculosis without extensive	0 (0 to 0)	0 (0 to 0)	0 (0 to 0.1)	0 (0 to 0.1)	0 (0 to 0)	0 (0 to 0)	0 (0 to 0)	0 (0 to 0.1)	0 (0 to 0.1)	0 (0 to 0.1)	0 (0 to 0.1)	0 (0 to 0.1)	0 (0 to 0.1)	0 (0 to 0.2)	0 (0 to 0.2)	0 (0 to 0.2)	0 (0 to 0.2)	0 (0 to 0.2)	0 (0 to 0.2)	0 (0 to 0.2)	0 (0 to 0.2)	0 (0 to 0.2)	0 (0 to 0.2)	0.6
HIV/AIDS - Extensively drug-resistant Tuberculosis	0 (0 to 0)	0 (0 to 0)	0 (0 to 0)	0 (0 to 0)





SB Table 2b: Chibo DALYS by cause and age across for females with 95% uncertainty intervals. 2019

Cause	Early Neonatal	Late Neonatal	Post Neonatal	1 to 4	5 to 9	10 to 14	15 to 19	20 to 24	25 to 29	30 to 34	35 to 39	40 to 44	45 to 49	50 to 54	55 to 59	60 to 64	65 to 69	70 to 74	75 to 79	80 to 84	85 to 89	90 to 94	95 plus	Total
All causes	1,160 (1,000 to 1,359)	533 (479 to 599)	2,420 (2,190 to 2,700)	3,788 (2,910 to 4,900)	4,660 (3,360 to 6,370)	4,958 (4,000 to 6,150)	5,259 (4,070 to 6,700)	5,559 (4,220 to 7,220)	5,750 (4,400 to 7,350)	6,000 (4,630 to 7,650)	6,260 (4,850 to 8,000)	6,600 (5,090 to 8,450)	6,960 (5,370 to 8,900)	7,350 (5,650 to 9,400)	7,750 (5,970 to 9,900)	8,150 (6,270 to 10,400)	8,600 (6,600 to 10,900)	9,050 (6,900 to 11,500)	9,600 (7,300 to 12,200)	10,200 (7,800 to 12,900)	10,900 (8,300 to 13,800)	11,600 (8,900 to 14,700)	12,300 (9,400 to 15,600)	87,000 (66,200 to 110,000)	87,000 (73,100 to 102,900)	87,000 (61,900 to 122,000)	35,200 (26,700 to 52,400)	847,000
Communicable, maternal, neonatal, and nutritional diseases	644 (516 to 779)	209 (160 to 263)	639 (479 to 866)	726 (478 to 1,150)	717 (428 to 1,330)	650 (379 to 1,230)	591 (327 to 1,260)	552 (286 to 1,260)	532 (266 to 1,260)	532 (266 to 1,260)	532 (266 to 1,260)	532 (266 to 1,260)	532 (266 to 1,260)	532 (266 to 1,260)	532 (266 to 1,260)	532 (266 to 1,260)	532 (266 to 1,260)	532 (266 to 1,260)	532 (266 to 1,260)	532 (266 to 1,260)	532 (266 to 1,260)	532 (266 to 1,260)	532 (266 to 1,260)	43,700
HIV/AIDS and sexually transmitted infections	0 (0 to 0)	0 (0 to 0)	4.9 (3.7 to 6.4)	6.2 (3.1 to 9.9)	3.6 (2.6 to 5.1)	2.9 (2.0 to 4.3)	15 (8.6 to 20.2)	23.7 (20.4 to 32.2)	31.1 (26.0 to 38.6)	38.3 (27.6 to 114)	47.6 (46.7 to 168)	120 (63.7 to 219)	48 (46.3 to 161)	69.6 (68.2 to 161)	91.1 (29.4 to 161)	87.1 (27.0 to 161)	89.3 (26.1 to 161)	29.6 (19.1 to 62.9)	29.6 (19.1 to 62.9)	30.2 (12.4 to 62.9)	14.7 (9.4 to 22.4)	8.7 (5.6 to 12.9)	3.9 (2.6 to 5.4)	775
HIV/AIDS

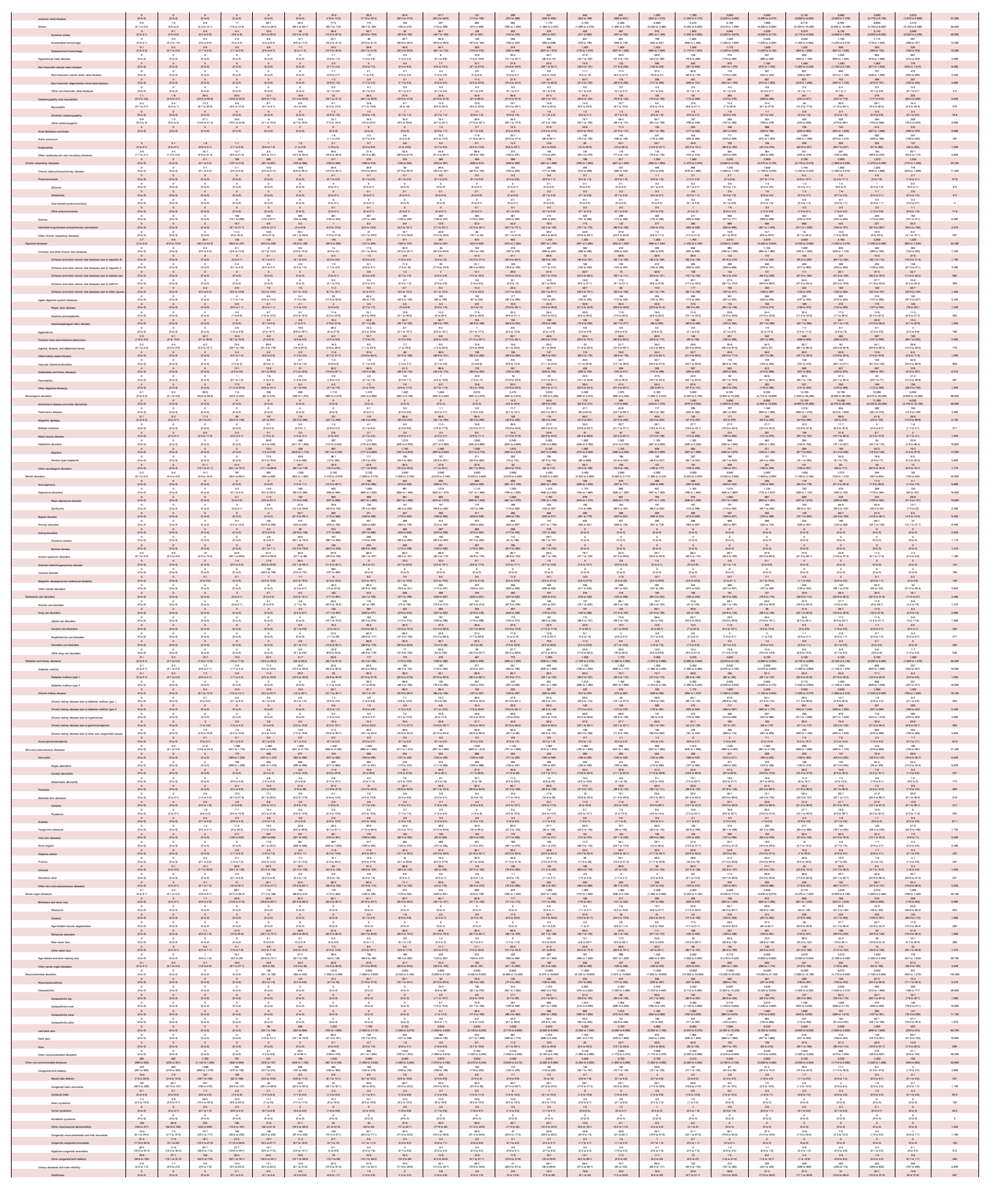



SR Table 2b: Tokyō DALYS by cause and age group for females with 95% uncertainty intervals, 2019

Cause	Early Neonatal	Late Neonatal	Post Neonatal	1 to 4	5 to 9	10 to 14	15 to 19	20 to 24	25 to 29	30 to 34	35 to 39	40 to 44	45 to 49	50 to 54	55 to 59	60 to 64	65 to 69	70 to 74	75 to 79	80 to 84	85 to 89	90 to 94	95 plus	Total
All causes	1,139 (2,829 to 1,500)	1,156 (1,203 to 1,264)	4,160 (5,736 to 6,966)	6,228 (6,998 to 10,350)	10,100 (7,330 to 13,600)	12,398 (9,633 to 17,900)	16,656 (11,695 to 26,300)	26,032 (20,030 to 36,600)	34,466 (26,600 to 49,900)	44,860 (34,900 to 64,600)	56,666 (44,300 to 75,300)	73,400 (59,100 to 93,900)	96,000 (79,400 to 118,000)	126,000 (105,000 to 151,000)	166,000 (141,000 to 195,000)	216,000 (186,000 to 249,000)	276,000 (241,000 to 314,000)	350,000 (309,000 to 395,000)	429,000 (380,000 to 482,000)	502,000 (444,000 to 564,000)	570,000 (503,000 to 643,000)	632,000 (556,000 to 723,000)	121,000 (106,000 to 139,000)	66,900 (57,900 to 77,600)	1,760,000 (1,760,000 to 1,760,000)
Communicable, maternal, neonatal, and nutritional diseases	1,900 (1,189 to 1,900)	432 (239 to 638)	997 (736 to 1,300)	1,750 (1,290 to 2,610)	1,060 (816 to 1,290)	1,250 (760 to 2,060)	1,690 (920 to 2,810)	2,220 (1,330 to 3,580)	2,300 (1,350 to 3,780)	2,830 (1,650 to 4,770)	3,090 (1,860 to 5,060)	4,260 (2,600 to 7,610)	4,190 (2,560 to 6,980)	3,300 (2,200 to 5,200)	2,900 (2,000 to 4,500)	2,900 (1,950 to 5,060)	3,160 (2,470 to 5,330)	4,670 (3,380 to 8,090)	6,190 (4,560 to 10,400)	7,600 (5,400 to 12,900)	9,060 (6,290 to 15,900)	8,710 (5,190 to 15,900)	5,470 (3,070 to 11,200)	81,300
HIV/AIDS and sexually transmitted infections	0 (0 to 0)	0 (0 to 0)	0 (0 to 0)





SR Table 2b: Kanazawa DALYS by cause and age group for females with 95% uncertainty intervals, 2019

Cause	Early Neonatal	Late Neonatal	Post-Neonatal	1 to 4	5 to 9	10 to 14	15 to 19	20 to 24	25 to 29	30 to 34	35 to 39	40 to 44	45 to 49	50 to 54	55 to 59	60 to 64	65 to 69	70 to 74	75 to 79	80 to 84	85 to 89	90 to 94	95 plus	Total
All causes	1,920 (1,600 to 2,300)	693 (603 to 791)	3,270 (2,990 to 3,580)	1,740 (1,490 to 1,960)	1,020 (1,000 to 1,050)	1,020 (1,000 to 1,050)	1,230 (1,210 to 1,250)	1,540 (1,520 to 1,560)	2,010 (1,990 to 2,030)	2,530 (2,510 to 2,550)	3,090 (3,070 to 3,110)	3,810 (3,790 to 3,830)	4,660 (4,640 to 4,680)	5,750 (5,730 to 5,770)	7,170 (7,150 to 7,190)	8,960 (8,940 to 8,980)	11,200 (11,180 to 11,220)	13,900 (13,880 to 13,920)	17,200 (17,180 to 17,220)	20,900 (20,880 to 20,920)	25,100 (25,080 to 25,120)	29,800 (29,780 to 29,820)	1,160,000
Communicable, maternal, neonatal, and nutritional diseases	956 (726 to 1,120)	268 (190 to 314)	724 (596 to 839)	1,090 (930 to 1,280)	1,030 (921 to 1,070)	964 (879 to 1,060)	1,120 (1,030 to 1,200)	1,360 (1,270 to 1,450)	1,350 (1,260 to 1,440)	1,410 (1,320 to 1,500)	2,000 (1,900 to 2,090)	2,900 (2,800 to 3,000)	2,900 (2,800 to 3,000)	2,900 (2,800 to 3,000)	2,260 (2,160 to 2,360)	1,960 (1,860 to 2,060)	1,960 (1,860 to 2,060)	2,360 (2,260 to 2,460)	3,000 (2,900 to 3,100)	4,430 (4,330 to 4,530)	6,110 (6,010 to 6,210)	8,140 (8,040 to 8,240)	8,760 (8,660 to 8,860)	3,990 (3,890 to 4,090)	63,900
HIV/AIDS and sexually transmitted infections	0 (0 to 0)	0 (0 to 0)	6.8 (5 to 9.1)	5 (3.6 to 6.6)	1.1 (0.8 to 1.4)	2.6 (1.9 to 3.5)	17.9 (13.1 to 24.1)	49.6 (36.2 to 66.5)	77.2 (56.4 to 103.4)	102 (74.5 to 136.5)	132 (96.5 to 176.5)	177 (129.3 to 236.9)	181 (132.2 to 242.3)	156 (114 to 209)	114.7 (83.7 to 153.5)	84.3 (61.5 to 112.8)	68.9 (50.3 to 92.2)	79.5 (58.1 to 106.4)	66.7 (48.7 to 89.3)	39.7 (29 to 53.1)	27.9 (20.4 to 37.3)	20.3 (14.9 to 27.1)	12.3 (9 to 16.5)	8.4 (6.1 to 11.2)	1,100
HIV/AIDS	0 (0 to 0)	0 (0 to 0)	6.8 (5 to 9.1)	5 (3.6 to 6.6)	1.1 (0.8 to 1.4)	2.6 (1.9 to 3.5)	17.9 (13.1 to 24.1)	49.6 (36.2 to 66.5)	77.2 (56.4 to 103.4)	102 (74.5 to 136.5)	132 (96.5 to 176.5)	177 (129.3 to 236.9)	181 (132.2 to 242.3)	156 (114 to 209)	114.7 (83.7 to 153.5)	84.3 (61.5 to 112.8)	68.9 (50.3 to 92.2)	79.5 (58.1 to 106.4)	66.7 (48.7 to 89.3)	39.7 (29 to 53.1)	27.9 (20.4 to 37.3)	20.3 (14.9 to 27.1)	12.3 (9 to 16.5)	8.4 (6.1 to 11.2)	1,100
HIV/AIDS - Drug-susceptible Tuberculosis	0 (0 to 0)	0 (0 to 0)	0 (0 to 0)	0 (0 to 0)	0 (0 to 0)	0 (0 to 0)	0 (0 to 0)	0 (0 to 0)	0 (0 to 0)	0 (0 to 0)	0 (0 to 0)	0 (0 to 0)	0 (0 to 0)	0 (0 to 0)	0 (0 to 0)	0 (0 to 0)	0 (0 to 0)	0 (0 to 0)	0 (0 to 0)	0 (0 to 0)	0 (0 to 0)	0 (0 to 0)	0 (0 to 0)	0 (0 to 0)	0 (0 to 0)	0
HIV/AIDS - Multidrug-resistant Tuberculosis without extensive drug-resistance	0 (0 to 0)	0 (0 to 0)	0 (0 to 0)	0 (0 to 0)	0 (0 to 0)	0 (0 to 0)	0 (0 to 0)	0 (0 to 0)	0 (0 to 0)	0 (0 to 0)	0 (0 to 0)	0 (0 to 0)	0 (0 to 0)	0 (0 to 0)	0 (0 to 0)	0 (0 to 0)	0 (0 to 0)	0 (0 to 0)	0 (0 to 0)	0 (0 to 0)	0 (0 to 0)	0 (0 to 0)	0 (0 to 0)	0 (0 to 0)	0 (0 to 0)	0
HIV/AIDS - Extensively drug-resistant Tuberculosis	0 (0 to 0)	0 (0 to 0)	0 (0 to 0)	0 (0 to 0)	0 (0 to 0)	0 (0 to 0)	0 (0 to 0)	0 (0 to 0)	0 (0 to 0)	0 (0 to 0)	0 (0 to 0)	0 (0 to 0)	0 (0 to 0)	0 (0 to 0)	0 (0 to 0)	0 (0 to 0)	0 (0 to 0)	0 (0 to 0)	0 (0 to 0)	0 (0 to 0)	0 (0 to 0)	0 (0 to 0)	0 (0 to 0)	0 (0 to 0)	0 (0 to 0)	0
HIV/AIDS resulting in other diseases	0 (0 to 0)	0 (0 to 0)	0 (0 to 0.2)	0 (0 to 0.1)	0 (0 to 0.1)	0 (0 to 0.2)	0 (0 to 0.3)	0 (0 to 0.6)	0 (0 to 0.9)	0 (0 to 1.2)	0 (0 to 1.5)	0 (0 to 1.9)	0 (0 to 2.2)	0 (0 to 2.7)	0 (0 to 3.3)	0 (0 to 4.1)	0 (0 to 5.2)	0 (0 to 6.5)	0 (0 to 8.1)	0 (0 to 9.9)	0 (0 to 11.9)	0 (0 to 14.1)	0 (0 to 16.5)	0 (0 to 18.9)	0 (0 to 21.5)	197
Sexually transmitted infections excluding HIV	0 (0 to 0)	0 (0 to 0)	0 (0 to 0)	0 (0 to 0)	0 (0 to 0)	0 (0 to 0)	0 (0 to 0)	0 (0 to 0)	0 (0 to 0)	0 (0 to 0)	0 (0 to 0)	0 (0 to 0)	0 (0 to 0)	0 (0 to 0)	0 (0 to 0)	0 (0 to 0)	0 (0 to 0)	0 (0 to 0)	0 (0 to 0)	0 (0 to 0)	0 (0 to 0)	0 (0 to 0)	0 (0 to 0)	0 (0 to 0)	0 (0 to 0)	0
Syphilis	0 (0 to 0)	0 (0 to 0)	0 (0 to 0)	0 (0 to 0)	0 (0 to 0)	0 (0 to 0)	0.7 (0 to 2.2)	0.7 (0 to 2.2)	0.7 (0 to 2.2)	0.7 (0 to 2.2)	0.7 (0 to 2.2)	0.7 (0 to 2.2)	0.7 (0 to 2.2)	0.7 (0 to 2.2)	0.7 (0 to 2.2)	0.7 (0 to 2.2)	0.7 (0 to 2.2)	0.7 (0 to 2.2)	0.7 (0 to 2.2)	0.7 (0 to 2.2)	0.7 (0 to 2.2)	0.7 (0 to 2.2)	0.7 (0 to 2.2)	0.7 (0 to 2.2)	0.7 (0 to 2.2)	6.6
Chlamydial infection	0 (0 to 0)	0 (0 to 0)	0 (0 to 0)	0 (0 to 0)	0 (0 to 0)	0 (0 to 0)	0.4 (0 to 1.4)	0.8 (0 to 2.6)	0.8 (0 to 2.6)	0.8 (0 to 2.6)	0.8 (0 to 2.6)	0.8 (0 to 2.6)	0.8 (0 to 2.6)	0.8 (0 to 2.6)	0.8 (0 to 2.6)	0.8 (0 to 2.6)	0.8 (0 to 2.6)	0.8 (0 to 2.6)	0.8 (0 to 2.6)	0.8 (0 to 2.6)	0.8 (0 to 2.6)	0.8 (0 to 2.6)	0.8 (0 to 2.6)	0.8 (0 to 2.6)	0.8 (0 to 2.6)	6.6
Gonococcal infection	0 (0 to 0)	0 (0 to 0)	0 (0 to 0)	0 (0 to 0)	0 (0 to 0)	0 (0 to 0)	0.3 (0 to 1.1)	0.6 (0 to 1.9)	0.6 (0 to 1.9)	0.6 (0 to 1.9)	0.6 (0 to 1.9)	0.6 (0 to 1.9)	0.6 (0 to 1.9)	0.6 (0 to 1.9)	0.6 (0 to 1.9)	0.6 (0 to 1.9)	0.6 (0 to 1.9)	0.6 (0 to 1.9)	0.6 (0 to 1.9)	0.6 (0 to 1.9)	0.6 (0 to 1.9)	0.6 (0 to 1.9)	0.6 (0 to 1.9)	0.6 (0 to 1.9)	0.6 (0 to 1.9)	5.3
Trichomoniasis	0 (0 to 0)	0 (0 to 0)	0 (0 to 0)	0 (0 to 0)	0 (0 to 0)	0 (0 to 0)	1.8 (0.7 to 3.6)	9.1 (3.6 to 18.1)	18.3 (7.3 to 36.4)	23.9 (9.6 to 47.6)	27.4 (10.9 to 54.6)	31.8 (12.6 to 63.3)	34.6 (13.7 to 68.9)	29.8 (11.8 to 59.4)	27.7 (11 to 55.2)	17.7 (7 to 35.2)	13.3 (5.3 to 26.5)	13.4 (5.3 to 26.7)	9.6 (3.8 to 19.1)	3.7 (1.5 to 7.4)	2.6 (1 to 5.2)	1.1 (0.4 to 2.2)	0.6 (0.2 to 1.2)	0.3 (0.1 to 0.6)	248
Genital herpes	0 (0 to 0)	0 (0 to 0)	0 (0 to 0)	0 (0 to 0)	0 (0 to 0)	0 (0 to 0)	0 (0 to 0)	0 (0 to 0)	0 (0 to 0)	0 (0 to 0)	0 (0 to 0)	0 (0 to 0)	0 (0 to 0)	0 (0 to 0)	0 (0 to 0)	0 (0 to 0)	0 (0 to 0)	0 (0 to 0)	0 (0 to 0)	0 (0 to 0)	0 (0 to 0)	0 (0 to 0)	0 (0 to 0)	0 (0 to 0)	0 (0 to 0)	0
Other sexually transmitted infections	0 (0 to 0)	0 (0 to 0)	0 (0 to 0)	0 (0 to 0)	0 (0 to 0)	1.3 (0.5 to 2.8)	6.8 (2.4 to 13.1)	34.2 (12.9 to 67.1)	54.6 (21.1 to 106.9)	74.2 (29.1 to 145.3)	97.7 (38.9 to 191.2)	139.1 (55.7 to 272.5)	146.7 (59.1 to 287.4)	126.2 (50.9 to 247.1)	86.4 (34.9 to 169.2)	66.6 (26.9 to 130.4)	54.1 (21.9 to 106.1)	65.5 (26.5 to 128.3)	56.9 (23.1 to 111.4)	35.9 (14.6 to 70.3)	25.3 (10.3 to 49.5)	19.2 (7.8 to 37.6)	11.7 (4.7 to 22.9)	8.1 (3.3 to 15.9)	1,160
Respiratory infections and tuberculosis	963 (819 to 1,080)	425 (336 to 500)	2,540 (2,390 to 2,690)	644 (554 to 734)	76 (67 to 85)	52 (46 to 58)	89 (80 to 98)	139 (130 to 148)	209 (200 to 218)	276 (267 to 285)	339 (330 to 348)	424 (415 to 433)	556 (547 to 565)	774 (765 to 783)	1,010 (1,000 to 1,020)	1,450 (1,440 to 1,460)	2,110 (2,100 to 2,120)	3,020 (3,010 to 3,030)	4,230 (4,220 to 4,240)	5,870 (5,860 to 5,880)	8,010 (8,000 to 8,020)	10,400 (10,400 to 10,400)	12,600 (12,600 to 12,600)	36,200
Tuberculosis	0 (0 to 0)	0 (0 to 0)	2.1 (1.4 to 3.1)	3.1 (2.1 to 4.6)	3.9 (2.6 to 5.7)	3.9 (2.6 to 5.7)	9.7 (6.6 to 14.3)	11.8 (8 to 17.4)	9.3 (6.3 to 13.7)	13.1 (8.9 to 19.4)	12.6 (8.6 to 18.6)	16 (10.9 to 23.7)	19.8 (13.5 to 29.3)	19 (13 to 28.1)	20 (13.7 to 29.5)	17.2 (11.8 to 25.4)	16.3 (11.2 to 24.1)	16.6 (11.4 to 24.5)	16.2 (11.1 to 23.9)	15.4 (10.6 to 22.8)	13.9 (9.5 to 20.5)	11.6 (7.9 to 17.1)	8.6 (5.9 to 12.7)	5.8 (3.9 to 8.5)	1,130
Latent tuberculosis infection	0 (0 to 0)	0 (0 to 0)	0 (0 to 0)	0 (0 to 0)	0 (0 to 0)	0 (0 to 0)	0 (0 to 0)	0 (0 to 0)	0 (0 to 0)	0 (0 to 0)	0 (0 to 0)	0 (0 to 0)	0 (0 to 0)	0 (0 to 0)	0 (0 to 0)	0 (0 to 0)	0 (0 to 0)	0 (0 to 0)	0 (0 to 0)	0 (0 to 0)	0 (0 to 0)	0 (0 to 0)	0 (0 to 0)	0 (0 to 0)	0 (0 to 0)	0
Drug-susceptible Tuberculosis	2.2 (1.4 to 3.1)	0.7 (0.5 to 1)	0.8 (0.5 to 1.2)	1.1 (0.7 to 1.6)	3.4 (2.3 to 4.9)	3.4 (2.3 to 4.9)	9.6 (6.5 to 14.1)	11.6 (7.9 to 17.1)	9.2 (6.2 to 13.5)	12.9 (8.8 to 19.1)	12.4 (8.5 to 18.3)	15.7 (10.7 to 23.2)	19.4 (13.2 to 28.8)	18.7 (12.8 to 27.6)	19.6 (13.4 to 28.9)	16.9 (11.6 to 24.9)	16 (11 to 23.6)	16.3 (11.2 to 24)	15.9 (10.9 to 23.5)	15.1 (10.4 to 22.3)	13.6 (9.3 to 20.1)	11.4 (7.8 to 16.8)	8.4 (5.8 to 12.4)	5.7 (3.8 to 8.3)	1,110
Multidrug-resistant tuberculosis without extensive drug-resistance	0 (0 to 0)	0 (0 to 0)	0 (0 to 0)	0 (0 to 0)	0 (0 to 0)	0 (0 to 0)	0 (0 to 0)	0 (0 to 0)	0 (0 to 0)	0 (0 to 0)	0 (0 to 0)	0 (0 to 0)	0 (0 to 0)	0 (0 to 0)	0 (0 to 0)	0 (0 to 0)	0 (0 to 0)	0 (0 to 0)	0 (0 to 0)	0 (0 to 0)	0 (0 to 0)	0 (0 to 0)	0 (0 to 0)	0 (0 to 0)	0 (0 to 0)	0
Extensively drug-resistant tuberculosis	0 (0 to 0)	0 (0 to 0)	0 (0 to 0)	0 (0 to 0)	0 (0 to 0)	0 (0 to 0)	0 (0 to 0)	0 (0 to 0)	0 (0 to 0)	0 (0 to 0)	0 (0 to 0)	0 (0 to 0)	0 (0 to 0)	0 (0 to 0)	0 (0 to 0)	0 (0 to 0)	0 (0 to 0)	0 (0 to 0)	0 (0 to 0)	0 (0 to 0)	0 (0 to 0)	0 (0 to 0)	0 (0 to 0)	0 (0 to 0)	0 (0 to 0)	0
Lower respiratory infections	11.2 (7.7 to 15.1)	17.1 (11.6 to 23.6)	131 (102 to 163)	162 (129 to 213)	68.8 (54.6 to 86.6)	48.1 (38.4 to 59.9)	43.6 (34.8 to 54.2)	44.8 (35.8 to 55.7)	53.2 (42.6 to 66.1)	76.7 (61.6 to 95.4)	101 (80.7 to 126.1)	142 (113.2 to 176.6)	208 (165.2 to 261)	302 (239.5 to 378.5)	476 (377.1 to 596.2)	860 (681.1 to 1,080)	1,700 (1,350 to 2,130)	2,940 (2,330 to 3,690)	3,920 (3,110 to 4,920)	5,170 (4,090 to 6,490)	6,540 (5,170 to 8,200)	7,910 (6,250 to 9,920)	26,400
Upper respiratory infections	2.4 (1.7 to 3.3)	0.8 (0.5 to 1.2)	0.9 (0.6 to 1.3)	1.2 (0.8 to 1.7)	0.7 (0.5 to 1)	0.5 (0.3 to 0.7)	0.6 (0.4 to 0.8)	0.6 (0.4 to 0.8)	0.7 (0.5 to 1)	0.9 (0.6 to 1.3)	1.1 (0.8 to 1.5)	1.5 (1 to 2.1)	2.2 (1.5 to 3.1)	3.2 (2.2 to 4.5)	5 (3.5 to 7)	9.1 (6.4 to 12.8)	18 (12.7 to 25.3)	31 (21.9 to 43.5)	41 (29 to 57.5)	54 (38.2 to 75.8)	68 (48.1 to 95.4)	82 (58 to 115)	99 (70 to 139)	278 (197 to 390)	4,080
Otitis media	9 (6 to 12)	4.3 (2.9 to 5.9)	24 (16 to 32)	38 (26 to 50.7)	23 (15 to 30)	14 (9.2 to 18.6)	9.1 (6 to 12.1)	7.6 (5 to 10.1)	7.6 (5 to 10.1)	7.6 (5 to 10.1)	7.6 (5 to 10.1)	7.6 (5 to 10.1)	7.6 (5 to 10.1)	7.6 (5 to 10.1)	7.6 (5 to 10.1)	7.6 (5 to 10.1)	7.6 (5 to 10.1)	7.6 (5 to 10.1)	7.6 (5 to 10.1)	7.6 (5 to 10.1)	7.6 (5 to 10.1)	7.6 (5 to 10.1)	7.6 (5 to 10.1)	7.6 (5 to 10.1)	7.6 (5 to 10.1)	650
Enteric infections	26.2 (21.3 to 31.6)	40.2 (31.6 to 47.5)	402.2 (316.9 to 496.1)	50 (41.1 to 61.1)	6.6 (5.4 to 8.2)	6.6 (5.4 to 8.2)	11.4 (9.2 to 14.2)	29.7 (24.1 to 36.4)	42.4 (34.2 to 52.2)	59.6 (48.2 to 73.5)	82.1 (66.2 to 101.6)	108 (87.1 to 134.2)	138 (111.2 to 171.8)	186 (150.1 to 232.2)	192 (154.6 to 240.1)	196 (157.6 to 245.5)	192 (154.6 to 240.1)	196 (157.6 to 245.5)	192 (154.6 to 240.1)	196 (157.6 to 245.5)	192 (154.6 to 240.1)	196 (157.6 to 245.5)	192 (154.6 to 240.1)	196 (157.6 to 245.5)	178 (143.2 to 222.9)	5,990
Diarrheal diseases	1 (1.3 to 2.7)	0.4 (0.6 to 1.4)	21.5 (27.3 to 58.8)	29.6 (36.1 to 79.8)	4.1 (5.1 to 11.1)	4.1 (5.1 to 11.1)	6.8 (8.3 to 18.4)	17.5 (21.3 to 47.1)	25.1 (30.6 to 67.6)	35.2 (42.9 to 94.8)	48.5 (59.1 to 130.7)	63.8 (77.8 to 171.9)	81.7 (99.5 to 220)	110 (134 to 296)	113 (138 to 305)	116 (141 to 312)	113 (138 to 305)	116 (141 to 312)	113 (138 to 305)	116 (141 to 312)	113 (138 to 305)	116 (141 to 312)	113 (138 to 305)	116 (141 to 312)	105 (128 to 283)	3,520
Typhoid and paratyphoid	0 (0 to 0)	0 (0 to 0)	0 (0 to 0)	0 (0 to 0)	0 (0 to 0)	0 (0 to 0)	0 (0 to 0)	0 (0 to 0)	0 (0 to 0)	0 (0 to 0)	0 (0 to 0)	0 (0 to 0)	0 (0 to 0)	0 (0 to 0)	0 (0 to 0)	0 (0 to 0)	0 (0 to 0)	0 (0 to 0)	0 (0 to 0)	0 (0 to 0)	0 (0 to 0)	0 (0 to 0)	0 (0 to 0)	0 (0 to 0)	0 (0 to 0)	0
Typhoid fever	0 (0 to 0)	0 (0 to 0)	0 (0 to 0)	0 (0 to 0)	0 (0 to 0)	0 (0 to 0)	0 (0 to 0)	0 (0 to 0)	0 (0 to 0)	0 (0 to 0)	0 (0 to 0)	0 (0 to 0)	0 (0 to 0)	0 (0 to 0)	0 (0 to 0)	0 (0 to 0)	0 (0 to 0)	0 (0 to 0)	0 (0 to 0)	0 (0 to 0)	0 (0 to 0)	0 (0 to 0)	0 (0 to 0)	0 (0 to 0)	0 (0 to 0)	0
Paratyphoid fever	0 (0 to 0)	0 (0 to 0)	0 (0 to 0)	0 (0 to 0)	0 (0 to 0)	0 (0 to 0)	0 (0 to 0)	0 (0 to 0)	0 (0 to 0)	0 (0 to 0)	0 (0 to 0)	0 (0 to 0)	0 (0 to 0)	0 (0 to 0)	0 (0 to 0)	0 (0 to 0)	0 (0 to 0)	0 (0 to 0)	0 (0 to 0)	0 (0 to 0)	0 (0 to 0)	0 (0 to 0)	0 (0 to 0)	0 (0 to 0)	0 (0 to 0)	0
Invasive Non-typhoidal Salmonella (iNTS)	0 (0 to 0)	0 (0 to 0)	0 (0 to 0.1)	0 (0 to 0.1)	0 (0 to 0.1)	0 (0 to 0.1)	0 (0 to 0.1)	0 (0 to 0.1)	0 (0 to 0.1)	0 (0 to 0.1)	0 (0 to 0.1)	0 (0 to 0.1)	0 (0 to 0.1)	0 (0 to 0.1)	0 (0 to 0.1)	0 (0 to 0.1)	0 (0 to 0.1)	0 (0 to 0.1)	0 (0 to 0.1)	0 (0 to 0.1)	0 (0 to 0.1)	0 (0 to 0.1)	0 (0 to 0.1)	0 (0 to 0.1)	0 (0 to 0.1)	2
Other intestinal infectious diseases	0 (0 to 0)	0.3 (0 to 0.9)	0.4 (0 to 1.6)	0.2 (0 to 0.7)	0 (0 to 0)	0 (0 to 0)	0 (0 to 0)	0 (0 to 0)	0 (0 to 0)	0 (0 to 0)	0 (0 to 0)	0 (0 to 0)	0 (0 to 0)	0 (0 to 0)	0 (0 to 0)	0 (0 to 0)	0 (0 to 0)	0 (0 to 0)	0 (0 to 0)	0 (0 to 0)	0 (0 to 0)	0 (0 to 0)	0 (0 to 0)	0 (0 to 0)	0 (0 to 0)	4.1
Neglected tropical diseases and malaria	1 (0.1 to 2.4)	0.9 (0.1 to 2.2)	23.4 (3.5 to 62.7)	29.3 (4.5 to 78.4)	39.2 (6.2 to 97)	39.5 (6.3 to 97.5)	19.5 (3.2 to 47.6)	29 (4.8 to 70.3)	22 (3.6 to 53.2)	29.4 (4.8 to 71.2)	37.5 (6.1 to 90.6)	49.2 (8.1 to 118)	59.1 (9.7 to 142)	69.8 (11.5 to 168.9)	33.1 (5.4 to 80.1)	29.9 (4.9 to 72.4)	23.4 (3.8 to 56.6)	13.9 (2.3 to 33.7)	11.2 (1.8 to 27.1)	8.6 (1.4 to 20.8)	6.6 (1.1 to 16)	4.8 (0.8 to 11.6)	3.5 (0.6 to 8.5)	1.6 (0.3 to 3.9)	656
Malaria	0 (0 to 0)	0 (0 to 0)	0 (0 to 0)	0 (0 to 0)	0 (0 to 0)	0 (0 to 0)	0 (0 to 0)	0 (0 to 0)	0 (0 to 0)	0 (0 to 0)	0 (0 to 0)	0 (0 to 0)	0 (0 to 0)	0 (0 to 0)	0 (0 to 0)	0 (0 to 0)	0 (0 to 0)	0 (0 to 0)	0 (0 to 0)	0 (0 to 0)	0 (0 to 0)	0 (0 to 0)	0 (0 to 0)	0 (0 to 0)	0 (0 to 0)	0
Chagas disease	0 (0 to 0)	0 (0 to 0)	0 (0 to 0)	0 (0 to 0)	0 (0 to 0)	0 (0 to 0)	0 (0 to 0)	0 (0 to 0)	0 (0 to 0)	0 (0 to 0)	0 (0 to 0)	0 (0 to 0)	0 (0 to 0)	0 (0 to 0)	0 (0 to 0)	0 (0 to 0)	0 (0 to 0)	0 (0 to 0)	0 (0 to 0)	0 (0 to 0)	0 (0 to 0)	0 (0 to 0)	0 (0 to 0)	0 (0 to 0)	0 (0 to 0)	0.3
Leishmaniasis	0 (0 to 0)	0 (0 to 0)	0 (0 to 0)	0 (0 to 0)	0 (0 to 0)	0 (0 to 0)	0 (0 to 0)	0 (0 to 0)	0 (0 to 0)	0 (0 to 0)	0 (0 to 0)	0 (0 to 0)	0 (0 to 0)	0 (0 to 0)	0 (0 to 0)	0 (0 to 0)	0 (0 to 0)	0 (0 to 0)	0 (0 to 0)	0 (0 to 0)	0 (0 to 0)	0 (0 to 0)	0 (0 to 0)	0 (0 to 0)	0 (0 to 0)	0
Visceral leishmaniasis	0 (0 to 0)	0 (0 to 0)	0 (0 to 0)	0 (0 to 0)	0 (0 to 0)	0 (0 to 0)	0 (0 to 0)	0 (0 to 0)	0 (0 to 0)	0 (0 to 0)	0 (0 to 0)	0 (0 to 0)	0 (0 to 0)	0 (0 to 0)	0 (0 to 0)	0 (0 to 0)	0 (0 to 0)	0 (0 to 0)	0 (0 to 0)	0 (0 to 0)	0 (0 to 0)	0 (0 to 0)	0 (0 to 0)	0 (0 to 0)	0 (0 to 0)	0
Cutaneous and mucocutaneous leishmaniasis	0 (0 to 0)	0 (0 to 0)	0 (0 to 0)	0 (0 to 0)	0 (0 to 0)	0 (0 to 0)	0 (0 to 0)	0 (0 to 0)	0 (0 to 0)	0 (0 to 0)	0 (0 to 0)	0 (0 to 0)	0 (0 to 0)	0 (0 to 0)	0 (0 to 0)	0 (0 to 0)	0 (0 to 0)	0 (0 to 0)	0 (0 to 0)	0 (0 to 0)	0 (0 to 0)	0 (0 to 0)	0 (0 to 0)	0 (0 to 0)	0 (0 to 0)	0
African trypanosomiasis	0 (0 to 0)	0 (0 to 0)	0 (0 to 0)	0 (0 to 0)	0 (0 to 0)	0 (0 to 0)	0 (0 to 0)	0 (0 to 0)	0 (0 to 0)	0 (0 to 0)	0 (0 to 0)	0 (0 to 0)	0 (0 to 0)	0 (0 to 0)	0 (0 to 0)	0 (0 to 0)	0 (0 to 0)	0 (0 to 0)	0 (0 to 0)	0 (0 to 0)	0 (0 to 0)	0 (0 to 0)	0 (0 to 0)	0 (0 to 0)	0 (0 to 0)	0
Schistosomiasis	0 (0 to 0)	0 (0 to 0)	0 (0 to 0)	0 (0 to 0)	0 (0 to 0)	0 (0 to 0)	0 (0 to 0)	0 (0 to 0)	0 (0 to 0)	0 (0 to 0)	0 (0 to 0)	0 (0 to 0)	0 (0 to 0)	0 (0 to 0)	0 (0 to 0)	0 (0 to 0)	0 (0 to 0)	0 (0 to 0)	0 (0 to 0)	0 (0 to 0)	0 (0 to 0)	0 (0 to 0)	0 (0 to 0)	0 (0 to 0)	0 (0 to 0)	0
Cysticercosis	0 (0 to 0)	0 (0 to 0)	0 (0 to 0)	0 (0 to 0)	0 (0 to 0)	0 (0 to 0)	0 (0 to 0)	0 (0 to 0)	0 (0 to 0)	0 (0 to 0)	0 (0 to 0)	0 (0 to 0)	0 (0 to 0)	0 (0 to 0)	0 (0 to 0)	0 (0 to 0)	0 (0 to 0)	0 (0 to 0)	0 (0 to 0)	0 (0 to 0)	0 (0 to 0)	0 (0 to 0)	0 (0 to 0)	0 (0 to 0)	0 (0 to 0)	0
Cystic echinococcosis	0 (0 to 0)	0 (0 to 0)	0 (0 to 0)	0 (0 to 0)	0 (0 to 0)	0 (0 to 0)	0 (0 to 0)	0 (0 to 0)	0 (0 to 0)	0 (0 to 0)	0 (0 to 0)	0 (0 to 0)	0 (0 to 0)	0 (0 to 0)	0 (0 to 0)	0 (0 to 0)	0 (0 to 0)	0 (0 to 0)	0 (0 to 0)	0 (0 to 0)	0 (0 to 0)	0 (0 to 0)	0 (0 to 0)	0 (0 to 0)	0 (0 to 0)	1.3
Lymphatic filariasis	0 (0 to 0)	0 (0 to 0)	0 (0 to 0)	0 (0 to 0)	0 (0 to 0)	0 (0 to 0)	0 (0 to 0)	0 (0 to 0)	0 (0 to 0)	0 (0 to 0)	0 (0 to 0)	0 (0 to 0)	0 (0 to 0)	0 (0 to 0)	0 (0 to 0)	0 (0 to 0)	0 (0 to 0)	0 (0 to 0)	0 (0 to 0)	0 (0 to 0)	0 (0 to 0)	0 (0 to 0)	0 (0 to 0)	0 (0 to 0)	0 (0 to 0)	0
Onchocerciasis	0 (0 to 0)	0 (0 to 0)	0 (0 to 0)	0 (0 to 0)	0 (0 to 0)	0 (0 to 0)	0 (0 to 0)	0 (0 to 0)	0 (0 to 0)	0 (0 to 0)	0 (0 to 0)	0 (0 to 0)	0 (0 to 0)	0 (0 to 0)	0 (0 to 0)	0 (0 to 0)	0 (0 to 0)	0 (0 to 0)	0 (0 to 0)	0 (0 to 0)	0 (0 to 0)	0 (0 to 0)	0 (0 to 0)	0 (0 to 0)	0 (0 to 0)	0
Trachoma	0 (0 to 0)	0 (0 to 0)	0 (0 to 0)	0 (0 to 0)	0 (0 to 0)	0 (0 to 0)	0 (0 to 0)	0 (0 to 0)	0 (0 to 0)	0 (0 to 0)	0 (0 to 0)	0 (0 to 0)	0 (0 to 0)	0 (0 to 0)	0 (0 to 0)	0 (0 to 0)	0 (0 to 0)	0 (0 to 0)	0 (0 to 0)	0 (0 to 0)	0 (0 to 0)	0 (0 to 0)	0 (0 to 0)	0 (0 to 0)	0 (0 to 0)	0
Dengue	0 (0 to 0)	0 (0 to 0)	0 (0 to 0)	0 (0 to 0)	0 (0 to 0)	0 (0 to 0)	0 (0 to 0)	0 (0 to 0)	0 (0 to 0)	0 (0 to 0)	0 (0 to 0)	0 (0 to 0)	0 (0 to 0)	0 (0 to 0)	0 (0 to 0)	0 (0 to 0)	0 (0 to 0)	0 (0 to 0)	0 (0 to 0)	0 (0 to 0)	0 (0 to 0)	0 (0 to 0)	0 (0 to 0)	0 (0 to 0)	0 (0 to 0)	0
Yellow fever	0 (0 to 0)	0 (0 to 0)	0 (0 to 0)	0 (0 to 0)	0 (0 to 0)	0 (0 to 0)	0 (0 to 0)	0 (0 to 0)	0 (0 to 0)	0 (0 to 0)	0 (0 to 0)	0 (0 to 0)	0 (0 to 0)	0 (0 to 0)	0 (0 to 0)	0 (0 to 0)	0 (0 to 0)	0 (0 to 0)	0 (0 to 0)	0 (0 to 0)	0 (0 to 0)	0 (0 to 0)	0 (0 to 0)	0 (0 to 0)	0 (0 to 0)	0
Rabies	0 (0 to 0)	0 (0 to 0)	0 (0 to 0)	0 (0 to 0)	0 (0 to 0)	0 (0 to 0)	0 (0 to 0)	0 (0 to 0)	0 (0 to 0)	0 (0 to 0)	0 (0 to 0)	0 (0 to 0)	0 (0 to 0)	0 (0 to 0)	0 (0 to 0)	0 (0 to 0)	0 (0 to 0)	0 (0 to 0)	0 (0 to 0)	0 (0 to 0)	0 (0 to 0)	0 (0 to 0)	0 (0 to 0)	0 (0 to 0)	0 (0 to 0)	0.1
Intestinal nematode infections	0 (0 to 0)	0 (0 to 0)	0 (0 to 0)	0 (0 to 0)	0 (0 to 0)	0 (0 to 0)	0 (0 to 0)	0 (0 to 0

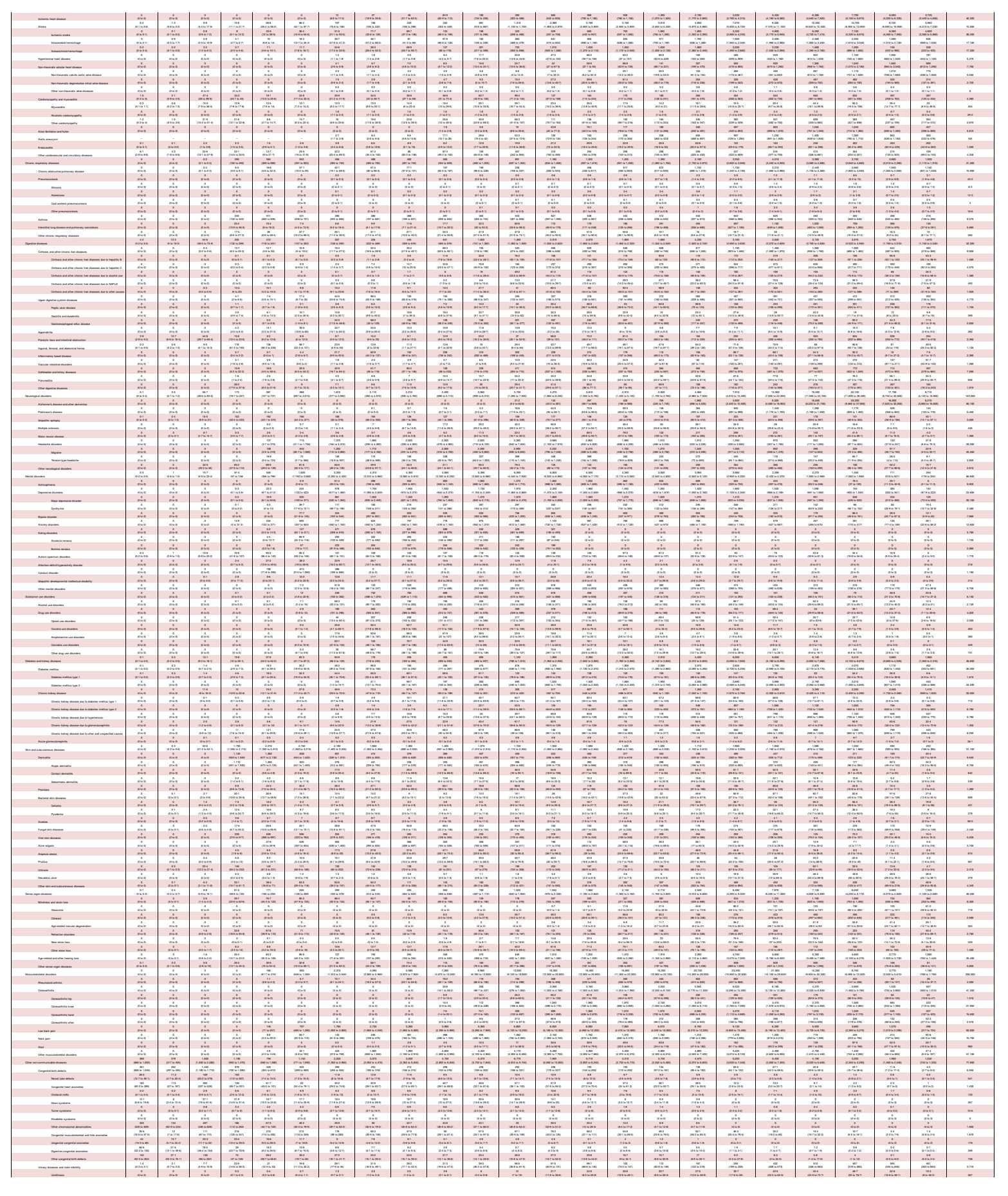

Benign prostatic hyperplasia	0 (0 to 0)	0 (0 to 0)	0 (0 to 0)

SR Table 2b: Nicaia DALYS by cause and age arouo for females with 95% uncertainty intervals, 2019

Cause	Early Neonatal	Late Neonatal	Post-Neonatal	1 to 4	5 to 9	10 to 14	15 to 19	20 to 24	25 to 29	30 to 34	35 to 39	40 to 44	45 to 49	50 to 54	55 to 59	60 to 64	65 to 69	70 to 74	75 to 79	80 to 84	85 to 89	90 to 94	95 plus	Total
All causes	992 (919 to 1065)	122 (109 to 136)	979 (915 to 1,045)	1,378 (1,260 to 1,506)	2,520 (1,868 to 3,266)	2,466 (1,910 to 3,166)	2,460 (1,900 to 3,139)	2,624 (2,060 to 3,333)	3,273 (2,570 to 4,024)	4,015 (3,273 to 4,799)	5,499 (4,568 to 6,485)	11,990 (9,981 to 14,356)	17,784 (14,770 to 21,228)	19,339 (15,958 to 23,005)	19,980 (15,980 to 24,259)	20,660 (17,000 to 24,956)	20,990 (17,000 to 25,500)	22,490 (17,900 to 27,500)	23,990 (18,900 to 29,700)	24,990 (19,900 to 30,700)	26,990 (20,900 to 33,200)	27,990 (20,900 to 35,600)	316,000 (316,000 to 316,000)	599,000
Communicable, maternal, neonatal, and nutritional diseases	707 (719 to 769)	69.6 (62.6 to 86.4)	130 (98.1 to 179)	226 (164 to 319)	249 (167 to 420)	241 (153 to 418)	242 (152 to 455)	272 (162 to 498)	362 (172 to 913)	298 (164 to 1,000)	432 (228 to 1,360)	604 (228 to 1,900)	974 (228 to 1,900)	466 (228 to 1,900)	463 (228 to 1,900)	502 (211 to 1,767)	723 (228 to 1,300)	861 (162 to 1,200)	1,130 (167 to 1,300)	1,460 (138 to 1,300)	2,200 (1,400 to 2,900)	2,120 (1,270 to 2,900)	1,950 (999 to 2,000)	19,600
HIV/AIDS and sexually transmitted infections	0 (0 to 0)	0 (0 to 0)	1.3 (0.9 to 1.7)	1.2 (0.9 to 1.6)	0.4 (0.3 to 0.6)	1.3 (1 to 1.7)	6.6 (4.9 to 7.4)	9.6 (6.9 to 13.6)	19.3 (9.9 to 30.6)	27.4 (12.2 to 37)	29.2 (16.1 to 50.7)	38.7 (20 to 69.5)	29 (15.4 to 44.4)	19.5 (9.5 to 28.3)	14.3 (8.5 to 24.5)	14.6 (8.2 to 24.7)	21.9 (10.7 to 32.6)	11.6 (6.6 to 21.1)	9.1 (4.8 to 19.6)	8.7 (4.4 to 14.1)	7.8 (4.7 to 12.3)	6.5 (3.4 to 9.7)	2.6 (1.6 to 3.7)	240
HIV/AIDS	0 (0 to 0)	0 (0 to 0)	1.3 (0.9 to 1.7)	1.2 (0.9 to 1.6)	0.4 (0.3 to 0.6)	1.3 (1 to 1.7)	6.6 (4.9 to 7.4)	9.6 (6.9 to 13.6)	19.3 (9.9 to 30.6)	27.1 (12.2 to 37)	29.2 (16.1 to 50.7)	38.7 (20 to 69.5)	29 (15.4 to 44.4)	19.5 (9.5 to 28.3)	14.3 (8.5 to 24.5)	14.6 (8.2 to 24.7)	21.9 (10.7 to 32.6)	11.6 (6.6 to 21.1)	9.1 (4.8 to 19.6)	8.7 (4.4 to 14.1)	7.8 (4.7 to 12.3)	6.5 (3.4 to 9.7)	2.6 (1.6 to 3.7)	239.6
HIV/AIDS - Drug-susceptible Tuberculosis	0 (0 to 0)	0 (0 to 0)	0.4 (0.2 to 0.6)	0.4 (0.2 to 0.6)	0.1 (0.1 to 0.2)	0.3 (0.2 to 0.4)	0.3 (0.2 to 0.4)	0.3 (0.2 to 0.4)	0.3 (0.2 to 0.4)	0.3 (0.2 to 0.4)	0.2 (0.2 to 0.4)	0.2 (0.2 to 0.4)	0.2 (0.2 to 0.4)	0.2 (0.2 to 0.4)	0.2 (0.2 to 0.4)	0.2 (0.2 to 0.4)	0.2 (0.2 to 0.4)	0.2 (0.2 to 0.4)	0.2 (0.2 to 0.4)	0.2 (0.2 to 0.4)	0.2 (0.2 to 0.4)	0.2 (0.2 to 0.4)	0.2 (0.2 to 0.4)	8.2
HIV/AIDS - Multidrug-resistant Tuberculosis without extensive	0 (0 to 0)	0 (0 to 0)	0 (0 to 0)	0 (0 to 0)	0 (0 to 0)	0 (0 to 0)	0 (0 to 0)	0 (0 to 0)	0 (0 to 0)	0 (0 to 0)	0 (0 to 0)	0 (0 to 0)	0 (0 to 0)	0 (0 to 0)	0 (0 to 0)	0 (0 to 0)	0 (0 to 0)	0 (0 to 0)	0 (0 to 0)	0 (0 to 0)	0 (0 to 0)	0 (0 to 0)	0 (0 to 0)	0 (0 to 0)	0.2
HIV/AIDS - Extensively drug-resistant Tuberculosis	0 (0 to 0)	0 (0 to 0)	0 (0 to 0)	0 (0 to 0)	0 (0 to 0)	0 (0 to 0)	0 (0 to 0)	0 (0 to 0)	0 (0 to 0)	0 (0 to 0)	0 (0 to 0)	0 (0 to 0)	0 (0 to 0)	0 (0 to 0)	0 (0 to 0)	0 (0 to 0)	0 (0 to 0)	0 (0 to 0)	0 (0 to 0)	0 (0 to 0)	0 (0 to 0)	0 (0 to 0)	0 (0 to 0)	0 (0 to 0)	0
HIV/AIDS resulting in other diseases	0 (0 to 0)	0 (0 to 0)	0 (0 to 0)	0 (0 to 0)	0 (0 to 0)	0 (0 to 0)	0 (0 to 0)	0 (0 to 0)	0 (0 to 0)	0 (0 to 0)	0 (0 to 0)	0 (0 to 0)	0 (0 to 0)	0 (0 to 0)	0 (0 to 0)	0 (0 to 0)	0 (0 to 0)	0 (0 to 0)	0 (0 to 0)	0 (0 to 0)	0 (0 to 0)	0 (0 to 0)	0 (0 to 0)	0 (0 to 0)	0
Sexually transmitted infections excluding HIV	0 (0 to 0)	0 (0 to 0)	0 (0 to 0)	0 (0 to 0)	0 (0 to 0)	0 (0 to 0)	0 (0 to 0)	0 (0 to 0)	0 (0 to 0)	0 (0 to 0)	0 (0 to 0)	0 (0 to 0)	0 (0 to 0)	0 (0 to 0)	0 (0 to 0)	0 (0 to 0)	0 (0 to 0)	0 (0 to 0)	0 (0 to 0)	0 (0 to 0)	0 (0 to 0)	0 (0 to 0)	0 (0 to 0)	0 (0 to 0)	0
Syphilis	0 (0 to 0)	0 (0 to 0)	0 (0 to 0)	0 (0 to 0)	0 (0 to 0)	0 (0 to 0)	0 (0 to 0)	0 (0 to 0)	0 (0 to 0)	0 (0 to 0)	0 (0 to 0)	0 (0 to 0)	0 (0 to 0)	0 (0 to 0)	0 (0 to 0)	0 (0 to 0)	0 (0 to 0)	0 (0 to 0)	0 (0 to 0)	0 (0 to 0)	0 (0 to 0)	0 (0 to 0)	0 (0 to 0)	0 (0 to 0)	0
Chlamydial infection	0 (0 to 0)	0 (0 to 0)	0 (0 to 0)	0 (0 to 0)	0 (0 to 0)	0 (0 to 0)	0 (0 to 0)	0 (0 to 0)	0 (0 to 0)	0 (0 to 0)	0 (0 to 0)	0 (0 to 0)	0 (0 to 0)	0 (0 to 0)	0 (0 to 0)	0 (0 to 0)	0 (0 to 0)	0 (0 to 0)	0 (0 to 0)	0 (0 to 0)	0 (0 to 0)	0 (0 to 0)	0 (0 to 0)	0 (0 to 0)	0
Gonococcal infection	0 (0 to 0)	0 (0 to 0)	0 (0 to 0)	0 (0 to 0)	0 (0 to 0)	0 (0 to 0)	0 (0 to 0)	0 (0 to 0)	0 (0 to 0)	0 (0 to 0)	0 (0 to 0)	0 (0 to 0)	0 (0 to 0)	0 (0 to 0)	0 (0 to 0)	0 (0 to 0)	0 (0 to 0)	0 (0 to 0)	0 (0 to 0)	0 (0 to 0)	0 (0 to 0)	0 (0 to 0)	0 (0 to 0)	0 (0 to 0)	0
Trichomoniasis	0 (0 to 0)	0 (0 to 0)	0 (0 to 0)	0 (0 to 0)	0.1 (0 to 0.1)	0.3 (0.2 to 0.4)	0.6 (0.4 to 0.8)	1.6 (1.2 to 2.1)	3.6 (1.3 to 8.7)	5.3 (1.8 to 12.9)	9.9 (3.6 to 24.1)	16.8 (6.2 to 40.8)	16.8 (6.2 to 40.8)	9.4 (3.4 to 23.1)	4.4 (1.6 to 10.6)	3.2 (1.2 to 7.7)	4.2 (1.5 to 10.2)	3.6 (1.3 to 8.7)	2.6 (0.9 to 6.3)	1.6 (0.6 to 3.9)	1.1 (0.4 to 2.7)	0.6 (0.2 to 1.5)	0.2 (0.1 to 0.5)	69.5
Genital herpes	0 (0 to 0)	0 (0 to 0)	0 (0 to 0)	0 (0 to 0)	0 (0 to 0)	0 (0 to 0)	0 (0 to 0)	0 (0 to 0)	0 (0 to 0)	0 (0 to 0)	0 (0 to 0)	0 (0 to 0)	0 (0 to 0)	0 (0 to 0)	0 (0 to 0)	0 (0 to 0)	0 (0 to 0)	0 (0 to 0)	0 (0 to 0)	0 (0 to 0)	0 (0 to 0)	0 (0 to 0)	0 (0 to 0)	0 (0 to 0)	0
Other sexually transmitted infections	0 (0 to 0)	0 (0 to 0)	0 (0 to 0)	0 (0 to 0)	0 (0 to 0)	0 (0 to 0)	0 (0 to 0)	0.1 (0 to 0.1)	0.1 (0 to 0.1)	0.1 (0 to 0.1)	0.1 (0 to 0.1)	0.2 (0 to 0.2)	0.2 (0 to 0.2)	0.2 (0 to 0.2)	0.2 (0 to 0.2)	0.2 (0 to 0.2)	0.2 (0 to 0.2)	0.2 (0 to 0.2)	0.2 (0 to 0.2)	0.2 (0 to 0.2)	0.2 (0 to 0.2)	0.2 (0 to 0.2)	0.1 (0 to 0.2)	2.6
Respiratory infections and tuberculosis	17 (11 to 24.6)	2.1 (1.5 to 4.2)	21.6 (20 to 49.3)	69.3 (58.9 to 121)	47.1 (34 to 136)	79.6 (48.4 to 122)	104 (58 to 167)	79.6 (39.1 to 177)	72.1 (47.6 to 110)	72.1 (53.1 to 122)	104 (69.9 to 154)	172 (111 to 247)	224 (144 to 317)	224 (144 to 317)	224 (144 to 317)	224 (144 to 317)	224 (144 to 317)	224 (144 to 317)	224 (144 to 317)	224 (144 to 317)	224 (144 to 317)	224 (144 to 317)	224 (144 to 317)	224 (144 to 317)	3,700
Tuberculosis	0 (0 to 0)	0 (0 to 0)	0 (0 to 0.3)	0 (0 to 0.3)	0 (0 to 0.3)	0 (0 to 0.3)	0 (0 to 0.3)	0 (0 to 0.3)	0 (0 to 0.3)	0 (0 to 0.3)	0 (0 to 0.3)	0 (0 to 0.3)	0 (0 to 0.3)	0 (0 to 0.3)	0 (0 to 0.3)	0 (0 to 0.3)	0 (0 to 0.3)	0 (0 to 0.3)	0 (0 to 0.3)	0 (0 to 0.3)	0 (0 to 0.3)	0 (0 to 0.3)	0 (0 to 0.3)	0 (0 to 0.3)	0
Latent tuberculosis infection	0 (0 to 0)	0 (0 to 0)	0 (0 to 0)	0 (0 to 0)	0 (0 to 0)	0 (0 to 0)	0 (0 to 0)	0 (0 to 0)	0 (0 to 0)	0 (0 to 0)	0 (0 to 0)	0 (0 to 0)	0 (0 to 0)	0 (0 to 0)	0 (0 to 0)	0 (0 to 0)	0 (0 to 0)	0 (0 to 0)	0 (0 to 0)	0 (0 to 0)	0 (0 to 0)	0 (0 to 0)	0 (0 to 0)	0 (0 to 0)	0
Drug-susceptible Tuberculosis	0.2 (0 to 0.3)	0.2 (0 to 0.3)	0.2 (0.2 to 0.4)	0.2 (0.2 to 0.4)	0.2 (0.1 to 0.4)	0.7 (0.4 to 1.1)	1.4 (0.8 to 2.2)	2.2 (1.2 to 3.5)	1.9 (1 to 2.9)	2.2 (1.2 to 3.5)	1.9 (1 to 2.9)	2.2 (1.2 to 3.5)	1.9 (1 to 2.9)	2.2 (1.2 to 3.5)	1.9 (1 to 2.9)	2.2 (1.2 to 3.5)	1.9 (1 to 2.9)	2.2 (1.2 to 3.5)	1.9 (1 to 2.9)	2.2 (1.2 to 3.5)	1.9 (1 to 2.9)	2.2 (1.2 to 3.5)	1.9 (1 to 2.9)	27.7
Multidrug-resistant tuberculosis without extensive drug-resistat	0 (0 to 0)	0 (0 to 0)	0 (0 to 0)	0 (0 to 0)	0 (0 to 0)	0 (0 to 0)	0 (0 to 0)	0 (0 to 0)	0 (0 to 0)	0 (0 to 0)	0 (0 to 0)	0 (0 to 0)	0 (0 to 0)	0 (0 to 0)	0 (0 to 0)	0 (0 to 0)	0 (0 to 0)	0 (0 to 0)	0 (0 to 0)	0 (0 to 0)	0 (0 to 0)	0 (0 to 0)	0 (0 to 0)	0 (0 to 0)	0
Extensively drug-resistant tuberculosis	0 (0 to 0)	0 (0 to 0)	0 (0 to 0)	0 (0 to 0)	0 (0 to 0)	0 (0 to 0)	0 (0 to 0)	0 (0 to 0)	0 (0 to 0)	0 (0 to 0)	0 (0 to 0)	0 (0 to 0)	0 (0 to 0)	0 (0 to 0)	0 (0 to 0)	0 (0 to 0)	0 (0 to 0)	0 (0 to 0)	0 (0 to 0)	0 (0 to 0)	0 (0 to 0)	0 (0 to 0)	0 (0 to 0)	0 (0 to 0)	0
Lower respiratory infections	1.6 (1.2 to 2.6)	2.6 (1.7 to 3.6)	20.4 (12 to 38)	28.2 (20.3 to 37.1)	13.6 (8.6 to 18.4)	10.9 (7.4 to 14.5)	13.1 (8.8 to 17.7)	7.6 (5.1 to 10.4)	12.6 (8.6 to 17.5)	17.9 (12.1 to 24.8)	22.6 (15.2 to 31.5)	31.6 (21.2 to 44.1)	40.3 (27.1 to 56.2)	69.4 (46.7 to 97.1)	82.1 (55.1 to 115)	102 (68.7 to 142)	89.2 (59.9 to 124)	69.9 (46.9 to 97.5)	75.5 (50.7 to 105)	71.3 (47.9 to 99.4)	1,270 (1,190 to 1,270)	1,260 (1,190 to 1,270)	1,260 (1,090 to 1,260)	6,350
Upper respiratory infections	0.1 (0 to 0.3)	0.5 (0.3 to 1.1)	49.2 (29.6 to 97.1)	49.9 (30.1 to 98.4)	19.4 (11.7 to 38.2)	7.9 (4.8 to 15.6)	4.6 (2.8 to 9.1)	3.2 (1.9 to 6.3)	3.2 (1.9 to 6.3)	3.2 (1.9 to 6.3)	3.2 (1.9 to 6.3)	3.2 (1.9 to 6.3)	3.2 (1.9 to 6.3)	3.2 (1.9 to 6.3)	3.2 (1.9 to 6.3)	3.2 (1.9 to 6.3)	3.2 (1.9 to 6.3)	3.2 (1.9 to 6.3)	3.2 (1.9 to 6.3)	3.2 (1.9 to 6.3)	3.2 (1.9 to 6.3)	3.2 (1.9 to 6.3)	3.2 (1.9 to 6.3)	396
Otitis media	0 (0 to 0)	0 (0 to 0.1)	7.3 (4.7 to 9.7)	7.4 (4.8 to 10.3)	1.4 (0.9 to 2.1)	0.8 (0.5 to 1.2)	0.5 (0.3 to 0.8)	0.4 (0.2 to 0.6)	0.4 (0.2 to 0.6)	0.4 (0.2 to 0.6)	0.4 (0.2 to 0.6)	0.4 (0.2 to 0.6)	0.4 (0.2 to 0.6)	0.4 (0.2 to 0.6)	0.4 (0.2 to 0.6)	0.4 (0.2 to 0.6)	0.4 (0.2 to 0.6)	0.4 (0.2 to 0.6)	0.4 (0.2 to 0.6)	0.4 (0.2 to 0.6)	0.4 (0.2 to 0.6)	0.4 (0.2 to 0.6)	0.4 (0.2 to 0.6)	97
Enteric infections	0.6 (0.2 to 0.9)	0.1 (0 to 0.1)	2.1 (0.9 to 3.1)	1.6 (0.6 to 2.6)	0.7 (0.3 to 1.2)	0.4 (0.2 to 0.6)	0.4 (0.2 to 0.6)	0.4 (0.2 to 0.6)	0.4 (0.2 to 0.6)	0.4 (0.2 to 0.6)	0.4 (0.2 to 0.6)	0.4 (0.2 to 0.6)	0.4 (0.2 to 0.6)	0.4 (0.2 to 0.6)	0.4 (0.2 to 0.6)	0.4 (0.2 to 0.6)	0.4 (0.2 to 0.6)	0.4 (0.2 to 0.6)	0.4 (0.2 to 0.6)	0.4 (0.2 to 0.6)	0.4 (0.2 to 0.6)	0.4 (0.2 to 0.6)	0.4 (0.2 to 0.6)	19
Diarrheal diseases	0.6 (0.2 to 0.9)	0.1 (0 to 0.1)	2.1 (0.9 to 3.1)	1.6 (0.6 to 2.6)	0.7 (0.3 to 1.2)	0.4 (0.2 to 0.6)	0.4 (0.2 to 0.6)	0.4 (0.2 to 0.6)	0.4 (0.2 to 0.6)	0.4 (0.2 to 0.6)	0.4 (0.2 to 0.6)	0.4 (0.2 to 0.6)	0.4 (0.2 to 0.6)	0.4 (0.2 to 0.6)	0.4 (0.2 to 0.6)	0.4 (0.2 to 0.6)	0.4 (0.2 to 0.6)	0.4 (0.2 to 0.6)	0.4 (0.2 to 0.6)	0.4 (0.2 to 0.6)	0.4 (0.2 to 0.6)	0.4 (0.2 to 0.6)	0.4 (0.2 to 0.6)	19
Typhoid and paratyphoid	0 (0 to 0)	0 (0 to 0)	0 (0 to 0)	0 (0 to 0)	0 (0 to 0)	0 (0 to 0)	0 (0 to 0)	0 (0 to 0)	0 (0 to 0)	0 (0 to 0)	0 (0 to 0)	0 (0 to 0)	0 (0 to 0)	0 (0 to 0)	0 (0 to 0)	0 (0 to 0)	0 (0 to 0)	0 (0 to 0)	0 (0 to 0)	0 (0 to 0)	0 (0 to 0)	0 (0 to 0)	0 (0 to 0)	0 (0 to 0)	0
Typhoid fever	0 (0 to 0)	0 (0 to 0)	0 (0 to 0)	0 (0 to 0)	0 (0 to 0)	0 (0 to 0)	0 (0 to 0)	0 (0 to 0)	0 (0 to 0)	0 (0 to 0)	0 (0 to 0)	0 (0 to 0)	0 (0 to 0)	0 (0 to 0)	0 (0 to 0)	0 (0 to 0)	0 (0 to 0)	0 (0 to 0)	0 (0 to 0)	0 (0 to 0)	0 (0 to 0)	0 (0 to 0)	0 (0 to 0)	0 (0 to 0)	0
Paratyphoid fever	0 (0 to 0)	0 (0 to 0)	0 (0 to 0)	0 (0 to 0)	0 (0 to 0)	0 (0 to 0)	0 (0 to 0)	0 (0 to 0)	0 (0 to 0)	0 (0 to 0)	0 (0 to 0)	0 (0 to 0)	0 (0 to 0)	0 (0 to 0)	0 (0 to 0)	0 (0 to 0)	0 (0 to 0)	0 (0 to 0)	0 (0 to 0)	0 (0 to 0)	0 (0 to 0)	0 (0 to 0)	0 (0 to 0)	0 (0 to 0)	0
Invasive Non-typhoidal Salmonella (NTS)	0 (0 to 0)	0 (0 to 0)	0 (0 to 0)	0 (0 to 0)	0 (0 to 0)	0 (0 to 0)	0 (0 to 0)	0 (0 to 0)	0 (0 to 0)	0 (0 to 0)	0 (0 to 0)	0 (0 to 0)	0 (0 to 0)	0 (0 to 0)	0 (0 to 0)	0 (0 to 0)	0 (0 to 0)	0 (0 to 0)	0 (0 to 0)	0 (0 to 0)	0 (0 to 0)	0 (0 to 0)	0 (0 to 0)	0 (0 to 0)	0
Other intestinal infectious diseases	0 (0 to 0)	0.1 (0 to 0.2)	0.1 (0 to 0.3)	0.1 (0 to 0.2)	0 (0 to 0.1)	0 (0 to 0.1)	0 (0 to 0.1)	0 (0 to 0.1)	0 (0 to 0.1)	0 (0 to 0.1)	0 (0 to 0.1)	0 (0 to 0.1)	0 (0 to 0.1)	0 (0 to 0.1)	0 (0 to 0.1)	0 (0 to 0.1)	0 (0 to 0.1)	0 (0 to 0.1)	0 (0 to 0.1)	0 (0 to 0.1)	0 (0 to 0.1)	0 (0 to 0.1)	0 (0 to 0.1)	0 (0 to 0.1)	1.3
Neglected tropical diseases and malaria	0 (0 to 0.2)	0 (0 to 0.1)	0.3 (0.1 to 0.7)	0.4 (0.2 to 0.8)	0.2 (0.1 to 0.4)	0.2 (0.1 to 0.3)	0.2 (0.1 to 0.3)	0.2 (0.1 to 0.4)	0.2 (0.1 to 0.4)	0.2 (0.1 to 0.4)	0.2 (0.1 to 0.4)	0.2 (0.1 to 0.4)	0.2 (0.1 to 0.4)	0.2 (0.1 to 0.4)	0.2 (0.1 to 0.4)	0.2 (0.1 to 0.4)	0.2 (0.1 to 0.4)	0.2 (0.1 to 0.4)	0.2 (0.1 to 0.4)	0.2 (0.1 to 0.4)	0.2 (0.1 to 0.4)	0.2 (0.1 to 0.4)	0.2 (0.1 to 0.4)	3.6
Malaria	0 (0 to 0)	0 (0 to 0)	0 (0 to 0)	0 (0 to 0)	0 (0 to 0)	0 (0 to 0)	0 (0 to 0)	0 (0 to 0)	0 (0 to 0)	0 (0 to 0)	0 (0 to 0)	0 (0 to 0)	0 (0 to 0)	0 (0 to 0)	0 (0 to 0)	0 (0 to 0)	0 (0 to 0)	0 (0 to 0)	0 (0 to 0)	0 (0 to 0)	0 (0 to 0)	0 (0 to 0)	0 (0 to 0)	0 (0 to 0)	0
Chagas disease	0 (0 to 0)	0 (0 to 0)	0 (0 to 0)	0 (0 to 0)	0 (0 to 0)	0 (0 to 0)	0 (0 to 0)	0 (0 to 0)	0 (0 to 0)	0 (0 to 0)	0 (0 to 0)	0 (0 to 0)	0 (0 to 0)	0 (0 to 0)	0 (0 to 0)	0 (0 to 0)	0 (0 to 0)	0 (0 to 0)	0 (0 to 0)	0 (0 to 0)	0 (0 to 0)	0 (0 to 0)	0 (0 to 0)	0 (0 to 0)	0
Leishmaniasis	0 (0 to 0)	0 (0 to 0)	0 (0 to 0)	0 (0 to 0)	0 (0 to 0)	0 (0 to 0)	0 (0 to 0)	0 (0 to 0)	0 (0 to 0)	0 (0 to 0)	0 (0 to 0)	0 (0 to 0)	0 (0 to 0)	0 (0 to 0)	0 (0 to 0)	0 (0 to 0)	0 (0 to 0)	0 (0 to 0)	0 (0 to 0)	0 (0 to 0)	0 (0 to 0)	0 (0 to 0)	0 (0 to 0)	0 (0 to 0)	0
Visceral leishmaniasis	0 (0 to 0)	0 (0 to 0)	0 (0 to 0)	0 (0 to 0)	0 (0 to 0)	0 (0 to 0)	0 (0 to 0)	0 (0 to 0)	0 (0 to 0)	0 (0 to 0)	0 (0 to 0)	0 (0 to 0)	0 (0 to 0)	0 (0 to 0)	0 (0 to 0)	0 (0 to 0)	0 (0 to 0)	0 (0 to 0)	0 (0 to 0)	0 (0 to 0)	0 (0 to 0)	0 (0 to 0)	0 (0 to 0)	0 (0 to 0)	0
Cutaneous and mucocutaneous leishmaniasis	0 (0 to 0)	0 (0 to 0)	0 (0 to 0)	0 (0 to 0)	0 (0 to 0)	0 (0 to 0)	0 (0 to 0)	0 (0 to 0)	0 (0 to 0)	0 (0 to 0)	0 (0 to 0)	0 (0 to 0)	0 (0 to 0)	0 (0 to 0)	0 (0 to 0)	0 (0 to 0)	0 (0 to 0)	0 (0 to 0)	0 (0 to 0)	0 (0 to 0)	0 (0 to 0)	0 (0 to 0)	0 (0 to 0)	0 (0 to 0)	0
African trypanosomiasis	0 (0 to 0)	0 (0 to 0)	0 (0 to 0)	0 (0 to 0)	0 (0 to 0)	0 (0 to 0)	0 (0 to 0)	0 (0 to 0)	0 (0 to 0)	0 (0 to 0)	0 (0 to 0)	0 (0 to 0)	0 (0 to 0)	0 (0 to 0)	0 (0 to 0)	0 (0 to 0)	0 (0 to 0)	0 (0 to 0)	0 (0 to 0)	0 (0 to 0)	0 (0 to 0)	0 (0 to 0)	0 (0 to 0)	0 (0 to 0)	0
Schistosomiasis	0 (0 to 0)	0 (0 to 0)	0 (0 to 0)	0 (0 to 0)	0 (0 to 0)	0 (0 to 0)	0 (0 to 0)	0 (0 to 0)	0 (0 to 0)	0 (0 to 0)	0 (0 to 0)	0 (0 to 0)	0 (0 to 0)	0 (0 to 0)	0 (0 to 0)	0 (0 to 0)	0 (0 to 0)	0 (0 to 0)	0 (0 to 0)	0 (0 to 0)	0 (0 to 0)	0 (0 to 0)	0 (0 to 0)	0 (0 to 0)	0
Cysticercosis	0 (0 to 0)	0 (0 to 0)	0 (0 to 0)	0 (0 to 0)	0 (0 to 0)	0 (0 to 0)	0 (0 to 0)	0 (0 to 0)	0 (0 to 0)	0 (0 to 0)	0 (0 to 0)	0 (0 to 0)	0 (0 to 0)	0 (0 to 0)	0 (0 to 0)	0 (0 to 0)	0 (0 to 0)	0 (0 to 0)	0 (0 to 0)	0 (0 to 0)	0 (0 to 0)	0 (0 to 0)	0 (0 to 0)	0 (0 to 0)	0
Cystic echinococcosis	0 (0 to 0)	0 (0 to 0)	0 (0 to 0)	0 (0 to 0)	0 (0 to 0)	0 (0 to 0)	0 (0 to 0)	0 (0 to 0)	0 (0 to 0)	0 (0 to 0)	0 (0 to 0)	0 (0 to 0)	0 (0 to 0)	0 (0 to 0)	0 (0 to 0)	0 (0 to 0)	0 (0 to 0)	0 (0 to 0)	0 (0 to 0)	0 (0 to 0)	0 (0 to 0)	0 (0 to 0)	0 (0 to 0)	0 (0 to 0)	0.1
Lymphatic filariasis	0 (0 to 0)	0 (0 to 0)	0 (0 to 0)	0 (0 to 0)	0 (0 to 0)	0 (0 to 0)	0 (0 to 0)	0 (0 to 0)	0 (0 to 0)	0 (0 to 0)	0 (0 to 0)	0 (0 to 0)	0 (0 to 0)	0 (0 to 0)	0 (0 to 0)	0 (0 to 0)	0 (0 to 0)	0 (0 to 0)	0 (0 to 0)	0 (0 to 0)	0 (0 to 0)	0 (0 to 0)	0 (0 to 0)	0 (0 to 0)	0
Onchocerciasis	0 (0 to 0)	0 (0 to 0)	0 (0 to 0)	0 (0 to 0)	0 (0 to 0)	0 (0 to 0)	0 (0 to 0)	0 (0 to 0)	0 (0 to 0)	0 (0 to 0)	0 (0 to 0)	0 (0 to 0)	0 (0 to 0)	0 (0 to 0)	0 (0 to 0)	0 (0 to 0)	0 (0 to 0)	0 (0 to 0)	0 (0 to 0)	0 (0 to 0)	0 (0 to 0)	0 (0 to 0)	0 (0 to 0)	0 (0 to 0)	0
Trachoma	0 (0 to 0)	0 (0 to 0)	0 (0 to 0)	0 (0 to 0)	0 (0 to 0)	0 (0 to 0)	0 (0 to 0)	0 (0 to 0)	0 (0 to 0)	0 (0 to 0)	0 (0 to 0)	0 (0 to 0)	0 (0 to 0)	0 (0 to 0)	0 (0 to 0)	0 (0 to 0)	0 (0 to 0)	0 (0 to 0)	0 (0 to 0)	0 (0 to 0)	0 (0 to 0)	0 (0 to 0)	0 (0 to 0)	0 (0 to 0)	0
Dengue	0 (0 to 0)	0 (0 to 0)	0 (0 to 0)	0 (0 to 0)	0 (0 to 0)	0 (0 to 0)	0 (0 to 0)	0 (0 to 0)	0 (0 to 0)	0 (0 to 0)	0 (0 to 0)	0 (0 to 0)	0 (0 to 0)	0 (0 to 0)	0 (0 to 0)	0 (0 to 0)	0 (0 to 0)	0 (0 to 0)	0 (0 to 0)	0 (0 to 0)	0 (0 to 0)	0 (0 to 0)	0 (0 to 0)	0 (0 to 0)	0
Yellow fever	0 (0 to 0)	0 (0 to 0)	0 (0 to 0)	0 (0 to 0)	0 (0 to 0)	0 (0 to 0)	0 (0 to 0)	0 (0 to 0)	0 (0 to 0)	0 (0 to 0)	0 (0 to 0)	0 (0 to 0)	0 (0 to 0)	0 (0 to 0)	0 (0 to 0)	0 (0 to 0)	0 (0 to 0)	0 (0 to 0)	0 (0 to 0)	0 (0 to 0)	0 (0 to 0)	0 (0 to 0)	0 (0 to 0)	0 (0 to 0)	0
Rabies	0 (0 to 0)	0 (0 to 0)	0 (0 to 0)	0 (0 to 0)	0 (0 to 0)	0 (0 to 0)	0 (0 to 0)	0 (0 to 0)	0 (0 to 0)	0 (0 to 0)	0 (0 to 0)	0 (0 to 0)	0 (0 to 0)	0 (0 to 0)	0 (0 to 0)	0 (0 to 0)	0 (0 to 0)	0 (0 to 0)	0 (0 to 0)	0 (0 to 0)	0 (0 to 0)	0 (0 to 0)	0 (0 to 0)	0 (0 to 0)	0
Intestinal nematode infections	0 (0 to 0)	0 (0 to 0)	0 (0 to 0)	0 (0 to 0)	0 (0 to 0)	0 (0 to 0)	0 (0 to 0)	0 (0 to 0)	0 (0 to 0)	0 (0 to 0)	0 (0 to 0)	0 (0 to 0)	0 (0 to 0)	0 (0 to 0)	0 (0 to 0)	0 (0 to 0)	0 (0 to 0)	0 (0 to 0)	0 (0 to 0)	0 (0 to 0)	0 (0 to 0)	0 (0 to 0)	0 (0 to 0)	0 (0 to 0)	0
Ascariasis	0 (0 to 0)	0 (0 to 0)	0 (0 to 0)	0 (0 to 0)	0 (0 to 0)	0 (0 to 0)	0 (0 to 0)	0 (0 to 0)	0 (0 to 0)	0 (0 to 0)	0 (0 to 0)	0 (0 to 0)	0 (0 to 0)	0 (0 to 0)	0 (0 to 0)	0 (0 to 0)	0 (0 to 0)	0 (0 to 0)	0 (0 to 0)	0 (0 to 0)	0 (0 to 0)	0 (0 to 0)	0 (0 to 0)	0 (0 to 0)	0
Trichuriasis	0 (0 to 0)	0 (0 to 0)	0 (0 to 0)	0 (0 to 0)	0 (0 to 0)	0 (0 to 0)	0 (0 to 0)	0 (0 to 0)	0 (0 to 0)	0 (0 to 0)	0 (0 to 0)	0 (0 to 0)	0 (0 to 0)	0 (0 to 0)	0 (0 to 0)	0 (0 to 0)	0 (0 to 0)	0 (0 to 0)	0 (0 to 0)	0 (0 to 0)	0 (0 to 0)	0 (0 to 0)	0





SR Table 2b: Toyama DALYs by cause and age group for females with 95% uncertainty intervals, 2019

Cause	Early Neonatal	Late Neonatal	Post Neonatal	1 to 4	5 to 9	10 to 14	15 to 19	20 to 24	25 to 29	30 to 34	35 to 39	40 to 44	45 to 49	50 to 54	55 to 59	60 to 64	65 to 69	70 to 74	75 to 79	80 to 84	85 to 89	90 to 94	95 plus	Total
All causes	1,722 (1,542 to 1,902)	1,116 (994 to 1,239)	1,116 (1,005 to 1,228)	1,304 (1,180 to 1,429)	1,276 (1,154 to 1,401)	1,113 (1,004 to 1,224)	1,122 (1,014 to 1,232)	1,240 (1,119 to 1,362)	1,412 (1,272 to 1,552)	1,602 (1,450 to 1,760)	1,827 (1,654 to 2,000)	2,060 (1,870 to 2,250)	2,344 (2,133 to 2,566)	2,660 (2,424 to 2,910)	3,060 (2,795 to 3,350)	3,554 (3,250 to 3,892)	4,124 (3,777 to 4,516)	4,844 (4,440 to 5,302)	5,722 (5,250 to 6,266)	6,772 (6,214 to 7,418)	7,990 (7,329 to 8,749)	9,423 (8,643 to 10,317)	11,112 (10,193 to 12,166)	13,104 (12,021 to 14,350)	15,453 (14,178 to 16,918)	18,222 (16,717 to 19,951)	21,486 (19,715 to 23,527)	25,331 (23,251 to 27,737)	29,870 (27,422 to 32,700)	35,221 (32,331 to 38,556)	41,530 (38,126 to 45,460)	48,966 (44,961 to 53,609)	57,744 (52,997 to 63,203)	67,539 (61,997 to 73,966)	78,329 (71,909 to 85,809)	90,124 (82,744 to 98,722)	102,930 (94,502 to 112,703)	116,750 (107,150 to 127,903)	131,600 (120,722 to 144,133)	147,490 (135,222 to 161,503)	164,430 (150,651 to 180,000)	182,430 (167,000 to 199,800)	201,500 (184,300 to 220,700)	221,650 (202,600 to 242,800)	242,900 (221,900 to 266,100)	265,250 (242,200 to 290,500)	288,700 (263,500 to 316,100)	313,250 (285,800 to 343,000)	338,900 (309,100 to 371,100)	365,650 (333,400 to 400,400)	393,500 (358,700 to 430,900)	422,450 (384,900 to 462,500)	452,500 (412,200 to 495,400)	483,650 (440,600 to 529,500)	515,900 (469,900 to 564,900)	549,250 (500,200 to 601,400)	583,700 (531,500 to 639,100)	619,250 (564,000 to 678,000)	655,900 (597,600 to 718,400)	693,650 (631,900 to 759,600)	732,500 (667,200 to 802,200)	772,450 (703,500 to 846,000)	813,500 (740,900 to 891,000)	855,650 (779,400 to 937,200)	898,900 (819,000 to 985,000)	943,250 (859,200 to 1,033,500)	988,700 (901,000 to 1,083,600)	1,034,250 (942,400 to 1,134,400)	1,080,900 (985,000 to 1,185,900)	1,127,650 (1,028,200 to 1,237,100)	1,174,500 (1,071,000 to 1,288,000)	1,221,450 (1,114,000 to 1,339,600)	1,268,500 (1,157,000 to 1,391,900)	1,315,650 (1,200,000 to 1,444,000)	1,362,900 (1,243,000 to 1,496,000)	1,410,250 (1,286,000 to 1,548,000)	1,457,700 (1,329,000 to 1,600,000)	1,505,250 (1,372,000 to 1,652,000)	1,552,900 (1,415,000 to 1,704,000)	1,600,650 (1,458,000 to 1,756,000)	1,648,500 (1,501,000 to 1,808,000)	1,696,450 (1,544,000 to 1,860,000)	1,744,500 (1,587,000 to 1,912,000)	1,792,650 (1,630,000 to 1,964,000)	1,840,900 (1,673,000 to 2,016,000)	1,889,250 (1,716,000 to 2,068,000)	1,937,700 (1,759,000 to 2,120,000)	1,986,250 (1,802,000 to 2,172,000)	2,034,900 (1,845,000 to 2,224,000)	2,083,650 (1,888,000 to 2,276,000)	2,132,500 (1,931,000 to 2,328,000)	2,181,450 (1,974,000 to 2,380,000)	2,230,500 (2,017,000 to 2,432,000)	2,279,650 (2,060,000 to 2,484,000)	2,328,900 (2,103,000 to 2,536,000)	2,378,250 (2,146,000 to 2,588,000)	2,427,700 (2,189,000 to 2,640,000)	2,477,250 (2,232,000 to 2,692,000)	2,526,900 (2,275,000 to 2,744,000)	2,576,650 (2,318,000 to 2,796,000)	2,626,500 (2,361,000 to 2,848,000)	2,676,450 (2,404,000 to 2,900,000)	2,726,500 (2,447,000 to 2,952,000)	2,776,650 (2,490,000 to 3,004,000)	2,826,900 (2,533,000 to 3,056,000)	2,877,250 (2,576,000 to 3,108,000)	2,927,700 (2,619,000 to 3,160,000)	2,978,250 (2,662,000 to 3,212,000)	3,028,900 (2,705,000 to 3,264,000)	3,079,650 (2,748,000 to 3,316,000)	3,130,500 (2,791,000 to 3,368,000)	3,181,450 (2,834,000 to 3,420,000)	3,232,500 (2,877,000 to 3,472,000)	3,283,650 (2,920,000 to 3,524,000)	3,334,900 (2,963,000 to 3,576,000)	3,386,250 (3,006,000 to 3,628,000)	3,437,700 (3,049,000 to 3,680,000)	3,489,250 (3,092,000 to 3,732,000)	3,540,900 (3,135,000 to 3,784,000)	3,592,650 (3,178,000 to 3,836,000)	3,644,500 (3,221,000 to 3,888,000)	3,696,450 (3,264,000 to 3,940,000)	3,748,500 (3,307,000 to 3,992,000)	3,800,650 (3,350,000 to 4,044,000)	3,852,900 (3,393,000 to 4,096,000)	3,905,250 (3,436,000 to 4,148,000)	3,957,700 (3,479,000 to 4,200,000)	4,010,250 (3,522,000 to 4,252,000)	4,062,900 (3,565,000 to 4,304,000)	4,115,650 (3,608,000 to 4,356,000)	4,168,500 (3,651,000 to 4,408,000)	4,221,450 (3,694,000 to 4,460,000)	4,274,500 (3,737,000 to 4,512,000)	4,327,650 (3,780,000 to 4,564,000)	4,380,900 (3,823,000 to 4,616,000)	4,434,250 (3,866,000 to 4,668,000)	4,487,700 (3,909,000 to 4,720,000)	4,541,250 (3,952,000 to 4,772,000)	4,594,900 (3,995,000 to 4,824,000)	4,648,650 (4,038,000 to 4,876,000)	4,702,500 (4,081,000 to 4,928,000)	4,756,450 (4,124,000 to 4,980,000)	4,810,500 (4,167,000 to 5,032,000)	4,864,650 (4,210,000 to 5,084,000)	4,918,900 (4,253,000 to 5,136,000)	4,973,250 (4,296,000 to 5,188,000)	5,027,700 (4,339,000 to 5,240,000)	5,082,250 (4,382,000 to 5,292,000)	5,136,900 (4,425,000 to 5,344,000)	5,191,650 (4,468,000 to 5,396,000)	5,246,500 (4,511,000 to 5,448,000)	5,301,450 (4,554,000 to 5,500,000)	5,356,500 (4,597,000 to 5,552,000)	5,411,650 (4,640,000 to 5,604,000)	5,466,900 (4,683,000 to 5,656,000)	5,522,250 (4,726,000 to 5,708,000)	5,577,700 (4,769,000 to 5,760,000)	5,633,250 (4,812,000 to 5,812,000)	5,688,900 (4,855,000 to 5,864,000)	5,744,650 (4,898,000 to 5,916,000)	5,800,500 (4,941,000 to 5,968,000)	5,856,450 (4,984,000 to 6,020,000)	5,912,500 (5,027,000 to 6,072,000)	5,968,650 (5,070,000 to 6,124,000)	6,024,900 (5,113,000 to 6,176,000)	6,081,250 (5,156,000 to 6,228,000)	6,137,700 (5,199,000 to 6,280,000)	6,194,250 (5,242,000 to 6,332,000)	6,250,900 (5,285,000 to 6,384,000)	6,307,650 (5,328,000 to 6,436,000)	6,364,500 (5,371,000 to 6,488,000)	6,421,450 (5,414,000 to 6,540,000)	6,478,500 (5,457,000 to 6,592,000)	6,535,650 (5,500,000 to 6,644,000)	6,592,900 (5,543,000 to 6,696,000)	6,650,250 (5,586,000 to 6,748,000)	6,707,700 (5,629,000 to 6,800,000)	6,765,250 (5,672,000 to 6,852,000)	6,822,900 (5,715,000 to 6,904,000)	6,880,650 (5,758,000 to 6,956,000)	6,938,500 (5,801,000 to 7,008,000)	6,996,450 (5,844,000 to 7,060,000)	7,054,500 (5,887,000 to 7,112,000)	7,112,650 (5,930,000 to 7,164,000)	7,170,900 (5,973,000 to 7,216,000)	7,229,250 (6,016,000 to 7,268,000)	7,287,700 (6,059,000 to 7,320,000)	7,346,250 (6,102,000 to 7,372,000)	7,404,900 (6,145,000 to 7,424,000)	7,463,650 (6,188,000 to 7,476,000)	7,522,500 (6,231,000 to 7,528,000)	7,581,450 (6,274,000 to 7,580,000)	7,640,500 (6,317,000 to 7,632,000)	7,699,650 (6,360,000 to 7,684,000)	7,758,900 (6,403,000 to 7,736,000)	7,818,250 (6,446,000 to 7,788,000)	7,877,700 (6,489,000 to 7,840,000)	7,937,250 (6,532,000 to 7,892,000)	7,996,900 (6,575,000 to 7,944,000)	8,056,650 (6,618,000 to 7,996,000)	8,116,500 (6,661,000 to 8,048,000)	8,176,450 (6,704,000 to 8,100,000)	8,236,500 (6,747,000 to 8,152,000)	8,296,650 (6,790,000 to 8,204,000)	8,356,900 (6,833,000 to 8,256,000)	8,417,250 (6,876,000 to 8,308,000)	8,477,700 (6,919,000 to 8,360,000)	8,538,250 (6,962,000 to 8,412,000)	8,598,900 (7,005,000 to 8,464,000)	8,659,650 (7,048,000 to 8,516,000)	8,720,500 (7,091,000 to 8,568,000)	8,781,450 (7,134,000 to 8,620,000)	8,842,500 (7,177,000 to 8,672,000)	8,903,650 (7,220,000 to 8,724,000)	8,964,900 (7,263,000 to 8,776,000)	9,026,250 (7,306,000 to 8,828,000)	9,087,700 (7,349,000 to 8,880,000)	9,149,250 (7,392,000 to 8,932,000)	9,210,900 (7,435,000 to 8,984,000)	9,272,650 (7,478,000 to 9,036,000)	9,334,500 (7,521,000 to 9,088,000)	9,396,450 (7,564,000 to 9,140,000)	9,458,500 (7,607,000 to 9,192,000)	9,520,650 (7,650,000 to 9,244,000)	9,582,900 (7,693,000 to 9,296,000)	9,645,250 (7,736,000 to 9,348,000)	9,707,700 (7,779,000 to 9,400,000)	9,770,250 (7,822,000 to 9,452,000)	9,832,900 (7,865,000 to 9,504,000)	9,895,650 (7,908,000 to 9,556,000)	9,958,500 (7,951,000 to 9,608,000)	10,021,450 (7,994,000 to 9,660,000)	10,084,500 (8,037,000 to 9,712,000)	10,147,650 (8,080,000 to 9,764,000)	10,210,900 (8,123,000 to 9,816,000)	10,274,250 (8,166,000 to 9,868,000)	10,337,700 (8,209,000 to 9,920,000)	10,401,250 (8,252,000 to 9,972,000)	10,464,900 (8,295,000 to 10,024,000)	10,528,650 (8,338,000 to 10,076,000)	10,592,500 (8,381,000 to 10,128,000)	10,656,450 (8,424,000 to 10,180,000)	10,720,500 (8,467,000 to 10,232,000)	10,784,650 (8,510,000 to 10,284,000)	10,848,900 (8,553,000 to 10,336,000)	10,913,250 (8,596,000 to 10,388,000)	10,977,700 (8,639,000 to 10,440,000)	11,042,250 (8,682,000 to 10,492,000)	11,106,900 (8,725,000 to 10,544,000)	11,171,650 (8,768,000 to 10,596,000)	11,236,500 (8,811,000 to 10,648,000)	11,301,450 (8,854,000 to 10,700,000)	11,366,500 (8,897,000 to 10,752,000)	11,431,650 (8,940,000 to 10,804,000)	11,496,900 (8,983,000 to 10,856,000)	11,562,250 (9,026,000 to 10,908,000)	11,627,700 (9,069,000 to 10,960,000)	11,693,250 (9,112,000 to 11,012,000)	11,758,900 (9,155,000 to 11,064,000)	11,824,650 (9,198,000 to 11,116,000)	11,890,500 (9,241,000 to 11,168,000)	11,956,450 (9,284,000 to 11,220,000)	12,022,500 (9,327,000 to 11,272,000)	12,088,650 (9,370,000 to 11,324,000)	12,154,900 (9,413,000 to 11,376,000)	12,221,250 (9,456,000 to 11,428,000)	12,287,700 (9,499,000 to 11,480,000)	12,354,250 (9,542,000 to 11,532,000)	12,420,900 (9,585,000 to 11,584,000)	12,487,650 (9,628,000 to 11,636,000)	12,554,500 (9,671,000 to 11,688,000)	12,621,450 (9,714,000 to 11,740,000)	12,688,500 (9,757,000 to 11,792,000)	12,755,650 (9,800,000 to 11,844,000)	12,822,900 (9,843,000 to 11,896,000)	12,890,250 (9,886,000 to 11,948,000)	12,957,700 (9,929,000 to 12,000,000)	13,025,250 (9,972,000 to 12,052,000)	13,092,900 (10,015,000 to 12,104,000)	13,160,650 (10,058,000 to 12,156,000)	13,228,500 (10,101,000 to 12,208,000)	13,296,450 (10,144,000 to 12,260,000)	13,364,500 (10,187,000 to 12,312,000)	13,432,650 (10,230,000 to 12,364,000)	13,500,900 (10,273,000 to 12,416,000)	13,569,250 (10,316,000 to 12,468,000)	13,637,700 (10,359,000 to 12,520,000)	13,706,250 (10,402,000 to 12,572,000)	13,774,900 (10,445,000 to 12,624,000)	13,843,650 (10,488,000 to 12,676,000)	13,912,500 (10,531,000 to 12,728,000)	13,981,450 (10,574,000 to 12,780,000)	14,050,500 (10,617,000 to 12,832,000)	14,119,650 (10,660,000 to 12,884,000)	14,188,900 (10,703,000 to 12,936,000)	14,258,250 (10,746,000 to 12,988,000)	14,327,700 (10,789,000 to 13,040,000)	14,397,250 (10,832,000 to 13,092,000)	14,466,900 (10,875,000 to 13,144,000)	14,536,650 (10,918,000 to 13,196,000)	14,606,500 (10,961,000 to 13,248,000)	14,676,450 (11,004,000 to 13,300,000)	14,746,500 (11,047,000 to 13,352,000)	14,816,650 (11,090,000 to 13,404,000)	14,886,900 (11,133,000 to 13,456,000)	14,957,250 (11,176,000 to 13,508,000)	15,027,700 (11,219,000 to 13,560,000)	15,098,250 (11,262,000 to 13,612,000)	15,168,900 (11,305,000 to 13,664,000)	15,239,650 (11,348,000 to 13,716,000)	15,310,500 (11,391,000 to 13,768,000)	15,381,450 (11,434,000 to 13,820,000)	15,452,500 (11,477,000 to 13,872,000)	15,523,650 (11,520,000 to 13,924,000)	15,594,900 (11,563,000 to 13,976,000)	15,666,250 (11,606,000 to 14,028,000)	15,737,700 (11,649,000 to 14,080,000)	15,809,250 (11,692,000 to 14,132,000)	15,880,900 (11,735,000 to 14,184,000)	15,952,650 (11,778,000 to 14,236,000)	16,024,500 (11,821,000 to 14,288,000)	16,096,450 (11,864,000 to 14,340,000)	16,168,500 (11,907,000 to 14,392,000)	16,240,650 (11,950,000 to 14,444,000)	16,312,900 (11,993,000 to 14,496,000)	16,385,250 (12,036,000 to 14,548,000)	16,457,700 (12,079,000 to 14,600,000)	16,530,250 (12,122,000 to 14,652,000)	16,602,900 (12,165,000 to 14,704,000)	16,675,650 (12,208,000 to 14,756,000)	16,748,500 (12,251,000 to 14,808,000)	16,821,450 (12,294,000 to 14,860,000)	16,894,500 (12,337,000 to 14,912,000)	16,967,650 (12,380,000 to 14,964,000)	17,040,900 (12,423,000 to 15,016,000)	17,114,250 (12,466,000 to 15,068,000)	17,187,700 (12,509,000 to 15,120,000)	17,261,250 (12,552,000 to 15,172,000)	17,334,900 (12,595,000 to 15,224,000)	17,408,650 (12,638,000 to 15,276,000)	17,482,500 (12,681,000 to 15,328,000)	17,556,450 (12,724,000 to 15,380,000)	17,630,500 (12,767,000 to 15,432,000)	17,704,650 (12,810,000 to 15,484,000)	17,778,900 (12,853,000 to 15,536,000)	17,853,250 (12,896,000 to 15,588,000)	17,927,700 (12,939,000 to 15,640,000)	18,002,250 (12,982,000 to 15,692,000)	18,076,900 (13,025,000 to 15,744,000)	18,151,650 (13,068,000 to 15,796,000)	18,226,500 (13,111,000 to 15,848,000)	18,301,450 (13,154,000 to 15,900,000)	18,376,500 (13,197,000 to 15,952,000)	18,451,650 (13,240,000 to 16,004,000)	18,526,900 (13,283,000 to 16,056,000)	18,602,250 (13,326,000 to 16,108,000)	18,677,700 (13,369,000 to 16,160,000)	18,753,250 (13,412,000 to 16,212,000)	18,828,900 (13,455,000 to 16,264,000)	18,904,650 (13,498,000 to 16,316,000)	18,980,500 (13,541,000 to 16,368,000)	19,056,450 (13,584,000 to 16,420,000)	19,132,500 (13,627,000 to 16,472,000)	19,208,650 (13,670,000 to 16,524,000)	19,284,900 (13,713,000 to 16,576,000)	19,361,250 (13,756,000 to 16,628,000)	19,437,700 (13,799,000 to 16,680,000)	19,514,250 (13,842,000 to 16,732,000)	19,590,900 (13,885,000 to 16,784,000)	19,667,650 (13,928,000 to 16,836,000)	19,744,500 (13,971,000 to 16,888,000)	19,821,450 (14,014,000 to 16,940,000)	19,898,500 (14,057,000 to 16,992,000)	19,975,650 (14,100,000 to 17,044,000)	20,052,900 (14,143,000 to 17,096,000)	20,130,250 (14,186,000 to 17,148,000)	20,207,700 (14,229,000 to 17,200,000)	20,285,250 (14,272,000 to 17,252,000)	20,362,900 (14,315,000 to 17,304,000)	20,440,650 (14,358,000 to 17,356,000)	20,518,500 (14,401,000 to 17,408,000)	20,596,450 (14,444,000 to 17,460,000)	20,674,500 (14,487,000 to 17,512,000)	20,752,650 (14,530,000 to 17,564,000)	20,830,900 (14,573,000 to 17,616,000)	20,909,250 (14,616,000 to 17,668,000)	20,987,700 (14,659,000 to 17,720,000)	21,066,250 (14,702,000 to 17,772,000)	21,144,900 (14,745,000 to 17,824,000)	21,223,650 (14,788,000 to 17,876,000)	21,302,500 (14,831,000 to 17,928,000)	21,381,450 (14,874,000 to 17,980,000)	21,460,500 (14,917,000 to 18,032,000)	21,539,650 (14,960,000 to 18,084,000)	21,618,900 (15,003,000 to 18,136,000)	21,698,250 (15,046,000 to 18,188,000)	21,777,700 (15,089,000 to 18,240,000)	21,857,250 (15,132,000 to 18,292,000)	21,936,900 (15,175,000 to 18,344,000)	22,016,650 (15,218,000 to 18,396,000)	22,096,500 (15,261,000 to 18,448,000)	22,176,450 (15,304,000 to 18,500,000)	22,256,500 (15,347,000 to 18,552,000)	22,336,650 (15,390,000 to 18,604,000)	22,416,900 (15,433,000 to 18,656,000)	22,497,250 (15,476,000 to 18,708,000)	22,577,700 (15,519,000 to 18,760,000)	22,658,250 (15,562,000 to 18,812,000)	22,738,900 (15,605,000 to 18,864,000)	22,819,650 (15,648,000 to 18,916,000)	22,900,500 (15,691,000 to 18,968,000)	22,981,450 (15,734,000 to 19,020,000)	23,062,500 (15,777,000 to 19,072,000)	23,143,650 (15,820,000 to 19,124,000)	23,224,900 (15,863,000 to 19,176,000)	23,306,250 (15,906,000 to 19,228,000)	23,387,700 (15,949,000 to 19,280,000)	23,469,250 (15,992,000 to 19,332,000)	23,550,900 (16,035,000 to 19,384,000)	23,632,650 (16,078,000 to 19,436,000)	23,714,500 (16,121,000 to 19,488,000)	23,796,450 (16,164,000 to 19,540,000)	23,878,500 (16,207,000 to 19,592,000)	23,960,650 (16,250,000 to 19,644,000)	24,042,900 (16,293,000 to 19,696,000)	24,125,250 (16,336,000 to 19,748,000)	24,207,700 (16,379,000 to 19,800,000)	24,290,250 (16,422,000 to 19,852,000)	24,372,900 (16,465,000 to 19,904,000)	24,455,650 (16,508,000 to 19,956,000)	24,538,500 (16,551,000 to 20,008,000)	24,621,450 (16,594,000 to 20,060,000)	24,704,500 (16,637,000 to 20,112,000)	24,787,650 (16,680,000 to 20,164,000)	24,870,900 (16,723,000 to 20,216,000)	24,954,250 (16,766,000 to 20,268,000)	25,037,700 (16,809,000 to 20,320,000)	25,121,250 (16,852,000 to 20,372,000)	25,204,900 (16,895,000 to 20,424,000)	25,288,650 (16,938,000 to 20,476,000)	25,372,500 (16,981,000 to 20,528,000)	25,456,450 (17,024,000 to 20,580,000)	25,540,500 (17,067,000 to 20,632,000)	25,624,650 (17,110,000 to 20,684,000)	25,708,900 (17,153,000 to 20,736,000)	25,793,250 (17,196,000 to 20,788,000)	25,877,700 (17,239,000 to 20,840,000)	25,962,250 (17,282,000 to 20,892,000)	26,046,900 (17,325,000 to 20,944,000)	26,131,650 (17,368,000 to 20,996,000)	26,216,500 (17,411,000 to 21,048,000)	26,301,450 (17,454,000 to 21,100,000)	26,386,500 (17,497,000 to 21,152,000)	26,471,650 (17,540,000 to 21,204,000)	26,556,900 (17,583,000 to 21,256,000)	26,642,250 (17,626,000 to 21,308,000)	26,727,700 (17,669,000 to 21,360,000)	26,813,250 (17,712,000 to 21,412,000)	26,898,900 (17,755,000 to 21,464,000)	26,984,650 (17,798,000 to 21,516,000)	27,070,500 (17,841,000 to 21,568,000)	27,156,450 (17,884,000 to 21,620,000)	27,242,500 (17,927,000 to 21,672,000)	27,328,650 (17,970,000 to 21,724,000)	27,414,900 (18,013,000 to 21,776,000)	27,501,250 (18,056,000 to 21,828,000)	27,587,700 (18,099,000 to 21,880,000)	27,674,250 (18,142,000 to 21,932,000)	27,760,900 (18,185,000 to 21,984,000)	27,847,650 (18,228,000 to 22,036,000)	27,934,500 (18,271,000 to 22,088,000)	28,021,450 (18,314,000 to 22,140,000)	28,108,500 (18,357,000 to 22,192,000)	28,195,650 (18,400,000 to 22,244,000)	28,282,900 (18,443,000 to 22,296,000)	28,370,250 (18,486,000 to 22,348,000)	28,457,700 (18,529,000 to 22,400,000)	28,545,250 (18,572,000 to 22,452,000)	28,632,900 (18,615,000 to 22,504,000)	28,720,650 (18,658,000 to 22,556,000)	28,808,500 (18,701,000 to 22,608,000)	28,896,450 (18,744,000 to 22,660,000)	28,984,500 (18,787,000 to 22,712,000)	29,072,650 (18,830,000 to 22,764,000)	29,160,900 (18,873,000 to 22,816,000)	29,249,250 (18,916,000 to 22,868,000)	29,337,700 (18,959,000 to 22,920,000)	29,426,250 (19,002,000 to 22,972,000)	29,514,900 (19,045,000 to 23,024,000)	29,603,650 (19,088,000 to 23,076,000)	29,692,500 (19,131,000 to 23,128,000)	29,781,450 (19,174,000 to 23,180,000)	29,870,500 (19,217,000 to 23,232,000)	29,959,650 (19,260,000 to 23,284,000)	30,048,900 (19,303,000 to 23,336,000)	30,138,250 (19,346,000 to 23,388,000)	30,227,700 (19,389,000 to 23,440,000)	30,317,250 (19,432,000 to 23,492,000)	30,406,900 (19,475,000 to 23,544,000)	30,496,650 (19,518,000 to 23,596,000)	30,586,500 (19,561,000 to 23,648,000)	30,676,450 (19,604,000 to 23,700,000)	30,766,500 (19,647,000 to 23,752,000)	30,856,650 (19,690,000 to 23,804,000)	30,946,900 (19,733,000 to 23,856,000)	31,037,250 (19,776,000 to 23,908,000)	31,127,700 (19,819,000 to 23,960,000)	31,218,250 (19,862,000 to 24,012,000)	31,308,900 (19,905,000 to 24,064,000)	31,399,650 (19,948,000 to 24,116,000)	31,490,500 (19,991,000 to 24,168,000)	31,581,450 (20,034,000 to 24,220,000)	31,672,500 (20,077,000 to 24,272,000)	31,763,650 (20,120,000 to 24,324,000)	31,854,900 (20,163,000 to 24,376,000)	31,946,250 (20,206,000 to 24,428,000)	32,037,700 (20,249,000 to 24,480,000)	32,129,250 (20,292,000 to 24,532,000)	32,220,900 (20,335,000 to 24,584,000)	32,312,650 (20,378,000 to 24,636,000)	32,404,500 (20,421,000 to 24,688,000)	32,496,450 (20,464,000 to 24,740,000)	32,588,500 (20,507,000 to 24,792,000)	32,680,650 (20,550,000 to 24,844,000)	32,772,900 (20,593,000 to 24,896,000)	32,865,250 (20,636,000 to 24,948,000)	32,957,700 (20,679,000 to 25,000,000)	33,050,250 (20,722,000 to 25,052,000)	33,142,900 (20,765,000 to 25,104,000)	33,235,650 (20,808,000 to 25,156,000)	33,328,500 (20,851,000 to 25,208,000)	33,421,450 (20,894,000 to 25,260,000)	33,514,500 (20,937,000 to 25,312,000)	33,607,650 (20,980,000 to 25,364,000)	33,700,900 (21,023,000 to 25,416,000)	33,794,250 (21,066,000 to 25,468,000)	33,887,700 (21,109,000 to 25,520,000)	33,981,250 (21,152,000 to 25,572,000)	34,074,900 (21,195,000 to 25,624,000)	34,168,650 (21,238,000 to 25,676,000)	34,262,500 (21,281,000 to 25,728,000)	34,356,450 (21,324,000 to 25,780,000)	34,450,500 (21,367,000 to 25,832,000)	34,544,650 (21,410,000 to 25,884,000)	34,638,900 (21,453,000 to 25,936,000)	34,733,250 (21,496,000 to 25,988,000)	34,827,700 (21,539,000 to 26,040,000)	34,922,250 (21,582,000 to 26,092,000)	35,016,900 (21,625,000 to 26,144,000)	35,111,650 (21,668,000 to 26,196,000)	35,206,500 (21,711,000 to 26,248,000)	35,301,450 (21,754,000 to 26,300,000)	35,396,500 (21,797,000 to 26,352,000)	35,491,650 (21,840,000 to 26,404,000)	35,586,900 (21,883,000 to 26,456,000)	35,682,250 (21,926,000 to 26,508,000)	35,777,700 (21,969,000 to 26,560,000)	35,873,250 (22,012,000 to 26,612,000)	35,968,900 (22,055,000 to 26,664,000)	36,064,650 (22,098,000 to 26,716,000)	36,160,500 (22,141,000 to 26,768,000)	36,256,450 (22,184,000 to 26,820,000)	36,352,500 (22,227,000 to 26,872,000)	36,448,650 (22,270,000 to 26,924,000)	36,544,900 (22,313,000 to 26,976,000)	36,641,250 (22,356,000 to 27,028,000)	36,737,700 (22,399,000 to 27,080,000)	36,834,250 (22,442,000 to 27,132,000)	36,930,900 (22,485,000 to 27,184,000)	37,027,650 (22,528,000 to 27,236,000)	37,124,500 (22,571,000 to 27,288,000)	37,221,450 (22,614,000 to 27,340,000)	37,318,500 (22,657,000 to 27,392,000)	37,415,650 (22,700,000 to 27,444,000)	37,512,900 (22,743,000 to 27,496,000)	37,610,250 (22,786,000 to 27,548,000)	37,707,700 (22,829,000 to 27,600,000)	37,805,250 (22,872,000 to 27,652,000)	37,902,900 (22,915,000 to 27,704,000)	38,000,650 (22,958,000 to 27,756,000)	38,098,500 (23,001,000 to 27,808,000)	38,196,450 (23,044,000 to 27,860,000)	38,294,500 (23,087,000 to 27,912,000)	38,392,650 (23,130,000 to 27,964,000)	38,490,900 (23,173,000 to 28,016,000)	38,589,250 (23,216,000 to 28,068,000)	38,687,700 (23,259,000 to 28,120,000)	38,786,250 (23,302,000 to 28,172,000)	38,884,900 (23,345,000 to 28,224,000)	38,983,650 (23,388,000 to 28,276,000)	39,082,500 (23,431,000 to 28,328,000)	39,181,450 (23,474,000 to 28,380,000)	39,280,500 (23,517,000 to 28,432,000)	39,379,650 (23,560,000 to 28,484,000)	39,478,900 (23,603,000 to 28,536,000)	39,578,250 (23,646,000 to 28,588,000)	39,677,700 (23,689,000 to 28,640,000)	39,777,250 (23,732,000 to 28,692,000)	39,876,900 (23,775,000 to 28,744,000)	39,976,650 (23,818,000 to 28,796,000)	40,076,500 (23,861,000 to 28,848,000)	40,176,450 (23,904,000 to 28,900,000)	40,276,500 (23,947,000 to 28,952,000)	40,376,650 (23,990,000 to 29,004,000)	40,476,900 (24,033,000 to 29,056,000)	40,577,250 (24,076,000 to 29,108,000)	40,677,700 (24,119,000 to 29,160,000)	40,778,250 (24,162,000 to 29,212,000)	40,878,900 (24,205,000 to 29,264,000)	40,979,650 (24,248,000 to 29,316,000)	41,080,500 (24,291,000 to 29,368,000)	41,181,450 (24,334,000 to 29,420,000)	41,282,500 (24,377,000 to 29,472,000)	41,383,650 (24,420,000 to 29,524,000)	41,484,900 (24,463,000 to 29,576,000)	41,586,250 (24,506,000 to 29,628,000)	41,687,700 (24,549,000 to 29,680,000)	41,789,250 (24,592,000 to 29,732,000)	41,890,900 (24,635,000 to 29,784,000)	41,992,650 (24,678,000 to 29,836,000)	42,094,500 (24,721,000 to 29,888,000)	42,196,450 (24,764,000 to 29,940,000)	42,298,500 (24,807,000 to 29,992,000)	42,400,650 (24,850,000 to 30,044,000)	42,502,900 (24,893,000 to 30,096,000)	42,605,250 (24,936,000 to 30,148,000)	42,707,700 (24,979,000 to 30,200,000)	42,810,250 (25,022,000 to 30,252,000)	42,912,900 (25,065,000 to 30,304,000)	43,015,650 (25,108,000 to 30,356,000)	43,118,500 (25,151,000 to 30,408,000)	43,221,450 (25,194,000 to 30,460,000)	43,324,500 (25,237,000 to 30,512,000)	43,427,650 (25,280,000 to 30,564,000)	43,530,900 (25,323,000 to 30,616,000)	43,634,250 (25,366,000 to 30,668,000)	43,737,700 (25,409,000 to 30,720,000)	43,841,250 (25,452,000 to 30,772,000)	43,944,900 (25,495,000 to 30,824,000)	44,048,650 (25,538,000 to 30,876,000)	44,152,500 (25,581,000 to 30,928,000)	44,256,450 (25,624,000 to 30,980,000)	44,360,500 (25,667,000 to 31,032,000)	44,464,650 (25,710,000 to 31,084,000)	44,568,900 (25,753,000 to 31,136,000)	44,673,250 (25,796,000 to 31,188,000)	44,777,700 (25,839,000 to 31,240,000)	44,882,250 (25,882,000 to 31,292,000)	44,986,900 (25,925,000 to 31,344,000)	45,091,650 (25,968,000 to 31,396,000)	45,196,500 (26,011,000 to 31,448,000)	45,301,450 (26,054,000 to 31,500,000)	45,406,500 (26,097,000 to 31,552,000)	45,511,650 (26,140,000 to 31,604,000)	45,616,900 (26,183,000 to 31,656,000)	45,722,250 (26,226,000 to 31,708,000)	45,827,700 (26,269,000 to 31,760,000)	45,933,250 (26,312,000 to 31,812,000)	46,038,900 (26,355,000 to 31,864,000)	46,144,650 (26,398,000 to 31,916,000)	46,250,500 (26,441,000 to 31,968,000)	46,356,450 (26,484,000 to 32,020,000)	46,462,500 (26,527,000 to 32,072,000)	46,568,650 (26,570,000 to 32,124,000)	46,674,900 (26,613,000 to 32,176,000)	46,781,250 (26,656,000 to 32,228,000)	46,887,700 (26,699,000 to 32,280,000)	46,994,250 (26,742,000 to 32,332,000)	47,100,900 (26,785,000 to 32,384,000)	47,207,650 (26,828,000 to 32,436,000)	47,314,500 (26,871,000 to 32,488,000)	47,421,450 (26,914,000 to 32,540,000)	47,528,500 (26,957,000 to 32,592,000)	47,635,650 (27,000,000 to 32,644,000)	47,742,900 (27,043,000 to 32,696,000)	47,850,250 (27,086,000 to 32,748,000)	47,957,700 (27,129,000 to 32,800,000)	48,065,250 (27,172,000 to 32,852,000)	48,172,900 (27,215,000 to 32,904,000)	48,280,650 (27,258,000 to 32,956,000)	48,388,500 (27,301,000 to 33,008,000)	48,496,450 (27,344,000 to 33,060,000)	48,604,500 (27,387,000 to 33,112,000)	48,712,650 (27,430,000 to 33,164,000)	48,820,900 (27,473,000 to 33,216,000)	48,929,250 (27,516,000 to 33,268,000)	49,037,700 (27,559,000 to 33,320,000)	49,146,250 (27,602,000 to 33,372,000)	49,254,900 (27,645,000 to 33,424,000)	49,363,650 (27,688,000 to 33,476,000)	49,472,500 (27,731,000 to 33,528,000)	49,581,450 (27,774,000 to 33,580,000)	49,690,500 (27,817,000 to 33,632,000)	49,799,650 (27,860,000 to 33,684,000)	49,908,900 (27,903,000 to 33,736,000)	50,018,250 (27,946,000 to 33,788,000)	50,127,700 (27,989,000 to 33,840,000)	50,237,250 (28,032,000 to 33,892,000)	50,346,900 (28,075,000 to 33,944,000)	50,456,650 (28,118,000 to 33,996,000)

Other neoplasms	0-1 (0 to 0.2)	0-2 (0 to 0.4)	0-6 (0 to 1.3)	0-6 (0 to 1.3)	0-6 (0 to 1.3)	0-8 (0 to 1.6)	1-3 (0.6 to 2.1)	1-3 (0.6 to 2.1)	0-7 (0 to 1.5)	1 (0 to 1.4)	1 (0 to 1.4)	1-4 (0 to 2.1)	2-3 (1.0 to 3.4)	2-4 (2.0 to 5.5)	3-6 (2.0 to 5.5)	3-7 (2.0 to 9.1)	7-8 (5.1 to 10.5)	11-7 (8.4 to 15.4)	21-4 (15.4 to 28.3)	35-5 (29.1 to 46.4)	41 (35.5 to 53.7)	41-5 (37.6 to 54.5)	42-3 (37.2 to 51)	23-9 (14.7 to 39.4)	11-4 (9.5 to 14.9)	
Medulloblastoma, medulloblastoma, and other hemangioblastoma	0 (0 to 0.2)	0 (0 to 0.4)	0 (0 to 1.3)	0 (0 to 1.3)	0 (0 to 1.3)	0 (0 to 1.6)	0 (0 to 2.1)	0 (0 to 1.4)	0 (0 to 1.4)	0 (0 to 1.4)	0 (0 to 1.4)	0 (0 to 2.1)	0 (0 to 3.4)	0 (0 to 5.5)	0 (0 to 5.5)	0 (0 to 9.1)	0 (0 to 10.5)	0 (0 to 15.4)	0 (0 to 28.3)	0 (0 to 46.4)	0 (0 to 53.7)	0 (0 to 54.5)	0 (0 to 51)	0 (0 to 39.4)	0 (0 to 14.9)	260
Benign and in situ intestinal neoplasms	0 (0 to 0)	0 (0 to 0)	0 (0 to 0)	0 (0 to 0)	0 (0 to 0)	0 (0 to 0)	0 (0 to 0)	0 (0 to 0)	0 (0 to 0)	0 (0 to 0)	0 (0 to 0)	0 (0 to 0)	0 (0 to 0)	0 (0 to 0)	0 (0 to 0)	0 (0 to 0)	0 (0 to 0)	0 (0 to 0)	0 (0 to 0)	0 (0 to 0)	0 (0 to 0)	0 (0 to 0)	0 (0 to 0)	0 (0 to 0)	0 (0 to 0)	0
Benign and in situ cervical and uterine neoplasms	0 (0 to 0)	0 (0 to 0)	0 (0 to 0)	0 (0 to 0)	0 (0 to 0)	0 (0 to 0)	0 (0 to 0)	0 (0 to 0)	0 (0 to 0)	0 (0 to 0)	0 (0 to 0)	0 (0 to 0)	0 (0 to 0)	0 (0 to 0)	0 (0 to 0)	0 (0 to 0)	0 (0 to 0)	0 (0 to 0)	0 (0 to 0)	0 (0 to 0)	0 (0 to 0)	0 (0 to 0)	0 (0 to 0)	0 (0 to 0)	0 (0 to 0)	0
Other benign and in situ neoplasms	0 (0 to 0)	0 (0 to 0)	0 (0 to 0)	0 (0 to 0)	0 (0 to 0)	0 (0 to 0)	0 (0 to 0)	0 (0 to 0)	0 (0 to 0)	0 (0 to 0)	0 (0 to 0)	0 (0 to 0)	0 (0 to 0)	0 (0 to 0)	0 (0 to 0)	0 (0 to 0)	0 (0 to 0)	0 (0 to 0)	0 (0 to 0)	0 (0 to 0)	0 (0 to 0)	0 (0 to 0)	0 (0 to 0)	0 (0 to 0)	0 (0 to 0)	0
Cardiovascular diseases	6 (4.3 to 8.9)	1-2 (5.8 to 7.6)	6-9 (4.9 to 9.4)	7-9 (5.2 to 9.4)	9-2 (7.1 to 11.7)	16-1 (12.4 to 20.4)	26-9 (20.5 to 34.5)	27-1 (20.9 to 34.6)	28-9 (20.1 to 36.1)	53-9 (37.7 to 68.4)	69-3 (47.7 to 104)	191 (149 to 239)	331 (268.1 to 402)	434 (353 to 517)	528 (433 to 639)	747 (619 to 875)	1,220 (1,030 to 1,420)	1,966 (1,660 to 2,290)	2,538 (2,150 to 2,940)	3,350 (2,850 to 3,890)	4,510 (3,810 to 5,240)	4,230 (3,630 to 4,900)	2,240 (1,780 to 2,800)	23,500
Rheumatic heart disease	0 (0 to 0)	0 (0 to 0)	0 (0 to 0.2)	0 (0 to 0.2)	0 (0 to 0.2)	0 (0 to 0.2)	0 (0 to 0.2)	0 (0 to 0.2)	0 (0 to 0.2)	0 (0 to 0.2)	0 (0 to 0.2)	0 (0 to 0.2)	0 (0 to 0.2)	0 (0 to 0.2)	0 (0 to 0.2)	0 (0 to 0.2)	0 (0 to 0.2)	0 (0 to 0.2)	0 (0 to 0.2)	0 (0 to 0.2)	0 (0 to 0.2)	0 (0 to 0.2)	0 (0 to 0.2)	0 (0 to 0.2)	0 (0 to 0.2)	287
Ischemic heart disease	0 (0 to 0)	0 (0 to 0)	0 (0 to 0)	0 (0 to 0)	0 (0 to 0)	1-9 (0 to 3.4)	2-4 (1.7 to 3.2)	4-3 (2.9 to 5.9)	7-3 (4.9 to 9.6)	12-5 (8.5 to 16)	29-1 (19.5 to 41.2)	53-4 (37.5 to 69.4)	76-8 (61.1 to 95.4)	99-1 (79.7 to 117)	159 (133 to 191)	288 (239 to 352)	483 (395 to 583)	708 (549 to 873)	961 (686 to 1,190)	1,450 (1,020 to 1,870)	1,420 (1,000 to 1,830)	924 (650 to 1,190)	6,710
Stroke	0 (0 to 0)	0-2 (0 to 1.4)	0-6 (1.2 to 2.3)	1-7 (2.1 to 4.8)	3-4 (1.9 to 7.4)	4-7 (2.9 to 10.2)	9-4 (5.7 to 19.9)	14-2 (9.9 to 19.9)	21-1 (14.1 to 28.5)	31-3 (21.5 to 41.3)	54-9 (40.3 to 71.1)	111 (83.9 to 141)	216 (169.9 to 274)	283 (222 to 351)	348 (281 to 424)	451 (341 to 564)	640 (501 to 808)	1,026 (820 to 1,230)	1,275 (1,020 to 1,540)	1,380 (1,020 to 1,800)	1,940 (1,440 to 2,410)	3,790 (2,700 to 4,900)	3,540 (2,600 to 4,500)	11,400
Ischemic stroke	0 (0 to 0)	0-1 (0 to 1.3)	0-5 (1.2 to 2.3)	1-5 (1.2 to 4.4)	2-5 (1.2 to 6.4)	4-1 (2.7 to 9.1)	6-7 (4.1 to 14.7)	9-5 (6.4 to 13.9)	13-1 (8.7 to 18.5)	19-3 (13.1 to 28.1)	32 (19.4 to 47.5)	54-1 (39.2 to 71.1)	99-5 (74.2 to 131)	140 (112 to 174)	189 (153 to 232)	256 (203 to 324)	357 (284 to 451)	486 (388 to 614)	597 (453 to 728)	945 (703 to 1,170)	1,340 (1,020 to 1,680)	1,240 (1,000 to 1,500)	6,780
Intracerebral hemorrhage	0 (0 to 0)	0 (0 to 0)	0 (0 to 0.2)	0 (0 to 0.2)	0 (0 to 0.2)	0 (0 to 0.2)	0 (0 to 0.2)	0 (0 to 0.2)	0 (0 to 0.2)	0 (0 to 0.2)	0 (0 to 0.2)	0 (0 to 0.2)	0 (0 to 0.2)	0 (0 to 0.2)	0 (0 to 0.2)	0 (0 to 0.2)	0 (0 to 0.2)	0 (0 to 0.2)	0 (0 to 0.2)	0 (0 to 0.2)	0 (0 to 0.2)	0 (0 to 0.2)	0 (0 to 0.2)	0 (0 to 0.2)	0 (0 to 0.2)	0
Subarachnoid hemorrhage	0 (0 to 0)	0 (0 to 0)	0 (0 to 0)	0 (0 to 0)	0 (0 to 0)	0 (0 to 0)	0 (0 to 0)	0 (0 to 0)	0 (0 to 0)	0 (0 to 0)	0 (0 to 0)	0 (0 to 0)	0 (0 to 0)	0 (0 to 0)	0 (0 to 0)	0 (0 to 0)	0 (0 to 0)	0 (0 to 0)	0 (0 to 0)	0 (0 to 0)	0 (0 to 0)	0 (0 to 0)	0 (0 to 0)	0 (0 to 0)	0 (0 to 0)	0
Hypertensive heart disease	0 (0 to 0)	0 (0 to 0)	0 (0 to 0)	0 (0 to 0)	0 (0 to 0)	0 (0 to 0)	0 (0 to 0)	0 (0 to 0)	0 (0 to 0)	0 (0 to 0)	0 (0 to 0)	0 (0 to 0)	0 (0 to 0)	0 (0 to 0)	0 (0 to 0)	0 (0 to 0)	0 (0 to 0)	0 (0 to 0)	0 (0 to 0)	0 (0 to 0)	0 (0 to 0)	0 (0 to 0)	0 (0 to 0)	0 (0 to 0)	0 (0 to 0)	0
Non-rheumatic valvular heart disease	0 (0 to 0)	0 (0 to 0)	0 (0 to 0)	0 (0 to 0)	0 (0 to 0)	0 (0 to 0)	0 (0 to 0)	0 (0 to 0)	0 (0 to 0)	0 (0 to 0)	0 (0 to 0)	0 (0 to 0)	0 (0 to 0)	0 (0 to 0)	0 (0 to 0)	0 (0 to 0)	0 (0 to 0)	0 (0 to 0)	0 (0 to 0)	0 (0 to 0)	0 (0 to 0)	0 (0 to 0)	0 (0 to 0)	0 (0 to 0)	0 (0 to 0)	0
Non-rheumatic calcific aortic valve disease	0 (0 to 0)	0 (0 to 0)	0 (0 to 0)	0 (0 to 0)	0 (0 to 0)	0 (0 to 0)	0 (0 to 0)	0 (0 to 0)	0 (0 to 0)	0 (0 to 0)	0 (0 to 0)	0 (0 to 0)	0 (0 to 0)	0 (0 to 0)	0 (0 to 0)	0 (0 to 0)	0 (0 to 0)	0 (0 to 0)	0 (0 to 0)	0 (0 to 0)	0 (0 to 0)	0 (0 to 0)	0 (0 to 0)	0 (0 to 0)	0 (0 to 0)	0
Non-rheumatic degenerative mitral valve disease	0 (0 to 0)	0 (0 to 0)	0 (0 to 0)	0 (0 to 0)	0 (0 to 0)	0 (0 to 0)	0 (0 to 0)	0 (0 to 0)	0 (0 to 0)	0 (0 to 0)	0 (0 to 0)	0 (0 to 0)	0 (0 to 0)	0 (0 to 0)	0 (0 to 0)	0 (0 to 0)	0 (0 to 0)	0 (0 to 0)	0 (0 to 0)	0 (0 to 0)	0 (0 to 0)	0 (0 to 0)	0 (0 to 0)	0 (0 to 0)	0 (0 to 0)	0
Other non-rheumatic valve diseases	0 (0 to 0)	0 (0 to 0)	0 (0 to 0)	0 (0 to 0)	0 (0 to 0)	0 (0 to 0)	0 (0 to 0)	0 (0 to 0)	0 (0 to 0)	0 (0 to 0)	0 (0 to 0)	0 (0 to 0)	0 (0 to 0)	0 (0 to 0)	0 (0 to 0)	0 (0 to 0)	0 (0 to 0)	0 (0 to 0)	0 (0 to 0)	0 (0 to 0)	0 (0 to 0)	0 (0 to 0)	0 (0 to 0)	0 (0 to 0)	0 (0 to 0)	0
Cardiomyopathy and myocarditis	0 (0 to 0.4)	0 (0 to 0.7)	0-1 (0 to 1.9)	0-3 (0 to 2.6)	0-5 (0 to 3.6)	0-6 (0 to 3.6)	0-8 (0 to 5.6)	1-2 (0.5 to 3.2)	1-4 (0.5 to 3.2)	2-1 (0.9 to 5.1)	2-9 (1.2 to 7.5)	4-7 (2.3 to 8.1)	7-1 (4.9 to 11.7)	9-3 (7.1 to 14.5)	12-6 (9.9 to 17.4)	18-5 (13.4 to 25.1)	27-1 (20.1 to 36.2)	44-7 (32.2 to 59.4)	64-7 (48.9 to 82.2)	104 (78.2 to 130)	132 (98.1 to 166)	104 (77.3 to 131)	79 (57.7 to 98.7)	3
Myocarditis	0 (0 to 0.1)	0 (0 to 0.2)	0 (0 to 0.4)	0 (0 to 0.4)	0 (0 to 0.4)	0 (0 to 0.4)	0 (0 to 0.4)	0 (0 to 0.4)	0 (0 to 0.4)	0 (0 to 0.4)	0 (0 to 0.4)	0 (0 to 0.4)	0 (0 to 0.4)	0 (0 to 0.4)	0 (0 to 0.4)	0 (0 to 0.4)	0 (0 to 0.4)	0 (0 to 0.4)	0 (0 to 0.4)	0 (0 to 0.4)	0 (0 to 0.4)	0 (0 to 0.4)	0 (0 to 0.4)	0 (0 to 0.4)	0 (0 to 0.4)	65-5
Alcoholic cardiomyopathy	0 (0 to 0.1)	0 (0 to 0.2)	0 (0 to 0.4)	0 (0 to 0.4)	0 (0 to 0.4)	0 (0 to 0.4)	0 (0 to 0.4)	0 (0 to 0.4)	0 (0 to 0.4)	0 (0 to 0.4)	0 (0 to 0.4)	0 (0 to 0.4)	0 (0 to 0.4)	0 (0 to 0.4)	0 (0 to 0.4)	0 (0 to 0.4)	0 (0 to 0.4)	0 (0 to 0.4)	0 (0 to 0.4)	0 (0 to 0.4)	0 (0 to 0.4)	0 (0 to 0.4)	0 (0 to 0.4)	0 (0 to 0.4)	0 (0 to 0.4)	3-3
Other cardiomyopathy	0 (0 to 0.4)	0 (0 to 0.7)	0-2 (0 to 1.9)	0-4 (0 to 2.6)	0-7 (0 to 3.6)	1-1 (0 to 4.8)	2-2 (0 to 6.2)	2-2 (0 to 5.6)	1-7 (0 to 5.1)	2-1 (0 to 5.1)	2-8 (0 to 6.9)	4-7 (2 to 8.1)	7-4 (4.9 to 11.7)	9-7 (7.1 to 14.5)	13 (9.9 to 17.4)	19-7 (13.4 to 25.1)	28-4 (20.1 to 36.2)	46-2 (32.2 to 59.4)	67-7 (48.9 to 82.2)	107 (78.2 to 130)	136 (98.1 to 166)	107 (77.3 to 131)	81-4 (57.7 to 98.7)	3-3
Atrial fibrillation and flutter	0 (0 to 0)	0 (0 to 0)	0 (0 to 0)	0 (0 to 0)	0 (0 to 0)	0 (0 to 0)	0 (0 to 0)	0 (0 to 0)	0 (0 to 0)	0 (0 to 0)	0 (0 to 0)	0 (0 to 0)	0 (0 to 0)	0 (0 to 0)	0 (0 to 0)	0 (0 to 0)	0 (0 to 0)	0 (0 to 0)	0 (0 to 0)	0 (0 to 0)	0 (0 to 0)	0 (0 to 0)	0 (0 to 0)	0 (0 to 0)	0 (0 to 0)	0
Aortic aneurysm	—	—	—	—	—	—	0-4 (0.2 to 0.9)	0-6 (0.2 to 0.9)	0-8 (0 to 1.3)	1-3 (0.6 to 2.1)	2 (0.9 to 3.4)	2-9 (1.7 to 5.1)	4-2 (2.1 to 7.5)	5-9 (3.9 to 11.1)	10-7 (7.8 to 16.2)	20-2 (14.2 to 28.4)	31-7 (24.7 to 41.2)	49-5 (38.4 to 64.5)	77-7 (59.6 to 101)	99-6 (76.5 to 132)	171 (131 to 224)	174 (132 to 225)	199 (152 to 277)	232 (172 to 311)	192
Endocarditis	0 (0 to 0.1)	0 (0 to 0.2)	0-1 (0 to 0.4)	0-2 (0 to 0.4)	0-3 (0.2 to 0.7)	0-5 (0.2 to 0.7)	0-5 (0.2 to 0.7)	0-6 (0.2 to 0.7)	0-6 (0.2 to 0.7)	0-7 (0.3 to 1.1)	1-6 (0.6 to 2.1)	2-3 (1.1 to 3.4)	2-8 (1.7 to 5.1)	3-6 (2.1 to 5.1)	4-9 (3.2 to 7.3)	6-7 (4.4 to 9.6)	9-5 (6.7 to 13.1)	13-1 (9.5 to 17.5)	19-5 (14.1 to 24.6)	26 (19.1 to 33.1)	41-7 (30.4 to 52.2)	43-7 (31.9 to 54.7)	35-6 (25.1 to 44.7)	19-7 (13.4 to 27.2)	2-9
Other cardiovascular and circulatory diseases	0-4 (2.2 to 7.7)	0-6 (3.2 to 9.9)	2-2 (1.5 to 3.4)	2-2 (1.4 to 3.4)	1-6 (0.9 to 3.4)	2-2 (1.2 to 4.1)	4-7 (2.6 to 9.2)	3-2 (2.2 to 5.9)	7-5 (4.5 to 12.2)	7-4 (4.5 to 12.2)	7-7 (4.6 to 12.2)	37-2 (29.3 to 46.9)	27-7 (19.6 to 36.2)	19-6 (14.2 to 26.1)	22-3 (16.2 to 30.1)	29-6 (21.3 to 39.2)	39-8 (28.9 to 52.6)	66-8 (48.4 to 90.6)	69-9 (51.2 to 92.2)	69-9 (51.2 to 92.2)	66-8 (49.4 to 90.6)	49-7 (36.1 to 67.4)	29-5 (18.4 to 39.2)	581
Chronic respiratory diseases	0 (0 to 0)	0 (0 to 0)	0 (0 to 0)	0 (0 to 0)	0 (0 to 0)	0 (0 to 0)	0 (0 to 0)	0 (0 to 0)	0 (0 to 0)	0 (0 to 0)	0 (0 to 0)	0 (0 to 0)	0 (0 to 0)	0 (0 to 0)	0 (0 to 0)	0 (0 to 0)	0 (0 to 0)	0 (0 to 0)	0 (0 to 0)	0 (0 to 0)	0 (0 to 0)	0 (0 to 0)	0 (0 to 0)	0 (0 to 0)	0 (0 to 0)	0
Chronic obstructive pulmonary disease	0 (0 to 0)	0 (0 to 0)	0-1 (0 to 0.4)	0-1 (0 to 0.4)	0-1 (0 to 0.4)	0-2 (0 to 0.4)	0-3 (0 to 0.7)	0-3 (0 to 0.7)	0-3 (0 to 0.7)	0-3 (0 to 0.7)	0-4 (0 to 0.7)	0-5 (0 to 1.1)	0-8 (0 to 1.6)	1-1 (0 to 2.1)	1-4 (0 to 2.6)	1-8 (0 to 3.4)	2-4 (1.2 to 4.1)	3-3 (1.7 to 5.1)	4-3 (2.2 to 6.5)	5-6 (2.9 to 8.4)	6-5 (3.4 to 9.6)	6-6 (3.4 to 9.6)	4-6 (2.3 to 6.9)	2-3 (1.1 to 3.4)	2,500
Pneumoconiosis	0 (0 to 0)	0 (0 to 0)	0 (0 to 0)	0 (0 to 0)	0 (0 to 0)	0 (0 to 0)	0 (0 to 0)	0 (0 to 0)	0 (0 to 0)	0 (0 to 0)	0 (0 to 0)	0 (0 to 0)	0 (0 to 0)	0 (0 to 0)	0 (0 to 0)	0 (0 to 0)	0 (0 to 0)	0 (0 to 0)	0 (0 to 0)	0 (0 to 0)	0 (0 to 0)	0 (0 to 0)	0 (0 to 0)	0 (0 to 0)	0 (0 to 0)	14-3
Silicosis	0 (0 to 0)	0 (0 to 0)	0 (0 to 0)	0 (0 to 0)	0 (0 to 0)	0 (0 to 0)	0 (0 to 0)	0 (0 to 0)	0 (0 to 0)	0 (0 to 0)	0 (0 to 0)	0 (0 to 0)	0 (0 to 0)	0 (0 to 0)	0 (0 to 0)	0 (0 to 0)	0 (0 to 0)	0 (0 to 0)	0 (0 to 0)	0 (0 to 0)	0 (0 to 0)	0 (0 to 0)	0 (0 to 0)	0 (0 to 0)	0 (0 to 0)	4-7
Asbestosis	0 (0 to 0)	0 (0 to 0)	0 (0 to 0)	0 (0 to 0)	0 (0 to 0)	0 (0 to 0)	0 (0 to 0)	0 (0 to 0)	0 (0 to 0)	0 (0 to 0)	0 (0 to 0)	0 (0 to 0)	0 (0 to 0)	0 (0 to 0)	0 (0 to 0)	0 (0 to 0)	0 (0 to 0)	0 (0 to 0)	0 (0 to 0)	0 (0 to 0)	0 (0 to 0)	0 (0 to 0)	0 (0 to 0)	0 (0 to 0)	0 (0 to 0)	2-9
Coal workers pneumoconiosis	0 (0 to 0)	0 (0 to 0)	0 (0 to 0)	0 (0 to 0)	0 (0 to 0)	0 (0 to 0)	0 (0 to 0)	0 (0 to 0)	0 (0 to 0)	0 (0 to 0)	0 (0 to 0)	0 (0 to 0)	0 (0 to 0)	0 (0 to 0)	0 (0 to 0)	0 (0 to 0)	0 (0 to 0)	0 (0 to 0)	0 (0 to 0)	0 (0 to 0)	0 (0 to 0)	0 (0 to 0)	0 (0 to 0)	0 (0 to 0)	0 (0 to 0)	1
Other pneumoconiosis	0 (0 to 0)	0 (0 to 0)	0 (0 to 0)	0 (0 to 0)	0 (0 to 0)	0 (0 to 0)	0 (0 to 0)	0 (0 to 0)	0 (0 to 0)	0 (0 to 0)	0 (0 to 0)	0 (0 to 0)	0 (0 to 0)	0 (0 to 0)	0 (0 to 0)	0 (0 to 0)	0 (0 to 0)	0 (0 to 0)	0 (0 to 0)	0 (0 to 0)	0 (0 to 0)	0 (0 to 0)	0 (0 to 0)	0 (0 to 0)	0 (0 to 0)	0
Asthma	0 (0 to 0)	0 (0 to 0)	0-7 (0.7 to 49.3)	0-3 (289.6 to 100)	0-7 (29.4 to 81.4)	0-7 (21.3 to 69)	0-6 (19.6 to 59.2)	0-6 (17.7 to 57.4)	0-7 (20.3 to 66.6)	0-7 (20.9 to 70.3)	0-7 (20.9 to 70.3)	0-7 (20.2 to 68.1)	0-7 (18.4 to 62.1)	0-7 (17.9 to 60.2)	0-7 (17.9 to 60.2)	0-7 (17.9 to 60.2

Congenital birth defects	60 (60 (1 to 63) k)	52 k (45 to 64)	122 (98 to 151)	87 k (67 to 112)	51.1 (37.3 to 69.3)	48.6 (34.5 to 69.2)	39.7 (28 to 53.5)	19.7 (14.6 to 29.7)	18.3 (13.7 to 22.7)	19.2 (13.1 to 23.6)	19.1 (14 to 25)	22.6 (16.1 to 29.6)	22.6 (16.4 to 28.4)	18 (13.1 to 24.4)	16.1 (11.4 to 22.1)	16.9 (12.2 to 22.7)	18.1 (12.7 to 24.7)	12.3 (7.7 to 19)	9.3 (5.9 to 13.6)	6.2 (3.9 to 9.3)	4.7 (3 to 7.3)	2.4 (1.6 to 4.1)	1.2 (0.6 to 1.8)	687
Neural tube defects	2.4 (1.2 to 4.4)	1.9 (0.8 to 3.7)	11.2 (4.5 to 21.4)	10.9 (3.4 to 19.8)	1.4 (1 to 2)	1.4 (1 to 2)	1.2 (0.8 to 1.7)	1.2 (0.7 to 1.8)	1.2 (0.7 to 1.6)	1.2 (0.6 to 1.8)	1.2 (0.6 to 1.7)	1.2 (0.6 to 1.8)	1.2 (0.6 to 1.7)	1 (0.7 to 1.4)	0.8 (0.5 to 1.2)	1 (0.6 to 1.5)	0.9 (0.5 to 1.3)	0.6 (0.3 to 1.2)	0.4 (0.2 to 0.9)	0.3 (0.2 to 0.6)	0.2 (0.1 to 0.3)	0.2 (0.1 to 0.4)	0.1 (0.0 to 0.2)	0.1 (0.0 to 0.1)	42.3
Congenital heart anomalies	19.2 (12.7 to 27.3)	15.3 (10.4 to 22.1)	39.2 (29.2 to 49.9)	28.1 (17.7 to 39.1)	16.1 (9.1 to 27.1)	15.7 (8.7 to 27.1)	12.8 (7.9 to 21.1)	6.3 (3.8 to 9.3)	5.9 (3.6 to 8.6)	6.2 (3.5 to 9.5)	6.1 (3.4 to 9.4)	7.3 (3.9 to 12.3)	7.3 (3.9 to 12.3)	5.8 (3.2 to 9.3)	5.2 (2.8 to 8.2)	5.4 (2.9 to 8.6)	5.8 (3.1 to 9.3)	3.9 (1.9 to 6.8)	3 (1.4 to 5.6)	2.1 (0.9 to 3.7)	1.4 (0.6 to 2.7)	0.8 (0.3 to 1.5)	0.4 (0.1 to 1.1)	0.3 (0.1 to 0.8)	172
Orofacial clefts	0 (0 to 0)	0 (0 to 0)	0.2 (0.1 to 0.4)	0.6 (0.2 to 1.1)	0.6 (0.1 to 1.2)	0.6 (0.1 to 1.2)	0.6 (0.1 to 1.1)	0.6 (0.1 to 1.1)	0.6 (0.1 to 1.1)	0.6 (0.1 to 1.1)	0.6 (0.1 to 1.1)	0.6 (0.1 to 1.2)	0.6 (0.1 to 1.2)	0.6 (0.1 to 1.1)	0.6 (0.1 to 1.1)	0.6 (0.1 to 1.1)	0.6 (0.1 to 1.1)	0.6 (0.1 to 1.1)	0.6 (0.1 to 1.1)	0.6 (0.1 to 1.1)	0.6 (0.1 to 1.1)	0.6 (0.1 to 1.1)	0.6 (0.1 to 1.1)	0.6 (0.1 to 1.1)	13.6
Down syndrome	0.6 (0.4 to 1.6)	1 (0.5 to 1.9)	0.6 (0.4 to 0.9)	1.3 (0.6 to 2.4)	1.7 (1.1 to 2.6)	2 (1.3 to 2.9)	1.6 (1.2 to 2.3)	1.6 (1 to 2.2)	1.7 (1.1 to 2.3)	1.7 (1.2 to 2.3)	1.6 (1 to 2.2)	1.9 (1.3 to 2.6)	1.9 (1.3 to 2.6)	1.3 (0.9 to 1.8)	0.9 (0.4 to 1.5)	0.9 (0.5 to 1.4)	0.9 (0.5 to 1.5)	0.6 (0.3 to 1.2)	0.6 (0.3 to 1.2)	0.6 (0.3 to 1.2)	0.6 (0.3 to 1.2)	0.6 (0.3 to 1.2)	0.6 (0.3 to 1.2)	0.6 (0.3 to 1.2)	24.4
Turner syndrome	0 (0 to 0)	0 (0 to 0)	0 (0 to 0.1)	0 (0 to 0.3)	0.1 (0 to 0.4)	0.1 (0 to 0.4)	0.2 (0.1 to 0.4)	0.2 (0.1 to 0.3)	0.2 (0.1 to 0.3)	0.2 (0.1 to 0.3)	0.2 (0.1 to 0.3)	0.2 (0.1 to 0.3)	0.2 (0.1 to 0.3)	0.2 (0.1 to 0.3)	0.1 (0 to 0.1)	0.1 (0 to 0.1)	0.1 (0 to 0.1)	0 (0 to 0.1)	0 (0 to 0.1)	0 (0 to 0.1)	0 (0 to 0.1)	0 (0 to 0.1)	0 (0 to 0.1)	0 (0 to 0.1)	0 (0 to 0.1)	1.9
Klinefelter syndrome	0 (0 to 0)	0 (0 to 0)	0 (0 to 0)

SR Table 2b: Ishikawa DALYS by cause and age group for females with 95% uncertainty intervals, 2019

Cause	Early Neonatal (0-6 days)	Late Neonatal (7-27 days)	Post Neonatal (28-364 days)	1 to 4	5 to 9	10 to 14	15 to 19	20 to 24	25 to 29	30 to 34	35 to 39	40 to 44	45 to 49	50 to 54	55 to 59	60 to 64	65 to 69	70 to 74	75 to 79	80 to 84	85 to 89	90 to 94	95 plus	Total
All causes	1,107 (787 to 1,548)	1,122 (799 to 1,564)	2,153 (1,532 to 3,011)	1,564 (1,113 to 2,189)	1,369 (1,000 to 1,798)	1,386 (1,044 to 1,748)	1,766 (1,402 to 2,178)	1,982 (1,618 to 2,412)	2,212 (1,808 to 2,693)	2,258 (1,858 to 2,722)	2,483 (2,053 to 3,000)	2,722 (2,248 to 3,285)	3,029 (2,500 to 3,655)	3,326 (2,746 to 4,013)	3,696 (3,050 to 4,460)	4,139 (3,415 to 4,995)	4,647 (3,833 to 5,606)	5,211 (4,297 to 6,289)	5,787 (4,770 to 6,983)	6,365 (5,248 to 7,683)	6,905 (5,693 to 8,331)	7,358 (6,067 to 8,878)	7,660 (6,318 to 9,245)	146,035
Communicable, maternal, neonatal, and nutritional diseases	1,022 (951 to 1,106)	1,022 (947 to 1,107)	1,977 (1,830 to 2,132)	1,330 (1,229 to 1,434)	1,139 (1,054 to 1,229)	1,139 (1,054 to 1,229)	1,166 (1,078 to 1,256)	1,160 (1,072 to 1,250)	1,169 (1,080 to 1,259)	1,165 (1,076 to 1,255)	1,170 (1,080 to 1,260)	1,175 (1,085 to 1,265)	1,180 (1,089 to 1,270)	1,185 (1,094 to 1,275)	1,190 (1,098 to 1,280)	1,195 (1,103 to 1,285)	1,200 (1,108 to 1,290)	1,205 (1,113 to 1,295)	1,210 (1,118 to 1,300)	1,215 (1,123 to 1,305)	1,220 (1,128 to 1,310)	1,225 (1,133 to 1,315)	1,230 (1,138 to 1,320)	8,220
HIV/AIDS and sexually transmitted infections	0 (0 to 0)	0 (0 to 0)	0 (0 to 0)	0.4 (0.3 to 0.5)	0.2 (0.1 to 0.2)	0.7 (0.6 to 1.0)	2.3 (1.5 to 4.2)	5.5 (3.3 to 8.7)	8 (4.5 to 12.2)	10.7 (5.9 to 16)	16.1 (7.9 to 24.7)	19.5 (10.1 to 29.3)	13.4 (7.2 to 24.6)	7.7 (3.3 to 12.4)	6.6 (2.7 to 11.4)	7 (2.7 to 12.4)	6.3 (2.4 to 11.6)	9.2 (3.4 to 16.4)	7.1 (2.3 to 14.1)	5.2 (2.2 to 9.4)	4.8 (2.3 to 7.4)	3.5 (2.1 to 4.9)	1.8 (1.1 to 2.4)	132
HIV/AIDS	0 (0 to 0)	0 (0 to 0)	0.4 (0.3 to 0.5)	0.4 (0.3 to 0.5)	0.2 (0.1 to 0.2)	0.1 (0 to 0.1)	0.2 (0.1 to 0.3)	0.5 (0.3 to 0.8)	0.8 (0.4 to 0.9)	0.8 (0.5 to 1.1)	0.7 (0.5 to 1)	0.8 (0.6 to 1.2)	0.8 (0.6 to 1.2)	0.8 (0.6 to 1.1)	1.4 (0.9 to 2)	1.2 (0.7 to 1.9)	1.2 (0.6 to 2.1)	1.2 (0.6 to 2.4)	0.9 (0.4 to 2.1)	0.1 (0 to 0.3)	0.1 (0 to 0.1)	0.1 (0 to 0.1)	0.1 (0 to 0.1)	16.5
HIV/AIDS - Drug-susceptible Tuberculosis	0 (0 to 0)	0 (0 to 0)	0.1 (0.1 to 0.2)	0.1 (0 to 0.1)	0.1 (0 to 0.1)	0.1 (0 to 0.1)	0.1 (0 to 0.1)	0.1 (0 to 0.1)	0.1 (0 to 0.1)	0.1 (0 to 0.2)	0.1 (0 to 0.2)	0.1 (0 to 0.2)	0.2 (0 to 0.2)	0.2 (0 to 0.3)	0.4 (0.2 to 0.5)	0.6 (0.3 to 0.8)	0.8 (0.3 to 1.2)	0.9 (0.3 to 1.6)	0.8 (0.3 to 1.6)	0.5 (0.2 to 1)	0.1 (0 to 0.3)	0 (0 to 0.1)	0 (0 to 0.1)	3.2
HIV/AIDS - Multidrug-resistant Tuberculosis without extensive drug resistance	0 (0 to 0)	0 (0 to 0)	0 (0 to 0)	0 (0 to 0)	0 (0 to 0)	0 (0 to 0)	0 (0 to 0)	0 (0 to 0)	0 (0 to 0)	0 (0 to 0)	0 (0 to 0)	0 (0 to 0)	0 (0 to 0)	0 (0 to 0)	0 (0 to 0)	0 (0 to 0)	0 (0 to 0)	0 (0 to 0)	0 (0 to 0)	0 (0 to 0)	0 (0 to 0)	0 (0 to 0)	0 (0 to 0)	0 (0 to 0)	0.1
HIV/AIDS - Extensively drug-resistant Tuberculosis	0 (0 to 0)	0 (0 to 0)	0 (0 to 0)	0 (0 to 0)	0 (0 to 0)	0 (0 to 0)	0 (0 to 0)	0 (0 to 0)	0 (0 to 0)	0 (0 to 0)	0 (0 to 0)	0 (0 to 0)	0 (0 to 0)	0 (0 to 0)	0 (0 to 0)	0 (0 to 0)	0 (0 to 0)	0 (0 to 0)	0 (0 to 0)	0 (0 to 0)	0 (0 to 0)	0 (0 to 0)	0 (0 to 0)	0 (0 to 0)	0
HIV/AIDS resulting in other diseases	0 (0 to 0)	0 (0 to 0)	0.3 (0.2 to 0.4)	0.2 (0.1 to 0.3)	0.1 (0 to 0.1)	0.1 (0 to 0.1)	0.2 (0.1 to 0.3)	0.4 (0.3 to 0.6)	0.6 (0.3 to 0.8)	0.6 (0.4 to 0.9)	0.7 (0.4 to 1)	0.7 (0.4 to 1.1)	0.7 (0.4 to 1.1)	0.6 (0.4 to 0.9)	1 (0.7 to 1.7)	1 (0.7 to 1.7)	1 (0.7 to 2)	1.1 (0.7 to 2.1)	1.2 (0.7 to 2.4)	0.9 (0.5 to 1.9)	0.7 (0.4 to 1.5)	0.5 (0.3 to 1.1)	0.3 (0.2 to 0.6)	13.1
Sexually transmitted infections excluding HIV	0 (0 to 0)	0 (0 to 0)	0 (0 to 0)	0 (0 to 0)	0 (0 to 0)	0.4 (0.2 to 0.6)	2.1 (1.4 to 3.1)	5.1 (3.1 to 7.9)	7.2 (4.2 to 11.2)	9.7 (5.3 to 15.7)	15.4 (7.7 to 26)	18.6 (9.4 to 31.2)	12.6 (6.4 to 23.6)	6.9 (2.7 to 12.7)	5.2 (1.8 to 11.2)	5.8 (2.1 to 12.9)	5.1 (1.7 to 12.1)	8 (2.6 to 19.2)	5.9 (1.7 to 15.1)	4.3 (1.4 to 10.2)	4.1 (1.5 to 8.5)	3 (1.2 to 6.2)	1.6 (0.7 to 3.5)	116
Syphilis	0 (0 to 0)	0 (0 to 0)	0 (0 to 0)	0 (0 to 0)	0 (0 to 0)	0.1 (0.1 to 0.1)	0.1 (0 to 0.1)	0.1 (0.1 to 0.2)	0.1 (0 to 0.1)	0.1 (0 to 0.1)	0.1 (0 to 0.2)	0.1 (0 to 0.2)	0.1 (0 to 0.2)	0.1 (0 to 0.2)	0.1 (0 to 0.2)	0.1 (0 to 0.2)	0.1 (0 to 0.2)	0.1 (0 to 0.2)	0.1 (0 to 0.2)	0.1 (0 to 0.2)	0.1 (0 to 0.1)	0.1 (0 to 0.1)	0 (0 to 0.1)	1.4
Chlamydial infection	0 (0 to 0)	0 (0 to 0)	0 (0 to 0)	0 (0 to 0)	0 (0 to 0)	0.1 (0 to 0.2)	0.2 (0.1 to 0.4)	0.5 (0.2 to 1.1)	0.8 (0.3 to 2)	1 (0.4 to 2)	1.5 (0.6 to 3.1)	1.9 (0.8 to 3.7)	1.3 (0.5 to 2.7)	0.8 (0.3 to 1.7)	0.6 (0.2 to 1.4)	0.7 (0.2 to 1.6)	0.6 (0.2 to 1.5)	0.9 (0.3 to 2.2)	0.7 (0.2 to 2.1)	0.5 (0.2 to 1.4)	0.4 (0.2 to 1.1)	0.3 (0.2 to 0.8)	0.2 (0.1 to 0.5)	19.4
Gonococcal infection	0 (0 to 0)	0 (0 to 0)	0 (0 to 0)	0 (0 to 0)	0 (0 to 0)	0.1 (0.1 to 0.1)	0.2 (0.1 to 0.3)	0.5 (0.2 to 0.8)	0.8 (0.3 to 1.2)	0.9 (0.3 to 1.5)	1.4 (0.5 to 2.4)	1.8 (0.6 to 3.1)	1.2 (0.4 to 2.3)	0.8 (0.2 to 1.6)	0.5 (0.2 to 1.2)	0.6 (0.2 to 1.4)	0.5 (0.2 to 1.3)	0.8 (0.2 to 2)	0.6 (0.2 to 1.7)	0.4 (0.1 to 1.2)	0.3 (0.1 to 0.9)	0.2 (0.1 to 0.6)	0.1 (0 to 0.3)	13.8
Trichomoniasis	0 (0 to 0)	0 (0 to 0)	0 (0 to 0)	0 (0 to 0)	0 (0 to 0)	0.2 (0.1 to 0.4)	1.1 (0.7 to 1.8)	2.7 (1.7 to 4.1)	3.6 (2.2 to 5.6)	3 (1.9 to 4.7)	3.4 (2.1 to 5.4)	3.7 (2.2 to 5.9)	2.2 (1.3 to 3.9)	1.3 (0.7 to 2.3)	1.1 (0.5 to 2.1)	1.2 (0.5 to 2.3)	1.1 (0.5 to 2.3)	1.5 (0.6 to 3.2)	1.2 (0.5 to 2.9)	0.9 (0.3 to 2.1)	0.6 (0.2 to 1.5)	0.4 (0.2 to 1.1)	0.2 (0.1 to 0.5)	30.1
Genital herpes	0 (0 to 0)	0 (0 to 0)	0 (0 to 0)	0 (0 to 0)	0 (0 to 0)	0 (0 to 0.1)	0.1 (0 to 0.1)	0.1 (0 to 0.1)	0.1 (0 to 0.1)	0.1 (0 to 0.2)	0.1 (0 to 0.2)	0.1 (0 to 0.2)	0.1 (0 to 0.2)	0.1 (0 to 0.2)	0.1 (0 to 0.2)	0.1 (0 to 0.2)	0.1 (0 to 0.2)	0.1 (0 to 0.2)	0.1 (0 to 0.2)	0.1 (0 to 0.2)	0.1 (0 to 0.2)	0.1 (0 to 0.1)	0 (0 to 0.1)	0.5 (0 to 0.1)	20.4
Other sexually transmitted infections	0 (0 to 0)	0 (0 to 0)	0 (0 to 0)	0 (0 to 0)	0 (0 to 0)	0.1 (0 to 0.2)	0.4 (0.2 to 0.7)	1 (0.4 to 2)	1.4 (0.5 to 3.1)	1.8 (0.7 to 4.1)	2.9 (1.1 to 7.1)	3.5 (1.3 to 8.7)	2.4 (0.8 to 6.4)	1.4 (0.5 to 3.9)	1 (0.3 to 2.9)	1.1 (0.3 to 3.4)	0.9 (0.3 to 3.1)	1.3 (0.4 to 4.6)	1 (0.3 to 3.9)	0.7 (0.2 to 2.8)	0.5 (0.2 to 2.1)	0.3 (0.1 to 1.5)	0.2 (0.1 to 0.8)	39.4
Respiratory infections and tuberculosis	1,114 (1.0 to 1.2)	1,114 (1.0 to 1.2)	1,114 (1.0 to 1.2)

Other neoplasms	0-1 (0-1 to 0·3)	0-2 (0·1 to 0·4)	0-7 (0·3 to 1·3)	0-7 (0·4 to 1·1)	1-2 (0·7 to 1·7)	1 (0·4 to 1·4)	1-4 (0·8 to 2·1)	1-1 (0·7 to 1·6)	1-4 (0·8 to 2)	1-4 (0·8 to 2)	1-4 (0·9 to 2)	1-4 (1 to 2·6)	2-4 (2·0 to 4·8)	3-4 (2·0 to 4·8)	5 (3·6 to 7·2)	6-8 (4·6 to 9·7)	9-5 (6·5 to 13)	15-4 (11·1 to 20·6)	29-4 (19·4 to 39)	43-6 (31·3 to 58·4)	49-1 (34·3 to 61·4)	46-1 (30·3 to 59·4)	42-5 (29·2 to 56)	29-8 (19·3 to 40·3)	11-4 (6·9 to 17)	
Mesothelioma; meteorologitestine and other hemosarcoma s	0-1 (0·1 to 0·3)	0-2 (0·1 to 0·4)	0-7 (0·3 to 1·3)	0-7 (0·4 to 1·1)	1-2 (0·7 to 1·7)	1 (0·4 to 1·4)	1-4 (0·8 to 2·1)	1-1 (0·7 to 1·6)	1-4 (0·8 to 2)	1-4 (0·8 to 2)	1-4 (0·9 to 2)	1-4 (1 to 2·6)	2-4 (2·0 to 4·8)	3-4 (2·0 to 4·8)	5 (3·6 to 7·2)	6-8 (4·6 to 9·7)	9-5 (6·5 to 13)	15-4 (11·1 to 20·6)	29-4 (19·4 to 39)	43-6 (31·3 to 58·4)	49-1 (34·3 to 61·4)	46-1 (30·3 to 59·4)	42-5 (29·2 to 56)	29-8 (19·3 to 40·3)	11-4 (6·9 to 17)	282
Benign and in situ intestinal neoplasms	0 (0 to 0)	0 (0 to 0)	0 (0 to 0)

Congenital birth defects	99-1 (72 to 123)	49-3 (37 to 66-4)	147 (118 to 184)	97 (73 to 122)	66-1 (47 to 86-9)	57-1 (39-6 to 79-4)	46-7 (33 to 64-3)	27-2 (20 to 33-7)	23 (17 to 29-8)	22-1 (16 to 29-6)	22-9 (17 to 29-8)	27-7 (20 to 34)	29-1 (19 to 34-7)	19-6 (14 to 24-3)	17-9 (12-8 to 24-4)	19-4 (14 to 26-1)	19-5 (13 to 26-4)	12-7 (8 to 19-8)	8-6 (5-5 to 13-3)	5-9 (3-7 to 8-4)	4-4 (2-7 to 6-4)	2-5 (1-5 to 3-7)	1 (0-6 to 1-4)	815
Neural tube defects	2 (1 to 3)	1-6 (0-8 to 2-9)	1-9-4 (9-4 to 28-1)	1-3-6 (1-1 to 2-2)	1-6 (1-0 to 2-5)	1 (1-1 to 2-1)	1-1 (1 to 2-1)	1-1 (0-9 to 1-6)	1-1 (0-8 to 1-6)	1-1 (0-8 to 1-6)	1-2 (0-9 to 1-7)	1-2 (0-9 to 1-7)	1-2 (0-9 to 1-7)	1 (0-7 to 1-3)	0-8 (0-5 to 1-2)	0-9 (0-5 to 1-4)	0-9 (0-5 to 1-3)	0-6 (0-3 to 1-2)	0-4 (0-2 to 0-9)	0-3 (0-2 to 0-6)	0-3 (0-2 to 0-5)	0-1 (0-1 to 0-3)	0-1 (0-1 to 0-2)	92-6
Congenital heart anomalies	0 (0-2 to 0-5)	0 (0-2 to 0-4)	0 (0-3 to 0-7)	0 (0-2 to 0-5)	0 (0-2 to 0-5)	0 (0-2 to 0-5

SR Table 2b: Fukui DALYS by cause and age group for females with 95% uncertainty intervals, 2019

Cause	Early Neonatal	Late Neonatal	Post Neonatal	1 to 4	5 to 9	10 to 14	15 to 19	20 to 24	25 to 29	30 to 34	35 to 39	40 to 44	45 to 49	50 to 54	55 to 59	60 to 64	65 to 69	70 to 74	75 to 79	80 to 84	85 to 89	90 to 94	95 plus	Total
All causes	1,014 (764 to 1,166)	1,010 (824 to 1,181)	1,010 (852 to 1,168)	4,041 (3,389 to 4,640)	3,329 (2,811 to 3,849)	3,316 (2,842 to 3,806)	3,305 (2,850 to 3,800)	3,293 (2,874 to 3,782)	3,282 (2,894 to 3,766)	3,270 (2,904 to 3,760)	3,258 (2,900 to 3,750)	3,246 (2,893 to 3,735)	3,234 (2,882 to 3,719)	3,222 (2,870 to 3,703)	3,210 (2,855 to 3,690)	3,198 (2,838 to 3,677)	3,186 (2,820 to 3,662)	3,174 (2,800 to 3,646)	3,162 (2,779 to 3,629)	3,150 (2,755 to 3,612)	3,138 (2,729 to 3,594)	3,126 (2,699 to 3,575)	3,114 (2,669 to 3,555)	3,102 (2,639 to 3,535)	3,090 (2,609 to 3,515)	3,078 (2,579 to 3,495)	3,066 (2,549 to 3,475)	3,054 (2,519 to 3,455)	3,042 (2,489 to 3,435)	3,030 (2,459 to 3,415)	3,018 (2,429 to 3,395)	3,006 (2,399 to 3,375)	2,994 (2,369 to 3,355)	2,982 (2,339 to 3,335)	2,970 (2,309 to 3,315)	2,958 (2,279 to 3,295)	2,946 (2,249 to 3,275)	2,934 (2,219 to 3,255)	2,922 (2,189 to 3,235)	2,910 (2,159 to 3,215)	2,898 (2,129 to 3,195)	2,886 (2,099 to 3,175)	2,874 (2,069 to 3,155)	2,862 (2,039 to 3,135)	2,850 (2,009 to 3,115)	2,838 (1,979 to 3,095)	2,826 (1,949 to 3,075)	2,814 (1,919 to 3,055)	2,802 (1,889 to 3,035)	2,790 (1,859 to 3,015)	2,778 (1,829 to 2,995)	2,766 (1,799 to 2,975)	2,754 (1,769 to 2,955)	2,742 (1,739 to 2,935)	2,730 (1,709 to 2,915)	2,718 (1,679 to 2,895)	2,706 (1,649 to 2,875)	2,694 (1,619 to 2,855)	2,682 (1,589 to 2,835)	2,670 (1,559 to 2,815)	2,658 (1,529 to 2,795)	2,646 (1,499 to 2,775)	2,634 (1,469 to 2,755)	2,622 (1,439 to 2,735)	2,610 (1,409 to 2,715)	2,598 (1,379 to 2,695)	2,586 (1,349 to 2,675)	2,574 (1,319 to 2,655)	2,562 (1,289 to 2,635)	2,550 (1,259 to 2,615)	2,538 (1,229 to 2,595)	2,526 (1,199 to 2,575)	2,514 (1,169 to 2,555)	2,502 (1,139 to 2,535)	2,490 (1,109 to 2,515)	2,478 (1,079 to 2,495)	2,466 (1,049 to 2,475)	2,454 (1,019 to 2,455)	2,442 (989 to 2,435)	2,430 (959 to 2,415)	2,418 (929 to 2,395)	2,406 (899 to 2,375)	2,394 (869 to 2,355)	2,382 (839 to 2,335)	2,370 (809 to 2,315)	2,358 (779 to 2,295)	2,346 (749 to 2,275)	2,334 (719 to 2,255)	2,322 (689 to 2,235)	2,310 (659 to 2,215)	2,298 (629 to 2,195)	2,286 (599 to 2,175)	2,274 (569 to 2,155)	2,262 (539 to 2,135)	2,250 (509 to 2,115)	2,238 (479 to 2,095)	2,226 (449 to 2,075)	2,214 (419 to 2,055)	2,202 (389 to 2,035)	2,190 (359 to 2,015)	2,178 (329 to 1,995)	2,166 (299 to 1,975)	2,154 (269 to 1,955)	2,142 (239 to 1,935)	2,130 (209 to 1,915)	2,118 (179 to 1,895)	2,106 (149 to 1,875)	2,094 (119 to 1,855)	2,082 (89 to 1,835)	2,070 (59 to 1,815)	2,058 (29 to 1,795)	2,046 (0 to 1,775)	2,034 (0 to 1,755)	2,022 (0 to 1,735)	2,010 (0 to 1,715)	1,998 (0 to 1,695)	1,986 (0 to 1,675)	1,974 (0 to 1,655)	1,962 (0 to 1,635)	1,950 (0 to 1,615)	1,938 (0 to 1,595)	1,926 (0 to 1,575)	1,914 (0 to 1,555)	1,902 (0 to 1,535)	1,890 (0 to 1,515)	1,878 (0 to 1,495)	1,866 (0 to 1,475)	1,854 (0 to 1,455)	1,842 (0 to 1,435)	1,830 (0 to 1,415)	1,818 (0 to 1,395)	1,806 (0 to 1,375)	1,794 (0 to 1,355)	1,782 (0 to 1,335)	1,770 (0 to 1,315)	1,758 (0 to 1,295)	1,746 (0 to 1,275)	1,734 (0 to 1,255)	1,722 (0 to 1,235)	1,710 (0 to 1,215)	1,698 (0 to 1,195)	1,686 (0 to 1,175)	1,674 (0 to 1,155)	1,662 (0 to 1,135)	1,650 (0 to 1,115)	1,638 (0 to 1,095)	1,626 (0 to 1,075)	1,614 (0 to 1,055)	1,602 (0 to 1,035)	1,590 (0 to 1,015)	1,578 (0 to 995)	1,566 (0 to 975)	1,554 (0 to 955)	1,542 (0 to 935)	1,530 (0 to 915)	1,518 (0 to 895)	1,506 (0 to 875)	1,494 (0 to 855)	1,482 (0 to 835)	1,470 (0 to 815)	1,458 (0 to 795)	1,446 (0 to 775)	1,434 (0 to 755)	1,422 (0 to 735)	1,410 (0 to 715)	1,398 (0 to 695)	1,386 (0 to 675)	1,374 (0 to 655)	1,362 (0 to 635)	1,350 (0 to 615)	1,338 (0 to 595)	1,326 (0 to 575)	1,314 (0 to 555)	1,302 (0 to 535)	1,290 (0 to 515)	1,278 (0 to 495)	1,266 (0 to 475)	1,254 (0 to 455)	1,242 (0 to 435)	1,230 (0 to 415)	1,218 (0 to 395)	1,206 (0 to 375)	1,194 (0 to 355)	1,182 (0 to 335)	1,170 (0 to 315)	1,158 (0 to 295)	1,146 (0 to 275)	1,134 (0 to 255)	1,122 (0 to 235)	1,110 (0 to 215)	1,098 (0 to 195)	1,086 (0 to 175)	1,074 (0 to 155)	1,062 (0 to 135)	1,050 (0 to 115)	1,038 (0 to 95)	1,026 (0 to 75)	1,014 (0 to 55)	1,002 (0 to 35)	990 (0 to 15)	978 (0 to 0)	966 (0 to 0)	954 (0 to 0)	942 (0 to 0)	930 (0 to 0)	918 (0 to 0)	906 (0 to 0)	894 (0 to 0)	882 (0 to 0)	870 (0 to 0)	858 (0 to 0)	846 (0 to 0)	834 (0 to 0)	822 (0 to 0)	810 (0 to 0)	798 (0 to 0)	786 (0 to 0)	774 (0 to 0)	762 (0 to 0)	750 (0 to 0)	738 (0 to 0)	726 (0 to 0)	714 (0 to 0)	702 (0 to 0)	690 (0 to 0)	678 (0 to 0)	666 (0 to 0)	654 (0 to 0)	642 (0 to 0)	630 (0 to 0)	618 (0 to 0)	606 (0 to 0)	594 (0 to 0)	582 (0 to 0)	570 (0 to 0)	558 (0 to 0)	546 (0 to 0)	534 (0 to 0)	522 (0 to 0)	510 (0 to 0)	498 (0 to 0)	486 (0 to 0)	474 (0 to 0)	462 (0 to 0)	450 (0 to 0)	438 (0 to 0)	426 (0 to 0)	414 (0 to 0)	402 (0 to 0)	390 (0 to 0)	378 (0 to 0)	366 (0 to 0)	354 (0 to 0)	342 (0 to 0)	330 (0 to 0)	318 (0 to 0)	306 (0 to 0)	294 (0 to 0)	282 (0 to 0)	270 (0 to 0)	258 (0 to 0)	246 (0 to 0)	234 (0 to 0)	222 (0 to 0)	210 (0 to 0)	198 (0 to 0)	186 (0 to 0)	174 (0 to 0)	162 (0 to 0)	150 (0 to 0)	138 (0 to 0)	126 (0 to 0)	114 (0 to 0)	102 (0 to 0)	90 (0 to 0)	78 (0 to 0)	66 (0 to 0)	54 (0 to 0)	42 (0 to 0)	30 (0 to 0)	18 (0 to 0)	6 (0 to 0)	0 (0 to 0)	0 (0 to 0)	0

Other neoplasms	0·1 (0·1 to 0·2)	0·1 (0·0 to 0·3)	0·5 (0·2 to 1·1)	0·6 (0·3 to 0·9)	0·6 (0·4 to 0·1)	0·6 (0·3 to 0·9)	1 (0·6 to 1·5)	0·7 (0·4 to 1·1)	0·8 (0·5 to 1·3)	0·8 (0·5 to 1·3)	0·8 (0·5 to 1·3)	1·2 (0·8 to 1·8)	2·1 (1·4 to 3·)	2·9 (2·0 to 4·2)	4·3 (2·9 to 6·)	6·6 (4·6 to 9·2)	10·8 (7·6 to 14·9)	19·2 (14·0 to 26·6)	27·2 (20·1 to 36·4)	32·6 (23·6 to 44·3)	32·6 (23·6 to 44·3)	29·5 (22·5 to 40·4)	23·4 (17·8 to 32·6)	10·8 (8·1 to 16·1)	215
Medulloblastoma, medulloblastoma, and other hemangioblastoma	0·1 (0·0 to 0·2)	0·1 (0·0 to 0·3)	0·4 (0·2 to 1·1)	0·4 (0·2 to 0·6)	0·4 (0·4 to 0·1)	0·4 (0·3 to 0·6)	0·7 (0·4 to 1·1)	0·7 (0·4 to 1·1)	0·8 (0·5 to 1·2)	0·8 (0·5 to 1·3)	0·8 (0·5 to 1·3)	1·1 (0·8 to 1·7)	2·1 (1·4 to 3·)	2·9 (2·0 to 4·2)	4·3 (2·9 to 6·)	6·6 (4·6 to 9·2)	10·8 (7·6 to 14·9)	19·2 (14·0 to 26·6)	27·2 (20·1 to 36·4)	32·6 (23·6 to 44·3)	32·6 (23·6 to 44·3)	29·5 (22·5 to 40·4)	23·4 (17·8 to 32·6)	10·8 (8·1 to 16·1)	215
Benign and in situ intestinal neoplasms	0 (0·0 to 0·0)	0 (0·0 to 0·0)	0 (0·0 to 0·0)

| | | |

SR Table 2b: Yamanashi DALYS by cause and age group for females with 95% uncertainty intervals, 2019

Cause	Early Neonatal	Late Neonatal	Post Neonatal	1 to 4	5 to 9	10 to 14	15 to 19	20 to 24	25 to 29	30 to 34	35 to 39	40 to 44	45 to 49	50 to 54	55 to 59	60 to 64	65 to 69	70 to 74	75 to 79	80 to 84	85 to 89	90 to 94	95 plus	Total
All causes	1,111 (951.1 to 1,142)	1,111 (49.1 to 1,161)	1,111 (554 to 1,591)	1,111 (561 to 1,665)	1,111 (429 to 1,841)	1,111 (442 to 1,395)	1,111 (1,295 to 1,666)	1,111 (1,294 to 2,264)	1,111 (1,439 to 2,466)	1,111 (1,466 to 2,830)	1,111 (2,273 to 3,420)	1,111 (3,126 to 5,070)	1,111 (4,120 to 6,650)	1,111 (4,679 to 6,850)	1,111 (6,868 to 9,440)	1,111 (9,009 to 9,810)	1,111 (11,191 to 11,950)	1,111 (9,388 to 10,150)	1,111 (10,400 to 10,100)	1,111 (11,800 to 10,300)	1,111 (13,600 to 9,600)	1,111 (15,200 to 12,000)	1,111 (9,300 to 7,300)	1,111 (207,000 to 221,000)
Communicable, maternal, neonatal, and nutritional diseases	69.0 (49.3 to 83)	24.9 (17.1 to 32.7)	94.7 (49 to 79.7)	99.0 (58.9 to 161)	96.9 (64.1 to 167)	89.9 (52.3 to 166)	104 (61.5 to 192)	116 (68.1 to 212)	109 (65 to 197)	122 (72.4 to 228)	167 (96.9 to 272)	220 (131 to 356)	322 (198 to 501)	356 (213 to 555)	486 (317 to 705)	516 (338 to 737)	591 (396 to 839)	641 (432 to 896)	645 (437 to 877)	745 (479 to 994)	718 (456 to 973)	567 (317 to 847)	5,870
HIV/AIDS and sexually transmitted infections	0 (0 to 0)	0 (0 to 0)	0.3 (0.2 to 0.4)	0.3 (0.2 to 0.4)	0.2 (0.1 to 0.2)	0.4 (0.2 to 0.6)	1.9 (1 to 2.9)	4.1 (2.4 to 6.1)	5.8 (3.4 to 8.5)	7.5 (4.1 to 12.7)	9.6 (5.5 to 17.3)	13.4 (8.1 to 24)	9.7 (5.1 to 19)	5.8 (2.3 to 10.4)	3.2 (1.2 to 6.4)	2.6 (0.9 to 5.1)	4.9 (2.4 to 7.7)	4.3 (2.4 to 7)	3.4 (2 to 5.9)	3.1 (1.7 to 4.1)	2.7 (1.7 to 4.1)	1.9 (1.1 to 2.9)	1 (0.4 to 1.4)	62.7
HIV/AIDS	0 (0 to 0)	0 (0 to 0)	0.3 (0.2 to 0.4)	0.3 (0.2 to 0.4)	0.2 (0.1 to 0.2)	0.1 (0 to 0.1)	0.2 (0.1 to 0.3)	0.4 (0.2 to 0.6)	0.6 (0.3 to 0.9)	0.6 (0.3 to 1)	0.6 (0.4 to 0.9)	0.6 (0.4 to 0.9)	0.7 (0.4 to 1)	0.6 (0.3 to 0.9)	0.6 (0.3 to 1)	0.6 (0.3 to 1)	1.2 (0.6 to 1.9)	1.7 (1.1 to 2.4)	2.2 (1.4 to 3.1)	2.6 (1.6 to 3.3)	2.3 (1.3 to 3)	1.6 (0.9 to 2.1)	0.7 (0.3 to 1)	12.6
HIV/AIDS - Drug-susceptible Tuberculosis	0 (0 to 0)	0 (0 to 0)	0.1 (0.1 to 0.1)	0.1 (0.1 to 0.1)	0 (0 to 0.1)	0 (0 to 0)	0 (0 to 0.1)	0.1 (0 to 0.1)	0.1 (0 to 0.1)	0.1 (0 to 0.1)	0.1 (0 to 0.1)	0.1 (0 to 0.1)	0.1 (0.1 to 0.2)	0.1 (0 to 0.1)	0.1 (0 to 0.1)	0.1 (0 to 0.2)	0.2 (0.1 to 0.4)	0.3 (0.1 to 0.6)	0.4 (0.2 to 0.8)	0.5 (0.2 to 0.9)	0.4 (0.2 to 0.8)	0.3 (0.1 to 0.6)	0.1 (0 to 0.2)	2.1
HIV/AIDS - Multidrug-resistant Tuberculosis without extensive drug resistance	0 (0 to 0)	0 (0 to 0)	0 (0 to 0)

Other neoplasms	0-1 (0 to 0.2)	0-1 (0 to 0.3)	0-6 (0.3 to 1.2)	0-5 (0.3 to 0.9)	0-7 (0.4 to 1)	0-6 (0.3 to 1)	1-1 (0.7 to 1.7)	0-8 (0.5 to 1.2)	0-9 (0.5 to 1.3)	0-9 (0.4 to 1.4)	0-9 (0.6 to 1.5)	1-2 (0.9 to 1.9)	2-2 (1.0 to 3.2)	3-4 (2.0 to 4.6)	3-4 (2.0 to 4.6)	5 (3.3 to 7.1)	7 (4.7 to 9.4)	11-1 (7.7 to 14.9)	18-6 (13.9 to 23.3)	29-2 (19.6 to 34.7)	32-4 (23.6 to 42.6)	36-5 (22.6 to 47.9)	35 (22.0 to 48.7)	27-1 (17.7 to 31.4)	9-4 (5.9 to 14)	213
Medulloblastoma, medulloblastoma and other hemangioblastic	0 (0 to 0)	0-1 (0 to 0.3)	0-1 (0 to 0.3)	0-1 (0 to 0.3)	0-1 (0 to 0.4)	0-1 (0 to 0.1)	0-1 (0 to 0.7)	0-1 (0 to 0.5)	0-1 (0 to 0.3)	0-1 (0 to 0.4)	0-1 (0 to 0.4)	0-1 (0 to 0.5)	0-1 (0 to 0.5)	0-1 (0 to 0.5)	0-1 (0 to 0.5)	0-1 (0 to 0.5)	0-1 (0 to 0.5)	0-1 (0 to 0.5)	0-1 (0 to 0.5)	0-1 (0 to 0.5)	0-1 (0 to 0.5)	0-1 (0 to 0.5)	0-1 (0 to 0.5)	0-1 (0 to 0.5)	0-1 (0 to 0.5)	0-1 (0 to 0.4)	213
Meningioma and in situ intracranial neoplasms	0 (0 to 0)	0 (0 to 0)	0 (0 to 0)	0 (0 to 0)	0 (0 to 0)	0 (0 to 0)	0 (0 to 0)	0 (0 to 0)	0 (0 to 0)	0 (0 to 0)	0 (0 to 0)	0 (0 to 0)	0 (0 to 0)	0 (0 to 0)	0 (0 to 0)	0 (0 to 0)	0 (0 to 0)	0 (0 to 0)	0 (0 to 0)	0 (0 to 0)	0 (0 to 0)	0 (0 to 0)	0 (0 to 0)	0 (0 to 0)	0 (0 to 0)	0 (0 to 0)	0
Benign and in situ cervical and uterine neoplasms	0 (0 to 0)	0 (0 to 0)	0 (0 to 0)	0 (0 to 0)	0 (0 to 0)	0 (0 to 0)	0 (0 to 0)	0 (0 to 0)	0 (0 to 0)	0 (0 to 0)	0 (0 to 0)	0 (0 to 0)	0 (0 to 0)	0 (0 to 0)	0 (0 to 0)	0 (0 to 0)	0 (0 to 0)	0 (0 to 0)	0 (0 to 0)	0 (0 to 0)	0 (0 to 0)	0 (0 to 0)	0 (0 to 0)	0 (0 to 0)	0 (0 to 0)	0 (0 to 0)	0
Benign and in situ ovarian and other female neoplasms	0 (0 to 0)	0 (0 to 0)	0 (0 to 0)	0 (0 to 0)	0 (0 to 0)	0 (0 to 0)	0 (0 to 0)	0 (0 to 0)	0 (0 to 0)	0 (0 to 0)	0 (0 to 0)	0 (0 to 0)	0 (0 to 0)	0 (0 to 0)	0 (0 to 0)	0 (0 to 0)	0 (0 to 0)	0 (0 to 0)	0 (0 to 0)	0 (0 to 0)	0 (0 to 0)	0 (0 to 0)	0 (0 to 0)	0 (0 to 0)	0 (0 to 0)	0 (0 to 0)	0
Benign and in situ prostate neoplasms	0 (0 to 0)	0 (0 to 0)	0 (0 to 0)	0 (0 to 0)	0 (0 to 0)	0 (0 to 0)	0 (0 to 0)	0 (0 to 0)	0 (0 to 0)	0 (0 to 0)	0 (0 to 0)	0 (0 to 0)	0 (0 to 0)	0 (0 to 0)	0 (0 to 0)	0 (0 to 0)	0 (0 to 0)	0 (0 to 0)	0 (0 to 0)	0 (0 to 0)	0 (0 to 0)	0 (0 to 0)	0 (0 to 0)	0 (0 to 0)	0 (0 to 0)	0 (0 to 0)	0
Other benign and in situ neoplasms	0 (0 to 0)	0 (0 to 0)	0 (0 to 0)	0 (0 to 0)	0 (0 to 0)	0 (0 to 0)	0 (0 to 0)	0 (0 to 0)	0 (0 to 0)	0 (0 to 0)	0 (0 to 0)	0 (0 to 0)	0 (0 to 0)	0 (0 to 0)	0 (0 to 0)	0 (0 to 0)	0 (0 to 0)	0 (0 to 0)	0 (0 to 0)	0 (0 to 0)	0 (0 to 0)	0 (0 to 0)	0 (0 to 0)	0 (0 to 0)	0 (0 to 0)	0 (0 to 0)	0
Cardiovascular diseases	0-9 (0.3 to 0.7)	0-7 (0.5 to 1.1)	6-9 (4.0 to 6.6)	0-9 (0.4 to 0.6)	9-3 (4.9 to 7.6)	9-9 (7.4 to 12.5)	19-6 (14.5 to 25.7)	29-7 (19.7 to 32.7)	31-4 (20.1 to 28.9)	43-9 (34.9 to 54)	59-1 (50.1 to 69.4)	69-7 (54.1 to 87.1)	102 (100 to 107)	232 (208.2 to 258)	232 (208.2 to 258)	340 (314.2 to 369)	443 (396.9 to 535)	643 (520.1 to 764)	999 (837.5 to 1,193)	1,422 (1,186.1 to 1,640)	1,672 (1,440.0 to 2,036)	2,429 (2,012.5 to 3,092)	3,310 (2,930.5 to 4,026)	3,998 (3,298.1 to 4,810)	2,228 (1,930.5 to 2,664)	17,793
Rheumatic heart disease	0 (0 to 0)	0 (0 to 0)	0 (0 to 0.2)	0 (0 to 0.1)	0-1 (0 to 0.2)	0-2 (0 to 0.6)	0-4 (0 to 0.9)	0-4 (0 to 0.8)	0-5 (0 to 0.9)	0-6 (0 to 0.9)	0-7 (0 to 1.1)	0-9 (0 to 1.4)	1-1 (0.7 to 1.6)	1-1 (0.7 to 1.6)	1-2 (0.8 to 1.8)	2-3 (1.7 to 3.1)	2-6 (1.8 to 3.4)	3-5 (2.7 to 5.1)	6-8 (5.1 to 9.1)	12 (9.1 to 15.1)	19-8 (14.5 to 24.7)	27-8 (19.1 to 38.1)	33-7 (22.1 to 45.4)	46-3 (29.7 to 63.5)	43-7 (28.1 to 59.4)	23-5 (14.7 to 32.6)	440
Ischemic heart disease	0 (0 to 0)	0 (0 to 0)	0 (0 to 0)	0-1 (0 to 0.3)	1-4 (0.6 to 2.6)	2-6 (1.6 to 3.9)	6-6 (3.9 to 9.8)	9-6 (6.2 to 14.4)	11-1 (6.2 to 16.4)	22-1 (13.9 to 33.7)	28-5 (18.3 to 41.7)	46 (28.6 to 61)	69 (46.1 to 91.8)	91-8 (68.9 to 115.7)	147 (121.9 to 177)	238 (197.9 to 286)	369 (297.6 to 454)	643 (517.9 to 802)	723 (597.6 to 1,018)	1,295 (1,027.1 to 1,622)	1,575 (1,289.1 to 2,030)	2,220 (1,772.5 to 2,877)	2,766 (2,227.1 to 3,511)	3,076 (2,521.5 to 3,722)	1,826 (1,502.5 to 2,222)	17,793
Stroke	0-1 (0 to 0.2)	0-1 (0 to 0.2)	1-2 (0.6 to 1.4)	2-2 (1.2 to 2.9)	3-4 (2.0 to 5.7)	5-4 (3.4 to 7.9)	9-8 (6.9 to 13.1)	13-1 (9.1 to 19.1)	16-5 (11.1 to 22.3)	24-7 (18.1 to 32.4)	42-9 (31.7 to 55.3)	64-8 (51.1 to 79.9)	160 (124.5 to 200)	221 (173.2 to 271)	292 (237.5 to 354)	378 (297.9 to 469)	545 (427.9 to 686)	708 (574.9 to 901)	998 (792.5 to 1,192)	1,220 (998.5 to 1,460)	1,460 (1,240.0 to 1,810)	1,349 (1,102.0 to 1,646)	1,058 (723.5 to 1,295)	8,030
Ischemic stroke	0 (0 to 0)	0-1 (0 to 0.2)	0-4 (0.2 to 1.1)	1-3 (0.6 to 2.1)	2-3 (1.4 to 4.9)	4-2 (2.9 to 6.4)	5-9 (3.9 to 8.4)	9-5 (6.4 to 13.1)	9-4 (5.2 to 15.4)	17-3 (12.3 to 23.3)	21-5 (15.3 to 28.1)	33 (23.2 to 43.1)	59 (43.1 to 77.1)	49 (34.6 to 64.1)	69 (48.4 to 94.3)	133 (97.3 to 183)	203 (153.1 to 263)	337 (257.1 to 435)	514 (405.0 to 666)	763 (587.1 to 953)	1,010 (794.0 to 1,258)	1,215 (969.0 to 1,473)	1,011 (723.5 to 1,295)	5,030
Intracerebral hemorrhage	0 (0 to 0)	0 (0 to 0)	0-4 (0.2 to 1.1)	0-8 (0.4 to 1.6)	1-4 (0.6 to 2.6)	2-6 (1.6 to 3.9)	3-8 (2.6 to 5.3)	3-6 (2.3 to 5.1)	4-1 (2.3 to 6.1)	5-1 (3.4 to 7.5)	7-1 (4.9 to 9.9)	9-1 (6.2 to 12.3)	21-2 (14.4 to 28.7)	24-1 (16.4 to 32.7)	44 (30.1 to 59.7)	69-7 (47.7 to 94.5)	82-1 (57.1 to 111.3)	107 (74.5 to 145)	132 (101.9 to 166)	174 (138.9 to 214)	222 (169.0 to 283)	293 (228.0 to 368)	322 (246.0 to 412)	1,750
Subarachnoid hemorrhage	0 (0 to 0)	0 (0 to 0)	0 (0 to 0.2)	0 (0 to 0.2)	0-1 (0 to 0.4)	0-1 (0 to 0.3)	0-2 (0.1 to 0.7)	0-3 (0.2 to 0.8)	0-3 (0.1 to 0.8)	0-3 (0.2 to 0.8)	0-4 (0.2 to 0.9)	0-5 (0.3 to 1.2)	0-7 (0.4 to 1.5)	0-7 (0.4 to 1.5)	0-8 (0.5 to 1.7)	1-1 (0.7 to 2.1)	1-2 (0.8 to 2.5)	1-4 (0.9 to 3.1)	2-2 (1.4 to 4.1)	3-1 (2.0 to 5.1)	4-2 (2.7 to 6.1)	5-4 (3.2 to 7.5)	6-4 (3.8 to 8.9)	7-3 (4.2 to 10.2)	4-7 (2.7 to 6.7)	1,760
Hypertensive heart disease	0 (0 to 0)	0 (0 to 0)	0 (0 to 0)	0 (0 to 0)	0 (0 to 0)	0 (0 to 0)	0-1 (0 to 0.2)	0-1 (0 to 0.3)	0-1 (0 to 0.3)	0-1 (0 to 0.3)	0-1 (0 to 0.3)	0-1 (0 to 0.3)	0-1 (0 to 0.3)	0-1 (0 to 0.3)	0-1 (0 to 0.3)	0-1 (0 to 0.3)	0-1 (0 to 0.3)	0-1 (0 to 0.3)	0-1 (0 to 0.3)	0-1 (0 to 0.3)	0-1 (0 to 0.3)	0-1 (0 to 0.3)	0-1 (0 to 0.3)	0-1 (0 to 0.3)	0-1 (0 to 0.3)	0-1 (0 to 0.3)	454
Non-rheumatic valvular heart disease	0 (0 to 0)	0 (0 to 0)	0 (0 to 0)	0 (0 to 0)	0 (0 to 0)	0 (0 to 0)	0-1 (0 to 0.2)	0-1 (0 to 0.3)	0-1 (0 to 0.3)	0-1 (0 to 0.3)	0-1 (0 to 0.3)	0-1 (0 to 0.3)	0-1 (0 to 0.3)	0-1 (0 to 0.3)	0-1 (0 to 0.3)	0-1 (0 to 0.3)	0-1 (0 to 0.3)	0-1 (0 to 0.3)	0-1 (0 to 0.3)	0-1 (0 to 0.3)	0-1 (0 to 0.3)	0-1 (0 to 0.3)	0-1 (0 to 0.3)	0-1 (0 to 0.3)	0-1 (0 to 0.3)	0-1 (0 to 0.3)	0
Non-rheumatic calcific aortic valve disease	0 (0 to 0)	0 (0 to 0)	0 (0 to 0)	0 (0 to 0)	0 (0 to 0)	0 (0 to 0)	0-1 (0 to 0.4)	0-1 (0 to 0.4)	0-1 (0 to 0.4)	0-2 (0 to 0.6)	0-2 (0 to 0.6)	0-3 (0 to 0.7)	0-3 (0 to 0.8)	1-1 (0.6 to 1.6)	1-1 (0.6 to 1.6)	1-2 (0.8 to 2.4)	1-3 (0.7 to 2.6)	1-4 (0.9 to 3.1)	2-3 (1.5 to 4.1)	3-2 (2.1 to 5.1)	4-2 (2.8 to 6.1)	5-3 (3.5 to 7.6)	6-3 (3.8 to 9.1)	7-2 (4.2 to 10.2)	4-2 (2.7 to 6.7)	1,150
Non-rheumatic degenerative mitral valve disease	0 (0 to 0)	0 (0 to 0)	0 (0 to 0)	0 (0 to 0)	0 (0 to 0)	0 (0 to 0)	0-1 (0 to 0.3)	0-1 (0 to 0.3)	0-2 (0.2 to 0.5)	0-2 (0 to 0.5)	0-2 (0 to 0.5)	0-3 (0.2 to 0.6)	0-3 (0.2 to 0.7)	0-3 (0.2 to 0.7)	0-3 (0.2 to 0.7)	0-4 (0.2 to 0.8)	0-4 (0.2 to 0.9)	0-5 (0.3 to 1.1)	0-7 (0.4 to 1.4)	0-8 (0.5 to 1.7)	0-9 (0.6 to 2.1)	1-1 (0.7 to 2.5)	1-2 (0.7 to 2.7)	1-2 (0.8 to 2.9)	0-9 (0.6 to 1.9)	175
Other non-rheumatic valve diseases	0 (0 to 0)	0 (0 to 0)	0 (0 to 0)	0 (0 to 0)	0 (0 to 0)	0 (0 to 0)	0 (0 to 0)	0 (0 to 0)	0 (0 to 0)	0 (0 to 0)	0 (0 to 0)	0 (0 to 0)	0 (0 to 0)	0 (0 to 0)	0 (0 to 0)	0 (0 to 0)	0 (0 to 0)	0 (0 to 0)	0 (0 to 0)	0 (0 to 0)	0 (0 to 0)	0 (0 to 0)	0 (0 to 0)	0 (0 to 0)	0 (0 to 0)	0 (0 to 0)	1
Cardiomyopathy and myocarditis	0-2 (0 to 0.3)	0-2 (0 to 0.3)	1-1 (0.7 to 1.6)	0-7 (0.3 to 1.2)	1-7 (0.9 to 2.4)	2-1 (1.2 to 3.2)	2-9 (2.0 to 4.6)	2-7 (2.0 to 3.7)	3-2 (2.0 to 4.5)	3-9 (2.9 to 5.6)	4-7 (3.2 to 6.5)	5-7 (4.2 to 7.6)	6-9 (4.9 to 9.2)	8-3 (6.1 to 12.6)	9-2 (6.9 to 12.7)	12-1 (8.9 to 17.5)	15-4 (11.1 to 21.2)	19-7 (13.7 to 28.2)	27-1 (19.4 to 37.7)	39-2 (27.1 to 52.9)	47-1 (32.4 to 61.7)	57-3 (39.4 to 74.9)	67-3 (44.9 to 87.7)	73-9 (49.6 to 96.9)	437
Myocarditis	0 (0 to 0)	0 (0 to 0)	0 (0 to 0)	0 (0 to 0)	0 (0 to 0)	0 (0 to 0)	0 (0 to 0)	0 (0 to 0)	0 (0 to 0)	0 (0 to 0)	0 (0 to 0)	0 (0 to 0)	0 (0 to 0)	0 (0 to 0)	0 (0 to 0)	0 (0 to 0)	0 (0 to 0)	0 (0 to 0)	0 (0 to 0)	0 (0 to 0)	0 (0 to 0)	0 (0 to 0)	0 (0 to 0)	0 (0 to 0)	0 (0 to 0)	0 (0 to 0)	454
Alcoholic cardiomyopathy	0 (0 to 0)	0 (0 to 0)	0 (0 to 0)	0 (0 to 0)	0 (0 to 0)	0 (0 to 0)	0 (0 to 0)	0-1 (0 to 0.2)	0-1 (0 to 0.2)	0-1 (0 to 0.2)	0-1 (0 to 0.2)	0-1 (0 to 0.2)	0-1 (0 to 0.2)	0-1 (0 to 0.2)	0-2 (0 to 0.4)	0-2 (0 to 0.4)	0-2 (0 to 0.4)	0-2 (0 to 0.4)	0-2 (0 to 0.4)	0-2 (0 to 0.4)	0-2 (0 to 0.4)	0-2 (0 to 0.4)	0-2 (0 to 0.4)	0-2 (0 to 0.4)	0-2 (0 to 0.4)	0-2 (0 to 0.4)	216
Other cardiomyopathy	0-1 (0 to 0.3)	0-1 (0 to 0.4)	0-2 (0 to 0.6)	1-6 (0.9 to 2.4)	0-8 (0.4 to 1.3)	1-3 (0.7 to 2.1)	0-7 (0.4 to 1.2)	1-6 (1.0 to 2.6)	1-6 (1.0 to 2.7)	1-6 (1.0 to 2.6)	2-6 (1.4 to 3.8)	4-2 (2.4 to 6.7)	2-4 (1.4 to 3.6)	7-1 (4.6 to 10.7)	4-6 (2.9 to 6.9)	8-3 (5.2 to 12.4)	11-1 (7.3 to 16.2)	21-4 (14.1 to 29.9)	32 (22.0 to 42.6)	20-9 (14.2 to 28.4)	29-6 (21.2 to 38.4)	37-3 (26.1 to 48.7)	47-3 (32.1 to 60.7)	42-9 (28.1 to 57.3)	389
Atrial fibrillation and flutter	0 (0 to 0)	0 (0 to 0)	0 (0 to 0)	0 (0 to 0)	0 (0 to 0)	0 (0 to 0)	0 (0 to 0)	0 (0 to 0)	0 (0 to 0)	0-1 (0 to 0.2)	0-1 (0 to 0.2)	0-1 (0 to 0.2)	0-2 (0 to 0.4)	0-2 (0 to 0.4)	0-2 (0 to 0.4)	0-3 (0.1 to 0.6)	0-3 (0.1 to 0.6)	0-4 (0.2 to 0.8)	0-5 (0.3 to 1.1)	0-6 (0.3 to 1.3)	0-7 (0.4 to 1.5)	0-8 (0.5 to 1.7)	0-9 (0.5 to 1.9)	0-9 (0.5 to 1.9)	0-8 (0.5 to 1.7)	0-8 (0.5 to 1.7)	643
Aortic aneurysm	—	—	—	—	—	—	—	—	—	—	—	—	—	—	—	—	—	—	—	—	—	—	—	—	—	—	—
Endocarditis	0 (0 to 0)	0 (0 to 0)	0 (0 to 0.2)	0 (0 to 0.2)	0-1 (0 to 0.4)	0-2 (0 to 0.7)	0-3 (0 to 0.7)	0-3 (0 to 0.8)	0-3 (0 to 0.8)	0-4 (0 to 0.9)	0-5 (0 to 1.1)	0-6 (0 to 1.4)	0-7 (0 to 1.5)	1-2 (0 to 2.6)	1-2 (0 to 2.6)	1-3 (0 to 3.1)	1-4 (0 to 3.4)	2-3 (0 to 4.6)	3-3 (1 to 5.9)	4-2 (1 to 6.9)	5-2 (1 to 7.2)	6-2 (1 to 8.2)	7-2 (1 to 9.2)	8-2 (1 to 10.2)	6-2 (1 to 8.2)	6-2 (1 to 8.2)	1,260
Other cardiovascular and circulatory diseases	2-3 (1.2 to 3.4)	2-3 (1.2 to 3.7)	2-3 (1.2 to 3.7)	1-9 (1.2 to 2.9)	1-2 (0.7 to 2.2)	1-2 (0.7 to 2.2)	2-5 (1.6 to 3.6)	3-6 (2.4 to 5.1)	3-6 (2.1 to 5.2)	3-6 (2.4 to 5.1)	4-6 (3.1 to 6.5)	5-5 (3.7 to 7.8)	6-5 (4.3 to 9.1)	8-5 (5.7 to 12.1)	9-5 (6.4 to 13.4)	11-6 (7.8 to 16.3)	14-6 (10.1 to 20.4)	18-6 (12.7 to 26.1)	25-6 (17.6 to 35.3)	34-6 (23.9 to 48.1)	42-6 (29.6 to 59.1)	51 (35.3 to 71.7)	49-6 (29.6 to 69)	31-6 (17.9 to 45.3)	398
Chronic respiratory diseases	0 (0 to 0)	0 (0 to 0)	0-4 (0.3 to 0.9)	2-4 (1.5 to 3.4)	3-9 (2.7 to 5.4)	4-6 (3.2 to 6.2)	7-2 (5.2 to 9.8)	8-6 (6.2 to 11.6)	9-5 (6.2 to 13.2)	11-2 (8.2 to 14.9)	13-9 (9.8 to 18.6)	17-4 (12.3 to 23.2)	20-3 (14.4 to 27.3)	27-6 (19.8 to 36.4)	32-7 (23.7 to 43.1)	41-3 (29.7 to 54.6)	47-4 (34.1 to 62.6)	57-3 (41.2 to 75.6)	70-9 (51.0 to 93.6)	84-5 (60.8 to 111.6)	93-5 (67.3 to 123.5)	97-3 (70.0 to 128.5)	93-2 (67.1 to 123.1)	63-2 (45.5 to 83.5)	2,310
Chronic obstructive pulmonary disease	0 (0 to 0)	0 (0 to 0)	0-1 (0 to 0.3)	1-3 (0.7 to 2.1)	2-5 (1.5 to 3.4)	3-4 (2.3 to 4.7)	5-4 (3.9 to 7.4)	6-5 (4.6 to 8.8)	7-2 (4.9 to 9.7)	8-5 (6.4 to 11.1)	10-4 (7.4 to 13.7)	13-2 (9.4 to 17.6)	15-4 (11.0 to 20.2)	20-6 (14.8 to 27.6)	24-3 (17.7 to 32.4)	30-7 (22.1 to 40.7)	35-3 (25.4 to 47.1)	42-5 (30.7 to 56.6)	52-6 (37.9 to 70.1)	62-6 (45.1 to 83.6)	69-5 (50.0 to 92.8)	72-1 (52.0 to 96.3)	69-2 (49.8 to 92.4)	47-1 (33.9 to 62.9)	1,760
Pneumoconiosis	0 (0 to 0)	0 (0 to 0)	0 (0 to 0)	0 (0 to 0)	0 (0 to 0)	0 (0 to 0)	0 (0 to 0)	0 (0 to 0)	0 (0 to 0)	0 (0 to 0)	0 (0 to 0)	0 (0 to 0)	0 (0 to 0)	0 (0 to 0)	0 (0 to 0)	0-1 (0 to 0.2)	0-1 (0 to 0.2)	0-1 (0 to 0.3)	0-2 (0 to 0.4)	0-2 (0 to 0.5)	0-2 (0 to 0.6)	0-3 (0 to 0.7)	0-3 (0 to 0.8)	0-3 (0 to 0.8)	0-2 (0 to 0.5)	0-2 (0 to 0.5)	8
Silicosis	0 (0 to 0)	0 (0 to 0)	0 (0 to 0)	0 (0 to 0)	0 (0 to 0)	0 (0 to 0)	0 (0 to 0)	0 (0 to 0)	0 (0 to 0)	0 (0 to 0)	0 (0 to 0)	0 (0 to 0)	0 (0 to 0)	0 (0 to 0)	0 (0 to 0)	0 (0 to 0)	0 (0 to 0)	0 (0 to 0)	0-1 (0 to 0.2)	0-1 (0 to 0.2)	0-1 (0 to 0.2)	0-1 (0 to 0.2)	0-1 (0 to 0.2)	0-1 (0 to 0.2)	0-1 (0 to 0.2)	0-1 (0 to 0.2)	1-9
Asbestosis	0 (0 to 0)	0 (0 to 0)	0 (0 to 0)	0 (0 to 0)	0 (0 to 0)	0 (0 to 0)	0 (0 to 0)	0 (0 to 0)	0 (0 to 0)	0 (0 to 0)	0 (0 to 0)	0 (0 to 0)	0 (0 to 0)	0 (0 to 0)	0 (0 to 0)	0 (0 to 0)	0 (0 to 0)	0 (0 to 0)	0 (0 to 0)	0 (0 to 0)	0 (0 to 0)	0 (0 to 0)	0 (0 to 0)	0 (0 to 0)	0 (0 to 0)	0 (0 to 0)	0
Coal workers pneumoconiosis	0 (0 to 0)	0 (0 to 0)	0 (0 to 0)	0 (0 to 0)	0 (0 to 0)	0 (0 to 0)	0 (0 to 0)	0 (0 to 0)	0 (0 to 0)	0 (0 to 0)	0 (0 to 0)	0 (0 to 0)	0 (0 to 0)	0 (0 to 0)	0 (0 to 0)	0 (0 to 0)	0 (0 to 0)	0 (0 to 0)	0 (0 to 0)	0 (0 to 0)	0 (0 to 0)	0 (0 to 0)	0 (0 to 0)	0 (0 to 0)	0 (0 to 0)	0 (0 to 0)	1-9
Other pneumoconiosis	0 (0 to 0)	0 (0 to 0)	0 (0 to 0)	0 (0 to 0)	0 (0 to 0)	0 (0 to 0)	0 (0 to 0)	0 (0 to 0)	0 (0 to 0)	0 (0 to 0)	0 (0 to 0)	0 (0 to 0)	0 (0 to 0)	0 (0 to 0)	0 (0 to 0)	0 (0 to 0)	0 (0 to 0)	0 (0 to 0)	0 (0 to 0)	0 (0 to 0)	0 (0 to 0)	0 (0 to 0)	0 (0 to 0)	0 (0 to 0)	0 (0 to 0)	0 (0 to 0)	1
Asthma	0 (0 to 0)	0 (0 to 0)	49-1 (9.9 to 39.7)	22-2 (3.9 to 43.9)	28-9 (20.7 to 69.1)	28-9 (19.6 to 59.6)	39-1 (19.6 to 68.5)	39-1 (19.6 to 68.1)	41-7 (15.9 to 63.7)	41-7 (23.0 to 68.4)	41-7 (19.6 to 63.7)	41-7 (23.0 to 66.4)	12-9 (7.9 to 18.5)	7 (4.1 to 11.2)	12-9 (7.9 to 18.5)	47-4 (24.1 to 69.4)	47-4 (24.6 to 69.9)	47-4 (27.4 to 70.4)	47-4 (34.4 to 69.2)	47-4 (39.2 to 64)	47-4 (39.2 to 64)	47-4 (39.6 to 69.1)	47-4 (39.6 to 69.1)	47-4 (39.6 to 69.1)	47-4 (35.7 to 78.1)	692
Interstitial lung disease and pulmonary sarcoidosis	0 (0 to 0)	0 (0 to 0)	0-9 (0.3 to 1.9)	0-6 (0.3 to 1.4)	0-9 (0.4 to 1.9)	0-9 (0.4 to 1.8)	0-9 (0.4 to 1.8)	0-9 (0.4 to 1.8

Congenital birth defects	48-0 (50-2 to 70-2)	32 (23-4 to 43-8)	106 (83-3 to 134)	64-7 (49-2 to 84-4)	38-6 (27-2 to 53-1)	35-1 (24-1 to 49-4)	32-4 (22-7 to 46-3)	19 (14-1 to 24-6)	15-2 (11-3 to 19-4)	14-4 (10-6 to 19-6)	15-3 (11-4 to 19-9)	17-8 (13-6 to 23-3)	17-4 (12-8 to 23-4)	14-8 (10-6 to 20-2)	14 (10-1 to 19-5)	14-7 (10-6 to 19-9)	14-8 (10-5 to 19-6)	8-6 (5-6 to 12-7)	5 (3-2 to 7-3)	3-5 (2-2 to 5-2)	0-9 (0-5 to 1-2)	642
Neural tube defects	1-7 (0-9 to 3)	1 (0-6 to 1-6)	3 (1-9 to 4-5)	2 (1-3 to 3-1)	1-1 (0-6 to 1-9)	1-2 (0-8 to 1-8)	1-3 (0-8 to 1-7)	1-2 (0-7 to 1-7)	1 (0-6 to 1-7)	0-8 (0-4 to 1-7)	0-9 (0-4 to 1-7)	0-9 (0-4 to 1-7)	1 (0-7 to 1-6)	0-8 (0-4 to 1-7)	0-8 (0-4 to 1-7)	0-7 (0-4 to 1-2)	0-8 (0-4 to 1-7)	0-6 (0-3 to 1-2)	0-3 (0-1 to 0-7)	0-3 (0-2 to 0-8)	0-2 (0-1 to 0-5)	0-3 (0-1 to 0-7)	344
Congenital heart anomalies	31 (26-2 to 36-5)	14 (9-4 to 19-4)	49 (39-4 to 60-2)	27 (21-2 to 35-2)	14 (9-3 to 21)	13 (9-1 to 17-7)	11 (7-3 to 16)	7 (4-3 to 11)	5 (3-2 to 8-1)	5 (2-2 to 8-4)	5 (2-2 to 8-3)	6 (2-3 to 9-2)	5 (2-2 to 8-1)	5 (2-2 to 8-1)	5 (2-2 to 8-1)	5 (2-2 to 8-1)	5 (2-2 to 8-1)	4 (1-9 to 7-1)	2 (1-1 to 3-7)	2 (1-1 to 3-2)	1 (0-5 to 2-1)	2 (1-1 to 3-2)	136
Orofacial clefts	0 (0 to 0)	0 (0 to 0)	2 (0-1 to 2-7)	1 (0-5 to 1-7)	1 (0-4 to 1-9)	1 (0-4 to 1-7)	1 (0-4 to 1-6)	1 (0-3 to 1-2)	0 (0 to 1-1)	0 (0 to 1-1)	0 (0 to 1-1)	0 (0 to 1-2)	1 (0-3 to 1-6)	0 (0 to 1-2)	0 (0 to 1-2)	1 (0-4 to 2-2)	1 (0-4 to 2-1)	1 (0-4 to 2-1)	0 (0 to 1-5)	0 (0 to 1-2)	0 (0 to 1-1)	0 (0 to 1-2)	22-6
Down syndrome	0-6 (0-4 to 1-4)	0-8 (0-4 to 1-4)	3-3 (1-7 to 6-1)	2-1 (1-2 to 3-2)	1-6 (1 to 2-6)	1-6 (1 to 2-4)	1-8 (1-2 to 2-6)	1-7 (1 to 2-4)	1-4 (0-9 to 2)	1-4 (0-9 to 2)	1-4 (1 to 2)	1-6 (1 to 2-3)	1-6 (1 to 2-3)	1-7 (0-8 to 1-6)	0-9 (0-4 to 1-5)	0-7 (0-4 to 1-3)	0-9 (0-4 to 1-5)	0-3 (0-2 to 0-5)	0-3 (0 to 0)	0-3 (0 to 0)	0 (0 to 0)	0-3 (0 to 0)	22-7
Turner syndrome	0 (0 to 0)	0 (0 to 0)	0 (0 to 0)	0-1 (0 to 0-2)	0-1 (0 to 0-3)	0-1 (0 to 0-3)	0-2 (0 to 0-2)	0-2 (0-1 to 0-3)	0-1 (0 to 0-2)	0-1 (0 to 0-2)	0-1 (0 to 0-2)	0-1 (0 to 0-2)	0-1 (0-1 to 0-2)	0-1 (0 to 0-2)	0-1 (0 to 0-2)	0-1 (0 to 0-1)	0 (0 to 0-1)	0 (0 to 0)	0 (0 to 0-1)	0 (0 to 0)	0 (0 to 0)	0 (0 to 0)	1-5
Klinefelter syndrome	0 (0 to 0)	0 (0 to 0)	0 (0 to 0)	0 (0 to 0)	0 (0 to 0)	0 (0 to 0)	0 (0 to 0)	0 (0 to 0)	0 (0 to 0)	0 (0 to 0)	0 (0 to 0)	0 (0 to 0)	0 (0 to 0)	0 (0 to 0)	0 (0 to 0)	0 (0 to 0)	0 (0 to 0)	0 (0 to 0)	0 (0 to 0)	0 (0 to 0)	0 (0 to 0)	0 (0 to 0)	0
Other chromosomal abnormalities	17-9 (9-7 to 26-4)	11-6 (7 to 18)	39-3 (23-4 to 59-4)	10-9 (6-9 to 16-8)	3-9 (2-6 to 5-7)	2-6 (1-7 to 3-9)	2-8 (1-6 to 4-3)	2-5 (1-6 to 3-7)	1-8 (1-2 to 2-7)	1-8 (1-2 to 2-7)	1-8 (1-2 to 2-6)	1-8 (1-2 to 2-6)	1-3 (0-9 to 1-8)	0-7 (0-4 to 1)	0-6 (0-3 to 0-7)	0-4 (0-2 to 0-6)	0-4 (0-2 to 0-6)	0 (0 to 0)	0 (0 to 0)	0 (0 to 0)	0 (0 to 0)	0 (0 to 0)	99-1
Congenital musculoskeletal and limb anomalies	17-4 (9-1 to 29-7)	7-5 (4 to 12-9)	17-4 (9-1 to 29-7)	18-1 (9-4 to 29-4)	10-7 (5-3 to 24-6)	9 (4-5 to 21-5)	3-3 (1-6 to 9-3)	2-4 (1-6 to 3-7)	1-8 (1-2 to 2-7)	2-1 (1-3 to 3-2)	1-8 (1-2 to 2-6)	2-1 (1-3 to 3-2)	1-8 (1-2 to 2-6)	2-1 (1-3 to 3-2)	1-8 (1-2 to 2-6)	1-8 (1-2 to 2-6)	1-8 (1-2 to 2-6)	1-3 (0-8 to 2-1)	0-7 (0-4 to 1-2)	0-6 (0-3 to 1-2)	0-2 (0-1 to 0-4)	0-6 (0-4 to 1-1)	137
Urogenital congenital anomalies	2-4 (1-3 to 4-2)	1-4 (0-8 to 2-5)	1-9 (1-1 to 3-4)	2-6 (1-6 to 4-6)	2-2 (1-2 to 3-7)	1-6 (0-9 to 2-7)	1-3 (0-7 to 2-1)	0-7 (0-4 to 1-4)	0-7 (0-4 to 1-1)	0-6 (0-3 to 1-1)	0-5 (0-3 to 0-9)	0-5 (0-3 to 0-9)	0-5 (0-3 to 0-7)	0-5 (0-3 to 0-7)	0-4 (0-2 to 0-6)	0-3 (0-2 to 0-4)	0-3 (0-2 to 0-4)	0-1 (0-1 to 0-2)	0-1 (0-1 to 0-2)	0 (0 to 0)	0 (0 to 0)	0 (0 to 0)	19-3
Digestive congenital anomalies	3-4 (1-9 to 5-7)	2-1 (1-1 to 3-6)	5-1 (3-4 to 12)	3-2 (1-7 to 6-1)	2-1 (1-2 to 3-7)	0-9 (0-5 to 2-2)	0-8 (0-4 to 2-1)	0-5 (0-3 to 1-5)	0-5 (0-2 to 1-2)	0-5 (0-2 to 1-2)	0-4 (0-2 to 1-1)	0-4 (0-2 to 1-1)	0-4 (0-2 to 1-1)	0-4 (0-2 to 1-1)	0-4 (0-2 to 1-1)	0-4 (0-2 to 1-1)	0-4 (0-2 to 1-1)	0-3 (0-2 to 0-5)	0-3 (0-1 to 0-5)	0-2 (0-1 to 0-3)	0-2 (0-1 to 0-3)	0-3 (0-1 to 0-4)	23-4
Other congenital birth defects	8 (4-1 to 17-4)	3 (1-5 to 9-2)	9-7 (5-3 to 18-9)	3-3 (3-5 to 9-6)	2-3 (2-5 to 4-9)	2-2 (1-6 to 3-4)	2-2 (1-6 to 4-1)	1-7 (1-3 to 3-4)	1-4 (1-1 to 3-1)	1-5 (1-1 to 2-9)	1-4 (1-1 to 3-1)	1-5 (1-1 to 3-3)	1-4 (1-1 to 3-1)	1-5 (1-1 to 3-1)	1-5 (1-1 to 3-1)	1-5 (1-1 to 3-1)	1-5 (1-1 to 3-1)	1-2 (0-8 to 2-6)	0-8 (0-4 to 1-8)	0-8 (0-4 to 2-4)	0-3 (0-2 to 0-6)	0-8 (0-4 to 1-6)	59-4
Urinary diseases and male infertility	0-1 (0 to 0-1)	0-2 (0-1 to 0-3)	0-5 (0-4 to 0-7)	1-8 (1-3 to 2-8)	1-8 (1 to 2-7)	2-4 (1-4 to 4-2)	2-3 (1-4 to 3-7)	1-5 (1-2 to 2-3)	1-4 (1-1 to 2-1)	2-4 (1-7 to 4-1)	2-5 (1-7 to 4)	3-5 (2-7 to 5-1)	3-6 (2-7 to 5-1)	2-4 (1-7 to 3-5)	2-5 (1-7 to 3-5)	2-5 (1-7 to 3-5)	1-7 (1-2 to 2-5)	1-5 (0-9 to 2-2)	0-9 (0-5 to 1-5)	0-6 (0-3 to 1-2)	0-3 (0-2 to 0-5)	0-6 (0-4 to 0-9)	387
Urolithiasis	0 (0 to 0)	0 (0 to 0)	0 (0 to 0)	0 (0 to 0)	0 (0 to 0-1)	0 (0 to 0-1)	0 (0-1 to 0-2)	0 (0 to 0-2)	0 (0 to 0-2)	0 (0-1 to 0-2)	0 (0 to 0-2)	0 (0 to 0-2)	0 (0 to 0-2)	0 (0 to 0-2)	0 (0 to 0-2)	0 (0 to 0-2)	0 (0 to 0-2)	0 (0 to 0-2)	0 (0 to 0-1)	0 (0 to 0-1)	0 (0 to 0-1)	0 (0 to 0-1)	49-8
Benign prostatic hyperplasia	0 (0 to 0)	0 (0 to 0)	0 (0 to 0)	0 (0 to 0)	0 (0 to 0)	0 (0 to 0)	0 (0 to 0)	0 (0 to 0)	0 (0 to 0)	0 (0 to 0)	0 (0 to 0)	0 (0 to 0)	0 (0 to 0)	0 (0 to 0)	0 (0 to 0)	0 (0 to 0)	0 (0 to 0)	0 (0 to 0)	0 (0 to 0)	0 (0 to 0)	0 (0 to 0)	0 (0 to 0)	0
Male infertility	--	--	--	--	--	--	--	--	--	--	--	--	--	--	--	--	--	--	--	--	--	--	NA
Other urinary diseases	0 (0 to 0-1)	0-1 (0-1 to 0-2)	0-1 (0-1 to 0-2)	0-7 (0-4 to 1-1)	0-6 (0-3 to 0-9)	0-5 (0-3 to 0-8)	0-6 (0-4 to 0-9)	0-5 (0-2 to 0-7)	0-5 (0 to 0-7)	0-5 (0-3 to 0-7)	0-5 (0-3 to 0-7)	0-6 (0-3 to 0-8)	1-1 (0-7 to 1-7)	0-9 (0-5 to 1-4)	0-9 (0-5 to 1-4)	0-9 (0-5 to 1-4)	0-9 (0-5 to 1-4)	1-1 (0-6 to 1-8)	0-6 (0-3 to 1-1)	1-3 (0-7 to 2-3)	0-6 (0-3 to 1-1)	0-6 (0-3 to 1-7)	19-7
Gynecological diseases	0 (0 to 0)	0 (0 to 0)	0 (0 to 0)	0 (0 to 0)	0 (0 to 0)	0 (13-2 to 66-1)	0 (41-9 to 164)	0 (96-3 to 240)	178	0 (115 to 282)	0 (127 to 294)	0 (159 to 367)	0 (180-5 to 418)	0 (170 to 392)	277	0 (224 to 516)	0 (224 to 516)	0 (32-5 to 83-7)	0 (27-6 to 71-1)	0 (30-1 to 73-1)	0 (28-5 to 69-9)	0 (24-3 to 59-1)	0 (26-4 to 66-1)	1,870
Uterine fibroids	0 (0 to 0)	0 (0 to 0)	0 (0 to 0)	0 (0 to 0)	0 (0 to 0)	0 (0 to 0-4)	0 (0 to 0-4)	0 (0 to 0-3)	0 (0 to 0-2)	0 (0 to 0-2)	0 (0 to 0-2)	0 (0 to 0-2)	0 (0 to 0-2)	0 (0 to 0-2)	0 (0 to 0-2)	0 (0 to 0-2)	0 (0 to 0-2)	0 (0 to 0-2)	0 (0 to 0-1)	0 (0 to 0-1)	0 (0 to 0-1)	0 (0 to 0-1)	0 (0 to 0-1)	212
Polycystic ovarian syndrome	0 (0 to 0)	0 (0 to 0)	0 (0 to 0)	0 (0 to 0)	0 (0 to 0)	1-3 (0-3 to 2-7)	1-3 (0-3 to 2-6)	19-2 (7-9 to 37-6)	19-2 (7-9 to 37-6)	19 (7-9 to 37-6)	18 (7-5 to 37-6)	20-7 (8-5 to 40-6)	20-8 (8-5 to 40-6)	4-7 (1-9 to 9-7)	1-5 (0-6 to 3-1)	0-9 (0-3 to 2-1)	0-9 (0-3 to 2-1)	0-5 (0-2 to 1-2)	0-5 (0-2 to 1-1)	0-5 (0-2 to 1-1)	0-5 (0-2 to 1-1)	0-5 (0-2 to 1-1)	138
Female infertility	0 (0 to 0)	0 (0 to 0)	0 (0 to 0)	0 (0 to 0)	0 (0 to 0)	0-6 (0 to 4-1)	0-6 (0 to 4-1)	0-9 (0-1 to 5-3)	0-9 (0-1 to 5-7)	0-9 (0-1 to 5-7)	3 (0-1 to 15-1)	4-6 (0-2 to 27-3)	4-6 (0-2 to 27-3)	0-2 (0 to 0-5)	0-2 (0 to 0-5)	0-2 (0 to 0-5)	0-2 (0 to 0-5)	0-2 (0 to 0-5)	0-2 (0 to 0-5)	0-2 (0 to 0-5)	0-2 (0 to 0-5)	0-2 (0 to 0-5)	12-4
Endometriosis	0 (0 to 0)	0 (0 to 0)	0 (0 to 0)	0 (0 to 0)	0 (0 to 0)	0-7 (0 to 4-1)	0-8 (0 to 4-1)	21-8 (11-5 to 41-4)	19-6 (9-8 to 38-2)	24-2 (12-1 to 47-3)	29-3 (21-4 to 70-1)	41 (29-5 to 98-7)	42-9 (29-5 to 98-7)	19-5 (13-2 to 31-1)	0 (0 to 0)	0 (0 to 0)	0 (0 to 0)	0-8 (0-4 to 1-8)	0-7 (0-3 to 1-5)	0-8 (0-3 to 1-7)	0-3 (0-2 to 0-6)	0-6 (0-3 to 1-2)	196
Genital prolapse	0 (0 to 0)	0 (0 to 0)	0 (0 to 0)	0 (0 to 0)	0 (0 to 0)	0 (0 to 0)	0 (0 to 0)	0 (0 to 0)	0 (0 to 0)	0-1 (0 to 0-3)	0-1 (0 to 0-3)	0-1 (0 to 0-3)	0-4 (0 to 0-9)	0-9 (0-3 to 1-8)	0-6 (0 to 1-3)	0-6 (0 to 1-3)	0-6 (0 to 1-3)	0-6 (0-2 to 1-1)	0-3 (0 to 0-7)	0-6 (0-2 to 1-1)	0-2 (0 to 0-4)	0-4 (0-1 to 0-7)	36
Premenstrual syndrome	0 (0 to 0)	0 (0 to 0)	0 (0 to 0)	0 (0 to 0)	24-5 (11-5 to 43-2)	38-8 (20-5 to 62)	70-4 (37-5 to 120)	66-1 (34-5 to 108)	69-8 (34-5 to 108)	64-6 (31-8 to 108)	107 (58-4 to 188)	99-4 (52-8 to 161)	22-4 (16-8 to 39-9)	0 (0 to 0)	0 (0 to 0)	0 (0 to 0)	0 (0 to 0)	0 (0 to 0)	0 (0 to 0)	0 (0 to 0)	0 (0 to 0)	0 (0 to 0)	613
Other gynecological diseases	0 (0 to 0)	0 (0 to 0)	0 (0 to 0)	0-3 (0 to 1-1)	0-6 (0 to 1-3)	7-9 (3-1 to 13-7)	32-6 (19-1 to 52-2)	59-8 (32 to 100)	74-2 (40-1 to 122)	69-3 (41-7 to 114)	64-1 (35-3 to 109)	64-5 (35-5 to 107)	50-7 (31-4 to 83-2)	22 (12-7 to 37-1)	39-5 (21-8 to 68-1)	35-5 (17-2 to 68-6)	21-4 (10-7 to 40-3)	27-1 (16-7 to 42)	24-4 (14-4 to 39-9)	19-8 (9-9 to 39-1)	7-7 (3-7 to 13-4)	675
Hemoglobinopathies and hemolytic anemias	0 (0 to 0)	0-1 (0 to 0-2)	0-6 (0-2 to 1-2)	1-4 (0-6 to 2-9)	2 (0-7 to 5-4)	2-1 (0-7 to 5-4)	2-5 (1 to 5-6)	4-8 (1-9 to 10-1)	3-7 (1-7 to 7-4)	4-4 (1-7 to 9-1)	3-7 (1-7 to 7-9)	4-3 (1-9 to 9-2)	7-6 (2-5 to 17-5)	2-5 (0-9 to 6)	0-7 (0-2 to 1-6)	0-4 (0-1 to 1-2)	0-5 (0-2 to 1-1)	16-2 (9-1 to 31-4)	17-1 (9-9 to 29-6)	16-3 (9-1 to 29-1)	11-3 (6-1 to 20-5)	1,080
Thalassemias	0 (0 to 0)	0 (0 to 0)	0-2 (0-2 to 0-5)	0-4 (0-2 to 0-9)	0-4 (0-2 to 0-9)	0-4 (0-2 to 0-9)	0-4 (0-2 to 0-9)	0-4 (0-2 to 0-9)	0-4 (0-2 to 0-9)	0-4 (0-2 to 0-9)	0-4 (0-2 to 0-9)	0-4 (0-2 to 0-9)	0-4 (0-2 to 0-9)	0-4 (0-2 to 0-9)	0-4 (0-2 to 0-9)	0-4 (0-2 to 0-9)	0-4 (0-2 to 0-9)	0-4 (0-2 to 0-9)	0-4 (0-2 to 0-9)	0-4 (0-2 to 0-9)	0-4 (0-2 to 0-9)	0-4 (0-2 to 0-9)	4-7
Thalassemias trait	0 (0 to 0)	0 (0 to 0)	0-1 (0 to 0-1)	0-1 (0 to 0-1)	0-2 (0 to 0-4)	0-2 (0 to 0-4)	0-2 (0 to 0-4)	0-2 (0 to 0-4)	0-2 (0 to 0-4)	0-2 (0 to 0-4)	0-2 (0 to 0-4)	0-2 (0 to 0-4)	0-2 (0 to 0-4)	0-2 (0 to 0-4)	0-2 (0 to 0-4)	0-2 (0 to 0-4)	0-2 (0 to 0-4)	0-2 (0 to 0-4)	0-2 (0 to 0-4)	0-2 (0 to 0-4)	0-2 (0 to 0-4)	0-2 (0 to 0-4)	3
Sickle cell disorders	0 (0 to 0)	0 (0 to 0)	0 (0 to 0)	0 (0 to 0)	0 (0 to 0)	0 (0 to 0)	0 (0 to 0)	0 (0 to 0)	0 (0 to 0)	0 (0 to 0)	0 (0 to 0)	0 (0 to 0)	0 (0 to 0)	0 (0 to 0)	0 (0 to 0)	0 (0 to 0)	0 (0 to 0)	0 (0 to 0)	0 (0 to 0)	0 (0 to 0)	0 (0 to 0)	0 (0 to 0)	3
Sickle cell trait	0 (0 to 0)	0 (0 to 0)	0 (0 to 0)	0 (0 to 0-1)	0 (0 to 0-1)	0 (0 to 0-2)	0 (0 to 0-2)	0 (0 to 0-1)	0 (0 to 0-1)	0 (0 to 0-1)	0 (0 to 0-1)	0 (0 to 0-1)	0 (0 to 0-2)	0 (0 to 0-2)	0 (0 to 0-2)	0 (0 to 0-1)	0 (0 to 0-2)	0 (0 to 0-2)	0 (0 to 0-1)	0 (0 to 0-1)	0 (0 to 0-1)	0 (0 to 0-1)	3-5
G6PD deficiency	0 (0 to 0)	0 (0 to 0)	0 (0 to 0)	0 (0 to 0)	0 (0 to 0)	0-1 (0 to 0-2)	0-1 (0 to 0-2)	0 (0 to 0-1)	0 (0 to 0-1)	0 (0 to 0-1)	0 (0 to 0-1)	0-1 (0 to 0-2)	0-2 (0 to 0-3)	0-1 (0 to 0-1)	0-1 (0 to 0-1)	0-1 (0 to 0-1)	0-1 (0 to 0-1)	0-1 (0 to 0-1)	0-1 (0 to 0-1)	0 (0 to 0)	0 (0 to 0)	0 (0 to 0)	2-3
G6PD trait	0 (0 to 0)	0 (0 to 0)	0 (0 to 0)	0 (0 to 0)	0 (0 to 0)	0 (0 to 0)	0 (0 to 0-2)	0 (0 to 0-1)	0 (0 to 0)	0 (0 to 0)	0-2 (0 to 0-5)	0-2 (0 to 0-5)	0-3 (0 to 0-6)	0 (0 to 0-1)	0 (0 to 0)	0 (0 to 0)	0 (0 to 0)	0 (0 to 0)	0 (0 to 0)	0 (0 to 0)	0 (0 to 0)	0 (0 to 0)	0-5
Other hemoglobinopathies and hemolytic anemias	0 (0 to 0)	0-3 (0 to 0-5)	0-7 (0 to 0-9)	0-9 (0-1 to 2-1)	0-8 (0-1 to 2-3)	1-3 (0-2 to 3-6)	2-3 (0-3 to 4-9)	1-9 (0-3 to 4-3)	2-3 (0-4 to 4-5)	2-3 (0-4 to 4-5)	2-3 (0-4 to 4-5)	3-4 (0-5 to 7)	4-1 (1-0 to 14-2)	3-1 (0-8 to 7)	2-1 (0-7 to 4-6)	1-7 (0-7 to 3-6)	1-9 (0-7 to 3-9)	3-3 (1-1 to 7-5)	1-7 (0-7 to 3-5)	1-9 (0-7 to 3-7)	1-4 (0-5 to 3-2)	0-7 (0-3 to 1-5)	139
Endocrine, metabolic, blood, and immune disorders	0-3 (0-3 to 1-1)	0-9 (0-5 to 1-6)	1-1 (0-6 to 2-1)	1-9 (0-9 to 3-7)	1-9 (0-8 to 3-9)	2-2 (1-0 to 4-2)	2-2 (1-1 to 4-1)	2-1 (1-1 to 3-8)	1-9 (1-1 to 3-3)	2-1 (1-1 to 3-6)	2-1 (1-1 to 3-6)	2-2 (1-1 to 3-7)	2-2 (1-1 to 3-7)	1-9 (1-1 to 3-3)	1-9 (1-1 to 3-3)	1-9 (1-1 to 3-3)	1-9 (1-1 to 3-3)	1-6 (0-9 to 2-7)	1-3 (0-7 to 2-1)	1-4 (0-8 to 2-3)	1-1 (0-6 to 1-9)	0-8 (0-5 to 1-4)	222
Oral disorders	0 (0 to 0)	0 (0 to 0)	0 (0 to 0)	0 (0 to 0)	0 (0 to 0)	0 (0 to 0)	0 (0 to 0)	0 (0 to 0)	0 (0 to 0)	0 (0 to 0)	0 (0 to 0)	0 (0 to 0)	0 (0 to 0)	0 (0 to 0)	0 (0 to 0)	0 (0 to 0)	0 (0 to 0)	0 (0 to 0)	0 (0 to 0)	0 (0 to 0)	0 (0 to 0)	0 (0 to 0)	0
Cysts of deciduous teeth	0 (0 to 0)	0 (0 to 0)	0 (0 to 0)	0 (0 to 0)	0 (0 to 0)	0 (0 to 0)	0 (0 to 0)	0 (0 to 0)	0 (0 to 0)	0 (0 to 0)	0 (0 to 0)	0 (0 to 0)	0 (0 to 0)	0 (0 to 0)	0 (0 to 0)	0 (0 to 0)	0 (0 to 0)	0 (0 to 0)	0 (0 to 0)	0 (0 to 0)	0 (0 to 0)	0 (0 to 0)	4-0
Caries of permanent teeth	0 (0 to 0)	0 (0 to 0)	0 (0 to 0)	1 (0-3 to 2-5)	4 (1-6 to 9-1)	9-5 (2-7 to 17-9)	9-4 (2-7 to 17-4)	6-4 (2-1 to 11-4)	5-7 (2-1 to 9-9)	6-4 (2-4 to 13)	7-4 (2-7 to 15-3)	7-6 (2-7 to 16-3)	7-3 (2-5 to 16-9)	7 (2-5 to 16-9)	7-2 (2-5 to 16-9)	7-5 (2-5 to 16-9)	7-9 (2-5 to 16-9)	7-6 (2-5 to 15-9)	8 (2-5 to 17-1)	8-5 (2-5 to 18-1)	4-5 (1-5 to 9-4)	3 (1-1 to 6-4)	102
Periodontal diseases	0 (0 to 0)	0 (0 to 0)	0 (0 to 0)	0 (0 to 0)	0-5 (0 to 0-6)	1-8 (0-5 to 3-6)	1-8 (0-5 to 3-4)	4-2 (1-2 to 10-1)	4-6 (1-2 to 22-7)	6-6 (1-2 to 22-7)	20-7 (8-8 to 77)	16-5 (3-3 to 62-7)	20-7 (8-8 to 77)	44-1 (19-5 to 115)	51-2 (19-6 to 116)	52-7 (20-3 to 117)	56-5 (21-4 to 117)	59-6 (23-7 to 117)	51-3 (20-1 to 106)	49-7 (19-5 to 98-3)	22-3 (8-2 to 46-3)	30-4 (11-5 to 61-9)	499
Other oral disorders	0 (0 to 0)	0 (0 to 0)	0 (0 to 0)	0-5 (0-2 to 1-1)	0-9 (0-4 to 1-9)	0-9 (0-4 to 1-6)	1-2 (0-4 to 2-7)	1-3 (0-5 to 2-6)	1-5 (0-6 to 2-6)	1-6 (0-6 to 2-6)	1-7 (0-6 to 2-6)	1-8 (0-7 to 2-6)	1-8 (0-7 to 2-6)	1-8 (0-7 to 2-6)	1-8 (0-7 to 2-6)	1-8 (0-7 to 2-6)	1-8 (0-7 to 2-6)	1-6 (0-6 to 2-3)	1-3 (0-5 to 2-1)	1-4 (0-6 to 2-2)	0-7 (0-3 to 1-3)	1-2 (0-7 to 2)	258
Sudden infant death syndrome	--	1-1 (0-5 to 1-9)	16-1 (9-1 to 26-2)	--	--	--	--	--	--	--	--	--	--	--	--	--	--	--	--	--	--	--	NA
Injuries	1-9 (1-2 to 2-5)	2-1 (1-4 to 3)	29-7 (21-2 to 39-1)	49-9 (37-1 to 64-5)	52-4 (42-1 to 65-3)	57-4 (47-5 to 69-7)	197 (161 to 235)	240 (204 to 281)	245 (203 to 289)	272 (227 to 323)	263 (218 to 314)	367 (308 to 435)	400 (339 to 483)	422 (355 to 502)	520 (419 to 653)	522 (421 to 658)	581 (454 to 749)	710 (557 to 921)	804 (626 to 1,050)	846 (665 to 1,092)	828 (631 to 1,093)	767 (589 to 1,018)	598 (452 to 802)	320 (230 to 398)	8,820
Transport injuries	0 (0 to 0-1)	0-1 (0 to 0-1)	1-4 (0-9 to 2-2)	8-9 (5-9 to 13-1)	13-5 (9 to 18-7)	17-5 (13-1 to 23)	37-6 (29-3 to 47-2)	36-1 (28-3 to 45-4)	28-3 (21-2 to 36-4)	22-7 (17-2 to 28-6)	28-3 (20-3 to 38-5)	38-5 (28-3 to 49-7)	49-8 (38-3 to 63)	53-8 (40-4 to 67-4)	59-3 (46-3 to 73-9)	71-1 (54-1 to 91)	93-2 (73-1 to 115)	107 (82-4 to 132)	106 (82-8 to 132)	98-5 (72-6 to 119)	84-1 (62-5 to 105)	66-3 (47-8 to 82-9)	27-1 (17-6 to 35)	970
Road injuries	0 (0 to 0)	0 (0 to 0)	0-5 (0-2 to 1-1)	5-1 (3-1 to 8-4)	9-4 (6-1 to 12-9)	9-7 (6-7 to 13-1)	26 (19-7 to 34-2)	23-2 (17-3 to 30-4)	21-1 (15-7 to 27)	16-7 (12-1 to 21-9)	19-4 (14-1 to 25-4)	24-1 (17-5 to 31-5)	33 (24-2 to 43-3)	29-4 (21-2 to 38-4)	32-5 (23-2 to 43-7)	41-3 (29-1 to 53-9)	51-5 (37-1 to 67-9)	59-3 (42-9 to 77)	59-2 (42-5 to 77)	53-2 (38-1 to 69-1)	46-1 (33-2 to 60-8)	37-1 (26-2 to 48-2)	14-7 (9-5 to 19-2)	536
Pedestrian road injuries	0 (0 to 0)	0 (0 to 0)	0-2 (0-1 to 0-3)	2-1 (0-9 to 4)	3-7 (2-2 to 6-4)	4-1 (2-7 to 6-1)	11-4 (7-9 to 16-3)	9-8 (6-8 to 13-4)	7-4 (4-9 to 10-3)	5-4 (3-4 to 7-6)	6-5 (4-1 to 9-5)	8-4 (5-1 to 12-1)	11-4 (7-2 to 16)	11-4 (7-2 to 16)	12-7 (7-9 to 17-7)	15-2 (9-4 to 21-6)	19-5 (12-1 to 27)	23-5 (14-3 to 32-2)	23-5 (14-3 to 32-2)	20-9 (12-7 to 29-1)	18-4 (11-2 to 25-6)	13-2 (7-9 to 18-4)	277
Cyclist road injuries	0 (0 to 0)	0 (0 to 0)	0-3 (0 to 0-6)	0-6 (0 to 1-4)	1-2 (0 to 2-7)	1-4 (0 to 2-7)	2-7 (1-1 to 3-8)	2-1 (1 to 3-2)	2-3 (1-1 to 3-3)	2-5 (1-2 to 3-6)	2-6 (1-2 to 3-8)	3-3 (1-6 to 4-8)	4-7 (2-1 to 6-7)	4-1 (1-9 to 6-1)	4-6 (2-1 to 6-9)	5-1 (2-4 to 7-6)	6-1 (2-8 to 8-9)	7-2 (3-3 to 10-6)	7-2 (3-3 to 10-5)	6-1 (2-8 to 9-1)	5-2 (2-4 to 7-6)	3-7 (1-7 to 5-2)	144
Motorcyclist road injuries	0 (0 to 0)	0 (0 to 0)	0 (0 to 0)	0-2 (0-2 to 0-3)	0-3 (0-2 to 0-5)	0-6 (0-4 to 1-1)	1-7 (1 to 2-7)	1-3 (0-7 to 2-1)	0-9 (0-6 to 1-4)	0-9 (0-5 to 1-4)	0-9 (0-5 to 1-4)	1-1 (0-6 to 1-7)	1-4 (0-7 to 2-1)	0-9 (0-5 to 1-4)	0-7 (0-4 to 1-1)	0-6 (0-3 to 1-1)	0-6 (0-3 to 1-1)	0-5 (0-3 to 0-9)	0-5 (0-3 to 0-9)	0-4 (0-2 to 0-7)	0-3 (0-2 to 0-6)	0-4 (0-2 to 0-7)	137
Motor vehicle road injuries	0 (0 to 0)	0 (0-1 to 0-1)	1-1 (0-7 to 1-6)	2-2 (1-5 to 3-4)	2-5 (1-5 to 4-2)	2-6 (1-7 to 4-1)	6-4 (4-1 to 9-4)	5-6 (3-7 to 8-2)	4-4 (2-9 to 6-4)	3-2 (2-1 to 4-8)	3-5 (2-2 to 5-3)	4-3 (2-7 to 6-5)	5-5 (3-4 to 8-1)	5-2 (3-2 to 7-8)	6-1 (3-8 to 8-9)	7-4 (4-5 to 10-7)	9-1 (5-5 to 13-2)	10-4 (6-2 to 15-3)	10-3 (6-2 to 15-2)	8-7 (5-2 to 12-7)	6-9 (4-1 to 10-2)	4-6 (2-7 to 6-8)	376
Other road injuries	0 (0 to 0)	0 (0 to 0)	0 (0 to 0)	0-2 (0-1 to 0-3)	0-2 (0-1 to 0-3)	0-3 (0-2 to 0-4)	0-5 (0-2 to 0-8)	0-4 (0-2 to 0-6)	0-3 (0-2 to 0-5)	0-4 (0-2 to 0-6)	0-5 (0-3 to 0-7)	0-7 (0-4 to 0-9)	0-8 (0-5 to 0-9)	0-8 (0-4 to 1-2)	0-9 (0-5 to 1-2)	1-1 (0-7 to 1-5)	1-2 (0-8 to 1-7)	1-2 (0-8 to 1-7)	1-2 (0-8 to 1-7)	1-1 (0-8 to 1-6)	0-9 (0-7 to 1-3)	0-8 (0-5 to 1-1)	12-7
Other transport injuries	0 (0 to 0

SR Table 2b: Nacaro DALYS by cause and sex group for females with 95% uncertainty intervals, 2019

Cause	Early Neonatal	Late Neonatal	Post-Neonatal	1 to 4	5 to 9	10 to 14	15 to 19	20 to 24	25 to 29	30 to 34	35 to 39	40 to 44	45 to 49	50 to 54	55 to 59	60 to 64	65 to 69	70 to 74	75 to 79	80 to 84	85 to 89	90 to 94	95 plus	Total
All causes	969 (919 to 989)	119 (99 to 139)	983 (931 to 993)	1,219 (981 to 1,430)	892 (1,100 to 1,700)	2,670 (1,860 to 3,400)	3,790 (2,900 to 4,870)	3,770 (3,070 to 4,700)	4,470 (3,670 to 5,290)	5,040 (4,210 to 5,870)	5,490 (4,610 to 6,350)	6,020 (5,060 to 6,990)	13,990 (11,500 to 17,000)	13,990 (11,500 to 17,000)	14,090 (11,700 to 17,000)	14,760 (11,900 to 17,900)	16,960 (13,500 to 20,500)	20,100 (15,700 to 24,600)	22,490 (17,700 to 27,900)	28,760 (22,300 to 35,800)	27,060 (20,300 to 34,700)	28,290 (20,300 to 36,900)	28,290 (20,300 to 43,900)	28,290 (20,300 to 56,700)	28,290 (20,300 to 56,700)	30,390 (20,300 to 56,700)	20,090 (21,100 to 57,700)	31,080 (20,900 to 71,400)	911,000
Communicable, maternal, neonatal, and nutritional diseases	702 (584 to 787)	49.9 (22.0 to 96.9)	134 (105 to 160)	237 (156 to 318)	297 (185 to 434)	356 (192 to 577)	231 (120 to 414)	169 (103 to 320)	168 (103 to 329)	205 (128 to 389)	302 (179 to 566)	566 (329 to 1,000)	568 (329 to 1,020)	568 (329 to 1,020)	568 (279 to 741)	568 (296 to 729)	568 (310 to 809)	568 (427 to 839)	568 (468 to 1,140)	568 (747 to 1,310)	568 (634 to 1,630)	568 (634 to 1,630)	568 (634 to 1,630)	13,400
HIV/AIDS and sexually transmitted infections	0 (0 to 0)	0 (0 to 0)	0.9 (0.7 to 1.2)	1 (0.7 to 1.3)	0.2 (0.2 to 0.3)	1.4 (1 to 1.8)	8.6 (5.9 to 12)	8.6 (5.1 to 13)	12.4 (7.7 to 20.2)	19.5 (12.3 to 32.7)	28.6 (18.2 to 47.2)	37.3 (23.3 to 61.2)	29.3 (17.7 to 47.5)	14.6 (7.9 to 26.3)	7.5 (3.7 to 14.1)	11.9 (5.7 to 22.5)	18.6 (9.6 to 34.4)	11.2 (5.2 to 19.6)	8.6 (3.1 to 15)	8.6 (2.6 to 11.5)	7.6 (2.6 to 11.5)	9.6 (2.6 to 9.6)	9.6 (2.6 to 9.6)	240
HIV/AIDS	0 (0 to 0)	0 (0 to 0)	0.9 (0.7 to 1.2)	1 (0.7 to 1.3)	0.2 (0.2 to 0.3)	0.2 (0.2 to 0.3)	0.7 (0.5 to 0.9)	1.3 (0.9 to 1.8)	1.4 (0.9 to 2)	1.5 (0.9 to 2.2)	1.6 (1 to 2.6)	1.7 (1 to 2.6)	1.6 (1 to 2.6)	2 (1 to 2.6)	2.5 (1 to 3.5)	3.5 (1.4 to 5.1)	4.3 (1.7 to 6.3)	6.4 (2.5 to 9.3)	7.5 (2.9 to 11)	2.2 (0.9 to 3.2)	0.9 (0.4 to 1.3)	0.2 (0.2 to 0.3)	0.2 (0.2 to 0.3)	0.2 (0.2 to 0.3)	33.6
HIV/AIDS - Drug-susceptible Tuberculosis	0 (0 to 0)	0 (0 to 0)	0 (0 to 0)	0 (0 to 0)	0 (0 to 0)	0 (0 to 0)	0 (0 to 0)	0 (0 to 0)	0 (0 to 0)	0 (0 to 0)	0 (0 to 0)	0 (0 to 0)	0 (0 to 0)	0 (0 to 0)	0 (0 to 0)	0 (0 to 0)	0 (0 to 0)	0 (0 to 0)	0 (0 to 0)	0 (0 to 0)	0 (0 to 0)	0 (0 to 0)	0 (0 to 0)	0 (0 to 0)	0
HIV/AIDS - Multidrug-resistant Tuberculosis without extensive	0 (0 to 0)	0 (0 to 0)	0 (0 to 0)	0 (0 to 0)	0 (0 to 0)	0 (0 to 0)	0 (0 to 0)	0 (0 to 0)	0 (0 to 0)	0 (0 to 0)	0 (0 to 0)	0 (0 to 0)	0 (0 to 0)	0 (0 to 0)	0 (0 to 0)	0 (0 to 0)	0 (0 to 0)	0 (0 to 0)	0 (0 to 0)	0 (0 to 0)	0 (0 to 0)	0 (0 to 0)	0 (0 to 0)	0 (0 to 0)	0
HIV/AIDS - Extensively drug-resistant Tuberculosis	0 (0 to 0)	0 (0 to 0)	0 (0 to 0)	0 (0 to 0)	0 (0 to 0)	0 (0 to 0)	0 (0 to 0)	0 (0 to 0)	0 (0 to 0)	0 (0 to 0)	0 (0 to 0)	0 (0 to 0)	0 (0 to 0)	0 (0 to 0)	0 (0 to 0)	0 (0 to 0)	0 (0 to 0)	0 (0 to 0)	0 (0 to 0)	0 (0 to 0)	0 (0 to 0)	0 (0 to 0)	0 (0 to 0)	0 (0 to 0)	0
HIV/AIDS resulting in other diseases	0 (0 to 0)	0 (0 to 0)	0 (0 to 0)	0 (0 to 0)	0 (0 to 0)	0 (0 to 0)	0 (0 to 0)	0 (0 to 0)	0 (0 to 0)	0 (0 to 0)	0 (0 to 0)	0 (0 to 0)	0 (0 to 0)	0 (0 to 0)	0 (0 to 0)	0 (0 to 0)	0 (0 to 0)	0 (0 to 0)	0 (0 to 0)	0 (0 to 0)	0 (0 to 0)	0 (0 to 0)	0 (0 to 0)	0 (0 to 0)	0
Sexually transmitted infections excluding HIV	0 (0 to 0)	0 (0 to 0)	0 (0 to 0)	0 (0 to 0)	0 (0 to 0)	0.2 (0 to 0.2)	0.2 (0 to 0.2)	0.2 (0 to 0.2)	0.2 (0 to 0.2)	0.2 (0 to 0.2)	0.2 (0 to 0.2)	0.2 (0 to 0.2)	0.2 (0 to 0.2)	0.2 (0 to 0.2)	0.2 (0 to 0.2)	0.2 (0 to 0.2)	0.2 (0 to 0.2)	0.2 (0 to 0.2)	0.2 (0 to 0.2)	0.2 (0 to 0.2)	0.2 (0 to 0.2)	0.2 (0 to 0.2)	0.2 (0 to 0.2)	0.2 (0 to 0.2)	4
Syphilis	0 (0 to 0)	0 (0 to 0)	0 (0 to 0)	0 (0 to 0)	0 (0 to 0)	0 (0 to 0)	0 (0 to 0)	0 (0 to 0)	0 (0 to 0)	0 (0 to 0)	0 (0 to 0)	0 (0 to 0)	0 (0 to 0)	0 (0 to 0)	0 (0 to 0)	0 (0 to 0)	0 (0 to 0)	0 (0 to 0)	0 (0 to 0)	0 (0 to 0)	0 (0 to 0)	0 (0 to 0)	0 (0 to 0)	0 (0 to 0)	1.6
Chlamydial infection	0 (0 to 0)	0 (0 to 0)	0 (0 to 0)	0 (0 to 0)	0.2 (0.2 to 0.4)	1.3 (0.8 to 2.1)	1.9 (1.1 to 3.3)	2.6 (1.4 to 4.6)	3 (1.6 to 5.5)	3 (1.6 to 5.6)	4.4 (2.3 to 8.1)	6.4 (3.3 to 12)	3.1 (1.5 to 7.1)	0.9 (0.3 to 2.1)	0.5 (0.1 to 1.3)	0.2 (0 to 0.5)	0.2 (0 to 0.5)	0.2 (0 to 0.5)	0.5 (0.1 to 1.4)	0.5 (0.1 to 1.4)	0.9 (0.1 to 1.4)	0.9 (0.1 to 1.4)	0.9 (0.1 to 1.4)	29.7
Gonococcal infection	0 (0 to 0)	0 (0 to 0)	0 (0 to 0)	0 (0 to 0)	0.1 (0.1 to 0.1)	0.4 (0.3 to 0.6)	0.5 (0.3 to 0.8)	0.7 (0.4 to 1.1)	1.1 (0.6 to 1.8)	1.2 (0.7 to 2)	1.7 (0.9 to 3)	2.5 (1.3 to 4.5)	1.2 (0.7 to 2.2)	0.3 (0.2 to 0.8)	0.2 (0.1 to 0.5)	0.1 (0 to 0.3)	0.1 (0 to 0.3)	0.2 (0 to 0.5)	0.2 (0 to 0.5)	0.2 (0 to 0.5)	0.2 (0 to 0.5)	0.2 (0 to 0.5)	0.2 (0 to 0.5)	0.2 (0 to 0.5)	21.5
Trichomoniasis	0 (0 to 0)	0 (0 to 0)	0 (0 to 0)	0 (0 to 0)	0.1 (0 to 0.1)	0.4 (0.2 to 0.6)	0.5 (0.3 to 0.8)	0.6 (0.3 to 1)	0.8 (0.4 to 1.3)	0.8 (0.4 to 1.4)	1.1 (0.5 to 2)	1.6 (0.7 to 3)	0.8 (0.3 to 1.9)	0.2 (0.1 to 0.6)	0.1 (0 to 0.3)	0 (0 to 0.1)	0 (0 to 0.1)	0 (0 to 0.1)	0.1 (0 to 0.3)	0.1 (0 to 0.3)	0.2 (0 to 0.4)	0.2 (0 to 0.4)	0.2 (0 to 0.4)	0.2 (0 to 0.4)	5.2
Genital herpes	0 (0 to 0)	0 (0 to 0)	0 (0 to 0)	0 (0 to 0)	0 (0 to 0)	0 (0 to 0)	0 (0 to 0)	0 (0 to 0)	0 (0 to 0)	0 (0 to 0)	0 (0 to 0)	0 (0 to 0)	0 (0 to 0)	0 (0 to 0)	0 (0 to 0)	0 (0 to 0)	0 (0 to 0)	0 (0 to 0)	0 (0 to 0)	0 (0 to 0)	0 (0 to 0)	0 (0 to 0)	0 (0 to 0)	0 (0 to 0)	0
Other sexually transmitted infections	0 (0 to 0)	0 (0 to 0)	0 (0 to 0)	0 (0 to 0)	0 (0.2 to 0.7)	0 (0.6 to 1)	0 (0.4 to 0.4)	0 (0.5 to 0.6)	0 (0.5 to 0.6)	0 (0.5 to 0.6)	0 (0.5 to 0.6)	0 (0.5 to 0.6)	0 (0.5 to 0.6)	0 (0.5 to 0.6)	0 (0.5 to 0.6)	0 (0.5 to 0.6)	0 (0.5 to 0.6)	0 (0.5 to 0.6)	0 (0.5 to 0.6)	0 (0.5 to 0.6)	0 (0.5 to 0.6)	0 (0.5 to 0.6)	0 (0.5 to 0.6)	0 (0.5 to 0.6)	69.3
Respiratory infections and tuberculosis	1.2 (1 to 3)	2.6 (1.5 to 3.9)	26.6 (21.1 to 40.9)	69.6 (59.6 to 123)	40.3 (30.3 to 126)	78.6 (48.9 to 139)	38.6 (24.6 to 70.4)	39.6 (28.6 to 91.4)	78.4 (29.1 to 91.1)	80.4 (33.3 to 132)	92 (49.7 to 159)	116 (62.2 to 198)	127 (70.1 to 217)	116 (63.6 to 194)	127 (69.9 to 172)	116 (64.1 to 197)	116 (131 to 220)	116 (200 to 350)	116 (299 to 513)	116 (511 to 908)	116 (699 to 1,320)	116 (1,020 to 2,090)	116 (1,100 to 2,290)	116 (907 to 1,700)	8,130
Tuberculosis	0 (0 to 0)	0.2 (0.2 to 0.3)	0.4 (0.3 to 0.5)	0.2 (0.2 to 0.3)	0.7 (0.5 to 0.9)	1.6 (0.9 to 2.4)	2.3 (1.3 to 3.6)	1.9 (0.9 to 4.6)	1.9 (1 to 2.8)	1.9 (1 to 2.8)	1.6 (1 to 2.5)	1.6 (1 to 2.5)	2.3 (1.6 to 3.6)	2.3 (1.6 to 3.6)	2.3 (1.6 to 3.6)	1.6 (1 to 2.4)	1.6 (1 to 2.4)	1.6 (1 to 2.4)	1.6 (1 to 2.4)	1.6 (1 to 2.4)	1.6 (1 to 2.4)	1.6 (1 to 2.4)	1.6 (1 to 2.4)	1.6 (1 to 2.4)	264
Latent tuberculosis infection	0 (0 to 0)	0 (0 to 0)	0 (0 to 0)	0 (0 to 0)	0 (0 to 0)	0 (0 to 0)	0 (0 to 0)	0 (0 to 0)	0 (0 to 0)	0 (0 to 0)	0 (0 to 0)	0 (0 to 0)	0 (0 to 0)	0 (0 to 0)	0 (0 to 0)	0 (0 to 0)	0 (0 to 0)	0 (0 to 0)	0 (0 to 0)	0 (0 to 0)	0 (0 to 0)	0 (0 to 0)	0 (0 to 0)	0 (0 to 0)	0
Drug-susceptible Tuberculosis	0.2 (0.2 to 0.3)	0.2 (0.2 to 0.3)	0.2 (0.2 to 0.3)	0.2 (0.2 to 0.3)	0.7 (0.5 to 0.9)	1.6 (0.9 to 2.4)	2.3 (1.3 to 3.6)	1.9 (0.9 to 4.6)	1.9 (1 to 2.8)	1.9 (1 to 2.8)	1.6 (1 to 2.5)	1.6 (1 to 2.5)	2.3 (1.6 to 3.6)	2.3 (1.6 to 3.6)	2.3 (1.6 to 3.6)	1.6 (1 to 2.4)	1.6 (1 to 2.4)	1.6 (1 to 2.4)	1.6 (1 to 2.4)	1.6 (1 to 2.4)	1.6 (1 to 2.4)	1.6 (1 to 2.4)	1.6 (1 to 2.4)	1.6 (1 to 2.4)	259
Multidrug-resistant tuberculosis without extensive drug-resistar	0 (0 to 0)	0 (0 to 0)	0 (0 to 0)	0 (0 to 0)	0 (0 to 0)	0 (0 to 0)	0 (0 to 0)	0 (0 to 0)	0 (0 to 0)	0 (0 to 0)	0 (0 to 0)	0 (0 to 0)	0 (0 to 0)	0 (0 to 0)	0 (0 to 0)	0 (0 to 0)	0 (0 to 0)	0 (0 to 0)	0 (0 to 0)	0 (0 to 0)	0 (0 to 0)	0 (0 to 0)	0 (0 to 0)	0 (0 to 0)	0
Extensively drug-resistant tuberculosis	0 (0 to 0)	0 (0 to 0)	0 (0 to 0)	0 (0 to 0)	0 (0 to 0)	0 (0 to 0)	0 (0 to 0)	0 (0 to 0)	0 (0 to 0)	0 (0 to 0)	0 (0 to 0)	0 (0 to 0)	0 (0 to 0)	0 (0 to 0)	0 (0 to 0)	0 (0 to 0)	0 (0 to 0)	0 (0 to 0)	0 (0 to 0)	0 (0 to 0)	0 (0 to 0)	0 (0 to 0)	0 (0 to 0)	0 (0 to 0)	0
Lower respiratory infections	1.4 (1 to 3)	2.1 (1.3 to 2.9)	19.1 (14.4 to 27.7)	32.2 (25.3 to 56.2)	11.4 (8.4 to 19.5)	14.7 (10.5 to 26)	12.6 (8.5 to 17.6)	8.4 (5.7 to 11.6)	12.2 (7.2 to 19.2)	12.2 (7.2 to 19.2)	17.6 (11.6 to 25.3)	28.2 (18.7 to 41.2)	28.7 (17.4 to 51)	28.7 (17.4 to 51)	49.5 (29.5 to 74.6)	66.7 (41.5 to 94.9)	107 (71.1 to 156)	197 (124 to 288)	388 (279 to 517)	670 (472 to 929)	922 (587 to 1,290)	1,450 (849 to 1,950)	1,450 (1,220 to 2,290)	1,230 (789 to 1,670)	6,890
Upper respiratory infections	0 (0 to 0)	0 (0 to 0)	6.6 (4.6 to 9.6)	44.2 (34.2 to 67.6)	29.4 (21.8 to 106)	64.4 (37.8 to 116)	25.8 (16.1 to 52.8)	30.8 (20.4 to 79)	66.2 (29.1 to 80.4)	67.9 (29.8 to 112)	74.4 (29.6 to 132)	87.5 (34.8 to 173)	99.1 (39.5 to 196)	87.5 (34.8 to 173)	77.5 (30.9 to 153)	49.8 (19.8 to 98.5)	59.1 (23.5 to 117)	82.7 (32.9 to 163)	91.7 (36.5 to 181)	45.5 (18.1 to 89.9)	28.3 (11.3 to 56)	23 (9.2 to 45.5)	19.4 (7.7 to 38.3)	8 (3.2 to 15.8)	896
Otitis media	0 (0 to 0)	1.2 (0.6 to 2.1)	3.8 (2.6 to 5.2)	3.8 (2.6 to 5.2)	2.2 (1.5 to 3.2)	2.2 (1.5 to 3.2)	2.2 (1.5 to 3





SR Table 2c: Croatia DALYS by cause and age group for females with 95% uncertainty intervals, 2019

Cause	Early Neonatal	Late Neonatal	Post-Neonatal	1 to 4	5 to 9	10 to 14	15 to 19	20 to 24	25 to 29	30 to 34	35 to 39	40 to 44	45 to 49	50 to 54	55 to 59	60 to 64	65 to 69	70 to 74	75 to 79	80 to 84	85 to 89	90 to 94	95 plus	Total
All causes	2,620 (2,620 to 2,620)	1,099 (939 to 1,269)	1,520 (1,290 to 1,880)	2,906 (2,210 to 3,810)	1,760 (1,660 to 4,800)	5,730 (5,260 to 7,430)	6,190 (5,190 to 10,700)	11,900 (8,770 to 19,300)	13,600 (10,100 to 21,900)	16,500 (12,600 to 21,900)	21,100 (16,400 to 26,900)	29,900 (23,100 to 38,000)	39,300 (31,000 to 47,500)	51,200 (41,000 to 61,000)	67,600 (54,500 to 81,000)	88,000 (71,000 to 104,000)	107,000 (86,000 to 130,000)	130,000 (104,000 to 156,000)	153,000 (122,000 to 183,000)	177,000 (140,000 to 213,000)	194,000 (151,000 to 236,000)	200,000 (153,000 to 250,000)	6,300 (3,900 to 9,800)	709,000 (709,000 to 709,000)
Communicable, maternal, neonatal, and nutritional diseases	1,710 (1,290 to 2,290)	673 (523 to 909)	499 (396 to 629)	697 (493 to 993)	738 (492 to 1,200)	663 (477 to 988)	674 (497 to 1,100)	807 (589 to 1,190)	894 (674 to 1,330)	992 (748 to 1,320)	1,130 (853 to 1,610)	1,110 (783 to 1,600)	1,040 (739 to 1,490)	1,040 (747 to 1,700)	1,260 (907 to 1,790)	1,260 (909 to 1,720)	1,260 (917 to 1,710)	1,050 (763 to 1,390)	917 (719 to 1,190)	1,060 (808 to 1,390)	1,100 (812 to 1,500)	934 (712 to 1,190)	411 (310 to 550)	164 (70 to 1,200)	20,900
HIV/AIDS and sexually transmitted infections	0 (0 to 0)	0 (0 to 0)	4.1 (3.1 to 5.3)	3.4 (2.6 to 4.4)	1.2 (0.9 to 1.5)	2.6 (2.1 to 3.4)	8.7 (6.5 to 10.6)	19.7 (12 to 32.6)	36.2 (27.4 to 48.8)	51.4 (39.5 to 66.4)	62.8 (50 to 78)	64 (50.6 to 77.2)	66.7 (52.4 to 81.4)	52 (39.1 to 64.5)	37 (27.2 to 46.4)	21.9 (17.4 to 26.3)	21 (17 to 26.4)	16.7 (13.4 to 21)	8.3 (6.1 to 10.2)	6.6 (2.6 to 11)	2.7 (1.3 to 5.6)	0.7 (0.1 to 3.3)	432
HIV/AIDS	0 (0 to 0)	0 (0 to 0)	4.1 (3.1 to 5.3)	3.4 (2.6 to 4.4)	1.2 (0.9 to 1.5)	1.4 (1 to 1.7)	0.6 (0.5 to 0.7)	2.7 (1.7 to 3.4)	4.5 (3.4 to 5.6)	6.3 (4.8 to 7.8)	12.7 (9.7 to 15.9)	11.4 (8.8 to 14)	14.6 (11.2 to 18.3)	8.7 (6.5 to 10.8)	6.9 (5.2 to 8.6)	4.9 (3.7 to 6.1)	6.5 (4.9 to 8.2)	1.9 (1.4 to 2.4)	0.9 (0.7 to 1.1)	0.1 (0.1 to 0.1)	0 (0 to 0)	0 (0 to 0)	0 (0 to 0)	98.3
HIV/AIDS - Drug-susceptible Tuberculosis	0 (0 to 0)	0 (0 to 0)	0.4 (0.3 to 0.5)	0.4 (0.2 to 0.7)	0.2 (0.1 to 0.2)	0.2 (0.1 to 0.3)	0.1 (0.1 to 0.2)	0.4 (0.2 to 0.5)	0.7 (0.4 to 1.1)	1 (0.6 to 1.6)	2 (0.9 to 3.2)	1.8 (0.8 to 3)	2.3 (1 to 3.8)	1.4 (0.6 to 2.4)	1.1 (0.5 to 1.8)	0.8 (0.4 to 1.1)	1 (0.5 to 1.4)	0.3 (0.1 to 0.5)	0.1 (0 to 0.2)	0 (0 to 0)	0 (0 to 0)	0 (0 to 0)	0 (0 to 0)	10.3
HIV/AIDS - Multidrug-resistant Tuberculosis without extensive	0 (0 to 0)	0 (0 to 0)	0 (0 to 0)	0 (0 to 0)





SR Table 2b: GBs DALYS by cause and age groups for females with 95% uncertainty intervals, 2019

Cause	Early Neonatal	Late Neonatal	Post-Neonatal	1 to 4	5 to 9	10 to 14	15 to 19	20 to 24	25 to 29	30 to 34	35 to 39	40 to 44	45 to 49	50 to 54	55 to 59	60 to 64	65 to 69	70 to 74	75 to 79	80 to 84	85 to 89	90 to 94	95 plus	Total
All causes	410 (399 to 427)	120 (103 to 141)	974 (956 to 992)	1,199 (1,060 to 1,358)	672 (560 to 1,000)	2,273 (1,770 to 3,199)	2,292 (2,105 to 2,500)	2,656 (2,370 to 3,059)	3,423 (3,060 to 3,924)	3,945 (3,493 to 4,496)	4,746 (4,205 to 5,392)	5,600 (5,169 to 6,105)	13,669 (13,000 to 14,450)	7,497 (6,739 to 8,330)	13,389 (12,559 to 14,272)	14,760 (13,928 to 15,660)	23,490 (22,265 to 24,802)	28,992 (27,439 to 30,755)	27,150 (25,630 to 28,772)	32,990 (31,226 to 34,972)	29,330 (27,350 to 31,282)	25,490 (23,126 to 27,850)	13,990 (12,330 to 15,960)	361,000
Communicable, maternal, neonatal, and nutritional diseases	299 (183 to 372)	93 (39 to 96.1)	797 (721 to 850)	227 (198 to 264)	239 (206 to 282)	264 (183 to 400)	290 (192 to 483)	369 (192 to 672)	363 (162 to 677)	314 (162 to 581)	397 (220 to 709)	562 (353 to 882)	575 (420 to 870)	642 (444 to 1,000)	1,000 (736 to 1,400)	1,000 (749 to 1,400)	1,540 (1,170 to 2,000)	1,540 (1,170 to 2,000)	1,540 (1,170 to 2,000)	1,910 (1,290 to 2,320)	1,710 (1,090 to 2,320)	1,170 (774 to 1,530)	14,000
HIV/AIDS and sexually transmitted infections	0 (0 to 0)	0 (0 to 0)	0.9 (0.6 to 1.2)	0.9 (0.6 to 1.1)	0.3 (0.2 to 0.4)	1.2 (0.8 to 1.6)	6.8 (4.6 to 9.2)	10 (6.9 to 14)	14.8 (9.9 to 20.6)	20.7 (13.5 to 28.7)	28.7 (19.1 to 41.2)	39.7 (26.6 to 56.4)	35 (23.1 to 49.4)	13.9 (9.2 to 19.5)	8.6 (5.7 to 12.1)	5.1 (3.4 to 7.2)	3.6 (2.4 to 5.1)	2.6 (1.7 to 3.7)	1.9 (1.3 to 2.7)	1.4 (0.9 to 2.1)	0.9 (0.6 to 1.4)	0.5 (0.3 to 0.8)	238
HIV/AIDS	0 (0 to 0)	0 (0 to 0)	0.8 (0.6 to 1.2)	0.9 (0.6 to 1.1)	0.3 (0.2 to 0.4)	1.2 (0.8 to 1.6)	6.8 (4.6 to 9.2)	9.8 (6.8 to 13.8)	11 (7.7 to 15.5)	13.3 (8.9 to 18.8)	15.2 (9.9 to 22.2)	16 (10.3 to 24.2)	16 (10.3 to 24.2)	9.4 (6.1 to 14.1)	5.4 (3.5 to 8.1)	3.4 (2.2 to 5.1)	2.2 (1.4 to 3.3)	1.6 (1.1 to 2.4)	1.2 (0.8 to 1.8)	0.9 (0.6 to 1.3)	0.7 (0.4 to 1.1)	0.4 (0.2 to 0.7)	0.2 (0.1 to 0.4)	0.1 (0.1 to 0.2)	286
HIV/AIDS - Drug-susceptible Tuberculosis	0 (0 to 0)	0 (0 to 0)	0.2 (0.1 to 0.3)	0.2 (0.1 to 0.3)	0.1 (0.1 to 0.1)	0.3 (0.2 to 0.4)	0.1 (0.1 to 0.2)	0.2 (0.1 to 0.3)	0.2 (0.1 to 0.3)	0.2 (0.1 to 0.3)	0.2 (0.1 to 0.3)	0.2 (0.1 to 0.3)	0.2 (0.1 to 0.3)	0.1 (0.1 to 0.2)	0.1 (0.1 to 0.2)	0.1 (0.1 to 0.2)	0.1 (0.1 to 0.2)	0.1 (0.1 to 0.2)	0.1 (0.1 to 0.2)	0.1 (0.1 to 0.2)	0.1 (0.1 to 0.2)	0.1 (0.1 to 0.2)	0.1 (0.1 to 0.2)	9.9
HIV/AIDS - Multidrug-resistant Tuberculosis without extensive drug-resistance	0 (0 to 0)	0 (0 to 0)	0 (0 to 0)	0 (0 to 0)	0 (0 to 0)	0 (0 to 0)	0 (0 to 0)	0 (0 to 0)	0 (0 to 0)	0 (0 to 0)	0 (0 to 0)	0 (0 to 0)	0 (0 to 0)	0 (0 to 0)	0 (0 to 0)	0 (0 to 0)	0 (0 to 0)	0 (0 to 0)	0 (0 to 0)	0 (0 to 0)	0 (0 to 0)	0 (0 to 0)	0 (0 to 0)	0.1
HIV/AIDS - Extensively drug-resistant Tuberculosis	0 (0 to 0)	0 (0 to 0)	0 (0 to 0)	0 (0 to 0)	0 (0 to 0)	0 (0 to 0)	0 (0 to 0)	0 (0 to 0)	0 (0 to 0)	0 (0 to 0)	0 (0 to 0)	0 (0 to 0)	0 (0 to 0)	0 (0 to 0)	0 (0 to 0)	0 (0 to 0)	0 (0 to 0)	0 (0 to 0)	0 (0 to 0)	0 (0 to 0)	0 (0 to 0)	0 (0 to 0)	0 (0 to 0)	0
HIV/AIDS resulting in other diseases	0 (0 to 0)	0 (0 to 0)	0 (0 to 0)	0 (0 to 0)	0 (0 to 0)	0 (0 to 0)	0 (0 to 0)	0 (0 to 0)	0 (0 to 0)	0 (0 to 0)	0 (0 to 0)	0 (0 to 0)	0 (0 to 0)	0 (0 to 0)	0 (0 to 0)	0 (0 to 0)	0 (0 to 0)	0 (0 to 0)	0 (0 to 0)	0 (0 to 0)	0 (0 to 0)	0 (0 to 0)	0 (0 to 0)	0
Sexually transmitted infections excluding HIV	0 (0 to 0)	0 (0 to 0)	0.1 (0 to 0)	0 (0 to 0)	0 (0 to 0)	0.1 (0 to 0.2)	0.2 (0 to 0.3)	0.2 (0 to 0.3)	0.2 (0 to 0.3)	0.2 (0 to 0.3)	0.2 (0 to 0.3)	0.2 (0 to 0.3)	0.2 (0 to 0.3)	0.2 (0 to 0.3)	0.2 (0 to 0.3)	0.2 (0 to 0.3)	0.2 (0 to 0.3)	0.2 (0 to 0.3)	0.2 (0 to 0.3)	0.2 (0 to 0.3)	0.2 (0 to 0.3)	0.2 (0 to 0.3)	0.2 (0 to 0.3)	7.2
Syphilis	0 (0 to 0)	0 (0 to 0)	0 (0 to 0)	0 (0 to 0)	0 (0 to 0)	0.1 (0 to 0.2)	0.2 (0 to 0.3)	0.2 (0 to 0.3)	0.2 (0 to 0.3)	0.2 (0 to 0.3)	0.2 (0 to 0.3)	0.2 (0 to 0.3)	0.2 (0 to 0.3)	0.2 (0 to 0.3)	0.2 (0 to 0.3)	0.2 (0 to 0.3)	0.2 (0 to 0.3)	0.2 (0 to 0.3)	0.2 (0 to 0.3)	0.2 (0 to 0.3)	0.2 (0 to 0.3)	0.2 (0 to 0.3)	0.2 (0 to 0.3)	7.2
Chlamydial infection	0 (0 to 0)	0 (0 to 0)	0 (0 to 0)	0 (0 to 0)	0 (0 to 0)	0.3 (0.2 to 0.4)	1.2 (0.9 to 1.7)	2.2 (1.6 to 3.1)	2.7 (1.9 to 3.7)	3.3 (2.3 to 4.5)	4.7 (3.2 to 6.5)	6.4 (4.3 to 8.8)	7 (4.8 to 9.6)	3 (2.1 to 4.2)	1.8 (1.2 to 2.5)	0.9 (0.6 to 1.3)	0.7 (0.5 to 1)	0.5 (0.3 to 0.7)	0.4 (0.2 to 0.5)	0.3 (0.2 to 0.4)	0.2 (0.1 to 0.3)	0.1 (0.1 to 0.2)	0.1 (0.1 to 0.1)	28.9
Gonococcal infection	0 (0 to 0)	0 (0 to 0)	0 (0 to 0)	0 (0 to 0)	0 (0 to 0)	0.1 (0.1 to 0.1)	0.4 (0.3 to 0.5)	0.6 (0.4 to 0.8)	0.8 (0.5 to 1.1)	1.1 (0.7 to 1.5)	1.7 (1.1 to 2.4)	2.3 (1.5 to 3.2)	2.5 (1.7 to 3.4)	1.1 (0.7 to 1.5)	0.6 (0.4 to 0.9)	0.3 (0.2 to 0.5)	0.2 (0.1 to 0.3)	0.2 (0.1 to 0.2)	0.1 (0.1 to 0.2)	0.1 (0.1 to 0.1)	0.1 (0.1 to 0.1)	0 (0 to 0)	0 (0 to 0)	7.2
Trichomoniasis	0 (0 to 0)	0 (0 to 0)	0 (0 to 0)	0 (0 to 0)	0 (0 to 0)	0.1 (0.1 to 0.1)	0.4 (0.3 to 0.5)	0.6 (0.4 to 0.8)	0.8 (0.5 to 1.1)	1.1 (0.7 to 1.5)	1.7 (1.1 to 2.4)	2.3 (1.5 to 3.2)	2.5 (1.7 to 3.4)	1.1 (0.7 to 1.5)	0.6 (0.4 to 0.9)	0.3 (0.2 to 0.5)	0.2 (0.1 to 0.3)	0.2 (0.1 to 0.2)	0.1 (0.1 to 0.2)	0.1 (0.1 to 0.1)	0.1 (0.1 to 0.1)	0 (0 to 0)	0 (0 to 0)	7.2
Genital herpes	0 (0 to 0)	0 (0 to 0)	0 (0 to 0)	0 (0 to 0)	0 (0 to 0)	0 (0 to 0)	0 (0 to 0)	0 (0 to 0)	0 (0 to 0)	0 (0 to 0)	0 (0 to 0)	0 (0 to 0)	0 (0 to 0)	0 (0 to 0)	0 (0 to 0)	0 (0 to 0)	0 (0 to 0)	0 (0 to 0)	0 (0 to 0)	0 (0 to 0)	0 (0 to 0)	0 (0 to 0)	0 (0 to 0)	0
Other sexually transmitted infections	0 (0 to 0)	0 (0 to 0)	0 (0 to 0)	0 (0 to 0)	0 (0 to 0)	0 (0 to 0.1)	0.1 (0.1 to 0.2)	0.2 (0.1 to 0.3)	0.2 (0.1 to 0.3)	0.2 (0.1 to 0.3)	0.2 (0.1 to 0.3)	0.2 (0.1 to 0.3)	0.2 (0.1 to 0.3)	0.2 (0.1 to 0.3)	0.2 (0.1 to 0.3)	0.2 (0.1 to 0.3)	0.2 (0.1 to 0.3)	0.2 (0.1 to 0.3)	0.2 (0.1 to 0.3)	0.2 (0.1 to 0.3)	0.2 (0.1 to 0.3)	0.2 (0.1 to 0.3)	0.2 (0.1 to 0.3)	7.2
Respiratory infections and tuberculosis	2.6 (1.8 to 3.6)	2.6 (1.7 to 3.3)	29.6 (29.4 to 30.9)	39.1 (36.1 to 42.1)	19.2 (17.4 to 21.3)	16.2 (14.4 to 18.2)	16.2 (14.4 to 18.2)	16.2 (14.4 to 18.2)	16.2 (14.4 to 18.2)	16.2 (14.4 to 18.2)	16.2 (14.4 to 18.2)	16.2 (14.4 to 18.2)	16.2 (14.4 to 18.2)	16.2 (14.4 to 18.2)	16.2 (14.4 to 18.2)	16.2 (14.4 to 18.2)	16.2 (14.4 to 18.2)	16.2 (14.4 to 18.2)	16.2 (14.4 to 18.2)	16.2 (14.4 to 18.2)	16.2 (14.4 to 18.2)	16.2 (14.4 to 18.2)	8,530
Tuberculosis	0 (0 to 0)	0 (0 to 0)	0.6 (0.4 to 0.8)	0.4 (0.3 to 0.6)	0.4 (0.3 to 0.5)	0.9 (0.6 to 1.3)	0.9 (0.6 to 1.3)	0.9 (0.6 to 1.3)	0.9 (0.6 to 1.3)	0.9 (0.6 to 1.3)	0.9 (0.6 to 1.3)	0.9 (0.6 to 1.3)	0.9 (0.6 to 1.3)	0.9 (0.6 to 1.3)	0.9 (0.6 to 1.3)	0.9 (0.6 to 1.3)	0.9 (0.6 to 1.3)	0.9 (0.6 to 1.3)	0.9 (0.6 to 1.3)	0.9 (0.6 to 1.3)	0.9 (0.6 to 1.3)	0.9 (0.6 to 1.3)	383
Latent tuberculosis infection	0 (0 to 0)	0 (0 to 0)	0.5 (0.4 to 0.6)	0.4 (0.3 to 0.5)	0.3 (0.3 to 0.4)	0.8 (0.6 to 1.1)	0.8 (0.6 to 1.1)	0.8 (0.6 to 1.1)	0.8 (0.6 to 1.1)	0.8 (0.6 to 1.1)	0.8 (0.6 to 1.1)	0.8 (0.6 to 1.1)	0.8 (0.6 to 1.1)	0.8 (0.6 to 1.1)	0.8 (0.6 to 1.1)	0.8 (0.6 to 1.1)	0.8 (0.6 to 1.1)	0.8 (0.6 to 1.1)	0.8 (0.6 to 1.1)	0.8 (0.6 to 1.1)	0.8 (0.6 to 1.1)	0.8 (0.6 to 1.1)	0.8 (0.6 to 1.1)	0
Drug-susceptible Tuberculosis	0.9 (0.6 to 0.9)	0.9 (0.6 to 0.9)	0.5 (0.3 to 0.6)	0.4 (0.3 to 0.5)	0.2 (0.2 to 0.3)	0.6 (0.4 to 0.8)	0.7 (0.4 to 0.9)	0.7 (0.4 to 0.9)	0.7 (0.4 to 0.9)	0.7 (0.4 to 0.9)	0.7 (0.4 to 0.9)	0.7 (0.4 to 0.9)	0.7 (0.4 to 0.9)	0.7 (0.4 to 0.9)	0.7 (0.4 to 0.9)	0.7 (0.4 to 0.9)	0.7 (0.4 to 0.9)	0.7 (0.4 to 0.9)	0.7 (0.4 to 0.9)	0.7 (0.4 to 0.9)	0.7 (0.4 to 0.9)	0.7 (0.4 to 0.9)	0.7 (0.4 to 0.9)	379
Multidrug-resistant tuberculosis without extensive drug-resistance	0 (0 to 0)	0 (0 to 0)	0 (0 to 0)	0 (0 to 0)	0 (0 to 0)	0 (0 to 0)	0 (0 to 0)	0 (0 to 0)	0 (0 to 0)	0 (0 to 0)	0 (0 to 0)	0 (0 to 0)	0 (0 to 0)	0 (0 to 0)	0 (0 to 0)	0 (0 to 0)	0 (0 to 0)	0 (0 to 0)	0 (0 to 0)	0 (0 to 0)	0 (0 to 0)	0 (0 to 0)	0 (0 to 0)	0 (0 to 0)	6.4
Extensively drug-resistant tuberculosis	0 (0 to 0)	0 (0 to 0)	0 (0 to 0)	0 (0 to 0)	0 (0 to 0)	0 (0 to 0)	0 (0 to 0)	0 (0 to 0)	0 (0 to 0)	0 (0 to 0)	0 (0 to 0)	0 (0 to 0)	0 (0 to 0)	0 (0 to 0)	0 (0 to 0)	0 (0 to 0)	0 (0 to 0)	0 (0 to 0)	0 (0 to 0)	0 (0 to 0)	0 (0 to 0)	0 (0 to 0)	0 (0 to 0)	0 (0 to 0)	1.4
Lower respiratory infections	2.6 (1.7 to 3.6)	2.3 (2.2 to 4.8)	29.2 (28.9 to 30.5)	39 (37.7 to 39.1)	19.1 (18.4 to 19.2)	15.9 (15.3 to 16.1)	15.9 (15.3 to 16.1)	15.7 (15.1 to 15.9)	13 (12.5 to 13.2)	12.5 (12.1 to 12.7)	11.9 (11.5 to 12.1)	11.7 (11.3 to 11.9)	11.6 (11.2 to 11.8)	11.5 (11.1 to 11.7)	11.4 (11.1 to 11.6)	11.4 (11.1 to 11.6)	11.4 (11.1 to 11.6)	11.4 (11.1 to 11.6)	11.4 (11.1 to 11.6)	11.4 (11.1 to 11.6)	11.4 (11.1 to 11.6)	11.4 (11.1 to 11.6)	11.4 (11.1 to 11.6)	7,110
Upper respiratory infections	0 (0 to 0)	0 (0 to 0)	0.4 (0.1 to 1.4)	0.2 (0.1 to 0.7)	0.1 (0 to 0.4)	0.3 (0.1 to 1.4)	0.3 (0.1 to 1.4)	0.5 (0.2 to 1.6)	0.4 (0.1 to 1.4)	0.3 (0.1 to 1.4)	0.3 (0.1 to 1.4)	0.3 (0.1 to 1.4)	0.3 (0.1 to 1.4)	0.3 (0.1 to 1.4)	0.3 (0.1 to 1.4)	0.3 (0.1 to 1.4)	0.3 (0.1 to 1.4)	0.3 (0.1 to 1.4)	0.3 (0.1 to 1.4)	0.3 (0.1 to 1.4)	0.3 (0.1 to 1.4)	0.3 (0.1 to 1.4)	0.3 (0.1 to 1.4)	9.7
Otitis media	0 (0 to 0)	0 (0 to 0.1)	1.2 (0.6 to 2.5)	1.6 (0.8 to 3.5)	1.6 (0.8 to 3.5)	1.6 (0.8 to 3





SR Table 2b: Shiscide DALYS by cause and sex orcus for females with 95% uncertainty intervals, 2019

Cause	Early Neonatal	Late Neonatal	Post-Neonatal	1 to 4	5 to 9	10 to 14	15 to 19	20 to 24	25 to 29	30 to 34	35 to 39	40 to 44	45 to 49	50 to 54	55 to 59	60 to 64	65 to 69	70 to 74	75 to 79	80 to 84	85 to 89	90 to 94	95 plus	Total
All causes	761 (559 to 991)	297 (191 to 399)	1,180 (1,009 to 1,360)	2,209 (2,000 to 2,460)	2,089 (2,000 to 2,180)	2,208 (2,109 to 2,300)	7,026 (6,660 to 7,400)	9,499 (8,970 to 10,000)	11,900 (11,300 to 12,500)	14,100 (13,400 to 14,800)	17,200 (16,300 to 18,000)	19,900 (19,000 to 20,900)	23,700 (22,600 to 24,800)	24,700 (23,500 to 25,900)	24,200 (23,000 to 25,500)	26,100 (24,700 to 27,500)	30,100 (28,400 to 31,800)	41,900 (39,400 to 44,400)	52,600 (49,100 to 56,000)	69,900 (67,000 to 72,800)	97,600 (93,300 to 101,900)	98,900 (92,000 to 105,900)	65,000 (41,000 to 89,700)	29,000 (23,000 to 37,700)	621,000
Communicable, maternal, neonatal, and nutritional diseases	378 (286 to 489)	108 (78 to 134)	292 (196 to 397)	477 (399 to 603)	436 (372 to 506)	412 (363 to 464)	529 (467 to 597)	655 (578 to 736)	662 (582 to 746)	699 (614 to 790)	770 (676 to 872)	1,000 (883 to 1,130)	1,000 (923 to 1,100)	873 (772 to 986)	721 (637 to 814)	691 (599 to 786)	699 (602 to 798)	1,110 (922 to 1,380)	1,690 (1,390 to 2,060)	1,640 (1,400 to 2,000)	2,330 (1,900 to 2,900)	3,100 (2,510 to 4,170)	2,760 (1,690 to 3,920)	1,690 (1,230 to 2,400)	23,800
HIV/AIDS and sexually transmitted infections	0 (0 to 0)	0 (0 to 0)	0 (2.2 to 3.9)	0 (1.9 to 3.9)	0.6 (0.4 to 1.1)	2.1 (1.6 to 2.8)	7.6 (6.4 to 11.6)	19.1 (16.1 to 24.1)	29.2 (24.5 to 42)	37.5 (29.5 to 50.5)	49.9 (38.2 to 67.2)	64.8 (50.5 to 83.5)	69.4 (54.7 to 92.1)	72.3 (56.9 to 95.4)	76.4 (61.1 to 97.8)	78.9 (64.5 to 98.8)	84.2 (71.3 to 101.5)	97.1 (84.5 to 112)	110 (97.3 to 126)	121 (106 to 139)	135 (118 to 156)	146 (124 to 171)	89 (69 to 107)	34.1 (21 to 41)	444
HIV/AIDS	0 (0 to 0)	0 (0 to 0)	2.9 (2.2 to 3.9)	2.6 (1.9 to 3.9)	0.6 (0.4 to 1.1)	2.1 (1.6 to 2.8)	7.4 (6.4 to 11.6)	19.1 (16.1 to 24.1)	29.2 (24.5 to 42)	37.5 (29.5 to 50.5)	49.9 (38.2 to 67.2)	64.8 (50.5 to 83.5)	69.4 (54.7 to 92.1)	72.3 (56.9 to 95.4)	76.4 (61.1 to 97.8)	78.9 (64.5 to 98.8)	84.2 (71.3 to 101.5)	97.1 (84.5 to 112)	110 (97.3 to 126)	121 (106 to 139)	135 (118 to 156)	146 (124 to 171)	89 (69 to 107)	34.1 (21 to 41)	99.3
HIV/AIDS - Drug-susceptible Tuberculosis	0 (0 to 0)	0 (0 to 0)	0 (0.6 to 1.4)	0 (0.5 to 1.2)	0.2 (0.2 to 0.3)	0.2 (0.1 to 0.3)	0.2 (0.1 to 0.4)	0.2 (0.2 to 0.4)	0.2 (0.2 to 0.4)	0.2 (0.2 to 0.4)	0.2 (0.2 to 0.4)	0.2 (0.2 to 0.4)	0.2 (0.2 to 0.4)	0.2 (0.2 to 0.4)	0.2 (0.2 to 0.4)	0.2 (0.2 to 0.4)	0.2 (0.2 to 0.4)	0.2 (0.2 to 0.4)	0.2 (0.2 to 0.4)	0.2 (0.2 to 0.4)	0.2 (0.2 to 0.4)	0.2 (0.2 to 0.4)	0.2 (0.2 to 0.4)	0.2 (0.2 to 0.4)	19.3
HIV/AIDS - Multidrug-resistant Tuberculosis without extensive	0 (0 to 0)	0 (0 to 0)	0 (0 to 0.1)	0 (0 to 0.1)	0 (0 to 0)	0 (0 to 0)	0 (0 to 0)	0 (0 to 0)	0 (0 to 0.1)	0 (0 to 0.1)	0 (0 to 0.1)	0 (0 to 0.1)	0 (0 to 0.1)	0 (0 to 0.1)	0 (0 to 0.1)	0 (0 to 0.1)	0 (0 to 0.1)	0 (0 to 0.1)	0 (0 to 0.1)	0 (0 to 0.1)	0 (0 to 0.1)	0 (0 to 0.1)	0 (0 to 0.1)	0 (0 to 0.1)	0 (0 to 0.1)	0.4
HIV/AIDS - Extensively drug-resistant Tuberculosis	0 (0 to 0)	0 (0 to 0)	0 (0 to 0)	0 (0 to 0)



Ischemic heart disease	0 (0.0)	0 (0.0)	0 (0.0)	0 (0.0)	0 (0.0)	3 (0.0)	19 (0.0 to 0.2)	19 (0.0 to 0.2)	19 (17.0 to 20.0)	36 (29.0 to 44.0)	66.2 (49.0 to 77.1)	143 (112.0 to 178.0)	253 (208.0 to 314.0)	313 (245.0 to 399.0)	393 (274.0 to 552.0)	619 (413.0 to 753.0)	1,050 (674.0 to 1,240.0)	1,690 (1,060.0 to 2,060.0)	2,430 (1,490.0 to 2,990.0)	3,140 (2,030.0 to 3,990.0)	4,290 (2,900.0 to 5,660.0)	3,940 (2,660.0 to 5,460.0)	2,230 (1,560.0 to 3,650.0)	
Stroke	0 (0.0)	0 (0.0 to 1.0)	0 (0.0 to 0.0)	0 (0.0 to 0.0)	0 (0.0 to 0



SR Table 2b. Aichi DALYS by cause and age group for females with 95% uncertainty intervals, 2019

Cause	Early Neonatal	Late Neonatal	Post-Neonatal	1 to 4	5 to 9	10 to 14	15 to 19	20 to 24	25 to 29	30 to 34	35 to 39	40 to 44	45 to 49	50 to 54	55 to 59	60 to 64	65 to 69	70 to 74	75 to 79	80 to 84	85 to 89	90 to 94	95 plus	Total
All causes	1,080 (1,030 to 1,090)	668 (619 to 704)	2,970 (2,890 to 3,330)	5,290 (4,930 to 5,750)	4,460 (4,170 to 4,760)	5,070 (4,760 to 5,360)	14,000 (13,400 to 15,000)	16,700 (15,900 to 17,500)	21,100 (19,900 to 21,900)	26,700 (25,100 to 27,900)	33,200 (31,600 to 34,800)	42,300 (40,200 to 44,300)	56,000 (53,500 to 58,700)	82,400 (78,100 to 86,400)	46,900 (45,200 to 48,900)	62,200 (60,600 to 63,900)	75,100 (71,100 to 77,300)	96,700 (79,600 to 111,000)	103,000 (87,700 to 119,000)	101,000 (83,900 to 119,000)	93,900 (64,800 to 136,000)	33,300 (26,300 to 70,000)	33,700 (26,300 to 57,000)	999,000
Communicable, maternal, neonatal, and nutritional diseases	660 (577 to 967)	248 (215 to 661)	670 (578 to 961)	686 (588 to 1,080)	433 (372 to 1,060)	674 (597 to 1,060)	1,040 (929 to 1,590)	1,130 (1,000 to 1,740)	1,230 (1,080 to 1,880)	1,290 (1,130 to 1,980)	1,430 (1,260 to 2,200)	2,270 (2,060 to 3,520)	2,290 (2,080 to 3,750)	2,290 (2,080 to 3,750)	1,490 (1,370 to 2,510)	1,590 (1,490 to 2,550)	1,430 (1,350 to 2,290)	1,990 (1,890 to 3,200)	2,900 (2,670 to 4,890)	3,950 (3,620 to 6,960)	4,070 (3,670 to 8,760)	5,330 (3,430 to 9,990)	4,380 (2,800 to 8,900)	2,970 (1,910 to 5,960)	69,600
HIV/AIDS and sexually transmitted infections	0 (0 to 0)	0 (0 to 0)	0.6 (0.2 to 7.6)	4.2 (2.2 to 9.4)	3.6 (2.3 to 5.6)	19.6 (9.4 to 33.4)	39 (22.7 to 63.1)	82.6 (39.5 to 133)	99.4 (48.3 to 169)	116 (59.1 to 199)	138 (72 to 252)	160.1 (88.6 to 274)	176 (97.6 to 311)	191.9 (97.6 to 350)	83.2 (22.9 to 170)	69.2 (22.4 to 161)	34.9 (9.6 to 97.1)	26.1 (7.6 to 66.2)	20.3 (7.7 to 39.2)	10.4 (4.1 to 20.1)	6 (2.6 to 9.6)	896
HIV/AIDS	0 (0 to 0)	0 (0 to 0)	0.6 (0.2 to 7.6)	4.2 (2.2 to 9.4)	1.2 (0.7 to 1.1)	0.9 (0.4 to 1.5)	1.8 (1.2 to 2.5)	4 (2.6 to 5.6)	5.9 (3.5 to 8.4)	6.8 (4 to 10.1)	8 (4.8 to 12.3)	9.5 (5.8 to 14.7)	7.6 (4.6 to 12.1)	8.9 (5.4 to 15.4)	13.4 (7.1 to 19.1)	19.4 (13.3 to 23)	22.6 (16.4 to 27.1)	8.5 (5.9 to 11.6)	3.3 (2.2 to 4.8)	1.8 (0.9 to 3.1)	0.5 (0.2 to 0.9)	0.1 (0.1 to 0.2)	139
HIV/AIDS - Drug-susceptible Tuberculosis	0 (0 to 0)	0 (0 to 0)	0.1 (0 to 1.1)	1.4 (0.7 to 3.2)	0.3 (0.2 to 0.5)	0.2 (0.1 to 0.4)	0.3 (0.2 to 0.4)	0.6 (0.4 to 0.8)	0.8 (0.5 to 1.1)	0.9 (0.6 to 1.3)	1.1 (0.7 to 1.6)	1.3 (0.8 to 2)	1 (0.6 to 1.6)	1.2 (0.7 to 2)	1.8 (1 to 2.6)	2.6 (1.8 to 3.1)	3 (2.2 to 3.7)	1.1 (0.8 to 1.5)	0.4 (0.3 to 0.6)	0.2 (0.1 to 0.4)	0.1 (0 to 0.2)	0 (0 to 0)	25
HIV/AIDS - Multidrug-resistant Tuberculosis without extensive	0 (0 to 0)	0 (0 to 0)	0 (0 to 0.2)	0 (0 to 0.2)	0 (0 to 0.1)	0 (0 to 0)	0 (0 to 0)	0 (0 to 0.1)	0 (0 to 0.1)	0 (0 to 0.1)	0 (0 to 0.1)	0 (0 to 0.1)	0 (0 to 0.1)	0 (0 to 0.2)	0 (0 to 0.3)	0 (0 to 0.3)	0 (0 to 0.4)	0 (0 to 0.3)	0 (0 to 0.2)	0 (0 to 0.1)	0 (0 to 0.1)	0 (0 to 0)	0 (0 to 0)	0.6
HIV/AIDS - Extensively drug-resistant Tuberculosis	0 (0 to 0)	0 (0 to 0)	0 (0 to 0.1)	0 (0 to 0.1)	0 (0 to 0)	0 (0 to 0)	0 (0 to 0)	0 (0 to 0)	0 (0 to 0)	0 (0 to 0)	0 (0 to 0)	0 (0 to 0)	0 (0 to 0)	0 (0 to 0.1)	0 (0 to 0.1)	0 (0 to 0.1)	0 (0 to 0.2)	0 (0 to 0.2)	0 (0 to 0.1)	0 (0 to 0.1)	0 (0 to 0.1)	0 (0 to 0)	0 (0 to 0)	0.1
HIV/AIDS resulting in other diseases	0 (0 to 0)	0 (0 to 0)	0.4 (0.2 to 5.9)	2.8 (1.6 to 5.2)	2.3 (0.9 to 1.7)	18.7 (8 to 32.5)	37 (21 to 5.6)	77.1 (32.9 to 6.6)	93.5 (42.9 to 6.1)	109 (52.5 to 6.7)	129 (63.7 to 7.1)	149.3 (78.7 to 7.6)	168 (91.4 to 8.2)	180.8 (89.3 to 8.7)	69.8 (15.8 to 12.6)	49.8 (8.9 to 10.9)	11.9 (3.4 to 3.9)	17.6 (3.9 to 5.9)	17.4 (4.9 to 5.9)	8.6 (3.3 to 1.5)	4.9 (2.3 to 0.8)	0.5 (0.2 to 0.1)	102
Sexually transmitted infections excluding HIV	0 (0 to 0)	0 (0 to 0)	0 (0 to 0.1)	0 (0 to 0)	0.7 (0.4 to 0.7)	0.7 (0.4 to 0.7)	0.8 (0.5 to 0.8)	0.7 (0.4 to 0.7)	0.9 (0.5 to 0.9)	0.9 (0.5 to 0.9)	0.8 (0.5 to 0.8)	0.8 (0.5 to 0.8)	0.8 (0.5 to 0.8)	0.9 (0.5 to 0.9)	0.9 (0.5 to 0.9)	0.8 (0.5 to 0.8)	0.8 (0.5 to 0.8)	0.7 (0.5 to 0.7)	0.6 (0.4 to 0.7)	0.4 (0.3 to 0.5)	0.2 (0.1 to 0.3)	0 (0 to 0)	14.1
Syphilis	0 (0 to 0)	0 (0 to 0)	0 (0 to 0)	0 (0 to 0)	0.7 (0.4 to 0.7)	0.7 (0.4 to 0.7)	0.8 (0.5 to 0.8)	0.7 (0.4 to 0.7)	0.9 (0.5 to 0.9)	0.9 (0.5 to 0.9)	0.8 (0.5 to 0.8)	0.8 (0.5 to 0.8)	0.8 (0.5 to 0.8)	0.9 (0.5 to 0.9)	0.9 (0.5 to 0.9)	0.8 (0.5 to 0.8)	0.8 (0.5 to 0.8)	0.7 (0.5 to 0.7)	0.6 (0.4 to 0.7)	0.4 (0.3 to 0.5)	0.2 (0.1 to 0.3)	0 (0 to 0)	14.1
Chlamydial infection	0 (0 to 0)	0 (0 to 0)	0 (0 to 0)	0 (0 to 0)	0 (0 to 0)	0 (0 to 0)	0 (0 to 0)	0 (0 to 0)	0 (0 to 0)	0 (0 to 0)	0 (0 to 0)	0 (0 to 0)	0 (0 to 0)	0 (0 to 0)	0 (0 to 0)	0 (0 to 0)	0 (0 to 0)	0 (0 to 0)	0 (0 to 0)	0 (0 to 0)	0 (0 to 0)	0 (0 to 0)	0 (0 to 0)	0
Gonococcal infection	0 (0 to 0)	0 (0 to 0)	0 (0 to 0)	0 (0 to 0)	0 (0 to 0)	0 (0 to 0)	0 (0 to 0)	0 (0 to 0)	0 (0 to 0)	0 (0 to 0)	0 (0 to 0)	0 (0 to 0)	0 (0 to 0)	0 (0 to 0)	0 (0 to 0)	0 (0 to 0)	0 (0 to 0)	0 (0 to 0)	0 (0 to 0)	0 (0 to 0)	0 (0 to 0)	0 (0 to 0)	0 (0 to 0)	0
Trichomoniasis	0 (0 to 0)	0 (0 to 0)	0 (0 to 0)	0 (0 to 0)	0.1 (0 to 0.1)	0.9 (0.5 to 1.4)	1.9 (1.2 to 2.7)	7.5 (4.5 to 10.9)	13.4 (8.1 to 19.3)	19.6 (11.9 to 28.1)	23.7 (14.5 to 33.9)	24.9 (15.4 to 35.6)	28.4 (17.6 to 40.7)	29.1 (17.9 to 41.7)	19.1 (9.5 to 36.3)	13.9 (5.4 to 28.1)	10.5 (3.9 to 21.1)	7.7 (2.9 to 17.1)	4.6 (1.7 to 10.3)	2.4 (0.9 to 5.5)	0.6 (0.2 to 1.4)	0.2 (0 to 0.5)	199
Genital herpes	0 (0 to 0)	0 (0 to 0)	0 (0 to 0)	0 (0 to 0)	0 (0 to 0)	0 (0 to 0)	0.1 (0 to 0.1)	0.1 (0 to 0.1)	0.1 (0 to 0.1)	0.1 (0 to 0.1)	0.1 (0 to 0.1)	0.1 (0 to 0.1)	0.1 (0 to 0.1)	0.1 (0 to 0.1)	0.1 (0 to 0.1)	0.1 (0 to 0.1)	0.1 (0 to 0.1)	0.1 (0 to 0.1)	0.1 (0 to 0.1)	0.1 (0 to 0.1)	0 (0 to 0.1)	0 (0 to 0)	0.6
Other sexually transmitted infections	0 (0 to 0)	0 (0 to 0)	0.1 (0 to 0.1)	0.1 (0 to 0.1)	0.1 (0 to 0.1)	0.1 (0 to 0.1)	0.1 (0 to 0.1)	0.1 (0 to 0.1)	0.1 (0 to 0.1)	0.1 (0 to 0.1)	0.1 (0 to 0.1)	0.1 (0 to 0.1)	0.1 (0 to 0.1)	0.1 (0 to 0.1)	0.1 (0 to 0.1)	0.1 (0 to 0.1)	0.1 (0 to 0.1)	0.1 (0 to 0.1)	0.1 (0 to 0.1)	0.1 (0 to 0.1)	0.1 (0 to 0.1)	0 (0 to 0)	0.6
Respiratory infections and tuberculosis	91 (71 to 137)	72 (72.4 to 33.4)	171 (120 to 230)	299 (256 to 503)	274 (210 to 506)	276 (166 to 442)	293 (182 to 448)	294 (182 to 462)	311 (178 to 537)	329 (186 to 571)	343 (214 to 569)	356 (264 to 607)	401 (329 to 629)	484 (329 to 693)	390 (293 to 493)	446 (401 to 760)	511 (749 to 1,200)	1,200 (1,200 to 1,290)	1,200 (1,060 to 1,790)	1,200 (1,070 to 1,850)	1,200 (1,060 to 1,960)	1,200 (1,060 to 1,960)	12,000 (10,600 to 19,600)
Tuberculosis	0 (0 to 0)	0 (0 to 0)	0 (1.7 to 3.3)	0.1 (1.6 to 2.6)	0.1 (0.7 to 1.6)	0.1 (1.6 to 4.6)	0.7 (5.6 to 13.7)	1.1 (3 to 23.4)	1.4 (7 to 19.4)	1.7 (9.7 to 13)	2.1 (8.1 to 18.1)	2.5 (8.1 to 16.2)	3.1 (9.3 to 19)	3.7 (9.6 to 19.6)	3.9 (9.6 to 17.6)	4.5 (11.9 to 22.4)	5.2 (29.6 to 63.1)	5.9 (68.6 to 140)	6.6 (107 to 209)	7.2 (159 to 327)	7.6 (159 to 327)	7.6 (159 to 327)	1,140
Latent tuberculosis infection	0 (0 to 0)	0 (0 to 0)	0 (0 to 0)	0 (0 to 0)	0 (0 to 0)	0 (0 to 0)	0 (0 to 0)	0 (0 to 0)	0 (0 to 0)	0 (0 to 0)	0 (0 to 0)	0 (0 to 0)	0 (0 to 0)	0 (0 to 0)	0 (0 to 0)	0 (0 to 0)	0 (0 to 0)	0 (0 to 0)	0 (0 to 0)	0 (0 to 0)	0 (0 to 0)	0 (0 to 0)	0 (0 to 0)	0
Drug-susceptible Tuberculosis	0 (0 to 0)	0 (0 to 0)	0.6 (1.6 to 3.4)	0.8 (1.6 to 2.6)	0.1 (0.7 to 1.6)	0.1 (1.6 to 4.6)	0.7 (5.6 to 13.6)	1.1 (2.9 to 23.1)	1.4 (6.9 to 19.3)	1.7 (9.6 to 13)	2.1 (8.1 to 18.1)	2.5 (7.9 to 16)	3.1 (7.9 to 19)	3.7 (9.1 to 19.4)	3.9 (11.1 to 22.2)	4.5 (29.4 to 62.8)	5.2 (68.1 to 139)	5.9 (106 to 207)	6.6 (159 to 327)	7.2 (159 to 327)	7.6 (159 to 327)	7.6 (159 to 327)	1,120
Multidrug-resistant tuberculosis without extensive drug-resistar	0 (0 to 0)	0 (0 to 0)	0 (0 to 0)	0 (0 to 0.1)	0 (0 to 0)	0 (0 to 0)	0 (0 to 0)	0 (0 to 0)	0 (0 to 0)	0 (0 to 0)	0 (0 to 0)	0 (0 to 0)	0 (0 to 0)	0 (0 to 0)	0 (0 to 0)	0 (0 to 0)	0 (0 to 0)	0 (0 to 0)	0 (0 to 0)	0 (0 to 0)	0 (0 to 0)	0 (0 to 0)	0 (0 to 0)	0.1
Extensively drug-resistant tuberculosis	0 (0 to 0)	0 (0 to 0)	0 (0 to 0)	0 (0 to 0)	0 (0 to 0)	0 (0 to 0)	0 (0 to 0)	0 (0 to 0)	0 (0 to 0)	0 (0 to 0)	0 (0 to 0)	0 (0 to 0)	0 (0 to 0)	0 (0 to 0)	0 (0 to 0)	0 (0 to 0)	0 (0 to 0)	0 (0 to 0)	0 (0 to 0)	0 (0 to 0)	0 (0 to 0)	0 (0 to 0)	0 (0 to 0)	0
Lower respiratory infections	77.3 (67.7 to 130.4)	19.2 (15.9 to 25.1)	132 (96.7 to 196)	126 (96.7 to 196)	89 (60.3 to 134.4)	38.6 (22.7 to 64)	32.2 (20.7 to 46)	28.7 (20.4 to 39.4)	29.6 (20.1 to 43)	31.7 (21.7 to 45.6)	33.6 (24.9 to 44.7)	34.7 (25.9 to 46.2)	39.2 (29.3 to 51.6)	47.3 (33.3 to 63.1)	37.6 (29.1 to 48.1)	43.1 (34.1 to 55.2)	49.4 (38.1 to 63.1)	116 (84.1 to 154)	166 (120.1 to 222)	240 (168.1 to 330)	330 (224.1 to 450)	420 (280.1 to 570)	1,400 (1,400 to 2,800)	2,800 (2,700 to 5,600)	2,800 (2,800 to 5,770)	20,700
Upper respiratory infections	2.3 (1.7 to 3.7)	2.2 (1.7 to 3.7)	39 (23.1 to 56.9)	163 (126 to 226)	185 (140 to 350)	237 (144 to 378)	261 (162 to 402)	266 (165 to 417)	281 (161 to 485)	297 (168 to 516)	310 (193 to 513)	321 (238 to 547)	361 (296 to 567)	437 (300 to 625)	352 (264 to 444)	402 (362 to 685)	461 (675 to 1,080)	1,080 (1,080 to 1,160)	1,080 (954 to 1,610)	1,080 (963 to 1,670)	1,080 (954 to 1,770)	1,080 (954 to 1,770)	10,800 (9,540 to 17,700)
Otitis media	0 (0 to 0)	0 (0 to 0.3)	0.2 (0.8 to 11.7)	0.2 (0.7 to 10.9)	0.2 (0.6 to 10.7)	0.2 (0.6 to 10.8)	0.2 (0.6 to 10.9)	0.2 (0.6 to 10.9)	0.2 (0.6 to 10.9)	0.2 (0.6 to 10.9)	0.2 (0.6 to 10.9)	0.2 (0.6 to 10.9)	0.2 (0.6 to 10.9)	0.2 (0.6 to 10.9)	0.2 (0.6 to 10.9)	0.2 (0.6 to 10.9)	0.2 (0.6 to 10.9)	0.2 (0.6 to 10.9)	0.2 (0.6 to 10.9)	0.2 (0.6 to 10.9)	0.2 (0.6 to 10.9)	0.2 (0.6 to 10.9)	0.2 (0.6 to 10.9)	504
Enteric infections	1.6 (1.1 to 2.3)	0.2 (0.2 to 0.4)	39.6 (23.1 to 61.6)	419 (263.3 to 621)	104 (67.7 to 157)	6 (4 to 9.3)	4.1 (2.6 to 6.3)	3.6 (2.3 to 5.6)	23.2 (13.7 to 39.7)	39.1 (21.8 to 63.3)	99.7 (56.1 to 163)	89.9 (54.6 to 126)	134 (77.4 to 181)	122 (70.6 to 174)	176 (79.6 to 162)	116 (79.6 to 162)	136 (90.6 to 177)	127 (89.4 to 189)	108 (89.2 to 187)	89.2 (89.6 to 187)	70.2 (89.6 to 187)	52.1 (89.6 to 187)	1,920
Diarrheal diseases	1.6 (1.1 to 2.3)	0.2 (0.2 to 0.4)	39.6 (23.9 to 61.6)	419 (263.6 to 62)	104 (68.6 to 159.5)	6 (4 to 9.3)	4.1 (2.6 to 6.3)	3.6 (2.3 to 5.7)	23.2 (13.7 to 39.4)	39.1 (21.8 to 61.9)	99.4 (56.9 to 160.1)	89.9 (54.7 to 126)	134 (77.5 to 180)	122 (70.6 to 177)	176 (79.6 to 176)	116 (79.6 to 162)	136 (90.6 to 177)	127 (89.3 to 189)	108 (89.6 to 191)	89.2 (89.6 to 191)	70.2 (89.7 to 256)	52.1 (89.7 to 256)	1,910
Typhoid and paratyphoid	0 (0 to 0)	0 (0 to 0)	0 (0 to 0)	0 (0 to 0)	0 (0 to 0)	0 (0 to 0)	0 (0 to 0)	0 (0 to 0)	0 (0 to 0)	0 (0 to 0)	0 (0 to 0)	0 (0 to 0)	0 (0 to 0)	0 (0 to 0)	0 (0 to 0)	0 (0 to 0)	0 (0 to 0)	0 (0 to 0)	0 (0 to 0)	0 (0 to 0)	0 (0 to 0)	0 (0 to 0)	0 (0 to 0)	0
Typhoid fever	0 (0 to 0)	0 (0 to 0)	0 (0 to 0)	0 (0 to 0)	0 (0 to 0)	0 (0 to 0)	0 (0 to 0)	0 (0 to 0)	0 (0 to 0)	0 (0 to 0)	0 (0 to 0)	0 (0 to 0)	0 (0 to 0)	0 (0 to 0)	0 (0 to 0)	0 (0 to 0)	0 (0 to 0)	0 (0 to 0)	0 (0 to 0)	0 (0 to 0)	0 (0 to 0)	0 (0 to 0)	0 (0 to 0)	0
Paratyphoid fever	0 (0 to 0)	0 (0 to 0)	0 (0 to 0)	0 (0 to 0)	0 (0 to 0)	0 (0 to 0)	0 (0 to 0)	0 (0 to 0)	0 (0 to 0)	0 (0 to 0)	0 (0 to 0)	0 (0 to 0)	0 (0 to 0)	0 (0 to 0)	0 (0 to 0)	0 (0 to 0)	0 (0 to 0)	0 (0 to 0)	0 (0 to 0)	0 (0 to 0)	0 (0 to 0)	0 (0 to 0)	0 (0 to 0)	0
Invasive Non-typhoidal Salmonella (NTS)	0 (0 to 0)	0 (0 to 0)	0 (0 to 0.1)	0 (0 to 0.1)	0 (0 to 0)	0 (0 to 0)	0 (0 to 0)	0 (0 to 0)	0 (0 to 0)	0 (0 to 0)	0 (0 to 0)	0 (0 to 0)	0 (0 to 0)	0 (0 to 0)	0 (0 to 0)	0 (0 to 0)	0 (0 to 0)	0 (0 to 0)	0 (0 to 0)	0 (0 to 0)	0 (0 to 0)	0 (0 to 0)	0 (0 to 0)	1.2
Other intestinal infectious diseases	0 (0 to 0)	0.3 (0 to 1.3)	0.4 (0 to 1.9)	0.2 (0 to 0.4)	0.1 (0 to 0.2)	0.1 (0 to 0.2)	0.1 (0 to 0.2)	0.1 (0 to 0.2)	0.2 (0 to 0.3)	0.1 (0 to 0.2)	0.2 (0 to 0.3)	0.2 (0 to 0.3)	0.2 (0 to 0.3)	0.2 (0 to 0.3)	0.2 (0 to 0.3)	0.2 (0 to 0.3)	0.2 (0 to 0.3)	0.2 (0 to 0.3)	0.2 (0 to 0.3)	0.2 (0 to 0.3)	0.2 (0 to 0.3)	0.2 (0 to 0.3)	3.6
Neglected tropical diseases and malaria	8.3 (7.4 to 9.2)	2.2 (2.1 to 2.2)	21.2 (20.1 to 39.6)	23.6 (21.3 to 39.4)	24.2 (21.7 to 39.4)	13.9 (11.7 to 27.4)	17.1 (14.3 to 31.1)	13.9 (11.6 to 28.4)	20.6 (16.9 to 36.4)	29 (23.6 to 49.1)	17.9 (14.6 to 31.7)	17.5 (14.1 to 31.7)	22 (17.6 to 40)	25.9 (20.4 to 46.1)	20.4 (16.4 to 36.3)	11.7 (9.2 to 20.8)	14.4 (11.3 to 25.7)	19.2 (15.2 to 34.1)	13 (10.2 to 23.1)	8.4 (6.6 to 14.9)	4.5 (3.5 to 8)	1.6 (1.2 to 2.8)	392
Malaria	0 (0 to 0)	0 (0 to 0)	0 (0 to 0)	0 (0 to 0)	0 (0 to 0)	0 (0 to 0)	0 (0 to 0)	0 (0 to 0)	0 (0 to 0)	0 (0 to 0)	0 (0 to 0)	0 (0 to 0)	0 (0 to 0)	0 (0 to 0)	0 (0 to 0)	0 (0 to 0)	0 (0 to 0)	0 (0 to 0)	0 (0 to 0)	0 (0 to 0)	0 (0 to 0)	0 (0 to 0)	0 (0 to 0)	0
Chagas disease	0 (0 to 0)	0 (0 to 0)	0 (0 to 0)	0 (0 to 0)	0 (0 to 0)	0 (0 to 0)	0 (0 to 0)	0 (0 to 0)	0 (0 to 0)	0 (0 to 0)	0 (0 to 0)	0 (0 to 0)	0 (0 to 0)	0 (0 to 0)	0 (0 to 0)	0 (0 to 0)	0 (0 to 0)	0 (0 to 0)	0 (0 to 0)	0 (0 to 0)	0 (0 to 0)	0 (0 to 0)	0 (0 to 0)	0
Leishmaniasis	0 (0 to 0)	0 (0 to 0)	0 (0 to 0)	0 (0 to 0)	0 (0 to 0)	0 (0 to 0)	0 (0 to 0)	0 (0 to 0)	0 (0 to 0)	0 (0 to 0)	0 (0 to 0)	0 (0 to 0)	0 (0 to 0)	0 (0 to 0)	0 (0 to 0)	0 (0 to 0)	0 (0 to 0)	0 (0 to 0)	0 (0 to 0)	0 (0 to 0)	0 (0 to 0)	0 (0 to 0)	0 (0 to 0)	0
Visceral leishmaniasis	0 (0 to 0)	0 (0 to 0)	0 (0 to 0)	0 (0 to 0)	0 (0 to 0)	0 (0 to 0)	0 (0 to 0)	0 (0 to 0)	0 (0 to 0)	0 (0 to 0)	0 (0 to 0)	0 (0 to 0)	0 (0 to 0)	0 (0 to 0)	0 (0 to 0)	0 (0 to 0)	0 (0 to 0)	0 (0 to 0)	0 (0 to 0)	0 (0 to 0)	0 (0 to 0)	0 (0 to 0)	0 (0 to 0)	0
Cutaneous and mucocutaneous leishmaniasis	0 (0 to 0)	0 (0 to 0)	0 (0 to 0)	0 (0 to 0)	0 (0 to 0)	0 (0 to 0)	0 (0 to 0)	0 (0 to 0)	0 (0 to 0)	0 (0 to 0)	0 (0 to 0)	0 (0 to 0)	0 (0 to 0)	0 (0 to 0)	0 (0 to 0)	0 (0 to 0)	0 (0 to 0)	0 (0 to 0)	0 (0 to 0)	0 (0 to 0)	0 (0 to 0)	0 (0 to 0)	0 (0 to 0)	0
African trypanosomiasis	0 (0 to 0)	0 (0 to 0)	0 (0 to 0)	0 (0 to 0)	0 (0 to 0)	0 (0 to 0)	0 (0 to 0)	0 (0 to 0)	0 (0 to 0)	0 (0 to 0)	0 (0 to 0)	0 (0 to 0)	0 (0 to 0)	0 (0 to 0)	0 (0 to 0)	0 (0 to 0)	0 (0 to 0)	0 (0 to 0)	0 (0 to 0)	0 (0 to 0)	0 (0 to 0)	0 (0 to 0)	0 (0 to 0)	0
Schistosomiasis	0 (0 to 0)	0 (0 to 0)	0 (0 to 0)	0 (0 to 0)	0 (0 to 0)	0 (0 to 0)	0 (0 to 0)	0 (0 to 0)	0 (0 to 0)	0 (0 to 0)	0 (0 to 0)	0 (0 to 0)	0 (0 to 0)	0 (0 to 0)	0 (0 to 0)	0 (0 to 0)	0 (0 to 0)	0 (0 to 0)	0 (0 to 0)	0 (0 to 0)	0 (0 to 0)	0 (0 to 0)	0 (0 to 0)	0
Cysticercosis	0 (0 to 0)	0 (0 to 0)	0 (0 to 0)	0 (0 to 0)	0 (0 to 0)	0 (0 to 0)	0 (0 to 0)	0 (0 to 0)	0 (0 to 0)	0 (0 to 0)	0 (0 to 0)	0 (0 to 0)	0 (0 to 0)	0 (0 to 0)	0 (0 to 0)	0 (0 to 0)	0 (0 to 0)	0 (0 to 0)	0 (0 to 0)	0 (0 to 0)	0 (0 to 0)	0 (0 to 0)	0 (0 to 0)	0
Cystic echinococcosis	0 (0 to 0)	0 (0 to 0)	0 (0 to 0)	0 (0 to 0)	0 (0 to 0)	0 (0 to 0)	0 (0 to 0)	0 (0 to 0)	0 (0 to 0)	0 (0 to 0)	0 (0 to 0)	0 (0 to 0)	0 (0 to 0)	0 (0 to 0)	0 (0 to 0)	0 (0 to 0)	0 (0 to 0)	0 (0 to 0)	0 (0 to 0)	0 (0 to 0)	0 (0 to 0)	0 (0 to 0)	0 (0 to 0)	2
Lymphatic filariasis	0 (0 to 0)	0 (0 to 0)	0 (0 to 0)	0 (0 to 0)	0 (0 to 0)	0 (0 to 0)	0 (0 to 0)	0 (0 to 0)	0 (0 to 0)	0 (0 to 0)	0 (0 to 0)	0 (0 to 0)	0 (0 to 0)	0 (0 to 0)	0 (0 to 0)	0 (0 to 0)	0 (0 to 0)	0 (0 to 0)	0 (0 to 0)	0 (0 to 0)	0 (0 to 0)	0 (0 to 0)	0 (0 to 0)	0
Onchocerciasis	0 (0 to 0)	0 (0 to 0)	0 (0 to 0)	0 (0 to 0)	0 (0 to 0)	0 (0 to 0)	0 (0 to 0)	0 (0 to 0)	0 (0 to 0)	0 (0 to 0)	0 (0 to 0)	0 (0 to 0)	0 (0 to 0)	0 (0 to 0)	0 (0 to 0)	0 (0 to 0)	0 (0 to 0)	0 (0 to 0)	0 (0 to 0)	0 (0 to 0)	0 (0 to 0)	0 (0 to 0)	0 (0 to 0)	0
Trachoma	0 (0 to 0)	0 (0 to 0)	0 (0 to 0)	0 (0 to 0)	0 (0 to 0)	0 (0 to 0)	0 (0 to 0)	0 (0 to 0)	0 (0 to 0)	0 (0 to 0)





SR Table 2b: Mle DALYS by cause and age group for females with 95% uncertainty intervals, 2019

Cause	Early Neonatal (0-6 days)	Late Neonatal (7-27 days)	Post Neonatal (28-364 days)	1 to 4	5 to 9	10 to 14	15 to 19	20 to 24	25 to 29	30 to 34	35 to 39	40 to 44	45 to 49	50 to 54	55 to 59	60 to 64	65 to 69	70 to 74	75 to 79	80 to 84	85 to 89	90 to 94	95 plus	Total
All causes	287 (x,286)	134 (x, 160)	498 (x,444)	1,063 (922 to 1,460)	1,369 (991 to 1,926)	1,204 (x,200)	1,204 (2,040 to 2,436)	1,204 (2,040 to 2,119)	1,204 (1,410 to 1,716)	1,204 (1,409 to 1,746)	1,204 (1,409 to 1,746)	1,204 (1,419 to 1,833)	12,869 (15,195 to 15,800)	12,869 (15,195 to 15,800)	11,939 (13,995 to 14,550)	11,939 (13,995 to 14,550)	10,993 (12,600 to 16,350)	10,993 (12,600 to 16,350)	10,993 (12,600 to 16,350



7833

Congenital birth defects	125 (95·4 to 173)	73·4 (59·1 to 93·4)	229 (183 to 287)	142 (110 to 179)	81·9 (67·6 to 112)	80·4 (64 to 112)	68·4 (49 to 95)	29·6 (29·6 to 30·4)	35·4 (26·5 to 45·7)	39·2 (34·9 to 46)	35·4 (26·2 to 48·7)	42·3 (31 to 54·9)	43·1 (31·1 to 55·5)	33·1 (24 to 44·6)	30·9 (21·9 to 43·1)	31·9 (23·3 to 42·6)	20·1 (22·4 to 42·8)	20·3 (12·7 to 30·3)	19·7 (10·1 to 33·1)	10·7 (6·8 to 15·9)	7·3 (4·7 to 11)	3·6 (2·3 to 5·4)	1·4 (0·9 to 2·1)		1,220
Neural tube defects	4·4 (2·4 to 7·4)	2·2 (1·1 to 3·6)	20·9 (9·6 to 37·4)	22·2 (12·1 to 39·6)	2·8 (1·9 to 3·8)	3 (2 to 4·1)	2·8 (2·1 to 3·6)	2·8 (1·8 to 3·4)	3·5 (1·7 to 3·4)	2·1 (1·4 to 2·8)	2·5 (1·6 to 2·8)	2·5 (1·6 to 3·2)	2·4 (1·7 to 3·3)	1·9 (1·3 to 2·6)	1·7 (1·2 to 2·4)	1·7 (1·1 to 2·2)	1·6 (1·1 to 2·2)	1·4 (0·9 to 2·2)	1·1 (0·6 to 1·7)	0·7 (0·4 to 1·1)	0·4 (0·3 to 0·7)	0·2 (0·1 to 0·3)	0·2 (0·1 to 0·3)		83·4
Congenital heart anomalies	79·4 (74·3 to 84·6)	46·1 (41·7 to 50·7)	144·5 (131·1 to 158·7)	89·4 (79·7 to 100·3)	51·2 (47·1 to 55·5)	50·7 (46·1 to 55·5)	43·1 (39·1 to 47·3)	18·6 (17·7 to 19·5)	22·3 (19·2 to 25·7)	24·7 (23·1 to 26·4)	22·3 (19·2 to 25·7)	26·7 (24·1 to 29·5)	27·2 (24·1 to 30·4)	20·9 (18·3 to 23·7)	19·5 (16·8 to 22·4)	20·1 (17·4 to 23·1)	12·7 (9·8 to 16·1)	12·8 (9·3 to 17·1)	6·4 (4·3 to 9·2)	4·4 (2·8 to 6·5)	2·3 (1·5 to 3·2)	0·9 (0·6 to 1·4)	0·9 (0·6 to 1·4)		786
Orofacial clefts	0 (0 to 0·1)	0·1 (0 to 0·1)	0·6 (0·3 to 1·1)	1·4 (0·7 to 2·3)	1·6 (0·7 to 3·2)	1·6 (0·8 to 3·2)	1·6 (0·7 to 3·4)	1·4 (0·5 to 3·1)	1·6 (0·5 to 3)	1·7 (0·9 to 3·2)	2 (0·7 to 3·9)	2·3 (0·9 to 4·3)	2·8 (1 to 5·3)	2·3 (0·8 to 4·4)	2·2 (0·8 to 4·4)	2·1 (0·8 to 4·2)	2·1 (0·8 to 4·5)	2·1 (0·7 to 4·5)	1·3 (0·4 to 3·1)	0·7 (0·2 to 2·1)	0·3 (0·1 to 1·2)	0·2 (0·1 to 0·6)	0·2 (0·1 to 0·6)		37·1
Down syndrome	1·6 (0·9 to 3·1)	1·4 (0·8 to 2·4)	9·6 (2·9 to 9·1)	2·7 (2·4 to 3·4)	3 (1·9 to 4·4)	2·4 (2 to 3·1)	2·4 (2·2 to 3·1)	2·2 (1·7 to 2·7)	1·7 (1·3 to 2·2)	2·2 (2 to 2·4)	2·2 (2 to 2·5)	2·5 (2·1 to 2·9)	2·3 (2·1 to 2·6)	2·6 (1·9 to 3·2)	1·1 (0·7 to 1·7)	0·9 (0·5 to 1·5)	1·1 (0·6 to 1·9)	0·7 (0·4 to 1·4)	0·4 (0·2 to 0·7)	0·3 (0·1 to 0·5)	0·1 (0 to 0·2)	0·1 (0 to 0·2)	0·1 (0 to 0·2)		44·6
Turner syndrome	0 (0 to 0)	0 (0 to 0)	0·2 (0 to 0·7)	0·2 (0 to 0·8)	0·2 (0·1 to 0·5)	0·2 (0·1 to 0·5)	0·4 (0·2 to 0·7)	0·2 (0·2 to 0·4)	0·3 (0·1 to 0·5)	0·3 (0·1 to 0·6)	0·3 (0·1 to 0·6)	0·3 (0·1 to 0·6)	0·3 (0·1 to 0·5)	0·3 (0·1 to 0·5)	0·3 (0·1 to 0·6)	0·1 (0·1 to 0·3)	0·1 (0 to 0·2)	0·1 (0 to 0·2)	0·1 (0 to 0·1)	0·1 (0 to 0·1)	0 (0 to 0)	0 (0 to 0)	0 (0 to 0)		3·6
Klinefelter syndrome	0 (0 to 0)	0 (0 to 0)	0 (0 to 0)

SR Table 2b: Shiga DALYS by cause and age group for females with 95% uncertainty intervals, 2019

Cause	Early Neonatal	Late Neonatal	Post Neonatal	1 to 4	5 to 9	10 to 14	15 to 19	20 to 24	25 to 29	30 to 34	35 to 39	40 to 44	45 to 49	50 to 54	55 to 59	60 to 64	65 to 69	70 to 74	75 to 79	80 to 84	85 to 89	90 to 94	95 plus	Total
All causes	3,284 (3,091 to 3,442)	1,966 (1,727 to 1,920)	3,222 (1,922 to 3,882)	5,554 (4,704 to 7,265)	3,269 (2,613 to 3,746)	3,014 (2,406 to 3,729)	3,703 (2,956 to 4,278)	4,116 (3,408 to 4,882)	4,313 (3,602 to 5,010)	4,722 (3,955 to 5,494)	5,144 (4,449 to 7,473)	5,966 (5,256 to 10,203)	6,889 (6,016 to 12,000)	7,466 (7,370 to 12,000)	8,124 (7,900 to 11,000)	8,746 (7,985 to 11,400)	9,422 (8,600 to 12,700)	10,200 (9,300 to 14,700)	10,900 (10,000 to 15,200)	11,200 (10,200 to 15,600)	11,400 (10,400 to 16,000)	11,600 (10,600 to 16,000)	11,700 (10,700 to 16,000)	192,000 (175,000 to 267,000)
Communicable, maternal, neonatal, and nutritional diseases	214 (171 to 268)	43.4 (26.9 to 56.4)	115 (57.3 to 151)	178 (122 to 256)	181 (109 to 327)	179 (110 to 333)	190 (115 to 366)	206 (126 to 371)	216 (129 to 389)	244 (150 to 438)	262 (170 to 549)	430 (265 to 777)	483 (243 to 994)	600 (163 to 930)	650 (196 to 995)	690 (227 to 1,017)	672 (275 to 932)	603 (277 to 867)	603 (283 to 831)	676 (477 to 908)	1,033 (671 to 1,390)	936 (599 to 1,249)	489 (357 to 613)	8,995
HIV/AIDS and sexually transmitted infections	0 (0 to 0)	0 (0 to 0)	1.6 (1.1 to 2)	1.1 (0.8 to 1.4)	0.3 (0.2 to 0.4)	1 (0.7 to 1.3)	3.8 (2.1 to 5.1)	7.5 (4.3 to 10.1)	10.8 (6.3 to 13.7)	19.2 (9.4 to 23.9)	29.1 (11.6 to 39)	27.6 (14.7 to 48.9)	17.6 (9.1 to 31.7)	10.3 (5.4 to 18.9)	9.7 (5 to 18)	9.1 (4.7 to 14.6)	13.5 (7 to 20.6)	7.3 (3.8 to 12.4)	4.9 (2.7 to 9.5)	2.7 (1.5 to 5.1)	3.5 (2.1 to 5.4)	3.1 (1.9 to 5)	2 (1.3 to 3.1)	172
HIV/AIDS	0 (0 to 0)	0 (0 to 0)	1.6 (1.1 to 2)	1.1 (0.8 to 1.4)	0.3 (0.2 to 0.4)	0.2 (0.1 to 0.3)	0.6 (0.4 to 0.7)	1.4 (0.7 to 1.9)	1.6 (0.9 to 2.3)	1.9 (1 to 2.6)	1.6 (0.9 to 2.3)	1.7 (1 to 2.5)	1.5 (0.9 to 2.3)	1.6 (0.9 to 2.3)	1.7 (1 to 2.5)	1.6 (0.9 to 2.4)	1.6 (0.9 to 2.4)	2.1 (1.2 to 3.1)	2.1 (1.2 to 3.1)	1.9 (1.1 to 2.9)	2.2 (1.3 to 3.2)	2.1 (1.2 to 3)	1.9 (1.1 to 2.9)	35.2
HIV/AIDS - Drug-susceptible Tuberculosis	0 (0 to 0)	0 (0 to 0)	0.4 (0.2 to 0.6)	0.2 (0.2 to 0.4)	0.1 (0 to 0.1)	0.1 (0 to 0.1)	0.1 (0 to 0.1)	0.1 (0 to 0.2)	0.2 (0.1 to 0.3)	0.2 (0.1 to 0.3)	0.2 (0.1 to 0.3)	0.2 (0.2 to 0.3)	0.2 (0.2 to 0.3)	0.4 (0.2 to 0.6)	0.7 (0.4 to 1.1)	0.7 (0.4 to 1.2)	1.4 (0.8 to 2.2)	0.9 (0 to 1.2)	0.1 (0 to 0.1)	0 (0 to 0)	0 (0 to 0)	0 (0 to 0)	0 (0 to 0)	5.5
HIV/AIDS - Multidrug-resistant Tuberculosis without extensive drug resistance	0 (0 to 0)	0 (0 to 0)	0 (0 to 0)	0 (0 to 0)

Other neoplasms	0·3 (0·1 to 0·6)	0·2 (0·1 to 0·4)	1·2 (0·9 to 2·0)	0·9 (0·6 to 1·9)	1·1 (0·6 to 1·7)	1·1 (0·6 to 1·6)	1·6 (0·9 to 2·5)	1·5 (0·8 to 2·3)	1·6 (0·9 to 2·5)	2·5 (1·3 to 4·0)	4 (2·1 to 6·3)	2·4 (1·4 to 3·7)	5·7 (2·9 to 9·4)	7·6 (3·9 to 11·2)	11·3 (5·9 to 16·8)	17·7 (13·2 to 24·1)	30·6 (23·0 to 41·7)	46·1 (33·9 to 61·9)	50·6 (36·4 to 68·7)	49·8 (31·2 to 67·1)	49·5 (30·1 to 64·1)	28·1 (19·2 to 41·7)	12 (9·7 to 17·6)	320
Medulloblastoma, medulloblastoma, and other hemangioblastoma	0·3 (0·1 to 0·6)	0·2 (0·1 to 0·5)	1·2 (0·9 to 2·0)	1·1 (0·6 to 1·7)	1·1 (0·6 to 1·7)	1·6 (0·9 to 2·5)	1·5 (0·8 to 2·3)	1·5 (0·8 to 2·3)	1·6 (0·9 to 2·5)	2·4 (1·3 to 3·8)	4 (2·1 to 6·3)	2·4 (1·4 to 3·7)	5·7 (2·9 to 9·4)	7·6 (3·9 to 11·2)	11·3 (5·9 to 16·8)	17·7 (13·2 to 24·1)	30·6 (23·0 to 41·7)	46·1 (33·9 to 61·9)	50·6 (36·4 to 68·7)	49·8 (31·2 to 67·1)	49·4 (30·1 to 64·1)	28·1 (19·2 to 41·7)	12 (9·7 to 17·6)	320
Benign and in situ intestinal neoplasms	0 (0 to 0)	0 (0 to 0)	0 (0 to 0)	0 (0 to 0)	0 (0 to 0)	0 (0 to 0)	0 (0 to 0)	0 (0 to 0)	0 (0 to 0)	0 (0 to 0)	0 (0 to 0)	0 (0 to 0)	0 (0 to 0)	0 (0 to 0)	0 (0 to 0)	0 (0 to 0)	0 (0 to 0)	0 (0 to 0)	0 (0 to 0)	0 (0 to 0)	0 (0 to 0)	0 (0 to 0)	0 (0 to 0)	0
Benign and in situ cervical and uterine neoplasms	0 (0 to 0)	0 (0 to 0)	0 (0 to 0)	0 (0 to 0)	0 (0 to 0)	0 (0 to 0)	0 (0 to 0)	0 (0 to 0)	0 (0 to 0)	0 (0 to 0)	0 (0 to 0)	0 (0 to 0)	0 (0 to 0)	0 (0 to 0)	0 (0 to 0)	0 (0 to 0)	0 (0 to 0)	0 (0 to 0)	0 (0 to 0)	0 (0 to 0)	0 (0 to 0)	0 (0 to 0)	0 (0 to 0)	0
Other benign and in situ neoplasms	0 (0 to 0)	0 (0 to 0)	0 (0 to 0)	0 (0 to 0)	0 (0 to 0)	0 (0 to 0)	0 (0 to 0)	0 (0 to 0)	0 (0 to 0)	0 (0 to 0)	0 (0 to 0)	0 (0 to 0)	0 (0 to 0)	0 (0 to 0)	0 (0 to 0)	0 (0 to 0)	0 (0 to 0)	0 (0 to 0)	0 (0 to 0)	0 (0 to 0)	0 (0 to 0)	0 (0 to 0)	0 (0 to 0)	0
Cardiovascular diseases	1·8 (1·2 to 2·4)	1·2 (0·8 to 1·8)	13·2 (9·1 to 17·6)	10·1 (6·9 to 13·2)	11·9 (8·0 to 15·1)	21·8 (17·2 to 26·2)	21·9 (17·2 to 26·2)	28·4 (24·9 to 31·3)	49·2 (45·3 to 52·8)	79·4 (74·1 to 84·1)	161 (152·9 to 169·3)	209 (202·0 to 217·1)	439 (431·2 to 447·5)	531 (523·1 to 539·5)	670 (660·9 to 679·7)	891 (878·1 to 904·1)	1,280 (1,262·0 to 1,297·5)	2,182 (2,151·0 to 2,213·0)	2,603 (2,557·5 to 2,646·2)	3,288 (3,230·5 to 3,346·2)	4,440 (4,362·0 to 4,520·3)	4,592 (4,511·0 to 4,674·2)	2,710 (2,662·0 to 2,758·0)	24,100
Rheumatic heart disease	0 (0 to 0)	0 (0 to 0)	0 (0 to 0)	0·4 (0·2 to 0·6)	0·6 (0·3 to 0·9)	0·5 (0·2 to 0·8)	0·6 (0·3 to 0·9)	0·6 (0·3 to 0·9)	1·1 (0·6 to 1·7)	1·2 (0·6 to 1·9)	1·9 (1·0 to 3·0)	2·5 (1·3 to 3·9)	3·7 (2·0 to 5·7)	4·9 (2·6 to 7·6)	7·4 (3·9 to 11·4)	10·7 (5·7 to 16·5)	16·5 (8·9 to 25·4)	28·3 (15·3 to 43·7)	44·3 (23·9 to 67·3)	47·8 (25·8 to 73·9)	47·6 (25·7 to 73·5)	47·6 (25·7 to 73·5)	44·6 (24·1 to 68·9)	384
Ischemic heart disease	0 (0 to 0)	0 (0 to 0)	0 (0 to 0)	0 (0 to 0)	1·7 (1·2 to 2·4)	4·8 (3·4 to 6·6)	6·7 (4·8 to 9·2)	10·9 (7·9 to 14·9)	23·5 (17·1 to 32·0)	49·4 (36·0 to 67·3)	79·1 (58·0 to 107·7)	102 (75·1 to 138·7)	140 (103·1 to 190·5)	207 (152·3 to 281·7)	246 (181·0 to 334·7)	329 (242·1 to 447·5)	469 (345·0 to 638·1)	800 (588·9 to 1,088·7)	976 (718·3 to 1,328·3)	1,420 (1,045·0 to 1,932·7)	1,220 (898·1 to 1,660·3)	663 (488·2 to 902·6)	6,980
Stroke	0 (0 to 0·1)	0·2 (0·1 to 0·4)	1·4 (1·0 to 2·0)	2·2 (1·6 to 3·2)	11·4 (8·3 to 14·9)	16·4 (12·0 to 21·4)	23·2 (17·0 to 30·2)	29·6 (21·7 to 38·6)	43·4 (31·9 to 56·5)	63·1 (46·3 to 82·1)	109 (80·1 to 142·0)	159 (117·1 to 207·0)	264 (194·0 to 343·7)	329 (242·0 to 428·2)	396 (291·1 to 515·4)	499 (367·0 to 649·5)	739 (543·1 to 962·1)	1,020 (749·9 to 1,328·0)	1,220 (897·0 to 1,588·1)	1,458 (1,072·0 to 1,897·6)	1,760 (1,293·9 to 2,292·0)	1,530 (1,122·0 to 1,992·0)	1,120 (822·0 to 1,458·0)	10,400
Ischemic stroke	0 (0 to 0)	0·1 (0 to 0·2)	1·0 (0·7 to 1·4)	1·7 (1·2 to 2·4)	9·2 (6·7 to 12·2)	13·1 (9·6 to 17·3)	18·7 (13·7 to 24·4)	23·9 (17·5 to 31·2)	37 (27·2 to 48·2)	54·9 (40·3 to 71·4)	94·3 (69·3 to 122·6)	137 (101·0 to 178·3)	227 (167·0 to 295·2)	283 (208·0 to 368·4)	341 (250·4 to 443·5)	429 (315·0 to 557·8)	636 (467·0 to 827·1)	877 (644·0 to 1,140·0)	1,049 (770·0 to 1,364·0)	1,254 (921·0 to 1,630·0)	1,513 (1,111·0 to 1,967·0)	1,316 (966·0 to 1,710·0)	963 (707·0 to 1,252·0)	8,970
Intracerebral hemorrhage	0 (0 to 0·2)	0·1 (0 to 0·3)	0·3 (0·2 to 0·5)	0·4 (0·2 to 0·6)	1·3 (0·9 to 1·8)	2·4 (1·7 to 3·2)	3·7 (2·7 to 4·9)	5·1 (3·8 to 6·7)	6·4 (4·8 to 8·5)	8·2 (6·1 to 10·7)	14·2 (10·7 to 18·5)	21·2 (16·0 to 27·5)	36·2 (27·3 to 46·9)	46·1 (34·8 to 59·7)	54·7 (41·3 to 70·8)	69·1 (52·1 to 89·5)	102 (77·0 to 132·0)	140 (106·0 to 181·0)	177 (134·0 to 229·0)	218 (165·0 to 282·0)	257 (194·0 to 333·0)	233 (176·0 to 302·0)	171 (129·0 to 222·0)	1,550
Subarachnoid hemorrhage	0 (0 to 0·1)	0 (0 to 0)	0·2 (0·2 to 0·3)	0·3 (0·2 to 0·4)	0·6 (0·4 to 1·0)	1·3 (1·0 to 2·0)	2·1 (1·6 to 3·2)	3·1 (2·4 to 4·8)	4·3 (3·3 to 6·5)	5·8 (4·5 to 8·8)	9·2 (7·1 to 14·0)	13·1 (10·1 to 20·1)	20·1 (15·4 to 30·7)	25·1 (19·3 to 38·4)	30·1 (23·1 to 46·0)	38·1 (29·3 to 58·2)	56·1 (43·1 to 85·8)	77·1 (59·2 to 117·9)	96·4 (74·0 to 147·4)	119·8 (92·0 to 183·2)	141·8 (108·9 to 216·8)	128·6 (98·7 to 196·5)	94·4 (72·5 to 144·3)	850
Hypertensive heart disease	0 (0 to 0)	0 (0 to 0)	0 (0 to 0)	0 (0 to 0)	0 (0 to 0)	0 (0 to 0)	0 (0 to 0)	0 (0 to 0)	0 (0 to 0)	0 (0 to 0)	0 (0 to 0)	0 (0 to 0)	0 (0 to 0)	0 (0 to 0)	0 (0 to 0)	0 (0 to 0)	0 (0 to 0)	0 (0 to 0)	0 (0 to 0)	0 (0 to 0)	0 (0 to 0)	0 (0 to 0)	0 (0 to 0)	0 (0 to 0)	0
Non-rheumatic valvular heart disease	0 (0 to 0)	0 (0 to 0)	0 (0 to 0)	0 (0 to 0)	0 (0 to 0)	0 (0 to 0)	0 (0 to 0)	0 (0 to 0)	0 (0 to 0)	0 (0 to 0)	0 (0 to 0)	0 (0 to 0)	0 (0 to 0)	0 (0 to 0)	0 (0 to 0)	0 (0 to 0)	0 (0 to 0)	0 (0 to 0)	0 (0 to 0)	0 (0 to 0)	0 (0 to 0)	0 (0 to 0)	0 (0 to 0)	0 (0 to 0)	0
Non-rheumatic calcific aortic valve disease	0 (0 to 0)	0 (0 to 0)	0 (0 to 0)	0 (0 to 0)	0 (0 to 0)	0·2 (0·2 to 0·4)	0·4 (0·2 to 0·7)	0·4 (0·2 to 0·7)	0·6 (0·4 to 1·2)	1·1 (0·6 to 1·8)	1·8 (0·9 to 2·9)	2·7 (1·4 to 4·3)	5·1 (2·8 to 8·1)	6·4 (3·4 to 10·2)	7·7 (4·2 to 12·2)	10·2 (5·6 to 16·1)	15·1 (8·3 to 23·8)	22·5 (12·4 to 35·4)	27·9 (15·4 to 43·9)	33·9 (18·8 to 53·4)	33·1 (18·3 to 52·1)	32·2 (17·8 to 50·7)	29·1 (16·1 to 45·8)	209
Non-rheumatic degenerative mitral valve disease	0 (0 to 0)	0 (0 to 0)	0 (0 to 0)	0 (0 to 0)	0 (0 to 0)	0·1 (0 to 0·1)	0·1 (0 to 0·1)	0·1 (0 to 0·1)	0·1 (0 to 0·2)	0·1 (0 to 0·2)	0·1 (0 to 0·3)	0·2 (0 to 0·4)	0·3 (0 to 0·6)	0·4 (0 to 0·7)	0·4 (0 to 0·8)	0·5 (0 to 1·0)	0·7 (0 to 1·3)	1·0 (0 to 1·8)	1·3 (0 to 2·4)	1·6 (0 to 2·7)	1·6 (0 to 2·7)	1·5 (0 to 2·6)	1·4 (0 to 2·4)	9·8
Other non-rheumatic valve diseases	0 (0 to 0)	0 (0 to 0)	0 (0 to 0)	0 (0 to 0)	0 (0 to 0)	0 (0 to 0)	0 (0 to 0)	0 (0 to 0)	0 (0 to 0)	0 (0 to 0)	0 (0 to 0)	0 (0 to 0)	0 (0 to 0)	0 (0 to 0)	0 (0 to 0)	0 (0 to 0)	0 (0 to 0)	0 (0 to 0)	0 (0 to 0)	0 (0 to 0)	0 (0 to 0)	0 (0 to 0)	0 (0 to 0)	0 (0 to 0)	0
Cardiomyopathy and myocarditis	0·4 (0·1 to 1·1)	0·4 (0·2 to 0·9)	2·7 (1·9 to 3·6)	3·4 (2·6 to 4·5)	7·4 (5·6 to 9·6)	10·6 (8·2 to 13·6)	12·4 (9·6 to 16·0)	12·6 (9·8 to 16·2)	14·4 (11·2 to 18·5)	16·5 (12·8 to 21·2)	19·5 (15·1 to 25·1)	21·9 (17·0 to 28·2)	25·2 (19·6 to 32·3)	28·7 (22·3 to 36·9)	31·6 (24·5 to 40·6)	35·2 (27·3 to 45·2)	41·8 (32·4 to 53·7)	50·2 (38·9 to 64·5)	57·6 (44·6 to 74·0)	67·5 (52·3 to 86·7)	63·9 (49·5 to 82·1)	53·7 (41·6 to 69·0)	39·1 (30·3 to 50·2)	197
Myocarditis	0 (0 to 0·1)	0 (0 to 0·1)	0·1 (0 to 0·2)	0·1 (0 to 0·2)	0·2 (0 to 0·3)	0·3 (0 to 0·4)	0·3 (0 to 0·4)	0·3 (0 to 0·4)	0·3 (0 to 0·5)	0·4 (0 to 0·6)	0·5 (0 to 0·8)	0·6 (0 to 0·9)	0·8 (0 to 1·2)	0·9 (0 to 1·3)	1·0 (0 to 1·4)	1·2 (0 to 1·7)	1·4 (0 to 2·0)	1·7 (0 to 2·4)	1·9 (0 to 2·7)	2·2 (0 to 3·1)	2·1 (0 to 3·0)	2·1 (0 to 3·0)	1·8 (0 to 2·6)	69
Alcoholic cardiomyopathy	0 (0 to 0)	0 (0 to 0)	0 (0 to 0)	0 (0 to 0)	0 (0 to 0)	0 (0 to 0)	0 (0 to 0)	0 (0 to 0)	0 (0 to 0)	0 (0 to 0)	0 (0 to 0)	0 (0 to 0)	0 (0 to 0)	0 (0 to 0)	0 (0 to 0)	0 (0 to 0)	0 (0 to 0)	0 (0 to 0)	0 (0 to 0)	0 (0 to 0)	0 (0 to 0)	0 (0 to 0)	0 (0 to 0)	0 (0 to 0)	0
Other cardiomyopathy	0·3 (0·1 to 0·6)	0·3 (0·1 to 0·7)	1·7 (1·2 to 2·4)	2·6 (1·9 to 3·5)	1·3 (0·7 to 2·2)	2·6 (1·4 to 4·2)	2·5 (1·3 to 4·0)	3·3 (1·9 to 5·4)	3·4 (1·9 to 5·4)	3·4 (1·7 to 6·7)	5·3 (2·7 to 9·3)	7·4 (3·9 to 12·5)	9·2 (4·9 to 15·4)	12·5 (7·0 to 19·3)	13·7 (8·1 to 20·3)	19·1 (12·0 to 28·1)	20·6 (12·9 to 29·7)	22·8 (14·2 to 32·9)	31·6 (20·2 to 44·1)	39·7 (25·5 to 53·9)	41·3 (27·0 to 56·2)	39·6 (26·0 to 53·8)	100 (68·1 to 140)	983
Atrial fibrillation and flutter	0 (0 to 0)	0 (0 to 0)	0 (0 to 0)	0 (0 to 0)	0 (0 to 0)	0 (0 to 0)	0 (0 to 0)	0 (0 to 0)	0 (0 to 0)	0 (0 to 0)	0 (0 to 0)	0 (0 to 0)	0 (0 to 0)	0 (0 to 0)	0 (0 to 0)	0 (0 to 0)	0 (0 to 0)	0 (0 to 0)	0 (0 to 0)	0 (0 to 0)	0 (0 to 0)	0 (0 to 0)	0 (0 to 0)	0 (0 to 0)	0
Aortic aneurysm	—	—	—	—	—	0·3 (0·2 to 0·5)	0·6 (0·4 to 1·0)	1·2 (0·7 to 1·8)	1·9 (1·2 to 2·9)	3·2 (2·0 to 4·8)	4·6 (2·9 to 6·9)	6·4 (4·1 to 9·5)	11·2 (7·1 to 16·5)	18·5 (12·0 to 26·9)	27·9 (18·2 to 39·7)	41 (27·1 to 57·5)	72·4 (48·3 to 100·3)	121 (81·1 to 164·9)	178·1 (118·0 to 234·1)	199 (132·3 to 260·0)	232 (154·0 to 302·0)	240 (160·0 to 312·0)	196 (131·0 to 257·0)	NA
Endocarditis	0 (0 to 0)	0 (0 to 0)	0·2 (0·1 to 0·3)	0·5 (0·2 to 0·9)	0·6 (0·3 to 0·9)	1·2 (0·6 to 1·8)	1·4 (0·7 to 2·1)	1·6 (0·8 to 2·4)	2·7 (1·3 to 3·9)	3·8 (1·9 to 5·6)	3·6 (1·8 to 5·4)	2·5 (1·2 to 3·8)	2·8 (1·4 to 4·1)	3·6 (1·8 to 5·4)	3·5 (1·7 to 5·3)	5·9 (2·9 to 8·9)	10·5 (5·1 to 15·9)	19·9 (9·6 to 30·4)	29 (14·0 to 45·0)	38·3 (18·5 to 59·4)	50·5 (24·5 to 78·4)	65 (31·5 to 100·9)	48·7 (23·6 to 75·6)	295
Other cardiovascular and circulatory diseases	0·3 (0·2 to 0·5)	0·2 (0·1 to 0·3)	1·5 (1·1 to 2·0)	1·2 (0·9 to 1·7)	1·4 (1·0 to 1·9)	2·4 (1·8 to 3·2)	2·6 (2·0 to 3·4)	3·1 (2·4 to 4·0)	4·1 (3·2 to 5·3)	5·2 (4·0 to 6·7)	6·8 (5·2 to 8·8)	8·6 (6·6 to 11·1)	11·3 (8·7 to 14·6)	13·6 (10·4 to 17·6)	15·8 (12·1 to 20·4)	18·6 (14·2 to 24·0)	22·1 (16·9 to 28·5)	26·5 (20·3 to 34·2)	30·8 (23·6 to 39·7)	34·1 (26·1 to 44·0)	34·1 (26·1 to 44·0)	31·2 (23·9 to 40·2)	24·1 (18·5 to 31·1)	252
Chronic respiratory diseases	0 (0 to 0)	0 (0 to 0)	47·7 (39·1 to 56·8)	67·9 (52·0 to 83·7)	68·9 (52·8 to 86)	78·8 (59·1 to 101·2)	73·4 (53·4 to 97·6)	74·3 (53·1 to 101·6)	81·9 (59·2 to 109·2)	89·9 (64·4 to 122·2)	104 (74·1 to 142)	134 (95·1 to 186·2)	183 (129·0 to 253·0)	193 (137·0 to 267·0)	179 (127·0 to 248·0)	227 (161·0 to 314·0)	306 (219·0 to 426·0)	428 (306·0 to 591·0)	536 (384·0 to 741·0)	628 (450·0 to 862·0)	691 (496·0 to 947·0)	533 (382·0 to 730·0)	369 (264·0 to 507·0)	4,800
Chronic obstructive pulmonary disease	0 (0 to 0)	0 (0 to 0)	2·9 (2·4 to 3·5)	4·9 (3·9 to 6·1)	7·1 (5·7 to 8·9)	11·3 (9·1 to 14·2)	9·3 (7·3 to 11·8)	9·6 (7·5 to 12·2)	10·5 (8·2 to 13·3)	10·9 (8·4 to 14·1)	13·9 (10·6 to 18·2)	15·9 (12·1 to 20·8)	20·4 (15·5 to 26·9)	23·7 (17·9 to 31·3)	26·5 (20·0 to 35·1)	31·2 (23·5 to 41·2)	37·1 (27·9 to 49·1)	44·5 (33·5 to 58·9)	53·7 (40·4 to 71·1)	59·7 (44·9 to 79·0)	58·1 (43·7 to 76·9)	45·5 (34·2 to 60·2)	33·1 (24·9 to 43·8)	2,570
Pneumoconiosis	0 (0 to 0)	0 (0 to 0)	0 (0 to 0)	0 (0 to 0)	0 (0 to 0)	0 (0 to 0·1)	0 (0 to 0·1)	0 (0 to 0·1)	0 (0 to 0·1)	0 (0 to 0·1)	0 (0 to 0·1)	0 (0 to 0·2)	0 (0 to 0·2)	0 (0 to 0·2)	0 (0 to 0·3)	0 (0 to 0·3)	0 (0 to 0·4)	0 (0 to 0·5)	0 (0 to 0·7)	0 (0 to 0·9)	0 (0 to 1·2)	0 (0 to 1·2)	0 (0 to 1·2)	0 (0 to 1·1)	14
Silicosis	0 (0 to 0)	0 (0 to 0)	0 (0 to 0)	0 (0 to 0)	0 (0 to 0)	0 (0 to 0)	0 (0 to 0)	0 (0 to 0)	0 (0 to 0)	0 (0 to 0)	0 (0 to 0)	0 (0 to 0)	0 (0 to 0)	0 (0 to 0)	0 (0 to 0)	0 (0 to 0)	0 (0 to 0)	0 (0 to 0)	0 (0 to 0)	0 (0 to 0)	0 (0 to 0)	0 (0 to 0)	0 (0 to 0)	0 (0 to 0)	3·4
Asbestosis	0 (0 to 0)	0 (0 to 0)	0 (0 to 0)	0 (0 to 0)	0 (0 to 0)	0 (0 to 0)	0 (0 to 0)	0 (0 to 0)	0 (0 to 0)	0 (0 to 0)	0 (0 to 0)	0 (0 to 0)	0 (0 to 0)	0 (0 to 0)	0 (0 to 0)	0 (0 to 0)	0 (0 to 0)	0 (0 to 0)	0 (0 to 0)	0 (0 to 0)	0 (0 to 0)	0 (0 to 0)	0 (0 to 0)	0 (0 to 0)	2
Coal workers pneumoconiosis	0 (0 to 0)	0 (0 to 0)	0 (0 to 0)	0 (0 to 0)	0 (0 to 0)	0 (0 to 0)	0 (0 to 0)	0 (0 to 0)	0 (0 to 0)	0 (0 to 0)	0 (0 to 0)	0 (0 to 0)	0 (0 to 0)	0 (0 to 0)	0 (0 to 0)	0 (0 to 0)	0 (0 to 0)	0 (0 to 0)	0 (0 to 0)	0 (0 to 0)	0 (0 to 0)	0 (0 to 0)	0 (0 to 0)	0 (0 to 0)	1·1
Other pneumoconiosis	0 (0 to 0)	0 (0 to 0)	0 (0 to 0)	0 (0 to 0)	0 (0 to 0)	0 (0 to 0)	0 (0 to 0)	0 (0 to 0)	0 (0 to 0)	0 (0 to 0)	0 (0 to 0)	0 (0 to 0)	0 (0 to 0)	0 (0 to 0)	0 (0 to 0)	0 (0 to 0)	0 (0 to 0)	0 (0 to 0)	0 (0 to 0)	0 (0 to 0)	0 (0 to 0)	0 (0 to 0)	0 (0 to 0)	0 (0 to 0)	0
Asthma	0 (0 to 0)	0 (0 to 0)	47·2 (19·9 to 74·6)	88·9 (43·4 to 167)	74·6 (40·0 to 132)	46·6 (26·1 to 114)	57·4 (34·3 to 114)	52·9 (31·2 to 88·3)	58 (32·5 to 98·1)	52·2 (28·6 to 112)	67·7 (39·5 to 130)	69·4 (40·1 to 140)	87·7 (49·0 to 167)	71·4 (40·0 to 117)	97·6 (59·1 to 156)	93 (54·6 to 135)	101 (61·9 to 154)	88·5 (52·9 to 129)	101 (59·4 to 163)	92·3 (53·1 to 151)	82·3 (47·7 to 136)	70·2 (41·0 to 113)	74·5 (47·7 to 99·2)	1,410
Interstitial lung disease and pulmonary sarcoidosis	0 (0 to 0)	0 (0 to 0)	0·1 (0 to 0·2)	0·2 (0·1 to 0·4)	0·2 (0·1 to 0·4)	0·3 (0·2 to 0·6)	0·3 (0·2 to 0·6)	0·3 (0·2 to 0·6)	0·4 (0·2 to 0·8)	0·5 (0·3 to 0·9)	0·7 (0·4 to 1·2)	0·9 (0·5 to 1·5)	1·2 (0·7 to 2·0)	1·5 (0·9 to 2·5)	1·9 (1·1 to 3·1)	2·4 (1·4 to 3·9)	3·2 (1·9 to 5·2)	4·2 (2·5 to 6·8)	5·3 (3·2 to 8·5)	6·5 (3·9 to 10·4)	7·1 (4·3 to 11·3)	6·8 (4·1 to 10·8)	5·3 (3·2 to 8·4)	736
Other chronic respiratory diseases	0·6 (0·4 to 1·1)	0·5 (0·3 to 0·9)	2·1 (1·4 to 3·1)	2·1 (1·4 to 3·1)	2·1 (1·4 to 3·1)	2·7 (1·8 to 3·9)	2·7 (1·8 to 3·9)	2·7 (1·8 to 3·9)	2·8 (1·9 to 4·1)	2·9 (1·9 to 4·2)	3·2 (2·1 to 4·6)	3·4 (2·2 to 4·9)	3·8 (2·5 to 5·5)	4·1 (2·7 to 5·9)	4·4 (2·9 to 6·3)	4·7 (3·1 to 6·7)	5·1 (3·4 to 7·3)	5·6 (3·7 to 8·1)	6·1 (4·0 to 8·7)	6·5 (4·3 to 9·3)	6·6 (4·4 to 9·4)	6·3 (4·2 to 9·1)	5·4 (3·6 to 7·8)	69
Digestive diseases	8·6 (5·9 to 11)	2·1 (1·4 to 2·9)	22 (17·1 to 28·2)	37·1 (27·9 to 46·9)	32·1 (23·3 to 42·3)	29·9 (21·3 to 40·1)	33·3 (23·6 to 46·6)	40·1 (28·4 to 56·6)	42·5 (30·1 to 59·9)	46·3 (32·5 to 65·3)	59 (41·3 to 83·1)	69·1 (48·1 to 97·5)	84·4 (58·7 to 119)	96·3 (66·9 to 136)	110 (76·1 to 155)	129 (89·1 to 182)	154 (106·0 to 217)	179 (123·0 to 252)	198 (136·0 to 279)	211 (145·0 to 297)	213 (146·0 to 300)	196 (134·0 to 276)	161 (110·0 to 227)	5,040
Cirrhosis and other chronic liver diseases	0 (0 to 0)	0 (0 to 0)	1·9 (1·4 to 2·5)	1·9 (1·4 to 2·5)	2·2 (1·6 to 2·9)	2·9 (2·1 to 3·8)	2·6 (1·9 to 3·5)	4·6 (3·3 to 6·1)	9 (6·5 to 11·9)	14·9 (10·7 to 19·7)	26·3 (18·9 to 34·8)	37·5 (27·0 to 49·5)	56·3 (40·5 to 74·3)	72·3 (52·0 to 95·4)	89·2 (64·2 to 118)	110 (79·1 to 145)	137 (98·6 to 181)	170 (122·0 to 224)	196 (141·0 to 259)	215 (154·0 to 284)	213 (153·0 to 281)	189 (136·0 to 250)	140 (101·0 to 185)	1,300
Cirrhosis and other chronic liver diseases due to hepatitis B	0 (0 to 0)	0 (0 to 0)	0 (0 to 0)	0 (0 to 0)	0 (0 to 0)	0 (0 to 0)	0 (0 to 0)	0 (0 to 0)	1·5 (0·9 to 2·3)	4·2 (2·6 to 6·5)	7·9 (4·9 to 11·7)	11·6 (7·3 to 16·9)	12·7 (7·9 to 18·4)	13·2 (8·1 to 19·1)	14·7 (9·1 to 21·3)	16·4 (10·2 to 23·7)	17·9 (11·1 to 25·9)	20·5 (12·7 to 29·5)	21·7 (13·5 to 31·4)	21·1 (13·1 to 30·5)	21·4 (13·1 to 30·9)	19·4 (12·0 to 28·0)	9·6 (5·9 to 13·9)	252
Cirrhosis and other chronic liver diseases due to hepatitis C	0 (0 to 0)	0 (0 to 0)	0 (0 to 0·1)	0 (0 to 0·1)	0·2 (0·1 to 0·3)	0·2 (0·1 to 0·4)	0·2 (0·1 to 0·4)	0·3 (0·2 to 0·5)	0·4 (0·2 to 0·7)	0·7 (0·4 to 1·1)	1·2 (0·7 to 1·9)	1·7 (1·0 to 2·6)	2·4 (1·4 to 3·7)	2·9 (1·7 to 4·5)	3·5 (2·1 to 5·4)	4·2 (2·5 to 6·4)	5·1 (3·1 to 7·8)	6·2 (3·8 to 9·4)	7·2 (4·4 to 10·9)	7·6 (4·6 to 11·5)	7·4 (4·5 to 11·2)	6·9 (4·2 to 10·4)	3·4 (2·1 to 5·1)	122
Cirrhosis and other chronic liver diseases due to alcohol use	0 (0 to 0)	0 (0 to 0)	0 (0 to 0)	0 (0 to 0)	0 (0 to 0)	0 (0 to 0)	0 (0 to 0)	0 (0 to 0)	0 (0 to 0)	0 (0 to 0)	0 (0 to 0)	0 (0 to 0)	0 (0 to 0)	0 (0 to 0)	0 (0 to 0)	0 (0 to 0)	0 (0 to 0)	0 (0 to 0)	0 (0 to 0)	0 (0 to 0)	0 (0 to 0)	0 (0 to 0)	0 (0 to 0)	0 (0 to 0)	0
Cirrhosis and other chronic liver diseases due to NAFLD	0 (0 to 0)	0 (0 to 0)	0 (0 to 0)	0 (0 to 0)	0 (0 to 0)	0 (0 to 0·1)	0 (0 to 0·1)	0 (0 to 0·1)	0·2 (0 to 0·3)	0·7 (0·4 to 1·1)	1·4 (0·8 to 2·2)	2·4 (1·4 to 3·7)	3 (1·8 to 4·5)	3·4 (2·1 to 5·1)	3·7 (2·3 to 5·5)	4·1 (2·5 to 6·1)	4·5 (2·8 to 6·7)	5·1 (3·2 to 7·6)	5·7 (3·6 to 8·5)	6·2 (3·9 to 9·2)	6·3 (3·9 to 9·4)	5·9 (3·6 to 8·8)	4·5 (2·8 to 6·7)	63·2
Cirrhosis and other chronic liver diseases due to other causes	0·1 (0 to 0·2)	0·1 (0 to 0·2)	1·6 (1·2 to 2·1)	1·9 (1·4 to 2·5)	2 (1·4 to 2·6)	2·4 (1·8 to 3·2)	1·9 (1·4 to 2·6)	1·6 (1·1 to 2·2)	1·7 (1·2 to 2·4)	2·4 (1·6 to 3·4)	4·2 (2·7 to 6·1)	6·2 (4·0 to 9·1)	8·7 (5·6 to 12·7)	11·4 (7·3 to 16·6)	13·1 (8·4 to 19·1)	15·2 (9·8 to 22)	17·3 (11·2 to 25·1)	19·8 (12·8 to 28·7)	22·1 (14·3 to 32·1)	23·1 (14·9 to 33·5)	22·1 (14·2 to 32·1)	19·4 (12·4 to 28·2)	10·4 (6·7 to 15·1)	174
Upper digestive system diseases	0·3 (0·2 to 0·5)	0·2 (0·1 to 0·3)	1·5 (1·1 to 2·0)	1·2 (0·8 to 1·6)	1·3 (0·9 to 1·8)	1·6 (1·2 to 2·2)	1·6 (1·2 to 2·2)	1·8 (1·3 to 2·4)	2·1 (1·5 to 2·9)	2·5 (1·8 to 3·4)	3·2 (2·3 to 4·4)	4·2 (2·9 to 5·8)	5·6 (3·9 to 7·7)	6·8 (4·7 to 9·4)	7·9 (5·4 to 10·9)	9·3 (6·4 to 12·8)	11·2 (7·7 to 15·4)	13·4 (9·2 to 18·4)	15·2 (10·4 to 20·9)	16·2 (11·1 to 22·2)	16·1 (11·0 to 22·1)	14·8 (10·1 to 20·3)	11·4 (7·8 to 15·6)	795
Peptic ulcer disease	0 (0 to 0·2)	0 (0 to 0·1)	0·5 (0·2 to 0·9)	0·4 (0·2 to 0·8)	0·5 (0·3 to 0·9)	0·6 (0·3 to 1·1)	0·6 (0·3 to 1·1)	0·7 (0·4 to 1·2)	0·8 (0·4 to 1·4)	0·9 (0·5 to 1·6)	1·2 (0·6 to 2·1)	1·6 (0·8 to 2·8)	2·1 (1·1 to 3·6)	2·6 (1·4 to 4·3)	3·1 (1·7 to 5·1)	3·7 (2·0 to 6·1)	4·4 (2·4 to 7·2)	5·3 (2·9 to 8·7)	6·1 (3·4 to 10·1)	6·6 (3·7 to 10·9)	6·6 (3·7 to 10·9)	6·1 (3·4 to 10·1)	4·8 (2·7 to 7·9)	369
Gastritis and duodenitis	0 (0 to 0)	0 (0 to 0)	0·5 (0·3 to 0·8)	0·6 (0·4 to 1·0)	0·7 (0·4 to 1·1)	0·9 (0·5 to 1·4)	0·9 (0·5 to 1·4)	1·1 (0·6 to 1·8)	1·3 (0·7 to 2·1)	1·6 (0·9 to 2·6)	2·1 (1·2 to 3·4)	2·8 (1·6 to 4·5)	3·7 (2·1 to 5·9)	4·5 (2·6 to 7·1)	5·3 (3·1 to 8·3)

Congenital birth defects	154 (119 to 194)	59·7 (44·2 to 73·2)	201 (161 to 252)	118 (91·4 to 152)	71 (56·7 to 89·3)	69·5 (49·2 to 94·1)	58·5 (41·3 to 81·1)	39·6 (29·8 to 47)	29·5 (21·6 to 39)	29·7 (21·7 to 39·4)	32·5 (24·1 to 43·1)	36·4 (26·3 to 47·9)	33·3 (23·5 to 45·1)	25·2 (19·1 to 34·2)	22·6 (16·2 to 31)	22·8 (16·3 to 30·7)	23·6 (16·9 to 31·4)	15·4 (9·6 to 22·3)	10·7 (7·1 to 15·9)	4·9 (4·4 to 6·9)	4·9 (3·2 to 7·3)	2·5 (1·5 to 3·8)	1 (0·4 to 1·4)	1,060
Neural tube defects	9·8 (7·1 to 12·8)	1·9 (0·8 to 3·7)	19·9 (9·9 to 39·9)	20·4 (11·5 to 33)	3·3 (2·3 to 4·9)	3·4 (2·3 to 5·2)	3·6 (2·4 to 5)	2·3 (1·6 to 3·4)	2·8 (2·1 to 3·7)	2·5 (1·7 to 3·6)	2·3 (1·5 to 3·3)	2·6 (1·9 to 3·8)	2·6 (1·8 to 3·7)	2·6 (1·8 to 3·7)	1·8 (1·4 to 2·9)	1·8 (1·2 to 2·6)	1·7 (1·1 to 2·5)	1·5 (1·0 to 2·2)	1·1 (0·7 to 1·5)	0·7 (0·4 to 1·1)	0·5 (0·3 to 0·7)	0·2 (0·1 to 0·3)	0·1 (0·1 to 0·1)	99·2
Congenital heart anomalies	204 (24·2 to 29·9)	79·2 (13·7 to 34·2)	266 (33 to 40)	156 (12·7 to 23·3)	94 (9 to 17·1)	92 (9·5 to 14·5)	77·5 (7·5 to 13·5)	52·5 (4·9 to 9·5)	39·1 (3·7 to 8·6)	39·4 (4·7 to 10·4)	43·1 (5·5 to 12·6)	48·2 (6·1 to 17·1)	44·1 (5·6 to 16·2)	33·4 (4·3 to 10·3)	29·9 (3·6 to 9·6)	30·2 (3·4 to 9·4)	31·2 (3·7 to 9·3)	20·4 (2·4 to 6·1)	14·2 (1·6 to 5·1)	6·5 (0·8 to 2·3)	6·5 (0·8 to 2·3)	3·3 (0·2 to 1·6)	1·3 (0·1 to 0·4)	229
Orofacial clefts	0 (0 to 0·1)	0 (0 to 0·1)	0·6 (0·6 to 2·4)	1·5 (0·6 to 2·6)	1·6 (0·6 to 2·8)	1·6 (0·6 to 2·8)	1·5 (0·5 to 2·7)	1·4 (0·5 to 2·7)	1·2 (0·5 to 2·7)	1·5 (0·6 to 3·1)	1·1 (0·5 to 2·7)	2 (0·7 to 3·8)	2·2 (0·8 to 4·1)	1·6 (0·6 to 3·2)	1·6 (0·6 to 3·2)	1·6 (0·6 to 3·2)	1·6 (0·7 to 3·3)	1·6 (0·6 to 3·3)	1·4 (0·6 to 2·7)	1 (0·4 to 1·8)	0·6 (0·3 to 1·5)	0·5 (0·2 to 0·9)	0·2 (0·1 to 0·3)	29·1
Down syndrome	2·4 (1·7 to 3·7)	1·4 (0·7 to 2·3)	3·1 (2·3 to 10)	3·5 (2·3 to 5·2)	2·6 (1·9 to 4·2)	3·3 (2·1 to 4·7)	3·2 (2·1 to 4·7)	3 (2·2 to 4·4)	2·7 (1·9 to 4·2)	2·8 (1·9 to 4·2)	3 (2·2 to 4·3)	3·1 (2·1 to 4·3)	1·8 (1·4 to 2·4)	0·9 (0·4 to 1·3)	0·8 (0·4 to 1·3)	0·9 (0·5 to 1·4)	0·9 (0·2 to 0·7)	0·1 (0 to 0·3)	0·1 (0 to 0·3)	0 (0 to 0)	0 (0 to 0)	0 (0 to 0)	0 (0 to 0)	42·3
Turner syndrome	0 (0 to 0)	0 (0 to 0)	0 (0 to 0·1)	0·1 (0·1 to 0·4)	0·2 (0·1 to 0·4)	0·2 (0·1 to 0·4)	0·3 (0·1 to 0·5)	0·2 (0·1 to 0·5)	0·2 (0·1 to 0·5)	0·2 (0·1 to 0·5)	0·2 (0·1 to 0·5)	0·3 (0·1 to 0·5)	0·2 (0·1 to 0·5)	0·2 (0·1 to 0·5)	0·1 (0 to 0·3)	0·1 (0 to 0·3)	0·1 (0 to 0·3)	0·1 (0 to 0·1)	0·1 (0 to 0·1)	0 (0 to 0·1)	0 (0 to 0)	0 (0 to 0)	0 (0 to 0)	2·9
Klinefelter syndrome	0 (0 to 0)	0 (0 to 0)	0 (0 to 0)	0 (0 to 0)

SR Table 2b. Kvido DALYS by cause and age group for females with 95% uncertainty intervals, 2019

Cause	Early Neonatal	Late Neonatal	Post-Neonatal	1 to 4	5 to 9	10 to 14	15 to 19	20 to 24	25 to 29	30 to 34	35 to 39	40 to 44	45 to 49	50 to 54	55 to 59	60 to 64	65 to 69	70 to 74	75 to 79	80 to 84	85 to 89	90 to 94	95 plus	Total
All causes	472 (359 to 583)	199 (156 to 261)	699 (576 to 870)	1,726 (1,418 to 2,080)	1,662 (1,370 to 2,000)	2,670 (2,270 to 3,156)	4,660 (3,956 to 5,393)	7,054 (6,150 to 8,060)	9,469 (8,179 to 10,930)	8,754 (7,609 to 10,200)	10,600 (9,169 to 12,270)	13,000 (11,400 to 14,900)	16,902 (14,960 to 19,030)	19,202 (17,000 to 21,600)	19,202 (17,000 to 21,600)	19,902 (17,600 to 22,500)	20,402 (17,900 to 23,000)	22,700 (20,000 to 25,600)	21,900 (19,400 to 24,600)	26,900 (24,300 to 29,800)	26,700 (24,300 to 29,600)	26,402 (27,000 to 30,200)	375,000
Communicable, maternal, neonatal, and nutritional diseases	292 (183 to 399)	69.3 (43.0 to 96.9)	194 (107 to 293)	326 (230 to 439)	292 (172 to 427)	275 (166 to 418)	534 (296 to 798)	463 (264 to 692)	456 (249 to 709)	456 (252 to 693)	505 (283 to 769)	564 (329 to 1,000)	764 (424 to 1,350)	797 (456 to 1,310)	797 (456 to 1,310)	946 (570 to 1,470)	971 (581 to 1,560)	1,020 (620 to 1,600)	1,100 (660 to 1,670)	1,000 (600 to 1,600)	1,700 (1,000 to 2,600)	2,090 (1,200 to 3,200)	1,700 (1,070 to 2,600)	17,900
HIV/AIDS and sexually transmitted infections	0 (0 to 0)	0 (0 to 0)	1.4 (1 to 1.8)	1.3 (1 to 1.7)	0.9 (0.2 to 0.4)	1.4 (1 to 1.8)	9.6 (8 to 11)	21.9 (19 to 25)	21.3 (18 to 25)	27.5 (23 to 32)	39.4 (33 to 47)	49.9 (42 to 59)	62 (52 to 74)	72.6 (61 to 86)	72.6 (61 to 86)	84 (71 to 100)	84 (71 to 100)	91 (77 to 110)	94 (79 to 110)	94 (81 to 110)	110 (91 to 130)	110 (91 to 130)	110 (91 to 130)	1,100
HIV/AIDS	0 (0 to 0)	0 (0 to 0)	1.4 (1 to 1.8)	1.3 (1 to 1.7)	0.9 (0.2 to 0.4)	1.4 (1 to 1.8)	9.6 (8 to 11)	21.9 (19 to 25)	21.3 (18 to 25)	27.5 (23 to 32)	39.4 (33 to 47)	49.9 (42 to 59)	62 (52 to 74)	72.6 (61 to 86)	72.6 (61 to 86)	84 (71 to 100)	84 (71 to 100)	91 (77 to 110)	94 (79 to 110)	94 (81 to 110)	110 (91 to 130)	110 (91 to 130)	110 (91 to 130)	1,100
HIV/AIDS - Drug-susceptible Tuberculosis	0 (0 to 0)	0 (0 to 0)	0.5 (0.1 to 0.7)	0.5 (0.1 to 0.7)	0.1 (0 to 0.1)	0.1 (0 to 0.1)	0.1 (0 to 0.1)	0.3 (0.2 to 0.3)	0.3 (0.2 to 0.4)	0.3 (0.2 to 0.4)	0.3 (0.2 to 0.4)	0.3 (0.2 to 0.4)	0.3 (0.2 to 0.4)	0.4 (0.3 to 0.5)	0.4 (0.3 to 0.5)	0.4 (0.3 to 0.5)	0.4 (0.3 to 0.5)	0.4 (0.3 to 0.5)	0.4 (0.3 to 0.5)	0.4 (0.3 to 0.5)	0.4 (0.3 to 0.5)	0.4 (0.3 to 0.5)	0.4 (0.3 to 0.5)	8.4
HIV/AIDS - Multidrug-resistant Tuberculosis without extensive	0 (0 to 0)	0 (0 to 0)	0 (0 to 0.1)	0 (0 to 0.1)	0 (0 to 0)	0 (0 to 0)	0 (0 to 0)	0 (0 to 0)	0 (0 to 0)	0 (0 to 0)	0 (0 to 0)	0 (0 to 0)	0 (0 to 0)	0 (0 to 0)	0 (0 to 0)	0 (0 to 0)	0 (0 to 0)	0 (0 to 0)	0 (0 to 0)	0 (0 to 0)	0 (0 to 0)	0 (0 to 0)	0 (0 to 0)	0.2
HIV/AIDS - Extensively drug-resistant Tuberculosis	0 (0 to 0)	0 (0 to 0)	0 (0 to 0)	0 (0 to 0)	0 (0 to 0)	0 (0 to 0)	0 (0 to 0)	0 (0 to 0)	0 (0 to 0)	0 (0 to 0)	0 (0 to 0)	0 (0 to 0)	0 (0 to 0)	0 (0 to 0)	0 (0 to 0)	0 (0 to 0)	0 (0 to 0)	0 (0 to 0)	0 (0 to 0)	0 (0 to 0)	0 (0 to 0)	0 (0 to 0)	0 (0 to 0)	0
HIV/AIDS resulting in other diseases	0 (0 to 0)	0 (0 to 0)	0 (0 to 1.3)	0 (0 to 0.6)	0.1 (0 to 0.2)	0.2 (0 to 0.6)	0 (0 to 0.1)	0 (0 to 0.1)	0.1 (0 to 0.2)	0.1 (0 to 0.2)	0.1 (0 to 0.2)	0.1 (0 to 0.2)	0.1 (0 to 0.2)	0.1 (0 to 0.2)	0.1 (0 to 0.2)	0.1 (0 to 0.2)	0.1 (0 to 0.2)	0.1 (0 to 0.2)	0.1 (0 to 0.2)	0.1 (0 to 0.2)	0.1 (0 to 0.2)	0.1 (0 to 0.2)	0.1 (0 to 0.2)	0.1
Sexually transmitted infections excluding HIV	0 (0 to 0)	0 (0 to 0)	0 (0 to 0)	0 (0 to 0)	0 (0 to 0)	0 (0 to 0)	0 (0 to 0)	0 (0 to 0)	0.1 (0 to 0.2)	0.1 (0 to 0.2)	0.1 (0 to 0.2)	0.1 (0 to 0.2)	0.1 (0 to 0.2)	0.1 (0 to 0.2)	0.1 (0 to 0.2)	0.1 (0 to 0.2)	0.1 (0 to 0.2)	0.1 (0 to 0.2)	0.1 (0 to 0.2)	0.1 (0 to 0.2)	0.1 (0 to 0.2)	0.1 (0 to 0.2)	0.1 (0 to 0.2)	0.1
Syphilis	0 (0 to 0)	0 (0 to 0)	0 (0 to 0)	0 (0 to 0)	0 (0 to 0)	0 (0 to 0)	0 (0 to 0)	0 (0 to 0)	0.1 (0 to 0.2)	0.1 (0 to 0.2)	0.1 (0 to 0.2)	0.1 (0 to 0.2)	0.1 (0 to 0.2)	0.1 (0 to 0.2)	0.1 (0 to 0.2)	0.1 (0 to 0.2)	0.1 (0 to 0.2)	0.1 (0 to 0.2)	0.1 (0 to 0.2)	0.1 (0 to 0.2)	0.1 (0 to 0.2)	0.1 (0 to 0.2)	0.1 (0 to 0.2)	0.3
Chlamydial infection	0 (0 to 0)	0 (0 to 0)	0 (0 to 0)	0 (0 to 0)	0 (0 to 0)	0 (0 to 0)	0 (0 to 0)	0 (0 to 0)	0 (0 to 0)	0 (0 to 0)	0 (0 to 0)	0 (0 to 0)	0 (0 to 0)	0 (0 to 0)	0 (0 to 0)	0 (0 to 0)	0 (0 to 0)	0 (0 to 0)	0 (0 to 0)	0 (0 to 0)	0 (0 to 0)	0 (0 to 0)	0 (0 to 0)	0
Gonococcal infection	0 (0 to 0)	0 (0 to 0)	0 (0 to 0)	0 (0 to 0)	0 (0 to 0)	0 (0 to 0)	0 (0 to 0)	0 (0 to 0)	0 (0 to 0)	0 (0 to 0)	0 (0 to 0)	0 (0 to 0)	0 (0 to 0)	0 (0 to 0)	0 (0 to 0)	0 (0 to 0)	0 (0 to 0)	0 (0 to 0)	0 (0 to 0)	0 (0 to 0)	0 (0 to 0)	0 (0 to 0)	0 (0 to 0)	0
Trichomoniasis	0 (0 to 0)	0 (0 to 0)	0 (0 to 0)	0 (0 to 0)	0 (0 to 0)	0.1 (0 to 0.1)	0.4 (0 to 0.5)	0.8 (0 to 1.1)	1 (0 to 1.4)	1.4 (0 to 1.9)	1.7 (0 to 2.3)	2.2 (0 to 2.9)	1.2 (0 to 2.2)	0.7 (0 to 1.3)	0.7 (0 to 1.3)	0.8 (0 to 1.5)	1.6 (0 to 2.9)	2.4 (0 to 4.3)	3.9 (0 to 7.1)	3.8 (0 to 7.1)	2.9 (0 to 5.3)	2.9 (0 to 5.3)	2.1 (0 to 3.8)	39.9
Genital herpes	0 (0 to 0)	0 (0 to 0)	0 (0 to 0)	0 (0 to 0)	0 (0 to 0)	0 (0 to 0)	0 (0 to 0)	0.5 (0.1 to 0.7)	0.7 (0.4 to 1)	0.7 (0.4 to 1)	0.7 (0.4 to 1)	0.7 (0.4 to 1)	0.7 (0.4 to 1)	0.7 (0.4 to 1)	0.7 (0.4 to 1)	0.7 (0.4 to 1)	0.7 (0.4 to 1)	0.7 (0.4 to 1)	0.7 (0.4 to 1)	0.7 (0.4 to 1)	0.7 (0.4 to 1)	0.7 (0.4 to 1)	0.7 (0.4 to 1)	7.8
Other sexually transmitted infections	0 (0 to 0)	0 (0 to 0)	0 (0 to 0)	0 (0 to 0)	0 (0 to 0)	0 (0 to 0)	0 (0 to 0)	0 (0 to 0)	0 (0 to 0)	0 (0 to 0)	0 (0 to 0)	0 (0 to 0)	0 (0 to 0)	0 (0 to 0)	0 (0 to 0)	0 (0 to 0)	0 (0 to 0)	0 (0 to 0)	0 (0 to 0)	0 (0 to 0)	0 (0 to 0)	0 (0 to 0)	0 (0 to 0)	0
Respiratory infections and tuberculosis	6.4 (2.1 to 8.3)	5.6 (1.8 to 7.8)	7.6 (2.7 to 9.9)	52 (18 to 68)	8.7 (3.1 to 11)	9.6 (3.4 to 12)	16 (5.7 to 20)	19 (6.8 to 24)	20 (7.1 to 25)	20 (7.2 to 25)	22 (7.9 to 28)	25 (8.9 to 32)	29 (10 to 37)	33 (12 to 42)	33 (12 to 42)	38 (14 to 48)	39 (14 to 49)	41 (15 to 52)	43 (15 to 54)	43 (15 to 54)	44 (16 to 56)	44 (16 to 56)	44 (16 to 56)	600
Tuberculosis	6.4 (2.1 to 8.3)	5.6 (1.8 to 7.8)	7.6 (2.7 to 9.9)	52 (18 to 68)	8.7 (3.1 to 11)	9.6 (3.4 to 12)	16 (5.7 to 20)	19 (6.8 to 24)	20 (7.1 to 25)	20 (7.2 to 25)	22 (7.9 to 28)	25 (8.9 to 32)	29 (10 to 37)	33 (12 to 42)	33 (12 to 42)	38 (14 to 48)	39 (14 to 49)	41 (15 to 52)	43 (15 to 54)	43 (15 to 54)	44 (16 to 56)	44 (16 to 56)	44 (16 to 56)	600
Latent tuberculosis infection	0 (0 to 0)	0 (0 to 0)	0 (0 to 0)	0 (0 to 0)	0 (0 to 0)	0 (0 to 0)	0 (0 to 0)	0 (0 to 0)	0 (0 to 0)	0 (0 to 0)	0 (0 to 0)	0 (0 to 0)	0 (0 to 0)	0 (0 to 0)	0 (0 to 0)	0 (0 to 0)	0 (0 to 0)	0 (0 to 0)	0 (0 to 0)	0 (0 to 0)	0 (0 to 0)	0 (0 to 0)	0 (0 to 0)	0
Drug-susceptible Tuberculosis	0.5 (0.1 to 0.6)	0.7 (0.2 to 0.9)	0.2 (0.1 to 0.3)	0.3 (0.2 to 0.5)	0.3 (0.2 to 0.5)	0.3 (0.2 to 0.5)	0.3 (0.2 to 0.5)	0.3 (0.2 to 0.5)	0.3 (0.2 to 0.5)	0.3 (0.2 to 0.5)	0.3 (0.2 to 0.5)	0.3 (0.2 to 0.5)	0.3 (0.2 to 0.5)	0.3 (0.2 to 0.5)	0.3 (0.2 to 0.5)	0.3 (0.2 to 0.5)	0.3 (0.2 to 0.5)	0.3 (0.2 to 0.5)	0.3 (0.2 to 0.5)	0.3 (0.2 to 0.5)	0.3 (0.2 to 0.5)	0.3 (0.2 to 0.5)	5.3
Multidrug-resistant tuberculosis without extensive drug-resistar	0 (0 to 0)	0 (0 to 0)	0 (0 to 0)	0 (0 to 0)	0 (0 to 0)	0 (0 to 0)	0 (0 to 0)	0 (0 to 0)	0 (0 to 0)	0 (0 to 0)	0 (0 to 0)	0 (0 to 0)	0 (0 to 0)	0 (0 to 0)	0 (0 to 0)	0 (0 to 0)	0 (0 to 0)	0 (0 to 0)	0 (0 to 0)	0 (0 to 0)	0 (0 to 0)	0 (0 to 0)	0 (0 to 0)	0
Extensively drug-resistant tuberculosis	0 (0 to 0)	0 (0 to 0)	0 (0 to 0)	0 (0 to 0)	0 (0 to 0)	0 (0 to 0)	0 (0 to 0)	0 (0 to 0)	0 (0 to 0)	0 (0 to 0)	0 (0 to 0)	0 (0 to 0)	0 (0 to 0)	0 (0 to 0)	0 (0 to 0)	0 (0 to 0)	0 (0 to 0)	0 (0 to 0)	0 (0 to 0)	0 (0 to 0)	0 (0 to 0)	0 (0 to 0)	0 (0 to 0)	0
Lower respiratory infections	6.8 (2 to 8.2)	2.8 (0.8 to 3.3)	38.1 (28.6 to 48.9)	160 (120 to 204)	19.5 (13.8 to 26.6)	13.6 (9.6 to 18.4)	13.5 (9.4 to 18.2)	10.5 (7.2 to 14.2)	10.7 (7.2 to 14.7)	11.1 (7.5 to 15.1)	12.1 (8.2 to 16.3)	13.2 (9.1 to 17.8)	14.7 (10 to 19.8)	15.7 (10.8 to 21.2)	15.7 (10.8 to 21.2)	17.1 (11.8 to 23.1)	17.2 (11.8 to 23.2)	17.6 (12.1 to 23.8)	17.6 (12.1 to 23.8)	17.6 (12.1 to 23.8)	17.6 (12.1 to 23.8)	17.6 (12.1 to 23.8)	17.6 (12.1 to 23.8)	300
Upper respiratory infections	0.1 (0 to 0.1)	0.1 (0 to 0.1)	1.8 (0.6 to 3.2)	14.2 (4.7 to 22.7)	1.2 (0.4 to 2)	1.4 (0.5 to 2.3)	2.5 (0.8 to 4)	3.2 (1.1 to 5)	3.6 (1.2 to 5.6)	3.8 (1.3 to 5.9)	4.4 (1.5 to 6.8)	4.8 (1.6 to 7.4)	5.2 (1.8 to 8)	5.5 (1.9 to 8.5)	5.5 (1.9 to 8.5)	6.1 (2.1 to 9.4)	6.1 (2.1 to 9.4)	6.2 (2.1 to 9.6)	6.2 (2.1 to 9.6)	6.2 (2.1 to 9.6)	6.2 (2.1 to 9.6)	6.2 (2.1 to 9.6)	6.2 (2.1 to 9.6)	106
Otitis media	0 (0 to 0)	0 (0 to 0.1)	1.8 (0.6 to 3.2)	14.2 (4.7 to 22.7)	1.2 (0.4 to 2)	1.4 (0.5 to 2.3)	2.5 (0.8 to 4)	3.2 (1.1 to 5)	3.6 (1.2 to 5.6)	3.8 (1.3 to 5.9)	4.4 (1.5 to 6.8)	4.8 (1.6 to 7.4)	5.2 (1.8 to 8)	5.5 (1.9 to 8.5)	5.5 (1.9 to 8.5)	6.1 (2.1 to 9.4)	6.1 (2.1 to 9.4)	6.2 (2.1 to 9.6)	6.2 (2.1 to 9.6)	6.2 (2.1 to 9.6)	6.2 (2.1 to 9.6)	6.2 (2.1 to 9.6)	6.2 (2.1 to 9.6)	106
Enteric infections	0.3 (0.2 to 0.7)	0.6 (0.4 to 1.5)	19.8 (10.6 to 29.2)	73.5 (39.4 to 107)	2.2 (1.2 to 3.2)	1.9 (1 to 2.8)	1.3 (0.7 to 1.9)	1.2 (0.6 to 1.8)	1.2 (0.6 to 1.8)	1.2 (0.6 to 1.8)	1.2 (0.6 to 1.8)	1.2 (0.6 to 1.8)	1.2 (0.6 to 1.8)	1.2 (0.6 to 1.8)	1.2 (0.6 to 1.8)	1.2 (0.6 to 1.8)	1.2 (0.6 to 1.8)	1.2 (0.6 to 1.8)	1.2 (0.6 to 1.8)	1.2 (0.6 to 1.8)	1.2 (0.6 to 1.8)	1.2 (0.6 to 1.8)	1.2 (0.6 to 1.8)	117
Diarrheal diseases	0.3 (0.2 to 0.7)	0.6 (0.4 to 1.5)	19.8 (10.6 to 29.2)	73.5 (39.4 to 107)	2.2 (1.2 to 3.2)	1.9 (1 to 2.8)	1.3 (0.7 to 1.9)	1.2 (0.6 to 1.8)	1.2 (0.6 to 1.8)	1.2 (0.6 to 1.8)	1.2 (0.6 to 1.8)	1.2 (0.6 to 1.8)	1.2 (0.6 to 1.8)	1.2 (0.6 to 1.8)	1.2 (0.6 to 1.8)	1.2 (0.6 to 1.8)	1.2 (0.6 to 1.8)	1.2 (0.6 to 1.8)	1.2 (0.6 to 1.8)	1.2 (0.6 to 1.8)	1.2 (0.6 to 1.8)	1.2 (0.6 to 1.8)	1.2 (0.6 to 1.8)	112
Typhoid and paratyphoid	0 (0 to 0)	0 (0 to 0)	0 (0 to 0)	0 (0 to 0)	0 (0 to 0)	0 (0 to 0)	0 (0 to 0)	0 (0 to 0)	0 (0 to 0)	0 (0 to 0)	0 (0 to 0)	0 (0 to 0)	0 (0 to 0)	0 (0 to 0)	0 (0 to 0)	0 (0 to 0)	0 (0 to 0)	0 (0 to 0)	0 (0 to 0)	0 (0 to 0)	0 (0 to 0)	0 (0 to 0)	0 (0 to 0)	0
Typhoid fever	0 (0 to 0)	0 (0 to 0)	0 (0 to 0)	0 (0 to 0)	0 (0 to 0)	0 (0 to 0)	0 (0 to 0)	0 (0 to 0)	0 (0 to 0)	0 (0 to 0)	0 (0 to 0)	0 (0 to 0)	0 (0 to 0)	0 (0 to 0)	0 (0 to 0)	0 (0 to 0)	0 (0 to 0)	0 (0 to 0)	0 (0 to 0)	0 (0 to 0)	0 (0 to 0)	0 (0 to 0)	0 (0 to 0)	0
Paratyphoid fever	0 (0 to 0)	0 (0 to 0)	0 (0 to 0)	0 (0 to 0)	0 (0 to 0)	0 (0 to 0)	0 (0 to 0)	0 (0 to 0)	0 (0 to 0)	0 (0 to 0)	0 (0 to 0)	0 (0 to 0)	0 (0 to 0)	0 (0 to 0)	0 (0 to 0)	0 (0 to 0)	0 (0 to 0)	0 (0 to 0)	0 (0 to 0)	0 (0 to 0)	0 (0 to 0)	0 (0 to 0)	0 (0 to 0)	0
Invasive Non-typhoidal Salmonella (NTS)	0 (0 to 0)	0 (0 to 0)	0 (0 to 0)	0 (0 to 0)	0 (0 to 0)	0 (0 to 0)	0 (0 to 0)	0 (0 to 0)	0 (0 to 0)	0 (0 to 0)	0 (0 to 0)	0 (0 to 0)	0 (0 to 0)	0 (0 to 0)	0 (0 to 0)	0 (0 to 0)	0 (0 to 0)	0 (0 to 0)	0 (0 to 0)	0 (0 to 0)	0 (0 to 0)	0 (0 to 0)	0 (0 to 0)	0
Other intestinal infectious diseases	0 (0 to 0)	0.1 (0 to 0.2)	0.2 (0 to 0.6)	0.1 (0 to 0.2)	0.1 (0 to 0.2)	0.1 (0 to 0.2)	0.1 (0 to 0.1)	0.1 (0 to 0.1)	0.1 (0 to 0.1)	0.1 (0 to 0.1)	0.1 (0 to 0.1)	0.1 (0 to 0.1)	0.1 (0 to 0.1)	0.1 (0 to 0.1)	0.1 (0 to 0.1)	0.1 (0 to 0.1)	0.1 (0 to 0.1)	0.1 (0 to 0.1)	0.1 (0 to 0.1)	0.1 (0 to 0.1)	0.1 (0 to 0.1)	0.1 (0 to 0.1)	0.1 (0 to 0.1)	1.3
Neglected tropical diseases and malaria	2.8 (1 to 3.7)	2.8 (0.9 to 3.7)	6.2 (2.6 to 10.4)	7.2 (2.9 to 12.1)	7.6 (3.1 to 12.8)	6.8 (2.8 to 11.4)	6.7 (2.7 to 11.2)	6.1 (2.5 to 10.2)	6.6 (2.7 to 11.1)	6.9 (2.8 to 11.6)	7.5 (3.1 to 12.6)	8.4 (3.4 to 14.1)	10.6 (4.3 to 17.7)	13 (5.3 to 21.8)	9.1 (3.7 to 15.2)	7.1 (2.9 to 11.9)	6.2 (2.5 to 10.4)	5.6 (2.3 to 9.4)	7.6 (3.1 to 12.8)	7.6 (3.1 to 12.8)	9.1 (3.7 to 15.4)	6.2 (2.5 to 10.4)	3.2 (1.3 to 5.4)	218
Malaria	0 (0 to 0)	0 (0 to 0)	0 (0 to 0)	0 (0 to 0)	0 (0 to 0)	0 (0 to 0)	0 (0 to 0)	0 (0 to 0)	0 (0 to 0)	0 (0 to 0)	0 (0 to 0)	0 (0 to 0)	0 (0 to 0)	0 (0 to 0)	0 (0 to 0)	0 (0 to 0)	0 (0 to 0)	0 (0 to 0)	0 (0 to 0)	0 (0 to 0)	0 (0 to 0)	0 (0 to 0)	0 (0 to 0)	0 (0 to 0)	0
Chagas disease	0 (0 to 0)	0 (0 to 0)	0 (0 to 0)	0 (0 to 0)	0 (0 to 0)	0 (0 to 0)	0 (0 to 0)	0 (0 to 0)	0 (0 to 0)	0 (0 to 0)	0 (0 to 0)	0 (0 to 0)	0 (0 to 0)	0 (0 to 0)	0 (0 to 0)	0 (0 to 0)	0 (0 to 0)	0 (0 to 0)	0 (0 to 0)	0 (0 to 0)	0 (0 to 0)	0 (0 to 0)	0 (0 to 0)	0 (0 to 0)	0.1
Leishmaniasis	0 (0 to 0)	0 (0 to 0)	0 (0 to 0)	0 (0 to 0)	0 (0 to 0)	0 (0 to 0)	0 (0 to 0)	0 (0 to 0)	0 (0 to 0)	0 (0 to 0)	0 (0 to 0)	0 (0 to 0)	0 (0 to 0)	0 (0 to 0)	0 (0 to 0)	0 (0 to 0)	0 (0 to 0)	0 (0 to 0)	0 (0 to 0)	0 (0 to 0)	0 (0 to 0)	0 (0 to 0)	0 (0 to 0)	0 (0 to 0)	0
Visceral leishmaniasis	0 (0 to 0)	0 (0 to 0)	0 (0 to 0)	0 (0 to 0)	0 (0 to 0)	0 (0 to 0)	0 (0 to 0)	0 (0 to 0)	0 (0 to 0)	0 (0 to 0)	0 (0 to 0)	0 (0 to 0)	0 (0 to 0)	0 (0 to 0)	0 (0 to 0)	0 (0 to 0)	0 (0 to 0)	0 (0 to 0)	0 (0 to 0)	0 (0 to 0)	0 (0 to 0)	0 (0 to 0)	0 (0 to 0)	0 (0 to 0)	0
Cutaneous and mucocutaneous leishmaniasis	0 (0 to 0)	0 (0 to 0)	0 (0 to 0)	0 (0 to 0)	0 (0 to 0)	0 (0 to 0)	0 (0 to 0)	0 (0 to 0)	0 (0 to 0)	0 (0 to 0)	0 (0 to 0)	0 (0 to 0)	0 (0 to 0)	0 (0 to 0)	0 (0 to 0)	0 (0 to 0)	0 (0 to 0)	0 (0 to 0)	0 (0 to 0)	0 (0 to 0)	0 (0 to 0)	0 (0 to 0)	0 (0 to 0)	0 (0 to 0)	0
African trypanosomiasis	0 (0 to 0)	0 (0 to 0)	0 (0 to 0)	0 (0 to 0)	0 (0 to 0)	0 (0 to 0)	0 (0 to 0)	0 (0 to 0)	0 (0 to 0)	0 (0 to 0)	0 (0 to 0)	0 (0 to 0)	0 (0 to 0)	0 (0 to 0)	0 (0 to 0)	0 (0 to 0)	0 (0 to 0)	0 (0 to 0)	0 (0 to 0)	0 (0 to 0)	0 (0 to 0)	0 (0 to 0)	0 (0 to 0)	0 (0 to 0)	0
Schistosomiasis	0 (0 to 0)	0 (0 to 0)	0 (0 to 0)	0 (0 to 0)	0 (0 to 0)	0 (0 to 0)	0 (0 to 0)	0 (0 to 0)	0 (0 to 0)	0 (0 to 0)	0 (0 to 0)	0 (0 to 0)	0 (0 to 0)	0 (0 to 0)	0 (0 to 0)	0 (0 to 0)	0 (0 to 0)	0 (0 to 0)	0 (0 to 0)	0 (0 to 0)	0 (0 to 0)	0 (0 to 0)	0 (0 to 0)	0 (0 to 0)	0
Cysticercosis	0 (0 to 0)	0 (0 to 0)	0 (0 to 0)	0 (0 to 0)	0 (0 to 0)	0 (0 to 0)	0 (0 to 0)	0 (0 to 0)	0 (0 to 0)	0 (0 to 0)	0 (0 to 0)	0 (0 to 0)	0 (0 to 0)	0 (0 to 0)	0 (0 to 0)	0 (0 to 0)	0 (0 to 0)	0 (0 to 0)	0 (0 to 0)	0 (0 to 0)	0 (0 to 0)	0 (0 to 0)	0 (0 to 0)	0 (0 to 0)	0
Cystic echinococcosis	0 (0 to 0)	0 (0 to 0)	0 (0 to 0)	0 (0 to 0)	0 (0 to 0)	0 (0 to 0)	0 (0 to 0)	0 (0 to 0)	0 (0 to 0)	0 (0 to 0)	0 (0 to 0)	0 (0 to 0)	0 (0 to 0)	0 (0 to 0)	0 (0 to 0)	0 (0 to 0)	0 (0 to 0)	0 (0 to 0)	0 (0 to 0)	0 (0 to 0)	0 (0 to 0)	0 (0 to 0)	0 (0 to 0)	0 (0 to 0)	0.1
Lymphatic filariasis	0 (0 to 0)	0 (0 to 0)	0 (0 to 0)	0 (0 to 0)	0 (0 to 0)	0 (0 to 0)	0 (0 to 0)	0 (0 to 0)	0 (0 to 0)	0 (0 to 0)	0 (0 to 0)	0 (0 to 0)	0 (0 to 0)	0 (0 to 0)	0 (0 to 0)	0 (0 to 0)	0 (0 to 0)	0 (0 to 0)	0 (0 to 0)	0 (0 to 0)	0 (0 to 0)	0 (0 to 0)	0 (0 to 0)	0 (0 to 0)	0
Onchocerciasis	0 (0 to 0)	0 (0 to 0)	0 (0 to 0)	0 (0 to 0)	0 (0 to 0)	0 (0 to 0)	0 (0 to 0)	0 (0 to 0)	0 (0 to 0)	0 (0 to 0)	0 (0 to 0)	0 (0 to 0)	0 (0 to 0)	0 (0 to 0)	0 (0 to 0)	0 (0 to 0)	0 (0 to 0)	0 (0 to 0)	0 (0 to 0)	0 (0 to 0)	0 (0 to 0)	0 (0 to 0)	0 (0 to 0)	0 (0 to 0)	0
Trachoma	0 (0 to 0)	0 (0 to 0)	0 (0 to 0)	0 (0 to 0)	0 (0 to 0)	0 (0 to 0)	0 (0 to 0)	0 (0 to 0)	0 (0 to 0)	0 (0 to 0)	0 (0 to 0)	0 (0 to 0)	0 (0 to 0)	0 (0 to 0)	0 (0 to 0)	0 (0 to 0)	0 (0 to 0)	0 (0 to 0)	0 (0 to 0)	0 (0 to 0)	0 (0 to 0)	0 (0 to 0)	0 (0 to 0)	0 (0 to 0)	0
Dengue	0 (0 to 0)	0 (0 to 0)	0 (0 to 0)	0 (0 to 0)	0 (0 to 0)	0 (0 to 0)	0 (0 to 0)	0 (0 to 0)	0 (0 to 0)	0 (0 to 0)	0 (0 to 0)	0 (0 to 0)	0 (0 to 0)	0 (0 to 0)	0 (0 to 0)	0 (0 to 0)	0 (0 to 0)	0 (0 to 0)	0 (0 to 0)	0 (0 to 0)	0 (0 to 0)	0 (0 to 0)	0 (0 to 0)	0 (0 to 0)	0
Yellow fever	0 (0 to 0)	0 (0 to 0)	0 (0 to 0)	0 (0 to 0)	0 (0 to 0)	0 (0 to 0)	0 (0 to 0)	0 (0 to 0)	0 (0 to 0)	0 (0 to 0)	0 (0 to 0)	0 (0 to 0)	0 (0 to 0)	0 (0 to 0)	0 (0 to 0)	0 (0 to 0)	0 (0 to 0)	0 (0 to 0)	0 (0 to 0)	0 (0 to 0)	0 (0 to 0)	0 (0 to 0)	0 (0 to 0)	0 (0 to 0)	0
Rabies	0 (0 to 0)	0 (0 to 0)	0 (0 to 0)	0 (0 to 0)	0 (0 to 0)	0 (0 to 0)	0 (0 to 0)	0 (0 to 0)	0 (0 to 0)	0 (0 to 0)	0 (0 to 0)	0 (0 to 0)	0 (0 to 0)	0 (0 to 0)	0 (0 to 0)	0 (0 to 0)	0 (0 to 0)	0 (0 to 0)	0 (0 to 0)	0 (0 to 0)	0 (0 to 0)	0 (0 to 0)	0 (0 to 0)	0 (0 to 0)	0
Intestinal nematode infections	0 (0 to 0)	0 (0 to 0)	0 (0 to 0)	0 (0 to 0)	0 (0 to 0)	0 (0 to 0)	0 (0 to 0)	0 (0 to 0)	0 (0 to 0)	0 (0 to 0)	0 (0 to 0)	0 (0 to 0)	0 (0 to 0)	0 (0 to 0)	0 (0 to 0)	0 (0 to 0)	0 (0 to 0)	0 (0 to 0)	0 (0 to 0)	0 (0 to 0)	0 (0 to 0)	0 (0 to 0)	0 (0 to 0)	0 (0 to 0)	0
Ascariasis	0 (0 to 0)	0 (0 to 0)	0 (0 to 0)	0 (0 to 0)	0 (0 to 0)	0 (0 to 0)	0 (0 to 0)	0 (0 to 0)	0 (0 to 0)	0 (0 to 0)	0 (0 to 0)	0 (0 to 0)	0 (0 to 0)	0 (0 to 0)	0 (0 to 0)	0 (0 to 0)	0 (0 to 0)	0 (0 to 0)	0 (0 to 0)	0 (0 to 0)	0 (0 to 0)	0 (0 to 0)	0 (0 to 0)	0 (0 to 0)	0
Trichuriasis	0 (0 to 0)	0 (0 to 0)	0 (0 to 0)	0 (0 to 0)	0 (0 to 0)	0 (0 to 0)	0 (0 to 0)	0 (0 to 0)	0 (0 to 0)	0 (0 to 0)	0 (0 to 0)	0 (0 to 0)	0 (0 to 0)	0 (0 to 0)	0 (0 to 0)	0 (0 to 0)	0 (0 to 0)	0 (0 to 0)	0 (0 to 0)	0 (0 to 0)	0 (0 to 0)	0 (0 to 0)	0 (0 to 0)	0 (0 to 0)	0
Hookworm disease	0 (0 to 0)	0 (0 to 0)	0 (0 to 0)	0 (0 to 0)	0 (0 to 0)	0 (0 to 0)	0 (0 to 0)	0 (0 to 0)	0 (0 to 0)	0 (0 to 0)	0 (0 to 0)	0 (0 to 0)	0 (0 to 0)	0 (0 to 0)	0 (0 to 0)	0 (0 to 0





SR Table 2c. Osaka DALYS by cause and age group for females with 95% uncertainty intervals, 2019

Cause	Early Neonatal	Late Neonatal	Post-Neonatal	1 to 4	5 to 9	10 to 14	15 to 19	20 to 24	25 to 29	30 to 34	35 to 39	40 to 44	45 to 49	50 to 54	55 to 59	60 to 64	65 to 69	70 to 74	75 to 79	80 to 84	85 to 89	90 to 94	95 plus	Total
All causes	1,520 (1,200 to 1,776)	950 (827 to 989)	2,680 (2,356 to 3,206)	5,599 (4,978 to 6,455)	6,820 (5,956 to 8,155)	9,605 (7,956 to 13,159)	16,700 (12,939 to 21,260)	22,960 (17,268 to 28,490)	26,200 (19,795 to 32,900)	27,150 (20,600 to 34,750)	28,300 (21,700 to 36,900)	31,900 (25,600 to 40,300)	44,300 (34,500 to 56,600)	64,000 (51,000 to 80,000)	86,000 (68,000 to 109,000)	96,000 (75,000 to 121,000)	92,000 (71,000 to 116,000)	95,700 (74,000 to 121,000)	129,000 (100,000 to 164,000)	154,000 (120,000 to 197,000)	165,000 (128,000 to 212,000)	129,000 (100,000 to 167,000)	101,000 (78,000 to 131,000)	63,900 (49,700 to 81,000)	1,230,000
Communicable, maternal, neonatal, and nutritional diseases	668 (529 to 1,000)	252 (170 to 309)	764 (562 to 969)	1,126 (820 to 1,700)	1,220 (920 to 1,800)	970 (699 to 1,750)	1,150 (670 to 2,140)	1,430 (800 to 2,690)	1,430 (800 to 2,690)	1,490 (1,000 to 2,900)	1,560 (1,100 to 3,010)	2,000 (1,600 to 4,060)	2,900 (1,700 to 6,960)	2,900 (1,700 to 6,960)	3,200 (1,900 to 7,750)	2,090 (1,400 to 5,210)	1,890 (1,400 to 4,610)	2,750 (1,900 to 6,210)	4,250 (3,210 to 9,670)	6,110 (4,500 to 14,000)	7,490 (5,290 to 18,370)	7,290 (4,900 to 19,300)	4,790 (3,100 to 13,870)	69,900
HIV/AIDS and sexually transmitted infections	0 (0 to 0)	0 (0 to 0)	6.2 (3.6 to 9.4)	4.7 (2.5 to 8.2)	1 (0.5 to 1)	4.6 (2.5 to 8.1)	17.6 (9.1 to 29.4)	47.6 (27.7 to 74)	78 (43.3 to 131)	104 (58.7 to 166)	130 (77.3 to 208)	186 (99.5 to 298)	226 (99.1 to 359)	224 (93.4 to 351)	214 (91.7 to 337)	180 (81.9 to 274)	154 (70.1 to 234)	94.7 (39.3 to 164)	29.4 (12.4 to 56.7)	29.4 (12.1 to 58.3)	14.6 (6.1 to 29.3)	6.8 (2.8 to 14.1)	1,150
HIV/AIDS	0 (0 to 0)	0 (0 to 0)	6.2 (3.6 to 9.4)	4.7 (2.5 to 8.2)	1 (0.5 to 1)	4.6 (2.5 to 8.1)	17.6 (9.1 to 29.4)	47.6 (27.7 to 74)	78 (43.3 to 131)	104 (58.7 to 166)	130 (77.3 to 208)	186 (99.5 to 298)	226 (99.1 to 359)	224 (93.4 to 351)	214 (91.7 to 337)	180 (81.9 to 274)	154 (70.1 to 234)	94.7 (39.3 to 164)	29.4 (12.4 to 56.7)	29.4 (12.1 to 58.3)	14.6 (6.1 to 29.3)	6.8 (2.8 to 14.1)	1,150
HIV/AIDS - Drug-susceptible Tuberculosis	0 (0 to 0)	0 (0 to 0)	0 (1.2 to 2.6)	0 (1.1 to 2.3)	0 (0.2 to 0.6)	0 (0.2 to 0.6)	0 (0.2 to 0.6)	0 (0.2 to 0.6)	0 (0.2 to 0.6)	0 (0.2 to 0.6)	0 (0.2 to 0.6)	0 (0.2 to 0.6)	0 (0.2 to 0.6)	0 (0.2 to 0.6)	0 (0.2 to 0.6)	0 (0.2 to 0.6)	0 (0.2 to 0.6)	0 (0.2 to 0.6)	0 (0.2 to 0.6)	0 (0.2 to 0.6)	0 (0.2 to 0.6)	0 (0.2 to 0.6)	0 (0.2 to 0.6)	38
HIV/AIDS - Multidrug-resistant Tuberculosis without extensive	0 (0 to 0)	0 (0 to 0)	0 (0 to 0.2)	0 (0 to 0.2)	0 (0 to 0)	0 (0 to 0)	0 (0 to 0)	0 (0 to 0.1)	0 (0 to 0.2)	0 (0 to 0.2)	0 (0 to 0.2)	0 (0 to 0.2)	0 (0 to 0.2)	0 (0 to 0.2)	0 (0 to 0.2)	0 (0 to 0.2)	0 (0 to 0.2)	0 (0 to 0.2)	0 (0 to 0)	0 (0 to 0)	0 (0 to 0)	0 (0 to 0)	0 (0 to 0)	0.6
HIV/AIDS - Extensively drug-resistant Tuberculosis	0 (0 to 0)	0 (0 to 0)	0 (0 to 0.1)	0 (0 to 0.1)	0 (0 to 0)	0 (0 to 0)	0 (0 to 0)	0 (0 to 0)	0 (0 to 0)	0 (0 to 0)	0 (0 to 0)	0 (0 to 0)	0 (0 to 0)	0 (0 to 0.1)	0 (0 to 0.1)	0 (0 to 0.2)	0 (0 to 0.2)	0 (0 to 0.2)	0 (0 to 0)	0 (0 to 0)	0 (0 to 0)	0 (0 to 0)	0 (0 to 0)	0.2
HIV/AIDS resulting in other diseases	0 (0 to 0)	0 (0 to 0)	0 (0.1 to 0.9)	0 (0 to 0.6)	0 (0.1 to 0.7)	0 (0.1 to 0.9)	0 (0.2 to 2.6)	0 (0.5 to 8.6)	0 (0.5 to 11.9)	0 (0.5 to 12.9)	0 (0.5 to 12.9)	0 (0.5 to 12.3)	0 (0.5 to 10.3)	0 (0.4 to 7.6)	0 (0.4 to 5.7)	0 (0.3 to 4.1)	0 (0.2 to 3.1)	0 (0.2 to 2.7)	0 (0.1 to 2.1)	0 (0.1 to 2.1)	0 (0.1 to 2.1)	0 (0.1 to 2.1)	0 (0.1 to 2.1)	145
Sexually transmitted infections excluding HIV	0 (0 to 0)	0 (0 to 0)	0 (0 to 0)	0 (0 to 0)	0 (0 to 0)	0 (0 to 0)	0 (0 to 0)	0 (0 to 0)	0 (0 to 0)





SR Table 2b. Global DALYS by cause and age group for females with 95% uncertainty intervals, 2019

Cause	Early Neonatal	Late Neonatal	Post-Neonatal	1 to 4	5 to 9	10 to 14	15 to 19	20 to 24	25 to 29	30 to 34	35 to 39	40 to 44	45 to 49	50 to 54	55 to 59	60 to 64	65 to 69	70 to 74	75 to 79	80 to 84	85 to 89	90 to 94	95 plus	Total
All causes	922 (910 to 933)	318 (291 to 366)	1,940 (1,830 to 2,066)	3,598 (2,770 to 4,500)	4,070 (3,705 to 4,585)	4,678 (4,369 to 5,022)	5,972 (5,597 to 6,359)	7,390 (6,756 to 16,569)	8,736 (10,600 to 15,159)	10,000 (13,109 to 13,455)	12,169 (17,295 to 18,060)	15,180 (24,488 to 24,956)	20,080 (32,705 to 33,466)	28,669 (42,109 to 43,004)	37,289 (53,309 to 54,450)	48,180 (66,900 to 68,356)	61,680 (81,600 to 83,700)	78,660 (97,600 to 100,400)	94,500 (112,100 to 115,300)	111,000 (126,000 to 129,000)	123,000 (136,000 to 140,000)	134,000 (142,000 to 146,000)	34,500 (32,200 to 37,200)	786,000
Communicable, maternal, neonatal, and nutritional diseases	369 (331 to 409)	139 (111 to 164)	441 (356 to 570)	686 (491 to 1,030)	439 (286 to 1,139)	401 (301 to 1,150)	680 (407 to 1,260)	777 (481 to 1,348)	764 (484 to 1,399)	920 (633 to 1,609)	1,110 (833 to 2,069)	1,490 (1,030 to 2,769)	1,710 (1,030 to 2,999)	1,330 (858 to 2,030)	1,300 (884 to 2,030)	1,240 (829 to 1,790)	1,660 (1,220 to 2,350)	2,430 (1,770 to 3,230)	3,050 (2,270 to 4,000)	3,700 (2,600 to 4,850)	4,900 (3,300 to 6,500)	4,200 (2,700 to 5,870)	3,010 (1,900 to 3,500)	37,400
HIV/AIDS and sexually transmitted infections	0 (0 to 0)	0 (0 to 0)	3.3 (2.9 to 4.4)	2.6 (2.2 to 3.6)	0.7 (0.5 to 0.9)	3 (2.3 to 4.1)	11.9 (9.7 to 16.6)	28.6 (18.3 to 49.1)	41.1 (25 to 68)	56.9 (35.6 to 96.5)	79.2 (49.4 to 133)	97.4 (61 to 161)	77.7 (27.6 to 131)	61.9 (23.9 to 110)	39.7 (15.4 to 82.7)	30.2 (9.7 to 69.4)	49.2 (21.9 to 75.2)	31.9 (9.6 to 66.4)	20.7 (10.2 to 41.5)	16.5 (11 to 32.1)	16.7 (9.6 to 25)	9.6 (6.2 to 14.5)	4.8 (2.9 to 8.6)	667
HIV/AIDS	0 (0 to 0)	0 (0 to 0)	3.3 (2.9 to 4.4)	2.6 (2.2 to 3.6)	0.7 (0.5 to 0.9)	3 (2.3 to 4.1)	11.9 (9.7 to 16.6)	28.6 (18.3 to 49.1)	41.1 (25 to 68)	56.9 (35.6 to 96.5)	79.2 (49.4 to 133)	97.4 (61 to 161)	77.7 (27.6 to 131)	61.9 (23.9 to 110)	39.7 (15.4 to 82.7)	30.2 (9.7 to 69.4)	49.2 (21.9 to 75.2)	31.9 (9.6 to 66.4)	20.7 (10.2 to 41.5)	16.5 (11 to 32.1)	16.7 (9.6 to 25)	9.6 (6.2 to 14.5)	4.8 (2.9 to 8.6)	667
HIV/AIDS - Drug-susceptible Tuberculosis	0 (0 to 0)	0 (0 to 0)	0.1 (0.1 to 0.2)	0.7 (0.7 to 1.5)	0.5 (0.1 to 0.8)	0.4 (0.1 to 0.8)	1.3 (0.4 to 2.2)	4.2 (1.2 to 7.2)	4.5 (1.3 to 7.8)	5 (1.4 to 8.7)	4.7 (1.3 to 8.2)	3.7 (0.9 to 6.6)	2.7 (0.6 to 4.8)	1.7 (0.4 to 3.1)	1.1 (0.2 to 2.1)	0.6 (0.1 to 1.2)	0.4 (0.1 to 0.8)	0.2 (0 to 0.5)	0.1 (0 to 0.3)	0.1 (0 to 0.2)	0 (0 to 0.1)	0 (0 to 0.1)	0 (0 to 0.1)	127
HIV/AIDS - Multidrug-resistant Tuberculosis without extensive	0 (0 to 0)	0 (0 to 0)	0 (0 to 0.2)	0 (0 to 0.1)	0 (0 to 0)	0 (0 to 0)	0 (0 to 0)	0 (0 to 0.1)	0 (0 to 0.1)	0 (0 to 0.1)	0 (0 to 0.1)	0 (0 to 0.1)	0 (0 to 0.1)	0 (0 to 0.2)	0 (0 to 0.4)	0 (0 to 0.4)	0 (0 to 0.6)	0 (0 to 0.6)	0 (0 to 0.5)	0 (0 to 0.5)	0 (0 to 0.5)	0 (0 to 0.5)	0 (0 to 0.5)	0.5
HIV/AIDS - Extensively drug-resistant Tuberculosis	0 (0 to 0)	0 (0 to 0)	0 (0 to 0)





SR Table 2b: Nars DALYS by cause and age group for females with 95% uncertainty intervals, 2019

Cause	Early Neonatal 0-6 days	Late Neonatal 7-27 days	Post Neonatal 28-364 days	1 to 4	5 to 9	10 to 14	15 to 19	20 to 24	25 to 29	30 to 34	35 to 39	40 to 44	45 to 49	50 to 54	55 to 59	60 to 64	65 to 69	70 to 74	75 to 79	80 to 84	85 to 89	90 to 94	95 plus	Total
All causes	1180 (1162-1204)	1326 (1306-1350)	4477 (4407-4558)	8156 (8016-8296)	4553 (4474-4635)	4722 (4642-4806)	5162 (5072-5254)	5758 (5658-5861)	6129 (6024-6237)	6552 (6440-6667)	7139 (7021-7260)	8000 (7865-8137)	9139 (8987-9294)	10,511 (10,337-10,690)	12,000 (11,800-12,202)	13,611 (13,387-13,839)	15,222 (14,973-15,474)	16,900 (16,620-17,183)	18,503 (18,200-18,809)	19,966 (19,637-20,299)	21,339 (20,984-21,699)	19,926 (19,587-20,268)	203,052
Communicable, maternal, neonatal, and nutritional diseases	1222 (911.3-1,749)	468.9 (329.4 to 671.9)	222 (164.5 to 1,558)	1551 (1,155 to 2,232)	1197 (886 to 1,691)	1155 (860 to 1,672)	1178 (870 to 1,664)	2033 (1,511 to 2,861)	2,222 (1,651 to 3,126)	2,307 (1,714 to 3,247)	2,564 (1,903 to 3,606)	2,889 (2,139 to 4,073)	3,263 (2,409 to 4,599)	3,741 (2,757 to 5,267)	4,284 (3,151 to 6,031)	4,961 (3,645 to 6,985)	5,649 (4,151 to 7,953)	6,329 (4,650 to 8,913)	7,063 (5,188 to 9,945)	7,842 (5,761 to 11,040)	8,698 (6,391 to 12,250)	8,098 (5,950 to 11,400)	69,098 (51,770 to 97,300)
HIV/AIDS and sexually transmitted infections	0 (0 to 0)	0 (0 to 0)	0.6 (0 to 0.6)	0.6 (0 to 0.6)	0.9 (0 to 0.9)	2.3 (1.6 to 3.2)	7.6 (5.9 to 9.8)	19.2 (14.9 to 25.1)	34.9 (27.2 to 45.2)	52.1 (40.7 to 67.5)	77.9 (60.7 to 100.7)	109.8 (85.9 to 142.1)	151.1 (118.1 to 195.2)	206.1 (161.2 to 266.3)	272.2 (212.9 to 351.8)	350.1 (273.8 to 452.4)	429.1 (335.5 to 554.4)	509.1 (398.1 to 657.8)	589.1 (460.7 to 761.1)	668.1 (522.4 to 863.5)	747.1 (584.1 to 965.2)	826.1 (646.1 to 1,068)	1,460
HIV/AIDS	0 (0 to 0)	0 (0 to 0)	0.6 (0 to 0.6)	0.6 (0 to 0.6)	0.9 (0 to 0.9)	2.3 (1.6 to 3.2)	7.6 (5.9 to 9.8)	19.2 (14.9 to 25.1)	34.9 (27.2 to 45.2)	52.1 (40.7 to 67.5)	77.9 (60.7 to 100.7)	109.8 (85.9 to 142.1)	151.1 (118.1 to 195.2)	206.1 (161.2 to 266.3)	272.2 (212.9 to 351.8)	350.1 (273.8 to 452.4)	429.1 (335.5 to 554.4)	509.1 (398.1 to 657.8)	589.1 (460.7 to 761.1)	668.1 (522.4 to 863.5)	747.1 (584.1 to 965.2)	826.1 (646.1 to 1,068)	1,460
HIV/AIDS - Drug-susceptible Tuberculosis	0 (0 to 0)	0 (0 to 0)	0.2 (0.1 to 0.3)	0.1 (0 to 0.1)	0.1 (0 to 0.1)	0.1 (0 to 0.1)	0.1 (0 to 0.2)	0.2 (0.1 to 0.3)	0.2 (0.1 to 0.3)	0.2 (0.1 to 0.3)	0.2 (0.1 to 0.3)	0.2 (0.1 to 0.3)	0.2 (0.1 to 0.3)	0.2 (0.1 to 0.3)	0.2 (0.1 to 0.3)	0.2 (0.1 to 0.3)	0.2 (0.1 to 0.3)	0.2 (0.1 to 0.3)	0.2 (0.1 to 0.3)	0.2 (0.1 to 0.3)	0.2 (0.1 to 0.3)	0.2 (0.1 to 0.3)	4.2
HIV/AIDS - Multidrug-resistant Tuberculosis without extensive drug resistance	0 (0 to 0)	0 (0 to 0)	0 (0 to 0)	0 (0 to 0)	0 (0 to 0)	0 (0 to 0)	0 (0 to 0)	0 (0 to 0)	0 (0 to 0)	0 (0 to 0)	0 (0 to 0)	0 (0 to 0)	0 (0 to 0)	0 (0 to 0)	0 (0 to 0)	0 (0 to 0)	0 (0 to 0)	0 (0 to 0)	0 (0 to 0)	0 (0 to 0)	0 (0 to 0)	0 (0 to 0)	0 (0 to 0)	0
HIV/AIDS - Extensively drug-resistant Tuberculosis	0 (0 to 0)	0 (0 to 0)	0 (0 to 0)	0 (0 to 0)	0 (0 to 0)	0 (0 to 0)	0 (0 to 0)	0 (0 to 0)	0 (0 to 0)	0 (0 to 0)	0 (0 to 0)	0 (0 to 0)	0 (0 to 0)	0 (0 to 0)	0 (0 to 0)	0 (0 to 0)	0 (0 to 0)	0 (0 to 0)	0 (0 to 0)	0 (0 to 0)	0 (0 to 0)	0 (0 to 0)	0 (0 to 0)	0
HIV/AIDS resulting in other diseases	0 (0 to 0)	0 (0 to 0)	0.5 (0.2 to 0.6)	0.4 (0.2 to 0.6)	0.2 (0 to 0.2)	0.1 (0 to 0.2)	0.3 (0 to 0.4)	0.8 (0.4 to 0.9)	0.8 (0.4 to 1.3)	0.8 (0.4 to 1.3)	0.8 (0.4 to 1.3)	0.9 (0.5 to 1.4)	0.9 (0.5 to 1.4)	0.9 (0.5 to 1.4)	1.0 (0.5 to 1.6)	1.0 (0.5 to 1.6)	1.0 (0.5 to 1.6)	1.0 (0.5 to 1.6)	1.0 (0.5 to 1.6)	1.0 (0.5 to 1.6)	1.0 (0.5 to 1.6)	1.0 (0.5 to 1.6)	17.9
Sexually transmitted infections excluding HIV	0 (0 to 0)	0 (0 to 0)	0 (0 to 0)	0 (0 to 0)	0 (0 to 0)	0 (0 to 0)	0 (0 to 0)	0 (0 to 0)	0 (0 to 0)	0 (0 to 0)	0 (0 to 0)	0 (0 to 0)	0 (0 to 0)	0 (0 to 0)	0 (0 to 0)	0 (0 to 0)	0 (0 to 0)	0 (0 to 0)	0 (0 to 0)	0 (0 to 0)	0 (0 to 0)	0 (0 to 0)	0 (0 to 0)	0
Syphilis	0 (0 to 0)	0 (0 to 0)	0 (0 to 0)	0 (0 to 0)	0 (0 to 0)	0 (0 to 0)	0 (0 to 0)	0 (0 to 0)	0 (0 to 0)	0 (0 to 0)	0 (0 to 0)	0 (0 to 0)	0 (0 to 0)	0 (0 to 0)	0 (0 to 0)	0 (0 to 0)	0 (0 to 0)	0 (0 to 0)	0 (0 to 0)	0 (0 to 0)	0 (0 to 0)	0 (0 to 0)	0 (0 to 0)	0
Chlamydial infection	0 (0 to 0)	0 (0 to 0)	0 (0 to 0)	0 (0 to 0)	0 (0 to 0)	0 (0 to 0)	0 (0 to 0)	0 (0 to 0)	0 (0 to 0)	0 (0 to 0)	0 (0 to 0)	0 (0 to 0)	0 (0 to 0)	0 (0 to 0)	0 (0 to 0)	0 (0 to 0)	0 (0 to 0)	0 (0 to 0)	0 (0 to 0)	0 (0 to 0)	0 (0 to 0)	0 (0 to 0)	0 (0 to 0)	0
Gonococcal infection	0 (0 to 0)	0 (0 to 0)	0 (0 to 0)	0 (0 to 0)	0 (0 to 0)	0 (0 to 0)	0 (0 to 0)	0 (0 to 0)	0 (0 to 0)	0 (0 to 0)	0 (0 to 0)	0 (0 to 0)	0 (0 to 0)	0 (0 to 0)	0 (0 to 0)	0 (0 to 0)	0 (0 to 0)	0 (0 to 0)	0 (0 to 0)	0 (0 to 0)	0 (0 to 0)	0 (0 to 0)	0 (0 to 0)	0
Trichomoniasis	0 (0 to 0)	0 (0 to 0)	0 (0 to 0)	0 (0 to 0)	0 (0 to 0)	0 (0 to 0)	0 (0 to 0)	0 (0 to 0)	0 (0 to 0)	0 (0 to 0)	0 (0 to 0)	0 (0 to 0)	0 (0 to 0)	0 (0 to 0)	0 (0 to 0)	0 (0 to 0)	0 (0 to 0)	0 (0 to 0)	0 (0 to 0)	0 (0 to 0)	0 (0 to 0)	0 (0 to 0)	0 (0 to 0)	0
Genital herpes	0 (0 to 0)	0 (0 to 0)	0 (0 to 0)	0 (0 to 0)	0 (0 to 0)	0 (0 to 0)	0 (0 to 0)	0 (0 to 0)	0 (0 to 0)	0 (0 to 0)	0 (0 to 0)	0 (0 to 0)	0 (0 to 0)	0 (0 to 0)	0 (0 to 0)	0 (0 to 0)	0 (0 to 0)	0 (0 to 0)	0 (0 to 0)	0 (0 to 0)	0 (0 to 0)	0 (0 to 0)	0 (0 to 0)	0
Other sexually transmitted infections	0 (0 to 0)	0 (0 to 0)	0 (0 to 0)	0 (0 to 0)	0 (0 to 0)	0 (0 to 0)	0 (0 to 0)	0 (0 to 0)	0 (0 to 0)	0 (0 to 0)	0 (0 to 0)	0 (0 to 0)	0 (0 to 0)	0 (0 to 0)	0 (0 to 0)	0 (0 to 0)	0 (0 to 0)	0 (0 to 0)	0 (0 to 0)	0 (0 to 0)	0 (0 to 0)	0 (0 to 0)	0 (0 to 0)	0
Respiratory infections and tuberculosis	1.6 (1 to 3.1)	3.7 (2.4 to 5.1)	29 (20.3 to 37.2)	1,107 (897.7 to 1,279)	1,004 (796.2 to 1,183)	1,004 (796.2 to 1,183)	1,004 (796.2 to 1,183)	1,004 (796.2 to 1,183)	1,004 (796.2 to 1,183)	1,004 (796.2 to 1,183)	1,004 (796.2 to 1,183)	1,004 (796.2 to 1,183)	1,004 (796.2 to 1,183)	1,004 (796.2 to 1,183)	1,004 (796.2 to 1,183)	1,004 (796.2 to 1,183)	1,004 (796.2 to 1,183)	1,004 (796.2 to 1,183)	1,004 (796.2 to 1,183)	1,004 (796.2 to 1,183)	1,004 (796.2 to 1,183)	1,004 (796.2 to 1,183)	9,305
Tuberculosis	0 (0 to 0)	0 (0 to 0)	0 (0 to 0)	0 (0 to 0)	0 (0 to 0)	0 (0 to 0)	0 (0 to 0)	0 (0 to 0)	0 (0 to 0)	0 (0 to 0)	0 (0 to 0)	0 (0 to 0)	0 (0 to 0)	0 (0 to 0)	0 (0 to 0)	0 (0 to 0)	0 (0 to 0)	0 (0 to 0)	0 (0 to 0)	0 (0 to 0)	0 (0 to 0)	0 (0 to 0)	0 (0 to 0)	0
Latent tuberculosis infection	0 (0 to 0)	0 (0 to 0)	0 (0 to 0)	0 (0 to 0)	0 (0 to 0)	0 (0 to 0)	0 (0 to 0)	0 (0 to 0)	0 (0 to 0)	0 (0 to 0)	0 (0 to 0)	0 (0 to 0)	0 (0 to 0)	0 (0 to 0)	0 (0 to 0)	0 (0 to 0)	0 (0 to 0)	0 (0 to 0)	0 (0 to 0)	0 (0 to 0)	0 (0 to 0)	0 (0 to 0)	0 (0 to 0)	0
Drug-susceptible tuberculosis	0 (0 to 0)	0 (0 to 0)	0 (0 to 0)	0 (0 to 0)	0 (0 to 0)	0 (0 to 0)	0 (0 to 0)	0 (0 to 0)	0 (0 to 0)	0 (0 to 0)	0 (0 to 0)	0 (0 to 0)	0 (0 to 0)	0 (0 to 0)	0 (0 to 0)	0 (0 to 0)	0 (0 to 0)	0 (0 to 0)	0 (0 to 0)	0 (0 to 0)	0 (0 to 0)	0 (0 to 0)	0 (0 to 0)	0
Multidrug-resistant tuberculosis without extensive drug resistance	0 (0 to 0)	0 (0 to 0)	0 (0 to 0)	0 (0 to 0)	0 (0 to 0)	0 (0 to 0)	0 (0 to 0)	0 (0 to 0)	0 (0 to 0)	0 (0 to 0)	0 (0 to 0)	0 (0 to 0)	0 (0 to 0)	0 (0 to 0)	0 (0 to 0)	0 (0 to 0)	0 (0 to 0)	0 (0 to 0)	0 (0 to 0)	0 (0 to 0)	0 (0 to 0)	0 (0 to 0)	0 (0 to 0)	0
Extensively drug-resistant tuberculosis	0 (0 to 0)	0 (0 to 0)	0 (0 to 0)	0 (0 to 0)	0 (0 to 0)	0 (0 to 0)	0 (0 to 0)	0 (0 to 0)	0 (0 to 0)	0 (0 to 0)	0 (0 to 0)	0 (0 to 0)	0 (0 to 0)	0 (0 to 0)	0 (0 to 0)	0 (0 to 0)	0 (0 to 0)	0 (0 to 0)	0 (0 to 0)	0 (0 to 0)	0 (0 to 0)	0 (0 to 0)	0 (0 to 0)	0
Lower respiratory infections	1.6 (1 to 2.1)	3.6 (2.3 to 4.7)	27.4 (19.4 to 35.1)	21.9 (16.1 to 28.1)	13.6 (9.9 to 18.4)	12.3 (8.9 to 16.5)	9.3 (6.7 to 12.3)	8.9 (6.4 to 12.3)	9.8 (6.9 to 13.4)	10.6 (7.5 to 14.5)	13.9 (9.8 to 19.2)	24.1 (16.9 to 34)	22.2 (15.7 to 30.3)	22.2 (15.7 to 30.3)	43.9 (30.4 to 61.7)	54.6 (37.5 to 76.5)	69.6 (47.9 to 97.1)	139 (96.3 to 194)	340 (240 to 480)	666 (476 to 871)	894 (664 to 1,152)	1,230 (791 to 1,580)	1,178 (726 to 1,580)	6,610
Upper respiratory infections	0 (0 to 0.1)	0.1 (0.1 to 0.1)	0.7 (0.5 to 0.9)	29.1 (19.7 to 46)	37.3 (25.6 to 51.9)	29.2 (20.1 to 40.3)	37.3 (25.6 to 51.9)	39.4 (27.1 to 54.3)	39.4 (27.1 to 54.3)	32.2 (17.4 to 50.4)	32.2 (17.4 to 50.4)	36.9 (19.9 to 57.8)	36.9 (19.9 to 57.8)	41.7 (21.7 to 70.2)	41.7 (21.7 to 70.2)	44.2 (23.1 to 76.2)	27.9 (14.6 to 48.1)	22.0 (11.5 to 37.9)	29.3 (15.3 to 49.2)	35.2 (18.3 to 60.4)	39.6 (19.7 to 67.1)	28 (13.2 to 48.9)	15.0 (7.0 to 26.2)	1,107
Otitis media	0 (0 to 0)	0.9 (0.3 to 1.6)	8.6 (2.9 to 11.4)	7.9 (2.7 to 10.5)	6.1 (2.1 to 8.2)	4.3 (1.5 to 5.8)	2.6 (0.9 to 3.5)	2.1 (0.7 to 2.8)	2.5 (0.8 to 3.3)	2.6 (0.9 to 3.5)	3.4 (1.2 to 4.6)	4.7 (1.7 to 6.3)	4.2 (1.5 to 5.6)	4.2 (1.5 to 5.6)	5.7 (2 to 7.6)	7.3 (2.7 to 9.7)	9.2 (3.4 to 12.2)	18.4 (6.9 to 24.4)	45.1 (17 to 59.8)	88.4 (33.3 to 117.2)	118.6 (44.7 to 157.2)	163.2 (61.5 to 216.3)	156.3 (58.9 to 207.2)	877.1
Enteric infections	0.1 (0 to 0.4)	0.1 (0 to 0.4)	0.1 (0 to 0.1)	4.1 (3.1 to 5.1)	1.5 (1.1 to 1.9)	1.5 (1.1 to 1.9)	1.5 (1.1 to 1.9)	1.5 (1.1 to 1.9)	1.5 (1.1 to 1.9)	1.5 (1.1 to 1.9)	1.5 (1.1 to 1.9)	1.5 (1.1 to 1.9)	1.5 (1.1 to 1.9)	1.5 (1.1 to 1.9)	1.5 (1.1 to 1.9)	1.5 (1.1 to 1.9)	1.5 (1.1 to 1.9)	1.5 (1.1 to 1.9)	1.5 (1.1 to 1.9)	1.5 (1.1 to 1.9)	1.5 (1.1 to 1.9)	1.5 (1.1 to 1.9)	29
Typhoid and paratyphoid	0.2 (0.2 to 0.4)	0.7 (0.5 to 1.1)	5.1 (4.6 to 5.6)	6.1 (4.9 to 9.2)	1.9 (1.2 to 2.7)	1.9 (1.2 to 2.7)	1.9 (1.2 to 2.7)	1.9 (1.2 to 2.7)	1.9 (1.2 to 2.7)	1.9 (1.2 to 2.7)	1.9 (1.2 to 2.7)	1.9 (1.2 to 2.7)	1.9 (1.2 to 2.7)	1.9 (1.2 to 2.7)	1.9 (1.2 to 2.7)	1.9 (1.2 to 2.7)	1.9 (1.2 to 2.7)	1.9 (1.2 to 2.7)	1.9 (1.2 to 2.7)	1.9 (1.2 to 2.7)	1.9 (1.2 to 2.7)	1.9 (1.2 to 2.7)	39
Diarrheal diseases	0.2 (0.2 to 0.4)	0.7 (0.5 to 1.1)	5.1 (4.6 to 5.6)	6.1 (4.9 to 9.2)	1.9 (1.2 to 2.7)	1.9 (1.2 to 2.7)	1.9 (1.2 to 2.7)	1.9 (1.2 to 2.7)	1.9 (1.2 to 2.7)	1.9 (1.2 to 2.7)	1.9 (1.2 to 2.7)	1.9 (1.2 to 2.7)	1.9 (1.2 to 2.7)	1.9 (1.2 to 2.7)	1.9 (1.2 to 2.7)	1.9 (1.2 to 2.7)	1.9 (1.2 to 2.7)	1.9 (1.2 to 2.7)	1.9 (1.2 to 2.7)	1.9 (1.2 to 2.7)	1.9 (1.2 to 2.7)	1.9 (1.2 to 2.7)	39
Typhoid and paratyphoid	0 (0 to 0)	0 (0 to 0)	0 (0 to 0)	0 (0 to 0)	0 (0 to 0)	0 (0 to 0)	0 (0 to 0)	0 (0 to 0)	0 (0 to 0)	0 (0 to 0)	0 (0 to 0)	0 (0 to 0)	0 (0 to 0)	0 (0 to 0)	0 (0 to 0)	0 (0 to 0)	0 (0 to 0)	0 (0 to 0)	0 (0 to 0)	0 (0 to 0)	0 (0 to 0)	0 (0 to 0)	0 (0 to 0)	0
Typhoid fever	0 (0 to 0)	0 (0 to 0)	0 (0 to 0)	0 (0 to 0)	0 (0 to 0)	0 (0 to 0)	0 (0 to 0)	0 (0 to 0)	0 (0 to 0)	0 (0 to 0)	0 (0 to 0)	0 (0 to 0)	0 (0 to 0)	0 (0 to 0)	0 (0 to 0)	0 (0 to 0)	0 (0 to 0)	0 (0 to 0)	0 (0 to 0)	0 (0 to 0)	0 (0 to 0)	0 (0 to 0)	0 (0 to 0)	0
Paratyphoid fever	0 (0 to 0)	0 (0 to 0)	0 (0 to 0)	0 (0 to 0)	0 (0 to 0)	0 (0 to 0)	0 (0 to 0)	0 (0 to 0)	0 (0 to 0)	0 (0 to 0)	0 (0 to 0)	0 (0 to 0)	0 (0 to 0)	0 (0 to 0)	0 (0 to 0)	0 (0 to 0)	0 (0 to 0)	0 (0 to 0)	0 (0 to 0)	0 (0 to 0)	0 (0 to 0)	0 (0 to 0)	0 (0 to 0)	0
Other sexually transmitted infections	0 (0 to 0)	0 (0 to 0)	0 (0 to 0)	0 (0 to 0)	0 (0 to 0)	0 (0 to 0)	0 (0 to 0)	0 (0 to 0)	0 (0 to 0)	0 (0 to 0)	0 (0 to 0)	0 (0 to 0)	0 (0 to 0)	0 (0 to 0)	0 (0 to 0)	0 (0 to 0)	0 (0 to 0)	0 (0 to 0)	0 (0 to 0)	0 (0 to 0)	0 (0 to 0)	0 (0 to 0)	0 (0 to 0)	0
Invasive Non-typhoidal Salmonella (iNTS)	0 (0 to 0)	0 (0 to 0)	0 (0 to 0)	0 (0 to 0)	0 (0 to 0)	0 (0 to 0)	0 (0 to 0)	0 (0 to 0)	0 (0 to 0)	0 (0 to 0)	0 (0 to 0)	0 (0 to 0)	0 (0 to 0)	0 (0 to 0)	0 (0 to 0)	0 (0 to 0)	0 (0 to 0)	0 (0 to 0)	0 (0 to 0)	0 (0 to 0)	0 (0 to 0)	0 (0 to 0)	0 (0 to 0)	0
Other intestinal infectious diseases	0 (0 to 0)	0 (0 to 0)	0 (0 to 0)	0 (0 to 0)	0 (0 to 0)	0 (0 to 0)	0 (0 to 0)	0 (0 to 0)	0 (0 to 0)	0 (0 to 0)	0 (0 to 0)	0 (0 to 0)	0 (0 to 0)	0 (0 to 0)	0 (0 to 0)	0 (0 to 0)	0 (0 to 0)	0 (0 to 0)	0 (0 to 0)	0 (0 to 0)	0 (0 to 0)	0 (0 to 0)	0 (0 to 0)	0
Neglected tropical diseases and malaria	0 (0 to 0)	0 (0 to 0)	0 (0 to 0)	0 (0 to 0)	0 (0 to 0)	0 (0 to 0)	0 (0 to 0)	0 (0 to 0)	0 (0 to 0)	0 (0 to 0)	0 (0 to 0)	0 (0 to 0)	0 (0 to 0)	0 (0 to 0)	0 (0 to 0)	0 (0 to 0)	0 (0 to 0)	0 (0 to 0)	0 (0 to 0)	0 (0 to 0)	0 (0 to 0)	0 (0 to 0)	0 (0 to 0)	0
Malaria	0 (0 to 0)	0 (0 to 0)	0 (0 to 0)	0 (0 to 0)	0 (0 to 0)	0 (0 to 0)	0 (0 to 0)	0 (0 to 0)	0 (0 to 0)	0 (0 to 0)	0 (0 to 0)	0 (0 to 0)	0 (0 to 0)	0 (0 to 0)	0 (0 to 0)	0 (0 to 0)	0 (0 to 0)	0 (0 to 0)	0 (0 to 0)	0 (0 to 0)	0 (0 to 0)	0 (0 to 0)	0 (0 to 0)	0
Chagas disease	0 (0 to 0)	0 (0 to 0)	0 (0 to 0)	0 (0 to 0)	0 (0 to 0)	0 (0 to 0)	0 (0 to 0)	0 (0 to 0)	0 (0 to 0)	0 (0 to 0)	0 (0 to 0)	0 (0 to 0)	0 (0 to 0)	0 (0 to 0)	0 (0 to 0)	0 (0 to 0)	0 (0 to 0)	0 (0 to 0)	0 (0 to 0)	0 (0 to 0)	0 (0 to 0)	0 (0 to 0)	0 (0 to 0)	0
Leishmaniasis	0 (0 to 0)	0 (0 to 0)	0 (0 to 0)	0 (0 to 0)	0 (0 to 0)	0 (0 to 0)	0 (0 to 0)	0 (0 to 0)	0 (0 to 0)	0 (0 to 0)	0 (0 to 0)	0 (0 to 0)	0 (0 to 0)	0 (0 to 0)	0 (0 to 0)	0 (0 to 0)	0 (0 to 0)	0 (0 to 0)	0 (0 to 0)	0 (0 to 0)	0 (0 to 0)	0 (0 to 0)	0 (0 to 0)	0
Visceral leishmaniasis	0 (0 to 0)	0 (0 to 0)	0 (0 to 0)	0 (0 to 0)	0 (0 to 0)	0 (0 to 0)	0 (0 to 0)	0 (0 to 0)	0 (0 to 0)	0 (0 to 0)	0 (0 to 0)	0 (0 to 0)	0 (0 to 0)	0 (0 to 0)	0 (0 to 0)	0 (0 to 0)	0 (0 to 0)	0 (0 to 0)	0 (0 to 0)	0 (0 to 0)	0 (0 to 0)	0 (0 to 0)	0 (0 to 0)	0
Cutaneous and mucocutaneous leishmaniasis	0 (0 to 0)	0 (0 to 0)	0 (0 to 0)	0 (0 to 0)	0 (0 to 0)	0 (0 to 0)	0 (0 to 0)	0 (0 to 0)	0 (0 to 0)	0 (0 to 0)	0 (0 to 0)	0 (0 to 0)	0 (0 to 0)	0 (0 to 0)	0 (0 to 0)	0 (0 to 0)	0 (0 to 0)	0 (0 to 0)	0 (0 to 0)	0 (0 to 0)	0 (0 to 0)	0 (0 to 0)	0 (0 to 0)	0
African trypanosomiasis	0 (0 to 0)	0 (0 to 0)	0 (0 to 0)	0 (0 to 0)	0 (0 to 0)	0 (0 to 0)	0 (0 to 0)	0 (0 to 0)	0 (0 to 0)	0 (0 to 0)	0 (0 to 0)	0 (0 to 0)	0 (0 to 0)	0 (0 to 0)	0 (0 to 0)	0 (0 to 0)	0 (0 to 0)	0 (0 to 0)	0 (0 to 0)	0 (0 to 0)	0 (0 to 0)	0 (0 to 0)	0 (0 to 0)	0
Schistosomiasis	0 (0 to 0)	0 (0 to 0)	0 (0 to 0)	0 (0 to 0)	0 (0 to 0)	0 (0 to 0)	0 (0 to 0)	0 (0 to 0)	0 (0 to 0)	0 (0 to 0)	0 (0 to 0)	0 (0 to 0)	0 (0 to 0)	0 (0 to 0)	0 (0 to 0)	0 (0 to 0)	0 (0 to 0)	0 (0 to 0)	0 (0 to 0)	0 (0 to 0)	0 (0 to 0)	0 (0 to 0)	0 (0 to 0)	0
Cysticercosis	0 (0 to 0)	0 (0 to 0)	0 (0 to 0)	0 (0 to 0)	0 (0 to 0)	0 (0 to 0)	0 (0 to 0)	0 (0 to 0)	0 (0 to 0)	0 (0 to 0)	0 (0 to 0)	0 (0 to 0)	0 (0 to 0)	0 (0 to 0)	0 (0 to 0)	0 (0 to 0)	0 (0 to 0)	0 (0 to 0)	0 (0 to 0)	0 (0 to 0)	0 (0 to 0)	0 (0 to 0)	0 (0 to 0)	0
Cystic echinococcosis	0 (0 to 0)	0 (0 to 0)	0 (0 to 0)	0 (0 to 0)	0 (0 to 0)	0 (0 to 0)	0 (0 to 0)	0 (0 to 0)	0 (0 to 0)	0 (0 to 0)	0 (0 to 0)	0 (0 to 0)	0 (0 to 0)	0 (0 to 0)	0 (0 to 0)	0 (0 to 0)	0 (0 to 0)	0 (0 to 0)	0 (0 to 0)	0 (0 to 0)	0 (0 to 0)	0 (0 to 0)	0 (0 to 0)	0
Lymphatic filariasis	0 (0 to 0)	0 (0 to 0)	0 (0 to 0)	0 (0 to 0)	0 (0 to 0)	0 (0 to 0)	0 (0 to 0)	0 (0 to 0)	0 (0 to 0)	0 (0 to 0)	0 (0 to 0)	0 (0 to 0)	0 (0 to 0)	0 (0 to 0)	0 (0 to 0)	0 (0 to 0)	0 (0 to 0)	0 (0 to 0)	0 (0 to 0)	0 (0 to 0)	0 (0 to 0)	0 (0 to 0)	0 (0 to 0)	0
Onchocerciasis	0 (0 to 0)	0 (0 to 0)	0 (0 to 0)	0 (0 to 0)	0 (0 to 0)	0 (0 to 0)	0 (0 to 0)	0 (0 to 0)	0 (0 to 0)	0 (0 to 0)	0 (0 to 0)	0 (0 to 0)	0 (0 to 0)	0 (0 to 0)	0 (0 to 0)	0 (0 to 0)	0 (0 to 0)	0 (0 to 0)	0 (0 to 0)	0 (0 to 0)	0 (0 to 0)	0 (0 to 0)	0 (0 to 0)	0
Trachoma	0 (0 to 0)	0 (0 to 0)	0 (0 to 0)	0 (0 to 0)	0 (0 to 0)	0 (0 to 0)	0 (0 to 0)	0 (0 to 0)	0 (0 to 0)	0 (0 to 0)	0 (0 to 0)	0 (0 to 0)	0 (0 to 0)	0 (0 to 0)	0 (0 to 0)	0 (0 to 0)	0 (0 to 0)	0 (0 to 0)	0 (0 to 0)	0 (0 to 0)	0 (0 to 0)	0 (0 to 0)	0 (0 to 0)	0
Dengue	0 (0 to 0)	0 (0 to 0)	0 (0 to 0)	0 (0 to 0)	0 (0 to 0)	0 (0 to 0)	0 (0 to 0)	0 (0 to 0)	0 (0 to 0)	0 (0 to 0)	0 (0 to 0)	0 (0 to 0)	0 (0 to 0)	0 (0 to 0)	0 (0 to 0)	0 (0 to 0)	0 (0 to 0)	0 (0 to 0)	0 (0 to 0)	0 (0 to 0)	0 (0 to 0)	0 (0 to 0)	0 (0 to 0)	0
Yellow fever	0 (0 to 0)	0 (0 to 0)	0 (0 to 0)	0 (0 to 0)	0 (0 to 0)	0 (0 to 0)	0 (0 to 0)	0 (0 to 0)	0 (0 to 0)	0 (0 to 0)	0 (0 to 0)	0 (0 to 0)	0 (0 to 0)	0 (0 to 0)	0 (0 to 0)	0 (0 to 0)	0 (0 to 0)	0 (0 to 0)	0 (0 to 0)	0 (0 to 0)	0 (0 to 0)	0 (0 to 0)	0 (0 to 0)	0
Rabies	0 (0 to 0)	0 (0 to 0)	0 (0 to 0)	0 (0 to 0)	0 (0 to 0)	0 (0 to 0)	0 (0 to 0)	0 (0 to 0)	0 (0 to 0)	0 (0 to 0)	0 (0 to 0)	0 (0 to 0)	0 (0 to 0)	0 (0 to 0)	0 (0 to 0)	0 (0 to 0)	0 (0 to 0)	0 (0 to 0)	0 (0 to 0)	0 (0 to 0)	0 (0 to 0)	0 (0 to 0)	0 (0 to 0)	0
Intestinal nematode infections	0 (0 to 0)	0 (0 to 0)	0 (0 to 0)	0 (0 to 0)	0 (0 to 0)	0 (0 to 0)	0 (0 to 0)	0 (0 to 0)	0 (0 to 0)	0 (0 to 0)	0 (0 to 0)	0 (0 to 0)	0 (0 to 0)	0 (0 to 0)	0 (0 to 0)	0 (0 to 0)	0 (0 to 0)	0 (0 to 0)	0 (0 to 0)	0 (0 to 0)	0 (0 to 0)	0 (0 to 0)	0 (0 to 0)	0
Ascariasis	0 (0 to 0)	0 (0 to 0)	0 (0 to 0)	0 (0 to 0)	0 (0 to 0)	0 (0 to 0)	0 (0 to 0)	0 (0 to 0)	0 (0 to 0)	0 (0 to 0)	0 (0 to 0)	0 (0 to 0)	0 (0 to 0)	0 (0 to 0)	0 (0 to 0)	0 (0 to 0)	0 (0 to 0)	0 (0 to 0)	0 (0 to 0)	0 (0 to 0)	0 (0 to 0)	0 (0 to 0)	0 (0 to 0)	0
Trichuriasis	0 (0 to 0)	0 (0 to 0)	0 (0 to 0)	0 (0 to 0)	0 (0 to 0)	0 (0 to 0)	0 (0 to 0)	0 (0 to 0)	0 (0 to 0)	0 (0 to 0)	0 (0 to 0)	0 (0 to 0)	0 (0 to 0)	0 (0 to 0)	0 (0 to 0)	0 (0 to 0)	0 (0 to 0)	0 (0 to 0)	0 (0 to 0)	0 (0 to 0)	0 (0 to 0)	0 (0 to 0)	0 (0 to 0)	0
Hookworm disease	0 (0 to 0)	0 (0 to 0)	0 (0 to 0)	0 (0 to 0)	0 (0 to 0)	0 (0 to 0)	0 (0 to 0)	0 (0 to 0)	0 (0 to 0)	0 (0 to 0)	0 (0 to 0)	0 (0 to 0)	0 (0 to 0)	0 (0 to

Other neoplasms	0 (0·1 to 0·2)	0·2 (0·1 to 0·4)	1 (0·5 to 1·8)	0·9 (0·5 to 1·4)	1·4 (0·8 to 2·2)	1·4 (0·8 to 2·2)	1·8 (1·1 to 2·8)	1·8 (1·0 to 3·7)	1·6 (1·0 to 2·6)	1·6 (1·0 to 2·6)	1·6 (1·0 to 2·5)	2·2 (1·4 to 3·5)	4·1 (2·6 to 6·1)	4·3 (2·8 to 6·3)	9·4 (6·4 to 13·4)	12·7 (8·6 to 17·7)	19·3 (13·9 to 26·6)	39·4 (29·5 to 49·8)	52·4 (39·8 to 69·5)	60·5 (45·1 to 79·7)	51·6 (36·3 to 69·3)	47·6 (31·9 to 63·4)	27·5 (17·1 to 40·1)	10·9 (6·5 to 16·1)	332
Medulloblastoma, medulloblastoma, and other hemangioblastoma	0 (0·1 to 0·2)	0 (0·1 to 0·4)	0 (0·0 to 1·6)	0 (0·0 to 1·4)	0 (0·0 to 2·2)	0 (0·0 to 2·2)	0 (0·1 to 2·8)	0 (0·0 to 3·7)	0 (0·0 to 2·6)	0 (0·0 to 2·6)	0 (0·0 to 2·5)	0 (0·0 to 3·5)	0 (0·0 to 6·1)	0 (0·0 to 6·3)	0 (0·0 to 13·4)	0 (0·0 to 17·7)	0 (0·0 to 26·6)	0 (0·0 to 49·8)	0 (0·0 to 69·5)	0 (0·0 to 79·7)	0 (0·0 to 63·4)	0 (0·0 to 40·1)	0 (0·0 to 16·1)	0 (0·0 to 6·5)	0
Meningioma and in situ intestinal neoplasms	0 (0·0 to 0·0)	0 (0·0 to 0·0)	0 (0·0 to 0·0)

Congenital birth defects	90 (70 to 123)	61.9 (50 to 75.9)	235 (192 to 292)	119 (96.9 to 152)	79.7 (63.9 to 107)	74.6 (61.4 to 102)	63.4 (49.4 to 87.4)	37.2 (27.6 to 49.4)	29 (21.9 to 37.9)	27 (19.6 to 39.7)	29.5 (21.6 to 38.4)	36 (27.1 to 47.4)	35.3 (26.3 to 47.3)	29.7 (21.3 to 40.1)	26.1 (19.3 to 39.1)	24.2 (18.7 to 35.7)	29.1 (20.7 to 39.6)	19.8 (12.4 to 29.7)	15.2 (9.4 to 22.6)	8.9 (5.4 to 12.9)	6 (3.9 to 9)	3.1 (2 to 4.6)	1.2 (0.7 to 1.7)	1,080
Neural tube defects	2.9 (1.9 to 4)	1.9 (1 to 3.4)	20.9 (9.5 to 37.5)	19.6 (10.2 to 36.4)	1.9 (1.3 to 2.5)	1.9 (1.4 to 2.6)	1.6 (1.4 to 2.6)	2 (1.1 to 3.2)	1.9 (0.9 to 3.4)	1.3 (0.6 to 2.6)	1.4 (0.9 to 1.9)	1.6 (1.1 to 2.1)	1.1 (1 to 2.2)	1.4 (0.9 to 1.9)	1.2 (0.8 to 1.8)	1.2 (0.7 to 1.9)	1.2 (0.8 to 1.7)	1 (0.7 to 1.5)	0.9 (0.6 to 1.1)	0.5 (0.3 to 0.7)	0.3 (0.2 to 0.4)	0.2 (0.1 to 0.2)	0.1 (0 to 0.1)	67.4
Congenital heart anomalies	22 (17.2 to 28.6)	14.2 (10 to 20.9)	66 (49.2 to 100)	31.2 (22.4 to 43)	21.2 (17.1 to 27.4)	17.5 (13.7 to 23.1)	15.5 (11.5 to 21.2)	9.1 (6.4 to 12.7)	6.9 (4.9 to 9.4)	6.3 (4.2 to 8.9)	6.1 (4.2 to 8.5)	6.9 (5.6 to 12.3)	6.3 (4.6 to 11)	5.1 (3.6 to 7.1)	4.6 (3.2 to 6.5)	4.1 (2.8 to 5.9)	4.2 (2.9 to 6.2)	3.2 (2.2 to 4.6)	2.3 (1.5 to 3.5)	1.3 (0.8 to 2)	0.7 (0.4 to 1.1)	0.3 (0.2 to 0.4)	0.1 (0.1 to 0.2)	242
Orofacial clefts	3.1 (2.5 to 3.1)	2.1 (0.9 to 3.1)	9.5 (4.9 to 21.6)	5.1 (2.6 to 9.6)	1.8 (0.8 to 3.2)	1.8 (0.8 to 3.2)	2.4 (0.9 to 3.7)	1.3 (0.6 to 2.3)	1.2 (0.7 to 2.2)	1.1 (0.6 to 2.3)	2.1 (0.9 to 3.6)	2.5 (1.1 to 4.5)	1.1 (0.5 to 2.6)	2.6 (1.1 to 4.6)	1.1 (0.5 to 2.2)	2.2 (1.1 to 4.2)	1.3 (0.5 to 3)	2.8 (1.1 to 4.7)	1.7 (0.7 to 3.1)	1.3 (0.5 to 2.3)	0.7 (0.3 to 1.3)	0.3 (0.1 to 0.6)	49.8
Down syndrome	1.4 (0.7 to 3.4)	1.2 (0.7 to 2)	9.5 (3.2 to 8.9)	2.9 (1.9 to 4.2)	2.5 (1.6 to 3.8)	2.9 (1.6 to 4.2)	2.8 (1.6 to 4.2)	2.4 (1.4 to 3.4)	2.3 (1.5 to 3.3)	2.5 (1.7 to 3.5)	2.6 (1.6 to 3.8)	1.9 (1.3 to 2.5)	1 (0.6 to 1.5)	2.8 (2.4 to 1.2)	0.9 (0.5 to 1.5)	0.4 (0.2 to 0.7)	0.5 (0 to 1)	0.2 (0 to 0.5)	0.1 (0 to 0.5)	0 (0 to 0)	0 (0 to 0)	0 (0 to 0)	0 (0 to 0)	37.1
Turner syndrome	0 (0 to 0)	0 (0 to 0)	0 (0 to 0.1)	0 (0 to 0.1)	0.2 (0.1 to 0.3)	0.2 (0 to 0.3)	0.3 (0.2 to 0.5)	0.2 (0.1 to 0.4)	0.2 (0.1 to 0.4)	0.2 (0.1 to 0.4)	0.2 (0.1 to 0.4)	0.2 (0.1 to 0.4)	0.2 (0.1 to 0.4)	0 (0 to 0.2)	0.1 (0 to 0.1)	0.1 (0 to 0.2)	0.1 (0 to 0.1)	0 (0 to 0.1)	0 (0 to 0.1)	0 (0 to 0.1)	0 (0 to 0)	0 (0 to 0)	0 (0 to 0)	0 (0 to 0)	2.6
Klinefelter syndrome	0 (0 to 0)	0 (0 to 0)	0 (0 to 0)	0 (0 to 0)

SR Table 2b: Wakayama DALYS by cause and age group for females with 95% uncertainty intervals, 2019

Cause	Early Neonatal	Late Neonatal	Post Neonatal	1 to 4	5 to 9	10 to 14	15 to 19	20 to 24	25 to 29	30 to 34	35 to 39	40 to 44	45 to 49	50 to 54	55 to 59	60 to 64	65 to 69	70 to 74	75 to 79	80 to 84	85 to 89	90 to 94	95 plus	Total
All causes	147 (142 to 152)	83 (78 to 89)	233 (224 to 243)	1,164 (1,078 to 1,256)	1,124 (1,044 to 1,205)	1,274 (1,179 to 1,371)	1,276 (1,179 to 1,379)	1,454 (1,348 to 1,562)	1,717 (1,604 to 1,830)	2,117 (1,992 to 2,250)	2,648 (2,503 to 2,797)	3,260 (3,085 to 3,440)	3,971 (3,760 to 4,200)	4,939 (4,679 to 5,222)	6,229 (5,915 to 6,559)	7,824 (7,429 to 8,227)	9,777 (9,282 to 10,283)	11,929 (11,329 to 12,557)	14,829 (14,082 to 15,620)	16,626 (15,803 to 17,502)	17,195 (16,337 to 18,090)	14,902 (14,156 to 15,693)	177,128 (168,314 to 186,468)	334,055
Communicable, maternal, neonatal, and nutritional diseases	87 (83 to 108)	27.6 (20.6 to 35.5)	66 (49.7 to 86)	102 (77.1 to 134)	110 (87.5 to 202)	106 (80.9 to 208)	115 (87.6 to 208)	117 (77.3 to 215)	117 (74.1 to 213)	148 (98.2 to 214)	162 (109.5 to 224)	260 (176.5 to 360)	271 (181.9 to 388)	239 (154.9 to 374)	228 (157.3 to 354)	258 (181.9 to 375)	305 (240.5 to 466)	512 (389.5 to 686)	692 (532.5 to 910)	1,090 (863.9 to 1,748)	1,250 (951.1 to 1,810)	1,192 (729.5 to 1,884)	701 (529.1 to 1,064)	8,670
HIV/AIDS and sexually transmitted infections	0 (0 to 0)	0 (0 to 0)	0 (0 to 0)	0.2 (0.2 to 0.4)	0.2 (0.1 to 0.2)	0.6 (0.4 to 0.8)	1.9 (1 to 3)	3.6 (2.1 to 5.4)	5.3 (3 to 8)	7.9 (4.5 to 12)	10.8 (6.6 to 16.4)	14.2 (7.9 to 23.4)	19.3 (9.5 to 32.6)	27.3 (13 to 46.2)	37.9 (17.6 to 63.3)	51.6 (23.5 to 85.2)	67.8 (30.4 to 111.4)	90.4 (39.3 to 147.2)	116.3 (49.2 to 189.2)	146.9 (61.2 to 239.1)	171.1 (70.1 to 278.5)	161.6 (66.1 to 263)	1,127
HIV/AIDS	0 (0 to 0)	0 (0 to 0)	0.6 (0.4 to 0.8)	0.2 (0.2 to 0.4)	0.2 (0.1 to 0.2)	0.1 (0 to 0.1)	0.2 (0.1 to 0.4)	0.6 (0.3 to 0.9)	0.6 (0.3 to 0.9)	0.7 (0.4 to 1.2)	0.7 (0.4 to 1.2)	0.8 (0.5 to 1.2)	1 (0.4 to 1.7)	1.3 (0.6 to 1.9)	1.6 (1 to 2.2)	2.6 (1.6 to 3.6)	3.6 (1.9 to 5)	4.6 (2.4 to 6.4)	5.6 (2.9 to 7.9)	6.6 (3.1 to 10)	7.1 (3.2 to 10.2)	6.4 (2.9 to 9.1)	19.6
HIV/AIDS - Drug-susceptible Tuberculosis	0 (0 to 0)	0 (0 to 0)	0.2 (0.1 to 0.2)	0 (0 to 0)	0.1 (0 to 0.1)	0 (0 to 0)	0.1 (0 to 0.1)	0.1 (0 to 0.1)	0.1 (0 to 0.2)	0.1 (0 to 0.2)	0.1 (0 to 0.2)	0.1 (0 to 0.2)	0.2 (0 to 0.3)	0.4 (0.2 to 0.6)	0.6 (0.3 to 0.9)	0.7 (0 to 2)	1 (0 to 3)	0.9 (0 to 3)	0.8 (0 to 3)	0.6 (0 to 3)	0.5 (0 to 3)	0.3 (0 to 2)	4.4
HIV/AIDS - Multidrug-resistant Tuberculosis without extensive drug resistance	0 (0 to 0)	0 (0 to 0)	0 (0 to 0)	0 (0 to 0)	0 (0 to 0)	0 (0 to 0)	0 (0 to 0)	0 (0 to 0)	0 (0 to 0)	0 (0 to 0)	0 (0 to 0)	0 (0 to 0)	0 (0 to 0)	0 (0 to 0)	0 (0 to 0)	0 (0 to 0)	0 (0 to 0)	0 (0 to 0)	0 (0 to 0)	0 (0 to 0)	0 (0 to 0)	0 (0 to 0)	0 (0 to 0)	0.1
HIV/AIDS - Extensively drug-resistant Tuberculosis	0 (0 to 0)	0 (0 to 0)	0 (0 to 0)	0 (0 to 0)	0 (0 to 0)	0 (0 to 0)	0 (0 to 0)	0 (0 to 0)	0 (0 to 0)	0 (0 to 0)	0 (0 to 0)	0 (0 to 0)	0 (0 to 0)	0 (0 to 0)	0 (0 to 0)	0 (0 to 0)	0 (0 to 0)	0 (0 to 0)	0 (0 to 0)	0 (0 to 0)	0 (0 to 0)	0 (0 to 0)	0 (0 to 0)	0
HIV/AIDS resulting in other diseases	0 (0 to 0)	0 (0 to 0)	0.4 (0.2 to 0.6)	0.2 (0.2 to 0.3)	0.1 (0.1 to 0.1)	0.1 (0.1 to 0.1)	0.2 (0.1 to 0.3)	0.3 (0.2 to 0.5)	0.5 (0.3 to 0.8)	0.6 (0.3 to 0.9)	0.8 (0.4 to 1.2)	0.7 (0.4 to 1.1)	0.8 (0.4 to 1.3)	0.9 (0.5 to 1.5)	1.1 (0.7 to 1.8)	1.9 (1 to 3.3)	2 (1 to 3.3)	1.4 (0.7 to 2.2)	0.8 (0.4 to 1.3)	0.5 (0.1 to 1.2)	0.1 (0.1 to 0.2)	0.1 (0.1 to 0.2)	19.1
Sexually transmitted infections excluding HIV	0 (0 to 0)	0 (0 to 0)	0 (0 to 0)	0 (0 to 0)	0 (0 to 0)	0.4 (0.1 to 0.8)	0.9 (0.2 to 2.1)	2.1 (0.5 to 4.8)	3.4 (0.8 to 8.1)	5.1 (1.2 to 12.1)	7.4 (1.8 to 17.4)	10.4 (2.6 to 24.1)	14.4 (3.7 to 33.1)	20.7 (5.4 to 46.7)	28.9 (7.7 to 63.9)	41.1 (11.1 to 89.2)	57.6 (16.1 to 122.7)	78.4 (23.1 to 164.1)	103.6 (31.1 to 214.6)	132.1 (40.2 to 270.7)	153.5 (47.1 to 312.6)	144.2 (44.3 to 293.9)	1,026
Syphilis	0 (0 to 0)	0 (0 to 0)	0 (0 to 0)	0 (0 to 0)	0 (0 to 0)	0 (0 to 0)	0 (0 to 0)	0 (0 to 0)	0 (0 to 0)	0 (0 to 0)	0 (0 to 0)	0 (0 to 0)	0 (0 to 0)	0 (0 to 0)	0 (0 to 0)	0 (0 to 0)	0 (0 to 0)	0 (0 to 0)	0 (0 to 0)	0 (0 to 0)	0 (0 to 0)	0 (0 to 0)	0 (0 to 0)	1
Chlamydial infection	0 (0 to 0)	0 (0 to 0)	0 (0 to 0)	0 (0 to 0)	0 (0 to 0)	0 (0 to 0)	0 (0 to 0)	0 (0 to 0)	0 (0 to 0)	0 (0 to 0)	0 (0 to 0)	0 (0 to 0)	0 (0 to 0)	0 (0 to 0)	0 (0 to 0)	0 (0 to 0)	0 (0 to 0)	0 (0 to 0)	0 (0 to 0)	0 (0 to 0)	0 (0 to 0)	0 (0 to 0)	0 (0 to 0)	10.7
Gonococcal infection	0 (0 to 0)	0 (0 to 0)	0 (0 to 0)	0 (0 to 0)	0 (0 to 0)	0 (0 to 0)	0 (0 to 0)	0 (0 to 0)	0 (0 to 0)	0 (0 to 0)	0 (0 to 0)	0 (0 to 0)	0 (0 to 0)	0 (0 to 0)	0 (0 to 0)	0 (0 to 0)	0 (0 to 0)	0 (0 to 0)	0 (0 to 0)	0 (0 to 0)	0 (0 to 0)	0 (0 to 0)	0 (0 to 0)	9.5
Trichomoniasis	0 (0 to 0)	0 (0 to 0)	0 (0 to 0)	0 (0 to 0)	0 (0 to 0)	0 (0 to 0)	0 (0 to 0)	0 (0 to 0)	0 (0 to 0)	0 (0 to 0)	0 (0 to 0)	0 (0 to 0)	0 (0 to 0)	0 (0 to 0)	0 (0 to 0)	0 (0 to 0)	0 (0 to 0)	0 (0 to 0)	0 (0 to 0)	0 (0 to 0)	0 (0 to 0)	0 (0 to 0)	0 (0 to 0)	0
Genital herpes	0 (0 to 0)	0 (0 to 0)	0 (0 to 0)	0 (0 to 0)	0 (0 to 0)	0 (0 to 0)	0 (0 to 0)	0 (0 to 0)	0 (0 to 0)	0 (0 to 0)	0 (0 to 0)	0 (0 to 0)	0 (0 to 0)	0 (0 to 0)	0 (0 to 0)	0 (0 to 0)	0 (0 to 0)	0 (0 to 0)	0 (0 to 0)	0 (0 to 0)	0 (0 to 0)	0 (0 to 0)	0 (0 to 0)	17.9
Other sexually transmitted infections	0 (0 to 0)	0 (0 to 0)	0 (0 to 0)	0 (0 to 0)	0 (0 to 0)	0.2 (0.2 to 0.4)	0.7 (0.2 to 1.6)	1.5 (0.3 to 3.7)	2.1 (0.5 to 5.2)	2.9 (0.6 to 7.3)	4.4 (0.9 to 11.2)	6.3 (1.3 to 16.5)	9.1 (1.9 to 24.1)	13.4 (2.8 to 35.7)	19.1 (4.4 to 50.7)	27.1 (6.4 to 71.1)	37.9 (9.1 to 97.6)	51.6 (13.1 to 129.3)	68.2 (17.6 to 167.8)	86.9 (22.3 to 208.1)	100.9 (25.9 to 239.5)	94.8 (24.3 to 224.8)	675
Respiratory infections and tuberculosis	29 (7.7 to 1.6)	1.9 (1.5 to 2.9)	19.6 (12.5 to 32.6)	39 (25.3 to 52.2)	29.9 (19.8 to 41.3)	31.1 (20.5 to 42.9)	32.2 (21.4 to 44.4)	35.1 (23.1 to 48.5)	38.1 (25.1 to 52.6)	39.7 (26.1 to 54.8)	41.3 (27.1 to 57.1)	43.1 (28.3 to 59.5)	45.2 (29.7 to 62.4)	47.7 (31.3 to 65.9)	50.8 (33.4 to 70.2)	54.8 (36.1 to 75.7)	60.4 (39.9 to 83.5)	68.2 (45.2 to 94.2)	78.9 (52.3 to 109)	93.2 (62.2 to 129.1)	111.2 (74.4 to 153.8)	114.2 (76.5 to 157.9)	1,005
Tuberculosis	0.6 (0.4 to 0.8)	0.1 (0.1 to 0.2)	0.4 (0.3 to 0.5)	0.5 (0.3 to 0.7)	0.5 (0.3 to 0.7)	0.6 (0.4 to 0.8)	0.7 (0.5 to 0.9)	0.8 (0.5 to 1.1)	0.9 (0.6 to 1.2)	1 (0.7 to 1.4)	1.1 (0.7 to 1.5)	1.2 (0.8 to 1.7)	1.4 (0.9 to 1.9)	1.6 (1.1 to 2.2)	1.9 (1.3 to 2.6)	2.3 (1.5 to 3.2)	2.8 (1.8 to 3.9)	3.4 (2.1 to 4.8)	4.1 (2.5 to 5.8)	4.9 (2.9 to 7.1)	5.6 (3.2 to 8.2)	5.1 (2.9 to 7.5)	42
Latent tuberculosis infection	0 (0 to 0)	0 (0 to 0)	0 (0 to 0)	0 (0 to 0)	0 (0 to 0)	0 (0 to 0)	0 (0 to 0)	0 (0 to 0)	0 (0 to 0)	0 (0 to 0)	0 (0 to 0)	0 (0 to 0)	0 (0 to 0)	0 (0 to 0)	0 (0 to 0)	0 (0 to 0)	0 (0 to 0)	0 (0 to 0)	0 (0 to 0)	0 (0 to 0)	0 (0 to 0)	0 (0 to 0)	0 (0 to 0)	0
Drug-susceptible tuberculosis	0.6 (0.4 to 0.8)	0.1 (0.1 to 0.2)	0.4 (0.3 to 0.5)	0.5 (0.3 to 0.7)	0.5 (0.3 to 0.7)	0.6 (0.4 to 0.8)	0.7 (0.5 to 0.9)	0.8 (0.5 to 1.1)	0.9 (0.6 to 1.2)	1 (0.7 to 1.4)	1.1 (0.7 to 1.5)	1.2 (0.8 to 1.7)	1.4 (0.9 to 1.9)	1.6 (1.1 to 2.2)	1.9 (1.3 to 2.6)	2.3 (1.5 to 3.2)	2.8 (1.8 to 3.9)	3.4 (2.1 to 4.8)	4.1 (2.5 to 5.8)	4.9 (2.9 to 7.1)	5.6 (3.2 to 8.2)	5.1 (2.9 to 7.5)	42
Multidrug-resistant tuberculosis without extensive drug resistance	0 (0 to 0)	0 (0 to 0)	0 (0 to 0)	0 (0 to 0)	0 (0 to 0)	0 (0 to 0)	0 (0 to 0)	0 (0 to 0)	0 (0 to 0)	0 (0 to 0)	0 (0 to 0)	0 (0 to 0)	0 (0 to 0)	0 (0 to 0)	0 (0 to 0)	0 (0 to 0)	0 (0 to 0)	0 (0 to 0)	0 (0 to 0)	0 (0 to 0)	0 (0 to 0)	0 (0 to 0)	0 (0 to 0)	0
Extensively drug-resistant tuberculosis	0 (0 to 0)	0 (0 to 0)	0 (0 to 0)	0 (0 to 0)	0 (0 to 0)	0 (0 to 0)	0 (0 to 0)	0 (0 to 0)	0 (0 to 0)	0 (0 to 0)	0 (0 to 0)	0 (0 to 0)	0 (0 to 0)	0 (0 to 0)	0 (0 to 0)	0 (0 to 0)	0 (0 to 0)	0 (0 to 0)	0 (0 to 0)	0 (0 to 0)	0 (0 to 0)	0 (0 to 0)	0 (0 to 0)	0
Lower respiratory infections	1 (0.6 to 1.4)	1.8 (1.3 to 2.7)	12 (7.4 to 17.7)	12.9 (8.1 to 18.2)	9 (5.2 to 12.9)	5.9 (3.4 to 8.5)	5.4 (3.1 to 7.7)	5.7 (3.3 to 8.2)	6.1 (3.5 to 8.8)	6.4 (3.7 to 9.2)	6.8 (3.9 to 9.8)	7.1 (4.1 to 10.2)	7.5 (4.3 to 10.8)	8.1 (4.7 to 11.6)	8.8 (5.1 to 12.7)	9.8 (5.7 to 14.1)	11.2 (6.5 to 16.1)	12.9 (7.5 to 18.6)	15.1 (8.7 to 21.8)	17.6 (10.1 to 25.4)	20.5 (11.7 to 29.6)	19.2 (10.9 to 27.8)	177
Upper respiratory infections	0.2 (0 to 1.1)	0.2 (0.1 to 0.4)	1.9 (1.2 to 2.9)	2.9 (1.8 to 4.2)	2.1 (1.2 to 3)	1.4 (0.8 to 2)	1.3 (0.7 to 1.8)	1.3 (0.8 to 1.9)	1.4 (0.8 to 2)	1.5 (0.9 to 2.1)	1.6 (0.9 to 2.3)	1.7 (1 to 2.4)	1.8 (1.1 to 2.6)	1.9 (1.2 to 2.7)	2.1 (1.3 to 3)	2.3 (1.4 to 3.3)	2.7 (1.6 to 3.8)	3.1 (1.9 to 4.4)	3.6 (2.1 to 5.1)	4.2 (2.4 to 6)	4.9 (2.8 to 7)	4.6 (2.6 to 6.6)	42
Otitis media	0 (0 to 0)	0 (0 to 0)	0.6 (0.3 to 1.1)	4.4 (2.2 to 7.6)	3.3 (1.7 to 5.7)	2.4 (1.2 to 4.1)	2.6 (1.3 to 4.5)	2.8 (1.4 to 4.9)	3.1 (1.5 to 5.3)	3.3 (1.7 to 5.7)	3.6 (1.8 to 6.2)	3.9 (2 to 6.7)	4.2 (2.1 to 7.3)	4.6 (2.3 to 8)	5.1 (2.6 to 8.8)	5.7 (2.9 to 9.8)	6.5 (3.3 to 11.2)	7.4 (3.8 to 12.8)	8.5 (4.3 to 14.6)	9.9 (5 to 17)	11.6 (5.8 to 19.9)	11.1 (5.6 to 19.1)	67.2
Enteric infections	0.2 (0.2 to 0.2)	0.4 (0.3 to 0.7)	1.6 (1.1 to 2.3)	4.2 (2.9 to 5.8)	1.4 (1 to 1.9)	0.6 (0.4 to 0.8)	0.6 (0.4 to 0.8)	0.7 (0.5 to 1)	0.8 (0.5 to 1.1)	0.9 (0.6 to 1.3)	1 (0.6 to 1.4)	1.1 (0.7 to 1.6)	1.3 (0.8 to 1.8)	1.5 (0.9 to 2.1)	1.7 (1.1 to 2.4)	2 (1.3 to 2.8)	2.4 (1.5 to 3.4)	2.9 (1.8 to 4.1)	3.5 (2.1 to 5)	4.2 (2.5 to 6)	4.9 (2.9 to 7)	4.4 (2.6 to 6.3)	59
Diarrheal diseases	0.2 (0.1 to 0.2)	0.3 (0.2 to 0.7)	1.4 (1.1 to 2.1)	3.8 (2.9 to 5.4)	1.2 (0.9 to 1.7)	0.5 (0.4 to 0.8)	0.5 (0.4 to 0.8)	0.6 (0.4 to 0.8)	0.7 (0.5 to 1)	0.8 (0.5 to 1.2)	0.9 (0.6 to 1.3)	1 (0.6 to 1.4)	1.2 (0.7 to 1.7)	1.4 (0.8 to 2)	1.6 (0.9 to 2.2)	1.8 (1.1 to 2.6)	2.2 (1.3 to 3.2)	2.7 (1.6 to 3.9)	3.3 (1.9 to 4.8)	4.1 (2.3 to 6)	4.8 (2.6 to 7)	4.3 (2.3 to 6.3)	57
Typhoid and paratyphoid	0 (0 to 0)	0 (0 to 0)	0 (0 to 0)	0 (0 to 0)	0 (0 to 0)	0 (0 to 0)	0 (0 to 0)	0 (0 to 0)	0 (0 to 0)	0 (0 to 0)	0 (0 to 0)	0 (0 to 0)	0 (0 to 0)	0 (0 to 0)	0 (0 to 0)	0 (0 to 0)	0 (0 to 0)	0 (0 to 0)	0 (0 to 0)	0 (0 to 0)	0 (0 to 0)	0 (0 to 0)	0 (0 to 0)	0
Typhoid fever	0 (0 to 0)	0 (0 to 0)	0 (0 to 0)	0 (0 to 0)	0 (0 to 0)	0 (0 to 0)	0 (0 to 0)	0 (0 to 0)	0 (0 to 0)	0 (0 to 0)	0 (0 to 0)	0 (0 to 0)	0 (0 to 0)	0 (0 to 0)	0 (0 to 0)	0 (0 to 0)	0 (0 to 0)	0 (0 to 0)	0 (0 to 0)	0 (0 to 0)	0 (0 to 0)	0 (0 to 0)	0 (0 to 0)	0
Paratyphoid fever	0 (0 to 0)	0 (0 to 0)	0 (0 to 0)	0 (0 to 0)	0 (0 to 0)	0 (0 to 0)	0 (0 to 0)	0 (0 to 0)	0 (0 to 0)	0 (0 to 0)	0 (0 to 0)	0 (0 to 0)	0 (0 to 0)	0 (0 to 0)	0 (0 to 0)	0 (0 to 0)	0 (0 to 0)	0 (0 to 0)	0 (0 to 0)	0 (0 to 0)	0 (0 to 0)	0 (0 to 0)	0 (0 to 0)	0
Other enteric infections	0 (0 to 0)	0 (0 to 0)	0 (0 to 0)	0 (0 to 0)	0 (0 to 0)	0 (0 to 0)	0 (0 to 0)	0 (0 to 0)	0 (0 to 0)	0 (0 to 0)	0 (0 to 0)	0 (0 to 0)	0 (0 to 0)	0 (0 to 0)	0 (0 to 0)	0 (0 to 0)	0 (0 to 0)	0 (0 to 0)	0 (0 to 0)	0 (0 to 0)	0 (0 to 0)	0 (0 to 0)	0 (0 to 0)	0
Invasive Non-typhoidal Salmonella (iNTS)	0 (0 to 0)	0 (0 to 0)	0 (0 to 0)	0 (0 to 0)	0 (0 to 0)	0 (0 to 0)	0 (0 to 0)	0 (0 to 0)	0 (0 to 0)	0 (0 to 0)	0 (0 to 0)	0 (0 to 0)	0 (0 to 0)	0 (0 to 0)	0 (0 to 0)	0 (0 to 0)	0 (0 to 0)	0 (0 to 0)	0 (0 to 0)	0 (0 to 0)	0 (0 to 0)	0 (0 to 0)	0 (0 to 0)	0.3
Other intestinal infectious diseases	0 (0 to 0)	0 (0 to 0)	0 (0 to 0)	0 (0 to 0)	0 (0 to 0)	0 (0 to 0)	0 (0 to 0)	0 (0 to 0)	0 (0 to 0)	0 (0 to 0)	0 (0 to 0)	0 (0 to 0)	0 (0 to 0)	0 (0 to 0)	0 (0 to 0)	0 (0 to 0)	0 (0 to 0)	0 (0 to 0)	0 (0 to 0)	0 (0 to 0)	0 (0 to 0)	0 (0 to 0)	0 (0 to 0)	0.6
Neglected tropical diseases and malaria	0 (0 to 0)	0 (0 to 0)	0.9 (0.9 to 2.1)	2.8 (2.6 to 6.9)	2.8 (2.6 to 6.9)	1.4 (1.3 to 3.5)	1.4 (1.3 to 3.5)	1.4 (1.3 to 3.5)	1.4 (1.3 to 3.5)	1.4 (1.3 to 3.5)	1.4 (1.3 to 3.5)	1.4 (1.3 to 3.5)	1.4 (1.3 to 3.5)	1.4 (1.3 to 3.5)	1.4 (1.3 to 3.5)	1.4 (1.3 to 3.5)	1.4 (1.3 to 3.5)	1.4 (1.3 to 3.5)	1.4 (1.3 to 3.5)	1.4 (1.3 to 3.5)	1.4 (1.3 to 3.5)	1.4 (1.3 to 3.5)	51.2
Malaria	0 (0 to 0)	0 (0 to 0)	0 (0 to 0)	0 (0 to 0)	0 (0 to 0)	0 (0 to 0)	0 (0 to 0)	0 (0 to 0)	0 (0 to 0)	0 (0 to 0)	0 (0 to 0)	0 (0 to 0)	0 (0 to 0)	0 (0 to 0)	0 (0 to 0)	0 (0 to 0)	0 (0 to 0)	0 (0 to 0)	0 (0 to 0)	0 (0 to 0)	0 (0 to 0)	0 (0 to 0)	0 (0 to 0)	0
Chagas disease	0 (0 to 0)	0 (0 to 0)	0 (0 to 0)	0 (0 to 0)	0 (0 to 0)	0 (0 to 0)	0 (0 to 0)	0 (0 to 0)	0 (0 to 0)	0 (0 to 0)	0 (0 to 0)	0 (0 to 0)	0 (0 to 0)	0 (0 to 0)	0 (0 to 0)	0 (0 to 0)	0 (0 to 0)	0 (0 to 0)	0 (0 to 0)	0 (0 to 0)	0 (0 to 0)	0 (0 to 0)	0 (0 to 0)	0
Leishmaniasis	0 (0 to 0)	0 (0 to 0)	0 (0 to 0)	0 (0 to 0)	0 (0 to 0)	0 (0 to 0)	0 (0 to 0)	0 (0 to 0)	0 (0 to 0)	0 (0 to 0)	0 (0 to 0)	0 (0 to 0)	0 (0 to 0)	0 (0 to 0)	0 (0 to 0)	0 (0 to 0)	0 (0 to 0)	0 (0 to 0)	0 (0 to 0)	0 (0 to 0)	0 (0 to 0)	0 (0 to 0)	0 (0 to 0)	0
Visceral leishmaniasis	0 (0 to 0)	0 (0 to 0)	0 (0 to 0)	0 (0 to 0)	0 (0 to 0)	0 (0 to 0)	0 (0 to 0)	0 (0 to 0)	0 (0 to 0)	0 (0 to 0)	0 (0 to 0)	0 (0 to 0)	0 (0 to 0)	0 (0 to 0)	0 (0 to 0)	0 (0 to 0)	0 (0 to 0)	0 (0 to 0)	0 (0 to 0)	0 (0 to 0)	0 (0 to 0)	0 (0 to 0)	0 (0 to 0)	0
Cutaneous and mucocutaneous leishmaniasis	0 (0 to 0)	0 (0 to 0)	0 (0 to 0)	0 (0 to 0)	0 (0 to 0)	0 (0 to 0)	0 (0 to 0)	0 (0 to 0)	0 (0 to 0)	0 (0 to 0)	0 (0 to 0)	0 (0 to 0)	0 (0 to 0)	0 (0 to 0)	0 (0 to 0)	0 (0 to 0)	0 (0 to 0)	0 (0 to 0)	0 (0 to 0)	0 (0 to 0)	0 (0 to 0)	0 (0 to 0)	0 (0 to 0)	0
African trypanosomiasis	0 (0 to 0)	0 (0 to 0)	0 (0 to 0)	0 (0 to 0)	0 (0 to 0)	0 (0 to 0)	0 (0 to 0)	0 (0 to 0)	0 (0 to 0)	0 (0 to 0)	0 (0 to 0)	0 (0 to 0)	0 (0 to 0)	0 (0 to 0)	0 (0 to 0)	0 (0 to 0)	0 (0 to 0)	0 (0 to 0)	0 (0 to 0)	0 (0 to 0)	0 (0 to 0)	0 (0 to 0)	0 (0 to 0)	0
Schistosomiasis	0 (0 to 0)	0 (0 to 0)	0 (0 to 0)	0 (0 to 0)	0 (0 to 0)	0 (0 to 0)	0 (0 to 0)	0 (0 to 0)	0 (0 to 0)	0 (0 to 0)	0 (0 to 0)	0 (0 to 0)	0 (0 to 0)	0 (0 to 0)	0 (0 to 0)	0 (0 to 0)	0 (0 to 0)	0 (0 to 0)	0 (0 to 0)	0 (0 to 0)	0 (0 to 0)	0 (0 to 0)	0 (0 to 0)	0
Cysticercosis	0 (0 to 0)	0 (0 to 0)	0 (0 to 0)	0 (0 to 0)	0 (0 to 0)	0 (0 to 0)	0 (0 to 0)	0 (0 to 0)	0 (0 to 0)	0 (0 to 0)	0 (0 to 0)	0 (0 to 0)	0 (0 to 0)	0 (0 to 0)	0 (0 to 0)	0 (0 to 0)	0 (0 to 0)	0 (0 to 0)	0 (0 to 0)	0 (0 to 0)	0 (0 to 0)	0 (0 to 0)	0 (0 to 0)	0
Cystic echinococcosis	0 (0 to 0)	0 (0 to 0)	0 (0 to 0)	0 (0 to 0)	0 (0 to 0)	0 (0 to 0)	0 (0 to 0)	0 (0 to 0)	0 (0 to 0)	0 (0 to 0)	0 (0 to 0)	0 (0 to 0)	0 (0 to 0)	0 (0 to 0)	0 (0 to 0)	0 (0 to 0)	0 (0 to 0)	0 (0 to 0)	0 (0 to 0)	0 (0 to 0)	0 (0 to 0)	0 (0 to 0)	0 (0 to 0)	0.1
Lymphatic filariasis	0 (0 to 0)	0 (0 to 0)	0 (0 to 0)	0 (0 to 0)	0 (0 to 0)	0 (0 to 0)	0 (0 to 0)	0 (0 to 0)	0 (0 to 0)	0 (0 to 0)	0 (0 to 0)	0 (0 to 0)	0 (0 to 0)	0 (0 to 0)	0 (0 to 0)	0 (0 to 0)	0 (0 to 0)	0 (0 to 0)	0 (0 to 0)	0 (0 to 0)	0 (0 to 0)	0 (0 to 0)	0 (0 to 0)	0
Onchocerciasis	0 (0 to 0)	0 (0 to 0)	0 (0 to 0)	0 (0 to 0)	0 (0 to 0)	0 (0 to 0)	0 (0 to 0)	0 (0 to 0)	0 (0 to 0)	0 (0 to 0)	0 (0 to 0)	0 (0 to 0)	0 (0 to 0)	0 (0 to 0)	0 (0 to 0)	0 (0 to 0)	0 (0 to 0)	0 (0 to 0)	0 (0 to 0)	0 (0 to 0)	0 (0 to 0)	0 (0 to 0)	0 (0 to 0)	0
Trachoma	0 (0 to 0)	0 (0 to 0)	0 (0 to 0)	0 (0 to 0)	0 (0 to 0)	0 (0 to 0)	0 (0 to 0)	0 (0 to 0)	0 (0 to 0)	0 (0 to 0)	0 (0 to 0)	0 (0 to 0)	0 (0 to 0)	0 (0 to 0)	0 (0 to 0)	0 (0 to 0)	0 (0 to 0)	0 (0 to 0)	0 (0 to 0)	0 (0 to 0)	0 (0 to 0)	0 (0 to 0)	0 (0 to 0)	0
Dengue	0 (0 to 0)	0 (0 to 0)	0 (0 to 0)	0 (0 to 0)	0 (0 to 0)	0 (0 to 0)	0 (0 to 0)	0 (0 to 0)	0 (0 to 0)	0 (0 to 0)	0 (0 to 0)	0 (0 to 0)	0 (0 to 0)	0 (0 to 0)	0 (0 to 0)	0 (0 to 0)	0 (0 to 0)	0 (0 to 0)	0 (0 to 0)	0 (0 to 0)	0 (0 to 0)	0 (0 to 0)	0 (0 to 0)	0
Yellow fever	0 (0 to 0)	0 (0 to 0)	0 (0 to 0)	0 (0 to 0)	0 (0 to 0)	0 (0 to 0)	0 (0 to 0)	0 (0 to 0)	0 (0 to 0)	0 (0 to 0)	0 (0 to 0)	0 (0 to 0)	0 (0 to 0)	0 (0 to 0)	0 (0 to 0)	0 (0 to 0)	0 (0 to 0)	0 (0 to 0)	0 (0 to 0)	0 (0 to 0)	0 (0 to 0)	0 (0 to 0)	0 (0 to 0)	0
Rabies	0 (0 to 0)	0 (0 to 0)	0 (0 to 0)	0 (0 to 0)	0 (0 to 0)	0 (0 to 0)	0 (0 to 0)	0 (0 to 0)	0 (0 to 0)	0 (0 to 0)	0 (0 to 0)	0 (0 to 0)	0 (0 to 0)	0 (0 to 0)	0 (0 to 0)	0 (0 to 0)	0 (0 to 0)	0 (0 to 0)	0 (0 to 0)	0 (0 to 0)	0 (0 to 0)	0 (0 to 0)	0 (0 to 0)	0
Intestinal nematode infections	0 (0 to 0)	0 (0 to 0)	0 (0 to 0)	0 (0 to 0)	0 (0 to 0)	0 (0 to 0)	0 (0 to 0)	0 (0 to 0)	0 (0 to 0)	0 (0 to 0)	0 (0 to 0)	0 (0 to 0)	0 (0 to 0)	0 (0 to 0)	0 (0 to 0)	0 (0 to 0)	0 (0 to 0)	0 (0 to 0)	0 (0 to 0)	0 (0 to 0)	0 (0 to 0)	0 (0 to 0)	0 (0 to 0)	0
Ascariasis	0 (0 to 0)	0 (0 to 0)	0 (0 to 0)	0 (0 to 0)	0 (0 to 0)	0 (0 to 0)	0 (0 to 0)	0 (0 to 0)	0 (0 to 0)	0 (0 to 0)	0 (0 to 0)	0 (0 to 0)	0 (0 to 0)	0 (0 to 0)	0 (0 to 0)	0 (0 to 0)	0 (0 to 0)	0 (0 to 0)	0 (0 to 0)	0 (0 to 0)	0 (0 to 0)	0 (0 to 0)	0 (0 to 0)	0
Trichuriasis	0 (0 to 0)	0 (0 to 0)	0 (0 to 0)	0 (0 to 0)	0 (0 to 0)	0 (0 to 0)	0 (0 to 0)	0 (0 to 0)	0 (0 to 0)	0 (0 to 0)	0 (0 to 0)	0 (0 to 0)	0 (0 to 0)	0 (0 to 0)	0 (0 to 0)	0 (0 to 0)	0 (0 to 0)	0 (0 to 0)	0 (0 to 0)	0 (0 to 0)	0 (0 to 0)	0 (0 to 0)	0 (0 to 0)	0
Hookworm disease	0 (0 to 0)	0 (0 to 0)	0 (0 to 0)	0 (0 to 0)	0 (0 to 0)	0 (0 to 0)	0 (0 to 0)	0 (0 to 0)	0 (0 to 0)	0 (0 to 0)	0 (0 to 0)	0 (0

Other neoplasms	0-1 (0-1 to 0-2)	0-1 (0 to 0-3)	0-6 (0-3 to 1-3)	0-6 (0-4 to 0-9)	1 (0-6 to 1-5)	1 (0-6 to 1-5)	1-3 (0-9 to 2)	1-1 (0-7 to 1-4)	1-2 (0-8 to 1-8)	1-6 (1 to 2-5)	3-1 (2-1 to 4-3)	4-6 (3-5 to 6-8)	7-2 (5 to 10-3)	9-5 (6-5 to 13-2)	16-3 (13 to 21-9)	27-6 (22-8 to 34)	40-2 (29-4 to 52-1)	44-3 (32-6 to 57-8)	46-8 (33 to 61-8)	45-6 (30-2 to 62)	29-9 (19-2 to 39-5)	9-2 (5-5 to 13-4)	291
Medulloblastoma, medulloblastoma, and other hemangioblastic neoplasms	0-1 (0-1 to 0-2)	0-1 (0 to 0-3)	0-6 (0-3 to 1-3)	0-6 (0-4 to 0-9)	1 (0-6 to 1-5)	1 (0-6 to 1-5)	1-3 (0-9 to 2)	1-1 (0-7 to 1-4)	1-2 (0-8 to 1-8)	1-6 (1 to 2-5)	3-1 (2-1 to 4-3)	4-6 (3-5 to 6-8)	7-2 (5 to 10-3)	9-5 (6-5 to 13-2)	16-3 (13 to 21-9)	27-6 (22-8 to 34)	40-2 (29-4 to 52-1)	44-3 (32-6 to 57-8)	46-8 (33 to 61-8)	45-6 (30-2 to 62)	29-9 (19-2 to 39-5)	9-2 (5-5 to 13-4)	291
Benign and in situ cerebral neoplasms	0 (0 to 0)	0 (0 to 0)	0 (0 to 0)	0 (0 to 0)	0 (0 to 0)	0 (0 to 0)	0 (0 to 0)	0 (0 to 0)	0 (0 to 0)	0 (0 to 0)	0 (0 to 0)	0 (0 to 0)	0 (0 to 0)	0 (0 to 0)	0 (0 to 0)	0 (0 to 0)	0 (0 to 0)	0 (0 to 0)	0 (0 to 0)	0 (0 to 0)	0 (0 to 0)	0 (0 to 0)	0
Benign and in situ cerebral and uterine neoplasms	0 (0 to 0)	0 (0 to 0)	0 (0 to 0)	0 (0 to 0)	0 (0 to 0)	0 (0 to 0)	0 (0 to 0)	0 (0 to 0)	0 (0 to 0)	0 (0 to 0)	0 (0 to 0)	0 (0 to 0)	0 (0 to 0)	0 (0 to 0)	0 (0 to 0)	0 (0 to 0)	0 (0 to 0)	0 (0 to 0)	0 (0 to 0)	0 (0 to 0)	0 (0 to 0)	0 (0 to 0)	0
Other benign and in situ neoplasms	0 (0 to 0)	0 (0 to 0)	0 (0 to 0)	0 (0 to 0)	0 (0 to 0)	0 (0 to 0)	0 (0 to 0)	0 (0 to 0)	0 (0 to 0)	0 (0 to 0)	0 (0 to 0)	0 (0 to 0)	0 (0 to 0)	0 (0 to 0)	0 (0 to 0)	0 (0 to 0)	0 (0 to 0)	0 (0 to 0)	0 (0 to 0)	0 (0 to 0)	0 (0 to 0)	0 (0 to 0)	0
Cardiovascular diseases	0-7 (0 to 1)	0-9 (0 to 1-2)	1-6 (0-3 to 2-6)	6-7 (1-4 to 11-7)	9-4 (1-9 to 17)	15-4 (3 to 29-9)	22-9 (5 to 39-8)	28-2 (5-1 to 56-1)	37-2 (7 to 67-4)	57-6 (9 to 103)	99-1 (17 to 174)	224 (38 to 372)	422 (72 to 686)	812 (137 to 1,200)	998 (169 to 1,700)	942 (161 to 1,590)	1,026 (1,330 to 1,750)	2,220 (1,900 to 2,570)	3,010 (2,380 to 3,630)	3,940 (3,140 to 4,690)	4,910 (3,740 to 5,760)	4,280 (2,890 to 5,110)	21,710 (2,070 to 1,150)	25,600
Rheumatic heart disease	0 (0 to 0)	0 (0 to 0-2)	0-2 (0-1 to 0-2)	0-2 (0-1 to 0-2)	0-3 (0-2 to 0-6)	0-4 (0-2 to 0-6)	0-6 (0-4 to 0-9)	0-6 (0-4 to 1-1)	0-9 (0-6 to 1-1)	1-1 (0-7 to 1-5)	1-6 (1 to 2-3)	2-8 (1-9 to 3-8)	3-7 (2-6 to 5-2)	5-2 (3 to 7-1)	9-7 (7 to 12-9)	17-9 (13 to 23-6)	23-4 (16 to 32-5)	38-7 (26 to 52-5)	51-7 (35 to 72-4)	65-4 (43 to 89-8)	67-8 (47 to 93)	59-9 (39 to 84)	264
Ischemic heart disease	0 (0 to 0)	0 (0 to 0)	0 (0 to 0)	0 (0 to 0)	1-9 (0 to 4-2)	2-1 (0-2 to 6-1)	3-1 (0-2 to 9-2)	4-6 (0-3 to 13)	6-7 (0-5 to 19)	17-5 (1-3 to 49)	42 (3-2 to 116)	88 (7-1 to 240)	170 (14 to 463)	111 (7 to 308)	138 (11 to 386)	251 (21 to 700)	458 (37 to 1,280)	716 (58 to 1,990)	1,020 (82 to 2,840)	1,330 (107 to 3,700)	1,420 (114 to 3,950)	1,400 (112 to 3,870)	6,880 (553 to 19,100)	8,080
Stroke	0 (0 to 0-1)	0-7 (0-4 to 1-3)	1-4 (1 to 1-9)	5-4 (3-4 to 8-3)	7-6 (4-7 to 11-1)	11-6 (7 to 16-2)	14-1 (9 to 19)	19-1 (13 to 26-8)	31-5 (22-4 to 41-3)	56-4 (40 to 73-1)	120 (92 to 156)	229 (180 to 286)	309 (247 to 392)	338 (267 to 430)	515 (410 to 647)	741 (619 to 913)	1,205 (1,010 to 1,420)	1,930 (1,620 to 2,260)	2,630 (2,180 to 3,120)	3,220 (2,650 to 3,840)	3,720 (3,070 to 4,460)	3,730 (3,070 to 4,510)	17,600 (14,500 to 21,300)	11,300
Ischemic stroke	0 (0 to 0)	0-1 (0 to 0-2)	0-5 (0-3 to 1-2)	2-4 (1-3 to 4-1)	3-1 (1-8 to 5-1)	5-5 (3-2 to 10-6)	8-2 (4-3 to 13-6)	12-1 (8-2 to 19-2)	19-2 (13-1 to 27)	31-9 (22-5 to 45-4)	50-9 (36-2 to 70-5)	76-2 (53-2 to 104)	99-7 (69-9 to 135)	84-1 (59 to 117)	110 (78 to 154)	126 (89 to 176)	229 (159 to 308)	324 (229 to 438)	766 (539 to 1,040)	1,040 (732 to 1,400)	1,480 (1,030 to 1,990)	1,340 (932 to 1,800)	647 (447 to 1,160)	6,900
Intracerebral hemorrhage	0 (0 to 0-2)	0 (0 to 0-2)	0-2 (0 to 0-6)	1-2 (0-2 to 2-7)	1-7 (1-4 to 2-7)	2-1 (0-8 to 4-1)	3-2 (1-2 to 5-7)	3-7 (1-5 to 7-1)	5-1 (1-9 to 10-2)	7-5 (2-7 to 15-2)	12-1 (4-7 to 22)	20-1 (8-2 to 32)	32-1 (14 to 47-5)	27-2 (12 to 40-2)	35 (16 to 52)	41 (19 to 60)	74 (34 to 110)	105 (48 to 153)	248 (99 to 368)	337 (127 to 500)	479 (177 to 710)	433 (161 to 642)	209 (72 to 311)	2,290
Subarachnoid hemorrhage	0 (0 to 0)	0 (0 to 0)	0 (0 to 0-1)	0-2 (0-2 to 0-4)	0-5 (0-3 to 1-2)	0-9 (0-6 to 1-9)	1-2 (0-6 to 2-3)	1-6 (0-8 to 2-4)	2-2 (1-2 to 3-4)	3-2 (1-6 to 5-1)	4-6 (2-3 to 7-5)	7-5 (3-5 to 11)	11-5 (5-6 to 17)	11-5 (5-5 to 17)	19-2 (9-4 to 28-3)	29-3 (14-5 to 42)	39-2 (19-5 to 56)	46-5 (23-2 to 66-3)	73-2 (36-5 to 104)	89-5 (44-2 to 127)	101 (49-9 to 144)	82-4 (39-7 to 118)	37-1 (17-4 to 53-1)	2,100
Hypertensive-heart disease	0 (0 to 0)	0 (0 to 0)	0 (0 to 0)	0 (0 to 0)	0 (0 to 0)	0 (0 to 0)	0 (0 to 0)	0 (0 to 0)	0 (0 to 0)	0 (0 to 0)	0 (0 to 0)	0 (0 to 0)	0 (0 to 0)	0 (0 to 0)	0 (0 to 0)	0 (0 to 0)	0 (0 to 0)	0 (0 to 0)	0 (0 to 0)	0 (0 to 0)	0 (0 to 0)	0 (0 to 0)	0 (0 to 0)	0
Non-rheumatic valvular heart disease	0 (0 to 0)	0 (0 to 0)	0 (0 to 0)	0 (0 to 0)	0 (0 to 0)	0 (0 to 0)	0 (0-4 to 0-6)	0 (0-4 to 0-9)	0 (0-4 to 0-9)	0 (0-5 to 1-1)	0 (0 to 1-4)	0 (0-9 to 1-6)	0 (1-4 to 2-8)	0 (2-4 to 3-1)	0 (3-4 to 4-8)	0 (4-6 to 7-5)	0 (7-4 to 10-5)	0 (10-5 to 15-4)	0 (14-2 to 19-5)	0 (18-3 to 23-5)	0 (19-3 to 24-5)	0 (18-3 to 23-5)	0 (13-7 to 17-4)	0 (98 to 1,160)
Non-rheumatic calcific aortic valve disease	0 (0 to 0)	0 (0 to 0)	0 (0 to 0)	0 (0 to 0)	0 (0 to 0)	0 (0 to 0)	0 (0-2 to 0-5)	0 (0-1 to 0-4)	0 (0-1 to 0-5)	0 (0 to 0-5)	0 (0 to 0-5)	0 (0-1 to 1-1)	0 (0-3 to 1-2)	0 (0-5 to 1-8)	0 (1-3 to 3-9)	0 (2-2 to 6-3)	0 (3-7 to 10-1)	0 (5-2 to 13-2)	0 (6-9 to 17-2)	0 (8-4 to 21-5)	0 (8-9 to 22-1)	0 (8-4 to 21-5)	0 (6-2 to 15-9)	0 (44 to 1,160)
Non-rheumatic degenerative mitral valve disease	0 (0 to 0)	0 (0 to 0)	0 (0 to 0)	0 (0 to 0)	0 (0 to 0)	0 (0 to 0)	0 (0-1 to 0-3)	0 (0-2 to 0-3)	0 (0-2 to 0-5)	0 (0-2 to 0-6)	0 (0-4 to 0-9)	0 (0-6 to 1-1)	0 (1-1 to 2-1)	0 (1-2 to 2-4)	0 (2-1 to 3-1)	0 (2-8 to 4-1)	0 (3-4 to 5-1)	0 (4-2 to 5-9)	0 (5-1 to 7-3)	0 (6-2 to 8-4)	0 (6-4 to 8-7)	0 (6-2 to 8-4)	0 (4-7 to 6-7)	0 (32 to 470)
Other non-rheumatic valve diseases	0 (0 to 0)	0 (0 to 0)	0 (0 to 0)	0 (0 to 0)	0 (0 to 0)	0 (0 to 0)	0 (0 to 0-1)	0 (0 to 0-1)	0 (0 to 0-1)	0 (0 to 0-1)	0 (0 to 0-1)	0 (0 to 0-1)	0 (0 to 0-1)	0 (0 to 0-1)	0 (0 to 0-1)	0 (0 to 0-1)	0 (0 to 0-2)	0 (0 to 0-3)	0 (0 to 0-3)	0 (0 to 0-3)	0 (0 to 0-4)	0 (0 to 0-3)	0 (0 to 0-2)	1
Cardiomyopathy and myocarditis	0 (0-1 to 0-2)	0-3 (0-1 to 0-4)	0-4 (0-2 to 0-7)	1 (0-5 to 2-1)	2-1 (2-3 to 2-9)	3-4 (2-3 to 5-6)	4-1 (2-3 to 6-6)	5-4 (2-8 to 8-5)	7-5 (3-4 to 12-4)	11-3 (4-5 to 18-9)	17-4 (8 to 28-5)	23-2 (11-2 to 37-2)	39-7 (19 to 61-4)	44-3 (21-5 to 67-3)	77-1 (37 to 115)	112 (54 to 167)	132 (64 to 196)	137 (66 to 203)	122 (59 to 180)	107 (51 to 158)	84-2 (40 to 124)	57-1 (27 to 84-1)	1,230 (597 to 1,820)	776
Myocarditis	0 (0 to 0-1)	0 (0 to 0-1)	0 (0 to 0-2)	0 (0 to 0-3)	0 (0 to 0-4)	0 (0 to 0-4)	0 (0 to 0-5)	0 (0 to 0-5)	0 (0 to 0-6)	0 (0 to 0-7)	0 (0 to 0-9)	0 (0 to 1-2)	0 (0 to 1-4)	0 (0 to 1-4)	0 (0 to 1-3)	0 (0 to 1-3)	0 (0 to 1-2)	0 (0 to 1-1)	0 (0 to 1-1)	0 (0 to 1-1)	0 (0 to 1-1)	0 (0 to 1-1)	0 (0 to 0-9)	71
Alcoholic cardiomyopathy	0 (0 to 0)	0 (0 to 0)	0 (0 to 0)	0 (0 to 0)	0 (0 to 0)	0 (0 to 0)	0 (0 to 0)	0 (0 to 0)	0 (0 to 0)	0 (0 to 0)	0 (0 to 0)	0 (0 to 0)	0 (0 to 0)	0 (0 to 0)	0 (0 to 0)	0 (0 to 0)	0 (0 to 0)	0 (0 to 0)	0 (0 to 0)	0 (0 to 0)	0 (0 to 0)	0 (0 to 0)	0 (0 to 0)	0
Other cardiomyopathy	0-1 (0 to 0-4)	0-2 (0 to 0-5)	1-1 (0-2 to 2-1)	2 (0 to 4-2)	1-5 (0 to 2-2)	2-6 (0 to 5-1)	2-5 (0 to 5-4)	2-3 (0 to 5-7)	1-3 (0 to 4-4)	1-4 (0 to 3-6)	4-3 (1 to 7-4)	6-3 (2 to 9-5)	8-1 (3 to 11)	5-3 (2 to 7-4)	10-4 (4 to 14)	11-3 (5 to 15)	16-6 (8 to 22)	29-3 (13 to 39-3)	31-5 (17 to 39-3)	28-4 (17 to 37)	24-1 (14 to 30)	17-4 (10 to 22)	6-5 (3 to 8-3)	249
Atrial fibrillation and flutter	0 (0 to 0)	0 (0 to 0)	0 (0 to 0)	0 (0 to 0)	0 (0 to 0)	0 (0 to 0)	0 (0 to 0)	0 (0 to 0)	0 (0 to 0)	0 (0 to 0)	0 (0 to 0)	0 (0 to 0)	0 (0 to 0)	0 (0 to 0)	0 (0 to 0)	0 (0 to 0)	0 (0 to 0)	0 (0 to 0)	0 (0 to 0)	0 (0 to 0)	0 (0 to 0)	0 (0 to 0)	0 (0 to 0)	671
Aortic aneurysm	—	—	—	—	—	—	0-3 (0 to 0-6)	0-6 (0-2 to 0-7)	0-7 (0-3 to 1-1)	0-7 (0-3 to 1-1)	1-2 (0-5 to 1-8)	2 (1-1 to 2-9)	4-6 (2-3 to 6-3)	6-7 (3 to 9-2)	12-6 (6 to 17-4)	16-8 (10 to 23-2)	22-3 (14 to 30-7)	27-9 (18 to 38-4)	29-4 (19 to 40-1)	32-4 (21 to 44-7)	31-7 (20 to 43-7)	113 (71 to 157)	139 (87 to 192)	172 (107 to 238)	1,310
Endocarditis	0 (0 to 0)	0 (0 to 0)	0 (0 to 0)	0 (0 to 0)	0 (0 to 0)	0 (0 to 0)	0 (0 to 0)	0 (0 to 0)	0 (0 to 0)	0 (0 to 0)	0 (0 to 0)	0 (0 to 0)	0 (0 to 0)	0 (0 to 0)	0 (0 to 0)	0 (0 to 0)	0 (0 to 0)	0 (0 to 0)	0 (0 to 0)	0 (0 to 0)	0 (0 to 0)	0 (0 to 0)	0 (0 to 0)	0
Other cardiovascular and circulatory diseases	0-8 (0-2 to 0-9)	0-7 (0-2 to 0-7)	2-2 (1 to 2-5)	1-9 (1 to 3)	1-6 (1 to 2-3)	1-3 (0-4 to 2-2)	4-2 (1-2 to 6-4)	4-9 (2-3 to 7-1)	5-6 (2-6 to 8)	7-2 (4 to 10-5)	8-2 (4-2 to 12-4)	13-1 (6-5 to 19-2)	20-5 (10-1 to 29-8)	23-8 (11-4 to 34-5)	31 (14 to 44-5)	37 (17 to 52-4)	42-2 (19 to 59-2)	52-6 (24 to 73-4)	63-7 (29 to 89-3)	69-2 (32 to 96-3)	73-3 (34 to 102)	64-4 (30 to 90-3)	24-6 (11 to 34-2)	575
Chronic respiratory diseases	0 (0 to 0)	0 (0 to 0)	27 (19 to 38-2)	32-1 (20-4 to 47)	42-2 (26-6 to 62-7)	46-8 (29 to 69-2)	41-6 (26-4 to 61)	34-6 (21-6 to 51)	30-1 (18-6 to 44-2)	27-1 (16-7 to 39-5)	27-1 (16-7 to 39-5)	32-1 (19-7 to 46-5)	43-7 (26-7 to 63-4)	57 (34-7 to 82-5)	77 (47-3 to 107)	102 (63-2 to 140)	130 (79-7 to 178)	156 (96-2 to 213)	179 (110 to 243)	202 (124 to 274)	220 (135 to 299)	222 (136 to 302)	140 (85-4 to 191)	4,220
Chronic obstructive pulmonary disease	0 (0 to 0)	0 (0 to 0)	0 (0 to 0)	1-1 (0-7 to 1-6)	2-1 (1-3 to 3-1)	3-2 (2-1 to 4-6)	4-6 (3-1 to 6-6)	6-1 (3-7 to 8-7)	8-3 (5-1 to 11)	14-2 (8-7 to 20-1)	21-6 (13-1 to 30-1)	34-5 (21-1 to 47-5)	49-2 (30-1 to 67-5)	59-8 (36-6 to 82-2)	86-2 (54-3 to 117)	125 (79-2 to 169)	161 (101 to 215)	201 (127 to 266)	239 (151 to 315)	264 (167 to 346)	284 (179 to 378)	284 (178 to 378)	153 (96-2 to 205)	2,420
Pneumoconiosis	0 (0 to 0)	0 (0 to 0)	0 (0 to 0)	0 (0 to 0)	0 (0 to 0)	0 (0 to 0)	0 (0 to 0-1)	0 (0 to 0)	0 (0 to 0)	0 (0 to 0)	0 (0 to 0-1)	0 (0 to 0-1)	0 (0 to 0-1)	0 (0-1 to 0-2)	0 (0-1 to 0-3)	0 (0-2 to 0-5)	0 (0-4 to 0-7)	0 (0-6 to 1-1)	0 (0-9 to 1-4)	0 (1-1 to 1-7)	0 (1-1 to 1-8)	0 (1-1 to 1-7)	0 (0-6 to 1-3)	11-2
Silicosis	0 (0 to 0)	0 (0 to 0)	0 (0 to 0)	0 (0 to 0)	0 (0 to 0)	0 (0 to 0)	0 (0 to 0)	0 (0 to 0)	0 (0 to 0)	0 (0 to 0)	0 (0 to 0)	0 (0 to 0)	0 (0 to 0)	0 (0-1 to 0-1)	0 (0 to 0-1)	0 (0 to 0-1)	0 (0 to 0-2)	0 (0 to 0-3)	0 (0-1 to 0-6)	0 (0-1 to 0-7)	0 (0-2 to 0-9)	0 (0-1 to 0-7)	0 (0-1 to 0-3)	1-7
Asbestosis	0 (0 to 0)	0 (0 to 0)	0 (0 to 0)	0 (0 to 0)	0 (0 to 0)	0 (0 to 0)	0 (0 to 0)	0 (0 to 0)	0 (0 to 0)	0 (0 to 0)	0 (0 to 0)	0 (0 to 0-1)	0 (0 to 0-1)	0 (0 to 0-2)	0 (0 to 0-2)	0 (0 to 0-3)	0 (0 to 0-4)	0 (0-2 to 0-7)	0 (0-2 to 1-2)	0 (0-2 to 2-1)	0 (0-4 to 1-4)	0 (0-3 to 1-7)	0 (0-1 to 0-7)	4
Coal workers pneumoconiosis	0 (0 to 0)	0 (0 to 0)	0 (0 to 0)	0 (0 to 0)	0 (0 to 0)	0 (0 to 0)	0 (0 to 0)	0 (0 to 0)	0 (0 to 0)	0 (0 to 0)	0 (0 to 0)	0 (0 to 0)	0 (0 to 0)	0 (0 to 0)	0 (0 to 0)	0 (0 to 0)	0 (0 to 0)	0 (0 to 0)	0 (0 to 0-1)	0 (0 to 0-2)	0 (0 to 0-3)	0 (0 to 0-2)	0 (0 to 0-2)	0-9
Other pneumoconiosis	0 (0 to 0)	0 (0 to 0)	0 (0 to 0)	0 (0 to 0)	0 (0 to 0)	0 (0 to 0)	0 (0 to 0)	0 (0 to 0)	0 (0 to 0)	0 (0 to 0)	0 (0 to 0)	0 (0 to 0)	0 (0 to 0)	0 (0 to 0)	0 (0 to 0)	0 (0 to 0)	0 (0 to 0)	0 (0 to 0)	0 (0 to 0)	0 (0 to 0)	0 (0 to 0)	0 (0 to 0)	0 (0 to 0)	4
Asthma	0-1 (0 to 0)	0-4 (1-1 to 0-12)	2-3 (0-6 to 7-3)	4-2 (0-9 to 13-7)	4-3 (0-7 to 14-4)	2-7 (0-3 to 10-3)	2-3 (0-3 to 9-2)	1-7 (0-2 to 7-1)	1-4 (0-2 to 6-4)	1-3 (0-2 to 5-6)	1-2 (0-2 to 4-6)	1-1 (0-2 to 4-1)	1-1 (0-2 to 4-1)	1-1 (0-2 to 4-1)	1-1 (0-2 to 4-1)	1-1 (0-2 to 4-1)	1-1 (0-2 to 4-1)	1-1 (0-2 to 4-1)	1-1 (0-2 to 4-1)	1-1 (0-2 to 4-1)	1-1 (0-2 to 4-1)	1-1 (0-2 to 4-1)	1-1 (0-2 to 4-1)	2
Interstitial lung disease and pulmonary sarcoidosis	0 (0 to 0)	0 (0 to 0)	0 (0 to 0)	0 (0 to 0)	0 (0 to 0)	0 (0 to 0)	0 (0 to 0)	0 (0 to 0)	0 (0 to 0)	0 (0 to 0)	0 (0 to 0)	0 (0 to 0)	0 (0 to 0)	0 (0 to 0)	0 (0 to 0)	0 (0 to 0)	0 (0 to 0)	0 (0 to 0)	0 (0 to 0)	0 (0 to 0)	0 (0 to 0)	0 (0 to 0)	0 (0 to 0)	0
Other chronic respiratory diseases	0-1 (0 to 0-4)	0-2 (0 to 0-6)	3-1 (1-2 to 5-1)	2 (1-2 to 3-1)	1-5 (0 to 2-2)	2-6 (1-1 to 4-2)	2-5 (1-4 to 3-7)	2-3 (1-3 to 3-4)	2-1 (1-2 to 3-2)	2-1 (1-2 to 3-2)	2-1 (1-2 to 3-2)	2-1 (1-2 to 3-2)	2-1 (1-2 to 3-2)	2-1 (1-2 to 3-2)	2-1 (1-2 to 3-2)	2-1 (1-2 to 3-2)	2-1 (1-2 to 3-2)	2-1 (1-2 to 3-2)	2-1 (1-2 to 3-2)	2-1 (1-2 to 3-2)	2-1 (1-2 to 3-2)	2-1 (1-2 to 3-2)	2-1 (1-2 to 3-2)	68-7
Digestive diseases	0-9 (0-3 to 0-9)	1-9 (1 to 2-3)	4-9 (2-4 to 8-4)	20-6 (9-6 to 34-6)	29-4 (12-7 to 52-3)	19-4 (7-8 to 35-1)	22-9 (9-2 to 40-4)	28-7 (11-5 to 50-6)	35-1 (14-2 to 61)	49-7 (20-1 to 85-1)	68 (28 to 116)	139 (59 to 232)	230 (101 to 371)	232 (103 to 366)	335 (150 to 520)	439 (199 to 677)	538 (247 to 819)	677 (313 to 1,020)	1,020 (473 to 1,530)	1,360 (632 to 2,040)	1,610 (747 to 2,410)	1,610 (747 to 2,410)	9,370 (4,350 to 14,000)	5,690
Cirrhosis and other chronic liver diseases	0 (0 to 0)	0 (0 to 0)	1-5 (0-9 to 2-2)	1-7 (1 to 2-5)	1-9 (1 to 3)	2-8 (1 to 4-6)	2-9 (1 to 4-6)	3-9 (1-4 to 6-1)	6-9 (2-9 to 10-4)	12-4 (5-3 to 18-6)	28-5 (12-1 to 41-7)	67-7 (29-2 to 97)	85-9 (37 to 122)	79-3 (34 to 113)	113 (49 to 161)	139 (62 to 193)	170 (77 to 233)	208 (93 to 287)	198 (89 to 271)	234 (104 to 320)	216 (96 to 295)	140 (62 to 193)	79-6 (35-1 to 109)	1,710
Cirrhosis and other chronic liver diseases due to hepatitis B	0 (0 to 0)	0 (0 to 0)	0 (0 to 0)	0 (0 to 0)	0-1 (0 to 0-2)	0-2 (0 to 0-3)	0-2 (0 to 0-4)	0-3 (0 to 0-5)	0-5 (0 to 0-8)	1-1 (0-2 to 1-7)	2-7 (0-6 to 3-9)	6-4 (1-5 to 8-9)	8-4 (2-1 to 11)	5-9 (1-5 to 8-1)	10-4 (2-6 to 14)	19-5 (5 to 26-5)	23-3 (6-1 to 31)	27-5 (7-3 to 36-4)	23-4 (6-2 to 31)	20-2 (5-4 to 26-9)	21-3 (5-6 to 28-4)	20-2 (5-3 to 26-9)	21-6 (5-6 to 28-8)	264
Cirrhosis and other chronic liver diseases due to hepatitis C	0 (0 to 0)	0 (0 to 0)	0 (0 to 0)	0-1 (0-1 to 0-1)	0-2 (0 to 0-4)	0-4 (0-1 to 0-8)	1-1 (0-2 to 1-7)	1-9 (0-4 to 2-9)	4-6 (1-2 to 6-4)	9-6 (3-1 to 13-4)	18-6 (6-3 to 25-9)	42-9 (13-6 to 59-3)	53-6 (18-2 to 73-5)	49-6 (17-2 to 68-3)	70-4 (24-7 to 96-3)	87-3 (30-4 to 119)	108 (37-6 to 147)	129 (44-9 to 176)	98-1 (34-1 to 134)	111 (38-7 to 151)	103 (36-1 to 140)	66-8 (23-2 to 90-1)	39-2 (13-6 to 53-1)	606
Cirrhosis and other chronic liver diseases due to alcohol use	0 (0 to 0)	0 (0 to 0)	0 (0 to 0)	0 (0 to 0)	0 (0 to 0)	0 (0 to 0)	0 (0 to 0-1)	0 (0 to 0-1)	0-2 (0 to 0-2)	0-7 (0 to 0-9)	2 (0-5 to 2-6)	7-3 (1-8 to 9-2)	13-6 (3-4 to 17)	12-6 (3-2 to 15-9)	21-4 (5-4 to 26-9)	30-2 (7-7 to 37-8)	39-2 (9-9 to 49)	47-4 (12-1 to 59-3)	36-9 (9-4 to 46-1)	33-8 (8-6 to 42-3)	30-1 (7-7 to 37-6)	22-4 (5-7 to 28-1)	13-8 (3-5 to 17-2)	7 (1-8 to 8-7)	225
Cirrhosis and other chronic liver diseases due to NAFLD	0 (0 to 0)	0 (0 to 0)	0 (0 to 0)	0 (0 to 0)	0 (0 to 0-1)	0 (0 to 0-1)	0 (0 to 0-1)	0 (0 to 0-1)	0-3 (0 to 0-4)	0-6 (0 to 0-7)	1-2 (0-3 to 1-6)	2-9 (0-7 to 3-9)	3-9 (1-1 to 5-1)	3-9 (1-1 to 5-1)	5-2 (1-4 to 6-9)	7-8 (2-1 to 10)	9-1 (2-5 to 12)	12 (3-2 to 15-7)	9-6 (2-6 to 12-5)	8-2 (2-2 to 10-7)	6-1 (1-6 to 7-7)	4-1 (1-1 to 5-1)	1-7 (0-4 to 2-1)	64-9
Cirrhosis and other chronic liver diseases due to other causes	0 (0 to 0)	0 (0 to 0-1)	1-4 (0-4 to 2-1)	1-6 (0-4 to 2-6)	2-1 (0-7 to 3-1)	2-3 (0-8 to 3-5)	1-8 (0-8 to 2-9)	1-1 (0-5 to 1-8)	1-1 (0-5 to 1-8)	1-2 (0-5 to 1-9)	2-4 (1-1 to 3-7)	4-6 (2-1 to 6-7)	6-7 (2-9 to 9-5)	10-2 (4-2 to 13)	12-4 (5-2 to 16)	19-2 (7-9 to 24-2)	22-6 (9-3 to 28-3)	29-6 (12-1 to 36-9)	19-2 (7-8 to 24-1)	15-3 (6-1 to 19-2)	14-2

Congenital birth defects	72-2 (62·9 to 83·2)	40-4 (32·4 to 50·4)	135 (104·9 to 166)	83-1 (62·8 to 107)	57 (41·4 to 77·4)	53-5 (37·4 to 74·4)	43-2 (30·4 to 59·4)	22 (16·1 to 29·4)	18·5 (13·4 to 24·4)	19·7 (14·7 to 25·4)	21·3 (15·4 to 28·2)	24·7 (18·4 to 32·4)	24·6 (17·8 to 33·4)	21·6 (15·7 to 28·4)	19 (13·7 to 25·5)	22 (15·7 to 29·4)	21·7 (14·9 to 29·2)	13·9 (9·9 to 20·3)	10·5 (6·7 to 15·7)	7·2 (4·6 to 10·8)	5 (3·0 to 7·6)	2·6 (1·4 to 3·6)	1 (0·4 to 1·5)	735
Neural tube defects	2·1 (1·7 to 2·5)	1·2 (0·8 to 2·1)	11·8 (9·8 to 20·2)	19·6 (9·9 to 29·8)	1·2 (0·9 to 1·6)	1·2 (0·8 to 1·6)	1·2 (0·8 to 1·6)	1·1 (0·7 to 1·4)	0·9 (0·6 to 1·3)	0·8 (0·6 to 1·2)	0·9 (0·6 to 1·2)	0·9 (0·6 to 1·3)	0·9 (0·6 to 1·3)	0·7 (0·4 to 1·1)	0·7 (0·5 to 1)	0·7 (0·5 to 1)	0·7 (0·5 to 1)	0·4 (0·3 to 0·7)	0·3 (0·2 to 0·5)	0·2 (0·1 to 0·3)	0·1 (0·1 to 0·2)	0·1 (0·1 to 0·2)	0 (0·0 to 0·1)	49·5
Congenital heart anomalies	9·4 (8·1 to 10·28)	5·2 (4·7 to 5·7)	17·6 (22·5 to 30·6)	11·2 (7·5 to 14·9)	7·5 (6·1 to 9·2)	7·1 (5·5 to 10·3)	5·7 (4·3 to 7·5)	2·9 (2·4 to 3·5)	2·4 (2·1 to 2·9)	2·6 (2·2 to 3·1)	2·8 (2·3 to 3·5)	3·3 (2·7 to 4·1)	3·2 (2·6 to 4·1)	2·8 (3·7 to 4·7)	2·5 (1·7 to 4·1)	2·9 (2·1 to 3·8)	2·8 (2·0 to 3·7)	1·8 (1·3 to 2·5)	1·4 (1·0 to 2·1)	0·9 (0·6 to 1·4)	0·7 (0·5 to 1·0)	0·3 (0·2 to 0·4)	0·1 (0·1 to 0·1)	158
Orofacial clefts	0·6 (0·5 to 0·7)	0·3 (0·3 to 0·5)	1·2 (2·2 to 3·2)	1·2 (0·9 to 2·2)	1·2 (0·9 to 2·2)	1·3 (0·9 to 2·2)	1·2 (0·9 to 2·1)	0·5 (0·3 to 0·7)	1·1 (0·9 to 1·4)	1·3 (0·9 to 1·7)	1·4 (0·9 to 2·1)	1·7 (1·1 to 2·5)	1·6 (1·0 to 2·4)	1·9 (1·3 to 2·7)	1·9 (1·2 to 2·8)	1·9 (1·2 to 2·8)	1·9 (1·2 to 2·8)	1·4 (0·9 to 2·2)	1·1 (0·7 to 1·8)	0·6 (0·4 to 1·0)	0·3 (0·2 to 0·5)	0·2 (0·1 to 0·3)	0·1 (0·0 to 0·1)	28·6
Down syndrome	0·6 (0·5 to 1·4)	0·6 (0·4 to 1·3)	3·1 (1·7 to 6·9)	1·6 (1·2 to 2·4)	1·6 (1·2 to 2·4)	2 (1·5 to 2·9)	1·9 (1·4 to 2·7)	1·7 (1·1 to 2·5)	1·6 (1·1 to 2·2)	1·6 (1·1 to 2·3)	1·6 (1·2 to 2·5)	1·6 (1·2 to 2·3)	1·6 (1·2 to 2·3)	1·3 (0·9 to 1·8)	0·7 (0·4 to 1·1)	0·6 (0·4 to 1·1)	0·6 (0·4 to 1·4)	0·4 (0·2 to 0·9)	0·2 (0·1 to 0·6)	0·2 (0·1 to 0·4)	0·1 (0·0 to 0·3)	0·1 (0·0 to 0·2)	0 (0·0 to 0·1)	24·7
Turner syndrome	0 (0·0 to 0)	0 (0·0 to 0)	0 (0·0 to 0·1)	0 (0·0 to 0·1)	0·1 (0·0 to 0·4)	0·1 (0·0 to 0·4)	0·2 (0·1 to 0·5)	0·1 (0·0 to 0·3)	0·2 (0·1 to 0·3)	0·2 (0·1 to 0·3)	0·2 (0·1 to 0·3)	0·2 (0·1 to 0·3)	0·2 (0·1 to 0·3)	0·1 (0·1 to 0·3)	0·1 (0·0 to 0·1)	0·1 (0·0 to 0·1)	0·1 (0·0 to 0·1)	0 (0·0 to 0·1)	0 (0·0 to 0·1)	0 (0·0 to 0·1)	0 (0·0 to 0·1)	0 (0·0 to 0·1)	0 (0·0 to 0·1)	1·6
Klinefelter syndrome	0 (0·0 to 0)	0 (0·0 to 0)	0 (0·0 to 0)

SR Table 2b: Cerchia DALYS by cause and age group for females with 95% uncertainty intervals, 2019

Cause	Early Neonatal	Late Neonatal	Post Neonatal	1 to 4	5 to 9	10 to 14	15 to 19	20 to 24	25 to 29	30 to 34	35 to 39	40 to 44	45 to 49	50 to 54	55 to 59	60 to 64	65 to 69	70 to 74	75 to 79	80 to 84	85 to 89	90 to 94	95 plus	Total
All causes	2,970 (2,960 to 2,970)	2,040 (2,000 to 2,070)	3,780 (3,730 to 3,980)	6,200 (6,040 to 10,900)	5,750 (5,580 to 12,700)	15,050 (11,100 to 19,900)	16,800 (14,300 to 20,400)	22,920 (17,600 to 28,400)	24,000 (20,900 to 44,600)	42,200 (32,300 to 55,100)	42,200 (32,900 to 54,800)	62,000 (41,900 to 87,500)	71,400 (61,200 to 78,700)	96,700 (68,600 to 109,000)	85,400 (73,200 to 97,800)	94,600 (83,600 to 110,000)	102,000 (83,400 to 131,000)	150,000 (109,000 to 190,000)	175,000 (126,000 to 225,000)	194,000 (127,000 to 231,000)	200,000 (127,000 to 242,000)	197,000 (120,000 to 239,000)	153,000 (72,000 to 176,000)	130,000 (116,000 to 149,000)	70,600 (65,400 to 76,300)	25,500 (23,300 to 27,700)	1,630,000 (1,630,000 to 1,630,000)
Communicable, maternal, neonatal, and nutritional diseases	2,960 (2,950 to 2,970)	1,400 (1,380 to 2,080)	1,360 (1,180 to 2,000)	2,260 (1,980 to 3,220)	2,130 (1,870 to 3,170)	1,920 (1,580 to 3,660)	1,670 (1,230 to 2,210)	2,320 (1,230 to 2,990)	2,170 (1,770 to 3,180)	2,580 (1,970 to 3,490)	2,620 (2,020 to 3,560)	3,730 (2,870 to 5,290)	4,270 (3,400 to 5,200)	5,280 (3,970 to 7,020)	4,270 (3,300 to 5,870)	3,320 (2,370 to 4,530)	3,600 (2,530 to 4,970)	3,940 (2,680 to 5,560)	3,720 (2,370 to 5,450)	3,170 (2,070 to 4,900)	2,610 (1,660 to 4,080)	4,070 (2,770 to 5,950)	4,090 (3,390 to 5,610)	2,410 (2,200 to 2,690)	879 (842 to 1,060)	69,100 (69,100 to 69,100)
HIV/AIDS and sexually transmitted infections	0 (0 to 1)	0 (0 to 0)	0 (0 to 0)	0 (0 to 0)	0 (0 to 1)	0 (0 to 1)	0 (0 to 1)	0 (0 to 1)	0 (0 to 1)	0 (0 to 1)	0 (0 to 1)	0 (0 to 1)	0 (0 to 1)	0 (0 to 1)	0 (0 to 1)	0 (0 to 1)	0 (0 to 1)	0 (0 to 1)	0 (0 to 1)	0 (0 to 1)	0 (0 to 1)	0 (0 to 1)	0 (0 to 1)	0 (0 to 1)	0 (0 to 1)	0 (0 to 1)	0 (0 to 1)	1,100
HIV/AIDS	0 (0 to 0)	0 (0 to 0)	1 (0 to 10.3)	1 (1 to 12.3)	0 (0 to 2.4)	0 (0 to 2.3)	0 (0 to 9.6)	0 (0 to 9.5)	0 (0 to 8.6)	0 (0 to 7.1)	0 (0 to 7.2)	0 (0 to 7.7)	0 (0 to 7.3)	0 (0 to 7.2)	0 (0 to 7.2)	0 (0 to 7.2)	0 (0 to 7.2)	0 (0 to 7.2)	0 (0 to 7.2)	0 (0 to 7.2)	0 (0 to 7.2)	0 (0 to 7.2)	0 (0 to 7.2)	0 (0 to 7.2)	0 (0 to 7.2)	0 (0 to 7.2)	0 (0 to 7.2)	246
HIV/AIDS - Drug-susceptible Tuberculosis	0 (0 to 0)	0 (0 to 0)	0 (0 to 1.6)	0 (0 to 2.2)	0 (0 to 0.7)	0 (0 to 0.6)	0 (0 to 1.2)	0 (0 to 1.1)	0 (0 to 1.1)	0 (0 to 0.9)	0 (0 to 0.9)	0 (0 to 0.9)	0 (0 to 0.9)	0 (0 to 0.9)	0 (0 to 0.9)	0 (0 to 0.9)	0 (0 to 0.9)	0 (0 to 0.9)	0 (0 to 0.9)	0 (0 to 0.9)	0 (0 to 0.9)	0 (0 to 0.9)	0 (0 to 0.9)	0 (0 to 0.9)	0 (0 to 0.9)	0 (0 to 0.9)	0 (0 to 0.9)	333
HIV/AIDS - Multidrug-resistant Tuberculosis without extra-resistance	0 (0 to 0)	0 (0 to 0)	0 (0 to 0)

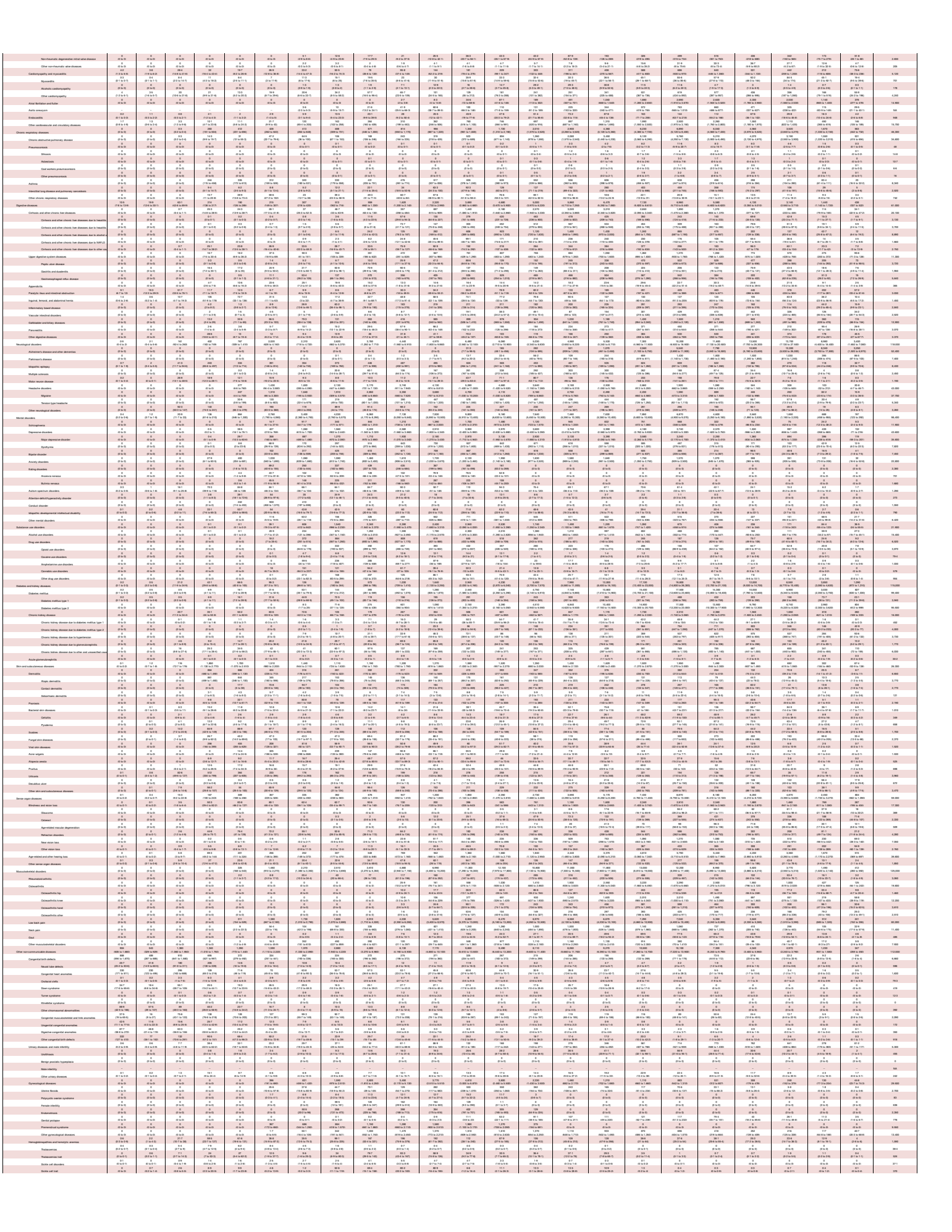

G6PD deficiency	0 (0 to 0)	0 (0 to 0.2)	0 (0 to 0.7)	0.1 (0.1 to 0.2)	0.1 (0.1 to 0.3)	0.1 (0.1 to 0.2)	0.2 (0.2 to 0.4)	0.4 (0.3 to 0.6)	1 (0.9 to 1.1)	1.1 (0.9 to 1.3)	1.1 (0.7 to 1.7)	1.6 (1.4 to 1.8)	1.9 (0.9 to 3.9)	2 (1.9 to 2.2)	1.8 (0.6 to 5.8)	1.7 (0.7 to 7.1)	1.6 (0.7 to 3.6)	1.6 (0.7 to 3.6)	1.2 (0.9 to 1.7)	0.8 (0.6 to 1.1)	0.6 (0.3 to 1.1)	0.5 (0.2 to 1.1)	0.2 (0.1 to 0.4)	0.1 (0 to 0.1)	0 (0 to 0)	0 (0 to 0)	0 (0 to 0)	40.1
G6PD bat	0 (0 to 0)	0 (0 to 0.1)	0 (0 to 0)	0 (0 to 0)	0 (0 to 0)	0 (0 to 0)	0 (0 to 0)	0 (0 to 0.1)	0 (0 to 0.1)	0 (0 to 0.1)	0 (0 to 0.1)	0 (0 to 0.1)	0 (0 to 0.1)	0 (0 to 0.1)	0 (0 to 0.1)	0 (0 to 0.1)	0 (0 to 0.1)	0 (0 to 0)	0 (0 to 0)	0 (0 to 0)	0 (0 to 0)	0 (0 to 0)	0 (0 to 0)	0 (0 to 0)	0 (0 to 0)	0 (0 to 0)	0 (0 to 0)	0 (0 to 0)	14.7
Other hemoglobinopathies and hemolytic anemias	0.1 (0 to 0.1)	0.7 (0.2 to 1.9)	0.6 (1.6 to 12.1)	17.2 (12.1 to 41.6)	19.6 (7.7 to 57.1)	8.4 (1.3 to 29.4)	12 (2.6 to 37.4)	2.6 (0.9 to 23.9)	7.2 (1.6 to 29.9)	11.3 (1.6 to 36.9)	14.3 (2.3 to 46.8)	28.7 (4.9 to 89.2)	51 (7.6 to 139)	69.7 (12.4 to 91.1)	72.4 (7.6 to 171)	92.3 (19 to 111)	89.6 (22.6 to 113)	88.1 (32.6 to 178)	80.9 (18.2 to 46.8)	39.4 (22.4 to 92.8)	39.6 (23.6 to 93.3)	29.1 (18.6 to 35.8)	21 (12.6 to 30.8)	11.3 (7.4 to 16.9)	3.6 (2.4 to 5.4)	988
Endocrine, metabolic, blood, and immune disorders	14.6 (7.9 to 28)	21.2 (11.6 to 39.7)	199 (99.5 to 356)	398 (260 to 597)	439 (260 to 682)	566 (277 to 886)	678 (382 to 999)	1,026 (566 to 1,502)	991 (574 to 1,383)	1,398 (1,161 to 1,696)	1,870 (1,720 to 2,070)	2,000 (1,781 to 2,196)	2,486 (2,095 to 2,896)	3,449 (3,196 to 3,720)	3,928 (3,255 to 4,613)	4,398 (2,758 to 5,978)	4,660 (2,968 to 7,240)	4,130 (2,750 to 6,190)	2,500 (1,600 to 3,700)	1,310 (878 to 1,960)	666 (429 to 972)	316 (199 to 502)	138 (89 to 197)	38,800
Oral disorders	0 (0 to 0)	0 (0 to 0)	0 (0 to 0)	116 (60.1 to 238)	61 (30.1 to 126)	210 (109 to 406)	139 (72 to 276)	238 (122 to 476)	118 (57 to 246)	344 (167 to 720)	754 (371 to 1,300)	974 (509 to 1,740)	1,470 (786 to 2,480)	1,480 (963 to 2,290)	2,020 (1,060 to 3,510)	2,330 (1,370 to 3,670)	3,030 (1,880 to 5,140)	3,068 (2,400 to 4,100)	2,120 (1,600 to 2,900)	1,420 (1,060 to 1,930)	2,100 (1,570 to 2,940)	1,340 (980 to 1,960)	666 (477 to 1,040)	170 (117 to 258)	29,500
Caries of deciduous teeth	0 (0 to 0)	0 (0 to 0)	0 (0 to 0)	49.8 (19.6 to 99.7)	214 (77.6 to 466)	678 (0.3 to 6.3)	238 (0 to 6.1)	0 (0 to 0)	0 (0 to 0)	0 (0 to 0)	0 (0 to 0)	0 (0 to 0)	0 (0 to 0)	0 (0 to 0)	0 (0 to 0)	0 (0 to 0)	0 (0 to 0)	0 (0 to 0)	0 (0 to 0)	0 (0 to 0)	0 (0 to 0)	0 (0 to 0)	0 (0 to 0)	0 (0 to 0)	0 (0 to 0)	93.5
Caries of permanent teeth	0 (0 to 0)	0 (0 to 0)	0 (0 to 0)	39.5 (13.6 to 83.7)	111 (49.5 to 232)	178 (49.7 to 377)	132 (49.9 to 293)	142 (69.1 to 291)	107 (69.1 to 221)	162 (67.3 to 328)	162 (82.9 to 385)	129 (69.1 to 338)	119 (52.6 to 263)	233 (93.7 to 358)	117 (42.5 to 268)	116 (69 to 248)	99.6 (42.9 to 201)	62.4 (23.6 to 130)	27.2 (12.2 to 63.9)	17.9 (9.9 to 36.8)	21.2 (12.5 to 43.9)	17.9 (9.9 to 36.8)	8.7 (2.9 to 16.8)	1.7 (0.6 to 3.8)	1,860
Periodontal diseases	0 (0 to 0)	0 (0 to 0)	0 (0 to 0)	0 (0 to 0)	0 (0 to 0)	0 (0 to 0)	0 (0 to 0)	0 (0 to 0)	0 (0 to 0)	0 (0 to 0)	0 (0 to 0)	0 (0 to 0)	0 (0 to 0)	0 (0 to 0)	0 (0 to 0)	0 (0 to 0)	0 (0 to 0)	0 (0 to 0)

SR Table 2b: Tottori DALYS by cause and age group for females with 95% uncertainty intervals, 2019

Cause	Early Neonatal (0-6 days)	Late Neonatal (7-27 days)	Post Neonatal (28-364 days)	1 to 4	5 to 9	10 to 14	15 to 19	20 to 24	25 to 29	30 to 34	35 to 39	40 to 44	45 to 49	50 to 54	55 to 59	60 to 64	65 to 69	70 to 74	75 to 79	80 to 84	85 to 89	90 to 94	95 plus	Total
All causes	1,116 (1116 to 1116)	1,116 (1116 to 1116)	3,348 (3348 to 3348)	5,580 (5577 to 5583)	5,580 (5577 to 5583)	5,580 (5577 to 5583)	5,580 (5577 to 5583)	5,580 (5577 to 5583)	5,580 (5577 to 5583)	5,580 (5577 to 5583)	5,580 (5577 to 5583)	5,580 (5577 to 5583)	5,580 (5577 to 5583)	5,580 (5577 to 5583)	5,580 (5577 to 5583)	5,580 (5577 to 5583)	5,580 (5577 to 5583)	5,580 (5577 to 5583)	5,580 (5577 to 5583)	5,580 (5577 to 5583)	5,580 (5577 to 5583)	5,580 (5577 to 5583)	83,700 (83,700 to 83,700)
Communicable, maternal, neonatal, and nutritional diseases	77.6 (67.8 to 88)	34 (28.0 to 39.9)	69.3 (59.9 to 82.3)	72 (57.8 to 113)	68.9 (42.6 to 127)	68.2 (41 to 128)	70.5 (40.9 to 140)	76.7 (40.9 to 179)	84.2 (46.4 to 193)	92 (50.6 to 193)	102 (56.9 to 196)	115 (68.6 to 213)	133 (87.1 to 228)	148 (101 to 232)	170 (111 to 256)	198 (131 to 314)	231 (150 to 354)	271 (178.0 to 397)	317 (208.0 to 464)	407 (267 to 595)	592 (388 to 864)	629 (379 to 966)	4,179
HIV/AIDS and sexually transmitted infections	0 (0 to 0)	0 (0 to 0)	0.4 (0.3 to 0.5)	0.4 (0.3 to 0.5)	0.4 (0.1 to 0.1)	0.4 (0.2 to 0.5)	1.4 (0.6 to 2.2)	2.4 (1.1 to 3.7)	3.6 (2.1 to 4.9)	3.2 (2 to 4.3)	3.2 (2 to 4.1)	7.1 (4.1 to 10.4)	9.2 (4.6 to 14.3)	12.4 (3.5 to 17.3)	3.9 (2.2 to 4.9)	3.6 (2 to 4)	4.6 (2.7 to 6)	4.2 (2.2 to 6)	2.2 (1.1 to 3.3)	1.6 (0.8 to 2.3)	0.7 (0.3 to 1)	66.3
HIV/AIDS	0 (0 to 0)	0 (0 to 0)	0.4 (0.3 to 0.5)	0.4 (0.3 to 0.5)	0.1 (0.1 to 0.1)	0.1 (0 to 0.1)	0.2 (0.2 to 0.3)	0.2 (0.2 to 0.3)	0.5 (0.3 to 0.6)	0.5 (0.3 to 0.6)	0.5 (0.3 to 0.7)	0.5 (0.3 to 0.7)	0.5 (0.3 to 0.7)	0.6 (0.3 to 0.9)	0.7 (0.5 to 1)	0.5 (0.4 to 0.8)	0.6 (0.4 to 1.4)	0.7 (0.4 to 1.7)	0.7 (0.4 to 1.7)	0.6 (0.3 to 1.5)	0.1 (0 to 0.3)	0.1 (0 to 0.1)	13
HIV/AIDS - Drug-susceptible Tuberculosis	0 (0 to 0)	0 (0 to 0)	0.1 (0.1 to 0.2)	0 (0 to 0)	0 (0 to 0)	0 (0 to 0)	0 (0 to 0)	0.1 (0 to 0.1)	0.1 (0 to 0.1)	0.1 (0 to 0.1)	0.1 (0 to 0.1)	0.1 (0 to 0.1)	0.1 (0 to 0.1)	0.1 (0 to 0.2)	0.1 (0 to 0.2)	0.1 (0 to 0.2)	0.2 (0 to 0.4)	0.2 (0 to 0.7)	0.2 (0 to 0.7)	0.2 (0 to 0.7)	0.1 (0 to 0.3)	0 (0 to 0)	2.2
HIV/AIDS - Multidrug-resistant Tuberculosis without extensive drug resistance	0 (0 to 0)	0 (0 to 0)	0 (0 to 0)	0 (0 to 0)	0 (0 to 0)	0 (0 to 0)	0 (0 to 0)	0 (0 to 0)	0 (0 to 0)	0 (0 to 0)	0 (0 to 0)	0 (0 to 0)	0 (0 to 0)	0 (0 to 0)	0 (0 to 0)	0 (0 to 0)	0 (0 to 0)	0 (0 to 0)	0 (0 to 0)	0 (0 to 0)	0 (0 to 0)	0 (0 to 0)	0 (0 to 0)	0
HIV/AIDS - Extensively drug-resistant Tuberculosis	0 (0 to 0)	0 (0 to 0)	0 (0 to 0)	0 (0 to 0)	0 (0 to 0)	0 (0 to 0)	0 (0 to 0)	0 (0 to 0)	0 (0 to 0)	0 (0 to 0)	0 (0 to 0)	0 (0 to 0)	0 (0 to 0)	0 (0 to 0)	0 (0 to 0)	0 (0 to 0)	0 (0 to 0)	0 (0 to 0)	0 (0 to 0)	0 (0 to 0)	0 (0 to 0)	0 (0 to 0)	0 (0 to 0)	0
HIV/AIDS resulting in other diseases	0 (0 to 0)	0 (0 to 0)	0.2 (0.2 to 0.4)	0.2 (0 to 0.4)	0.1 (0 to 0.1)	0.3 (0.2 to 0.4)	0.4 (0.2 to 0.6)	0.4 (0.2 to 0.6)	0.4 (0.2 to 0.6)	0.3 (0.2 to 0.5)	0.3 (0.2 to 0.5)	0.4 (0.2 to 0.6)	0.5 (0.2 to 0.8)	0.5 (0.2 to 0.8)	0.7 (0.3 to 0.9)	0.7 (0.3 to 1.2)	1.6 (1.1 to 2.6)	0.7 (0.4 to 1.7)	0.2 (0.2 to 0.7)	0.1 (0 to 0.3)	0.1 (0 to 0.1)	0 (0 to 0)	10.7
Sexually transmitted infections excluding HIV	0 (0 to 0)	0 (0 to 0)	0 (0 to 0)	0 (0 to 0)	0 (0 to 0)	0 (0 to 0)	0 (0 to 0)	0 (0 to 0)	0 (0 to 0)	0 (0 to 0)	0 (0 to 0)	0 (0 to 0)	0 (0 to 0)	0 (0 to 0)	0 (0 to 0)	0 (0 to 0)	0 (0 to 0)	0 (0 to 0)	0 (0 to 0)	0 (0 to 0)	0 (0 to 0)	0 (0 to 0)	0 (0 to 0)	0
Syphilis	0 (0 to 0)	0 (0 to 0)	0 (0 to 0)	0 (0 to 0)	0 (0 to 0)	0 (0 to 0)	0 (0 to 0)	0 (0 to 0)	0 (0 to 0)	0 (0 to 0)	0 (0 to 0)	0 (0 to 0)	0 (0 to 0)	0 (0 to 0)	0 (0 to 0)	0 (0 to 0)	0 (0 to 0)	0 (0 to 0)	0 (0 to 0)	0 (0 to 0)	0 (0 to 0)	0 (0 to 0)	0 (0 to 0)	0.6
Chlamydial infection	0 (0 to 0)	0 (0 to 0)	0 (0 to 0)	0 (0 to 0)	0 (0 to 0)	0 (0 to 0)	0 (0 to 0)	0 (0 to 0)	0 (0 to 0)	0 (0 to 0)	0 (0 to 0)	0 (0 to 0)	0 (0 to 0)	0 (0 to 0)	0 (0 to 0)	0 (0 to 0)	0 (0 to 0)	0 (0 to 0)	0 (0 to 0)	0 (0 to 0)	0 (0 to 0)	0 (0 to 0)	0 (0 to 0)	0
Gonococcal infection	0 (0 to 0)	0 (0 to 0)	0 (0 to 0)	0 (0 to 0)	0 (0 to 0)	0 (0 to 0)	0 (0 to 0)	0 (0 to 0)	0 (0 to 0)	0 (0 to 0)	0 (0 to 0)	0 (0 to 0)	0 (0 to 0)	0 (0 to 0)	0 (0 to 0)	0 (0 to 0)	0 (0 to 0)	0 (0 to 0)	0 (0 to 0)	0 (0 to 0)	0 (0 to 0)	0 (0 to 0)	0 (0 to 0)	0
Trichomoniasis	0 (0 to 0)	0 (0 to 0)	0 (0 to 0)	0 (0 to 0)	0 (0 to 0)	0 (0 to 0)	0 (0 to 0)	0 (0 to 0)	0 (0 to 0)	0 (0 to 0)	0 (0 to 0)	0 (0 to 0)	0 (0 to 0)	0 (0 to 0)	0 (0 to 0)	0 (0 to 0)	0 (0 to 0)	0 (0 to 0)	0 (0 to 0)	0 (0 to 0)	0 (0 to 0)	0 (0 to 0)	0 (0 to 0)	0
Genital herpes	0 (0 to 0)	0 (0 to 0)	0 (0 to 0)	0 (0 to 0)	0 (0 to 0)	0 (0 to 0)	0 (0 to 0)	0 (0 to 0)	0 (0 to 0)	0 (0 to 0)	0 (0 to 0)	0 (0 to 0)	0 (0 to 0)	0 (0 to 0)	0 (0 to 0)	0 (0 to 0)	0 (0 to 0)	0 (0 to 0)	0 (0 to 0)	0 (0 to 0)	0 (0 to 0)	0 (0 to 0)	0 (0 to 0)	0
Other sexually transmitted infections	0 (0 to 0)	0 (0 to 0)	0 (0 to 0)	0 (0 to 0)	0 (0 to 0)	0.1 (0 to 0.2)	0.2 (0.2 to 0.1)	0.1 (0 to 0.1)	0.1 (0 to 0.4)	0.1 (0 to 0.2)	0.1 (0 to 0.3)	0.2 (0 to 0.4)	0.3 (0 to 0.6)	0.3 (0 to 0.6)	0.3 (0 to 0.6)	0.3 (0 to 0.6)	0.3 (0 to 0.6)	0.2 (0 to 0.6)	0.2 (0 to 0.6)	0.2 (0 to 0.6)	0.1 (0 to 0.3)	0 (0 to 0)	19.1
Respiratory infections and tuberculosis	39 (9.9 to 1.1)	9.4 (1.1 to 2.3)	29 (9.4 to 13.2)	34.2 (19.9 to 39.2)	34.2 (18.9 to 37.6)	20.7 (12.6 to 33.2)	20.6 (10.4 to 33.3)	17.4 (11.3 to 28.1)	19 (12.2 to 28.9)	19.6 (13.6 to 28)	21.1 (14.9 to 28.4)	24.1 (18.3 to 31.6)	27.9 (21.9 to 35.8)	31.2 (24.1 to 40.4)	36.1 (28.6 to 51.6)	42.1 (32.4 to 74.4)	49.2 (34.1 to 103)	57.6 (37.1 to 92)	67.3 (39.9 to 112)	86.5 (47.2 to 154)	126 (67.3 to 230)	80.7 (39.6 to 177)	1,040 (939.1 to 1,153)
Tuberculosis	0 (0 to 0)	0 (0 to 0)	0 (0 to 0)	0 (0 to 0)	0 (0 to 0)	0 (0 to 0)	0 (0 to 0)	0 (0 to 0)	0 (0 to 0)	0 (0 to 0)	0 (0 to 0)	0 (0 to 0)	0 (0 to 0)	0 (0 to 0)	0 (0 to 0)	0 (0 to 0)	0 (0 to 0)	0 (0 to 0)	0 (0 to 0)	0 (0 to 0)	0 (0 to 0)	0 (0 to 0)	0 (0 to 0)	0
Latent tuberculosis infection	0 (0 to 0)	0 (0 to 0)	0 (0 to 0)	0 (0 to 0)	0 (0 to 0)	0 (0 to 0)	0 (0 to 0)	0 (0 to 0)	0 (0 to 0)	0 (0 to 0)	0 (0 to 0)	0 (0 to 0)	0 (0 to 0)	0 (0 to 0)	0 (0 to 0)	0 (0 to 0)	0 (0 to 0)	0 (0 to 0)	0 (0 to 0)	0 (0 to 0)	0 (0 to 0)	0 (0 to 0)	0 (0 to 0)	0
Drug-susceptible tuberculosis	0 (0 to 0)	0 (0 to 0)	0 (0 to 0)	0 (0 to 0)	0 (0 to 0)	0 (0 to 0)	0 (0 to 0)	0 (0 to 0)	0 (0 to 0)	0 (0 to 0)	0 (0 to 0)	0 (0 to 0)	0 (0 to 0)	0 (0 to 0)	0 (0 to 0)	0 (0 to 0)	0 (0 to 0)	0 (0 to 0)	0 (0 to 0)	0 (0 to 0)	0 (0 to 0)	0 (0 to 0)	0 (0 to 0)	0
Multidrug-resistant tuberculosis without extensive drug resistance	0 (0 to 0)	0 (0 to 0)	0 (0 to 0)	0 (0 to 0)	0 (0 to 0)	0 (0 to 0)	0 (0 to 0)	0 (0 to 0)	0 (0 to 0)	0 (0 to 0)	0 (0 to 0)	0 (0 to 0)	0 (0 to 0)	0 (0 to 0)	0 (0 to 0)	0 (0 to 0)	0 (0 to 0)	0 (0 to 0)	0 (0 to 0)	0 (0 to 0)	0 (0 to 0)	0 (0 to 0)	0 (0 to 0)	0
Extensively drug-resistant tuberculosis	0 (0 to 0)	0 (0 to 0)	0 (0 to 0)	0 (0 to 0)	0 (0 to 0)	0 (0 to 0)	0 (0 to 0)	0 (0 to 0)	0 (0 to 0)	0 (0 to 0)	0 (0 to 0)	0 (0 to 0)	0 (0 to 0)	0 (0 to 0)	0 (0 to 0)	0 (0 to 0)	0 (0 to 0)	0 (0 to 0)	0 (0 to 0)	0 (0 to 0)	0 (0 to 0)	0 (0 to 0)	0 (0 to 0)	0
Lower respiratory infections	0.8 (0.5 to 1.1)	1.5 (1 to 2.1)	4.3 (3.5 to 5.4)	11.6 (9.2 to 16.6)	4.6 (3.4 to 6.3)	3.5 (2.5 to 5.4)	3.2 (2.2 to 4.8)	2.7 (1.9 to 4.1)	3.5 (2.4 to 4.8)	4.6 (3.2 to 6.1)	5.6 (3.9 to 7.5)	8 (5.4 to 11.2)	11.2 (7.5 to 16)	14 (9.4 to 20.3)	21.9 (14.9 to 32)	15.3 (9.9 to 23.9)	24.6 (16.2 to 37.8)	29.1 (19.1 to 45.2)	33.9 (19.8 to 55.2)	39 (19.8 to 69.2)	44.3 (19.6 to 89.1)	29.1 (12.8 to 63.1)	389 (329.4 to 458)	488 (329.4 to 658)	514 (322.5 to 806)	2,180 (2,076.1 to 2,293)
Upper respiratory infections	0 (0 to 0)	0.1 (0.1 to 0.2)	2.6 (1.3 to 4.6)	12.6 (7 to 20.8)	16.2 (8.4 to 27.2)	16.8 (7.4 to 34.2)	12.6 (4.4 to 22.1)	13 (7.1 to 21.5)	14.1 (7.4 to 23.4)	15.4 (8.1 to 25.6)	16.6 (8.7 to 27.6)	18.4 (9.7 to 30.8)	18.5 (9.5 to 31.2)	13.3 (7 to 22.8)	12.7 (6.4 to 22.6)	12.9 (6.6 to 22.9)	14.9 (7.3 to 28.9)	13.4 (6.6 to 27.2)	10.2 (4.9 to 21.3)	8.4 (3.4 to 19.1)	6.4 (2.4 to 15.1)	4.2 (1.6 to 10.6)	2 (1.2 to 3.3)	248
Otitis media	0 (0 to 0)	0.4 (0.2 to 0.6)	2.4 (1.1 to 5.1)	2.4 (1.1 to 5.1)	3.4 (1.6 to 6.8)	2.6 (1.2 to 5.2)	2.5 (1.2 to 5.2)	1.9 (0.8 to 3.9)	1.8 (0.8 to 3.8)	1.7 (0.7 to 3.7)	1.6 (0.7 to 3.7)	1.6 (0.7 to 3.5)	2.1 (1.1 to 4.4)	1.9 (1.1 to 3.8)	2.1 (1.2 to 4.4)	2.3 (1.3 to 4.6)	1.9 (1.1 to 4.2)	1.2 (0.7 to 3.2)	1.1 (0.6 to 2.8)	0.8 (0.4 to 2.1)	0.4 (0.2 to 1.1)	0.2 (0.1 to 0.4)	41.5
Enteric infections	1.3 (0.9 to 2.2)	0.4 (0.2 to 0.6)	1.1 (1.2 to 2.4)	3.1 (2.1 to 4.6)	0.8 (0.5 to 1.2)	0.5 (0.3 to 0.8)	0.5 (0.2 to 0.9)	0.5 (0.2 to 0.9)	0.5 (0.2 to 0.9)	0.5 (0.2 to 0.9)	0.5 (0.2 to 0.9)	0.5 (0.2 to 0.9)	0.6 (0.3 to 1.1)	0.6 (0.3 to 1.1)	0.7 (0.3 to 1.3)	0.8 (0.4 to 1.5)	0.9 (0.4 to 1.7)	1.1 (0.5 to 2.1)	1.3 (0.6 to 2.5)	1.4 (0.6 to 2.8)	1.5 (0.6 to 3.1)	1.6 (0.6 to 3.4)	29.8 (14.4 to 57.9)	181 (10.9 to 29)
Diarrheal diseases	0.1 (0.1 to 0.2)	0.4 (0.2 to 0.5)	0.1 (1.2 to 2.4)	2.6 (2.4 to 3.9)	0.6 (0.5 to 1.2)	0.4 (0.2 to 0.8)	0.4 (0.2 to 0.8)	0.4 (0.2 to 0.8)	0.4 (0.2 to 0.8)	0.4 (0.2 to 0.8)	0.4 (0.2 to 0.8)	0.4 (0.2 to 0.8)	0.5 (0.2 to 1.1)	0.4 (0.2 to 1.1)	0.6 (0.2 to 1.1)	0.7 (0.3 to 1.3)	0.8 (0.3 to 1.5)	0.9 (0.4 to 1.7)	1.1 (0.5 to 2.1)	1.2 (0.5 to 2.3)	1.3 (0.5 to 2.6)	1.4 (0.6 to 2.8)	23.7 (12.4 to 47.9)	181 (10.9 to 29)
Typhoid and paratyphoid	0 (0 to 0)	0 (0 to 0)	0 (0 to 0)	0 (0 to 0)	0 (0 to 0)	0 (0 to 0)	0 (0 to 0)	0 (0 to 0)	0 (0 to 0)	0 (0 to 0)	0 (0 to 0)	0 (0 to 0)	0 (0 to 0)	0 (0 to 0)	0 (0 to 0)	0 (0 to 0)	0 (0 to 0)	0 (0 to 0)	0 (0 to 0)	0 (0 to 0)	0 (0 to 0)	0 (0 to 0)	0 (0 to 0)	0.1
Typhoid fever	0 (0 to 0)	0 (0 to 0)	0 (0 to 0)	0 (0 to 0)	0 (0 to 0)	0 (0 to 0)	0 (0 to 0)	0 (0 to 0)	0 (0 to 0)	0 (0 to 0)	0 (0 to 0)	0 (0 to 0)	0 (0 to 0)	0 (0 to 0)	0 (0 to 0)	0 (0 to 0)	0 (0 to 0)	0 (0 to 0)	0 (0 to 0)	0 (0 to 0)	0 (0 to 0)	0 (0 to 0)	0 (0 to 0)	0
Paratyphoid fever	0 (0 to 0)	0 (0 to 0)	0 (0 to 0)	0 (0 to 0)	0 (0 to 0)	0 (0 to 0)	0 (0 to 0)	0 (0 to 0)	0 (0 to 0)	0 (0 to 0)	0 (0 to 0)	0 (0 to 0)	0 (0 to 0)	0 (0 to 0)	0 (0 to 0)	0 (0 to 0)	0 (0 to 0)	0 (0 to 0)	0 (0 to 0)	0 (0 to 0)	0 (0 to 0)	0 (0 to 0)	0 (0 to 0)	0
Invasive Non-typhoidal Salmonella (iNTS)	0 (0 to 0)	0 (0 to 0)	0 (0 to 0)	0 (0 to 0)	0 (0 to 0)	0 (0 to 0)	0 (0 to 0)	0 (0 to 0)	0 (0 to 0)	0 (0 to 0)	0 (0 to 0)	0 (0 to 0)	0 (0 to 0)	0 (0 to 0)	0 (0 to 0)	0 (0 to 0)	0 (0 to 0)	0 (0 to 0)	0 (0 to 0)	0 (0 to 0)	0 (0 to 0)	0 (0 to 0)	0 (0 to 0)	0
Other intestinal infectious diseases	0 (0 to 0)	0 (0 to 0)	0 (0 to 0.1)	0 (0 to 0.1)	0 (0 to 0.1)	0 (0 to 0)	0 (0 to 0)	0 (0 to 0)	0 (0 to 0)	0 (0 to 0)	0 (0 to 0)	0 (0 to 0)	0 (0 to 0)	0 (0 to 0)	0 (0 to 0)	0 (0 to 0)	0 (0 to 0)	0 (0 to 0)	0 (0 to 0)	0 (0 to 0)	0 (0 to 0)	0 (0 to 0)	0 (0 to 0)	0
Neglected tropical diseases and malaria	0.1 (0 to 0.2)	0 (0 to 0.2)	0.6 (0.2 to 1.4)	1.9 (0.9 to 4.2)	1.8 (0.9 to 4.2)	1.9 (0.9 to 4.2)	1.8 (0.9 to 3.9)	1.7 (0.8 to 3.5)	1.6 (0.8 to 3.2)	1.6 (0.8 to 3.2)	1.6 (0.8 to 3.2)	1.7 (0.8 to 3.4)	1.8 (0.9 to 3.6)	1.8 (0.9 to 3.7)	1.9 (0.9 to 3.9)	1.9 (0.9 to 4)	1.9 (0.9 to 3.7)	1.9 (0.9 to 3.7)	1.9 (0.9 to 3.7)	1.9 (0.9 to 3.7)	1.9 (0.9 to 3.7)	1.9 (0.9 to 3.7)	1.9 (0.9 to 3.7)	39.9
Malaria	0 (0 to 0)	0 (0 to 0)	0 (0 to 0)	0 (0 to 0)	0 (0 to 0)	0 (0 to 0)	0 (0 to 0)	0 (0 to 0)	0 (0 to 0)	0 (0 to 0)	0 (0 to 0)	0 (0 to 0)	0 (0 to 0)	0 (0 to 0)	0 (0 to 0)	0 (0 to 0)	0 (0 to 0)	0 (0 to 0)	0 (0 to 0)	0 (0 to 0)	0 (0 to 0)	0 (0 to 0)	0 (0 to 0)	0
Chagas disease	0 (0 to 0)	0 (0 to 0)	0 (0 to 0)	0 (0 to 0)	0 (0 to 0)	0 (0 to 0)	0 (0 to 0)	0 (0 to 0)	0 (0 to 0)	0 (0 to 0)	0 (0 to 0)	0 (0 to 0)	0 (0 to 0)	0 (0 to 0)	0 (0 to 0)	0 (0 to 0)	0 (0 to 0)	0 (0 to 0)	0 (0 to 0)	0 (0 to 0)	0 (0 to 0)	0 (0 to 0)	0 (0 to 0)	0
Leishmaniasis	0 (0 to 0)	0 (0 to 0)	0 (0 to 0)	0 (0 to 0)	0 (0 to 0)	0 (0 to 0)	0 (0 to 0)	0 (0 to 0)	0 (0 to 0)	0 (0 to 0)	0 (0 to 0)	0 (0 to 0)	0 (0 to 0)	0 (0 to 0)	0 (0 to 0)	0 (0 to 0)	0 (0 to 0)	0 (0 to 0)	0 (0 to 0)	0 (0 to 0)	0 (0 to 0)	0 (0 to 0)	0 (0 to 0)	0
Visceral leishmaniasis	0 (0 to 0)	0 (0 to 0)	0 (0 to 0)	0 (0 to 0)	0 (0 to 0)	0 (0 to 0)	0 (0 to 0)	0 (0 to 0)	0 (0 to 0)	0 (0 to 0)	0 (0 to 0)	0 (0 to 0)	0 (0 to 0)	0 (0 to 0)	0 (0 to 0)	0 (0 to 0)	0 (0 to 0)	0 (0 to 0)	0 (0 to 0)	0 (0 to 0)	0 (0 to 0)	0 (0 to 0)	0 (0 to 0)	0
Cutaneous and mucocutaneous leishmaniasis	0 (0 to 0)	0 (0 to 0)	0 (0 to 0)	0 (0 to 0)	0 (0 to 0)	0 (0 to 0)	0 (0 to 0)	0 (0 to 0)	0 (0 to 0)	0 (0 to 0)	0 (0 to 0)	0 (0 to 0)	0 (0 to 0)	0 (0 to 0)	0 (0 to 0)	0 (0 to 0)	0 (0 to 0)	0 (0 to 0)	0 (0 to 0)	0 (0 to 0)	0 (0 to 0)	0 (0 to 0)	0 (0 to 0)	0
African trypanosomiasis	0 (0 to 0)	0 (0 to 0)	0 (0 to 0)	0 (0 to 0)	0 (0 to 0)	0 (0 to 0)	0 (0 to 0)	0 (0 to 0)	0 (0 to 0)	0 (0 to 0)	0 (0 to 0)	0 (0 to 0)	0 (0 to 0)	0 (0 to 0)	0 (0 to 0)	0 (0 to 0)	0 (0 to 0)	0 (0 to 0)	0 (0 to 0)	0 (0 to 0)	0 (0 to 0)	0 (0 to 0)	0 (0 to 0)	0
Schistosomiasis	0 (0 to 0)	0 (0 to 0)	0 (0 to 0)	0 (0 to 0)	0 (0 to 0)	0 (0 to 0)	0 (0 to 0)	0 (0 to 0)	0 (0 to 0)	0 (0 to 0)	0 (0 to 0)	0 (0 to 0)	0 (0 to 0)	0 (0 to 0)	0 (0 to 0)	0 (0 to 0)	0 (0 to 0)	0 (0 to 0)	0 (0 to 0)	0 (0 to 0)	0 (0 to 0)	0 (0 to 0)	0 (0 to 0)	0
Cysticercosis	0 (0 to 0)	0 (0 to 0)	0 (0 to 0)	0 (0 to 0)	0 (0 to 0)	0 (0 to 0)	0 (0 to 0)	0 (0 to 0)	0 (0 to 0)	0 (0 to 0)	0 (0 to 0)	0 (0 to 0)	0 (0 to 0)	0 (0 to 0)	0 (0 to 0)	0 (0 to 0)	0 (0 to 0)	0 (0 to 0)	0 (0 to 0)	0 (0 to 0)	0 (0 to 0)	0 (0 to 0)	0 (0 to 0)	0
Cystic echinococcosis	0 (0 to 0)	0 (0 to 0)	0 (0 to 0)	0 (0 to 0)	0 (0 to 0)	0 (0 to 0)	0 (0 to 0)	0 (0 to 0)	0 (0 to 0)	0 (0 to 0)	0 (0 to 0)	0 (0 to 0)	0 (0 to 0)	0 (0 to 0)	0 (0 to 0)	0 (0 to 0)	0 (0 to 0)	0 (0 to 0)	0 (0 to 0)	0 (0 to 0)	0 (0 to 0)	0 (0 to 0)	0 (0 to 0)	0
Lymphatic filariasis	0 (0 to 0)	0 (0 to 0)	0 (0 to 0)	0 (0 to 0)	0 (0 to 0)	0 (0 to 0)	0 (0 to 0)	0 (0 to 0)	0 (0 to 0)	0 (0 to 0)	0 (0 to 0)	0 (0 to 0)	0 (0 to 0)	0 (0 to 0)	0 (0 to 0)	0 (0 to 0)	0 (0 to 0)	0 (0 to 0)	0 (0 to 0)	0 (0 to 0)	0 (0 to 0)	0 (0 to 0)	0 (0 to 0)	0
Onchocerciasis	0 (0 to 0)	0 (0 to 0)	0 (0 to 0)	0 (0 to 0)	0 (0 to 0)	0 (0 to 0)	0 (0 to 0)	0 (0 to 0)	0 (0 to 0)	0 (0 to 0)	0 (0 to 0)	0 (0 to 0)	0 (0 to 0)	0 (0 to 0)	0 (0 to 0)	0 (0 to 0)	0 (0 to 0)	0 (0 to 0)	0 (0 to 0)	0 (0 to 0)	0 (0 to 0)	0 (0 to 0)	0 (0 to 0)	0
Trachoma	0 (0 to 0)	0 (0 to 0)	0 (0 to 0)	0 (0 to 0)	0 (0 to 0)	0 (0 to 0)	0 (0 to 0)	0 (0 to 0)	0 (0 to 0)	0 (0 to 0)	0 (0 to 0)	0 (0 to 0)	0 (0 to 0)	0 (0 to 0)	0 (0 to 0)	0 (0 to 0)	0 (0 to 0)	0 (0 to 0)	0 (0 to 0)	0 (0 to 0)	0 (0 to 0)	0 (0 to 0)	0 (0 to 0)	0
Dengue	0 (0 to 0)	0 (0 to 0)	0 (0 to 0)	0 (0 to 0)	0 (0 to 0)	0 (0 to 0)	0 (0 to 0)	0 (0 to 0)	0 (0 to 0)	0 (0 to 0)	0 (0 to 0)	0 (0 to 0)	0 (0 to 0)	0 (0 to 0)	0 (0 to 0)	0 (0 to 0)	0 (0 to 0)	0 (0 to

Other neoplasms	0-1 (0 to 0.2)	0-1 (0 to 0.3)	0-4 (0.2 to 0.6)	0-5 (0.3 to 0.7)	0-6 (0.3 to 0.8)	0-4 (0.2 to 0.7)	0-7 (0.4 to 1.2)	0-3 (0.2 to 0.7)	0-6 (0.4 to 0.9)	0-6 (0.4 to 0.9)	0-7 (0.4 to 1.1)	0-9 (0.4 to 1.3)	1-9 (1 to 2.2)	2-2 (1.4 to 3.1)	3 (2 to 4.3)	4-6 (2.2 to 6.2)	8 (5 to 10.7)	13-7 (10.2 to 17.6)	18-5 (12.7 to 24.7)	20-6 (15.9 to 27.4)	24-9 (19.4 to 32.4)	29-5 (21.9 to 38.1)	15-3 (9.9 to 22.1)	7-1 (4 to 10.6)		152
Medulloblastoma, medulloblastoma, and other hemangioblastoma	0 (0 to 0)	0 (0 to 0)	0-4 (0 to 0.6)	0-6 (0 to 0.8)	0-4 (0 to 0.6)	0-4 (0 to 0.6)	0-4 (0.4 to 1.2)	0-3 (0 to 0.7)	0-7 (0 to 0.9)	0-7 (0.4 to 1.1)	0-7 (0.4 to 1.1)	0-7 (0.4 to 1.2)	1-5 (1 to 2.2)	2-2 (1.4 to 3.1)	3 (2 to 4.3)	4-6 (2.2 to 6.2)	8 (5 to 10.7)	13-7 (10.2 to 17.6)	18-5 (12.7 to 24.7)	20-6 (15.9 to 27.4)	24-9 (19.4 to 32.4)	29-5 (21.9 to 38.1)	15-3 (9.9 to 22.1)	7-1 (4 to 10.6)		152
Benign and in situ intestinal neoplasms	0 (0 to 0)	0 (0 to 0)	0 (0 to 0)	0 (0 to 0)	0 (0 to 0)	0 (0 to 0)	0 (0 to 0)	0 (0 to 0)	0 (0 to 0)	0 (0 to 0)	0 (0 to 0)	0 (0 to 0)	0 (0 to 0)	0 (0 to 0)	0 (0 to 0)	0 (0 to 0)	0 (0 to 0)	0 (0 to 0)	0 (0 to 0)	0 (0 to 0)	0 (0 to 0)	0 (0 to 0)	0 (0 to 0)	0 (0 to 0)		
Benign and in situ cervical and uterine neoplasms	0 (0 to 0)	0 (0 to 0)	0 (0 to 0)	0 (0 to 0)	0 (0 to 0)	0 (0 to 0)	0 (0 to 0)	0 (0 to 0)	0 (0 to 0)	0 (0 to 0)	0 (0 to 0)	0 (0 to 0)	0 (0 to 0)	0 (0 to 0)	0 (0 to 0)	0 (0 to 0)	0 (0 to 0)	0 (0 to 0)	0 (0 to 0)	0 (0 to 0)	0 (0 to 0)	0 (0 to 0)	0 (0 to 0)	0 (0 to 0)		0
Other benign and in situ neoplasms	0 (0 to 0)	0 (0 to 0)	0 (0 to 0)	0 (0 to 0)	0 (0 to 0)	0 (0 to 0)	0 (0 to 0)	0 (0 to 0)	0 (0 to 0)	0 (0 to 0)	0 (0 to 0)	0 (0 to 0)	0 (0 to 0)	0 (0 to 0)	0 (0 to 0)	0 (0 to 0)	0 (0 to 0)	0 (0 to 0)	0 (0 to 0)	0 (0 to 0)	0 (0 to 0)	0 (0 to 0)	0 (0 to 0)	0 (0 to 0)		
Cardiovascular diseases	0-7 (0.5 to 0.9)	0-8 (0.6 to 1)	4-6 (3.1 to 6.2)	6-6 (4.5 to 8.1)	5-7 (4 to 7.2)	8-4 (6.5 to 10.6)	10-4 (7.6 to 13.8)	11-7 (8.3 to 15.1)	26-8 (19.1 to 27.4)	39-2 (28.9 to 49.1)	58-9 (46.1 to 71.4)	121 (94.8 to 148)	192 (157.1 to 230)	228 (186.5 to 273)	209 (159.3 to 267)	255 (192.5 to 333)	613 (469.1 to 806)	1,030 (802.5 to 1,336)	1,286 (1,040.2 to 1,610)	2,110 (1,610.2 to 2,630)	2,690 (2,092.3 to 3,470)	2,850 (2,198.5 to 3,610)	2,860 (1,965.3 to 4,110)		14,600
Rheumatic heart disease	0 (0 to 0)	0 (0 to 0)	0 (0 to 0.2)	0 (0 to 0.2)	0-1 (0 to 0.3)	0-2 (0 to 0.4)	0-3 (0 to 0.6)	0-2 (0 to 0.4)	0-5 (0 to 0.9)	0-6 (0 to 0.9)	0-5 (0.1 to 1)	1-5 (0.7 to 1.6)	1-5 (1 to 2)	1-9 (1.3 to 2.7)	2-9 (2.1 to 4)	6-1 (4.1 to 8.5)	10-9 (7.9 to 14.1)	19-5 (11.1 to 25.9)	31 (15.7 to 39.2)	43-4 (20.1 to 49.4)	42-8 (22.4 to 59.6)	22-9 (11.2 to 40)	215	
Ischemic heart disease	0 (0 to 0)	0 (0 to 0)	0 (0 to 0)	0 (0 to 0)	0-1 (0 to 0.3)	1-9 (0.7 to 3.3)	1-9 (1 to 2.6)	2-9 (2 to 3.6)	5-3 (3.4 to 7.2)	9-4 (6.7 to 12)	14-2 (10.3 to 17.9)	22-6 (16.7 to 27.5)	42-6 (32.4 to 52.5)	64-5 (47.6 to 73.5)	59-5 (44.1 to 73.2)	122 (88.2 to 149)	196 (152.3 to 242)	257 (202.5 to 317)	390 (303.4 to 477)	584 (429.5 to 742)	678 (498.1 to 860)	874 (643.5 to 1,100)	529 (362.5 to 1,100)		4,010
Stroke	0-2 (0 to 0.5)	0-5 (0.3 to 1)	1-2 (0.9 to 1.7)	2-8 (1.9 to 4)	3-5 (2.3 to 4.9)	5-4 (3.8 to 7.4)	8-8 (6.2 to 12.1)	13-2 (9.3 to 17.9)	20-5 (15.3 to 26.5)	34-9 (26.8 to 43.3)	53-2 (41.6 to 67.3)	99-4 (78.4 to 122)	155 (126.9 to 191)	197 (159.4 to 240)	214 (169.3 to 264)	313 (252.1 to 393)	444 (353.3 to 553)	525 (423.9 to 647)	642 (521.1 to 781)	781 (623.1 to 960)	1,290 (1,030.1 to 1,580)	1,240 (972.8 to 1,540)	963 (674.8 to 1,360)		7,840
Ischemic stroke	0 (0 to 0)	0 (0 to 0)	0-2 (0.1 to 0.4)	1-4 (0.7 to 2.3)	2-3 (1.3 to 3.4)	3-3 (2.3 to 4.6)	3-5 (2.4 to 5.1)	4-8 (3.4 to 7.6)	9-3 (6.9 to 12.4)	16-5 (12.5 to 21.5)	26-4 (20.4 to 33.6)	52-4 (41.6 to 66.2)	87-4 (70.1 to 107)	119 (96.1 to 146)	120 (96.9 to 147)	183 (147.4 to 226)	303 (243.9 to 373)	403 (327.1 to 497)	527 (429.2 to 650)	665 (539.6 to 820)	943 (762.5 to 1,170)	1,170 (940.5 to 1,460)	1,170 (849.9 to 1,660)		4,160
Intracerebral hemorrhage	0 (0 to 0.2)	0 (0 to 0.4)	0-2 (0.1 to 0.6)	0-4 (0.2 to 1)	0-5 (0.3 to 1.3)	0-7 (0.4 to 1.6)	0-9 (0.5 to 2.1)	1-2 (0.6 to 2.6)	1-9 (1 to 3.2)	2-5 (1.6 to 3.8)	3-2 (2.1 to 4.7)	5-2 (3.6 to 7.3)	8-3 (6.1 to 11.2)	10-2 (7.6 to 13.4)	9-4 (6.8 to 12.7)	15-4 (11.2 to 20.5)	25-9 (19.4 to 34.1)	34-5 (25.9 to 45.2)	43-5 (32.7 to 57.1)	57-2 (42.9 to 75.1)	73-5 (54.9 to 96.5)	84-2 (62.9 to 110)	87-2 (63.1 to 120)		1,550
Subarachnoid hemorrhage	0 (0 to 0)	0 (0 to 0)	0-1 (0 to 0.4)	0-2 (0.1 to 0.6)	0-3 (0.1 to 0.8)	0-4 (0.2 to 1.1)	0-5 (0.3 to 1.4)	0-7 (0.4 to 1.7)	1-2 (0.6 to 2.6)	1-9 (1.2 to 3.2)	2-7 (1.7 to 4.1)	4-2 (2.9 to 5.8)	6-3 (4.6 to 8.5)	7-9 (5.8 to 10.7)	7-4 (5.5 to 10.1)	11-7 (8.5 to 15.7)	19-2 (14.5 to 25.9)	25-4 (19.1 to 34.2)	32-2 (24.2 to 43.1)	42-2 (31.5 to 56.3)	54-2 (40.6 to 72.1)	62-2 (46.5 to 82.8)	64-2 (46.6 to 85.9)		1,350
Hypertensive heart disease	0 (0 to 0)	0 (0 to 0)	0 (0 to 0)	0 (0 to 0)	0 (0 to 0)	0-1 (0 to 0.1)	0-1 (0 to 0.1)	0-1 (0 to 0.2)	0-2 (0 to 0.4)	0-3 (0 to 0.6)	0-4 (0 to 0.6)	0-5 (0 to 0.9)	1-1 (0.7 to 1.5)	1-2 (0.7 to 2.3)	1-5 (1 to 3.2)	2-3 (1.6 to 4.2)	3-9 (2.9 to 7.4)	7-3 (4.9 to 10.7)	10-9 (7.6 to 15.1)	14-2 (9.6 to 20.9)	19-5 (12.9 to 28.1)	24-2 (16.5 to 34.2)	25-5 (16.9 to 37.1)	117 (73.9 to 162)	138 (84 to 198)	107 (59.2 to 192)	523
Non-rheumatic valvular heart disease	0 (0 to 0)	0 (0 to 0)	0 (0 to 0)	0 (0 to 0)	0 (0 to 0)	0-1 (0 to 0.1)	0-2 (0 to 0.5)	0-3 (0 to 0.6)	0-3 (0 to 0.7)	0-3 (0 to 0.8)	0-5 (0 to 1.1)	0-7 (0.1 to 1.5)	1-1 (0.7 to 1.9)	1-2 (0.8 to 2.5)	1-5 (1 to 3.2)	2-1 (1.6 to 3.3)	3-1 (2.6 to 4.1)	4-6 (3.5 to 5.8)	5-2 (4.2 to 7.1)	6-2 (4.6 to 8.3)	7-2 (5.5 to 9.6)	8-2 (6.2 to 10.7)	8-2 (6.2 to 10.8)	175 (89.4 to 193)	128 (84.7 to 231)	655
Non-rheumatic aortic aortic valve disease	0 (0 to 0)	0 (0 to 0)	0 (0 to 0)	0 (0 to 0)	0 (0 to 0)	0-1 (0 to 0.3)	0-1 (0 to 0.3)	0-2 (0 to 0.5)	0-2 (0 to 0.6)	0-3 (0 to 0.8)	0-4 (0 to 0.9)	0-5 (0 to 1.1)	0-7 (0.1 to 1.5)	0-8 (0.4 to 1.4)	0-9 (0.6 to 1.6)	1-1 (0.9 to 1.9)	1-4 (0.9 to 2.1)	1-7 (1.1 to 2.5)	1-9 (1.2 to 2.8)	2-1 (1.3 to 3.1)	2-3 (1.4 to 3.4)	2-4 (1.5 to 3.6)	2-4 (1.5 to 3.6)	47 (19.9 to 79.9)	47 (19.9 to 79.9)	924
Non-rheumatic degenerative mitral valve disease	0 (0 to 0)	0 (0 to 0)	0 (0 to 0)	0 (0 to 0)	0 (0 to 0)	0-1 (0 to 0.2)	0-1 (0 to 0.3)	0-2 (0 to 0.4)	0-2 (0 to 0.6)	0-3 (0 to 0.8)	0-4 (0 to 0.9)	0-5 (0 to 1.1)	0-6 (0.1 to 1.3)	0-7 (0.2 to 1.5)	0-8 (0.3 to 1.6)	0-9 (0.4 to 2)	1-1 (0.5 to 2.4)	1-3 (0.6 to 2.8)	1-4 (0.6 to 3.1)	1-5 (0.7 to 3.4)	1-6 (0.8 to 3.6)	1-7 (0.8 to 3.7)	1-7 (0.8 to 3.7)	29.5 (14.2 to 51)	29.5 (14.2 to 51)	150
Other non-rheumatic valve diseases	0 (0 to 0)	0 (0 to 0)	0 (0 to 0)	0 (0 to 0)	0 (0 to 0)	0-1 (0 to 0.1)	0-1 (0 to 0.1)	0-1 (0 to 0.1)	0-1 (0 to 0.1)	0-1 (0 to 0.1)	0-1 (0 to 0.1)	0-1 (0 to 0.1)	0-1 (0 to 0.1)	0-1 (0 to 0.2)	0-1 (0 to 0.2)	0-1 (0 to 0.2)	0-1 (0 to 0.1)	0-1 (0 to 0.1)	0-1 (0 to 0.2)	0-1 (0 to 0.2)	0-1 (0 to 0.2)	0-1 (0 to 0.2)	0-1 (0 to 0.2)	0-1 (0 to 0.2)	0-1 (0 to 0.2)	0-7
Cardiomyopathy and myocarditis	0-1 (0 to 0.5)	0-1 (0 to 0.5)	1-4 (1 to 2.6)	1-6 (1.1 to 2.2)	1-6 (1.1 to 2.6)	1-6 (1.1 to 2.6)	2-1 (1.4 to 3)	2-6 (1.6 to 3.4)	3-1 (2.1 to 4.2)	3-9 (2.6 to 5.2)	4-7 (3.4 to 6.2)	6-2 (4.6 to 8.2)	8-2 (6.3 to 10.4)	9-5 (7.3 to 12.1)	9-6 (7.4 to 12.1)	11-7 (9.3 to 14.7)	15-4 (12.1 to 19.3)	17-8 (13.4 to 22.5)	19-6 (14.6 to 24.8)	21-4 (15.8 to 27.3)	23-2 (17.1 to 29.5)	24-5 (18.1 to 31.2)	24-5 (18.1 to 31.2)	89.7 (39.5 to 150)	89.7 (39.5 to 150)	360
Myocarditis	0 (0 to 0.1)	0 (0 to 0.1)	0-1 (0 to 0.4)	0-2 (0.1 to 0.6)	0-2 (0.1 to 0.6)	0-2 (0.1 to 0.6)	0-2 (0.1 to 0.7)	0-3 (0.1 to 0.8)	0-4 (0.2 to 1)	0-5 (0.3 to 1.2)	0-6 (0.4 to 1.4)	0-8 (0.5 to 1.7)	0-9 (0.6 to 2)	1-1 (0.8 to 2.4)	1-2 (0.8 to 2.6)	1-4 (0.9 to 3.1)	1-7 (1.1 to 3.8)	2 (1.3 to 4.4)	2-2 (1.4 to 4.9)	2-5 (1.6 to 5.4)	2-7 (1.7 to 5.9)	2-8 (1.8 to 6.2)	2-8 (1.8 to 6.2)	4 (1.4 to 9.3)	4 (1.4 to 9.3)	26
Alcoholic cardiomyopathy	0 (0 to 0)	0 (0 to 0)	0 (0 to 0)	0 (0 to 0)	0 (0 to 0)	0-1 (0 to 0.1)	0-1 (0 to 0.1)	0-1 (0 to 0.1)	0-1 (0 to 0.1)	0-1 (0 to 0.1)	0-1 (0 to 0.1)	0-1 (0 to 0.1)	0-1 (0 to 0.2)	0-1 (0 to 0.2)	0-1 (0 to 0.2)	0-1 (0 to 0.2)	0-1 (0 to 0.2)	0-2 (0 to 0.2)	0-2 (0 to 0.2)	0-2 (0 to 0.2)	0-2 (0 to 0.2)	0-2 (0 to 0.2)	0-2 (0 to 0.2)	0-2 (0 to 0.2)	0-2 (0 to 0.2)	1-8
Other cardiomyopathy	0-1 (0 to 0.4)	0-2 (0.1 to 0.6)	1-2 (0.2 to 2.6)	0-8 (0 to 2.6)	0-8 (0 to 1.4)	1-1 (0.2 to 1.6)	1-2 (0.2 to 1.8)	1-2 (0.2 to 1.7)	1-6 (0.3 to 2.4)	2-1 (0.3 to 3.2)	2-3 (0.3 to 3.6)	2-9 (0.4 to 4.4)	3-3 (0.5 to 5.1)	3-9 (0.6 to 5.9)	3-4 (0.5 to 5.2)	4-2 (0.6 to 6.5)	5-1 (0.7 to 7.8)	6-3 (0.9 to 9.6)	7-1 (1 to 10.9)	7-6 (1.1 to 11.6)	8-1 (1.2 to 12.4)	8-4 (1.2 to 12.9)	8-4 (1.2 to 12.9)	46.9 (6.6 to 107)	46.9 (6.6 to 107)	99.9 (14.1 to 228)	323
Atrial fibrillation and flutter	0 (0 to 0)	0 (0 to 0)	0 (0 to 0)	0 (0 to 0)	0 (0 to 0)	0 (0 to 0)	0 (0 to 0)	0 (0 to 0)	0 (0 to 0)	0-1 (0 to 0.2)	0-2 (0 to 0.5)	0-3 (0 to 0.6)	0-5 (0 to 1)	0-6 (0.1 to 1.3)	0-7 (0.1 to 1.5)	0-8 (0.2 to 1.7)	0-9 (0.2 to 1.9)	1-1 (0.3 to 2.3)	1-2 (0.3 to 2.6)	1-3 (0.4 to 2.9)	1-4 (0.4 to 3.1)	1-5 (0.4 to 3.3)	1-5 (0.4 to 3.3)	63 (23.4 to 96.4)	63 (23.4 to 96.4)	550
Aortic aneurysm	—	—	—	—	—	—	—	—	—	—	—	—	—	—	—	—	—	—	—	—	—	—	—	—	—	
Endocarditis	0 (0 to 0)	0-1 (0 to 0.2)	0-2 (0 to 0.5)	0-3 (0.1 to 0.6)	0-3 (0 to 0.6)	0-3 (0.2 to 0.6)	0-4 (0.2 to 0.8)	0-5 (0.2 to 0.9)	0-6 (0.3 to 1.1)	0-6 (0.4 to 1.1)	0-7 (0.4 to 1.3)	0-8 (0.5 to 1.5)	1-1 (0.6 to 1.8)	1-2 (0.8 to 2.1)	1-3 (0.8 to 2.3)	1-4 (0.9 to 2.6)	1-6 (1.1 to 3.1)	1-8 (1.2 to 3.4)	2-1 (1.4 to 3.8)	2-2 (1.5 to 4.1)	2-3 (1.6 to 4.4)	2-4 (1.6 to 4.5)	2-4 (1.6 to 4.5)	22.3 (10.1 to 37.4)	22.3 (10.1 to 37.4)	161
Other cardiovascular and circulatory diseases	0-6 (0.2 to 0.9)	0-6 (0.2 to 0.7)	1-4 (0.5 to 2.3)	1-2 (0.7 to 1.4)	1-1 (0.7 to 1.6)	1-6 (1.2 to 2.2)	2-5 (1.6 to 3.4)	3 (1.8 to 4.4)	4-2 (2.6 to 6.2)	4-4 (2.8 to 6.2)	4-8 (3.1 to 6.8)	7-1 (4.7 to 9.8)	10-2 (7.1 to 13.7)	14-1 (9.7 to 19.2)	11-1 (7.6 to 15.1)	13-7 (9.2 to 17.4)	16-7 (11.2 to 21.7)	23-7 (16.1 to 30.2)	29-1 (20.4 to 37.2)	32-2 (24.4 to 40.1)	38-6 (27.6 to 48.9)	39-1 (27.6 to 49.3)	28.3 (17.4 to 39)	16.8 (7.9 to 29.2)	306
Chronic respiratory diseases	19-6 (15.9 to 23.4)	19-6 (15.9 to 23.4)	32-9 (26.9 to 39.6)	28-7 (19.9 to 42.9)	33-8 (19.9 to 57.3)	25-9 (15.9 to 37.9)	30-9 (20.1 to 44.9)	37-1 (24.4 to 54.9)	47 (31.6 to 68.7)	57-3 (41.4 to 82.3)	58-9 (42.3 to 83)	72-7 (53.1 to 101)	113 (85.3 to 139)	143 (109.3 to 184)	113 (86.4 to 144)	168 (129.1 to 214)	232 (173.6 to 297)	284 (213.1 to 371)	369 (282.6 to 481)	359 (277.9 to 464)	332 (257.3 to 429)	374 (289.9 to 482)	374 (289.9 to 482)	1,350 (1,090.1 to 1,660)	1,350 (1,090.1 to 1,660)	2,370
Chronic obstructive pulmonary disease	0 (0 to 0)	0 (0 to 0)	1-1 (0.7 to 1.6)	1-6 (1.1 to 2.2)	2-4 (1.6 to 3.4)	2-9 (2 to 4.1)	3-1 (2.1 to 4.4)	3-4 (2.4 to 4.8)	3-5 (2.5 to 4.9)	3-6 (2.5 to 5)	3-8 (2.6 to 5.2)	4-1 (2.9 to 5.8)	4-6 (3.2 to 6.5)	5-1 (3.6 to 7.2)	4-7 (3.3 to 6.6)	5-7 (4 to 8)	7-5 (5.3 to 10.6)	9-3 (6.6 to 13.1)	10-6 (7.5 to 14.9)	12-1 (8.5 to 16.9)	13-4 (9.4 to 18.8)	14-2 (9.9 to 19.8)	14-2 (9.9 to 19.8)	233 (109.6 to 332)	233 (109.6 to 332)	1,350
Pneumoconiosis	0 (0 to 0)	0 (0 to 0)	0 (0 to 0)	0 (0 to 0)	0 (0 to 0)	0 (0 to 0)	0 (0 to 0)	0 (0 to 0)	0 (0 to 0)	0 (0 to 0)	0 (0 to 0)	0 (0 to 0)	0 (0 to 0)	0 (0 to 0)	0 (0 to 0)	0 (0 to 0)	0 (0 to 0)	0 (0 to 0)	0 (0 to 0)	0 (0 to 0)	0 (0 to 0)	0 (0 to 0)	0 (0 to 0)	0 (0 to 0)	0 (0 to 0)	0 (0 to 0)	5-9
Silicosis	0 (0 to 0)	0 (0 to 0)	0 (0 to 0)	0 (0 to 0)	0 (0 to 0)	0 (0 to 0)	0 (0 to 0)	0 (0 to 0)	0 (0 to 0)	0 (0 to 0)	0 (0 to 0)	0 (0 to 0)	0 (0 to 0)	0 (0 to 0)	0 (0 to 0)	0 (0 to 0)	0 (0 to 0)	0 (0 to 0)	0-1 (0 to 0.2)	0-1 (0 to 0.2)	0-1 (0 to 0.2)	0-1 (0 to 0.2)	0-1 (0 to 0.2)	0-1 (0 to 0.2)	0-3 (0 to 0.7)	1-5
Asbestosis	0 (0 to 0)	0 (0 to 0)	0 (0 to 0)	0 (0 to 0)	0 (0 to 0)	0 (0 to 0)	0 (0 to 0)	0 (0 to 0)	0 (0 to 0)	0 (0 to 0)	0 (0 to 0)	0 (0 to 0)	0 (0 to 0)	0 (0 to 0)	0 (0 to 0)	0 (0 to 0)	0 (0 to 0)	0 (0 to 0)	0 (0 to 0)	0 (0 to 0)	0 (0 to 0)	0 (0 to 0)	0 (0 to 0)	0 (0 to 0)	0 (0 to 0)	1
Coal workers pneumoconiosis	0 (0 to 0)	0 (0 to 0)	0 (0 to 0)	0 (0 to 0)	0 (0 to 0)	0 (0 to 0)	0 (0 to 0)	0 (0 to 0)	0 (0 to 0)	0 (0 to 0)	0 (0 to 0)	0 (0 to 0)	0 (0 to 0)	0 (0 to 0)	0 (0 to 0)	0 (0 to 0)	0 (0 to 0)	0 (0 to 0)	0 (0 to 0)	0 (0 to 0)	0 (0 to 0)	0 (0 to 0)	0 (0 to 0)	0 (0 to 0)	0 (0 to 0)	0-4
Other pneumoconiosis	0 (0 to 0)	0 (0 to 0)	0 (0 to 0)	0 (0 to 0)	0 (0 to 0)	0 (0 to 0)	0 (0 to 0)	0 (0 to 0)	0 (0 to 0)	0 (0 to 0)	0 (0 to 0)	0 (0 to 0)	0 (0 to 0)	0 (0 to 0)	0 (0 to 0)	0 (0 to 0)	0 (0 to 0)	0 (0 to 0)	0 (0 to 0)	0 (0 to 0)	0 (0 to 0)	0 (0 to 0)	0 (0 to 0)	0 (0 to 0)	0 (0 to 0)	2-8
Asthma	19-1 (14 to 27.4)	19-1 (14 to 27.4)	27-9 (19.3 to 39)	28 (14.6 to 47.4)	18-4 (7.7 to 41.2)	28 (9.1 to 52)	18-4 (9.1 to 32.6)	19-1 (10.2 to 33.5)	28-6 (17.7 to 39.4)	28-6 (16.1 to 45)	31-3 (16.1 to 49.4)	31-3 (17.3 to 50)	34 (16.1 to 42.6)	39-1 (19.4 to 49.3)	32-1 (19.7 to 51.4)	37-3 (24.9 to 61.4)	37-3 (25.5 to 49.2)	42-4 (29.3 to 59.1)	37-3 (23.4 to 52.9)	39-9 (29.9 to 54.6)	39-9 (29.9 to 54.6)	39-9 (29.9 to 54.6)	25-7 (17.1 to 37.2)	594
Interstitial lung disease and pulmonary sarcoidosis	1-4 (0.9 to 2.1)	1-4 (0.9 to 2.1)	0-8 (0.4 to 1.6)	0-8 (0.4 to 1.6)	0-9 (0.5 to 1.7)	1-1 (0.5 to 2.1)	1-2 (0.6 to 2.3)	1-4 (0.8 to 2.7)	1-5 (0.8 to 3)	1-7 (0.9 to 3.3)	1-9 (1 to 3.6)	2-2 (1.2 to 4.2)	2-6 (1.5 to 5)	2-9 (1.7 to 5.5)	2-6 (1.5 to 5.1)	3-1 (1.8 to 6.1)	3-9 (2.3 to 7.5)	4-5 (2.6 to 8.8)	5-1 (2.9 to 9.9)	5-6 (3.2 to 10.8)	6-2 (3.5 to 12.1)	6-5 (3.7 to 12.6)	6-5 (3.7 to 12.6)	34 (14.7 to 57.4)	34 (14.7 to 57.4)	272
Other chronic respiratory diseases	0-3 (0.2 to 0.4)	0-7 (0.4 to 1)	1-3 (0.8 to 2.1)	1-6 (1 to 2.5)	1-7 (1.1 to 2.6)	1-9 (1.2 to 2.8)	2-2 (1.4 to 3.2)	2-5 (1.6 to 3.6)	2-9 (1.8 to 4.1)	3-3 (2.1 to 4.8)	3-7 (2.4 to 5.3)	4-3 (2.8 to 6.2)	5-1 (3.3 to 7.3)	5-8 (3.8 to 8.2)	5-3 (3.5 to 7.6)	6-4 (4.2 to 9.1)	8-5 (5.6 to 12)	10-4 (6.8 to 14.7)	11-9 (7.8 to 16.6)	13-4 (8.8 to 18.8)	14-9 (9.8 to 20.8)	15-8 (10.4 to 22.1)	15-8 (10.4 to 22.1)	107 (49.1 to 167)	107 (49.1 to 167)	594
Digestive diseases	1-1 (0.2 to 2.4)	1-1 (0.7 to 1.6)	13-6 (7.9 to 19.4)	14-1 (8.1 to 22.7)	14-1 (7.5 to 17.5)	11-4 (6.9 to 16.3)	12-9 (8.1 to 18.6)	14-2 (9.6 to 20.1)	29-1 (20.3 to 38.4)	44-9 (32.5 to 59.1)	67-9 (49.9 to 92.6)	98-9 (72.3 to 131)	144 (107.1 to 189)	177 (131.7 to 232)	161 (120.3 to 211)	197 (147.3 to 257)	239 (179.1 to 311)	291 (218.1 to 377)	343 (256.9 to 446)	329 (246.6 to 426)	314 (235.5 to 406)	294 (220.5 to 380)	194 (130.6 to 286)	2,440
Cirrhosis and other chronic liver diseases	0 (0 to 0)	0 (0 to 0)	0-6 (0.4 to 1.4)	0-8 (0.4 to 1.6)	0-8 (0.4 to 1.6)	1-3 (0.6 to 2.5)	1-3 (0.7 to 2.5)	1-4 (0.8 to 2.7)	2-3 (1.4 to 3.7)	4-5 (2.9 to 6.2)	5-9 (4.1 to 7.9)	7-9 (5.4 to 10.4)	12-4 (9.1 to 16.4)	14-3 (10.4 to 19.1)	12-9 (9.2 to 17.6)	17-5 (12.4 to 23.4)	22-6 (16.1 to 30.1)	28-1 (20.1 to 37.5)	32-5 (23.1 to 43.3)	39-7 (27.9 to 53.1)	47-1 (33.1 to 63.1)	51-2 (35.8 to 69.1)	51-2 (35.8 to 69.1)	60 (19.6 to 111)	60 (19.6 to 111)	324
Cirrhosis and other chronic liver diseases due to hepatitis B	0 (0 to 0)	0 (0 to 0)	0 (0 to 0)	0 (0 to 0)	0 (0 to 0)	0-1 (0 to 0.3)	0-1 (0 to 0.3)	0-2 (0 to 0.5)	0-2 (0 to 0.6)	0-3 (0 to 0.8)	0-4 (0 to 0.9)	0-5 (0 to 1.1)	0-6 (0.1 to 1.3)	0-7 (0.2 to 1.5)	0-8 (0.2 to 1.7)	0-9 (0.3 to 1.9)	1-1 (0.4 to 2.3)	1-3 (0.5 to 2.7)	1-4 (0.6 to 3.1)	1-5 (0.7 to 3.4)	1-6 (0.8 to 3.6)	1-7 (0.8 to 3.7)	1-7 (0.8 to 3.7)	39 (16.6 to 67.1)	39 (16.6 to 67.1)	157
Cirrhosis and other chronic liver diseases due to hepatitis C	0 (0 to 0)	0 (0 to 0)	0 (0 to 0)	0 (0 to 0)	0 (0 to 0)	0-1 (0 to 0.3)	0-2 (0 to 0.4)	0-2 (0 to 0.6)	0-3 (0 to 0.7)	0-4 (0 to 1)	0-5 (0 to 1.2)	0-6 (0.1 to 1.4)	0-7 (0.2 to 1.6)	0-8 (0.2 to 1.8)	0-9 (0.3 to 2)	1-1 (0.4 to 2.3)	1-3 (0.5 to 2.7)	1-4 (0.6 to 3.1)	1-5 (0.7 to 3.4)	1-6 (0.8 to 3.6)	1-7 (0.8 to 3.7)	1-7 (0.8 to 3.7)	1-7 (0.8 to 3.7)	39 (16.6 to 67.1)	39 (16.6 to 67.1)	324
Cirrhosis and other chronic liver diseases due to alcohol use	0 (0 to 0)	0 (0 to 0)	0 (0 to 0)	0 (0 to 0)	0 (0 to 0)	0 (0 to 0)	0 (0 to 0)	0 (0 to 0)	0-1 (0 to 0.2)	0-1 (0 to 0.3)	0-1 (0 to 0.4)	0-2 (0 to 0.5)	0-2 (0 to 0.6)	0-3 (0 to 0.7)	0-3 (0 to 0.8)	0-4 (0 to 0.9)	0-5 (0 to 1.1)	0-6 (0 to 1.3)	0-7 (0 to 1.5)	0-8 (0 to 1.7)	0-9 (0 to 1.9)	0-9 (0 to 2)	0-9 (0 to 2)	0-9 (0 to 2)	3-3 (1.6 to 5.6)	3-3 (1.6 to 5.6)	43
Cirrhosis and other chronic liver diseases due to NAFLD	0 (0 to 0)	0 (0 to 0)	0 (0 to 0)	0 (0 to 0)	0 (0 to 0)	0 (0 to 0)	0 (0 to 0)	0 (0 to 0)	0-1 (0 to 0.1)	0-1 (0 to 0.2)	0-2 (0 to 0.3)	0-2 (0 to 0.4)	0-3 (0 to 0.5)	0-4 (0 to 0.6)	0-5 (0 to 0.7)	0-6 (0 to 0.8)	0-7 (0 to 1)	0-8 (0 to 1.1)	0-9 (0 to 1.3)	1-1 (0 to 1.5)	1-2 (0 to 1.6)	1-3 (0 to 1.7)	1-3 (0 to 1.7)	1-3 (0 to 1.7)	2-3 (0.7 to 4.4)	2-3 (0.7 to 4.4)	34
Cirrhosis and other chronic liver diseases due to other causes	0 (0 to 0)	0 (0 to 0)	0-1 (0 to 1.6)	0-1 (0 to 1.7)	0-1 (0 to 1.7)	0-1 (0 to 1.7)	0-1 (0 to 1.8)	0-1 (0 to 1.9)	0-1 (0 to 2)	0-2 (0 to 2.1)	0-2 (0 to 2.2)	0-2 (0 to 2.3)	0-2 (0 to 2.4)	0-2 (0 to 2.5)	0-2 (0 to 2.6)	0-2 (0 to 2.7)	0-2 (0 to 2.8)	0-2 (0 to 2.9)	0-2 (0 to 3)	0-2 (0 to 3.1)	0-2 (0 to 3.2)	0-2 (0 to 3.3)	0-2 (0 to 3.3)	0-2 (0 to 3.3)	0-2 (0 to 3.3)	0-2 (0 to 3.3)	
Upper digestive system diseases	0-1 (0 to 0.3)	0-1 (0 to 0.3)	0-7 (0.3 to 1.5)	0-7 (0.3 to 1.5)	0-7 (0.3 to 1.5)	0-7 (0.4 to 1.6)	0-8 (0.4 to 1.7)	0-9 (0.4 to 1.8)	0-9 (0.4 to 1.9)	1-1 (0.5 to 2.1)	1-2 (0.6 to 2.4)	1-3 (0.7 to 2.7)	1-5 (0.8 to 3.1)	1-6 (0.9 to 3.4)	1-6 (0.9 to 3.4)	1-8 (1 to 3.8)	2-1 (1.1 to 4.3)	2-3 (1.2 to 4.

Congenital birth defects	57-9 (44·4 to 73·7)	34-2 (27·1 to 42·3)	76-5 (60·9 to 96·6)	63-7 (49·7 to 79)	31-7 (23·1 to 43)	27-6 (19·4 to 39·4)	23-5 (16·4 to 31·4)	11-6 (8·4 to 15·1)	11 (8·2 to 14·1)	11-4 (8·5 to 14·8)	11-7 (8·6 to 15·1)	13 (9·7 to 17·2)	11-9 (8·8 to 16·2)	9-2 (6·4 to 12·5)	9-2 (6·7 to 12·3)	10-8 (7·7 to 14·4)	10-7 (7·6 to 14·6)	9-9 (7·1 to 13·6)	4-3 (2·6 to 6·4)	3-4 (2·1 to 5·2)	2-5 (1·4 to 3·9)	1-4 (0·9 to 2·3)	0-6 (0·4 to 0·9)	444
Neural tube defects	1-9 (1·1 to 2·8)	0-9 (0·4 to 1·5)	2-3 (0·9 to 3·7)	1-9 (0·9 to 3·2)	0-7 (0·3 to 1·3)	0-6 (0·3 to 1·1)	0-5 (0·2 to 1·1)	0-2 (0·1 to 0·5)	0-2 (0·1 to 0·5)	0-2 (0·1 to 0·5)	0-2 (0·1 to 0·5)	0-2 (0·1 to 0·5)	0-2 (0·1 to 0·5)	0-2 (0·1 to 0·5)	0-2 (0·1 to 0·5)	0-2 (0·1 to 0·5)	0-2 (0·1 to 0·5)	0-2 (0·1 to 0·5)	0-2 (0·1 to 0·5)	0-2 (0·1 to 0·5)	0-2 (0·1 to 0·5)	0-2 (0·1 to 0·5)	0-2 (0·1 to 0·5)	29·6
Congenital heart anomalies	19-2 (14·2 to 27·1)	11-4 (8·4 to 17·3)	17-2 (12·4 to 24·1)	14-3 (10·7 to 21)	7-1 (5·1 to 9·8)	6-2 (4·4 to 8·9)	5-3 (3·6 to 7·8)	2-6 (1·8 to 3·7)	2-5 (1·8 to 3·6)	2-5 (1·8 to 3·5)	2-6 (1·8 to 3·8)	3-0 (2·1 to 4·1)	2-7 (1·9 to 3·8)	2-1 (1·4 to 3·1)	2-1 (1·4 to 3·1)	2-4 (1·7 to 3·5)	2-4 (1·7 to 3·6)	2-2 (1·5 to 3·1)	1-0 (0·7 to 1·5)	0-9 (0·6 to 1·3)	0-7 (0·5 to 1·1)	0-5 (0·3 to 0·8)	0-2 (0·1 to 0·3)	109
Cochlear cells	0-1 (0·0 to 0·2)	0-1 (0·0 to 0·2)	0-1 (0·0 to 0·3)	0-1 (0·0 to 0·2)	0-1 (0·0 to 0·2)	0-1 (0·0 to 0·2

SR Table 2b: Shimane DALYS by cause and age group for females with 95% uncertainty intervals, 2019

Cause	Early Neonatal	Late Neonatal	Post Neonatal	1 to 4	5 to 9	10 to 14	15 to 19	20 to 24	25 to 29	30 to 34	35 to 39	40 to 44	45 to 49	50 to 54	55 to 59	60 to 64	65 to 69	70 to 74	75 to 79	80 to 84	85 to 89	90 to 94	95 plus	Total
All causes	1,000 (872 to 1,167)	1,000 (849 to 1,184)	1,000 (773 to 1,222)	1,000 (784 to 1,277)	1,000 (789 to 1,333)	1,000 (873 to 1,288)	1,000 (884 to 1,375)	1,000 (910 to 1,346)	1,000 (1,000 to 1,000)	1,000 (1,000 to 1,000)	1,000 (1,000 to 1,000

Other neoplasms	0·1 (0·1 to 0·2)	0·1 (0·0 to 0·3)	0·5 (0·2 to 1·1)	0·7 (0·4 to 1·1)	0·8 (0·5 to 1·2)	1·1 (0·7 to 1·6)	0·7 (0·4 to 1·1)	0·8 (0·5 to 1·2)	1 (0·7 to 1·5)	1·4 (0·9 to 2)	2·2 (1·5 to 3)	2·2 (1·5 to 3)	3·3 (2·3 to 4·6)	4·6 (3·2 to 6·4)	7·3 (5·1 to 9·9)	10·9 (8·1 to 17)	22·5 (16·5 to 30·1)	32·8 (24·8 to 43·4)	37·2 (27·3 to 49·3)	43·6 (29·9 to 58·1)	46·2 (28·1 to 62·2)	39·4 (17·8 to 63·4)	19·5 (9·1 to 32·5)	
Medulloblastoma, medulloblastoma, and other hemangioblastoma	0·1 (0·0 to 0·2)	0·1 (0·0 to 0·3)	0·6 (0·2 to 1·1)	0·6 (0·4 to 1·2)	0·7 (0·4 to 1·1)	0·7 (0·4 to 1·1)	0·7 (0·4 to 1·1)	0·8 (0·5 to 1·2)	0·9 (0·7 to 1·4)	1·3 (0·9 to 2)	1·4 (0·9 to 2)	2·2 (1·5 to 3)	3·3 (2·3 to 4·6)	4·4 (3·2 to 6·3)	7·0 (5·0 to 9·6)	10·5 (8·1 to 17)	22·5 (16·5 to 30·1)	32·8 (24·8 to 43·4)	37·2 (27·3 to 49·3)	43·6 (29·9 to 58·1)	46·2 (28·1 to 62·2)	39·4 (17·8 to 63·4)	19·5 (9·1 to 32·5)	266
Benign and in situ intestinal neoplasms	0 (0 to 0)	0 (0 to 0)	0 (0 to 0)	0 (0 to 0)	0 (0 to 0)	0 (0 to 0)	0 (0 to 0)	0 (0 to 0)	0 (0 to 0)	0 (0 to 0)	0 (0 to 0)	0 (0 to 0)	0 (0 to 0)	0 (0 to 0)	0 (0 to 0)	0 (0 to 0)	0 (0 to 0)	0 (0 to 0)	0 (0 to 0)	0 (0 to 0)	0 (0 to 0)	0 (0 to 0)	0 (0 to 0)	0 (0 to 0)	0
Benign and in situ cervical neoplasms	0 (0 to 0)	0 (0 to 0)	0 (0 to 0)	0 (0 to 0)	0 (0 to 0)	0 (0 to 0)	0 (0 to 0)	0 (0 to 0)	0 (0 to 0)	0 (0 to 0)	0 (0 to 0)	0 (0 to 0)	0 (0 to 0)	0 (0 to 0)	0 (0 to 0)	0 (0 to 0)	0 (0 to 0)	0 (0 to 0)	0 (0 to 0)	0 (0 to 0)	0 (0 to 0)	0 (0 to 0)	0 (0 to 0)	0 (0 to 0)	0
Benign and in situ uterine neoplasms	0 (0 to 0)	0 (0 to 0)	0 (0 to 0)	0 (0 to 0)	0 (0 to 0)	0 (0 to 0)	0 (0 to 0)	0 (0 to 0)	0 (0 to 0)	0 (0 to 0)	0 (0 to 0)	0 (0 to 0)	0 (0 to 0)	0 (0 to 0)	0 (0 to 0)	0 (0 to 0)	0 (0 to 0)	0 (0 to 0)	0 (0 to 0)	0 (0 to 0)	0 (0 to 0)	0 (0 to 0)	0 (0 to 0)	0 (0 to 0)	0
Benign and in situ ovarian neoplasms	0 (0 to 0)	0 (0 to 0)	0 (0 to 0)	0 (0 to 0)	0 (0 to 0)	0 (0 to 0)	0 (0 to 0)	0 (0 to 0)	0 (0 to 0)	0 (0 to 0)	0 (0 to 0)	0 (0 to 0)	0 (0 to 0)	0 (0 to 0)	0 (0 to 0)	0 (0 to 0)	0 (0 to 0)	0 (0 to 0)	0 (0 to 0)	0 (0 to 0)	0 (0 to 0)	0 (0 to 0)	0 (0 to 0)	0 (0 to 0)	0
Other benign and in situ neoplasms	0 (0 to 0)	0 (0 to 0)	0 (0 to 0)	0 (0 to 0)	0 (0 to 0)	0 (0 to 0)	0 (0 to 0)	0 (0 to 0)	0 (0 to 0)	0 (0 to 0)	0 (0 to 0)	0 (0 to 0)	0 (0 to 0)	0 (0 to 0)	0 (0 to 0)	0 (0 to 0)	0 (0 to 0)	0 (0 to 0)	0 (0 to 0)	0 (0 to 0)	0 (0 to 0)	0 (0 to 0)	0 (0 to 0)	0 (0 to 0)	0
Cardiovascular diseases	0·4 (0·3 to 0·4)	0·7 (0·4 to 0·9)	4·7 (3·3 to 6·7)	8·4 (6·3 to 11·2)	9·6 (7·1 to 13·1)	16·6 (12·1 to 22·9)	16·9 (12·4 to 23·1)	22·4 (17·1 to 29)	29·6 (23·4 to 38·1)	57·3 (46·7 to 70·1)	115 (92·4 to 141)	182 (152·1 to 220)	222 (182·3 to 269)	272 (227·3 to 328)	492 (408·9 to 577)	858 (682·9 to 1050)	1,260 (1,060 to 1,490)	1,580 (1,210 to 1,940)	2,410 (1,870 to 2,950)	3,550 (2,670 to 4,290)	3,990 (2,480 to 5,320)	2,870 (1,870 to 3,930)	17,700
Rheumatic heart disease	0 (0 to 0)	0 (0 to 0)	0·2 (0·1 to 0·2)	0·1 (0·1 to 0·1)	0·1 (0·1 to 0·2)	0·2 (0·2 to 0·3)	0·2 (0·2 to 0·3)	0·2 (0·2 to 0·3)	0·5 (0·3 to 0·7)	0·6 (0·5 to 1·1)	1·2 (0·9 to 1·7)	1·6 (1·1 to 2·3)	2·6 (1·9 to 3·7)	3·7 (2·6 to 5·2)	6·2 (4·5 to 8·7)	9·2 (6·8 to 13)	11·6 (8·5 to 16·2)	19·6 (14·5 to 28·1)	20·1 (13·2 to 31·7)	20·4 (12·5 to 33·6)	22·1 (12·3 to 40·1)	19·4 (7·9 to 36·3)	9·2 (3·9 to 17·3)	218
Ischemic heart disease	0·2 (0·2 to 0·3)	0·3 (0·2 to 0·4)	2·2 (1·5 to 3·1)	3·9 (2·9 to 5·2)	4·5 (3·3 to 6·1)	8·1 (6·1 to 11)	8·2 (6·2 to 11)	11·2 (8·5 to 15)	15·2 (11·8 to 19·8)	30·2 (24·5 to 37·4)	61·1 (52·6 to 72·2)	96·9 (82·4 to 113)	118 (97·2 to 140)	144 (119·2 to 173)	260 (214·5 to 312)	455 (372·8 to 548)	668 (550·1 to 806)	838 (686·2 to 1,020)	1,280 (1,000 to 1,610)	1,880 (1,410 to 2,350)	2,110 (1,310 to 2,780)	1,520 (721 to 2,570)	692 (303 to 1,350)	4,870
Stroke	0·5 (0·5 to 0·6)	0·9 (0·9 to 1·1)	1·2 (0·9 to 1·7)	2·1 (1·6 to 2·8)	2·7 (2·2 to 3·5)	5·1 (3·9 to 6·7)	5·7 (4·3 to 7·5)	8·4 (6·3 to 11·2)	11·6 (8·7 to 15·4)	21·2 (16·7 to 28·1)	39·7 (32·7 to 48·7)	68·6 (57·1 to 82·7)	119 (96·4 to 150)	143 (116·9 to 174)	202 (164·2 to 245)	292 (240·3 to 345)	439 (365·5 to 515)	636 (519·7 to 776)	773 (622·4 to 925)	1,130 (870·3 to 1,390)	1,560 (1,180 to 1,920)	1,420 (1,130 to 1,720)	1,090 (672·1 to 1,560)	7,060
Ischemic stroke	0·3 (0·2 to 0·3)	0·4 (0·3 to 0·5)	0·8 (0·6 to 1·1)	1·4 (1·1 to 1·9)	2·1 (1·7 to 2·6)	3·8 (2·9 to 5·1)	3·9 (2·9 to 5·2)	5·5 (4·1 to 7·3)	7·6 (5·7 to 10)	11·6 (8·9 to 15)	17·3 (13·4 to 22·3)	23·1 (18·2 to 29·4)	29 (23·2 to 36·2)	35·2 (28·6 to 43·4)	53·4 (43·9 to 64·5)	88 (73·1 to 105)	133 (110·9 to 159)	207 (169·2 to 248)	427 (327·3 to 536)	1,060 (796·1 to 1,350)	2,190 (1,610 to 2,850)	2,960 (2,060 to 3,940)	2,870 (1,870 to 4,080)	5,290
Intracerebral hemorrhage	0·1 (0·0 to 0·2)	0·2 (0·1 to 0·3)	0·4 (0·3 to 0·6)	0·7 (0·5 to 1·1)	0·9 (0·6 to 1·4)	1·6 (1·1 to 2·3)	1·8 (1·3 to 2·6)	2·6 (1·9 to 3·6)	3·6 (2·6 to 4·9)	6·1 (4·6 to 8·2)	10·3 (7·9 to 13·1)	15·1 (12·1 to 18·7)	20·3 (16·4 to 25·1)	25·2 (20·4 to 31·1)	37·2 (29·9 to 46·2)	57·2 (45·9 to 71·2)	85·1 (68·9 to 106)	120 (96·9 to 150)	178 (138·9 to 223)	272 (196·9 to 360)	406 (277·6 to 561)	399 (229·1 to 617)	179 (75·7 to 327)	1,760
Subarachnoid hemorrhage	0·2 (0·1 to 0·2)	0·2 (0·2 to 0·3)	0·3 (0·3 to 0·4)	0·5 (0·4 to 0·6)	0·6 (0·5 to 0·8)	0·9 (0·7 to 1·2)	0·9 (0·7 to 1·2)	1·2 (0·9 to 1·5)	1·6 (1·2 to 2·1)	2·5 (2·0 to 3·2)	3·7 (3·0 to 4·7)	5·2 (4·2 to 6·5)	6·6 (5·3 to 8·2)	8·5 (6·9 to 10·5)	12·4 (9·9 to 15·4)	18·7 (14·9 to 23·2)	27·6 (22·1 to 34·3)	39·5 (31·6 to 49·1)	52·3 (41·9 to 65·1)	72·3 (57·9 to 90·1)	96·1 (76·9 to 120)	94·2 (72·6 to 119)	42·3 (32·6 to 53·5)	1,450
Hypertensive heart disease	0 (0 to 0)	0 (0 to 0)	0 (0 to 0)	0 (0 to 0)	0 (0 to 0)	0 (0 to 0)	0 (0 to 0)	0 (0 to 0)	0 (0 to 0)	0 (0 to 0)	0 (0 to 0)	0 (0 to 0)	0 (0 to 0)	0 (0 to 0)	0 (0 to 0)	0 (0 to 0)	0 (0 to 0)	0 (0 to 0)	0 (0 to 0)	0 (0 to 0)	0 (0 to 0)	0 (0 to 0)	0 (0 to 0)	0 (0 to 0)	0
Non-rheumatic valvular heart disease	0 (0 to 0)	0 (0 to 0)	0 (0 to 0)	0 (0 to 0)	0 (0 to 0)	0·2 (0·2 to 0·3)	0·2 (0·2 to 0·3)	0·3 (0·2 to 0·4)	0·4 (0·3 to 0·5)	0·6 (0·4 to 0·9)	1·1 (0·8 to 1·4)	1·5 (1·2 to 2·0)	1·9 (1·5 to 2·5)	2·2 (1·7 to 3·1)	3·1 (2·4 to 4·1)	4·7 (3·6 to 6·2)	6·5 (4·9 to 8·8)	9·5 (7·2 to 13)	12·4 (9·2 to 17)	16·3 (11·2 to 23)	20·2 (12·1 to 32)	19·4 (9·6 to 33)	9·2 (4·5 to 16)	202
Non-rheumatic calcific aortic valve disease	0 (0 to 0)	0·1 (0·0 to 0·2)	0·5 (0·2 to 0·9)	1·2 (0·9 to 1·7)	1·3 (0·9 to 1·8)	2·3 (1·7 to 3·2)	2·3 (1·7 to 3·2)	3·1 (2·3 to 4·2)	4·2 (3·2 to 5·6)	6·5 (4·9 to 8·6)	10·2 (7·8 to 13)	13·5 (10·4 to 17)	16·8 (13·1 to 21)	20·2 (15·8 to 25)	28·2 (22·1 to 35)	39·5 (31·1 to 49)	52·4 (41·3 to 65)	68·1 (53·8 to 84)	77·3 (59·8 to 96)	83·1 (61·9 to 107)	77·3 (51·2 to 107)	57·1 (30·9 to 90)	25·7 (13·2 to 43)	1,130
Non-rheumatic degenerative mitral valve disease	0 (0 to 0)	0 (0 to 0)	0 (0 to 0)	0 (0 to 0)	0 (0 to 0)	0 (0 to 0)	0·1 (0 to 0·2)	0·1 (0 to 0·3)	0·1 (0 to 0·3)	0·2 (0 to 0·4)	0·3 (0 to 0·6)	0·4 (0·2 to 0·7)	0·6 (0·3 to 1·1)	0·8 (0·5 to 1·3)	1·2 (0·7 to 2·1)	1·8 (1·2 to 2·9)	2·6 (1·8 to 4·1)	3·8 (2·6 to 5·9)	5·3 (3·7 to 8·2)	7·4 (4·9 to 12)	10·4 (6·2 to 18)	12·2 (6·4 to 22)	8·2 (3·9 to 16)	200
Other non-rheumatic valve diseases	0 (0 to 0)	0 (0 to 0)	0 (0 to 0)	0 (0 to 0)	0 (0 to 0)	0 (0 to 0)	0 (0 to 0)	0 (0 to 0)	0 (0 to 0)	0 (0 to 0)	0 (0 to 0)	0 (0 to 0)	0 (0 to 0)	0 (0 to 0)	0 (0 to 0)	0 (0 to 0)	0 (0 to 0)	0 (0 to 0)	0 (0 to 0)	0 (0 to 0)	0 (0 to 0)	0 (0 to 0)	0 (0 to 0)	0 (0 to 0)	0
Cardiomyopathy and myocarditis	0·1 (0 to 0·3)	0·2 (0·1 to 0·4)	1·1 (0·3 to 2·6)	2·1 (0·7 to 4·6)	1·4 (0·5 to 3·2)	2·1 (0·9 to 4·5)	1·8 (0·7 to 3·7)	2·2 (0·9 to 4·5)	2·5 (1·1 to 5·1)	3·2 (1·5 to 6·4)	4·5 (2·1 to 8·7)	6·2 (3·1 to 11)	8·2 (4·3 to 14)	9·3 (4·9 to 16)	11 (6·1 to 18)	13 (7·4 to 21)	15 (8·5 to 24)	16 (9·1 to 25)	16 (8·9 to 26)	15 (8·2 to 25)	13 (6·9 to 23)	11 (5·6 to 20)	8·1 (4·1 to 14)	419
Myocarditis	0 (0 to 0)	0 (0 to 0)	0·1 (0·0 to 0·2)	0·1 (0·0 to 0·2)	0·1 (0·0 to 0·2

Congenital birth defects	48 (30 to 59·4)	28·6 (22·4 to 36·2)	79·1 (59·5 to 97)	60·4 (47·4 to 75)	27·7 (20·2 to 37·7)	24·6 (17·7 to 33·4)	20·9 (14·9 to 29·4)	10·6 (8·1 to 14·2)	10 (7·4 to 12·9)	11·3 (8·4 to 14·8)	11·9 (8·9 to 15·3)	12·9 (9·4 to 16·9)	11·9 (8·7 to 15·7)	9·1 (6·6 to 12·2)	9·4 (6·9 to 12·6)	11 (8 to 14·8)	11·6 (8·4 to 14)	7·3 (4·6 to 10·6)	5·3 (3·4 to 7·6)	4·3 (2·7 to 6·5)	3·5 (2·2 to 5·4)	2·2 (1·4 to 3·3)	1 (0·6 to 1·6)		411
Neural tube defects	1·3 (0·6 to 2·1)	0·8 (0·4 to 1·5)	2·1 (0·9 to 3·5)	1·6 (0·8 to 2·6)	0·8 (0·4 to 1·4)	0·6 (0·4 to 0·9)	0·6 (0·4 to 0·9)	0·3 (0·2 to 0·5)	0·3 (0·2 to 0·5)	0·3 (0·2 to 0·5)	0·3 (0·2 to 0·4)	0·3 (0·2 to 0·5)	0·3 (0·2 to 0·5)	0·3 (0·2 to 0·5)	0·3 (0·2 to 0·5)	0·3 (0·2 to 0·5)	0·3 (0·2 to 0·5)	0·2 (0·1 to 0·4)	0·2 (0·1 to 0·4)	0·2 (0·1 to 0·4)	0·2 (0·1 to 0·4)	0·2 (0·1 to 0·5)	0·1 (0·1 to 0·5)		22·8
Congenital heart anomalies	0·7 (0·4 to 1·2)	0·5 (0·4 to 0·8)	1·2 (0·8 to 1·8)	0·9 (0·6 to 1·3)	0·5 (0·3 to 0·8)	0·4 (0·3 to 0·6)	0·4 (0·3 to 0·6)	0·2 (0·1 to 0·3)	0·2 (0·1 to 0·3)	0·2 (0·1 to 0·3)	0·2 (0·1 to 0·3)	0·2 (0·1 to 0·3)	0·2 (0·1 to 0·3)	0·2 (0·1 to 0·3)	0·2 (0·1 to 0·3)	0·2 (0·1 to 0·3)	0·2 (0·1 to 0·3)	0·2 (0·1 to 0·3)	0·2 (0·1 to 0·3)	0·2 (0·1 to 0·3)	0·2 (0·1 to 0·3)	0·2 (0·1 to 0·3)	0·1 (0·1 to 0·3)		99·7
Orofacial clefts	0 (0 to 0)	0 (0·1 to 0·1)	0·2 (0·1 to 0·3)	0·1 (0·1 to 0·2)	0·1 (0·1 to 0·3)	0·1 (0·1 to 0·2)	0·1 (0·1 to 0·2)	0·1 (0·1 to 0·2)	0·1 (0·1 to 0·2)	0·1 (0·1 to 0·2)	0·1 (0·1 to 0·2)	0·1 (0·1 to 0·2)	0·1 (0·1 to 0·2)	0·1 (0·1 to 0·2)	0·1 (0·1 to 0·2)	0·1 (0·1 to 0·2)	0·1 (0·1 to 0·2)	0·1 (0·1 to 0·2)	0·1 (0·1 to 0·2)	0·1 (0·1 to 0·2)	0·1 (0·1 to 0·2)	0·1 (0·1 to 0·2)	0·1 (0·1 to 0·2)		16
Down syndrome	0·6 (0·4 to 1·2)	0·7 (0·4 to 1·2)	2·4 (1·3 to 3·5)	2·2 (1·5 to 3·3)	1·6 (0·9 to 2·5)	1·6 (0·9 to 2·2)	1·1 (0·7 to 1·6)	0·7 (0·5 to 1·1)	0·7 (0·5 to 1·0)	1·2 (0·8 to 1·6)	1·2 (0·8 to 1·6)	1·2 (0·8 to 1·8)	0·8 (0·4 to 1·1)	0·8 (0·4 to 1·2)	0·8 (0·4 to 1·2)	0·6 (0·2 to 1·1)	0·6 (0·2 to 1·1)	0·3 (0·1 to 0·6)	0·3 (0 to 0·6)	0·3 (0 to 0·6)	0·3 (0 to 0·6)	0·3 (0 to 0·6)	0·3 (0 to 0·6)		19·6
Turner syndrome	0 (0 to 0)	0 (0 to 0)	0 (0 to 0)	0 (0 to 0·2)	0·1 (0 to 0·3)	0·1 (0 to 0·3)	0·1 (0·1 to 0·2)	0·1 (0·1 to 0·2)	0·1 (0·1 to 0·2)	0·1 (0·1 to 0·2)	0·1 (0·1 to 0·2)	0·1 (0·1 to 0·2)	0·1 (0·1 to 0·2)	0·1 (0 to 0·1)	0·1 (0 to 0·1)	0·1 (0 to 0·1)	0·1 (0 to 0·1)	0·1 (0 to 0·1)	0·1 (0 to 0·1)	0·1 (0 to 0·1)	0·1 (0 to 0·1)	0·1 (0 to 0·1)	0·1 (0 to 0·1)		1·2
Klinefelter syndrome	0 (0 to 0)	0 (0 to 0)	0 (0 to 0)

SR Table 2b: Okeyams DALYS by cause and age group for females with 95% uncertainty intervals, 2019

Cause	Early Neonatal (0-6 days)	Late Neonatal (7-27 days)	Post Neonatal (28-364 days)	1 to 4	5 to 9	10 to 14	15 to 19	20 to 24	25 to 29	30 to 34	35 to 39	40 to 44	45 to 49	50 to 54	55 to 59	60 to 64	65 to 69	70 to 74	75 to 79	80 to 84	85 to 89	90 to 94	95 plus	Total
All causes	298 (n.a.-341)	158 (n.a.-180)	1,109 (937-1,400)	1,109 (897 to 1,500)	1,041 (1,041-3,070)	1,041 (1,041-4,000)	1,041 (1,041-4,000)	1,041 (1,041-4,000)	1,041 (1,041-4,000)	1,041 (1,041-4,000)	1,041 (1,041-4,000)	1,041 (1,041-4,000)	1,041 (1,041-4,000)	1,041 (1,041-4,000)	1,041 (1,041-4,000)	1,041 (1,041-4,000)	1,041 (1,041-4,000)	1,041 (1,041-4,000)	1,041 (1,041-4,000)	1,041 (1,041-4,000)	1,041 (1,041-4,000)	1,041 (1,041-4,000)	1,041 (1,041-4,000)	275,000
Communicable, maternal, neonatal, and nutritional diseases	190 (139 to 239)	92.1 (24.3 to 91.9)	142 (106 to 199)	228 (154 to 364)	231 (144 to 410)	232 (132 to 419)	256 (164 to 467)	303 (196 to 539)	289 (175 to 555)	249 (149 to 499)	266 (153 to 550)	272 (152 to 591)	345 (201 to 746)	536 (320 to 1,200)	411 (248 to 942)	412 (272 to 944)	413 (272 to 944)	430 (272 to 935)	463 (293 to 921)	499 (309 to 1,000)	676 (392 to 1,380)	1,070 (592 to 1,780)	1,418 (788 to 2,470)	1,418 (946 to 1,990)	2,022 (1,022 to 2,990)	1,460 (1,210 to 2,060)	1,460 (781 to 1,950)	16,400
HIV/AIDS and sexually transmitted infections	0 (0 to 0)	0 (0 to 0)	1.3 (1 to 1.7)	1.3 (0.7 to 1.3)	0.3 (0.2 to 0.3)	1.1 (0.6 to 1.4)	2.9 (1.5 to 4.6)	9.6 (5.7 to 15.4)	15.7 (9.8 to 23.4)	19.3 (12.4 to 32.4)	24.6 (12.2 to 42)	29.6 (13.4 to 59.5)	21.3 (11.4 to 39.7)	12.6 (7.2 to 22.8)	11.4 (6.6 to 19.7)	11.5 (6.9 to 19.3)	11.9 (7.1 to 20.3)	11.5 (6.3 to 19.6)	8.5 (4.6 to 12.4)	7.8 (4.6 to 12.4)	7.4 (4.4 to 11)	3.2 (2.2 to 7.8)	224
HIV/AIDS	0 (0 to 0)	0 (0 to 0)	1.3 (1 to 1.7)	1.3 (0.7 to 1.3)	0.3 (0.2 to 0.3)	0.2 (0.2 to 0.3)	0.4 (0.2 to 0.6)	1.6 (0.7 to 1.4)	1.7 (1.6 to 2.3)	1.5 (1.2 to 2.6)	1.4 (1.1 to 2.4)	1.6 (1.1 to 2.6)	1.6 (1.1 to 2.6)	2.2 (1.6 to 3.2)	2.4 (1.6 to 3.7)	2.6 (1.6 to 3.7)	2.6 (1.6 to 3.7)	2.5 (1.5 to 3.7)	2.2 (1.5 to 3.4)	2.2 (1.5 to 3.4)	2.1 (1.5 to 3.3)	0.1 (0.1 to 0.2)	36.2
HIV/AIDS - Drug-susceptible Tuberculosis	0 (0 to 0)	0 (0 to 0)	0.3 (0.1 to 0.4)	0.3 (0.1 to 0.4)	0.1 (0 to 0.1)	0.1 (0 to 0.1)	0.1 (0 to 0.2)	0.2 (0 to 0.3)	0.2 (0 to 0.3)	0.2 (0 to 0.3)	0.2 (0 to 0.3)	0.2 (0 to 0.3)	0.3 (0.2 to 0.5)	0.4 (0.3 to 0.7)	0.7 (0.4 to 1.1)	0.8 (0.5 to 1.2)	0.8 (0.5 to 1.2)	0.8 (0.5 to 1.2)	0.7 (0.5 to 1)	0.7 (0.5 to 1)	0.7 (0.5 to 1)	0 (0 to 0)	5.8
HIV/AIDS - Multidrug-resistant Tuberculosis without extensive drug resistance	0 (0 to 0)	0 (0 to 0)	0 (0 to 0)	0 (0 to 0)	0 (0 to 0)	0 (0 to 0)	0 (0 to 0)	0 (0 to 0)	0 (0 to 0)	0 (0 to 0)	0 (0 to 0)	0 (0 to 0)	0 (0 to 0)	0 (0 to 0)	0 (0 to 0)	0 (0 to 0)	0 (0 to 0)	0 (0 to 0)	0 (0 to 0)	0 (0 to 0)	0 (0 to 0)	0 (0 to 0)	0 (0 to 0)	0.1
HIV/AIDS - Extensively drug-resistant Tuberculosis	0 (0 to 0)	0 (0 to 0)	0 (0 to 0)	0 (0 to 0)	0 (0 to 0)	0 (0 to 0)	0 (0 to 0)	0 (0 to 0)	0 (0 to 0)	0 (0 to 0)	0 (0 to 0)	0 (0 to 0)	0 (0 to 0)	0 (0 to 0)	0 (0 to 0)	0 (0 to 0)	0 (0 to 0)	0 (0 to 0)	0 (0 to 0)	0 (0 to 0)	0 (0 to 0)	0 (0 to 0)	0 (0 to 0)	0
HIV/AIDS resulting in other diseases	0 (0 to 0)	0 (0 to 0)	0.9 (0.4 to 1)	0.7 (0.5 to 0.9)	0.2 (0.1 to 0.2)	0.2 (0.1 to 0.2)	0.4 (0.2 to 0.6)	0.9 (0.4 to 1.3)	1.2 (0.7 to 2.4)	1.3 (0.8 to 2.2)	1.4 (0.8 to 2.2)	1.5 (0.8 to 2.2)	1.5 (0.8 to 2.2)	1.7 (1 to 2.6)	2.1 (1.4 to 3)	2.6 (1.6 to 3.5)	2.6 (1.6 to 3.5)	2.5 (1.5 to 3.5)	2.2 (1.5 to 3.2)	2.2 (1.5 to 3.2)	2.1 (1.5 to 3.2)	0.1 (0.1 to 0.2)	30.3
Sexually transmitted infections excluding HIV	0 (0 to 0)	0 (0 to 0)	0 (0 to 0)	0 (0 to 0)	0 (0 to 0)	0 (0 to 0)	0 (0 to 0)	0 (0 to 0)	0 (0 to 0)	0 (0 to 0)	0 (0 to 0)	0 (0 to 0)	0 (0 to 0)	0 (0 to 0)	0 (0 to 0)	0 (0 to 0)	0 (0 to 0)	0 (0 to 0)	0 (0 to 0)	0 (0 to 0)	0 (0 to 0)	0 (0 to 0)	0 (0 to 0)	0
Syphilis	0 (0 to 0)	0 (0 to 0)	0 (0 to 0)	0 (0 to 0)	0 (0 to 0)	0 (0 to 0)	0 (0 to 0)	0 (0 to 0)	0 (0 to 0)	0 (0 to 0)	0 (0 to 0)	0 (0 to 0)	0 (0 to 0)	0 (0 to 0)	0 (0 to 0)	0 (0 to 0)	0 (0 to 0)	0 (0 to 0)	0 (0 to 0)	0 (0 to 0)	0 (0 to 0)	0 (0 to 0)	0 (0 to 0)	1.8
Chlamydial infection	0 (0 to 0)	0 (0 to 0)	0 (0 to 0)	0 (0 to 0)	0 (0 to 0)	0 (0 to 0)	0 (0 to 0)	0 (0 to 0)	0 (0 to 0)	0 (0 to 0)	0 (0 to 0)	0 (0 to 0)	0 (0 to 0)	0 (0 to 0)	0 (0 to 0)	0 (0 to 0)	0 (0 to 0)	0 (0 to 0)	0 (0 to 0)	0 (0 to 0)	0 (0 to 0)	0 (0 to 0)	0 (0 to 0)	0
Gonococcal infection	0 (0 to 0)	0 (0 to 0)	0 (0 to 0)	0 (0 to 0)	0 (0 to 0)	0 (0 to 0)	0 (0 to 0)	0 (0 to 0)	0 (0 to 0)	0 (0 to 0)	0 (0 to 0)	0 (0 to 0)	0 (0 to 0)	0 (0 to 0)	0 (0 to 0)	0 (0 to 0)	0 (0 to 0)	0 (0 to 0)	0 (0 to 0)	0 (0 to 0)	0 (0 to 0)	0 (0 to 0)	0 (0 to 0)	0
Trichomoniasis	0 (0 to 0)	0 (0 to 0)	0 (0 to 0)	0 (0 to 0)	0 (0 to 0)	0 (0 to 0)	0 (0 to 0)	0 (0 to 0)	0 (0 to 0)	0 (0 to 0)	0 (0 to 0)	0 (0 to 0)	0 (0 to 0)	0 (0 to 0)	0 (0 to 0)	0 (0 to 0)	0 (0 to 0)	0 (0 to 0)	0 (0 to 0)	0 (0 to 0)	0 (0 to 0)	0 (0 to 0)	0 (0 to 0)	0
Genital herpes	0 (0 to 0)	0 (0 to 0)	0 (0 to 0)	0 (0 to 0)	0 (0 to 0)	0 (0 to 0)	0 (0 to 0)	0 (0 to 0)	0 (0 to 0)	0 (0 to 0)	0 (0 to 0)	0 (0 to 0)	0 (0 to 0)	0 (0 to 0)	0 (0 to 0)	0 (0 to 0)	0 (0 to 0)	0 (0 to 0)	0 (0 to 0)	0 (0 to 0)	0 (0 to 0)	0 (0 to 0)	0 (0 to 0)	34.2
Other sexually transmitted infections	0 (0 to 0)	0 (0 to 0)	0 (0 to 0)	0 (0 to 0)	0 (0 to 0)	0 (0 to 0)	0 (0 to 0)	0 (0 to 0)	0 (0 to 0)	0 (0 to 0)	0 (0 to 0)	0 (0 to 0)	0 (0 to 0)	0 (0 to 0)	0 (0 to 0)	0 (0 to 0)	0 (0 to 0)	0 (0 to 0)	0 (0 to 0)	0 (0 to 0)	0 (0 to 0)	0 (0 to 0)	0 (0 to 0)	0
Respiratory infections and tuberculosis	72 (4.6 to 2.9)	2.9 (2.6 to 3.2)	3.9 (3.6 to 5.6)	79.1 (77.1 to 119)	49.8 (49.8 to 121)	47.3 (41.3 to 114)	46.1 (46.1 to 114)	46.1 (46.1 to 114)	46.1 (46.1 to 114)	46.1 (46.1 to 114)	46.1 (46.1 to 114)	46.1 (46.1 to 114)	46.1 (46.1 to 114)	46.1 (46.1 to 114)	46.1 (46.1 to 114)	46.1 (46.1 to 114)	46.1 (46.1 to 114)	46.1 (46.1 to 114)	46.1 (46.1 to 114)	46.1 (46.1 to 114)	46.1 (46.1 to 114)	46.1 (46.1 to 114)	9,610
Tuberculosis	0 (0 to 0)	0 (0 to 0)	0 (0 to 0)	0 (0 to 0)	0 (0 to 0)	0 (0 to 0)	0 (0 to 0)	0 (0 to 0)	0 (0 to 0)	0 (0 to 0)	0 (0 to 0)	0 (0 to 0)	0 (0 to 0)	0 (0 to 0)	0 (0 to 0)	0 (0 to 0)	0 (0 to 0)	0 (0 to 0)	0 (0 to 0)	0 (0 to 0)	0 (0 to 0)	0 (0 to 0)	0 (0 to 0)	229
Latent tuberculosis infection	0 (0 to 0)	0 (0 to 0)	0 (0 to 0)	0 (0 to 0)	0 (0 to 0)	0 (0 to 0)	0 (0 to 0)	0 (0 to 0)	0 (0 to 0)	0 (0 to 0)	0 (0 to 0)	0 (0 to 0)	0 (0 to 0)	0 (0 to 0)	0 (0 to 0)	0 (0 to 0)	0 (0 to 0)	0 (0 to 0)	0 (0 to 0)	0 (0 to 0)	0 (0 to 0)	0 (0 to 0)	0 (0 to 0)	0
Drug-susceptible tuberculosis	0 (0 to 0)	0 (0 to 0)	0 (0 to 0)	0 (0 to 0)	0 (0 to 0)	0 (0 to 0)	0 (0 to 0)	0 (0 to 0)	0 (0 to 0)	0 (0 to 0)	0 (0 to 0)	0 (0 to 0)	0 (0 to 0)	0 (0 to 0)	0 (0 to 0)	0 (0 to 0)	0 (0 to 0)	0 (0 to 0)	0 (0 to 0)	0 (0 to 0)	0 (0 to 0)	0 (0 to 0)	0 (0 to 0)	0
Multidrug-resistant tuberculosis without extensive drug resistance	0 (0 to 0)	0 (0 to 0)	0 (0 to 0)	0 (0 to 0)	0 (0 to 0)	0 (0 to 0)	0 (0 to 0)	0 (0 to 0)	0 (0 to 0)	0 (0 to 0)	0 (0 to 0)	0 (0 to 0)	0 (0 to 0)	0 (0 to 0)	0 (0 to 0)	0 (0 to 0)	0 (0 to 0)	0 (0 to 0)	0 (0 to 0)	0 (0 to 0)	0 (0 to 0)	0 (0 to 0)	0 (0 to 0)	0
Extensively drug-resistant tuberculosis	0 (0 to 0)	0 (0 to 0)	0 (0 to 0)	0 (0 to 0)	0 (0 to 0)	0 (0 to 0)	0 (0 to 0)	0 (0 to 0)	0 (0 to 0)	0 (0 to 0)	0 (0 to 0)	0 (0 to 0)	0 (0 to 0)	0 (0 to 0)	0 (0 to 0)	0 (0 to 0)	0 (0 to 0)	0 (0 to 0)	0 (0 to 0)	0 (0 to 0)	0 (0 to 0)	0 (0 to 0)	0 (0 to 0)	0
Lower respiratory infections	2.4 (1.6 to 3.4)	3.4 (2.2 to 4.5)	28.5 (20.9 to 42)	29.2 (21.8 to 43.7)	12.9 (7.8 to 18.7)	11 (7.6 to 16.7)	9.1 (6.4 to 11.4)	12.4 (8.2 to 17.9)	12.3 (8.2 to 17.9)	19.4 (13.1 to 28)	19.6 (13.1 to 28)	20.1 (13.1 to 28)	20.1 (13.1 to 28)	22.3 (14.5 to 32.2)	22.3 (14.5 to 32.2)	22.3 (14.5 to 32.2)	22.3 (14.5 to 32.2)	22.3 (14.5 to 32.2)	22.3 (14.5 to 32.2)	22.3 (14.5 to 32.2)	22.3 (14.5 to 32.2)	22.3 (14.5 to 32.2)	7,780
Upper respiratory infections	0.1 (0 to 0.1)	0.5 (0.3 to 0.9)	4.6 (3.4 to 6.7)	55 (39.1 to 78.4)	28.1 (14.9 to 43.4)	28.2 (14.9 to 43.4)	32.6 (14.9 to 43.4)	33.9 (14.9 to 43.4)	36.7 (14.9 to 43.4)	40.7 (26.4 to 60.3)	51 (26.4 to 60.3)	54.9 (31.7 to 101)	57.5 (31.7 to 101)	59.8 (31.7 to 101)	46.9 (23.3 to 77.9)	41.2 (21.6 to 68.4)	37.2 (21.6 to 60)	33.7 (19.1 to 54.9)	29.3 (16.4 to 47.3)	26.1 (14.7 to 42.1)	23.7 (13.1 to 38.3)	19.6 (10.7 to 31.7)	860
Otitis media	0 (0 to 0)	1.4 (0.7 to 2.2)	10 (8.2 to 12.2)	11.2 (8.2 to 15.2)	8.9 (4.9 to 14.2)	8.4 (4.9 to 14.2)	7.8 (4.9 to 14.2)	8.1 (4.9 to 14.2)	7.7 (4.9 to 14.2)	8.3 (4.9 to 14.2)	7.9 (4.9 to 14.2)	7.9 (4.9 to 14.2)	7.9 (4.9 to 14.2)	12.6 (8.1 to 19.7)	11.9 (7.6 to 18.6)	11.9 (7.6 to 18.6)	11.9 (7.6 to 18.6)	11.9 (7.6 to 18.6)	11.9 (7.6 to 18.6)	11.9 (7.6 to 18.6)	11.9 (7.6 to 18.6)	11.9 (7.6 to 18.6)	135
Enteric infections	0.4 (0.3 to 0.6)	0.9 (0.4 to 1.4)	4.2 (3.2 to 5.7)	3.3 (2.5 to 4.5)	1.5 (1.1 to 2.1)	1.5 (1.1 to 2.1)	1.5 (1.1 to 2.1)	1.5 (1.1 to 2.1)	1.5 (1.1 to 2.1)	1.5 (1.1 to 2.1)	1.5 (1.1 to 2.1)	1.5 (1.1 to 2.1)	1.5 (1.1 to 2.1)	1.5 (1.1 to 2.1)	1.5 (1.1 to 2.1)	1.5 (1.1 to 2.1)	1.5 (1.1 to 2.1)	1.5 (1.1 to 2.1)	1.5 (1.1 to 2.1)	1.5 (1.1 to 2.1)	1.5 (1.1 to 2.1)	1.5 (1.1 to 2.1)	526
Diarrheal diseases	0.4 (0.3 to 0.6)	0.9 (0.5 to 1.4)	4.1 (4.6 to 13.1)	3.3 (2.5 to 13)	1.5 (1.1 to 3.6)	1.5 (1.1 to 3.6)	1.5 (1.1 to 3.6)	1.5 (1.1 to 3.6)	1.5 (1.1 to 3.6)	1.5 (1.1 to 3.6)	1.5 (1.1 to 3.6)	1.5 (1.1 to 3.6)	1.5 (1.1 to 3.6)	1.5 (1.1 to 3.6)	1.5 (1.1 to 3.6)	1.5 (1.1 to 3.6)	1.5 (1.1 to 3.6)	1.5 (1.1 to 3.6)	1.5 (1.1 to 3.6)	1.5 (1.1 to 3.6)	1.5 (1.1 to 3.6)	1.5 (1.1 to 3.6)	526
Typhoid and paratyphoid	0 (0 to 0)	0 (0 to 0)	0 (0 to 0)	0 (0 to 0)	0 (0 to 0)	0 (0 to 0)	0 (0 to 0)	0 (0 to 0)	0 (0 to 0)	0 (0 to 0)	0 (0 to 0)	0 (0 to 0)	0 (0 to 0)	0 (0 to 0)	0 (0 to 0)	0 (0 to 0)	0 (0 to 0)	0 (0 to 0)	0 (0 to 0)	0 (0 to 0)	0 (0 to 0)	0 (0 to 0)	0 (0 to 0)	0.1
Typhoid fever	0 (0 to 0)	0 (0 to 0)	0 (0 to 0)	0 (0 to 0)	0 (0 to 0)	0 (0 to 0)	0 (0 to 0)	0 (0 to 0)	0 (0 to 0)	0 (0 to 0)	0 (0 to 0)	0 (0 to 0)	0 (0 to 0)	0 (0 to 0)	0 (0 to 0)	0 (0 to 0)	0 (0 to 0)	0 (0 to 0)	0 (0 to 0)	0 (0 to 0)	0 (0 to 0)	0 (0 to 0)	0 (0 to 0)	0
Paratyphoid fever	0 (0 to 0)	0 (0 to 0)	0 (0 to 0)	0 (0 to 0)	0 (0 to 0)	0 (0 to 0)	0 (0 to 0)	0 (0 to 0)	0 (0 to 0)	0 (0 to 0)	0 (0 to 0)	0 (0 to 0)	0 (0 to 0)	0 (0 to 0)	0 (0 to 0)	0 (0 to 0)	0 (0 to 0)	0 (0 to 0)	0 (0 to 0)	0 (0 to 0)	0 (0 to 0)	0 (0 to 0)	0 (0 to 0)	0.1
Invasive Non-typhoidal Salmonella (iNTS)	0 (0 to 0)	0 (0 to 0)	0 (0 to 0)	0 (0 to 0)	0 (0 to 0)	0 (0 to 0)	0 (0 to 0)	0 (0 to 0)	0 (0 to 0)	0 (0 to 0)	0 (0 to 0)	0 (0 to 0)	0 (0 to 0)	0 (0 to 0)	0 (0 to 0)	0 (0 to 0)	0 (0 to 0)	0 (0 to 0)	0 (0 to 0)	0 (0 to 0)	0 (0 to 0)	0 (0 to 0)	0 (0 to 0)	0
Other intestinal infectious diseases	0 (0 to 0)	0 (0 to 0)	0.1 (0 to 0.2)	0 (0 to 0)	0 (0 to 0)	0 (0 to 0)	0 (0 to 0)	0 (0 to 0)	0 (0 to 0)	0 (0 to 0)	0 (0 to 0)	0 (0 to 0)	0 (0 to 0)	0 (0 to 0)	0 (0 to 0)	0 (0 to 0)	0 (0 to 0)	0 (0 to 0)	0 (0 to 0)	0 (0 to 0)	0 (0 to 0)	0 (0 to 0)	0 (0 to 0)	0.1
Neglected tropical diseases and malaria	0.4 (0.3 to 0.6)	0.9 (0.5 to 1.4)	4.6 (4.6 to 13.1)	3.6 (2.5 to 13)	1.7 (1.1 to 3.6)	1.7 (1.1 to 3.6)	1.7 (1.1 to 3.6)	1.7 (1.1 to 3.6)	1.7 (1.1 to 3.6)	1.7 (1.1 to 3.6)	1.7 (1.1 to 3.6)	1.7 (1.1 to 3.6)	1.7 (1.1 to 3.6)	1.7 (1.1 to 3.6)	1.7 (1.1 to 3.6)	1.7 (1.1 to 3.6)	1.7 (1.1 to 3.6)	1.7 (1.1 to 3.6)	1.7 (1.1 to 3.6)	1.7 (1.1 to 3.6)	1.7 (1.1 to 3.6)	1.7 (1.1 to 3.6)	101
Malaria	0 (0 to 0)	0 (0 to 0)	0 (0 to 0)	0 (0 to 0)	0 (0 to 0)	0 (0 to 0)	0 (0 to 0)	0 (0 to 0)	0 (0 to 0)	0 (0 to 0)	0 (0 to 0)	0 (0 to 0)	0 (0 to 0)	0 (0 to 0)	0 (0 to 0)	0 (0 to 0)	0 (0 to 0)	0 (0 to 0)	0 (0 to 0)	0 (0 to 0)	0 (0 to 0)	0 (0 to 0)	0 (0 to 0)	0
Chagas disease	0 (0 to 0)	0 (0 to 0)	0 (0 to 0)	0 (0 to 0)	0 (0 to 0)	0 (0 to 0)	0 (0 to 0)	0 (0 to 0)	0 (0 to 0)	0 (0 to 0)	0 (0 to 0)	0 (0 to 0)	0 (0 to 0)	0 (0 to 0)	0 (0 to 0)	0 (0 to 0)	0 (0 to 0)	0 (0 to 0)	0 (0 to 0)	0 (0 to 0)	0 (0 to 0)	0 (0 to 0)	0 (0 to 0)	0.1
Leishmaniasis	0 (0 to 0)	0 (0 to 0)	0 (0 to 0)	0 (0 to 0)	0 (0 to 0)	0 (0 to 0)	0 (0 to 0)	0 (0 to 0)	0 (0 to 0)	0 (0 to 0)	0 (0 to 0)	0 (0 to 0)	0 (0 to 0)	0 (0 to 0)	0 (0 to 0)	0 (0 to 0)	0 (0 to 0)	0 (0 to 0)	0 (0 to 0)	0 (0 to 0)	0 (0 to 0)	0 (0 to 0)	0 (0 to 0)	0
Visceral leishmaniasis	0 (0 to 0)	0 (0 to 0)	0 (0 to 0)	0 (0 to 0)	0 (0 to 0)	0 (0 to 0)	0 (0 to 0)	0 (0 to 0)	0 (0 to 0)	0 (0 to 0)	0 (0 to 0)	0 (0 to 0)	0 (0 to 0)	0 (0 to 0)	0 (0 to 0)	0 (0 to 0)	0 (0 to 0)	0 (0 to 0)	0 (0 to 0)	0 (0 to 0)	0 (0 to 0)	0 (0 to 0)	0 (0 to 0)	0
Cutaneous and mucocutaneous leishmaniasis	0 (0 to 0)	0 (0 to 0)	0 (0 to 0)	0 (0 to 0)	0 (0 to 0)	0 (0 to 0)	0 (0 to 0)	0 (0 to 0)	0 (0 to 0)	0 (0 to 0)	0 (0 to 0)	0 (0 to 0)	0 (0 to 0)	0 (0 to 0)	0 (0 to 0)	0 (0 to 0)	0 (0 to 0)	0 (0 to 0)	0 (0 to 0)	0 (0 to 0)	0 (0 to 0)	0 (0 to 0)	0 (0 to 0)	0
African trypanosomiasis	0 (0 to 0)	0 (0 to 0)	0 (0 to 0)	0 (0 to 0)	0 (0 to 0)	0 (0 to 0)	0 (0 to 0)	0 (0 to 0)	0 (0 to 0)	0 (0 to 0)	0 (0 to 0)	0 (0 to 0)	0 (0 to 0)	0 (0 to 0)	0 (0 to 0)	0 (0 to 0)	0 (0 to 0)	0 (0 to 0)	0 (0 to 0)	0 (0 to 0)	0 (0 to 0)	0 (0 to 0)	0 (0 to 0)	0
Schistosomiasis	0 (0 to 0)	0 (0 to 0)	0 (0 to 0)	0 (0 to 0)	0 (0 to 0)	0 (0 to 0)	0 (0 to 0)	0 (0 to 0)	0 (0 to 0)	0 (0 to 0)	0 (0 to 0)	0 (0 to 0)	0 (0 to 0)	0 (0 to 0)	0 (0 to 0)	0 (0 to 0)	0 (0 to 0)	0 (0 to 0)	0 (0 to 0)	0 (0 to 0)	0 (0 to 0)	0 (0 to 0)	0 (0 to 0)	0
Cysticercosis	0 (0 to 0)	0 (0 to 0)	0 (0 to 0)	0 (0 to 0)	0 (0 to 0)	0 (0 to 0)	0 (0 to 0)	0 (0 to 0)	0 (0 to 0)	0 (0 to 0)	0 (0 to 0)	0 (0 to 0)	0 (0 to 0)	0 (0 to 0)	0 (0 to 0)	0 (0 to 0)	0 (0 to 0)	0 (0 to 0)	0 (0 to 0)	0 (0 to 0)	0 (0 to 0)	0 (0 to 0)	0 (0 to 0)	0
Cystic echinococcosis	0 (0 to 0)	0 (0 to 0)	0 (0 to 0)	0 (0 to 0)	0 (0 to 0)	0 (0 to 0)	0 (0 to 0)	0 (0 to 0)	0 (0 to 0)	0 (0 to 0)	0 (0 to 0)	0 (0 to 0)	0 (0 to 0)	0 (0 to 0)	0 (0 to 0)	0 (0 to 0)	0 (0 to 0)	0 (0 to 0)	0 (0 to 0)	0 (0 to 0)	0 (0 to 0)	0 (0 to 0)	0 (0 to 0)	0.1
Lymphatic filariasis	0 (0 to 0)	0 (0 to 0)	0 (0 to 0)	0 (0 to 0)	0 (0 to 0)	0 (0 to 0)	0 (0 to 0)	0 (0 to 0)	0 (0 to 0)	0 (0 to 0)	0 (0 to 0)	0 (0 to 0)	0 (0 to 0)	0 (0 to 0)	0 (0 to 0)	0 (0 to 0)	0 (0 to 0)	0 (0 to 0)	0 (0 to 0)	0 (0 to 0)	0 (0 to 0)	0 (0 to 0)	0 (0 to 0)	0
Onchocerciasis	0 (0 to 0)	0 (0 to 0)	0 (0 to 0)	0 (0 to 0)	0 (0 to 0)	0 (0 to 0)	0 (0 to 0)	0 (0 to 0)	0 (0 to 0)	0 (0 to 0)	0 (0 to 0)	0 (0 to 0)	0 (0 to 0)	0 (0 to 0)	0 (0 to 0)	0 (0 to 0)	0 (0 to 0)	0 (0 to 0)	0 (0 to 0)	0 (0 to 0)	0 (0 to 0)	0 (0 to 0)	0 (0 to 0)	0
Trachoma	0 (0 to 0)	0 (0 to 0)	0 (0 to 0)	0 (0 to 0)	0 (0 to 0)	0 (0 to 0)	0 (0 to 0)	0 (0 to 0)	0 (0 to 0)	0 (0 to 0)	0 (0 to 0)	0 (0 to 0)	0 (0 to 0)	0 (0 to 0)	0 (0 to 0)	0 (0 to 0)	0 (0 to 0)	0 (0 to 0)	0 (0 to 0)	0 (0 to 0)	0 (0 to 0)	0 (0 to 0)	0 (0 to 0)	0
Dengue	0 (0 to 0)	0 (0 to 0)	0 (0 to 0)	0 (0 to 0)	0 (0 to 0)	0 (0 to 0)	0 (0 to 0)	0 (0 to 0)	0 (0 to 0)	0 (0 to 0)	0 (0 to 0)	0 (0 to 0)	0 (0 to 0)	0 (0 to 0)	0 (0 to 0)	0 (0 to 0)	0 (0 to 0)	0 (0 to 0)	0 (0 to 0)	0 (0 to 0)	0 (0 to 0)	0 (0 to 0)	0 (0 to 0)	0
Yellow fever	0 (0 to 0)	0 (0 to 0)	0 (0 to 0)	0 (0 to 0)	0 (0 to 0)	0 (0 to 0)	0 (0 to 0)	0 (0 to 0)	0 (0 to 0)	0 (0 to 0)	0 (0 to 0)	0 (0 to 0)	0 (0 to 0)	0 (0 to 0)	0 (0 to 0)	0 (0 to 0)	0 (0 to 0)	0 (0 to 0)	0 (0 to 0)	0 (0 to 0)	0 (0 to 0)	0 (0 to 0)	0 (0 to 0)	0
Rabies	0 (0 to 0)	0 (0 to 0)	0 (0 to 0)	0 (0 to 0)	0 (0 to 0)	0 (0 to 0)	0 (0 to 0)	0 (0 to 0)	0 (0 to 0)	0 (0 to 0)	0 (0 to 0)	0 (0 to 0)	0 (0 to 0)	0 (0 to 0)	0 (0 to 0)	0 (0 to 0)	0 (0 to 0)	0 (0 to 0)	0 (0 to 0)	0 (0 to 0)	0 (0 to 0)	0 (0 to 0)	0 (0 to 0)	0
Intestinal nematode infections	0 (0 to 0)	0 (0 to 0)	0 (0 to 0)	0 (0 to 0)	0 (0 to 0)	0 (0 to 0)	0 (0 to 0)	0 (0 to 0)	0 (0 to 0)	0 (0 to 0)	0 (0 to 0)	0 (0 to 0)	0 (0 to 0)	0 (0 to 0)	0 (0 to 0)	0 (0 to 0)	0 (0 to 0)	0 (0 to 0)	0 (0 to 0)	0 (0 to 0)	0 (0 to 0)	0 (0 to 0)	0 (0 to 0)	0
Ascariasis	0 (0 to 0)	0 (0 to 0)	0 (0 to 0)	0 (0 to 0)	0 (0 to 0)	0 (0 to 0)	0 (0 to 0)	0 (0 to 0)	0 (0 to 0)	0 (0 to 0)	0 (0 to 0)	0 (0 to 0)	0 (0 to 0)	0 (0 to 0)	0 (0 to 0)	0 (0 to 0)	0 (0 to 0)	0 (0 to 0)	0 (0 to 0)	0 (0 to 0)	0 (0 to 0)	0 (0 to 0)	0 (0 to 0)	0
Trichuriasis	0 (0 to 0)	0 (0 to 0)	0 (0 to 0)	0 (0 to 0)	0 (0 to 0)	0 (0 to 0)	0 (0 to 0)	0 (0 to 0)	0 (0 to 0)	0 (0 to 0)	0 (0 to 0)	0 (0 to 0)	0 (0 to 0)	0 (0 to 0)	0 (0 to 0)	0 (0 to 0)	0 (0 to 0)	0 (0 to 0)	0 (0 to 0)	0 (0 to 0)	0 (0 to 0)	0 (0 to 0)	0 (0 to 0)	0
Hookworm disease	0 (0 to 0)	0 (0 to 0)	0 (0 to 0)	0 (0 to 0)	0 (0 to 0)	0 (0 to 0)	0 (0 to 0)	0 (0 to 0)	0 (0 to 0)	0 (0 to 0)	0 (0 to 0)	0 (0 to 0)	0 (0 to 0)	0 (0 to 0)	0 (0 to 0)	0 (0 to 0)	0 (0 to 0)	0 (0 to 0)	0 (0 to 0)	0 (0 to 0)	0 (0 to 0)	0 (0 to 0)	0 (0 to 0)	0
Food-borne trematodiases	0 (0 to 0)	0 (0 to 0)	0 (0 to 0)	0 (0 to 0)	0 (0 to 0)	0 (0 to 0)	0 (0 to 0)	0 (0 to 0)	0 (0 to 0)	0 (0 to 0)	0 (0 to 0)	0 (0 to 0)	0 (0 to 0)	0 (0 to 0)	0 (0 to 0)	0 (0 to 0)	0 (0 to 0)	0 (0 to 0)	0 (0 to 0)	0 (0 to 0)	0 (0 to 0)	0 (0 to 0)	0 (0 to 0)	0
Leprosy	0 (0 to 0)	0 (0 to 0)	0 (0 to 0)	0 (0 to 0)	0 (0 to 0)	0 (0 to 0)	0 (0 to 0)	0 (0 to 0)	0 (0 to 0)	0 (0 to 0)	0 (0 to 0)	0 (0 to 0)	0 (0 to 0)	0 (0 to 0)	0 (0 to 0)	0 (0 to 0)	0 (0 to 0)	0 (0 to 0)	0 (0 to 0)	0 (

Other neoplasms	0-2 (0-1 to 2-9)	1-7 (0-1 to 2-7)	1-5 (0-9 to 2-3)	1-5 (0-8 to 2-2)	1-8 (1-1 to 2-8)	1-7 (0-9 to 2-7)	2-4 (1-4 to 3-7)	2-6 (1-4 to 3-4)	3-1 (2-1 to 4-5)	3-9 (2-5 to 5-4)	6-5 (4-4 to 9-1)	9-7 (6-7 to 13-4)	13-6 (9-3 to 19-4)	19 (13 to 26-7)	29 (20 to 39-7)	39-5 (22 to 41)	51-4 (27-7 to 68-5)	77-7 (57-4 to 102)	92 (64-9 to 116)	96-6 (68 to 127)	94 (60-3 to 127)	90-4 (54-4 to 87-4)	29-6 (19-4 to 39)	599
Medulloblastoma, medulloblastoma, and other hemangioblastoma	0 (0-1 to 0-9)	0 (0-1 to 0-7)	0 (0-4 to 2-3)	0 (0-5 to 2-2)	0 (0-1 to 2-2)	0 (0-4 to 2-1)	0 (0-4 to 2-7)	0 (0-4 to 2-3)	0 (0-4 to 2-6)	0 (0-2 to 3-4)	0 (0-2 to 3-6)	0 (0-4 to 5-1)	0 (0-7 to 8-1)	0 (0-4 to 12-1)	0 (0-4 to 17-1)	0 (0-3 to 23-1)	0 (0-2 to 32-1)	0 (0-7 to 38-1)	0 (0-7 to 51-1)	0 (0-8 to 52-1)	0 (0-7 to 51-1)	0 (0-4 to 51-1)	0 (0-4 to 24-1)	0 (0-2 to 16-1)	0
Benign and in situ intestinal neoplasms	0 (0-0 to 0-0)	0 (0-0 to 0-0)	0 (0-0 to 0-0)

Congenital birth defects	142 (108 to 194)	89·3 (49·9 to 85·4)	252 (205 to 316)	142 (110 to 192)	76·5 (54·4 to 105)	68·4 (48·6 to 94·2)	61·4 (43·3 to 85·1)	43·6 (33·1 to 64·9)	35 (26·6 to 45·4)	39·7 (27·4 to 49·2)	35·6 (26·2 to 48·1)	39·5 (29·6 to 51·6)	29·1 (29·4 to 49·4)	28 (20·7 to 37·9)	29·2 (19·2 to 34·6)	27·3 (19·4 to 37)	27·9 (19·6 to 37·9)	18·5 (11·7 to 27·4)	13·8 (8·7 to 20·4)	9·7 (6·1 to 14·7)	7 (4·3 to 10·7)	3·8 (2·3 to 5·8)	1·4 (0·9 to 2·2)		1,190
Neural tube defects	9·5 (3·3 to 18·9)	2·3 (1·1 to 4·2)	29·9 (21·5 to 47·3)	23·5 (12·2 to 43·1)	2·4 (1·4 to 3·2)	11·9 (6·2 to 20)	2·3 (1·8 to 3·6)	2·4 (1·8 to 3·1)	2·7 (1·9 to 3)	2·2 (1·5 to 2·9)	1·9 (1·3 to 2·4)	1·8 (1·2 to 2·7)	1·9 (1·3 to 2·6)	1·9 (1·3 to 2·7)	1·3 (0·9 to 1·8)	1·3 (0·9 to 1·8)	1·4 (0·9 to 1·9)	0·9 (0·6 to 1·3)	0·9 (0·6 to 1·3)	0·4 (0·3 to 0·6)	0·4 (0·3 to 0·6)	0·2 (0·1 to 0·3)	0·1 (0·1 to 0·1)		92
Congenital heart anomalies	74·2 (54·3 to 99·1)	0·6 (0·3 to 1·1)	77·6 (57·5 to 101)	47·6 (32·7 to 67·2)	1·2 (0·7 to 1·7)	1·4 (0·8 to 2·1)	1·3 (0·9 to 1·8)	1·4 (1·1 to 1·8)	1·5 (1·2 to 1·9)	1·5 (1·2 to 1·9)	1·5 (1·2 to 1·9)	1·7 (1·3 to 2·1)	1·9 (1·5 to 2·4)	1·6 (1·2 to 2·1)	1·5 (1·2 to 1·9)	1·6 (1·2 to 2·1)	1·8 (1·4 to 2·3)	1·2 (0·9 to 1·6)	1·4 (1·0 to 1·9)	0·8 (0·6 to 1·1)	1·1 (0·8 to 1·4)	0·4 (0·3 to 0·6)	0·2 (0·1 to 0·3)		252
Orofacial clefts	0 (0 to 0·1)	0 (0 to 0·1)	0·6 (0·2 to 1·1)	1·9 (0·6 to 3·8)	1·4 (0·4 to 2·6)	1·4 (0·3 to 2·9)	1·3 (0·4 to 2·6)	1·4 (0·6 to 2·6)	1·4 (0·7 to 2·7)	1·5 (0·6 to 2·8)	1·5 (0·6 to 2·5)	1·7 (0·6 to 3·5)	1·9 (0·5 to 4)	1·6 (0·6 to 3·5)	1·5 (0·6 to 3·1)	1·6 (0·6 to 3·5)	1·8 (0·6 to 3·6)	1·2 (0·4 to 2·6)	1·4 (0·5 to 3·1)	0·8 (0·3 to 1·6)	1·1 (0·4 to 2·3)	0·4 (0·2 to 0·8)	0·2 (0·1 to 0·3)		28·6
Down syndrome	2·1 (1·1 to 3·6)	1·2 (0·5 to 2)	9·1 (3·2 to 18·2)	2·9 (0·8 to 6·8)	2·3 (1·1 to 4·1)	2·5 (0·9 to 5·1)	2·7 (1·2 to 4·4)	2·4 (1·4 to 3·7)	2·5 (1·5 to 3·6)	2·8 (1·6 to 4·1)	2·6 (1·5 to 3·9)	2·7 (1·5 to 4·2)	2·3 (1·1 to 3·2)	1·1 (0·7 to 1·6)	0·6 (0·4 to 1·4)	1·1 (0·6 to 1·6)	0·9 (0·6 to 1·4)	0·4 (0·2 to 0·8)	0·5 (0·3 to 0·9)	0 (0 to 0)	0 (0 to 0)	0 (0 to 0)	0 (0 to 0)		48·7
Turner syndrome	0 (0 to 0)	0 (0 to 0)	0·2 (0 to 0·7)	0·2 (0 to 0·7)	0·2 (0·1 to 0·5)	0·2 (0·1 to 0·5)	0·4 (0·2 to 0·7)	0·4 (0·2 to 0·7)	0·4 (0·2 to 0·6)	0·4 (0·2 to 0·6)	0·3 (0·2 to 0·6)	0·3 (0·2 to 0·6)	0·3 (0·1 to 0·6)	0·3 (0·1 to 0·7)	0·1 (0·1 to 0·3)	0·1 (0 to 0·2)	0·1 (0 to 0·2)	0·1 (0 to 0·1)	0·1 (0 to 0·1)	0 (0 to 0)	0 (0 to 0)	0 (0 to 0)	0 (0 to 0)		3·8
Klinefelter syndrome	0 (0 to 0)	0 (0 to 0)	0 (0 to 0)	0 (0 to 0)

SR Table 2b. Hiroshima DAL VS by cause and age occurs for females with 90% uncertainty intervals. 2019

Cause	Sum Neonatal	Late Neonatal	Post-Neonatal	1 to 4	5 to 9	10 to 14	15 to 19	20 to 24	25 to 29	30 to 34	35 to 39	40 to 44	45 to 49	50 to 54	55 to 59	60 to 64	65 to 69	70 to 74	75 to 79	80 to 84	85 to 89	90 to 94	95 plus	Total
All causes	856 (854 to 866)	190 (187 to 193)	1,666 (1,656 to 1,682)	1,966 (1,705 to 2,380)	2,460 (2,366 to 2,640)	3,458 (3,400 to 3,543)	5,980 (5,795 to 6,060)	8,450 (8,396 to 8,529)	9,228 (9,099 to 9,359)	9,088 (8,958 to 9,180)	11,068 (10,963 to 11,200)	15,503 (15,382 to 15,630)	19,702 (19,665 to 19,820)	18,702 (18,700 to 18,900)	18,802 (18,700 to 18,900)	22,102 (18,900 to 24,900)	30,402 (29,100 to 36,500)	40,302 (39,100 to 41,500)	49,002 (48,000 to 50,000)	56,902 (56,000 to 57,800)	60,802 (57,900 to 66,200)	37,902 (31,900 to 39,200)	400,000 (400,000 to 400,000)
Communicable, maternal, neonatal, and nutritional diseases	202 (213 to 383)	79.6 (82.1 to 90.1)	243 (196 to 311)	396 (316 to 508)	292 (212 to 426)	226 (166 to 329)	196 (133 to 285)	266 (203 to 378)	289 (229 to 722)	492 (292 to 1,000)	692 (292 to 1,600)	962 (329 to 1,967)	1,202 (429 to 1,900)	868 (423 to 1,400)	1,002 (474 to 1,400)	1,002 (503 to 1,400)	1,202 (503 to 1,400)	1,202 (503 to 1,400)	1,202 (503 to 1,400)	1,200 (503 to 1,400)	1,202 (503 to 1,400)	1,000 (1,000 to 1,000)	19,200 (19,200 to 19,200)
HIV/AIDS and sexually transmitted infections	0 (0 to 0)	0 (0 to 0)	1.7 (1.0 to 2.2)	1.4 (1 to 1.9)	0.4 (0.3 to 0.5)	1.7 (1.2 to 2.3)	9.6 (6.6 to 12.5)	16 (11.2 to 20.2)	21.2 (13.2 to 28.2)	29.4 (18 to 52)	39.7 (21.3 to 69.2)	52.6 (27.4 to 90.4)	77.7 (42.9 to 123)	84.5 (47.6 to 130)	19.7 (10.2 to 30.4)	19.2 (9.7 to 27.7)	17.2 (11 to 26.4)	23.1 (14.7 to 35.6)	19.4 (9.3 to 27.9)	12 (7.4 to 19.2)	7 (4.9 to 10.3)	2.7 (2.1 to 3.3)	336
HIV/AIDS	0 (0 to 0)	0 (0 to 0)	1.7 (1.0 to 2.2)	1.4 (1 to 1.9)	0.4 (0.3 to 0.5)	0.2 (0.2 to 0.3)	0.6 (0.6 to 0.8)	1.6 (1.1 to 2.1)	1.8 (1.1 to 2.5)	2 (1.2 to 3.6)	2.1 (1.1 to 3.6)	2.2 (1.1 to 3.6)	2.6 (1.7 to 3.5)	2.3 (1.7 to 3.3)	2.3 (1.7 to 3.1)	4.2 (2.9 to 6.1)	7.6 (5.1 to 10.7)	11.4 (7.9 to 15.7)	3.2 (2.2 to 4.6)	1.1 (0.8 to 1.6)	0.2 (0.1 to 0.3)	0.1 (0.1 to 0.1)	69.6 (53 to 87.1)
HIV/AIDS - Drug-susceptible Tuberculosis	0 (0 to 0)	0 (0 to 0)	0.6 (0.3 to 0.8)	0.5 (0.3 to 0.7)	0.1 (0.1 to 0.2)	0.1 (0.1 to 0.1)	0.1 (0.1 to 0.2)	0.3 (0.2 to 0.4)	0.3 (0.2 to 0.4)	0.3 (0.2 to 0.5)	0.3 (0.2 to 0.5)	0.4 (0.2 to 0.6)	0.5 (0.3 to 0.7)	0.5 (0.3 to 0.7)	0.5 (0.3 to 0.7)	1.1 (0.7 to 1.5)	1.9 (1.2 to 2.7)	2.9 (1.9 to 4.1)	0.8 (0.5 to 1.2)	0.3 (0.2 to 0.5)	0.1 (0.1 to 0.1)	0 (0 to 0)	18.1 (13.7 to 23.1)
HIV/AIDS - Multidrug-resistant Tuberculosis without extensive	0 (0 to 0)	0 (0 to 0)	0 (0 to 0.1)	0 (0 to 0.1)	0 (0 to 0)	0 (0 to 0)	0 (0 to 0)	0 (0 to 0)	0 (0 to 0)	0 (0 to 0)	0 (0 to 0)	0 (0 to 0)	0 (0 to 0)	0 (0 to 0)	0 (0 to 0)	0 (0 to 0)	0 (0 to 0)	0 (0 to 0)	0 (0 to 0)	0 (0 to 0)	0 (0 to 0)	0 (0 to 0)	0 (0 to 0)	0.2 (0 to 0.2)
HIV/AIDS - Extensively drug-resistant Tuberculosis	0 (0 to 0)	0 (0 to 0)	0 (0 to 0)	0 (0 to 0)	0 (0 to 0)	0 (0 to 0)	0 (0 to 0)	0 (0 to 0)	0 (0 to 0)	0 (0 to 0)	0 (0 to 0)	0 (0 to 0)	0 (0 to 0)	0 (0 to 0)	0 (0 to 0)	0 (0 to 0)	0 (0 to 0)	0 (0 to 0)	0 (0 to 0)	0 (0 to 0)	0 (0 to 0)	0 (0 to 0)	0 (0 to 0)	0.1 (0 to 0.1)
HIV/AIDS resulting in other diseases	0 (0 to 0)	0 (0 to 0)	0.7 (0.1 to 0.9)	0.6 (0.1 to 0.8)	0.2 (0.1 to 0.3)	0.1 (0.1 to 0.2)	0.3 (0.2 to 0.4)	0.8 (0.6 to 1.1)	0.8 (0.6 to 1.1)	0.8 (0.6 to 1.1)	0.8 (0.6 to 1.1)	0.8 (0.6 to 1.1)	0.8 (0.6 to 1.1)	0.8 (0.6 to 1.1)	0.8 (0.6 to 1.1)	0.8 (0.5 to 1.1)	0.8 (0.5 to 1.1)	0.8 (0.5 to 1.1)	0.8 (0.5 to 1.1)	0.8 (0.5 to 1.1)	0.8 (0.5 to 1.1)	0.8 (0.5 to 1.1)	317
Sexually transmitted infections excluding HIV	0 (0 to 0)	0 (0 to 0)	0 (0 to 0)	0 (0 to 0)	0 (0 to 0)	0 (0 to 0)	0 (0 to 0)	0 (0 to 0)	0 (0 to 0)	0 (0 to 0)	0 (0 to 0)	0 (0 to 0)	0 (0 to 0)	0 (0 to 0)	0 (0 to 0)	0 (0 to 0)	0 (0 to 0)	0 (0 to 0)	0 (0 to 0)





SR Table 2b: Yamaguchi DALYS by cause and age group for females with 95% uncertainty intervals, 2019

Cause	Early Neonatal (0-6 days)	Late Neonatal (7-27 days)	Post Neonatal (28-364 days)	1 to 4	5 to 9	10 to 14	15 to 19	20 to 24	25 to 29	30 to 34	35 to 39	40 to 44	45 to 49	50 to 54	55 to 59	60 to 64	65 to 69	70 to 74	75 to 79	80 to 84	85 to 89	90 to 94	95 to 99	95 plus	Total
All causes	2,004 (2,004-2,005)	1,116 (1,116-1,116)	1,422 (1,422-1,422)	4,556 (4,556-4,557)	3,009 (2,999-3,020)	2,844 (2,840-2,848)	3,170 (3,162-3,178)	3,442 (3,431-3,452)	3,713 (3,697-3,728)	3,960 (3,941-3,980)	4,260 (4,237-4,283)	4,573 (4,547-4,600)	5,040 (5,009-5,072)	5,563 (5,529-5,601)	6,178 (6,138-6,222)	6,997 (6,947-7,050)	7,917 (7,860-7,979)	8,977 (8,910-9,050)	10,206 (10,126-10,299)	11,609 (11,502-11,730)	13,205 (13,070-13,362)	14,996 (14,806-15,220)	17,004 (16,774-17,283)	19,254 (18,981-19,600)	21,766 (21,423-22,203)	23,555 (23,158-24,103)	24,700 (24,282-25,270)	25,240 (24,809-25,829)	11,469 (11,469-11,469)	224,002
Communicable, maternal, neonatal, and nutritional diseases	1,992 (1,983-2,239)	401.1 (400.4-1,116)	122 (94.5-150)	190 (114.5-298)	104 (50.3-208)	148 (88.1-227)	170 (106.0-251)	162 (97.1-239)	169 (100.9-261)	211 (127.1-344)	266 (157.9-474)	377 (210.1-653)	378 (229.0-631)	378 (229.0-631)	397 (190.4-686)	397 (212.5-652)	417 (215.9-703)	492 (257.9-825)	599 (313.1-1,000)	761 (373.9-1,270)	1,000 (476.1-1,700)	1,346 (619.0-2,283)	1,870 (861.5-3,233)	2,539 (1,180.3-4,449)	3,339 (1,555.2-5,910)	4,270 (1,986.3-7,559)	5,330 (2,482.0-9,433)	5,892 (2,743.2-10,431)	12,450
Nutritional deficiencies	0 (0-0)	0 (0-0)	0.9 (0.7-1.1)	0.9 (0.9-1.1)	0.2 (0.1-0.2)	0.2 (0.2-0.3)	0.3 (0.2-0.4)	0.5 (0.3-0.6)	0.7 (0.4-0.9)	0.7 (0.4-1.0)	0.9 (0.5-1.3)	1.0 (0.6-1.5)	1.1 (0.7-1.7)	1.2 (0.7-1.8)	1.3 (0.7-2.0)	1.4 (0.8-2.1)	1.5 (0.8-2.3)	1.7 (0.9-2.6)	1.9 (1.0-2.9)	2.1 (1.1-3.2)	2.3 (1.2-3.5)	2.5 (1.3-3.8)	2.7 (1.4-4.1)	2.9 (1.5-4.4)	3.1 (1.6-4.7)	3.3 (1.7-5.0)	3.5 (1.8-5.3)	3.6 (1.9-5.5)	1.8 (0.9-2.8)	49.2
HIV/AIDS and sexually transmitted infections	0 (0-0)	0 (0-0)	0.9 (0.9-1.1)	0.9 (0.9-1.1)	0.2 (0.1-0.2)	0.2 (0.2-0.3)	0.3 (0.2-0.4)	0.5 (0.3-0.6)	0.7 (0.4-0.9)	0.7 (0.4-1.0)	0.9 (0.5-1.3)	1.0 (0.6-1.5)	1.1 (0.7-1.7)	1.2 (0.7-1.8)	1.3 (0.7-2.0)	1.4 (0.8-2.1)	1.5 (0.8-2.3)	1.7 (0.9-2.6)	1.9 (1.0-2.9)	2.1 (1.1-3.2)	2.3 (1.2-3.5)	2.5 (1.3-3.8)	2.7 (1.4-4.1)	2.9 (1.5-4.4)	3.1 (1.6-4.7)	3.3 (1.7-5.0)	3.5 (1.8-5.3)	1.8 (0.9-2.8)	49.2
HIV/AIDS	0 (0-0)	0 (0-0)	0.9 (0.9-1.1)	0.9 (0.9-1.1)	0.2 (0.1-0.2)	0.2 (0.2-0.3)	0.3 (0.2-0.4)	0.5 (0.3-0.6)	0.7 (0.4-0.9)	0.7 (0.4-1.0)	0.9 (0.5-1.3)	1.0 (0.6-1.5)	1.1 (0.7-1.7)	1.2 (0.7-1.8)	1.3 (0.7-2.0)	1.4 (0.8-2.1)	1.5 (0.8-2.3)	1.7 (0.9-2.6)	1.9 (1.0-2.9)	2.1 (1.1-3.2)	2.3 (1.2-3.5)	2.5 (1.3-3.8)	2.7 (1.4-4.1)	2.9 (1.5-4.4)	3.1 (1.6-4.7)	3.3 (1.7-5.0)	3.5 (1.8-5.3)	1.8 (0.9-2.8)	49.2
HIV/AIDS - Drug-susceptible Tuberculosis	0 (0-0)	0 (0-0)	0.2 (0.2-0.4)	0.2 (0.2-0.4)	0.1 (0.0-0.1)	0.1 (0.0-0.1)	0.1 (0.1-0.2)	0.2 (0.1-0.3)	0.2 (0.1-0.3)	0.2 (0.1-0.3)	0.2 (0.1-0.3)	0.2 (0.1-0.3)	0.2 (0.2-0.3)	0.2 (0.2-0.3)	0.4 (0.2-0.5)	0.4 (0.2-0.5)	0.5 (0.2-0.6)	1.6 (1.0-2.3)	2.2 (1.4-3.2)	3.2 (2.0-4.6)	4.1 (2.7-5.7)	5.1 (3.3-7.2)	6.1 (4.0-8.5)	7.1 (4.6-9.9)	8.1 (5.3-11.2)	9.1 (5.9-12.5)	10.1 (6.6-13.9)	5.1 (3.3-7.1)	7.5
HIV/AIDS - Multidrug-resistant Tuberculosis without extensive drug resistance	0 (0-0)	0 (0-0)	0 (0-0)	0 (0-0)	0 (0-0)	0 (0-0)	0 (0-0)	0 (0-0)	0 (0-0)	0 (0-0)	0 (0-0)	0 (0-0)	0 (0-0)	0 (0-0)	0 (0-0)	0 (0-0)	0 (0-0)	0 (0-0)	0 (0-0)	0 (0-0)	0 (0-0)	0 (0-0)	0 (0-0)	0 (0-0)	0 (0-0)	0 (0-0)	0 (0-0)	0 (0-0)	0 (0-0)	0 (0-0)	0
HIV/AIDS - Extensively drug-resistant Tuberculosis	0 (0-0)	0 (0-0)	0 (0-0)	0 (0-0)	0 (0-0)	0 (0-0)	0 (0-0)	0 (0-0)	0 (0-0)	0 (0-0)	0 (0-0)	0 (0-0)	0 (0-0)	0 (0-0)	0 (0-0)	0 (0-0)	0 (0-0)	0 (0-0)	0 (0-0)	0 (0-0)	0 (0-0)	0 (0-0)	0 (0-0)	0 (0-0)	0 (0-0)	0 (0-0)	0 (0-0)	0 (0-0)	0 (0-0)	0 (0-0)	0.2
HIV/AIDS resulting in other diseases	0 (0-0)	0 (0-0)	0.5 (0.4-0.6)	0.5 (0.5-0.6)	0.1 (0.1-0.1)	0.1 (0.1-0.1)	0.1 (0.1-0.2)	0.2 (0.2-0.3)	0.3 (0.2-0.4)	0.3 (0.2-0.5)	0.4 (0.2-0.6)	0.5 (0.3-0.7)	0.5 (0.3-0.8)	0.6 (0.3-0.8)	0.7 (0.3-1.0)	0.8 (0.4-1.1)	0.9 (0.4-1.2)	1.0 (0.5-1.4)	1.2 (0.6-1.7)	1.4 (0.7-2.0)	1.6 (0.8-2.3)	1.8 (0.9-2.6)	2.0 (1.0-2.9)	2.2 (1.1-3.2)	2.4 (1.2-3.5)	2.6 (1.3-3.8)	2.8 (1.4-4.0)	2.9 (1.5-4.2)	1.5 (0.7-2.2)	36.9
Sexually transmitted infections excluding HIV	0 (0-0)	0 (0-0)	0 (0-0)	0 (0-0)	0 (0-0)	0 (0-0)	0 (0-0)	0 (0-0)	0 (0-0)	0 (0-0)	0 (0-0)	0 (0-0)	0 (0-0)	0 (0-0)	0 (0-0)	0 (0-0)	0 (0-0)	0 (0-0)	0 (0-0)	0 (0-0)	0 (0-0)	0 (0-0)	0 (0-0)	0 (0-0)	0 (0-0)	0 (0-0)	0 (0-0)	0 (0-0)	0 (0-0)	0 (0-0)	0
Syphilis	0 (0-0)	0 (0-0)	0 (0-0)	0 (0-0)	0 (0-0)	0 (0-0)	0 (0-0)	0 (0-0)	0 (0-0)	0 (0-0)	0 (0-0)	0 (0-0)	0 (0-0)	0 (0-0)	0 (0-0)	0 (0-0)	0 (0-0)	0 (0-0)	0 (0-0)	0 (0-0)	0 (0-0)	0 (0-0)	0 (0-0)	0 (0-0)	0 (0-0)	0 (0-0)	0 (0-0)	0 (0-0)	0 (0-0)	0 (0-0)	1.4
Chlamydial infection	0 (0-0)	0 (0-0)	0 (0-0)	0 (0-0)	0 (0-0)	0 (0-0)	0 (0-0)	0 (0-0)	0 (0-0)	0 (0-0)	0 (0-0)	0 (0-0)	0 (0-0)	0 (0-0)	0 (0-0)	0 (0-0)	0 (0-0)	0 (0-0)	0 (0-0)	0 (0-0)	0 (0-0)	0 (0-0)	0 (0-0)	0 (0-0)	0 (0-0)	0 (0-0)	0 (0-0)	0 (0-0)	0 (0-0)	0 (0-0)	0
Gonococcal infection	0 (0-0)	0 (0-0)	0 (0-0)	0 (0-0)	0 (0-0)	0 (0-0)	0 (0-0)	0 (0-0)	0 (0-0)	0 (0-0)	0 (0-0)	0 (0-0)	0 (0-0)	0 (0-0)	0 (0-0)	0 (0-0)	0 (0-0)	0 (0-0)	0 (0-0)	0 (0-0)	0 (0-0)	0 (0-0)	0 (0-0)	0 (0-0)	0 (0-0)	0 (0-0)	0 (0-0)	0 (0-0)	0 (0-0)	0 (0-0)	0
Trichomoniasis	0 (0-0)	0 (0-0)	0 (0-0)	0 (0-0)	0 (0-0)	0 (0-0)	0 (0-0)	0 (0-0)	0 (0-0)	0 (0-0)	0 (0-0)	0 (0-0)	0 (0-0)	0 (0-0)	0 (0-0)	0 (0-0)	0 (0-0)	0 (0-0)	0 (0-0)	0 (0-0)	0 (0-0)	0 (0-0)	0 (0-0)	0 (0-0)	0 (0-0)	0 (0-0)	0 (0-0)	0 (0-0)	0 (0-0)	0 (0-0)	0
Genital herpes	0 (0-0)	0 (0-0)	0 (0-0)	0 (0-0)	0 (0-0)	0 (0-0)	0 (0-0)	0 (0-0)	0 (0-0)	0 (0-0)	0 (0-0)	0 (0-0)	0 (0-0)	0 (0-0)	0 (0-0)	0 (0-0)	0 (0-0)	0 (0-0)	0 (0-0)	0 (0-0)	0 (0-0)	0 (0-0)	0 (0-0)	0 (0-0)	0 (0-0)	0 (0-0)	0 (0-0)	0 (0-0)	0 (0-0)	0 (0-0)	0
Other sexually transmitted infections	0 (0-0)	0 (0-0)	0 (0-0)	0 (0-0)	0 (0-0)	0 (0-0)	0 (0-0)	0 (0-0)	0 (0-0)	0 (0-0)	0 (0-0)	0 (0-0)	0 (0-0)	0 (0-0)	0 (0-0)	0 (0-0)	0 (0-0)	0 (0-0)	0 (0-0)	0 (0-0)	0 (0-0)	0 (0-0)	0 (0-0)	0 (0-0)	0 (0-0)	0 (0-0)	0 (0-0)	0 (0-0)	0 (0-0)	0 (0-0)	0
Respiratory infections and tuberculosis	2.1 (1.7-2.4)	3.1 (2.9-3.2)	30.2 (24.9-59.4)	161.1 (98.9-261)	39.1 (28.2-52.9)	29.2 (20.1-39.3)	29.3 (20.7-39.2)	27.3 (19.6-36.9)	28.2 (20.1-38.4)	29.1 (20.5-39.2)	30.1 (21.5-40.3)	31.1 (22.4-42.1)	32.1 (23.4-43.4)	33.1 (24.1-44.7)	34.1 (24.8-46.1)	35.1 (25.5-47.5)	36.1 (26.2-48.9)	37.1 (26.9-50.2)	38.1 (27.6-51.6)	39.1 (28.3-53.1)	40.1 (29.0-54.6)	41.1 (29.7-56.2)	42.1 (30.4-57.8)	43.1 (31.1-59.4)	44.1 (31.8-61.0)	45.1 (32.5-62.6)	46.1 (33.2-64.2)	47.1 (33.9-65.8)	8,470
Tuberculosis	2.1 (1.7-2.4)	3.1 (2.9-3.2)	30.2 (24.9-59.4)	161.1 (98.9-261)	39.1 (28.2-52.9)	29.2 (20.1-39.3)	29.3 (20.7-39.2)	27.3 (19.6-36.9)	28.2 (20.1-38.4)	29.1 (20.5-39.2)	30.1 (21.5-40.3)	31.1 (22.4-42.1)	32.1 (23.4-43.4)	33.1 (24.1-44.7)	34.1 (24.8-46.1)	35.1 (25.5-47.5)	36.1 (26.2-48.9)	37.1 (26.9-50.2)	38.1 (27.6-51.6)	39.1 (28.3-53.1)	40.1 (29.0-54.6)	41.1 (29.7-56.2)	42.1 (30.4-57.8)	43.1 (31.1-59.4)	44.1 (31.8-61.0)	45.1 (32.5-62.6)	46.1 (33.2-64.2)	47.1 (33.9-65.8)	277
Latent tuberculosis infection	0 (0-0)	0 (0-0)	0 (0-0)	0 (0-0)	0 (0-0)	0 (0-0)	0 (0-0)	0 (0-0)	0 (0-0)	0 (0-0)	0 (0-0)	0 (0-0)	0 (0-0)	0 (0-0)	0 (0-0)	0 (0-0)	0 (0-0)	0 (0-0)	0 (0-0)	0 (0-0)	0 (0-0)	0 (0-0)	0 (0-0)	0 (0-0)	0 (0-0)	0 (0-0)	0 (0-0)	0 (0-0)	0 (0-0)	0 (0-0)	0
Drug-susceptible tuberculosis	0 (0-0)	0 (0-0)	0.3 (0.2-0.4)	0.3 (0.2-0.4)	0.1 (0.0-0.1)	0.2 (0.1-0.2)	0.2 (0.1-0.3)	0.2 (0.1-0.3)	0.2 (0.1-0.3)	0.2 (0.1-0.3)	0.2 (0.1-0.3)	0.2 (0.1-0.3)	0.2 (0.1-0.3)	0.2 (0.1-0.3)	0.3 (0.1-0.4)	0.3 (0.1-0.4)	0.3 (0.1-0.4)	0.3 (0.1-0.4)	0.3 (0.1-0.4)	0.3 (0.1-0.4)	0.3 (0.1-0.4)	0.3 (0.1-0.4)	0.3 (0.1-0.4)	0.3 (0.1-0.4)	0.3 (0.1-0.4)	0.3 (0.1-0.4)	0.3 (0.1-0.4)	0.3 (0.1-0.4)	0.3 (0.1-0.4)	0
Multidrug-resistant tuberculosis without extensive drug resistance	0 (0-0)	0 (0-0)	0 (0-0)	0 (0-0)	0 (0-0)	0.4 (0.4-0.4)	0.6 (0.5-0.7)	1.0 (0.9-1.1)	1.5 (1.4-1.7)	1.9 (1.8-2.1)	2.4 (2.3-2.6)	2.9 (2.8-3.2)	3.4 (3.3-3.7)	3.9 (3.8-4.2)	4.4 (4.3-4.7)	4.9 (4.8-5.2)	5.4 (5.3-5.7)	5.9 (5.8-6.2)	6.4 (6.3-6.7)	6.9 (6.8-7.2)	7.4 (7.3-7.7)	7.9 (7.8-8.2)	8.4 (8.3-8.7)	8.9 (8.8-9.2)	9.4 (9.3-9.7)	9.9 (9.8-10.2)	10.4 (10.3-10.7)	10.9 (10.8-11.2)	11.4 (11.3-11.7)	4.6
Extensively drug-resistant tuberculosis	0 (0-0)	0 (0-0)	0 (0-0)	0 (0-0)	0 (0-0)	0 (0-0)	0 (0-0)	0 (0-0)	0 (0-0)	0 (0-0)	0 (0-0)	0 (0-0)	0 (0-0)	0 (0-0)	0 (0-0)	0 (0-0)	0 (0-0)	0 (0-0)	0 (0-0)	0 (0-0)	0 (0-0)	0 (0-0)	0 (0-0)	0 (0-0)	0 (0-0)	0 (0-0)	0 (0-0)	0 (0-0)	0 (0-0)	0 (0-0)	0
Lower respiratory infections	2.5 (1.9-3.3)	4.8 (3.2-6.9)	29.1 (19.6-37.2)	27.7 (19.6-37.2)	10.7 (7.6-14.1)	7.8 (5.5-10.6)	10.5 (7.6-14.0)	7.5 (5.4-10.3)	9.7 (6.9-13.4)	12 (8.3-16.4)	16.4 (12.7-20.8)	29.6 (17.7-37.4)	43.1 (29.0-54.2)	49.7 (33.5-62.4)	58.3 (39.4-73.1)	139 (94.4-175)	222 (151.0-280)	442 (301.0-562)	717 (511.1-902)	1,096 (781.3-1,380)	1,670 (1,192.5-2,095)	1,680 (1,202.0-2,103)	1,290 (1,026.0-2,072)	747.1 (596.1-1,506)	7,490
Upper respiratory infections	0.1 (0.1-0.1)	0.2 (0.2-0.3)	5.8 (5.1-6.4)	27.9 (19.4-38.2)	36.9 (19.4-62.9)	22.9 (11.8-40.6)	34 (17.4-59.4)	29.6 (15.2-53)	31.6 (16.1-56.4)	31.6 (16.1-56.4)	37.1 (19.1-66.1)	40.1 (21.1-71.4)	41.1 (21.6-72.9)	41.1 (21.6-72.9)	44.2 (23.1-78.5)	80.5 (42.9-144.5)	31.6 (16.1-56.4)	89.6 (19.6-184.8)	39.3 (19.5-91.9)	30.4 (12.1-79.1)	22.1 (9.1-58.1)	19.5 (8.1-47.2)	9.9 (4.1-24.1)	4.5 (1.9-10.8)	2.6 (1.1-6.2)	2.6 (1.1-6.2)	2.6 (1.1-6.2)	2.6 (1.1-6.2)	2.6 (1.1-6.2)	905
Otitis media	0 (0-0)	0.9 (0.5-1.5)	6.3 (3.6-11.5)	7.5 (4.1-13.7)	0.7 (0.3-1.3)	0.4 (0.2-0.8)	0.3 (0.1-0.6)	0.3 (0.1-0.6)	0.3 (0.1-0.6

Other neoplasms	0-2 (0-1 to 2-4)	1-3 (0-1 to 2-4)	0-5 (0-2 to 2-7)	1 (0-1 to 1-9)	1-1 (0-1 to 1-8)	1 (0-1 to 1-7)	1-9 (1-2 to 2-8)	1-2 (0-1 to 2-4)	1-7 (0-1 to 2-6)	1-4 (0-1 to 2-6)	1-6 (1-1 to 2-3)	2-5 (1-1 to 3-7)	4-2 (2-1 to 5-9)	4-6 (2-1 to 6-9)	4-6 (2-1 to 6-9)	5-8 (3-1 to 7-7)	12-6 (6-1 to 17-4)	22-1 (10-4 to 30-2)	40-4 (20-9 to 52-8)	58-9 (40-3 to 76-2)	65-2 (48-1 to 86)	69-1 (50-3 to 86)	70-4 (47-3 to 90-3)	38-4 (24-9 to 56)	19-9 (9-6 to 35-4)	425
Medulloblastoma; medulloblastoma, and other hemangioblastic neoplasms	0-3 (0-1 to 0-4)	0-3 (0-1 to 0-4)	1-2 (0-3 to 2-2)	1-1 (0-4 to 1-7)	1-1 (0-4 to 1-7)	1-1 (0-4 to 1-7)	1-2 (0-2 to 2-8)	1-2 (0-1 to 2-7)	1-4 (0-1 to 2-6)	1-4 (0-1 to 2-6)	1-6 (0-2 to 3-2)	2-3 (0-1 to 3-7)	4-2 (2-0 to 6-9)	4-6 (2-1 to 6-9)	4-6 (2-1 to 6-9)	5-8 (3-1 to 7-7)	12-6 (6-1 to 17-4)	22-4 (10-4 to 30-2)	40-4 (20-3 to 52-8)	58-8 (40-3 to 76-2)	65-2 (48-1 to 86)	69-3 (50-3 to 86)	70-4 (47-3 to 90-3)	38-4 (24-9 to 56)	19-9 (9-6 to 35-4)	425
Meningioma	0 (0-0 to 0)	0 (0-0 to 0)	0 (0-0 to 0)

Congenital birth defects	127 (99.3 to 164)	72-4 (52-1 to 96-9)	205 (159 to 248)	119 (90-4 to 168)	69-7 (49-9 to 91)	60-5 (40-6 to 89-1)	56-4 (39-7 to 79-6)	27-6 (20-4 to 39-9)	22-9 (17-6 to 30-9)	23-2 (18-4 to 32-6)	28-9 (21-5 to 37-9)	32-4 (24-4 to 42-1)	31-4 (23-1 to 41-9)	24-4 (17-4 to 33-1)	22-9 (16-2 to 31-2)	24-9 (19-3 to 34)	29 (20-8 to 39-7)	19-2 (12 to 29-2)	14-6 (9-1 to 21-4)	10-3 (4-7 to 19-1)	7-4 (4-1 to 13-6)	3-8 (2-4 to 5-7)	1-5 (0-9 to 2-2)		1,230
Neural tube defects	4-8 (2-6 to 6-7)	2-4 (1-1 to 4-5)	2-7 (1-5 to 3-9)	1-4 (1-3 to 2-6)	1-9 (1-1 to 2-7)	2-1 (1-4 to 2-9)	1-8 (1-2 to 2-3)	1-4 (1-1 to 2-1)	1-6 (1 to 1-9)	1-4 (1 to 2)	1-6 (1-1 to 2-2)	1-6 (1-1 to 2-2)	1-6 (1-1 to 2-2)	1-3 (0-9 to 1-6)	1-2 (0-8 to 1-7)	1-2 (0-8 to 1-7)	1-4 (0-9 to 2)	1-2 (0-6 to 1-7)	0-9 (0-3 to 1-6)	0-4 (0-3 to 0-9)	0-4 (0-1 to 0-9)	0-2 (0-1 to 0-5)	0-1 (0 to 0-5)		72-1
Congenital heart anomalies	21-4 (17-1 to 27-1)	11-9 (8-5 to 15-2)	33-3 (26-1 to 41-2)	19-4 (14-3 to 25-2)	11-3 (8-1 to 15-2)	9-3 (6-4 to 12-7)	9-1 (6-4 to 12)	4-4 (2-9 to 6)	3-7 (2-5 to 5-1)	3-7 (2-6 to 5)	4-7 (3-2 to 6-5)	3-9 (2-6 to 5-2)	3-7 (2-5 to 5-1)	3-4 (2-2 to 4-7)	3-1 (2-1 to 4-3)	3-4 (2-3 to 4-7)	3-5 (2-3 to 4-8)	2-6 (1-6 to 3-5)	2-1 (1-3 to 3-1)	1-5 (0-9 to 2-3)	1-1 (0-6 to 1-6)	0-6 (0-3 to 1-2)	0-2 (0-2 to 1-4)		267
Orofacial clefts	1-5 (0-9 to 2-1)	0-9 (0-5 to 1-3)	2-6 (2-2 to 3-1)	1-5 (0-7 to 2-4)	1-6 (0-9 to 2-3)	1-6 (0-9 to 2-3)	1-6 (0-9 to 2-4)	1-4 (0-7 to 2-1)	1-2 (0-6 to 2-3)	1-5 (0-8 to 2-8)	1-9 (0-9 to 2-9)	2-1 (1 to 3-2)	2-4 (1 to 3-5)	1-7 (0-8 to 2-6)	1-5 (0-8 to 2-3)	2-2 (1 to 3-3)	2-5 (1 to 3-7)	1-6 (0-8 to 2-5)	1-6 (0-8 to 2-7)	1-4 (0-7 to 2-3)	1-0 (0-5 to 1-6)	0-8 (0-3 to 1-5)	0-3 (0-1 to 0-9)		38
Down syndrome	1-6 (1 to 2-1)	1-4 (0-7 to 2-3)	3-6 (2-5 to 4-7)	2-3 (1 to 3-4)	2-4 (1-4 to 3-4)	2-7 (1-7 to 3-9)	2-2 (1-4 to 3-1)	2-1 (1-4 to 3)	2-6 (1-5 to 3-5)	2-6 (1-7 to 3-7)	2-6 (1-6 to 3-6)	1-7 (1 to 2-4)	2-5 (1-4 to 3-4)	2-1 (1-2 to 3-1)	1-8 (0-9 to 2-7)	2-1 (1-4 to 3-1)	2-7 (1-5 to 3-9)	2-4 (1-4 to 3-4)	2-1 (1-3 to 3)	0-9 (0-4 to 1-7)	0-3 (0 to 0)	0-3 (0 to 0)	0-3 (0 to 0)		34-7
Turner syndrome	0 (0 to 0)	0 (0 to 0)	0 (0 to 0)	0 (0 to 0)	0-2 (0-2 to 0-4)	0-2 (0-1 to 0-5)	0-3 (0-2 to 0-6)	0-2 (0-1 to 0-4)	0-2 (0-1 to 0-4)	0-2 (0-1 to 0-4)	0-2 (0-1 to 0-5)	0-2 (0-1 to 0-5)	0-2 (0-1 to 0-5)	0-2 (0-1 to 0-5)	0-1 (0 to 0-3)	0-1 (0 to 0-3)	0-1 (0 to 0-3)	0-1 (0 to 0-3)	0-1 (0 to 0-3)	0-1 (0 to 0-3)	0-1 (0 to 0-3)	0-1 (0 to 0-3)	0-1 (0 to 0-3)		2-6
Klinefelter syndrome	0 (0 to 0)	0 (0 to 0)	0 (0 to 0)	0 (0 to 0)

SR Table 2b: Tokushima DALYS by cause and age group for females with 95% uncertainty intervals, 2019

Cause	Early Neonatal	Late Neonatal	Post Neonatal	1 to 4	5 to 9	10 to 14	15 to 19	20 to 24	25 to 29	30 to 34	35 to 39	40 to 44	45 to 49	50 to 54	55 to 59	60 to 64	65 to 69	70 to 74	75 to 79	80 to 84	85 to 89	90 to 94	95 plus	Total
All causes	1,447 (1,447 to 1,447)	1,078 (1,078 to 1,078)	2,553 (2,553 to 2,553)	2,559 (2,559 to 2,559)	1,569 (1,569 to 1,569)	1,443 (1,443 to 1,443)	1,553 (1,553 to 1,553)	1,668 (1,668 to 1,668)	1,716 (1,716 to 1,716)	1,867 (1,867 to 1,867)	2,109 (2,109 to 2,109)	2,384 (2,384 to 2,384)	2,777 (2,777 to 2,777)	3,240 (3,240 to 3,240)	3,844 (3,844 to 3,844)	4,614 (4,614 to 4,614)	5,600 (5,600 to 5,600)	6,844 (6,844 to 6,844)	8,405 (8,405 to 8,405)	10,332 (10,332 to 10,332)	12,705 (12,705 to 12,705)	15,660 (15,660 to 15,660)	19,312 (19,312 to 19,312)	23,809 (23,809 to 23,809)	29,350 (29,350 to 29,350)	36,170 (36,170 to 36,170)	44,556 (44,556 to 44,556)	54,882 (54,882 to 54,882)	67,502 (67,502 to 67,502)	83,000 (83,000 to 83,000)	102,000 (102,000 to 102,000)	126,000 (126,000 to 126,000)	156,000 (156,000 to 156,000)	193,000 (193,000 to 193,000)	239,000 (239,000 to 239,000)	296,000 (296,000 to 296,000)	367,000 (367,000 to 367,000)	455,000 (455,000 to 455,000)	565,000 (565,000 to 565,000)	701,000 (701,000 to 701,000)	870,000 (870,000 to 870,000)	1,080,000 (1,080,000 to 1,080,000)	1,340,000 (1,340,000 to 1,340,000)	1,660,000 (1,660,000 to 1,660,000)	2,060,000 (2,060,000 to 2,060,000)	2,550,000 (2,550,000 to 2,550,000)	3,160,000 (3,160,000 to 3,160,000)	3,920,000 (3,920,000 to 3,920,000)	4,860,000 (4,860,000 to 4,860,000)	6,020,000 (6,020,000 to 6,020,000)	7,460,000 (7,460,000 to 7,460,000)	9,240,000 (9,240,000 to 9,240,000)	11,400,000 (11,400,000 to 11,400,000)	14,100,000 (14,100,000 to 14,100,000)	17,500,000 (17,500,000 to 17,500,000)	21,600,000 (21,600,000 to 21,600,000)	26,700,000 (26,700,000 to 26,700,000)	33,000,000 (33,000,000 to 33,000,000)	40,800,000 (40,800,000 to 40,800,000)	50,400,000 (50,400,000 to 50,400,000)	62,300,000 (62,300,000 to 62,300,000)	77,000,000 (77,000,000 to 77,000,000)	95,200,000 (95,200,000 to 95,200,000)	118,000,000 (118,000,000 to 118,000,000)	146,000,000 (146,000,000 to 146,000,000)	181,000,000 (181,000,000 to 181,000,000)	224,000,000 (224,000,000 to 224,000,000)	277,000,000 (277,000,000 to 277,000,000)	343,000,000 (343,000,000 to 343,000,000)	424,000,000 (424,000,000 to 424,000,000)	524,000,000 (524,000,000 to 524,000,000)	649,000,000 (649,000,000 to 649,000,000)	803,000,000 (803,000,000 to 803,000,000)	994,000,000 (994,000,000 to 994,000,000)	1,230,000,000 (1,230,000,000 to 1,230,000,000)	1,520,000,000 (1,520,000,000 to 1,520,000,000)	1,880,000,000 (1,880,000,000 to 1,880,000,000)	2,330,000,000 (2,330,000,000 to 2,330,000,000)	2,880,000,000 (2,880,000,000 to 2,880,000,000)	3,560,000,000 (3,560,000,000 to 3,560,000,000)	4,400,000,000 (4,400,000,000 to 4,400,000,000)	5,440,000,000 (5,440,000,000 to 5,440,000,000)	6,730,000,000 (6,730,000,000 to 6,730,000,000)	8,320,000,000 (8,320,000,000 to 8,320,000,000)	10,300,000,000 (10,300,000,000 to 10,300,000,000)	12,700,000,000 (12,700,000,000 to 12,700,000,000)	15,700,000,000 (15,700,000,000 to 15,700,000,000)	19,400,000,000 (19,400,000,000 to 19,400,000,000)	24,000,000,000 (24,000,000,000 to 24,000,000,000)	29,600,000,000 (29,600,000,000 to 29,600,000,000)	36,500,000,000 (36,500,000,000 to 36,500,000,000)	45,000,000,000 (45,000,000,000 to 45,000,000,000)	55,400,000,000 (55,400,000,000 to 55,400,000,000)	68,200,000,000 (68,200,000,000 to 68,200,000,000)	84,000,000,000 (84,000,000,000 to 84,000,000,000)	103,000,000,000 (103,000,000,000 to 103,000,000,000)	127,000,000,000 (127,000,000,000 to 127,000,000,000)	156,000,000,000 (156,000,000,000 to 156,000,000,000)	192,000,000,000 (192,000,000,000 to 192,000,000,000)	236,000,000,000 (236,000,000,000 to 236,000,000,000)	290,000,000,000 (290,000,000,000 to 290,000,000,000)	356,000,000,000 (356,000,000,000 to 356,000,000,000)	437,000,000,000 (437,000,000,000 to 437,000,000,000)	536,000,000,000 (536,000,000,000 to 536,000,000,000)	658,000,000,000 (658,000,000,000 to 658,000,000,000)	807,000,000,000 (807,000,000,000 to 807,000,000,000)	990,000,000,000 (990,000,000,000 to 990,000,000,000)	1,210,000,000,000 (1,210,000,000,000 to 1,210,000,000,000)	1,490,000,000,000 (1,490,000,000,000 to 1,490,000,000,000)	1,820,000,000,000 (1,820,000,000,000 to 1,820,000,000,000)	2,230,000,000,000 (2,230,000,000,000 to 2,230,000,000,000)	2,730,000,000,000 (2,730,000,000,000 to 2,730,000,000,000)	3,340,000,000,000 (3,340,000,000,000 to 3,340,000,000,000)	4,090,000,000,000 (4,090,000,000,000 to 4,090,000,000,000)	5,000,000,000,000 (5,000,000,000,000 to 5,000,000,000,000)	6,120,000,000,000 (6,120,000,000,000 to 6,120,000,000,000)	7,490,000,000,000 (7,490,000,000,000 to 7,490,000,000,000)	9,170,000,000,000 (9,170,000,000,000 to 9,170,000,000,000)	11,200,000,000,000 (11,200,000,000,000 to 11,200,000,000,000)	13,700,000,000,000 (13,700,000,000,000 to 13,700,000,000,000)	16,800,000,000,000 (16,800,000,000,000 to 16,800,000,000,000)	20,500,000,000,000 (20,500,000,000,000 to 20,500,000,000,000)	25,100,000,000,000 (25,100,000,000,000 to 25,100,000,000,000)	30,700,000,000,000 (30,700,000,000,000 to 30,700,000,000,000)	37,600,000,000,000 (37,600,000,000,000 to 37,600,000,000,000)	46,000,000,000,000 (46,000,000,000,000 to 46,000,000,000,000)	56,300,000,000,000 (56,300,000,000,000 to 56,300,000,000,000)	68,900,000,000,000 (68,900,000,000,000 to 68,900,000,000,000)	84,300,000,000,000 (84,300,000,000,000 to 84,300,000,000,000)	103,000,000,000,000 (103,000,000,000,000 to 103,000,000,000,000)	126,000,000,000,000 (126,000,000,000,000 to 126,000,000,000,000)	154,000,000,000,000 (154,000,000,000,000 to 154,000,000,000,000)	189,000,000,000,000 (189,000,000,000,000 to 189,000,000,000,000)	231,000,000,000,000 (231,000,000,000,000 to 231,000,000,000,000)	283,000,000,000,000 (283,000,000,000,000 to 283,000,000,000,000)	346,000,000,000,000 (346,000,000,000,000 to 346,000,000,000,000)	424,000,000,000,000 (424,000,000,000,000 to 424,000,000,000,000)	519,000,000,000,000 (519,000,000,000,000 to 519,000,000,000,000)	635,000,000,000,000 (635,000,000,000,000 to 635,000,000,000,000)	778,000,000,000,000 (778,000,000,000,000 to 778,000,000,000,000)	953,000,000,000,000 (953,000,000,000,000 to 953,000,000,000,000)	1,170,000,000,000,000 (1,170,000,000,000,000 to 1,170,000,000,000,000)	1,430,000,000,000,000 (1,430,000,000,000,000 to 1,430,000,000,000,000)	1,750,000,000,000,000 (1,750,000,000,000,000 to 1,750,000,000,000,000)	2,140,000,000,000,000 (2,140,000,000,000,000 to 2,140,000,000,000,000)	2,620,000,000,000,000 (2,620,000,000,000,000 to 2,620,000,000,000,000)	3,210,000,000,000,000 (3,210,000,000,000,000 to 3,210,000,000,000,000)	3,930,000,000,000,000 (3,930,000,000,000,000 to 3,930,000,000,000,000)	4,810,000,000,000,000 (4,810,000,000,000,000 to 4,810,000,000,000,000)	5,890,000,000,000,000 (5,890,000,000,000,000 to 5,890,000,000,000,000)	7,210,000,000,000,000 (7,210,000,000,000,000 to 7,210,000,000,000,000)	8,830,000,000,000,000 (8,830,000,000,000,000 to 8,830,000,000,000,000)	10,800,000,000,000,000 (10,800,000,000,000,000 to 10,800,000,000,000,000)	13,200,000,000,000,000 (13,200,000,000,000,000 to 13,200,000,000,000,000)	16,200,000,000,000,000 (16,200,000,000,000,000 to 16,200,000,000,000,000)	19,800,000,000,000,000 (19,800,000,000,000,000 to 19,800,000,000,000,000)	24,200,000,000,000,000 (24,200,000,000,000,000 to 24,200,000,000,000,000)	29,600,000,000,000,000 (29,600,000,000,000,000 to 29,600,000,000,000,000)	36,200,000,000,000,000 (36,200,000,000,000,000 to 36,200,000,000,000,000)	44,300,000,000,000,000 (44,300,000,000,000,000 to 44,300,000,000,000,000)	54,200,000,000,000,000 (54,200,000,000,000,000 to 54,200,000,000,000,000)	66,300,000,000,000,000 (66,300,000,000,000,000 to 66,300,000,000,000,000)	81,100,000,000,000,000 (81,100,000,000,000,000 to 81,100,000,000,000,000)	99,200,000,000,000,000 (99,200,000,000,000,000 to 99,200,000,000,000,000)	121,000,000,000,000,000 (121,000,000,000,000,000 to 121,000,000,000,000,000)	148,000,000,000,000,000 (148,000,000,000,000,000 to 148,000,000,000,000,000)	181,000,000,000,000,000 (181,000,000,000,000,000 to 181,000,000,000,000,000)	222,000,000,000,000,000 (222,000,000,000,000,000 to 222,000,000,000,000,000)	271,000,000,000,000,000 (271,000,000,000,000,000 to 271,000,000,000,000,000)	332,000,000,000,000,000 (332,000,000,000,000,000 to 332,000,000,000,000,000)	406,000,000,000,000,000 (406,000,000,000,000,000 to 406,000,000,000,000,000)	497,000,000,000,000,000 (497,000,000,000,000,000 to 497,000,000,000,000,000)	608,000,000,000,000,000 (608,000,000,000,000,000 to 608,000,000,000,000,000)	744,000,000,000,000,000 (744,000,000,000,000,000 to 744,000,000,000,000,000)	910,000,000,000,000,000 (910,000,000,000,000,000 to 910,000,000,000,000,000)	1,110,000,000,000,000,000 (1,110,000,000,000,000,000 to 1,110,000,000,000,000,000)	1,360,000,000,000,000,000 (1,360,000,000,000,000,000 to 1,360,000,000,000,000,000)	1,660,000,000,000,000,000 (1,660,000,000,000,000,000 to 1,660,000,000,000,000,000)	2,030,000,000,000,000,000 (2,030,000,000,000,000,000 to 2,030,000,000,000,000,000)	2,480,000,000,000,000,000 (2,480,000,000,000,000,000 to 2,480,000,000,000,000,000)	3,030,000,000,000,000,000 (3,030,000,000,000,000,000 to 3,030,000,000,000,000,000)	3,700,000,000,000,000,000 (3,700,000,000,000,000,000 to 3,700,000,000,000,000,000)	4,520,000,000,000,000,000 (4,520,000,000,000,000,000 to 4,520,000,000,000,000,000)	5,520,000,000,000,000,000 (5,520,000,000,000,000,000 to 5,520,000,000,000,000,000)	6,740,000,000,000,000,000 (6,740,000,000,000,000,000 to 6,740,000,000,000,000,000)	8,230,000,000,000,000,000 (8,230,000,000,000,000,000 to 8,230,000,000,000,000,000)	10,100,000,000,000,000,000 (10,100,000,000,000,000,000 to 10,100,000,000,000,000,000)	12,300,000,000,000,000,000 (12,300,000,000,000,000,000 to 12,300,000,000,000,000,000)	15,000,000,000,000,000,000 (15,000,000,000,000,000,000 to 15,000,000,000,000,000,000)	18,300,000,000,000,000,000 (18,300,000,000,000,000,000 to 18,300,000,000,000,000,000)	22,400,000,000,000,000,000 (22,400,000,000,000,000,000 to 22,400,000,000,000,000,000)	27,300,000,000,000,000,000 (27,300,000,000,000,000,000 to 27,300,000,000,000,000,000)	33,300,000,000,000,000,000 (33,300,000,000,000,000,000 to 33,300,000,000,000,000,000)	40,600,000,000,000,000,000 (40,600,000,000,000,000,000 to 40,600,000,000,000,000,000)	49,500,000,000,000,000,000 (49,500,000,000,000,000,000 to 49,500,000,000,000,000,000)	60,400,000,000,000,000,000 (60,400,000,000,000,000,000 to 60,400,000,000,000,000,000)	73,600,000,000,000,000,000 (73,600,000,000,000,000,000 to 73,600,000,000,000,000,000)	89,800,000,000,000,000,000 (89,800,000,000,000,000,000 to 89,800,000,000,000,000,000)	109,000,000,000,000,000,000 (109,000,000,000,000,000,000 to 109,000,000,000,000,000,000)	133,000,000,000,000,000,000 (133,000,000,000,000,000,000 to 133,000,000,000,000,000,000)	162,000,000,000,000,000,000 (162,000,000,000,000,000,000 to 162,000,000,000,000,000,000)	197,000,000,000,000,000,000 (197,000,000,000,000,000,000 to 197,000,000,000,000,000,000)	240,000,000,000,000,000,000 (240,000,000,000,000,000,000 to 240,000,000,000,000,000,000)	293,000,000,000,000,000,000 (293,000,000,000,000,000,000 to 293,000,000,000,000,000,000)	357,000,000,000,000,000,000 (357,000,000,000,000,000,000 to 357,000,000,000,000,000,000)	435,000,000,000,000,000,000 (435,000,000,000,000,000,000 to 435,000,000,000,000,000,000)	530,000,000,000,000,000,000 (530,000,000,000,000,000,000 to 530,000,000,000,000,000,000)	646,000,000,000,000,000,000 (646,000,000,000,000,000,000 to 646,000,000,000,000,000,000)	787,000,000,000,000,000,000 (787,000,000,000,000,000,000 to 787,000,000,000,000,000,000)	959,000,000,000,000,000,000 (959,000,000,000,000,000,000 to 959,000,000,000,000,000,000)	1,170,000,000,000,000,000,000 (1,170,000,000,000,000,000,000 to 1,170,000,000,000,000,000,000)	1,420,000,000,000,000,000,000 (1,420,000,000,000,000,000,000 to 1,420,000,000,000,000,000,000)	1,730,000,000,000,000,000,000 (1,730,000,000,000,000,000,000 to 1,730,000,000,000,000,000,000)	2,110,000,000,000,000,000,000 (2,110,000,000,000,000,000,000 to 2,110,000,000,000,000,000,000)	2,570,000,000,000,000,000,000 (2,570,000,000,000,000,000,000 to 2,570,000,000,000,000,000,000)	3,130,000,000,000,000,000,000 (3,130,000,000,000,000,000,000 to 3,130,000,000,000,000,000,000)	3,810,000,000,000,000,000,000 (3,810,000,000,000,000,000,000 to 3,810,000,000,000,000,000,000)	4,640,000,000,000,000,000,000 (4,640,000,000,000,000,000,000 to 4,640,000,000,000,000,000,000)	5,650,000,000,000,000,000,000 (5,650,000,000,000,000,000,000 to 5,650,000,000,000,000,000,000)	6,880,000,000,000,000,000,000 (6,880,000,000,000,000,000,000 to 6,880,000,000,000,000,000,000)	8,380,000,000,000,000,000,000 (8,380,000,000,000,000,000,000 to 8,380,000,000,000,000,000,000)	10,200,000,000,000,000,000,000 (10,200,000,000,000,000,000,000 to 10,200,000,000,000,000,000,000)	12,400,000,000,000,000,000,000 (12,400,000,000,000,000,000,000 to 12,400,000,000,000,000,000,000)	15,100,000,000,000,000,000,000 (15,100,000,000,000,000,000,000 to 15,100,000,000,000,000,000,000)	18,400,000,000,000,000,000,000 (18,400,000,000,000,000,000,000 to 18,400,000,000,000,000,000,000)	22,400,000,000,000,000,000,000 (22,400,000,000,000,000,000,000 to 22,400,000,000,000,000,000,000)	27,300,000,000,000,000,000,000 (27,300,000,000,000,000,000,000 to 27,300,000,000,000,000,000,000)	33,300,000,000,000,000,000,000 (33,300,000,000,000,000,000,000 to 33,300,000,000,000,000,000,000)	40,600,000,000,000,000,000,000 (40,600,000,000,000,000,000,000 to 40,600,000,000,000,000,000,000)	49,500,000,000,000,000,000,000 (49,500,000,000,000,000,000,000 to 49,500,000,000,000,000,000,000)	60,400,000,000,000,000,000,000 (60,400,000,000,000,000,000,000 to 60,400,000,000,000,000,000,000)	73,600,000,000,000,000,000,000 (73,600,000,000,000,000,000,000 to 73,600,000,000,000,000,000,000)	89,800,000,000,000,000,000,000 (89,800,000,000,000,000,000,000 to 89,800,000,000,000,000,000,000)	109,000,000,000,000,000,000,000 (109,000,000,000,000,000,000,000 to 109,000,000,000,000,000,000,000)	133,000,000,000,000,000,000,000 (133,000,000,000,000,000,000,000 to 133,000,000,000,000,000,000,000)	162,000,000,000,000,000,000,000 (162,000,000,000,000,000,000,000 to 162,000,000,000,000,000,000,000)	197,000,000,000,000,000,000,000 (197,000,000,000,000,000,000,000 to 197,000,000,000,000,000,000,000)	240,000,000,000,000,000,000,000 (240,000,000,000,000,000,000,000 to 240,000,000,000,000,000,000,000)	293,000,000,000,000,000,000,000 (293,000,000,000,000,000,000,000 to 293,000,000,000,000,000,000,000)	357,000,000,000,000,000,000,000 (357,000,000,000,000,000,000,000 to 357,000,000,000,000,000,000,000)	435,000,000,000,000,000,000,000 (435,000,000,000,000,000,000,000 to 435,000,000,000,000,000,000,000)	530,000,000,000,000,000,000,000 (530,000,000,000,000,000,000,000 to 530,000,000,000,000,000,000,000)	646,000,000,000,000,000,000,000 (646,000,000,000,000,000,000,000 to 646,000,000,000,000,000,000,000)	787,000,000,000,000,000,000,000 (787,000,000,000,000,000,000,000 to 787,000,000,000,000,000,000,000)	959,000,000,000,000,000,000,000 (959,000,000,000,000,000,000,000 to 959,000,000,000,000,000,000,000)	1,170,000,000,000,000,000,000,000 (1,170,000,000,000,000,000,000,000 to 1,170,000,000,000,000,000,000,000)	1,420,000,000,000,000,000,000,000 (1,420,000,000,000,000,000,000,000 to 1,420,000,000,000,000,000,000,000)	1,730,000,000,000,000,000,000,000 (1,730,000,000,000,000,000,000,000 to 1,730,000,000,000,000,000,000,000)	2,110,000,000,000,000,000,000,000 (2,110,000,000,000,000,000,000,000 to 2,110,000,000,000,000,000,000,000)	2,570,000,000,000,000,000,000,000 (2,570,000,000,000,000,000,000,000 to 2,570,000,000,000,000,000,000,000)	3,130,000,000,000,000,000,000,000 (3,130,000,000,000,000,000,000,000 to 3,130,000,000,000,000,000,000,000)	3,810,000,000,000,000,000,000,000 (3,810,000,000,000,000,000,000,000 to 3,810,000,000,000,000,000,000,000)	4,640,000,000,000,000,000,000,000 (4,640,000,000,000,000,000,000,000 to 4,640,000,000,000,000,000,000,000)	5,650,000,000,000,000,000,000,000 (5,650,000,000,000,000,000,000,000 to 5,650,000,000,000,000,000,000,000)	6,880,000,000,000,000,000,000,000 (6,880,000,000,000,000,000,000,000 to 6,880,000,000,000,000,000,000,000)	8,380,000,000,000,000,000,000,000 (8,380,000,000,000,000,000,000,000 to 8,380,000,000,000,000,000,000,000)	10,200,000,000,000,000,000,000,000 (10,200,000,000,000,000,000,000,000 to 10,200,000,000,000,000,000,000,000)	12,400,000,000,000,000,000,000,000 (12,400,000,000,000,000,000,000,000 to 12,400,000,000,000,000,000,000,000)	15,100,000,000,000,000,000,000,000 (15,100,000,000,000,000,000,000,000 to 15,100,000,000,000,000,000,000,000)	18,400,000,000,000,000,000,000,000 (18,400,000,000,000,000,000,000,000 to 18,400,000,000,000,000,000,000,000)	22,400,000,000,000,000,000,000,000 (22,400,000,000,000,000,000,000,000 to 22,400,000,000,000,000,000,000,000)	27,300,000,000,000,000,000,000,000 (27,300,000,000,000,000,000,000,000 to 27,300,000,000,000,000,000,000,000)	33,300,000,000,000,000,000,000,000 (33,300,000,000,000,000,000,000,000 to 33,300,000,000,000,000,000,000,000)	40,600,000,000,000,000,000,000,000 (40,600,000,000,000,000,000,000,000 to 40,600,000,000,000,000,000,000,000)	49,500,000,000,000,000,000,000,000 (49,500,000,000,000,000,000,000,000 to 49,500,000,000,000,000,000,000,000)	60,400,000,000,000,000,000,000,000 (60,400,000,000,000,000,000,000,000 to 60,400,000,000,000,000,000,000,000)	73,600,000,000,000,000,000,000,000 (73,600,000,000,000,000,000,000,000 to 73,600,000,000,000,000,000,000,000)	89,800,000,000,000,000,000,000,000 (89,800,000,000,000,000,000,000,000 to 89,800,000,000,000,000,000,000,000)	109,000,000,000,000,000,000,000,000 (109,000,000,000,000,000,000,000,000 to 109,000,000,000,000,000,000,000,000)	133,000,000,000,000,000,000,000,000 (133,000,000,000,000,000,000,000,000 to 133,000,000,000,000,000,000,000,000)	162,000,000,000,000,000,000,000,000 (162,000,000,000,000,000,000,000,000 to 162,000,000,000,000,000,000,000,000)	197,000,000,000,000,000,000,000,000 (197,000,000,000,000,000,000,000,000 to 197,000,000,000,000,000,000,000,000)	240,000,000,000,000,000,000,000,000 (240,000,000,000,000,000,000,000,000 to 240,000,000,000,000,000,000,000,000)	293,000,000,000,000,000,000,000,000 (293,000,000,000,000,000,000,000,000 to 293,000,000,000,000,000,000,000,000)	357,000,000,000,000,000,000,000,000 (357,000,000,000,000,000,000,000,000 to 357,000,000,000,000,000,000,000,000)	435,000,000,000,000,000,000,000,000 (435,000,000,000,000,000,000,000,000 to 435,000,000,000,000,000,000,000,000)	530,000,000,000,000,000,000,000,000 (530,000,000,000,000,000,000,000,000 to 530,000,000,000,000,000,000,000,000)	646,000,000,000,000,000,000,000,000 (646,000,000,000,000,000,000,000,000 to 646,000,000,000,000,000,000,000,000)	787,000,000,000,000,000,000,000,000 (787,000,000,000,000,000,000,000,000 to 787,000,000,000,000,000,000,000,000)	959,000,000,000,000,000,000,000,000 (959,000,000,000,000,000,000,000,000 to 959,000,000,000,000,000,000,000,000)	1,170,000,000,000,000,000,000,000,000 (1,170,000,000,000,000,000,000,000,000 to 1,170,000,000,000,000,000,000,000,000)	1,420,000,000,000,000,000,000,000,000 (1,420,000,000,000,000,000,000,000,000 to 1,420,000,000,000,000,000,000,000,000)	1,730,000,000,000,000,000,000,000,000 (1,730,000,000,000,000,000,000,000,000 to 1,730,000,000,000,000,000,000,000,000)	2,110,000,000,000,000,000,000,000,000 (2,110,000,000,000,000,000,000,000,000 to 2,110,000,000,000,000,000,000,000,000)	2,570,000,000,000,000,000,000,000,000 (2,570,000,000,000,000,000,000,000,000 to 2,570,000,000,000,000,000,000,000,000)	3,130,000,000,000,000,000,000,000,000 (3,130,000,000,000,000,000,000,000,000 to 3,130,000,000,000,000,000,000,000,000)	3,810,000,000,000,000,000,000,000,000 (3,810,000,000,000,000,000,000,000,000 to 3,810,000,000,000,000,000,000,000,000)	4,640,000,000,000,000,000,000,000,000 (4,640,000,000,000,000,000,000,000,000 to 4,640,000,000,000,000,000,000,000,000)	5,650,000,000,000,000,000,000,000,000 (5,650,000,000,000,000,000,000,000,000 to 5,650,000,000,000,000,000,000,000,000)	6,880,000,000,000,000,000,000,000,000 (6,880,000,000,000,000,000,000,000,000 to 6,880,000,000,000,000,000,000,000,000)	8,380,000,000,000,000,000,000,000,000 (8,380,000,000,000,000,000,000,000,000 to 8,380,000,000,000,000,000,000,000,000)	10,200,000,000,000,000,000,000,000,000 (10,200,000,000,000,000,000,000,000,000 to 10,200,000,000,000,000,000,000,000,000)	12,400,000,000,000,000,000,000,000,000 (12,400,000,000,000,000,000,000,000,000 to 12,400,000,000,000,000,000,000,000,000)	15,100,000,000,000,000,000,000,000,000 (15,100,000,000,000,000,000,000,000,000 to 15,100,000,000,000,000,000,000,000,000)	18,400,000,000,000,000,000,000,000,000 (18,400,000,000,000,000,000,000,000,000 to 18,400,000,000,000,000,000,000,000,000)	22,400,000,000,000,000,000,000,000,000 (22,400,000,000,000,000,000,000,000,000 to 22,400,000,000,000,000,000,000,000,000)	27,300,000,000,000,000,000,000,000,000 (27,300,000,000,000,000,000,000,000,000 to 27,300,000,000,000,000,000,000,000,000)	33,300,000,000,000,000,000,000,000,000 (33,300,000,000,000,000,000,000,000,000 to 33,300,000,000,000,000,000,000,000,000)	40,600,000,000,000,000,000,000,000,000 (40,600,000,000,000,000,000,000,000,000 to 40,600,000,000,000,000,000,000,000,000)	49,500,000,000,000,000,000,000,000,000 (49,500,000,000,000,000,000,000,000,000 to 49,500,000,000,000,000,000,000,000,000)	60,400,000,000,000,000,000,000,000,000 (60,400,000,000,000,000,000,000,000,000 to 60,400,000,000,000,000,000,000,000,000)	73,600,000,000,000,000,000,000,000,000 (73,600,000,000,000,000,000,000,000,000 to 73,600,000,000,000,000,000,000,000,000)	89,800,000,000,000,000,000,000,000,000 (89,800,000,000,000,000,000,000,000,000 to 89,800,000,000,000,000,000,000,000,000)	109,000,000,000,000,000,000,000,000,000 (109,000,000,000,000,000,000,000,000,000 to 109,000,000,000,000,000,000,000,000,000)	133,000,000,000,000,000,000,000,000,000 (133,000,000,000,000,000,000,000,000,000 to 133,000,000,000,000,000,000,000,000,000)	162,000,000,000,000,000,000,000,000,000 (162,000,000,000,000,000,000,000,000,000 to 162,000,000,000,000,000,000,000,000,000)	197,000,000,000,000,000,000,000,000,000 (197,000,000,000,000,000,000,000,000,000 to 197,000,000,000,000,000,000,000,000,000)	240,000,000,000,000,000,000,000,000,000 (240,000,000,000,000,000,000,000,000,000 to 240,000,000,000,000,000,000,000,000,000)	293,000,000,000,000,000,000,000,000,000 (293,000,000,000,000,000,000,000,000,000 to 293,000,000,000,000,000,000,000,000,000)	357,000,000,000,000,000,000,000,000,000 (357,000,000,000,000,000,000,000,000,000 to 357,000,000,000,000,000,000,000,000,000)	435,000,000,000,000,000,000,000,000,000 (435,000,000,000,000,000,000,000,000,000 to 435,000,000,000,000,000,000,000,000,000)	530,000,000,000,000,000,000,000,000,000 (530,000,000,000,000,000,000,000,000,000 to 530,000,000,000,000,000,000,000,000,000)	646,000,000,000,000,000,000,000,000,000 (646,000,000,000,000,000,000,000,000,000 to 646,000,000,000,000,000,000,000,000,000)	787,000,000,000,000,000,000,000,000,000 (787,000,000,000,000,000,000,000,000,000 to 787,000,000,000,000,000,000,000,000,000)	959,000,000,000,000,000,000,000,000,000 (959,000,000,000,000,000,000,000,000,000 to 959,000,000,000,000,000,000,000,000,000)	1,170,000,000,000,000,000,000,000,000,000 (1,170,000,000,000,000,000,000,000,000,000 to 1,170,000,000,000,000,000,000,000,000,000)	1,420,000,000,000,000,000,000,000,000,000 (1,420,000,000,000,000,000,000,000,000,000 to 1,420,000,000,000,000,000,000,000,000,000)	1,730,000,000,000,000,000,000,000,000,000 (1,730,000,000,000,000,000,000,000,000,000 to 1,730,000,000,000,000,000,000,000,000,000)	2,110,000,000,000,000,000,000,000,000,000 (2,110,000,000,000,000,000,000,000,000,000 to 2,110,000,000,000,000,000,000,000,000,000)	2,570,000,000,000,000,000,000,000,000,000 (2,570,000,000,000,000,000,000,000,000,000 to 2,570,000,000,000,000,000,000,000,000,000)	3,130,000,000,000,000,000,000,000,000,000 (3,130,000,000,000,000,000,000,000,000,000 to 3,130,000,000,000,000,000,000,000,000,000)	3,810,000,000,000,000,000,000,000,000,000 (3,810,000,000,000,000,000,000,000,000,000 to 3,810,000,000,000,000,000,000,000,000,000)	4,640,000,000,000,000,000,000,000,000,000 (4,640,000,000,000,000,000,000,000,000,000 to 4,640,000,000,000,000,000,000,000,000,000)	5,650,000,000,000,000,000,000,000,000,000 (5,650,000,000,000,000,000,000,000,000,000 to 5,650,000,000,000,000,000,000,000,000,000)	6,880,000,000,000,000,000,000,000,000,000 (6,880,000,000,000,000,000,000,000,000,000 to 6,880,000,000,000,000,000,000,000,000,000)	8,380,000,000,000,000,000,000,000,000,000 (8,380,000,000,000,000,000,000,000,000,000 to 8,380,000,000,000,000,000,000,000,000,000)	10,200,000,000,000,000,000,000,000,000,000 (10,200,000,000,000,000,000,000,000,000,000 to 10,200,000,000,000,000,000,000,000,000,000)	12,400,000,000,000,000,000,000,000,000,000 (12,400,000,000,000,000,000,000,000,000,000 to 12,400,000,000,000,000,000,000,000,000,000)	15,100,000,000,000,000,000,000,000,000,000 (15,100,000,000,000,000,000,000,000,000,000 to 15,100,000,000,000,000,000,000,000,000,000)	18,400,000,000,000,000,000,000,000,000,000 (18,400,000,000,000,000,000,000,000,000,000 to 18,400,000,000,000,000,000,000,000,000,000)	22,400,000,000,000,000,000,000,000,000,000 (22,400,000,000,000,000,000,000,000,000,000 to 22,400,000,000,000,000,000,000,000,000,000)	27,300,000,000,000,000,000,000,000,000,000 (27,300,000,000,000,000,000,000,000,000,000 to 27,300,000,000,000,000,000,000,000,000,000)	33,300,000,000,000,000,000,000,000,000,000 (33,300,000,000,000,000,000,000,000,000,000 to 33,300,000,000,000,000,000,000,000,000,000)	40,600,000,000,000,000,000,000,000,000,000 (40,600,000,000,000,000,000,000,000,000,000 to 40,600,000,000,000,000,000,000,000,000,000)	49,500,000,000,000,000,000,000,000,000,000 (49,500,000,000,000,000,000,000,000,000,000 to 49,500,000,000,000,000,000,000,000,000,000)	60,400,000,000,000,000,000,000,000,000,000 (60,400,000,000,000,000,000,000,000,000,000 to 60,400,000,000,000,000,000,000,000,000,000)	73,600,000,000,000,000,000,000,000,000,000 (73,600,000,000,000,000,000,000,000,000,000 to 73,600,000,000,000,000,000,000,000,000,000)	89,800,000,000,000,000,000,000,000,000,000 (89,800,000,000,000,000,000,000,000,000,000 to 89,800,000,000,000,000,000,000,000,000,000)	109,000,000,000,000,000,000,000,000,000,000 (109,000,000,000,000,000,000,000,000,000,000 to 109,000,000,000,000,000,000,000,000,000,000)	133,000,000,000,000,000,000,000,000,000,000 (133,000,000,000,000,000,000,000,000,000,000 to 133,000,000,000,000,000,000,000,000,000,000)	162,000,000,000,000,000,000,000,000,000,000 (162,000,000,000,000,000,000,000,000,000,000 to 162,000,000,000,000,000,000,000,000,000,000)	197,000,000,000,000,000,000,000,000,000,000 (197,000,000,000,000,000,000,000,000,000,000 to 197,000,000,000,000,000,000,000,000,000,000)	240,000,000,000,000,000,000,000,000,000,000 (240,000,000,000,000,000,000,000,000,000,000 to 240,000,000,000,000,000,000,000,000,000,000)	293,000,000,000,000,000,000,000,000,000,000 (293,000,000,000,000,000,000,000,000,000,000 to 293,000,000,000,000,000,000,000,000,000,000)	357,000,000,000,000,000,000,000,000,000,000 (357,000,000,000,000,000,000,000,000,000,000 to 357,000,000,000,000,000,000,000,000,000,000)	435,000,000,000,000,000,000,000,000,000,000 (435,000,000,000,000,000,000,000,000,000,000 to 435,000,000,000,000,000,000,000,000,000,000)	530,000,000,000,000,000,000,000,000,000,000 (530,000,000,000,000,000,000,000,000,000,000 to 530,000,000,000,000,000,000,000,000,000,000)	646,000,000,000,000,000,000,000,000,000,000 (646,000,000,000,000,000,000,000,000,000,000 to 646,000,000,000,000,000,000,000,000,000,000)	787,000,000,000,000,000,000,000,000,000,000 (787,000,000,000,000,000,000,000,000,000,000 to 787,000,000,000,000,000,000,000,000,000,000)	959,000,000,000,000,000,000,000,000,000,000 (959,000,000,000,000,000,000,000,000,000,000 to 959,000,000,000,000,000,000,000,000,000,000)	1,170,000,000,000,000,000,000,000,000,000,000 (1,170,000,000,000,000,000,000,000,000,000,000 to 1,170,000,000,000,000,000,000,000,000,000,000)	1,420,000,000,000,000,000,000,000,000,000,000 (1,420,000,000,000,000,000,000,000,000,000,000 to 1,420,000,000,000,000,000,000,000,000,000,000)	1,730,000,000,000,000,000,000,000,000,000,000 (1,730,000,000,000,000,000,000,000,000,000,000 to 1,730,000,000,000,000,000,000,000,000,000,000)	2,110,000,000,000,000,000,000,000,000,000,000 (2,110,000,000,000,000,000,000,000,000,000,000 to 2,110,000,000,000,000,000,000,000,000,000,000)	2,570,000,000,000,000,000,000,000,000,000,000 (2,570,000,000,000,000,000,000,000,000,000,000 to 2,570,000,000,000,000,000,

Other neoplasms	0 (0-1 to 0-2)	0 (0-2 to 0-2)	0 (0-1 to 0-1)	0 (0-2 to 0-4)	0 (0-3 to 0-5)	0 (0-3 to 0-5)	0 (0-4 to 0-6)	0 (0-4 to 0-5)	0 (0-4 to 0-7)	0 (0-5 to 0-8)	0 (0-5 to 1-2)	0 (0-6 to 1-7)	1 (1-4 to 2-8)	2 (2-5 to 4-6)	2 (2-9 to 4-6)	4 (3-5 to 5-2)	4 (4-7 to 5-1)	7 (6-10 to 9-1)	11 (10-14 to 12-9)	20 (15-24 to 26-1)	27 (20-1 to 35-7)	33 (23-6 to 43-2)	36 (24-33 to 47-9)	34 (22-0 to 46-9)	29 (17-6 to 39-4)	7-9 (4-4 to 11-4)	211
Myelodysplastic, myeloproliferative and other hematopoietic n	0 (0-1 to 0-2)	0 (0-2 to 0-4)	0 (0-1 to 0-1)	0 (0-2 to 0-4)	0 (0-3 to 0-6)	0 (0-3 to 0-6)	0 (0-4 to 0-7)	0 (0-4 to 0-6)	0 (0-4 to 0-7)	0 (0-5 to 0-9)	0 (0-5 to 1-2)	0 (0-6 to 1-7)	2 (0-6 to 1-7)	2 (1-0 to 2-8)	2-9 (2-1 to 4-6)	4-5 (3-0 to 5-2)	4-7 (4-7 to 5-1)	7 (6-10 to 9-1)	11 (10-14 to 12-9)	20 (15-24 to 26-1)	27 (20-1 to 35-7)	33 (23-6 to 43-2)	36 (24-33 to 47-9)	34 (22-0 to 46-9)	29 (17-6 to 39-4)	7-9 (4-4 to 11-4)	211
Benign and in situ intestinal neoplasms	0 (0-0)	0 (0-0)	0 (0-0)	0 (0-0)	0 (0-0)	0 (0-0)	0 (0-0)	0 (0-0)	0 (0-0)	0 (0-0)	0 (0-0)	0 (0-0)	0 (0-0)	0 (0-0)	0 (0-0)	0 (0-0)	0 (0-0)	0 (0-0)	0 (0-0)	0 (0-0)	0 (0-0)	0 (0-0)	0 (0-0)	0 (0-0)	0 (0-0)	0 (0-0)	0 (0-0)	0
Benign and in situ cervical and uterine neoplasms	0 (0-0)	0 (0-0)	0 (0-0)	0 (0-0)	0 (0-0)	0 (0-0)	0 (0-0)	0 (0-0)	0 (0-0)	0 (0-0)	0 (0-0)	0 (0-0)	0 (0-0)	0 (0-0)	0 (0-0)	0 (0-0)	0 (0-0)	0 (0-0)	0 (0-0)	0 (0-0)	0 (0-0)	0 (0-0)	0 (0-0)	0 (0-0)	0 (0-0)	0 (0-0)	0 (0-0)	0
Other benign and in situ neoplasms	0 (0-0)	0 (0-0)	0 (0-0)	0 (0-0)	0 (0-0)	0 (0-0)	0 (0-0)	0 (0-0)	0 (0-0)	0 (0-0)	0 (0-0)	0 (0-0)	0 (0-0)	0 (0-0)	0 (0-0)	0 (0-0)	0 (0-0)	0 (0-0)	0 (0-0)	0 (0-0)	0 (0-0)	0 (0-0)	0 (0-0)	0 (0-0)	0 (0-0)	0 (0-0)	0 (0-0)	0
Cardiovascular diseases	0-7 (0-5 to 1)	1 (0-7 to 1-4)	1-6 (0-4 to 0-9)	4-7 (2-7 to 6-9)	6-7 (3-4 to 9-4)	10-5 (7-6 to 13-9)	16-1 (11-0 to 20-8)	22 (17-3 to 27-4)	28-7 (22-1 to 36-7)	41-5 (32-1 to 51-2)	57-2 (42-9 to 67-2)	154 (124-1 to 189)	246 (202-5 to 298)	356 (303-9 to 416)	446 (382-9 to 525)	663 (567-7 to 780)	990 (839-3 to 1,160)	1,422 (1,215 to 1,650)	1,842 (1,540 to 2,150)	2,012 (1,633-3 to 2,442)	2,475 (2,023-5 to 2,975)	3,178 (2,570 to 3,862)	2,910 (2,222-3 to 3,642)	2,012 (1,330 to 2,800)	17,583
Rheumatic heart disease	0 (0-0)	0 (0-0)	0 (0-1 to 0-2)	0 (0-2 to 0-2)	0 (0-1 to 0-3)	0 (0-3 to 0-4)	0 (0-3 to 0-5)	0 (0-3 to 0-6)	0 (0-4 to 0-6)	0 (0-4 to 0-7)	0 (0-5 to 0-9)	0 (0-6 to 1-1)	1-4 (0-8 to 2-1)	2-1 (1-5 to 2-9)	2-9 (2-0 to 3-9)	4-9 (3-5 to 6-7)	9-1 (6-7 to 12-1)	19-5 (13-5 to 25-1)	23-7 (17-6 to 31-7)	28-8 (21-5 to 37-7)	40 (29-6 to 51-9)	50-6 (37-4 to 65-1)	49-8 (32-1 to 67-9)	29-4 (17-1 to 42-2)	256
Ischemic heart disease	0 (0-0)	0 (0-0)	0 (0-0)	0 (0-0)	0 (0-1)	0 (0-1)	0 (0-1)	0 (0-1)	0-2 (0-2 to 0-3)	0-2 (0-2 to 0-3)	0-2 (0-2 to 0-3)	0-2 (0-2 to 0-3)	0-2 (0-2 to 0-3)	0-2 (0-2 to 0-3)	0-2 (0-2 to 0-3)	0-2 (0-2 to 0-3)	0-2 (0-2 to 0-3)	0-2 (0-2 to 0-3)	0-2 (0-2 to 0-3)	0-2 (0-2 to 0-3)	0-2 (0-2 to 0-3)	0-2 (0-2 to 0-3)	0-2 (0-2 to 0-3)	0-2 (0-2 to 0-3)	0-2 (0-2 to 0-3)	0-2 (0-2 to 0-3)	0
Stroke	0 (0-0 to 0-1)	0-2 (0-0 to 0-5)	0-6 (0-4 to 1-0)	1-3 (0-7 to 1-4)	3-3 (2-3 to 4-6)	5-6 (3-4 to 7-9)	9-4 (5-7 to 13-3)	11 (7-3 to 15-3)	14-9 (10-1 to 20-1)	23-2 (16-8 to 32-7)	41-3 (29-5 to 52-3)	89-4 (66-1 to 108)	154 (121-1 to 190)	197 (151-3 to 243)	278 (217-3 to 338)	387 (302-1 to 470)	535 (420 to 651)	710 (572-3 to 856)	922 (741 to 1,090)	1,220 (994 to 1,460)	1,530 (1,240-3 to 1,830)	1,998 (1,618-3 to 2,380)	1,792 (1,450 to 2,140)	1,240 (970 to 1,560)	8,390
Ischemic stroke	0 (0-0)	0-1 (0-0 to 0-4)	0-4 (0-2 to 0-8)	1-7 (0-7 to 2-9)	2-9 (1-5 to 4-1)	4-1 (2-5 to 5-8)	6-9 (4-2 to 9-6)	8-2 (5-2 to 12-1)	10-9 (7-3 to 15-1)	17-3 (11-9 to 23-9)	30-9 (21-5 to 41-3)	67-3 (49-9 to 81)	115 (90-5 to 142)	147 (113-1 to 181)	207 (161-9 to 252)	289 (225-9 to 350)	399 (313-1 to 486)	530 (426-3 to 650)	688 (552-1 to 826)	910 (741-3 to 1,090)	1,140 (929-3 to 1,370)	1,490 (1,210 to 1,790)	1,340 (1,080 to 1,620)	926 (704-3 to 1,160)	5,070
Intracerebral hemorrhage	0 (0-0)	0 (0-0)	0 (0-0)	0 (0-0)	0 (0-1)	0 (0-1)	0 (0-1)	0 (0-1)	0 (0-1)	0-2 (0-1 to 0-2)	0-2 (0-1 to 0-3)	0-2 (0-1 to 0-3)	0-2 (0-1 to 0-3)	0-2 (0-1 to 0-3)	0-2 (0-1 to 0-3)	0-2 (0-1 to 0-3)	0-2 (0-1 to 0-3)	0-2 (0-1 to 0-3)	0-2 (0-1 to 0-3)	0-2 (0-1 to 0-3)	0-2 (0-1 to 0-3)	0-2 (0-1 to 0-3)	0-2 (0-1 to 0-3)	0-2 (0-1 to 0-3)	0-2 (0-1 to 0-3)	0-2 (0-1 to 0-3)	0
Subarachnoid hemorrhage	0 (0-0)	0 (0-0)	0 (0-0)	0 (0-1 to 0-1)	0 (0-1 to 0-2)	0 (0-1 to 0-2)	0 (0-1 to 0-2

| | | |

SR Table 2b: Kagawa DALYS by cause and age group for females with 50% uncertainty intervals, 2019

Cause	Early Neonatal (0-6 days)	Late Neonatal (7-27 days)	Post Neonatal (28-364 days)	1 to 4	5 to 9	10 to 14	15 to 19	20 to 24	25 to 29	30 to 34	35 to 39	40 to 44	45 to 49	50 to 54	55 to 59	60 to 64	65 to 69	70 to 74	75 to 79	80 to 84	85 to 89	90 to 94	95 plus	Total
All causes	1,148 (1,021 - 1,281)	1,014 (879 to 1,171)	1,227 (1,027 to 1,502)	1,564 (1,464 to 1,706)	1,729 (1,623 to 1,843)	2,033 (1,910 to 2,159)	2,277 (2,137 to 2,426)	2,564 (2,402 to 2,737)	2,903 (2,717 to 3,090)	3,259 (3,042 to 3,484)	3,664 (3,420 to 3,922)	4,124 (3,847 to 4,424)	4,660 (4,329 to 5,000)	5,267 (4,880 to 5,676)	5,966 (5,509 to 6,423)	6,744 (6,222 to 7,265)	7,600 (6,994 to 8,208)	8,523 (7,790 to 9,260)	9,477 (8,579 to 10,400)	10,369 (9,353 to 11,385)	11,139 (9,999 to 12,300)	11,600 (10,400 to 12,900)	8,995 (7,992 to 10,100)	8,995 (7,992 to 10,100)	144,300 (142,300 to 146,200)
Communicable, maternal, neonatal, and nutritional diseases	964.6 (726.6 to 1,271)	819.9 (629.6 to 1,072)	972.5 (731.9 to 1,268)	1,133 (1,029 to 1,277)	1,197 (1,097 to 1,312)	1,111 (1,019 to 1,232)	1,139 (1,047 to 1,252)	1,116 (1,027 to 1,222)	1,159 (1,066 to 1,268)	1,198 (1,102 to 1,312)	1,165 (1,071 to 1,276)	1,165 (1,071 to 1,276)	1,289 (1,185 to 1,412)	1,376 (1,267 to 1,507)	1,208 (1,107 to 1,324)	1,208 (1,107 to 1,324)	1,223 (1,119 to 1,340)	1,243 (1,139 to 1,362)	1,243 (1,139 to 1,362)	1,243 (1,139 to 1,362

Other neoplasms	0 (0·1 to 0·2)	0 (0 to 0·3)	0·6 (0·3 to 1·3)	0·6 (0·4 to 0·9)	0·6 (0·4 to 0·9)	0·7 (0·3 to 1·1)	1·3 (0·7 to 2·3)	0·8 (0·5 to 1·2)	0·9 (0·5 to 1·4)	1·1 (0·7 to 1·6)	1·4 (0·9 to 2·2)	2·6 (1·7 to 3·8)	2·6 (1·7 to 3·8)	3·6 (2·7 to 5·1)	4·9 (3·3 to 7·1)	7·3 (5·1 to 10·3)	12·2 (8·4 to 16·9)	21·1 (15·7 to 28)	34·3 (25·3 to 45)	37·7 (27·5 to 49·7)	39·3 (29·6 to 54·3)	40·9 (29·4 to 57·1)	39·6 (29·1 to 57·4)	11·1 (9·4 to 19·7)		
Medulloblastoma, medulloblastoma, and other hemangioblastoma	0 (0·1 to 0·2)	0 (0 to 0·3)	0·6 (0·3 to 1·3)	0·6 (0·4 to 0·9)	0·6 (0·4 to 0·9)	0·7 (0·3 to 1·1)	1·3 (0·7 to 2·3)	0·8 (0·5 to 1·2)	0·9 (0·5 to 1·4)	1·1 (0·7 to 1·6)	1·4 (0·9 to 2·2)	2·6 (1·7 to 3·8)	2·6 (1·7 to 3·8)	3·6 (2·7 to 5·1)	4·9 (3·3 to 7·1)	7·3 (5·1 to 10·3)	12·2 (8·4 to 16·9)	21·1 (15·7 to 28)	34·3 (25·3 to 45)	37·7 (27·5 to 49·7)	39·3 (29·6 to 54·3)	40·9 (29·4 to 57·1)	39·6 (29·1 to 57·4)	11·1 (9·4 to 19·7)	250	
Benign and in situ intestinal neoplasms	0 (0 to 0)	0 (0 to 0)	0 (0 to 0)	0 (0 to 0)	0 (0 to 0)	0 (0 to 0)	0 (0 to 0)	0 (0 to 0)	0 (0 to 0)	0 (0 to 0)	0 (0 to 0)	0 (0 to 0)	0 (0 to 0)	0 (0 to 0)	0 (0 to 0)	0 (0 to 0)	0 (0 to 0)	0 (0 to 0)	0 (0 to 0)	0 (0 to 0)	0 (0 to 0)	0 (0 to 0)	0 (0 to 0)	0 (0 to 0)	0 (0 to 0)		
Benign and in situ cervical and uterine neoplasms	0 (0 to 0)	0 (0 to 0)	0 (0 to 0)	0 (0 to 0)	0 (0 to 0)	0 (0 to 0)	0 (0 to 0)	0 (0 to 0)	0 (0 to 0)	0 (0 to 0)	0 (0 to 0)	0 (0 to 0)	0 (0 to 0)	0 (0 to 0)	0 (0 to 0)	0 (0 to 0)	0 (0 to 0)	0 (0 to 0)	0 (0 to 0)	0 (0 to 0)	0 (0 to 0)	0 (0 to 0)	0 (0 to 0)	0 (0 to 0)	0 (0 to 0)	0	
Other benign and in situ neoplasms	0 (0 to 0)	0 (0 to 0)	0 (0 to 0)	0 (0 to 0)	0 (0 to 0)	0 (0 to 0)	0 (0 to 0)	0 (0 to 0)	0 (0 to 0)	0 (0 to 0)	0 (0 to 0)	0 (0 to 0)	0 (0 to 0)	0 (0 to 0)	0 (0 to 0)	0 (0 to 0)	0 (0 to 0)	0 (0 to 0)	0 (0 to 0)	0 (0 to 0)	0 (0 to 0)	0 (0 to 0)	0 (0 to 0)	0 (0 to 0)	0 (0 to 0)		
Cardiovascular diseases	0·8 (0·5 to 1·1)	1 (0·7 to 1·4)	7·2 (4·9 to 9·8)	8·9 (6·3 to 11·9)	12·5 (9·1 to 16·1)	29·6 (22·3 to 38·4)	29·7 (22·3 to 38·4)	22·1 (20·4 to 23·8)	59·4 (49·1 to 68·9)	90·2 (80·1 to 98·9)	193 (183 to 203)	290 (262 to 318)	344 (312 to 373)	471 (426 to 507)	768 (621 to 898)	1,100 (922 to 1,292)	1,670 (1,480 to 1,770)	2,210 (1,870 to 2,580)	2,960 (2,330 to 3,640)	4,190 (3,220 to 5,350)	4,640 (3,630 to 5,810)	2,790 (1,940 to 3,930)	21,600	
Rheumatic heart disease	0 (0 to 0)	0 (0 to 0)	0·2 (0·1 to 0·3)	0·2 (0·1 to 0·2)	0·2 (0·2 to 0·3)	0·6 (0·4 to 0·7)	0·6 (0·4 to 0·8)	0·9 (0·7 to 1·2)	1·5 (1·2 to 1·8)	1·6 (1·3 to 2·2)	2·4 (1·9 to 3·1)	2·9 (2·4 to 3·6)	4·7 (3·9 to 5·8)	3·9 (3·2 to 4·8)	9·2 (7·4 to 11·2)	15 (11·5 to 19·8)	28·9 (21·7 to 38·4)	29·4 (21·7 to 39·5)	43·7 (31·9 to 61·4)	64·1 (45·1 to 87·6)	68·7 (47·3 to 93·1)	39·4 (26·1 to 58·7)	321	
Ischemic heart disease	0 (0 to 0)	0 (0 to 0)	1·6 (0·9 to 2·5)	1·9 (1·2 to 2·7)	2·2 (1·4 to 3·2)	3·7 (2·4 to 5·1)	9 (6·4 to 11·8)	12·6 (9·7 to 16·1)	28·5 (22·9 to 34·5)	53·7 (47·6 to 59·8)	92·4 (82·6 to 98·4)	169 (153 to 183)	169 (153 to 183)	260 (229 to 290)	446 (398 to 496)	619 (538 to 698)	1,250 (1,090 to 1,450)	1,290 (1,090 to 1,510)	1,290 (1,090 to 1,510)	1,290 (1,090 to 1,510)	819 (649 to 1,000)	(320 to 1,330)	6,220	
Stroke	0 (0 to 0·1)	0·7 (0·3 to 1·3)	1·4 (0·8 to 2·1)	2·7 (1·7 to 3·9)	4·9 (3·3 to 6·8)	13·6 (9·9 to 18·4)	19·4 (14·1 to 25·6)	30·6 (22·2 to 40·6)	49·6 (36·1 to 67·1)	108 (81·9 to 137)	186 (145 to 232)	222 (171 to 277)	292 (224 to 361)	344 (261 to 431)	447 (344 to 561)	676 (477 to 870)	1,100 (793 to 1,390)	1,450 (999 to 1,910)	1,870 (1,330 to 2,450)	1,770 (1,140 to 2,560)	1,220 (1,260 to 2,160)	16,900		
Ischemic stroke	0 (0 to 0)	0·1 (0 to 0·1)	0·6 (0·3 to 1·1)	1·1 (0·6 to 1·8)	2·2 (1·3 to 3·2)	7·9 (5·4 to 10·8)	9·6 (7·2 to 12·4)	17·2 (12·9 to 22·3)	29·8 (21·9 to 39·2)	49·2 (38·1 to 62·1)	97·1 (81·6 to 114)	81·6 (64·7 to 101)	124 (98·3 to 153)	145 (113 to 180)	249 (193 to 312)	493 (386 to 622)	629 (496 to 768)	1,350 (1,220 to 1,490)	1,290 (1,220 to 1,490)	1,290 (1,220 to 1,490)	1,290 (1,220 to 1,490)	779 (1,260 to 1,930)	6,320	
Intracerebral hemorrhage	0 (0 to 0·2)	0·2 (0 to 0·5)	0·4 (0·2 to 0·7)	0·9 (0·5 to 1·4)	1·5 (0·9 to 2·2)	4·6 (3·4 to 6·3)	6·4 (4·8 to 8·3)	9·6 (7·6 to 12·1)	14·1 (11·2 to 17·7)	29·7 (23·7 to 37·1)	54·1 (43·2 to 67·5)	84·4 (67·5 to 105)	84·4 (67·5 to 105)	69·7 (49·4 to 92·2)	70·6 (52·2 to 93·3)	74·3 (53·1 to 98·1)	143 (102 to 189)	229 (163 to 303)	340 (242 to 450)	552 (396 to 730)	1,060 (757 to 1,400)	1,060 (296 to 2,395)	4,460	
Subarachnoid hemorrhage	0 (0 to 0)	0 (0 to 0)	0·2 (0·2 to 0·5)	0·3 (0·2 to 0·5)	0·4 (0·4 to 0·6)	0·9 (0·6 to 1·2)	1·2 (0·9 to 1·5)	1·6 (1·2 to 2·1)	2·5 (1·9 to 3·2)	4·2 (3·4 to 5·2)	6·8 (5·6 to 8·2)	9·8 (8·1 to 11·7)	11·1 (9·2 to 13·2)	13·6 (11·3 to 16·2)	17·7 (14·7 to 21·1)	24·7 (20·5 to 29·4)	33·2 (27·5 to 39·5)	45·3 (37·5 to 53·9)	62·1 (51·4 to 73·8)	85·3 (70·6 to 101)	118 (97·6 to 140)	169 (139·7 to 201)	238 (196·9 to 284)	60·3 (49·9 to 71·8)	1,900	
Hypertensive heart disease	0 (0 to 0)	0 (0 to 0)	0 (0 to 0)	0 (0 to 0)	0 (0 to 0)	0 (0 to 0)	0 (0 to 0)	0 (0 to 0)	0 (0 to 0)	0 (0 to 0)	0 (0 to 0)	0 (0 to 0)	0 (0 to 0)	0 (0 to 0)	0 (0 to 0)	0 (0 to 0)	0 (0 to 0)	0 (0 to 0)	0 (0 to 0)	0 (0 to 0)	0 (0 to 0)	0 (0 to 0)	0 (0 to 0)	0 (0 to 0)	0 (0 to 0)		
Non-rheumatic valvular heart disease	0 (0 to 0)	0·2 (0 to 0·5)	0·4 (0 to 0·9)	0·5 (0·1 to 1·1)	1·6 (0·4 to 3·6)	2·6 (0·6 to 5·9)	2 (0·5 to 4·6)	1·9 (0·5 to 4·3)	2·4 (0·6 to 5·5)	3·3 (0·8 to 7·5)	5·3 (1·3 to 12·2)	7·3 (1·8 to 16·7)	9·9 (2·5 to 22·6)	12·6 (3·2 to 28·8)	17·7 (4·6 to 39·7)	24·7 (6·7 to 55·9)	41 (11·6 to 89·5)	49 (14·5 to 97·4)	61·6 (21·1 to 109·4)	85 (29·4 to 149·1)	63·2 (21·5 to 107·4)	59·6 (19·8 to 98·2)	468	
Non-rheumatic aortic valve disease	0 (0 to 0)	0 (0 to 0)	0 (0 to 0)	0 (0 to 0)	0 (0 to 0)	0 (0 to 0)	0 (0 to 0)	0 (0 to 0)	0·2 (0 to 0·7)	0·4 (0 to 1·1)	0·7 (0·2 to 2·0)	1·1 (0·3 to 3·2)	1·6 (0·4 to 4·5)	2·2 (0·6 to 6·2)	3·2 (0·8 to 8·9)	4·6 (1·2 to 12·7)	7·8 (2·1 to 21·5)	9·5 (2·6 to 25·8)	12·1 (3·4 to 32·6)	16·8 (4·8 to 45·1)	19·5 (5·6 to 52·3)	20·4 (5·9 to 54·8)	19·2 (5·5 to 51·6)	7·4 (2·1 to 19·8)	740	
Non-rheumatic degenerative mitral valve disease	0 (0 to 0)	0 (0 to 0)	0 (0 to 0)	0 (0 to 0)	0 (0 to 0)	0 (0 to 0)	0 (0 to 0)	0 (0 to 0)	0 (0 to 0)	0 (0 to 0)	0 (0 to 0)	0 (0 to 0)	0 (0 to 0)	0 (0 to 0)	0 (0 to 0)	0 (0 to 0)	0 (0 to 0)	0 (0 to 0)	0 (0 to 0)	0 (0 to 0)	0 (0 to 0)	0 (0 to 0)	0 (0 to 0)	0 (0 to 0)	0 (0 to 0)	1,030	
Other non-rheumatic valve diseases	0 (0 to 0)	0 (0 to 0)	0 (0 to 0)	0 (0 to 0)	0 (0 to 0)	0 (0 to 0)	0 (0 to 0)	0 (0 to 0)	0 (0 to 0)	0 (0 to 0)	0 (0 to 0)	0 (0 to 0)	0 (0 to 0)	0 (0 to 0)	0 (0 to 0)	0 (0 to 0)	0 (0 to 0)	0 (0 to 0)	0 (0 to 0)	0 (0 to 0)	0 (0 to 0)	0 (0 to 0)	0 (0 to 0)	0 (0 to 0)	0 (0 to 0)	247	
Cardiomyopathy and myocarditis	0 (0 to 0·1)	0·2 (0 to 0·4)	2·7 (1·5 to 4·1)	3 (1·9 to 4·5)	3·9 (2·5 to 5·8)	6·6 (4·4 to 9·1)	6·6 (4·4 to 9·1)	7·4 (5·1 to 10·4)	11·4 (7·9 to 15·6)	17·5 (12·4 to 23·6)	29·8 (21·9 to 39·8)	49·2 (36·1 to 66·1)	57·7 (42·9 to 77·3)	81·6 (60·3 to 107·9)	94·7 (69·7 to 125·1)	111 (81·8 to 146·7)	139 (102·5 to 184·1)	139 (102·5 to 184·1)	139 (102·5 to 184·1)	139 (102·5 to 184·1)	139 (102·5 to 184·1)	139 (102·5 to 184·1)	139 (102·5 to 184·1)	139 (102·5 to 184·1)	927	
Myocarditis	0 (0 to 0·1)	0 (0 to 0·1)	0·4 (0·2 to 0·7)	0·5 (0·3 to 0·8)	0·7 (0·4 to 1·1)	1·2 (0·7 to 1·8)	1·2 (0·7 to 1·8)	1·4 (0·8 to 2·1)	2·1 (1·2 to 3·2)	3·2 (1·8 to 4·8)	5·4 (3·1 to 8·1)	9 (5·2 to 13·5)	10·6 (6·1 to 15·9)	15 (8·7 to 22·5)	17·4 (10·1 to 26·1)	20·4 (11·8 to 30·6)	25·6 (14·8 to 38·4)	25·6 (14·8 to 38·4)	25·6 (14·8 to 38·4)	25·6 (14·8 to 38·4)	25·6 (14·8 to 38·4)	25·6 (14·8 to 38·4)	25·6 (14·8 to 38·4)	25·6 (14·8 to 38·4)	183	
Alcoholic cardiomyopathy	0 (0 to 0)	0 (0 to 0)	0 (0 to 0)	0 (0 to 0)	0 (0 to 0)	0 (0 to 0)	0 (0 to 0)	0 (0 to 0)	0 (0 to 0)	0 (0 to 0)	0 (0 to 0)	0 (0 to 0)	0 (0 to 0)	0 (0 to 0)	0 (0 to 0)	0 (0 to 0)	0 (0 to 0)	0 (0 to 0)	0 (0 to 0)	0 (0 to 0)	0 (0 to 0)	0 (0 to 0)	0 (0 to 0)	0 (0 to 0)	0 (0 to 0)	0	
Other cardiomyopathy	0·1 (0 to 0·4)	0·2 (0·1 to 0·4)	2·4 (1·2 to 3·1)	2 (1·2 to 3·1)	0·7 (0·4 to 1·3)	1·5 (0·8 to 2·5)	2 (1·2 to 3·2)	1·9 (1·1 to 2·9)	2·6 (1·5 to 3·9)	2·9 (1·5 to 4·3)	5·3 (2·7 to 8·1)	7·5 (3·9 to 11·5)	8·2 (4·2 to 12·6)	9·9 (5·1 to 15·2)	12·6 (6·5 to 19·3)	17·7 (9·2 to 27·1)	24·7 (13·7 to 37·9)	41 (23·1 to 62·9)	69 (39·6 to 106·4)	61·6 (27·5 to 96·4)	63·2 (28·2 to 98·9)	59·6 (26·6 to 93·3)	468	
Atrial fibrillation and flutter	0 (0 to 0)	0 (0 to 0)	0 (0 to 0)	0 (0 to 0)	0 (0 to 0)	0 (0 to 0)	0 (0 to 0)	0 (0 to 0)	0 (0 to 0)	0 (0 to 0)	0 (0 to 0)	0 (0 to 0)	0 (0 to 0)	0 (0 to 0)	0 (0 to 0)	0 (0 to 0)	0 (0 to 0)	0 (0 to 0)	0 (0 to 0)	0 (0 to 0)	0 (0 to 0)	0 (0 to 0)	0 (0 to 0)	0 (0 to 0)	0 (0 to 0)	0	
Aortic aneurysm	—	—	—	—	—	—	—	—	—	—	—	—	—	—	—	—	—	—	—	—	—	—	—	—	—		
Endocarditis	0 (0 to 0·2)	0 (0 to 0·3)	0·3 (0·2 to 0·5)	0·3 (0·2 to 0·5)	0·5 (0·3 to 0·8)	0·7 (0·5 to 1·1)	0·8 (0·5 to 1·2)	0·8 (0·5 to 1·2)	1 (0·6 to 1·7)	1·2 (0·7 to 1·8)	1·9 (1·1 to 2·9)	2·3 (1·3 to 3·4)	3·6 (2·1 to 5·4)	4·1 (2·4 to 6·1)	5·7 (3·3 to 8·5)	7·6 (4·5 to 11·3)	10·6 (6·3 to 15·8)	13·3 (7·9 to 19·8)	18·6 (11·1 to 27·6)	23·6 (14·1 to 35·1)	29·5 (17·6 to 43·8)	33·5 (19·9 to 49·8)	34·5 (20·5 to 51·2)	42·5 (25·3 to 63·2)	248	
Other cardiovascular and circulatory diseases	0·6 (0·3 to 0·9)	0·8 (0·5 to 1·1)	2·2 (1·4 to 3·1)	1·3 (0·8 to 1·9)	2·6 (1·7 to 3·8)	5·1 (3·4 to 7·3)	5·6 (3·7 to 7·9)	6·6 (4·4 to 9·3)	7·6 (5·1 to 10·7)	7·4 (4·9 to 10·4)	11·6 (7·7 to 16·3)	17·1 (11·3 to 24·1)	24·1 (16·1 to 33·9)	19·7 (13·2 to 27·7)	20·2 (13·6 to 28·5)	19·3 (12·9 to 27·1)	24·5 (16·4 to 34·5)	34·6 (23·2 to 48·7)	49·7 (33·3 to 69·9)	59·5 (39·9 to 83·8)	68 (45·6 to 95·7)	42·2 (28·3 to 59·4)	25·9 (17·4 to 36·5)	495	
Chronic respiratory diseases	0 (0 to 0)	0 (0 to 0)	27·9 (19·6 to 38·6)	37·9 (26·7 to 51·3)	58·6 (41·5 to 80·4)	42·2 (29·9 to 57·8)	49·7 (35·2 to 68·1)	3·1 (2·2 to 4·3)	4·6 (3·2 to 6·3)	6·9 (4·9 to 9·5)	11·1 (7·9 to 15·2)	15·6 (11·1 to 21·4)	22·1 (15·7 to 30·3)	30·3 (21·5 to 41·5)	42·6 (30·2 to 58·4)	59·1 (41·9 to 81·1)	82·1 (58·2 to 113)	113 (80·1 to 155)	154 (109·2 to 211)	211 (149·6 to 290)	289 (204·9 to 396)	396 (280·6 to 543)	543 (384·9 to 744)	748 (530·3 to 1,030)	4,290	
Chronic obstructive pulmonary disease	0 (0 to 0)	0 (0 to 0)	0·4 (0·2 to 0·7)	1·6 (1·2 to 2·1)	2·7 (2·1 to 3·4)	2·6 (2·1 to 3·2)	3·1 (2·5 to 3·9)	3·1 (2·5 to 3·9)	4·2 (3·4 to 5·2)	5·3 (4·3 to 6·5)	7·4 (6·1 to 9·1)	10·4 (8·5 to 12·8)	14·7 (12·1 to 18·1)	20·2 (16·6 to 24·9)	28·4 (23·4 to 34·9)	39·4 (32·4 to 48·5)	54·8 (45·1 to 67·5)	75·4 (62·1 to 92·8)	103 (85·1 to 127)	141 (116·8 to 174)	192 (159·1 to 237)	264 (218·8 to 326)	362 (300·1 to 447)	498 (413·1 to 614)	2,270	
Pneumoconiosis	0 (0 to 0)	0 (0 to 0)	0 (0 to 0)	0 (0 to 0)	0 (0 to 0)	0 (0 to 0)	0 (0 to 0)	0 (0 to 0)	0 (0 to 0)	0 (0 to 0)	0 (0 to 0)	0 (0 to 0)	0 (0 to 0)	0 (0 to 0)	0 (0 to 0)	0 (0 to 0)	0 (0 to 0)	0 (0 to 0)	0 (0 to 0)	0 (0 to 0)	0 (0 to 0)	0 (0 to 0)	0 (0 to 0)	0 (0 to 0)	0 (0 to 0)	0	
Silicosis	0 (0 to 0)	0 (0 to 0)	0 (0 to 0)	0 (0 to 0)	0 (0 to 0)	0 (0 to 0)	0 (0 to 0)	0 (0 to 0)	0 (0 to 0)	0 (0 to 0)	0 (0 to 0)	0 (0 to 0)	0 (0 to 0)	0 (0 to 0)	0 (0 to 0)	0 (0 to 0)	0 (0 to 0)	0 (0 to 0)	0 (0 to 0)	0 (0 to 0)	0 (0 to 0)	0 (0 to 0)	0 (0 to 0)	0 (0 to 0)	0 (0 to 0)	2·1	
Asbestosis	0 (0 to 0)	0 (0 to 0)	0 (0 to 0)	0 (0 to 0)	0 (0 to 0)	0 (0 to 0)	0 (0 to 0)	0 (0 to 0)	0 (0 to 0)	0 (0 to 0)	0 (0 to 0)	0 (0 to 0)	0 (0 to 0)	0 (0 to 0)	0 (0 to 0)	0 (0 to 0)	0 (0 to 0)	0 (0 to 0)	0 (0 to 0)	0 (0 to 0)	0 (0 to 0)	0 (0 to 0)	0 (0 to 0)	0 (0 to 0)	0 (0 to 0)	3·2	
Coal workers pneumoconiosis	0 (0 to 0)	0 (0 to 0)	0 (0 to 0)	0 (0 to 0)	0 (0 to 0)	0 (0 to 0)	0 (0 to 0)	0 (0 to 0)	0 (0 to 0)	0 (0 to 0)	0 (0 to 0)	0 (0 to 0)	0 (0 to 0)	0 (0 to 0)	0 (0 to 0)	0 (0 to 0)	0 (0 to 0)	0 (0 to 0)	0 (0 to 0)	0 (0 to 0)	0 (0 to 0)	0 (0 to 0)	0 (0 to 0)	0 (0 to 0)	0 (0 to 0)	0·9	
Other pneumoconiosis	0 (0 to 0)	0 (0 to 0)	0 (0 to 0)	0 (0 to 0)	0 (0 to 0)	0 (0 to 0)	0 (0 to 0)	0 (0 to 0)	0 (0 to 0)	0 (0 to 0)	0 (0 to 0)	0 (0 to 0)	0 (0 to 0)	0 (0 to 0)	0 (0 to 0)	0 (0 to 0)	0 (0 to 0)	0 (0 to 0)	0 (0 to 0)	0 (0 to 0)	0 (0 to 0)	0 (0 to 0)	0 (0 to 0)	0 (0 to 0)	0 (0 to 0)	1·1	
Asthma	0 (0 to 0)	0·3 (0·1 to 0·5)	2·3 (1·4 to 3·4)	3·4 (2·5 to 4·6)	4·7 (3·5 to 6·2)	9 (7·1 to 11·3)	11 (9·1 to 13·2)	9·1 (7·5 to 10·9)	9·7 (8·1 to 11·5)	9·1 (7·6 to 10·8)	9·7 (8·1 to 11·5)	9·1 (7·6 to 10·8)	9·7 (8·1 to 11·5)	9·1 (7·6 to 10·8)	9·7 (8·1 to 11·5)	9·1 (7·6 to 10·8)	9·7 (8·1 to 11·5)	9·1 (7·6 to 10·8)	9·7 (8·1 to 11·5)	9·1 (7·6 to 10·8)	9·7 (8·1 to 11·5)	9·1 (7·6 to 10·8)	9·7 (8·1 to 11·5)	9·1 (7·6 to 10·8)	1,150	
Interstitial lung disease and pulmonary sarcoidosis	0 (0 to 0)	0 (0 to 0)	0·5 (0·3 to 0·9)	0·6 (0·4 to 0·9)	0·7 (0·5 to 1·1)	0·9 (0·7 to 1·3)	0·9 (0·7 to 1·3)	0·9 (0·7 to 1·3)	0·9 (0·7 to 1·3)	0·9 (0·7 to 1·3)	0·9 (0·7 to 1·3)	0·9 (0·7 to 1·3)	0·9 (0·7 to 1·3)	0·9 (0·7 to 1·3)	0·9 (0·7 to 1·3)	0·9 (0·7 to 1·3)	0·9 (0·7 to 1·3)	0·9 (0·7 to 1·3)	0·9 (0·7 to 1·3)	0·9 (0·7 to 1·3)	0·9 (0·7 to 1·3)	0·9 (0·7 to 1·3)	0·9 (0·7 to 1·3)	0·9 (0·7 to 1·3)	155	
Other chronic respiratory diseases	0 (0 to 0)	0·4 (0·2 to 0·6)	2·3 (1·4 to 3·3)	2·6 (1·7 to 3·7)	3·4 (2·3 to 4·7)	4·7 (3·2 to 6·5)	5·1 (3·5 to 7·1

Congenital birth defects	79-3 (59-2 to 103)	44-6 (34 to 58-8)	124 (98-1 to 157)	83-2 (66 to 105)	49-6 (32 to 62-1)	45-3 (32 to 62-7)	41-3 (29-8 to 58-4)	20-4 (13-5 to 29-4)	16-9 (12-1 to 21-7)	18-6 (13-6 to 24-2)	19-1 (14-1 to 25-2)	22-1 (17-2 to 33-7)	21-6 (15-7 to 29-4)	16-2 (11-4 to 22)	19-5 (11-2 to 21-4)	17-3 (12-4 to 23-2)	17-5 (12 to 23-8)	11-6 (7-1 to 17-1)	7-8 (4-9 to 11-4)	9-6 (3-5 to 9-4)	4-1 (2-5 to 6-4)	2-3 (1-4 to 3-5)	0-9 (0-6 to 1-4)	691
Neural tube defects	4-4 (2-3 to 7)	1-9 (0-6 to 3-9)	10-9 (5-4 to 19-3)	12-2 (6-7 to 19-8)	1-5 (1 to 2-1)	1-5 (1 to 2-1)	1-6 (1-1 to 2-2)	1-3 (0-6 to 1-9)	1-2 (0-6 to 1-6)	1-1 (0-6 to 1-6)	1-1 (0-6 to 1-7)	1-3 (0-6 to 2-1)	1-1 (0-6 to 1-7)	1-3 (0-7 to 1-7)	0-9 (0-6 to 1-3)	0-9 (0-5 to 1-3)	0-9 (0-5 to 1-2)	0-6 (0-4 to 1-2)	0-3 (0-2 to 0-6)	0-3 (0-2 to 0-6)	0-2 (0-1 to 0-5)	0-1 (0 to 0-1)	0-1 (0 to 0-3)	99-9
Congenital heart anomalies	0-2 (0 to 0-5)	0-2 (0 to 0-5)	0-3 (0-1 to 0-9)	0-6 (0-2 to 1-2)	0-3 (0-1 to 0-6)	0-6 (0-2 to 1-2)	0-7 (0-3 to 1-4)	0-4 (0-2 to 1-2)	0-3 (0-1 to 1-1)	0-6 (0-2 to 1-5)	0-6 (0-2 to 1-6)	0-9 (0-3 to 2-3)	0-8 (0-3 to 1-9)	1 (0-3 to 2-5)	0-9 (0-3 to 2-1)	0-9 (0-3 to 2-1)	1 (0-3 to 2-1)	0-6 (0-2 to 1-5)	0-3 (0-1 to 1-2)	0-6 (0-2 to 1-6)	0-3 (0-1 to 1-1)	0-3 (0-1 to 0-7)	0-1 (0-1 to 0-4)	156
Orofacial clefts	0 (0 to 0)	0 (0 to 0)	0 (0-1 to 0-3)	0-6 (0-2 to 1-2)	0-6 (0-2 to 1-3)	0-6 (0-2 to 1-3)	0-7 (0-3 to 1-6)	0-4 (0-2 to 1-2)	0-3 (0-1 to 1-1)	0-6 (0-2 to 1-5)	0-6 (0-2 to 1-6)	0-9 (0-3 to 2-3)	0-8 (0-3 to 1-9)	1 (0-3 to 2-5)	0-9 (0-3 to 2-1)	0-9 (0-3 to 2-1)	0-9 (0-3 to 2-1)	0-6 (0-2 to 1-5)	0-3 (0-1 to 1-2)	0-6 (0-2 to 1-6)	0-3 (0-1 to 1-1)	0-3 (0-1 to 0-7)	0-1 (0-1 to 0-4)	14-3
Down syndrome	1-1 (0 to 1-6)	0-8 (0-3 to 1-3)	2-8 (1-5 to 4-7)	2-2 (1-4 to 3-2)	1-9 (1-1 to 2-6)	2-1 (1-4 to 3-2)	1-7 (1-1 to 2-5)	1-5 (1 to 2-2)	1-2 (0-8 to 1-7)	1-6 (1-1 to 2-4)	1-6 (1-2 to 2-6)	2 (1-3 to 2-9)	1-3 (0-9 to 1-8)	0-9 (0-6 to 1-4)	0-6 (0-3 to 1-1)	0-7 (0-4 to 1-1)	0-3 (0 to 0-8)	0-3 (0 to 0-8)	0 (0 to 0)	0 (0 to 0)	0 (0 to 0)	0 (0 to 0)	0 (0 to 0)	0 (0 to 0)	24-7
Turner syndrome	0 (0 to 0)	0 (0 to 0)	0 (0 to 0)	0 (0 to 0)	0-1 (0 to 0-4)	0-1 (0 to 0-4)	0-2 (0-1 to 0-6)	0-1 (0 to 0-3)	0-1 (0 to 0-3)	0-2 (0-1 to 0-5)	0-2 (0-1 to 0-5)	0-2 (0-1 to 0-5)	0-2 (0-1 to 0-5)	0-2 (0-1 to 0-5)	0-2 (0-1 to 0-5)	0-1 (0 to 0-5)	0-1 (0 to 0-5)	0-1 (0 to 0-5)	0 (0 to 0)	0 (0 to 0)	0 (0 to 0)	0 (0 to 0)	0 (0 to 0)	0 (0 to 0)	1-9
Klinefelter syndrome	0 (0 to 0)	0 (0 to 0)	0 (0 to 0)	0 (0 to 0)	0 (0 to 0)	0 (0 to 0)	0 (0 to 0)	0 (0 to 0)	0 (0 to 0)	0 (0 to 0)	0 (0 to 0)	0 (0 to 0)	0 (0 to 0)	0 (0 to 0)	0 (0 to 0)	0 (0 to 0)	0 (0 to 0)	0 (0 to 0)	0 (0 to 0)	0 (0 to 0)	0 (0 to 0)	0 (0 to 0)	0 (0 to 0)	0 (0 to 0)	0
Other chromosomal abnormalities	28-3 (19-8 to 43)	16-4 (10-9 to 26-7)	42-3 (27-8 to 62-1)	13-8 (8-9 to 23-5)	4-3 (2-9 to 6-9)	3-2 (2-1 to 4-9)	3-5 (2-2 to 5-5)	2-8 (1-8 to 4-1)	2-1 (1-4 to 3)	2-5 (1-7 to 3-8)	2-3 (1-6 to 3-3)	2-4 (1-6 to 3-5)	1-7 (1-1 to 2-4)	0-9 (0-5 to 1-1)	0-9 (0-5 to 1-4)	0-9 (0-5 to 1-3)	0-9 (0-5 to 1-3)	0-5 (0-3 to 0-7)	0-3 (0 to 0-5)	0 (0 to 0)	0 (0 to 0)	0 (0 to 0)	0 (0 to 0)	0 (0 to 0)	126
Congenital musculoskeletal and limb anomalies	2-6 (1-3 to 4-1)	1-2 (0-9 to 1-9)	11 (6-9 to 17-3)	22-5 (13-7 to 37-3)	23-9 (14-1 to 41-3)	26 (15-1 to 43-3)	21-1 (11-9 to 33-3)	9-8 (5-7 to 16-1)	4-1 (2-5 to 7-1)	4-7 (2-9 to 7-7)	5-5 (3-2 to 9)	6-8 (3-7 to 11-3)	7-5 (4-3 to 12-4)	6-3 (3-4 to 10-3)	4-1 (2-3 to 6-9)	6-7 (3-4 to 10-7)	6-5 (3-4 to 10-7)	3-1 (1-6 to 4-9)	1-8 (0-9 to 3-1)	2-9 (1-4 to 4-4)	0-9 (0-4 to 1-4)	0-3 (0-2 to 0-6)	185
Congenital congenital anomalies	4-6 (2-1 to 8-2)	1-7 (0-9 to 2-9)	1-8 (1-1 to 3)	2-4 (1-1 to 4)	1-8 (1-1 to 3)	1-4 (0-8 to 2-6)	1-1 (0-7 to 2)	0-7 (0-4 to 1-1)	0-5 (0-3 to 0-9)	0-5 (0-3 to 0-7)	0-6 (0-3 to 0-9)	0-5 (0-3 to 0-7)	0-5 (0-3 to 0-7)	0-5 (0-2 to 0-7)	0-3 (0-2 to 0-5)	0-2 (0-2 to 0-3)	0-2 (0-1 to 0-3)	0-2 (0 to 0-3)	0 (0 to 0)	0 (0 to 0)	0 (0 to 0)	0 (0 to 0)	0 (0 to 0)	0 (0 to 0)	18-5
Digestive congenital anomalies	1-9 (1-2 to 3-2)	0-9 (0-6 to 1-3)	3-6 (2-3 to 5-4)	4-6 (2-6 to 7-5)	1-6 (0-9 to 2-5)	1-7 (0-7 to 2-6)	0-9 (0-5 to 1-5)	0-5 (0-3 to 0-9)	0-3 (0-2 to 0-5)	0-5 (0-3 to 0-7)	0-5 (0-3 to 0-8)	0-6 (0-4 to 0-9)	0-5 (0-3 to 0-8)	0-4 (0-2 to 0-6)	0-3 (0-2 to 0-5)	0-3 (0-2 to 0-5)	0-3 (0-2 to 0-4)	0-2 (0-1 to 0-3)	0-2 (0-1 to 0-3)	0-2 (0-1 to 0-3)	0-2 (0-1 to 0-3)	0-1 (0-1 to 0-2)	0-1 (0 to 0-2)	28-6
Other congenital birth defects	14-7 (8-3 to 24-9)	4-7 (2-8 to 9-3)	12-4 (7-5 to 21-8)	8 (4-3 to 11-8)	2-9 (1-6 to 4-7)	2-4 (2-2 to 5-2)	2-3 (2-3 to 5-2)	1-7 (1-5 to 3-5)	1-3 (1-2 to 3-6)	2-2 (1-4 to 3-8)	2-1 (1-3 to 4-1)	2-7 (1-6 to 4-5)	2-1 (1-5 to 4-1)	1-8 (1-2 to 3-1)	2-3 (1-2 to 4-1)	1 (0-6 to 2-1)	1 (0-6 to 2-1)	0-7 (0-3 to 1-3)	0-3 (0-2 to 0-8)	0-7 (0-2 to 2)	0-4 (0-1 to 1-2)	0-2 (0-1 to 0-6)	0-1 (0 to 0-4)	77-5
Urinary diseases and male infertility	0-3 (0 to 0-2)	0-3 (0-1 to 0-4)	0-7 (0-5 to 1)	0-3 (0 to 0-6)	0 (0 to 0-3)	0 (0 to 0-3)	0-1 (0 to 0-4)	0-7 (0-4 to 1-1)	0-4 (0 to 0-7)	0-5 (0-1 to 0-9)	0-5 (0-1 to 0-9)	0-5 (0-1 to 0-9)	0-4 (0-2 to 0-9)	0-3 (0-1 to 0-8)	0-3 (0-1 to 0-7)	0-2 (0 to 0-6)	0-2 (0 to 0-6)	0-2 (0 to 0-6)	0-1 (0 to 0-4)	0-2 (0 to 0-6)	0-1 (0 to 0-4)	0-1 (0 to 0-3)	0-1 (0 to 0-3)	0-1 (0 to 0-3)	997
Urolithiasis	0 (0 to 0)	0 (0 to 0)	0 (0 to 0)	0 (0 to 0)	0 (0 to 0-1)	0 (0 to 0-1)	0 (0 to 0-2)	0 (0 to 0-1)	0 (0 to 0-2)	0 (0 to 0-2)	0 (0 to 0-2)	0 (0 to 0-3)	0 (0 to 0-2)	0 (0 to 0-2)	0 (0 to 0-2)	0 (0 to 0-2)	0 (0 to 0-2)	0 (0 to 0-2)	0 (0 to 0-2)	0 (0 to 0-2)	0 (0 to 0-2)	0 (0 to 0-2)	0 (0 to 0-2)	0 (0 to 0-2)	83-5
Benign prostatic hyperplasia	0 (0 to 0)	0 (0 to 0)	0 (0 to 0)	0 (0 to 0)	0 (0 to 0)	0 (0 to 0)	0 (0 to 0)	0 (0 to 0)	0 (0 to 0)	0 (0 to 0)	0 (0 to 0)	0 (0 to 0)	0 (0 to 0)	0 (0 to 0)	0 (0 to 0)	0 (0 to 0)	0 (0 to 0)	0 (0 to 0)	0 (0 to 0)	0 (0 to 0)	0 (0 to 0)	0 (0 to 0)	0 (0 to 0)	0 (0 to 0)	0
Male infertility	—	—	—	—	—	—	—	—	—	—	—	—	—	—	—	—	—	—	—	—	—	—	—	—	NA
Other urinary diseases	0-1 (0 to 0-2)	0-1 (0 to 0-2)	0-1 (0-1 to 0-3)	0-9 (0-5 to 1-3)	0-6 (0-4 to 0-9)	0-6 (0-4 to 0-9)	0-8 (0-5 to 1-2)	0-5 (0-3 to 0-8)	0-3 (0-2 to 0-4)	0-6 (0-3 to 0-9)	0-7 (0-4 to 1-1)	1 (0-6 to 1-5)	1-6 (0-9 to 2-7)	1-1 (0-6 to 1-8)	0-9 (0-5 to 1-2)	1-2 (0-7 to 2)	1-3 (0-7 to 2)	1-6 (0-9 to 2-5)	1-5 (0-8 to 2-4)	1-4 (0-8 to 2-3)	2 (1-1 to 3-4)	1-9 (0-9 to 3-5)	1-2 (0-5 to 2-3)	22-2
Gynecological diseases	0 (0 to 0)	0 (0 to 0)	0 (0 to 0)	0 (0 to 0)	0 (0 to 0)	0 (0 to 0)	0 (0 to 0)	0 (0 to 0)	0 (0 to 0)	0 (0 to 0)	0 (0 to 0)	0 (0 to 0)	0 (0 to 0)	0 (0 to 0)	0 (0 to 0)	0 (0 to 0)	0 (0 to 0)	0 (0 to 0)	0 (0 to 0)	0 (0 to 0)	0 (0 to 0)	0 (0 to 0)	0 (0 to 0)	0 (0 to 0)	—
Uterine fibroids	0 (0 to 0)	0 (0 to 0)	0 (0 to 0)	0 (0 to 0)	0 (0 to 0)	0 (0 to 0)	0 (0 to 0)	0 (0 to 0)	0 (0 to 0)	0 (0 to 0)	0 (0 to 0)	0 (0 to 0)	0 (0 to 0)	0 (0 to 0)	0 (0 to 0)	0 (0 to 0)	0 (0 to 0)	0 (0 to 0)	0 (0 to 0)	0 (0 to 0)	0 (0 to 0)	0 (0 to 0)	0 (0 to 0)	0 (0 to 0)	202
Polycystic ovarian syndrome	0 (0 to 0)	0 (0 to 0)	0 (0 to 0)	0 (0 to 0)	0 (0 to 0)	0 (0 to 0)	0 (0 to 0)	0 (0 to 0)	0 (0 to 0)	0 (0 to 0)	0 (0 to 0)	0 (0 to 0)	0 (0 to 0)	0 (0 to 0)	0 (0 to 0)	0 (0 to 0)	0 (0 to 0)	0 (0 to 0)	0 (0 to 0)	0 (0 to 0)	0 (0 to 0)	0 (0 to 0)	0 (0 to 0)	0 (0 to 0)	174
Female infertility	0 (0 to 0)	0 (0 to 0)	0 (0 to 0)	0 (0 to 0)	0 (0 to 0)	0 (0 to 0)	0 (0 to 0)	0 (0 to 0)	0 (0 to 0)	0 (0 to 0)	0 (0 to 0)	0 (0 to 0)	0 (0 to 0)	0 (0 to 0)	0 (0 to 0)	0 (0 to 0)	0 (0 to 0)	0 (0 to 0)	0 (0 to 0)	0 (0 to 0)	0 (0 to 0)	0 (0 to 0)	0 (0 to 0)	0 (0 to 0)	14-5
Endometriosis	0 (0 to 0)	0 (0 to 0)	0 (0 to 0)	0 (0 to 0)	0 (0 to 0)	0 (0 to 0)	0-2 (0 to 0-6)	0-1 (0 to 0-4)	0 (0 to 0-2)	0 (0 to 0-2)	0 (0 to 0-2)	0 (0 to 0-3)	0 (0 to 0-2)	0 (0 to 0-2)	0 (0 to 0-2)	0 (0 to 0-2)	0 (0 to 0-2)	0 (0 to 0-2)	0 (0 to 0-2)	0 (0 to 0-2)	0 (0 to 0-2)	0 (0 to 0-2)	0 (0 to 0-2)	0 (0 to 0-2)	211
Genital prolapse	0 (0 to 0)	0 (0 to 0)	0 (0 to 0)	0 (0 to 0)	0 (0 to 0)	0 (0 to 0)	0 (0 to 0)	0 (0 to 0)	0 (0 to 0)	0 (0 to 0)	0 (0 to 0)	0 (0 to 0)	0 (0 to 0)	0 (0 to 0)	0 (0 to 0)	0 (0 to 0)	0 (0 to 0)	0 (0 to 0)	0 (0 to 0)	0 (0 to 0)	0 (0 to 0)	0 (0 to 0)	0 (0 to 0)	0 (0 to 0)	49-2
Premenstrual syndrome	0 (0 to 0)	0 (0 to 0)	0 (0 to 0)	0 (0 to 0)	29-3 (14-3 to 52-6)	66-9 (36-7 to 106)	76-1 (39-6 to 136)	76-5 (40-4 to 114)	91-9 (48-6 to 158)	109 (58-3 to 171)	136 (76-1 to 229)	178 (96-2 to 287)	139 (77-1 to 224)	117 (64-3 to 187)	96-3 (54-2 to 154)	78-7 (41-2 to 131)	66-4 (34-3 to 111)	42 (21 to 82-5)	33-7 (17-3 to 64-4)	39-7 (22 to 62)	43-6 (25-7 to 67-4)	39-7 (19-4 to 73-7)	22-2 (11-5 to 41-5)	723
Other gynecological diseases	0 (0 to 0)	0 (0 to 0)	0 (0 to 0)	0 (0 to 0)	0-4 (0 to 1-4)	0-5 (0-1 to 1-4)	0-6 (0-2 to 1-4)	0-4 (0-1 to 1-1)	0-3 (0 to 0-9)	0-4 (0-1 to 1-1)	0-5 (0-1 to 1-2)	0-6 (0-2 to 1-4)	0-5 (0-2 to 1-3)	0-4 (0-1 to 1-1)	0-3 (0-1 to 0-9)	0-3 (0-1 to 0-8)	0-3 (0-1 to 0-8)	0-2 (0 to 0-6)	0-2 (0 to 0-6)	0-2 (0 to 0-6)	0-2 (0 to 0-6)	0-2 (0 to 0-6)	0-2 (0 to 0-6)	785
Hemoglobinopathies and hemolytic anemias	0-1 (0 to 0-2)	0-8 (0-4 to 1-4)	2-2 (0-9 to 4-6)	2-5 (1 to 7-1)	2-8 (1 to 7-1)	4-7 (1-9 to 11-2)	5-7 (2-6 to 14-2)	7-3 (3-4 to 17-5)	2-6 (1-2 to 6-2)	9-9 (4-3 to 23-2)	12-2 (4-3 to 33-2)	11-6 (4-3 to 28-5)	9-6 (3-6 to 23-1)	6-8 (2-4 to 16)	2-5 (1 to 5-5)	7-3 (2-7 to 15)	10-5 (4-1 to 23)	13 (5-1 to 28-5)	6-3 (2-3 to 13-7)	21-6 (11-5 to 41-5)	23-2 (13-7 to 39-4)	9-8 (3-7 to 22-7)	6-1 (2-3 to 13-3)	222
Thalassemias	0 (0 to 0)	0 (0 to 0)	0-1 (0-2 to 0-5)	0-1 (0 to 0-4)	0-1 (0-1 to 0-4)	0-1 (0-1 to 0-4)	0-2 (0-1 to 0-6)	0-2 (0-1 to 0-6)	0-2 (0-1 to 0-6)	0-3 (0-1 to 0-8)	0-3 (0-1 to 0-8)	0-3 (0-1 to 0-8)	0-2 (0-1 to 0-7)	0-2 (0-1 to 0-6)	0-2 (0-1 to 0-6)	0-2 (0-1 to 0-6)	0-2 (0-1 to 0-6)	0-2 (0-1 to 0-6)	0-1 (0 to 0-5)	0-2 (0-1 to 0-6)	0-2 (0-1 to 0-6)	0-2 (0-1 to 0-6)	0-2 (0-1 to 0-6)	0-2 (0-1 to 0-6)	6-7
Thalassemias trait	0 (0 to 0)	0 (0 to 0)	0-1 (0-1 to 0-3)	0-1 (0 to 0-2)	0-2 (0 to 0-5)	0-2 (0 to 0-5)	0-3 (0 to 0-6)	0-3 (0-1 to 0-6)	0-2 (0-1 to 0-6)	0-3 (0-1 to 0-7)	0-4 (0-1 to 0-9)	0-5 (0-2 to 1-3)	0-5 (0-1 to 1-2)	0-4 (0-1 to 0-9)	0-3 (0-1 to 0-8)	0-3 (0-1 to 0-8)	0-3 (0-1 to 0-7)	0-2 (0-1 to 0-6)	0-2 (0-1 to 0-5)	0-2 (0-1 to 0-5)	0-2 (0-1 to 0-5)	0-2 (0-1 to 0-5)	0-2 (0-1 to 0-5)	0-2 (0-1 to 0-5)	39-2
Sickle cell disorders	0 (0 to 0)	0 (0 to 0)	0 (0 to 0)	0 (0 to 0)	0 (0 to 0)	0 (0 to 0)	0 (0 to 0)	0 (0 to 0)	0 (0 to 0)	0 (0 to 0)	0 (0 to 0)	0 (0 to 0)	0 (0 to 0)	0 (0 to 0)	0 (0 to 0)	0 (0 to 0)	0 (0 to 0)	0 (0 to 0)	0 (0 to 0)	0 (0 to 0)	0 (0 to 0)	0 (0 to 0)	0 (0 to 0)	0 (0 to 0)	0
Sickle cell trait	0 (0 to 0)	0 (0 to 0)	0 (0 to 0)	0 (0 to 0)	0 (0 to 0)	0 (0 to 0)	0 (0 to 0)	0 (0 to 0)	0 (0 to 0)	0 (0 to 0)	0 (0 to 0)	0 (0 to 0)	0 (0 to 0)	0 (0 to 0)	0 (0 to 0)	0 (0 to 0)	0 (0 to 0)	0 (0 to 0)	0 (0 to 0)	0 (0 to 0)	0 (0 to 0)	0 (0 to 0)	0 (0 to 0)	0 (0 to 0)	4-9
G6PD deficiency	0 (0 to 0)	0 (0 to 0)	0 (0 to 0)	0 (0 to 0)	0 (0 to 0)	0 (0 to 0)	0-2 (0 to 0-6)	0-2 (0 to 0-6)	0-2 (0 to 0-6)	0-2 (0 to 0-6)	0-2 (0 to 0-6)	0-1 (0 to 0-3)	0-2 (0 to 0-6)	0-1 (0 to 0-3)	0-1 (0 to 0-3)	0-1 (0 to 0-3)	0-1 (0 to 0-3)	0-1 (0 to 0-3)	0-1 (0 to 0-3)	0-1 (0 to 0-3)	0-1 (0 to 0-3)	0-1 (0 to 0-3)	0-1 (0 to 0-3)	0-1 (0 to 0-3)	3
G6PD trait	0 (0 to 0)	0 (0 to 0)	0 (0 to 0)	0 (0 to 0)	0 (0 to 0)	0 (0 to 0)	0 (0 to 0)	0 (0 to 0)	0 (0 to 0)	0 (0 to 0)	0 (0 to 0)	0 (0 to 0)	0 (0 to 0)	0 (0 to 0)	0 (0 to 0)	0 (0 to 0)	0 (0 to 0)	0 (0 to 0)	0 (0 to 0)	0 (0 to 0)	0 (0 to 0)	0 (0 to 0)	0 (0 to 0)	0 (0 to 0)	0-6
Other hemoglobinopathies and hemolytic anemias	0 (0 to 0)	0-3 (0-1 to 0-6)	0-9 (0-1 to 2)	1-1 (0-1 to 3-8)	1-2 (0-1 to 4)	1-2 (0-1 to 4)	2-4 (0-4 to 7-3)	2-1 (0-3 to 6-9)	2-1 (0-3 to 6-9)	2-1 (0-4 to 9-3)	2-1 (0-4 to 9-3)	2-1 (0-4 to 10-4)	2-1 (0-4 to 10-4)	1-6 (0-3 to 7-6)	1-2 (0-3 to 5-9)	1-2 (0-3 to 5-9)	1-2 (0-3 to 5-9)	1-1 (0-3 to 5-6)	0-9 (0-2 to 4-2)	1-1 (0-3 to 5-9)	1-1 (0-3 to 5-9)	0-9 (0-2 to 4-2)	0-9 (0-2 to 4-2)	0-9 (0-2 to 4-2)	172
Endocrine, metabolic, blood, and immune disorders	2-2 (0-5 to 1-4)	1-5 (0-7 to 3-9)	3-9 (2-1 to 7-1)	11-7 (5-9 to 20-1)	11-9 (5-9 to 21-3)	13-2 (6-2 to 23-6)	9-6 (4-4 to 18-7)	5-3 (2-4 to 10-3)	3-2 (1-5 to 6-4)	3-6 (1-7 to 7-1)	4-2 (2-1 to 8-2)	4-9 (2-3 to 9-5)	4-3 (2-1 to 8-2)	3-4 (1-6 to 6-5)	2-6 (1-2 to 5-1)	2-9 (1-3 to 5-5)	3-1 (1-4 to 5-9)	2-3 (1-1 to 4-5)	1-5 (0-7 to 3-1)	1-9 (0-9 to 3-7)	2-2 (1-1 to 4-1)	1-1 (0-5 to 2-1)	0-6 (0-3 to 1-2)	0-3 (0-1 to 0-6)	2,332
Oral disorders	0 (0 to 0)	0 (0 to 0)	0 (0 to 0)	0-2 (0 to 0-4)	0-7 (0-2 to 1-4)	0-7 (0-2 to 1-4)	0-9 (0-3 to 2-1)	0-6 (0-2 to 1-3)	0-4 (0-1 to 1-1)	0-6 (0-2 to 1-3)	0-7 (0-2 to 1-5)	0-9 (0-3 to 2-1)	0-8 (0-3 to 1-8)	0-6 (0-2 to 1-4)	0-4 (0-1 to 1-1)	0-5 (0-2 to 1-2)	0-5 (0-2 to 1-2)	0-4 (0-1 to 1-1)	0-3 (0-1 to 0-8)	0-4 (0-1 to 1-1)	0-4 (0-1 to 1-1)	0-3 (0-1 to 0-8)	0-3 (0-1 to 0-8)	0-3 (0-1 to 0-8)	222
Cysts of deciduous teeth	0 (0 to 0)	0 (0 to 0)	0 (0 to 0)	0-1 (0-1 to 0-3)	0-2 (0-1 to 0-5)	0-2 (0-1 to 0-5)	0-3 (0-1 to 0-6)	0-2 (0-1 to 0-5)	0-2 (0-1 to 0-5)	0-3 (0-1 to 0-6)	0-3 (0-1 to 0-6)	0-3 (0-1 to 0-6)	0-3 (0-1 to 0-6)	0-2 (0-1 to 0-5)	0-2 (0-1 to 0-5)	0-2 (0-1 to 0-5)	0-2 (0-1 to 0-5)	0-2 (0-1 to 0-5)	0-1 (0-1 to 0-4)	0-2 (0-1 to 0-5)	0-2 (0-1 to 0-5)	0-2 (0-1 to 0-5)	0-2 (0-1 to 0-5)	0-2 (0-1 to 0-5)	6-7
Cysts of permanent teeth	0 (0 to 0)	0 (0 to 0)	0 (0 to 0)	0-1 (0-1 to 0-2)	0-2 (0-1 to 0-4)	0-2 (0-1 to 0-4)	0-3 (0-1 to 0-6)	0-2 (0-1 to 0-5)	0-2 (0-1 to 0-5)	0-3 (0-1 to 0-6)	0-3 (0-1 to 0-6)	0-3 (0-1 to 0-6)	0-3 (0-1 to 0-6)	0-2 (0-1 to 0-5)	0-2 (0-1 to 0-5)	0-2 (0-1 to 0-5)	0-2 (0-1 to 0-5)	0-2 (0-1 to 0-5)	0-1 (0-1 to 0-4)	0-2 (0-1 to 0-5)	0-2 (0-1 to 0-5)	0-2 (0-1 to 0-5)	0-2 (0-1 to 0-5)	0-2 (0-1 to 0-5)	9-1
Periodontal diseases	0 (0 to 0)	0 (0 to 0)	0 (0 to 0)	0 (0 to 0)	0 (0 to 0)	0 (0 to 0)	0 (0 to 0)	0 (0 to 0)	0 (0 to 0)	0 (0 to 0)	0 (0 to 0)	0 (0 to 0)	0 (0 to 0)	0 (0 to 0)	0 (0 to 0)	0 (0 to 0)	0 (0 to 0)	0 (0 to 0)	0 (0 to 0)	0 (0 to 0)	0 (0 to 0)	0 (0 to 0)	0 (0 to 0)	0 (0 to 0)	582
Other oral disorders	0 (0 to 0)	0 (0 to 0)	0-4 (0-2 to 0-8)	0-6 (0-3 to 1-4)	1-5 (0-7 to 3-1)	1-6 (0-7 to 3-1)	1-2 (0-5 to 2-7)	1-2 (0-5 to 2-4)	0-8 (0-3 to 1-7)	1-1 (0-4 to 2-3)	1-2 (0-5 to 2-5)	1-4 (0-6 to 2-9)	1-3 (0-5 to 2-6)	1-1 (0-4 to 2-2)	0-8 (0-3 to 1-7)	0-9 (0-4 to 1-8)	0-9 (0-4 to 1-8)	0-7 (0-3 to 1-5)	0-5 (0-2 to 1-1)	0-6 (0-2 to 1-3)	0-6 (0-2 to 1-3)	0-4 (0-2 to 0-9)	0-4 (0-2 to 0-9)	0-4 (0-2 to 0-9)	306
Sudden infant death syndrome	—	—	—	—	—	—	—	—	—	—	—	—	—	—	—	—	—	—	—	—	—	—	—	—	NA
Injuries	3-6 (2-4 to 4-9)	3-5 (2-5 to 5)	4-3 (3-1 to 5-7)	7-4 (4-1 to 9-9)	6-8 (4-4 to 9-7)	6-9 (4-5 to 9-9)	257 (207 to 313)	314 (247 to 373)	237 (191 to 291)	255 (202 to 314)	262 (207 to 323)	382 (303 to 463)	520 (411 to 643)	450 (354 to 554)	564 (438 to 723)	598 (464 to 752)	701 (540 to 892)	566 (466 to 1,120)	1,130 (900 to 1,420)	1,038 (820 to 1,296)	985 (777 to 1,220)	709 (564 to 878)	406 (321 to 513)	11,000
Transport injuries	0-9 (0-7 to 1-1)	0-2 (0-1 to 0-2)	2-7 (1-9 to 4)	17-9 (13-5 to 24-2)	13-6 (10-1 to 18-4)	14-4 (11-3 to 18-2)	48-5 (38-8 to 60-3)	32-1 (25-1 to 40-3)	28-1 (22-1 to 35-7)	38-9 (30-5 to 48-3)	57-3 (45-5 to 71-5)	60-4 (48-8 to 74-2)	71-1 (58-2 to 88-4)	69-2 (56-7 to 85-1)	77-1 (62-7 to 95-1)	100 (81-3 to 122)	130 (105 to 159)	176 (138-5 to 216)	157 (126 to 193)	132 (103 to 166)	97 (76-4 to 122)	63 (47-6 to 82-9)	22-5 (17-3 to 29-2)	1,420
Road injuries	0-1 (0 to 0-1)	0-1 (0 to 0-1)	1-4 (1 to 2-2)	11-9 (8-1 to 16-4)	9-2 (6-2 to 12-6)	9-6 (6-4 to 13-1)	29-7 (22-1 to 38-7)	20-2 (14-7 to 27-5)	16-7 (12-2 to 22-3)	23-5 (17-2 to 31)	36-1 (26-9 to 48-1)	39-4 (29-4 to 52-4)	46-2 (34-5 to 61-2)	45-3 (33-8 to 60-2)	50-7 (37-8 to 67-3)	65-5 (48-9 to 87)	85-8 (63-9 to 114)	115 (86-1 to 153)	102 (76-3 to 136)	85-7 (63-9 to 114)	63 (47-1 to 84)	41 (30-6 to 54-6)	14-6 (10-9 to 19-4)	1,293
Pedestrian road injuries	0 (0 to 0)	0 (0 to 0)	0-3 (0 to 0-7)	1-1 (0-6 to 1-7)	0-9 (0-5 to 1-7)	0-8 (0-4 to 1-6)	3-4 (1-9 to 5-4)	2-2 (1-2 to 3-5)	1-6 (0-9 to 2-5)	2-1 (1-2 to 3-4)	2-7 (1-6 to 4)	3-1 (1-8 to 4-7)	3-7 (2-2 to 5-6)	3-2 (1-9 to 4-7)	3-6 (2-1 to 5-4)	4-4 (2-6 to 6-6)	5-7 (3-4 to 8-2)	7-5 (4-5 to 10-9)	6-8 (4-1 to 9-8)	5-6 (3-4 to 8-2)	4-2 (2-5 to 6-2)	2-7 (1-6 to 4-1)	0-9 (0-5 to 1-4)	0-7 (0-4 to 1-1)	370
Cyclist road injuries	0 (0 to 0)	0 (0 to 0)	0-1 (0 to 0-2)	0-4 (0-2 to 0-9)	0-3 (0-2 to 0-7)	0-3 (0-2 to 0-7)	0-7 (0-4 to 1-1)	0-5 (0-3 to 0-7)	0-4 (0-2 to 0-6)	0-6 (0-3 to 0-9)	0-8 (0-4 to 1-1)	0-9 (0-5 to 1-2)	1-1 (0-7 to 1-5)	1-1 (0-7 to 1-5)	1-3 (0-8 to 1-8)	1-6 (1-1 to 2-2)	2-1 (1-4 to 2-9)	2-8 (1-9 to 3-8)	2-5 (1-7 to 3-4)	2-1 (1-4 to 2-9)	1-6 (1-1 to 2-2)	1-1 (0-7 to 1-5)	0-4 (0-3 to 0-6)	0-3 (0-2 to 0-5)	327
Motorcycled road injuries	0 (0 to 0)	0-1 (0 to 0-1)	0-3 (0-2 to 0-5)	0-3 (0-2 to 0-5)	0-3 (0-2 to 0-5)	0-3 (0-2 to 0-5)	1-1 (0-5 to 1-7)	0-8 (0-4 to 1-2)	0-6 (0-3 to 0-9)	0-8 (0-4 to 1-2)	0-9 (0-5 to 1-3)	1-1 (0-6 to 1-6)	1-4 (0-8 to 1-9)	1-2 (0-8 to 1-7)	1-4 (0-9 to 2)	1-8 (1-2 to 2-5)	2-3 (1-5 to 3-2)	3-1 (2-1 to 4-2)	2-8 (1-9 to 3-7)	2-3 (1-6 to 3-2)	1-8 (1-2 to 2

SR Table 2b: Ehime DALYS by cause and age group for females with 95% uncertainty intervals, 2019

Cause	Early Neonatal (0-6 days)	Late Neonatal (7-27 days)	Post Neonatal (28-364 days)	1 to 4	5 to 9	10 to 14	15 to 19	20 to 24	25 to 29	30 to 34	35 to 39	40 to 44	45 to 49	50 to 54	55 to 59	60 to 64	65 to 69	70 to 74	75 to 79	80 to 84	85 to 89	90 to 94	95 plus	Total
All causes	1,164 (1,164-1,164)	1,164 (1,164-1,164)	1,164 (1,164-1,164)

Other neoplasms	0-2 (0-1 to 0-3)	2-3 (0-1 to 0-3)	0-6 (0-4 to 1-7)	0-6 (0-4 to 1-3)	1-4 (0-9 to 2-1)	2-5 (0-7 to 2-1)	2 (1-2 to 3-1)	1-4 (0-8 to 3-1)	1-7 (1-1 to 2-5)	1-8 (1-1 to 2-6)	2-7 (1-6 to 4)	5-2 (3-4 to 7-2)	6-7 (4-6 to 9-4)	9-6 (6-9 to 13-3)	15 (10-3 to 23-)	23-7 (19-2 to 33-1)	44-2 (32-6 to 58-3)	62-1 (46-2 to 82-4)	64-1 (48-9 to 84-3)	69-4 (49-9 to 93-3)	63-6 (45-2 to 88-4)	43-5 (29-2 to 62-4)	19-1 (10-1 to 29-4)	443
Metabolic/static, metabolic/dilerative, and other hemangiomata	0 (0-1 to 0-2)	0 (0-1 to 0-2)	0 (0-4 to 1-7)	0 (0-4 to 1-3)	0 (0-6 to 2-1)	0 (0-7 to 2-1)	0 (1-2 to 3-1)	0 (0-8 to 3-1)	0 (1-1 to 2-5)	0 (1-1 to 2-6)	0 (1-6 to 4)	0 (3-4 to 7-2)	0 (4-6 to 9-4)	0 (6-9 to 13-3)	0 (10-3 to 23-)	0 (19-2 to 33-1)	0 (32-6 to 58-3)	0 (46-2 to 82-4)	0 (48-9 to 84-3)	0 (49-9 to 93-3)	0 (45-2 to 88-4)	0 (29-2 to 62-4)	0 (10-1 to 29-4)	443
Benign and in situ intestinal neoplasms	0 (0-0 to 0)	0 (0-0 to 0)	0 (0-0 to 0)

Congenital birth defects	92-2 (10-1 to 123)	39 (30-4 to 62-3)	156 (124-to 197)	99-8 (79-2 to 130)	71-7 (61-4 to 97-2)	68-3 (48-1 to 93-4)	56-9 (40 to 78-1)	29-1 (20-6 to 39-3)	24-6 (18-4 to 31-9)	23-6 (19-to 33-4)	28-9 (21-4 to 37-4)	29-1 (24-to 34-4)	35-7 (29-6 to 44-4)	31 (22 to 41-4)	23-2 (19-3 to 33-4)	24-6 (19-to 33-4)	27-7 (20-1 to 37-4)	28-8 (20-3 to 38-8)	18 (11-2 to 29-2)	12-7 (8 to 19-1)	9-1 (5-1 to 13-7)	6-7 (4-2 to 10-2)	3-5 (2-2 to 5-5)	1-3 (0-9 to 2-1)	916						
Neural tube defects	2-3 (1-9 to 2-9)	1-5 (0-7 to 2-4)	13-7 (7-4 to 28-9)	12-6 (6-6 to 21-4)	7-7 (1-3 to 2-4)	7-6 (1-0 to 2-5)	5-8 (1-2 to 2-5)	1-6 (1-2 to 2-1)	1-4 (1 to 1-9)	1-3 (0-8 to 1-4)	1-3 (0-6 to 1-6)	1-5 (1 to 2-1)	1-9 (1-to 2-5)	1-4 (0-8 to 1-4)	1-1 (0-6 to 1-4)	1-2 (0-7 to 1-5)	1-2 (0-7 to 1-5)	1-2 (0-7 to 1-5)	1-3 (0-8 to 1-7)	0-9 (0-4 to 1-7)	0-7 (0-3 to 1-3)	0-5 (0-2 to 0-9)	0-3 (0-1 to 0-7)	0-2 (0-1 to 0-5)	0-1 (0-1 to 0-3)	84-2						
Congenital heart anomalies	0 (0 to 0)	0 (0 to 0)	0-3 (0-1 to 0-7)	0-9 (0-3 to 1-6)	0-9 (0-3 to 1-6)	0-9 (0-3 to 1-6)	0-9 (0-3 to 1-6)	0-9 (0-3 to 1-6)	0-8 (0-3 to 1-6)	0-9 (0-3 to 1-6)	1-1 (0-3 to 2-3)	1-2 (0-3 to 2-3)	1-3 (0-4 to 2-6)	1-2 (0-4 to 2-6)	1-2 (0-4 to 2-6)	1-2 (0-4 to 2-6)	1-3 (0-4 to 2-6)	1-3 (0-4 to 2-6)	1-5 (0-4 to 3-2)	1-5 (0-4 to 3-2)	1-4 (0-3 to 2-6)	1-2 (0-3 to 2-3)	0-9 (0-2 to 1-6)	0-6 (0-2 to 1-6)	0-2 (0-1 to 1-3)	152						
Orofacial clefts	0 (0 to 0)	0 (0 to 0)	0-3 (0-1 to 0-7)	0-9 (0-3 to 1-6)	0-9 (0-3 to 1-6)	0-9 (0-3 to 1-6)	0-9 (0-3 to 1-6)	0-9 (0-3 to 1-6)	0-8 (0-3 to 1-6)	0-9 (0-3 to 1-6)	1-1 (0-3 to 2-3)	1-2 (0-3 to 2-3)	1-3 (0-4 to 2-6)	1-2 (0-4 to 2-6)	1-2 (0-4 to 2-6)	1-2 (0-4 to 2-6)	1-3 (0-4 to 2-6)	1-3 (0-4 to 2-6)	1-5 (0-4 to 3-2)	1-5 (0-4 to 3-2)	1-4 (0-3 to 2-6)	1-2 (0-3 to 2-3)	0-9 (0-2 to 1-6)	0-6 (0-2 to 1-6)	0-2 (0-1 to 1-3)	0-2 (0-1 to 1-3)	0-2 (0-1 to 1-3)	0-2 (0-1 to 1-3)	0-2 (0-1 to 1-3)	0-2 (0-1 to 1-3)	28-4
Down syndrome	1-6 (0-8 to 2-6)	1 (0-5 to 1-9)	1-6 (2-3 to 7-4)	2-9 (1-6 to 4-3)	2-6 (1-7 to 3-9)	2-8 (1-6 to 4-2)	2-9 (1-6 to 4-3)	2-4 (1-4 to 3-4)	2-3 (1-4 to 3-4)	2-6 (1-6 to 3-4)	2-7 (1-7 to 3-6)	3 (2 to 4-1)	3-2 (2-to 4-1)	1-8 (1 to 2-6)	1 (0-6 to 1-5)	1 (0-6 to 1-5)	1 (0-6 to 1-5)	1-4 (0-7 to 2-4)	0-9 (0-3 to 2-1)	0-6 (0-2 to 1-5)	0-5 (0 to 1-2)	0-3 (0 to 0-9)	0-2 (0 to 0-7)	0-1 (0 to 0-5)	0-1 (0 to 0-3)	38-8						
Turner syndrome	0 (0 to 0)	0 (0 to 0)	0 (0 to 0-1)	0-1 (0 to 0-4)	0-2 (0 to 0-5)	0-2 (0 to 0-5)	0-3 (0 to 0-6)	0-2 (0 to 0-5)	0-2 (0 to 0-4)	0-2 (0 to 0-4)	0-2 (0 to 0-5)	0-2 (0 to 0-5)	0-2 (0 to 0-5)	0-2 (0 to 0-5)	0-1 (0 to 0-3)	0-1 (0 to 0-3)	0-1 (0 to 0-3)	0-1 (0 to 0-3)	0-1 (0 to 0-3)	0-1 (0 to 0-3)	0-1 (0 to 0-3)	0-1 (0 to 0-3)	0 (0 to 0-2)	0 (0 to 0-2)	0 (0 to 0-2)	0 (0 to 0-2)	2-9						
Klinefelter syndrome	0 (0 to 0)	0 (0 to 0)	0 (0 to 0)

SR Table 2b: Kochi DALYS by cause and age group for females with 95% uncertainty intervals, 2019

Cause	Early Neonatal	Late Neonatal	Post Neonatal	1 to 4	5 to 9	10 to 14	15 to 19	20 to 24	25 to 29	30 to 34	35 to 39	40 to 44	45 to 49	50 to 54	55 to 59	60 to 64	65 to 69	70 to 74	75 to 79	80 to 84	85 to 89	90 to 94	95 plus	Total
All causes	1,144 (964.3 to 1,401)	1,010 (834.4 to 1,261)	1,158 (1,008 to 1,373)	3,569 (3,079 to 3,984)	3,569 (3,074 to 4,033)	3,512 (3,052 to 3,975)	3,705 (3,214 to 4,182)	4,000 (3,458 to 4,552)	4,263 (3,717 to 4,860)	4,734 (4,092 to 5,400)	5,257 (4,529 to 5,993)	6,000 (5,153 to 6,885)	6,975 (5,975 to 8,090)	8,365 (7,170 to 9,758)	9,911 (8,475 to 11,570)	11,772 (10,029 to 13,806)	13,889 (11,815 to 16,350)	16,220 (13,756 to 19,222)	18,722 (15,800 to 22,350)	21,373 (17,900 to 25,600)	23,966 (19,900 to 28,900)	26,284 (21,400 to 32,200)	27,000 (21,600 to 33,000)	172,000 (156,000 to 189,000)	172,000 (156,000 to 189,000)	172,000 (156,000 to 189

Other neoplasms	0·1 (0·1 to 0·2)	0·1 (0·1 to 0·2)	0·4 (0·3 to 0·6)	0·6 (0·4 to 0·9)	0·7 (0·4 to 1·1)	0·8 (0·5 to 1·2)	1 (0·6 to 1·5)	0·7 (0·4 to 1·1)	0·8 (0·5 to 1·3)	0·9 (0·6 to 1·3)	1·4 (0·9 to 1·9)	2·1 (1·5 to 3·)	2·1 (1·5 to 3·)	3·1 (2·1 to 4·4)	4·5 (3·2 to 6·2)	7·1 (4·9 to 9·8)	11·4 (8·2 to 15·4)	19·5 (14·5 to 25·9)	29·6 (21·2 to 37·9)	33·2 (24·1 to 43·3)	36 (23·7 to 46·9)	29·4 (23·0 to 38·4)	21·9 (12·4 to 31·7)	10·1 (5·5 to 15·)	218
Mesothelioma; mesothelioma of the pericardium and heart	0·1 (0·0 to 0·2)	0·1 (0·0 to 0·2)	0·4 (0·2 to 0·6)	0·7 (0·4 to 0·9)	0·7 (0·4 to 1·1)	0·8 (0·5 to 1·2)	0·9 (0·5 to 1·3)	0·8 (0·4 to 1·3)	0·9 (0·5 to 1·3)	1·4 (0·9 to 1·9)	2·1 (1·5 to 3·)	2·1 (1·5 to 3·)	2·1 (1·5 to 3·)	3·1 (2·1 to 4·4)	4·5 (3·2 to 6·2)	7·1 (4·9 to 9·8)	11·4 (8·2 to 15·4)	19·5 (14·5 to 25·9)	29·6 (21·2 to 37·9)	33·2 (24·1 to 43·3)	36 (23·7 to 46·9)	29·4 (23·0 to 38·4)	21·9 (12·4 to 31·7)	10·1 (5·5 to 15·)	218
Benign and in situ intestinal neoplasms	0 (0 to 0)	0 (0 to 0)	0 (0 to 0)	0 (0 to 0)	0 (0 to 0)	0 (0 to 0)	0 (0 to 0)	0 (0 to 0)	0 (0 to 0)	0 (0 to 0)	0 (0 to 0)	0 (0 to 0)	0 (0 to 0)	0 (0 to 0)	0 (0 to 0)	0 (0 to 0)	0 (0 to 0)	0 (0 to 0)	0 (0 to 0)	0 (0 to 0)	0 (0 to 0)	0 (0 to 0)	0 (0 to 0)	0 (0 to 0)	0 (0 to 0)	0
Benign and in situ cervical and uterine neoplasms	0 (0 to 0)	0 (0 to 0)	0 (0 to 0)	0 (0 to 0)	0 (0 to 0)	0 (0 to 0)	0 (0 to 0)	0 (0 to 0)	0 (0 to 0)	0 (0 to 0)	0 (0 to 0)	0 (0 to 0)	0 (0 to 0)	0 (0 to 0)	0 (0 to 0)	0 (0 to 0)	0 (0 to 0)	0 (0 to 0)	0 (0 to 0)	0 (0 to 0)	0 (0 to 0)	0 (0 to 0)	0 (0 to 0)	0 (0 to 0)	0 (0 to 0)	0
Benign and in situ neoplasms	0 (0 to 0)	0 (0 to 0)	0 (0 to 0)	0 (0 to 0)	0 (0 to 0)	0 (0 to 0)	0 (0 to 0)	0 (0 to 0)	0 (0 to 0)	0 (0 to 0)	0 (0 to 0)	0 (0 to 0)	0 (0 to 0)	0 (0 to 0)	0 (0 to 0)	0 (0 to 0)	0 (0 to 0)	0 (0 to 0)	0 (0 to 0)	0 (0 to 0)	0 (0 to 0)	0 (0 to 0)	0 (0 to 0)	0 (0 to 0)	0 (0 to 0)	0
Other benign and in situ neoplasms	0 (0 to 0)	0 (0 to 0)	0 (0 to 0)	0 (0 to 0)	0 (0 to 0)	0 (0 to 0)	0 (0 to 0)	0 (0 to 0)	0 (0 to 0)	0 (0 to 0)	0 (0 to 0)	0 (0 to 0)	0 (0 to 0)	0 (0 to 0)	0 (0 to 0)	0 (0 to 0)	0 (0 to 0)	0 (0 to 0)	0 (0 to 0)	0 (0 to 0)	0 (0 to 0)	0 (0 to 0)	0 (0 to 0)	0 (0 to 0)	0 (0 to 0)	0
Cardiovascular diseases	0·6 (0·3 to 0·7)	0·6 (0·4 to 0·9)	1·6 (1·2 to 2·)	3·2 (2·6 to 3·9)	7·1 (5·4 to 8·7)	10 (7·4 to 12·)	16·7 (12·6 to 21·)	22·9 (17·7 to 29·1)	27·6 (21·4 to 34·9)	43·9 (34·9 to 54·4)	76·9 (60·5 to 92·7)	109 (89·5 to 130)	249 (206·5 to 297)	336 (284·5 to 397)	432 (368·9 to 515)	606 (529·5 to 707)	998 (840·5 to 1,150)	1,532 (1,265·5 to 1,790)	2,062 (1,710·5 to 2,390)	2,748 (2,332·5 to 3,240)	3,640 (2,870·5 to 4,450)	3,349 (2,492·5 to 4,320)	2,410 (1,670·5 to 3,360)	19,960
Rheumatic heart disease	0 (0 to 0)	0 (0 to 0)	0·2 (0·1 to 0·2)	0·1 (0·1 to 0·2)	0·2 (0·1 to 0·3)	0·3 (0·2 to 0·4)	0·4 (0·3 to 0·5)	0·5 (0·3 to 0·6)	0·6 (0·4 to 0·8)	0·9 (0·6 to 1·2)	1·5 (1·1 to 2·)	1·2 (0·8 to 1·6)	1·8 (1·3 to 2·4)	2·5 (1·8 to 3·3)	4·2 (3·1 to 5·5)	7·5 (5·6 to 9·8)	13 (9·7 to 17·)	21·5 (16·4 to 28·)	29·9 (21·4 to 39·)	39·1 (27·1 to 51·)	47·8 (31·4 to 63·)	29·3 (20·4 to 41·)	16·4 (9·4 to 25·)	4·2 (2·1 to 7·)	234
Ischemic heart disease	0·3 (0·2 to 0·4)	0·3 (0·2 to 0·4)	0·8 (0·6 to 1·)	1·5 (1·2 to 1·9)	3·4 (2·7 to 4·2)	5·1 (4·1 to 6·2)	8·1 (6·5 to 9·8)	11·1 (9·1 to 13·)	13·4 (11·1 to 16·)	21·3 (17·6 to 25·)	37·3 (30·9 to 44·)	52·9 (44·1 to 63·)	120·7 (100·5 to 144·)	163·1 (138·1 to 192·)	209·7 (178·4 to 246·)	294·2 (250·2 to 345·)	484·3 (412·1 to 568·)	743·8 (633·1 to 872·)	1,001 (852·5 to 1,170·)	1,334 (1,132·5 to 1,560·)	1,766 (1,393·5 to 2,160·)	1,626 (1,210·5 to 2,090·)	1,169 (810·5 to 1,630·)	9,684 (7,784·5 to 11,900·)	5,470
Stroke	0·3 (0·2 to 0·3)	0·3 (0·2 to 0·3)	0·8 (0·6 to 1·)	1·7 (1·3 to 2·)	3·7 (2·9 to 4·5)	5·5 (4·3 to 6·7)	8·8 (7·1 to 11·)	12·1 (9·7 to 15·)	14·6 (11·7 to 18·)	23·5 (18·9 to 29·)	40·4 (32·7 to 49·)	57·3 (47·1 to 69·)	130·8 (107·5 to 158·)	176·8 (145·2 to 214·)	227·3 (186·5 to 274·)	318·9 (261·5 to 385·)	525·1 (431·5 to 637·)	806·3 (662·5 to 976·)	1,085 (892·5 to 1,320·)	1,447 (1,182·5 to 1,760·)	1,915 (1,562·5 to 2,340·)	1,763 (1,312·5 to 2,270·)	1,268 (732·5 to 1,830·)	10,500 (8,600·5 to 12,900·)	5,930
Ischemic stroke	0 (0 to 0)	0 (0 to 0)	0·4 (0·3 to 0·5)	0·9 (0·7 to 1·)	2·1 (1·7 to 2·6)	3·1 (2·5 to 3·8)	5·1 (4·1 to 6·2)	7·1 (5·7 to 8·6)	8·5 (6·8 to 10·)	13·7 (11·1 to 16·)	23·5 (19·1 to 28·)	33·4 (27·4 to 40·)	76·2 (62·5 to 92·)	103 (84·5 to 124·)	132 (108·5 to 159·)	185·8 (152·5 to 224·)	306·1 (251·5 to 370·)	470·1 (386·5 to 568·)	632·5 (520·5 to 763·)	843·5 (693·5 to 1,020·)	1,116 (917·5 to 1,350·)	1,028 (845·5 to 1,240·)	739 (602·5 to 892·)	6,120 (5,030·5 to 7,380·)	3,460
Intracerebral hemorrhage	0 (0 to 0)	0 (0 to 0)	0·2 (0·1 to 0·3)	0·4 (0·3 to 0·5)	0·9 (0·7 to 1·)	1·3 (1·1 to 1·6)	2·1 (1·7 to 2·6)	2·9 (2·4 to 3·5)	3·5 (2·9 to 4·3)	5·6 (4·6 to 6·9)	9·6 (7·9 to 11·)	13·6 (11·2 to 16·)	30·9 (25·4 to 38·)	41·8 (34·4 to 51·)	53·8 (44·2 to 65·)	75·4 (62·1 to 91·)	124·2 (102·1 to 150·)	190·8 (156·9 to 231·)	256·6 (211·1 to 310·)	342·3 (281·7 to 414·)	453·1 (372·8 to 548·)	417·3 (343·4 to 504·)	297·2 (167·8 to 430·)	2,480 (1,400·5 to 3,590·)	1,404
Subarachnoid hemorrhage	0 (0 to 0)	0 (0 to 0)	0·1 (0·0 to 0·2)	0·2 (0·1 to 0·3)	0·4 (0·3 to 0·5)	0·6 (0·4 to 0·8)	0·9 (0·7 to 1·2)	1·2 (0·9 to 1·5)	1·5 (1·2 to 1·9)	2·4 (1·9 to 3·)	4·1 (3·3 to 5·1)	5·8 (4·7 to 7·2)	13·2 (10·8 to 16·)	17·9 (14·7 to 22·)	23 (18·9 to 28·)	32·3 (26·5 to 39·)	53·2 (43·6 to 64·)	81·8 (67·1 to 99·)	110 (90·1 to 134·)	145 (119·5 to 176·)	194 (159·5 to 236·)	179 (147·5 to 218·)	128 (73·5 to 186·)	1,060 (603·5 to 1,540·)	602
Hypertensive-heart disease	0 (0 to 0)	0 (0 to 0)	0 (0 to 0)	0 (0 to 0)	0 (0 to 0)	0 (0 to 0)	0 (0 to 0)	0 (0 to 0)	0 (0 to 0)	0 (0 to 0)	0 (0 to 0)	0 (0 to 0)	0 (0 to 0)	0 (0 to 0)	0 (0 to 0)	0 (0 to 0)	0 (0 to 0)	0 (0 to 0)	0 (0 to 0)	0 (0 to 0)	0 (0 to 0)	0 (0 to 0)	0 (0 to 0)	0 (0 to 0)	0 (0 to 0)	0
Non-rheumatic valvular heart disease	0 (0 to 0)	0 (0 to 0)	0 (0 to 0)	0 (0 to 0)	0 (0 to 0)	0·1 (0·1 to 0·2)	0·2 (0·2 to 0·3)	0·2 (0·2 to 0·3)	0·3 (0·2 to 0·4)	0·5 (0·3 to 0·6)	0·8 (0·6 to 1·)	1·1 (0·8 to 1·4)	1·7 (1·3 to 2·)	2·2 (1·7 to 2·8)	2·8 (2·1 to 3·5)	3·8 (2·9 to 4·8)	5·7 (4·3 to 7·1)	8·1 (6·2 to 10·)	10·7 (8·2 to 13·)	13·7 (10·4 to 17·)	17·3 (12·9 to 22·)	20·2 (14·8 to 26·)	20·1 (13·2 to 28·)	11·4 (6·4 to 17·)	0
Non-rheumatic calcific aortic valve disease	0 (0 to 0)	0 (0 to 0)	0 (0 to 0)	0 (0 to 0)	0 (0 to 0)	0 (0 to 0)	0·1 (0·1 to 0·3)	0·1 (0·1 to 0·4)	0·2 (0·1 to 0·4)	0·3 (0·2 to 0·5)	0·6 (0·3 to 0·9)	0·8 (0·5 to 1·2)	1·3 (0·8 to 1·8)	1·8 (1·2 to 2·5)	2·7 (1·8 to 3·7)	3·9 (2·6 to 5·3)	5·8 (3·9 to 7·9)	8·2 (5·5 to 11·)	10·9 (7·3 to 14·)	13·9 (9·4 to 18·)	17·6 (11·9 to 23·)	20·5 (13·9 to 27·)	20·4 (12·4 to 29·)	11·6 (5·9 to 18·)	0
Non-rheumatic degenerative mitral valve disease	0 (0 to 0)	0 (0 to 0)	0 (0 to 0)	0 (0 to 0)	0 (0 to 0)	0 (0 to 0)	0 (0 to 0)	0 (0 to 0)	0 (0 to 0)	0 (0 to 0)	0 (0 to 0)	0 (0 to 0)	0 (0 to 0)	0 (0 to 0)	0 (0 to 0)	0 (0 to 0)	0 (0 to 0)	0 (0 to 0)	0 (0 to 0)	0 (0 to 0)	0 (0 to 0)	0 (0 to 0)	0 (0 to 0)	0 (0 to 0)	0 (0 to 0)	0
Other non-rheumatic valve diseases	0 (0 to 0)	0 (0 to 0)	0 (0 to 0)	0 (0 to 0)	0 (0 to 0)	0 (0 to 0)	0 (0 to 0)	0 (0 to 0)	0 (0 to 0)	0 (0 to 0)	0 (0 to 0)	0 (0 to 0)	0 (0 to 0)	0 (0 to 0)	0 (0 to 0)	0 (0 to 0)	0 (0 to 0)	0 (0 to 0)	0 (0 to 0)	0 (0 to 0)	0 (0 to 0)	0 (0 to 0)	0 (0 to 0)	0 (0 to 0)	0 (0 to 0)	0
Cardiomyopathy and myocarditis	0·2 (0 to 0·4)	2·7 (1·9 to 3·6)	2·4 (1·6 to 3·3)	2·4 (1·7 to 3·2)	2·7 (1·8 to 3·7)	2·6 (1·8 to 3·5)	2·7 (1·9 to 3·6)	2·5 (1·8 to 3·4)	2·6 (1·8 to 3·5)	3·1 (2·2 to 4·2)	3·7 (2·6 to 4·9)	4·1 (2·9 to 5·5)	5·1 (3·7 to 6·8)	6·1 (4·4 to 8·1)	7·1 (5·1 to 9·5)	8·4 (6·1 to 11·)	11·8 (8·5 to 15·)	17·5 (12·6 to 23·)	25·8 (18·6 to 34·)	37 (26·6 to 49·)	52·4 (37·6 to 69·)	70·2 (49·9 to 92·)	88·5 (59·6 to 120·)	74 (39·6 to 110·)	580
Myocarditis	0·1 (0 to 0·1)	0·1 (0·1 to 0·1)	0·1 (0·1 to 0·2)	0·1 (0·1 to 0·2)	0·1 (0·1 to 0·2)	0·2 (0·1 to 0·2)	0·2 (0·1 to 0·2)	0·2 (0·1 to 0·2)	0·2 (0·1 to 0·2)	0·2 (0·2 to 0·3)	0·3 (0·2 to 0·4)	0·3 (0·2 to 0·4)	0·4 (0·3 to 0·5)	0·5 (0·4 to 0·6)	0·6 (0·4 to 0·7)	0·7 (0·5 to 0·9)	0·9 (0·7 to 1·2)	1·3 (1·)	1·9 (1·4 to 2·5)	2·7 (1·9 to 3·6)	3·8 (2·7 to 5·1)	5·1 (3·6 to 6·8)	6·4 (4·3 to 8·6)	5·4 (2·9 to 8·)	74
Alcoholic cardiomyopathy	0 (0 to 0)	0 (0 to 0)	0 (0 to 0)	0 (0 to 0)	0 (0 to 0)	0 (0 to 0)	0 (0 to 0)	0 (0 to 0)	0 (0 to 0)	0 (0 to 0)	0 (0 to 0)	0 (0 to 0)	0 (0 to 0)	0 (0 to 0)	0 (0 to 0)	0 (0 to 0)	0 (0 to 0)	0 (0 to 0)	0 (0 to 0)	0 (0 to 0)	0 (0 to 0)	0 (0 to 0)	0 (0 to 0)	0 (0 to 0)	0 (0 to 0)	0
Other cardiomyopathy	0·1 (0 to 0·3)	0·7 (0·1 to 0·3)	2·7 (1·4 to 4·4)	1·4 (0·5 to 3·)	1·7 (0·6 to 3·)	1·9 (0·7 to 3·)	2 (0·7 to 3·)	2 (0·7 to 3·)	2·3 (0·8 to 3·)	2·7 (1·)	3·7 (1·4 to 5·)	2·6 (0·9 to 4·)	5·7 (2·4 to 8·)	7·4 (3·2 to 11·)	9·2 (4·1 to 13·)	8·6 (3·9 to 13·)	10·4 (4·9 to 15·)	9·3 (4·5 to 14·)	10·4 (4·9 to 15·)	9·2 (4·3 to 14·)	8·9 (4·2 to 13·)	8·6 (3·9 to 13·)	6·9 (2·9 to 10·)	3·1 (1·1 to 5·)	60·4
Atrial fibrillation and flutter	—	—	—	—	—	—	—	—	—	—	—	—	—	—	—	—	—	—	—	—	—	—	—	—	0
Aortic aneurysm	—	—	—	—	—	—	0·2 (0·1 to 0·3)	0·2 (0·1 to 0·3)	0·3 (0·2 to 0·4)	0·4 (0·3 to 0·5)	0·6 (0·4 to 0·8)	0·7 (0·5 to 0·9)	1·1 (0·8 to 1·4)	1·6 (1·2 to 2·)	2·5 (1·8 to 3·2)	4·3 (3·2 to 5·5)	6·3 (4·6 to 8·2)	10·6 (7·7 to 13·)	17·7 (12·9 to 23·)	27·3 (19·7 to 36·)	41·2 (29·7 to 54·)	59·1 (41·9 to 77·)	78·2 (54·9 to 103·)	94·6 (61·9 to 130·)	77·8 (41·9 to 120·)	734
Endocarditis	0·1 (0 to 0·2)	0·1 (0 to 0·2)	0·2 (0·1 to 0·3)	0·2 (0·1 to 0·3)	0·3 (0·2 to 0·4)	0·3 (0·2 to 0·4)	0·4 (0·3 to 0·5)	0·4 (0·3 to 0·5)	0·5 (0·4 to 0·6)	0·6 (0·5 to 0·8)	0·9 (0·6 to 1·)	1·2 (0·9 to 1·6)	1·3 (0·9 to 2·)	1·8 (1·3 to 2·4)	2·7 (2·)	3·9 (2·9 to 5·2)	5·9 (4·4 to 7·8)	8·7 (6·5 to 11·)	11·9 (8·9 to 15·)	14·1 (10·6 to 18·)	16·2 (12·2 to 21·)	16·9 (12·7 to 22·)	14·1 (10·1 to 19·)	7·2 (4·3 to 11·)	172
Other cardiovascular and circulatory diseases	0·4 (0·2 to 0·6)	0·5 (0·3 to 0·7)	1·5 (1·1 to 2·)	2·2 (1·6 to 2·9)	1·3 (0·9 to 1·9)	1·9 (1·4 to 2·6)	3·1 (2·3 to 4·1)	4·1 (3·1 to 5·3)	5·2 (3·9 to 6·8)	8·9 (6·7 to 11·)	14·2 (10·7 to 18·)	27·6 (21·4 to 34·)	41·7 (32·4 to 51·)	20·7 (15·9 to 26·)	19·5 (14·9 to 25·)	17·7 (13·4 to 23·)	20·5 (15·2 to 27·)	23·5 (17·4 to 31·)	43·6 (32·4 to 58·)	49·1 (36·4 to 64·)	50·6 (37·5 to 67·)	37·8 (27·6 to 53·)	22·6 (14·6 to 31·)	422
Chronic respiratory diseases	0·1 (0·1 to 0·2)	0·1 (0·1 to 0·2)	0·7 (0·5 to 0·9)	1·2 (0·9 to 1·5)	2·1 (1·7 to 2·6)	2·9 (2·3 to 3·6)	4·3 (3·5 to 5·4)	5·8 (4·7 to 7·2)	7·4 (6·1 to 9·)	10·7 (8·8 to 13·)	16·2 (13·3 to 20·)	21·7 (17·8 to 26·)	29·2 (24·1 to 35·)	37·4 (31·1 to 45·)	47·1 (39·1 to 56·)	59·7 (49·6 to 71·)	78·4 (65·2 to 93·)	102 (84·5 to 120·)	142 (118·5 to 169·)	215 (179·5 to 255·)	322 (268·5 to 383·)	396 (329·5 to 470·)	415 (345·5 to 493·)	428 (357·5 to 508·)	3,300
Chronic obstructive pulmonary disease	0·1 (0 to 0·2)	0·1 (0 to 0·2)	0·7 (0·5 to 0·9)	1·2 (0·9 to 1·5)	2·1 (1·7 to 2·6)	2·9 (2·3 to 3·6)	4·3 (3·5 to 5·4)	5·8 (4·7 to 7·2)	7·4 (6·1 to 9·)	10·7 (8·8 to 13·)	16·2 (13·3 to 20·)	21·7 (17·8 to 26·)	29·2 (24·1 to 35·)	37·4 (31·1 to 45·)	47·1 (39·1 to 56·)	59·7 (49·6 to 71·)	78·4 (65·2 to 93·)	102 (84·5 to 120·)	142 (118·5 to 169·)	215 (179·5 to 255·)	322 (268·5 to 383·)	396 (329·5 to 470·)	415 (345·5 to 493·)	428 (357·5 to 508·)	1,860
Pneumoconiosis	0 (0 to 0)	0 (0 to 0)	0 (0 to 0)	0 (0 to 0)	0 (0 to 0)	0 (0 to 0)	0 (0 to 0)	0 (0 to 0)	0 (0 to 0)	0 (0 to 0)	0 (0 to 0)	0 (0 to 0)	0 (0 to 0)	0 (0 to 0)	0 (0 to 0)	0 (0 to 0)	0 (0 to 0)	0 (0 to 0)	0 (0 to 0)	0 (0 to 0)	0 (0 to 0)	0 (0 to 0)	0 (0 to 0)	0 (0 to 0)	0 (0 to 0)	0
Silicosis	0 (0 to 0)	0 (0 to 0)	0 (0 to 0)	0 (0 to 0)	0 (0 to 0)	0 (0 to 0)	0 (0 to 0)	0 (0 to 0)	0 (0 to 0)	0 (0 to 0)	0 (0 to 0)	0 (0 to 0)	0 (0 to 0)	0 (0 to 0)	0 (0 to 0)	0 (0 to 0)	0 (0 to 0)	0 (0 to 0)	0 (0 to 0)	0 (0 to 0)	0 (0 to 0)	0 (0 to 0)	0 (0 to 0)	0 (0 to 0)	0 (0 to 0)	0
Asbestosis	0 (0 to 0)	0 (0 to 0)	0 (0 to 0)	0 (0 to 0)	0 (0 to 0)	0 (0 to 0)	0 (0 to 0)	0 (0 to 0)	0 (0 to 0)	0 (0 to 0)	0 (0 to 0)	0 (0 to 0)	0 (0 to 0)	0 (0 to 0)	0 (0 to 0)	0 (0 to 0)	0 (0 to 0)	0 (0 to 0)	0 (0 to 0)	0 (0 to 0)	0 (0 to 0)	0 (0 to 0)	0 (0 to 0)	0 (0 to 0)	0 (0 to 0)	0
Coal workers pneumoconiosis	0 (0 to 0)	0 (0 to 0)	0 (0 to 0)	0 (0 to 0)	0 (0 to 0)	0 (0 to 0)	0 (0 to 0)	0 (0 to 0)	0 (0 to 0)	0 (0 to 0)	0 (0 to 0)	0 (0 to 0)	0 (0 to 0)	0 (0 to 0)	0 (0 to 0)	0 (0 to 0)	0 (0 to 0)	0 (0 to 0)	0 (0 to 0)	0 (0 to 0)	0 (0 to 0)	0 (0 to 0)	0 (0 to 0)	0 (0 to 0)	0 (0 to 0)	0
Other pneumoconiosis	0 (0 to 0)	0 (0 to 0)	0 (0 to 0)	0 (0 to 0)	0 (0 to 0)	0 (0 to 0)	0 (0 to 0)	0 (0 to 0)	0 (0 to 0)	0 (0 to 0)	0 (0 to 0)	0 (0 to 0)	0 (0 to 0)	0 (0 to 0)	0 (0 to 0)	0 (0 to 0)	0 (0 to 0)	0 (0 to 0)	0 (0 to 0)	0 (0 to 0)	0 (0 to 0)	0 (0 to 0)	0 (0 to 0)	0 (0 to 0)	0 (0 to 0)	0
Asthma	0 (0 to 0)	39·9 (9·6 to 29·)	39·9 (18·8 to 69·)	22·2 (11·7 to 39·)	22·6 (11·6 to 39·)	22·1 (11·6 to 39·)	22 (11·6 to 38·)	21·9 (11·6 to 38·)	22·1 (11·6 to 38·)	22·4 (12·0 to 38·)	23·1 (12·5 to 39·)	23·7 (12·5 to 40·)	24·1 (12·5 to 40·)	24·1 (12·5 to 40·)	24·1 (12·5 to 40·)	24·1 (12·5 to 40·)	24·1 (12·5 to 40·)	24·1 (12·5 to 40·)	24·1 (12·5 to 40·)	24·1 (12·5 to 40·)	24·1 (12·5 to 40·)	24·1 (12·5 to 40·)	24·1 (12·5 to 40·)	24·1 (12·5 to 40·)	652
Interstitial lung disease and pulmonary sarcoidosis	0 (0 to 0)	0·1 (0 to 0·1)	0·1 (0 to 0·2)	0·2 (0 to 0·3)	0·2 (0 to 0·3)	0·2 (0 to 0·3)	0·3 (0 to 0·4)	0·3 (0 to 0·4)	0·3 (0 to 0·4)	0·4 (0 to 0·5)	0·5 (0 to 0·6)	0·6 (0 to 0·7)	0·7 (0 to 0·8)	0·8 (0 to 1·)	0·9 (0 to 1·)	1·1 (0 to 1·)	1·3 (0 to 1·)	1·5 (0 to 1·)	1·7 (0 to 2·)	1·9 (0 to 2·)	2·1 (0 to 2·)	2·2 (0 to 2·)	2·2 (0 to 2·)	2·1 (0 to 2·)	2·1 (0 to 2·)	0
Other chronic respiratory diseases	0·9 (0·2 to 0·4)	2·1 (0·6 to 1·)	19·6 (7·1 to 34·)	19·2 (7·2 to 33·)	14 (5·2 to 24·)	19·6 (7·2 to 33·)	23·2 (8·6 to 39·)	27·6 (10·3 to 46·)	60·9 (22·6 to 101·)	64·3 (24·1 to 107·)	132 (49·6 to 220·)	137 (51·5 to 228·)	158 (59·3 to 263·)	193 (72·5 to 321·)	249 (93·5 to 415·)	342 (128·5 to 570·)	498 (187·5 to 829·)	613 (230·5 to 1,020·)	499 (187·5 to 830·)	434 (163·5 to 722·)	353 (132·5 to 587·)	327 (122·5 to 544·)	209 (78·5 to 348·)	1,860
Digestive diseases	0·3 (0·2 to 0·4)	0·9 (0·6 to 1·4)	2·1 (1·5 to 2·8)	1·6 (1·2 to 2·1)	1·8 (1·3 to 2·4)	2·3 (1·7 to 3·)	2·6 (1·9 to 3·4)	3·1 (2·3 to 4·)	3·7 (2·8 to 4·8)	4·6 (3·5 to 6·)	6·1 (4·6 to 7·9)	7·3 (5·5 to 9·5)	9·3 (7·1 to 12·)	11·9 (9·1 to 15·)	15·2 (11·6 to 19·)	19·8 (15·1 to 25·)	27·4 (20·9 to 35·)	37·6 (28·7 to 48·)	49·9 (38·1 to 64·)	63·8 (48·7 to 82·)	80·2 (61·2 to 103·)	93·2 (71·1 to 120·)	97·1 (74·1 to 125·)	75·1 (57·3 to 97·)	1,150
Cirrhosis and other chronic liver diseases	0·1 (0 to 0·2)	0·1 (0·1 to 0·2)	0·3 (0·2 to 0·4)	0·5 (0·3 to 0·7)	0·7 (0·4 to 1·)	0·8 (0·5 to 1·1)	1·1 (0·7 to 1·5)	1·4 (0·9 to 1·9)	1·7 (1·1 to 2·3)	2·4 (1·6 to 3·2)	3·5 (2·4 to 4·7)	4·6 (3·2 to 6·2)	6·2 (4·3 to 8·3)	8·1 (5·6 to 11·)	10·5 (7·3 to 14·)	13·7 (9·5 to 18·)	19·1 (13·2 to 25·)	26·1 (18·1 to 35·)	34·6 (24·1 to 46·)	44·3 (30·9 to 59·)	55·8 (38·9 to 74·)	64·8 (45·2 to 86·)	67·5 (47·1 to 90·)	52·2 (36·4 to 69·)	799
Cirrhosis and other chronic liver diseases due to hepatitis B	0 (0 to 0)	0 (0 to 0)	0 (0 to 0)	0 (0 to 0)	0 (0 to 0)	0 (0 to 0)	0 (0 to 0)	0 (0 to 0)	0 (0 to 0)	0 (0 to 0)	0 (0 to 0)	0 (0 to 0)	0 (0 to 0)	0 (0 to 0)	0 (0 to 0)	0 (0 to 0)	0 (0 to 0)	0 (0 to 0)	0 (0 to 0)	0 (0 to 0)	0 (0 to 0)	0 (0 to 0)	0 (0 to 0)	0 (0 to 0)	0 (0 to 0)	0
Cirrhosis and other chronic liver diseases due to hepatitis C	0 (0 to 0)	0 (0 to 0)	0 (0 to 0)	0 (0 to 0)	0 (0 to 0)	0 (0 to 0)	0 (0 to 0)	0 (0 to 0)	0 (0 to 0)	0 (0 to 0)	0 (0 to 0)	0 (0 to 0)	0 (0 to 0)	0 (0 to 0)	0 (0 to 0)	0 (0 to 0)	0 (0 to 0)	0 (0 to 0)	0 (0 to 0)	0 (0 to 0)	0 (0 to 0)	0 (0 to 0)	0 (0 to 0)	0 (0 to 0)	0 (0 to 0)	0
Cirrhosis and other chronic liver diseases due to alcohol use	0 (0 to 0)	0 (0 to 0)	0 (0 to 0)	0 (0 to 0)	0 (0 to 0)	0 (0 to 0)	0 (0 to 0)	0 (0 to 0)	0 (0 to 0)	0 (0 to 0)	0 (0 to 0)	0 (0 to 0)	0 (0 to 0)	0 (0 to 0)	0 (0 to 0)	0 (0 to 0)	0 (0 to 0)	0 (0 to 0)	0 (0 to 0)	0 (0 to 0)	0 (0 to 0)	0 (0 to 0)	0 (0 to 0)	0 (0 to 0)	0 (0 to 0)	0
Cirrhosis and other chronic liver diseases due to NAFLD	0 (0 to 0)	0 (0 to 0)	0 (0 to 0)	0 (0 to 0)	0 (0 to 0)	0 (0 to 0)	0 (0 to 0)	0 (0 to 0)	0 (0 to 0)	0 (0 to 0)	0 (0 to 0)	0 (0 to 0)	0 (0 to 0)	0 (0 to 0)	0 (0 to 0)	0 (0 to 0)	0 (0 to 0)	0 (0 to 0)	0 (0 to 0)	0 (0 to 0)	0 (0 to 0)	0 (0 to 0)	0 (0 to 0)	0 (0 to 0)	0 (0 to 0)	0
Cirrhosis and other chronic liver diseases due to other causes	0·1 (0 to 0·2)	0·1 (0 to 0·2)	0·3 (0·2 to 0·4)	0·5 (0·3 to 0·7)	0·6 (0·4 to 0·8)	0·8 (0·5 to 1·1)	1·1 (0·7 to 1·5)	1·3 (0·9 to 1·8)	1·7 (1·1 to 2·3)	2·3 (1·6 to 3·2)	3·3 (2·4 to 4·5)	4·4 (3·2 to 6·)	6·1 (4·3 to 8·2)	7·9 (5·6 to 10·)	10·3 (7·3 to 14·)	13·4 (9·4 to 18·)	18·8 (13·2 to 25·)	25·8 (18·1 to 35·)	34·3 (24·1 to 46·)	44·1 (30·9 to 59·)	55·5 (38·9 to 74·)	64·6 (45·2 to 86·)	67·3 (47·1 to 90·)	52·1 (36·4 to 69·)	796
Upper digestive system diseases	0·2 (0·1 to 0·3)	0·2 (0·1 to 0·3)	0·7 (0·5 to 0·9)	1·1 (0·8 to 1·5)	1·5 (1·1 to 2·)	2·1 (1·6 to 2·7)	3·1 (2·4 to 4·)	4·1 (3·2 to 5·3)	5·3 (4·1 to 6·9)	7·6 (5·9 to 9·9)	11·3 (8·8 to 14·)	15·4 (12·1 to 19·)	21·4 (16·8 to 27·)	28·1 (22·1 to 35·)	35·9 (28·2 to 45·)	45·7 (35·9 to 57·)	63·8 (50·1 to 79·)	87·1 (68·4 to 108·)	111 (87·2 to 137·)	139 (109·5 to 172·)	171 (134·5 to 211·)	189 (148·5 to 233·)	183 (143·5 to 225·)	139 (109·5 to 171·)	2,170
Peptic ulcer disease	0·1 (0·1 to 0·2)	0·1 (0·1 to 0·2)	0·4 (0·3 to 0·5)	0·6 (0·4 to 0·8)	0·8 (0·5 to 1·1)	1·1 (0·7 to 1·5)	1·5 (1·1 to 2·)	1·9 (1·4 to 2·5)	2·4 (1·8 to 3·2)	3·4 (2·6 to 4·5)	5·1 (3·9 to 6·8)	6·9 (5·3 to 9·2)	9·6 (7·4 to 13·)	12·6 (9·7 to 16·)	16·1 (12·4 to 21·)	20·5 (15·8 to 27·)	28·6 (22·1 to 38·)	39·1 (30·1 to 51·)	49·8 (38·4 to 65·)	62·3 (48·1 to 82·)	76·7 (59·2 to 101·)	84·8 (65·4 to

Congenital birth defects	47-5 (50-2 to 44-3)	25-7 (19-3 to 32-1)	70-6 (59-9 to 97-1)	71-3 (55 to 89-9)	39-7 (34-4 to 48)	31-5 (22-1 to 44-3)	26-5 (19-9 to 34-5)	14-2 (10-7 to 19-5)	11-7 (8-9 to 15-4)	12-6 (9-5 to 19-7)	14 (10-4 to 18-3)	15-6 (11-7 to 22-3)	14-5 (10-6 to 20-2)	11-8 (8-4 to 16)	11-9 (8-9 to 15-9)	13 (9-4 to 17-4)	13 (9-2 to 17-4)	8-3 (5-9 to 12-5)	6-2 (3-8 to 9-1)	4-6 (2-9 to 7-1)	3-5 (2-2 to 5-2)	1-9 (1-2 to 3)	0-6 (0-5 to 1-2)	472
Neural tube defects	1-4 (0-7 to 2-4)	0-9 (0-4 to 1-5)	2-5 (2-4 to 11-4)	2-5 (2-5 to 12-9)	0-6 (0-4 to 0-9)	0-6 (0-4 to 0-9)	0-7 (0-4 to 0-9)	0-5 (0-4 to 0-8)	0-4 (0-2 to 0-7)	0-5 (0-3 to 0-7)	0-5 (0-3 to 0-7)	0-5 (0-3 to 0-7)	0-5 (0-3 to 0-7)	0-4 (0-3 to 0-6)	0-4 (0-3 to 0-6)	0-4 (0-3 to 0-6)	0-4 (0-3 to 0-6)	0-2 (0-1 to 0-4)	0-2 (0-1 to 0-4)	0-2 (0-1 to 0-4)	0-1 (0-1 to 0-2)	0-1 (0-0 to 0-2)	0-1 (0-0 to 0-2)	23
Congenital heart anomalies	0 (0 to 0)	0 (0 to 0)	0-2 (0-1 to 0-3)	0-2 (0-2 to 0-4)	0-2 (0-1 to 0-3)	0-2 (0-1 to 0-3)	0-2 (0-1 to 0-3)	0-2 (0-1 to 0-3)	0-2 (0-1 to 0-3)	0-2 (0-1 to 0-3)	0-2 (0-1 to 0-3)	0-2 (0-1 to 0-3)	0-2 (0-1 to 0-3)	0-2 (0-1 to 0-3)	0-2 (0-1 to 0-3)	0-2 (0-1 to 0-3)	0-2 (0-1 to 0-3)	0-2 (0-1 to 0-3)	0-2 (0-1 to 0-3)	0-2 (0-1 to 0-3)	0-2 (0-1 to 0-3)	0-2 (0-1 to 0-3)	0-2 (0-1 to 0-4)	132
Orofacial clefts	0 (0 to 0)	0 (0 to 0)	0-2 (0-1 to 0-3)	0-2 (0-2 to 0-6)	0-2 (0-1 to 0-3)	0-2 (0-1 to 0-3)	0-2 (0-1 to 0-3)	0-2 (0-1 to 0-3)	0-2 (0-1 to 0-3)	0-2 (0-1 to 0-3)	0-2 (0-1 to 0-3)	0-2 (0-2 to 0-3)	0-2 (0-1 to 0-3)	0-2 (0-1 to 0-3)	0-2 (0-1 to 0-3)	0-2 (0-1 to 0-3)	0-2 (0-1 to 0-3)	0-2 (0-1 to 0-3)	0-2 (0-1 to 0-3)	0-2 (0-1 to 0-3)	0-2 (0-1 to 0-3)	0-2 (0-1 to 0-3)	0-2 (0-2 to 0-2)	19-6
Down syndrome	0-7 (0-3 to 1-2)	0-6 (0-3 to 1-1)	2-2 (1-5 to 3-7)	2-5 (1-5 to 3-7)	1-6 (0-9 to 2-1)	1-6 (0-9 to 2-2)	1-3 (0-8 to 1-9)	0-7 (0-5 to 1-1)	1-2 (0-8 to 1-6)	1-2 (0-8 to 1-6)	1-4 (0-9 to 1-9)	1-4 (1-to 1-9)	0-9 (0-6 to 1-2)	1-4 (0-9 to 1-9)	0-9 (0-6 to 1-2)	0-3 (0-2 to 0-4)	0-5 (0-3 to 0-8)	0-4 (0-3 to 0-6)	0-2 (0-1 to 0-4)	0-2 (0-1 to 0-3)	0-2 (0-1 to 0-3)	0-1 (0-0 to 0-2)	0-1 (0-0 to 0-2)	19-3
Turner syndrome	0 (0 to 0)	0 (0 to 0)	0 (0 to 0)	0-1 (0-0 to 0-3)	0-1 (0-0 to 0-3)	0-1 (0-0 to 0-3)	0-1 (0-1 to 0-2)	0-1 (0-1 to 0-2)	0-1 (0-1 to 0-2)	0-1 (0-1 to 0-2)	0-1 (0-1 to 0-2)	0-1 (0-1 to 0-2)	0-1 (0-1 to 0-2)	0-1 (0-0 to 0-1)	0-1 (0-0 to 0-1)	0-1 (0-0 to 0-1)	0-1 (0-0 to 0-1)	0-1 (0-0 to 0-1)	0-1 (0-0 to 0-1)	0-1 (0-0 to 0-1)	0-1 (0-0 to 0-1)	0-1 (0-0 to 0-1)	0-1 (0-0 to 0-1)	1-3
Klinefelter syndrome	0 (0 to 0)	0 (0 to 0)	0 (0 to 0)	0 (0 to 0)	0 (0 to 0)	0 (0 to 0)	0 (0 to 0)	0 (0 to 0)	0 (0 to 0)	0 (0 to 0)	0 (0 to 0)	0 (0 to 0)	0 (0 to 0)	0 (0 to 0)	0 (0 to 0)	0 (0 to 0)	0 (0 to 0)	0 (0 to 0)	0 (0 to 0)	0 (0 to 0)	0 (0 to 0)	0 (0 to 0)	0 (0 to 0)	0 (0 to 0)	0
Other chromosomal abnormalities	15-9 (9 to 27-1)	8-8 (5-2 to 15-2)	24-3 (14-9 to 41)	12-5 (7-6 to 19-4)	3-8 (2-5 to 5-7)	2-3 (1-5 to 3-7)	2-2 (1-3 to 3-7)	1-9 (1-2 to 2-9)	1-6 (0-9 to 2-1)	1-7 (1-1 to 2-6)	1-6 (1-1 to 2-6)	1-6 (1-1 to 2-6)	1-1 (0-8 to 1-6)	0-8 (0-5 to 1-2)	0-8 (0-5 to 1-4)	0-8 (0-5 to 1-4)	0-3 (0-2 to 0-5)	0-3 (0-2 to 0-5)	0-3 (0-2 to 0-5)	0-3 (0-2 to 0-5)	0-3 (0-2 to 0-5)	0-3 (0-2 to 0-5)	0-3 (0-2 to 0-5)	80-7
Congenital musculoskeletal and limb anomalies	2-8 (1-2 to 4-7)	1-1 (0-6 to 1-9)	6-2 (4-to 12-4)	16-5 (9-5 to 29-7)	17-8 (9-6 to 28-5)	18 (7-7 to 22-2)	4 (2-2 to 6-5)	2-9 (1-6 to 4-7)	2-5 (1-5 to 4-2)	4 (2-2 to 6-3)	4-7 (2-7 to 7-9)	4-7 (2-6 to 7-3)	2-9 (1-6 to 5-7)	4-7 (2-6 to 7-7)	2-6 (1-7 to 4-7)	5-2 (2-7 to 9-1)	4-6 (2-3 to 8-1)	2-3 (1-2 to 4-3)	1-6 (0-9 to 3-7)	0-7 (0-4 to 1-2)	0-3 (0-2 to 0-6)	0-2 (0-1 to 0-4)	0-2 (0-1 to 0-4)	134
Urogenital congenital anomalies	2-1 (0-9 to 5-1)	0-8 (0-4 to 1-7)	1-1 (0-6 to 3)	2 (1-1 to 3-3)	1-4 (0-7 to 2-8)	1-1 (0-7 to 2-1)	0-8 (0-5 to 1-3)	0-5 (0-3 to 0-8)	0-4 (0-3 to 0-6)	0-4 (0-2 to 0-6)	0-4 (0-2 to 0-6)	0-5 (0-2 to 0-8)	0-3 (0-2 to 0-5)	0-2 (0-2 to 0-3)	0-2 (0-1 to 0-3)	0-1 (0-1 to 0-2)	0-1 (0-1 to 0-2)	0 (0 to 0)	0 (0 to 0)	0 (0 to 0)	0 (0 to 0)	0 (0 to 0)	0 (0 to 0)	12-4
Digestive congenital anomalies	1-3 (0-8 to 2)	1-3 (0-7 to 2)	2-4 (1-4 to 4-1)	1-6 (0-9 to 4-2)	1-6 (0-9 to 4-2)	1-7 (1-1 to 3-1)	1-3 (0-8 to 2)	0-9 (0-6 to 1-4)	0-8 (0-5 to 1-3)	0-9 (0-5 to 1-5)	0-9 (0-5 to 1-5)	0-9 (0-5 to 1-5)	0-6 (0-4 to 1-1)	0-9 (0-5 to 1-5)	0-6 (0-4 to 1-1)	0-6 (0-3 to 0-9)	0-5 (0-3 to 0-8)	0-3 (0-1 to 0-5)	0-3 (0-1 to 0-5)	0-3 (0-1 to 0-5)	0-2 (0-1 to 0-4)	0-2 (0-1 to 0-4)	0-2 (0-0 to 0-5)	22-7
Other congenital birth defects	4-9 (2-8 to 8)	2-6 (1-5 to 4-3)	7-5 (4-3 to 13-1)	5-4 (3-3 to 9-1)	2-4 (1-4 to 3-5)	2-1 (1-4 to 3-3)	1-7 (1-2 to 2-7)	1-2 (0-9 to 2-5)	1-2 (0-9 to 2-6)	1-3 (0-9 to 2-6)	1-4 (0-9 to 2-6)	1-4 (1-to 2-3)	1-2 (0-8 to 2-1)	1-4 (0-9 to 2-3)	1-2 (0-8 to 2-1)	1-4 (0-8 to 2-6)	1-4 (0-7 to 2-9)	1-2 (0-8 to 2-6)	1-4 (0-9 to 2-7)	1-2 (0-8 to 2-6)	1-2 (0-9 to 2-4)	1-1 (0-8 to 1-5)	0-5 (0-3 to 0-7)	59-4
Urinary diseases and male infertility	0-1 (0 to 0-2)	0-2 (0-1 to 0-3)	0-5 (0-3 to 0-7)	1-7 (1-1 to 2-6)	1-6 (1-to 2-4)	2-3 (1-4 to 3-4)	2-1 (1-2 to 3-2)	1-9 (1-to 2-8)	1-9 (1-to 2-6)	2-7 (1-5 to 4-3)	4-6 (2-7 to 7-4)	4-6 (3-1 to 6-3)	3-7 (2-to 4-9)	4-6 (3-1 to 6-3)	4-9 (3-1 to 6-9)	7-3 (4-to 10-3)	10-3 (7-3 to 14-1)	20-6 (10-3 to 18-9)	19-9 (9-9 to 27-5)	9-8 (5-2 to 41-4)	5-2 (3-to 9-2)	3-5 (2-to 5-2)	2-5 (1-6 to 3-5)	479
Urolithiasis	0 (0 to 0)	0 (0 to 0)	0 (0 to 0)	0-1 (0-0 to 0-1)	0-1 (0-0 to 0-1)	0-1 (0-0 to 0-1)	0-1 (0-1 to 0-2)	0-2 (0-1 to 0-3)	0-3 (0-2 to 0-5)	0-3 (0-2 to 0-5)	0-3 (0-2 to 0-5)	0-3 (0-2 to 0-5)	0-3 (0-to 0-5)	0-3 (0-to 1-3)	0-7 (0-to 1-7)	1-2 (0-8 to 2-5)	1-3 (0-8 to 2-6)	1-2 (0-8 to 2-6)	1-2 (0-8 to 2-4)	1-2 (0-8 to 2-6)	1-2 (0-8 to 2-6)	1-2 (0-8 to 2-6)	0-7 (0-4 to 1-3)	68-5
Benign prostatic hyperplasia	0 (0 to 0)	0 (0 to 0)	0 (0 to 0)	0 (0 to 0)	0 (0 to 0)	0 (0 to 0)	0 (0 to 0)	0 (0 to 0)	0 (0 to 0)	0 (0 to 0)	0 (0 to 0)	0 (0 to 0)	0 (0 to 0)	0 (0 to 0)	0 (0 to 0)	0 (0 to 0)	0 (0 to 0)	0 (0 to 0)	0 (0 to 0)	0 (0 to 0)	0 (0 to 0)	0 (0 to 0)	0 (0 to 0)	0 (0 to 0)	0
Male infertility	—	—	—	—	—	—	—	—	—	—	—	—	—	—	—	—	—	—	—	—	—	—	—	—	NA
Other urinary diseases	0-1 (0 to 0-1)	0-1 (0-1 to 0-2)	0-1 (0-1 to 0-3)	0-6 (0-4 to 0-9)	0-5 (0-3 to 0-7)	0-3 (0-3 to 0-6)	0-6 (0-4 to 0-9)	0-3 (0-2 to 0-5)	0-3 (0-3 to 0-7)	0-4 (0-3 to 0-7)	0-5 (0-3 to 0-8)	0-6 (0-4 to 1-)	1-1 (0-6 to 1-6)	0-8 (0-4 to 1-2)	0-9 (0-5 to 1-6)	0-9 (0-5 to 1-4)	1 (0-6 to 1-7)	1-2 (0-7 to 1-8)	1-2 (0-8 to 2)	1-2 (0-8 to 2)	1-1 (0-7 to 1-6)	1-7 (0-9 to 2-1)	1-7 (0-9 to 2-1)	1-1
Gynecological diseases	0 (0 to 0)	0 (0 to 0)	0 (0 to 0)	0 (0 to 0)	0 (0 to 0)	0 (11 to 0)	0 (46 to 0)	0 (73 to 0)	0 (180 to 0)	147 (96 to 219)	0 (0 to 0)	0 (122 to 280)	0 (189 to 327)	0 (189 to 327)	0 (180 to 326)	0 (164 to 346)	0 (98 to 198)	0 (48 to 98)	0 (26 to 56)	0 (24 to 58)	0 (20 to 48)	0 (21 to 50)	0 (18 to 46)	0 (18 to 43)	1,966
Uterine fibroids	0 (0 to 0)	0 (0 to 0)	0 (0 to 0)	0 (0 to 0)	0 (0 to 0)	0 (0 to 0)	0 (0 to 0)	0 (0 to 0)	0 (0 to 0)	0 (0 to 0)	0 (0 to 0)	0 (0 to 0)	0 (0 to 0)	0 (0 to 0)	0 (0 to 0)	0 (0 to 0)	0 (0 to 0)	0 (0 to 0)	0 (0 to 0)	0 (0 to 0)	0 (0 to 0)	0 (0 to 0)	0 (0 to 0)	0 (0 to 0)	127
Polycystic ovarian syndrome	0 (0 to 0)	0 (0 to 0)	0 (0 to 0)	0 (0 to 0)	0 (0 to 0)	2-1 (1-1 to 3-1)	1-7 (1-1 to 2-6)	1-2 (0-8 to 1-6)	1-2 (0-8 to 1-6)	1-2 (0-8 to 1-6)	1-2 (0-8 to 1-6)	1-2 (0-8 to 1-6)	0-9 (0-6 to 1-3)	1-2 (0-8 to 1-6)	0-9 (0-6 to 1-3)	0-7 (0-5 to 1-)	0 (0 to 0)	0 (0 to 0)	0 (0 to 0)	0 (0 to 0)	0 (0 to 0)	0 (0 to 0)	0 (0 to 0)	0 (0 to 0)	224
Female infertility	0 (0 to 0)	0 (0 to 0)	0 (0 to 0)	0 (0 to 0)	0 (0 to 0)	0 (0 to 0)	0 (0 to 0)	0 (0 to 0)	0 (0 to 0)	0 (0 to 0)	0 (0 to 0)	0 (0 to 0)	0 (0 to 0)	0 (0 to 0)	0 (0 to 0)	0 (0 to 0)	0 (0 to 0)	0 (0 to 0)	0 (0 to 0)	0 (0 to 0)	0 (0 to 0)	0 (0 to 0)	0 (0 to 0)	0 (0 to 0)	4-6
Endometriosis	0 (0 to 0)	0 (0 to 0)	0 (0 to 0)	0 (0 to 0)	0 (0 to 0)	0 (0 to 0)	0 (0 to 0)	0 (0 to 0)	0 (0 to 0)	0 (0 to 0)	0 (0 to 0)	0 (0 to 0)	0 (0 to 0)	0 (0 to 0)	0 (0 to 0)	0 (0 to 0)	0 (0 to 0)	0 (0 to 0)	0 (0 to 0)	0 (0 to 0)	0 (0 to 0)	0 (0 to 0)	0 (0 to 0)	0 (0 to 0)	188
Genital prolapse	0 (0 to 0)	0 (0 to 0)	0 (0 to 0)	0 (0 to 0)	0 (0 to 0)	0 (0 to 0)	0 (0 to 0)	0 (0 to 0)	0 (0 to 0)	0-1 (0 to 0-1)	0-1 (0 to 0-1)	0-1 (0 to 0-2)	0-1 (0 to 0-2)	0-2 (0 to 0-3)	0-3 (0 to 0-7)	0-3 (0 to 0-7)	0-3 (0 to 0-7)	0-3 (0 to 0-6)	0-2 (0 to 0-5)	0-2 (0 to 0-5)	0-2 (0 to 0-5)	0-2 (0 to 0-5)	0-2 (0 to 0-5)	0-2 (0 to 0-4)	37-1
Premenstrual syndrome	0 (0 to 0)	0 (0 to 0)	0 (0 to 0)	0 (0 to 0)	0 (0 to 0)	21 (10-1 to 37-8)	46-2 (26-2 to 66-1)	51-7 (29-4 to 84-1)	51-3 (29-4 to 84-1)	61 (32-4 to 99-1)	79-5 (42-6 to 122)	93-1 (52-to 153)	82-6 (46-to 138)	27-4 (13-7 to 49-9)	0 (0 to 0)	0 (0 to 0)	0 (0 to 0)	0 (0 to 0)	0 (0 to 0)	0 (0 to 0)	0 (0 to 0)	0 (0 to 0)	0 (0 to 0)	0 (0 to 0)	513
Other gynecological diseases	0 (0 to 0)	0 (0 to 0)	0 (0 to 0)	0-3 (0-1 to 0-7)	0-4 (0-2 to 0-7)	2 (1-1 to 3-4)	2-9 (1-6 to 4-8)	43-9 (23-4 to 72-9)	63-7 (34-to 104)	99-1 (58-to 172)	132-4 (68-to 227)	180-1 (98-to 312)	178-7 (98-to 312)	37-1 (19-2 to 61-4)	29-7 (14-to 49-5)	29-3 (13-1 to 52-2)	29-8 (13-7 to 47-6)	32-1 (16-to 49-9)	28 (16-1 to 44-4)	20-1 (10-3 to 36-4)	17-2 (9-1 to 27-6)	4 (2-to 6-9)	3 (1-to 5-)	533
Hemoglobinopathies and hemolytic anemias	0-1 (0 to 0)	0-5 (0-2 to 1)	1-6 (0-9 to 2-6)	2 (0-9 to 4-7)	2 (0-7 to 5)	2-7 (1-1 to 5-6)	3-9 (1-6 to 8-9)	3-3 (1-2 to 7-2)	3-4 (1-7 to 7-4)	4-7 (2-1 to 9-6)	8-2 (2-7 to 17-1)	8-2 (2-7 to 17-1)	11 (2-4 to 19-2)	6-7 (1-9 to 11-6)	5-9 (2-to 12-3)	9-2 (2-4 to 19-4)	14 (4-1 to 27-2)	17-1 (4-5 to 36-6)	13-7 (4-to 31-2)	10-1 (3-to 25-1)	14-1 (4-to 30-3)	7-5 (2-to 17-)	7-5 (4-to 15-6)	192
Thalassemias	0 (0 to 0)	0-2 (0-1 to 0-3)	0-4 (0-2 to 0-6)	0-6 (0-3 to 1-2)	0-5 (0-3 to 0-8)	0-5 (0-4 to 0-7)	0-5 (0-3 to 0-8)	0-5 (0-4 to 0-8)	0-5 (0-3 to 0-8)	0-5 (0-3 to 0-8)	0-5 (0-3 to 0-8)	0-5 (0-3 to 0-8)	0-5 (0-3 to 0-8)	0-5 (0-3 to 0-8)	0-5 (0-3 to 0-8)	0-5 (0-3 to 0-8)	0-5 (0-3 to 0-8)	0-5 (0-3 to 0-8)	0-5 (0-3 to 0-8)	0-5 (0-3 to 0-8)	0-5 (0-3 to 0-8)	0-5 (0-3 to 0-8)	0-5 (0-3 to 0-8)	9-2
Thalassemias trait	0 (0 to 0)	0-1 (0-0 to 0-2)	0-2 (0-1 to 0-5)	0-4 (0-2 to 1-5)	0-4 (0-2 to 0-7)	0-4 (0-2 to 0-7)	0-4 (0-2 to 0-6)	0-4 (0-2 to 0-6)	0-4 (0-2 to 0-6)	0-4 (0-2 to 0-6)	0-4 (0-2 to 0-6)	0-4 (0-2 to 0-6)	0-4 (0-2 to 0-6)	0-4 (0-2 to 0-6)	0-4 (0-2 to 0-6)	0-4 (0-2 to 0-6)	0-4 (0-2 to 0-6)	0-4 (0-2 to 0-6)	0-4 (0-2 to 0-6)	0-4 (0-2 to 0-6)	0-4 (0-2 to 0-6)	0-4 (0-2 to 0-6)	0-4 (0-2 to 0-6)	3-5
Sickle cell disorders	0 (0 to 0)	0 (0 to 0)	0 (0 to 0)	0 (0 to 0)	0 (0 to 0)	0 (0 to 0)	0 (0 to 0)	0 (0 to 0)	0 (0 to 0)	0 (0 to 0)	0 (0 to 0)	0 (0 to 0)	0 (0 to 0)	0 (0 to 0)	0 (0 to 0)	0 (0 to 0)	0 (0 to 0)	0 (0 to 0)	0 (0 to 0)	0 (0 to 0)	0 (0 to 0)	0 (0 to 0)	0 (0 to 0)	0 (0 to 0)	3
Sickle cell trait	0 (0 to 0)	0 (0 to 0)	0 (0 to 0)	0 (0 to 0)	0 (0 to 0)	0 (0 to 0)	0 (0 to 0)	0 (0 to 0)	0 (0 to 0)	0 (0 to 0)	0 (0 to 0)	0 (0 to 0)	0 (0 to 0)	0 (0 to 0)	0 (0 to 0)	0 (0 to 0)	0 (0 to 0)	0 (0 to 0)	0 (0 to 0)	0 (0 to 0)	0 (0 to 0)	0 (0 to 0)	0 (0 to 0)	0 (0 to 0)	3-5
G6PD deficiency	0 (0 to 0)	0 (0 to 0)	0 (0 to 0)	0 (0 to 0)	0 (0 to 0)	0 (0 to 0)	0-1 (0 to 0-2)	0-1 (0 to 0-2)	0-1 (0 to 0-2)	0-1 (0 to 0-1)	0-1 (0 to 0-1)	0-1 (0 to 0-1)	0-1 (0 to 0-1)	0-1 (0 to 0-1)	0-1 (0 to 0-1)	0-1 (0 to 0-1)	0-1 (0 to 0-1)	0-1 (0 to 0-1)	0-1 (0 to 0-1)	0-1 (0 to 0-1)	0-1 (0 to 0-1)	0-1 (0 to 0-1)	0-1 (0 to 0-1)	0-1 (0 to 0-1)	2-2
G6PD trait	0 (0 to 0)	0 (0 to 0)	0 (0 to 0)	0 (0 to 0)	0 (0 to 0)	0 (0 to 0)	0 (0 to 0)	0 (0 to 0)	0 (0 to 0)	0 (0 to 0)	0 (0 to 0)	0 (0 to 0)	0 (0 to 0)	0 (0 to 0)	0 (0 to 0)	0 (0 to 0)	0 (0 to 0)	0 (0 to 0)	0 (0 to 0)	0 (0 to 0)	0 (0 to 0)	0 (0 to 0)	0 (0 to 0)	0 (0 to 0)	0-5
Other hemoglobinopathies and hemolytic anemias	0 (0 to 0)	0 (0 to 0-1)	0-2 (0 to 0-4)	0-7 (0-1 to 2-1)	0-8 (0-1 to 2-6)	1-6 (0-2 to 5-3)	1-3 (0-3 to 4-1)	2-3 (0-4 to 6-2)	2-3 (0-4 to 6-2)	2-3 (0-4 to 6-2)	2-3 (0-4 to 6-2)	2-3 (0-4 to 6-2)	1-9 (0-1 to 12-1)	2-3 (0-1 to 9)	1-7 (0-1 to 9)	2-1 (0-1 to 9)	2-3 (0-1 to 9)	2-3 (0-1 to 9)	2-3 (0-1 to 9)	2-3 (0-1 to 9)	2-3 (0-1 to 9)	2-3 (0-1 to 9)	2-3 (0-1 to 9)	3-4
Endocrine, metabolic, blood, and immune disorders	9-7 (3-3 to 7-8)	4-8 (1-7 to 3)	13-4 (4-6 to 29-7)	19-8 (3-9 to 39-4)	26-7 (10-7 to 39)	24-1 (20-3 to 30-1)	29-7 (21-9 to 39-9)	40-1 (29-2 to 55)	52 (38-to 70)	69 (50-to 93)	102 (73-to 151)	142 (98-to 202)	146 (98-to 214)	156 (98-to 246)	190 (109-to 299)	190 (109-to 299)	178 (109-to 299)	190 (118-to 322)	178 (126-to 334)	190 (117-to 299)	178 (98-to 310)	190 (98-to 310)	178 (67-to 329)	947
Oral disorders	0 (0 to 0)	0 (0 to 0)	0 (0 to 0)	0 (0 to 0)	0 (0 to 0)	0 (0 to 0)	0 (0 to 0)	0 (0 to 0)	0 (0 to 0)	0 (0 to 0)	0 (0 to 0)	0 (0 to 0)	0 (0 to 0)	0 (0 to 0)	0 (0 to 0)	0 (0 to 0)	0 (0 to 0)	0 (0 to 0)	0 (0 to 0)	0 (0 to 0)	0 (0 to 0)	0 (0 to 0)	0 (0 to 0)	0 (0 to 0)	0
Caries of deciduous teeth	0 (0 to 0)	0-1 (0-0 to 0-1)	1-5 (0-3 to 3-1)	2 (0-6 to 4-3)	0-6 (0-3 to 1-)	0-4 (0-2 to 0-8)	0-4 (0-2 to 0-8)	0-3 (0-2 to 0-6)	0-3 (0-2 to 0-6)	0-3 (0-2 to 0-6)	0-3 (0-2 to 0-6)	0-3 (0-2 to 0-6)	0-3 (0-2 to 0-6)	0-3 (0-2 to 0-6)	0-3 (0-2 to 0-6)	0-3 (0-2 to 0-6)	0-3 (0-2 to 0-6)	0-3 (0-2 to 0-6)	0-3 (0-2 to 0-6)	0-3 (0-2 to 0-6)	0-3 (0-2 to 0-6)	0-3 (0-2 to 0-6)	0-3 (0-2 to 0-6)	3-5
Caries of permanent teeth	0 (0 to 0)	0 (0 to 0)	0-3 (0-2 to 0-5)	0-8 (0-3 to 1-9)	0-4 (0-2 to 1-)	0-4 (0-2 to 0-8)	0-4 (0-2 to 0-8)	0-3 (0-2 to 0-7)	0-3 (0-2 to 0-7)	0-6 (0-3 to 1-2)	0-6 (0-3 to 1-4)	0-6 (0-3 to 1-4)	0-5 (0-2 to 1-2)	0-6 (0-3 to 1-4)	0-5 (0-2 to 1-2)	0-6 (0-2 to 1-2)	0-6 (0-2 to 1-4)	0-5 (0-2 to 1-2)	0-5 (0-2 to 1-2)	0-5 (0-2 to 1-2)	0-5 (0-2 to 1-2)	0-5 (0-2 to 1-2)	0-5 (0-2 to 1-2)	68-9
Periodontal diseases	0 (0 to 0)	0 (0 to 0)	0 (0 to 0)	0 (0 to 0)	0 (0 to 0)	0 (0 to 0)	0 (0 to 0)	0 (0 to 0)	0 (0 to 0)	0 (0 to 0)	0 (0 to 0)	0 (0 to 0)	0 (0 to 0)	0 (0 to 0)	0 (0 to 0)	0 (0 to 0)	0 (0 to 0)	0 (0 to 0)	0 (0 to 0)	0 (0 to 0)	0 (0 to 0)	0 (0 to 0)	0 (0 to 0)	0 (0 to 0)	446
Other oral disorders	0 (0 to 0)	0 (0 to 0)	0-6 (0-1 to 0-8)	0-6 (0-2 to 0-9)	0-2 (0-0 to 0-4)	0-2 (0-1 to 0-4)	0-3 (0-1 to 0-6)	0-4 (0-2 to 0-7)	0-4 (0-2 to 0-7)	0-4 (0-2 to 0-7)	0-4 (0-2 to 0-7)	0-4 (0-2 to 0-7)	0-3 (0-2 to 0-6)	0-4 (0-2 to 0-7)	0-3 (0-2 to 0-6)	0-3 (0-2 to 0-6)	0-3 (0-2 to 0-6)	0-3 (0-2 to 0-6)	0-3 (0-2 to 0-6)	0-3 (0-2 to 0-6)	0-3 (0-2 to 0-6)	0-3 (0-2 to 0-6)	0-3 (0-2 to 0-6)	228
Sudden infant death syndrome	—	1-2 (0-7 to 2)	13-2 (8-7 to 22-8)	—	—	—	—	—	—	—	—	—	—	—	—	—	—	—	—	—	—	—	—	NA
Injuries	2-3 (1-4 to 3-)	2-1 (1-to 3)	29-3 (18-6 to 34-8)	70-9 (50-1 to 95-1)	60-6 (50-to 70-4)	72-6 (57-4 to 92-9)	159 (130 to 199)	228 (190 to 282)	256 (207 to 317)	254 (207 to 317)	303 (249 to 382)	370 (292 to 469)	439 (360 to 560)	443 (360 to 560)	488 (379 to 611)	551 (430 to 707)	685 (529 to 875)	827 (637 to 1,062)	625 (497 to 1,000)	622 (446 to 1,000)	626 (447 to 1,036)	619 (444 to 1,000)	340 (247 to 522)	8,630
Transport injuries	0 (0 to 0-1)	0-1 (0 to 0)	1-1 (0-7 to 1-6)	1-4 (1-to 2-)	12-9 (9-3 to 17-1)	9-8 (7-5 to 12-6)	31-6 (24-1 to 40-6)	23-3 (18-2 to 30-7)	20-7 (16-2 to 26-1)	26-3 (20-4 to 33-)	25-1 (19-4 to 32-8)	34-6 (27-to 43-9)	42-6 (33-2 to 53-9)	49 (38-9 to 61-3)	53-9 (43-5 to 64-3)	64-4 (51-1 to 80)	88 (70-7 to 108)	103 (81-7 to 126)	108 (85-4 to 132)	88-1 (69-5 to 113)	70-7 (54-9 to 89-3)	39-2 (29-2 to 49-3)	976
Road injuries	0 (0 to 0)	0 (0 to 0-1)	0-9 (0-6 to 1-4)	1-3 (0-9 to 1-8)	11-6 (8-4 to 15-7)	8-4 (6-1 to 11-3)	29-2 (22-3 to 38-)	21-1 (16-1 to 28-)	17-9 (13-6 to 23-7)	23-1 (17-6 to 30-6)	22-3 (16-9 to 29-)	30-3 (24-1 to 37-9)	37-9 (29-to 48-1)	44-1 (34-1 to 56-)	48-7 (37-5 to 62-)	58-2 (44-9 to 75)	78-4 (60-5 to 100-2)	91-2 (72-4 to 115-)	95-4 (75-2 to 121)	77-6 (59-1 to 98-)	61-9 (47-to 79-2)	34-4 (25-9 to 44-)	861
Pedestrian road injuries	0 (0 to 0)	0 (0 to 0)	0-1 (0-1 to 0-2)	0-3 (0-2 to 0-5)	2-3 (1-4 to 3-6)	1-7 (1-2 to 2-6)	5-2 (3-9 to 6-9)	3-3 (2-5 to 4-4)	2-6 (1-9 to 3-5)	3-3 (2-1 to 4-5)	3-3 (2-1 to 4-5)	4-3 (3-1 to 5-9)	5-2 (3-8 to 7-)	6-2 (4-5 to 8-6)	7-3 (5-5 to 9-8)	8-5 (6-1 to 10-)	11-1 (7-6 to 13-2)	12-8 (10-to 15-7)	13-3 (10-to 17-3)	10-8 (7-6 to 13-9)	8-6 (5-9 to 11-)	4-6 (3-2 to 6-)	1-3 (0-9 to 1-7)	230
Cyclist road injuries	0 (0 to 0)	0 (0 to 0)	0-2 (0-1 to 0-3)	0-5 (0-3 to 0-7)	2-5 (1-9 to 3-4)	2-1 (1-6 to 2-8)	6-4 (4-7 to 8-)	4-7 (3-3 to 6-2)	3-9 (2-8 to 5-)	4-8 (3-5 to 6-5)	4-7 (3-4 to 6-3)	6-3 (4-6 to 8-5)	7-3 (5-3 to 9-6)	8-3 (6-to 11-)	9-3 (6-7 to 12-)	12 (8-7 to 16-)	15-2 (11-to 20-)	20-8 (15-to 27-)	20-9 (15-to 27-)	20-1 (14-to 26-)	15-4 (11-to 20-)	8-6 (6-to 11-)	2-5 (1-7 to 3-5)	189
Motorcycle road injuries	0 (0 to 0)	0 (0 to 0)	0-1 (0 to 0)	0-2 (0-2 to 0-4)	0-4 (0-3 to 0-5)	0-3 (0-2 to 0-4)	0-9 (0-6 to 1-)	0-8 (0-6 to 1-)	0-7 (0-5 to 0-9)	0-7 (0-5 to 0-9)	0-7 (0-5 to 0-9)	0-7 (0-5 to 0-9)	0-6 (0-4 to 0-8)	0-7 (0-5 to 0-9)	0-6 (0-4 to 0-8)	0-7 (0-5 to 0-9)	0-8 (0-5 to 1-)	0-9 (0-6 to 1-2)	0-9 (0-6 to 1-2)	0-8 (0-5 to 1-)	0-6 (0-4 to 0-9)	0-5 (0-3 to 0-7)	0-2 (0-1 to 0-3)	139
Motor vehicle road injuries	0 (0 to 0)	0-6 (0-3 to 1-)	4-8 (3-3 to 6-7)	2-3 (1-5 to 3-4)	2-7 (1-9 to 3-9)	16-2 (12-2 to 19-5)	18-2 (13-1 to 24-9)	9-4 (6-9 to 12-5)	9-4 (6-9 to

SR Table 2b: Fukuoka DALYS by cause and sex arous for females with 95% uncertainto intervals. 2019

Cause	Early Neonatal	Late Neonatal	Post-Neonatal	1 to 4	5 to 9	10 to 14	15 to 19	20 to 24	25 to 29	30 to 34	35 to 39	40 to 44	45 to 49	50 to 54	55 to 59	60 to 64	65 to 69	70 to 74	75 to 79	80 to 84	85 to 89	90 to 94	95 plus	Total
All causes	1,980 (97 to 1,210)	375 (201 to 493)	1,980 (1,700 to 2,290)	3,808 (3,550 to 4,060)	4,189 (3,900 to 4,500)	6,108 (5,690 to 6,770)	9,240 (8,680 to 10,200)	12,660 (11,900 to 14,300)	13,160 (12,300 to 14,100)	14,300 (13,100 to 15,500)	15,900 (14,200 to 17,600)	20,600 (18,200 to 23,000)	25,600 (22,400 to 27,400)	28,980 (25,600 to 30,900)	30,960 (27,200 to 32,700)	37,400 (32,600 to 39,700)	44,100 (38,600 to 46,900)	52,000 (45,000 to 55,200)	61,000 (51,900 to 65,400)	70,000 (60,200 to 74,000)	73,000 (62,000 to 77,000)	74,000 (62,000 to 78,000)	76,000 (64,000 to 80,000)	78,000 (65,000 to 82,000)	80,000 (66,000 to 85,000)	80,000 (64,000 to 86,000)	28,000 (20,000 to 37,000)	742,000
Communicable, maternal, neonatal, and nutritional diseases	961 (529 to 989)	149 (120 to 164)	491 (396 to 560)	726 (577 to 1,130)	432 (286 to 1,180)	568 (372 to 1,260)	626 (414 to 1,300)	762 (533 to 1,300)	764 (477 to 1,290)	1,010 (667 to 1,700)	1,260 (789 to 2,200)	1,490 (899 to 2,670)	1,660 (921 to 2,630)	1,560 (748 to 2,550)	1,250 (609 to 1,960)	1,260 (629 to 1,910)	1,600 (1,300 to 2,370)	2,430 (1,700 to 3,330)	2,860 (2,000 to 3,900)	3,660 (2,600 to 4,490)	4,760 (3,500 to 6,290)	4,300 (2,620 to 6,770)	3,230 (2,000 to 4,400)	37,500
HIV/AIDS and sexually transmitted infections	0 (0 to 0)	0 (0 to 0)	3 (2 to 5.3)	3.6 (2.6 to 4.8)	2.6 (2.1 to 3.4)	2.8 (2.2 to 3.6)	10.8 (8.2 to 17.4)	26.7 (19.5 to 44.1)	42.9 (29.5 to 70.7)	59.1 (37.3 to 102)	79 (43.6 to 139)	99.4 (56.4 to 166)	82.1 (39.9 to 116)	56 (24.5 to 84.1)	33.5 (15.1 to 49.6)	20.1 (9.1 to 29.7)	69.8 (33.1 to 112)	28.9 (16.1 to 50.6)	20.4 (12.2 to 34.4)	16.1 (11.7 to 29.6)	16.7 (9.8 to 33.5)	10.4 (6.2 to 19.6)	9.3 (3.2 to 17)	660
HIV/AIDS	0 (0 to 0)	0 (0 to 0)	3 (2 to 5.3)	3.6 (2.6 to 4.8)	2.6 (2.1 to 3.4)	2.8 (2.2 to 3.6)	10.8 (8.2 to 17.4)	26.7 (19.5 to 44.1)	42.9 (29.5 to 70.7)	59.1 (37.3 to 102)	79 (43.6 to 139)	99.4 (56.4 to 166)	82.1 (39.9 to 116)	56 (24.5 to 84.1)	33.5 (15.1 to 49.6)	20.1 (9.1 to 29.7)	69.8 (33.1 to 112)	28.9 (16.1 to 50.6)	20.4 (12.2 to 34.4)	16.1 (11.7 to 29.6)	16.7 (9.8 to 33.5)	10.4 (6.2 to 19.6)	9.3 (3.2 to 17)	660
HIV/AIDS - Drug-susceptible Tuberculosis	0 (0 to 0)	0 (0 to 0)	0 (0 to 0)	0 (0 to 0)	0 (0 to 0)	0 (0 to 0)	0 (0 to 0)	0 (0 to 0)	0 (0 to 0)	0 (0 to 0)	0 (0 to 0)	0 (0 to 0)	0 (0 to 0)	0 (0 to 0)	0 (0 to 0)	0 (0 to 0)	0 (0 to 0)	0 (0 to 0)	0 (0 to 0)	0 (0 to 0)	0 (0 to 0)	0 (0 to 0)	0 (0 to 0)	0 (0 to 0)	0
HIV/AIDS - Multidrug-resistant Tuberculosis without extensive	0 (0 to 0)	0 (0 to 0)	0 (0 to 0)	0 (0 to 0)	0 (0 to 0)	0 (0 to 0)	0 (0 to 0)	0 (0 to 0)	0 (0 to 0)	0 (0 to 0)	0 (0 to 0)	0 (0 to 0)	0 (0 to 0)	0 (0 to 0)	0 (0 to 0)	0 (0 to 0)	0 (0 to 0)	0 (0 to 0)	0 (0 to 0)	0 (0 to 0)	0 (0 to 0)	0 (0 to 0)	0 (0 to 0)	0 (0 to 0)	0
HIV/AIDS - Extensively drug-resistant Tuberculosis	0 (0 to 0)	0 (0 to 0)	0 (0 to 0)	0 (0 to 0)	0 (0 to 0)	0 (0 to 0)	0 (0 to 0)	0 (0 to 0)	0 (0 to 0)	0 (0 to 0)	0 (0 to 0)	0 (0 to 0)	0 (0 to 0)	0 (0 to 0)	0 (0 to 0)	0 (0 to 0)	0 (0 to 0)	0 (0 to 0)	0 (0 to 0)	0 (0 to 0)	0 (0 to 0)	0 (0 to 0)	0 (0 to 0)	0 (0 to 0)	0
HIV/AIDS resulting in other diseases	0 (0 to 0)	0 (0 to 0)	0 (0 to 0)	0 (0 to 0)	0 (0 to 0)	0 (0 to 0)	0 (0 to 0)	0 (0 to 0)	0 (0 to 0)	0 (0 to 0)	0 (0 to 0)	0 (0 to 0)	0 (0 to 0)	0 (0 to 0)	0 (0 to 0)	0 (0 to 0)	0 (0 to 0)	0 (0 to 0)	0 (0 to 0)	0 (0 to 0)	0 (0 to 0)	0 (0 to 0)	0 (0 to 0)	0 (0 to 0)	0
Sexually transmitted infections excluding HIV	0 (0 to 0)	0 (0 to 0)	0 (0 to 0)	0 (0 to 0)	0 (0 to 0)	0 (0 to 0)	0 (0 to 0)	0 (0 to 0)	0 (0 to 0)	0 (0 to 0)	0 (0 to 0)	0 (0 to 0)	0 (0 to 0)	0 (0 to 0)	0 (0 to 0)	0 (0 to 0)	0 (0 to 0)	0 (0 to 0)	0 (0 to 0)	0 (0 to 0)	0 (0 to 0)	0 (0 to 0)	0 (0 to 0)	0 (0 to 0)	0
Syphilis	0 (0 to 0)	0 (0 to 0)	0 (0 to 0)	0 (0 to 0)	0 (0 to 0)	0 (0 to 0)	0 (0 to 0)	0 (0 to 0)	0 (0 to 0)	0 (0 to 0)	0 (0 to 0)	0 (0 to 0)	0 (0 to 0)	0 (0 to 0)	0 (0 to 0)	0 (0 to 0)	0 (0 to 0)	0 (0 to 0)	0 (0 to 0)	0 (0 to 0)	0 (0 to 0)	0 (0 to 0)	0 (0 to 0)	0 (0 to 0)	0
Chlamydial infection	0 (0 to 0)	0 (0 to 0)	0 (0 to 0)	0 (0 to 0)	0 (0 to 0)	0.7 (0 to 4.5)	2.7 (0 to 9.7)	6.9 (0 to 17.5)	7.2 (0 to 17.6)	9.9 (0 to 24.5)	12.6 (0 to 32.2)	16.1 (0 to 42.3)	21 (0 to 52.3)	1.9 (1 to 2.1)	2.1 (0 to 1.9)	2.5 (0 to 2.6)	2.5 (0 to 2.6)	1.6 (0 to 1.4)	1.2 (0 to 0.9)	2.2 (1 to 2.3)	2.1 (1 to 2.3)	1.7 (0 to 2.1)	0.9 (0 to 1.1)	74.1
Gonococcal infection	0 (0 to 0)	0 (0 to 0)	0 (0 to 0)	0 (0 to 0)	0 (0 to 0)	0.2 (0 to 0.3)	0.2 (0 to 0.3)	0.8 (0 to 1.7)	1.3 (0 to 3.2)	2.9 (1 to 6.8)	3.6 (1 to 8.6)	4.2 (2 to 10.2)	5.2 (2 to 12.3)	1.2 (0 to 2.6)	0.8 (0 to 1.7)	1.7 (0 to 3.5)	1.6 (0 to 3.4)	2.8 (1 to 5.7)	2.6 (1 to 5.1)	3.6 (1 to 6.9)	3.6 (1 to 6.9)	2.9 (1 to 5.5)	1.5 (0 to 3.1)	51.6
Trichomoniasis	0 (0 to 0)	0 (0 to 0)	0 (0 to 0)	0 (0 to 0)	0 (0 to 0)	0.1 (0 to 0.7)	0.4 (0 to 2.7)	1.1 (0 to 7.1)	1.6 (0 to 9.8)	2.2 (0 to 13.1)	2.8 (0 to 16.1)	3.7 (0 to 21.1)	4.6 (0 to 26.2)	0.4 (0 to 2.1)	0.2 (0 to 1.1)	0.4 (0 to 2.1)	0.3 (0 to 1.7)	0.4 (0 to 2.1)	0.3 (0 to 1.6)	0.5 (0 to 2.7)	0.4 (0 to 2.2)	0.3 (0 to 1.7)	0.2 (0 to 1.2)	161
Genital herpes	0 (0 to 0)	0 (0 to 0)	0 (0 to 0)	0 (0 to 0)	0 (0 to 0)	0 (0 to 0)	0 (0 to 0)	0.1 (0 to 0.7)	0.2 (0 to 1.4)	0.3 (0 to 2.2)	0.4 (0 to 2.8)	0.5 (0 to 3.6)	0.6 (0 to 4.3)	0.1 (0 to 0.7)	0.1 (0 to 0.6)	0.2 (0 to 1.2)	0.2 (0 to 1.1)	0.2 (0 to 1.1)	0.2 (0 to 1.1)	0.3 (0 to 1.6)	0.3 (0 to 1.6)	0.2 (0 to 1.1)	0.1 (0 to 0.7)	10.2
Other sexually transmitted infections	0 (0 to 0)	0 (0 to 0)	0 (0 to 0)	0 (0 to 0)	0 (0 to 0)	0 (0 to 0)	0 (0 to 0)	0 (0 to 0)	0 (0 to 0)	0 (0 to 0)	0 (0 to 0)	0 (0 to 0)	0 (0 to 0)	0 (0 to 0)	0 (0 to 0)	0 (0 to 0)	0 (0 to 0)	0 (0 to 0)	0 (0 to 0)	0 (0 to 0)	0 (0 to 0)	0 (0 to 0)	0 (0 to 0)	0 (0 to 0)	0
Respiratory infections and tuberculosis	17 (7.9 to 19.9)	1.1 (0.6 to 1.6)	178 (87.7 to 198)	279 (139 to 309)	238 (101 to 260)	199 (76 to 226)	197 (73 to 224)	200 (72 to 230)	192 (68 to 224)	220 (78 to 260)	260 (91 to 310)	320 (108 to 390)	330 (108 to 400)	290 (89 to 360)	260 (77 to 330)	270 (77 to 350)	300 (77 to 390)	320 (77 to 420)	330 (77 to 440)	350 (77 to 470)	360 (77 to 480)	360 (77 to 480)	360 (77 to 480)	22,700
Tuberculosis	0 (0 to 0)	0 (0 to 0)	1.3 (1 to 1.8)	1.6 (1.2 to 2)	1.6 (1.2 to 2)	1.6 (1.2 to 2)	1.8 (1.3 to 2.5)	2.1 (1.5 to 3)	2.4 (1.6 to 3.5)	2.8 (1.8 to 4.1)	3.2 (1.9 to 4.8)	3.8 (2.1 to 5.7)	4.1 (2.3 to 6.2)	3.7 (1.9 to 5.7)	3.2 (1.6 to 4.9)	3.3 (1.6 to 5.1)	3.7 (1.6 to 5.8)	4.1 (1.7 to 6.5)	4.2 (1.7 to 6.8)	4.5 (1.7 to 7.3)	4.6 (1.7 to 7.4)	4.6 (1.7 to 7.4)	4.6 (1.7 to 7.4)	795
Latent tuberculosis infection	0 (0 to 0)	0 (0 to 0)	1.3 (1 to 1.8)	1.6 (1.2 to 2)	1.6 (1.2 to 2)	1.6 (1.2 to 2)	1.8 (1.3 to 2.5)	2.1 (1.5 to 3)	2.4 (1.6 to 3.5)	2.8 (1.8 to 4.1)	3.2 (1.9 to 4.8)	3.8 (2.1 to 5.7)	4.1 (2.3 to 6.2)	3.7 (1.9 to 5.7)	3.2 (1.6 to 4.9)	3.3 (1.6 to 5.1)	3.7 (1.6 to 5.8)	4.1 (1.7 to 6.5)	4.2 (1.7 to 6.8)	4.5 (1.7 to 7.3)	4.6 (1.7 to 7.4)	4.6 (1.7 to 7.4)	4.6 (1.7 to 7.4)	795
Drug-susceptible tuberculosis	0 (0 to 0)	0 (0 to 0)	0 (0 to 0)	0 (0 to 0)	0 (0 to 0)	0 (0 to 0)	0 (0 to 0)	0 (0 to 0)	0 (0 to 0)	0 (0 to 0)	0 (0 to 0)	0 (0 to 0)	0 (0 to 0)	0 (0 to 0)	0 (0 to 0)	0 (0 to 0)	0 (0 to 0)	0 (0 to 0)	0 (0 to 0)	0 (0 to 0)	0 (0 to 0)	0 (0 to 0)	0 (0 to 0)	0 (0 to 0)	0
Multidrug-resistant tuberculosis without extensive drug-resistar	0 (0 to 0)	0 (0 to 0)	0 (0 to 0)	0 (0 to 0)	0 (0 to 0)	0 (0 to 0)	0 (0 to 0)	0 (0 to 0)	0 (0 to 0)	0 (0 to 0)	0 (0 to 0)	0 (0 to 0)	0 (0 to 0)	0 (0 to 0)	0 (0 to 0)	0 (0 to 0)	0 (0 to 0)	0 (0 to 0)	0 (0 to 0)	0 (0 to 0)	0 (0 to 0)	0 (0 to 0)	0 (0 to 0)	0 (0 to 0)	0
Extensively drug-resistant tuberculosis	0 (0 to 0)	0 (0 to 0)	0 (0 to 0)	0 (0 to 0)	0 (0 to 0)	0 (0 to 0)	0 (0 to 0)	0 (0 to 0)	0 (0 to 0)	0 (0 to 0)	0 (0 to 0)	0 (0 to 0)	0 (0 to 0)	0 (0 to 0)	0 (0 to 0)	0 (0 to 0)	0 (0 to 0)	0 (0 to 0)	0 (0 to 0)	0 (0 to 0)	0 (0 to 0)	0 (0 to 0)	0 (0 to 0)	0 (0 to 0)	0
Lower respiratory infections	6.8 (5.6 to 18.2)	9.4 (6.9 to 13.2)	86.5 (71.2 to 96.8)	117 (96.1 to 152)	66 (54.6 to 86.2)	38.6 (31.8 to 51.2)	23.7 (19.5 to 31.5)	20.7 (17 to 27.5)	20.4 (16.8 to 27.1)	21.9 (17.9 to 29.1)	23.1 (18.8 to 30.7)	24.9 (20.2 to 33.1)	26.5 (21.4 to 35.2)	26.1 (20.9 to 34.7)	25.8 (20.6 to 34.3)	28.1 (22.3 to 37.3)	29.1 (22.9 to 38.6)	30.1 (23.6 to 39.9)	30.6 (23.9 to 40.6)	30.7 (23.9 to 40.8)	30.7 (23.9 to 40.8)	30.7 (23.9 to 40.8)	30.7 (23.9 to 40.8)	1,350
Upper respiratory infections	0.2 (0 to 0.6)	1.4 (0.7 to 2.4)	0.3 (0 to 0.9)	0.3 (0 to 0.9)	0.3 (0 to 0.9





SR Table 2b: Hungary DALYS by cause and age group for females with 95% uncertainty intervals, 2019

Cause	Early Neonatal	Late Neonatal	Post Neonatal	1 to 4	5 to 9	10 to 14	15 to 19	20 to 24	25 to 29	30 to 34	35 to 39	40 to 44	45 to 49	50 to 54	55 to 59	60 to 64	65 to 69	70 to 74	75 to 79	80 to 84	85 to 89	90 to 94	95 plus	Total
All causes	3,259 (3,005 to 3,560)	2,360 (1,760 to 3,020)	4,990 (4,210 to 5,890)	7,645 (6,590 to 8,990)	6,791 (6,060 to 7,660)	10,900 (9,920 to 12,060)	19,002 (17,350 to 20,890)	24,460 (22,350 to 26,900)	32,295 (29,400 to 35,600)	42,965 (38,900 to 47,600)	79,900 (72,700 to 88,000)	89,700 (82,000 to 98,700)	121,200 (112,200 to 131,000)	135,000 (124,000 to 146,000)	157,000 (145,000 to 170,000)	203,000 (188,000 to 219,000)	195,000 (180,000 to 210,000)	207,000 (192,000 to 223,000)	197,000 (182,000 to 213,000)	146,000 (134,000 to 160,000)	77,000 (70,000 to 85,000)	22,000 (20,000 to 25,000)	1,660,000
Communicable, maternal, neonatal, and nutritional diseases	3,109 (2,855 to 3,410)	1,470 (920 to 2,030)	1,880 (1,280 to 2,460)	2,090 (1,420 to 2,870)	1,630 (1,290 to 2,090)	1,860 (1,260 to 2,660)	1,690 (1,270 to 2,280)	2,150 (1,580 to 2,960)	2,430 (1,770 to 3,200)	2,840 (2,080 to 3,870)	3,090 (2,220 to 4,200)	3,560 (2,550 to 4,930)	3,330 (2,390 to 4,630)	3,260 (2,340 to 4,560)	2,870 (2,050 to 4,000)	2,970 (2,050 to 4,260)	3,140 (2,050 to 5,060)	2,960 (2,020 to 5,060)	2,160 (1,500 to 3,760)	1,060 (698 to 1,810)	307 (264 to 356)	96,300
HIV/AIDS and sexually transmitted infections	0 (0 to 1)	0 (0 to 0)	0 (0 to 0)	0 (0 to 0)	0 (0 to 0)	0 (0 to 0)	0 (0 to 0)	0 (0 to 0)	0 (0 to 0)	0 (0 to 0)	0 (0 to 0)	0 (0 to 0)	0 (0 to 0)	0 (0 to 0)	0 (0 to 0)	0 (0 to 0)	0 (0 to 0)	0 (0 to 0)	0 (0 to 0)	0 (0 to 0)	0 (0 to 0)	0 (0 to 0)	0 (0 to 0)	1,360
HIV/AIDS	0 (0 to 0)	0 (0 to 0)	0 (0 to 0)	0 (0 to 0)	0 (0 to 0)	0 (0 to 0)	0 (0 to 0)	0 (0 to 0)	0 (0 to 0)	0 (0 to 0)	0 (0 to 0)	0 (0 to 0)	0 (0 to 0)	0 (0 to 0)	0 (0 to 0)	0 (0 to 0)	0 (0 to 0)	0 (0 to 0)	0 (0 to 0)	0 (0 to 0)	0 (0 to 0)	0 (0 to 0)	0 (0 to 0)	378
HIV/AIDS - Drug-susceptible Tuberculosis	0 (0 to 0)	0 (0 to 0)	0.2 (0 to 0.5)	0.5 (0.2 to 0.9)	0.2 (0.1 to 0.5)	0.2 (0.1 to 0.5)	0.2 (0.1 to 0.5)	0.2 (0.1 to 0.6)	0.3 (0.2 to 0.8)	0.5 (0.3 to 1.1)	0.6 (0.4 to 1.4)	0.8 (0.5 to 1.8)	1.0 (0.6 to 2.3)	1.0 (0.7 to 2.4)	1.0 (0.7 to 2.5)	0.9 (0.6 to 2.4)	0.8 (0.5 to 2.3)	0.5 (0.3 to 1.5)	0.3 (0.2 to 0.9)	0.1 (0.1 to 0.4)	0 (0 to 0)	0 (0 to 0)	13.8
HIV/AIDS - Multidrug-resistant Tuberculosis without extensi	0 (0 to 0)	0 (0 to 0)	0 (0 to 0)	0 (0 to 0)	0 (0 to 0)	0 (0 to 0)	0 (0 to 0)	0 (0 to 0)	0 (0 to 0)	0 (0 to 0)	0 (0 to 0)	0 (0 to 0)	0 (0 to 0)	0 (0 to 0)	0 (0 to 0)	0 (0 to 0)	0 (0 to 0)	0 (0 to 0)	0 (0 to 0)	0 (0 to 0)	0 (0 to 0)	0 (0 to 0)	0 (0 to 0)	0.1
HIV/AIDS - Extensively drug-resistant Tuberculosis	0 (0 to 0)	0 (0 to 0)	0 (0 to 0)	0 (0 to 0)	0 (0 to 0)	0 (0 to 0)	0 (0 to 0)	0 (0 to 0)	0 (0 to 0)	0 (0 to 0)	0 (0 to 0)	0 (0 to 0)	0 (0 to 0)	0 (0 to 0)	0 (0 to 0)	0 (0 to 0)	0 (0 to 0)	0 (0 to 0)	0 (0 to 0)	0 (0 to 0)	0 (0 to 0)	0 (0 to 0)	0 (0 to 0)	0.2
HIV/AIDS resulting in other diseases	0 (0 to 0)	0 (0 to 0)	0.3 (0.2 to 0.5)	0.7 (0.4 to 1.2)	0.3 (0.2 to 0.5)	0.2 (0.1 to 0.4)	0.1 (0.1 to 0.3)	0.1 (0.1 to 0.3)	0.2 (0.1 to 0.4)	0.3 (0.2 to 0.6)	0.4 (0.2 to 0.8)	0.5 (0.3 to 1.0)	0.6 (0.4 to 1.2)	0.7 (0.4 to 1.4)	0.7 (0.4 to 1.4)	0.6 (0.4 to 1.4)	0.5 (0.3 to 1.4)	0.3 (0.2 to 1.0)	0.2 (0.1 to 0.6)	0.1 (0.1 to 0.3)	0 (0 to 0)	0 (0 to 0)	394
Sexually transmitted infections excluding HIV	0 (0 to 0)	0 (0 to 0)	0 (0 to 0)	0 (0 to 0)	0 (0 to 0)	0.3 (0.2 to 0.5)	19.2 (14.2 to 25.1)	39 (29.5 to 51.3)	73.9 (55.9 to 97.3)	103 (78.1 to 135)	126 (95.2 to 165)	172 (130 to 225)	152 (115 to 200)	114 (86.2 to 150)	79.6 (60.2 to 104)	49.2 (37.2 to 64.7)	44.1 (33.4 to 58.1)	29.9 (22.6 to 39.4)	18.9 (14.3 to 24.9)	9.3 (7.1 to 12.2)	2.3 (1.8 to 3.1)	0.6 (0.4 to 0.8)	1,050
Syphilis	0 (0 to 0)	0 (0 to 0)	0 (0 to 0)	0 (0 to 0)	0 (0 to 0)	0 (0 to 0)	0.1 (0 to 0.2)	0.2 (0 to 0.5)	0.5 (0.1 to 1.2)	0.9 (0.2 to 2.1)	1.2 (0.3 to 2.9)	1.6 (0.4 to 3.8)	1.4 (0.4 to 3.4)	1.1 (0.3 to 2.6)	0.8 (0.2 to 2.0)	0.5 (0.1 to 1.3)	0.4 (0.1 to 1.1)	0.3 (0.1 to 0.8)	0.2 (0.1 to 0.5)	0.1 (0 to 0.3)	0 (0 to 0)	0 (0 to 0)	4.6
Chlamydial infection	0 (0 to 0)	0 (0 to 0)	0 (0 to 0)	0 (0 to 0)	0 (0 to 0)	0 (0 to 1)	2.6 (1.6 to 4.3)	7.6 (4.6 to 12.7)	16.3 (9.6 to 27.3)	23.3 (13.6 to 39.1)	28.3 (16.4 to 47.6)	39.2 (22.6 to 66.1)	34.2 (19.7 to 57.5)	25.6 (14.7 to 43.1)	17.8 (10.2 to 29.9)	11.1 (6.4 to 18.7)	9.9 (5.7 to 16.7)	6.7 (3.9 to 11.2)	4.2 (2.4 to 7.1)	2.1 (1.2 to 3.5)	0.5 (0.3 to 0.9)	0.1 (0 to 0.2)	130
Gonococcal infection	0 (0 to 0)	0 (0 to 0)	0 (0 to 0)	0 (0 to 0)	0 (0 to 0)	0.3 (0.2 to 0.5)	1.5 (1.1 to 2.1)	3.1 (2.2 to 4.4)	5.4 (3.7 to 7.6)	7.2 (4.9 to 10.2)	8.1 (5.4 to 11.6)	10.6 (7.1 to 15.2)	9.1 (6.1 to 13.1)	6.8 (4.5 to 9.8)	4.7 (3.1 to 6.8)	2.9 (1.9 to 4.2)	2.6 (1.7 to 3.8)	1.8 (1.2 to 2.6)	1.1 (0.7 to 1.6)	0.6 (0.4 to 0.8)	0.1 (0.1 to 0.2)	0 (0 to 0)	197
Trichomoniasis	0 (0 to 0)	0 (0 to 0)	0 (0 to 0)	0 (0 to 0)	0 (0 to 0)	0.4 (0.3 to 0.6)	2.6 (1.7 to 3.9)	3.5 (2.3 to 5.1)	4.4 (2.9 to 6.4)	5.1 (3.4 to 7.5)	5.2 (3.4 to 7.7)	6.4 (4.2 to 9.4)	5.3 (3.5 to 7.8)	3.9 (2.6 to 5.7)	2.7 (1.8 to 4.0)	1.7 (1.1 to 2.5)	1.5 (1.0 to 2.2)	1.0 (0.7 to 1.5)	0.7 (0.4 to 1.0)	0.3 (0.2 to 0.5)	0.1 (0 to 0.1)	0 (0 to 0)	29
Genital herpes	0 (0 to 0)	0 (0 to 0)	0 (0 to 0)	0 (0 to 0)	0 (0 to 0)	0.1 (0.1 to 0.2)	0.4 (0.3 to 0.6)	0.7 (0.5 to 1.0)	1.1 (0.8 to 1.6)	1.5 (1.1 to 2.1)	1.8 (1.3 to 2.6)	2.3 (1.6 to 3.3)	2.0 (1.4 to 2.9)	1.5 (1.0 to 2.1)	1.0 (0.7 to 1.5)	0.7 (0.4 to 1.0)	0.6 (0.4 to 0.9)	0.4 (0.2 to 0.6)	0.2 (0.1 to 0.4)	0.1 (0 to 0.2)	0 (0 to 0)	0 (0 to 0)	19
Other sexually transmitted infections	0 (0 to 0)	0 (0 to 0)	0 (0 to 0)	0.6 (0.4 to 0.9)	0.3 (0.2 to 0.5)	0.6 (0.4 to 1.0)	2.5 (1.6 to 3.8)	4.4 (2.8 to 6.7)	7.1 (4.5 to 10.8)	9.2 (5.8 to 14.1)	11.6 (7.3 to 17.8)	15.1 (9.5 to 23.2)	13.1 (8.2 to 20.2)	9.3 (5.8 to 14.4)	6.3 (3.9 to 9.7)	4.1 (2.6 to 6.4)	3.6 (2.2 to 5.6)	2.4 (1.5 to 3.8)	1.4 (0.9 to 2.2)	0.6 (0.4 to 1.0)	0.2 (0.1 to 0.3)	0.1 (0 to 0.1)	106
Respiratory infections and tuberculosis	69.4 (59 to 82)	994.0 (747 to 1,240)	1,360 (1,060 to 1,740)	1,760 (1,360 to 2,260)	1,230 (1,000 to 1,560)	1,190 (1,000 to 1,450)	1,020 (837 to 1,240)	1,020 (837 to 1,240)	1,060 (871 to 1,290)	1,210 (1,000 to 1,470)	1,500 (1,240 to 1,810)	1,810 (1,500 to 2,190)	1,900 (1,580 to 2,300)	1,900 (1,580 to 2,300)	1,900 (1,580 to 2,300)	1,900 (1,580 to 2,300)	1,900 (1,580 to 2,300)	1,900 (1,580 to 2,300)	1,900 (1,580 to 2,300)	1,900 (1,580 to 2,300)	1,900 (1,580 to 2,300)	1,900 (1,580 to 2,300)	774 (647 to 917)
Tuberculosis	0 (0 to 0)	0 (0 to 0)	0 (0 to 0)	0.1 (0 to 0.2)	0.1 (0 to 0.2)	0.1 (0 to 0.2



G6PD deficiency	0 (0 to 0)	0 (0 to 0.1)	0.1 (0 to 0.1)	0.2 (0.1 to 0.4)	0.2 (0.1 to 0.5)	0.2 (0.1 to 0.5)	0.7 (0.2 to 1.6)	0.6 (1.6 to 19.2)	19.4 (4 to 37.1)	2.3 (1.1 to 4)	2.3 (1 to 3.7)	34.7 (11.2 to 79.7)	13.6 (5.2 to 28.9)	3.6 (1.6 to 8.4)	4.4 (2 to 9)	4.2 (1.6 to 7.7)	4.2 (1.6 to 7.6)	3.8 (1.6 to 7.1)	1.6 (0.6 to 3.2)	1.2 (0.6 to 2.1)	0.4 (0.2 to 0.7)	0.1 (0.1 to 0.2)	0 (0 to 0)	0 (0 to 0)	0 (0 to 0)	122
G6PD bat	0 (0 to 0)	0 (0 to 0)	0 (0 to 0)	0 (0 to 0)	0 (0 to 0)	0 (0 to 0)	0 (0 to 0.1)	0 (0 to 0.1)	0 (0 to 0.1)	0 (0 to 0.1)	0 (0 to 0.1)	0 (0 to 0.1)	0 (0 to 0.1)	0 (0 to 0.1)	0 (0 to 0.1)	0 (0 to 0.1)	0 (0 to 0)	0 (0 to 0)	0 (0 to 0)	0 (0 to 0)	0 (0 to 0)	0 (0 to 0)	0 (0 to 0)	0 (0 to 0)	0 (0 to 0)	0 (0 to 0)	19.7
Other hemoglobinopathies and hemolytic anemias	0 (0 to 0)	0.6 (0.2 to 1.2)	4.6 (1.6 to 10.4)	16.3 (5 to 37.4)	19.4 (5.9 to 43.2)	8.6 (1.7 to 22.7)	13.6 (5.4 to 36.8)	17 (5.6 to 42.6)	19.4 (5.6 to 43)	17.3 (3.6 to 46.2)	17.3 (3.4 to 46.2)	61.6 (12.1 to 166.1)	66.7 (22.6 to 139)	91.6 (19.4 to 184)	69.4 (22.3 to 139)	77.9 (28.9 to 157)	57.6 (27.3 to 97.2)	77.4 (40.3 to 136)	74.1 (38.6 to 128)	72.4 (38.4 to 126)	60.6 (32.1 to 103)	32.8 (21.7 to 47.8)	11.4 (7.1 to 18.1)	3.6 (2.2 to 5.2)	786
Endocrine, metabolic, blood, and immune disorders	9.9 (4.3 to 20.4)	28.6 (14.3 to 49.6)	214 (106 to 356)	439 (266 to 688)	423 (266 to 648)	397 (267 to 586)	397 (267 to 585)	777 (547 to 1,202)	789 (547 to 1,202)	666 (502 to 1,048)	1,178 (883 to 2,000)	1,918 (997 to 3,410)	2,326 (1,270 to 3,775)	2,275 (1,260 to 3,716)	2,500 (1,500 to 3,456)	2,609 (1,710 to 3,488)	2,726 (2,235 to 3,356)	3,600 (2,268 to 5,095)	2,750 (1,720 to 4,370)	1,926 (1,190 to 3,233)	1,040 (637 to 1,585)	492 (291 to 761)	148 (84 to 197)	31.6 (20.1 to 46)	30,400
Oral disorders	0 (0 to 0)	0 (0 to 0)	0 (0 to 0)	112 (62.7 to 198)	134 (74.6 to 237)	192 (90.3 to 338)	229 (107 to 404)	353 (172 to 615)	453 (220 to 749)	383 (216 to 649)	563 (317 to 899)	777 (478 to 1,192)	1,110 (638 to 1,742)	1,239 (736 to 1,913)	1,400 (879 to 2,113)	1,660 (1,140 to 2,410)	2,095 (1,470 to 3,013)	3,758 (2,350 to 5,975)	3,515 (2,170 to 5,342)	3,146 (1,960 to 4,960)	2,265 (1,450 to 3,333)	1,398 (870 to 1,985)	976 (597 to 1,543)	561 (344 to 834)	286,300
Caries of deciduous teeth	0 (0 to 0)	0 (0 to 0)	0 (0 to 0)	78 (14.1 to 72.2)	78 (13.9 to 78.4)	39.2 (5.3 to 9.3)	0 (0 to 0)	0 (0 to 0)	0 (0 to 0)	0 (0 to 0)	0 (0 to 0)	0 (0 to 0)	0 (0 to 0)	0 (0 to 0)	0 (0 to 0)	0 (0 to 0)	0 (0 to 0)	0 (0 to 0)	0 (0 to 0)	0 (0 to 0)	0 (0 to 0)	0 (0 to 0)	0 (0 to 0)	0 (0 to 0)	0 (0 to 0)	74.9
Caries of permanent teeth	0 (0 to 0)	0 (0 to 0)	0 (0 to 0)	0 (0 to 0)	37.6 (11.2 to 71.7)	97.4 (28.9 to 209)	176 (49.1 to 397)	128 (43.4 to 313)	128 (52.3 to 293)	132 (69.6 to 296)	193 (69.6 to 388)	192 (77.9 to 370)	166 (61.4 to 296)	166 (77.9 to 331)	128 (61 to 261)	113 (43.9 to 260)	121 (49.7 to 279)	121 (47.3 to 241)	87.6 (29.5 to 173)	69.6 (24.6 to 131)	39.3 (10.7 to 79.6)	19.1 (7 to 39.6)	7.9 (2.6 to 16.2)	1.6 (0.5 to 3.5)	1,653
Periodontal diseases	0 (0 to 0)	0 (0 to 0)	0 (0 to 0)	0 (0 to 0)	0 (0 to 0)	0 (0 to 0)	0 (0 to 0)	0 (0 to 0)	0 (0 to 0)	0 (0 to 0)	0 (0 to 0)	0 (0 to 0)	0 (0 to 0)	0 (0 to 0)	0 (0 to 0)	0 (0 to 0)	0 (0 to 0)	0 (0 to 0)	0 (0 to 0)

SR Table 2b: Sags DALYS by cause and age group for females with 95% uncertainty intervals, 2019

Cause	Early Neonatal	Late Neonatal	Post Neonatal	1 to 4	5 to 9	10 to 14	15 to 19	20 to 24	25 to 29	30 to 34	35 to 39	40 to 44	45 to 49	50 to 54	55 to 59	60 to 64	65 to 69	70 to 74	75 to 79	80 to 84	85 to 89	90 to 94	95 plus	Total
All causes	1,000 (864 to 1,139)	1,000 (1,000 to 1,000)	1,000 (912 to 1,000)	3,000 (2,000 to 4,000)	2,000 (1,000 to 3,000)	2,000 (1,000 to 3,000)	3,000 (2,000 to 4,000)	4,000 (3,000 to 5,000)	4,000 (3,000 to 5,000)	5,000 (4,000 to 6,000)	6,000 (5,000 to 7,000)	7,000 (6,000 to 8,000)	9,000 (7,000 to 10,000)	11,000 (9,000 to 13,000)	14,000 (11,000 to 16,000)	18,000 (14,000 to 21,000)	23,000 (18,000 to 28,000)	30,000 (23,000 to 37,000)	39,000 (30,000 to 48,000)	50,000 (38,000 to 62,000)	64,000 (48,000 to 80,000)	82,000 (61,000 to 103,000)	126,000
Communicable, maternal, neonatal, and nutritional diseases	688 (632 to 817)	23 (15 to 37)	462 (424 to 579)	1,000 (858 to 1,000)	1,000 (887 to 1,000)	1,000 (852 to 1,000)	1,000 (870 to 1,000)	1,000 (874 to 1,000)	1,000 (876 to 1,000)	1,000 (876 to 1,000)	1,000 (876 to 1,000)	1,000 (876 to 1,000)	1,000 (876 to 1,000)	1,000 (876 to 1,000)	1,000 (876 to 1,000)	1,000 (876 to 1,000)	1,000 (876 to 1,000)	1,000 (876 to 1,000)	1,000 (876 to 1,000)	1,000 (876 to 1,000)	1,000 (876 to 1,000)	1,000 (876 to 1,000)	7,010
HIV/AIDS and sexually transmitted infections	0 (0 to 0)	0 (0 to 0)	0 (0 to 0)	0 (0 to 0)	0 (0 to 0)	0 (0 to 0)	1 (1 to 2)	3 (2 to 4)	5 (3 to 6)	6 (4 to 8)	8 (5 to 11)	11 (7 to 15)	13 (9 to 19)	17 (12 to 24)	21 (15 to 30)	27 (19 to 38)	34 (24 to 48)	43 (30 to 60)	53 (37 to 74)	65 (45 to 90)	78 (54 to 107)	93 (64 to 127)	1,000
HIV/AIDS	0 (0 to 0)	0 (0 to 0)	0 (0 to 0)	0 (0 to 0)	0 (0 to 0)	0 (0 to 0)	0 (0 to 0)	0 (0 to 0)	0 (0 to 0)	0 (0 to 0)	0 (0 to 0)	0 (0 to 0)	0 (0 to 0)	0 (0 to 0)	0 (0 to 0)	0 (0 to 0)	0 (0 to 0)	0 (0 to 0)	0 (0 to 0)	0 (0 to 0)	0 (0 to 0)	0 (0 to 0)	0 (0 to 0)	19
HIV/AIDS - Drug-susceptible Tuberculosis	0 (0 to 0)	0 (0 to 0)	0 (0 to 0)	0 (0 to 0)	0 (0 to 0)	0 (0 to 0)	0 (0 to 0)	0 (0 to 0)	0 (0 to 0)	0 (0 to 0)	0 (0 to 0)	0 (0 to 0)	0 (0 to 0)	0 (0 to 0)	0 (0 to 0)	0 (0 to 0)	0 (0 to 0)	0 (0 to 0)	0 (0 to 0)	0 (0 to 0)	0 (0 to 0)	0 (0 to 0)	0 (0 to 0)	0
HIV/AIDS - Multidrug-resistant Tuberculosis without extensive drug resistance	0 (0 to 0)	0 (0 to 0)	0 (0 to 0)	0 (0 to 0)	0 (0 to 0)	0 (0 to 0)	0 (0 to 0)	0 (0 to 0)	0 (0 to 0)	0 (0 to 0)	0 (0 to 0)	0 (0 to 0)	0 (0 to 0)	0 (0 to 0)	0 (0 to 0)	0 (0 to 0)	0 (0 to 0)	0 (0 to 0)	0 (0 to 0)	0 (0 to 0)	0 (0 to 0)	0 (0 to 0)	0 (0 to 0)	0
HIV/AIDS - Extensively drug-resistant Tuberculosis	0 (0 to 0)	0 (0 to 0)	0 (0 to 0)	0 (0 to 0)	0 (0 to 0)	0 (0 to 0)	0 (0 to 0)	0 (0 to 0)	0 (0 to 0)	0 (0 to 0)	0 (0 to 0)	0 (0 to 0)	0 (0 to 0)	0 (0 to 0)	0 (0 to 0)	0 (0 to 0)	0 (0 to 0)	0 (0 to 0)	0 (0 to 0)	0 (0 to 0)	0 (0 to 0)	0 (0 to 0)	0 (0 to 0)	0
HIV/AIDS resulting in other diseases	0 (0 to 0)	0 (0 to 0)	0 (0 to 0)	0 (0 to 0)	0 (0 to 0)	0 (0 to 0)	0 (0 to 0)	0 (0 to 0)	0 (0 to 0)	0 (0 to 0)	0 (0 to 0)	0 (0 to 0)	0 (0 to 0)	0 (0 to 0)	0 (0 to 0)	0 (0 to 0)	0 (0 to 0)	0 (0 to 0)	0 (0 to 0)	0 (0 to 0)	0 (0 to 0)	0 (0 to 0)	0 (0 to 0)	0
Sexually transmitted infections excluding HIV	0 (0 to 0)	0 (0 to 0)	0 (0 to 0)	0 (0 to 0)	0 (0 to 0)	0 (0 to 0)	0 (0 to 0)	0 (0 to 0)	0 (0 to 0)	0 (0 to 0)	0 (0 to 0)	0 (0 to 0)	0 (0 to 0)	0 (0 to 0)	0 (0 to 0)	0 (0 to 0)	0 (0 to 0)	0 (0 to 0)	0 (0 to 0)	0 (0 to 0)	0 (0 to 0)	0 (0 to 0)	0 (0 to 0)	0
Syphilis	0 (0 to 0)	0 (0 to 0)	0 (0 to 0)	0 (0 to 0)	0 (0 to 0)	0 (0 to 0)	0 (0 to 0)	0 (0 to 0)	0 (0 to 0)	0 (0 to 0)	0 (0 to 0)	0 (0 to 0)	0 (0 to 0)	0 (0 to 0)	0 (0 to 0)	0 (0 to 0)	0 (0 to 0)	0 (0 to 0)	0 (0 to 0)	0 (0 to 0)	0 (0 to 0)	0 (0 to 0)	0 (0 to 0)	0
Chlamydial infection	0 (0 to 0)	0 (0 to 0)	0 (0 to 0)	0 (0 to 0)	0 (0 to 0)	0 (0 to 0)	0 (0 to 0)	0 (0 to 0)	0 (0 to 0)	0 (0 to 0)	0 (0 to 0)	0 (0 to 0)	0 (0 to 0)	0 (0 to 0)	0 (0 to 0)	0 (0 to 0)	0 (0 to 0)	0 (0 to 0)	0 (0 to 0)	0 (0 to 0)	0 (0 to 0)	0 (0 to 0)	0 (0 to 0)	0
Gonococcal infection	0 (0 to 0)	0 (0 to 0)	0 (0 to 0)	0 (0 to 0)	0 (0 to 0)	0 (0 to 0)	0 (0 to 0)	0 (0 to 0)	0 (0 to 0)	0 (0 to 0)	0 (0 to 0)	0 (0 to 0)	0 (0 to 0)	0 (0 to 0)	0 (0 to 0)	0 (0 to 0)	0 (0 to 0)	0 (0 to 0)	0 (0 to 0)	0 (0 to 0)	0 (0 to 0)	0 (0 to 0)	0 (0 to 0)	0
Trichomoniasis	0 (0 to 0)	0 (0 to 0)	0 (0 to 0)	0 (0 to 0)	0 (0 to 0)	0 (0 to 0)	0 (0 to 0)	0 (0 to 0)	0 (0 to 0)	0 (0 to 0)	0 (0 to 0)	0 (0 to 0)	0 (0 to 0)	0 (0 to 0)	0 (0 to 0)	0 (0 to 0)	0 (0 to 0)	0 (0 to 0)	0 (0 to 0)	0 (0 to 0)	0 (0 to 0)	0 (0 to 0)	0 (0 to 0)	0
Genital herpes	0 (0 to 0)	0 (0 to 0)	0 (0 to 0)	0 (0 to 0)	0 (0 to 0)	0 (0 to 0)	0 (0 to 0)	0 (0 to 0)	0 (0 to 0)	0 (0 to 0)	0 (0 to 0)	0 (0 to 0)	0 (0 to 0)	0 (0 to 0)	0 (0 to 0)	0 (0 to 0)	0 (0 to 0)	0 (0 to 0)	0 (0 to 0)	0 (0 to 0)	0 (0 to 0)	0 (0 to 0)	0 (0 to 0)	0
Other sexually transmitted infections	0 (0 to 0)	0 (0 to 0)	0 (0 to 0)	0 (0 to 0)	0 (0 to 0)	0 (0 to 0)	0 (0 to 0)	0 (0 to 0)	0 (0 to 0)	0 (0 to 0)	0 (0 to 0)	0 (0 to 0)	0 (0 to 0)	0 (0 to 0)	0 (0 to 0)	0 (0 to 0)	0 (0 to 0)	0 (0 to 0)	0 (0 to 0)	0 (0 to 0)	0 (0 to 0)	0 (0 to 0)	0 (0 to 0)	0
Respiratory infections and tuberculosis	1,000 (1,000 to 1,000)	1,000 (1,000 to 1,000)	1,000 (1,000 to 1,000)

Other neoplasms	0-1 (0 to 0.1)	0 (0 to 0.2)	0-5 (0.0 to 1)	0-6 (0.0 to 0.9)	0-6 (0.4 to 1.1)	0-5 (0.0 to 0.9)	0-7 (0.4 to 1.2)	0-6 (0.3 to 0.9)	0-7 (0.4 to 1.1)	0-8 (0.5 to 1.3)	1-2 (0.6 to 1.8)	2 (1.0 to 2.9)	2-6 (2 to 4)	4-2 (2.8 to 5.9)	5-9 (4.2 to 8.2)	10-1 (7.3 to 13.4)	17-7 (13.0 to 23.4)	21-5 (16.1 to 28.4)	25-1 (19.1 to 32.9)	29-2 (17.4 to 34.3)	27-7 (19.1 to 37.1)	19-6 (11.3 to 27.4)	9-6 (5.1 to 12.4)		
Medulloblastoma, medulloblastoma, and other hemangioblastoma	0 (0 to 0.1)	0 (0 to 0.2)	0 (0.2 to 1)	0 (0 to 0.9)	0 (0.4 to 1.1)	0 (0.3 to 0.9)	0 (0.4 to 1.2)	0 (0.3 to 0.9)	0 (0.4 to 1.1)	0 (0.4 to 1.3)	0 (0.6 to 1.8)	0 (1.0 to 2.9)	0 (2 to 4)	0 (2.8 to 5.9)	0 (4.2 to 8.2)	0 (7.3 to 13.4)	0 (13.0 to 23.4)	0 (16.1 to 28.4)	0 (19.1 to 32.9)	0 (17.4 to 34.3)	0 (19.1 to 37.1)	0 (11.3 to 27.4)	0 (5.1 to 12.4)	176	
Benign and in situ intestinal neoplasms	0 (0 to 0)	0 (0 to 0)	0 (0 to 0)

| | | |

SR Table 2b: Nagasaki DALYS by cause and age group for females with 95% uncertainty intervals, 2019

Cause	Early Neonatal (0-6 days)	Late Neonatal (7-27 days)	Post Neonatal (28-364 days)	1 to 4	5 to 9	10 to 14	15 to 19	20 to 24	25 to 29	30 to 34	35 to 39	40 to 44	45 to 49	50 to 54	55 to 59	60 to 64	65 to 69	70 to 74	75 to 79	80 to 84	85 to 89	90 to 94	95 plus	Total
All causes	1,169 (1182 to 1156)	1,020 (1043 to 1000)	1,020 (1052 to 993)	4,664 (4664 to 4,664)	5,126 (7717 to 3,476)	5,126 (11,126 to 2,116)	5,126 (11,126 to 2,116)	5,126 (7,406 to 3,099)	5,126 (7,406 to 3,099)	5,126 (7,406 to 3,099)	5,126 (7,406 to 3,099)	5,126 (7,406 to 3,099)	5,126 (7,406 to 3,099)	5,126 (7,406 to 3,099)	5,126 (7,406 to 3,099)	5,126 (7,406 to 3,099)	5,126 (7,406 to 3,099)	5,126 (7,406 to 3,099)	5,126 (7,406 to 3,099)	5,126 (7,406 to 3,099)	5,126 (7,406 to 3,099)	5,126 (7,406 to 3,099)	5,126 (7,406 to 3,099)	215,352 (215,352 to 215,352)
Communicable, maternal, neonatal, and nutritional diseases	127 (92.3 to 167)	64.9 (51.3 to 80.4)	117 (89.7 to 152)	166 (116 to 266)	163 (98.3 to 309)	158 (98.4 to 265)	166 (97.9 to 319)	164 (101 to 299)	178 (111 to 314)	218 (139 to 385)	284 (183 to 469)	377 (251 to 603)	362 (220 to 607)	314 (201 to 501)	290 (187 to 477)	432 (298 to 696)	432 (321 to 650)	569 (421 to 850)	642 (494 to 971)	642 (507 to 1,100)	1,160 (830 to 1,930)	1,160 (1,160 to 2,190)	11,460 (7,990 to 15,600)
HIV/AIDS and sexually transmitted infections	0 (0 to 0)	0 (0 to 0)	1 (0.4 to 1.3)	0.6 (0 to 1.1)	0.2 (0 to 1.5)	0.6 (0.4 to 1.3)	2.2 (1.6 to 3.3)	6.4 (3.9 to 9.6)	12.6 (7.9 to 18.9)	19.7 (12.4 to 29.2)	18.6 (12.1 to 27.9)	23.4 (12.4 to 41.9)	19.3 (9.3 to 37.9)	9.1 (4.1 to 19.1)	6.8 (3.4 to 12.7)	12.3 (6.9 to 19.2)	17.1 (12.1 to 25.9)	9.1 (5.2 to 16.3)	7 (4.2 to 11.6)	7.3 (4.6 to 11.5)	6.9 (4.4 to 10.2)	0.1 (0.1 to 0.1)	216 (114 to 317)	181
HIV/AIDS	0 (0 to 0)	0 (0 to 0)	0.6 (0.7 to 1.3)	0.6 (0 to 1.1)	0.2 (0 to 1.5)	0.1 (0 to 0.2)	0.3 (0.2 to 0.4)	0.6 (0.4 to 0.9)	1.1 (0.7 to 1.7)	1.1 (0.8 to 1.6)	1.1 (0.8 to 1.6)	1.2 (0.8 to 1.8)	1.3 (0.8 to 2.1)	1.8 (1.0 to 2.7)	2.9 (2 to 4.1)	5.9 (4.1 to 8.1)	9.7 (6.4 to 14.3)	2 (1.3 to 2.9)	0.7 (0.5 to 1.4)	0.2 (0.1 to 0.4)	0.1 (0.1 to 0.2)	0 (0 to 0.1)	32.1
HIV/AIDS - Drug-susceptible Tuberculosis	0 (0 to 0)	0 (0 to 0)	0 (0.2 to 0.4)	0 (0 to 0)	0 (0 to 0.1)	0 (0 to 0.1)	0 (0 to 0.1)	0 (0 to 0.1)	0.2 (0.1 to 0.3)	0.2 (0.1 to 0.3)	0.2 (0.1 to 0.3)	0.2 (0.1 to 0.3)	0.3 (0.2 to 0.4)	0.5 (0.3 to 0.7)	0.8 (0.5 to 1.1)	1.5 (1 to 2)	2 (1.4 to 3.1)	0.5 (0.3 to 0.7)	0.2 (0.1 to 0.3)	0 (0 to 0)	0 (0 to 0)	0 (0 to 0)	7.2
HIV/AIDS - Multidrug-resistant Tuberculosis without extensive drug resistance	0 (0 to 0)	0 (0 to 0)	0 (0 to 0)	0 (0 to 0)	0 (0 to 0)	0 (0 to 0)	0 (0 to 0)	0 (0 to 0)	0 (0 to 0)	0 (0 to 0)	0 (0 to 0)	0 (0 to 0)	0 (0 to 0)	0 (0 to 0)	0 (0 to 0)	0 (0 to 0)	0 (0 to 0)	0 (0 to 0)	0 (0 to 0)	0 (0 to 0)	0 (0 to 0)	0 (0 to 0)	0 (0 to 0)	0.1
HIV/AIDS - Extensively drug-resistant Tuberculosis	0 (0 to 0)	0 (0 to 0)	0 (0 to 0)	0 (0 to 0)	0 (0 to 0)	0 (0 to 0)	0 (0 to 0)	0 (0 to 0)	0 (0 to 0)	0 (0 to 0)	0 (0 to 0)	0 (0 to 0)	0 (0 to 0)	0 (0 to 0)	0 (0 to 0)	0 (0 to 0)	0 (0 to 0)	0 (0 to 0)	0 (0 to 0)	0 (0 to 0)	0 (0 to 0)	0 (0 to 0)	0 (0 to 0)	0
HIV/AIDS resulting in other diseases	0 (0 to 0)	0 (0 to 0)	0.6 (0.3 to 0.7)	0.6 (0 to 1)	0.1 (0 to 0.1)	0.1 (0 to 0.2)	0.2 (0.2 to 0.3)	0.5 (0.3 to 0.7)	0.9 (0.5 to 1.5)	0.9 (0.5 to 1.5)	0.9 (0.5 to 1.4)	0.9 (0.5 to 1.4)	0.9 (0.5 to 1.4)	1.3 (0.7 to 2.1)	2.1 (1.2 to 3.3)	4.4 (2.8 to 7.1)	7.7 (4.7 to 12.1)	2 (1.2 to 3.1)	0.7 (0.4 to 1.4)	0.2 (0.1 to 0.4)	0.1 (0.1 to 0.2)	0 (0 to 0.1)	24.8
Sexually transmitted infections excluding HIV	0 (0 to 0)	0 (0 to 0)	0 (0 to 0)	0 (0 to 0)	0 (0 to 0)	0 (0 to 0.1)	0 (0 to 0.4)	0.1 (0 to 0.4)	0.2 (0.1 to 0.6)	0.3 (0.1 to 0.9)	0.3 (0.1 to 0.9)	0.3 (0.1 to 0.9)	0.3 (0.1 to 0.9)	0.3 (0.1 to 0.9)	0.3 (0.1 to 0.9)	0.3 (0.1 to 0.9)	0.3 (0.1 to 0.9)	0.3 (0.1 to 0.9)	0.3 (0.1 to 0.9)	0.3 (0.1 to 0.9)	0.3 (0.1 to 0.9)	0 (0 to 0)	1.9
Syphilis	0 (0 to 0)	0 (0 to 0)	0 (0 to 0)	0 (0 to 0)	0 (0 to 0)	0 (0 to 0.1)	0 (0 to 0.1)	0 (0 to 0.1)	0 (0 to 0.1)	0 (0 to 0.1)	0 (0 to 0.1)	0 (0 to 0.1)	0 (0 to 0.1)	0 (0 to 0.1)	0 (0 to 0.1)	0 (0 to 0.1)	0 (0 to 0.1)	0 (0 to 0.1)	0 (0 to 0.1)	0 (0 to 0.1)	0 (0 to 0.1)	0 (0 to 0.1)	0 (0 to 0.1)	1
Chlamydial infection	0 (0 to 0)	0 (0 to 0)	0 (0 to 0)	0 (0 to 0)	0 (0 to 0)	0 (0 to 0.1)	0 (0.2 to 1.9)	0.6 (0.4 to 3.2)	1.6 (0.9 to 3.3)	2.1 (1 to 4.3)	2.1 (1.4 to 3.4)	2.1 (1.4 to 3.7)	1.8 (1.2 to 3.4)	1.4 (0.9 to 2.4)	0.9 (0.6 to 1.5)	0.2 (0.2 to 0.3)	0.2 (0.1 to 0.3)	0.1 (0 to 0.3)	0.1 (0 to 0.3)	0.1 (0 to 0.3)	0.1 (0 to 0.3)	0 (0 to 0.1)	20.2
Gonococcal infection	0 (0 to 0)	0 (0 to 0)	0 (0 to 0)	0 (0 to 0)	0 (0 to 0)	0 (0 to 0.1)	0.2 (0.2 to 0.4)	0.4 (0.2 to 0.9)	0.6 (0.3 to 0.9)	0.7 (0.4 to 1.2)	0.7 (0.5 to 1.4)	1.2 (0.7 to 2.1)	0.7 (0.4 to 1.2)	0.4 (0.3 to 0.6)	0.2 (0.2 to 0.3)	0.1 (0 to 0.2)	0.1 (0 to 0.2)	0.1 (0 to 0.1)	0.1 (0 to 0.1)	0.1 (0 to 0.1)	0.1 (0 to 0.1)	0 (0 to 0)	20.5
Trichomoniasis	0 (0 to 0)	0 (0 to 0)	0 (0 to 0)	0 (0 to 0)	0 (0 to 0)	0.3 (0 to 1.7)	1.1 (0.1 to 3.7)	2.3 (0.3 to 7.9)	2.3 (0.2 to 7.9)	2.1 (0.1 to 7.1)	1.9 (0.1 to 6.9)	2.9 (0.2 to 9.9)	2.1 (0.2 to 9.3)	1.9 (0.2 to 7.8)	2.9 (0.3 to 9.6)	2.7 (0.3 to 9.6)	2.1 (0.2 to 7.5)	2.1 (0.2 to 7.5)	1.9 (0.2 to 6.8)	1.4 (0.2 to 5.1)	0.7 (0.2 to 2.7)	0 (0 to 0.1)	39.7
Genital herpes	0 (0 to 0)	0 (0 to 0)	0 (0 to 0)	0 (0 to 0)	0 (0 to 0)	0 (0 to 0.1)	0.2 (0.1 to 0.6)	0.6 (0.3 to 1.7)	0.7 (0.3 to 1.7)	1 (0.4 to 2.4)	1.4 (0.6 to 3.7)	2.3 (0.9 to 6.4)	2.3 (0.7 to 5.4)	2.3 (0.7 to 5.9)	2.3 (0.7 to 5.9)	2.3 (0.7 to 5.9)	2.3 (0.7 to 5.9)	2.3 (0.7 to 5.9)	2.3 (0.7 to 5.9)	2.3 (0.7 to 5.9)	2.3 (0.7 to 5.9)	0 (0 to 0.1)	25
Other sexually transmitted infections	0 (0 to 0)	0 (0 to 0)	0 (0 to 0)	0 (0 to 0)	0 (0 to 0)	0.3 (0.2 to 0.4)	1.3 (0.6 to 2.4)	2.4 (1.2 to 4.2)	3.8 (1.9 to 6.4)	5 (2.6 to 9.7)	5.1 (2.6 to 9.7)	5.1 (2.6 to 9.7)	5.3 (2.6 to 9.7)	5.1 (2.6 to 9.7)	5.1 (2.6 to 9.7)	5.1 (2.6 to 9.7)	5.1 (2.6 to 9.7)	5.1 (2.6 to 9.7)	5.1 (2.6 to 9.7)	5.1 (2.6 to 9.7)	5.1 (2.6 to 9.7)	0 (0 to 0.1)	49.3
Respiratory infections and tuberculosis	1,169 (1 to 3.3)	3.2 (3.4 to 7.2)	3.2 (233 to 66.4)	59 (41.3 to 89.4)	46 (34.7 to 68.6)	43 (29.4 to 73.2)	46 (28.8 to 76.3)	46 (29.4 to 86.4)	46 (29.5 to 86.4)	46 (29.5 to 78.7)	46 (29.5 to 73.2)	73.2 (49.9 to 107)	62.4 (40.7 to 93.1)	62.4 (38 to 107)	62.6 (38.6 to 107)	139 (89.2 to 196)	281 (229 to 385)	416 (309 to 539)	498 (402 to 633)	1,060 (849 to 1,390)	1,060 (849 to 1,390)	1,060 (849 to 1,390)	7,486
Tuberculosis	0 (0 to 0)	0 (0 to 0)	0 (0 to 0)	0 (0 to 0)	0 (0 to 0)	0 (0 to 0)	0 (0 to 0)	0 (0 to 0)	0 (0 to 0)	0 (0 to 0)	0 (0 to 0)	0 (0 to 0)	0 (0 to 0)	0 (0 to 0)	0 (0 to 0)	0 (0 to 0)	0 (0 to 0)	0 (0 to 0)	0 (0 to 0)	0 (0 to 0)	0 (0 to 0)	0 (0 to 0)	0 (0 to 0)	0
Latent tuberculosis infection	0 (0 to 0)	0 (0 to 0)	0 (0 to 0)	0 (0 to 0)	0 (0 to 0)	0 (0 to 0)	0 (0 to 0)	0 (0 to 0)	0 (0 to 0)	0 (0 to 0)	0 (0 to 0)	0 (0 to 0)	0 (0 to 0)	0 (0 to 0)	0 (0 to 0)	0 (0 to 0)	0 (0 to 0)	0 (0 to 0)	0 (0 to 0)	0 (0 to 0)	0 (0 to 0)	0 (0 to 0)	0 (0 to 0)	0
Drug-susceptible tuberculosis	0 (0 to 0)	0 (0 to 0)	0 (0 to 0)	0 (0 to 0)	0 (0 to 0)	0 (0 to 0)	0 (0 to 0)	0 (0 to 0)	0 (0 to 0)	0 (0 to 0)	0 (0 to 0)	0 (0 to 0)	0 (0 to 0)	0 (0 to 0)	0 (0 to 0)	0 (0 to 0)	0 (0 to 0)	0 (0 to 0)	0 (0 to 0)	0 (0 to 0)	0 (0 to 0)	0 (0 to 0)	0 (0 to 0)	0
Multidrug-resistant tuberculosis without extensive drug resistance	0 (0 to 0)	0 (0 to 0)	0 (0 to 0)	0 (0 to 0)	0 (0 to 0)	0 (0 to 0)	0 (0 to 0)	0 (0 to 0)	0 (0 to 0)	0 (0 to 0)	0 (0 to 0)	0 (0 to 0)	0 (0 to 0)	0 (0 to 0)	0 (0 to 0)	0 (0 to 0)	0 (0 to 0)	0 (0 to 0)	0 (0 to 0)	0 (0 to 0)	0 (0 to 0)	0 (0 to 0)	0 (0 to 0)	0
Extensively drug-resistant tuberculosis	0 (0 to 0)	0 (0 to 0)	0 (0 to 0)	0 (0 to 0)	0 (0 to 0)	0 (0 to 0)	0 (0 to 0)	0 (0 to 0)	0 (0 to 0)	0 (0 to 0)	0 (0 to 0)	0 (0 to 0)	0 (0 to 0)	0 (0 to 0)	0 (0 to 0)	0 (0 to 0)	0 (0 to 0)	0 (0 to 0)	0 (0 to 0)	0 (0 to 0)	0 (0 to 0)	0 (0 to 0)	0 (0 to 0)	0
Lower respiratory infections	1.5 (0.9 to 2.2)	4.8 (3.2 to 6.8)	24.8 (15.1 to 36.7)	21.9 (9.1 to 39.2)	8.2 (5.6 to 11)	6.8 (4.7 to 9)	6.8 (4.6 to 9.2)	7.2 (4.9 to 10.2)	9.5 (6.4 to 13.7)	12.2 (8.5 to 20)	18.1 (11.7 to 28.9)	29.6 (17.9 to 48.9)	35 (24.2 to 49.9)	49.6 (34.1 to 70.5)	73.9 (52.3 to 102)	133 (97.5 to 181)	228 (170 to 301)	342 (244 to 449)	572 (402 to 773)	916 (647 to 1,220)	1,260 (1,040 to 1,540)	1,490 (1,160 to 1,850)	1,120 (921 to 1,400)
Upper respiratory infections	0.1 (0 to 0.1)	0.4 (0.2 to 0.6)	6.5 (4.6 to 9.7)	307 (17 to 926)	39.6 (21.4 to 69.4)	20.6 (10.3 to 41.1)	34 (16.9 to 64.5)	30.7 (14.2 to 61.2)	29.8 (16 to 56.9)	32.1 (16.4 to 61.2)	36.9 (19.1 to 69.5)	38.4 (20.1 to 69.5)	30.1 (16.1 to 52.2)	24.7 (13.6 to 42.1)	19.6 (10.9 to 32.1)	23.9 (13.2 to 38.6)	24.5 (13.6 to 39.1)	28.8 (15.7 to 44.2)	34.2 (19.6 to 54.2)	39.9 (21.4 to 63.4)	20.9 (11.6 to 33.2)	10.4 (6.2 to 16.5)	9.7 (5.4 to 16.1)	1,420 (1,420 to 1,420)
Otitis media	0 (0 to 0)	0 (0 to 0)	0.1 (0.5 to 1.4)	0.2 (0.1 to 1.4)	0.2 (0.1 to 1.4)	0.2 (0.2 to 1.4)	0.2 (0.2 to 1.4)	0.2 (0.2 to 1.4)	0.2 (0.2 to 1.4)	0.2 (0.2 to 1.4)	0.2 (0.2 to 1.4)	0.2 (0.2 to 1.4)	0.2 (0.2 to 1.4)	0.2 (0.2 to 1.4)	0.2 (0.2 to 1.4)	0.2 (0.2 to 1.4)	0.2 (0.2 to 1.4)	0.2 (0.2 to 1.4)	0.2 (0.2 to 1.4)	0.2 (0.2 to 1.4)	0.2 (0.2 to 1.4)	0 (0 to 0.1)	4
Enteric infections	0.1 (0 to 0.2)	0.4 (0.4 to 1.4)	0.4 (0.4 to 1.4)	1.5 (0.4 to 3.4)	1.5 (0.4 to 3.4)	0.6 (0.4 to 0.9)	0.6 (0.4 to 0.9)	1.4 (0.4 to 3.4)	2.2 (0.6 to 5.1)	3.2 (0.9 to 8.6)	4.5 (1.2 to 11.5)	6.3 (1.7 to 16.2)	7.5 (2.1 to 19.1)	13.5 (3.8 to 34.7)	21.9 (6.2 to 55.6)	41.1 (11.9 to 103)	71.1 (20.2 to 179)	131 (37.9 to 327)	211 (61.1 to 523)	372 (107 to 923)	372 (107 to 923)	372 (107 to 923)	418 (120 to 1,030)
Diarrheal diseases	0.1 (0 to 0.2)	0.4 (0.4 to 1.4)	0.4 (0.4 to 1.4)	1.5 (0.4 to 3.4)	1.5 (0.4 to 3.4)	0.6 (0.4 to 0.9)	0.6 (0.4 to 0.9)	1.4 (0.4 to 3.4)	2.2 (0.6 to 5.1)	3.2 (0.9 to 8.6)	4.5 (1.2 to 11.5)	6.3 (1.7 to 16.2)	7.5 (2.1 to 19.1)	13.5 (3.8 to 34.7)	21.9 (6.2 to 55.6)	41.1 (11.9 to 103)	71.1 (20.2 to 179)	131 (37.9 to 327)	211 (61.1 to 523)	372 (107 to 923)	372 (107 to 923)	372 (107 to 923)	418 (120 to 1,030)
Typhoid and paratyphoid	0 (0 to 0)	0 (0 to 0)	0 (0 to 0)	0 (0 to 0)	0 (0 to 0)	0 (0 to 0)	0 (0 to 0)	0 (0 to 0)	0 (0 to 0)	0 (0 to 0)	0 (0 to 0)	0 (0 to 0)	0 (0 to 0)	0 (0 to 0)	0 (0 to 0)	0 (0 to 0)	0 (0 to 0)	0 (0 to 0)	0 (0 to 0)	0 (0 to 0)	0 (0 to 0)	0 (0 to 0)	0 (0 to 0)	0
Typhoid fever	0 (0 to 0)	0 (0 to 0)	0 (0 to 0)	0 (0 to 0)	0 (0 to 0)	0 (0 to 0)	0 (0 to 0)	0 (0 to 0)	0 (0 to 0)	0 (0 to 0)	0 (0 to 0)	0 (0 to 0)	0 (0 to 0)	0 (0 to 0)	0 (0 to 0)	0 (0 to 0)	0 (0 to 0)	0 (0 to 0)	0 (0 to 0)	0 (0 to 0)	0 (0 to 0)	0 (0 to 0)	0 (0 to 0)	0
Paratyphoid fever	0 (0 to 0)	0 (0 to 0)	0 (0 to 0)	0 (0 to 0)	0 (0 to 0)	0 (0 to 0)	0 (0 to 0)	0 (0 to 0)	0 (0 to 0)	0 (0 to 0)	0 (0 to 0)	0 (0 to 0)	0 (0 to 0)	0 (0 to 0)	0 (0 to 0)	0 (0 to 0)	0 (0 to 0)	0 (0 to 0)	0 (0 to 0)	0 (0 to 0)	0 (0 to 0)	0 (0 to 0)	0 (0 to 0)	0
Invasive Non-typhoidal Salmonella (iNTS)	0 (0 to 0)	0 (0 to 0)	0 (0 to 0)	0 (0 to 0)	0 (0 to 0)	0 (0 to 0)	0 (0 to 0)	0 (0 to 0)	0 (0 to 0)	0 (0 to 0)	0 (0 to 0)	0 (0 to 0)	0 (0 to 0)	0 (0 to 0)	0 (0 to 0)	0 (0 to 0)	0 (0 to 0)	0 (0 to 0)	0 (0 to 0)	0 (0 to 0)	0 (0 to 0)	0 (0 to 0)	0 (0 to 0)	0
Other intestinal infectious diseases	0 (0 to 0)	0 (0 to 0)	0 (0 to 0)	0 (0 to 0)	0 (0 to 0)	0 (0 to 0)	0 (0 to 0)	0 (0 to 0)	0 (0 to 0)	0 (0 to 0)	0 (0 to 0)	0 (0 to 0)	0 (0 to 0)	0 (0 to 0)	0 (0 to 0)	0 (0 to 0)	0 (0 to 0)	0 (0 to 0)	0 (0 to 0)	0 (0 to 0)	0 (0 to 0)	0 (0 to 0)	0 (0 to 0)	0
Neglected tropical diseases and malaria	0 (0 to 0)	0.2 (0 to 0.9)	1.6 (0.9 to 2.4)	2.4 (0.6 to 11)	2.5 (0.9 to 7.6)	2.1 (0.7 to 7.5)	2.1 (0.6 to 7.4)	2.1 (0.7 to 7.4)	2.1 (0.6 to 7.4)	2.1 (0.4 to 6.7)	2.1 (0.3 to 6.1)	7.7 (1.2 to 21.2)	6.3 (1.3 to 19.4)	2.4 (0.6 to 11.1)	2 (0.6 to 12.4)	2 (0.7 to 7.3)	2.1 (0.6 to 7.6)	2.1 (0.6 to 7.6)	2.1 (0.6 to 7.6)	2.1 (0.6 to 7.6)	2.1 (0.6 to 7.6)	0 (0 to 0.1)	79.4
Malaria	0 (0 to 0)	0 (0 to 0)	0 (0 to 0)	0 (0 to 0)	0 (0 to 0)	0 (0 to 0)	0 (0 to 0)	0 (0 to 0)	0 (0 to 0)	0 (0 to 0)	0 (0 to 0)	0 (0 to 0)	0 (0 to 0)	0 (0 to 0)	0 (0 to 0)	0 (0 to 0)	0 (0 to 0)	0 (0 to 0)	0 (0 to 0)	0 (0 to 0)	0 (0 to 0)	0 (0 to 0)	0 (0 to 0)	0
Chagas disease	0 (0 to 0)	0 (0 to 0)	0 (0 to 0)	0 (0 to 0)	0 (0 to 0)	0 (0 to 0)	0 (0 to 0)	0 (0 to 0)	0 (0 to 0)	0 (0 to 0)	0 (0 to 0)	0 (0 to 0)	0 (0 to 0)	0 (0 to 0)	0 (0 to 0)	0 (0 to 0)	0 (0 to 0)	0 (0 to 0)	0 (0 to 0)	0 (0 to 0)	0 (0 to 0)	0 (0 to 0)	0 (0 to 0)	0
Leishmaniasis	0 (0 to 0)	0 (0 to 0)	0 (0 to 0)	0 (0 to 0)	0 (0 to 0)	0 (0 to 0)	0 (0 to 0)	0 (0 to 0)	0 (0 to 0)	0 (0 to 0)	0 (0 to 0)	0 (0 to 0)	0 (0 to 0)	0 (0 to 0)	0 (0 to 0)	0 (0 to 0)	0 (0 to 0)	0 (0 to 0)	0 (0 to 0)	0 (0 to 0)	0 (0 to 0)	0 (0 to 0)	0 (0 to 0)	0
Visceral leishmaniasis	0 (0 to 0)	0 (0 to 0)	0 (0 to 0)	0 (0 to 0)	0 (0 to 0)	0 (0 to 0)	0 (0 to 0)	0 (0 to 0)	0 (0 to 0)	0 (0 to 0)	0 (0 to 0)	0 (0 to 0)	0 (0 to 0)	0 (0 to 0)	0 (0 to 0)	0 (0 to 0)	0 (0 to 0)	0 (0 to 0)	0 (0 to 0)	0 (0 to 0)	0 (0 to 0)	0 (0 to 0)	0 (0 to 0)	0
Cutaneous and mucocutaneous leishmaniasis	0 (0 to 0)	0 (0 to 0)	0 (0 to 0)	0 (0 to 0)	0 (0 to 0)	0 (0 to 0)	0 (0 to 0)	0 (0 to 0)	0 (0 to 0)	0 (0 to 0)	0 (0 to 0)	0 (0 to 0)	0 (0 to 0)	0 (0 to 0)	0 (0 to 0)	0 (0 to 0)	0 (0 to 0)	0 (0 to 0)	0 (0 to 0)	0 (0 to 0)	0 (0 to 0)	0 (0 to 0)	0 (0 to 0)	0
African trypanosomiasis	0 (0 to 0)	0 (0 to 0)	0 (0 to 0)	0 (0 to 0)	0 (0 to 0)	0 (0 to 0)	0 (0 to 0)	0 (0 to 0)	0 (0 to 0)	0 (0 to 0)	0 (0 to 0)	0 (0 to 0)	0 (0 to 0)	0 (0 to 0)	0 (0 to 0)	0 (0 to 0)	0 (0 to 0)	0 (0 to 0)	0 (0 to 0)	0 (0 to 0)	0 (0 to 0)	0 (0 to 0)	0 (0 to 0)	0
Schistosomiasis	0 (0 to 0)	0 (0 to 0)	0 (0 to 0)	0 (0 to 0)	0 (0 to 0)	0 (0 to 0)	0 (0 to 0)	0 (0 to 0)	0 (0 to 0)	0 (0 to 0)	0 (0 to 0)	0 (0 to 0)	0 (0 to 0)	0 (0 to 0)	0 (0 to 0)	0 (0 to 0)	0 (0 to 0)	0 (0 to 0)	0 (0 to 0)	0 (0 to 0)	0 (0 to 0)	0 (0 to 0)	0 (0 to 0)	0
Cysticercosis	0 (0 to 0)	0 (0 to 0)	0 (0 to 0)	0 (0 to 0)	0 (0 to 0)	0 (0 to 0)	0 (0 to 0)	0 (0 to 0)	0 (0 to 0)	0 (0 to 0)	0 (0 to 0)	0 (0 to 0)	0 (0 to 0)	0 (0 to 0)	0 (0 to 0)	0 (0 to 0)	0 (0 to 0)	0 (0 to 0)	0 (0 to 0)	0 (0 to 0)	0 (0 to 0)	0 (0 to 0)	0 (0 to 0)	0
Cystic echinococcosis	0 (0 to 0)	0 (0 to 0)	0 (0 to 0)	0 (0 to 0)	0 (0 to 0)	0 (0 to 0)	0 (0 to 0)	0 (0 to 0)	0 (0 to 0)	0 (0 to 0)	0 (0 to 0)	0 (0 to 0)	0 (0 to 0)	0 (0 to 0)	0 (0 to 0)	0 (0 to 0)	0 (0 to 0)	0 (0 to 0)	0 (0 to 0)	0 (0 to 0)	0 (0 to 0)	0 (0 to 0)	0 (0 to 0)	0
Lymphatic filariasis	0 (0 to 0)	0 (0 to 0)	0 (0 to 0)	0 (0 to 0)	0 (0 to 0)	0 (0 to 0)	0 (0 to 0)	0 (0 to 0)	0 (0 to 0)	0 (0 to 0)	0 (0 to 0)	0 (0 to 0)	0 (0 to 0)	0 (0 to 0)	0 (0 to 0)	0 (0 to 0)	0 (0 to 0)	0 (0 to 0)	0 (0 to 0)	0 (0 to 0)	0 (0 to 0)	0 (0 to 0)	0 (0 to 0)	0
Onchocerciasis	0 (0 to 0)	0 (0 to 0)	0 (0 to 0)	0 (0 to 0)	0 (0 to 0)	0 (0 to 0)	0 (0 to 0)	0 (0 to 0)	0 (0 to 0)	0 (0 to 0)	0 (0 to 0)	0 (0 to 0)	0 (0 to 0)	0 (0 to 0)	0 (0 to 0)	0 (0 to 0)	0 (0 to 0)	0 (0 to 0)	0 (0 to 0)	0 (0 to 0)	0 (0 to 0)	0 (0 to 0)	0 (0 to 0)	0
Trachoma	0 (0 to 0)	0 (0 to 0)	0 (0 to 0)	0 (0 to 0)	0 (0 to 0)	0 (0 to 0)	0 (0 to 0)	0 (0 to 0)	0 (0 to 0)	0 (0 to 0)	0 (0 to 0)	0 (0 to 0)	0 (0 to 0)	0 (0 to 0)	0 (0 to 0)	0 (0 to 0)	0 (0 to 0)	0 (0 to 0)	0 (0 to 0)	0 (0

Other neoplasms	0·2 (0·1 to 0·4)	0·4 (0·1 to 0·9)	1·5 (0·4 to 2·7)	1·1 (0·7 to 1·9)	1·3 (0·7 to 2)	1·2 (0·6 to 1·9)	1·8 (1·1 to 2·8)	1·4 (0·8 to 2·1)	1·6 (1·1 to 2·4)	2 (1·3 to 2·8)	2·6 (1·6 to 3·9)	3·2 (2 to 5·1)	5·2 (3·5 to 7)	7·2 (5 to 9·9)	7·2 (5 to 9·8)	11·2 (7·7 to 15·4)	17·6 (12·4 to 24·5)	30·9 (23·2 to 41·3)	52·6 (39·1 to 68·4)	61·8 (45·2 to 81·3)	74·2 (54·5 to 96·9)	82·7 (59·3 to 108)	80·5 (52·3 to 109)	50·7 (29·9 to 72·5)	18·9 (10·7 to 27·5)	939
Medulloblastoma, medulloblastoma, and other hemangioblastoma	0·3 (0·1 to 0·4)	0·4 (0·1 to 0·9)	0·9 (0·4 to 2·7)	1·3 (0·7 to 1·9)	1·2 (0·7 to 2)	1·2 (0·6 to 1·9)	1·4 (0·8 to 2·1)	1·6 (1·1 to 2·4)	1·8 (1·1 to 2·4)	2 (1·3 to 2·8)	2·3 (1·6 to 3·9)	3·2 (2 to 5·1)	4·7 (3·5 to 7)	7·2 (5 to 9·9)	7·2 (5 to 9·8)	11·2 (7·7 to 15·4)	17·6 (12·4 to 24·5)	30·9 (23·2 to 41·3)	52·6 (39·1 to 68·4)	61·8 (45·2 to 81·3)	74·2 (54·5 to 96·9)	82·7 (59·3 to 108)	80·5 (52·3 to 109)	50·7 (29·9 to 72·5)	18·9 (10·7 to 27·5)	939
Meningioma and in situ intracranial neoplasms	0 (0 to 0)	0 (0 to 0)	0 (0 to 0)	0 (0 to 0)	0 (0 to 0)	0 (0 to 0)	0 (0 to 0)	0 (0 to 0)	0 (0 to 0)	0 (0 to 0)	0 (0 to 0)	0 (0 to 0)	0 (0 to 0)	0 (0 to 0)	0 (0 to 0)	0 (0 to 0)	0 (0 to 0)	0 (0 to 0)	0 (0 to 0)	0 (0 to 0)	0 (0 to 0)	0 (0 to 0)	0 (0 to 0)	0 (0 to 0)	0 (0 to 0)	0 (0 to 0)	0
Meningioma and in situ cervical and uterine neoplasms	0 (0 to 0)	0 (0 to 0)	0 (0 to 0)	0 (0 to 0)	0 (0 to 0)	0 (0 to 0)	0 (0 to 0)	0 (0 to 0)	0 (0 to 0)	0 (0 to 0)	0 (0 to 0)	0 (0 to 0)	0 (0 to 0)	0 (0 to 0)	0 (0 to 0)	0 (0 to 0)	0 (0 to 0)	0 (0 to 0)	0 (0 to 0)	0 (0 to 0)	0 (0 to 0)	0 (0 to 0)	0 (0 to 0)	0 (0 to 0)	0 (0 to 0)	0 (0 to 0)	0
Other benign and in situ neoplasms	0 (0 to 0)	0 (0 to 0)	0 (0 to 0)	0 (0 to 0)	0 (0 to 0)	0 (0 to 0)	0 (0 to 0)	0 (0 to 0)	0 (0 to 0)	0 (0 to 0)	0 (0 to 0)	0 (0 to 0)	0 (0 to 0)	0 (0 to 0)	0 (0 to 0)	0 (0 to 0)	0 (0 to 0)	0 (0 to 0)	0 (0 to 0)	0 (0 to 0)	0 (0 to 0)	0 (0 to 0)	0 (0 to 0)	0 (0 to 0)	0 (0 to 0)	0 (0 to 0)	0
Cardiovascular diseases	1 (0·4 to 1·4)	1·9 (1·4 to 2·4)	13·6 (7·9 to 13·2)	12 (7·9 to 17·2)	9·7 (7·2 to 12·9)	15·7 (11·1 to 20·4)	27·2 (20·2 to 35·7)	28·9 (23·5 to 35·1)	54 (41·9 to 68)	79·2 (61·5 to 99·5)	104 (80·2 to 132)	215 (167 to 263)	386 (302 to 481)	618 (490 to 757)	893 (692 to 1,097)	1,392 (1,082 to 1,703)	1,992 (1,630 to 2,292)	2,532 (2,110 to 2,912)	3,370 (2,790 to 3,897)	4,720 (3,820 to 5,540)	6,160 (4,930 to 7,460)	5,992 (4,719 to 7,310)	2,949 (2,766 to 3,700)	32,300
Rheumatic heart disease	0 (0 to 0)	0 (0 to 0)	0 (0·2 to 0·4)	0 (0·1 to 0·3)	0 (0·2 to 0·3)	0·1 (0·3 to 0·4)	0·1 (0·4 to 0·6)	0·1 (0·4 to 0·6)	0·1 (0·7 to 1·1)	0·2 (0·9 to 1·3)	0·3 (1·1 to 2·1)	0·4 (1·4 to 2·7)	0·7 (2·4 to 4·2)	1·1 (3·7 to 6·2)	1·4 (5·2 to 7·7)	2·1 (7·2 to 10·4)	2·7 (9·2 to 13)	3·7 (12·2 to 17·5)	4·9 (16·1 to 23·1)	7·2 (23·6 to 33·6)	9·9 (32·4 to 45·5)	14·5 (47·1 to 65·1)	21·6 (69·1 to 95·2)	30·1 (93·3 to 127)	43·3 (129 to 180)	148·9 (104 to 206)
Ischemic heart disease	0 (0 to 0)	0 (0 to 0)	0 (0 to 0)	0 (0 to 0)	1·6 (0·7 to 3·1)	2·7 (1·2 to 5·1)	6·6 (2·9 to 12·5)	12·6 (5·6 to 23·7)	20·4 (9·1 to 38·2)	38·1 (17·2 to 71·1)	62·5 (28·4 to 116)	120 (54·7 to 222)	197 (90·1 to 364)	329 (151 to 607)	469 (214 to 865)	666 (305 to 1,227)	894 (409 to 1,646)	1,139 (521 to 2,097)	1,515 (693 to 2,789)	2,122 (971 to 3,907)	2,768 (1,266 to 5,096)	3,717 (1,700 to 6,844)	3,621 (1,656 to 6,667)	2,280 (1,042 to 4,200)	850 (389 to 1,565)	9,130
Stroke	0 (0 to 0·1)	0·3 (0·1 to 0·5)	1·4 (0·9 to 2·9)	2·1 (1·5 to 3·4)	3·5 (2·4 to 5·4)	5·6 (3·9 to 8·4)	10·3 (7·4 to 14·2)	18·6 (13·4 to 26·1)	27·3 (19·1 to 37·7)	42·6 (31·1 to 59·4)	74·6 (55·1 to 99·6)	173 (133 to 217)	283 (220 to 351)	385 (303 to 485)	498 (379 to 615)	729 (567 to 897)	1,019 (792 to 1,220)	1,228 (969 to 1,462)	1,497 (1,220 to 1,790)	1,918 (1,560 to 2,340)	2,550 (2,080 to 3,040)	2,230 (1,820 to 2,770)	1,500 (1,420 to 2,770)	1,140 (1,140 to 2,010)	14,400
Ischemic stroke	0 (0 to 0)	0·1 (0 to 0·2)	1·2 (0·8 to 2·6)	2·1 (1·5 to 3·4)	3·5 (2·4 to 5·4)	5·7 (4·1 to 8·5)	7·2 (5·2 to 10·2)	8·9 (6·4 to 12·5)	13·7 (9·6 to 19·2)	20·4 (14·3 to 28·5)	33·7 (23·6 to 47·3)	83·2 (58·4 to 116)	142·3 (100·2 to 198)	232·3 (164·1 to 321)	352·3 (250·1 to 484)	514·1 (366·1 to 703)	719·2 (513·1 to 982)	866·1 (619·1 to 1,180)	1,060 (759·1 to 1,440)	1,350 (968·1 to 1,830)	1,800 (1,290 to 2,440)	1,570 (1,130 to 2,130)	1,060 (1,000 to 1,960)	804 (804 to 1,420)	9,390
Intracerebral hemorrhage	0 (0 to 0)	0 (0 to 0)	0·1 (0 to 0·2)	0·2 (0·1 to 0·4)	0·3 (0·2 to 0·5)	0·4 (0·2 to 0·6)	0·6 (0·3 to 0·9)	0·8 (0·5 to 1·2)	1·2 (0·8 to 1·7)	1·8 (1·2 to 2·6)	2·9 (2·1 to 4·2)	7·5 (5·1 to 10·6)	12·3 (8·5 to 17·4)	20·1 (13·9 to 28·5)	30·5 (21·2 to 43·3)	44·5 (30·9 to 63·2)	62·3 (43·3 to 88·5)	75·1 (52·2 to 106·6)	91·8 (63·8 to 130·4)	117 (81·3 to 166·1)	156 (108·4 to 221·5)	193 (134·1 to 273·9)	130 (90·3 to 184·5)	70 (48·6 to 99·3)	25 (17·3 to 35·4)	814
Subarachnoid hemorrhage	0 (0 to 0·1)	0 (0 to 0)	0·1 (0·2 to 0·6)	0·2 (0·1 to 0·5)	0·3 (0·2 to 0·6)	0·4 (0·2 to 0·7)	0·5 (0·3 to 0·9)	0·7 (0·4 to 1·1)	1·1 (0·6 to 1·6)	1·6 (1·1 to 2·4)	2·5 (1·7 to 3·6)	6·4 (4·4 to 9·1)	10·4 (7·2 to 14·8)	17·1 (11·8 to 24·2)	25·9 (17·9 to 36·8)	37·8 (26·2 to 53·7)	52·9 (36·8 to 75·2)	63·8 (44·2 to 90·6)	77·9 (54·1 to 110·8)	99·5 (69·1 to 141·4)	132·7 (92·1 to 188·6)	164·1 (113·9 to 233·2)	110·6 (76·8 to 157·2)	59·5 (41·3 to 84·6)	21·5 (14·9 to 30·5)	691
Hypertensive heart disease	0 (0 to 0)	0 (0 to 0)	0 (0 to 0)	0 (0 to 0)	0 (0 to 0)	0 (0 to 0)	0 (0 to 0)	0 (0 to 0)	0 (0 to 0)	0 (0 to 0)	0 (0 to 0)	0 (0 to 0)	0 (0 to 0)	0 (0 to 0)	0 (0 to 0)	0 (0 to 0)	0 (0 to 0)	0 (0 to 0)	0 (0 to 0)	0 (0 to 0)	0 (0 to 0)	0 (0 to 0)	0 (0 to 0)	0 (0 to 0)	0 (0 to 0)	0 (0 to 0)	0
Non-rheumatic valvular heart disease	0 (0 to 0)	0 (0 to 0)	0 (0 to 0)	0 (0 to 0)	0 (0 to 0)	0 (0 to 0)	0 (0 to 0)	0 (0 to 0)	0 (0 to 0)	0 (0 to 0)	0 (0 to 0)	0 (0 to 0)	0 (0 to 0)	0 (0 to 0)	0 (0 to 0)	0 (0 to 0)	0 (0 to 0)	0 (0 to 0)	0 (0 to 0)	0 (0 to 0)	0 (0 to 0)	0 (0 to 0)	0 (0 to 0)	0 (0 to 0)	0 (0 to 0)	0 (0 to 0)	0
Non-rheumatic calcific aortic valve disease	0 (0 to 0)	0 (0 to 0)	0·3 (0·1 to 0·6)	0·3 (0·2 to 0·6)	0·5 (0·3 to 0·9)	0·6 (0·4 to 1·1)	0·9 (0·5 to 1·6)	1·1 (0·6 to 2·1)	1·4 (0·8 to 2·5)	2·0 (1·2 to 3·7)	2·9 (1·7 to 5·1)	4·1 (2·5 to 7·5)	5·6 (3·5 to 9·9)	7·7 (5·1 to 13·4)	10·6 (7·1 to 18·1)	14·6 (9·9 to 24·5)	19·1 (13·1 to 31·6)	23 (15·9 to 37·1)	27·6 (19·1 to 43·6)	33·2 (23·1 to 51·6)	40 (27·9 to 61·5)	46 (31·5 to 70·1)	48·5 (32·1 to 73·1)	45·1 (29·1 to 68·2)	27·4 (17·5 to 41·1)	335
Non-rheumatic degenerative mitral valve disease	0 (0 to 0)	0 (0 to 0)	0 (0 to 0)	0 (0 to 0)	0 (0 to 0)	0 (0 to 0)	0 (0 to 0·1)	0 (0 to 0·1)	0 (0 to 0·2)	0 (0 to 0·3)	0·1 (0 to 0·4)	0·1 (0 to 0·6)	0·2 (0 to 0·9)	0·3 (0 to 1·3)	0·4 (0 to 1·8)	0·6 (0 to 2·5)	0·8 (0 to 3·3)	1 (0 to 4·1)	1·2 (0 to 5·1)	1·5 (0 to 6·3)	1·8 (0 to 7·8)	2·1 (0 to 9·1)	2·4 (0 to 10·2)	2·5 (0 to 10·6)	2·3 (0 to 9·8)	1·4 (0 to 6·1)	839
Other non-rheumatic valve diseases	0 (0 to 0)	0 (0 to 0)	0 (0 to 0)	0 (0 to 0)	0 (0 to 0)	0 (0 to 0)	0 (0 to 0·1)	0 (0 to 0·1)	0 (0 to 0·1)	0 (0 to 0·2)	0 (0 to 0·2)	0 (0 to 0·3)	0 (0 to 0·5)	0 (0 to 0·7)	0 (0 to 1)	0 (0 to 1·4)	0 (0 to 1·9)	0 (0 to 2)	0 (0 to 2·5)	0 (0 to 3·1)	0 (0 to 3·9)	0 (0 to 4·8)	0 (0 to 5·8)	0 (0 to 6·2)	0 (0 to 5·9)	0 (0 to 3·7)	1·7
Cardiomyopathy and myocarditis	0·2 (0·1 to 0·7)	0·4 (0·3 to 1·1)	0·9 (0·4 to 1·9)	1·7 (1·1 to 2·3)	2·4 (2 to 3·1)	2·8 (2·1 to 3·7)	3·7 (2·8 to 4·7)	4·5 (3·4 to 5·8)	5·7 (4·2 to 7·5)	7·2 (5·2 to 9·5)	9·1 (6·6 to 12·4)	11·6 (8·3 to 15·8)	14 (9·9 to 19·8)	17·5 (12·4 to 24·4)	21·5 (15·3 to 30·4)	26·1 (18·3 to 36·8)	31·6 (22·1 to 44·2)	37 (25·9 to 51·8)	43·4 (29·9 to 60·3)	49·9 (34·2 to 69·5)	57·5 (39·2 to 79·8)	65·2 (44·1 to 90·2)	72·9 (49·1 to 100·8)	79·5 (53·2 to 109·8)	83·2 (55·3 to 114·9)	897
Myocarditis	0 (0 to 0·1)	0 (0 to 0·2)	0·1 (0·1 to 0·4)	0·2 (0·1 to 0·5)	0·3 (0·2 to 0·6)	0·4 (0·2 to 0·7)	0·5 (0·3 to 0·9)	0·6 (0·4 to 1·1)	0·8 (0·5 to 1·3)	1·1 (0·7 to 1·8)	1·5 (1 to 2·4)	2·2 (1·4 to 3·5)	3·1 (2 to 4·9)	4·4 (2·8 to 6·9)	6·1 (3·9 to 9·6)	8·4 (5·4 to 13·2)	11·2 (7·1 to 17·4)	14·3 (9·1 to 22·2)	17·8 (11·3 to 27·5)	21·8 (13·7 to 33·7)	26·5 (16·7 to 40·9)	31·6 (19·9 to 48·7)	36·8 (23·1 to 56·6)	41·2 (25·8 to 63·2)	43·6 (27·1 to 66·7)	479
Alcoholic cardiomyopathy	0 (0 to 0)	0 (0 to 0)	0 (0 to 0)	0 (0 to 0)	0 (0 to 0)	0 (0 to 0)	0 (0 to 0)	0 (0 to 0)	0 (0 to 0)	0 (0 to 0)	0 (0 to 0)	0 (0 to 0)	0 (0 to 0)	0 (0 to 0)	0 (0 to 0)	0 (0 to 0)	0 (0 to 0)	0 (0 to 0)	0 (0 to 0)	0 (0 to 0)	0 (0 to 0)	0 (0 to 0)	0 (0 to 0)	0 (0 to 0)	0 (0 to 0)	0 (0 to 0)	0
Other cardiomyopathy	0 (0 to 0·4)	0 (0 to 0·9)	0·4 (0·2 to 0·8)	0·7 (0·4 to 1·1)	0·9 (0·6 to 1·4)	1·1 (0·7 to 1·7)	1·4 (0·9 to 2·2)	1·7 (1·1 to 2·6)	2·2 (1·4 to 3·4)	3·1 (2 to 4·8)	4·3 (2·7 to 6·7)	6·2 (3·9 to 9·5)	8·9 (5·6 to 14·1)	12·6 (8·1 to 19·6)	17·4 (11·2 to 27·1)	23·8 (15·4 to 36·8)	31·8 (20·7 to 48·5)	40·2 (26·4 to 60·7)	49·8 (32·9 to 73·5)	60·2 (39·7 to 87·2)	71·2 (47·1 to 102·4)	81·6 (54·1 to 116·8)	90·8 (60·5 to 129·2)	97·5 (64·9 to 137·8)	99·6 (66·3 to 140·5)	765
Atrial fibrillation and flutter	0 (0 to 0)	0 (0 to 0)	0 (0 to 0)	0 (0 to 0)	0 (0 to 0)	0 (0 to 0)	0 (0 to 0)	0 (0 to 0)	0 (0 to 0)	0 (0 to 0)	0 (0 to 0)	0 (0 to 0)	0 (0 to 0)	0 (0 to 0)	0 (0 to 0)	0 (0 to 0)	0 (0 to 0)	0 (0 to 0)	0 (0 to 0)	0 (0 to 0)	0 (0 to 0)	0 (0 to 0)	0 (0 to 0)	0 (0 to 0)	0 (0 to 0)	0 (0 to 0)	0
Aortic aneurysm	—	—	—	—	—	—	0·4 (0·2 to 0·6)	0·6 (0·3 to 1·2)	1·0 (0·5 to 1·6)	1·3 (0·8 to 2·2)	2·2 (1·3 to 3·4)	3·4 (2·1 to 5·4)	5·1 (3·2 to 8)	8·4 (5·1 to 13·2)	14·7 (9·1 to 23·2)	25·9 (16·1 to 40·5)	39·6 (24·8 to 61·7)	59·7 (37·5 to 91·9)	85·5 (53·8 to 130)	109 (69·1 to 165)	130 (82·7 to 196)	151 (95·3 to 227)	156 (97·7 to 233)	141 (87·1 to 213)	107 (65·1 to 161)	70 (42·1 to 106)	2,030
Endocarditis	0 (0 to 0)	0 (0 to 0)	0·3 (0·2 to 0·5)	0·3 (0·1 to 0·5)	0·5 (0·2 to 0·8)	0·6 (0·3 to 0·9)	0·8 (0·4 to 1·2)	1·1 (0·6 to 1·6)	1·4 (0·8 to 2·1)	2·1 (1·2 to 3·1)	2·9 (1·6 to 4·3)	4·1 (2·3 to 6·2)	5·6 (3·2 to 8·5)	7·7 (4·4 to 11·7)	10·6 (6·1 to 16·1)	14·6 (8·4 to 22·2)	19·1 (11·1 to 29·1)	23 (13·4 to 35·1)	27·6 (16·1 to 42·1)	32·2 (18·9 to 49·1)	37·2 (21·9 to 56·8)	41·6 (24·5 to 63·5)	45·1 (26·5 to 68·8)	46 (26·9 to 70·3)	43·6 (25·5 to 66·5)	774
Other cardiovascular and circulatory diseases	0·7 (0·3 to 1·1)	1 (0·4 to 1·5)	4·2 (1·8 to 6·4)	2·5 (1·5 to 4·6)	1·4 (0·8 to 2·4)	2·8 (1·6 to 4·6)	3·1 (1·8 to 5·1)	4·6 (2·8 to 6·9)	6·9 (4·3 to 10·2)	9·1 (5·8 to 13·5)	11·7 (7·5 to 17·2)	16·3 (10·6 to 23·7)	22·5 (14·7 to 32·8)	30·6 (19·7 to 46·4)	41·2 (26·1 to 61·9)	54·1 (34·2 to 81·5)	69·4 (43·9 to 103)	79·2 (50·1 to 118)	91·6 (57·9 to 136)	107 (67·9 to 159)	124 (78·2 to 184)	139 (87·2 to 205)	89·3 (56·1 to 132)	62·9 (39·7 to 93·2)	51·2 (32·2 to 75·9)	679
Chronic respiratory diseases	0 (0 to 0)	0 (0 to 0)	44 (35·1 to 79·7)	88·2 (67·1 to 108)	165 (125 to 208)	66·1 (50·3 to 83·4)	67·1 (51·1 to 84·6)	72·9 (55·5 to 92)	77·7 (59·2 to 98)	82·8 (63·1 to 104)	87·1 (66·4 to 110)	124 (94·5 to 156)	192 (146·3 to 243)	170 (129·7 to 214)	213 (162·3 to 269)	335 (255·3 to 423)	474 (361·3 to 598)	599 (456·3 to 756)	694 (528·9 to 876)	783 (596·5 to 988)	833 (634·9 to 1,050)	856 (652·1 to 1,080)	709 (540·3 to 895)	533 (406·1 to 673)	319 (243·1 to 403)	6,390
Chronic obstructive pulmonary disease	0 (0 to 0)	0 (0 to 0)	9·1 (7·1 to 11·4)	17·2 (13·4 to 21·7)	34·9 (27·1 to 44·1)	14·3 (11·1 to 18·1)	12·2 (9·5 to 15·4)	13·2 (10·2 to 16·7)	14·1 (10·9 to 17·8)	15·1 (11·6 to 19·1)	15·8 (12·2 to 19·9)	22·5 (17·4 to 28·4)	34·9 (26·9 to 44·1)	30·9 (23·9 to 39·1)	38·7 (29·9 to 48·9)	60·8 (47·0 to 76·9)	85·9 (66·4 to 108)	108·7 (84·1 to 137)	125·9 (97·3 to 159)	142·1 (109·9 to 179)	151·2 (116·9 to 191)	155·3 (120·1 to 196)	128·7 (99·5 to 163)	96·6 (74·7 to 122)	57·9 (44·8 to 73·2)	1,160
Pneumoconiosis	0 (0 to 0)	0 (0 to 0)	0 (0 to 0)	0 (0 to 0)	0 (0 to 0)	0 (0 to 0)	0 (0 to 0)	0 (0 to 0)	0 (0 to 0)	0 (0 to 0)	0 (0 to 0)	0 (0 to 0)	0 (0 to 0)	0 (0 to 0)	0 (0 to 0)	0 (0 to 0)	0 (0 to 0)	0 (0 to 0)	0 (0 to 0)	0 (0 to 0)	0 (0 to 0)	0 (0 to 0)	0 (0 to 0)	0 (0 to 0)	0 (0 to 0)	0 (0 to 0)	0
Silicosis	0 (0 to 0)	0 (0 to 0)	0 (0 to 0)	0 (0 to 0)	0 (0 to 0)	0 (0 to 0)	0 (0 to 0)	0 (0 to 0)	0 (0 to 0)	0 (0 to 0)	0 (0 to 0)	0 (0 to 0)	0 (0 to 0)	0 (0 to 0)	0 (0 to 0)	0 (0 to 0)	0 (0 to 0)	0 (0 to 0)	0 (0 to 0)	0 (0 to 0)	0 (0 to 0)	0 (0 to 0)	0 (0 to 0)	0 (0 to 0)	0 (0 to 0)	0 (0 to 0)	0
Asbestosis	0 (0 to 0)	0 (0 to 0)	0 (0 to 0)	0 (0 to 0)	0 (0 to 0)	0 (0 to 0)	0 (0 to 0)	0 (0 to 0)	0 (0 to 0)	0 (0 to 0)	0 (0 to 0)	0 (0 to 0)	0 (0 to 0)	0 (0 to 0)	0 (0 to 0)	0 (0 to 0)	0 (0 to 0)	0 (0 to 0)	0 (0 to 0)	0 (0 to 0)	0 (0 to 0)	0 (0 to 0)	0 (0 to 0)	0 (0 to 0)	0 (0 to 0)	0 (0 to 0)	0
Coal workers pneumoconiosis	0 (0 to 0)	0 (0 to 0)	0 (0 to 0)	0 (0 to 0)	0 (0 to 0)	0 (0 to 0)	0 (0 to 0)	0 (0 to 0)	0 (0 to 0)	0 (0 to 0)	0 (0 to 0)	0 (0 to 0)	0 (0 to 0)	0 (0 to 0)	0 (0 to 0)	0 (0 to 0)	0 (0 to 0)	0 (0 to 0)	0 (0 to 0)	0 (0 to 0)	0 (0 to 0)	0 (0 to 0)	0 (0 to 0)	0 (0 to 0)	0 (0 to 0)	0 (0 to 0)	0
Other pneumoconiosis	0 (0 to 0)	0 (0 to 0)	0 (0 to 0)	0 (0 to 0)	0 (0 to 0)	0 (0 to 0)	0 (0 to 0)	0 (0 to 0)	0 (0 to 0)	0 (0 to 0)	0 (0 to 0)	0 (0 to 0)	0 (0 to 0)	0 (0 to 0)	0 (0 to 0)	0 (0 to 0)	0 (0 to 0)	0 (0 to 0)	0 (0 to 0)	0 (0 to 0)	0 (0 to 0)	0 (0 to 0)	0 (0 to 0)	0 (0 to 0)	0 (0 to 0)	0 (0 to 0)	0
Asthma	0 (0 to 0)	0 (0 to 0)	39·4 (17·6 to 66·1)	78·9 (29·5 to 146)	49·4 (34·0 to 117)	58·7 (29·2 to 99·4)	45·4 (22·9 to 79)	43·1 (22·1 to 77·9)	43·1 (24·4 to 83·6)	43·1 (23·9 to 87)	44·9 (25·1 to 88·5)	69·4 (38·9 to 109)	104·9 (43·4 to 119)	74·3 (29·2 to 114)	69·6 (43·9 to 115)	69·7 (32·4 to 127)	112 (69·1 to 167)	111 (67·9 to 172)	102 (66·3 to 153)	98·2 (64·5 to 161)	108 (74·3 to 152)	97·4 (67·6 to 134)	1,500 (42·3 to 99·5)
Interstitial lung disease and pulmonary sarcoidosis	0 (0 to 0)	0 (0 to 0)	0 (0 to 0·9)	0 (0 to 0·9)	0 (0 to 0·9

Congenital birth defects	99-2 (72-2 to 139)	82-1 (66-2 to 100)	217 (176 to 2963)	117 (91-4 to 152)	61-9 (43-1 to 87-2)	56 (38 to 81-4)	47-5 (37-1 to 66-9)	27 (20-2 to 39)	24-7 (18-7 to 33)	23-4 (19-2 to 33-2)	22-2 (18-2 to 32)	21-5 (22-3 to 41-1)	29-2 (20-4 to 37-2)	25 (18-2 to 32-7)	23-2 (19 to 33-4)	28-6 (21-2 to 39-2)	29-5 (21-1 to 40-4)	19-7 (9-9 to 23-4)	12 (7-5 to 17-4)	9-1 (5-7 to 13-4)	6-7 (4-2 to 10-1)	3-8 (2-3 to 5-7)	1-5 (0-9 to 2-2)	999
Neural tube defects	2-9 (1-4 to 6-2)	1-9 (1-1 to 3-4)	17-8 (9 to 32-7)	10-2 (7-9 to 20-3)	1-6 (1-1 to 2-2)	1-7 (1-2 to 2-3)	1-1 (1-2 to 2-3)	1-5 (1-2 to 2-1)	1-6 (0-9 to 1-6)	1-2 (0-8 to 1-4)	1-3 (0-8 to 1-7)	1-3 (0-9 to 1-7)	1-3 (0-9 to 2-1)	1-1 (0-6 to 1-5)	1-1 (0-7 to 1-5)	1-1 (0-7 to 1-6)	1-1 (0-6 to 1-5)	0-8 (0-5 to 1-3)	0-3 (0-2 to 0-7)	0-4 (0-2 to 0-7)	0-3 (0-2 to 0-5)	0-2 (0-1 to 0-3)	0-1 (0-0 to 0-2)	974
Congenital heart anomalies	13-7 (11-2 to 16-9)	10-4 (21-8 to 44-2)	46-2 (44-2 to 97-8)	25-1 (19-1 to 40)	13-5 (9-1 to 18)	12 (8-1 to 16-5)	9-6 (6-1 to 12-5)	5-6 (3-7 to 8-1)	5-2 (3-6 to 7-2)	4-9 (3-7 to 7-1)	4-9 (3-6 to 7-1)	4-6 (3-2 to 6-7)	5-2 (3-5 to 7-1)	5-1 (3-4 to 7-1)	4-7 (3-4 to 6-5)	5-2 (3-7 to 7-1)	4-6 (3-2 to 6-5)	3-2 (2-1 to 4-3)	2-3 (1-5 to 3-3)	1-6 (0-9 to 2-4)	1-4 (0-9 to 2-1)	0-8 (0-4 to 1-4)	0-4 (0-2 to 0-7)	273
Orofacial clefts	0-5 (0-3 to 0-7)	0-4 (0-3 to 0-7)	1-5 (0-7 to 2-8)	0-9 (0-5 to 2-2)	0-6 (0-3 to 1-2)	0-6 (0-3 to 1-2)	0-4 (0-2 to 1-2)	0-4 (0-2 to 1-2)	0-4 (0-2 to 1-2)	0-3 (0-2 to 1-1)	0-3 (0-2 to 1-1)	0-3 (0-2 to 1-1)	0-4 (0-2 to 1-2)	0-3 (0-2 to 1-1)	0-3 (0-2 to 1-1)	0-4 (0-2 to 1-2)	0-3 (0-2 to 1-1)	0-2 (0-1 to 0-5)	0-1 (0-0 to 0-3)	0-1 (0-0 to 0-3)	0-1 (0-0 to 0-3)	0-1 (0-0 to 0-2)	0-0 (0-0 to 0-1)	265
Down syndrome	1-4 (0-7 to 3-4)	1-2 (0-7 to 1-9)	2-6 (2-2 to 6)	2-6 (1-7 to 3-7)	2-3 (1-4 to 3-3)	2-4 (1-5 to 3-6)	2-2 (1-4 to 3-2)	1-4 (0-9 to 2-1)	2-2 (1-4 to 3-2)	2-3 (1-5 to 3-3)	2-5 (1-6 to 3-6)	2-5 (1-7 to 3-5)	1-5 (1-1 to 2-1)	0-8 (0-5 to 1-3)	0-7 (0-4 to 1-2)	0-9 (0-5 to 1-4)	0-3 (0-2 to 0-6)	0-2 (0-1 to 0-5)	0-1 (0-0 to 0-3)	0-1 (0-0 to 0-3)	0-1 (0-0 to 0-3)	0-0 (0-0 to 0-2)	0-0 (0-0 to 0-1)	314
Turner syndrome	0-0 (0-0 to 0-0)	0-0 (0-0 to 0-1)	0-1 (0-0 to 0-1)	0-1 (0-0 to 0-4)	0-2 (0-0 to 0-6)	0-2 (0-0 to 0-6)	0-3 (0-1 to 0-6)	0-2 (0-1 to 0-5)	0-2 (0-1 to 0-4)	0-2 (0-0 to 0-4)	0-2 (0-1 to 0-4)	0-2 (0-1 to 0-4)	0-2 (0-1 to 0-4)	0-2 (0-1 to 0-4)	0-1 (0-0 to 0-2)	0-2 (0-0 to 0-3)	0-1 (0-0 to 0-2)	0-1 (0-0 to 0-2)	0-1 (0-0 to 0-1)	0-0 (0-0 to 0-1)	0-0 (0-0 to 0-1)	0-0 (0-0 to 0-1)	0-0 (0-0 to 0-0)	0-0 (0-0 to 0-0)	2-4
Klinefelter syndrome	0-0 (0-0 to 0-0)	0-0 (0-0 to 0-0)	0-0 (0-0 to 0-0)

SR Table 2b: Kumamoto DALYS by cause and age group for females with 95% uncertainty intervals, 2019

Cause	Early Neonatal	Late Neonatal	Post Neonatal	1 to 4	5 to 9	10 to 14	15 to 19	20 to 24	25 to 29	30 to 34	35 to 39	40 to 44	45 to 49	50 to 54	55 to 59	60 to 64	65 to 69	70 to 74	75 to 79	80 to 84	85 to 89	90 to 94	95 plus	Total
All causes	2,412 (2,412 to 2,412)	1,719 (1,719 to 1,719)	3,270 (3,270 to 3,270)	1,527 (1,527 to 1,527)	1,369 (1,369 to 1,369)	1,369 (1,369 to 1,369)	1,369 (1,369 to 1,369)	1,369 (1,369 to 1,369)	1,369 (1,369 to 1,369)	1,369 (1,369 to 1,369)	1,369 (1,369 to 1,369)	1,369 (1,369 to 1,369)	1,369 (1,369 to 1,369)	1,369 (1,369 to 1,369)	1,369 (1,369 to 1,369)	1,369 (1,369 to 1,369)	1,369 (1,369 to 1,369)	1,369 (1,369 to 1,369)	1,369 (1,369 to 1,369)	1,369 (1,369 to 1,369)	1,369 (1,369 to 1,369)	1,369 (1,369 to 1,369)	1,369 (1,369 to 1,369)	246,002 (246,002 to 246,002)
Communicable, maternal, neonatal, and nutritional diseases	2,412 (2,412 to 2,412)	1,719 (1,719 to 1,719)	3,270 (3,270 to 3,270)	1,527 (1,527 to 1,527)	1,369 (1,369 to 1,369)	1,369 (1,369 to 1,369)	1,369 (1,369 to 1,369)	1,369 (1,369 to 1,369)	1,369 (1,369 to 1,369)	1,369 (1,369 to 1,369)	1,369 (1,369 to 1,369)	1,369 (1,369 to 1,369)	1,369 (1,369 to 1,369)	1,369 (1,369 to 1,369)	1,369 (1,369 to 1,369)	1,369 (1,369 to 1,369)	1,369 (1,369 to 1,369)	1,369 (1,369 to 1,369)	1,369 (1,369 to 1,369)	1,369 (1,369 to 1,369)	1,369 (1,369 to 1,369)	1,369 (1,369 to 1,369)	1,369 (1,369 to 1,369)	13,100 (13,100 to 13,100)
HIV/AIDS and sexually transmitted infections	0 (0 to 0)	0 (0 to 0)	0 (0 to 0)	1 (1 to 2)	1 (1 to 2)	2 (2 to 3)	4 (3 to 6)	8 (6 to 11)	14 (9 to 20)	19 (13 to 26)	26 (17 to 35)	35 (23 to 47)	46 (30 to 62)	59 (39 to 79)	74 (49 to 98)	92 (61 to 122)	113 (75 to 150)	138 (92 to 183)	169 (113 to 224)	206 (138 to 273)	250 (167 to 331)	303 (203 to 402)	367 (245 to 486)	234 (156 to 310)
HIV/AIDS	0 (0 to 0)	0 (0 to 0)	0 (0 to 0)	1 (1 to 2)	1 (1 to 2)	2 (2 to 3)	3 (2 to 5)	6 (4 to 9)	11 (7 to 15)	17 (11 to 24)	21 (14 to 30)	29 (19 to 40)	37 (24 to 51)	48 (31 to 66)	60 (39 to 82)	75 (49 to 102)	92 (60 to 125)	113 (74 to 154)	138 (91 to 188)	169 (111 to 230)	205 (135 to 279)	248 (164 to 338)	301 (199 to 410)	192 (127 to 261)
HIV/AIDS - Drug-susceptible Tuberculosis	0 (0 to 0)	0 (0 to 0)	0 (0 to 0)

Other neoplasms	0-2 (0-1 to 2-9)	0-3 (0-1 to 0-7)	1-7 (0-9 to 2-3)	2-1 (1-2 to 3)	2-7 (1-7 to 4-1)	2-7 (1-4 to 3-6)	3-4 (2 to 5-1)	2-5 (1-5 to 3-8)	2-9 (1-9 to 4-3)	3-4 (2-1 to 4-6)	5 (3 to 7-2)	6-8 (4-7 to 9-7)	10-2 (7-1 to 14)	15-2 (10-4 to 21-3)	23-9 (16-6 to 33-3)	39-7 (28-1 to 54-9)	64-4 (46-7 to 85-2)	99 (69 to 135)	89-9 (65-7 to 117)	99-8 (69-6 to 133)	89-9 (64-5 to 124)	60-6 (39-4 to 96)	23-7 (14-3 to 37-7)		
Medulloblastoma, medulloblastoma, and other hemangioblastoma, ependymoma, and choroid plexus tumor	0-3 (0-1 to 0-9)	0-3 (0-1 to 0-7)	2-1 (0-9 to 3-3)	2-7 (1-3 to 5)	3-4 (1-7 to 6-1)	2-3 (1-4 to 4-2)	2-9 (1-5 to 3-9)	3-4 (1-9 to 4-3)	5 (2-1 to 6-4)	6-6 (3 to 7-2)	8 (4-7 to 9-7)	10-2 (7-1 to 14)	15-2 (10-4 to 21-3)	23-9 (16-6 to 33-3)	39-7 (28-1 to 54-9)	64-4 (46-7 to 85-2)	99 (69 to 135)	89-9 (64-5 to 124)	99-8 (69-6 to 133)	89-9 (64-5 to 124)	60-6 (39-4 to 96)	23-7 (14-3 to 37-7)	643	
Benign and in situ cerebral neoplasms	0 (0 to 0)	0 (0 to 0)	0 (0 to 0)	0 (0 to 0)	0 (0 to 0)	0 (0 to 0)	0 (0 to 0)	0 (0 to 0)	0 (0 to 0)	0 (0 to 0)	0 (0 to 0)	0 (0 to 0)	0 (0 to 0)	0 (0 to 0)	0 (0 to 0)	0 (0 to 0)	0 (0 to 0)	0 (0 to 0)	0 (0 to 0)	0 (0 to 0)	0 (0 to 0)	0 (0 to 0)	0 (0 to 0)	0	
Benign and in situ cervical and uterine neoplasms	0 (0 to 0)	0 (0 to 0)	0 (0 to 0)	0 (0 to 0)	0 (0 to 0)	0 (0 to 0)	0 (0 to 0)	0 (0 to 0)	0 (0 to 0)	0 (0 to 0)	0 (0 to 0)	0 (0 to 0)	0 (0 to 0)	0 (0 to 0)	0 (0 to 0)	0 (0 to 0)	0 (0 to 0)	0 (0 to 0)	0 (0 to 0)	0 (0 to 0)	0 (0 to 0)	0 (0 to 0)	0 (0 to 0)	0	
Other benign and in situ neoplasms	0 (0 to 0)	0 (0 to 0)	0 (0 to 0)	0 (0 to 0)	0 (0 to 0)	0 (0 to 0)	0 (0 to 0)	0 (0 to 0)	0 (0 to 0)	0 (0 to 0)	0 (0 to 0)	0 (0 to 0)	0 (0 to 0)	0 (0 to 0)	0 (0 to 0)	0 (0 to 0)	0 (0 to 0)	0 (0 to 0)	0 (0 to 0)	0 (0 to 0)	0 (0 to 0)	0 (0 to 0)	0 (0 to 0)	0 (0 to 0)	0	
Cardiovascular diseases	1-2 (0-7 to 1-6)	1-3 (0-9 to 1-9)	14-9 (10-4 to 19-4)	17-9 (14-1 to 22-4)	18 (14-1 to 22-9)	20-4 (16-1 to 25-9)	22-8 (4-9 to 47-4)	48-5 (32-1 to 66-4)	112 (89-1 to 139)	197 (158 to 237)	282 (228 to 346)	555 (451 to 684)	712 (580 to 862)	976 (800 to 1,140)	1,420 (1,190 to 1,660)	2,170 (1,840 to 2,510)	2,792 (2,330 to 3,190)	3,620 (3,000 to 4,200)	5,200 (4,270 to 6,240)	7,358 (5,310 to 9,990)	7,220 (4,730 to 9,810)	5,222 (3,360 to 8,070)	37,700	
Rheumatic heart disease	0-0 (0 to 0)	0-0 (0-0 to 0-4)	0-4 (0-2 to 0-9)	0-4 (0-2 to 0-9)	0-4 (0-2 to 0-9)	0-7 (0-3 to 1-1)	1-1 (0-6 to 1-7)	2-3 (1-1 to 3-6)	2-5 (1-3 to 3-9)	2-9 (1-6 to 4-3)	3-2 (2-1 to 4-6)	5-2 (3-6 to 7-1)	8-1 (5-9 to 10-9)	13-6 (9-9 to 18-1)	22-5 (17-1 to 28-9)	33 (24-2 to 43-2)	49-7 (34-9 to 67-3)	63-4 (41-1 to 89)	93-1 (61-1 to 129)	90-3 (58-7 to 130)	79-3 (47-9 to 117)	473	
Ischemic heart disease	0-0 (0 to 0)	0-0 (0 to 0)	3-4 (2-4 to 4-4)	9 (6-9 to 11)	11 (8-6 to 13)	12-9 (9-9 to 16)	29 (17-4 to 39)	70-6 (49-2 to 90)	170 (136 to 208)	345 (271 to 430)	457 (363 to 568)	956 (772 to 1,140)	1,220 (1,000 to 1,450)	1,700 (1,450 to 1,970)	2,470 (2,140 to 2,810)	3,780 (3,270 to 4,290)	4,860 (4,130 to 5,450)	6,300 (5,220 to 7,300)	9,060 (7,430 to 10,600)	12,800 (10,300 to 15,300)	12,600 (9,180 to 16,400)	9,100 (5,850 to 13,700)	65,600	10,600
Stroke	0-2 (0 to 0-1)	0-2 (0-1 to 0-4)	3-4 (2-4 to 4-6)	9 (6-9 to 12)	14 (9-9 to 18)	16 (11-1 to 21)	39 (24-7 to 56)	80-6 (49-2 to 120)	170 (98-9 to 248)	345 (210 to 503)	457 (279 to 650)	956 (603 to 1,330)	1,220 (772 to 1,670)	1,700 (1,090 to 2,310)	2,470 (1,610 to 3,350)	3,780 (2,540 to 5,120)	4,860 (3,270 to 6,550)	6,300 (4,270 to 8,450)	9,060 (6,210 to 12,100)	12,800 (8,810 to 17,400)	12,600 (8,660 to 17,400)	9,100 (5,850 to 13,700)	65,600	17,300
Ischemic stroke	0-1 (0 to 0-1)	0-1 (0-1 to 0-2)	1-7 (1-1 to 2-4)	3-4 (2-4 to 4-4)	7-9 (5-4 to 10-4)	9 (6-4 to 12)	17-4 (11-4 to 23-3)	22-1 (14-5 to 31)	34 (23-1 to 47)	52-1 (36-2 to 73-1)	75-2 (49-3 to 104)	101 (67-1 to 141)	151 (101 to 210)	215 (145 to 299)	312 (214 to 433)	478 (329 to 661)	622 (427 to 862)	792 (545 to 1,090)	1,140 (786 to 1,570)	1,620 (1,110 to 2,230)	1,590 (1,090 to 2,190)	1,150 (789 to 1,580)	8,290	9,770
Intracerebral hemorrhage	0-0 (0 to 0-2)	0-0 (0-0 to 0-3)	0-4 (0-2 to 0-8)	0-7 (0-3 to 1-1)	0-9 (0-4 to 1-5)	1-1 (0-5 to 1-7)	2-1 (1-1 to 3-2)	3-1 (1-5 to 4-7)	4-5 (2-2 to 6-7)	6-5 (3-2 to 9-7)	8-5 (4-1 to 12)	12-7 (6-4 to 18)	19-1 (9-7 to 27)	27-1 (13-7 to 38)	39-4 (20-1 to 55)	60-3 (30-8 to 84)	78-5 (40-1 to 110)	100 (51-1 to 140)	144 (73-6 to 201)	204 (104 to 285)	201 (102 to 280)	145 (74-1 to 202)	1,040	1,230
Subarachnoid hemorrhage	0 (0 to 0-1)	0 (0 to 0)	0-2 (0-2 to 0-6)	0-3 (0-1 to 0-6)	0-4 (0-2 to 0-8)	0-5 (0-3 to 0-7)	0-9 (0-5 to 1-3)	1-2 (0-6 to 1-8)	1-8 (0-9 to 2-6)	2-4 (1-2 to 3-4)	3-2 (1-6 to 4-5)	4-8 (2-5 to 6-8)	7-2 (3-8 to 10)	10-2 (5-4 to 14)	14-9 (7-6 to 21)	22-7 (11-4 to 32)	29-6 (15-2 to 42)	37-8 (19-3 to 53)	54-1 (27-6 to 76)	76-7 (39-1 to 108)	75-5 (38-5 to 107)	54-5 (27-8 to 77)	391	461
Hypertensive heart disease	0-0 (0 to 0)	0-0 (0-0 to 0)	0-0 (0-0 to 0)	0-0 (0-

Congenital birth defects	122 (91.3 to 173)	62.4 (50.1 to 82.7)	259 (210 to 320)	201 (159 to 249)	106 (74.8 to 140)	89.7 (63.1 to 125)	73.6 (52.9 to 99)	28.7 (20.6 to 39.1)	34.2 (25.4 to 44.9)	39.5 (27.4 to 47.4)	39.9 (30.2 to 51.4)	40.3 (30.2 to 52.8)	35.9 (26.1 to 49.3)	30.6 (21.6 to 41.4)	30.7 (21.7 to 42)	34.3 (24.5 to 46.4)	34.7 (24.4 to 49.4)	19.4 (12.1 to 28.4)	14.6 (9.2 to 21.4)	11.7 (7.5 to 17.3)	8.4 (5.4 to 12.9)	4.5 (2.7 to 6.8)	1.8 (1.1 to 2.8)		1,330
Neural tube defects	4.2 (2 to 7.5)	2 (0.9 to 3.9)	23.9 (11.3 to 39.4)	23 (10.9 to 37)	3 (1.1 to 5.1)	2.9 (0.9 to 5)	2.4 (0.8 to 3.9)	2.6 (1.1 to 4.1)	3.5 (1.7 to 5.4)	2.2 (1 to 3.4)	2.2 (1 to 3)	2.2 (1 to 3.5)	2.1 (1.4 to 2.8)	1.9 (1.2 to 2.9)	1.9 (1.2 to 2.9)	1.9 (1.2 to 2.9)	1 (0.6 to 1.6)	0.8 (0.4 to 1.5)	0.4 (0.2 to 0.9)	0.3 (0.2 to 0.7)	0.3 (0.1 to 0.6)	0.1 (0.1 to 0.4)		97
Congenital heart anomalies	14 (11.2 to 18.4)	7.1 (5.7 to 9.2)	30.1 (23.4 to 39)	23.4 (18.4 to 28.1)	12.3 (7.4 to 17.4)	10.4 (7.3 to 15.6)	8.6 (5.7 to 12.2)	3.3 (2.1 to 5.1)	4 (2.7 to 5.6)	4.6 (3.2 to 6.2)	4.6 (3.4 to 6.1)	4.7 (3.4 to 6.2)	4.1 (3.1 to 5.7)	3.5 (2.4 to 5.1)	3.6 (2.4 to 5.1)	4 (2.7 to 5.7)	4.1 (2.7 to 6.1)	2.2 (1.4 to 3.4)	1.7 (1 to 2.6)	1.3 (0.8 to 2.1)	1 (0.6 to 1.6)	0.5 (0.3 to 0.9)	0.2 (0.1 to 0.4)		294
Orofacial clefts	1.9 (0.9 to 3.1)	0.9 (0.5 to 1.6)	7.1 (3.2 to 12.1)	5.1 (2.6 to 8.3)	1.4 (0.4 to 2.9)	1.4 (0.4 to 3.2)	1.2 (0.4 to 2.6)	0.8 (0.2 to 1.7)	1.1 (0.3 to 2.4)	1.3 (0.4 to 2.8)	1.4 (0.6 to 3)	1.4 (0.6 to 3.1)	1.6 (0.4 to 3.3)	1.6 (0.4 to 3.4)	1.6 (0.4 to 3.5)	1.6 (0.4 to 3.4)	1.6 (0.4 to 3.6)	1.1 (0.3 to 2.6)	0.9 (0.2 to 2.1)	1.3 (0.4 to 3.7)	0.6 (0.2 to 1.5)	0.2 (0.1 to 0.6)	0.3 (0.1 to 0.5)		27.1
Down syndrome	1 (0.9 to 3.1)	1 (0.3 to 1.9)	4.9 (2.7 to 7.8)	4.8 (2.8 to 6.9)	2.5 (2.2 to 3.1)	2.4 (2.2 to 2.9)	2.3 (2.2 to 2.5)	0.9 (0.1 to 1.9)	1.4 (0.5 to 2.5)	2.4 (2.1 to 3)	2.4 (2.4 to 3.1)	2.5 (2.2 to 3.1)	2.2 (1.4 to 2.9)	1 (0.4 to 1.9)	0.8 (0.5 to 1.4)	0.9 (0.4 to 1.7)	1.1 (0.4 to 2.1)	0.4 (0.2 to 0.7)	0.2 (0.1 to 0.5)	0 (0 to 0)	0 (0 to 0)	0 (0 to 0)	0 (0 to 0)		43.6
Turner syndrome	0 (0 to 0)	0 (0 to 0)	0.2 (0 to 0.7)	0.2 (0 to 0.6)	0.2 (0 to 0.6)	0.2 (0.1 to 0.5)	0.4 (0.2 to 0.6)	0.2 (0.2 to 0.4)	0.3 (0.2 to 0.4)	0.3 (0.1 to 0.6)	0.3 (0.2 to 0.5)	0.3 (0.1 to 0.6)	0.3 (0.1 to 0.6)	0.3 (0.1 to 0.6)	0.3 (0.1 to 0.6)	0.3 (0.2 to 0.5)	0.3 (0.2 to 0.5)	0.1 (0 to 0.3)	0.1 (0 to 0.3)	0 (0 to 0)	0 (0 to 0)	0 (0 to 0)	0 (0 to 0)		3.5
Klinefelter syndrome	0 (0 to 0)	0 (0 to 0)	0 (0 to 0)	0 (0 to 0)

SR Table 2b: Dita DALYS by cause and age group for females with 95% uncertainty intervals, 2019

Cause	Early Neonatal (0-6 days)	Late Neonatal (7-27 days)	Post Neonatal (28-364 days)	1 to 4	5 to 9	10 to 14	15 to 19	20 to 24	25 to 29	30 to 34	35 to 39	40 to 44	45 to 49	50 to 54	55 to 59	60 to 64	65 to 69	70 to 74	75 to 79	80 to 84	85 to 89	90 to 94	95 plus	Total
All causes	1,000 (788 to 1,248)	1,000 (81 to 1,324)	1,000 (337 to 1,836)	1,000 (949 to 1,161)	1,000 (719 to 1,395)	1,000 (844 to 1,205)	1,000 (1,020 to 2,628)	1,000 (1,048 to 2,822)	1,000 (1,040 to 3,296)	1,000 (1,016 to 3,476)	1,000 (1,000 to 3,364)	1,000 (1,000 to 3,253)	1,000 (1,000 to 3,145)	1,000 (1,000 to 3,045)	1,000 (1,000 to 2,952)	1,000 (1,000 to 2,852)	1,000 (1,000 to 2,772)	1,000 (1,000 to 2,702)	1,000 (1,000 to 2,632)	1,000 (1,000 to 2,562)	1,000 (1,000 to 2,492)	1,000 (1,000 to 2,422)	1,000 (1,000 to 2,352)	1,000 (1,000 to 2,282)	1,000 (1,000 to 2,212)	1,000 (1,000 to 2,142)	1,000 (1,000 to 2,072)	1,000 (1,000 to 2,002)	1,000 (1,000 to 1,932)	1,000 (1,000 to 1,862)	1,000 (1,000 to 1,792)	1,000 (1,000 to 1,722)	1,000 (1,000 to 1,652)	1,000 (1,000 to 1,582)	1,000 (1,000 to 1,512)	1,000 (1,000 to 1,442)	1,000 (1,000 to 1,372)	1,000 (1,000 to 1,302)	1,000 (1,000 to 1,232)	1,000 (1,000 to 1,162)	1,000 (1,000 to 1,092)	1,000 (1,000 to 1,022)	1,000 (1,000 to 952)	1,000 (1,000 to 882)	1,000 (1,000 to 812)	1,000 (1,000 to 742)	1,000 (1,000 to 672)	1,000 (1,000 to 602)	1,000 (1,000 to 532)	1,000 (1,000 to 462)	1,000 (1,000 to 392)	1,000 (1,000 to 322)	1,000 (1,000 to 252)	1,000 (1,000 to 182)	1,000 (1,000 to 112)	1,000 (1,000 to 42)	1,000 (1,000 to 1,000)	183,000
Communicable, maternal, neonatal, and nutritional diseases	1,000 (787 to 1,187)	1,000 (81 to 1,324)	991.99 (79.6 to 2,119)	1,000 (900.8 to 2,212)	1,000 (824.6 to 2,041)	1,000 (777.7 to 2,627)	1,000 (736.1 to 3,290)	1,000 (704.9 to 3,296)	1,000 (686.2 to 3,299)	1,000 (668.9 to 3,318)	1,000 (652.1 to 3,318)	1,000 (635.8 to 3,318)	1,000 (619.9 to 3,318)	1,000 (604.4 to 3,318)	1,000 (589.3 to 3,318)	1,000 (574.5 to 3,318)	1,000 (560.1 to 3,318)	1,000 (546.1 to 3,318)	1,000 (532.4 to 3,318)	1,000 (519.1 to 3,318)	1,000 (506.1 to 3,318)	1,000 (493.5 to 3,318)	1,000 (481.2 to 3,318)	1,000 (469.3 to 3,318)	1,000 (457.8 to 3,318)	1,000 (446.6 to 3,318)	1,000 (435.8 to 3,318)	1,000 (425.4 to 3,318)	1,000 (415.4 to 3,318)	1,000 (405.8 to 3,318)	1,000 (396.6 to 3,318)	1,000 (387.8 to 3,318)	1,000 (379.4 to 3,318)	1,000 (371.4 to 3,318)	1,000 (363.8 to 3,318)	1,000 (356.6 to 3,318)	1,000 (349.8 to 3,318)	1,000 (343.4 to 3,318)	1,000 (337.4 to 3,318)	1,000 (331.8 to 3,318)	1,000 (326.6 to 3,318)	1,000 (321.8 to 3,318)	1,000 (317.4 to 3,318)	1,000 (313.4 to 3,318)	1,000 (309.8 to 3,318)	1,000 (306.6 to 3,318)	1,000 (303.8 to 3,318)	1,000 (301.4 to 3,318)	1,000 (299.4 to 3,318)	1,000 (297.8 to 3,318)	1,000 (296.6 to 3,318)	1,000 (295.8 to 3,318)	1,000 (295.4 to 3,318)	1,000 (295.4 to 3,318)	1,000 (295.8 to 3,318)	1,000 (296.6 to 3,318)	1,000 (297.8 to 3,318)	1,000 (299.4 to 3,318)	1,000 (301.4 to 3,318)	1,000 (303.8 to 3,318)	1,000 (306.6 to 3,318)	1,000 (309.8 to 3,318)	1,000 (313.4 to 3,318)	1,000 (317.4 to 3,318)	1,000 (321.8 to 3,318)	1,000 (326.6 to 3,318)	1,000 (331.8 to 3,318)	1,000 (337.4 to 3,318)	1,000 (343.4 to 3,318)	1,000 (349.8 to 3,318)	1,000 (356.6 to 3,318)	1,000 (363.8 to 3,318)	1,000 (371.4 to 3,318)	1,000 (379.4 to 3,318)	1,000 (387.8 to 3,318)	1,000 (396.6 to 3,318)	1,000 (405.8 to 3,318)	1,000 (415.4 to 3,318)	1,000 (425.4 to 3,318)	1,000 (435.8 to 3,318)	1,000 (446.6 to 3,318)	1,000 (457.8 to 3,318)	1,000 (469.3 to 3,318)	1,000 (481.2 to 3,318)	1,000 (493.5 to 3,318)	1,000 (506.1 to 3,318)	1,000 (519.1 to 3,318)	1,000 (532.4 to 3,318)	1,000 (546.1 to 3,318)	1,000 (560.1 to 3,318)	1,000 (574.5 to 3,318)	1,000 (589.3 to 3,318)	1,000 (604.4 to 3,318)	1,000 (619.9 to 3,318)	1,000 (635.8 to 3,318)	1,000 (652.1 to 3,318)	1,000 (668.9 to 3,318)	1,000 (686.2 to 3,318)	1,000 (704.9 to 3,318)	1,000 (724.1 to 3,318)	1,000 (743.8 to 3,318)	1,000 (764.1 to 3,318)	1,000 (784.9 to 3,318)	1,000 (806.4 to 3,318)	1,000 (828.5 to 3,318)	1,000 (851.3 to 3,318)	1,000 (874.8 to 3,318)	1,000 (899.1 to 3,318)	1,000 (924.2 to 3,318)	1,000 (950.2 to 3,318)	1,000 (977.1 to 3,318)	1,000 (1,005 to 3,318)	1,000 (1,033 to 3,318)	1,000 (1,063 to 3,318)	1,000 (1,093 to 3,318)	1,000 (1,124 to 3,318)	1,000 (1,156 to 3,318)	1,000 (1,189 to 3,318)	1,000 (1,223 to 3,318)	1,000 (1,258 to 3,318)	1,000 (1,294 to 3,318)	1,000 (1,331 to 3,318)	1,000 (1,369 to 3,318)	1,000 (1,408 to 3,318)	1,000 (1,448 to 3,318)	1,000 (1,489 to 3,318)	1,000 (1,531 to 3,318)	1,000 (1,574 to 3,318)	1,000 (1,618 to 3,318)	1,000 (1,663 to 3,318)	1,000 (1,709 to 3,318)	1,000 (1,756 to 3,318)	1,000 (1,804 to 3,318)	1,000 (1,853 to 3,318)	1,000 (1,903 to 3,318)	1,000 (1,954 to 3,318)	1,000 (2,006 to 3,318)	1,000 (2,059 to 3,318)	1,000 (2,113 to 3,318)	1,000 (2,168 to 3,318)	1,000 (2,224 to 3,318)	1,000 (2,281 to 3,318)	1,000 (2,339 to 3,318)	1,000 (2,398 to 3,318)	1,000 (2,458 to 3,318)	1,000 (2,519 to 3,318)	1,000 (2,581 to 3,318)	1,000 (2,644 to 3,318)	1,000 (2,708 to 3,318)	1,000 (2,773 to 3,318)	1,000 (2,839 to 3,318)	1,000 (2,906 to 3,318)	1,000 (2,974 to 3,318)	1,000 (3,043 to 3,318)	1,000 (3,113 to 3,318)	1,000 (3,184 to 3,318)	1,000 (3,256 to 3,318)	1,000 (3,329 to 3,318)	1,000 (3,403 to 3,318)	1,000 (3,478 to 3,318)	1,000 (3,554 to 3,318)	1,000 (3,631 to 3,318)	1,000 (3,709 to 3,318)	1,000 (3,788 to 3,318)	1,000 (3,868 to 3,318)	1,000 (3,949 to 3,318)	1,000 (4,031 to 3,318)	1,000 (4,114 to 3,318)	1,000 (4,198 to 3,318)	1,000 (4,283 to 3,318)	1,000 (4,369 to 3,318)	1,000 (4,456 to 3,318)	1,000 (4,544 to 3,318)	1,000 (4,633 to 3,318)	1,000 (4,723 to 3,318)	1,000 (4,814 to 3,318)	1,000 (4,906 to 3,318)	1,000 (5,000 to 3,318)	1,000 (5,094 to 3,318)	1,000 (5,189 to 3,318)	1,000 (5,285 to 3,318)	1,000 (5,382 to 3,318)	1,000 (5,480 to 3,318)	1,000 (5,579 to 3,318)	1,000 (5,679 to 3,318)	1,000 (5,780 to 3,318)	1,000 (5,882 to 3,318)	1,000 (5,985 to 3,318)	1,000 (6,089 to 3,318)	1,000 (6,194 to 3,318)	1,000 (6,300 to 3,318)	1,000 (6,407 to 3,318)	1,000 (6,515 to 3,318)	1,000 (6,624 to 3,318)	1,000 (6,734 to 3,318)	1,000 (6,845 to 3,318)	1,000 (6,957 to 3,318)	1,000 (7,070 to 3,318)	1,000 (7,184 to 3,318)	1,000 (7,299 to 3,318)	1,000 (7,415 to 3,318)	1,000 (7,532 to 3,318)	1,000 (7,650 to 3,318)	1,000 (7,769 to 3,318)	1,000 (7,889 to 3,318)	1,000 (8,010 to 3,318)	1,000 (8,132 to 3,318)	1,000 (8,255 to 3,318)	1,000 (8,379 to 3,318)	1,000 (8,504 to 3,318)	1,000 (8,630 to 3,318)	1,000 (8,757 to 3,318)	1,000 (8,885 to 3,318)	1,000 (9,014 to 3,318)	1,000 (9,144 to 3,318)	1,000 (9,275 to 3,318)	1,000 (9,407 to 3,318)	1,000 (9,540 to 3,318)	1,000 (9,674 to 3,318)	1,000 (9,809 to 3,318)	1,000 (9,945 to 3,318)	1,000 (10,082 to 3,318)	1,000 (10,220 to 3,318)	1,000 (10,359 to 3,318)	1,000 (10,499 to 3,318)	1,000 (10,640 to 3,318)	1,000 (10,782 to 3,318)	1,000 (10,925 to 3,318)	1,000 (11,069 to 3,318)	1,000 (11,214 to 3,318)	1,000 (11,360 to 3,318)	1,000 (11,507 to 3,318)	1,000 (11,655 to 3,318)	1,000 (11,804 to 3,318)	1,000 (11,954 to 3,318)	1,000 (12,105 to 3,318)	1,000 (12,257 to 3,318)	1,000 (12,410 to 3,318)	1,000 (12,564 to 3,318)	1,000 (12,719 to 3,318)	1,000 (12,875 to 3,318)	1,000 (13,032 to 3,318)	1,000 (13,190 to 3,318)	1,000 (13,349 to 3,318)	1,000 (13,509 to 3,318)	1,000 (13,670 to 3,318)	1,000 (13,832 to 3,318)	1,000 (13,995 to 3,318)	1,000 (14,159 to 3,318)	1,000 (14,324 to 3,318)	1,000 (14,490 to 3,318)	1,000 (14,657 to 3,318)	1,000 (14,825 to 3,318)	1,000 (14,994 to 3,318)	1,000 (15,164 to 3,318)	1,000 (15,335 to 3,318)	1,000 (15,507 to 3,318)	1,000 (15,680 to 3,318)	1,000 (15,854 to 3,318)	1,000 (16,029 to 3,318)	1,000 (16,205 to 3,318)	1,000 (16,382 to 3,318)	1,000 (16,560 to 3,318)	1,000 (16,739 to 3,318)	1,000 (16,919 to 3,318)	1,000 (17,100 to 3,318)	1,000 (17,282 to 3,318)	1,000 (17,465 to 3,318)	1,000 (17,649 to 3,318)	1,000 (17,834 to 3,318)	1,000 (18,020 to 3,318)	1,000 (18,207 to 3,318)	1,000 (18,395 to 3,318)	1,000 (18,584 to 3,318)	1,000 (18,774 to 3,318)	1,000 (18,965 to 3,318)	1,000 (19,157 to 3,318)	1,000 (19,350 to 3,318)	1,000 (19,544 to 3,318)	1,000 (19,739 to 3,318)	1,000 (19,935 to 3,318)	1,000 (20,132 to 3,318)	1,000 (20,330 to 3,318)	1,000 (20,529 to 3,318)	1,000 (20,729 to 3,318)	1,000 (20,930 to 3,318)	1,000 (21,132 to 3,318)	1,000 (21,335 to 3,318)	1,000 (21,539 to 3,318)	1,000 (21,744 to 3,318)	1,000 (21,950 to 3,318)	1,000 (22,157 to 3,318)	1,000 (22,365 to 3,318)	1,000 (22,574 to 3,318)	1,000 (22,784 to 3,318)	1,000 (22,995 to 3,318)	1,000 (23,207 to 3,318)	1,000 (23,420 to 3,318)	1,000 (23,634 to 3,318)	1,000 (23,849 to 3,318)	1,000 (24,065 to 3,318)	1,000 (24,282 to 3,318)	1,000 (24,500 to 3,318)	1,000 (24,719 to 3,318)	1,000 (24,939 to 3,318)	1,000 (25,160 to 3,318)	1,000 (25,382 to 3,318)	1,000 (25,605 to 3,318)	1,000 (25,829 to 3,318)	1,000 (26,054 to 3,318)	1,000 (26,280 to 3,318)	1,000 (26,507 to 3,318)	1,000 (26,735 to 3,318)	1,000 (26,964 to 3,318)	1,000 (27,194 to 3,318)	1,000 (27,425 to 3,318)	1,000 (27,657 to 3,318)	1,000 (27,890 to 3,318)	1,000 (28,124 to 3,318)	1,000 (28,359 to 3,318)	1,000 (28,595 to 3,318)	1,000 (28,832 to 3,318)	1,000 (29,070 to 3,318)	1,000 (29,309 to 3,318)	1,000 (29,549 to 3,318)	1,000 (29,790 to 3,318)	1,000 (30,032 to 3,318)	1,000 (30,275 to 3,318)	1,000 (30,519 to 3,318)	1,000 (30,764 to 3,318)	1,000 (31,010 to 3,318)	1,000 (31,257 to 3,318)	1,000 (31,505 to 3,318)	1,000 (31,754 to 3,318)	1,000 (32,004 to 3,318)	1,000 (32,255 to 3,318)	1,000 (32,507 to 3,318)	1,000 (32,760 to 3,318)	1,000 (33,014 to 3,318)	1,000 (33,269 to 3,318)	1,000 (33,525 to 3,318)	1,000 (33,782 to 3,318)	1,000 (34,040 to 3,318)	1,000 (34,299 to 3,318)	1,000 (34,559 to 3,318)	1,000 (34,820 to 3,318)	1,000 (35,082 to 3,318)	1,000 (35,345 to 3,318)	1,000 (35,609 to 3,318)	1,000 (35,874 to 3,318)	1,000 (36,140 to 3,318)	1,000 (36,407 to 3,318)	1,000 (36,675 to 3,318)	1,000 (36,944 to 3,318)	1,000 (37,214 to 3,318)	1,000 (37,485 to 3,318)	1,000 (37,757 to 3,318)	1,000 (38,030 to 3,318)	1,000 (38,304 to 3,318)	1,000 (38,579 to 3,318)	1,000 (38,855 to 3,318)	1,000 (39,132 to 3,318)	1,000 (39,410 to 3,318)	1,000 (39,689 to 3,318)	1,000 (39,969 to 3,318)	1,000 (40,250 to 3,318)	1,000 (40,532 to 3,318)	1,000 (40,815 to 3,318)	1,000 (41,099 to 3,318)	1,000 (41,384 to 3,318)	1,000 (41,670 to 3,318)	1,000 (41,957 to 3,318)	1,000 (42,245 to 3,318)	1,000 (42,534 to 3,318)	1,000 (42,824 to 3,318)	1,000 (43,115 to 3,318)	1,000 (43,407 to 3,318)	1,000 (43,700 to 3,318)	1,000 (43,994 to 3,318)	1,000 (44,289 to 3,318)	1,000 (44,585 to 3,318)	1,000 (44,882 to 3,318)	1,000 (45,180 to 3,318)	1,000 (45,479 to 3,318)	1,000 (45,779 to 3,318)	1,000 (46,080 to 3,318)	1,000 (46,382 to 3,318)	1,000 (46,685 to 3,318)	1,000 (46,989 to 3,318)	1,000 (47,294 to 3,318)	1,000 (47,600 to 3,318)	1,000 (47,907 to 3,318)	1,000 (48,215 to 3,318)	1,000 (48,524 to 3,318)	1,000 (48,834 to 3,318)	1,000 (49,145 to 3,318)	1,000 (49,457 to 3,318)	1,000 (49,770 to 3,318)	1,000 (50,084 to 3,318)	1,000 (50,399 to 3,318)	1,000 (50,715 to 3,318)	1,000 (51,032 to 3,318)	1,000 (51,350 to 3,318)	1,000 (51,669 to 3,318)	1,000 (51,989 to 3,318)	1,000 (52,310 to 3,318)	1,000 (52,632 to 3,318)	1,000 (52,955 to 3,318)	1,000 (53,279 to 3,318)	1,000 (53,604 to 3,318)	1,000 (53,930 to 3,318)	1,000 (54,257 to 3,318)	1,000 (54,585 to 3,318)	1,000 (54,914 to 3,318)	1,000 (55,244 to 3,318)	1,000 (55,575 to 3,318)	1,000 (55,907 to 3,318)	1,000 (56,240 to 3,318)	1,000 (56,574 to 3,318)	1,000 (56,909 to 3,318)	1,000 (57,245 to 3,318)	1,000 (57,582 to 3,318)	1,000 (57,920 to 3,318)	1,000 (58,259 to 3,318)	1,000 (58,599 to 3,318)	1,000 (58,940 to 3,318)	1,000 (59,282 to 3,318)	1,000 (59,625 to 3,318)	1,000 (59,969 to 3,318)	1,000 (60,314 to 3,318)	1,000 (60,660 to 3,318)	1,000 (61,007 to 3,318)	1,000 (61,355 to 3,318)	1,000 (61,704 to 3,318)	1,000 (62,054 to 3,318)	1,000 (62,405 to 3,318)	1,000 (62,757 to 3,318)	1,000 (63,110 to 3,318)	1,000 (63,464 to 3,318)	1,000 (63,819 to 3,318)	1,000 (64,175 to 3,318)	1,000 (64,532 to 3,318)	1,000 (64,890 to 3,318)	1,000 (65,249 to 3,318)	1,000 (65,609 to 3,318)	1,000 (65,970 to 3,318)	1,000 (66,332 to 3,318)	1,000 (66,695 to 3,318)	1,000 (67,059 to 3,318)	1,000 (67,424 to 3,318)	1,000 (67,790 to 3,318)	1,000 (68,157 to 3,318)	1,000 (68,525 to 3,318)	1,000 (68,894 to 3,318)	1,000 (69,264 to 3,318)	1,000 (69,635 to 3,318)	1,000 (70,007 to 3,318)	1,000 (70,380 to 3,318)	1,000 (70,754 to 3,318)	1,000 (71,129 to 3,318)	1,000 (71,505 to 3,318)	1,000 (71,882 to 3,318)	1,000 (72,260 to 3,318)	1,000 (72,639 to 3,318)	1,000 (73,019 to 3,318)	1,000 (73,400 to 3,318)	1,000 (73,782 to 3,318)	1,000 (74,165 to 3,318)	1,000 (74,549 to 3,318)	1,000 (74,934 to 3,318)	1,000 (75,320 to 3,318)	1,000 (75,707 to 3,318)	1,000 (76,095 to 3,318)	1,000 (76,484 to 3,318)	1,000 (76,874 to 3,318)	1,000 (77,265 to 3,318)	1,000 (77,657 to 3,318)	1,000 (78,050 to 3,318)	1,000 (78,444 to 3,318)	1,000 (78,839 to 3,318)	1,000 (79,235 to 3,318)	1,000 (79,632 to 3,318)	1,000 (80,030 to 3,318)	1,000 (80,429 to 3,318)	1,000 (80,829 to 3,318)	1,000 (81,230 to 3,318)	1,000 (81,632 to 3,318)	1,000 (82,035 to 3,318)	1,000 (82,439 to 3,318)	1,000 (82,844 to 3,318)	1,000 (83,250 to 3,318)	1,000 (83,657 to 3,318)	1,000 (84,065 to 3,318)	1,000 (84,474 to 3,318)	1,000 (84,884 to 3,318)	1,000 (85,295 to 3,318)	1,000 (85,707 to 3,318)	1,000 (86,120 to 3,318)	1,000 (86,534 to 3,318)	1,000 (86,949 to 3,318)	1,000 (87,365 to 3,318)	1,000 (87,782 to 3,318)	1,000 (88,200 to 3,318)	1,000 (88,619 to 3,318)	1,000 (89,039 to 3,318)	1,000 (89,460 to 3,318)	1,000 (89,882 to 3,318)	1,000 (90,305 to 3,318)	1,000 (90,729 to 3,318)	1,000 (91,154 to 3,318)	1,000 (91,580 to 3,318)	1,000 (92,007 to 3,318)	1,000 (92,435 to 3,318)	1,000 (92,864 to 3,318)	1,000 (93,294 to 3,318)	1,000 (93,725 to 3,318)	1,000 (94,157 to 3,318)	1,000 (94,590 to 3,318)	1,000 (95,024 to 3,318)	1,000 (95,459 to 3,318)	1,000 (95,895 to 3,318)	1,000 (96,332 to 3,318)	1,000 (96,770 to 3,318)	1,000 (97,209 to 3,318)	1,000 (97,649 to 3,318)	1,000 (98,090 to 3,318)	1,000 (98,532 to 3,318)	1,000 (98,975 to 3,318)	1,000 (99,419 to 3,318)	1,000 (99,864 to 3,318)	1,000 (100,000 to 3,318)	1,000 (100,000 to 3,318)	1,000 (100,000

Other neoplasms	0·2 (0·1 to 0·3)	0·2 (0·1 to 0·4)	0·9 (0·4 to 1·4)	0·9 (0·5 to 1·3)	1·4 (0·6 to 2)	1·1 (0·4 to 1·8)	1·6 (1·0 to 2·5)	1·1 (0·4 to 1·8)	1·3 (0·8 to 2)	1·3 (1·0 to 2·3)	1·5 (1·0 to 2·3)	2·4 (1·4 to 3·9)	3·6 (2·0 to 5·2)	3 (2·0 to 5·1)	5 (3·3 to 7·1)	7·5 (5·1 to 10·5)	11·6 (7·9 to 15·8)	20·3 (14·0 to 27·8)	34·9 (25·9 to 47·5)	47·9 (35·1 to 64·9)	52·2 (39·5 to 67·4)	59·9 (39·2 to 79)	60·1 (37·7 to 81·4)	27·3 (21·5 to 35·3)	19·4 (9·7 to 32·6)	
Mesothelioma; mesothelioma, unspecified, and other mesenchymal neoplasms	0·2 (0·1 to 0·3)	0·2 (0·1 to 0·5)	0·9 (0·4 to 1·4)	0·9 (0·5 to 1·3)	1·4 (0·6 to 2)	1·1 (0·4 to 1·8)	1·6 (1·0 to 2·5)	1·1 (0·4 to 1·8)	1·3 (0·8 to 2)	1·3 (1·0 to 2·3)	1·5 (1·0 to 2·3)	2·4 (1·4 to 3·9)	3·6 (2·0 to 5·2)	3 (2·0 to 5·1)	5 (3·3 to 7·1)	7·5 (5·1 to 10·5)	11·6 (7·9 to 15·8)	20·3 (14·0 to 27·8)	34·9 (25·9 to 47·5)	47·9 (35·1 to 64·9)	52·2 (39·5 to 67·4)	59·9 (39·2 to 79)	60·1 (37·7 to 81·4)	27·3 (21·5 to 35·3)	19·4 (9·7 to 32·6)	394
Meningioma and in situ intestinal neoplasms	0·0 (0·0 to 0·0)	0·0 (0·0 to 0·0)	0·0 (0·0 to 0·0)

| | | |

SR Table 2b: Miyazaki DALYS by cause and age group for females with 95% uncertainty intervals, 2019

Cause	Early Neonatal	Late Neonatal	Post Neonatal	1 to 4	5 to 9	10 to 14	15 to 19	20 to 24	25 to 29	30 to 34	35 to 39	40 to 44	45 to 49	50 to 54	55 to 59	60 to 64	65 to 69	70 to 74	75 to 79	80 to 84	85 to 89	90 to 94	95 plus	Total
All causes	1,124 (1,124 to 1,124)	1,110 (1,110 to 1,110)	1,110 (1,110 to 1,110)	4,440 (4,440 to 4,440)	3,330 (3,330 to 3,330)	3,330 (3,330 to 3,330)	4,439 (4,439 to 4,439)	5,549 (5,549 to 5,549)	6,659 (6,659 to 6,659)	7,769 (7,769 to 7,769)	8,879 (8,879 to 8,879)	9,989 (9,989 to 9,989)	11,098 (11,098 to 11,098)	12,208 (12,208 to 12,208)	13,318 (13,318 to 13,318)	14,428 (14,428 to 14,428)	15,538 (15,538 to 15,538)	16,647 (16,647 to 16,647)	17,757 (17,757 to 17,757)	18,867 (18,867 to 18,867)	19,977 (19,977 to 19,977)	21,087 (21,087 to 21,087)	21,087 (21,087 to 21,087)	171,020 (171,020 to 171,020)
Communicable, maternal, neonatal, and nutritional diseases	864 (844 to 884)	483 (464 to 502)	462 (443 to 482)	1,191 (1,171 to 1,211)	1,060 (1,040 to 1,080)	1,060 (1,040 to 1,080)	1,132 (1,112 to 1,152)	1,207 (1,187 to 1,227)	1,331 (1,311 to 1,351)	1,460 (1,440 to 1,480)	1,606 (1,586 to 1,626)	1,772 (1,752 to 1,792)	1,959 (1,939 to 1,979)	2,169 (2,149 to 2,189)	2,398 (2,378 to 2,418)	2,648 (2,628 to 2,668)	2,919 (2,899 to 2,939)	3,211 (3,191 to 3,231)	3,525 (3,505 to 3,545)	3,860 (3,840 to 3,880)	4,216 (4,196 to 4,236)	4,594 (4,574 to 4,614)	4,594 (4,574 to 4,614)	36,766 (36,746 to 36,786)
HIV/AIDS and sexually transmitted infections	0 (0 to 0)	0 (0 to 0)	1.2 (0.9 to 1.4)	7 (5.7 to 7.9)	2.3 (1.9 to 2.7)	2.3 (1.9 to 2.7)	4.5 (3.7 to 5.1)	12 (10.1 to 13.1)	11.6 (9.5 to 12.8)	16.2 (13.6 to 17.8)	19.6 (16.6 to 21.5)	19.6 (16.4 to 21.6)	12.1 (9.7 to 13.1)	7.9 (6.3 to 8.5)	7.9 (6.3 to 8.5)	10 (8.1 to 10.9)	14.4 (11.9 to 15.7)	21.9 (18.3 to 23.7)	31.7 (26.5 to 34.1)	44.5 (37.5 to 47.5)	59.9 (50.8 to 63.5)	59.9 (50.8 to 63.5)	348 (293.1 to 372.1)
HIV/AIDS	0 (0 to 0)	0 (0 to 0)	1.2 (0.9 to 1.4)	7 (5.7 to 7.9)	2.3 (1.9 to 2.7)	2.3 (1.9 to 2.7)	4.5 (3.7 to 5.1)	12 (10.1 to 13.1)	11.6 (9.5 to 12.8)	16.2 (13.6 to 17.8)	19.6 (16.6 to 21.5)	19.6 (16.4 to 21.6)	12.1 (9.7 to 13.1)	7.9 (6.3 to 8.5)	7.9 (6.3 to 8.5)	10 (8.1 to 10.9)	14.4 (11.9 to 15.7)	21.9 (18.3 to 23.7)	31.7 (26.5 to 34.1)	44.5 (37.5 to 47.5)	59.9 (50.8 to 63.5)	59.9 (50.8 to 63.5)	348 (293.1 to 372.1)
HIV/AIDS - Drug-susceptible Tuberculosis	0 (0 to 0)	0 (0 to 0)	0.4 (0.3 to 0.5)	0 (0 to 0)	0.1 (0.1 to 0.1)	0.1 (0.0 to 0.1)	0.1 (0.1 to 0.1)	0.1 (0.1 to 0.1)	0.2 (0.1 to 0.2)	0.3 (0.2 to 0.3)	0.3 (0.2 to 0.3)	0.3 (0.2 to 0.3)	0.2 (0.2 to 0.3)	0.1 (0.1 to 0.2)	0.1 (0.1 to 0.2)	0.1 (0.1 to 0.2)	0.1 (0.1 to 0.2)	0.1 (0.1 to 0.2)	0.1 (0.1 to 0.2)	0.1 (0.1 to 0.2)	0.1 (0.1 to 0.2)	0.1 (0.1 to 0.2)	0.1 (0.1 to 0.2)	0.7 (0.6 to 0.9)
HIV/AIDS - Multidrug-resistant Tuberculosis without extensive drug resistance	0 (0 to 0)	0 (0 to 0)	0 (0 to 0)

Other neoplasms	0-1 (0 to 0.2)	0-1 (0 to 0.4)	0-7 (0 to 1.4)	0-7 (0 to 1.1)	0-9 (0 to 0.9)	0-8 (0.4 to 1.4)	1-1 (0.4 to 1.7)	0-8 (0.4 to 1.2)	1-1 (0 to 1.5)	1-1 (0.6 to 1.6)	1-1 (0.7 to 1.5)	1-7 (1 to 2.6)	2-7 (1.9 to 3.9)	3-6 (2 to 5.2)	5-5 (3 to 8.7)	8-8 (5 to 12.3)	10-4 (6 to 17.2)	29-7 (19 to 39.3)	35-4 (26 to 47)	39-6 (29 to 52.1)	44 (30 to 59.3)	42-9 (29 to 60.7)	25-3 (15 to 39.2)	10-5 (6 to 15.7)	271
Medulloblastoma, medulloblastoma and other hemangioblastic	0 (0 to 0.2)	0 (0 to 0.4)	0 (0 to 1.4)	0 (0 to 1.1)	0 (0 to 0.9)	0 (0.4 to 1.4)	0 (0.4 to 1.7)	0 (0.4 to 1.2)	0 (0 to 1.5)	0 (0.4 to 1.6)	0 (0 to 1.5)	0 (0 to 1.4)	0 (0 to 1.4)	0 (0 to 1.4)	0 (0 to 2.1)	0 (0 to 1.4)	0 (0 to 1.4)	0 (0 to 1.4)	0 (0 to 1.4)	0 (0 to 1.4)	0 (0 to 1.4)	0 (0 to 1.4)	0 (0 to 1.4)	0 (0 to 1.4)	0 (0 to 1.4)	0
Benign and in situ intestinal neoplasms	0 (0 to 0)	0 (0 to 0)	0 (0 to 0)



SR Table 2b: Kagoshima DALYS by cause and age group for females with 95% uncertainty intervals, 2019

Cause	Early Neonatal	Late Neonatal	Post Neonatal	1 to 4	5 to 9	10 to 14	15 to 19	20 to 24	25 to 29	30 to 34	35 to 39	40 to 44	45 to 49	50 to 54	55 to 59	60 to 64	65 to 69	70 to 74	75 to 79	80 to 84	85 to 89	90 to 94	95 plus	Total
All causes	3,010 (3,010 to 3,011)	1,744 (1,743 to 1,744)	2,966 (2,965 to 2,966)	1,509 (1,509 to 1,509)	1,269 (1,269 to 1,269)	1,211 (1,210 to 1,212)	1,276 (1,275 to 1,277)	1,403 (1,402 to 1,404)	1,615 (1,614 to 1,616)	1,911 (1,910 to 1,912)	2,284 (2,283 to 2,285)	2,722 (2,721 to 2,723)	3,243 (3,242 to 3,244)	3,945 (3,944 to 3,946)	4,908 (4,907 to 4,909)	6,143 (6,142 to 6,144)	7,760 (7,759 to 7,761)	9,945 (9,944 to 9,946)	12,908 (12,907 to 12,909)	16,945 (16,944 to 16,946)	22,579 (22,578 to 22,580)	30,945 (30,944 to 30,946)	42,579 (42,578 to 42,580)	57,945 (57,944 to 57,946)	78,579 (78,578 to 78,580)	106,945 (106,944 to 106,946)	144,579 (144,578 to 144,580)	194,945 (194,944 to 194,946)	262,579 (262,578 to 262,580)	352,945 (352,944 to 352,946)	472,579 (472,578 to 472,580)	630,945 (630,944 to 630,946)	840,579 (840,578 to 840,580)	1,116,945 (1,116,944 to 1,116,946)	1,480,579 (1,480,578 to 1,480,580)	1,960,945 (1,960,944 to 1,960,946)	2,594,579 (2,594,578 to 2,594,580)	3,433,945 (3,433,944 to 3,433,946)	4,544,579 (4,544,578 to 4,544,580)	6,014,945 (6,014,944 to 6,014,946)	7,960,579 (7,960,578 to 7,960,580)	10,535,945 (10,535,944 to 10,535,946)	13,944,579 (13,944,578 to 13,944,580)	18,455,945 (18,455,944 to 18,455,946)	24,419,579 (24,419,578 to 24,419,580)	32,315,945 (32,315,944 to 32,315,946)	42,760,579 (42,760,578 to 42,760,580)	56,579,945 (56,579,944 to 56,579,946)	74,860,579 (74,860,578 to 74,860,580)	99,045,945 (99,045,944 to 99,045,946)	131,060,579 (131,060,578 to 131,060,580)	173,445,945 (173,445,944 to 173,445,946)	229,500,579 (229,500,578 to 229,500,580)	303,645,945 (303,645,944 to 303,645,946)	401,760,579 (401,760,578 to 401,760,580)	531,645,945 (531,645,944 to 531,645,946)	703,560,579 (703,560,578 to 703,560,580)	930,945,945 (930,945,944 to 930,945,946)	1,231,560,579 (1,231,560,578 to 1,231,560,580)	1,629,945,945 (1,629,945,944 to 1,629,945,946)	2,156,560,579 (2,156,560,578 to 2,156,560,580)	2,853,945,945 (2,853,945,944 to 2,853,945,946)	3,776,560,579 (3,776,560,578 to 3,776,560,580)	4,997,945,945 (4,997,945,944 to 4,997,945,946)	6,612,560,579 (6,612,560,578 to 6,612,560,580)	8,749,945,945 (8,749,945,944 to 8,749,945,946)	11,579,560,579 (11,579,560,578 to 11,579,560,580)	15,324,945,945 (15,324,945,944 to 15,324,945,946)	20,279,560,579 (20,279,560,578 to 20,279,560,580)	26,834,945,945 (26,834,945,944 to 26,834,945,946)	35,509,560,579 (35,509,560,578 to 35,509,560,580)	46,984,945,945 (46,984,945,944 to 46,984,945,946)	62,179,560,579 (62,179,560,578 to 62,179,560,580)	82,284,945,945 (82,284,945,944 to 82,284,945,946)	108,879,560,579 (108,879,560,578 to 108,879,560,580)	144,084,945,945 (144,084,945,944 to 144,084,945,946)	190,679,560,579 (190,679,560,578 to 190,679,560,580)	252,284,945,945 (252,284,945,944 to 252,284,945,946)	333,879,560,579 (333,879,560,578 to 333,879,560,580)	441,784,945,945 (441,784,945,944 to 441,784,945,946)	584,479,560,579 (584,479,560,578 to 584,479,560,580)	773,284,945,945 (773,284,945,944 to 773,284,945,946)	1,023,279,560,579 (1,023,279,560,578 to 1,023,279,560,580)	1,354,284,945,945 (1,354,284,945,944 to 1,354,284,945,946)	1,791,879,560,579 (1,791,879,560,578 to 1,791,879,560,580)	2,371,284,945,945 (2,371,284,945,944 to 2,371,284,945,946)	3,138,479,560,579 (3,138,479,560,578 to 3,138,479,560,580)	4,153,284,945,945 (4,153,284,945,944 to 4,153,284,945,946)	5,496,879,560,579 (5,496,879,560,578 to 5,496,879,560,580)	7,273,284,945,945 (7,273,284,945,944 to 7,273,284,945,946)	9,623,279,560,579 (9,623,279,560,578 to 9,623,279,560,580)	12,734,284,945,945 (12,734,284,945,944 to 12,734,284,945,946)	16,849,279,560,579 (16,849,279,560,578 to 16,849,279,560,580)	22,294,284,945,945 (22,294,284,945,944 to 22,294,284,945,946)	29,499,279,560,579 (29,499,279,560,578 to 29,499,279,560,580)	39,024,284,945,945 (39,024,284,945,944 to 39,024,284,945,946)	51,629,279,560,579 (51,629,279,560,578 to 51,629,279,560,580)	68,304,284,945,945 (68,304,284,945,944 to 68,304,284,945,946)	90,379,279,560,579 (90,379,279,560,578 to 90,379,279,560,580)	119,554,284,945,945 (119,554,284,945,944 to 119,554,284,945,946)	158,179,279,560,579 (158,179,279,560,578 to 158,179,279,560,580)	209,254,284,945,945 (209,254,284,945,944 to 209,254,284,945,946)	276,879,279,560,579 (276,879,279,560,578 to 276,879,279,560,580)	366,254,284,945,945 (366,254,284,945,944 to 366,254,284,945,946)	484,279,279,560,579 (484,279,279,560,578 to 484,279,279,560,580)	640,854,284,945,945 (640,854,284,945,944 to 640,854,284,945,946)	847,479,279,560,579 (847,479,279,560,578 to 847,479,279,560,580)	1,120,854,284,945,945 (1,120,854,284,945,944 to 1,120,854,284,945,946)	1,481,479,279,560,579 (1,481,479,279,560,578 to 1,481,479,279,560,580)	1,958,854,284,945,945 (1,958,854,284,945,944 to 1,958,854,284,945,946)	2,589,479,279,560,579 (2,589,479,279,560,578 to 2,589,479,279,560,580)	3,423,854,284,945,945 (3,423,854,284,945,944 to 3,423,854,284,945,946)	4,527,479,279,560,579 (4,527,479,279,560,578 to 4,527,479,279,560,580)	5,987,854,284,945,945 (5,987,854,284,945,944 to 5,987,854,284,945,946)	7,917,479,279,560,579 (7,917,479,279,560,578 to 7,917,479,279,560,580)	10,467,854,284,945,945 (10,467,854,284,945,944 to 10,467,854,284,945,946)	13,837,479,279,560,579 (13,837,479,279,560,578 to 13,837,479,279,560,580)	18,287,854,284,945,945 (18,287,854,284,945,944 to 18,287,854,284,945,946)	24,177,479,279,560,579 (24,177,479,279,560,578 to 24,177,479,279,560,580)	31,967,854,284,945,945 (31,967,854,284,945,944 to 31,967,854,284,945,946)	42,257,479,279,560,579 (42,257,479,279,560,578 to 42,257,479,279,560,580)	55,867,854,284,945,945 (55,867,854,284,945,944 to 55,867,854,284,945,946)	73,857,479,279,560,579 (73,857,479,279,560,578 to 73,857,479,279,560,580)	97,647,854,284,945,945 (97,647,854,284,945,944 to 97,647,854,284,945,946)	129,057,479,279,560,579 (129,057,479,279,560,578 to 129,057,479,279,560,580)	170,647,854,284,945,945 (170,647,854,284,945,944 to 170,647,854,284,945,946)	225,557,479,279,560,579 (225,557,479,279,560,578 to 225,557,479,279,560,580)	298,047,854,284,945,945 (298,047,854,284,945,944 to 298,047,854,284,945,946)	393,857,479,279,560,579 (393,857,479,279,560,578 to 393,857,479,279,560,580)	520,047,854,284,945,945 (520,047,854,284,945,944 to 520,047,854,284,945,946)	687,557,479,279,560,579 (687,557,479,279,560,578 to 687,557,479,279,560,580)	908,447,854,284,945,945 (908,447,854,284,945,944 to 908,447,854,284,945,946)	1,200,257,479,279,560,579 (1,200,257,479,279,560,578 to 1,200,257,479,279,560,580)	1,586,447,854,284,945,945 (1,586,447,854,284,945,944 to 1,586,447,854,284,945,946)	2,096,257,479,279,560,579 (2,096,257,479,279,560,578 to 2,096,257,479,279,560,580)	2,770,447,854,284,945,945 (2,770,447,854,284,945,944 to 2,770,447,854,284,945,946)	3,660,257,479,279,560,579 (3,660,257,479,279,560,578 to 3,660,257,479,279,560,580)	4,836,447,854,284,945,945 (4,836,447,854,284,945,944 to 4,836,447,854,284,945,946)	6,390,257,479,279,560,579 (6,390,257,479,279,560,578 to 6,390,257,479,279,560,580)	8,444,447,854,284,945,945 (8,444,447,854,284,945,944 to 8,444,447,854,284,945,946)	11,157,257,479,279,560,579 (11,157,257,479,279,560,578 to 11,157,257,479,279,560,580)	14,744,447,854,284,945,945 (14,744,447,854,284,945,944 to 14,744,447,854,284,945,946)	19,484,257,479,279,560,579 (19,484,257,479,279,560,578 to 19,484,257,479,279,560,580)	25,744,447,854,284,945,945 (25,744,447,854,284,945,944 to 25,744,447,854,284,945,946)	34,024,257,479,279,560,579 (34,024,257,479,279,560,578 to 34,024,257,479,279,560,580)	44,957,447,854,284,945,945 (44,957,447,854,284,945,944 to 44,957,447,854,284,945,946)	59,424,257,479,279,560,579 (59,424,257,479,279,560,578 to 59,424,257,479,279,560,580)	78,517,447,854,284,945,945 (78,517,447,854,284,945,944 to 78,517,447,854,284,945,946)	103,757,257,479,279,560,579 (103,757,257,479,279,560,578 to 103,757,257,479,279,560,580)	137,117,447,854,284,945,945 (137,117,447,854,284,945,944 to 137,117,447,854,284,945,946)	181,157,257,479,279,560,579 (181,157,257,479,279,560,578 to 181,157,257,479,279,560,580)	239,417,447,854,284,945,945 (239,417,447,854,284,945,944 to 239,417,447,854,284,945,946)	316,357,257,479,279,560,579 (316,357,257,479,279,560,578 to 316,357,257,479,279,560,580)	418,117,447,854,284,945,945 (418,117,447,854,284,945,944 to 418,117,447,854,284,945,946)	552,557,257,479,279,560,579 (552,557,257,479,279,560,578 to 552,557,257,479,279,560,580)	730,117,447,854,284,945,945 (730,117,447,854,284,945,944 to 730,117,447,854,284,945,946)	964,557,257,479,279,560,579 (964,557,257,479,279,560,578 to 964,557,257,479,279,560,580)	1,274,117,447,854,284,945,945 (1,274,117,447,854,284,945,944 to 1,274,117,447,854,284,945,946)	1,684,557,257,479,279,560,579 (1,684,557,257,479,279,560,578 to 1,684,557,257,479,279,560,580)	2,226,117,447,854,284,945,945 (2,226,117,447,854,284,945,944 to 2,226,117,447,854,284,945,946)	2,942,557,257,479,279,560,579 (2,942,557,257,479,279,560,578 to 2,942,557,257,479,279,560,580)	3,889,117,447,854,284,945,945 (3,889,117,447,854,284,945,944 to 3,889,117,447,854,284,945,946)	5,139,557,257,479,279,560,579 (5,139,557,257,479,279,560,578 to 5,139,557,257,479,279,560,580)	6,793,117,447,854,284,945,945 (6,793,117,447,854,284,945,944 to 6,793,117,447,854,284,945,946)	8,979,557,257,479,279,560,579 (8,979,557,257,479,279,560,578 to 8,979,557,257,479,279,560,580)	11,867,117,447,854,284,945,945 (11,867,117,447,854,284,945,944 to 11,867,117,447,854,284,945,946)	15,684,557,257,479,279,560,579 (15,684,557,257,479,279,560,578 to 15,684,557,257,479,279,560,580)	20,724,117,447,854,284,945,945 (20,724,117,447,854,284,945,944 to 20,724,117,447,854,284,945,946)	27,384,557,257,479,279,560,579 (27,384,557,257,479,279,560,578 to 27,384,557,257,479,279,560,580)	36,184,117,447,854,284,945,945 (36,184,117,447,854,284,945,944 to 36,184,117,447,854,284,945,946)	47,824,557,257,479,279,560,579 (47,824,557,257,479,279,560,578 to 47,824,557,257,479,279,560,580)	63,184,117,447,854,284,945,945 (63,184,117,447,854,284,945,944 to 63,184,117,447,854,284,945,946)	83,524,557,257,479,279,560,579 (83,524,557,257,479,279,560,578 to 83,524,557,257,479,279,560,580)	110,384,117,447,854,284,945,945 (110,384,117,447,854,284,945,944 to 110,384,117,447,854,284,945,946)	145,924,557,257,479,279,560,579 (145,924,557,257,479,279,560,578 to 145,924,557,257,479,279,560,580)	192,784,117,447,854,284,945,945 (192,784,117,447,854,284,945,944 to 192,784,117,447,854,284,945,946)	254,724,557,257,479,279,560,579 (254,724,557,257,479,279,560,578 to 254,724,557,257,479,279,560,580)	336,584,117,447,854,284,945,945 (336,584,117,447,854,284,945,944 to 336,584,117,447,854,284,945,946)	444,724,557,257,479,279,560,579 (444,724,557,257,479,279,560,578 to 444,724,557,257,479,279,560,580)	587,584,117,447,854,284,945,945 (587,584,117,447,854,284,945,944 to 587,584,117,447,854,284,945,946)	775,724,557,257,479,279,560,579 (775,724,557,257,479,279,560,578 to 775,724,557,257,479,279,560,580)	1,024,584,117,447,854,284,945,945 (1,024,584,117,447,854,284,945,944 to 1,024,584,117,447,854,284,945,946)	1,354,724,557,257,479,279,560,579 (1,354,724,557,257,479,279,560,578 to 1,354,724,557,257,479,279,560,580)	1,789,584,117,447,854,284,945,945 (1,789,584,117,447,854,284,945,944 to 1,789,584,117,447,854,284,945,946)	2,364,724,557,257,479,279,560,579 (2,364,724,557,257,479,279,560,578 to 2,364,724,557,257,479,279,560,580)	3,124,584,117,447,854,284,945,945 (3,124,584,117,447,854,284,945,944 to 3,124,584,117,447,854,284,945,946)	4,129,724,557,257,479,279,560,579 (4,129,724,557,257,479,279,560,578 to 4,129,724,557,257,479,279,560,580)	5,456,584,117,447,854,284,945,945 (5,456,584,117,447,854,284,945,944 to 5,456,584,117,447,854,284,945,946)	7,209,724,557,257,479,279,560,579 (7,209,724,557,257,479,279,560,578 to 7,209,724,557,257,479,279,560,580)	9,524,584,117,447,854,284,945,945 (9,524,584,117,447,854,284,945,944 to 9,524,584,117,447,854,284,945,946)	12,584,724,557,257,479,279,560,579 (12,584,724,557,257,479,279,560,578 to 12,584,724,557,257,479,279,560,580)	16,629,584,117,447,854,284,945,945 (16,629,584,117,447,854,284,945,944 to 16,629,584,117,447,854,284,945,946)	21,964,724,557,257,479,279,560,579 (21,964,724,557,257,479,279,560,578 to 21,964,724,557,257,479,279,560,580)	29,004,584,117,447,854,284,945,945 (29,004,584,117,447,854,284,945,944 to 29,004,584,117,447,854,284,945,946)	38,304,724,557,257,479,279,560,579 (38,304,724,557,257,479,279,560,578 to 38,304,724,557,257,479,279,560,580)	50,604,584,117,447,854,284,945,945 (50,604,584,117,447,854,284,945,944 to 50,604,584,117,447,854,284,945,946)	66,804,724,557,257,479,279,560,579 (66,804,724,557,257,479,279,560,578 to 66,804,724,557,257,479,279,560,580)	88,204,584,117,447,854,284,945,945 (88,204,584,117,447,854,284,945,944 to 88,204,584,117,447,854,284,945,946)	116,404,724,557,257,479,279,560,579 (116,404,724,557,257,479,279,560,578 to 116,404,724,557,257,479,279,560,580)	153,604,584,117,447,854,284,945,945 (153,604,584,117,447,854,284,945,944 to 153,604,584,117,447,854,284,945,946)	202,804,724,557,257,479,279,560,579 (202,804,724,557,257,479,279,560,578 to 202,804,724,557,257,479,279,560,580)	267,604,584,117,447,854,284,945,945 (267,604,584,117,447,854,284,945,944 to 267,604,584,117,447,854,284,945,946)	353,204,584,117,447,854,284,945,945 (353,204,584,117,447,854,284,945,944 to 353,204,584,117,447,854,284,945,946)	466,004,584,117,447,854,284,945,945 (466,004,584,117,447,854,284,945,944 to 466,004,584,117,447,854,284,945,946)	615,204,584,117,447,854,284,945,945 (615,204,584,117,447,854,284,945,944 to 615,204,584,117,447,854,284,945,946)	812,004,584,117,447,854,284,945,945 (812,004,584,117,447,854,284,945,944 to 812,004,584,117,447,854,284,945,946)	1,071,204,584,117,447,854,284,945,945 (1,071,204,584,117,447,854,284,945,944 to 1,071,204,584,117,447,854,284,945,946)	1,412,004,584,117,447,854,284,945,945 (1,412,004,584,117,447,854,284,945,944 to 1,412,004,584,117,447,854,284,945,946)	1,862,204,584,117,447,854,284,945,945 (1,862,204,584,117,447,854,284,945,944 to 1,862,204,584,117,447,854,284,945,946)	2,456,004,584,117,447,854,284,945,945 (2,456,004,584,117,447,854,284,945,944 to 2,456,004,584,117,447,854,284,945,946)	3,238,204,584,117,447,854,284,945,945 (3,238,204,584,117,447,854,284,945,944 to 3,238,204,584,117,447,854,284,945,946)	4,270,004,584,117,447,854,284,945,945 (4,270,004,584,117,447,854,284,945,944 to 4,270,004,584,117,447,854,284,945,946)	5,630,204,584,117,447,854,284,945,945 (5,630,204,584,117,447,854,284,945,944 to 5,630,204,584,117,447,854,284,945,946)	7,422,004,584,117,447,854,284,945,945 (7,422,004,584,117,447,854,284,945,944 to 7,422,004,584,117,447,854,284,945,946)	9,787,204,584,117,447,854,284,945,945 (9,787,204,584,117,447,854,284,945,944 to 9,787,204,584,117,447,854,284,945,946)	12,904,004,584,117,447,854,284,945,945 (12,904,004,584,117,447,854,284,945,944 to 12,904,004,584,117,447,854,284,945,946)	17,014,204,584,117,447,854,284,945,945 (17,014,204,584,117,447,854,284,945,944 to 17,014,204,584,117,447,854,284,945,946)	22,437,004,584,117,447,854,284,945,945 (22,437,004,584,117,447,854,284,945,944 to 22,437,004,584,117,447,854,284,945,946)	29,597,204,584,117,447,854,284,945,945 (29,597,204,584,117,447,854,284,945,944 to 29,597,204,584,117,447,854,284,945,946)	39,037,004,584,117,447,854,284,945,945 (39,037,004,584,117,447,854,284,945,944 to 39,037,004,584,117,447,854,284,945,946)	51,497,204,584,117,447,854,284,945,945 (51,497,204,584,117,447,854,284,945,944 to 51,497,204,584,117,447,854,284,945,946)	67,997,004,584,117,447,854,284,945,945 (67,997,004,584,117,447,854,284,945,944 to 67,997,004,584,117,447,854,284,945,946)	89,797,204,584,117,447,854,284,945,945 (89,797,204,584,117,447,854,284,945,944 to 89,797,204,584,117,447,854,284,945,946)	118,397,004,584,117,447,854,284,945,945 (118,397,004,584,117,447,854,284,945,944 to 118,397,004,584,117,447,854,284,945,946)	156,397,204,584,117,447,854,284,945,945 (156,397,204,584,117,447,854,284,945,944 to 156,397,204,584,117,447,854,284,945,946)	206,397,004,584,117,447,854,284,945,945 (206,397,004,584,117,447,854,284,945,944 to 206,397,004,584,117,447,854,284,945,946)	272,397,204,584,117,447,854,284,945,945 (272,397,204,584,117,447,854,284,945,944 to 272,397,204,584,117,447,854,284,945,946)	359,997,004,584,117,447,854,284,945,945 (359,997,004,584,117,447,854,284,945,944 to 359,997,004,584,117,447,854,284,945,946)	475,197,204,584,117,447,854,284,945,945 (475,197,204,584,117,447,854,284,945,944 to 475,197,204,584,117,447,854,284,945,946)	627,597,004,584,117,447,854,284,945,945 (627,597,004,584,117,447,854,284,945,944 to 627,597,004,584,117,447,854,284,945,946)	828,397,204,584,117,447,854,284,945,945 (828,397,204,584,117,447,854,284,945,944 to 828,397,204,584,117,447,854,284,945,946)	1,093,597,004,584,117,447,854,284,945,945 (1,093,597,004,584,117,447,854,284,945,944 to 1,093,597,004,584,117,447,854,284,945,946)	1,444,397,204,584,117,447,854,284,945,945 (1,444,397,204,584,117,447,854,284,945,944 to 1,444,397,204,584,117,447,854,284,945,946)	1,906,597,004,584,117,447,854,284,945,945 (1,906,597,004,584,117,447,854,284,945,944 to 1,906,597,004,584,117,447,854,284,945,946)	2,516,397,204,584,117,447,854,284,945,945 (2,516,397,204,584,117,447,854,284,945,944 to 2,516,397,204,584,117,447,854,284,945,946)	3,322,197,004,584,117,447,854,284,945,945 (3,322,197,004,584,117,447,854,284,945,944 to 3,322,197,004,584,117,447,854,284,945,946)	4,384,397,204,584,117,447,854,284,945,945 (4,384,397,204,584,117,447,854,284,945,944 to 4,384,397,204,584,117,447,854,284,945,946)	5,784,597,004,584,117,447,854,284,945,945 (5,784,597,004,584,117,447,854,284,945,944 to 5,784,597,004,584,117,447,854,284,945,946)	7,634,397,204,584,117,447,854,284,945,945 (7,634,397,204,584,117,447,854,284,945,944 to 7,634,397,204,584,117,447,854,284,945,946)	10,074,197,004,584,117,447,854,284,945,945 (10,074,197,004,584,117,447,854,284,945,944 to 10,074,197,004,584,117,447,854,284,945,946)	13,297,397,204,584,117,447,854,284,945,945 (13,297,397,204,584,117,447,854,284,945,944 to 13,297,397,204,584,117,447,854,284,945,946)	17,534,597,004,584,117,447,854,284,945,945 (17,534,597,004,584,117,447,854,284,945,944 to 17,534,597,004,584,117,447,854,284,945,946)	23,134,397,204,584,117,447,854,284,945,945 (23,134,397,204,584,117,447,854,284,945,944 to 23,134,397,204,584,117,447,854,284,945,946)	30,534,197,004,584,117,447,854,284,945,945 (30,534,197,004,584,117,447,854,284,945,944 to 30,534,197,004,584,117,447,854,284,945,946)	40,334,397,204,584,117,447,854,284,945,945 (40,334,397,204,584,117,447,854,284,945,944 to 40,334,397,204,584,117,447,854,284,945,946)	53,334,597,004,584,117,447,854,284,945,945 (53,334,597,004,584,117,447,854,284,945,944 to 53,334,597,004,584,117,447,854,284,945,946)	70,334,397,204,584,117,447,854,284,945,945 (70,334,397,204,584,117,447,854,284,945,944 to 70,334,397,204,584,117,447,854,284,945,946)	92,934,197,004,584,117,447,854,284,945,945 (92,934,197,004,584,117,447,854,284,945,944 to 92,934,197,004,584,117,447,854,284,945,946)	122,734,397,204,584,117,447,854,284,945,945 (122,734,397,204,584,117,447,854,284,945,944 to 122,734,397,204,584,117,447,854,284,945,946)	161,934,597,004,584,117,447,854,284,945,945 (161,934,597,004,584,117,447,854,284,945,944 to 161,934,597,004,584,117,447,854,284,945,946)	213,534,397,204,584,117,447,854,284,945,945 (213,534,397,204,584,117,447,854,284,945,944 to 213,534,397,204,584,117,447,854,284,945,946)	281,534,197,004,584,117,447,854,284,945,945 (281,534,197,004,584,117,447,854,284,945,944 to 281,534,197,004,584,117,447,854,284,945,946)	371,334,397,204,584,117,447,854,284,945,945 (371,334,397,204,584,117,447,854,284,945,944 to 371,334,397,204,584,117,447,854,284,945,946)	489,934,597,004,584,117,447,854,284,945,945 (489,934,597,004,584,117,447,854,284,945,944 to 489,934,597,004,584,117,447,854,284,945,946)	646,534,397,204,584,117,447,854,284,945,945 (646,534,397,204,584,117,447,854,284,945,944 to 646,534,397,204,584,117,447,854,284,945,946)	853,134,197,004,584,117,447,854,284,945,945 (853,134,197,004,584,117,447,854,284,945,944 to 853,134,197,004,584,117,447,854,284,945,946)	1,126,334,397,204,584,117,447,854,284,945,945 (1,126,334,397,204,584,117,447,854,284,945,944 to 1,126,334,397,204,584,117,447,854,284,945,946)	1,486,534,597,004,584,117,447,854,284,945,945 (1,486,534,597,004,584,117,447,854,284,945,944 to 1,486,534,597,004,584,117,447,854,284,945,946)	1,961,534,397,204,584,117,447,854,284,945,945 (1,961,534,397,204,584,117,447,854,284,945,944 to 1,961,534,397,204,584,117,447,854,284,945,946)	2,589,134,197,004,584,117,447,854,284,945,945 (2,589,134,197,004,584,117,447,854,284,945,944 to 2,589,134,197,004,584,117,447,854,284,945,946)	3,423,334,397,204,584,117,447,854,284,945,945 (3,423,334,397,204,584,117,447,854,284,945,944 to 3,423,334,397,204,584,117,447,854,284,945,946)	4,527,534,597,004,584,117,447,854,284,945,945 (4,527,534,597,004,584,117,447,854,284,945,944 to 4,527,534,597,004,584,117,447,854,284,945,946)	5,987,534,397,204,584,117,447,854,284,945,945 (5,987,534,397,204,584,117,447,854,284,945,944 to 5,987,534,397,204,584,117,447,854,284,945,946)	7,917,134,197,004,584,117,447,854,284,945,945 (7,917,134,197,004,584,117,447,854,284,945,944 to 7,917,134,197,004,584,117,447,854,284,945,946)	10,467,334,397,204,584,117,447,854,284,945,945 (10,467,334,397,204,584,117,447,854,284,945,944 to 10,467,334,397,204,584,117,447,854,284,945,946)	13,837,534,597,004,584,117,447,854,284,945,945 (13,837,534,597,004,584,117,447,854,284,945,944 to 13,837,534,597,004,584,117,447,854,284,945,946)	18,287,534,397,204,584,117,447,854,284,945,945 (18,287,534,397,204,584,117,447,854,284,945,944 to 18,287,534,397,204,584,117,447,854,284,945,946)	24,177,134,197,004,584,117,447,854,284,945,945 (24,177,134,197,004,584,117,447,854,284,945,944 to 24,177,134,197,004,584,117,447,854,284,945,946)	31,967,334,397,204,584,117,447,854,284,945,945 (31,967,334,397,204,584,117,447,854,284,945,944 to 31,967,334,397,204,584,117,447,854,284,945,946)	42,257,534,597,004,584,117,447,854,284,945,945 (42,257,534,597,004,584,117,447,854,284,945,944 to 42,257,534,597,004,584,117,447,854,284,945,946)	55,867,534,397,204,584,117,447,854,284,945,945 (55,867,534,397,204,584,117,447,854,284,945,944 to 55,867,534,397,204,584,117,447,854,284,945,946)	73,857,134,197,004,584,117,447,854,284,945,945 (73,857,134,197,004,584,117,447,854,284,945,944 to 73,857,134,197,004,584,117,447,854,284,945,946)	97,647,334,397,204,584,117,447,854,284,945,945 (97,647,334,397,204,584,117,447,854,284,945,944 to 97,647,334,397,204,584,117,447,854,284,945,946)	129,057,534,597,004,584,117,447,854,284,945,945 (129,057,534,597,004,584,117,447,854,284,945,944 to 129,057,534,597,004,584,117,447,854,284,945,946)	170,647,334,397,204,584,117,447,854,284,945,945 (170,647,334,397,204,584,117,447,854,284,945,944 to 170,647,334,397,204,584,117,447,854,284,945,946)	225,557,534,597,004,584,117,447,854,284,945,945 (225,557,534,597,004,584,117,447,854,284,945,944 to 225,557,534,597,004,584,117,447,854,284,945,946)	298,047,334,397,204,584,117,447,854,284,945,945 (298,047,334,397,204,584,117,447,854,284,945,944 to 298,047,334,397,204,584,117,447,854,284,945,946)	393,857,534,597,004,584,117,447,854,284,945,945 (393,857,534,597,004,584,117,447,854,284,945,944 to 393,857,534,597,004,584,117,447,854,284,945,946)	520,047,334,397,204,584,117,447,854,284,945,945 (520,047,334,397,204,584,117,447,854,284,945,944 to 520,047,334,397,204,584,117,447,854,284,945,946)	687,557,534,597,004,584,117,447,854,284,945,945 (687,557,534,597,004,584,117,447,854,284,945,944 to 687,557,534,597,004,584,117,447,854,284,945,946)	908,447,334,397,204,584,117,447,854,284,945,945 (908,447,334,397,204,584,117,447,854,284,945,944 to 908,447,334,397,204,584,117,447,854,284,945,946)	1,200,257,534,597,004,584,117,447,854,284,945,945 (1,200,257,534,597,004,584,117,447,854,284,945,944 to 1,200,257,534,597,004,584,117,447,854,284,945,946)	1,586,447,334,397,204,584,117,447,854,284,945,945 (1,586,447,334,397,204,584,117,447,854,284,945,944 to 1,586,447,334,397,204,584,117,447,854,284,945,946)	2,096,257,534,597,004,584,117,447,854,284,945,945 (2,096,257,534,597,004,584,117,447,854,284,945,944 to 2,096,257,534,597,004,584,117,447,854,284,945,946)	2,770,447,334,397,204,584,117,447,854,284,945,945 (2,770,447,334,397,204,584,117,447,854,284,945,944 to 2,770,447,334,397,204,584,117,447,854,284,945,946)	3,660,257,534,597,004,584,117,447,854,284,945,945 (3,660,257,534,597,004,584,117,447,854,284,945,944 to 3,660,257,534,597,004,584,117,447,854,284,945,946)	4,836,447,334,397,204,584,117,447,854,284,945,945 (4,836,447,334,397,204,584,117,447,854,284,945,944 to 4,836,447,334,397,204,584,117,447,854,284,945,946)	6,390,257,534,597,004,584,117,447,854,284,945,945 (6,390,257,534,597,004,584,117,447,854,284,945,944 to 6,390,257,534,597,004,584,117,447,854,284,945,946)	8,444,447,334,397,204,584,117,447,854,284,945,945 (8,444,447,334,397,204,584,117,447,854,284,945,944 to 8,444,447,334,397,204,584,117,447,854,284,945,946)	11,157,257,534,597,004,584,117,447,854,284,945,945 (11,157,257,534,597,004,584,117,447,854,284,945,944 to 11,157,257,534,597,004,584,117,447,854,284,945,946)	14,744,447,334,397,204,584,117,447,854,284,945,945 (14,744,447,334,397,204,584,117,447,854,284,945,944 to 14,744,447,334,397,204,584,117,447,854,284,945,946)	19,484,257,534,597,004,584,117,447,854,284,945,945 (19,484,257,534,597,004,584,117,447,854,284,945,944 to 19,484,257,534,597,004,584,117,447,854,284,945,946)	25,744,447,334,397,204,584,117,447,854,284,945,945 (25,744,447,334,397,204,584,117,447,854,284,945,944 to 25,744,447,334,397,204,584,117,447,854,284,945,946)	34,024,257,534,597,004,584,117,447,854,284,945,945 (34,024,257,534,597,004,584,117,447,854,284,945,944 to 34,024,257,534,597,004,584,117,447,854,284,945,946)	44,957,447,334,397,204,584,117,447,854,284,945,945 (44,957,447,334,397,204,584,117,447,854,284,945,944 to 44,957,447,334,397,204,584,117,447,854,284,945,946)	59,424,257,534,597,004,584,117,447,854,284,945,945 (59,424,257,534,597,004,584,117,447,854,284,945,944 to 59,424,257,534,597,004,584,117,447,854,284,945,946)	78,517,447,334,397,204,584,117,447,854,284,945,945 (78,517,447,334,397,204,584,117,447,854,284,945,944 to 78,517,447,334,397,204,584,117,447,854,284,945,946)	103,757,257,534,597,004,584,117,447,854,284,945,945 (103,757,257,534,597,004,584,117,447,854,284,945,944 to 103,757,257,534,597,004,584,117,447,854,284,945,946)	137,117,447,334,397,204,584,117,447,854,284,945,945 (137,117,447,334,397,204,584,117,447,854,284,945,944 to 137,117,447,334,397,204,584,117,447,854,284,945,946)	181,157,257,534,597,004,584,117,447,854,284,945,945 (181,157,257,534,597,004,584,117,447,854,284,945,944 to 181,157,257,534,597,004,584,117,447,854,284,945,946)	239,417,447,334,397,204,584,117,447,854,284,945,945 (239,417,447,334,397,204,584,117,447,854,284,945,944 to 239,417,447,334,397,204,584,117,447,854,284,945,946)	316,357,257,534,597,004,584,117,447,854,284,945,945 (316,357,257,534,597,004,584,117,447,854,284,945,944 to 316,357,257,534,597,004,584,117,447,854,284,945,946)	418,117,447,334,397,204,584,117,447,854,284,945,945 (418,117,447,334,397,204,584,117,447,854,284,945,944 to 418,117,447,334,397,204,584,117,447,854,284,945,946)	552,557,257,534,597,004,584,117,447,854,284,945,945 (552,557,257,534,597,004,584,117,447,854,284,945,944 to 552,557,257,534,597,004,584,117,447,854,284,945,946)	730,117,447,334,397,204,584,117,447,854,284,945,945 (730,117,447,334,397,204,584,117,447,854,284,945,944 to 730,117,447,334,397,204,584,117,447,854,284,945,946)	964,557,257,534,597,004,584,117,447,854,284,945,945 (964,557,257,534,597,004,584,117,447,854,284,945,944 to 964,557,257,534,597,004,584,117,447,854,284,945,946)	1,274,117,447,334,397,204,584,117,447,854,284,945,945

Other neoplasms	0 (0.1 to 2.4)	3 (0.1 to 9.4)	3 (0.7 to 2.7)	1-3 (0.8 to 2.1)	1-3 (1.0 to 2.4)	2-1 (1.3 to 3.3)	1-4 (0.6 to 3.3)	1-9 (1.3 to 2.8)	2-5 (1.4 to 3.7)	3-7 (2.1 to 5.1)	5-1 (3.5 to 7.1)	4-7 (4.7 to 9.2)	10-7 (7.4 to 14.7)	17 (11.5 to 23.4)	28-6 (19.3 to 39.4)	49-5 (33.4 to 67.1)	67-3 (42.5 to 75.3)	68-5 (49.3 to 89.6)	77-2 (52.4 to 102)	87-8 (59.1 to 121)	49-9 (29.4 to 71.7)	24-6 (12.0 to 39.4)		
Medulloblastoma, medulloblastoma, and other hemangioblastic	0 (0.1 to 2.4)	0 (0.1 to 9.4)	0 (0.7 to 2.7)	0 (0.8 to 2.1)	0 (1.0 to 2.4)	0 (1.3 to 3.3)	0 (0.6 to 3.3)	0 (1.3 to 2.8)	0 (1.4 to 3.7)	0 (2.1 to 5.1)	0 (3.5 to 7.1)	0 (4.7 to 9.2)	0 (7.4 to 14.7)	0 (11.5 to 23.4)	0 (19.3 to 39.4)	0 (33.4 to 67.1)	0 (42.5 to 75.3)	0 (49.3 to 89.6)	0 (52.4 to 102)	0 (59.1 to 121)	0 (29.4 to 71.7)	0 (12.0 to 39.4)	498	
Benign and in situ intestinal neoplasms	0 (0.1 to 2.4)	0 (0.1 to 9.4)	0 (0.7 to 2.7)	0 (0.8 to 2.1)	0 (1.0 to 2.4)	0 (1.3 to 3.3)	0 (0.6 to 3.3)	0 (1.3 to 2.8)	0 (1.4 to 3.7)	0 (2.1 to 5.1)	0 (3.5 to 7.1)	0 (4.7 to 9.2)	0 (7.4 to 14.7)	0 (11.5 to 23.4)	0 (19.3 to 39.4)	0 (33.4 to 67.1)	0 (42.5 to 75.3)	0 (49.3 to 89.6)	0 (52.4 to 102)	0 (59.1 to 121)	0 (29.4 to 71.7)	0 (12.0 to 39.4)	0	
Benign and in situ cervical and uterine neoplasms	0 (0.1 to 2.4)	0 (0.1 to 9.4)	0 (0.7 to 2.7)	0 (0.8 to 2.1)	0 (1.0 to 2.4)	0 (1.3 to 3.3)	0 (0.6 to 3.3)	0 (1.3 to 2.8)	0 (1.4 to 3.7)	0 (2.1 to 5.1)	0 (3.5 to 7.1)	0 (4.7 to 9.2)	0 (7.4 to 14.7)	0 (11.5 to 23.4)	0 (19.3 to 39.4)	0 (33.4 to 67.1)	0 (42.5 to 75.3)	0 (49.3 to 89.6)	0 (52.4 to 102)	0 (59.1 to 121)	0 (29.4 to 71.7)	0 (12.0 to 39.4)	0	
Other benign and in situ neoplasms	0 (0.1 to 2.4)	0 (0.1 to 9.4)	0 (0.7 to 2.7)	0 (0.8 to 2.1)	0 (1.0 to 2.4)	0 (1.3 to 3.3)	0 (0.6 to 3.3)	0 (1.3 to 2.8)	0 (1.4 to 3.7)	0 (2.1 to 5.1)	0 (3.5 to 7.1)	0 (4.7 to 9.2)	0 (7.4 to 14.7)	0 (11.5 to 23.4)	0 (19.3 to 39.4)	0 (33.4 to 67.1)	0 (42.5 to 75.3)	0 (49.3 to 89.6)	0 (52.4 to 102)	0 (59.1 to 121)	0 (29.4 to 71.7)	0 (12.0 to 39.4)	0	
Cardiovascular diseases	1-7 (1.2 to 2.2)	1-5 (1.1 to 2.1)	21-2 (13.6 to 31.7)	13-2 (10.6 to 16.2)	19-1 (11.7 to 19.5)	22-6 (16.6 to 28.7)	28-1 (20.5 to 30.8)	42-6 (31.4 to 54.5)	69-8 (52.7 to 88.5)	132 (106 to 158)	202 (167 to 254)	283 (209 to 368)	443 (340 to 560)	665 (523 to 845)	749 (623 to 880)	1,105 (920 to 1,310)	1,726 (1,470 to 2,030)	2,266 (2,020 to 2,600)	2,210 (2,740 to 2,700)	2,600 (3,240 to 4,060)	3,845 (4,530 to 6,960)	7,870 (5,780 to 9,490)	7,356 (4,550 to 9,230)	5,130 (2,470 to 7,150)	40,600
Rheumatic heart disease	0 (0.0)	0 (0.0)	0 (0.2 to 0.9)	0 (0.2 to 0.4)	0 (0.2 to 0.6)	0 (0.7 to 1.4)	0 (0.5 to 0.9)	0 (0.6 to 1.1)	0 (0.4 to 0.9)	0 (0.4 to 1.2)	0 (0.7 to 2.3)	0 (1.6 to 3.7)	0 (2.7 to 5.1)	0 (3.6 to 7.2)	0 (3.9 to 7.4)	0 (4.7 to 9.2)	0 (12.2 to 22.7)	0 (19.2 to 36.4)	0 (28.1 to 52.1)	0 (37.0 to 67.4)	0 (41.9 to 73.7)	0 (42.1 to 73.9)	0 (40.5 to 74.1)	0 (36.7 to 68.7)	553
Ischemic heart disease	0 (0.1 to 2.4)	0 (0.1 to 9.4)	0 (0.7 to 2.7)	0 (0.8 to 2.1)	0 (1.0 to 2.4)	0 (1.3 to 3.3)	0 (0.6 to 3.3)	0 (1.3 to 2.8)	0 (1.4 to 3.7)	0 (2.1 to 5.1)	0 (3.5 to 7.1)	0 (4.7 to 9.2)	0 (7.4 to 14.7)	0 (11.5 to 23.4)	0 (19.3 to 39.4)	0 (33.4 to 67.1)	0 (42.5 to 75.3)	0 (49.3 to 89.6)	0 (52.4 to 102)	0 (59.1 to 121)	0 (29.4 to 71.7)	0 (12.0 to 39.4)	0	
Stroke	0 (0.1 to 2.1)	0 (0.1 to 9.4)	2-4 (1.2 to 4.1)	2-9 (1.7 to 4.6)	8-1 (5.1 to 12.9)	12-9 (9.1 to 17.2)	20 (13.2 to 29.3)	22-1 (14.6 to 30.9)	35-7 (24.1 to 47.4)	70-3 (53.2 to 88.9)	124 (96.2 to 163)	207 (159 to 261)	351 (279 to 431)	465 (380 to 569)	701 (567 to 847)	1,035 (872 to 1,200)	1,740 (1,560 to 1,940)	1,690 (1,740 to 2,010)	1,676 (1,670 to 2,240)	2,766 (2,180 to 3,230)	3,495 (2,670 to 4,220)	3,150 (2,300 to 3,930)	2,260 (1,560 to 2,900)	1,948 (1,080 to 2,800)	19,800
Ischemic stroke	0 (0.1 to 2.1)	0 (0.1 to 9.4)	1-4 (0.7 to 3.2)	2-2 (1.4 to 3.1)	6-6 (4.0 to 9.6)	7-4 (5.1 to 10.1)	9-5 (6.1 to 13.9)	13-9 (9.4 to 19.6)	22-3 (16.1 to 29.2)	39-4 (29.2 to 51.4)	70-7 (53.4 to 91.6)	121 (94.2 to 154)	193 (152 to 242)	276 (222 to 339)	409 (339 to 484)	609 (527 to 695)	1,024 (919 to 1,130)	1,000 (1,030 to 1,190)	1,000 (1,030 to 1,330)	1,640 (1,290 to 1,910)	2,070 (1,580 to 2,500)	1,870 (1,360 to 2,330)	1,340 (924 to 1,720)	1,154 (642 to 1,660)	11,600
Intracerebral hemorrhage	0 (0.1 to 2.1)	0 (0.1 to 9.4)	0 (0.7 to 2.7)	0 (0.8 to 2.1)	0 (1.0 to 2.4)	0 (1.3 to 3.3)	0 (0.6 to 3.3)	0 (1.3 to 2.8)	0 (1.4 to 3.7)	0 (2.1 to 5.1)	0 (3.5 to 7.1)	0 (4.7 to 9.2)	0 (7.4 to 14.7)	0 (11.5 to 23.4)	0 (19.3 to 39.4)	0 (33.4 to 67.1)	0 (42.5 to 75.3)	0 (49.3 to 89.6)	0 (52.4 to 102)	0 (59.1 to 121)	0 (29.4 to 71.7)	0 (12.0 to 39.4)	0	
Subarachnoid hemorrhage	0 (0.1 to 2.1)	0 (0.1 to 9.4)	0 (0.7 to 2.7)	0 (0.8 to 2.1)	0 (1.0 to 2.4)	0 (1.3 to 3.3)	0 (0.6 to 3.3)	0 (1.3 to 2.8)	0 (1.4 to 3.7)	0 (2.1 to 5.1)	0 (3.5 to 7.1)	0 (4.7 to 9.2)	0 (7.4 to 14.7)	0 (11.5 to 23.4)	0 (19.3 to 39.4)	0 (33.4 to 67.1)	0 (42.5 to 75.3)	0 (49.3 to 89.6)	0 (52.4 to 102)	0 (59.1 to 121)	0 (29.4 to 71.7)	0 (12.0 to 39.4)	0	
Hypertensive heart disease	0 (0.0)	0 (0.0)	0 (0.0)	0 (0.0)	0 (0.0)	0 (0.0)	0 (0.0)	0 (0.0)	0 (0.0)	0 (0.0)	0 (0.0)	0 (0.0)	0 (0.0)	0 (0.0)	0 (0.0)	0 (0.0)	0 (0.0)	0 (0.0)	0 (0.0)	0 (0.0)	0 (0.0)	0 (0.0)	0 (0.0)	0 (0.0)	0 (0.0)	0
Non-rheumatic valvular heart disease	0 (0.0)	0 (0.0)	0 (0.0)	0 (0.0)	0 (0.0)	0 (0.6 to 1.2)	0 (0.5 to 1.2)	0 (0.8 to 1.9)	0 (1.3 to 2.7)	0 (1.9 to 3.7)	0 (2.1 to 4.4)	0 (2.4 to 5.7)	0 (4.1 to 9.4)	0 (6.2 to 13.7)	0 (6.9 to 15.3)	0 (9.6 to 21.2)	0 (17.4 to 32.3)	0 (30.5 to 46.8)	0 (43.1 to 63.7)	0 (61.6 to 93.5)	0 (160 to 204)	0 (274 to 395)	0 (283 to 452)	0 (270 to 479)	1,860
Non-rheumatic calcific aortic valve disease	0 (0.0)	0 (0.0)	0 (0.0)	0 (0.0)	0 (0.0)	0 (0.3 to 0.7)	0 (0.2 to 0.6)	0 (0.3 to 1)	0 (0.5 to 1.6)	0 (0.9 to 1.9)	0 (1.2 to 3.4)	0 (1.3 to 3.9)	0 (1.7 to 5.7)	0 (2.3 to 7.1)	0 (2.5 to 7.7)	0 (3.1 to 9.1)	0 (6.1 to 16.4)	0 (11.5 to 31.1)	0 (17.1 to 46.3)	0 (27.2 to 68.4)	0 (41.5 to 91.9)	0 (72.1 to 146)	0 (234 to 340)	0 (1.5 to 1.6)	1,460
Non-rheumatic degenerative mitral valve disease	0 (0.0)	0 (0.0)	0 (0.0)	0 (0.0)	0 (0.0)	0 (0.2 to 0.6)	0 (0.2 to 0.7)	0 (0.3 to 1)	0 (0.6 to 1.6)	0 (0.9 to 1.9)	0 (1.2 to 3.4)	0 (1.3 to 3.9)	0 (1.7 to 5.7)	0 (2.3 to 7.1)	0 (2.5 to 7.7)	0 (3.1 to 9.1)	0 (6.1 to 16.4)	0 (11.5 to 31.1)	0 (17.1 to 46.3)	0 (27.2 to 68.4)	0 (41.5 to 91.9)	0 (72.1 to 146)	0 (234 to 340)	0 (1.5 to 1.6)	391
Other non-rheumatic valve diseases	0 (0.0)	0 (0.0)	0 (0.0)	0 (0.0)	0 (0.0)	0 (0.0)	0 (0.0)	0 (0.0)	0 (0.0)	0 (0.0)	0 (0.0)	0 (0.0)	0 (0.0)	0 (0.0)	0 (0.0)	0 (0.0)	0 (0.0)	0 (0.0)	0 (0.0)	0 (0.0)	0 (0.0)	0 (0.0)	0 (0.0)	0 (0.0)	0 (0.0)	1-7
Cardiomyopathy and myocarditis	0 (0.1 to 1.1)	0 (0.2 to 0.9)	0 (0.7 to 1.9)	0 (0.5 to 0.9)	0 (0.5 to 0.9)	0 (0.6 to 0.8)	0 (0.3 to 0.7)	0 (0.4 to 0.8)	0 (0.6 to 1.6)	0 (0.9 to 1.9)	0 (1.0 to 2.3)	0 (1.0 to 2.3)	0 (1.0 to 2.1)	0 (1.0 to 2.1)	0 (1.0 to 2.1)	0 (1.0 to 2.1)	0 (1.0 to 2.1)	0 (1.0 to 2.1)	0 (1.0 to 2.1)	0 (1.0 to 2.1)	0 (1.0 to 2.1)	0 (1.0 to 2.1)	0 (1.0 to 2.1)	0 (1.0 to 2.1)	1,840
Myocarditis	0 (0.1 to 1.1)	0 (0.2 to 0.9)	0 (0.7 to 1.9)	0 (0.5 to 0.9)	0 (0.5 to 0.9)	0 (0.6 to 0.8)	0 (0.3 to 0.7)	0 (0.4 to 0.8)	0 (0.6 to 1.6)	0 (0.9 to 1.9)	0 (1.0 to 2.3)	0 (1.0 to 2.3)	0 (1.0 to 2.1)	0 (1.0 to 2.1)	0 (1.0 to 2.1)	0 (1.0 to 2.1)	0 (1.0 to 2.1)	0 (1.0 to 2.1)	0 (1.0 to 2.1)	0 (1.0 to 2.1)	0 (1.0 to 2.1)	0 (1.0 to 2.1)	0 (1.0 to 2.1)	0 (1.0 to 2.1)	99-1
Alcoholic cardiomyopathy	0 (0.0)	0 (0.0)	0 (0.0)	0 (0.0)	0 (0.0)	0 (0.0)	0 (0.2 to 0.3)	0 (0.2 to 0.3)	0 (0.2 to 0.6)	0 (0.4 to 0.6)	0 (0.4 to 0.6)	0 (0.4 to 0.6)	0 (0.4 to 0.6)	0 (0.4 to 0.6)	0 (0.4 to 0.6)	0 (0.4 to 0.6)	0 (0.4 to 0.6)	0 (0.4 to 0.6)	0 (0.4 to 0.6)	0 (0.4 to 0.6)	0 (0.4 to 0.6)	0 (0.4 to 0.6)	0 (0.4 to 0.6)	0 (0.4 to 0.6)	0 (0.4 to 0.6)	0-2
Other cardiomyopathy	0 (0.1 to 0.6)	0 (0.1 to 0.6)	0 (0.2 to 0.5)	0 (0.2 to 0.5)	0 (0.2 to 0.5

Congenital birth defects	140 (109 to 187)	60 (47 4 to 81 4)	278 (223 to 343)	127 (103 to 160)	76 1 (53 to 108)	65 (44 4 to 94 1)	55 (39 4 to 77)	27 1 (20 2 to 39 9)	26 2 (19 7 to 33 9)	30 9 (23 9 to 40 3)	33 2 (26 4 to 43 9)	32 6 (24 2 to 42 4)	26 9 (19 4 to 35 9)	23 8 (17 1 to 32 1)	25 (17 6 to 33 7)	29 8 (20 7 to 39)	27 (19 5 to 36 4)	13 5 (9 2 to 20 4)	10 3 (6 5 to 15 4)	9 5 (5 2 to 13 2)	6 3 (3 7 to 9 7)	3 6 (2 2 to 5 4)	1 5 (0 9 to 2 4)		1,140
Neural tube defects	4 2 (2 1 to 7 2)	2 (0 8 to 3 3)	29 7 (21 1 to 39 3)	16 (9 3 to 22 7)	1 3 (0 6 to 1 9)	1 4 (0 8 to 1 9)	1 1 (0 7 to 1 6)	1 1 (0 7 to 1 6)	1 1 (0 7 to 1 6)	1 1 (0 7 to 1 6)	1 (0 6 to 1 5)	1 (0 7 to 1 6)	0 9 (0 4 to 1 5)	0 8 (0 3 to 1 5)	0 8 (0 3 to 1 5)	0 8 (0 3 to 1 5)	0 8 (0 3 to 1 5)	0 3 (0 2 to 0 6)	0 3 (0 2 to 0 6)	0 3 (0 2 to 0 8)	0 2 (0 1 to 0 5)	0 1 (0 0 to 0 4)	0 1 (0 0 to 0 3)		94 3
Congenital heart anomalies	21 6 (18 4 to 24 9)	9 5 (7 5 to 11 8)	44 4 (37 4 to 53)	20 2 (16 1 to 25 1)	12 1 (8 7 to 16 1)	9 6 (6 9 to 12 9)	8 7 (6 1 to 11 9)	4 3 (2 9 to 6 1)	4 1 (2 7 to 6 1)	4 8 (3 3 to 6 7)	5 2 (3 6 to 7 3)	5 1 (3 4 to 7 4)	4 2 (2 7 to 6 3)	3 8 (2 4 to 5 9)	4 (2 5 to 6 1)	4 6 (2 9 to 6 7)	4 2 (2 7 to 6 1)	2 1 (1 4 to 3 1)	1 6 (1 1 to 2 4)	1 4 (0 9 to 2 2)	1 (0 7 to 1 6)	0 6 (0 4 to 1 1)	0 2 (0 1 to 0 4)		350
Ventricular septal defects	8 2 (6 5 to 10 2)	3 6 (2 8 to 4 5)	17 1 (13 5 to 21 4)	7 8 (5 9 to 10 1)	4 7 (3 1 to 6 7)	3 7 (2 6 to 5 1)	3 4 (2 4 to 4 7)	1 7 (1 1 to 2 4)	1 6 (1 1 to 2 4)	1 9 (1 3 to 2 6)	2 (1 4 to 2 8)	2 (1 4 to 2 8)	1 6 (1 1 to 2 4)	1 5 (1 0 to 2 1)	1 6 (1 1 to 2 4)	1 7 (1 2 to 2 4)	1 6 (1 1 to 2 4)	0 8 (0 5 to 1 5)	0 6 (0 4 to 1 1)	0 5 (0 3 to 0 8)	0 2 (0 1 to 0 4)	0 2 (0 1 to 0 4)	0 1 (0 0 to 0 3)		136
Down syndrome	2 2 (1 7 to 2 7)	1 2 (0 9 to 2 1)	7 5 (6 1 to 11 6)	4 2 (2 7 to 6 2)	2 7 (2 1 to 4 7)	3 1 (2 1 to 4 7)	3 2 (2 3 to 4 7)	2 6 (1 7 to 4)	2 7 (1 7 to 4)	3 2 (2 1 to 4 9)	3 6 (2 3 to 5)	3 1 (2 1 to 4 3)	2 8 (1 7 to 4 4)	2 1 (1 3 to 3 4)	1 8 (1 3 to 2 4)	1 1 (0 7 to 1 6)	1 4 (0 9 to 1 9)	0 7 (0 4 to 1 3)	0 5 (0 3 to 0 9)	0 3 (0 2 to 0 6)	0 2 (0 1 to 0 5)	0 2 (0 1 to 0 4)	0 0 (0 0 to 0 1)		49 4
Turner syndrome	0 (0 to 0)	0 (0 to 0)	0 (0 to 0 1)	0 2 (0 to 0 5)	0 2 (0 to 0 7)	0 2 (0 to 0 6)	0 3 (0 to 0 8)	0 2 (0 1 to 0 5)	0 3 (0 1 to 0 9)	0 3 (0 1 to 0 9)	0 2 (0 1 to 0 6)	0 3 (0 1 to 0 9)	0 2 (0 1 to 0 6)	0 1 (0 0 to 0 5)	0 1 (0 0 to 0 5)	0 1 (0 0 to 0 5)	0 1 (0 0 to 0 5)	0 1 (0 0 to 0 4)	0 1 (0 0 to 0 3)	0 (0 to 0)	0 (0 to 0)	0 (0 to 0)	0 (0 to 0)		3 2
Klinefelter syndrome	0 (0 to 0)	0 (0 to 0)	0 (0 to 0)	0 (0 to 0)

SR Table 2b: Okinawa DALYS by cause and age group for females with 95% uncertainty intervals, 2019

Cause	Early Neonatal (0-6 days)	Late Neonatal (7-27 days)	Post Neonatal (28-364 days)	1 to 4	5 to 9	10 to 14	15 to 19	20 to 24	25 to 29	30 to 34	35 to 39	40 to 44	45 to 49	50 to 54	55 to 59	60 to 64	65 to 69	70 to 74	75 to 79	80 to 84	85 to 89	90 to 94	95 plus	Total
All causes	277 (247 to 314)	214 (194 to 236)	1,000 (722 to 1,362)	1,760 (1,560 to 2,000)	1,749 (1,549 to 1,977)	1,809 (1,620 to 2,029)	2,107 (1,906 to 2,329)	2,216 (2,014 to 2,413)	2,223 (2,029 to 2,426)	2,362 (2,170 to 2,566)	2,524 (2,329 to 2,731)	2,669 (2,466 to 2,879)	2,821 (2,609 to 3,042)	3,020 (2,806 to 3,240)	3,266 (3,051 to 3,479)	3,589 (3,364 to 3,809)	3,979 (3,750 to 4,208)	4,392 (4,150 to 4,633)	4,806 (4,552 to 5,060)	5,207 (4,939 to 5,474)	5,592 (5,308 to 5,880)	5,977 (5,679 to 6,290)	6,355 (6,035 to 6,693)	195,353
Communicable, maternal, neonatal, and nutritional diseases	252 (196 to 309)	199 (154 to 250)	292 (176 to 431)	263 (157 to 391)	263 (156 to 390)	194 (109 to 306)	217 (130 to 326)	216 (130 to 316)	343 (192 to 495)	315 (177 to 466)	366 (207 to 547)	421 (237 to 640)	450 (249 to 719)	458 (251 to 703)	356 (193 to 578)	369 (202 to 579)	402 (206 to 646)	456 (233 to 695)	552 (281 to 872)	666 (333 to 1,002)	748 (329 to 1,169)	879 (329 to 1,592)	720 (258 to 1,553)	9,230
HIV/AIDS and sexually transmitted infections	0 (0 to 0)	0 (0 to 0)	1 (0 to 1)	2 (0 to 3)	3 (0 to 6)	1 (0 to 4)	3 (0 to 7)	7 (2 to 17)	12 (7 to 21)	19 (12 to 31)	23 (14 to 36)	27 (16 to 42)	29 (17 to 46)	18 (10 to 29)	9 (5 to 16)	11 (6 to 19)	12 (7 to 19)	12 (6 to 19)	9 (4 to 16)	7 (3 to 13)	5 (2 to 10)	2 (0 to 6)	2 (0 to 7)	195
HIV/AIDS	0 (0 to 0)	0 (0 to 0)	1 (0 to 1)	2 (0 to 3)	3 (0 to 6)	1 (0 to 4)	3 (0 to 7)	7 (2 to 17)	12 (7 to 21)	19 (12 to 31)	23 (14 to 36)	27 (16 to 42)	29 (17 to 46)	18 (10 to 29)	9 (5 to 16)	11 (6 to 19)	12 (7 to 19)	12 (6 to 19)	9 (4 to 16)	7 (3 to 13)	5 (2 to 10)	2 (0 to 6)	2 (0 to 7)	29.6
HIV/AIDS - Drug-susceptible Tuberculosis	0 (0 to 0)	0 (0 to 0)	0 (0 to 0)	0 (0 to 0)	0 (0 to 1)	0 (0 to 0)	0 (0 to 1)	0 (0 to 1)	0 (0 to 2)	0 (0 to 2)	0 (0 to 2)	0 (0 to 2)	0 (0 to 2)	0 (0 to 2)	0 (0 to 2)	0 (0 to 2)	0 (0 to 1)	0 (0 to 1)	0 (0 to 1)	0 (0 to 1)	0 (0 to 0)	0 (0 to 0)	0 (0 to 0)	0 (0 to 0)	4.4
HIV/AIDS - Multidrug-resistant Tuberculosis without extensive drug resistance	0 (0 to 0)	0 (0 to 0)	0 (0 to 0)	0 (0 to 0)	0 (0 to 0)	0 (0 to 0)	0 (0 to 0)	0 (0 to 0)	0 (0 to 0)	0 (0 to 0)	0 (0 to 0)	0 (0 to 0)	0 (0 to 0)	0 (0 to 0)	0 (0 to 0)	0 (0 to 0)	0 (0 to 0)	0 (0 to 0)	0 (0 to 0)	0 (0 to 0)	0 (0 to 0)	0 (0 to 0)	0 (0 to 0)	0.1
HIV/AIDS - Extensively drug-resistant Tuberculosis	0 (0 to 0)	0 (0 to 0)	0 (0 to 0)	0 (0 to 0)	0 (0 to 0)	0 (0 to 0)	0 (0 to 0)	0 (0 to 0)	0 (0 to 0)	0 (0 to 0)	0 (0 to 0)	0 (0 to 0)	0 (0 to 0)	0 (0 to 0)	0 (0 to 0)	0 (0 to 0)	0 (0 to 0)	0 (0 to 0)	0 (0 to 0)	0 (0 to 0)	0 (0 to 0)	0 (0 to 0)	0 (0 to 0)	0
HIV/AIDS resulting in other diseases	0 (0 to 0)	0 (0 to 0)	0.9 (0.5 to 1.1)	0.7 (0.2 to 0.9)	0.3 (0.2 to 0.4)	0.2 (0.1 to 0.3)	0.3 (0.2 to 0.4)	0.7 (0.4 to 1.1)	1.1 (0.6 to 1.6)	1.4 (0.7 to 2.2)	1.4 (0.7 to 2.4)	1.4 (0.7 to 2.4)	1.4 (0.7 to 2.4)	1.4 (0.7 to 2.4)	1.5 (0.8 to 2.4)	1.5 (0.8 to 2.3)	1.4 (0.7 to 2.2)	1.3 (0.6 to 2.1)	0.9 (0.4 to 1.6)	0.5 (0.2 to 1.1)	0.1 (0.1 to 0.3)	0.1 (0.1 to 0.2)	0.1 (0.1 to 0.2)	25
Sexually transmitted infections excluding HIV	0 (0 to 0)	0 (0 to 0)	0 (0 to 0)	0 (0 to 0)	0.6 (0.1 to 1.4)	0.8 (0.2 to 2.1)	0.7 (0.2 to 1.9)	0.5 (0.1 to 1.2)	0.4 (0.1 to 1.1)	0.3 (0.1 to 0.8)	0.3 (0.1 to 0.8)	0.3 (0.1 to 0.8)	0.3 (0.1 to 0.8)	0.3 (0.1 to 0.8)	0.3 (0.1 to 0.8)	0.3 (0.1 to 0.8)	0.3 (0.1 to 0.8)	0.3 (0.1 to 0.8)	0.3 (0.1 to 0.8)	0.3 (0.1 to 0.8)	0.3 (0.1 to 0.8)	0.3 (0.1 to 0.8)	0.3 (0.1 to 0.8)	156
Syphilis	0 (0 to 0)	0 (0 to 0)	0 (0 to 0)	0 (0 to 0)	0 (0 to 0)	0 (0 to 0)	0 (0 to 0)	0 (0 to 0)	0 (0 to 0)	0 (0 to 0)	0 (0 to 0)	0 (0 to 0)	0 (0 to 0)	0 (0 to 0)	0 (0 to 0)	0 (0 to 0)	0 (0 to 0)	0 (0 to 0)	0 (0 to 0)	0 (0 to 0)	0 (0 to 0)	0 (0 to 0)	0 (0 to 0)	0 (0 to 0)	1.3
Chlamydial infection	0 (0 to 0)	0 (0 to 0)	0 (0 to 0)	0 (0 to 0)	0 (0 to 0)	0 (0 to 0)	0 (0 to 0)	0 (0 to 0)	0 (0 to 0)	0 (0 to 0)	0 (0 to 0)	0 (0 to 0)	0 (0 to 0)	0 (0 to 0)	0 (0 to 0)	0 (0 to 0)	0 (0 to 0)	0 (0 to 0)	0 (0 to 0)	0 (0 to 0)	0 (0 to 0)	0 (0 to 0)	0 (0 to 0)	0 (0 to 0)	0.2
Gonococcal infection	0 (0 to 0)	0 (0 to 0)	0 (0 to 0)	0 (0 to 0)	0 (0 to 0)	0 (0 to 0)	0 (0 to 0)	0 (0 to 0)	0 (0 to 0)	0 (0 to 0)	0 (0 to 0)	0 (0 to 0)	0 (0 to 0)	0 (0 to 0)	0 (0 to 0)	0 (0 to 0)	0 (0 to 0)	0 (0 to 0)	0 (0 to 0)	0 (0 to 0)	0 (0 to 0)	0 (0 to 0)	0 (0 to 0)	0 (0 to 0)	0.2
Trichomoniasis	0 (0 to 0)	0 (0 to 0)	0 (0 to 0)	0 (0 to 0)	0 (0 to 0)	0 (0 to 0)	0 (0 to 0)	0 (0 to 0)	0 (0 to 0)	0 (0 to 0)	0 (0 to 0)	0 (0 to 0)	0 (0 to 0)	0 (0 to 0)	0 (0 to 0)	0 (0 to 0)	0 (0 to 0)	0 (0 to 0)	0 (0 to 0)	0 (0 to 0)	0 (0 to 0)	0 (0 to 0)	0 (0 to 0)	0 (0 to 0)	0.1
Genital herpes	0 (0 to 0)	0 (0 to 0)	0 (0 to 0)	0 (0 to 0)	0 (0 to 0)	0 (0 to 0)	0 (0 to 0)	0 (0 to 0)	0 (0 to 0)	0 (0 to 0)	0 (0 to 0)	0 (0 to 0)	0 (0 to 0)	0 (0 to 0)	0 (0 to 0)	0 (0 to 0)	0 (0 to 0)	0 (0 to 0)	0 (0 to 0)	0 (0 to 0)	0 (0 to 0)	0 (0 to 0)	0 (0 to 0)	0 (0 to 0)	29.4
Other sexually transmitted infections	0 (0 to 0)	0 (0 to 0)	0 (0 to 0)	0 (0 to 0)	0 (0 to 0)	0 (0 to 0)	0 (0 to 0)	0 (0 to 0)	0 (0 to 0)	0 (0 to 0)	0 (0 to 0)	0 (0 to 0)	0 (0 to 0)	0 (0 to 0)	0 (0 to 0)	0 (0 to 0)	0 (0 to 0)	0 (0 to 0)	0 (0 to 0)	0 (0 to 0)	0 (0 to 0)	0 (0 to 0)	0 (0 to 0)	0 (0 to 0)	0.1
Respiratory infections and tuberculosis	2.8 (1.9 to 4)	9.9 (8.6 to 11)	79 (64.9 to 97)	69 (57 to 84)	51 (41.7 to 62)	40.9 (33.5 to 50)	40.3 (32.9 to 49)	38.7 (31.5 to 47)	39.2 (31.9 to 48)	39.5 (32.2 to 48)	41.2 (33.7 to 50)	43.4 (35.5 to 53)	47.6 (39.1 to 58)	52.1 (42.9 to 63)	58.1 (47.8 to 70)	66.1 (54.5 to 80)	77.1 (63.3 to 93)	89.7 (73.6 to 108)	104 (85.2 to 126)	119 (97.5 to 144)	131 (106.9 to 159)	144 (115.4 to 175)	154 (120.9 to 189)	4,646
Tuberculosis	2.8 (1.9 to 4)	9.9 (8.6 to 11)	79 (64.9 to 97)	69 (57 to 84)	51 (41.7 to 62)	40.9 (33.5 to 50)	40.3 (32.9 to 49)	38.7 (31.5 to 47)	39.2 (31.9 to 48)	39.5 (32.2 to 48)	41.2 (33.7 to 50)	43.4 (35.5 to 53)	47.6 (39.1 to 58)	52.1 (42.9 to 63)	58.1 (47.8 to 70)	66.1 (54.5 to 80)	77.1 (63.3 to 93)	89.7 (73.6 to 108)	104 (85.2 to 126)	119 (97.5 to 144)	131 (106.9 to 159)	144 (115.4 to 175)	154 (120.9 to 189)	4,646
Latent tuberculosis infection	0 (0 to 0)	0 (0 to 0)	0 (0 to 0)	0 (0 to 0)	0 (0 to 0)	0 (0 to 0)	0 (0 to 0)	0 (0 to 0)	0 (0 to 0)	0 (0 to 0)	0 (0 to 0)	0 (0 to 0)	0 (0 to 0)	0 (0 to 0)	0 (0 to 0)	0 (0 to 0)	0 (0 to 0)	0 (0 to 0)	0 (0 to 0)	0 (0 to 0)	0 (0 to 0)	0 (0 to 0)	0 (0 to 0)	0 (0 to 0)	0
Drug-susceptible tuberculosis	2.8 (1.9 to 4)	9.9 (8.6 to 11)	79 (64.9 to 97)	69 (57 to 84)	51 (41.7 to 62)	40.9 (33.5 to 50)	40.3 (32.9 to 49)	38.7 (31.5 to 47)	39.2 (31.9 to 48)	39.5 (32.2 to 48)	41.2 (33.7 to 50)	43.4 (35.5 to 53)	47.6 (39.1 to 58)	52.1 (42.9 to 63)	58.1 (47.8 to 70)	66.1 (54.5 to 80)	77.1 (63.3 to 93)	89.7 (73.6 to 108)	104 (85.2 to 126)	119 (97.5 to 144)	131 (106.9 to 159)	144 (115.4 to 175)	154 (120.9 to 189)	4,646
Multidrug-resistant tuberculosis without extensive drug resistance	0 (0 to 0)	0 (0 to 0)	0 (0 to 0)	0 (0 to 0)	0 (0 to 0)	0 (0 to 0)	0 (0 to 0)	0 (0 to 0)	0 (0 to 0)	0 (0 to 0)	0 (0 to 0)	0 (0 to 0)	0 (0 to 0)	0 (0 to 0)	0 (0 to 0)	0 (0 to 0)	0 (0 to 0)	0 (0 to 0)	0 (0 to 0)	0 (0 to 0)	0 (0 to 0)	0 (0 to 0)	0 (0 to 0)	0 (0 to 0)	0
Extensively drug-resistant tuberculosis	0 (0 to 0)	0 (0 to 0)	0 (0 to 0)	0 (0 to 0)	0 (0 to 0)	0 (0 to 0)	0 (0 to 0)	0 (0 to 0)	0 (0 to 0)	0 (0 to 0)	0 (0 to 0)	0 (0 to 0)	0 (0 to 0)	0 (0 to 0)	0 (0 to 0)	0 (0 to 0)	0 (0 to 0)	0 (0 to 0)	0 (0 to 0)	0 (0 to 0)	0 (0 to 0)	0 (0 to 0)	0 (0 to 0)	0 (0 to 0)	0
Lower respiratory infections	2.7 (1.8 to 3.8)	9.2 (4.2 to 9.5)	29.4 (13.9 to 54.7)	27.7 (13.2 to 52.1)	16.4 (7.6 to 32.6)	11.6 (5.1 to 24.3)	10.5 (4.5 to 22.1)	9.9 (4.2 to 20.8)	10.3 (4.4 to 21.5)	10.6 (4.5 to 22.1)	11.2 (4.8 to 23.1)	11.9 (5.1 to 24.5)	12.9 (5.5 to 26.4)	14.2 (6.1 to 28.9)	15.8 (6.8 to 32.1)	17.9 (7.7 to 36.2)	20.8 (9.1 to 41.8)	24.1 (10.6 to 48.3)	28.1 (12.4 to 56.2)	32.1 (14.2 to 64.1)	35.3 (15.6 to 70.3)	38.7 (17.1 to 77.1)	41.5 (18.3 to 82.7)	1,247
Upper respiratory infections	0.1 (0.1 to 0.2)	0.3 (0.2 to 0.4)	49 (34.7 to 68.4)	40 (28.1 to 56.2)	35.3 (24.6 to 49.2)	29.3 (20.4 to 40.8)	29.8 (20.8 to 41.5)	28.8 (20.1 to 40.1)	29.0 (20.2 to 40.4)	28.9 (20.1 to 40.3)	30.0 (20.9 to 41.8)	31.5 (21.9 to 43.9)	34.7 (24.1 to 48.3)	37.9 (26.3 to 52.8)	42.3 (29.4 to 58.9)	47.8 (33.2 to 66.5)	55.4 (38.5 to 77.1)	64.2 (44.6 to 89.4)	74.9 (52.1 to 104.3)	85.5 (59.5 to 119.1)	94.1 (65.5 to 131.1)	103.1 (71.8 to 143.6)	110.6 (77.0 to 154.1)	693
Otitis media	0 (0 to 0)	1.5 (0.9 to 2.6)	11.3 (6.9 to 17.4)	13.7 (8.4 to 21.4)	8.7 (5.3 to 13.5)	6.4 (3.9 to 9.9)	6.4 (3.9 to 9.9)	6.4 (3.9 to 9.9)	6.5 (3.9 to 10.1)	6.6 (4.0 to 10.2)	6.8 (4.1 to 10.5)	7.1 (4.3 to 10.9)	7.5 (4.5 to 11.5)	8.0 (4.8 to 12.3)	8.7 (5.2 to 13.4)	9.5 (5.7 to 14.6)	10.6 (6.4 to 16.2)	11.9 (7.2 to 18.2)	13.4 (8.1 to 20.5)	14.9 (9.0 to 22.8)	16.2 (9.8 to 24.8)	17.4 (10.5 to 26.6)	18.4 (11.1 to 28.2)	239
Enteric infections	0.3 (0.2 to 0.6)	1.5 (1.3 to 1.8)	13.6 (9.1 to 19.2)	3.7 (2.4 to 5.3)	1.6 (1.1 to 2.3)	1.5 (1.1 to 2.2)	1.6 (1.1 to 2.3)	1.7 (1.2 to 2.4)	1.9 (1.3 to 2.6)	2.1 (1.5 to 2.9)	2.3 (1.6 to 3.2)	2.6 (1.8 to 3.6)	2.9 (2.0 to 4.1)	3.3 (2.3 to 4.6)	3.8 (2.6 to 5.3)	4.4 (3.0 to 6.1)	5.1 (3.5 to 7.1)	5.9 (4.0 to 8.2)	6.8 (4.6 to 9.5)	7.8 (5.2 to 10.8)	8.7 (5.8 to 12.1)	9.6 (6.4 to 13.3)	10.4 (6.9 to 14.4)	183
Diarrheal diseases	0.3 (0.2 to 0.6)	1.5 (1.3 to 1.8)	12.7 (9.0 to 19.1)	3.4 (2.3 to 5.2)	1.4 (1.0 to 2.3)	1.3 (0.9 to 2.2)	1.4 (1.0 to 2.3)	1.5 (1.1 to 2.4)	1.7 (1.2 to 2.6)	1.9 (1.4 to 2.9)	2.1 (1.5 to 3.2)	2.4 (1.7 to 3.6)	2.7 (1.9 to 4.1)	3.1 (2.2 to 4.6)	3.6 (2.5 to 5.3)	4.2 (2.9 to 6.1)	4.9 (3.4 to 7.1)	5.7 (3.9 to 8.2)	6.6 (4.4 to 9.5)	7.5 (5.0 to 10.8)	8.4 (5.6 to 12.1)	9.3 (6.2 to 13.3)	10.1 (6.7 to 14.4)	177
Typhoid and paratyphoid	0 (0 to 0)	0 (0 to 0)	0 (0 to 0)	0 (0 to 0)	0 (0 to 0)	0 (0 to 0)	0 (0 to 0)	0 (0 to 0)	0 (0 to 0)	0 (0 to 0)	0 (0 to 0)	0 (0 to 0)	0 (0 to 0)	0 (0 to 0)	0 (0 to 0)	0 (0 to 0)	0 (0 to 0)	0 (0 to 0)	0 (0 to 0)	0 (0 to 0)	0 (0 to 0)	0 (0 to 0)	0 (0 to 0)	0 (0 to 0)	0.1
Typhoid fever	0 (0 to 0)	0 (0 to 0)	0 (0 to 0)	0 (0 to 0)	0 (0 to 0)	0 (0 to 0)	0 (0 to 0)	0 (0 to 0)	0 (0 to 0)	0 (0 to 0)	0 (0 to 0)	0 (0 to 0)	0 (0 to 0)	0 (0 to 0)	0 (0 to 0)	0 (0 to 0)	0 (0 to 0)	0 (0 to 0)	0 (0 to 0)	0 (0 to 0)	0 (0 to 0)	0 (0 to 0)	0 (0 to 0)	0 (0 to 0)	0
Paratyphoid fever	0 (0 to 0)	0 (0 to 0)	0 (0 to 0)	0 (0 to 0)	0 (0 to 0)	0 (0 to 0)	0 (0 to 0)	0 (0 to 0)	0 (0 to 0)	0 (0 to 0)	0 (0 to 0)	0 (0 to 0)	0 (0 to 0)	0 (0 to 0)	0 (0 to 0)	0 (0 to 0)	0 (0 to 0)	0 (0 to 0)	0 (0 to 0)	0 (0 to 0)	0 (0 to 0)	0 (0 to 0)	0 (0 to 0)	0 (0 to 0)	0.1
Other sexually transmitted infections	0 (0 to 0)	0 (0 to 0)	0 (0 to 0)	0 (0 to 0)	0 (0 to 0)	0 (0 to 0)	0 (0 to 0)	0 (0 to 0)	0 (0 to 0)	0 (0 to 0)	0 (0 to 0)	0 (0 to 0)	0 (0 to 0)	0 (0 to 0)	0 (0 to 0)	0 (0 to 0)	0 (0 to 0)	0 (0 to 0)	0 (0 to 0)	0 (0 to 0)	0 (0 to 0)	0 (0 to 0)	0 (0 to 0)	0 (0 to 0)	0
Neglected tropical diseases and malaria	0 (0 to 0.1)	0 (0 to 0.1)	0.9 (0.6 to 1.3)	2.6 (1.5 to 4.1)	2.6 (1.5 to 4.1)	2.6 (1.5 to 4.1

Other neoplasms	0-2 (0-1 to 2-9)	0-4 (0-1 to 0-9)	1-6 (0-7 to 2-8)	1-1 (0-6 to 1-9)	1-6 (0-9 to 2-4)	1-1 (0-6 to 1-9)	1-9 (1-5 to 2-9)	1-6 (0-9 to 2-5)	2-1 (1-3 to 3-1)	2-9 (1-9 to 4-2)	4-2 (2-9 to 5-9)	6-1 (4-2 to 8-5)	8-1 (5-7 to 11-3)	10-9 (7-7 to 14-7)	17-7 (12-6 to 23-9)	27-9 (20-9 to 37-2)	29-6 (19-6 to 39-4)	29-5 (21-6 to 40-1)	23-7 (23-2 to 24-3)	29-9 (19-5 to 41-3)	16-3 (9-8 to 24-3)	8-6 (4-9 to 13-1)	235
Medulloblastoma, medulloblastoma, and other hemangioblastic n	0-3 (0-1 to 0-9)	0-4 (0-1 to 0-9)	1-6 (0-7 to 2-8)	1-1 (0-6 to 1-9)	1-6 (0-9 to 2-4)	1-1 (0-6 to 1-9)	1-9 (1-5 to 2-9)	1-6 (0-9 to 2-5)	2-1 (1-3 to 3-1)	2-9 (1-9 to 4-2)	4-2 (2-9 to 5-9)	6-1 (4-2 to 8-5)	8-1 (5-7 to 11-3)	10-9 (7-7 to 14-7)	17-7 (12-6 to 23-9)	27-9 (20-9 to 37-2)	29-6 (19-6 to 39-4)	29-5 (21-6 to 40-1)	23-7 (23-2 to 24-3)	29-9 (19-5 to 41-3)	16-3 (9-8 to 24-3)	8-6 (4-9 to 13-1)	235
Meningioma	0 (0 to 0)	0 (0 to 0)	0 (0 to 0)

Congenital birth defects	171 (129 to 229)	113 (80 to 148)	332 (266 to 407)	176 (132 to 229)	107 (74 to 144)	85 (3 (58 to 120)	68-1 (48 thru 94 to)	29 (3 (27 1 to 47 3)	32-4 (24 2 to 42 2)	39-6 (27 3 to 47 4)	36-9 (27 4 to 47 7)	37 (27 4 to 49 7)	33-4 (24 5 to 44 6)	24-1 (19 to 34 4)	23-7 (16 4 to 31 6)	29-3 (19 to 39 7)	23-6 (16 4 to 33 1)	9-6 (6 to 14 8)	7-3 (4 4 to 11)	6 (3 7 to 9 1)	3-9 (2 4 to 5 9)	1-8 (1 1 to 2 9)	0-9 (0 4 to 1 4)	1,390
Neural tube defects	3-1 (2 1 to 4 6)	39 (3 9 to 59 4)	21-3 (13 4 to 32 4)	17 (11 to 2 4)	1-5 (1 to 2 5)	1-3 (0 8 to 2 5)	1-2 (0 8 to 2 4)	1-1 (0 7 to 1 6)	1 (0 7 to 1 4)	1 (0 7 to 1 4)	1 (0 7 to 1 5)	0-7 (0 5 to 1)	0-6 (0 4 to 0 9)	0-6 (0 4 to 0 9)	0-4 (0 3 to 0 7)	0-4 (0 3 to 0 6)	0-3 (0 2 to 0 6)	0-2 (0 1 to 0 5)	0-1 (0 to 0 3)	0 (0 to 0 2)	0 (0 to 0 1)	0 (0 to 0 1)	0 (0 to 0 2)	79-3
Congenital heart anomalies	22-4 (17 to (0 5 to 0 1)	14 (9 to 22 1)	66 (49 5 to 100)	34 (19 2 to 59 1)	19 (11 to 33 4)	14 (7 4 to 29 5)	12 (6 4 to 25 5)	5 (3 2 to 17 4)	5 (3 to 16 1)	6 (3 to 13 6)	6 (4 to 13 6)	5 (3 to 12 6)	4 (2 to 10 6)	4 (2 to 10 6)	3 (1 to 8 5)	3 (1 to 8 5)	2 (0 to 6 5)	1 (0 to 4 5)	1 (0 to 3 5)	0 (0 to 2 5)	0 (0 to 2 5)	0 (0 to 1 5)	0 (0 to 1 4)	337
Orofacial clefts	1 (0 5 to 0 1)	1 (0 to 0 5)	3 (0 1 to 1 5)	1 (0 4 to 2 4)	1-1 (0 2 to 2 4)	0 (0 2 to 2 3)	0-9 (0 1 to 2 1)	0-2 (0 1 to 1 9)	0-2 (0 1 to 1 9)	0-2 (0 2 to 2 3)	0-2 (0 2 to 2 3)	1-1 (0 2 to 2 5)	0-9 (0 2 to 2 1)	1 (0 3 to 2 2)	0-8 (0 2 to 2 2)	1 (0 3 to 2 2)	0-7 (0 2 to 2 1)	0-6 (0 1 to 1 5)	0-4 (0 1 to 1 3)	0-3 (0 to 0 9)	0-2 (0 to 0 6)	0-1 (0 to 0 5)	0-2 (0 to 0 6)	17-3
Down syndrome	2-5 (1 3 to 4 2)	2 (1 1 to 3 4)	11-5 (4 1 to 12)	4-6 (2 8 to 6 4)	2-9 (2 to 5 4)	3-6 (2 3 to 5 2)	2-4 (2 2 to 5)	3 (1 9 to 4 4)	2-3 (1 5 to 3 6)	2-3 (1 5 to 3 6)	2-4 (2 3 to 4 6)	3 (2 to 4 5)	2-3 (1 6 to 4 5)	1-9 (1 4 to 2 4)	1 (0 6 to 1 6)	0-9 (0 5 to 1 4)	0-9 (0 5 to 1 4)	1-1 (0 6 to 1 9)	0-6 (0 2 to 0 4)	0-4 (0 to 0)	0 (0 to 0)	0 (0 to 0)	0 (0 to 0)	48-4
Turner syndrome	0 (0 to 0)	0 (0 to 0)	0-1 (0 to 0 2)	0-2 (0 to 0 7)	0-3 (0 to 0 9)	0-3 (0 to 0 8)	0-4 (0 to 0 9)	0-3 (0 2 to 0 6)	0-3 (0 2 to 0 6)	0-3 (0 2 to 0 6)	0-2 (0 1 to 0 5)	0-3 (0 1 to 0 5)	0-2 (0 1 to 0 4)	0-2 (0 1 to 0 4)	0-1 (0 to 0 1)	0-1 (0 to 0 1)	0-1 (0 to 0 1)	0 (0 to 0 1)	0 (0 to 0 1)	0 (0 to 0)	0 (0 to 0)	0 (0 to 0)	0 (0 to 0)	3-4
Klinefelter syndrome	0 (0 to 0)	0 (0 to 0)	0 (0 to 0)	0 (0 to 0)

SR Table 2b: Barinqo DALYS by cause and age group for females with 95% uncertainty intervals, 2019

Cause	Early Neonatal	Late Neonatal	Post Neonatal	1 to 4	5 to 9	10 to 14	15 to 19	20 to 24	25 to 29	30 to 34	35 to 39	40 to 44	45 to 49	50 to 54	55 to 59	60 to 64	65 to 69	70 to 74	75 to 79	80 to 84	85 to 89	90 to 94	95 plus	Total
All causes	13,600 (12,600 to 15,600)	6,260 (5,820 to 6,970)	6,660 (6,240 to 10,200)	7,920 (7,660 to 11,400)	5,540 (5,350 to 5,930)	4,980 (4,790 to 5,350)	5,240 (5,050 to 5,660)	5,660 (5,450 to 6,110)	6,140 (5,900 to 6,630)	6,720 (6,450 to 7,260)	7,350 (7,040 to 7,940)	8,110 (7,750 to 8,760)	8,970 (8,560 to 9,690)	9,870 (9,410 to 10,700)	10,900 (10,400 to 11,800)	11,900 (11,300 to 12,900)	12,900 (12,200 to 14,000)	13,900 (13,100 to 15,200)	14,800 (13,900 to 16,200)	15,600 (14,600 to 17,100)	16,200 (15,000 to 17,800)	16,600 (15,200 to 18,300)	16,700 (15,200 to 18,400)	16,700 (15,200 to 18,400)	16,700 (15,200 to 18,400

Congenital birth defects	1,010 (920 to 1,840)	492 (224 to 902)	642 (274 to 1,240)	368 (163 to 681)	131 (60 to 232)	104 (48 to 192)	78 (49 to 118)	54 (34 to 81.2)	39.1 (23.3 to 51.7)	23.9 (17.2 to 38)	19.7 (13 to 28.3)	14.7 (9.5 to 27.4)	9.6 (6.3 to 14.4)	6.8 (4.2 to 10.4)	5.3 (3.2 to 8.2)	3.9 (2.3 to 6.2)	2.7 (1.5 to 4.2)	1.8 (0.7 to 2.4)	0.6 (0.4 to 1.5)	0.5 (0.2 to 0.8)	0.2 (0.1 to 0.4)	0.1 (0 to 0.1)	0 (0 to 0)	3,000
Neural tube defects	478 (129 to 890)	196 (84.4 to 376)	140 (27.6 to 296)	96.5 (17.9 to 204)	19.1 (4.1 to 32.4)	10.4 (2.2 to 19.4)	8.9 (3.6 to 13.8)	2.9 (2.3 to 4.6)	2.4 (1.5 to 4.4)	1.4 (0.9 to 2.9)	0.9 (0.5 to 1.8)	0.6 (0.2 to 1)	0.3 (0.2 to 0.5)	0.2 (0.1 to 0.3)	0.1 (0 to 0.2)	0.1 (0 to 0.2)	0 (0 to 0.1)	0 (0 to 0)	0 (0 to 0)	0 (0 to 0)	0 (0 to 0)	0 (0 to 0)	0 (0 to 0)	838
Congenital heart anomalies	170 (77.2 to 366)	77 (37.7 to 200)	64 (24.1 to 161)	41 (16.3 to 119)	14 (4.5 to 32.4)	7.2 (1.9 to 19.5)	3.6 (1.1 to 9.6)	2.3 (0.9 to 6.2)	1.1 (0.3 to 3.1)	0.9 (0.3 to 2.6)	0.5 (0.2 to 1.6)	0.3 (0.1 to 1.1)	0.2 (0 to 0.6)	0.1 (0 to 0.4)	0 (0 to 0.2)	0 (0 to 0.2)	0 (0 to 0.1)	0 (0 to 0.1)	0 (0 to 0)	0 (0 to 0)	0 (0 to 0)	0 (0 to 0)	0 (0 to 0)	0 (0 to 0)	408
Orofacial clefts	112 (57.7 to 199)	49.2 (31.3 to 93.2)	37 (16.6 to 84)	24.2 (9.6 to 54)	7.3 (2.4 to 16.4)	3.4 (0.3 to 8.8)	1.1 (0.3 to 2.4)	0.9 (0.2 to 2.3)	0.5 (0.2 to 1.5)	0.7 (0.2 to 1.6)	0.6 (0.1 to 1.1)	0.3 (0.1 to 0.7)	0.1 (0 to 0.3)	0.2 (0 to 0.5)	0.1 (0 to 0.3)	0.1 (0 to 0.2)	0 (0 to 0.1)	0 (0 to 0.1)	0 (0 to 0)	0 (0 to 0)	0 (0 to 0)	0 (0 to 0)	0 (0 to 0)	0 (0 to 0)	278
Down syndrome	17.1 (4.5 to 42.2)	11.3 (2.7 to 28.6)	36 (8.5 to 81.3)	14.9 (2.9 to 42.4)	3.6 (1.3 to 8.4)	3.6 (1.4 to 7.2)	3.4 (1.4 to 7.2)	3 (1.2 to 6.4)	2 (0.8 to 4.4)	1.9 (0.7 to 3.4)	1.2 (0.5 to 2.3)	1.1 (0.4 to 2.2)	0.4 (0.2 to 1.3)	0.7 (0.2 to 1.4)	0.4 (0.1 to 0.9)	0.2 (0 to 0.5)	0.1 (0 to 0.3)	0 (0 to 0.2)	0 (0 to 0)	0 (0 to 0)	0 (0 to 0)	0 (0 to 0)	0 (0 to 0)	0 (0 to 0)	83.4
Turner syndrome	0 (0 to 0)	0 (0 to 0)	0.1 (0 to 0.2)	0.2 (0 to 0.7)	0.2 (0 to 0.6)	0.2 (0 to 0.6)	0.2 (0.1 to 0.4)	0.2 (0 to 0.5)	0.1 (0 to 0.2)	0.2 (0 to 0.5)	0.1 (0 to 0.3)	0.1 (0 to 0.3)	0 (0 to 0.1)	0 (0 to 0)	0 (0 to 0)	0 (0 to 0)	0 (0 to 0)	0 (0 to 0)	0 (0 to 0)	0 (0 to 0)	0 (0 to 0)	0 (0 to 0)	0 (0 to 0)	0 (0 to 0)	1.3
Klinefelter syndrome	0 (0 to 0)	0 (0 to 0)	0 (0 to 0)	0 (0 to 0)	0 (0 to 0)	0 (0 to 0)	0 (0 to 0)	0 (0 to 0)	0 (0 to 0)	0 (0 to 0)	0 (0 to 0)

SR Table 2b: Bomet DALYS by cause and age group for females with 95% uncertainty intervals, 2019

Cause	Early Neonatal	Late Neonatal	Post Neonatal	1 to 4	5 to 9	10 to 14	15 to 19	20 to 24	25 to 29	30 to 34	35 to 39	40 to 44	45 to 49	50 to 54	55 to 59	60 to 64	65 to 69	70 to 74	75 to 79	80 to 84	85 to 89	90 to 94	95 plus	Total
All causes	14,000 to 20,000	6,000 to 9,000	7,000 to 11,000	8,000 to 12,000	5,000 to 7,000	4,000 to 6,000	5,000 to 7,000	6,000 to 9,000	7,000 to 10,000	8,000 to 11,000	9,000 to 12,000	10,000 to 14,000	11,000 to 15,000	12,000 to 16,000	12,000 to 16,000	11,000 to 15,000	10,000 to 14,000	8,000 to 11,000	6,000 to 8,000	4,000 to 6,000	2,000 to 3,000	1,000 to 2,000	223,000
Communicable, maternal, neonatal, and nutritional diseases	13,600 (12,700 to 18,600)	4,060 (3,640 to 5,570)	1,790 (1,570 to 2,350)	6,600 (5,930 to 10,300)	1,470 (1,220 to 2,070)	1,010 (835 to 1,370)	1,170 (1,000 to 1,700)	1,400 (1,200 to 2,000)	1,600 (1,400 to 2,300)	1,800 (1,600 to 2,600)	2,000 (1,700 to 2,900)	2,200 (1,900 to 3,200)	2,500 (2,100 to 3,600)	2,800 (2,400 to 4,000)	3,000 (2,600 to 4,300)	3,000 (2,600 to 4,300)	2,900 (2,500 to 4,200)	2,600 (2,200 to 3,800)	2,200 (1,900 to 3,200)	1,700 (1,500 to 2,500)	1,000 (870 to 1,500)	600 (510 to 900)	141,000
HIV/AIDS and sexually transmitted infections	749 (24.4 to 2,297)	128 (24.4 to 2,328)	825 (244 to 3,328)	2,045 (547 to 3,690)	1,420 (662 to 2,700)	1,790 (1,170 to 2,660)	4,640 (2,740 to 6,180)	6,830 (4,900 to 8,450)	12,200 (9,060 to 15,400)	13,100 (9,830 to 16,600)	13,700 (7,320 to 22,800)	11,900 (7,220 to 18,200)	9,440 (5,190 to 15,000)	5,260 (2,970 to 8,610)	3,060 (1,900 to 5,130)	1,530 (1,000 to 2,380)	662 (429 to 1,110)	262 (145 to 470)	102 (54 to 192)	19.4 (10.2 to 39.2)	3.4 (1.8 to 8.2)	1.3 (0.7 to 2.4)	98,600
HIV/AIDS	0.1 (0.1 to 1)	0.2 (0.1 to 1)	624 (179 to 3,096)	2,045 (547 to 3,690)	1,410 (649 to 2,700)	1,790 (1,170 to 2,660)	4,640 (2,740 to 6,180)	6,790 (4,900 to 8,450)	12,100 (9,060 to 15,400)	13,000 (9,790 to 16,600)	13,600 (7,260 to 22,800)	11,900 (7,160 to 18,200)	9,420 (5,190 to 15,000)	5,260 (2,960 to 8,600)	3,060 (1,900 to 5,130)	1,530 (1,000 to 2,380)	646 (397 to 1,110)	261 (145 to 469)	102 (54 to 192)	19 (10.2 to 39.2)	3.4 (1.8 to 8.2)	1.3 (0.7 to 2.4)	85,200
HIV/AIDS - Drug-susceptible Tuberculosis	0 (0 to 0)	10.4 (0 to 19.3)	39.7 (22.7 to 66.4)	23.4 (13.9 to 35.7)	46.5 (19.2 to 83.3)	123 (72.9 to 203)	116 (70.5 to 183)	196 (120 to 302)	367 (223 to 553)	497 (295 to 733)	505 (234 to 791)	439 (198 to 688)	340 (152 to 531)	196 (84.2 to 307)	109 (46.9 to 171)	54.8 (23.4 to 90.1)	24.6 (10.1 to 41.9)	11.5 (4.7 to 19)	4.6 (1.9 to 7.4)	0.8 (0.3 to 1.3)	0.3 (0.1 to 0.5)	0.1 (0 to 0.2)	2,990
HIV/AIDS - Multidrug-resistant Tuberculosis without extensive drug resistance	0 (0 to 0)	0 (0 to 0)	1.7 (0.2 to 2.4)	1.3 (0.1 to 1.9)	1.8 (0.1 to 2.6)	6.3 (0.3 to 8.9)	5.2 (0.3 to 7.3)	8.2 (0.4 to 11.5)	15.7 (0.8 to 22.1)	21.1 (1.1 to 29.5)	21.6 (1.1 to 30.4)	18.7 (0.9 to 26.4)	14.4 (0.7 to 20.4)	8.3 (0.4 to 11.8)	4.6 (0.2 to 6.5)	2.3 (0.1 to 3.3)	1 (0 to 1.4)	0.5 (0 to 0.7)	0.2 (0 to 0.3)	0 (0 to 0)	0 (0 to 0)	0 (0 to 0)	117
HIV/AIDS - Extensively drug-resistant Tuberculosis	0 (0 to 0)	0 (0 to 0)	0 (0 to 0)	0 (0 to 0)	0 (0 to 0)	0 (0 to 0)	0 (0 to 0)	0 (0 to 0)	0 (0 to 0)	0 (0 to 0)	0 (0 to 0)	0 (0 to 0)	0 (0 to 0)	0 (0 to 0)	0 (0 to 0)	0 (0 to 0)	0 (0 to 0)	0 (0 to 0)	0 (0 to 0)	0 (0 to 0)	0 (0 to 0)	0 (0 to 0)	0 (0 to 0)	1.6
HIV/AIDS resulting in other diseases	0.2 (0 to 0.5)	0.2 (0 to 0.5)	623 (169 to 3,086)	2,000 (466 to 3,660)	1,360 (617 to 2,700)	1,740 (1,120 to 2,640)	4,610 (2,710 to 6,070)	6,690 (4,850 to 8,350)	12,000 (8,890 to 15,400)	12,900 (9,290 to 16,400)	13,100 (6,700 to 22,400)	11,400 (6,620 to 17,900)	9,060 (4,630 to 14,800)	5,060 (2,760 to 8,350)	2,940 (1,800 to 4,960)	1,470 (977 to 2,320)	620 (389 to 1,080)	249 (129 to 455)	98.4 (49.6 to 179)	18.1 (9.7 to 34.5)	7.9 (3.9 to 15)	3.2 (1.6 to 6.2)	82,100
Sexually transmitted infections excluding HIV	749 (253 to 1,940)	128 (54.5 to 299)	201 (55.2 to 450)	0.7 (0 to 1.7)	0.5 (0 to 1.4)	0.3 (0 to 1.1)	0.2 (0 to 0.9)	0.2 (0 to 0.8)	0.2 (0 to 0.8)	0.2 (0 to 0.8)	0.2 (0 to 0.8)	0.2 (0 to 0.8)	0.2 (0 to 0.8)	0.2 (0 to 0.8)	0.2 (0 to 0.8)	0.2 (0 to 0.8)	0.2 (0 to 0.8)	0.2 (0 to 0.8)	0.2 (0 to 0.8)	0.2 (0 to 0.8)	0.2 (0 to 0.8)	0 (0 to 0)	1,200
Syphilis	749 (253 to 1,940)	128 (54.5 to 299)	201 (55.2 to 450)	0.7 (0 to 1.7)	0.5 (0 to 1.4)	0.3 (0 to 1.1)	0.2 (0 to 0.9)	0.2 (0 to 0.8)	0.2 (0 to 0.8)	0.2 (0 to 0.8)	0.2 (0 to 0.8)	0.2 (0 to 0.8)	0.2 (0 to 0.8)	0.2 (0 to 0.8)	0.2 (0 to 0.8)	0.2 (0 to 0.8)	0.2 (0 to 0.8)	0.2 (0 to 0.8)	0.2 (0 to 0.8)	0.2 (0 to 0.8)	0.2 (0 to 0.8)	0 (0 to 0)	1,090
Chlamydial infection	0 (0 to 0)	0 (0 to 0)	0 (0 to 0)	0 (0 to 0)	0 (0 to 0)	0 (0 to 0)	0 (0 to 0)	0 (0 to 0)	0 (0 to 0)	0 (0 to 0)	0 (0 to 0)	0 (0 to 0)	0 (0 to 0)	0 (0 to 0)	0 (0 to 0)	0 (0 to 0)	0 (0 to 0)	0 (0 to 0)	0 (0 to 0)	0 (0 to 0)	0 (0 to 0)	0 (0 to 0)	0 (0 to 0)	219
Gonococcal infection	0 (0 to 0)	0 (0 to 0)	0 (0 to 0)	0 (0 to 0)	0 (0 to 0)	0 (0 to 0.6)	0 (0 to 0.6)	0 (0 to 0.7)	0 (0 to 0.8)	0 (0 to 0.8)	0 (0 to 0.8)	0 (0 to 0.8)	0 (0 to 0.8)	0 (0 to 0.8)	0 (0 to 0.8)	0 (0 to 0.8)	0 (0 to 0.8)	0 (0 to 0.8)	0 (0 to 0.8)	0 (0 to 0.8)	0 (0 to 0.8)	0 (0 to 0.8)	0 (0 to 0.8)	21.6
Trichomoniasis	0 (0 to 0)	0 (0 to 0)	0 (0 to 0)	0 (0 to 0)	0 (0 to 0)	0 (0 to 1)	0 (0 to 1.1)	0 (0 to 1.4)	0 (0 to 1.6)	0 (0 to 1.7)	0 (0 to 1.7)	0 (0 to 1.7)	0 (0 to 1.7)	0 (0 to 1.7)	0 (0 to 1.7)	0 (0 to 1.7)	0 (0 to 1.7)	0 (0 to 1.7)	0 (0 to 1.7)	0 (0 to 1.7)	0 (0 to 1.7)	0 (0 to 1.7)	0 (0 to 1.7)	109
Genital herpes	0 (0 to 0)	0 (0 to 0)	0 (0 to 0)	0 (0 to 0)	0 (0 to 0)	0 (0 to 1.9)	0 (0 to 1.9)	0 (0 to 2.1)	0 (0 to 2.3)	0 (0 to 2.3)	0 (0 to 2.3)	0 (0 to 2.3)	0 (0 to 2.3)	0 (0 to 2.3)	0 (0 to 2.3)	0 (0 to 2.3)	0 (0 to 2.3)	0 (0 to 2.3)	0 (0 to 2.3)	0 (0 to 2.3)	0 (0 to 2.3)	0 (0 to 2.3)	0 (0 to 2.3)	47.2
Other sexually transmitted infections	0 (0 to 0)	0 (0 to 0)	0 (0 to 0)	0 (0 to 0)	0 (0 to 0)	0 (0 to 1)	0 (0 to 2.6)	0 (0 to 3.4)	0 (0 to 3.5)	0 (0 to 3.5)	0 (0 to 3.5)	0 (0 to 3.5)	0 (0 to 3.5)	0 (0 to 3.5)	0 (0 to 3.5)	0 (0 to 3.5)	0 (0 to 3.5)	0 (0 to 3.5)	0 (0 to 3.5)	0 (0 to 3.5)	0 (0 to 3.5)	0 (0 to 3.5)	0 (0 to 3.5)	54.6
Respiratory infections and tuberculosis	1,160 (549 to 2,090)	699 (389 to 1,230)	1,190 (649 to 2,190)	374 (243 to 579)	240 (213 to 271)	217 (193 to 245)	252 (219 to 287)	305 (270 to 343)	417 (370 to 472)	395 (352 to 447)	393 (347 to 451)	393 (347 to 451)	393 (347 to 451)	393 (347 to 451)	393 (347 to 451)	393 (347 to 451)	393 (347 to 451)	393 (347 to 451)	393 (347 to 451)	393 (347 to 451)	393 (347 to 451)	393 (347 to 451)	9,790
Tuberculosis	0 (0 to 0)	0 (0 to 0)	0 (0 to 0)	0 (0 to 0)	0 (0 to 0)	0 (0 to 0)	0 (0 to 0)	0 (0 to 0)	0 (0 to 0)	0 (0 to 0)	0 (0 to 0)	0 (0 to 0)	0 (0 to 0)	0 (0 to 0)	0 (0 to 0)	0 (0 to 0)	0 (0 to 0)	0 (0 to 0)	0 (0 to 0)	0 (0 to 0)	0 (0 to 0)	0 (0 to 0)	0 (0 to 0)	2.62
Latent tuberculosis infection	0 (0 to 0)	0 (0 to 0)	0 (0 to 0)	0 (0 to 0)	0 (0 to 0)	0 (0 to 0)	0 (0 to 0)	0 (0 to 0)	0 (0 to 0)	0 (0 to 0)	0 (0 to 0)	0 (0 to 0)	0 (0 to 0)	0 (0 to 0)	0 (0 to 0)	0 (0 to 0)	0 (0 to 0)	0 (0 to 0)	0 (0 to 0)	0 (0 to 0)	0 (0 to 0)	0 (0 to 0)	0 (0 to 0)	0 (0 to 0)
Drug-susceptible tuberculosis	0 (0 to 0)	0 (0 to 0)	40.9 (19 to 70.6)	39.7 (14.8 to 80.4)	33.3 (14.9 to 57.8)	29 (13 to 48.7)	113 (63.3 to 178)	208 (128 to 327)	204 (122 to 296)	245 (152 to 372)	215 (127 to 353)	167 (83.4 to 289)	147 (69.7 to 272)	173 (86.4 to 312)	190 (83.3 to 327)	154 (69.3 to 263)	102 (44.7 to 207)	74.9 (27 to 156)	30.4 (9.7 to 67)	9.2 (2.7 to 21.5)	2.3 (0.7 to 5.7)	0.6 (0.2 to 1.5)	2,330
Multidrug-resistant tuberculosis without extensive drug resistance	0 (0 to 0)	0 (0 to 0)	1.4 (0.1 to 3.3)	0.9 (0 to 2.6)	0.6 (0 to 2.1)	1 (0 to 3.4)	3.4 (0.1 to 11.6)	6.8 (0.2 to 27.4)	9.8 (0.3 to 33.7)	12.2 (0.3 to 42)	12.3 (0.3 to 42.9)	9.8 (0.2 to 34.9)	6.8 (0.2 to 24.1)	3.6 (0.1 to 12.9)	2.2 (0.1 to 8.1)	0.9 (0 to 3.4)	0.4 (0 to 1.7)	0.2 (0 to 0.8)	0.1 (0 to 0.3)	0 (0 to 0.1)	0 (0 to 0)	0 (0 to 0)	73.5
Extensively drug-resistant tuberculosis	0 (0 to 0)	0 (0 to 0)	0 (0 to 0.1)	0 (0 to 0)	0 (0 to 0)	0 (0 to 0)	0 (0 to 0.1)	0 (0 to 0.1)	0 (0 to 0.1)	0 (0 to 0.1)	0 (0 to 0.1)	0 (0 to 0.1)	0 (0 to 0.1)	0 (0 to 0.1)	0 (0 to 0.1)	0 (0 to 0.1)	0 (0 to 0.1)	0 (0 to 0.1)	0 (0 to 0.1)	0 (0 to 0.1)	0 (0 to 0.1)	0 (0 to 0.1)	0 (0 to 0.1)	1
Lower respiratory infections	1,160 (549 to 2,090)	699 (389 to 1,230)	1,150 (649 to 2,190)	370 (187 to 581)	143 (57 to 333)	111 (51 to 232)	104 (46 to 224)	122 (66 to 235)	136 (64 to 262)	140 (64 to 262)	139 (61 to 269)	149 (66 to 288)	147 (65 to 281)	152 (71 to 292)	156 (69 to 299)	247 (109 to 466)	259 (113 to 498)	268 (115 to 501)	271 (120 to 507)	185 (78 to 357)	114 (44 to 197)	49.1 (16 to 87.6)	6,230
Upper respiratory infections	0.4 (0.2 to 0.8)	1.9 (1 to 3.2)	39.2 (19.1 to 62)	118 (60.8 to 193)	135 (67.1 to 229)	111 (59.1 to 189)	104 (52.8 to 182)	122 (60.4 to 214)	89.4 (41.8 to 154)	68.1 (27 to 127)	56.2 (20.3 to 97.4)	46.9 (20.2 to 74.4)	32.6 (11.3 to 57.8)	22.8 (6.9 to 42.2)	19.2 (5.8 to 37.4)	13.6 (4.1 to 27.2)	10.8 (3.2 to 21.6)	7.1 (1.9 to 14.9)	4.4 (1.2 to 9.1)	2.5 (0.6 to 5.6)	1.2 (0.3 to 2.9)	0.2 (0.1 to 0.4)	868
Otitis media	0 (0 to 0.2)	0 (0 to 0.3)	2.9 (1.1 to 6.1)	52.4 (27.5 to 85)	59.6 (29.6 to 98.4)	36.4 (18.2 to 59.2)	20.4 (9.9 to 36.4)	27.5 (11.9 to 52.6)	19.8 (8.2 to 39.2)	14.2 (5.2 to 29.3)	11.4 (3.9 to 25.1)	8.9 (2.9 to 19.4)	6.2 (2 to 13.7)	4.2 (1.3 to 9.2)	3.1 (0.9 to 6.9)	1.9 (0.5 to 4.2)	0.9 (0.2 to 2.1)	0.5 (0.1 to 1.2)	0.2 (0 to 0.6)	0.1 (0 to 0.2)	0 (0 to 0.1)	0 (0 to 0)	285
Enteric infections	1,160 (549 to 1,400)	699 (389 to 1,230)	1,040 (649 to 1,750)	1,940 (1,770 to 2,770)	901 (482 to 1,540)	640 (367 to 1,060)	641 (364 to 1,060)	640 (362 to 1,060)	640 (362 to 1,060)	640 (362 to 1,060)	640 (362 to 1,060)	640 (362 to 1,060)	640 (362 to 1,060)	640 (362 to 1,060)	640 (362 to 1,060)	640 (362 to 1,060)	640 (362 to 1,060)	640 (362 to 1,060)	640 (362 to 1,060)	640 (362 to 1,060)	640 (362 to 1,060)	640 (362 to 1,060)	10,460
Diarrheal diseases	1,160 (139 to 1,400)	699 (230 to 2,060)	1,040 (723 to 4,410)	1,940 (325 to 1,890)	901 (146 to 990)	640 (92 to 670)	641 (132 to 595)	640 (125 to 606)	640 (111 to 530)	640 (108 to 514)	640 (95 to 465)	640 (79 to 451)	640 (72 to 414)	640 (72 to 414)	640 (60 to 345)	640 (54 to 296)	640 (59 to 321)	640 (70 to 361)	640 (63 to 410)	640 (53 to 398)	640 (34 to 357)	640 (18 to 189)	7,790
Typhoid and paratyphoid	0 (0 to 0)	0 (0 to 0)	0 (0 to 4.9)	0 (0 to 1.9)	0 (0 to 1.2)	0 (0 to 1.2)	0 (0 to 1.2)	0 (0 to 1.2)	0 (0 to 1.2)	0 (0 to 1.2)	0 (0 to 1.2)	0 (0 to 1.2)	0 (0 to 1.2)	0 (0 to 1.2)	0 (0 to 1.2)	0 (0 to 1.2)	0 (0 to 1.2)	0 (0 to 1.2)	0 (0 to 1.2)	0 (0 to 1.2)	0 (0 to 1.2)	0 (0 to 1.2)	0 (0 to 1.2)	1,220
Typhoid fever	0 (0 to 0)	0 (0 to 0)	0 (0 to 4.9)	0 (0 to 1.9)	0 (0 to 1.2)	0 (0 to 1.2)	0 (0 to 1.2)	0 (0 to 1.2)	0 (0 to 1.2)	0 (0 to 1.2)	0 (0 to 1.2)	0 (0 to 1.2)	0 (0 to 1.2)	0 (0 to 1.2)	0 (0 to 1.2)	0 (0 to 1.2)	0 (0 to 1.2)	0 (0 to 1.2)	0 (0 to 1.2)	0 (0 to 1.2)	0 (0 to 1.2)	0 (0 to 1.2)	0 (0 to 1.2)	1,170
Paratyphoid fever	0 (0 to 0)	0 (0 to 0)	0 (0 to 0.2)	0 (0 to 1.7)	0 (0 to 1.1)	0 (0 to 2.7)	0 (0 to 3.2)	0 (0 to 3.2)	0 (0 to 3.2)	0 (0 to 3.2)	0 (0 to 3.2)	0 (0 to 3.2)	0 (0 to 3.2)	0 (0 to 3.2)	0 (0 to 3.2)	0 (0 to 3.2)	0 (0 to 3.2)	0 (0 to 3.2)	0 (0 to 3.2)	0 (0 to 3.2)	0 (0 to 3.2)	0 (0 to 3.2)	0 (0 to 3.2)	53.6
Invasive Non-typhoidal Salmonella (iNTS)	19.6 (9.1 to 39.3)	399 (147 to 718)	399 (192 to 1,140)	399 (42.9 to 643)	399 (20.6 to 643)	399 (20.6 to 643)	399 (20.6 to 643)	399 (19.9 to 643)	399 (19.9 to 643)	399 (19.9 to 643)	399 (19.9 to 643)	399 (19.9 to 643)	399 (19.9 to 643)	399 (19.9 to 643)	399 (19.9 to 643)	399 (19.9 to 643)	399 (19.9 to 643)	399 (19.9 to 643)	399 (19.9 to 643)	399 (19.9 to 643)	399 (19.9 to 643)	399 (19.9 to 643)	399 (19.9 to 643)	1,440
Other intestinal infectious diseases	0 (0 to 0)	0 (0 to 0)	0 (0 to 0.3)	0 (0 to 0.2)	0 (0 to 0.2)	0 (0 to 0.2)	0 (0 to 0.2)	0 (0 to 0.9)	0 (0 to 1.1)	0 (0 to 1.1)	0 (0 to 1.1)	0 (0 to 1.1)	0 (0 to 1.1)	0 (0 to 1.1)	0 (0 to 1.1)	0 (0 to 1.1)	0 (0 to 1.1)	0 (0 to 1.1)	0 (0 to 1.1)	0 (0 to 1.1)	0 (0 to 1.1)	0 (0 to 1.1)	0 (0 to 1.1)	5
Neglected tropical diseases and malaria	0 (0 to 2.4)	0 (0 to 1.78)	1,260 (199 to 1,780)	1,260 (449 to 4,000)	1,260 (420 to 3,040)	1,260 (227 to 1,960)	1,260 (192 to 1,960)	1,260 (192 to 1,960)	1,260 (192 to 1,960)	1,260 (192 to 1,960)	1,260 (192 to 1,960)	1,260 (192 to 1,960)	1,260 (192 to 1,960)	1,260 (192 to 1,960)	1,260 (192 to 1,960)	1,260 (192 to 1,960)	1,260 (192 to 1,960)	1,260 (192 to 1,960)	1,260 (192 to 1,960)	1,260 (192 to 1,960)	1,260 (192 to 1,960)	1,260 (192 to 1,960)	1,260 (192 to 1,960)	7,290
Malaria	0 (0 to 0)	0 (0 to 1.78)	0 (0 to 1.78)	0 (0 to 1.78)	0 (0 to 1.78)	0 (0 to 1.78)	0 (0 to 1.78)	0 (0 to 1.78)	0 (0 to 1.78)	0 (0 to 1.78)	0 (0 to 1.78)	0 (0 to 1.78)	0 (0 to 1.78)	0 (0 to 1.78)	0 (0 to 1.78)	0 (0 to 1.78)	0 (0 to 1.78)	0 (0 to 1.78)	0 (0 to 1.78)	0 (0 to 1.78)	0 (0 to 1.78)	0 (0 to 1.78)	0 (0 to 1.78)	5,720
Chagas disease	0 (0 to 0)	0 (0 to 0)	0 (0 to 0)	0 (0 to 0)	0 (0 to 0)	0 (0 to 0)	0 (0 to 0)	0 (0 to 0)	0 (0 to 0)	0 (0 to 0)	0 (0 to 0)	0 (0 to 0)	0 (0 to 0)	0 (0 to 0)	0 (0 to 0)	0 (0 to 0)	0 (0 to 0)	0 (0 to 0)	0 (0 to 0)	0 (0 to 0)	0 (0 to 0)	0 (0 to 0)	0 (0 to 0)	0
Leishmaniasis	0 (0 to 0)	0 (0 to 0)	0 (0 to 0)	0 (0 to 0.2)	0 (0 to 0.2)	0 (0 to 0.3)	0 (0 to 0.3)	0 (0 to 0.4)	0 (0 to 0.4)	0 (0 to 0.3)	0 (0 to 0.2)	0 (0 to 0.2)	0 (0 to 0.1)	0 (0 to 0.1)	0 (0 to 0.1)	0 (0 to 0.1)	0 (0 to 0.1)	0 (0 to 0.1)	0 (0 to 0.1)	0 (0 to 0.1)	0 (0 to 0.1)	0 (0 to 0.1)	0 (0 to 0.1)	2
Visceral leishmaniasis	0 (0 to 0)	0 (0 to 0)	0 (0 to 0)	0 (0 to 0)	0 (0 to 0)	0 (0 to 0)	0 (0 to 0)	0 (0 to 0)	0 (0 to 0)	0 (0 to 0)	0 (0 to 0)	0 (0 to 0)	0 (0 to 0)	0 (0 to 0)	0 (0 to 0)	0 (0 to 0)	0 (0 to 0)	0 (0 to 0)	0 (0 to 0)	0 (0 to 0)	0 (0 to 0)	0 (0 to 0)	0 (0 to 0)	0
Cutaneous and mucocutaneous leishmaniasis	0 (0 to 0)	0 (0 to 0)	0 (0 to 0)	0 (0 to 0.2)	0 (0 to 0.2)	0 (0 to 0.3)	0 (0 to 0.3)	0 (0 to 0.4)	0 (0 to 0.4)	0 (0 to 0.3)	0 (0 to 0.2)	0 (0 to 0.2)	0 (0 to 0.1)	0 (0 to 0.1)	0 (0 to 0.1)	0 (0 to 0.1)	0 (0 to 0.1)	0 (0 to 0.1)	0 (0 to 0.1)	0 (0 to 0.1)	0 (0 to 0.1)	0 (0 to 0.1)	0 (0 to 0.1)	2
African trypanosomiasis	0 (0 to 0)	0 (0 to 0)	0 (0 to 0)	0 (0 to 0)	0 (0 to 0)	0 (0 to 0)	0 (0 to 0)	0 (0 to 0)	0 (0 to 0)	0 (0 to 0)	0 (0 to 0)	0 (0 to 0)	0 (0 to 0)	0 (0 to 0)	0 (0 to 0)	0 (0 to 0)	0 (0 to 0)	0 (0 to 0)	0 (0 to 0)	0 (0 to 0)	0 (0 to 0)	0 (0 to 0)	0 (0 to 0)	0
Schistosomiasis	0 (0 to 0)	0 (0 to 0)	0 (0 to 0)	6.7 (1.9 to 16.4)	45.2 (18.7 to 87.6)	60.4 (24.2 to 128)	94.2 (38.9 to 174)	88.1 (36.2 to 165)	85.9 (32.9 to 157)	72.1 (26.9 to 134)	52.5 (17.1 to 102)	31.5 (9.6 to 66.2)	22.6 (6.4 to 50.1)	13.9 (4.4 to 32.1)	13.2 (3.9 to 31.2)	10.4 (2.9 to 25.1)	8.9 (2.4 to 21.9)	4.8 (1.4 to 11.9)	1.5 (0.4 to 3.6)	0.8 (0.2 to 2.3)	0.3 (0.1 to 1.2)	0.1 (0 to 0.3)	589
Cysticercosis	0 (0 to 0)	0 (0 to 0)	0 (0 to 0)	2.3 (0.6 to 5.6)	0.8 (0.2 to 2.1)	3.2 (0.8 to 8.2)	7.4 (1.9 to 19.6)	9.9 (2.5 to 26.3)	10.4 (2.6 to 28.6)	11.4 (2.8 to 31.5)	11.4 (2.8 to 31.5)	11.2 (2.8 to 31.2)	10.7 (2.6 to 29.8)	10.8 (2.6 to 30.2)	13.2 (3.2 to 36.8)	13.3 (3.2 to 36.4)	12.3 (3 to 33.7)	9.6 (2.3 to 26.4)	2.8 (0.7 to 8.4)	1.2 (0.3 to 3.5)	0.7 (0.2 to 2.1)	0.4 (0.1 to 1.1)	139
Cystic echinococcosis	0 (0 to 0)	0 (0 to 0)	0.3 (0 to 0.8)	0.2 (0 to 0.6)	0.2 (0 to 0.6)	0.2 (0 to 0.6)	0.2 (0 to 0.6)	0.2 (0 to 0.7)	0.2 (0 to 0.7)	0.2 (0 to 0.7)	0.2 (0 to 0.7)	0.2 (0 to 0.7)	0.2 (0 to 0.7)	0.2 (0 to 0.7)	0.2 (0 to 0.7)	0.2 (0 to 0.7)	0.2 (0 to 0.7)	0.2 (0 to 0.7)	0.2 (0 to 0.7)	0.2 (0 to 0.7)	0.2 (0 to 0.7)	0.2 (0 to 0.7)	0.2 (0 to 0.7)	7.3
Lymphatic filariasis	0 (0 to 0)	0 (0 to 0)	0 (0 to 0)	19.8 (10.4 to 29.6)	19.2 (10.5 to 29.9)	19.2 (9.7 to 27.2)	19.2 (9.6 to 24.2)	19.2 (9.6 to 19.6)	19.2 (9.6 to 19.6)	19.2 (9.6 to 19.6)	19.2 (9.6 to 19.6)	19.2 (9.6 to 19.6)	19.2 (9.6 to 19.6)	19.2 (9.6 to 19.6)	19.2 (9.6 to 19.6)	19.2 (9.6 to 19.6)	19.2 (9.6 to 19.6)	19.2 (9.6 to 19.6)	19.2 (9.6 to 19.6)	19.2 (9.6 to 19.6)	19.2 (9.6 to 19.6)	19.2 (9.6 to 19.6)	124
Onchocerciasis	0 (0 to 0)	0 (0 to 0)	0 (0 to 0)	0 (0 to 0)	0 (0 to 0)	0 (0 to 0)	0 (0 to 0)	0 (0 to 0)	0 (0 to 0)	0 (0 to 0)	0 (0 to 0)	0 (0 to 0)	0 (0 to 0)	0 (0 to 0)	0 (0 to 0)	0 (0 to 0)	0 (0 to 0)	0 (0 to 0)	0 (0 to 0)	0 (0 to 0)	0 (0 to 0)	0 (0 to 0)	0 (0 to 0)	0
Trachoma	0 (0 to 0)	0 (0 to 0)	0 (0 to 0)	0 (0 to 0)	0 (0 to 0)	0 (0 to 0)	0 (0 to 0)	0 (0 to 0)	0 (0 to 0)	0 (0 to 0)	0 (0 to 0)	0 (0 to 0)	0 (0 to 0)	0 (0 to 0)	0 (0 to 0)	0 (0 to 0)	0 (0 to 0)	0 (0 to 0)	0 (0 to 0)	0 (0 to 0)	0 (0 to 0)	0 (0 to 0)	0 (0 to 0)	0
Dengue	0 (0 to 0)	0 (0 to 1.9)	1.9 (0 to 5.6)	2.9 (0 to 13.6)	4 (0 to 13.4)	2.4 (0 to 11.1)	2.9 (0 to 9.7)	2.3 (0 to 7.2)	1.9 (0 to 6.6)	1.4 (0 to 5.4)	0.9 (0 to 3.3)	0.7 (0 to 2.7)	0.4 (0 to 1.6)	0.4 (0 to 1.7)	0.3 (0 to 1.4)	0.2 (0 to 1.1)	0.2 (0 to 0.9)	0.1 (0 to 0.6)	0.1 (0 to 0.4)	0 (0 to 0.2)	0 (0 to 0.1)	0 (0 to 0.1)	29
Yellow fever	0 (0 to 0)	0 (0 to 0.4)	0 (0 to 2.4)	0.4 (0.2 to 0.9)	0.4 (0.2 to 1.8)	0.4 (0.2 to 2.2)	0.4 (0.2 to 2.8)	0.4 (0.2 to 2.8)	0.4 (0.2 to 2.7)	0.4 (0.2 to 2.5)	0.4 (0.2 to 2.3)	0.4 (0.2 to 2.1)	0.4 (0.2 to 1.8)	0.4 (0.2 to 1.6)	0.4 (0.2 to 1.4)	0.4 (0.2 to 1.3)	0.4 (0.2 to 1.2)	0.4 (0.2 to 1.1)	0.4 (0.2 to 1)	0.4 (0.2 to 1)	0.4 (0.2 to 1)	0.4 (0.2 to 1)	14.4
Rabies	0 (0 to 0)	0 (0 to 0)	0 (0 to 1.5)	0 (0 to 2.3)	0 (0 to 2.7)	0 (0 to 4.2)	0 (0 to 2.1)	0 (0 to 1)	0 (0 to 1)	0 (0 to 1)	0 (0 to 1)	0 (0 to 1)	0 (0 to 1)	0 (0 to 1)	0 (0 to 1)	0 (0 to 1)	0 (0 to 1)	0 (0 to 1)	0 (0 to 1)	0 (0 to 1)	0 (0 to 1)	0 (0 to 1)	0 (0 to 1)	3.9
Intestinal nematode infections	0 (0 to 0)	0 (0 to 0)	1.4 (0.7 to 3)	27 (16.4 to 38.4)	69.9 (42.1 to 102)	70 (41.4 to 102)	39.9 (23.1 to 56.3)	27.4 (14.9 to 43.2)	24.7 (12.6 to 39.2)	19.7 (9.4 to 32.6)	16.7 (7.4 to 28.6)	13.7 (5.7 to 24.6)	11.2 (4.4 to 20.7)	7.8 (2.9 to 15.6)	5.9 (2.1 to 12.1)	4.2 (1.4 to 9.1)	2.7 (0.8 to 6.1)	1.6 (0.4 to 3.9)	0.8 (0.2 to 2.1)	0.3 (0.1 to 0.8)	0.1 (0 to 0.3)	0.1 (0 to 0.2)	561
Ascariasis	0 (0 to 0)	0 (0 to 0)	0.3 (0 to 1.3)	2.1 (0.5 to 5.1)	4.3 (0.9 to 10.6)	3.7 (0.8 to 9.3)	2.7 (0.6 to 6.9)	1.9 (0.4 to 5.1)	1.4 (0.3 to 4.1)	1 (0.2 to 3.1)	0.7 (0.1 to 2.3)	0.5 (0.1 to 1.7)	0.3 (0 to 1.2)	0.2 (0 to 0.8)	0.1 (0 to 0.5)	0.1 (0 to 0.3)	0 (0 to 0.2)	0 (0 to 0.1)	0 (0 to 0.1)	0 (0 to 0)	0 (0 to 0)	0 (0 to 0)	0 (0 to 0)	56.7

Other neoplasms	0 (0 to 0.1)	0 (0 to 0)	0 (0.1 to 0.1)	0 (0.2 to 0.6)	0 (0.7 to 1.2)	0 (0.3 to 1.3)	0 (0.1 to 0.5)	0 (0.5 to 1)	0 (0.3 to 1.1)	0 (0.2 to 1.1)	0 (0.3 to 1.2)	0 (0.2 to 1.4)	0 (0.3 to 1.6)	0 (0.3 to 1.5)	0 (0.3 to 1.6)	1-2 (0.5 to 2.2)	1-3 (0.4 to 2.6)	2 (0.7 to 3.4)	1-4 (0.4 to 3.4)	1-5 (0.4 to 2.6)	1-5 (0.1 to 1)	0 (0.0 to 0.4)	17-2
Medulloblastoma, medulloblastoma, and other hemangioblastic neoplasms	0 (0 to 0.1)	0 (0 to 0)	0 (0.1 to 0.5)	0 (0 to 0.6)	0 (0.4 to 1.2)	0 (0 to 0.1)	0 (0 to 0)	0 (0 to 0)	0 (0 to 0.1)	0 (0.2 to 1.1)	0 (0 to 0.1)	0 (0 to 1.2)	0 (0.3 to 1.6)	0 (0.3 to 1.6)	0 (0.3 to 1.6)	0 (0.3 to 1.5)	0 (0.4 to 2.2)	0 (0.7 to 3.4)	0 (0.4 to 3.4)	0 (0.4 to 2.2)	0 (0.1 to 1)	0 (0.0 to 0.1)	17-2
Benign and in situ cerebral neoplasms	0 (0 to 0)	0 (0 to 0)	0 (0 to 0)	0 (0 to 0)	0 (0 to 0)	0 (0 to 0)	0 (0 to 0)	0 (0 to 0)	0 (0 to 0)	0 (0 to 0)	0 (0 to 0)	0 (0 to 0)	0 (0 to 0)	0 (0 to 0)	0 (0 to 0)	0 (0 to 0)	0 (0 to 0)	0 (0 to 0)	0 (0 to 0)	0 (0 to 0)	0 (0 to 0)	0 (0 to 0)	0 (0 to 0)	
Benign and in situ cerebral and uterine neoplasms	0 (0 to 0)	0 (0 to 0)	0 (0 to 0)	0 (0 to 0)	0 (0 to 0)	0 (0 to 0)	0 (0 to 0)	0 (0 to 0)	0 (0 to 0)	0 (0 to 0)	0 (0 to 0)	0 (0 to 0)	0 (0 to 0)	0 (0 to 0)	0 (0 to 0)	0 (0 to 0)	0 (0 to 0)	0 (0 to 0)	0 (0 to 0)	0 (0 to 0)	0 (0 to 0)	0 (0 to 0)	0 (0 to 0)	6
Other benign and in situ neoplasms	0 (0 to 0)	0 (0 to 0)	0 (0 to 0)	0 (0 to 0)	0 (0 to 0)	0 (0 to 0)	0 (0 to 0)	0 (0 to 0)	0 (0 to 0)	0 (0 to 0)	0 (0 to 0)	0 (0 to 0)	0 (0 to 0)	0 (0 to 0)	0 (0 to 0)	0 (0 to 0)	0 (0 to 0)	0 (0 to 0)	0 (0 to 0)	0 (0 to 0)	0 (0 to 0)	0 (0 to 0)	0 (0 to 0)	0
Cardiovascular diseases	28-9 (13 to 59.5)	12-6 (4.9 to 29.1)	29-7 (13.2 to 67)	30-2 (17.7 to 49.9)	81-6 (50.7 to 131)	194 (99 to 379)	293 (178 to 480)	369 (174 to 780)	245 (170 to 352)	297 (179 to 392)	327 (212 to 469)	472 (289 to 669)	536 (338 to 797)	560 (368 to 781)	582 (436 to 781)	687 (536 to 870)	870 (648 to 1,200)	962 (681 to 1,290)	1,033 (714 to 1,450)	944 (669 to 1,230)	638 (432 to 927)	338 (228 to 467)	139 (84 to 196)	49-6 (29.4 to 70.1)	8,910
Rheumatic heart disease	0 (0 to 0)	0 (0 to 0)	0 (0 to 0.1)	3-6 (1.3 to 7.1)	23-1 (11.9 to 39.6)	50-4 (26.9 to 92.1)	85-2 (46.9 to 161)	84-5 (48.1 to 155)	69 (40.3 to 106)	64 (34.7 to 97.2)	41-1 (24.1 to 63.4)	59-3 (34.1 to 87.2)	29 (17.7 to 43.4)	19-8 (11.9 to 27.7)	13-7 (8.2 to 20.9)	12-1 (6.9 to 18.1)	10-4 (5.9 to 16.1)	10-4 (4.4 to 22.9)	8-1 (3.4 to 17.8)	2-3 (1.1 to 10.4)	0-8 (0.3 to 3.7)	0-2 (0.0 to 0.5)	0-3 (0.0 to 0.7)	527
Ischemic heart disease	0 (0 to 0)	0 (0 to 0)	0 (0 to 0)	0 (0 to 0)	0 (0 to 0)	22-2 (9.9 to 49.8)	19-3 (9.6 to 39.6)	9 (4.3 to 22.2)	1-2 (0.5 to 2.6)	1-4 (0.5 to 2.8)	2-5 (1.1 to 5.9)	80-3 (39.3 to 143)	1-13 (0.6 to 3.1)	140 (68.4 to 235)	176 (89.2 to 288)	233 (119 to 384)	292 (149 to 447)	351 (183 to 553)	284 (157 to 504)	196 (107 to 354)	124 (66.2 to 198)	49-5 (26.5 to 80.4)	17-3 (9.2 to 29.4)	2,140
Stroke	4-6 (1 to 11.4)	1-8 (0.4 to 4.6)	2-6 (1 to 6.7)	16 (7 to 27.4)	40-2 (21.4 to 65.1)	55-6 (27.3 to 110)	76-1 (40.7 to 135)	80-7 (32.7 to 114)	52-7 (27 to 77)	110 (64.9 to 162)	142 (82.3 to 217)	177 (96.4 to 263)	236 (127 to 362)	260 (140 to 387)	325 (180 to 486)	410 (229 to 622)	438 (229 to 687)	470 (256 to 686)	418 (237 to 681)	364 (191 to 586)	215 (111 to 352)	51-9 (31 to 79.2)	16-9 (9.2 to 27.5)	3,790
Ischemic stroke	0-5 (0.2 to 2.6)	1 (0.4 to 4.6)	1-7 (0.7 to 4.6)	14-2 (9.4 to 25.4)	34-1 (14.6 to 60.2)	49-2 (24.1 to 98.1)	49-1 (27.5 to 86.2)	47-5 (24.4 to 79.6)	43-9 (23.3 to 67.7)	42-7 (25.2 to 65.5)	41-9 (26.1 to 61)	41-5 (25.3 to 61.6)	43-6 (24.9 to 66.9)	49-6 (32.2 to 69.6)	60-9 (39.7 to 85.6)	103 (71.1 to 149)	176 (120 to 268)	191 (131 to 279)	148 (96.1 to 232)	69 (41.6 to 108)	45-4 (26.1 to 77.2)	32 (20.3 to 46.2)	10-6 (6.5 to 15.7)	1,360
Intracerebral hemorrhage	0-2 (0.5 to 1.4)	0-2 (0.2 to 2.2)	1-5 (0.5 to 3.2)	5-3 (2.6 to 9.6)	6-4 (3.3 to 12.7)	11-4 (5.6 to 22.9)	16-4 (8.4 to 29.6)	23-6 (11.2 to 47.1)	16-1071 (7.9 to 32.1)	47-1 (21.5 to 93.2)	70 (31.5 to 133)	87-5 (41.5 to 162)	103 (50.3 to 183)	120 (60.4 to 203)	146 (66.9 to 321)	171 (79.1 to 396)	196 (86.1 to 446)	213 (112 to 430)	189 (110 to 392)	142 (69.1 to 312)	86 (41.6 to 192)	37-5 (19.1 to 73.2)	7-2 (3.7 to 21.2)	2,270
Subarachnoid hemorrhage	0-7 (0.1 to 2)	0-3 (0 to 0.9)	0-2 (0 to 0.9)	0-9 (0.1 to 0.7)	1-2 (0.4 to 1.6)	1-6 (0.8 to 4)	1-6 (1.7 to 5)	1-6 (2.1 to 5.1)	1-2 (0.5 to 1.5)	1-5 (0.4 to 3.9)	1-6 (0.5 to 2.6)	1-6 (0.5 to 2.9)	1-6 (0.4 to 2.9)	1-6 (0.4 to 3.1)	1-6 (0.4 to 3.2)	1-6 (0.4 to 3.2)	1-6 (0.4 to 3.2)	1-6 (0.4 to 3.2)	1-6 (0.4 to 3.2)	1-6 (0.4 to 3.2)	1-6 (0.4 to 3.2)	1-6 (0.4 to 3.2)	1-6 (0.4 to 3.2)	165
Hypertensive heart disease	0 (0 to 0)	0 (0 to 0)	0 (0 to 0)	0 (0 to 0)	0 (0 to 0)	0 (0 to 0)	0 (0 to 0)	0 (0 to 0)	0 (0 to 0)	0 (0 to 0)	0 (0 to 0)	0 (0 to 0)	0 (0 to 0)	0 (0 to 0)	0 (0 to 0)	0 (0 to 0)	0 (0 to 0)	0 (0 to 0)	0 (0 to 0)	0 (0 to 0)	0 (0 to 0)	0 (0 to 0)	0 (0 to 0)	1,120
Non-rheumatic valvular heart disease	0 (0 to 0)	0 (0 to 0)	0 (0 to 0)	0 (0 to 0)	0 (0 to 0)	0 (0 to 0)	0 (1.4 to 7.4)	0 (1.4 to 6.3)	0 (1.7 to 7.9)	0 (1.4 to 6.4)	0 (1.6 to 6.9)	0 (1.7 to 6.2)	0 (1.4 to 6.4)	0 (1.4 to 6.6)	0 (1.9 to 6)	0 (2.3 to 7.2)	0 (2.7 to 8.5)	0 (2.3 to 7.5)	0 (2.3 to 7.4)	0 (1.4 to 10)	0 (2.3 to 8.1)	0 (1.4 to 4.7)	0 (0.4 to 1.5)	664
Non-rheumatic calcific aortic valve disease	0 (0 to 0)	0 (0 to 0)	0 (0 to 0)	0 (0 to 0)	0 (0 to 0)	0 (0 to 0)	0 (0 to 0.3)	0 (0 to 0.3)	0 (0 to 0.3)	0 (0 to 0.2)	0 (0 to 0.5)	0 (0 to 2.6)	0 (0 to 0.5)	0 (0 to 0.2)	0 (0 to 0.7)	0 (0 to 0.7)	0 (0 to 0.9)	0 (0 to 3.7)	0 (0 to 2.1)	0 (0 to 1.6)	0 (0 to 0.9)	0 (0 to 0.7)	0 (0 to 0.3)	0 (0 to 0.1)	316
Non-rheumatic degenerative mitral valve disease	0 (0 to 0)	0 (0 to 0)	0 (0 to 0)	0 (0 to 0)	0 (0 to 0)	0 (0 to 0)	0 (0 to 0.6)	0 (0 to 0.2)	0 (1 to 5.2)	0 (0 to 0.4)	0 (0 to 0.2)	0 (0 to 0.6)	0 (0 to 0.2)	0 (0 to 0.6)	0 (0 to 0.6)	0 (0 to 0.5)	0 (0 to 0.7)	0 (0 to 0.5)	0 (0 to 0.4)	0 (0 to 0.4)	0 (0 to 0.2)	0 (0 to 0.1)	0 (0 to 0.1)	0 (0 to 0.4)	39-2
Other non-rheumatic valve diseases	0 (0 to 0)	0 (0 to 0)	0 (0 to 0)	0 (0 to 0)	0 (0 to 0)	0 (0 to 0)	0 (0 to 0.9)	0 (0 to 1.1)	0 (0 to 1.1)	0 (0 to 0.6)	0 (0 to 0.6)	0 (0 to 0.6)	0 (0 to 0.6)	0 (0 to 0.5)	0 (0 to 0.6)	0 (0 to 0.6)	0 (0 to 0.7)	0 (0 to 0.6)	0 (0 to 0.6)	0 (0 to 0.6)	0 (0 to 0.5)	0 (0 to 0.3)	0 (0 to 0.2)	0 (0 to 0.2)	2-6
Cardiomyopathy and myocarditis	21-6 (9.6 to 49.6)	7 (3.4 to 19.4)	9-4 (4.8 to 47.4)	12-9 (6.9 to 25)	29-5 (17 to 79.6)	37-9 (21.3 to 76.2)	43-1 (24.1 to 82.1)	49-1 (24.6 to 77.4)	32-7 (17.4 to 59.4)	37-1 (21.1 to 66.3)	44-1 (26.1 to 69.6)	51-1 (29.7 to 86.1)	66-1 (34.7 to 112)	72-3 (40.1 to 122)	85-7 (49.4 to 134)	104 (59.9 to 164)	127 (72.3 to 199)	139 (78.9 to 222)	124 (72.1 to 208)	97 (54.1 to 167)	72 (39.3 to 122)	39-3 (21.4 to 61.2)	13-2 (7.1 to 20.3)	1,190
Myocarditis	0 (0.2 to 2.2)	0 (0 to 1.1)	0 (0.2 to 2.2)	0 (0.2 to 2.2)	0 (0.1 to 1.7)	0 (0.1 to 2.5)	0 (0.1 to 2.5)	0 (0.1 to 2.2)	0 (0.1 to 2.2)	0 (0.1 to 2.1)	0 (0.1 to 2.2)	0 (0.1 to 2.2)	0 (0.1 to 2.2)	0 (0.1 to 2.2)	0 (0.1 to 2.2)	0 (0.1 to 2.2)	0 (0.1 to 2.2)	0 (0.1 to 2.2)	0 (0.1 to 2.2)	0 (0.1 to 2.2)	0 (0.1 to 2.2)	0 (0.1 to 2.2)	0 (0.1 to 2.2)	114
Alcoholic cardiomyopathy	0 (0 to 0)	0 (0 to 0)	0 (0 to 0)	0 (0 to 0)	0 (0 to 0)	0 (0 to 0)	0 (0 to 0)	0 (0 to 0)	0 (0 to 0)	0 (0 to 0)	0 (0 to 0)	0 (0 to 0)	0 (0 to 0)	0 (0 to 0)	0 (0 to 0)	0 (0 to 0)	0 (0 to 0)	0 (0 to 0)	0 (0 to 0)

Congenital birth defects	1,270 (648 to 2,240)	433 (196 to 890)	770 (347 to 1,600)	275 (123 to 514)	176 (110 to 269)	152 (91 to 241)	124 (77 to 186)	92.3 (58 to 137)	68.5 (43 to 104)	51.9 (33 to 77.9)	39.6 (25 to 58.3)	29.2 (18 to 43.6)	20.5 (13 to 31.1)	14.4 (9 to 22)	12.6 (7.6 to 19.2)	9.7 (5.9 to 14.6)	6.2 (3.7 to 9.7)	2.8 (1.5 to 4.7)	1.5 (0.8 to 2.5)	0.7 (0.3 to 1.1)	0.3 (0.1 to 0.6)	0.1 (0.1 to 0.2)	0 (0 to 0.1)		3,590
Neural tube defects	398 (177 to 896)	79.6 (17.6 to 237)	118 (26.7 to 329)	37.6 (8.9 to 111)	19.3 (8.6 to 39.6)	12.6 (7.1 to 21.9)	9.7 (6.3 to 16.7)	6.6 (4.4 to 9.6)	4.6 (2.9 to 6.5)	2.9 (1.9 to 4.2)	1.9 (1.1 to 2.7)	1.1 (0.7 to 1.6)	0.6 (0.4 to 1)	0.4 (0.2 to 0.6)	0.3 (0.2 to 0.5)	0.2 (0.1 to 0.4)	0 (0 to 0.2)	0 (0 to 0.1)	0 (0 to 0.1)	0 (0 to 0.1)	0 (0 to 0.1)	0 (0 to 0.1)	0 (0 to 0.1)		671
Congenital heart anomalies	1,160 (562 to 2,140)	396 (164 to 1,000)	703 (302 to 1,540)	251 (106 to 624)	161 (102 to 317)	139 (84 to 260)	113 (74 to 214)	84.3 (54 to 160)	62.6 (40 to 118)	47.4 (30 to 89.5)	36.2 (23 to 68.3)	26.7 (17 to 50.4)	18.7 (11 to 35.3)	13.1 (8 to 24.8)	11.5 (6.9 to 21.7)	8.9 (5.4 to 16.8)	5.7 (3.4 to 10.8)	2.6 (1.4 to 4.9)	1.4 (0.7 to 2.6)	0.6 (0.3 to 1.2)	0.3 (0.1 to 0.6)	0.1 (0.1 to 0.3)	0 (0 to 0.1)		767
Cochlear cells	10.1 (2 to 29.3)	4.6 (0.8 to 13.4)	8.4 (1.6 to 25.4)	3.8 (1 to 11.2)	3 (1.2 to 7.2)	2.6 (1 to 5.9)	2.5 (0.8 to 6.5)	2.2 (0.6 to 6.5)	1.7 (0.5 to 3.9)	1.2 (0.4 to 3.1)	0.9 (0.3 to 2.6)	0.7 (0.2 to 1.9)	0.5 (0.1 to 1.3)	0.4 (0.1 to 1.1)	0.3 (0.1 to 0.9)	0.2 (0.1 to 0.6)	0.1 (0 to 0.4)	0.1 (0 to 0.2)	0 (0 to 0.1)	0 (0 to 0.1)	0 (0 to 0.1)	0 (0 to 0.1)	0 (0 to 0.1)		44.6
Down syndrome	39.6 (4.4 to 112)	16 (2.6 to 59.4)	49.9 (5.9 to 142)	11.1 (2.6 to 30.4)	4.3 (1.6 to 10)	2.3 (1.7 to 10.3)	1.6 (1.4 to 8.7)	1.4 (1.1 to 8.4)	1.1 (0.9 to 6.3)	0.9 (0.8 to 3.6)	0.6 (0.6 to 2.6)	0.5 (0.5 to 2.3)	0.4 (0.4 to 2)	0.3 (0.3 to 1.7)	0.2 (0.2 to 1.5)	0.2 (0.2 to 1.1)	0.1 (0.1 to 0.9)	0.1 (0 to 0.3)	0 (0 to 0.2)	0 (0 to 0.1)	0 (0 to 0.1)	0 (0 to 0.1)	0 (0 to 0.1)		130
Turner syndrome	0 (0 to 0)	0 (0 to 0)	0 (0 to 0.2)	0.1 (0 to 0.3)	0.2 (0.1 to 0.6)	0.2 (0.1 to 0.7)	0.4 (0.1 to 0.9)	0.3 (0.1 to 0.8)	0.2 (0.1 to 0.5)	0.2 (0.1 to 0.5)	0.2 (0.1 to 0.5)	0.1 (0 to 0.2)	0.1 (0 to 0.1)	0 (0 to 0.1)	0 (0 to 0.1)	0 (0 to 0.1)	0 (0 to 0.1)	0 (0 to 0.1)	0 (0 to 0.1)	0 (0 to 0.1)	0 (0 to 0.1)	0 (0 to 0.1)	0 (0 to 0.1)		2.5
Klinefelter syndrome	0 (0 to 0)	0 (0 to 0)	0 (0 to 0)

SR Table 2b: Bungoma DALYS by cause and age group for females with 95% uncertainty intervals, 2019

Cause	Early Neonatal (0-6 days)	Late Neonatal (7-27 days)	Post Neonatal (28-364 days)	1 to 4	5 to 9	10 to 14	15 to 19	20 to 24	25 to 29	30 to 34	35 to 39	40 to 44	45 to 49	50 to 54	55 to 59	60 to 64	65 to 69	70 to 74	75 to 79	80 to 84	85 to 89	90 to 94	95 plus	Total
All causes	14,000 (12,800 to 15,400)	2,500 (2,300 to 2,700)	16,900 (16,000 to 18,000)	13,600 (12,200 to 15,200)	5,600 (5,200 to 6,100)	4,200 (3,900 to 4,700)	4,700 (4,300 to 5,100)	5,200 (4,800 to 5,600)	5,400 (4,900 to 5,900)	5,400 (4,900 to 5,900)	5,200 (4,700 to 5,800)	5,400 (4,900 to 5,900)	5,400 (4,900 to 5,900)	5,200 (4,700 to 5,800)	4,900 (4,400 to 5,400)	4,200 (3,800 to 4,700)	3,600 (3,200 to 4,000)	2,900 (2,600 to 3,300)	2,000 (1,800 to 2,300)	1,200 (1,000 to 1,400)	600 (500 to 700)	230 (170 to 301)	166,000 (159,000 to 173,000)
Communicable, maternal, neonatal, and nutritional diseases	14,000 (13,700 to 17,000)	2,500 (2,300 to 2,700)	17,900 (14,600 to 21,000)	12,600 (10,700 to 15,000)	4,600 (3,900 to 5,700)	2,770 (2,350 to 3,640)	2,490 (2,070 to 4,450)	2,190 (1,820 to 3,010)	2,290 (1,900 to 3,020)	2,290 (1,900 to 3,020)	2,220 (1,850 to 2,890)	2,220 (1,850 to 2,890)	2,350 (1,960 to 3,070)	2,350 (1,960 to 3,070)	2,220 (1,850 to 2,890)	1,960 (1,570 to 2,760)	1,690 (1,370 to 2,190)	1,330 (1,080 to 1,670)	1,050 (850 to 1,370)	1,060 (820 to 1,410)	710 (590 to 1,010)	230 (170 to 301)	89,000 (81,100 to 96,900)
HIV/AIDS and sexually transmitted infections	537 (179 to 1,170)	84.6 (24.2 to 196)	278 (146 to 517)	114 (39.3 to 202)	117 (41.9 to 202)	272 (143 to 521)	1,080 (385 to 2,290)	756 (410 to 1,590)	793 (462 to 1,740)	682 (427 to 1,410)	1,040 (673 to 1,970)	1,220 (739 to 1,880)	1,060 (688 to 1,540)	753 (437 to 1,140)	429 (227 to 669)	199 (114 to 334)	87.2 (51.6 to 134)	28.1 (16.9 to 45.6)	11.4 (6.7 to 19.6)	1.4 (0.3 to 3.7)	0.2 (0.2 to 0.3)	9,600
HIV/AIDS	0 (0 to 0)	0 (0 to 0)	139 (60.9 to 244)	109 (32.1 to 199)	113 (38.1 to 208)	269 (149 to 519)	741 (340 to 1,370)	674 (381 to 1,350)	761 (412 to 1,740)	661 (412 to 1,390)	1,030 (619 to 1,930)	1,200 (713 to 1,770)	1,050 (688 to 1,520)	745 (439 to 1,150)	426 (232 to 669)	196 (111 to 329)	82.1 (47 to 130)	26 (15.1 to 43.7)	10.1 (5.9 to 18.2)	1.2 (0.2 to 3.4)	0.2 (0.2 to 0.3)	8,630
HIV/AIDS - Drug-susceptible Tuberculosis	0 (0 to 0)	44.3 (23 to 68.1)	29.6 (20.9 to 38.1)	27.6 (17.2 to 41.7)	77.2 (47.7 to 117)	206 (142 to 289)	239 (164 to 331)	265 (187 to 521)	341 (245 to 660)	435 (276 to 697)	450 (322 to 646)	396 (258 to 612)	259 (166 to 402)	139 (85.1 to 202)	66.1 (37 to 93.9)	29.4 (17.1 to 43.3)	12.9 (7.9 to 18.9)	3.3 (1.8 to 5.1)	1.5 (0.9 to 2.2)	0.3 (0.2 to 0.5)	3,110
HIV/AIDS - Multidrug-resistant Tuberculosis without extensive	0 (0 to 0)	2.2 (0.1 to 7.4)	1.7 (0.1 to 7.4)	1.2 (0.1 to 5)	3.6 (0.1 to 17.5)	12.2 (0.3 to 57.2)	31.8 (0.8 to 147)	12.8 (0.4 to 59.7)	15.9 (0.7 to 76.1)	17.9 (0.7 to 91.9)	18.5 (0.8 to 90.2)	15.9 (0.8 to 78.6)	10.7 (0.4 to 52.2)	6.8 (0.2 to 27.7)	2.8 (0.1 to 12)	1.2 (0.1 to 5.7)	0.7 (0.1 to 3.5)	0.4 (0.1 to 2.1)	0.1 (0 to 0.5)	0 (0 to 0.1)	135
HIV/AIDS - Extensively drug-resistant Tuberculosis	0 (0 to 0)	0 (0 to 0)	0 (0 to 0.1)	0 (0 to 0)	0 (0 to 0.2)	0.2 (0 to 0.8)	0.1 (0 to 0.5)	0.2 (0 to 0.8)	0.2 (0 to 0.8)	0.2 (0 to 0.8)	0.2 (0 to 0.8)	0.2 (0 to 0.8)	0.2 (0 to 0.8)	0.1 (0 to 0.5)	0.1 (0 to 0.4)	0 (0 to 0.2)	0 (0 to 0.2)	0 (0 to 0.1)	0 (0 to 0.1)	0 (0 to 0.1)	0 (0 to 0)	1.8
HIV/AIDS resulting in other diseases	0 (0 to 0)	83 (23.6 to 188)	79.8 (29.7 to 156)	84.5 (34.6 to 154)	188 (85.5 to 425)	471 (258 to 994)	1,030 (564 to 1,960)	743 (434 to 1,540)	463 (267 to 1,000)	574 (337 to 1,250)	687 (373 to 1,540)	729 (411 to 1,280)	616 (331 to 1,060)	476 (249 to 845)	259 (126 to 481)	118 (54 to 209)	52.4 (26.9 to 100)	17 (8.4 to 32.1)	6.7 (3.3 to 14)	3.6 (1.7 to 7)	0.2 (0 to 0.7)	5,380
Sexually transmitted infections excluding HIV	0 (0 to 0)	1.7 (0.4 to 3.9)	2.6 (1.6 to 3.7)	1.9 (0.9 to 3.5)	1.4 (0.7 to 2.9)	1.4 (0.7 to 2.6)	1.4 (0.7 to 2.6)	1.4 (0.7 to 2.6)	1.4 (0.7 to 2.6)	1.4 (0.7 to 2.6)	1.4 (0.7 to 2.6)	1.4 (0.7 to 2.6)	1.4 (0.7 to 2.6)	1.4 (0.7 to 2.6)	1.4 (0.7 to 2.6)	1.4 (0.7 to 2.6)	1.4 (0.7 to 2.6)	1.4 (0.7 to 2.6)	1.4 (0.7 to 2.6)	1.4 (0.7 to 2.6)	0 (0 to 0.1)	975
Syphilis	0 (0 to 0)	0.8 (0.2 to 1.8)	1.2 (0.8 to 1.7)	0.9 (0.4 to 1.6)	0.6 (0.3 to 1.4)	0.6 (0.3 to 1.2)	0.6 (0.3 to 1.2)	0.6 (0.3 to 1.2)	0.6 (0.3 to 1.2)	0.6 (0.3 to 1.2)	0.6 (0.3 to 1.2)	0.6 (0.3 to 1.2)	0.6 (0.3 to 1.2)	0.6 (0.3 to 1.2)	0.6 (0.3 to 1.2)	0.6 (0.3 to 1.2)	0.6 (0.3 to 1.2)	0.6 (0.3 to 1.2)	0.6 (0.3 to 1.2)	0.6 (0.3 to 1.2)	0 (0 to 0)	789
Chlamydial infection	0 (0 to 0)	0 (0 to 0)	0 (0 to 0)	0 (0 to 0)	0 (0 to 0)	0 (0 to 0)	0 (0 to 0)	0 (0 to 0)	0 (0 to 0)	0 (0 to 0)	0 (0 to 0)	0 (0 to 0)	0 (0 to 0)	0 (0 to 0)	0 (0 to 0)	0 (0 to 0)	0 (0 to 0)	0 (0 to 0)	0 (0 to 0)	0 (0 to 0)	0 (0 to 0)	0 (0 to 0)	17.1
Gonococcal infection	0 (0 to 0)	0 (0 to 0)	0 (0 to 0)	0 (0 to 0)	0 (0 to 0)	0 (0 to 0)	0 (0 to 0)	0 (0 to 0)	0 (0 to 0)	0 (0 to 0)	0 (0 to 0)	0 (0 to 0)	0 (0 to 0)	0 (0 to 0)	0 (0 to 0)	0 (0 to 0)	0 (0 to 0)	0 (0 to 0)	0 (0 to 0)	0 (0 to 0)	0 (0 to 0)	0 (0 to 0)	19.6
Trichomoniasis	0 (0 to 0)	0 (0 to 0)	0 (0 to 0)	0 (0 to 0)	0 (0 to 0)	0 (0 to 0)	0 (0 to 0)	0 (0 to 0)	0 (0 to 0)	0 (0 to 0)	0 (0 to 0)	0 (0 to 0)	0 (0 to 0)	0 (0 to 0)	0 (0 to 0)	0 (0 to 0)	0 (0 to 0)	0 (0 to 0)	0 (0 to 0)	0 (0 to 0)	0 (0 to 0)	0 (0 to 0)	79.3
Genital herpes	0 (0 to 0)	0 (0 to 0)	0 (0 to 0)	0 (0 to 0)	0 (0 to 0)	0 (0 to 0)	2.6 (0.7 to 7)	2.6 (0.8 to 6.7)	2.6 (1.3 to 5.9)	2.6 (1.3 to 5.9)	2.6 (1.3 to 5.9)	2.6 (1.3 to 5.9)	2.6 (1.3 to 5.9)	2.6 (1.3 to 5.9)	2.6 (0.8 to 6.9)	2.6 (1.3 to 5.9)	2.6 (1.3 to 5.9)	2.6 (1.3 to 5.9)	2.6 (1.3 to 5.9)	2.6 (1.3 to 5.9)	2.6 (1.3 to 5.9)	0 (0 to 0)	33.2
Other sexually transmitted infections	0 (0 to 0)	0 (0 to 0)	0 (0 to 0)	0 (0 to 0)	0 (0 to 0.1)	0 (0 to 0.1)	4.2 (1.7 to 9.7)	4.2 (2.4 to 10.3)	4.2 (1.9 to 11.7)	4.2 (1.9 to 11.7)	4.2 (1.9 to 11.7)	4.2 (1.9 to 11.7)	4.2 (1.9 to 11.7)	4.2 (1.9 to 11.7)	4.2 (1.5 to 9.2)	4.2 (1.9 to 11.7)	4.2 (1.9 to 11.7)	4.2 (1.9 to 11.7)	4.2 (1.9 to 11.7)	4.2 (1.9 to 11.7)	4.2 (1.9 to 11.7)	0 (0 to 0)	41.9
Respiratory infections and tuberculosis	1,170 (929 to 1,590)	625 (500 to 772)	3,260 (2,810 to 3,770)	1,490 (1,260 to 1,790)	224 (167 to 287)	239 (179 to 307)	411 (272 to 612)	441 (286 to 728)	397 (249 to 621)	455 (292 to 692)	497 (316 to 787)	396 (254 to 611)	411 (261 to 647)	452 (287 to 708)	476 (289 to 768)	479 (289 to 786)	477 (286 to 793)	417 (249 to 703)	499 (301 to 867)	689 (420 to 1,150)	1,010 (623 to 1,690)	10,750
Tuberculosis	0 (0 to 0)	0 (0 to 0)	1,360 (1,160 to 1,600)	1,360 (1,160 to 1,600)	203 (172 to 239)	203 (172 to 239)	203 (172 to 239)	203 (172 to 239)	203 (172 to 239)	203 (172 to 239)	203 (172 to 239)	203 (172 to 239)	203 (172 to 239)	203 (172 to 239)	203 (172 to 239)	203 (172 to 239)	203 (172 to 239)	203 (172 to 239)	203 (172 to 239)	203 (172 to 239)	203 (172 to 239)	0 (0 to 0)	3,640
Lower tuberculosis infection	0 (0 to 0)	0 (0 to 0)	0 (0 to 0)	0 (0 to 0)	0 (0 to 0)	0 (0 to 0)	0 (0 to 0)	0 (0 to 0)	0 (0 to 0)	0 (0 to 0)	0 (0 to 0)	0 (0 to 0)	0 (0 to 0)	0 (0 to 0)	0 (0 to 0)	0 (0 to 0)	0 (0 to 0)	0 (0 to 0)	0 (0 to 0)	0 (0 to 0)	0 (0 to 0)	0 (0 to 0)	0
Drug-susceptible tuberculosis	0 (0 to 0)	158 (42.3 to 346)	121 (33.9 to 249)	58.5 (17.7 to 109)	46.4 (11.5 to 109)	195 (68.1 to 392)	361 (146 to 643)	227 (122 to 393)	252 (128 to 433)	222 (113 to 394)	186 (87.6 to 394)	199 (96.9 to 362)	262 (112 to 503)	243 (120 to 477)	213 (97.6 to 441)	146 (69.1 to 292)	166 (77.1 to 332)	175 (81.4 to 355)	212 (110 to 377)	118 (63.2 to 221)	29.7 (13.9 to 57.9)	3,510
Multidrug-resistant tuberculosis without extensive drug-resista	0 (0 to 0)	6.3 (0.2 to 21.3)	4.8 (0.2 to 20.6)	3.3 (0.1 to 13.8)	1.9 (0.1 to 9.1)	5.3 (0.2 to 23.1)	7.7 (0.3 to 32.8)	3.7 (0.2 to 16.2)	3.9 (0.2 to 20.2)	4.3 (0.2 to 20.5)	4.1 (0.2 to 20.5)	3.6 (0.2 to 18.6)	2.5 (0.1 to 13.4)	1.6 (0.1 to 8.4)	0.8 (0.1 to 4.2)	0.4 (0 to 2.2)	0.2 (0 to 1.2)	0.1 (0 to 0.6)	4.5 (0.1 to 37.7)	1.1 (0.1 to 9.3)	121
Extensively drug-resistant tuberculosis	0 (0 to 0)	0.1 (0 to 0.3)	0.1 (0 to 0.3)	0 (0 to 0.1)	0 (0 to 0.1)	0.1 (0 to 0.3)	0.1 (0 to 0.4)	0.1 (0 to 0.4)	0.1 (0 to 0.4)	0.1 (0 to 0.4)	0.1 (0 to 0.4)	0.1 (0 to 0.4)	0.1 (0 to 0.4)	0.1 (0 to 0.4)	0.1 (0 to 0.4)	0.1 (0 to 0.4)	0.1 (0 to 0.4)	0.1 (0 to 0.4)	0.1 (0 to 0.4)	0.1 (0 to 0.4)	0 (0 to 0)	1.4
Lower respiratory infections	1,170 (929 to 1,590)	666 (500 to 772)	3,360 (1,640 to 5,900)	1,220 (576 to 1,790)	230 (116 to 450)	153 (67.6 to 279)	138 (48.2 to 258)	114 (52.4 to 224)	194 (91.5 to 392)	101 (46.7 to 191)	102 (50.2 to 201)	119 (54.8 to 224)	133 (64.6 to 266)	168 (82.4 to 316)	189 (92.4 to 367)	239 (123 to 453)	238 (123 to 433)	318 (172 to 539)	440 (247 to 753)	553 (327 to 921)	359 (212 to 539)	10,200
Upper respiratory infections	0.3 (0.1 to 0.7)	1.4 (0.6 to 2.4)	32.9 (13.3 to 72.5)	102 (39.2 to 179)	99.1 (46.9 to 194)	89.2 (39.9 to 136)	75.9 (29.1 to 134)	57.1 (20.4 to 99.3)	40.2 (12.3 to 72.2)	32.9 (10.1 to 59.1)	26.9 (7.9 to 51.3)	22 (6.4 to 39.3)	14.9 (4.3 to 28.9)	11.3 (3.1 to 19.2)	8.9 (4.6 to 14.9)	4.5 (2.4 to 7.4)	2.8 (1.4 to 5.1)	0.2 (0.1 to 0.4)	1.4 (0.3 to 3.1)	0.6 (0.2 to 1.1)	0.1 (0 to 0.2)	1,010
Otitis media	0 (0 to 0)	0.1 (0 to 0.2)	0.5 (0.2 to 1.2)	4.2 (2.4 to 7.1)	32.6 (17.5 to 58.7)	21.6 (11.6 to 38.9)	21.6 (11.6 to 38.9)	21.6 (11.6 to 38.9)	15.1 (7.9 to 28.1)	10.6 (5.4 to 19.2)	9.2 (4.5 to 16.2)	9.6 (4.5 to 17.2)	9.6 (4.5 to 17.2)	9.6 (4.5 to 17.2)	9.6 (4.5 to 17.2)	9.6 (4.5 to 17.2)	9.6 (4.5 to 17.2)	9.6 (4.5 to 17.2)	9.6 (4.5 to 17.2)	9.6 (4.5 to 17.2)	0 (0 to 0)	246
Enteric infections	2,250 (1,560 to 3,080)	1,220 (1,010 to 1,710)	4,920 (4,160 to 5,940)	1,130 (1,020 to 1,240)	660 (497 to 1,130)	249 (206 to 301)	239 (154 to 327)	239 (154 to 327)	239 (154 to 327)	239 (154 to 327)	239 (154 to 327)	239 (154 to 327)	239 (154 to 327)	239 (154 to 327)	239 (154 to 327)	197 (90.1 to 433)	198 (90.1 to 433)	209 (112 to 504)	234 (125 to 561)	162 (87.1 to 388)	107 (57.6 to 256)	15,300
Cholera	0 (0 to 0)	0 (0 to 0)	0 (0 to 0)	0 (0 to 0)	0 (0 to 0)	0 (0 to 0)	0 (0 to 0)	0 (0 to 0)	0 (0 to 0)	0 (0 to 0)	0 (0 to 0)	0 (0 to 0)	0 (0 to 0)	0 (0 to 0)	0 (0 to 0)	0 (0 to 0)	0 (0 to 0)	0 (0 to 0)	0 (0 to 0)	0 (0 to 0)	0 (0 to 0)	0 (0 to 0)	0
Diarrheal diseases	2,250 (1,560 to 3,080)	1,220 (1,010 to 1,710)	4,920 (4,160 to 5,940)	1,130 (1,020 to 1,240)	660 (497 to 1,130)	249 (206 to 301)	239 (154 to 327)	239 (154 to 327)	239 (154 to 327)	239 (154 to 327)	239 (154 to 327)	239 (154 to 327)	239 (154 to 327)	239 (154 to 327)	239 (154 to 327)	197 (90.1 to 433)	198 (90.1 to 433)	209 (112 to 504)	234 (125 to 561)	162 (87.1 to 388)	107 (57.6 to 256)	15,300
Typhoid and paratyphoid	0 (0 to 0)	1.7 (0.9 to 4.3)	27.1 (16.1 to 43.5)	27.9 (16.9 to 43.8)	33 (20.1 to 51.3)	34.1 (20.7 to 53.3)	34.1 (20.7 to 53.3)	34.1 (20.7 to 53.3)	34.1 (20.7 to 53.3)	34.1 (20.7 to 53.3)	34.1 (20.7 to 53.3)	34.1 (20.7 to 53.3)	34.1 (20.7 to 53.3)	34.1 (20.7 to 53.3)	34.1 (20.7 to 53.3)	34.1 (20.7 to 53.3)	34.1 (20.7 to 53.3)	34.1 (20.7 to 53.3)	34.1 (20.7 to 53.3)	34.1 (20.7 to 53.3)	0 (0 to 0)	1,170
Typhoid fever	0 (0 to 0)	0 (0 to 0)	0 (0 to 0.1)	0.2 (0 to 0.8)	0.2 (0 to 0.8)	0.2 (0 to 0.8)	0.2 (0 to 0.8)	0.2 (0 to 0.8)	0.2 (0 to 0.8)	0.2 (0 to 0.8)	0.2 (0 to 0.8)	0.2 (0 to 0.8)	0.2 (0 to 0.8)	0.2 (0 to 0.8)	0.2 (0 to 0.8)	0.2 (0 to 0.8)	0.2 (0 to 0.8)	0.2 (0 to 0.8)	0.2 (0 to 0.8)	0.2 (0 to 0.8)	0.2 (0 to 0.8)	1,120
Paratyphoid fever	0 (0 to 0)	0 (0 to 0)	0 (0 to 0.2)	0.3 (0.2 to 2.3)	0.3 (0.2 to 2.4)	0.3 (0.1 to 2.1)	0.3 (0.1 to 2.7)	0.3 (0.1 to 2.9)	0.3 (0.1 to 2.9)	0.3 (0.1 to 2.9)	0.3 (0.1 to 2.9)	0.3 (0.1 to 2.9)	0.3 (0.1 to 2.9)	0.3 (0.1 to 2.9)	0.3 (0.1 to 2.9)	0.3 (0.1 to 2.9)	0.3 (0.1 to 2.9)	0.3 (0.1 to 2.9)	0.3 (0.1 to 2.9)	0.3 (0.1 to 2.9)	0.3 (0.1 to 2.9)	0 (0 to 0)	51.3
Invasive Non-typhoidal Salmonella (iNTS)	0 (0 to 0)	1.1 (0.3 to 27.9)	340 (184 to 696)	111 (56.1 to 194)	68.9 (39.1 to 126)	131 (62.6 to 269)	111 (49.2 to 226)	68.4 (19.1 to 139)	72.6 (18.1 to 158)	57.9 (17.3 to 124)	41.4 (13.4 to 93.3)	49.2 (9.4 to 110)	28 (7.3 to 67.1)	16 (3.9 to 47.1)	9.5 (2.2 to 44.5)	6.7 (1.9 to 39.8)	4.7 (1.3 to 29.1)	3.2 (0.9 to 19.8)	1.8 (0.5 to 11.1)	0.9 (0.2 to 5.4)	0.2 (0 to 1.3)	2,070
Other intestinal infectious diseases	0 (0 to 0)	0.3 (0 to 1.4)	4.2 (1.3 to 13.4)	4.2 (1.3 to 13.4)	4.2 (1.3 to 13.4)	4.2 (1.3 to 13.4)	4.2 (1.3 to 13.4)	0.1 (0 to 0.7)	0.1 (0 to 0.6)	0.1 (0 to 0.6)	0.1 (0 to 0.6)	0.1 (0 to 0.6)	0.1 (0 to 0.6)	0.1 (0 to 0.6)	0.1 (0 to 0.6)	0.1 (0 to 0.6)	0.1 (0 to 0.6)	0.1 (0 to 0.6)	0.1 (0 to 0.6)	0.1 (0 to 0.6)	0.1 (0 to 0.6)	10.6
Neglected tropical diseases and malaria	0.2 (0 to 2)	292 (1 to 1,960)	1,780 (1,180 to 2,600)	1,780 (1,440 to 2,140)	474 (299 to 1,470)	474 (279 to 1,020)	474 (270 to 1,040)	474 (294 to 972)	474 (189 to 936)	474 (175 to 948)	474 (164 to 921)	474 (181 to 956)	474 (180 to 956)	474 (179 to 955)	474 (177 to 954)	474 (179 to 955)	474 (179 to 955)	474 (179 to 955)	474 (179 to 955)	474 (179 to 955)	474 (179 to 955)	16,000
Malaria	0 (0 to 0)	292 (1 to 1,960)	1,780 (1,180 to 2,600)	1,780 (1,440 to 2,140)	474 (299 to 1,470)	474 (279 to 1,020)	474 (270 to 1,040)	474 (294 to 972)	474 (189 to 936)	474 (175 to 948)	474 (164 to 921)	474 (181 to 956)	474 (180 to 956)	474 (179 to 955)	474 (177 to 954)	474 (179 to 955)	474 (179 to 955)	474 (179 to 955)	474 (179 to 955)	474 (179 to 955)	474 (179 to 955)	16,000
Chagas disease	0 (0 to 0)	0 (0 to 0)	0 (0 to 0)	0 (0 to 0)	0 (0 to 0)	0 (0 to 0)	0 (0 to 0)	0 (0 to 0)	0 (0 to 0)	0 (0 to 0)	0 (0 to 0)	0 (0 to 0)	0 (0 to 0)	0 (0 to 0)	0 (0 to 0)	0 (0 to 0)	0 (0 to 0)	0 (0 to 0)	0 (0 to 0)	0 (0 to 0)	0 (0 to 0)	0 (0 to 0)	0
Leishmaniasis	0 (0 to 0)	0 (0 to 0)	0 (0 to 0)	0 (0 to 0)	0 (0 to 0)	0 (0 to 0)	0 (0 to 0)	0 (0 to 0)	0 (0 to 0)	0 (0 to 0)	0 (0 to 0)	0 (0 to 0)	0 (0 to 0)	0 (0 to 0)	0 (0 to 0)	0 (0 to 0)	0 (0 to 0)	0 (0 to 0)	0 (0 to 0)	0 (0 to 0)	0 (0 to 0)	0 (0 to 0)	2.6
Visceral leishmaniasis	0 (0 to 0)	0 (0 to 0)	0 (0 to 0)	0 (0 to 0)	0 (0 to 0)	0 (0 to 0)	0 (0 to 0)	0 (0 to 0)	0 (0 to 0)	0 (0 to 0)	0 (0 to 0)	0 (0 to 0)	0 (0 to 0)	0 (0 to 0)	0 (0 to 0)	0 (0 to 0)	0 (0 to 0)	0 (0 to 0)	0 (0 to 0)	0 (0 to 0)	0 (0 to 0)	0 (0 to 0)	0
Cutaneous and mucocutaneous leishmaniasis	0 (0 to 0)	0 (0 to 0)	0 (0 to 0)	0 (0 to 0)	0 (0 to 0)	0 (0 to 0)	0 (0 to 0)	0 (0 to 0)	0 (0 to 0)	0 (0 to 0)	0 (0 to 0)	0 (0 to 0)	0 (0 to 0)	0 (0 to 0)	0 (0 to 0)	0 (0 to 0)	0 (0 to 0)	0 (0 to 0)	0 (0 to 0)	0 (0 to 0)	0 (0 to 0)	0 (0 to 0)	2.6
African trypanosomiasis	0 (0 to 0)	0 (0 to 0)	0 (0 to 0)	0 (0 to 0)	0 (0 to 0)	0 (0 to 0)	0 (0 to 0)	0 (0 to 0)	0 (0 to 0)	0 (0 to 0)	0 (0 to 0)	0 (0 to 0)	0 (0 to 0)	0 (0 to 0)	0 (0 to 0)	0 (0 to 0)	0 (0 to 0)	0 (0 to 0)	0 (0 to 0)	0 (0 to 0)	0 (0 to 0)	0 (0 to 0)	0
Schistosomiasis	0 (0 to 0)	0 (0 to 0)	19.1 (4.9 to 23.1)	60 (15.4 to 73.1)	82 (24.1 to 99.6)	82.4 (24.1 to 99.6)	124 (40.1 to 221)	119 (40.1 to 221)	104 (40.1 to 221)	88.4 (40.1 to 221)	79.9 (15.5 to 179.9)	82.2 (15.5 to 179.9)	30.1 (7.3 to 91.6)	24.1 (7.3 to 62.1)	19.2 (4.9 to 62.1)	14.2 (4.9 to 34.7)	9.9 (2.1 to 31.4)	9.5 (1.4 to 33.2)	4.7 (1.4 to 28.2)	1.1 (0.2 to 8.7)	0.2 (0 to 1.7)	834
Cysticercosis	0 (0 to 0)	0 (0 to 0)	0.1 (0 to 0.3)	0.1 (0 to 0.3)	1.3 (0.2 to 4.6)	3 (0.6 to 7.2)	9.6 (2.8 to 19.6)	9.6 (2.8 to 19.6)	9.6 (2.8 to 19.6)	9.6 (2.8 to 19.6)	9.6 (2.8 to 19.6)	9.6 (2.8 to 19.6)	9.7 (2.8 to 19.6)	9.6 (2.8 to 19.6)	9.6 (2.8 to 19.6)	9.6 (2.8 to 19.6)	9.6 (2.8 to 19.6)	9.6 (2.8 to 19.6)	9.6 (2.8 to 19.6)	9.6 (2.8 to 19.6)	0 (0 to 0)	130
Cystic echinococcosis	0 (0 to 0)	0 (0 to 0)	0 (0 to 0)	0 (0 to 0.4)	0.3 (0 to 1.4)	0.7 (0 to 3.2)	0.7 (0 to 3.2)	0.4 (0 to 2.3)	0.4 (0 to 2.3)	0.4 (0 to 2.3)	0.4 (0 to 2.3)	0.4 (0 to 2.3)	0.4 (0 to 2.3)	0.4 (0 to 2.3)	0.4 (0 to 2.3)	0.4 (0 to 2.3)	0.4 (0 to 2.3)	0.4 (0 to 2.3)	0.4 (0 to 2.3)	0.4 (0 to 2.3)	0.4 (0 to 2.3)	7.8
Lymphatic filariasis	0 (0 to 0)	0 (0 to 0)	0 (0 to 0)	19.2 (16.9 to 26.4)	39.1 (31.9 to 49.1)	39.1 (7.5 to 67.8)	39.1 (9.4 to 79.6)	39.1 (4.7 to 73.2)	39.1 (3.9 to 104)	39.1 (3.9 to 104)	39.1 (3.9 to 104)	39.1 (2.5 to 104)	39.1 (2.5 to 104)	39.1 (2.5 to 104)	39.1 (1.6 to 4.4)	39.1 (1.9 to 3.5)	39.1 (1.9 to 3.5)	39.1 (1.9 to 3.5)	39.1 (1.9 to 3.5)	39.1 (1.9 to 3.5)	39.1 (1.9 to 3.5)	0 (0 to 0)	566.3
Onchocerciasis	0 (0 to 0)	0 (0 to 0)	0 (0 to 0)	0 (0 to 0)	0 (0 to 0)	0 (0 to 0)	0 (0 to 0)	0 (0 to 0)	0 (0 to 0)	0 (0 to 0)	0 (0 to 0)	0 (0 to 0)	0 (0 to 0)	0 (0 to 0)	0 (0 to 0)	0 (0 to 0)	0 (0 to 0)	0 (0 to 0)	0 (0 to 0)	0 (0 to 0)	0 (0 to 0)	0 (0 to 0)	0
Trachoma	0 (0 to 0)	0 (0 to 0)	0 (0 to 0)	0 (0 to 0)	0 (0 to 0)	0 (0 to 0)	0 (0 to 0)	0 (0 to 0)	0 (0 to 0)	0 (0 to 0)	0 (0 to 0)	0 (0 to 0)	0 (0 to 0)	0 (0 to 0)	0 (0 to 0)	0 (0 to 0)	0 (0 to 0)	0 (0 to 0)	0 (0 to 0)	0 (0 to 0)	0 (0 to 0)	0 (0 to 0)	0
Dengue	0 (0 to 0)	0 (0 to 0)	2.2 (0 to 7.2)	2.2 (0 to 7.8)	2.2 (0 to 7.9)	2.2 (0 to 7.9)	2.2 (0 to 7.9)	2.2 (0 to 7.9)	1.8 (0 to 6.3)	1.4 (0 to 5.6)	1.4 (0 to 5.6)	1.4 (0 to 5.6)	0.8 (0 to 2.4)	0.6 (0 to 2.4)	0.6 (0 to 2.4)	0.6 (0 to 2.4)	0.6 (0 to 2.4)	0.6 (0 to 2.4)	0.6 (0 to 2.4)	0.6 (0 to 2.4)	0.6 (0 to 2.4)	39.5
Yellowfever	0 (0 to 0)	0 (0 to 0)	0 (0 to 0.4)	0.1 (0 to 0.4)	0.2 (0 to 1.1)	0.2 (0 to 1.1)	0.2 (0 to 1.1)	0.2 (0 to 1.1)	0.2 (0 to 1.1)	0.2 (0 to 1.1)	0.2 (0 to 1.1)	0.2 (0 to 1.1)	0.2 (0 to 1.1)	0.2 (0 to 1.1)	0.2 (0 to 1.1)	0.2 (0 to 1.1)	0.2 (0 to 1.1)	0.2 (0 to 1.1)	0.2 (0 to 1.1)	0.2 (0 to 1.1)	0.2 (0 to 1.1)	14.1
Rabies	0 (0 to 0)	0 (0 to 0)	0 (0 to 0)	0 (0 to 0)	0 (0 to 0)	0 (0 to 0)	0 (0 to 0)	0 (0 to 0)	0 (0 to 0)	0 (0 to 0)	0 (0 to 0)	0 (0 to 0)	0 (0 to 0)	0 (0 to 0)	0 (0 to 0)	0 (0 to 0)	0 (0 to 0)	0 (0 to 0)	0 (0 to 0)	0 (0 to 0)	0 (0 to 0)	0 (0 to 0)	4
Intestinal nematode infections	0 (0 to 0)	0 (0 to 0)	9.7 (1.9 to 21.2)	9.7 (1.9 to 21.2)	9.7 (1.9 to 21.2)	9.7 (1.9 to 21.2)	9.7 (1.9 to 21.2)	9.7 (1.9 to 21.2)	9.7 (1.9 to 21.2)	9.7 (1.9 to 21.2)	9.7 (1.9 to 21.2)	9.7 (1.9 to 21.2)	9.7 (1.9 to 21.2)	9.7 (1.9 to 21.2)	9.7 (1.9 to 21.2)	9.7 (1.9 to 21.2)	9.7 (1.9 to 21.2)	9.7 (1.9 to 21.2)	9.7 (1.9 to 21.2)	9.7 (1.9 to 21.2)	9.7 (1.9 to 21.2)	129
Ascariasis	0 (0 to 0)	0 (0 to 0)	0 (0 to 0)	0 (0 to 0)	0 (0 to 0)	0 (0 to 0)	0 (0 to 0)	0 (0 to 0)	0 (0 to 0)	0 (0 to 0)	0 (0 to 0)	0 (0 to 0)	0 (0 to 0)	0 (0 to 0)	0 (0 to 0)	0 (0 to 0)	0 (0 to 0)	0 (0 to 0)	0 (0 to 0)	0 (0 to 0)	0 (0 to 0)	0 (0 to 0)	0
Trichuriasis	0 (0 to 0)	0 (0 to 0)	0 (0 to 0)	0 (0 to 0)	0 (0 to 0)	0 (0 to 0)	0 (0 to 0)	0 (0 to 0)	0 (0 to 0)	0 (0 to 0)	0 (0 to 0)	0 (0 to 0)	0 (0 to 0)	0 (0 to 0)	0 (0 to 0)	0 (0 to 0)	0 (0 to 0)	0 (0 to 0)



SR Table 2b: North Macedonia DALYS by cause and age group for females with 95% uncertainty intervals, 2019

Cause	Early Neonatal	Late Neonatal	Post-Neonatal	1 to 4	5 to 9	10 to 14	15 to 19	20 to 24	25 to 29	30 to 34	35 to 39	40 to 44	45 to 49	50 to 54	55 to 59	60 to 64	65 to 69	70 to 74	75 to 79	80 to 84	85 to 89	90 to 94	95 plus	Total
All causes	3,680 (2,880 to 4,190)	1,640 (1,260 to 1,710)	2,280 (1,790 to 2,420)	2,130 (1,670 to 2,400)	2,360 (1,810 to 2,660)	3,210 (2,350 to 3,250)	4,460 (3,170 to 5,300)	6,920 (4,810 to 8,850)	8,980 (6,810 to 11,400)	10,600 (8,170 to 13,300)	12,900 (10,100 to 16,100)	14,100 (11,300 to 17,500)	17,900 (14,200 to 22,300)	21,900 (17,600 to 26,600)	27,900 (22,200 to 33,000)	37,300 (29,900 to 44,000)	52,900 (43,000 to 61,000)	69,900 (57,000 to 79,000)	97,000 (80,000 to 110,000)	137,000 (115,000 to 154,000)	197,000 (170,000 to 220,000)	3,600 (3,200 to 4,200)	697 (559 to 781)	349,000
Communicable, maternal, neonatal, and nutritional diseases	3,670 (2,530 to 3,960)	1,760 (950 to 1,390)	1,110 (602 to 1,290)	852 (502 to 1,090)	632 (342 to 912)	554 (272 to 702)	597 (317 to 778)	483 (252 to 691)	761 (543 to 1,020)	768 (562 to 1,060)	732 (532 to 1,030)	739 (537 to 1,030)	641 (472 to 899)	620 (453 to 868)	630 (470 to 904)	699 (527 to 1,000)	692 (524 to 1,000)	397 (297 to 570)	368 (267 to 529)	279 (197 to 401)	173 (127 to 252)	43 (30 to 64)	3.4 (2.5 to 4.8)	19,900
HIV/AIDS and sexually transmitted infections	32.7 (9 to 76)	9.6 (2.7 to 22.3)	14.7 (4.5 to 33)	1.6 (1.4 to 2.4)	1.6 (1.3 to 1.8)	1.2 (1.1 to 1.4)	5.7 (2.4 to 9.7)	19.2 (8 to 31.7)	28.9 (11.9 to 48.5)	28.6 (10.7 to 52.9)	28.1 (10.2 to 56.6)	27.3 (9.9 to 55.1)	18.6 (6.6 to 39.4)	13.1 (4.5 to 28.9)	10.7 (3.4 to 25.3)	7.1 (2 to 18.1)	5.4 (1.5 to 14.1)	3.3 (1.4 to 7.1)	2.1 (1 to 4.4)	0.9 (0.4 to 2.2)	0.4 (0.2 to 0.8)	0.1 (0 to 0.1)	240
HIV/AIDS	0 (0 to 0)	0 (0 to 0)	1.3 (0.4 to 1.8)	1.4 (1.1 to 1.7)	1.3 (1 to 1.6)	0.4 (0.3 to 0.6)	0.2 (0.1 to 0.3)	0.6 (0.2 to 1)	1.4 (0.5 to 2.1)	3.6 (1.3 to 5.6)	2.1 (0.7 to 3.8)	2.2 (0.7 to 3.8)	1.3 (0.4 to 2.5)	0.6 (0.2 to 1.4)	0.6 (0.2 to 1.5)	1.1 (0.3 to 3.1)	0.6 (0.2 to 1.7)	0.1 (0 to 0.3)	0.1 (0 to 0.3)	0 (0 to 0.2)	0 (0 to 0.1)	0 (0 to 0)	19.1
HIV/AIDS - Drug-susceptible Tuberculosis	0 (0 to 0)	0 (0 to 0)	0.2 (0 to 0.6)	0.2 (0 to 0.6)	0.2 (0 to 0.6)	0.1 (0 to 0.3)	0.1 (0 to 0.1)	0.2 (0 to 0.3)	0.2 (0 to 0.3)	0.4 (0 to 0.8)	0.3 (0 to 0.7)	0.3 (0 to 0.8)	0.2 (0 to 0.6)	0.1 (0 to 0.4)	0.1 (0 to 0.3)	0.1 (0 to 0.4)	0.1 (0 to 0.3)	0 (0 to 0.2)	0 (0 to 0.1)	0 (0 to 0.1)	0 (0 to 0.1)	0 (0 to 0)	0 (0 to 0)	9.1
HIV/AIDS - Multidrug-resistant Tuberculosis without extensive	0 (0 to 0)	0 (0 to 0)	0 (0 to 0)	0 (0 to 0)	0 (0 to 0)	0 (0 to 0)	0 (0 to 0)	0 (0 to 0)	0 (0 to 0)	0 (0 to 0)	0 (0 to 0)	0 (0 to 0)	0 (0 to 0)	0 (0 to 0)	0 (0 to 0)	0 (0 to 0)	0 (0 to 0)	0 (0 to 0)	0 (0 to 0)	0 (0 to 0)	0 (0 to 0)	0 (0 to 0)	0 (0 to 0)	0.2
HIV/AIDS - Extensively drug-resistant Tuberculosis	0 (0 to 0)	0 (0 to 0)	0 (0 to 0)	0 (0 to 0)	0 (0 to 0)	0 (0 to 0)	0 (0 to 0)	0 (0 to 0)	0 (0 to 0)	0 (0 to 0)	0 (0 to 0)	0 (0 to 0)	0 (0 to 0)	0 (0 to 0)	0 (0 to 0)	0 (0 to 0)	0 (0 to 0)	0 (0 to 0)	0 (0 to 0)	0 (0 to 0)	0 (0 to 0)	0 (0 to 0)	0 (0 to 0)	0.1
HIV/AIDS resulting in other diseases	0 (0 to 0)	0 (0 to 0)	0.9 (0.1 to 1.3)	0.8 (0.2 to 1.3)	0.1 (0 to 0.4)	0.2 (0.2 to 0.4)	0.4 (0.2 to 0.6)	0.4 (0.1 to 0.8)	0.7 (0.1 to 1.5)	1.1 (0.1 to 2.6)	1.6 (0.1 to 3.2)	1.6 (0.1 to 3.2)	0.9 (0.1 to 2.1)	0.6 (0.1 to 1.5)	0.4 (0.1 to 1.2)	0.4 (0.1 to 1.1)	0.3 (0.1 to 0.9)	0.1 (0 to 0.4)	0 (0 to 0.2)	0 (0 to 0.1)	0 (0 to 0.1)	0 (0 to 0)	0 (0 to 0)	13.8
Sexually transmitted infections excluding HIV	32.7 (9 to 76)	9.6 (2.7 to 22.3)	13.4 (4.1 to 31.6)	0.2 (0 to 0.8)	0.3 (0.1 to 0.5)	0.8 (0.2 to 1.2)	5.5 (2.2 to 9.5)	18.6 (7.8 to 30.9)	28.1 (11.6 to 47.5)	27.8 (10.4 to 51.5)	27.4 (9.9 to 54.9)	25.7 (9.3 to 51.9)	17.7 (6.2 to 37.5)	12.5 (4.3 to 27.5)	10.3 (3.3 to 24.3)	6.8 (1.9 to 17.3)	5.1 (1.4 to 13.3)	3.2 (1.3 to 6.9)	2 (0.9 to 4.2)	0.9 (0.4 to 2.1)	0.4 (0.2 to 0.8)	0.1 (0 to 0.1)	227
Syphilis	0 (0 to 0)	0 (0 to 0)	0.2 (0 to 0.6)	0.2 (0 to 0.4)	0.2 (0 to 0.3)	0.2 (0 to 0.3)	0.2 (0 to 0.3)	0.3 (0 to 0.5)	0.3 (0 to 0.5)	0.3 (0 to 0.5)	0.3 (0 to 0.5)	0.3 (0 to 0.5)	0.3 (0 to 0.5)	0.3 (0 to 0.5)	0.3 (0 to 0.5)	0.3 (0 to 0.5)	0.3 (0 to 0.5)	0.3 (0 to 0.5)	0.3 (0 to 0.5)	0.3 (0 to 0.5)	0.3 (0 to 0.5)	0.3 (0 to 0.5)	0.3 (0 to 0.5)	67.3
Chlamydial infection	0 (0 to 0)	0 (0 to 0)	0 (0 to 0)	0 (0 to 0)	0 (0 to 0)	0.2 (0.1 to 0.2)	0.7 (0.4 to 1.1)	1.6 (0.8 to 2.4)	2.6 (1.2 to 3.9)	3.1 (1.4 to 5)	3.6 (1.7 to 5.7)	3.5 (1.6 to 5.4)	1.9 (0.8 to 3.5)	0.9 (0.3 to 2.1)	0.5 (0.2 to 1.2)	0.3 (0.1 to 0.8)	0.2 (0 to 0.5)	0.1 (0 to 0.3)	0 (0 to 0.2)	0 (0 to 0.1)	0 (0 to 0.1)	0 (0 to 0)	0 (0 to 0)	19.4
Gonococcal infection	0 (0 to 0)	0 (0 to 0)	0 (0 to 0)	0 (0 to 0)	0 (0 to 0)	0.1 (0 to 0.1)	0.4 (0.1 to 0.6)	0.6 (0.2 to 0.9)	0.8 (0.3 to 1.1)	1.1 (0.4 to 1.5)	0.9 (0.3 to 1.4)	0.5 (0.2 to 1)	0.3 (0.1 to 0.6)	0.2 (0 to 0.5)	0.1 (0 to 0.3)	0.1 (0 to 0.2)	0 (0 to 0.1)	0 (0 to 0.1)	0 (0 to 0.1)	0 (0 to 0.1)	0 (0 to 0.1)	0 (0 to 0)	0 (0 to 0)	6.6
Trichomoniasis	0 (0 to 0)	0 (0 to 0)	0 (0 to 0)	0 (0 to 0)	0 (0 to 0)	0.7 (0.2 to 1.4)	3.4 (1.1 to 6.1)	7.2 (2.4 to 11)	9.7 (3.2 to 14.7)	9.7 (3.2 to 15.4)	9.2 (3.1 to 15.6)	8.6 (2.9 to 15.2)	5.2 (1.7 to 10.1)	3.2 (1 to 7.1)	1.8 (0.5 to 4.5)	1.1 (0.3 to 3.1)	0.7 (0.2 to 2.1)	0.4 (0.1 to 1.2)	0.2 (0 to 0.7)	0.1 (0 to 0.4)	0 (0 to 0.2)	0 (0 to 0)	0 (0 to 0)	64.9
Genital herpes	0 (0 to 0)	0 (0 to 0)	0.6 (0.2 to 0.8)	0.2 (0 to 0.4)	0.2 (0 to 0.3)	0.2 (0 to 0.3)	0.2 (0 to 0.3)	0.3 (0 to 0.4)	0.3 (0 to 0.4)	0.3 (0 to 0.4)	0.3 (0 to 0.4)	0.3 (0 to 0.4)	0.3 (0 to 0.4)	0.3 (0 to 0.4)	0.3 (0 to 0.4)	0.3 (0 to 0.4)	0.3 (0 to 0.4)	0.3 (0 to 0.4)	0.3 (0 to 0.4)	0.3 (0 to 0.4)	0.3 (0 to 0.4)	0.3 (0 to 0.4)	0.3 (0 to 0.4)	29.3
Other sexually transmitted infections	0 (0 to 0)	0 (0 to 0)	0 (0 to 0)	0 (0 to 0)	0 (0 to 0)	0 (0 to 0.1)	0 (0 to 0.4)	0.1 (0 to 0.4)	0.1 (0 to 0.4)	0.2 (0 to 0.5)	0.2 (0 to 0.5)	0.2 (0 to 0.5)	0.2 (0 to 0.5)	0.2 (0 to 0.5)	0.2 (0 to 0.5)	0.2 (0 to 0.5)	0.2 (0 to 0.5)	0.2 (0 to 0.5)	0.2 (0 to 0.5)	0.2 (0 to 0.5)	0.2 (0 to 0.5)	0.2 (0 to 0.5)	0.2 (0 to 0.5)	48
Respiratory infections and tuberculosis	469.6 (319 to 564)	287 (197 to 337)	178 (99 to 193)	102 (70.6 to 143)	67.1 (39.6 to 105)	67.6 (39.8 to 107)	119 (69.8 to 189)	134 (78.3 to 209)	167 (98.1 to 256)	197 (115 to 300)	229 (135 to 341)	259 (153 to 386)	329 (195 to 487)	417 (248 to 615)	537 (320 to 788)	722 (432 to 1,060)	1,020 (612 to 1,500)	1,350 (810 to 1,980)	1,910 (1,150 to 2,800)	2,710 (1,630 to 3,980)	3,880 (2,330 to 5,690)	374 (224 to 548)	3,980
Tuberculosis	0 (0 to 0)	0 (0 to 0)	2.9 (1.6 to 4)	2.9 (1.6 to 3.7)	2.7 (1.6 to 3.1)	2.2 (1.6 to 3.1)	2.5 (1.6 to 3.5)	3.2 (1.8 to 4.6)	3.7 (1.9 to 5.6)	4.2 (1.9 to 6.9)	4.6 (1.9 to 7.6)	4.9 (1.9 to 8.1)	5.2 (1.9 to 8.9)	5.4 (1.9 to 9.4)	5.6 (1.9 to 9.8)	5.8 (1.9 to 10.2)	6 (1.9 to 10.6)	6.1 (1.9 to 10.8)	6.2 (1.9 to 11)	6.3 (1.9 to 11.2)	6.4 (1.9 to 11.4)	0.1 (0 to 0.2)	373
Latent tuberculosis infection	0 (0 to 0)	0 (0 to 0)	0 (0 to 0)	0 (0 to 0)	0 (0 to 0)	0 (0 to 0)	0 (0 to 0)	0 (0 to 0)	0 (0 to 0)	0 (0 to 0)	0 (0 to 0)	0 (0 to 0)	0 (0 to 0)	0 (0 to 0)	0 (0 to 0)	0 (0 to 0)	0 (0 to 0)	0 (0 to 0)	0 (0 to 0)	0 (0 to 0)	0 (0 to 0)	0 (0 to 0)	0 (0 to 0)	0
Drug-susceptible Tuberculosis	469.6 (319 to 564)	287 (197 to 337)	178 (99 to 193)	102 (70.6 to 143)	67.1 (39.6 to 105)	67.6 (39.8 to 107)	119 (69.8 to 189)	134 (78.3 to 209)	167 (98.1 to 256)	197 (115 to 300)	229 (135 to 341)	259 (153 to 386)	329 (195 to 487)	417 (248 to 615)	537 (320 to 788)	722 (432 to 1,060)	1,020 (612 to 1,500)	1,350 (810 to 1,980)	1,910 (1,150 to 2,800)	2,710 (1,630 to 3,980)	3,880 (2,330 to 5,690)	374 (224 to 548)	3,980
Multidrug-resistant tuberculosis without extensive drug-resistar	0 (0 to 0)	0 (0 to 0)	0 (0 to 0)	0 (0 to 0)	0 (0 to 0)	0 (0 to 0)	0 (0 to 0)	0 (0 to 0)	0 (0 to 0)	0 (0 to 0)	0 (0 to 0)	0 (0 to 0)	0 (0 to 0)	0 (0 to 0)	0 (0 to 0)	0 (0 to 0)	0 (0 to 0)	0 (0 to 0)	0 (0 to 0)	0 (0 to 0)	0 (0 to 0)	0 (0 to 0)	0 (0 to 0)	0
Extensively drug-resistant tuberculosis	0 (0 to 0)	0 (0 to 0)	0 (0 to 0)	0 (0 to 0)	0 (0 to 0)	0 (0 to 0)	0 (0 to 0)	0 (0 to 0)	0 (0 to 0)	0 (0 to 0)	0 (0 to 0)	0 (0 to 0)	0 (0 to 0)	0 (0 to 0)	0 (0 to 0)	0 (0 to 0)	0 (0 to 0)	0 (0 to 0)	0 (0 to 0)	0 (0 to 0)	0 (0 to 0)	0 (0 to 0)	0 (0 to 0)	0
Lower respiratory infections	21.8 (19.9 to 26.4)	49.4 (29.3 to 66.4)	278 (171 to 311)	101 (49.5 to 151)	27.6 (20.2 to 36.6)	37.2 (26.2 to 54.6)	52.6 (36.7 to 77.2)	37.8 (25.9 to 55)	28.6 (22.9 to 40.2)	28.6 (21.6 to 41.7)	30.7 (23.1 to 44.5)	35.7 (26.7 to 51.6)	48.7 (36.7 to 70.2)	60.1 (45.1 to 86.5)	82.2 (61.1 to 118)	110 (82.1 to 158)	139 (103 to 199)	169 (126 to 241)	227 (170 to 324)	289 (216 to 412)	339 (253 to 484)	29.8 (22.3 to 42.5)	1,860
Upper respiratory infections	0.4 (0 to 0.6)	0.4 (0 to 0.6)	29.4 (16.7 to 33.5)	19 (10.4 to 24.2)	2.6 (2.1 to 3.2)	2.2 (2.1 to 2.3)	2.2 (2.1 to 2.3)	2.2 (2.1 to 2.3)	2.2 (2.1 to 2.3)	2.2 (2.1 to 2.3)	2.2 (2.1 to 2.3)	2.2 (2.1 to 2.3)	2.2 (2.1 to 2.3)	2.2 (2.1 to 2.3)	2.2 (2.1 to 2.3)	2.2 (2.1 to 2.3)	2.2 (2.1 to 2.3)	2.2 (2.1 to 2.3)	2.2 (2.1 to 2.3)	2.2 (2.1 to 2.3)	2.2 (2.1 to 2.3)	2.2 (2.1 to 2.3)	2.2 (2.1 to 2.3)	673
Otitis media	0 (0 to 0)	0 (0 to 0)	0.6 (0.3 to 2.2)	0.6 (0.3 to 2.2)	0.6 (0.3 to 2.2

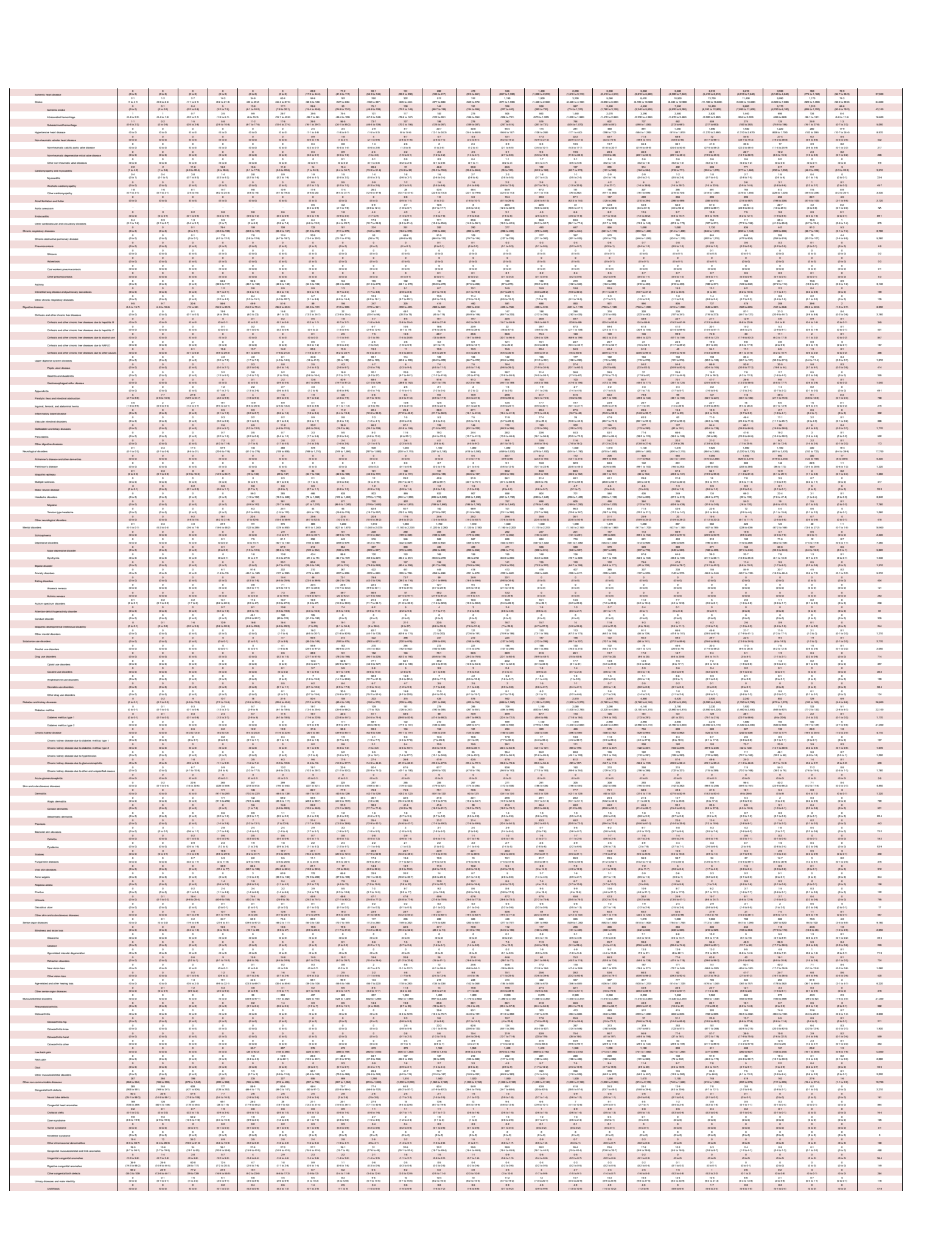



SR Table 2b: Busia DALYS by cause and age group for females with 95% uncertainty intervals, 2019

Cause	Early Neonatal	Late Neonatal	Post Neonatal	1 to 4	5 to 9	10 to 14	15 to 19	20 to 24	25 to 29	30 to 34	35 to 39	40 to 44	45 to 49	50 to 54	55 to 59	60 to 64	65 to 69	70 to 74	75 to 79	80 to 84	85 to 89	90 to 94	95 plus	Total
All causes	4,844 (3,500 to 7,200)	2,761 (2,320 to 4,973)	5,000 (4,060 to 22,200)	11,500 (10,000 to 16,000)	6,993 (5,610 to 8,510)	6,993 (5,610 to 8,510)	7,282 (5,940 to 9,110)	8,170 (6,720 to 10,000)	8,170 (6,720 to 10,000)	8,340 (6,840 to 10,000)	8,340 (6,840 to 10,000)	8,228 (6,670 to 10,100)	8,228 (6,670 to 10,100)	8,063 (6,600 to 9,720)	8,063 (6,600 to 9,720)	7,763 (6,290 to 9,420)	7,763 (6,290 to 9,420)	7,263 (5,870 to 8,930)	7,263 (5,870 to 8,930)	6,592 (5,400 to 8,220)	6,592 (5,400 to 8,220)	6,641 (5,260 to 8,490)	6,641 (727 to 7,556)	141,000
Communicable, maternal, neonatal, and nutritional diseases	17,133 (14,300 to 20,400)	9,110 (8,050 to 9,230)	17,302 (14,200 to 20,200)	13,493 (11,000 to 16,100)	4,160 (3,300 to 5,480)	2,728 (2,030 to 3,780)	3,900 (2,850 to 5,410)	5,048 (3,890 to 6,700)	4,690 (3,600 to 6,490)	4,590 (3,720 to 5,990)	4,210 (3,260 to 5,570)	3,896 (2,990 to 5,110)	3,360 (2,430 to 4,690)	2,610 (1,960 to 3,650)	1,890 (1,340 to 2,700)	1,466 (1,030 to 2,190)	1,149 (797 to 1,530)	1,009 (693 to 1,370)	874 (601 to 1,170)	627 (443 to 850)	341 (239 to 478)	194 (98 to 297)	97,400 (22,700 to 79,400)
HIV/AIDS and sexually transmitted infections	451 (145 to 988)	77.6 (29.6 to 184)	366 (206 to 588)	193 (98 to 307)	198 (99.6 to 297)	410 (219 to 763)	2,019 (946 to 3,986)	1,568 (784 to 3,156)	1,469 (693 to 2,850)	2,070 (1,210 to 3,230)	2,350 (1,390 to 3,510)	2,360 (1,300 to 3,900)	2,070 (1,300 to 3,200)	1,450 (923 to 2,150)	784 (506 to 1,210)	369 (239 to 568)	178 (115 to 273)	109 (64.3 to 159)	44.0 (27.0 to 69.4)	9.5 (5.6 to 16.3)	4.4 (2.7 to 7.4)	0.6 (0.3 to 0.9)	17,400
HIV/AIDS	0 (0 to 0)	0 (0 to 0.1)	222 (120 to 356)	170 (84.9 to 304)	196 (96.4 to 294)	408 (217 to 760)	1,726 (831 to 3,470)	1,176 (751 to 1,700)	1,070 (563 to 2,210)	2,050 (1,270 to 3,060)	2,310 (1,460 to 3,280)	2,340 (1,380 to 3,710)	2,050 (1,290 to 2,990)	1,440 (918 to 2,150)	766 (501 to 1,210)	356 (236 to 564)	173 (108 to 274)	97 (53 to 139)	42.0 (25.6 to 67.4)	8.9 (5.0 to 15.8)	4.1 (2.4 to 7.1)	0.6 (0.3 to 0.9)	16,500
HIV/AIDS - Drug-susceptible Tuberculosis	0 (0 to 0)	0 (0 to 0)	59.2 (24.9 to 99.9)	43.0 (24.9 to 68.2)	39.1 (23.6 to 61.4)	99 (46.3 to 164)	371 (229 to 632)	452 (250 to 855)	572 (312 to 1,060)	753 (473 to 1,260)	936 (513 to 1,550)	923 (513 to 1,550)	695 (426 to 1,200)	469 (262 to 865)	291 (174 to 546)	137 (73.1 to 274)	53.9 (32.4 to 79.4)	29.3 (16 to 42.7)	14.2 (9 to 20.7)	2.6 (1.7 to 4.2)	1.1 (0.6 to 1.6)	0.4 (0.2 to 0.5)	5,420
HIV/AIDS - Multidrug-resistant Tuberculosis without extensive	0 (0 to 0)	0 (0 to 0)	2.6 (1.1 to 4.3)	1.7 (0.7 to 2.9)	4.2 (1.5 to 6.4)	15.0 (5.5 to 25.9)	182 (83.6 to 364)	24.2 (9.5 to 47.5)	29.1 (11.4 to 59.2)	31.3 (12.5 to 67.1)	34.1 (13.4 to 72.5)	32.6 (13.1 to 70.1)	27.3 (11.2 to 59.4)	17.9 (7.5 to 39.5)	9.9 (4.1 to 21.9)	3.7 (1.5 to 8.2)	2.3 (0.9 to 5.1)	1.2 (0.5 to 2.6)	0.6 (0.2 to 1.3)	0.2 (0.1 to 0.5)	0 (0 to 0.1)	228
HIV/AIDS - Extensively drug-resistant Tuberculosis	0 (0 to 0)	0 (0 to 0)	0 (0 to 0)	0 (0 to 0.1)	0.1 (0 to 0.1)	0.2 (0 to 0.3)	0.4 (0 to 0.7)	0.3 (0 to 0.6)	0.4 (0 to 0.8)	0.4 (0 to 0.9)	0.4 (0 to 1)	0.4 (0 to 1)	0.2 (0 to 1)	0.1 (0 to 0.6)	0.1 (0 to 0.4)	0 (0 to 0.1)	0 (0 to 0.1)	0 (0 to 0.1)	0 (0 to 0.1)	0 (0 to 0.1)	0 (0 to 0.1)	0 (0 to 0)	3
HIV/AIDS resulting in other diseases	451 (145 to 988)	77.6 (29.6 to 184)	144 (67.4 to 242)	129 (64.9 to 206)	193 (96.4 to 293)	384 (199 to 695)	782 (399 to 1,540)	754 (432 to 1,260)	576 (345 to 1,060)	1,240 (797 to 2,200)	1,440 (902 to 2,190)	1,440 (823 to 2,160)	1,350 (780 to 2,170)	963 (567 to 1,640)	526 (295 to 952)	216 (129 to 429)	116 (66.4 to 211)	59.5 (33.6 to 98.5)	27.8 (15.6 to 52)	6.1 (3.2 to 12.3)	2.9 (1.5 to 5.8)	0.2 (0.1 to 0.4)	10,700
Sexually transmitted infections excluding HIV	0 (145 to 988)	0 (29.7 to 184)	219 (59.9 to 321)	64.2 (14.8 to 124)	4.9 (0.7 to 7.2)	14.6 (1.3 to 44)	21.2 (1.4 to 61.2)	23.4 (1.6 to 68.2)	19.4 (1.2 to 58.2)	16.4 (1.1 to 49.3)	15.9 (1.1 to 48.3)	11.6 (0.8 to 35.1)	9.4 (0.7 to 28.5)	6.1 (0.4 to 18.1)	3.2 (0.2 to 9.7)	1.4 (0.1 to 4.2)	0.5 (0.1 to 1.4)	0.2 (0 to 0.7)	0.1 (0 to 0.3)	0 (0 to 0.1)	0 (0 to 0.1)	0 (0 to 0.1)	840
Syphilis	0 (145 to 988)	77.6 (29.7 to 184)	132 (59.9 to 321)	51.7 (1.6 to 12.9)	0.2 (0.7 to 7.2)	0.6 (0.2 to 2.5)	1.1 (0.5 to 5.1)	1.1 (0.3 to 2)	0.8 (0.5 to 4.7)	0.7 (0.3 to 2.6)	0.6 (0.2 to 1.5)	0.5 (0.2 to 1.3)	0.4 (0.1 to 0.9)	0.2 (0.1 to 0.6)	0.1 (0.1 to 0.4)	0 (0 to 0.2)	0 (0 to 0.1)	0 (0 to 0.1)	0 (0 to 0.1)	0 (0 to 0.1)	0 (0 to 0.1)	0 (0 to 0)	678
Chlamydial infection	0 (0 to 0)	0 (0 to 0)	0 (0 to 0)	0 (0 to 0)	0 (0 to 0)	1.3 (0.1 to 9.4)	6.4 (0.2 to 29)	5.9 (1 to 7)	4.2 (1 to 19.9)	3.2 (1 to 13.6)	3.1 (1 to 9.7)	2.5 (0.9 to 8.2)	2.1 (0.9 to 7)	1.5 (0.7 to 5.1)	0.8 (0.4 to 2.6)	0.3 (0.1 to 1)	0.1 (0 to 0.5)	0 (0 to 0.2)	0 (0 to 0.1)	0 (0 to 0.1)	0 (0 to 0.1)	0 (0 to 0)	19.4
Gonococcal infection	0 (0 to 0)	0 (0 to 0)	0 (0 to 0)	0 (0 to 0)	2.5 (0.5 to 5)	0.7 (0.1 to 3.7)	1.2 (0.7 to 3.4)	1.9 (1.1 to 3.9)	1.6 (1 to 3.9)	1.3 (0.9 to 4.6)	1.1 (0.7 to 3.4)	1.1 (0.4 to 3.7)	0.9 (0.2 to 3.1)	0.7 (0.2 to 2.7)	0.4 (0.1 to 1.2)	0.2 (0 to 0.5)	0.1 (0 to 0.2)	0 (0 to 0.2)	0 (0 to 0.1)	0 (0 to 0.2)	0 (0 to 0.1)	0 (0 to 0)	19
Trichomoniasis	0 (0 to 0)	0 (0 to 0)	0 (0 to 0)	0 (0 to 0)	0.2 (0 to 0.4)	2.9 (0.6 to 7.2)	6.4 (2.1 to 22.1)	12.7 (4 to 29.9)	11.6 (3.7 to 28.1)	9.7 (3.2 to 25.1)	8.3 (2.8 to 20.1)	6.7 (2.1 to 16.8)	5.4 (1.3 to 13.9)	3.9 (0.9 to 9.6)	2.1 (0.5 to 5.3)	0.9 (0.2 to 2.5)	0.4 (0.1 to 1.2)	0.2 (0 to 0.5)	0.1 (0 to 0.3)	0 (0 to 0.1)	0 (0 to 0.1)	0 (0 to 0)	91.9
Genital herpes	0 (0 to 0)	0 (0 to 0)	0 (0 to 0)	0 (0 to 0)	0 (0 to 0)	0.2 (0.2 to 1.3)	1.3 (0.4 to 4.9)	4 (1 to 9.8)	3.3 (1 to 9.3)	2.7 (1 to 8.1)	2.3 (0.9 to 6.6)	1.9 (0.7 to 5.3)	1.5 (0.5 to 4.3)	1.1 (0.3 to 3.1)	0.6 (0.2 to 1.8)	0.3 (0.1 to 0.9)	0.1 (0 to 0.4)	0.1 (0 to 0.2)	0 (0 to 0.1)	0 (0 to 0.2)	0 (0 to 0.1)	0 (0 to 0)	27.4
Other sexually transmitted infections	0 (0 to 0)	0 (0 to 0)	0 (0 to 0)	0 (0 to 0)	0 (0 to 0)	0.1 (0.2 to 1.1)	0.5 (1 to 3.6)	0.4 (2.4 to 11.7)	0.3 (1.9 to 9.4)	0.3 (1.7 to 8.2)	0.2 (1.4 to 7.4)	0.2 (1.3 to 5.2)	0.1 (0.9 to 3.1)	0.1 (0.6 to 2.3)	0 (0.3 to 1.4)	0 (0.2 to 1.1)	0 (0.1 to 0.5)	0 (0 to 0.2)	0 (0 to 0.1)	0 (0 to 0.1)	0 (0 to 0.1)	0 (0 to 0)	37.6
Respiratory infections and tuberculosis	1,288 (779 to 2,096)	709 (341 to 1,916)	2,020 (1,700 to 5,710)	1,089 (846 to 2,360)	272 (206 to 732)	209 (178 to 601)	272 (249 to 842)	374 (292 to 829)	337 (294 to 760)	339 (294 to 750)	322 (269 to 750)	299 (272 to 676)	288 (272 to 642)	244 (231 to 554)	222 (224 to 579)	182 (227 to 577)	164 (318 to 842)	150 (282 to 704)	94.1 (269 to 621)	29.9 (179 to 486)	4.9 (77 to 222)	0.2 (47 to 112)	12,800
Tuberculosis	1,288 (779 to 2,096)	709 (341 to 1,916)	1,990 (1,700 to 5,710)	1,089 (846 to 2,360)	272 (206 to 732)	209 (178 to 601)	272 (249 to 842)	374 (292 to 829)	337 (294 to 760)	339 (294 to 750)	322 (269 to 750)	299 (272 to 676)	288 (272 to 642)	244 (231 to 554)	222 (224 to 579)	182 (227 to 577)	164 (318 to 842)	150 (282 to 704)	94.1 (269 to 621)	29.9 (179 to 486)	4.9 (77 to 222)	0.2 (47 to 112)	12,800
Tuberculosis	1,288 (779 to 2,096)	709 (341 to 1,916)	1,990 (1,700 to 5,710)	1,089 (846 to 2,360)	272 (206 to 732)	209 (178 to 601)	272 (249 to 842)	374 (292 to 829)	337 (294 to 760)	339 (294 to 750)	322 (269 to 750)	299 (272 to 676)	288 (272 to 642)	244 (231 to 554)	222 (224 to 579)	182 (227 to 577)	164 (318 to 842)	150 (282 to 704)	94.1 (269 to 621)	29.9 (179 to 486)	4.9 (77 to 222)	0.2 (47 to 112)	12,800
Latent tuberculosis infection	0 (0 to 0)	0 (0 to 0)	0 (0 to 0)	0 (0 to 0)	0 (0 to 0)	0 (0 to 0)	0 (0 to 0)	0 (0 to 0)	0 (0 to 0)	0 (0 to 0)	0 (0 to 0)	0 (0 to 0)	0 (0 to 0)	0 (0 to 0)	0 (0 to 0)	0 (0 to 0)	0 (0 to 0)	0 (0 to 0)	0 (0 to 0)	0 (0 to 0)	0 (0 to 0)	0 (0 to 0)	0
Drug-susceptible tuberculosis	0 (0 to 0)	0 (0 to 0)	198 (74 to 0.396)	140 (79 to 0.316)	61.9 (28.3 to 96.4)	53.6 (26.3 to 119)	176 (90.6 to 317)	303 (160 to 540)	289 (144 to 497)	293 (162 to 516)	249 (151 to 376)	191 (97.7 to 374)	155 (81.5 to 306)	111 (59.5 to 240)	74.2 (37.9 to 162)	47.1 (24.1 to 102)	31.2 (16.2 to 68.2)	19.2 (9.8 to 39.6)	9.3 (4.8 to 20.2)	3.2 (1.6 to 6.8)	0.6 (0.3 to 1.4)	0 (0 to 0.1)	3,440
Multidrug-resistant tuberculosis without extensive drug-resista	0 (0 to 0)	0 (0 to 0)	7.1 (2.7 to 14.7)	5.9 (2.3 to 14.4)	1.8 (0.7 to 3.9)	1.7 (0.6 to 4.7)	5.8 (2.3 to 15.4)	8.8 (3.5 to 23.6)	7.6 (2.9 to 20.1)	7.1 (2.8 to 18.7)	6.1 (2.3 to 16.9)	5.1 (2.1 to 13.2)	4.1 (1.6 to 10.6)	2.8 (1.2 to 7.4)	1.8 (0.7 to 4.5)	1.2 (0.5 to 2.9)	0.8 (0.3 to 2.1)	0.4 (0.2 to 1.1)	0.2 (0.1 to 0.5)	0.1 (0 to 0.3)	0 (0 to 0.1)	0 (0 to 0)	112
Extensively drug-resistant tuberculosis	0 (0 to 0)	0 (0 to 0)	0 (0 to 0)	0.1 (0 to 0.1)	0.1 (0 to 0.1)	0.1 (0 to 0.1)	0.1 (0 to 0.2)	0.1 (0 to 0.2)	0.1 (0 to 0.2)	0.1 (0 to 0.2)	0.1 (0 to 0.2)	0.1 (0 to 0.2)	0.1 (0 to 0.2)	0.1 (0 to 0.2)	0.1 (0 to 0.2)	0.1 (0 to 0.2)	0.1 (0 to 0.2)	0 (0 to 0.1)	0 (0 to 0.1)	0 (0 to 0.1)	0 (0 to 0.1)	0 (0 to 0)	1.4
Lower respiratory infections	1,260 (772 to 2,060)	709 (341 to 1,910)	1,350 (1,020 to 5,460)	1,200 (819 to 2,210)	241 (177 to 655)	156 (98.2 to 255)	143 (88.4 to 261)	129 (92.1 to 236)	124 (91.4 to 233)	113 (82.7 to 213)	111 (82.3 to 208)	120 (88.4 to 231)	135 (98.1 to 264)	133 (107 to 264)	152 (122 to 340)	227 (165 to 527)	274 (193 to 637)	298 (214 to 694)	232 (161 to 538)	134 (91.7 to 314)	58.9 (39.6 to 137)	20 (11.3 to 29.4)	9,610
Upper respiratory infections	0.3 (0.1 to 0.6)	1.6 (0.4 to 3.1)	32 (12.3 to 64.1)	89.6 (29.3 to 212)	73.6 (21.3 to 208)	62.3 (20.2 to 169)	54.7 (20.2 to 164)	43.0 (20.2 to 97)	32.7 (17.4 to 69.2)	22.6 (12.2 to 47.9)	17.5 (9.7 to 36)	20.8 (12.7 to 42.6)	19.4 (12.4 to 37.3)	12 (8.3 to 23.3)	9.4 (5.9 to 18.3)	7.4 (4.7 to 14.7)	6.9 (4.4 to 14.1)	6.1 (3.7 to 13.1)	3.1 (1.7 to 6.3)	1.4 (0.7 to 3.2)	0.4 (0.2 to 0.9)	0.3 (0.1 to 0.6)	495
Otitis media	0 (0 to 0)	0.1 (0 to 0.2)	4.7 (2.3 to 9.2)	24.5 (7.9 to 60.4)	20 (5.8 to 58.5)	16.7 (5.7 to 43.4)	14.5 (5.6 to 39.4)	11.2 (5.6 to 24.6)	8.3 (4.7 to 17.6)	5.6 (3.3 to 11.4)	4.6 (2.8 to 9.2)	5.2 (3.4 to 9.6)	4.6 (3.2 to 8.6)	2.8 (2.2 to 5.4)	2.2 (1.6 to 4.1)	1.6 (1.2 to 3.1)	1.3 (0.9 to 2.6)	0.8 (0.6 to 1.7)	0.4 (0.3 to 1.1)	0.2 (0.1 to 0.4)	0.1 (0 to 0.3)	0.1 (0 to 0.1)	191
Enteric infections	2,180 (1,740 to 2,780)	1,130 (1,010 to 1,250)	1,210 (1,010 to 7,450)	1,210 (1,000 to 5,020)	597 (497 to 1,040)	337 (270 to 1,040)	337 (277 to 1,050)	439 (362 to 1,050)	439 (362 to 1,050)	439 (362 to 1,050)	439 (362 to 1,050)	439 (362 to 1,050)	439 (362 to 1,050)	439 (362 to 1,050)	439 (362 to 1,050)	439 (362 to 1,050)	439 (362 to 1,050)	439 (362 to 1,050)	439 (362 to 1,050)	439 (362 to 1,050)	439 (362 to 1,050)	439 (362 to 1,050)	12,700
Diarrheal diseases	331 (116 to 786)	439 (113 to 1,200)	2,000 (762 to 7,110)	1,620 (546 to 3,540)	439 (196 to 1,260)	277 (99.2 to 449)	256 (117 to 665)	378 (135 to 676)	319 (91.2 to 693)	304 (83.9 to 653)	137 (73 to 392)	139 (49.1 to 323)	137 (49.1 to 323)	157 (60.7 to 352)	160 (49.3 to 386)	206 (78.1 to 497)	198 (81.2 to 472)	210 (77.5 to 516)	199 (66.2 to 508)	161 (61.9 to 424)	109 (23.4 to 166)	23.4 (14.6 to 63.6)	9,610
Typhoid and paratyphoid	0 (0 to 0)	0 (0 to 0)	1.6 (0.9 to 4.4)	199 (99.3 to 432)	208 (79.2 to 670)	199 (95 to 579)	204 (94.6 to 437)	83 (23.2 to 207)	22.1 (12.5 to 107)	22.1 (7.5 to 58.4)	12.2 (3.6 to 33.3)	12.2 (2.4 to 19.6)	7.9 (1.8 to 19.5)	2.3 (1.4 to 12.8)	1.7 (1.4 to 12.8)	0.7 (0.4 to 2.4)	0.4 (0.2 to 1.4)	0.2 (0.1 to 0.7)	0.1 (0 to 0.4)	0 (0 to 0.2)	0 (0 to 0.1)	0 (0 to 0.1)	1,090
Typhoid fever	0 (0 to 0)	0 (0 to 0)	0 (0 to 0.3)	0 (98 to 415)	207 (79.9 to 651)	197 (95 to 546)	202 (92.2 to 436)	82 (22.1 to 199)	21.7 (12.7 to 102)	21.7 (6.7 to 56)	12 (3.6 to 29)	7.9 (2.4 to 17.4)	(2.3 to 19.6)	2.3 (1.4 to 11.4)	1.7 (1.2 to 9.2)	0.6 (0.3 to 2.4)	0.4 (0.2 to 1.3)	0.2 (0.1 to 0.7)	0.1 (0 to 0.4)	0 (0 to 0.2)	0 (0 to 0.1)	0 (0 to 0.1)	1,030
Paratyphoid fever	0 (0 to 0)	0 (0 to 0)	1.6 (0.9 to 4.2)	0.7 (2.1 to 22.2)	0.7 (0.8 to 21.4)	2.1 (0.9 to 31.7)	2.1 (0.9 to 20.4)	0.7 (0.6 to 13)	0.5 (0.5 to 5.5)	0.5 (0.3 to 3.1)	0.3 (0.2 to 1.4)	0.3 (0.1 to 1.1)	0.2 (0.1 to 0.9)	0.1 (0 to 0.6)	0.1 (0 to 0.4)	0.1 (0 to 0.3)	0.1 (0 to 0.2)	0 (0 to 0.1)	0 (0 to 0.1)	0 (0 to 0.1)	0 (0 to 0.1)	0 (0 to 0)	48
Invasive Non-typhoidal Salmonella (iNTS)	22.4 (9 to 47.3)	4.59 (2 to 9.87)	1,200 (581 to 1,860)	123 (72.2 to 187)	74.7 (44.6 to 124)	151 (88.2 to 246)	74.7 (24.4 to 168)	151 (22 to 187)	74.7 (21.6 to 209)	151 (19 to 183)	74.7 (16.6 to 122)	151 (26.3 to 76.4)	74.7 (6.5 to 46.2)	151 (23.9 to 36.2)	74.7 (9.7 to 36.9)	151 (4.6 to 30.7)	74.7 (4.1 to 28.1)	151 (3.9 to 22.9)	74.7 (3.5 to 13.7)	151 (1.6 to 8.6)	74.7 (0.9 to 5.2)	151 (0.1 to 2.8)	2,630
Other intestinal infectious diseases	0 (0 to 0)	0 (0 to 0)	4.4 (0.1 to 14.7)	1.6 (0.2 to 20.2)	0.4 (0.1 to 4.6)	0.1 (0.1 to 2.2)	0.1 (0 to 1.1)	0.1 (0 to 0.9)	0.1 (0 to 0.9)	0.1 (0 to 0.9)	0.1 (0 to 0.8)	0.1 (0 to 0.3)	0.1 (0 to 0.2)	0.1 (0 to 0.2)	0.1 (0 to 0.1)	0.1 (0 to 0.1)	0.1 (0 to 0.1)	0.1 (0 to 0.1)	0.1 (0 to 0.1)	0.1 (0 to 0.1)	0.1 (0 to 0.1)	0 (0 to 0)	12.3
Neglected tropical diseases and malaria	1,284 (0.4 to 2.9)	6,500 (370 to 2,500)	5,000 (2,430 to 11,200)	1,200 (2,250 to 5,790)	1,200 (649 to 2,280)	1,200 (469 to 1,270)	1,200 (486 to 1,360)	1,200 (394 to 1,880)	1,200 (310 to 987)	1,200 (261 to 914)	1,200 (239 to 752)	1,200 (149 to 571)	1,200 (120 to 478)	1,200 (103 to 506)	1,200 (155 to 492)	1,200 (183 to 552)	1,200 (764 to 2,360)	1,200 (867 to 2,370)	1,200 (872 to 2,340)	1,200 (2.4 to 1,200)	1,200 (9 to 1,200)	1,200 (8 to 1,200)	17,900
Malaria	0.2 (0.2 to 1)	0.1 (0.1 to 0.2)	1,200 (2,200 to 11,200)	1,200 (2,450 to 11,200)	1,200 (2,180 to 5,410)	1,200 (1,200 to 1,200)	1,200 (1,200 to 1,200)	1,200 (1,200 to 1,200)	1,200 (1,200 to 1,200)	1,200 (1,200 to 1,200)	1,200 (1,200 to 1,200)	1,200 (1,200 to 1,200)	1,200 (1,200 to 1,200)	1,200 (1,200 to 1,200)	1,200 (1,200 to 1,200)	1,200 (1,200 to 1,200)	1,200 (1,200 to 1,200)	1,200 (1,200 to 1,200)	1,200 (1,200 to 1,200)	1,200 (1,200 to 1,200)	1,200 (1,200 to 1,200)	1,200 (1,200 to 1,200)	17,900
Chagas disease	0 (0 to 0)	0 (0 to 0)	0 (0 to 0)	0 (0 to 0)	0 (0 to 0)	0 (0 to 0)	0 (0 to 0)	0 (0 to 0)	0 (0 to 0)	0 (0 to 0)	0 (0 to 0)	0 (0 to 0)	0 (0 to 0)	0 (0 to 0)	0 (0 to 0)	0 (0 to 0)	0 (0 to 0)	0 (0 to 0)	0 (0 to 0)	0 (0 to 0)	0 (0 to 0)	0 (0 to 0)	0 (0 to 0)	0
Leishmaniasis	0 (0 to 0)	0 (0 to 0)	0 (0 to 0)	0.1 (0 to 0.2)	0.3 (0.2 to 0.6)	0.4 (0.2 to 0.7)	0.4 (0.1 to 0.7)	0.4 (0.1 to 0.8)	0.4 (0.1 to 0.8)	0.4 (0.1 to 0.8)	0.4 (0.1 to 0.8)	0.4 (0.1 to 0.8)	0.4 (0.1 to 0.8)	0.4 (0.1 to 0.8)	0.4 (0.1 to 0.8)	0.4 (0.1 to 0.8)	0.4 (0.1 to 0.8)	0.4 (0.1 to 0.8)	0.4 (0.1 to 0.8)	0.4 (0.1 to 0.8)	0.4 (0.1 to 0.8)	0 (0 to 0)	3
Visceral leishmaniasis	0 (0 to 0)	0 (0 to 0)	0 (0 to 0)	0 (0 to 0)	0 (0 to 0)	0 (0 to 0)	0 (0 to 0)	0 (0 to 0)	0 (0 to 0)	0 (0 to 0)	0 (0 to 0)	0 (0 to 0)	0 (0 to 0)	0 (0 to 0)	0 (0 to 0)	0 (0 to 0)	0 (0 to 0)	0 (0 to 0)	0 (0 to 0)	0 (0 to 0)	0 (0 to 0)	0 (0 to 0)	0 (0 to 0)	0
Cutaneous and mucocutaneous leishmaniasis	0 (0 to 0)	0 (0 to 0)	0 (0 to 0)	0 (0 to 0.2)	0.3 (0.2 to 0.7)	0.4 (0.2 to 0.7)	0.4 (0.1 to 0.7)	0.4 (0.1 to 0.8)	0.4 (0.1 to 0.8)	0.4 (0.1 to 0.8)	0.4 (0.1 to 0.8)	0.4 (0.1 to 0.8)	0.4 (0.1 to 0.8)	0.4 (0.1 to 0.8)	0.4 (0.1 to 0.8)	0.4 (0.1 to 0.8)	0.4 (0.1 to 0.8)	0.4 (0.1 to 0.8)	0.4 (0.1 to 0.8)	0.4 (0.1 to 0.8)	0.4 (0.1 to 0.8)	0 (0 to 0)	3
African trypanosomiasis	0 (0 to 0)	0 (0 to 0)	0 (0 to 0)	17.7 (9.4 to 34.4)	0.3 (0.2 to 0.7)	0.3 (0.2 to 0.7)	0.3 (0.1 to 0.7)	0.3 (0 to 0.7)	0.3 (0 to 0.7)	0.3 (0 to 0.7)	0.3 (0 to 0.7)	0.3 (0 to 0.7)	0.3 (0 to 0.7)	0.3 (0 to 0.7)	0.3 (0 to 0.7)	0.3 (0 to 0.7)	0.3 (0 to 0.7)	0.3 (0 to 0.7)	0.3 (0 to 0.7)	0.3 (0 to 0.7)	0.3 (0 to 0.7)	0 (0 to 0)	5.7
Schistosomiasis	0 (0 to 0)	0 (0 to 0)	0 (0 to 0)	103 (54.9 to 194)	121 (58.1 to 261)	115 (51.1 to 227)	168 (77.3 to 376)	166 (74.9 to 224)	116 (60.1 to 169)	81.5 (39.9 to 116)	63.2 (34.1 to 89.2)	51.1 (24.1 to 82.2)	39.6 (19.2 to 70.1)	30 (14.1 to 59.1)	21.7 (9.5 to 42.9)	15.2 (6.4 to 31.6)	12.4 (5.2 to 26.1)	8.9 (3.6 to 19.5)	5.3 (2.1 to 11.7)	2.6 (0.9 to 6.6)	0.9 (0.3 to 2.6)	0.2 (0.1 to 0.5)	1,140
Cysticercosis	0 (0 to 0)	0 (0 to 0)	0 (0 to 0)	17.7 (9.4 to 34.4)	0.4 (0.2 to 0.7)	0.7 (0.3 to 2.2)	0.5 (0.2 to 0.9)	0.7 (0.3 to 1.7)	0.7 (0.4 to 1.6)	0.7 (0.4 to 1.6)	0.7 (0.4 to 1.6)	0.7 (0.4 to 1.6)	0.7 (0.4 to 1.6)	0.7 (0.4 to 1.6)	0.7 (0.4 to 1.6)	0.7 (0.4 to 1.6)	0.7 (0.4 to 1.6)	0.7 (0.4 to 1.6)	0.7 (0.4 to 1.6)	0.7 (0.4 to 1.6)	0.7 (0.4 to 1.6)	0 (0 to 0)	114
Cystic echinococcosis	0 (0 to 0)	0 (0 to 0)	0 (0 to 0)	0 (0 to 0.4)	0.1 (0 to 0.2)	0.2 (0 to 0.5



Congenital birth defects	1,150 (409 to 2,220)	335 (135 to 660)	1,310 (584 to 2,610)	538 (270 to 1,020)	194 (104 to 399)	122 (76 to 195)	99.5 (59.7 to 148)	61.2 (37.6 to 100)	43.2 (27 to 68.4)	31.5 (20.1 to 49.4)	23.5 (14.9 to 39.8)	18.1 (11.6 to 27.6)	13.6 (9.5 to 21)	10.6 (6.4 to 16.7)	8.6 (5 to 12.7)	6.2 (3.8 to 10)	4.2 (2.6 to 6.6)	2.3 (1.2 to 3.8)	1.5 (0.8 to 2.4)	0.8 (0.4 to 1.4)	0.4 (0.2 to 0.7)	0.1 (0.1 to 0.2)	0 (0 to 0.1)		3,940
Neural tube defects	498 (168 to 936)	99.5 (22 to 254)	330 (69.9 to 697)	143 (26 to 351)	19.6 (9.9 to 39.3)	10.7 (5.9 to 18.3)	7 (4.2 to 12.4)	4.3 (2.5 to 7.3)	2.6 (1.4 to 4.2)	1.6 (1 to 2.6)	1 (0.6 to 1.6)	0.6 (0.4 to 1.1)	0.4 (0.2 to 0.7)	0.3 (0.2 to 0.4)	0.2 (0.1 to 0.4)	0.1 (0 to 0.2)	0 (0 to 0.1)	0 (0 to 0)	0 (0 to 0)	0 (0 to 0)	0 (0 to 0)	0 (0 to 0)	0 (0 to 0)		1,098
Congenital heart anomalies	152 (50.3 to 416)	30.1 (7.4 to 101)	107 (107 to 644)	46.7 (29 to 334)	6.4 (12 to 67.1)	3.5 (4.9 to 49.1)	2.3 (2.7 to 30)	1.4 (1.4 to 17)	0.9 (0.7 to 9.5)	0.6 (0.4 to 6.1)	0.3 (0.2 to 3.7)	0.2 (0.1 to 2.1)	0.1 (0.1 to 1.1)	0.1 (0.1 to 0.7)	0 (0 to 0.4)	0 (0 to 0.2)	0 (0 to 0.1)	0 (0 to 0.1)	0 (0 to 0)	0 (0 to 0)	0 (0 to 0)	0 (0 to 0)	0 (0 to 0)		629
Orofacial clefts	9.2 (1.6 to 28.6)	3.1 (0.6 to 12)	12.9 (2.1 to 58.1)	3.1 (1.5 to 9)	1.9 (0.6 to 6.1)	1.9 (0.6 to 3.6)	1.9 (0.6 to 3.4)	1.2 (0.3 to 2.6)	1.2 (0.2 to 2.1)	0.9 (0.2 to 1.6)	0.6 (0.1 to 1.6)	0.6 (0.1 to 1.1)	0.5 (0.1 to 0.9)	0.2 (0.1 to 0.5)	0.2 (0.1 to 0.4)	0.2 (0 to 0.3)	0.1 (0 to 0.2)	0.1 (0 to 0.2)	0 (0 to 0.1)	0 (0 to 0)	0 (0 to 0)	0 (0 to 0)	0 (0 to 0)		39.2
Down syndrome	20.1 (9.1 to 47.6)	7.6 (1.9 to 22.5)	99.6 (13.7 to 146)	21.4 (4 to 94.7)	4.1 (1.4 to 13.7)	3.4 (1.3 to 8.1)	2.6 (1.2 to 6.1)	2.8 (1 to 9.7)	1.6 (0.6 to 6.7)	1.6 (0.5 to 2.5)	1.1 (0.4 to 2.5)	0.7 (0.3 to 1.4)	0.7 (0.2 to 1.9)	0.6 (0.2 to 1.5)	0.5 (0.1 to 1.4)	0.3 (0.1 to 0.8)	0.1 (0 to 0.2)	0.1 (0 to 0.2)	0 (0 to 0)	0 (0 to 0)	0 (0 to 0)	0 (0 to 0)	0 (0 to 0)		127
Turner syndrome	0 (0 to 0)	0 (0 to 0)	0.1 (0 to 0.3)	0.3 (0 to 1)	0.1 (0 to 0.4)	0.2 (0.1 to 0.5)	0.3 (0.1 to 0.6)	0.2 (0 to 0.6)	0.1 (0 to 0.4)	0.1 (0 to 0.2)	0.1 (0 to 0.2)	0 (0 to 0.1)	0 (0 to 0)	0 (0 to 0)	0 (0 to 0)	0 (0 to 0)	0 (0 to 0)	0 (0 to 0)	0 (0 to 0)	0 (0 to 0)	0 (0 to 0)	0 (0 to 0)	0 (0 to 0)		1.9
Klinefelter syndrome	0 (0 to 0)	0 (0 to 0)	0 (0 to 0)	0 (0 to 0)	0 (0 to 0)	0 (0 to 0)	0 (0 to 0)	0 (0 to 0)	0 (0 to 0)	0 (0 to 0)	0 (0 to 0)

SR Table 2b: Eisenvo-Marskweet DALYS by cause and age group for females with 95% uncertainty intervals, 2019

Cause	Early Neonatal	Late Neonatal	Post Neonatal	1 to 4	5 to 9	10 to 14	15 to 19	20 to 24	25 to 29	30 to 34	35 to 39	40 to 44	45 to 49	50 to 54	55 to 59	60 to 64	65 to 69	70 to 74	75 to 79	80 to 84	85 to 89	90 to 94	95 plus	Total
All causes	72,270 (67,750–76,790)	49,730 (46,710–52,750)	1,562 (1,470–1,653)	1,906 (1,470–2,350)	1,410 (1,130–1,730)	1,210 (1,000–1,450)	1,670 (1,460–2,000)	2,150 (1,850–2,550)	2,660 (2,260–3,060)	3,270 (2,810–3,710)	3,980 (3,440–4,530)	4,880 (4,260–5,590)	6,000 (5,230–6,890)	7,360 (6,420–8,440)	9,060 (7,900–10,400)	11,140 (9,740–12,800)	13,740 (12,000–15,800)	16,960 (14,800–19,500)	20,940 (18,270–24,100)	25,980 (22,650–29,900)	32,230 (28,100–37,100)	39,960 (34,830–46,000)	39,960
Communicable, maternal, neonatal, and nutritional diseases	72,270 (71,420–73,060)	49,730 (49,010–50,370)	1,562 (1,520–1,592)	1,906 (1,850–1,956)	1,410 (1,370–1,440)	1,210 (1,180–1,240)	1,670 (1,630–1,710)	2,150 (2,100–2,200)	2,660 (2,600–2,720)	3,270 (3,200–3,340)	3,980 (3,900–4,060)	4,880 (4,780–4,980)	6,000 (5,880–6,120)	7,360 (7,210–7,520)	9,060 (8,870–9,250)	11,140 (10,900–11,400)	13,740 (13,450–14,050)	16,960 (16,600–17,350)	20,940 (20,490–21,410)	25,980 (25,410–26,560)	32,230 (31,530–32,960)	39,960 (39,100–40,860)	16,000
HIV/AIDS and sexually transmitted infections	66.7 (31.2–107)	14.6 (4.23–36.4)	45.8 (23.2–91.1)	31.5 (15.4–54.1)	27.5 (13.4–50.3)	59.4 (32.1–107)	151 (87.6–232)	194 (122–282)	321 (194–478)	439 (282–637)	569 (372–828)	713 (463–1,040)	859 (560–1,240)	1,030 (672–1,490)	1,220 (797–1,760)	1,440 (943–2,080)	1,690 (1,110–2,440)	1,960 (1,290–2,770)	2,230 (1,470–3,150)	2,500 (1,650–3,530)	2,770 (1,830–3,910)	3,100 (2,040–4,370)	3,100
HIV/AIDS	0 (0–0)	0 (0–0)	23.6 (11.3–50.4)	19.4 (9.4–39.3)	24.7 (12.1–47.1)	54.7 (27.5–104)	145 (81.8–227)	191 (112–274)	316 (177–464)	433 (273–597)	561 (368–757)	703 (463–953)	846 (560–1,150)	1,010 (667–1,370)	1,200 (784–1,630)	1,420 (929–1,930)	1,660 (1,090–2,260)	1,930 (1,260–2,630)	2,190 (1,430–3,000)	2,450 (1,600–3,360)	2,720 (1,770–3,730)	3,050 (1,980–4,180)	2,900
HIV/AIDS - Drug-susceptible Tuberculosis	0 (0–0)	4–1 (2.3–9.1)	2 (0.9–5.1)	3–5 (2.1–9.3)	11 (4.5–19.8)	47–2 (24.1–76.1)	68 (40.4–98.3)	42–104 (24.9–58.3)	121 (69–174)	166 (106–223)	219 (139–294)	270 (172–363)	330 (210–443)	395 (252–530)	468 (299–628)	543 (347–728)	636 (406–853)	737 (471–989)	837 (534–1,120)	938 (598–1,260)	1,040 (663–1,400)	1,160 (740–1,560)	1,090
HIV/AIDS - Multidrug-resistant Tuberculosis without extensive drug resistance	0 (0–0)	0–2 (0–6)	0–2 (0–5)	0–1 (0–3)	0–4 (0–12)	1–8 (0–25)	2–6 (0.1–18)	0–10 (0.1–31)	0–21 (0.1–61)	0–31 (0.2–88)	0–43 (0.2–120)	0–54 (0.3–151)	0–64 (0.4–178)	0–77 (0.4–213)	0–91 (0.5–253)	0–107 (0.6–297)	0–127 (0.7–353)	0–147 (0.8–409)	0–167 (0.9–464)	0–187 (1–520)	0–207 (1.1–576)	0–231 (1.2–642)	39–3
HIV/AIDS - Extensively drug-resistant Tuberculosis	0 (0–0)	0 (0–0)	0 (0–0)	0 (0–0)	0 (0–0)	0 (0–0)	0 (0–0)	0 (0–0)	0 (0–0)	0 (0–0)	0 (0–0)	0 (0–0)	0 (0–0)	0 (0–0)	0 (0–0)	0 (0–0)	0 (0–0)	0 (0–0)	0 (0–0)	0 (0–0)	0 (0–0)	0 (0–0)	0 (0–0)	0–5
HIV/AIDS resulting in other diseases	66.7 (31.2–107)	14.6 (4.23–36.4)	19.3 (7.9–38.6)	7.6 (3.2–16.4)	2.5 (0.9–5.7)	4.7 (1.7–10.4)	5.9 (2.1–13.2)	3.1 (1.1–7.1)	5.1 (1.8–11.6)	6.9 (2.4–15.7)	8.9 (3.1–20.2)	10.9 (3.8–24.8)	13.4 (4.7–30.5)	16.1 (5.6–36.7)	19.1 (6.7–43.5)	22.4 (7.8–51.1)	26.4 (9.2–60.2)	30.5 (10.6–69.5)	35.1 (12.2–80.1)	40.2 (13.9–91.7)	46.1 (15.9–105)	52.7 (18.2–120)	1,770
Sexually transmitted infections excluding HIV	66.7 (31.2–107)	14.6 (4.23–36.4)	26.2 (6.13–54.5)	11.5 (2.43–29.4)	2.8 (0.2–9.1)	4.7 (0.3–13.1)	5.9 (0.4–17.4)	3.1 (0.2–9.2)	5.1 (0.3–14.9)	6.9 (0.5–18.7)	8.9 (0.7–23.6)	10.9 (0.9–28.9)	13.4 (1.1–35.5)	16.1 (1.3–42.6)	19.1 (1.6–50.4)	22.4 (1.9–59.1)	26.4 (2.2–69.6)	30.5 (2.6–80.3)	35.1 (3.1–92.3)	40.2 (3.5–105)	46.1 (4.1–120)	52.7 (4.8–137)	197
Syphilis	0 (0–0)	0 (0–0)	2.2 (0.4–5.2)	1.2 (0.2–3.1)	0.8 (0.1–2.1)	0.8 (0.1–2.1)	0.4 (0.1–1.1)	0.2 (0–0.6)	1 (0.2–2.7)	0.7 (0.1–1.9)	0.8 (0.1–2.1)	0.9 (0.1–2.5)	1 (0.1–2.8)	0.9 (0.1–2.5)	0.9 (0.1–2.5)	0.8 (0.1–2.2)	0.8 (0.1–2.2)	0.7 (0.1–2)	0.6 (0.1–1.8)	0.5 (0.1–1.5)	0.4 (0.1–1.2)	0.3 (0.1–0.9)	139
Chlamydial infection	0 (0–0)	0 (0–0)	0 (0–0)	0 (0–0)	0 (0–0)	0 (0–0)	0 (0–0)	0 (0–0)	0 (0–0)	0 (0–0)	0 (0–0)	0 (0–0)	0 (0–0)	0 (0–0)	0 (0–0)	0 (0–0)	0 (0–0)	0 (0–0)	0 (0–0)	0 (0–0)	0 (0–0)	0 (0–0)	0 (0–0)	6-2
Gonococcal infection	0 (0–0)	0 (0–0)	7.9 (2.4–19.3)	10.4 (3.2–25.3)	11 (3.5–24.7)	15.4 (5.3–32.9)	7.6 (2.6–16.3)	3.1 (1.1–6.7)	3.9 (1.3–8.5)	1.2 (0.4–2.7)	0.8 (0.2–1.9)	0.8 (0.2–1.9)	0.5 (0.2–1.2)	0.4 (0.1–1.1)	0.4 (0.1–1.1)	0.3 (0.1–0.8)	0.3 (0.1–0.8)	0.2 (0.1–0.7)	0.2 (0.1–0.6)	0.1 (0–0.5)	0.1 (0–0.4)	0.1 (0–0.3)	9-6
Trichomoniasis	0 (0–0)	0 (0–0)	0 (0–0)	0 (0–0)	0 (0–0)	0 (0–0)	0 (0–0)	2–8 (0.3–24.1)	2–9 (0.3–26.4)	1–9 (0.1–24.3)	1–8 (0.1–21.9)	1–7 (0.1–19.3)	1–6 (0.1–16.7)	1–5 (0.1–14.4)	1–4 (0.1–12.2)	1–3 (0.1–10.1)	1–2 (0.1–8.2)	1–2 (0.1–6.5)	1–1 (0.1–5.1)	1–1 (0.1–3.9)	1–1 (0.1–2.9)	1–1 (0.1–2.1)	18-8
Genital herpes	0 (0–0)	0 (0–0)	0 (0–0)	0 (0–0)	0 (0–0)	0 (0–0)	0 (0–0)	0–4 (0.1–12.5)	1–2 (0.2–6.2)	1–2 (0.4–5.2)	1–1 (0.3–3.5)	0–1 (0.2–2.6)	0–1 (0.2–2.1)	0–1 (0.2–1.7)	0–1 (0.2–1.4)	0–1 (0.2–1.1)	0–1 (0.2–0.9)	0–1 (0.2–0.7)	0–1 (0.2–0.6)	0–1 (0.2–0.5)	0–1 (0.2–0.4)	0–1 (0.2–0.3)	8-3
Other sexually transmitted infections	0 (0–0)	0 (0–0)	0 (0–0)	0 (0–0)	0 (0–0)	0 (0–0)	0 (0–0)	0 (0–0)	0 (0–0)	0 (0–0)	0 (0–0)	0 (0–0)	0 (0–0)	0 (0–0)	0 (0–0)	0 (0–0)	0 (0–0)	0 (0–0)	0 (0–0)	0 (0–0)	0 (0–0)	0 (0–0)	0 (0–0)	14-9
Respiratory infections and tuberculosis	166 (65.1–322)	39-3 (39.7–201)	168 (99.7–284)	179 (107–277)	78-6 (54.5–111)	56-6 (39.1–78.1)	70-6 (49.6–235)	77-6 (53.9–108)	86-6 (59.5–368)	96-6 (66.2–136)	107 (73.6–436)	119 (82.2–168)	134 (92.5–189)	150 (103–212)	169 (116–238)	189 (130–266)	214 (147–302)	243 (167–343)	278 (191–392)	320 (220–452)	369 (254–521)	425 (292–600)	4,270
Tuberculosis	0 (0–0)	8-1 (7.72–16.4)	16-3 (7.43–29.9)	11-2 (5.49–18.6)	13-0 (7.49–20.4)	16-2 (7.49–26.4)	26-2 (11.2–53)	19-6 (7.5–29.2)	146 (75.9–243)	176 (96.6–305)	214 (120–329)	260 (146–399)	314 (176–483)	378 (212–580)	455 (255–698)	548 (307–841)	660 (370–1,010)	794 (445–1,210)	956 (536–1,460)	1,150 (645–1,750)	1,380 (774–2,100)	1,660 (931–2,530)	1,520
Latent tuberculosis infection	0 (0–0)	0 (0–0)	0 (0–0)	0 (0–0)	0 (0–0)	0 (0–0)	0 (0–0)	0 (0–0)	0 (0–0)	0 (0–0)	0 (0–0)	0 (0–0)	0 (0–0)	0 (0–0)	0 (0–0)	0 (0–0)	0 (0–0)	0 (0–0)	0 (0–0)	0 (0–0)	0 (0–0)	0 (0–0)	0 (0–0)	0
Active tuberculosis	0 (0–0)	8-1 (7.72–16.4)	16-3 (7.43–29.9)	11-2 (5.49–18.6)	13-0 (7.49–20.4)	16-2 (7.49–26.4)	26-2 (11.2–53)	19-6 (7.5–29.2)	146 (75.9–243)	176 (96.6–305)	214 (120–329)	260 (146–399)	314 (176–483)	378 (212–580)	455 (255–698)	548 (307–841)	660 (370–1,010)	794 (445–1,210)	956 (536–1,460)	1,150 (645–1,750)	1,380 (774–2,100)	1,660 (931–2,530)	1,520
Drug-susceptible tuberculosis	0 (0–0)	7-8 (2.43–16.3)	15-6 (7.2–29.3)	10-6 (5.5–18.2)	12-4 (7.04–20.1)	15-4 (7.04–25.7)	25-1 (10.7–52.9)	18-6 (7.09–28.9)	140 (72.2–239)	169 (92.7–300)	206 (116–324)	250 (140–394)	302 (169–477)	364 (204–572)	438 (246–689)	528 (296–831)	636 (357–1,000)	765 (429–1,200)	921 (516–1,450)	1,110 (622–1,740)	1,330 (746–2,090)	1,600 (897–2,510)	1,860
Multidrug-resistant tuberculosis without extensive drug resistance	0 (0–0)	0–3 (0.9–12)	0–3 (0.9–12)	0–2 (0.8–12)	0–2 (0.8–12)	0–2 (0.8–12)	0–2 (0.8–10)	0–2 (0.8–10)	0–6 (0.9–58)	0–7 (0.9–68)	0–8 (1–79)	0–9 (1.1–91)	0–11 (1.2–104)	0–13 (1.4–127)	0–16 (1.6–154)	0–19 (1.9–186)	0–23 (2.3–224)	0–27 (2.7–270)	0–33 (3.3–329)	0–40 (3.9–402)	0–47 (4.6–485)	0–57 (5.5–585)	54-3
Extensively drug-resistant tuberculosis	0 (0–0)	0 (0–0)	0 (0–0)	0 (0–0)	0 (0–0)	0 (0–0)	0 (0–0)	0 (0–0)	0 (0–0)	0 (0–0)	0 (0–0)	0 (0–0)	0 (0–0)	0 (0–0)	0 (0–0)	0 (0–0)	0 (0–0)	0 (0–0)	0 (0–0)	0 (0–0)	0 (0–0)	0 (0–0)	0 (0–0)	0-7
Lower respiratory infections	179 (64.8–322)	84-1 (39.1–150)	150 (75.1–264)	159 (67.8–252)	82-9 (36.9–140.4)	56-2 (21.2–104.2)	62-9 (25.6–154)	67-6 (27.4–104)	77-6 (33.1–125)	88-5 (38.1–152)	102 (44.1–180)	118 (50.7–214)	136 (58.5–243)	156 (67.3–282)	179 (77.3–324)	206 (89.1–374)	236 (102–429)	271 (116–494)	312 (134–570)	358 (154–654)	411 (176–751)	472 (203–862)	2,150
Upper respiratory infections	0-1 (0.0–3.1)	0 (0–0)	4-7 (2.43–9.1)	19-6 (10.4–30)	20-6 (11.3–29.5)	17-4 (10.4–24.4)	13-9 (7.43–22.8)	11 (6.22–18.7)	9-7 (4.63–14.9)	8-4 (4.03–12.9)	7-2 (3.43–11.2)	6-2 (2.89–9.4)	5-2 (2.43–7.9)	4-3 (2.01–6.5)	3-5 (1.64–5.3)	2-9 (1.34–4.5)	2-4 (1.13–3.8)	2-0 (0.93–3.2)	1-7 (0.78–2.6)	1-4 (0.64–2.2)	1-2 (0.53–1.8)	1-0 (0.44–1.5)	144
Otitis media	0 (0.0–2)	0 (0–0)	0 (0.0–1.7)	0-3 (4.7–14.4)	1-8 (5.7–9.7)	7-4 (3.9–12.9)	3-9 (1.5–10.3)	2-3 (0.9–10.4)	1-6 (0.6–7.2)	1-2 (0.5–5.4)	0-9 (0.3–3.9)	0-7 (0.3–3.2)	0-6 (0.2–2.6)	0-5 (0.2–2.1)	0-4 (0.2–1.8)	0-3 (0.1–1.4)	0-3 (0.1–1.2)	0-2 (0.1–1)	0-2 (0.1–0.8)	0-1 (0.1–0.6)	0-1 (0.1–0.5)	0-1 (0.1–0.4)	54-9
Enteric infections	102 (36–263)	155 (60.2–283)	436 (181–1,462)	469 (277–790)	176 (112–260)	143 (92–215)	167 (95–263)	150 (59–263)	128 (58–246)	102 (40–214)	107 (42–229)	128 (50–269)	154 (62–322)	189 (78–388)	239 (103–482)	303 (140–588)	384 (182–732)	487 (237–916)	616 (307–1,140)	779 (397–1,420)	986 (513–1,760)	1,250 (664–2,190)	2,660
Diarrheal diseases	104 (36–263)	154 (58.2–281)	394 (140–1,460)	451 (160–1,780)	166 (67.7–310)	133 (49.3–259)	158 (59.3–316)	142 (49.5–309)	121 (45.6–296)	96-6 (34.7–234)	101 (36.1–245)	121 (43.5–293)	145 (52.1–351)	178 (64.4–432)	226 (81.7–548)	286 (104–693)	363 (133–880)	460 (174–1,110)	582 (220–1,400)	736 (280–1,770)	931 (359–2,240)	1,180 (456–2,840)	2,350
Typhoid and paratyphoid	0 (0–0)	0 (0–0)	0 (0–1.5)	0 (0–1.6)	0 (0–1.5)	0 (0–1.5)	0 (0–1.5)	0 (0–1.5)	0 (0–1.5)	0 (0–1.5)	0 (0–1.5)	0 (0–1.5)	0 (0–1.5)	0 (0–1.5)	0 (0–1.5)	0 (0–1.5)	0 (0–1.5)	0 (0–1.5)	0 (0–1.5)	0 (0–1.5)	0 (0–1.5)	0 (0–1.5)	0 (0–1.5)	273
Typhoid fever	0 (0–0)	0 (0–0)	0 (0–1.5)	0 (0–1.6)	0 (0–1.5)	0 (0–1.5)	0 (0–1.5)	0 (0–1.5)	0 (0–1.5)	0 (0–1.5)	0 (0–1.5)	0 (0–1.5)	0 (0–1.5)	0 (0–1.5)	0 (0–1.5)	0 (0–1.5)	0 (0–1.5)	0 (0–1.5)	0 (0–1.5)	0 (0–1.5)	0 (0–1.5)	0 (0–1.5)	0 (0–1.5)	273
Paratyphoid fever	0 (0–0)	0 (0–0)	0 (0–1.5)	0 (0–1.6)	0 (0–1.5)	0 (0–1.5)	0 (0–1.5)	0 (0–1.5)	0 (0–1.5)	0 (0–1.5)	0 (0–1.5)	0 (0–1.5)	0 (0–1.5)	0 (0–1.5)	0 (0–1.5)	0 (0–1.5)	0 (0–1.5)	0 (0–1.5)	0 (0–1.5)	0 (0–1.5)	0 (0–1.5)	0 (0–1.5)	0 (0–1.5)	0
Invasive Non-typhoidal Salmonella (iNTS)	1-8 (0.43–2.8)	26-4 (11.5–38.2)	89-6 (32.9–169)	23-7 (12.3–37.2)	13-1 (7.47–21.2)	9-1 (5.41–15.2)	11-6 (6.19–20.6)	9-4 (5.13–21)	10-7 (5.72–24.5)	8-3 (4.39–18.7)	7-6 (4.13–16.9)	6-9 (3.74–15.2)	6-2 (3.31–13.6)	5-6 (2.98–12.1)	5-1 (2.72–10.8)	4-6 (2.46–9.6)	4-2 (2.24–8.6)	3-9 (2.01–7.8)	3-5 (1.8–7.1)	3-2 (1.69–6.4)	2-9 (1.52–5.8)	2-6 (1.35–5.2)	241
Other intestinal infectious diseases	0 (0–0)	0-4 (0.1–9.6)	0-2 (0–5.6)	0-2 (0–5.6)	0-2 (0–5.6)	0-2 (0–5.6)	0-2 (0–5.6)	0-2 (0–5.6)	0-2 (0–5.6)	0-2 (0–5.6)	0-2 (0–5.6)	0-2 (0–5.6)	0-2 (0–5.6)	0-2 (0–5.6)	0-2 (0–5.6)	0-2 (0–5.6)	0-2 (0–5.6)	0-2 (0–5.6)	0-2 (0–5.6)	0-2 (0–5.6)	0-2 (0–5.6)	0-2 (0–5.6)	1-5
Neglected tropical diseases and malaria	32-3 (5.04–68.2)	142 (44.9–283)	264 (82–574)	29-1 (9.74–70.5)	44-2 (22.9–69.2)	49-4 (22.1–83.2)	22-4 (10.4–39.5)	48-6 (22.4–97)	22-4 (10.4–39.5)	45-2 (19.7–93.4)	38-3 (16.7–83.4)	33-6 (13.4–80.1)	29 (11.1–69.8)	27 (10.2–64.6)	27-6 (10.2–64.6)	30-5 (10.8–74.3)	29-4 (10.6–72.6)	27 (9.59–67.1)	24-6 (8.64–61.2)	22-2 (7.69–55.9)	20-2 (6.84–50.2)	18-2 (6.17–45.3)	968
Malaria	0 (0–0)	32 (9.44–87)	140 (32.9–349)	165 (67.7–401)	26-5 (9.43–51.6)	20 (9.79–31.7)	22-3 (10.3–37.1)	34-6 (15.9–52.1)	32-3 (14.7–55.5)	28-6 (12.9–54.1)	25-4 (11.2–49.3)	24-7 (10.7–47.3)	23 (9.44–50.7)	19-1 (7.84–44.2)	19-6 (7.84–44.2)	22-5 (8.53–51.4)	22-4 (8.53–49.6)	21-1 (7.84–44.6)	19-1 (7.09–40.2)	17-1 (6.33–36.1)	15-6 (5.63–33.1)	14-1 (5.09–30.1)	723
Chagas disease	0 (0–0)	0 (0–0)	0 (0–0)	0 (0–0)	0 (0–0)	0 (0–0)	0 (0–0)	0 (0–0)	0 (0–0)	0 (0–0)	0 (0–0)	0 (0–0)	0 (0–0)	0 (0–0)	0 (0–0)	0 (0–0)	0 (0–0)	0 (0–0)	0 (0–0)	0 (0–0)	0 (0–0)	0 (0–0)	0 (0–0)	0
Leishmaniasis	0 (0–0)	0 (0–0)	0-7 (0.3–2.5)	0-6 (0.4–1.7)	0-5 (0.2–1.6)	0-4 (0.2–1.2)	0-3 (0.1–0.9)	0-3 (0.1–0.9)	0-2 (0.1–0.6)	0-2 (0.1–0.5)	0-2 (0.1–0.5)	0-2 (0.1–0.5)	0-1 (0.1–0.5)	0-1 (0.1–0.5)	0-1 (0.1–0.5)	0-1 (0.1–0.5)	0-1 (0.1–0.5)	0-1 (0.1–0.5)	0-1 (0.1–0.5)	0-1 (0.1–0.5)	0-1 (0.1–0.5)	0-1 (0.1–0.5)	3-7
Visceral leishmaniasis	0 (0–0)	0 (0–0)	0-7 (0.3–2.5)	0-6 (0.4–1.7)	0-5 (0.2–1.6)	0-4 (0.2–1.2)	0-3 (0.1–0.9)	0-3 (0.1–0.9)	0-2 (0.1–0.6)	0-2 (0.1–0.5)	0-2 (0.1–0.5)	0-2 (0.1–0.5)	0-1 (0.1–0.5)	0-1 (0.1–0.5)	0-1 (0.1–0.5)	0-1 (0.1–0.5)	0-1 (0.1–0.5)	0-1 (0.1–0.5)	0-1 (0.1–0.5)	0-1 (0.1–0.5)	0-1 (0.1–0.5)	0-1 (0.1–0.5)	3-3
Cutaneous and mucocutaneous leishmaniasis	0 (0–0)	0 (0–0)	0 (0–0)	0 (0–0)	0 (0–0)	0 (0–0)	0 (0–0)	0 (0–0)	0 (0–0)	0 (0–0)	0 (0–0)	0 (0–0)	0 (0–0)	0 (0–0)	0 (0–0)	0 (0–0)	0 (0–0)	0 (0–0)	0 (0–0)	0 (0–0)	0 (0–0)	0 (0–0)	0 (0–0)	0-4
African trypanosomiasis	0 (0–0)	0 (0–0)	0 (0–0)	0 (0–0)	0 (0–0)	0 (0–0)	0 (0–0)	0 (0–0)	0 (0–0)	0 (0–0)	0 (0–0)	0 (0–0)	0 (0–0)	0 (0–0)	0 (0–0)	0 (0–0)	0 (0–0)	0 (0–0)	0 (0–0)	0 (0–0)	0 (0–0)	0 (0–0)	0 (0–0)	0
Schistosomiasis	0 (0–0)	0-4 (0.1–9.6)	1-7 (0.3–5.2)	3 (1.1–9.9)	3-7 (1.4–9.5)	4-8 (1.9–12.1)	6-1 (2.1–19.1)	5-9 (1.9–17.8)	5-4 (1.7–20.7)	4-7 (1.5–18.1)	4-1 (1.3–16.1)	3-5 (1.1–14.1)	2-9 (0.9–11.7)	2-5 (0.8–10.1)	2-1 (0.7–8.5)	1-8 (0.6–7.3)	1-6 (0.5–6.2)	1-3 (0.4–5.1)	1-1 (0.4–4.3)	0-7 (0.3–3.1)	0-6 (0.2–2.5)	0-1 (0.1–2.1)	54-8
Cysticercosis	0 (0–0)	0 (0–0)	0 (0–0)	0 (0–0)	0 (0–0)	0 (0–0)	0 (0–0)	0 (0–0)	0 (0–0)	0 (0–0)	0 (0–0)	0 (0–0)	0 (0–0)	0 (0–0)	0 (0–0)	0 (0–0)	0 (0–0)	0 (0–0)	0 (0–0)	0 (0–0)	0 (0–0)	0 (0–0)	0 (0–0)	43
Cystic echinococcosis	0 (0–0)	0 (0–0)	0 (0–0)	0 (0–0)	0 (0–0)	0 (0–0)	0 (0–0)	0 (0–0)	0 (0–0)	0 (0–0)	0 (0–0)	0 (0–0)	0 (0–0)	0 (0–0)	0 (0–0)	0 (0–0)	0 (0–0)	0 (0–0)	0 (0–0)	0 (0–0)	0 (0–0)	0 (0–0)	0 (0–0)	3-2
Lymphatic filariasis	0 (0–0)	0 (0–0)	0 (0–0)	0 (0–0)	0 (0–0)	0 (0–0)	0 (0–0)	0 (0–0)	0 (0–0)	0 (0–0)	0 (0–0)	0 (0–0)	0 (0–0)	0 (0–0)	0 (0–0)	0 (0–0)	0 (0–0)	0 (0–0)	0 (0–0)	0 (0–0)	0 (0–0)	0 (0–0)	0 (0–0)	23-3
Onchocerciasis	0 (0–0)	0 (0–0)	0 (0–0)	0 (0–0)	0 (0–0)	0 (0–0)	0 (0–0)	0 (0–0)	0 (0–0)	0 (0–0)	0 (0–0)	0 (0–0)	0 (0–0)	0 (0–0)	0 (0–0)	0 (0–0)	0 (0–0)	0 (0–0)	0 (0–0)	0 (0–0)	0 (0–0)	0 (0–0)	0 (0–0)	0
Trachoma	0 (0–0)	0 (0–0)	0 (0–0)	0 (0–0)	0 (0–0)	0 (0–0)	0 (0–0)	0 (0–0)	0 (0–0)	0 (0–0)	0 (0–0)	0 (0–0)	0 (0–0)	0 (0–0)	0 (0–0)	0 (0–0)	0 (0–0)	0 (0–0)	0 (0–0)	0 (0–0)	0 (0–0)	0 (0–0)	0 (0–0)	0
Dengue	0 (0–0)	0 (0–0)	0 (0–0.2)	0-2 (0.1–0.7)	0-2 (0.1–0.6)	0-2 (0.1–0.6)	0-3 (0.1–1.3)	0-3 (0.1–1.3)	0-3 (0.1–0.9)	0-3 (0.1–0.9)	0-3 (0.1–0.9)	0-3 (0.1–0.9)	0-2 (0.1–0.9)	0-2 (0.1–0.8)	0-2 (0.1–0.8)	0-2 (0.1–0.8)	0-1 (0.1–0.8)	0-1 (0.1–0.8)	0-1 (0.1–0.8)	0-1 (0.1–0.8)	0-1 (0.1–0.8)	0-1 (0.1–0.8)	3-2
Yellow fever	0 (0–0)	0 (0–0)	0 (0–0.2)	0-2 (0.1–0.7)	0-2 (0.1–0.6)	0-2 (0.1–0.6)	0-3 (0.1–1.3)	0-3 (0.1–1.3)	0-3 (0.1–0.9)	0-3 (0.1–0.9)	0-3 (0.1–0.9)	0-3 (0.1–0.9)	0-2 (0.1–0.9)	0-2 (0.1–0.8)	0-2 (0.1–0.8)	0-2 (0.1–0.8)	0-1 (0.1–0.8)	0-1 (0.1–0.8)	0-1 (0.1–0.8)	0-1 (0.1–0.8)	0-1 (0.1–0.8)	0-1 (0.1–0.8)	3-7
Rabies	0 (0–0)	0 (0–0)	0 (0–0)	0 (0–0)	0 (0–0)	0 (0–0)	0 (0–0)	0 (0–0)	0 (0–0)	0 (0–0)	0 (0–0)	0 (0–0)	0 (0–0)	0 (0–0)	0 (0–0)	0 (0–0)	0 (0–0)	0 (0–0)	0 (0–0)	0 (0–0)	0 (0–0)	0 (0–0)	0 (0–0)	0-4
Intestinal nematode infections	0 (0–0)	0 (0–0)	0-2 (0–5.2)	2-4 (1.19–6.9)	4-7 (2.23–9.9)	2-4 (1.22–4.2)	4-7 (2.9–9.7)	3-5 (1.49–7.4)	2-3 (0.93–4.8)	1-8 (0.73–3.9)	1-4 (0.59–3.1)	1-2 (0.49–2.6)	0-9 (0.39–2.1)	0-8 (0.32–1.8)	0-7 (0.26–1.5)	0-6 (0.21–1.3)	0-5 (0.17–1.1)	0-4 (0.14–0.9)	0-4 (0.12–0.8)	0-3 (0.1–0.7)	0-3 (0.08–0.6)	0-2 (0.06–0.5)	23-1
Ascariasis	0 (0–0)	0 (0–0)	0–3 (0–5.1)	0–3 (0.1–12.2)	0–3 (0.1–10.7)	0–3 (0.1–10.4)	0–3 (0.1–9.6)	0–3 (0.1–9.6)	0–3 (0.1–9.6)	0–3 (0.1–9.6)	0–3 (0.1–9.6)	0–3 (0.1–9.6)	0–3 (0.1–9.6)	0–3 (0.1–9.6)	0–3 (0.1–9.6)	0–3 (0.1–9.6)	0–3 (0.1–9.6)	0–3 (0.1–9.6)	0–3 (0.1–9.6)	0–3 (0.1–9.6)	0–3 (0.1–9.6)	0–3 (0.1–9.6)	2-3
Trichuriasis	0 (0–0)	0 (0–0)	0–3 (0–10.6)	0–3 (0.2–12.7)	0–3 (0.2–11.1)	0–3 (0.1–10.9)	0–3 (0.2–10.1)	0–3 (0.2–10.1)	0–3 (0.1–9.8)	0–3 (0.1–9.8)	0–3 (0.1–9.8)	0–3 (0.1–9.8)	0–3 (0.1–9.8)	0–3 (0.1–9.8)	0–3 (0.1–9.8)	0–3 (0.1–9.8)	0–3 (0.1–9.8)	0–3 (0.1–9.8)	0–3 (0.1–9.8)	0–3 (0.1–9.8)	0–3 (0.1–9.8)	0–3 (0.1–9.8)	5-6
Hookworm disease	0 (0–0)	0 (0–0)	0–3 (0–7.2–3.4)	2-6 (1.13–7.4)	2-6 (1.14–9.7)	2-5 (1.13–9.4)	2-6 (1.2–7.6)	2-7 (1.18–7.8)	2-6 (0.99–6.4)	2-5 (1.08–6.4)	2-4 (1.02–6.4)	2-3 (0.92–6.4)	2-2 (0.82–6.4)	2-1 (0.73–6.4)	2-0 (0.64–6.4)	1-9 (0.56–6.4)	1-8 (0.49–6.4)	1-7 (0.43–6.4)	1-6 (0.38–6.4)	1-5 (0.33–6.4)	1-4 (0.29–6.4)	1-3 (0.25–6.4)	35-2
Food-borne trematodiases	0 (0–0)	0 (0–0)	0 (0–0)	0 (0–0)	0 (0–0)	0 (0–0)	0 (0–0)	0 (0–0)	0 (0–0)	0 (0–0)	0 (0–0)	0 (0–0)	0 (0–0)	0 (0–0)	0 (0–0)	0 (0–0)	0 (0–0)	0 (0–0)	0 (0–0)	0 (0–0)	0 (0–0)	0 (0–0)	0 (0–0)	0
Leprosy	0 (0–0)	0 (0–0)	0 (0–0)	0 (0–0)	0 (0–0)	0 (0–0)	0 (0–0)	0 (0–0)	0 (0–0)	0 (0–0)	0 (0–0)	0 (0–0)	0 (0–0)	0 (0–0)	0 (0–0)	0 (0–0)	0 (0–0)	0 (0–0)	0 (0–0)	0 (0–0)	0 (0–0)	0 (0–0)	0 (0–0)	0-1
Ebola	0 (0–0)	0 (0–0)	0 (0–0)	0 (0–0)	0 (0–0)	0 (0–0)	0 (0–0)	0 (0–0)	0 (0–0)	0 (0–0)	0 (0–0)	0 (0–0)	0 (0–0)	0 (0–0)	0 (0–0)	0 (0–0)	0 (0–0)	0 (0–0)	0 (0–0)	0 (0–0)	0 (0–0)	0 (0–0)	0 (0–0)	0
Zika virus	0 (0–0)	0 (0–0)	0 (0–0)	0 (0–0)	0 (0–0)	0 (0–0)	0 (0–0)	0 (0–0)	0

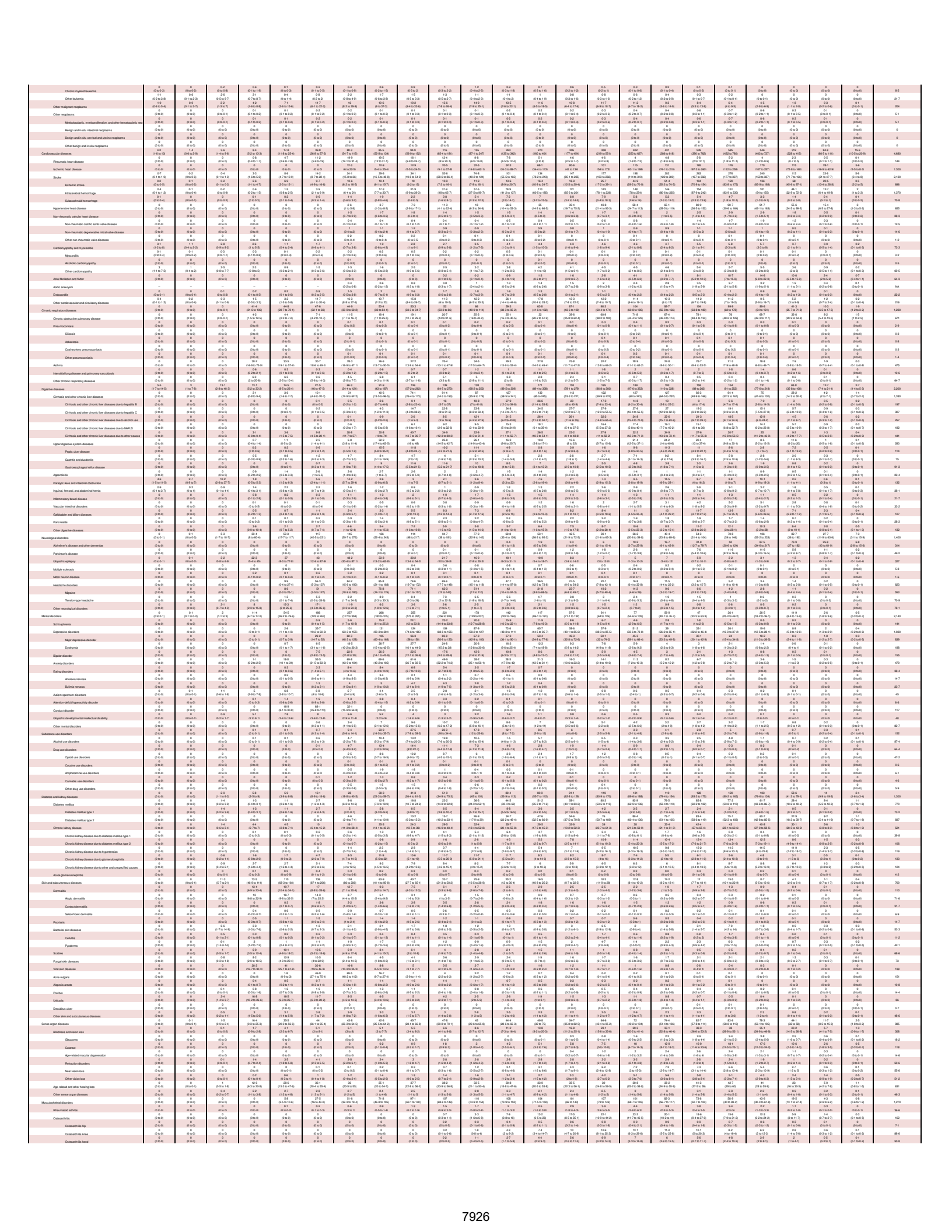

Chronic myeloid leukemia	0 (0 to 0.2)	0 (0 to 0.2)	0 (0 to 0.6)	0.6 (0.1 to 1.9)	0.1 (0 to 0.3)	0.2 (0.1 to 0.5)	0.4 (0.1 to 0.9)	0.9 (0.2 to 1.5)	0.9 (0.2 to 2)	1 (0.3 to 2.2)	1.2 (0.4 to 2.5)	0.9 (0.3 to 1.8)	0.7 (0.2 to 1.4)	0.6 (0.2 to 1.2)	0.5 (0.2 to 1)	0.2 (0.1 to 0.4)	0.1 (0 to 0.2)	0.1 (0 to 0.1)	0 (0 to 0)	0 (0 to 0)	0 (0 to 0)	8.5
Other leukemia	1.1 (0.2 to 3.9)	0.4 (0.1 to 2.2)	2.4 (0.5 to 9.7)	3.1 (0.7 to 9.7)	2.4 (0.5 to 8.1)	2.2 (0.6 to 4.9)	1.7 (0.4 to 3.6)	1.5 (0.5 to 3.2)	1.7 (0.5 to 3.7)	1.5 (0.4 to 2.3)	1.1 (0.4 to 2.3)	1.1 (0.4 to 2.3)	0.9 (0.4 to 1.9)	0.8 (0.3 to 1.6)	0.4 (0.2 to 1.2)	0.4 (0.2 to 0.9)	0.3 (0.1 to 0.7)	0.2 (0.1 to 0.4)	0 (0 to 0)	0 (0 to 0)	0 (0 to 0)	21.7
Other malignant neoplasms	1.9 (0.6 to 5.4)	0.9 (0.1 to 3.7)	0.2 (0 to 1)	4.2 (1.4 to 9.6)	7.1 (3.9 to 13.5)	11.7 (6.1 to 22.2)	7.6 (3.9 to 13.9)	5.9 (3.4 to 9.6)	5.4 (3.2 to 8.5)	4.2 (2.5 to 6.5)	3.5 (1.9 to 5.6)	3.2 (1.7 to 5.2)	2.5 (1.4 to 4.1)	1.9 (1.1 to 3.1)	1.6 (0.9 to 2.6)	1.1 (0.6 to 1.8)	0.8 (0.4 to 1.3)	0.6 (0.3 to 1)	0.4 (0.2 to 0.7)	0.3 (0.1 to 0.5)	0.3 (0.1 to 0.5)	394
Other neoplasms	0 (0 to 0)	0 (0 to 0)	0 (0 to 0)	0 (0 to 0)	0 (0 to 0)	0 (0 to 0)	0 (0 to 0)	0 (0 to 0)	0 (0 to 0)	0 (0 to 0)	0 (0 to 0)	0 (0 to 0)	0 (0 to 0)	0 (0 to 0)	0 (0 to 0)	0 (0 to 0)	0 (0 to 0)	0 (0 to 0)	0 (0 to 0)	0 (0 to 0)	0 (0 to 0)	0 (0 to 0)	5.1
Multiple myeloma and immunoproliferative and other hematopoietic neoplasms	0 (0 to 0)	0 (0 to 0)	0 (0 to 0)	0.1 (0 to 0.3)	0.1 (0 to 0.3)	0.2 (0 to 0.5)	0.2 (0 to 0.5)	0.1 (0 to 0.3)	0.1 (0 to 0.3)	0.1 (0 to 0.3)	0.1 (0 to 0.3)	0.1 (0 to 0.3)	0.1 (0 to 0.3)	0.2 (0 to 0.4)	0.2 (0 to 0.4)	0.2 (0 to 0.4)	0.2 (0 to 0.3)	0.1 (0 to 0.2)	0.1 (0 to 0.2)	0.1 (0 to 0.1)	0.1 (0 to 0.1)	0.1 (0 to 0.1)	5.1
Benign and in situ, intestinal neoplasms	0 (0 to 0)	0 (0 to 0)	0 (0 to 0)	0 (0 to 0)	0 (0 to 0)	0 (0 to 0)	0 (0 to 0)	0 (0 to 0)	0 (0 to 0)	0 (0 to 0)	0 (0 to 0)	0 (0 to 0)	0 (0 to 0)	0 (0 to 0)	0 (0 to 0)	0 (0 to 0)	0 (0 to 0)	0 (0 to 0)	0 (0 to 0)	0 (0 to 0)	0 (0 to 0)	0 (0 to 0)	0
Benign and in situ, cervical and uterine neoplasms	0 (0 to 0)	0 (0 to 0)	0 (0 to 0)	0 (0 to 0)	0 (0 to 0)	0 (0 to 0)	0 (0 to 0)	0 (0 to 0)	0 (0 to 0)	0 (0 to 0)	0 (0 to 0)	0 (0 to 0)	0 (0 to 0)	0 (0 to 0)	0 (0 to 0)	0 (0 to 0)	0 (0 to 0)	0 (0 to 0)	0 (0 to 0)	0 (0 to 0)	0 (0 to 0)	0 (0 to 0)	0
Other benign and in situ neoplasms	0 (0 to 0)	0 (0 to 0)	0 (0 to 0)	0 (0 to 0)	0 (0 to 0)	0 (0 to 0)	0 (0 to 0)	0 (0 to 0)	0 (0 to 0)	0 (0 to 0)	0 (0 to 0)	0 (0 to 0)	0 (0 to 0)	0 (0 to 0)	0 (0 to 0)	0 (0 to 0)	0 (0 to 0)	0 (0 to 0)	0 (0 to 0)	0 (0 to 0)	0 (0 to 0)	0 (0 to 0)	0
Cardiovascular diseases	4.2 (1.6 to 10)	1.4 (0.4 to 2.9)	3.6 (1.4 to 9.6)	6.4 (2.2 to 13.3)	17.8 (9.6 to 31.7)	39.6 (24.2 to 57.2)	80.3 (51.7 to 115)	85.5 (52.8 to 124)	94.9 (59.6 to 132)	116 (62.4 to 181)	155 (87.1 to 247)	223 (120 to 357)	270 (162 to 451)	295 (177 to 496)	256 (153 to 427)	232 (139 to 387)	431 (258 to 718)	546 (328 to 892)	546 (329 to 892)	452 (272 to 739)	312 (228 to 453)	84.6 (51 to 111)	10.6 (10.5 to 20.9)	4,680
Rheumatic heart disease	0 (0 to 0)	0 (0 to 0)	0.6 (0.4 to 1.7)	4.7 (2.4 to 7.4)	11.2 (3.9 to 19)	19.6 (12 to 31.1)	19.5 (12 to 31)	16.1 (9.4 to 24.7)	16.1 (9.4 to 26.1)	13.4 (8 to 20.1)	9.8 (6 to 14.6)	7.8 (4.5 to 12.4)	5.1 (2.6 to 7.7)	4.6 (2.5 to 7.3)	4.6 (2.5 to 7.1)	4 (1.9 to 7.2)	4.8 (2.3 to 8.5)	5.8 (2.2 to 12.1)	5.2 (1.4 to 11.1)	4.1 (1.2 to 9.6)	2.3 (0.7 to 5)	0.5 (0.1 to 1.1)	144
Ischemic heart disease	0 (0 to 0)	0 (0 to 0)	0 (0 to 0)	0.6 (0 to 2.5)	5.4 (0.5 to 25.4)	12.9 (2.5 to 39.5)	23.5 (5.4 to 62.4)	29.5 (5.9 to 91.3)	32.6 (7.8 to 98.4)	32.3 (8.3 to 96.7)	28.1 (8.3 to 76.1)	23.2 (7.1 to 62.1)	18.1 (5.4 to 48.1)	15.1 (4.5 to 39.8)	13.2 (4.1 to 34.1)	10.1 (3.2 to 26.1)	9.2 (2.9 to 23.7)	8.4 (2.6 to 21.5)	7.7 (2.3 to 19.6)	6.7 (2.1 to 17.1)	5.6 (1.7 to 14.3)	3.5 (1.1 to 8.9)	1,300
Stroke	0.7 (0 to 1.3)	0.2 (0 to 0.6)	0.4 (0 to 1.2)	3.3 (1.4 to 5.4)	8.6 (4.6 to 14.6)	14.2 (8.7 to 21.9)	24.1 (15.4 to 35.2)	29.6 (19.4 to 43.8)	34.1 (19.8 to 54.9)	52.6 (28.4 to 86.4)	74.8 (40.2 to 124)	101 (55.5 to 165)	134 (79.2 to 213)	147 (85.1 to 235)	177 (102 to 282)	198 (114 to 316)	262 (152 to 409)	282 (163 to 439)	276 (159 to 430)	240 (132 to 377)	113 (62 to 177)	33.6 (18.5 to 52.8)	5.6 (3.1 to 8.8)	2,130
Ischemic stroke	0.2 (0 to 0.5)	0 (0 to 0.2)	0.2 (0 to 0.7)	0.7 (0.3 to 1.5)	3.7 (1.9 to 6.1)	10.4 (6.2 to 16.5)	19.4 (11.5 to 29.5)	24.1 (15.7 to 35.7)	28.1 (16.9 to 45.2)	43.9 (23.6 to 72.1)	63.6 (34.1 to 106)	87.1 (47.8 to 143)	116 (68.3 to 184)	127 (73.4 to 203)	153 (88.1 to 244)	171 (98.4 to 273)	226 (131 to 352)	243 (140 to 378)	238 (137 to 371)	207 (114 to 325)	97.6 (53.9 to 153)	29 (16 to 45.6)	4.8 (2.7 to 7.6)	1,840
Intracerebral hemorrhage	0.4 (0.1 to 1.2)	0.1 (0 to 0.4)	0.2 (0 to 0.6)	0.6 (0.2 to 1.5)	1.5 (0.6 to 2.5)	3.9 (1.6 to 6.4)	12 (7 to 20.1)	21.9 (12.9 to 35.2)	29.9 (14.9 to 50.3)	37.9 (18.5 to 67.3)	57.5 (27.5 to 99.7)	79.9 (41.2 to 137)	110 (60.5 to 185)	121 (62.3 to 207)	162 (82.1 to 281)	146 (74.2 to 253)	184 (93.4 to 320)	186 (94.6 to 325)	184 (93.4 to 320)	151 (82.4 to 230)	82 (43.6 to 126)	46.1 (24.4 to 72.2)	12.7 (6.4 to 19.6)	1,370
Subarachnoid hemorrhage	0.1 (0 to 0.4)	0 (0 to 0.2)	0.1 (0 to 0.2)	0.2 (0.1 to 0.4)	0.3 (0.1 to 0.6)	0.4 (0.2 to 0.8)	0.6 (0.3 to 1)	0.9 (0.4 to 1.5)	1.2 (0.5 to 2.1)	1.8 (0.7 to 3.2)	2.5 (0.9 to 4.7)	3.8 (1.3 to 7.2)	5.4 (1.9 to 10.2)	7.2 (2.5 to 13.5)	9.3 (3.2 to 17.5)	10.3 (3.6 to 19.4)	12.4 (4.3 to 23.3)	13.2 (4.6 to 24.9)	13.3 (4.6 to 25.1)	12.4 (4.3 to 23.3)	8.7 (3 to 16.4)	3.3 (1.1 to 6.2)	1.4 (0.5 to 2.6)	0.6 (0.2 to 1.1)	70.6
Hypertensive heart disease	0 (0 to 0)	0 (0 to 0)	0 (0 to 0)	0 (0 to 0)	0.1 (0 to 0.4)	0.4 (0.1 to 0.9)	0.7 (0.2 to 1.7)	0.9 (0.2 to 2.1)	1.1 (0.3 to 2.7)	1.4 (0.3 to 3.4)	1.8 (0.4 to 4.3)	2.2 (0.5 to 5.4)	2.5 (0.6 to 6.1)	2.8 (0.7 to 6.8)	3.1 (0.8 to 7.5)	3.3 (0.8 to 8)	3.6 (0.9 to 8.7)	3.8 (0.9 to 9.2)	3.8 (0.9 to 9.2)	3.7 (0.9 to 8.9)	3.4 (0.8 to 8.2)	2.9 (0.7 to 7)	1.2 (0.3 to 2.9)	0.5 (0.1 to 1.2)	655
Non-rheumatic valvular heart disease	0 (0 to 0)	0 (0 to 0)	0 (0 to 0)	0 (0 to 0)	0 (0 to 0)	0.1 (0 to 0.2)	0.2 (0 to 0.6)	0.3 (0 to 0.8)	0.4 (0 to 1)	0.5 (0 to 1.2)	0.6 (0 to 1.5)	0.8 (0 to 1.9)	0.9 (0 to 2.2)	1 (0 to 2.5)	1.1 (0 to 2.7)	1.2 (0 to 2.9)	1.3 (0 to 3.2)	1.4 (0 to 3.4)	1.4 (0 to 3.4)	1.3 (0 to 3.2)	1.2 (0 to 2.9)	1 (0 to 2.5)	0.4 (0 to 1)	0.2 (0 to 0.4)	28.3
Non-rheumatic calcific aortic valve disease	0 (0 to 0)	0 (0 to 0)	0 (0 to 0)	0 (0 to 0)	0 (0 to 0)	0 (0 to 0)	0.1 (0 to 0.4)	0.1 (0 to 0.4)	0.1 (0 to 0.4)	0.1 (0 to 0.5)	0.1 (0 to 0.5)	0.2 (0 to 0.6)	0.2 (0 to 0.7)	0.2 (0 to 0.8)	0.2 (0 to 0.8)	0.2 (0 to 0.8)	0.2 (0 to 0.8)	0.2 (0 to 0.8)	0.2 (0 to 0.8)	0.2 (0 to 0.8)	0.2 (0 to 0.7)	0.2 (0 to 0.6)	0.1 (0 to 0.4)	0 (0 to 0.1)	12.5
Non-rheumatic degenerative mitral valve disease	0 (0 to 0)	0 (0 to 0)	0 (0 to 0)	0 (0 to 0)	0 (0 to 0)	0 (0 to 0)	0.1 (0 to 0.2)	0.1 (0 to 0.4)	0.2 (0 to 0.7)	0.3 (0 to 0.9)	0.4 (0 to 1.2)	0.5 (0 to 1.5)	0.6 (0 to 1.8)	0.7 (0 to 2.1)	0.8 (0 to 2.4)	0.9 (0 to 2.6)	1 (0 to 2.8)	1.1 (0 to 3)	1.1 (0 to 3)	1 (0 to 2.8)	0.9 (0 to 2.5)	0.8 (0 to 2.2)	0.3 (0 to 0.9)	0.1 (0 to 0.3)	14.6
Other non-rheumatic valve diseases	0 (0 to 0)	0 (0 to 0)	0 (0 to 0)	0 (0 to 0)	0 (0 to 0)	0 (0 to 0.4)	0 (0 to 0.4)	0 (0 to 0.5)	0 (0 to 0.6)	0 (0 to 0.7)	0 (0 to 0.8)	0 (0 to 0.9)	0 (0 to 1)	0 (0 to 1.1)	0 (0 to 1.2)	0 (0 to 1.3)	0 (0 to 1.4)	0 (0 to 1.5)	0 (0 to 1.5)	0 (0 to 1.5)	0 (0 to 1.4)	0 (0 to 1.2)	0 (0 to 0.5)	0 (0 to 0.2)	0 (0 to 0.1)	1.2
Cardiomyopathy and myocarditis	2.1 (1.2 to 3.8)	1.1 (0.4 to 2.2)	2.8 (0.9 to 8.2)	1.1 (0.5 to 2.5)	1.7 (0.4 to 4.1)	1.7 (0.7 to 3.6)	1.9 (0.7 to 3.8)	2.6 (0.9 to 4.9)	2.7 (0.9 to 5.6)	2.5 (0.8 to 5.8)	2.5 (1.0 to 7.5)	2.5 (1.0 to 7.3)	2.4 (1.0 to 6.9)	2.3 (1.0 to 6.4)	2.2 (1.0 to 6.1)	2.1 (1.0 to 5.9)	2.1 (1.0 to 5.8)	2.1 (1.0 to 5.8)	2.1 (1.0 to 5.8)	2.1 (1.0 to 5.8)	2.1 (1.0 to 5.8)	2.1 (1.0 to 5.8)	0.8 (0.4 to 2.3)	0.3 (0.1 to 0.8)	73.3
Myocarditis	0.1 (0 to 0.4)	0 (0 to 0.2)	0.3 (0 to 1.1)	0.3 (0 to 0.9)	0.3 (0 to 0.9)	0.3 (0 to 0.8)	0.4 (0 to 1)	0.5 (0 to 1.2)	0.6 (0 to 1.4)	0.7 (0 to 1.6)	0.8 (0 to 1.9)	0.9 (0 to 2.1)	1 (0 to 2.4)	1.1 (0 to 2.6)	1.2 (0 to 2.8)	1.3 (0 to 3.1)	1.4 (0 to 3.3)	1.5 (0 to 3.5)	1.5 (0 to 3.5)	1.5 (0 to 3.5)	1.4 (0 to 3.2)	1.2 (0 to 2.8)	0.5 (0 to 1.2)	0.2 (0 to 0.5)	0.1 (0 to 0.3)	3.2
Alcoholic cardiomyopathy	0 (0 to 0)	0 (0 to 0)	0 (0 to 0)	0 (0 to 0)	0 (0 to 0)	0 (0 to 0)	0 (0 to 0)	0 (0 to 0)	0 (0 to 0)	0 (0 to 0)	0 (0 to 0)	0 (0 to 0)	0 (0 to 0)	0 (0 to 0)	0 (0 to 0)	0 (0 to 0)	0 (0 to 0)	0 (0 to 0)	0 (0 to 0)	0 (0 to 0)	0 (0 to 0)	0 (0 to 0)	0 (0 to 0)	0 (0 to 0)	0 (0 to 0)	0.5
Other cardiomyopathy	3 (1.1 to 7.2)	1 (0.4 to 2)	2.5 (0.8 to 7.7)	2.3 (0.8 to 5)	0.9 (0.3 to 2.1)	1.5 (0.5 to 3.6)	1.5 (0.6 to 3.2)	1.6 (0.5 to 3.6)	1.6 (0.5 to 3.6)	1.6 (0.5 to 3.6)	1.6 (0.5 to 3.6)	1.6 (0.5 to 3.6)	1.6 (0.5 to 3.6)	1.6 (0.5 to 3.6)	1.6 (0.5 to 3.6)	1.6 (0.5 to 3.6)	1.6 (0.5 to 3.6)	1.6 (0.5 to 3.6)	1.6 (0.5 to 3.6)	1.6 (0.5 to 3.6)	1.6 (0.5 to 3.6)	1.6 (0.5 to 3.6)	0.7 (0.2 to 1.6)	0.3 (0.1 to 0.7)	69.5
Atrial fibrillation and flutter	0 (0 to 0)	0 (0 to 0)	0 (0 to 0)	0 (0 to 0)	0 (0 to 0)	0 (0 to 0)	0 (0 to 0)	0 (0 to 0)	0 (0 to 0)	0 (0 to 0)	0 (0 to 0)	0 (0 to 0)	0 (0 to 0)	0 (0 to 0)	0 (0 to 0)	0 (0 to 0)	0 (0 to 0)	0 (0 to 0)	0 (0 to 0)	0 (0 to 0)	0 (0 to 0)	0 (0 to 0)	0 (0 to 0)	0 (0 to 0)	0 (0 to 0)	0.2
Aortic aneurysm	– –	– –	– –	0.4 (0 to 2.3)	0.9 (0.2 to 3.8)	0.9 (0.2 to 3.2)	0.9 (0.3 to 3.1)	0.9 (0.3 to 3.1)	0.9 (0.3 to 3.1)	0.9 (0.3 to 3.1)	0.9 (0.3 to 3.1)	0.9 (0.3 to 3.1)	0.9 (0.3 to 3.1)	0.9 (0.3 to 3.1)	0.9 (0.3 to 3.1)	0.9 (0.3 to 3.1)	0.9 (0.3 to 3.1)	0.9 (0.3 to 3.1)	0.9 (0.3 to 3.1)	0.9 (0.3 to 3.1)	0.9 (0.3 to 3.1)	0.9 (0.3 to 3.1)	0.9 (0.3 to 3.1)	0.4 (0.2 to 0.9)	0.2 (0.1 to 0.4)	NA
Endocarditis	0 (0 to 0.1)	0 (0 to 0.3)	0 (0 to 0.3)	0.2 (0 to 0.6)	0.2 (0 to 0.6)	0.9 (0.3 to 2.2)	2.6 (0.7 to 5.1)	2.6 (0.9 to 5.3)	2.6 (0.9 to 5.3)	2.6 (0.9 to 5.3)	2.6 (0.9 to 5.3)	2.6 (0.9 to 5.3)	2.6 (0.9 to 5.3)	2.6 (0.9 to 5.3)	2.6 (0.9 to 5.3)	2.6 (0.9 to 5.3)	2.6 (0.9 to 5.3)	2.6 (0.9 to 5.3)	2.6 (0.9 to 5.3)	2.6 (0.9 to 5.3)	2.6 (0.9 to 5.3)	2.6 (0.9 to 5.3)	1.1 (0.4 to 2.3)	0.5 (0.2 to 1)	0.2 (0.1 to 0.5)	22.2
Other cardiovascular and circulatory diseases	2.2 (0.9 to 4)	0.9 (0.3 to 1.9)	1.5 (0.5 to 3.3)	3.6 (1.5 to 5.6)	7.1 (3.9 to 12.4)	16.9 (8.6 to 27.6)	37.2 (19.2 to 59.3)	47.3 (23.7 to 77.2)	57.1 (27.9 to 93.2)	70.3 (33.6 to 117)	92.2 (44.9 to 153)	121 (59.1 to 201)	153 (77.8 to 254)	171 (84.5 to 283)	204 (101 to 339)	221 (109 to 367)	271 (134 to 450)	294 (145 to 488)	294 (145 to 488)	271 (134 to 450)	204 (101 to 339)	97.2 (48.1 to 161)	12.7 (6.3 to 21.1)	2,160
Chronic respiratory diseases	0 (0 to 0)	0 (0 to 0)	0 (0 to 0)	0.2 (0 to 0.6)	0.6 (0.2 to 1.5)	1.6 (0.5 to 3.8)	3.6 (1.1 to 8.4)	5.1 (1.6 to 11.8)	6.8 (2.2 to 15.6)	8.8 (2.8 to 20.2)	11.2 (3.6 to 25.6)	13.8 (4.5 to 31.5)	16.8 (5.5 to 38.3)	19.8 (6.5 to 45.1)	22.8 (7.5 to 51.9)	25.6 (8.4 to 58.3)	28.2 (9.3 to 64.2)	30.4 (10 to 69.2)	31.9 (10.5 to 72.6)	32.6 (10.7 to 74.2)	32.1 (10.6 to 73.1)	30.9 (10.2 to 70.4)	29.2 (9.6 to 66.5)	27.1 (8.9 to 61.7)	1,230
Chronic obstructive pulmonary disease	0 (0 to 0)	0 (0 to 0)	0.2 (0 to 0.6)	1.5 (0.5 to 3.5)	4.6 (1.5 to 10.5)	7.1 (2.4 to 16.2)	11.5 (4 to 25.7)	16.4 (5.7 to 35.9)	21.5 (7.6 to 46.5)	25.2 (9.1 to 53.9)	28.6 (10.4 to 60.2)	32.1 (11.8 to 66.9)	35.1 (13.1 to 72.3)	37 (14.1 to 75.4)	38 (14.6 to 76.8)	38 (14.7 to 76.8)	37 (14.4 to 74.7)	35 (13.7 to 70.4)	33 (12.9 to 66.5)	30 (11.7 to 60.2)	26 (10.1 to 52.3)	22 (8.6 to 44.2)	18 (7.1 to 36.2)	15 (5.8 to 30.4)	671
Pneumoconiosis	0 (0 to 0)	0 (0 to 0)	0 (0 to 0)	0 (0 to 0)	0 (0 to 0)	0 (0 to 0)	0 (0 to 0)	0 (0 to 0)	0 (0 to 0)	0 (0 to 0)	0 (0 to 0)	0 (0 to 0)	0 (0 to 0)	0 (0 to 0)	0 (0 to 0)	0 (0 to 0)	0 (0 to 0)	0 (0 to 0)	0 (0 to 0)	0 (0 to 0)	0 (0 to 0)	0 (0 to 0)	0 (0 to 0)	0 (0 to 0)	0 (0 to 0)	2.9
Silicosis	0 (0 to 0)	0 (0 to 0)	0 (0 to 0)	0 (0 to 0)	0 (0 to 0)	0 (0 to 0)	0 (0 to 0)	0 (0 to 0)	0 (0 to 0)	0 (0 to 0)	0 (0 to 0)	0 (0 to 0)	0 (0 to 0)	0 (0 to 0)	0 (0 to 0)	0 (0 to 0)	0 (0 to 0)	0 (0 to 0)	0 (0 to 0)	0 (0 to 0)	0 (0 to 0)	0 (0 to 0)	0 (0 to 0)	0 (0 to 0)	0 (0 to 0)	0.3
Asbestosis	0 (0 to 0)	0 (0 to 0)	0 (0 to 0)	0 (0 to 0)	0 (0 to 0)	0 (0 to 0)	0 (0 to 0)	0 (0 to 0)	0 (0 to 0)	0 (0 to 0)	0 (0 to 0)	0 (0 to 0)	0 (0 to 0)	0 (0 to 0)	0 (0 to 0)	0 (0 to 0)	0 (0 to 0)	0 (0 to 0)	0 (0 to 0)	0 (0 to 0)	0 (0 to 0)	0 (0 to 0)	0 (0 to 0)	0 (0 to 0)	0 (0 to 0)	0.6
Coal workers pneumoconiosis	0 (0 to 0)	0 (0 to 0)	0 (0 to 0)	0 (0 to 0)	0 (0 to 0)	0 (0 to 0)	0 (0 to 0)	0 (0 to 0)	0 (0 to 0)	0 (0 to 0)	0 (0 to 0)	0 (0 to 0)	0 (0 to 0)	0 (0 to 0)	0 (0 to 0)	0 (0 to 0)	0 (0 to 0)	0 (0 to 0)	0 (0 to 0)	0 (0 to 0)	0 (0 to 0)	0 (0 to 0)	0 (0 to 0)	0 (0 to 0)	0 (0 to 0)	0.3
Other pneumoconiosis	0 (0 to 0)	0 (0 to 0)	0 (0 to 0)	0 (0 to 0)	0 (0 to 0)	0 (0 to 0)	0 (0 to 0)	0 (0 to 0)	0 (0 to 0)	0 (0 to 0)	0 (0 to 0)	0 (0 to 0)	0 (0 to 0)	0 (0 to 0)	0 (0 to 0)	0 (0 to 0)	0 (0 to 0)	0 (0 to 0)	0 (0 to 0)	0 (0 to 0)	0 (0 to 0)	0 (0 to 0)	0 (0 to 0)	0 (0 to 0)	0 (0 to 0)	1.4
Asthma	0 (0 to 0)	0 (0 to 0)	30.2 (14.9 to 75.9)	33.5 (14.5 to 67.4)	36.7 (18.6 to 69.1)	28.3 (16.9 to 45.7)	29.6 (15.7 to 55.4)	27.2 (13.5 to 54.4)	25.4 (12.1 to 47.9)	24.5 (12.1 to 43.7)	24.5 (12.4 to 43.6)	29.3 (15.6 to 52.4)	27.6 (14.5 to 49.4)	23.8 (12.4 to 42.6)	32.2 (16.5 to 59.4)	28.9 (11.1 to 62.3)	24.5 (9.4 to 53.1)	23.7 (9.1 to 51.2)	21.3 (8.4 to 46.7)	18.6 (7.4 to 40.5)	7.9 (3.2 to 15.5)	1.9 (0.7 to 4.4)	0.3 (0.1 to 0.6)	475
Interstitial lung disease and pulmonary sarcoidosis	0 (0 to 0)	0.6 (0.2 to 2.3)	0.3 (0.1 to 0.9)	0.5 (0.2 to 1.2)	0.6 (0.2 to 1.5)	0.7 (0.2 to 2)	0.7 (0.2 to 2)	0.7 (0.2 to 2)	1 (0.2 to 2.7)	1 (0.2 to 2.4)	1 (0.2 to 2.4)	1.1 (0.2 to 2.5)	1.2 (0.2 to 2.6)	1.2 (0.2 to 2.6)	1.2 (0.2 to 2.6)	1.2 (0.2 to 2.6)	1.2 (0.2 to 2.6)	1.2 (0.2 to 2.6)	1.2 (0.2 to 2.6)	1.2 (0.2 to 2.6)	1.2 (0.2 to 2.6)	1.2 (0.2 to 2.6)	0.5 (0.1 to 1.1)	0.2 (0.1 to 0.5)	19.6
Other chronic respiratory diseases	0 (0 to 0)	0.3 (0.1 to 0.8)	0.5 (0.1 to 1.4)	0.5 (0.1 to 1.4)	0.6 (0.2 to 1.6)	0.8 (0.2 to 2.1)	0.8 (0.2 to 2.1)	0.8 (0.2 to 2.1)	0.8 (0.2 to 2.1)	0.8 (0.2 to 2.1)	0.8 (0.2 to 2.1)	0.8 (0.2 to 2.1)	0.8 (0.2 to 2.1)	0.8 (0.2 to 2.1)	0.8 (0.2 to 2.1)	0.8 (0.2 to 2.1)	0.8 (0.2 to 2.1)	0.8 (0.2 to 2.1)	0.8 (0.2 to 2.1)	0.8 (0.2 to 2.1)	0.8 (0.2 to 2.1)	0.8 (0.2 to 2.1)	0.3 (0.1 to 0.8)	0.1 (0 to 0.3)	64.7
Digestive diseases	5.6 (1.7 to 14.5)	3 (1.1 to 7.6)	13.1 (2.8 to 40.2)	12.1 (2.5 to 31.5)	14.5 (3.2 to 39.6)	27.5 (9.4 to 57.3)	66.3 (26.4 to 131)	90.6 (43 to 167)	126 (57.2 to 240)	158 (64.5 to 273)	198 (68.2 to 352)	173 (69.1 to 309)	171 (69.4 to 298)	153 (64.1 to 276)	165 (64.8 to 283)	183 (67.4 to 312)	192 (70.1 to 329)	158 (59.6 to 280)	154 (57.6 to 272)	131 (49.2 to 232)	69.8 (26.1 to 123)	12.7 (4.7 to 22.1)	2.7 (1.1 to 4.5)	2,200
Cirrhosis and other chronic liver diseases	0 (0 to 0)	0 (0 to 0)	0 (0 to 0)	2.6 (0.6 to 7.1)	10.1 (4.4 to 21.7)	31 (12.9 to 62.2)	60.4 (25.4 to 123)	74.1 (34.4 to 135)	91.4 (39.6 to 174)	109 (43.9 to 207)	87 (35.1 to 201)	130 (46.6 to 265)	132 (46.6 to 265)	113 (39.7 to 232)	127 (44.5 to 232)	140 (47.1 to 232)	163 (52.3 to 261)	127 (40.1 to 232)	94.4 (32.2 to 161)	75 (41.4 to 120)	39.2 (20.9 to 58.3)	4.2 (2.2 to 6.2)	1.7 (0.9 to 2.5)	1,380
Cirrhosis and other chronic liver diseases due to hepatitis B	0 (0 to 0)	0 (0 to 0)	0 (0 to 0)	0 (0 to 0)	0.2 (0 to 1.2)	2.4 (0.7 to 6.4)	5.7 (1.9 to 13.4)	9.1 (3.2 to 20.4)	16 (5.2 to 33.4)	18.8 (7.4 to 41.8)	27.9 (12.3 to 54.9)	39.6 (16.4 to 77.1)	33 (13.2 to 64.2)	30.8 (12.3 to 59.9)	17.3 (6.9 to 33.6)	14.9 (5.9 to 29.1)	13 (5.2 to 25.3)	9 (3.6 to 17.4)	7.9 (3.2 to 15.4)	6.2 (2.5 to 12)	3.3 (1.3 to 6.4)	0.5 (0.2 to 1)	0.2 (0.1 to 0.4)	197
Cirrhosis and other chronic liver diseases due to hepatitis C	0 (0 to 0)	0 (0 to 0)	0 (0 to 0)	0 (0 to 0)	0 (0 to 0.5)	0.3 (0 to 2.4)	1.4 (0.1 to 5.1)	3.6 (0.3 to 12.4)	8.3 (0.8 to 27.2)	15.2 (1.5 to 45.6)	23.9 (2.4 to 64.4)	36.2 (3.6 to 90.1)	46.6 (4.6 to 114)	52.3 (5.2 to 127)	54.1 (5.4 to 131)	54.1 (5.4 to 131)	52.3 (5.2 to 127)	47.3 (4.7 to 115)	39.2 (3.9 to 95.3)	30.4 (3 to 74)	19.3 (1.9 to 47)	5.4 (0.5 to 13.2)	0.9 (0.1 to 2.2)	0.3 (0 to 0.8)	307
Cirrhosis and other chronic liver diseases due to alcohol use	0 (0 to 0)	0 (0 to 0)	0 (0 to 0)	0 (0 to 0)	0 (0 to 0)	0 (0 to 0.1)	0.1 (0 to 0.2)	0.2 (0 to 0.5)	0.3 (0 to 0.9)	0.5 (0 to 1.4)	0.8 (0 to 2.3)	1.2 (0 to 3.5)	1.6 (0 to 4.7)	1.9 (0 to 5.6)	2.1 (0 to 6.2)	2.2 (0 to 6.5)	2.3 (0 to 6.8)	2.3 (0 to 6.8)	2.3 (0 to 6.8)	2.3 (0 to 6.8)	2.3 (0 to 6.8)	2.3 (0 to 6.8)	0.9 (0 to 2.7)	0.4 (0 to 1.1)	0.1 (0 to 0.3)	257
Cirrhosis and other chronic liver diseases due to NAFLD	0 (0 to 0)	0 (0 to 0)	0 (0 to 0)	0 (0 to 0)	0 (0 to 0)	0 (0 to 0.2)	0 (0 to 0.6)	0 (0 to 1.6)	0 (0 to 2.2)	0 (0 to 2.9)	0 (0 to 3.2)	0 (0 to 3.4)	0 (0 to 3.4)	0 (0 to 3.4)	0 (0 to 3.4)	0 (0 to 3.4)	0 (0 to 3.4)	0 (0 to 3.4)	0 (0 to 3.4)	0 (0 to 3.4)	0 (0 to 3.4)	0 (0 to 3.4)	0 (0 to 3.4)	0 (0 to 1.4)	0 (0 to 0.6)	182
Cirrhosis and other chronic liver diseases due to other causes	0 (0 to 0)	0 (0 to 0)	0.1 (0 to 0.9)	0.6 (0.1 to 2.5)	2.6 (0.4 to 9.2)	8.6 (1.7 to 23.5)	20.2 (4.6 to 47.7)	34.6 (10.3 to 76)	49.7 (13.7 to 99.7)	72.9 (23.9 to 135)	104 (30.2 to 204)	139 (39.6 to 261)	170 (51.4 to 311)	196.5 (59.7 to 352)	213 (64.3 to 379)	227 (68.3 to 396)	237 (71.2 to 409)	241 (72.3 to 414)	241 (72.3 to 414)	241 (72.3 to 414)	241 (72.3 to 414)	241 (72.3 to 414)	241 (72.3 to 414)	96.5 (29.1 to 165)	25.5 (7.7 to

Osteoarthritis other	0 (0 to 0)	0 (0 to 0)	0 (0 to 0)	0 (0 to 0)	0 (0 to 0)	0 (0 to 0)	0 (0 to 0)	0 (0 to 0)	0 (0 to 0)	0 (0 to 0)	0 (0 to 1)	0.2 (0 to 0.4)	0.5 (0 to 1.2)	0.9 (0 to 2.2)	1.3 (0.4 to 2.8)	1.8 (0.8 to 4.1)	2.1 (1 to 4.5)	2 (0.9 to 4.1)	2 (1 to 4.2)	1.9 (0.9 to 3.8)	1.6 (0.8 to 3.2)	0.9 (0.4 to 1.7)	0.2 (0.1 to 0.4)	0 (0 to 0.1)	15.5
Low back pain	0 (0 to 0)	0 (0 to 0)	0 (0 to 0)	0 (0 to 0)	4.9 (1.7 to 9.8)	23.6 (12 to 38.8)	40.4 (21.1 to 61.2)	37 (24.3 to 49.1)	42.4 (27 to 74.4)	47.6 (36.7 to 79.7)	44.2 (30 to 75.9)	44.2 (27.2 to 73)	46.7 (29 to 74.4)	47.3 (29.1 to 74.6)	44.2 (26.9 to 68.7)	47.7 (29.4 to 71.5)	46.4 (28.7 to 67.4)	27.5 (22.9 to 36.7)	34.6 (21.4 to 50.9)	29.7 (19.1 to 41.9)	22.9 (14.5 to 34.3)	16.2 (9.2 to 24.8)	5.4 (2.3 to 9.6)	621
Neck pain	0 (0 to 0)	0 (0 to 0)	0 (0 to 0)	0.5 (0 to 1.3)	3.4 (1 to 7)	9.1 (3 to 13.2)	11.4 (4 to 18.1)	14.5 (5.3 to 21.7)	13.7 (4.9 to 26.4)	15.4 (6 to 27.7)	13.9 (4.6 to 27.6)	13.8 (4 to 27.5)	13.8 (4.2 to 27.4)	13.8 (4.2 to 27.4)	13.8 (4.2 to 27.4)	13.8 (4.2 to 27.4)	13.8 (4.2 to 27.4)	13.8 (4.2 to 27.4)	13.8 (4.2 to 27.4)	13.8 (4.2 to 27.4)	13.8 (4.2 to 27.4)	13.8 (4.2 to 27.4)	13.8 (4.2 to 27.4)	140
Gout	0 (0 to 0)	0 (0 to 0)	0 (0 to 0)	0 (0 to 0)	0 (0 to 0)	0 (0 to 0)	0 (0 to 0)	0 (0 to 0)	0 (0 to 0)	0 (0 to 0)	0 (0 to 0)	0 (0 to 0)	0 (0 to 0)	0 (0 to 0)	0 (0 to 0)	0 (0 to 0)	0 (0 to 0)	0 (0 to 0)	0 (0 to 0)	0 (0 to 0)	0 (0 to 0)	0 (0 to 0)	0 (0 to 0)	0 (0 to 0)	0 (0 to 0)	0
Other musculoskeletal disorders	0 (0 to 0)	0 (0 to 0)	0 (0 to 0)	0.3 (0.1 to 0.6)	0.4 (0.2 to 0.8)	7 (2.6 to 13.1)	19.3 (9.1 to 33.2)	34.9 (20.3 to 58)	41.7 (25.8 to 65.3)	38.3 (24.3 to 57.3)	32.6 (20.1 to 52.2)	29.2 (19.2 to 46)	24.7 (14.5 to 38.6)	22.9 (13.2 to 35.5)	19.2 (10.3 to 31.8)	16.3 (7.5 to 32.6)	11 (3.9 to 19.6)	6.8 (2.9 to 12.3)	3.2 (0.3 to 7.4)	0.6 (0 to 2.1)	0.2 (0 to 0.4)	0 (0 to 0.1)	0 (0 to 0.1)	209
Other non-communicable diseases	173 (78.7 to 307)	53.7 (22.3 to 110)	117 (52.3 to 224)	100 (81 to 166)	68.9 (46.2 to 94.3)	102 (70 to 142)	142 (97.4 to 206)	163 (122 to 262)	226 (159 to 346)	235 (175 to 352)	236 (160 to 339)	167 (105 to 272)	166 (105 to 272)	146 (92 to 222)	156 (97 to 236)	132 (72.6 to 195)	82.9 (37.9 to 113)	76.3 (32.1 to 96.3)	69.7 (27.6 to 71.4)	49.2 (21.1 to 59.4)	38.3 (20.3 to 52.5)	36.9 (19.4 to 50.2)	11.6 (6.7 to 15.6)	2.9 (1.2 to 3.8)	2,460
Congenital birth defects	171 (77.1 to 325)	50.1 (21.3 to 104)	56.2 (27.3 to 204)	79.6 (46.1 to 151)	39.8 (22.2 to 57.7)	20.6 (12.5 to 31.5)	28.8 (18.9 to 42.9)	19.6 (12.3 to 32.1)	16 (10.2 to 24.3)	11.4 (7.5 to 17)	7.5 (5.1 to 12.2)	6.3 (4.3 to 9.4)	4.4 (2.9 to 6.2)	3.1 (2 to 4.4)	2.8 (1.8 to 4.1)	2.1 (1.3 to 3.2)	1.4 (0.8 to 2.2)	0.8 (0.4 to 1.4)	0.6 (0.3 to 1.1)	0.4 (0.2 to 0.8)	0.2 (0.1 to 0.4)	0 (0 to 0.1)	0 (0 to 0)	571
Neural tube defects	50.1 (12.4 to 118)	8.4 (1.4 to 26.2)	11.6 (2.3 to 35.4)	12.7 (2.5 to 37.6)	2.1 (1.7 to 2.5)	2.9 (1.7 to 4.1)	2.3 (1.3 to 4.6)	1.6 (0.8 to 3.7)	0.8 (0.4 to 2)	0.4 (0.2 to 1.1)	0.2 (0.1 to 0.6)	0.2 (0.1 to 0.5)	0.1 (0.1 to 0.2)	0.1 (0.1 to 0.2)	0.1 (0.1 to 0.2)	0.1 (0.1 to 0.2)	0.1 (0.1 to 0.2)	0 (0 to 0.1)	0 (0 to 0.1)	0 (0 to 0.1)	0 (0 to 0.1)	0 (0 to 0)	0 (0 to 0)	0 (0 to 0)	95.7
Congenital heart anomalies	21.4 (7.1 to 77.2)	16 (4.3 to 41.1)	20 (6 to 82)	16.3 (5.7 to 32.3)	5.7 (2.7 to 11.4)	6.3 (2.3 to 12.3)	5.4 (2.3 to 10.6)	4.7 (1.9 to 9.4)	3.6 (1.5 to 7.9)	2.2 (1 to 4.2)	1.6 (0.7 to 3.1)	1.3 (0.6 to 2.5)	0.6 (0.3 to 1.2)	0.4 (0.2 to 0.7)	0.4 (0.2 to 0.7)	0.3 (0.1 to 0.5)	0.2 (0.1 to 0.4)	0.1 (0 to 0.1)	0 (0 to 0.1)	0 (0 to 0.1)	0 (0 to 0)	0 (0 to 0)	0 (0 to 0)	0 (0 to 0)	125
Orofacial clefts	1.8 (0.9 to 3.4)	0.7 (0.3 to 1.4)	1.4 (0.3 to 4.1)	0.7 (0.3 to 1.5)	0.6 (0.2 to 1.1)	0.5 (0.1 to 1.1)	0.4 (0.1 to 1.1)	0.3 (0.1 to 0.6)	0.2 (0.1 to 0.5)	0.2 (0.1 to 0.4)	0.2 (0.1 to 0.5)	0.1 (0.1 to 0.3)	0.1 (0.1 to 0.2)	0.1 (0.1 to 0.2)	0.1 (0.1 to 0.2)	0.1 (0.1 to 0.2)	0.1 (0.1 to 0.2)	0 (0 to 0.1)	0 (0 to 0.1)	0 (0 to 0.1)	0 (0 to 0.1)	0 (0 to 0.1)	0 (0 to 0.1)	0 (0 to 0.1)	7.9
Down syndrome	4 (1 to 10.3)	1.6 (0.3 to 4.2)	5.1 (1 to 14.2)	3.1 (0.4 to 10.9)	0.9 (0.4 to 2.1)	1.2 (0.5 to 2.5)	1.2 (0.4 to 2.5)	0.8 (0.4 to 2.1)	0.8 (0.4 to 2.1)	0.6 (0.2 to 1.2)	0.5 (0.2 to 1.1)	0.4 (0.1 to 0.9)	0.3 (0.1 to 0.8)	0.3 (0.1 to 0.8)	0.3 (0.1 to 0.8)	0.2 (0.1 to 0.5)	0.2 (0.1 to 0.5)	0.1 (0.1 to 0.3)	0 (0 to 0.1)	0 (0 to 0.1)	0 (0 to 0.1)	0 (0 to 0.1)	0 (0 to 0.1)	0 (0 to 0.1)	21.9
Turner syndrome	0 (0 to 0)	0 (0 to 0)	0 (0 to 0)	0.1 (0 to 0.2)	0.1 (0 to 0.2)	0.1 (0 to 0.2)	0.1 (0 to 0.1)	0.1 (0 to 0.1)	0 (0 to 0)	0 (0 to 0)	0 (0 to 0)	0 (0 to 0)	0 (0 to 0)	0 (0 to 0)	0 (0 to 0)	0 (0 to 0)	0 (0 to 0)	0 (0 to 0)	0 (0 to 0)	0 (0 to 0)	0 (0 to 0)	0 (0 to 0)	0 (0 to 0)	0 (0 to 0)	0 (0 to 0)	0.5
Klinefelter syndrome	0 (0 to 0)	0 (0 to 0)	0 (0 to 0)	0 (0 to 0)	0 (0 to 0)	0 (0 to 0)	0 (0 to 0)	0 (0 to 0)	0 (0 to 0)	0 (0 to 0)	0 (0 to 0)	0 (0 to 0)	0 (0 to 0)	0 (0 to 0)	0 (0 to 0)	0 (0 to 0)	0 (0 to 0)	0 (0 to 0)	0 (0 to 0)	0 (0 to 0)	0 (0 to 0)	0 (0 to 0)	0 (0 to 0)	0 (0 to 0)	0 (0 to 0)	0
Other chromosomal abnormalities	8.8 (2.4 to 21.1)	4.4 (1.4 to 10.1)	7.9 (2.5 to 20)	2.5 (1.4 to 4.6)	1.3 (0.8 to 2.1)	1.2 (0.6 to 2.4)	1 (0.5 to 1.9)	0.7 (0.4 to 1.5)	0.5 (0.3 to 1)	0.3 (0.2 to 0.5)	0.3 (0.1 to 0.5)	0.2 (0.1 to 0.3)	0.1 (0.1 to 0.2)	0.1 (0.1 to 0.2)	0 (0 to 0.1)	0 (0 to 0.1)	0 (0 to 0.1)	0 (0 to 0.1)	0 (0 to 0.1)	0 (0 to 0.1)	0 (0 to 0.1)	0 (0 to 0.1)	0 (0 to 0.1)	0 (0 to 0.1)	28.9
Congenital musculoskeletal and limb anomalies	6.2 (1.7 to 17.2)	1.7 (0.7 to 3.6)	4.2 (1.4 to 9.6)	19.4 (5.9 to 77.5)	5.1 (1.5 to 15.4)	7.1 (2.7 to 16.2)	4.3 (1.1 to 11.4)	4.3 (1.1 to 11.4)	3.1 (1.1 to 8.9)	1.9 (0.7 to 5.1)	1.5 (0.5 to 3.9)	1.1 (0.4 to 2.9)	0.9 (0.3 to 2.4)	0.8 (0.3 to 2.1)	0.8 (0.3 to 2.1)	0.7 (0.2 to 1.8)	0.6 (0.2 to 1.5)	0.5 (0.2 to 1.3)	0.4 (0.1 to 1.1)	0.3 (0.1 to 0.8)	0.2 (0.1 to 0.5)	0.1 (0.1 to 0.3)	0 (0 to 0.2)	0 (0 to 0)	72.6
Urogenital congenital anomalies	5.2 (1.4 to 14.4)	1.1 (0.3 to 3.1)	1.5 (0.4 to 4.5)	1.6 (0.8 to 2.9)	1.1 (0.6 to 1.7)	2.9 (1.4 to 5.1)	0.6 (0.4 to 1.1)	0.4 (0.2 to 0.7)	0.3 (0.2 to 0.5)	0.2 (0.1 to 0.3)	0.1 (0.1 to 0.2)	0.1 (0.1 to 0.2)	0.1 (0.1 to 0.2)	0.1 (0.1 to 0.2)	0.1 (0.1 to 0.2)	0 (0 to 0.1)	0 (0 to 0.1)	0 (0 to 0.1)	0 (0 to 0.1)	0 (0 to 0.1)	0 (0 to 0.1)	0 (0 to 0.1)	0 (0 to 0.1)	0 (0 to 0.1)	13.2
Digestive congenital anomalies	19.4 (5.4 to 48.7)	5.4 (1.4 to 13.4)	6.2 (1.7 to 16.1)	3.1 (0.9 to 8.3)	1.1 (0.3 to 3.2)	1.1 (0.3 to 3.2)	0.9 (0.3 to 2.4)	0.6 (0.2 to 1.8)	0.5 (0.2 to 1.4)	0.3 (0.1 to 0.9)	0.2 (0.1 to 0.6)	0.2 (0.1 to 0.5)	0.1 (0.1 to 0.4)	0.1 (0.1 to 0.3)	0.1 (0.1 to 0.3)	0.1 (0.1 to 0.3)	0.1 (0.1 to 0.3)	0 (0 to 0.1)	0 (0 to 0.1)	0 (0 to 0.1)	0 (0 to 0.1)	0 (0 to 0.1)	0 (0 to 0.1)	0 (0 to 0.1)	41.3
Other congenital birth defects	43.4 (12 to 98.7)	20.3 (4.2 to 53)	20.3 (10.5 to 47.7)	16.6 (7.4 to 31.6)	6.5 (3.6 to 12.5)	5.2 (2.6 to 10.6)	3.6 (1.6 to 8.1)	2.5 (1.3 to 5.3)	1.6 (0.8 to 3.6)	1.1 (0.5 to 2.5)	0.8 (0.4 to 2.1)	0.6 (0.3 to 1.5)	0.5 (0.2 to 1.2)	0.4 (0.2 to 1.1)	0.4 (0.2 to 1.1)	0.3 (0.1 to 0.8)	0.2 (0.1 to 0.6)	0.1 (0.1 to 0.4)	0.1 (0.1 to 0.3)	0.1 (0.1 to 0.3)	0.1 (0.1 to 0.2)	0.1 (0.1 to 0.2)	0.1 (0.1 to 0.2)	0.1 (0.1 to 0.2)	164
Urinary diseases and male infertility	0 (0.3 to 2.3)	0.2 (0 to 0.4)	0.2 (0 to 0.6)	0.2 (0.7 to 7.9)	1.7 (0.8 to 3.6)	0.9 (0.9 to 2.5)	0.6 (0.4 to 1.6)	0.6 (0.3 to 1.4)	0.6 (0.2 to 1.6)	0.5 (0.2 to 1.4)	0.4 (0.1 to 1.2)	0.3 (0.1 to 1.1)	0.3 (0.1 to 1)	0.3 (0.1 to 1)	0.3 (0.1 to 1)	0.3 (0.1 to 1)	0.3 (0.1 to 1)	0.3 (0.1 to 1)	0.3 (0.1 to 1)	0.3 (0.1 to 1)	0.3 (0.1 to 1)	0.3 (0.1 to 1)	0.3 (0.1 to 1)	0.3 (0.1 to 1)	155
Urolithiasis	0 (0 to 0)	0 (0 to 0)	0 (0 to 0)	0 (0 to 0.1)	0.1 (0 to 0.1)	0.1 (0 to 0.2)	0.1 (0 to 0.2)	0.1 (0 to 0.3)	0.1 (0 to 0.3)	0.1 (0 to 0.3)	0.1 (0 to 0.4)	0.1 (0 to 0.4)	0.1 (0 to 0.4)	0.1 (0 to 0.4)	0.1 (0 to 0.4)	0.1 (0 to 0.4)	0.1 (0 to 0.4)	0.1 (0 to 0.4)	0.1 (0 to 0.4)	0.1 (0 to 0.4)	0.1 (0 to 0.4)	0.1 (0 to 0.4)	0.1 (0 to 0.4)	0.1 (0 to 0.4)	8.3
Benign prostatic hyperplasia	0 (0 to 0)	0 (0 to 0)	0 (0 to 0)	0 (0 to 0)	0 (0 to 0)	0 (0 to 0)	0 (0 to 0)	0 (0 to 0)	0 (0 to 0)	0 (0 to 0)	0 (0 to 0)	0 (0 to 0)	0 (0 to 0)	0 (0 to 0)	0 (0 to 0)	0 (0 to 0)	0 (0 to 0)	0 (0 to 0)	0 (0 to 0)	0 (0 to 0)	0 (0 to 0)	0 (0 to 0)	0 (0 to 0)	0 (0 to 0)	0 (0 to 0)	0
Male infertility	–	–	–	–	–	–	–	–	–	–	–	–	–	–	–	–	–	–	–	–	–	–	–	–	–	NA
Other urinary diseases	0.6 (0.3 to 2.1)	0.2 (0.1 to 0.4)	0.2 (0 to 0.7)	1.5 (0.4 to 5.2)	1.1 (0.4 to 2.4)	0.8 (0.4 to 1.5)	2.6 (1 to 4.7)	1.1 (0.4 to 2.4)	0.7 (0.3 to 1.6)	0.4 (0.1 to 1)	0.3 (0.1 to 0.8)	0.2 (0.1 to 0.6)	1.4 (0.2 to 3.7)	2.9 (0.7 to 9.6)	3.9 (0.9 to 12.2)	2 (0.3 to 5.5)	0.5 (0.1 to 1.4)	2.3 (0.7 to 5.4)	2.3 (0.6 to 5.8)	2.3 (0.7 to 5.4)	2.1 (0.6 to 5.7)	0.7 (0.1 to 1.8)	0.1 (0 to 0.4)	0.1 (0 to 0.4)	37.4
Gynecological diseases	0 (0 to 0)	0 (0 to 0)	0 (0 to 0)	0 (0 to 0)	0.3 (0 to 0.9)	0.2 (0 to 0.7)	0.2 (0 to 0.7)	147 (90.1 to 184)	199 (131 to 237)	186 (132 to 240)	159 (105 to 227)	135 (80.6 to 187)	104 (52.9 to 126)	84.4 (29.2 to 76.2)	90.2 (29.2 to 76.2)	35 (18.6 to 46.4)	27 (7.3 to 19.4)	12.6 (5.9 to 14.1)	8.8 (5.2 to 12.2)	6.5 (3.9 to 9.7)	4.6 (2.5 to 6.6)	2 (1 to 3)	0.5 (0.3 to 0.7)	0 (0 to 0.2)	1,030
Uterine fibroids	0 (0 to 0)	0 (0 to 0)	0 (0 to 0)	0 (0 to 0)	0.4 (0.1 to 0.7)	0.4 (0.2 to 1.4)	1.3 (0.5 to 2.9)	2.7 (1.1 to 5)	4.1 (1.8 to 8.5)	4.7 (2 to 9.4)	3.4 (1.4 to 7.6)	1.3 (0.6 to 3)	0.4 (0.2 to 0.7)	0.2 (0.1 to 0.4)	0.1 (0.1 to 0.3)	0.1 (0 to 0.2)	0 (0 to 0.1)	0 (0 to 0.1)	0 (0 to 0.1)	0 (0 to 0.1)	0 (0 to 0.1)	0 (0 to 0.1)	0 (0 to 0.1)	0 (0 to 0.1)	0 (0 to 0.1)	25.7
Polycystic ovarian syndrome	0 (0 to 0)	0 (0 to 0)	0 (0 to 0)	0 (0 to 0)	0 (0 to 0.1)	0 (0 to 0.1)	0.1 (0 to 0.2)	0.1 (0 to 0.3)	0.1 (0 to 0.2)	0.1 (0 to 0.2)	0.1 (0 to 0.3)	0.1 (0 to 0.3)	0.1 (0 to 0.3)	0.1 (0 to 0.2)	0.1 (0 to 0.2)	0 (0 to 0.1)	0 (0 to 0.1)	0 (0 to 0.1)	0 (0 to 0.1)	0 (0 to 0.1)	0 (0 to 0.1)	0 (0 to 0.1)	0 (0 to 0.1)	0 (0 to 0.1)	0 (0 to 0.1)	9.6
Female infertility	0 (0 to 0)	0 (0 to 0)	0 (0 to 0)	0 (0 to 0)	0 (0 to 0)	0 (0 to 0)	0 (0 to 0)	0 (0 to 0)	0 (0 to 0)	0 (0 to 0)	0 (0 to 0)	0 (0 to 0)	0 (0 to 0)	0 (0 to 0)	0 (0 to 0)	0 (0 to 0)	0 (0 to 0)	0 (0 to 0)	0 (0 to 0)	0 (0 to 0)	0 (0 to 0)	0 (0 to 0)	0 (0 to 0)	0 (0 to 0)	0 (0 to 0)	19.5
Endometriosis	0 (0 to 0)	0 (0 to 0)	0 (0 to 0)	0 (0 to 0)	0 (0 to 0)	0 (0 to 0)	0.5 (1.5 to 4.9)	15.2 (7.2 to 28)	11 (6.6 to 19.8)	7.6 (4.6 to 13.1)	5.4 (3.2 to 9.2)	3.4 (1.9 to 5.8)	2.4 (1.3 to 4.1)	1.8 (0.9 to 3.2)	1.4 (0.7 to 2.5)	1 (0.5 to 1.8)	0.6 (0.3 to 1.1)	0.4 (0.2 to 0.7)	0.3 (0.1 to 0.5)	0.2 (0.1 to 0.4)	0.1 (0.1 to 0.3)	0.1 (0.1 to 0.2)	0 (0 to 0.1)	0 (0 to 0.1)	63.4
Genital prolapse	0 (0 to 0)	0 (0 to 0)	0 (0 to 0)	0 (0 to 0)	0 (0 to 0.1)	0 (0 to 0.1)	0.1 (0 to 0.2)	0.2 (0 to 0.4)	0.2 (0 to 0.5)	0.2 (0 to 0.5)	0.2 (0 to 0.5)	0.2 (0 to 0.5)	0.2 (0 to 0.5)	0.2 (0 to 0.5)	0.2 (0 to 0.5)	0.2 (0 to 0.5)	0.2 (0 to 0.5)	0.2 (0 to 0.5)	0.2 (0 to 0.5)	0.2 (0 to 0.5)	0.2 (0 to 0.5)	0.2 (0 to 0.5)	0.2 (0 to 0.5)	0.2 (0 to 0.5)	0.2 (0 to 0.5)	5.9
Premenstrual syndrome	0 (0 to 0)	0 (0 to 0)	0 (0 to 0)	0 (0 to 0)	0 (0 to 0)	0 (0 to 0)	0.4 (0 to 1.1)	0.5 (0 to 1.3)	0.4 (0 to 1.1)	0.3 (0 to 0.9)	0.3 (0 to 0.8)	0.2 (0 to 0.6)	0.2 (0 to 0.5)	0.2 (0 to 0.5)	0.2 (0 to 0.5)	0.2 (0 to 0.5)	0.2 (0 to 0.5)	0.2 (0 to 0.5)	0.2 (0 to 0.5)	0.2 (0 to 0.5)	0.2 (0 to 0.5)	0.2 (0 to 0.5)	0.2 (0 to 0.5)	0.2 (0 to 0.5)	0.2 (0 to 0.5)	8
Other gynecological diseases	0 (0 to 0)	0 (0 to 0)	0 (0 to 0)	0 (0 to 0)	0 (0 to 0.1)	0 (0 to 0.2)	0.1 (0 to 0.3)	0.1 (0 to 0.4)	0.1 (0 to 0.4)	0.1 (0 to 0.4)	0.1 (0 to 0.4)	0.1 (0 to 0.4)	0.1 (0 to 0.4)	0.1 (0 to 0.4)	0.1 (0 to 0.4)	0.1 (0 to 0.4)	0.1 (0 to 0.4)	0.1 (0 to 0.4)	0.1 (0 to 0.4)	0.1 (0 to 0.4)	0.1 (0 to 0.4)	0.1 (0 to 0.4)	0.1 (0 to 0.4)	0.1 (0 to 0.4)	0.1 (0 to 0.4)	604
Hemoglobinopathies and hemolytic anemias	0.3 (0.1 to 0.7)	1.2 (0.4 to 2.2)	7.2 (2.9 to 15.7)	45.9 (16.4 to 95.6)	11 (6.9 to 19.6)	12.5 (6.8 to 21.1)	18 (10.4 to 29.9)	13.4 (6.6 to 25.5)	9.6 (3.2 to 23.7)	7.1 (2.3 to 20.2)	5.3 (1.7 to 15.2)	4.2 (1.4 to 11.5)	3.5 (1.2 to 9.4)	3.2 (1.1 to 8.6)	3.1 (1.1 to 8.2)	3 (1.1 to 7.8)	2.9 (1.1 to 7.5)	2.8 (1.1 to 7.2)	2.7 (1.1 to 6.9)	2.6 (1.1 to 6.7)	2.5 (1.1 to 6.4)	2.4 (1.1 to 6.2)	2.3 (1.1 to 5.9)	2.2 (1.1 to 5.7)	172
Thalassemias	0 (0 to 0)	0 (0 to 0)	0 (0 to 0)	0 (0 to 0)	0 (0 to 0)	0 (0 to 0)	0 (0 to 0)	0 (0 to 0)	0 (0 to 0)	0 (0 to 0)	0 (0 to 0)	0 (0 to 0)	0 (0 to 0)	0 (0 to 0)	0 (0 to 0)	0 (0 to 0)	0 (0 to 0)	0 (0 to 0)	0 (0 to 0)	0 (0 to 0)	0 (0 to 0)	0 (0 to 0)	0 (0 to 0)	0 (0 to 0)	0 (0 to 0)	0.1
Thalassemias trait	0 (0 to 0)	0 (0 to 0)	0.3 (0.1 to 0.6)	1 (0.4 to 1.8)	0.2 (0 to 0.6)	0.2 (0 to 0.6)	1.1 (0.4 to 2.2)	1.4 (0.6 to 3.2)	1.1 (0.3 to 2.4)	0.8 (0.3 to 1.8)	0.6 (0.2 to 1.3)	0.5 (0.2 to 1.1)	0.4 (0.1 to 0.9)	0.3 (0.1 to 0.8)	0.3 (0.1 to 0.8)	0.2 (0.1 to 0.6)	0.2 (0.1 to 0.5)	0.1 (0.1 to 0.4)	0.1 (0.1 to 0.3)	0.1 (0.1 to 0.3)	0.1 (0.1 to 0.3)	0.1 (0.1 to 0.2)	0.1 (0.1 to 0.2)	0.1 (0.1 to 0.2)	7.6
Sickle cell disorders	0.3 (0.1 to 0.7)	0.2 (0 to 0.3)	2.4 (1.2 to 4.6)	7.8 (4.5 to 13)	7.5 (4.1 to 12.7)	8.4 (4.6 to 14.7)	12.2 (6.7 to 21.7)	9.2 (4.7 to 18)	6.2 (2.7 to 14.3)	5.2 (2.7 to 9.6)	3.6 (1.6 to 6.5)	2.6 (1.2 to 5.2)	2 (1 to 3.8)	1.6 (0.7 to 3.1)	1.4 (0.6 to 2.8)	1.2 (0.5 to 2.4)	1 (0.4 to 2)	0.9 (0.4 to 1.8)	0.8 (0.3 to 1.6)	0.7 (0.3 to 1.4)	0.6 (0.3 to 1.2)	0.5 (0.2 to 1.1)	0.4 (0.2 to 0.8)	0.3 (0.1 to 0.7)	79.1
Sickle cell trait	0 (0 to 1.9)	1 (0.2 to 4.1)	3.9 (2.6 to 6.5)	14.6 (7.4 to 24.5)	7.4 (3.4 to 14.9)	3 (1.4 to 6.4)	2.6 (1.2 to 5.7)	2.5 (1.2 to 5.4)	2.5 (1.2 to 5.4)	4.5 (2.3 to 10.4)	7.3 (3.2 to 17.6)	9.5 (3.9 to 24.1)	11.8 (4.6 to 31.7)	13.7 (5.1 to 37.2)	14.4 (5.3 to 39.1)	14.5 (5.3 to 39.5)	14.5 (5.3 to 39.5)	14.5 (5.3 to 39.5)	14.5 (5.3 to 39.5)	14.5 (5.3 to 39.5)	14.5 (5.3 to 39.5)	14.5 (5.3 to 39.5)	14.5 (5.3 to 39.5)	14.5 (5.3 to 39.5)	63.2
G6PD deficiency	0 (0 to 0)	0 (0 to 0)	0.1 (0 to 0.2)	0.6 (0 to 1.9)	0.3 (0 to 0.9)	0.3 (0 to 0.9)	0.2 (0 to 0.6)	0.2 (0 to 0.4)	0.2 (0 to 0.5)	0.2 (0 to 0.5)	0.2 (0 to 0.5)	0.2 (0 to 0.5)	0.2 (0 to 0.5)	0.2 (0 to 0.5)	0.2 (0 to 0.5)	0.2 (0 to 0.5)	0.2 (0 to 0.5)	0.2 (0 to 0.5)	0.2 (0 to 0.5)	0.2 (0 to 0.5)	0.2 (0 to 0.5)	0.2 (0 to 0.5)	0.2 (0 to 0.5)	0.2 (0 to 0.5)	0.2 (0 to 0.5)	5.9
G6PD trait	0 (0 to 0)	0 (0 to 0)	0 (0 to 0)	0 (0 to 0)	0 (0 to 0)	0 (0 to 0)	0.4 (0 to 1.1)	0.5 (0 to 1.3)	0.4 (0 to 1.1)	0.3 (0 to 0.9)	0.3 (0 to 0.8)	0.2 (0 to 0.6)	0.2 (0 to 0.5)	0.2 (0 to 0.5)	0.2 (0 to 0.5)	0.2 (0 to 0.5)	0.2 (0 to 0.5)	0.2 (0 to 0.5)	0.2 (0 to 0.5)	0.2 (0 to 0.5)	0.2 (0 to 0.5)	0.2 (0 to 0.5)	0.2 (0 to 0.5)	0.2 (0 to 0.5)	0.2 (0 to 0.5)	0.6
Other hemoglobinopathies and hemolytic anemias	0 (0 to 0)	0.1 (0 to 0.2)	0.5 (0.2 to 1.4)	2.5 (1.2 to 5.1)	1.5 (0.7 to 3.2)	1.5 (0.7 to 3.2)	1.5 (0.7 to 3.2

SR Table 2b: Embu DALYS by cause and age group for females with 95% uncertainty intervals. 2019

Cause	Early Neonatal	Late Neonatal	Post Neonatal	1 to 4	5 to 9	10 to 14	15 to 19	20 to 24	25 to 29	30 to 34	35 to 39	40 to 44	45 to 49	50 to 54	55 to 59	60 to 64	65 to 69	70 to 74	75 to 79	80 to 84	85 to 89	90 to 94	95 plus	Total
All causes	5,300 (4,670 to 7,450)	1,760 (533 to 6,640)	3,760 (3,050 to 6,650)	5,900 (2,850 to 9,200)	2,540 (1,940 to 2,960)	2,540 (1,850 to 2,830)	3,240 (2,320 to 4,110)	4,060 (2,820 to 5,470)	4,660 (3,240 to 6,190)	5,240 (3,540 to 7,200)	5,910 (3,770 to 8,150)	6,720 (4,420 to 7,390)	6,940 (4,190 to 7,200)	7,060 (3,990 to 6,570)	7,230 (3,780 to 6,090)	7,230 (3,580 to 5,990)	7,230 (3,530 to 5,400)	7,230 (3,630 to 5,920)	7,230 (3,650 to 5,920)	7,230 (3,650 to 5,890)	7,230 (3,660 to 5,890)	7,230 (3,660 to 5,890)	7,230 (3,660



Osteoarthritis other	0 (0 to 0)	0 (0 to 0)	0 (0 to 0)	0 (0 to 0)	0 (0 to 0)	0 (0 to 0)	0 (0 to 0)	0 (0 to 0)	0 (0 to 0)	0-1 (0 to 0)	0-5 (0 to 1.2)	1-5 (0.5 to 3.5)	3-1 (1.2 to 7)	4-8 (2 to 10.5)	6-3 (2.6 to 14.4)	6-7 (3 to 14.3)	6-4 (3 to 13.2)	5-5 (2.7 to 11.2)	4 (2 to 9.2)	3-5 (1.3 to 5.6)	1-4 (0.7 to 2.6)	0-7 (0.3 to 1.3)	0-2 (0.1 to 0.5)		
Low back pain	0 (0 to 0)	0 (0 to 0)	0 (0 to 0)	0 (0 to 0)	0 (2.7 to 15)	0 (20.2 to 43.4)	0 (5 to 19)	0 (43.7 to 127)	0 (48.7 to 137)	0 (54 to 158)	0 (75.4 to 199)	0 (82.4 to 218)	0 (85.2 to 219)	0 (88.1 to 228)	0 (94.1 to 236)	0 (82.5 to 199)	0 (70.3 to 171)	0 (53.5 to 130)	0 (35.4 to 87)	0 (20.7 to 53.1)	0 (9.7 to 23)	0 (3.8 to 9.1)	0 (1.2 to 2.9)	1,330	
Neck pain	0 (0 to 0)	0 (0 to 0)	0 (0 to 0)	0.6 (0 to 1.9)	0.5 (0.2 to 1.9)	0 (2 to 11.5)	0 (5 to 23.7)	0 (7.5 to 23.2)	0 (9.2 to 27)	0 (9.9 to 42.3)	0 (14 to 59.5)	0 (14.9 to 59.5)	0 (16.1 to 62.3)	0 (21.1 to 74.4)	0 (20.1 to 71.5)	0 (22.7 to 81.7)	0 (19.9 to 71)	0 (15.6 to 59.5)	0 (10.2 to 39)	0 (5.9 to 22.5)	0 (2.7 to 10.3)	0 (1.1 to 4.1)	0 (0.3 to 1.6)	366	
Gout	0 (0 to 0)	0 (0 to 0)	0 (0 to 0)	0 (0 to 0)	0 (0 to 0)	0 (0 to 0)	0 (0 to 0)	0 (0 to 0)	0 (0 to 0)

SR Table 2b: Garissa DALYS by cause and age group for females with 95% uncertainty intervals, 2019

Cause	Early Neonatal (0-6 days)	Late Neonatal (7-27 days)	Post Neonatal (28-364 days)	1 to 4	5 to 9	10 to 14	15 to 19	20 to 24	25 to 29	30 to 34	35 to 39	40 to 44	45 to 49	50 to 54	55 to 59	60 to 64	65 to 69	70 to 74	75 to 79	80 to 84	85 to 89	90 to 94	95 plus	Total
All causes	17,500 to 24,100	2,360 to 4,020	12,100 to 17,200	13,200 to 19,700	5,620 to 8,750	5,210 to 8,410	5,700 to 9,260	8,420 to 14,200	7,770 to 13,700	7,870 to 14,000	7,640 to 14,000	7,760 to 14,400	6,300 to 12,600	5,750 to 11,200	4,610 to 9,600	3,490 to 7,660	2,630 to 6,060	2,060 to 5,280	1,350 to 3,940	1,000 to 3,290	734 to 2,630	449 to 1,870	162,000
Communicable, maternal, neonatal, and nutritional diseases	19,200 (16,100 to 22,600)	4,660 (3,860 to 5,530)	12,800 (10,500 to 15,700)	11,400 (8,700 to 14,600)	4,300 (3,300 to 5,600)	3,030 (2,250 to 3,990)	2,760 (2,070 to 3,620)	3,750 (2,800 to 5,160)	5,700 (4,270 to 7,600)	5,460 (3,870 to 8,040)	5,490 (4,010 to 8,660)	5,690 (3,870 to 9,810)	4,770 (3,200 to 7,300)	3,810 (2,540 to 5,870)	3,690 (2,700 to 5,130)	2,960 (2,160 to 4,250)	2,180 (1,590 to 3,180)	1,770 (1,290 to 2,650)	1,260 (920 to 1,980)	939 (624 to 1,560)	749 (500 to 1,320)	449 (293 to 815)	159 (113 to 266)	3.7 (2.6 to 6.0)	150,000
HIV/AIDS and sexually transmitted infections	642 (249 to 1,380)	84.0 (26 to 196)	918 (194 to 3,010)	765 (147 to 2,470)	316 (68 to 1,040)	324 (68 to 1,060)	968 (361 to 2,200)	1,370 (578 to 2,990)	868 (324 to 1,940)	1,260 (549 to 2,940)	1,740 (746 to 4,200)	1,910 (832 to 4,740)	1,600 (797 to 3,820)	1,120 (500 to 2,790)	592 (261 to 1,320)	252 (102 to 630)	109 (40 to 290)	45.6 (16 to 118)	20.8 (6 to 52.4)	8 (3 to 19.8)	1.2 (0 to 3.1)	0.1 (0 to 0.2)	0 (0 to 0)	13,600
HIV/AIDS	0.1 (0 to 1.1)	0.2 (0 to 1.1)	764 (21.3 to 2,980)	169 (40.1 to 2,440)	212 (66.2 to 812)	221 (67.3 to 855)	926 (328.5 to 2,200)	836 (351.5 to 2,040)	1,700 (578.5 to 3,950)	1,700 (719.5 to 4,180)	1,660 (806.9 to 4,730)	1,660 (772.5 to 5,810)	1,110 (499.5 to 3,770)	1,110 (497.5 to 3,810)	586 (257.1 to 1,810)	248 (109.5 to 1,000)	107 (44.9 to 457)	44.6 (18.1 to 199)	20.2 (8.1 to 95)	7.3 (2.9 to 33.3)	0.9 (0.3 to 3.3)	0.2 (0 to 0.8)	0 (0 to 0)	12,600
HIV/AIDS - Drug-susceptible Tuberculosis	0 (0 to 0)	0 (0 to 0)	163 (13 to 1,170)	109 (22.6 to 787)	39.2 (7.9 to 424)	41.3 (7.9 to 448)	130 (22.3 to 1,170)	107 (18.6 to 1,040)	158 (27.1 to 1,360)	218 (37.1 to 1,870)	298 (50.1 to 2,560)	330 (56.1 to 2,810)	275 (46.1 to 2,340)	170 (28.1 to 1,450)	91.9 (14.9 to 779)	49.1 (7.7 to 417)	17.1 (2.6 to 145)	7.2 (1.1 to 61.2)	3.3 (0.5 to 28)	1.2 (0.2 to 9.8)	0.1 (0 to 0.8)	0 (0 to 0)	1,710
HIV/AIDS - Multidrug-resistant Tuberculosis without extensive drug resistance	0 (0 to 0)	0 (0 to 0)	4.1 (0.1 to 74.9)	4.6 (0.1 to 74.6)	1.6 (0.1 to 7.3)	1.6 (0.1 to 7.4)	2.3 (0.2 to 9.4)	4.3 (0.2 to 17.2)	6.2 (0.3 to 27.3)	8.6 (0.3 to 37.5)	10.1 (0.3 to 44.3)	10.1 (0.3 to 45.2)	9.1 (0.3 to 40.8)	6.8 (0.3 to 30.3)	3.8 (0.1 to 16.4)	1.9 (0.1 to 8.1)	0.7 (0 to 3.1)	0.3 (0 to 1.2)	0.1 (0 to 0.5)	0 (0 to 0.2)	0 (0 to 0)	0 (0 to 0)	68.9
HIV/AIDS - Extensively drug-resistant Tuberculosis	0 (0 to 0)	0 (0 to 0)	0.1 (0 to 0.3)	0.1 (0 to 0.3)	0 (0 to 0)	0 (0 to 0)	0 (0 to 0)	0 (0 to 0)	0 (0 to 0)	0 (0 to 0)	0 (0 to 0)	0 (0 to 0)	0 (0 to 0)	0 (0 to 0)	0 (0 to 0)	0 (0 to 0)	0 (0 to 0)	0 (0 to 0)	0 (0 to 0)	0 (0 to 0)	0 (0 to 0)	0 (0 to 0)	0 (0 to 0)	0.9
HIV/AIDS resulting in other diseases	0.3 (0 to 0.8)	0.2 (0 to 0.7)	676 (17.4 to 2,730)	275 (26.1 to 2,310)	277 (27.7 to 809)	278 (26.9 to 1,060)	1,040 (253.5 to 2,140)	1,040 (239.5 to 2,210)	1,200 (240.5 to 2,820)	1,690 (347.5 to 3,990)	1,810 (520.9 to 4,430)	1,820 (484.5 to 5,940)	1,340 (529.5 to 4,630)	933 (399.5 to 4,030)	490 (168.1 to 2,060)	206 (69.9 to 1,000)	89.8 (29.9 to 457)	37.2 (10.4 to 171)	16.9 (4.6 to 82.2)	6.1 (1.7 to 27.4)	0.9 (0.1 to 3.2)	0.3 (0 to 0.8)	0 (0 to 0)	10,700
Sexually transmitted infections excluding HIV	642 (249 to 1,380)	84.0 (26 to 196)	154 (43.4 to 396)	589 (147 to 2,410)	104 (21.1 to 432)	103 (20.9 to 432)	38.3 (7.5 to 162)	32.4 (5.9 to 140)	17.1 (2.9 to 77.2)	39.4 (6.1 to 180)	79.5 (12.9 to 364)	80.4 (12.9 to 368)	52.4 (8.2 to 240)	13.4 (2.2 to 61.2)	1.9 (0.4 to 8.1)	0.2 (0 to 0.7)	0.1 (0 to 0.4)	0.1 (0 to 0.2)	0 (0 to 0.1)	0 (0 to 0.2)	0 (0 to 0.1)	0 (0 to 0)	0 (0 to 0)	1,890
Syphilis	642 (249 to 1,380)	84.0 (26 to 196)	154 (43.4 to 396)	84.3 (17.8 to 314)	7.2 (1.4 to 19.9)	7.2 (1.5 to 20.2)	2.6 (0.5 to 9.6)	2.2 (0.4 to 7.6)	1.2 (0.2 to 4.6)	2.7 (0.5 to 9.6)	5.4 (0.9 to 20.1)	5.4 (0.9 to 22.2)	3.5 (0.5 to 15.2)	0.9 (0.1 to 5.1)	0.1 (0 to 0.7)	0 (0 to 0.3)	0 (0 to 0.2)	0 (0 to 0.1)	0 (0 to 0.1)	0 (0 to 0.1)	0 (0 to 0)	0 (0 to 0)	0 (0 to 0)	903
Chlamydial infection	0 (0 to 0)	0 (0 to 0)	0 (0 to 0)	0 (0 to 0)	0 (0 to 0)	0 (0 to 0.1)	0 (0 to 0.2)	0 (0 to 0.2)	0 (0 to 0.3)	0 (0 to 0.6)	0 (0 to 1.3)	0 (0 to 1.4)	0 (0 to 1.7)	0 (0 to 1.2)	0 (0 to 0.5)	0 (0 to 0.2)	0 (0 to 0.1)	0 (0 to 0.1)	0 (0 to 0.1)	0 (0 to 0.1)	0 (0 to 0)	0 (0 to 0)	0 (0 to 0)	19.6
Gonococcal infection	0 (0 to 0)	0 (0 to 0)	0 (0 to 0)	0 (0 to 0)	0 (0 to 0)	0.4 (0.1 to 1.1)	0.4 (0.1 to 1.3)	0.3 (0.1 to 1.1)	0.2 (0.1 to 0.8)	0.5 (0.1 to 1.3)	0.9 (0.2 to 2.7)	0.9 (0.2 to 3.2)	0.6 (0.1 to 2.1)	0.2 (0 to 1.1)	0.1 (0 to 0.4)	0 (0 to 0.2)	0 (0 to 0.1)	0 (0 to 0.1)	0 (0 to 0.1)	0 (0 to 0.1)	0 (0 to 0)	0 (0 to 0)	0 (0 to 0)	27.4
Trichomoniasis	0 (0 to 0)	0 (0 to 0)	0 (0 to 0)	0 (0 to 0)	0 (0 to 0)	0 (0 to 0.1)	0.4 (0.1 to 1.2)	0.5 (0.1 to 1.4)	0.4 (0.1 to 1.2)	0.8 (0.2 to 2.4)	1.2 (0.3 to 3.6)	1.2 (0.3 to 3.7)	0.8 (0.1 to 2.5)	0.3 (0 to 1.4)	0.1 (0 to 0.4)	0 (0 to 0.2)	0 (0 to 0.1)	0 (0 to 0.1)	0 (0 to 0.1)	0 (0 to 0.1)	0 (0 to 0)	0 (0 to 0)	0 (0 to 0)	62.2
Genital herpes	0 (0 to 0)	0 (0 to 0)	0 (0 to 0)	0 (0 to 0)	0 (0 to 0)	0 (0 to 0.1)	0.2 (0 to 0.6)	0.2 (0 to 0.6)	0.2 (0 to 0.6)	0.3 (0 to 0.9)	0.4 (0 to 1.1)	0.4 (0 to 1.2)	0.3 (0 to 0.8)	0.1 (0 to 0.4)	0 (0 to 0.2)	0 (0 to 0.1)	0 (0 to 0.1)	0 (0 to 0.1)	0 (0 to 0.1)	0 (0 to 0.1)	0 (0 to 0)	0 (0 to 0)	0 (0 to 0)	29.7
Other sexually transmitted infections	0 (0 to 0)	0 (0 to 0)	0 (0 to 0)	0 (0 to 0)	0 (0 to 0)	0 (0 to 0.1)	0.3 (0 to 1.3)	0.2 (0 to 1.2)	0.1 (0 to 0.4)	0.2 (0 to 1.2)	0.4 (0 to 2.2)	0.3 (0 to 2.1)	0.2 (0 to 1.5)	0.1 (0 to 0.6)	0 (0 to 0.2)	0 (0 to 0.1)	0 (0 to 0.1)	0 (0 to 0.1)	0 (0 to 0.1)	0 (0 to 0.1)	0 (0 to 0)	0 (0 to 0)	0 (0 to 0)	49.2
Respiratory infections and tuberculosis	1,580 (497 to 3,290)	320 (277 to 1,390)	1,940 (1,010 to 4,040)	1,660 (434 to 2,260)	1,020 (289 to 791)	1,040 (293 to 825)	1,060 (429 to 1,210)	1,140 (529 to 1,340)	1,240 (642 to 1,300)	1,360 (708 to 1,300)	1,490 (748 to 1,530)	1,610 (846 to 1,540)	1,540 (798 to 1,390)	1,540 (797 to 1,380)	1,440 (747 to 1,280)	1,360 (709 to 1,240)	1,280 (669 to 1,200)	1,200 (627 to 1,140)	1,120 (587 to 1,060)	1,040 (542 to 1,000)	1,000 (521 to 1,000)	1,000 (517 to 1,000)	1,000 (518 to 1,000)	15,100
Tuberculosis	1,580 (497 to 3,290)	320 (277 to 1,390)	1,940 (1,010 to 4,040)	1,660 (434 to 2,260)	1,020 (289 to 791)	1,040 (293 to 825)	1,060 (429 to 1,210)	1,140 (529 to 1,340)	1,240 (642 to 1,300)	1,360 (708 to 1,300)	1,490 (748 to 1,530)	1,610 (846 to 1,540)	1,540 (798 to 1,390)	1,540 (797 to 1,380)	1,440 (747 to 1,280)	1,360 (709 to 1,240)	1,280 (669 to 1,200)	1,200 (627 to 1,140)	1,120 (587 to 1,060)	1,040 (542 to 1,000)	1,000 (521 to 1,000)	1,000 (517 to 1,000)	1,000 (518 to 1,000)	15,100
Latent tuberculosis infection	0 (0 to 0)	0 (0 to 0)	0 (0 to 0)	0 (0 to 0)	0 (0 to 0)	0 (0 to 0)	0 (0 to 0)	0 (0 to 0)	0 (0 to 0)	0 (0 to 0)	0 (0 to 0)	0 (0 to 0)	0 (0 to 0)	0 (0 to 0)	0 (0 to 0)	0 (0 to 0)	0 (0 to 0)	0 (0 to 0)	0 (0 to 0)	0 (0 to 0)	0 (0 to 0)	0 (0 to 0)	0 (0 to 0)	0
Drug-susceptible tuberculosis	0 (0 to 0)	0 (0 to 0)	139 (38.3 to 288)	49.1 (48.4 to 283)	91.9 (21.6 to 174)	101 (21.6 to 174)	328 (91.9 to 986)	545 (303.9 to 824)	901 (452.9 to 999)	546 (333.9 to 991)	594 (264.9 to 1,100)	503 (244.9 to 932)	473 (222.9 to 907)	594 (275.1 to 1,220)	444 (138.6 to 1,020)	333 (92.3 to 1,060)	169 (92.3 to 733)	99.2 (77.9 to 733)	44.3 (49.1 to 733)	18.8 (49.1 to 733)	2.6 (25.4 to 60.3)	0.8 (9.4 to 32.3)	6,770
Multidrug-resistant tuberculosis without extensive drug resistance	0 (0 to 0)	0 (0 to 0)	4.7 (0.1 to 24)	2.2 (1.5 to 21.6)	2.2 (0.1 to 13.4)	2.6 (0.1 to 13.4)	10.2 (0.4 to 47.6)	15.2 (0.4 to 68.2)	14.6 (0.4 to 69.2)	13.9 (0.4 to 69.2)	18 (0.5 to 87.6)	15.2 (0.4 to 75.6)	15.1 (0.4 to 76.1)	9.5 (0.4 to 52.4)	14.7 (1.3 to 65.3)	13.5 (1.3 to 65.3)	6.5 (0.4 to 32.6)	2.6 (0.4 to 13.2)	1.5 (0.4 to 7.7)	0.6 (0 to 2.4)	0 (0 to 0.1)	0 (0 to 0)	176
Extensively drug-resistant tuberculosis	0 (0 to 0)	0 (0 to 0)	0 (0 to 0)	0.1 (0 to 0.3)	0 (0 to 0.2)	0 (0 to 0.2)	0.1 (0 to 0.4)	0.2 (0 to 0.7)	0.2 (0 to 0.9)	0.2 (0 to 1.1)	0.2 (0 to 1.2)	0.2 (0 to 1.1)	0.2 (0 to 1.1)	0.1 (0 to 1.1)	0.2 (0 to 1.2)	0.1 (0 to 1.1)	0.1 (0 to 0.7)	0.1 (0 to 0.4)	0 (0 to 0.2)	0 (0 to 0.1)	0 (0 to 0.1)	0 (0 to 0)	0 (0 to 0)	2.4
Lower respiratory infections	1,580 (483 to 3,220)	320 (279 to 1,380)	1,940 (996 to 4,040)	666 (396 to 1,180)	250 (129 to 577)	199 (56 to 554)	242 (56 to 460)	218 (52 to 460)	204 (72 to 410)	190 (72 to 410)	219 (84 to 481)	248 (92.7 to 525)	242 (94.4 to 513)	243 (104 to 566)	262 (104 to 566)	245 (112 to 536)	204 (112 to 536)	229 (120 to 491)	204 (120 to 491)	155 (93.2 to 379)	84.6 (48.3 to 167)	27.7 (22.3 to 64.4)	7.1 (4.1 to 13.7)	8,350
Upper respiratory infections	1.1 (0.2 to 5.4)	2.6 (0.4 to 9.5)	67 (19.6 to 254)	120 (28.4 to 283)	90.4 (20.3 to 131)	75 (20.3 to 131)	62.6 (20.3 to 115)	49.8 (20.3 to 84)	31.6 (17.9 to 59.8)	19.4 (11.4 to 37.3)	27 (11.4 to 59.8)	29 (11.4 to 59.8)	19.1 (8.1 to 39.5)	11.2 (3.4 to 26.1)	7.4 (2.9 to 19.4)	6.9 (2.9 to 19.4)	3.6 (1.1 to 9.2)	2.3 (1.1 to 6.2)	1.6 (0.7 to 7.1)	0.6 (0.4 to 1.9)	0.2 (0 to 0.6)	0 (0 to 0)	607
Otitis media	2.4 (0.1 to 58.4)	0.4 (0.1 to 5.6)	7.1 (0.1 to 58.4)	48 (0.1 to 58.4)	48.4 (0.1 to 58.4)	30.2 (0.1 to 58.4)	24 (0.1 to 58.4)	19.6 (0.1 to 58.4)	18.3 (0.1 to 58.4)	17.1 (0.1 to 58.4)	19.7 (0.1 to 58.4)	22.3 (0.1 to 58.4)	17.2 (0.1 to 58.4)	21.9 (0.1 to 58.4)	23.6 (0.1 to 58.4)	22.1 (0.1 to 58.4)	18.4 (0.1 to 58.4)	20.6 (0.1 to 58.4)	18.4 (0.1 to 58.4)	13.9 (0.1 to 58.4)	7.6 (0.1 to 58.4)	2.3 (0.1 to 58.4)	0.7 (0.1 to 58.4)	227
Enteric infections	1,020 (1,020 to 2,940)	1,020 (1,020 to 3,400)	1,020 (1,020 to 7,310)	1,020 (1,020 to 4,720)	1,020 (1,020 to 3,400)	1,020 (1,020 to 3,400)	1,020 (1,020 to 3,400)	1,020 (1,020 to 3,400)	1,020 (1,020 to 3,400)	1,020 (1,020 to 3,400)	1,020 (1,020 to 3,400)	1,020 (1,020 to 3,400)	1,020 (1,020 to 3,400)	1,020 (1,020 to 3,400)	1,020 (1,020 to 3,400)	1,020 (1,020 to 3,400)	1,020 (1,020 to 3,400)	1,020 (1,020 to 3,400)	1,020 (1,020 to 3,400)	1,020 (1,020 to 3,400)	1,020 (1,020 to 3,400)	1,020 (1,020 to 3,400)	1,020 (1,020 to 3,400)	15,400
Diarrheal diseases	1,020 (344 to 2,940)	1,020 (321 to 3,390)	1,020 (1,020 to 7,210)	1,020 (817 to 5,850)	1,020 (179 to 990)	1,020 (103 to 449)	1,020 (133 to 591)	1,020 (112 to 504)	1,020 (79.9 to 402)	1,020 (72.9 to 367)	1,020 (72.9 to 392)	1,020 (84.2 to 394)	1,020 (90.2 to 373)	1,020 (90.2 to 348)	1,020 (45.2 to 301)	1,020 (47.1 to 301)	1,020 (44.6 to 292)	1,020 (44.3 to 289)	1,020 (25.5 to 141)	1,020 (14.1 to 85.4)	1,020 (6.9 to 37.4)	1,020 (1.3 to 9.1)	12,800
Typhoid and paratyphoid	0 (0 to 0)	0 (0 to 0)	0 (0 to 0.3)	159 (32.3 to 456)	214 (7.9 to 471)	200 (6.9 to 471)	64 (6.9 to 330)	33 (3.1 to 146)	19 (2.6 to 84)	14 (2.6 to 59.9)	14 (4.7 to 34.3)	13 (2.6 to 29.7)	9.4 (2.1 to 14.5)	3.6 (1.7 to 11.8)	1.5 (1.2 to 8.7)	1.5 (0.8 to 9.1)	0.5 (0.3 to 3.1)	0.3 (0.3 to 1.9)	0.2 (0.2 to 1.1)	0.1 (0 to 0.5)	0 (0 to 0.2)	0 (0 to 0)	944
Typhoid fever	0 (0 to 0)	0 (0 to 0)	0 (0 to 0.3)	157 (49.5 to 432)	212 (70.2 to 454)	197 (66.5 to 481)	62 (49.9 to 324)	31 (19.7 to 140)	18 (9.9 to 81.5)	13 (4.5 to 33.1)	13 (2.7 to 32)	12 (1.9 to 13.9)	8.5 (1.6 to 11.3)	3.4 (1.6 to 7.8)	1.4 (1.2 to 8.3)	1.4 (0.8 to 8.5)	0.5 (0.3 to 3.2)	0.3 (0.3 to 1.9)	0.2 (0.2 to 0.9)	0.1 (0.1 to 0.4)	0 (0 to 0.2)	0 (0 to 0)	902
Paratyphoid fever	0 (0 to 0)	0 (0 to 0)	0 (0 to 0.1)	2.2 (0 to 23.1)	2.1 (0.7 to 24.4)	2.1 (0.6 to 25.2)	1.7 (0.1 to 14.4)	1.7 (0.6 to 7.4)	0.7 (0 to 3.1)	0.7 (0 to 2.6)	0.7 (0 to 1.8)	0.7 (0 to 1.5)	0.5 (0 to 1.1)	0.2 (0 to 1.5)	0.1 (0 to 0.5)	0.1 (0 to 0.4)	0.1 (0 to 0.4)	0.1 (0 to 0.3)	0.1 (0 to 0.3)	0.1 (0 to 0.1)	0 (0 to 0)	0 (0 to 0)	0 (0 to 0)	41.2
Invasive Non-typhoidal Salmonella (iNTS)	1.4 (0 to 29.5)	3.5 (1.5 to 13.1)	310 (134 to 611)	607 (296 to 1,270)	240 (103 to 486)	221 (89 to 163)	42.1 (16.6 to 166)	16.4 (4.6 to 166)	8.5 (1.9 to 166)	4.6 (0.6 to 107)	3.2 (0.6 to 104)	2.4 (0.7 to 104)	2.4 (0.7 to 104)	2.4 (0.7 to 104)	2.4 (0.7 to 104)	2.4 (0.7 to 104)	2.4 (0.7 to 104)	2.4 (0.7 to 104)	2.4 (0.7 to 104)	2.4 (0.7 to 104)	2.4 (0.7 to 104)	2.4 (0.7 to 104)	2.4 (0.7 to 104)	1,490
Other intestinal infectious diseases	0 (0 to 0)	0 (0 to 0)	0.4 (0.1 to 1.6)	1.2 (0.2 to 3.2)	1.2 (0.1 to 5.2)	1.2 (0.1 to 5.6)	0.5 (0 to 2.6)	0.4 (0 to 2.3)	0.3 (0 to 1.4)	0.3 (0 to 1.4)	0.3 (0 to 1.7)	0.3 (0 to 1.7)	0.3 (0 to 1.7)	0.3 (0 to 1.7)	0.3 (0 to 1.7)	0.3 (0 to 1.7)	0.3 (0 to 1.7)	0.3 (0 to 1.7)	0.3 (0 to 1.7)	0.3 (0 to 1.7)	0.3 (0 to 1.7)	0.3 (0 to 1.7)	0.3 (0 to 1.7)	10.6
Neglected tropical diseases and malaria	0.9 (0 to 3.5)	1.9 (0 to 5.99)	194 (122 to 5,420)	1,400 (250 to 2,990)	1,230 (192 to 5,977)	1,230 (154 to 5,941)	1,230 (434 to 5,941)	470 (264 to 871)	499 (269 to 709)	397 (257 to 605)	229 (224 to 333)	229 (224 to 333)	229 (138 to 371)	229 (149 to 339)	229 (138 to 339)	229 (92 to 339)	229 (92 to 339)	229 (92 to 339)	229 (92 to 339)	229 (92 to 339)	229 (92 to 339)	229 (92 to 339)	229 (92 to 339)	6,990
Malaria	0 (0 to 0)	0 (0 to 0)	194 (121 to 5,420)	1,400 (250 to 2,990)	1,230 (192 to 5,977)	1,230 (154 to 5,941)	1,230 (434 to 5,941)	470 (264 to 871)	499 (269 to 709)	397 (257 to 605)	229 (224 to 333)	229 (224 to 333)	229 (138 to 371)	229 (149 to 339)	229 (138 to 339)	229 (92 to 339)	229 (92 to 339)	229 (92 to 339)	229 (92 to 339)	229 (92 to 339)	229 (92 to 339)	229 (92 to 339)	229 (92 to 339)	3,870
Chagas disease	0 (0 to 0)	0 (0 to 0)	0 (0 to 0)	0 (0 to 0)	0 (0 to 0)	0 (0 to 0)	0 (0 to 0)	0 (0 to 0)	0 (0 to 0)	0 (0 to 0)	0 (0 to 0)	0 (0 to 0)	0 (0 to 0)	0 (0 to 0)	0 (0 to 0)	0 (0 to 0)	0 (0 to 0)	0 (0 to 0)	0 (0 to 0)	0 (0 to 0)	0 (0 to 0)	0 (0 to 0)	0 (0 to 0)	0
Leishmaniasis	0 (0 to 0)	0 (0 to 0)	0 (0 to 0)	0 (0 to 0)	0 (0 to 0)	0 (0 to 0)	0 (0 to 0)	0 (0 to 0)	0 (0 to 0)	0 (0 to 0)	0 (0 to 0)	0 (0 to 0)	0 (0 to 0)	0 (0 to 0)	0 (0 to 0)	0 (0 to 0)	0 (0 to 0)	0 (0 to 0)	0 (0 to 0)	0 (0 to 0)	0 (0 to 0)	0 (0 to 0)	0 (0 to 0)	0
Visceral leishmaniasis	0 (0 to 0)	0 (0 to 0)	0 (0 to 0)	0 (0 to 0)	0 (0 to 0)	0 (0 to 0)	0 (0 to 0)	0 (0 to 0)	0 (0 to 0)	0 (0 to 0)	0 (0 to 0)	0 (0 to 0)	0 (0 to 0)	0 (0 to 0)	0 (0 to 0)	0 (0 to 0)	0 (0 to 0)	0 (0 to 0)	0 (0 to 0)	0 (0 to 0)	0 (0 to 0)	0 (0 to 0)	0 (0 to 0)	0
Cutaneous and mucocutaneous leishmaniasis	0 (0 to 0)	0 (0 to 0)	0 (0 to 0)	0 (0 to 0)	0 (0 to 0)	0 (0 to 0)	0 (0 to 0)	0 (0 to 0)	0 (0 to 0)	0 (0 to 0)	0 (0 to 0)	0 (0 to 0)	0 (0 to 0)	0 (0 to 0)	0 (0 to 0)	0 (0 to 0)	0 (0 to 0)	0 (0 to 0)	0 (0 to 0)	0 (0 to 0)	0 (0 to 0)	0 (0 to 0)	0 (0 to 0)	0
African trypanosomiasis	0 (0 to 0)	0 (0 to 0)	0 (0 to 0)	0 (0 to 0)	0 (0 to 0)	0 (0 to 0)	0 (0 to 0)	0 (0 to 0)	0 (0 to 0)	0 (0 to 0)	0 (0 to 0)	0 (0 to 0)	0 (0 to 0)	0 (0 to 0)	0 (0 to 0)	0 (0 to 0)	0 (0 to 0)	0 (0 to 0)	0 (0 to 0)	0 (0 to 0)	0 (0 to 0)	0 (0 to 0)	0 (0 to 0)	0
Schistosomiasis	0 (0 to 0)	0 (0 to 0)	0 (0 to 0)	0 (0 to 0)	0 (0 to 0)	0 (0 to 0)	0 (0 to 0)	0 (0 to 0)	0 (0 to 0)	0 (0 to 0)	0 (0 to 0)	0 (0 to 0)	0 (0 to 0)	0 (0 to 0)	0 (0 to 0)	0 (0 to 0)	0 (0 to 0)	0 (0 to 0)	0 (0 to 0)	0 (0 to 0)	0 (0 to 0)	0 (0 to 0)	0 (0 to 0)	0
Cysticercosis	0 (0 to 0)	0 (0 to 0)	0 (0 to 0)	0.1 (0 to 0.3)	0.8 (0.2 to 2.2)	1.7 (0.4 to 5.2)	2.6 (0.5 to 7.2)	3.1 (1.0 to 9.2)	3.9 (1.3 to 12.9)	4.1 (1.3 to 12.9)	4.1 (1.3 to 12.9)	4.1 (1.3 to 12.9)	3.9 (1.3 to 12.9)	3.7 (1.3 to 12.9)	3.4 (1.3 to 12.9)	3.1 (1.3 to 12.9)	2.8 (1.3 to 12.9)	2.5 (1.3 to 12.9)	2.2 (1.3 to 12.9)	1.9 (1.3 to 12.9)	1.6 (1.3 to 12.9)	1.3 (1.3 to 12.9)	1.1 (1.3 to 12.9)	128
Cystic echinococcosis	0 (0 to 0)	0 (0 to 0)	0 (0 to 0.9)	0.1 (0 to 0.9)	0.2 (0 to 0.9)	0.2 (0 to 0.9)	0.2 (0 to 0.9)	0.2 (0 to 0.9)	0.2 (0 to 0.9)	0.2 (0 to 0.9)	0.2 (0 to 0.9)	0.2 (0 to 0.9)	0.2 (0 to 0.9)	0.2 (0 to 0.9)	0.2 (0 to 0.9)	0.2 (0 to 0.9)	0.2 (0 to 0.9)	0.2 (0 to 0.9)	0.2 (0 to 0.9)	0.2 (0 to 0.9)	0.2 (0 to 0.9)	0.2 (0 to 0.9)	0.2 (0 to 0.9)	13.7
Lymphatic filariasis	0 (0 to 0)	0 (0 to 0)	0 (0 to 0)	39.7 (10.1 to 29.9)	39.7 (10.1 to 29.9)	39.7 (9.6 to 24)	15 (9.6 to 24)	8.7 (9.2 to 19.2)	10.3 (3.2 to 13.1)	9.4 (4.5 to 13.1)	9.4 (3.6 to 9.6)	9.4 (3.6 to 9.6)	9.4 (3.6 to 9.6)	9.4 (3.6 to 9.6)	9.4 (1.6 to 4.4)	9.4 (1.2 to 2.8)	9.4 (0.9 to 2.1)	9.4 (0.6 to 1.6)	9.4 (0.4 to 0.9)	9.4 (0.2 to 0.5)	9.4 (0.1 to 0.2)	9.4 (0 to 0.1)	9.4 (0 to 0)	107
Onchocerciasis	0 (0 to 0)	0 (0 to 0)	0 (0 to 0)	0 (0 to 0)	0 (0 to 0)	0 (0 to 0)	0 (0 to 0)	0 (0 to 0)	0 (0 to 0)	0 (0 to 0)	0 (0 to 0)	0 (0 to 0)	0 (0 to 0)	0 (0 to 0)	0 (0 to 0)	0 (0 to 0)	0 (0 to 0)	0 (0 to 0)	0 (0 to 0)	0 (0 to 0)	0 (0 to 0)	0 (0 to 0)	0 (0 to 0)	0
Trachoma	0 (0 to 0)	0 (0 to 0)	0 (0 to 0)	0 (0 to 0)	0 (0 to 0)	0 (0 to 0)	0 (0 to 0)	0 (0 to 0)	0 (0 to 0)	0 (0 to 0)	0 (0 to 0)	0 (0 to 0)	0 (0 to 0)	0 (0 to 0)	0 (0 to 0)	0 (0 to 0)	0 (0 to 0)	0 (0 to 0)	0 (0 to 0)	0 (0 to 0)	0 (0 to 0)	0 (0 to 0)	0 (0 to 0)	0
Dengue	0 (0 to 0)	0 (0 to 0)	0 (0 to 2.4)	0.8 (0 to 5.6)	0.8 (0 to 5.2)	0.8 (0 to 5.2)	0.8 (0 to 5.2)	0.8 (0 to 5.2)	0.8 (0 to 5.2)	0.8 (0 to 5.2)	0.8 (0 to 5.2)	0.8 (0 to 5.2)	0.8 (0 to 5.2)	0.8 (0 to 5.2)	0.8 (0 to 5.2)	0.8 (0 to 5.2)	0.8 (0 to 5.2)	0.8 (0 to 5.2)	0.8 (0 to 5.2)	0.8 (0 to 5.2)	0.8 (0 to 5.2)	0.8 (0 to 5.2)	0.8 (0 to 5.2)	29.4
Yellow fever	0 (0 to 0.1)	0 (0 to 0.1)	0 (0 to 1.9)	0 (0 to 6.2)	0 (0 to 5.9)	0 (0 to 6.2)	0 (0 to 6.2)	0 (0 to 6.2)	0 (0 to 6.2)	0 (0 to 6.2)	0 (0 to 6.2)	0 (0 to 6.2)	0 (0 to 6.2)	0 (0 to 6.2)	0 (0 to 6.2)	0 (0 to 6.2)	0 (0 to 6.2)	0 (0 to 6.2)	0 (0 to 6.2)	0 (0 to 6.2)	0 (0 to 6.2)	0 (0 to 6.2)	0 (0 to 6.2)	28.6
Rabies	0 (0 to 0)	0 (0 to 0)	0 (0 to 1.4)	0 (0 to 1.6)	0 (0 to 1.6)	0 (0 to 1.6)	0 (0 to 2)	0 (0 to 1)	0 (0 to 0.3)	0 (0 to 1.1)	0 (0 to 2)	0 (0 to 2.3)	0 (0 to 1.6)	0 (0 to 1.4)	0 (0 to 0.7)	0 (0 to 0.5)	0 (0 to 0.3)	0 (0 to 0.2)	0 (0 to 0.1)	0 (0 to 0.1)	0 (0 to 0.1)	0 (0 to 0.1)	0 (0 to 0.1)	0 (0 to 0.1)	1.6
Intestinal nematode infections	0 (0 to 0)	0 (0 to 0)	0 (0 to 3.9)	0.2 (0 to 19.3)	0.2 (0 to 19.3)	0.2 (0 to 19.3)	0.2 (0 to 19.3)	0.2 (0 to 19.3)	0.2 (0 to

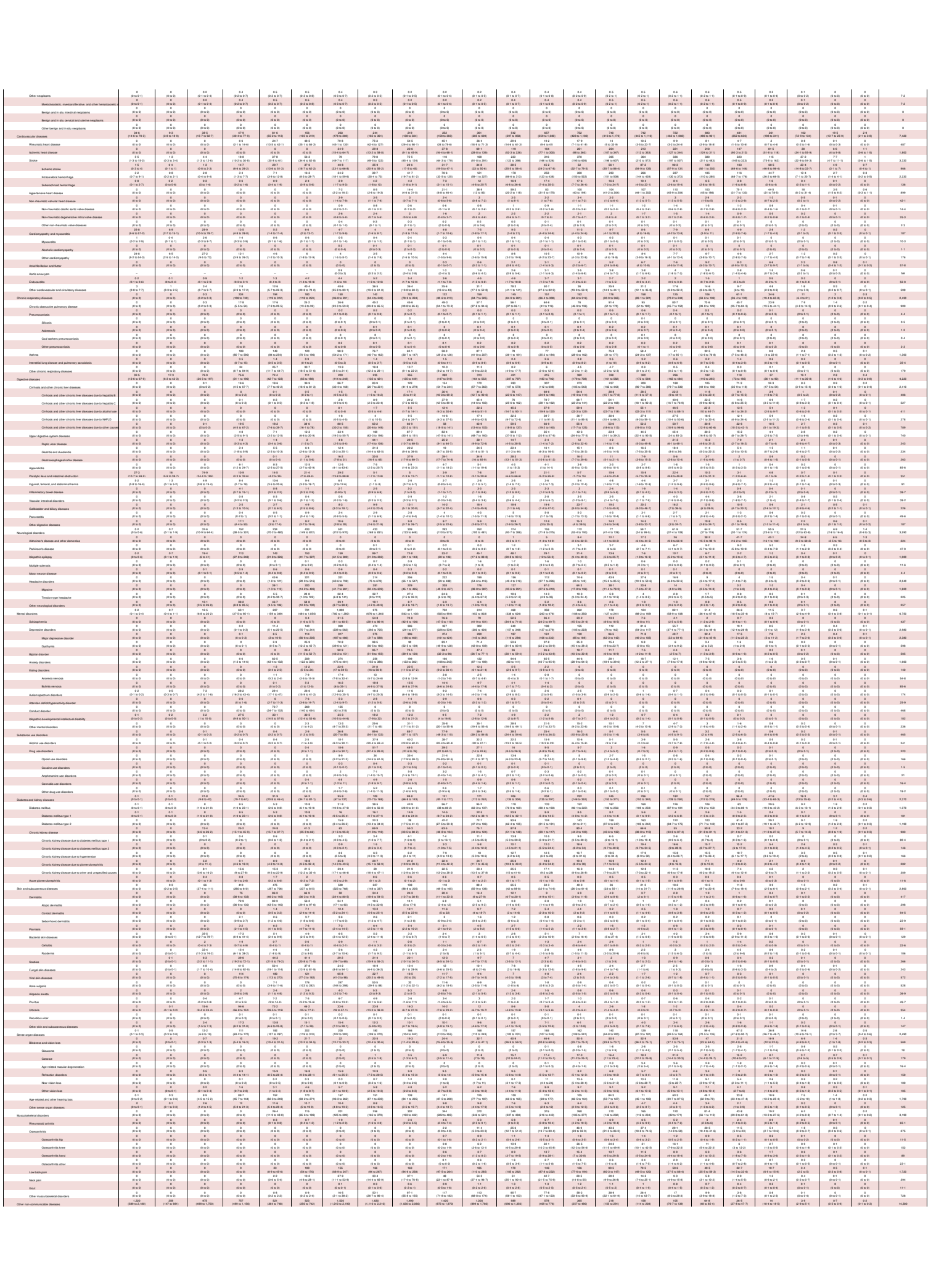

Congenital birth defects	1,210 (974 to 2,179)	329 (126 to 662)	761 (329 to 1,490)	465 (349 to 822)	188 (122 to 379)	158 (97 to 274)	115 (70 to 174)	74-3 (47-5 to 111)	49-6 (30-7 to 76-6)	37-2 (24-1 to 56-9)	30-1 (19-4 to 46-1)	22-6 (14-6 to 34-6)	15-1 (9-5 to 22-7)	10-2 (6-3 to 16-3)	6-9 (4-2 to 10-6)	4-3 (2-6 to 6-7)	2-7 (1-6 to 4-3)	1-2 (0-6 to 2-1)	0-6 (0-3 to 1-1)	0-3 (0-1 to 0-6)	0-1 (0 to 0-2)	0 (0 to 0)	0 (0 to 0)	3,486
Neural tube defects	429 (115 to 996)	98-9 (12-3 to 199)	192 (31-5 to 466)	82-2 (11-7 to 226)	19-7 (6 to 51-6)	9-3 (4-6 to 19-9)	4-6 (2-7 to 8-9)	2-7 (1-5 to 5)	1-6 (1 to 3-2)	1-2 (0-7 to 2-2)	0-6 (0-4 to 1-4)	0-4 (0-2 to 0-8)	0-2 (0-1 to 0-4)	0-2 (0-1 to 0-4)	0-1 (0 to 0-2)	0 (0 to 0)	0 (0 to 0)	0 (0 to 0)	0 (0 to 0)	0 (0 to 0)	0 (0 to 0)	0 (0 to 0)	0 (0 to 0)	771
Congenital heart anomalies	761 (72 to 512)	207 (29-7 to 299)	477 (71 to 843)	291 (38 to 553)	118 (12-4 to 70-7)	99 (7 to 231)	72 (7 to 181)	46 (3-7 to 127)	30-7 (3-5 to 104)	23-3 (2-4 to 112)	18-9 (1-9 to 114)	14-2 (1-4 to 114)	9-5 (1-1 to 76-7)	6-4 (0-8 to 51-6)	4-2 (0-5 to 33)	2-7 (0-3 to 21)	1-7 (0-2 to 13)	0-8 (0-1 to 6-1)	0-4 (0 to 3)	0-2 (0 to 1-5)	0-1 (0 to 0-7)	0 (0 to 0)	0 (0 to 0)	767
Orofacial clefts	19-2 (2-3 to 79-3)	7-5 (0-9 to 33-3)	13-1 (2-1 to 58-6)	2-6 (0-3 to 9-5)	2-1 (0-4 to 9-6)	1-7 (0-3 to 7-6)	1-3 (0-2 to 5-9)	0-9 (0-2 to 3-9)	0-8 (0-2 to 3-7)	0-6 (0-2 to 2-4)	0-5 (0-1 to 1-9)	0-3 (0 to 1-3)	0-2 (0 to 0-8)	0-2 (0 to 0-8)	0-2 (0 to 0-7)	0-1 (0 to 0-5)	0-1 (0 to 0-3)	0 (0 to 0-2)	0 (0 to 0-1)	0 (0 to 0-1)	0 (0 to 0-1)	0 (0 to 0)	0 (0 to 0)	84-2
Down syndrome	29-7 (7-1 to 64-5)	9-9 (2-7 to 24-2)	20-3 (5-2 to 58-1)	19-2 (4-5 to 49-6)	4-3 (1-5 to 9-5)	4-1 (1-5 to 9-2)	3-6 (1-3 to 8-2)	1-3 (0-3 to 3-7)	2 (0-7 to 4-6)	1-6 (0-5 to 3-7)	1-4 (0-5 to 2-9)	1-3 (0-5 to 2-7)	1 (0-3 to 2-2)	0-8 (0 to 1-8)	0-5 (0-2 to 1-3)	0-2 (0 to 0-6)	0-2 (0 to 0-5)	0-1 (0 to 0-3)	0 (0 to 0)	0 (0 to 0)	0 (0 to 0)	0 (0 to 0)	0 (0 to 0)	114
Turner syndrome	0 (0 to 0)	0 (0 to 0)	0-1 (0 to 0-4)	0-5 (0 to 1-5)	0-4 (0 to 0-9)	0-2 (0 to 0-6)	0-2 (0 to 0-4)	0-2 (0 to 0-4)	0-1 (0 to 0-3)	0-1 (0 to 0-3)	0-1 (0 to 0-3)	0-1 (0 to 0-3)	0 (0 to 0)	0 (0 to 0)	0 (0 to 0)	0 (0 to 0)	0 (0 to 0)	0 (0 to 0)	0 (0 to 0)	0 (0 to 0)	0 (0 to 0)	0 (0 to 0)	0 (0 to 0)	2-3
Klinefelter syndrome	0 (0 to 0)	0 (0 to 0)	0 (0 to 0)	0 (0 to 0)	0 (0 to 0)	0 (0 to 0)	0 (0 to 0)	0 (0 to 0)	0 (0 to 0)	0 (0 to 0)	0 (0 to 0)	0 (0 to 0)	0 (0 to 0)	0 (0 to 0)	0 (0 to 0)	0 (0 to 0)	0 (0 to 0)	0 (0 to 0)	0 (0 to 0)	0 (0 to 0)	0 (0 to 0)	0 (0 to 0)	0 (0 to 0)	0
Other chromosomal abnormalities	54-4 (9-2 to 161)	29-1 (3-3 to 87-7)	52-9 (7-5 to 142)	19-4 (1-9 to 29-4)	9-1 (1-5 to 11-2)	4-9 (0-8 to 10-1)	3-6 (0-7 to 8-1)	2-2 (0-3 to 3-9)	1-3 (0-6 to 2-4)	0-7 (0-4 to 1-2)	0-5 (0-2 to 0-9)	0-3 (0-2 to 0-5)	0-1 (0-1 to 0-2)	0-1 (0 to 0-2)	0-1 (0 to 0-2)	0 (0 to 0)	0 (0 to 0)	0 (0 to 0)	0 (0 to 0)	0 (0 to 0)	0 (0 to 0)	0 (0 to 0)	0 (0 to 0)	171
Congenital musculoskeletal and limb anomalies	42-3 (7-9 to 102)	11-2 (4-7 to 26)	53-5 (31-6 to 84-6)	77-3 (44-3 to 121)	46-9 (24-9 to 73-6)	38-4 (21-4 to 61-2)	27-2 (15-3 to 43-3)	19-3 (9-8 to 33-1)	9-8 (5-1 to 16-6)	6-4 (3-4 to 12-9)	4-4 (2-5 to 10-1)	4-7 (2-9 to 7-4)	3-3 (1-8 to 5-3)	2-2 (1-1 to 3-7)	1-4 (0-7 to 2-2)	0-8 (0-3 to 1-4)	0-4 (0-2 to 0-8)	0-2 (0-1 to 0-3)	0 (0 to 0-1)	0 (0 to 0-1)	0 (0 to 0)	0 (0 to 0)	0 (0 to 0)	352
Urogenital congenital anomalies	43 (10-8 to 74-2)	4-3 (1-4 to 11-5)	9-2 (3-5 to 23-6)	7-9 (2-3 to 19-5)	4-3 (1-2 to 9-3)	3-1 (1-2 to 7-2)	2-1 (0-9 to 5-1)	1-3 (0-7 to 3-1)	0-7 (0-4 to 1-2)	0-5 (0-2 to 1-2)	0-3 (0-2 to 0-9)	0-3 (0-2 to 0-6)	0-2 (0-1 to 0-5)	0-1 (0 to 0-3)	0-1 (0 to 0-2)	0 (0 to 0-1)	0 (0 to 0-1)	0 (0 to 0-1)	0 (0 to 0)	0 (0 to 0)	0 (0 to 0)	0 (0 to 0)	0 (0 to 0)	67-4
Digestive congenital anomalies	57 (9-6 to 341)	9-5 (0-9 to 39)	19-7 (1-9 to 128)	9-2 (1-2 to 67)	3-1 (0-5 to 16)	2-1 (0-4 to 10)	1-4 (0-3 to 7-2)	0-9 (0-2 to 4)	0-6 (0-2 to 2-5)	0-4 (0-1 to 1-5)	0-3 (0 to 1-2)	0-3 (0-1 to 0-9)	0-2 (0 to 0-6)	0-2 (0 to 0-5)	0-1 (0 to 0-3)	0 (0 to 0-2)	0 (0 to 0-1)	0 (0 to 0-1)	0 (0 to 0)	0 (0 to 0)	0 (0 to 0)	0 (0 to 0)	0 (0 to 0)	27-6
Other congenital birth defects	22-1 (1-6 to 136)	5-2 (0-3 to 43-6)	12-2 (0-7 to 93)	5-6 (0-3 to 44)	2-3 (0-2 to 16)	1-9 (0-2 to 14)	1-3 (0-2 to 9-2)	0-8 (0-2 to 6-2)	0-6 (0-2 to 4-5)	0-4 (0-1 to 3-2)	0-3 (0-1 to 2-3)	0-2 (0 to 1-6)	0-2 (0 to 1-1)	0-1 (0 to 0-7)	0-1 (0 to 0-5)	0 (0 to 0-3)	0 (0 to 0-2)	0 (0 to 0-1)	0 (0 to 0-1)	0 (0 to 0)	0 (0 to 0)	0 (0 to 0)	0 (0 to 0)	69
Urinary diseases and male infertility	1-2 (2-6 to 15-5)	1-6 (0-5 to 3-7)	1-9 (0-6 to 9-2)	13-2 (3-9 to 49-9)	8-6 (4-1 to 17-4)	6-3 (3-4 to 10-6)	3-6 (1-6 to 6-4)	1-9 (0-9 to 3-6)	1-3 (0-6 to 2-6)	0-9 (0-4 to 2-2)	0-6 (0-3 to 1-6)	0-5 (0-2 to 1-2)	0-3 (0-1 to 0-8)	0-2 (0 to 0-5)	0-2 (0 to 0-4)	0-1 (0 to 0-3)	0-1 (0 to 0-2)	0 (0 to 0-1)	0 (0 to 0)	0 (0 to 0)	0 (0 to 0)	0 (0 to 0)	0 (0 to 0)	219
Urolithiasis	0 (0 to 0)	0 (0 to 0)	0 (0 to 0)	0-2 (0 to 0-5)	0-2 (0-1 to 0-4)	0-2 (0 to 0-6)	0-2 (0 to 0-6)	0-2 (0 to 0-4)	0-1 (0 to 0-3)	0-1 (0 to 0-3)	0-1 (0 to 0-3)	0-1 (0 to 0-3)	0-1 (0 to 0-2)	0 (0 to 0-1)	0 (0 to 0-1)	0 (0 to 0-1)	0 (0 to 0-1)	0 (0 to 0-1)	0 (0 to 0-1)	0 (0 to 0-1)	0 (0 to 0-1)	0 (0 to 0-1)	0 (0 to 0-1)	16-4
Benign prostatic hyperplasia	0 (0 to 0)	0 (0 to 0)	0 (0 to 0)	0 (0 to 0)	0 (0 to 0)	0 (0 to 0)	0 (0 to 0)	0 (0 to 0)	0 (0 to 0)	0 (0 to 0)	0 (0 to 0)	0 (0 to 0)	0 (0 to 0)	0 (0 to 0)	0 (0 to 0)	0 (0 to 0)	0 (0 to 0)	0 (0 to 0)	0 (0 to 0)	0 (0 to 0)	0 (0 to 0)	0 (0 to 0)	0 (0 to 0)	0
Male infertility	–	–	–	–	–	–	–	–	–	–	–	–	–	–	–	–	–	–	–	–	–	–	–	NA
Other urinary diseases	6-7 (2-4 to 14-7)	1-2 (0-4 to 3-3)	1-5 (0-5 to 7-4)	8-8 (2-3 to 39-5)	5-3 (2-1 to 12-2)	3-2 (1-5 to 6-5)	1-5 (0-6 to 3-5)	0-9 (0-3 to 2-1)	0-7 (0-3 to 2)	0-5 (0-2 to 1-5)	0-3 (0-1 to 1-1)	0-3 (0-1 to 0-8)	0-2 (0 to 0-6)	0-2 (0 to 0-5)	0-1 (0 to 0-4)	0-1 (0 to 0-3)	0-1 (0 to 0-2)	0 (0 to 0-1)	0 (0 to 0-1)	0 (0 to 0-1)	0 (0 to 0-1)	0 (0 to 0-1)	0 (0 to 0-1)	89-1
Gynecological diseases	0 (0 to 0)	0 (0 to 0)	0 (0 to 0)	0 (0 to 0)	0 (0 to 0)	124 (627 to 329)	420 (259 to 693)	1,130 (803 to 1,671)	1,130 (1,434 to 962)	1,130 (1,633 to 962)	1,130 (1,626 to 913)	1,130 (1,621 to 879)	1,130 (1,615 to 839)	1,130 (1,609 to 796)	1,130 (1,603 to 759)	1,130 (1,597 to 724)	1,130 (1,591 to 691)	1,130 (1,585 to 659)	1,130 (1,579 to 628)	1,130 (1,573 to 598)	1,130 (1,567 to 569)	1,130 (1,561 to 541)	1,130 (1,555 to 514)	4,192
Uterine fibroids	0 (0 to 0)	0 (0 to 0)	0 (0 to 0)	0 (0 to 0)	0 (0 to 0)	0-4 (0 to 2-3)	0-5 (0 to 2-5)	0-7 (0-1 to 2-1)	0-8 (0-1 to 2-4)	0-8 (0-1 to 2-5)	0-8 (0-1 to 2-3)	0-8 (0-1 to 2-2)	0-8 (0-1 to 2-1)	0-8 (0-1 to 2-1)	0-8 (0-1 to 2-1)	0-8 (0-1 to 2-1)	0-8 (0-1 to 2-1)	0-8 (0-1 to 2-1)	0-8 (0-1 to 2-1)	0-8 (0-1 to 2-1)	0-8 (0-1 to 2-1)	0-8 (0-1 to 2-1)	0-8 (0-1 to 2-1)	87-8
Polycystic ovarian syndrome	0 (0 to 0)	0 (0 to 0)	0 (0 to 0)	0 (0 to 0)	0-7 (0-2 to 1-6)	0-4 (0 to 1-3)	0-7 (0-2 to 1-7)	0-5 (0 to 1-2)	0-4 (0 to 1)	0-4 (0 to 1-1)	0-3 (0 to 0-9)	0-3 (0 to 0-8)	0-2 (0 to 0-6)	0-2 (0 to 0-5)	0-2 (0 to 0-5)	0-1 (0 to 0-4)	0-1 (0 to 0-3)	0-1 (0 to 0-3)	0 (0 to 0-2)	0 (0 to 0-2)	0 (0 to 0-2)	0 (0 to 0-2)	0 (0 to 0-1)	17-7
Female infertility	0 (0 to 0)	0 (0 to 0)	0 (0 to 0)	0 (0 to 0)	0 (0 to 0)	0 (0 to 0)	0 (0 to 0)	0 (0 to 0)	0 (0 to 0)	0 (0 to 0)	0 (0 to 0)	0 (0 to 0)	0 (0 to 0)	0 (0 to 0)	0 (0 to 0)	0 (0 to 0)	0 (0 to 0)	0 (0 to 0)	0 (0 to 0)	0 (0 to 0)	0 (0 to 0)	0 (0 to 0)	0 (0 to 0)	0 (0 to 0)	66-4
Endometriosis	0 (0 to 0)	0 (0 to 0)	0 (0 to 0)	0 (0 to 0)	0 (0 to 0)	20-9 (33 to 78)	89-7 (41-9 to 158)	87-7 (42-7 to 161)	67-4 (31-1 to 128)	46 (20-6 to 78-4)	33-5 (14-5 to 53-5)	24 (10-8 to 38-7)	18 (8-1 to 28-7)	9-2 (3-2 to 15-5)	6-2 (2-1 to 10-3)	3-9 (1-3 to 6-3)	2-5 (0-8 to 4-1)	1-5 (0-5 to 2-5)	0-8 (0-3 to 1-3)	0-5 (0-2 to 0-8)	0-3 (0-1 to 0-5)	0-2 (0 to 0-3)	0 (0 to 0-2)	352
Genital prolapse	0 (0 to 0)	0 (0 to 0)	0 (0 to 0)	0 (0 to 0)	0 (0 to 0)	0-3 (0 to 2-3)	0-3 (0-1 to 2-4)	0-7 (0-2 to 1-4)	0-8 (0-2 to 1-8)	0-8 (0-2 to 2-7)	0-8 (0-2 to 2-4)	0-8 (0-2 to 2-1)	0-8 (0-2 to 1-8)	0-8 (0-2 to 1-7)	0-8 (0-2 to 1-6)	0-8 (0-2 to 1-5)	0-8 (0-2 to 1-4)	0-8 (0-2 to 1-3)	0-8 (0-2 to 1-2)	0-8 (0-2 to 1-2)	0-8 (0-2 to 1-1)	0-8 (0-2 to 1-1)	0-8 (0-2 to 1-1)	23-9
Premenstrual syndrome	0 (0 to 0)	0 (0 to 0)	0 (0 to 0)	0 (0 to 0)	1-4 (0-5 to 3-6)	2-6 (1-1 to 5-2)	2-2 (0-9 to 4-8)	1-7 (0-7 to 3-6)	1-3 (0-6 to 2-8)	1-1 (0-5 to 2-4)	0-9 (0-4 to 2-1)	0-8 (0-3 to 1-8)	0-6 (0-2 to 1-4)	0-4 (0-2 to 1-1)	0-3 (0-1 to 0-8)	0-2 (0-1 to 0-6)	0-2 (0-1 to 0-4)	0-1 (0-1 to 0-3)	0-1 (0 to 0-2)	0-1 (0 to 0-2)	0-1 (0 to 0-2)	0-1 (0 to 0-2)	0-1 (0 to 0-2)	89
Other gynecological diseases	0 (0 to 0)	0 (0 to 0)	0 (0 to 0)	0 (0 to 0)	0-5 (0 to 2-7)	2-9 (0 to 12)	202 (99 to 366)	202 (77 to 462)	202 (77 to 462)	202 (77 to 462)	202 (77 to 462)	202 (77 to 462)	202 (77 to 462)	202 (77 to 462)	202 (77 to 462)	202 (77 to 462)	202 (77 to 462)	202 (77 to 462)	202 (77 to 462)	202 (77 to 462)	202 (77 to 462)	202 (77 to 462)	202 (77 to 462)	2,828
Hemoglobinopathies and hemolytic anemias	4 (4-6 to 8-6)	14-4 (4-5 to 21-5)	73-5 (49-8 to 104)	117-7 (100 to 139)	220 (196 to 247)	139 (111 to 171)	753 (484 to 1,050)	752 (498 to 1,095)	562 (370 to 788)	470 (312 to 677)	392 (259 to 558)	294 (193 to 418)	197 (131 to 278)	79-1 (52-1 to 104)	47-8 (32-2 to 64-4)	22-6 (15-6 to 29-2)	11-6 (8-2 to 14-5)	5-4 (3-9 to 6-7)	2-7 (2-1 to 3-3)	1-4 (1-1 to 1-7)	0-8 (0-6 to 1-1)	0-4 (0-3 to 0-5)	0-2 (0 to 0-3)	4,648
Thalassemias	0 (0 to 0)	0 (0 to 0)	0-1 (0 to 0-3)	0-1 (0 to 0-4)	0-1 (0 to 0-3)	0-1 (0 to 0-3)	0-1 (0 to 0-3)	0-1 (0 to 0-3)	0-1 (0 to 0-3)	0-1 (0 to 0-3)	0-1 (0 to 0-3)	0-1 (0 to 0-3)	0-1 (0 to 0-3)	0-1 (0 to 0-3)	0-1 (0 to 0-3)	0-1 (0 to 0-3)	0-1 (0 to 0-3)	0-1 (0 to 0-3)	0-1 (0 to 0-3)	0-1 (0 to 0-3)	0-1 (0 to 0-3)	0-1 (0 to 0-3)	0-1 (0 to 0-3)	0-5
Thalassemias trait	0 (0 to 0-1)	0 (0 to 0-2)	0-2 (0 to 0-6)	1-6 (0 to 3-6)	2-6 (1 to 5-1)	2-5 (1 to 4-7)	2-5 (1 to 4-5)	2-5 (1 to 4-3)	2-4 (1 to 4-2)	2-4 (1 to 4-1)	2-4 (1 to 4-1)	2-4 (1 to 4-1)	2-4 (1 to 4-1)	2-4 (1 to 4-1)	2-4 (1 to 4-1)	2-4 (1 to 4-1)	2-4 (1 to 4-1)	2-4 (1 to 4-1)	2-4 (1 to 4-1)	2-4 (1 to 4-1)	2-4 (1 to 4-1)	2-4 (1 to 4-1)	2-4 (1 to 4-1)	147
Sickle cell disorders	2-3 (1-2 to 4-7)	1-3 (0-7 to 2-1)	2-2 (1-2 to 3-7)	42-3 (29-6 to 66-7)	24-5 (19-4 to 30-1)	39-6 (19 to 58-4)	29-7 (20-1 to 44)	19-1 (14-9 to 42-3)	14-7 (11-1 to 36)	11-1 (9-8 to 28-7)	8-4 (7-3 to 19-5)	6-3 (5-1 to 13)	4-4 (3-5 to 9-3)	2-9 (2-1 to 6-2)	2-1 (1 to 5)	1-5 (0-7 to 3-7)	1-1 (0-5 to 2-6)	0-7 (0-3 to 1-7)	0-5 (0-2 to 1-1)	0-3 (0-1 to 0-8)	0-2 (0 to 0-5)	0-1 (0 to 0-3)	0-1 (0 to 0-3)	291
Sickle cell trait	1-5 (0-7 to 2-7)	1-2 (0-9 to 1-9)	2-1 (1-5 to 3-1)	5-9 (4-1 to 8-1)	5-2 (3-6 to 7-2)	7-7 (5-4 to 10-4)	6-9 (4-6 to 9-6)	4-6 (3-1 to 6-5)	3-2 (2-1 to 4-6)	2-4 (1-6 to 3-5)	1-8 (1-2 to 2-7)	1-4 (0-9 to 2-1)	1-1 (0-7 to 1-6)	0-7 (0-4 to 1-1)	0-5 (0-3 to 0-8)	0-3 (0-2 to 0-5)	0-2 (0-1 to 0-4)	0-2 (0-1 to 0-3)	0-1 (0-1 to 0-2)	0-1 (0 to 0-2)	0-1 (0 to 0-2)	0-1 (0 to 0-2)	0-1 (0 to 0-2)	2,178
G6PD deficiency	0 (0 to 0)	0 (0 to 0)	0-1 (0 to 0-2)	0-2 (0-2 to 0-6)	0-3 (0-3 to 0-7)	0-3 (0 to 0-7)	0-3 (0-2 to 0-6)	0-3 (0 to 0-5)	0-3 (0-2 to 0-4)	0-3 (0-2 to 0-4)	0-3 (0-2 to 0-5)	0-3 (0 to 0-5)	0-3 (0 to 0-4)	0-3 (0 to 0-4)	0-3 (0 to 0-4)	0-3 (0 to 0-4)	0-3 (0 to 0-4)	0-3 (0 to 0-4)	0-3 (0 to 0-4)	0-3 (0 to 0-4)	0-3 (0 to 0-4)	0-3 (0 to 0-4)	0-3 (0 to 0-4)	44-6
G6PD trait	0 (0 to 0)	0 (0 to 0)	0 (0 to 0)	0 (0 to 0)	0 (0 to 0)	0 (0 to 0)	0 (0 to 0)	0-1 (0 to 0-4)	0-1 (0 to 0-3)	0-1 (0 to 0-3)	0-1 (0 to 0-3)	1-9 (0-8 to 2-9)	1-9 (1 to 2-9)	0 (0 to 0-2)	0 (0 to 0-2)	0 (0 to 0-2)	0 (0 to 0-2)	0 (0 to 0-2)	0 (0 to 0-2)	0 (0 to 0-2)	0 (0 to 0-2)	0 (0 to 0-2)	0 (0 to 0-2)	4-3
Other hemoglobinopathies and hemolytic anemias	0-1 (0 to 0-1)	0-8 (0-3 to 1)	14-5 (9 to 20-3)	14-5 (9 to 20-3)	29-1 (17-2 to 49-4)	10-4 (3-6 to 22-4)	10-4 (3-6 to 22-4)	10-4 (3-6 to 22-4)	10-4 (3-6 to 22-4)	10-4 (3-6 to 22-4)	10-4 (3-6 to 22-4)	10-4 (3-6 to 22-4)	10-4 (3-6 to 22-4)	10-4 (3-6 to 22-4)	10-4 (3-6 to 22-4)	10-4 (3-6 to 22-4)	10-4 (3-6 to 22-4)	10-4 (3-6 to 22-4)	10-4 (3-6 to 22-4)	10-4 (3-6 to 22-4)	10-4 (3-6 to 22-4)	10-4 (3-6 to 22-4)	10-4 (3-6 to 22-4)	420
Endocrine, metabolic, blood, and immune disorders	2-6 (1-6 to 7-8)	2-1 (1-3 to 6-6)	2-1 (0-9 to 6-7)	5-6-8 (2-9 to 13-4)	7-4 (3-4 to 16-4)	7-4 (3-4 to 16-4)	7-4 (3-4 to 16-4)	7-4 (3-4 to 16-4)	7-4 (3-4 to 16-4)	7-4 (3-4 to 16-4)	7-4 (3-4 to 16-4)	7-4 (3-4 to 16-4)	7-4 (3-4 to 16-4)	7-4 (3-4 to 16-4)	7-4 (3-4 to 16-4)	7-4 (3-4 to 16-4)	7-4 (3-4 to 16-4)	7-4 (3-4 to 16-4)	7-4 (3-4 to 16-4)	7-4 (3-4 to 16-4)	7-4 (3-4 to 16-4)	7-4 (3-4 to 16-4)	7-4 (3-4 to 16-4)	1,472
Oral disorders	0 (0 to 0)	0 (0 to 0)	0 (0 to 0)	0 (0 to 0)	0 (0 to 0)	0 (0 to 0)	0 (0 to 0)	0 (0 to 0)	0 (0 to 0)	0 (0 to 0)	0 (0 to 0)	0 (0 to 0)	0 (0 to 0)	0 (0 to 0)	0 (0 to 0)	0 (0 to 0)	0 (0 to 0)	0 (0 to 0)	0 (0 to 0)	0 (0 to 0)	0 (0 to 0)	0 (0 to 0)	0 (0 to 0)	0 (0 to 0)	0
Caries of deciduous teeth	0 (0 to 0)	0 (0 to 0)	0 (0 to 0)	0 (0 to 0)	0 (0 to 0)	0 (0 to 0)	0 (0 to 0)	0 (0 to 0)	0 (0 to 0)	0 (0 to 0)	0 (0 to 0)	0 (0 to 0)	0 (0 to 0)	0 (0 to 0)	0 (0 to 0)	0 (0 to 0)	0 (0 to 0)	0 (0 to 0)	0 (0 to 0)	0 (0 to 0)	0 (0 to 0)	0 (0 to 0)	0 (0 to 0)	0 (0 to 0)	24-9
Caries of permanent teeth	0 (0 to 0)	0 (0 to 0)	0 (0 to 0)	0 (0 to 0)	0-6 (1-6 to 12-7)	19-4 (9-3 to 35-3)	17-7 (7-9 to 31-1)	19-1 (8-5 to 34)	17-7 (7-9 to 31)	16-1 (7-2 to 28-9)	14-5 (6-5 to 25-3)	13-2 (5-9 to 23-5)	11-8 (5-2 to 20-5)	9-5 (4-2 to 16-7)	7-6 (3-3 to 13-4)	5-7 (2-5 to 9-8)	4-3 (1-9 to 7-6)	3-2 (1-4 to 5-6)	2-2 (1-0 to 3-8)	1-6 (0-7 to 2-7)	1-1 (0-5 to 1-9)	0-8 (0-3 to 1-3)	0-6 (0-3 to 1-1)	89-5
Periodontal diseases	0 (0 to 0)	0 (0 to 0)	0 (0 to 0)	0 (0 to 0)	0 (0 to 0)	0 (0 to 0)	0 (0 to 0)	0 (0 to 0)	0 (0 to 0)	0 (0 to 0)	0 (0 to 0)	0 (0 to 0)	0 (0 to 0)	0 (0 to 0)	0 (0 to 0)	0 (0 to 0)	0 (0 to 0)	0 (0 to 0)	0 (0 to 0)	0 (0 to 0)	0 (0 to 0)	0 (0 to 0)	0 (0 to 0)	0 (0 to 0)	299
Other oral disorders	0 (0 to 0)	0 (0 to 0)	0 (0 to 0)	31-4 (18-2 to 50-2)	25 (14-2 to 39-1)	25-7 (15-2 to 43-4)	22-3 (12-9 to 38-5)	20-7 (11-9 to 37-4)	20-7 (11-9 to 37-4)	20-7 (11-9 to 37-4)	20-7 (11-9 to 37-4)	20-7 (11-9 to 37-4)	20-7 (11-9 to 37-4)	20-7 (11-9 to 37-4)	20-7 (11-9 to 37-4)	20-7 (11-9 to 37-4)	20-7 (11-9 to 37-4)	20-7 (11-9 to 37-4)	20-7 (11-9 to 37-4)	20-7 (11-9 to 37-4)	20-7 (11-9 to 37-4)	20-7 (11-9 to 37-4)	20-7 (11-9 to 37-4)	252
Sudden infant death syndrome	–	11-2 (1-7 to 39-4)	107 (16-6 to 341)	–	–	–	–	–	–	–	–	–	–	–	–	–	–	–	–	–	–	–	–	NA
Injuries	99-1 (57-3 to 225)	72-7 (17-3 to 282)	220 (117 to 454)	495 (276 to 855)	495 (301 to 696)	494 (277 to 687)	523 (314 to 788)	711 (411 to 1,060)	646 (406 to 943)	552 (357 to 728)	452 (322 to 629)	443 (301 to 635)	396 (258 to 547)	338 (215 to 469)	330 (210 to 456)	322 (199 to 450)	247 (147 to 347)	201 (107 to 287)	159 (72 to 234)	116 (44 to 169)	72 (20 to 106)	36 (8 to 53)	29-3 (7-5 to 43-1)	13-1 (3-6 to 21-2)	2-4 (1-6 to 3-2)	0-4 (0-3 to 0-6)	6,478
Transport injuries	9-3 (1-6 to 11-6)	2-5 (0-5 to 6-1)	20-4 (9-2 to 49-2)	67-3 (26-5 to 156)	152 (58-6 to 381)	115 (46-6 to 281)	163 (66-3 to 392)	139 (81-9 to 221)	132 (86-3 to 191)	98-5 (66-5 to 131)	90-6 (67 to 128)	83-7 (54-5 to 129)	74-9 (49-5 to 112)	69 (52-5 to 92)	70-5 (52-1 to 96)	54-9 (36-7 to 77-4)	47-1 (32-4 to 66-9)	31-9 (20-4 to 46-6)	18-2 (10-2 to 29-1)	7-1 (3-7 to 11)	2-1 (1-6 to 2-7)	0-3 (0-2 to 0-5)	0-1 (0-1 to 0-1)	1,268
Road injuries	5-4 (1-1 to 9-6)	1-1 (0-3 to 3-4)	1-9 (0-4 to 4-7)	2-3 (0-5 to 6-1)	2-3 (0-7 to 5-5)	1-8 (0-6 to 4-2)	1-9 (0-6 to 4-2)	1-9 (0-6 to 4-2)	1-9 (0-6 to 4-2)	1-9 (0-6 to 4-2)	1-9 (0-6 to 4-2)	1-9 (0-6 to 4-2)	1-9 (0-6 to 4-2)	1-9 (0-6 to 4-2)	1-9 (0-6 to 4-2)	1-9 (0-6 to 4-2)	1-9 (0-6 to 4-2)	1-9 (0-6 to 4-2)	1-9 (0-6 to 4-2)	1-9 (0-6 to 4-2)	1-9 (0-6 to 4-2)	1-9 (0-6 to 4-2)	1-9 (0-6 to 4-2)	1,293
Pedestrian road injuries	2-4 (0-8 to 5-4)	0-7 (0-3 to 2-4)	1-3 (0-5 to 3-1)	1-7 (0-7 to 3-7)	2-6 (1-1 to 5-1)	2-2 (0-9 to 4-7)	2-1 (0-9 to 4-4)	1-7 (0-7 to 3-5)	1-5 (0-6 to 3-2)	1-3 (0-5 to 2-9)	1-2 (0-5 to 2-5)	1-1 (0-5 to 2-3)	0-9 (0-4 to 2-1)	0-8 (0-3 to 1-8)	0-6 (0-3 to 1-5)	0-5 (0-2 to 1-2)	0-4 (0-2 to 1-1)	0-3 (0-1 to 0-8)	0-2 (0-1 to 0-6)	0-2 (0-1 to 0-4)	0-1 (0-1 to 0-3)	0-1 (0-1 to 0-3)	0-1 (0-1 to 0-2)	529
Cyclist road injuries	0 (0 to 0)	0 (0 to 0)	0 (0 to 0)	0-1 (0 to 0-3)	0-4 (0 to 1-5)	0-4 (0 to 1-4)	0-4 (0-1 to 1-2)	0-3 (0 to 1-1)	0-3 (0 to 1-1)	0-3 (0 to 1-1)	0-3 (0 to 1-1)	0-3 (0 to 1-1)	0-3 (0 to 1-1)	0-3 (0 to 1-1)	0-3 (0 to 1-1)	0-3 (0 to 1-1)	0-3 (0 to 1-1)	0-3 (0 to 1-1)	0-3 (0 to 1-1)	0-3 (0 to 1-1)	0-3 (0 to 1-1)	0-3 (0 to 1-1)	0-3 (0 to 1-1)	136
Motorcycle road injuries	0-6 (0-1 to 1-2)	0-2 (0 to 0-6)	0-5 (0-2 to 1-2)	0-9 (0-3 to 1-9)	1-4 (0-6 to 2-2)	1-2 (0-5 to 2-1)	1-2 (0-5 to 2-1)	1-2 (0-5 to 2-1)	1-2 (0-5 to 2-1)	1-2 (0-5 to 2-1)	1-2 (0-5 to 2-1)	1-2 (0-5 to 2-1)	1-2 (0-5 to 2-1)	1-2 (0-5 to 2-1)	1-2 (0-5 to 2-1)	1-2 (0-5 to 2-1)	1-2 (0-5 to 2-1)	1-2 (0-5 to 2-1)	1-2 (0-5 to 2-1)	1-2 (0-5 to 2-1)	1-2 (0-5 to 2-1)	1-2 (0-5 to 2-1)	1-2 (0-5 to 2-1)	83-1
Motor vehicle road injuries	2-3 (0-7 to 5-7)	1-2 (0-4 to 3-4)	2-4 (0-7 to 6-8)	2-9 (0-8 to 7-4)	4-0 (1-4 to 9-9)	4-3 (1-5 to 10-1)	4-2 (1-5 to 9-8)	4-1 (1-5 to 9-6)	4-1 (1-5 to 9-4)	4-0 (1-5 to 9-2)	3-9 (1-4 to 8-9)	3-8 (1-4 to 8-6)	3-7 (1-3 to 8-4)	3-6 (1-3 to 8-2)	3-5 (1-3 to 8-1)	3-4 (1-2 to 7-9)	3-3 (1-2 to 7-7)	3-2 (1-2 to 7-5)	3-1 (1-1 to 7-3)

SR Table 2b: HomeBay DALYS by cause and sex group for females with 95% uncertainty intervals, 2019

Cause	Early Neonatal	Late Neonatal	Post Neonatal	1 to 4	5 to 9	10 to 14	15 to 19	20 to 24	25 to 29	30 to 34	35 to 39	40 to 44	45 to 49	50 to 54	55 to 59	60 to 64	65 to 69	70 to 74	75 to 79	80 to 84	85 to 89	90 to 94	95 plus	Total
All causes	27,400 (25,000 to 29,900)	7,020 (5,810 to 8,300)	49,700 (22,500 to 81,200)	39,000 (20,300 to 63,200)	11,300 (8,290 to 15,200)	10,600 (7,960 to 13,400)	14,600 (11,400 to 18,000)	19,800 (13,400 to 28,000)	26,200 (17,300 to 36,700)	29,000 (20,900 to 39,500)	29,400 (20,900 to 39,500)	23,700 (17,700 to 30,600)	19,900 (13,900 to 26,600)	19,600 (13,900 to 26,600)	14,900 (11,200 to 19,700)	11,700 (8,590 to 15,200)	10,700 (7,570 to 13,900)	9,710 (6,900 to 12,900)	7,980 (5,660 to 10,400)	6,600 (4,300 to 8,990)	3,500 (2,000 to 5,200)	909 (450 to 1,520)	379 (210 to 579)	392,000
Communicable, maternal, neonatal, and nutritional diseases	25,900 (21,200 to 29,900)	6,370 (5,190 to 7,730)	41,900 (29,900 to 55,900)	29,900 (19,900 to 43,600)	7,600 (5,690 to 10,800)	5,890 (3,950 to 8,540)	10,000 (7,220 to 13,600)	14,000 (8,970 to 20,900)	20,600 (12,400 to 30,500)	23,600 (16,900 to 33,400)	23,200 (16,600 to 33,200)	18,300 (13,600 to 24,300)	14,900 (9,980 to 20,600)	14,600 (9,980 to 20,600)	10,200 (7,130 to 14,500)	6,890 (4,730 to 9,640)	5,910 (3,900 to 8,560)	4,960 (2,960 to 7,400)	2,990 (1,670 to 4,900)	1,260 (1,020 to 2,000)	607 (397 to 1,060)	252 (127 to 397)	272,000
HIV/AIDS and sexually transmitted infections	671 (299 to 1,580)	117 (39.2 to 364)	10,800 (5,810 to 18,400)	11,800 (6,270 to 18,900)	2,700 (1,470 to 4,480)	2,190 (1,750 to 3,000)	7,240 (3,970 to 13,300)	10,700 (6,860 to 19,600)	17,600 (9,600 to 30,700)	22,100 (14,200 to 34,600)	21,600 (13,600 to 37,000)	16,900 (11,900 to 25,400)	13,100 (8,670 to 19,600)	13,100 (8,660 to 19,600)	8,860 (5,970 to 13,200)	5,630 (3,930 to 8,000)	5,020 (3,660 to 6,900)	4,060 (2,900 to 5,800)	2,360 (1,660 to 3,400)	726 (480 to 1,110)	310 (190 to 480)	89 (39.7 to 162)	10.7 (4.1 to 21.4)	311 (1.6 to 4.6)	197,000
HIV/AIDS	611 (54 to 2,010)	3.6 (0 to 19)	9,870 (5,020 to 18,200)	11,800 (5,220 to 18,900)	2,700 (1,470 to 4,480)	2,190 (1,750 to 3,000)	7,200 (3,800 to 13,300)	10,700 (6,820 to 19,600)	17,500 (9,560 to 30,700)	22,100 (14,200 to 34,600)	21,600 (13,600 to 37,000)	16,900 (11,900 to 25,400)	13,100 (8,660 to 19,600)	13,100 (8,660 to 19,600)	8,860 (5,930 to 13,200)	5,630 (3,930 to 8,000)	5,020 (3,660 to 6,900)	4,060 (2,900 to 5,800)	2,360 (1,660 to 3,400)	726 (480 to 1,110)	310 (190 to 480)	89 (39.7 to 162)	10.7 (4.1 to 21.4)	311 (1.6 to 4.6)	196,000
HIV/AIDS - Drug-susceptible Tuberculosis	0 (0 to 0)	0 (0 to 0)	626 (0 to 1,460)	647 (0 to 1,730)	292 (0 to 933)	350 (0 to 1,120)	1,120 (0 to 3,600)	2,060 (0 to 6,600)	3,710 (0 to 12,000)	4,760 (0 to 15,300)	4,920 (0 to 15,800)	3,970 (0 to 12,800)	2,900 (0 to 9,350)	2,900 (0 to 9,350)	1,720 (0 to 5,560)	1,020 (0 to 3,300)	922 (0 to 2,980)	732 (0 to 2,360)	434 (0 to 1,400)	132 (0 to 426)	51.9 (0 to 167)	14.2 (0 to 45.7)	1.5 (0 to 4.9)	0.0 (0 to 0.1)	29,100
HIV/AIDS - Multidrug-resistant Tuberculosis without extensive drug resistance	40 (0 to 0)	0.0 (0 to 0)	243 (12 to 744)	403 (15 to 1,150)	124 (4.0 to 68.7)	104 (2.9 to 63.7)	347 (14 to 207)	1,020 (29 to 376)	2,180 (49 to 699)	3,220 (82 to 701)	3,450 (94 to 740)	2,810 (83 to 599)	2,040 (53 to 434)	2,040 (53 to 434)	1,260 (23 to 309)	743 (14 to 189)	672 (9.6 to 183)	533 (4.4 to 147)	316 (2.2 to 87.9)	96.1 (0.1 to 30.6)	37.8 (0 to 21)	10.4 (0 to 6.3)	1.1 (0 to 0.8)	0.0 (0 to 0.1)	1,640
HIV/AIDS - Extensively drug-resistant Tuberculosis	0 (0 to 0)	0.0 (0 to 0)	0.6 (0 to 2.4)	0.6 (0 to 2.4)	0.1 (0 to 0.7)	0.2 (0 to 0.9)	0.6 (0 to 3)	1.1 (0 to 5.1)	1.8 (0 to 8.6)	2.2 (0 to 10.1)	2.1 (0 to 10.2)	1.7 (0 to 8.1)	1.5 (0 to 6.9)	1.5 (0 to 6.9)	0.9 (0 to 4.1)	0.5 (0 to 2.3)	0.4 (0 to 1.6)	0.3 (0 to 1.2)	0.2 (0 to 0.7)	0.1 (0 to 0.4)	0.0 (0 to 0.2)	0.0 (0 to 0.1)	0.0 (0 to 0.0)	0.0 (0 to 0.0)	14
HIV/AIDS resulting in other diseases	59 (4 to 200)	3.6 (1.2 to 9.4)	8,900 (2,100 to 17,300)	10,700 (4,120 to 17,700)	2,600 (1,190 to 4,370)	2,000 (1,390 to 3,200)	6,060 (2,970 to 12,200)	8,500 (3,920 to 17,400)	13,700 (5,960 to 28,600)	17,100 (9,700 to 29,600)	16,200 (9,600 to 29,600)	12,800 (7,970 to 19,600)	9,900 (5,620 to 15,200)	9,900 (5,620 to 15,200)	6,300 (3,550 to 9,920)	4,200 (2,120 to 6,840)	3,800 (1,920 to 6,090)	3,200 (1,620 to 5,250)	1,900 (930 to 3,250)	598 (260 to 1,120)	227 (72 to 484)	72.4 (11.6 to 181)	6.9 (0.6 to 19.6)	0.3 (0 to 1.5)	125,000
Sexually transmitted infections excluding HIV	60 (22 to 120)	113 (27 to 341)	1,000 (612 to 1,600)	1,000 (612 to 1,600)	2,100 (1,280 to 3,300)	1,800 (1,080 to 2,900)	6,200 (3,800 to 9,800)	8,900 (5,400 to 14,000)	12,900 (7,800 to 20,400)	6,900 (4,200 to 10,900)	5,200 (3,200 to 8,200)	1,400 (850 to 2,200)	1,200 (730 to 1,900)	1,200 (730 to 1,900)	1,000 (610 to 1,600)	1,000 (610 to 1,600)	1,000 (610 to 1,600)	1,000 (610 to 1,600)	1,000 (610 to 1,600)	1,000 (610 to 1,600)	1,000 (610 to 1,600)	1,000 (610 to 1,600)	1,000 (610 to 1,600)	1,000 (610 to 1,600)	1,000
Syphilis	670 (204 to 1,580)	112 (22 to 341)	233 (67.9 to 556)	9.4 (2.5 to 23.1)	4.3 (1.1 to 10.6)	1.1 (0.3 to 2.5)	2.7 (0.7 to 6.1)	1.0 (0.2 to 2.1)	2.0 (0.5 to 4.1)	1.6 (0.4 to 3.3)	0.7 (0.2 to 1.5)	0.2 (0.1 to 0.5)	0.2 (0.1 to 0.5)	0.2 (0.1 to 0.5)	0.1 (0.0 to 0.3)	0.1 (0.0 to 0.3)	0.1 (0.0 to 0.3)	0.1 (0.0 to 0.3)	0.1 (0.0 to 0.3)	0.1 (0.0 to 0.3)	0.1 (0.0 to 0.3)	0.1 (0.0 to 0.3)	0.1 (0.0 to 0.3)	0.1 (0.0 to 0.3)	1,040
Chlamydial infection	0 (0 to 0)	0 (0 to 0)	0 (0 to 0)	0 (0 to 0)	0 (0 to 0)	0.0 (0 to 0.1)	1.9 (0 to 9.4)	4.2 (1.0 to 9.5)	3.9 (1.1 to 7.3)	1.5 (0 to 3.5)	0.8 (0 to 2.1)	2.8 (1.0 to 6.8)	1.9 (1.0 to 3.9)	1.3 (0.6 to 2.6)	0.6 (0.2 to 1.5)	0.2 (0 to 0.6)	0.1 (0 to 0.3)	0.1 (0 to 0.3)	0.0 (0 to 0.1)	0.0 (0 to 0.1)	0.0 (0 to 0.1)	0.0 (0 to 0.1)	0.0 (0 to 0.1)	0.0 (0 to 0.1)	20.9
Gonococcal infection	0 (0 to 0)	0 (0 to 0)	0 (0 to 0)	0 (0 to 0)	0 (0 to 0)	0.0 (0 to 0.1)	3.7 (1.1 to 11.5)	1.5 (0.4 to 3.9)	1.0 (0.2 to 2.3)	0.5 (0.2 to 1.2)	0.2 (0.1 to 0.5)	0.2 (0.1 to 0.5)	0.1 (0.0 to 0.3)	0.1 (0.0 to 0.3)	0.0 (0.0 to 0.2)	0.0 (0.0 to 0.1)	0.0 (0.0 to 0.1)	0.0 (0.0 to 0.1)	0.0 (0.0 to 0.1)	0.0 (0.0 to 0.1)	0.0 (0.0 to 0.1)	0.0 (0.0 to 0.1)	0.0 (0.0 to 0.1)	0.0 (0.0 to 0.1)	26.4
Trichomoniasis	0 (0 to 0)	0 (0 to 0)	0 (0 to 0)	0 (0 to 0)	0 (0 to 0)	0.0 (0 to 0.1)	4.1 (1.1 to 12.6)	12.9 (3.1 to 30.1)	17.1 (4.1 to 39.1)	19.6 (4.7 to 44.3)	11.7 (2.7 to 26.6)	7.6 (1.7 to 17.6)	5.2 (1.2 to 12.1)	3.1 (0.7 to 7.2)	2 (0.4 to 4.7)	1.3 (0.3 to 3.1)	0.8 (0.2 to 2.1)	0.5 (0.1 to 1.4)	0.3 (0.1 to 1.1)	0.1 (0.0 to 0.3)	0.1 (0.0 to 0.3)	0.1 (0.0 to 0.3)	0.1 (0.0 to 0.3)	0.1 (0.0 to 0.3)	83.2
Genital herpes	0 (0 to 0)	0 (0 to 0)	0 (0 to 0)	0 (0 to 0)	0 (0 to 0)	0.0 (0 to 1.2)	0.6 (0.2 to 1.6)	1.1 (0.4 to 2.6)	0.7 (0.2 to 1.6)	0.3 (0.1 to 0.7)	0.1 (0 to 0.3)	0.1 (0 to 0.2)	0.0 (0 to 0.1)	0.0 (0 to 0.1)	0.0 (0 to 0.1)	0.0 (0 to 0.1)	0.0 (0 to 0.1)	0.0 (0 to 0.1)	0.0 (0 to 0.1)	0.0 (0 to 0.1)	0.0 (0 to 0.1)	0.0 (0 to 0.1)	0.0 (0 to 0.1)	0.0 (0 to 0.1)	39.5
Other sexually transmitted infections	0 (0 to 0)	0 (0 to 0)	0 (0 to 0)	0 (0 to 0)	0 (0 to 0)	0.0 (0 to 1.2)	5.6 (2.2 to 15.4)	7.2 (3.2 to 16.7)	9.5 (4.3 to 19.1)	4.6 (1.9 to 9.3)	2.5 (1.1 to 5.1)	1.8 (0.8 to 3.7)	1.2 (0.5 to 2.5)	0.7 (0.3 to 1.5)	0.4 (0.1 to 0.9)	0.2 (0.1 to 0.5)	0.1 (0.1 to 0.4)	0.1 (0.0 to 0.3)	0.1 (0.0 to 0.2)	0.0 (0.0 to 0.1)	0.0 (0.0 to 0.1)	0.0 (0.0 to 0.1)	0.0 (0.0 to 0.1)	0.0 (0.0 to 0.1)	61.2
Respiratory infections and tuberculosis	1,080 (1,100 to 2,470)	1,080 (898 to 1,800)	6,480 (4,200 to 14,300)	2,770 (1,390 to 4,860)	622 (387 to 970)	287 (221 to 367)	678 (369 to 1,200)	778 (440 to 1,360)	784 (472 to 1,400)	622 (408 to 1,060)	476 (258 to 1,060)	344 (222 to 1,060)	277 (220 to 1,060)	277 (220 to 1,060)	214 (161 to 1,060)	179 (130 to 1,060)	154 (110 to 1,060)	127 (86 to 1,060)	107 (67 to 1,060)	74 (43 to 1,060)	43 (23 to 1,060)	16 (7.6 to 1,060)	3.2 (1.3 to 1,060)	0.3 (0.1 to 1,060)	23,600
Tuberculosis	0 (0 to 0)	0 (0 to 0)	538 (166 to 1,290)	636 (111 to 909)	89.6 (67.6 to 199)	333 (27.6 to 765)	474 (16.5 to 930)	535 (20.3 to 992)	722 (29.1 to 1,350)	1,060 (20.1 to 1,940)	1,220 (17.5 to 1,940)	1,220 (10.1 to 1,940)	1,220 (10.1 to 1,940)	1,220 (10.1 to 1,940)	1,220 (10.1 to 1,940)	1,220 (10.1 to 1,940)	1,220 (10.1 to 1,940)	1,220 (10.1 to 1,940)	1,220 (10.1 to 1,940)	1,220 (10.1 to 1,940)	1,220 (10.1 to 1,940)	1,220 (10.1 to 1,940)	1,220 (10.1 to 1,940)	1,220 (10.1 to 1,940)	24,400
Latent tuberculosis infection	0 (0 to 0)	0 (0 to 0)	0 (0 to 0)	0 (0 to 0)	0 (0 to 0)	0 (0 to 0)	0 (0 to 0)	0 (0 to 0)	0 (0 to 0)	0 (0 to 0)	0 (0 to 0)	0 (0 to 0)	0 (0 to 0)	0 (0 to 0)	0 (0 to 0)	0 (0 to 0)	0 (0 to 0)	0 (0 to 0)	0 (0 to 0)	0 (0 to 0)	0 (0 to 0)	0 (0 to 0)	0 (0 to 0)	0 (0 to 0)	0 (0 to 0)	0
Drug-susceptible Tuberculosis	0 (0 to 0)	0 (0 to 0)	538 (166 to 1,290)	636 (111 to 909)	89.6 (67.6 to 199)	333 (27.6 to 765)	474 (16.5 to 930)	535 (20.3 to 992)	722 (29.1 to 1,350)	1,060 (20.1 to 1,940)	1,220 (17.5 to 1,940)	1,220 (10.1 to 1,940)	1,220 (10.1 to 1,940)	1,220 (10.1 to 1,940)	1,220 (10.1 to 1,940)	1,220 (10.1 to 1,940)	1,220 (10.1 to 1,940)	1,220 (10.1 to 1,940)	1,220 (10.1 to 1,940)	1,220 (10.1 to 1,940)	1,220 (10.1 to 1,940)	1,220 (10.1 to 1,940)	1,220 (10.1 to 1,940)	1,220 (10.1 to 1,940)	24,400
Multidrug-resistant tuberculosis without extensive drug resistance	0 (0 to 0)	0 (0 to 0)	0 (0 to 0)	0 (0 to 0)	0 (0 to 0)	0 (0 to 0)	0 (0 to 0)	0 (0 to 0)	0 (0 to 0)	0 (0 to 0)	0 (0 to 0)	0 (0 to 0)	0 (0 to 0)	0 (0 to 0)	0 (0 to 0)	0 (0 to 0)	0 (0 to 0)	0 (0 to 0)	0 (0 to 0)	0 (0 to 0)	0 (0 to 0)	0 (0 to 0)	0 (0 to 0)	0 (0 to 0)	0 (0 to 0)	0
Extensively drug-resistant tuberculosis	0 (0 to 0)	0 (0 to 0)	0 (0 to 1.1)	0 (0 to 0.4)	0 (0 to 0.2)	0 (0 to 0.1)	0 (0 to 0.1)	0 (0 to 0.1)	0 (0 to 0.1)	0 (0 to 0.1)	0 (0 to 0.1)	0 (0 to 0.1)	0 (0 to 0.1)	0 (0 to 0.1)	0 (0 to 0.1)	0 (0 to 0.1)	0 (0 to 0.1)	0 (0 to 0.1)	0 (0 to 0.1)	0 (0 to 0.1)	0 (0 to 0.1)	0 (0 to 0.1)	0 (0 to 0.1)	0 (0 to 0.1)	0 (0 to 0.1)	2.1
Lower respiratory infections	1,130 (1,100 to 2,470)	1,070 (897 to 1,800)	7,060 (3,670 to 13,900)	2,270 (1,270 to 3,900)	321 (206 to 511)	162 (99.5 to 257)	184 (90.1 to 350)	172 (86.1 to 350)	186 (84.1 to 379)	171 (84.1 to 379)	164 (84.1 to 379)	156 (84.1 to 379)	156 (84.1 to 379)	156 (84.1 to 379)	156 (84.1 to 379)	156 (84.1 to 379)	156 (84.1 to 379)	156 (84.1 to 379)	156 (84.1 to 379)	156 (84.1 to 379)	156 (84.1 to 379)	156 (84.1 to 379)	156 (84.1 to 379)	156 (84.1 to 379)	156 (84.1 to 379)	17,200
Upper respiratory infections	0.6 (0 to 2.2)	2.2 (0.2 to 7.2)	59.7 (5.2 to 286)	143 (12.2 to 1,060)	131 (11.2 to 1,060)	106 (9.1 to 1,060)	93.6 (8.1 to 1,060)	72.2 (6.2 to 1,060)	93.6 (8.1 to 1,060)	23.2 (2.0 to 1,060)	39 (3.4 to 1,060)	29.1 (2.5 to 1,060)	17.4 (1.5 to 1,060)	17.4 (1.5 to 1,060)	14.3 (1.2 to 1,060)	12.1 (1.0 to 1,060)	9.8 (0.8 to 1,060)	7.7 (0.7 to 1,060)	5.6 (0.5 to 1,060)	3.5 (0.3 to 1,060)	1.9 (0.2 to 1,060)	0.8 (0.1 to 1,060)	0.2 (0 to 1,060)	0.0 (0 to 1,060)	823
Otitis media	0 (0 to 0)	0 (0 to 0.6)	0 (0 to 14.8)	0 (0 to 28.3)	0 (0 to 58.1)	0 (0 to 77.4)	0 (0 to 39.4)	0 (0 to 36.6)	0 (0 to 36.6)	0 (0 to 36.6)	0 (0 to 36.6)	0 (0 to 36.6)	0 (0 to 36.6)	0 (0 to 36.6)	0 (0 to 36.6)	0 (0 to 36.6)	0 (0 to 36.6)	0 (0 to 36.6)	0 (0 to 36.6)	0 (0 to 36.6)	0 (0 to 36.6)	0 (0 to 36.6)	0 (0 to 36.6)	0 (0 to 36.6)	0 (0 to 36.6)	269
Enteric infections	963 (372 to 1,980)	1,230 (680 to 2,490)	10,700 (4,370 to 19,900)	5,790 (2,980 to 10,800)	1,400 (810 to 2,390)	775 (379 to 1,400)	993 (332 to 2,010)	693 (232 to 2,010)	473 (183 to 909)	367 (109 to 776)	288 (89.3 to 632)	238 (89.3 to 632)	232 (89.3 to 632)	232 (89.3 to 632)	240 (90.2 to 632)	261 (99.6 to 632)	309 (120 to 632)	348 (120 to 632)	271 (120 to 632)	205 (120 to 632)	76.6 (39.1 to 178)	20.6 (7.6 to 52.4)	2.1 (0.5 to 6.1)	26,100
Diarrheal diseases	963 (372 to 1,980)	1,230 (680 to 2,490)	10,700 (4,370 to 19,900)	5,790 (2,980 to 10,800)	1,400 (810 to 2,390)	775 (379 to 1,400)	993 (332 to 2,010)	693 (232 to 2,010)	473 (183 to 909)	367 (109 to 776)	288 (89.3 to 632)	238 (89.3 to 632)	232 (89.3 to 632)	232 (89.3 to 632)	240 (90.2 to 632)	261 (99.6 to 632)	309 (120 to 632)	348 (120 to 632)	271 (120 to 632)	205 (120 to 632)	76.6 (39.1 to 178)	20.6 (7.6 to 52.4)	2.1 (0.5 to 6.1)	26,100
Typhoid and paratyphoid	0 (0 to 0)	0 (0 to 0.1)	0.6 (0.1 to 1.6)	0.7 (0.2 to 1.9)	0.3 (0.1 to 0.8)	0.1 (0 to 0.3)	0.1 (0 to 0.3)	0.1 (0 to 0.2)	0.1 (0 to 0.2)	0.0 (0 to 0.1)	0.0 (0 to 0.1)	0.0 (0 to 0.1)	0.0 (0 to 0.1)	0.0 (0 to 0.1)	0.0 (0 to 0.1)	0.0 (0 to 0.1)	0.0 (0 to 0.1)	0.0 (0 to 0.1)	0.0 (0 to 0.1)	0.0 (0 to 0.1)	0.0 (0 to 0.1)	0.0 (0 to 0.1)	0.0 (0 to 0.1)	0.0 (0 to 0.1)	0.0 (0 to 0.1)	1.3
Typhoid fever	0 (0 to 0)	0 (0 to 0.1)	0.6 (0.1 to 1.6)	0.7 (0.2 to 1.9)	0.3 (0.1 to 0.8)	0.1 (0 to 0.3)	0.1 (0 to 0.3)	0.1 (0 to 0.2)	0.1 (0 to 0.2)	0.0 (0 to 0.1)	0.0 (0 to 0.1)	0.0 (0 to 0.1)	0.0 (0 to 0.1)	0.0 (0 to 0.1)	0.0 (0 to 0.1)	0.0 (0 to 0.1)	0.0 (0 to 0.1)	0.0 (0 to 0.1)	0.0 (0 to 0.1)	0.0 (0 to 0.1)	0.0 (0 to 0.1)	0.0 (0 to 0.1)	0.0 (0 to 0.1)	0.0 (0 to 0.1)	0.0 (0 to 0.1)	1.3
Paratyphoid fever	0 (0 to 0)	0 (0 to 0)	0.1 (0 to 0.3)	0.1 (0 to 0.4)	0.0 (0 to 0.1)	0.0 (0 to 0.1)	0.0 (0 to 0.1)	0.0 (0 to 0.1)	0.0 (0 to 0.1)	0.0 (0 to 0.1)	0.0 (0 to 0.1)	0.0 (0 to 0.1)	0.0 (0 to 0.1)	0.0 (0 to 0.1)	0.0 (0 to 0.1)	0.0 (0 to 0.1)	0.0 (0 to 0.1)	0.0 (0 to 0.1)	0.0 (0 to 0.1)	0.0 (0 to 0.1





SR Table 2b: Isiolo DALYS by cause and age group for females with 95% uncertainty intervals. 2019

Cause	Early Neonatal	Late Neonatal	Post Neonatal	1 to 4	5 to 9	10 to 14	15 to 19	20 to 24	25 to 29	30 to 34	35 to 39	40 to 44	45 to 49	50 to 54	55 to 59	60 to 64	65 to 69	70 to 74	75 to 79	80 to 84	85 to 89	90 to 94	95 plus	Total
All causes	8,779 (7,024-10,900)	5,388 (4,246-6,800)	14,660 (11,491-18,401)	12,264 (10,340-14,410)	7,210 (6,063-8,510)	6,407 (5,410-7,550)	7,188 (6,118-8,330)	8,110 (7,059-9,230)	9,256 (8,242-10,300)	10,240 (9,216-11,300)	11,230 (10,200-12,300)	12,230 (11,200-13,300)	13,230 (12,200-14,300)	14,230 (13,200-15,300)	15,230 (14,200-16,300)	16,230 (15,200-17,300)	17,230 (16,200-18,300)	18,230 (17,200-19,300)	19,230 (18,200-20,300)	20,230 (19,200-21,300)	21,230 (20,200-22,300)	22,230 (21,200-23,300)	40,000 (38,000-42,000)
Communicable, maternal, neonatal, and nutritional diseases	(6,420-10,200)	(3,788-5,135)	(3,760-5,135)	(2,600-4,270)	(350-519)	(350-519)	(600-1,090)	(600-1,270)	(600-1,580)	(600-1,680)	(740-1,940)	(740-1,940)	(679-1,800)	(552-1,490)	(427-1,220)	(350-1,000)	(330-1,000)	(330-1,000)	(330-1,000)	(330-1,000)	(330-1,000)	(330-1,000)	(330-1,000)	27,500
HIV/AIDS and sexually transmitted infections	156 (31-9,399)	20-8 (4-7-1,486-2)	139 (24-9-1,468)	184 (20-1-484)	88-3 (23-5-239)	94-2 (26-4-233)	257 (109-1-543)	339 (127-1,622)	555 (268-1-153)	668 (328-1,490)	731 (328-1,490)	744 (328-1,490)	690 (330-1,330)	577 (330-1,330)	579 (327-1,490)	329 (167-1,490)	192 (81-1,316)	71-4 (34-2-141)	31-9 (15-7-63)	7-2 (3-6-15)	2-6 (1-4-5)	0-6 (0-2-1-2)	0-2 (0-1-0-3)	5,000
HIV/AIDS	0 (0-0-0)	0 (0-0-0)	82-1 (12-3-611)	162 (17-7-1,650)	87-5 (23-3-239)	93-5 (32-9-229)	254 (108-1-536)	330 (151-1-645)	548 (262-1-140)	704 (379-1,490)	704 (379-1,490)	739 (389-1,490)	627 (349-1,330)	505 (334-970)	496 (336-1,020)	296 (196-1,020)	170 (96-4-316)	70-9 (35-4-16-1)	28-4 (15-4-59-9)	6-9 (3-6-32-9)	1-2 (0-4-3-4)	0-4 (0-2-1-2)	0-1 (0-1-0-3)	4,790
HIV/AIDS - Drug-susceptible Tuberculosis	0 (0-0-0)	0 (0-0-0)	13-2 (2-1-34-7)	32-7 (7-3-91-1)	18-1 (7-1-39-1)	19-8 (10-8-34-9)	64-5 (27-1-161)	83-9 (30-7-172)	151 (63-1-316)	229-3 (109-3-235)	256 (109-3-315)	198 (108-3-312)	175 (109-1-305)	140 (96-9-216)	89-9 (55-9-127)	42-8 (21-1-74-6)	19-3 (7-1-34-4)	6-4 (2-4-13-2)	2-9 (1-1-7-1)	0-3 (0-1-1-2)	0-1 (0-1-0-2)	0-1 (0-1-0-2)	0-1 (0-1-0-2)	1,280
HIV/AIDS - Multidrug-resistant Tuberculosis without extensive drug resistance	0 (0-0-0)	0 (0-0-0)	0-7 (0-0-2-5)	1-6 (0-2-4-5)	0-8 (0-0-4-1)	1 (0-0-5-4)	3 (0-1-10-1)	3-7 (0-1-12-1)	6-5 (0-2-20-1)	8-7 (0-2-34-1)	9-5 (0-2-36-5)	8-5 (0-2-33-6)	7-1 (0-2-27-2)	5-7 (0-1-19-2)	3-7 (0-1-12-6)	1-8 (0-0-6-4)	0-8 (0-0-2-9)	0-4 (0-0-1-4)	0-2 (0-0-1-1)	0-1 (0-0-0-5)	0-1 (0-0-0-3)	0-1 (0-0-0-3)	0-1 (0-0-0-3)	54-4
HIV/AIDS - Extensively drug-resistant Tuberculosis	0 (0-0-0)	0 (0-0-0)	0 (0-0-0-1)	0 (0-0-0-1)	0 (0-0-0-1)	0 (0-0-0-2)	0 (0-0-0-2)	0 (0-0-0-3)	0-1 (0-0-0-4)	0-2 (0-0-0-9)	0-3 (0-0-1-3)	0-3 (0-0-1-3)	0-3 (0-0-1-3)	0-3 (0-0-1-3)	0-3 (0-0-1-3)	0-2 (0-0-1-2)	0-2 (0-0-1-2)	0-2 (0-0-1-2)	0-2 (0-0-1-2)	0-2 (0-0-1-2)	0-2 (0-0-1-2)	0-2 (0-0-1-2)	0-2 (0-0-1-2)	0-7
HIV/AIDS resulting in other diseases	0 (0-0-0)	0 (0-0-1)	68-2 (9-8-1,367)	147 (19-1-1,196)	68-5 (19-1-196)	76-5 (16-4-1-196)	199 (27-4-1,196)	253 (65-5-1,516)	390 (148-1-966)	510 (216-1,240)	523 (217-1,233)	445 (194-1,092)	370 (143-1,019)	225 (99-1-534)	116 (52-4-277)	59-7 (27-1-139)	22-7 (8-7-52-4)	7-9 (3-5-20-6)	3-2 (1-1-8-1)	0-9 (0-3-2-5)	0-3 (0-1-1-1)	0-2 (0-1-0-5)	0-1 (0-1-0-3)	3,460
Sexually transmitted infections excluding HIV	0 (31-9-2,399)	0 (6-7-1,486-2)	0-7 (4-6-1-1)	0-8 (0-4-4-7)	0-7 (0-2-2-2)	0-7 (0-3-1-7)	1-4 (0-4-3-4)	2-8 (0-8-9-1)	3-7 (1-3-12-6)	4-3 (1-2-11-2)	5-6 (2-5-13-6)	5-2 (2-5-12-1)	4-7 (2-0-9-4)	3 (1-5-6-8)	2-2 (1-1-4-2)	1-2 (0-4-3-2)	0-6 (0-2-1-1)	0-3 (0-1-1-0)	0-2 (0-1-0-5)	0-2 (0-1-0-5)	0-1 (0-0-0-1)	0-1 (0-0-0-1)	0-1 (0-0-0-1)	213
Syphilis	0 (31-9-2,399)	0 (6-7-1,486-2)	0-6 (4-6-1-1)	0-8 (0-2-2-2)	0-7 (0-1-0-9)	0-5 (0-1-0-7)	0-7 (0-1-1-1)	0-2 (0-1-0-5)	0-5 (0-1-1-2)	0-7 (0-2-1-2)	0-7 (0-1-2-0)	0-7 (0-1-2-0)	0-5 (0-0-1-7)	0-3 (0-0-1-1)	0-1 (0-0-0-5)	0-1 (0-0-0-5)	0-1 (0-0-0-5)	0-1 (0-0-0-5)	0-1 (0-0-0-5)	0-1 (0-0-0-5)	0-1 (0-0-0-5)	0-1 (0-0-0-5)	0-1 (0-0-0-5)	179
Chlamydial infection	0 (0-0-0)	0 (0-0-0)	0 (0-0-0)	0 (0-0-0)	0-1 (0-0-0-2)	0-1 (0-0-0-2)	0-3 (0-0-1-3)	0-7 (0-2-1-7)	0-7 (0-2-1-9)	0-6 (0-2-1-5)	0-5 (0-2-1-4)	0-5 (0-2-0-9)	0-3 (0-2-0-6)	0-2 (0-1-0-4)	0-1 (0-0-0-2)	0-1 (0-0-0-2)	0-1 (0-0-0-1)	0-1 (0-0-0-1)	0-1 (0-0-0-1)	0-1 (0-0-0-1)	0-1 (0-0-0-1)	0-1 (0-0-0-1)	0-1 (0-0-0-1)	3-5
Gonococcal infection	0 (0-0-0)	0 (0-0-0)	0 (0-0-0)	0 (0-0-0)	0-1 (0-0-0-2)	0-3 (0-0-1-3)	0-6 (0-2-1-6)	1 (0-3-2-5)	0-6 (0-2-1-4)	0-4 (0-2-0-9)	0-2 (0-1-0-4)	0-2 (0-1-0-4)	0-2 (0-1-0-4)	0-2 (0-1-0-4)	0-1 (0-0-0-4)	0-1 (0-0-0-2)	0-1 (0-0-0-1)	0-1 (0-0-0-1)	0-1 (0-0-0-1)	0-1 (0-0-0-1)	0-1 (0-0-0-1)	0-1 (0-0-0-1)	0-1 (0-0-0-1)	4-6
Trichomoniasis	0 (0-0-0)	0 (0-0-0)	0 (0-0-0)	0 (0-0-0)	0 (0-0-0-1)	0 (0-0-0-2)	0-2 (0-0-1-3)	1-5 (0-4-0-4)	2-8 (0-9-0-3)	2-5 (0-8-0-8)	1-8 (0-6-0-9)	1-2 (0-4-0-7)	0-8 (0-3-0-3)	0-5 (0-2-0-2)	0-3 (0-1-0-1)	0-2 (0-0-0-1)	0-2 (0-0-0-1)	0-1 (0-0-0-1)	0-1 (0-0-0-1)	0-1 (0-0-0-1)	0-1 (0-0-0-1)	0-1 (0-0-0-1)	0-1 (0-0-0-1)	12-5
Genital herpes	0 (0-0-0)	0 (0-0-0)	0 (0-0-0)	0 (0-0-0)	0-1 (0-0-0-2)	0-4 (0-0-1-3)	0-6 (0-2-1-6)	0-8 (0-3-0-3)	0-9 (0-3-0-3)	0-9 (0-3-0-1)	0-7 (0-2-0-3)	0-7 (0-2-0-3)	0-5 (0-2-0-3)	0-4 (0-1-0-1)	0-3 (0-1-0-1)	0-2 (0-0-0-1)	0-2 (0-0-0-1)	0-1 (0-0-0-1)	0-1 (0-0-0-1)	0-1 (0-0-0-1)	0-1 (0-0-0-1)	0-1 (0-0-0-1)	0-1 (0-0-0-1)	5-4
Other sexually transmitted infections	0 (0-0-0)	0 (0-0-0)	0 (0-0-0)	0 (0-0-0)	0 (0-0-0-1)	0 (0-0-0-2)	0 (0-0-0-2)	0 (0-0-0-3)	0-1 (0-0-0-3)	0-1 (0-0-0-3)	0-2 (0-0-0-4)	0-2 (0-0-0-4)	0-2 (0-0-0-4)	0-2 (0-0-0-3)	0-2 (0-0-0-3)	0-2 (0-0-0-3)	0-2 (0-0-0-3)	0-2 (0-0-0-3)	0-2 (0-0-0-3)	0-2 (0-0-0-3)	0-2 (0-0-0-3)	0-2 (0-0-0-3)	0-2 (0-0-0-3)	8-5
Respiratory infections and tuberculosis	604 (421-1,040)	346 (191-577)	2,046 (1,200-3,080)	873 (512-1,380)	554 (364-1,000)	364 (191-1,130)	365 (204-2-184)	384 (191-1,263)	396 (191-1,263)	405 (193-1,263)	427 (203-1,272)	417 (203-1,272)	397 (192-1,226)	384 (192-1,226)	364 (192-1,226)	351 (192-1,226)	337 (192-1,226)	324 (192-1,226)	312 (192-1,226)	299 (192-1,226)	286 (192-1,226)	273 (192-1,226)	260 (192-1,226)	5,790
Tuberculosis	0 (0-0-0)	0 (0-0-0)	146 (67-8-286)	104 (47-3-206)	28-1 (13-9-59-1)	32-0 (10-2-62)	52-0 (27-3-10-1)	91-3 (48-0-178)	96-3 (47-8-183)	104 (52-5-195)	91-6 (39-2-184)	75-5 (29-5-165)	57-3 (20-5-135)	41-6 (20-2-94-9)	29-6 (12-5-69-2)	21-5 (9-1-52)	16-7 (7-5-40-3)	12-6 (5-2-31-1)	9-8 (4-1-24-3)	7-5 (3-1-18-4)	5-4 (2-2-13-1)	4-1 (1-6-9-9)	3-2 (1-4-7-5)	1,170
Latent tuberculosis infection	0 (0-0-0)	0 (0-0-0)	0 (0-0-0)	0 (0-0-0)	0 (0-0-0)	0 (0-0-0)	0 (0-0-0)	0 (0-0-0)	0 (0-0-0)	0 (0-0-0)	0 (0-0-0)	0 (0-0-0)	0 (0-0-0)	0 (0-0-0)	0 (0-0-0)	0 (0-0-0)	0 (0-0-0)	0 (0-0-0)	0 (0-0-0)	0 (0-0-0)	0 (0-0-0)	0 (0-0-0)	0 (0-0-0)	0
Drug-susceptible tuberculosis	0 (0-0-0)	0 (0-0-0)	142 (65-3-282)	99-7 (44-9-199)	27-1 (13-5-58-2)	21-4 (8-2-57-9)	50-7 (25-8-99-4)	89-5 (44-9-174)	94-2 (46-9-179)	102 (49-8-189)	89-4 (39-2-182)	73-1 (27-2-162)	55-6 (24-8-108)	40-4 (17-7-92)	28-8 (11-9-68-7)	20-9 (9-1-50)	16-2 (7-4-39-6)	12-2 (5-1-30-4)	9-5 (4-1-23-9)	7-3 (3-1-18-7)	5-2 (2-1-13-1)	3-9 (1-6-9-4)	3-1 (1-4-7-3)	1,130
Multidrug-resistant tuberculosis without extensive drug resistance	0 (0-0-0)	0 (0-0-0)	3-8 (1-1-32-4)	2-9 (1-1-22-2)	0-6 (0-2-4-8)	0-7 (0-2-3-6)	1-7 (0-5-16-5)	2-5 (0-8-8)	3-1 (1-1-15-5)	3-4 (1-1-15-6)	2-9 (0-9-12-2)	2-4 (0-9-10-2)	1-7 (0-6-9)	1-3 (0-5-6-4)	0-9 (0-4-4-2)	0-6 (0-2-3-1)	0-5 (0-2-2-7)	0-4 (0-1-2-1)	0-3 (0-1-1-7)	0-2 (0-1-1-5)	0-2 (0-0-7-2)	0-1 (0-0-4-6)	0-1 (0-0-3-2)	38-9
Extensively drug-resistant tuberculosis	0 (0-0-0)	0 (0-0-0)	0-1 (0-0-0-4)	0 (0-0-0)	0 (0-0-0-1)	0 (0-0-0-1)	0 (0-0-0-1)	0 (0-0-0-2)	0 (0-0-0-2)	0 (0-0-0-2)	0 (0-0-0-2)	0 (0-0-0-2)	0 (0-0-0-1)	0 (0-0-0-1)	0 (0-0-0-1)	0 (0-0-0-2)	0 (0-0-0-1)	0 (0-0-0-1)	0 (0-0-0-1)	0 (0-0-0-1)	0 (0-0-0-1)	0 (0-0-0-1)	0 (0-0-0-1)	0-5
Lower respiratory infections	817 (428-to-1,540)	346 (191-to-577)	1,880 (1,070-to-2,870)	737 (364-to-1,210)	493 (312-to-933)	344-4 (213-to-911-2)	277 (174-to-811-4)	274-7 (174-to-787-1)	277 (173-to-795-5)	301 (191-to-795-5)	329-3 (193-to-795-5)	319 (192-to-795-5)	299-5 (192-to-795-5)	289 (192-to-795-5)	278-4 (192-to-795-5)	268 (192-to-795-5)	258 (192-to-795-5)	248 (192-to-795-5)	238 (192-to-795-5)	228 (192-to-795-5)	218 (192-to-795-5)	208 (192-to-795-5)	198 (192-to-795-5)	4,470
Upper respiratory infections	0-1 (0-0-4)	0-4 (0-1-to-1-1)	12-5 (3-2-to-43-4)	10-5 (10-7-to-4)	15-3 (8-4-to-24-9)	12-3 (5-7-to-19-3)	10-6 (5-4-to-15-5)	7-9 (4-1-to-12-5)	6-4 (3-4-to-10-7)	4-8 (2-5-to-8)	3-2 (1-8-to-5-4)	2-2 (1-0-to-3-6)	1-5 (0-8-to-2-5)	1-1 (0-6-to-1-8)	0-9 (0-4-to-1-5)	0-7 (0-3-to-1-1)	0-6 (0-2-to-1-0)	0-5 (0-2-to-0-7)	0-4 (0-1-to-0-6)	0-3 (0-1-to-0-5)	0-3 (0-1-to-0-5)	0-2 (0-1-to-0-4)	0-2 (0-1-to-0-3)	118
Otitis media	0-6 (0-3-3)	0 (0-0-1)	1-1 (0-5-2-9)	7 (3-8-to-12-1)	7-9 (4-3-to-15)	6-8 (2-4-to-9-6)	3-4 (1-3-to-7-8)	2-1 (0-8-to-4)	1-4 (0-6-to-3)	1-1 (0-6-to-2-6)	0-9 (0-4-to-2-3)	0-8 (0-3-to-2)	0-6 (0-3-to-2)	0-5 (0-2-to-1-3)	0-4 (0-1-to-1-1)	0-3 (0-1-to-0-9)	0-3 (0-1-to-0-8)	0-2 (0-1-to-0-7)	0-2 (0-1-to-0-6)	0-2 (0-1-to-0-5)	0-2 (0-1-to-0-5)	0-2 (0-1-to-0-5)	0-2 (0-1-to-0-5)	46-7
Enteric infections	87-9 (32-4-to-205)	128 (46-4-to-277)	852 (298-to-1,930)	1,030 (387-to-1,320)	1,230 (143-to-462)	1,230 (64-9-to-294)	1,230 (59-2-to-167)	1,230 (31-4-to-163)	1,230 (29-to-163)	1,230 (28-to-163)	1,230 (28-to-163)	1,230 (28-to-163)	1,230 (28-to-163)	1,230 (28-to-163)	1,230 (28-to-163)	1,230 (28-to-163)	1,230 (28-to-163)	1,230 (28-to-163)	1,230 (28-to-163)	1,230 (28-to-163)	1,230 (28-to-163)	1,230 (28-to-163)	1,230 (28-to-163)	2,880
Diarrheal diseases	87-9 (32-4-to-205)	128 (46-to-274)	852 (149-to-1,930)	1,030 (49-to-262)	1,230 (21-to-107)	1,230 (23-to-144)	1,230 (21-to-166)	1,230 (21-to-155)	1,230 (20-to-155)	1,230 (19-to-155)	1,230 (19-to-155)	1,230 (19-to-155)	1,230 (19-to-155)	1,230 (19-to-155)	1,230 (19-to-155)	1,230 (19-to-155)	1,230 (19-to-155)	1,230 (19-to-155)	1,230 (19-to-155)	1,230 (19-to-155)	1,230 (19-to-155)	1,230 (19-to-155)	1,230 (19-to-155)	2,190
Typhoid and paratyphoid	0 (0-0-0)	0 (0-0-0)	0-1 (0-0-1-9)	0-7 (0-1-to-1-33)	0-5 (0-2-to-1-03)	0-4 (0-1-to-1-03)	0-4 (0-1-to-1-03)	0-4 (0-1-to-1-03)	0-4 (0-1-to-1-03)	0-4 (0-1-to-1-03)	0-4 (0-1-to-1-03)	0-4 (0-1-to-1-03)	0-4 (0-1-to-1-03)	0-4 (0-1-to-1-03)	0-4 (0-1-to-1-03)	0-4 (0-1-to-1-03)	0-4 (0-1-to-1-03)	0-4 (0-1-to-1-03)	0-4 (0-1-to-1-03)	0-4 (0-1-to-1-03)	0-4 (0-1-to-1-03)	0-4 (0-1-to-1-03)	0-4 (0-1-to-1-03)	227
Typhoid fever	0 (0-0-0)	0 (0-0-0)	0-4 (0-0-1-27)	67-9 (16-3-to-127)	39-3 (19-7-to-72)	56-2 (29-to-93)	34-3 (17-to-59-2)	15-7 (4-5-to-46-3)	9-7 (2-7-to-24)	9-2 (1-4-to-23-3)	7-4 (1-4-to-19-3)	5-9 (1-2-to-15-3)	3-6 (0-9-to-9-3)	1-3 (0-3-to-3-5)	0-9 (0-2-to-2-5)	0-6 (0-1-to-1-6)	0-4 (0-1-to-1-1)	0-3 (0-1-to-0-8)	0-2 (0-0-to-0-6)	0-1 (0-0-to-0-4)	0-1 (0-0-to-0-3)	0-1 (0-0-to-0-3)	0-1 (0-0-to-0-3)	245
Paratyphoid fever	0 (0-0-0)	0 (0-0-0)	0-7 (0-0-to-0-4)	2-7 (0-2-to-6-2)	2-5 (0-7-to-6-2)	2-5 (0-4-to-6-9)	1-6 (0-2-to-5-2)	0-7 (0-2-to-2-1)	0-5 (0-1-to-1-7)	0-5 (0-1-to-1-7)	0-5 (0-1-to-1-7)	0-5 (0-1-to-1-7)	0-5 (0-1-to-1-7)	0-5 (0-1-to-1-7)	0-5 (0-1-to-1-7)	0-5 (0-1-to-1-7)	0-5 (0-1-to-1-7)	0-5 (0-1-to-1-7)	0-5 (0-1-to-1-7)	0-5 (0-1-to-1-7)	0-5 (0-1-to-1-7)	0-5 (0-1-to-1-7)	0-5 (0-1-to-1-7)	11-3
Invasive Non-typhoidal Salmonella (iNTS)	0 (0-0-0)	3-1 (1-4-to-5-6)	87-5 (42-to-159)	210 (103-to-366)	59-1 (24-to-117)	8-1 (1-6-to-26-2)	2-8 (0-5-to-21-7)	1-9 (0-3-to-20-1)	1-3 (0-2-to-20-1)	1-1 (0-2-to-19-1)	1-1 (0-2-to-19-1)	1-1 (0-2-to-19-1)	1-1 (0-2-to-19-1)	1-1 (0-2-to-19-1)	1-1 (0-2-to-19-1)	1-1 (0-2-to-19-1)	1-1 (0-2-to-19-1)	1-1 (0-2-to-19-1)	1-1 (0-2-to-19-1)	1-1 (0-2-to-19-1)	1-1 (0-2-to-19-1)	1-1 (0-2-to-19-1)	1-1 (0-2-to-19-1)	432
Other intestinal infectious diseases	0 (0-0-0)	0 (0-0-0)	2-2 (0-6-19-6)	2-8 (0-6-to-19-6)	0-4 (0-2-to-1-2)	0-2 (0-0-to-0-6)	0-1 (0-0-to-0-4)	0-1 (0-0-to-0-4)	0-1 (0-0-to-0-4)	0-1 (0-0-to-0-4)	0-1 (0-0-to-0-4)	0-1 (0-0-to-0-4)	0-1 (0-0-to-0-4)	0-1 (0-0-to-0-4)	0-1 (0-0-to-0-4)	0-1 (0-0-to-0-4)	0-1 (0-0-to-0-4)	0-1 (0-0-to-0-4)	0-1 (0-0-to-0-4)	0-1 (0-0-to-0-4)	0-1 (0-0-to-0-4)	0-1 (0-0-to-0-4)	0-1 (0-0-to-0-4)	5-9
Neglected tropical diseases and malaria	0-2 (0-0-0)	48 (6-1-to-133)	405 (60-to-1,350)	276 (66-to-851)	45-3 (10-2-to-177)	27-7 (10-7-to-98)	32 (10-7-to-84-6)	30-6 (16-5-to-54-9)	28-6 (15-4-to-48-4)	29-1 (13-2-to-59-4)	17-5 (9-1-to-34-3)	13-8 (6-1-to-28-7)	12-9 (6-1-to-26-7)	10-7 (5-2-to-22-3)	8-9 (4-1-to-18-4)	7-5 (3-2-to-15-2)	6-7 (2-8-to-13-1)	5-6 (2-2-to-10-9)	4-6 (2-0-to-9-2)	3-7 (1-5-to-7-5)	2-9 (1-2-to-5-9)	2-3 (1-0-to-4-5)	0-1 (0-1-to-3-2)	1,010
Malaria	0 (0-0-0)	43-9 (6-2-to-133)	405 (78-2-to-1,350)	263 (57-to-769)	89-2 (19-to-267)	21-3 (7-4-to-53-6)	17-5 (7-to-39)	18-2 (7-to-43-3)	15-4 (6-4-to-34-3)	12-6 (4-9-to-29-6)	9-4 (3-5-to-22-2)	6-2 (2-1-to-16-4)	5-2 (1-9-to-14-4)	4-2 (1-4-to-12-1)	3-3 (1-2-to-10-5)	2-6 (1-1-to-8-9)	2-1 (0-9-to-7-6)	1-8 (0-8-to-6-4)	1-5 (0-7-to-5-3)	1-2 (0-6-to-4-2)	1-0 (0-5-to-3-5)	0-8 (0-4-to-2-8)	0-7 (0-3-to-2-3)	869
Chagas disease	0 (0-0-0)	0 (0-0-0)	0 (0-0-0)	0 (0-0-0)	0 (0-0-0)	0 (0-0-0)	0 (0-0-0)	0 (0-0-0)	0 (0-0-0)	0 (0-0-0)	0 (0-0-0)	0 (0-0-0)	0 (0-0-0)	0 (0-0-0)	0 (0-0-0)	0 (0-0-0)	0 (0-0-0)	0 (0-0-0)	0 (0-0-0)	0 (0-0-0)	0 (0-0-0)	0 (0-0-0)	0 (0-0-0)	0
Leishmaniasis	0 (0-0-0)	0 (0-0-0)	0 (0-0-0)	0 (0-0-0)	0-1 (0-0-0-3)	0-2 (0-0-0-6)	0-2 (0-1-to-0-5)	0-3 (0-1-to-0-5)	0-3 (0-1-to-0-5)	0-3 (0-1-to-0-5)	0-3 (0-1-to-0-5)	0-2 (0-1-to-0-5)	0-2 (0-1-to-0-4)	0-2 (0-1-to-0-4)	0-2 (0-1-to-0-4)	0-1 (0-0-to-0-3)	0-1 (0-0-to-0-3)	0-1 (0-0-to-0-3)	0-1 (0-0-to-0-3)	0-1 (0-0-to-0-3)	0-1 (0-0-to-0-3)	0-1 (0-0-to-0-3)	0-1 (0-0-to-0-3)	2-6
Visceral leishmaniasis	0 (0-0-0)	0 (0-0-0)	0 (0-0-0)	0 (0-0-0)	0 (0-0-0)	0 (0-0-0)	0 (0-0-0)	0 (0-0-0)	0 (0-0-0)	0 (0-0-0)	0 (0-0-0)	0 (0-0-0)	0 (0-0-0)	0 (0-0-0)	0 (0-0-0)	0 (0-0-0)	0 (0-0-0)	0 (0-0-0)	0 (0-0-0)	0 (0-0-0)	0 (0-0-0)	0 (0-0-0)	0 (0-0-0)	0
Cutaneous and mucocutaneous leishmaniasis	0 (0-0-0)	0 (0-0-0)	0 (0-0-0)	0-1 (0-0-0-3)	0-2 (0-0-0-6)	0-2 (0-0-0-6)	0-2 (0-1-to-0-5)	0-3 (0-1-to-0-5)	0-3 (0-1-to-0-5)	0-3 (0-1-to-0-5)	0-3 (0-1-to-0-5)	0-2 (0-1-to-0-5)	0-2 (0-1-to-0-4)	0-2 (0-1-to-0-4)	0-2 (0-1-to-0-4)	0-1 (0-0-to-0-3)	0-1 (0-0-to-0-3)	0-1 (0-0-to-0-3)	0-1 (0-0-to-0-3)	0-1 (0-0-to-0-3)	0-1 (0-0-to-0-3)	0-1 (0-0-to-0-3)	0-1 (0-0-to-0-3)	2-6
African trypanosomiasis	0 (0-0-0)	0 (0-0-0)	0 (0-0-0)	0 (0-0-0)	0 (0-0-0)	0 (0-0-0)	0 (0-0-0)	0 (0-0-0)	0 (0-0-0)	0 (0-0-0)	0 (0-0-0)	0 (0-0-0)	0 (0-0-0)	0 (0-0-0)	0 (0-0-0)	0 (0-0-0)	0 (0-0-0)	0 (0-0-0)	0 (0-0-0)	0 (0-0-0)	0 (0-0-0)	0 (0-0-0)	0 (0-0-0)	0
Schistosomiasis	0 (0-0-0)	0 (0-0-0)	0-5 (0-1-to-2-4)	1-1 (0-2-to-2-4)	0-6 (0-2-to-2-4)	1-4 (0-4-to-3-2)	3-8 (1-4-to-7-9)	3-4 (1-4-to-7-4)	3-4 (1-4-to-7-4)	3 (1-3-to-7-1)	2-6 (1-0-to-6-9)	1-6 (0-4-to-5-8)	1-2 (0-3-to-4-2)	0-9 (0-1-to-3-2)	0-8 (0-2-to-3)	0-6 (0-2-to-2-3)	0-5 (0-1-to-2-3)	0-4 (0-1-to-1-3)	0-3 (0-1-to-1-3)	0-2 (0-1-to-1-3)	0-2 (0-1-to-1-3)	0-2 (0-1-to-1-3)	0-1 (0-1-to-1-3)	27
Cysticercosis	0 (0-0-0)	0 (0-0-0)	0 (0-0-0)	0 (0-0-0)	0-1 (0-0-0-2)	0-2 (0-0-0-6)	0-3 (0-1-to-1-1)	0-5 (0-2-to-1-9)	0-6 (0-2-to-2-1)	0-6 (0-2-to-2-1)	0-6 (0-2-to-2-1)	0-5 (0-2-to-2-1)	0-5 (0-2-to-2-1)	0-4 (0-2-to-1-8)	0-4 (0-1-to-1-6)	0-3 (0-1-to-1-4)	0-3 (0-1-to-1-3)	0-2 (0-1-to-1-2)	0-2 (0-1-to-1-1)	0-2 (0-1-to-1-1)	0-2 (0-1-to-1-1)	0-2 (0-1-to-1-1)	0-2 (0-1-to-1-1)	24-2
Cystic echinococcosis	0 (0-0-0)	0 (0-0-0)	0 (0-0-0)	0-1 (0-0-0-2)	0-2 (0-0-0-6)	0-2 (0-0-0-6)	0-2 (0-0-0-6)	0-2 (0-0-0-6)	0-2 (0-0-0-6)	0-2 (0-0-0-6)	0-2 (0-0-0-6)	0-2 (0-0-0-6)	0-2 (0-0-0-6)	0-2 (0-0-0-6)	0-2 (0-0-0-6)	0-2 (0-0-0-6)	0-2 (0-0-0-6)	0-2 (0-0-0-6)	0-2 (0-0-0-6)	0-2 (0-0-0-6)	0-2 (0-0-0-6)	0-2 (0-0-0-6)	0-2 (0-0-0-6)	2-8
Lymphatic filariasis	0 (0-0-0)	0 (0-0-0)	0 (0-0-0)	0-4 (0-1-to-3-8)	0-7 (0-2-to-2-3)	0-8 (0-2-to-2-3)	1-1 (0-3-to-3-5)	1-5 (0-4-to-3-9)	1-4 (0-4-to-3-9)	1-4 (0-4-to-3-9)	1-1 (0-3-to-3-2)	0-9 (0-2-to-2-6)	0-8 (0-2-to-2-3)	0-7 (0-2-to-2-1)	0-6 (0-1-to-1-7)	0-5 (0-1-to-1-6)	0-4 (0-1-to-1-5)	0-4 (0-1-to-1-3)	0-3 (0-1-to-1-2)	0-3 (0-1-to-1-2)	0-2 (0-1-to-1-1)	0-2 (0-1-to-1-1)	0-2 (0-1-to-1-1)	16
Onchocerciasis	0 (0-0-0)	0 (0-0-0)	0 (0-0-0)	0 (0-0-0)	0 (0-0-0)	0 (0-0-0)	0 (0-0-0)	0 (0-0-0)	0 (0-0-0)	0 (0-0-0)	0 (0-0-0)	0 (0-0-0)	0 (0-0-0)	0 (0-0-0)	0 (0-0-0)	0 (0-0-0)	0 (0-0-0)	0 (0-0-0)	0 (0-0-0)	0 (0-0-0)	0 (0-0-0)	0 (0-0-0)	0 (0-0-0)	0
Trachoma	0 (0-0-0)	0 (0-0-0)	0 (0-0-0)	0 (0-0-0)	0 (0-0-0)	0 (0-0-0)	0 (0-0-0)	0 (0-0-0)	0 (0-0-0)	0 (0-0-0)	0 (0-0-0)	0 (0-0-0)	0 (0-0-0)	0 (0-0-0)	0 (0-0-0)	0 (0-0-0)	0 (0-0-0)	0 (0-0-0)	0 (0-0-0)	0 (0-0-0)	0 (0-0-0)	0 (0-0-0)	0 (0-0-0)	2-9
Dengue	0 (0-0-0)	0 (0-0-0)	0-1 (0-0-0-2)	0-3 (0-1-1)	0-4 (0-2-1)	0-6 (0-2)	0-5 (0-1-to-1-4)	0-6 (0-1-to-1-4)	0-6 (0-1-1)	0-5 (0-1-1)	0-3 (0-1-0-9)	0-2 (0-0-0-7)	0-1 (0-0-0-4)	0-1 (0-0-0-3)	0-1 (0-0-0-3)	0-1 (0-0-0-2)	0-1 (0-0-0-2)	0-1 (0-0-0-1)	0-1 (0-0-0-1)	0-1 (0-0-0-1)	0-1 (0-0-0-1)	0-1 (0-0-0-1)	0-1 (0-0-0-1)	4-1
Yellow fever	0 (0-0-0)	0 (0-0-0)	0-7 (0-0-2)	0-7 (0-1-to-1-7)	0-4 (0-1-to-1-4)	0-7 (0-1-to-2-1)	0-6 (0-2-to-2-3)	0-6 (0-2-to-2-3)	0-5 (0-2-to-1-5)	0-4 (0-1-to-1-1)	0-3 (0-1-to-0-7)	0-2 (0-1-to-0-4)	0-2 (0-0-to-0-4)	0-1 (0-0-to-0-3)	0-1 (0-0-to-0-3)	0-1 (0-0-to-0-2)	0-1 (0-0-to-0-1)	0-1 (0-0-to-0-1)	0-1 (0-0-to-0-1)	0-1 (0-0-to-0-1)



| | | |

SR Table 2b: Kajiado DALYS by cause and age group for females with 95% uncertainty intervals, 2019

Cause	Early Neonatal	Late Neonatal	Post Neonatal	1 to 4	5 to 9	10 to 14	15 to 19	20 to 24	25 to 29	30 to 34	35 to 39	40 to 44	45 to 49	50 to 54	55 to 59	60 to 64	65 to 69	70 to 74	75 to 79	80 to 84	85 to 89	90 to 94	95 plus	Total
All causes	4,214 (3,417-5,262)	2,147 (1,742-2,644)	3,140 (2,742-3,770)	4,665 (4,005-5,620)	3,091 (2,681-3,642)	2,304 (2,000-2,829)	2,110 (1,834-2,630)	2,116 (1,842-2,713)	2,409 (2,115-3,003)	2,829 (2,478-3,529)	3,239 (2,835-4,039)	3,509 (3,052-4,376)	3,766 (3,262-4,719)	3,966 (3,396-5,041)	3,922 (3,317-5,245)	3,553 (2,966-4,815)	3,509 (2,905-4,778)	3,313 (2,684-4,599)	3,005 (2,405-4,310)	2,562 (1,988-3,858)	1,902 (1,419-2,966)	1,162 (797-1,868)	1,162 (719-1,799)	129,030
Communicable, maternal, neonatal, and nutritional diseases	4,668 (3,810-5,302)	2,410 (1,840-3,148)	3,140 (2,630-3,870)	4,389 (3,727-5,297)	2,150 (1,660-2,820)	1,610 (1,345-2,210)	2,110 (2,010-2,426)	3,809 (2,810-5,473)	6,838 (5,770-8,710)	7,460 (6,830-10,000)	7,299 (6,582-10,000)	9,600 (9,020-12,000)	4,620 (3,900-6,573)	4,626 (3,900-6,573)	2,720 (1,900-3,900)	1,569 (1,090-2,250)	976 (653-1,390)	619 (417-902)	561 (353-799)	399 (260-583)	257 (163-349)	107 (70-139)	69,792
HIV/AIDS and sexually transmitted infections	346 (116-729)	70.7 (21-157)	488 (164-918)	222 (67-514)	316 (117-613)	436 (239-721)	1,310 (1,060-1,622)	1,709 (1,360-2,290)	3,476 (2,700-4,400)	4,970 (3,760-6,440)	5,100 (3,820-6,490)	4,150 (2,600-6,230)	3,100 (1,760-5,080)	1,460 (940-2,400)	745 (419-1,190)	297 (160-501)	113 (62-192)	50 (27-84)	21.6 (12-36.4)	4.4 (2.1-8.4)	1.6 (0.7-3.6)	0.4 (0.2-0.7)	0.1 (0.0-0.1)	28,200
HIV/AIDS	0 (0-0)	0.1 (0-0.1)	93.1 (59.9-154)	217 (139-342)	312 (174-511)	434 (232-741)	1,298 (673-2,205)	1,668 (873-3,205)	3,426 (1,730-6,360)	4,920 (2,770-9,440)	5,120 (2,810-9,410)	4,130 (2,570-8,080)	3,090 (1,770-5,570)	1,460 (938-2,830)	740 (414-1,190)	295 (160-497)	113 (62-192)	49.9 (27-84)	21 (11-35.9)	4.2 (1.9-8.1)	1.6 (0.6-3.6)	0.4 (0.2-0.6)	0 (0-0.1)	27,600
HIV/AIDS - Drug-susceptible Tuberculosis	0 (0-0)	9.3 (5.5-16)	19.6 (9.2-34.6)	20.9 (12.6-33.4)	39.7 (24.6-61.3)	139 (79.5-224)	239 (133-363)	534 (303-843)	779 (443-1,240)	911 (516-1,510)	958 (544-1,610)	745 (424-1,260)	467 (265-788)	267 (151-436)	117 (66.1-193)	47.5 (26.7-79.3)	18.6 (10.2-31.2)	8.5 (4.5-13.2)	3.5 (2.1-5.4)	0.7 (0.4-1.3)	0.2 (0.1-0.3)	0 (0-0)	4,260
HIV/AIDS - Multidrug-resistant Tuberculosis without extensive drug resistance	0 (0-0)	0 (0-0)	0.4 (0.2-1.6)	0.6 (0.3-2.5)	0.7 (0.3-3)	1.3 (0.5-5.2)	6.1 (2.3-22.4)	8.6 (3.3-39.2)	18.4 (6.7-69.7)	26 (10-121)	25.6 (10-119)	20.5 (8.2-99.4)	15.7 (6.2-75.9)	8.6 (3.2-42.7)	3.9 (1.5-18.3)	1.6 (0.6-7.2)	0.6 (0.2-2.9)	0.3 (0.1-1.5)	0.1 (0-0.5)	0 (0-0.2)	0 (0-0)	0 (0-0)	138
HIV/AIDS - Extensively drug-resistant Tuberculosis	0 (0-0)	0 (0-0)	0 (0-0)	0 (0-0)	0 (0-0)	0 (0-0)	0 (0-0.1)	0 (0-0.1)	0 (0-0.1)	0 (0-0.2)	0 (0-0.1)	0 (0-0.2)	0 (0-0.1)	0 (0-0.1)	0 (0-0.1)	0 (0-0.1)	0 (0-0.1)	0 (0-0.1)	0 (0-0)	0 (0-0)	0 (0-0)	0 (0-0)	0 (0-0)	1.6
HIV/AIDS resulting in other diseases	0 (0-0)	0 (0-0.1)	69.4 (41.9-114)	297 (179-490)	299 (180-493)	263 (158-434)	1,102 (662-1,818)	1,465 (880-2,415)	2,672 (1,600-4,400)	4,020 (2,410-6,620)	4,220 (2,530-6,950)	3,450 (2,070-5,680)	2,585 (1,550-4,250)	1,360 (816-2,240)	679 (396-1,070)	245 (139-394)	99.3 (56.2-164)	40.6 (19.2-78.4)	17.2 (7.8-34.6)	3.5 (1.6-8.4)	1.2 (0.4-3.6)	0.2 (0-0.6)	0 (0-0)	23,200
Sexually transmitted infections excluding HIV	346 (116-729)	70.7 (21-157)	394 (125-804)	5.1 (1.5-10.8)	3.4 (0.8-7)	1.9 (0.4-3.9)	211 (74.8-396)	241 (111-537)	798 (222-1,960)	1,050 (272-2,540)	880 (214-2,140)	719 (180-1,800)	515 (129-1,290)	194 (48.7-485)	68.1 (17.2-170)	23.5 (5.9-59)	8.1 (2-20.3)	3.1 (0.8-7.8)	1.1 (0.3-2.8)	0.3 (0.1-0.8)	0.1 (0-0.2)	0 (0-0)	750
Syphilis	0 (0-0)	0 (0-0)	0.7 (0.3-1.9)	0.4 (0.2-1.1)	0.4 (0.1-1.2)	0.4 (0.1-1.2)	0.4 (0.1-1.2)	0.4 (0.1-1.2)	0.4 (0.1-1.2)	0.4 (0.1-1.2)	0.4 (0.1-1.2)	0.4 (0.1-1.2)	0.4 (0.1-1.2)	0.4 (0.1-1.2)	0.4 (0.1-1.1)	0.4 (0.1-1.1)	0.4 (0.1-1.2)	0.4 (0.1-1.2)	0.4 (0.1-1.2)	0.4 (0.1-1.2)	0.4 (0.1-1.2)	0.4 (0.1-1.2)	0 (0-0)	534
Chlamydial infection	0 (0-0)	0 (0-0)	0 (0-0)	0 (0-0)	0 (0-0)	0.2 (0.1-0.6)	0.6 (0.3-2.1)	0.6 (0.3-2.1)	0.6 (0.3-2.1)	0.6 (0.3-2.1)	0.6 (0.3-2.1)	0.6 (0.3-2.1)	0.6 (0.3-2.1)	0.6 (0.3-2.1)	0.6 (0.3-2.1)	0.6 (0.3-2.1)	0.6 (0.3-2.1)	0.6 (0.3-2.1)	0.6 (0.3-2.1)	0.6 (0.3-2.1)	0.6 (0.3-2.1)	0.6 (0.3-2.1)	0 (0-0)	21.4
Gonococcal infection	0 (0-0)	0 (0-0)	0 (0-0)	0 (0-0)	0 (0-0)	0.2 (0.1-0.5)	0.6 (0.3-2.1)	0.6 (0.3-2.1)	0.6 (0.3-2.1)	0.6 (0.3-2.1)	0.6 (0.3-2.1)	0.6 (0.3-2.1)	0.6 (0.3-2.1)	0.6 (0.3-2.1)	0.6 (0.3-2.1)	0.6 (0.3-2.1)	0.6 (0.3-2.1)	0.6 (0.3-2.1)	0.6 (0.3-2.1)	0.6 (0.3-2.1)	0.6 (0.3-2.1)	0.6 (0.3-2.1)	0 (0-0)	29.4
Trichomoniasis	0 (0-0)	0 (0-0)	0 (0-0)	0 (0-0)	0 (0-0)	0.2 (0.1-0.5)	0.6 (0.3-2.1)	0.6 (0.3-2.1)	0.6 (0.3-2.1)	0.6 (0.3-2.1)	0.6 (0.3-2.1)	0.6 (0.3-2.1)	0.6 (0.3-2.1)	0.6 (0.3-2.1)	0.6 (0.3-2.1)	0.6 (0.3-2.1)	0.6 (0.3-2.1)	0.6 (0.3-2.1)	0.6 (0.3-2.1)	0.6 (0.3-2.1)	0.6 (0.3-2.1)	0.6 (0.3-2.1)	0 (0-0)	79.4
Genital herpes	0 (0-0)	0 (0-0)	0 (0-0)	0 (0-0)	0 (0-0)	0.2 (0.1-0.5)	0.6 (0.3-2.1)	0.6 (0.3-2.1)	0.6 (0.3-2.1)	0.6 (0.3-2.1)	0.6 (0.3-2.1)	0.6 (0.3-2.1)	0.6 (0.3-2.1)	0.6 (0.3-2.1)	0.6 (0.3-2.1)	0.6 (0.3-2.1)	0.6 (0.3-2.1)	0.6 (0.3-2.1)	0.6 (0.3-2.1)	0.6 (0.3-2.1)	0.6 (0.3-2.1)	0.6 (0.3-2.1)	0 (0-0)	32.6
Other sexually transmitted infections	0 (0-0)	0 (0-0)	0 (0-0)	0 (0-0)	0 (0-0)	0.2 (0.1-0.5)	0.6 (0.3-2.1)	0.6 (0.3-2.1)	0.6 (0.3-2.1)	0.6 (0.3-2.1)	0.6 (0.3-2.1)	0.6 (0.3-2.1)	0.6 (0.3-2.1)	0.6 (0.3-2.1)	0.6 (0.3-2.1)	0.6 (0.3-2.1)	0.6 (0.3-2.1)	0.6 (0.3-2.1)	0.6 (0.3-2.1)	0.6 (0.3-2.1)	0.6 (0.3-2.1)	0.6 (0.3-2.1)	0 (0-0)	52.7
Respiratory infections and tuberculosis	499 (307-9,450)	469 (343-1,821)	579 (298-5,120)	222 (155-1,050)	199 (137-2,562)	222 (156-2,562)	222 (169-2,562)	222 (169-2,562)	222 (169-2,562)	222 (169-2,562)	222 (169-2,562)	222 (169-2,562)	222 (169-2,562)	222 (169-2,562)	222 (169-2,562)	222 (169-2,562)	222 (169-2,562)	222 (169-2,562)	222 (169-2,562)	222 (169-2,562)	222 (169-2,562)	222 (169-2,562)	222 (169-2,562)	9,460
Tuberculosis	0 (0-0)	0.1 (0-0.1)	0.7 (0.4-1.7)	0.4 (0.2-1.1)	0.4 (0.2-1.1)	0.4 (0.2-1.1)	0.4 (0.2-1.1)	0.4 (0.2-1.1)	0.4 (0.2-1.1)	0.4 (0.2-1.1)	0.4 (0.2-1.1)	0.4 (0.2-1.1)	0.4 (0.2-1.1)	0.4 (0.2-1.1)	0.4 (0.2-1.1)	0.4 (0.2-1.1)	0.4 (0.2-1.1)	0.4 (0.2-1.1)	0.4 (0.2-1.1)	0.4 (0.2-1.1)	0.4 (0.2-1.1)	0.4 (0.2-1.1)	0 (0-0)	4,103
Latent tuberculosis infection	0 (0-0)	0 (0-0)	0 (0-0)	0 (0-0)	0 (0-0)	0 (0-0)	0 (0-0)	0 (0-0)	0 (0-0)	0 (0-0)	0 (0-0)	0 (0-0)	0 (0-0)	0 (0-0)	0 (0-0)	0 (0-0)	0 (0-0)	0 (0-0)	0 (0-0)	0 (0-0)	0 (0-0)	0 (0-0)	0 (0-0)	0 (0-0)	0
Drug-susceptible tuberculosis	0 (0-0)	0.1 (0-0.1)	23 (7.2-50.4)	39.3 (13.3-101.4)	29.4 (11.6-84.4)	99.9 (14.1-329.4)	156 (29.2-516.2)	342 (63.7-1,092)	444 (72.7-1,615)	557 (82.3-1,910)	528 (73.9-1,730)	397 (73.6-1,410)	329 (73.6-1,410)	346 (73.6-1,410)	268 (73.6-1,410)	176 (76.1-329)	97 (42.3-210)	99.3 (49.7-182)	62 (31.2-121)	42.6 (21.4-102)	19.7 (9.7-31.4)	5 (2.2-9.4)	2 (1.0-2.6)	3,960
Multidrug-resistant tuberculosis without extensive drug resistance	0 (0-0)	0 (0-0.1)	0.7 (0.4-1.6)	0.6 (0.3-2.6)	0.6 (0.3-2.7)	0.6 (0.3-2.7)	0.6 (0.3-2.7)	0.6 (0.3-2.7)	0.6 (0.3-2.7)	0.6 (0.3-2.7)	0.6 (0.3-2.7)	0.6 (0.3-2.7)	0.6 (0.3-2.7)	0.6 (0.3-2.7)	0.6 (0.3-2.7)	0.6 (0.3-2.7)	0.6 (0.3-2.7)	0.6 (0.3-2.7)	0.6 (0.3-2.7)	0.6 (0.3-2.7)	0.6 (0.3-2.7)	0.6 (0.3-2.7)	0 (0-0)	103
Extensively drug-resistant tuberculosis	0 (0-0)	0 (0-0)	0 (0-0)	0 (0-0)	0 (0-0)	0 (0-0)	0.1 (0-0.1)	0.1 (0-0.1)	0.1 (0-0.1)	0.2 (0-0.6)	0.2 (0-0.6)	0.1 (0-0.1)	0.1 (0-0.1)	0.1 (0-0.1)	0.1 (0-0.1)	0.1 (0-0.1)	0.1 (0-0.1)	0.1 (0-0.1)	0.1 (0-0.1)	0.1 (0-0.1)	0.1 (0-0.1)	0.1 (0-0.1)	0.1 (0-0.1)	0 (0-0)	1.4
Lower respiratory infections	499 (306-9,450)	463 (343-1,820)	534 (298-5,120)	240 (155-1,050)	166 (137-2,562)	222 (156-2,562)	222 (169-2,562)	222 (169-2,562)	222 (169-2,562)	222 (169-2,562)	222 (169-2,562)	222 (169-2,562)	222 (169-2,562)	222 (169-2,562)	222 (169-2,562)	222 (169-2,562)	222 (169-2,562)	222 (169-2,562)	222 (169-2,562)	222 (169-2,562)	222 (169-2,562)	222 (169-2,562)	222 (169-2,562)	4,750
Upper respiratory infections	0.2 (0.1-0.3)	0.9 (0.4-1.7)	19.3 (11.3-29.1)	97 (57.1-153)	92.9 (22.2-159)	55.3 (29.4-107.7)	66.6 (19.4-94.2)	47.6 (24.9-67.6)	24.9 (22.7-72.3)	36.1 (19.2-67.1)	36.6 (14.9-53.6)	30.1 (15.2-56.4)	20.2 (10.1-38.4)	13.5 (6.9-23.3)	9.2 (4.7-16.4)	6.1 (3.1-10.4)	3.9 (2-6.9)	2.4 (1.2-4.3)	1.6 (0.8-2.9)	0.9 (0.4-1.6)	0.4 (0.2-0.8)	0.1 (0-0.2)	460
Otitis media	0 (0-0)	0.1 (0-0.1)	3.3 (1.7-5.4)	29.4 (16.7-48.6)	24.7 (10.9-38.5)	11.5 (5.9-18.2)	19.7 (10.9-28.5)	19.7 (10.9-28.5)	13.7 (7.5-19.9)	9.4 (5.2-13.6)	6.4 (3.5-9.3)	4.4 (2.4-6.4)	3.1 (1.7-4.5)	2.1 (1.1-3)	1.4 (0.8-2)	0.9 (0.5-1.3)	0.6 (0.3-0.9)	0.4 (0.2-0.6)	0.2 (0.1-0.4)	0.1 (0.1-0.2)	0.1 (0-0.1)	0 (0-0)	184
Enteric infections	2,263 (2,223-2,339)	1,238 (1,207-1,277)	579 (569-597)	548 (538-565)	319 (314-329)	284 (279-293)	266 (262-274)	266 (262-274)	302 (297-312)	341 (335-352)	341 (335-352)	341 (335-352)	341 (335-352)	341 (335-352)	341 (335-352)	341 (335-352)	341 (335-352)	341 (335-352)	341 (335-352)	341 (335-352)	341 (335-352)	341 (335-352)	341 (335-352)	5,570
Diarrheal diseases	83.1 (27.3-228)	27.3 (9.1-74.6)	107 (41.5-476)	207 (69.5-915)	127 (39.1-632)	253 (72.4-1,240)	266 (102.1-1,240)	266 (102.1-1,240)	302 (102.1-1,240)	341 (111.5-1,581)	341 (112.5-1,581)	341 (112.5-1,581)	341 (112.5-1,581)	341 (112.5-1,581)	341 (112.5-1,581)	341 (112.5-1,581)	341 (112.5-1,581)	341 (112.5-1,581)	341 (112.5-1,581)	341 (112.5-1,581)	341 (112.5-1,581)	341 (112.5-1,581)	341 (112.5-1,581)	3,890
Typhoid and paratyphoid	0 (0-0)	0 (0-0)	0.2 (0-2.3)	117 (29.5-372)	152 (58.9-329)	227 (82.3-396)	164 (56.1-339)	164 (56.1-339)	164 (29.8-317)	164 (19.7-349)	164 (19.9-349)	164 (19.9-349)	164 (19.9-349)	164 (19.9-349)	164 (19.9-349)	164 (19.9-349)	164 (19.9-349)	164 (19.9-349)	164 (19.9-349)	164 (19.9-349)	164 (19.9-349)	164 (19.9-349)	164 (19.9-349)	886
Typhoid fever	0 (0-0)	0 (0-0)	0.2 (0-2.3)	117 (29.5-372)	152 (58.9-329)	227 (78.9-396)	164 (56.1-339)	164 (32.4-317)	164 (17.7-341)	164 (19.7-349)	164 (19.9-349)	164 (19.9-349)	164 (19.9-349)	164 (19.9-349)	164 (19.9-349)	164 (19.9-349)	164 (19.9-349)	164 (19.9-349)	164 (19.9-349)	164 (19.9-349)	164 (19.9-349)	164 (19.9-349)	164 (19.9-349)	846
Paratyphoid fever	0 (0-0)	0 (0-0)	0 (0-0.1)	0.1 (1.1-13.9)	0.1 (1.1-21.1)	0.1 (2.8-30)	0.1 (2.1-17.2)	0.1 (2.1-17.2)	0.1 (1.1-10.4)	0.1 (1.1-10.4)	0.1 (0.4-6.4)	0.1 (0.4-6.4)	0.1 (0.4-6.4)	0.1 (0.4-6.4)	0.1 (0.4-6.4)	0.1 (0.4-6.4)	0.1 (0.4-6.4)	0.1 (0.4-6.4)	0.1 (0.4-6.4)	0.1 (0.4-6.4)	0.1 (0.4-6.4)	0.1 (0.4-6.4)	0.1 (0.4-6.4)	38.9
Invasive Non-typhoidal Salmonella (iNTS)	0 (0-0)	0 (0-0.1)	103 (42.6-261)	220 (120-568)	109 (48.1-312)	114 (39.4-312)	99.4 (13.9-312)	99.4 (9.5-312)	99.4 (11.5-301)	99.4 (12.5-336)	99.4 (11.5-336)	99.4 (11.5-336)	99.4 (11.5-336)	99.4 (11.5-336)	99.4 (11.5-336)	99.4 (11.5-336)	99.4 (11.5-336)	99.4 (11.5-336)	99.4 (11.5-336)	99.4 (11.5-336)	99.4 (11.5-336)	99.4 (11.5-336)	99.4 (11.5-336)	796
Other intestinal infectious diseases	0 (0-0)	0 (0-0)	0 (0-0.2)	0.4 (0.1-1.6)	0.4 (0.1-1.7)	0.4 (0.1-1.6)	0.4 (0.1-1.6)	0.4 (0.1-1.6)	0.4 (0.1-1.6)	0.4 (0.1-1.6)	0.4 (0.1-1.6)	0.4 (0.1-1.6)	0.4 (0.1-1.6)	0.4 (0.1-1.6)	0.4 (0.1-1.6)	0.4 (0.1-1.6)	0.4 (0.1-1.6)	0.4 (0.1-1.6)	0.4 (0.1-1.6)	0.4 (0.1-1.6)	0.4 (0.1-1.6)	0.4 (0.1-1.6)	0.4 (0.1-1.6)	4
Neglected tropical diseases and malaria	0 (0-1.5-1)	393 (44-1.12)	755 (182-1,830)	1,830 (494-3,970)	1,870 (611-3,562)	1,170 (379-2,327)	393 (79-1,162)	393 (79-1,162)	393 (101-1,162)	393 (101-1,162)	393 (101-1,162)	393 (101-1,162)	393 (101-1,162)	393 (101-1,162)	393 (101-1,162)	393 (101-1,162)	393 (101-1,162)	393 (101-1,162)	393 (101-1,162)	393 (101-1,162)	393 (101-1,162)	393 (101-1,162)	393 (101-1,162)	3,800
Malaria	0 (0-1.5-1)	393 (42-1,704)	755 (182-1,830)	1,830 (494-3,970)	1,870 (611-3,562)	1,170 (332-2,327)	393 (79-1,162)	393 (79-1,162)	393 (101-1,162)	393 (101-1,162)	393 (101-1,162)	393 (101-1,162)	393 (101-1,162)	393 (101-1,162)	393 (101-1,162)	393 (101-1,162)	393 (101-1,162)	393 (101-1,162)	393 (101-1,162)	393 (101-1,162)	393 (101-1,162)	393 (101-1,162)	393 (101-1,162)	2,860
Chagas disease	0 (0-0)	0 (0-0)	0 (0-0)	0 (0-0)	0 (0-0)	0 (0-0)	0 (0-0)	0 (0-0)	0 (0-0)	0 (0-0)	0 (0-0)	0 (0-0)	0 (0-0)	0 (0-0)	0 (0-0)	0 (0-0)	0 (0-0)	0 (0-0)	0 (0-0)	0 (0-0)	0 (0-0)	0 (0-0)	0 (0-0)	0 (0-0)	0
Leishmaniasis	0 (0-0)	0 (0-0)	0.1 (0.0-1.1)	0.7 (0.3-1.3)	1.2 (0.4-3.1)	0.7 (0.4-1.1)	0.7 (0.4-1.1)	0.4 (0.2-0.6)	0.4 (0.1-1.2)	0.4 (0.1-1.2)	0.4 (0.1-1.2)	0.4 (0.1-1.2)	0.3 (0.1-0.6)	0.2 (0.1-0.4)	0.1 (0.1-0.3)	0.1 (0.1-0.2)	0.1 (0.1-0.2)	0.1 (0.1-0.2)	0.1 (0.1-0.2)	0.1 (0.1-0.2)	0.1 (0.1-0.2)	0.1 (0.1-0.2)	0.1 (0.1-0.2)	6.1
Visceral leishmaniasis	0 (0-0)	0 (0-0)	0 (0-0.1)	0.7 (0.3-1.2)	1.1 (0.4-3.1)	0.7 (0.4-1.1)	0.7 (0.4-1.1)	0.4 (0.2-0.6)	0.2 (0.1-0.5)	0.2 (0.1-0.4)	0.2 (0.1-0.4)	0.2 (0.1-0.4)	0.2 (0.1-0.4)	0.2 (0.1-0.4)	0.1 (0.1-0.3)	0.1 (0.1-0.2)	0.1 (0.1-0.2)	0.1 (0.1-0.2)	0.1 (0.1-0.2)	0.1 (0.1-0.2)	0.1 (0.1-0.2)	0.1 (0.1-0.2)	0.1 (0.1-0.2)	3.3
Cutaneous and mucocutaneous leishmaniasis	0 (0-0)	0 (0-0)	0 (0-0.1)	0 (0-0.1)	0.2 (0.0-0.5)	0.3 (0.0-0.8)	0.3 (0.0-0.8)	0.4 (0-1)	0.2 (0-0.6)	0.2 (0-0.6)	0.3 (0-0.7)	0.2 (0-0.6)	0.1 (0.0-0.4)	0.1 (0.0-0.3)	0.1 (0-0.2)	0.1 (0-0.2)	0.1 (0-0.2)	0.1 (0-0.2)	0.1 (0-0.2)	0.1 (0-0.2)	0.1 (0-0.2)	0.1 (0-0.2)	0.1 (0-0.2)	2.6
African trypanosomiasis	0 (0-0)	0 (0-0)	0 (0-0)	0 (0-0)	0 (0-0)	0 (0-0)	0 (0-0)	0 (0-0)	0 (0-0)	0 (0-0)	0 (0-0)	0 (0-0)	0 (0-0)	0 (0-0)	0 (0-0)	0 (0-0)	0 (0-0)	0 (0-0)	0 (0-0)	0 (0-0)	0 (0-0)	0 (0-0)	0 (0-0)	0 (0-0)	0
Schistosomiasis	0 (0-0)	0 (0-0)	0 (0-0)	3 (1.1-9.4)	1.9 (0.7-7.2)	2.3 (0.7-6.4)	39.2 (4.1-129)	48.2 (4.1-129)	23.4 (4.1-129)	48.2 (4.1-129)	52 (4.1-129)	38.9 (4.1-129)	24 (3.9-75.1)	19.2 (3.9-75.1)	13.7 (3.9-75.1)	9.8 (3.9-29.6)	6.4 (3.9-19.3)	4.6 (3.9-19.3)	3.2 (2.4-13.2)	1.4 (0.2-12.1)	0.6 (0.1-9.1)	0.2 (0-9.1)	346
Cysticercosis	0 (0-0)	0 (0-0)	0 (0-0)	0.4 (0.1-1.6)	0.4 (0.1-1.6)	0.4 (0.1-1.6)	7.1 (0.4-19.7)	7.1 (0.4-17.3)	12 (0.4-29.5)	14.6 (0.4-36.1)	14.5 (0.4-37.7)	13 (0.4-37.7)	11.6 (0.4-37.7)	10.2 (0.4-37.7)	9.4 (0.4-37.7)	8.2 (0.4-29.6)	6.3 (0.4-19.3)	4.4 (0.4-19.3)	2.5 (0.4-13.2)	1.3 (0.2-12.1)	0.7 (0.1-9.1)	0.2 (0-9.1)	121
Cystic echinococcosis	0 (0-0)	0 (0-0)	0 (0-0)	0.5 (0.1-1.6)	0.5 (0.2-1.6)	0.5 (0.2-1.6)	0.5 (0.2-1.6)	0.5 (0.2-1.6)	0.5 (0.2-1.6)	0.5 (0.2-1.6)	0.5 (0.2-1.6)	0.5 (0.2-1.6)	0.5 (0.2-1.6)	0.5 (0.2-1.6)	0.5 (0.2-1.6)	0.5 (0.2-1.6)	0.5 (0.2-1.6)	0.5 (0.2-1.6)	0.5 (0.2-1.6)	0.5 (0.2-1.6)	0.5 (0.2-1.6)	0.5 (0.2-1.6)	0.5 (0.2-1.6)	9.4
Lymphatic filariasis	0 (0-0)	0 (0-0)	0 (0-0)	11.2 (4.5-37.6)	12.6 (4.5-37.6)	9.2 (3.6-19.4)	3.6 (0.7-16.2)	3.6 (0.7-16.2)	3.6 (0.7-16.2)	3.6 (0.7-16.2)	3.6 (0.7-16.2)	3.6 (0.7-16.2)	3.6 (0.7-16.2)	3.6 (0.7-16.2)	3.6 (0.7-16.2)	3.6 (0.7-16.2)	3.6 (0.7-16.2)	3.6 (0.7-16.2)	3.6 (0.7-16.2)	3.6 (0.7-16.2)	3.6 (0.7-16.2)	3.6 (0.7-16.2)	83
Onchocerciasis	0 (0-0)	0 (0-0)	0 (0-0)	0 (0-0)	0 (0-0)	0 (0-0)	0 (0-0)	0 (0-0)	0 (0-0)	0 (0-0)	0 (0-0)	0 (0-0)	0 (0-0)	0 (0-0)	0 (0-0)	0 (0-0)	0 (0-0)	0 (0-0)	0 (0-0)	0 (0-0)	0 (0-0)	0 (0-0)	0 (0-0)	0 (0-0)	0
Trachoma	0 (0-0)	0 (0-0)	0 (0-0)	0 (0-0)	0 (0-0)	0 (0-0)	0.5 (0.1-0.6)	0.5 (0.1-0.6)	0.5 (0.1-0.6)	1.2 (0.2-1.4)	1.2 (0.2-1.4)	1.2 (0.2-1.4)	0.9 (0.2-1.1)	0.6 (0.1-0.8)	0.5 (0.1-0.7)	0.4 (0.1-0.6)	0.3 (0.1-0.5)	0.2 (0.1-0.4)	0.2 (0.1-0.3)	0.1 (0.1-0.2)	0.1 (0.1-0.2)	0.1 (0.1-0.2)	0.1 (0.1-0.2)	23.6
Dengue	0 (0-0)	0 (0-0)	0.2 (0.0-0.7)	1.9 (0.3-7.1)	1.9 (0.5-6.6)	1.9 (0.5-6.6)	1.9 (0.5-6.2)	1.9 (0.5-6.2)	1.9 (0.4-6)	1.9 (0.3-6)	1.9 (0.3-6)	1.9 (0.3-6)	1.9 (0.3-6)	1.9 (0.3-6)	1.1 (0.3-3.6)	0.6 (0.2-1.6)	0.3 (0.1-0.7)	0.2 (0.1-0.5)	0.1 (0.1-0.2)	0 (0-0.1)	0 (0-0)	0 (0-0)	0 (0-0)	13.2
Yellow fever	0 (0-0)	0 (0-0)	0 (0-0.2)	1.4 (0.1-5.6-8)	1.6 (0.1-5.6-8)	1.6 (0.1-5.7-8)	1.6 (0.1-5.7-2)	1.6 (0.1-5.7-2)	1.6 (0.1-5.6-2)	1.6 (0.1-5.6-4)	1.6 (0.1-5.6-4)	1.6 (0.1-5.6-4)	1.6 (0.1-5.6-4)	1.6 (0.1-5.6-4)	1.6 (0.1-5.6-4)	1.6 (0.1-5.6-4)	1.6 (0.1-5.6-4)	1.6 (0.1-5.6-4)	1.6 (0.1-5.6-4)	1.6 (0.1-5.6-4)	1.6 (0.1-5.6-4)	1.6 (0.1-5.6-4)	1.6 (0.1-5.6-4)	10.5
Rabies	0 (0-0)	0 (0-0)	0 (0-0)	0.1 (0-0.5)	0.1 (0-0.5)	0.1 (0-0.5)	0.1 (0-0.5)	0.1 (0-0.5)	0.1 (0-0.5)	0.2 (0-1.2)	0.2 (0-1.2)	0.2 (0-1.2)	0.2 (0-0.7)	0.1 (0-0.5)	0.1 (0-0.5)	0.1 (0-0.5)	0.1 (0-0.5)	0.1 (0-0.5)	0.1 (0-0.5)	0.1 (0-0.5)	0.1 (0-0.5)	0.1 (0-0.5)	0.1 (0-0.5)	1
Intestinal nematode infections	0 (0-0)	0 (0-0)	0 (0-13.6-6)	0 (0-0.6)	0 (0-6.3)	0 (0-6.3)	0 (0-6.7)	0 (0-7.2)	0 (0-7.2)	0 (0-7.2)	0 (0-6.7)	0 (0-6.7)	0 (0-6.7)	0 (0-6.7)	0 (0-6.7)	0 (0-6.7)	0 (0-6.7)	0 (0-6.7)	0 (0-6.7)	0 (0-6.7)	0 (0-6.7)	0 (0-6.7)	0 (0-6.7)	66.6
Ascariasis	0 (0-0)	0 (0-0)	0 (0-0)	0 (0-0)	0 (0-0)	0 (0-0)	0 (0-0)	0 (0-0)	0 (0-0)	0 (0-0)	0 (0-0)	0 (0-0)	0 (0-0)	0 (0-0)	0 (0-0)	0 (0-0)	0 (0-0)	0 (0-0)	0 (0-0)	0 (0-0)	0 (0-0)	0 (0-0)	0 (0-0)	0 (0-0)	13.4
Trichuriasis	0 (0-0)	0 (0-0)	0 (0-0.1)	0 (0-0.6)	0 (0-6.4)	0 (0-6.4)	0 (0-6.8)	0 (0-7.2)	0 (0-7.2)	0 (0-7.2)	0 (0-6.8)	0 (0-6.8)	0 (0-6.8)	0 (0-6.8)	0 (0-6.8)	0 (0-6.8)	0 (0-6.8)	0 (0-6.8)	0 (0-6.8)	0 (0-6.8)	0 (0-6.8)	0 (0-6.8)	0 (0-6.8)	19.5
Hookworm disease	0 (0-0)	0 (0-0)	0 (0-0.1)	0 (0-0.3)	0 (0-0.6)	0 (0-0.6)	0 (0-0.7)	0 (0-0.7)	0 (0-0.7)	0 (0-0.7)	0 (0-0.7)	0 (0-0.7)	0 (0-0.7)	0 (0-0.7)	0 (0-0.7)	0 (0-0.7)	0 (0-0.7)	0 (0-0.7)	0 (0-0.7)	0 (0-0.7)	0 (0-0.7)	0 (0-0.7)	0 (0-0.7)	37.7
Food-borne trematodiases	0 (0-0)	0 (0-0)	0 (0-0)	0 (0-0)	0 (0-0)	0 (0-0)	0 (0-0)	0 (0-0)	0 (0-0)	0 (0-0)	0 (0-0)	0 (0-0)	0 (0-0)	0 (0-0)	0 (0-0)	0 (0-0)

Other neoplasms	0 (0 to 0)	0 (0 to 0)	0-1 (0 to 0.3)	0-3 (0.2 to 0.6)	0-3 (0.3 to 0.8)	0-5 (0.3 to 0.9)	0-5 (0.3 to 0.9)	0-5 (0.3 to 1)	0-6 (0.3 to 1.1)	0-6 (0.3 to 1.4)	0-7 (0.3 to 1.4)	0-7 (0.3 to 1.5)	0-7 (0.4 to 1.6)	0-8 (0.4 to 1.7)	0-8 (0.4 to 1.7)	0-8 (0.4 to 1.6)	0-9 (0.4 to 1.6)	1 (0.4 to 1.8)	0-9 (0.4 to 1.7)	0-9 (0.4 to 1.6)	1 (0.4 to 1.8)	0-9 (0.4 to 1.6)	0-9 (0.4 to 1.6)	0-6 (0.2 to 1.5)	0-2 (0.1 to 0.4)	0 (0 to 0.1)	0 (0 to 0)	13.5
Medulloblastoma, medulloblastoma, and other hemangioblastoma	0 (0 to 0)	0 (0 to 0)	0-1 (0 to 0.3)	0-3 (0.2 to 0.6)	0-4 (0.3 to 0.9)	0-5 (0.3 to 0.9)	0-5 (0.3 to 0.9)	0-5 (0.3 to 1)	0-6 (0.3 to 1.1)	0-6 (0.3 to 1.4)	0-7 (0.3 to 1.4)	0-7 (0.4 to 1.5)	0-7 (0.4 to 1.6)	0-8 (0.4 to 1.7)	0-8 (0.4 to 1.7)	0-8 (0.4 to 1.6)	0-9 (0.4 to 1.6)	1 (0.4 to 1.8)	0-9 (0.4 to 1.7)	0-9 (0.4 to 1.6)	1 (0.4 to 1.8)	0-9 (0.4 to 1.6)	0-9 (0.4 to 1.6)	0-6 (0.2 to 1.5)	0-2 (0.1 to 0.4)	0 (0 to 0.1)	0 (0 to 0)	13.5
Meningioma and in situ intracranial neoplasms	0 (0 to 0)	0 (0 to 0)	0 (0 to 0)

| | | |

SR Table 2b: Kakamega DALYS by cause and age group for females with 95% uncertainty intervals, 2019

Cause	Early Neonatal	Late Neonatal	Post Neonatal	1 to 4	5 to 9	10 to 14	15 to 19	20 to 24	25 to 29	30 to 34	35 to 39	40 to 44	45 to 49	50 to 54	55 to 59	60 to 64	65 to 69	70 to 74	75 to 79	80 to 84	85 to 89	90 to 94	95 plus	Total
All causes	22,109 (20,298 to 24,000)	16,059 (13,950 to 18,260)	56,490 (49,250 to 64,360)	92,400 (84,000 to 101,100)	74,050 (72,050 to 76,200)	74,050 (71,750 to 76,150)	77,600 (74,200 to 81,200)	77,700 (74,400 to 81,200)	73,500 (70,700 to 76,300)	69,700 (66,900 to 72,600)	64,200 (60,800 to 67,600)	58,700 (55,700 to 62,000)	53,200 (50,200 to 56,400)	48,000 (45,200 to 51,000)	43,000 (40,200 to 46,000)	38,100 (35,300 to 41,000)	33,400 (30,600 to 36,400)	28,900 (26,100 to 31,900)	24,700 (21,900 to 27,800)	20,800 (18,000 to 23,900)	17,200 (14,500 to 20,300)	13,900 (11,300 to 17,000)	11,000 (8,600 to 14,000)	8,500 (6,400 to 11,100)	6,500 (4,800 to 8,600)	4,900 (3,600 to 6,600)	3,700 (2,700 to 5,000)	2,700 (1,900 to 3,800)	1,700 (1,200 to 2,400)	990 (670 to 1,400)	417,000
Communicable, maternal, neonatal, and nutritional diseases	20,900 (17,600 to 24,300)	9,090 (7,130 to 11,300)	47,000 (39,100 to 56,400)	63,600 (55,500 to 72,300)	10,100 (7,470 to 13,300)	7,010 (5,320 to 9,470)	10,900 (7,900 to 14,600)	11,300 (7,900 to 15,600)	13,000 (9,360 to 18,000)	15,400 (10,700 to 22,700)	15,700 (10,600 to 23,000)	14,600 (10,700 to 20,000)	12,600 (8,700 to 18,000)	9,600 (6,270 to 13,300)	6,700 (4,000 to 9,400)	4,970 (2,900 to 6,900)	3,300 (1,920 to 4,600)	2,090 (1,220 to 2,900)	1,050 (610 to 1,450)	1,090 (630 to 1,500)	930 (540 to 1,290)	370 (190 to 519)	100 (71 to 140)	279,000
HIV/AIDS and sexually transmitted infections	1,290 (414 to 2,770)	212 (63 to 498)	601 (184 to 1,480)	640 (209 to 1,180)	871 (263 to 1,960)	1,490 (729 to 2,980)	6,670 (2,770 to 14,600)	6,670 (2,600 to 14,600)	7,220 (3,770 to 13,100)	9,680 (5,400 to 16,900)	10,900 (6,470 to 18,300)	10,400 (7,010 to 16,600)	9,020 (5,470 to 14,100)	6,760 (3,990 to 9,770)	3,300 (1,960 to 4,600)	1,960 (937 to 2,900)	697 (286 to 1,110)	299 (109 to 498)	124 (51 to 206)	19.4 (9.9 to 36.9)	7.9 (2.9 to 14.3)	3.1 (1.7 to 5.3)	0.9 (0.4 to 1.4)	73,400
HIV/AIDS	0 (0 to 0)	0 (0 to 0)	498 (293 to 1,100)	928 (529 to 1,700)	862 (492 to 2,000)	1,440 (722 to 3,100)	6,630 (2,750 to 14,600)	6,610 (2,580 to 14,600)	7,130 (3,730 to 13,000)	9,610 (5,350 to 16,800)	10,800 (6,410 to 18,200)	10,300 (6,960 to 16,500)	8,960 (5,420 to 14,000)	6,770 (3,970 to 9,760)	3,220 (1,940 to 4,500)	1,950 (932 to 2,900)	692 (284 to 1,110)	292 (107 to 489)	120 (50 to 201)	19.4 (9.6 to 36.6)	7.6 (2.8 to 13.8)	2.6 (1.4 to 4.5)	0.7 (0.3 to 1.3)	71,900
HIV/AIDS - Drug-susceptible Tuberculosis	0 (0 to 0)	0 (0 to 0)	0.4 (29 to 0.5)	1.1 (0.8 to 1.4)	1.4 (0.9 to 1.8)	2.4 (1.5 to 3.1)	4.2 (2.6 to 5.4)	4.1 (2.5 to 5.3)	4.4 (2.7 to 5.7)	4.2 (2.6 to 5.4)	3.9 (2.4 to 5.1)	3.4 (2.1 to 4.4)	2.8 (1.7 to 3.6)	2.1 (1.3 to 2.7)	1.1 (0.7 to 1.4)	0.7 (0.4 to 0.9)	0.3 (0.2 to 0.4)	0.1 (0.1 to 0.2)	0.1 (0.1 to 0.1)	0.1 (0.0 to 0.1)	0.0 (0.0 to 0.1)	0.0 (0.0 to 0.0)	0.0 (0.0 to 0.0)	13,900
HIV/AIDS - Multidrug-resistant Tuberculosis without extensive	0 (0 to 0)	0 (0 to 0)	0.1 (0.1 to 13.4)	0.1 (0.1 to 13.4)	0.2 (0.2 to 16.4)	0.3 (0.3 to 36.6)	0.8 (0.2 to 1.35)	0.8 (0.3 to 1.85)	0.7 (0.2 to 2.32)	0.8 (0.2 to 2.65)	0.8 (0.2 to 2.89)	0.8 (0.2 to 2.73)	0.7 (0.2 to 2.31)	0.6 (0.2 to 2.01)	0.4 (0.1 to 1.42)	0.3 (0.1 to 1.06)	0.2 (0.0 to 0.72)	0.1 (0.0 to 0.5)	0.1 (0.0 to 0.3)	0.1 (0.0 to 0.3)	0.0 (0.0 to 0.2)	0.0 (0.0 to 0.1)	0.0 (0.0 to 0.1)	683
HIV/AIDS - Extensively drug-resistant Tuberculosis	0 (0 to 0)	0 (0 to 0)	0 (0 to 0)	0 (0 to 0)	0 (0 to 0)	0 (0 to 0)	0 (0 to 1.6)	0 (0 to 2)	0 (0 to 2.1)	0 (0 to 2)	0 (0 to 2)	0 (0 to 2)	0 (0 to 2)	0 (0 to 2)	0 (0 to 1.5)	0 (0 to 1.1)	0 (0 to 0.6)	0 (0 to 0.3)	0 (0 to 0.2)	0 (0 to 0.1)	0 (0 to 0.1)	0 (0 to 0.1)	0 (0 to 0.1)	0 (0 to 0.1)	614
HIV/AIDS resulting in other diseases	0 (0 to 0.1)	0 (0 to 0)	0.2 (0.02 to 0.6)	0.3 (0.02 to 1.1)	0.3 (0.04 to 1.1)	0.3 (0.03 to 1.2)	0.2 (0.03 to 0.8)	0.2 (0.03 to 0.7)	0.2 (0.03 to 0.7)	0.2 (0.03 to 0.7)	0.2 (0.03 to 0.7)	0.2 (0.03 to 0.7)	0.2 (0.03 to 0.7)	0.2 (0.03 to 0.7)	0.2 (0.03 to 0.7)	0.2 (0.03 to 0.7)	0.2 (0.03 to 0.7)	0.2 (0.03 to 0.7)	0.2 (0.03 to 0.7)	0.2 (0.03 to 0.7)	0.2 (0.03 to 0.7)	0.2 (0.03 to 0.7)	0.2 (0.03 to 0.7)	97,900
Sexually transmitted infections excluding HIV	1,290 (414 to 2,770)	212 (63 to 498)	103 (29 to 261)	287 (84 to 1,180)	9.8 (2.6 to 30.7)	3.2 (0.6 to 9.5)	3.9 (1.0 to 14.1)	3.7 (1.0 to 14.1)	3.7 (1.0 to 14.1)	3.7 (1.0 to 14.1)	3.7 (1.0 to 14.1)	3.7 (1.0 to 14.1)	3.7 (1.0 to 14.1)	3.7 (1.0 to 14.1)	3.7 (1.0 to 14.1)	3.7 (1.0 to 14.1)	3.7 (1.0 to 14.1)	3.7 (1.0 to 14.1)	3.7 (1.0 to 14.1)	3.7 (1.0 to 14.1)	3.7 (1.0 to 14.1)	3.7 (1.0 to 14.1)	3.7 (1.0 to 14.1)	2,420
Syphilis	0 (0 to 0)	0 (0 to 0)	0 (0 to 0)	0 (0 to 0)	0 (0 to 0)	0 (0 to 0)	0 (0 to 0)	0 (0 to 0)	0 (0 to 0)	0 (0 to 0)	0 (0 to 0)	0 (0 to 0)	0 (0 to 0)	0 (0 to 0)	0 (0 to 0)	0 (0 to 0)	0 (0 to 0)	0 (0 to 0)	0 (0 to 0)	0 (0 to 0)	0 (0 to 0)	0 (0 to 0)	0 (0 to 0)	0 (0 to 0)	1,870
Chlamydial infection	0 (0 to 0)	0 (0 to 0)	0 (0 to 0)	0 (0 to 0)	0 (0 to 0)	0.6 (0.2 to 1.3)	0.6 (0.2 to 1.4)	0.6 (0.2 to 1.4)	0.6 (0.2 to 1.4)	0.6 (0.2 to 1.4)	0.6 (0.2 to 1.4)	0.6 (0.2 to 1.4)	0.6 (0.2 to 1.4)	0.6 (0.2 to 1.4)	0.6 (0.2 to 1.4)	0.6 (0.2 to 1.4)	0.6 (0.2 to 1.4)	0.6 (0.2 to 1.4)	0.6 (0.2 to 1.4)	0.6 (0.2 to 1.4)	0.6 (0.2 to 1.4)	0.6 (0.2 to 1.4)	0.6 (0.2 to 1.4)	0.6 (0.2 to 1.4)	413
Gonococcal infection	0 (0 to 0)	0 (0 to 0)	0 (0 to 0)	0 (0 to 0)	0 (0 to 0)	0.7 (0.2 to 1.6)	0.7 (0.2 to 1.6)	0.6 (0.2 to 1.6)	0.6 (0.2 to 1.6)	0.6 (0.2 to 1.6)	0.6 (0.2 to 1.6)	0.6 (0.2 to 1.6)	0.6 (0.2 to 1.6)	0.6 (0.2 to 1.6)	0.6 (0.2 to 1.6)	0.6 (0.2 to 1.6)	0.6 (0.2 to 1.6)	0.6 (0.2 to 1.6)	0.6 (0.2 to 1.6)	0.6 (0.2 to 1.6)	0.6 (0.2 to 1.6)	0.6 (0.2 to 1.6)	0.6 (0.2 to 1.6)	0.6 (0.2 to 1.6)	484
Trichomoniasis	0 (0 to 0)	0 (0 to 0)	0 (0 to 0)	0 (0 to 0)	0.6 (0.2 to 1.5)	0.6 (0.2 to 1.4)	0.6 (0.2 to 1.4)	0.6 (0.2 to 1.4)	0.6 (0.2 to 1.4)	0.6 (0.2 to 1.4)	0.6 (0.2 to 1.4)	0.6 (0.2 to 1.4)	0.6 (0.2 to 1.4)	0.6 (0.2 to 1.4)	0.6 (0.2 to 1.4)	0.6 (0.2 to 1.4)	0.6 (0.2 to 1.4)	0.6 (0.2 to 1.4)	0.6 (0.2 to 1.4)	0.6 (0.2 to 1.4)	0.6 (0.2 to 1.4)	0.6 (0.2 to 1.4)	0.6 (0.2 to 1.4)	0.6 (0.2 to 1.4)	181
Genital herpes	0 (0 to 0)	0 (0 to 0)	0 (0 to 0)	0 (0 to 0)	0 (0 to 0)	0.1 (0.0 to 0.4)	0.1 (0.0 to 0.4)	0.1 (0.0 to 0.4)	0.1 (0.0 to 0.4)	0.1 (0.0 to 0.4)	0.1 (0.0 to 0.4)	0.1 (0.0 to 0.4)	0.1 (0.0 to 0.4)	0.1 (0.0 to 0.4)	0.1 (0.0 to 0.4)	0.1 (0.0 to 0.4)	0.1 (0.0 to 0.4)	0.1 (0.0 to 0.4)	0.1 (0.0 to 0.4)	0.1 (0.0 to 0.4)	0.1 (0.0 to 0.4)	0.1 (0.0 to 0.4)	0.1 (0.0 to 0.4)	0.1 (0.0 to 0.4)	8016
Other sexually transmitted infections	0 (0 to 0)	0 (0 to 0)	0 (0 to 0)	0 (0 to 0)	1.1 (0.6 to 2.6)	1.1 (0.2 to 2.9)	12.6 (2.2 to 29.7)	12.6 (1.9 to 30.1)	12.6 (1.9 to 30.1)	12.6 (1.9 to 30.1)	12.6 (1.9 to 30.1)	12.7 (1.9 to 30.1)	12.7 (1.9 to 30.1)	12.7 (1.9 to 30.1)	12.7 (1.9 to 30.1)	12.7 (1.9 to 30.1)	12.7 (1.9 to 30.1)	12.7 (1.9 to 30.1)	12.7 (1.9 to 30.1)	12.7 (1.9 to 30.1)	12.7 (1.9 to 30.1)	12.7 (1.9 to 30.1)	12.7 (1.9 to 30.1)	12.7 (1.9 to 30.1)	102
Respiratory infections and tuberculosis	1,430 (1,430 to 1,430)	1,240 (612 to 2,160)	9,660 (5,000 to 16,400)	6,660 (3,310 to 9,870)	1,120 (722 to 1,650)	719 (466 to 1,100)	1,090 (627 to 1,800)	1,090 (729 to 1,760)	1,090 (660 to 1,700)	1,090 (620 to 1,700)	1,090 (643 to 1,700)	1,090 (674 to 1,700)	1,090 (643 to 1,700)	1,090 (643 to 1,700)	1,090 (643 to 1,700)	1,090 (643 to 1,700)	1,090 (726 to 2,000)	1,090 (726 to 2,000)	1,090 (727 to 1,990)	1,090 (727 to 1,990)	1,090 (727 to 1,990)	1,090 (727 to 1,990)	1,090 (727 to 1,990)	1,090 (727 to 1,990)	37,100
Tuberculosis	0 (0 to 0)	0 (0 to 0)	668 (213 to 1,315)	647 (264 to 1,315)	108 (74 to 213)	73 (48 to 150)	99 (72 to 190)	99 (72 to 190)	99 (72 to 190)	99 (72 to 190)	99 (72 to 190)	99 (72 to 190)	99 (72 to 190)	99 (72 to 190)	99 (72 to 190)	99 (72 to 190)	99 (72 to 190)	99 (72 to 190)	99 (72 to 190)	99 (72 to 190)	99 (72 to 190)	99 (72 to 190)	99 (72 to 190)	99 (72 to 190)	9,280
Latent tuberculosis infection	0 (0 to 0)	0 (0 to 0)	0 (0 to 0)	0 (0 to 0)	0 (0 to 0)	0 (0 to 0)	0 (0 to 0)	0 (0 to 0)	0 (0 to 0)	0 (0 to 0)	0 (0 to 0)	0 (0 to 0)	0 (0 to 0)	0 (0 to 0)	0 (0 to 0)	0 (0 to 0)	0 (0 to 0)	0 (0 to 0)	0 (0 to 0)	0 (0 to 0)	0 (0 to 0)	0 (0 to 0)	0 (0 to 0)	0 (0 to 0)	413
Drug-susceptible Tuberculosis	0 (0 to 0)	0 (0 to 0)	668 (213 to 1,315)	647 (264 to 1,315)	108 (74 to 213)	73 (48 to 150)	99 (72 to 190)	99 (72 to 190)	99 (72 to 190)	99 (72 to 190)	99 (72 to 190)	99 (72 to 190)	99 (72 to 190)	99 (72 to 190)	99 (72 to 190)	99 (72 to 190)	99 (72 to 190)	99 (72 to 190)	99 (72 to 190)	99 (72 to 190)	99 (72 to 190)	99 (72 to 190)	99 (72 to 190)	99 (72 to 190)	9,280
Multidrug-resistant tuberculosis without extensive drug-resistan	0 (0 to 0)	0 (0 to 0)	19.6 (7.7 to 46.1)	20.1 (8.1 to 46.6)	3.1 (0.9 to 7.4)	2.1 (0.6 to 5.6)	2.9 (0.7 to 8.2)	2.9 (0.7 to 8.2)	2.9 (0.7 to 8.2)	2.9 (0.7 to 8.2)	2.9 (0.7 to 8.2)	2.9 (0.7 to 8.2)	2.9 (0.7 to 8.2)	2.9 (0.7 to 8.2)	2.9 (0.7 to 8.2)	2.9 (0.7 to 8.2)	2.9 (0.7 to 8.2)	2.9 (0.7 to 8.2)	2.9 (0.7 to 8.2)	2.9 (0.7 to 8.2)	2.9 (0.7 to 8.2)	2.9 (0.7 to 8.2)	2.9 (0.7 to 8.2)	2.9 (0.7 to 8.2)	297
Extensively drug-resistant tuberculosis	0 (0 to 0)	0 (0 to 0)	0.3 (0 to 1.1)	0.3 (0 to 1.1)	0.1 (0 to 0.2)	0.1 (0 to 0.2)	0.2 (0 to 0.3)	0.2 (0 to 0.3)	0.2 (0 to 0.3)	0.2 (0 to 0.3)	0.2 (0 to 0.3)	0.2 (0 to 0.3)	0.2 (0 to 0.3)	0.2 (0 to 0.3)	0.2 (0 to 0.3)	0.2 (0 to 0.3)	0.2 (0 to 0.3)	0.2 (0 to 0.3)	0.2 (0 to 0.3)	0.2 (0 to 0.3)	0.2 (0 to 0.3)	0.2 (0 to 0.3)	0.2 (0 to 0.3)	0.2 (0 to 0.3)	3.5
Lower respiratory infections	2,440 (1,430 to 2,490)	1,230 (612 to 2,160)	9,140 (4,990 to 16,300)	5,970 (3,310 to 9,600)	820 (722 to 1,300)	322 (466 to 1,000)	327 (627 to 1,800)	287 (729 to 1,760)	276 (660 to 1,700)	265 (620 to 1,700)	273 (643 to 1,700)	326 (674 to 1,700)	327 (643 to 1,700)	434 (643 to 1,700)	609 (643 to 1,700)	670 (643 to 1,700)	697 (726 to 2,000)	699 (726 to 2,000)	699 (727 to 1,990)	699 (727 to 1,990)	699 (727 to 1,990)	699 (727 to 1,990)	699 (727 to 1,990)	699 (727 to 1,990)	25,900
Upper respiratory infections	0.6 (0 to 1.1)	0.6 (0 to 1.1)	49.2 (19.7 to 107)	31.1 (12.5 to 69.1)	0.6 (0.2 to 1.5)	0.6 (0.2 to 1.5)	0.6 (0.2 to 1.5



7944



SII Table 2b: Kericho DALYS by cause and age group for females with 95% uncertainty intervals, 2019

Cause	Early Neonatal	Late Neonatal	Post Neonatal	1 to 4	5 to 9	10 to 14	15 to 19	20 to 24	25 to 29	30 to 34	35 to 39	40 to 44	45 to 49	50 to 54	55 to 59	60 to 64	65 to 69	70 to 74	75 to 79	80 to 84	85 to 89	90 to 94	95 plus	Total
All causes	15,300 (4,180.0-7,150)	14,700 (4,020.0-6,990)	27,700 (7,440.0-12,900)	41,200 (11,400.0-68,600)	17,600 (5,010.0-29,400)	15,700 (4,750.0-26,700)	16,200 (4,900.0-27,500)	17,300 (5,210.0-29,400)	18,200 (5,460.0-30,200)	19,300 (5,630.0-32,000)	19,400 (5,660.0-32,400)	19,600 (5,660.0-32,600)	19,600 (5,660.0-32,600)	19,600 (5,660.0-32,600)	19,600 (5,660.0-32,600)	19,600 (5,660.0-32,600)	19,600 (5,660.0-32,600)	19,600 (5,660.0-32,600)	19,600 (5,660.0-32,600)	19,600 (5,660.0-32,600)	19,600 (5,660.0-32,600)	19,600 (5,660.0-32,600)	57,900
Communicable, maternal, neonatal, and nutritional diseases	15,300 (3,840.0-6,550)	14,700 (3,700.0-6,370)	27,700 (7,270.0-12,900)	41,200 (10,600.0-68,600)	17,600 (4,630.0-29,400)	15,700 (4,550.0-26,700)	16,200 (4,710.0-27,500)	17,300 (4,900.0-29,400)	18,200 (5,210.0-30,200)	19,300 (5,460.0-32,000)	19,400 (5,660.0-32,400)	19,600 (5,660.0-32,600)	19,600 (5,660.0-32,600)	19,600 (5,660.0-32,600)	19,600 (5,660.0-32,600)	19,600 (5,660.0-32,600)	19,600 (5,660.0-32,600)	19,600 (5,660.0-32,600)	19,600 (5,660.0-32,600)	19,600 (5,660.0-32,600)	19,600 (5,660.0-32,600)	19,600 (5,660.0-32,600)	57,900
HIV/AIDS and sexually transmitted infections	224 (72.4 to 470)	41.2 (12 to 98.3)	130 (42.4 to 321)	131 (51.2 to 391)	111 (34.4 to 350)	184 (66.9 to 341)	288 (102 to 567)	375 (130 to 715)	581 (206 to 1,120)	812 (283 to 1,550)	1,040 (363 to 1,970)	1,270 (443 to 2,420)	1,470 (520 to 2,800)	1,630 (577 to 3,100)	1,750 (620 to 3,330)	1,850 (656 to 3,520)	1,920 (680 to 3,650)	1,970 (698 to 3,750)	2,000 (708 to 3,810)	2,020 (715 to 3,850)	2,030 (719 to 3,870)	2,040 (723 to 3,880)	6,150
HIV/AIDS	0 (0 to 0)	0 (0 to 0)	0 (0 to 0)	0 (0 to 0)	0 (0 to 0)	0 (0 to 0)	0 (0 to 0)	0 (0 to 0)	0 (0 to 0)	0 (0 to 0)	0 (0 to 0)	0 (0 to 0)	0 (0 to 0)	0 (0 to 0)	0 (0 to 0)	0 (0 to 0)	0 (0 to 0)	0 (0 to 0)	0 (0 to 0)	0 (0 to 0)	0 (0 to 0)	0 (0 to 0)	0 (0 to 0)	0
HIV/AIDS - Drug-susceptible Tuberculosis	0 (0 to 0)	0 (0 to 0)	0 (0 to 0)	0 (0 to 0)	0 (0 to 0)	0 (0 to 0)	0 (0 to 0)	0 (0 to 0)	0 (0 to 0)	0 (0 to 0)	0 (0 to 0)	0 (0 to 0)	0 (0 to 0)	0 (0 to 0)	0 (0 to 0)	0 (0 to 0)	0 (0 to 0)	0 (0 to 0)	0 (0 to 0)	0 (0 to 0)	0 (0 to 0)	0 (0 to 0)	0 (0 to 0)	0
HIV/AIDS - Multidrug-resistant Tuberculosis without extensive dr...	0 (0 to 0)	0 (0 to 0)	0 (0 to 0)	0 (0 to 0)	0 (0 to 0)	0 (0 to 0)	0 (0 to 0)	0 (0 to 0)	0 (0 to 0)	0 (0 to 0)	0 (0 to 0)	0 (0 to 0)	0 (0 to 0)	0 (0 to 0)	0 (0 to 0)	0 (0 to 0)	0 (0 to 0)	0 (0 to 0)	0 (0 to 0)	0 (0 to 0)	0 (0 to 0)	0 (0 to 0)	0 (0 to 0)	0
HIV/AIDS - Extensively drug-resistant Tuberculosis	0 (0 to 0)	0 (0 to 0)	0 (0 to 0)	0 (0 to 0)	0 (0 to 0)	0 (0 to 0)	0 (0 to 0)	0 (0 to 0)	0 (0 to 0)	0 (0 to 0)	0 (0 to 0)	0 (0 to 0)	0 (0 to 0)	0 (0 to 0)	0 (0 to 0)	0 (0 to 0)	0 (0 to 0)	0 (0 to 0)	0 (0 to 0)	0 (0 to 0)	0 (0 to 0)	0 (0 to 0)	0 (0 to 0)	0
HIV/AIDS resulting in other diseases	224 (72.4 to 470)	41.2 (12 to 98.3)	129 (42.4 to 320)	131 (51.2 to 391)	111 (34.4 to 350)	184 (66.9 to 341)	288 (102 to 567)	375 (130 to 715)	581 (206 to 1,120)	812 (283 to 1,550)	1,040 (363 to 1,970)	1,270 (443 to 2,420)	1,470 (520 to 2,800)	1,630 (577 to 3,100)	1,750 (620 to 3,330)	1,850 (656 to 3,520)	1,920 (680 to 3,650)	1,970 (698 to 3,750)	2,000 (708 to 3,810)	2,020 (715 to 3,850)	2,030 (719 to 3,870)	2,040 (723 to 3,880)	6,150
Sexually transmitted infections excluding HIV	224 (72.4 to 470)	41.2 (12 to 98.3)	130 (42.4 to 321)	131 (51.2 to 391)	111 (34.4 to 350)	184 (66.9 to 341)	288 (102 to 567)	375 (130 to 715)	581 (206 to 1,120)	812 (283 to 1,550)	1,040 (363 to 1,970)	1,270 (443 to 2,420)	1,470 (520 to 2,800)	1,630 (577 to 3,100)	1,750 (620 to 3,330)	1,850 (656 to 3,520)	1,920 (680 to 3,650)	1,970 (698 to 3,750)	2,000 (708 to 3,810)	2,020 (715 to 3,850)	2,030 (719 to 3,870)	2,040 (723 to 3,880)	6,150
Syphilis	0 (0 to 0)	0 (0 to 0)	0 (0 to 0)	0 (0 to 0)	0 (0 to 0)	0 (0 to 0)	0 (0 to 0)	0 (0 to 0)	0 (0 to 0)	0 (0 to 0)	0 (0 to 0)	0 (0 to 0)	0 (0 to 0)	0 (0 to 0)	0 (0 to 0)	0 (0 to 0)	0 (0 to 0)	0 (0 to 0)	0 (0 to 0)	0 (0 to 0)	0 (0 to 0)	0 (0 to 0)	0 (0 to 0)	0
Chlamydial infection	0 (0 to 0)	0 (0 to 0)	0 (0 to 0)	0 (0 to 0)	0 (0 to 0)	0 (0 to 0)	0 (0 to 0)	0 (0 to 0)	0 (0 to 0)	0 (0 to 0)	0 (0 to 0)	0 (0 to 0)	0 (0 to 0)	0 (0 to 0)	0 (0 to 0)	0 (0 to 0)	0 (0 to 0)	0 (0 to 0)	0 (0 to 0)	0 (0 to 0)	0 (0 to 0)	0 (0 to 0)	0 (0 to 0)	0
Gonococcal infection	0 (0 to 0)	0 (0 to 0)	0 (0 to 0)	0 (0 to 0)	0 (0 to 0)	0 (0 to 0)	0 (0 to 0)	0 (0 to 0)	0 (0 to 0)	0 (0 to 0)	0 (0 to 0)	0 (0 to 0)	0 (0 to 0)	0 (0 to 0)	0 (0 to 0)	0 (0 to 0)	0 (0 to 0)	0 (0 to 0)	0 (0 to 0)	0 (0 to 0)	0 (0 to 0)	0 (0 to 0)	0 (0 to 0)	0
Trichomoniasis	0 (0 to 0)	0 (0 to 0)	0 (0 to 0)	0 (0 to 0)	0 (0 to 0)	0 (0 to 0)	0 (0 to 0)	0 (0 to 0)	0 (0 to 0)	0 (0 to 0)	0 (0 to 0)	0 (0 to 0)	0 (0 to 0)	0 (0 to 0)	0 (0 to 0)	0 (0 to 0)	0 (0 to 0)	0 (0 to 0)	0 (0 to 0)	0 (0 to 0)	0 (0 to 0)	0 (0 to 0)	0 (0 to 0)	0
Genital herpes	0 (0 to 0)	0 (0 to 0)	0 (0 to 0)	0 (0 to 0)	0 (0 to 0)	0 (0 to 0)	0 (0 to 0)	0 (0 to 0)	0 (0 to 0)	0 (0 to 0)	0 (0 to 0)	0 (0 to 0)	0 (0 to 0)	0 (0 to 0)	0 (0 to 0)	0 (0 to 0)	0 (0 to 0)	0 (0 to 0)	0 (0 to 0)	0 (0 to 0)	0 (0 to 0)	0 (0 to 0)	0 (0 to 0)	0
Other sexually transmitted infections	0 (0 to 0)	0 (0 to 0)	0 (0 to 0)	0 (0 to 0)	0 (0 to 0)	0 (0 to 0)	0 (0 to 0)	0 (0 to 0)	0 (0 to 0)	0 (0 to 0)	0 (0 to 0)	0 (0 to 0)	0 (0 to 0)	0 (0 to 0)	0 (0 to 0)	0 (0 to 0)	0 (0 to 0)	0 (0 to 0)	0 (0 to 0)	0 (0 to 0)	0 (0 to 0)	0 (0 to 0)	0 (0 to 0)	0
Respiratory infections and tuberculosis	494 (222 to 848)	422 (187 to 721)	455 (200 to 784)	483 (204 to 799)	153 (67 to 262)	146 (66 to 262)	179 (78 to 320)	178 (78 to 318)	178 (78 to 318)	178 (78 to 318)	178 (78 to 318)	178 (78 to 318)	178 (78 to 318)	178 (78 to 318)	178 (78 to 318)	178 (78 to 318)	178 (78 to 318)	178 (78 to 318)	178 (78 to 318)	178 (78 to 318)	178 (78 to 318)	178 (78 to 318)	178 (78 to 318)	4,779
Tuberculosis	0 (0 to 0)	0 (0 to 0)	0 (0 to 0)	0 (0 to 0)	0 (0 to 0)	0 (0 to 0)	0 (0 to 0)	0 (0 to 0)	0 (0 to 0)	0 (0 to 0)	0 (0 to 0)	0 (0 to 0)	0 (0 to 0)	0 (0 to 0)	0 (0 to 0)	0 (0 to 0)	0 (0 to 0)	0 (0 to 0)	0 (0 to 0)	0 (0 to 0)	0 (0 to 0)	0 (0 to 0)	0 (0 to 0)	0
Latent tuberculosis infection	0 (0 to 0)	0 (0 to 0)	0 (0 to 0)	0 (0 to 0)	0 (0 to 0)	0 (0 to 0)	0 (0 to 0)	0 (0 to 0)	0 (0 to 0)	0 (0 to 0)	0 (0 to 0)	0 (0 to 0)	0 (0 to 0)	0 (0 to 0)	0 (0 to 0)	0 (0 to 0)	0 (0 to 0)	0 (0 to 0)	0 (0 to 0)	0 (0 to 0)	0 (0 to 0)	0 (0 to 0)	0 (0 to 0)	0
Active tuberculosis	0 (0 to 0)	0 (0 to 0)	0 (0 to 0)	0 (0 to 0)	0 (0 to 0)	0 (0 to 0)	0 (0 to 0)	0 (0 to 0)	0 (0 to 0)	0 (0 to 0)	0 (0 to 0)	0 (0 to 0)	0 (0 to 0)	0 (0 to 0)	0 (0 to 0)	0 (0 to 0)	0 (0 to 0)	0 (0 to 0)	0 (0 to 0)	0 (0 to 0)	0 (0 to 0)	0 (0 to 0)	0 (0 to 0)	0
Drug-susceptible tuberculosis	0 (0 to 0)	0 (0 to 0)	0 (0 to 0)	0 (0 to 0)	0 (0 to 0)	0 (0 to 0)	0 (0 to 0)	0 (0 to 0)	0 (0 to 0)	0 (0 to 0)	0 (0 to 0)	0 (0 to 0)	0 (0 to 0)	0 (0 to 0)	0 (0 to 0)	0 (0 to 0)	0 (0 to 0)	0 (0 to 0)	0 (0 to 0)	0 (0 to 0)	0 (0 to 0)	0 (0 to 0)	0 (0 to 0)	0
Multidrug-resistant tuberculosis without extensive drug-resistance	0 (0 to 0)	0 (0 to 0)	0 (0 to 0)	0 (0 to 0)	0 (0 to 0)	0 (0 to 0)	0 (0 to 0)	0 (0 to 0)	0 (0 to 0)	0 (0 to 0)	0 (0 to 0)	0 (0 to 0)	0 (0 to 0)	0 (0 to 0)	0 (0 to 0)	0 (0 to 0)	0 (0 to 0)	0 (0 to 0)	0 (0 to 0)	0 (0 to 0)	0 (0 to 0)	0 (0 to 0)	0 (0 to 0)	0
Extensively drug-resistant tuberculosis	0 (0 to 0)	0 (0 to 0)	0 (0 to 0)	0 (0 to 0)	0 (0 to 0)	0 (0 to 0)	0 (0 to 0)	0 (0 to 0)	0 (0 to 0)	0 (0 to 0)	0 (0 to 0)	0 (0 to 0)	0 (0 to 0)	0 (0 to 0)	0 (0 to 0)	0 (0 to 0)	0 (0 to 0)	0 (0 to 0)	0 (0 to 0)	0 (0 to 0)	0 (0 to 0)	0 (0 to 0)	0 (0 to 0)	0
Lower respiratory infections	494 (221 to 848)	424 (186 to 720)	455 (172 to 784)	482 (161 to 799)	153 (41 to 262)	146 (44 to 248)	179 (46 to 320)	178 (46 to 318)	178 (46 to 318)	178 (46 to 318)	178 (46 to 318)	178 (46 to 318)	178 (46 to 318)	178 (46 to 318)	178 (46 to 318)	178 (46 to 318)	178 (46 to 318)	178 (46 to 318)	178 (46 to 318)	178 (46 to 318)	178 (46 to 318)	178 (46 to 318)	178 (46 to 318)	4,779
Upper respiratory infections	0 (0 to 0)	0.7 (0.4 to 1.3)	12 (6.8 to 19.8)	49.6 (34 to 74)	46 (24.9 to 69.9)	38.2 (23.6 to 74.4)	33.5 (19.9 to 59.1)	27.3 (15.5 to 45.5)	23.1 (12.7 to 39.1)	19.5 (9.7 to 30.9)	18.5 (9.7 to 30.9)	2.3 (1.2 to 3.8)	2.3 (1.2 to 3.8)	1.6 (0.9 to 2.7)	0.7 (0.4 to 1.2)	1.4 (0.8 to 2.3)	0.7 (0.4 to 1.2)	0.3 (0.2 to 0.6)	0.3 (0.2 to 0.6)	0.3 (0.2 to 0.6)	0.3 (0.2 to 0.6)	0.3 (0.2 to 0.6)	0.3 (0.2 to 0.6)	341
Otitis media	0 (0 to 0)	0 (0 to 0)	1.8 (0.9 to 3.2)	15.1 (9.2 to 26.3)	11.6 (7 to 20)	11.6 (5.9 to 19.9)	9.4 (4.9 to 16.4)	8.4 (3.8 to 16.7)	7.1 (3.5 to 12.5)	6.1 (2.9 to 9)	5.7 (2.9 to 9)	1.1 (1.4 to 5.6)	1.1 (1.4 to 5.6)	0.8 (1.1 to 4.2)	0.3 (0.4 to 1.7)	0.7 (0.8 to 3.1)	0.3 (0.4 to 1.7)	0.1 (0.2 to 0.7)	0.1 (0.2 to 0.7)	0.1 (0.2 to 0.7)	0.1 (0.2 to 0.7)	0.1 (0.2 to 0.7)	0.1 (0.2 to 0.7)	91
Enteric infections	139 (44.8 to 373)	300 (109 to 640)	771 (367 to 1,450)	464 (161 to 1,040)	220 (85 to 520)	220 (109 to 298)	184 (102 to 323)	135 (75 to 244)	115 (64 to 206)	102 (57 to 180)	102 (48.7 to 169)	72.9 (38.3 to 142)	72.9 (38.3 to 142)	72.9 (38.3 to 142)	72.9 (38.3 to 142)	72.9 (38.3 to 142)	72.9 (38.3 to 142)	72.9 (38.3 to 142)	72.9 (38.3 to 142)	72.9 (38.3 to 142)	72.9 (38.3 to 142)	72.9 (38.3 to 142)	72.9 (38.3 to 142)	4,020
Diarrheal diseases	139 (44.8 to 373)	294 (109 to 640)	771 (194 to 1,270)	464 (169 to 1,040)	220 (61.2 to 520)	220 (109 to 298)	184 (93.7 to 323)	135 (37.0 to 176)	115 (36.6 to 156)	102 (34.6 to 142)	102 (37.3 to 147)	72.9 (34.6 to 147)	72.9 (38.6 to 152)	72.9 (35.4 to 138)	72.9 (31.6 to 115)	72.9 (23.3 to 118)	72.9 (19.9 to 102)	72.9 (18.2 to 92.2)	72.9 (18.1 to 92.2)	72.9 (18.1 to 92.2)	72.9 (18.1 to 92.2)	72.9 (18.1 to 92.2)	72.9 (18.1 to 92.2)	2,660
Typhoid and paratyphoid	0 (0 to 0)	0 (0 to 0)	0 (0 to 0)	0 (0 to 0)	0 (0 to 0)	0 (0 to 0)	0 (0 to 0)	0 (0 to 0)	0 (0 to 0)	0 (0 to 0)	0 (0 to 0)	0 (0 to 0)	0 (0 to 0)	0 (0 to 0)	0 (0 to 0)	0 (0 to 0)	0 (0 to 0)	0 (0 to 0)	0 (0 to 0)	0 (0 to 0)	0 (0 to 0)	0 (0 to 0)	0 (0 to 0)	0
Typhoid fever	0 (0 to 0)	0 (0 to 0)	0 (0 to 0)	0 (0 to 0)	0 (0 to 0)	0 (0 to 0)	0 (0 to 0)	0 (0 to 0)	0 (0 to 0)	0 (0 to 0)	0 (0 to 0)	0 (0 to 0)	0 (0 to 0)	0 (0 to 0)	0 (0 to 0)	0 (0 to 0)	0 (0 to 0)	0 (0 to 0)	0 (0 to 0)	0 (0 to 0)	0 (0 to 0)	0 (0 to 0)	0 (0 to 0)	0
Paratyphoid fever	0 (0 to 0)	0 (0 to 0)	0 (0 to 0)	0 (0 to 0)	0 (0 to 0)	0 (0 to 0)	0 (0 to 0)	0 (0 to 0)	0 (0 to 0)	0 (0 to 0)	0 (0 to 0)	0 (0 to 0)	0 (0 to 0)	0 (0 to 0)	0 (0 to 0)	0 (0 to 0)	0 (0 to 0)	0 (0 to 0)	0 (0 to 0)	0 (0 to 0)	0 (0 to 0)	0 (0 to 0)	0 (0 to 0)	0
Invasive Non-typhoidal Salmonella (iNTS)	0.4 (0.3 to 15.4)	0.4 (0.2 to 15.4)	285 (97.3 to 668)	685 (45 to 196)	38.3 (13.1 to 93.8)	31.5 (8.6 to 90.4)	18.9 (4.1 to 60.2)	18.9 (4.1 to 60.2)	18.9 (4.1 to 60.2)	18.9 (4.1 to 60.2)	18.9 (4.1 to 60.2)	18.9 (4.1 to 60.2)	18.9 (4.1 to 60.2)	18.9 (4.1 to 60.2)	18.9 (4.1 to 60.2)	18.9 (4.1 to 60.2)	18.9 (4.1 to 60.2)	18.9 (4.1 to 60.2)	18.9 (4.1 to 60.2)	18.9 (4.1 to 60.2)	18.9 (4.1 to 60.2)	18.9 (4.1 to 60.2)	629
Other intestinal infectious diseases	0 (0 to 0)	0.4 (0.1 to 1.4)	1.1 (0.1 to 4.1)	0.3 (0 to 1.4)	0.3 (0 to 1.4)	0.3 (0 to 1.4



Osteoarthritis other	0 (0 to 0)	0 (0 to 0)	0 (0 to 0)	0 (0 to 0)	0 (0 to 0)	0 (0 to 0)	0 (0 to 0)	0 (0 to 0)	0 (0 to 0)	0 (0 to 0)	0 (0 to 0)	0-1 (0 to 1)	0-4 (0.1 to 0.9)	1 (0.3 to 2.3)	1-7 (0.7 to 3.7)	2-4 (1.0 to 5.2)	3-2 (1.4 to 6.8)	3-5 (1.4 to 7.4)	2-9 (1.4 to 6.2)	2-7 (1.2 to 5.7)	2-5 (1.2 to 5.2)	2-2 (1.1 to 4.5)	1-3 (0.4 to 3.5)	0-5 (0.2 to 1)	0-1 (0.1 to 0.3)	24-5
Low back pain	0 (0 to 0)	0 (0 to 0)	0 (0 to 0)	0 (0 to 0)	0-1 (2.7 to 15.4)	84-2 (20 to 59.2)	72-2 (41.5 to 116)	94-4 (48.5 to 136)	94-6 (49.6 to 140)	90-1 (52.6 to 149)	85-7 (52.4 to 142)	91 (49.3 to 162)	89-9 (49.3 to 170)	73-8 (44.5 to 156)	76-1 (47.1 to 118)	79-3 (44 to 156)	75-2 (44 to 156)	76-3 (42.1 to 79.8)	75-4 (27.6 to 65.2)	73-1 (23.1 to 58.3)	74-6 (19 to 46.3)	73-1 (9 to 21.5)	74-5 (2.8 to 6.7)	4-5 (0.7 to 1.7)	1-533
Neck pain	0 (0 to 0)	0 (0 to 0)	0 (0 to 0)	0-9 (0.2 to 2.1)	5-3 (2 to 10.7)	11-5 (4.6 to 21.6)	10-7 (6.5 to 31.1)	30-7 (9.1 to 61)	27-7 (9.1 to 51.4)	30-5 (10.1 to 52.3)	24-2 (10.1 to 52.3)	22-2 (14.2 to 52.4)	19-5 (9.2 to 54.1)	19-6 (7.4 to 39.8)	19-6 (7.4 to 39.8)	13-9 (6.7 to 23.4)	8-8 (4.6 to 15.1)	8-8 (3.4 to 11.9)	8-8 (2.5 to 8.9)	3-7 (1.1 to 6.1)	1-6 (0.4 to 2.6)	0-6 (0.1 to 0.3)	0-1 (0.1 to 0.3)	0-1 (0.1 to 0.3)	242
Gout	0 (0 to 0)	0 (0 to 0)	0 (0 to 0)	0 (0 to 0)	0 (0 to 0)	0 (0 to 0)	0 (0 to 0.1)	0 (0.1 to 0.3)	0 (0.1 to 0.3)	0 (0.2 to 1)	0 (0.1 to 1.4)	0 (0.2 to 1.5)	0 (0.3 to 1.7)	0 (0.3 to 1.6)	0 (0.4 to 1.8)	0 (0.4 to 2)	0 (0.4 to 1.8)	0 (0.4 to 1.4)	0 (0.4 to 1.4)	0 (0.3 to 1.1)	0 (0.2 to 0.9)	0 (0.1 to 0.3)	0 (0.1 to 0.3)	0 (0.1 to 0.3)	0 (0.2 to 0.3)	9-9
Other musculoskeletal disorders	0 (0 to 0)	0 (0 to 0)	0 (0 to 0)	0-5 (0.2 to 1.1)	0-5 (0.2 to 1.1)	10-2 (2.9 to 23.3)	21-1 (7.4 to 49.7)	64-5 (26 to 102)	59-6 (26 to 102)	79-8 (46 to 124)	74-4 (46.3 to 114)	66-4 (39.5 to 101)	54-2 (32.7 to 92.6)	43-3 (25.5 to 67.1)	38-4 (22.7 to 59.3)	39-1 (16.7 to 51.4)	40-9 (16.7 to 102)	39-1 (11.1 to 52.1)	39-1 (11.1 to 102)	14-4 (4.7 to 25.3)	8-8 (3.4 to 15.4)	3-9 (0.4 to 9.2)	0-4 (0.1 to 1.5)	1-1 (0.2 to 2.8)	541
Other non-communicable diseases	398 (250 to 660)	162 (96.5 to 300)	247 (134 to 352)	217 (134 to 296)	146 (94.1 to 206)	154 (106 to 215)	220 (153 to 344)	296 (197 to 446)	287 (200 to 398)	269 (208 to 401)	442 (288 to 614)	361 (240 to 553)	296 (177 to 556)	199 (133 to 427)	132 (84 to 178)	102 (72 to 140)	79 (49 to 95.7)	64 (38 to 79.2)	69 (36 to 83)	49 (27.7 to 63)	27.5 (27.7 to 63)	17.1 (10.7 to 22.6)	2.8 (1.6 to 4.4)	1.6 (1.6 to 4.4)	4,410
Congenital birth defects	394 (199 to 631)	171 (88.1 to 329)	257 (75.5 to 440)	150 (90 to 272)	58-6 (34.4 to 96.4)	50-2 (32.4 to 72.4)	38-1 (21.2 to 59.8)	27-3 (17.3 to 41.1)	21-6 (12.6 to 33.4)	17 (10.9 to 22.3)	13-1 (8.7 to 19.4)	9-8 (6.2 to 14.6)	9-8 (4.3 to 10.3)	4-8 (2 to 7.2)	4-1 (1.8 to 6.3)	3 (1.9 to 4.8)	1-9 (1.1 to 3)	1-1 (0.6 to 1.9)	0-8 (0.4 to 1.1)	0-6 (0.3 to 1.1)	0-3 (0.2 to 0.5)	0-2 (0.1 to 0.3)	0-1 (0 to 0)	0-1 (0 to 0)	1,170
Neural tube defects	124 (38.7 to 277)	38-6 (9.4 to 100)	31-9 (9.3 to 96.1)	22-2 (9.3 to 55)	0-3 (2.9 to 9.4)	4-2 (0.9 to 9.2)	3 (1.6 to 4.9)	1-9 (1.2 to 2.6)	1-4 (0.8 to 2)	0-9 (0.4 to 1.4)	0-6 (0.4 to 0.9)	0-4 (0.2 to 0.6)	0-2 (0.1 to 0.4)	0-1 (0 to 0.2)	0-1 (0 to 0.1)	0-1 (0 to 0.2)	0-1 (0 to 0.1)	0 (0 to 0)	0 (0 to 0)	0 (0 to 0)	0 (0 to 0)	0 (0 to 0)	0 (0 to 0)	0 (0 to 0)	246
Congenital heart anomalies	65 (19.4 to 145)	48-1 (17.1 to 105)	62-7 (13.3 to 152)	27-9 (9.5 to 69.4)	9-1 (3.9 to 18.6)	8-3 (2.7 to 17.4)	5-9 (2.1 to 12.4)	4-4 (1.6 to 10.2)	3-4 (1.2 to 7.4)	2-3 (1 to 4.7)	1-8 (0.6 to 3.4)	1-4 (0.4 to 3)	0-7 (0.2 to 1.4)	0-5 (0.2 to 0.9)	0-6 (0.2 to 1.1)	0-7 (0.2 to 1.2)	0-2 (0 to 0.5)	0-2 (0 to 0.7)	0-1 (0 to 0.5)	0-1 (0 to 0.1)	0-1 (0 to 0.1)	0-1 (0 to 0.1)	0-1 (0 to 0.1)	0-1 (0 to 0)	244
Orofacial clefts	3-1 (0.4 to 11)	1-7 (0.1 to 6.5)	2-4 (0.4 to 8.1)	1-2 (0.5 to 2.3)	0-9 (0.3 to 1.6)	0-8 (0.2 to 1.6)	0-7 (0.2 to 1.5)	0-5 (0.1 to 1.1)	0-5 (0.1 to 1.1)	0-5 (0.1 to 1)	0-4 (0.1 to 0.9)	0-3 (0.1 to 0.6)	0-2 (0 to 0.6)	0-2 (0 to 0.3)	0-1 (0 to 0.3)	0-2 (0 to 0.3)	0-1 (0 to 0.2)	0-1 (0 to 0.1)	0-1 (0 to 0.1)	0-1 (0 to 0.1)	0-1 (0 to 0.1)	0-1 (0 to 0.1)	0-1 (0 to 0.1)	0-1 (0 to 0.1)	14
Down syndrome	8-9 (2.4 to 21.7)	4-7 (1.4 to 11.5)	11-4 (2.5 to 32.1)	6-6 (1.6 to 18)	1-4 (0.4 to 3.4)	1-4 (0.4 to 3.2)	1-4 (0.5 to 3.5)	1-2 (0.5 to 2.4)	0-9 (0.4 to 2.1)	0-8 (0.4 to 1.8)	0-6 (0.2 to 1.2)	0-5 (0.2 to 1.2)	0-4 (0.1 to 0.9)	0-3 (0.1 to 0.7)	0-2 (0 to 0.6)	0-3 (0.1 to 0.7)	0-2 (0 to 0.5)	0-2 (0 to 0.5)	0-1 (0 to 0.3)	0-1 (0 to 0.3)	0-1 (0 to 0.3)	0-1 (0 to 0.3)	0-1 (0 to 0.3)	0-1 (0 to 0.3)	41
Turner syndrome	0 (0 to 0)	0 (0 to 0)	0-1 (0 to 0.1)	0-1 (0 to 0.2)	0-1 (0 to 0.2)	0-1 (0.1 to 0.2)	0-1 (0.1 to 0.2)	0-1 (0 to 0.2)	0-1 (0 to 0.1)	0-1 (0 to 0.1)	0 (0 to 0)	0 (0 to 0)	0 (0 to 0)	0 (0 to 0)	0 (0 to 0)	0 (0 to 0)	0 (0 to 0)	0 (0 to 0)	0 (0 to 0)	0 (0 to 0)	0 (0 to 0)	0 (0 to 0)	0 (0 to 0)	0 (0 to 0)	0 (0 to 0)	0-9
Klinefelter syndrome	0 (0 to 0)	0 (0 to 0)	0 (0 to 0)	0 (0 to 0)	0 (0 to 0)	0 (0 to 0)	0 (0 to 0)	0 (0 to 0)	0 (0 to 0)	0 (0 to 0)	0 (0 to 0)	0 (0 to 0)	0 (0 to 0)	0 (0 to 0)	0 (0 to 0)

SR Table 2b: Kiambu DALYS by cause and sex groups for females with 95% uncertainty intervals, 2019

Cause	Aerio Neonatal	Post Neonatal	1 to 4	5 to 9	10 to 14	15 to 19	20 to 24	25 to 29	30 to 34	35 to 39	40 to 44	45 to 49	50 to 54	55 to 59	60 to 64	65 to 69	70 to 74	75 to 79	80 to 84	85 to 89	90 to 94	95 plus	Total
All causes	8,950 (15,788 to 20,700)	8,950 (5,810 to 13,180)	13,660 (9,760 to 19,700)	10,460 (6,350 to 15,400)	8,770 (5,390 to 9,810)	7,430 (5,230 to 9,200)	11,000 (6,650 to 15,000)	13,000 (12,000 to 20,000)	16,700 (16,000 to 18,000)	21,100 (19,000 to 24,000)	23,000 (19,100 to 26,000)	21,900 (17,000 to 27,000)	21,900 (17,000 to 27,000)	19,000 (15,000 to 24,000)	15,700 (12,000 to 19,000)	12,600 (9,900 to 16,000)	9,960 (6,400 to 15,000)	9,960 (7,000 to 12,000)	9,960 (7,400 to 11,400)	8,370 (5,900 to 9,880)	6,370 (3,300 to 7,200)	8950 (2,900 to 9,970)	8950 (2720 to 7,200)	217 (189 to 2800)	266,000
Communicable, maternal, neonatal, and nutritional diseases	17,200 (15,700 to 21,000)	7,700 (5,810 to 11,900)	10,900 (9,100 to 15,100)	7,970 (5,300 to 12,300)	3,600 (2,810 to 4,600)	2,960 (2,600 to 3,900)	4,290 (3,100 to 5,770)	5,250 (3,600 to 7,000)	7,220 (4,900 to 10,200)	9,730 (6,800 to 13,500)	10,700 (7,500 to 15,000)	9,770 (7,100 to 13,000)	9,770 (7,100 to 13,000)	8,400 (5,900 to 12,000)	6,900 (4,200 to 9,200)	5,200 (2,900 to 7,200)	3,220 (1,900 to 5,200)	2,260 (1,500 to 3,500)	1,660 (1,000 to 2,500)	1,660 (1,000 to 2,500)	1,060 (700 to 1,400)	560 (320 to 860)	170 (110 to 251)	61.6 (30.4 to 79.9)	122,000
HIV/AIDS and sexually transmitted infections	7/64 (234 to 1,060)	109 (44.0 to 371)	503 (270 to 936)	454 (220 to 847)	450 (200 to 786)	957 (371 to 1,730)	2,070 (899 to 3,640)	3,610 (1,770 to 5,670)	3,810 (1,900 to 6,000)	3,760 (1,900 to 5,950)	3,660 (1,900 to 5,900)	3,170 (1,600 to 5,000)	6,840 (4,210 to 9,700)	6,040 (4,300 to 8,500)	5,050 (3,200 to 6,900)	3,250 (1,900 to 4,700)	1,660 (960 to 2,300)	687 (377 to 1,060)	337 (180 to 580)	192 (91 to 346)	78.1 (47 to 119)	19.9 (8.6 to 37.5)	6.6 (3 to 10.1)	1.7 (0.9 to 2.6)	41,700
HIV/AIDS	0 (0 to 0)	0.1 (0 to 0)	234 (150 to 350)	392 (220 to 600)	366 (190 to 580)	863 (384 to 1,330)	1,368 (689 to 2,040)	2,320 (1,120 to 3,420)	2,740 (1,500 to 4,040)	3,060 (1,500 to 4,710)	3,120 (1,500 to 4,700)	2,760 (1,300 to 4,300)	6,420 (3,200 to 9,120)	5,930 (3,200 to 8,300)	4,970 (2,600 to 6,700)	3,070 (1,600 to 4,300)	1,570 (800 to 2,300)	681 (338 to 1,040)	322 (150 to 540)	180 (70 to 320)	73.6 (23 to 151)	19.6 (5.6 to 42.1)	6.6 (1.9 to 14.2)	1.6 (0.5 to 3.5)	20,300
HIV/AIDS - Drug-susceptible Tuberculosis	0 (0 to 0)	0 (0 to 0)	43.0 (17 to 74)	60.0 (32 to 102)	50.0 (20 to 82)	104 (42 to 174)	200 (82 to 340)	474 (200 to 790)	947 (400 to 1,600)	1,330 (600 to 2,200)	1,660 (800 to 2,700)	1,750 (800 to 2,800)	1,390 (600 to 2,200)	787 (300 to 1,300)	370 (120 to 600)	186 (60 to 300)	73.0 (23 to 120)	41.0 (13 to 62)	19.0 (6 to 30)	9.0 (2 to 15)	3.0 (1 to 5)	1.0 (0 to 2)	0.1 (0 to 0.3)	0.1 (0 to 0.2)	9,930
HIV/AIDS - Multidrug-resistant Tuberculosis without extensive d	0 (0 to 0)	0 (0 to 0)	0.1 (0 to 0.3)	0.2 (0 to 0.5)	0.1 (0 to 0.3)	0.3 (0 to 0.8)	0.7 (0 to 2)	1.0 (0 to 3)	1.0 (0 to 3)	1.0 (0 to 3)	1.0 (0 to 3)	1.0 (0 to 3)	2.0 (0 to 5)	2.0 (0 to 5)	1.0 (0 to 3)	1.0 (0 to 3)	0.5 (0 to 2)	0.3 (0 to 1)	0.1 (0 to 0.5)	0.1 (0 to 0.3)	0 (0 to 0)	0 (0 to 0)	0 (0 to 0)	0 (0 to 0)	4.6
HIV/AIDS - Multidrug-resistant Tuberculosis with extensive d	0 (0 to 0)	0 (0 to 0)	0.1 (0 to 0.3)	0.2 (0 to 0.5)	0.1 (0 to 0.3)	0.3 (0 to 0.8)	0.7 (0 to 2)	1.0 (0 to 3)	1.0 (0 to 3)	1.0 (0 to 3)	1.0 (0 to 3)	1.0 (0 to 3)	2.0 (0 to 5)	2.0 (0 to 5)	1.0 (0 to 3)	1.0 (0 to 3)	0.5 (0 to 2)	0.3 (0 to 1)	0.1 (0 to 0.5)	0.1 (0 to 0.3)	0 (0 to 0)	0 (0 to 0)	0 (0 to 0)	0 (0 to 0)	4.6
HIV/AIDS - Extensively drug-resistant Tuberculosis	0 (0 to 0)	0 (0 to 0)	0.1 (0 to 0.3)	0.2 (0 to 0.5)	0.1 (0 to 0.3)	0.3 (0 to 0.8)	0.7 (0 to 2)	1.0 (0 to 3)	1.0 (0 to 3)	1.0 (0 to 3)	1.0 (0 to 3)	1.0 (0 to 3)	2.0 (0 to 5)	2.0 (0 to 5)	1.0 (0 to 3)	1.0 (0 to 3)	0.5 (0 to 2)	0.3 (0 to 1)	0.1 (0 to 0.5)	0.1 (0 to 0.3)	0 (0 to 0)	0 (0 to 0)	0 (0 to 0)	0 (0 to 0)	4.6
HIV/AIDS resulting in other diseases	0 (0 to 0)	0 (0 to 0)	1 (0 to 1)	1 (0 to 2)	1 (0 to 2)	1 (0 to 2)	1 (0 to 2)	1 (0 to 2)	1 (0 to 2)	1 (0 to 2)	1 (0 to 2)	1 (0 to 2)	1 (0 to 2)	1 (0 to 2)	1 (0 to 2)	1 (0 to 2)	1 (0 to 2)	1 (0 to 2)	1 (0 to 2)	1 (0 to 2)	1 (0 to 2)	1 (0 to 2)	1 (0 to 2)	1 (0 to 2)	9
Other sexually transmitted infections	0 (0 to 0)	0.1 (0 to 0.2)	190 (102 to 312)	329 (185 to 560)	343 (195 to 701)	1,030 (454 to 978)	1,530 (670 to 2,670)	2,750 (1,110 to 5,040)	4,290 (1,970 to 7,640)	5,770 (2,460 to 9,230)	7,170 (3,000 to 11,500)	6,270 (2,600 to 10,000)	3,060 (1,900 to 4,500)	2,010 (1,200 to 3,000)	1,190 (690 to 1,800)	722 (390 to 1,100)	439 (230 to 670)	236 (111 to 362)	108 (54.0 to 166)	61.4 (29.5 to 97.3)	19.2 (8.6 to 31.6)	4.2 (1.9 to 7.1)	0.9 (0.4 to 1.6)	39,700
Sexually transmitted infections excluding HIV	7/64 (234 to 1,060)	109 (44.0 to 371)	313 (170 to 588)	125 (35 to 287)	107 (5 to 216)	94 (2 to 213)	540 (229 to 970)	860 (660 to 1,250)	1,070 (900 to 1,400)	990 (800 to 1,300)	490 (400 to 700)	400 (300 to 600)	3,420 (2,300 to 4,800)	4,030 (2,800 to 5,600)	3,880 (2,700 to 5,400)	2,530 (1,700 to 3,500)	1,220 (800 to 1,700)	451 (300 to 600)	229 (150 to 300)	130 (70 to 200)	59.2 (30 to 90)	15.7 (7 to 25)	5.6 (2 to 9)	1.6 (0.5 to 2.5)	1,650
Syphilis	7/64 (234 to 1,060)	109 (44.0 to 371)	248 (78 to 588)	12 (2 to 29)	5 (1 to 14)	3 (0 to 8)	3.0 (1 to 8.0)	3 (1 to 8)	3.7 (1 to 9)	3 (1 to 8)	3 (1 to 8)	1.7 (0 to 5)	3 (1 to 8)	2.0 (0 to 5)	1.0 (0 to 3)	0.5 (0 to 2)	0.3 (0 to 1)	0.2 (0 to 0.5)	0.1 (0 to 0.3)	0.1 (0 to 0.2)	0 (0 to 0)	0 (0 to 0)	0 (0 to 0)	0 (0 to 0)	1,230
Chlamydial infection	0 (0 to 0)	0 (0 to 0)	0 (0 to 0)	0 (0 to 0)	0.0 (0 to 0)	0.0 (0 to 0.1)	2.0 (0 to 4.0)	5.9 (2 to 11)	6.2 (2 to 12)	5.9 (2 to 11)	5.9 (2 to 11)	4.6 (2 to 8.0)	3.1 (1 to 6.0)	2.0 (1 to 4.0)	1.0 (0 to 3.0)	0.5 (0 to 2)	0.3 (0 to 1)	0.1 (0 to 0.5)	0.1 (0 to 0.3)	0.1 (0 to 0.2)	0 (0 to 0)	0 (0 to 0)	0 (0 to 0)	0 (0 to 0)	38.9
Gonococcal infection	0 (0 to 0)	0 (0 to 0)	0 (0 to 0)	0 (0 to 0)	0.0 (0 to 0)	0.0 (0 to 0.1)	4.4 (1 to 9)	21 (10 to 35)	9.9 (4 to 17)	8.9 (3 to 15)	6.9 (2 to 12)	3.8 (1 to 7)	2.8 (1 to 6)	2.0 (1 to 4)	3.2 (1 to 7)	1.7 (0 to 4)	0.9 (0 to 2)	0.5 (0 to 1)	0.2 (0 to 0.5)	0.2 (0 to 0.4)	0.1 (0 to 0.2)	0 (0 to 0)	0 (0 to 0)	0 (0 to 0)	43.1
Trichomoniasis	0 (0 to 0)	0 (0 to 0)	0 (0 to 0)	0 (0 to 0)	0.0 (0 to 0)	0.0 (0 to 0.1)	3.0 (1 to 6.0)	10.7 (4 to 17)	9.7 (4 to 16)	8.7 (3 to 15)	7.7 (3 to 13)	5.7 (2 to 10)	4.6 (2 to 8.0)	3.0 (1 to 5.0)	2.0 (1 to 4)	1.0 (0 to 3)	0.5 (0 to 2)	0.3 (0 to 1)	0.1 (0 to 0.5)	0.1 (0 to 0.3)	0 (0 to 0)	0 (0 to 0)	0 (0 to 0)	0 (0 to 0)	166
Genital herpes	0 (0 to 0)	0 (0 to 0)	0 (0 to 0)	0 (0 to 0)	0.0 (0 to 0)	0.0 (0 to 0.1)	2.0 (0 to 4.0)	6.5 (3 to 11)	6.7 (3 to 12)	6.5 (3 to 11)	6.5 (3 to 11)	5.0 (2 to 9)	3.7 (1 to 7)	2.0 (1 to 4)	1.0 (0 to 3)	0.5 (0 to 2)	0.3 (0 to 1)	0.2 (0 to 0.5)	0.1 (0 to 0.3)	0.1 (0 to 0.2)	0 (0 to 0)	0 (0 to 0)	0 (0 to 0)	0 (0 to 0)	72.6
Other sexually transmitted infections	0 (0 to 0)	0 (0 to 0)	0 (0 to 0)	0 (0 to 0)	0.0 (0 to 0)	0.0 (0 to 0.1)	2.0 (0 to 4.0)	5.9 (2 to 11)	6.2 (2 to 12)	5.9 (2 to 11)	5.9 (2 to 11)	4.6 (2 to 8.0)	3.1 (1 to 6.0)	2.0 (1 to 4.0)	1.0 (0 to 3.0)	0.5 (0 to 2)	0.3 (0 to 1)	0.2 (0 to 0.5)	0.1 (0 to 0.3)	0.1 (0 to 0.2)	0 (0 to 0)	0 (0 to 0)	0 (0 to 0)	0 (0 to 0)	91.6
Respiratory infections and tuberculosis	1,290 (950 to 2,000)	1,020 (720 to 2,700)	1,200 (1,260 to 5,260)	537 (868 to 2,280)	324 (560 to 787)	1,100 (2,720 to 5,104)	1,100 (3,880 to 6,872)	1,100 (3,900 to 7,200)	1,100 (3,900 to 7,200)	1,100 (3,900 to 7,200)	1,100 (3,900 to 7,200)	1,100 (3,900 to 7,200)	1,100 (3,900 to 7,200)	1,100 (3,900 to 7,200)	1,100 (3,900 to 7,200)	1,100 (3,900 to 7,200)	1,100 (3,900 to 7,200)	1,100 (3,900 to 7,200)	1,100 (3,900 to 7,200)	1,100 (3,900 to 7,200)	1,100 (3,900 to 7,200)	1,100 (3,900 to 7,200)	1,100 (3,900 to 7,200)	1,100 (3,900 to 7,200)	23.0 (20.0 to 2800)
Tuberculosis	0 (0 to 0)	0 (0 to 0)	138 (20.4 to 301)	117 (39.1 to 223)	71.7 (21.7 to 139)	72.6 (31 to 135)	251 (118 to 434)	480 (260 to 811)	599 (289 to 976)	729 (370 to 1,240)	777 (320 to 1,260)	699 (360 to 1,060)	622 (330 to 1,000)	586 (227 to 1,070)	555 (203 to 939)	439 (140 to 755)	236 (60.3 to 495)	155 (33 to 341)	89.2 (10.5 to 266)	22 (1.7 to 77.3)	3.6 (0.4 to 16)	0.6 (0.1 to 2.5)	0.1 (0 to 0.3)	0 (0 to 0)	6,900
Latent tuberculosis infection	0 (0 to 0)	0 (0 to 0)	0 (0 to 0)	0 (0 to 0)	0.0 (0 to 0)	0.0 (0 to 0.1)	0.0 (0 to 0.1)	0.0 (0 to 0.1)	0.0 (0 to 0.1)	0.0 (0 to 0.1)	0.0 (0 to 0.1)	0.0 (0 to 0.1)	0.0 (0 to 0.1)	0.0 (0 to 0.1)	0.0 (0 to 0.1)	0.0 (0 to 0.1)	0.0 (0 to 0.1)	0.0 (0 to 0.1)	0.0 (0 to 0.1)	0.0 (0 to 0.1)	0.0 (0 to 0.1)	0.0 (0 to 0.1)	0.0 (0 to 0.1)	0.0 (0 to 0.1)	0
Drug-susceptible tuberculosis	0 (0 to 0)	0 (0 to 0)	138 (20.4 to 301)	117 (39.1 to 223)	71.7 (21 to 139)	72.6 (31 to 135)	251 (118 to 434)	480 (260 to 811)	599 (289 to 976)	729 (370 to 1,240)	777 (320 to 1,260)	699 (360 to 1,060)	622 (330 to 1,000)	586 (227 to 1,070)	555 (203 to 939)	439 (140 to 755)	236 (60.3 to 495)	155 (33 to 341)	89.2 (10.5 to 266)	22 (1.7 to 77.3)	3.6 (0.4 to 16)	0.6 (0.1 to 2.5)	0.1 (0 to 0.3)	0 (0 to 0)	6,900
Multidrug-resistant tuberculosis without extensive drug-resista	0 (0 to 0)	0 (0 to 0)	0 (0 to 0)	0 (0 to 0)	0.0 (0 to 0.1)	0.0 (0 to 0.1)	0.0 (0 to 0.1)	0.0 (0 to 0.1)	0.0 (0 to 0.1)	0.0 (0 to 0.1)	0.0 (0 to 0.1)	0.0 (0 to 0.1)	0.0 (0 to 0.1)	0.0 (0 to 0.1)	0.0 (0 to 0.1)	0.0 (0 to 0.1)	0.0 (0 to 0.1)	0.0 (0 to 0.1)	0.0 (0 to 0.1)	0.0 (0 to 0.1)	0.0 (0 to 0.1)	0.0 (0 to 0.1)	0.0 (0 to 0.1





SR Table 2b: Montenegro DALYS by cause and age group for females with 95% uncertainty intervals, 2019

Cause	Early Neonatal (0-6 days)	Late Neonatal (7-27 days)	Post Neonatal (28-364 days)	1 to 4	5 to 9	10 to 14	15 to 19	20 to 24	25 to 29	30 to 34	35 to 39	40 to 44	45 to 49	50 to 54	55 to 59	60 to 64	65 to 69	70 to 74	75 to 79	80 to 84	85 to 89	90 to 94	95 plus	Total
All causes	2542 (2542 to 2542)	1321 (1321 to 1321)	1779 (1779 to 1779)	1779 (1779 to 1779)	1779 (1779 to 1779)	1779 (1779 to 1779)	2,252 (2,252 to 2,252)	2,252 (2,252 to 2,252)	2,252 (2,252 to 2,252)	2,252 (2,252 to 2,252)	2,252 (2,252 to 2,252)	2,252 (2,252 to 2,252)	2,252 (2,252 to 2,252)	2,252 (2,252 to 2,252)	2,252 (2,252 to 2,252)	2,252 (2,252 to 2,252)	2,252 (2,252 to 2,252)	2,252 (2,252 to 2,252)	2,252 (2,252 to 2,252)	2,252 (2,252 to 2,252)	2,252 (2,252 to 2,252)	2,252 (2,252 to 2,252)	96,400
Communicable, maternal, neonatal, and nutritional diseases	2542 (2542 to 2542)	1321 (1321 to 1321)	179 (179 to 179)	179 (179 to 179)	159 (157 to 162)	159 (157 to 162)	152 (149 to 155)	152 (149 to 155)	164 (161 to 167)	164 (161 to 167)	163 (161 to 166)	172 (169 to 175)	201 (197 to 205)	192 (189 to 196)	198 (195 to 202)	177 (174 to 180)	204 (201 to 208)	178 (175 to 182)	131 (128 to 134)	152 (149 to 155)	135 (132 to 138)	99 (97 to 101)	9 (9 to 9)	3,690
HIV/AIDS and sexually transmitted infections	0 (0 to 0)	0 (0 to 0)	0.7 (0.7 to 0.8)	1.4 (1.1 to 1.8)	1.4 (1.1 to 1.8)	2.7 (2.1 to 3.5)	2.9 (2.1 to 3.7)	4.6 (3.4 to 6.1)	6.3 (4.5 to 8.3)	8.1 (5.9 to 10.7)	9 (6.3 to 11.9)	9 (6.3 to 11.9)	8.4 (5.8 to 10.9)	8.4 (5.8 to 10.9)	6.9 (4.6 to 8.7)	4 (2.6 to 4.9)	1.1 (0.8 to 1.5)	0.3 (0.2 to 0.4)	1.2 (0.8 to 2.3)	0.8 (0.4 to 1.4)	0.6 (0.3 to 1.1)	0.2 (0.1 to 0.4)	83.9
HIV/AIDS	0 (0 to 0)	0 (0 to 0)	0 (0 to 0)	1.2 (1 to 1.7)	1.2 (0.9 to 1.6)	2.2 (1.6 to 3)	1.4 (1 to 1.9)	1.6 (1.1 to 2.2)	1.8 (1.3 to 2.3)	1.6 (1.2 to 2.2)	1.7 (1.2 to 2.2)	1.6 (1.1 to 1.9)	1.1 (0.8 to 1.4)	0.9 (0.6 to 1.1)	0.9 (0.7 to 1.1)	0.9 (0.7 to 1.2)	0 (0 to 0)	0 (0 to 0)	0 (0 to 0)	0 (0 to 0)	0 (0 to 0)	0 (0 to 0)	0 (0 to 0)	21.2
HIV/AIDS - Drug-susceptible Tuberculosis	0 (0 to 0)	0 (0 to 0)	0 (0 to 0)	0 (0 to 0)	0 (0 to 0)	0 (0 to 0)	0 (0 to 0)	0 (0 to 0)	0 (0 to 0)	0 (0 to 0)	0 (0 to 0)	0 (0 to 0)	0 (0 to 0)	0 (0 to 0)	0 (0 to 0)	0 (0 to 0)	0 (0 to 0)	0 (0 to 0)	0 (0 to 0)	0 (0 to 0)	0 (0 to 0)	0 (0 to 0)	0 (0 to 0)	1.3
HIV/AIDS - Multidrug-resistant Tuberculosis without extensive drug-resistance	0 (0 to 0)	0 (0 to 0)	0 (0 to 0)	0 (0 to 0)	0 (0 to 0)	0 (0 to 0)	0 (0 to 0)	0 (0 to 0)	0 (0 to 0)	0 (0 to 0)	0 (0 to 0)	0 (0 to 0)	0 (0 to 0)	0 (0 to 0)	0 (0 to 0)	0 (0 to 0)	0 (0 to 0)	0 (0 to 0)	0 (0 to 0)	0 (0 to 0)	0 (0 to 0)	0 (0 to 0)	0 (0 to 0)	0
HIV/AIDS - Extensively drug-resistant Tuberculosis	0 (0 to 0)	0 (0 to 0)	0 (0 to 0)	0 (0 to 0)	0 (0 to 0)	0 (0 to 0)	0 (0 to 0)	0 (0 to 0)	0 (0 to 0)	0 (0 to 0)	0 (0 to 0)	0 (0 to 0)	0 (0 to 0)	0 (0 to 0)	0 (0 to 0)	0 (0 to 0)	0 (0 to 0)	0 (0 to 0)	0 (0 to 0)	0 (0 to 0)	0 (0 to 0)	0 (0 to 0)	0 (0 to 0)	0
HIV/AIDS resulting in other diseases	0 (0 to 0)	0 (0 to 0)	0.6 (0.5 to 0.7)	1.2 (0.9 to 1.6)	1.2 (0.9 to 1.6)	2.1 (1.6 to 2.7)	1.3 (1 to 1.7)	1.6 (1.2 to 2.1)	1.8 (1.3 to 2.3)	1.7 (1.2 to 2.1)	1.6 (1.2 to 2.1)	1.4 (1 to 1.7)	1.3 (0.9 to 1.7)	0.8 (0.6 to 1.1)	0.9 (0.6 to 1.1)	0.8 (0.6 to 1.2)	0 (0 to 0)	0 (0 to 0)	0 (0 to 0)	0 (0 to 0)	0 (0 to 0)	0 (0 to 0)	19.9
Sexually transmitted infections excluding HIV	0 (0 to 0)	0 (0 to 0)	0.7 (0.7 to 0.8)	1.4 (1.1 to 1.8)	1.4 (1.1 to 1.8)	2.7 (2.1 to 3.5)	2.9 (2.1 to 3.7)	4.6 (3.4 to 6.1)	6.3 (4.5 to 8.3)	8.1 (5.9 to 10.7)	9 (6.3 to 11.9)	9 (6.3 to 11.9)	8.4 (5.8 to 10.9)	8.4 (5.8 to 10.9)	6.9 (4.6 to 8.7)	4 (2.6 to 4.9)	1.1 (0.8 to 1.5)	0.3 (0.2 to 0.4)	1.2 (0.8 to 2.3)	0.8 (0.4 to 1.4)	0.6 (0.3 to 1.1)	0.2 (0.1 to 0.4)	83.7
Syphilis	0 (0 to 0)	0 (0 to 0)	0.6 (0.5 to 0.7)	1.2 (0.9 to 1.6)	1.2 (0.9 to 1.6)	2.1 (1.6 to 2.7)	1.3 (1 to 1.7)	1.6 (1.2 to 2.1)	1.8 (1.3 to 2.3)	1.7 (1.2 to 2.1)	1.6 (1.2 to 2.1)	1.4 (1 to 1.7)	1.3 (0.9 to 1.7)	0.8 (0.6 to 1.1)	0.9 (0.6 to 1.1)	0.8 (0.6 to 1.2)	0 (0 to 0)	0 (0 to 0)	0 (0 to 0)	0 (0 to 0)	0 (0 to 0)	0 (0 to 0)	19.6
Chlamydial infection	0 (0 to 0)	0 (0 to 0)	0 (0 to 0)	0 (0 to 0)	0 (0 to 0)	0 (0 to 0)	0 (0 to 0)	0 (0 to 0)	0 (0 to 0)	0 (0 to 0)	0 (0 to 0)	0 (0 to 0)	0 (0 to 0)	0 (0 to 0)	0 (0 to 0)	0 (0 to 0)	0 (0 to 0)	0 (0 to 0)	0 (0 to 0)	0 (0 to 0)	0 (0 to 0)	0 (0 to 0)	0 (0 to 0)	0.4
Gonococcal infection	0 (0 to 0)	0 (0 to 0)	0 (0 to 0)	0 (0 to 0)	0 (0 to 0)	0 (0 to 0)	0 (0 to 0)	0 (0 to 0)	0 (0 to 0)	0 (0 to 0)	0 (0 to 0)	0 (0 to 0)	0 (0 to 0)	0 (0 to 0)	0 (0 to 0)	0 (0 to 0)	0 (0 to 0)	0 (0 to 0)	0 (0 to 0)	0 (0 to 0)	0 (0 to 0)	0 (0 to 0)	0 (0 to 0)	3.2
Trichomoniasis	0 (0 to 0)	0 (0 to 0)	0 (0 to 0)	0 (0 to 0)	0 (0 to 0)	0 (0 to 0)	0 (0 to 0)	0 (0 to 0)	0 (0 to 0)	0 (0 to 0)	0 (0 to 0)	0 (0 to 0)	0 (0 to 0)	0 (0 to 0)	0 (0 to 0)	0 (0 to 0)	0 (0 to 0)	0 (0 to 0)	0 (0 to 0)	0 (0 to 0)	0 (0 to 0)	0 (0 to 0)	0 (0 to 0)	0
Genital herpes	0 (0 to 0)	0 (0 to 0)	0 (0 to 0)	0 (0 to 0)	0 (0 to 0)	0 (0 to 0)	0 (0 to 0)	0 (0 to 0)	0 (0 to 0)	0 (0 to 0)	0 (0 to 0)	0 (0 to 0)	0 (0 to 0)	0 (0 to 0)	0 (0 to 0)	0 (0 to 0)	0 (0 to 0)	0 (0 to 0)	0 (0 to 0)	0 (0 to 0)	0 (0 to 0)	0 (0 to 0)	0 (0 to 0)	0
Other sexually transmitted infections	0 (0 to 0)	0 (0 to 0)	0 (0 to 0)	0.1 (0 to 0.1)	0.1 (0 to 0.1)	0.1 (0 to 0.1



Congenital birth defects	51-3 (50-69 to 91-3)	26 (14-2 to 44-3)	66-3 (39-6 to 109)	34-8 (22-9 to 49-4)	20-3 (14-1 to 27-4)	20-4 (14-6 to 27-9)	19-4 (14-3 to 25-7)	19-3 (12-8 to 25-3)	16-2 (11-4 to 22)	13-7 (11-1 to 21-6)	15-5 (10-6 to 21)	15-1 (10-4 to 21)	12-9 (9-7 to 19-2)	12-1 (7-4 to 17-3)	12-3 (8-2 to 17-4)	10-4 (7 to 15-2)	9-8 (6-4 to 12-7)	4-3 (2-4 to 6-4)	2-8 (1-7 to 4-3)	1-7 (1-1 to 2-7)	0-6 (0-4 to 1)	0-2 (0-1 to 0-3)	0 (0 to 0)	399
Neural tube defects	0 (0-2 to 1)	0 (0 to 0-4)	0 (0-2 to 0-9)	0 (0-3 to 0-9)	0-5 (0-4 to 0-8)	0-6 (0-4 to 0-9)	0-4 (0-3 to 0-6)	0-4 (0-3 to 0-6)	0-3 (0-2 to 0-5)	0-3 (0-2 to 0-5)	0-3 (0-2 to 0-5)	0-3 (0-2 to 0-5)	0-3 (0-2 to 0-5)	0-2 (0-1 to 0-3)	0-2 (0-1 to 0-3)	0-2 (0-1 to 0-3)	0-2 (0-1 to 0-3)	0-1 (0 to 0-1)	0-1 (0 to 0-1)	0 (0 to 0)	0 (0 to 0)	0 (0 to 0)	0 (0 to 0)	4-5
Congenital heart anomalies	0 (0 to 0-1)	0 (0 to 0)	0 (0-1 to 0-3)	0 (0 to 0)	0 (0 to 0-2)	0 (0 to 0-2)	0 (0 to 0-2)	0 (0 to 0-2)	0 (0 to 0-2)	0 (0 to 0-2)	0 (0 to 0-2)	0 (0 to 0-2)	0 (0 to 0-2)	0 (0 to 0-2)	0 (0 to 0-2)	0 (0 to 0-2)	0 (0 to 0-2)	0 (0 to 0-2)	0 (0 to 0-2)	0 (0 to 0-2)	0 (0 to 0-2)	0 (0 to 0-1)	0 (0 to 0-1)	0 (0 to 0)	4-6
Orofacial clefts	0 (0 to 0-1)	0 (0 to 0)	0 (0-1 to 0-3)	0 (0 to 0-1)	0 (0 to 0-2)	0 (0 to 0-2)	0 (0 to 0-2)	0 (0 to 0-2)	0 (0 to 0-2)	0 (0 to 0-2)	0 (0 to 0-2)	0 (0 to 0-2)	0 (0 to 0-2)	0 (0 to 0-2)	0 (0 to 0-2)	0 (0 to 0-2)	0 (0 to 0-2)	0 (0 to 0-2)	0 (0 to 0-2)	0 (0 to 0-2)	0 (0 to 0-2)	0 (0 to 0-1)	0 (0 to 0-1)	0 (0 to 0)	4-6
Down syndrome	3-6 (1-2 to 4-6)	2-5 (0-6 to 3-5)	11-6 (4 to 24-4)	4 (1-6 to 9-6)	1-5 (0-7 to 2-8)	2-1 (1 to 3-8)	2-3 (1-2 to 3-8)	2-7 (1-5 to 4-1)	1-9 (1 to 3-1)	1-6 (0-9 to 2-6)	1-4 (0-9 to 2-3)	1-5 (0-9 to 2-4)	1 (0-6 to 1-6)	0-9 (0-6 to 1-4)	1 (0-6 to 1-4)	0-6 (0-4 to 1)	0-3 (0 to 0-6)	0-3 (0 to 0-5)	0 (0 to 0-3)	0 (0 to 0-3)	0 (0 to 0)	0 (0 to 0)	0 (0 to 0)	41
Turner syndrome	0 (0 to 0)	0 (0 to 0)	0 (0 to 0)	0 (0 to 0-1)	0 (0 to 0-1)	0-1 (0 to 0-2)	0-1 (0 to 0-2)	0-1 (0 to 0-2)	0-1 (0 to 0-2)	0-1 (0 to 0-2)	0-1 (0 to 0-2)	0-1 (0 to 0-1)	0-1 (0 to 0-1)	0-1 (0 to 0-1)	0 (0 to 0-1)	0 (0 to 0)	0 (0 to 0)	0 (0 to 0)	0 (0 to 0)	0 (0 to 0)	0 (0 to 0)	0 (0 to 0)	0 (0 to 0)	0 (0 to 0)	0-8
Klinefelter syndrome	0 (0 to 0)	0 (0 to 0)	0 (0 to 0)	0 (0 to 0)	0 (0 to 0)	0 (0 to 0)	0 (0 to 0)	0 (0 to 0)	0 (0 to 0)	0 (0 to 0)	0 (0 to 0)	0 (0 to 0)	0 (0 to 0)	0 (0 to 0)	0 (0 to 0)	0 (0 to 0)	0 (0 to 0)	0 (0 to 0)	0 (0 to 0)	0 (0 to 0)	0 (0 to 0)	0 (0 to 0)	0 (0 to 0)	0 (0 to 0)	0
Other chromosomal abnormalities	2-3 (0-9 to 4-9)	1-4 (0-5 to 2-9)	4 (2 to 7-1)	1-9 (1-2 to 2-9)	0-9 (0-6 to 1-2)	0-7 (0-5 to 0-9)	0-6 (0-4 to 0-9)	0-6 (0-4 to 0-9)	0-6 (0-4 to 0-9)	0-6 (0-3 to 0-7)	0-5 (0-3 to 0-7)	0-4 (0-3 to 0-6)	0-3 (0-2 to 0-4)	0-2 (0-2 to 0-3)	0-2 (0-1 to 0-3)	0-2 (0-1 to 0-2)	0-1 (0-1 to 0-2)	0 (0 to 0)	0 (0 to 0)	0 (0 to 0)	0 (0 to 0)	0 (0 to 0)	0 (0 to 0)	15-4
Congenital musculoskeletal and limb anomalies	3-1 (1-5 to 4-5)	0-6 (0-3 to 0-9)	6-1 (2-9 to 9-2)	2 (0-9 to 3-1)	0-8 (0-6 to 1-2)	0-7 (0-5 to 0-9)	0-6 (0-5 to 1)	0-7 (0-5 to 0-9)	0-7 (0-5 to 0-9)	0-7 (0-4 to 0-9)	0-6 (0-4 to 0-8)	0-5 (0-3 to 0-7)	0-5 (0-3 to 0-7)	0-4 (0-3 to 0-6)	0-3 (0-2 to 0-4)	0-3 (0-2 to 0-4)	0-2 (0-1 to 0-3)	0-2 (0-1 to 0-2)	0-1 (0-1 to 0-2)	0-1 (0-1 to 0-2)	0-1 (0-1 to 0-2)	0-1 (0-1 to 0-2)	0 (0 to 0)	127
Urogenital congenital anomalies	2-1 (1 to 3)	0-9 (0-3 to 2-2)	3 (1 to 7)	2 (1 to 3-3)	1-3 (0-7 to 2-2)	1 (0-6 to 1-5)	0-7 (0-5 to 1-2)	0-9 (0-6 to 1)	0-9 (0-5 to 1-1)	0-8 (0-4 to 1-1)	0-7 (0-3 to 0-9)	0-6 (0-3 to 0-9)	0-5 (0-3 to 0-8)	0-4 (0-2 to 0-6)	0-3 (0-2 to 0-5)	0-3 (0-2 to 0-5)	0-2 (0-1 to 0-3)	0-1 (0-1 to 0-2)	0-1 (0 to 0-1)	0 (0 to 0)	0 (0 to 0)	0 (0 to 0)	0 (0 to 0)	13-5
Digestive congenital anomalies	3-5 (2-3 to 4-9)	1-7 (1-1 to 2-8)	6-1 (2-2 to 13-6)	1-9 (0-9 to 3-3)	0-9 (0-6 to 1-2)	0-8 (0-6 to 1-1)	0-7 (0-5 to 1)	0-8 (0-5 to 1-1)	0-7 (0-5 to 1-1)	0-7 (0-4 to 1-1)	0-6 (0-4 to 1-1)	0-5 (0-3 to 0-8)	0-5 (0-3 to 0-8)	0-4 (0-2 to 0-6)	0-3 (0-2 to 0-5)	0-3 (0-2 to 0-5)	0-2 (0-1 to 0-3)	0-2 (0-1 to 0-2)	0-1 (0-1 to 0-2)	0-1 (0-1 to 0-2)	0-1 (0-1 to 0-2)	0-1 (0-1 to 0-2)	0 (0 to 0)	25-1
Other congenital birth defects	2-3 (1-5 to 18-7)	1-3 (0-6 to 5)	5-3 (1-7 to 19-7)	2 (0-9 to 9-2)	1-2 (0-6 to 3-7)	1-3 (0-6 to 3-3)	1-2 (0-6 to 2-5)	1-2 (0-7 to 2-6)	1-1 (0-6 to 2-3)	0-9 (0-5 to 2-2)	0-9 (0-5 to 2-1)	0-8 (0-5 to 2-1)	0-7 (0-5 to 2-1)	0-6 (0-4 to 2-1)	0-5 (0-3 to 2-1)	0-5 (0-3 to 2-1)	0-4 (0-2 to 2-1)	0-3 (0-2 to 2-1)	0-2 (0-1 to 2-1)	0-2 (0-1 to 2-1)	0-1 (0-1 to 2-1)	0-1 (0-1 to 2-1)	0 (0 to 0-7)	38-5
Urinary diseases and male infertility	0 (0 to 0)	0-4 (0-2 to 0-6)	1-6 (1-1 to 3-1)	1-6 (0-9 to 2-6)	1-3 (0-7 to 2-1)	2-1 (1-2 to 3-1)	2-5 (1-5 to 3-7)	2-6 (1-6 to 3-8)	2-4 (1-5 to 3-5)	2-3 (1-5 to 3-4)	2-4 (1-6 to 3-4)	2-1 (1-4 to 3-1)	2-4 (1-6 to 3-4)	1-9 (1-2 to 2-7)	2 (1-3 to 2-8)	1-8 (1-2 to 2-6)	1-4 (0-9 to 2-2)	1-2 (0-8 to 1-8)	0-9 (0-6 to 1-3)	0-7 (0-4 to 1-2)	0-6 (0-3 to 0-9)	0-4 (0-2 to 0-6)	0-3 (0-2 to 0-5)	92-3
Urolithiasis	0 (0 to 0)	0 (0 to 0)	0 (0 to 0)	0 (0 to 0-1)	0-1 (0-1 to 0-2)	0 (0 to 0-2)	0-1 (0 to 0-2)	0-1 (0 to 0-3)	0-1 (0 to 0-3)	0-1 (0 to 0-3)	0-1 (0 to 0-3)	0-1 (0 to 0-3)	0-1 (0 to 0-3)	0-1 (0 to 0-2)	0-1 (0 to 0-2)	0-1 (0 to 0-2)	0-1 (0 to 0-2)	0-1 (0 to 0-2)	0-1 (0 to 0-2)	0-1 (0 to 0-2)	0-1 (0 to 0-2)	0-1 (0 to 0-2)	0-1 (0 to 0-2)	14
Benign prostatic hyperplasia	0 (0 to 0)	0 (0 to 0)	0 (0 to 0)	0 (0 to 0)	0 (0 to 0)	0 (0 to 0)	0 (0 to 0)	0 (0 to 0)	0 (0 to 0)	0 (0 to 0)	0 (0 to 0)	0 (0 to 0)	0 (0 to 0)	0 (0 to 0)	0 (0 to 0)	0 (0 to 0)	0 (0 to 0)	0 (0 to 0)	0 (0 to 0)	0 (0 to 0)	0 (0 to 0)	0 (0 to 0)	0 (0 to 0)	0 (0 to 0)	0
Male infertility	--	--	--	--	--	--	--	--	--	--	--	--	--	--	--	--	--	--	--	--	--	--	--	--	NA
Other urinary diseases	0 (0 to 0)	0 (0 to 0)	0-1 (0 to 0-1)	0-7 (0-4 to 1-2)	0-5 (0-3 to 0-8)	0-4 (0-2 to 0-6)	0-4 (0-3 to 0-6)	0-4 (0-3 to 0-7)	0-3 (0-3 to 0-7)	0-4 (0-3 to 0-6)	0-4 (0-2 to 0-6)	0-3 (0-2 to 0-5)	0-3 (0-2 to 0-5)	0-2 (0-1 to 0-4)	0-3 (0-2 to 0-4)	0-2 (0-1 to 0-4)	0-2 (0-1 to 0-3)	0-2 (0-1 to 0-3)	0-1 (0-1 to 0-3)	0-1 (0-1 to 0-2)	0-1 (0-1 to 0-2)	0-1 (0-1 to 0-2)	0 (0 to 0)	9-2
Gynecological diseases	0 (0 to 0)	0 (0 to 0)	0 (0 to 0)	0 (0 to 0)	0 (0 to 0)	0 (12-0 to 64-4)	0 (0 to 119)	0 (0 to 0)	0 (0 to 0)	0 (0 to 0)	0 (0 to 0)	0 (0 to 0)	0 (0 to 0)	0 (0 to 0)	0 (0 to 0)	0 (0 to 0)	0 (0 to 0)	0 (0 to 0)	0 (0 to 0)	0 (0 to 0)	0 (0 to 0)	0 (0 to 0)	0 (0 to 0)	0 (0 to 0)	1,630
Uterine fibroids	0 (0 to 0)	0 (0 to 0)	0 (0 to 0)	0 (0 to 0)	0 (0 to 0)	0 (0 to 0)	0 (0 to 0-1)	0 (0 to 0-1)	0 (0 to 0-1)	0 (0 to 0-1)	0 (0 to 0-1)	0 (0 to 0-1)	0 (0 to 0-1)	0 (0 to 0-1)	0 (0 to 0-1)	0 (0 to 0-1)	0 (0 to 0-1)	0 (0 to 0-1)	0 (0 to 0-1)	0 (0 to 0-1)	0 (0 to 0-1)	0 (0 to 0-1)	0 (0 to 0-1)	0 (0 to 0-1)	134
Polycystic ovarian syndrome	0 (0 to 0)	0 (0 to 0)	0 (0 to 0)	0 (0 to 0)	0 (0 to 0)	0-1 (0 to 0-3)	0-2 (0 to 0-5)	0-2 (0 to 0-5)	0-2 (0 to 0-5)	0-2 (0 to 0-5)	0-2 (0 to 0-5)	0-2 (0 to 0-5)	0-2 (0 to 0-5)	0-2 (0 to 0-5)	0-2 (0 to 0-5)	0-2 (0 to 0-5)	0-2 (0 to 0-5)	0-2 (0 to 0-5)	0-2 (0 to 0-5)	0-2 (0 to 0-5)	0-2 (0 to 0-5)	0-2 (0 to 0-5)	0-2 (0 to 0-5)	5-5
Female infertility	0 (0 to 0)	0 (0 to 0)	0 (0 to 0)	0 (0 to 0)	0 (0 to 0)	0 (0 to 0)	0-5 (0 to 10-7)	0-3 (0 to 10-5)	0-3 (0 to 10-5)	0-3 (0 to 10-5)	0-3 (0 to 10-5)	0-3 (0 to 10-5)	0-3 (0 to 10-5)	0-3 (0 to 10-5)	0-3 (0 to 10-5)	0-3 (0 to 10-5)	0-3 (0 to 10-5)	0-3 (0 to 10-5)	0-3 (0 to 10-5)	0-3 (0 to 10-5)	0-3 (0 to 10-5)	0-3 (0 to 10-5)	0-3 (0 to 10-5)	29-8
Endometriosis	0 (0 to 0)	0 (0 to 0)	0 (0 to 0)	0 (0 to 0)	0 (0 to 0)	0-6 (0 to 6-4)	0-6 (0 to 10-7)	0-6 (0 to 10-7)	28-9 (14-7 to 51-7)	23-1 (12-7 to 49-6)	22-9 (11-5 to 47-3)	22-9 (11-5 to 47-3)	20-9 (10-2 to 39-5)	16-3 (8-6 to 27-4)	8-2 (4-1 to 15-6)	6-4 (2-6 to 12-4)	6-1 (2-6 to 11-9)	5-7 (2-5 to 11-4)	4-1 (1-6 to 7-9)	3-1 (1-5 to 5-9)	2-3 (1-1 to 4-3)	1-6 (0-8 to 3)	0-8 (0-4 to 1-6)	150
Genital prolapse	0 (0 to 0)	0 (0 to 0)	0 (0 to 0)	0 (0 to 0)	0 (0 to 0)	0-1 (0 to 0-3)	0-2 (0 to 0-3)	0-2 (0 to 0-3)	0-1 (0 to 0-3)	0-2 (0 to 0-3)	0-2 (0 to 0-3)	0-2 (0 to 0-3)	0-2 (0 to 0-3)	0-2 (0 to 0-3)	0-2 (0 to 0-3)	0-2 (0 to 0-3)	0-2 (0 to 0-3)	0-2 (0 to 0-3)	0-2 (0 to 0-3)	0-2 (0 to 0-3)	0-2 (0 to 0-3)	0-2 (0 to 0-3)	0-2 (0 to 0-3)	37-8
Premenstrual syndrome	0 (0 to 0)	0 (0 to 0)	0 (0 to 0)	0 (0 to 0)	22-5 (10-9 to 42-5)	58-3 (39-9 to 106)	73-1 (39-9 to 135)	72-3 (40-1 to 139)	80-4 (42-6 to 139)	68-6 (37-2 to 138)	68-2 (33-5 to 139)	65-2 (34-6 to 136)	61-1 (34-6 to 118)	22-8 (11-5 to 42-2)	0 (0 to 19-5)	0 (0 to 19-5)	0 (0 to 19-5)	0 (0 to 19-5)	0 (0 to 19-5)	0 (0 to 19-5)	0 (0 to 19-5)	0 (0 to 19-5)	0 (0 to 19-5)	982
Other gynecological diseases	0 (0 to 0)	0 (0 to 0)	0 (0 to 0)	0 (0 to 0)	0-2 (0 to 0-5)	4-9 (1-6 to 14-3)	3-6 (1-3 to 9-7)	3-5 (1-2 to 9-3)	4-1 (1-5 to 10-5)	3-6 (1-2 to 9-4)	3-4 (1-2 to 9-1)	3-2 (1-2 to 8-5)	2-9 (1-1 to 7-5)	1-9 (0-8 to 5-1)	1-6 (0-7 to 4-2)	1-3 (0-5 to 3-5)	1-1 (0-4 to 3-1)	0-9 (0-4 to 2-5)	0-6 (0-3 to 1-8)	0-4 (0-2 to 1-2)	0-3 (0-1 to 0-9)	0-2 (0-1 to 0-6)	0-1 (0-1 to 0-3)	886
Hemoglobinopathies and hemolytic anemias	0 (0 to 0-1)	0-2 (0 to 0-6)	4-7 (1-9 to 9-2)	2-3 (1-6 to 3-7)	2-4 (1-5 to 3-7)	4-3 (2-5 to 6-6)	12-7 (8-3 to 23-6)	13-5 (8-3 to 24-2)	15-1 (8-9 to 28-2)	9-8 (3-8 to 19-1)	7-2 (2-9 to 15-3)	6-3 (2-5 to 12-5)	5-3 (2-3 to 9-9)	3-2 (1-4 to 5-9)	2-3 (0-9 to 4-3)	1-7 (0-7 to 3-4)	1-2 (0-5 to 2-7)	1-1 (0-5 to 2-3)	0-8 (0-3 to 1-6)	0-7 (0-3 to 1-3)	0-5 (0-2 to 1-1)	0-3 (0-1 to 0-6)	0-2 (0-1 to 0-5)	120
Thalassemias	0 (0 to 0-1)	0 (0 to 0-1)	0-1 (0-1 to 0-3)	0-5 (0-2 to 0-8)	0-5 (0-4 to 1-1)	0-6 (0-4 to 1-1)	0-6 (0-5 to 1-1)	0-6 (0-5 to 1-1)	0-5 (0-5 to 1-1)	0-5 (0-5 to 1-1)	0-5 (0-5 to 1-1)	0-5 (0-5 to 1-1)	0-5 (0-5 to 1-1)	0-5 (0-5 to 1-1)	0-5 (0-5 to 1-1)	0-5 (0-5 to 1-1)	0-5 (0-5 to 1-1)	0-5 (0-5 to 1-1)	0-5 (0-5 to 1-1)	0-5 (0-5 to 1-1)	0-5 (0-5 to 1-1)	0-5 (0-5 to 1-1)	0-5 (0-5 to 1-1)	3-7
Thalassemias trait	0 (0 to 0)	0 (0 to 0-1)	0-2 (0-2 to 0-6)	0-7 (0-2 to 1-4)	0-6 (0-3 to 1-2)	0-7 (0-3 to 1-1)	0-7 (0-4 to 1-1)	0-7 (0-4 to 1-1)	0-6 (0-4 to 1-1)	0-6 (0-4 to 1-1)	0-6 (0-4 to 1-1)	0-5 (0-3 to 1-1)	0-5 (0-3 to 1-1)	0-4 (0-2 to 1-1)	0-4 (0-2 to 1-1)	0-3 (0-2 to 1-1)	0-3 (0-2 to 1-1)	0-3 (0-2 to 1-1)	0-2 (0-1 to 1-1)	0-2 (0-1 to 1-1)	0-2 (0-1 to 1-1)	0-2 (0-1 to 1-1)	0-2 (0-1 to 1-1)	29-5
Sickle cell disease	0 (0 to 0)	0-1 (0 to 0-3)	0-1 (0 to 0-5)	0-1 (0 to 0-3)	0-2 (0-1 to 0-4)	0-2 (0-1 to 0-4)	0-2 (0-2 to 0-7)	0-2 (0-2 to 0-8)	0-2 (0-1 to 0-8)	0-2 (0-1 to 0-8)	0-2 (0-1 to 0-8)	0-2 (0-1 to 0-7)	0-2 (0-2 to 0-7)	0-2 (0-2 to 0-6)	0-2 (0-1 to 0-5)	0-2 (0-1 to 0-5)	0-2 (0-1 to 0-5)	0-2 (0-1 to 0-5)	0-2 (0-1 to 0-5)	0-2 (0-1 to 0-5)	0-2 (0-1 to 0-5)	0-2 (0-1 to 0-5)	0-2 (0-1 to 0-5)	4-1
Sickle cell trait	0 (0 to 0)	0 (0 to 0)	0 (0 to 0)	0-7 (0-2 to 1-4)	0-6 (0-2 to 1-1)	0-7 (0-3 to 1-1)	0-7 (0-4 to 1-1)	0-7 (0-4 to 1-1)	0-6 (0-4 to 1-1)	0-6 (0-4 to 1-1)	0-6 (0-4 to 1-1)	0-5 (0-3 to 1-1)	0-5 (0-3 to 1-1)	0-4 (0-2 to 1-1)	0-4 (0-2 to 1-1)	0-3 (0-2 to 1-1)	0-3 (0-2 to 1-1)	0-3 (0-2 to 1-1)	0-2 (0-1 to 1-1)	0-2 (0-1 to 1-1)	0-2 (0-1 to 1-1)	0-2 (0-1 to 1-1)	0-2 (0-1 to 1-1)	29-5
G6PD deficiency	0 (0 to 0)	0 (0 to 0)	0 (0 to 0)	0 (0 to 0)	0 (0 to 0)	0 (0 to 0-1)	0-2 (0-1 to 0-6)	0-2 (0-1 to 0-3)	0-1 (0-1 to 0-3)	0-1 (0-1 to 0-2)	0-1 (0-1 to 0-2)	0-1 (0-1 to 0-2)	0-1 (0-1 to 0-2)	0-1 (0-1 to 0-2)	0-1 (0-1 to 0-2)	0-1 (0-1 to 0-2)	0-1 (0-1 to 0-2)	0-1 (0-1 to 0-2)	0-1 (0-1 to 0-2)	0-1 (0-1 to 0-2)	0-1 (0-1 to 0-2)	0-1 (0-1 to 0-2)	0-1 (0-1 to 0-2)	4-7
G6PD trait	0 (0 to 0)	0 (0 to 0)	0 (0 to 0)	0 (0 to 0)	0 (0 to 0)	0 (0 to 0)	0 (0 to 0-1)	0 (0 to 0)	0 (0 to 0)	0 (0 to 0)	0 (0 to 0)	0 (0 to 0)	0 (0 to 0)	0 (0 to 0)	0 (0 to 0)	0 (0 to 0)	0 (0 to 0)	0 (0 to 0)	0 (0 to 0)	0 (0 to 0)	0 (0 to 0)	0 (0 to 0)	0 (0 to 0)	0-9
Other hemoglobinopathies and hemolytic anemias	0 (0 to 0)	0 (0 to 0-1)	0-4 (0-1 to 0-9)	1-4 (0-3 to 2-3)	1-4 (0-3 to 2-6)	0-8 (0-1 to 1-9)	1-4 (0-4 to 2-8)	1-4 (0-3 to 2-8)	1-3 (0-3 to 2-6)	1-3 (0-2 to 2-6)	1-3 (0-2 to 2-6)	1-2 (0-2 to 2-5)	1-2 (0-1 to 2-3)	0-9 (0-4 to 1-7)	1-1 (0-4 to 2-1)	0-9 (0-3 to 1-6)	0-8 (0-3 to 1-5)	0-8 (0-3 to 1-4)	0-6 (0-2 to 1-2)	0-5 (0-2 to 1-1)	0-4 (0-2 to 0-8)	0-3 (0-1 to 0-6)	0-2 (0-1 to 0-5)	41-4
Endocrine, metabolic, blood, and immune disorders	0-2 (0-2 to 0-8)	0 (0 to 0-1)	1-9 (0-7 to 3-9)	0-6 (0-3 to 1-2)	0-5 (0-3 to 0-8)	0-5 (0-3 to 0-8)	0-5 (0-3 to 0-8)	0-5 (0-3 to 0-8)	0-5 (0-3 to 0-8)	0-5 (0-3 to 0-8)	0-5 (0-3 to 0-8)	0-5 (0-3 to 0-8)	0-5 (0-3 to 0-8)	0-5 (0-3 to 0-8)	0-5 (0-3 to 0-8)	0-5 (0-3 to 0-8)	0-5 (0-3 to 0-8)	0-5 (0-3 to 0-8)	0-5 (0-3 to 0-8)	0-5 (0-3 to 0-8)	0-5 (0-3 to 0-8)	0-5 (0-3 to 0-8)	0-5 (0-3 to 0-8)	1,500
Oral disorders	0 (0 to 0)	0 (0 to 0)	0 (0 to 0)	0 (0 to 0)	0 (0 to 0)	0 (0 to 0)	0 (0 to 0)	0 (0 to 0)	0 (0 to 0)	0 (0 to 0)	0 (0 to 0)	0 (0 to 0)	0 (0 to 0)	0 (0 to 0)	0 (0 to 0)	0 (0 to 0)	0 (0 to 0)	0 (0 to 0)	0 (0 to 0)	0 (0 to 0)	0 (0 to 0)	0 (0 to 0)	0 (0 to 0)	0 (0 to 0)	1,500
Caries of deciduous teeth	0 (0 to 0)	0 (0 to 0)	0 (0 to 0)	2-9 (1-1 to 5-1)	2-9 (1-2 to 5-2)	2-9 (1-2 to 5-2)	2-9 (1-2 to 5-2)	2-9 (1-2 to 5-2)	2-9 (1-2 to 5-2)	2-9 (1-2 to 5-2)	2-9 (1-2 to 5-2)	2-9 (1-2 to 5-2)	2-9 (1-2 to 5-2)	2-9 (1-2 to 5-2)	2-9 (1-2 to 5-2)	2-9 (1-2 to 5-2)	2-9 (1-2 to 5-2)	2-9 (1-2 to 5-2)	2-9 (1-2 to 5-2)	2-9 (1-2 to 5-2)	2-9 (1-2 to 5-2)	2-9 (1-2 to 5-2)	2-9 (1-2 to 5-2)	5-9
Caries of permanent teeth	0 (0 to 0)	0 (0 to 0)	0 (0 to 0)	2-5 (0-9 to 5-6)	7-4 (3-5 to 15-7)	9-7 (4-5 to 20-4)	10-1 (4-6 to 19-2)	9-1 (4-3 to 19-2)	9-4 (4-5 to 19-3)	10-2 (4-3 to 20-2)	9-9 (4-1 to 19)	9-6 (3-9 to 17-3)	8-7 (3-3 to 16-9)	7-9 (3-1 to 15-6)	7-3 (2-7 to 14-3)	6-2 (2-3 to 12-7)	3-9 (1-4 to 8-1)	2-6 (1-1 to 5-4)	1-7 (0-7 to 3-5)	0-9 (0-3 to 1-9)	0-2 (0-1 to 0-3)	0-2 (0-1 to 0-3)	0 (0 to 0-1)	115
Periodontal diseases	0 (0 to 0)	0 (0 to 0)	0 (0 to 0)	0 (0 to 0)	0-1 (0 to 0-2)	0-7 (0-2 to 1-7)	0-9 (0-3 to 1-7)	0-9 (0-3 to 1-8)	0-9 (0-3 to 1-8)	0-9 (0-3 to 1-8)	0-8 (0-3 to 1-8)	0-8 (0-3 to 1-8)	0-7 (0-3 to 1-8)	0-6 (0-2 to 1-6)	0-5 (0-2 to 1-4)	0-4 (0-2 to 1-2)	0-3 (0-1 to 0-9)	0-2 (0-1 to 0-6)	0-2 (0-1 to 0-5)	0-1 (0-1 to 0-4)	0-1 (0-1 to 0-3)	0-1 (0-1 to 0-3)	0 (0 to 0-1)	244
Other oral disorders	0 (0 to 0)	0 (0 to 0)	0-5 (0-2 to 0-9)	0-5 (0-2 to 0-9)	6-3 (3-6 to 9-9)	9-6 (6 to 13-2)	12-1 (7-3 to 18-6)	13-3 (8 to 20-2)	15 (9-6 to 23-2)	16-2 (9-7 to 25)	16-2 (9-6 to 24-4)	15-8 (9-6 to 23-8)	15-6 (9-6 to 23-7)	15-4 (9-5 to 23-1)	14-8 (9-2 to 22-5)	13-2 (7-9 to 19-8)	8-1 (4-7 to 12-2)	5-2 (2-7 to 7-9)	3-4 (1-8 to 5-1)	2-2 (1-2 to 3-4)	1-1 (0-6 to 1-8)	0-5 (0-3 to 0-8)	0-2 (0-2 to 0-4)	193
Sudden infant death syndrome	--	2-6 (0-6 to 4-9)	23-9 (9-6 to 47-1)	--	--	--	--	--	--	--	--	--	--	--	--	--	--	--	--	--	--	--	--	NA
Injuries	6-1 (2-2 to 10)	2-6 (1-1 to 3-7)	22 (14-4 to 31-7)	51-9 (34-4 to 71-2)	79-7 (60-1 to 103)	138 (99-9 to 183)	269 (203 to 335)	373 (300 to 448)	348 (271 to 422)	409 (325 to 497)	460 (367 to 574)	496 (394 to 617)	490 (392 to 607)	521 (412 to 670)	572 (453 to 721)	557 (435 to 713)	538 (413 to 699)	405 (298 to 548)	395 (295 to 540)	315 (230 to 435)	153 (110 to 216)	49-8 (37 to 62-1)	9-1 (6-7 to 11-7)	4,630
Transport injuries	0-1 (0-1 to 0-3)	0-1 (0-1 to 0-2)	1-4 (0-7 to 2-4)	4 (2-5 to 6-3)	19-3 (12-9 to 28-4)	37-4 (25-7 to 52-2)	78-2 (57 to 102)	111 (80-5 to 146)	96-8 (64-5 to 132)	93-4 (61-5 to 128)	102 (71-7 to 135)	112 (68-3 to 163)	111 (64-9 to 162)	117 (68-1 to 172)	126 (67-9 to 187)	127 (67-7 to 192)	124 (63-3 to 188)	101 (48-3 to 154)	72-7 (36-6 to 114)	52-7 (26-7 to 83)	19-7 (9-4 to 31-2)	2-9 (1-4 to 4-7)	0-9 (0-4 to 1-7)	1,490
Road injuries	0-1 (0 to 0-2)	0 (0 to 0-2)	0-9 (0-4 to 2-1)	3-1 (1-5 to 5-1)	10-3 (7-2 to 13-7)	19-3 (12-9 to 28-7)	45-5 (31-5 to 62-3)	74 (54-9 to 96-6)	70-6 (51-1 to 92-7)	69-1 (49-8 to 91-6)	69-7 (49-9 to 94)	74-2 (51-7 to 101)	72-3 (50-6 to 98-6)	72-9 (50-4 to 99-6)	74-1 (50-4 to 101)	73-4 (49-7 to 101)	72 (48-1 to 99-1)	59-1 (38-4 to 83-1)	42-7 (26-1 to 63-9)	30-9 (18-6 to 46)	11-5 (6-7 to 17-3)	1-7 (0-9 to 2-6)	0-5 (0-3 to 0-8)	1,430
Pedestrian road injuries	0 (0 to 0-1)	0 (0 to 0-1)	0-3 (0-1 to 0-7)	1-4 (0-6 to 2-7)	3-4 (1-6 to 5-5)	7-2 (4-6 to 10-6)	12-2 (7-9 to 17-9)	20 (13-2 to 28-4)	18-2 (11-3 to 26)	17-5 (10-9 to 25)	19-2 (12-1 to 27-3)	20-8 (14-5 to 28-4)	20-5 (14-1 to 28-4)	21-5 (14-1 to 29-9)	23-6 (14-2 to 33-6)	23-7 (14-2 to 33-5)	23 (13-7 to 33-3)	18-8 (10-2 to 28-1)	13-3 (6-9 to 20-3)	9-6 (4-6 to 15-7)	3-5 (1-6 to 5-7)	0-5 (0-2 to 0-8)	0-2 (0-1 to 0-3)	447
Cyclist road injuries	0 (0 to 0)	0 (0 to 0)	0 (0 to 0)	0-2 (0-2 to 0-3)	0-6 (0-3 to 1-1)	0-8 (0-3 to 1-3)	1-1 (0-5 to 1-8)	1-2 (0-7 to 1-9)	1-1 (0-6 to 1-8)	1-2 (0-7 to 1-9)	1-2 (0-7 to 1-9)	1-2 (0-7 to 1-9)	1-1 (0-6 to 1-8)	1-1 (0-6 to 1-8)	1-1 (0-6 to 1-8)	1-1 (0-6 to 1-8)	1-1 (0-6 to 1-8)	1-1 (0-6 to 1-8)	1-1 (0-6 to 1-8)	1-1 (0-6 to 1-8)	1-1 (0-6 to 1-8)	1-1 (0-6 to 1-8)	1-1 (0-6 to 1-8)	257
Motorcyclist road injuries	0 (0 to 0-1)	0 (0 to 0)	0-1 (0 to 0-4)	0-5 (0-1 to 0-9)	2-1 (0-9 to 3-6)	3-2 (1-5 to 5-2)	6-1 (3-2 to 9-3)	8-3 (5-1 to 12-1)	7-9 (4-9 to 11-5)	8-1 (5-1 to 11-9)	8-3 (

SR Table 2b: Kiiti DALYS by cause and age group for females with 95% uncertainty intervals, 2019

Cause	Early Neonatal (0-6 days)	Late Neonatal (7-27 days)	Post Neonatal (28-364 days)	1 to 4	5 to 9	10 to 14	15 to 19	20 to 24	25 to 29	30 to 34	35 to 39	40 to 44	45 to 49	50 to 54	55 to 59	60 to 64	65 to 69	70 to 74	75 to 79	80 to 84	85 to 89	90 to 94	95 plus	Total
All causes	21,600 (21,600 to 22,200)	2,960 (2,960 to 3,060)	17,900 (17,000 to 18,700)	10,600 (10,000 to 10,800)	6,980 (6,980 to 7,060)	6,980 (6,770 to 7,060)	7,060 (6,980 to 7,140)	7,140 (6,980 to 7,260)	7,260 (7,140 to 7,400)	7,400 (7,260 to 7,550)	7,550 (7,400 to 7,700)	7,700 (7,550 to 7,850)	7,850 (7,700 to 8,000)	8,000 (7,850 to 8,150)	8,150 (8,000 to 8,300)	8,300 (8,150 to 8,450)	8,450 (8,300 to 8,600)	8,600 (8,450 to 8,750)	8,750 (8,600 to 8,900)	8,900 (8,750 to 9,050)	9,050 (8,900 to 9,200)	9,200 (9,050 to 9,350)	233,000
Communicable, maternal, neonatal, and nutritional diseases	20,100 (20,300 to 21,000)	2,900 (2,900 to 3,000)	17,900 (14,100 to 22,000)	12,100 (9,360 to 15,000)	5,930 (5,770 to 7,060)	3,960 (3,880 to 5,200)	3,260 (3,010 to 4,720)	2,980 (2,830 to 4,350)	3,060 (2,900 to 4,470)	3,220 (3,060 to 4,630)	3,520 (3,370 to 4,930)	3,820 (3,670 to 5,230)	4,120 (3,970 to 5,530)	4,420 (4,270 to 5,830)	4,720 (4,570 to 6,130)	5,020 (4,870 to 6,430)	5,320 (5,170 to 6,730)	5,620 (5,470 to 7,030)	5,920 (5,770 to 7,330)	6,220 (6,070 to 7,630)	6,520 (6,370 to 7,930)	6,820 (6,670 to 8,230)	134,000
HIV/AIDS and sexually transmitted infections	600 (197 to 1,300)	90 (29 to 224)	520 (339 to 1,490)	1,190 (216 to 3,870)	664 (201 to 2,320)	843 (411 to 1,490)	1,780 (836 to 3,470)	2,290 (1,230 to 4,140)	3,810 (1,960 to 7,200)	5,020 (2,860 to 9,670)	5,340 (3,140 to 9,990)	5,610 (3,200 to 9,740)	5,870 (3,200 to 10,400)	6,010 (3,200 to 10,600)	3,410 (2,190 to 5,220)	2,120 (1,200 to 3,460)	1,230 (707 to 2,100)	707 (367 to 1,550)	439 (192 to 1,060)	283 (116 to 831)	132 (39 to 531)	63.4 (20 to 319)	54,900
HIV/AIDS	0 (0 to 0)	0.2 (0 to 0.7)	319 (197 to 1,240)	1,180 (299 to 3,860)	669 (247 to 1,310)	839 (457 to 1,490)	1,760 (839 to 3,450)	2,240 (1,190 to 4,110)	3,760 (1,900 to 7,200)	4,960 (2,810 to 9,560)	5,300 (3,110 to 9,940)	5,560 (2,970 to 9,740)	5,590 (2,970 to 10,400)	3,999 (2,190 to 5,220)	2,120 (1,200 to 3,460)	1,220 (693 to 2,090)	621 (364 to 1,550)	280 (156 to 1,060)	132 (73 to 831)	63.4 (20 to 319)	0.2 (0 to 0.7)	1.5 (0 to 5.2)	33,700
HIV/AIDS - Drug-susceptible Tuberculosis	0 (0 to 0)	0 (0 to 0)	29.7 (16 to 69.7)	77.2 (45 to 133)	98.4 (56 to 169)	89.7 (51 to 153)	273 (145 to 447)	410 (245 to 647)	754 (446 to 1,090)	1,020 (618 to 1,530)	1,060 (618 to 1,570)	913 (539 to 1,470)	700 (412 to 1,100)	396 (234 to 631)	226 (137 to 359)	122 (72 to 192)	55 (33.7 to 87.3)	29.5 (17 to 46)	13.3 (7.9 to 21)	3.6 (1 to 9)	0.9 (0.2 to 2.4)	0.3 (0 to 0.9)	6,230
HIV/AIDS - Multidrug-resistant Tuberculosis without extensive drug resistance	0 (0 to 0)	0 (0 to 0)	1.3 (0.3 to 3.9)	2.4 (0.6 to 7.2)	2.3 (0.6 to 6.9)	3.5 (0.9 to 10.4)	11.7 (2.9 to 33.6)	17.1 (4.3 to 48.6)	32.9 (8.4 to 92.4)	49.5 (12.7 to 137)	49.4 (12.7 to 137)	34.2 (8.8 to 94.7)	29.4 (7.5 to 81.3)	13.1 (3.4 to 36.1)	9.8 (2.5 to 27.1)	4.8 (1.2 to 13.2)	2.2 (0.6 to 6.1)	1.1 (0.3 to 3.1)	0.6 (0.2 to 1.7)	0.1 (0 to 0.4)	0 (0 to 0.1)	0 (0 to 0.1)	265
HIV/AIDS - Extensively drug-resistant Tuberculosis	0 (0 to 0)	0 (0 to 0)	0 (0 to 0)	0 (0 to 0)	0 (0 to 0)	0 (0 to 0)	0.2 (0 to 0.6)	0.4 (0 to 1.1)	0.8 (0 to 2.1)	1.2 (0 to 3.2)	1.3 (0 to 3.5)	1.1 (0 to 3.1)	0.9 (0 to 2.4)	0.5 (0 to 1.3)	0.3 (0 to 0.8)	0.2 (0 to 0.5)	0.1 (0 to 0.3)	0.1 (0 to 0.2)	0 (0 to 0.1)	0 (0 to 0.1)	0 (0 to 0)	0 (0 to 0)	3.3
HIV/AIDS resulting in other diseases	11 (0 to 0.2)	0.7 (0 to 2.2)	200 (109 to 1,200)	1,100 (228 to 3,860)	629 (201 to 2,320)	749 (372 to 1,490)	1,490 (729 to 3,450)	1,810 (1,190 to 4,110)	2,970 (1,900 to 7,200)	3,920 (2,810 to 9,560)	4,200 (3,010 to 9,940)	3,940 (2,970 to 9,740)	2,960 (2,220 to 10,400)	1,700 (820 to 5,130)	997 (494 to 3,450)	504 (220 to 1,900)	222 (96.5 to 1,060)	102 (46.1 to 352)	47.2 (21.4 to 210)	4.2 (1.9 to 21)	1.3 (0.5 to 5.2)	0.3 (0 to 1.5)	27,200
Sexually transmitted infections excluding HIV	597 (197 to 1,300)	89.5 (29 to 224)	201 (57.2 to 468)	10.4 (4.4 to 21.3)	4.3 (1.4 to 13.7)	3.3 (1.9 to 9.7)	19.2 (9.2 to 47.4)	49.8 (20.6 to 127)	53.8 (21.9 to 129)	42.5 (17.1 to 107)	39.5 (16.1 to 97.6)	29.3 (12.1 to 72.2)	19.2 (8.1 to 47.3)	9.3 (4.3 to 17.2)	5.2 (2.6 to 10.2)	2.5 (1.5 to 10.1)	1.1 (0.7 to 7.1)	0.5 (0.3 to 2.9)	0.2 (0.1 to 1.4)	0.1 (0 to 0.4)	0 (0 to 0.2)	0 (0 to 0.1)	1,200
Syphilis	58.0 (27.9 to 120)	22.2 (9.1 to 52.2)	22.2 (7.2 to 66)	1.3 (0.4 to 4.1)	0.6 (0.2 to 1.9)	0.4 (0.1 to 1.4)	1.3 (0.5 to 3.3)	2.6 (0.9 to 7.1)	3.8 (1.4 to 9.7)	3.8 (1.4 to 9.5)	3.4 (1.3 to 8.5)	2.6 (1.1 to 6.4)	1.8 (0.8 to 4.5)	0.9 (0.4 to 2.1)	0.5 (0.2 to 1.3)	0.2 (0.1 to 0.6)	0.1 (0 to 0.4)	0.1 (0 to 0.2)	0 (0 to 0.1)	0 (0 to 0.1)	0 (0 to 0.1)	0 (0 to 0.1)	933
Chlamydial infection	0 (0 to 0)	0 (0 to 0)	0 (0 to 0)	0 (0 to 0)	0 (0 to 0)	0 (0 to 0)	0.2 (0 to 0.9)	0.6 (0 to 1.7)	1.4 (0 to 3.9)	2.3 (0 to 6.4)	2.6 (0 to 7.1)	2.4 (0 to 6.6)	2.1 (0 to 5.8)	1.4 (0 to 3.7)	0.9 (0 to 2.4)	0.5 (0 to 1.4)	0.3 (0 to 0.9)	0.2 (0 to 0.5)	0.1 (0 to 0.3)	0 (0 to 0.2)	0 (0 to 0.1)	0 (0 to 0.1)	29.4
Gonococcal infection	0 (0 to 0)	0 (0 to 0)	0 (0 to 0)	0 (0 to 0)	0 (0 to 0)	0.1 (0 to 1.3)	0.3 (0 to 1.1)	0.8 (0 to 1.9)	2.1 (0 to 4.6)	3.4 (1 to 8.1)	3.8 (1 to 9.4)	3.6 (1 to 8.9)	3.1 (0.9 to 7.3)	2.1 (0.6 to 5.1)	1.3 (0.3 to 3.2)	0.8 (0.2 to 2.1)	0.4 (0.1 to 1.1)	0.2 (0.1 to 0.6)	0.1 (0 to 0.3)	0 (0 to 0.2)	0 (0 to 0.1)	0 (0 to 0.1)	31.6
Trichomoniasis	0 (0 to 0)	0 (0 to 0)	0 (0 to 0)	0 (0 to 0)	0 (0 to 0)	0.1 (0 to 0.9)	0.4 (0 to 1.9)	1.5 (0.3 to 3.9)	3.5 (0.9 to 8.7)	5.4 (1.4 to 13)	5.6 (1.5 to 14)	4.6 (1.2 to 11)	3.6 (0.9 to 8.7)	2.4 (0.6 to 5.9)	1.5 (0.4 to 3.5)	0.9 (0.2 to 2.2)	0.5 (0.1 to 1.2)	0.2 (0 to 0.6)	0.1 (0 to 0.3)	0 (0 to 0.1)	0 (0 to 0.1)	0 (0 to 0.1)	99.7
Genital herpes	0 (0 to 0)	0 (0 to 0)	0 (0 to 0)	0 (0 to 0)	0 (0 to 0)	0.2 (0 to 1.9)	0.9 (0 to 3.7)	1.6 (0.4 to 3.9)	2.2 (0.5 to 5.4)	2.6 (0.7 to 6.3)	2.6 (0.7 to 6.3)	2.1 (0.6 to 5.1)	1.6 (0.4 to 3.9)	1.1 (0.3 to 2.7)	0.7 (0.2 to 1.7)	0.4 (0.1 to 1.1)	0.2 (0 to 0.6)	0.1 (0 to 0.3)	0 (0 to 0.2)	0 (0 to 0.1)	0 (0 to 0.1)	0 (0 to 0.1)	43.9
Other sexually transmitted infections	0 (0 to 0)	0 (0 to 0)	0 (0 to 0)	0 (0 to 0)	0 (0 to 0)	0.3 (0 to 1.6)	2.5 (0.9 to 7.4)	8.7 (2.9 to 19.2)	13.2 (3.9 to 31.6)	13.6 (4.1 to 32.7)	12.4 (3.9 to 30.1)	9.6 (3.1 to 23.1)	7.1 (2.3 to 17.1)	4.3 (1.4 to 10.1)	2.7 (0.9 to 6.3)	1.4 (0.5 to 3.4)	0.7 (0.2 to 1.7)	0.3 (0.1 to 0.8)	0.1 (0 to 0.4)	0 (0 to 0.1)	0 (0 to 0.1)	0 (0 to 0.1)	61.6
Respiratory infections and tuberculosis	2,610 (1,370 to 4,270)	557 (411 to 1,460)	5,150 (2,600 to 9,370)	1,960 (960 to 3,760)	702 (416 to 1,240)	647 (286 to 787)	1,030 (297 to 1,530)	1,160 (497 to 1,780)	921 (461 to 1,360)	1,060 (474 to 1,580)	1,200 (464 to 1,840)	647 (241 to 1,330)	1,200 (297 to 2,950)	1,390 (349 to 3,240)	1,580 (402 to 3,290)	1,770 (429 to 3,440)	1,960 (461 to 3,590)	2,150 (486 to 3,740)	2,340 (499 to 3,890)	2,530 (503 to 4,040)	2,720 (498 to 4,190)	2,910 (484 to 4,340)	22,200
Tuberculosis	0 (0 to 0)	0 (0 to 0)	52 (22 to 149)	1,040 (68 to 3,270)	597 (78 to 1,910)	551 (49 to 1,710)	1,020 (72 to 3,220)	1,150 (82 to 3,630)	913 (65 to 2,880)	1,050 (74 to 3,320)	1,190 (84 to 3,760)	1,280 (90 to 4,040)	1,190 (84 to 3,760)	1,380 (97 to 4,360)	1,570 (110 to 4,950)	1,760 (123 to 5,560)	1,950 (136 to 6,150)	2,140 (149 to 6,750)	2,330 (161 to 7,350)	2,520 (174 to 7,950)	2,710 (186 to 8,550)	2,900 (199 to 9,150)	3,780
Lower respiratory infections	2,610 (1,370 to 4,270)	557 (411 to 1,460)	5,100 (2,600 to 9,370)	920 (892 to 1,760)	105 (416 to 1,240)	96.1 (286 to 787)	10.2 (297 to 1,530)	9.61 (497 to 1,780)	8.08 (461 to 1,360)	9.95 (474 to 1,580)	10.1 (464 to 1,840)	7.33 (241 to 1,330)	9.95 (297 to 2,950)	9.61 (349 to 3,240)	9.95 (402 to 3,290)	10.1 (429 to 3,440)	9.61 (461 to 3,590)	9.95 (486 to 3,740)	10.1 (499 to 3,890)	9.95 (503 to 4,040)	10.1 (498 to 4,190)	9.95 (484 to 4,340)	22,200
Upper respiratory infections	0 (0 to 0)	0 (0 to 0)	52 (22 to 149)	1,040 (68 to 3,270)	597 (78 to 1,910)	551 (49 to 1,710)	1,020 (72 to 3,220)	1,150 (82 to 3,630)	913 (65 to 2,880)	1,050 (74 to 3,320)	1,190 (84 to 3,760)	1,280 (90 to 4,040)	1,190 (84 to 3,760)	1,380 (97 to 4,360)	1,570 (110 to 4,950)	1,760 (123 to 5,560)	1,950 (136 to 6,150)	2,140 (149 to 6,750)	2,330 (161 to 7,350)	2,520 (174 to 7,950)	2,710 (186 to 8,550)	2,900 (199 to 9,150)	3,780
Otitis media	0 (0 to 0)	0 (0 to 0)	0 (0 to 0)	0 (0 to 0)	0 (0 to 0)	0 (0 to 0)	0 (0 to 0)	0 (0 to 0)	0 (0 to 0)	0 (0 to 0)	0 (0 to 0)	0 (0 to 0)	0 (0 to 0)	0 (0 to 0)	0 (0 to 0)	0 (0 to 0)	0 (0 to 0)	0 (0 to 0)	0 (0 to 0)	0 (0 to 0)	0 (0 to 0)	0 (0 to 0)	0 (0 to 0)	282
Enteric infections	2,990 (317 to 1,300)	1,340 (340 to 1,960)	1,340 (1,020 to 10,000)	1,340 (1,160 to 4,170)	1,340 (667 to 2,320)	1,340 (1,340 to 1,500)	1,340 (1,340 to 1,500)	1,340 (1,340 to 1,500)	1,340 (1,200 to 1,500)	1,340 (1,200 to 1,500)	1,340 (1,200 to 1,500)	1,340 (1,200 to 1,500)	1,340 (1,200 to 1,500)	1,340 (1,200 to 1,500)	1,340 (1,200 to 1,500)	1,340 (1,200 to 1,500)	1,340 (1,200 to 1,500)	1,340 (1,200 to 1,500)	1,340 (1,200 to 1,500)	1,340 (1,200 to 1,500)	1,340 (1,200 to 1,500)	1,340 (1,200 to 1,500)	16,200
Diarrheal diseases	720 (317 to 1,300)	811 (340 to 1,960)	1,340 (1,020 to 10,000)	1,340 (1,160 to 4,170)	712 (667 to 2,320)	1,340 (1,340 to 1,500)	1,340 (1,340 to 1,500)	1,340 (1,340 to 1,500)	1,340 (1,200 to 1,500)	1,340 (1,200 to 1,500)	1,340 (1,200 to 1,500)	1,340 (1,200 to 1,500)	1,340 (1,200 to 1,500)	1,340 (1,200 to 1,500)	1,340 (1,200 to 1,500)	1,340 (1,200 to 1,500)	1,340 (1,200 to 1,500)	1,340 (1,200 to 1,500)	1,340 (1,200 to 1,500)	1,340 (1,200 to 1,500)	1,340 (1,200 to 1,500)	1,340 (1,200 to 1,500)	16,200
Typhoid and paratyphoid	0 (0 to 0)	0 (0 to 0)	0 (0 to 0.4)	189 (90 to 433)	451 (137 to 1,050)	1,030 (159 to 955)	1,340 (191 to 941)	1,340 (246 to 340)	1,340 (232 to 165)	1,340 (117 to 89.4)	1,340 (94 to 47.7)	1,340 (77 to 20.2)	1,340 (77 to 20.2)	1,340 (77 to 20.2)	1,340 (77 to 20.2)	1,340 (77 to 20.2)	1,340 (77 to 20.2)	1,340 (77 to 20.2)	1,340 (77 to 20.2)	1,340 (77 to 20.2)	1,340 (77 to 20.2)	1,340 (77 to 20.2)	1,690
Typhoid fever	0 (0 to 0)	0 (0 to 0)	0 (0 to 0.4)	189 (90 to 433)	451 (137 to 1,050)	1,030 (159 to 955)	1,340 (191 to 941)	1,340 (246 to 340)	1,340 (232 to 165)	1,340 (117 to 89.4)	1,340 (94 to 47.7)	1,340 (77 to 20.2)	1,340 (77 to 20.2)	1,340 (77 to 20.2)	1,340 (77 to 20.2)	1,340 (77 to 20.2)	1,340 (77 to 20.2)	1,340 (77 to 20.2)	1,340 (77 to 20.2)	1,340 (77 to 20.2)	1,340 (77 to 20.2)	1,340 (77 to 20.2)	1,620
Paratyphoid fever	0 (0 to 0)	0 (0 to 0)	0 (0 to 0.2)	0 (0 to 1.9)	0 (0 to 0.9)	0 (0 to 0.9)	0 (0 to 0.9)	0 (0 to 3.2)	0 (0 to 3.2)	0 (0 to 0.9)	0 (0 to 0.9)	0 (0 to 0.4)	0 (0 to 0.4)	0 (0 to 0.4)	0 (0 to 0.4)	0 (0 to 0.4)	0 (0 to 0.4)	0 (0 to 0.4)	0 (0 to 0.4)	0 (0 to 0.4)	0 (0 to 0.4)	0 (0 to 0.4)	0 (0 to 0.4)	74.2
Invasive Non-typhoidal Salmonella (iNTS)	3.4 (1 to 9.7)	0.6 (0 to 1.7)	0.7 (0.1 to 2.7)	0.6 (0.1 to 2.4)	0.6 (0.1 to 2.4)	0.6 (0.1 to 2.4)	0.6 (0.1 to 2.4)	0.6 (0.1 to 2.4)	0.6 (0.1 to 2.4)	0.6 (0.1 to 2.4)	0.6 (0.1 to 2.4)	0.6 (0.1 to 2.4)	0.6 (0.1 to 2.4)	0.6 (0.1 to 2.4)	0.6 (0.1 to 2.4)	0.6 (0.1 to 2.4)	0.6 (0.1 to 2.4)	0.6 (0.1 to 2.4)	0.6 (0.1 to 2.4)	0.6 (0.1 to 2.4)	0.6 (0.1 to 2.4)	0.6 (0.1 to 2.4)	534
Other intestinal infectious diseases	0 (0 to 0)	0 (0 to 0)	0 (0.1 to 17.4)	0 (0.2 to 17.4)	0 (0 to 17.4)	0 (0 to 1.4)	0 (0 to 1.7)	0 (0 to 1.4)	0.1 (0 to 2.6)	0.1 (0 to 3.3)	0.2 (0 to 5.1)	0.2 (0 to 5.1)	0.1 (0 to 3.3)	0.1 (0 to 2.6)	0.1 (0 to 2.6)	0.1 (0 to 2.6)	0.1 (0 to 2.6)	0.1 (0 to 2.6)	0.1 (0 to 2.6)	0.1 (0 to 2.6)	0.1 (0 to 2.6)	0.1 (0 to 2.6)	13.3
Neglected tropical diseases and malaria	2,990 (2,990 to 3,190)	2,990 (509 to 5,990)	2,990 (509 to 5,990)	2,990 (474 to 5,990)	2,990 (298 to 5,990)	2,990 (298 to 5,990)	2,990 (232 to 5,990)	2,990 (229 to 5,990)	2,990 (227 to 5,990)	2,990 (227 to 5,990)	2,990 (227 to 5,990)	2,990 (227 to 5,990)	2,990 (227 to 5,990)	2,990 (227 to 5,990)	2,990 (227 to 5,990)	2,990 (227 to 5,990)	2,990 (227 to 5,990)	2,990 (227 to 5,990)	2,990 (227 to 5,990)	2,990 (227 to 5,990)	2,990 (227 to 5,990)	2,990 (227 to 5,990)	11,800
Malaria	2,990 (2,990 to 3,190)	2,990 (509 to 5,990)	2,990 (509 to 5,990)	2,990 (474 to 5,990)	2,990 (298 to 5,990)	2,990 (298 to 5,990)	2,990 (232 to 5,990)	2,990 (229 to 5,990)	2,990 (227 to 5,990)	2,990 (227 to 5,990)	2,990 (227 to 5,990)	2,990 (227 to 5,990)	2,990 (227 to 5,990)	2,990 (227 to 5,990)	2,990 (227 to 5,990)	2,990 (227 to 5,990)	2,990 (227 to 5,990)	2,990 (227 to 5,990)	2,990 (227 to 5,990)	2,990 (227 to 5,990)	2,990 (227 to 5,990)	2,990 (227 to 5,990)	9,130
Chagas disease	0 (0 to 0)	0 (0 to 0)	0 (0 to 0)	0 (0 to 0)	0 (0 to 0)	0 (0 to 0)	0 (0 to 0)	0 (0 to 0)	0 (0 to 0)	0 (0 to 0)	0 (0 to 0)	0 (0 to 0)	0 (0 to 0)	0 (0 to 0)	0 (0 to 0)	0 (0 to 0)	0 (0 to 0)	0 (0 to 0)	0 (0 to 0)	0 (0 to 0)	0 (0 to 0)	0 (0 to 0)	0 (0 to 0)	0
Leishmaniasis	0 (0 to 0)	0 (0 to 0)	0 (0 to 0)	0 (0 to 0)	0 (0 to 0)	0 (0 to 0)	0 (0 to 0)	0 (0 to 0)	0 (0 to 0)	0 (0 to 0)	0 (0 to 0)	0 (0 to 0)	0 (0 to 0)	0 (0 to 0)	0 (0 to 0)	0 (0 to 0)	0 (0 to 0)	0 (0 to 0)	0 (0 to 0)	0 (0 to 0)	0 (0 to 0)	0 (0 to 0)	0 (0 to 0)	0
Visceral leishmaniasis	0 (0 to 0)	0 (0 to 0)	0 (0 to 0)	0 (0 to 0)	0 (0 to 0)	0 (0 to 0)	0 (0 to 0)	0 (0 to 0)	0 (0 to 0)	0 (0 to 0)	0 (0 to 0)	0 (0 to 0)	0 (0 to 0)	0 (0 to 0)	0 (0 to 0)	0 (0 to 0)	0 (0 to 0)	0 (0 to 0)	0 (0 to 0)	0 (0 to 0)	0 (0 to 0)	0 (0 to 0)	0 (0 to 0)	0
Cutaneous and mucocutaneous leishmaniasis	0 (0 to 0)	0 (0 to 0)	0 (0 to 0)	0 (0 to 0)	0 (0 to 0)	0 (0 to 0)	0 (0 to 0)	0 (0 to 0)	0 (0 to 0)	0 (0 to 0)	0 (0 to 0)	0 (0 to 0)	0 (0 to 0)	0 (0 to 0)	0 (0 to 0)	0 (0 to 0)	0 (0 to 0)	0 (0 to 0)	0 (0 to 0)	0 (0 to 0)	0 (0 to 0)	0 (0 to 0)	0 (0 to 0)	0
African trypanosomiasis	0 (0 to 0)	0 (0 to 0)	0 (0 to 0)	0 (0 to 0)	0 (0 to 0)	0 (0 to 0)	0 (0 to 0)	0 (0 to 0)	0 (0 to 0)	0 (0 to 0)	0 (0 to 0)	0 (0 to 0)	0 (0 to 0)	0 (0 to 0)	0 (0 to 0)	0 (0 to 0)	0 (0 to 0)	0 (0 to 0)	0 (0 to 0)	0 (0 to 0)	0 (0 to 0)	0 (0 to 0)	0 (0 to 0)	0
Schistosomiasis	0 (0 to 0)	0 (0 to 0)	19.6 (4.9 to 39.7)	93.6 (23.1 to 189)	129 (31.9 to 261)	119 (29.4 to 241)	265 (65.5 to 536)	232 (57.3 to 468)	486 (120 to 981)	242 (59.7 to 487)	72.6 (17.9 to 146)	59.1 (14.6 to 119)	43.6 (10.8 to 87.9)	26.5 (6.5 to 53.5)	28.2 (7 to 57)	19.7 (4.9 to 39.8)	14.2 (3.5 to 28.7)	9.6 (2.4 to 19.4)	3.2 (0.8 to 6.5)	0.9 (0.2 to 1.8)	0.2 (0 to 0.5)	0.1 (0 to 0.2)	1,790
Cysticercosis	0 (0 to 0)	0 (0 to 0)	0.2 (0 to 0.5)	0.9 (0.2 to 2.4)	1.4 (0.3 to 3.8)	4.3 (1 to 11.6)	8.5 (2 to 23.1)	12.9 (3.1 to 34.9)	17.4 (4.1 to 47.1)	13.9 (3.3 to 37.6)	4.1 (1 to 11.1)	1.5 (0.4 to 4.1)	0.7 (0.2 to 1.9)	0.3 (0.1 to 0.8)	0.2 (0 to 0.5)	0.1 (0 to 0.3)	0.1 (0 to 0.2)	0 (0 to 0.1)	0 (0 to 0.1)	0 (0 to 0.1)	0 (0 to 0.1)	0 (0 to 0.1)	184
Cystic echinococcosis	0 (0 to 0)	0 (0 to 0)	0 (0 to 0.4)	0 (0 to 0.2)	0 (0 to 0.2)	0 (0 to 0.2)	0 (0 to 0.2)	0 (0 to 0.2)	0 (0 to 0.2)	0 (0 to 0.2)	0 (0 to 0.2)	0 (0 to 0.2)	0 (0 to 0.2)	0 (0 to 0.2)	0 (0 to 0.2)	0 (0 to 0.2)	0 (0 to 0.2)	0 (0 to 0.2)	0 (0 to 0.2)	0 (0 to 0.2)	0 (0 to 0.2)	0 (0 to 0.2)	0 (0 to 0.2)	14
Lymphatic filariasis	0 (0 to 0)	0 (0 to 0)	0 (0 to 0)	19.7 (11.6 to 31.9)	19.4 (11.5 to 29.1)	19.7 (10.7 to 27.6)	19.6 (9.3 to 25.1)	19.7 (7.4 to 25.4)	19.6 (6.3 to 25.1)	19.7 (4.9 to 25.1)	19.6 (4.1 to 25.1)	19.7 (3.5 to 25.1)	19.6 (3.2 to 25.1)	19.7 (3.2 to 25.1)	19.6 (3.2 to 25.1)	19.7 (3.2 to 25.1)	19.6 (3.2 to 25.1)	19.7 (3.2 to 25.1)	19.6 (3.2 to 25.1)	19.7 (3.2 to 25.1)	19.6 (3.2 to 25.1)	19.7 (3.2 to 25.1)	134
Onchocerciasis	0 (0 to 0)	0 (0 to 0)	0 (0 to 0)	0 (0 to 0)	0 (0 to 0)	0 (0 to 0)	0 (0 to 0)	0 (0 to 0)	0 (0 to 0)	0 (0 to 0)	0 (0 to 0)	0 (0 to 0)	0 (0 to 0)	0 (0 to 0)	0 (0 to 0)	0 (0 to 0)	0 (0 to 0)	0 (0 to 0)	0 (0 to 0)	0 (0 to 0)	0 (0 to 0)	0 (0 to 0)	0 (0 to 0)	0
Trachoma	0 (0 to 0)	0 (0 to 0)	0 (0 to 0)	0 (0 to 0)	0 (0 to 0)	0 (0 to 0)	0 (0 to 0)	0 (0 to 0)	0 (0 to 0)	0 (0 to 0)	0 (0 to 0)	0 (0 to 0)	0 (0 to 0)	0 (0 to 0)	0 (0 to 0)	0 (0 to 0)	0 (0 to 0)	0 (0 to 0)	0 (0 to 0)	0 (0 to 0)	0 (0 to 0)	0 (0 to 0)	0 (0 to 0)	0
Dengue	0 (0 to 0)	0 (0 to 0)	0 (0 to 0.3)	2.6 (0 to 12)	6.2 (0 to 29.4)	6.9 (0 to 29)	5.7 (0 to 17)	6.4 (0 to 12.9)	3.2 (0 to 9.9)	2.7 (0 to 7.6)	2.5 (0 to 5.9)	1.9 (0 to 4.1)	1.2 (0 to 3.4)	0.6 (0 to 2.1)	0.4 (0 to 1.3)	0.2 (0 to 0.8)	0.1 (0 to 0.5)	0.1 (0 to 0.2)	0 (0 to 0.1)	0 (0 to 0.1)	0 (0 to 0.1)	0 (0 to 0.1)	52.4
Yellow fever	0 (0 to 0)	0 (0 to 0)	0 (0 to 0.7)	1.3 (0.1 to 5.3)	4.7 (0.4 to 24.2)	4.7 (0.5 to 17.1)	4.3 (0.3 to 15.4)	4.2 (0.2 to 11.4)	2.1 (0.1 to 7.4)	1.6 (0.1 to 5.1)	1.4 (0.1 to 4.6)	1.1 (0.1 to 4.3)	0.7 (0.1 to 3.2)	0.4 (0 to 1.6)	0.2 (0 to 1.1)	0.1 (0 to 0.6)	0.1 (0 to 0.4)	0 (0 to 0.2)	0 (0 to 0.1)	0 (0 to 0.1)	0 (0 to 0.1)	0 (0 to 0.1)	21.2
Rabies	0 (0 to 0)	0 (0 to 0)	0 (0 to 0)	0.2 (0 to 0.3)	0.4 (0 to 2.1)	0.4 (0 to 2.1)	0.3 (0 to 1.4)	0.4 (0 to 1.4)	0.2 (0 to 0.6)	0.1 (0 to 0.4)	0.1 (0 to 0.3)	0.1 (0 to 0.2)	0.1 (0 to 0.2)	0 (0 to 0.1)	0 (0 to 0.1)	0 (0 to 0.1)	0 (0 to 0.1)	0 (0 to 0.1)	0 (0 to 0.1)	0 (0 to 0.1)	0 (0 to 0.1)	0 (0 to 0.1)	0 (0 to 0.1)	2.2
Intestinal nematode infections	0 (0 to 0)	0 (0 to 0)	1.6 (0.3 to 4.9)	12.1 (4.6 to 29.4)	15.1 (5.9 to 37.1)	12.1 (5.2 to 29.4)	12.1 (5.2 to 29.4)	12.1 (5.2 to 29.4)	12.1 (5.2 to 29.4)	12.1 (5.2 to 29.4)	12.1 (5.2 to 29.4)	12.1 (5.2 to 29.4)	12.1 (5.2 to 29.4)	12.1 (5.2 to 29.4)	12.1 (5.2 to 29.4)	12.1 (5.2 to 29.4)	12.1 (5.2 to 29.4)	12.1 (5.2 to 29.4)	12.1 (5.2 to 29.4)	12.1 (5.2 to 29.4)	12.1 (5.2 to 29.4)	12.1 (5.2 to 29.4)	159
Ascariasis	0 (0 to 0)	0 (0 to 0)	0 (0 to 0)	0.1 (0 to 1.6)	0.3 (0 to 2.7)	0.3 (0 to 2.7)	0.3 (0 to 1.4)	0.3 (0 to 1.4)	0.3 (0 to 1.4)	0.3 (0 to 1.4)	0.3 (0 to 1.4)	0.3 (0 to 1.4)	0.3 (0 to 1.4)	0.3 (0 to 1.4)	0.3 (0 to 1.4)	0.3 (0 to 1.4)	0.3 (0 to 1.4)	0.3 (0 to 1.4)	0.3 (0 to 1.4)	0.3 (0 to 1.4)	0.3 (0 to 1.4)	0.3 (0 to 1.4)	52.1
Trichuriasis	0 (0 to 0)	0 (0 to 0)	0 (0 to 1.6)	1.6 (0.6 to 4.9)	1.9 (0.6 to 5.9)	1.9 (0.6 to 5.9)	2.1 (0.6 to 5.9)	2.1 (0.6 to 5.9)	2.1 (0.6 to 5.9)	2.1 (0.6 to 5.9)	2.1 (0.6 to 5.9)	2.1 (0.6 to 5.9)	2.1 (0.6 to 5.9)	2.1 (0.6 to 5.9)	2.1 (0.6 to 5.9)	2.1 (0.6 to 5.9)	2.1 (0.6 to 5.9)	2.1 (0.6 to 5.9)	2.1 (0.6 to 5.9)	2.1 (0.6 to 5.9)	2.1 (0.6 to 5.9)	2.1 (0.6 to 5.9)	13
Hookworm disease	0 (0 to 0)	0 (0 to 0)	0.1 (0 to 1.6)	3.6 (1.4 to 9.6)	9.6 (3.6 to 23.3)	9.3 (3.7 to 21.5)	9.4 (3.7 to 21.5)	14.9 (5.6 to 27.9)	13.9 (5.6 to 27.9)	9.7 (3.9 to 19.4)	9.7 (3.9 to 19.4)	9.4 (3.9 to 19.4)	9.4 (3.9 to 19.4)	0.9 (0.4 to 2.1)	0.9 (0.4 to 2.1)	0.8 (0.3 to 2.1)	0.7 (0.3 to 2.1)	0.4 (0.2 to 1.1)

Other neoplasms	0 (0 to 0)	0 (0 to 0)	0 (0 to 0)	0 (0 to 0)	1 (0 to 1)	0 (0 to 0)	0 (0 to 0)	0 (0 to 0)	0 (0 to 0)	0 (0 to 0)	0 (0 to 0)	0 (0 to 0)	0 (0 to 0)	0 (0 to 0)	0 (0 to 0)	0 (0 to 0)	0 (0 to 0)	0 (0 to 0)	0 (0 to 0)	0 (0 to 0)	0 (0 to 0)	0 (0 to 0)	0 (0 to 0)	
Medulloblastoma; medulloblastoma; and other hemangioblastoma	0 (0 to 0)	0 (0 to 0)	0 (0 to 0)	0 (0 to 0)	0 (0 to 0)	0 (0 to 0)	0 (0 to 0)	0 (0 to 0)	0 (0 to 0)	0 (0 to 0)	0 (0 to 0)	0 (0 to 0)	0 (0 to 0)	0 (0 to 0)	0 (0 to 0)	0 (0 to 0)	0 (0 to 0)	0 (0 to 0)	0 (0 to 0)	0 (0 to 0)	0 (0 to 0)	0 (0 to 0)	0 (0 to 0)	21
Meningioma and in situ intracranial neoplasms	0 (0 to 0)	0 (0 to 0)	0 (0 to 0)	0 (0 to 0)	0 (0 to 0)	0 (0 to 0)	0 (0 to 0)	0 (0 to 0)	0 (0 to 0)	0 (0 to 0)	0 (0 to 0)	0 (0 to 0)	0 (0 to 0)	0 (0 to 0)	0 (0 to 0)	0 (0 to 0)	0 (0 to 0)	0 (0 to 0)	0 (0 to 0)	0 (0 to 0)	0 (0 to 0)	0 (0 to 0)	0 (0 to 0)	0
Meningioma and in situ cervical and uterine neoplasms	0 (0 to 0)	0 (0 to 0)	0 (0 to 0)	0 (0 to 0)	0 (0 to 0)	0 (0 to 0)	0 (0 to 0)	0 (0 to 0)	0 (0 to 0)	0 (0 to 0)	0 (0 to 0)	0 (0 to 0)	0 (0 to 0)	0 (0 to 0)	0 (0 to 0)	0 (0 to 0)	0 (0 to 0)	0 (0 to 0)	0 (0 to 0)	0 (0 to 0)	0 (0 to 0)	0 (0 to 0)	0 (0 to 0)	0
Other benign and in situ neoplasms	0 (0 to 0)	0 (0 to 0)	0 (0 to 0)	0 (0 to 0)	0 (0 to 0)	0 (0 to 0)	0 (0 to 0)	0 (0 to 0)	0 (0 to 0)	0 (0 to 0)	0 (0 to 0)	0 (0 to 0)	0 (0 to 0)	0 (0 to 0)	0 (0 to 0)	0 (0 to 0)	0 (0 to 0)	0 (0 to 0)	0 (0 to 0)	0 (0 to 0)	0 (0 to 0)	0 (0 to 0)	0 (0 to 0)	
Cardiovascular diseases	20 (20.0 to 96.0)	12.1 (3.2 to 24.0)	84.0 (37.0 to 196)	98.4 (38.4 to 197)	121 (77.0 to 193)	209 (128 to 305)	329 (196 to 502)	323 (196 to 491)	211 (130 to 321)	165 (97.0 to 260)	438 (251 to 703)	641 (374 to 1,040)	742 (431 to 1,213)	868 (497 to 1,438)	1,095 (615 to 1,833)	1,295 (810 to 2,050)	1,295 (810 to 2,050)	1,300 (808 to 2,210)	1,720 (1,100 to 2,770)	1,598 (1,100 to 2,380)	1,160 (847 to 1,460)	997 (653 to 764)	296 (154 to 396)	48.2 (30.0 to 67)	13,800
Rheumatic heart disease	0 (0 to 0)	0 (0 to 0)	1.1 (2.9 to 14.7)	31.9 (17.0 to 52.2)	59.5 (32.0 to 99.7)	92.9 (54.6 to 152)	91.5 (54.6 to 142)	72.1 (43.0 to 112)	59.4 (36.2 to 91.5)	46.1 (27.2 to 67.7)	33.8 (20.8 to 52.1)	23.4 (13.4 to 39.5)	19.4 (10.4 to 33)	19 (9.4 to 36.2)	18.9 (9.2 to 35.7)	17.7 (9.1 to 32.7)	18.9 (9.1 to 35.7)	19.1 (9.2 to 41.1)	14.2 (5.7 to 30.9)	8.2 (3.2 to 17.6)	3.2 (1.9 to 9)	1.2 (0.4 to 2.7)	0.2 (0.1 to 0.5)	636
Ischemic heart disease	0 (0 to 0)	0 (0 to 0)	0 (0 to 0)	0 (0 to 0)	43.3 (17.4 to 92.2)	39.4 (16.3 to 82)	29.7 (16.9 to 49.6)	49.5 (28.1 to 84)	71.4 (41.1 to 121)	122 (67.1 to 210)	194 (104 to 312)	272 (147 to 442)	322 (167 to 531)	408 (212 to 679)	469 (237 to 803)	544 (280 to 914)	544 (280 to 914)	447 (232 to 752)	505 (263 to 847)	492 (266 to 716)	332 (207 to 541)	203 (122 to 312)	66.5 (39 to 106)	16.9 (9.2 to 28.4)	3,480
Stroke	9.4 (2.5 to 24.4)	1.8 (0.4 to 5.1)	11.2 (2.4 to 31.1)	21.1 (11.1 to 33.8)	49.9 (21.7 to 79.4)	70.9 (41.8 to 109)	99.2 (54.9 to 144)	104 (61 to 175)	108 (62.3 to 174)	166 (101 to 260)	168 (102 to 260)	291 (172 to 459)	347 (178 to 612)	412 (209 to 706)	514 (243 to 913)	644 (349 to 1,130)	680 (384 to 1,260)	782 (471 to 1,360)	711 (438 to 1,330)	679 (398 to 1,260)	195 (118 to 287)	77.9 (47.9 to 115)	16.5 (9.4 to 25.3)	5,970
Ischemic stroke	2.6 (0.6 to 7.3)	0.6 (0.1 to 1.6)	1.9 (0.9 to 6.6)	16.9 (4.9 to 29.4)	46.2 (21.1 to 77)	52 (29.2 to 81.2)	49.6 (29.1 to 77.2)	45.4 (28.5 to 69.2)	46.4 (22.0 to 88)	47.9 (20.7 to 71.1)	32.1 (22.3 to 79.1)	63 (34.8 to 93.1)	79.5 (46.8 to 111)	96.7 (52.1 to 156)	192 (113 to 295)	224 (125 to 350)	358 (225 to 580)	235 (132 to 364)	128 (68.1 to 196)	52.4 (32.4 to 79.3)	11.4 (6.5 to 18.3)	2,210
Intracerebral hemorrhage	1.3 (0.2 to 3.7)	0.2 (1.6 to 2.6)	2.6 (0.6 to 12.2)	2.1 (1.1 to 3.2)	2.3 (1.2 to 3.7)	3.7 (2.1 to 7)	5.7 (2.7 to 9.5)	6.1 (3.3 to 9.6)	7.2 (3.5 to 12.2)	12.4 (5.5 to 20.2)	19.4 (8.5 to 32.6)	34.2 (15.5 to 57.1)	51.1 (23.1 to 85.2)	67.1 (30.1 to 112)	84.1 (38.1 to 140)	111 (51.1 to 185)	111 (51.1 to 185)	124 (57.1 to 207)	144 (66.1 to 240)	144 (66.1 to 240)	44.1 (20.3 to 73.5)	26.1 (12.1 to 43.5)	6.6 (3.1 to 11)	1,130
Subarachnoid hemorrhage	0.2 (0.0 to 0.7)	0.2 (0.1 to 0.5)	0.4 (0.2 to 2.5)	0.4 (0.7 to 2.5)	0.7 (1.6 to 1.7)	1.2 (0.6 to 2.1)	1.8 (0.9 to 3.2)	2.4 (1.2 to 4.1)	3.2 (1.5 to 5.6)	4.9 (2.4 to 8.2)	7.4 (3.2 to 12.5)	12.4 (7.7 to 19.2)	19.4 (9.4 to 29.9)	25.4 (11.7 to 42.9)	32.1 (15.5 to 53.1)	42.1 (20.5 to 69.1)	42.1 (20.5 to 69.1)	47.3 (23.1 to 77.4)	54.7 (26.7 to 89.7)	54.7 (26.7 to 89.7)	16.7 (9.1 to 27.5)	9.9 (4.8 to 16.2)	2.5 (1.2 to 4.1)	255
Hypertensive heart disease	0 (0 to 0)	0 (0 to 0)	0 (0 to 0)	0 (0 to 0)	0 (0 to 0)	0 (0 to 0)	0 (0 to 0)	0 (0 to 0)	0 (0 to 0)	0 (0 to 0)	0 (0 to 0)	0 (0 to 0)	0 (0 to 0)	0 (0 to 0)	0 (0 to 0)	0 (0 to 0)	0 (0 to 0)	0 (0 to 0)	0 (0 to 0)	0 (0 to 0)	0 (0 to 0)	0 (0 to 0)	0 (0 to 0)	0 (0 to 0)	
Non-rheumatic valvular heart disease	0 (0 to 0)	0 (0 to 0)	0 (0 to 0)	0 (0 to 0)	0 (0 to 0)	0 (0 to 0)	0 (0 to 0)	0 (0 to 0)	0 (0 to 0)	0 (0 to 0)	0 (0 to 0)	0 (0 to 0)	0 (0 to 0)	0 (0 to 0)	0 (0 to 0)	0 (0 to 0)	0 (0 to 0)	0 (0 to 0)	0 (0 to 0)	0 (0 to 0)	0 (0 to 0)	0 (0 to 0)	0 (0 to 0)	
Non-rheumatic calcific aortic valve disease	0 (0 to 0)	0 (0 to 0)	0 (0 to 0)	0 (0 to 0)	0 (0 to 0)	0 (0 to 0)	0 (0 to 0)	0 (0 to 0)	0 (0 to 0)	0 (0 to 0)	0 (0 to 0)	0 (0 to 0)	0 (0 to 0)	0 (0 to 0)	0 (0 to 0)	0 (0 to 0)	0 (0 to 0)	0 (0 to 0)	0 (0 to 0)	0 (0 to 0)	0 (0 to 0)	0 (0 to 0)	0 (0 to 0)	
Non-rheumatic degenerative mitral valve disease	0 (0 to 0)	0 (0 to 0)	0 (0 to 0)	0 (0 to 0)	0 (0 to 0)	0 (0 to 0)	0 (0 to 0)	0 (0 to 0)	0 (0 to 0)	0 (0 to 0)	0 (0 to 0)	0 (0 to 0)	0 (0 to 0)	0 (0 to 0)	0 (0 to 0)	0 (0 to 0)	0 (0 to 0)	0 (0 to 0)	0 (0 to 0)	0 (0 to 0)	0 (0 to 0)	0 (0 to 0)	0 (0 to 0)	
Other non-rheumatic valve diseases	0 (0 to 0)	0 (0 to 0)	0 (0 to 0)	0 (0 to 0)	0 (0 to 0)	0 (0 to 0)	0 (0 to 0)	0 (0 to 0)	0 (0 to 0)	0 (0 to 0)	0 (0 to 0)	0 (0 to 0)	0 (0 to 0)	0 (0 to 0)	0 (0 to 0)	0 (0 to 0)	0 (0 to 0)	0 (0 to 0)	0 (0 to 0)	0 (0 to 0)	0 (0 to 0)	0 (0 to 0)	0 (0 to 0)	
Cardiomyopathy and myocarditis	23.8 (12.7 to 67.6)	2.6 (0.6 to 7.6)	22.6 (3.7 to 71.8)	9.6 (4.1 to 49.7)	7.2 (2.8 to 29.4)	7.2 (2.3 to 19.3)	7.2 (2.3 to 19.3)	8.4 (2.3 to 23.2)	9.6 (3.3 to 23.4)	14.5 (4.5 to 37.1)	14.5 (3.8 to 34)	19.8 (4.2 to 54.2)	19.8 (4.9 to 39.3)	19.8 (4.9 to 39.3)	19.8 (5.2 to 37.9)	19.8 (5.2 to 40.1)	19.8 (5.2 to 40.1)	14.5 (3.8 to 34)	14.5 (3.8 to 34)	14.5 (4.9 to 22.2)	14.5 (4.9 to 22.2)	14.5 (4.9 to 19.8)	14.5 (4.9 to 19.8)	394
Myocarditis	0 (0 to 0)	0 (0 to 0)	0 (0 to 0)	0 (0 to 0)	0 (0 to 0)	0 (0 to 0)	0 (0 to 0)	0 (0 to 0)	0 (0 to 0)	0 (0 to 0)	0 (0 to 0)	0 (0 to 0)	0 (0 to 0)	0 (0 to 0)	0 (0 to 0)	0 (0 to 0)	0 (0 to 0)	0 (0 to 0)	0 (0 to 0)	0 (0 to 0)	0 (0 to 0)	0 (0 to 0)	0 (0 to 0)	0 (0 to 0)	19.6
Alcoholic cardiomyopathy	0 (0 to 0)	0 (0 to 0)	0 (0 to 0)	0 (0 to 0)	0 (0 to 0)	0 (0 to 0)	0 (0 to 0)	0 (0 to 0)	0 (0 to 0)	0 (0 to 0)	0 (0 to 0)	0 (0 to 0)	0 (0 to 0)	0 (0 to 0)	0 (0 to 0)	0 (0 to 0)	0 (0 to 0)	0 (0 to 0)	0 (0 to 0)	0 (0 to 0)	0 (0 to 0)	0 (0 to 0)	0 (0 to 0)	0 (0 to 0)	1.6
Other cardiomyopathy	20.6 (3.4 to 71)	8.2 (2.2 to 17.2)	53.7 (17.9 to 119)	29.2 (7.4 to 81.9)	9.8 (2.3 to 23.6)	9.1 (2.9 to 23.6)	9.1 (1.9 to 17.1)	9.2 (2.3 to 21.5)	8.7 (2.3 to 20.1)	9.4 (2.3 to 23.7)	11.6 (3.3 to 32.6)	14.4 (3.9 to 39.9)	13.6 (3.9 to 32.6)	15.1 (4.9 to 32.6)	19.1 (6.4 to 39.7)	18.2 (7.4 to 39.9)	20.4 (9.6 to 39.1)	20.5 (9.6 to 39.1)	20.7 (9.6 to 39.1)	14 (6.4 to 26.6)	8 (4.9 to 12.3)	2.6 (1.6 to 3.9)	0.6 (0.3 to 0.9)	342
Atrial fibrillation and flutter	0 (0 to 0)	0 (0 to 0)	0 (0 to 0)	0 (0 to 0)	0 (0 to 0)	0 (0 to 0)	0 (0 to 0)	0 (0 to 0)	0 (0 to 0)	0 (0 to 0)	0 (0 to 0)	0 (0 to 0)	0 (0 to 0)	0 (0 to 0)	0 (0 to 0)	0 (0 to 0)	0 (0 to 0)	0 (0 to 0)	0 (0 to 0)	0 (0 to 0)	0 (0 to 0)	0 (0 to 0)	0 (0 to 0)	0 (0 to 0)	
Aortic aneurysm	--	--	--	--	--	1.7 (0.7 to 2.8)	2.4 (1.1 to 4.1)	2.1 (1.1 to 3.7)	2.3 (1.2 to 3.9)	4.2 (2.1 to 7.1)	5.3 (2.9 to 8.7)	7.7 (4.1 to 11)	9.9 (5.2 to 14.6)	12.2 (6.8 to 17.9)	14.9 (8.4 to 22.2)	18.5 (10.3 to 27.3)	18.5 (10.3 to 27.3)	19.5 (10.3 to 29.1)	21.4 (11.2 to 32.1)	21.4 (11.2 to 32.1)	8.7 (4.7 to 13.6)	4.7 (2.2 to 7.2)	1.2 (0.5 to 2.2)	NA
Endocarditis	0.4 (0.1 to 0.9)	0.2 (0 to 0.4)	0.5 (0.3 to 2.2)	0.6 (0.2 to 2.6)	0.7 (0.1 to 1.7)	0.8 (1.7 to 2.6)	0.8 (2.4 to 2.2)	0.7 (2.4 to 2.1)	0.8 (1.9 to 1.9)	0.9 (2.1 to 1.9)	1.1 (2.1 to 2.1)	1.4 (2.1 to 3.2)	1.4 (2.1 to 3.2)	1.6 (2.1 to 3.6)	2.1 (2.1 to 4.2)	2.1 (2.1 to 4.2)	2.1 (2.1 to 4.2)	2.1 (2.1 to 4.2)	2.1 (2.1 to 4.2)	2.1 (2.1 to 4.2)	2.1 (2.1 to 4.2)	2.1 (2.1 to 4.2)	2.1 (2.1 to 4.2)	86.7
Other cardiovascular and circulatory diseases	5.3 (1.1 to 14.1)	1.4 (0.4 to 3.4)	9.6 (2.3 to 27.2)	13.6 (4.3 to 27.1)	27.2 (9.3 to 54.7)	63.3 (24.1 to 109)	70.8 (34.9 to 119)	54.7 (29.7 to 92.2)	29.6 (16.1 to 50.2)	29.5 (14.7 to 51.1)	45 (20.1 to 77.2)	58 (24.9 to 98.1)	117 (49.9 to 195)	79.1 (33.9 to 125)	97.1 (41.6 to 153)	63.4 (27.1 to 101)	47.4 (20.1 to 75.2)	47.1 (20.1 to 75.2)	49.7 (20.1 to 80.2)	39.5 (20.1 to 62.2)	22 (12.3 to 33)	10.4 (5.1 to 16.1)	3.3 (1.7 to 5.1)	880
Chronic respiratory diseases	0 (0 to 0)	0 (0 to 0)	0.2 (0.1 to 0.3)	227 (121 to 383)	249 (135 to 383)	225 (135 to 350)	176 (97.5 to 278)	174 (98.3 to 281)	164 (107 to 266)	155 (103 to 233)	168 (101 to 261)	173 (103 to 286)	191 (117 to 304)	207 (124 to 339)	242 (144 to 399)	293 (169 to 484)	293 (169 to 484)	292 (167 to 472)	224 (133 to 349)	139 (86.4 to 198)	84.4 (54.1 to 119)	19 (11.6 to 32.6)	2.3 (0.8 to 4.3)	3,530
Chronic obstructive pulmonary disease	0 (0 to 0)	0 (0 to 0)	0.1 (0.1 to 0.3)	31.6 (10.6 to 77.3)	31.6 (10.6 to 77.3)	44.5 (14.9 to 109)	44.5 (14.9 to 109)	44.5 (14.9 to 109)	44.5 (14.9 to 109)	59.7 (19.9 to 146)	59.7 (19.9 to 146)	75 (24.9 to 184)	84.2 (28.1 to 206)	99.3 (33.1 to 243)	99.3 (33.1 to 243)	142 (47.3 to 348)	191 (63.6 to 468)	191 (63.6 to 468)	275 (91.7 to 674)	140 (46.6 to 343)	59.3 (39.3 to 82.6)	49.2 (32.6 to 68.5)	14.1 (9.3 to 19.6)	3.3 (2.2 to 4.6)	1,600
Pneumoconiosis	0 (0 to 0)	0 (0 to 0)	0 (0 to 0)	0 (0 to 0)	0 (0 to 0)	0 (0 to 0)	0 (0 to 0)	0 (0 to 0)	0 (0 to 0)	0 (0 to 0)	0 (0 to 0)	0 (0 to 0)	0 (0 to 0)	0 (0 to 0)	0 (0 to 0)	0 (0 to 0)	0 (0 to 0)	0 (0 to 0)	0 (0 to 0)	0 (0 to 0)	0 (0 to 0)	0 (0 to 0)	0 (0 to 0)	0 (0 to 0)	7.2
Silicosis	0 (0 to 0)	0 (0 to 0)	0 (0 to 0)	0 (0 to 0)	0 (0 to 0)	0 (0 to 0)	0 (0 to 0)	0 (0 to 0)	0 (0 to 0)	0 (0 to 0)	0 (0 to 0)	0 (0 to 0)	0 (0 to 0)	0 (0 to 0)	0 (0 to 0)	0 (0 to 0)	0 (0 to 0)	0 (0 to 0)	0 (0 to 0)	0 (0 to 0)	0 (0 to 0)	0 (0 to 0)	0 (0 to 0)	0 (0 to 0)	0.9
Asbestosis	0 (0 to 0)	0 (0 to 0)	0 (0 to 0)	0 (0 to 0)	0 (0 to 0)	0 (0 to 0)	0 (0 to 0)	0 (0 to 0)	0 (0 to 0)	0 (0 to 0)	0 (0 to 0)	0 (0 to 0)	0 (0 to 0)	0 (0 to 0)	0 (0 to 0)	0 (0 to 0)	0 (0 to 0)	0 (0 to 0)	0 (0 to 0)	0 (0 to 0)	0 (0 to 0)	0 (0 to 0)	0 (0 to 0)	0 (0 to 0)	2.2
Coal workers pneumoconiosis	0 (0 to 0)	0 (0 to 0)	0 (0 to 0)	0 (0 to 0)	0 (0 to 0)	0 (0 to 0)	0 (0 to 0)	0 (0 to 0)	0 (0 to 0)	0 (0 to 0)	0 (0 to 0)	0 (0 to 0)	0 (0 to 0)	0 (0 to 0)	0 (0 to 0)	0 (0 to 0)	0 (0 to 0)	0 (0 to 0)	0 (0 to 0)	0 (0 to 0)	0 (0 to 0)	0 (0 to 0)	0 (0 to 0)	0 (0 to 0)	0.7
Other pneumoconiosis	0 (0 to 0)	0 (0 to 0)	0 (0 to 0)	0 (0 to 0)	0 (0 to 0)	0 (0 to 0)	0 (0 to 0)	0 (0 to 0)	0 (0 to 0)	0 (0 to 0)	0 (0 to 0)	0 (0 to 0)	0 (0 to 0)	0 (0 to 0)	0 (0 to 0)	0 (0 to 0)	0 (0 to 0)	0 (0 to 0)	0 (0 to 0)	0 (0 to 0)	0 (0 to 0)	0 (0 to 0)	0 (0 to 0)	0 (0 to 0)	3.9
Asthma	0 (0 to 0)	0 (0 to 0)	175 (99 to 315)	183 (109 to 317)	150 (84.7 to 235)	112 (63.9 to 190)	84.6 (44.4 to 167)	71.8 (39.2 to 146)	67.6 (34.3 to 143)	67.4 (42.7 to 160)	70.1 (45.6 to 155)	69.8 (37.6 to 157)	69.8 (32.3 to 162)	77.1 (42.4 to 216)	79.7 (32.4 to 216)	97.4 (39.4 to 233)	99.9 (39.4 to 233)	79.7 (39.9 to 172)	70.9 (39.0 to 172)	49.5 (23.6 to 137)	19.1 (19.1 to 39.4)	4.5 (1.8 to 12.1)	0.6 (0.3 to 1.7)	1,620
Interstitial lung disease and pulmonary sarcoidosis	0 (0 to 0)	0 (0 to 7.3)	0 (0 to 8.6)	0 (0 to 9.6)	0 (0 to 7.2)	0 (0 to 6.4)	0 (0 to 6.4)	0 (0 to 6.4)	0 (0 to 6.4)	0 (0 to 6.4)	0 (0 to 6.4)	0 (0 to 6.4)	0 (0 to 6.4)	0 (0 to 6.4)	0 (0 to 6.4)	0 (0 to 6.4)	0 (0 to 6.4)	0 (0 to 6.4)	0 (0 to 6.4)	0 (0 to 6.4)	0 (0 to 6.4)	0 (0 to 6.4)	0 (0 to 6.4)	0 (0 to 6.4)	3.9
Other chronic respiratory diseases	0 (0 to 0)	0 (0 to 0)	0 (0 to 0)	0 (0 to 0)	0 (0 to 0)	0 (0 to 0)	0 (0 to 0)	0 (0 to 0)	0 (0 to 0)	0 (0 to 0)	0 (0 to 0)	0 (0 to 0)	0 (0 to 0)	0 (0 to 0)	0 (0 to 0)	0 (0 to 0)	0 (0 to 0)	0 (0 to 0)	0 (0 to 0)	0 (0 to 0)	0 (0 to 0)	0 (0 to 0)	0 (0 to 0)	0 (0 to 0)	
Digestive diseases	50.6 (14.0 to 131)	19.5 (3.9 to 39.6)	168 (69.1 to 386)	87.2 (28.1 to 186)	123 (49.6 to 263)	192 (106 to 329)	226 (107 to 391)	261 (130 to 453)	369 (174 to 644)	491 (229 to 844)	590 (280 to 1,020)	479 (247 to 1,006)	584 (324 to 1,284)	597 (341 to 1,286)	638 (344 to 1,286)	625 (344 to 1,286)	768 (460 to 1,286)	799 (460 to 1,286)	582 (286 to 1,200)	412 (196 to 1,200)	194 (94.9 to 347)	112 (52.9 to 206)	34.7 (16.6 to 64.2)	8.6 (3.9 to 16.4)	8,030
Cirrhosis and other chronic liver diseases	0 (0 to 0)	0 (0 to 0)	24.2 (14.2 to 41.4)	35 (24.5 to 53.2)	91.2 (59.5 to 135)	121 (80.3 to 183)	159 (104 to 233)	239 (161 to 349)	294 (196 to 430)	376 (250 to 551)	494 (329 to 722)	616 (411 to 902)	716 (477 to 1,049)	866 (577 to 1,268)	1,027 (684 to 1,504)	1,164 (776 to 1,704)	1,164 (776 to 1,704)	1,164 (776 to 1,704)	1,164 (776 to 1,704)	1,164 (776 to 1,704)	1,164 (776 to 1,704)	1,164 (776 to 1,704)	1,164 (776 to 1,704)	1,164 (776 to 1,704)	4,690
Cirrhosis and other chronic liver diseases due to hepatitis B	0 (0 to 0)	0 (0 to 0)	0.2 (0.1 to 0.5)	0.2 (0.1 to 0.6)	0.6 (0.3 to 1.5)	1.9 (0.9 to 3.5)	10.2 (5.2 to 17.5)	29.9 (16.1 to 50.2)	53.8 (29.7 to 92.5)	82.2 (44.1 to 139)	117 (63.1 to 195)	160.7 (86.4 to 270)	207.5 (111.5 to 345)	261.4 (140.5 to 435)	317.5 (170.7 to 528)	381.1 (204.9 to 634)	381.1 (204.9 to 634)	381.1 (204.9 to 634)	381.1 (204.9 to 634)	381.1 (204.9 to 634)	381.1 (204.9 to 634)	381.1 (204.9 to 634)	381.1 (204.9 to 634)	381.1 (204.9 to 634)	677
Cirrhosis and other chronic liver diseases due to hepatitis C	0 (0 to 0)	0 (0 to 0)	0.1 (0.1 to 0.3)	0.4 (0.4 to 2.4)	1.2 (0.7 to 3.1)	2.9 (1.6 to 5.1)	16.4 (9.1 to 27.3)	66.1 (37.7 to 106)	72.9 (41.1 to 118)	76.8 (41.1 to 118)	107 (59.1 to 168)	107 (57.1 to 168)	107 (57.1 to 168)	92.9 (49.1 to 146)	92.9 (49.1 to 146)	96.1 (51.2 to 150)	96.1 (51.2 to 150)	96.1 (51.2 to 150)	96.1 (51.2 to 150)	96.1 (51.2 to 150)	96.1 (51.2 to 150)	96.1 (51.2 to 150)	96.1 (51.2 to 150)	96.1 (51.2 to 150)	1,610
Cirrhosis and other chronic liver diseases due to alcohol use	0 (0 to 0)	0 (0 to 0)	0 (0 to 0)	0 (0 to 0)	0 (0 to 0)	0.2 (0.1 to 0.4)	3.3 (1.8 to 5.6)	10.9 (5.6 to 20.1)	29.8 (16.1 to 49.2)	37.5 (19.6 to 61.5)	49.6 (26.1 to 80.2)	66.8 (35.1 to 107)	81.6 (42.9 to 131)	97.5 (50.4 to 156)	112 (57.8 to 180)	132 (68.1 to 212)	132 (68.1 to 212)	72.3 (37.3 to 116)	58 (29.9 to 93.1)	29.7 (15.3 to 47.7)	9.2 (4.7 to 14.8)	1.6 (0.8 to 2.6)	0.3 (0.2 to 0.5)	869
Cirrhosis and other chronic liver diseases due to NAFLD	0 (0 to 0)	0 (0 to 0)	0.1 (0.1 to 0.3)	0.2 (0.1 to 0.6)	0.5 (0.3 to 1.4)	2.3 (1.4 to 3.6)	7.5 (4.5 to 12.2)	18.7 (11.2 to 29.4)	29.2 (17.5 to 46.3)	44.9 (26.9 to 71.2)	69.5 (41.6 to 110)	94 (56.3 to 149)	114 (68.3 to 181)	136 (81.4 to 216)	158 (94.6 to 251)	185 (110.8 to 294)	185 (110.8 to 294)	101 (60.5 to 161)	81.3 (48.7 to 129)	41.6 (24.9 to 66.1)	12.9 (7.7 to 20.5)	2.2 (1.3 to 3.5)	0.4 (0.3 to 0.7)	685
Cirrhosis and other chronic liver diseases due to other causes	0 (0 to 0)	0 (0 to 0)	24.1 (14.3 to 41.5)	24.4 (23.8 to 53.2)	68.2 (39.8 to 120)	112 (65.2 to 196)	116 (67.6 to 203)	124 (72.2 to 217)	112 (65.2 to 196)	120 (69.9 to 210)	132 (76.9 to 231)	132 (76.9 to 231)	82.6 (48.1 to 144)	152 (88.6 to 266)	79.1 (46.1 to 138)	99.4 (57.9 to 174)	123 (71.7 to 215)	123 (71.7 to 215)	99.7 (58.1 to 174)	74.6 (43.5 to 130)	37 (21.7 to 64.7)	18.7 (10.9 to 32.7)	3.5 (2.1 to 6.1)	1,530
Upper digestive system diseases	0 (0 to 0)	0 (0 to 0)	0 (0 to 0)	0 (0 to 0)	0 (0 to 0)	0 (0 to 0)	0 (0 to 0)	0 (0 to 0)	0 (0 to 0)	0 (0 to 0)	0 (0 to 0)	0 (0 to 0)	0 (0 to 0)	0 (0 to 0)	0 (0 to 0)	0 (0 to 0)	0 (0 to 0)	0 (0 to 0)	0 (0 to 0)	0 (0 to 0)	0 (0 to 0)	0 (0 to 0)	0 (0 to 0)	0 (0 to 0)	
Peptic ulcer disease	0 (0 to 0)	0 (0 to 0)	0 (0 to 0)	0 (0 to 0)	0 (0 to 0)	0 (0 to 0)	0 (0 to 0)	0 (0 to 0)	0 (0 to 0)	0 (0 to 0)	0 (0 to 0)	0 (0 to 0)	0 (0 to 0)	0 (0 to 0)	0 (0 to 0)	0 (0 to 0)	0 (0 to 0)	0 (0 to 0)	0 (0 to 0)	0 (0 to 0)	0 (0 to 0)	0 (0 to 0)	0 (0 to 0)	0 (0 to 0)	
Gastritis and duodenitis	0 (0 to 0)	0 (0 to 0)	0.4 (0.1 to 0.9)	0.6 (0.4 to 1.2)	0.8 (0.3 to 1.7)	1.1 (0.7 to 1.9)	1.4 (0.7 to 2.4)	1.6 (0.7 to 2.9)	1.7 (0.7 to 3.1)	1.9 (0.7 to 3.6)	2.1 (0.7 to 3.9)	2.3 (0.7 to 4.2)	2.5 (0.7 to 4.6)	2.8 (0.7 to 5.2)	3.1 (0.7 to 5.8)	3.4 (0.7 to 6.4)	3.4 (0.7 to 6.4)	3.4 (0.7 to 6.4)	3.4 (0.7 to 6.4)	3.4 (0.7 to 6.4)	3.4 (0.7 to 6.4)	3.4 (0.7 to 6.4)	3.4 (0.7 to 6.4)	350
Gastroesophageal reflex disease	0 (0 to 0)	0 (0 to 0)	0 (0 to 0)	0 (0 to 0)	0 (0 to 7.5)	0 (0 to 10.5)	0 (0 to 40)	0 (0 to 40)	0 (0 to 40)	0 (0 to 40)	0 (0 to 40)	0 (0 to 40)	0 (0 to 40)	0 (0 to 40)	0 (0 to 40)	0 (0 to 40)	0 (0 to 40)	0 (0 to 40)	0 (0 to 40)	0 (0 to 40)	0 (0 to 40)	0 (0 to 40)	0 (0 to 40)	0 (0 to 40)	466
Appendicitis	0 (0 to 0)	0 (0 to 0)	0.9 (0.1 to 21.2)	0.3 (0.3 to 4.6)	0.3 (0.3 to 3.4)	0.3 (0.3 to 3.4)	0.3 (0.3 to 3.4)	0.3 (0.3 to 3.4)	0.3 (0.3 to 3.4)	0.3 (0.3 to 3.4)	0.3 (0.3 to 3.4)	0.3 (0.3 to 3.4)	0.3 (0.3 to 3.4)	0.3 (0.3 to 3.4)	0.3 (0.3 to 3.4)	0.3 (0.3 to 3.4)	0.3 (0.3 to 3.4)	0.3 (0.3 to 3.4)	0.3 (0.3 to 3.4)	0.3 (0.3 to 3.4)	0.3 (0.3 to 3.4)	0.3 (0.3 to 3.4)	0.3 (0.3 to 3.4)	116
Paralytic ileus and intestinal obstruction	41.8 (19.2 to 89.4)	17 (4.9 to 39.7)	169 (101 to 292)	127 (47.5 to 284)	131 (63.1 to 241)	144 (72.8 to 272)	144 (72.8 to 272)	117 (52.6 to 224)	125 (53.3 to 238)	142 (54.6 to 282)	142 (54.6 to 282)	142 (54.6 to 282)	142 (54.6 to 282)	142 (54.6 to 282)	142 (54.6 to 282)	142 (54.6 to 282)	142 (54.6 to 282)	142 (54.6 to 282)	142 (54.6 to 282)	142 (54.6 to 282)	142 (54.6 to 282)	142 (54.6 to 282)	142 (54.6 to 282)	142 (54.6 to 282)	732
Inguinal, femoral, and abdominal hernia	8.6 (1.9 to 27.6)	1.1 (0.2 to 5.3)	11.9 (1.6 to 48.7)	8.4 (1.9 to 27.2)	6.6 (2.9 to 23.5)	6.6 (2.9 to 21.6)	6.6 (2.9 to 21.6)	6.6 (1.2 to 23.2)	6.6 (1.2 to 23.2)	6.6 (1.2 to 23.2)	6.6 (1.2 to 23.2)	6.6 (1.2 to 23.2)	6.6 (1.2 to 23.2)	6.6 (1.2 to 23.2)	6.6 (1.2 to 23.2)

Congenital birth defects	1,760 (991 to 2,960)	343 (170 to 592)	1,560 (715 to 2,960)	531 (267 to 921)	260 (161 to 420)	158 (121 to 232)	140 (87 to 224)	99.5 (59.2 to 161)	70.3 (44 to 109)	51.4 (31.3 to 78.5)	39.2 (24.4 to 59)	29.7 (18.6 to 43.2)	20.6 (13.1 to 31.4)	14.9 (9.2 to 23.7)	13 (7.6 to 20.2)	10.1 (6 to 15.6)	6.5 (3.6 to 10.2)	3.2 (1.6 to 5.5)	2 (1 to 3.5)	1.1 (0.6 to 1.9)	0.5 (0.2 to 0.9)	0.2 (0.1 to 0.3)	0 (0 to 0.1)	5,100
Neural tube defects	520 (255 to1,360)	76.4 (17.6 to 194)	376 (179 to 1,090)	124 (27.1 to 332)	55 (11.43 to 166.1)	26 (9.6 to 51.7)	17.3 (9.3 to 37.6)	10.4 (3.9 to 11.3)	6.6 (2.9 to 17.3)	4.2 (2.9 to 7)	2.6 (1.4 to 4.2)	1.6 (1 to 2.6)	1 (0.6 to 1.8)	0.6 (0.4 to 1)	0.4 (0.2 to 0.7)	0.3 (0.2 to 0.4)	0.2 (0.1 to 0.4)	0.1 (0 to 0.2)	0 (0 to 0.1)	0 (0 to 0.1)	0 (0 to 0.1)	0 (0 to 0)	0 (0 to 0)	1,270
Congenital heart anomalies	1,240 (722 to 1,930)	242 (99.1 to 350)	1,040 (410 to 1,810)	373 (125 to 633)	183 (99.4 to 319)	111 (72.9 to 164)	98.2 (57.4 to 151)	69.7 (39.1 to 114)	49.3 (27.5 to 77.5)	36.1 (21.3 to 58.3)	27.5 (17.1 to 43.2)	20.8 (12.7 to 33)	14.5 (8.6 to 23.3)	10.4 (5.9 to 17.1)	7.3 (3.9 to 12.3)	5.1 (2.6 to 8.5)	3.3 (1.6 to 5.6)	1.6 (0.7 to 2.9)	1 (0.3 to 1.8)	0.5 (0.2 to 0.9)	0.2 (0.1 to 0.4)	0 (0 to 0.1)	0 (0 to 0)	3,580
Cochlear cells	19.7 (2.6 to 3.9)	4.2 (0.7 to 14.2)	15.1 (2.1 to 53.5)	3.8 (1.6 to 9.6)	2.9 (0.9 to 9.2)	2.6 (0.5 to 9.1)	2.3 (0.5 to 8.6)	1.9 (0.5 to 6.2)	1.5 (0.4 to 5.2)	1.2 (0.3 to 3.7)	1 (0.3 to 2.2)	0.8 (0.3 to 1.7)	0.6 (0.1 to 1.3)	0.4 (0.1 to 0.9)	0.3 (0.1 to 0.6)	0.2 (0 to 0.5)	0.2 (0 to 0.3)	0.1 (0 to 0.2)	0 (0 to 0.1)	0 (0 to 0.1)	0 (0 to 0.1)	0 (0 to 0)	0 (0 to 0)	59.4
Down syndrome	37 (11 to 67.4)	9.7 (1.3 to 24.3)	74.9 (19.6 to 199)	23.3 (4.3 to 67.6)	12 (3 to 17.7)	6.3 (2.9 to 14.4)	9.6 (2.5 to 23)	7.5 (1.9 to 12.4)	3.4 (1.2 to 7.6)	2.7 (1 to 6.1)	2 (0.7 to 4.4)	1.6 (0.6 to 3.2)	1.3 (0.5 to 2.9)	1.2 (0.3 to 2.8)	0.9 (0.3 to 2.3)	0.5 (0.1 to 1.2)	0.1 (0 to 0.4)	0.2 (0 to 0.5)	0 (0 to 0.1)	0 (0 to 0)	0 (0 to 0)	0 (0 to 0)	0 (0 to 0)	181
Turner syndrome	0 (0 to 0)	0 (0 to 0)	0.1 (0 to 0.4)	0.5 (0 to 1.4)	0.6 (0 to 2.2)	0.4 (0.2 to 0.9)	0.3 (0.1 to 0.8)	0.3 (0.1 to 0.6)	0.2 (0 to 0.5)	0.1 (0 to 0.3)	0.1 (0 to 0.2)	0.1 (0 to 0.1)	0 (0 to 0.1)	0 (0 to 0.1)	0 (0 to 0)	0 (0 to 0)	0 (0 to 0)	0 (0 to 0)	0 (0 to 0)	0 (0 to 0)	0 (0 to 0)	0 (0 to 0)	0 (0 to 0)	0 (0 to 0)	2.9
Klinefelter syndrome	0 (0 to 0)	0 (0 to 0)	0 (0 to 0)	0 (0 to 0)	0 (0 to 0)	0 (0 to 0)	0 (0 to 0)	0 (0 to 0)	0 (0 to 0)	0 (0 to 0)

SR Table 2b: Kirinvess DALYS by cause and age group for females with 95% uncertainty intervals, 2019

Cause	Early Neonatal	Late Neonatal	Post Neonatal	1 to 4	5 to 9	10 to 14	15 to 19	20 to 24	25 to 29	30 to 34	35 to 39	40 to 44	45 to 49	50 to 54	55 to 59	60 to 64	65 to 69	70 to 74	75 to 79	80 to 84	85 to 89	90 to 94	95 plus	Total
All causes	2,300 (2,020 to 2,590)	2,060 (1,440 to 2,740)	3,490 (2,760 to 4,290)	7,060 (5,470 to 8,940)	4,230 (3,340 to 5,240)	3,660 (2,880 to 4,590)	5,240 (3,970 to 6,710)	7,240 (5,200 to 9,610)	9,230 (6,870 to 12,000)	11,200 (8,350 to 14,500)	13,900 (10,300 to 18,000)	17,200 (12,600 to 22,300)	21,700 (15,800 to 28,100)	27,500 (19,900 to 35,700)	34,500 (25,000 to 44,800)	43,000 (31,200 to 55,600)	53,000 (38,600 to 68,300)	64,000 (46,800 to 82,000)	76,000 (55,600 to 97,000)	87,000 (63,000 to 110,000)	97,000 (70,000 to 123,000)	103,000 (74,000 to 131,000)	93,100
Communicable, maternal, neonatal, and nutritional diseases	1,900 (1,740 to 2,060)	1,660 (1,160 to 2,190)	2,810 (2,220 to 3,500)	5,690 (4,400 to 7,200)	3,410 (2,690 to 4,220)	2,950 (2,320 to 3,700)	4,220 (3,200 to 5,400)	5,830 (4,190 to 7,740)	7,440 (5,530 to 9,650)	9,020 (6,730 to 11,700)	11,200 (8,300 to 14,500)	13,900 (10,150 to 18,000)	17,500 (12,720 to 22,600)	22,200 (16,040 to 28,800)	27,800 (20,150 to 36,100)	34,700 (25,150 to 45,000)	42,700 (31,100 to 55,000)	51,600 (37,700 to 66,100)	61,200 (44,800 to 78,700)	70,100 (50,700 to 89,000)	78,100 (56,400 to 99,000)	83,000 (59,600 to 106,000)	75,000 (53,900 to 95,600)
HIV/AIDS and sexually transmitted infections	190 (27.1 to 448)	35.7 (10.6 to 80.6)	120 (49.9 to 201)	161 (27.4 to 392)	50.8 (4.5 to 131)	166 (40 to 356)	340 (130 to 642)	490 (232 to 910)	639 (404 to 1,000)	1,070 (697 to 1,490)	1,640 (951 to 2,350)	1,960 (1,110 to 2,940)	1,720 (928 to 2,820)	1,440 (675 to 2,350)	1,140 (507 to 1,870)	979 (357 to 1,710)	1,020 (371 to 1,810)	1,120 (401 to 2,010)	1,110 (387 to 2,000)	1,010 (337 to 1,810)	1,010 (337 to 1,810)	1,010 (337 to 1,810)	19,000 (12,900 to 27,000)
HIV/AIDS	0 (0 to 0)	0 (0 to 0)	0 (0 to 0)





| | | |

SR Table 2b: Kisii DALYS by cause and age group for females with 95% uncertainty intervals, 2019

Cause	Early Neonatal	Late Neonatal	Post Neonatal	1 to 4	5 to 9	10 to 14	15 to 19	20 to 24	25 to 29	30 to 34	35 to 39	40 to 44	45 to 49	50 to 54	55 to 59	60 to 64	65 to 69	70 to 74	75 to 79	80 to 84	85 to 89	90 to 94	95 plus	Total
All causes	10,400 (9,300 to 11,400)	5,220 (3,910 to 6,300)	7,220 (7,430 to 11,400)	9,090 (7,190 to 10,300)	6,960 (5,790 to 7,210)	6,960 (5,790 to 7,210)	12,600 (9,600 to 15,700)	13,600 (10,700 to 17,200)	21,700 (16,200 to 27,100)	19,300 (13,600 to 25,400)	19,400 (13,100 to 26,400)	19,600 (13,200 to 26,900)	23,100 (15,900 to 31,600)	24,700 (16,800 to 33,600)	27,200 (18,600 to 36,600)	30,100 (20,700 to 40,100)	30,400 (20,900 to 40,500)	31,200 (21,600 to 41,600)	30,600 (21,000 to 41,000)	29,000 (19,900 to 39,000)	22,000 (14,900 to 30,000)	11,000 (7,380 to 15,900)	882 (591 to 1,270)	363,000 (291,000 to 439,000)
Communicable, maternal, neonatal, and nutritional diseases	10,740 (7,900 to 13,300)	4,960 (3,360 to 5,900)	6,690 (5,020 to 8,630)	6,910 (5,400 to 8,370)	3,430 (2,770 to 3,960)	3,230 (2,640 to 3,660)	5,330 (4,210 to 6,600)	6,600 (4,870 to 8,730)	7,720 (5,710 to 10,300)	6,660 (4,660 to 9,110)	6,380 (4,530 to 10,600)	7,350 (5,060 to 9,300)	6,110 (4,060 to 7,930)	4,600 (3,010 to 6,420)	4,060 (2,660 to 5,630)	3,360 (2,200 to 4,720)	2,350 (1,560 to 3,290)	1,890 (1,330 to 2,630)	1,270 (823 to 1,710)	756 (529 to 1,010)	388 (262 to 498)	97.6 (66.3 to 126)	109,000
HIV/AIDS and sexually transmitted infections	631 (177 to 1,100)	150 (29.2 to 226)	366 (219 to 609)	678 (195 to 1,400)	297 (124 to 512)	383 (170 to 593)	1,030 (617 to 1,600)	1,940 (969 to 3,210)	2,600 (1,410 to 3,940)	3,750 (2,060 to 5,630)	4,230 (2,660 to 6,200)	3,670 (2,120 to 5,260)	2,810 (2,230 to 3,670)	1,940 (1,410 to 2,630)	1,140 (829 to 1,560)	663 (479 to 925)	247 (172 to 356)	113 (79 to 162)	49.4 (34.9 to 71.8)	9.1 (6.4 to 12.6)	2.6 (2.0 to 3.2)	0.6 (0.5 to 0.8)	29,000
HIV/AIDS	0 (0 to 0)	0.1 (0 to 0.1)	367 (120 to 684)	348 (102 to 1,000)	202 (57 to 539)	376 (120 to 882)	1,000 (400 to 1,900)	1,890 (1,000 to 3,000)	2,940 (1,600 to 4,600)	3,840 (2,000 to 6,000)	3,960 (2,000 to 6,000)	3,840 (2,000 to 6,000)	2,890 (2,000 to 3,900)	1,930 (1,400 to 2,600)	1,130 (814 to 1,600)	678 (484 to 1,000)	244 (170 to 360)	112 (77 to 162)	47 (32 to 68)	8.3 (5.6 to 12.4)	2.1 (1.4 to 3.1)	0.7 (0.5 to 1.1)	24,400
HIV/AIDS - Drug-susceptible Tuberculosis	0 (0 to 0)	0 (0 to 0)	68.4 (29.7 to 120)	53.9 (23.7 to 117.3)	29.1 (12.6 to 63)	29 (12.6 to 62.9)	66 (28.7 to 143)	124 (54 to 268)	185 (80.6 to 402)	246 (107 to 534)	254 (110 to 551)	246 (107 to 534)	185 (80.6 to 402)	124 (54 to 268)	72 (31.4 to 156)	43 (18.7 to 93.2)	16 (6.9 to 34.7)	7.2 (3.1 to 15.6)	3 (1.3 to 6.5)	0.6 (0.2 to 1.3)	0.2 (0.1 to 0.3)	0 (0 to 0)	1,810
HIV/AIDS - Multidrug-resistant Tuberculosis without extensive drug resistance	0 (0 to 0)	0 (0 to 0)	1.9 (0.1 to 11.6)	1.6 (0.1 to 10.3)	0.8 (0 to 5.4)	0.8 (0 to 5.1)	1.9 (0.1 to 12.4)	3.6 (0.2 to 23.1)	5.4 (0.4 to 34.7)	7.1 (0.5 to 45.7)	7.4 (0.5 to 47.6)	7.1 (0.5 to 45.7)	5.4 (0.4 to 34.7)	3.6 (0.2 to 23.1)	2.1 (0.1 to 13.5)	1.2 (0.1 to 7.8)	0.5 (0 to 3.1)	0.2 (0 to 1.3)	0.1 (0 to 0.8)	0 (0 to 0.2)	0 (0 to 0)	0 (0 to 0)	374
HIV/AIDS - Extensively drug-resistant Tuberculosis	0 (0 to 0)	0 (0 to 0)	0 (0 to 0)	0 (0 to 0)	0 (0 to 0)	0 (0 to 0)	0 (0 to 0)	0 (0 to 0)	0 (0 to 0)	0 (0 to 0)	0 (0 to 0)	0 (0 to 0)	0 (0 to 0)	0 (0 to 0)	0 (0 to 0)	0 (0 to 0)	0 (0 to 0)	0 (0 to 0)	0 (0 to 0)	0 (0 to 0)	0 (0 to 0)	0 (0 to 0)	0 (0 to 0)	4.2
HIV/AIDS resulting in other diseases	0 (0 to 0)	0 (0 to 0)	299 (97.2 to 567)	223 (67.7 to 551)	173 (48.7 to 440)	348 (100 to 900)	1,010 (350 to 1,900)	1,930 (1,000 to 3,000)	2,750 (1,400 to 4,200)	3,590 (1,800 to 5,600)	3,600 (1,800 to 5,600)	3,590 (1,800 to 5,600)	2,760 (1,900 to 3,700)	1,890 (1,300 to 2,600)	1,110 (767 to 1,500)	667 (461 to 900)	240 (164 to 325)	110 (75 to 151)	46 (32 to 63)	8.1 (5.6 to 11.1)	2 (1.4 to 2.8)	0.6 (0.4 to 0.9)	14,200
Sexually transmitted infections excluding HIV	631 (177 to 1,100)	150 (29.2 to 226)	0.2 (0 to 0.9)	0.2 (0 to 0.9)	0.1 (0 to 0.5)	0.1 (0 to 0.5)	0.2 (0 to 0.9)	0.4 (0 to 1.7)	0.6 (0 to 2.7)	0.8 (0 to 3.7)	1.1 (0 to 4.9)	0.7 (0 to 3.1)	0.4 (0 to 1.7)	0.2 (0 to 0.9)	0.1 (0 to 0.4)	0.1 (0 to 0.4)	0.1 (0 to 0.2)	0.1 (0 to 0.2)	0.1 (0 to 0.2)	0.1 (0 to 0.2)	0.1 (0 to 0.2)	0 (0 to 0)	786
Syphilis	0 (0 to 0)	0 (0 to 0)	0 (0 to 0)	0 (0 to 0)	0 (0 to 0)	0 (0 to 0)	0 (0 to 0)	0 (0 to 0)	0 (0 to 0)	0 (0 to 0)	0 (0 to 0)	0 (0 to 0)	0 (0 to 0)	0 (0 to 0)	0 (0 to 0)	0 (0 to 0)	0 (0 to 0)	0 (0 to 0)	0 (0 to 0)	0 (0 to 0)	0 (0 to 0)	0 (0 to 0)	0 (0 to 0)	0
Chlamydial infection	0 (0 to 0)	0 (0 to 0)	0 (0 to 0)	0 (0 to 0)	0 (0 to 0)	0 (0 to 0)	0 (0 to 0)	0 (0 to 0)	0 (0 to 0)	0 (0 to 0)	0 (0 to 0)	0 (0 to 0)	0 (0 to 0)	0 (0 to 0)	0 (0 to 0)	0 (0 to 0)	0 (0 to 0)	0 (0 to 0)	0 (0 to 0)	0 (0 to 0)	0 (0 to 0)	0 (0 to 0)	0 (0 to 0)	33.1
Gonococcal infection	0 (0 to 0)	0 (0 to 0)	0 (0 to 0)	0 (0 to 0)	0 (0 to 0)	0 (0 to 0)	0 (0 to 0)	0 (0 to 0)	0 (0 to 0)	0 (0 to 0)	0 (0 to 0)	0 (0 to 0)	0 (0 to 0)	0 (0 to 0)	0 (0 to 0)	0 (0 to 0)	0 (0 to 0)	0 (0 to 0)	0 (0 to 0)	0 (0 to 0)	0 (0 to 0)	0 (0 to 0)	0 (0 to 0)	53
Trichomoniasis	0 (0 to 0)	0 (0 to 0)	0 (0 to 0)	0 (0 to 0)	0 (0 to 0)	0 (0 to 0)	0.5 (0 to 1.8)	1.9 (0.1 to 7.4)	3.2 (0.2 to 12.4)	4.3 (0.2 to 16.7)	4.5 (0.2 to 17.4)	4.3 (0.2 to 16.7)	3.2 (0.2 to 12.4)	1.9 (0.1 to 7.4)	1.1 (0.1 to 4.2)	0.6 (0 to 2.4)	0.2 (0 to 1)	0.1 (0 to 0.4)	0.1 (0 to 0.2)	0 (0 to 0.1)	0 (0 to 0)	0 (0 to 0)	0 (0 to 0)	100
Genital herpes	0 (0 to 0)	0 (0 to 0)	0 (0 to 0)	0 (0 to 0)	0 (0 to 0)	0 (0 to 0)	0.1 (0 to 0.6)	0.2 (0 to 1.1)	0.3 (0 to 1.7)	0.4 (0 to 2.1)	0.5 (0 to 2.7)	0.4 (0 to 2.1)	0.3 (0 to 1.7)	0.2 (0 to 1.1)	0.1 (0 to 0.6)	0.1 (0 to 0.4)	0 (0 to 0.2)	0 (0 to 0.1)	0 (0 to 0.1)	0 (0 to 0)	0 (0 to 0)	0 (0 to 0)	0 (0 to 0)	44.3
Other sexually transmitted infections	0 (0 to 0)	0 (0 to 0)	0 (0 to 0)	0 (0 to 0)	0 (0 to 0)	0.7 (0.3 to 1.6)	2.6 (1.2 to 5.6)	5.2 (2.3 to 11.3)	7.4 (3.4 to 16.2)	9.2 (4.2 to 20.1)	9.8 (4.1 to 19.6)	9.2 (4.2 to 20.1)	7.4 (3.4 to 16.2)	5.2 (2.3 to 11.3)	3.1 (1.4 to 6.7)	1.7 (0.8 to 3.7)	0.8 (0.3 to 1.8)	0.3 (0.1 to 0.8)	0.1 (0 to 0.3)	0 (0 to 0.1)	0 (0 to 0)	0 (0 to 0)	79.3
Sexually transmitted infections excluding HIV	631 (177 to 1,100)	150 (29.2 to 226)	0.2 (0 to 0.9)	0.2 (0 to 0.9)	0.1 (0 to 0.5)	0.1 (0 to 0.5)	0.2 (0 to 0.9)	0.4 (0 to 1.7)	0.6 (0 to 2.7)	0.8 (0 to 3.7)	1.1 (0 to 4.9)	0.7 (0 to 3.1)	0.4 (0 to 1.7)	0.2 (0 to 0.9)	0.1 (0 to 0.4)	0.1 (0 to 0.4)	0.1 (0 to 0.2)	0.1 (0 to 0.2)	0.1 (0 to 0.2)	0.1 (0 to 0.2)	0.1 (0 to 0.2)	0 (0 to 0)	786
Syphilis	0 (0 to 0)	0 (0 to 0)	0 (0 to 0)	0 (0 to 0)	0 (0 to 0)	0 (0 to 0)	0 (0 to 0)	0 (0 to 0)	0 (0 to 0)	0 (0 to 0)	0 (0 to 0)	0 (0 to 0)	0 (0 to 0)	0 (0 to 0)	0 (0 to 0)	0 (0 to 0)	0 (0 to 0)	0 (0 to 0)	0 (0 to 0)	0 (0 to 0)	0 (0 to 0)	0 (0 to 0)	0 (0 to 0)	0
Chlamydial infection	0 (0 to 0)	0 (0 to 0)	0 (0 to 0)	0 (0 to 0)	0 (0 to 0)	0 (0 to 0)	0 (0 to 0)	0 (0 to 0)	0 (0 to 0)	0 (0 to 0)	0 (0 to 0)	0 (0 to 0)	0 (0 to 0)	0 (0 to 0)	0 (0 to 0)	0 (0 to 0)	0 (0 to 0)	0 (0 to 0)	0 (0 to 0)	0 (0 to 0)	0 (0 to 0)	0 (0 to 0)	0 (0 to 0)	33.1
Gonococcal infection	0 (0 to 0)	0 (0 to 0)	0 (0 to 0)	0 (0 to 0)	0 (0 to 0)	0 (0 to 0)	0 (0 to 0)	0 (0 to 0)	0 (0 to 0)	0 (0 to 0)	0 (0 to 0)	0 (0 to 0)	0 (0 to 0)	0 (0 to 0)	0 (0 to 0)	0 (0 to 0)	0 (0 to 0)	0 (0 to 0)	0 (0 to 0)	0 (0 to 0)	0 (0 to 0)	0 (0 to 0)	0 (0 to 0)	53
Trichomoniasis	0 (0 to 0)	0 (0 to 0)	0 (0 to 0)	0 (0 to 0)	0 (0 to 0)	0 (0 to 0)	0.5 (0 to 1.8)	1.9 (0.1 to 7.4)	3.2 (0.2 to 12.4)	4.3 (0.2 to 16.7)	4.5 (0.2 to 17.4)	4.3 (0.2 to 16.7)	3.2 (0.2 to 12.4)	1.9 (0.1 to 7.4)	1.1 (0.1 to 4.2)	0.6 (0 to 2.4)	0.2 (0 to 1)	0.1 (0 to 0.4)	0.1 (0 to 0.2)	0 (0 to 0.1)	0 (0 to 0)	0 (0 to 0)	100
Genital herpes	0 (0 to 0)	0 (0 to 0)	0 (0 to 0)	0 (0 to 0)	0 (0 to 0)	0 (0 to 0)	0.1 (0 to 0.6)	0.2 (0 to 1.1)	0.3 (0 to 1.7)	0.4 (0 to 2.1)	0.5 (0 to 2.7)	0.4 (0 to 2.1)	0.3 (0 to 1.7)	0.2 (0 to 1.1)	0.1 (0 to 0.6)	0.1 (0 to 0.4)	0 (0 to 0.2)	0 (0 to 0.1)	0 (0 to 0.1)	0 (0 to 0)	0 (0 to 0)	0 (0 to 0)	0 (0 to 0)	44.3
Other sexually transmitted infections	0 (0 to 0)	0 (0 to 0)	0 (0 to 0)	0 (0 to 0)	0 (0 to 0)	0.7 (0.3 to 1.6)	2.6 (1.2 to 5.6)	5.2 (2.3 to 11.3)	7.4 (3.4 to 16.2)	9.2 (4.2 to 20.1)	9.8 (4.1 to 19.6)	9.2 (4.2 to 20.1)	7.4 (3.4 to 16.2)	5.2 (2.3 to 11.3)	3.1 (1.4 to 6.7)	1.7 (0.8 to 3.7)	0.8 (0.3 to 1.8)	0.3 (0.1 to 0.8)	0.1 (0 to 0.3)	0 (0 to 0.1)	0 (0 to 0)	0 (0 to 0)	79.3
Respiratory infections and tuberculosis	2,900 (1,130 to 4,730)	1,260 (0.2 to 2,260)	1,260 (664 to 2,020)	1,260 (0.2 to 2,260)	1,260 (0.2 to 2,260)	1,260 (0.2 to 2,260)	1,260 (0.2 to 2,260)	1,260 (0.2 to 2,260)	1,260 (0.2 to 2,260)	1,260 (0.2 to 2,260)	1,260 (0.2 to 2,260)	1,260 (0.2 to 2,260)	1,260 (0.2 to 2,260)	1,260 (0.2 to 2,260)	1,260 (0.2 to 2,260)	1,260 (0.2 to 2,260)	1,260 (0.2 to 2,260)	1,260 (0.2 to 2,260)	1,260 (0.2 to 2,260)	1,260 (0.2 to 2,260)	1,260 (0.2 to 2,260)	1,260 (0.2 to 2,260)	20,400
Tuberculosis	0 (0 to 0)	0 (0 to 0)	0 (0 to 0)	0 (0 to 0)	0 (0 to 0)	0 (0 to 0)	0 (0 to 0)	0 (0 to 0)	0 (0 to 0)	0 (0 to 0)	0 (0 to 0)	0 (0 to 0)	0 (0 to 0)	0 (0 to 0)	0 (0 to 0)	0 (0 to 0)	0 (0 to 0)	0 (0 to 0)	0 (0 to 0)	0 (0 to 0)	0 (0 to 0)	0 (0 to 0)	0 (0 to 0)	0
Latent tuberculosis infection	0 (0 to 0)	0 (0 to 0)	0 (0 to 0)	0 (0 to 0)	0 (0 to 0)	0 (0 to 0)	0 (0 to 0)	0 (0 to 0)	0 (0 to 0)	0 (0 to 0)	0 (0 to 0)	0 (0 to 0)	0 (0 to 0)	0 (0 to 0)	0 (0 to 0)	0 (0 to 0)	0 (0 to 0)	0 (0 to 0)	0 (0 to 0)	0 (0 to 0)	0 (0 to 0)	0 (0 to 0)	0 (0 to 0)	0
Drug-susceptible Tuberculosis	0 (0 to 0)	0 (0 to 0)	0 (0 to 0)	0 (0 to 0)	0 (0 to 0)	0 (0 to 0)	0 (0 to 0)	0 (0 to 0)	0 (0 to 0)	0 (0 to 0)	0 (0 to 0)	0 (0 to 0)	0 (0 to 0)	0 (0 to 0)	0 (0 to 0)	0 (0 to 0)	0 (0 to 0)	0 (0 to 0)	0 (0 to 0)	0 (0 to 0)	0 (0 to 0)	0 (0 to 0)	0 (0 to 0)	0
Multidrug-resistant tuberculosis without extensive drug resistance	0 (0 to 0)	0 (0 to 0)	2.1 (0.1 to 12.7)	1.8 (0.1 to 11.3)	1.6 (0.1 to 9.6)	2.6 (0.1 to 15.2)	11.6 (0.6 to 70.1)	22.3 (1.1 to 134)	29.2 (1.5 to 176)	27.6 (1.4 to 166)	27.1 (1.4 to 163)	23.4 (1.2 to 141)	21.9 (1.1 to 132)	20.9 (1.1 to 126)	19.9 (1 to 120)	13.4 (0.7 to 80.9)	7.1 (0.4 to 42.9)	3.2 (0.2 to 19.1)	1.2 (0.1 to 7.3)	0.3 (0 to 1.8)	0.1 (0 to 0.6)	0 (0 to 0)	286
Extensively drug-resistant tuberculosis	0 (0 to 0)	0 (0 to 0)	0 (0 to 0)	0 (0 to 0)	0 (0 to 0)	0 (0 to 0)	0 (0 to 0)	0 (0 to 0)	0 (0 to 0)	0 (0 to 0)	0 (0 to 0)	0 (0 to 0)	0 (0 to 0)	0 (0 to 0)	0 (0 to 0)	0 (0 to 0)	0 (0 to 0)	0 (0 to 0)	0 (0 to 0)	0 (0 to 0)	0 (0 to 0)	0 (0 to 0)	0 (0 to 0)	3.7
Lower respiratory infections	677 (261 to 1,100)	755 (0 to 1,500)	1,040 (489 to 1,660)	251 (0 to 1,000)	232 (0 to 579)	228 (0 to 569)	259 (0 to 651)	366 (0 to 915)	432 (0 to 1,080)	457 (0 to 1,140)	435 (0 to 1,090)	450 (0 to 1,120)	466 (0 to 1,170)	481 (0 to 1,200)	505 (0 to 1,260)	522 (0 to 1,300)	770 (0 to 1,920)	920 (0 to 2,300)	974 (0 to 2,430)	697 (0 to 1,740)	368 (0 to 920)	138 (0 to 345)	8.91 (0 to 22.2)	10,400
Upper respiratory infections	0.2 (0 to 1.1)	0.1 (0 to 0.3)	20.7 (0 to 124)	0.1 (0 to 0.6)	0.1 (0 to 0.2)	0.1 (0 to 0.2)	0.1 (0 to 0.2)	0.1 (0 to 0.2)	0.1 (0 to 0.2)	0.1 (0 to 0.2)	0.1 (0 to 0.2)	0.1 (0 to 0.2)	0.1 (0 to 0.2)	0.1 (0 to 0.2)	0.1 (0 to 0.2)	0.1 (0 to 0.2)	0.1 (0 to 0.2)	0.1 (0 to 0.2)	0.1 (0 to 0.2)	0.1 (0 to 0.2)	0.1 (0 to 0.2)	0 (0 to 0)	703
Otitis media	0 (0 to 0.6)	0 (0 to 0)	2.9 (0 to 7)	3.2 (0.3 to 9.2)	2.4 (0.2 to 6.8)	2.2 (0.2 to 6.2)	2.1 (0.2 to 6)	2.1 (0.2 to 6)	2.1 (0.2 to 6)	2.1 (0.2 to 6)	2.1 (0.2 to 6)	2.1 (0.2 to 6)	2.1 (0.2 to 6)	2.1 (0.2 to 6)	2.1 (0.2 to 6)	2.1 (0.2 to 6)	2.1 (0.2 to 6)	2.1 (0.2 to 6)	2.1 (0.2 to 6)	2.1 (0.2 to 6)	2.1 (0.2 to 6)	2.1 (0.2 to 6)	292
Meningitis	549 (162 to 927)	750 (264 to 1,970)	3,030 (990 to 5,120)	2,490 (1,200 to 3,950)	1,990 (688 to 1,600)	793 (481 to 1,200)	607 (360 to 1,000)	1,220 (784 to 1,700)	1,350 (1,000 to 1,800)	1,430 (1,000 to 1,900)	1,360 (1,000 to 1,800)	1,360 (1,000 to 1,800)	1,360 (1,000 to 1,800)	1,360 (1,000 to 1,800)	1,360 (1,000 to 1,800)	1,360 (1,000 to 1,800)	1,360 (1,000 to 1,800)	1,360 (1,000 to 1,800)	1,360 (1,000 to 1,800)	1,360 (1,000 to 1,800)	1,360 (1,000 to 1,800)	1,360 (1,000 to 1,800)	29,000
Diarrheal diseases	1,040 (152 to 921)	1,040 (292 to 1,960)	1,040 (765 to 2,600)	1,040 (350 to 3,190)	1,040 (316 to 3,690)	1,040 (296 to 3,200)	1,040 (227 to 981)	1,040 (256 to 1,200)	1,040 (181 to 972)	1,040 (155 to 860)	1,040 (144 to 801)	1,040 (129 to 804)	1,040 (129 to 804)	1,040 (129 to 804)	1,040 (129 to 804)	1,040 (108 to 1,300)	1,040 (273 to 1,700)	1,040 (156 to 970)	1,040 (129 to 795)	1,040 (96.2 to 595)	1,040 (67.1 to 387)	1,040 (39.9 to 247)	11,800
Typhoid and paratyphoid	0 (0 to 0)	0 (0 to 2.6)	0 (0 to 3.6)	0 (0 to 3.4)	0 (0 to 3.2)	0 (0 to 3.2)	0 (0 to 3.2)	0 (0 to 3.2)	0 (0 to 3.2)	0 (0 to 3.2)	0 (0 to 3.2)	0 (0 to 3.2)	0 (0 to 3.2)	0 (0 to 3.2)	0 (0 to 3.2)	0 (0 to 3.2)	0 (0 to 3.2)	0 (0 to 3.2)	0 (0 to 3.2)	0 (0 to 3.2)	0 (0 to 3.2)	0 (0 to 3.2)	0 (0 to 3.2)	1,360
Typhoid fever	0 (0 to 0)	0 (0 to 2.6)	0 (0 to 3.6)	0 (0 to 3.4)	0 (0 to 3.2)	0 (0 to 3.2)	0 (0 to 3.2)	0 (0 to 3.2)	0 (0 to 3.2)	0 (0 to 3.2)	0 (0 to 3.2)	0 (0 to 3.2)	0 (0 to 3.2)	0 (0 to 3.2)	0 (0 to 3.2)	0 (0 to 3.2)	0 (0 to 3.2)	0 (0 to 3.2)	0 (0 to 3.2)	0 (0 to 3.2)	0 (0 to 3.2)	0 (0 to 3.2)	0 (0 to 3.2)	1,360
Paratyphoid fever	0 (0 to 0)	0 (0 to 0)	0 (0 to 0)	0 (0 to 0)	0 (0 to 0)	0 (0 to 0)	0 (0 to 0)	0 (0 to 0)	0 (0 to 0)	0 (0 to 0)	0 (0 to 0)	0 (0 to 0)	0 (0 to 0)	0 (0 to 0)	0 (0 to 0)	0 (0 to 0)	0 (0 to 0)	0 (0 to 0)	0 (0 to 0)	0 (0 to 0)	0 (0 to 0)	0 (0 to 0)	0 (0 to 0)	0
Invasive Non-typhoidal Salmonella (iNTS)	0 (0 to 0)	0 (0 to 0)	0 (0 to 0)	0 (0 to 0)	0 (0 to 0)	0 (0 to 0)	0 (0 to 0)	0 (0 to 0)	0 (0 to 0)	0 (0 to 0)	0 (0 to 0)	0 (0 to 0)	0 (0 to 0)	0 (0 to 0)	0 (0 to 0)	0 (0 to 0)	0 (0 to 0)	0 (0 to 0)	0 (0 to 0)	0 (0 to 0)	0 (0 to 0)	0 (0 to 0)	0 (0 to 0)	0
Other intestinal infectious diseases	0 (0 to 0)	0 (0 to 0)	1.2 (0 to 3.1)	1.6 (0 to 3.1)	1.1 (0 to 3.1)	0.6 (0 to 3.1)	0.6 (0 to 3.1)	0.6 (0 to 3.1)	0.6 (0 to 3.1)	0.6 (0 to 3.1)	0.6 (0 to 3.1)	0.6 (0 to 3.1)	0.6 (0 to 3.1)	0.6 (0 to 3.1)	0.6 (0 to 3.1)	0.6 (0 to 3.1)	0.6 (0 to 3.1)	0.6 (0 to 3.1)	0.6 (0 to 3.1)	0.6 (0 to 3.1)	0.6 (0 to 3.1)	0.6 (0 to 3.1)	6
Neglected tropical diseases and malaria	6.4 (1.9 to 12.2)	940 (0 to 2,350)	2,340 (1,010 to 4,000)	1,400 (0 to 3,100)	620 (0 to 1,700)	664 (0 to 1,700)	515 (0 to 1,400)	507 (0 to 1,400)	497 (0 to 1,400)	399 (0 to 1,400)	399 (0 to 1,400)	399 (0 to 1,400)	399 (0 to 1,400)	399 (0 to 1,400)	399 (0 to 1,400)	399 (0 to 1,400)	399 (0 to 1,400)	399 (0 to 1,400)	399 (0 to 1,400)	399 (0 to 1,400)	399 (0 to 1,400)	399 (0 to 1,400)	399 (0 to 1,400)	11,600
Malaria	0 (0 to 0.1)	940 (316 to 2,010)	2,330 (929 to 4,720)	1,400 (749 to 3,430)	620 (189 to 1,660)	664 (179 to 1,660)	515 (161 to 1,400)	507 (127 to 1,400)	497 (113 to 1,400)	399 (86.9 to 1,400)	399 (82.4 to 1,400)	399 (82.4 to 1,400)	399 (82.4 to 1,400)	399 (82.4 to 1,400)	399 (82.4 to 1,400)	399 (82.4 to 1,400)	399 (82.4 to 1,400)	399 (82.4 to 1,400)	399 (82.4 to 1,400)	399 (82.4 to 1,400)	399 (82.4 to 1,400)	399 (82.4 to 1,400)	9,600
Chagas disease	0 (0 to 0)	0 (0 to 0)	0 (0 to 0)	0 (0 to 0)	0 (0 to 0)	0 (0 to 0)	0 (0 to 0)	0 (0 to 0)	0 (0 to 0)	0 (0 to 0)	0 (0 to 0)	0 (0 to 0)	0 (0 to 0)	0 (0 to 0)	0 (0 to 0)	0 (0 to 0)	0 (0 to 0)	0 (0 to 0)	0 (0 to 0)	0 (0 to 0)	0 (0 to 0)	0 (0 to 0)	0 (0 to 0)	0
Leishmaniasis	0 (0 to 0)	0 (0 to 0)	0 (0 to 0)	0 (0 to 0)	0 (0 to 0)	0 (0 to 0)	0 (0 to 0)	0 (0 to 0)	0 (0 to 0)	0 (0 to 0)	0 (0 to 0)	0 (0 to 0)	0 (0 to 0)	0 (0 to 0)	0 (0 to 0)	0 (0 to 0)	0 (0 to 0)	0 (0 to 0)	0 (0 to 0)	0 (0 to 0)	0 (0 to 0)	0 (0 to 0)	0 (0 to 0)	0
Visceral leishmaniasis	0 (0 to 0)	0 (0 to 0)	0 (0 to 0)	0 (0 to 0)	0 (0 to 0)	0 (0 to 0)	0 (0 to 0)	0 (0 to 0)	0 (0 to 0)	0 (0 to 0)	0 (0 to 0)	0 (0 to 0)	0 (0 to 0)	0 (0 to 0)	0 (0 to 0)	0 (0 to 0)	0 (0 to 0)	0 (0 to 0)	0 (0 to 0)	0 (0 to 0)	0 (0 to 0)	0 (0 to 0)	0 (0 to 0)	0
Cutaneous and mucocutaneous leishmaniasis	0 (0 to 0)	0 (0 to 0)	0 (0 to 0)	0 (0 to 0)	0 (0 to 0)	0 (0 to 0)	0 (0 to 0)	0 (0 to 0)	0 (0 to 0)	0 (0 to 0)	0 (0 to 0)	0 (0 to 0)	0 (0 to 0)	0 (0 to 0)	0 (0 to 0)	0 (0 to 0)	0 (0 to 0)	0 (0 to 0)	0 (0 to 0)	0 (0 to 0)	0 (0 to 0)	0 (0 to 0)	0 (0 to 0)	0
African trypanosomiasis	0 (0 to 0)	0 (0 to 0)	0 (0 to 0)	0 (0 to 0)	0 (0 to 0)	0 (0 to 0)	0 (0 to 0)	0 (0 to 0)	0 (0 to 0)	0 (0 to 0)	0 (0 to 0)	0 (0 to 0)	0 (0 to 0)	0 (0 to 0)	0 (0 to 0)	0 (0 to 0)	0 (0 to 0)	0 (0 to 0)	0 (0 to 0)	0 (0 to 0)	0 (0 to 0)	0 (0 to 0)	0 (0 to 0)	0
Schistosomiasis	0 (0 to 0)	0 (0 to 0)	2.7 (0.2 to 19.1)	0.3 (0 to 1.3)	0.2 (0 to 1.1)	0.2 (0 to 1.1)	0.2 (0 to 1.1)	0.2 (0 to 1.1)	0.2 (0 to 1.1)	0.2 (0 to 1.1)	0.2 (0 to 1.1)	0.2 (0 to 1.1)	0.2 (0 to 1.1)	0.2 (0 to 1.1)	0.2 (0 to 1.1)	0.2 (0 to 1.1)	0.2 (0 to 1.1)	0.2 (0 to 1.1)	0.2 (0 to 1.1)	0.2 (0 to 1.1)	0.2 (0 to 1.1)	0.2 (0 to 1.1)	0.2 (0 to 1.1)	1,860
Cysticercosis	0 (0 to 0)	0 (0 to 0)	0 (0 to 1.8)	1.3 (0 to 3.6)	0.7 (0 to 2.1)	0.7 (0 to 2.1)	0.5 (0 to 1.4)	0.5 (0 to 1.4)	0.5 (0 to 1.4)	0.5 (0 to 1.4)	0.5 (0 to 1.4)	0.5 (0 to 1.4)	0.5 (0 to 1.4)	0.5 (0 to 1.4)	0.5 (0 to 1.4)	0.5 (0 to 1.4)	0.5 (0 to 1.4)	0.5 (0 to 1.4)	0.5 (0 to 1.4)	0.5 (0 to 1.4)	0.5 (0 to 1.4)	0.5 (0 to 1.4)	0.5 (0 to 1.4)	208
Cystic echinococcosis	0 (0 to 0)	0 (0 to 0)	0.4 (0 to 2.6)	1.1 (0 to 3.1)	1.1 (0 to 3.1)	1.1 (0 to 3.1





SR Table 2b: Kisumu DALYS by cause and age group for females with 95% uncertainty intervals, 2019

Cause	Early Neonatal	Late Neonatal	Post Neonatal	1 to 4	5 to 9	10 to 14	15 to 19	20 to 24	25 to 29	30 to 34	35 to 39	40 to 44	45 to 49	50 to 54	55 to 59	60 to 64	65 to 69	70 to 74	75 to 79	80 to 84	85 to 89	90 to 94	95 plus	Total
All causes	9,696 (8,696 to 10,209)	3,779 (3,335 to 4,460)	14,060 (12,694 to 15,328)	10,100 (7,386 to 13,100)	4,696 (3,450 to 6,270)	3,938 (3,006 to 5,113)	5,220 (4,060 to 6,700)	6,220 (4,850 to 8,000)	7,960 (6,070 to 10,200)	9,240 (7,170 to 11,900)	10,600 (8,240 to 13,600)	11,200 (8,340 to 15,100)	11,900 (8,810 to 15,200)	8,320 (6,010 to 12,000)	5,840 (4,000 to 8,290)	4,060 (2,800 to 5,700)	2,670 (1,820 to 3,860)	1,600 (1,070 to 2,400)	1,020 (639 to 1,580)	766 (454 to 1,190)	566 (327 to 792)	198 (128 to 284)	222,000
Communicable, maternal, neonatal, and nutritional diseases	9,660 (8,660 to 10,200)	3,770 (3,330 to 4,450)	14,000 (12,650 to 15,300)	10,100 (7,380 to 13,100)	4,690 (3,450 to 6,270)	3,930 (3,000 to 5,110)	5,210 (4,060 to 6,700)	6,200 (4,830 to 7,980)	7,930 (6,050 to 10,200)	9,210 (7,150 to 11,900)	10,600 (8,220 to 13,600)	11,200 (8,340 to 15,100)	11,900 (8,810 to 15,200)	8,320 (6,010 to 12,000)	5,840 (4,000 to 8,290)	4,060 (2,800 to 5,700)	2,670 (1,820 to 3,860)	1,600 (1,070 to 2,400)	1,020 (639 to 1,580)	766 (454 to 1,190)	566 (327 to 792)	198 (128 to 284)	143,000
HIV/AIDS and sexually transmitted infections	614 (166 to 1,360)	99.1 (29.9 to 242)	1,690 (749 to 4,048)	1,490 (712 to 3,270)	764 (420 to 1,479)	1,290 (749 to 2,358)	2,440 (1,700 to 4,898)	3,530 (2,670 to 10,500)	5,240 (3,720 to 15,400)	7,270 (5,020 to 21,100)	12,000 (7,400 to 31,000)	12,000 (7,400 to 31,000)	11,900 (7,440 to 30,900)	9,210 (6,670 to 13,700)	6,790 (4,440 to 10,600)	4,920 (2,900 to 7,700)	2,940 (1,640 to 4,930)	1,380 (659 to 2,240)	662 (264 to 1,100)	321 (98 to 597)	146 (69 to 267)	32.9 (7.7 to 58.4)	115 (9.5 to 29.7)	74,300
HIV/AIDS	0.0 (0.0 to 0.1)	0.6 (0.0 to 2.1)	1,680 (639 to 4,036)	1,490 (709 to 3,270)	760 (409 to 1,466)	1,290 (743 to 2,358)	2,440 (1,700 to 4,898)	3,470 (2,630 to 10,400)	5,170 (4,440 to 17,500)	12,200 (7,400 to 31,000)	12,000 (7,440 to 31,000)	11,900 (6,580 to 13,700)	9,170 (6,580 to 13,700)	6,770 (4,430 to 10,600)	4,910 (2,880 to 7,690)	2,920 (1,620 to 4,900)	1,370 (632 to 2,230)	668 (269 to 1,100)	219 (100 to 509)	146 (67 to 266)	32 (7.6 to 57.9)	14.7 (1.6 to 29.3)	6.8 (0.4 to 19.6)	73,100
HIV/AIDS - Drug-susceptible Tuberculosis	0 (0 to 0)	0 (0 to 0)	238 (121 to 618)	210 (109 to 541)	113 (66 to 1,186)	208 (117 to 598)	666 (479 to 1,892)	1,630 (642 to 5,200)	3,050 (2,240 to 9,810)	4,130 (2,420 to 12,900)	4,020 (2,400 to 12,900)	3,120 (1,920 to 9,470)	2,220 (1,290 to 6,630)	1,400 (760 to 3,920)	786 (383 to 2,280)	395 (169 to 1,220)	184 (69 to 629)	99.7 (40.4 to 153)	45.5 (19 to 97.7)	9.2 (2.9 to 19.1)	3.6 (0.8 to 9.2)	1.2 (0.2 to 4)	0.3 (0.1 to 0.8)	22,700
HIV/AIDS - Multidrug-resistant Tuberculosis without extensive	0 (0 to 0)	0 (0 to 0)	10.4 (3.3 to 42.2)	9 (2.9 to 21.2)	5.4 (2.9 to 21.2)	8.1 (5.3 to 28.5)	39.2 (26.2 to 120)	83.6 (42.3 to 311)	111 (46 to 429)	146 (59.1 to 578)	143 (54.9 to 578)	118 (39.9 to 522)	79 (24.9 to 348)	50 (11.7 to 236)	28 (6.5 to 147.2)	14.1 (2.5 to 81.2)	6.7 (0.7 to 51.9)	3.4 (0.1 to 19.9)	1.6 (0.1 to 9.2)	0.3 (0.1 to 1.1)	0.1 (0.1 to 0.5)	0.0 (0.0 to 0.1)	825
HIV/AIDS - Extensively drug-resistant Tuberculosis	0 (0 to 0)	0 (0 to 0)	0.1 (0 to 0.7)	0.1 (0 to 0.4)	0.1 (0 to 0.3)	0.5 (0 to 2.3)	0.9 (0 to 3.6)	1.6 (0.5 to 6.7)	2.7 (1.1 to 9.9)	1.9 (0.7 to 7.5)	1.5 (0.5 to 6.3)	1.1 (0.1 to 7.5)	0.7 (0 to 3.8)	0.4 (0 to 2.6)	0.2 (0 to 1.5)	0.1 (0 to 0.9)	0.1 (0 to 0.5)	0 (0 to 0.3)	0 (0 to 0.1)	0 (0 to 0)	0 (0 to 0)	0 (0 to 0)	0 (0 to 0)	11.1
HIV/AIDS resulting in other diseases	0.0 (0.0 to 0)	0.4 (0.0 to 2.1)	1,490 (639 to 4,140)	1,330 (679 to 3,260)	643 (369 to 1,339)	1,040 (626 to 1,826)	2,040 (1,420 to 4,090)	2,780 (1,720 to 8,690)	4,050 (2,750 to 13,800)	7,990 (4,280 to 19,100)	7,770 (4,330 to 19,100)	5,440 (3,060 to 13,200)	4,460 (2,450 to 9,200)	2,940 (1,700 to 5,470)	1,810 (963 to 3,280)	963 (463 to 1,720)	469 (214 to 864)	216 (118 to 409)	99.9 (39.9 to 47.8)	22.5 (5.9 to 47.8)	10.6 (3.3 to 22.2)	2.4 (1.7 to 7.4)	0.8 (0.4 to 1.7)	49,500
Sexually transmitted infections excluding HIV	0.1 (0 to 1.3)	0.1 (0 to 0.2)	0.2 (0 to 0.4)	0.2 (0 to 0.5)	0.2 (0 to 0.5)	0.2 (0 to 0.5



Congenital birth defects	721 (390 to 1,230)	224 (115 to 411)	687 (358 to 1,898)	337 (199 to 577)	163 (108 to 243)	134 (87 to 200)	121 (74-2 to 197)	81.9 (50-6 to 127)	59.4 (34-9 to 93.3)	44.7 (26-1 to 70.1)	32 (19-8 to 50.3)	22-1 (13-4 to 34.3)	14-6 (9-2 to 22.7)	11-1 (6-9 to 17.4)	9-1 (5-4 to 14.7)	6-9 (4-to 11.3)	4-7 (2-7 to 7.7)	3-7 (1-2 to 3.8)	1-4 (0-8 to 2.4)	0-8 (0-4 to 1.4)	0-4 (0-2 to 0.7)	0-1 (0-1 to 0.2)	0 (0 to 0.1)	2,880
Neural tube defects	241 (78-2 to 638)	67-1 (19 to 146)	210 (60-2 to 581)	72-2 (19 to 197)	19-1 (7-4 to 37)	12-3 (4-6 to 27)	10-2 (3-5 to 18-3)	6-3 (2-6 to 9-9)	4 (1-4 to 6-7)	2-5 (1 to 4)	1-3 (0-5 to 1-9)	0-8 (0-3 to 1-6)	0-4 (0-2 to 0-9)	0-3 (0-1 to 0-6)	0-2 (0-1 to 0-4)	0-1 (0 to 0-3)	0 (0 to 0-2)	0 (0 to 0-1)	0 (0 to 0-1)	0 (0 to 0-1)	0 (0 to 0-1)	0 (0 to 0-1)	0 (0 to 0)	636
Congenital heart anomalies	2,190 (994 to 3,990)	678 (339 to 1,231)	2,080 (994 to 4,623)	1,020 (531 to 1,742)	493 (317 to 734)	405 (259 to 614)	366 (211 to 571)	247 (141 to 388)	180 (97 to 277)	135 (72 to 208)	96-9 (51 to 150)	66-8 (35 to 104)	44-1 (23 to 69-2)	33-6 (17 to 53-2)	27-4 (14 to 43-2)	20-6 (10 to 32-3)	14-2 (7-1 to 22-4)	10-8 (5-4 to 17-1)	4-3 (2-1 to 6-8)	2-4 (1-1 to 3-8)	1-2 (0-5 to 2-1)	0-5 (0-2 to 1-1)	0-1 (0 to 0-3)	938
Orofacial clefts	9-9 (1-6 to 19)	2-1 (0-4 to 7-5)	7-6 (1-6 to 20-9)	2-7 (1 to 5)	2-3 (0-5 to 6-5)	2-1 (0-5 to 5-2)	2 (0-5 to 5-1)	1-7 (0-4 to 3-9)	1-4 (0-4 to 2-9)	1-1 (0-3 to 2-4)	0-9 (0-2 to 1-7)	0-6 (0-2 to 1-3)	0-5 (0-1 to 1-1)	0-4 (0-1 to 0-9)	0-3 (0-1 to 0-8)	0-3 (0-1 to 0-6)	0-2 (0 to 0-5)	0-1 (0 to 0-3)	0-1 (0 to 0-2)	0 (0 to 0-1)	0 (0 to 0-1)	0 (0 to 0-1)	0 (0 to 0)	32-8
Down syndrome	14-2 (4-2 to 33-1)	6-1 (1-4 to 11-4)	27-3 (9 to 109)	11-3 (3-1 to 29-4)	3-8 (1-7 to 8-2)	1-7-4 (1-5 to 7-3)	4-8 (1-6 to 12-4)	3-9 (1-3 to 9-9)	2-7 (0-7 to 6-3)	2-3 (0-7 to 5-2)	1-9 (0-6 to 3-9)	1-6 (0-4 to 3-4)	0-9 (0-2 to 2-2)	0-6 (0-2 to 1-5)	0-5 (0-1 to 1-1)	0-3 (0-1 to 0-9)	0-3 (0 to 0-6)	0-1 (0 to 0-3)	0-1 (0 to 0-3)	0 (0 to 0-1)	0 (0 to 0-1)	0 (0 to 0-1)	0 (0 to 0)	94-7
Turner syndrome	0 (0 to 0)	0 (0 to 0)	0-1 (0 to 0-3)	0-4 (0 to 1)	0-3 (0-2 to 0-9)	0-4 (0-1 to 0-7)	0-3 (0 to 0-6)	0-3 (0-1 to 0-6)	0-2 (0-1 to 0-4)	0-1 (0-1 to 0-3)	0 (0 to 0-1)	0-1 (0 to 0-1)	0 (0 to 0-1)	0 (0 to 0)	0 (0 to 0)	0 (0 to 0)	0 (0 to 0)	0 (0 to 0)	0 (0 to 0)	0 (0 to 0)	0 (0 to 0)	0 (0 to 0)	0 (0 to 0)	0 (0 to 0)	2-5
Klinefelter syndrome	0 (0 to 0)	0 (0 to 0)	0 (0 to 0)	0 (0 to 0)	0 (0 to 0)	0 (0 to 0)	0 (0 to 0)	0 (0 to 0)	0 (0 to 0)	0 (0 to 0)	0 (0 to 0)

SR Table 2b: Kiziu DALYS by cause and age group for females with 95% uncertainty intervals, 2019

Cause	Early Neonatal	Late Neonatal	Post Neonatal	1 to 4	5 to 9	10 to 14	15 to 19	20 to 24	25 to 29	30 to 34	35 to 39	40 to 44	45 to 49	50 to 54	55 to 59	60 to 64	65 to 69	70 to 74	75 to 79	80 to 84	85 to 89	90 to 94	95 plus	Total
All causes	12,606 (11,600 to 14,469)	8,243 (7,360 to 9,249)	12,945 (11,473 to 14,602)	13,206 (10,265 to 16,302)	6,264 (4,324 to 8,548)	5,264 (4,060 to 6,772)	6,579 (4,999 to 8,579)	8,379 (6,353 to 10,859)	9,252 (6,970 to 11,902)	10,170 (7,659 to 13,253)	11,469 (8,429 to 15,170)	12,903 (9,328 to 17,600)	14,645 (10,400 to 20,000)	17,262 (12,205 to 23,900)	20,473 (14,170 to 28,100)	24,170 (16,700 to 34,800)	28,196 (19,000 to 40,200)	32,556 (21,600 to 46,500)	37,200 (24,700 to 53,200)	41,600 (27,600 to 59,400)	45,600 (30,200 to 65,000)	49,600 (32,900 to 70,800)	53,600 (35,500 to 76,500)	57,600 (38,200 to 82,200)	61,600 (40,900 to 88,000)	65,600 (43,600 to 93,600)	69,600 (46,200 to 99,400)	73,600 (48,900 to 105,000)	77,600 (51,600 to 110,800)	81,600 (54,200 to 117,600)	85,600 (56,900 to 123,000)	89,600 (59,500 to 129,000)	93,600 (62,200 to 134,800)	97,600 (64,900 to 140,400)	101,600 (67,500 to 146,000)	105,600 (70,200 to 151,800)	109,600 (72,900 to 157,600)	113,600 (75,500 to 163,400)	117,600 (78,200 to 169,200)	121,600 (80,900 to 175,000)	125,600 (83,500 to 180,800)	129,600 (86,200 to 186,600)	133,600 (88,900 to 192,400)	137,600 (91,500 to 198,200)	141,600 (94,200 to 204,000)	145,600 (96,900 to 209,800)	149,600 (99,500 to 215,600)	153,600 (102,200 to 221,400)	157,600 (104,900 to 227,200)	161,600 (107,500 to 233,000)	165,600 (110,200 to 238,800)	169,600 (112,900 to 244,600)	173,600 (115,500 to 250,400)	177,600 (118,200 to 256,200)	181,600 (120,900 to 262,000)	185,600 (123,500 to 267,800)	189,600 (126,200 to 273,600)	193,600 (128,900 to 279,400)	197,600 (131,500 to 285,200)	201,600 (134,200 to 291,000)	205,600 (136,900 to 296,800)	209,600 (139,500 to 302,600)	213,600 (142,200 to 308,400)	217,600 (144,900 to 314,200)	221,600 (147,500 to 320,000)	225,600 (150,200 to 325,800)	229,600 (152,900 to 331,600)	233,600 (155,500 to 337,400)	237,600 (158,200 to 343,200)	241,600 (160,900 to 349,000)	245,600 (163,500 to 354,800)	249,600 (166,200 to 360,600)	253,600 (168,900 to 366,400)	257,600 (171,500 to 372,200)	261,600 (174,200 to 378,000)	265,600 (176,900 to 383,800)	269,600 (179,500 to 389,600)	273,600 (182,200 to 395,400)	277,600 (184,900 to 401,200)	281,600 (187,500 to 407,000)	285,600 (190,200 to 412,800)	289,600 (192,900 to 418,600)	293,600 (195,500 to 424,400)	297,600 (198,200 to 430,200)	301,600 (200,900 to 436,000)	305,600 (203,500 to 441,800)	309,600 (206,200 to 447,600)	313,600 (208,900 to 453,400)	317,600 (211,500 to 459,200)	321,600 (214,200 to 465,000)	325,600 (216,900 to 470,800)	329,600 (219,500 to 476,600)	333,600 (222,200 to 482,400)	337,600 (224,900 to 488,200)	341,600 (227,500 to 494,000)	345,600 (230,200 to 499,800)	349,600 (232,900 to 505,600)	353,600 (235,500 to 511,400)	357,600 (238,200 to 517,200)	361,600 (240,900 to 523,000)	365,600 (243,500 to 528,800)	369,600 (246,200 to 534,600)	373,600 (248,900 to 540,400)	377,600 (251,500 to 546,200)	381,600 (254,200 to 552,000)	385,600 (256,900 to 557,800)	389,600 (259,500 to 563,600)	393,600 (262,200 to 569,400)	397,600 (264,900 to 575,200)	401,600 (267,500 to 581,000)	405,600 (270,200 to 586,800)	409,600 (272,900 to 592,600)	413,600 (275,500 to 598,400)	417,600 (278,200 to 604,200)	421,600 (280,900 to 610,000)	425,600 (283,500 to 615,800)	429,600 (286,200 to 621,600)	433,600 (288,900 to 627,400)	437,600 (291,500 to 633,200)	441,600 (294,200 to 639,000)	445,600 (296,900 to 644,800)	449,600 (299,500 to 650,600)	453,600 (302,200 to 656,400)	457,600 (304,900 to 662,200)	461,600 (307,500 to 668,000)	465,600 (310,200 to 673,800)	469,600 (312,900 to 679,600)	473,600 (315,500 to 685,400)	477,600 (318,200 to 691,200)	481,600 (320,900 to 697,000)	485,600 (323,500 to 702,800)	489,600 (326,200 to 708,600)	493,600 (328,900 to 714,400)	497,600 (331,500 to 720,200)	501,600 (334,200 to 726,000)	505,600 (336,900 to 731,800)	509,600 (339,500 to 737,600)	513,600 (342,200 to 743,400)	517,600 (344,900 to 749,200)	521,600 (347,500 to 755,000)	525,600 (350,200 to 760,800)	529,600 (352,900 to 766,600)	533,600 (355,500 to 772,400)	537,600 (358,200 to 778,200)	541,600 (360,900 to 784,000)	545,600 (363,500 to 789,800)	549,600 (366,200 to 795,600)	553,600 (368,900 to 801,400)	557,600 (371,500 to 807,200)	561,600 (374,200 to 813,000)	565,600 (376,900 to 818,800)	569,600 (379,500 to 824,600)	573,600 (382,200 to 830,400)	577,600 (384,900 to 836,200)	581,600 (387,500 to 842,000)	585,600 (390,200 to 847,800)	589,600 (392,900 to 853,600)	593,600 (395,500 to 859,400)	597,600 (398,200 to 865,200)	601,600 (400,900 to 871,000)	605,600 (403,500 to 876,800)	609,600 (406,200 to 882,600)	613,600 (408,900 to 888,400)	617,600 (411,500 to 894,200)	621,600 (414,200 to 900,000)	625,600 (416,900 to 905,800)	629,600 (419,500 to 911,600)	633,600 (422,200 to 917,400)	637,600 (424,900 to 923,200)	641,600 (427,500 to 929,000)	645,600 (430,200 to 934,800)	649,600 (432,900 to 940,600)	653,600 (435,500 to 946,400)	657,600 (438,200 to 952,200)	661,600 (440,900 to 958,000)	665,600 (443,500 to 963,800)	669,600 (446,200 to 969,600)	673,600 (448,900 to 975,400)	677,600 (451,500 to 981,200)	681,600 (454,200 to 987,000)	685,600 (456,900 to 992,800)	689,600 (459,500 to 998,600)	693,600 (462,200 to 1,004,400)	697,600 (464,900 to 1,010,200)	701,600 (467,500 to 1,016,000)	705,600 (470,200 to 1,021,800)	709,600 (472,900 to 1,027,600)	713,600 (475,500 to 1,033,400)	717,600 (478,200 to 1,039,200)	721,600 (480,900 to 1,045,000)	725,600 (483,500 to 1,050,800)	729,600 (486,200 to 1,056,600)	733,600 (488,900 to 1,062,400)	737,600 (491,500 to 1,068,200)	741,600 (494,200 to 1,074,000)	745,600 (496,900 to 1,079,800)	749,600 (499,500 to 1,085,600)	753,600 (502,200 to 1,091,400)	757,600 (504,900 to 1,097,200)	761,600 (507,500 to 1,103,000)	765,600 (510,200 to 1,108,800)	769,600 (512,900 to 1,114,600)	773,600 (515,500 to 1,120,400)	777,600 (518,200 to 1,126,200)	781,600 (520,900 to 1,132,000)	785,600 (523,500 to 1,137,800)	789,600 (526,200 to 1,143,600)	793,600 (528,900 to 1,149,400)	797,600 (531,500 to 1,155,200)	801,600 (534,200 to 1,161,000)	805,600 (536,900 to 1,166,800)	809,600 (539,500 to 1,172,600)	813,600 (542,200 to 1,178,400)	817,600 (544,900 to 1,184,200)	821,600 (547,500 to 1,190,000)	825,600 (550,200 to 1,195,800)	829,600 (552,900 to 1,201,600)	833,600 (555,500 to 1,207,400)	837,600 (558,200 to 1,213,200)	841,600 (560,900 to 1,219,000)	845,600 (563,500 to 1,224,800)	849,600 (566,200 to 1,230,600)	853,600 (568,900 to 1,236,400)	857,600 (571,500 to 1,242,200)	861,600 (574,200 to 1,248,000)	865,600 (576,900 to 1,253,800)	869,600 (579,500 to 1,259,600)	873,600 (582,200 to 1,265,400)	877,600 (584,900 to 1,271,200)	881,600 (587,500 to 1,277,000)	885,600 (590,200 to 1,282,800)	889,600 (592,900 to 1,288,600)	893,600 (595,500 to 1,294,400)	897,600 (598,200 to 1,300,200)	901,600 (600,900 to 1,306,000)	905,600 (603,500 to 1,311,800)	909,600 (606,200 to 1,317,600)	913,600 (608,900 to 1,323,400)	917,600 (611,500 to 1,329,200)	921,600 (614,200 to 1,335,000)	925,600 (616,900 to 1,340,800)	929,600 (619,500 to 1,346,600)	933,600 (622,200 to 1,352,400)	937,600 (624,900 to 1,358,200)	941,600 (627,500 to 1,364,000)	945,600 (630,200 to 1,369,800)	949,600 (632,900 to 1,375,600)	953,600 (635,500 to 1,381,400)	957,600 (638,200 to 1,387,200)	961,600 (640,900 to 1,393,000)	965,600 (643,500 to 1,398,800)	969,600 (646,200 to 1,404,600)	973,600 (648,900 to 1,410,400)	977,600 (651,500 to 1,416,200)	981,600 (654,200 to 1,422,000)	985,600 (656,900 to 1,427,800)	989,600 (659,500 to 1,433,600)	993,600 (662,200 to 1,439,400)	997,600 (664,900 to 1,445,200)	1,001,600 (667,500 to 1,451,000)	1,005,600 (670,200 to 1,456,800)	1,009,600 (672,900 to 1,462,600)	1,013,600 (675,500 to 1,468,400)	1,017,600 (678,200 to 1,474,200)	1,021,600 (680,900 to 1,480,000)	1,025,600 (683,500 to 1,485,800)	1,029,600 (686,200 to 1,491,600)	1,033,600 (688,900 to 1,497,400)	1,037,600 (691,500 to 1,503,200)	1,041,600 (694,200 to 1,509,000)	1,045,600 (696,900 to 1,514,800)	1,049,600 (699,500 to 1,520,600)	1,053,600 (702,200 to 1,526,400)	1,057,600 (704,900 to 1,532,200)	1,061,600 (707,500 to 1,538,000)	1,065,600 (710,200 to 1,543,800)	1,069,600 (712,900 to 1,549,600)	1,073,600 (715,500 to 1,555,400)	1,077,600 (718,200 to 1,561,200)	1,081,600 (720,900 to 1,567,000)	1,085,600 (723,500 to 1,572,800)	1,089,600 (726,200 to 1,578,600)	1,093,600 (728,900 to 1,584,400)	1,097,600 (731,500 to 1,590,200)	1,101,600 (734,200 to 1,596,000)	1,105,600 (736,900 to 1,601,800)	1,109,600 (739,500 to 1,607,600)	1,113,600 (742,200 to 1,613,400)	1,117,600 (744,900 to 1,619,200)	1,121,600 (747,500 to 1,625,000)	1,125,600 (750,200 to 1,630,800)	1,129,600 (752,900 to 1,636,600)	1,133,600 (755,500 to 1,642,400)	1,137,600 (758,200 to 1,648,200)	1,141,600 (760,900 to 1,654,000)	1,145,600 (763,500 to 1,659,800)	1,149,600 (766,200 to 1,665,600)	1,153,600 (768,900 to 1,671,400)	1,157,600 (771,500 to 1,677,200)	1,161,600 (774,200 to 1,683,000)	1,165,600 (776,900 to 1,688,800)	1,169,600 (779,500 to 1,694,600)	1,173,600 (782,200 to 1,700,400)	1,177,600 (784,900 to 1,706,200)	1,181,600 (787,500 to 1,712,000)	1,185,600 (790,200 to 1,717,800)	1,189,600 (792,900 to 1,723,600)	1,193,600 (795,500 to 1,729,400)	1,197,600 (798,200 to 1,735,200)	1,201,600 (800,900 to 1,741,000)	1,205,600 (803,500 to 1,746,800)	1,209,600 (806,200 to 1,752,600)	1,213,600 (808,900 to 1,758,400)	1,217,600 (811,500 to 1,764,200)	1,221,600 (814,200 to 1,770,000)	1,225,600 (816,900 to 1,775,800)	1,229,600 (819,500 to 1,781,600)	1,233,600 (822,200 to 1,787,400)	1,237,600 (824,900 to 1,793,200)	1,241,600 (827,500 to 1,799,000)	1,245,600 (830,200 to 1,804,800)	1,249,600 (832,900 to 1,810,600)	1,253,600 (835,500 to 1,816,400)	1,257,600 (838,200 to 1,822,200)	1,261,600 (840,900 to 1,828,000)	1,265,600 (843,500 to 1,833,800)	1,269,600 (846,200 to 1,839,600)	1,273,600 (848,900 to 1,845,400)	1,277,600 (851,500 to 1,851,200)	1,281,600 (854,200 to 1,857,000)	1,285,600 (856,900 to 1,862,800)	1,289,600 (859,500 to 1,868,600)	1,293,600 (862,200 to 1,874,400)	1,297,600 (864,900 to 1,880,200)	1,301,600 (867,500 to 1,886,000)	1,305,600 (870,200 to 1,891,800)	1,309,600 (872,900 to 1,897,600)	1,313,600 (875,500 to 1,903,400)	1,317,600 (878,200 to 1,909,200)	1,321,600 (880,900 to 1,915,000)	1,325,600 (883,500 to 1,920,800)	1,329,600 (886,200 to 1,926,600)	1,333,600 (888,900 to 1,932,400)	1,337,600 (891,500 to 1,938,200)	1,341,600 (894,200 to 1,944,000)	1,345,600 (896,900 to 1,949,800)	1,349,600 (899,500 to 1,955,600)	1,353,600 (902,200 to 1,961,400)	1,357,600 (904,900 to 1,967,200)	1,361,600 (907,500 to 1,973,000)	1,365,600 (910,200 to 1,978,800)	1,369,600 (912,900 to 1,984,600)	1,373,600 (915,500 to 1,990,400)	1,377,600 (918,200 to 1,996,200)	1,381,600 (920,900 to 2,002,000)	1,385,600 (923,500 to 2,007,800)	1,389,600 (926,200 to 2,013,600)	1,393,600 (928,900 to 2,019,400)	1,397,600 (931,500 to 2,025,200)	1,401,600 (934,200 to 2,031,000)	1,405,600 (936,900 to 2,036,800)	1,409,600 (939,500 to 2,042,600)	1,413,600 (942,200 to 2,048,400)	1,417,600 (944,900 to 2,054,200)	1,421,600 (947,500 to 2,060,000)	1,425,600 (950,200 to 2,065,800)	1,429,600 (952,900 to 2,071,600)	1,433,600 (955,500 to 2,077,400)	1,437,600 (958,200 to 2,083,200)	1,441,600 (960,900 to 2,089,000)	1,445,600 (963,500 to 2,094,800)	1,449,600 (966,200 to 2,100,600)	1,453,600 (968,900 to 2,106,400)	1,457,600 (971,500 to 2,112,200)	1,461,600 (974,200 to 2,118,000)	1,465,600 (976,900 to 2,123,800)	1,469,600 (979,500 to 2,129,600)	1,473,600 (982,200 to 2,135,400)	1,477,600 (984,900 to 2,141,200)	1,481,600 (987,500 to 2,147,000)	1,485,600 (990,200 to 2,152,800)	1,489,600 (992,900 to 2,158,600)	1,493,600 (995,500 to 2,164,400)	1,497,600 (998,200 to 2,170,200)	1,501,600 (1,000,900 to 2,176,000)	1,505,600 (1,003,500 to 2,181,800)	1,509,600 (1,006,200 to 2,187,600)	1,513,600 (1,008,900 to 2,193,400)	1,517,600 (1,011,500 to 2,199,200)	1,521,600 (1,014,200 to 2,205,000)	1,525,600 (1,016,900 to 2,210,800)	1,529,600 (1,019,500 to 2,216,600)	1,533,600 (1,022,200 to 2,222,400)	1,537,600 (1,024,900 to 2,228,200)	1,541,600 (1,027,500 to 2,234,000)	1,545,600 (1,030,200 to 2,239,800)	1,549,600 (1,032,900 to 2,245,600)	1,553,600 (1,035,500 to 2,251,400)	1,557,600 (1,038,200 to 2,257,200)	1,561,600 (1,040,900 to 2,263,000)	1,565,600 (1,043,500 to 2,268,800)	1,569,600 (1,046,200 to 2,274,600)	1,573,600 (1,048,900 to 2,280,400)	1,577,600 (1,051,500 to 2,286,200)	1,581,600 (1,054,200 to 2,292,000)	1,585,600 (1,056,900 to 2,297,800)	1,589,600 (1,059,500 to 2,303,600)	1,593,600 (1,062,200 to 2,309,400)	1,597,600 (1,064,900 to 2,315,200)	1,601,600 (1,067,500 to 2,321,000)	1,605,600 (1,070,200 to 2,326,800)	1,609,600 (1,072,900 to 2,332,600)	1,613,600 (1,075,500 to 2,338,400)	1,617,600 (1,078,200 to 2,344,200)	1,621,600 (1,080,900 to 2,350,000)	1,625,600 (1,083,500 to 2,355,800)	1,629,600 (1,086,200 to 2,361,600)	1,633,600 (1,088,900 to 2,367,400)	1,637,600 (1,091,500 to 2,373,200)	1,641,600 (1,094,200 to 2,379,000)	1,645,600 (1,096,900 to 2,384,800)	1,649,600 (1,099,500 to 2,390,600)	1,653,600 (1,102,200 to 2,396,400)	1,657,600 (1,104,900 to 2,402,200)	1,661,600 (1,107,500 to 2,408,000)	1,665,600 (1,110,200 to 2,413,800)	1,669,600 (1,112,900 to 2,419,600)	1,673,600 (1,115,500 to 2,425,400)	1,677,600 (1,118,200 to 2,431,200)	1,681,600 (1,120,900 to 2,437,000)	1,685,600 (1,123,500 to 2,442,800)	1,689,600 (1,126,200 to 2,448,600)	1,693,600 (1,128,900 to 2,454,400)	1,697,600 (1,131,500 to 2,460,200)	1,701,600 (1,134,200 to 2,466,000)	1,705,600 (1,136,900 to 2,471,800)	1,709,600 (1,139,500 to 2,477,600)	1,713,600 (1,142,200 to 2,483,400)	1,717,600 (1,144,900 to 2,489,200)	1,721,600 (1,147,500 to 2,495,000)	1,725,600 (1,150,200 to 2,500,800)	1,729,600 (1,152,900 to 2,506,600)	1,733,600 (1,155,500 to 2,512,400)	1,737,600 (1,158,200 to 2,518,200)	1,741,600 (1,160,900 to 2,524,000)	1,745,600 (1,163,500 to 2,529,800)	1,749,600 (1,166,200 to 2,535,600)	1,753,600 (1,168,900 to 2,541,400)	1,757,600 (1,171,500 to 2,547,200)	1,761,600 (1,174,200 to 2,553,000)	1,765,600 (1,176,900 to 2,558,800)	1,769,600 (1,179,500 to 2,564,600)	1,773,600 (1,182,200 to 2,570,400)	1,777,600 (1,184,900 to 2,576,200)	1,781,600 (1,187,500 to 2,582,000)	1,785,600 (1,190,200 to 2,587,800)	1,789,600 (1,192,900 to 2,593,600)	1,793,600 (1,195,500 to 2,599,400)	1,797,600 (1,198,200 to 2,605,200)	1,801,600 (1,200,900 to 2,611,000)	1,805,600 (1,203,500 to 2,616,800)	1,809,600 (1,206,200 to 2,622,600)	1,813,600 (1,208,900 to 2,628,400)	1,817,600 (1,211,500 to 2,634,200)	1,821,600 (1,214,200 to 2,640,000)	1,825,600 (1,216,900 to 2,645,800)	1,829,600 (1,219,500 to 2,651,600)	1,833,600 (1,222,200 to 2,657,400)	1,837,600 (1,224,900 to 2,663,200)	1,841,600 (1,227,500 to 2,669,000)	1,845,600 (1,230,200 to 2,674,800)	1,849,600 (1,232,900 to 2,680,600)	1,853,600 (1,235,500 to 2,686,400)	1,857,600 (1,238,200 to 2,692,200)	1,861,600 (1,240,900 to 2,698,000)	1,865,600 (1,243,500 to 2,703,800)	1,869,600 (1,246,200 to 2,709,600)	1,873,600 (1,248,900 to 2,715,400)	1,877,600 (1,251,500 to 2,721,200)	1,881,600 (1,254,200 to 2,727,000)	1,885,600 (1,256,900 to 2,732,800)	1,889,600 (1,259,500 to 2,738,600)	1,893,600 (1,262,200 to 2,744,400)	1,897,600 (1,264,900 to 2,750,200)	1,901,600 (1,267,500 to 2,756,000)	1,905,600 (1,270,200 to 2,761,800)	1,909,600 (1,272,900 to 2,767,600)	1,913,600 (1,275,500 to 2,773,400)	1,917,600 (1,278,200 to 2,779,200)	1,921,600 (1,280,900 to 2,785,000)	1,925,600 (1,283,500 to 2,790,800)	1,929,600 (1,286,200 to 2,796,600)	1,933,600 (1,288,900 to 2,802,400)	1,937,600 (1,291,500 to 2,808,200)	1,941,600 (1,294,200 to 2,814,000)	1,945,600 (1,296,900 to 2,819,800)	1,949,600 (1,299,500 to 2,825,600)	1,953,600 (1,302,200 to 2,831,400)	1,957,600 (1,304,900 to 2,837,200)	1,961,600 (1,307,500 to 2,843,000)	1,965,600 (1,310,200 to 2,848,800)	1,969,600 (1,312,900 to 2,854,600)	1,973,600 (1,315,500 to 2,860,400)	1,977,600 (1,318,200 to 2,866,200)	1,981,600 (1,320,900 to 2,872,000)	1,985,600 (1,323,500 to 2,877,800)	1,989,600 (1,326,200 to 2,883,600)	1,993,600 (1,328,900 to 2,889,400)	1,997,600 (1,331,500 to 2,895,200)	2,001,600 (1,334,200 to 2,901,000)	2,005,600 (1,336,900 to 2,906,800)	2,009,600 (1,339,500 to 2,912,600)	2,013,600 (1,342,200 to 2,918,400)	2,017,600 (1,344,900 to 2,924,200)	2,021,600 (1,347,500 to 2,930,000)	2,025,600 (1,350,200 to 2,935,800)	2,029,600 (1,352,900 to 2,941,600)	2,033,600 (1,355,500 to 2,947,400)	2,037,600 (1,358,200 to 2,953,200)	2,041,600 (1,360,900 to 2,959,000)	2,045,600 (1,363,500 to 2,964,800)	2,049,600 (1,366,200 to 2,970,600)	2,053,600 (1,368,900 to 2,976,400)	2,057,600 (1,371,500 to 2,982,200)	2,061,600 (1,374,200 to 2,988,000)	2,065,600 (1,376,900 to 2,993,800)	2,069,600 (1,379,500 to 2,999,600)	2,073,600 (1,382,200 to 3,005,400)	2,077,600 (1,384,900 to 3,011,200)	2,081,600 (1,387,500 to 3,017,000)	2,085,600 (1,390,200 to 3,022,800)	2,089,600 (1,392,900 to 3,028,600)	2,093,600 (1,395,500 to 3,034,400)	2,097,600 (1,398,200 to 3,040,200)	2,101,600 (1,400,900 to 3,046,000)	2,105,600 (1,403,500 to 3,051,800)	2,109,600 (1,406,200 to 3,057,600)	2,113,600 (1,408,900 to 3,063,400)	2,117,600 (1,411,500 to 3,069,200)	2,121,600 (1,414,200 to 3,075,000)	2,125,600 (1,416,900 to 3,080,800)	2,129,600 (1,419,500 to 3,086,600)	2,133,600 (1,422,200 to 3,092,400)	2,137,600 (1,424,900 to 3,098,200)	2,141,600 (1,427,500 to 3,104,000)	2,145,600 (1,430,200 to 3,109,800)	2,149,600 (1,432,900 to 3,115,600)	2,153,600 (1,435,500 to 3,121,400)	2,157,600 (1,438,200 to 3,127,200)	2,161,600 (1,440,900 to 3,133,000)	2,165,600 (1,443,500 to 3,138,800)	2,169,600 (1,446,200 to 3,144,600)	2,173,600 (1,448,900 to 3,150,400)	2,177,600 (1,451,500 to 3,156,200)	2,181,600 (1,454,200 to 3,162,000)	2,185,600 (1,456,900 to 3,167,800)	2,189,600 (1,459,500 to 3,173,600)	2,193,600 (1,462,200 to 3,179,400)	2,197,600 (1,464,900 to 3,185,200)	2,201,600 (1,467,500 to 3,191,000)	2,205,600 (1,470,200 to 3,196,800)	2,209,600 (1,472,900 to 3,202,600)	2,213,600 (1,475,500 to 3,208,400)	2,217,600 (1,478,200 to 3,214,200)	2,221,600 (1,480,900 to 3,220,000)	2,225,600 (1,483,500 to 3,225,800)	2,229,600 (1,486,200 to 3,231,600)	2,233,600 (1,488,900 to 3,237,400)	2,237,600 (1,491,500 to 3,243,200)	2,241,600 (1,494,200 to 3,249,000)	2,245,600 (1,496,900 to 3,254,800)	2,249,600 (1,499,500 to 3,260,600)	2,253,600 (1,502,200 to 3,266,400)	2,257,600 (1,504,900 to 3,272,200)	2,261,600 (1,507,500 to 3,278,000)	2,265,600 (1,510,200 to 3,283,800)	2,269,600 (1,512,900 to 3,289,600)	2,273,600 (1,515,500 to 3,295,400)	2,277,600 (1,518,200 to 3,301,200)	2,281,600 (1,520,900 to 3,307,000)	2,285,600 (1,523,500 to 3,312,800)	2,289,600 (1,526,200 to 3,318,600)	2,293,600 (1,528,900 to 3,324,400)	2,297,600 (1,531,500 to 3,330,200)	2,301,600 (1,534,200 to 3,336,000)	2,305,600 (1,536,900 to 3,341,800)	2,309,600 (1,539,500 to 3,347,600)	2,313,600 (1,542,200 to 3,353,400)	2,317,600 (1,544,900 to 3,359,200)	2,321,600 (1,547,500 to 3,365,000)	2,325,600 (1,550,200 to 3,370,800)	2,329,600 (1,552,900 to 3,376,600)	2,333,600 (1,555,500 to 3,382,400)	2,337,600 (1,558,200 to 3,388,200)	2,341,600 (1,560,900 to 3,394,000)	2,345,600 (1,563,500 to 3,399,800)	2,349,600 (1,566,200 to 3,405,600)	2,353,600 (1,568,900 to 3,411,400)	2,357,600 (1,571,500 to 3,417,200)	2,361,600 (1,574,200 to 3,423,000)	2,365,600 (1,576,900 to 3,428,800)	2,369,600 (1,579,500 to 3,434,600)	2,373,600 (1,582,200 to 3,440,400)	2,377,600 (1,584,900 to 3,446,200)	2,381,600 (1,587,500 to 3,452,000)	2,385,600 (1,590,200 to 3,457,800)	2,389,600 (1,592,900 to 3,463,600)	2,393,600 (1,595,500 to 3,469,400)	2,397,600 (1,598,200 to 3,475,200)	2,401,600 (1,600,900 to 3,481,000)	2,405,600 (1,603,500 to 3,486,800)	2,409,600 (1,606,200 to 3,492,600)	2,413,600 (1,608,900 to 3,498,400)	2,417,600 (1,611,500 to 3,504,200)	2,421,600 (1,614,200 to 3,510,000)	2,425,600 (1,616,900 to 3,515,800)	2,429,600 (1,619,500 to 3,521,600)	2,433,600 (1,622,200 to 3,527,400)	2,437,600 (1,624,900 to 3,533,200)	2,441,600 (1,627,500 to 3,539,000)	2,445,600 (1,630,200 to 3,544,800)	2,449,600 (1,632,900 to 3,550,600)	2,453,600 (1,635,500 to 3,556,400)	2,457,600 (1,638,200 to 3,562,200)	2,461,600 (1,640,900 to 3,568,000)	2,465,600 (1,643,500 to 3,573,800)	2,469,600 (1,646,200 to 3,579,600)	2,473,600 (1,648,900 to 3,585,400)	2,477,600 (1,651,500 to 3,591,200)	2,481,600 (1,654,200 to 3,597,000)	2,485,600 (1,656,900 to 3,602,800)	2,489,600 (1,659,500 to 3,608,600)	2,493,600 (1,662,200 to 3,614,400)	2,497,600 (1,664,900 to 3,620,200)	2,501,600 (1,667,500 to 3,626,000)	2,505,600 (1,670,200 to 3,631,800)	2,509,600 (1,672,900 to 3,637,600)	2,513,600 (1,675,500 to 3,643,400)	2,517,600 (1,678,200 to 3,649,200)	2,521,600 (1,680,900 to 3,655,000)	2,525,600 (1,683,500 to 3,660,800)	2,529,600 (1,686,200 to 3,666,600)	2,533,600 (1,688,900 to 3,672,400)	2,537,600 (1,691,500 to 3,678,200)	2,541,600 (1,694,200 to 3,684,000)	2,545,600 (1,696,900 to 3,689,800)	2,549,600 (1,699,500 to 3,695,600)	2,553,600 (1,702,200 to 3,701,400)	2,557,600 (1,704,900 to 3,707,200)	2,561,600 (1,707,500 to 3,713,000)	2,565,600 (1,710,200 to 3,718,800)	2,569,600 (1,712,900 to 3,724,600)	2,573,600 (1,715,500 to 3,730,400)	2,577,600 (1,718,200 to 3,736,200)	2,581,600 (1,720,900 to 3,742,000)	2,585,600 (1,723,500 to 3,747,800)	2,589,600 (1,726,200 to 3,753,600)	2,593,600 (1,728,900 to 3,759,400)	2,597,600 (1,731,500 to 3,765,200)	2,601,600 (1,734,200 to 3,771,000)	2,605,600 (1,736,900 to 3,776,800)	2,609,600 (1,739,500 to 3,782,600)	2,613,600 (1,742,200 to 3,788,400)	2,617,600 (1,744,900 to 3,794,200)	2,621,600 (1,747,500 to 3,800,000)	2,625,600 (1,750,200 to 3,805,800)	2,629,600 (1,752,900 to 3,811,600)	2,633,600 (1,755,500 to 3,817,400)	2,637,600 (1,758,200 to 3,823,200)	2,641,600 (1,760,900 to 3,829,000)	2,645,600 (1,763,500 to 3,834,800)	2,649,600 (1,766,200 to 3,840,600)	2,653,600 (1,768,900 to 3,846,400)	2,657,600 (1,771,500 to 3,852,200)	2,661,600 (1,774,200 to 3,858,000)	2,665,600 (1,776,900 to 3,863,800)	2,669,600 (1,779,500 to 3,869,600)	2,673,600 (1,782,200 to 3,875,400)	2,677,600 (1,784,900 to 3,881,200)	2,681,600 (1,787,500 to 3,887,000)	2,685,600 (1,790,200 to 3,892,800)	2,689,600 (1,792,900 to 3,898,600)	2,693,600 (1,795,500 to 3,904,400)	2,697,600 (1,798,200 to 3,910,200)	2,701,600 (1,800,900 to 3,916,000)	2,705,600 (1,803,500 to 3,921,800)	2,709,600 (1,806,200 to 3,927,600)	2,713,600 (1,808,900 to 3,933,400)	2,717,600 (1,811,500 to 3,939,200)	2,721,600 (1,814,200 to 3,945,000)	2,725,600 (1,816,900 to 3,950,800)	2,729,600 (1,819,500 to 3,956,600)	2,733,600 (1,822,200 to 3,962,400)	2,737,600 (1,824,900 to 3,968,200)	2,741,600 (1,827,500 to 3,974,000)	2,745,600 (1,830,200 to 3,979,800)	2,749,600 (1,832,900 to 3,985,600)	2,753,600 (1,835,500 to 3,991,400)	2,757,600 (1,838,200 to 3,997,200)	2,761,600 (1,840,900 to 4,003,000)	2,765,600 (1,843,500 to 4,008,800)	2,769,600 (1,846,200 to 4,014,600)	2,773,600 (1,848,900 to 4,020,400)	2,777,600 (1,851,500 to 4,026,200)	2,781,600 (1,854,200 to 4,032,000)	2,785,600 (1,856,900 to 4,037,800)	2,789,600 (1,859,500 to 4,043,600)	2,793,600 (1,862,200 to 4,049,400)	2,797,600 (1,864,900 to 4,055,200)	2,801,600 (1,867,500 to 4,061,000)	2,805,600 (1,870,200 to 4,066,800)	2,809,600 (1,872,900 to 4,072,600)	2,813,600 (1,875,500 to 4,078,400)	2,817,600 (1,878,200 to 4,084,200)	2,821,600 (1,880,900 to 4,090,000)	2,825,600 (1,883,500 to 4,095,800)	2,829,600 (1,886,200 to 4,101,600)	2,833,600 (1,888,900 to 4,107,400)	2,837,600 (1,891,500 to 4,113,200)	2,841,600 (1,894,200 to 4,119,000)	2,845,600 (1,896,900 to 4,124,800)	2,849,600 (1,899,500 to 4,130,600)	2,853,600 (1,902,200 to 4,136,400)	2,857,600 (1,904,900 to 4,142,200)	2,861,600 (1,907,500 to 4,148,000)	2,865,600 (1,910,200 to 4,153,800)	2,869,600 (1,912,900 to 4,159,600)	2,873,600 (1,915,500 to 4,165,400)	2,877,600 (1,918,200 to 4,171,200)	2,881,600 (1,920,900 to 4,177,000)	2,885,600 (1,923,500 to 4,182,800)	2,889,600 (1,926,200 to 4,188,600)	2,893,600 (1,928,900 to 4,194,400)	2,897,600 (1,931,500 to 4,200,200)	2,901,600 (1,934,200 to 4,206,000)	2,905,600 (1,936,900 to 4,211,800)	2,909,600 (1,939,500 to 4,217,600)	2,913,600 (1,942,200 to 4,223,400)	2,917,600 (1,944,900 to 4,229,200)	2,921,600 (1,947,500 to 4,235,000)	2,925,600 (1,950,200 to 4,240,800)	2,929,600 (1,952,900 to 4,246,600)	2,933,600 (1,955,500 to 4,252,400)	2,937,600 (1,958,200 to 4,258,200)	2,941,600 (1,960,900 to 4,264,000)	2,945,600 (1,963,500 to 4,269,800)	2,949,600 (1,966,200 to 4,275,600)	2,953,600 (1,968,900 to 4,281,400)	2,957,600 (1,971,500 to 4,287,200)	2,961,600 (1,974,200 to 4,293,000)	2,965,600 (1,976,900 to 4,298,800)	2,969,600 (1,979,500 to 4,304,600)	2,973,600 (1,982,200 to 4,310,400)	2,977,600 (1,984,900 to 4,316,200)	2,981,600

Other neoplasms	0 (0 to 0)	0 (0 to 0)	0-1 (0-1 to 0-2)	0-6 (0-3 to 1-1)	0-6 (0-4 to 0-8)	0-6 (0-4 to 0-9)	0-6 (0-4 to 0-8)	0-4 (0-2 to 0-7)	0-3 (0-2 to 0-7)	0-3 (0-1 to 0-7)	0-4 (0-2 to 0-8)	0-4 (0-2 to 1-4)	0-7 (0-3 to 1-5)	0-8 (0-3 to 1-7)	1-1 (0-4 to 2-1)	1-3 (0-5 to 2-6)	1-9 (0-6 to 3-5)	2-7 (1-5 to 5-2)	2-9 (1-3 to 5-5)	2-1 (0-6 to 3-9)	1 (0-3 to 2)	0-1 (0-1 to 0-7)	0-1 (0-1 to 1)	19-4
Medulloblastoma, medulloblastoma, and other hemangioblastic neoplasms of the central nervous system	0 (0 to 0)	0 (0 to 0)	0-1 (0-1 to 0-2)	0-6 (0-3 to 1-1)	0-6 (0-4 to 0-9)	0-6 (0-4 to 0-10)	0-6 (0-4 to 0-9)	0-4 (0-2 to 0-7)	0-3 (0-2 to 0-7)	0-3 (0-1 to 0-7)	0-4 (0-2 to 0-9)	0-4 (0-2 to 1-4)	0-7 (0-3 to 1-5)	0-8 (0-3 to 1-7)	1-1 (0-4 to 2-1)	1-3 (0-5 to 2-6)	1-9 (0-6 to 3-5)	2-7 (1-5 to 5-2)	2-9 (1-3 to 5-5)	2-1 (0-6 to 3-9)	1 (0-3 to 2)	0-1 (0-1 to 0-7)	0-1 (0-1 to 1)	19-4
Benign and in situ intestinal neoplasms	0 (0 to 0)	0 (0 to 0)	0 (0 to 0)	0 (0 to 0)	0 (0 to 0)	0 (0 to 0)	0 (0 to 0)	0 (0 to 0)	0 (0 to 0)	0 (0 to 0)	0 (0 to 0)	0 (0 to 0)	0 (0 to 0)	0 (0 to 0)	0 (0 to 0)	0 (0 to 0)	0 (0 to 0)	0 (0 to 0)	0 (0 to 0)	0 (0 to 0)	0 (0 to 0)	0 (0 to 0)	0 (0 to 0)	0
Benign and in situ cervical and uterine neoplasms	0 (0 to 0)	0 (0 to 0)	0 (0 to 0)	0 (0 to 0)	0 (0 to 0)	0 (0 to 0)	0 (0 to 0)	0 (0 to 0)	0 (0 to 0)	0 (0 to 0)	0 (0 to 0)	0 (0 to 0)	0 (0 to 0)	0 (0 to 0)	0 (0 to 0)	0 (0 to 0)	0 (0 to 0)	0 (0 to 0)	0 (0 to 0)	0 (0 to 0)	0 (0 to 0)	0 (0 to 0)	0 (0 to 0)	0
Other benign and in situ neoplasms	0 (0 to 0)	0 (0 to 0)	0 (0 to 0)	0 (0 to 0)	0 (0 to 0)	0 (0 to 0)	0 (0 to 0)	0 (0 to 0)	0 (0 to 0)	0 (0 to 0)	0 (0 to 0)	0 (0 to 0)	0 (0 to 0)	0 (0 to 0)	0 (0 to 0)	0 (0 to 0)	0 (0 to 0)	0 (0 to 0)	0 (0 to 0)	0 (0 to 0)	0 (0 to 0)	0 (0 to 0)	0 (0 to 0)	0
Cardiovascular diseases	20-7 (12-3 to 59-6)	0-1 (0-1 to 0-1)	20-2 (9-5 to 50-2)	68-4 (33-8 to 164)	74-9 (49-6 to 153)	148 (98-7 to 293)	248 (165 to 396)	222 (139 to 359)	184 (120 to 291)	202 (130 to 311)	281 (167 to 463)	496 (295 to 784)	547 (274 to 1,030)	709 (458 to 1,270)	851 (537 to 1,360)	1,092 (679 to 1,680)	1,462 (976 to 2,150)	1,940 (1,420 to 2,730)	1,930 (1,480 to 2,470)	1,910 (1,380 to 2,670)	922 (623 to 1,240)	367 (247 to 523)	98-2 (64 to 157)	13,500
Rheumatic heart disease	0 (0 to 0)	0 (0 to 0)	0-9 (2-0 to 11-2)	19-7 (11 to 32-5)	46-4 (31 to 118)	72-9 (44 to 191)	64-1 (39 to 161)	49-1 (29 to 74)	40-9 (24-9 to 62-4)	40-9 (22-9 to 59-9)	28-8 (16 to 43)	21-4 (13 to 32-4)	17-7 (9 to 27-8)	15 (8 to 24)	13-4 (7 to 20)	11-7 (6 to 18)	10-4 (5 to 16)	9-5 (3 to 15-2)	8-6 (3 to 13-2)	10-9 (3 to 20-3)	9-5 (3 to 17-2)	2-2 (0 to 5-3)	0-5 (0 to 1-2)	523
Ischemic heart disease	0 (0 to 0)	0 (0 to 0)	0 (0 to 0)	0 (0 to 0)	20-2 (5 to 59)	15 (3 to 45)	12-7 (3 to 37)	9-2 (2 to 27)	6-2 (1 to 19)	4-3 (1 to 13)	2-2 (0 to 6)	0-8 (0 to 2)	0-3 (0 to 1)	0-2 (0 to 0)	0-1 (0 to 0)	0-1 (0 to 0)	0-1 (0 to 0)	0-1 (0 to 0)	0-1 (0 to 0)	0-1 (0 to 0)	0-1 (0 to 0)	0-1 (0 to 0)	0-1 (0 to 0)	0-1 (0 to 0)	89-2
Stroke	5-2 (1-1 to 14-2)	0-1 (0 to 2-2)	2-3 (0-9 to 32-3)	9-9 (3-7 to 35)	5-2 (1-7 to 18-7)	7-2-1 (2-3 to 22)	6-7-6 (2-2 to 19-7)	6-2 (2-1 to 17-3)	6-2-2 (2-1 to 17-4)	4-6-3 (1-6 to 13)	3-2-9 (1-1 to 9-1)	2-4-5 (0-9 to 6-5)	1-6-4 (0-6 to 4-3)	1-2-3 (0-4 to 3-2)	0-9-2 (0-3 to 2-3)	0-7-6 (0-3 to 1-8)	0-6-4 (0-2 to 1-6)	0-5-8 (0-2 to 1-5)	0-5-2 (0-2 to 1-3)	0-5-2 (0-2 to 1-3)	0-5-2 (0-2 to 1-3)	0-4-2 (0-2 to 1-1)	0-3-6 (0-1 to 1-1)	0-3-2 (0-1 to 0-9)	5,830
Ischemic stroke	1-4 (0-3 to 3-9)	0-2 (0-1 to 0-6)	0-9 (0-3 to 1-5)	28-3 (12-5 to 69)	39-3 (24-1 to 81-2)	43-1 (27-6 to 73-6)	37-6 (23-7 to 58-4)	33-1 (19-7 to 49-2)	30-3 (16-7 to 46-6)	29-4 (15-8 to 44-9)	22-5 (11-4 to 35-4)	16-7 (7-9 to 26-1)	12-7 (5-6 to 20-5)	9-5 (3-9 to 16)	7-7 (3-1 to 13)	6-2 (2-5 to 10-2)	5-1 (2-1 to 8-3)	4-2 (1-7 to 6-9)	3-8 (1-5 to 6-1)	3-6 (1-4 to 6-1)	2-1 (0-8 to 3-6)	0-8 (0-3 to 1-4)	0-3 (0-1 to 0-6)	0-2 (0-1 to 0-4)	22-7 (12-3 to 39-4)	2,330
Intracerebral hemorrhage	0-4 (0-2 to 0-9)	0-1 (0-1 to 0-2)	0-2 (0-1 to 0-5)	0-9 (0-4 to 2-1)	1-1 (0-5 to 2-6)	1-6 (0-9 to 3-1)	1-4 (0-8 to 2-6)	1-2 (0-7 to 2-1)	0-9 (0-5 to 1-7)	0-7 (0-4 to 1-4)	0-5 (0-3 to 1-1)	0-4 (0-2 to 0-8)	0-3 (0-1 to 0-6)	0-2 (0-1 to 0-5)	0-2 (0-1 to 0-4)	0-2 (0-1 to 0-4)	0-2 (0-1 to 0-4)	0-2 (0-1 to 0-4)	0-2 (0-1 to 0-4)	0-2 (0-1 to 0-4)	0-2 (0-1 to 0-4)	0-2 (0-1 to 0-4)	0-1 (0-1 to 0-3)	0-1 (0-1 to 0-3)	4-6-7 (2-7 to 8-1)	57
Subarachnoid hemorrhage	0-2 (0-1 to 0-3)	0 (0 to 0)	0-1 (0-0 to 0-2)	0-3 (0-2 to 0-6)	0-4 (0-2 to 0-6)	0-5 (0-3 to 0-8)	0-5 (0-3 to 0-7)	0-4 (0-2 to 0-6)	0-3 (0-2 to 0-5)	0-3 (0-1 to 0-5)	0-3 (0-2 to 0-5)	0-3 (0-2 to 0-6)	0-4 (0-2 to 0-7)	0-5 (0-2 to 0-8)	0-5 (0-2 to 0-8)	0-6 (0-3 to 0-9)	0-7 (0-3 to 0-9)	0-8 (0-4 to 1-1)	0-8 (0-4 to 1-1)	0-8 (0-4 to 1-1)	0-8 (0-4 to 1-1)	0-4 (0-2 to 0-6)	0-2 (0-1 to 0-3)	0-2 (0-1 to 0-3)	0-4 (0-2 to 0-6)	0-4 (0-2 to 0-6)	0-4 (0-2 to 0-6

Congenital birth defects	1,070 (539 to 1,860)	200 (71.6 to 439)	924 (161 to 1,120)	474 (270 to 784)	157 (105 to 229)	138 (86 to 211)	106 (62 to 193)	69.2 (42.6 to 104)	47.4 (30.2 to 72.6)	39.7 (22.7 to 64.9)	31.1 (19.4 to 45.8)	27.1 (17.5 to 41.9)	21.3 (13.2 to 33.3)	15.9 (9.8 to 24.4)	12.5 (7.4 to 19.4)	9.9 (5.7 to 14.8)	7.4 (4.5 to 11.4)	4.3 (2.2 to 7.4)	2.7 (1.4 to 4.8)	1.5 (0.7 to 2.7)	0.7 (0.4 to 1.4)	0.2 (0 to 0.5)	0.1 (0 to 0.1)	2,938
Neural tube defects	337 (101 to 786)	37.2 (7.4 to 109)	80.6 (13 to 349)	113 (28 to 332)	19.7 (7.1 to 39.4)	11 (4 to 19)	7.6 (4.7 to 12.7)	4.4 (2.9 to 7.2)	2.9 (1.7 to 4)	1.6 (1.2 to 2.8)	1.3 (0.8 to 2)	1 (0.6 to 1.6)	0.4 (0.4 to 0.7)	0.4 (0.2 to 0.7)	0.3 (0.2 to 0.5)	0.2 (0.1 to 0.3)	0 (0 to 0.2)	0 (0 to 0.1)	0 (0 to 0.1)	0 (0 to 0)	0 (0 to 0)	0 (0 to 0)	0 (0 to 0)	633
Congenital heart anomalies	1,010 (554 to 442)	191 (104 to 161)	877 (27 to 4,036)	446 (29 to 1,714)	149 (10 to 512)	132 (9 to 464)	101 (9 to 411)	66 (9.3 to 41)	45 (10 to 78)	38 (1 to 71.4)	29 (1 to 51.1)	25 (1 to 43.1)	20 (1 to 34.8)	15 (1 to 25.9)	12 (1 to 20.5)	9.4 (1 to 15.3)	7 (0.4 to 11.4)	4 (0.3 to 6.5)	2.6 (0.3 to 4.3)	1.4 (0.2 to 2.4)	0.7 (0 to 1.2)	0.2 (0 to 0.5)	0.1 (0 to 0.1)	604
Orofacial clefts	9.8 (1.8 to 34)	2.2 (0.5 to 9.2)	6.6 (1.4 to 21.4)	3.3 (1 to 9.4)	2.3 (0.7 to 5)	2.2 (0.4 to 6.4)	1.6 (0.6 to 4.2)	1.2 (0.4 to 2.8)	1.2 (0.5 to 2.6)	0.9 (0.2 to 2.1)	0.8 (0.2 to 1.6)	0.8 (0.3 to 1.7)	0.4 (0.2 to 1.1)	0.3 (0.1 to 1.1)	0.3 (0.1 to 0.8)	0.2 (0.1 to 0.7)	0.1 (0 to 0.3)	0.1 (0 to 0.3)	0.1 (0 to 0.2)	0 (0 to 0.1)	0 (0 to 0.1)	0 (0 to 0)	0 (0 to 0)	37
Down syndrome	22.2 (9.2 to 53.6)	5.8 (1.3 to 19.1)	24.9 (5.2 to 97.8)	19.6 (3 to 69.6)	3.5 (1 to 7.9)	3.7 (1.4 to 7.9)	2.7 (1.4 to 6.6)	2.2 (1 to 4.4)	1.6 (0.9 to 4.3)	1.5 (0.5 to 3.4)	1.3 (0.4 to 3.2)	1.3 (0.4 to 3.4)	1.1 (0.3 to 2.6)	0.7 (0.2 to 2.3)	0.7 (0.2 to 1.8)	0.3 (0.1 to 1)	0.1 (0 to 0.4)	0.1 (0 to 0.3)	0.2 (0 to 0.6)	0 (0 to 0.2)	0 (0 to 0.1)	0 (0 to 0)	0 (0 to 0)	94.6
Turner syndrome	0 (0 to 0)	0 (0 to 0)	0.1 (0 to 0.3)	0.3 (0.1 to 0.9)	0.3 (0.1 to 0.7)	0.3 (0.1 to 0.7)	0.4 (0.1 to 0.9)	0.3 (0.1 to 0.5)	0.2 (0 to 0.5)	0.1 (0 to 0.2)	0.1 (0 to 0.1)	0.1 (0 to 0.1)	0.1 (0 to 0.1)	0 (0 to 0.1)	0 (0 to 0)	0 (0 to 0)	0 (0 to 0)	0 (0 to 0)	0 (0 to 0)	0 (0 to 0)	0 (0 to 0)	0 (0 to 0)	0 (0 to 0)	0 (0 to 0)	2.1
Klinefelter syndrome	0 (0 to 0)	0 (0 to 0)	0 (0 to 0)	0 (0 to 0)	0 (0 to 0)	0 (0 to 0)	0 (0 to 0)	0 (0 to 0)	0 (0 to 0)	0 (0 to 0)

SR Table 2b: Kwale DALYS by cause and age group for females with 95% uncertainty intervals, 2019

Cause	Early Neonatal (0-6 days)	Late Neonatal (7-27 days)	Post Neonatal (28-364 days)	1 to 4	5 to 9	10 to 14	15 to 19	20 to 24	25 to 29	30 to 34	35 to 39	40 to 44	45 to 49	50 to 54	55 to 59	60 to 64	65 to 69	70 to 74	75 to 79	80 to 84	85 to 89	90 to 94	95 plus	Total
All causes	2,313 (1,922 to 2,726)	1,911 (1,577 to 2,277)	3,703 (3,149 to 4,284)	9,080 (8,149 to 10,112)	5,208 (4,539 to 5,944)	4,133 (3,599 to 4,722)	3,510 (3,079 to 3,992)	3,510 (3,079 to 3,992)	4,768 (4,244 to 5,352)	6,347 (5,679 to 7,033)	8,139 (7,259 to 9,060)	9,929 (8,858 to 10,956)	12,000 (10,722 to 13,262)	14,207 (12,709 to 15,699)	16,889 (15,109 to 18,658)	19,911 (17,824 to 21,999)	23,211 (20,777 to 25,660)	26,679 (23,878 to 29,485)	30,222 (27,047 to 33,395)	33,779 (30,233 to 37,328)	36,981 (33,102 to 40,862)	39,900 (35,708 to 44,090)	42,600 (38,122 to 47,060)	178,000 (159,000 to 197,000)
Communicable, maternal, neonatal, and nutritional diseases	2,313 (1,922 to 2,726)	1,911 (1,577 to 2,277)	3,703 (3,149 to 4,284)	9,080 (8,149 to 10,112)	5,208 (4,539 to 5,944)	4,133 (3,599 to 4,722)	3,510 (3,079 to 3,992)	3,510 (3,079 to 3,992)	4,768 (4,244 to 5,352)	6,347 (5,679 to 7,033)	8,139 (7,259 to 9,060)	9,929 (8,858 to 10,956)	12,000 (10,722 to 13,262)	14,207 (12,709 to 15,699)	16,889 (15,109 to 18,658)	19,911 (17,824 to 21,999)	23,211 (20,777 to 25,660)	26,679 (23,878 to 29,485)	30,222 (27,047 to 33,395)	33,779 (30,233 to 37,328)	36,981 (33,102 to 40,862)	39,900 (35,708 to 44,090)	42,600 (38,122 to 47,060)	78,900 (72,300 to 85,700)
HIV/AIDS and sexually transmitted infections	392 (115 to 782)	73.8 (19 to 174)	274 (72 to 737)	488 (129 to 1,328)	328 (106 to 810)	282 (72 to 687)	666 (427 to 1,620)	1,036 (627 to 1,990)	1,890 (991 to 3,264)	2,640 (1,320 to 4,140)	2,600 (1,700 to 4,600)	2,490 (1,700 to 4,790)	1,890 (1,210 to 3,790)	1,010 (623 to 1,940)	521 (319 to 846)	277 (160 to 462)	135 (81 to 224)	64.6 (39 to 109)	29.5 (17 to 49)	9.4 (5 to 16)	2.6 (2 to 3)	0.1 (0 to 0.2)	17,600
HIV/AIDS	0 (0 to 0.1)	0 (0 to 0)	134 (41 to 546)	483 (129 to 1,520)	323 (100 to 807)	260 (69 to 686)	651 (412 to 1,613)	1,030 (623 to 1,940)	1,866 (986 to 3,200)	2,610 (1,320 to 4,120)	2,570 (1,670 to 4,600)	2,470 (1,770 to 5,770)	1,870 (1,210 to 3,780)	1,010 (644 to 1,940)	516 (314 to 841)	274 (160 to 458)	134 (80 to 224)	63.8 (38 to 107)	27.3 (16 to 45)	8.5 (5 to 15)	2.1 (1 to 4)	0.1 (0 to 0.2)	16,600
HIV/AIDS - Drug-susceptible Tuberculosis	0 (0 to 0)	16.2 (3 to 27)	27.6 (21 to 60.2)	31.1 (18.7 to 47.9)	91 (31 to 98.2)	170 (119 to 284)	263 (206 to 732)	490 (407 to 1,030)	665 (444 to 1,150)	139 (52 to 661)	647 (272 to 1,270)	477 (232 to 1,030)	269 (77 to 730)	176 (103 to 362)	139 (82 to 263)	89 (53 to 153)	33.9 (20 to 62.9)	17.3 (10 to 32.4)	7.4 (4 to 15)	1.3 (0 to 2.8)	0.1 (0 to 0.3)	4,080
HIV/AIDS - Multidrug-resistant Tuberculosis without extensive drug resistance	0 (0 to 0)	0 (0 to 0)	1.8 (0 to 3.2)	3.1 (0.1 to 9.2)	1.4 (0.1 to 6.4)	2.4 (0.1 to 8.2)	8.6 (0.4 to 44.4)	12.5 (0.5 to 64.1)	22.1 (0.9 to 111)	5.8 (0.2 to 33.2)	24.1 (0.9 to 131)	17.6 (0.8 to 105)	9.7 (0.4 to 56)	3.1 (0.2 to 20.8)	1.8 (0.1 to 10.7)	0.8 (0 to 4.5)	0.3 (0 to 1.8)	0.1 (0 to 0.7)	0 (0 to 0.3)	0 (0 to 0.1)	0 (0 to 0)	182
HIV/AIDS - Extensively drug-resistant Tuberculosis	0 (0 to 0)	0 (0 to 0)	0 (0 to 0)	0 (0 to 0)	0 (0 to 0)	0 (0 to 0)	0 (0 to 0)	0 (0 to 0)	0 (0 to 0)	0 (0 to 0)	0 (0 to 0)	0 (0 to 0)	0 (0 to 0)	0 (0 to 0)	0 (0 to 0)	0 (0 to 0)	0 (0 to 0)	0 (0 to 0)	0 (0 to 0)	0 (0 to 0)	0 (0 to 0)	0 (0 to 0)	2.4
HIV/AIDS resulting in other diseases	0 (0 to 0)	0.1 (0 to 0.3)	117 (43.2 to 590)	444 (94.8 to 1,486)	234 (49.3 to 875)	334 (94.5 to 1,410)	665 (241 to 1,410)	825 (364 to 1,700)	1,360 (713 to 2,680)	1,810 (967 to 3,450)	2,020 (1,070 to 3,780)	1,920 (1,070 to 3,980)	1,390 (713 to 2,490)	784 (380 to 1,550)	384 (192 to 722)	202 (101 to 382)	98.9 (47.8 to 190)	46.7 (22 to 89.6)	19.9 (9.7 to 38.4)	7.4 (3 to 14.4)	2.6 (0.9 to 5.2)	0.1 (0 to 0.3)	12,900
Sexually transmitted infections excluding HIV	392 (115 to 782)	73.8 (19 to 174)	140 (40.327)	4.7 (1.7 to 11.2)	5.1 (1.7 to 9.7)	21.9 (1.1 to 9.9)	14.9 (5.2 to 29.4)	6.4 (2.2 to 12.4)	24.4 (9.1 to 47.5)	30 (14.2 to 53.3)	29.4 (11.2 to 60.4)	19.3 (7.6 to 39)	11.2 (3.9 to 23)	6.3 (2.2 to 13.2)	4.6 (2 to 9.6)	3.2 (1.4 to 7.3)	2.1 (0.9 to 4.7)	1.4 (0.6 to 3.1)	0.9 (0.4 to 2.1)	0.5 (0.2 to 1.2)	0.2 (0.1 to 0.5)	747
Syphilis	392 (115 to 782)	73.8 (19 to 174)	140 (40 to 0.327)	4.7 (1.2 to 11.2)	5.1 (0.7 to 9.6)	21.9 (0.2 to 2.8)	14.9 (0.5 to 5.1)	6.4 (0.3 to 2)	24.4 (0.5 to 4.7)	30 (0.4 to 3.3)	29.4 (0.2 to 1.5)	19.3 (0.1 to 0.5)	11.2 (0.1 to 0.5)	6.3 (0.1 to 0.4)	4.6 (0 to 0.1)	3.2 (0 to 0.2)	2.1 (0 to 0.1)	1.4 (0 to 0.1)	0.9 (0 to 0.2)	0.5 (0 to 0.1)	0.2 (0 to 0)	591
Chlamydial infection	0 (0 to 0)	0 (0 to 0)	0 (0 to 0)	0 (0 to 0)	0 (0 to 0)	0 (0 to 0.04)	1.3 (0 to 6.2)	3.2 (1 to 7)	2.8 (1 to 6.3)	2.1 (0 to 9.2)	(1 to 3.7)	1.6 (0 to 6.2)	1.1 (0 to 5.2)	0.3 (0 to 1.5)	0.1 (0 to 0.7)	0.1 (0 to 0.4)	0.1 (0 to 0.3)	0.1 (0 to 0.3)	0.1 (0 to 0.3)	0 (0 to 0.1)	0 (0 to 0.1)	0 (0 to 0)	20.9
Gonococcal infection	0 (0 to 0)	0 (0 to 0)	0 (0 to 0)	0 (0 to 0)	0 (0 to 0)	0 (0 to 0.1)	2.4 (0 to 10.6)	2.8 (0 to 7.5)	6.6 (1 to 9.9)	2.6 (1 to 10.2)	(1 to 5.4)	2.3 (0 to 8.4)	1.4 (0 to 5.2)	0.5 (0 to 2.3)	0.2 (0 to 1.4)	0.1 (0 to 0.7)	0.1 (0 to 0.2)	0.1 (0 to 0.3)	0.1 (0 to 0.1)	0 (0 to 0.1)	0 (0 to 0)	29.4
Trichomoniasis	0 (0 to 0)	0 (0 to 0)	0 (0 to 0)	0 (0 to 0)	0 (0 to 0)	0 (0 to 0.1)	2.4 (0 to 6.6)	6.6 (1 to 16.1)	13.7 (3 to 37.4)	10.6 (3 to 33)	4.4 (2 to 16.9)	2.7 (1 to 9.6)	1.9 (0 to 6.5)	1.1 (0 to 4.5)	0.4 (0 to 2.8)	0.2 (0 to 1.2)	0.1 (0 to 0.7)	0.1 (0 to 0.3)	0.1 (0 to 0.3)	0 (0 to 0.1)	0 (0 to 0)	64.4
Genital herpes	0 (0 to 0)	0 (0 to 0)	0 (0 to 0)	0 (0 to 0)	0 (0 to 0)	0 (0 to 0.1)	3 (0 to 6.4)	3 (0 to 7.4)	3 (1 to 8.9)	3 (1 to 8.8)	3 (1 to 7.8)	3 (0 to 8.4)	3 (0 to 8.4)	1.9 (0 to 5.7)	1.1 (0 to 3.5)	0.6 (0 to 2.2)	0.3 (0 to 1.2)	0.2 (0 to 0.7)	0.1 (0 to 0.3)	0 (0 to 0.1)	0 (0 to 0)	26.4
Other sexually transmitted infections	0 (0 to 0)	0 (0 to 0)	0 (0 to 0)	0 (0 to 0)	0 (0 to 0)	0 (0 to 0.1)	4.2 (0 to 9.6)	2.7 (0 to 6.1)	6.4 (1 to 14.5)	4.6 (0 to 15.2)	2.7 (0 to 9.2)	1.9 (0 to 6.5)	1.1 (0 to 4.2)	0.6 (0 to 2.5)	0.3 (0 to 1.4)	0.2 (0 to 0.8)	0.1 (0 to 0.5)	0.1 (0 to 0.3)	0.1 (0 to 0.2)	0 (0 to 0.1)	0 (0 to 0)	39.9
Respiratory infections and tuberculosis	1,380 (949 to 2,366)	1,159 (793 to 1,960)	2,686 (1,360 to 4,210)	624 (249 to 1,040)	167 (74 to 279)	109 (49 to 184)	111 (50 to 187)	225 (102 to 381)	287 (127 to 479)	395 (178 to 665)	417 (192 to 697)	466 (218 to 783)	467 (219 to 737)	422 (203 to 679)	392 (182 to 642)	400 (182 to 661)	410 (183 to 671)	407 (182 to 727)	382 (164 to 702)	332 (139 to 648)	272 (109 to 582)	174 (63 to 395)	12,500
Tuberculosis	1,380 (949 to 2,366)	1,159 (793 to 1,960)	2,686 (1,360 to 4,210)	624 (249 to 1,040)	167 (74 to 279)	109 (49 to 184)	111 (50 to 187)	225 (102 to 381)	287 (127 to 479)	395 (178 to 665)	417 (192 to 697)	466 (218 to 783)	467 (219 to 737)	422 (203 to 679)	392 (182 to 642)	400 (182 to 661)	410 (183 to 671)	407 (182 to 727)	382 (164 to 702)	332 (139 to 648)	272 (109 to 582)	174 (63 to 395)	12,500
Latent tuberculosis infection	0 (0 to 0)	0 (0 to 0)	0 (0 to 0)	0 (0 to 0)	0 (0 to 0)	0 (0 to 0)	0 (0 to 0)	0 (0 to 0)	0 (0 to 0)	0 (0 to 0)	0 (0 to 0)	0 (0 to 0)	0 (0 to 0)	0 (0 to 0)	0 (0 to 0)	0 (0 to 0)	0 (0 to 0)	0 (0 to 0)	0 (0 to 0)	0 (0 to 0)	0 (0 to 0)	0 (0 to 0)	0
Drug-susceptible tuberculosis	0 (0 to 0)	0 (0 to 0)	0 (0 to 0)	0 (0 to 0)	0 (0 to 0)	0 (0 to 0)	0 (0 to 0)	0 (0 to 0)	0 (0 to 0)	0 (0 to 0)	0 (0 to 0)	0 (0 to 0)	0 (0 to 0)	0 (0 to 0)	0 (0 to 0)	0 (0 to 0)	0 (0 to 0)	0 (0 to 0)	0 (0 to 0)	0 (0 to 0)	0 (0 to 0)	0 (0 to 0)	0
Multidrug-resistant tuberculosis without extensive drug resistance	0 (0 to 0)	0 (0 to 0)	0 (0 to 0)	0 (0 to 0)	0 (0 to 0)	0 (0 to 0)	0 (0 to 0)	0 (0 to 0)	0 (0 to 0)	0 (0 to 0)	0 (0 to 0)	0 (0 to 0)	0 (0 to 0)	0 (0 to 0)	0 (0 to 0)	0 (0 to 0)	0 (0 to 0)	0 (0 to 0)	0 (0 to 0)	0 (0 to 0)	0 (0 to 0)	0 (0 to 0)	0
Extensively drug-resistant tuberculosis	0 (0 to 0)	0 (0 to 0)	0 (0 to 0)	0 (0 to 0)	0 (0 to 0)	0 (0 to 0)	0 (0 to 0)	0 (0 to 0)	0 (0 to 0)	0 (0 to 0)	0 (0 to 0)	0 (0 to 0)	0 (0 to 0)	0 (0 to 0)	0 (0 to 0)	0 (0 to 0)	0 (0 to 0)	0 (0 to 0)	0 (0 to 0)	0 (0 to 0)	0 (0 to 0)	0 (0 to 0)	1.7
Lower respiratory infections	1,360 (1,020 to 1,960)	719 (1,020 to 1,960)	2,460 (1,020 to 3,960)	478 (211 to 842)	203 (122 to 309)	109 (62 to 169)	102 (70 to 156)	162 (97 to 238)	183 (107 to 279)	171 (97 to 263)	192 (112 to 291)	171 (98 to 263)	181 (101 to 275)	203 (117 to 305)	279 (158 to 409)	279 (157 to 409)	253 (138 to 369)	182 (98 to 268)	97.6 (49 to 150)	32.1 (16 to 51)	8.1 (3 to 13.1)	8,180
Upper respiratory infections	0.3 (0.1 to 1)	1.0 (0.3 to 3)	29.5 (10.9 to 77.4)	69.1 (24.1 to 187)	64.9 (20.1 to 172)	57.3 (17.4 to 154)	52.6 (17.1 to 139)	40.1 (12.7 to 107)	22.1 (7.3 to 61.1)	18.1 (5.9 to 50.1)	20.9 (6.8 to 57.8)	21.8 (7.1 to 60.4)	19.4 (6.3 to 53.7)	11.4 (3.7 to 31.9)	9.1 (2.9 to 25.7)	6.3 (2 to 17.9)	4 (1.3 to 11.4)	2.9 (0.9 to 8.2)	1.8 (0.6 to 5.1)	1.1 (0.3 to 3.2)	0.2 (0 to 0.6)	449
Otitis media	0 (0 to 0.2)	0.4 (0 to 0.9)	3.4 (1.7 to 7.3)	27.7 (15.3 to 46.4)	23.4 (12.3 to 38.2)	21.7 (11.5 to 35.3)	19.4 (9.7 to 31.1)	10.6 (5.3 to 20.4)	5.4 (2.5 to 10.2)	4.1 (2.1 to 7.6)	4.7 (2.5 to 9.2)	5.2 (2.7 to 10.1)	4.7 (2.5 to 9.2)	2.8 (1.5 to 5.6)	2.2 (1.1 to 4.5)	1.5 (0.8 to 3.1)	1.2 (0.6 to 2.4)	0.7 (0.3 to 1.5)	0.4 (0.2 to 0.9)	0.2 (0.1 to 0.5)	0.1 (0 to 0.2)	164
Enteric infections	1,380 (949 to 1,432)	1,159 (949 to 997)	2,686 (1,360 to 2,710)	624 (249 to 1,037)	167 (74 to 277)	109 (49 to 184)	111 (50 to 187)	225 (102 to 381)	287 (127 to 479)	395 (178 to 665)	417 (192 to 697)	466 (218 to 783)	467 (219 to 737)	422 (203 to 679)	392 (182 to 642)	400 (182 to 661)	410 (183 to 671)	407 (182 to 727)	382 (164 to 702)	332 (139 to 648)	272 (109 to 582)	174 (63 to 395)	8,390
Diarrheal diseases	192 (99 to 192)	299 (79 to 599)	1,080 (452 to 3,300)	624 (249 to 1,040)	167 (74 to 277)	109 (49 to 184)	111 (50 to 187)	225 (102 to 381)	287 (127 to 479)	395 (178 to 665)	417 (192 to 697)	466 (218 to 783)	467 (219 to 737)	422 (203 to 679)	392 (182 to 642)	400 (182 to 661)	410 (183 to 671)	407 (182 to 727)	382 (164 to 702)	332 (139 to 648)	272 (109 to 582)	174 (63 to 395)	8,390
Typhoid and paratyphoid	0 (0 to 0)	0 (0 to 0)	0 (0 to 0.3)	102 (29 to 334)	29 (8 to 33.6)	9.6 (3 to 28)	2.8 (1 to 8.2)	1.2 (0 to 3.5)	0.6 (0 to 1.8)	0.3 (0 to 0.9)	0.2 (0 to 0.5)	0.1 (0 to 0.3)	0.1 (0 to 0.2)	0 (0 to 0.1)	0 (0 to 0.1)	0 (0 to 0)	0 (0 to 0)	0 (0 to 0)	0 (0 to 0)	0 (0 to 0)	0 (0 to 0)	0 (0 to 0)	946
Typhoid fever	0 (0 to 0)	0 (0 to 0)	0 (0 to 0.2)	102 (29 to 334)	29 (8 to 33.6)	9.6 (3 to 28)	2.8 (1 to 8.2)	1.2 (0 to 3.5)	0.6 (0 to 1.8)	0.3 (0 to 0.9)	0.2 (0 to 0.5)	0.1 (0 to 0.3)	0.1 (0 to 0.2)	0 (0 to 0.1)	0 (0 to 0.1)	0 (0 to 0)	0 (0 to 0)	0 (0 to 0)	0 (0 to 0)	0 (0 to 0)	0 (0 to 0)	0 (0 to 0)	946
Paratyphoid fever	0 (0 to 0)	0 (0 to 0)	0 (0 to 0.2)	0 (0 to 0)	0 (0 to 0)	0 (0 to 0)	0 (0 to 0)	0 (0 to 0)	0 (0 to 0)	0 (0 to 0)	0 (0 to 0)	0 (0 to 0)	0 (0 to 0)	0 (0 to 0)	0 (0 to 0)	0 (0 to 0)	0 (0 to 0)	0 (0 to 0)	0 (0 to 0)	0 (0 to 0)	0 (0 to 0)	0 (0 to 0)	0
Invasive Non-typhoidal Salmonella (iNTS)	0 (0 to 0)	14.9 (4.6 to 29.3)	39.4 (16.2 to 68)	67.9 (28.9 to 122)	22.4 (9.9 to 39.6)	6.7 (2.9 to 11.4)	2.1 (0.9 to 3.6)	0.9 (0.4 to 1.5)	0.4 (0.2 to 0.7)	0.2 (0.1 to 0.4)	0.1 (0 to 0.3)	0.1 (0 to 0.2)	0 (0 to 0.1)	0 (0 to 0.1)	0 (0 to 0.1)	0 (0 to 0)	0 (0 to 0)	0 (0 to 0)	0 (0 to 0)	0 (0 to 0)	0 (0 to 0)	0 (0 to 0)	946
Other intestinal infectious diseases	0 (0 to 0)	0 (0 to 0)	0.3 (0 to 12)	0.3 (0 to 2.7)	0.1 (0 to 1.4)	0.1 (0 to 0.6)	0.1 (0 to 1.2)	0.2 (0 to 0.9)	0.1 (0 to 0.4)	0.1 (0 to 0.5)	0.1 (0 to 0.4)	0.1 (0 to 0.4)	0.1 (0 to 0.4)	0.1 (0 to 0.2)	0.1 (0 to 0.2)	0.1 (0 to 0.1)	0.1 (0 to 0.1)	0.1 (0 to 0.1)	0.1 (0 to 0.1)	0.1 (0 to 0.1)	0 (0 to 0)	2 (0 to 0)
Neglected tropical diseases and malaria	0 (0 to 2.6)	0 (0 to 39)	1,080 (997)	1,110 (429 to 2,440)	329 (202 to 791)	166 (107 to 267)	107 (67 to 169)	422 (269 to 662)	396 (262 to 526)	178 (178 to 667)	117 (121 to 398)	97 (91 to 314)	104 (68 to 244)	91 (51 to 205)	74 (42 to 221)	64 (44 to 266)	53 (29 to 202)	39 (29 to 182)	24 (12 to 97)	11 (5 to 73)	3.7 (1 to 19)	0.2 (0 to 0.6)	6,490
Malaria	0 (0 to 0)	0 (0 to 0)	1,080 (997)	1,110 (429 to 2,440)	329 (202 to 791)	166 (107 to 267)	107 (67 to 169)	422 (269 to 662)	396 (262 to 526)	178 (178 to 667)	117 (121 to 398)	97 (91 to 314)	104 (68 to 244)	91 (51 to 205)	74 (42 to 221)	64 (44 to 266)	53 (29 to 202)	39 (29 to 182)	24 (12 to 97)	11 (5 to 73)	3.7 (1 to 19)	0.2 (0 to 0.6)	6,490
Chagas disease	0 (0 to 0)	0 (0 to 0)	0 (0 to 0)	0 (0 to 0)	0 (0 to 0)	0 (0 to 0)	0 (0 to 0)	0 (0 to 0)	0 (0 to 0)	0 (0 to 0)	0 (0 to 0)	0 (0 to 0)	0 (0 to 0)	0 (0 to 0)	0 (0 to 0)	0 (0 to 0)	0 (0 to 0)	0 (0 to 0)	0 (0 to 0)	0 (0 to 0)	0 (0 to 0)	0 (0 to 0)	0
Leishmaniasis	0 (0 to 0)	0 (0 to 0)	0 (0 to 0)	0 (0 to 0)	0 (0 to 0)	0 (0 to 0)	0 (0 to 0)	0 (0 to 0)	0 (0 to 0)	0 (0 to 0)	0 (0 to 0)	0 (0 to 0)	0 (0 to 0)	0 (0 to 0)	0 (0 to 0)	0 (0 to 0)	0 (0 to 0)	0 (0 to 0)	0 (0 to 0)	0 (0 to 0)	0 (0 to 0)	0 (0 to 0)	0
Visceral leishmaniasis	0 (0 to 0)	0 (0 to 0)	0 (0 to 0)	0 (0 to 0)	0 (0 to 0)	0 (0 to 0)	0 (0 to 0)	0 (0 to 0)	0 (0 to 0)	0 (0 to 0)	0 (0 to 0)	0 (0 to 0)	0 (0 to 0)	0 (0 to 0)	0 (0 to 0)	0 (0 to 0)	0 (0 to 0)	0 (0 to 0)	0 (0 to 0)	0 (0 to 0)	0 (0 to 0)	0 (0 to 0)	0
Cutaneous and mucocutaneous leishmaniasis	0 (0 to 0)	0 (0 to 0)	0 (0 to 0)	0 (0 to 0)	0 (0 to 0)	0 (0 to 0)	0 (0 to 0)	0 (0 to 0)	0 (0 to 0)	0 (0 to 0)	0 (0 to 0)	0 (0 to 0)	0 (0 to 0)	0 (0 to 0)	0 (0 to 0)	0 (0 to 0)	0 (0 to 0)	0 (0 to 0)	0 (0 to 0)	0 (0 to 0)	0 (0 to 0)	0 (0 to 0)	0
African trypanosomiasis	0 (0 to 0)	0 (0 to 0)	0 (0 to 0)	0 (0 to 0)	0 (0 to 0)	0 (0 to 0)	0 (0 to 0)	0 (0 to 0)	0 (0 to 0)	0 (0 to 0)	0 (0 to 0)	0 (0 to 0)	0 (0 to 0)	0 (0 to 0)	0 (0 to 0)	0 (0 to 0)	0 (0 to 0)	0 (0 to 0)	0 (0 to 0)	0 (0 to 0)	0 (0 to 0)	0 (0 to 0)	0
Schistosomiasis	0 (0 to 0)	0 (0 to 0)	0.1 (0 to 0.4)	11.6 (4.1 to 32.9)	73.4 (35.2 to 146)	107 (54.8 to 202)	124 (63.2 to 234)	220 (103 to 379)	192 (92.4 to 327)	160 (88.1 to 289)	107 (49.1 to 190)	57.8 (30.4 to 107)	43.2 (23.3 to 80.9)	29.5 (12.7 to 67.1)	22.3 (9.1 to 48.7)	16.1 (6.9 to 37.9)	13.2 (5.7 to 31.1)	10 (4.1 to 23.1)	6.1 (2.5 to 14.5)	3.3 (1.1 to 8.1)	1.6 (0.4 to 3.9)	1,200
Cysticercosis	0 (0 to 0)	0 (0 to 0)	0.1 (0 to 0.4)	0.4 (0 to 1.6)	0.6 (0 to 2.4)	0.4 (0.1 to 1.3)	0.4 (0.1 to 1.3)	0.7 (0.2 to 2.1)	0.7 (0.2 to 2.1)	0.6 (0.1 to 1.7)	0.5 (0.1 to 1.7)	0.4 (0.1 to 1.3)	0.4 (0.1 to 1.2)	0.3 (0.1 to 0.9)	0.2 (0 to 0.6)	0.1 (0 to 0.4)	0.1 (0 to 0.3)	0.1 (0 to 0.3)	0 (0 to 0.2)	0 (0 to 0.1)	0 (0 to 0.1)	0 (0 to 0)	107
Cystic echinococcosis	0 (0 to 0)	0 (0 to 0)	0.7 (0 to 2.9)	1.2 (0 to 4.6)	0.6 (0 to 2.4)	0.4 (0 to 1.6)	0.3 (0 to 1.1)	0.4 (0 to 1.3)	0.3 (0 to 1.1)	0.2 (0 to 0.8)	0.2 (0 to 0.7)	0.1 (0 to 0.5)	0.1 (0 to 0.4)	0.1 (0 to 0.3)	0.1 (0 to 0.2)	0 (0 to 0.2)	0 (0 to 0.1)	0 (0 to 0.2)	0 (0 to 0.1)	0 (0 to 0.1)	0 (0 to 0)	0 (0 to 0)	8.6
Lymphatic filariasis	0 (0 to 0)	0 (0 to 0)	0 (0 to 0)	104 (9.4 to 16.9)	0.9 (9.4 to 16.9)	0.4 (9.9 to 19.3)	0.2 (9.5 to 13.2)	0.1 (4.1 to 10.4)	0.1 (2.4 to 9.1)	0 (2.9 to 7.6)	0 (2.3 to 6)	0 (1.6 to 4.7)	0 (1.2 to 3.2)	0 (0.9 to 2.4)	0 (0.6 to 2.1)	0 (0.5 to 1.2)	0 (0.3 to 0.7)	0 (0.3 to 1.2)	0 (0.2 to 0.4)	0 (0.1 to 0.2)	0 (0 to 0)	0 (0 to 0)	73.1
Onchocerciasis	0 (0 to 0)	0 (0 to 0)	0 (0 to 0)	0 (0 to 0)	0 (0 to 0)	0 (0 to 0)	0 (0 to 0)	0 (0 to 0)	0 (0 to 0)	0 (0 to 0)	0 (0 to 0)	0 (0 to 0)	0 (0 to 0)	0 (0 to 0)	0 (0 to 0)	0 (0 to 0)	0 (0 to 0)	0 (0 to 0)	0 (0 to 0)	0 (0 to 0)	0 (0 to 0)	0 (0 to 0)	0
Trachoma	0 (0 to 0)	0 (0 to 0)	0 (0 to 0)	0 (0 to 0)	0 (0 to 0)	0 (0 to 0)	0 (0 to 0)	0 (0 to 0)	0 (0 to 0)	0 (0 to 0)	0 (0 to 0)	0 (0 to 0)	0 (0 to 0)	0 (0 to 0)	0 (0 to 0)	0 (0 to 0)	0 (0 to 0)	0 (0 to 0)	0 (0 to 0)	0 (0 to 0)	0 (0 to 0)	0 (0 to 0)	0
Dengue	0 (0 to 0)	0 (0 to 1.4)	1.9 (0 to 9.2)	4.8 (0 to 13.6)	3.1 (0 to 11.3)	2.4 (0 to 9.4)	1.9 (0 to 7.5)	1.6 (0 to 6.4)	1.2 (0 to 5.2)	1.2 (0 to 4.4)	1.1 (0 to 4)	0.9 (0 to 3.7)	0.6 (0 to 2.1)	0.3 (0 to 1.4)	0.2 (0 to 0.8)	0.1 (0 to 0.5)	0.1 (0 to 0.3)	0.1 (0 to 0.2)	0 (0 to 0.2)	0 (0 to 0.1)	0 (0 to 0.1)	0 (0 to 0)	28.7
Yellow fever	0 (0 to 0)	0 (0 to 0.4)	0.1 (0 to 0.6)	0.4 (0.1 to 0.9)	2.8 (0.2 to 7.2)	2.7 (0.

Other neoplasms	0 (0 to 0)	0 (0 to 0)	0·2 (0·1 to 0·4)	0·3 (0·2 to 0·5)	0·6 (0·3 to 0·9)	0·5 (0·3 to 0·7)	0·4 (0·2 to 0·6)	0·3 (0·1 to 0·5)	0·3 (0·1 to 0·5)	0·3 (0·1 to 0·6)	0·3 (0·2 to 0·5)	0·5 (0·2 to 1)	0·6 (0·2 to 1)	0·6 (0·2 to 1·1)	0·7 (0·3 to 1·5)	1 (0·4 to 1·9)	1·2 (0·5 to 2·3)	1·4 (0·5 to 2·8)	1·2 (0·4 to 2·4)	0·6 (0·2 to 1·5)	0·3 (0·1 to 0·9)	0·1 (0·0 to 0·4)	0 (0 to 0)	
Medulloblastoma, medulloblastoma, and other hemangioblastoma	0 (0 to 0)	0 (0 to 0)	0 (0 to 0·4)	0·3 (0·2 to 0·5)	0·6 (0·3 to 0·9)	0·5 (0·3 to 0·7)	0·3 (0·2 to 0·4)	0·3 (0·1 to 0·5)	0·3 (0·1 to 0·5)	0·3 (0·1 to 0·6)	0·3 (0·2 to 0·5)	0·5 (0·2 to 1)	0·6 (0·2 to 1)	0·6 (0·2 to 1·1)	0·7 (0·3 to 1·5)	1 (0·4 to 1·9)	1·2 (0·5 to 2·3)	1·4 (0·5 to 2·8)	1·2 (0·4 to 2·4)	0·6 (0·2 to 1·5)	0·3 (0·1 to 0·9)	0·1 (0·0 to 0·4)	0 (0 to 0)	11·7
Meningioma and in situ intestinal neoplasms	0 (0 to 0)	0 (0 to 0)	0 (0 to 0)	0 (0 to 0)	0 (0 to 0)	0 (0 to 0)	0 (0 to 0)	0 (0 to 0)	0 (0 to 0)	0 (0 to 0)	0 (0 to 0)	0 (0 to 0)	0 (0 to 0)	0 (0 to 0)	0 (0 to 0)	0 (0 to 0)	0 (0 to 0)	0 (0 to 0)	0 (0 to 0)	0 (0 to 0)	0 (0 to 0)	0 (0 to 0)	0 (0 to 0)	0 (0 to 0)	
Meningioma and in situ cervical and uterine neoplasms	0 (0 to 0)	0 (0 to 0)	0 (0 to 0)	0 (0 to 0)	0 (0 to 0)	0 (0 to 0)	0 (0 to 0)	0 (0 to 0)	0 (0 to 0)	0 (0 to 0)	0 (0 to 0)	0 (0 to 0)	0 (0 to 0)	0 (0 to 0)	0 (0 to 0)	0 (0 to 0)	0 (0 to 0)	0 (0 to 0)	0 (0 to 0)	0 (0 to 0)	0 (0 to 0)	0 (0 to 0)	0 (0 to 0)	0 (0 to 0)	
Other benign and in situ neoplasms	0 (0 to 0)	0 (0 to 0)	0 (0 to 0)	0 (0 to 0)	0 (0 to 0)	0 (0 to 0)	0 (0 to 0)	0 (0 to 0)	0 (0 to 0)	0 (0 to 0)	0 (0 to 0)	0 (0 to 0)	0 (0 to 0)	0 (0 to 0)	0 (0 to 0)	0 (0 to 0)	0 (0 to 0)	0 (0 to 0)	0 (0 to 0)	0 (0 to 0)	0 (0 to 0)	0 (0 to 0)	0 (0 to 0)	0 (0 to 0)	0
Cardiovascular diseases	23·6 (17·7 to 29·4)	13·2 (9·9 to 16·7)	54·0 (39·9 to 67·2)	21 (16·3 to 26·2)	71·3 (44·4 to 106)	109 (66·1 to 177)	202 (139·1 to 293)	201 (127·3 to 298)	192 (121·3 to 292)	220 (130·5 to 346)	288 (172·0 to 476)	458 (272·5 to 756)	525 (312·7 to 868)	572 (333·9 to 967)	639 (361·5 to 1,090)	843 (472·5 to 1,435)	992 (527·5 to 1,775)	1,060 (542·5 to 1,892)	893 (463·5 to 1,715)	625 (318·5 to 1,329)	297 (153·0 to 612)	92·3 (48·3 to 197)	18 (11·5 to 29)	6,440
Rheumatic heart disease	0 (0 to 0)	0 (0 to 0)	0·2 (0·1 to 0·3)	2·2 (1·3 to 3·2)	18·5 (10·3 to 29·6)	34·3 (19·4 to 57)	56·1 (27·9 to 92·2)	56·6 (32·0 to 89·8)	42·2 (20·1 to 68·7)	39·1 (21·5 to 59·9)	37 (19·2 to 57·9)	21·9 (10·2 to 35·9)	11·6 (5·1 to 21·1)	13·6 (6·1 to 27·1)	11·6 (4·9 to 27·6)	10·5 (4·2 to 23·6)	10·3 (3·8 to 23·9)	11·8 (4·0 to 28·4)	8·1 (2·6 to 19·1)	4·6 (1·4 to 10·1)	2·1 (0·7 to 4·9)	0·5 (0·2 to 1·2)	0 (0 to 0)	378
Ischemic heart disease	0 (0 to 0)	0 (0 to 0)	10·6 (5·1 to 19·2)	29·1 (15·3 to 46·4)	220·7 (102·9 to 359·6)	284 (132·5 to 457·2)	329·4 (147·6 to 537·2)	289·6 (127·3 to 484·2)	239·4 (98·6 to 414·2)	227·3 (86·9 to 414·2)	194·6 (67·3 to 384·2)	141·3 (43·9 to 310·2)	84·3 (23·9 to 210·2)	50·7 (12·5 to 153·3)	28·2 (6·2 to 102·3)	16·1 (3·3 to 68·4)	8·1 (1·5 to 36·2)	3·6 (0·6 to 17·2)	1·5 (0·2 to 7·4)	0·5 (0·1 to 2·6)	0·1 (0·0 to 0·6)	0 (0 to 0·1)	0 (0 to 0)	2,180
Stroke	7·6 (7·1 to 7·9)	2·3 (2·1 to 2·5)	4·6 (4·1 to 5·1)	19·1 (16·9 to 21·4)	42·5 (36·4 to 48·6)	60·4 (50·1 to 69·4)	96·9 (78·1 to 113)	94·5 (73·6 to 114)	66·1 (48·3 to 86·4)	54·5 (36·9 to 77·4)	47·6 (29·4 to 72·1)	44·3 (24·1 to 70·2)	39·2 (19·2 to 67·2)	34·6 (14·7 to 63·3)	27·3 (9·9 to 58·1)	19·5 (5·8 to 48·2)	12·3 (3·1 to 34·1)	6·5 (1·4 to 19·8)	2·9 (0·6 to 9·2)	1·1 (0·2 to 3·8)	0·3 (0·0 to 1·2)	0·1 (0·0 to 0·3)	0 (0 to 0)	3,480
Ischemic stroke	2·1 (0·5 to 3·6)	0·7 (0·2 to 1·2)	1·2 (0·3 to 2·1)	8·3 (2·4 to 15·4)	26·7 (7·5 to 49·2)	39·7 (10·7 to 69·2)	68·9 (18·7 to 119)	70·1 (19·1 to 122)	50·1 (13·6 to 87·4)	41·3 (11·2 to 72·1)	36·1 (9·8 to 63·1)	33·6 (9·1 to 58·7)	29·8 (8·1 to 52·1)	26·4 (7·2 to 46·1)	20·8 (5·7 to 36·3)	14·9 (4·1 to 26·1)	9·4 (2·6 to 16·4)	5·1 (1·4 to 8·9)	2·2 (0·6 to 3·9)	0·9 (0·2 to 1·6)	0·3 (0·1 to 0·6)	0·1 (0·0 to 0·2)	0 (0 to 0)	1,260
Intracerebral hemorrhage	5·6 (4·1 to 7·6)	1·9 (1·4 to 2·6)	3·4 (2·5 to 4·6)	10·8 (7·9 to 14·7)	15·8 (11·5 to 21·5)	21·7 (15·7 to 29·5)	30·4 (21·9 to 41·3)	24·4 (17·6 to 33·2)	16·1 (11·6 to 21·9)	12·4 (8·9 to 16·8)	9·6 (6·9 to 13·1)	7·4 (5·3 to 10·1)	5·5 (3·9 to 7·5)	4·1 (2·9 to 5·6)	3·1 (2·2 to 4·2)	2·3 (1·6 to 3·1)	1·6 (1·1 to 2·2)	1·1 (0·8 to 1·5)	0·8 (0·5 to 1·1)	0·5 (0·3 to 0·7)	0·3 (0·2 to 0·4)	0·1 (0·1 to 0·2)	0 (0 to 0)	2,270
Subarachnoid hemorrhage	0·2 (0·2 to 0·3)	0·1 (0 to 0·2)	0·2 (0·1 to 0·3)	0·5 (0·2 to 0·9)	1·4 (0·7 to 2·1)	1·9 (1·0 to 2·9)	3·4 (1·6 to 5·4)	3·3 (1·6 to 5·2)	2·6 (1·3 to 4·1)	2·1 (1·0 to 3·5)	1·7 (0·8 to 3·1)	1·3 (0·6 to 2·5)	1·1 (0·5 to 2·2)	0·9 (0·4 to 2·1)	0·7 (0·3 to 1·8)	0·5 (0·2 to 1·4)	0·4 (0·1 to 1·1)	0·3 (0·1 to 0·9)	0·2 (0·1 to 0·6)	0·1 (0·0 to 0·4)	0·1 (0·0 to 0·2)	0 (0 to 0·1)	0 (0 to 0)	149
Non-rheumatic valvular heart disease	0 (0 to 0)	0 (0 to 0)	0 (0 to 0)	0 (0 to 0)	0 (0 to 0)	0 (0 to 0)	0 (0 to 0)	0 (0 to 0)	0 (0 to 0)	0 (0 to 0)	0 (0 to 0)	0 (0 to 0)	0 (0 to 0)	0 (0 to 0)	0 (0 to 0)	0 (0 to 0)	0 (0 to 0)	0 (0 to 0)	0 (0 to 0)	0 (0 to 0)	0 (0 to 0)	0 (0 to 0)	0 (0 to 0)	0 (0 to 0)	0
Non-rheumatic calcific aortic valve disease	0 (0 to 0)	0 (0 to 0)	0 (0 to 0)	0 (0 to 0)	0 (0 to 0)	0 (0 to 0)	0·2 (0 to 0·4)	0·3 (0 to 0·6)	0·2 (0 to 0·4)	0·2 (0 to 0·5)	0·2 (0 to 0·5)	0·2 (0 to 0·5)	0·2 (0 to 0·5)	0·2 (0 to 0·5)	0·2 (0 to 0·5)	0·2 (0 to 0·5)	0·2 (0 to 0·5)	0·2 (0 to 0·5)	0·2 (0 to 0·5)	0·2 (0 to 0·5)	0·2 (0 to 0·5)	0·2 (0 to 0·5)	0·2 (0 to 0·5)	0·2 (0 to 0·5)	26·3
Non-rheumatic degenerative mitral valve disease	0 (0 to 0)	0 (0 to 0)	0 (0 to 0)	0 (0 to 0)	0 (0 to 0)	0 (0 to 0)	0·4 (0·1 to 0·7)	0·6 (0·2 to 1·1)	0·6 (0·2 to 1·1)	0·6 (0·2 to 1·1)	0·6 (0·2 to 1·1)	0·6 (0·2 to 1·1)	0·6 (0·2 to 1·1)	0·6 (0·2 to 1·1)	0·6 (0·2 to 1·1)	0·6 (0·2 to 1·1)	0·6 (0·2 to 1·1)	0·6 (0·2 to 1·1)	0·6 (0·2 to 1·1)	0·6 (0·2 to 1·1)	0·6 (0·2 to 1·1)	0·6 (0·2 to 1·1)	0·6 (0·2 to 1·1)	0·6 (0·2 to 1·1)	29·4
Other non-rheumatic valve diseases	0 (0 to 0)	0 (0 to 0)	0 (0 to 0)	0 (0 to 0)	0 (0 to 0)	0 (0 to 0)	0 (0 to 0)	0 (0 to 0)	0 (0 to 0)	0 (0 to 0)	0 (0 to 0)	0 (0 to 0)	0 (0 to 0)	0 (0 to 0)	0 (0 to 0)	0 (0 to 0)	0 (0 to 0)	0 (0 to 0)	0 (0 to 0)	0 (0 to 0)	0 (0 to 0)	0 (0 to 0)	0 (0 to 0)	0 (0 to 0)	0 (0 to 0)	2·5
Cardiomyopathy and myocarditis	22 (11·5 to 49·9)	3·9 (3·9 to 7·8)	10·1 (7·8 to 19·9)	4·5 (3·9 to 15·1)	9·6 (3·9 to 15·1)	9·6 (3·9 to 15·1)	9·6 (3·9 to 19·9)	9·6 (3·9 to 23·3)	9·6 (3·9 to 23·3)	7·7 (3·9 to 19·1)	7·7 (3·9 to 19·1)	7·7 (3·9 to 19·1)	7·7 (3·9 to 19·1)	7·7 (3·9 to 19·1)	7·7 (3·9 to 19·1)	7·7 (3·9 to 19·1)	7·7 (3·9 to 19·1)	7·7 (3·9 to 19·1)	7·7 (3·9 to 19·1)	7·7 (3·9 to 19·1)	7·7 (3·9 to 19·1)	7·7 (3·9 to 19·1)	7·7 (3·9 to 19·1)	225
Myocarditis	0·1 (0·1 to 0·1)	0·1 (0 to 0·2)	0·2 (0·2 to 0·3)	0·3 (0·2 to 0·4)	0·5 (0·3 to 0·8)	0·5 (0·3 to 0·8)	0·5 (0·3 to 0·8

	Congenital birth defects	1,170 (412 to 2,266)	319 (127 to 599)	981 (637 to 1,840)	254 (152 to 413)	149 (90 to 233)	118 (76 to 190)	89.1 (53 to 139)	59.2 (36 to 92.4)	41.7 (26 to 64.7)	30.6 (20.1 to 49.7)	24.5 (15 to 37.4)	19.2 (11.6 to 29.6)	12.9 (8.1 to 20.1)	8.7 (5.4 to 13.2)	7 (4.2 to 10.9)	5.6 (3.4 to 8.6)	4 (2.4 to 6.4)	1.9 (1 to 3.4)	1.1 (0.4 to 1.9)	0.6 (0.3 to 1.1)	0.2 (0.1 to 0.4)	0.1 (0 to 0.1)	0 (0 to 0)	3,300
	Neural tube defects	446 (139 to 1,010)	82.3 (20.1 to 235)	228 (47.4 to 600)	50.9 (10.6 to 144)	19.1 (4.1 to 53.1)	16.4 (3.6 to 49.1)	9.4 (2.6 to 32.1)	4 (1.2 to 23.6)	2.6 (1.5 to 9.41)	1.5 (0.6 to 2.5)	1 (0.4 to 1.8)	0.6 (0.4 to 1.1)	0.4 (0.2 to 0.8)	0.2 (0.1 to 0.4)	0.2 (0.1 to 0.3)	0.1 (0.1 to 0.2)	0 (0 to 0.1)	0 (0 to 0)	0 (0 to 0)	0 (0 to 0)	0 (0 to 0)	0 (0 to 0)	0 (0 to 0)	0 (0 to 0)	946
	Congenital heart anomalies	1,170 (391 to 2,410)	317 (109.2 to 750)	1,010 (380.1 to 2,466)	262 (91.1 to 639)	154 (51.6 to 381)	116 (41.2 to 284)	89.6 (31.9 to 219)	59.2 (21.1 to 144)	41.7 (14.9 to 101)	30.6 (11.1 to 73.6)	24.5 (8.9 to 58.3)	19.2 (7 to 45.6)	12.9 (4.6 to 30.6)	8.7 (3.2 to 20.5)	7 (2.5 to 16.5)	5.6 (2 to 13.2)	4 (1.4 to 9.4)	1.9 (0.7 to 4.5)	1.1 (0.4 to 2.5)	0.6 (0.2 to 1.4)	0.2 (0.1 to 0.5)	0.1 (0 to 0.2)	0 (0 to 0)	719
	Orofacial clefts	19.9 (5.5 to 49.6)	3.7 (0.9 to 14.4)	10.1 (1.7 to 38.7)	2.2 (0.9 to 4)	0.9 (0.5 to 2.4)	1.6 (0.5 to 4.3)	1.3 (0.3 to 3.7)	0.8 (0.2 to 2.2)	0.7 (0.2 to 1.5)	0.6 (0.2 to 1.2)	0.3 (0.1 to 1.1)	0.6 (0.1 to 1.1)	0.2 (0.1 to 0.7)	0.2 (0.1 to 0.5)	0.2 (0.1 to 0.5)	0.2 (0.1 to 0.5)	0.1 (0 to 0.3)	0.1 (0 to 0.3)	0 (0 to 0.1)	0 (0 to 0.1)	0 (0 to 0.1)	0 (0 to 0.1)	0 (0 to 0)	39.7
	Down syndrome	92 (41.1 to 54.2)	49.3 (2.3 to 28)	153 (12.3 to 113)	10 (2.9 to 26.4)	4 (1.4 to 10.4)	3.6 (1.5 to 9.2)	3.4 (1.3 to 7.3)	2.9 (1.1 to 6.2)	2 (0.8 to 4.3)	1.6 (0.6 to 3.7)	1.3 (0.5 to 2.9)	1.2 (0.4 to 2.9)	0.8 (0.3 to 1.9)	0.7 (0.2 to 1.5)	0.5 (0.1 to 1.3)	0.3 (0.1 to 0.8)	0.2 (0 to 0.5)	0.1 (0 to 0.3)	0 (0 to 0.2)	0 (0 to 0)	0 (0 to 0)	0 (0 to 0)	0 (0 to 0)	108
	Turner syndrome	0 (0 to 0)	0 (0 to 0)	0 (0 to 0.2)	0.3 (0 to 0.9)	0.2 (0 to 0.5)	0.2 (0 to 0.5)	0.2 (0 to 0.5)	0.2 (0 to 0.5)	0.1 (0 to 0.3)	0.1 (0 to 0.3)	0.1 (0 to 0.2)	0 (0 to 0)	0 (0 to 0)	0 (0 to 0)	0 (0 to 0)	0 (0 to 0)	0 (0 to 0)	0 (0 to 0)	0 (0 to 0)	0 (0 to 0)	0 (0 to 0)	0 (0 to 0)	0 (0 to 0)	0 (0 to 0)	1.6
	Klinefelter syndrome	0 (0 to 0)	0 (0 to 0)	0 (0 to 0)	0 (0 to 0)	0 (0 to 0)	0 (0 to 0)	0 (0 to 0)	0 (0 to 0)	0 (0 to 0)	0 (0 to 0)	0 (0 to 0)	0 (0 to 0)	0 (0 to 0)

SII Table 2b: Leikbia DALYS by cause and age group for females with 95% uncertainty intervals, 2019

Cause	Early Neonatal	Late Neonatal	Post Neonatal	1 to 4	5 to 9	10 to 14	15 to 19	20 to 24	25 to 29	30 to 34	35 to 39	40 to 44	45 to 49	50 to 54	55 to 59	60 to 64	65 to 69	70 to 74	75 to 79	80 to 84	85 to 89	90 to 94	95 plus	Total
All causes	2,090 (1,430 to 2,620)	1,060 (627 to 1,540)	2,090 (1,030 to 3,560)	5,470 (1,920 to 9,020)	3,470 (1,150 to 7,770)	3,470 (1,450 to 7,290)	3,470 (2,200 to 5,700)	3,470 (2,300 to 5,140)	3,470 (2,270 to 5,020)	3,470 (2,610 to 5,020)	3,470 (3,010 to 5,670)	3,470 (3,630 to 7,430)	3,470 (3,900 to 7,200)	3,470 (3,990 to 7,200)	3,470 (3,990 to 7,200)	3,470 (3,290 to 6,060)	3,470 (2,750 to 5,440)	3,470 (2,270 to 5,270)	3,470 (2,160 to 3,930)	3,470 (1,640 to 2,090)	3,470 (1,020 to 1,490)	3,470 (1,720 to 2,160)	61,300
Communicable, maternal, neonatal, and nutritional diseases	1,450 (1,400 to 2,340)	1,060 (760 to 1,270)	1,060 (1,400 to 3,040)	1,060 (577 to 974)	1,060 (559 to 867)	1,060 (574 to 2,000)	1,060 (673 to 2,000)	1,060 (672 to 2,300)	1,060 (1,300 to 3,600)	1,060 (1,330 to 4,000)	1,060 (1,620 to 5,060)	1,060 (1,860 to 4,630)	1,060 (1,650 to 4,000)	1,060 (1,650 to 4,000)	1,060 (1,460 to 4,000)	1,060 (1,650 to 4,170)	1,060 (1,160 to 3,000)	1,060 (664 to 1,570)	1,060 (357 to 646)	1,060 (163 to 251)	1,060 (111 to 209)	1,060 (45.6 to 89.6)	35,000 (30,900 to 39,400)
HIV/AIDS and sexually transmitted infections	134 (43.3 to 275)	29.5 (9.4 to 58.9)	69.5 (44.9 to 146)	172 (48.4 to 488)	195 (79.1 to 346)	244 (140 to 384)	740 (359 to 1,430)	691 (423 to 1,760)	1,700 (748 to 3,370)	2,450 (1,140 to 4,200)	1,250 (1,320 to 4,150)	2,790 (1,270 to 4,540)	2,660 (1,420 to 4,540)	2,360 (1,160 to 4,170)	1,510 (734 to 2,550)	892 (381 to 1,400)	340 (143 to 586)	144 (67 to 252)	74.1 (34.2 to 133)	34.6 (16.3 to 62)	7.3 (3 to 13.2)	2.6 (1.2 to 5.1)	17,400 (14,900 to 20,000)
HIV/AIDS	0 (0 to 0)	0 (0 to 0)	48 (25.7 to 99.4)	170 (46.3 to 481)	194 (77.1 to 347)	243 (116 to 383)	737 (354 to 1,430)	688 (417 to 1,760)	1,710 (737 to 3,350)	2,450 (1,130 to 4,210)	1,250 (1,310 to 4,140)	2,790 (1,260 to 4,530)	2,660 (1,410 to 4,530)	2,360 (1,150 to 4,150)	1,510 (729 to 2,550)	892 (378 to 1,400)	338 (140 to 587)	143 (67 to 252)	73.6 (33.6 to 133)	33.9 (15.9 to 61.9)	7 (2.7 to 12.9)	2.7 (1.1 to 4.9)	17,200 (14,700 to 19,800)
HIV/AIDS - Drug-susceptible Tuberculosis	0 (0 to 0)	0 (0 to 0)	2-7 (1.1 to 11.6)	7-11 (5.5 to 15.3)	9-14 (4.9 to 22.8)	14-3 (7.8 to 20.9)	49-1 (28.1 to 86.3)	76-4 (44.5 to 125)	153 (86.3 to 253)	228 (128 to 370)	154 (144 to 431)	343 (156 to 604)	216 (122 to 358)	138 (79.1 to 228)	75 (40.8 to 117)	30-7 (17.4 to 50.4)	13-4 (7.1 to 21.6)	7-4 (4.2 to 12)	3-4 (2 to 5.5)	0-6 (0.4 to 1)	0-1 (0 to 0.3)	0-0 (0 to 0)	1,510 (1,200 to 1,870)
HIV/AIDS - Multidrug-resistant Tuberculosis without extensive dr...	0 (0 to 0)	0 (0 to 0)	0-1 (0 to 0.4)	0-3 (0 to 1.5)	0-4 (0 to 1.7)	0-6 (0 to 2.2)	2 (0 to 9.9)	3 (0.1 to 14.7)	9-9 (0.3 to 47.4)	20 (0.9 to 96.3)	9-4 (0.3 to 46.7)	31 (0.9 to 152)	20 (0.7 to 97.3)	13 (0.5 to 62.4)	8-4 (0.3 to 40.1)	3-2 (0.1 to 15.1)	1-2 (0 to 5.6)	0-6 (0 to 2.9)	0-3 (0 to 1.5)	0-1 (0 to 0.6)	0-0 (0 to 0.2)	0-0 (0 to 0)	57.7 (0.2 to 277)
HIV/AIDS - Extensively drug-resistant Tuberculosis	0 (0 to 0)	0 (0 to 0)	0-0 (0 to 0)	0-0 (0 to 0)	0-0 (0 to 0)	0-0 (0 to 0)	0-0 (0 to 0)	0-0 (0 to 0)	0-1 (0 to 0.4)	0-1 (0 to 0.6)	0-1 (0 to 0.5)	0-1 (0 to 0.5)	0-1 (0 to 0.5)	0-1 (0 to 0.5)	0-1 (0 to 0.5)	0-0 (0 to 0.2)	0-0 (0 to 0.2)	0-0 (0 to 0.1)	0-0 (0 to 0.1)	0-0 (0 to 0.1)	0-0 (0 to 0.1)	0-0 (0 to 0)	0.8 (0 to 3.6)
HIV/AIDS resulting in other diseases	0 (0 to 0)	0 (0 to 0.1)	46.2 (22.9 to 93.1)	163 (37.7 to 475)	175 (67.2 to 336)	229 (136 to 378)	686 (347 to 1,360)	662 (384 to 1,710)	1,550 (670 to 3,110)	2,190 (971 to 4,120)	1,250 (1,150 to 4,030)	2,410 (1,140 to 4,040)	2,160 (1,140 to 3,950)	1,960 (977 to 3,490)	1,210 (575 to 1,910)	725 (309 to 1,210)	266 (103 to 539)	109 (39 to 194)	55.6 (20.9 to 108.2)	30.3 (11.9 to 58.2)	6.3 (2.5 to 12.4)	2.4 (0.9 to 4.7)	15,600 (13,200 to 18,000)
Sexually transmitted infections excluding HIV	134 (43.3 to 275)	29.5 (9.4 to 58.9)	69.5 (44.9 to 146)	172 (48.4 to 488)	195 (79.1 to 346)	244 (140 to 384)	740 (359 to 1,430)	691 (423 to 1,760)	1,700 (748 to 3,370)	2,450 (1,140 to 4,200)	1,250 (1,320 to 4,150)	2,790 (1,270 to 4,540)	2,660 (1,420 to 4,540)	2,360 (1,160 to 4,170)	1,510 (734 to 2,550)	892 (381 to 1,400)	340 (143 to 586)	144 (67 to 252)	74.1 (34.2 to 133)	34.6 (16.3 to 62)	7.3 (3 to 13.2)	2.6 (1.2 to 5.1)	283 (0.1 to 1.3)
Syphilis	134 (8.2 to 38.8)	29.5 (9.4 to 58.9)	69.5 (8.7 to 54.4)	172 (4.1 to 44.1)	195 (3.2 to 24.6)	244 (3.4 to 71.7)	740 (5.1 to 50.4)	691 (4.9 to 17.3)	1,700 (6.6 to 23.7)	2,450 (9.4 to 34.2)	1,250 (9.1 to 39.2)	2,790 (9.9 to 42.2)	2,660 (9.9 to 42.2)	2,360 (9.1 to 39.2)	1,510 (5.9 to 25.3)	892 (3.5 to 15.1)	340 (1.4 to 7.3)	144 (0.6 to 3.1)	74.1 (0.3 to 1.7)	34.6 (0.1 to 0.8)	7.3 (0 to 0.1)	2.6 (0 to 0.1)	202 (0.1 to 0.5)
Chlamydial infection	0 (0 to 0)	0 (0 to 0)	0 (0 to 0)	0 (0 to 0)	0 (0 to 0)	0 (0 to 0.1)	0 (0 to 0.4)	0 (0 to 0.3)	1-2 (0.4 to 5.8)	1-1 (0.4 to 5.8)	0-9 (0.4 to 4.6)	0-7 (0.3 to 3.2)	0-2 (0.1 to 0.4)	0-1 (0 to 0.2)	0-2 (0 to 0.3)	0-2 (0 to 0.3)	0-1 (0 to 0.2)	0-1 (0 to 0.2)	0-1 (0 to 0.2)	0-1 (0 to 0.2)	0-0 (0 to 0.1)	0-0 (0 to 0)	7-1 (3 to 14)
Gonococcal infection	0 (0 to 0)	0 (0 to 0)	0 (0 to 0)	0 (0 to 0)	0 (0 to 0.2)	0 (0 to 0.2)	0 (0 to 0.1)	0-1 (0.4 to 2.6)	0-5 (0.2 to 2.1)	0-8 (0.3 to 3.2)	0-6 (0.4 to 1.7)	0-5 (0.2 to 1.1)	0-5 (0.2 to 1.2)	0-7 (0.3 to 1.6)	0-4 (0.2 to 1.1)	0-5 (0.1 to 0.4)	0-6 (0.1 to 0.5)	0-2 (0 to 0.2)	0-1 (0 to 0.1)	0-2 (0 to 0.1)	0-3 (0 to 0.1)	0-0 (0 to 0.1)	8-1 (3 to 19)
Trichomoniasis	0 (0 to 0)	0 (0 to 0)	0 (0 to 0)	0 (0 to 0)	0 (0 to 0.2)	0 (0 to 0.2)	1-2 (0.4 to 3.7)	4-1 (1.4 to 9.1)	5-9 (2 to 13.5)	5-9 (2 to 14.1)	4-6 (1.4 to 11.4)	3-8 (1.2 to 9.2)	2-8 (0.9 to 6.5)	1-7 (0.6 to 3.8)	0-9 (0.3 to 2.2)	0-5 (0.2 to 1.2)	0-3 (0.1 to 0.7)	0-2 (0 to 0.3)	0-1 (0 to 0.2)	0-1 (0 to 0.2)	0-0 (0 to 0.1)	0-0 (0 to 0.1)	32-9 (12 to 77)
Genital herpes	0 (0 to 0)	0 (0 to 0)	0 (0 to 0)	0 (0 to 0)	0 (0 to 0.2)	0 (0 to 0.2)	0-2 (0 to 0.8)	1-4 (0.4 to 4.5)	1-8 (0.6 to 5.2)	2 (0.7 to 5)	1-7 (0.5 to 4.4)	1-4 (0.5 to 3.5)	1-1 (0.4 to 2.8)	0-8 (0.3 to 2.2)	0-4 (0.2 to 1.1)	0-2 (0.1 to 0.4)	0-1 (0 to 0.3)	0-1 (0 to 0.2)	0-1 (0 to 0.2)	0-1 (0 to 0.2)	0-0 (0 to 0.1)	0-0 (0 to 0)	14-9 (5.4 to 36)
Other sexually transmitted infections	0 (0 to 0)	0 (0 to 0)	0 (0 to 0)	0 (0 to 0)	0 (0 to 0.2)	0 (0 to 0.2)	0-1 (0 to 0.3)	0-3 (0 to 2.1)	0-6 (0.2 to 3.4)	0-9 (0.4 to 4.8)	0-8 (0.3 to 3.6)	0-7 (0.3 to 3.4)	0-6 (0.3 to 3.2)	0-5 (0.2 to 2.9)	0-3 (0.2 to 1.7)	0-2 (0.1 to 0.9)	0-1 (0 to 0.5)	0-1 (0 to 0.3)	0-1 (0 to 0.2)	0-1 (0 to 0.2)	0-0 (0 to 0.1)	0-0 (0 to 0)	17-7 (6.5 to 43)
Respiratory infections and tuberculosis	1,320 (474 to 2,270)	1,060 (686 to 2,003)	1,060 (63 to 3,034)	1,060 (161 to 4,070)	1,060 (455 to 3,140)	1,060 (544 to 3,220)	1,060 (563 to 3,140)	1,060 (571 to 3,190)	1,060 (1,000 to 3,220)	1,060 (734 to 3,140)	1,060 (944 to 3,240)	1,060 (1,120 to 3,290)	1,060 (1,010 to 3,290)	1,060 (1,060 to 3,290)	1,060 (1,060 to 3,290)	1,060 (1,060 to 3,290)	1,060 (1,060 to 3,290)	1,060 (1,060 to 3,290)	1,060 (1,060 to 3,290)	1,060 (1,060 to 3,290)	1,060 (1,060 to 3,290)	1,060 (1,060 to 3,290)	3,710 (3,710 to 3,710)
Tuberculosis	0 (0 to 0)	0 (0 to 0)	0 (0 to 0.7)	0 (0 to 0.4)	0 (0 to 0.4)	0 (0 to 0.4





SR Table 2b: Lemu DALYS by cause and age group for females with 95% uncertainty intervals, 2019

Cause	Early Neonatal	Late Neonatal	Post Neonatal	1 to 4	5 to 9	10 to 14	15 to 19	20 to 24	25 to 29	30 to 34	35 to 39	40 to 44	45 to 49	50 to 54	55 to 59	60 to 64	65 to 69	70 to 74	75 to 79	80 to 84	85 to 89	90 to 94	95 plus	Total
All causes	2,320 (2,020 to 2,650)	2,320 (504 to 4,820)	2,040 (2,040 to 2,040)	4,570 (1,310 to 9,070)	2,120 (537 to 5,390)	2,120 (1,020 to 3,900)	2,120 (533 to 5,290)	2,120 (760 to 4,430)	2,120 (913 to 4,450)	2,120 (1,060 to 3,930)	2,120 (883 to 5,330)	2,120 (929 to 4,660)	2,120 (974 to 4,940)	2,120 (1,170 to 4,610)	2,120 (946 to 5,910)	2,120 (974 to 5,210)	2,120 (932 to 5,030)	2,120 (933 to 4,900)	2,120 (919 to 4,660)	2,120 (1,110 to 4,660)	2,120 (1,070 to 4,660)	2,120 (1,070 to 4,660)	2,120 (1,070 to 4,660)	21,800
Communicable, maternal, neonatal, and nutritional diseases	2,320 (2,020 to 2,650)	2,320 (504 to 4,820)	2,040 (2,040 to 2,040)	4,570 (1,310 to 9,070)	2,120 (537 to 5,390)	2,120 (1,020 to 3,900)	2,120 (533 to 5,290)	2,120 (760 to 4,430)	2,120 (913 to 4,450)	2,120 (1,060 to 3,930)	2,120 (883 to 5,330)	2,120 (929 to 4,660)	2,120 (974 to 4,940)	2,120 (1,170 to 4,610)	2,120 (946 to 5,910)	2,120 (974 to 5,210)	2,120 (932 to 5,030)	2,120 (933 to 4,900)	2,120 (919 to 4,660)	2,120 (1,110 to 4,660)	2,120 (1,070 to 4,660)	2,120 (1,070 to 4,660)	2,120 (1,070 to 4,660)	12,700
HIV/AIDS and sexually transmitted infections	53.2 (14.3 to 121)	11.3 (2.1 to 32.4)	91.4 (19.9 to 182.4)	22.3 (4.6 to 146)	0 (0 to 0)	34.6 (12.9 to 69.4)	95.1 (41 to 212)	138 (53.5 to 355)	208 (84.4 to 416)	284 (140 to 543)	240 (108 to 462)	342 (164 to 655)	282 (139 to 546)	282 (141 to 556)	162 (80.7 to 339)	79.4 (34.6 to 159)	27.9 (10.4 to 78.1)	9.9 (4.6 to 24.1)	4 (2.1 to 9.1)	0.7 (0 to 1.6)	0.2 (0 to 0.6)	0.1 (0 to 0.3)	0 (0 to 0)	2,190
HIV/AIDS	0 (0 to 0)	0 (0 to 0)	56.5 (7.5 to 98)	52 (8.9 to 145)	25.9 (7.3 to 70.4)	34.2 (12.5 to 69.2)	92.9 (40.1 to 208)	135 (58.3 to 352)	208 (84.5 to 413)	288 (139 to 538)	237 (116 to 457)	339 (162 to 659)	288 (137 to 546)	281 (86 to 558)	162 (78.1 to 337)	79.7 (29.1 to 154)	27.1 (9.2 to 77.1)	9.8 (4.7 to 24.1)	4 (2.1 to 9.1)	0.8 (0 to 1.6)	0.2 (0 to 0.6)	0 (0 to 0.3)	0 (0 to 0)	2,070
HIV/AIDS - Drug-susceptible Tuberculosis	0 (0 to 0)	0 (0 to 0)	1.7 (0 to 2.8)	2.5 (1.4 to 4.1)	4.2 (1.2 to 3.2)	2.5 (0.5 to 6.5)	2.1 (0.7 to 5.2)	3.2 (1.2 to 7.9)	4.6 (1.8 to 11.5)	3.7 (1.5 to 9.3)	4.2 (1.6 to 10.2)	3.4 (1.5 to 8.2)	3.4 (1.5 to 8.6)	1.9 (0.8 to 4.6)	0.9 (0.4 to 2.2)	0.2 (0 to 0.6)	0.1 (0 to 0.3)	0.1 (0 to 0.3)	0 (0 to 0.1)	0 (0 to 0)	0 (0 to 0)	0 (0 to 0)	0 (0 to 0)	523
HIV/AIDS - Multidrug-resistant Tuberculosis without extensive dr...	0 (0 to 0)	0 (0 to 0)	0.1 (0 to 0.5)	0.1 (0 to 0.7)	0.1 (0 to 0.5)	0.2 (0 to 1.1)	0.1 (0 to 0.7)	0.2 (0 to 0.9)	0.3 (0 to 1.4)	0.2 (0 to 1.1)	0.3 (0 to 1.4)	0.2 (0 to 1.2)	0.2 (0 to 1.2)	0.1 (0 to 0.8)	0.1 (0 to 0.6)	0 (0 to 0.2)	0 (0 to 0.2)	0 (0 to 0.2)	0 (0 to 0.1)	0 (0 to 0.1)	0 (0 to 0)	0 (0 to 0)	0 (0 to 0)	25
HIV/AIDS - Extensively drug-resistant Tuberculosis	0 (0 to 0)	0 (0 to 0)	0 (0 to 0)	0 (0 to 0)	0 (0 to 0)	0 (0 to 0)	0 (0 to 0)	0 (0 to 0)	0 (0 to 0)	0 (0 to 0)	0 (0 to 0)	0 (0 to 0)	0 (0 to 0)	0 (0 to 0)	0 (0 to 0)	0 (0 to 0)	0 (0 to 0)	0 (0 to 0)	0 (0 to 0)	0 (0 to 0)	0 (0 to 0)	0 (0 to 0)	0 (0 to 0)	0 (0 to 0)	0
HIV/AIDS resulting in other diseases	53.2 (14.3 to 121)	11.3 (2.1 to 32.4)	34.9 (6.7 to 84.1)	19.7 (3.9 to 35.9)	0 (0 to 0)	29.6 (8.4 to 66.1)	90.8 (38.3 to 202)	132 (56.1 to 346)	203 (82.3 to 408)	282 (138 to 535)	233 (114 to 450)	334 (161 to 650)	282 (137 to 546)	280 (85.9 to 556)	161 (77.6 to 336)	79.5 (34.5 to 159)	27.1 (9.2 to 77.1)	9.8 (4.7 to 24.1)	4 (2.1 to 9.1)	0.8 (0 to 1.6)	0.2 (0 to 0.6)	0 (0 to 0.3)	0 (0 to 0)	2,070
Sexually transmitted infections excluding HIV	53.2 (14.3 to 121)	11.3 (2.1 to 32.4)	34.9 (6.7 to 84.1)	19.7 (3.9 to 35.9)	0 (0 to 0)	29.6 (8.4 to 66.1)	90.8 (38.3 to 202)	132 (56.1 to 346)	203 (82.3 to 408)	282 (138 to 535)	233 (114 to 450)	334 (161 to 650)	282 (137 to 546)	280 (85.9 to 556)	161 (77.6 to 336)	79.5 (34.5 to 159)	27.1 (9.2 to 77.1)	9.8 (4.7 to 24.1)	4 (2.1 to 9.1)	0.8 (0 to 1.6)	0.2 (0 to 0.6)	0 (0 to 0.3)	0 (0 to 0)	2,070
Syphilis	0 (0 to 0)	0 (0 to 0)	0 (0 to 0)	0 (0 to 0)	0 (0 to 0)	0 (0 to 0)	0 (0 to 0)	0 (0 to 0)	0 (0 to 0)	0 (0 to 0)	0 (0 to 0)	0 (0 to 0)	0 (0 to 0)	0 (0 to 0)	0 (0 to 0)	0 (0 to 0)	0 (0 to 0)	0 (0 to 0)	0 (0 to 0)	0 (0 to 0)	0 (0 to 0)	0 (0 to 0)	0 (0 to 0)	0 (0 to 0)	0
Chlamydial infection	0 (0 to 0)	0 (0 to 0)	0 (0 to 0)	0 (0 to 0)	0 (0 to 0)	0 (0 to 0)	0.2 (0 to 0.5)	0.4 (0.2 to 1)	0.6 (0.2 to 1.4)	0.3 (0 to 0.8)	0.3 (0 to 0.8)	0.3 (0 to 0.8)	0.3 (0 to 0.8)	0.2 (0 to 0.6)	0.1 (0 to 0.4)	0 (0 to 0.1)	0 (0 to 0.1)	0 (0 to 0.1)	0 (0 to 0.1)	0 (0 to 0.1)	0 (0 to 0.1)	0 (0 to 0)	0 (0 to 0)	0 (0 to 0)	2.3
Gonococcal infection	0 (0 to 0)	0 (0 to 0)	0 (0 to 0)	0 (0 to 0)	0 (0 to 0)	0 (0 to 0)	0.1 (0 to 0.1)	0.5 (0.2 to 1.4)	0.6 (0.2 to 1.4)	0.4 (0.1 to 1)	0.3 (0 to 0.9)	0.3 (0 to 0.9)	0.2 (0 to 0.7)	0.2 (0 to 0.6)	0.1 (0 to 0.4)	0 (0 to 0.1)	0 (0 to 0.1)	0 (0 to 0.1)	0 (0 to 0.1)	0 (0 to 0.1)	0 (0 to 0.1)	0 (0 to 0)	0 (0 to 0)	0 (0 to 0)	3
Trichomoniasis	0 (0 to 0)	0 (0 to 0)	0 (0 to 0)	0 (0 to 0)	0 (0 to 0)	0 (0 to 0)	0 (0 to 0.1)	1.3 (0.4 to 3.1)	1.7 (0.6 to 3.9)	1.5 (0.5 to 3.6)	1.2 (0.4 to 3)	1.1 (0.4 to 2.6)	0.9 (0.4 to 2.1)	0.7 (0.2 to 1.7)	0.4 (0.1 to 0.9)	0.1 (0 to 0.3)	0 (0 to 0.2)	0 (0 to 0.1)	0 (0 to 0.1)	0 (0 to 0.1)	0 (0 to 0)	0 (0 to 0)	0 (0 to 0)	0 (0 to 0)	8.9
Genital herpes	0 (0 to 0)	0 (0 to 0)	0 (0 to 0)	0 (0 to 0)	0 (0 to 0)	0 (0 to 0)	0 (0 to 0.1)	0.4 (0.1 to 1.1)	0.5 (0.2 to 1.3)	0.3 (0.1 to 0.9)	0.3 (0.1 to 0.8)	0.3 (0.1 to 0.8)	0.2 (0 to 0.7)	0.2 (0 to 0.6)	0.1 (0 to 0.4)	0 (0 to 0.1)	0 (0 to 0.1)	0 (0 to 0.1)	0 (0 to 0.1)	0 (0 to 0.1)	0 (0 to 0)	0 (0 to 0)	0 (0 to 0)	0 (0 to 0)	3.9
Other sexually transmitted infections	0 (0 to 0)	0 (0 to 0)	0 (0 to 0)	0 (0 to 0)	0 (0 to 0)	0 (0 to 0)	0 (0 to 0.1)	0.2 (0 to 0.5)	0.3 (0 to 0.7)	0.2 (0 to 0.6)	0.2 (0 to 0.5)	0.2 (0 to 0.5)	0.1 (0 to 0.5)	0.1 (0 to 0.4)	0.1 (0 to 0.3)	0 (0 to 0.2)	0 (0 to 0.1)	0 (0 to 0.1)	0 (0 to 0.1)	0 (0 to 0.1)	0 (0 to 0)	0 (0 to 0)	0 (0 to 0)	0 (0 to 0)	5.7
Respiratory infections and tuberculosis	207 (160 to 528)	146 (91.2 to 239)	247 (247 to 1,400)	223 (127 to 1,400)	143 (90.5 to 1,120)	143 (90.3 to 1,120)	143 (90.4 to 1,120)	143 (90.6 to 1,120)	143 (90.8 to 1,120)	143 (90.9 to 1,120)	143 (91 to 1,120)	143 (91.1 to 1,120)	143 (91.1 to 1,120)	143 (91.1 to 1,120)	143 (91.1 to 1,120)	143 (91.1 to 1,120)	143 (91.1 to 1,120)	143 (91.1 to 1,120)	143 (91.1 to 1,120)	143 (91.1 to 1,120)	143 (91.1 to 1,120)	143 (91.1 to 1,120)	143 (91.1 to 1,120)	2,760
Tuberculosis	0 (0 to 0)	0 (0 to 0)	0 (0 to 100)	0 (0 to 0)	0 (0 to 0)	0 (0 to 0)	0 (0 to 0)	0 (0 to 0)	0 (0 to 0)	0 (0 to 0)	0 (0 to 0)	0 (0 to 0)	0 (0 to 0)	0 (0 to 0)	0 (0 to 0)	0 (0 to 0)	0 (0 to 0)	0 (0 to 0)	0 (0 to 0)	0 (0 to 0)	0 (0 to 0)	0 (0 to 0)	0 (0 to 0)	0 (0 to 0)	0
Latent tuberculosis infection	0 (0 to 0)	0 (0 to 0)	0 (0 to 0)	0 (0 to 0)	0 (0 to 0)	0 (0 to 0)	0 (0 to 0)	0 (0 to 0)	0 (0 to 0)	0 (0 to 0)	0 (0 to 0)	0 (0 to 0)	0 (0 to 0)	0 (0 to 0)	0 (0 to 0)	0 (0 to 0)	0 (0 to 0)	0 (0 to 0)	0 (0 to 0)	0 (0 to 0)	0 (0 to 0)	0 (0 to 0)	0 (0 to 0)	0 (0 to 0)	0
Drug-susceptible tuberculosis	0 (0 to 0)	0 (0 to 0)	0 (0 to 0)	0 (0 to 0)	0 (0 to 0)	0 (0 to 0)	0 (0 to 0)	0 (0 to 0)	0 (0 to 0)	0 (0 to 0)	0 (0 to 0)	0 (0 to 0)	0 (0 to 0)	0 (0 to 0)	0 (0 to 0)	0 (0 to 0)	0 (0 to 0)	0 (0 to 0)	0 (0 to 0)	0 (0 to 0)	0 (0 to 0)	0 (0 to 0)	0 (0 to 0)	0 (0 to 0)	0
Multidrug-resistant tuberculosis without extensive drug-resistance	0 (0 to 0)	0 (0 to 0)	2.2 (0 to 12.4)	1.3 (0 to 7.3)	0.4 (0 to 2.2)	0.2 (0 to 1)	0.1 (0 to 0.4)	0.1 (0 to 0.6)	0.1 (0 to 0.6)	0.1 (0 to 0.3)	0.1 (0 to 0.3)	0.1 (0 to 0.3)	0.1 (0 to 0.3)	0.1 (0 to 0.3)	0.1 (0 to 0.4)	0.1 (0 to 0.4)	0.1 (0 to 0.4)	0.1 (0 to 0.4)	0.1 (0 to 0.4)	0.1 (0 to 0.4)	0.1 (0 to 0.4)	0.1 (0 to 0.4)	0.1 (0 to 0.4)	22.3
Extensively drug-resistant tuberculosis	0 (0 to 0)	0 (0 to 0)	0 (0 to 0)	0 (0 to 0)	0 (0 to 0)	0 (0 to 0)	0 (0 to 0)	0 (0 to 0)	0 (0 to 0)	0 (0 to 0)	0 (0 to 0)	0 (0 to 0)	0 (0 to 0)	0 (0 to 0)	0 (0 to 0)	0 (0 to 0)	0 (0 to 0)	0 (0 to 0)	0 (0 to 0)	0 (0 to 0)	0 (0 to 0)	0 (0 to 0)	0 (0 to 0)	0 (0 to 0)	0
Lower respiratory infections	207 (160 to 528)	146 (91.2 to 239)	206 (206 to 1,340)	220 (126 to 1,360)	143 (91.2 to 1,120)	143 (90.3 to 1,120)	143 (90.4 to 1,120)	143 (90.6 to 1,120)	143 (90.8 to 1,120)	143 (90.9 to 1,120)	143 (91 to 1,120)	143 (91.1 to 1,120)	143 (91.1 to 1,120)	143 (91.1 to 1,120)	143 (91.1 to 1,120)	143 (91.1 to 1,120)	143 (91.1 to 1,120)	143 (91.1 to 1,120)	143 (91.1 to 1,120)	143 (91.1 to 1,120)	143 (91.1 to 1,120)	143 (91.1 to 1,120)	143 (91.1 to 1,120)	2,650
Upper respiratory infections	0 (0 to 0)	0 (0 to 0)	0.1 (0 to 0.4)	0.1 (0 to 0.5)	0.1 (0 to 0.5)	0.1 (0 to 0.4)	0.1 (0 to 0.4)	0.1 (0 to 0.4)	0.1 (0 to 0.4)	0.1 (0 to 0.4)	0.1 (0 to 0.4)	0.1 (0 to 0.4)	0.1 (0 to 0.4)	0.1 (0 to 0.4)	0.1 (0 to 0.4)	0.1 (0 to 0.4)	0.1 (0 to 0.4)	0.1 (0 to 0.4)	0.1 (0 to 0.4)	0.1 (0 to 0.4)	0.1 (0 to 0.4)	0.1 (0 to 0.4)	0.1 (0 to 0.4)	70.9
Otitis media	0.2 (0 to 0.5)	0.2 (0 to 0.4)	0.1 (0 to 0.2)	0.7 (0.2 to 1.9)	0.5 (0.2 to 1.4)	0.4 (0.1 to 1.1)	0.3 (0.1 to 0.9)	0.3 (0.1 to 0.8)	0.3 (0.1 to 0.8)	0.3 (0.1 to 0.7)	0.3 (0.1 to 0.7)	0.3 (0.1 to 0.8)	0.3 (0.1 to 0.8)	0.3 (0.1 to 0.8)	0.3 (0.1 to 0.8)	0.3 (0.1 to 0.8)	0.3 (0.1 to 0.8)	0.3 (0.1 to 0.8)	0.3 (0.1 to 0.8)	0.3 (0.1 to 0.8)	0.3 (0.1 to 0.8)	0.3 (0.1 to 0.8)	0.3 (0.1 to 0.8)	23.5
Enteric infections	19.9 (3.9 to 43.4)	29.7 (7.4 to 83.9)	243 (78.4 to 620)	224 (127 to 588)	106 (77.4 to 291)	77.6 (44.1 to 161)	78.4 (38.2 to 157)	79.1 (37.7 to 156)	79.8 (36.9 to 157)	80.4 (36.2 to 159)	81 (35.7 to 160)	81.6 (35.7 to 161)	82.1 (35.9 to 162)	82.6 (36.1 to 163)	83.1 (36.4 to 164)	83.6 (36.6 to 165)	84 (36.8 to 166)	84.4 (37 to 167)	84.8 (37.2 to 167)	85.2 (37.4 to 168)	85.5 (37.6 to 169)	85.8 (37.8 to 169)	86 (37.9 to 170)	1,210
Diarrheal diseases	19.9 (3.9 to 43.4)	29.7 (7.4 to 83.9)	243 (43 to 586)	224 (39.1 to 588)	106 (12.3 to 291)	77.6 (15.5 to 161)	78.4 (13.9 to 157)	79.1 (13.5 to 156)	79.8 (13.4 to 157)	80.4 (13.3 to 159)	81 (13.3 to 160)	81.6 (13.4 to 161)	82.1 (13.4 to 162)	82.6 (13.5 to 163)	83.1 (13.6 to 164)	83.6 (13.7 to 165)	84 (13.8 to 166)	84.4 (13.9 to 167)	84.8 (14 to 167)	85.2 (14 to 168)	85.5 (14.1 to 169)	85.8 (14.2 to 169)	86 (14.2 to 170)	797
Typhoid and paratyphoid	0 (0 to 0)	0 (0 to 0)	0 (0 to 0.4)	0 (0 to 0.4)	0 (0 to 0.3)	0 (0 to 0.2)	0 (0 to 0.2)	0 (0 to 0.2)	0 (0 to 0.2)	0 (0 to 0.2)	0 (0 to 0.2)	0 (0 to 0.2)	0 (0 to 0.2)	0 (0 to 0.2)	0 (0 to 0.2)	0 (0 to 0.2)	0 (0 to 0.2)	0 (0 to 0.2)	0 (0 to 0.2)	0 (0 to 0.2)	0 (0 to 0.2)	0 (0 to 0.2)	0 (0 to 0.2)	0 (0 to 0.2)	158
Typhoid fever	0 (0 to 0)	0 (0 to 0)	20.2 (4 to 48.8)	39.4 (7.3 to 97.6)	39.6 (4.6 to 99.5)	12.7 (2.5 to 28.6)	12.7 (2.3 to 28.1)	12.8 (2.2 to 28.2)	12.9 (2.2 to 28.3)	13 (2.2 to 28.5)	13.1 (2.2 to 28.7)	13.2 (2.2 to 28.9)	13.3 (2.2 to 29.1)	13.4 (2.2 to 29.3)	13.4 (2.2 to 29.5)	13.5 (2.2 to 29.6)	13.6 (2.2 to 29.8)	13.7 (2.2 to 30)	13.7 (2.2 to 30.1)	13.8 (2.2 to 30.2)	13.8 (2.2 to 30.3)	13.9 (2.2 to 30.4)	13.9 (2.2 to 30.5)	158
Paratyphoid fever	0 (0 to 0)	0 (0 to 0)	0.2 (0 to 0.4)	0.2 (0 to 0.4)	0.2 (0 to 0.3)	0.2 (0 to 0.2)	0.2 (0 to 0.2)	0.2 (0 to 0.2)	0.2 (0 to 0.2)	0.2 (0 to 0.2)	0.2 (0 to 0.2)	0.2 (0 to 0.2)	0.2 (0 to 0.2)	0.2 (0 to 0.2)	0.2 (0 to 0.2)	0.2 (0 to 0.2)	0.2 (0 to 0.2)	0.2 (0 to 0.2)	0.2 (0 to 0.2)	0.2 (0 to 0.2)	0.2 (0 to 0.2)	0.2 (0 to 0.2)	0.2 (0 to 0.2)	7
Invasive Non-typhoidal Salmonella (iNTS)	0 (0 to 0)	1.7 (0.4 to 3.1)	46.9 (22.9 to 92.9)	111 (46.1 to 262)	56.2 (18.9 to 202)	10.2 (2.9 to 23.2)	9.6 (2.1 to 16.7)	9.9 (1.9 to 19.9)	10.2 (1.8 to 20.6)	10.4 (1.7 to 21.1)	10.7 (1.7 to 21.8)	10.9 (1.7 to 22.2)	11.1 (1.7 to 22.6)	11.3 (1.7 to 23)	11.5 (1.7 to 23.4)	11.7 (1.7 to 23.8)	11.8 (1.7 to 24.1)	12 (1.7 to 24.4)	12.1 (1.7 to 24.6)	12.2 (1.7 to 24.8)	12.3 (1.7 to 25)	12.4 (1.7 to 25.2)	12.4 (1.7 to 25.3)	250
Other intestinal infectious diseases	0 (0 to 0)	0 (0 to 0)	0.9 (0 to 2.6)	0.9 (0 to 2.6)	0.6 (0 to 2.4)	0.4 (0 to 1.4)	0.3 (0 to 0.9)	0.3 (0 to 0.9)	0.3 (0 to 0.9)	0.3 (0 to 0.9)	0.3 (0 to 0.9)	0.3 (0 to 0.9)	0.3 (0 to 0.9)	0.3 (0 to 0.9)	0.3 (0 to 0.9)	0.3 (0 to 0.9)	0.3 (0 to 0.9)	0.3 (0 to 0.9)	0.3 (0 to 0.9)	0.3 (0 to 0.9)	0.3 (0 to 0.9)	0.3 (0 to 0.9)	0.3 (0 to 0.9)	2.2
Neglected tropical diseases and malaria	0.1 (0 to 0.3)	29.7 (20.9 to 86.9)	251 (28.6 to 620)	282 (28.6 to 679)	49.3 (22.3 to 97.2)	44.5 (22.3 to 97.2)	33.6 (28.4 to 97.4)	27.9 (27.9 to 97.4)	73.4 (28.1 to 97.5)	58.8 (23.5 to 98.1)	72.6 (23.5 to 98.5)	59.9 (23.5 to 98.8)	20.6 (23.5 to 99.2)	19.2 (23.5 to 99.5)	14.6 (23.5 to 99.7)	13.4 (6.5 to 37.4)	4.3 (0.5 to 20.5)	3.7 (0.7 to 19)	1.6 (1.1 to 8.1)	0.4 (0 to 1.5)	0.2 (0 to 0.6)	0.1 (0 to 0.3)	0 (0 to 0.2)	1,010
Malaria	0 (0 to 0)	28.6 (20.9 to 86.9)	249 (24.9 to 601)	195 (4.9 to 494)	20.1 (4.9 to 64.4)	13.2 (4.9 to 35.9)	10 (4.9 to 27.4)	11.5 (4.9 to 24.7)	9.2 (3.9 to 20.1)	8.5 (3.9 to 18.6)	7.7 (2.9 to 18.3)	6.1 (2.9 to 18.3)	4.6 (1.5 to 14.5)	4.4 (1.5 to 14.5)	4 (0.7 to 13.3)	5 (2.6 to 17.7)	2.8 (0.5 to 13.5)	3.6 (1.4 to 13)	0.9 (0.1 to 3.9)	0.2 (0 to 0.7)	0 (0 to 0)	0 (0 to 0)	0 (0 to 0)	585
Chagas disease	0 (0 to 0)	0 (0 to 0)	0 (0 to 0)	0 (0 to 0)	0 (0 to 0)	0 (0 to 0)	0 (0 to 0)	0 (0 to 0)	0 (0 to 0)	0 (0 to 0)	0 (0 to 0)	0 (0 to 0)	0 (0 to 0)	0 (0 to 0)	0 (0 to 0)	0 (0 to 0)	0 (0 to 0)	0 (0 to 0)	0 (0 to 0)	0 (0 to 0)	0 (0 to 0)	0 (0 to 0)	0 (0 to 0)	0 (0 to 0)	0
Leishmaniasis	0 (0 to 0)	0 (0 to 0)	0 (0 to 0)	0 (0 to 0)	0 (0 to 0)	0 (0 to 0)	0 (0 to 0)	0 (0 to 0)	0 (0 to 0)	0 (0 to 0)	0 (0 to 0)	0 (0 to 0)	0 (0 to 0)	0 (0 to 0)	0 (0 to 0)	0 (0 to 0)	0 (0 to 0)	0 (0 to 0)	0 (0 to 0)	0 (0 to 0)	0 (0 to 0)	0 (0 to 0)	0 (0 to 0)	0 (0 to 0)	0
Visceral leishmaniasis	0 (0 to 0)	0 (0 to 0)	0 (0 to 0)	0 (0 to 0)	0 (0 to 0)	0 (0 to 0)	0 (0 to 0)	0 (0 to 0)	0 (0 to 0)	0 (0 to 0)	0 (0 to 0)	0 (0 to 0)	0 (0 to 0)	0 (0 to 0)	0 (0 to 0)	0 (0 to 0)	0 (0 to 0)	0 (0 to 0)	0 (0 to 0)	0 (0 to 0)	0 (0 to 0)	0 (0 to 0)	0 (0 to 0)	0 (0 to 0)	0
Cutaneous and mucocutaneous leishmaniasis	0 (0 to 0)	0 (0 to 0)	0 (0 to 0)	0 (0 to 0)	0 (0 to 0)	0 (0 to 0)	0 (0 to 0)	0 (0 to 0)	0 (0 to 0)	0 (0 to 0)	0 (0 to 0)	0 (0 to 0)	0 (0 to 0)	0 (0 to 0)	0 (0 to 0)	0 (0 to 0)	0 (0 to 0)	0 (0 to 0)	0 (0 to 0)	0 (0 to 0)	0 (0 to 0)	0 (0 to 0)	0 (0 to 0)	0 (0 to 0)	0
African trypanosomiasis	0 (0 to 0)	0 (0 to 0)	0 (0 to 0)	0 (0 to 0)	0 (0 to 0)	0 (0 to 0)	0 (0 to 0)	0 (0 to 0)	0 (0 to 0)	0 (0 to 0)	0 (0 to 0)	0 (0 to 0)	0 (0 to 0)	0 (0 to 0)	0 (0 to 0)	0 (0 to 0)	0 (0 to 0)	0 (0 to 0)	0 (0 to 0)	0 (0 to 0)	0 (0 to 0)	0 (0 to 0)	0 (0 to 0)	0 (0 to 0)	0
Schistosomiasis	0 (0 to 0)	0 (0 to 0)	1.1 (0.2 to 2.6)	18 (2.6 to 51)	20.4 (11.5 to 51.7)	16.7 (7.3 to 34.6)	38.6 (17.7 to 74.7)	34.2 (15.8 to 64.4)	57.1 (26.7 to 101)	44.7 (22.4 to 77.2)	60 (22.4 to 90.2)	47.2 (22.4 to 90.2)	16.3 (11.9 to 27.1)	16.2 (11.9 to 27.1)	11.1 (2.5 to 36.4)	7.1 (1.9 to 27)	3.9 (1.1 to 17.7)	3 (1.1 to 9.8)	1.7 (0.4 to 5.6)	0.8 (0.3 to 2.6)	0.3 (0 to 1.1)	0.1 (0 to 0.3)	0 (0 to 0.1)	352
Cysticercosis	0 (0 to 0)	0 (0 to 0)	0 (0 to 0.3)	0 (0 to 0.7)	0 (0 to 0.4)	0 (0 to 0.4)	0.1 (0 to 0.4)	0.2 (0 to 0.7)	0.2 (0 to 0.7)	0.2 (0 to 0.7)	0.2 (0 to 0.7)	0.2 (0 to 0.7)	0.2 (0 to 0.7)	0.2 (0 to 0.7)	0.2 (0 to 0.7)	0.2 (0 to 0.7)	0.2 (0 to 0.7)	0.2 (0 to 0.7)	0.2 (0 to 0.7)	0.2 (0 to 0.7)	0.2 (0 to 0.7)	0.2 (0 to 0.7)	0.2 (0 to 0.7)	0.2 (0 to 0.7)	18.4
Cystic echinococcosis	0 (0 to 0)	0 (0 to 0)	0 (0 to 1.4)	0 (0 to 0.8)	0 (0 to 0.4)	0 (0 to 0.2)	0 (0 to 0.2)	0 (0 to 0.2)	0 (0 to 0.2)	0 (0 to 0.2)	0 (0 to 0.2)	0 (0 to 0.2)	0 (0 to 0.2)	0 (0 to 0.2)	0 (0 to 0.2)	0 (0 to 0.2)	0 (0 to 0.2)	0 (0 to 0.2)	0 (0 to 0.2)	0 (0 to 0.2)	0 (0 to 0.2)	0 (0 to 0.2)	0 (0 to 0.2)	0 (0 to 0.2)	1.4
Lymphatic filariasis	0 (0 to 0)	0 (0 to 0)	0 (0 to 0)	1.5 (0 to 2.5)	1.5 (0.9 to 2.5)	1.5 (0.9 to 2.5)	1.5 (0.8 to 2.1)	1.5 (0.9 to 1.7)	1.5 (0.9 to 1.4)	1.5 (0.9 to 1.2)	1.5 (0.9 to 1.2)	1.5 (0.9 to 1.2)	1.5 (0.9 to 1.2)	1.5 (0.9 to 1.2)	1.5 (0.9 to 1.2)	1.5 (0.9 to 1.2)	1.5 (0.9 to 1.2)	1.5 (0.9 to 1.2)	1.5 (0.9 to 1.2)	1.5 (0.9 to 1.2)	1.5 (0.9 to 1.2)	1.5 (0.9 to 1.2)	1.5 (0.9 to 1.2)	11.9
Onchocerciasis	0 (0 to 0)	0 (0 to 0)	0 (0 to 0)	0 (0 to 0)	0 (0 to 0)	0 (0 to 0)	0 (0 to 0)	0 (0 to 0)	0 (0 to 0)	0 (0 to 0)	0 (0 to 0)	0 (0 to 0)	0 (0 to 0)	0 (0 to 0)	0 (0 to 0)	0 (0 to 0)	0 (0 to 0)	0 (0 to 0)	0 (0 to 0)	0 (0 to 0)	0 (0 to 0)	0 (0 to 0)	0 (0 to 0)	0 (0 to 0)	0
Trachoma	0 (0 to 0)	0 (0 to 0)	0 (0 to 0)	0 (0 to 0)	0 (0 to 0)	0 (0 to 0)	0 (0 to 0)	0 (0 to 0)	0 (0 to 0)	0 (0 to 0)	0 (0 to 0)	0 (0 to 0)	0 (0 to 0)	0 (0 to 0)	0 (0 to 0)	0 (0 to 0)	0 (0 to 0)	0 (0 to 0)	0 (0 to 0)	0 (0 to 0)	0 (0 to 0)	0 (0 to 0)	0 (0 to 0)	0 (0 to 0)	0
Dengue	0 (0 to 0)	0 (0 to 0)	0 (0 to 0.3)	0.3 (0 to 0.9)	0.7 (0 to 2.1)	0.7 (0 to 2.1)	0.6 (0 to 1.8)	0.5 (0 to 1.4)	0.4 (0 to 1)	0.3 (0 to 0.8)	0.3 (0 to 0.7)	0.2 (0 to 0.6)	0.2 (0 to 0.5)	0.1 (0 to 0.4)	0.1 (0 to 0.3)	0.1 (0 to 0.2)	0 (0 to 0.1)	0 (0 to 0.1)	0 (0 to 0.1)	0 (0 to 0.1)	0 (0 to 0)	0 (0 to 0)	0 (0 to 0)	0 (0 to 0)	4.7
Yellow fever	0 (0 to 0)	0 (0 to 0)	0 (0 to 0.1)	0 (0 to 0.7)	0 (0 to 0.4)	0 (0 to 0.4)	0 (0 to 0.4)	0 (0 to 0.5)	0 (0 to 0.1)	0 (0 to 0.6)	0 (0 to 0.5)	0 (0 to 0.4)	0 (0 to 0.4)	0 (0 to 0.3)	0 (0 to 0.1)	0 (0 to 0.1)	0 (0 to 0.1)	0 (0 to 0.1)	0 (0 to 0.1)	0 (0 to 0.1)	0 (0 to 0)	0 (0 to 0)	0 (0 to 0)	0 (0 to 0)	2
Rabies	0 (0 to 0)	0 (0 to 0)	0 (0 to 0)	0 (0 to 0.2)	0 (0 to 0.2)	0 (0 to 0.1)	0 (0 to 0.2)	0 (0 to 0.1)	0 (0 to 0.1)	0 (0 to 0.1)	0 (0 to 0.1)	0 (0 to 0.1)	0 (0 to 0.1)	0 (0 to 0.1)	0 (0 to 0.1)	0 (0 to 0.1)	0 (0 to 0.1)	0 (0 to 0.1)	0 (0 to 0.1)	0 (0 to 0.1)	0 (0 to 0.1)	0 (0 to 0)	0 (0 to

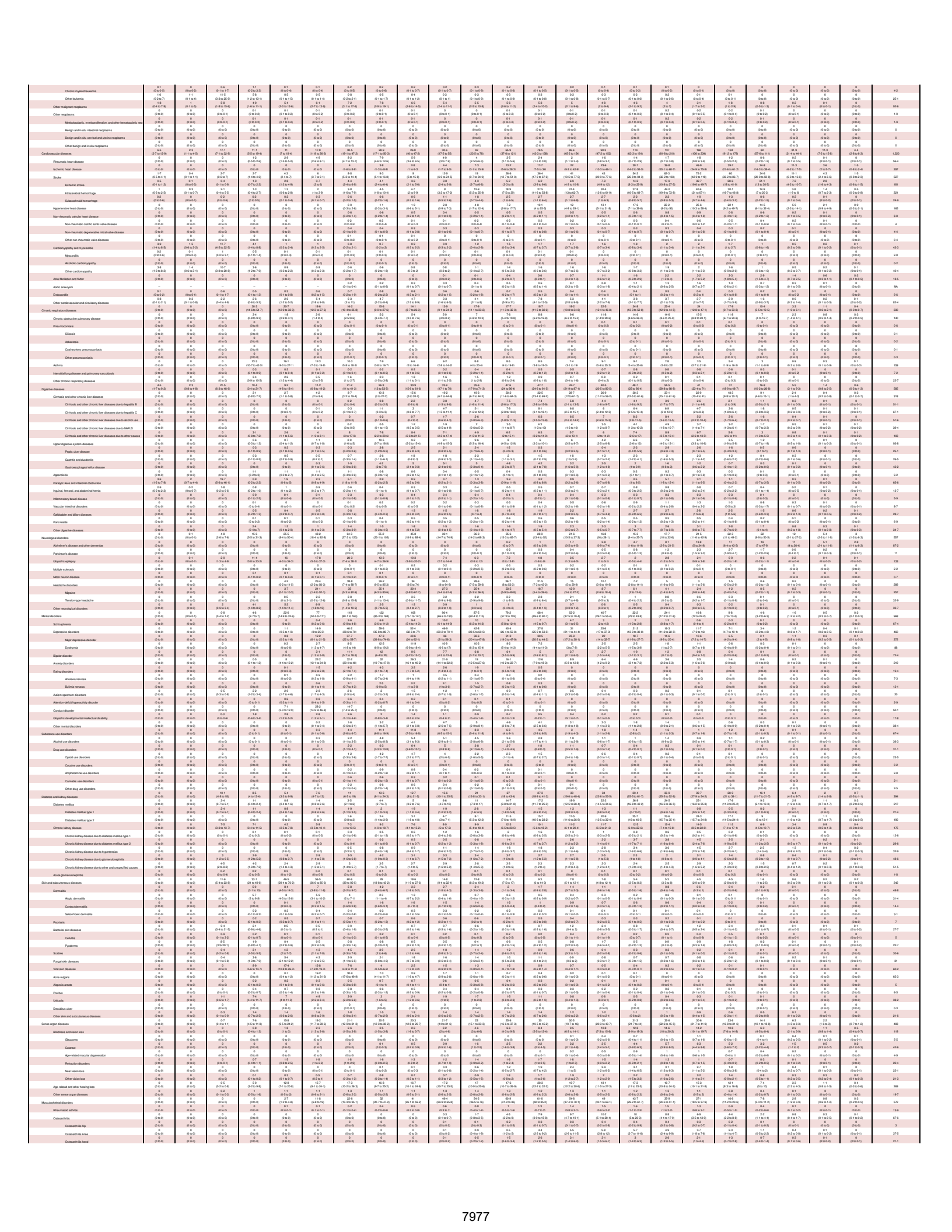

7977

Osteoarthritis other	0 (0 to 0)	0 (0 to 0)	0 (0 to 0)	0 (0 to 0)	0 (0 to 0)	0 (0 to 0)	0 (0 to 0)	0 (0 to 0)	0 (0 to 0)	0 (0 to 0)	0 (0 to 0)	0-1 (0 to 0-2)	0-3 (0 to 0-9)	0-3 (0 to 0-9)	0-5 (0-2 to 1-2)	0-7 (0-3 to 1-6)	0-9 (0-4 to 1-8)	0-9 (0-4 to 2-0)	0-9 (0-4 to 1-9)	0-8 (0-4 to 1-6)	0-5 (0-3 to 1-1)	0-3 (0 to 0-9)	0-1 (0 to 0-2)	0 (0 to 0-1)	0 (0 to 0)	0 (0 to 0)	9-1	
Low back pain	0 (0 to 0)	0 (0 to 0)	0 (0 to 0)	0 (0 to 0)	0-3 (0-7 to 4-2)	0-2 (0 to 1-7)	1-4 (0 to 17-5)	3-3 (0 to 17-7)	20-1 (9 to 39)	39-9 (11 to 120)	31-4 (11 to 120)	24-5 (12 to 54-3)	19-2 (10 to 39-7)	8-7 (4 to 19-7)	27-3 (16 to 49-7)	24-5 (15 to 38-2)	23-2 (13 to 33-9)	20-1 (12 to 29-9)	16-7 (9 to 25-3)	12-8 (7 to 19)	8-2 (5 to 12-3)	1-5 (2 to 6-1)	0-4 (0 to 2-9)	0-3 (0 to 0-9)	0-1 (0 to 0-2)	0-2 (0 to 0)	284
Neck pain	0 (0 to 0)	0 (0 to 0)	0 (0 to 0)	0-3 (0 to 0-5)	1-4 (0 to 5-2)	3-3 (1 to 9-3)	4-2 (1 to 9-1)	4-9 (2 to 9-4)	3-3 (1 to 7)	7-8 (3 to 19)	8-7 (4 to 19-7)	6-2 (3 to 13-2)	5-4 (2 to 11-4)	4-3 (2 to 9-2)	7-8 (4 to 14-1)	6-5 (3 to 11-2)	6-3 (3 to 11-4)	5-4 (2 to 9-2)	4-7 (2 to 8-2)	3-7 (1 to 6-4)	2-7 (1 to 4-4)	1-9 (0 to 3-2)	0-5 (0 to 1-2)	0-2 (0 to 0-9)	0-1 (0 to 0-1)	0-2 (0 to 0)	65-4
Gout	0 (0 to 0)	0 (0 to 0)	0 (0 to 0)	0 (0 to 0)	0 (0 to 0)	0 (0 to 0)	0 (0 to 0)	0 (0 to 0)	0 (0 to 0)	0 (0 to 0)	0 (0 to 0)	0 (0 to 0)	0 (0 to 0)	0 (0 to 0)	0 (0 to 0)	0 (0 to 0)	0 (0 to 0)	0 (0 to 0)	0 (0 to 0)	0 (0 to 0)	0 (0 to 0)	0 (0 to 0)	0 (0 to 0)	0 (0 to 0)	0 (0 to 0)	0 (0 to 0)	2-5
Other musculoskeletal disorders	0 (0 to 0)	0 (0 to 0)	0 (0 to 0)	0-2 (0 to 0-5)	0-2 (0 to 0-6)	1-7 (0 to 4-3)	7-3 (3 to 12-8)	14-5 (6 to 24-6)	17-4 (10 to 27-4)	18-2 (10 to 27-3)	16-7 (10 to 26-4)	13-1 (7 to 21-1)	10-2 (6 to 15-9)	8-1 (4 to 13-2)	14-7 (9 to 21-9)	13-1 (7 to 20-1)	11-5 (6 to 17-3)	9-7 (5 to 14-4)	8-1 (4 to 12-3)	6-4 (3 to 9-6)	4-1 (2 to 6-2)	1-8 (0 to 3-3)	0-5 (0 to 1-2)	0-2 (0 to 0-9)	0 (0 to 0-1)	0 (0 to 0)	138
Other non-communicable diseases	294 (96 to 670)	57 (21 to 99-4)	310 (126 to 723)	66-8 (46 to 119)	49-2 (32 to 71-5)	47-5 (28 to 69-5)	76 (45 to 105)	97-1 (60 to 144)	118 (76 to 173)	139 (90 to 198)	121 (87 to 177)	109 (82 to 162)	93-2 (64 to 137)	69-2 (44 to 97)	61-5 (41 to 85-6)	51-5 (35 to 69-5)	39-9 (26 to 54)	35-7 (19 to 35-2)	26-7 (15 to 39-4)	17-3 (10 to 23-9)	11-3 (6 to 15-7)	5 (3 to 6-9)	1-6 (1 to 2-2)	0-5 (0 to 0-9)	0-4 (0 to 0-6)	1-700
Congenital birth defects	292 (97 to 567)	53 (28 to 92-5)	254 (97 to 524)	76-4 (39 to 132)	22-5 (14 to 27-6)	16-6 (10 to 24-9)	13 (7 to 22-4)	7-9 (3 to 15-5)	6 (3 to 10-1)	4-4 (2 to 6-9)	2-8 (2 to 3-7)	2-3 (1 to 3)	1-9 (1 to 2-5)	1-6 (1 to 2-2)	1-2 (1 to 1-6)	0-9 (0 to 1-4)	0-6 (0 to 1-1)	0-4 (0 to 0-9)	0-3 (0 to 0-6)	0-2 (0 to 0-3)	0-1 (0 to 0-1)	0 (0 to 0)	0 (0 to 0)	0 (0 to 0)	0 (0 to 0)	0 (0 to 0)	676
Neural tube defects	81-9 (28 to 192)	14-5 (3 to 34-9)	72-9 (14 to 209)	23-8 (3 to 68-8)	2-5 (1 to 6-9)	1-5 (0 to 4-2)	1 (0 to 3-6)	0-6 (0 to 1-1)	0-4 (0 to 0-9)	0-2 (0 to 0-4)	0-2 (0 to 0-3)	0-1 (0 to 0-3)	0-1 (0 to 0-2)	0-1 (0 to 0-2)	0-1 (0 to 0-1)	0 (0 to 0-1)	0 (0 to 0)	0 (0 to 0)	0 (0 to 0)	0 (0 to 0)	0 (0 to 0)	0 (0 to 0)	0 (0 to 0)	0 (0 to 0)	0 (0 to 0)	0 (0 to 0)	200
Congenital heart anomalies	29-6 (8 to 70-7)	14 (4 to 31)	66-9 (15 to 175)	13-7 (3 to 39-3)	4-4 (1 to 9-3)	3-3 (1 to 7-3)	2-4 (0 to 6-5)	1-8 (0 to 4-7)	1-1 (0 to 3)	0-7 (0 to 1-8)	0-7 (0 to 1-6)	0-6 (0 to 1-3)	0-5 (0 to 1-1)	0-5 (0 to 1-1)	0-5 (0 to 1-1)	0-2 (0 to 0-6)	0-1 (0 to 0-4)	0-1 (0 to 0-4)	0-1 (0 to 0-2)	0-1 (0 to 0-2)	0 (0 to 0)	0 (0 to 0)	0 (0 to 0)	0 (0 to 0)	0 (0 to 0)	0 (0 to 0)	139
Orofacial clefts	1-5 (0 to 5-5)	0-5 (0 to 1-9)	2 (0 to 8-4)	0-3 (0 to 0-9)	0-2 (0 to 0-6)	0-2 (0 to 0-5)	0-2 (0 to 0-6)	0-2 (0 to 0-3)	0-1 (0 to 0-3)	0-1 (0 to 0-2)	0-1 (0 to 0-2)	0-1 (0 to 0-2)	0-1 (0 to 0-2)	0-1 (0 to 0-2)	0-1 (0 to 0-1)	0 (0 to 0-1)	0 (0 to 0)	0 (0 to 0)	0 (0 to 0)	0 (0 to 0)	0 (0 to 0)	0 (0 to 0)	0 (0 to 0)	0 (0 to 0)	0 (0 to 0)	0 (0 to 0)	5-9
Down syndrome	3-7 (0-8 to 10-2)	1-4 (0 to 3-4)	10-9 (1 to 32-6)	3-2 (0 to 11)	0-7 (0 to 2-1)	0-5 (0 to 2)	0-6 (0 to 1-4)	0-5 (0 to 1-1)	0-3 (0 to 0-9)	0-2 (0 to 0-6)	0-2 (0 to 0-5)	0-2 (0 to 0-5)	0-2 (0 to 0-5)	0-1 (0 to 0-3)	0-2 (0 to 0-3)	0-1 (0 to 0-3)	0-1 (0 to 0-3)	0-1 (0 to 0-3)	0-1 (0 to 0-3)	0-1 (0 to 0-2)	0-1 (0 to 0-1)	0 (0 to 0)	0 (0 to 0)	0 (0 to 0)	0 (0 to 0)	0 (0 to 0)	22-7
Turner syndrome	0 (0 to 0)	0 (0 to 0)	0 (0 to 0)	0 (0 to 0)	0 (0 to 0)	0 (0 to 0)	0 (0 to 0)	0 (0 to 0)	0 (0 to 0)	0 (0 to 0)	0 (0 to 0)	0 (0 to 0)	0 (0 to 0)	0 (0 to 0)	0 (0 to 0)	0 (0 to 0)	0 (0 to 0)	0 (0 to 0)	0 (0 to 0)	0 (0 to 0)	0 (0 to 0)	0 (0 to 0)	0 (0 to 0)	0 (0 to 0)	0 (0 to 0)	0 (0 to 0)	0-2
Klinefelter syndrome	0 (0 to 0)	0 (0 to 0)	0 (0 to 0)	0 (0 to 0)	0 (0 to 0)	0 (0 to 0)	0 (0 to 0)	0 (0 to 0)	0 (0 to 0)	0 (0 to 0)	0 (0 to 0)	0 (0 to 0)	0 (0 to 0)	0 (0 to 0)	0 (0 to 0)	0 (0 to 0)	0 (0 to 0)	0 (0 to 0)	0 (0 to 0)	0 (0 to 0)	0 (0 to 0)	0 (0 to 0)	0 (0 to 0)	0 (0 to 0)	0 (0 to 0)	0 (0 to 0)	0
Other chromosomal abnormalities	7-8 (1 to 22-9)	2-5 (1 to 9-2)	12-9 (2 to 42-3)	1-7 (0 to 6-6)	0-8 (0 to 4-1)	0-6 (0 to 3-1)	0-6 (0 to 2)	0-5 (0 to 2-5)	0-2 (0 to 0-6)	0-2 (0 to 0-4)	0-1 (0 to 0-3)	0-1 (0 to 0-2)	0-1 (0 to 0-1)	0-1 (0 to 0-1)	0 (0 to 0-1)	0 (0 to 0)	0 (0 to 0)	0 (0 to 0)	0 (0 to 0)	0 (0 to 0)	0 (0 to 0)	0 (0 to 0)	0 (0 to 0)	0 (0 to 0)	0 (0 to 0)	0 (0 to 0)	28-6
Congenital musculoskeletal and limb anomalies	6-2 (1 to 17-9)	1-4 (0 to 3-1)	7-7 (2 to 18-9)	6-4 (1 to 15)	4-5 (2 to 7-2)	3-9 (2 to 6-2)	3-1 (1 to 6-9)	1-9 (0 to 4-9)	1-2 (0 to 3)	0-7 (0 to 1-6)	0-9 (0 to 1-6)	0-9 (0 to 1-5)	0-8 (0 to 1-2)	0-6 (0 to 1-2)	0-6 (0 to 1-1)	0-4 (0 to 0-9)	0-3 (0 to 0-7)	0-3 (0 to 0-6)	0-2 (0 to 0-5)	0-1 (0 to 0-3)	0-1 (0 to 0-2)	0 (0 to 0)	0 (0 to 0)	0 (0 to 0)	0 (0 to 0)	0 (0 to 0)	40-7
Urogenital congenital anomalies	5-1 (1 to 13-5)	0-9 (0 to 2-3)	2-4 (0 to 6-2)	0-8 (0 to 2-4)	0-5 (0 to 2-4)	0-4 (0 to 2-2)	0-3 (0 to 2-2)	0-2 (0 to 1-5)	0-1 (0 to 0-2)	0-1 (0 to 0-2)	0-1 (0 to 0-1)	0-1 (0 to 0-1)	0-1 (0 to 0-1)	0 (0 to 0-1)	0 (0 to 0-1)	0 (0 to 0)	0 (0 to 0)	0 (0 to 0)	0 (0 to 0)	0 (0 to 0)	0 (0 to 0)	0 (0 to 0)	0 (0 to 0)	0 (0 to 0)	0 (0 to 0)	0 (0 to 0)	11
Digestive congenital anomalies	24-6 (7 to 68-9)	5-3 (2 to 12-9)	7-7 (2 to 19)	5-4 (0 to 20-1)	2-1 (0 to 7)	1-5 (0 to 5-2)	1-2 (0 to 4-1)	0-8 (0 to 3-2)	0-5 (0 to 2-1)	0-4 (0 to 1-2)	0-3 (0 to 1-1)	0-3 (0 to 0-9)	0-2 (0 to 0-6)	0-2 (0 to 0-6)	0-2 (0 to 0-6)	0-1 (0 to 0-5)	0-1 (0 to 0-4)	0-1 (0 to 0-3)	0-1 (0 to 0-3)	0-1 (0 to 0-2)	0-1 (0 to 0-2)	0 (0 to 0)	0 (0 to 0)	0 (0 to 0)	0 (0 to 0)	0 (0 to 0)	77-4
Other congenital birth defects	11-5 (1 to 34-4)	2-5 (0 to 7-1)	16-5 (2 to 59-9)	4-1 (0 to 12-5)	1-4 (0 to 4-6)	1-1 (0 to 3-6)	0-9 (0 to 3-1)	0-6 (0 to 2-5)	0-3 (0 to 1-1)	0-3 (0 to 1-2)	0-3 (0 to 1-1)	0-3 (0 to 1-2)	0-3 (0 to 1-1)	0-2 (0 to 0-8)	0-2 (0 to 0-8)	0-2 (0 to 0-6)	0-2 (0 to 0-5)	0-2 (0 to 0-5)	0-2 (0 to 0-5)	0-2 (0 to 0-5)	0-1 (0 to 0-4)	0-1 (0 to 0-2)	0-1 (0 to 0-3)	0-1 (0 to 0-1)	0 (0 to 0)	0 (0 to 0)	145
Urinary diseases and male infertility	7-8 (0-7 to 3-7)	0-4 (0 to 1-9)	0-9 (0 to 1-9)	0-4 (0 to 1-5)	0-1 (0 to 0-9)	0-1 (0 to 0-9)	0-1 (0 to 0-9

SR Table 2b: Mechakos DALYS by cause and age group for females with 95% uncertainty intervals, 2019

Cause	Early Neonatal	Late Neonatal	Post Neonatal	1 to 4	5 to 9	10 to 14	15 to 19	20 to 24	25 to 29	30 to 34	35 to 39	40 to 44	45 to 49	50 to 54	55 to 59	60 to 64	65 to 69	70 to 74	75 to 79	80 to 84	85 to 89	90 to 94	95 plus	Total
All causes	3,744 (3,775 to 15,709)	3,744 (1,258 to 2,222)	3,744 (1,477 to 7,148)	3,744 (3,632 to 5,255)	3,744 (2,115 to 4,750)	3,744 (3,714 to 5,736)	3,744 (3,026 to 7,860)	3,744 (3,045 to 5,356)	3,744 (3,249 to 6,288)	3,744 (3,243 to 10,203)	3,744 (3,249 to 12,483)	3,744 (3,243 to 17,004)	3,744 (3,249 to 25,232)	3,744 (7,488 to 52,200)	3,744 (6,993 to 71,482)	3,744 (6,498 to 78,002)	3,744 (5,997 to 77,511)	3,744 (5,502 to 74,260)	3,744 (4,997 to 67,140)	3,744 (4,502 to 57,000)	3,744 (3,766 to 43,320)	3,744 (1,150 to 17,460)	3,744 (329 to 4,604)	143,200 (98,400 to 202,000)
Communicable, maternal, neonatal, and nutritional diseases	11,603 (9,538 to 14,700)	5,090 (1,119 to 11,300)	3,236 (4,870 to 6,240)	2,150 (1,790 to 2,700)	1,945 (1,593 to 2,470)	1,770 (2,090 to 3,670)	2,989 (2,210 to 4,190)	3,640 (2,240 to 5,990)	4,756 (3,330 to 7,810)	5,375 (3,690 to 8,450)	5,778 (3,930 to 9,100)	4,549 (2,940 to 7,110)	3,110 (2,130 to 4,740)	2,256 (1,570 to 3,350)	1,600 (1,070 to 2,630)	1,490 (1,000 to 2,290)	1,479 (1,070 to 2,270)	1,398 (1,020 to 2,190)	1,133 (821 to 1,730)	669 (493 to 944)	269 (202 to 359)	99.4 (64.9 to 137)	48,200 (36,600 to 64,000)
HIV/AIDS and sexually transmitted infections	370 (94.9 to 712)	39.1 (11.5 to 69.9)	264 (139 to 397)	192 (102 to 310)	232 (108 to 484)	384 (210 to 662)	688 (451 to 1,060)	1,170 (821 to 2,240)	1,650 (979 to 3,830)	2,290 (1,440 to 5,490)	3,340 (1,850 to 8,440)	2,340 (1,870 to 6,260)	2,790 (1,940 to 5,180)	1,940 (1,010 to 3,610)	1,220 (599 to 2,870)	529 (269 to 967)	231 (126 to 448)	129 (69 to 234)	94.6 (34.9 to 170)	14.2 (7.4 to 27.1)	2.3 (0.9 to 5.2)	0.5 (0.3 to 0.9)	21,300 (15,200 to 30,000)
HIV/AIDS	0 (0 to 0)	0 (0 to 0.1)	163 (86.8 to 263)	189 (105 to 313)	229 (105 to 482)	382 (210 to 661)	676 (448 to 1,060)	1,150 (820 to 2,240)	1,600 (959 to 3,800)	2,230 (1,430 to 5,450)	3,240 (1,830 to 8,420)	2,340 (1,850 to 6,270)	2,770 (1,940 to 5,170)	1,890 (1,000 to 3,610)	1,220 (599 to 2,870)	522 (264 to 956)	228 (121 to 439)	128 (67 to 234)	41.7 (13 to 83.1)	13.1 (6.9 to 26.4)	0.9 (0.3 to 2.1)	0.4 (0.2 to 0.8)	20,800 (14,900 to 29,200)
HIV/AIDS - Drug-susceptible Tuberculosis	0 (0 to 0)	0 (0 to 0)	23.6 (12.4 to 39.4)	24.1 (14.1 to 44.4)	27.4 (11.9 to 61.5)	48.9 (27.1 to 78.2)	159 (89.1 to 252)	220 (139 to 350)	350 (203 to 614)	492 (338 to 1,040)	712 (423 to 1,780)	734 (423 to 1,180)	732 (423 to 1,130)	596 (341 to 934)	366 (174 to 599)	195 (93.6 to 357)	101 (52.9 to 177)	49.2 (26.9 to 77.2)	28 (10.4 to 53.1)	16 (6.5 to 27.5)	2.9 (1.7 to 4.4)	1.1 (0.7 to 1.7)	4,350 (3,110 to 6,060)
HIV/AIDS - Multidrug-resistant Tuberculosis without extensive drug resistance	0 (0 to 0)	0 (0 to 0)	1.1 (0 to 3.1)	1.1 (0 to 3.1)	1.1 (0 to 3.1)	1.9 (0.1 to 6.4)	4.5 (0.3 to 15.2)	8.6 (0.5 to 29.2)	13.2 (0.5 to 79.4)	22.9 (0.7 to 114)	37.3 (0.9 to 224)	28 (0.9 to 130)	31.1 (0.4 to 134)	23.1 (0.4 to 106)	13.2 (0.4 to 66.1)	6.1 (0.2 to 30.5)	2.7 (0.1 to 13.5)	1.9 (0.1 to 9.4)	0.7 (0 to 3.1)	1.1 (0 to 5.2)	0.5 (0 to 2.7)	0 (0 to 0.2)	191 (7.6 to 1,000)
HIV/AIDS - Extensively drug-resistant Tuberculosis	0 (0 to 0)	0 (0 to 0)	0 (0 to 0)	0 (0 to 0)	0 (0 to 0.1)	0 (0 to 0.4)	0 (0 to 0.6)	0 (0 to 0.4)	0 (0 to 0.6)	0 (0 to 1.1)	0 (0 to 1.4)	0 (0 to 1.4)	0 (0 to 1.4)	0 (0 to 1.4)	0 (0 to 1.4)	0 (0 to 1.4)	0 (0 to 1.4)	0 (0 to 1.4)	0 (0 to 1.4)	0 (0 to 1.4)	0 (0 to 1.4)	0 (0 to 1.4)	0 (0 to 1.4)	2.2
HIV/AIDS resulting in other diseases	0 (0 to 0)	0 (0 to 0.1)	158 (97.1 to 268)	164 (73.6 to 286)	201 (79.5 to 469)	331 (164 to 628)	711 (293.1 to 1,660)	965 (393 to 2,360)	1,390 (539 to 3,260)	2,090 (852 to 4,900)	2,980 (1,120 to 6,770)	2,340 (1,220 to 5,260)	2,760 (1,540 to 4,620)	1,470 (649 to 3,000)	623 (359 to 1,460)	417 (180 to 1,000)	197 (86.4 to 463)	98.4 (43.4 to 233)	47.1 (21.1 to 99.6)	10.1 (4.5 to 22.5)	4.7 (2 to 10.2)	0.4 (0.2 to 0.9)	16,200 (11,900 to 21,800)
Sexually transmitted infections excluding HIV	0 (94.8 to 712)	39.1 (11.5 to 69.9)	101 (17 to 179)	2.9 (0.6 to 7.1)	2.9 (0.6 to 9.7)	2.9 (1 to 4)	12 (5.4 to 23.2)	19.3 (9.2 to 39.1)	49.4 (20.4 to 113)	202 (96.4 to 483)	364 (164 to 1,040)	394 (164 to 1,040)	37.6 (17 to 92.4)	9.2 (3.7 to 14.4)	2.3 (0.9 to 9.2)	1.1 (0.4 to 3.6)	0.2 (0 to 0.9)	0.2 (0 to 0.9)	0.2 (0 to 0.9)	0.2 (0 to 0.9)	0.2 (0 to 0.9)	0 (0 to 0.1)	633 (261 to 1,660)
Syphilis	0 (94.8 to 712)	0 (11.5 to 69.9)	0 (17.2 to 179)	0 (0.6 to 5.7)	0 (0.6 to 5.7)	0 (0.2 to 1.7)	0 (0.4 to 3.3)	0 (0.2 to 1.2)	0 (0.4 to 2.4)	0 (0.5 to 2.2)	0 (0.2 to 1.3)	0 (0.1 to 0.4)	0 (0.1 to 0.7)	0 (0.1 to 0.6)	0 (0.1 to 0.5)	0 (0 to 0.3)	0 (0 to 0.1)	0 (0 to 0.1)	0 (0 to 0.1)	0 (0 to 0.1)	0 (0 to 0.1)	0 (0 to 0.1)	0 (0 to 0.1)	438 (261 to 1,660)
Chlamydial infection	0 (0 to 0)	0 (0 to 0)	0 (0 to 0)	0 (0 to 0)	0 (0 to 0.1)	0.2 (0 to 0.4)	1.9 (0 to 5.2)	2.5 (0.9 to 9.9)	2.5 (1.2 to 6.1)	2.5 (1.2 to 4.9)	2.5 (1.5 to 6.8)	2.5 (1.1 to 4.3)	2.5 (0.7 to 3)	2.5 (0.4 to 3.9)	2.5 (0.2 to 1.2)	2.5 (0 to 0.7)	2.5 (0 to 0.1)	2.5 (0 to 0.1)	2.5 (0 to 0.1)	2.5 (0 to 0.1)	2.5 (0 to 0.1)	2.5 (0 to 0.1)	2.5 (0 to 0.1)	19.6 (9.7 to 47.2)
Gonococcal infection	0 (0 to 0)	0 (0 to 0)	0 (0 to 0)	0 (0 to 0)	0 (0 to 0.1)	1.7 (0.1 to 5.4)	1.7 (0.4 to 4.4)	1.7 (0.6 to 4.9)	1.7 (0.1 to 5.1)	1.7 (0.9 to 4)	1.7 (0.8 to 3.7)	1.7 (0.4 to 3.3)	1.7 (0.5 to 3.3)	1.7 (0.3 to 2.2)	1.7 (0.3 to 2.2)	1.7 (0.1 to 1.9)	1.7 (0 to 0.5)	1.7 (0 to 0.3)	1.7 (0.1 to 0.3)	1.7 (0.1 to 0.3)	1.7 (0.1 to 0.3)	1.7 (0.1 to 0.3)	1.7 (0.1 to 0.3)	17.2 (9.1 to 46.1)
Trichomoniasis	0 (0 to 0)	0 (0 to 0)	0 (0 to 0)	0 (0 to 0)	0 (0 to 0)	0 (0 to 0.4)	2.9 (0.9 to 7)	6.6 (3.3 to 21.9)	14 (4.6 to 32.9)	19.1 (4.9 to 33.1)	13.3 (4.3 to 29.8)	10.2 (2.1 to 19.6)	6.8 (1.2 to 9.4)	2.5 (0.6 to 6.1)	1.5 (0.5 to 3.6)	0.4 (0.2 to 1.2)	0.4 (0 to 1.1)	0.4 (0 to 1.1)	0.4 (0 to 1.1)	0.4 (0 to 1.1)	0.4 (0 to 1.1)	0.4 (0 to 1.1)	0.4 (0 to 1.1)	82.3 (37.9 to 207)
Genital herpes	0 (0 to 0)	0 (0 to 0)	0 (0 to 0)	0 (0 to 0)	0 (0 to 0)	2 (0.2 to 5.2)	2 (0.5 to 4.9)	2 (1.1 to 8.2)	2 (1.5 to 10.4)	2 (1.7 to 12.4)	2 (1.7 to 12.7)	2 (1.4 to 9.1)	2 (1.1 to 8.1)	2 (0.8 to 6.9)	2 (0.6 to 5.4)	1.1 (0.3 to 2.8)	1.1 (0.3 to 2.8)	1.1 (0.3 to 2.8)	1.1 (0.3 to 2.8)	1.1 (0.3 to 2.8)	1.1 (0.3 to 2.8)	1.1 (0.3 to 2.8)	1.1 (0.3 to 2.8)	37.9 (17.4 to 93.7)
Other sexually transmitted infections	0 (0 to 0)	0 (0 to 0)	0 (0 to 0)	0 (0 to 0)	0 (0 to 0.1)	0 (0 to 0.4)	0 (0 to 0.7)	0 (0.1 to 0.6)	0 (0 to 0.9)	0 (0.1 to 1.2)	0 (0 to 1.4)	0 (0 to 1.1)	0 (0 to 0.8)	0 (0 to 0.4)	0 (0 to 0.2)	0 (0 to 0.1)	0 (0 to 0.1)	0 (0 to 0.1)	0 (0 to 0.1)	0 (0 to 0.1)	0 (0 to 0.1)	0 (0 to 0.1)	0 (0 to 0.1)	41.4 (19.1 to 104)
Respiratory infections and tuberculosis	1,890 (929 to 2,940)	291 (139 to 449)	1,178 (491 to 2,000)	419 (228 to 679)	291 (179 to 395)	211 (143 to 304)	286 (186 to 414)	424 (270 to 670)	523 (289 to 948)	586 (289 to 1,040)	639 (239 to 944)	606 (239 to 928)	556 (229 to 826)	456 (203 to 720)	396 (209 to 660)	342 (332 to 542)	327 (347 to 569)	298 (361 to 601)	442 (449 to 1,030)	192 (479 to 1,050)	68.4 (429 to 909)	9.5 (169 to 239)	13,200 (9,170 to 18,900)
Tuberculosis	0 (0 to 0)	0 (0 to 0)	38 (10.1 to 86.4)	39.3 (13.4 to 83.2)	46.1 (13.6 to 113)	110 (39.1 to 253)	162 (61.1 to 388)	173 (66.3 to 381)	233 (72.1 to 573)	245 (72.1 to 619)	217 (72.1 to 597)	219 (72.1 to 619)	300 (72.1 to 619)	312 (72.1 to 619)	270 (72.1 to 619)	192 (72.1 to 543)	250 (72.1 to 543)	232 (72.1 to 543)	174 (72.1 to 543)	94.6 (72.1 to 543)	23.6 (72.1 to 543)	15.9 (72.1 to 543)	3,350 (2,410 to 4,660)
Lower tuberculosis infection	0 (0 to 0)	0 (0 to 0)	0 (0 to 0)	0 (0 to 0)	0 (0 to 0)

Other neoplasms	0 (0 to 0)	0 (0 to 0)	0 (0 to 2)	0 (0 to 2)	0 (1 to 5)	0 (0 to 3)	0 (0 to 7)	0 (0 to 3)	0 (0 to 2)	0 (1 to 5)	0 (0 to 3)	0 (0 to 2)	0 (0 to 4)	0 (0 to 7)	0 (0 to 4)	0 (0 to 3)	1 (0 to 4)	0 (0 to 2)	1 (0 to 4)	1 (0 to 7)	1 (0 to 3)	2 (0 to 6)	2 (0 to 9)	2 (0 to 8)	2 (0 to 9)	3 (1 to 9)	2 (0 to 6)	0 (0 to 1)	0 (0 to 0)	20
Medulloblastoma, medulloblastoma, and other hemangioblastoma, ependymoma, and choroid plexus neoplasms	0 (0 to 0)	0 (0 to 0)	0 (0 to 2)	0 (0 to 0)	0 (0 to 0)	0 (0 to 0)	0 (0 to 0)	0 (0 to 0)	0 (0 to 0)	0 (0 to 0)	0 (0 to 0)	0 (0 to 0)	0 (0 to 0)	0 (0 to 0)	0 (0 to 0)	0 (0 to 0)	0 (0 to 0)	0 (0 to 0)	0 (0 to 0)	0 (0 to 0)	0 (0 to 0)	0 (0 to 0)	0 (0 to 0)	0 (0 to 0)	0 (0 to 0)	0 (0 to 0)	0 (0 to 0)	0 (0 to 0)	0 (0 to 0)	29
Benign and in situ intestinal neoplasms	0 (0 to 0)	0 (0 to 0)	0 (0 to 0)	0 (0 to 0)	0 (0 to 0)	0 (0 to 0)	0 (0 to 0)	0 (0 to 0)	0 (0 to 0)	0 (0 to 0)	0 (0 to 0)	0 (0 to 0)	0 (0 to 0)	0 (0 to 0)	0 (0 to 0)	0 (0 to 0)	0 (0 to 0)	0 (0 to 0)	0 (0 to 0)

Congenital birth defects	770 (472 to 1,302)	109 (44 to 231)	367 (165 to 766)	171 (99 to 315)	118 (77 to 172)	103 (66 to 158)	76.2 (49 to 114)	52 (33 to 82.2)	40.7 (25 to 62.2)	39.9 (22.6 to 63.3)	32.2 (20.3 to 49.1)	29.6 (19.4 to 40.4)	20.2 (12.6 to 30.7)	19.5 (9.4 to 23.1)	13 (9.2 to 19.9)	9.6 (5.9 to 14.8)	9.7 (4 to 19.5)	3.6 (2.9 to 4.1)	2.4 (1.3 to 4.2)	1.5 (0.9 to 2.4)	0.7 (0.3 to 1.2)	0.2 (0.1 to 0.4)	0.1 (0 to 0.1)		1,960
Neural tube defects	277 (89.4 to 478)	19.7 (3.9 to 46)	60 (12.9 to 197)	22.4 (3.3 to 78.7)	19.4 (4.2 to 74.9)	8.5 (1.7 to 29.7)	6 (1.2 to 23.5)	3.7 (0.7 to 14.6)	2.4 (1.6 to 3.8)	1.6 (1.2 to 2.8)	1.5 (0.9 to 2.2)	1 (0.8 to 1.5)	0.6 (0.4 to 0.9)	0.2 (0.2 to 0.4)	0.3 (0.2 to 0.6)	0.2 (0.1 to 0.4)	0.2 (0.1 to 0.4)	0 (0 to 0.1)	0 (0 to 0.1)	0 (0 to 0)	0 (0 to 0)	0 (0 to 0)	0 (0 to 0)		423
Congenital heart anomalies	414 (414 to 2,366)	67.2 (42.4 to 97.3)	167 (20.1 to 377)	71.2 (11.6 to 184)	46.2 (6.1 to 32.2)	39.2 (4.1 to 32.2)	29.2 (4.1 to 32.2)	19.6 (2.3 to 13.5)	15.2 (2.3 to 13.5)	14.7 (1.6 to 12.2)	11.5 (1.6 to 9.2)	10.3 (1.4 to 9.6)	7.4 (1.4 to 9.6)	7.3 (0.4 to 3.1)	4.8 (0.4 to 3.1)	3.5 (0.4 to 3.2)	3.6 (0.4 to 3.2)	1.3 (0.3 to 1.2)	0.9 (0.3 to 1.2)	0.6 (0.3 to 1.2)	0.3 (0.3 to 1.2)	0.1 (0 to 0.1)	0 (0 to 0.1)		374
Orofacial clefts	0.9 (1.9 to 17.6)	1.3 (0.3 to 3.9)	3.6 (0.9 to 13.2)	1.8 (0.8 to 3.2)	1.7 (0.9 to 3.2)	1.7 (0.9 to 3.2)	1.6 (0.9 to 3.2)	1.2 (0.3 to 2.1)	1.1 (0.3 to 2.1)	0.9 (0.3 to 2.2)	0.8 (0.2 to 1.9)	0.7 (0.2 to 1.7)	0.5 (0.2 to 1.3)	0.4 (0.1 to 1)	0.3 (0.1 to 0.9)	0.3 (0.1 to 0.9)	0.2 (0.1 to 0.6)	0.1 (0 to 0.3)	0.1 (0 to 0.3)	0.1 (0 to 0.3)	0 (0 to 0.1)	0 (0 to 0)	0 (0 to 0)		29.2
Down syndrome	19.6 (4.6 to 217.7)	2.4 (0.9 to 9.7)	17.6 (4.5 to 67.7)	7 (2.5 to 18.4)	2.9 (1.3 to 9.4)	3 (1.3 to 9.4)	2.7 (1.1 to 9.7)	2.1 (0.5 to 4.9)	1.4 (0.6 to 3.5)	1.6 (0.6 to 3.2)	1.6 (0.6 to 3.1)	1.4 (0.4 to 3.2)	1.1 (0.3 to 2.7)	0.5 (0.2 to 1.1)	0.8 (0.2 to 1.9)	0.4 (0.1 to 1)	0.1 (0 to 0.4)	0.2 (0 to 0.5)	0 (0 to 0.3)	0 (0 to 0.3)	0 (0 to 0.3)	0 (0 to 0)	0 (0 to 0)		63.9
Turner syndrome	0 (0 to 0)	0 (0 to 0)	0.1 (0 to 0.3)	0 (0 to 0.2)	0.3 (0.1 to 0.4)	0.2 (0.1 to 0.4)	0.2 (0 to 0.3)	0.2 (0 to 0.5)	0.2 (0 to 0.5)	0.1 (0 to 0.3)	0.2 (0 to 0.3)	0.1 (0 to 0.3)	0.2 (0 to 0.5)	0.1 (0 to 0.3)	0 (0 to 0.2)	0 (0 to 0.2)	0 (0 to 0.2)	0 (0 to 0.2)	0 (0 to 0.2)	0 (0 to 0.2)	0 (0 to 0.2)	0 (0 to 0.2)	0 (0 to 0.2)		1-7
Klinefelter syndrome	0 (0 to 0)	0 (0 to 0)	0 (0 to 0)	0 (0 to 0)

SR Table 2b: Maksuni DALYS by cause and age group for females with 95% uncertainty intervals, 2019

Cause	Early Neonatal	Late Neonatal	Post Neonatal	1 to 4	5 to 9	10 to 14	15 to 19	20 to 24	25 to 29	30 to 34	35 to 39	40 to 44	45 to 49	50 to 54	55 to 59	60 to 64	65 to 69	70 to 74	75 to 79	80 to 84	85 to 89	90 to 94	95 plus	Total
All causes	7,466 (7,466 to 12,000)	2,883 (2,883 to 4,215)	6,204 (6,204 to 10,200)	5,304 (5,304 to 8,236)	3,965 (3,965 to 5,370)	3,284 (3,284 to 4,292)	4,346 (4,346 to 5,202)	5,481 (5,481 to 6,202)	6,773 (6,773 to 7,357)	8,307 (8,307 to 8,803)	11,850 (11,850 to 12,409)	15,900 (15,900 to 16,477)	21,423 (21,423 to 22,003)	28,547 (28,547 to 29,126)	37,503 (37,503 to 38,082)	47,979 (47,979 to 48,558)	59,977 (59,977 to 60,556)	73,977 (73,977 to 74,556)	89,977 (89,977 to 90,556)	107,977 (107,977 to 108,556)	127,977 (127,977 to 128,556)	149,977 (149,977 to 150,556)	234,093
Communicable, maternal, neonatal, and nutritional diseases	6,979 (6,979 to 11,600)	2,535 (2,535 to 3,996)	10,905 (7,905 to 14,000)	5,992 (3,975 to 7,940)	2,050 (1,040 to 4,266)	2,038 (2,038 to 3,263)	2,431 (2,431 to 3,302)	2,993 (2,993 to 3,615)	3,660 (3,660 to 4,173)	4,363 (4,363 to 4,800)	5,313 (5,313 to 5,722)	6,459 (6,459 to 6,859)	7,753 (7,753 to 8,144)	9,045 (9,045 to 9,435)	9,720 (9,720 to 10,110)	9,855 (9,855 to 10,245)	9,855 (9,855 to 10,245)	9,855 (9,855 to 10,245)	9,855 (9,855 to 10,245)	9,855 (9,855 to 10,245)	9,855 (9,855 to 10,245)	9,855 (9,855 to 10,245)	146,000
HIV/AIDS and sexually transmitted infections	479 (104 to 1,232)	60 (0 to 198)	1,880 (334 to 6,800)	1,100 (1,100 to 4,496)	1,030 (562 to 1,840)	1,030 (669 to 1,306)	4,340 (1,900 to 7,620)	5,480 (2,870 to 9,640)	6,450 (3,060 to 11,400)	8,780 (4,260 to 15,100)	12,000 (6,740 to 20,000)	14,920 (8,400 to 22,800)	14,700 (9,910 to 20,700)	12,900 (8,600 to 18,300)	7,700 (4,960 to 10,900)	4,340 (2,760 to 6,230)	2,280 (1,430 to 3,410)	1,110 (690 to 1,710)	479 (293 to 744)	186 (108 to 290)	31 (17 to 51)	14 (7 to 23)	98,700
HIV/AIDS	0 (0 to 0)	0 (0 to 1)	1,760 (236 to 6,460)	1,100 (1,100 to 4,490)	1,030 (562 to 1,840)	1,030 (669 to 1,306)	4,330 (1,870 to 7,610)	5,450 (2,850 to 9,610)	6,450 (3,060 to 11,400)	8,760 (4,220 to 15,100)	11,900 (6,710 to 19,900)	14,920 (8,400 to 22,800)	14,700 (9,860 to 20,700)	12,900 (7,970 to 18,300)	7,660 (4,950 to 10,900)	4,330 (2,760 to 6,230)	2,270 (1,430 to 3,400)	1,100 (690 to 1,710)	474 (293 to 743)	182 (109 to 286)	30 (17 to 50)	13 (6 to 23)	95,700
HIV/AIDS - Drug-susceptible Tuberculosis	0 (0 to 0)	0 (0 to 0)	69 (49 to 168)	144 (77 to 392)	97 (29 to 119)	207 (115 to 365)	297 (169 to 471)	441 (247 to 763)	609 (329 to 1,060)	734 (401 to 1,310)	760 (401 to 1,370)	620 (329 to 1,060)	379 (201 to 653)	203 (107 to 362)	104 (60 to 191)	54 (29 to 94)	23.5 (14.0 to 44.0)	10.1 (5.6 to 21.1)	1.6 (0.9 to 2.7)	0.6 (0.3 to 1.0)	0.1 (0.1 to 0.2)	0 (0 to 0)	4,760
HIV/AIDS - Multidrug-resistant Tuberculosis without extensive drug resistance	0 (0 to 0)	0 (0 to 0)	4.6 (0.2 to 20.4)	9.7 (0.2 to 59.7)	2.5 (0.1 to 16)	2.9 (0.1 to 19.2)	9.3 (0.3 to 60.4)	17.6 (0.7 to 109.2)	29.5 (1.1 to 181.9)	24.5 (1.1 to 150.9)	11.9 (0.5 to 73.2)	2.9 (0.1 to 18)	1.3 (0.1 to 8.2)	0.4 (0 to 2.8)	0.1 (0 to 0.9)	0 (0 to 0.3)	0 (0 to 0.1)	0 (0 to 0.1)	0 (0 to 0.1)	0 (0 to 0.1)	0 (0 to 0.1)	0 (0 to 0.1)	196
HIV/AIDS - Extensively drug-resistant Tuberculosis	0 (0 to 0)	0 (0 to 0)	0 (0 to 0)	0 (0 to 0)	0 (0 to 0)	0 (0 to 0)	0 (0 to 0)	0 (0 to 0)	0 (0 to 0)	0 (0 to 0)	0 (0 to 0)	0 (0 to 0)	0 (0 to 0)	0 (0 to 0)	0 (0 to 0)	0 (0 to 0)	0 (0 to 0)	0 (0 to 0)	0 (0 to 0)	0 (0 to 0)	0 (0 to 0)	0 (0 to 0)	0 (0 to 0)	2.6
HIV/AIDS resulting in other diseases	0.2 (0 to 0.5)	0.4 (0.1 to 1.1)	1,660 (140 to 6,490)	2,960 (1,360 to 6,040)	1,190 (800 to 1,830)	1,270 (1,270 to 1,290)	4,130 (2,450 to 6,340)	5,160 (2,800 to 8,260)	6,260 (3,660 to 10,400)	8,260 (4,200 to 13,900)	11,300 (6,610 to 18,400)	13,700 (7,700 to 22,000)	13,900 (9,170 to 19,700)	11,900 (7,470 to 16,800)	7,260 (4,800 to 10,000)	4,110 (2,620 to 5,930)	2,160 (1,370 to 3,200)	1,050 (650 to 1,660)	447 (284 to 719)	171 (96 to 276)	28.2 (16.1 to 46)	13.1 (6.6 to 22)	90,800
Sexually transmitted infections excluding HIV	479 (104 to 1,230)	60.3 (0 to 197)	126 (39 to 320)	3.3 (0 to 6.2)	2.4 (0 to 4.5)	1.4 (0 to 2.6)	10.4 (3.1 to 21.1)	30.3 (11.1 to 57.3)	11.1 (3.7 to 21.1)	20.1 (6.6 to 40.7)	11.9 (3.9 to 24.1)	29.5 (9.7 to 59.7)	20.7 (6.8 to 41.9)	10.9 (3.6 to 22.1)	5.7 (1.9 to 11.6)	2.9 (1.0 to 5.9)	1.3 (0.5 to 2.7)	0.7 (0.2 to 1.4)	0.3 (0.1 to 0.6)	0.1 (0 to 0.2)	0 (0 to 0.1)	0 (0 to 0.1)	946
Syphilis	0 (0 to 0)	0 (0 to 0)	126 (39 to 313)	3.3 (0 to 6.2)	2.4 (0 to 4.5)	1.4 (0 to 2.6)	10.4 (3.1 to 21.1)	30.3 (11.1 to 57.3)	11.1 (3.7 to 21.1)	20.1 (6.6 to 40.7)	11.9 (3.9 to 24.1)	29.5 (9.7 to 59.7)	20.7 (6.8 to 41.9)	10.9 (3.6 to 22.1)	5.7 (1.9 to 11.6)	2.9 (1.0 to 5.9)	1.3 (0.5 to 2.7)	0.7 (0.2 to 1.4)	0.3 (0.1 to 0.6)	0.1 (0 to 0.2)	0 (0 to 0.1)	0 (0 to 0.1)	712
Chlamydial infection	0 (0 to 0)	0 (0 to 0)	0 (0 to 0)	0 (0 to 0)	0 (0 to 0)	0 (0 to 0)	0 (0 to 0)	0 (0 to 0)	0 (0 to 0)	0 (0 to 0)	0 (0 to 0)	0 (0 to 0)	0 (0 to 0)	0 (0 to 0)	0 (0 to 0)	0 (0 to 0)	0 (0 to 0)	0 (0 to 0)	0 (0 to 0)	0 (0 to 0)	0 (0 to 0)	0 (0 to 0)	0 (0 to 0)	20.7
Gonococcal infection	0 (0 to 0)	0 (0 to 0)	0 (0 to 0)	0 (0 to 0)	0 (0 to 0)	0 (0 to 0)	0 (0 to 0)	0 (0 to 0)	0 (0 to 0)	0 (0 to 0)	0 (0 to 0)	0 (0 to 0)	0 (0 to 0)	0 (0 to 0)	0 (0 to 0)	0 (0 to 0)	0 (0 to 0)	0 (0 to 0)	0 (0 to 0)	0 (0 to 0)	0 (0 to 0)	0 (0 to 0)	0 (0 to 0)	22.1
Trichomoniasis	0 (0 to 0)	0 (0 to 0)	0 (0 to 0)	0 (0 to 0)	0 (0 to 0)	0 (0 to 0)	2.6 (0 to 9.6)	12.7 (3.3 to 30)	4.5 (1.0 to 11.6)	7.5 (1.6 to 19.1)	4.5 (1.0 to 11.6)	11.5 (3.0 to 27.3)	7.8 (2.0 to 19)	4.5 (1.0 to 11.1)	2.9 (0.6 to 7)	1.5 (0.4 to 3.6)	0.7 (0.2 to 1.9)	0.3 (0.1 to 0.9)	0.1 (0.1 to 0.3)	0 (0 to 0.1)	0 (0 to 0.1)	0 (0 to 0.1)	89.4
Genital herpes	0 (0 to 0)	0 (0 to 0)	0 (0 to 0)	0 (0 to 0)	0 (0 to 0)	0 (0 to 0)	2.7 (0.6 to 9.6)	6.6 (1.6 to 15.1)	3.7 (1.0 to 9.2)	5.7 (1.3 to 14.2)	3.7 (0.9 to 9.2)	4.6 (1.0 to 11.3)	2.9 (0.9 to 8)	1.5 (0.4 to 4.1)	0.7 (0.1 to 2)	0.4 (0.1 to 1.2)	0.2 (0.1 to 0.6)	0.1 (0.1 to 0.3)	0 (0 to 0.1)	0 (0 to 0.1)	0 (0 to 0.1)	0 (0 to 0.1)	44.5
Other sexually transmitted infections	0 (0 to 0)	0 (0 to 0)	0 (0 to 0)	0 (0 to 0)	0 (0 to 0)	0 (0 to 0)	4.1 (1.2 to 9.6)	7.5 (1.8 to 19.2)	2.9 (0.6 to 7.5)	6.8 (1.5 to 17.1)	3.8 (0.9 to 9.6)	7.7 (1.9 to 19.1)	4.9 (1.3 to 12)	2.9 (0.8 to 7.1)	1.9 (0.5 to 4.6)	1.0 (0.3 to 2.4)	0.7 (0.2 to 1.7)	0.3 (0.1 to 0.9)	0.1 (0.1 to 0.3)	0 (0 to 0.1)	0 (0 to 0.1)	0 (0 to 0.1)	51.6
Respiratory infections and tuberculosis	939 (223 to 1,140)	494 (230 to 680)	1,980 (730 to 2,850)	295 (195 to 455)	266 (172 to 406)	282 (138 to 343)	462 (265 to 609)	463 (284 to 574)	477 (335 to 609)	447 (299 to 566)	464 (333 to 567)	463 (333 to 567)	477 (336 to 577)	462 (329 to 567)	477 (329 to 577)	462 (329 to 567)	477 (329 to 577)	462 (329 to 567)	477 (329 to 577)	462 (329 to 567)	477 (329 to 577)	462 (329 to 567)	11,400
Tuberculosis	939 (223 to 1,140)	494 (230 to 680)	1,980 (730 to 2,850)	295 (195 to 455)	266 (172 to 406)	282 (138 to 343)	462 (265 to 609)	463 (284 to 574)	477 (335 to 609)	447 (299 to 566)	464 (333 to 567)	463 (333 to 567)	477 (336 to 577)	462 (329 to 567)	477 (329 to 577)	462 (329 to 567)	477 (329 to 577)	462 (329 to 567)	477 (329 to 577)	462 (329 to 567)	477 (329 to 577)	462 (329 to 567)	11,400
Latent tuberculosis infection	0 (0 to 0)	0 (0 to 0)	0 (0 to 0)	0 (0 to 0)	0 (0 to 0)	0 (0 to 0)	0 (0 to 0)	0 (0 to 0)	0 (0 to 0)	0 (0 to 0)	0 (0 to 0)	0 (0 to 0)	0 (0 to 0)	0 (0 to 0)	0 (0 to 0)	0 (0 to 0)	0 (0 to 0)	0 (0 to 0)	0 (0 to 0)	0 (0 to 0)	0 (0 to 0)	0 (0 to 0)	0 (0 to 0)	0
Drug-susceptible tuberculosis	0 (0 to 0)	0 (0 to 0)	0 (0 to 0)	0 (0 to 0)	0 (0 to 0)	0 (0 to 0)	0 (0 to 0)	0 (0 to 0)	0 (0 to 0)	0 (0 to 0)	0 (0 to 0)	0 (0 to 0)	0 (0 to 0)	0 (0 to 0)	0 (0 to 0)	0 (0 to 0)	0 (0 to 0)	0 (0 to 0)	0 (0 to 0)	0 (0 to 0)	0 (0 to 0)	0 (0 to 0)	0 (0 to 0)	0
Multidrug-resistant tuberculosis without extensive drug resistance	0 (0 to 0)	0 (0 to 0)	0 (0 to 0)	0 (0 to 0)	0 (0 to 0)	0 (0 to 0)	0 (0 to 0)	0 (0 to 0)	0 (0 to 0)	0 (0 to 0)	0 (0 to 0)	0 (0 to 0)	0 (0 to 0)	0 (0 to 0)	0 (0 to 0)	0 (0 to 0)	0 (0 to 0)	0 (0 to 0)	0 (0 to 0)	0 (0 to 0)	0 (0 to 0)	0 (0 to 0)	0 (0 to 0)	0
Extensively drug-resistant tuberculosis	0 (0 to 0)	0 (0 to 0)	0 (0 to 0)	0 (0 to 0)	0 (0 to 0)	0 (0 to 0)	0 (0 to 0)	0 (0 to 0)	0 (0 to 0)	0 (0 to 0)	0 (0 to 0)	0 (0 to 0)	0 (0 to 0)	0 (0 to 0)	0 (0 to 0)	0 (0 to 0)	0 (0 to 0)	0 (0 to 0)	0 (0 to 0)	0 (0 to 0)	0 (0 to 0)	0 (0 to 0)	0 (0 to 0)	1.6
Lower respiratory infections	939 (223 to 1,140)	492 (229 to 678)	1,980 (668 to 2,760)	295 (144 to 394)	266 (27 to 374)	282 (173 to 350)	462 (143 to 603)	463 (179 to 574)	477 (263 to 609)	447 (161 to 566)	464 (252 to 567)	463 (252 to 567)	477 (261 to 577)	462 (253 to 567)	477 (253 to 577)	462 (253 to 567)	477 (253 to 577)	462 (253 to 567)	477 (253 to 577)	462 (253 to 567)	477 (253 to 577)	462 (253 to 567)	11,400
Upper respiratory infections	0 (0.2 to 0.4)	1.8 (0 to 2.4)	30 (10.1 to 52.1)	53.9 (0 to 102)	99.3 (0 to 162)	91.7 (49.9 to 142)	89.5 (49.9 to 131)	84.3 (49.9 to 131)	69.8 (39.2 to 97.1)	54.2 (29.4 to 73.2)	43.7 (21.5 to 64.5)	45.5 (19.1 to 70.4)	34.1 (19.1 to 59.4)	29.4 (13.4 to 45.2)	20.6 (11.3 to 34.1)	17 (7.3 to 27.9)	13.9 (7.3 to 23.5)	10.6 (4.9 to 18.1)	9.9 (3.4 to 17.1)	2 (1.1 to 4.6)	1.6 (0.4 to 3.2)	0.2 (0.1 to 0.4)	746
Otitis media	0 (0 to 0)	0.1 (0 to 0.2)	5.7 (2.4 to 9.4)	42.2 (23.4 to 70.4)	49.1 (19.9 to 84.7)	33.4 (15.2 to 49.3)	19.8 (9.4 to 36.6)	10.9 (5.1 to 20.1)	7.1 (3.4 to 13.2)	4.6 (2.1 to 8.6)	3.1 (1.4 to 5.8)	2.1 (0.9 to 4)	1.4 (0.6 to 2.6)	0.9 (0.4 to 1.7)	0.6 (0.3 to 1.1)	0.4 (0.2 to 0.8)	0.3 (0.1 to 0.5)	0.2 (0.1 to 0.4)	0.1 (0.1 to 0.2)	0 (0 to 0.1)	0 (0 to 0.1)	0 (0 to 0.1)	273
Enteric infections	1,940 (1,940 to 2,300)	980 (320 to 1,300)	4,380 (1,730 to 6,450)	1,540 (482 to 2,350)	508 (360 to 1,240)	329 (329 to 1,240)	329 (329 to 1,240)	424 (329 to 1,240)	1,240 (329 to 1,240)	1,240 (329 to 1,240)	1,240 (329 to 1,240)	1,240 (329 to 1,240)	1,240 (329 to 1,240)	1,240 (329 to 1,240)	1,240 (329 to 1,240)	1,240 (329 to 1,240)	1,240 (329 to 1,240)	1,240 (329 to 1,240)	1,240 (329 to 1,240)	1,240 (329 to 1,240)	1,240 (329 to 1,240)	1,240 (329 to 1,240)	13,000
Diarrheal diseases	968 (161 to 2,300)	367 (161 to 1,800)	4,110 (1,300 to 6,450)	1,540 (182 to 1,410)	479 (165 to 1,240)	179 (165 to 1,240)	329 (165 to 1,240)	424 (165 to 1,240)	1,240 (165 to 1,240)	1,240 (165 to 1,240)	1,240 (165 to 1,240)	1,240 (165 to 1,240)	1,240 (165 to 1,240)	1,240 (165 to 1,240)	1,240 (165 to 1,240)	1,240 (165 to 1,240)	1,240 (165 to 1,240)	1,240 (165 to 1,240)	1,240 (165 to 1,240)	1,240 (165 to 1,240)	1,240 (165 to 1,240)	1,240 (165 to 1,240)	10,700
Typhoid and paratyphoid	0 (0 to 0)	0 (0 to 0)	1.3 (0.4 to 3.2)	2.2 (0.9 to 2.6)	2.2 (0.9 to 2.6)	2.2 (0.9 to 2.6)	2.2 (0.9 to 2.6)	2.2 (0.9 to 2.6)	2.2 (0.9 to 2.6)	2.2 (0.9 to 2.6)	2.2 (0.9 to 2.6)	2.2 (0.9 to 2.6)	2.2 (0.9 to 2.6)	2.2 (0.9 to 2.6)	2.2 (0.9 to 2.6)	2.2 (0.9 to 2.6)	2.2 (0.9 to 2.6)	2.2 (0.9 to 2.6)	2.2 (0.9 to 2.6)	2.2 (0.9 to 2.6)	2.2 (0.9 to 2.6)	2.2 (0.9 to 2.6)	1,050
Typhoid fever	0 (0 to 0)	0 (0 to 0)	1.2 (0.4 to 3.1)	2.2 (0.9 to 2.6)	2.2 (0.9 to 2.6)	2.2 (0.9 to 2.6)	2.2 (0.9 to 2.6)	2.2 (0.9 to 2.6)	2.2 (0.9 to 2.6)	2.2 (0.9 to 2.6)	2.2 (0.9 to 2.6)	2.2 (0.9 to 2.6)	2.2 (0.9 to 2.6)	2.2 (0.9 to 2.6)	2.2 (0.9 to 2.6)	2.2 (0.9 to 2.6)	2.2 (0.9 to 2.6)	2.2 (0.9 to 2.6)	2.2 (0.9 to 2.6)	2.2 (0.9 to 2.6)	2.2 (0.9 to 2.6)	2.2 (0.9 to 2.6)	1,050
Paratyphoid fever	0 (0 to 0)	0 (0 to 0)	0.1 (0 to 0.2)	0.1 (0.1 to 0.4)	0.1 (0.1 to 0.4)	0.1 (0.1 to 0.4)	0.1 (0.1 to 0.4)	0.1 (0.1 to 0.4)	0.1 (0.1 to 0.4)	0.1 (0.1 to 0.4)	0.1 (0.1 to 0.4)	0.1 (0.1 to 0.4)	0.1 (0.1 to 0.4)	0.1 (0.1 to 0.4)	0.1 (0.1 to 0.4)	0.1 (0.1 to 0.4)	0.1 (0.1 to 0.4)	0.1 (0.1 to 0.4)	0.1 (0.1 to 0.4)	0.1 (0.1 to 0.4)	0.1 (0.1 to 0.4)	0.1 (0.1 to 0.4)	49.4
Invasive Non-typhoidal Salmonella (iNTS)	13.1 (0 to 31)	2.5 (0 to 25.9)	266 (119 to 579)	458 (143 to 877)	214 (79.3 to 561)	72.3 (22.6 to 188)	61.6 (17.1 to 171)	47.6 (11.0 to 133)	39.2 (10.5 to 99.1)	31.6 (8.9 to 86.5)	25.7 (7.6 to 73.4)	21.7 (6.4 to 64.1)	19.2 (6.4 to 55.1)	17.4 (6.3 to 49.2)	15.9 (6.2 to 43.9)	14.2 (5.6 to 39.4)	12.9 (5.2 to 35.9)	11.9 (4.7 to 32.7)	11.1 (4.7 to 30.7)	10.6 (4.4 to 29.4)	10.1 (4.2 to 28.1)	9.5 (3.9 to 26.5)	1,260
Other intestinal infectious diseases	0 (0 to 0)	0 (0 to 0)	0 (0.1 to 7.2)	0.4 (0 to 1.2)	0.4 (0.1 to 1.4)	0.4 (0.1 to 1.1)	0.3 (0.1 to 0.9)	0.3 (0 to 0.8)	0.3 (0 to 0.8)	0.3 (0 to 0.8)	0.3 (0 to 0.8)	0.3 (0 to 0.8)	0.3 (0 to 0.8)	0.3 (0 to 0.8)	0.3 (0 to 0.8)	0.3 (0 to 0.8)	0.3 (0 to 0.8)	0.3 (0 to 0.8)	0.3 (0 to 0.8)	0.3 (0 to 0.8)	0.3 (0 to 0.8)	0.3 (0 to 0.8)	4.4
Neglected tropical diseases and malaria	0 (0 to 1)	0 (0 to 0)	1,260 (264 to 3,800)	519 (119 to 1,360)	260 (160 to 962)	260 (132 to 619)	259 (211 to 672)	257 (193 to 617)	257 (193 to 646)	257 (198 to 639)	257 (198 to 646)	257 (198 to 646)	257 (198 to 646)	257 (198 to 646)	257 (198 to 646)	257 (198 to 646)	257 (198 to 646)	257 (198 to 646)	257 (198 to 646)	257 (198 to 646)	257 (198 to 646)	257 (198 to 646)	5,740
Malaria	0 (0 to 0)	0 (0 to 0)	1,260 (221 to 3,800)	519 (53.8 to 1,310)	260 (119 to 962)	260 (119 to 619)	259 (201 to 672)	257 (174 to 617)	257 (174 to 646)	257 (174 to 639)	257 (174 to 646)	257 (174 to 646)	257 (174 to 646)	257 (174 to 646)	257 (174 to 646)	257 (174 to 646)	257 (174 to 646)	257 (174 to 646)	257 (174 to 646)	257 (174 to 646)	257 (174 to 646)	257 (174 to 646)	5,740
Chagas disease	0 (0 to 0)	0 (0 to 0)	0 (0 to 0)	0 (0 to 0)	0 (0 to 0)	0 (0 to 0)	0 (0 to 0)	0 (0 to 0)	0 (0 to 0)	0 (0 to 0)	0 (0 to 0)	0 (0 to 0)	0 (0 to 0)	0 (0 to 0)	0 (0 to 0)	0 (0 to 0)	0 (0 to 0)	0 (0 to 0)	0 (0 to 0)	0 (0 to 0)	0 (0 to 0)	0 (0 to 0)	0 (0 to 0)	0
Leishmaniasis	0 (0 to 0)	0 (0 to 0)	0 (0 to 0)	0 (0 to 0)	0 (0 to 1.9)	0 (0 to 1.1)	1.1 (0 to 2.4)	1.3 (0 to 2.4)	1.3 (0 to 2.4)	1.4 (0 to 2.7)	1.4 (0 to 2.7)	1.6 (0 to 2.9)	1.6 (0 to 2.9)	1.6 (0 to 2.9)	1.4 (0 to 2.4)	1.4 (0 to 2.4)	1.3 (0 to 2.4)	1.1 (0 to 2.2)	0.8 (0 to 2.1)	0.6 (0 to 2.1)	0.1 (0 to 0.4)	0 (0 to 0.1)	19.2
Visceral leishmaniasis	0 (0 to 0)	0 (0 to 0)	0 (0 to 0)	0 (0 to 0)	0 (0 to 0)	0 (0 to 0)	0 (0 to 0)	0 (0 to 0)	0 (0 to 0)	0 (0 to 0)	0 (0 to 0)	0 (0 to 0)	0 (0 to 0)	0 (0 to 0)	0 (0 to 0)	0 (0 to 0)	0 (0 to 0)	0 (0 to 0)	0 (0 to 0)	0 (0 to 0)	0 (0 to 0)	0 (0 to 0)	0 (0 to 0)	0
Cutaneous and mucocutaneous leishmaniasis	0 (0 to 0)	0 (0 to 0)	0 (0 to 0)	0 (0 to 0)	0 (0 to 1.9)	0 (0 to 1.1)	1.1 (0 to 2.4)	1.3 (0 to 2.4)	1.3 (0 to 2.4)	1.4 (0 to 2.7)	1.4 (0 to 2.7)	1.6 (0 to 2.9)	1.6 (0 to 2.9)	1.6 (0 to 2.9)	1.4 (0 to 2.4)	1.4 (0 to 2.4)	1.3 (0 to 2.4)	1.1 (0 to 2.2)	0.8 (0 to 2.1)	0.6 (0 to 2.1)	0.1 (0 to 0.4)	0 (0 to 0.1)	19.2
African trypanosomiasis	0 (0 to 0)	0 (0 to 0)	0 (0 to 0)	0 (0 to 0)	0 (0 to 0)	0 (0 to 0)	0 (0 to 0)	0 (0 to 0)	0 (0 to 0)	0 (0 to 0)	0 (0 to 0)	0 (0 to 0)	0 (0 to 0)	0 (0 to 0)	0 (0 to 0)	0 (0 to 0)	0 (0 to 0)	0 (0 to 0)	0 (0 to 0)	0 (0 to 0)	0 (0 to 0)	0 (0 to 0)	0 (0 to 0)	0
Schistosomiasis	0 (0 to 0)	0 (0 to 0)	17.2 (0 to 0)	114 (0 to 0)	174 (0 to 0)	229 (0 to 0)	207 (0 to 0)	203 (0 to 0)	196 (0 to 0)	216 (0 to 0)	228 (0 to 0)	228 (0 to 0)	69.9 (61.1 to 207)	70.6 (0 to 0)	59.7 (0 to 0)	43 (0 to 0)	31.0 (0 to 0)	20.9 (0 to 0)	12.5 (0 to 0)	8.2 (0 to 0)	3.2 (0 to 0)	1.3 (0 to 0)	1,830
Cysticercosis	0 (0 to 0)	0 (0 to 0)	0 (0 to 0)	0.2 (0 to 0)	0.6 (0.1 to 1.4)	3.2 (0 to 1.4)	6.6 (0 to 1.4)	7.2 (0 to 1.4)	9.3 (0 to 1.4)	8.7 (0 to 1.4)	10.2 (0 to 1.4)	7.2 (0 to 1.4)	4.9 (0 to 1.4)	3.4 (0 to 1.4)	2.3 (0 to 1.4)	1.6 (0 to 1.4)	1.1 (0 to 1.4)	0.8 (0 to 1.4)	0.5 (0 to 1.4)	0.3 (0 to 1.4)	0.1 (0 to 1.4)	0 (0 to 1.4)	196
Cystic echinococcosis	0 (0 to 0)	0 (0 to 0)	0.7 (0 to 1.9)	1.9 (0 to 5.2)	1.9 (0 to 5.2)	0.9 (0 to 2.6)	0.4 (0 to 1.1)	0.4 (0 to 1.1)	0.4 (0 to 1.1)	0.4 (0 to 1.1)	0.4 (0 to 1.1)	0.4 (0 to 1.1)	0.3 (0 to 1)	0.3 (0 to 1)	0.2 (0 to 0.6)	0.2 (0 to 0.6)	0.1 (0 to 0.4)	0.1 (0 to 0.3)	0 (0 to 0.2)	0 (0 to 0.1)	0 (0 to 0.1)	0 (0 to 0.1)	8.1
Lymphatic filariasis	0 (0 to 0)	0 (0 to 0)	0 (0 to 0)	0 (0 to 0)	0 (0 to 0)	0 (0 to 0)	0 (0 to 0)	0 (0 to 0)	0 (0 to 0)	0 (0 to 0)	0 (0 to 0)	0 (0 to 0)	0 (0 to 0)	0 (0 to 0)	0 (0 to 0)	0 (0 to 0)	0 (0 to 0)	0 (0 to 0)	0 (0 to 0)	0 (0 to 0)	0 (0 to 0)	0 (0 to 0)	0 (0 to 0)	111
Onchocerciasis	0 (0 to 0)	0 (0 to 0)	0 (0 to 0)	0 (0 to 0)	0 (0 to 0)	0 (0 to 0)	0 (0 to 0)	0 (0 to 0)	0 (0 to 0)	0 (0 to 0)	0 (0 to 0)	0 (0 to 0)	0 (0 to 0)	0 (0 to 0)	0 (0 to 0)	0 (0 to 0)	0 (0 to 0)	0 (0 to 0)	0 (0 to 0)	0 (0 to 0)	0 (0 to 0)	0 (0 to 0)	0 (0 to 0)	0
Trachoma	0 (0 to 0)	0 (0 to 0)	0 (0 to 0)	0 (0 to 0)	0 (0 to 0)	0 (0 to 0)	0 (0 to 0)	0 (0 to 0)	0 (0 to 0)	0 (0 to 0)	0 (0 to 0)	0 (0 to 0)	0 (0 to 0)	0 (0 to 0)	0 (0 to 0)	0 (0 to 0)	0 (0 to 0)	0 (0 to 0)	0 (0 to 0)	0 (0 to 0)	0 (0 to 0)	0 (0 to 0)	0 (0 to 0)	0
Dengue	0 (0 to 0)	0 (0 to 0)	0.4 (0 to 1.6)	1.4 (0 to 3.6)	2.1 (0 to 10.7)	2.2 (0 to 10.4)	2.2 (0 to 9.4)	2.2 (0 to 7.3)	2.2 (0 to 5.7)	2.2 (0 to 5.6)	1.2 (0 to 4.6)	1.2 (0 to 4.6)	1.1 (0 to 4.2)	0.8 (0 to 3.2)	0.7 (0 to 2.2)	0.6 (0 to 2.2)	0.5 (0 to 1.7)	0.4 (0 to 1.4)	0.3 (0 to 1.1)	0.2 (0 to 0.6)	0.1 (0 to 0.3)	0.1 (0 to 0.3)	22.9
Yellow fever	0 (0 to 0)	0 (0 to 0)	0.6 (0 to 2.8)	2.2 (0 to 10.9)	2.2 (0 to 10.9)	2.2 (0 to 10.1)	2.2 (0 to 10.1)	2.2 (0 to 10.1)	2.2 (0 to 10.1)	2.2 (0 to 10.1)	2.2 (0 to 10.1)	2.2 (0 to 10.1)	2.2 (0 to 10.1)	2.2 (0 to 10.1)	2.2 (0 to 10.1)	2.2 (0 to 10.1)	2.2 (0 to 10.1)	2.2 (0 to 10.1)	2.2 (0 to 10.1)	2.2 (0 to 10.1)	2.2 (0 to 10.1)	2.2 (0 to 10.1)	19.8
Rabies	0 (0 to 0)	0 (0 to 0)	0 (0 to 0)	0 (0 to 0)	0 (0 to 0)	0 (0 to 0)	0 (0 to 0)	0 (0 to 0)	0 (0 to 0)	0 (0 to 0)	0 (0 to 0)	0 (0 to 0)	0 (0 to 0)	0 (0 to 0)	0 (0 to 0)	0 (0 to 0)	0 (0 to 0)	0 (0 to 0)	0 (0 to 0)	0 (0 to 0)	0 (0 to 0)	0 (0 to 0)	0 (0 to 0)	1.1
Intestinal nematode infections	0 (0 to 0)	0 (0 to 0)	0 (0 to 7.7)	19 (9.3 to 33.2)	39.4 (17.1 to 77.4)	32.8 (19.9 to 57.4)	21.7 (10.9 to 41.4)	20.7 (10.3 to 40.1)	19.4 (9.6 to 39.4)	18.3 (9.2 to 34.5)	17.3 (8.6 to 33.2)	16.5 (8.2 to 31.7)	15.8 (8.2 to 30.1)	15.2 (8.2 to 28.9)	14.7 (8.2 to 27.9)	14.3 (8.2 to 27.1)	14.1 (8.2 to 26.6)	13.9 (8.2 to 26.2)	13.8 (8.2 to 26.1)	13.8 (8.2 to 26.1)	13.8 (8.2 to 26.1)	13.8 (8.2 to 26.1)	244
Ascariasis	0 (0 to 0)	0 (0 to 0)	0 (0 to 0)	7 (3.4 to 12.4)	14.5 (6.3 to 28.5)	12.1 (7.3 to 21.2)	8 (4 to 15.3)	7.6 (3.8 to 14.8)	7.1 (3.5 to 14.5)	6.7 (3.4 to 12.7)	6.4 (3.2 to 12.2)	6.1 (3 to 11.7)	5.8 (3 to 11.1)	5.6 (3 to 10.6)	5.4 (3 to 10.3)	5.3 (3 to 9.9)	5.2 (3 to 9.8)	5.1 (3 to 9.6)	5.1 (3 to 9.6)	5.1 (3 to 9.6)	5.1 (3 to 9.6)	5.1 (3 to 9.6)	89.7
Trichuriasis



| | | |

All Table 2b. Poland (24, 12 to cause and see group for females with 50+ counties/city intervals, 2021

Cause	Early Neonatal	Late Neonatal	Post Neonatal	1 to 4	5 to 9	10 to 14	15 to 19	20 to 24	25 to 29	30 to 34	35 to 39	40 to 44	45 to 49	50 to 54	55 to 59	60 to 64	65 to 69	70 to 74	75 to 79	80 to 84	85 to 89	90 plus	Total
All causes	29,900	9,600	29,500	26,500	26,400	50,700	71,400	96,300	130,200	179,000	231,200	294,500	372,000	399,000	413,000	446,000	641,000	642,000	699,000	677,000	554,000	291,000	6,150,000
	(10,700 to 27,000)	(7,900 to 7,900)	(14,200 to 25,300)	(21,400 to 36,200)	(21,300 to 33,300)	(41,000 to 62,000)	(57,600 to 89,100)	(73,000 to 127,000)	(103,000 to 174,000)	(142,000 to 230,000)	(183,000 to 294,000)	(233,000 to 374,000)	(295,000 to 474,000)	(316,000 to 506,000)	(327,000 to 497,000)	(353,000 to 539,000)	(508,000 to 774,000)	(509,000 to 775,000)	(554,000 to 844,000)	(536,000 to 817,000)	(438,000 to 667,000)	(221,000 to 355,000)	(4,870,000 to 7,430,000)
Communicable, maternal, neonatal, and nutritional diseases	14,600	6,200	6,200	2,770	2,220	4,260	6,210	7,640	9,360	11,000	13,600	19,000	27,000	34,000	43,000	59,000	84,000	94,000	114,000	114,000	114,000	77,000	729,000
	(12,700 to 16,500)	(5,400 to 7,000)	(5,500 to 6,900)	(2,500 to 3,000)	(1,900 to 2,500)	(3,800 to 4,700)	(5,600 to 6,900)	(6,800 to 8,500)	(8,600 to 10,000)	(10,000 to 12,000)	(12,000 to 15,000)	(16,000 to 21,000)	(23,000 to 30,000)	(29,000 to 38,000)	(37,000 to 48,000)	(50,000 to 64,000)	(71,000 to 97,000)	(80,000 to 107,000)	(96,000 to 131,000)	(96,000 to 131,000)	(96,000 to 131,000)	(65,000 to 89,000)	(615,000 to 844,000)
HIV/AIDS and sexually transmitted infections	0.2	0.1	0.2	0.2	0.1	0.1	0.2	0.4	0.5	0.6	0.8	1.1	1.4	1.6	1.8	2.1	2.6	2.6	2.5	2.1	1.7	0.8	19.0
	(0.1 to 0.2)	(0 to 0.1)	(0.1 to 0.4)	(0.1 to 0.4)	(0.1 to 0.3)	(0.1 to 0.1)	(0.2 to 0.3)	(0.3 to 0.5)	(0.4 to 0.6)	(0.5 to 0.7)	(0.7 to 0.9)	(0.9 to 1.2)	(1.2 to 1.6)	(1.4 to 1.8)	(1.6 to 2.0)	(1.9 to 2.3)	(2.4 to 2.8)	(2.4 to 2.8)	(2.3 to 2.7)	(1.9 to 2.3)	(1.5 to 1.9)	(0.7 to 0.9)	(17.0 to 21.0)
HIV/AIDS	0.2	0.1	0.2	0.2	0.1	0.1	0.2	0.4	0.5	0.6	0.8	1.1	1.4	1.6	1.8	2.1	2.6	2.6	2.5	2.1	1.7	0.8	19.0
	(0.1 to 0.2)	(0 to 0.1)	(0.1 to 0.4)	(0.1 to 0.4)	(0.1 to 0.3)	(0.1 to 0.1)	(0.2 to 0.3)	(0.3 to 0.5)	(0.4 to 0.6)	(0.5 to 0.7)	(0.7 to 0.9)	(0.9 to 1.2)	(1.2 to 1.6)	(1.4 to 1.8)	(1.6 to 2.0)	(1.9 to 2.3)	(2.4 to 2.8)	(2.4 to 2.8)	(2.3 to 2.7)	(1.9 to 2.3)	(1.5 to 1.9)	(0.7 to 0.9)	(17.0 to 21.0)
HIV/AIDS - Drug-susceptible Tuberculosis	0	0	0	0	0	0	0	0	0	0	0	0	0	0	0	0	0	0	0	0	0	0	0
	(0 to 0)	(0 to 0)	(0 to 0)	(0 to 0)	(0 to 0)	(0 to 0)	(0 to 0)	(0 to 0)	(0 to 0)	(0 to 0)	(0 to 0)	(0 to 0)	(0 to 0)	(0 to 0)	(0 to 0)	(0 to 0)	(0 to 0)	(0 to 0)	(0 to 0)	(0 to 0)	(0 to 0)	(0 to 0)	(0 to 0)
HIV/AIDS - Drug-susceptible Tuberculosis	0	0	0	0	0	0	0	0	0	0	0	0	0	0	0	0	0	0	0	0	0	0	0
	(0 to 0)	(0 to 0)	(0 to 0)	(0 to 0)	(0 to 0)	(0 to 0)	(0 to 0)	(0 to 0)	(0 to 0)	(0 to 0)	(0 to 0)	(0 to 0)	(0 to 0)	(0 to 0)	(0 to 0)	(0 to 0)	(0 to 0)	(0 to 0)	(0 to 0)	(0 to 0)	(0 to 0)	(0 to 0)	(0 to 0)
HIV/AIDS - Multidrug-resistant Tuberculosis without extensive drug resistance	0	0	0	0	0	0	0	0	0	0	0	0	0	0	0	0	0	0	0	0	0	0	0
	(0 to 0)	(0 to 0)	(0 to 0)	(0 to 0)	(0 to 0)	(0 to 0)	(0 to 0)	(0 to 0)	(0 to 0)	(0 to 0)	(0 to 0)	(0 to 0)	(0 to 0)	(0 to 0)	(0 to 0)	(0 to 0)	(0 to 0)	(0 to 0)	(0 to 0)	(0 to 0)	(0 to 0)	(0 to 0)	(0 to 0)
HIV/AIDS - Extensively drug-resistant Tuberculosis	0	0	0	0	0	0	0	0	0	0	0	0	0	0	0	0	0	0	0	0	0	0	0
	(0 to 0)	(0 to 0)	(0 to 0)	(0 to 0)	(0 to 0)	(0 to 0)	(0 to 0)	(0 to 0)	(0 to 0)	(0 to 0)	(0 to 0)	(0 to 0)	(0 to 0)	(0 to 0)	(0 to 0)	(0 to 0)	(0 to 0)	(0 to 0)	(0 to 0)	(0 to 0)	(0 to 0)	(0 to 0)	(0 to 0)
HIV/AIDS resulting in other diseases	0	0	0	0	0	0	0	0	0	0	0	0	0	0	0	0	0	0	0	0	0	0	0
	(0 to 0)	(0 to 0)	(0 to 0)	(0 to 0)	(0 to 0)	(0 to 0)	(0 to 0)	(0 to 0)	(0 to 0)	(0 to 0)	(0 to 0)	(0 to 0)	(0 to 0)	(0 to 0)	(0 to 0)	(0 to 0)	(0 to 0)	(0 to 0)	(0 to 0)	(0 to 0)	(0 to 0)	(0 to 0)	(0 to 0)
Sexually transmitted infections, excluding HIV	0.2	0.1	0.2	0.2	0.1	0.1	0.2	0.4	0.5	0.6	0.8	1.1	1.4	1.6	1.8	2.1	2.6	2.6	2.5	2.1	1.7	0.8	19.0
	(0.1 to 0.2)	(0 to 0.1)	(0.1 to 0.4)	(0.1 to 0.4)	(0.1 to 0.3)	(0.1 to 0.1)	(0.2 to 0.3)	(0.3 to 0.5)	(0.4 to 0.6)	(0.5 to 0.7)	(0.7 to 0.9)	(0.9 to 1.2)	(1.2 to 1.6)	(1.4 to 1.8)	(1.6 to 2.0)	(1.9 to 2.3)	(2.4 to 2.8)	(2.4 to 2.8)	(2.3 to 2.7)	(1.9 to 2.3)	(1.5 to 1.9)	(0.7 to 0.9)	(17.0 to 21.0)
Syphilis	0	0	0	0	0	0	0	0	0	0	0	0	0	0	0	0	0	0	0	0	0	0	0
	(0 to 0)	(0 to 0)	(0 to 0)	(0 to 0)	(0 to 0)	(0 to 0)	(0 to 0)	(0 to 0)	(0 to 0)	(0 to 0)	(0 to 0)	(0 to 0)	(0 to 0)	(0 to 0)	(0 to 0)	(0 to 0)	(0 to 0)	(0 to 0)	(0 to 0)	(0 to 0)	(0 to 0)	(0 to 0)	(0 to 0)
Chlamydial infection	0	0	0	0	0	0	0	0	0	0	0	0	0	0	0	0	0	0	0	0	0	0	0
	(0 to 0)	(0 to 0)	(0 to 0)	(0 to 0)	(0 to 0)	(0 to 0)	(0 to 0)	(0 to 0)	(0 to 0)	(0 to 0)	(0 to 0)	(0 to 0)	(0 to 0)	(0 to 0)	(0 to 0)	(0 to 0)	(0 to 0)	(0 to 0)	(0 to 0)	(0 to 0)	(0 to 0)	(0 to 0)	(0 to 0)
Gonococcal infection	0	0	0	0	0	0	0	0	0	0	0	0	0	0	0	0	0	0	0	0	0	0	0
	(0 to 0)	(0 to 0)	(0 to 0)	(0 to 0)	(0 to 0)	(0 to 0)	(0 to 0)	(0 to 0)	(0 to 0)	(0 to 0)	(0 to 0)	(0 to 0)	(0 to 0)	(0 to 0)	(0 to 0)	(0 to 0)	(0 to 0)	(0 to 0)	(0 to 0)	(0 to 0)	(0 to 0)	(0 to 0)	(0 to 0)
Trichomoniasis	0	0	0	0	0	0	0	0	0	0	0	0	0	0	0	0	0	0	0	0	0	0	0
	(0 to 0)	(0 to 0)	(0 to 0)	(0 to 0)	(0 to 0)	(0 to 0)	(0 to 0)	(0 to 0)	(0 to 0)	(0 to 0)	(0 to 0)	(0 to 0)	(0 to 0)	(0 to 0)	(0 to 0)	(0 to 0)	(0 to 0)	(0 to 0)	(0 to 0)	(0 to 0)	(0 to 0)	(0 to 0)	(0 to 0)
Genital herpes	0	0	0	0	0	0	0	0	0	0	0	0	0	0	0	0	0	0	0	0	0	0	0
	(0 to 0)	(0 to 0)	(0 to 0)	(0 to 0)	(0 to 0)	(0 to 0)	(0 to 0)	(0 to 0)	(0 to 0)	(0 to 0)	(0 to 0)	(0 to 0)	(0 to 0)	(0 to 0)	(0 to 0)	(0 to 0)	(0 to 0)	(0 to 0)	(0 to 0)	(0 to 0)	(0 to 0)	(0 to 0)	(0 to 0)
Other sexually transmitted infections	0	0	0	0	0	0	0	0	0	0	0	0	0	0	0	0	0	0	0	0	0	0	0
	(0 to 0)	(0 to 0)	(0 to 0)	(0 to 0)	(0 to 0)	(0 to 0)	(0 to 0)	(0 to 0)	(0 to 0)	(0 to 0)	(0 to 0)	(0 to 0)	(0 to 0)	(0 to 0)	(0 to 0)	(0 to 0)	(0 to 0)	(0 to 0)	(0 to 0)	(0 to 0)	(0 to 0)	(0 to 0)	(0 to 0)
Respiratory infections and tuberculosis	171	297	1,900	1,420	1,030	1,490	1,990	1,850	2,120	3,410	3,610	3,780	3,720	3,580	3,720	3,420	4,910	5,660	8,200	11,900	11,900	6,800	72,000
	(123 to 239)	(221 to 386)	(1,500 to 2,300)	(1,000 to 1,900)	(1,000 to 2,200)	(1,400 to 2,000)	(1,900 to 2,500)	(1,600 to 2,500)	(1,800 to 2,600)	(2,900 to 4,100)	(3,100 to 4,300)	(3,200 to 4,500)	(3,100 to 4,500)	(3,000 to 4,300)	(3,200 to 4,500)	(2,900 to 4,200)	(4,200 to 5,800)	(4,900 to 6,600)	(6,700 to 10,000)	(9,900 to 14,000)	(9,900 to 14,000)	(5,600 to 8,200)	(61,000 to 85,000)
Tuberculosis	3	4	14	23	24	44	64	91	129	153	191	229	343	394	399	398	394	324	397	354	286	114	3,400
	(0 to 5)	(0 to 6)	(9 to 20)	(15 to 32)	(16 to 33)	(31 to 57)	(46 to 83)	(67 to 116)	(96 to 164)	(116 to 191)	(146 to 237)	(176 to 283)	(265 to 422)	(305 to 484)	(309 to 490)	(308 to 488)	(305 to 483)	(251 to 398)	(307 to 487)	(274 to 434)	(221 to 351)	(88 to 140)	(2,600 to 4,200)
Latent tuberculosis infection	0	0	0	0	0	0	0	0	0	0	0	0	0	0	0	0	0	0	0	0	0	0	0
	(0 to 0)	(0 to 0)	(0 to 0)	(0 to 0)	(0 to 0)	(0 to 0)	(0 to 0)	(0 to 0)	(0 to 0)	(0 to 0)	(0 to 0)	(0 to 0)	(0 to 0)	(0 to 0)	(0 to 0)	(0 to 0)	(0 to 0)	(0 to 0)	(0 to 0)	(0 to 0)	(0 to 0)	(0 to 0)	(0 to 0)
Drug-susceptible tuberculosis	3	4	14	23	24	44	64	91	129	153	191	229	343	394	399	398	394	324	397	354	286	114	3,400
	(0 to 5)	(0 to 6)	(9 to 20)	(15 to 32)	(16 to 33)	(31 to 57)	(46 to 83)	(67 to 116)	(96 to 164)	(116 to 191)	(146 to 237)	(176 to 283)	(265 to 422)	(305 to 484)	(309 to 490)	(308 to 488)	(305 to 483)	(251 to 398)	(307 to 487)	(274 to 434)	(221 to 351)	(88 to 140)	(2,600 to 4,200)
Multidrug-resistant tuberculosis without extensive drug resistance	0	0	0	0	0	0	0	0	0	0	0	0	0	0	0	0	0	0	0	0	0	0	0
	(0 to 0)	(0 to 0)	(0 to 0)	(0 to 0)	(0 to 0)	(0 to 0)	(0 to 0)	(0 to 0)	(0 to 0)	(0 to 0)	(0 to 0)	(0 to 0)	(0 to 0)	(0 to 0)	(0 to 0)	(0 to 0)	(0 to 0)	(0 to 0)	(0 to 0)	(0 to 0)	(0 to 0)	(0 to 0)	(0 to 0)
Extensively drug-resistant tuberculosis	0	0	0	0	0	0	0	0	0	0	0	0	0	0	0	0	0	0	0	0	0	0	0
	(0 to 0)	(0 to 0)	(0 to 0)	(0 to 0)	(0 to 0)	(0 to 0)	(0 to 0)	(0 to 0)	(0 to 0)	(0 to 0)	(0 to 0)	(0 to 0)	(0 to 0)	(0 to 0)	(0 to 0)	(0 to 0)	(0 to 0)	(0 to 0)	(0 to 0)	(0 to 0)	(0 to 0)	(0 to 0)	(0 to 0)
Lower respiratory infections	168	293	1,900	1,400	1,000	1,400	1,900	1,800	1,900	3,200	3,400	3,500	3,400	3,200	3,300	3,000	4,500	5,300	7,800	11,000	11,000	6,600	70,000
	(120 to 230)	(209 to 370)	(1,500 to 2,300)	(1,000 to 1,900)	(970 to 2,100)	(1,300 to 1,900)	(1,800 to 2,400)	(1,700 to 2,400)	(1,800 to 2,500)	(3,000 to 4,200)	(3,200 to 4,400)	(3,300 to 4,500)	(3,200 to 4,400)	(3,000 to 4,200)	(3,100 to 4,400)	(2,800 to 4,100)	(4,200 to 5,900)	(5,000 to 6,800)	(7,400 to 10,000)	(10,000 to 15,000)	(10,000 to 15,000)	(6,200 to 8,900)	(66,000 to 90,000)
Upper respiratory infections	3	4	19	19	13	18	25	24	28	45	48	49	47	45	46	42	63	74	110	150	150	93	980
	(0 to 1.8)	(0 to 1.8)	(0 to 1.9)	(0 to 1.9)	(0 to 1.9)	(0 to 1.9)	(0 to 1.9)	(0 to 1.9)	(0 to 1.9)	(0 to 1.9)	(0 to 1.9)	(0 to 1.9)	(0 to 1.9)	(0 to 1.9)	(0 to 1.9)	(0 to 1.9)	(0 to 1.9)	(0 to 1.9)	(0 to 1.9)	(0 to 1.9)	(0 to 1.9)	(0 to 1.9)	(0 to 1.9)
Otitis media	0	0	0	0	0	0	0	0	0	0	0	0	0	0	0	0	0	0	0	0	0	0	0
	(0 to 0)	(0 to 0)	(0 to 0)	(0 to 0)	(0 to 0)	(0 to 0)	(0 to 0)	(0 to 0)	(0 to 0)	(0 to 0)	(0 to 0)	(0 to 0)	(0 to 0)	(0 to 0)	(0 to 0)	(0 to 0)	(0 to 0)	(0 to 0)	(0 to 0)	(0 to 0)	(0 to 0)	(0 to 0)	(0 to 0)
Sepsis	29.6	29.6	797	1,270	1,420	1,990	1,990	1,990	1,990	1,810	1,570	1,540	1,490	1,390	1,390	1,390	1,990	1,990	1,990	1,990	1,990	1,990	22,000
	(29.6 to 29.6)	(29.6 to 29.6)	(778 to 1,500)	(1,200 to 1,300)	(1,300 to 1,500)	(1,900 to 2,100)	(1,900 to 2,100)	(1,900 to 2,100)	(1,900 to 2,100)	(1,700 to 1,900)	(1,500 to 1,700)	(1,500 to 1,600)	(1,400 to 1,600)	(1,300 to 1,500)	(1,300 to 1,500)	(1,300 to 1,500)	(1,900 to 2,100)	(1,900 to 2,100)	(1,900 to 2,100)	(1,900 to 2,100)	(1,900 to 2,100)	(1,900 to 2,100)	(21,000 to 23,000)
Diarrheal diseases	29.2	32.8	704	1,260	1,420	1,990	1,990	1,990	1,810	1,810	1,740	1,720	1,750	1,620	1,810	1,560	968	968	1,990	1,990	1,990	1,990	27,900
	(29.2 to 29.2)	(32.8 to 32.8)	(777 to 1,500)	(1,200 to 1,300)	(1,300 to 1,500)	(1,900 to 2,100)	(1,900 to 2,100)	(1,900 to 2,100)	(1,700 to 1,900)	(1,700 to 1,900)	(1,600 to 1,800)	(1,600 to 1,800)	(1,600 to 1,900)	(1,500 to 1,700)	(1,700 to 1,900)	(1,400 to 1,700)	(968 to 968)	(968 to 968)	(1,900 to 2,100)	(1,900 to 2,100)	(1,900 to 2,100)	(1,900 to 2,100)	(26,000 to 29,000)
Typhoid and paratyphoid	0	0	0	0	0	0	0	0	0	0	0	0	0	0	0	0	0	0	0	0	0	0	0
	(0 to 0)	(0 to 0)	(0 to 0)	(0 to 0)	(0 to 0)	(0 to 0)	(0 to 0)	(0 to 0)	(0 to 0)	(0 to 0)	(0 to 0)	(0 to 0)	(0 to 0)	(0 to 0)	(0 to 0)	(0 to 0)	(0 to 0)	(0 to 0)	(0 to 0)	(0 to 0)	(0 to 0)	(0 to 0)	(0 to 0)
Typhoid fever	0	0	0	0	0	0	0	0	0	0	0	0	0	0	0	0	0	0	0	0	0	0	0
	(0 to 0)	(0 to 0)	(0 to 0)	(0 to 0)	(0 to 0)	(0 to 0)	(0 to 0)	(0 to 0)	(0 to 0)	(0 to 0)	(0 to 0)	(0 to 0)	(0 to 0)	(0 to 0)	(0 to 0)	(0 to 0)	(0 to 0)	(0 to 0)	(0 to 0)	(0 to 0)	(0 to 0)	(0 to 0)	(0 to 0)
Paratyphoid fever	0	0	0	0	0	0	0	0	0	0	0	0	0	0	0	0	0	0	0	0	0	0	0
	(0 to 0)	(0 to 0)	(0 to 0)	(0 to 0)	(0 to 0)	(0 to 0)	(0 to 0)	(0 to 0)	(0 to 0)	(0 to 0)	(0 to 0)	(0 to 0)	(0 to 0)	(0 to 0)	(0 to 0)	(0 to 0)	(0 to 0)	(0 to 0)	(0 to 0)	(0 to 0)	(0 to 0)	(0 to 0)	(0 to 0)
Invasive Non-typhoidal Salmonella (iNTS)	0	0	0.6	0.6	0.6	0.6	0.6	0.6	0.6	0.6	0.6	0.6	0.6	0.6	0.6	0.6	0.6	0.6	0.6	0.6	0.6	0.6	7.2
	(0 to 0)	(0 to 0)	(0 to 0.6)	(0 to 0.6)	(0 to 0.6)	(0 to 0.6)	(0 to 0.6)	(0 to 0.6)	(0 to 0.6)	(0 to 0.6)	(0 to 0.6)	(0 to 0.6)	(0 to 0.6)	(0 to 0.6)	(0 to 0.6)	(0 to 0.6)	(0 to 0.6)	(0 to 0.6)	(0 to 0.6)	(0 to 0.6)	(0 to 0.6)	(0 to 0.6)	(0 to 0.6)
Other intestinal infectious diseases	0	0	2.4	4.1	3.6	2.3	1.6	1.2	1.2	1.2	1.2	1.1	1.1	1.1	1.1	1.1	1.1	1.1	1.1	1.1	1.1	0.4	37.2
	(0 to 0)	(0 to 0)	(1.9 to 4.7)	(1 to 9.2)	(0 to 9.2)	(0 to 7.1)	(0 to 4.7)	(0 to 3.5)	(0 to 3.5)	(0 to 3.5)	(0 to 3.5)	(0 to 3.5)	(0 to 3.5)	(0 to 3.5)	(0 to 3.5)	(0 to 3.5)	(0 to 3.5)	(0 to 3.5)	(0 to 3.5)	(0 to 3.5)	(0 to 3.5)	(0 to 1.1)	(31 to 44)
Neglected tropical diseases and malaria	6.2	2.3	10.4	27.3	29.6	17.1	16.1	16.1	17.1	20.5	22.8	26.1	30.7	31.8	31.8	31.8	31.8	31.8	31.8	31.8	31.8	31.8	430
	(4.2 to 8.7)	(1.6 to 3.2)	(6.9 to 15.1)	(18.1 to 39.7)	(19.6 to 42.9)	(11.3 to 24.8)	(10.7 to 23.5)	(10.7 to 23.5)	(11.3 to 24.8)	(13.6 to 29.9)	(15.1 to 33.2)	(17.3 to 38.1)	(20.3 to 44.7)	(21.1 to 46.4)	(21.1 to 46.4)	(21.1 to 46.4)	(21.1 to 46.4)	(21.1 to 46.4)	(21.1 to 46.4)	(21.1 to 46.4)	(21.1 to 46.4)	(21.1 to 46.4)	(285 to 628)
Malaria	0	0	0	0	0	0	0	0	0	0	0	0	0	0	0	0	0	0	0	0	0	0	0
	(0 to 0)	(0 to 0)	(0 to 0)	(0 to 0)	(0 to 0)	(0 to 0)	(0 to 0)	(0 to 0)	(0 to 0)	(0 to 0)	(0 to 0)	(0 to 0)	(0 to 0)	(0 to 0)	(0 to 0)	(0 to 0)	(0 to 0)	(0 to 0)	(0 to 0)	(0 to 0)	(0 to 0)	(0 to 0)	(0 to 0)
Chagas disease	0	0	0	0	0	0	0	0	0	0	0	0	0	0	0	0	0	0	0	0	0	0	0
	(0 to 0)	(0 to 0)	(0 to 0)	(0 to 0)	(0 to 0)	(0 to 0)	(0 to 0)	(0 to 0)	(0 to 0)	(0 to 0)	(0 to 0)	(0 to 0)	(0 to 0)	(0 to 0)	(0 to 0)	(0 to 0)	(0 to 0)	(0 to 0)	(0 to 0)	(0 to 0)	(0 to 0)	(0 to 0)	(0 to 0)
Leishmaniasis	0	0	0	0	0	0	0	0	0	0	0	0	0	0	0	0	0	0	0	0	0	0	0
	(0 to 0)	(0 to 0)	(0 to 0)	(0 to 0)	(0 to 0)	(0 to 0)	(0 to 0)	(0 to 0)	(0 to 0)	(0 to 0)	(0 to 0)	(0 to 0)	(0 to 0)	(0 to 0)	(0 to 0)	(0 to 0)	(0 to 0)	(0 to 0)	(0 to 0)	(0 to 0)	(0 to 0)	(0 to 0)	(0 to 0)
Visceral leishmaniasis	0	0	0	0	0	0	0	0	0	0	0	0	0	0	0	0	0	0	0	0	0	0	0
	(0 to 0)	(0 to 0)	(0 to 0)	(0 to 0)	(0 to 0)	(0 to 0)	(0 to 0)	(0 to 0)	(0 to 0)	(0 to 0)	(0 to 0)	(0 to 0)	(0 to 0)	(0 to 0)	(0 to 0)	(0 to 0)	(0 to 0)	(0 to 0)	(0 to 0)	(0 to 0)	(0 to 0)	(0 to 0)	(0 to 0)
Cutaneous and mucocutaneous leishmaniasis	0	0	0	0	0	0	0	0	0	0	0	0	0	0	0	0	0	0	0	0	0	0	0
	(0 to 0)	(0 to 0)	(0 to 0)	(0 to 0)	(0 to 0)	(0 to 0)	(0 to 0)	(0 to 0)	(0 to 0)	(0 to 0)	(0 to 0)	(0 to 0)	(0 to 0)	(0 to 0)	(0 to 0)	(0 to 0)	(0 to 0)	(0 to 0)	(0 to 0)	(0 to 0)	(0 to 0)	(0 to 0)	(0 to 0)
African trypanosomiasis	0	0	0	0	0	0	0	0	0	0	0	0	0	0	0	0	0	0	0	0	0	0	0
	(0 to 0)	(0 to 0)	(0 to 0)	(0 to 0)	(0 to 0)	(0 to 0)	(0 to 0)	(0 to 0)	(0 to 0)	(0 to 0)	(0 to 0)	(0 to 0)	(0 to 0)	(0 to 0)	(0 to 0)	(0 to 0)	(0 to 0)	(0 to 0)	(0 to 0)	(0 to 0)	(0 to 0)	(0 to 0)	(0 to 0)
Schistosomiasis	0	0	0	0	0	0	0	0	0	0	0	0	0	0	0	0	0	0	0	0	0	0	0
	(0 to 0)	(0 to 0)	(0 to 0)	(0 to 0)	(0 to 0)	(0 to 0)	(0 to 0)	(0 to 0)	(0 to 0)	(0 to 0)	(0 to 0)	(0 to 0)	(0 to 0)	(0 to 0)	(0 to 0)	(0 to 0)	(0 to 0)	(0 to 0)	(0 to 0)	(0 to 0)	(0 to 0)	(0 to 0)	(0 to 0)
Cysticercosis	0	0	0	0.2	0.2	1.2	6.2	29.1	196	291	196	291	689	1,040	689	1,040	689	1,040	1,370	1,040	689	291	7,700
	(0 to 0)	(0 to 0)	(0 to 0)	(0 to 0.6)	(0 to 0.6)	(0 to 3.5)	(0.7 to 16.5)	(10.7 to 58.5)	(91 to 327)	(71 to 564)	(91 to 327)	(71 to 564)	(320 to 1,500)	(484 to 2,000)	(320 to 1,500)	(484 to 2,000)	(320 to 1,500)	(484 to 2,000)	(636 to 2,900)	(484 to 2,000)	(320 to 1,500)	(135 to 564)	(3,600 to 15,000)
Cystic echinococcosis	0	0	0	0	0	1.2	3.6	4.8	6.0	6.0	7.5	7.5	7.9	8.4	8.4	13.1	17.5	19.1	17.4	7.2	2.2	0.4	136
	(0 to 0)	(0 to 0)	(0 to 0)	(0 to 0)	(0 to 0)	(0 to 3.5)	(1 to 8.7)	(2 to 11.2)	(2 to 13.9)	(2 to 13.9)	(2 to 17.4)	(2 to 17.4)	(2 to 18.2)	(2 to 19.4)	(2 to 19.4)	(3 to 30.2)	(4 to 40.4)	(4 to 44.1)	(4 to 40.1)	(2 to 16.6)	(0 to 5.1)	(0 to 1.1)	(31 to 314)
Lymphatic filariasis	0	0	0	0	0	0	0	0	0	0	0	0	0	0	0	0	0	0	0	0	0	0	0
	(0 to 0)	(0 to 0)	(0 to 0)	(0 to 0)	(0 to 0)	(0 to 0)	(0 to 0)	(0 to 0)	(0 to 0)	(0 to 0)	(0 to 0)	(0 to 0)	(0 to 0)	(0 to 0)	(0 to 0)	(0 to 0)	(0 to 0)	(0 to 0)	(0 to 0)	(0 to 0)	(0 to 0)	(0 to 0)	(0 to 0)
Onchocerciasis	0	0	0	0	0	0	0	0	0	0	0	0	0	0	0	0	0	0	0	0	0	0	0
	(0 to 0)	(0 to 0)	(0 to 0)	(0 to 0)	(0 to 0)	(0 to 0)	(0 to 0)	(0 to 0)	(0 to 0)	(0 to 0)	(0 to 0)	(0 to 0)	(0 to 0)	(0 to 0)	(0 to 0)	(0 to 0)	(0 to 0)	(0 to 0)	(0 to 0)	(0 to 0)	(0 to 0)	(0 to 0)	(0 to 0)
Trachoma	0	0	0	0	0	0	0	0	0	0	0	0	0	0	0	0	0	0	0	0	0	0	0
	(0 to 0)	(0 to 0)	(0 to 0)	(0 to 0)	(0 to 0)	(0 to 0)	(0 to 0)	(0 to 0)	(0 to 0)	(0 to 0)	(0 to 0)	(0 to 0)	(0 to 0)	(0 to 0)	(0 to 0)	(0 to 0)	(0 to 0)	(0 to 0)	(0 to 0)	(0 to 0)	(0 to 0)	(0 to 0)	(0 to 0)
Dengue	0	0	0	0	0	0	0	0	0	0	0	0	0	0	0	0	0	0	0	0	0	0	0
	(0 to 0)	(0 to 0)	(0 to 0)	(0 to 0)	(0 to 0)	(0 to 0)	(0 to 0)	(0 to 0)	(0 to 0)	(0 to 0)	(0 to 0)	(0 to 0)	(0 to 0)	(0 to 0)	(0 to 0)	(0 to 0)	(0 to 0)	(0 to 0)	(0 to 0)	(0 to 0)	(0 to 0)	(0 to 0)	(0 to 0)
Yellow fever	0	0	0	0	0	0	0	0	0	0	0	0	0	0	0	0	0	0	0	0	0	0	0
	(0 to 0)	(0 to 0)	(0 to 0)	(0 to 0)	(0 to 0)	(0 to 0)	(0 to 0)	(0 to 0)	(0 to 0)	(0 to 0)	(0 to 0)	(0 to 0)	(0 to 0)	(0 to 0)	(0 to 0)	(0 to 0)	(0 to 0)	(0 to 0)	(0 to 0)	(0 to 0)	(0 to 0)	(0 to 0)	(0 to 0)
Rabies	0	0	0	0	0	0	0	0	0	0	0	0	0	0	0	0	0	0	0	0	0	0	0
	(0 to 0)	(0 to 0)	(0 to 0)	(0 to 0)	(0 to 0)	(0 to 0)	(0 to 0)	(0 to 0)	(0 to 0)	(0 to 0)	(0 to 0)	(0 to 0)	(0 to 0)	(0 to 0)	(0 to 0)	(0



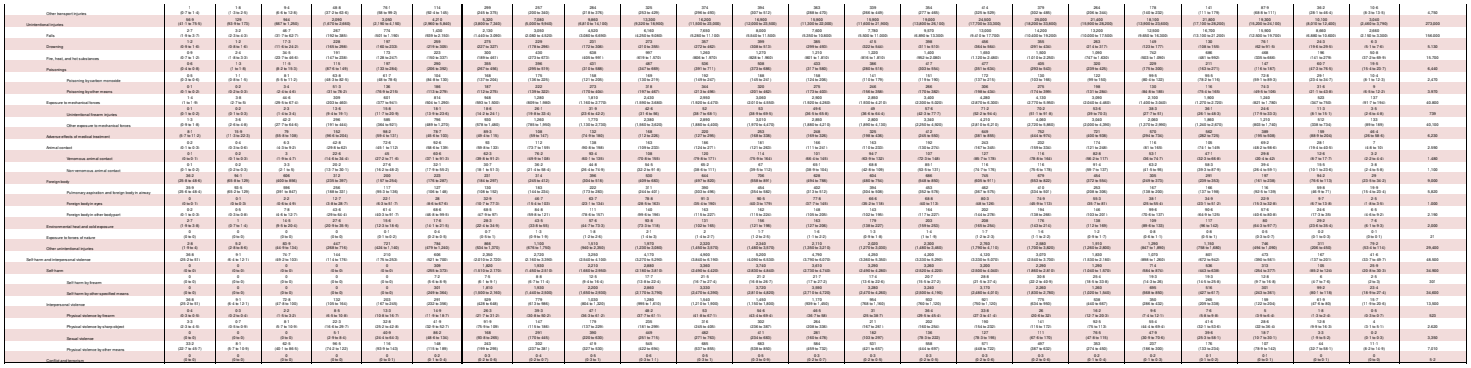

SR Table 2b: Mandera DALYS by cause and sex aroup for females with 95% uncertainty intervals, 2019

Cause	Neo-Natal	Late Neonatal	Post Neonatal	1 to 4	5 to 9	10 to 14	15 to 19	20 to 24	25 to 29	30 to 34	35 to 39	40 to 44	45 to 49	50 to 54	55 to 59	60 to 64	65 to 69	70 to 74	75 to 79	80 to 84	85 to 89	90 to 94	95 plus	Total
All causes	35,400 (25,800 to 46,700)	27,100 (20,700 to 35,200)	36,200 (26,600 to 48,200)	93,100 (77,600 to 110,600)	53,000 (39,400 to 69,000)	29,600 (17,500 to 45,400)	33,700 (20,600 to 50,400)	37,700 (22,500 to 56,300)	39,200 (19,900 to 62,400)	39,200 (19,800 to 62,300)	37,900 (21,800 to 58,100)	39,000 (22,600 to 57,400)	39,200 (19,300 to 62,200)	37,200 (17,600 to 59,300)	33,700 (17,600 to 52,900)	31,600 (15,200 to 49,900)	29,600 (12,770 to 48,600)	24,700 (9,770 to 41,200)	18,600 (6,480 to 31,200)	12,900 (3,970 to 22,900)	6,900 (1,780 to 13,400)	3,100 (747 to 6,700)	1,100 (216 to 2,600)	1,000 (177 to 1,900)	666,200
Communicable, maternal, neonatal, and nutritional diseases	29,200 (20,100 to 39,300)	24,900 (20,200 to 29,900)	31,900 (26,200 to 38,600)	79,200 (66,100 to 94,200)	19,600 (12,000 to 29,400)	10,200 (7,900 to 12,900)	16,100 (12,500 to 20,700)	19,400 (11,600 to 30,300)	14,900 (11,000 to 20,400)	14,900 (11,200 to 21,400)	16,900 (12,200 to 24,600)	18,000 (12,500 to 24,200)	16,200 (9,170 to 26,100)	13,200 (5,600 to 23,100)	8,170 (2,800 to 16,400)	5,020 (1,780 to 9,980)	2,620 (1,060 to 5,200)	1,890 (726 to 3,980)	1,090 (347 to 2,530)	502 (92 to 1,290)	224 (29 to 670)	78 (9 to 270)	6 (0 to 14)	316,000
HIV/AIDS and sexually transmitted infections	1,990 (920 to 3,370)	331 (64 to 786)	2,980 (940 to 6,400)	2,960 (720 to 6,200)	1,260 (420 to 2,600)	1,260 (420 to 2,600)	3,890 (1,470 to 8,010)	3,120 (1,420 to 6,200)	4,220 (1,790 to 8,100)	3,390 (1,780 to 5,700)	4,120 (1,980 to 6,200)	4,120 (2,020 to 6,200)	4,370 (1,910 to 6,930)	2,220 (1,010 to 4,020)	682 (241 to 1,590)	249 (119 to 499)	164 (65 to 396)	36.8 (11 to 79.3)	12 (3 to 28.1)	1.6 (0 to 3.4)	0.1 (0 to 0.2)	0.1 (0 to 0.2)	0 (0 to 0)	47,000
HIV/AIDS	0.2 (0 to 57)	0.6 (0.1 to 2)	2,440 (492 to 7,490)	2,460 (473 to 6,810)	1,260 (420 to 2,600)	1,260 (420 to 2,600)	3,780 (1,330 to 8,000)	2,940 (1,330 to 6,020)	4,130 (1,810 to 8,020)	3,320 (2,080 to 5,110)	4,280 (2,720 to 6,200)	4,370 (3,170 to 6,200)	4,370 (2,120 to 6,210)	2,210 (997 to 4,010)	673 (332 to 1,570)	242 (119 to 499)	160 (65 to 396)	36.1 (11 to 79.1)	12 (3 to 28.1)	1.3 (0 to 3.4)	0.3 (0 to 0.8)	0.1 (0 to 0.2)	0 (0 to 0)	44,000
HIV/AIDS - Drug-susceptible Tuberculosis	0 (0 to 0)	0 (0 to 0)	122 (69 to 220)	192 (97 to 357)	69.9 (40 to 110)	69.9 (40 to 110)	163 (97 to 276)	117 (72 to 196)	156 (94 to 267)	208 (125 to 332)	265 (161 to 407)	267 (163 to 407)	194 (114 to 307)	90.8 (54 to 156)	32 (19 to 57)	11.4 (6 to 22)	6.4 (3 to 13)	1.9 (1 to 4)	0.5 (0 to 1)	0.1 (0 to 0.2)	0 (0 to 0)	0 (0 to 0)	0 (0 to 0)	1,920
HIV/AIDS - Multidrug-resistant Tuberculosis without extensive d	0 (0 to 0)	0 (0 to 0)	0.2 (0 to 19.9)	0.3 (0 to 31)	0.1 (0 to 12)	0.1 (0 to 12)	0.3 (0 to 29)	0.2 (0 to 18)	0.3 (0 to 31)	0.4 (0 to 41)	0.5 (0 to 49)	0.5 (0 to 47)	0.3 (0 to 35)	0.1 (0 to 17)	0.1 (0 to 9.1)	0 (0 to 5)	0 (0 to 2)	0 (0 to 0.5)	0 (0 to 0.1)	0 (0 to 0)	0 (0 to 0)	0 (0 to 0)	0 (0 to 0)	69.4
HIV/AIDS - Extensively drug-resistant Tuberculosis	0 (0 to 0)	0 (0 to 0)	0.1 (0 to 0.5)	0.1 (0 to 0.3)	0 (0 to 0.1)	0 (0 to 0.1)	0.1 (0 to 0.4)	0.1 (0 to 0.2)	0.1 (0 to 0.3)	0.1 (0 to 0.3)	0.1 (0 to 0.4)	0.1 (0 to 0.4)	0.1 (0 to 0.4)	0 (0 to 0.2)	0 (0 to 0.1)	0 (0 to 0.1)	0 (0 to 0)	0 (0 to 0)	0 (0 to 0)	0 (0 to 0)	0 (0 to 0)	0 (0 to 0)	0 (0 to 0)	0.9
HIV/AIDS resulting in other diseases	0 (0 to 57)	0.1 (0 to 2)	0.2 (0.1 to 0.5)	0.2 (0 to 0.5)	0.2 (0 to 0.5)	0.2 (0 to 0.5)	0.4 (0.1 to 0.9)	0.2 (0 to 0.5)	0.3 (0 to 0.7)	0.4 (0.1 to 0.9)	0.5 (0.1 to 1)	0.5 (0.1 to 1)	0.4 (0.1 to 0.9)	0.2 (0 to 0.5)	0.1 (0 to 0.3)	0 (0 to 0.2)	0 (0 to 0.1)	0 (0 to 0.1)	0 (0 to 0)	0 (0 to 0)	0 (0 to 0)	0 (0 to 0)	0 (0 to 0)	42,000
Sexually transmitted infections excluding HIV	1,990 (920 to 3,370)	331 (64 to 786)	520 (147 to 1,230)	500 (107 to 1,230)	194 (41 to 519)	194 (41 to 519)	102 (29 to 256)	3.7 (0 to 20)	3.6 (0 to 20)	2.3 (0 to 11)	0.9 (0 to 7.1)	0.7 (0 to 5.6)	0.2 (0 to 1.1)	0.1 (0 to 0.5)	0 (0 to 0.1)	0 (0 to 0.1)	0 (0 to 0)	0 (0 to 0)	0 (0 to 0)	0 (0 to 0)	0 (0 to 0)	0 (0 to 0)	0 (0 to 0)	3,000
Syphilis	0 (0 to 0)	0 (0 to 0)	0 (0 to 0)	0 (0 to 0)	0 (0 to 0)	0 (0 to 0)	1.2 (0 to 6.6)	0.6 (0 to 3.4)	0.7 (0 to 3.9)	0.7 (0 to 3.9)	0.7 (0 to 3.9)	0.7 (0 to 3.9)	0.2 (0 to 1.1)	0.1 (0 to 0.5)	0 (0 to 0.1)	0 (0 to 0.1)	0 (0 to 0)	0 (0 to 0)	0 (0 to 0)	0 (0 to 0)	0 (0 to 0)	0 (0 to 0)	0 (0 to 0)	2,000
Chlamydial infection	0 (0 to 0)	0 (0 to 0)	0 (0 to 0)	0 (0 to 0)	0 (0 to 0)	0 (0 to 0)	0.4 (0 to 2.1)	0.2 (0 to 1.1)	0.2 (0 to 1.2)	0.2 (0 to 1.1)	0.2 (0 to 1.1)	0.2 (0 to 1.1)	0.1 (0 to 0.6)	0 (0 to 0.2)	0 (0 to 0.1)	0 (0 to 0.1)	0 (0 to 0)	0 (0 to 0)	0 (0 to 0)	0 (0 to 0)	0 (0 to 0)	0 (0 to 0)	0 (0 to 0)	93.8
Gonococcal infection	0 (0 to 0)	0 (0 to 0)	0 (0 to 0)	0 (0 to 0)	0 (0 to 0)	0 (0 to 0)	1.6 (0 to 8.2)	0.8 (0 to 4.2)	0.9 (0 to 4.8)	0.9 (0 to 4.2)	0.9 (0 to 4.2)	0.9 (0 to 4.2)	0.3 (0 to 1.6)	0.1 (0 to 0.6)	0 (0 to 0.2)	0 (0 to 0.1)	0 (0 to 0)	0 (0 to 0)	0 (0 to 0)	0 (0 to 0)	0 (0 to 0)	0 (0 to 0)	0 (0 to 0)	77.6
Trichomoniasis	0 (0 to 0)	0 (0 to 0)	0 (0 to 0)	0 (0 to 0)	0 (0 to 0)	0 (0 to 0)	0.7 (0 to 3.6)	0.2 (0 to 1.2)	0.2 (0 to 1.2)	0.2 (0 to 1.2)	0.2 (0 to 1.2)	0.2 (0 to 1.2)	0.1 (0 to 0.6)	0 (0 to 0.2)	0 (0 to 0.1)	0 (0 to 0.1)	0 (0 to 0)	0 (0 to 0)	0 (0 to 0)	0 (0 to 0)	0 (0 to 0)	0 (0 to 0)	0 (0 to 0)	153
Genital herpes	0 (0 to 0)	0 (0 to 0)	0 (0 to 0)	0 (0 to 0)	0 (0 to 0)	0 (0 to 0)	1.1 (0 to 5.7)	0.6 (0 to 3.1)	0.6 (0 to 3.1)	0.6 (0 to 3.1)	0.6 (0 to 3.1)	0.6 (0 to 3.1)	0.2 (0 to 1.1)	0.1 (0 to 0.5)	0 (0 to 0.1)	0 (0 to 0.1)	0 (0 to 0)	0 (0 to 0)	0 (0 to 0)	0 (0 to 0)	0 (0 to 0)	0 (0 to 0)	0 (0 to 0)	63.1
Other sexually transmitted infections	0 (0 to 0)	0 (0 to 0)	0 (0 to 0)	0 (0 to 0)	0 (0 to 0)	0 (0 to 0)	2.4 (0 to 12.9)	2.4 (0 to 12.9)	2.5 (0 to 13.4)	1.2 (0 to 6.4)	0.4 (0 to 2.4)	0.3 (0 to 1.7)	0.1 (0 to 0.6)	0 (0 to 0.2)	0 (0 to 0.1)	0 (0 to 0.1)	0 (0 to 0)	0 (0 to 0)	0 (0 to 0)	0 (0 to 0)	0 (0 to 0)	0 (0 to 0)	0 (0 to 0)	130
Respiratory infections and tuberculosis	2,690 (1,310 to 4,990)	2,690 (2,000 to 4,690)	4,190 (3,730 to 4,900)	2,270 (1,650 to 3,000)	1,670 (1,360 to 1,790)	2,220 (1,790 to 2,660)	1,760 (1,510 to 2,020)	2,270 (1,700 to 3,140)	2,280 (1,230 to 3,220)	2,280 (1,290 to 3,810)	2,280 (1,310 to 3,140)	2,270 (1,180 to 3,440)	1,730 (1,220 to 3,030)	1,660 (899 to 2,820)	1,220 (675 to 1,960)	1,220 (699 to 1,990)	1,220 (776 to 1,970)	1,220 (776 to 1,970)	1,220 (776 to 1,970)	1,220 (776 to 1,970)	1,220 (776 to 1,970)	1,220 (776 to 1,970)	62,700
Tuberculosis	0 (0 to 0)	0 (0 to 0)	529 (217 to 1,070)	2,260 (1,100 to 4,250)	478 (265 to 837)	1,280 (256 to 873)	1,280 (724 to 2,310)	1,280 (1,090 to 3,070)	1,480 (620 to 3,400)	1,480 (640 to 3,330)	1,480 (678 to 3,010)	1,480 (652 to 3,090)	1,480 (778 to 3,690)	1,660 (824 to 3,690)	1,660 (642 to 3,690)	1,660 (720 to 3,690)	1,660 (393 to 1,330)	1,660 (783 to 712)	1,660 (160 to 940)	1,660 (99.1 to 1,230)	1,660 (83.6 to 1,230)	1,660 (77.1 to 1,230)	18,900
Latent tuberculosis infection	0 (0 to 0)	0 (0 to 0)	0 (0 to 0)	0 (0 to 0)	0 (0 to 0)	0 (0 to 0)	0 (0 to 0)	0 (0 to 0)	0 (0 to 0)	0 (0 to 0)	0 (0 to 0)	0 (0 to 0)	0 (0 to 0)	0 (0 to 0)	0 (0 to 0)	0 (0 to 0)	0 (0 to 0)	0 (0 to 0)	0 (0 to 0)	0 (0 to 0)	0 (0 to 0)	0 (0 to 0)	0 (0 to 0)	0
Drug-susceptible Tuberculosis	0 (0 to 0)	0 (0 to 0)	513 (210 to 1,060)	1,960 (1,100 to 4,250)	440 (228 to 814)	686 (256 to 873)	1,280 (713 to 2,260)	1,280 (1,070 to 3,020)	1,480 (780 to 3,360)	1,480 (639 to 3,330)	1,480 (668 to 3,010)	1,480 (642 to 3,090)	1,480 (768 to 3,690)	1,660 (811 to 3,690)	1,660 (631 to 3,690)	1,660 (710 to 3,690)	1,660 (388 to 1,330)	1,660 (772 to 712)	1,660 (158 to 940)	1,660 (98 to 1,230)	1,660 (82.4 to 1,230)	1,660 (76 to 1,230)	18,400
Multidrug-resistant Tuberculosis without extensive drug-resistar	0 (0 to 0)	0 (0 to 0)	16.7 (5.7 to 75)	61 (24 to 266)	10.6 (5.6 to 51)	10.6 (5.6 to 51)	44.6 (21 to 202)	44.6 (14 to 215)	37.9 (14 to 178)	39.6 (14 to 178)	43.3 (17 to 218)	42.9 (13 to 194)	41.6 (13 to 210)	43.4 (13 to 215)	29.6 (11 to 161)	19.5 (5.5 to 103)	13.2 (3.5 to 67.5)	7.5 (1.9 to 37.6)	2.1 (0.5 to 10.6)	0.3 (0 to 1.6)	0.1 (0 to 0.3)	0 (0 to 0.2)	492
Extensively drug-resistant tuberculosis	0 (0 to 0)	0 (0 to 0)	0.2 (0 to 1.1)	0.6 (0 to 2.7)	0.1 (0 to 0.6)	0.2 (0 to 0.6)	0.4 (0 to 2.1)	0.5 (0 to 2.5)	0.4 (0 to 2.1)	0.4 (0 to 2.1)	0.5 (0 to 2.5)	0.5 (0 to 2.5)	0.4 (0 to 2.1)	0.3 (0 to 1.5)	0.2 (0 to 1.1)	0.1 (0 to 0.6)	0.1 (0 to 0.3)	0 (0 to 0.2)	0 (0 to 0.1)	0 (0 to 0.1)	0 (0 to 0)	0 (0 to 0)	0 (0 to 0)	6.5
Lower respiratory infections	2,690 (1,310 to 4,990)	2,690 (2,000 to 4,690)	3,670 (3,130 to 4,350)	17,900 (8,920 to 28,900)	1,360 (998 to 2,060)	697 (350 to 1,260)	1,280 (729 to 2,310)	1,280 (1,090 to 3,070)	1,480 (777 to 3,360)	1,480 (722 to 3,330)	1,480 (678 to 3,010)	1,480 (652 to 3,090)	1,480 (778 to 3,690)	1,660 (824 to 3,690)	1,660 (642 to 3,690)	1,660 (720 to 3,690)	1,660 (393 to 1,330)	1,660 (783 to 712)	1,660 (160 to 940)	1,660 (99.1 to 1,230)	1,660 (83.6 to 1,230)	1,660 (77.1 to 1,230)	41,100
Upper respiratory infections	2.4 (0 to 57)	0.6 (0 to 2)	276 (47 to 1,230)	737 (166 to 3,010)	296 (72 to 1,010)	220 (72 to 1,010)	197 (72 to 1,010)	87.6 (22 to 335)	79.7 (22 to 335)	59.6 (22 to 335)	59.2 (22 to 335)	69.7 (22 to 335)	32.6 (11 to 335)	19.7 (5.3 to 335)	10.6 (2.6 to 335)	4.2 (1.1 to 335)	3.6 (0.9 to 335)	2.2 (0.5 to 335)	1.4 (0.3 to 335)	0.6 (0.1 to 335)	0.2 (0 to 335)	0.1 (0 to 335)	2,100
Otitis media	0 (0 to 0)	0 (0 to 0)	0 (0 to 0)	0 (0 to 0)	0 (0 to 0)	0 (0 to 0)	0 (0 to 0)	0 (0 to 0)	0 (0 to 0)	0 (0 to 0)	0 (0 to 0)	0 (0 to 0)	0 (0 to 0)	0 (0 to 0)	0 (0 to 0)	0 (0 to 0)	0 (0 to 0)	0 (0 to 0)	0 (0 to 0)	0 (0 to 0)	0 (0 to 0)	0 (0 to 0)	0 (0 to 0)	612
Enteric infections	2,690 (299 to 3,160)	2,690 (602 to 5,660)	1,490 (1,000 to 15,100)	15,900 (7,610 to 26,900)	4,270 (2,260 to 7,100)	2,270 (1,180 to 3,590)	1,760 (999 to 3,190)	1,760 (956 to 3,280)	1,760 (954 to 3,200)	1,760 (975 to 1,190)	1,760 (986 to 3,210)	1,760 (998 to 3,470)	1,760 (999 to 3,470)	1,760 (975 to 3,440)	1,760 (954 to 3,440)	1,760 (959 to 3,440)	1,760 (958 to 3,440)	1,760 (958 to 3,440)	1,760 (958 to 3,440)	1,760 (958 to 3,440)	1,760 (958 to 3,440)	1,760 (958 to 3,440)	41,200
Diarrheal diseases	2,690 (299 to 3,160)	2,690 (634 to 5,660)	1,490 (1,000 to 15,000)	15,900 (3,970 to 27,900)	4,270 (696 to 9,200)	2,270 (423 to 3,710)	1,760 (613 to 3,890)	1,760 (976 to 3,910)	1,760 (648 to 3,780)	1,760 (766 to 3,870)	1,760 (814 to 3,770)	1,760 (727 to 3,540)	1,760 (727 to 3,540)	1,760 (748 to 3,590)	1,760 (725 to 3,620)	1,760 (732 to 3,620)	1,760 (728 to 3,620)	1,760 (728 to 3,620)	1,760 (728 to 3,620)	1,760 (728 to 3,620)	1,760 (728 to 3,620)	1,760 (728 to 3,620)	39,300
Typhoid and paratyphoid	0 (0 to 0)	0 (0 to 0)	0 (0 to 0.1)	0 (0 to 0.1)	0 (0 to 0.1)	0 (0 to 0.1)	0 (0 to 0.1)	0 (0 to 0.1)	0 (0 to 0.1)	0 (0 to 0.1)	0 (0 to 0.1)	0 (0 to 0.1)	0 (0 to 0.1)	0 (0 to 0.1)	0 (0 to 0.1)	0 (0 to 0.1)	0 (0 to 0.1)	0 (0 to 0.1)	0 (0 to 0.1)	0 (0 to 0.1)	0 (0 to 0.1)	0 (0 to 0.1)	0 (0 to 0.1)	3.6
Typhoid fever	0 (0 to 0)	0 (0 to 0)	0 (0 to 0.1)	0 (0 to 0.1)	0 (0 to 0.1)	0 (0 to 0.1)	0 (0 to 0.1)	0 (0 to 0.1)	0 (0 to 0.1)	0 (0 to 0.1)	0 (0 to 0.1)	0 (0 to 0.1)	0 (0 to 0.1)	0 (0 to 0.1)	0 (0 to 0.1)	0 (0 to 0.1)	0 (0 to 0.1)	0 (0 to 0.1)	0 (0 to 0.1)	0 (0 to 0.1)	0 (0 to 0.1)	0 (0 to 0.1)	0 (0 to 0.1)	3.6
Paratyphoid fever	0 (0 to 0)	0 (0 to 0)	0 (0 to 0.2)	0 (0 to 0.1)	0 (0 to 0.1)	0 (0 to 0.1)	0 (0 to 0.1)	0 (0 to 0.1)	0 (0 to 0.1)	0 (0 to 0.1)	0 (0 to 0.1)	0 (0 to 0.1)	0 (0 to 0.1)	0 (0 to 0.1)	0 (0 to 0.1)	0 (0 to 0.1)	0 (0 to 0.1)	0 (0 to 0.1)	0 (0 to 0.1)	0 (0 to 0.1)	0 (0 to 0.1)	0 (0 to 0.1)	0 (0 to 0.1)	0.6
Invasive Non-typhoidal Salmonella (iNTS)	0 (0 to 0)	0 (0 to 0)	1,230 (747 to 1,770)	6,010 (1,870 to 12,300)	1,270 (372 to 2,530)	570 (191 to 1,230)	1,140 (519 to 2,530)	1,140 (519 to 2,530)	1,140 (519 to 2,530)	1,140 (519 to 2,530)	1,140 (519 to 2,530)	1,140 (519 to 2,530)	1,140 (519 to 2,530)	1,140 (519 to 2,530)	1,140 (519 to 2,530)	1,140 (519 to 2,530)	1,140 (519 to 2,530)	1,140 (519 to 2,530)	1,140 (519 to 2,530)	1,140 (519 to 2,530)	1,140 (519 to 2,530)	1,140 (519 to 2,530)	7,390
Other intestinal infectious diseases	0 (0 to 0)	0 (0 to 0)	9.1 (2.2 to 47)	669 (164 to 2,770)	7.2 (2.2 to 19)	6.6 (2.2 to 19)	261 (61 to 1,140)	1.6 (0.4 to 7.2)	0.6 (0.1 to 2.7)	0.1 (0 to 0.6)	0.1 (0 to 0.6)	0.1 (0 to 0.6)	0.1 (0 to 0.6)	0.1 (0 to 0.6)	0.1 (0 to 0.6)	0.1 (0 to 0.6)	0.1 (0 to 0.6)	0.1 (0 to 0.6)	0.1 (0 to 0.6)	0.1 (0 to 0.6)	0.1 (0 to 0.6)	0.1 (0 to 0.6)	0.1 (0 to 0.6)	99.6
Neglected tropical diseases and malaria	1.3 (0 to 3)	0.6 (0.1 to 2)	2,360 (889 to 5,660)	3,920 (1,770 to 7,500)	870 (480 to 1,670)	621 (337 to 1,190)	540 (297 to 1,040)	559 (307 to 1,070)	679 (373 to 1,300)	1,040 (444 to 2,000)	1,720 (475 to 3,310)	1,970 (545 to 3,790)	1,660 (459 to 3,200)	1,260 (348 to 2,430)	1,030 (285 to 1,980)	1,030 (285 to 1,980)	1,030 (285 to 1,980)	1,030 (285 to 1,980)	1,030 (285 to 1,980)	1,030 (285 to 1,980)	1,030 (285 to 1,980)	1,030 (285 to 1,980)	16,700
Malaria	0 (0 to 0.2)	0 (0 to 0)	699 (0 to 2,630)	3,900 (1,030 to 14,800)	870 (143 to 1,660)	621 (106 to 1,060)	540 (91 to 907)	559 (104 to 1,070)	679 (104 to 1,300)	1,040 (166 to 2,000)	1,720 (276 to 3,310)	1,970 (298 to 3,790)	1,660 (276 to 3,200)	1,260 (204 to 1,170)	1,030 (166 to 986)	1,030 (159 to 793)	1,030 (159 to 986)	1,030 (162 to 979)	1,030 (162 to 979)	1,030 (162 to 979)	1,030 (162 to 979)	1,030 (162 to 979)	16,700
Chagas disease	0 (0 to 0)	0 (0 to 0)	0 (0 to 0)	0 (0 to 0)	0 (0 to 0)	0 (0 to 0)	0 (0 to 0)	0 (0 to 0)	0 (0 to 0)	0 (0 to 0)	0 (0 to 0)	0 (0 to 0)	0 (0 to 0)	0 (0 to 0)	0 (0 to 0)	0 (0 to 0)	0 (0 to 0)	0 (0 to 0)	0 (0 to 0)	0 (0 to 0)	0 (0 to 0)	0 (0 to 0)	0 (0 to 0)	0
Leishmaniasis	0 (0 to 0)	0 (0 to 0)	0.1 (0 to 0.2)	1.1 (0 to 3)	0.6 (0.1 to 1.6)	0.2 (0 to 0.5)	0.1 (0 to 0.3)	0.1 (0 to 0.1)	0.1 (0 to 0.1)	0.1 (0 to 0.1)	0.1 (0 to 0.1)	0 (0 to 0)	0 (0 to 0)	0 (0 to 0)	0 (0 to 0)	0 (0 to 0)	0 (0 to 0)	0 (0 to 0)	0 (0 to 0)	0 (0 to 0)	0 (0 to 0)	0 (0 to 0)	0 (0 to 0)	2.8
Visceral leishmaniasis	0 (0 to 0)	0 (0 to 0)	0 (0 to 0.2)	0.9 (0 to 3)	0.6 (0.1 to 1.6)	0.2 (0 to 0.5)	0.1 (0 to 0.3)	0.1 (0 to 0.1)	0.1 (0 to 0.1)	0.1 (0 to 0.1)	0.1 (0 to 0.1)	0 (0 to 0)	0 (0 to 0)	0 (0 to 0)	0 (0 to 0)	0 (0 to 0)	0 (0 to 0)	0 (0 to 0)	0 (0 to 0)	0 (0 to 0)	0 (0 to 0)	0 (0 to 0)	0 (0 to 0)	2.8
Cutaneous and mucocutaneous leishmaniasis	0 (0 to 0)	0 (0 to 0)	0 (0 to 0)	0 (0 to 0)	0 (0 to 0)	0 (0 to 0)	0 (0 to 0)	0 (0 to 0)	0 (0 to 0)	0 (0 to 0)	0 (0 to 0)	0 (0 to 0)	0 (0 to 0)	0 (0 to 0)	0 (0 to 0)	0 (0 to 0)	0 (0 to 0)	0 (0 to 0)	0 (0 to 0)	0 (0 to 0)	0 (0 to 0)	0 (0 to 0)	0 (0 to 0)	0
African trypanosomiasis	0 (0 to 0)	0 (0 to 0)	0 (0 to 0)	0 (0 to 0)	0 (0 to 0)	0 (0 to 0)	0 (0 to 0)	0 (0 to 0)	0 (0 to 0)	0 (0 to 0)	0 (0 to 0)	0 (0 to 0)	0 (0 to 0)	0 (0 to 0)	0 (0 to 0)	0 (0 to 0)	0 (0 to 0)	0 (0 to 0)	0 (0 to 0)	0 (0 to 0)	0 (0 to 0)	0 (0 to 0)	0 (0 to 0)	0
Schistosomiasis	0 (0 to 0)	0 (0 to 0)	197 (23 to 1,170)	660 (89 to 3,290)	661 (89 to 3,290)	117 (16 to 661)	166 (16 to 661)	116 (16 to 661)	166 (16 to 661)	336 (23 to 1,170)	336 (23 to 1,170)	254 (23 to 1,170)	52.1 (5.2 to 335)	17.4 (1.6 to 335)	29.9 (3.1 to 335)	16.5 (1.6 to 335)	6.2 (0.6 to 335)	3 (0.3 to 14.1)	0.3 (0 to 14.1)	0.1 (0 to 14.1)	0 (0 to 14.1)	0 (0 to 14.1)	1,810
Cysticercosis	0 (0 to 0)	0 (0 to 0)	216 (0 to 1,180)	4.3 (0 to 24)	6.6 (0 to 36)	19.6 (0 to 107)	31.6 (0 to 174)	28.1 (0 to 154)	33.7 (0 to 184)	37.6 (0 to 206)	37.6 (0 to 206)	42.3 (0 to 232)	38.6 (0 to 212)	19.7 (0 to 108)	14.6 (0 to 80.1)	13.8 (0 to 75.8)	6.2 (0 to 34.1)	3.3 (0 to 18.1)	1.1 (0 to 6.2)	0.3 (0 to 1.8)	0.1 (0 to 0.6)	0 (0 to 0.2)	334
Cystic echinococcosis	0 (0 to 0)	0 (0 to 0)	0 (0 to 0)	0.1 (0 to 0.3)	7.3 (0 to 40)	0.2 (0 to 0.8)	0.4 (0 to 2.1)	0.2 (0 to 1.1)	0.3 (0 to 1.5)	0.3 (0 to 1.7)	0.2 (0 to 1.1)	0.2 (0 to 1.1)	0.2 (0 to 1.1)	0.1 (0 to 0.6)	0 (0 to 0.2)	0 (0 to 0.2)	0 (0 to 0.1)	0 (0 to 0.1)	0 (0 to 0.1)	0 (0 to 0.1)	0 (0 to 0.1)	0 (0 to 0.1)	0 (0 to 0.1)	59.8
Lymphatic filariasis	0 (0 to 0)	0 (0 to 0)	0 (0 to 0)	0 (0 to 0)	0 (0 to 0)	0 (0 to 0)	0 (0 to 0)	0 (0 to 0)	0 (0 to 0)	0 (0 to 0)	0 (0 to 0)	0 (0 to 0)	0 (0 to 0)	0 (0 to 0)	0 (0 to 0)	0 (0 to 0)	0 (0 to 0)	0 (0 to 0)	0 (0 to 0)	0 (0 to 0)	0 (0 to 0)	0 (0 to 0)	0 (0 to 0)	0
Onchocerciasis	0 (0 to 0)	0 (0 to 0)	0 (0 to 0)	0 (0 to 0)	0 (0 to 0)	0 (0 to 0)	0 (0 to 0)	0 (0 to 0)	0 (0 to 0)	0 (0 to 0)	0 (0 to 0)	0 (0 to 0)	0 (0 to 0)	0 (0 to 0)	0 (0 to 0)	0 (0 to 0)	0 (0 to 0)	0 (0 to 0)	0 (0 to 0)	0 (0 to 0)	0 (0 to 0)	0 (0 to 0)	0 (0 to 0)	0
Trachoma	0 (0 to 0)	0 (0 to 0)	0 (0 to 0)	0 (0 to 0)	0 (0 to 0)	0 (0 to 0)	0 (0 to 0)	0 (0 to 0)	0 (0 to 0)	0 (0 to 0)	0 (0 to 0)	0 (0 to 0)	0 (0 to 0)	0 (0 to 0)	0 (0 to 0)	0 (0 to 0)	0 (0 to 0)	0 (0 to 0)	0 (0 to 0)	0 (0 to 0)	0 (0 to 0)	0 (0 to 0)	0 (0 to 0)	0
Dengue	0 (0 to 0)	0 (0 to 0)	1.5 (0 to 14)	4.6 (0 to 19)	10.6 (0 to 33.4)	9.9 (0 to 39.7)	3.6 (0 to 19.4)	2.6 (0 to 11)	2.2 (0 to 9.2)	1.9 (0 to 7.2)	1.4 (0 to 5.7)	1.4 (0 to 5.5)	0.8 (0 to 3.6)	0.2 (0 to 1.4)	0.2 (0 to 0.9)	0.1 (0 to 0.6)	0.1 (0 to 0.4)	0 (0 to 0.2)	0 (0 to 0.1)	0 (0 to 0.1)	0 (0 to 0.1)	0 (0 to 0.1)	0 (0 to 0.1)	59.3
Yellow fever	0 (0 to 0)	0 (0 to 0)	0 (0 to 0)	0 (0 to 0)	0 (0 to 0)	0 (0 to 0)	0 (0 to 0)	0 (0 to 0)	0 (0 to 0)	0 (0 to 0)	0 (0 to 0)	0 (0 to 0)	0 (0 to 0)	0 (0 to 0)	0 (0 to 0)	0 (0 to 0)	0 (0 to 0)	0 (0 to 0)	0 (0 to 0)	0 (0 to 0)	0 (0 to 0)	0 (0 to 0)	0 (0 to 0)	0
Rabies	0 (0 to 0)	0 (0 to 0)	0.7 (0 to 5.5)	1.6 (0 to 11.1)	1.1 (0 to 6.6)	0.6 (0 to 3.6)	0.7 (0 to 4.3)	0.3 (0 to 2.1)	0.3 (0 to 2.7)	0.3 (0 to 2.3)	0.3 (0 to 2.3)	0.3 (0 to 2.3)	0.2 (0 to 1.4)	0.1 (0 to 0.8)	0 (0 to 0.3)	0 (0 to 0.2)	0 (0 to 0.1)	0 (0 to 0.1)	0 (0 to 0.1)	0 (0 to 0.1)	0 (0 to 0.1)	0 (0 to 0.1)	0 (0 to 0.1)	6.2
Intestinal nematode infections	0 (0 to 0)	0 (0 to 0)	0.7 (0 to 3.2)	132 (32 to 320)	126 (62 to 233)	64.1 (32 to 120)	103 (53 to 183)	68.9 (35 to 124)	68.9 (35 to 124)	79 (39 to 142)	90.7 (44 to 164)	79.8 (39 to 143)	59.1 (28 to 109)	7.6 (3.1 to 21)	2.1 (0.8 to 6.3)	1.3 (0.5 to 3.9)	0.7 (0.3 to 2.1)	0.3 (0.1 to 0.9)	0.1 (0 to 0.4)	0 (0 to 0.1)	0 (0 to 0.1)	0 (0 to 0.1)	934
Ascariasis	0 (0 to 0)	0 (0 to 0)	0.6 (0.1 to 2.8)	64.6 (20.2 to 288)	64.6 (20.2 to 288)	32.6 (17.1 to 68.1)	52.4 (27.1 to 107)	35.1 (18.2 to 73.1)	35.1 (18.2 to 73.1)	40.2 (20.8 to 83.7)	46.1 (23.9 to 96.1)	40.6 (21 to 84.5)	30.1 (15.6 to 62.7)	3.9 (1.6 to 10.7)	1.1 (0.4 to 3.2)	0.7 (0.3 to 1.9)	0.3 (0.1 to 0.9)	0.2 (0.1 to 0.5)	0.1 (0 to 0.3)	0 (0 to 0.1)	0 (0 to 0.1)	0



7989



Benign prostatic hyperplasia	0 (0 to 0)	0 (0 to 0)	0 (0 to 0)	0 (0 to 0)	0 (0 to 0)	0 (0 to 0)	0 (0 to 0)	0 (0 to 0)	0 (0 to 0)	0 (0 to 0)	0 (0 to 0)	0 (0 to 0)	0 (0 to 0)	0 (0 to 0)	0 (0 to 0)	0 (0 to 0)	0 (0 to 0)	0 (0 to 0)	0 (0 to 0)	0 (0 to 0)	0 (0 to 0)	0 (0 to 0)	0 (0 to 0)	0 (0 to 0)	0 (0 to 0)	0 (0 to 0)	0
Male infertility																											NA
Other urinary diseases	9.7 (2.9 to 28.8)	6.9 (2.4 to 19.8)	4.6 (1.2 to 15.2)	60.1 (34.1 to 227)	24.1 (9.6 to 57.9)	11.1 (3.6 to 31.9)	28.9 (10.9 to 67.4)	9.7 (2.6 to 29)	9.1 (1.6 to 41.9)	8.2 (1.6 to 19.3)	9.6 (1.6 to 51.3)	8.1 (2.2 to 22.9)	20.6 (5.1 to 62.1)	12.1 (1.7 to 56)	13.8 (2.3 to 63.8)	8.3 (1.4 to 39)	9.1 (2.6 to 19.6)	9.6 (2.6 to 19.5)	2.6 (0.3 to 11)	0.8 (0.1 to 2.2)	0 (0 to 0.1)	0 (0 to 0.1)	0 (0 to 0.1)	0 (0 to 0.1)	294
Gynecological diseases	0 (0 to 0)	0 (0 to 0)	0 (0 to 0)	0 (0 to 0)	0 (0 to 0)	329 (150 to 661)	714 (350 to 1,170)	714 (713 to 1,150)	1,200 (909 to 2,050)	1,400 (937 to 2,020)	1,900 (1,070 to 3,130)	1,300 (888 to 1,950)	766 (488 to 1,070)	392 (220 to 620)	0 (0 to 0)	0 (0 to 0)	0 (0 to 0)	0 (0 to 0)	59.7 (29.6 to 89.2)	59.7 (29.6 to 89.6)	1.8 (1.1 to 2.8)	0.6 (0.3 to 0.8)	0.1 (0.1 to 0.2)	0 (0 to 0)	0 (0 to 0)	9,140
Uterine fibroids	0 (0 to 0)	0 (0 to 0)	0 (0 to 0)	0 (0 to 0)	0 (0 to 0)	0 (0 to 0)	0 (0 to 0)	0 (0 to 0)	0 (0 to 0)	0 (0 to 0)	0 (0 to 0)	0 (0 to 0)	0 (0 to 0)	0 (0 to 0)	0 (0 to 0)	0 (0 to 0)	0 (0 to 0)	0 (0 to 0)	0 (0 to 0)	0 (0 to 0)	0 (0 to 0)	0 (0 to 0)	0 (0 to 0)	0 (0 to 0)	0 (0 to 0)	208
Polycystic ovarian syndrome	0 (0 to 0)	0 (0 to 0)	0 (0 to 0)	0 (0 to 0)	0 (0 to 0)	0 (0 to 0)	2 (0.5 to 5.7)	0 (0 to 0)	0 (0 to 0)	0 (0 to 0)	0 (0 to 0)	0 (0 to 0)	0 (0 to 0)	0 (0 to 0)	0 (0 to 0)	0 (0 to 0)	0 (0 to 0)	0 (0 to 0)	0 (0 to 0)	0 (0 to 0)	0 (0 to 0)	0 (0 to 0)	0 (0 to 0)	0 (0 to 0)	0 (0 to 0)	68.5
Female infertility	0 (0 to 0)	0 (0 to 0)	0 (0 to 0)	0 (0 to 0)	0 (0 to 0)	0 (0 to 0)	0 (0 to 0)	0 (0 to 0)	0 (0 to 0)	0 (0 to 0)	0 (0 to 0)	0 (0 to 0)	0 (0 to 0)	0 (0 to 0)	0 (0 to 0)	0 (0 to 0)	0 (0 to 0)	0 (0 to 0)	0 (0 to 0)	0 (0 to 0)	0 (0 to 0)	0 (0 to 0)	0 (0 to 0)	0 (0 to 0)	0 (0 to 0)	160
Endometriosis	0 (0 to 0)	0 (0 to 0)	0 (0 to 0)	0 (0 to 0)	0 (0 to 0)	0 (0 to 0)	0 (0 to 0)	0 (0 to 0)	0 (0 to 0)	0 (0 to 0)	0 (0 to 0)	0 (0 to 0)	0 (0 to 0)	0 (0 to 0)	0 (0 to 0)	0 (0 to 0)	0 (0 to 0)	0 (0 to 0)	0 (0 to 0)	0 (0 to 0)	0 (0 to 0)	0 (0 to 0)	0 (0 to 0)	0 (0 to 0)	0 (0 to 0)	730
Genital prolapse	0 (0 to 0)	0 (0 to 0)	0 (0 to 0)	0 (0 to 0)	0 (0 to 0)	0 (0 to 0)	0 (0 to 0)	0 (0 to 0)	0 (0 to 0)	0 (0 to 0)	0 (0 to 0)	0 (0 to 0)	0 (0 to 0)	0 (0 to 0)	0 (0 to 0)	0 (0 to 0)	0 (0 to 0)	0 (0 to 0)	0 (0 to 0)	0 (0 to 0)	0 (0 to 0)	0 (0 to 0)	0 (0 to 0)	0 (0 to 0)	0 (0 to 0)	68.7
Premenstrual syndrome	0 (0 to 0)	0 (0 to 0)	0 (0 to 0)	0 (0 to 0)	0 (0 to 0)	0 (0 to 0)	0 (0 to 0)	0 (0 to 0)	0 (0 to 0)	0 (0 to 0)	0 (0 to 0)	0 (0 to 0)	0 (0 to 0)	0 (0 to 0)	0 (0 to 0)	0 (0 to 0)	0 (0 to 0)	0 (0 to 0)	0 (0 to 0)	0 (0 to 0)	0 (0 to 0)	0 (0 to 0)	0 (0 to 0)	0 (0 to 0)	0 (0 to 0)	2,610
Other gynecological diseases	0 (0 to 0)	0 (0 to 0)	0 (0 to 0)	0 (0 to 0)	0 (0 to 0)	0 (0 to 0)	0 (0 to 0)	0 (0 to 0)	0 (0 to 0)	0 (0 to 0)	0 (0 to 0)	0 (0 to 0)	0 (0 to 0)	0 (0 to 0)	0 (0 to 0)	0 (0 to 0)	0 (0 to 0)	0 (0 to 0)	0 (0 to 0)	0 (0 to 0)	0 (0 to 0)	0 (0 to 0)	0 (0 to 0)	0 (0 to 0)	0 (0 to 0)	5,330
Hemoglobinopathies and hemolytic anemias	4.6 (2 to 10.8)	23.9 (12.9 to 39.9)	133 (72.9 to 222)	339 (128 to 661)	346 (225 to 573)	196 (119 to 315)	321 (126 to 766)	417 (189 to 756)	621 (489 to 1,260)	1,000 (648 to 1,260)	527 (268 to 1,160)	1,000 (528 to 915)	788 (180 to 1,160)	587 (128 to 915)	191 (139 to 258)	170 (77.1 to 199)	93 (22.6 to 202)	28.5 (9.6 to 69.2)	10.7 (2.7 to 36)	4.6 (1 to 9.2)	1.8 (0.3 to 3.1)	0.6 (0.2 to 1.2)	0.1 (0.1 to 0.2)	0 (0 to 0.1)	5,220
Thalassemias	0 (0 to 0.1)	0 (0 to 0)	0.6 (0.1 to 1.5)	1.3 (0.3 to 3.9)	0.1 (0 to 0.3)	0.1 (0 to 0.3)	0 (0 to 0.1)	0 (0 to 0)	0 (0 to 0)	0 (0 to 0)	0 (0 to 0)	0 (0 to 0)	0 (0 to 0)	0 (0 to 0)	0 (0 to 0)	0 (0 to 0)	0 (0 to 0)	0 (0 to 0)	0 (0 to 0)	0 (0 to 0)	0 (0 to 0)	0 (0 to 0)	0 (0 to 0)	0 (0 to 0)	0 (0 to 0)	2.3
Thalassemias trait	0 (0 to 0.1)	0.7 (0.3 to 1.5)	4.6 (2 to 9.1)	2.2 (0.6 to 5.8)	12.6 (6.4 to 23.5)	9.1 (1.9 to 17.4)	12.6 (2.6 to 31.1)	29.3 (10.7 to 57.2)	33.7 (17.7 to 62.6)	31.3 (15.4 to 57.2)	32.3 (16.9 to 51.1)	28 (18.9 to 40.9)	18.6 (8.1 to 28.9)	13.2 (5.1 to 20.1)	2.9 (0.9 to 7.8)	1.7 (0.5 to 3.6)	0.9 (0.3 to 1.9)	0.2 (0.1 to 0.6)	0.1 (0 to 0.3)	0 (0 to 0.2)	0 (0 to 0.1)	0 (0 to 0.1)	0 (0 to 0.1)	0 (0 to 0.1)	209
Sickle cell disorders	4.3 (1.7 to 10.4)	4.2 (2.4 to 8)	61.9 (24.6 to 113)	237 (78.4 to 491)	137 (78.5 to 278)	239 (107 to 598)	161 (60.1 to 776)	421 (372 to 982)	1,200 (271 to 2,310)	1,200 (1.4 to 2,310)	1,200 (1.4 to 2,310)	1,200 (1.4 to 2,310)	1,200 (1.4 to 2,310)	1,200 (1.4 to 2,310)	1,200 (1.4 to 2,310)	1,200 (1.4 to 2,310)	1,200 (1.4 to 2,310)	1,200 (1.4 to 2,310)	1,200 (1.4 to 2,310)	1,200 (1.4 to 2,310)	1,200 (1.4 to 2,310)	1,200 (1.4 to 2,310)	1,200 (1.4 to 2,310)	1,200 (1.4 to 2,310)	820
Sickle cell trait	0.3 (0 to 1.2)	1.8 (0.2 to 4.1)	49.5 (21.1 to 109)	132 (37.1 to 338)	202 (77.5 to 396)	170.3 (78.1 to 394)	194.1 (60.1 to 1,030)	312 (312 to 1,030)	1,030 (422 to 1,030)	912 (422 to 1,030)	1,030 (422 to 1,030)	1,030 (422 to 1,030)	1,030 (422 to 1,030)	1,030 (422 to 1,030)	1,030 (422 to 1,030)	1,030 (422 to 1,030)	1,030 (422 to 1,030)	1,030 (422 to 1,030)	1,030 (422 to 1,030)	1,030 (422 to 1,030)	1,030 (422 to 1,030)	1,030 (422 to 1,030)	1,030 (422 to 1,030)	1,030 (422 to 1,030)	3,740
SERPINA1 deficiency	0 (0 to 0.1)	0.1 (0 to 0.2)	0.7 (0.2 to 2.3)	0.3 (0.1 to 1.1)	0.4 (0.4 to 2.2)	0.3 (0.1 to 1.2)	0.4 (0.1 to 1.9)	0.4 (0.4 to 4.5)	0.3 (0.2 to 1.7)	0.3 (0.2 to 1.7)	0.3 (0.2 to 1.7)	0.3 (0.2 to 1.7)	0.3 (0.2 to 1.7)	0.3 (0.2 to 1.7)	0.3 (0.2 to 1.7)	0.3 (0.2 to 1.7)	0.3 (0.2 to 1.7)	0.3 (0.2 to 1.7)	0.3 (0.2 to 1.7)	0.3 (0.2 to 1.7)	0.3 (0.2 to 1.7)	0.3 (0.2 to 1.7)	0.3 (0.2 to 1.7)	0.3 (0.2 to 1.7)	84
SMPD trait	0 (0 to 0)	0 (0 to 0)	0 (0 to 0)	0 (0 to 0)	0 (0 to 0)	0 (0 to 0)	0 (0 to 0)	0 (0 to 0)	0 (0 to 0)	0 (0 to 0)	0 (0 to 0)	0 (0 to 0)	0 (0 to 0)	0 (0 to 0)	0 (0 to 0)	0 (0 to 0)	0 (0 to 0)	0 (0 to 0)	0 (0 to 0)	0 (0 to 0)	0 (0 to 0)	0 (0 to 0)	0 (0 to 0)	0 (0 to 0)	0 (0 to 0)	10.2
Other hemoglobinopathies and hemolytic anemias	0 (0 to 0.1)	0.8 (0.3 to 1.6)	11.5 (3.8 to 27.4)	6.6 (2.7 to 23)	53.1 (20.4 to 78.3)	34.6 (27.9 to 78.6)	49.6 (1.6 to 78.6)	74.9 (4.6 to 91.1)	91.1 (24.7 to 91.1)	91.1 (24.7 to 91.1)	91.1 (24.7 to 91.1)	91.1 (24.7 to 91.1)	91.1 (24.7 to 91.1)	91.1 (24.7 to 91.1)	91.1 (24.7 to 91.1)	91.1 (24.7 to 91.1)	91.1 (24.7 to 91.1)	91.1 (24.7 to 91.1)	91.1 (24.7 to 91.1)	91.1 (24.7 to 91.1)	91.1 (24.7 to 91.1)	91.1 (24.7 to 91.1)	91.1 (24.7 to 91.1)	91.1 (24.7 to 91.1)	554
Endocrine, metabolic, blood, and immune disorders	1,400 (1,400 to 1,400)	1,400 (1,400 to 1,400)	1,400 (1,400 to 1,400)

SR Table 2b: Mercabit DALYS by cause and age group for females with 95% uncertainty intervals, 2019

Cause	Early Neonatal (0-6 days)	Late Neonatal (7-27 days)	Post Neonatal (28-364 days)	1 to 4	5 to 9	10 to 14	15 to 19	20 to 24	25 to 29	30 to 34	35 to 39	40 to 44	45 to 49	50 to 54	55 to 59	60 to 64	65 to 69	70 to 74	75 to 79	80 to 84	85 to 89	90 to 94	95 plus	Total
All causes	12,800 to 16,100	2,420 to 3,490	4,440 to 5,640	5,060 to 6,370	3,750 to 4,670	3,740 to 4,700	4,110 to 5,200	4,610 to 5,900	5,220 to 6,700	5,940 to 7,600	6,810 to 8,720	7,660 to 9,800	8,660 to 11,100	9,840 to 12,600	11,200 to 14,300	12,900 to 16,400	14,800 to 18,800	16,900 to 21,400	19,200 to 24,200	21,600 to 27,100	23,800 to 29,600	25,600 to 31,600	26,900 to 33,000	317,000
Communicable, maternal, neonatal, and nutritional diseases	14,200 (11,700 to 17,000)	2,660 (2,120 to 3,330)	7,640 (5,600 to 9,930)	6,710 (5,080 to 8,570)	1,690 (1,280 to 2,240)	1,290 (953 to 1,690)	1,750 (1,300 to 2,330)	1,870 (1,350 to 2,560)	2,060 (1,370 to 3,120)	2,220 (1,440 to 3,310)	2,330 (1,470 to 3,530)	2,490 (1,550 to 3,860)	2,640 (1,620 to 4,060)	2,790 (1,660 to 4,360)	2,960 (1,700 to 4,660)	3,160 (1,740 to 4,980)	3,400 (1,800 to 5,350)	3,660 (1,870 to 5,760)	3,900 (1,940 to 6,120)	4,120 (1,990 to 6,450)	4,300 (2,020 to 6,720)	4,430 (2,030 to 6,900)	4,490 (2,020 to 6,990)	91,200
HIV/AIDS and sexually transmitted infections	281 (99 to 642)	67.3 (13 to 139)	572 (161 to 1,240)	797 (271 to 1,910)	242 (77 to 566)	240 (78 to 535)	663 (220 to 1,290)	852 (282 to 1,580)	1,190 (370 to 2,260)	1,490 (701 to 2,430)	1,660 (642 to 2,870)	1,620 (653 to 2,540)	1,430 (652 to 2,340)	1,190 (622 to 1,940)	898 (457 to 1,550)	646 (252 to 1,280)	345 (95 to 952)	153 (27 to 562)	64.6 (9 to 213)	22.8 (3 to 84.3)	15.9 (2 to 64.9)	3.1 (1 to 9.9)	1.2 (0 to 4.2)	11,700
HIV/AIDS	0 (0 to 0.1)	0 (0 to 0)	486 (119 to 1,120)	752 (244 to 1,800)	240 (78 to 558)	238 (108 to 518)	676 (270 to 1,280)	788 (266 to 1,370)	1,180 (580 to 2,060)	1,480 (739 to 2,400)	1,640 (826 to 2,860)	1,610 (836 to 2,630)	1,420 (809 to 2,230)	1,180 (849 to 1,830)	893 (621 to 1,540)	642 (351 to 1,280)	343 (97 to 960)	152 (27 to 562)	63.9 (9 to 213)	22.1 (3 to 84.3)	15.3 (2 to 64.9)	2.9 (1 to 9.9)	1.1 (0 to 4.2)	11,200
HIV/AIDS - Drug-susceptible Tuberculosis	0 (0 to 0)	0 (0 to 0)	41 (22 to 67.3)	63.1 (33 to 102)	20.2 (12 to 32.9)	24 (14 to 39.2)	60.8 (32 to 97.2)	71.6 (41 to 116)	107 (61 to 174)	131 (74 to 209)	137 (79 to 220)	124 (74 to 199)	99.1 (59 to 157)	74.1 (34 to 124)	46.3 (20 to 81.3)	29.1 (7 to 61.2)	13.4 (2 to 33.2)	5.9 (1 to 15.5)	2.2 (0 to 6.2)	1.5 (0 to 4.6)	0.3 (0 to 0.9)	0.1 (0 to 0.4)	0 (0 to 0)	992
HIV/AIDS - Multidrug-resistant Tuberculosis without extensive drug resistance	0 (0 to 0)	0 (0 to 0)	2 (1 to 10.1)	3 (1 to 15.2)	0.9 (0 to 4.5)	1.1 (0 to 5.6)	2.8 (1 to 14.2)	3.2 (1 to 16.1)	4.7 (2 to 23.6)	5.7 (2 to 28.7)	6 (2 to 30)	5.4 (2 to 27.2)	4.2 (1 to 21.7)	3.1 (1 to 15.5)	2.7 (0 to 13.5)	1.3 (0 to 6.5)	0.6 (0 to 3)	0.3 (0 to 1.3)	0.1 (0 to 0.5)	0.1 (0 to 0.3)	0 (0 to 0.1)	0 (0 to 0.1)	0 (0 to 0)	44.2
HIV/AIDS - Extensively drug-resistant Tuberculosis	0 (0 to 0)	0 (0 to 0)	0 (0 to 0.1)	0 (0 to 0.2)	0 (0 to 0.1)	0 (0 to 0.1)	0 (0 to 0.2)	0 (0 to 0.2)	0 (0 to 0.3)	0.1 (0 to 0.4)	0.1 (0 to 0.4)	0.1 (0 to 0.4)	0.1 (0 to 0.3)	0.1 (0 to 0.3)	0 (0 to 0.1)	0 (0 to 0.1)	0 (0 to 0.1)	0 (0 to 0.1)	0 (0 to 0.1)	0 (0 to 0.1)	0 (0 to 0.1)	0 (0 to 0.1)	0 (0 to 0)	0.6
HIV/AIDS resulting in other diseases	1 (0 to 2)	0.7 (0 to 2)	443 (92 to 1,096)	687 (181 to 1,840)	219 (73 to 572)	202 (80 to 499)	611 (253 to 1,180)	715 (301 to 1,220)	1,060 (466 to 1,800)	1,300 (589 to 2,070)	1,400 (678 to 2,060)	1,290 (634 to 1,940)	1,060 (541 to 1,640)	822 (542 to 1,350)	512 (349 to 1,060)	313 (155 to 744)	139 (37 to 394)	57.8 (9 to 197)	19.7 (2 to 84.6)	7.1 (1 to 34.1)	2.6 (0 to 14.1)	0.5 (0 to 2.1)	0.1 (0 to 0.6)	10,200
Sexually transmitted infections excluding HIV	89.4 (13 to 139)	0.6 (0 to 2.1)	86.2 (24 to 207)	45.1 (1 to 9.2)	22.1 (0 to 6.4)	2.1 (0 to 1.6)	51.9 (0 to 3.2)	63.2 (0 to 4.3)	72.9 (0 to 5.6)	89.3 (0 to 6.2)	96.7 (0 to 6.1)	94.8 (0 to 5.9)	70.3 (0 to 5.1)	47.4 (0 to 4.2)	33.2 (0 to 3.5)	16.8 (0 to 2.3)	6.4 (0 to 1.3)	2.5 (0 to 0.7)	0.8 (0 to 0.3)	0.3 (0 to 0.1)	0.1 (0 to 0)	0 (0 to 0)	0 (0 to 0)	497
Syphilis	282 (88 to 643)	67.2 (13 to 139)	86.2 (24 to 207)	45.1 (1 to 9.2)	22.1 (0 to 6.4)	2.1 (0 to 1.6)	51.9 (0 to 3.2)	63.2 (0 to 4.3)	72.9 (0 to 5.6)	89.3 (0 to 6.2)	96.7 (0 to 6.1)	94.8 (0 to 5.9)	70.3 (0 to 5.1)	47.4 (0 to 4.2)	33.2 (0 to 3.5)	16.8 (0 to 2.3)	6.4 (0 to 1.3)	2.5 (0 to 0.7)	0.8 (0 to 0.3)	0.3 (0 to 0.1)	0.1 (0 to 0)	0 (0 to 0)	0 (0 to 0)	424
Chlamydial infection	0 (0 to 0)	0 (0 to 0)	0 (0 to 0)	0 (0 to 0)	0 (0 to 0)	0 (0 to 0)	0 (0 to 0.1)	0 (0 to 0.1)	0 (0 to 0.1)	0 (0 to 0.1)	0 (0 to 0.1)	0 (0 to 0.1)	0 (0 to 0.1)	0 (0 to 0.1)	0 (0 to 0.1)	0 (0 to 0.1)	0 (0 to 0.1)	0 (0 to 0.1)	0 (0 to 0.1)	0 (0 to 0.1)	0 (0 to 0)	0 (0 to 0)	0 (0 to 0)	0 (0 to 0)	7.4
Gonococcal infection	0 (0 to 0)	0 (0 to 0)	0 (0 to 0)	0 (0 to 0)	0 (0 to 0)	0 (0 to 0.1)	0 (0 to 0.4)	0 (0 to 0.5)	0 (0 to 0.5)	0 (0 to 0.4)	0 (0 to 0.4)	0 (0 to 0.3)	0 (0 to 0.2)	0 (0 to 0.2)	0 (0 to 0.1)	0 (0 to 0.1)	0 (0 to 0.1)	0 (0 to 0.1)	0 (0 to 0.1)	0 (0 to 0.1)	0 (0 to 0)	0 (0 to 0)	0 (0 to 0)	0 (0 to 0)	9.4
Trichomoniasis	0 (0 to 0)	0 (0 to 0)	0 (0 to 0)	0 (0 to 0)	0 (0 to 0)	0 (0 to 0.1)	0 (0 to 0.3)	0 (0 to 0.3)	0 (0 to 0.3)	0 (0 to 0.3)	0 (0 to 0.3)	0 (0 to 0.3)	0 (0 to 0.2)	0 (0 to 0.2)	0 (0 to 0.1)	0 (0 to 0.1)	0 (0 to 0.1)	0 (0 to 0.1)	0 (0 to 0.1)	0 (0 to 0.1)	0 (0 to 0)	0 (0 to 0)	0 (0 to 0)	0 (0 to 0)	28.9
Genital herpes	0 (0 to 0)	0 (0 to 0)	0 (0 to 0)	0 (0 to 0)	0 (0 to 0)	0 (0 to 0.2)	0 (0 to 0.9)	0 (0 to 1.1)	0 (0 to 0.9)	0 (0 to 0.8)	0 (0 to 0.7)	0 (0 to 0.6)	0 (0 to 0.4)	0 (0 to 0.3)	0 (0 to 0.2)	0 (0 to 0.1)	0 (0 to 0.1)	0 (0 to 0.1)	0 (0 to 0.1)	0 (0 to 0.1)	0 (0 to 0)	0 (0 to 0)	0 (0 to 0)	0 (0 to 0)	11.5
Other sexually transmitted infections	0 (0 to 0)	0 (0 to 0)	0 (0 to 0)	0 (0 to 0)	0 (0 to 0)	0 (0 to 0.1)	0 (0 to 0.4)	0 (0 to 0.6)	0 (0 to 0.8)	0 (0 to 1.1)	0 (0 to 1.2)	0 (0 to 1.2)	0 (0 to 1.1)	0 (0 to 1.1)	0 (0 to 0.9)	0 (0 to 0.7)	0 (0 to 0.4)	0 (0 to 0.2)	0 (0 to 0.1)	0 (0 to 0.1)	0 (0 to 0)	0 (0 to 0)	0 (0 to 0)	0 (0 to 0)	19
Respiratory infections and tuberculosis	1,190 (489 to 2,190)	492 (222 to 938)	1,280 (793 to 2,000)	984 (526 to 1,660)	225 (135 to 366)	146 (92 to 237)	220 (129 to 362)	283 (164 to 509)	227 (129 to 489)	201 (113 to 439)	178 (99 to 414)	166 (93 to 362)	156 (86 to 342)	172 (72 to 339)	192 (72 to 382)	205 (90 to 392)	196 (94 to 392)	178 (86 to 356)	156 (77 to 297)	136 (73 to 254)	94.1 (47.7 to 174)	39.1 (13.2 to 83.6)	7.6 (1.5 to 19.2)	7,390
Tuberculosis	0 (0 to 0)	0 (0 to 0)	0 (0 to 0)	0 (0 to 0)	0 (0 to 0)	0 (0 to 0)	0 (0 to 0)	0 (0 to 0)	0 (0 to 0)	0 (0 to 0)	0 (0 to 0)	0 (0 to 0)	0 (0 to 0)	0 (0 to 0)	0 (0 to 0)	0 (0 to 0)	0 (0 to 0)	0 (0 to 0)	0 (0 to 0)	0 (0 to 0)	0 (0 to 0)	0 (0 to 0)	0 (0 to 0)	0 (0 to 0)	0
Latent tuberculosis infection	0 (0 to 0)	0 (0 to 0)	0 (0 to 0)	0 (0 to 0)	0 (0 to 0)	0 (0 to 0)	0 (0 to 0)	0 (0 to 0)	0 (0 to 0)	0 (0 to 0)	0 (0 to 0)	0 (0 to 0)	0 (0 to 0)	0 (0 to 0)	0 (0 to 0)	0 (0 to 0)	0 (0 to 0)	0 (0 to 0)	0 (0 to 0)	0 (0 to 0)	0 (0 to 0)	0 (0 to 0)	0 (0 to 0)	0 (0 to 0)	0
Drug-susceptible tuberculosis	0 (0 to 0)	0 (0 to 0)	0 (0 to 0)	0 (0 to 0)	0 (0 to 0)	0 (0 to 0)	0 (0 to 0)	0 (0 to 0)	0 (0 to 0)	0 (0 to 0)	0 (0 to 0)	0 (0 to 0)	0 (0 to 0)	0 (0 to 0)	0 (0 to 0)	0 (0 to 0)	0 (0 to 0)	0 (0 to 0)	0 (0 to 0)	0 (0 to 0)	0 (0 to 0)	0 (0 to 0)	0 (0 to 0)	0 (0 to 0)	0
Multidrug-resistant tuberculosis without extensive drug resistance	0 (0 to 0)	0 (0 to 0)	0 (0 to 0)	0 (0 to 0)	0 (0 to 0)	0 (0 to 0)	0 (0 to 0)	0 (0 to 0)	0 (0 to 0)	0 (0 to 0)	0 (0 to 0)	0 (0 to 0)	0 (0 to 0)	0 (0 to 0)	0 (0 to 0)	0 (0 to 0)	0 (0 to 0)	0 (0 to 0)	0 (0 to 0)	0 (0 to 0)	0 (0 to 0)	0 (0 to 0)	0 (0 to 0)	0 (0 to 0)	0
Extensively drug-resistant tuberculosis	0 (0 to 0)	0 (0 to 0)	0 (0 to 0)	0 (0 to 0)	0 (0 to 0)	0 (0 to 0)	0 (0 to 0)	0 (0 to 0)	0 (0 to 0)	0 (0 to 0)	0 (0 to 0)	0 (0 to 0)	0 (0 to 0)	0 (0 to 0)	0 (0 to 0)	0 (0 to 0)	0 (0 to 0)	0 (0 to 0)	0 (0 to 0)	0 (0 to 0)	0 (0 to 0)	0 (0 to 0)	0 (0 to 0)	0 (0 to 0)	0
Lower respiratory infections	1,190 (489 to 2,190)	492 (222 to 938)	1,450 (683 to 2,630)	783 (386 to 1,470)	122 (52 to 232)	70.2 (31 to 149)	79.6 (31 to 164)	79.1 (21 to 194)	68.1 (18 to 189)	56.9 (15 to 169)	52.9 (14 to 154)	55.8 (15 to 162)	56.5 (16 to 160)	71.8 (22 to 161)	91.7 (27 to 177)	87.7 (27 to 175)	100 (47 to 196)	109 (56 to 206)	89.6 (46 to 169)	42.3 (22 to 79.8)	19 (9 to 33.9)	7.9 (2 to 15.3)	0 (0 to 0)	3,600
Upper respiratory infections	0.3 (0 to 1.1)	0.1 (0 to 0.4)	59.8 (7 to 99.4)	39.6 (24 to 119)	32.7 (12 to 67.1)	30 (14 to 64.1)	23.7 (7 to 52.6)	19.9 (5 to 52.3)	13.2 (3 to 32.2)	9.8 (2 to 24.9)	7.3 (1 to 19.9)	5.6 (1 to 15.2)	4.3 (1 to 11.7)	3.4 (1 to 9.2)	2.4 (1 to 6.5)	2.1 (1 to 5.6)	1.2 (0 to 3.2)	0.9 (0 to 2.4)	0.6 (0 to 1.6)	0.2 (0 to 0.6)	0.1 (0 to 0.2)	0 (0 to 0.1)	0 (0 to 0)	272
Otitis media	0 (0 to 0)	0 (0 to 0)	2.5 (1 to 5.1)	17.7 (9 to 32.6)	19.7 (9 to 35.4)	11.3 (5 to 19.8)	9.3 (3 to 16.6)	9.7 (3 to 17.6)	6.7 (2 to 13.7)	3.6 (1 to 8.1)	2.9 (1 to 6.4)	2.4 (1 to 5.2)	1.9 (1 to 4.2)	1.6 (0 to 3.6)	1.2 (0 to 2.8)	0.9 (0 to 2.1)	0.5 (0 to 1.2)	0.3 (0 to 0.8)	0.2 (0 to 0.5)	0.1 (0 to 0.3)	0 (0 to 0.1)	0 (0 to 0)	0 (0 to 0)	91.6
Enteric infections	2,610 (1,170 to 4,240)	1,010 (298 to 1,950)	1,220 (1,020 to 1,570)	2,620 (1,240 to 3,670)	321 (206 to 494)	150 (90 to 244)	304 (179 to 504)	159 (93 to 268)	169 (96 to 413)	141 (81 to 335)	116 (62 to 284)	94.2 (49 to 218)	89.7 (46 to 210)	89.3 (47 to 210)	92.3 (48 to 216)	94.1 (49 to 222)	96.1 (49 to 222)	94.1 (48 to 222)	89.1 (46 to 206)	80.1 (39 to 186)	64.1 (30 to 150)	34.6 (12 to 79.3)	6.9 (1.4 to 16.7)	8,600
Diarrheal diseases	629 (173 to 1,260)	575 (267 to 1,190)	2,490 (679 to 4,460)	1,660 (701 to 3,400)	329 (117 to 686)	138 (54 to 302)	159 (53 to 359)	132 (67 to 303)	107 (51 to 266)	84.6 (44 to 213)	72.1 (38 to 205)	64.9 (33 to 199)	70.1 (37 to 203)	79.8 (39 to 192)	91.4 (39 to 192)	93.2 (41 to 196)	95.1 (39 to 192)	93.2 (39 to 192)	88.2 (39 to 187)	79.3 (35 to 168)	63.4 (25 to 146)	34.2 (12 to 78.8)	6.8 (1.4 to 16.5)	8,400
Typhoid and paratyphoid	0 (0 to 0)	0 (0 to 0)	0 (0 to 1.7)	104 (31 to 231)	118 (37 to 277)	105 (47 to 227)	82 (26 to 209)	72 (20 to 183)	70 (14 to 153)	62 (9 to 153)	52 (6 to 129)	47 (5 to 124)	42 (5 to 112)	37 (5 to 98)	32 (5 to 84)	27 (5 to 71)	22 (4 to 59)	17 (3 to 46)	13 (3 to 36)	9.6 (2 to 27)	6.5 (1 to 19)	3.1 (0 to 9.6)	0.6 (0 to 2.1)	529
Typhoid fever	0 (0 to 0)	0 (0 to 0)	0 (0 to 1.4)	89.8 (30 to 223)	112 (36 to 270)	100 (44 to 224)	69.3 (20 to 200)	61.1 (13 to 177)	59.3 (10 to 151)	52.1 (6 to 151)	43.5 (5 to 126)	39.4 (4 to 120)	35.1 (4 to 102)	31.1 (4 to 92)	26.7 (3 to 78)	22.5 (3 to 66)	18.3 (3 to 54)	14.2 (2 to 42)	10.8 (2 to 32)	8 (1 to 24)	5.4 (1 to 16)	2.6 (0 to 8)	0.5 (0 to 1.8)	503
Paratyphoid fever	0 (0 to 0)	0 (0 to 0)	0 (0 to 0.4)	14.1 (1 to 12.2)	6.1 (1 to 13)	4.6 (1 to 10)	2.8 (1 to 10)	1.6 (0 to 4.9)	1.1 (0 to 5.2)	0.8 (0 to 2.5)	0.6 (0 to 2.1)	0.5 (0 to 1.8)	0.4 (0 to 1.5)	0.3 (0 to 1.2)	0.3 (0 to 0.9)	0.2 (0 to 0.8)	0.1 (0 to 0.6)	0.1 (0 to 0.5)	0.1 (0 to 0.4)	0.1 (0 to 0.3)	0 (0 to 0.2)	0 (0 to 0.1)	0 (0 to 0)	23
Invasive Non-typhoidal Salmonella (iNTS)	0 (0 to 0)	0 (0 to 0)	0.4 (0 to 1.9)	179 (73 to 317)	416 (122 to 789)	231 (51 to 513)	29.7 (6 to 84.9)	25.6 (4 to 73.6)	24.4 (4 to 69.4)	19.4 (3 to 54.6)	11.3 (1 to 30.1)	7.4 (1 to 19.8)	4.9 (1 to 12.9)	3.6 (1 to 9.7)	2.4 (0 to 6.4)	1.7 (0 to 4.6)	1.1 (0 to 2.9)	0.7 (0 to 1.8)	0.4 (0 to 1.1)	0.2 (0 to 0.6)	0.1 (0 to 0.3)	0 (0 to 0.1)	0 (0 to 0)	967
Other intestinal infectious diseases	0 (0 to 0)	0 (0 to 0)	1.9 (0 to 7.8)	3.2 (1 to 12.1)	3.2 (0 to 9.2)	2.6 (0 to 8.1)	3.2 (0 to 9.4)	0.1 (0 to 0.5)	0.1 (0 to 0.5)	0.1 (0 to 0.5)	0.1 (0 to 0.5)	0.1 (0 to 0.5)	0.1 (0 to 0.5)	0.1 (0 to 0.5)	0.1 (0 to 0.5)	0.1 (0 to 0.5)	0.1 (0 to 0.5)	0.1 (0 to 0.5)	0.1 (0 to 0.5)	0.1 (0 to 0.5)	0 (0 to 0)	0 (0 to 0)	0 (0 to 0)	6.9
Neglected tropical diseases and malaria	89.6 (0 to 1.6)	17.4 (0 to 339)	581 (123 to 1,540)	1,040 (134 to 3,710)	613 (54 to 2,270)	649 (69 to 2,190)	89.6 (10 to 357)	50.4 (4 to 220)	56.5 (3 to 270)	58.6 (3 to 300)	58.5 (3 to 300)	54.4 (3 to 300)	49.3 (3 to 300)	43.3 (3 to 300)	36.4 (3 to 300)	29.5 (3 to 300)	23.1 (3 to 300)	17.2 (3 to 300)	12.1 (3 to 300)	8.1 (3 to 300)	5.1 (3 to 300)	2.7 (3 to 300)	1.1 (3 to 300)	2,690
Malaria	0 (0 to 0)	0 (0 to 0)	0 (0 to 0)	0 (0 to 0)	0 (0 to 0)	0 (0 to 0)	0 (0 to 0)	0 (0 to 0)	0 (0 to 0)	0 (0 to 0)	0 (0 to 0)	0 (0 to 0)	0 (0 to 0)	0 (0 to 0)	0 (0 to 0)	0 (0 to 0)	0 (0 to 0)	0 (0 to 0)	0 (0 to 0)	0 (0 to 0)	0 (0 to 0)	0 (0 to 0)	0 (0 to 0)	0 (0 to 0)	0
Chagas disease	0 (0 to 0)	0 (0 to 0)	0 (0 to 0)	0 (0 to 0)	0 (0 to 0)	0 (0 to 0)	0 (0 to 0)	0 (0 to 0)	0 (0 to 0)	0 (0 to 0)	0 (0 to 0)	0 (0 to 0)	0 (0 to 0)	0 (0 to 0)	0 (0 to 0)	0 (0 to 0)	0 (0 to 0)	0 (0 to 0)	0 (0 to 0)	0 (0 to 0)	0 (0 to 0)	0 (0 to 0)	0 (0 to 0)	0 (0 to 0)	0
Leishmaniasis	0 (0 to 0)	0 (0 to 0)	0 (0 to 0)	0.5 (0 to 1.6)	0.5 (0 to 1.6)	0.6 (0 to 1.7)	0.6 (0 to 1.7)	0.6 (0 to 1.7)	0.5 (0 to 1.5)	0.4 (0 to 1.5)	0.3 (0 to 1.4)	0.2 (0 to 1.4)	0.2 (0 to 1.4)	0.2 (0 to 1.4)	0.2 (0 to 1.3)	0.1 (0 to 1.2)	0.1 (0 to 1.1)	0.1 (0 to 1.1)	0.1 (0 to 1.1)	0.1 (0 to 1.1)	0 (0 to 1.1)	0 (0 to 1.1)	0 (0 to 1.1)	4.2
Visceral leishmaniasis	0 (0 to 0)	0 (0 to 0)	0 (0 to 0)	0 (0 to 0)	0 (0 to 0)	0 (0 to 0)	0 (0 to 0)	0 (0 to 0)	0 (0 to 0)	0 (0 to 0)	0 (0 to 0)	0 (0 to 0)	0 (0 to 0)	0 (0 to 0)	0 (0 to 0)	0 (0 to 0)	0 (0 to 0)	0 (0 to 0)	0 (0 to 0)	0 (0 to 0)	0 (0 to 0)	0 (0 to 0)	0 (0 to 0)	0 (0 to 0)	0
Cutaneous and mucocutaneous leishmaniasis	0 (0 to 0)	0 (0 to 0)	0 (0 to 0)	0.5 (0 to 1.6)	0.5 (0 to 1.6)	0.6 (0 to 1.7)	0.6 (0 to 1.7)	0.6 (0 to 1.7)	0.5 (0 to 1.5)	0.4 (0 to 1.5)	0.3 (0 to 1.4)	0.2 (0 to 1.4)	0.2 (0 to 1.4)	0.2 (0 to 1.4)	0.2 (0 to 1.3)	0.1 (0 to 1.2)	0.1 (0 to 1.1)	0.1 (0 to 1.1)	0.1 (0 to 1.1)	0.1 (0 to 1.1)	0 (0 to 1.1)	0 (0 to 1.1)	0 (0 to 1.1)	4.2
African trypanosomiasis	0 (0 to 0)	0 (0 to 0)	0 (0 to 0)	0 (0 to 0)	0 (0 to 0)	0 (0 to 0)	0 (0 to 0)	0 (0 to 0)	0 (0 to 0)	0 (0 to 0)	0 (0 to 0)	0 (0 to 0)	0 (0 to 0)	0 (0 to 0)	0 (0 to 0)	0 (0 to 0)	0 (0 to 0)	0 (0 to 0)	0 (0 to 0)	0 (0 to 0)	0 (0 to 0)	0 (0 to 0)	0 (0 to 0)	0 (0 to 0)	0
Schistosomiasis	0 (0 to 0)	0 (0 to 0)	1.6 (0 to 4.7)	6.6 (1 to 21.3)	9.8 (2 to 27.3)	13.4 (3 to 39.2)	14.9 (3 to 39.7)	14.6 (3 to 39.5)	12.8 (3 to 35.4)	12.1 (3 to 32.6)	9.6 (2 to 26.4)	7.4 (1 to 20.1)	5.8 (1 to 15.9)	4.3 (0 to 11.9)	3.2 (0 to 8.9)	2.3 (0 to 6.4)	1.7 (0 to 4.7)	1.2 (0 to 3.4)	0.8 (0 to 2.3)	0.5 (0 to 1.5)	0.3 (0 to 0.9)	0.1 (0 to 0.4)	0 (0 to 0.1)	112
Cysticercosis	0 (0 to 0)	0 (0 to 0)	0.3 (0 to 1.1)	0.7 (0 to 2.5)	0.8 (0 to 2.6)	1.9 (0 to 5.4)	3.8 (1 to 10.1)	4.7 (1 to 12.5)	4.3 (1 to 11.5)	3.8 (1 to 10.1)	4.1 (1 to 10.9)	4.3 (1 to 11.4)	4.3 (1 to 11.4)	4.6 (1 to 12.1)	4.6 (1 to 12.1)	4.6 (1 to 12.1)	4.5 (1 to 11.9)	3.6 (1 to 9.6)	2.4 (1 to 6.4)	1.5 (0 to 4.1)	0.7 (0 to 2.1)	0.4 (0 to 1.1)	0.2 (0 to 0.6)	64.6
Cystic echinococcosis	0 (0 to 0)	0 (0 to 0)	0 (0 to 0)	0.4 (0 to 1.4)	0.3 (0 to 1.1)	0.3 (0 to 1.1)	0.3 (0 to 1.1)	0.3 (0 to 1.1)	0.3 (0 to 1.1)	0.3 (0 to 1.1)	0.3 (0 to 1.1)	0.3 (0 to 1.1)	0.3 (0 to 1.1)	0.3 (0 to 1.1)	0.3 (0 to 1.1)	0.3 (0 to 1.1)	0.3 (0 to 1.1)	0.3 (0 to 1.1)	0.3 (0 to 1.1)	0.3 (0 to 1.1)	0.3 (0 to 1.1)	0.3 (0 to 1.1)	0.3 (0 to 1.1)	4.7
Lymphatic filariasis	0 (0 to 0)	0 (0 to 0)	0 (0 to 0)	0.4 (0 to 0.9)	0.2 (0 to 0.6)	0.2 (0 to 0.6)	0.2 (0 to 0.6)	0.2 (0 to 0.6)	0.2 (0 to 0.6)	0.2 (0 to 0.6)	0.2 (0 to 0.6)	0.2 (0 to 0.6)	0.2 (0 to 0.6)	0.2 (0 to 0.6)	0.2 (0 to 0.6)	0.2 (0 to 0.6)	0.2 (0 to 0.6)	0.2 (0 to 0.6)	0.2 (0 to 0.6)	0.2 (0 to 0.6)	0.2 (0 to 0.6)	0.2 (0 to 0.6)	0.2 (0 to 0.6)	43.4
Onchocerciasis	0 (0 to 0)	0 (0 to 0)	0 (0 to 0)	0 (0 to 0)	0 (0 to 0)	0 (0 to 0)	0 (0 to 0)	0 (0 to 0)	0 (0 to 0)	0 (0 to 0)	0 (0 to 0)	0 (0 to 0)	0 (0 to 0)	0 (0 to 0)	0 (0 to 0)	0 (0 to 0)	0 (0 to 0)	0 (0 to 0)	0 (0 to 0)	0 (0 to 0)	0 (0 to 0)	0 (0 to 0)	0 (0 to 0)	0 (0 to 0)	0
Trachoma	0 (0 to 0)	0 (0 to 0)	0 (0 to 0)	0 (0 to 0)	0 (0 to 0)	0 (0 to 0)	0 (0 to 0)	0 (0 to 0)	0 (0 to 0)	0 (0 to 0.1)	0 (0 to 0.1)	0 (0 to 0.1)	0 (0 to 0.1)	0 (0 to 0.1)	0 (0 to 0.1)	0 (0 to 0.1)	0 (0 to 0.1)	0 (0 to 0.1)	0 (0 to 0.1)	0 (0 to 0.1)	0 (0 to 0.1)	0 (0 to 0.1)	0 (0 to 0.1)	0 (0 to 0.1)	9.8
Dengue	0 (0 to 0)	0 (0 to 0)	0.2 (0 to 2.8)	0.8 (0 to 5.9)	1.4 (0 to 6.4)	1.4 (0 to 6.4)	1.1 (0 to 3.4)	0.6 (0 to 2.4)	0.4 (0 to 1.7)	0.3 (0 to 1.3)	0.2 (0 to 1.1)	0.2 (0 to 0.7)	0.2 (0 to 0.5)	0.2 (0 to 0.5)	0.2 (0 to 0.7)	0.2 (0 to 0.6)	0.2 (0 to 0.5)	0.2 (0 to 0.5)	0.2 (0 to 0.5)	0.2 (0 to 0.5)	0.2 (0 to 0.5)	0.2 (0 to 0.5)	0.2 (0 to 0.5)	9.8
Yellow fever	0 (0 to 0)	0 (0 to 0)	0 (0 to 0.4)	1.4 (0 to 9.1)	1.4 (0 to 9.1)	1.4 (0 to 9.1)	1.1 (0 to 7.2)	0.7 (0 to 5.1)	0.5 (0 to 4.2)	0.4 (0 to 3.1)	0.3 (0 to 2.2)	0.2 (0 to 1.3)	0.2 (0 to 0.9)	0.2 (0 to 0.7)	0.2 (0 to 0.6)	0.2 (0 to 0.5)	0.2 (0 to 0.5)	0.2 (0 to 0.5)	0.2 (0 to 0.5)	0.2 (0 to 0.5)	0.2 (0 to 0.5)	0.2 (0 to 0.5)	0.2 (0 to 0.5)	9
Rabies	0 (0 to 0)	0 (0 to 0)	0 (0 to 0)	0.1 (0 to 0.9)	0.1 (0 to 0.9)	0.1 (0 to 0.9)	0.1 (0 to 0.6)	0.1 (0 to 0.4)	0.1 (0 to 0.3)	0.1 (0 to 0.3)	0.1 (0 to 0.3)	0.1 (0 to 0.3)	0.1 (0 to 0.3)	0.1 (0 to 0.3)	0.1 (0 to 0.3)	0.1 (0 to 0.3)	0.1 (0 to 0.3)	0.1 (0 to 0.3)	0.1 (0 to 0.3)	0.1 (0 to 0.3)	0.1 (0 to 0.3)	0.1 (0 to 0.3)	0.1 (0 to 0.3)	0.9
Intestinal nematode infections	0 (0 to 0)	0 (0 to 0)	0 (0 to 0.4)	13.3 (3 to 34.6)	10.3 (2 to 27.3)	7.5 (1 to 19.8)	6.2 (1 to 17.2)	5.1 (0 to 14.2)	4.2 (0 to 11.9)	3.5 (0 to 9.9)	2.9 (0 to 8.2)	2.4 (0 to 6.8)	2.1 (0 to 5.9)	1.8 (0 to 5.1)	1.5 (0 to 4.2)	1.2 (0 to 3.4)	0.9 (0 to 2.6)	0.7 (0 to 2.1)	0.5 (0 to 1.5)	0.3 (0 to 1.1)	0.2 (0 to 0.7)	0.1 (0 to 0.3)	0 (0 to 0.1)	99.7
Ascariasis	0 (0 to 0)	0 (0 to 0)	0 (0 to 0)	0.4 (0 to 1.4)	0.3 (0 to 1.1)	0.3 (0 to 1.1)	0.3 (0 to 1.1)	0.3 (0 to 1.1)	0.3 (0 to 1.1)	0.3 (0 to 1.1)	0.3 (0 to 1.1)	0.3 (0



Congenital birth defects	897 (415 to 1,465)	199 (89	537 (229 to 1,040)	283 (145 to 528)	78 (30 to 135)	59 (24 to 93)	49 (27 to 74)	31 (19 to 51)	21 (12 to 33)	14 (8 to 22)	10 (5 to 17)	7 (4 to 12)	5 (2 to 8)	4 (2 to 7)	3 (2 to 5)	2 (1 to 3)	1 (0 to 2)	0 (0 to 1)	0 (0 to 0)	0 (0 to 0)	2,176
Neural tube defects	374 (174 to 760)	82 (33 to 139)	148 (60 to 307)	84 (40 to 167)	23 (9 to 46)	16 (7 to 32)	9 (5 to 17)	8 (3 to 15)	3 (2 to 6)	3 (1 to 7)	2 (1 to 4)	1 (0 to 3)	0 (0 to 1)	0 (0 to 1)	0 (0 to 1)	0 (0 to 1)	0 (0 to 0)	0 (0 to 0)	0 (0 to 0)	0 (0 to 0)	0 (0 to 0)	683
Congenital heart anomalies	523 (33 to 300)	116 (47 to 178)	307 (42 to 567)	161 (16 to 328)	45 (4 to 95)	34 (4 to 72)	28 (4 to 64)	18 (3 to 44)	12 (2 to 31)	8 (1 to 20)	6 (1 to 14)	4 (0 to 10)	3 (0 to 7)	2 (0 to 5)	1 (0 to 3)	1 (0 to 2)	0 (0 to 1)	0 (0 to 1)	0 (0 to 0)	0 (0 to 0)	0 (0 to 0)	423
Orofacial clefts	79 (9 to 236)	20 (3 to 51)	30 (2 to 91)	16 (2 to 46)	3 (0 to 12)	3 (0 to 11)	2 (0 to 8)	2 (0 to 7)	1 (0 to 4)	1 (0 to 3)	0 (0 to 2)	0 (0 to 1)	0 (0 to 1)	0 (0 to 1)	0 (0 to 1)	0 (0 to 1)	0 (0 to 0)	0 (0 to 0)	0 (0 to 0)	0 (0 to 0)	0 (0 to 0)	23
Down syndrome	143 (24 to 272)	43 (3 to 111)	22 (5 to 61)	11 (2 to 32)	1 (0 to 4)	1 (0 to 4)	1 (0 to 3)	1 (0 to 3)	0 (0 to 2)	0 (0 to 2)	0 (0 to 1)	0 (0 to 1)	0 (0 to 1)	0 (0 to 1)	0 (0 to 1)	0 (0 to 1)	0 (0 to 0)	0 (0 to 0)	0 (0 to 0)	0 (0 to 0)	0 (0 to 0)	62
Turner syndrome	0 (0 to 0)	0 (0 to 0)	0 (0 to 0)	0 (0 to 0)	0 (0 to 0)	0 (0 to 0)	0 (0 to 0)	0 (0 to 0)	0 (0 to 0)	0 (0 to 0)	0 (0 to 0)	0 (0 to 0)	0 (0 to 0)	0 (0 to 0)	0 (0 to 0)	0 (0 to 0)	0 (0 to 0)	0 (0 to 0)	0 (0 to 0)	0 (0 to 0)	0 (0 to 0)	0
Klinefelter syndrome	0 (0 to 0)	0 (0 to 0)	0 (0 to 0)	0 (0 to 0)	0 (0 to 0)	0 (0 to 0)	0 (0 to 0)	0 (0 to 0)	0 (0 to 0)	0 (0 to 0)	0 (0 to 0)	0 (0 to 0)	0 (0 to 0)	0 (0 to 0)	0 (0 to 0)	0 (0 to 0)	0 (0 to 0)	0 (0 to 0)	0 (0 to 0)	0 (0 to 0)	0 (0 to 0)	0
Other chromosomal abnormalities	29 (6 to 57)	12 (3 to 29)	28 (3 to 72)	7 (1 to 19)	6 (1 to 14)	2 (0 to 6)	1 (0 to 3)	1 (0 to 3)	0 (0 to 2)	0 (0 to 1)	0 (0 to 1)	0 (0 to 1)	0 (0 to 0)	0 (0 to 0)	0 (0 to 0)	0 (0 to 0)	0 (0 to 0)	0 (0 to 0)	0 (0 to 0)	0 (0 to 0)	0 (0 to 0)	85
Congenital musculoskeletal and limb anomalies	27 (4 to 74)	5 (1 to 11)	24 (2 to 63)	3 (0 to 9)	1 (0 to 4)	1 (0 to 4)	0 (0 to 3)	0 (0 to 2)	0 (0 to 1)	0 (0 to 1)	0 (0 to 1)	0 (0 to 1)	0 (0 to 1)	0 (0 to 1)	0 (0 to 1)	0 (0 to 1)	0 (0 to 0)	0 (0 to 0)	0 (0 to 0)	0 (0 to 0)	0 (0 to 0)	151
Urogenital congenital anomalies	22 (3 to 61)	7 (1 to 18)	37 (2 to 104)	5 (1 to 16)	1 (0 to 5)	1 (0 to 5)	0 (0 to 3)	0 (0 to 3)	0 (0 to 2)	0 (0 to 2)	0 (0 to 1)	0 (0 to 1)	0 (0 to 1)	0 (0 to 1)	0 (0 to 1)	0 (0 to 1)	0 (0 to 0)	0 (0 to 0)	0 (0 to 0)	0 (0 to 0)	0 (0 to 0)	41
Digestive congenital anomalies	49 (20 to 272)	12 (4 to 74)	49 (3 to 218)	16 (3 to 73)	5 (0 to 34)	3 (0 to 21)	2 (0 to 12)	2 (0 to 7)	1 (0 to 5)	1 (0 to 3)	0 (0 to 2)	0 (0 to 1)	0 (0 to 1)	0 (0 to 1)	0 (0 to 1)	0 (0 to 1)	0 (0 to 0)	0 (0 to 0)	0 (0 to 0)	0 (0 to 0)	0 (0 to 0)	213
Other congenital birth defects	199 (43 to 462)	38 (10 to 99)	68 (20 to 232)	39 (4 to 108)	9 (1 to 30)	7 (1 to 23)	5 (1 to 16)	4 (0 to 12)	2 (0 to 6)	2 (0 to 4)	1 (0 to 3)	1 (0 to 2)	0 (0 to 1)	0 (0 to 1)	0 (0 to 1)	0 (0 to 1)	0 (0 to 0)	0 (0 to 0)	0 (0 to 0)	0 (0 to 0)	0 (0 to 0)	485
Urinary diseases and male infertility	6 (1 to 13)	0 (0 to 1)	12 (0 to 31)	2 (0 to 7)	0 (0 to 2)	0 (0 to 2)	0 (0 to 1)	0 (0 to 1)	0 (0 to 1)	0 (0 to 1)	0 (0 to 1)	0 (0 to 1)	0 (0 to 1)	0 (0 to 1)	0 (0 to 1)	0 (0 to 1)	0 (0 to 0)	0 (0 to 0)	0 (0 to 0)	0 (0 to 0)	0 (0 to 0)	82
Urolithiasis	0 (0 to 0)	0 (0 to 0)	3 (0 to 0)	0 (0 to 0)	0 (0 to 2)	0 (0 to 2)	0 (0 to 1)	0 (0 to 1)	0 (0 to 1)	0 (0 to 0)	0 (0 to 0)	0 (0 to 0)	0 (0 to 0)	0 (0 to 0)	0 (0 to 0)	0 (0 to 0)	0 (0 to 0)	0 (0 to 0)	0 (0 to 0)	0 (0 to 0)	0 (0 to 0)	3
Benign prostatic hyperplasia	0 (0 to 0)	0 (0 to 0)	0 (0 to 0)	0 (0 to 0)	0 (0 to 0)	0 (0 to 0)	0 (0 to 0)	0 (0 to 0)	0 (0 to 0)	0 (0 to 0)	0 (0 to 0)	0 (0 to 0)	0 (0 to 0)	0 (0 to 0)	0 (0 to 0)	0 (0 to 0)	0 (0 to 0)	0 (0 to 0)	0 (0 to 0)	0 (0 to 0)	0 (0 to 0)	0
Male infertility	–	–	–	–	–	–	–	–	–	–	–	–	–	–	–	–	–	–	–	–	–	NA
Other urinary diseases	4 (1 to 10)	0 (0 to 1)	1 (0 to 2)	0 (0 to 2)	0 (0 to 1)	0 (0 to 1)	0 (0 to 1)	0 (0 to 1)	0 (0 to 1)	0 (0 to 1)	0 (0 to 1)	0 (0 to 1)	0 (0 to 1)	0 (0 to 1)	0 (0 to 1)	0 (0 to 1)	0 (0 to 0)	0 (0 to 0)	0 (0 to 0)	0 (0 to 0)	0 (0 to 0)	37
Gynecological diseases	0 (0 to 0)	0 (0 to 0)	0 (0 to 0)	0 (0 to 0)	0 (0 to 0)	0 (0 to 0)	0 (0 to 0)	0 (0 to 0)	0 (0 to 0)	0 (0 to 0)	0 (0 to 0)	0 (0 to 0)	0 (0 to 0)	0 (0 to 0)	0 (0 to 0)	0 (0 to 0)	0 (0 to 0)	0 (0 to 0)	0 (0 to 0)	0 (0 to 0)	0 (0 to 0)	0
Uterine fibroids	0 (0 to 0)	0 (0 to 0)	0 (0 to 0)	0 (0 to 0)	0 (0 to 0)	0 (0 to 0)	0 (0 to 0)	0 (0 to 0)	0 (0 to 0)	0 (0 to 0)	0 (0 to 0)	0 (0 to 0)	0 (0 to 0)	0 (0 to 0)	0 (0 to 0)	0 (0 to 0)	0 (0 to 0)	0 (0 to 0)	0 (0 to 0)	0 (0 to 0)	0 (0 to 0)	0
Polycystic ovarian syndrome	0 (0 to 0)	0 (0 to 0)	0 (0 to 0)	0 (0 to 0)	0 (0 to 0)	0 (0 to 0)	0 (0 to 0)	0 (0 to 0)	0 (0 to 0)	0 (0 to 0)	0 (0 to 0)	0 (0 to 0)	0 (0 to 0)	0 (0 to 0)	0 (0 to 0)	0 (0 to 0)	0 (0 to 0)	0 (0 to 0)	0 (0 to 0)	0 (0 to 0)	0 (0 to 0)	0
Female infertility	0 (0 to 0)	0 (0 to 0)	0 (0 to 0)	0 (0 to 0)	0 (0 to 0)	0 (0 to 0)	0 (0 to 0)	0 (0 to 0)	0 (0 to 0)	0 (0 to 0)	0 (0 to 0)	0 (0 to 0)	0 (0 to 0)	0 (0 to 0)	0 (0 to 0)	0 (0 to 0)	0 (0 to 0)	0 (0 to 0)	0 (0 to 0)	0 (0 to 0)	0 (0 to 0)	0
Endometriosis	0 (0 to 0)	0 (0 to 0)	0 (0 to 0)	0 (0 to 0)	0 (0 to 0)	0 (0 to 0)	0 (0 to 0)	0 (0 to 0)	0 (0 to 0)	0 (0 to 0)	0 (0 to 0)	0 (0 to 0)	0 (0 to 0)	0 (0 to 0)	0 (0 to 0)	0 (0 to 0)	0 (0 to 0)	0 (0 to 0)	0 (0 to 0)	0 (0 to 0)	0 (0 to 0)	0
Genital prolapse	0 (0 to 0)	0 (0 to 0)	0 (0 to 0)	0 (0 to 0)	0 (0 to 0)	0 (0 to 0)	0 (0 to 0)	0 (0 to 0)	0 (0 to 0)	0 (0 to 0)	0 (0 to 0)	0 (0 to 0)	0 (0 to 0)	0 (0 to 0)	0 (0 to 0)	0 (0 to 0)	0 (0 to 0)	0 (0 to 0)	0 (0 to 0)	0 (0 to 0)	0 (0 to 0)	0
Premenstrual syndrome	0 (0 to 0)	0 (0 to 0)	0 (0 to 0)	0 (0 to 0)	0 (0 to 0)	0 (0 to 0)	0 (0 to 0)	0 (0 to 0)	0 (0 to 0)	0 (0 to 0)	0 (0 to 0)	0 (0 to 0)	0 (0 to 0)	0 (0 to 0)	0 (0 to 0)	0 (0 to 0)	0 (0 to 0)	0 (0 to 0)	0 (0 to 0)	0 (0 to 0)	0 (0 to 0)	0
Other gynecological diseases	0 (0 to 0)	0 (0 to 0)	0 (0 to 0)	0 (0 to 0)	0 (0 to 0)	0 (0 to 0)	0 (0 to 0)	0 (0 to 0)	0 (0 to 0)	0 (0 to 0)	0 (0 to 0)	0 (0 to 0)	0 (0 to 0)	0 (0 to 0)	0 (0 to 0)	0 (0 to 0)	0 (0 to 0)	0 (0 to 0)	0 (0 to 0)	0 (0 to 0)	0 (0 to 0)	0
Hemoglobinopathies and hemolytic anemias	1 (0 to 2)	0 (0 to 0)	0 (0 to 1)	0 (0 to 0)	0 (0 to 1)	0 (0 to 1)	0 (0 to 0)	0 (0 to 0)	0 (0 to 0)	0 (0 to 0)	0 (0 to 0)	0 (0 to 0)	0 (0 to 0)	0 (0 to 0)	0 (0 to 0)	0 (0 to 0)	0 (0 to 0)	0 (0 to 0)	0 (0 to 0)	0 (0 to 0)	0 (0 to 0)	3
Endocrine, metabolic, blood, and immune disorders	1 (0 to 2)	0 (0 to 1)	1 (0 to 3)	0 (0 to 1)	0 (0 to 1)	0 (0 to 1)	0 (0 to 1)	0 (0 to 1)	0 (0 to 1)	0 (0 to 1)	0 (0 to 1)	0 (0 to 1)	0 (0 to 1)	0 (0 to 1)	0 (0 to 1)	0 (0 to 1)	0 (0 to 0)	0 (0 to 0)	0 (0 to 0)	0 (0 to 0)	0 (0 to 0)	7
Oral disorders	0 (0 to 0)	0 (0 to 0)	0 (0 to 0)	0 (0 to 0)	0 (0 to 0)	0 (0 to 0)	0 (0 to 0)	0 (0 to 0)	0 (0 to 0)	0 (0 to 0)	0 (0 to 0)	0 (0 to 0)	0 (0 to 0)	0 (0 to 0)	0 (0 to 0)	0 (0 to 0)	0 (0 to 0)	0 (0 to 0)	0 (0 to 0)	0 (0 to 0)	0 (0 to 0)	0
Caries of deciduous teeth	0 (0 to 0)	0 (0 to 0)	0 (0 to 0)	0 (0 to 0)	0 (0 to 0)	0 (0 to 0)	0 (0 to 0)	0 (0 to 0)	0 (0 to 0)	0 (0 to 0)	0 (0 to 0)	0 (0 to 0)	0 (0 to 0)	0 (0 to 0)	0 (0 to 0)	0 (0 to 0)	0 (0 to 0)	0 (0 to 0)	0 (0 to 0)	0 (0 to 0)	0 (0 to 0)	0
Caries of permanent teeth	0 (0 to 0)	0 (0 to 0)	0 (0 to 0)	0 (0 to 0)	0 (0 to 0)	0 (0 to 0)	0 (0 to 0)	0 (0 to 0)	0 (0 to 0)	0 (0 to 0)	0 (0 to 0)	0 (0 to 0)	0 (0 to 0)	0 (0 to 0)	0 (0 to 0)	0 (0 to 0)	0 (0 to 0)	0 (0 to 0)	0 (0 to 0)	0 (0 to 0)	0 (0 to 0)	0
Periodontal diseases	0 (0 to 0)	0 (0 to 0)	0 (0 to 0)	0 (0 to 0)	0 (0 to 0)	0 (0 to 0)	0 (0 to 0)	0 (0 to 0)	0 (0 to 0)	0 (0 to 0)	0 (0 to 0)	0 (0 to 0)	0 (0 to 0)	0 (0 to 0)	0 (0 to 0)	0 (0 to 0)	0 (0 to 0)	0 (0 to 0)	0 (0 to 0)	0 (0 to 0)	0 (0 to 0)	0
Other oral disorders	0 (0 to 0)	0 (0 to 0)	0 (0 to 0)	0 (0 to 0)	0 (0 to 0)	0 (0 to 0)	0 (0 to 0)	0 (0 to 0)	0 (0 to 0)	0 (0 to 0)	0 (0 to 0)	0 (0 to 0)	0 (0 to 0)	0 (0 to 0)	0 (0 to 0)	0 (0 to 0)	0 (0 to 0)	0 (0 to 0)	0 (0 to 0)	0 (0 to 0)	0 (0 to 0)	0
Sudden infant death syndrome	– (0 to 0)	– (0 to 0)	– (0 to 0)	– (0 to 0)	– (0 to 0)	– (0 to 0)	– (0 to 0)	– (0 to 0)	– (0 to 0)	– (0 to 0)	– (0 to 0)	– (0 to 0)	– (0 to 0)	– (0 to 0)	– (0 to 0)	– (0 to 0)	– (0 to 0)	– (0 to 0)	– (0 to 0)	– (0 to 0)	NA
Injuries	74 (42 to 114)	45 (14 to 97)	166 (84 to 304)	413 (272 to 610)	239 (169 to 327)	158 (111 to 220)	332 (231 to 454)	177 (123 to 247)	109 (77 to 149)	241 (169 to 336)	194 (139 to 262)	159 (111 to 222)	128 (89 to 180)	115 (79 to 161)	113 (79 to 160)	99 (68 to 139)	88 (60 to 127)	72 (50 to 99)	46 (28 to 69)	39 (23 to 60)	2,200 (1,200 to 3,200)
Transport injuries	4 (2 to 7)	2 (0 to 4)	17 (7 to 36)	64 (29 to 102)	54 (19 to 108)	43 (24 to 74)	97 (53 to 159)	59 (32 to 91)	39 (20 to 61)	89 (49 to 140)	77 (39 to 122)	65 (33 to 102)	55 (28 to 87)	49 (24 to 77)	49 (24 to 77)	43 (21 to 68)	39 (19 to 62)	32 (16 to 51)	21 (10 to 34)	14 (7 to 24)	1,000 (555 to 1,600)
Road injuries	1 (1 to 3)	1 (0 to 2)	9 (4 to 20)	35 (15 to 59)	30 (10 to 62)	24 (13 to 42)	54 (29 to 90)	33 (18 to 51)	22 (11 to 34)	50 (27 to 79)	43 (22 to 68)	36 (18 to 57)	31 (16 to 49)	27 (13 to 43)	27 (13 to 43)	24 (12 to 38)	22 (11 to 35)	18 (9 to 29)	12 (6 to 19)	8 (4 to 13)	555 (307 to 888)
Pedestrian road injuries	0 (0 to 1)	0 (0 to 1)	2 (0 to 5)	9 (3 to 16)	8 (2 to 17)	6 (3 to 13)	13 (6 to 23)	8 (4 to 15)	5 (2 to 9)	12 (6 to 22)	10 (5 to 18)	9 (4 to 16)	7 (3 to 13)	6 (3 to 12)	6 (3 to 12)	5 (2 to 10)	5 (2 to 9)	4 (2 to 7)	3 (1 to 5)	2 (1 to 3)	134 (74 to 217)
Cyclist road injuries	0 (0 to 0)	0 (0 to 0)	0 (0 to 1)	2 (0 to 6)	2 (0 to 5)	2 (0 to 4)	4 (1 to 8)	3 (1 to 6)	2 (1 to 4)	4 (2 to 8)	4 (2 to 7)	3 (1 to 6)	3 (1 to 5)	2 (1 to 4)	2 (1 to 4)	2 (1 to 4)	2 (1 to 3)	1 (0 to 3)	1 (0 to 2)	1 (0 to 1)	47 (26 to 76)
Motorcyclist road injuries	0 (0 to 0)	0 (0 to 0)	1 (0 to 3)	4 (1 to 11)	4 (1 to 11)	3 (1 to 7)	7 (1 to 13)	4 (2 to 9)	3 (1 to 6)	6 (3 to 12)	5 (2 to 10)	4 (2 to 9)	4 (2 to 8)	3 (1 to 7)	3 (1 to 7)	3 (1 to 6)	2 (1 to 5)	2 (1 to 4)	1 (0 to 3)	1 (0 to 2)	64 (34 to 103)
Motor vehicle road injuries	1 (0 to 3)	0 (0 to 2)	6 (2 to 19)	25 (9 to 46)	22 (6 to 49)	17 (7 to 35)	39 (16 to 69)	24 (9 to 43)	16 (7 to 28)	36 (14 to 64)	31 (12 to 56)	26 (10 to 47)	22 (9 to 40)	20 (8 to 36)	20 (8 to 36)	17 (7 to 31)	16 (6 to 29)	13 (5 to 23)	8 (3 to 15)	5 (2 to 9)	400 (211 to 671)
Other road injuries	0 (0 to 2)	0 (0 to 1)	1 (0 to 3)	4 (1 to 14)	3 (0 to 11)	2 (0 to 7)	5 (2 to 16)	3 (1 to 9)	2 (0 to 6)	5 (2 to 15)	4 (2 to 12)	3 (1 to 10)	3 (1 to 9)	2 (1 to 8)	2 (1 to 8)	2 (1 to 7)	2 (1 to 6)	1 (0 to 5)	1 (0 to 4)	1 (0 to 3)	57 (9 to 97)
Other transport injuries	0 (0 to 0)	0 (0 to 0)	1 (0 to 2)	4 (1 to 9)	1 (0 to 7)	1 (0 to 5)	2 (0 to 7)	1 (0 to 5)	1 (0 to 4)	2 (0 to 6)	2 (0 to 7)	1 (0 to 5)	1 (0 to 4)	1 (0 to 4)	1 (0 to 4)	1 (0 to 3)	1 (0 to 3)	0 (0 to 1)	0 (0 to 1)	0 (0 to 1)	42 (22 to 70)
Unintentional injuries	70 (39 to 110)	43 (14 to 93)	149 (82 to 276)	349 (192 to 538)	185 (79 to 298)	115 (77 to 163)	235 (166 to 326)	118 (77 to 171)	73 (49 to 106)	152 (94 to 229)	117 (84 to 159)	93 (64 to 136)	73 (49 to 107)	66 (47 to 93)	64 (45 to 91)	56 (37 to 79)	49 (32 to 69)	40 (26 to 56)	25 (14 to 39)	14 (7 to 23)	1,200 (645 to 1,900)
Falls	3 (1 to 7)	2 (0 to 5)	8 (3 to 21)	29 (12 to 51)	25 (7 to 51)	19 (9 to 33)	44 (21 to 76)	27 (13 to 44)	18 (8 to 31)	43 (20 to 73)	36 (17 to 61)	29 (13 to 49)	24 (11 to 42)	21 (10 to 36)	21 (10 to 36)	18 (8 to 31)	16 (7 to 28)	13 (6 to 23)	8 (3 to 15)	5 (2 to 9)	399 (206 to 659)
Drowning	2 (0 to 5)	1 (0 to 3)	6 (2 to 16)	24 (9 to 43)	19 (4 to 43)	14 (6 to 29)	34 (13 to 63)	20 (8 to 37)	14 (5 to 26)	33 (13 to 59)	27 (11 to 48)	22 (9 to 39)	18 (8 to 32)	16 (7 to 28)	16 (7 to 28)	14 (6 to 25)	12 (5 to 22)	10 (4 to 18)	6 (2 to 11)	4 (1 to 7)	297 (127 to 554)
Fire, heat, and hot substances	2 (1 to 4)	1 (0 to 3)	6 (1 to 16)	15 (3 to 29)	11 (2 to 27)	8 (3 to 21)	19 (7 to 36)	11 (4 to 23)	8 (3 to 16)	18 (7 to 34)	15 (6 to 29)	12 (5 to 24)	10 (4 to 20)	9 (3 to 18)	9 (3 to 18)	8 (3 to 16)	7 (3 to 14)	6 (2 to 12)	4 (1 to 8)	2 (1 to 5)	165 (72 to 317)
Poisonings	2 (0 to 5)	2 (0 to 5)	13 (2 to 29)	39 (8 to 67)	21 (4 to 49)	9 (3 to 19)	18 (6 to 33)	9 (3 to 17)	5 (2 to 10)	11 (3 to 20)	8 (3 to 15)	6 (2 to 11)	5 (2 to 9)	4 (1 to 8)	4 (1 to 8)	3 (1 to 7)	3 (1 to 6)	2 (1 to 5)	1 (0 to 3)	1 (0 to 2)	184 (84 to 327)
Poisoning by carbon monoxide	0 (0 to 1)	0 (0 to 2)	2 (0 to 7)	1 (0 to 4)	1 (0 to 4)	0 (0 to 2)	1 (0 to 4)	0 (0 to 2)	0 (0 to 1)	1 (0 to 3)	1 (0 to 2)	1 (0 to 2)	1 (0 to 2)	1 (0 to 2)	1 (0 to 2)	1 (0 to 2)	1 (0 to 2)	1 (0 to 2)	0 (0 to 1)	0 (0 to 1)	24 (9 to 43)
Poisoning by other means	1 (0 to 3)	0 (0 to 2)	6 (1 to 16)	23 (7 to 40)	20 (5 to 46)	8 (3 to 17)	17 (6 to 31)	8 (3 to 16)	5 (2 to 9)	10 (3 to 19)	8 (3 to 15)	6 (2 to 11)	5 (2 to 9)	4 (1 to 8)	4 (1 to 8)	3 (1 to 7)	3 (1 to 6)	2 (1 to 5)	1 (0 to 3)	1 (0 to 2)	182 (82 to 321)
Exposure to mechanical forces	19 (5 to 39)	4 (1 to 10)	20 (4 to 55)	22 (4 to 55)	7 (1 to 19)	5 (1 to 14)	9 (2 to 22)	4 (1 to 10)	3 (1 to 7)	6 (2 to 16)	4 (1 to 11)	3 (1 to 8)	3 (1 to 7)	2 (1 to 6)	2 (1 to 6)	2 (1 to 5)	2 (1 to 5)	1 (0 to 4)	1 (0 to 3)	0 (0 to 2)	166 (59 to 346)
Unintentional firearm injuries	4 (0 to 9)	2 (0 to 5)	7 (2 to 17)	6 (2 to 14)	2 (0 to 5)	1 (0 to 4)	2 (0 to 5)	1 (0 to 3)	1 (0 to 2)	2 (0 to 5)	1 (0 to 3)	1 (0 to 3)	1 (0 to 2)	1 (0 to 2)	1 (0 to 2)	1 (0 to 2)	1 (0 to 2)	0 (0 to 1)	0 (0 to 1)	0 (0 to 1)	41 (16 to 82)
Other exposure to mechanical forces	15 (3 to 32)	3 (1 to 8)	13 (2 to 38)	16 (3 to 42)	5 (1 to 13)	4 (1 to 10)	7 (2 to 17)	3 (1 to 8)	2 (1 to 5)	4 (1 to 11)	3 (1 to 8)	2 (1 to 6)	2 (1 to 5)	2 (1 to 5)	2 (1 to 5)	1 (1 to 4)	1 (1 to 4)	1 (0 to 3)	0 (0 to 2)	0 (0 to 1)	125 (41 to 276)
Adverse effects of medical treatment	2 (0 to 5)	1 (0 to 3)	2 (0 to 6)	2 (0 to 6)	1 (0 to 3)	1 (0 to 3)	2 (0 to 5)	1 (0 to 3)	1 (0 to 2)	2 (0 to 5)	1 (0 to 4)	1 (0 to 3)	1 (0 to 3)	1 (0 to 3)	1 (0 to 3)	1 (0 to 3)	1 (0 to 3)	1 (0 to 2)	0 (0 to 1)	0 (0 to 1)	30 (11 to 59)
Animal contact	2 (0 to 6)	0 (0 to 1)	7 (2 to 19)	9 (2 to 24)	8 (1 to 23)	6 (1 to 16)	13 (4 to 32)	8 (2 to 20)	6 (2 to 14)	15 (4 to 35)	12 (3 to 29)	10 (3 to 24)	8 (2 to 20)	7 (2 to 18)	7 (2 to 18)	6 (2 to 15)	5 (2 to 13)	4 (1 to 10)	3 (1 to 7)	2 (0 to 5)	162 (60 to 340)
Venomous animal contact	1 (0 to 3)	0 (0 to 1)	3 (1 to 7)	4 (1 to 10)	3 (0 to 8)	2 (0 to 6)	5 (1 to 12)	3 (1 to 8)	2 (0 to 5)	5 (1 to 12)	4 (1 to 10)	3 (1 to 9)	3 (1 to 8)	2 (1 to 7)	2 (1 to 7)	2 (1 to 6)	2 (1 to 5)	1 (0 to 4)	1 (0 to 3)	0 (0 to 2)	62 (21 to 134)
Non-venomous animal contact	1 (0 to 2)	0 (0 to 1)	4 (1 to 11)	5 (1 to 14)	5 (1 to 15)	4 (1 to 10)	8 (2 to 20)	5 (1 to 13)	4 (1 to 9)	9 (2 to 23)	8 (2 to 20)	6 (2 to 17)	5 (1 to 13)	5 (1 to 12)	5 (1 to 12)	4 (1 to 10)	3 (1 to 9)	3 (1 to 7)	2 (0 to 5)	1 (0 to 3)	100 (39 to 211)
Foreign body	2 (0 to 4)	1 (0 to 2)	4 (1 to 9)	6 (2 to 15

SR Table 2b: Meru DALYS by cause and age group for females with 95% uncertainty intervals, 2019

Cause	Early Neonatal	Late Neonatal	Post Neonatal	1 to 4	5 to 9	10 to 14	15 to 19	20 to 24	25 to 29	30 to 34	35 to 39	40 to 44	45 to 49	50 to 54	55 to 59	60 to 64	65 to 69	70 to 74	75 to 79	80 to 84	85 to 89	90 to 94	95 plus	Total
All causes	6,200 (14,398 to 20,900)	7,600 (5,810 to 9,350)	12,700 (10,200 to 15,600)	29,900 (24,900 to 35,200)	7,719 (6,150 to 9,450)	6,290 (5,000 to 7,850)	13,100 (10,900 to 17,100)	19,100 (17,600 to 19,600)	18,600 (17,200 to 19,600)	22,000 (21,000 to 23,000)	24,000 (23,000 to 25,000)	23,400 (22,400 to 24,500)	23,200 (22,000 to 24,500)	19,400 (18,100 to 20,700)	19,700 (18,300 to 21,200)	19,000 (17,600 to 20,500)	17,400 (15,900 to 19,000)	15,200 (13,700 to 16,700)	9,260 (7,950 to 10,600)	5,440 (4,500 to 6,390)	3,500 (2,750 to 4,350)	1,420 (1,000 to 1,940)	427 (276 to 614)	302,000
Communicable, maternal, neonatal, and nutritional diseases	19,900 (13,200 to 26,900)	8,690 (6,230 to 9,880)	11,600 (8,920 to 13,900)	17,000 (13,500 to 21,200)	4,920 (3,910 to 6,070)	3,630 (2,920 to 4,350)	6,370 (5,300 to 7,550)	7,850 (6,430 to 7,300)	10,600 (8,940 to 13,600)	13,600 (9,130 to 23,000)	16,200 (9,980 to 22,000)	15,900 (9,810 to 23,000)	13,900 (9,810 to 19,000)	11,100 (7,690 to 15,200)	7,220 (5,220 to 10,300)	4,960 (3,620 to 6,700)	3,700 (2,700 to 5,110)	2,660 (1,930 to 3,600)	2,410 (1,790 to 3,290)	1,890 (1,390 to 2,490)	1,290 (923 to 1,790)	774 (553 to 991)	316 (213 to 459)	174 (112 to 259)	163,000
HIV/AIDS and sexually transmitted infections	582 (189 to 1,290)	117 (23.4 to 274)	396 (186 to 1,180)	756 (190 to 2,480)	626 (249 to 1,540)	492 (215 to 1,440)	2,760 (1,270 to 5,130)	3,860 (2,270 to 5,910)	6,730 (3,430 to 11,700)	9,660 (5,470 to 16,100)	11,600 (6,540 to 19,600)	10,700 (6,990 to 16,200)	9,180 (6,180 to 13,900)	6,490 (4,190 to 9,350)	5,060 (3,190 to 7,960)	3,790 (2,720 to 5,400)	1,400 (972 to 2,200)	640 (466 to 1,070)	336 (189 to 616)	107 (61.9 to 205)	21.8 (10.9 to 43.2)	9.2 (4.1 to 17.6)	0.1 (0.1 to 0.4)	67,400
HIV/AIDS	0 (0 to 0)	0 (0 to 0)	230 (109 to 691)	756 (190 to 2,480)	626 (249 to 1,540)	648 (285 to 1,440)	2,750 (1,260 to 5,110)	3,810 (2,250 to 5,850)	6,670 (3,390 to 11,600)	9,650 (5,420 to 16,100)	11,600 (6,490 to 19,600)	10,700 (6,960 to 16,200)	9,130 (6,130 to 13,900)	6,430 (4,150 to 9,260)	5,060 (3,190 to 7,960)	3,760 (2,710 to 5,360)	1,390 (966 to 2,200)	640 (466 to 1,070)	335 (189 to 616)	130 (77 to 220)	26.5 (14 to 51.3)	8.9 (4 to 17.3)	0.6 (0.2 to 2.6)	64,100
HIV/AIDS - Drug-susceptible Tuberculosis	0 (0 to 0)	0 (0 to 0)	23 (11 to 64)	79.4 (19.9 to 260)	61.9 (24.6 to 151)	52.5 (22.9 to 153)	282 (129 to 523)	392 (230 to 600)	683 (353 to 1,170)	1,000 (561 to 1,720)	1,200 (672 to 2,030)	1,110 (722 to 1,680)	947 (636 to 1,440)	664 (429 to 958)	523 (330 to 822)	389 (280 to 555)	144 (100 to 223)	66 (48 to 111)	34.7 (19.4 to 63.7)	13.5 (7.1 to 26.6)	2.7 (1.4 to 5.3)	0.9 (0.4 to 1.8)	0.1 (0 to 0.3)	6,970
HIV/AIDS - Multidrug-resistant Tuberculosis without extensive drug resistance	0 (0 to 0)	0 (0 to 0)	2.8 (1.3 to 7.8)	9.6 (2.4 to 31.5)	7.5 (3 to 18.6)	6.4 (2.8 to 18.6)	34.1 (15.6 to 63.3)	47.4 (27.8 to 72.6)	82.6 (42.7 to 141)	121 (67.9 to 208)	145 (81.3 to 245)	134 (87.3 to 203)	114 (76.9 to 174)	80.3 (51.5 to 116)	63.2 (39.9 to 99.5)	47 (33.9 to 67.2)	16.8 (11.7 to 27)	7.7 (5.9 to 13.4)	4.2 (2.3 to 7.7)	1.6 (0.9 to 3.2)	0.3 (0.2 to 0.6)	0.1 (0 to 0.3)	0.1 (0 to 0.3)	842
HIV/AIDS - Extensively drug-resistant Tuberculosis	0 (0 to 0)	0 (0 to 0)	0.1 (0 to 0.3)	0.3 (0.1 to 1.1)	0.2 (0.1 to 0.6)	0.2 (0.1 to 0.6)	1.1 (0.5 to 2.1)	1.5 (0.9 to 2.3)	2.6 (1.3 to 4.5)	3.8 (2.1 to 6.5)	4.5 (2.5 to 7.6)	4.2 (2.7 to 6.4)	3.6 (2.4 to 5.5)	2.5 (1.6 to 3.7)	2 (1.3 to 3.1)	1.5 (1.1 to 2.1)	0.5 (0.4 to 0.8)	0.2 (0.2 to 0.4)	0.1 (0.1 to 0.2)	0 (0 to 0.1)	0 (0 to 0)	0 (0 to 0)	0 (0 to 0)	26.5
Tuberculosis	0 (0 to 0)	0 (0 to 0)	2.8 (1.3 to 7.8)	9.6 (2.4 to 31.5)	7.5 (3 to 18.6)	6.4 (2.8 to 18.6)	34.1 (15.6 to 63.3)	47.4 (27.8 to 72.6)	82.6 (42.7 to 141)	121 (67.9 to 208)	145 (81.3 to 245)	134 (87.3 to 203)	114 (76.9 to 174)	80.3 (51.5 to 116)	63.2 (39.9 to 99.5)	47 (33.9 to 67.2)	16.8 (11.7 to 27)	7.7 (5.9 to 13.4)	4.2 (2.3 to 7.7)	1.6 (0.9 to 3.2)	0.3 (0.2 to 0.6)	0.1 (0 to 0.3)	0.1 (0 to 0.3)	842
Latent tuberculosis infection	0 (0 to 0)	0 (0 to 0)	0.1 (0 to 0.3)	0.3 (0.1 to 1.1)	0.2 (0.1 to 0.6)	0.2 (0.1 to 0.6)	1.1 (0.5 to 2.1)	1.5 (0.9 to 2.3)	2.6 (1.3 to 4.5)	3.8 (2.1 to 6.5)	4.5 (2.5 to 7.6)	4.2 (2.7 to 6.4)	3.6 (2.4 to 5.5)	2.5 (1.6 to 3.7)	2 (1.3 to 3.1)	1.5 (1.1 to 2.1)	0.5 (0.4 to 0.8)	0.2 (0.2 to 0.4)	0.1 (0.1 to 0.2)	0 (0 to 0.1)	0 (0 to 0)	0 (0 to 0)	0 (0 to 0)	26.5
Drug-susceptible Tuberculosis	0 (0 to 0)	0 (0 to 0)	2.8 (1.3 to 7.8)	9.6 (2.4 to 31.5)	7.5 (3 to 18.6)	6.4 (2.8 to 18.6)	34.1 (15.6 to 63.3)	47.4 (27.8 to 72.6)	82.6 (42.7 to 141)	121 (67.9 to 208)	145 (81.3 to 245)	134 (87.3 to 203)	114 (76.9 to 174)	80.3 (51.5 to 116)	63.2 (39.9 to 99.5)	47 (33.9 to 67.2)	16.8 (11.7 to 27)	7.7 (5.9 to 13.4)	4.2 (2.3 to 7.7)	1.6 (0.9 to 3.2)	0.3 (0.2 to 0.6)	0.1 (0 to 0.3)	0.1 (0 to 0.3)	842
Multidrug-resistant tuberculosis without extensive drug resistance	0 (0 to 0)	0 (0 to 0)	0.6 (0.1 to 1.8)	2.3 (0.1 to 11.7)	0.6 (0.1 to 2.1)	0.5 (0.1 to 2.1)	2.7 (0.4 to 6.1)	3.7 (0.6 to 8.2)	6.4 (1.1 to 14.2)	9.4 (1.6 to 20.9)	11.3 (1.9 to 25.1)	10.4 (1.8 to 23.1)	8.9 (1.5 to 19.8)	6.3 (1.1 to 14)	4.9 (0.8 to 10.9)	3.7 (0.6 to 8.2)	1.3 (0.2 to 2.9)	0.6 (0.1 to 1.4)	0.3 (0.1 to 0.8)	0.1 (0 to 0.3)	0 (0 to 0)	0 (0 to 0)	0 (0 to 0)	65.4
Extensively drug-resistant tuberculosis	0 (0 to 0)	0 (0 to 0)	0 (0 to 0)	0.1 (0 to 0.3)	0 (0 to 0.1)	0 (0 to 0.1)	0.1 (0 to 0.2)	0.2 (0 to 0.3)	0.3 (0 to 0.5)	0.5 (0 to 0.8)	0.6 (0 to 0.9)	0.5 (0 to 0.8)	0.5 (0 to 0.7)	0.3 (0 to 0.5)	0.3 (0 to 0.4)	0.2 (0 to 0.3)	0.1 (0 to 0.2)	0 (0 to 0.1)	0 (0 to 0.1)	0 (0 to 0.1)	0 (0 to 0)	0 (0 to 0)	0 (0 to 0)	0 (0 to 0)	3.5
Chlamydial infection	0 (0 to 0)	0 (0 to 0)	0 (0 to 0)	0 (0 to 0)	0.4 (0.2 to 0.9)	2.1 (1 to 3.8)	9.2 (4.1 to 14)	11 (6.2 to 17)	9.5 (5.4 to 14)	7.5 (4.4 to 11)	5.9 (3.6 to 8.7)	4.6 (2.9 to 6.6)	3.6 (2.3 to 5)	2.6 (1.7 to 3.5)	2.1 (1.4 to 2.8)	1.6 (1.1 to 2.2)	0.6 (0.4 to 0.8)	0.3 (0.2 to 0.4)	0.1 (0.1 to 0.2)	0 (0 to 0.1)	0 (0 to 0)	0 (0 to 0)	0 (0 to 0)	0 (0 to 0)	62.1
Gonococcal infection	0 (0 to 0)	0 (0 to 0)	0 (0 to 0)	0 (0 to 0)	0.1 (0 to 0.3)	0.5 (0.2 to 1.1)	2.6 (1.1 to 4.6)	3.5 (1.8 to 5.7)	3.2 (1.8 to 4.9)	2.7 (1.6 to 4.1)	2.2 (1.4 to 3.2)	1.8 (1.2 to 2.5)	1.4 (0.9 to 1.9)	1 (0.6 to 1.3)	0.8 (0.5 to 1.1)	0.6 (0.4 to 0.8)	0.2 (0.2 to 0.3)	0.1 (0.1 to 0.2)	0 (0 to 0.1)	0 (0 to 0)	0 (0 to 0)	0 (0 to 0)	0 (0 to 0)	0 (0 to 0)	21.1
Trichomoniasis	0 (0 to 0)	0 (0 to 0)	0 (0 to 0)	0 (0 to 0)	0.3 (0.1 to 0.8)	1.6 (0.7 to 3.6)	7.1 (3.1 to 12)	8.5 (4.8 to 13)	7.3 (4.2 to 11)	5.8 (3.4 to 8.5)	4.5 (2.8 to 6.5)	3.5 (2.2 to 5.1)	2.8 (1.8 to 3.9)	2 (1.3 to 2.7)	1.6 (1.1 to 2.2)	1.2 (0.8 to 1.7)	0.5 (0.3 to 0.7)	0.2 (0.2 to 0.3)	0.1 (0.1 to 0.2)	0 (0 to 0.1)	0 (0 to 0)	0 (0 to 0)	0 (0 to 0)	0 (0 to 0)	48.1
Genital herpes	0 (0 to 0)	0 (0 to 0)	0 (0 to 0)	0 (0 to 0)	0 (0 to 0)	0.1 (0 to 0.1)	0.2 (0.1 to 0.4)	0.3 (0.2 to 0.5)	0.4 (0.2 to 0.6)	0.4 (0.2 to 0.6)	0.4 (0.2 to 0.6)	0.4 (0.2 to 0.6)	0.3 (0.2 to 0.5)	0.3 (0.2 to 0.4)	0.2 (0.2 to 0.3)	0.2 (0.1 to 0.3)	0.1 (0.1 to 0.2)	0 (0 to 0.1)	0 (0 to 0.1)	0 (0 to 0)	0 (0 to 0)	0 (0 to 0)	0 (0 to 0)	0 (0 to 0)	3.6
Other sexually transmitted infections	0 (0 to 0)	0 (0 to 0)	0 (0 to 0)	0 (0 to 0)	0.1 (0 to 1.4)	0.7 (0.1 to 1.6)	4.2 (0.6 to 13)	6.2 (0.9 to 20)	11.7 (1.7 to 37)	19.7 (2.7 to 61)	29.1 (4 to 92)	33.6 (4.6 to 106)	33.8 (4.6 to 106)	31.4 (4.3 to 98)	30.2 (4.1 to 94)	28.7 (3.9 to 90)	26.2 (3.6 to 82)	23.2 (3.2 to 73)	18.6 (2.6 to 58)	12.9 (1.8 to 40)	7.6 (1.1 to 24)	3.9 (0.5 to 12)	1.4 (0.2 to 4.5)	0.2 (0 to 0.6)	78.9
Respiratory infections and tuberculosis	1,200 (749 to 2,080)	1,010 (781 to 1,320)	2,280 (1,260 to 4,060)	3,060 (1,550 to 5,980)	479 (260 to 951)	332 (180 to 720)	458 (245 to 1,030)	1,020 (542 to 1,390)	1,790 (971 to 2,410)	2,410 (1,410 to 3,180)	3,060 (1,960 to 3,960)	3,610 (2,510 to 4,630)	3,980 (2,870 to 5,060)	3,810 (2,690 to 4,980)	3,980 (2,810 to 5,190)	3,980 (2,810 to 5,190)	3,980 (2,810 to 5,190)	3,980 (2,810 to 5,190)	3,980 (2,810 to 5,190)	3,980 (2,810 to 5,190)	3,980 (2,810 to 5,190)	3,980 (2,810 to 5,190)	3,980 (2,810 to 5,190)	3,980 (2,810 to 5,190)	72,000
Tuberculosis	0 (0 to 0)	0 (0 to 0)	178 (99.5 to 281)	275 (99.6 to 588)	90 (49.3 to 194)	150 (72.5 to 377)	273 (142 to 496)	496 (267 to 872)	677 (286 to 998)	642 (286 to 1,130)	626 (286 to 1,130)	599 (242 to 1,130)	577 (213 to 1,030)	530 (186 to 1,030)	477 (186 to 1,030)	444 (186 to 1,030)	378 (186 to 1,030)	299 (186 to 1,030)	258 (123 to 390)	111 (39.9 to 194)	42.7 (16.9 to 77.1)	7.4 (2.6 to 13.5)	0.2 (0 to 0.6)	7,340
Latent tuberculosis infection	0 (0 to 0)	0 (0 to 0)	0 (0 to 0)	0 (0 to 0)	0 (0 to 0)	0 (0 to 0)	0 (0 to 0)	0 (0 to 0)	0 (0 to 0)	0 (0 to 0)	0 (0 to 0)	0 (0 to 0)	0 (0 to 0)	0 (0 to 0)	0 (0 to 0)	0 (0 to 0)	0 (0 to 0)	0 (0 to 0)	0 (0 to 0)	0 (0 to 0)	0 (0 to 0)	0 (0 to 0)	0 (0 to 0)	0 (0 to 0)	0
Drug-susceptible Tuberculosis	0 (0 to 0)	0 (0 to 0)	178 (99.5 to 281)	275 (99.6 to 588)	90 (49.3 to 194)	150 (72.5 to 377)	273 (142 to 496)	496 (267 to 872)	677 (286 to 998)	642 (286 to 1,130)	626 (286 to 1,130)	599 (242 to 1,130)	577 (213 to 1,030)	530 (186 to 1,030)	477 (186 to 1,030)	444 (186 to 1,030)	378 (186 to 1,030)	299 (186 to 1,030)	258 (123 to 390)	111 (39.9 to 194)	42.7 (16.9 to 77.1)	7.4 (2.6 to 13.5)	0.2 (0 to 0.6)	7,340
Multidrug-resistant tuberculosis without extensive drug resistance	0 (0 to 0)	0 (0 to 0)	3.6 (1.7 to 5.9)	8.7 (2.3 to 18.9)	2.3 (0.7 to 5.1)	3.6 (1.1 to 7.7)	7.3 (2.1 to 15.5)	12.2 (3.5 to 25.5)	14.7 (4.2 to 30.5)	19.4 (5.5 to 40.2)	19.5 (5.5 to 40.2)	18 (5.1 to 37.2)	12.6 (3.6 to 26)	9.6 (2.7 to 19.8)	7.6 (2.1 to 15.7)	5.6 (1.6 to 11.6)	2.1 (0.6 to 4.3)	1.2 (0.3 to 2.4)	0.6 (0.2 to 1.2)	0.2 (0.1 to 0.4)	0.1 (0 to 0.2)	0 (0 to 0.1)	0 (0 to 0)	208
Extensively drug-resistant tuberculosis	0 (0 to 0)	0 (0 to 0)	0 (0 to 0)	0 (0 to 0.1)	0 (0 to 0.1)	0 (0 to 0.1)	0 (0 to 0.1)	0.2 (0 to 0.2)	0.2 (0 to 0.3)	0.2 (0 to 0.3)	0.2 (0 to 0.3)	0.2 (0 to 0.3)	0.2 (0 to 0.3)	0.1 (0 to 0.2)	0.1 (0 to 0.2)	0.1 (0 to 0.2)	0 (0 to 0.1)	0 (0 to 0.1)	0 (0 to 0.1)	0 (0 to 0.1)	0 (0 to 0)	0 (0 to 0)	0 (0 to 0)	0 (0 to 0)	2.7
Lower respiratory infections	1,200 (749 to 2,080)	1,010 (781 to 1,320)	2,100 (1,160 to 3,900)	2,800 (1,350 to 5,800)	389 (210 to 757)	182 (107 to 343)	185 (106 to 339)	524 (296 to 886)	1,110 (686 to 1,510)	1,770 (1,120 to 2,390)	2,430 (1,670 to 3,210)	3,010 (2,130 to 3,980)	3,400 (2,660 to 4,310)	3,280 (2,510 to 4,170)	3,500 (2,810 to 4,450)	3,530 (2,810 to 4,450)	3,600 (2,810 to 4,450)	3,680 (2,810 to 4,450)	3,720 (2,810 to 4,450)	3,770 (2,810 to 4,450)	3,810 (2,810 to 4,450)	3,850 (2,810 to 4,450)	3,880 (2,810 to 4,450)	3,910 (2,810 to 4,450)	69,200
Upper respiratory infections	0 (0 to 0)	0 (0 to 0)	0 (0 to 0)	0 (0 to 0)	0 (0 to 0)	0 (0 to 0)	0 (0 to 0)	0 (0 to 0)	0 (0 to 0)	0 (0 to 0)	0 (0 to 0)	0 (0 to 0)	0 (0 to 0)	0 (0 to 0)	0 (0 to 0)	0 (0 to 0)	0 (0 to 0)	0 (0 to 0)	0 (0 to 0)	0 (0 to 0)	0 (0 to 0)	0 (0 to 0)	0 (0 to 0)	0 (0 to 0)	0 (0 to 0)	0
Otitis media	0 (0 to 0)	0 (0 to 0)	0 (0 to 0)	0 (0 to 0)	0 (0 to 0)	0 (0 to 0)	0 (0 to 0)	0 (0 to 0)	0 (0 to 0)	0 (0 to 0)	0 (0 to 0)	0 (0 to 0)	0 (0 to 0)	0 (0 to 0)	0 (0 to 0)	0 (0 to 0)	0 (0 to 0)	0 (0 to 0)	0 (0 to 0)	0 (0 to 0)	0 (0 to 0)	0 (0 to 0)	0 (0 to 0)	0 (0 to 0)	0 (0 to 0)	0
Enteric infections	1,110 (229 to 1,310)	3,810 (1,220 to 7,160)	6,880 (2,160 to 13,800)	19,200 (7,630 to 37,900)	4,560 (2,060 to 8,750)	3,000 (1,440 to 5,710)	5,470 (2,770 to 10,100)	6,770 (3,940 to 9,970)	6,070 (3,770 to 8,750)	6,770 (4,210 to 9,630)	7,270 (4,560 to 10,100)	6,970 (4,560 to 9,630)	6,770 (4,560 to 9,630)	5,970 (3,770 to 8,750)	5,770 (3,770 to 8,750)	5,570 (3,770 to 8,750)	5,370 (3,770 to 8,750)	5,170 (3,770 to 8,750)	4,970 (3,770 to 8,750)	4,770 (3,770 to 8,750)	4,570 (3,770 to 8,750)	4,370 (3,770 to 8,750)	4,170 (3,770 to 8,750)	4,070 (3,770 to 8,750)	176,000
Diarrheal diseases	602 (229 to 1,310)	1,100 (424 to 2,160)	1,600 (1,200 to 1,930)	3,960 (1,460 to 7,860)	454 (272 to 1,430)	199 (109 to 696)	189 (115 to 631)	197 (107 to 784)	196 (104 to 784)	196 (107 to 784)	196 (107 to 784)	196 (103 to 783)	196 (103 to 783)	196 (103 to 783)	196 (103 to 783)	196 (103 to 783)	196 (103 to 783)	196 (103 to 783)	196 (103 to 783)	196 (103 to 783)	197 (117 to 992)	199 (62.3 to 331)	197 (62.3 to 331)	274 (218 to 502)	16,400
Typhoid and paratyphoid	0 (0 to 0)	1.4 (0.4 to 3.2)	2.6 (0.8 to 6.1)	6.8 (1.9 to 16.7)	1.3 (0.3 to 3.2)	0.6 (0.2 to 1.5)	0.5 (0.1 to 1.2)	0.5 (0.1 to 1.2)	0.5 (0.1 to 1.2)	0.5 (0.1 to 1.2)	0.5 (0.1 to 1.2)	0.5 (0.1 to 1.2)	0.5 (0.1 to 1.2)	0.5 (0.1 to 1.2)	0.5 (0.1 to 1.2)	0.5 (0.1 to 1.2)	0.5 (0.1 to 1.2)	0.5 (0.1 to 1.2)	0.5 (0.1 to 1.2)	0.5 (0.1 to 1.2)	0.5 (0.1 to 1.2)	0.5 (0.1 to 1.2)	0.5 (0.1 to 1.2)	0.5 (0.1 to 1.2)	1,690
Typhoid fever	0 (0 to 0)	1.4 (0.4 to 3.2)	2.6 (0.8 to 6.1)	6.8 (1.9 to 16.7)	1.3 (0.3 to 3.2)	0.6 (0.2 to 1.5)	0.5 (0.1 to 1.2)	0.5 (0.1 to 1.2)	0.5 (0.1 to 1.2)	0.5 (0.1 to 1.2)	0.5 (0.1 to 1.2)	0.5 (0.1 to 1.2)	0.5 (0.1 to 1.2)	0.5 (0.1 to 1.2)	0.5 (0.1 to 1.2)	0.5 (0.1 to 1.2)	0.5 (0.1 to 1.2)	0.5 (0.1 to 1.2)	0.5 (0.1 to 1.2)	0.5 (0.1 to 1.2)	0.5 (0.1 to 1.2)	0.5 (0.1 to 1.2)	0.5 (0.1 to 1.2)	0.5 (0.1 to 1.2)	1,690
Paratyphoid fever	0 (0 to 0)	0 (0 to 0)	0 (0 to 0)	0 (0 to 0)	0 (0 to 0)	0 (0 to 0)	0 (0 to 0)	0 (0 to 0)	0 (0 to 0)	0 (0 to 0)	0 (0 to 0)	0 (0 to 0)	0 (0 to 0)	0 (0 to 0)	0 (0 to 0)	0 (0 to 0)	0 (0 to 0)	0 (0 to 0)	0 (0 to 0)	0 (0 to 0)	0 (0 to 0)	0 (0 to 0)	0 (0 to 0)	0 (0 to 0)	0 (0 to 0)	0
Invasive Non-typhoidal Salmonella (iNTS)	0 (0 to 0)	0.4 (0.1 to 0.9)	0.8 (0.2 to 1.8)	2.2 (0.6 to 5.1)	0.4 (0.1 to 1)	0.2 (0.1 to 0.5)	0.2 (0.1 to 0.4)	0.2 (0.1 to 0.4)	0.2 (0.1 to 0.4)	0.2 (0.1 to 0.4)	0.2 (0.1 to 0.4)	0.2 (0.1 to 0.4)	0.2 (0.1 to 0.4)	0.2 (0.1 to 0.4)	0.2 (0.1 to 0.4)	0.2 (0.1 to 0.4)	0.2 (0.1 to 0.4)	0.2 (0.1 to 0.4)	0.2 (0.1 to 0.4)	0.2 (0.1 to 0.4)	0.2 (0.1 to 0.4)	0.2 (0.1 to 0.4)	0.2 (0.1 to 0.4)	0.2 (0.1 to 0.4)	0.5
Other intestinal infectious diseases	0 (0 to 0)	0 (0 to 0)	2.1 (0.5 to 5.1)	5.2 (1.1 to 13.9)	1.5 (0.3 to 3.8)	0.9 (0.1 to 2.7)	0.4 (0.1 to 1.4)	0.4 (0.1 to 1.4)	0.4 (0.1 to 1.4)	0.4 (0.1 to 1.4)	0.4 (0.1 to 1.4)	0.4 (0.1 to 1.4)	0.4 (0.1 to 1.4)	0.4 (0.1 to 1.4)	0.4 (0.1 to 1.4)	0.4 (0.1 to 1.4)	0.4 (0.1 to 1.4)	0.4 (0.1 to 1.4)	0.4 (0.1 to 1.4)	0.4 (0.1 to 1.4)	0.4 (0.1 to 1.4)	0.4 (0.1 to 1.4)	0.4 (0.1 to 1.4)	0.4 (0.1 to 1.4)	19.2
Neglected tropical diseases and malaria	614 (71.7 to 1,770)	1,470 (1,020 to 2,020)	4,370 (3,020 to 6,060)	5,920 (4,080 to 8,170)	1,420 (1,000 to 1,960)	1,020 (719 to 1,410)	1,020 (719 to 1,410)	1,020 (719 to 1,410)	1,020 (719 to 1,410)	1,020 (719 to 1,410)	1,020 (719 to 1,410)	1,020 (719 to 1,410)	1,020 (719 to 1,410)	1,020 (719 to 1,410)	1,020 (719 to 1,410)	1,020 (719 to 1,410)	1,020 (719 to 1,410)	1,020 (719 to 1,410)	1,020 (719 to 1,410)	1,020 (719 to 1,410)	1,020 (719 to 1,410)	1,020 (719 to 1,410)	1,020 (719 to 1,410)	1,020 (719 to 1,410)	11,700
Malaria	0 (0 to 0)	486 (0 to 2,260)	1,630 (4 to 6,600)	3,400 (139 to 10,600)	1,110 (60.7 to 3,620)	1,020 (60.1 to 3,410)	1,020 (60.1 to 3,410)	1,020 (60.1 to 3,410)	1,020 (60.1 to 3,410)	1,020 (60.1 to 3,410)	1,020 (60.1 to 3,410)	1,020 (60.1 to 3,410)	1,020 (60.1 to 3,410)	1,020 (60.1 to 3,410)	1,020 (60.1 to 3,410)	1,020 (60.1 to 3,410)	1,020 (60.1 to 3,410)	1,020 (60.1 to 3,410)	1,020 (60.1 to 3,410)	1,020 (60.1 to 3,410)	1,020 (60.1 to 3,410)	1,020 (60.1 to 3,410)	1,020 (60.1 to 3,410)	1,020 (60.1 to 3,410)	9,920
Chagas disease	0 (0 to 0)	0 (0 to 0)	0 (0 to 0)	0 (0 to 0)	0 (0 to 0)	0 (0 to 0)	0 (0 to 0)	0 (0 to 0)	0 (0 to 0)	0 (0 to 0)	0 (0 to 0)	0 (0 to 0)	0 (0 to 0)	0 (0 to 0)	0 (0 to 0)	0 (0 to 0)	0 (0 to 0)	0 (0 to 0)	0 (0 to 0)	0 (0 to 0)	0 (0 to 0)	0 (0 to 0)	0 (0 to 0)	0 (0 to 0)	0 (0 to 0)	0
Leishmaniasis	0 (0 to 0)	0 (0 to 0)	0.1 (0 to 0.2)	1.3 (0.4 to 1.6)	0.4 (0.1 to 0.7)	0.2 (0.1 to 0.4)	0.2 (0.1 to 0.4)	0.2 (0.1 to 0.4)	0.2 (0.1 to 0.4)	0.2 (0.1 to 0.4)	0.2 (0.1 to 0.4)	0.2 (0.1 to 0.4)	0.2 (0.1 to 0.4)	0.2 (0.1 to 0.4)	0.2 (0.1 to 0.4)	0.2 (0.1 to 0.4)	0.2 (0.1 to 0.4)	0.2 (0.1 to 0.4)	0.2 (0.1 to 0.4)	0.2 (0.1 to 0.4)	0.2 (0.1 to 0.4)	0.2 (0.1 to 0.4)	0.2 (0.1 to 0.4)	0.2 (0.1 to 0.4)	6.6
Visceral leishmaniasis	0 (0 to 0)	0 (0 to 0)	0 (0 to 0.1)	0.9 (0.4 to 1.7)	0.3 (0.1 to 0.5)	0.2 (0.1 to 0.3)	0.2 (0.1 to 0.3)	0.2 (0.1 to 0.3)	0.2 (0.1 to 0.3)	0.2 (0.1 to 0.3)	0.2 (0.1 to 0.3)	0.2 (0.1 to 0.3)	0.2 (0.1 to 0.3)	0.2 (0.1 to 0.3)	0.2 (0.1 to 0.3)	0.2 (0.1 to 0.3)	0.2 (0.1 to 0.3)	0.2 (0.1 to 0.3)	0.2 (0.1 to 0.3)	0.2 (0.1 to 0.3)	0.2 (0.1 to 0.3)	0.2 (0.1 to 0.3)	0.2 (0.1 to 0.3)	0.2 (0.1 to 0.3)	3.9
Cutaneous and mucocutaneous leishmaniasis	0 (0 to 0)	0 (0 to 0)	0 (0 to 0.1)	0.4 (0.1 to 0.9)	0.1 (0 to 0.2)	0.1 (0 to 0.1)	0.1 (0 to 0.1)	0.1 (0 to 0.1)	0.1 (0 to 0.1)	0.1 (0 to 0.1)	0.1 (0 to 0.1)	0.1 (0 to 0.1)	0.1 (0 to 0.1)	0.1 (0 to 0.1)	0.1 (0 to 0.1)	0.1 (0 to 0.1)	0.1 (0 to 0.1)	0.1 (0 to 0.1)	0.1 (0 to 0.1)	0.1 (0 to 0.1)	0.1 (0 to 0.1)	0.1 (0 to 0.1)	0.1 (0 to 0.1)	0.1 (0 to 0.1)	2.7
African trypanosomiasis	0 (0 to 0)	0 (0 to 0)	0 (0 to 0)	0 (0 to 0)	0 (0 to 0)	0 (0 to 0)	0 (0 to 0)	0 (0 to 0)	0 (0 to 0)	0 (0 to 0)	0 (0 to 0)	0 (0 to 0)	0 (0 to 0)	0 (0 to 0)	0 (0 to 0)	0 (0 to 0)	0 (0 to 0)	0 (0 to 0)	0 (0 to 0)	0 (0 to 0)	0 (0 to 0)	0 (0 to 0)	0 (0 to 0)	0 (0 to 0)	0 (0 to 0)	0
Schistosomiasis	0 (0 to 0)	0 (0 to 0)	19.1 (12.3 to 26.1)	60.7 (26.5 to 121)	49.6 (19.4 to 98.6)	99.1 (39.5 to 196)	190 (75.7 to 378)	322 (128 to 639)	463 (184 to 919)	612 (244 to 1,210)	731 (291 to 1,450)	779 (310 to 1,540)	803 (320 to 1,590)	776 (309 to 1,540)	693 (276 to 1,370)	604 (241 to 1,200)	513 (204 to 1,020)	347 (138 to 689)	241 (96.1 to 479)	140 (55.8 to 278)	74 (29.4 to 147)	31 (12.3 to 61.6)	7.8 (3.1 to 15.5)	4 (1.6 to 7.9)	7,930
Cysticercosis	0 (0 to 0)	0 (0 to 0)	2.3 (0.7 to 5.1)	6.7 (1.9 to 16.4)	1.2 (0.3 to 3.1)	0.5 (0.1 to 1.4)	0.2 (0.1 to 0.5)	0.2 (0.1 to 0.5)	0.2 (0.1 to 0.5)	0.2 (0.1 to 0.5)	0.2 (0.1 to 0.5)	0.2 (0.1 to 0.5)	0.2 (0.1 to 0.5)	0.2 (0.1 to 0.5)	0.2 (0.1 to 0.5)	0.2 (0.1 to 0.5)	0.2 (0.1 to 0.5)	0.2 (0.1 to 0.5)	0.2 (0.1 to 0.5)	0.2 (0.1 to 0.5)	0.2 (0.1 to 0.5)	0.2 (0.1 to 0.5)	0.2 (0.1 to 0.5)	0.2 (0.1 to 0.5)	14.4
Cystic echinococcosis	0 (0 to 0)	0 (0 to 0)	2.5 (0.6 to 6.1)	1.9 (0.4 to 5.1)	0.4 (0.1 to 1.2)	0.4 (0.1 to 1.2)	0.4 (0.1 to 1.2)	0.4 (0.1 to 1.2)	0.4 (0.1 to 1.2)	0.4 (0.1 to 1.2)	0.4 (0.1 to 1.2)	0.4 (0.1 to 1.2)	0.4 (0.1 to 1.2)	0.4 (0.1 to 1.2)	0.4 (0.1 to 1.2)	0.4 (0.1 to 1.2)	0.4 (0.1 to 1.2)	0.4 (0.1 to 1.2)	0.4





SB Table 2b: Maori DALYS by cause and sex group for females with 90% uncertainty intervals, 2019

Cause	Both Neonatal	Late Neonatal	Post Neonatal	1 to 4	5 to 9	10 to 14	15 to 19	20 to 24	25 to 29	30 to 34	35 to 39	40 to 44	45 to 49	50 to 54	55 to 59	60 to 64	65 to 69	70 to 74	75 to 79	80 to 84	85 to 89	90 to 94	95 plus	Total
All causes	21,400 (21,400 to 21,400)	8,680 (7,700 to 10,100)	53,600 (39,800 to 66,700)	46,100 (28,800 to 53,900)	13,100 (9,100 to 15,600)	11,200 (8,010 to 13,200)	19,100 (13,600 to 22,600)	27,000 (17,900 to 31,400)	29,200 (19,900 to 32,400)	29,200 (19,900 to 32,400)	27,200 (18,600 to 30,400)	28,100 (19,100 to 31,400)	34,600 (23,300 to 39,200)	42,000 (28,900 to 47,000)	52,000 (35,900 to 58,000)	64,000 (44,000 to 71,000)	78,000 (54,000 to 87,000)	93,000 (64,000 to 104,000)	110,000 (76,000 to 123,000)	126,000 (87,000 to 142,000)	142,000 (98,000 to 160,000)	158,000 (109,000 to 178,000)	178,000 (122,000 to 201,000)	358,000 (246,000 to 404,000)
Communicable, maternal, neonatal, and nutritional diseases	21,400 (21,200 to 21,600)	8,660 (7,700 to 10,100)	53,600 (39,800 to 66,700)	34,600 (24,600 to 49,300)	6,150 (4,110 to 13,300)	4,060 (2,940 to 6,110)	6,870 (5,600 to 10,500)	11,100 (8,790 to 17,800)	14,900 (9,730 to 26,200)	17,100 (10,900 to 27,900)	16,800 (10,300 to 32,300)	15,000 (9,120 to 30,100)	13,000 (8,120 to 26,400)	9,960 (6,400 to 19,200)	6,460 (4,170 to 9,730)	3,230 (2,000 to 5,300)	2,450 (1,660 to 3,970)	1,660 (1,110 to 2,440)	1,260 (863 to 1,820)	910 (621 to 1,300)	622 (429 to 887)	377 (259 to 563)	172 (112 to 258)	69 (47 to 99)	248,000 (168,000 to 356,000)
HIV/AIDS and sexually transmitted infections	637 (270 to 1,500)	147 (49 to 324)	8,230 (3,110 to 16,900)	6,290 (2,360 to 17,200)	2,310 (620 to 4,300)	2,410 (1,100 to 4,190)	5,440 (2,830 to 9,020)	8,600 (3,200 to 15,200)	10,900 (4,000 to 21,400)	13,500 (7,890 to 25,900)	13,100 (7,750 to 25,900)	10,900 (7,280 to 19,500)	8,320 (5,180 to 13,400)	5,060 (2,990 to 8,070)	2,790 (1,990 to 4,090)	1,360 (780 to 2,230)	600 (382 to 896)	261 (162 to 406)	139 (73 to 217)	86.9 (37.1 to 162)	12.1 (2.0 to 41.5)	2.6 (0.2 to 9.4)	1 (0.0 to 1.6)	102,000 (53,000 to 169,000)
HIV/AIDS	618 (0.0 to 1,500)	2.6 (0.0 to 9.6)	7,930 (1,600 to 16,600)	6,460 (1,600 to 17,000)	2,360 (687 to 4,300)	2,410 (1,100 to 4,190)	5,430 (1,900 to 9,600)	8,580 (3,200 to 15,100)	10,900 (4,000 to 21,300)	13,500 (7,890 to 25,900)	13,100 (7,750 to 25,900)	10,900 (7,280 to 19,500)	8,310 (5,180 to 13,400)	5,050 (2,970 to 8,070)	2,790 (1,990 to 4,090)	1,360 (780 to 2,230)	600 (382 to 896)	260 (161 to 406)	139 (73 to 217)	86.3 (37.1 to 162)	11.6 (0.1 to 41.3)	2.6 (0.0 to 9.4)	0.9 (0.0 to 1.6)	100,000 (51,000 to 166,000)
HIV/AIDS - Drug-susceptible Tuberculosis	0 (0 to 0)	0 (0 to 0)	107 (0 to 1,300)	104 (0 to 1,200)	22 (0 to 1,200)	294 (39 to 1,100)	620 (74 to 2,100)	1,200 (172 to 3,700)	2,300 (1,200 to 4,700)	3,000 (1,700 to 6,200)	2,900 (1,600 to 6,900)	2,410 (1,210 to 6,100)	1,910 (1,000 to 5,200)	1,060 (554 to 2,900)	592 (297 to 1,600)	171 (84 to 427)	60 (27 to 161)	22 (9 to 66.6)	7.9 (3.0 to 24.3)	1.2 (0.0 to 5.3)	0.2 (0.0 to 0.8)	0 (0.0 to 0.0)	0 (0.0 to 0.0)	18,400 (9,000 to 32,000)
HIV/AIDS - Multidrug-resistant Tuberculosis without extensive d	40 (0 to 0)	0 (0 to 0)	46 (1 to 120)	29.6 (1 to 136)	7.6 (0.0 to 34.7)	8.1 (0.0 to 42.2)	17.4 (1 to 120)	27.6 (1.6 to 223)	41.4 (3 to 286)	51.7 (3.6 to 364)	51.7 (3.7 to 367)	46.1 (3.1 to 369)	39.4 (2.9 to 291)	28.4 (1.9 to 197)	19.4 (0.7 to 87.4)	9.6 (0.3 to 43)	4.2 (0.2 to 20)	1.5 (0.1 to 10.2)	0.5 (0.0 to 2.6)	0.1 (0.0 to 0.6)	0.0 (0.0 to 0.3)	0.0 (0.0 to 0.1)	0.0 (0.0 to 0.0)	646 (0 to 3,000)
HIV/AIDS - Extensively drug-resistant Tuberculosis	0 (0 to 0)	0 (0 to 0)	0 (0 to 1.9)	0 (0 to 1.7)	0 (0 to 0.4)	0 (0 to 0.4)	0 (0 to 2.6)	0 (0 to 3.6)	0 (0 to 3.4)	0 (0 to 3.4)	0 (0 to 3.4)	0 (0 to 3.4)	0 (0 to 3.4)	0 (0 to 3.4)	0 (0 to 3.4)	0 (0 to 3.4)	0 (0 to 3.4)	0 (0 to 3.4)	0 (0 to 3.4)	0 (0 to 3.4)	0 (0 to 3.4)	0 (0 to 3.4)	0 (0 to 3.4)	0 (0 to 3.4)	9.6 (0 to 37.1)
HIV/AIDS resulting in other diseases	618 (0.0 to 1,500)	2.6 (0.0 to 9.6)	7,880 (1,200 to 16,100)	6,460 (1,600 to 16,900)	2,340 (687 to 4,100)	2,100 (799 to 3,910)	4,770 (1,300 to 8,200)	6,470 (2,000 to 11,900)	10,600 (3,270 to 19,700)	10,600 (4,900 to 21,000)	10,200 (4,600 to 19,500)	8,490 (3,900 to 16,600)	6,400 (3,360 to 11,900)	3,990 (1,900 to 7,100)	2,190 (989 to 3,900)	1,190 (497 to 1,990)	541 (228 to 927)	239 (102 to 422)	98.6 (46 to 186)	31 (9.6 to 83.7)	9.8 (1.0 to 39.6)	2.1 (0.0 to 7.8)	0.7 (0.0 to 1.6)	80,500 (41,000 to 140,000)
Sexually transmitted infections excluding HIV	19 (0.0 to 120)	0.0 (0.0 to 0.0)	303 (0.0 to 1,100)	134 (0.0 to 1,000)	0.0 (0.0 to 0.0)	0.0 (0.0 to 0.0)	0.0 (0.0 to 0.0





SR Table 2b: Mombasa DALYS by cause and age group for females with 95% uncertainty intervals, 2019

Cause	Early Neonatal (0-6 days)	Late Neonatal (7-27 days)	Post Neonatal (28 days - 1 yr)	1 to 4	5 to 9	10 to 14	15 to 19	20 to 24	25 to 29	30 to 34	35 to 39	40 to 44	45 to 49	50 to 54	55 to 59	60 to 64	65 to 69	70 to 74	75 to 79	80 to 84	85 to 89	90 to 94	95 plus	Total
All causes	2,693 (12,700 to 35,600)	2,360 (9,940 to 8,470)	4,660 (4,010 to 13,700)	7,360 (6,810 to 10,700)	3,040 (2,350 to 3,760)	2,560 (1,980 to 3,260)	2,770 (2,170 to 3,350)	3,020 (2,700 to 3,350)	3,260 (2,900 to 3,650)	3,360 (2,900 to 3,850)	3,290 (2,800 to 3,850)	3,190 (2,700 to 3,800)	3,000 (2,500 to 3,600)	2,900 (2,400 to 3,500)	2,800 (2,300 to 3,400)	2,700 (2,200 to 3,300)	2,600 (2,100 to 3,200)	2,500 (2,000 to 3,100)	2,400 (1,900 to 3,000)	2,300 (1,800 to 2,900)	2,200 (1,700 to 2,800)	2,100 (1,600 to 2,700)	2,000 (1,500 to 2,600)	1,900 (1,400 to 2,500)	1,800 (1,300 to 2,400)	1,700 (1,200 to 2,300)	1,600 (1,100 to 2,200)	1,500 (1,000 to 2,100)	1,400 (900 to 2,000)	1,300 (800 to 1,900)	1,200 (700 to 1,800)	1,100 (600 to 1,700)	1,000 (500 to 1,600)	900 (400 to 1,500)	800 (300 to 1,400)	700 (200 to 1,300)	600 (100 to 1,200)	500 (0 to 1,100)	400 (0 to 1,000)	300 (0 to 900)	200 (0 to 800)	100 (0 to 700)	0 (0 to 600)	0 (0 to 500)	0 (0 to 400)	0 (0 to 300)	0 (0 to 200)	0 (0 to 100)	0 (0 to 0)	212,000
Communicable, maternal, neonatal, and nutritional diseases	13,203 (11,700 to 16,100)	4,660 (3,360 to 5,990)	8,790 (6,780 to 11,000)	6,990 (5,430 to 9,000)	3,040 (2,200 to 4,240)	2,630 (1,870 to 3,600)	3,600 (2,650 to 4,790)	3,690 (2,650 to 5,000)	3,730 (2,650 to 5,000)	3,750 (2,650 to 5,000)	3,750 (2,650 to 5,000)	3,750

Other neoplasms	0 (0 to 0.1)	0 (0 to 0)	0-2 (0.1 to 0.9)	0-4 (0.2 to 0.9)	0-6 (0.4 to 1)	0-6 (0.3 to 0.9)	0-6 (0.4 to 1)	0-7 (0.4 to 1.4)	0-8 (0.5 to 1.9)	0-7 (0.3 to 1.7)	0-8 (0.3 to 1.9)	1 (0.4 to 2.2)	0-9 (0.4 to 2.1)	0-9 (0.3 to 1.8)	0-9 (0.4 to 2.2)	1-4 (0.5 to 2.1)	1-2 (0.5 to 2.5)	1-4 (0.5 to 2.8)	1-3 (0.4 to 2.4)	0-8 (0.2 to 1.4)	0-3 (0.1 to 0.6)	0-1 (0 to 0.2)	0 (0 to 0)	10-2
Medulloblastoma, medulloblastoma, and other hemangioblastoma	0 (0 to 0.1)	0 (0 to 0)	0-2 (0.1 to 0.9)	0-4 (0.2 to 0.9)	0-6 (0.4 to 1)	0-6 (0.3 to 0.9)	0-6 (0.4 to 1)	0-7 (0.4 to 1.4)	0-8 (0.5 to 1.9)	0-7 (0.3 to 1.7)	0-8 (0.3 to 1.9)	1 (0.4 to 2.2)	0-9 (0.4 to 2.1)	0-9 (0.3 to 1.8)	0-9 (0.4 to 2.2)	1-4 (0.5 to 2.1)	1-2 (0.5 to 2.5)	1-4 (0.5 to 2.8)	1-3 (0.4 to 2.4)	0-8 (0.2 to 1.4)	0-3 (0.1 to 0.6)	0-1 (0 to 0.2)	0 (0 to 0)	10-2
Benign and in situ cerebral and uterine neoplasms	0 (0 to 0)	0 (0 to 0)	0 (0 to 0)

Congenital birth defects	1,170 (403 to 2,200)	376 (171 to 699)	777 (309 to 1,610)	282 (102 to 470)	150 (50 to 260)	116 (73 to 193)	99·5 (62 to 162)	90·2 (57 to 144)	80·4 (49 to 126)	62·3 (40 to 94·5)	44·9 (28 to 66·2)	30·6 (19 to 44·8)	19·7 (11·5 to 29·3)	11·4 (7·2 to 17·7)	7·3 (4 to 11·3)	4·8 (2·8 to 7·5)	3·1 (1·6 to 4·8)	1·4 (0·7 to 2·3)	0·7 (0·4 to 1·3)	0·3 (0·2 to 0·4)	0·1 (0·1 to 0·2)	0·1 (0 to 0·1)	0 (0 to 0)		3,230
Neural tube defects	377 (101 to 818)	99·6 (21·9 to 224)	199 (33·9 to 434)	59·6 (11·9 to 168)	14·3 (0·9 to 37·4)	6·2 (0·4 to 18·4)	2·5 (0·2 to 7·5)	1·2 (0 to 3·2)	0·5 (0 to 1·3)	0·2 (0 to 0·6)	0·1 (0 to 0·3)	0 (0 to 0)	0 (0 to 0)	0 (0 to 0)	0 (0 to 0)	0 (0 to 0)	0 (0 to 0)	0 (0 to 0)	0 (0 to 0)	0 (0 to 0)	0 (0 to 0)	0 (0 to 0)	0 (0 to 0)	0 (0 to 0)		724
Congenital heart anomalies	1,000 (407 to 1,920)	322 (122 to 722)	662 (222 to 1,540)	240 (76·5 to 574)	127 (32 to 316)	98·5 (10·4 to 311·6)	84·4 (7·6 to 266·4)	76·9 (6·9 to 243·1)	68·6 (6·1 to 216·8)	53·1 (4·7 to 168·1)	38·3 (3·4 to 121·2)	26·1 (2·3 to 82·4)	16·8 (1·5 to 53·1)	9·7 (0·9 to 30·6)	6·2 (0·6 to 19·7)	4·1 (0·4 to 13·2)	2·6 (0·2 to 8·4)	1·2 (0·1 to 3·8)	0·6 (0 to 1·9)	0·3 (0 to 0·9)	0·1 (0 to 0·3)	0·1 (0 to 0·2)	0 (0 to 0)	0 (0 to 0)		667
Orofacial clefts	8·2 (1·8 to 24·2)	2·9 (0·5 to 9·5)	6·9 (1·5 to 21·4)	2·5 (1·1 to 6·4)	1·2 (0·7 to 4·1)	1·6 (0·4 to 3·8)	1·8 (0·5 to 3·8)	1·9 (0·5 to 4·1)	1·9 (0·5 to 4·3)	1·7 (0·5 to 3·4)	1·3 (0·3 to 2·7)	0·9 (0·2 to 1·9)	0·6 (0·1 to 1·3)	0·4 (0·1 to 0·9)	0·2 (0 to 0·5)	0·1 (0 to 0·3)	0·1 (0 to 0·2)	0 (0 to 0)	0 (0 to 0)	0 (0 to 0)	0 (0 to 0)	0 (0 to 0)	0 (0 to 0)	0 (0 to 0)		39·5
Down syndrome	29·2 (7·9 to 60·2)	9·6 (2·8 to 24·1)	28·7 (6·4 to 71·2)	10·9 (2·8 to 28·4)	6·1 (1·7 to 16·6)	4·1 (1·5 to 9·5)	3·7 (1·7 to 7·9)	4·1 (1·5 to 8·9)	4·6 (1·7 to 9·2)	3·6 (1·5 to 7·4)	2·5 (0·9 to 4·9)	1·9 (0·6 to 4·5)	1·2 (0·4 to 3·2)	0·8 (0·3 to 2·1)	0·5 (0·1 to 1·3)	0·3 (0 to 0·9)	0·2 (0 to 0·6)	0·1 (0 to 0·3)	0 (0 to 0)	0 (0 to 0)	0 (0 to 0)	0 (0 to 0)	0 (0 to 0)	0 (0 to 0)		117
Turner syndrome	0 (0 to 0)	0 (0 to 0)	0 (0 to 0·2)	0·2 (0·1 to 0·4)	0·3 (0·1 to 0·6)	0·3 (0·1 to 0·6)	0·4 (0·1 to 0·8)	0·3 (0·1 to 0·6)	0·3 (0·1 to 0·7)	0·2 (0·1 to 0·4)	0·1 (0·1 to 0·3)	0·1 (0 to 0·2)	0·1 (0 to 0·1)	0 (0 to 0)	0 (0 to 0)	0 (0 to 0)	0 (0 to 0)	0 (0 to 0)	0 (0 to 0)	0 (0 to 0)	0 (0 to 0)	0 (0 to 0)	0 (0 to 0)	0 (0 to 0)		2·3
Klinefelter syndrome	0 (0 to 0)	0 (0 to 0)	0 (0 to 0)

SR Table 2b: Murray's DALYS by cause and age group for females with 95% uncertainty intervals, 2019

Cause	Early Neonatal (0-6 days)	Late Neonatal (7-27 days)	Post Neonatal (28-364 days)	1 to 4	5 to 9	10 to 14	15 to 19	20 to 24	25 to 29	30 to 34	35 to 39	40 to 44	45 to 49	50 to 54	55 to 59	60 to 64	65 to 69	70 to 74	75 to 79	80 to 84	85 to 89	90 to 94	95 plus	Total
All causes	6,238 (5,418 to 7,010)	2,309 (2,060 to 2,600)	3,219 (2,882 to 3,600)	5,368 (4,925 to 5,859)	3,369 (2,974 to 3,842)	3,109 (2,675 to 3,594)	3,423 (2,944 to 3,946)	3,733 (3,226 to 4,215)	3,733 (3,224 to 4,216)	3,733 (3,224 to 4,216)	3,733 (3,224 to 4,216)	4,470 (3,872 to 5,073)	4,470 (3,872 to 5,073)	4,470 (3,872 to 5,073)	4,470 (3,872 to 5,073)	4,470 (3,872 to 5,073)	4,470 (3,872 to 5,073)	3,353 (2,905 to 3,803)	2,235 (1,933 to 2,535)	1,340 (1,159 to 1,520)	977 (844 to 1,108)	584 (505 to 662)	284 (245 to 322)	102,035
Communicable, maternal, neonatal, and nutritional diseases	6,940 (5,995 to 7,802)	2,519 (2,260 to 2,793)	3,760 (3,392 to 4,160)	3,950 (3,493 to 4,433)	1,910 (1,670 to 2,182)	1,770 (1,395 to 2,258)	2,650 (2,092 to 3,258)	3,230 (2,730 to 3,766)	2,723 (2,303 to 3,166)	2,723 (2,303 to 3,166)	2,723 (2,303 to 3,166)	3,460 (2,929 to 4,030)	3,460 (2,929 to 4,030)	3,460 (2,929 to 4,030)	3,460 (2,929 to 4,030)	3,460 (2,929 to 4,030)	3,460 (2,929 to 4,030)	2,210 (1,870 to 2,580)	1,473 (1,245 to 1,720)	882 (745 to 1,030)	644 (544 to 751)	385 (325 to 449)	187 (158 to 218)	71,000
HIV/AIDS and sexually transmitted infections	391 (115 to 956)	70 (20 to 193)	202 (59 to 574)	150 (44 to 424)	216 (74 to 598)	240 (82 to 667)	603 (206 to 1,700)	1,196 (539 to 2,479)	2,032 (982 to 4,000)	2,999 (1,473 to 5,700)	2,999 (1,472 to 5,700)	2,393 (1,060 to 4,900)	2,393 (1,060 to 4,900)	2,393 (1,060 to 4,900)	2,770 (1,420 to 4,776)	2,770 (1,420 to 4,776)	2,770 (1,420 to 4,776)	2,586 (1,327 to 4,461)	1,724 (884 to 2,974)	1,034 (530 to 1,783)	771 (391 to 1,364)	396 (196 to 705)	193 (97 to 356)	69 (33 to 134)	14-4 (6-2 to 28.7)	6-2 (2-7 to 12.1)	2-6 (1-1 to 4.6)	0-7 (0-3 to 1.3)	24,700
HIV/AIDS	0 (0 to 0)	0 (0 to 1)	142 (68 to 342)	178 (82 to 429)	211 (77 to 577)	269 (140 to 665)	810 (351 to 1,776)	1,748 (933 to 3,458)	2,949 (1,662 to 4,842)	2,949 (1,662 to 4,842)	2,949 (1,662 to 4,842)	4,010 (2,259 to 7,490)	4,010 (2,259 to 7,490)	3,962 (1,992 to 7,222)	3,776 (1,419 to 4,776)	3,776 (1,767 to 4,776)	2,592 (392 to 3,382)	2,592 (199 to 774)	1,963 (66 to 2,902)	1,963 (41 to 2,910)	1,963 (5 to 2,910)	1,963 (0 to 2,910)	1,963 (0 to 2,910)	1,963 (0 to 2,910)	0-4 (0-4 to 27.8)	0-4 (0-3 to 11.5)	2-2 (0-9 to 4.4)	0-6 (0-2 to 1.3)	25,900
HIV/AIDS - Drug-susceptible Tuberculosis	0 (0 to 0)	0 (0 to 0)	8-6 (4-7 to 15.1)	14-5 (7-9 to 24.9)	15-7 (8-1 to 25.4)	31-7 (17-9 to 51.2)	90-5 (50 to 150)	160 (89 to 266)	269 (149 to 443)	269 (149 to 443)	269 (149 to 443)	364 (201 to 601)	364 (201 to 601)	599 (329 to 971)	457 (229 to 671)	227 (97 to 335)	115 (44 to 166)	64 (18 to 100)	61-3 (15 to 96)	33 (4-4 to 53.2)	14-6 (2-3 to 24.2)	2-2 (0-3 to 3.8)	0-6 (0-1 to 1.2)	0-1 (0-0 to 0.3)	3,780
HIV/AIDS - Multidrug-resistant Tuberculosis without extensive drug resistance	0 (0 to 0)	0 (0 to 0)	0-6 (0-2 to 1.5)	0-9 (0-3 to 2.4)	0-8 (0-2 to 2.1)	1-7 (0-5 to 4.6)	5-1 (1-5 to 13.2)	8-9 (2-5 to 23.4)	16-3 (4-6 to 42.3)	16-3 (4-6 to 42.3)	16-3 (4-6 to 42.3)	22-6 (6-5 to 58.7)	22-6 (6-5 to 58.7)	31-1 (8-1 to 80.1)	21-8 (5-2 to 57.1)	10-7 (2-2 to 28.1)	5-2 (0-2 to 14.2)	2-7 (0-1 to 7.1)	1-8 (0-0 to 5.1)	0-8 (0-0 to 2.1)	0-3 (0-0 to 0.8)	0-2 (0-0 to 0.6)	0-1 (0-0 to 0.3)	0-1 (0-0 to 0.2)	202
HIV/AIDS - Extensively drug-resistant Tuberculosis	0 (0 to 0)	0 (0 to 0)	0 (0 to 0)	0 (0 to 0)	0 (0 to 0)	0-1 (0 to 0)	0-1 (0 to 0)	0-1 (0 to 0)	0-2 (0 to 1)	0-3 (0 to 1)	0-3 (0 to 1)	0-4 (0 to 2)	0-4 (0 to 2)	0-6 (0 to 2)	0-5 (0 to 2)	0-2 (0 to 1)	0-1 (0 to 0)	0-1 (0 to 0)	0 (0 to 0)	0 (0 to 0)	0 (0 to 0)	0 (0 to 0)	0 (0 to 0)	0 (0 to 0)	0 (0 to 0)	2-7
HIV/AIDS resulting in other diseases	0 (0 to 0)	0 (0 to 1)	42-7 (19-7 to 103)	152 (77 to 410)	155 (63 to 442)	225 (120 to 636)	714 (377 to 1,885)	999 (537 to 2,286)	1,685 (923 to 4,000)	2,302 (938 to 5,800)	2,370 (1,205 to 5,870)	3,603 (1,823 to 8,900)	3,603 (1,823 to 8,900)	3,349 (1,369 to 8,900)	2,340 (988 to 6,900)	2,340 (988 to 6,900)	643 (258 to 2,900)	327 (120 to 900)	153 (48 to 374)	67-1 (29 to 139)	11-1 (4 to 24.8)	4-6 (1 to 10.3)	1-9 (0 to 4.1)	0-5 (0 to 1.1)	21,900
Sexually transmitted infections excluding HIV	391 (20 to 945)	70 (2 to 193)	60 (1 to 167)	3-1 (0 to 9.2)	2-3 (0 to 6.6)	1-5 (0 to 4.4)	12-5 (0 to 36.1)	33-2 (1 to 97.2)	39-3 (1 to 115)	39-3 (1 to 115)	39-3 (1 to 115)	50-5 (1 to 147)	50-5 (1 to 147)	52 (1 to 147)	11-6 (0 to 32.8)	6-9 (0 to 19.5)	3-6 (0 to 10.2)	2-5 (0 to 7.1)	1-3 (0 to 3.6)	0-5 (0 to 1.4)	0-2 (0 to 0.6)	0-1 (0 to 0.3)	0-1 (0 to 0.2)	0-1 (0 to 0.2)	782
Syphilis	0 (0 to 0)	0 (0 to 0)	174 (27-4 to 277)	112 (1-3 to 12)	2-3 (0-6 to 5.4)	0-4 (0-2 to 1.4)	0-6 (0-3 to 1.8)	0-8 (0-3 to 2.1)	0-5 (0-3 to 2.3)	0-5 (0-3 to 2.3)	0-5 (0-2 to 1.5)	0-7 (0-3 to 2.1)	0-7 (0-3 to 2.1)	0-7 (0-1 to 1.5)	0-5 (0-1 to 0.9)	0-5 (0-1 to 0.9)	0-5 (0-1 to 0.9)	0-5 (0-0 to 0.5)	0-5 (0-0 to 0.5)	0-5 (0-1 to 0.9)	0-5 (0-0 to 0.5)	0-5 (0-0 to 0.5)	0-5 (0-0 to 0.5)	0-5 (0-0 to 0.5)	576
Chlamydial infection	0 (0 to 0)	0 (0 to 0)	0 (0 to 0)	0 (0 to 0)	0 (0 to 0)	0-1 (0 to 0)	0-5 (0 to 2.4)	2-1 (1-1 to 4.9)	2-6 (1-2 to 6.2)	2-6 (1-2 to 6.2)	2-6 (1-2 to 6.2)	1-9 (0 to 5.1)	1-9 (0 to 5.1)	1-9 (0 to 4.6)	1-6 (0 to 4.3)	1-6 (0 to 4.3)	0-4 (0 to 2.2)	0-4 (0 to 1.3)	0-3 (0 to 0.8)	0-2 (0 to 0.5)	0-2 (0 to 0.5)	0-1 (0 to 0.4)	0-1 (0 to 0.3)	0-1 (0 to 0.3)	0-1 (0 to 0.3)	19-7
Gonococcal infection	0 (0 to 0)	0 (0 to 0)	0 (0 to 0)	0 (0 to 0)	0 (0 to 0)	0-1 (0 to 0.3)	0-5 (0 to 2.1)	2-2 (1-1 to 5.6)	2-2 (1-1 to 7.5)	2-2 (1-1 to 7.5)	2-2 (0 to 6.1)	1-6 (0 to 5.2)	1-6 (0 to 5.2)	1-4 (0 to 4.3)	1-2 (0 to 3.3)	1-2 (0 to 3.3)	0-8 (0 to 2.3)	0-8 (0 to 2.3)	0-6 (0 to 1.9)	0-5 (0 to 1.5)	0-3 (0 to 0.9)	0-3 (0 to 0.8)	0-2 (0 to 0.6)	0-2 (0 to 0.5)	0-2 (0 to 0.5)	22-4
Trichomoniasis	0 (0 to 0)	0 (0 to 0)	0 (0 to 0)	0 (0 to 0)	0 (0 to 0)	0-2 (0 to 0.5)	0-7 (0 to 2.7)	0-9 (0 to 3.1)	1-2 (0 to 4.5)	1-2 (0 to 4.5)	1-2 (0 to 4.5)	1-4 (0 to 5.2)	1-4 (0 to 5.2)	1-4 (0 to 5.2)	1-2 (0 to 4.7)	1-2 (0 to 4.7)	0-9 (0 to 3.5)	0-9 (0 to 3.5)	0-7 (0 to 2.5)	0-6 (0 to 2.1)	0-3 (0 to 1.1)	0-3 (0 to 1.0)	0-2 (0 to 0.7)	0-2 (0 to 0.5)	0-2 (0 to 0.5)	89-3
Genital herpes	0 (0 to 0)	0 (0 to 0)	0 (0 to 0)	0 (0 to 0)	0 (0 to 0)	0-4 (0 to 1.1)	0-4 (0 to 1.4)	0-4 (0 to 1.6)	0-4 (0 to 1.6)	0-4 (0 to 1.6)	0-4 (0 to 1.6)	0-7 (0 to 2.1)	0-7 (0 to 2.1)	0-7 (0 to 1.9)	0-7 (0 to 1.8)	0-7 (0 to 1.8)	0-6 (0 to 1.6)	0-6 (0 to 1.6)	0-5 (0 to 1.4)	0-4 (0 to 1.2)	0-3 (0 to 0.8)	0-2 (0 to 0.6)	0-2 (0 to 0.5)	0-2 (0 to 0.5)	0-2 (0 to 0.5)	41-7
Other sexually transmitted infections	0 (0 to 0)	0 (0 to 0)	0 (0 to 0)	0 (0 to 0)	0 (0 to 0)	0-2 (0 to 0.6)	0-4 (0 to 1.4)	0-5 (0 to 1.8)	0-5 (0 to 2.3)	0-5 (0 to 2.3)	0-5 (0 to 2.3)	0-6 (0 to 1.9)	0-6 (0 to 1.9)	0-6 (0 to 1.8)	0-5 (0 to 1.7)	0-5 (0 to 1.7)	0-4 (0 to 1.3)	0-4 (0 to 1.3)	0-3 (0 to 1.1)	0-3 (0 to 0.9)	0-2 (0 to 0.6)	0-2 (0 to 0.5)	0-1 (0 to 0.4)	0-1 (0 to 0.3)	0-1 (0 to 0.3)	49-4
Respiratory infections and tuberculosis	429 (369 to 1,358)	394 (369 to 861)	1,146 (491 to 1,900)	220 (222 to 1,193)	191 (132 to 741)	254 (130 to 371)	277 (191 to 467)	294 (222 to 539)	277 (222 to 370)	277 (222 to 370)	277 (222 to 370)	486 (265 to 966)	486 (279 to 792)	127 (279 to 958)	796 (279 to 958)	879 (297 to 958)	879 (439 to 1,300)	879 (466 to 1,400)	879 (496 to 1,400)	879 (516 to 1,400)	879 (429 to 1,300)	879 (579 to 1,300)	497 (287 to 678)	243 (287 to 678)	143 (98 to 222)	12,700
Tuberculosis	0 (0 to 0)	0 (0 to 0)	0 (0 to 0)	0 (0 to 0)	0 (0 to 0)	0 (0 to 0)	0-1 (0 to 0.1)	0-1 (0 to 0.1)	0-1 (0 to 0.1)	0-1 (0 to 0.1)	0-1 (0 to 0.1)	0-1 (0 to 0.1)	0-1 (0 to 0.1)	0-1 (0 to 0.1)	0-1 (0 to 0.1)	0-1 (0 to 0.1)	0-1 (0 to 0.1)	0-1 (0 to 0.1)	0-1 (0 to 0.1)	0-1 (0 to 0.1)	0-1 (0 to 0.1)	0-1 (0 to 0.1)	0-1 (0 to 0.1)	0-1 (0 to 0.1)	0-1 (0 to 0.1)	4,100
Latent tuberculosis infection	0 (0 to 0)	0 (0 to 0)	0 (0 to 0)	0 (0 to 0)	0 (0 to 0)	0 (0 to 0)	0 (0 to 0)	0 (0 to 0)	0 (0 to 0)	0 (0 to 0)	0 (0 to 0)	0 (0 to 0)	0 (0 to 0)	0 (0 to 0)	0 (0 to 0)	0 (0 to 0)	0 (0 to 0)	0 (0 to 0)	0 (0 to 0)	0 (0 to 0)	0 (0 to 0)	0 (0 to 0)	0 (0 to 0)	0 (0 to 0)	0 (0 to 0)	0
Drug-susceptible tuberculosis	0 (0 to 0)	0 (0 to 0)	42-5 (19-3 to 113)	49-9 (19-2 to 113)	29-9 (11-9 to 69.8)	29-5 (14-9 to 64.9)	107 (44-3 to 247)	196 (77-3 to 391)	192 (72-2 to 391)	192 (72-2 to 391)	192 (72-2 to 391)	257 (141-1 to 429)	257 (141-1 to 429)	259 (126-1 to 429)	271 (126-1 to 429)	406 (200 to 429)	422 (200 to 429)	360 (164-7 to 429)	375 (132-1 to 429)	329 (167-1 to 422)	219 (115-1 to 401)	137 (70-3 to 274)	69-4 (34-9 to 137)	29-9 (12-7 to 62.2)	13-9 (4-7 to 29.2)	3,970
Multidrug-resistant tuberculosis without extensive drug resistance	0 (0 to 0)	0 (0 to 0)	2-1 (0-3 to 11.1)	2-1 (0-3 to 11.2)	1 (0 to 5.2)	1-2 (0-5 to 6.5)	4-4 (1-4 to 24.2)	7-2 (1-7 to 42.8)	9-6 (1-7 to 58.1)	9-6 (1-7 to 58.1)	9-6 (1-7 to 58.1)	10-8 (2-2 to 67.9)	10-8 (2-2 to 67.9)	11-5 (2-3 to 67.9)	17-8 (3-3 to 67.9)	19-3 (3-3 to 67.9)	16-9 (3-3 to 67.9)	13 (3-3 to 67.9)	14-9 (3-3 to 67.9)	10 (2-3 to 67.9)	6-2 (0-7 to 39.2)	2-7 (0-3 to 17.5)	1-2 (0-2 to 8.2)	0-7 (0-1 to 4.5)	170
Extensively drug-resistant tuberculosis	0 (0 to 0)	0 (0 to 0)	0 (0 to 0)	0 (0 to 0)	0 (0 to 0)	0-1 (0 to 0.1)	0-1 (0 to 0.1)	0-1 (0 to 0.1)	0-1 (0 to 0.1)	0-1 (0 to 0.1)	0-1 (0 to 0.1)	0-2 (0 to 0.1)	0-2 (0 to 0.1)	0-2 (0 to 0.1)	0-2 (0 to 0.1)	0-2 (0 to 0.1)	0-2 (0 to 0.1)	0-2 (0 to 0.1)	0-1 (0 to 0.1)	0-1 (0 to 0.1)	0-1 (0 to 0.1)	0-1 (0 to 0.1)	0-1 (0 to 0.1)	0-1 (0 to 0.1)	0-1 (0 to 0.1)	2-2
Lower respiratory infections	428 (369 to 1,358)	393 (368 to 860)	1,080 (467 to 1,900)	588 (222 to 1,186)	122 (82 to 742)	69-7 (32 to 203)	115 (53 to 465)	107 (49-2 to 204)	109 (54-3 to 214)	121 (56-3 to 233)	196 (89-3 to 382)	188 (85-1 to 368)	188 (85-1 to 368)	222 (109 to 441)	296 (145 to 544)	355 (184 to 544)	471 (196 to 544)	520 (262 to 832)	577 (282 to 832)	667 (342 to 832)	682 (342 to 832)	423 (242 to 832)	252 (146 to 832)	116 (48-5 to 185)	60-4 (23-7 to 97.9)	7,940
Upper respiratory infections	0-2 (0-1 to 0.5)	0 (0 to 0.1)	18-1 (8-6 to 27.9)	46 (16-2 to 69.1)	51-2 (26-7 to 69.1)	61-4 (29-6 to 84.3)	92-6 (41-6 to 143)	41-6 (21-9 to 74.8)	33 (17-3 to 56.3)	31-2 (16-1 to 53.3)	30-9 (14-8 to 51.3)	29-5 (13-3 to 49.9)	29-5 (13-3 to 49.9)	22-7 (11-4 to 42.3)	22 (10 to 39)	19 (8-6 to 29.5)	14 (4-5 to 21.1)	7-4 (2-5 to 12.1)	4-6 (1-4 to 7.9)	2-3 (0-8 to 4.2)	1-3 (0-4 to 2.5)	0-8 (0-2 to 1.5)	0-4 (0-1 to 0.8)	0-2 (0-0 to 0.4)	478
Otitis media	0-2 (0 to 0.5)	0-1 (0 to 0.2)	2-6 (0-7 to 4.3)	22-2 (9-4 to 36.1)	29-4 (15-5 to 37.4)	19-1 (9-1 to 27.1)	19-4 (8-7 to 31.4)	11-8 (5-4 to 21.1)	9-8 (4-3 to 17.5)	9-8 (4-3 to 17.5)	9-8 (4-3 to 17.5)	9-6 (4-2 to 17.1)	9-6 (4-2 to 17.1)	7-9 (3-5 to 14.1)	8-4 (3-7 to 14.1)	8-4 (3-7 to 14.1)	6-6 (2-9 to 11.1)	3-1 (1-3 to 5.6)	2 (0-8 to 3.6)	1-3 (0-5 to 2.3)	0-6 (0-2 to 1.1)	0-3 (0-1 to 0.6)	0-2 (0-1 to 0.3)	0-1 (0-0 to 0.2)	183
Enteric infections	71 (18 to 99.9)	71-6 (13 to 99.9)	111 (13-2 to 281)	565 (117 to 1,177)	294 (77 to 1,169)	43 (23-2 to 230)	33 (23-2 to 75.7)	32 (23-2 to 42)	32 (23-2 to 42)	32 (23-2 to 42)	32 (23-2 to 42)	240 (127 to 340)	240 (127 to 340)	239 (127 to 340)	239 (127 to 340)	240 (127 to 340)	240 (127 to 340)	240 (127 to 340)	239 (127 to 340)	239 (127 to 340)	239 (127 to 340)	239 (127 to 340)	239 (127 to 340)	239 (127 to 340)	239 (127 to 340)	6,690
Diarrheal diseases	71 (18 to 99.9)	71-6 (13 to 99.9)	111 (13-2 to 281)	565 (117 to 1,177)	294 (77 to 1,169)	43 (23-2 to 230)	33 (23-2 to 75.7)	32 (23-2 to 42)	32 (23-2 to 42)	32 (23-2 to 42)	32 (23-2 to 42)	240 (127 to 340)	240 (127 to 340)	239 (127 to 340)	239 (127 to 340)	240 (127 to 340)	240 (127 to 340)	240 (127 to 340)	239 (127 to 340)	239 (127 to 340)	239 (127 to 340)	239 (127 to 340)	239 (127 to 340)	239 (127 to 340)	239 (127 to 340)	6,690
Typhoid and paratyphoid	0 (0 to 0)	0 (0 to 0)	0 (0-2 to 2.3)	0 (0 to 0)	0 (0 to 0)	0 (0 to 0)	0 (0 to 0)	0 (0 to 0)	0 (0 to 0)	0 (0 to 0)	0 (0 to 0)	0 (0 to 0)	0 (0 to 0)	0 (0 to 0)	0 (0 to 0)	0 (0 to 0)	0 (0 to 0)	0 (0 to 0)	0 (0 to 0)	0 (0 to 0)	0 (0 to 0)	0 (0 to 0)	0 (0 to 0)	0 (0 to 0)	0 (0 to 0)	0
Typhoid fever	0 (0 to 0)	0 (0 to 0)	0 (0-2 to 2.3)	0 (0 to 0)	0 (0 to 0)	0 (0 to 0)	0 (0 to 0)	0 (0 to 0)	0 (0 to 0)	0 (0 to 0)	0 (0 to 0)	0 (0 to 0)	0 (0 to 0)	0 (0 to 0)	0 (0 to 0)	0 (0 to 0)	0 (0 to 0)	0 (0 to 0)	0 (0 to 0)	0 (0 to 0)	0 (0 to 0)	0 (0 to 0)	0 (0 to 0)	0 (0 to 0)	0 (0 to 0)	0
Paratyphoid fever	0 (0 to 0)	0 (0 to 0)	0 (0 to 0)	0 (0 to 0)	0 (0 to 0)	0 (0 to 0)	0 (0 to 0)	0 (0 to 0)	0 (0 to 0)	0 (0 to 0)	0 (0 to 0)	0 (0 to 0)	0 (0 to 0)	0 (0 to 0)	0 (0 to 0)	0 (0 to 0)	0 (0 to 0)	0 (0 to 0)	0 (0 to 0)	0 (0 to 0)	0 (0 to 0)	0 (0 to 0)	0 (0 to 0)	0 (0 to 0)	0 (0 to 0)	0
Invasive Non-typhoidal Salmonella (iNTS)	71 (18 to 99.9)	71-6 (13 to 99.9)	111 (13-2 to 281)	565 (117 to 1,177)	294 (77 to 1,169)	43 (23-2 to 230)	33 (23-2 to 75.7)	32 (23-2 to 42)	32 (23-2 to 42)	32 (23-2 to 42)	32 (23-2 to 42)	240 (127 to 340)	240 (127 to 340)	239 (127 to 340)	239 (127 to 340)	240 (127 to 340)	240 (127 to 340)	240 (127 to 340)	239 (127 to 340)	239 (127 to 340)	239 (127 to 340)	239 (127 to 340)	239 (127 to 340)	239 (127 to 340)	239 (127 to 340)	6,690
Other intestinal infectious diseases	0-3 (0 to 0.9)	0-3 (0 to 0.9)	0-6 (0 to 1.8)	0-7 (0 to 1.7)	0-4 (0 to 1.1)	0-4 (0 to 0.9)	0-4 (0 to 0.9)	0-4 (0 to 0.9)	0-4 (0 to 0.9)	0-4 (0 to 0.9)	0-4 (0 to 0.9)	0-5 (0 to 1.1)	0-5 (0 to 1.1)	0-5 (0 to 1.1)	0-5 (0 to 1.1)	0-5 (0 to 1.1)	0-5 (0 to 1.1)	0-5 (0 to 1.1)	0-5 (0 to 1.1)	0-5 (0 to 1.1)	0-5 (0 to 1.1)	0-5 (0 to 1.1)	0-5 (0 to 1.1)	0-5 (0 to 1.1)	0-5 (0 to 1.1)	0-4
Schistosomiasis	0 (0 to 0)	0 (0 to 0)	0 (0 to 0)	0 (0 to 0)	0 (0 to 0)	0 (0 to 0)	0 (0 to 0)	0 (0 to 0)	0 (0 to 0)	0 (0 to 0)	0 (0 to 0)	0 (0 to 0)	0 (0 to 0)	0 (0 to 0)	0 (0 to 0)	0 (0 to 0)	0 (0 to 0)	0 (0 to 0)	0 (0 to 0)	0 (0 to 0)	0 (0 to 0)	0 (0 to 0)	0 (0 to 0)	0 (0 to 0)	0 (0 to 0)	0
Cysticercosis	0 (0 to 0)	0 (0 to 0)	0 (0 to 0)	0-2 (0 to 0.5)	0-5 (0 to 1.4)	0-7 (0 to 2.4)	1-6 (0 to 5.4)	4-4 (1-1 to 11.9)	6-1 (1-6 to 16)	7-2 (1-9 to 19.1)	9-1 (2-3 to 23.9)	11-5 (2-9 to 30.1)	11-5 (2-9 to 30.1)	13-6 (3-4 to 35.2)	13-8 (3-4 to 36.2)	13-8 (3-4 to 36.2)	13-4 (3-3 to 35.2)	12-8 (3-1 to 33.7)	11-9 (2-9 to 31.1)	10-6 (2-6 to 27.6)	8-5 (2-1 to 22.3)	5-5 (1-3 to 14.4)	2-8 (0-7 to 7.3)	1-1 (0-3 to 2.9)	184
Cystic echinococcosis	0 (0 to 0)	0 (0 to 0)	0 (0 to 0)	0-4 (0 to 1.1)	0-4 (0 to 1.1)	0-4 (0 to 1.1)	0-4 (0 to 1.1)	0-4 (0 to 1.1)	0-4 (0 to 1.1)	0-5 (0 to 1.1)	0-5 (0 to 1.1)	0-6 (0 to 1.2)	0-6 (0 to 1.2)	0-5 (0 to 1.1)	0-5 (0 to 1.1)	0-5 (0 to 1.1)	0-5 (0 to 1.1)	0-4 (0 to 1.1)	0-4 (0 to 1.1)	0-3 (0 to 0.9)	0-3 (0 to 0.8)	0-2 (0 to 0.6)	0-2 (0 to 0.5)	0-1 (0 to 0.3)	0-1 (0 to 0.3)	8-4
Lymphatic filariasis	0 (0 to 0)	0 (0 to 0)	0 (0 to 0)	0-4 (0-2 to 1.2)	0-8 (0-3 to 2.2)	0-8 (0-3 to 2.1)	0-8 (0-3 to 1.9)	0-8 (0-3 to 1.5)	0-7 (0-3 to 1.4)	0-7 (0-2 to 1.1)	0-7 (0-2 to 1.1)	0-7 (0-2 to 1.1)	0-7 (0-2 to 1.1)	0-7 (0-2 to 1.1)	0-7 (0-2 to 1.1)	0-7 (0-2 to 1.1)	0-7 (0-2 to 1.1)	0-7 (0-2 to 1.1)	0-7 (0-2 to 1.1)	0-7 (0-2 to 1.1)	0-7 (0-2 to 1.1)	0-7 (0-2 to 1.1)	0-7 (0-2 to 1.1)	0-7 (0-2 to 1.1)	95-5
Onchocerciasis	0 (0 to 0)	0 (0 to 0)	0 (0 to 0)	0 (0 to 0)	0 (0 to 0)	0 (0 to 0)	0 (0 to 0)	0 (0 to 0)	0 (0 to 0)	0 (0 to 0)	0 (0 to 0)	0 (0 to 0)	0 (0 to 0)	0 (0 to 0)	0 (0 to 0)	0 (0 to 0)	0 (0 to 0)	0 (0 to 0)	0 (0 to 0)	0 (0 to 0)	0 (0 to 0)	0 (0 to 0)	0 (0 to 0)	0 (0 to 0)	0 (0 to 0)	0
Trachoma	0 (0 to 0)	0 (0 to 0)	0 (0 to 0)	0 (0 to 0)	0 (0 to 0)	0 (0 to 0)	0 (0 to 0)	0 (0 to 0)	0 (0 to 0)	0 (0 to 0)	0 (0 to 0)	0 (0 to 0)	0 (0 to 0)	0 (0 to 0)	0 (0 to 0)	0 (0 to 0)	0 (0 to 0)	0 (0 to 0)	0 (0 to 0)	0 (0 to 0)	0 (0 to 0)	0 (0 to 0)	0 (0 to 0)	0 (0 to 0)	0 (0 to 0)	0
Dengue	0 (0 to 0)	0 (0 to 0)	0-2 (0 to 0.7)	0-7 (0 to 2.1)	0-7 (0 to 1.9)	0-6 (0 to 1.6)	0-6 (0 to 1.5)	0-6 (0 to 1.5)	0-6 (0 to 1.5)	0-6 (0 to 1.5)	0-6 (0 to 1.5)	0-6 (0 to 1.5)	0-6 (0 to 1.5)	0-6 (0 to 1.5)	0-6 (0 to 1.5)	0-6 (0 to 1.5)	0-6 (0 to 1.5)	0-6 (0 to 1.5)	0-6 (0 to 1.5)	0-6 (0 to 1.5)	0-6 (0 to 1.5)	0-6 (0 to 1.5)	0-6 (0 to 1.5)	0-6 (0 to 1.5)	0-6 (0 to 1.5)	19-5
Yellow fever	0 (0 to 0)	0 (0 to 0)	0-1 (0 to 0.3)	0-5 (0 to 1.2)	0-6 (0 to 1.6)	0-6 (0 to 1.7)	0-6 (0 to 1.6)	0-6 (0 to 1.5)	0-6 (0 to 1.5)	0-6 (0 to 1.5)	0-6 (0 to 1.5)	0-6 (0 to 1.5)	0-6 (0 to 1.5)	0-6 (0 to 1.5)	0-6 (0 to 1.5)	0-6 (0 to 1.5)	0-6 (0 to 1.5)	0-6 (0 to 1.5)	0-6 (0 to 1.5)	0-6 (0 to 1.5)	0-6 (0 to 1.5)	0-6 (0 to 1.5)	0-6 (0 to 1.5)	0-6 (0 to 1.5)	0-6 (0 to 1.5)	9-7
Rabies	0 (0 to 0)	0 (0 to 0)	0 (0 to 0)	0-1 (0 to 1.4)	0-2 (0 to 2.5)	0-3 (0 to 2.6)	0-3 (0 to 2.1)	0-3 (0 to 1.4)	0-3 (0 to 1.4)	0-3 (0 to 1.4)	0-3 (0 to 1.4)	0-4 (0 to 2)	0-4 (0 to 2)	0-4 (0 to 2)	0-4 (0 to 2)	0-4 (0 to 2)	0-4 (0 to 2)	0-4 (0 to 2)	0-3 (0 to 2)	0-3 (0 to 1.7)	0-3 (0 to 1.5)	0-3 (0 to 1.3)	0-3 (0 to 1.1)	0-3 (0 to 1.1)	0-3 (0 to 1.1)	2-6
Intestinal nematode infections	0 (0 to 0)	0 (0 to 0)	0-1 (0 to 0.5)	0-9 (0 to 2.7)	0-7 (0 to 2.4)	0-6 (0 to 2.1)	0-7 (0 to 2.3)	0-8 (0 to 2.5)	0-8 (0 to 2.5)	0-8 (0 to 2.5)	0-8 (0 to 2.5)	0-8 (0 to 2.5)	0-8 (0 to 2.5)	0-8 (0 to 2.5)	0-8 (0 to 2.5)	0-8 (0 to 2.5)	0-8 (0 to 2.5)	0-8 (0 to 2.5)	0-8 (0 to 2.5)	0-8 (0 to 2.5)	0-8 (0 to 2.5)	0-8 (0 to 2.5)	0-8 (0 to 2.5)	0-8 (0 to 2.5)	0-8 (0 to 2.5)	34-8
Ascariasis	0 (0 to 0)	0 (0 to 0)	0 (0 to 0)	0-3 (0 to 2.5)	0-4 (0 to 3.1)	0-3 (0 to 2.5)	0-3 (0 to 2.1)	0-3 (0 to 1.6)	0-3 (0 to 1.6)	0-3 (0 to 1.6)	0-3 (0 to 1.6)	0-3 (0 to 1.7)	0-3 (0 to 1.7)	0-3 (0 to 1.6)	0-3 (0 to 1.6)	0-3 (0 to 1.6)	0-3 (0 to 1.6)	0-3 (0 to 1.6)	0-3 (0 to 1.6)	0-3 (0 to 1.6)	0-3 (0 to 1.6)	0-3 (0 to 1.6)	0-3 (0 to 1.6)	0-3 (0 to 1.6)	0-3 (0 to 1.6)	12-4
Trichuriasis	0 (0 to 0)	0 (0 to 0)	0 (0 to 0)	0 (0 to 0.1)	0-1 (0 to 0.6)	0-1 (0 to 0.6)	0-1 (0 to 0.5)	0-1 (0 to 0.4)	0-1 (0 to 0.4)	0-1 (0 to 0.4)	0-1 (0 to 0.4)	0-1 (0 to 0.4)	0-1 (0 to 0.4)	0-1 (0 to 0.4)	0-1 (0 to 0.4)	0-1 (0 to 0.4)	0-1 (0 to 0.4)	0-1 (0 to 0.4)	0-1 (0 to 0.4)	0-1 (0 to 0.4)	0-1 (0 to 0.4)	0-1 (0 to 0.4)	0-1 (0 to 0.4)	0-1 (0 to 0.4)	0-1 (0 to 0.4)	12-2
Hookworm disease	0 (0 to 0)	0 (0 to 0)	0 (0 to 0)	0-6 (0 to 1.4)	0-8 (0 to 1.9)	0

Other neoplasms	0 (0 to 0)	0 (0 to 0)	0–2 (0–1 to 0–3)	0–4 (0–2 to 0–9)	0–5 (0–3 to 0–7)	0–5 (0–3 to 0–8)	0–5 (0–3 to 0–8)	0–4 (0–2 to 0–8)	0–4 (0–2 to 0–9)	0–4 (0–2 to 0–9)	0–5 (0–2 to 0–11)	0–9 (0–3 to 1–6)	1–1 (0–4 to 2–2)	1–5 (0–6 to 3–2)	2–1 (0–9 to 4–5)	2–7 (1–0 to 5–0)	3–6 (1–4 to 7–4)	4–7 (1–7 to 9–4)	4–5 (1–6 to 9–4)	2–6 (0–8 to 5–5)	1–1 (0–3 to 2–2)	0–4 (0–1 to 0–9)	0–1 (0–0 to 0–3)	29
Medulloblastoma, medulloblastoma, and other hemangioblastoma, ependymoma, and primitive neuroectodermal tumor	0 (0 to 0)	0 (0 to 0)	0–2 (0–1 to 0–5)	0–4 (0–2 to 0–8)	0–5 (0–3 to 0–7)	0–5 (0–3 to 0–8)	0–5 (0–3 to 0–8)	0–4 (0–2 to 0–8)	0–4 (0–2 to 0–9)	0–4 (0–2 to 0–9)	0–5 (0–2 to 0–11)	0–9 (0–3 to 1–6)	1–1 (0–4 to 2–2)	1–5 (0–6 to 3–2)	2–1 (0–9 to 4–5)	2–7 (1–0 to 5–0)	3–6 (1–4 to 7–4)	4–7 (1–7 to 9–4)	4–5 (1–6 to 9–4)	2–6 (0–8 to 5–5)	1–1 (0–3 to 2–2)	0–4 (0–1 to 0–9)	0–1 (0–0 to 0–3)	29
Meningioma and in situ meningeal neoplasms	0 (0 to 0)	0 (0 to 0)	0 (0 to 0)	0 (0 to 0)	0 (0 to 0)	0 (0 to 0)	0 (0 to 0)	0 (0 to 0)	0 (0 to 0)	0 (0 to 0)	0 (0 to 0)	0 (0 to 0)	0 (0 to 0)	0 (0 to 0)	0 (0 to 0)	0 (0 to 0)	0 (0 to 0)	0 (0 to 0)	0 (0 to 0)	0 (0 to 0)	0 (0 to 0)	0 (0 to 0)	0 (0 to 0)	0
Meningioma and in situ cerebral and uterine neoplasms	0 (0 to 0)	0 (0 to 0)	0 (0 to 0)	0 (0 to 0)	0 (0 to 0)	0 (0 to 0)	0 (0 to 0)	0 (0 to 0)	0 (0 to 0)	0 (0 to 0)	0 (0 to 0)	0 (0 to 0)	0 (0 to 0)	0 (0 to 0)	0 (0 to 0)	0 (0 to 0)	0 (0 to 0)	0 (0 to 0)	0 (0 to 0)	0 (0 to 0)	0 (0 to 0)	0 (0 to 0)	0 (0 to 0)	0
Other benign and in situ neoplasms	0 (0 to 0)	0 (0 to 0)	0 (0 to 0)	0 (0 to 0)	0 (0 to 0)	0 (0 to 0)	0 (0 to 0)	0 (0 to 0)	0 (0 to 0)	0 (0 to 0)	0 (0 to 0)	0 (0 to 0)	0 (0 to 0)	0 (0 to 0)	0 (0 to 0)	0 (0 to 0)	0 (0 to 0)	0 (0 to 0)	0 (0 to 0)	0 (0 to 0)	0 (0 to 0)	0 (0 to 0)	0 (0 to 0)	0
Cardiovascular diseases	19–1 (7–2 to 47–5)	10–9 (5–1 to 27–8)	22–7 (8–5 to 59–4)	36–4 (20–2 to 71–5)	50–2 (32–2 to 94–1)	103 (68–5 to 164)	160 (104–3 to 261)	176 (120–3 to 288)	178 (119–2 to 272)	229 (144–3 to 369)	346 (210–5 to 566)	460 (300–9 to 693)	643 (406–3 to 1,000)	1,165 (672–5 to 1,860)	1,469 (860–3 to 2,450)	1,766 (1,081–3 to 2,764)	2,270 (1,470–5 to 3,438)	2,730 (1,863–5 to 3,840)	2,470 (1,760–5 to 3,270)	1,580 (1,130–3 to 2,260)	816 (572–9 to 1,150)	357 (238–5 to 494)	99–1 (63–3 to 144)	17,500
Rheumatic heart disease	0 (0 to 0)	0 (0 to 0)	0 (0 to 0–4)	0 (0 to 0–5)	0–2 (0–1 to 0–6)	0–4 (0–2 to 0–11)	0–2 (0–1 to 0–7)	0–2 (0–1 to 0–5)	0–2 (0–1 to 0–5)	0–2 (0–1 to 0–5)	0–2 (0–1 to 0–5)	0–3 (0–1 to 0–7)	0–3 (0–1 to 0–7)	0–4 (0–2 to 0–9)	0–5 (0–2 to 0–11)	0–6 (0–3 to 0–13)	0–8 (0–4 to 0–18)	0–9 (0–5 to 0–20)	0–8 (0–4 to 0–18)	0–5 (0–3 to 0–12)	0–3 (0–2 to 0–7)	0–1 (0–1 to 0–3)	0–1 (0–0 to 0–2)	472
Ischemic heart disease	0 (0 to 0)	0 (0 to 0)	0 (0 to 0)	0–1 (0 to 0–2)	0–2 (0–1 to 0–4)	0–5 (0–2 to 0–11)	0–5 (0–2 to 0–11)	0–4 (0–2 to 0–9)	0–4 (0–2 to 0–9)	0–4 (0–2 to 0–9)	0–5 (0–2 to 0–11)	0–8 (0–3 to 1–4)	1–1 (0–4 to 2–2)	1–5 (0–6 to 3–2)	2–1 (0–9 to 4–5)	2–7 (1–0 to 5–0)	3–6 (1–4 to 7–4)	4–7 (1–7 to 9–4)	4–5 (1–6 to 9–4)	2–6 (0–8 to 5–5)	1–1 (0–3 to 2–2)	0–4 (0–1 to 0–9)	0–1 (0–0 to 0–3)	29
Stroke	3–7 (1–3 to 7–6)	1–9 (0–6 to 4–7)	2–5 (0–9 to 7–0)	9–3 (3–3 to 19–2)	22–6 (12–2 to 39–4)	53–6 (22–5 to 96–8)	59–8 (34–1 to 97–7)	59 (34–1 to 97–7)	64–1 (34–1 to 109–1)	86 (44–1 to 156)	134–1 (72–5 to 227)	227 (122–5 to 385)	357 (192–5 to 607)	546 (295–5 to 931)	685 (364–5 to 1,200)	852 (452–5 to 1,490)	1,030 (574–5 to 1,770)	1,270 (707–5 to 2,180)	1,110 (687–5 to 1,600)	471 (316–5 to 672)	282 (176–5 to 418)	135 (77–5 to 203)	34–1 (19–5 to 54–7)	7,730
Ischemic stroke	0–8 (0–2 to 2–1)	0–3 (0–2 to 1–3)	0–6 (0–2 to 1–7)	4–7 (2–2 to 9–3)	17–9 (9–2 to 31–4)	33–6 (19–5 to 56–1)	52–7 (30–2 to 85–3)	54–9 (31–3 to 87–7)	57–5 (32–3 to 93–3)	77–5 (39–3 to 137)	123–5 (64–3 to 219)	209–7 (109–5 to 379)	327 (171–5 to 579)	504 (264–5 to 893)	630 (331–5 to 1,110)	781 (411–5 to 1,380)	948 (498–5 to 1,680)	1,170 (636–5 to 2,070)	1,020 (639–5 to 1,480)	434 (296–5 to 620)	259 (177–5 to 385)	124 (73–5 to 188)	31–4 (18–5 to 49–2)	7,130
Intracerebral hemorrhage	0–4 (0–1 to 1–2)	0–2 (0–1 to 0–7)	0–2 (0–2 to 0–6)	0–3 (0–2 to 0–9)	0–4 (0–2 to 0–9)	0–5 (0–3 to 0–11)	0–5 (0–3 to 0–11)	0–4 (0–2 to 0–9)	0–4 (0–2 to 0–9)	0–4 (0–2 to 0–9)	0–5 (0–2 to 0–11)	0–8 (0–3 to 1–4)	1–1 (0–4 to 2–2)	1–5 (0–6 to 3–2)	2–1 (0–9 to 4–5)	2–7 (1–0 to 5–0)	3–6 (1–4 to 7–4)	4–7 (1–7 to 9–4)	4–5 (1–6 to 9–4)	2–6 (0–8 to 5–5)	1–1 (0–3 to 2–2)	0–4 (0–1 to 0–9)	0–1 (0–0 to 0–3)	29
Subarachnoid hemorrhage	0–2 (0–1 to 0–4)	0–2 (0–0 to 0–6)	0–2 (0–0 to 0–5)	0–2 (0–1 to 0–5)	0–3 (0–2 to 0–6)	0–4 (0–2 to 0–9)	0–4 (0–2 to 0–9)	0–3 (0–2 to 0–8)	0–3 (0–2 to 0–8)	0–3 (0–2 to 0–8)	0–4 (0–2 to 0–9)	0–6 (0–3 to 1–2)	0–8 (0–4 to 1–7)	1–2 (0–6 to 2–7)	1–6 (0–8 to 3–7)	2–1 (1–0 to 4–7)	2–7 (1–0 to 5–8)	3–5 (1–4 to 7–8)	3–4 (1–3 to 7–2)	2–1 (0–8 to 5–2)	1–2 (0–4 to 2–7)	0–3 (0–1 to 0–7)	0–1 (0–0 to 0–2)	284
Hypertensive heart disease	0 (0 to 0)	0 (0 to 0)	0 (0 to 0)	0 (0 to 0)	0 (0 to 0)	0 (0 to 0)	0 (0 to 0)	0 (0 to 0)	0 (0 to 0)	0 (0 to 0)	0 (0 to 0)	0 (0 to 0)	0 (0 to 0)	0 (0 to 0)	0 (0 to 0)	0 (0 to 0)	0 (0 to 0)	0 (0 to 0)	0 (0 to 0)	0 (0 to 0)	0 (0 to 0)	0 (0 to 0)	0 (0 to 0)	0 (0 to 0)	0
Non-rheumatic valvular heart disease	0 (0 to 0)	0 (0 to 0)	0 (0 to 0)	0 (0 to 0)	0 (0 to 0)	0–2 (0–1 to 0–4)	0–2 (0–1 to 0–6)	0–2 (0–1 to 0–5)	0–2 (0–1 to 0–7)	0–3 (0–1 to 0–7)	0–4 (0–2 to 0–9)	0–6 (0–3 to 1–2)	0–8 (0–4 to 1–7)	1–2 (0–6 to 3–3)	1–6 (0–8 to 3–3)	2–1 (1–0 to 4–7)	2–7 (1–0 to 5–3)	3–5 (1–4 to 7–3)	3–4 (1–3 to 7–2)	2–1 (0–8 to 5–2)	1–2 (0–4 to 2–7)	0–3 (0–1 to 0–7)	0–1 (0–0 to 0–2)	119
Non-rheumatic calcific aortic valve disease	0 (0 to 0)	0–5 (0 to 0–2)	0 (0 to 0)	0 (0 to 0)	0 (0 to 0)	0–3 (0–2 to 0–6)	0–3 (0–2 to 0–7)	0–3 (0–2 to 0–6)	0–3 (0–2 to 0–6)	0–4 (0–2 to 0–9)	0–5 (0–2 to 0–11)	0–9 (0–4 to 1–6)	1–2 (0–6 to 2–2)	1–8 (0–9 to 3–8)	2–5 (1–0 to 5–1)	3–3 (1–2 to 6–8)	4–3 (1–9 to 9–1)	5–4 (2–3 to 11–2)	4–8 (1–9 to 10–4)	3–1 (1–2 to 6–4)	1–6 (0–6 to 3–6)	0–6 (0–2 to 1–3)	0–2 (0–1 to 0–5)	63·5
Non-rheumatic degenerative mitral valve disease	0 (0 to 0)	0 (0 to 0)	0 (0 to 0)	0 (0 to 0)	0 (0 to 0)	0 (0 to 0–1)	0 (0 to 0–2)	0 (0 to 0–1)	0 (0 to 0–2)	0 (0 to 0–2)	0 (0 to 0–3)	0 (0 to 0–4)	0 (0 to 0–6)	0 (0 to 0–8)	0 (0 to 0–11)	0 (0 to 0–14)	0 (0 to 0–18)	0 (0 to 0–23)	0 (0 to 0–19)	0 (0 to 0–14)	0 (0 to 0–9)	0 (0 to 0–5)	0 (0 to 0–2)	0 (0 to 0–1)	51·7
Other non-rheumatic valve diseases	0 (0 to 0)	0 (0 to 0)	0 (0 to 0)	0 (0 to 0)	0 (0 to 0)	0 (0 to 0)	0 (0 to 0)	0 (0 to 0)	0 (0 to 0)	0 (0 to 0)	0 (0 to 0)	0 (0 to 0)	0 (0 to 0)	0 (0 to 0)	0 (0 to 0)	0 (0 to 0)	0 (0 to 0)	0 (0 to 0)	0 (0 to 0)	0 (0 to 0)	0 (0 to 0)	0 (0 to 0)	0 (0 to 0)	0 (0 to 0)	3·6
Cardiomyopathy and myocarditis	14–1 (7·7 to 46)	7–6 (3·9 to 18·6)	16–4 (7·5 to 37·1)	31–5 (11·5 to 81·9)	40 (14·4 to 109·6)	72 (23·6 to 216)	104 (31·2 to 312)	112 (31·2 to 312)	112 (31·2 to 312)	134 (39·9 to 321)	187 (52·1 to 453)	259 (73·4 to 638)	364 (104·3 to 878)	514 (147·5 to 1,240)	674 (192·5 to 1,630)	822 (234·5 to 1,990)	1,010 (288·5 to 2,440)	1,160 (331·5 to 2,800)	1,060 (302·5 to 2,560)	1,010 (289·5 to 2,440)	1,010 (289·5 to 2,440)	1,010 (289·5 to 2,440)	1,010 (289·5 to 2,440)	11·5
Myocarditis	0 (0 to 0)	0 (0 to 0)	0 (0 to 0)	0 (0 to 0)	0 (0 to 0)	0 (0 to 0)	0 (0 to 0)	0 (0 to 0)	0 (0 to 0)	0 (0 to 0)	0 (0 to 0)	0 (0 to 0)	0 (0 to 0)	0 (0 to 0)	0 (0 to 0)	0 (0 to 0)	0 (0 to 0)	0 (0 to 0)	0 (0 to 0)	0 (0 to 0)	0 (0 to 0)	0 (0 to 0)	0 (0 to 0)	0 (0 to 0)	13·7
Alcoholic cardiomyopathy	13–6 (4·1 to 31·2)	7 (2·6 to 15·2)	16·8 (7·2 to 33·9)	9·6 (3·6 to 20·7)	2·1 (0·6 to 7·1)	3·6 (1·1 to 7·6)	3·2 (1·1 to 7·4)	2·3 (1·1 to 4·6)	2·3 (1·1 to 4·6)	2·6 (1·1 to 5·2)	3·6 (1·5 to 7·6)	5·6 (2·5 to 11·3)	9·3 (4·5 to 20·3)	13·9 (6·5 to 29·3)	17·3 (7·2 to 37·9)	22 (9·3 to 49)	24·2 (11·3 to 49·9)	28·9 (13·1 to 58·9)	31·9 (16·6 to 58·9)	34·2 (19·4 to 58·4)	29·6 (17·2 to 48·7)	19·3 (11·3 to 29·6)	11·2 (6·4 to 16)	1·3 (0·7 to 2·1)	316
Other cardiomyopathy	0 (0 to 0)	0 (0 to 0)	0 (0 to 0)	0 (0 to 0)	0 (0 to 0)	0 (0 to 0)	0 (0 to 0)	0 (0 to 0)	0 (0 to 0)	0 (0 to 0)	0 (0 to 0–1)	0 (0 to 0–1)	0 (0 to 0–2)	0 (0 to 0–3)	0 (0 to 0–4)	0 (0 to 0–5)	0 (0 to 0–6)	0 (0 to 0–7)	0 (0 to 0–8)	0 (0 to 0–8)	0 (0 to 0–6)	0 (0 to 0–4)	0 (0 to 0–2)	0 (0 to 0–1)	0·2
Atrial fibrillation and flutter	0 (0 to 0)	0 (0 to 0)	0 (0 to 0)	0 (0 to 0)	0 (0 to 0)	0 (0 to 0)	0 (0 to 0)	0 (0 to 0)	0 (0 to 0)	0 (0 to 0)	0 (0 to 0–1)	0 (0 to 0–1)	0 (0 to 0–2)	0 (0 to 0–3)	0 (0 to 0–4)	0 (0 to 0–5)	0 (0 to 0–6)	0 (0 to 0–7)	0 (0 to 0–8)	0 (0 to 0–8)	0 (0 to 0–6)	0 (0 to 0–4)	0 (0 to 0–2)	0 (0 to 0–1)	348
Aortic aneurysm	—	—	—	—	—	—	—	—	—	—	—	—	—	—	—	—	—	—	—	—	—	—	—	—	NA
Endocarditis	0·1 (0 to 0·4)	0·2 (0 to 0·6)	0·6 (0 to 2·4)	1·5 (0·3 to 3·8)	2·4 (0·7 to 5·9)	3·2 (1·1 to 7·4)	3·9 (1·4 to 8·9)	4·2 (1·5 to 9·5)	4·3 (1·5 to 9·5)	4·4 (1·5 to 9·5)	4·5 (1·6 to 9·5)	4·7 (1·6 to 9·5)	4·9 (1·7 to 9·5)	5·2 (1·8 to 9·5)	5·4 (1·9 to 9·5)	5·6 (2·0 to 9·5)	5·8 (2·1 to 9·5)	5·9 (2·2 to 9·5)	5·9 (2·2 to 9·5)	5·7 (2·2 to 9·5)	5·3 (2·1 to 9·5)	4·6 (1·8 to 9·5)	3·6 (1·4 to 9·5)	83·6
Other cardiovascular and circulatory diseases	1·8 (0·5 to 4·9)	1·5 (0·3 to 3·9)	2·2 (0·4 to 6·4)	6·1 (1·5 to 14·3)	10·4 (4·1 to 19·5)	14·5 (6·1 to 28)	41·6 (14·4 to 93·6)	31·6 (11·1 to 72·9)	27·5 (9·4 to 67·7)	27·9 (9·4 to 67·7)	37·9 (10·7 to 87·9)	121 (40·7 to 279)	89·8 (48·3 to 165)	77·7 (42·1 to 139)	63·2 (40·8 to 110)	63·2 (34·6 to 115)	64 (37·4 to 113)	64 (38·9 to 114)	54 (32·4 to 97)	30·5 (18·3 to 56·1)	15 (8·5 to 32·2)	5·7 (3·1 to 11·7)	1·5 (0·8 to 3·2)	680
Chronic respiratory diseases	0 (0 to 0)	0·1 (0 to 0·3)	134 (66·7 to 266)	127 (78·1 to 204)	129 (82·7 to 191)	116 (72·4 to 166)	120 (76·2 to 172)	117 (76·3 to 172)	256 (91·4 to 552)	220 (72·5 to 552)	192 (72·5 to 552)	256 (72·5 to 552)	254 (72·5 to 552)	220 (72·5 to 552)	455 (72·5 to 552)	552 (72·5 to 552)	510 (72·5 to 552)	523 (72·5 to 552)	433 (72·5 to 552)	443 (72·5 to 552)	110 (72·5 to 552)	49·7 (21·5 to 98·1)	12·3 (4·4 to 22·4)	4,720
Chronic obstructive pulmonary disease	0 (0 to 0)	0 (0 to 0)	0 (0 to 0)	0–1 (0 to 0–2)	0–2 (0 to 0–4)	0–2 (0–1 to 0–4)	0–2 (0–1 to 0–4)	0–2 (0–1 to 0–4)	0–2 (0–1 to 0–4)	0–2 (0–1 to 0–4)	0–2 (0–1 to 0–4)	0–2 (0–1 to 0–4)	0–2 (0–1 to 0–4)	0–2 (0–1 to 0–4)	0–2 (0–1 to 0–4)	0–2 (0–1 to 0–4)	0–2 (0–1 to 0–4)	0–2 (0–1 to 0–4)	0–2 (0–1 to 0–4)	0–2 (0–1 to 0–4)	0–2 (0–1 to 0–4)	0–2 (0–1 to 0–4)	0–2 (0–1 to 0–4)	2,810
Pneumoconiosis	0 (0 to 0)	0 (0 to 0)	0 (0 to 0)	0 (0 to 0)	0 (0 to 0)	0 (0 to 0)	0 (0 to 0)	0 (0 to 0)	0 (0 to 0)	0 (0 to 0)	0 (0 to 0)	0 (0 to 0)	0 (0 to 0)	0 (0 to 0)	0 (0 to 0)	0 (0 to 0)	0 (0 to 0)	0 (0 to 0)	0 (0 to 0)	0 (0 to 0)	0 (0 to 0)	0 (0 to 0)	0 (0 to 0)	0 (0 to 0)	10·9
Silicosis	0 (0 to 0)	0 (0 to 0)	0 (0 to 0)	0 (0 to 0)	0 (0 to 0)	0 (0 to 0)	0 (0 to 0–1)	0 (0 to 0–1)	0 (0 to 0–1)	0 (0 to 0–1)	0 (0 to 0–1)	0 (0 to 0–1)	0 (0 to 0–2)	0 (0 to 0–2)	0 (0 to 0–2)	0 (0 to 0–2)	0 (0 to 0–2)	0 (0 to 0–2)	0 (0 to 0–2)	0 (0 to 0–2)	0 (0 to 0–2)	0 (0 to 0–1)	0 (0 to 0–1)	0 (0 to 0–1)	1·2
Asbestosis	0 (0 to 0)	0 (0 to 0)	0 (0 to 0)	0 (0 to 0)	0 (0 to 0)	0 (0 to 0)	0 (0 to 0–2)	0 (0 to 0–2)	0 (0 to 0–2)	0 (0 to 0–2)	0 (0 to 0–2)	0 (0 to 0–2)	0 (0 to 0–2)	0 (0 to 0–2)	0 (0 to 0–2)	0 (0 to 0–2)	0 (0 to 0–2)	0 (0 to 0–2)	0 (0 to 0–2)	0 (0 to 0–2)	0 (0 to 0–2)	0 (0 to 0–1)	0 (0 to 0–1)	0 (0 to 0–1)	3·6
Coal workers pneumoconiosis	0 (0 to 0)	0 (0 to 0)	0 (0 to 0)	0 (0 to 0)	0 (0 to 0)	0 (0 to 0)	0 (0 to 0–1)	0 (0 to 0–1)	0 (0 to 0–1)	0 (0 to 0–1)	0 (0 to 0–1)	0 (0 to 0–1)	0 (0 to 0–2)	0 (0 to 0–2)	0 (0 to 0–2)	0 (0 to 0–2)	0 (0 to 0–2)	0 (0 to 0–2)	0 (0 to 0–2)	0 (0 to 0–2)	0 (0 to 0–2)	0 (0 to 0–1)	0 (0 to 0–1)	0 (0 to 0–1)	1
Other pneumoconiosis	0 (0 to 0)	0 (0 to 0)	0 (0 to 0)	0 (0 to 0)	0 (0 to 0)	0 (0 to 0)	0 (0 to 0–1)	0 (0 to 0–1)	0 (0 to 0–1)	0 (0 to 0–1)	0 (0 to 0–1)	0 (0 to 0–1)	0 (0 to 0–2)	0 (0 to 0–2)	0 (0 to 0–2)	0 (0 to 0–2)	0 (0 to 0–2)	0 (0 to 0–2)	0 (0 to 0–2)	0 (0 to 0–2)	0 (0 to 0–2)	0 (0 to 0–1)	0 (0 to 0–1)	0 (0 to 0–1)	1
Asthma	9–6 (4·7 to 20)	9–6 (4·5 to 19·6)	9–6 (4·6 to 20)	8·4 (4·1 to 18·3)	7·5 (3·5 to 16·2)	6·2 (2·9 to 13·6)	6·2 (2·9 to 13·6)	5·7 (2·5 to 13·1)	5·4 (2·4 to 12·6)	5·1 (2·2 to 12·1)	5·4 (2·3 to 12·6)	5·6 (2·4 to 12·6)	5·6 (2·4 to 12·6)	5·7 (2·4 to 12·6)	5·7 (2·4 to 12·6)	5·7 (2·4 to 12·6)	5·7 (2·4 to 12·6)	5·7 (2·4 to 12·6)	5·7 (2·4 to 12·6)	5·7 (2·4 to 12·6)	5·7 (2·4 to 12·6)	5·7 (2·4 to 12·6)	5·7 (2·4 to 12·6)	5·1
Interstitial lung disease and pulmonary sarcoidosis	0 (0 to 0)	0 (0 to 0)	0 (0 to 0)	0 (0 to 0)	0 (0 to 0)	0 (0 to 0)	0 (0 to 0)	0 (0 to 0)	0 (0 to 0)	0 (0 to 0)	0 (0 to 0)	0 (0 to 0)	0 (0 to 0)	0 (0 to 0)	0 (0 to 0)	0 (0 to 0)	0 (0 to 0)	0 (0 to 0)	0 (0 to 0)	0 (0 to 0)	0 (0 to 0)	0 (0 to 0)	0 (0 to 0)	0 (0 to 0)	5·1
Other chronic respiratory diseases	0 (0 to 0)	0 (0 to 0)	0 (0 to 0)	0 (0 to 0)	0 (0 to 0)	0 (0 to 0)	0 (0 to 0)	0 (0 to 0)	0 (0 to 0)	0 (0 to 0)	0 (0 to 0)	0 (0 to 0)	0 (0 to 0)	0 (0 to 0)	0 (0 to 0)	0 (0 to 0)	0 (0 to 0)	0 (0 to 0)	0 (0 to 0)	0 (0 to 0)	0 (0 to 0)	0 (0 to 0)	0 (0 to 0)	0 (0 to 0)	0
Digestive diseases	29–4 (7·3 to 56·4)	18 (9·6 to 40·4)	43·2 (19·4 to 107)	43·9 (20·2 to 92·4)	44·6 (20·2 to 92·4)	49·5 (21·2 to 111)	132 (72·2 to 211)	191 (107·5 to 311)	338 (142·5 to 559)	338 (142·5 to 559)	338 (174·5 to 786)	534 (206·5 to 1,200)	534 (206·5 to 1,200)	713 (246·5 to 1,670)	774 (286·5 to 1,900)	774 (286·5 to 1,900)	774 (286·5 to 1,900)	774 (286·5 to 1,900)	774 (286·5 to 1,900)	774 (286·5 to 1,900)	774 (286·5 to 1,900)	774 (286·5 to 1,900)	774 (286·5 to 1,900)	8,400
Cirrhosis and other chronic liver diseases	0 (0 to 0)	0 (0 to 0)	11·8 (7·1 to 26)	11·6 (5·1 to 24·9)	11·6 (5·4 to 24·9)	24·3 (10·4 to 49·3)	62·5 (32·4 to 120)	81·1 (37·1 to 203)	126 (53·9 to 315)	163 (71·6 to 389)	213 (92·5 to 514)	364 (150·5 to 882)	442 (182·5 to 1,060)	498 (198·5 to 1,220)	521 (207·5 to 1,240)	547 (222·5 to 1,300)	598 (243·5 to 1,420)	703 (286·5 to 1,670)	491 (215·5 to 1,060)	233 (120·5 to 450)	79·8 (47·5 to 127·0)	19·7 (12·0 to 30·3)	2·3 (1·4 to 3·6)	5,090
Chronic and other chronic liver diseases due to hepatitis B	0 (0 to 0)	0 (0 to 0)	0 (0 to 0)	0 (0 to 0)	0 (0 to 0)	0 (0 to 0)	0 (0 to 0)	0 (0 to 0)	0 (0 to 0)	0 (0 to 0)	0 (0 to 0)	0 (0 to 0)	0 (0 to 0)	0 (0 to 0)	0 (0 to 0)	0 (0 to 0)	0 (0 to 0)	0 (0 to 0)	0 (0 to 0)	0 (0 to 0)	0 (0 to 0)	0 (0 to 0)	0 (0 to 0)	0 (0 to 0)	721
Chronic and other chronic liver diseases due to hepatitis C	0 (0 to 0)	0 (0 to 0)	0 (0 to 0)	0 (0 to 0)	0 (0 to 0)	0 (0 to 0)	0 (0 to 0)	0 (0 to 0)	0 (0 to 0)	0 (0 to 0)	0 (0 to 0)	0 (0 to 0)	0 (0 to 0)	0 (0 to 0)	0 (0 to 0)	0 (0 to 0)	0 (0 to 0)	0 (0 to 0)	0 (0 to 0)	0 (0 to 0)	0 (0 to 0)	0 (0 to 0)	0 (0 to 0)	0 (0 to 0)	1,110
Chronic and other chronic liver diseases due to alcohol use	0 (0 to 0)	0 (0 to 0)	0 (0 to 0)	0 (0 to 0)	0 (0 to 0)	0 (0 to 0)	0 (0 to 0)	0 (0 to 0)	0 (0 to 0)	0 (0 to 0)	0 (0 to 0)	0 (0 to 0)	0 (0 to 0)	0 (0 to 0)	0 (0 to 0)	0 (0 to 0)	0 (0 to 0)	0 (0 to 0)	0 (0 to 0)	0 (0 to 0)	0 (0 to 0)	0 (0 to 0)	0 (0 to 0)	0 (0 to 0)	1,080
Chronic and other chronic liver diseases due to NAFLD	0 (0 to 0)	0 (0 to 0)	0 (0 to 0)	0 (0 to 0)	0 (0 to 0)	0 (0 to 0)	0–1 (0 to 0–2)	0–1 (0 to 0–2)	0–1 (0 to 0–2)	0–1 (0 to 0–2)	0–1 (0 to 0–2)	0–1 (0 to 0–2)	0–1 (0 to 0–2)	0–1 (0 to 0–2)	0–1 (0 to 0–2)	0–1 (0 to 0–2)	0–1 (0 to 0–2)	0–1 (0 to 0–2)	0–1 (0 to 0–2)	0–1 (0 to 0–2)	0–1 (0 to 0–2)	0–1 (0 to 0–2)	0–1 (0 to 0–2)	0–1 (0 to 0–2)	719
Chronic and other chronic liver diseases due to other causes	1·1 (0·3 to 2·7)	1·1 (0·3 to 2·7)	1·1 (0·4 to 2·9)	2·6 (0·9 to 6·2)	3·6 (1·3 to 8·2)	4·1 (1·5 to 9·2)	10·4 (3·9 to 23·1)	13·6 (5·1 to 30·4)	18·4 (6·9 to 41·1)	23·5 (8·8 to 52·4)	43·2 (16·2 to 96·3)	60·9 (22·9 to 136)	73·8 (27·8 to 165)	83·2 (31·3 to 185)	87·2 (32·8 to 194)	91·5 (34·4 to 204)	100 (37·6 to 223)	117 (44·0 to 261)	82·1 (30·9 to 183)	38·9 (14·6 to 86·9)	13·3 (5·0 to 29·7)	3·3 (1·2 to 7·4)	0·4 (0·1 to 0·9)	719
Chronic and other chronic liver diseases due to other causes	1·1 (0·3 to 2·7)	1·1 (0·3 to 2·7)	1·1 (0·4 to 2·9)	2·6 (0·9 to 6·2)	3·6 (1·3 to 8·2)	4·1 (1·5 to 9·2)	10·4 (3·9 to 23·1)	13·6 (5·1 to 30·4)	18·4 (6·9 to 41·1)	23·5 (8·8 to 52·4)	43·2 (16·2 to 96·3)	60·9 (22·9 to 136)	73·8 (27·8 to 165)	83·2 (31·3 to 185)	87·2 (32·8 to 194)	91·5 (34·4 to 204)	100 (37·6 to 223)	117 (44·0 to 261)	82·1 (30·9 to 183)	38·9 (14·6 to 86·9)	13·3 (5·0 to 29·7)	3·3 (1·2 to 7·4)	0·4 (0·1 to 0·9)	1,660
Upper digestive system diseases	0 (0 to 0)	0 (0 to 0)	0 (0 to 0)	0 (0 to 0)	0 (0 to 0)	0 (0 to 0)	0 (0 to 0)	0 (0 to 0)	0 (0 to 0)	0 (0 to 0)	0 (0 to 0)	0 (0 to 0)	0 (0 to 0)	0 (0 to 0)	0 (0 to 0)	0 (0 to 0)	0 (0 to 0)	0 (0 to 0)	0 (0 to 0)	0 (0 to 0)	0 (0 to 0)	0 (0 to 0)	0 (0 to 0)	0 (0 to 0)	1,060
Peptic ulcer disease	0 (0 to 0)	0 (0 to 0)	0 (0 to 0)	0 (0 to 0)	0 (0 to 0)	0 (0 to 0)	0 (0 to 0)	0 (0 to 0)	0 (0 to 0)	0 (0 to 0)	0 (0 to 0)	0 (0 to 0)	0 (0 to 0)	0 (0 to 0)	0 (0 to 0)	0 (0 to 0)	0 (0 to 0)	0 (0 to 0)	0 (0 to 0)	0 (0 to 0)	0 (0 to 0)	0 (0 to 0)	0 (0 to 0)	0 (0 to 0)	279
Gastritis and duodenitis	0 (0 to 0)	0 (0 to 0)	0 (0 to 0)	0 (0 to 0)	0 (0 to 0)	0 (0 to 0)	0 (0 to 0)	0 (0 to 0)	0 (0 to 0)	0 (0 to 0)	0 (0 to 0)	0 (0 to 0)	0 (0 to 0)	0 (0 to 0)	0 (0 to 0)	0 (0 to 0)	0 (0 to 0)	0 (0 to 0)	0 (0 to 0)	0 (0 to 0)	0 (0 to 0)	0 (0 to 0)	0 (0 to 0)	0 (0 to 0)	295
Gastroesophageal reflux disease	0 (0 to 0)	0 (0 to 0)	0 (0 to 0)	0 (0 to 0)	0 (0 to 0)	0 (0 to 0)	0 (0 to 0)	0 (0 to 0)	0 (0 to 0)	0 (0 to 0)	0 (0 to 0)	0 (0 to 0)	0 (0 to 0)	0 (0 to 0)	0 (0 to 0)	0 (0 to 0)	0 (0 to 0)	0 (0 to 0)	0 (0 to 0)	0 (0 to 0)	0 (0 to 0)	0 (0 to 0)	0 (0 to 0)	0 (0 to 0)	483
Appendicitis	0 (0 to 0)	0 (0 to 0)	0 (0 to 0)	0 (0 to 0)	0 (0 to 0)	0 (0 to 0)	0 (0 to 0)	0 (0 to 0)	0 (0 to 0)	0 (0 to 0)	0 (0 to 0)	0 (0 to 0)	0 (0 to 0)	0 (0 to 0)	0 (

Congenital birth defects	700 (525 to 1,478)	344 (161 to 817)	485 (189 to 970)	251 (139 to 456)	103 (66 to 163)	93-2 (58 to 143)	78-4 (49 to 125)	57-1 (35 to 91·1)	42-4 (26 to 67)	39-7 (23 to 64·8)	34-1 (22·1 to 51·7)	30-3 (19·2 to 45·4)	25-2 (16·2 to 39)	21·9 (13 to 34·1)	19 (11 to 29·9)	14·1 (8 to 22·7)	10·6 (6 to 16·7)	9·3 (2 to 9·1)	3·1 (1·7 to 5·3)	1·4 (0·7 to 2·4)	0·6 (0·3 to 1)	0·2 (0·1 to 0·4)	0·1 (0 to 0·1)		
Neural tube defects	224 (70 to 597)	99·7 (16 to 179)	90·3 (18·7 to 256)	54·3 (10 to 93·3)	24·9 (9 to 51·1)	8·2 (4·7 to 13·9)	6·4 (2 to 16·5)	5·2 (1 to 9·2)	4·2 (1 to 9·1)	2·8 (1 to 3·1)	2·1 (1 to 2·6)	1·7 (0 to 2·6)	1·2 (0 to 1·9)	0·9 (0 to 1·6)	0·6 (0 to 1·1)	0·4 (0 to 0·9)	0·3 (0 to 0·6)	0·1 (0 to 0·3)	0·1 (0 to 0·2)	0 (0 to 0·1)	0 (0 to 0·1)	0 (0 to 0·1)	0 (0 to 0·1)		476
Congenital heart anomalies	1,116 (324 to 2,276)	548 (32 to 2,011)	773 (29 to 3,101)	400 (19 to 1,716)	164 (3 to 1,165)	148 (6 to 1,309)	124 (5 to 1,106)	91·1 (4 to 1,024)	67 (3 to 1,017)	62·1 (2 to 1,017)	54·3 (2 to 1,016)	48·3 (1 to 1,015)	40 (1 to 1,015)	34·9 (1 to 1,015)	30·3 (1 to 1,015)	22·5 (0 to 1,015)	16·9 (0 to 1,015)	14·8 (0 to 1,015)	5·1 (0 to 1,015)	2·3 (0 to 1,015)	1·1 (0 to 1,015)	0·4 (0 to 1,015)	0·2 (0 to 1,015)		505
Cochlear cells	9·3 (0·9 to 18·7)	3·6 (0·7 to 11·9)	4·7 (1 to 16·9)	1·9 (0·9 to 5·6)	1·6 (0·6 to 3·1)	1·5 (0·4 to 3·1)	1·6 (0·4 to 3·2)	1·2 (0·3 to 2·5)	0·9 (0·3 to 2·2)	0·8 (0·2 to 2)	0·6 (0·2 to 2·1)	0·6 (0·2 to 2·1)	0·4 (0·2 to 1·7)	0·4 (0·2 to 1·6)	0·3 (0·2 to 1·6)	0·2 (0·1 to 1·5)	0·2 (0·1 to 1·5)	0·1 (0·1 to 0·9)	0·1 (0·1 to 0·9)	0·1 (0·1 to 0·9)	0·1 (0·1 to 0·9)	0·1 (0·1 to 0·9)	0·1 (0·1 to 0·9)		28·5
Down syndrome	19·6 (4·9 to 49·9)	10·6 (3·3 to 28·1)	28·1 (5·5 to 98·3)	11·9 (2·2 to 33·1)	2·9 (1·2 to 6·4)	3 (1·2 to 6·5)	2·2 (1·2 to 7·5)	2·6 (0·9 to 7·2)	1·6 (0·7 to 4·1)	2 (0·7 to 4·1)	1·9 (0·7 to 4·1)	1·6 (0·6 to 4·3)	1·6 (0·5 to 3·7)	1·5 (0·5 to 3·6)	1·6 (0·5 to 3·6)	1·2 (0·3 to 3·1)	0·9 (0·3 to 2·6)	0·2 (0 to 0·9)	0·2 (0 to 0·9)	0·1 (0 to 0·3)	0·1 (0 to 0·3)	0·1 (0 to 0·3)	0·1 (0 to 0·3)		89
Turner syndrome	0 (0 to 0)	0 (0 to 0)	0 (0 to 0·1)	0·2 (0·1 to 0·3)	0·2 (0·1 to 0·4)	0·2 (0·1 to 0·4)	0·3 (0·1 to 0·6)	0·1 (0·1 to 0·4)	0·1 (0·1 to 0·2)	0 (0 to 0·2)	0·1 (0 to 0·2)	0·1 (0 to 0·1)	0 (0 to 0·1)	0 (0 to 0·1)	0 (0 to 0·1)	0 (0 to 0·1)	0 (0 to 0·1)	0 (0 to 0·1)	0 (0 to 0·1)	0 (0 to 0·1)	0 (0 to 0·1)	0 (0 to 0·1)	0 (0 to 0·1)		1·5
Klinefelter syndrome	0 (0 to 0)	0 (0 to 0)	0 (0 to 0)

SR Table 2b: Nairobi DALYS by cause and age groups for females with 95% uncertainty intervals, 2019

Cause	Early Neonatal	Late Neonatal	Post Neonatal	1 to 4	5 to 9	10 to 14	15 to 19	20 to 24	25 to 29	30 to 34	35 to 39	40 to 44	45 to 49	50 to 54	55 to 59	60 to 64	65 to 69	70 to 74	75 to 79	80 to 84	85 to 89	90 to 94	95 plus	Total
All causes	26,000 (26,000 to 26,100)	11,900 (10,700 to 22,200)	17,900 (17,400 to 29,200)	21,300 (13,800 to 39,900)	9,000 (7,990 to 10,200)	8,150 (7,200 to 9,250)	8,150 (7,200 to 9,250)	8,150 (7,200 to 9,250)	8,150 (7,200 to 9,250)	8,150 (7,200 to 9,250)	8,150 (7,200 to 9,250)	8,150 (7,200 to 9,250)	8,150 (7,200 to 9,250)	8,150 (7,200 to 9,250)	8,150 (7,200 to 9,250)	8,150 (7,200 to 9,250)	7,910 (6,980 to 9,060)	6,920 (6,080 to 8,060)	4,930 (4,330 to 5,730)	2,890 (2,500 to 3,390)	1,260 (1,100 to 1,450)	396 (339 to 456)	302 * (97 to 3,914)	566,000
Communicable, maternal, neonatal, and nutritional diseases	22,900 (20,000 to 41,100)	11,100 (9,190 to 19,900)	15,900 (15,100 to 28,500)	11,000 (9,190 to 19,300)	2,690 (2,360 to 3,060)	2,010 (1,770 to 2,290)	2,010 (1,770 to 2,290)	2,010 (1,770 to 2,290)	2,010 (1,770 to 2,290)	2,010 (1,770 to 2,290)	2,010 (1,770 to 2,290)	2,010 (1,770 to 2,290)	2,010 (1,770 to 2,290)	2,010 (1,770 to 2,290)	2,010 (1,770 to 2,290)	2,010 (1,770 to 2,290)	1,950 (1,720 to 2,230)	1,710 (1,500 to 1,960)	1,220 (1,070 to 1,390)	712 (624 to 814)	310 (272 to 355)	97 (85 to 112)	74 (24 to 1,000)	254,000
HIV/AIDS and sexually transmitted infections	0 (0 to 0)	0 (0 to 0)	0 (0 to 0)





SR Table 2b: Nakuru DALYS by cause and sex group for females with 95% uncertainty intervals, 2019

Cause	Aero Neonatal	Post Neonatal	1 to 4	5 to 9	10 to 14	15 to 19	20 to 24	25 to 29	30 to 34	35 to 39	40 to 44	45 to 49	50 to 54	55 to 59	60 to 64	65 to 69	70 to 74	75 to 79	80 to 84	85 to 89	90 to 94	95 plus	Total
All causes	25,109 (19,788 to 28,350)	9,660 (4,659 to 11,290)	19,980 (12,559 to 19,700)	13,760 (11,500 to 16,200)	12,980 (9,760 to 15,900)	13,560 (10,900 to 17,000)	13,760 (10,900 to 17,000)	17,100 (13,500 to 23,000)	20,490 (15,900 to 28,200)	21,260 (16,400 to 30,100)	19,660 (14,700 to 28,400)	17,060 (12,700 to 23,000)	15,060 (10,700 to 19,900)	15,260 (9,200 to 13,100)	8,770 (7,700 to 11,300)	8,620 (6,200 to 9,990)	7,420 (5,200 to 8,990)	6,540 (4,300 to 7,990)	4,540 (2,900 to 5,130)	1,720 (1,700 to 2,300)	280 (269 to 1,000)	283,000 (263,000)
Communicable, maternal, neonatal, and nutritional diseases	19,400 (15,700 to 24,300)	6,890 (3,660 to 8,980)	12,700 (8,700 to 16,300)	10,400 (8,490 to 12,700)	3,840 (3,050 to 4,910)	3,210 (2,520 to 4,030)	6,140 (4,810 to 7,360)	8,660 (6,590 to 13,600)	11,200 (8,480 to 18,300)	11,700 (8,610 to 20,100)	13,300 (9,320 to 17,100)	8,330 (5,490 to 13,300)	6,110 (3,540 to 9,200)	3,090 (1,900 to 4,780)	2,020 (1,300 to 2,950)	1,440 (899 to 2,000)	1,390 (867 to 1,990)	1,190 (639 to 1,580)	608 (377 to 1,000)	152 (102 to 229)	19 (38 to 50.1)	131,000
HIV/AIDS and sexually transmitted infections	670 (219 to 1,490)	164 (36.1 to 391)	611 (227 to 1,290)	432 (228 to 699)	580 (259 to 1,010)	670 (357 to 1,060)	2,060 (1,260 to 3,000)	3,100 (1,360 to 5,160)	5,060 (2,280 to 11,600)	7,960 (3,420 to 19,200)	7,960 (3,660 to 17,200)	6,490 (2,760 to 14,600)	3,750 (1,700 to 8,760)	1,990 (851 to 3,550)	960 (365 to 1,980)	577 (189 to 1,190)	192 (67 to 1,090)	69.8 (29.5 to 166)	19.6 (7.7 to 56)	2.6 (3.01 to 9.5)	0.7 (0.03 to 1.4)	52,600
HIV/AIDS	0 (0 to 0)	0.1 (0 to 0.1)	398 (189 to 810)	426 (217 to 674)	574 (220 to 1,000)	666 (363 to 1,000)	2,040 (1,220 to 3,000)	3,060 (1,310 to 5,060)	5,010 (2,180 to 11,500)	7,900 (3,300 to 19,100)	7,960 (3,600 to 17,200)	6,450 (2,700 to 14,500)	3,720 (1,650 to 8,700)	1,980 (843 to 3,550)	943 (379 to 1,960)	568 (183 to 1,190)	190 (65 to 1,090)	67.1 (28.6 to 166)	19 (7.5 to 56)	2.6 (2.98 to 9.5)	0.7 (0.03 to 1.4)	51,400
HIV/AIDS - Drug-susceptible Tuberculosis	0 (0 to 0)	0 (0 to 0)	204 (102 to 409)	262 (134 to 414)	374 (143 to 653)	441 (241 to 661)	1,290 (777 to 1,890)	2,020 (867 to 3,340)	3,290 (1,430 to 7,550)	5,110 (2,140 to 12,400)	5,110 (2,310 to 11,000)	4,110 (1,720 to 9,220)	2,350 (1,050 to 5,500)	1,250 (532 to 2,240)	594 (239 to 1,240)	358 (116 to 749)	119 (41 to 689)	42.3 (18 to 105)	11.9 (4.8 to 35.3)	1.6 (1.88 to 5.9)	0.4 (0.02 to 0.9)	6,960
HIV/AIDS - Multidrug-resistant Tuberculosis without extensive d	0 (0 to 0)	0 (0 to 0)	0.1 (0 to 0.4)	0.1 (0 to 0.2)	0.2 (0 to 0.6)	0.2 (0 to 0.6)	0.6 (0.1 to 1.7)	1.2 (0.3 to 3.5)	2.3 (0.6 to 6.7)	3.7 (0.9 to 10.8)	3.7 (0.9 to 10.8)	3.1 (0.8 to 9.2)	1.8 (0.5 to 5.2)	0.9 (0.3 to 2.6)	0.4 (0.1 to 1.2)	0.3 (0 to 0.9)	0.1 (0 to 0.3)	0 (0 to 0.1)	0 (0 to 0.1)	0 (0 to 0.1)	0 (0 to 0)	20
HIV/AIDS - Extensively drug-resistant Tuberculosis	0 (0 to 0)	0 (0 to 0)	0 (0 to 0)	0 (0 to 0)	0 (0 to 0)	0 (0 to 0)	0 (0 to 0)	0 (0 to 0)	0 (0 to 0)	0 (0 to 0)	0 (0 to 0)	0 (0 to 0)	0 (0 to 0)	0 (0 to 0)	0 (0 to 0)	0 (0 to 0)	0 (0 to 0)	0 (0 to 0)	0 (0 to 0)	0 (0 to 0)	0 (0 to 0)	0 (0 to 0)	3.4
HIV/AIDS resulting in other diseases	0 (0 to 0)	0 (0 to 0)	193 (1.92 to 539)	164 (1.99 to 609)	206 (1.85 to 1,290)	224 (474 to 1,180)	750 (782 to 2,700)	1,040 (1.79 to 3,800)	1,720 (606 to 6,750)	2,790 (1,390 to 10,600)	2,850 (2,150 to 10,600)	2,340 (2,660 to 10,600)	1,370 (1,660 to 11,700)	730 (1,100 to 6,200)	349 (978 to 3,230)	210 (280 to 1,470)	71.2 (1.09 to 651)	25.4 (23.6 to 336)	7.1 (1.6 to 51.9)	1.1 (1.79 to 12.7)	0.3 (0.01 to 1.2)	44,200
Sexually transmitted infections excluding HIV	670 (219 to 1,490)	164 (36.1 to 391)	213 (75.9 to 586)	6.6 (2.4 to 21.4)	6.6 (1.8 to 21.5)	1.1 (0.4 to 3.5)	20 (6.6 to 63.5)	1.5 (0.5 to 4.8)	2.6 (1.1 to 8.4)	2.6 (0.9 to 8.4)	1.2 (0.4 to 3.7)	0.3 (0.1 to 1.1)	0.4 (0.2 to 1.4)	0.2 (0.1 to 0.6)	0.2 (0.1 to 0.5)	0.2 (0.1 to 0.5)	0.2 (0.1 to 0.5)	0.2 (0.1 to 0.5)	0.2 (0.1 to 0.5)	0.2 (0.1 to 0.5)	0 (0 to 0)	1,280
Syphilis	0 (0 to 0)	0 (0 to 0)	0.3 (0 to 0)	0.3 (0 to 0)	2 (0 to 2)	0.4 (0 to 2.6)	6.7 (2.1 to 21)	0.4 (0.1 to 1.4)	0.6 (0.2 to 2.1)	0.6 (0.2 to 2.1)	0.3 (0.1 to 1.1)	0.1 (0 to 0.4)	0.1 (0 to 0.3)	0.1 (0 to 0.2)	0.1 (0 to 0.2)	0.1 (0 to 0.2)	0.1 (0 to 0.2)	0.1 (0 to 0.2)	0.1 (0 to 0.2)	0.1 (0 to 0.2)	0 (0 to 0)	31
Gonococcal infection	0 (0 to 0)	0 (0 to 0)	0 (0 to 0)	0 (0 to 0)	0 (0 to 0)	0.6 (0.1 to 1.7)	2.6 (0.8 to 8.1)	0.1 (0 to 0.4)	0.2 (0.1 to 0.8)	0.6 (0.2 to 2.1)	0.4 (0.1 to 1.4)	0.2 (0 to 0.6)	0.2 (0.1 to 0.6)	0.1 (0 to 0.3)	0.1 (0 to 0.3)	0.1 (0 to 0.2)	0.1 (0 to 0.2)	0.1 (0 to 0.2)	0.1 (0 to 0.2)	0.1 (0 to 0.2)	0 (0 to 0)	327
Trichomoniasis	0 (0 to 0)	0 (0 to 0)	0 (0 to 0)	0 (0 to 0)	0.4 (0 to 1.7)	0.4 (0.1 to 1.3)	0.6 (0.1 to 2.1)	0.4 (0.1 to 1.3)	0.4 (0.1 to 1.3)	0.4 (0.1 to 1.3)	0.2 (0.1 to 0.8)	0.1 (0 to 0.4)	0.1 (0 to 0.3)	0.1 (0 to 0.2)	0.1 (0 to 0.2)	0.1 (0 to 0.2)	0.1 (0 to 0.2)	0.1 (0 to 0.2)	0.1 (0 to 0.2)	0.1 (0 to 0.2)	0 (0 to 0)	148
Genital herpes	0 (0 to 0)	0 (0 to 0)	0 (0 to 0)	0 (0 to 0)	0 (0 to 0)	0.7 (0.2 to 1.7)	0.7 (0.2 to 1.7)	0.7 (0.2 to 1.7)	0.7 (0.2 to 1.7)	0.7 (0.2 to 1.7)	0.4 (0.1 to 1.1)	0.2 (0 to 0.6)	0.2 (0 to 0.5)	0.1 (0 to 0.3)	0.1 (0 to 0.3)	0.1 (0 to 0.2)	0.1 (0 to 0.2)	0.1 (0 to 0.2)	0.1 (0 to 0.2)	0.1 (0 to 0.2)	0 (0 to 0)	93.5
Other sexually transmitted infections	0 (0 to 0)	0 (0 to 0)	0 (0 to 0)	0 (0 to 0)	0 (0 to 0)	0 (0.3 to 1.4)	0 (0.6 to 1.2)	0 (0 to 1.3)	0 (0.7 to 2.3)	0 (0.7 to 2.3)	0 (0.3 to 1.2)	0 (0 to 0.6)	0 (0 to 0.4)	0 (0 to 0.3)	0 (0 to 0.3)	0 (0 to 0.2)	0 (0 to 0.2)	0 (0 to 0.1)	0 (0 to 0.1)	0 (0 to 0.1)	0 (0 to 0)	773
Respiratory infections and tuberculosis	1,580 (600 to 2,770)	907 (469 to 1,630)	1,920 (1,150 to 3,090)	1,020 (539 to 1,660)	432 (228 to 692)	344 (183 to 556)	460 (251 to 699)	647 (353 to 722)	747 (414 to 977)	1,020 (575 to 1,170)	1,280 (633 to 1,720)	1,230 (571 to 1,690)	1,080 (532 to 1,660)	1,040 (539 to 1,490)	1,010 (539 to 1,470)	1,020 (539 to 1,460)	1,020 (539 to 1,460)	1,020 (539 to 1,460)	1,020 (539 to 1,460)	1,020 (539 to 1,460)	272 (140 to 340)	17,700 (9,640 to 22,100)
Tuberculosis	0 (0 to 0)	0 (0 to 0)	138 (47.4 to 299)	122 (57.6 to 242)	59.9 (28.1 to 96.6)	49.8 (23.9 to 89.9)	173 (86.3 to 298)	232 (101 to 568)	307 (165 to 589)	451 (263 to 775)	555 (269 to 739)	539 (193 to 692)	469 (130 to 650)	456 (161 to 651)	439 (136 to 644)	439 (136 to 644)	439 (136 to 644)	439 (136 to 644)	439 (136 to 644)	439 (136 to 644)	117 (49.3 to 344)	6,310
Latent tuberculosis infection	0 (0 to 0)	0 (0 to 0)	0 (0 to 0)	0 (0 to 0)	0 (0 to 0)	0 (0 to 0)	0 (0 to 0)	0 (0 to 0)	0 (0 to 0)	0 (0 to 0)	0 (0 to 0)	0 (0 to 0)	0 (0 to 0)	0 (0 to 0)	0 (0 to 0)	0 (0 to 0)	0 (0 to 0)	0 (0 to 0)	0 (0 to 0)	0 (0 to 0)	0 (0 to 0)	0 (0 to 0)	0
Drug-susceptible Tuberculosis	0 (0 to 0)	0 (49.4 to 277)	135 (50.7 to 242)	118 (57.2 to 92.4)	52.5 (27.9 to 87)	47.9 (26.5 to 87)	168 (79 to 294)	222 (98.6 to 560)	298 (159 to 580)	436 (249 to 760)	537 (260 to 718)	522 (186 to 670)	454 (126 to 630)	441 (156 to 630)	425 (131 to 623)	425 (131 to 623)	425 (131 to 623)	425 (131 to 623)	425 (131 to 623)	425 (131 to 623)	113 (47.6 to 333)	6,100
Multidrug-resistant tuberculosis without extensive drug-resista	0 (0 to 0)	4.6 (21.9 to 24.3)	2.7 (21.1 to 19.6)	1.6 (21.1 to 7.2)	1.6 (0 to 6.3)	2.6 (0 to 6.3)	4.9 (0 to 6.3)	8.1 (0.3 to 21)	13.4 (0.4 to 47.6)	19.8 (0.6 to 69.7)	24.4 (0.8 to 83.3)	23.3 (0.8 to 83.3)	21.4 (0.8 to 83.3)	20.4 (0.8 to 83.3)	19.7 (0.8 to 83.3)	19.7 (0.8 to 83.3)	19.7 (0.8 to 83.3)	19.7 (0.8 to 83.3)	19.7 (0.8 to 83.3)	19.7 (0.8 to 83.3)	5.2 (0.2 to 18.5)	122
Extensively drug-resistant tuberculosis	0 (0 to 0)	0 (0 to 0)	0 (0 to 0)	0 (0 to 0)	0 (0 to 0)	0 (0 to 0)	0 (0 to 0)	0 (0 to 0)	0 (0 to 0)	0 (0 to 0)	0 (0 to 0)	0 (0 to 0)	0 (0 to 0)	0 (0 to 0)	0 (0 to 0)	0 (0 to 0)	0 (0 to 0)	0 (0 to 0)	0 (0 to 0)	0 (0 to 0)	0 (0 to 0)	0 (0 to 0)	1.6
Lower respiratory infections	1,580 (600 to 2,770)	889 (464 to 1,630)	1,630 (1,040 to 2,780)	1,000 (529 to 1,620)	291 (141 to 621)	143 (79.9 to 227)	170 (86 to 306)	190 (99.9 to 272)	191 (101 to 286)	277 (171 to 396)	220 (121 to 420)	192 (72.3 to 340)	238 (126 to 333)	238 (126 to 333)	238 (126 to 333)	238 (126 to 333)	237 (126 to 333)	263 (139 to 366)	1,020 (539 to 1,460)	484 (252 to 692)	292 (152 to 340)	12,200
Upper respiratory infections	0 (0 to 0)	1.6 (0.6 to 3.6)	353 (134 to 734)	196 (78.2 to 386)	113 (50.7 to 222)	69 (30.7 to 135)	52 (23.1 to 102)	44 (19.6 to 86.1)	43 (19.1 to 84.7)	64.1 (28.5 to 126)	54.6 (24.3 to 107)	45.1 (20.1 to 88.7)	29.4 (13.1 to 57.8)	29.4 (13.1 to 57.8)	29.4 (13.1 to 57.8)	19.5 (7.74 to 42.9)	10.6 (4.2 to 23.4)	7.1 (1.6 to 23.4)	2.9 (0.64 to 9.5)	0.6 (0.13 to 1.9)	0 (0 to 0)	883
Otitis media	0 (0 to 0.6)	0 (0 to 0.3)	0.4 (0 to 1.9)	0.2 (0 to 0.9)	0.1 (0 to 0.4)	0.1 (0 to 0.4)	0.1 (0 to 0.4)	0.1 (0 to 0.4)	0.1 (0 to 0.4)	0.1 (0 to 0.4)	0.1 (0 to 0.4)	0.1 (0 to 0.4)	0.1 (0 to 0.4)	0.1 (0 to 0.4)	0.1 (0 to 0.4)	0.1 (0 to 0.4)	0.1 (0 to 0.4)	0.1 (0 to 0.4)	0.1 (0 to 0.4)	0.1 (0 to 0.4)	0 (0 to 0)	399
Enteric infections	313 (176 to 677)	681 (322 to 1,540)	3,160 (1,170 to 6,460)	2,970 (1,320 to 4,790)	1,120 (705 to 1,730)	1,170 (644 to 1,180)	1,260 (389 to 1,200)	1,440 (286 to 988)	1,440 (247 to 872)	1,440 (229 to 740)	1,440 (264 to 688)	1,440 (164 to 593)	1,440 (140 to 568)	1,440 (119 to 488)	1,440 (119 to 488)	1,440 (119 to 488)	1,440 (119 to 488)	1,440 (119 to 488)	1,440 (119 to 488)	1,440 (119 to 488)	384 (159 to 1,000)	13,700
Diarrheal diseases	313 (176 to 677)	672 (311 to 1,530)	3,160 (823 to 6,290)	2,960 (836 to 5,790)	1,060 (209 to 561)	699 (150 to 431)	1,030 (166 to 692)	1,440 (150 to 988)	1,440 (152 to 833)	1,440 (160 to 589)	1,440 (160 to 576)	1,440 (129 to 554)	1,440 (119 to 533)	1,440 (132 to 655)	1,440 (68.6 to 440)	1,440 (107 to 570)	1,440 (107 to 570)	1,440 (107 to 570)	1,440 (107 to 570)	1,440 (107 to 570)	384 (98.7 to 286)	13,200
Typhoid and paratyphoid	0 (0 to 0)	0 (0.7 to 3.4)	279 (67.1 to 706)	401 (160 to 829)	199 (70.5 to 773)	0 (0 to 0.5)	0 (0 to 0.5)	0 (0 to 0.5)	0 (0 to 0.5)	0 (0 to 0.5)	0 (0 to 0.5)	0 (0 to 0.5)	0 (0 to 0.5)	0 (0 to 0.5)	0 (0 to 0.5)	0 (0 to 0.5)	0 (0 to 0.5)	0 (0 to 0.5)	0 (0 to 0.5)	0 (0 to 0.5)	0 (0 to 0.5)	1,860
Typhoid fever	0 (0 to 0)	0 (0 to 0)	279 (67.1 to 706)	401 (160 to 829)	199 (70.5 to 773)	0 (0 to 0.5)	0 (0 to 0.5)	0 (0 to 0.5)	0 (0 to 0.5)	0 (0 to 0.5)	0 (0 to 0.5)	0 (0 to 0.5)	0 (0 to 0.5)	0 (0 to 0.5)	0 (0 to 0.5)	0 (0 to 0.5)	0 (0 to 0.5)	0 (0 to 0.5)	0 (0 to 0.5)	0 (0 to 0.5)	0 (0 to 0.5)	1,860
Paratyphoid fever	0 (0 to 0)	0 (0 to 0)	0.1 (0.3 to 0.8)	13.6 (2.3 to 36.8)	17.6 (4.9 to 49.9)	17.2 (4.9 to 47.6)	13.8 (3.8 to 37.6)	6.8 (1.9 to 17.6)	3.6 (1.2 to 9.1)	2.6 (0.7 to 6.9)	1.6 (0.5 to 4.1)	1.1 (0.3 to 2.9)	0.6 (0.2 to 1.5)	0.3 (0.1 to 0.8)	0.2 (0.1 to 0.5)	0.1 (0 to 0.3)	0.1 (0 to 0.2)	0.1 (0 to 0.2)	0.1 (0 to 0.2)	0 (0 to 0.1)	0 (0 to 0)	81.3
Invasive Non-typhoidal Salmonella (iNTS)	0 (0 to 0)	0.7 (0.7 to 19.6)	732 (113 to 666)	230 (23.6 to 1,420)	69.2 (9.4 to 184)	47.6 (6.5 to 118)	63.6 (8.6 to 161)	69.6 (9.5 to 178)	67.2 (9.1 to 171)	64.1 (8.7 to 163)	54.4 (7.4 to 138)	43.1 (5.9 to 109)	29.7 (4.1 to 75.4)	13.4 (1.9 to 33.9)	5.6 (0.8 to 14.2)	2.6 (0.4 to 6.6)	1.2 (0.2 to 3.1)	0.6 (0.1 to 1.5)	0.2 (0.03 to 0.6)	0.1 (0.01 to 0.2)	0 (0 to 0)	1,970
Other intestinal infectious diseases	0 (0 to 0)	0 (0 to 0)	3.4 (0.3 to 19.4)	9.3 (0.3 to 19.4)	1.1 (0.3 to 3.2)	0.7 (0.2 to 2.1)	0.7 (0.2 to 2.1)	0.7 (0.2 to 2.1)	0.7 (0.2 to 2.1)	0.7 (0.2 to 2.1)	0.4 (0.1 to 1.1)	0.2 (0 to 0.6)	0.2 (0 to 0.5)	0.1 (0 to 0.3)	0.1 (0 to 0.2)	0.1 (0 to 0.2)	0.1 (0 to 0.2)	0.1 (0 to 0.2)	0.1 (0 to 0.2)	0.1 (0 to 0.2)	0 (0 to 0)	124
Neglected tropical diseases and malaria	1,760 (1,100 to 2,600)	1,140 (1,100 to 1,200)	2,770 (1,100 to 4,600)	2,280 (1,100 to 3,600)	1,200 (1,100 to 1,300)	1,200 (1,100 to 1,300)	1,200 (1,100 to 1,300)	1,200 (1,100 to 1,300)	1,200 (1,100 to 1,300)	1,200 (1,100 to 1,300)	1,200 (1,100 to 1,300)	1,200 (1,100 to 1,300)	1,200 (1,100 to 1,300)	1,200 (1,100 to 1,300)	1,200 (1,100 to 1,300)	1,200 (1,100 to 1,300)	1,200 (1,100 to 1,300)	1,200 (1,100 to 1,300)	1,200 (1,100 to 1,300)	1,200 (1,100 to 1,300)	320 (290 to 1,000)	31,900
Malaria	0 (0 to 0)	468 to 8.1,170	1,170 (633 to 7,560)	1,560 (566 to 9,720)	1,560 (427 to 8,620)	1,560 (33 to 380)	1,560 (30 to 89.2)	1,560 (291 to 370)	1,560 (274 to 347)	1,560 (271 to 370)	1,560 (281 to 396)	1,560 (272 to 370)	1,560 (272 to 370)	1,560 (272 to 370)	1,560 (272 to 370)	1,560 (272 to 370)	1,560 (272 to 370)	1,560 (272 to 370)	1,560 (272 to 370)	1,560 (272 to 370)	1,560 (272 to 370)	6,360
Chagas disease	0 (0 to 0)	0 (0 to 0)	0 (0 to 0)	0 (0 to 0)	0 (0 to 0)	0 (0 to 0)	0 (0 to 0)	0 (0 to 0)	0 (0 to 0)	0 (0 to 0)	0 (0 to 0)	0 (0 to 0)	0 (0 to 0)	0 (0 to 0)	0 (0 to 0)	0 (0 to 0)	0 (0 to 0)	0 (0 to 0)	0 (0 to 0)	0 (0 to 0)	0 (0 to 0)	0
Leishmaniasis	0 (0 to 0)	0 (0 to 0)	0 (0 to 0)	0 (0 to 0.1)	0.1 (0.1 to 0.3)	0.2 (0.1 to 0.4)	0.2 (0.1 to 0.4)	0.2 (0.1 to 0.3)	0.2 (0.1 to 0.3)	0.2 (0.1 to 0.3)	0.2 (0.1 to 0.3)	0.2 (0.1 to 0.3)	0.2 (0.1 to 0.3)	0.2 (0.1 to 0.3)	0.2 (0.1 to 0.3)	0.2 (0.1 to 0.3)	0.2 (0.1 to 0.3)	0.2 (0.1 to 0.3)	0.2 (0.1 to 0.3)	0.2 (0.1 to 0.3)	0 (0 to 0)	1.9
Visceral leishmaniasis	0 (0 to 0)	0 (0 to 0)	0 (0 to 0)	0 (0 to 0)	0 (0 to 0)	0 (0 to 0)	0 (0 to 0)	0 (0 to 0)	0 (0 to 0)	0 (0 to 0)	0 (0 to 0)	0 (0 to 0)	0 (0 to 0)	0 (0 to 0)	0 (0 to 0)	0 (0 to 0)	0 (0 to 0)	0 (0 to 0)	0 (0 to 0)	0 (0 to 0)	0 (0 to 0)	0 (0 to 0)	0
Cutaneous and mucocutaneous leishmaniasis	0 (0 to 0)	0 (0 to 0)	0 (0 to 0)	0 (0 to 0.1)	0.1 (0.1 to 0.3)	0.2 (0.1 to 0.4)	0.2 (0.1 to 0.4)	0.2 (0.1 to 0.3)	0.2 (0.1 to 0.3)	0.2 (0.1 to 0.3)	0.2 (0.1 to 0.3)	0.2 (0.1 to 0.3)	0.2 (0.1 to 0.3)	0.2 (0.1 to 0.3)	0.2 (0.1 to 0.3)	0.2 (0.1 to 0.3)	0.2 (0.1 to 0.3)	0.2 (0.1 to 0.3)	0.2 (0.1 to 0.3)	0.2 (0.1 to 0.3)	0 (0 to 0)	1.9
African trypanosomiasis	0 (0 to 0)	0 (0 to 0)	0 (0 to 0)	0 (0 to 0)	0 (0 to 0)	0 (0 to 0)	0 (0 to 0)	0 (0 to 0)	0 (0 to 0)	0 (0 to 0)	0 (0 to 0)	0 (0 to 0)	0 (0 to 0)	0 (0 to 0)	0 (0 to 0)	0 (0 to 0)	0 (0 to 0)	0 (0 to 0)	0 (0 to 0)	0 (0 to 0)	0 (0 to 0)	0 (0 to 0)	0
Schistosomiasis	0 (0 to 0)	0 (0 to 0)	0 (0 to 10.4)	0 (0 to 49.8)	0 (0 to 24.9)	0 (0 to 0.1)	0 (0 to 0.1)	0 (0.1 to 0.3)	0 (0.1 to 0.3)	0 (0.1 to 0.3)	0 (0.1 to 0.3)	0 (0.1 to 0.3)	0 (0.1 to 0.3)	0 (0.1 to 0.3)	0 (0 to 0.1)	0 (0 to 0.1)	0 (0 to 0.1)	0 (0 to 0.1)	0 (0 to 0.1)	0 (0 to 0.1)	0 (0 to 0)	417
Cysticercosis	0 (0 to 0)	0 (0 to 0)	0.1 (0 to 0.4)	0.5 (0 to 2.5)	1.2 (0.3 to 3.1)	0.6 (0.2 to 1.6)	12.6 (0.6 to 31.5)	18.8 (0.9 to 47.2)	21.7 (1.1 to 54.3)	22.7 (1.1 to 56.8)	22 (1.1 to 54.6)	23.2 (1.2 to 57.9)	23.1 (1.2 to 57.9)	24.2 (1.3 to 59.9)	26.6 (1.4 to 66.6)	21.9 (1.2 to 54.7)	17 (0.9 to 42.5)	11.9 (0.6 to 29.8)	6.9 (0.3 to 17.3)	2.6 (0.1 to 6.5)	0.9 (0.04 to 2.2)	260
Cystic echinococcosis	0 (0 to 0)	0 (0 to 0)	0.6 (0 to 0.7)	1.2 (0 to 2.7)	0.6 (0 to 1.6)	0.6 (0 to 1.6)	0.6 (0 to 1.6)	0.6 (0 to 1.6)	0.6 (0 to 2.9)	0.6 (0 to 2.9)	0.6 (0 to 2.9)	0.6 (0 to 2.9)	0.6 (0 to 2.9)	0.6 (0 to 2.9)	0.4 (0 to 2.1)	0.2 (0 to 1.2)	0.2 (0 to 1.2)	0.2 (0 to 1.2)	0.2 (0 to 1.2)	0.2 (0 to 1.2)	0 (0 to 0)	13.6
Lymphatic filariasis	0 (0 to 0)	0 (0 to 0)	0 (0 to 0)	0 (0 to 0)	0 (12 to 32.6)	0 (13.9 to 34.9)	0 (13.6 to 36.6)	0 (13.6 to 28.6)	0 (9.2 to 29.2)	0 (8.4 to 33.4)	0 (7.7 to 29.7)	0 (8.9 to 19.6)	0 (8.7 to 12.1)	0 (8.4 to 9.2)	0 (8.5 to 9.4)	0 (8.5 to 9.4)	0 (8.5 to 9.4)	0 (8.5 to 9.4)	0 (8.5 to 9.4)	0 (8.5 to 9.4)	0 (0 to 0)	162
Onchocerciasis	0 (0 to 0)	0 (0 to 0)	0 (0 to 0)	0 (0 to 0)	0 (0 to 0)	0 (0 to 0)	0 (0 to 0)	0 (0 to 0)	0 (0 to 0)	0 (0 to 0)	0 (0 to 0)	0 (0 to 0)	0 (0 to 0)	0 (0 to 0)	0 (0 to 0)	0 (0 to 0)	0 (0 to 0)	0 (0 to 0)	0 (0 to 0)	0 (0 to 0)	0 (0 to 0)	0 (0 to 0)	0
Trachoma	0 (0 to 0)	0 (0 to 0)	0 (0 to 0)	0 (0 to 0)	0 (0 to 0)	0 (0 to 0)	0 (0 to 0)	0 (0 to 0)	0 (0 to 0)	0 (0 to 0)	0 (0 to 0)	0 (0 to 0)	0 (0 to 0)	0 (0 to 0)	0 (0 to 0)	0 (0 to 0)	0 (0 to 0)	0 (0 to 0)	0 (0 to 0)	0 (0 to 0)	0 (0 to 0)	0 (0 to 0)	0
Dengue	0 (0 to 0)	0 (0 to 0.6)	1 (0 to 3.6)	2.6 (0 to 12.3)	2.6 (0 to 10.6)	2.6 (0 to 10.6)	2.6 (0 to 10.6)	2.6 (0 to 10.6)	2.6 (0 to 10.6)	2.6 (0 to 10.6)	2.6 (0 to 10.6)	2.6 (0 to 10.6)	2.6 (0 to 10.6)	2.6 (0 to 10.6)	2.6 (0 to 10.6)	2.6 (0 to 10.6)	2.6 (0 to 10.6)	2.6 (0 to 10.6)	2.6 (0 to 10.6)	2.6 (0 to 10.6)	0 (0 to 0)	29.1
Yellow fever	0 (0 to 0)	0 (0 to 0.1)	0 (0 to 0.2)	0 (0 to 0.2)	0 (0 to 0.2)	0





SR Table 2b: Nandi DALYS by cause and age group for females with 95% uncertainty intervals. 2019

Cause	Early Neonatal	Late Neonatal	Post Neonatal	1 to 4	5 to 9	10 to 14	15 to 19	20 to 24	25 to 29	30 to 34	35 to 39	40 to 44	45 to 49	50 to 54	55 to 59	60 to 64	65 to 69	70 to 74	75 to 79	80 to 84	85 to 89	90 to 94	95 plus	Total
All causes	5,840 (4,070 to 8,170)	5,840 (3,940 to 8,010)	2,660 (2,260 to 3,090)	5,840 (3,960 to 8,020)	5,840 (3,960 to 8,020)	5,840 (3,970 to 8,140)	5,840 (4,010 to 8,210)	5,840 (4,060 to 8,300)	5,840 (4,060 to 8,300)	5,840 (4,060 to 8,300)	5,840 (4,060 to 8,300)	5,840 (4,060 to 8,300)	5,840 (4,060 to 8,300)	5,840 (4,060 to 8,300)	5,840 (4,060 to 8,300)	5,840 (4,060 to 8,300)	5,840 (4,060 to 8,300)	5,840 (4,060 to 8,300)	5,840 (4,060 to 8,300)	5,840 (4,060 to 8,300)	5,840 (4,060 to 8,300)	5,840 (4,060 to 8,300)	97,600
Communicable, maternal, neonatal, and nutritional diseases	5,840 (3,480 to 7,470)	5,840 (3,670 to 7,720)	2,660 (1,960 to 3,420)	5,840 (3,960 to 8,020)	5,840 (3,960 to 8,020)	5,840 (3,960 to 8,020)	5,840 (4,010 to 8,210)	5,840 (4,060 to 8,300)	5,840 (4,060 to 8,300)	5,840 (4,060 to 8,300)	5,840 (4,060 to 8,300)	5,840 (4,060 to 8,300)	5,840 (4,060 to 8,300)	5,840 (4,060 to 8,300)	5,840 (4,060 to 8,300)	5,840 (4,060 to 8,300)	5,840 (4,060 to 8,300)	5,840 (4,060 to 8,300)	5,840 (4,060 to 8,300)	5,840 (4,060 to 8,300)	5,840 (4,060 to 8,300)	5,840 (4,060 to 8,300)	46,000
HIV/AIDS and sexually transmitted infections	356 (103 to 641)	50.9 (14.9 to 103)	170 (67.4 to 295)	193 (58 to 405)	259 (93 to 534)	390 (162 to 639)	1,620 (823 to 2,590)	1,660 (459 to 2,350)	1,660 (497 to 2,300)	2,250 (1,020 to 3,220)	2,470 (1,150 to 3,430)	2,290 (1,150 to 3,190)	1,600 (914 to 2,300)	1,600 (744 to 2,540)	1,110 (421 to 2,020)	582 (239 to 1,090)	284 (119 to 539)	136 (57.7 to 253)	65.6 (26.5 to 125)	29.9 (13.4 to 54.4)	3.2 (1.4 to 6.1)	1.2 (0.5 to 2.3)	16,200
HIV/AIDS	0 (0 to 0)	0 (0 to 0)	116 (54.5 to 207)	190 (94.1 to 356)	257 (99.3 to 538)	389 (181 to 638)	1,620 (965 to 2,580)	1,660 (459 to 2,340)	1,660 (497 to 2,300)	2,250 (815 to 3,190)	2,450 (913 to 3,170)	2,270 (997 to 3,200)	1,600 (724 to 2,540)	1,600 (451 to 2,910)	1,100 (238 to 1,990)	576 (119 to 1,090)	281 (59.3 to 552)	134 (27.5 to 254)	64.7 (12.7 to 124)	29.6 (4.9 to 57.1)	3.2 (1.0 to 5.8)	1.1 (0.4 to 2.1)	15,600
HIV/AIDS - Drug-susceptible Tuberculosis	0 (0 to 0)	0 (0 to 0)	11.3 (9.3 to 13.2)	10.4 (7.9 to 12.8)	22.4 (14.4 to 34.9)	38.5 (22.9 to 62.2)	174 (119 to 237)	193 (115 to 311)	341 (164 to 591)	274 (74 to 787)	533 (260 to 973)	498 (291 to 809)	458 (233 to 860)	229 (104 to 387)	112 (24.6 to 214)	55.6 (16.7 to 107)	27.5 (8.4 to 53.2)	14.7 (3.6 to 33.3)	6.5 (2.4 to 13.5)	1.4 (0.4 to 3.2)	0.4 (0.2 to 0.8)	0.2 (0 to 0.5)	3,120
HIV/AIDS - Multidrug-resistant Tuberculosis without extensive dr...	0 (0 to 0)	0 (0 to 0)	0.5 (0 to 2.3)	0.7 (0 to 3.3)	0.9 (0 to 4.1)	1.5 (0.1 to 7)	5.8 (0.2 to 26.4)	7.6 (0.3 to 37.1)	13.2 (0.5 to 63.2)	11.6 (0.7 to 56.8)	19.6 (0.7 to 92.4)	19.1 (0.7 to 96.4)	18.9 (0.6 to 77.3)	9.2 (0.2 to 49.5)	4.2 (0.2 to 21.1)	2.1 (0.1 to 10.9)	1.1 (0 to 5.6)	0.6 (0 to 2.9)	0.3 (0 to 1.1)	0.1 (0 to 0.3)	0 (0 to 0.2)	0 (0 to 0)	118
HIV/AIDS - Extensively drug-resistant Tuberculosis	0 (0 to 0)	0 (0 to 0)	0 (0 to 0)	0 (0 to 0)	0 (0 to 0)	0 (0 to 0)	0.1 (0 to 0.5)	0.1 (0 to 0.6)	0.2 (0 to 0.8)	0.2 (0 to 1.2)	0.3 (0 to 1.1)	0.2 (0 to 1.1)	0.2 (0 to 0.9)	0.1 (0 to 0.6)	0.1 (0 to 0.5)	0 (0 to 0.3)	0 (0 to 0.1)	0 (0 to 0.1)	0 (0 to 0.1)	0 (0 to 0.1)	0 (0 to 0)	0 (0 to 0)	0 (0 to 0)	1.6
HIV/AIDS resulting in other diseases	0 (0 to 0)	0 (0 to 0)	104 (45.3 to 189)	174 (48.1 to 376)	234 (84.7 to 516)	349 (140 to 596)	790 (319 to 1,940)	686 (240 to 2,110)	1,260 (328 to 3,330)	1,700 (490 to 4,420)	1,690 (549 to 4,570)	1,750 (549 to 3,700)	1,480 (447 to 3,220)	965 (271 to 1,770)	492 (112 to 949)	224 (52.2 to 439)	106 (22.3 to 226)	49.5 (7.7 to 113)	21.9 (1.7 to 51.1)	5.1 (1.7 to 11.4)	2.4 (0.9 to 5.1)	0.9 (0.1 to 2.1)	12,400
Sexually transmitted infections excluding HIV	356 (103 to 641)	50.9 (14.7 to 108)	54.5 (6.7 to 7.5)	2.8 (0.4 to 4.3)	1.8 (0.6 to 3.1)	1.9 (0.5 to 2.7)	11 (5.3 to 21.6)	26 (12.5 to 46.2)	23.5 (12.1 to 40.2)	26 (12.5 to 46.2)	32 (13.2 to 49.5)	20 (11.5 to 41.2)	11.5 (6.5 to 21.8)	5.5 (2.5 to 10.6)	2.2 (0.5 to 4.1)	0.1 (0 to 0.3)	0.1 (0 to 0.3)	0.1 (0 to 0.3)	0.1 (0 to 0.3)	0.1 (0 to 0.3)	0 (0 to 0.1)	0 (0 to 0.1)	566
Syphilis	0 (0 to 0)	0 (0 to 0)	54.5 (7.7 to 7.5)	2.8 (0.4 to 4.3)	1.8 (0.6 to 3.1)	0.4 (0.1 to 1.1)	1.2 (0.2 to 4.1)	0.5 (0.2 to 1.1)	0.9 (0.3 to 1.9)	0.7 (0.2 to 1.9)	0.4 (0.2 to 0.9)	0.1 (0 to 0.2)	0.1 (0 to 0.2)	0.1 (0 to 0.1)	0.1 (0 to 0.2)	0.1 (0 to 0.3)	0 (0 to 0)	0 (0 to 0)	0 (0 to 0)	0 (0 to 0)	0 (0 to 0)	0 (0 to 0)	0 (0 to 0)	420
Chlamydial infection	0 (0 to 0)	0 (0 to 0)	0 (0 to 0)	0 (0 to 0)	0 (0 to 0)	0.1 (0 to 0.2)	0.3 (0 to 1.6)	1.9 (0 to 9.4)	2.1 (0 to 9.4)	1.3 (0 to 5.8)	2 (0 to 8.2)	1.2 (0 to 4.9)	1.5 (0 to 7.2)	0.7 (0 to 3.9)	0.2 (0 to 1.4)	0.1 (0 to 0.4)	0 (0 to 0.2)	0 (0 to 0.1)	0 (0 to 0.3)	0 (0 to 0.1)	0 (0 to 0.1)	0 (0 to 0)	0 (0 to 0)	12.5
Gonococcal infection	0 (0 to 0)	0 (0 to 0)	0 (0 to 0)	0 (0 to 0)	0 (0 to 0)	0.1 (0 to 0.2)	1.6 (0.5 to 4.1)	1.9 (0.6 to 4.1)	1.9 (0.6 to 4.1)	1.9 (0.6 to 5.2)	2.3 (0.6 to 5.2)	1.5 (0.6 to 4.1)	1.3 (0.5 to 3.2)	0.8 (0.3 to 2.1)	0.5 (0.1 to 1.2)	0.3 (0.1 to 0.8)	0.1 (0 to 0.3)	0.1 (0 to 0.3)	0.1 (0 to 0.2)	0 (0 to 0.1)	0 (0 to 0.1)	0 (0 to 0)	0 (0 to 0)	12.2
Trichomoniasis	0 (0 to 0)	0 (0 to 0)	0 (0 to 0)	0 (0 to 0)	0 (0 to 0)	0 (0 to 0)	0.2 (0 to 0.6)	0.9 (0 to 4.5)	0.7 (0 to 3.1)	0.4 (0 to 2.1)	0.9 (0 to 3.7)	0.4 (0 to 1.9)	0.2 (0 to 1.1)	0.2 (0 to 0.9)	0.1 (0 to 0.4)	0 (0 to 0.2)	0 (0 to 0.1)	0 (0 to 0.1)	0 (0 to 0.2)	0 (0 to 0.1)	0 (0 to 0.1)	0 (0 to 0)	0 (0 to 0)	63
Genital herpes	0 (0 to 0)	0 (0 to 0)	0 (0 to 0)	0 (0 to 0)	0 (0 to 0)	0.1 (0 to 0.1)	1.6 (0.1 to 7.1)	3.1 (0.7 to 7.4)	2.4 (1.2 to 5.4)	1.4 (0.3 to 4.3)	1.9 (0.7 to 5.1)	1.4 (0.6 to 3.4)	2.3 (0.9 to 5.1)	1.4 (0.7 to 3.7)	1.2 (0.4 to 2.3)	0.6 (0.2 to 1.2)	0.4 (0.1 to 1.1)	0.2 (0.1 to 0.7)	0.1 (0 to 0.3)	0.1 (0 to 0.2)	0 (0 to 0.1)	0 (0 to 0)	27.4
Other sexually transmitted infections	0 (0 to 0)	0 (0 to 0)	0 (0 to 0)	0 (0 to 0)	0 (0 to 0)	0 (0 to 0)	0.2 (0 to 0.7)	0.5 (0 to 2.1)	0.4 (0 to 2.1)	0.3 (0 to 1.4)	0.3 (0 to 2.2)	0.2 (0 to 0.9)	0.2 (0 to 1.2)	0.2 (0 to 1.2)	0.2 (0 to 1.2)	0.2 (0 to 1.1)	0.1 (0 to 0.7)	0.1 (0 to 0.5)	0.1 (0 to 0.5)	0 (0 to 0.1)	0 (0 to 0.1)	0 (0 to 0)	0 (0 to 0)	31.4
Respiratory infections and tuberculosis	437 (169 to 779)	1,760 (1,160 to 2,450)	317 (130 to 598)	399 (201 to 670)	177 (105 to 309)	115 (55 to 203)	102 (49 to 195)	202 (93 to 429)	201 (123 to 379)	202 (102 to 423)	202 (121 to 424)	202 (123 to 418)	202 (145 to 450)	202 (160 to 464)	202 (160 to 464)	202 (154 to 436)	202 (154 to 434)	202 (155 to 457)	202 (153 to 470)	202 (157 to 380)	202 (153 to 380)	202 (149 to 1.09)	6,060
Tuberculosis	0 (0 to 0)	13 (4 to 29.9)	13 (3.9 to 64)	20.7 (10.1 to 39.7)	22.5 (11.1 to 38.9)	56.4 (32.5 to 162)	127 (91.1 to 248)	138 (79.4 to 222)	174 (106 to 275)	160 (89.7 to 276)	155 (72.9 to 233)	153 (61 to 264)	147 (61 to 261)	144 (82.4 to 281)	131 (74.2 to 273)	92 (59.3 to 222)	55 (44.4 to 179)	31 (22.1 to 124)	16.4 (12.4 to 74)	9.6 (7.5 to 29.2)	3.4 (2.6 to 10.1)	1.1 (0.7 to 3.1)	1,660
Latent tuberculosis infection	0 (0 to 0)	0 (0 to 0)	0 (0 to 0)	0 (0 to 0)	0 (0 to 0)	0 (0 to 0)	0 (0 to 0)	0 (0 to 0)	0 (0 to 0)	0 (0 to 0)	0 (0 to 0)	0 (0 to 0)	0 (0 to 0)	0 (0 to 0)	0 (0 to 0)	0 (0 to 0)	0 (0 to 0)	0 (0 to 0)	0 (0 to 0)	0 (0 to 0)	0 (0 to 0)	0 (0 to 0)	0 (0 to 0)	0
Drug-susceptible tuberculosis	0 (0 to 0)	0 (0 to 0)	12.5 (2.9 to 58.7)	20.2 (10.2 to 39.4)	21.7 (10.6 to 38.1)	53 (31.2 to 160)	119 (88.9 to 243)	130 (77.2 to 212)	165 (100 to 272)	151 (86.3 to 272)	146 (86.3 to 272)	144 (71 to 227)	136 (58.7 to 251)	136 (79.4 to 277)	123 (71.5 to 267)	87 (55.4 to 222)	51 (44.4 to 169)	29 (22.1 to 124)	15 (12.4 to 74)	8.9 (7.5 to 29.2)	3.2 (2.6 to 10.1)	1 (0.7 to 3.1)	1,560
Multidrug-resistant tuberculosis without extensive drug-resistance	0 (0 to 0)	0 (0 to 0)	0.4 (0 to 2.2)	0.6 (0 to 4)	0.6 (0 to 2.5)	2.1 (0.3 to 6)	5.7 (1.1 to 14.7)	6.9 (2.2 to 20.2)	7.9 (2.1 to 19.2)	6.9 (2.2 to 20.2)	6.7 (2.2 to 20.7)	6.3 (2.1 to 18.8)	6.2 (2.2 to 18.8)	5.7 (2.2 to 22.5)	5.2 (2.2 to 23.1)	3.7 (1.5 to 18.9)	2.1 (0.5 to 14.6)	1.2 (0.5 to 14.6)	0.6 (0.3 to 3.7)	0.4 (0.1 to 1.2)	0.1 (0.1 to 0.5)	0 (0 to 0.2)	54.9
Extensively drug-resistant tuberculosis	0 (0 to 0)	0 (0 to 0)	0 (0 to 0)	0 (0 to 0)	0 (0 to 0)	0 (0 to 0)	0 (0 to 0)	0 (0 to 0)	0 (0 to 0)	0 (0 to 0)	0 (0 to 0)	0 (0 to 0)	0 (0 to 0)	0 (0 to 0)	0 (0 to 0)	0 (0 to 0)	0 (0 to 0)	0 (0 to 0)	0 (0 to 0)	0 (0 to 0)	0 (0 to 0)	0 (0 to 0)	0 (0 to 0)	0.7
Lower respiratory infections	436 (188 to 768)	348 (165 to 601)	292 (109 to 547)	257 (96.9 to 527)	82.6 (34.6 to 136)	57.4 (24.6 to 92.6)	50.2 (20.6 to 85.6)	63.1 (31.5 to 123)	26.1 (22.1 to 121)	42.1 (32.9 to 132)	46.9 (34.7 to 147)	48.5 (42.2 to 171)	55.4 (49.9 to 185)	58.9 (51.3 to 203)	58 (53.4 to 212)	116 (76.6 to 264)	175 (89.2 to 353)	220 (105 to 502)	220 (130 to 579)	187 (107 to 599)	124 (72.8 to 597)	56.8 (32.9 to 90.4)	3,340
Upper respiratory infections	0.2 (0.1 to 0.4)	1.1 (0.6 to 1.9)	19.3 (10.6 to 33.2)	76.7 (43.6 to 125)	67.1 (47.2 to 147)	50.2 (44.5 to 143)	77.4 (60.6 to 138)	62.3 (33.7 to 111)	20 (9.5 to 35.6)	25.6 (12.9 to 48.5)	23.6 (12.7 to 52.3)	23.6 (13.4 to 44.8)	19.4 (9.9 to 33.3)	13.4 (7.3 to 22.7)	7.6 (3.4 to 13)	3.7 (1.4 to 6.9)	1.6 (0.6 to 3.2)	0.7 (0.3 to 1.4)	0.3 (0.1 to 0.6)	0.1 (0 to 0.3)	0 (0 to 0.1)	0 (0 to 0.2)	621
Otitis media	0 (0 to 0.1)	0.1 (0 to 0.1)	3 (1.5 to 5.2)	26 (14.7 to 44.5)	17.7 (7.5 to 32.4)	7.1 (1.5 to 22.4)	2.1 (0.2 to 9.2)	1.2 (0.1 to 5.3)	0.7 (0.1 to 3.5)	0.8 (0.1 to 3.5)	0.7 (0.1 to 3.2)	0.7 (0.1 to 3.2)	0.7 (0.1 to 4.1)	0.7 (0.1 to 4.9)	0.7 (0.1 to 4.9)	0.7 (0.1 to 4.9)	0.7 (0.1 to 4.9)	0.7 (0.1 to 4.9)	0.7 (0.1 to 4.9)	0.7 (0.1 to 4.9)	0.7 (0.1 to 4.9)	0.7 (0.1 to 4.9)	191
Enteric infections	150 (42.7 to 421)	289 (72.9 to 747)	696 (231 to 1,480)	511 (368 to 1,730)	307 (307 to 783)	277 (186 to 459)	202 (217 to 914)	192 (144 to 437)	192 (159 to 335)	192 (99.2 to 328)	192 (90.3 to 314)	192 (75.9 to 280)	192 (68.6 to 282)	192 (59 to 255)	192 (52.9 to 252)	192 (47.9 to 249)	192 (42.1 to 263)	192 (42.1 to 263)	192 (39.2 to 263)	192 (38.6 to 263)	192 (35.7 to 263)	192 (31.3 to 263)	5,340
Diarrheal diseases	273 (42.7 to 421)	273 (94.4 to 747)	273 (144.1 to 1,480)	273 (194.9 to 1,730)	273 (194.9 to 783)	273 (194.9 to 459)	273 (217.9 to 914)	107 (79.9 to 396)	107 (66.9 to 335)	107 (39.2 to 328)	107 (39.1 to 314)	107 (39.1 to 280)	107 (39.1 to 282)	107 (39.1 to 255)	107 (44.1 to 252)	107 (40.9 to 249)	107 (32.2 to 263)	107 (32.2 to 263)	107 (32.2 to 263)	107 (32.2 to 263)	107 (32.2 to 263)	107 (32.2 to 263)	3,730
Typhoid and paratyphoid	0 (0 to 0)	0 (0 to 0)	0 (0 to 1.3)	0 (0 to 3.2)	0 (0 to 3.2)	0 (0 to 3.2)	0 (0 to 3.2)	0 (0 to 3.2)	0 (0 to 3.2)	0 (0 to 3.2)	0 (0 to 3.2)	0 (0 to 3.2)	0 (0 to 3.2)	0 (0 to 3.2)	0 (0 to 3.2)	0 (0 to 3.2)	0 (0 to 3.2)	0 (0 to 3.2)	0 (0 to 3.2)	0 (0 to 3.2)	0 (0 to 3.2)	0 (0 to 3.2)	0 (0 to 3.2)	655
Typhoid fever	0 (0 to 0)	0 (0 to 0)	0 (0 to 1.3)	0 (0 to 3.2)	0 (0 to 3.2)	0 (0 to 3.2)	0 (0 to 3.2)	0 (0 to 3.2)	0 (0 to 3.2)	0 (0 to 3.2)	0 (0 to 3.2)	0 (0 to 3.2)	0 (0 to 3.2)	0 (0 to 3.2)	0 (0 to 3.2)	0 (0 to 3.2)	0 (0 to 3.2)	0 (0 to 3.2)	0 (0 to 3.2)	0 (0 to 3.2)	0 (0 to 3.2)	0 (0 to 3.2)	0 (0 to 3.2)	655
Paratyphoid fever	0 (0 to 0)	0 (0 to 0)	0 (0 to 0)	0 (0 to 0)	0 (0 to 0)	0 (0 to 0)	0 (0 to 0)	0 (0 to 0)	0 (0 to 0)	0 (0 to 0)	0 (0 to 0)	0 (0 to 0)	0 (0 to 0)	0 (0 to 0)	0 (0 to 0)	0 (0 to 0)	0 (0 to 0)	0 (0 to 0)	0 (0 to 0)	0 (0 to 0)	0 (0 to 0)	0 (0 to 0)	0 (0 to 0)	0.7
Invasive Non-typhoidal Salmonella (iNTS)	59 (24.6 to 112)	59 (24.6 to 112)	59 (12.7 to 143)	59 (24.6 to 97)	59 (24.6 to 97)	59 (24.6 to 97)	59 (24.6 to 97)	59 (24.6 to 97)	59 (24.6 to 97)	59 (24.6 to 97)	59 (24.6 to 97)	59 (24.6 to 97)	59 (24.6 to 97)	59 (24.6 to 97)	59 (24.6 to 97)	59 (24.6 to 97)	59 (24.6 to 97)	59 (24.6 to 97)	59 (24.6 to 97)	59 (24.6 to 97)	59 (24.6 to 97)	59 (24.6 to 97)	59 (24.6 to 97)	954
Other intestinal infectious diseases	0 (0 to 0)	0 (0 to 0)	0 (0 to 0)	0 (0 to 0)	0 (0 to 0)	0 (0 to 0)	0 (0 to 0)	0 (0 to 0)	0 (0 to 0)	0 (0 to 0)	0 (0 to 0)	0 (0 to 0)	0 (0 to 0)	0 (0 to 0)	0 (0 to 0)	0 (0 to 0)	0 (0 to 0)	0 (0 to 0)	0 (0 to 0)	0 (0 to 0)	0 (0 to 0)	0 (0 to 0)	0 (0 to 0)	2.6
Neglected tropical diseases and malaria	0.2 (0 to 0.4)	468 (136 to 1,060)	1,640 (254 to 2,070)	321 (94.1 to 1,060)	240 (94.1 to 1,060)	273 (94.1 to 1,060)	485 (139 to 1,060)	2,010 (1,010 to 4,020)	1,660 (1,010 to 3,110)	1,660 (1,010 to 3,110)	1,660 (1,010 to 3,110)	1,660 (1,010 to 3,110)	1,660 (1,010 to 3,110)	1,660 (1,010 to 3,110)	1,660 (1,010 to 3,110)	1,660 (1,010 to 3,110)	1,660 (1,010 to 3,110)	1,660 (1,010 to 3,110)	1,660 (1,010 to 3,110)	1,660 (1,010 to 3,110)	1,660 (1,010 to 3,110)	1,660 (1,010 to 3,110)	5,740
Malaria	0 (0 to 0)	0 (0 to 0)	1,660 (352 to 2,060)	1,660 (352 to 2,060)	243 (94.4 to 2,060)	177 (94.4 to 2,060)	220 (77.7 to 467)	157 (67.2 to 353)	162 (44.8 to 373)	123 (44.8 to 373)	119 (39.4 to 306)	116 (32.1 to 302)	124 (32.1 to 302)	134 (27.7 to 299)	134 (27.7 to 299)	110 (34.3 to 287)	103 (34.3 to 287)	95.9 (34.3 to 287)	120 (34.3 to 287)	100 (34.3 to 287)	103 (34.3 to 287)	31 (7.4 to 87.3)	5,120
Chagas disease	0 (0 to 0)	0 (0 to 0)	0 (0 to 0)	0 (0 to 0)	0 (0 to 0)	0 (0 to 0)	0 (0 to 0)	0 (0 to 0)	0 (0 to 0)	0 (0 to 0)	0 (0 to 0)	0 (0 to 0)	0 (0 to 0)	0 (0 to 0)	0 (0 to 0)	0 (0 to 0)	0 (0 to 0)	0 (0 to 0)	0 (0 to 0)	0 (0 to 0)	0 (0 to 0)	0 (0 to 0)	0 (0 to 0)	0
Leishmaniasis	0 (0 to 0)	0 (0 to 0)	0 (0 to 0)	0.2 (0 to 0.5)	0.3 (0 to 0.6)	0.4 (0 to 0.9)	0.4 (0 to 1.1)	0.4 (0 to 1.1)	0.4 (0 to 1.1)	0.4 (0 to 1.1)	0.4 (0 to 1.1)	0.4 (0 to 1.1)	0.4 (0 to 1.1)	0.4 (0 to 1.1)	0.2 (0 to 0.6)	0.2 (0 to 0.6)	0.2 (0 to 0.6)	0.2 (0 to 0.6)	0.1 (0 to 0.4)	0.1 (0 to 0.4)	0.1 (0 to 0.4)	0 (0 to 0.1)	0 (0 to 0.1)	4.4
Visceral leishmaniasis	0 (0 to 0)	0 (0 to 0)	0 (0 to 0)	0 (0 to 0)	0 (0 to 0)	0 (0 to 0)	0 (0 to 0)	0 (0 to 0)	0 (0 to 0)	0 (0 to 0)	0 (0 to 0)	0 (0 to 0)	0 (0 to 0)	0 (0 to 0)	0 (0 to 0)	0 (0 to 0)	0 (0 to 0)	0 (0 to 0)	0 (0 to 0)	0 (0 to 0)	0 (0 to 0)	0 (0 to 0)	0 (0 to 0)	0
Cutaneous and mucocutaneous leishmaniasis	0 (0 to 0)	0 (0 to 0)	0 (0 to 0)	0.2 (0 to 0.5)	0.3 (0 to 0.6)	0.4 (0 to 0.9)	0.4 (0 to 1.1)	0.4 (0 to 1.1)	0.4 (0 to 1.1)	0.4 (0 to 1.1)	0.4 (0 to 1.1)	0.4 (0 to 1.1)	0.4 (0 to 1.1)	0.4 (0 to 1.1)	0.2 (0 to 0.6)	0.2 (0 to 0.6)	0.2 (0 to 0.6)	0.2 (0 to 0.6)	0.1 (0 to 0.4)	0.1 (0 to 0.4)	0.1 (0 to 0.4)	0 (0 to 0.1)	0 (0 to 0.1)	4.4
African trypanosomiasis	0 (0 to 0)	0 (0 to 0)	0 (0 to 0)	0 (0 to 0)	0 (0 to 0)	0 (0 to 0)	0 (0 to 0)	0 (0 to 0)	0 (0 to 0)	0 (0 to 0)	0 (0 to 0)	0 (0 to 0)	0 (0 to 0)	0 (0 to 0)	0 (0 to 0)	0 (0 to 0)	0 (0 to 0)	0 (0 to 0)	0 (0 to 0)	0 (0 to 0)	0 (0 to 0)	0 (0 to 0)	0 (0 to 0)	0
Schistosomiasis	0 (0 to 0)	0 (0 to 0)	0.2 (0 to 0.5)	14.9 (4.5 to 37.5)	21.4 (7.5 to 46.7)	25 (10.4 to 48.7)	36.2 (15.4 to 71.9)	33.5 (12.4 to 64)	27 (12.1 to 52.9)	21.5 (9.7 to 42.7)	11.4 (4.5 to 26.5)	7.4 (2.3 to 21)	3.9 (1.5 to 9.9)	4.1 (1.4 to 9.5)	3.6 (1.3 to 8.2)	3.4 (1.3 to 8.2)	2.6 (0.9 to 6.1)	1.5 (0.4 to 3.7)	0.9 (0.1 to 2.7)	0.3 (0.1 to 1.4)	0.1 (0 to 0.6)	0.2 (0 to 0.5)	234
Cysticercosis	0 (0 to 0)	0 (0 to 0)	0 (0 to 0)	0 (0 to 0)	0 (0 to 0)	0 (0 to 0)	0.1 (0 to 1.1)	0.2 (0 to 1.3)	0.2 (0 to 1.3)	0.2 (0 to 1.2)	0.2 (0 to 1.2)	0.2 (0 to 1.2)	0.2 (0 to 1.2)	0.2 (0 to 1.2)	0.2 (0 to 1.2)	0.2 (0 to 1.2)	0.2 (0 to 1.2)	0.2 (0 to 1.2)	0.2 (0 to 1.2)	0.2 (0 to 1.2)	0.2 (0 to 1.2)	0.2 (0 to 1.2)	0.2 (0 to 1.2)	87.9
Cystic echinococcosis	0 (0 to 0)	0 (0 to 0)	0 (0 to 0)	0 (0 to 0)	0 (0 to 1.1)	0 (0 to 0.9)	0 (0 to 2.5)	0 (0 to 0.7)	0 (0 to 0.7)	0 (0 to 0.7)	0 (0 to 0.7)	0 (0 to 0.7)	0 (0 to 0.7)	0 (0 to 0.6)	0 (0 to 0.6)	0 (0 to 0.7)	0 (0 to 0.6)	0 (0 to 0.6)	0 (0 to 0.5)	0 (0 to 0.4)	0 (0 to 0.3)	0 (0 to 0.2)	0 (0 to 0.1)	4.3
Lymphatic filariasis	0 (0 to 0)	0 (0 to 0)	0 (0 to 0)	0 (0 to 0)	0 (0 to 0)	0 (0 to 0)	8.3 (4.8 to 13.1)	8.3 (3.9 to 10.4)	8.3 (3.9 to 10.4)	8.3 (3.9 to 10.4)	8.3 (3.9 to 10.4)	8.3 (2.8 to 7.8)	4 (2.3 to 6)	4 (1.9 to 5.5)	4 (1.3 to 7.3)	4 (1.1 to 9.2)	4 (0.8 to 9.2)	4 (0.4 to 9.2)	4 (0.4 to 5.1)	4 (0.3 to 5.1)	4 (0.2 to 5.1)	4 (0.2 to 5.1)	4 (0.2 to 5.1)	72.5
Onchocerciasis	0 (0 to 0)	0 (0 to 0)	0 (0 to 0)	0 (0 to 0)	0 (0 to 0)	0 (0 to 0)	0 (0 to 0)	0 (0 to 0)	0 (0 to 0)	0 (0 to 0)	0 (0 to 0)	0 (0 to 0)	0 (0 to 0)	0 (0 to 0)	0 (0 to 0)	0 (0 to 0)	0 (0 to 0)	0 (0 to 0)	0 (0 to 0)	0 (0 to 0)	0 (0 to 0)	0 (0 to 0)	0 (0 to 0)	0
Trachoma	0 (0 to 0)	0 (0 to 0)	0 (0 to 0)	0 (0 to 0)	0 (0 to 0)	0 (0 to 0)	0 (0 to 0)	0 (0 to 0)	0 (0 to 0)	0 (0 to 0)	0 (0 to 0)	0 (0 to 0)	0 (0 to 0)	0 (0 to 0)	0 (0 to 0)	0 (0 to 0)	0 (0 to 0)	0 (0 to 0)	0 (0 to 0)	0 (0 to 0)	0 (0 to 0)	0 (0 to 0)	0 (0 to 0)	0
Dengue	0 (0 to 0)	0 (0 to 0)	0 (0 to 0)	0 (0 to 1)	0 (0 to 3.9)	0 (0 to 0.9)	0 (0 to 2.6)	0 (0 to 2.7)	1.8 (0 to 5.4)	1.4 (0 to 4.2)	1.2 (0 to 3.5)	0.9 (0 to 2.9)	0.7 (0 to 2.4)	0.4 (0 to 1.6)	0.3 (0 to 1.1)	0.2 (0 to 0.9)	0.2 (0 to 0.7)	0.1 (0 to 0.5)	0.1 (0 to 0.4)	0.1 (0 to 0.2)	0 (0 to 0.1)	0 (0 to 0.1)	0 (0 to 0)	16.8
Yellow fever	0 (0 to 0)	0 (0 to 0)	0 (0 to 0)	0.2 (0 to 0.5)	0.1 (0 to 1.4)	0.2 (0 to 1.4)	0.4 (0 to 1.9)	0.4 (0 to 1.6)	0.4 (0 to 2.4)	0.4 (0 to 1.6)	0.4 (0 to 1.6)	0.3 (0 to 1.1)	0.2 (0 to 0.9)	0.2 (0 to 0.6)	0.1 (0 to 0.4)	0.1 (0 to 0.3)	0.1 (0 to 0.2)	0 (0 to 0.1)	0 (0 to 0.1)	0 (0 to 0.1)	0 (0 to 0)	0 (0 to 0)	0 (0 to 0)	6.9
Rabies	0 (0 to 0)	0 (0 to 0)	0 (0 to 0)	0 (0 to 0.4)	0 (0 to 0.9)	0 (0 to 0.7)	0 (0 to 1.3)	0 (0 to 0.5)	0 (0 to 0.5)	0 (0 to 0.5)	0 (0 to 0.5)	0 (0 to 0.5)	0 (0 to 0.5)	0 (0 to 0.5)	0 (0 to 0.5)	0 (0 to 0.5)	0 (0 to 0.4)	0 (0 to 0.4)	0 (0 to 0.3)	0 (0 to 0.3)	0 (0 to 0.2)	0 (0 to 0.1)	0 (0 to 0.1)	0 (0 to 0)	1
Intestinal nematode infections	0 (0 to 0)	0 (0 to 0)	0 (0 to 0.5)	2.2 (0.6 to 10.2)	4.9 (0.9 to 21.9)	4.1 (1 to 17.4)	3.5 (0.7 to 15.9)	2.9 (0.7 to 13.2)	2.9 (0.7 to 13.2)	2.9 (0.7 to 13.2)	2.9 (1.3 to 8.1)	2.9 (1.3 to 6.4)	2.9 (1.3 to 5.2)	2.9 (1.3 to 5.2)	2.9 (1.3 to 5.2)	2.9 (1.3 to 5.2)	2.9 (1.3 to 5.2)	2.9 (1.3 to 5.2)	2.9 (1.3 to 5.2)	2.9 (1.3 to 5.2)	2.9 (1.3 to 5.2)	2.9 (1.3 to 5.2)	66.1
Ascariasis	0 (0 to 0)	0 (0 to 0)	0 (0 to 0.2)	0.6 (1.1 to 7.6)	1.3



| | | |

SR Table 2b: Nordic DALYS by cause and age group for females with 95% uncertainty intervals, 2019

Cause	Birth Neonatal	Late Neonatal	Post Neonatal	1 to 4	5 to 9	10 to 14	15 to 19	20 to 24	25 to 29	30 to 34	35 to 39	40 to 44	45 to 49	50 to 54	55 to 59	60 to 64	65 to 69	70 to 74	75 to 79	80 to 84	85 to 89	90 to 94	95 plus	Total
All causes	25,200 (22,000 to 28,000)	8,080 (6,800 to 10,000)	12,600 (10,000 to 14,000)	13,400 (11,000 to 16,000)	10,000 (8,000 to 13,000)	8,800 (7,000 to 11,000)	13,000 (10,000 to 16,000)	15,000 (11,000 to 19,000)	16,000 (12,000 to 21,000)	17,000 (13,000 to 22,000)	16,000 (12,000 to 21,000)	15,000 (11,000 to 19,000)	13,000 (10,000 to 16,000)	12,000 (9,000 to 15,000)	9,090 (6,900 to 11,000)	7,700 (5,900 to 9,800)	6,170 (4,800 to 7,900)	4,480 (3,600 to 5,700)	2,810 (2,270 to 3,470)	1,190 (970 to 1,470)	371 (299 to 461)	82 (66 to 103)	978 (778 to 1,240)	209,000 (169,000 to 264,000)
Communicable, maternal, neonatal, and nutritional diseases	23,300 (19,300 to 26,800)	7,440 (6,020 to 9,060)	10,200 (8,170 to 12,400)	10,100 (8,060 to 12,600)	6,100 (4,700 to 7,800)	3,660 (2,800 to 4,630)	3,800 (2,920 to 4,870)	4,200 (3,180 to 5,370)	4,100 (3,060 to 5,350)	4,000 (2,970 to 5,210)	3,900 (2,880 to 5,060)	3,900 (2,900 to 5,070)	3,900 (2,900 to 5,060)	3,900 (2,900 to 5,070)	2,700 (1,780 to 3,900)	1,970 (1,290 to 2,860)	1,290 (840 to 1,860)	1,010 (716 to 1,410)	622 (464 to 829)	271 (199 to 360)	127 (89 to 177)	50.3 (34 to 70)	154 (102 to 217)	120,000 (89,000 to 159,000)
HIV/AIDS and sexually transmitted infections	988 (310 to 2,100)	168 (39 to 379)	569 (270 to 1,200)	564 (163 to 1,340)	548 (141 to 1,270)	699 (260 to 1,220)	1,900 (761 to 3,200)	3,200 (991 to 6,870)	4,170 (1,400 to 8,610)	4,170 (1,220 to 7,900)	4,400 (1,400 to 8,700)	4,470 (1,470 to 7,910)	3,900 (1,300 to 7,200)	3,170 (1,170 to 5,960)	1,820 (648 to 3,730)	972 (367 to 1,940)	482 (186 to 951)	267 (79 to 586)	94.0 (27 to 191)	24 (3 to 71)	1.1 (0 to 2.7)	0.4 (0 to 0.9)	0.1 (0 to 0.2)	29,300
HIV/AIDS	0 (0 to 0)	0.1 (0 to 0)	310 (114 to 686)	464 (156 to 1,060)	548 (141 to 1,270)	691 (270 to 1,200)	1,900 (761 to 3,200)	3,200 (991 to 6,870)	4,160 (1,400 to 8,600)	4,160 (1,220 to 7,900)	4,370 (1,400 to 8,690)	3,900 (1,400 to 7,900)	3,760 (1,300 to 7,200)	3,160 (1,160 to 5,960)	1,820 (648 to 3,730)	923 (348 to 1,940)	396 (156 to 821)	169 (50 to 392)	60.3 (20 to 143)	22.7 (3 to 64)	1.1 (0 to 2.7)	0.3 (0 to 0.8)	0.1 (0 to 0.2)	27,500
HIV/AIDS - Drug-susceptible Tuberculosis	0 (0 to 0)	0.1 (0 to 0)	42.2 (16 to 102)	71.1 (22 to 172)	79.1 (22 to 190)	128 (50 to 244)	450 (180 to 760)	900 (280 to 1,940)	1,120 (380 to 2,370)	1,060 (320 to 2,020)	1,060 (350 to 2,110)	1,020 (370 to 2,060)	1,020 (350 to 1,900)	832 (308 to 1,570)	639 (248 to 1,360)	428 (162 to 910)	134 (50 to 284)	63.6 (20 to 147)	22.4 (4 to 56.6)	7.9 (0 to 23)	0.3 (0 to 1.1)	0.1 (0 to 0.3)	0 (0 to 0)	9,340
HIV/AIDS - Multidrug-resistant Tuberculosis without extensive drug resistance	0 (0 to 0)	0 (0 to 0)	2.6 (0.5 to 12.6)	2.6 (0.5 to 14.1)	2.6 (0.5 to 12.9)	3.1 (0.6 to 22.9)	0.7 (0.2 to 3.4)	0.7 (0.2 to 3.4)	0.7 (0.2 to 3.4)	0.7 (0.2 to 3.4)	0.7 (0.2 to 3.4)	0.7 (0.2 to 3.4)	0.7 (0.2 to 3.4)	0.7 (0.2 to 3.4)	0.7 (0.2 to 3.4)	0.7 (0.2 to 3.4)	0.7 (0.2 to 3.4)	0.7 (0.2 to 3.4)	0.7 (0.2 to 3.4)	0.7 (0.2 to 3.4)	0.7 (0.2 to 3.4)	0.7 (0.2 to 3.4)	312
HIV/AIDS - Extensively drug-resistant Tuberculosis	0 (0 to 0)	0 (0 to 0)	0 (0 to 0)	0 (0 to 0)	0 (0 to 0)	0 (0 to 0)	0 (0 to 1.1)	0 (0 to 1.4)	0 (0 to 2.5)	0 (0 to 3.1)	0 (0 to 3.4)	0 (0 to 3.4)	0 (0 to 2.3)	0 (0 to 1.5)	0 (0 to 0.6)	0 (0 to 0.3)	0 (0 to 0.1)	0 (0 to 0)	0 (0 to 0)	0 (0 to 0)	0 (0 to 0)	0 (0 to 0)	0 (0 to 0)	4.1
HIV/AIDS resulting in other diseases	0 (0 to 0.1)	0 (0 to 0)	269 (69.9 to 593)	379 (75.3 to 1,000)	319 (102 to 1,080)	570 (176 to 2,750)	1,100 (510 to 2,860)	2,300 (628 to 5,870)	3,000 (1,200 to 6,970)	3,000 (1,300 to 6,490)	3,300 (1,300 to 6,700)	3,000 (1,400 to 6,200)	2,700 (947 to 5,230)	2,300 (1,000 to 4,510)	1,200 (399 to 2,660)	544 (199 to 1,230)	262 (68.3 to 594)	106 (19.8 to 263)	37.7 (6.6 to 94.3)	15 (0.6 to 42)	0.8 (0 to 2.1)	0.3 (0 to 0.7)	0.1 (0 to 0.2)	17,900
Sexually transmitted infections excluding HIV	988 (310 to 2,100)	168 (39 to 379)	259 (76 to 616)	100 (12 to 276)	0 (0 to 0)	8.6 (0 to 24)	0 (0 to 0)	0 (0 to 0)	0 (0 to 0)	0 (0 to 0)	0 (0 to 0)	0 (0 to 0)	0 (0 to 0)	0 (0 to 0)	0 (0 to 0)	0 (0 to 0)	0 (0 to 0)	0 (0 to 0)	0 (0 to 0)	0 (0 to 0)	0 (0 to 0)	0 (0 to 0)	0 (0 to 0)	1,700
Syphilis	988 (310 to 2,100)	168 (39 to 379)	249 (69.1 to 576)	100 (27.2 to 276)	0 (0 to 0)	0 (0 to 0.6)	0 (0 to 0.4)	0 (0 to 0.1)	0 (0 to 0.1)	0 (0 to 0.1)	0 (0 to 0.1)	0 (0 to 0.1)	0 (0 to 0.1)	0 (0 to 0.1)	0 (0 to 0.1)	0 (0 to 0.1)	0 (0 to 0.1)	0 (0 to 0.1)	0 (0 to 0.1)	0 (0 to 0.1)	0 (0 to 0.1)	0 (0 to 0)	0 (0 to 0)	1,440
Chlamydial infection	0 (0 to 0)	0 (0 to 0)	0 (0 to 0)	0 (0 to 0)	0 (0 to 0)	0.4 (0 to 2.4)	1.5 (0 to 5.9)	3 (0 to 11)	7.4 (1 to 19)	7.2 (2 to 19)	6.8 (2 to 18)	6.7 (2 to 18)	3.2 (1 to 7)	2.3 (1 to 7)	0.7 (0 to 1.9)	0.6 (0 to 1.6)	0.3 (0 to 1)	0.1 (0 to 0.4)	0 (0 to 0.1)	0 (0 to 0)	0 (0 to 0)	0 (0 to 0)	0 (0 to 0)	39.1
Gonococcal infection	0 (0 to 0)	0 (0 to 0)	0 (0 to 0)	0 (0 to 0)	0 (0 to 0)	0.2 (0 to 1.1)	0.6 (0 to 3.6)	0.9 (0 to 4.2)	1.1 (0 to 4.9)	0.7 (0 to 3.5)	0.6 (0 to 3.1)	0.5 (0 to 2.8)	0.2 (0 to 1.1)	0.1 (0 to 0.7)	0 (0 to 0.2)	0 (0 to 0.1)	0 (0 to 0.1)	0 (0 to 0)	0 (0 to 0)	0 (0 to 0)	0 (0 to 0)	0 (0 to 0)	0 (0 to 0)	60.4
Trichomoniasis	0 (0 to 0)	0 (0 to 0)	0 (0 to 0)	0 (0 to 0)	0 (0 to 0)	0.4 (0 to 2.3)	1.5 (0 to 5.9)	3.3 (0 to 12)	19.7 (5 to 49)	29.6 (7 to 74)	22.6 (7 to 59)	19.6 (6 to 51)	11.4 (3 to 27)	7.1 (2 to 18)	2.1 (0 to 5.6)	1.2 (0 to 3.2)	0.7 (0 to 1.7)	0.3 (0 to 0.8)	0.1 (0 to 0.2)	0 (0 to 0)	0 (0 to 0)	0 (0 to 0)	0 (0 to 0)	119
Genital herpes	0 (0 to 0)	0 (0 to 0)	0 (0 to 0)	0 (0 to 0)	0 (0 to 0)	0.3 (0 to 2.2)	1.6 (0 to 7.2)	4.1 (1 to 12)	9.4 (2 to 23)	9.3 (2 to 23)	8.5 (2 to 21)	6.7 (1 to 17)	3.4 (1 to 8)	2.5 (1 to 6)	0.8 (0 to 2.1)	0.4 (0 to 1.1)	0.2 (0 to 0.5)	0.1 (0 to 0.3)	0 (0 to 0)	0 (0 to 0)	0 (0 to 0)	0 (0 to 0)	0 (0 to 0)	47.8
Other sexually transmitted infections	0 (0 to 0)	0 (0 to 0)	0 (0 to 0)	0 (0 to 0)	0 (0 to 0)	0.4 (0 to 1.6)	1.4 (0 to 5.4)	3.7 (0 to 12)	9.4 (3 to 24)	9.4 (3 to 24)	8.9 (3 to 23)	8.4 (3 to 22)	4.6 (1 to 12)	3.5 (1 to 9)	1.2 (0 to 3.2)	0.6 (0 to 1.7)	0.3 (0 to 0.8)	0.1 (0 to 0.3)	0 (0 to 0)	0 (0 to 0)	0 (0 to 0)	0 (0 to 0)	0 (0 to 0)	89.6
Respiratory infections and tuberculosis	1,200 (1,000 to 1,700)	1,200 (900 to 2,200)	1,000 (800 to 2,200)	1,000 (800 to 2,400)	660 (560 to 1,700)	699 (570 to 1,700)	679 (557 to 1,600)	1,200 (910 to 2,800)	1,200 (910 to 2,800)	1,200 (900 to 2,800)	1,200 (900 to 2,800)	1,100 (827 to 2,700)	1,100 (829 to 2,700)	1,100 (829 to 2,700)	1,100 (829 to 2,600)	979 (699 to 2,300)	1,000 (687 to 2,300)	1,000 (723 to 2,300)	1,000 (723 to 2,300)	1,000 (723 to 2,300)	787 (563 to 1,900)	297 (194 to 617)	29 (18 to 59)	30,700
Tuberculosis	0 (0 to 0)	0 (0 to 0)	92.4 (49.9 to 199)	97 (52.1 to 173)	69.1 (37.1 to 140)	429 (80 to 190)	656 (216 to 677)	767 (297 to 1,270)	1,210 (428 to 1,920)	1,210 (490 to 1,960)	1,210 (563 to 1,960)	1,210 (525 to 2,010)	1,210 (556 to 2,010)	1,210 (556 to 2,010)	1,210 (556 to 2,010)	1,210 (556 to 2,010)	1,210 (556 to 2,010)	1,210 (556 to 2,010)	1,210 (556 to 2,010)	1,210 (556 to 2,010)	1,210 (556 to 2,010)	1,210 (556 to 2,010)	1,210 (556 to 2,010)	7,920
Latent tuberculosis infection	0 (0 to 0)	0 (0 to 0)	0 (0 to 0)	0 (0 to 0)	0 (0 to 0)	0 (0 to 0)	0 (0 to 0)	0 (0 to 0)	0 (0 to 0)	0 (0 to 0)	0 (0 to 0)	0 (0 to 0)	0 (0 to 0)	0 (0 to 0)	0 (0 to 0)	0 (0 to 0)	0 (0 to 0)	0 (0 to 0)	0 (0 to 0)	0 (0 to 0)	0 (0 to 0)	0 (0 to 0)	0 (0 to 0)	0
Drug-susceptible Tuberculosis	0 (0 to 0)	0 (0 to 0)	89.6 (48.4 to 194)	94.5 (50.8 to 168)	68.1 (36.6 to 138)	398 (270 to 660)	598 (200 to 1,260)	698 (270 to 1,160)	1,100 (390 to 1,750)	1,100 (440 to 1,780)	1,100 (510 to 1,780)	1,100 (477 to 1,830)	1,100 (505 to 1,830)	1,100 (505 to 1,830)	1,100 (505 to 1,830)	1,100 (505 to 1,830)	1,100 (505 to 1,830)	1,100 (505 to 1,830)	1,100 (505 to 1,830)	1,100 (505 to 1,830)	1,100 (505 to 1,830)	1,100 (505 to 1,830)	1,100 (505 to 1,830)	7,770
Multidrug-resistant tuberculosis without extensive drug resistance	0 (0 to 0)	0 (0 to 0)	2.8 (0.6 to 13)	2.9 (0.6 to 13)	2 (0.4 to 10.3)	2.6 (0.7 to 17.1)	11 (3.1 to 57)	19.2 (7 to 78)	27.6 (7 to 110)	27.6 (9 to 110)	23.1 (7 to 91)	23 (7 to 91)	13 (4 to 47)	7.8 (2 to 27)	2.6 (0 to 8.6)	1.4 (0 to 4.5)	0.8 (0 to 2.5)	0.3 (0 to 1)	0.1 (0 to 0.4)	0 (0 to 0)	0 (0 to 0)	0 (0 to 0)	0 (0 to 0)	209
Extensively drug-resistant tuberculosis	0 (0 to 0)	0 (0 to 0)	0 (0 to 0)	0 (0 to 0)	0 (0 to 0)	0 (0 to 0.1)	0 (0 to 0.1)	0 (0 to 0.2)	0 (0 to 0.3)	0 (0 to 0.3)	0 (0 to 0.3)	0 (0 to 0.3)	0 (0 to 0.2)	0 (0 to 0.1)	0 (0 to 0.1)	0 (0 to 0.1)	0 (0 to 0.1)	0 (0 to 0)	0 (0 to 0)	0 (0 to 0)	0 (0 to 0)	0 (0 to 0)	0 (0 to 0)	0 (0 to 0)	2.7
Lower respiratory infections	2,000 (1,600 to 3,100)	1,220 (970 to 2,200)	1,750 (1,400 to 3,200)	761 (600 to 1,400)	288 (230 to 530)	297 (230 to 550)	339 (260 to 630)	339 (260 to 630)	360 (270 to 670)	360 (270 to 670)	360 (270 to 670)	360 (270 to 670)	360 (270 to 670)	360 (270 to 670)	360 (270 to 670)	379 (280 to 700)	399 (290 to 740)	399 (290 to 740)	360 (260 to 670)	360 (260 to 670)	220 (160 to 410)	109 (66 to 200)	46 (27 to 84)	11,100
Upper respiratory infections	0.6 (0 to 2.1)	0 (0 to 0)	0.1 (0 to 0.7)	0.1 (0 to 0.6)	0.1 (0 to 0.6)	0.1 (0 to 0.6





Cause	Early Neonatal	Late Neonatal	Post Neonatal	1 to 5	5 to 9	10 to 14	15 to 19	20 to 24	25 to 29	30 to 34	35 to 39	40 to 44	45 to 49	50 to 54	55 to 59	60 to 64	65 to 69	70 to 74	75 to 79	80 to 84	85 to 89	90 to 94	95 plus	Total
All causes	73,950 (69,920 to 78,330)	19,900 (19,200 to 20,600)	61,400 (52,200 to 69,300)	49,100 (38,200 to 61,600)	39,600 (29,700 to 49,400)	39,900 (29,500 to 50,700)	44,700 (33,700 to 56,000)	46,100 (34,900 to 57,600)	48,800 (36,900 to 60,900)	51,600 (39,100 to 64,200)	53,600 (40,600 to 66,900)	56,000 (42,600 to 69,800)	58,600 (44,600 to 73,000)	60,900 (46,200 to 75,800)	63,200 (48,000 to 78,600)	65,600 (49,800 to 81,600)	68,000 (51,600 to 84,600)	70,400 (53,400 to 87,600)	72,800 (55,200 to 90,600)	75,200 (57,000 to 93,600)	77,600 (58,800 to 96,600)	80,000 (60,600 to 99,600)	82,400 (62,400 to 102,600)	84,800 (64,200 to 105,600)	86,700 (65,600 to 107,900)	13,900 (12,600 to 15,700)	4,160,000 (3,940,000 to 4,390,000)
Communicable, maternal, neonatal, and nutritional diseases	62,600 (59,000 to 66,200)	12,200 (11,600 to 12,800)	27,900 (23,700 to 32,400)	20,700 (16,200 to 25,600)	6,700 (4,900 to 8,900)	6,200 (4,500 to 8,300)	11,900 (8,700 to 15,800)	13,100 (9,500 to 17,400)	17,300 (12,600 to 22,900)	19,600 (14,300 to 25,900)	19,700 (14,400 to 26,000)	19,900 (14,600 to 26,200)	20,000 (14,700 to 26,400)	19,900 (14,600 to 26,200)	19,800 (14,500 to 26,000)	19,600 (14,400 to 25,800)	19,400 (14,200 to 25,500)	19,200 (14,000 to 25,200)	19,000 (13,800 to 24,900)	18,800 (13,600 to 24,600)	18,600 (13,400 to 24,300)	18,400 (13,200 to 24,000)	18,200 (13,000 to 23,800)	8,230 (5,900 to 10,800)	3,903 (2,800 to 5,100)	1,113 (799 to 1,460)	368,000
HIV/AIDS and sexually transmitted infections	2,970 (2,560 to 3,420)	622 (464 to 793)	2,220 (1,540 to 3,220)	1,200 (729 to 2,010)	146 (72 to 259)	112 (53 to 203)	239 (117 to 418)	527 (258 to 918)	1,240 (606 to 2,160)	2,020 (990 to 3,520)	2,610 (1,280 to 4,540)	3,260 (1,600 to 5,670)	3,950 (1,940 to 6,870)	4,620 (2,270 to 8,040)	5,270 (2,590 to 9,170)	5,900 (2,900 to 10,300)	6,510 (3,200 to 11,300)	7,080 (3,480 to 12,300)	7,610 (3,740 to 13,200)	8,090 (3,980 to 14,100)	8,520 (4,190 to 14,800)	8,890 (4,370 to 15,500)	9,190 (4,520 to 16,000)	4,250 (2,090 to 7,400)	2,170 (1,070 to 3,780)	619 (304 to 1,080)	104,000
HIV/AIDS	2,960 (2,550 to 3,410)	620 (462 to 791)	2,210 (1,530 to 3,210)	1,190 (723 to 2,000)	144 (71 to 256)	110 (52 to 200)	236 (116 to 413)	520 (255 to 906)	1,220 (598 to 2,130)	1,990 (976 to 3,470)	2,570 (1,260 to 4,480)	3,210 (1,580 to 5,590)	3,890 (1,910 to 6,770)	4,550 (2,240 to 7,920)	5,190 (2,550 to 9,030)	5,810 (2,850 to 10,100)	6,410 (3,150 to 11,100)	6,970 (3,430 to 12,100)	7,490 (3,680 to 13,000)	7,970 (3,920 to 13,900)	8,390 (4,130 to 14,600)	8,750 (4,300 to 15,200)	9,050 (4,450 to 15,800)	9,290 (4,570 to 16,200)	4,180 (2,060 to 7,300)	2,140 (1,050 to 3,720)	610 (300 to 1,060)	102,000
HIV/AIDS - Drug-susceptible Tuberculosis	0 (0 to 0)	0 (0 to 0)	0 (0 to 0)	0 (0 to 0)	0 (0 to 0)	0 (0 to 0)	0 (0 to 0)	0 (0 to 0)	0 (0 to 0)	0 (0 to 0)	0 (0 to 0)	0 (0 to 0)	0 (0 to 0)	0 (0 to 0)	0 (0 to 0)	0 (0 to 0)	0 (0 to 0)	0 (0 to 0)	0 (0 to 0)	0 (0 to 0)	0 (0 to 0)	0 (0 to 0)	0 (0 to 0)	0 (0 to 0)	0 (0 to 0)	0 (0 to 0)	0 (0 to 0)	0
HIV/AIDS - Multidrug resistant Tuberculosis without extensive drug resistance	0 (0 to 0)	0 (0 to 0)	0 (0 to 0)	0 (0 to 0)	0 (0 to 0)	0 (0 to 0)	0 (0 to 0)	0 (0 to 0)	0 (0 to 0)	0 (0 to 0)	0 (0 to 0)	0 (0 to 0)	0 (0 to 0)	0 (0 to 0)	0 (0 to 0)	0 (0 to 0)	0 (0 to 0)	0 (0 to 0)	0 (0 to 0)	0 (0 to 0)	0 (0 to 0)	0 (0 to 0)	0 (0 to 0)	0 (0 to 0)	0 (0 to 0)	0 (0 to 0)	0 (0 to 0)	0
HIV/AIDS - Extensively drug-resistant Tuberculosis	0 (0 to 0)	0 (0 to 0)	0 (0 to 0)	0 (0 to 0)	0 (0 to 0)	0 (0 to 0)	0 (0 to 0)	0 (0 to 0)	0 (0 to 0)	0 (0 to 0)	0 (0 to 0)	0 (0 to 0)	0 (0 to 0)	0 (0 to 0)	0 (0 to 0)	0 (0 to 0)	0 (0 to 0)	0 (0 to 0)	0 (0 to 0)	0 (0 to 0)	0 (0 to 0)	0 (0 to 0)	0 (0 to 0)	0 (0 to 0)	0 (0 to 0)	0 (0 to 0)	0 (0 to 0)	29.9
HIV/AIDS resulting in other diseases	2 (0 to 5)	2 (0 to 6)	9 (6 to 13)	1,000 (718 to 1,300)	2 (1 to 4)	2 (1 to 4)	3 (1 to 5)	7 (3 to 12)	20 (9 to 34)	30 (14 to 50)	40 (19 to 67)	50 (24 to 82)	60 (29 to 97)	70 (34 to 110)	80 (39 to 130)	90 (44 to 140)	100 (49 to 160)	110 (54 to 170)	120 (59 to 190)	130 (64 to 200)	140 (69 to 220)	150 (74 to 230)	160 (79 to 250)	170 (84 to 260)	180 (89 to 280)	190 (94 to 290)	9 (5 to 14)	9,990
Sexually transmitted infections excluding HIV	1,070 (964 to 1,200)	209 (167 to 255)	215 (119 to 344)	1,170 (618 to 2,010)	2 (1 to 5)	2 (1 to 5)	2 (1 to 5)	2 (1 to 5)	2 (1 to 5)	2 (1 to 5)	2 (1 to 5)	2 (1 to 5)	2 (1 to 5)	2 (1 to 5)	2 (1 to 5)	2 (1 to 5)	2 (1 to 5)	2 (1 to 5)	2 (1 to 5)	2 (1 to 5)	2 (1 to 5)	2 (1 to 5)	2 (1 to 5)	2 (1 to 5)	2 (1 to 5)	2 (1 to 5)	2 (1 to 5)	2 (1 to 5)	2,360
Syphilis	1,070 (964 to 1,200)	209 (167 to 255)	215 (119 to 344)	1,170 (618 to 2,010)	2 (1 to 5)	2 (1 to 5)	2 (1 to 5)	2 (1 to 5)	2 (1 to 5)	2 (1 to 5)	2 (1 to 5)	2 (1 to 5)	2 (1 to 5)	2 (1 to 5)	2 (1 to 5)	2 (1 to 5)	2 (1 to 5)	2 (1 to 5)	2 (1 to 5)	2 (1 to 5)	2 (1 to 5)	2 (1 to 5)	2 (1 to 5)	2 (1 to 5)	2 (1 to 5)	2 (1 to 5)	2 (1 to 5)	2 (1 to 5)	1,760
Chlamydial infection	0 (0 to 0)	0 (0 to 0)	0 (0 to 0)	0 (0 to 0)	0 (0 to 0)	0 (0 to 0)	0 (0 to 0)	0 (0 to 0)	0 (0 to 0)	0 (0 to 0)	0 (0 to 0)	0 (0 to 0)	0 (0 to 0)	0 (0 to 0)	0 (0 to 0)	0 (0 to 0)	0 (0 to 0)	0 (0 to 0)	0 (0 to 0)



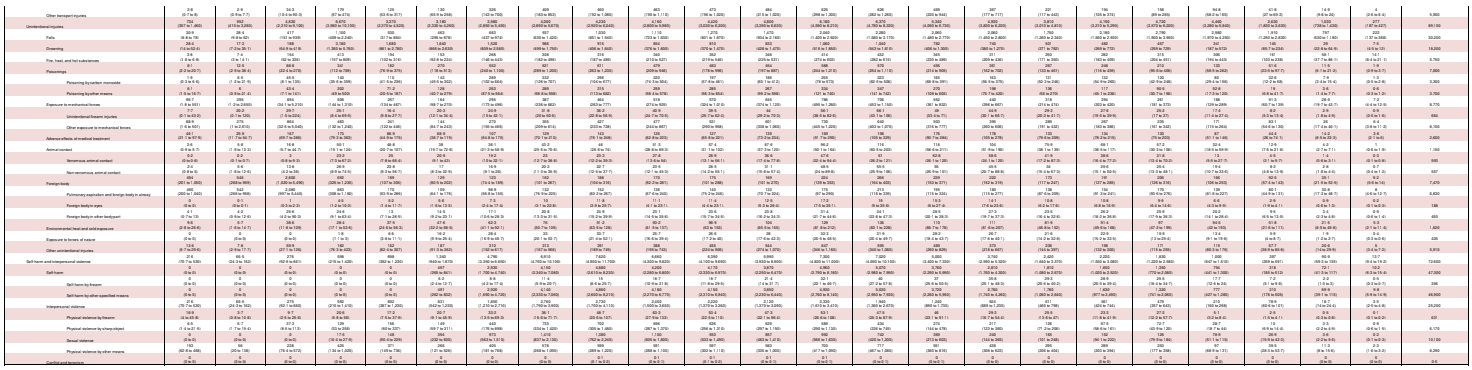

SR Table 2b: Romania DALYS by cause and age group for females with 95% uncertainty intervals, 2019

Cause	Early Neonatal	Late Neonatal	Post Neonatal	1 to 4	5 to 9	10 to 14	15 to 19	20 to 24	25 to 29	30 to 34	35 to 39	40 to 44	45 to 49	50 to 54	55 to 59	60 to 64	65 to 69	70 to 74	75 to 79	80 to 84	85 to 89	90 to 94	95 plus	Total
All causes	17,200 (14,100 to 20,600)	8,990 (7,170 to 10,900)	20,900 (16,700 to 25,200)	20,900 (16,700 to 25,200)	10,400 (7,970 to 13,000)	10,600 (8,060 to 13,400)	10,700 (8,110 to 13,600)	11,200 (8,500 to 14,200)	12,300 (9,310 to 15,600)	14,000 (10,600 to 17,800)	16,500 (12,400 to 20,900)	19,600 (14,600 to 24,900)	23,700 (17,600 to 30,200)	29,000 (21,500 to 37,000)	35,800 (26,500 to 45,800)	43,900 (32,400 to 56,200)	53,200 (39,200 to 68,000)	63,600 (46,800 to 81,400)	74,600 (54,900 to 95,600)	86,000 (63,200 to 110,000)	97,000 (71,000 to 124,000)	107,000 (78,000 to 137,000)	117,000 (85,000 to 150,000)	24,000 (17,000 to 31,000)	3,400,000
Communicable, maternal, neonatal, and nutritional diseases	12,700 (10,100 to 15,900)	6,980 (5,190 to 9,100)	11,700 (8,900 to 15,100)	7,290 (5,410 to 9,770)	5,460 (3,810 to 7,670)	5,210 (3,610 to 7,300)	5,060 (3,520 to 7,070)	4,970 (3,500 to 6,900)	5,230 (3,650 to 7,200)	7,240 (5,050 to 9,900)	7,960 (5,520 to 10,700)	7,900 (5,370 to 10,900)	9,000 (6,060 to 12,600)	9,620 (6,320 to 13,700)	8,280 (5,160 to 11,200)	10,400 (6,110 to 13,900)	7,700 (4,070 to 10,600)	7,300 (3,620 to 9,970)	7,300 (3,420 to 9,900)	6,270 (2,970 to 8,550)	4,200 (1,970 to 5,800)	1,490 (700 to 2,050)	371 (167 to 506)	169,000
HIV/AIDS and sexually transmitted infections	2.6 (1.8 to 3.6)	1.5 (1.0 to 2.1)	76 (52 to 105)	450 (310 to 620)	69.3 (47.7 to 95.5)	69.0 (47.5 to 95.1)	74.0 (50.9 to 102)	77.0 (53.0 to 106)	79.0 (54.4 to 109)	84.0 (57.8 to 116)	91.0 (62.6 to 126)	99.0 (68.2 to 137)	110 (75.7 to 152)	120 (82.7 to 166)	130 (89.4 to 180)	140 (96.3 to 193)	150 (103 to 207)	160 (110 to 221)	170 (117 to 234)	180 (124 to 248)	190 (131 to 262)	200 (138 to 276)	210 (145 to 290)	52 (36 to 72)	4,200
HIV/AIDS	0 (0 to 0)	0 (0 to 0)	19.7 (11.7 to 29)	13.2 (8.8 to 18.6)	18.1 (10.9 to 28.2)	17.6 (10.6 to 27.5)	29.6 (18.6 to 45.8)	78.1 (49.1 to 118)	77.5 (48.7 to 117)	57.4 (37.0 to 83.8)	52.1 (33.3 to 78.4)	38.1 (23.6 to 58.1)	22.5 (13.6 to 33.6)	9.6 (5.4 to 14.7)	8.6 (4.6 to 13.7)	9.1 (4.7 to 14.8)	7.5 (3.6 to 13.2)	7.5 (3.4 to 13.6)	7.5 (3.4 to 13.6)	7.5 (3.4 to 13.6)	7.5 (3.4 to 13.6)	7.5 (3.4 to 13.6)	2.2 (1.0 to 4.1)	760 (460 to 1,200)
HIV/AIDS - Drug-susceptible Tuberculosis	0 (0 to 0)	0 (0 to 0)	19.7 (12.0 to 29.9)	13.2 (9.0 to 19.1)	18.1 (10.9 to 28.2)	17.6 (10.6 to 27.5)	29.6 (18.6 to 45.8)	78.1 (49.1 to 118)	77.5 (48.7 to 117)	57.4 (37.0 to 83.8)	52.1 (33.3 to 78.4)	38.1 (23.6 to 58.1)	22.5 (13.6 to 33.6)	9.6 (5.4 to 14.7)	8.6 (4.6 to 13.7)	9.1 (4.7 to 14.8)	7.5 (3.6 to 13.2)	7.5 (3.4 to 13.6)	7.5 (3.4 to 13.6)	7.5 (3.4 to 13.6)	7.5 (3.4 to 13.6)	7.5 (3.4 to 13.6)	2.2 (1.0 to 4.1)	508
HIV/AIDS - Multidrug-resistant Tuberculosis without extensi	0 (0 to 0)	0 (0 to 0)	0 (0 to 0)	0 (0 to 0)	0 (0 to 0)	0 (0 to 0)	0 (0 to 0)	0 (0 to 0)	0 (0 to 0)	0 (0 to 0)	0 (0 to 0)	0 (0 to 0)	0 (0 to 0)	0 (0 to 0)	0 (0 to 0)	0 (0 to 0)	0 (0 to 0)	0 (0 to 0)	0 (0 to 0)	0 (0 to 0)	0 (0 to 0)	0 (0 to 0)	0 (0 to 0)	0 (0 to 0)	0
HIV/AIDS - Extensively drug-resistant Tuberculosis	0 (0 to 0)	0 (0 to 0)	0 (0 to 0)	0 (0 to 0)	0 (0 to 0)	0 (0 to 0)	0 (0 to 0)	0 (0 to 0)	0 (0 to 0)	0 (0 to 0)	0 (0 to 0)	0 (0 to 0)	0 (0 to 0)	0 (0 to 0)	0 (0 to 0)	0 (0 to 0)	0 (0 to 0)	0 (0 to 0)	0 (0 to 0)	0 (0 to 0)	0 (0 to 0)	0 (0 to 0)	0 (0 to 0)	0 (0 to 0)	0
HIV/AIDS resulting in other diseases	2.6 (1.8 to 3.6)	1.5 (1.0 to 2.1)	56.2 (39.7 to 76.5)	437 (301 to 602)	51.2 (36.8 to 67.3)	52.4 (37.0 to 68.3)	44.4 (31.5 to 59.1)	1.1 (0.8 to 1.5)	1.5 (1.1 to 2.1)	27.6 (19.4 to 37.9)	39.4 (27.7 to 54.2)	61.0 (42.9 to 83.9)	87.5 (61.4 to 120)	111 (77.4 to 153)	122 (85.2 to 169)	131 (91.1 to 180)	143 (99.6 to 197)	152 (106 to 209)	162 (113 to 223)	172 (120 to 237)	182 (127 to 251)	193 (134 to 265)	203 (141 to 279)	50 (35 to 69)	3,800
Sexually transmitted infections excluding HIV	2.6 (1.8 to 3.6)	2.4 (1.6 to 3.3)	2.9 (2.0 to 4.1)	0.1 (0.1 to 0.2)	0.1 (0.1 to 0.2)	0.1 (0.1 to 0.2)	29.3 (19.2 to 42.2)	69.7 (45.7 to 101)	117 (77.0 to 169)	197 (129 to 285)	282 (185 to 407)	370 (243 to 534)	474 (311 to 684)	574 (377 to 828)	674 (443 to 972)	774 (507 to 1,120)	874 (573 to 1,260)	974 (639 to 1,410)	1,070 (702 to 1,550)	1,170 (768 to 1,690)	1,270 (834 to 1,840)	1,370 (899 to 1,980)	1,470 (965 to 2,130)	369 (242 to 534)	21,000
Syphilis	0 (0 to 0)	0 (0 to 0)	0 (0 to 0)	0 (0 to 0)	0 (0 to 0)	0 (0 to 0)	2.4 (1.2 to 4.2)	7.1 (3.5 to 12.4)	11.9 (5.9 to 20.7)	20.1 (9.9 to 34.9)	28.8 (14.2 to 50.1)	37.8 (18.6 to 65.7)	48.4 (23.8 to 84.1)	58.6 (28.8 to 102)	68.8 (33.8 to 119)	79.0 (38.8 to 137)	89.2 (43.9 to 155)	99.4 (48.9 to 173)	109 (53.9 to 190)	120 (59.0 to 208)	130 (64.0 to 226)	140 (69.0 to 243)	150 (74.0 to 261)	38 (18.6 to 65.9)	2,200
Chlamydial infection	0 (0 to 0)	0 (0 to 0)	0 (0 to 0)	0 (0 to 0)	0 (0 to 0)	0 (0 to 0)	1.5 (0.3 to 3.9)	3.2 (0.7 to 8.1)	4.6 (1.0 to 11.5)	6.1 (1.4 to 15.2)	7.6 (1.8 to 18.8)	9.0 (2.2 to 22.2)	10.5 (2.6 to 25.6)	11.9 (3.0 to 28.9)	13.4 (3.4 to 32.3)	14.8 (3.8 to 35.6)	16.3 (4.2 to 38.9)	17.8 (4.6 to 42.2)	19.3 (5.0 to 45.6)	20.7 (5.4 to 48.9)	22.2 (5.8 to 52.2)	23.7 (6.2 to 55.5)	25.2 (6.6 to 58.8)	6.5 (1.7 to 15.1)	382
Gonococcal infection	0 (0 to 0)	0 (0 to 0)	0 (0 to 0)	0 (0 to 0)	0 (0 to 0)	0 (0 to 0)	0.9 (0.1 to 2.4)	2.1 (0.3 to 5.4)	3.3 (0.5 to 8.1)	4.5 (0.6 to 11.1)	5.7 (0.8 to 14.1)	6.9 (1.0 to 17.1)	8.1 (1.2 to 20.1)	9.3 (1.4 to 23.1)	10.5 (1.6 to 26.1)	11.7 (1.8 to 29.1)	12.9 (2.0 to 32.1)	14.1 (2.2 to 35.1)	15.3 (2.4 to 38.1)	16.5 (2.6 to 41.1)	17.7 (2.8 to 44.1)	18.9 (3.0 to 47.1)	20.1 (3.2 to 50.1)	5.2 (0.8 to 13.1)	305
Trichomoniasis	0 (0 to 0)	0 (0 to 0)	0 (0 to 0)	0 (0 to 0)	0 (0 to 0)	0 (0 to 0)	0.1 (0.0 to 0.3)	0.2 (0.0 to 0.6)	0.3 (0.0 to 0.8)	0.4 (0.1 to 1.0)	0.5 (0.1 to 1.3)	0.6 (0.1 to 1.6)	0.7 (0.1 to 1.9)	0.8 (0.1 to 2.2)	0.9 (0.1 to 2.5)	1.0 (0.1 to 2.8)	1.1 (0.1 to 3.1)	1.2 (0.1 to 3.4)	1.3 (0.1 to 3.7)	1.4 (0.1 to 4.0)	1.5 (0.1 to 4.3)	1.6 (0.1 to 4.6)	1.7 (0.1 to 4.9)	0.4 (0.0 to 1.2)	26
Genital herpes	0 (0 to 0)	0 (0 to 0)	0 (0 to 0)	0 (0 to 0)	0 (0 to 0)	0 (0 to 0)	0.1 (0.0 to 0.2)	0.2 (0.0 to 0.5)	0.3 (0.0 to 0.7)	0.4 (0.1 to 0.9)	0.5 (0.1 to 1.1)	0.6 (0.1 to 1.4)	0.7 (0.1 to 1.6)	0.8 (0.1 to 1.9)	0.9 (0.1 to 2.2)	1.0 (0.1 to 2.4)	1.1 (0.1 to 2.7)	1.2 (0.1 to 2.9)	1.3 (0.1 to 3.2)	1.4 (0.1 to 3.5)	1.5 (0.1 to 3.7)	1.6 (0.1 to 4.0)	1.7 (0.1 to 4.2)	0.4 (0.0 to 1.1)	22
Other sexually transmitted infections	0 (0 to 0)	0 (0 to 0)	0 (0 to 0)	0 (0 to 0)	0 (0 to 0)	0 (0 to 0)	0.1 (0.0 to 0.2)	0.2 (0.0 to 0.5)	0.3 (0.0 to 0.7)	0.4 (0.1 to 0.9)	0.5 (0.1 to 1.1)	0.6 (0.1 to 1.4)	0.7 (0.1 to 1.6)	0.8 (0.1 to 1.9)	0.9 (0.1 to 2.2)	1.0 (0.1 to 2.4)	1.1 (0.1 to 2.7)	1.2 (0.1 to 2.9)	1.3 (0.1 to 3.2)	1.4 (0.1 to 3.5)	1.5 (0.1 to 3.7)	1.6 (0.1 to 4.0)	1.7 (0.1 to 4.2)	0.4 (0.0 to 1.1)	22
Respiratory infections and tuberculosis	1,660 (1,360 to 2,020)	1,660 (1,360 to 2,020)	2,970 (2,370 to 3,660)	1,470 (1,170 to 1,810)	1,020 (1,160 to 1,400)	1,010 (1,160 to 1,400)	1,040 (1,160 to 1,400)	1,080 (1,160 to 1,400)	1,210 (1,160 to 1,400)	1,400 (1,160 to 1,400)	1,640 (1,160 to 1,400)	1,940 (1,160 to 1,400)	2,340 (1,160 to 1,400)	2,920 (1,160 to 1,400)	3,560 (1,160 to 1,400)	4,350 (1,160 to 1,400)	5,270 (1,160 to 1,400)	6,230 (1,160 to 1,400)	7,190 (1,160 to 1,400)	8,150 (1,160 to 1,400)	9,110 (1,160 to 1,400)	10,100 (1,160 to 1,400)	11,000 (1,160 to 1,400)	2,310 (1,160 to 1,400)	75,900
Tuberculosis	1,660 (1,360 to 2,020)	1,660 (1,360 to 2,020)	2,970 (2,370 to 3,660)	1,470 (1,170 to 1,810)	1,020 (1,160 to 1,400)	1,010 (1,160 to 1,400)	1,040 (1,160 to 1,400)	1,080 (1,160 to 1,400)	1,210 (1,160 to 1,400)	1,400 (1,160 to 1,400)	1,640 (1,160 to 1,400)	1,940 (1,160 to 1,400)	2,340 (1,160 to 1,400)	2,920 (1,160 to 1,400)	3,560 (1,160 to 1,400)	4,350 (1,160 to 1,400)	5,270 (1,160 to 1,400)	6,230 (1,160 to 1,400)	7,190 (1,160 to 1,400)	8,150 (1,160 to 1,400)	9,110 (1,160 to 1,400)	10,100 (1,160 to 1,400)	11,000 (1,160 to 1,400)	2,310 (1,160 to 1,400)	75,900
Latent tuberculosis infection	0 (0 to 0)	0 (0 to 0)	0 (0 to 0)	0 (0 to 0)	0 (0 to 0)	0 (0 to 0)	0 (0 to 0)	0 (0 to 0)	0 (0 to 0)	0 (0 to 0)	0 (0 to 0)	0 (0 to 0)	0 (0 to 0)	0 (0 to 0)	0 (0 to 0)	0 (0 to 0)	0 (0 to 0)	0 (0 to 0)	0 (0 to 0)	0 (0 to 0)	0 (0 to 0)	0 (0 to 0)	0 (0 to 0)	0 (0 to 0)	0
Drug-susceptible tuberculosis	1,660 (1,360 to 2,020)	1,660 (1,360 to 2,020)	2,970 (2,370 to 3,660)	1,470 (1,170 to 1,810)	1,020 (1,160 to 1,400)	1,010 (1,160 to 1,400)	1,040 (1,160 to 1,400)	1,080 (1,160 to 1,400)	1,210 (1,160 to 1,400)	1,400 (1,160 to 1,400)	1,640 (1,160 to 1,400)	1,940 (1,160 to 1,400)	2,340 (1,160 to 1,400)	2,920 (1,160 to 1,400)	3,560 (1,160 to 1,400)	4,350 (1,160 to 1,400)	5,270 (1,160 to 1,400)	6,230 (1,160 to 1,400)	7,190 (1,160 to 1,400)	8,150 (1,160 to 1,400)	9,110 (1,160 to 1,400)	10,100 (1,160 to 1,400)	11,000 (1,160 to 1,400)	2,310 (1,160 to 1,400)	75,900
Multidrug-resistant tuberculosis without extensive drug-res	0 (0 to 0)	0 (0 to 0)	0 (0 to 0)	0 (0 to 0)	0 (0 to 0)	0 (0 to 0)	0 (0 to 0)	0 (0 to 0)	0 (0 to 0)	0 (0 to 0)	0 (0 to 0)	0 (0 to 0)	0 (0 to 0)	0 (0 to 0)	0 (0 to 0)	0 (0 to 0)	0 (0 to 0)	0 (0 to 0)	0 (0 to 0)	0 (0 to 0)	0 (0 to 0)	0 (0 to 0)	0 (0 to 0)	0 (0 to 0)	0
Extensively drug-resistant tuberculosis	0 (0 to 0)	0 (0 to 0)	0 (0 to 0)	0 (0 to 0)	0 (0 to 0)	0 (0 to 0)	0 (0 to 0)	0 (0 to 0)	0 (0 to 0)	0 (0 to 0)	0 (0 to 0)	0 (0 to 0)	0 (0 to 0)	0 (0 to 0)	0 (0 to 0)	0 (0 to 0)	0 (0 to 0)	0 (0 to 0)	0 (0 to 0)	0 (0 to 0)	0 (0 to 0)	0 (0 to 0)	0 (0 to 0)	0 (0 to 0)	0
Lower respiratory infections	581 (466 to 726)	1,860 (1,360 to 2,020)	2,920 (2,370 to 3,660)	889 (707 to 1,120)	423 (337 to 533)	563 (448 to 709)	662 (527 to 834)	840 (668 to 1,060)	1,060 (842 to 1,340)	1,290 (1,030 to 1,630)	1,550 (1,230 to 1,950)	1,930 (1,540 to 2,430)	2,350 (1,870 to 2,960)	2,910 (2,320 to 3,670)	3,530 (2,810 to 4,450)	4,310 (3,430 to 5,430)	5,220 (4,150 to 6,580)	6,170 (4,900 to 7,770)	7,120 (5,660 to 8,970)	8,080 (6,420 to 10,200)	9,020 (7,170 to 11,400)	10,000 (7,940 to 12,600)	10,900 (8,660 to 13,800)	2,290 (1,820 to 2,900)	68,900
Upper respiratory infections	1,080 (0 to 0.4)	0 (0 to 0)	0 (0 to 0)	581 (1,160 to 1,400)	597 (1,160 to 1,400)	447 (1,160 to 1,400)	378 (1,160 to 1,400)	240 (1,160 to 1,400)	151 (1,160 to 1,400)	110 (1,160 to 1,400)	90 (1,160 to 1,400)	70 (1,160 to 1,400)	60 (1,160 to 1,400)	50 (1,160 to 1,400)	40 (1,160 to 1,400)	30 (1,160 to 1,400)	20 (1,160 to 1,400)	10 (1,160 to 1,400)	0 (1,160 to 1,400)	0 (1,160 to 1,400)	0 (1,160 to 1,400)	0 (1,160 to 1,400)	0 (1,160 to 1,400)	0 (1,160 to 1,400)	6,030
Otitis media	0 (0.3 to 0.4)	0 (1.1 to 1.4)	0 (0.1 to 0.1)	0 (1.1 to 1.4)	0 (0.1 to 0.1)	0 (0.1 to 0.1)	0 (0.1 to 0.1





SR Table 2b: Nyamira DALYS by cause and age group for females with 95% uncertainty intervals, 2019

Cause	Early Neonatal	Late Neonatal	Post Neonatal	1 to 4	5 to 9	10 to 14	15 to 19	20 to 24	25 to 29	30 to 34	35 to 39	40 to 44	45 to 49	50 to 54	55 to 59	60 to 64	65 to 69	70 to 74	75 to 79	80 to 84	85 to 89	90 to 94	95 plus	Total
All causes	4,214 (3,412 to 5,342)	1,769 (1,373 to 2,222)	3,990 (3,382 to 4,880)	3,222 (2,629 to 4,170)	1,786 (1,419 to 2,342)	1,760 (1,395 to 2,254)	2,266 (1,823 to 2,839)	2,699 (2,228 to 3,282)	3,208 (2,677 to 3,872)	3,482 (2,914 to 4,214)	3,859 (3,206 to 4,715)	4,260 (3,522 to 5,222)	5,230 (4,330 to 6,390)	6,490 (5,337 to 7,982)	7,650 (6,249 to 9,466)	8,772 (7,083 to 10,980)	9,230 (7,400 to 11,602)	9,858 (7,845 to 12,293)	10,206 (8,004 to 13,000)	10,366 (7,920 to 13,353)	10,114 (7,700 to 13,170)	9,824 (7,427 to 13,000)	127,000 (107,000 to 151,000)
Communicable, maternal, neonatal, and nutritional diseases	3,716 (2,922 to 4,679)	1,748 (1,370 to 2,200)	3,690 (2,959 to 4,600)	3,033 (2,472 to 3,755)	1,766 (1,429 to 2,262)	1,740 (1,395 to 2,254)	2,224 (1,820 to 2,728)	2,665 (2,220 to 3,212)	3,166 (2,664 to 3,775)	3,440 (2,902 to 4,112)	3,812 (3,189 to 4,615)	4,211 (3,502 to 5,122)	5,171 (4,309 to 6,276)	6,414 (5,287 to 7,849)	7,560 (6,203 to 9,320)	8,670 (7,042 to 10,800)	9,123 (7,340 to 11,400)	9,744 (7,757 to 12,107)	10,090 (7,906 to 12,800)	10,246 (7,827 to 13,187)	10,000 (7,614 to 13,000)	9,712 (7,339 to 12,800)	72,000 (59,000 to 89,000)
HIV/AIDS and sexually transmitted infections	316 (122 to 679)	64 (16 to 153)	428 (189 to 1,166)	280 (124 to 679)	172 (68 to 519)	314 (139 to 698)	1,020 (520 to 1,962)	1,710 (992 to 3,202)	3,156 (1,770 to 5,270)	4,810 (2,958 to 7,749)	5,202 (3,248 to 7,962)	4,340 (2,440 to 6,429)	3,256 (1,729 to 5,202)	1,990 (1,030 to 3,290)	1,060 (487 to 1,840)	502 (216 to 992)	209 (77 to 372)	89.8 (30 to 184)	39.7 (22 to 82.7)	8 (2 to 22.6)	2.1 (1 to 6.4)	0.8 (0 to 2.4)	29,600 (26,000 to 33,000)
HIV/AIDS	0 (0 to 0.1)	0.1 (0 to 0.3)	332 (121 to 1,160)	279 (119 to 679)	171 (69 to 518)	312 (139 to 696)	1,020 (520 to 1,962)	1,660 (917 to 3,233)	3,116 (1,670 to 5,200)	4,560 (2,939 to 7,393)	4,970 (3,228 to 7,830)	4,200 (2,430 to 6,415)	3,266 (2,220 to 5,270)	1,970 (1,030 to 3,280)	1,050 (483 to 1,830)	497 (216 to 991)	205 (77 to 370)	88.3 (30 to 184)	39.7 (21 to 82.4)	7.7 (2 to 22.1)	2.5 (0 to 6.7)	0.7 (0 to 1.7)	27,900 (25,000 to 31,000)
HIV/AIDS - Drug-susceptible Tuberculosis	0 (0 to 0)	0 (0 to 0)	41.9 (21 to 72)	33.5 (17.7 to 64.5)	11 (5.7 to 24.4)	23.6 (12.6 to 49.5)	216 (124 to 373)	427 (222 to 679)	644 (409 to 1,040)	1,260 (847 to 1,830)	1,340 (722 to 2,230)	1,160 (627 to 1,800)	891 (479 to 1,370)	513 (277 to 912)	270 (149 to 527)	126 (69 to 268)	50.5 (27 to 99.4)	23.4 (13 to 39.3)	9.3 (5 to 16.2)	1.5 (0.6 to 2.9)	0.6 (0.4 to 0.9)	0.2 (0.1 to 0.2)	7,250 (4,900 to 10,000)
HIV/AIDS - Multidrug-resistant Tuberculosis without extensive drug resistance	0 (0 to 0)	0 (0 to 0)	1.9 (0.1 to 7.1)	1.5 (0.1 to 5.7)	0.7 (0 to 2.9)	1.7 (0.1 to 6.5)	9.3 (0.6 to 34.2)	18.2 (1.2 to 67.1)	29.2 (1.9 to 108.2)	49.7 (3.3 to 179)	51.1 (3.4 to 182)	43.5 (2.9 to 155.2)	22.7 (1.5 to 82.1)	11.9 (0.7 to 43.9)	6.2 (0.4 to 23.1)	2.9 (0.2 to 10.9)	1.1 (0.1 to 4.1)	0.5 (0 to 1.9)	0.4 (0 to 1.5)	0.1 (0 to 0.3)	0 (0 to 0.1)	0 (0 to 0)	283 (19 to 1,000)
HIV/AIDS - Extensively drug-resistant Tuberculosis	0 (0 to 0)	0 (0 to 0)	0 (0 to 0)	0 (0 to 0)	0 (0 to 0)	0 (0 to 0)	0 (0 to 0)	0 (0 to 0)	0 (0 to 0)	0 (0 to 0)	0 (0 to 0)	0 (0 to 0)	0 (0 to 0)	0 (0 to 0)	0 (0 to 0)	0 (0 to 0)	0 (0 to 0)	0 (0 to 0)	0 (0 to 0)	0 (0 to 0)	0 (0 to 0)	0 (0 to 0)	0 (0 to 0)	3.9 (0.3 to 14)
HIV/AIDS resulting in other diseases	0 (0 to 0.1)	0.1 (0 to 0.2)	299 (98.1 to 896)	241 (98.6 to 596)	151 (61.1 to 398)	269 (110 to 596)	771 (396 to 1,700)	1,220 (624 to 2,602)	2,470 (1,270 to 4,780)	3,230 (1,700 to 6,900)	3,980 (1,988 to 8,410)	3,110 (2,070 to 5,430)	2,360 (1,320 to 4,410)	1,460 (769 to 2,770)	770 (407 to 1,520)	368 (186 to 746)	153 (77 to 329)	63.6 (32 to 129)	28.1 (12.3 to 59.4)	4.2 (1.7 to 10.6)	1.4 (0.6 to 3.1)	0.4 (0.2 to 1.3)	20,400 (10,000 to 41,000)
Sexually transmitted infections excluding HIV	316 (167 to 679)	64.7 (16 to 153)	96.2 (29.1 to 196)	41.2 (9.9 to 94.6)	20.7 (5.7 to 47.7)	1.4 (0.4 to 3.4)	0.4 (0.1 to 0.9)	0.1 (0 to 0.3)	0.1 (0 to 0.2)	0.1 (0 to 0.2)	0.1 (0 to 0.2)	0.1 (0 to 0.2)	0.1 (0 to 0.2)	0.1 (0 to 0.2)	0.1 (0 to 0.2)	0.1 (0 to 0.2)	0.1 (0 to 0.2)	0.1 (0 to 0.2)	0.1 (0 to 0.2)	0.1 (0 to 0.2)	0.1 (0 to 0.2)	0.1 (0 to 0.2)	647 (160 to 1,800)
Syphilis	316 (102 to 679)	64.7 (16 to 153)	76.4 (21.1 to 196)	2.3 (0.9 to 6.2)	0.4 (0.1 to 1.1)	0.4 (0.2 to 2.2)	0.2 (0.1 to 0.6)	0.1 (0 to 0.3)	0.1 (0 to 0.2)	0.1 (0 to 0.2)	0.1 (0 to 0.2)	0.1 (0 to 0.2)	0.1 (0 to 0.2)	0.1 (0 to 0.2)	0.1 (0 to 0.2)	0.1 (0 to 0.2)	0.1 (0 to 0.2)	0.1 (0 to 0.2)	0.1 (0 to 0.2)	0.1 (0 to 0.2)	0.1 (0 to 0.2)	0.1 (0 to 0.2)	472 (102 to 1,400)
Chlamydial infection	0 (0 to 0)	0 (0 to 0)	0 (0 to 0)	0 (0 to 0)	0 (0 to 0)	0 (0 to 0)	0.2 (0 to 0.6)	0.4 (0 to 0.9)	1.4 (0.5 to 3.1)	1.4 (0.5 to 3.1)	1.4 (0.5 to 3.2)	1.4 (0.6 to 3.2)	1.4 (0.6 to 3.2)	1.4 (0.6 to 3.2)	1.4 (0.6 to 3.2)	1.4 (0.6 to 3.2)	1.4 (0.6 to 3.2)	1.4 (0.6 to 3.2)	1.4 (0.6 to 3.2)	1.4 (0.6 to 3.2)	1.4 (0.6 to 3.2)	1.4 (0.6 to 3.2)	20 (4.4 to 52)
Gonococcal infection	0 (0 to 0)	0 (0 to 0)	0 (0 to 0)	0 (0 to 0)	0 (0 to 0)	0 (0 to 0)	0 (0 to 0.6)	0 (0 to 0.8)	0 (0 to 1.9)	0 (0 to 1.9)	0 (0 to 1.9)	0 (0 to 1.9)	0 (0 to 1.9)	0 (0 to 1.9)	0 (0 to 1.9)	0 (0 to 1.9)	0 (0 to 1.9)	0 (0 to 1.9)	0 (0 to 1.9)	0 (0 to 1.9)	0 (0 to 1.9)	0 (0 to 1.9)	0 (0 to 1.9)	34.2 (7.5 to 88.5)
Trichomoniasis	0 (0 to 0)	0 (0 to 0)	0 (0 to 0)	0 (0 to 0)	0 (0 to 0)	0 (0 to 0)	0.2 (0 to 0.6)	0.7 (0 to 1.7)	1.5 (0.4 to 3.2)	1.5 (0.3 to 3.2)	1.5 (0.3 to 3.2)	1.5 (0.3 to 3.2)	1.5 (0.3 to 3.2)	1.5 (0.3 to 3.2)	1.5 (0.3 to 3.2)	1.5 (0.3 to 3.2)	1.5 (0.3 to 3.2)	1.5 (0.3 to 3.2)	1.5 (0.3 to 3.2)	1.5 (0.3 to 3.2)	1.5 (0.3 to 3.2)	1.5 (0.3 to 3.2)	91.6 (20 to 240)
Genital herpes	0 (0 to 0)	0 (0 to 0)	0 (0 to 0)	0 (0 to 0)	0 (0 to 0)	0 (0 to 0)	0.4 (0.1 to 0.9)	0.4 (0.4 to 0.9)	0.8 (0.8 to 1.9)	0.8 (0.8 to 1.9)	0.8 (0.8 to 1.9)	0.8 (0.8 to 1.9)	0.8 (0.8 to 1.9)	0.8 (0.8 to 1.9)	0.8 (0.8 to 1.9)	0.8 (0.8 to 1.9)	0.8 (0.8 to 1.9)	0.8 (0.8 to 1.9)	0.8 (0.8 to 1.9)	0.8 (0.8 to 1.9)	0.8 (0.8 to 1.9)	0.8 (0.8 to 1.9)	22.5 (5.2 to 59)
Other sexually transmitted infections	0 (0 to 0)	0 (0 to 0)	0 (0 to 0)	0 (0 to 0)	0 (0 to 0)	0 (0 to 0)	0.4 (0.1 to 1.3)	0.8 (0.3 to 2.6)	1.6 (0.6 to 5.1)	1.6 (0.7 to 5.1)	1.6 (0.7 to 5.1)	1.6 (0.7 to 5.1)	1.6 (0.7 to 5.1)	1.6 (0.7 to 5.1)	1.6 (0.7 to 5.1)	1.6 (0.7 to 5.1)	1.6 (0.7 to 5.1)	1.6 (0.7 to 5.1)	1.6 (0.7 to 5.1)	1.6 (0.7 to 5.1)	1.6 (0.7 to 5.1)	1.6 (0.7 to 5.1)	47.9 (13.2 to 130)
Respiratory infections and tuberculosis	2,870 (2,871 to 3,869)	1,170 (1,170 to 1,454)	1,170 (1,170 to 1,454)	272 (272 to 1,962)	272 (272 to 1,962)	272 (272 to 1,962)	272 (272 to 1,962)	272 (272 to 1,962)	272 (272 to 1,962)	272 (272 to 1,962)	272 (272 to 1,962)	272 (272 to 1,962)	272 (272 to 1,962)	272 (272 to 1,962)	272 (272 to 1,962)	272 (272 to 1,962)	272 (272 to 1,962)	272 (272 to 1,962)	272 (272 to 1,962)	272 (272 to 1,962)	272 (272 to 1,962)	272 (272 to 1,962)	272 (272 to 1,962)	12,200 (12,200 to 14,000)
Tuberculosis	0 (0 to 0)	0 (0 to 0)	0 (0 to 0)	0 (0 to 0)	0 (0 to 0)	0 (0 to 0)	0 (0 to 0)	0 (0 to 0)	0 (0 to 0)	0 (0 to 0)	0 (0 to 0)	0 (0 to 0)	0 (0 to 0)	0 (0 to 0)	0 (0 to 0)	0 (0 to 0)	0 (0 to 0)	0 (0 to 0)	0 (0 to 0)	0 (0 to 0)	0 (0 to 0)	0 (0 to 0)	0 (0 to 0)	5,910 (1,100 to 14,000)
Latent tuberculosis infection	0 (0 to 0)	0 (0 to 0)	0 (0 to 0)	0 (0 to 0)	0 (0 to 0)	0 (0 to 0)	0 (0 to 0)	0 (0 to 0)	0 (0 to 0)	0 (0 to 0)	0 (0 to 0)	0 (0 to 0)	0 (0 to 0)	0 (0 to 0)	0 (0 to 0)	0 (0 to 0)	0 (0 to 0)	0 (0 to 0)	0 (0 to 0)	0 (0 to 0)	0 (0 to 0)	0 (0 to 0)	0 (0 to 0)	0 (0 to 0)
Drug-susceptible tuberculosis	0 (0 to 0)	0 (0 to 0)	0 (0 to 0)	0 (0 to 0)	0 (0 to 0)	0 (0 to 0)	0 (0 to 0)	0 (0 to 0)	0 (0 to 0)	0 (0 to 0)	0 (0 to 0)	0 (0 to 0)	0 (0 to 0)	0 (0 to 0)	0 (0 to 0)	0 (0 to 0)	0 (0 to 0)	0 (0 to 0)	0 (0 to 0)	0 (0 to 0)	0 (0 to 0)	0 (0 to 0)	0 (0 to 0)	0 (0 to 0)
Multidrug-resistant tuberculosis without extensive drug resistance	0 (0 to 0)	0 (0 to 0)	0 (0 to 0)	0 (0 to 0)	0 (0 to 0)	0 (0 to 0)	0 (0 to 0)	0 (0 to 0)	0 (0 to 0)	0 (0 to 0)	0 (0 to 0)	0 (0 to 0)	0 (0 to 0)	0 (0 to 0)	0 (0 to 0)	0 (0 to 0)	0 (0 to 0)	0 (0 to 0)	0 (0 to 0)	0 (0 to 0)	0 (0 to 0)	0 (0 to 0)	0 (0 to 0)	0 (0 to 0)
Extensively drug-resistant tuberculosis	0 (0 to 0)	0 (0 to 0)	0 (0 to 0)	0 (0 to 0)	0 (0 to 0)	0 (0 to 0)	0 (0 to 0)	0 (0 to 0)	0 (0 to 0)	0 (0 to 0)	0 (0 to 0)	0 (0 to 0)	0 (0 to 0)	0 (0 to 0)	0 (0 to 0)	0 (0 to 0)	0 (0 to 0)	0 (0 to 0)	0 (0 to 0)	0 (0 to 0)	0 (0 to 0)	0 (0 to 0)	0 (0 to 0)	0 (0 to 0)
Lower respiratory infections	2,870 (2,871 to 3,869)	1,170 (1,170 to 1,453)	1,170 (1,170 to 1,453)	272 (272 to 1,962)	272 (272 to 1,962)	272 (272 to 1,962)	272 (272 to 1,962)	272 (272 to 1,962)	272 (272 to 1,962)	272 (272 to 1,962)	272 (272 to 1,962)	272 (272 to 1,962)	272 (272 to 1,962)	272 (272 to 1,962)	272 (272 to 1,962)	272 (272 to 1,962)	272 (272 to 1,962)	272 (272 to 1,962)	272 (272 to 1,962)	272 (272 to 1,962)	272 (272 to 1,962)	272 (272 to 1,962)	272 (272 to 1,962)	12,200 (12,200 to 14,000)
Upper respiratory infections	0 (0 to 0.2)	0 (0 to 0.1)	11.9 (4.4 to 28.7)	4.5 (1.6 to 11.3)	48.4 (25.4 to 81.3)	25.5 (12.4 to 47.5)	46.3 (24.7 to 73.2)	37 (20.1 to 62.3)	29.9 (16.3 to 49.1)	24.6 (13.1 to 42)	20.1 (10.4 to 34.4)	19.2 (9.6 to 34.6)	11 (5.4 to 19.1)	8.2 (4.3 to 13.7)	6.6 (3.4 to 11.1)	4.8 (2.4 to 8.1)	1.8 (1.4 to 2.1)	1.3 (0.6 to 2.1)	0.5 (0.2 to 1.1)	0.3 (0.1 to 0.6)	0.1 (0 to 0.2)	0.1 (0 to 0.2)	359 (180 to 1,000)
Otitis media	0 (0 to 0)	0 (0 to 0)	2.3 (0.9 to 5.6)	19.3 (10.1 to 34.4)	22.2 (12.7 to 36.4)	13.4 (7.6 to 22.6)	11.7 (6.1 to 22.2)	8.5 (4.3 to 15.7)	6.8 (3.4 to 12.6)	5.4 (2.8 to 11.6)	4.5 (2.3 to 9.8)	4.5 (2.1 to 9.2)	2.7 (1.2 to 5.6)	2.7 (1.2 to 5.6)	2.1 (1.1 to 4.2)	1.5 (0.8 to 2.9)	0.8 (0.4 to 1.6)	0.4 (0.2 to 0.8)	0.2 (0.1 to 0.5)	0.1 (0.1 to 0.2)	0 (0 to 0.1)	0 (0 to 0.1)	122 (61 to 300)
Enteric infections	1,160 (1,160 to 2,360)	238 (82 to 1,026)	1,020 (448 to 2,120)	1,020 (448 to 2,120)	597 (263 to 1,240)	429 (189 to 892)	104 (46 to 216)	73.6 (32.4 to 153)	54.6 (24.1 to 113)	43.7 (19.2 to 90.8)	34.8 (15.3 to 72.4)	31.2 (13.7 to 64.9)	28.2 (12.4 to 58.6)	25.5 (11.2 to 53)	23.5 (10.3 to 48.9)	22.1 (9.7 to 45.9)	21.2 (9.3 to 44.1)	20.6 (9.1 to 42.8)	20.2 (8.9 to 42)	19.9 (8.7 to 41.4)	19.7 (8.7 to 41)	19.6 (8.6 to 40.8)	7,180 (3,200 to 15,000)
Diarrheal diseases	1,160 (599 to 2,360)	238 (74.7 to 913)	1,020 (367 to 2,000)	1,020 (335 to 1,900)	597 (215 to 1,170)	429 (154 to 839)	104 (37 to 203)	73.6 (26 to 144)	54.6 (19 to 107)	43.7 (15 to 85.6)	34.8 (12 to 68.2)	31.2 (10 to 61.2)	28.2 (9.7 to 55.2)	25.5 (8.7 to 50.1)	23.5 (7.9 to 46.1)	22.1 (7.5 to 43.3)	21.2 (7.2 to 41.6)	20.6 (7 to 40.4)	20.2 (6.9 to 39.6)	19.9 (6.8 to 39)	19.7 (6.7 to 38.6)	19.6 (6.6 to 38.4)	5,410 (1,900 to 10,000)
Typhoid and paratyphoid	0 (0 to 0)	0 (0 to 0)	0 (0.2 to 1.6)	85 (24.5 to 192)	141 (52.3 to 299)	192 (72.4 to 391)	177 (61.3 to 375)	89.6 (27.6 to 218)	23.2 (15 to 103)	13.4 (8.1 to 59.6)	9.3 (4.6 to 29.3)	7.3 (3.1 to 17.4)	6.3 (2.3 to 15.4)	5.6 (2.3 to 15.4)	5.1 (1.6 to 11.1)	4.8 (1.3 to 9.6)	4.6 (1.3 to 9.2)	4.5 (1.3 to 9.2)	4.4 (1.3 to 9.2)	4.3 (1.3 to 9.2)	4.3 (1.3 to 9.2)	4.3 (1.3 to 9.2)	789 (230 to 1,900)
Typhoid fever	0 (0 to 0)	0 (0 to 0)	0 (0.2 to 1.6)	85 (23.1 to 185)	141 (50 to 285)	192 (69.4 to 381)	177 (58.6 to 361)	89.6 (26.4 to 207)	23.2 (14.4 to 97.3)	13.4 (7.8 to 53.3)	9.3 (4.4 to 28.3)	7.3 (2.9 to 17)	6.3 (2.1 to 15.1)	5.6 (2.1 to 15.1)	5.1 (1.5 to 10.9)	4.8 (1.2 to 9.3)	4.6 (1.2 to 9.2)	4.5 (1.2 to 9.2)	4.4 (1.2 to 9.2)	4.3 (1.2 to 9.2)	4.3 (1.2 to 9.2)	4.3 (1.2 to 9.2)	764 (220 to 1,900)
Paratyphoid fever	0 (0 to 0)	0 (0 to 0)	0 (0 to 0.1)	0.6 (0.9 to 9.2)	0.2 (1.8 to 13)	0.2 (4.6 to 19)	0.2 (2.3 to 17.9)	0.2 (1.3 to 10.4)	0.2 (0.6 to 4.6)	0.2 (0.3 to 3.7)	0.2 (0.2 to 3.1)	0.2 (0.1 to 2.7)	0.2 (0.1 to 2.7)	0.2 (0.1 to 2.7)	0.2 (0.1 to 2.7)	0.2 (0.1 to 2.7)	0.2 (0.1 to 2.7)	0.2 (0.1 to 2.7)	0.2 (0.1 to 2.7)	0.2 (0.1 to 2.7)	0.2 (0.1 to 2.7)	0.2 (0.1 to 2.7)	34-7
Invasive Non-typhoidal Salmonella (iNTS)	7.4 (3.6 to 13.3)	1.03 (0.7 to 2.6)	220 (67.6 to 2,640)	144 (166 to 590)	92.7 (71.4 to 339)	17.4 (23.4 to 127)	16.5 (17.7 to 112)	16.5 (12.3 to 118)	16.5 (10.5 to 85.4)	16.5 (9.5 to 47)	24.7 (7.2 to 59.4)	11.5 (5.1 to 39.4)	11 (3.6 to 29)	11 (3.5 to 29)	11 (3.5 to 29)	11 (3.5 to 29)	11 (3.5 to 29)	11 (3.5 to 29)	11 (3.5 to 29)	11 (3.5 to 29)	11 (3.5 to 29)	11 (3.5 to 29)	11 (3.5 to 29)	973 (290 to 3,100)
Other intestinal infectious diseases	0 (0 to 0)	0 (0 to 0)	0.5 (0.1 to 2.4)	0.5 (0.1 to 1.9)	0.5 (0 to 1.7)	0.5 (0 to 1.4)	0.5 (0 to 1.3)	0.5 (0 to 0.7)	0.5 (0 to 1.4)	0.5 (0 to 1.4)	0.5 (0 to 1.4)	0.5 (0 to 1.4)	0.5 (0 to 1.4)	0.5 (0 to 1.4)	0.5 (0 to 1.4)	0.5 (0 to 1.4)	0.5 (0 to 1.4)	0.5 (0 to 1.4)	0.5 (0 to 1.4)	0.5 (0 to 1.4)	0.5 (0 to 1.4)	0.5 (0 to 1.4)	0.5 (0 to 1.4)	4.3 (1.1 to 11)
Neglected tropical diseases and malaria	0 (0 to 0)	0 (94.7 to 750)	293 (257 to 1,900)	293 (239 to 1,460)	293 (112 to 549)	293 (119 to 549)	293 (124 to 554)	293 (107 to 616)	293 (103 to 797)	293 (102 to 901)	293 (102 to 1,000)	293 (111 to 1,060)	293 (102 to 1,040)	293 (102 to 1,040)	293 (102 to 1,040)	293 (102 to 1,040)	293 (102 to 1,040)	293 (102 to 1,040)	293 (102 to 1,040)	293 (102 to 1,040)	293 (102 to 1,040)	293 (102 to 1,040)	293 (102 to 1,040)	9,688 (3,300 to 22,000)
Malaria	0 (0 to 0)	0 (94.4 to 750)	293 (253 to 1,900)	293 (239 to 1,460)	293 (112 to 549)	293 (119 to 549)	293 (124 to 554)	293 (107 to 616)	293 (103 to 797)	293 (102 to 901)	293 (102 to 1,000)	293 (111 to 1,060)	293 (102 to 1,040)	293 (102 to 1,040)	293 (102 to 1,040)	293 (102 to 1,040)	293 (102 to 1,040)	293 (102 to 1,040)	293 (102 to 1,040)	293 (102 to 1,040)	293 (102 to 1,040)	293 (102 to 1,040)	293 (102 to 1,040)	4,700 (1,600 to 11,000)
Chagas disease	0 (0 to 0)	0 (0 to 0)	0 (0 to 0)	0 (0 to 0)	0 (0 to 0)	0 (0 to 0)	0 (0 to 0)	0 (0 to 0)	0 (0 to 0)	0 (0 to 0)	0 (0 to 0)	0 (0 to 0)	0 (0 to 0)	0 (0 to 0)	0 (0 to 0)	0 (0 to 0)	0 (0 to 0)	0 (0 to 0)	0 (0 to 0)	0 (0 to 0)	0 (0 to 0)	0 (0 to 0)	0 (0 to 0)	0 (0 to 0)
Leishmaniasis	0 (0 to 0)	0 (0 to 0)	0 (0 to 0)	0 (0 to 0)	0 (0 to 0)	0 (0 to 0)	0 (0 to 0)	0 (0 to 0)	0 (0 to 0)	0 (0 to 0)	0 (0 to 0)	0 (0 to 0)	0 (0 to 0)	0 (0 to 0)	0 (0 to 0)	0 (0 to 0)	0 (0 to 0)	0 (0 to 0)	0 (0 to 0)	0 (0 to 0)	0 (0 to 0)	0 (0 to 0)	0 (0 to 0)	0 (0 to 0)
Visceral leishmaniasis	0 (0 to 0)	0 (0 to 0)	0 (0 to 0)	0 (0 to 0)	0 (0 to 0)	0 (0 to 0)	0 (0 to 0)	0 (0 to 0)	0 (0 to 0)	0 (0 to 0)	0 (0 to 0)	0 (0 to 0)	0 (0 to 0)	0 (0 to 0)	0 (0 to 0)	0 (0 to 0)	0 (0 to 0)	0 (0 to 0)	0 (0 to 0)	0 (0 to 0)	0 (0 to 0)	0 (0 to 0)	0 (0 to 0)	0 (0 to 0)
Cutaneous and mucocutaneous leishmaniasis	0 (0 to 0)	0 (0 to 0)	0 (0 to 0)	0 (0 to 0)	0 (0 to 0)	0 (0 to 0)	0 (0 to 0)	0 (0 to 0)	0 (0 to 0)	0 (0 to 0)	0 (0 to 0)	0 (0 to 0)	0 (0 to 0)	0 (0 to 0)	0 (0 to 0)	0 (0 to 0)	0 (0 to 0)	0 (0 to 0)	0 (0 to 0)	0 (0 to 0)	0 (0 to 0)	0 (0 to 0)	0 (0 to 0)	0 (0 to 0)
African trypanosomiasis	0 (0 to 0)	0 (0 to 0)	0 (0 to 0)	0 (0 to 0)	0 (0 to 0)	0 (0 to 0)	0 (0 to 0)	0 (0 to 0)	0 (0 to 0)	0 (0 to 0)	0 (0 to 0)	0 (0 to 0)	0 (0 to 0)	0 (0 to 0)	0 (0 to 0)	0 (0 to 0)	0 (0 to 0)	0 (0 to 0)	0 (0 to 0)	0 (0 to 0)	0 (0 to 0)	0 (0 to 0)	0 (0 to 0)	0 (0 to 0)
Schistosomiasis	0 (0 to 0)	0 (0 to 0)	3.4 (0.9 to 9.2)	22.6 (9.1 to 47.9)	36.4 (13.3 to 79.7)	43.3 (16.3 to 90.3)	49.1 (18.4 to 103)	49.2 (18.4 to 103)	49.2 (18.4 to 103)	49.2 (18.4 to 103)	49.2 (18.4 to 103)	49.2 (18.4 to 103)	49.2 (18.4 to 103)	49.2 (18.4 to 103)	49.2 (18.4 to 103)	49.2 (18.4 to 103)	49.2 (18.4 to 103)	49.2 (18.4 to 103)	49.2 (18.4 to 103)	49.2 (18.4 to 103)	49.2 (18.4 to 103)	49.2 (18.4 to 103)	49.2 (18.4 to 103)	617 (170 to 1,600)
Cysticercosis	0 (0 to 0)	0 (0 to 0)	0 (0 to 0)	0.2 (0 to 0.7)	0.6 (0.1 to 2.4)	0.7 (0.1 to 2.4)	0.8 (0.2 to 2.6)	0.7 (0.2 to 2.4)	0.6 (0.2 to 2.3)	0.5 (0.2 to 2.1)	0.5 (0.2 to 2.1)	0.5 (0.2 to 2.1)	0.5 (0.2 to 2.1)	0.5 (0.2 to 2.1)	0.5 (0.2 to 2.1)	0.5 (0.2 to 2.1)	0.5 (0.2 to 2.1)	0.5 (0.2 to 2.1)	0.5 (0.2 to 2.1)	0.5 (0.2 to 2.1)	0.5 (0.2 to 2.1)	0.5 (0.2 to 2.1)	0.5 (0.2 to 2.1)	107 (29 to 300)
Cystic echinococcosis	0 (0 to 0)	0 (0 to 0)	0 (0 to 0)	0.5 (0.1 to 2.4)	0.5 (0.1 to 1.9)	0.5 (0 to 1.7)	0.5 (0 to 1.4)	0.5 (0 to 1.3)	0.5 (0 to 1.4)	0.5 (0 to 1.4)	0.5 (0 to 1.4)	0.5 (0 to 1.4)	0.5 (0 to 1.4)	0.5 (0 to 1.4)	0.5 (0 to 1.4)	0.5 (0 to 1.4)	0.5 (0 to 1.4)	0.5 (0 to 1.4)	0.5 (0 to 1.4)	0.5 (0 to 1.4)	0.5 (0 to 1.4)	0.5 (0 to 1.4)	0.5 (0 to 1.4)	8.5 (2.1 to 23)
Lymphatic filariasis	0 (0 to 0)	0 (0 to 0)	0 (0 to 0)	0 (4.6 to 12.5)	0 (4.6 to 12.1)	0 (4.6 to 10.7)	0 (3.2 to 9.6)	0 (2.6 to 9)	0 (2.6 to 8.7)	0 (2.7 to 7.7)	0 (2.6 to 8.1)	0 (2.6 to 8.1)	0 (2.6 to 8.1)	0 (2.6 to 8.1)	0 (2.6 to 8.1)	0 (2.6 to 8.1)	0 (2.6 to 8.1)	0 (2.6 to 8.1)	0 (2.6 to 8.1)	0 (2.6 to 8.1)	0 (2.6 to 8.1)	0 (2.6 to 8.1)	0 (2.6 to 8.1)	56.9 (14 to 150)
Onchocerciasis	0 (0 to 0)	0 (0 to 0)	0 (0 to 0)	0 (0 to 0)	0 (0 to 0)	0 (0 to 0)	0 (0 to 0)	0 (0 to 0)	0 (0 to 0)	0 (0 to 0)	0 (0 to 0)	0 (0 to 0)	0 (0 to 0)	0 (0 to 0)	0 (0 to 0)	0 (0 to 0)	0 (0 to 0)	0 (0 to 0)	0 (0 to 0)	0 (0 to 0)	0 (0 to 0)	0 (0 to 0)	0 (0 to 0)	0 (0 to 0)
Trachoma	0 (0 to 0)	0 (0 to 0)	0 (0 to 0)	0 (0 to 0)	0 (0 to 0)	0 (0 to 0)	0 (0 to 0)	0 (0 to 0)	0 (0 to 0)	0 (0 to 0)	0 (0 to 0)	0 (0 to 0)	0 (0 to 0)	0 (0 to 0)	0 (0 to 0)	0 (0 to 0)	0 (0 to 0)	0 (0 to 0)	0 (0 to 0)	0 (0 to 0)	0 (0 to 0)	0 (0 to 0)	0 (0 to 0)	0 (0 to 0)
Dengue	0 (0 to 0)	0 (0 to 0)	0 (0 to 0.9)	2.5 (0 to 3.6)	2.5 (0 to 3.6)	2.4 (0 to 3.6)	2.5 (0 to 3.7)	2.5 (0 to 3.6)	1.9 (0 to 3.4)	1.3 (0 to 3.1)	1.3 (0 to 3.1)	0.7 (0 to 2.2)	0.7 (0 to 2.2)	0.7 (0 to 2.2)	0.7 (0 to 2.2)	0.7 (0 to 2.2)	0.7 (0 to 2.2)	0.7 (0 to 2.2)	0.7 (0 to 2.2)	0.7 (0 to 2.2)	0.7 (0 to 2.2)	0.7 (0 to 2.2)	0.7 (0 to 2.2)	17.5 (0 to 51)
Yellow fever	0 (0 to 0)	0 (0 to 0)	0 (0 to 0.1)	1.2 (0.1 to 5.2)	1.2 (0.1 to 5.2)	1.2 (0.1 to 5.2)	1.2 (0.1 to 5.2)	1.2 (0.1 to 5.2)	0.9 (0.1 to 4.4)	0.6 (0.1 to 3.4)	0.6 (0.1 to 3.4)	0.3 (0.1 to 2.4)	0.3 (0.1 to 2.4)	0.3 (0.1 to 2.4)	0.3 (0.1 to 2.4)	0.3 (0.1 to 2.4)	0.3 (0.1 to 2.4)	0.3 (0.1 to 2.4)	0.3 (0.1 to 2.4)	0.3 (0.1 to 2.4)	0.3 (0.1 to 2.4)	0.3 (0.1 to 2.4)	0.3 (0.1 to 2.4)	8.2 (2 to 21)
Rabies	0 (0 to 0)	0 (0 to 0)	0 (0 to 0.1)	0 (0 to 0.2)	0.2 (0 to 0.6)	0.2 (0 to 0.4)	0.2 (0 to 0.6)	0.2 (0 to 0.



| | | |

SR Table 2b: Nyandarua DALYS by cause and age group for females with 95% uncertainty intervals, 2019

Cause	Early Neonatal	Late Neonatal	Post Neonatal	1 to 4	5 to 9	10 to 14	15 to 19	20 to 24	25 to 29	30 to 34	35 to 39	40 to 44	45 to 49	50 to 54	55 to 59	60 to 64	65 to 69	70 to 74	75 to 79	80 to 84	85 to 89	90 to 94	95 plus	Total
All causes	1,814 (1,614 to 2,029)	1,102 (1,006 to 1,214)	1,506 (1,356 to 1,654)	5,606 (5,019 to 6,242)	3,509 (2,910 to 3,992)	3,104 (2,601 to 3,553)	3,703 (3,113 to 4,468)	4,469 (3,845 to 7,005)	4,964 (4,174 to 6,332)	5,330 (4,462 to 6,450)	6,019 (5,049 to 7,181)	6,844 (5,703 to 10,339)	8,009 (6,958 to 12,203)	9,284 (8,068 to 13,205)	10,744 (9,257 to 15,448)	12,460 (10,694 to 17,722)	14,240 (12,243 to 20,284)	16,161 (13,782 to 23,000)	18,260 (15,532 to 25,990)	20,511 (17,413 to 29,146)	22,911 (19,417 to 32,545)	25,450 (21,512 to 36,225)	28,124 (23,744 to 40,040)	132,693 (42.4 to 42.1k)
Communicable, maternal, neonatal, and nutritional diseases	8,992 (6,968 to 11,100)	3,535 (2,845 to 4,535)	3,959 (3,208 to 4,956)	1,750 (1,378 to 2,253)	1,490 (1,160 to 1,790)	2,280 (1,620 to 3,350)	2,460 (1,850 to 3,270)	3,140 (2,350 to 4,640)	3,810 (2,830 to 5,850)	4,600 (3,350 to 6,800)	4,490 (3,280 to 6,640)	4,060 (2,950 to 6,210)	3,960 (2,850 to 6,210)	2,960 (2,210 to 4,440)	2,010 (1,540 to 3,090)	1,260 (959 to 2,000)	1,050 (759 to 1,570)	925 (673 to 1,440)	453 (329 to 824)	211 (150 to 332)	65 (41 to 109)	19.9 (9.1 to 37.3)	58,400
HIV/AIDS and sexually transmitted infections	258 (94.2 to 506)	91.9 (19.2 to 114)	202 (101 to 349)	152 (58.9 to 241)	155 (62.7 to 285)	209 (111 to 329)	664 (355 to 1,240)	976 (538 to 1,860)	1,628 (849 to 2,856)	2,300 (1,260 to 4,000)	2,300 (1,270 to 3,920)	2,000 (1,110 to 3,550)	2,370 (1,360 to 4,000)	2,720 (1,560 to 4,720)	1,730 (1,000 to 2,760)	871 (496 to 1,430)	348 (204 to 627)	165 (91.3 to 293)	89.6 (48.9 to 154)	41.1 (23.4 to 72.7)	2.2 (1.1 to 4.5)	0.6 (0.3 to 1.3)	18,600
HIV/AIDS	0 (0 to 0)	0 (0 to 0.1)	99.1 (49.5 to 178)	148 (53.9 to 236)	152 (61 to 283)	207 (110 to 322)	651 (292 to 1,230)	958 (512 to 1,820)	1,600 (826 to 2,830)	2,260 (1,240 to 3,960)	2,260 (1,260 to 3,920)	2,000 (1,090 to 3,550)	2,330 (1,330 to 4,000)	2,710 (1,540 to 4,680)	1,720 (1,000 to 2,770)	864 (490 to 1,430)	344 (202 to 622)	163 (90.3 to 291)	89.4 (49.5 to 162)	40.8 (22.9 to 73.4)	2.2 (1.1 to 4.5)	0.6 (0.3 to 1.3)	18,000
HIV/AIDS - Drug-susceptible Tuberculosis	0 (0 to 0)	0 (0 to 0)	19.9 (10.1 to 36.9)	28.3 (10.4 to 46.4)	27.6 (11 to 50.7)	55.2 (31 to 88.7)	190 (103 to 333)	309 (170 to 573)	534 (312 to 939)	782 (482 to 1,170)	968 (623 to 1,570)	1,040 (638 to 1,670)	920 (538 to 1,420)	591 (342 to 930)	286 (170 to 457)	121 (71 to 197)	53.6 (31.4 to 89.4)	27.1 (15.9 to 46.3)	13.9 (7.9 to 23.7)	7.1 (3.9 to 12.6)	1.9 (0.9 to 3.9)	0.6 (0.3 to 1.2)	6,000
HIV/AIDS - Multidrug-resistant Tuberculosis without extensive drug resistance	0 (0 to 0)	0 (0 to 0)	1.1 (0.5 to 2.1)	1.5 (0.5 to 2.5)	1.3 (0.5 to 2.7)	2.7 (1.5 to 3.9)	10.1 (5.3 to 17.1)	16 (9.1 to 29.1)	27.1 (15.9 to 49.1)	39.6 (24.1 to 63.6)	47 (29.1 to 73.2)	49.4 (31.1 to 77.1)	42.6 (26.1 to 65.6)	27.1 (16.1 to 42.1)	12.7 (7.6 to 20.1)	5.4 (3.1 to 8.6)	2.1 (1.2 to 3.5)	1.1 (0.6 to 1.9)	0.7 (0.4 to 1.2)	0.4 (0.2 to 0.7)	0.1 (0.1 to 0.2)	0.1 (0 to 0.2)	288
HIV/AIDS - Extensively drug-resistant Tuberculosis	0 (0 to 0)	0 (0 to 0)	0 (0 to 0.1)	0 (0 to 0.1)	0 (0 to 0.1)	0 (0 to 0.1)	0.1 (0 to 0.1)	0.2 (0 to 0.4)	0.4 (0 to 0.7)	0.6 (0 to 1.1)	0.7 (0 to 1.2)	0.6 (0 to 1.1)	0.4 (0 to 0.9)	0.2 (0 to 0.5)	0.1 (0 to 0.3)	0 (0 to 0.2)	0 (0 to 0.1)	0 (0 to 0.1)	0 (0 to 0.1)	0 (0 to 0.1)	0 (0 to 0.1)	0 (0 to 0.1)	3.9
HIV/AIDS resulting in other diseases	0 (0 to 0)	0 (0 to 0)	79.1 (39.1 to 139)	717 (261 to 1,230)	134 (39.6 to 240)	199 (96.1 to 316)	431 (183 to 1,020)	620 (281 to 1,410)	1,030 (469 to 2,290)	1,460 (707 to 2,960)	1,640 (827 to 3,270)	1,570 (774 to 3,200)	1,940 (930 to 3,970)	1,760 (843 to 3,620)	1,110 (529 to 2,220)	565 (278 to 1,120)	228 (107 to 462)	107 (50.9 to 224)	54.2 (27.0 to 118)	24.9 (12.3 to 52.9)	3.7 (1.6 to 8.3)	1.4 (0.6 to 3.1)	0.4 (0.2 to 0.9)	11,700
Sexually transmitted infections excluding HIV	258 (94.2 to 506)	91.9 (19.2 to 114)	102 (21 to 224)	3.4 (1.5 to 11.4)	0.9 (0.4 to 3.5)	1.9 (0.4 to 9.2)	13 (3.3 to 57.1)	18 (4.6 to 77.1)	68 (17.4 to 289)	40 (10.2 to 169)	34 (8.7 to 141)	29 (7.4 to 122)	29 (7.5 to 121)	11 (2.7 to 46.2)	9.3 (2.3 to 39.1)	6.5 (1.6 to 27.2)	3.2 (0.8 to 13.4)	1.8 (0.5 to 7.5)	1.1 (0.3 to 4.5)	0.5 (0.1 to 2.1)	0.2 (0.1 to 0.8)	0.1 (0 to 0.3)	678
Syphilis	258 (94.2 to 506)	91.9 (19.2 to 114)	102 (21 to 224)	3.2 (1.5 to 11.4)	0.7 (0.4 to 3.5)	0.7 (0.2 to 3)	1.4 (0.5 to 4.6)	1.4 (0.5 to 4.6)	1.4 (0.5 to 4.6)	1.4 (0.5 to 3)	1.4 (0.5 to 3)	1.4 (0.5 to 3)	1.4 (0.5 to 3)	1.4 (0.5 to 3)	1.4 (0.5 to 3)	1.4 (0.5 to 3)	1.4 (0.5 to 3)	1.4 (0.5 to 3)	1.4 (0.5 to 3)	1.4 (0.5 to 3)	1.4 (0.5 to 3)	1.4 (0.5 to 3)	425
Chlamydial infection	0 (0 to 0)	0 (0 to 0)	0 (0 to 0)	0 (0 to 0)	0 (0 to 0)	0 (0 to 0)	0.1 (0 to 0.4)	0.1 (0 to 0.4)	0.1 (0 to 0.4)	0.1 (0 to 0.4)	0.1 (0 to 0.3)	0.1 (0 to 0.3)	0.1 (0 to 0.3)	0.1 (0 to 0.2)	0.1 (0 to 0.1)	0 (0 to 0.1)	0 (0 to 0.1)	0 (0 to 0.1)	0 (0 to 0.1)	0 (0 to 0.1)	0 (0 to 0.1)	0 (0 to 0.1)	0 (0 to 0.1)	15
Gonococcal infection	0 (0 to 0)	0 (0 to 0)	0 (0 to 0)	0 (0 to 0)	0 (0 to 0)	0 (0 to 0)	0.2 (0 to 0.6)	0.3 (0.1 to 0.9)	0.3 (0.1 to 0.9)	0.3 (0.1 to 0.9)	0.3 (0.1 to 0.9)	0.3 (0.1 to 0.9)	0.3 (0.1 to 0.9)	0.3 (0.1 to 0.8)	0.3 (0.1 to 0.8)	0.3 (0.1 to 0.8)	0.3 (0.1 to 0.8)	0.3 (0.1 to 0.8)	0.3 (0.1 to 0.8)	0.3 (0.1 to 0.8)	0.3 (0.1 to 0.8)	0.3 (0.1 to 0.8)	0.3 (0.1 to 0.8)	20.9
Trichomoniasis	0 (0 to 0)	0 (0 to 0)	0 (0 to 0)	0 (0 to 0)	0 (0 to 0)	0 (0 to 0)	0.1 (0 to 0.4)	0.1 (0 to 0.4)	0.1 (0 to 0.4)	0.1 (0 to 0.4)	0.1 (0 to 0.4)	0.1 (0 to 0.4)	0.1 (0 to 0.4)	0.1 (0 to 0.4)	0.1 (0 to 0.4)	0.1 (0 to 0.4)	0.1 (0 to 0.4)	0.1 (0 to 0.4)	0.1 (0 to 0.4)	0.1 (0 to 0.4)	0.1 (0 to 0.4)	0.1 (0 to 0.4)	0.1 (0 to 0.4)	59.5
Genital herpes	0 (0 to 0)	0 (0 to 0)	0 (0 to 0)	0 (0 to 0)	0 (0 to 0)	0 (0 to 0)	0.3 (0 to 0.9)	0.4 (0.1 to 1.2)	0.4 (0.1 to 1.2)	0.4 (0.1 to 1.2)	0.4 (0.1 to 1.2)	0.4 (0.1 to 1.2)	0.4 (0.1 to 1.2)	0.4 (0.1 to 1.2)	0.4 (0.1 to 1.2)	0.4 (0.1 to 1.2)	0.4 (0.1 to 1.2)	0.4 (0.1 to 1.2)	0.4 (0.1 to 1.2)	0.4 (0.1 to 1.2)	0.4 (0.1 to 1.2)	0.4 (0.1 to 1.2)	0.4 (0.1 to 1.2)	29.2
Other sexually transmitted infections	0 (0 to 0)	0 (0 to 0)	0 (0 to 0)	0 (0 to 0)	0 (0 to 0)	0 (0 to 0)	2.7 (1.4 to 9)	2.7 (1.3 to 10)	4.7 (2.3 to 16)	3.2 (1.6 to 11)	3.4 (1.7 to 11)	3.4 (1.7 to 11)	3.4 (1.7 to 11)	3.4 (1.7 to 11)	3.4 (1.7 to 11)	3.4 (1.7 to 11)	3.4 (1.7 to 11)	3.4 (1.7 to 11)	3.4 (1.7 to 11)	3.4 (1.7 to 11)	3.4 (1.7 to 11)	3.4 (1.7 to 11)	3.4 (1.7 to 11)	39.7
Respiratory infections and tuberculosis	597 (504 to 1,730)	941 (902 to 1,500)	1,060 (976 to 2,360)	1,260 (943 to 1,660)	229 (189 to 419)	189 (149 to 358)	282 (231 to 581)	379 (279 to 779)	477 (353 to 794)	537 (368 to 997)	642 (398 to 968)	864 (559 to 997)	1,170 (785 to 1,340)	1,710 (1,180 to 1,930)	2,440 (1,720 to 2,720)	3,370 (2,390 to 3,760)	4,450 (3,170 to 4,960)	5,660 (4,060 to 6,290)	7,060 (5,060 to 7,850)	8,610 (6,170 to 9,570)	10,400 (7,450 to 11,600)	12,400 (8,880 to 13,800)	14,500 (10,400 to 16,100)	12,500
Tuberculosis	0 (0 to 0)	0 (0 to 0)	0 (20.2 to 102)	0 (20.2 to 79)	0 (17.9 to 81.1)	0 (19.3 to 89.6)	0 (20.1 to 91.6)	0 (20.1 to 91.6)	0 (20.1 to 91.6)	0 (19.8 to 89.9)	0 (19.8 to 89.9)	0 (19.8 to 89.9)	0 (19.8 to 89.9)	0 (19.8 to 89.9)	0 (19.8 to 89.9)	0 (19.8 to 89.9)	0 (19.8 to 89.9)	0 (19.8 to 89.9)	0 (19.8 to 89.9)	0 (19.8 to 89.9)	0 (19.8 to 89.9)	0 (19.8 to 89.9)	0 (19.8 to 89.9)	4,220
Latent tuberculosis infection	0 (0 to 0)	0 (0 to 0)	0 (0 to 0)	0 (0 to 0)	0 (0 to 0)	0 (0 to 0)



Congenital birth defects	991 (302 to 992)	326 (177 to 548)	512 (244 to 914)	273 (148 to 466)	106 (70 3 to 164)	89.7 (58 2 to 134)	73.4 (49 4 to 116)	50.7 (31 7 to 77 4)	36.2 (22 7 to 56 4)	27.4 (17 8 to 40 3)	24.2 (15 7 to 39 1)	21 (13 3 to 32 1)	19.1 (10 1 to 29 1)	12.5 (7 4 to 19)	9.7 (5 6 to 15 3)	6.1 (3 4 to 9 6)	4.1 (2 4 to 9 5)	1.2 (0 7 to 2 2)	0.5 (0 3 to 0 9)	0.2 (0 1 to 0 3)	0 (0 to 0)	2,180
Neural tube defects	219 (68 9 to 473)	79 3 (37 4 to 156)	109 (31 6 to 272)	60 9 (11 4 to 178)	19 4 (4 9 to 52 7)	8 3 (4 to 14 2)	4 (0 2 to 11 4)	3 7 (0 2 to 9 8)	2 3 (1 4 to 3 8)	1 9 (0 8 to 3 4)	1 1 (0 7 to 1 8)	0 6 (0 5 to 1 4)	0 4 (0 2 to 0 9)	0 4 (0 2 to 0 8)	0 2 (0 1 to 0 5)	0 1 (0 1 to 0 3)	0 (0 to 0 2)	0 (0 to 0)	0 (0 to 0)	0 (0 to 0)	0 (0 to 0)	496
Congenital heart anomalies	1,230 (384 to 2,339)	406 (216 to 694)	636 (303 to 1,226)	339 (184 to 577)	132 (84 to 211)	111 (71 to 172)	91 (61 to 132)	63 (39 to 97)	45 (27 to 70)	34 (21 to 52)	30 (19 to 46)	26 (16 to 40)	24 (12 to 41)	16 (9 to 25)	12 (7 to 19)	8 (4 to 13)	5 (3 to 8)	2 (1 to 3)	1 (0 to 1)	0 (0 to 0)	0 (0 to 0)	2,707
Anencephaly	64 (9 to 19)	24 (5 to 124)	33 (7 to 161)	17 (5 to 91)	7 (1 to 37)	6 (1 to 28)	5 (1 to 23)	3 (0 to 14)	2 (0 to 9)	2 (0 to 8)	1 (0 to 5)	1 (0 to 4)	1 (0 to 3)	1 (0 to 2)	0 (0 to 1)	0 (0 to 1)	0 (0 to 1)	0 (0 to 0)	0 (0 to 0)	0 (0 to 0)	0 (0 to 0)	0 (0 to 0)	142
Cerebral palsy	1,230 (1 to 3,230)	406 (1 to 1,230)	636 (1 to 1,230)	339 (1 to 1,230)	132 (1 to 1,230)	111 (1 to 1,230)	91 (1 to 1,230)	63 (1 to 1,230)	45 (1 to 1,230)	34 (1 to 1,230)	30 (1 to 1,230)	26 (1 to 1,230)	24 (1 to 1,230)	16 (1 to 1,230)	12 (1 to 1,230)	8 (1 to 1,230)	5 (1 to 1,230)	2 (1 to 1,230)	1 (1 to 1,230)	0 (0 to 0)	0 (0 to 0)	3,230
Cerebral cysts	63 (18 to 119)	23 (5 to 124)	32 (7 to 161)	16 (4 to 91)	6 (1 to 37)	5 (1 to 28)	4 (1 to 23)	3 (0 to 14)	2 (0 to 9)	2 (0 to 8)	1 (0 to 5)	1 (0 to 4)	1 (0 to 3)	1 (0 to 2)	0 (0 to 1)	0 (0 to 1)	0 (0 to 1)	0 (0 to 0)	0 (0 to 0)	0 (0 to 0)	0 (0 to 0)	0 (0 to 0)	229
Down syndrome	12 1 (3 4 to 33)	9 4 (3 to 27 8)	28 4 (7 4 to 81)	12 7 (3 1 to 38 9)	3 2 (1 2 to 7 4)	3 (1 3 to 9 2)	3 5 (1 3 to 7 5)	2 9 (1 1 to 6 6)	2 1 (0 8 to 5 2)	1 6 (0 6 to 3 3)	1 8 (0 9 to 3 7)	1 2 (0 4 to 3 4)	1 2 (0 4 to 3 4)	1 2 (0 4 to 3 7)	0 8 (0 2 to 1 8)	0 3 (0 1 to 0 8)	0 1 (0 to 0 3)	0 (0 to 0)	0 (0 to 0)	0 (0 to 0)	0 (0 to 0)	83 6
Edwards syndrome	0 (0 to 0)	0 (0 to 0)	0 1 (0 to 0 4)	0 0 (0 to 0 4)	0 2 (0 1 to 0 4)	0 2 (0 1 to 0 4)	0 2 (0 1 to 0 4)	0 1 (0 to 0 3)	0 2 (0 1 to 0 3)	0 1 (0 to 0 3)	0 1 (0 to 0 3)	0 (0 to 0 1)	0 (0 to 0 1)	0 (0 to 0)	0 (0 to 0)	0 (0 to 0)	0 (0 to 0)	0 (0 to 0)	0 (0 to 0)	0 (0 to 0)	0 (0 to 0)	1 3
Klinefelter syndrome	0 (0 to 0)	0 (0 to 0)	0 (0 to 0)	0 (0 to 0)	0 (0 to 0)	0 (0 to 0)	0 (0 to 0)	0 (0 to 0)	0 (0 to 0)	0 (0 to 0)	0 (0 to 0)	0 (0 to 0)	0 (0 to 0)	0 (0 to 0)	0 (0 to 0)	0 (0 to 0)	0 (0 to 0)	0 (0 to 0)	0 (0 to 0)	0 (0 to 0)	0 (0 to 0)	0
Other chromosomal abnormalities	29 2 (7 5 to 66 7)	24 7 (6 5 to 55 5)	39 8 (12 7 to 88 9)	7 9 (2 9 to 19 4)	3 6 (1 2 to 9 4)	3 1 (1 7 to 5 9)	2 8 (1 5 to 5 5)	1 9 (1 1 to 3 2)	1 3 (0 7 to 2 3)	0 7 (0 4 to 1 1)	0 5 (0 2 to 0 8)	0 3 (0 2 to 0 6)	0 2 (0 1 to 0 3)	0 1 (0 to 0 2)	0 1 (0 to 0 1)	0 (0 to 0)	0 (0 to 0)	0 (0 to 0)	0 (0 to 0)	0 (0 to 0)	0 (0 to 0)	110
Congenital musculoskeletal and limb anomalies	19 7 (5 3 to 50 3)	9 7 (2 3 to 19 9)	23 7 (12 7 to 42 9)	20 (9 7 to 47 5)	23 7 (13 9 to 37 8)	21 6 (12 7 to 35 4)	17 9 (10 6 to 29 4)	11 4 (6 9 to 18 4)	8 1 (4 9 to 13 2)	6 6 (3 7 to 11 2)	6 3 (3 4 to 10 1)	4 6 (2 5 to 7 4)	4 6 (2 5 to 7 4)	3 4 (2 to 5 4)	2 7 (1 5 to 4 3)	1 6 (0 9 to 2 5)	0 9 (0 5 to 1 4)	0 2 (0 1 to 0 3)	0 1 (0 to 0 1)	0 (0 to 0)	198
Limb reduction defects	13 8 (4 9 to 28 6)	6 1 (2 1 to 13 4)	3 7 (1 2 to 9 1)	2 9 (1 to 6 3)	2 5 (1 to 5 3)	2 (1 2 to 3 1)	1 6 (1 to 2 6)	1 1 (0 6 to 1 8)	0 7 (0 4 to 1 2)	0 5 (0 3 to 0 8)	0 4 (0 2 to 0 7)	0 3 (0 2 to 0 5)	0 2 (0 1 to 0 4)	0 1 (0 to 0 3)	0 1 (0 to 0 2)	0 (0 to 0 1)	0 (0 to 0 1)	0 (0 to 0)	0 (0 to 0)	0 (0 to 0)	0 (0 to 0)	41 2
Digestive congenital anomalies	2 3 (0 7 to 179)	1 1 (0 to 7 112)	1 7 (0 6 to 9 97)	1 1 (0 4 to 6 4)	1 1 (0 5 to 3 4)	0 9 (0 4 to 2 6)	0 8 (0 4 to 2 1)	0 5 (0 2 to 1 1)	0 4 (0 2 to 0 8)	0 3 (0 1 to 0 6)	0 3 (0 1 to 0 5)	0 2 (0 1 to 0 4)	0 2 (0 1 to 0 3)	0 1 (0 to 0 2)	0 1 (0 to 0 2)	0 (0 to 0 1)	0 (0 to 0)	0 (0 to 0)	0 (0 to 0)	0 (0 to 0)	0 (0 to 0)	21 7
Other congenital birth defects	132 (49 7 to 287)	56 8 (21 3 to 117)	85 7 (30 9 to 178)	39 5 (20 9 to 65 1)	15 3 (10 4 to 32 1)	12 5 (8 6 to 26 1)	10 4 (7 2 to 21 6)	7 3 (4 8 to 15 2)	5 2 (3 3 to 10 7)	3 9 (2 5 to 8 1)	3 5 (2 3 to 7 2)	3 (1 9 to 6 2)	2 8 (1 6 to 5 9)	1 9 (1 2 to 3 9)	1 4 (0 9 to 2 9)	0 9 (0 6 to 1 9)	0 6 (0 3 to 1 3)	0 3 (0 1 to 0 6)	0 1 (0 to 0 3)	0 1 (0 to 0 3)	0 1 (0 to 0 3)	542
Urinary diseases and male infertility	4 7 (1 6 to 9 8)	2 (0 9 to 4 3)	3 6 (1 4 to 8)	1 8 (0 9 to 4)	0 8 (0 4 to 2 1)	0 7 (0 4 to 1 7)	0 6 (0 3 to 1 5)	0 4 (0 2 to 1 1)	0 3 (0 1 to 0 7)	0 2 (0 1 to 0 5)	0 2 (0 1 to 0 4)	0 1 (0 to 0 3)	0 1 (0 to 0 3)	0 1 (0 to 0 2)	0 (0 to 0 1)	0 (0 to 0 1)	0 (0 to 0)	0 (0 to 0)	0 (0 to 0)	0 (0 to 0)	0 (0 to 0)	23
Urolithiasis	0 (0 to 0)	0 (0 to 0)	0 1 (0 to 0 2)	0 1 (0 to 0 2)	0 1 (0 1 to 0 2)	0 2 (0 1 to 0 3)	0 2 (0 to 0 4)	0 2 (0 2 to 0 4)	0 2 (0 2 to 0 3)	0 2 (0 to 0 3)	0 2 (0 to 0 3)	0 1 (0 to 0 3)	0 1 (0 to 0 2)	0 1 (0 to 0 2)	0 1 (0 to 0 2)	0 1 (0 to 0 2)	0 1 (0 to 0 2)	0 1 (0 to 0 1)	0 1 (0 to 0 1)	0 1 (0 to 0 1)	0 2 (0 to 0 4)	22
Benign prostatic hyperplasia	0 (0 to 0)	0 (0 to 0)	0 (0 to 0)	0 (0 to 0)	0 (0 to 0)	0 (0 to 0)	0 (0 to 0)	0 (0 to 0)	0 (0 to 0)	0 (0 to 0)	0 (0 to 0)	0 (0 to 0)	0 (0 to 0)	0 (0 to 0)	0 (0 to 0)	0 (0 to 0)	0 (0 to 0)	0 (0 to 0)	0 (0 to 0)	0 (0 to 0)	0 (0 to 0)	0
Male infertility	–	–	–	–	–	–	–	–	–	–	–	–	–	–	–	–	–	–	–	–	–	NA
Other urinary diseases	4 2 (1 6 to 9 9)	1 8 (0 7 to 4 1)	1 4 (0 4 to 4 6)	0 2 (0 to 28 6)	0 5 (0 2 to 1 3)	0 7 (0 2 to 2 1)	0 6 (0 3 to 2)	0 8 (0 3 to 1 7)	0 7 (0 3 to 1 6)	0 7 (0 3 to 1 5)	0 7 (0 3 to 1 6)	0 6 (0 3 to 1 5)	0 6 (0 3 to 1 5)	0 7 (0 3 to 1 7)	0 6 (0 3 to 1 5)	0 3 (0 1 to 0 8)	0 2 (0 1 to 0 4)	0 1 (0 to 0 2)	0 1 (0 to 0 2)	0 1 (0 to 0 2)	0 2 (0 to 0 6)	113
Gynecological diseases	0 (0 to 0)	0 (0 to 0)	0 (0 to 0)	0 1 (0 to 0)	0 6 (29 7 to 106)	1 4 (77 4 to 246)	1 4 (76 to 251)	1 2 (68 to 211)	1 1 (59 to 201)	0 9 (52 to 161)	0 8 (39 to 158)	0 7 (32 7 to 117)	0 7 (29 to 120)	0 5 (27 to 94)	0 4 (21 to 72)	0 3 (16 to 53)	0 2 (11 to 38)	0 1 (6 to 23)	0 1 (3 to 9)	0 (0 to 2)	0 (0 to 0)	3,130
Uterine fibroids	0 (0 to 0)	0 (0 to 0)	0 (0 to 0)	0 (0 to 0)	0 (0 to 0)	0 (0 to 1 4)	0 (0 to 1 4)	0 (0 to 1 3)	0 (0 to 1 1)	0 (0 to 0 9)	0 (0 to 0 8)	0 (0 to 0 7)	0 (0 to 0 7)	0 (0 to 0 5)	0 (0 to 0 4)	0 (0 to 0 3)	0 (0 to 0 2)	0 (0 to 0 1)	0 (0 to 0 1)	0 (0 to 0 1)	0 (0 to 0)	0 3
Polycystic ovarian syndrome	0 (0 to 0)	0 (0 to 0)	0 (0 to 0)	0 (0 to 0)	0 (0 to 0)	0 (0 to 0)	0 1 (0 to 0 4)	0 1 (0 to 0 4)	0 1 (0 to 0 3)	0 1 (0 to 0 3)	0 1 (0 to 0 3)	0 1 (0 to 0 3)	0 1 (0 to 0 3)	0 1 (0 to 0 3)	0 1 (0 to 0 3)	0 (0 to 0 2)	0 (0 to 0 1)	0 (0 to 0 1)	0 (0 to 0 1)	0 (0 to 0 1)	0 (0 to 0)	20
Female infertility	0 (0 to 0)	0 (0 to 0)	0 (0 to 0)	0 (0 to 0)	0 (0 to 0)	0 (0 to 0)	0 (0 to 0)	9 2 (3 2 to 24 5)	10 6 (4 2 to 28 5)	11 7 (4 9 to 27 9)	12 5 (5 2 to 27 5)	13 (5 4 to 32 4)	9 4 (3 6 to 24 1)	6 5 (2 5 to 17 2)	4 5 (1 7 to 12 3)	2 8 (1 to 7 5)	1 5 (0 6 to 3 7)	0 6 (0 2 to 1 5)	0 2 (0 1 to 0 5)	0 1 (0 to 0 3)	0 1 (0 to 0 3)	67 4
Endometriosis	0 (0 to 0)	0 (0 to 0)	0 (0 to 0)	0 (0 to 0)	0 (0 to 0)	0 2 (0 to 0 8)	0 2 (0 to 0 7)	0 6 (0 2 to 1 6)	0 7 (0 3 to 1 8)	0 8 (0 4 to 1 9)	0 9 (0 4 to 2 3)	0 9 (0 4 to 2 3)	0 8 (0 3 to 2 1)	0 7 (0 3 to 1 8)	0 5 (0 2 to 1 4)	0 3 (0 1 to 0 9)	0 2 (0 1 to 0 6)	0 1 (0 to 0 3)	0 1 (0 to 0 2)	0 (0 to 0 1)	0 (0 to 0)	177
Genital prolapse	0 (0 to 0)	0 (0 to 0)	0 (0 to 0)	0 (0 to 0)	0 (0 to 0)	0 (0 to 0 1)	0 2 (0 to 0 4)	0 3 (0 1 to 0 8)	0 2 (0 1 to 0 3)	0 2 (0 1 to 0)	0 2 (0 to 0 3)	0 2 (0 1 to 0 4)	0 2 (0 1 to 0 4)	0 1 (0 to 0 3)	0 1 (0 to 0 2)	0 1 (0 to 0 2)	0 1 (0 to 0 2)	0 1 (0 to 0 1)	0 1 (0 to 0 1)	0 1 (0 to 0 1)	0 1 (0 to 0 1)	29 2
Premenstrual syndrome	0 (0 to 0)	0 (0 to 0)	0 (0 to 0)	0 (0 to 0)	59 4 (28 to 124)	130 (64 9 to 224)	127 (64 9 to 224)	94 7 (49 7 to 156)	117 (57 2 to 189)	105 (53 to 173)	110 (53 5 to 173)	99 1 (47 7 to 156)	73 6 (34 7 to 121)	68 2 (32 7 to 107)	49 2 (23 6 to 78)	19 8 (9 4 to 29 6)	0 (0 to 0)	0 (0 to 0)	0 (0 to 0)	0 (0 to 0)	0 (0 to 0)	847
Other gynecological diseases	0 (0 to 0)	0 (0 to 0)	0 (0 to 0)	0 (0 to 0)	0 6 (0 to 2 4)	0 7 (0 4 to 1 7)	0 8 (0 4 to 2 2)	0 9 (0 5 to 2 3)	0 9 (0 5 to 2 3)	1 0 (0 6 to 2 4)	1 0 (0 6 to 2 4)	0 9 (0 5 to 2 3)	0 8 (0 4 to 2 2)	0 6 (0 3 to 1 7)	0 5 (0 3 to 1 4)	0 3 (0 2 to 0 9)	0 2 (0 1 to 0 5)	0 1 (0 to 0 3)	0 1 (0 to 0 2)	0 (0 to 0 1)	0 (0 to 0)	10 3
Hemoglobinopathies and hemolytic anemias	1 1 (0 4 to 1 7)	2 1 (1 1 to 3 4)	13 9 (7 1 to 25)	34 (20 3 to 57 4)	45 3 (29 3 to 72 4)	22 6 (15 4 to 36 4)	27 2 (20 to 37 6)	29 7 (19 7 to 43 4)	24 1 (15 3 to 37)	21 9 (13 to 32 2)	17 3 (9 6 to 26 4)	11 8 (6 5 to 20 2)	9 6 (5 to 16 4)	7 9 (3 9 to 13 7)	5 9 (2 9 to 10 2)	4 2 (2 to 7 2)	2 6 (1 2 to 4 5)	1 1 (0 5 to 2 1)	0 4 (0 2 to 0 7)	0 2 (0 1 to 0 3)	0 1 (0 to 0 2)	337
Thalassemias	0 (0 to 0)	0 (0 to 0)	0 (0 to 0)	0 1 (0 to 0)	0 1 (0 to 0 1)	0 1 (0 to 0)	0 1 (0 to 0)	0 1 (0 to 0)	0 1 (0 to 0)	0 1 (0 to 0)	0 1 (0 to 0)	0 1 (0 to 0)	0 1 (0 to 0)	0 1 (0 to 0)	0 1 (0 to 0)	0 1 (0 to 0)	0 1 (0 to 0)	0 1 (0 to 0)	0 1 (0 to 0)	0 1 (0 to 0)	0 1 (0 to 0)	0 3
Thalassemias trait	0 1 (0 to 0)	0 3 (0 1 to 0 6)	1 1 (0 4 to 2 1)	1 2 (0 3 to 2 8)	0 6 (0 1 to 1 5)	0 5 (0 1 to 1 2)	0 3 (0 to 0 9)	1 2 (0 2 to 3 1)	1 2 (0 2 to 2 9)	1 2 (0 to 1 9)	1 2 (0 to 1 7)	0 9 (0 2 to 1 5)	0 5 (0 1 to 1 1)	0 3 (0 to 0 7)	0 2 (0 to 0 5)	0 1 (0 to 0 2)	0 1 (0 to 0 1)	0 1 (0 to 0 1)	0 1 (0 to 0 1)	0 1 (0 to 0 1)	0 1 (0 to 0 1)	9 3
Sickle cell disorders	1 (0 4 to 1 7)	0 7 (0 2 to 1 4)	2 7 (1 to 4 6)	2 2 (1 3 to 3 8)	2 2 (1 2 to 3 6)	2 2 (1 2 to 3 4)	2 2 (1 2 to 3 4)	2 2 (1 2 to 3 4)	2 2 (1 2 to 3 4)	2 2 (1 2 to 3 4)	2 2 (1 2 to 3 4)	2 2 (1 2 to 3 4)	2 2 (1 2 to 3 4)	2 2 (1 2 to 3 4)	2 2 (1 2 to 3 4)	2 2 (1 2 to 3 4)	2 2 (1 2 to 3 4)	2 2 (1 2 to 3 4)	2 2 (1 2 to 3 4)	2 2 (1 2 to 3 4)	2 2 (1 2 to 3 4)	196
Sickle cell trait	1 3 (0 to 3)	0 8 (0 4 to 2 2)	3 6 (1 5 to 8 9)	3 2 (1 7 to 7 2)	3 7 (2 to 6 5)	3 6 (2 to 5 5)	3 6 (2 to 5 2)	3 6 (2 to 5 2)	3 6 (2 to 5 2)	3 6 (2 to 5 2)	3 6 (2 to 5 2)	3 6 (2 to 5 2)	3 6 (2 to 5 2)	3 6 (2 to 5 2)	3 6 (2 to 5 2)	3 6 (2 to 5 2)	3 6 (2 to 5 2)	3 6 (2 to 5 2)	3 6 (2 to 5 2)	3 6 (2 to 5 2)	3 6 (2 to 5 2)	82 6
G6PD deficiency	0 (0 to 0)	0 (0 to 0)	0 (0 to 0)	0 1 (0 1 to 0 3)	0 2 (0 1 to 0 5)	0 2 (0 1 to 0 5)	0 2 (0 to 0)	0 2 (0 2 to 0 2)	0 2 (0 1 to 0 4)	0 2 (0 1 to 0 3)	0 2 (0 1 to 0 3)	0 2 (0 1 to 0 3)	0 2 (0 1 to 0 3)	0 2 (0 1 to 0 3)	0 2 (0 1 to 0 3)	0 2 (0 1 to 0 3)	0 2 (0 1 to 0 3)	0 2 (0 1 to 0 3)	0 2 (0 1 to 0 3)	0 2 (0 1 to 0 3)	0 2 (0 1 to 0 3)	14 9
G6PD trait	0 (0 to 0)	0 (0 to 0)	0 (0 to 0)	0 (0 to 0)	0 (0 to 0)	0 (0 to 0)	0 1 (0 to 0)	0 1 (0 to 0)	0 1 (0 to 0)	0 1 (0 to 0)	0 1 (0 to 0)	0 1 (0 to 0)	0 1 (0 to 0)	0 1 (0 to 0)	0 1 (0 to 0)	0 1 (0 to 0)	0 1 (0 to 0)	0 1 (0 to 0)	0 1 (0 to 0)	0 1 (0 to 0)	0 1 (0 to 0)	0 6
Other hemoglobinopathies and hemolytic anemias	0 (0 to 0)	0 (0 to 0 2)	0 7 (0 3 to 1 6)	2 1 (1 to 5 7)	1 5 (0 6 to 3 7)	1 1 (0 4 to 3 4)	0 9 (0 5 to 2 4)	0 8 (0 4 to 2 2)	0 6 (0 2 to 2 2)	0 5 (0 2 to 2 2)	0 5 (0 2 to 2 2)	0 5 (0 2 to 2 2)	0 5 (0 2 to 2 2)	0 6 (0 2 to 2 2)	0 8 (0 3 to 2 2)	1 8 (0 7 to 4 1)	1 5 (0 6 to 3 7)	1 5 (0 6 to 3 7)	1 5 (0 6 to 3 7)	1 5 (0 6 to 3 7)	1 5 (0 6 to 3 7)	39 5
Endocrine, metabolic, blood, and immune disorders	2 4 (1 1 to 4 7)	2 7 (1 3 to 5 6)	10 6 (5 2 to 20 3)	20 1 (10 1 to 34 1)	29 4 (16 4 to 43 9)	17 9 (11 to 32 9)	16 8 (9 8 to 28 6)	16 6 (9 8 to 28 6)	16 6 (9 8 to 28 6)	16 6 (9 8 to 28 6)	16 6 (9 8 to 28 6)	16 6 (9 8 to 28 6)	16 6 (9 8 to 28 6)	16 6 (9 8 to 28 6)	16 6 (9 8 to 28 6)	16 6 (9 8 to 28 6)	16 6 (9 8 to 28 6)	16 6 (9 8 to 28 6)	16 6 (9 8 to 28 6)	16 6 (9 8 to 28 6)	16 6 (9 8 to 28 6)	77 4 (45 7 to 135)	34 (20 1 to 59 6)	49 3 (29 1 to 86 4)	28 4 (16 8 to 49 8)	23 7 (14 1 to 39 3)	19 6 (11 6 to 34 3)	19 6 (11 6 to 34 3)	19 6 (11 6 to 34

SR Table 2b: Nyeri DALYS by cause and age group for females with 95% uncertainty intervals, 2019

Cause	Early Neonatal	Late Neonatal	Post Neonatal	1 to 4	5 to 9	10 to 14	15 to 19	20 to 24	25 to 29	30 to 34	35 to 39	40 to 44	45 to 49	50 to 54	55 to 59	60 to 64	65 to 69	70 to 74	75 to 79	80 to 84	85 to 89	90 to 94	95 plus	Total
All causes	3,928 (3,258 to 4,410)	2,484 (2,160 to 2,840)	2,890 (2,700 to 3,080)	2,913 (2,460 to 3,440)	1,426 (1,229 to 1,660)	1,230 (1,029 to 1,490)	2,160 (1,850 to 2,490)	2,848 (2,550 to 3,150)	2,525 (2,260 to 2,800)	2,565 (2,300 to 2,850)	2,965 (2,660 to 3,290)	3,165 (2,830 to 3,530)	3,430 (3,060 to 3,800)	3,630 (3,230 to 4,030)	3,970 (3,540 to 4,400)	3,320 (2,920 to 3,730)	2,220 (1,870 to 2,600)	1,520 (1,220 to 1,850)	1,060 (790 to 1,360)	660 (470 to 900)	290 (170 to 460)	130 (70 to 230)	49,900
Communicable, maternal, neonatal, and nutritional diseases	3,928 (3,258 to 4,410)	2,484 (2,160 to 2,840)	2,890 (2,700 to 3,080)	2,913 (2,460 to 3,440)	1,426 (1,229 to 1,660)	1,230 (1,029 to 1,490)	2,160 (1,850 to 2,490)	2,848 (2,550 to 3,150)	2,525 (2,260 to 2,800)	2,565 (2,300 to 2,850)	2,965 (2,660 to 3,290)	3,165 (2,830 to 3,530)	3,430 (3,060 to 3,800)	3,630 (3,230 to 4,030)	3,970 (3,540 to 4,400)	3,320 (2,920 to 3,730)	2,220 (1,870 to 2,600)	1,520 (1,220 to 1,850)	1,060 (790 to 1,360)	660 (470 to 900)	290 (170 to 460)	130 (70 to 230)	49,900
HIV/AIDS and sexually transmitted infections	196 (52.4 to 421)	413 (124 to 1,060)	183 (52.2 to 399)	140 (40.9 to 308)	137 (40.1 to 308)	256 (72.5 to 592)	862 (242 to 1,930)	1,960 (744 to 3,410)	2,945 (1,370 to 4,470)	4,010 (2,430 to 5,610)	5,280 (3,230 to 7,180)	5,810 (4,030 to 7,530)	6,160 (4,260 to 7,930)	6,140 (4,260 to 7,900)	5,370 (3,720 to 6,900)	4,720 (3,120 to 6,440)	3,740 (2,370 to 5,060)	2,810 (1,780 to 3,810)	1,960 (1,240 to 2,650)	1,190 (740 to 1,600)	540 (340 to 730)	140 (90 to 190)	52,000
HIV/AIDS	0 (0 to 0)	0 (0 to 0)	109 (97.9 to 199)	140 (117 to 219)	135 (91.5 to 244)	254 (131 to 492)	601 (366 to 1,020)	1,366 (719 to 2,450)	2,645 (1,320 to 4,550)	3,960 (2,420 to 6,060)	5,232 (3,200 to 8,120)	5,980 (4,010 to 8,670)	6,120 (4,260 to 8,720)	6,060 (4,260 to 8,610)	5,280 (3,720 to 7,760)	4,700 (3,120 to 6,820)	3,720 (1,920 to 5,850)	2,800 (1,780 to 3,800)	1,950 (1,240 to 2,650)	1,190 (740 to 1,600)	540 (340 to 730)	140 (90 to 190)	51,900
HIV/AIDS - Drug-susceptible Tuberculosis	0 (0 to 0)	0 (0 to 0)	4 (2.4 to 9.7)	7 (3.7 to 11.9)	6 (3.1 to 15.4)	13 (7.3 to 21.7)	33 (18.5 to 59.6)	104 (54.1 to 176)	207 (102 to 358)	331 (172 to 559)	433 (242 to 727)	490 (282 to 777)	422 (242 to 698)	274 (162 to 469)	140 (74.9 to 259)	59 (32.1 to 112)	31.5 (16.7 to 59.2)	17.9 (9.2 to 34.1)	8.3 (4.4 to 15.4)	3.1 (1.6 to 5.8)	1.0 (0.5 to 1.8)	0.1 (0.1 to 0.2)	2,580
HIV/AIDS - Multidrug-resistant Tuberculosis without extensive drug-resistant	0 (0 to 0)	0 (0 to 0)	0.3 (0.1 to 0.8)	0.4 (0.2 to 1.1)	0.3 (0.1 to 1.1)	0.7 (0.3 to 2.1)	2.9 (1.4 to 8.1)	9.3 (3.9 to 25.4)	18.6 (7.5 to 51.5)	29.6 (12.1 to 82.1)	38.9 (15.9 to 108)	43.9 (18.0 to 122)	37.9 (15.5 to 105)	24.6 (10.1 to 68.2)	12.6 (5.2 to 34.9)	5.3 (2.2 to 14.7)	2.8 (1.1 to 7.8)	1.6 (0.6 to 4.4)	0.7 (0.3 to 2.1)	0.3 (0.1 to 0.8)	0.0 (0.0 to 0.1)	231
HIV/AIDS - Extensively drug-resistant Tuberculosis	0 (0 to 0)	0 (0 to 0)	0 (0 to 0)	0 (0 to 0)	0 (0 to 0)	0 (0 to 0)	0 (0 to 0)	0 (0 to 0)	0 (0 to 0)	0 (0 to 0)	0 (0 to 0)	0 (0 to 0)	0 (0 to 0)	0 (0 to 0)	0 (0 to 0)	0 (0 to 0)	0 (0 to 0)	0 (0 to 0)	0 (0 to 0)	0 (0 to 0)	0 (0 to 0)	0 (0 to 0)	0 (0 to 0)	0
HIV/AIDS resulting in other diseases	0 (0 to 0)	0 (0 to 0)	1.03 (0.6 to 1.85)	1.37 (0.8 to 2.47)	1.29 (0.7 to 2.5)	2.65 (1.5 to 5.1)	7.74 (4.5 to 14.9)	19.6 (11.2 to 37.8)	39 (22.4 to 75.1)	58.4 (33.6 to 112)	76.8 (44.2 to 148)	86.5 (49.8 to 167)	83.1 (47.8 to 160)	54.2 (31.2 to 104)	27.8 (16 to 53.5)	11.7 (6.7 to 22.5)	6.2 (3.6 to 12)	3.5 (2 to 6.8)	1.7 (1 to 3.3)	0.7 (0.4 to 1.3)	0.2 (0.1 to 0.5)	0.0 (0.0 to 0.1)	509
Sexually transmitted infections excluding HIV	196 (52.4 to 421)	413 (124 to 1,060)	74 (21.7 to 177)	3.4 (1.2 to 7.5)	1.4 (0.5 to 3.4)	1.5 (0.5 to 3.6)	5.1 (1.8 to 12.2)	14.2 (5.1 to 33.6)	19.4 (7.1 to 45.6)	29 (10.7 to 68.3)	47.1 (17.4 to 110)	69.4 (25.7 to 163)	89.5 (33.1 to 210)	106 (39.6 to 250)	110 (41.2 to 259)	107 (39.9 to 252)	93.7 (34.9 to 220)	72.3 (26.9 to 170)	51.1 (19 to 120)	32.7 (12.2 to 77)	14.2 (5.3 to 33.4)	3.5 (1.3 to 8.2)	1,600
Syphilis	0 (0 to 0)	0 (0 to 0)	0.4 (0.1 to 1.1)	1.9 (0.5 to 4.8)	0.8 (0.2 to 2.1)	0.8 (0.2 to 2.1)	2.6 (0.7 to 6.5)	7.6 (2.1 to 19.4)	11.3 (3.1 to 28.7)	16.4 (4.6 to 41.5)	25.9 (7.3 to 65.3)	38.2 (10.8 to 96.2)	49.2 (13.9 to 124)	58.3 (16.5 to 147)	60.5 (17.1 to 153)	58.8 (16.6 to 148)	51.5 (14.5 to 130)	39.8 (11.2 to 100)	28.1 (7.9 to 71)	18 (5.1 to 45.5)	7.8 (2.2 to 19.7)	1.9 (0.5 to 4.8)	882
Chlamydial infection	0 (0 to 0)	0 (0 to 0)	0 (0 to 0)	0 (0 to 0)	0 (0 to 0)	0 (0 to 0)	0.1 (0 to 0.3)	0.3 (0.1 to 0.8)	0.5 (0.1 to 1.4)	0.8 (0.2 to 2.1)	1.2 (0.3 to 3.3)	1.6 (0.4 to 4.3)	2.1 (0.5 to 5.7)	2.6 (0.6 to 7.1)	2.9 (0.7 to 8.1)	2.9 (0.7 to 8.1)	2.6 (0.6 to 7.4)	2.2 (0.5 to 6.2)	1.7 (0.4 to 4.9)	1.1 (0.3 to 3.1)	0.6 (0.1 to 1.8)	0.2 (0 to 0.6)	19.7
Gonococcal infection	0 (0 to 0)	0 (0 to 0)	0 (0 to 0)	0 (0 to 0)	0 (0 to 0)	0.1 (0 to 0.4)	0.2 (0.1 to 0.6)	0.6 (0.2 to 1.5)	1.2 (0.3 to 3.1)	1.9 (0.5 to 4.9)	2.9 (0.8 to 7.6)	3.8 (1 to 9.7)	5 (1.3 to 12.7)	6.2 (1.6 to 15.7)	6.9 (1.8 to 17.5)	6.9 (1.8 to 17.5)	6.2 (1.6 to 15.8)	5.2 (1.3 to 13.2)	4 (1 to 10.2)	2.6 (0.7 to 6.7)	1.4 (0.4 to 3.6)	0.5 (0.1 to 1.3)	23.8
Trichomoniasis	0 (0 to 0)	0 (0 to 0)	0 (0 to 0)	0 (0 to 0)	0 (0 to 0)	0.1 (0 to 0.4)	0.8 (0.2 to 2.1)	2.4 (0.6 to 6.1)	4.5 (1.1 to 11.5)	6.9 (1.7 to 17.5)	9.6 (2.4 to 24.3)	12.4 (3.1 to 31.5)	14.3 (3.6 to 36.2)	15.2 (3.8 to 38.5)	14.8 (3.7 to 37.5)	13.6 (3.4 to 34.5)	11.6 (2.9 to 29.4)	9.3 (2.3 to 23.5)	6.8 (1.7 to 17.2)	4.3 (1.1 to 10.9)	2.2 (0.5 to 5.5)	0.7 (0.2 to 1.9)	143
Genital herpes	0 (0 to 0)	0 (0 to 0)	0 (0 to 0)	0 (0 to 0)	0 (0 to 0)	0 (0 to 0.1)	0.1 (0 to 0.4)	0.3 (0.1 to 0.8)	0.5 (0.1 to 1.3)	0.8 (0.2 to 2.1)	1.2 (0.3 to 3.2)	1.6 (0.4 to 4.2)	2.1 (0.5 to 5.6)	2.7 (0.6 to 6.9)	2.9 (0.7 to 7.5)	2.9 (0.7 to 7.5)	2.6 (0.6 to 6.9)	2.2 (0.5 to 5.9)	1.7 (0.4 to 4.6)	1.1 (0.3 to 3.2)	0.6 (0.2 to 1.8)	0.2 (0.1 to 0.6)	29.7
Other sexually transmitted infections	0 (0 to 0)	0 (0 to 0)	0 (0 to 0)	0 (0 to 0)	0 (0 to 0)	0 (0 to 0.1)	0.1 (0 to 0.4)	0.3 (0.1 to 0.8)	0.5 (0.1 to 1.4)	0.8 (0.2 to 2.1)	1.2 (0.3 to 3.2)	1.6 (0.4 to 4.2)	2.1 (0.5 to 5.6)	2.6 (0.6 to 6.9)	2.9 (0.7 to 7.5)	2.9 (0.7 to 7.5)	2.6 (0.6 to 6.9)	2.2 (0.5 to 5.9)	1.7 (0.4 to 4.6)	1.1 (0.3 to 3.2)	0.6 (0.2 to 1.8)	0.2 (0.1 to 0.6)	29.7
Respiratory infections and tuberculosis	1,161 (1,021 to 1,327)	1,127 (1,019 to 1,260)	1,109 (1,019 to 1,200)	1,004 (894 to 1,130)	1,004 (894 to 1,130)	1,004 (894 to 1,130

Other neoplasms	0 (0 to 0)	0 (0 to 0)	0-1 (0 to 0.2)	0-3 (0.1 to 0.9)	0-3 (0.2 to 0.9)	0-4 (0.3 to 0.9)	0-4 (0.2 to 0.6)	0-4 (0.2 to 0.7)	0-3 (0.1 to 0.9)	0-4 (0.1 to 0.9)	0-5 (0.2 to 1.2)	0-6 (0.3 to 1.9)	1 (0.4 to 2.2)	1-4 (0.6 to 2.8)	1-6 (0.7 to 4.1)	1-9 (0.9 to 4.1)	2 (0.8 to 4)	2-5 (1.1 to 4.6)	3-2 (1.3 to 4.1)	1-3 (1.3 to 4.9)	1-8 (0.7 to 3.3)	0-7 (0.2 to 1.4)	0-2 (0 to 0.3)	0 (0 to 0)	21-4
Medulloblastoma, medulloblastoma, and other hemangioblastic n	0 (0 to 0)	0 (0 to 0)	0-1 (0 to 0.2)	0-3 (0.1 to 0.9)	0-3 (0.2 to 0.9)	0-4 (0.3 to 0.9)	0-4 (0.2 to 0.6)	0-4 (0.2 to 0.7)	0-3 (0.1 to 0.9)	0-4 (0.1 to 0.9)	0-5 (0.2 to 1.2)	0-6 (0.3 to 1.9)	1 (0.4 to 2.2)	1-4 (0.6 to 2.8)	1-6 (0.7 to 4.1)	1-9 (0.9 to 4.1)	2 (0.8 to 4)	2-5 (1.1 to 4.6)	3-2 (1.3 to 4.1)	1-3 (1.3 to 4.9)	1-8 (0.7 to 3.3)	0-7 (0.2 to 1.4)	0-2 (0 to 0.3)	0 (0 to 0)	21-4
Benign and in situ cerebral neoplasms	0 (0 to 0)	0 (0 to 0)	0 (0 to 0)	0 (0 to 0)	0 (0 to 0)	0 (0 to 0)	0 (0 to 0)	0 (0 to 0)	0 (0 to 0)	0 (0 to 0)	0 (0 to 0)	0 (0 to 0)	0 (0 to 0)	0 (0 to 0)	0 (0 to 0)	0 (0 to 0)	0 (0 to 0)	0 (0 to 0)	0 (0 to 0)	0 (0 to 0)	0 (0 to 0)	0 (0 to 0)	0 (0 to 0)	0 (0 to 0)	0 (0 to 0)	
Benign and in situ cerebral and uterine neoplasms	0 (0 to 0)	0 (0 to 0)	0 (0 to 0)	0 (0 to 0)	0 (0 to 0)	0 (0 to 0)	0 (0 to 0)	0 (0 to 0)	0 (0 to 0)	0 (0 to 0)	0 (0 to 0)	0 (0 to 0)	0 (0 to 0)	0 (0 to 0)	0 (0 to 0)	0 (0 to 0)	0 (0 to 0)	0 (0 to 0)	0 (0 to 0)	0 (0 to 0)	0 (0 to 0)	0 (0 to 0)	0 (0 to 0)	0 (0 to 0)	0 (0 to 0)	
Other benign and in situ neoplasms	0 (0 to 0)	0 (0 to 0)	0 (0 to 0)	0 (0 to 0)	0 (0 to 0)	0 (0 to 0)	0 (0 to 0)	0 (0 to 0)	0 (0 to 0)	0 (0 to 0)	0 (0 to 0)	0 (0 to 0)	0 (0 to 0)	0 (0 to 0)	0 (0 to 0)	0 (0 to 0)	0 (0 to 0)	0 (0 to 0)	0 (0 to 0)	0 (0 to 0)	0 (0 to 0)	0 (0 to 0)	0 (0 to 0)	0 (0 to 0)	0 (0 to 0)	0
Cardiovascular diseases	7-6 (3.2 to 17.2)	8-9 (3.9 to 19.8)	21-3 (9.5 to 48.6)	20-9 (12.2 to 33.6)	41 (26.4 to 67.4)	63-9 (34.5 to 118)	160 (97 to 257)	176 (110 to 277)	167 (113 to 269)	258 (145 to 456)	429 (218 to 705)	732 (366 to 1,288)	1,003 (518 to 1,773)	1,220 (655 to 2,012)	1,489 (797 to 2,460)	1,403 (672 to 2,763)	1,840 (1,130 to 2,900)	2,210 (1,445 to 3,190)	1,968 (1,126 to 2,865)	1,268 (820 to 1,723)	912 (410 to 921)	193 (103 to 359)	22-9 (20.5 to 49.3)	15,793
Rheumatic heart disease	0 (0 to 0)	0 (0 to 0)	0 (0 to 0)	0 (0 to 0)	0 (0 to 0)	0 (0 to 0)	0 (0 to 0)	0 (0 to 0)	0 (0 to 0)	0 (0 to 0)	0 (0 to 0)	0 (0 to 0)	0 (0 to 0)	0 (0 to 0)	0 (0 to 0)	0 (0 to 0)	0 (0 to 0)	0 (0 to 0)	0 (0 to 0)	0 (0 to 0)	0 (0 to 0)	0 (0 to 0)	0 (0 to 0)	0 (0 to 0)	0
Ischemic heart disease	0 (0 to 0)	0 (0 to 0)	0 (0 to 0)	0 (0 to 0)	0 (0 to 0)	0 (0 to 0)	0 (0 to 0)	0 (0 to 0)	0 (0 to 0)	0 (0 to 0)	0 (0 to 0)	0 (0 to 0)	0 (0 to 0)	0 (0 to 0)	0 (0 to 0)	0 (0 to 0)	0 (0 to 0)	0 (0 to 0)	0 (0 to 0)	0 (0 to 0)	0 (0 to 0)	0 (0 to 0)	0 (0 to 0)	0 (0 to 0)	0 (0 to 0)	
Stroke	1-2 (0.3 to 3.3)	1-8 (0.7 to 7.2)	2-6 (0.7 to 11.4)	8-7 (3.7 to 19.1)	17-4 (10.1 to 29.6)	25-2 (17.9 to 43.2)	47-7 (31.3 to 71.7)	59-9 (34.5 to 99.9)	67-1 (37.4 to 103)	85-6 (42.9 to 206)	115 (57.1 to 206)	191 (82.4 to 346)	322 (127 to 536)	492 (228 to 875)	645 (324 to 1,100)	721 (377 to 1,303)	775 (400 to 1,360)	845 (453 to 1,382)	1,050 (629 to 1,535)	905 (598 to 1,233)	554 (302 to 784)	213 (127 to 351)	71-3 (41 to 159)	11-9 (4.2 to 17.4)	7,110
Ischemic stroke	0-3 (0.1 to 0.8)	0-3 (0.1 to 1.1)	0-5 (0.1 to 2.3)	4-5 (2.3 to 8.6)	12-5 (8.1 to 20.8)	18-4 (9.6 to 30.7)	22-7 (13.4 to 36.4)	24 (14.6 to 39.4)	26 (16.5 to 42.1)	29-7 (18.5 to 46.6)	37-2 (21.1 to 67.2)	49-5 (27.1 to 79.1)	67-4 (42.4 to 112)	89-5 (57.4 to 149)	112 (72.9 to 178)	179 (120.4 to 270)	217 (139.2 to 331)	419 (298.2 to 556)	396 (277 to 573)	317 (213 to 454)	136 (81 to 199)	43-9 (27.1 to 66.2)	7-2 (4.2 to 10.9)	2,200
Intracerebral hemorrhage	0-2 (0 to 0.6)	0-2 (0.1 to 0.8)	0-3 (0.1 to 0.9)	0-4 (0.2 to 1.4)	0-6 (0.4 to 2.1)	0-9 (0.5 to 3.2)	0-9 (0.5 to 3.2)	0-9 (0.5 to 3.2)	0-7 (0.3 to 3.1)	0-9 (0.4 to 3.1)	0-9 (0.4 to 3.1)	0-9 (0.4 to 3.1)	0-9 (0.4 to 3.1)	0-9 (0.4 to 3.1)	0-9 (0.4 to 3.1)	0-9 (0.4 to 3.1)	0-9 (0.4 to 3.1)	0-9 (0.4 to 3.1)	0-9 (0.4 to 3.1)	0-9 (0.4 to 3.1)	0-9 (0.4 to 3.1)	0-9 (0.4 to 3.1)	0-9 (0.4 to 3.1)	0-9 (0.4 to 3.1)	4,650
Subarachnoid hemorrhage	0-2 (0 to 0.7)	0-2 (0 to 0.6)	0-2 (0 to 0.6)	0-4 (0.1 to 0.7)	0-5 (0.3 to 1.2)	0-6 (0.4 to 2.3)	0-6 (0.1 to 0.8)	0-6 (0.1 to 0.8)	0-6 (0.1 to 0.8)	0-7 (0.1 to 0.9)	0-7 (0.1 to 0.9)	0-7 (0.1 to 0.9)	0-7 (0.1 to 0.9)	0-7 (0.1 to 0.9)	0-7 (0.1 to 0.9)	0-7 (0.1 to 0.9)	0-7 (0.1 to 0.9)	0-7 (0.1 to 0.9)	0-7 (0.1 to 0.9)	0-7 (0.1 to 0.9)	0-7 (0.1 to 0.9)	0-7 (0.1 to 0.9)	0-7 (0.1 to 0.9)	0-7 (0.1 to 0.9)	299
Hypertensive-heart disease	0 (0 to 0)	0 (0 to 0)	0 (0 to 0)	0 (0 to 0)	0 (0 to 0)	0 (0 to 0)	0 (0 to 0)	0 (0 to 0)	0 (0 to 0)	0 (0 to 0)	0 (0 to 0)	0 (0 to 0)	0 (0 to 0)	0 (0 to 0)	0 (0 to 0)	0 (0 to 0)	0 (0 to 0)	0 (0 to 0)	0 (0 to 0)	0 (0 to 0)	0 (0 to 0)	0 (0 to 0)	0 (0 to 0)	0 (0 to 0)	0 (0 to 0)	
Non-rheumatic valvular heart disease	0 (0 to 0)	0 (0 to 0)	0 (0 to 0)	0 (0 to 0)	0 (0 to 0)	0 (0 to 0)	2-5 (1.2 to 6.6)	3-8 (1.2 to 7.3)	4-2 (1.2 to 7.4)	5-4 (1.4 to 9.8)	7-2 (1.6 to 13.1)	9-3 (2.6 to 12.3)	13 (4.2 to 18.2)	16 (5.8 to 21.4)	19 (6.2 to 25.6)	19-5 (6.3 to 26)	21-5 (6.6 to 28.4)	22-4 (7.3 to 27.9)	23-9 (7.6 to 29.6)	16-1 (7.4 to 22.4)	7-4 (4.1 to 12.1)	2 (1.1 to 3.3)	0-4 (0.2 to 0.6)	247
Non-rheumatic calcific aortic valve disease	0 (0 to 0)	0 (0 to 0)	0 (0 to 0)	0 (0 to 0)	0 (0 to 0)	0 (0 to 0)	0 (0 to 2)	0 (0.2 to 2.3)	0-2 (0.2 to 3)	0-3 (0.2 to 3)	0-3 (0.2 to 3)	0-3 (0.2 to 3)	0-3 (0.2 to 3)	0-3 (0.2 to 3)	0-3 (0.2 to 3)	0-3 (0.2 to 3)	0-3 (0.2 to 3)	0-3 (0.2 to 3)	0-3 (0.2 to 3)	0-3 (0.2 to 3)	0-3 (0.2 to 3)	0-3 (0.2 to 3)	0-3 (0.2 to 3)	0-3 (0.2 to 3)	0-3 (0.2 to 3)	47-7
Non-rheumatic degenerative mitral valve disease	0 (0 to 0)	0 (0 to 0)	0 (0 to 0)	0 (0 to 0)	0 (0 to 0)	0 (0 to 0)	0 (0.7 to 4.2)	0 (0.7 to 5.1)	0 (0.7 to 5.4)	0 (0.7 to 6.9)	0 (0.9 to 9.2)	0 (1.1 to 7.2)	0 (1.3 to 8.1)	0 (1.6 to 8.6)	0 (1.6 to 8.7)	0 (1.6 to 8.2)	0 (1.6 to 8.9)	0 (1.6 to 8.2)	0 (1.6 to 8.9)	0 (1.6 to 8.9)	0 (1.6 to 8.9)	0 (1.6 to 8.9)	0 (1.6 to 8.9)	0 (1.6 to 8.9)	0 (1.6 to 8.9)	48-4
Other non-rheumatic valve diseases	0 (0 to 0)	0 (0 to 0)	0 (0 to 0)	0 (0 to 0)	0 (0 to 0)	0 (0 to 0)	0 (0 to 0)	0 (0 to 0)	0 (0 to 0)	0 (0 to 0)	0 (0 to 0)	0 (0 to 0)	0 (0 to 0)	0 (0 to 0)	0 (0 to 0)	0 (0 to 0)	0 (0 to 0)	0 (0 to 0)	0 (0 to 0)	0 (0 to 0)	0 (0 to 0)	0 (0 to 0)	0 (0 to 0)	0 (0 to 0)	0 (0 to 0)	
Cardiomyopathy and myocarditis	3-9 (2.5 to 13.9)	4-6 (2.6 to 11.4)	7-6 (4.4 to 19.4)	9-4 (5.9 to 19.6)	13-2 (11.6 to 18.1)	14 (11.4 to 19.1)	17-8 (11.9 to 27.1)	21-8 (11.9 to 34.1)	24-6 (14.3 to 39.2)	31-4 (16.9 to 53.3)	39-2 (21.3 to 64.2)	52-3 (24.4 to 93.2)	70-4 (32.9 to 97.3)	87-3 (41.4 to 123)	104 (47.3 to 153)	121 (53.9 to 174)	141 (64.1 to 205)	164 (74.9 to 236)	186 (82.7 to 265)	194 (82.9 to 282)	166 (72.7 to 246)	94 (41.3 to 133)	16-6 (7.3 to 23.5)	4 (1.9 to 5.6)	2,200
Myocarditis	0 (0 to 0)	0 (0 to 0)	0 (0 to 0)	0 (0 to 0)	0 (0 to 1)	0 (0 to 1)	0 (0 to 1)	0 (0 to 1)	0 (0 to 1)	0 (0 to 1)	0 (0 to 1)	0 (0 to 1)	0 (0 to 1)	0 (0 to 1)	0 (0 to 1)	0 (0 to 1)	0 (0 to 1)	0 (0 to 1)	0 (0 to 1)	0 (0 to 1)	0 (0 to 1)	0 (0 to 1)	0 (0 to 1)	0 (0 to 1)	0 (0 to 1)	154
Alcoholic cardiomyopathy	0 (0 to 0)	0 (0 to 0)	0 (0 to 0)	0 (0 to 0)	0 (0 to 0)	0 (0 to 0)	0 (0 to 0)	0 (0 to 0)	0 (0 to 0)	0 (0 to 0)	0 (0 to 0)	0 (0 to 0)	0 (0 to 0)	0 (0 to 0)	0 (0 to 0)	0 (0 to 0)	0 (0 to 0)	0 (0 to 0)	0 (0 to 0)	0 (0 to 0)	0 (0 to 0)	0 (0 to 0)	0 (0 to 0)	0 (0 to 0)	0 (0 to 0)	116
Other cardiomyopathy	5-4 (2.1 to 12.6)	5-1 (2 to 11.1)	10-5 (2.2 to 13.8)	9-5 (4.1 to 17)	3 (0.9 to 7.6)	3-6 (1.1 to 8.1)	2-9 (0.9 to 7)	3-5 (1.3 to 9.6)	5-3 (1.6 to 12.1)	6-9 (1.6 to 14.2)	9-7 (4.2 to 21.5)	13-5 (4.3 to 22.6)	17-5 (5.4 to 39.6)	21-1 (7.1 to 52.2)	20-8 (6.9 to 46.2)	19-5 (6.2 to 46)	21-5 (7.3 to 47.9)	23-4 (7.9 to 52.6)	20-9 (7.6 to 48.1)	11-4 (7.2 to 24.6)	2 (1.4 to 12.1)	0-6 (0.2 to 1.3)	247
Atrial fibrillation and flutter	0 (0 to 0)	0 (0 to 0)	0 (0 to 0)	0 (0 to 0)	0 (0 to 0)	0 (0 to 0)	0 (0 to 0)	0 (0 to 0)	0-2 (0 to 0.8)	0-2 (0 to 0.8)	0-2 (0 to 0.8)	0-2 (0 to 0.8)	0-2 (0 to 0.8)	0-2 (0 to 0.8)	0-2 (0 to 0.8)	0-2 (0 to 0.8)	0-2 (0 to 0.8)	0-2 (0 to 0.8)	0-2 (0 to 0.8)	0-2 (0 to 0.8)	0-2 (0 to 0.8)	0-2 (0 to 0.8)	0-2 (0 to 0.8)	0-2 (0 to 0.8)	0-2 (0 to 0.8)	238
Aortic aneurysm	--	--	--	--	--	--	0-8 (0.2 to 1.8)	1-3 (0.4 to 2.9)	1-8 (0.4 to 3.8)	2-3 (0.5 to 4.8)	2-4 (0.5 to 7.2)	3-2 (1.1 to 7.1)	4-7 (1.6 to 11.1)	6-4 (2.4 to 14.4)	8-2 (3.3 to 18.6)	9-6 (3.4 to 19.4)	11-4 (4.6 to 22.4)	13-2 (5.3 to 23)	13-9 (5.6 to 24.2)	9-6 (3.9 to 17.2)	4-6 (2.4 to 8.7)	1-1 (0.4 to 2.1)	0-2 (0.1 to 0.3)	NA
Endocarditis	0-3 (0.1 to 0.8)	0-4 (0.1 to 1.1)	0-7 (0.2 to 1.8)	2-7 (0.4 to 6.1)	3-4 (0.6 to 8.9)	4-9 (0.9 to 12.3)	5-7 (1.1 to 14.3)	4-6 (0.9 to 11.5)	6-1 (1.2 to 16.7)	7-3 (1.3 to 17.7)	6-3 (1.2 to 17.3)	9-3 (1.8 to 21.1)	14-1 (2.8 to 32.1)	9-3 (1.8 to 19.1)	14-1 (2.8 to 32.1)	19-1 (3.8 to 43.2)	12-9 (2.5 to 31.1)	14-6 (2.9 to 32.7)	17-7 (3.5 to 38.2)	13-9 (3.5 to 34.2)	9-6 (2.4 to 24.2)	5-1 (1.1 to 12.2)	0-2 (0 to 0.5)	0-2 (0 to 0.5)	89-8
Other cardiovascular and circulatory diseases	0-7 (0.2 to 2.1)	1-2 (0.3 to 3.4)	2-1 (0.5 to 5.1)	4-1 (1.1 to 9.8)	7-1 (1.9 to 16.4)	9-3 (2.4 to 20.9)	12-7 (3.3 to 28.4)	29-8 (14.1 to 67.7)	22-1 (10.7 to 49.3)	29-5 (16.4 to 59)	39-1 (18.1 to 80.1)	48-1 (23.1 to 78)	101 (52.5 to 178)	77-2 (42.2 to 131)	66-8 (35.9 to 118)	59-1 (30.5 to 105)	44-6 (24.3 to 79.4)	46-8 (24.2 to 79.4)	39-9 (20.1 to 74.2)	23-1 (13.5 to 42.1)	10-6 (7.1 to 17.5)	2-8 (1.4 to 4.6)	0-5 (0.2 to 0.9)	714
Chronic respiratory diseases	0 (0 to 0)	0-1 (0 to 0.5)	0-1 (0.1 to 0.7)	0-2 (0.1 to 1.2)	0-3 (0.1 to 1.5)	0-3 (0.1 to 1.5)	0-3 (0.1 to 1.5

Congenital birth defects	306 (197 to 442)	233 (125 to 397)	281 (177 to 737)	170 (96·4 to 292)	82·9 (53·8 to 126)	74·9 (48·5 to 114)	58·7 (37·2 to 91·2)	49·1 (29·5 to 71·3)	35·4 (22·4 to 52·8)	30·1 (19 to 46)	27·6 (17·6 to 42·3)	25·1 (15·4 to 39·1)	20·1 (12·5 to 30·4)	16·5 (10·3 to 25·2)	13 (7·4 to 20·4)	9·6 (5·2 to 13·5)	6·1 (3·4 to 9·7)	3 (1·4 to 5·1)	1·9 (1 to 3·2)	0·9 (0·5 to 1·4)	0·3 (0·2 to 0·4)	0·1 (0 to 0·2)	0 (0 to 0)	1,340
Neural tube defects	60·7 (29·7 to 204)	51·7 (16·6 to 120)	50·6 (18·1 to 218)	29·1 (7·6 to 109)	8·1 (2·1 to 19·4)	7 (1·9 to 16·9)	5·1 (1·4 to 12·1)	2·9 (0·8 to 6·8)	2·4 (0·7 to 5·6)	1·8 (0·5 to 4·2)	1·3 (0·4 to 3·1)	1 (0·3 to 2·3)	0·7 (0·2 to 1·7)	0·5 (0·1 to 1·2)	0·3 (0·1 to 0·8)	0·2 (0 to 0·4)	0 (0 to 0·2)	0 (0 to 0·1)	0 (0 to 0·1)	0 (0 to 0)	0 (0 to 0)	0 (0 to 0)	0 (0 to 0)	297
Congenital heart anomalies	114 (104 to 131)	74·6 (64·2 to 89)	106 (94·7 to 130)	59·4 (50·4 to 73)	27·5 (22·6 to 34·2)	23·7 (19·4 to 30·1)	18·3 (14·8 to 23)	14·5 (11·6 to 18·4)	10·8 (8·5 to 13·7)	8·5 (6·5 to 10·9)	6·5 (4·9 to 8·5)	4·7 (3·5 to 6·2)	3·4 (2·5 to 4·6)	2·4 (1·7 to 3·3)	1·6 (1·1 to 2·3)	1·1 (0·7 to 1·6)	0·6 (0·4 to 1·1)	0·3 (0·2 to 0·7)	0·2 (0·1 to 0·4)	0·1 (0 to 0·2)	0 (0 to 0·1)	0 (0 to 0)	0 (0 to 0)	342
Orofacial clefts	2·6 (0·9 to 7·2)	2·3 (0·5 to 6·7)	3·6 (0·8 to 11·6)	1·2 (0·3 to 3·2)	0·5 (0·2 to 1·1)	0·6 (0·2 to 1·3)	0·4 (0·2 to 1·1)	0·4 (0·2 to 1·1)	0·3 (0·2 to 1·1)	0·2 (0·1 to 0·6)	0·2 (0·1 to 0·5)	0·1 (0·1 to 0·4)	0·1 (0·1 to 0·3)	0·1 (0·1 to 0·3)	0 (0·1 to 0·2)	0 (0 to 0·2)	0 (0 to 0·2)	0 (0 to 0·1)	0 (0 to 0·1)	0 (0 to 0·1)	0 (0 to 0)	0 (0 to 0)	0 (0 to 0)	18·6
Down syndrome	6·6 (2·5 to 14·4)	6·1 (1·9 to 14·6)	17·3 (4·6 to 46·2)	6·6 (1·9 to 18·4)	2·2 (0·6 to 5·2)	2·3 (0·6 to 6)	2·4 (0·6 to 6·4)	2·6 (0·7 to 6·8)	1·6 (0·4 to 4·2)	1·7 (0·4 to 4·2)	1·8 (0·4 to 4·2)	1·7 (0·4 to 4·2)	1·6 (0·4 to 4·2)	1·5 (0·4 to 3·9)	1·1 (0·3 to 2·4)	0·8 (0·2 to 1·6)	0·5 (0·1 to 1·1)	0·3 (0·1 to 0·6)	0·2 (0 to 0·3)	0·1 (0 to 0·2)	0 (0 to 0·1)	0 (0 to 0)	0 (0 to 0)	57·5
Turner syndrome	0 (0 to 0)	0 (0 to 0)	0 (0 to 0·1)	0·2 (0·1 to 0·3)	0·2 (0·1 to 0·3)	0·2 (0·1 to 0·3)	0·2 (0·1 to 0·3)	0·2 (0·1 to 0·3)	0·1 (0 to 0·2)	0·1 (0 to 0·2)	0·1 (0 to 0·2)	0·1 (0 to 0·1)	0 (0 to 0·1)	0 (0 to 0·1)	0 (0 to 0)	0 (0 to 0)	0 (0 to 0)	0 (0 to 0)	0 (0 to 0)	0 (0 to 0)	0 (0 to 0)	0 (0 to 0)	0 (0 to 0)	0 (0 to 0)	1·2
Klinefelter syndrome	0 (0 to 0)	0 (0 to 0)	0 (0 to 0)	0 (0 to 0)	0 (0 to 0)	0 (0 to 0)	0 (0 to 0)	0 (0 to 0)	0 (0 to 0)	0 (0 to 0)	0 (0 to 0)	0 (0 to 0)	0 (0 to 0)	0 (0 to 0)	0 (0 to 0)	0 (0 to 0)	0 (0 to 0)	0 (0 to 0)	0 (0 to 0)	0 (0 to 0)	0 (0 to 0)	0 (0 to 0)	0 (0 to 0)	0 (0 to 0)	0
Other chromosomal abnormalities	18·3 (4·4 to 35·9)	13·4 (3·4 to 32·9)	22·1 (7·5 to 55·2)	9 (2·7 to 24·1)	2·8 (1·1 to 6·4)	2·5 (1·0 to 6·4)	2·1 (0·9 to 5·1)	1·6 (0·7 to 3·7)	1·2 (0·7 to 2·1)	0·7 (0·4 to 1·3)	0·6 (0·3 to 0·9)	0·4 (0·2 to 0·7)	0·2 (0·1 to 0·5)	0·1 (0·1 to 0·2)	0·1 (0·1 to 0·1)	0·1 (0·1 to 0·1)	0 (0 to 0·1)	0 (0 to 0·1)	0 (0 to 0·1)	0 (0 to 0)	0 (0 to 0)	0 (0 to 0)	0 (0 to 0)	69
Congenital musculoskeletal and limb anomalies	11·2 (4·1 to 25·3)	6·1 (2·4 to 14·4)	17·6 (6·1 to 52)	22·4 (12·6 to 39·3)	19·6 (11·3 to 31·1)	11·7 (6·9 to 19·1)	10·4 (5·7 to 16·6)	8·1 (4·1 to 12·2)	7·5 (4·1 to 11·7)	7·2 (3·8 to 10·5)	6·5 (3·4 to 10·5)	5·8 (2·9 to 8·7)	4·8 (2·4 to 7·4)	3·6 (1·8 to 5·4)	2·3 (1·1 to 3·4)	1·4 (0·7 to 2·2)	0·8 (0·4 to 1·4)	0·4 (0·2 to 0·7)	0·2 (0·1 to 0·3)	0·1 (0·1 to 0·1)	0 (0 to 0)	0 (0 to 0)	0 (0 to 0)	170
Urogenital congenital anomalies	8·8 (2·7 to 21·3)	4·2 (1·1 to 9·4)	4·2 (1·1 to 9·4)	3 (1·0 to 6·5)	2·1 (1·0 to 3·5)	1·7 (0·9 to 2·9)	1·3 (0·8 to 2·2)	1 (0·6 to 1·6)	0·7 (0·4 to 1·1)	0·6 (0·3 to 0·9)	0·5 (0·2 to 0·8)	0·3 (0·2 to 0·6)	0·2 (0·1 to 0·4)	0·2 (0·1 to 0·3)	0·1 (0·1 to 0·2)	0·1 (0·1 to 0·2)	0 (0 to 0·1)	0 (0 to 0·2)	0 (0 to 0·1)	0 (0 to 0)	0 (0 to 0)	0 (0 to 0)	0 (0 to 0)	29·3
Digestive congenital anomalies	29·9 (14·7 to 62·4)	29·6 (14·4 to 62·5)	29·6 (16·2 to 53)	15·2 (7·5 to 29·5)	6·1 (3·4 to 11·1)	5·1 (2·8 to 9·2)	4·2 (2·3 to 7·4)	3·3 (1·8 to 5·8)	2·5 (1·4 to 4·2)	2·1 (1·1 to 3·5)	1·7 (0·9 to 2·8)	1·3 (0·7 to 2·1)	1 (0·5 to 1·6)	0·7 (0·4 to 1·1)	0·5 (0·2 to 0·8)	0·3 (0·1 to 0·5)	0·2 (0·1 to 0·3)	0·1 (0·1 to 0·2)	0 (0 to 0·1)	0 (0 to 0·1)	0 (0 to 0)	0 (0 to 0)	0 (0 to 0)	147
Other congenital birth defects	79·4 (27·9 to 194)	59·4 (16·9 to 84·3)	70·8 (22·7 to 194)	32·2 (11·1 to 105)	29·8 (16·1 to 52·7)	23·4 (12·2 to 44·7)	20·4 (10·9 to 34·7)	17·6 (9·5 to 32·8)	14·1 (6·9 to 27·7)	11 (5·7 to 21·1)	9·6 (4·9 to 20·2)	7·6 (3·9 to 15·7)	5·6 (2·9 to 11·4)	3·8 (2·0 to 7·6)	2·5 (1·3 to 4·9)	1·6 (0·8 to 3·1)	1·1 (0·5 to 2·1)	0·7 (0·3 to 1·3)	0·3 (0·2 to 0·6)	0·2 (0·1 to 0·3)	0·1 (0·1 to 0·1)	0 (0 to 0·1)	0 (0 to 0·1)	457
Urinary diseases and male infertility	2·3 (0·9 to 5·2)	1·5 (0·4 to 3·5)	1·3 (0·4 to 3·5)	2·5 (1·0 to 5·2)	7·1 (2·5 to 23·4)	4·6 (1·3 to 16·1)	2·4 (0·6 to 9·2)	1·5 (0·4 to 6·1)	0·9 (0·2 to 3·6)	0·7 (0·2 to 2·7)	0·5 (0·1 to 2·1)	0·3 (0·1 to 1·2)	0·2 (0·1 to 0·8)	0·2 (0·1 to 0·6)	0·1 (0·1 to 0·4)	0·1 (0·1 to 0·3)	0·1 (0·1 to 0·2)	0·1 (0·1 to 0·2)	0 (0 to 0·1)	0 (0 to 0·1)	0 (0 to 0·1)	0 (0 to 0·1)	0 (0 to 0·1)	22
Female infertility	0 (0 to 0)	0 (0 to 0)	0 (0 to 0)	0 (0 to 0)	0 (0 to 0)	0 (0 to 0)	0 (0 to 0)	0 (0 to 0)	0 (0 to 0)	0 (0 to 0)	0 (0 to 0)	0 (0 to 0)	0 (0 to 0)	0 (0 to 0)	0 (0 to 0)	0 (0 to 0)	0 (0 to 0)	0 (0 to 0)	0 (0 to 0)	0 (0 to 0)	0 (0 to 0)	0 (0 to 0)	0 (0 to 0)	0 (0 to 0)	63·9
Endometriosis	0 (0 to 0)	0 (0 to 0)	0 (0 to 0)	0 (0 to 0)	0 (0 to 0)	0 (0 to 0)	0 (0 to 0)	0 (0 to 0)	0 (0 to 0)	0 (0 to 0)	0 (0 to 0)	0 (0 to 0)	0 (0 to 0)	0 (0 to 0)	0 (0 to 0)	0 (0 to 0)	0 (0 to 0)	0 (0 to 0)	0 (0 to 0)	0 (0 to 0)	0 (0 to 0)	0 (0 to 0)	0 (0 to 0)	0 (0 to 0)	180
Genital prolapse	0 (0 to 0)	0 (0 to 0)	0 (0 to 0)	0 (0 to 0)	0 (0 to 0)	0 (0 to 0)	0·1 (0 to 0·1)	0·1 (0 to 0·1)	0·1 (0 to 0·1)	0·1 (0 to 0·1)	0·1 (0 to 0·1)	0·1 (0 to 0·1)	0·1 (0 to 0·1)	0·1 (0 to 0·1)	0·1 (0 to 0·1)	0·1 (0 to 0·1)	0·1 (0 to 0·1)	0·1 (0 to 0·1)	0·1 (0 to 0·1)	0·1 (0 to 0·1)	0·1 (0 to 0·1)	0·1 (0 to 0·1)	0·1 (0 to 0·1)	0·1 (0 to 0·1)	30
Premenstrual syndrome	0 (0 to 0)	0 (0 to 0)	0 (0 to 0)	0 (0 to 0)	0 (0 to 0)	0 (0 to 0)	0 (0 to 0)	0 (0 to 0)	0 (0 to 0)	0 (0 to 0)	0 (0 to 0)	0 (0 to 0)	0 (0 to 0)	0 (0 to 0)	0 (0 to 0)	0 (0 to 0)	0 (0 to 0)	0 (0 to 0)	0 (0 to 0)	0 (0 to 0)	0 (0 to 0)	0 (0 to 0)	0 (0 to 0)	0 (0 to 0)	874
Other gynecological diseases	0 (0 to 0)	0 (0 to 0)	0 (0 to 0)	0 (0 to 0)	0·5 (0·2 to 1·1)	0·6 (0·3 to 1·1)	0·6 (0·3 to 1·1)	0·6 (0·3 to 1·1)	0·5 (0·2 to 1·1)	0·5 (0·2 to 1·1)	0·4 (0·2 to 1·1)	0·4 (0·2 to 1·1)	0·3 (0·2 to 1·1)	0·3 (0·2 to 1·1)	0·2 (0·1 to 0·6)	0·2 (0·1 to 0·5)	0·1 (0·1 to 0·3)	0·1 (0·1 to 0·2)	0·1 (0·1 to 0·2)	0·1 (0·1 to 0·2)	0·1 (0·1 to 0·2)	0·1 (0·1 to 0·2)	0·1 (0·1 to 0·2)	2,330
Hemoglobinopathies and hemolytic anemias	8·4 (2·3 to 21·2)	1·4 (0·7 to 2·5)	10·8 (3·2 to 35·2)	41·5 (16·1 to 92)	32·9 (21·5 to 53·2)	29·7 (14·6 to 63·4)	24·7 (9·6 to 55·1)	28·3 (13·5 to 57·1)	27 (13·5 to 51·2)	23·2 (11·6 to 42·1)	17·4 (8·7 to 31·2)	14·8 (7·3 to 26·9)	12·2 (6·2 to 21·6)	9·5 (4·9 to 16·6)	7·1 (3·7 to 12·1)	5·1 (2·6 to 8·4)	3·5 (1·8 to 5·6)	2·3 (1·2 to 3·6)	1·4 (0·7 to 2·2)	0·7 (0·4 to 1·1)	0·3 (0·2 to 0·5)	0·1 (0·1 to 0·2)	0·1 (0·1 to 0·2)	386
Thalassemias	0 (0 to 0)	0 (0 to 0)	0 (0 to 0·1)	0 (0 to 0·1)	0 (0 to 0·1)	0 (0 to 0)	0 (0 to 0)	0 (0 to 0)	0 (0 to 0)	0 (0 to 0)	0 (0 to 0)	0 (0 to 0)	0 (0 to 0)	0 (0 to 0)	0 (0 to 0)	0 (0 to 0)	0 (0 to 0)	0 (0 to 0)	0 (0 to 0)	0 (0 to 0)	0 (0 to 0)	0 (0 to 0)	0 (0 to 0)	0 (0 to 0)	0·2
Thalassemias trait	0 (0 to 0)	0 (0 to 0)	0·2 (0 to 0·5)	1·1 (0·5 to 2·1)	1·6 (0·8 to 3·1)	2·3 (1·2 to 4·3)	2·5 (1·3 to 4·6)	3·1 (1·6 to 5·9)	3·1 (1·6 to 5·9)	3·2 (1·6 to 5·9)	3·1 (1·6 to 5·9)	3·1 (1·6 to 5·9)	3·1 (1·6 to 5·9)	3·1 (1·6 to 5·9)	3·1 (1·6 to 5·9)	3·1 (1·6 to 5·9)	3·1 (1·6 to 5·9)	3·1 (1·6 to 5·9)	3·1 (1·6 to 5·9)	3·1 (1·6 to 5·9)	3·1 (1·6 to 5·9)	3·1 (1·6 to 5·9)	3·1 (1·6 to 5·9)	9·7
Sickle cell disorders	7·1 (2·3 to 17)	7·1 (2·3 to 17)	7·1 (2·4 to 19·4)	21·6 (10·4 to 39·6)	19·4 (12·1 to 34·9)	16·4 (10·6 to 29·6)	14·2 (9·2 to 25·2)	12·1 (7·7 to 21·6)	9·7 (6·1 to 17·5)	7·9 (4·9 to 14·2)	6·2 (3·7 to 11·4)	4·8 (2·8 to 8·8)	3·6 (2·1 to 6·5)	2·6 (1·5 to 4·8)	1·8 (1·1 to 3·3)	1·2 (0·7 to 2·2)	0·8 (0·4 to 1·4)	0·5 (0·2 to 0·9)	0·3 (0·1 to 0·5)	0·1 (0·1 to 0·3)	0·1 (0·1 to 0·2)	0 (0 to 0·1)	0 (0 to 0·1)	173
Sickle cell trait	0·8 (0·3 to 1·7)	0·8 (0·3 to 1·7)	0·9 (0·4 to 1·7)	2·5 (1·0 to 5·2)	2·2 (1·0 to 4·2)	1·9 (1·0 to 3·5)	1·6 (0·9 to 3·1)	1·4 (0·8 to 2·7)	1·1 (0·7 to 2·2)	0·9 (0·5 to 1·8)	0·7 (0·4 to 1·4)	0·6 (0·3 to 1·1)	0·4 (0·2 to 0·8)	0·3 (0·2 to 0·6)	0·2 (0·1 to 0·4)	0·1 (0·1 to 0·3)	0·1 (0·1 to 0·2)	0·1 (0·1 to 0·2)	0·1 (0·1 to 0·1)	0·1 (0·1 to 0·1)	0 (0·1 to 0·1)	0 (0 to 0·1)	0 (0 to 0·1)	111
G6PD deficiency	0 (0 to 0)	0 (0 to 0)	0 (0 to 0)	0·1 (0 to 0·1)	0·1 (0·1 to 0·2)	0·1 (0 to 0·3)	0·2 (0·2 to 0·3)	0·2 (0·1 to 0·4)	0·2 (0·1 to 0·4)	0·2 (0·1 to 0·5)	0·2 (0·1 to 0·5)	0·2 (0·1 to 0·5)	0·2 (0·1 to 0·5)	0·2 (0·1 to 0·5)	0·2 (0·1 to 0·5)	0·2 (0·1 to 0·5)	0·2 (0·1 to 0·5)	0·2 (0·1 to 0·5)	0·2 (0·1 to 0·5)	0·2 (0·1 to 0·5)	0·2 (0·1 to 0·5)	0·2 (0·1 to 0·5)	0·2 (0·1 to 0·5)	22
G6PD trait	0 (0 to 0)	0 (0 to 0)	0 (0 to 0)	0 (0 to 0)	0 (0 to 0)	0·1 (0 to 0·1)	0·1 (0 to 0·1)	0·1 (0 to 0·1)	0·1 (0 to 0·1)	0·1 (0 to 0·1)	0·1 (0 to 0·1)	0·1 (0 to 0·1)	0·1 (0 to 0·1)	0·1 (0 to 0·1)	0·1 (0 to 0·1)	0·1 (0 to 0·1)	0·1 (0 to 0·1)	0·1 (0 to 0·1)	0·1 (0 to 0·1)	0·1 (0 to 0·1)	0·1 (0 to 0·1)	0·1 (0 to 0·1)	0·1 (0 to 0·1)	0·1 (0 to 0·1)	1·4
Other hemoglobinopathies and hemolytic anemias	0 (0 to 0)	0 (0 to 0·1)	0·3 (0 to 0·9)	3 (1·3 to 5·9)	3 (1·9 to 4·9)	2·7 (2·0 to 3·6)	2·4 (1·6 to 3·5)	2·1 (1·4 to 3·2)	1·8 (1·2 to 2·7)	1·5 (0·9 to 2·3)	1·2 (0·7 to 1·9)	0·9 (0·5 to 1·5)	0·7 (0·4 to 1·2)	0·5 (0·3 to 0·8)	0·3 (0·2 to 0·5)	0·2 (0·1 to 0·3)	0·1 (0·1 to 0·2)	0·1 (0·1 to 0·1)	0 (0 to 0·1)	0 (0 to 0·1)	0 (0 to 0·1)	0 (0 to 0·1)	0 (0 to 0·1)	0 (0 to 0·1)	69·2
Endocrine, metabolic, blood, and immune disorders	1·4 (0·6 to 3·2)	2·2 (1 to 5·2)	2·2 (0·6 to 7·3)	10 (4·1 to 19·7)	29·4 (14·9 to 62·7)	29·8 (14·6 to 64·1)	28·9 (16·3 to 59·3)	30·4 (21·5 to 66·4)	28·2 (21·2 to 58·3)	25·2 (18·2 to 52·9)	21·2 (14·2 to 43·6)	16·8 (10·9 to 34·5)	12·6 (7·9 to 25·6)	8·9 (5·4 to 17·6)	5·9 (3·4 to 11·2)	3·8 (2·1 to 6·9)	2·4 (1·3 to 4·2)	1·4 (0·7 to 2·4)	0·7 (0·4 to 1·2)	0·3 (0·2 to 0·5)	0·1 (0·1 to 0·2)	0·1 (0·1 to 0·1)	0 (0 to 0·1)	1,310
Oral disorders	0 (0 to 0)	0 (0 to 0)	0 (0 to 0)	0·1 (0 to 0·2)	0·3 (0·1 to 0·6)	0·4 (0·2 to 0·8)	0·5 (0·2 to 0·9)	0·6 (0·3 to 1·1)	0·7 (0·3 to 1·2)	0·8 (0·4 to 1·4)	0·9 (0·4 to 1·5)	1·1 (0·5 to 1·8)	1·2 (0·6 to 2·1)	1·3 (0·6 to 2·2)	1·3 (0·6 to 2·2)	1·3 (0·6 to 2·2)	1·3 (0·6 to 2·2)	1·3 (0·6 to 2·2)	1·3 (0·6 to 2·2)	1·3 (0·6 to 2·2)	1·3 (0·6 to 2·2)	1·3 (0·6 to 2·2)	1·3 (0·6 to 2·2)	912
Caries of deciduous teeth	0 (0 to 0)	0 (0 to 0)	0 (0 to 0·1)	0·2 (0·1 to 0·5)	0·6 (0·2 to 1·3)	0·7 (0·3 to 1·5)	0·9 (0·4 to 1·8)	1·1 (0·5 to 2·2)	1·2 (0·6 to 2·4)	1·4 (0·7 to 2·8)	1·5 (0·7 to 3·1)	1·6 (0·8 to 3·3)	1·7 (0·8 to 3·5)	1·8 (0·8 to 3·6)	1·8 (0·8 to 3·6)	1·8 (0·8 to 3·6)	1·8 (0·8 to 3·6)	1·8 (0·8 to 3·6)	1·8 (0·8 to 3·6)	1·8 (0·8 to 3·6)	1·8 (0·8 to 3·6)	1·8 (0·8 to 3·6)	1·8 (0·8 to 3·6)	8
Caries of permanent teeth	0 (0 to 0)	0 (0 to 0)	0 (0 to 0)	2·3 (0·7 to 5·3)	8 (3·1 to 17·2)	9·8 (3·9 to 19·9)	10·3 (4·5 to 19·2)	9·2 (3·9 to 18·2)	8·1 (3·4 to 16·2)	7·1 (2·9 to 14·4)	6 (2·5 to 12·4)	4·9 (2·0 to 10·1)	3·7 (1·5 to 7·6)	2·6 (1·0 to 5·4)	1·9 (0·7 to 4·1)	1·4 (0·5 to 3·2)	0·9 (0·3 to 2·1)	0·6 (0·2 to 1·4)	0·4 (0·1 to 0·9)	0·1 (0·1 to 0·2)	0·1 (0·1 to 0·1)	0 (0 to 0·1)	0 (0 to 0·1)	84·9
Periodontal diseases	0 (0 to 0)	0 (0 to 0)	0 (0 to 0)	0 (0 to 0·1)	0·2 (0 to 0·6)	0·3 (0 to 0·8)	0·4 (0 to 1·1)	0·5 (0 to 1·3)	0·6 (0 to 1·5)	0·7 (0 to 1·7)	0·8 (0 to 1·9)	0·9 (0 to 2·1)	1·1 (0 to 2·5)	1·2 (0 to 2·8)	1·3 (0 to 3·1)	1·4 (0 to 3·3)	1·5 (0 to 3·5)	1·5 (0 to 3·6)	1·6 (0 to 3·7)	1·6 (0 to 3·8)	1·6 (0 to 3·8)	1·6 (0 to 3·8)	1·6 (0 to 3·8)	1·6 (0 to 3·8)	432
Other oral disorders	0 (0 to 0)	0 (0 to 0)	9·9 (3·9 to 19·3)	10·2 (4·1 to 19·9)	12·3 (7·2 to 19·4)	17·6 (11·4 to 26)	19·4 (11·7 to 30)	19·7 (11·4 to 30)	19·7 (11·4 to 30)	19·6 (11·3 to 29·4)	19·6 (11·3 to 29·4)	19·6 (11·3 to 29·4)	19·6 (11·3 to 29·4)	19·6 (11·3 to 29·4)	19·6 (11·3 to 29·4)	19·6 (11·3 to 29·4)	19·6 (11·3 to 29·4)	19·6 (11·3 to 29·4)	19·6 (11·3 to 29·4)	19·6 (11·3 to 29·4)	19·6 (11·3 to 29·4)	19·6 (11·3 to 29·4)	19·6 (11·3 to 29·4)	215
Sudden infant death syndrome	…	69·2 (29·6 to 199)	…	…	…	…	…	…	…	…	…	…	…	…	…	…	…	…	…	…	…	…	…	NA
Injuries	21·6 (11·5 to 52·6)	51·5 (12·7 to 302)	101 (50·3 to 182)	182 (101 to 292)	200 (137 to 297)	246 (184 to 339)	279 (205 to 374)	422 (272 to 636)	394 (262 to 569)	412 (273 to 615)	444 (298 to 662)	486 (297 to 692)	492 (298 to 722)	533 (329 to 820)	523 (320 to 792)	470 (282 to 713)	463 (263 to 713)	397 (265 to 562)	352 (227 to 473)	298 (207 to 377)	171 (131 to 218)	79·1 (58·1 to 106)	22·9 (16·5 to 31·2)	5 (3·6 to 7·2)	6,450
Transport injuries	1·2 (0·4 to 2·8)	2·3 (0·8 to 6·8)	1·2 (0·4 to 2·8)	2·6 (0·9 to 6·3)	4·1 (1·5 to 9·4)	5·2 (2·1 to 11·2)	5·5 (2·3 to 11·5)	6·1 (2·6 to 12·5)	5·7 (2·5 to 11·5)	5·2 (2·3 to 10·4)	4·7 (2·1 to 9·4)	4·1 (1·8 to 8·2)	3·4 (1·5 to 6·7)	2·7 (1·2 to 5·2)	2·1 (0·9 to 4·1)	1·5 (0·6 to 2·9)	1·1 (0·4 to 2·1)	0·7 (0·3 to 1·4)	0·4 (0·2 to 0·8)	0·2 (0·1 to 0·4)	0·1 (0·1 to 0·2)	0 (0 to 0·1)	0 (0 to 0·1)	0 (0 to 0·1)	1,810
Road injuries	1·2 (0·3 to 2·7)	2·2 (0·7 to 6·7)	1·1 (0·3 to 2·7)	2·4 (0·8 to 6·1)	3·9 (1·4 to 8·9)	4·8 (1·9 to 10·7)	5·1 (2·2 to 11·1)	5·6 (2·5 to 11·7)	5·3 (2·4 to 11·1)	4·8 (2·2 to 10·1)	4·4 (2·1 to 9·1)	3·8 (1·8 to 7·8)	3·2 (1·5 to 6·4)	2·5 (1·2 to 4·9)	1·9 (0·9 to 3·8)	1·4 (0·6 to 2·7)	1·1 (0·4 to 2·1)	0·7 (0·3 to 1·4)	0·4 (0·2 to 0·8)	0·2 (0·1 to 0·4)	0·1 (0·1 to 0·2)	0 (0 to 0·1)	0 (0 to 0·1)	0 (0 to 0·1)	1,520
Pedestrian road injuries	0·3 (0·1 to 0·9)	0·7 (0·2 to 1·9)	0·4 (0·2 to 0·7)	1·1 (0·4 to 1·9)	1·9 (0·8 to 3·7)	2·1 (0·9 to 3·9)	2·3 (1·0 to 4·2)	2·5 (1·1 to 4·6)	2·2 (0·9 to 4·1)	2·1 (0·9 to 3·9)	1·8 (0·8 to 3·5)	1·6 (0·7 to 3·1)	1·3 (0·6 to 2·5)	1·1 (0·5 to 2·1)	0·8 (0·3 to 1·6)	0·6 (0·2 to 1·2)	0·4 (0·2 to 0·8)	0·3 (0·1 to 0·6)	0·2 (0·1 to 0·4)	0·1 (0·1 to 0·2)	0·1 (0·1 to 0·1)	0 (0 to 0·1)	0 (0 to 0·1)	0 (0 to 0·1)	488
Cyclist road injuries	0 (0 to 0)	0 (0 to 0)	0·1 (0 to 0·3)	0·4 (0·1 to 0·9)	0·8 (0·3 to 1·8)	1·1 (0·4 to 2·5)	1·3 (0·5 to 3·1)	1·5 (0·6 to 3·5)	1·4 (0·6 to 3·3)	1·3 (0·6 to 3·1)	1·2 (0·5 to 2·8)	1·1 (0·5 to 2·6)	0·9 (0·4 to 2·1)	0·7 (0·3 to 1·7)	0·5 (0·2 to 1·2)	0·4 (0·1 to 0·9)	0·3 (0·1 to 0·6)	0·2 (0·1 to 0·4)	0·1 (0·1 to 0·3)	0·1 (0·1 to 0·2)	0 (0 to 0·1)	0 (0 to 0·1)	0 (0 to 0·1)	0 (0 to 0·1)	181
Motorcyclist road injuries	0·1 (0 to 0·4)	0·3 (0 to 0·9)	0·2 (0 to 0·6)	0·6 (0·2 to 1·6)	1·2 (0·5 to 2·8)	1·6 (0·7 to 3·6)	1·8 (0·8 to 3·9)	2·1 (0·9 to 4·5)	2·1 (0·9 to 4·3)	1·9 (0·8 to 4·1)	1·8 (0·8 to 3·8)	1·6 (0·7 to 3·4)	1·4 (0·6 to 3·1)	1·1 (0·5 to 2·4)	0·9 (0·3 to 1·9)	0·7 (0·2 to 1·5)	0·5 (0·2 to 1·1)	0·3 (0·1 to 0·7)	0·2 (0·1 to 0·5)	0·1 (0·1 to 0·3)	0·1 (0·1 to 0·2)	0 (0 to 0·1)	0 (0 to 0·1)	0 (0 to 0·1)	137
Motor vehicle road injuries	0·7 (0·2 to 1·7)	1·3 (0·5 to 3)	0·9 (0·3 to 1·7)	1·3 (0·5 to 2·9)	2·1 (0·9 to 4·5)	2·6 (1·1 to 5·5)	2·7 (1·2 to 5·7)	2·7 (1·2 to 5·7)	2·6 (1·1 to 5·5)	2·4 (1·1 to 5·1)	2·2 (1·0 to 4·7)	2·0 (0·9 to 4·2)	1·7 (0·8 to 3·6)	1·4 (0·6 to 3·1)	1·1 (0·5 to 2·3)	0·8 (0·3 to 1·7)	0·6 (0·2 to 1·2)	0·4 (0·1 to 0·8)	0·2 (0·1 to 0·5)	0·1 (0·1 to 0·3)	0·1 (0·1 to 0·1)	0 (0 to 0·1)	0 (0 to 0·1)	0 (0 to 0·1)	689
Other road injuries	0 (0 to 0)	0 (0 to 0·1)	0·2 (0 to 0·6)	0·6 (0·1 to 1·5)	1·1 (0·3 to 2·1)	1·1 (0·5 to 2·4)	1·1 (0·5 to 2·4)	1·1 (0·5 to 2·4)	1·1 (0·5 to 2·3)	1·1 (0·5 to 2·2)	1·1 (0·5 to 2·2)	1·1 (0·5 to 2·2)	1·1 (0·5 to 2·2)	1·1 (0·5 to 2·2)	1·1 (0·5 to 2·2)	1·1 (0·5 to 2·2)	1·1 (0·5 to 2·2)	1·1 (0·5 to 2·2)	1·1 (0·5 to 2·2)	1·1 (0·5 to 2·2)	1·1 (0·5 to 2·2)	1·1 (0·5 to 2·2)	1·1 (0·5 to 2·2)	1·1 (0·5 to 2·2)	249
Other transport injuries	0·3 (0·1 to 0·8)	0·6 (0 to 0·3)	0·3 (0·2 to 1·4)	0·8 (0·7 to 0·4)	2·3 (1·1 to 5·7)	2·2 (0·8 to 5·7)	2·4 (0·9 to 6·1)	2·6 (1·0 to 6·7)	2·5 (1·0 to 6·4)	2·3 (0·9 to 6·1)	2·1 (0·8 to 5·6)	1·9 (0·7 to 5·1)	1·7 (0·6 to 4·5)	1·4 (0·5 to 3·8)	1·1 (0·4 to 3·1)	0·8 (0·3 to 2·2)	0·6 (0·2 to 1·6)	0·4 (0·1 to 1·1)	0·2 (0·1 to 0·6)	0·1 (0·1 to 0·3)	0·1 (0·1 to 0·2)	0 (0 to 0·1)	0 (0 to 0·1)	0 (0 to 0·1)	90·8
Unintentional injuries	19·4 (7·5 to 44·7)	47 (9·5 to 287)	78·3 (40·4 to 154)	137 (77·9 to 220)	169 (83·1 to 301)	238 (99·4 to 577)	287 (113·5 to 709)	397 (156·2 to 1,000)	370 (141·9 to 914)	342 (131·9 to 814)	309 (122·9 to 736)	275 (107·6 to 654)	240 (92·7 to 572)	203 (77·1 to 484)	167 (63·9 to 398)	131 (49·3 to 312)	98 (36·2 to 234)	69 (25·1 to 165)	44 (16·2 to 106)	27 (9·8 to 64)	13 (4·8 to 31)	5·2 (1·9 to 12·4)	1·4 (0·5 to 3·3)	0·3 (0·1 to 0·8)	3,100
Falls	2·1 (0·7 to 4·9)	1·1 (0·4 to 2·7)	1·1 (0·2 to 3·1)	2·5 (0·6 to 6·2)	3·5 (1·0 to 8·2)	3·5 (1·0 to 8·2)	3·5 (1·0 to 8·2)	3·5 (1·0 to 8·2)	3·5 (1·0 to 8·2)	3·5 (1·0 to 8·2)	3·5 (1·0 to 8·2)	3·5 (1·0 to 8·2)	3·5 (1·0 to 8·2)	3·5 (1·0 to 8·2)	3·5 (1·

SR Table 2b: Semburu DALYS by cause and age group for females with 95% uncertainty intervals, 2019

Cause	Early Neonatal	Late Neonatal	Post Neonatal	1 to 4	5 to 9	10 to 14	15 to 19	20 to 24	25 to 29	30 to 34	35 to 39	40 to 44	45 to 49	50 to 54	55 to 59	60 to 64	65 to 69	70 to 74	75 to 79	80 to 84	85 to 89	90 to 94	95 plus	Total
All causes	1,454 (1,454 to 1,454)	1,180 (1,180 to 1,180)	1,180 (1,180 to 1,180)	4,722 (4,722 to 4,722)	3,540 (3,540 to 3,540)	2,360 (2,360 to 2,360)	2,360 (2,360 to 2,360)	2,360 (2,360 to 2,360)	2,360 (2,360 to 2,360)	2,360 (2,360 to 2,360)	2,360 (2,360 to 2,360)	2,360 (2,360 to 2,360)	2,360 (2,360 to 2,360)	2,360 (2,360 to 2,360)	2,360 (2,360 to 2,360)	2,360 (2,360 to 2,360)	2,360 (2,360 to 2,360)	2,360 (2,360 to 2,360)	2,360 (2,360 to 2,360)	2,360 (2,360 to 2,360)	2,360 (2,360 to 2,360)	2,360 (2,360 to 2,360)	65,000
Communicable, maternal, neonatal, and nutritional diseases	8,410 (7,110 to 10,200)	1,890 (1,490 to 2,290)	1,460 (1,070 to 1,930)	1,240 (1,020 to 1,770)	896 (669 to 1,210)	1,200 (894 to 1,640)	1,440 (1,060 to 1,960)	1,440 (1,060 to 1,960)	1,460 (1,060 to 2,000)	2,210 (1,600 to 3,050)	1,770 (1,290 to 2,430)	1,330 (1,000 to 1,770)	1,020 (781 to 1,320)	1,020 (781 to 1,320)	1,020 (781 to 1,320)	1,020 (781 to 1,320)	1,020 (781 to 1,320)	1,020 (781 to 1,320)	1,020 (781 to 1,320)	1,020 (781 to 1,320)	1,020 (781 to 1,320)	1,020 (781 to 1,320)	39,900
HIV/AIDS and sexually transmitted infections	199 (62.9 to 447)	30.7 (9.7 to 76)	377 (98.4 to 897)	291 (244.1 to 351)	274 (132 to 485)	301 (160 to 528)	492 (295 to 755)	772 (519 to 1,060)	1,360 (672 to 2,350)	1,670 (929 to 2,710)	1,610 (929 to 2,610)	1,430 (879 to 1,990)	1,210 (795 to 1,810)	841 (521 to 884)	286 (191 to 422)	138 (87 to 199)	66.1 (40 to 106.4)	36.1 (21.6 to 54.4)	16.6 (9.9 to 25.1)	3.6 (1.6 to 5.9)	1.5 (0.6 to 2.4)	0.1 (0.3 to 0.6)	11,800
HIV/AIDS	0 (0 to 0.1)	0 (0 to 0)	298 (44.6 to 811)	272 (242.1 to 310)	301 (151 to 485)	647 (156 to 529)	756 (95 to 1,210)	764 (81.1 to 1,350)	1,350 (69 to 2,340)	1,660 (629 to 2,730)	1,460 (926 to 2,410)	1,430 (926 to 2,030)	1,210 (793 to 1,810)	1,210 (793 to 1,810)	629 (420 to 884)	284 (189 to 422)	138 (86.8 to 198)	66.7 (40.1 to 99.4)	36.9 (21.5 to 54.3)	16.2 (9.7 to 24.6)	3.3 (1.6 to 5.3)	1.4 (0.6 to 2.3)	0.1 (0.1 to 0.2)	11,400
HIV/AIDS - Drug-susceptible Tuberculosis	0 (0 to 0)	0 (0 to 0)	39.4 (19.6 to 72.4)	164 (92.9 to 239)	81.5 (41.5 to 149)	99.4 (12.6 to 213)	233 (22.1 to 450)	299 (17.1 to 622)	530 (4.6 to 1,260)	667 (433 to 1,640)	637 (381 to 1,640)	572 (364 to 1,040)	474 (327 to 875)	356 (237 to 653)	116 (79.4 to 192)	54.2 (32.7 to 92.1)	25.5 (15.4 to 39.4)	14.7 (8.1 to 21.7)	6.6 (4 to 9.9)	1.3 (0.6 to 2.2)	0.5 (0.2 to 0.8)	0.2 (0.1 to 0.2)	4,270
HIV/AIDS - Multidrug-resistant Tuberculosis without extensive drug resistance	0 (0 to 0)	0 (0 to 0)	1.7 (0.1 to 9.1)	6.8 (2.2 to 28.1)	2.1 (0.1 to 21)	3.8 (0.3 to 51.9)	9.4 (0.3 to 61.6)	11.1 (0.3 to 72.3)	19.9 (0.2 to 127)	22.4 (0.6 to 123)	22.4 (0.6 to 121)	20.5 (0.7 to 107)	17.3 (0.6 to 92.4)	9.2 (0.3 to 53.6)	4.3 (0.1 to 27.2)	2 (0.1 to 10.2)	1 (0 to 5)	0.6 (0 to 3.1)	0.3 (0 to 1.5)	0.1 (0 to 0.6)	0.1 (0 to 0.3)	0 (0 to 0)	156
HIV/AIDS - Extensively drug-resistant Tuberculosis	0 (0 to 0)	0 (0 to 0)	0 (0 to 0)	0.1 (0 to 0.5)	0.1 (0 to 0.3)	0.1 (0 to 0.3)	0.1 (0 to 0.4)	0.2 (0 to 0.8)	0.3 (0 to 1.6)	0.3 (0 to 1.7)	0.3 (0 to 1.6)	0.3 (0 to 1.4)	0.2 (0 to 1.1)	0.1 (0 to 0.7)	0.1 (0 to 0.3)	0 (0 to 0.2)	0 (0 to 0.1)	0 (0 to 0.1)	0 (0 to 0.1)	0 (0 to 0.1)	0 (0 to 0.1)	0 (0 to 0)	2.1
HIV/AIDS resulting in other diseases	0 (0 to 0.1)	0.1 (0 to 0.2)	20.7 (3.4 to 76.4)	5.28 (1.48 to 12.6)	19.7 (5.15 to 84.7)	49.5 (10.4 to 202)	49.6 (9.64 to 198)	49.6 (9.64 to 198)	786 (59.5 to 1,720)	1,660 (499 to 3,600)	643 (497 to 1,360)	627 (497 to 1,360)	719 (403 to 1,270)	273 (226 to 615)	113 (105 to 136)	81.4 (48.9 to 140)	39.2 (22.4 to 57.5)	20.4 (9.2 to 36.2)	9.1 (3.9 to 19.2)	1.9 (0.8 to 3.6)	0.9 (0.4 to 1.7)	0.3 (0.1 to 0.6)	6,980
Sexually transmitted infections excluding HIV	199 (62.9 to 447)	30.7 (9.7 to 76)	79.3 (22.7 to 165)	0.1 (0 to 0.4)	0.4 (0.4 to 0.5)	0.2 (0 to 0.5)	0.2 (0 to 0.5)	0.2 (0 to 0.5)	0.2 (0 to 0.5)	0.2 (0 to 0.5)	0.2 (0 to 0.5)	0.2 (0 to 0.5)	0.2 (0 to 0.5)	0.2 (0 to 0.5)	0.2 (0 to 0.5)	0.2 (0 to 0.5)	0.2 (0 to 0.5)	0.2 (0 to 0.5)	0.2 (0 to 0.5)	0.2 (0 to 0.5)	0.2 (0 to 0.5)	0.2 (0 to 0.5)	0.2 (0 to 0.5)	364
Syphilis	0 (0 to 0)	0 (0 to 0)	0.1 (0 to 0.5)	0.1 (0 to 0.5)	0.1 (0 to 0.4)	0.1 (0 to 0.4)	0.1 (0 to 0.5)	0.1 (0 to 0.6)	0.2 (0 to 1.4)	0.2 (0 to 1.1)	0.2 (0 to 1.1)	0.2 (0 to 1.1)	0.2 (0 to 1.1)	0.2 (0 to 0.5)	0.2 (0 to 0.5)	0.2 (0 to 0.5)	0.2 (0 to 0.5)	0.2 (0 to 0.5)	0.2 (0 to 0.5)	0.2 (0 to 0.5)	0.2 (0 to 0.5)	0.2 (0 to 0.5)	0.2 (0 to 0.5)	314
Chlamydial infection	0 (0 to 0)	0 (0 to 0)	0 (0 to 0)	0 (0 to 0)	0 (0 to 0)	0 (0 to 0)	0 (0 to 0)	0 (0 to 0.1)	0 (0 to 0.4)	0 (0 to 1.6)	0 (0 to 1.1)	0 (0 to 1.1)	0 (0 to 0.9)	0 (0 to 0.2)	0 (0 to 0.2)	0 (0 to 0.1)	0 (0 to 0.1)	0 (0 to 0.1)	0 (0 to 0.1)	0 (0 to 0.1)	0 (0 to 0.1)	0 (0 to 0.1)	0 (0 to 0.1)	5
Gonococcal infection	0 (0 to 0)	0 (0 to 0)	0 (0 to 0)	0 (0 to 0)	0 (0 to 0)	0 (0 to 0.2)	0 (0 to 0.2)	0 (0 to 0.2)	0 (0 to 0.4)	0 (0 to 0.6)	0 (0 to 0.3)	0 (0 to 0.3)	0 (0 to 0.2)	0 (0 to 0.2)	0 (0 to 0.1)	0 (0 to 0.1)	0 (0 to 0.1)	0 (0 to 0.1)	0 (0 to 0.1)	0 (0 to 0.1)	0 (0 to 0.1)	0 (0 to 0.1)	0 (0 to 0.1)	6-1
Trichomoniasis	0 (0 to 0)	0 (0 to 0)	0 (0 to 0)	0 (0 to 0)	0 (0 to 0)	0 (0 to 0.2)	0 (0 to 0.2)	0 (0 to 0.2)	0 (0 to 0.4)	0 (0 to 0.6)	0 (0 to 0.3)	0 (0 to 0.3)	0 (0 to 0.2)	0 (0 to 0.2)	0 (0 to 0.1)	0 (0 to 0.1)	0 (0 to 0.1)	0 (0 to 0.1)	0 (0 to 0.1)	0 (0 to 0.1)	0 (0 to 0.1)	0 (0 to 0.1)	0 (0 to 0.1)	18 9
Genital herpes	0 (0 to 0)	0 (0 to 0)	0 (0 to 0)	0 (0 to 0)	0 (0 to 0)	0 (0 to 0.4)	0 (0 to 0.5)	0 (0 to 1.1)	0 (0 to 3.2)	0 (0 to 1.7)	0 (0 to 0.9)	0 (0 to 0.6)	0 (0 to 0.4)	0 (0 to 0.2)	0 (0 to 0.1)	0 (0 to 0.1)	0 (0 to 0.1)	0 (0 to 0.1)	0 (0 to 0.1)	0 (0 to 0.1)	0 (0 to 0.1)	0 (0 to 0.1)	0 (0 to 0.1)	8-1
Other sexually transmitted infections	0 (0 to 0)	0 (0 to 0)	0 (0 to 0)	0 (0 to 0)	0 (0 to 0)	0 (0 to 0.4)	0 (0 to 0.4)	0 (0 to 0.6)	0 (0 to 1.2)	0 (0 to 0.6)	0 (0 to 0.3)	0 (0 to 0.2)	0 (0 to 0.1)	0 (0 to 0.1)	0 (0 to 0.1)	0 (0 to 0.1)	0 (0 to 0.1)	0 (0 to 0.1)	0 (0 to 0.1)	0 (0 to 0.1)	0 (0 to 0.1)	0 (0 to 0.1)	0 (0 to 0.1)	12 3
Respiratory infections and tuberculosis	875 (639 to 1,490)	338 (159 to 582)	3,000 (1,720 to 5,200)	294 (193 to 427)	194 (104 to 341)	197 (69.1 to 313)	196 (97 to 332)	210 (109 to 412)	193 (89 to 359)	191 (88.6 to 381)	194 (94 to 382)	197 (93.1 to 395)	196 (99 to 392)	197 (99 to 392)	197 (99 to 392)	197 (99 to 392)	197 (99 to 392)	197 (99 to 392)	197 (99 to 392)	197 (99 to 392)	197 (99 to 392)	197 (99 to 392)	197 (99 to 392)	7,190
Tuberculosis	0 (0 to 0)	0 (0 to 0)	0 (0 to 0)	0 (0 to 0)	0 (0 to 0)	0 (0 to 0)	0 (0 to 0)	0 (0 to 0)	0 (0 to 0)	0 (0 to 0)	0 (0 to 0)	0 (0 to 0)	0 (0 to 0)	0 (0 to 0)	0 (0 to 0)	0 (0 to 0)	0 (0 to 0)	0 (0 to 0)	0 (0 to 0)	0 (0 to 0)	0 (0 to 0)	0 (0 to 0)	0 (0 to 0)	1,290
Latent tuberculosis infection	0 (0 to 0)	0 (0 to 0)	0 (0 to 0)	0 (0 to 0)	0 (0 to 0)	0 (0 to 0)	0 (0 to 0)	0 (0 to 0)	0 (0 to 0)	0 (0 to 0)	0 (0 to 0)	0 (0 to 0)	0 (0 to 0)	0 (0 to 0)	0 (0 to 0)	0 (0 to 0)	0 (0 to 0)	0 (0 to 0)	0 (0 to 0)	0 (0 to 0)	0 (0 to 0)	0 (0 to 0)	0 (0 to 0)	0
Drug-susceptible tuberculosis	0 (0 to 0)	0 (0 to 0)	202 (74.1 to 469.7)	39.2 (14.7 to 84.7)	32 (11.3 to 57.4)	27 (7.5 to 53.4)	72.6 (34.4 to 159)	127 (60.9 to 278)	116 (47.6 to 252)	122 (52.9 to 247)	93.4 (34.3 to 215)	73.4 (27.6 to 171)	70.3 (24.5 to 166)	74.5 (28.9 to 169)	63.7 (24.5 to 145)	56.2 (20.3 to 131)	41.6 (16.1 to 99.7)	26.4 (11.4 to 59)	39.3 (13.7 to 84.6)	29.2 (12.7 to 64.9)	14.9 (6.4 to 34.3)	5.8 (2.7 to 13.5)	3-2 (1.4 to 7.1)	1,290
Multidrug-resistant tuberculosis without extensive drug resistance	0 (0 to 0)	0 (0 to 0)	7.2 (2.5 to 42.6)	0.9 (0.2 to 4.9)	0.9 (0.2 to 4.9)	2.2 (0.5 to 11.3)	0.3 (0 to 13.7)	0.3 (0 to 13.9)	0.1 (0 to 13.9)	0.1 (0 to 15.1)	2.8 (0 to 15.9)	2.2 (0 to 12.3)	2.2 (0 to 12.5)	2.2 (0 to 12.3)	2 (0 to 11.1)	2 (0 to 9.9)	1.9 (0 to 9.4)	1.4 (0 to 8.1)	1.3 (0 to 6.4)	1 (0 to 4.8)	0.5 (0 to 2.6)	0.2 (0 to 1.2)	0.1 (0 to 0.6)	41-4
Extensively drug-resistant tuberculosis	0 (0 to 0)	0 (0 to 0)	0.1 (0 to 0.5)	0 (0 to 0.1)	0 (0 to 0.1)	0 (0 to 0.2)	0 (0 to 0.2)	0 (0 to 0.2)	0 (0 to 0.2)	0 (0 to 0.2)	0 (0 to 0.2)	0 (0 to 0.2)	0 (0 to 0.2)	0 (0 to 0.2)	0 (0 to 0.1)	0 (0 to 0.1)	0 (0 to 0.1)	0 (0 to 0.1)	0 (0 to 0.1)	0 (0 to 0.1)	0 (0 to 0.1)	0 (0 to 0.1)	0 (0 to 0.1)	0-3
Lower respiratory infections	875 (639 to 1,490)	338 (159 to 582)	3,000 (1,720 to 5,200)	192 (127 to 282)	106 (57.5 to 187)	57.5 (21.6 to 97.1)	69.3 (18.7 to 131)	54.5 (15.1 to 106)	57.4 (14.8 to 138)	51.4 (14.5 to 138)	49.6 (12.1 to 140)	48.8 (10.6 to 149)	116 (19.6 to 349)	46.3 (12.3 to 161)	44.3 (11.7 to 159)	56 (22.2 to 175)	69.4 (32.2 to 179)	82.6 (39.5 to 182)	66.5 (29.6 to 146)	38.4 (14.9 to 77)	19.1 (8.6 to 39.4)	6.6 (2.9 to 14.7)	5,440
Upper respiratory infections	0 (0 to 0.1)	0 (0 to 1.4)	27.4 (7 to 83.9)	38.9 (20.4 to 62.2)	22.5 (7.9 to 44.2)	23.9 (7.5 to 43.6)	23.5 (7.1 to 46.1)	19.1 (5.1 to 41.1)	13.9 (3.4 to 33.6)	10.4 (1.9 to 27.4)	7.7 (1.9 to 22.1)	5.7 (1.4 to 17.4)	4.4 (1.1 to 13.7)	3 (1 to 9.1)	2.1 (0.7 to 6.2)	1.2 (0.4 to 3.6)	0.7 (0.2 to 2.1)	0.4 (0.1 to 1.2)	0.2 (0 to 0.6)	0.1 (0 to 0.3)	0 (0 to 0.2)	0 (0 to 0.1)	217
Otitis media	0.2 (0 to 0.5)	0.1 (0 to 0.1)	2.2 (1 to 5.7)	1.6 (1.4 to 2.3)	15.2 (7.4 to 24.6)	8.8 (3.4 to 15.7)	7.3 (2.5 to 13.7)	4.7 (1.4 to 9.6)	2.3 (0.6 to 6.1)	1.1 (0.2 to 3.4)	0.7 (0.1 to 2.3)	0.4 (0 to 1.5)	1.6 (0.3 to 5.2)	0.7 (0.2 to 2.4)	0.3 (0.1 to 1.1)	0.2 (0 to 0.6)	0.2 (0 to 0.5)	0.1 (0 to 0.3)	0.1 (0 to 0.2)	0 (0 to 0.1)	0 (0 to 0.1)	0 (0 to 0.1)	71-5
Enteric infections	1,220 (1,120 to 1,350)	466 (428 to 516)	1,230 (1,020 to 1,490)	776 (716 to 850)	230 (216 to 250)	158 (122 to 207)	160 (122 to 207)	163 (122 to 207)	164 (122 to 207)	163 (122 to 207)	163 (122 to 207)	163 (122 to 207)	163 (122 to 207)	164 (122 to 207)	164 (122 to 207)	164 (122 to 207)	164 (122 to 207)	164 (122 to 207)	164 (122 to 207)	164 (122 to 207)	164 (122 to 207)	164 (122 to 207)	164 (122 to 207)	6,430
Diarrheal diseases	1,220 (1,120 to 1,350)	466 (428 to 516)	1,230 (1,020 to 1,490)	776 (716 to 850)	230 (216 to 250)	158 (122 to 207)	160 (122 to 207)	163 (122 to 207)	164 (122 to 207)	163 (122 to 207)	163 (122 to 207)	163 (122 to 207)	163 (122 to 207)	164 (122 to 207)	164 (122 to 207)	164 (122 to 207)	164 (122 to 207)	164 (122 to 207)	164 (122 to 207)	164 (122 to 207)	164 (122 to 207)	164 (122 to 207)	164 (122 to 207)	6,430
Typhoid and paratyphoid	0 (0 to 0)	0 (0 to 0)	0 (0 to 1.6)	0 (0 to 0)	0 (0 to 0)	0 (0 to 0)	0 (0 to 0)	0 (0 to 0)	0 (0 to 0)	0 (0 to 0)	0 (0 to 0)	0 (0 to 0)	0 (0 to 0)	0 (0 to 0)	0 (0 to 0)	0 (0 to 0)	0 (0 to 0)	0 (0 to 0)	0 (0 to 0)	0 (0 to 0)	0 (0 to 0)	0 (0 to 0)	0 (0 to 0)	0
Typhoid fever	0 (0 to 0)	0 (0 to 0)	0 (0 to 1.7)	0 (0 to 0)	0 (0 to 0)	0 (0 to 0)	0 (0 to 0)	0 (0 to 0)	0 (0 to 0)	0 (0 to 0)	0 (0 to 0)	0 (0 to 0)	0 (0 to 0)	0 (0 to 0)	0 (0 to 0)	0 (0 to 0)	0 (0 to 0)	0 (0 to 0)	0 (0 to 0)	0 (0 to 0)	0 (0 to 0)	0 (0 to 0)	0 (0 to 0)	0
Paratyphoid fever	0 (0 to 0)	0 (0 to 0)	0 (0 to 0)	0 (0 to 0)	0 (0 to 0)	0 (0 to 0)	0 (0 to 0)	0 (0 to 0)	0 (0 to 0)	0 (0 to 0)	0 (0 to 0)	0 (0 to 0)	0 (0 to 0)	0 (0 to 0)	0 (0 to 0)	0 (0 to 0)	0 (0 to 0)	0 (0 to 0)	0 (0 to 0)	0 (0 to 0)	0 (0 to 0)	0 (0 to 0)	0 (0 to 0)	0
Invasive Non-typhoidal Salmonella (iNTS)	0 (0 to 0)	0 (0 to 0)	0 (0 to 0)	0 (0 to 0)	0 (0 to 0)	0 (0 to 0)	0 (0 to 0)	0 (0 to 0)	0 (0 to 0)	0 (0 to 0)	0 (0 to 0)	0 (0 to 0)	0 (0 to 0)	0 (0 to 0)	0 (0 to 0)	0 (0 to 0)	0 (0 to 0)	0 (0 to 0)	0 (0 to 0)	0 (0 to 0)	0 (0 to 0)	0 (0 to 0)	0 (0 to 0)	0
Other intestinal infectious diseases	0 (0 to 0)	0 (0 to 0)	0 (0 to 14)	0 (0 to 4)	0 (0 to 1)	0 (0 to 1)	0 (0 to 0)	0 (0 to 0)	0 (0 to 0)	0 (0 to 0)	0 (0 to 0)	0 (0 to 0)	0 (0 to 0)	0 (0 to 0)	0 (0 to 0)	0 (0 to 0)	0 (0 to 0)	0 (0 to 0)	0 (0 to 0)	0 (0 to 0)	0 (0 to 0)	0 (0 to 0)	0 (0 to 0)	0-1
Neglected tropical diseases and malaria	0 (0 to 1.1)	0 (0 to 0)	0 (0 to 0.6)	0 (0 to 0.1)	0 (0 to 0.1)	0 (0 to 0.1)	0 (0 to 0.1)	0 (0 to 0.1)	0 (0 to 0.1)	0 (0 to 0.1)	0 (0 to 0.1)	0 (0 to 0.1)	0 (0 to 0.1)	0 (0 to 0.1)	0 (0 to 0.1)	0 (0 to 0.1)	0 (0 to 0.1)	0 (0 to 0.1)	0 (0 to 0.1)	0 (0 to 0.1)	0 (0 to 0.1)	0 (0 to 0.1)	0 (0 to 0.1)	1,190
Malaria	0 (0 to 0)	0 (0 to 0)	0 (0 to 0.1)	0 (0 to 0)	0 (0 to 0)	0 (0 to 0)	0 (0 to 0)	0 (0 to 0)	0 (0 to 0)	0 (0 to 0)	0 (0 to 0)	0 (0 to 0)	0 (0 to 0)	0 (0 to 0)	0 (0 to 0)	0 (0 to 0)	0 (0 to 0)	0 (0 to 0)	0 (0 to 0)	0 (0 to 0)	0 (0 to 0)	0 (0 to 0)	0 (0 to 0)	0
Chagas disease	0 (0 to 0)	0 (0 to 0)	0 (0 to 0)	0 (0 to 0)	0 (0 to 0)	0 (0 to 0)	0 (0 to 0)	0 (0 to 0)	0 (0 to 0)	0 (0 to 0)	0 (0 to 0)	0 (0 to 0)	0 (0 to 0)	0 (0 to 0)	0 (0 to 0)	0 (0 to 0)	0 (0 to 0)	0 (0 to 0)	0 (0 to 0)	0 (0 to 0)	0 (0 to 0)	0 (0 to 0)	0 (0 to 0)	0
Leishmaniasis	0 (0 to 0)	0 (0 to 0)	0 (0 to 0)	0 (0 to 0)	0 (0 to 0)	0 (0 to 0)	0 (0 to 0)	0 (0 to 0)	0 (0 to 0)	0 (0 to 0)	0 (0 to 0)	0 (0 to 0)	0 (0 to 0)	0 (0 to 0)	0 (0 to 0)	0 (0 to 0)	0 (0 to 0)	0 (0 to 0)	0 (0 to 0)	0 (0 to 0)	0 (0 to 0)	0 (0 to 0)	0 (0 to 0)	2-9
Visceral leishmaniasis	0 (0 to 0)	0 (0 to 0)	0 (0 to 0)	0 (0 to 0)	0 (0 to 0)	0 (0 to 0)	0 (0 to 0)	0 (0 to 0)	0 (0 to 0)	0 (0 to 0)	0 (0 to 0)	0 (0 to 0)	0 (0 to 0)	0 (0 to 0)	0 (0 to 0)	0 (0 to 0)	0 (0 to 0)	0 (0 to 0)	0 (0 to 0)	0 (0 to 0)	0 (0 to 0)	0 (0 to 0)	0 (0 to 0)	0
Cutaneous and mucocutaneous leishmaniasis	0 (0 to 0)	0 (0 to 0)	0 (0 to 0)	0 (0 to 0)	0 (0 to 0)	0 (0 to 0)	0 (0 to 0)	0 (0 to 0)	0 (0 to 0)	0 (0 to 0)	0 (0 to 0)	0 (0 to 0)	0 (0 to 0)	0 (0 to 0)	0 (0 to 0)	0 (0 to 0)	0 (0 to 0)	0 (0 to 0)	0 (0 to 0)	0 (0 to 0)	0 (0 to 0)	0 (0 to 0)	0 (0 to 0)	2-9
African trypanosomiasis	0 (0 to 0)	0 (0 to 0)	0 (0 to 0)	0 (0 to 0)	0 (0 to 0)	0 (0 to 0)	0 (0 to 0)	0 (0 to 0)	0 (0 to 0)	0 (0 to 0)	0 (0 to 0)	0 (0 to 0)	0 (0 to 0)	0 (0 to 0)	0 (0 to 0)	0 (0 to 0)	0 (0 to 0)	0 (0 to 0)	0 (0 to 0)	0 (0 to 0)	0 (0 to 0)	0 (0 to 0)	0 (0 to 0)	0
Schistosomiasis	0 (0 to 0)	0 (0 to 0)	0 (0 to 0)	0 (0 to 0)	0 (0 to 0)	0 (0 to 0)	0 (0 to 0)	0 (0 to 0)	0 (0 to 0)	0 (0 to 0)	0 (0 to 0)	0 (0 to 0)	0 (0 to 0)	0 (0 to 0)	0 (0 to 0)	0 (0 to 0)	0 (0 to 0)	0 (0 to 0)	0 (0 to 0)	0 (0 to 0)	0 (0 to 0)	0 (0 to 0)	0 (0 to 0)	0
Cysticercosis	0 (0 to 0)	0 (0 to 0)	0 (0 to 0)	0 (0 to 0)	0 (0 to 0)	0 (0 to 0)	0 (0 to 0)	0 (0 to 0)	0 (0 to 0)	0 (0 to 0)	0 (0 to 0)	0 (0 to 0)	0 (0 to 0)	0 (0 to 0)	0 (0 to 0)	0 (0 to 0)	0 (0 to 0)	0 (0 to 0)	0 (0 to 0)	0 (0 to 0)	0 (0 to 0)	0 (0 to 0)	0 (0 to 0)	0
Cystic echinococcosis	0 (0 to 0)	0 (0 to 0)	0 (0 to 0)	0 (0 to 0)	0 (0 to 0)	0 (0 to 0)	0 (0 to 0)	0 (0 to 0)	0 (0 to 0)	0 (0 to 0)	0 (0 to 0)	0 (0 to 0)	0 (0 to 0)	0 (0 to 0)	0 (0 to 0)	0 (0 to 0)	0 (0 to 0)	0 (0 to 0)	0 (0 to 0)	0 (0 to 0)	0 (0 to 0)	0 (0 to 0)	0 (0 to 0)	0
Lymphatic filariasis	0 (0 to 0)	0 (0 to 0)	0 (0 to 0)	0 (0 to 0)	0 (0 to 0)	0 (0 to 0)	0 (0 to 0)	0 (0 to 0)	0 (0 to 0)	0 (0 to 0)	0 (0 to 0)	0 (0 to 0)	0 (0 to 0)	0 (0 to 0)	0 (0 to 0)	0 (0 to 0)	0 (0 to 0)	0 (0 to 0)	0 (0 to 0)	0 (0 to 0)	0 (0 to 0)	0 (0 to 0)	0 (0 to 0)	0
Onchocerciasis	0 (0 to 0)	0 (0 to 0)	0 (0 to 0)	0 (0 to 0)	0 (0 to 0)	0 (0 to 0)	0 (0 to 0)	0 (0 to 0)	0 (0 to 0)	0 (0 to 0)	0 (0 to 0)	0 (0 to 0)	0 (0 to 0)	0 (0 to 0)	0 (0 to 0)	0 (0 to 0)	0 (0 to 0)	0 (0 to 0)	0 (0 to 0)	0 (0 to 0)	0 (0 to 0)	0 (0 to 0)	0 (0 to 0)	0
Trachoma	0 (0 to 0)	0 (0 to 0)	0 (0 to 0)	0 (0 to 0)	0 (0 to 0)	0 (0 to 0)	0 (0 to 0)	0 (0 to 0)	0 (0 to 0)	0 (0 to 0)	0 (0 to 0)	0 (0 to 0)	0 (0 to 0)	0 (0 to 0)	0 (0 to 0)	0 (0 to 0)	0 (0 to 0)	0 (0 to 0)	0 (0 to 0)	0 (0 to 0)	0 (0 to 0)	0 (0 to 0)	0 (0 to 0)	0
Dengue	0 (0 to 0)	0 (0 to 0)	0.1 (0 to 0.3)	0.3 (0 to 1.1)	0.6 (0 to 2.7)	0.6 (0 to 2.3)	0.5 (0 to 1.8)	0.4 (0 to 1.4)	0.4 (0 to 1.1)	0.3 (0 to 0.7)	0.3 (0 to 0.9)	0.2 (0 to 0.6)	0.2 (0 to 0.5)	0.2 (0 to 0.5)	0.2 (0 to 0.5)	0.2 (0 to 0.5)	0.2 (0 to 0.5)	0.2 (0 to 0.5)	0.2 (0 to 0.5)	0.2 (0 to 0.5)	0.2 (0 to 0.5)	0.2 (0 to 0.5)	0.2 (0 to 0.5)	3-8
Yellow fever	0 (0 to 0)	0 (0 to 0)	0 (0 to 0.4)	0.4 (0 to 1.8)	1.3 (0.1 to 5.7)	1.1 (0.1 to 5.2)	1.1 (0.1 to 4.9)	0.9 (0.1 to 4.1)	0.9 (0 to 3.5)	0.4 (0 to 2.2)	0.4 (0 to 1.9)	0.2 (0 to 1.1)	0.2 (0 to 0.7)	0.1 (0 to 0.5)	0.1 (0 to 0.3)	0.1 (0 to 0.3)	0.1 (0 to 0.3)	0.1 (0 to 0.3)	0.1 (0 to 0.3)	0.1 (0 to 0.3)	0.1 (0 to 0.3)	0.1 (0 to 0.3)	0.1 (0 to 0.3)	7
Rabies	0 (0 to 0)	0 (0 to 0)	0 (0 to 0.3)	0 (0 to 0.1)	0 (0 to 0.1)	0 (0 to 0.1)	0 (0 to 0.1)	0 (0 to 0.1)	0 (0 to 0.1)	0 (0 to 0.1)	0 (0 to 0.1)	0 (0 to 0.1)	0 (0 to 0.1)	0 (0 to 0.1)	0 (0 to 0.1)	0 (0 to 0.1)	0 (0 to 0.1)	0 (0 to 0.1)	0 (0 to 0.1)	0 (0 to 0.1)	0 (0 to 0.1)	0 (0 to 0.1)	0 (0 to 0.1)	0 (0 to 0.1)	0-3
Intestinal nematode infections	0 (0 to 0)	0 (0 to 0)	1.1 (0 to 5.3)	9.8 (2.9 to 31.5)	16 (4.5 to 59.2)	16 (4.5 to 59.2)	16 (4.6 to 58.7)	16 (4.6 to 58.6)	16 (4.6 to 58.6)	16 (4.6 to 58.6)	16 (4.6 to 58.6)	16 (4.6 to 58.6)	16 (4.6 to 58.6)	16 (4.6 to 58.6)	16 (4.6 to 58.6)	16 (4.6 to 58.6)	16 (4.6 to 58.6)	16 (4.6 to 58.6)	16 (4.6 to 58.6)	16 (4.6 to 58.6)	16 (4.6 to 58.6)	16 (4.6 to 58.6)	16 (4.6 to 58.6)	42-6
Ascariasis	0 (0 to 0)	0 (0 to 0)	0 (0 to 0.4)	0.1 (0 to 0.4)	0.1 (0 to 0.4)	0.1



| | | |

SR Table 2b: Sieya DALYS by cause and age group for females with 95% uncertainty intervals, 2019

Cause	Early Neonatal	Late Neonatal	Post Neonatal	1 to 4	5 to 9	10 to 14	15 to 19	20 to 24	25 to 29	30 to 34	35 to 39	40 to 44	45 to 49	50 to 54	55 to 59	60 to 64	65 to 69	70 to 74	75 to 79	80 to 84	85 to 89	90 to 94	95 plus	Total
All causes	27,000 (17,900 to 39,000)	12,000 (7,560 to 17,400)	13,000 (8,430 to 18,100)	24,000 (15,400 to 35,100)	11,000 (7,270 to 15,200)	10,000 (6,620 to 14,200)	11,000 (7,410 to 15,600)	12,000 (7,910 to 16,700)	13,000 (8,660 to 18,100)	14,000 (9,240 to 19,200)	16,000 (10,300 to 22,000)	18,000 (12,100 to 24,600)	20,000 (13,500 to 27,000)	21,000 (14,100 to 28,400)	22,000 (14,900 to 29,800)	23,000 (15,200 to 31,000)	24,000 (15,900 to 32,000)	25,000 (16,400 to 33,000)	25,000 (16,700 to 33,000)	24,000 (15,900 to 32,000)	20,000 (13,400 to 27,000)	12,000 (8,000 to 16,000)	12,000 (8,000 to 16,000)	246,000 (164,000 to 329,000)
Communicable, maternal, neonatal, and nutritional diseases	20,000 (16,900 to 24,000)	9,370 (7,700 to 12,000)	19,100 (11,700 to 27,200)	21,920 (13,900 to 31,000)	4,960 (3,360 to 6,570)	3,430 (2,260 to 4,660)	3,430 (2,260 to 4,660)	6,040 (3,960 to 8,520)	7,990 (5,120 to 10,100)	11,400 (6,800 to 16,400)	13,400 (8,630 to 20,700)	12,400 (8,450 to 18,700)	10,400 (7,660 to 14,000)	9,040 (5,870 to 12,000)	8,460 (5,620 to 11,600)	7,750 (4,980 to 10,500)	6,920 (3,870 to 9,670)	5,970 (2,990 to 9,010)	4,860 (1,920 to 8,230)	3,760 (1,060 to 7,260)	2,280 (1,060 to 3,930)	1,690 (1,240 to 2,220)	197,000 (164,000 to 230,000)
HIV/AIDS and sexually transmitted infections	492 (164 to 1,290)	764 (214 to 1,770)	5,210 (1,160 to 13,700)	6,160 (1,260 to 17,700)	1,160 (414 to 2,780)	1,470 (414 to 3,240)	3,440 (1,660 to 6,940)	5,370 (2,850 to 10,100)	6,870 (4,460 to 11,000)	11,100 (6,810 to 18,100)	10,800 (6,660 to 16,900)	8,870 (5,250 to 13,600)	7,290 (4,760 to 10,500)	5,230 (3,370 to 7,480)	3,410 (2,160 to 5,010)	2,800 (1,230 to 5,200)	1,930 (633 to 4,330)	938 (217 to 2,620)	257 (101 to 614)	69.6 (27.4 to 153)	31.5 (12.4 to 82.4)	7.6 (4.5 to 12.1)	90,900 (67,700 to 118,000)
HIV/AIDS	0.4 (0.1 to 0.9)	1.2 (0.3 to 3.1)	5,070 (1,060 to 13,600)	4,150 (1,260 to 7,700)	1,160 (611 to 2,160)	1,470 (609 to 2,540)	3,400 (1,660 to 6,940)	5,360 (2,790 to 10,100)	6,830 (4,420 to 10,900)	11,100 (6,810 to 18,100)	10,700 (6,640 to 16,900)	8,860 (5,240 to 13,600)	7,270 (4,760 to 10,500)	5,230 (3,360 to 7,470)	3,410 (2,150 to 4,990)	1,960 (1,230 to 3,120)	1,040 (629 to 1,830)	536 (213 to 954)	234 (58 to 604)	69.4 (34 to 110)	20.7 (7.5 to 51.6)	7.3 (4.3 to 11.4)	80,000
HIV/AIDS - Drug-susceptible Tuberculosis	0 (0 to 0)	110 (17 to 1,190)	62 (48 to 163)	261 (107 to 477)	141 (22 to 308)	304 (77 to 753)	1,020 (274 to 2,540)	1,790 (1,020 to 3,020)	2,180 (1,230 to 3,660)	3,520 (1,930 to 5,900)	3,460 (1,880 to 5,810)	2,750 (1,510 to 4,610)	2,180 (1,350 to 3,350)	1,530 (1,010 to 2,190)	1,010 (650 to 1,450)	577 (369 to 1,000)	302 (109 to 1,000)	117 (49 to 339)	60.2 (13 to 159)	24.6 (1.9 to 58.9)	1.6 (0.2 to 4.2)	0.4 (0.2 to 0.6)	4,670
HIV/AIDS - Multidrug-resistant Tuberculosis without extensive drug resistance	0 (0 to 0)	0.6 (0.2 to 2.8)	4.7 (2.3 to 23.3)	1.3 (0.5 to 6.4)	2 (0.7 to 9.7)	7.1 (2.2 to 35)	24.9 (7.6 to 114)	14.9 (5.9 to 74.6)	27.6 (9.6 to 139)	34.4 (13.7 to 174)	21.7 (7.9 to 110)	23.5 (8.6 to 120)	20.7 (7.5 to 106)	14.1 (5.1 to 72.1)	9.9 (3.6 to 50.6)	2.8 (1.1 to 14.3)	1.4 (0.5 to 7.2)	0.8 (0.3 to 4)	0.2 (0.1 to 1.1)	0.1 (0.1 to 0.6)	0 (0 to 0.2)	0 (0 to 0.1)	209
HIV/AIDS - Extensively drug-resistant Tuberculosis	0 (0 to 0)	0 (0 to 0.1)	0 (0 to 0.3)	0 (0 to 0.1)	0 (0 to 0)	0 (0 to 0.1)	0 (0 to 0.1)	0 (0 to 0.1)	0.2 (0 to 1)	0.3 (0 to 1.6)	0.4 (0 to 2.1)	0.3 (0 to 1.7)	0.3 (0 to 1.6)	0.2 (0 to 1.1)	0.1 (0 to 0.7)	0.1 (0 to 0.4)	0.1 (0 to 0.4)	0 (0 to 0.2)	0 (0 to 0.1)	0 (0 to 0.1)	0 (0 to 0)	0 (0 to 0)	2.8
HIV/AIDS resulting in other diseases	0.4 (0.1 to 0.9)	1.2 (0.3 to 3.1)	4,960 (949 to 13,400)	4,550 (1,170 to 8,170)	1,160 (611 to 2,160)	1,450 (752 to 2,600)	3,270 (1,540 to 6,430)	5,220 (2,660 to 9,770)	6,220 (3,970 to 10,200)	10,200 (5,670 to 17,000)	9,980 (5,740 to 16,000)	8,240 (5,070 to 13,000)	6,770 (4,280 to 9,920)	4,890 (3,010 to 7,120)	3,250 (1,910 to 4,900)	1,870 (1,060 to 3,060)	991 (385 to 2,850)	508 (203 to 925)	236 (72 to 594)	61.2 (24 to 107)	20.1 (7.5 to 50.7)	6.9 (3.9 to 11.1)	76,200
Sexually transmitted infections excluding HIV	492 (156 to 1,290)	764 (214 to 1,770)	139 (39 to 338)	2,000 (1 to 19,1)	0 (0 to 0.5)	0 (0 to 0.4)	19.3 (1.1 to 64)	29.4 (2.1 to 95)	71.2 (5.1 to 229)	1,570 (1,110 to 2,180)	1,310 (1,010 to 1,720)	1,120 (864 to 1,450)	1,020 (784 to 1,310)	803 (614 to 1,040)	602 (461 to 779)	435 (332 to 562)	311 (238 to 402)	229 (175 to 296)	126 (96 to 163)	45.3 (34 to 58.6)	11 (8.4 to 14.2)	0.8 (0.6 to 1)	911
Syphilis	492 (156 to 1,290)	764 (214 to 1,770)	139 (39 to 338)	2,000 (1 to 19,1)	0 (0 to 0.5)	0 (0 to 0.4)	0 (0 to 2.4)	0 (0 to 0.7)	0 (0 to 2.3)	0 (0 to 0.9)	0 (0 to 0.4)	0 (0 to 0.4)	0 (0 to 1.4)	0 (0 to 0.7)	0 (0 to 0.5)	0 (0 to 0.3)	0 (0 to 0.3)	0 (0 to 0.1)	0 (0 to 0.1)	0 (0 to 0.1)	0 (0 to 0)	0 (0 to 0)	0 (0 to 0)	723
Chlamydial infection	0 (0 to 0)	0 (0 to 0)	0 (0 to 0)	0 (0 to 0)	0 (0 to 0)	0 (0 to 0)	0 (0 to 0.1)	3.5 (0 to 9.7)	7.1 (1 to 19.4)	5 (1 to 14)	3.3 (0 to 9.6)	2.5 (0 to 7.2)	1.7 (0 to 5.1)	0.9 (0 to 2.8)	0.5 (0 to 2.2)	0.3 (0 to 1.4)	0.2 (0 to 0.9)	0.1 (0 to 0.6)	0 (0 to 0.3)	0 (0 to 0.1)	0 (0 to 0.1)	0 (0 to 0)	0 (0 to 0)	17.9
Gonococcal infection	0 (0 to 0)	0 (0 to 0)	0 (0 to 0)	0 (0 to 0)	0 (0 to 0)	0 (0 to 0.1)	0 (0 to 0.7)	0.4 (0 to 1.1)	1.1 (0.4 to 3.2)	1.2 (0.4 to 3.6)	1.3 (0.4 to 3.7)	1.2 (0.4 to 3.4)	1.1 (0.4 to 3.2)	0.7 (0.3 to 2.1)	0.5 (0.2 to 1.4)	0.3 (0.1 to 0.9)	0.2 (0.1 to 0.6)	0.1 (0 to 0.4)	0 (0 to 0.2)	0 (0 to 0.1)	0 (0 to 0.1)	0 (0 to 0)	0 (0 to 0)	23.4
Trichomoniasis	0 (0 to 0)	0 (0 to 0)	0 (0 to 0)	0 (0 to 0)	0 (0 to 0)	0 (0 to 0.4)	0 (0 to 1.7)	2.1 (0 to 23.4)	3.1 (0 to 29.4)	1.7 (0 to 16.1)	1.2 (0 to 11.2)	0.8 (0 to 7.6)	0.7 (0 to 6.7)	0.4 (0 to 3.7)	0.2 (0 to 2.1)	0.1 (0 to 1.1)	0.1 (0 to 0.7)	0 (0 to 0.3)	0 (0 to 0.2)	0 (0 to 0.1)	0 (0 to 0)	0 (0 to 0)	0 (0 to 0)	69.5
Genital herpes	0 (0 to 0)	0 (0 to 0)	0 (0 to 0)	0 (0 to 0)	0 (0 to 0)	0 (0 to 0.1)	2.3 (0 to 4.6)	4.3 (1.2 to 9.3)	4.3 (1.5 to 10)	4.3 (1.5 to 10)	3.9 (1.2 to 9.6)	3.5 (1 to 7.6)	3.1 (0.9 to 7.4)	2.1 (0.6 to 4.8)	1.4 (0.4 to 3.3)	0.9 (0.3 to 2.1)	0.6 (0.2 to 1.4)	0.3 (0.1 to 0.8)	0.1 (0 to 0.3)	0 (0 to 0.1)	0 (0 to 0.1)	0 (0 to 0)	0 (0 to 0)	33.9
Other sexually transmitted infections	0 (0 to 0)	0 (0 to 0)	0 (0 to 0)	0 (0 to 0)	0 (0 to 0)	0 (0 to 0.1)	4.5 (1.7 to 13.1)	7.2 (2.7 to 19)	7.4 (3 to 19.3)	7.4 (3 to 19.3)	6.5 (2.7 to 17)	5.8 (2.4 to 15.2)	4.9 (2 to 12.8)	3.1 (1.4 to 8.2)	2.1 (1 to 5.4)	1.4 (0.6 to 3.6)	0.9 (0.4 to 2.3)	0.5 (0.2 to 1.4)	0.2 (0.1 to 0.6)	0.1 (0 to 0.2)	0 (0 to 0.1)	0 (0 to 0)	0 (0 to 0)	43.6
Respiratory infections and tuberculosis	1,720 (972 to 2,790)	539 (266 to 979)	3,080 (1,470 to 5,730)	2,660 (1,310 to 4,950)	286 (209 to 388)	192 (131 to 263)	202 (139 to 281)	307 (209 to 424)	372 (264 to 504)	467 (299 to 659)	572 (370 to 814)	729 (470 to 1,030)	1,000 (660 to 1,400)	1,360 (894 to 1,900)	1,800 (1,190 to 2,500)	2,340 (1,550 to 3,250)	2,880 (1,900 to 3,980)	3,360 (2,210 to 4,630)	3,660 (2,410 to 5,050)	3,660 (2,410 to 5,050)	3,360 (2,210 to 4,630)	2,880 (1,900 to 3,980)	37,200
Tuberculosis	0 (0 to 0)	0.6 (0.2 to 2.8)	4.7 (2.3 to 23.3)	1.3 (0.5 to 6.4)	2 (0.7 to 9.7)	7.1 (2.2 to 35)	24.9 (7.6 to 114)	14.9 (5.9 to 74.6)	27.6 (9.6 to 139)	34.4 (13.7 to 174)	21.7 (7.9 to 110)	23.5 (8.6 to 120)	20.7 (7.5 to 106)	14.1 (5.1 to 72.1)	9.9 (3.6 to 50.6)	2.8 (1.1 to 14.3)	1.4 (0.5 to 7.2)	0.8 (0.3 to 4)	0.2 (0.1 to 1.1)	0.1 (0.1 to 0.6)	0 (0 to 0.2)	0 (0 to 0.1)	209
Latent tuberculosis infection	0 (0 to 0)	0 (0 to 0)	0 (0 to 0)	0 (0 to 0)	0 (0 to 0)	0 (0 to 0)	0 (0 to 0)	0 (0 to 0)	0 (0 to 0)	0 (0 to 0)	0 (0 to 0)	0 (0 to 0)	0 (0 to 0)	0 (0 to 0)	0 (0 to 0)	0 (0 to 0)	0 (0 to 0)	0 (0 to 0)	0 (0 to 0)	0 (0 to 0)	0 (0 to 0)	0 (0 to 0)	0 (0 to 0)	0
Chronic obstructive pulmonary disease	0 (0 to 0)	0 (0 to 0)	0 (0 to 0)	0 (0 to 0)	0 (0 to 0)	0 (0 to 0)	0 (0 to 0)	0 (0 to 0)	0 (0 to 0)	0 (0 to 0)	0 (0 to 0)	0 (0 to 0)	0 (0 to 0)	0 (0 to 0)	0 (0 to 0)	0 (0 to 0)	0 (0 to 0)	0 (0 to 0)	0 (0 to 0)	0 (0 to 0)	0 (0 to 0)	0 (0 to 0)	0 (0 to 0)	0
Lower respiratory infections	1,720 (383 to 998)	539 (266 to 979)	3,020 (1,320 to 5,630)	2,660 (1,220 to 4,770)	236 (170 to 329)	112 (72 to 170)	178 (123 to 256)	292 (181 to 422)	345 (227 to 501)	433 (268 to 627)	551 (327 to 797)	706 (417 to 1,020)	980 (589 to 1,400)	1,330 (791 to 1,900)	1,760 (1,060 to 2,500)	2,300 (1,370 to 3,250)	2,830 (1,690 to 3,980)	3,300 (1,960 to 4,630)	3,600 (2,140 to 5,050)	3,600 (2,140 to 5,050)	3,300 (1,960 to 4,630)	2,830 (1,690 to 3,980)	36,600
Upper respiratory infections	0.3 (0.1 to 1.1)	1.2 (0.4 to 2.4)	28.9 (11.1 to 74.1)	66.6 (22.6 to 238)	72.9 (28.2 to 210)	62.3 (20.2 to 210)	59.7 (20.4 to 203)	49.4 (22.7 to 81.5)	34.4 (16.2 to 58.4)	27.7 (14.9 to 46.1)	23.3 (12.9 to 38.5)	19.6 (11.1 to 30.6)	17.3 (9.7 to 26.9)	13 (7.4 to 19.9)	9.4 (5.2 to 13.7)	6.8 (3.7 to 9.9)	4.7 (2.6 to 6.9)	3.2 (1.8 to 4.6)	2.1 (1.2 to 3.1)	1.5 (0.8 to 2.2)	0.8 (0.4 to 1.1)	532	
Otitis media	0 (0 to 0)	0.1 (0 to 0.3)	4.5 (2.2 to 9.3)	36 (17.9 to 77.7)	43.5 (25.4 to 73.5)	27.1 (15.9 to 46.1)	22.9 (13.2 to 39.5)	19.5 (11.2 to 33.5)	12.9 (7.4 to 22.1)	9.4 (5.4 to 16.1)	7.1 (4.1 to 12.1)	5.4 (3.1 to 9.2)	4.1 (2.4 to 7)	2.9 (1.7 to 4.9)	2.1 (1.2 to 3.5)	1.5 (0.9 to 2.5)	1.1 (0.6 to 1.8)	0.7 (0.4 to 1.2)	0.5 (0.3 to 0.8)	0.3 (0.2 to 0.5)	0.2 (0.1 to 0.3)	218
Enteric infections	1,160 (168 to 1,960)	1,160 (168 to 1,960)	4,020 (1,160 to 9,620)	1,020 (2,000 to 1,740)	524 (2,000 to 1,040)	502 (2,000 to 1,040)	502 (2,000 to 1,040)	344 (2,000 to 1,040)	272 (2,000 to 694)	222 (2,000 to 600)	183 (2,000 to 514)	166 (2,000 to 443)	166 (2,000 to 443)	192 (2,000 to 443)	191 (2,000 to 443)	204 (2,000 to 443)	196 (2,000 to 443)	186 (2,000 to 443)	186 (2,000 to 443)	186 (2,000 to 443)	186 (2,000 to 443)	186 (2,000 to 443)	186 (2,000 to 443)	59,400 (41,600 to 77,200)
Diarrheal diseases	439 (160 to 991)	439 (166 to 1,060)	3,860 (1,160 to 9,620)	2,490 (2,000 to 4,740)	524 (2,000 to 1,040)	502 (2,000 to 1,040)	502 (2,000 to 1,040)	344 (2,000 to 1,040)	272 (2,000 to 694)	222 (2,000 to 600)	183 (2,000 to 514)	166 (2,000 to 443)	166 (2,000 to 443)	192 (2,000 to 443)	191 (2,000 to 443)	204 (2,000 to 443)	196 (2,000 to 443)	186 (2,000 to 443)	186 (2,000 to 443)	186 (2,000 to 443)	186 (2,000 to 443)	186 (2,000 to 443)	186 (2,000 to 443)	59,400 (41,600 to 77,200)
Typhoid and paratyphoid	0 (0 to 0)	0 (0 to 0)	0 (0 to 0.3)	0 (0 to 0)	0 (0 to 0)	0 (0 to 0)	0 (0 to 0)	0 (0 to 0)	0 (0 to 0)	0 (0 to 0)	0 (0 to 0)	0 (0 to 0)	0 (0 to 0)	0 (0 to 0)	0 (0 to 0)	0 (0 to 0)	0 (0 to 0)	0 (0 to 0)	0 (0 to 0)	0 (0 to 0)	0 (0 to 0)	0 (0 to 0)	0 (0 to 0)	0
Typhoid fever	0 (0 to 0)	0 (0 to 0)	0 (0 to 0.1)	0 (0 to 0)	0 (0 to 0)	0 (0 to 0)	0 (0 to 0)	0 (0 to 0)	0 (0 to 0)	0 (0 to 0)	0 (0 to 0)	0 (0 to 0)	0 (0 to 0)	0 (0 to 0)	0 (0 to 0)	0 (0 to 0)	0 (0 to 0)	0 (0 to 0)	0 (0 to 0)	0 (0 to 0)	0 (0 to 0)	0 (0 to 0)	0 (0 to 0)	0
Paratyphoid fever	0 (0 to 0)	0 (0 to 0)	0 (0 to 0.2)	0 (0 to 0)	0 (0 to 0)	0 (0 to 0)	0 (0 to 0.2)	0 (0 to 0.2)	0 (0 to 0.1)	0 (0 to 0.2)	0 (0 to 0.2)	0 (0 to 0.2)	0 (0 to 0.1)	0 (0 to 0.1)	0 (0 to 0.1)	0 (0 to 0.1)	0 (0 to 0.1)	0 (0 to 0.1)	0 (0 to 0.1)	0 (0 to 0.1)	0 (0 to 0.1)	0 (0 to 0.1)	0 (0 to 0)	0
Invasive Non-typhoidal Salmonella (iNTS)	0 (0 to 0)	0 (0 to 0.3)	1,200 (130 to 3,400)	1,210 (168 to 3,570)	516 (31 to 279)	390 (18 to 169)	390 (18 to 169)	344 (10 to 117)	272 (8 to 91)	222 (6 to 74)	183 (4 to 60)	166 (4 to 54)	166 (4 to 54)	192 (4 to 62)	191 (4 to 61)	204 (4 to 65)	196 (4 to 62)	186 (4 to 59)	186 (4 to 59)	186 (4 to 59)	186 (4 to 59)	186 (4 to 59)	186 (4 to 59)	2,540
Other intestinal infectious diseases	0 (0 to 0)	0 (0 to 0)	3.6 (0 to 17)	18 (3 to 27.6)	7.5 (1 to 5.3)	5.2 (0 to 2.6)	5.2 (0 to 2.6)	0.1 (0 to 1)	0.1 (0 to 0.5)	0.1 (0 to 0.5)	0.1 (0 to 0.4)	0.1 (0 to 0.4)	0.1 (0 to 0.3)	0.1 (0 to 0.2)	0.1 (0 to 0.2)	0.1 (0 to 0.2)	0.1 (0 to 0.2)	0.1 (0 to 0.2)	0.1 (0 to 0.2)	0.1 (0 to 0.2)	0.1 (0 to 0.2)	0.1 (0 to 0.2)	0.1 (0 to 0.2)	17.2
Neglected tropical diseases and malaria	1,540 (414 to 3,110)	1,540 (212 to 3,260)	1,540 (1,760 to 9,020)	1,540 (4,320 to 12,300)	1,540 (439 to 3,210)	1,540 (389 to 3,230)	1,540 (397 to 3,450)	1,540 (398 to 3,250)	1,540 (429 to 3,170)	1,540 (394 to 3,160)	1,540 (390 to 3,170)	1,540 (377 to 3,080)	1,540 (377 to 3,080)	1,540 (377 to 3,080)	1,540 (377 to 3,080)	1,540 (377 to 3,080)	1,540 (377 to 3,080)	1,540 (377 to 3,080)	1,540 (377 to 3,080)	1,540 (377 to 3,080)	1,540 (377 to 3,080)	1,540 (377 to 3,080)	1,540 (377 to 3,080)	36,900 (33,100 to 40,800)
Malaria	0 (0 to 0)	0 (0 to 0)	0 (0 to 0)	0 (0 to 0)	0 (0 to 0)	0 (0 to 0)	0 (0 to 0)	0 (0 to 0)	0 (0 to 0)	0 (0 to 0)	0 (0 to 0)	0 (0 to 0)	0 (0 to 0)	0 (0 to 0)	0 (0 to 0)	0 (0 to 0)	0 (0 to 0)	0 (0 to 0)	0 (0 to 0)	0 (0 to 0)	0 (0 to 0)	0 (0 to 0)	0 (0 to 0)	18,800
Chagas disease	0 (0 to 0)	0 (0 to 0)	0 (0 to 0)	0 (0 to 0)	0 (0 to 0)	0 (0 to 0)	0 (0 to 0)	0 (0 to 0)	0 (0 to 0)	0 (0 to 0)	0 (0 to 0)	0 (0 to 0)	0 (0 to 0)	0 (0 to 0)	0 (0 to 0)	0 (0 to 0)	0 (0 to 0)	0 (0 to 0)	0 (0 to 0)	0 (0 to 0)	0 (0 to 0)	0 (0 to 0)	0 (0 to 0)	0
Leishmaniasis	0 (0 to 0)	0 (0 to 0)	0 (0 to 0)	0 (0 to 0)	0 (0 to 0)	0 (0 to 0)	0 (0 to 0)	0 (0 to 0)	0 (0 to 0)	0 (0 to 0)	0 (0 to 0)	0 (0 to 0)	0 (0 to 0)	0 (0 to 0)	0 (0 to 0)	0 (0 to 0)	0 (0 to 0)	0 (0 to 0)	0 (0 to 0)	0 (0 to 0)	0 (0 to 0)	0 (0 to 0)	0 (0 to 0)	0
Visceral leishmaniasis	0 (0 to 0)	0 (0 to 0)	0 (0 to 0)	0 (0 to 0)	0 (0 to 0)	0 (0 to 0)	0 (0 to 0)	0 (0 to 0)	0 (0 to 0)	0 (0 to 0)	0 (0 to 0)	0 (0 to 0)	0 (0 to 0)	0 (0 to 0)	0 (0 to 0)	0 (0 to 0)	0 (0 to 0)	0 (0 to 0)	0 (0 to 0)	0 (0 to 0)	0 (0 to 0)	0 (0 to 0)	0 (0 to 0)	0
Cutaneous and mucocutaneous leishmaniasis	0 (0 to 0)	0 (0 to 0)	0 (0 to 0)	0 (0 to 0)	0 (0 to 0)	0 (0 to 0)	0 (0 to 0)	0 (0 to 0)	0 (0 to 0)	0 (0 to 0)	0 (0 to 0)	0 (0 to 0)	0 (0 to 0)	0 (0 to 0)	0 (0 to 0)	0 (0 to 0)	0 (0 to 0)	0 (0 to 0)	0 (0 to 0)	0 (0 to 0)	0 (0 to 0)	0 (0 to 0)	0 (0 to 0)	0
African trypanosomiasis	0 (0 to 0)	0 (0 to 0)	0 (0 to 0)	0 (0 to 0)	0 (0 to 0)	0 (0 to 0)	0 (0 to 0)	0 (0 to 0)	0 (0 to 0)	0 (0 to 0)	0 (0 to 0)	0 (0 to 0)	0 (0 to 0)	0 (0 to 0)	0 (0 to 0)	0 (0 to 0)	0 (0 to 0)	0 (0 to 0)	0 (0 to 0)	0 (0 to 0)	0 (0 to 0)	0 (0 to 0)	0 (0 to 0)	0
Schistosomiasis	0 (0 to 0)	0 (0 to 0)	17.3 (4.5 to 77.7)	99.5 (39.3 to 196)	122 (52.1 to 252)	122 (52.6 to 248)	206 (77.7 to 398)	199 (68.4 to 382)	170 (57.2 to 327)	92 (28.1 to 183)	69.3 (20.4 to 119)	53 (14.9 to 93.2)	39 (10.4 to 68.3)	27.3 (7.1 to 47.9)	20.1 (5.1 to 35.1)	23.6 (5.9 to 41.2)	19.1 (4.7 to 33.5)	13.8 (3.4 to 24.2)	9.6 (2.4 to 16.8)	5.4 (1.3 to 9.4)	1.3 (0.3 to 2.4)	0.4 (0.1 to 0.7)	1,310
Cysticercosis	0 (0 to 0)	0 (0 to 0)	0.2 (0 to 0.9)	0.4 (0 to 1.7)	0.7 (0 to 3.2)	0.6 (0 to 2.9)	0.6 (0 to 2.9)	0.4 (0 to 2.1)	0.3 (0 to 1.7)	0.2 (0 to 1.2)	0.2 (0 to 0.9)	0.1 (0 to 0.7)	0.1 (0 to 0.5)	0.1 (0 to 0.3)	0 (0 to 0.2)	0 (0 to 0.2)	0 (0 to 0.1)	0 (0 to 0.1)	0 (0 to 0.1)	0 (0 to 0.1)	0 (0 to 0)	0 (0 to 0)	0 (0 to 0)	11
Cystic echinococcosis	0 (0 to 0)	0 (0 to 0)	0 (0 to 0.9)	0 (0 to 1.4)	0 (0 to 2.3)	0 (0 to 2.1)	0 (0 to 2.1)	0 (0 to 1.4)	0 (0 to 1.2)	0 (0 to 1)	0 (0 to 0.8)	0 (0 to 0.6)	0 (0 to 0.5)	0 (0 to 0.3)	0 (0 to 0.2)	0 (0 to 0.2)	0 (0 to 0.1)	0 (0 to 0.1)	0 (0 to 0.1)	0 (0 to 0.1)	0 (0 to 0)	0 (0 to 0)	0 (0 to 0)	0
Lymphatic filariasis	0 (0 to 0)	0 (0 to 0)	0 (0 to 0)	13.1 (7.3 to 21)	7.8 (2.2 to 20.2)	7.2 (1.9 to 19.4)	7.2 (1.9 to 19.4)	7.2 (1.9 to 19.4)	7.2 (1.9 to 19.4)	7.2 (1.9 to 19.4)	7.2 (1.9 to 19.4)	7.2 (1.9 to 19.4)	7.2 (1.9 to 19.4)	7.2 (1.9 to 19.4)	7.2 (1.9 to 19.4)	7.2 (1.9 to 19.4)	7.2 (1.9 to 19.4)	7.2 (1.9 to 19.4)	7.2 (1.9 to 19.4)	7.2 (1.9 to 19.4)	7.2 (1.9 to 19.4)	7.2 (1.9 to 19.4)	89.1
Onchocerciasis	0 (0 to 0)	0 (0 to 0)	0 (0 to 0)	0 (0 to 0)	0 (0 to 0)	0 (0 to 0)	0 (0 to 0)	0 (0 to 0)	0 (0 to 0)	0 (0 to 0)	0 (0 to 0)	0 (0 to 0)	0 (0 to 0)	0 (0 to 0)	0 (0 to 0)	0 (0 to 0)	0 (0 to 0)	0 (0 to 0)	0 (0 to 0)	0 (0 to 0)	0 (0 to 0)	0 (0 to 0)	0 (0 to 0)	0
Trachoma	0 (0 to 0)	0 (0 to 0)	0 (0 to 0)	0 (0 to 0)	0 (0 to 0)	0 (0 to 0)	0 (0 to 0)	0 (0 to 0)	0 (0 to 0)	0 (0 to 0)	0 (0 to 0)	0 (0 to 0)	0 (0 to 0)	0 (0 to 0)	0 (0 to 0)	0 (0 to 0)	0 (0 to 0)	0 (0 to 0)	0 (0 to 0)	0 (0 to 0)	0 (0 to 0)	0 (0 to 0)	0 (0 to 0)	0
Dengue	0 (0 to 0)	0 (0 to 1.3)	1.6 (0 to 5.3)	3.9 (0 to 10.9)	2.1 (0 to 5.9)	1.6 (0 to 5.3)	1.6 (0 to 5.3)	1.6 (0 to 5.3)	1.6 (0 to 5.3)	1.6 (0 to 5.3)	1.6 (0 to 5.3)	1.6 (0 to 5.3)	1.6 (0 to 5.3)	1.6 (0 to 5.3)	1.6 (0 to 5.3)	1.6 (0 to 5.3)	1.6 (0 to 5.3)	1.6 (0 to 5.3)	1.6 (0 to 5.3)	1.6 (0 to 5.3)	1.6 (0 to 5.3)	1.6 (0 to 5.3)	1.6 (0 to 5.3)	23.8
Yellow fever	0 (0 to 0)	0 (0 to 0)	0.1 (0 to 0.3)	1.3 (0 to 1.9)	2.7 (0.2 to 13)	2.7 (0.2 to 13)	2.7 (0.2 to 13)	2.7 (0.2 to 13)	2.7 (0.1 to 8.4)	2.7 (0.1 to 8.4)	2.7 (0.1 to 8.4)	2.7 (0.1 to 8.4)	2.7 (0.1 to 8.4)	2.7 (0.1 to 8.4)	2.7 (0.1 to 8.4)	2.7 (0.1 to 8.4)	2.7 (0.1 to 8.4)	2.7 (0.1 to 8.4)	2.7 (0.1 to 8.4)	2.7 (0.1 to 8.4)	2.7 (0.1 to 8.4)	2.7 (0.1 to 8.4)	2.7 (0.1 to 8.4)	19.6
Rabies	0 (0 to 0)	0 (0 to 0)	0 (0 to 0.3)	0 (0 to 0.2)	0 (0 to 0.1)	0 (0 to 0.2)	0 (0 to 0.2)	0 (0 to 0.1)	0 (0 to 0.4)	0 (0 to 0.1)	0 (0 to 0.2)	0 (0 to 0.1)	0 (0 to 0.2)	0 (0 to 0.1)	0 (0 to 0.1)	0 (0 to 0.1)	0 (0 to 0.1)	0 (0 to 0.1)	0 (0 to 0.1)	0 (0 to 0.1)	0 (0 to 0.1)	0 (0 to 0.1)	0 (0 to 0.1)	0 (0 to 0.1)	1.9
Intestinal nematode infections	0 (0 to 0)	0 (0 to 0)	1.1 (0.4 to 2.9)	19.8 (4.6 to 39.9)	39.9 (20.3 to 79.8)	39.4 (19.6 to 84.1)	39.4 (19.7 to 79.4)	41.4 (19.7 to 79.4)	29.5 (12.7 to 60.2)	20.1 (8.7 to 40.6)	15.1 (6.5 to 29.9)	11.6 (5.1 to 22.6)	9.1 (3.9 to 18.6)	6.4 (2.8 to 12.9)	4.4 (2.1 to 8.7)	3.1 (1.5 to 6.1)	2.1 (1 to 4.1)	1.4 (0.7 to 2.8)	0.9 (0.4 to 1.8)	0.5 (0.2 to 1)	0.2 (0.1 to 0.5)	0.1 (0 to 0.2)	271
Ascariasis	0 (0 to 0)	0 (0 to 0)	0.1 (0 to 0.4)	1.6 (0.4 to 4.6)	3.2 (1.6 to 6.5)	3.2 (1.6 to 6.5)	3.2 (1.6 to 6.5)	3.2 (1.6 to 6.5)	2.3 (1 to 4.6)	1.6 (0.7 to 3.2)	1.2 (0.5 to 2.4)	0.9 (0.4 to 1.8)	0.7 (0.3 to 1.5)	0.5 (0.2 to 1)	0.3 (0.1 to 0.7)	0.2 (0.1 to 0.5)	0.2 (0.1 to 0.3)	0.1 (0 to 0.2)	0.1 (0 to 0.1)	0 (0 to 0.1)	0 (0 to 0)	0 (0 to 0)	0 (0 to 0)	17
Trichuriasis	0 (0 to 0)	0 (0 to 0)	0.7 (0.3 to 2.3)	13.5 (4.4 to 29.9)	24.9 (12.9 to 49.1)	28.6 (13.9 to 53.1)	28.6 (13.9 to 53.1)	27.2 (13.9 to 53.1)	27.6 (12.7 to 57.2)	21.5 (9.6 to 42.6)	16.5 (7.2 to 32.6)	12.9 (5.6 to 25.2)	9.9 (4.3 to 19.5)	7.1 (3.1 to 13.9)



Congenital birth defects	1,220 (443 to 2,366)	299 (136 to 430)	1,250 (493 to 2,480)	799 (399 to 1,670)	175 (111 to 284)	127 (71 to 209)	98.8 (59 to 167)	47.7 (41.2 to 114)	48.4 (29.3 to 79.3)	39.5 (22.1 to 54.9)	29.4 (19.4 to 41.2)	19.9 (12.6 to 31.4)	15 (9.6 to 22.4)	12.7 (7.6 to 19.7)	12 (7.1 to 19.3)	10.1 (6 to 16)	7.5 (4.3 to 12.3)	4.1 (2.1 to 7.1)	2.7 (1.4 to 4.7)	1.6 (1 to 2.5)	0.9 (0.5 to 1.7)	0.3 (0.1 to 0.9)	0 (0 to 0.1)		4,290
Neural tube defects	526 (179 to 1,210)	60.5 (14.6 to 136)	290 (69.7 to 736)	291 (41 to 882)	19 (8.1 to 41.3)	11.6 (3.9 to 31.4)	8.9 (4.5 to 19.4)	5.1 (2.9 to 8)	2.1 (1.2 to 3.2)	1.9 (1.1 to 3.3)	0.7 (0.7 to 2.1)	0.4 (0.4 to 1.1)	0.3 (0.2 to 0.9)	0.2 (0.2 to 0.5)	0.2 (0.1 to 0.6)	0.2 (0.1 to 0.4)	0.2 (0.1 to 0.6)	0 (0 to 0.2)	0 (0 to 0)	0 (0 to 0)	0 (0 to 0)	0 (0 to 0)	0 (0 to 0)		1,140
Congenital heart anomalies	9.2 (3.3 to 21)	2.8 (0.5 to 11.1)	11.9 (1.6 to 54.4)	2.3 (1.4 to 6.6)	2.1 (0.6 to 6.2)	1.9 (0.5 to 3.8)	1.6 (0.4 to 3.2)	1.3 (0.3 to 2.6)	0.9 (0.2 to 2.1)	0.9 (0.2 to 1.6)	0.7 (0.1 to 1.3)	0.5 (0.1 to 1.2)	0.4 (0.1 to 0.9)	0.4 (0.1 to 0.9)	0.4 (0.1 to 0.7)	0.2 (0.1 to 0.7)	0.3 (0.1 to 0.6)	0.2 (0.1 to 0.4)	0.1 (0 to 0.3)	0.1 (0 to 0.2)	0 (0 to 0.1)	0 (0 to 0.1)	0 (0 to 0)		38.3
Cardiac defects	20 (3.2 to 51.5)	9.2 (1.8 to 19)	54.1 (12.6 to 137)	29.1 (5 to 132)	4.3 (1.6 to 19.4)	3.6 (1.1 to 9.6)	3.7 (1.1 to 9)	3.2 (1.2 to 6.4)	1.7 (0.7 to 4.4)	2.2 (0.7 to 5.4)	1.9 (0.4 to 5.2)	1.3 (0.4 to 3.1)	1.1 (0.3 to 2.7)	0.8 (0.2 to 1.9)	0.8 (0.2 to 2)	0.7 (0.1 to 2)	0.4 (0.1 to 1.2)	0.5 (0.1 to 1.3)	0.4 (0.1 to 1.2)	0.2 (0 to 0.6)	0.1 (0 to 0.4)	0 (0 to 0.2)	0 (0 to 0)	0 (0 to 0)		134
Turner syndrome	0 (0 to 0)	0 (0 to 0)	0.1 (0 to 0.3)	0.3 (0 to 1)	0.3 (0.1 to 0.7)	0.3 (0.1 to 0.5)	0.2 (0.1 to 0.4)	0.2 (0.1 to 0.4)	0.1 (0.1 to 0.3)	0 (0 to 0.2)	0 (0 to 0.1)	0 (0 to 0.1)	0 (0 to 0)	0 (0 to 0)	0 (0 to 0)	0 (0 to 0)	0 (0 to 0)	0 (0 to 0)	0 (0 to 0)	0 (0 to 0)	0 (0 to 0)	0 (0 to 0)	0 (0 to 0)	0 (0 to 0)		1.9
Klinefelter syndrome	0 (0 to 0)	0 (0 to 0)	0 (0 to 0)	0 (0 to 0)	0 (0 to 0)	0 (0 to 0)	0 (0 to 0)	0 (0 to 0)	0 (0 to 0)	0 (0 to 0)	0 (0 to 0)	0 (0 to 0)

SR Table 2b: TaibiTaivete DALYS by cause and age group for females with 95% uncertainty intervals, 2019

Cause	Early Neonatal	Late Neonatal	Post Neonatal	1 to 4	5 to 9	10 to 14	15 to 19	20 to 24	25 to 29	30 to 34	35 to 39	40 to 44	45 to 49	50 to 54	55 to 59	60 to 64	65 to 69	70 to 74	75 to 79	80 to 84	85 to 89	90 to 94	95 plus	Total
All causes	15,163 (14,370 to 16,000)	7,292 (6,944 to 7,667)	11,486 (10,930 to 12,080)	11,524 (11,130 to 11,940)	6,168 (5,922 to 6,430)	5,116 (4,917 to 5,330)	6,802 (6,540 to 7,080)	8,602 (8,249 to 8,970)	10,164 (9,733 to 10,620)	12,106 (11,580 to 12,650)	14,558 (13,920 to 15,200)	17,470 (16,690 to 18,270)	21,154 (20,170 to 22,100)	25,726 (24,510 to 26,900)	31,438 (29,910 to 32,900)	38,144 (36,270 to 39,800)	46,104 (43,770 to 48,200)	55,139 (52,270 to 57,800)	64,694 (61,170 to 67,900)	74,179 (69,870 to 78,000)	82,284 (77,000 to 86,800)	87,230 (80,800 to 92,200)	1,040 (1,040 to 1,040)	599,650 (599,650 to 599,650)
Communicable, maternal, neonatal, and nutritional diseases	11,208 (10,611 to 11,810)	4,751 (4,519 to 5,000)	3,111 (2,920 to 3,322)	4,165 (3,965 to 4,385)	1,555 (1,464 to 1,662)	1,161 (1,070 to 1,264)	1,465 (1,370 to 1,569)	1,970 (1,865 to 2,090)	2,550 (2,420 to 2,700)	3,430 (3,260 to 3,620)	4,450 (4,240 to 4,690)	5,720 (5,460 to 6,000)	7,450 (7,120 to 7,800)	9,660 (9,230 to 10,100)	12,600 (12,000 to 13,200)	16,000 (15,200 to 16,800)	20,000 (19,000 to 21,000)	24,000 (22,800 to 25,200)	28,000 (26,600 to 29,400)	31,000 (29,400 to 32,600)	32,000 (30,000 to 33,800)	30,000 (27,200 to 32,400)	35,000 (35,000 to 35,000)
HIV/AIDS and sexually transmitted infections	79.8 (54.4 to 108)	17.2 (9.0 to 27.6)	104 (62.9 to 155)	620 (463 to 792)	191 (145 to 244)	169 (98.9 to 263)	522 (354 to 800)	733 (472 to 1,202)	1,070 (760 to 1,610)	1,540 (1,070 to 2,200)	2,050 (1,370 to 3,200)	2,430 (1,470 to 3,730)	2,270 (1,380 to 3,570)	1,910 (1,220 to 3,010)	1,160 (727 to 1,700)	632 (384 to 940)	359 (187 to 472)	148 (87.1 to 220)	74.6 (43.4 to 117)	33.5 (19.1 to 52.7)	5.8 (2.9 to 10.2)	2.3 (1.1 to 4.1)	0.7 (0.4 to 1.3)	14,200 (14,200 to 14,200)
HIV/AIDS	0 (0 to 0)	0 (0 to 0)	0 (0 to 0)	118 (58.9 to 206)	149 (74.4 to 270)	168 (88.2 to 302)	517 (264 to 916)	724 (402 to 1,240)	1,060 (749 to 1,600)	1,520 (1,070 to 2,190)	2,020 (1,370 to 3,190)	2,410 (1,460 to 3,730)	2,250 (1,380 to 3,590)	1,900 (1,220 to 2,950)	1,160 (736 to 1,700)	629 (382 to 932)	357 (186 to 470)	148 (86.3 to 220)	74.1 (43.4 to 116)	33.6 (19.7 to 51.8)	5.6 (2.9 to 9.9)	2.2 (1.1 to 3.8)	0.7 (0.4 to 1.3)	14,000
HIV/AIDS - Drug-susceptible Tuberculosis	0 (0 to 0)	0 (0 to 0)	2.9 (1.0 to 4.6)	4.5 (2.4 to 7.5)	3.7 (2 to 5.7)	7.7 (4.2 to 12.3)	31.6 (17.2 to 51.9)	52.4 (28.2 to 86)	107 (58.4 to 177)	187 (97.6 to 309)	198 (101 to 330)	187 (93.7 to 312)	138 (64.8 to 242)	97 (52.4 to 159)	53.7 (24.5 to 92.3)	36.4 (14.5 to 62.3)	13.1 (7.1 to 21.3)	7 (3.5 to 11.4)	3 (1.7 to 4.9)	0.5 (0.3 to 0.8)	0.2 (0.1 to 0.3)	0 (0 to 0.1)	1,120
HIV/AIDS - Multidrug-resistant Tuberculosis without extensive drug resistance	0 (0 to 0)	0 (0 to 0)	0.2 (0 to 0.6)	0.2 (0 to 0.7)	0.2 (0 to 0.6)	0.4 (0 to 2.1)	1.6 (0.6 to 5.1)	2.6 (1.1 to 9.8)	5.2 (1.5 to 20)	9 (2.3 to 40)	9.5 (2.2 to 42)	8.9 (2.2 to 39.3)	7.4 (2.2 to 34)	4.6 (1.1 to 26.7)	2.6 (0.7 to 14)	1.2 (0.3 to 7.4)	0.7 (0.2 to 3.9)	0.3 (0.1 to 2.2)	0.2 (0 to 0.9)	0 (0 to 0.5)	0 (0 to 0.2)	0 (0 to 0.1)	54.5
HIV/AIDS - Extensively drug-resistant Tuberculosis	0 (0 to 0)	0 (0 to 0)	0 (0 to 0)	0 (0 to 0)	0 (0 to 0)	0 (0 to 0)	0 (0 to 0)	0 (0 to 0)	0 (0 to 0)	0 (0 to 0)	0 (0 to 0)	0 (0 to 0)	0 (0 to 0)	0 (0 to 0)	0 (0 to 0)	0 (0 to 0)	0 (0 to 0)	0 (0 to 0)	0 (0 to 0)	0 (0 to 0)	0 (0 to 0)	0 (0 to 0)	0 (0 to 0)	0.7
HIV/AIDS resulting in other diseases	79.8 (54.4 to 114)	17.2 (9.0 to 27.6)	104 (62.9 to 155)	497 (329 to 670)	38.2 (24.2 to 57.1)	0.2 (0.1 to 0.7)	0.7 (0.2 to 2.1)	0.2 (0.1 to 0.6)	0.5 (0.2 to 2.2)	0.6 (0.2 to 2.6)	0.5 (0.2 to 2.6)	0.4 (0.1 to 2.1)	0.2 (0 to 0.9)	0.2 (0 to 0.6)	0.1 (0 to 0.4)	0.1 (0 to 0.2)	0.1 (0 to 0.2)	0 (0 to 0.1)	0 (0 to 0.1)	0 (0 to 0.1)	0 (0 to 0.1)	0 (0 to 0)	0 (0 to 0)	137
Sexually transmitted infections excluding HIV	25.3 (9.3 to 58)	5.3 (1.7 to 12.1)	1.7 (0.5 to 4.1)	1.7 (0.5 to 4.1)	0.7 (0.2 to 1.7)	0.3 (0.1 to 1.4)	0.2 (0.1 to 1.1)	0.2 (0.1 to 1.1)	0.3 (0.1 to 1.5)	0.3 (0.1 to 1.6)	0.3 (0.1 to 1.6)	0.3 (0.1 to 1.6)	0.3 (0.1 to 1.6)	0.3 (0.1 to 1.6)	0.3 (0.1 to 1.6)	0.3 (0.1 to 1.6)	0.3 (0.1 to 1.6)	0.3 (0.1 to 1.6)	0.3 (0.1 to 1.6)	0.3 (0.1 to 1.6)	0.3 (0.1 to 1.6)	0.3 (0.1 to 1.6)	264
Syphilis	79.8 (25.3 to 168)	17.2 (5.3 to 38)	34.4 (10.9 to 77.1)	1.7 (0.5 to 4.1)	0.7 (0.2 to 2.1)	0.2 (0.1 to 0.7)	0.7 (0.2 to 2.2)	0.2 (0.1 to 0.6)	0.5 (0.2 to 2.2)	0.6 (0.2 to 2.6)	0.5 (0.2 to 2.6)	0.4 (0.1 to 2.1)	0.2 (0 to 0.9)	0.2 (0 to 0.6)	0.1 (0 to 0.4)	0.1 (0 to 0.2)	0.1 (0 to 0.2)	0 (0 to 0.1)	0 (0 to 0.1)	0 (0 to 0.1)	0 (0 to 0.1)	0 (0 to 0)	0 (0 to 0)	137
Chlamydial infection	0 (0 to 0)	0 (0 to 0)	0 (0 to 0)	0 (0 to 0)	0 (0 to 0)	0 (0 to 0)	0 (0 to 0)	0 (0 to 0)	0 (0 to 0)	0 (0 to 0)	0 (0 to 0)	0 (0 to 0)	0 (0 to 0)	0 (0 to 0)	0 (0 to 0)	0 (0 to 0)	0 (0 to 0)	0 (0 to 0)	0 (0 to 0)	0 (0 to 0)	0 (0 to 0)	0 (0 to 0)	0 (0 to 0)	0 (0 to 0)	0 (0 to 0)
Gonococcal infection	0 (0 to 0)	0 (0 to 0)	0 (0 to 0)	0 (0 to 0)	0 (0 to 0)	0 (0 to 0)	0.1 (0 to 0.2)	0.1 (0 to 0.2)	0.1 (0 to 0.2)	0.1 (0 to 0.2)	0.1 (0 to 0.2)	0.1 (0 to 0.2)	0.1 (0 to 0.2)	0.1 (0 to 0.2)	0.1 (0 to 0.2)	0.1 (0 to 0.2)	0.1 (0 to 0.2)	0 (0 to 0.1)	0 (0 to 0.1)	0 (0 to 0.1)	0 (0 to 0.1)	0 (0 to 0)	0 (0 to 0)	10.2
Trichomoniasis	0 (0 to 0)	0 (0 to 0)	0 (0 to 0)	0 (0 to 0)	0 (0 to 0)	0 (0 to 0)	0.6 (0 to 2.1)	0.6 (0 to 3.1)	0.7 (0 to 4.6)	0.8 (0 to 5.2)	0.8 (0 to 5.2)	0.7 (0 to 4.6)	0.5 (0 to 3.2)	0.4 (0 to 2.7)	0.2 (0 to 1.1)	0.1 (0 to 0.7)	0.1 (0 to 0.2)	0 (0 to 0.1)	0 (0 to 0.1)	0 (0 to 0.1)	0 (0 to 0)	0 (0 to 0)	0 (0 to 0)	23.4
Genital herpes	0 (0 to 0)	0 (0 to 0)	0 (0 to 0)	0 (0 to 0)	0 (0 to 0)	0 (0 to 0)	0.1 (0 to 0.4)	0.1 (0 to 0.4)	0.2 (0 to 0.5)	0.2 (0 to 0.5)	0.2 (0 to 0.5)	0.2 (0 to 0.5)	0.1 (0 to 0.4)	0.1 (0 to 0.3)	0.1 (0 to 0.2)	0 (0 to 0.1)	0 (0 to 0.1)	0 (0 to 0)	0 (0 to 0)	0 (0 to 0)	0 (0 to 0)	0 (0 to 0)	0 (0 to 0)	10.7
Other sexually transmitted infections	0 (0 to 0)	0 (0 to 0)	0 (0 to 0)	0 (0 to 0)	0 (0 to 0)	0 (0 to 0)	0 (0 to 0)	0 (0 to 0)	0 (0 to 0)	0 (0 to 0)	0 (0 to 0)	0 (0 to 0)	0 (0 to 0)	0 (0 to 0)	0 (0 to 0)	0 (0 to 0)	0 (0 to 0)	0 (0 to 0)	0 (0 to 0)	0 (0 to 0)	0 (0 to 0)	0 (0 to 0)	0 (0 to 0)	16.6
Respiratory infections and tuberculosis	1,204 (1,044 to 1,384)	1,446 (1,253 to 1,651)	553 (340 to 675)	1,253 (1,166 to 1,339)	78.6 (57.7 to 107)	130 (107 to 158)	166 (96.9 to 219)	195 (125 to 281)	221 (131 to 331)	263 (153 to 410)	296 (134 to 491)	349 (143 to 583)	396 (145 to 636)	440 (160 to 680)	482 (165 to 686)	520 (170 to 659)	555 (171 to 688)	586 (163 to 673)	605 (170 to 691)	605 (159 to 694)	555 (153 to 704)	452 (92 to 714)	192 (19.2 to 452)	9,160 (9.9 to 13)
Tuberculosis	0 (0 to 0)	0 (0 to 0)	0 (0 to 0)	0 (0 to 0)	0 (0 to 0)	0 (0 to 0)	0 (0 to 0)	0 (0 to 0)	0 (0 to 0)	0 (0 to 0)	0 (0 to 0)	0 (0 to 0)	0 (0 to 0)	0 (0 to 0)	0 (0 to 0)	0 (0 to 0)	0 (0 to 0)	0 (0 to 0)	0 (0 to 0)	0 (0 to 0)	0 (0 to 0)	0 (0 to 0)	0 (0 to 0)	0 (0 to 0)
Latent tuberculosis infection	0 (0 to 0)	0 (0 to 0)	0 (0 to 0)	0 (0 to 0)	0 (0 to 0)	0 (0 to 0)	0 (0 to 0)	0 (0 to 0)	0 (0 to 0)	0 (0 to 0)	0 (0 to 0)	0 (0 to 0)	0 (0 to 0)	0 (0 to 0)	0 (0 to 0)	0 (0 to 0)	0 (0 to 0)	0 (0 to 0)	0 (0 to 0)	0 (0 to 0)	0 (0 to 0)	0 (0 to 0)	0 (0 to 0)	0
Drug-susceptible tuberculosis	0 (0 to 0)	0 (0 to 0)	0 (0 to 0)	0 (0 to 0)	0 (0 to 0)	0 (0 to 0)	0 (0 to 0)	0 (0 to 0)	0 (0 to 0)	0 (0 to 0)	0 (0 to 0)	0 (0 to 0)	0 (0 to 0)	0 (0 to 0)	0 (0 to 0)	0 (0 to 0)	0 (0 to 0)	0 (0 to 0)	0 (0 to 0)	0 (0 to 0)	0 (0 to 0)	0 (0 to 0)	0 (0 to 0)	0
Multidrug-resistant tuberculosis without extensive drug resistance	0 (0 to 0)	0 (0 to 0)	0 (0 to 5.5)	0 (0 to 7.4)	0 (0 to 2.5)	0 (0 to 3.5)	0.5 (0 to 14.7)	0.4 (0 to 11.1)	0.4 (0 to 12.9)	0.4 (0 to 13.2)	0.4 (0 to 13.2)	0.4 (0 to 13.2)	0.4 (0 to 13.2)	0.4 (0 to 13.2)	0.4 (0 to 13.2)	0.4 (0 to 13.2)	0.4 (0 to 13.2)	0.4 (0 to 13.2)	0.4 (0 to 13.2)	0.4 (0 to 13.2)	0.4 (0 to 13.2)	0.4 (0 to 13.2)	0.4 (0 to 13.2)	84.8
Extensively drug-resistant tuberculosis	0 (0 to 0)	0 (0 to 0)	0 (0 to 0)	0 (0 to 0)	0 (0 to 0)	0 (0 to 0)	0 (0 to 0)	0 (0 to 0)	0 (0 to 0)	0 (0 to 0)	0 (0 to 0)	0 (0 to 0)	0 (0 to 0)	0 (0 to 0)	0 (0 to 0)	0 (0 to 0)	0 (0 to 0)	0 (0 to 0)	0 (0 to 0)	0 (0 to 0)	0 (0 to 0)	0 (0 to 0)	0 (0 to 0)	1.1
Lower respiratory infections	132 (44.6 to 204)	139 (74.9 to 200)	417 (222 to 628)	287 (125 to 546)	47.5 (25.5 to 80.6)	27.1 (10.7 to 62.4)	58 (32.3 to 95.1)	75.1 (39.6 to 112)	96.1 (49.2 to 131)	124 (59.3 to 180)	163 (64.6 to 263)	213 (82.3 to 363)	264 (99.9 to 440)	322 (117 to 529)	381 (131 to 577)	437 (127 to 591)	487 (122 to 591)	527 (116 to 591)	557 (115 to 591)	557 (98.7 to 591)	511 (86.4 to 591)	416 (66.5 to 591)	176 (36.4 to 591)	3,730
Upper respiratory infections	0 (0 to 0)	0 (0 to 0)	4.6 (2.2 to 9.7)	9.9 (4.7 to 23.5)	16.8 (9.7 to 28.6)	15.4 (8.1 to 28.4)	15.7 (7.5 to 27)	12.3 (6.4 to 22.1)	9 (4.6 to 15.2)	6.9 (4.2 to 14.3)	5.4 (3.4 to 12.9)	3.9 (2.1 to 12.9)	2.7 (1.3 to 12.9)	2.1 (0.9 to 12.9)	1.7 (0.8 to 12.9)	1.3 (0.5 to 1.9)	1 (0.4 to 1.9)	0.8 (0.3 to 1.1)	0.5 (0.2 to 0.8)	0.3 (0.1 to 0.5)	0.2 (0.1 to 0.3)	0.1 (0 to 0.1)	137
Otitis media	0 (0 to 0)	0 (0 to 0)	0.8 (0.4 to 1.6)	1.6 (0.8 to 3.9)	1.5 (0.9 to 2.5)	1.3 (0.7 to 2.3)	1.3 (0.6 to 2.3)	1 (0.5 to 1.8)	0.7 (0.4 to 1.2)	0.6 (0.3 to 1.1)	0.4 (0.2 to 1.1)	0.3 (0.1 to 1.1)	0.2 (0.1 to 1.1)	0.2 (0 to 1.1)	0.1 (0 to 1.1)	0.1 (0 to 1.1)	0.1 (0 to 1.1)	0.1 (0 to 1.1)	0.1 (0 to 1.1)	0.1 (0 to 1.1)	0.1 (0 to 1.1)	0.1 (0 to 1.1)	0.1 (0 to 1.1)	53.9
Enteric infections	19.6 (4.1 to 43.9)	33.5 (9.7 to 81)	27.9 (8.6 to 70.4)	21 (7.5 to 53)	19.6 (7.1 to 43.2)	19.5 (7.5 to 43.9)	19.6 (7.5 to 44.2)	19.7 (7.6 to 44.2)	19.7 (7.6 to 44.2)	19.7 (7.6 to 44.2)	19.7 (7.6 to 44.2)	19.7 (7.6 to 44.2)	19.7 (7.6 to 44.2)	19.7 (7.6 to 44.2)	19.7 (7.6 to 44.2)	19.7 (7.6 to 44.2)	19.7 (7.6 to 44.2)	19.7 (7.6 to 44.2)	19.7 (7.6 to 44.2)	19.7 (7.6 to 44.2)	19.7 (7.6 to 44.2)	19.7 (7.6 to 44.2)	3.3 (1.7 to 7.3)	2,090
Diarrheal diseases	19.6 (4.1 to 43.9)	33.5 (9.7 to 81)	27.9 (8.6 to 70.4)	21 (7.5 to 53)	19.6 (7.1 to 43.2)	19.5 (7.5 to 43.9)	19.6 (7.5 to 44.2)	19.7 (7.6 to 44.2)	19.7 (7.6 to 44.2)	19.7 (7.6 to 44.2)	19.7 (7.6 to 44.2)	19.7 (7.6 to 44.2)	19.7 (7.6 to 44.2)	19.7 (7.6 to 44.2)	19.7 (7.6 to 44.2)	19.7 (7.6 to 44.2)	19.7 (7.6 to 44.2)	19.7 (7.6 to 44.2)	19.7 (7.6 to 44.2)	19.7 (7.6 to 44.2)	19.7 (7.6 to 44.2)	19.7 (7.6 to 44.2)	3.3 (1.7 to 7.3)	1,660
Typhoid and paratyphoid	0 (0 to 0)	0 (0 to 0)	0 (0 to 0)	0 (0 to 0)	0 (0 to 0)	0 (0 to 0)	0 (0 to 0)	0 (0 to 0)	0 (0 to 0)	0 (0 to 0)	0 (0 to 0)	0 (0 to 0)	0 (0 to 0)	0 (0 to 0)	0 (0 to 0)	0 (0 to 0)	0 (0 to 0)	0 (0 to 0)	0 (0 to 0)	0 (0 to 0)	0 (0 to 0)	0 (0 to 0)	0 (0 to 0)	284
Typhoid fever	0 (0 to 0)	0 (0 to 0)	0 (0 to 0)	0 (0 to 0)	0 (0 to 0)	0 (0 to 0)	0 (0 to 0)	0 (0 to 0)	0 (0 to 0)	0 (0 to 0)	0 (0 to 0)	0 (0 to 0)	0 (0 to 0)	0 (0 to 0)	0 (0 to 0)	0 (0 to 0)	0 (0 to 0)	0 (0 to 0)	0 (0 to 0)	0 (0 to 0)	0 (0 to 0)	0 (0 to 0)	0 (0 to 0)	284
Paratyphoid fever	0 (0 to 0)	0 (0 to 0)	0 (0 to 0)	0 (0 to 0)	0 (0 to 0)	0 (0 to 0)	0 (0 to 0)	0 (0 to 0)	0 (0 to 0)	0 (0 to 0)	0 (0 to 0)	0 (0 to 0)	0 (0 to 0)	0 (0 to 0)	0 (0 to 0)	0 (0 to 0)	0 (0 to 0)	0 (0 to 0)	0 (0 to 0)	0 (0 to 0)	0 (0 to 0)	0 (0 to 0)	0 (0 to 0)	0
Invasive Non-typhoidal Salmonella (iNTS)	0 (0 to 0)	1.9 (1 to 3.2)	47 (21.4 to 96.3)	43.1 (38.5 to 201)	4.9 (1.7 to 9.4)	3.6 (2.2 to 21.7)	3.1 (1.7 to 9.3)	3.3 (2.2 to 8.9)	3.5 (2.2 to 8.9)	3.6 (2.2 to 8.9)	3.6 (2.2 to 8.9)	3.6 (2.2 to 8.9)	3.6 (2.2 to 8.9)	3.6 (2.2 to 8.9)	3.6 (2.2 to 8.9)	3.6 (2.2 to 8.9)	3.6 (2.2 to 8.9)	3.6 (2.2 to 8.9)	3.6 (2.2 to 8.9)	3.6 (2.2 to 8.9)	3.6 (2.2 to 8.9)	3.6 (2.2 to 8.9)	329
Other intestinal infectious diseases	0 (0 to 0)	0.4 (0 to 1.6)	0.9 (0 to 4.6)	0.6 (0 to 3.2)	0.4 (0 to 2.1)	0.3 (0 to 1.6)	0.3 (0 to 1.6)	0.3 (0 to 1.6)	0.3 (0 to 1.6)	0.3 (0 to 1.6)	0.3 (0 to 1.6)	0.3 (0 to 1.6)	0.3 (0 to 1.6)	0.3 (0 to 1.6)	0.3 (0 to 1.6)	0.3 (0 to 1.6)	0.3 (0 to 1.6)	0.3 (0 to 1.6)	0.3 (0 to 1.6)	0.3 (0 to 1.6)	0.3 (0 to 1.6)	0.3 (0 to 1.6)	0.3 (0 to 1.6)	2.2
Neglected tropical diseases and malaria	0.1 (0 to 0.3)	42.5 (7.2 to 127)	240 (46.4 to 673)	583 (73.5 to 1,680)	59.9 (7.4 to 195)	69.1 (25.1 to 137)	27.9 (7.7 to 72.4)	47.9 (15.5 to 105)	105 (37.5 to 174)	119 (58.9 to 192)	96.6 (54.6 to 172)	84.6 (42.3 to 151)	69.1 (32.1 to 131)	62.6 (22.9 to 124)	52.9 (20.1 to 104)	39.6 (19.2 to 106)	31.1 (16.2 to 89.9)	16.5 (8.6 to 46.3)	6.1 (2.8 to 14.4)	2.2 (1.1 to 4.9)	0.5 (0.2 to 1.1)	0.2 (0.1 to 0.4)	0.2 (0.1 to 0.6)	1,690
Malaria	0 (0 to 0)	42.4 (7 to 127)	239 (45.4 to 673)	267 (68.2 to 1,680)	34.9 (8.6 to 195)	31.3 (9.4 to 83.4)	28.6 (9.1 to 75.1)	34.2 (12.1 to 83.5)	33.1 (12.9 to 79.4)	34.6 (13.1 to 81.4)	28.6 (9.6 to 78.7)	28.6 (9.6 to 78.7)	28.6 (9.6 to 78.7)	26.9 (9.3 to 65.5)	28.6 (9.6 to 78.7)	29.6 (9.6 to 78.7)	33.4 (9.6 to 106)	25.6 (4.5 to 80.5)	5.3 (1.1 to 22)	1.3 (0.3 to 3.8)	0.2 (0 to 0.5)	0 (0 to 0)	0 (0 to 0)	1,070
Chagas disease	0 (0 to 0)	0 (0 to 0)	0 (0 to 0)	0 (0 to 0)	0 (0 to 0)	0 (0 to 0)	0 (0 to 0)	0 (0 to 0)	0 (0 to 0)	0 (0 to 0)	0 (0 to 0)	0 (0 to 0)	0 (0 to 0)	0 (0 to 0)	0 (0 to 0)	0 (0 to 0)	0 (0 to 0)	0 (0 to 0)	0 (0 to 0)	0 (0 to 0)	0 (0 to 0)	0 (0 to 0)	0 (0 to 0)	0
Leishmaniasis	0 (0 to 0)	0 (0 to 0)	0 (0 to 0)	0 (0 to 0)	0 (0 to 0)	0 (0 to 0)	0 (0 to 0)	0 (0 to 0)	0 (0 to 0)	0 (0 to 0)	0 (0 to 0)	0 (0 to 0)	0 (0 to 0)	0 (0 to 0)	0 (0 to 0)	0 (0 to 0)	0 (0 to 0)	0 (0 to 0)	0 (0 to 0)	0 (0 to 0)	0 (0 to 0)	0 (0 to 0)	0 (0 to 0)	0
Visceral leishmaniasis	0 (0 to 0)	0 (0 to 0)	0 (0 to 0)	0 (0 to 0)	0 (0 to 0)	0 (0 to 0)	0 (0 to 0)	0 (0 to 0)	0 (0 to 0)	0 (0 to 0)	0 (0 to 0)	0 (0 to 0)	0 (0 to 0)	0 (0 to 0)	0 (0 to 0)	0 (0 to 0)	0 (0 to 0)	0 (0 to 0)	0 (0 to 0)	0 (0 to 0)	0 (0 to 0)	0 (0 to 0)	0 (0 to 0)	0
Cutaneous and mucocutaneous leishmaniasis	0 (0 to 0)	0 (0 to 0)	0 (0 to 0)	0 (0 to 0)	0 (0 to 0)	0 (0 to 0)	0 (0 to 0)	0 (0 to 0)	0 (0 to 0)	0 (0 to 0)	0 (0 to 0)	0 (0 to 0)	0 (0 to 0)	0 (0 to 0)	0 (0 to 0)	0 (0 to 0)	0 (0 to 0)	0 (0 to 0)	0 (0 to 0)	0 (0 to 0)	0 (0 to 0)	0 (0 to 0)	0 (0 to 0)	0
African trypanosomiasis	0 (0 to 0)	0 (0 to 0)	0 (0 to 0)	0 (0 to 0)	0 (0 to 0)	0 (0 to 0)	0 (0 to 0)	0 (0 to 0)	0 (0 to 0)	0 (0 to 0)	0 (0 to 0)	0 (0 to 0)	0 (0 to 0)	0 (0 to 0)	0 (0 to 0)	0 (0 to 0)	0 (0 to 0)	0 (0 to 0)	0 (0 to 0)	0 (0 to 0)	0 (0 to 0)	0 (0 to 0)	0 (0 to 0)	0
Schistosomiasis	0 (0 to 0)	0 (0 to 0)	2.9 (1 to 6.2)	19.9 (4.4 to 57.7)	30.2 (10.1 to 67.4)	34.1 (15.1 to 67.4)	45.6 (20.4 to 87.7)	61.9 (27.4 to 115)	72.9 (27 to 139)	54.1 (21.7 to 111)	39.7 (16.3 to 78.4)	30 (13.2 to 54)	24.1 (10.4 to 43.7)	19.6 (8.1 to 37.7)	14.6 (6.1 to 27.3)	10.5 (3.7 to 21.6)	8.4 (2.1 to 21.6)	5.3 (1.1 to 21.6)	2.7 (0.4 to 10.4)	1.2 (0.2 to 4.6)	0.4 (0.1 to 1.6)	0.1 (0 to 0.4)	473
Cysticercosis	0 (0 to 0)	0 (0 to 0)	0 (0 to 0)	0 (0 to 0)	0 (0 to 0)	0 (0 to 0)	0 (0 to 0)	0 (0 to 0)	0 (0 to 0)	0 (0 to 0)	0 (0 to 0)	0 (0 to 0)	0 (0 to 0)	0 (0 to 0)	0 (0 to 0)	0 (0 to 0)	0 (0 to 0)	0 (0 to 0)	0 (0 to 0)	0 (0 to 0)	0 (0 to 0)	0 (0 to 0)	0 (0 to 0)	0
Cystic echinococcosis	0 (0 to 0)	0 (0 to 0)	0 (0 to 0)	0 (0 to 0)	0 (0 to 0)	0 (0 to 0)	0 (0 to 0)	0 (0 to 0)	0 (0 to 0)	0 (0 to 0)	0 (0 to 0)	0 (0 to 0)	0 (0 to 0)	0 (0 to 0)	0 (0 to 0)	0 (0 to 0)	0 (0 to 0)	0 (0 to 0)	0 (0 to 0)	0 (0 to 0)	0 (0 to 0)	0 (0 to 0)	0 (0 to 0)	0
Lymphatic filariasis	0 (0 to 0)	0 (0 to 0)	0 (0 to 0)	0 (0 to 0)	0 (0 to 0)	0 (0 to 0)	0 (0 to 0)	0 (0 to 0)	0 (0 to 0)	0 (0 to 0)	0 (0 to 0)	0 (0 to 0)	0 (0 to 0)	0 (0 to 0)	0 (0 to 0)	0 (0 to 0)	0 (0 to 0)	0 (0 to 0)	0 (0 to 0)	0 (0 to 0)	0 (0 to 0)	0 (0 to 0)	0 (0 to 0)	0
Onchocerciasis	0 (0 to 0)	0 (0 to 0)	0 (0 to 0)	0 (0 to 0)	0 (0 to 0)	0 (0 to 0)	0 (0 to 0)	0 (0 to 0)	0 (0 to 0)	0 (0 to 0)	0 (0 to 0)	0 (0 to 0)	0 (0 to 0)	0 (0 to 0)	0 (0 to 0)	0 (0 to 0)	0 (0 to 0)	0 (0 to 0)	0 (0 to 0)	0 (0 to 0)	0 (0 to 0)	0 (0 to 0)	0 (0 to 0)	0
Trachoma	0 (0 to 0)	0 (0 to 0)	0 (0 to 0)	0 (0 to 0)	0 (0 to 0)	0 (0 to 0)	0 (0 to 0)	0 (0 to 0)	0 (0 to 0)	0 (0 to 0)	0 (0 to 0)	0 (0 to 0)	0 (0 to 0)	0 (0 to 0)	0 (0 to 0)	0 (0 to 0)	0 (0 to 0)	0 (0 to 0)	0 (0 to 0)	0 (0 to 0)	0 (0 to 0)	0 (0 to 0)	0 (0 to 0)	0
Dengue	0 (0 to 0)	0 (0 to 0)	0 (0 to 0)	0 (0 to 1)	0.2 (0 to 0.6)	0.7 (0 to 2.7)	0.8 (0 to 2.7)	0.7 (0 to 2.2)	0.6 (0 to 1.7)	0.5 (0 to 1.5)	0.4 (0 to 1.3)	0.3 (0 to 1.1)	0.3 (0 to 1.1)	0.2 (0 to 0.8)	0.2 (0 to 0.7)	0.1 (0 to 0.4)	0.1 (0 to 0.3)	0 (0 to 0.3)	0 (0 to 0.2)	0 (0 to 0.1)	0 (0 to 0.1)	0 (0 to 0)	0 (0 to 0)	5.6
Yellow fever	0 (0 to 0)	0 (0 to 0)	0 (0 to 0)	0 (0 to 0)	0.2 (0 to 0.5)	0.9 (0 to 2.5)	1 (0 to 2.6)	0.8 (0 to 2.2)	0.7 (0 to 2)	0.6 (0 to 1.5)	0.5 (0 to 1.2)	0.4 (0 to 1.1)	0.3 (0 to 0.9)	0.3 (0 to 0.7)	0.2 (0 to 0.5)	0.1 (0 to 0.4)	0.1 (0 to 0.2)	0 (0 to 0.1)	0 (0 to 0.1)	0 (0 to 0.1)	0 (0 to 0.1)	0 (0 to 0)	0 (0 to 0)	3.5
Rabies	0 (0 to 0)	0 (0 to 0)	0 (0 to 0)	0 (0 to 0.4)	0 (0 to 0.4)	0 (0 to 0.3)	0 (0 to 0.4)	0 (0 to 0.3)	0 (0 to 0.3)	0 (0 to 0.3)	0 (0 to 0.3)	0 (0 to 0.3)	0 (0 to 0.3)	0 (0 to 0.3)	0 (0 to 0.3)	0 (0 to 0.3)	0 (0 to 0.3)	0 (0 to 0.3)	0 (0 to 0.3)	0 (0 to 0.3)	0 (0 to 0.3)	0 (0 to 0.3)	0 (0 to 0.3)	0 (0 to 0)	0.4
Intestinal nematode infections	0 (0 to 0)	0 (0 to 0)	0 (0 to 0.3)	0 (0 to 1.3)	0.3 (0 to 2.2)	0.9 (0.2 to 3.1)	0.9 (0.4 to 2.5)	0.9 (0.4 to 1.9)	0.9 (0.4 to 1.9)	0.9 (0.3 to 2.1)	0.9 (0.3 to 2.2)	0.9 (0.4 to 1.9)	1 (0.4 to 1.9)	1 (0.4 to 1.9)	1 (0.4 to 1.9)	1 (0.4 to 1.9)	1 (0.4 to 1.9)	1 (0.4 to 1.9)	1 (0.4 to 1.9)	1 (0.4 to 1.9)	1 (0.4 to 1.9)	1 (0.4 to 1.9)	1 (0.4 to 1.9)	9.4
Ascariasis	0 (0 to 0)	0 (0 to 0)	0 (0 to 0)	0 (0 to 1.3)	0.2 (0 to 1.6)	0.7 (0.2 to 1.6)	0.7 (0 to 1.1)	0.7 (0 to 1.1)	0.7 (0 to 1.1)	0.7 (0 to 1.1)	0.7 (0 to 1.1)	0.7 (0 to 1.1)

Chronic myeloid leukemia	0 (0 to 0.2)	0-1 (0 to 0.3)	0-4 (0.1 to 1.3)	1-3 (0.2 to 4.2)	0-2 (0 to 0.4)	0-3 (0.1 to 0.6)	0-4 (0.1 to 0.9)	0-8 (0.1 to 1.5)	0-8 (0.2 to 2)	0-8 (0.3 to 2.2)	1-5 (0.5 to 3.3)	1-5 (0.4 to 2.9)	1-2 (0.4 to 2.4)	1-1 (0.4 to 2.4)	0-4 (0.4 to 2.4)	0-8 (0.3 to 1.9)	0-5 (0.2 to 1.2)	0-3 (0.1 to 0.7)	0-2 (0.1 to 0.4)	0-1 (0 to 0.2)	0-0 (0 to 0.1)	0-0 (0 to 0)	0-0 (0 to 0)	0-0 (0 to 0)	11-9
Other leukemia	0 (0.1 to 3.1)	1-1 (0.2 to 3.7)	0-9 (1.7 to 18.4)	1-2 (1.5 to 19.8)	0-4 (0.1 to 1.9)	0-4 (0.2 to 2.2)	1-4 (0.7 to 4.7)	1-3 (0.5 to 3.4)	1-3 (0.6 to 3.9)	1-3 (0.5 to 3.1)	1-3 (0.6 to 3)	1-4 (0.5 to 3)	0-5 (0.2 to 3.4)	0-5 (0.2 to 3.4)	1-5 (0.5 to 3.3)	0-8 (0.2 to 3.7)	0-5 (0.1 to 2.1)	0-2 (0.1 to 0.9)	0-1 (0.1 to 0.4)	0-0 (0 to 0.1)	0-0 (0 to 0.1)	0-0 (0 to 0)	0-0 (0 to 0)	0-0 (0 to 0)	33-2
Other malignant neoplasms	1-6 (0.6 to 4)	1-2 (0.2 to 4.7)	6 (2.2 to 11.9)	7-2 (3.3 to 16.5)	6-6 (2.2 to 15)	12-1 (5.6 to 28.5)	15-4 (7.7 to 29.4)	17-7 (7.4 to 33.7)	16-2 (6.6 to 31.4)	15 (6.4 to 30.8)	17-7 (7.4 to 39.1)	16-2 (6.5 to 34.4)	19-4 (8.5 to 39.5)	19-7 (8.7 to 35.6)	20-4 (8.8 to 36.1)	16-7 (6.1 to 33.1)	12-1 (4.9 to 27.1)	7-3 (2.6 to 16.9)	3-5 (1.2 to 8.2)	2-3 (0.4 to 5.2)	0-3 (0 to 0.9)	0-0 (0 to 0.1)	0-0 (0 to 0)	284
Other neoplasms	0 (0 to 0)	0 (0 to 0)	0 (0 to 0.1)	0 (0 to 0.3)	0 (0 to 0.1)	0 (0.1 to 0.2)	0 (0 to 0.2)	0 (0 to 0.2)	0 (0 to 0.2)	0 (0 to 0.2)	0 (0 to 0.2)	0 (0 to 0.2)	0 (0 to 0.2)	0 (0 to 0.2)	0 (0 to 0.2)	0 (0 to 0.2)	0 (0 to 0.2)	0 (0 to 0.1)	0 (0 to 0.1)	0 (0 to 0.1)	0 (0 to 0.1)	0 (0 to 0)	0 (0 to 0)	0 (0 to 0)	7-1
Myelodysplastic, myeloproliferative, and other hematopoietic neo	0 (0 to 0)	0 (0 to 0)	0 (0 to 0.1)	0-2 (0.1 to 0.5)	0-1 (0.1 to 0.3)	0-2 (0.1 to 0.3)	0-2 (0.1 to 0.3)	0-1 (0.1 to 0.3)	0-1 (0.1 to 0.3)	0-1 (0.1 to 0.3)	0-2 (0.1 to 0.4)	0-2 (0.1 to 0.4)	0-3 (0.2 to 0.6)	0-4 (0.2 to 1.2)	0-3 (0.2 to 1.2)	0-3 (0.1 to 1.2)	0-3 (0.1 to 1.2)	0-2 (0.1 to 0.8)	0-0 (0.2 to 0.6)	0-0 (0 to 0.2)	0-0 (0 to 0.1)	0-0 (0 to 0.1)	0-0 (0 to 0)	0-0 (0 to 0)	7-1
Hodgkin lymphoma	0 (0 to 0)	0 (0 to 0)	0 (0 to 0)

Osteoarthritis other	0 (0 to 0)	0 (0 to 0)	0 (0 to 0)

SR Table 2b: Tanaliiver DALYS by cause and age group for females with 95% uncertainty intervals, 2019

Cause	Early Neonatal	Late Neonatal	Post Neonatal	1 to 4	5 to 9	10 to 14	15 to 19	20 to 24	25 to 29	30 to 34	35 to 39	40 to 44	45 to 49	50 to 54	55 to 59	60 to 64	65 to 69	70 to 74	75 to 79	80 to 84	85 to 89	90 to 94	95 plus	Total
All causes	6,000 (5,328 to 12,600)	1,900 (1,270 to 1,940)	4,000 (4,000 to 4,000)	6,000 (4,570 to 8,810)	2,000 (2,180 to 3,400)	2,000 (1,810 to 3,020)	2,000 (2,040 to 4,160)	2,000 (2,040 to 4,410)	2,000 (2,040 to 4,440)	2,000 (2,640 to 4,450)	2,000 (2,760 to 4,620)	2,000 (2,910 to 4,750)	2,000 (2,910 to 4,750)	2,000 (2,910 to 4,750)	2,000 (2,910 to 4,750)	2,000 (2,910 to 4,750)	2,000 (2,910 to 4,750)	2,000 (2,910 to 4,750)	2,000 (2,910 to 4,750)	2,000 (2,910 to 4,750)	2,000 (2,910 to 4,750)	2,000 (2,910 to 4,750)	2,000 (2,910 to 4,750)	42,700 (41,400 to 44,200)
Communicable, maternal, neonatal, and nutritional diseases	9,610 (7,720 to 11,800)	1,410 (1,210 to 1,760)	4,660 (3,700 to 5,690)	6,090 (3,660 to 9,700)	1,960 (1,440 to 2,450)	1,200 (920 to 1,610)	1,700 (1,290 to 2,250)	1,890 (1,370 to 2,640)	2,090 (1,570 to 2,850)	2,210 (1,670 to 3,010)	2,190 (1,690 to 2,950)	1,830 (1,380 to 2,430)	1,470 (1,060 to 2,080)	1,470 (1,060 to 2,080)	1,060 (737 to 1,570)	822 (541 to 1,190)	696 (459 to 974)	419 (270 to 617)	320 (210 to 456)	226 (132 to 337)	168 (91 to 257)	77 (43 to 124)	22,900 (20 to 30)	40,500 (34,200 to 48,200)
HIV/AIDS and sexually transmitted infections	158 (49.4 to 346)	29.6 (9.6 to 64.2)	297 (96 to 730)	576 (100 to 1,220)	198 (62 to 336)	225 (122 to 364)	411 (226 to 760)	497 (263 to 967)	765 (422 to 1,390)	1,020 (522 to 1,870)	1,280 (689 to 1,790)	919 (472 to 1,400)	709 (444 to 1,190)	615 (344 to 992)	294 (130 to 568)	155 (74 to 334)	61.2 (24 to 132.7)	19.3 (7.9 to 37.8)	6.3 (3 to 14.3)	1.9 (0.4 to 3.9)	0.6 (0.4 to 1.5)	0.2 (0.1 to 0.4)	7,620 (5,900 to 9,810)
HIV/AIDS	0 (0 to 0.1)	0 (0 to 0.2)	221 (52.1 to 664)	475 (96.7 to 1,200)	197 (59.4 to 346)	224 (120 to 362)	402 (196 to 744)	485 (253 to 970)	772 (409 to 1,390)	1,010 (522 to 1,870)	1,280 (682 to 1,790)	911 (467 to 1,400)	705 (441 to 1,190)	612 (341 to 991)	278 (130 to 564)	104 (50 to 174)	41 (24 to 72.3)	10.1 (3.7 to 21.6)	2.6 (0.9 to 5)	0.8 (0.3 to 1.8)	0.7 (0.2 to 1.4)	0.2 (0.1 to 0.4)	7,290 (5,600 to 9,500)
HIV/AIDS - Drug-susceptible Tuberculosis	0 (0 to 0)	0 (0 to 0.1)	22.6 (2.5 to 72.6)	44.9 (7.6 to 114)	29.2 (7.6 to 49.3)	44.2 (20.4 to 70.9)	126 (72 to 193)	159 (76.1 to 254)	291 (132 to 511)	354 (122 to 617)	397 (142 to 693)	342 (122 to 597)	263 (78.9 to 457)	157 (47.9 to 322)	80.6 (20.1 to 178)	38.2 (9.4 to 92.9)	14.9 (2.4 to 37.2)	4.7 (0.7 to 12.5)	1.4 (0.2 to 3.9)	0.6 (0.1 to 1.7)	0.2 (0.1 to 0.5)	0.1 (0 to 0.2)	2,330 (1,800 to 3,040)
HIV/AIDS - Multidrug-resistant Tuberculosis without extensive drug resistance	0 (0 to 0)	0 (0 to 0)	1 (0 to 3.1)	2 (0.1 to 10.1)	1.2 (0.2 to 3.8)	1.9 (0.1 to 9.8)	6.4 (0.1 to 29.6)	8.6 (0.2 to 36)	10.6 (0.3 to 59.5)	14.4 (0.4 to 76.3)	15.2 (0.4 to 87.4)	13.4 (0.4 to 73.7)	10.2 (0.3 to 57.2)	8.1 (0.2 to 51.2)	3.3 (0.1 to 17.1)	1.6 (0 to 8.4)	0.6 (0 to 3.2)	0.3 (0 to 1.5)	0.1 (0 to 0.7)	0 (0 to 0.2)	0 (0 to 0.1)	0 (0 to 0)	96.1 (0 to 500)
HIV/AIDS - Extensively drug-resistant Tuberculosis	0 (0 to 0)	0 (0 to 0)	0 (0 to 0)	0 (0 to 0.1)	0 (0 to 0.1)	0 (0 to 0.1)	0.1 (0 to 0.4)	0.1 (0 to 0.5)	0.2 (0 to 1.1)	0.3 (0 to 1.7)	0.3 (0 to 2.1)	0.3 (0 to 2.1)	0.2 (0 to 1.7)	0.2 (0 to 1.6)	0.1 (0 to 0.7)	0 (0 to 0.3)	0 (0 to 0.2)	0 (0 to 0.1)	0 (0 to 0.1)	0 (0 to 0)	0 (0 to 0)	0 (0 to 0)	0 (0 to 0)	1.2 (0 to 7.1)
HIV/AIDS resulting in other diseases	0 (0 to 0.1)	0 (0 to 0.2)	52.4 (29.1 to 84.2)	106 (54.7 to 171)	1.7 (0.5 to 3.2)	0.9 (0.4 to 2.1)	2.5 (0.7 to 6.2)	3.8 (1.1 to 9.2)	4.4 (1.3 to 10.6)	5.1 (1.5 to 12.1)	5.1 (1.5 to 12.1)	4.1 (1.2 to 9.8)	3.1 (0.9 to 7.5)	2.4 (0.7 to 5.8)	1.1 (0.3 to 2.7)	0.4 (0.2 to 1.1)	0.2 (0 to 0.6)	0.1 (0 to 0.3)	0 (0 to 0.1)	0 (0 to 0.1)	0 (0 to 0.1)	0 (0 to 0)	0 (0 to 0)	0.6 (0 to 3.4)
Sexually transmitted infections excluding HIV	158 (49.4 to 346)	29.6 (9.6 to 64.2)	75.6 (18.7 to 243)	101 (19.4 to 349)	0.8 (0.4 to 2.4)	0.4 (0.1 to 1.7)	8.6 (0.4 to 31.4)	11.3 (0.2 to 1.2)	0.7 (0.3 to 3)	0.4 (0.2 to 2.9)	0.2 (0.1 to 1.9)	0.1 (0.1 to 1.5)	0.1 (0.1 to 0.9)	0.1 (0.1 to 0.6)	0.1 (0 to 0.5)	0.1 (0 to 0.5)	0.1 (0 to 0.5)	0.1 (0 to 0.5)	0.1 (0 to 0.5)	0.1 (0 to 0.5)	0.1 (0 to 0.5)	0.1 (0 to 0.5)	0.1 (0 to 0.5)	324 (0 to 1,500)
Syphilis	0 (0 to 0)	0 (0 to 0)	0.2 (0 to 0.5)	0.4 (0.1 to 1.2)	0.2 (0 to 0.6)	0.1 (0 to 0.4)	0.4 (0.1 to 1.7)	0.5 (0.2 to 1.2)	0.2 (0 to 0.7)	0.1 (0 to 0.3)	0.1 (0 to 0.3)	0.1 (0 to 0.2)	0.1 (0 to 0.1)	0.1 (0 to 0.1)	0.1 (0 to 0.1)	0.1 (0 to 0.1)	0.1 (0 to 0.1)	0.1 (0 to 0.1)	0.1 (0 to 0.1)	0.1 (0 to 0.1)	0.1 (0 to 0.1)	0.1 (0 to 0.1)	0.1 (0 to 0.1)	262 (0 to 1,200)
Chlamydial infection	0 (0 to 0)	0 (0 to 0)	0 (0 to 0)	0 (0 to 0)	0 (0 to 0)	0 (0 to 0)	0 (0 to 0.1)	0 (0 to 0.1)	0 (0 to 0.4)	0 (0 to 0.4)	0 (0 to 0.4)	0 (0 to 0.4)	0 (0 to 0.3)	0 (0 to 0.3)	0 (0 to 0.2)	0 (0 to 0.1)	0 (0 to 0.1)	0 (0 to 0.1)	0 (0 to 0.1)	0 (0 to 0.1)	0 (0 to 0.1)	0 (0 to 0.1)	0 (0 to 0.1)	0.4 (0 to 2.1)	7.2 (0 to 37.6)
Gonococcal infection	0 (0 to 0)	0 (0 to 0)	0 (0 to 0)	0 (0 to 0)	0 (0 to 0)	0 (0 to 0)	0 (0 to 0.1)	0 (0 to 0.1)	0.1 (0 to 0.4)	0.1 (0 to 0.4)	0.1 (0 to 0.4)	0.1 (0 to 0.3)	0.1 (0 to 0.2)	0.1 (0 to 0.2)	0.1 (0 to 0.1)	0 (0 to 0.1)	0 (0 to 0.1)	0 (0 to 0.1)	0 (0 to 0.1)	0 (0 to 0.1)	0 (0 to 0.1)	0 (0 to 0.1)	0 (0 to 0.1)	0 (0 to 0.1)	11.4 (0 to 59.6)
Trichomoniasis	0 (0 to 0)	0 (0 to 0)	0 (0 to 0)	0 (0 to 0)	0 (0 to 0)	0 (0 to 0)	0.1 (0 to 0.2)	0.2 (0 to 0.5)	0.1 (0 to 0.4)	0.1 (0 to 0.4)	0.1 (0 to 0.4)	0.1 (0 to 0.3)	0.1 (0 to 0.2)	0.1 (0 to 0.2)	0.1 (0 to 0.1)	0 (0 to 0.1)	0 (0 to 0.1)	0 (0 to 0.1)	0 (0 to 0.1)	0 (0 to 0.1)	0 (0 to 0.1)	0 (0 to 0.1)	0 (0 to 0.1)	0 (0 to 0.1)	19.6 (0 to 102)
Genital herpes	0 (0 to 0)	0 (0 to 0)	0 (0 to 0)	0 (0 to 0)	0 (0 to 0)	0 (0 to 0)	0.1 (0 to 0.1)	0.1 (0 to 0.2)	0.1 (0 to 0.3)	0.1 (0 to 0.3)	0.1 (0 to 0.3)	0.1 (0 to 0.2)	0.1 (0 to 0.2)	0.1 (0 to 0.2)	0.1 (0 to 0.1)	0 (0 to 0.1)	0 (0 to 0.1)	0 (0 to 0.1)	0 (0 to 0.1)	0 (0 to 0.1)	0 (0 to 0.1)	0 (0 to 0.1)	0 (0 to 0.1)	0 (0 to 0.1)	8 (0 to 41.6)
Other sexually transmitted infections	0 (0 to 0)	0 (0 to 0)	0 (0 to 0)	0 (0 to 0)	0 (0 to 0)	0 (0 to 0)	0.1 (0 to 0.4)	0.1 (0 to 0.6)	0.1 (0 to 0.4)	0.1 (0 to 0.3)	0.1 (0 to 0.3)	0.1 (0 to 0.2)	0.1 (0 to 0.2)	0.1 (0 to 0.2)	0.1 (0 to 0.1)	0 (0 to 0.1)	0 (0 to 0.1)	0 (0 to 0.1)	0 (0 to 0.1)	0 (0 to 0.1)	0 (0 to 0.1)	0 (0 to 0.1)	0 (0 to 0.1)	0 (0 to 0.1)	17.2 (0 to 89.2)
Respiratory infections and tuberculosis	2,200 (941 to 1,566)	1,160 (196 to 516)	1,760 (1,600 to 2,000)	592 (549 to 1,870)	183 (164 to 358)	169 (113 to 308)	286 (191 to 477)	339 (227 to 569)	349 (232 to 606)	316 (226 to 560)	349 (211 to 590)	310 (172 to 560)	316 (154 to 564)	354 (179 to 639)	319 (162 to 548)	274 (128 to 503)	211 (109 to 383)	207 (107 to 362)	179 (97 to 291)	134 (74 to 194)	74.9 (34 to 124)	11.2 (9.9 to 12.6)	8,490 (7,150 to 10,100)
Tuberculosis	2,200 (941 to 1,566)	1,160 (196 to 516)	1,760 (1,600 to 2,000)	592 (549 to 1,870)	183 (164 to 358)	169 (113 to 308)	286 (191 to 477)	339 (227 to 569)	349 (232 to 606)	316 (226 to 560)	349 (211 to 590)	310 (172 to 560)	316 (154 to 564)	354 (179 to 639)	319 (162 to 548)	274 (128 to 503)	211 (109 to 383)	207 (107 to 362)	179 (97 to 291)	134 (74 to 194)	74.9 (34 to 124)	11.2 (9.9 to 12.6)	8,490 (7,150 to 10,100)
Latent tuberculosis infection	0 (0 to 0)	0 (0 to 0)	0 (0 to 0)	0 (0 to 0)	0 (0 to 0)	0 (0 to 0)



Congenital birth defects	604 (309 to 1,100)	122 (61 to 215)	506 (239 to 940)	215 (99 to 413)	71-7 (46 to 111)	59-6 (36 to 90)	40-1 (24 to 62)	24-7 (14 to 37 to)	19-2 (10 to 34 to)	11-3 (7 to 16 to)	8-7 (5 to 12 to)	6-6 (2 to 9 to)	4-5 (2 to 6 to)	3-2 (2 to 5)	2-7 (1 to 4 to)	1-9 (1 to 3 to)	1-1 (0 to 1 to)	0-5 (0 to 1 to)	0-2 (0 to 0 to)	0-1 (0 to 0 to)	0 (0 to 0)	0 (0 to 0)	1,709
Neural tube defects	298 (78 to 548)	20-2 (7 to 37 to)	109 (29 to 249)	61-1 (10 to 168)	7-9 (3 to 17 to)	9-6 (2 to 15 to)	3-5 (1 to 9 to)	1-9 (1 to 7)	1-1 (0 to 3 to)	0-7 (0 to 2 to)	0-4 (0 to 1 to)	0-3 (0 to 1 to)	0-1 (0 to 1 to)	0-1 (0 to 0)	0 (0 to 0)	0 (0 to 0)	0 (0 to 0)	0 (0 to 0)	0 (0 to 0)	0 (0 to 0)	0 (0 to 0)	0 (0 to 0)	497
Congenital heart anomalies	1-1 (0 to 2 to)	0-1 (0 to 0 to)	0-4 (0 to 1 to)	0-3 (0 to 1 to)	0-1 (0 to 0 to)	0-2 (0 to 0 to)	0-1 (0 to 0 to)	0-1 (0 to 0 to)	0-1 (0 to 0 to)	0-1 (0 to 0 to)	0-1 (0 to 0 to)	0-1 (0 to 0 to)	0-1 (0 to 0 to)	0-1 (0 to 0 to)	0-1 (0 to 0 to)	0-1 (0 to 0 to)	0-1 (0 to 0 to)	0-1 (0 to 0 to)	0-1 (0 to 0 to)	0-1 (0 to 0 to)	0 (0 to 0)	0 (0 to 0)	
Orofacial clefts	6-1 (1 to 26)	2 (0 to 7 to)	4 (1 to 28 to)	1-1 (0 to 5 to)	0-7 (0 to 2 to)	0-9 (0 to 3 to)	0-5 (0 to 1 to)	0-4 (0 to 1 to)	0-2 (0 to 0 to)	0-2 (0 to 1 to)	0-2 (0 to 0 to)	0-1 (0 to 0 to)	0-1 (0 to 0 to)	0-1 (0 to 0 to)	0-1 (0 to 0 to)	0-1 (0 to 0 to)	0-1 (0 to 0 to)	0-1 (0 to 0 to)	0-1 (0 to 0 to)	0-1 (0 to 0 to)	0 (0 to 0)	0 (0 to 0)	20-2
Down syndrome	1-1 (2 to 3 to 24 to)	2-2 (1 to 7 to)	22-9 (9 to 59 to)	9-2 (1 to 29 to)	1-9 (0 to 7 to)	1-6 (0 to 5 to)	1-6 (0 to 3 to)	1-2 (0 to 2 to)	0-8 (0 to 1 to)	0-8 (0 to 2 to)	0-5 (0 to 1 to)	0-5 (0 to 1 to)	0-3 (0 to 1 to)	0-3 (0 to 1 to)	0-3 (0 to 1 to)	0-2 (0 to 1 to)	0-1 (0 to 0 to)	0-2 (0 to 0 to)	0-1 (0 to 0 to)	0-1 (0 to 0 to)	0 (0 to 0)	0 (0 to 0)	94-9
Turner syndrome	0 (0 to 0)	0 (0 to 0)	0 (0 to 1)	0-2 (0 to 0 to)	0-1 (0 to 0 to)	0-1 (0 to 0 to)	0-1 (0 to 0 to)	0-1 (0 to 0 to)	0 (0 to 0)	0 (0 to 0)	0 (0 to 0)	0 (0 to 0)	0 (0 to 0)	0 (0 to 0)	0 (0 to 0)	0 (0 to 0)	0 (0 to 0)	0 (0 to 0)	0 (0 to 0)	0 (0 to 0)	0 (0 to 0)	0 (0 to 0)	0-9
Klinefelter syndrome	0 (0 to 0)	0 (0 to 0)	0 (0 to 0)	0 (0 to 0)	0 (0 to 0)	0 (0 to 0)	0 (0 to 0)	0 (0 to 0)	0 (0 to 0)	0 (0 to 0)	0 (0 to 0)	0 (0 to 0)	0 (0 to 0)	0 (0 to 0)	0 (0 to 0)	0 (0 to 0)	0 (0 to 0)	0 (0 to 0)	0 (0 to 0)	0 (0 to 0)	0 (0 to 0)	0 (0 to 0)	0
Other chromosomal abnormalities	22 (9 3 to 51 to)	8-6 (3 to 19 to)	29-4 (9 to 68)	5 (2-6 to 14)	2-3 (1 to 6 to)	1-7 (0 to 3 to)	1-3 (0 to 3 to)	0-8 (0 to 1 to)	0-5 (0 to 1 to)	0-2 (0 to 0 to)	0-1 (0 to 0 to)	0-1 (0 to 0 to)	0-1 (0 to 0 to)	0-1 (0 to 0 to)	0 (0 to 0)	0 (0 to 0)	0 (0 to 0)	0 (0 to 0)	0 (0 to 0)	0 (0 to 0)	0 (0 to 0)	0 (0 to 0)	72-1
Congenital musculoskeletal and limb anomalies	19-1 (5 1 to 49 to)	3-6 (1 to 8)	22-3 (12 to 39 to)	20-7 (14-6 to 41 to)	17 (9-6 to 27-6)	13-4 (7-4 to 24-4)	9-6 (3-6 to 19-4)	3-1 (1 to 6 to)	1-7 (0 to 4 to)	1-6 (0 to 3 to)	1-2 (0 to 2 to)	0-7 (0 to 2 to)	0-5 (0 to 1 to)	0-7 (0 to 1 to)	0-5 (0 to 1 to)	0-4 (0 to 2 to)	0-2 (0 to 1 to)	0-1 (0 to 0 to)	0-1 (0 to 0 to)	0 (0 to 0)	0 (0 to 0)	127
Urogenital congenital anomalies	10-6 (4 to 22 to)	2-3 (0 to 6 to)	9-2 (1 to 19 to)	2-5 (0 to 7 to)	1-3 (0 to 4 to)	1 (0 to 3 to)	0-7 (0 to 2 to)	0-4 (0 to 1 to)	0-2 (0 to 1 to)	0-2 (0 to 1 to)	0-1 (0 to 0 to)	0-1 (0 to 0 to)	0-1 (0 to 0 to)	0 (0 to 0)	0 (0 to 0)	0 (0 to 0)	0 (0 to 0)	0 (0 to 0)	0 (0 to 0)	0 (0 to 0)	0 (0 to 0)	0 (0 to 0)	35
Digestive congenital anomalies	19-8 (8 to 37)	4 (1 to 9)	17-9 (4 to 41 to)	9-6 (2-1 to 19 to)	3-6 (0 to 9 to)	2-3 (0 to 5 to)	0-9 (0 to 3)	0-3 (0 to 1)	0-3 (0 to 1)	0-3 (0 to 1)	0-2 (0 to 1)	0-1 (0 to 0)	0-1 (0 to 0)	0-1 (0 to 0)	0-1 (0 to 0)	0-1 (0 to 0)	0-1 (0 to 0)	0-1 (0 to 0)	0-1 (0 to 0)	0-1 (0 to 0)	0 (0 to 0)	0 (0 to 0)	165
Other congenital birth defects	130 (37-6 to 306)	19-3 (7 to 46 to)	84-6 (29-3 to 199)	39-5 (17-6 to 102)	19-6 (10-8 to 33 to)	9-8 (3 to 22 to)	13-1 (6 to 29 to)	5-6 (3 to 12 to)	3-5 (1 to 9 to)	2-5 (0 to 7 to)	2-2 (1 to 5 to)	1-6 (0 to 3 to)	1-3 (0 to 3 to)	0-8 (0 to 2 to)	0-5 (0 to 1 to)	0-3 (0 to 1 to)	0-1 (0 to 0 to)	0-1 (0 to 0 to)	0-1 (0 to 0 to)	0-1 (0 to 0 to)	0 (0 to 0)	0 (0 to 0)	380
Urinary diseases and male infertility	4-5 (1 to 10 to)	0-7 (0 to 1 to)	1-9 (0 to 5 to)	0-7 (0 to 2 to)	0-3 (0 to 1 to)	0-2 (0 to 1 to)	0-3 (0 to 1 to)	0-3 (0 to 1 to)	0-2 (0 to 1 to)	0-2 (0 to 1 to)	0-2 (0 to 1 to)	0-2 (0 to 1 to)	0-2 (0 to 1 to)	0-2 (0 to 1 to)	0-2 (0 to 1 to)	0-2 (0 to 1 to)	0-2 (0 to 1 to)	0-2 (0 to 1 to)	0-2 (0 to 1 to)	0-2 (0 to 1 to)	0-2 (0 to 1 to)	0-2 (0 to 1 to)	114
Urolithiasis	2 (0 to 5)	0 (0 to 0)	0 (0 to 1)	0-1 (0 to 0 to)	0-1 (0 to 0 to)	0-1 (0 to 0 to)	0-2 (0 to 2)	0-2 (0 to 1 to)	0-2 (0 to 1 to)	0-2 (0 to 1 to)	0-2 (0 to 1 to)	0-2 (0 to 1 to)	0-2 (0 to 1 to)	0-2 (0 to 1 to)	0-2 (0 to 1 to)	0-2 (0 to 1 to)	0-2 (0 to 1 to)	0-2 (0 to 1 to)	0-2 (0 to 1 to)	0-2 (0 to 1 to)	0-2 (0 to 1 to)	0-2 (0 to 1 to)	4-9
Benign prostatic hyperplasia	0 (0 to 0)	0 (0 to 0)	0 (0 to 0)	0 (0 to 0)	0 (0 to 0)	0 (0 to 0)	0 (0 to 0)	0 (0 to 0)	0 (0 to 0)	0 (0 to 0)	0 (0 to 0)	0 (0 to 0)	0 (0 to 0)	0 (0 to 0)	0 (0 to 0)	0 (0 to 0)	0 (0 to 0)	0 (0 to 0)	0 (0 to 0)	0 (0 to 0)	0 (0 to 0)	0 (0 to 0)	0
Male infertility	–	–	–	–	–	–	–	–	–	–	–	–	–	–	–	–	–	–	–	–	–	–	NA
Other urinary diseases	4-1 (1-4 to 10)	0-6 (0 2 to 1 to)	1-3 (0 3 to 4 to)	0-2 (1 to 1 to)	3-6 (1 to 9 to)	1-5 (0 to 3 to)	1-6 (0 to 3 to)	1-9 (0 2 to 3 to)	0-3 (0 to 1 to)	1-3 (0 to 3 to)	1 (0 to 2 to)	1-6 (0 to 3 to)	4-2 (0 to 11 to)	2-2 (0 to 7 to)	2-7 (0 to 10 to)	0-6 (0 to 1 to)	1-7 (0 to 3 to)	1-6 (0 to 3 to)	0-2 (0 to 1 to)	0-1 (0 to 0 to)	0-2 (0 to 1 to)	0-1 (0 to 0 to)	47-4
Gynecological diseases	0 (0 to 0)	0 (0 to 0)	0 (0 to 0)	0 (0 to 0)	0 (0 to 0)	0 (0 to 1)	0-1 (0 to 0 to)	0 (0 to 0)	0 (0 to 0)	0 (0 to 0)	0 (0 to 0)	0 (0 to 0)	0 (0 to 0)	0 (0 to 0)	0 (0 to 0)	0 (0 to 0)	0 (0 to 0)	0 (0 to 0)	0 (0 to 0)	0 (0 to 0)	0 (0 to 0)	0 (0 to 0)	1,290
Uterine fibroids	0 (0 to 0)	0 (0 to 0)	0 (0 to 0)	0 (0 to 0)	0 (0 to 0)	0 (0 to 0)	0 (0 to 0)	0 (0 to 0)	0 (0 to 0)	0 (0 to 0)	0 (0 to 0)	0 (0 to 0)	0 (0 to 0)	0 (0 to 0)	0 (0 to 0)	0 (0 to 0)	0 (0 to 0)	0 (0 to 0)	0 (0 to 0)	0 (0 to 0)	0 (0 to 0)	0 (0 to 0)	20-4
Polycystic ovarian syndrome	0 (0 to 0)	0 (0 to 0)	0 (0 to 0)	0 (0 to 0)	0-2 (0 to 0 to)	1-1 (0 to 3 to)	1-2 (0 to 3 to)	0-9 (0 to 1 to)	0-7 (0 to 2 to)	0-5 (0 to 1 to)	0-4 (0 to 1 to)	0-3 (0 to 1 to)	0-3 (0 to 1 to)	0-3 (0 to 1 to)	0-2 (0 to 1 to)	0-1 (0 to 0 to)	0-1 (0 to 0 to)	0-1 (0 to 0 to)	0-1 (0 to 0 to)	0-1 (0 to 0 to)	0 (0 to 0)	0 (0 to 0)	9-6
Female infertility	0 (0 to 0)	0 (0 to 0)	0 (0 to 0)	0 (0 to 0)	0 (0 to 0)	0 (0 to 0)	0 (0 to 0)	0 (0 to 0)	0 (0 to 0)	0 (0 to 0)	0 (0 to 0)	0 (0 to 0)	0 (0 to 0)	0 (0 to 0)	0 (0 to 0)	0 (0 to 0)	0 (0 to 0)	0 (0 to 0)	0 (0 to 0)	0 (0 to 0)	0 (0 to 0)	0 (0 to 0)	19-8
Endometriosis	0 (0 to 0)	0 (0 to 0)	0 (0 to 0)	0 (0 to 0)	0 (0 to 0)	0-3 (0 to 1)	2-1 (0 to 5)	2-6 (1 to 6 to)	1-9 (0 to 4 to)	1-4 (0 to 3 to)	0-9 (0 to 2 to)	0-5 (0 to 1 to)	0-4 (0 to 1 to)	0-2 (0 to 1)	0 (0 to 0)	0 (0 to 0)	0 (0 to 0)	0 (0 to 0)	0 (0 to 0)	0 (0 to 0)	0 (0 to 0)	0 (0 to 0)	82-2
Genital prolapse	0 (0 to 0)	0 (0 to 0)	0 (0 to 0)	0 (0 to 0)	0 (0 to 0)	0-1 (0 to 1)	0-2 (0 to 1 to)	0-2 (0 to 1 to)	0-2 (0 to 1 to)	0-2 (0 to 1 to)	0-2 (0 to 1 to)	0-2 (0 to 1 to)	0-2 (0 to 1 to)	0-2 (0 to 1 to)	0-2 (0 to 1 to)	0-2 (0 to 1 to)	0-2 (0 to 1 to)	0-2 (0 to 1 to)	0-2 (0 to 1 to)	0-2 (0 to 1 to)	0-2 (0 to 1 to)	0-2 (0 to 1 to)	7-9
Premenstrual syndrome	0 (0 to 0)	0 (0 to 0)	0 (0 to 0)	0 (0 to 0)	0 (0 to 0)	0 (0 to 0)	0 (0 to 0)	0 (0 to 0)	0 (0 to 0)	0 (0 to 0)	0 (0 to 0)	0 (0 to 0)	0 (0 to 0)	0 (0 to 0)	0 (0 to 0)	0 (0 to 0)	0 (0 to 0)	0 (0 to 0)	0 (0 to 0)	0 (0 to 0)	0 (0 to 0)	0 (0 to 0)	303
Other gynecological diseases	0 (0 to 0)	0 (0 to 0)	0 (0 to 0)	0 (0 to 0)	2-1 (0 to 5)	2-1 (0 to 4)	11-9 (3-3 to 28)	49-1 (21 to 98)	102 (59 3 to 162)	119 (72 to 177)	118 (72 to 176)	88-9 (53 to 132)	59-7 (35 to 89)	28-6 (14 to 44)	14 (7 to 23)	7-6 (4 to 11)	4-2 (1 to 8)	2-2 (1 to 4)	1-2 (0 to 2)	0-5 (0 to 1)	0-7 (0 to 2)	0-1 (0 to 0)	644
Hemoglobinopathies and hemolytic anemias	6-4 (1 to 18)	1-9 (1 to 4)	13 (3 to 29)	9-1 (3 to 20)	4-1 (1 to 9)	3-4 (1 to 7)	2-5 (0 to 6)	1-6 (0 to 4)	1-1 (0 to 3)	0-8 (0 to 2)	0-6 (0 to 2)	0-5 (0 to 1)	0-3 (0 to 1)	0-2 (0 to 1)	0-2 (0 to 1)	0-1 (0 to 0)	0-1 (0 to 0)	0-1 (0 to 0)	0-1 (0 to 0)	0-1 (0 to 0)	0 (0 to 0)	0 (0 to 0)	579
Thalassemias	0 (0 to 0)	0 (0 to 0)	0 (0 to 0)	0 (0 to 0)	0 (0 to 0)	0 (0 to 0)	0 (0 to 0)	0 (0 to 0)	0 (0 to 0)	0 (0 to 0)	0 (0 to 0)	0 (0 to 0)	0 (0 to 0)	0 (0 to 0)	0 (0 to 0)	0 (0 to 0)	0 (0 to 0)	0 (0 to 0)	0 (0 to 0)	0 (0 to 0)	0 (0 to 0)	0 (0 to 0)	0-2
Thalassemias trait	0 (0 to 0)	0 (0 to 0)	0 (0 to 0)	2 (1 to 3)	2-6 (1 to 4 to)	1-4 (0 to 3 to)	3-6 (1 to 8 to)	2-6 (1 to 5 to)	4 (2 to 6 to)	3-6 (1 to 6 to)	3-1 (1 to 5 to)	2-3 (0 to 5 to)	2-3 (0 to 5 to)	2-2 (0 to 5 to)	1-9 (0 to 4 to)	1-3 (0 to 3 to)	0-9 (0 to 2 to)	0-6 (0 to 1 to)	0-4 (0 to 1 to)	0-3 (0 to 1 to)	0-2 (0 to 1 to)	0-2 (0 to 1 to)	27-5
Sickle cell disorders	6-9 (2 3 to 14 to)	2-3 (0 2 to 5 to)	12-2 (4 6 to 28 to)	7-2 (1 6 to 24 to)	4-1 (1 to 10 to)	3-1 (0 to 8 to)	13-4 (4 6 to 31 to)	9-9 (3 to 23 to)	6-9 (2 to 16 to)	3-6 (1 to 9 to)	2-6 (0 to 8 to)	2-2 (0 to 6 to)	1-6 (0 to 4 to)	1-2 (0 to 3 to)	0-9 (0 to 2 to)	0-6 (0 to 2 to)	0-4 (0 to 1 to)	0-3 (0 to 1 to)	0-2 (0 to 1 to)	0-2 (0 to 1 to)	0-1 (0 to 0 to)	0-1 (0 to 0 to)	111
Sickle cell trait	2-2 (0 to 6 to)	0-3 (0 to 1)	2-7 (0 to 7)	2-2 (0 to 6)	1-4 (0 to 4)	1-2 (0 to 3)	3-2 (1 to 8)	2-6 (1 to 6)	2-1 (0 to 5)	1-6 (0 to 4)	1-3 (0 to 3)	0-9 (0 to 2)	0-7 (0 to 2)	0-5 (0 to 1)	0-4 (0 to 1)	0-3 (0 to 1)	0-2 (0 to 1)	0-2 (0 to 1)	0-1 (0 to 1)	0-1 (0 to 1)	0-1 (0 to 0)	0-1 (0 to 0)	362
G6PD deficiency	0 (0 to 0)	0 (0 to 0)	0 (0 to 1)	0-1 (0 to 1)	0-2 (0 to 1)	0-2 (0 to 1)	0-4 (0 to 1)	0-4 (0 to 1)	0-4 (0 to 1)	0-3 (0 to 1)	0-3 (0 to 1)	0-3 (0 to 1)	0-4 (0 to 1)	0-3 (0 to 1)	0-3 (0 to 1)	0-2 (0 to 1)	0-2 (0 to 1)	0-2 (0 to 1)	0-2 (0 to 1)	0-2 (0 to 1)	0-1 (0 to 0)	0-1 (0 to 0)	10-3
G6PD trait	0 (0 to 0)	0 (0 to 0)	0 (0 to 0)	0 (0 to 0)	0 (0 to 0)	0 (0 to 0)	0 (0 to 0)	0 (0 to 0)	0 (0 to 0)	0 (0 to 0)	0 (0 to 0)	0 (0 to 0)	0 (0 to 0)	0 (0 to 0)	0 (0 to 0)	0 (0 to 0)	0 (0 to 0)	0 (0 to 0)	0 (0 to 0)	0 (0 to 0)	0 (0 to 0)	0 (0 to 0)	0-9
Other hemoglobinopathies and hemolytic anemias	3-1 (0 to 8)	0-5 (0 1 to 2)	1-9 (0 6 to 3 to)	0-9 (3 to 11 to)	2-7 (0 to 7)	2-6 (0 to 6)	2-6 (1 to 4 to)	2-4 (1 to 4 to)	2-3 (1 to 4 to)	1-9 (1 to 4 to)	1-5 (1 to 4 to)	1-2 (0 to 4)	0-9 (0 to 3)	0-7 (0 to 2)	0-5 (0 to 2)	0-4 (0 to 1)	0-3 (0 to 1)	0-3 (0 to 1)	0-2 (0 to 1)	0-2 (0 to 1)	0-1 (0 to 0)	0-1 (0 to 0)	66-9
Endocrine, metabolic, blood, and immune disorders	1-9 (0 7 to 3-1)	0-9 (0 4 to 1-4)	3-6 (1 to 8 to)	1-9 (0 5 to 4)	0-9 (0 3 to 2)	0-7 (0 2 to 1)	0-9 (0 3 to 2)	0-8 (0 2 to 2)	0-6 (0 2 to 1)	0-5 (0 2 to 1)	0-4 (0 1 to 1)	0-3 (0 1 to 1)	0-3 (0 1 to 1)	0-2 (0 1 to 1)	0-2 (0 1 to 1)	0-2 (0 1 to 1)	0-1 (0 1 to 1)	0-1 (0 1 to 1)	0-1 (0 1 to 1)	0-1 (0 1 to 1)	0 (0 to 0)	0 (0 to 0)	397
Oral disorders	0 (0 to 0)	0 (0 to 0)	0 (0 to 0)	0 (0 to 0)	0 (0 to 0)	0 (0 to 0)	0 (0 to 0)	0 (0 to 0)	0 (0 to 0)	0 (0 to 0)	0 (0 to 0)	0 (0 to 0)	0 (0 to 0)	0 (0 to 0)	0 (0 to 0)	0 (0 to 0)	0 (0 to 0)	0 (0 to 0)	0 (0 to 0)	0 (0 to 0)	0 (0 to 0)	0 (0 to 0)	
Caries of deciduous teeth	0 (0 to 0)	0 (0 to 0)	0 (0 to 0)	0 (0 to 0)	0 (0 to 0)	0 (0 to 0)	0 (0 to 0)	0 (0 to 0)	0 (0 to 0)	0 (0 to 0)	0 (0 to 0)	0 (0 to 0)	0 (0 to 0)	0 (0 to 0)	0 (0 to 0)	0 (0 to 0)	0 (0 to 0)	0 (0 to 0)	0 (0 to 0)	0 (0 to 0)	0 (0 to 0)	0 (0 to 0)	9-9
Caries of permanent teeth	0 (0 to 0)	0 (0 to 0)	0 (0 to 0)	1-6 (0 to 3 to)	0-9 (0 to 2 to)	1-1 (0 to 3 to)	0-9 (0 to 2 to)	0-8 (0 to 2 to)	0-6 (0 to 2 to)	0-5 (0 to 2 to)	0-4 (0 to 2 to)	0-3 (0 to 2 to)	0-3 (0 to 2 to)	0-2 (0 to 2 to)	0-2 (0 to 2 to)	0-2 (0 to 2 to)	0-1 (0 to 2 to)	0-1 (0 to 2 to)	0-1 (0 to 2 to)	0-1 (0 to 2 to)	0-1 (0 to 2 to)	0-1 (0 to 2 to)	30-2
Periodontal diseases	0 (0 to 0)	0 (0 to 0)	0 (0 to 0)	0 (0 to 0)	0 (0 to 0)	0 (0 to 0)	0 (0 to 0)	0 (0 to 0)	0 (0 to 0)	0 (0 to 0)	0 (0 to 0)	0 (0 to 0)	0 (0 to 0)	0 (0 to 0)	0 (0 to 0)	0 (0 to 0)	0 (0 to 0)	0 (0 to 0)	0 (0 to 0)	0 (0 to 0)	0 (0 to 0)	0 (0 to 0)	94-7
Other oral disorders	0 (0 to 0)	0 (0 to 0)	0-1 (0 to 1)	0-3 (0 to 1)	0-4 (0 to 1)	0-6 (0 to 1)	0-9 (0 to 2)	0-1 (0 to 1)	0-4 (0 to 1)	0-3 (0 to 1)	0-3 (0 to 1)	0-2 (0 to 1)	0-2 (0 to 1)	0-2 (0 to 1)	0-2 (0 to 1)	0-1 (0 to 1)	0-1 (0 to 1)	0-1 (0 to 1)	0-1 (0 to 1)	0-1 (0 to 1)	0-1 (0 to 1)	0-1 (0 to 1)	76-2
Sudden infant death syndrome	–	5-1 (1 to 16-7)	73-9 (15 7 to 253)	–	–	–	–	–	–	–	–	–	–	–	–	–	–	–	–	–	–	–	NA
Injuries	49-6 (26 to 108)	27-1 (7 9 to 147)	168 (79 7 to 334)	279 (140 to 432)	183 (101 to 284)	211 (116 to 297)	288 (164 to 450)	263 (151 to 382)	209 (110 to 331)	179 (108 to 256)	161 (101 to 236)	137 (81 to 199)	118 (76 5 to 172)	116 (73 to 173)	106 (69 7 to 160)	84-8 (47 7 to 142)	70 (40 to 99)	49-8 (27 5 to 71)	37 (21 to 49)	23 (10 to 33 2)	10-9 (7 6 to 16)	2-9 (1 to 4)	2,770
Transport injuries	2-9 (1 to 6 4)	1-1 (0 4 to 2 5)	15-8 (7 to 35 2)	42-9 (24 to 66 5)	34-1 (21 to 50)	32-7 (20 to 49 to)	70-9 (39 to 104)	56-8 (31 to 86 to)	42-8 (25 3 to 70)	39 (21 2 to 62 1)	33-2 (20 5 to 51 3)	29-4 (16 to 47 to)	25-4 (16 to 37 to)	29-9 (19 3 to 43 to)	28-9 (17 to 43 to)	26 (16 to 37 to)	19-2 (13 to 28)	13-8 (8 to 19 to)	9-6 (5 to 13)	4-8 (2 to 6 to)	1-6 (1 to 2 to)	0-4 (0 to 0 to)	596
Road injuries	2-4 (1 to 5 4)	0-5 (0 to 2 4)	6-5 (3 to 13 7)	18-3 (10 to 30 to)	15-1 (8 to 24 to)	14-1 (8 to 22 to)	49-9 (28 to 73)	44 (24 to 67)	34-3 (20 to 49 to)	29-6 (19 to 42 to)	27-1 (18 to 38 7)	23-6 (15 to 33 to)	21-1 (13 to 43 to)	24-1 (15 to 33 to)	24-5 (17 to 33 to)	22 (13 to 31 to)	16-6 (10 to 23 to)	12-4 (7 to 17 to)	8-4 (5 to 11 to)	4-1 (2 to 6 to)	1-5 (1 to 2)	0-3 (0 to 0 to)	559
Pedestrian road injuries	1-3 (0 6 to 3 2)	0-3 (0 1 to 1 1)	1-9 (1 to 5 to)	12-7 (6 3 to 21 2)	13-7 (8 7 to 20 to)	20-6 (9 6 to 36 4)	39-2 (12 2 to 69 5)	39-2 (19 to 66)	32-6 (16 to 58 to)	27-6 (16 to 43 to)	24-6 (14 to 39 to)	22-6 (13 to 37 to)	19-5 (12 to 33 to)	19-7 (12 to 31 to)	19-7 (12 to 31 to)	18-2 (11 to 29 to)	14-7 (9 to 22 to)	10-9 (6 to 17 to)	7-4 (4 to 12 to)	4-2 (2 to 6 to)	2-6 (1 to 3 to)	0-6 (0 to 1 to)	229
Cyclist road injuries	0 (0 to 0)	0 (0 to 0)	0 (0 to 0)	1-5 (0 to 3 to)	2-9 (1 to 6 to)	3-5 (1 to 8 to)	6-6 (2 to 15 to)	4-1 (2 to 9 to)	3-4 (1 to 7)	2-7 (1 to 6 to)	2-3 (1 to 5 to)	2-3 (1 to 4 to)	2-1 (1 to 4 to)	2-2 (1 to 4 to)	2-1 (1 to 4 to)	2-1 (1 to 4 to)	1-6 (1 to 3 to)	1-2 (0 to 3 to)	0-9 (0 to 2 to)	0-5 (0 to 1 to)	0-1 (0 to 0 to)	0-1 (0 to 0 to)	49-4
Motorcyclist road injuries	0-1 (0 to 0 4)	0-1 (0 to 0 2)	1-3 (0 to 3 to)	3-2 (0 7 to 8 to)	3-2 (1 1 to 6 to)	3-2 (1 1 to 6 to)	4-1 (1 7 to 9 to)	3-2 (1 to 6 to)	2-3 (1 to 4 to)	1-6 (0 to 3 to)	1-3 (0 to 2 to)	0-9 (0 to 2 to)	0-7 (0 to 2 to)	0-7 (0 to 2 to)	0-7 (0 to 2 to)	0-6 (0 to 2 to)	0-5 (0 to 2 to)	0-3 (0 to 1 to)	0-3 (0 to 1 to)	0-2 (0 to 1 to)	0-2 (0 to 0 to)	0-1 (0 to 0 to)	32-4
Motor vehicle road injuries	1-3 (0 4 to 3 1)	0-5 (0 2 to 1 2)	8-1 (2 4 to 19 to)	19-2 (9 6 to 39 6)	24-6 (9 7 to 50 7)	20-7 (9 to 38 4)	29 (12 7 to 58 4)	27-8 (10 2 to 61 7)	21-6 (7 5 to 56 5)	14-6 (6 to 19 to)	10-9 (5 to 22 to)	10-1 (5 to 17 to)	8-6 (5 to 14 to)	11 (5 to 19 to)	10-7 (5 to 18 to)	9-2 (3 to 15 to)	7-1 (3 to 11 to)	5-3 (2 to 7 to)	3-5 (1 to 6 to)	1-9 (0 to 3 to)	1-5 (0 to 3 to)	0-5 (0 to 1 to)	228
Other road injuries	1-1 (0 to 3 1)	0-3 (0 to 0)	2-1 (0 to 5 7)	4-9 (1 to 12 to)	6-7 (2 to 15 to)	6-9 (3 to 15 to)	11-5 (4 to 32 to)	9-4 (3 to 23 to)	7-1 (2 to 19 to)	5-3 (1 to 14 to)	3-9 (1 to 11 to)	3-4 (1 to 9 to)	2-9 (1 to 7 to)	2-9 (1 to 8 to)	2-7 (1 to 7 to)	2-4 (0 to 6 to)	1-9 (0 to 5 to)	1-3 (0 to 4 to)	0-9 (0 to 3 to)	0-6 (0 to 2 to)	0-3 (0 to 1 to)	0-1 (0 to 0 to)	10-1
Other transport injuries	0-1 (0 to 0 2)	0-1 (0 to 0 1)	0-4 (0 to 1 7)	0-7 (0 to 2 to)	0-9 (0 to 4 to)	1-1 (0 to 4 to)	1-1 (0 to 4 to)	0-9 (0 to 4 to)	0-7 (0 to 2 to)	0-5 (0 to 3 to)	0-4 (0 to 2 to)	0-4 (0 to 2 to)	0-3 (0 to 2 to)	0-4 (0 to 2 to)	0-3 (0 to 1 to)	0-3 (0 to 1 to)	0-2 (0 to 1 to)	0-2 (0 to 1 to)	0-1 (0 to 1 to)	0-1 (0 to 1 to)	0-1 (0 to 1 to)	0-1 (0 to 0 to)	39-9
Unintentional injuries	39-2 (17 9 to 99 4)	29-7 (9 6 to 144)	119 (64 9 to 213)	216 (125 to 338)	119 (74 to 183)	112 (70 to 161)	178 (99 to 284)	96-3 (56 to 154)	72-7 (40 5 to 115)	59-7 (34 to 92)	49-9 (30 to 77)	42-9 (26 to 63)	40-4 (25 to 60)	39-6 (25 to 60)	40-3 (21 to 59)	38-2 (22 to 56)	32-4 (19 to 47)	26-3 (16 to 37)	22-1 (13 to 30)	17-9 (10 to 25)	8-4 (4 to 12)	2-4 (1 to 3)	1,430
Falls	1-1 (0 3 to 2 1)	0-4 (0 2 to 0 7)	1-5 (0 to 3 3)	3-5 (1 to 7 to)	3-2 (1 to 7 to)	3-2 (1 to 7 to)	4-9 (2 to 10 to)	3-7 (1 to 9 to)	2-9 (1 to 7 to)	2-3 (1 to 5 to)	1-9 (1 to 5 to)	1-7 (1 to 4 to)	1-5 (1 to 3 to)	1-6 (1 to 3 to)	1-4 (0 to 3 to)	1-3 (0 to 3 to)	1-1 (0 to 2 to)	0-9 (0 to 2 to)	0-7 (0 to 2 to)	0-5 (0 to 1 to)	0-2 (0 to 1 to)	0-1 (0 to 0 to)	182
Drowning	2-9 (1 to 6 8)	0-6 (0 2 to 1 3)	2-1 (0 to 5 to)	6-2 (2 to 15 to)	7-1 (2 to 17 to)	6-6 (2 to 16 to)	9-6 (3 to 23 to)	7-9 (2 to 19 to)	5-7 (1 to 14 to)	4-3 (1 to 11 to)	3-5 (1 to 8 to)	2-9 (1 to 7 to)	2-3 (0 to 6 to)	1-9 (0 to 5 to)	1-6 (0 to 4 to)	1-3 (0 to 3 to)	0-9 (0 to 2 to)	0-7 (0 to 2 to)	0-5 (0 to 2 to)	0-3 (0 to 1 to)	0-1 (0 to 0 to)	0-1 (0 to 0 to)	131
Fire, heat, and hot substances	1-9 (0 7 to 2 7)	1 (0 4 to 1 6)	17-9 (7 5 to 39 to)	39-1 (19 5 to 67 3)	13-6 (7 6 to 22 to)	13-9 (8 to 19 4)	18-9 (12 to 29 to)	17-8 (12 to 25 to)	15 (10 to 21 to)	12-9 (8 to 18 to)	11-2 (7 to 15 to)	9-7 (5 to

SR Table 2b: ThanukaNIHI DALYS by cause and age group for females with 95% uncertainty intervals, 2019

Cause	Early Neonatal	Late Neonatal	Post Neonatal	1 to 4	5 to 9	10 to 14	15 to 19	20 to 24	25 to 29	30 to 34	35 to 39	40 to 44	45 to 49	50 to 54	55 to 59	60 to 64	65 to 69	70 to 74	75 to 79	80 plus	Total
All causes	1,202 (1,045 to 1,410)	1,202 (270 to 2,623)	2,992 (963 to 7,270)	3,647 (1,019 to 7,440)	2,966 (923 to 7,160)	3,060 (1,000 to 6,900)	3,444 (933 to 7,440)	4,191 (1,041 to 9,320)	4,997 (1,241 to 11,000)	5,807 (1,441 to 12,900)	6,640 (1,650 to 14,600)	7,507 (1,880 to 16,300)	8,400 (2,100 to 18,200)	9,307 (2,340 to 20,100)	10,200 (2,560 to 22,000)	11,100 (2,790 to 23,900)	11,900 (2,990 to 25,600)	12,600 (3,170 to 27,100)	13,200 (3,320 to 28,400)	13,700 (3,450 to 29,500)	21,900 (5,500 to 47,300)
Communicable, maternal, neonatal, and nutritional diseases	1,202 (1,159 to 1,760)	1,202 (340 to 2,623)	2,992 (732 to 7,120)	3,647 (764 to 7,120)	2,966 (956 to 6,491)	3,060 (932 to 6,316)	3,444 (956 to 6,955)	4,191 (958 to 9,209)	4,997 (951 to 10,900)	5,807 (994 to 12,700)	6,640 (1,050 to 14,600)	7,507 (1,210 to 16,500)	8,400 (1,510 to 18,400)	9,307 (1,900 to 20,400)	10,200 (2,310 to 22,400)	11,100 (2,810 to 24,400)	11,900 (3,370 to 26,200)	12,600 (3,970 to 27,600)	13,200 (4,700 to 28,800)	13,700 (5,600 to 29,800)	9,400 (3,210 to 19,100)
HIV/AIDS and sexually transmitted infections	50 (12.5 to 109)	7.9 (2.4 to 18.7)	29.6 (12.2 to 57.9)	16.6 (4.7 to 38.1)	17.6 (4.9 to 39.4)	31.0 (10.4 to 62.6)	89.3 (44.1 to 156)	153 (59.2 to 267)	194 (64.9 to 331)	198 (72.0 to 329)	210 (82.0 to 339)	252 (108.0 to 381)	194 (102.0 to 307)	139 (79.2 to 208)	73.2 (45.2 to 103)	39.7 (24.5 to 55.7)	19.6 (11.9 to 27.7)	9.5 (5.7 to 15.9)	4.2 (2.4 to 6.9)	0.8 (0.5 to 1.3)	1,600 (1,100 to 2,200)
HIV/AIDS	50 (12.5 to 109)	7.9 (3.5 to 27.3)	29.6 (7.3 to 56.9)	16.6 (4.8 to 34.7)	17.2 (5.6 to 39.4)	30.9 (10.4 to 62.6)	88.9 (41.2 to 155)	153 (53 to 268)	194 (70.7 to 334)	198 (79.1 to 332)	210 (82.0 to 339)	252 (108.0 to 381)	194 (102.0 to 307)	139 (77.6 to 207)	73.2 (41.2 to 107)	39.7 (21.5 to 59.3)	19.6 (9.2 to 33.5)	9.5 (3.2 to 20.7)	4.2 (2.4 to 6.9)	0.8 (0.4 to 1.4)	1,600 (1,100 to 2,200)
HIV/AIDS - Drug-susceptible Tuberculosis	0 (0 to 0)	0 (0 to 0)	5.3 (1.4 to 10.2)	1.6 (1.5 to 2.2)	4.8 (2.2 to 8.1)	10.2 (4.3 to 17.6)	35.6 (17.9 to 60.7)	49.6 (22.7 to 82.6)	53.5 (30.4 to 82.1)	50.4 (27.5 to 77.6)	75.8 (42.5 to 111)	87.6 (50.9 to 143)	104 (71.1 to 151)	79 (52.4 to 120)	54 (31.3 to 81.9)	29.2 (17.9 to 44.2)	15.4 (9.2 to 24.4)	7.3 (4.2 to 12.1)	3.7 (2.2 to 6.9)	1.6 (0.9 to 3.3)	621 (0 to 0)
HIV/AIDS - Multidrug-resistant Tuberculosis without extensive drug resistance	0 (0 to 0)	0 (0 to 0)	0.3 (0 to 1.6)	0.2 (0 to 2.4)	0.2 (0 to 2.6)	0.5 (0 to 3.2)	1.6 (0 to 10.2)	2.1 (0 to 13)	2.6 (0 to 15.4)	2.4 (0 to 14.2)	4.4 (0 to 25.6)	4.6 (0 to 26.4)	5.1 (0 to 29.1)	2.2 (0 to 12.1)	1.3 (0 to 7.2)	0.7 (0 to 3.9)	0.3 (0 to 1.9)	0.2 (0 to 1.2)	0.1 (0 to 0.9)	0.1 (0 to 0.6)	28.5 (0 to 0)
HIV/AIDS - Extensively drug-resistant Tuberculosis	0 (0 to 0)	0 (0 to 0)	0 (0 to 0)	0 (0 to 0)	0 (0 to 0)	0 (0 to 0)	0 (0 to 0)	0 (0 to 0)	0 (0 to 0)	0 (0 to 0)	0 (0 to 0)	0 (0 to 0)	0 (0 to 0)	0 (0 to 0)	0 (0 to 0)	0 (0 to 0)	0 (0 to 0)	0 (0 to 0)	0 (0 to 0)	0 (0 to 0)	0 (0 to 0)	0.4 (0 to 0)
HIV/AIDS resulting in other diseases	0 (0 to 0)	0 (0 to 0)	9.5 (1.9 to 28.5)	9.6 (2.9 to 29.5)	2.6 (0 to 13.1)	20.2 (5.7 to 50.1)	49 (22.3 to 88.7)	72.3 (35.1 to 94.3)	103 (47.1 to 151)	131 (68.1 to 191)	140 (101 to 204)	161 (79.8 to 196)	84 (79.8 to 146)	71.6 (42.1 to 120)	41.6 (23.3 to 71.2)	22 (13.3 to 41.4)	11.6 (6.9 to 21.6)	5.8 (3.5 to 9.2)	2.3 (1.3 to 4)	0.5 (0.2 to 1)	868 (0 to 0)
Sexually transmitted infections excluding HIV	50 (15.5 to 139)	7.9 (2.4 to 18.7)	14.4 (3.8 to 36.2)	0.8 (0.2 to 1.9)	0.4 (0 to 1.1)	0.1 (0 to 0.4)	0.4 (0 to 1.1)	0.2 (0 to 0.6)	0.6 (0 to 1.5)	0.3 (0 to 0.9)	0.3 (0 to 0.8)	0.1 (0 to 0.3)	0.1 (0 to 0.3)	0.1 (0 to 0.4)	0.1 (0 to 0.3)	0.1 (0 to 0.3)	0.1 (0 to 0.2)	0.1 (0 to 0.2)	0.1 (0 to 0.2)	0.1 (0 to 0.2)	107 (0 to 0)
Syphilis	50 (15.5 to 139)	7.9 (2.4 to 18.7)	14.4 (3.8 to 36.2)	0.8 (0.2 to 1.9)	0.4 (0 to 1.1)	0.1 (0 to 0.4)	0.2 (0 to 0.4)	0.1 (0 to 0.4)	0.3 (0 to 0.9)	0.1 (0 to 0.3)	0.1 (0 to 0.3)	0.1 (0 to 0.2)	0.1 (0 to 0.1)	0.1 (0 to 0.3)	0.1 (0 to 0.1)	0.1 (0 to 0.1)	0.1 (0 to 0.1)	0.1 (0 to 0.1)	0.1 (0 to 0.1)	0.1 (0 to 0.1)	75.2 (0 to 0)
Chlamydial infection	0 (0 to 0)	0 (0 to 0)	0 (0 to 0)	0 (0 to 0)	0 (0 to 0)	0 (0 to 0)	0 (0 to 0.1)	0 (0 to 0.1)	0.2 (0 to 1.2)	0.2 (0 to 1.2)	0.2 (0 to 0.7)	0.4 (0 to 1.3)	0.3 (0 to 0.9)	0.2 (0 to 0.6)	0.1 (0 to 0.4)	0.1 (0 to 0.3)	0.1 (0 to 0.2)	0.1 (0 to 0.2)	0.1 (0 to 0.2)	0.1 (0 to 0.2)	3.1 (0 to 0)
Gonococcal infection	0 (0 to 0)	0 (0 to 0)	0 (0 to 0)	0 (0 to 0)	0 (0 to 0)	0 (0 to 0)	0.7 (0 to 3.7)	0.7 (0 to 3.7)	0.8 (0 to 3.9)	0.6 (0 to 3.1)	0.4 (0 to 1.9)	0.3 (0 to 1.4)	0.2 (0 to 0.9)	0.1 (0 to 0.6)	0.1 (0 to 0.4)	0.1 (0 to 0.3)	0.1 (0 to 0.2)	0.1 (0 to 0.2)	0.1 (0 to 0.2)	0.1 (0 to 0.2)	4.1 (0 to 0)
Trichomoniasis	0 (0 to 0)	0 (0 to 0)	0 (0 to 0)	0 (0 to 0)	0 (0 to 0)	0 (0 to 0)	1.7 (0 to 9.2)	0.6 (0 to 3.6)	1.5 (0 to 7.5)	2.2 (0 to 11)	1.8 (0 to 9.1)	1.3 (0 to 6.2)	0.8 (0 to 3.6)	0.5 (0 to 1.9)	0.2 (0 to 0.9)	0.1 (0 to 0.5)	0.1 (0 to 0.3)	0.1 (0 to 0.2)	0.1 (0 to 0.2)	0.1 (0 to 0.2)	11.9 (0 to 0)
Genital herpes	0 (0 to 0)	0 (0 to 0)	0 (0 to 0)	0 (0 to 0)	0 (0 to 0)	0 (0 to 0)	0.3 (0 to 1.4)	0.2 (0 to 0.7)	0.7 (0 to 2.7)	0.7 (0 to 2.7)	0.7 (0 to 2.7)	0.7 (0 to 2.7)	0.4 (0 to 1.4)	0.3 (0 to 0.9)	0.1 (0 to 0.5)	0.1 (0 to 0.3)	0.1 (0 to 0.2)	0.1 (0 to 0.2)	0.1 (0 to 0.2)	0.1 (0 to 0.2)	5.2 (0 to 0)
Other sexually transmitted infections	0 (0 to 0)	0 (0 to 0)	0 (0 to 0)	0 (0 to 0)	0 (0 to 0)	0 (0 to 0)	0.1 (0 to 0.6)	0.1 (0 to 0.6)	0.2 (0 to 0.8)	0.1 (0 to 0.6)	0.1 (0 to 0.2)	0.1 (0 to 0.2)	0.1 (0 to 0.2)	0.1 (0 to 0.2)	0.1 (0 to 0.2)	0.1 (0 to 0.2)	0.1 (0 to 0.2)	0.1 (0 to 0.2)	0.1 (0 to 0.2)	0.1 (0 to 0.2)	7.5 (0 to 0)
Respiratory infections and tuberculosis	1,110 (420 to 1,594)	464 (25 to 78.7)	1,180 (90.1 to 3,315)	1,550 (79.4 to 2,940)	1,047 (364 to 2,750)	1,007 (362 to 2,601)	1,062 (320 to 2,597)	1,167 (66.1 to 1,163)	1,230 (58.2 to 1,188)	1,294 (62.8 to 1,278)	1,359 (59.4 to 1,191)	1,421 (52.9 to 1,173)	1,481 (48.4 to 1,154)	1,539 (51.6 to 1,170)	1,595 (59.1 to 1,184)	1,649 (62.7 to 1,191)	1,697 (69.4 to 1,187)	1,737 (77.7 to 1,177)	1,768 (85.2 to 1,157)	1,788 (94.6 to 1,127)	2,070 (14.9 to 31.7)
Tuberculosis	0 (0 to 0)	0 (0 to 0)	0.5 (0.2 to 22.7)	0.3 (0.1 to 4.7)	0.6 (0.2 to 29.4)	0.4 (0.2 to 16.9)	0.6 (0.3 to 27.1)	0.4 (0.2 to 17.4)	0.5 (0.2 to 19.7)	0.5 (0.2 to 17.3)	0.5 (0.2 to 15.7)	0.5 (0.2 to 14.3)	0.5 (0.2 to 13.2)	0.5 (0.2 to 12.4)	0.5 (0.2 to 11.7)	0.5 (0.2 to 11.2)	0.5 (0.2 to 10.9)	0.5 (0.2 to 10.7)	0.5 (0.2 to 10.6)	0.5 (0.2 to 10.6)	182 (4.9 to 9.7)
Latent tuberculosis infection	0 (0 to 0)	0 (0 to 0)	0 (0 to 0)	0 (0 to 0)	0 (0 to 0)	0 (0 to 0)	0 (0 to 0)	0 (0 to 0)	0 (0 to 0)	0 (0 to 0)	0 (0 to 0)	0 (0 to 0)	0 (0 to 0)	0 (0 to 0)	0 (0 to 0)	0 (0 to 0)	0 (0 to 0)	0 (0 to 0)	0 (0 to 0)	0 (0 to 0)	0 (0 to 0)	0 (0 to 0)
Drug-susceptible tuberculosis	0 (0 to 0)	0 (0 to 0)	0.5 (0 to 22)	0.3 (0 to 4.6)	0.6 (0 to 29.4)	0.4 (0 to 16.4)	0.6 (0 to 27.1)	0.4 (0 to 17.4)	0.5 (0 to 19.7)	0.5 (0 to 17.3)	0.5 (0 to 15.7)	0.5 (0 to 14.3)	0.5 (0 to 13.2)	0.5 (0 to 12.4)	0.5 (0 to 11.7)	0.5 (0 to 11.2)	0.5 (0 to 10.9)	0.5 (0 to 10.7)	0.5 (0 to 10.6)	0.5 (0 to 10.6)	808 (4.9 to 9.7)
Multidrug-resistant tuberculosis without extensive drug resistance	0 (0 to 0)	0 (0 to 0)	0.4 (0 to 2.2)	0.4 (0 to 2.6)	0.4 (0 to 1.5)	0.4 (0 to 1.6)	0.4 (0 to 1.7)	0.4 (0 to 2.2)	0.4 (0 to 2.1)	0.4 (0 to 2.2)	0.4 (0 to 2.2)	0.4 (0 to 2.2)	0.4 (0 to 2.2)	0.4 (0 to 2.2)	0.4 (0 to 2.2)	0.4 (0 to 2.2)	0.4 (0 to 2.2)	0.4 (0 to 2.2)	0.4 (0 to 2.2)	0.4 (0 to 2.2)	29.3 (0 to 0)
Extensively drug-resistant tuberculosis	0 (0 to 0)	0 (0 to 0)	0 (0 to 0)	0 (0 to 0)	0 (0 to 0)	0 (0 to 0)	0 (0 to 0)	0 (0 to 0)	0 (0 to 0)	0 (0 to 0)	0 (0 to 0)	0 (0 to 0)	0 (0 to 0)	0 (0 to 0)	0 (0 to 0)	0 (0 to 0)	0 (0 to 0)	0 (0 to 0)	0 (0 to 0)	0 (0 to 0)	0 (0 to 0)	0 (0 to 0)
Other sexually transmitted infections	0 (0 to 0)	0 (0 to 0)	0 (0 to 0)	0 (0 to 0)	0 (0 to 0)	0 (0 to 0)	0 (0 to 0)	0 (0 to 0)	0 (0 to 0)	0 (0 to 0)	0 (0 to 0)	0 (0 to 0)	0 (0 to 0)	0 (0 to 0)	0 (0 to 0)	0 (0 to 0)	0 (0 to 0)	0 (0 to 0)	0 (0 to 0)	0 (0 to 0)	0 (0 to 0)	0 (0 to 0)
Lower respiratory infections	111 (68.8 to 164)	464 (34.9 to 76.6)	1,180 (79 to 3,299)	1,550 (55.9 to 2,939)	1,047 (172.2 to 2,749)	1,007 (124.5 to 2,601)	1,062 (31.7 to 2,597)	1,167 (17.4 to 1,163)	1,230 (15.6 to 1,188)	1,294 (15.5 to 1,278)	1,359 (12.5 to 1,191)	1,421 (10.9 to 1,173)	1,481 (9.2 to 1,154)	1,539 (9.1 to 1,170)	1,595 (9.9 to 1,184)	1,649 (10.5 to 1,191)	1,697 (11.9 to 1,187)	1,737 (14.3 to 1,177)	1,768 (16.5 to 1,157)	1,788 (18.4 to 1,127)	1,120 (3.5 to 8.1)
Upper respiratory infections	0 (0 to 0.1)	0 (0 to 1)	2.8 (0.1 to 5.3)	0.6 (0.4 to 19.7)	10.5 (5.4 to 17.6)	10.2 (5.3 to 17.3)	9.4 (4.5 to 16.8)	8.4 (4.5 to 14.6)	8.4 (3.5 to 15.5)	8.4 (2.9 to 15.2)	8.4 (2.5 to 15.1)	8.4 (2.1 to 15.1)	8.4 (1.9 to 15.1)	8.4 (1.8 to 15.1)	8.4 (1.8 to 15.1)	8.4 (1.8 to 15.1)	8.4 (1.8 to 15.1)	8.4 (1.8 to 15.1)	8.4 (1.8 to 15.1)	8.4 (1.8 to 15.1)	82.4 (0 to 0)
Otitis media	0 (0 to 0.4)	0 (0 to 0)	4 (0.2 to 9.5)	4 (2.1 to 7)	4 (2.4 to 6.1)	4 (2.1 to 7.3)	3.9 (1.5 to 5.1)	3.7 (1.4 to 4.9)	3.7 (0.8 to 3.1)	3.7 (0.3 to 2.5)	3.7 (0.1 to 2.1)	3.7 (0 to 1.9)	3.7 (0 to 1.8)	3.7 (0 to 1.8)	3.7 (0 to 1.8)	3.7 (0 to 1.8)	3.7 (0 to 1.8)	3.7 (0 to 1.8)	3.7 (0 to 1.8)	3.7 (0 to 1.8)	25.5 (0 to 0)
Enteric infections	62.8 (17.4 to 160)	75.9 (21.7 to 194)	346 (118 to 858)	288 (169 to 913)	88 (47.9 to 214)	102 (47.7 to 231)	79 (54.3 to 173)	102 (39.9 to 161)	81.4 (29.7 to 139)	84.6 (25.6 to 144)	87.8 (22.4 to 150)	91.1 (20.1 to 156)	94.6 (19.2 to 161)	98.2 (19.1 to 167)	102 (20.3 to 174)	106 (22.9 to 180)	109 (26.5 to 186)	112 (31.1 to 191)	114 (36.9 to 194)	115 (43.2 to 196)	1,790 (419 to 4,210)
Diarrheal diseases	62.8 (17.4 to 160)	75.9 (20.6 to 163)	346 (101 to 596)	288 (169 to 567)	88 (25.5 to 136)	102 (53.3 to 167)	79 (30.2 to 120)	102 (39.9 to 161)	81.4 (29.7 to 139)	84.6 (25.6 to 144)	87.8 (22.4 to 150)	91.1 (20.1 to 156)	94.6 (19.2 to 161)	98.2 (19.1 to 167)	102 (20.3 to 174)	106 (22.9 to 180)	109 (26.5 to 186)	112 (31.1 to 191)	114 (36.9 to 194)	115 (43.2 to 196)	1,790 (419 to 4,210)
Typhoid and paratyphoid	0 (0 to 0)	0 (0 to 0)	0 (0 to 0)	0 (0 to 0)	0 (0 to 0)	0 (0 to 0)	0 (0 to 0)	0 (0 to 0)	0 (0 to 0)	0 (0 to 0)	0 (0 to 0)	0 (0 to 0)	0 (0 to 0)	0 (0 to 0)	0 (0 to 0)	0 (0 to 0)	0 (0 to 0)	0 (0 to 0)	0 (0 to 0)	0 (0 to 0)	0 (0 to 0)	0 (0 to 0)
Typhoid fever	0 (0 to 0)	0 (0 to 0)	0 (0 to 0)	0 (0 to 0)	0 (0 to 0)	0 (0 to 0)	0 (0 to 0)	0 (0 to 0)	0 (0 to 0)	0 (0 to 0)	0 (0 to 0)	0 (0 to 0)	0 (0 to 0)	0 (0 to 0)	0 (0 to 0)	0 (0 to 0)	0 (0 to 0)	0 (0 to 0)	0 (0 to 0)	0 (0 to 0)	0 (0 to 0)	0 (0 to 0)
Paratyphoid fever	0 (0 to 0)	0 (0 to 0)	0 (0 to 0.2)	0 (0 to 0.2)	0 (0 to 0.2)	0 (0 to 0.2)	0 (0 to 0.2)	0 (0 to 0.2)	0 (0 to 0.2)	0 (0 to 0.2)	0 (0 to 0.2)	0 (0 to 0.2)	0 (0 to 0.2)	0 (0 to 0.2)	0 (0 to 0.2)	0 (0 to 0.2)	0 (0 to 0.2)	0 (0 to 0.2)	0 (0 to 0.2)	0 (0 to 0.2)	0 (0 to 0.2)	160 (0 to 0)
Invasive Non-typhoidal Salmonella (iNTS)	0 (0 to 0.1)	0 (0 to 0)	22.4 (6.4 to 57.6)	21.1 (2.6 to 74.8)	6.4 (2.6 to 14.6)	6.6 (2.1 to 12.4)	6.5 (2.1 to 14.9)	7.5 (2.1 to 15.9)	7 (2.1 to 15.9)	6.2 (1.9 to 14.2)	4.4 (1.5 to 9.4)	2.7 (0.9 to 6)	1.6 (0.4 to 3.6)	1 (0.2 to 2.3)	0.6 (0.1 to 1.4)	0.3 (0.1 to 0.8)	0.2 (0 to 0.5)	0.1 (0 to 0.3)	0.1 (0 to 0.2)	0.1 (0 to 0.2)	147 (0 to 0)
Other intestinal infectious diseases	0 (0 to 0)	0 (0 to 0)	0.4 (0 to 1.4)	0.6 (0 to 1.4)	0 (0 to 0)	0 (0 to 0)	0 (0 to 0)	0 (0 to 0)	0 (0 to 0)	0 (0 to 0)	0 (0 to 0)	0 (0 to 0)	0 (0 to 0)	0 (0 to 0)	0 (0 to 0)	0 (0 to 0)	0 (0 to 0)	0 (0 to 0)	0 (0 to 0)	0 (0 to 0)	0 (0 to 0)	1 (0 to 0)
Neglected tropical diseases and malaria	0.1 (0 to 0.2)	29.7 (3.4 to 96.5)	186 (21.8 to 510)	186 (36.3 to 467)	40 (7.9 to 79.3)	41.1 (9.3 to 79.3)	45.9 (22.3 to 80.5)	47.4 (22.6 to 85.5)	45.6 (23.9 to 80.5)	45.1 (24.1 to 80.5)	43.6 (23.5 to 76.5)	39.8 (15.2 to 68.7)	35.6 (7.5 to 62.1)	29.6 (1.4 to 52.7)	21.9 (0 to 39.4)	21.2 (0 to 38.2)	20.5 (0 to 37)	19.7 (0 to 35.6)	18 (0 to 32.4)	16 (0 to 28.7)	2.4 (0 to 5.4)	880 (0 to 0)
Malaria	0 (0 to 0)	29.6 (3.3 to 96.3)	185 (21 to 510)	182 (36.7 to 462)	23.7 (5.5 to 62.6)	16.7 (5.1 to 32.3)	20.7 (9.2 to 42.1)	19.2 (5.3 to 53.3)	17.2 (5.5 to 46.4)	16.4 (4.2 to 46.4)	16.3 (3.2 to 50.8)	16.3 (3.7 to 47.7)	12.3 (2.3 to 39.9)	11.3 (2.2 to 35.4)	11.3 (2.2 to 35.4)	14.5 (2.2 to 45.7)	11.2 (1.7 to 36.1)	10.2 (1.5 to 32.4)	2.5 (0.3 to 8)	0.8 (0 to 2.4)	618 (0 to 0)
Chagas disease	0 (0 to 0)	0 (0 to 0)	0 (0 to 0)	0 (0 to 0)	0 (0 to 0)	0 (0 to 0)	0 (0 to 0)	0 (0 to 0)	0 (0 to 0)	0 (0 to 0)	0 (0 to 0)	0 (0 to 0)	0 (0 to 0)	0 (0 to 0)	0 (0 to 0)	0 (0 to 0)	0 (0 to 0)	0 (0 to 0)	0 (0 to 0)	0 (0 to 0)	0 (0 to 0)	0 (0 to 0)
Leishmaniasis	0 (0 to 0)	0 (0 to 0)	0 (0 to 0)	0 (0 to 0)	0 (0 to 0)	0 (0 to 0)	0 (0 to 0.2)	0 (0 to 0.2)	0 (0 to 0.2)	0 (0 to 0.2)	0 (0 to 0.2)	0 (0 to 0.2)	0 (0 to 0.1)	0 (0 to 0.1)	0 (0 to 0.1)	0 (0 to 0.1)	0 (0 to 0.1)	0 (0 to 0.1)	0 (0 to 0.1)	0 (0 to 0.1)	0 (0 to 0.1)	0.7 (0 to 0)
Visceral leishmaniasis	0 (0 to 0)	0 (0 to 0)	0 (0 to 0)	0 (0 to 0)	0 (0 to 0)	0 (0 to 0)	0 (0 to 0)	0 (0 to 0)	0 (0 to 0)	0 (0 to 0)	0 (0 to 0)	0 (0 to 0)	0 (0 to 0)	0 (0 to 0)	0 (0 to 0)	0 (0 to 0)	0 (0 to 0)	0 (0 to 0)	0 (0 to 0)	0 (0 to 0)	0 (0 to 0)	0 (0 to 0)
Cutaneous and mucocutaneous leishmaniasis	0 (0 to 0)	0 (0 to 0)	0 (0 to 0)	0 (0 to 0)	0 (0 to 0)	0 (0 to 0)	0 (0 to 0.2)	0 (0 to 0.2)	0 (0 to 0.2)	0 (0 to 0.2)	0 (0 to 0.2)	0 (0 to 0.2)	0 (0 to 0.1)	0 (0 to 0.1)	0 (0 to 0.1)	0 (0 to 0.1)	0 (0 to 0.1)	0 (0 to 0.1)	0 (0 to 0.1)	0 (0 to 0.1)	0 (0 to 0.1)	0.7 (0 to 0)
African trypanosomiasis	0 (0 to 0)	0 (0 to 0)	0 (0 to 0)	0 (0 to 0)	0 (0 to 0)	0 (0 to 0)	0 (0 to 0)	0 (0 to 0)	0 (0 to 0)	0 (0 to 0)	0 (0 to 0)	0 (0 to 0)	0 (0 to 0)	0 (0 to 0)	0 (0 to 0)	0 (0 to 0)	0 (0 to 0)	0 (0 to 0)	0 (0 to 0)	0 (0 to 0)	0 (0 to 0)	0 (0 to 0)
Schistosomiasis	0 (0 to 0)	0 (0 to 0)	1.4 (0.5 to 3.1)	8.4 (3.4 to 19.1)	14.1 (5.6 to 31.2)	16.8 (7.3 to 37.2)	19.5 (8.3 to 36.4)	20.2 (8.4 to 39.4)	18.9 (8.2 to 38)	20.6 (9.4 to 38.8)	19.1 (5.2 to 39.6)	12.1 (2.5 to 29.9)	6.6 (2.5 to 19.1)	3.7 (1.1 to 11.1)	3.7 (1.1 to 11.1)	3 (0.4 to 12.7)	2.1 (0.4 to 12.7)	1.1 (0.2 to 6.4)	0.6 (0.1 to 2.8)	0.2 (0 to 1.1)	170 (0 to 0)
Cysticercosis	0 (0 to 0)	0 (0 to 0)	0 (0 to 0)	0 (0 to 0)	0 (0 to 0)	0 (0 to 0)	0.2 (0 to 2.1)	0.2 (0 to 2.1)	0.2 (0 to 2.1)	0.2 (0 to 2.1)	0.2 (0 to 2.1)	0.2 (0 to 2.1)	0.2 (0 to 2.1)	0.2 (0 to 2.1)	0.2 (0 to 2.1)	0.2 (0 to 2.1)	0.2 (0 to 2.1)	0.2 (0 to 2.1)	0.2 (0 to 2.1)	0.2 (0 to 2.1)	0.2 (0 to 2.1)	26.1 (0 to 0)
Cystic echinococcosis	0 (0 to 0)	0 (0 to 0)	0 (0 to 0)	0 (0 to 0.4)	0 (0 to 0.4)	0 (0 to 0.4)	0 (0 to 0.3)	0 (0 to 0.3)	0 (0 to 0.3)	0 (0 to 0.4)	0 (0 to 0.4)	0 (0 to 0.4)	0 (0 to 0.3)	0 (0 to 0.3)	0 (0 to 0.3)	0 (0 to 0.3)	0 (0 to 0.3)	0 (0 to 0.3)	0 (0 to 0.3)	0 (0 to 0.3)	0 (0 to 0.3)	1.4 (0 to 0)
Lymphatic filariasis	0 (0 to 0)	0 (0 to 0)	0 (0 to 0)	1.7 (0 to 5.2)	1.7 (0 to 5.2)	1.6 (0 to 5.1)	1.6 (0 to 5.2)	1.5 (0 to 4.9)	1.3 (0 to 4.2)	1.1 (0 to 3.7)	0.9 (0 to 3.1)	0.8 (0 to 2.5)	0.6 (0 to 2.1)	0.5 (0 to 1.7)	0.4 (0 to 1.5)	0.3 (0 to 1.2)	0.3 (0 to 1.1)	0.2 (0 to 0.9)	0.2 (0 to 0.7)	0.1 (0 to 0.5)	13.9 (0 to 0)
Onchocerciasis	0 (0 to 0)	0 (0 to 0)	0 (0 to 0)	0 (0 to 0)	0 (0 to 0)	0 (0 to 0)	0 (0 to 0)	0 (0 to 0)	0 (0 to 0)	0 (0 to 0)	0 (0 to 0)	0 (0 to 0)	0 (0 to 0)	0 (0 to 0)	0 (0 to 0)	0 (0 to 0)	0 (0 to 0)	0 (0 to 0)	0 (0 to 0)	0 (0 to 0)	0 (0 to 0)	0 (0 to 0)
Trachoma	0 (0 to 0)	0 (0 to 0)	0 (0 to 0)	0 (0 to 0)	0 (0 to 0)	0 (0 to 0)	0 (0 to 0)	0 (0 to 0)	0 (0 to 0)	0 (0 to 0)	0 (0 to 0)	0 (0 to 0)	0 (0 to 0)	0 (0 to 0)	0 (0 to 0)	0 (0 to 0)	0 (0 to 0)	0 (0 to 0)	0 (0 to 0)	0 (0 to 0)	0 (0 to 0)	0 (0 to 0)
Dengue	0 (0 to 0)	0 (0 to 0)	0 (0 to 0.2)	0.2 (0 to 0.7)	0.5 (0 to 1.5)	0.5 (0 to 1.4)	0.4 (0 to 1.3)	0.3 (0 to 1)	0.3 (0 to 1)	0.2 (0 to 0.8)	0.2 (0 to 0.6)	0.2 (0 to 0.5)	0.1 (0 to 0.4)	0.1 (0 to 0.3)	0.1 (0 to 0.3)	0.1 (0 to 0.2)	0.1 (0 to 0.2)	0.1 (0 to 0.2)	0.1 (0 to 0.2)	0.1 (0 to 0.2)	3.7 (0 to 0)
Yellow fever	0 (0 to 0)	0 (0 to 0)	0 (0 to 0)	0 (0 to 0)	0 (0 to 0.2)	0 (0 to 0.2)	0 (0 to 0.1)	0 (0 to 0.1)	0 (0 to 0.1)	0 (0 to 0.1)	0 (0 to 0.1)	0 (0 to 0.1)	0 (0 to 0.1)	0 (0 to 0.1)	0 (0 to 0.1)	0 (0 to 0.1)	0 (0 to 0.1)	0 (0 to 0.1)	0 (0 to 0.1)	0 (0 to 0.1)	0 (0 to 0.1)	1.8 (0 to 0)
Rabies	0 (0 to 0)	0 (0 to 0)	0 (0 to 0)	0 (0 to 0)	0 (0 to 0)	0 (0 to 0)	0 (0 to 0.4)	0 (0 to 0.2)	0 (0 to 0.2)	0 (0 to 0.1)	0 (0 to 0.1)	0 (0 to 0.1)	0 (0 to 0.1)	0 (0 to 0.1)	0 (0 to 0.1)	0 (0 to 0.1)	0 (0 to 0.1)	0 (0 to 0.1)	0 (0 to 0.1)	0 (0 to 0.1)	0 (0 to 0.1)	0.3 (0 to 0)
Intestinal nematode infections	0 (0 to 0)	0 (0 to 0)	0 (0 to 0.3)	0.7 (0 to 3.2)	1.8 (0 to 8.4)	4.7 (2.1 to 8.6)	4.7 (2.1 to 8.1)	4.1 (1.8 to 8.1)	3.9 (1.6 to 7.7)	3.6 (1.4 to 7.2)	3.3 (1.2 to 6.8)	3 (0.9 to 6.2)	2.7 (0.6 to 5.8)	2.4 (0.3 to 5.5)	2.1 (0 to 5.2)	1.8 (0 to 4.9)	1.6 (0 to 4.6)	1.3 (0 to 4.3)	1.1 (0 to 4.1)	0.9 (0 to 3.9)	34.9 (0 to 0)
Ascariasis	0 (0 to 0)	0 (0 to 0)	0 (0 to 0.2)	0.4 (0 to 1.5)	0.5 (0 to 1.8)	0.5 (0 to 1.7)	0.5 (0 to 1.6)	0.4 (0 to 1.6)	0.4 (0 to 1.5)	0.3 (0 to 1.3)	0.3 (0 to 1.2)	0.3 (0 to 1.1)	0.2 (0 to 1)	0.2 (0 to 0.9)	0.2 (0 to 0.8)	0.1 (0 to 0.7)	0.1 (0 to 0.6)	0.1 (0 to 0.5)	0.1 (0 to 0.4)	0.1 (0 to 0.3)	2.4 (0 to 0)
Trichuriasis	0 (0 to 0)	0 (0 to 0)	0 (0 to 0)	0.3 (0 to 1.1)	0.6 (0 to 2.1)	0.6 (0 to 2.1)	0.6 (0 to 2.1)	0.5 (0 to 1.9)	0.5 (0 to 1.8)	0.4 (0 to 1.6)	0.4 (0 to 1.5)	0.3 (0 to 1.3)	0.3 (0 to 1.1)	0.2 (0 to 1)	0.2 (0 to 0.9)	0.2 (0 to 0.8)	0.1 (0 to 0.7)	0.1 (0 to 0.6)	0.1 (0 to 0.5)	0.1 (0 to 0.4)	3.7 (0 to 0)
Hookworm disease	0 (0 to 0)	0 (0 to 0)	0 (0 to 0.1)	1.2 (0 to 5.2)	1.4 (0 to 7

Osteoarthritis other	0 (0 to 0)	0 (0 to 0)	0 (0 to 0)

SR Table 2b: TransNzeza DALYS by cause and age group for females with 95% uncertainty intervals, 2019

Cause	Early Neonatal	Late Neonatal	Post Neonatal	1 to 4	5 to 9	10 to 14	15 to 19	20 to 24	25 to 29	30 to 34	35 to 39	40 to 44	45 to 49	50 to 54	55 to 59	60 to 64	65 to 69	70 to 74	75 to 79	80 to 84	85 to 89	90 to 94	95 plus	Total
All causes	4,458 (4,458 to 4,462)	2,464 (2,464 to 2,466)	3,470 (3,470 to 3,472)	7,907 (7,907 to 7,910)	5,460 (5,460 to 5,462)	5,160 (5,160 to 5,162)	5,460 (5,460 to 5,462)	6,774 (6,774 to 6,776)	7,913 (7,913 to 7,915)	8,479 (8,479 to 8,482)	7,746 (7,746 to 7,749)	7,113 (7,113 to 7,115)	6,484 (6,484 to 6,486)	5,918 (5,918 to 5,920)	5,409 (5,409 to 5,411)	4,909 (4,909 to 4,911)	4,705 (4,705 to 4,707)	3,549 (3,549 to 3,551)	3,180 (3,180 to 3,182)	2,230 (2,230 to 2,232)	1,040 (1,040 to 1,042)	257 (257 to 264)	122,030 (122,030 to 122,030)
Communicable, maternal, neonatal, and nutritional diseases	4,010 (4,008 to 4,012)	2,068 (2,067 to 2,069)	3,069 (3,068 to 3,070)	6,470 (6,469 to 6,471)	2,665 (2,664 to 2,666)	1,150 (1,149 to 1,150)	1,179 (1,178 to 1,180)	3,450 (3,449 to 3,451)	3,810 (3,809 to 3,811)	4,808 (4,807 to 4,809)	5,810 (5,809 to 5,811)	5,905 (5,904 to 5,906)	5,238 (5,237 to 5,239)	3,955 (3,954 to 3,956)	2,423 (2,422 to 2,424)	2,766 (2,765 to 2,767)	1,782 (1,781 to 1,783)	1,210 (1,209 to 1,211)	863 (862 to 864)	769 (768 to 770)	606 (605 to 607)	262 (261 to 263)	59,191 (59,191 to 59,192)	87,460 (87,460 to 87,461)
HIV/AIDS and sexually transmitted infections	394 (129 to 808)	64 (3 to 222)	272 (146 to 467)	443 (119 to 1,060)	526 (177 to 999)	689 (329 to 1,088)	1,670 (1,063 to 2,420)	1,930 (1,332 to 2,633)	3,248 (2,626 to 3,962)	4,395 (3,810 to 5,128)	4,665 (4,033 to 5,440)	4,110 (3,563 to 4,798)	3,272 (2,777 to 3,858)	1,998 (1,614 to 2,468)	1,055 (772 to 1,392)	499 (272 to 932)	211 (93 to 455)	99.9 (43 to 192)	42.4 (19.2 to 79.5)	18 (4 to 76)	4 (1 to 17)	1 (0 to 4)	31,193 (29,191 to 33,195)	79,653 (77,651 to 81,655)
HIV/AIDS	0 (0 to 0)	0 (0 to 1)	168 (87 to 324)	439 (111 to 1,066)	524 (174 to 993)	687 (327 to 1,070)	1,662 (949 to 2,509)	1,900 (838 to 3,043)	3,230 (1,330 to 4,800)	4,270 (1,893 to 6,700)	4,570 (2,020 to 6,110)	4,150 (1,923 to 7,040)	3,265 (1,402 to 6,250)	1,992 (836 to 3,868)	1,049 (466 to 1,966)	483 (217 to 930)	210 (92 to 404)	99.1 (42 to 192)	41.1 (18 to 77.2)	9.9 (3 to 19)	3.7 (1 to 7.5)	0.6 (0 to 1.7)	23,702 (9,332 to 38,072)	28,893 (11,523 to 46,263)
HIV/AIDS - Drug-susceptible Tuberculosis	0 (0 to 0)	0 (0 to 0)	11 (1 to 32)	19.9 (4 to 53)	27.4 (4 to 68.1)	43.6 (5 to 108)	126 (7 to 357)	196 (11 to 532)	345 (18 to 948)	499 (27 to 1,374)	504 (24 to 1,420)	458 (20 to 1,331)	367 (13 to 1,077)	218 (7 to 676)	110 (2 to 377)	52.3 (1 to 194)	24 (0 to 93)	12.2 (1 to 51)	5.3 (0 to 21)	1.1 (0 to 4)	0.4 (0 to 1)	0 (0 to 0)	2,870 (0 to 8,610)	2,870 (0 to 8,610)
HIV/AIDS - Multidrug-resistant Tuberculosis without extensive drug resistance	0 (0 to 0)	0 (0 to 0)	0.6 (0 to 2)	0.9 (0 to 3)	1.1 (0 to 3)	1.7 (0 to 5)	5.2 (0 to 15)	7.5 (2 to 20)	13.1 (3 to 34)	17.3 (5 to 46)	18.2 (5 to 48)	16.2 (5 to 43)	12.4 (4 to 33)	8.1 (2 to 22)	4.2 (1 to 12)	2 (0 to 5)	0.9 (0 to 3)	0.5 (0 to 2)	0.2 (0 to 0.7)	0 (0 to 0)	0 (0 to 0)	0 (0 to 0)	111 (0 to 333)	111 (0 to 333)
HIV/AIDS - Extensively drug-resistant Tuberculosis	0 (0 to 0)	0 (0 to 0)	0 (0 to 0)	0 (0 to 0)	0 (0 to 0)	0 (0 to 0)	0.1 (0 to 0)	0.1 (0 to 0)	0.2 (0 to 0)	0.2 (0 to 0)	0.2 (0 to 0)	0.2 (0 to 0)	0.2 (0 to 0)	0.1 (0 to 0)	0.1 (0 to 0)	0 (0 to 0)	0 (0 to 0)	0 (0 to 0)	0 (0 to 0)	0 (0 to 0)	0 (0 to 0)	0 (0 to 0)	0 (0 to 0)	1.6	1.6
HIV/AIDS resulting in other diseases	0 (0 to 0)	0 (0 to 0)	176 (76 to 324)	410 (94 to 1,046)	455 (141 to 962)	642 (295 to 1,035)	1,520 (1,014 to 2,165)	1,751 (900 to 2,762)	2,870 (1,420 to 4,296)	3,780 (1,930 to 6,110)	4,050 (1,920 to 6,810)	3,620 (1,510 to 7,070)	2,865 (1,200 to 5,820)	1,748 (695 to 3,685)	920 (350 to 1,870)	429 (144 to 897)	185 (59 to 376)	83.4 (24 to 179)	34.6 (9 to 76.2)	8.2 (2 to 18.2)	3.4 (0 to 7.7)	0.6 (0 to 1.7)	20,512 (5,142 to 35,882)	25,769 (6,427 to 45,111)
Sexually transmitted infections excluding HIV	394 (129 to 808)	64 (3 to 222)	104 (11 to 313)	23 (1 to 107)	2.5 (0 to 14)	1.1 (0 to 6.6)	8 (0 to 47)	30 (1 to 177)	33 (1 to 197)	30.45 (1 to 181)	21 (1 to 125)	19.1 (1 to 114)	7.7 (0 to 46)	6.1 (0 to 36)	5.4 (0 to 32)	3.4 (0 to 20)	1.1 (0 to 6)	0.8 (0 to 4)	0.4 (0 to 2.6)	0.2 (0 to 0.9)	0 (0 to 0)	0 (0 to 0)	0 (0 to 0)	716
Syphilis	394 (129 to 808)	64 (3 to 222)	104 (20 to 264)	23 (1 to 107)	2.5 (0 to 14)	1.1 (0 to 6.6)	8 (0 to 47)	30 (1 to 177)	33 (1 to 197)	30.45 (1 to 181)	21 (1 to 125)	19.1 (1 to 114)	7.7 (0 to 46)	6.1 (0 to 36)	5.4 (0 to 32)	3.4 (0 to 20)	1.1 (0 to 6)	0.8 (0 to 4)	0.4 (0 to 2.6)	0.2 (0 to 0.9)	0 (0 to 0)	0 (0 to 0)	0 (0 to 0)	545
Chlamydial infection	0 (0 to 0)	0 (0 to 0)	0 (0 to 0)	0 (0 to 0)	0 (0 to 0)	0 (0 to 0)	0 (0 to 0)	0 (0 to 0)	0 (0 to 0)	0 (0 to 0)	0 (0 to 0)	0 (0 to 0)	0 (0 to 0)	0 (0 to 0)	0 (0 to 0)	0 (0 to 0)	0 (0 to 0)	0 (0 to 0)	0 (0 to 0)	0 (0 to 0)	0 (0 to 0)	0 (0 to 0)	0 (0 to 0)	19.3
Gonococcal infection	0 (0 to 0)	0 (0 to 0)	0 (0 to 0)	0 (0 to 0)	0 (0 to 0)	0 (0 to 0)	0 (0 to 0)	0 (0 to 0)	0 (0 to 0)	0 (0 to 0)	0 (0 to 0)	0 (0 to 0)	0 (0 to 0)	0 (0 to 0)	0 (0 to 0)	0 (0 to 0)	0 (0 to 0)	0 (0 to 0)	0 (0 to 0)	0 (0 to 0)	0 (0 to 0)	0 (0 to 0)	0 (0 to 0)	19.6
Trichomoniasis	0 (0 to 0)	0 (0 to 0)	0 (0 to 0)	0 (0 to 0)	0 (0 to 0)	0 (0 to 0)	0 (0 to 0)	0 (0 to 0)	0 (0 to 0)	0 (0 to 0)	0 (0 to 0)	0 (0 to 0)	0 (0 to 0)	0 (0 to 0)	0 (0 to 0)	0 (0 to 0)	0 (0 to 0)	0 (0 to 0)	0 (0 to 0)	0 (0 to 0)	0 (0 to 0)	0 (0 to 0)	0 (0 to 0)	71.5
Genital herpes	0 (0 to 0)	0 (0 to 0)	0 (0 to 0)	0 (0 to 0)	0 (0 to 0)	0 (0 to 0)	0 (0 to 0)	0 (0 to 0)	0 (0 to 0)	0 (0 to 0)	0 (0 to 0)	0 (0 to 0)	0 (0 to 0)	0 (0 to 0)	0 (0 to 0)	0 (0 to 0)	0 (0 to 0)	0 (0 to 0)	0 (0 to 0)	0 (0 to 0)	0 (0 to 0)	0 (0 to 0)	0 (0 to 0)	39.7
Other sexually transmitted infections	0 (0 to 0)	0 (0 to 0)	0 (0 to 0)	0 (0 to 0)	0 (0 to 0)	0 (0 to 0)	0 (0 to 0)	0 (0 to 0)	0 (0 to 0)	0 (0 to 0)	0 (0 to 0)	0 (0 to 0)	0 (0 to 0)	0 (0 to 0)	0 (0 to 0)	0 (0 to 0)	0 (0 to 0)	0 (0 to 0)	0 (0 to 0)	0 (0 to 0)	0 (0 to 0)	0 (0 to 0)	0 (0 to 0)	37.6
Respiratory infections and tuberculosis	442 (199 to 746)	492 (265 to 794)	698 (319 to 1,268)	256 (223 to 1,090)	209 (142 to 394)	206 (140 to 294)	207 (214 to 475)	240 (239 to 530)	267 (214 to 533)	312 (233 to 540)	286 (230 to 497)	312 (232 to 529)	329 (182 to 516)	298 (168 to 502)	339 (190 to 566)	288 (160 to 564)	239 (178 to 564)	198 (163 to 567)	150 (106 to 513)	46 (29 to 179)	26 (14 to 100)	4 (2 to 16)	7,380 (7,380 to 7,380)	7,380 (7,380 to 7,380)
Tuberculosis	0 (0 to 0)	0 (0 to 0)	0 (0 to 0)	0 (0 to 0)	0 (0 to 0)	0 (0 to 0)	0 (0 to 0)	0 (0 to 0)	0 (0 to 0)	0 (0 to 0)	0 (0 to 0)	0 (0 to 0)	0 (0 to 0)	0 (0 to 0)	0 (0 to 0)	0 (0 to 0)	0 (0 to 0)	0 (0 to 0)	0 (0 to 0)	0 (0 to 0)	0 (0 to 0)	0 (0 to 0)	0 (0 to 0)	2,260
Latent tuberculosis infection	0 (0 to 0)	0 (0 to 0)	0 (0 to 0)	0 (0 to 0)	0 (0 to 0)	0 (0 to 0)	0 (0 to 0)	0 (0 to 0)	0 (0 to 0)	0 (0 to 0)	0 (0 to 0)	0 (0 to 0)	0 (0 to 0)	0 (0 to 0)	0 (0 to 0)	0 (0 to 0)	0 (0 to 0)	0 (0 to 0)	0 (0 to 0)	0 (0 to 0)	0 (0 to 0)	0 (0 to 0)	0 (0 to 0)	0
Drug-susceptible tuberculosis	0 (0 to 0)	0 (0 to 0)	0 (0 to 0)	0 (0 to 0)	0 (0 to 0)	0 (0 to 0)	0 (0 to 0)	0 (0 to 0)	0 (0 to 0)	0 (0 to 0)	0 (0 to 0)	0 (0 to 0)	0 (0 to 0)	0 (0 to 0)	0 (0 to 0)	0 (0 to 0)	0 (0 to 0)	0 (0 to 0)	0 (0 to 0)	0 (0 to 0)	0 (0 to 0)	0 (0 to 0)	0 (0 to 0)	0
Multidrug-resistant tuberculosis without extensive drug resistance	0 (0 to 0)	0 (0 to 0)	1 (0 to 4.6)	0.6 (0 to 2.1)	0.6 (0 to 3.1)	0.7 (0 to 3.7)	2.2 (0 to 11.5)	4.7 (0 to 23.4)	6.8 (0 to 33.6)	9.5 (0 to 46.9)	9.4 (0 to 46.5)	8.5 (0 to 42.1)	6.5 (0 to 32.2)	4.2 (0 to 20.8)	2.2 (0 to 10.9)	1.1 (0 to 5.4)	0.5 (0 to 2.6)	0.3 (0 to 1.4)	0.1 (0 to 0.7)	0 (0 to 0)	0 (0 to 0)	0 (0 to 0)	64.2
Extensively drug-resistant tuberculosis	0 (0 to 0)	0 (0 to 0)	0 (0 to 0)	0 (0 to 0)	0 (0 to 0)	0 (0 to 0)	0 (0 to 0)	0 (0 to 0)	0 (0 to 0)	0 (0 to 0)	0 (0 to 0)	0 (0 to 0)	0 (0 to 0)	0 (0 to 0)	0 (0 to 0)	0 (0 to 0)	0 (0 to 0)	0 (0 to 0)	0 (0 to 0)	0 (0 to 0)	0 (0 to 0)	0 (0 to 0)	0 (0 to 0)	0.6
Lower respiratory infections	442 (199 to 746)	421 (203 to 709)	644 (287 to 1,197)	248 (217 to 1,074)	198 (134 to 378)	197 (134 to 287)	197 (204 to 463)	227 (227 to 516)	248 (199 to 514)	287 (214 to 499)	261 (209 to 464)	284 (211 to 484)	307 (170 to 482)	277 (156 to 468)	324 (181 to 542)	274 (152 to 537)	227 (169 to 537)	188 (155 to 539)	143 (101 to 488)	44 (28 to 170)	25 (13 to 96)	4 (2 to 15)	7,273 (7,273 to 7,273)	7,273 (7,273 to 7,273)
Upper respiratory infections	0.2 (0 to 0.4)	1.2 (0 to 2.1)	21 (1 to 124)	80.9 (15 to 310)	68.2 (15 to 217)	43.1 (13 to 97)	77.4 (24 to 178)	62.7 (24 to 139)	47.6 (24 to 81.3)	39 (20 to 65.9)	31.9 (14 to 52.6)	23.5 (12 to 41.7)	17 (9 to 29.4)	12.7 (7 to 21.7)	9.6 (4 to 16.9)	7.2 (3 to 11.9)	3.5 (1 to 6.1)	3.4 (1 to 6.1)	2.1 (1 to 3.7)	1.3 (0 to 2.3)	0.6 (0 to 1.3)	0.2 (0 to 0.5)	616
Otitis media	0 (0 to 0)	0.1 (0 to 0.1)	0.6 (0 to 2.1)	31 (20 to 53.2)	37.5 (22 to 62.7)	24.5 (12 to 42.5)	20 (12 to 34.5)	19 (12 to 32.7)	13.7 (8 to 23.2)	9.5 (5 to 17.2)	6.2 (3 to 12.3)	4.1 (2 to 8.7)	2.9 (1 to 6.2)	2.1 (0 to 4.8)	1.5 (0 to 3.6)	1.1 (0 to 2.7)	0.7 (0 to 1.8)	0.4 (0 to 1.1)	0.3 (0 to 0.7)	0.2 (0 to 0.5)	0.1 (0 to 0.3)	0 (0 to 0)	187
Enteric infections	3,548 (3,494 to 3,598)	494 (136 to 1,185)	1,442 (697 to 2,600)	1,302 (1,302 to 1,303)	572 (572 to 573)	397 (397 to 398)	350 (350 to 351)	330 (330 to 331)	324 (324 to 325)	294 (294 to 295)	257 (257 to 258)	204 (204 to 205)	182 (182 to 183)	150 (150 to 151)	115 (115 to 116)	105 (105 to 106)	90 (90 to 91)	70 (70 to 71)	51 (51 to 52)	19 (19 to 20)	9 (9 to 10)	2 (2 to 2)	7,160 (7,160 to 7,160)	7,160 (7,160 to 7,160)
Diarrheal diseases	3,548 (3,494 to 3,598)	493 (151 to 1,179)	1,335 (588 to 2,490)	1,302 (967 to 2,130)	572 (572 to 573)	397 (397 to 398)	350 (350 to 351)	330 (330 to 331)	324 (324 to 325)	294 (294 to 295)	257 (257 to 258)	204 (204 to 205)	182 (182 to 183)	150 (150 to 151)	115 (115 to 116)	105 (105 to 106)	90 (90 to 91)	70 (70 to 71)	51 (51 to 52)	19 (19 to 20)	9 (9 to 10)	2 (2 to 2)	5,520 (5,520 to 5,520)	5,520 (5,520 to 5,520)
Typhoid and paratyphoid	0 (0 to 0)	0 (0 to 0)	0.7 (0 to 1.9)	102 (29.5 to 241)	162 (64.2 to 349)	170 (70.9 to 360)	162 (52.9 to 337)	152 (37.4 to 342)	124 (27.1 to 282)	96 (17.9 to 224)	74 (12.4 to 169)	57 (7.9 to 131)	44 (4.9 to 102)	34.6 (2.4 to 78)	26 (1.5 to 59.7)	19 (1.1 to 41)	14 (0.9 to 30.2)	9.6 (0.9 to 20.3)	6.3 (0.9 to 13.1)	3.1 (0.9 to 6.7)	1.2 (0.9 to 2.3)	0.3 (0.9 to 0.6)	786
Typhoid fever	0 (0 to 0)	0 (0 to 0)	0.7 (0.7 to 2.5)	102 (27.4 to 228)	162 (54 to 333)	170 (64.7 to 349)	162 (49.9 to 335)	152 (27.1 to 334)	124 (11.8 to 281)	96 (6.9 to 221)	74 (4.7 to 169)	57 (2.9 to 129)	44 (1.8 to 101)	34 (0.9 to 77.4)	26 (0.9 to 58.9)	19 (0.9 to 40.9)	14 (0.9 to 30.2)	9.6 (0.9 to 20.3)	6.3 (0.9 to 13.1)	3.1 (0.9 to 6.7)	1.2 (0.9 to 2.3)	0.3 (0.9 to 0.6)	750
Paratyphoid fever	0 (0 to 0)	0 (0 to 0)	0 (0 to 0.1)	0.4 (1 to 1.4)	0.1 (0 to 17.4)	0.1 (0 to 1.6)	0.1 (0 to 1.9)	0.1 (0 to 1.6)	0.1 (0 to 1.4)	0.1 (0 to 1.4)	0.1 (0 to 1.4)	0.1 (0 to 1.4)	0.1 (0 to 1.4)	0.1 (0 to 1.4)	0.1 (0 to 1.4)	0.1 (0 to 1.4)	0.1 (0 to 1.4)	0.1 (0 to 1.4)	0.1 (0 to 1.4)	0.1 (0 to 1.4)	0.1 (0 to 1.4)	0.1 (0 to 1.4)	39.4
Invasive Non-typhoidal Salmonella (iNTS)	3 (3 to 13.4)	7.1 (3 to 13.4)	119 (47.2 to 239)	102 (39.9 to 721)	141 (53.4 to 288)	173 (66.7 to 358)	151 (51.6 to 73.1)	137 (49.6 to 72.1)	111 (39.9 to 59.1)	84 (29.5 to 44.6)	61 (21.1 to 32.2)	44 (14.9 to 23.5)	32 (9.7 to 17.4)	24 (6.4 to 13.9)	18 (3.9 to 10.3)	13 (2.9 to 7.8)	9.2 (2.9 to 6.4)	6.2 (2.9 to 4.3)	3.3 (2.9 to 3.6)	2.3 (1.7 to 2.9)	0.9 (0.9 to 1.4)	0.3 (0.3 to 0.5)	883
Other intestinal infectious diseases	0 (0 to 0)	0.7 (0 to 3.1)	0.7 (0.2 to 6)	0.4 (0.1 to 1.1)	0.4 (0 to 1.6)	0.3 (0 to 0.9)	0.3 (0 to 0.9)	0.3 (0 to 0.9)	0.3 (0 to 0.9)	0.3 (0 to 0.9)	0.3 (0 to 0.9)	0.3 (0 to 0.9)	0.3 (0 to 0.9)	0.3 (0 to 0.9)	0.3 (0 to 0.9)	0.3 (0 to 0.9)	0.3 (0 to 0.9)	0.3 (0 to 0.9)	0.3 (0 to 0.9)	0.3 (0 to 0.9)	0.3 (0 to 0.9)	0.3 (0 to 0.9)	4.2
Neglected tropical diseases and malaria	0 (0 to 1.2)	0 (0 to 0)	439 (198 to 1,320)	2,431 (712 to 3,810)	488 (1,060 to 4,390)	1,122 (221 to 992)	1,122 (172 to 644)	1,122 (102 to 571)	1,122 (133 to 476)	1,122 (115 to 409)	1,122 (103 to 394)	1,122 (99.9 to 392)	1,122 (99.7 to 391)	1,122 (98.2 to 386)	1,122 (93.9 to 352)	1,122 (89.6 to 352)	1,122 (87.6 to 334)	1,122 (87.9 to 268)	1,122 (87.9 to 268)	1,122 (87.9 to 268)	1,122 (87.9 to 268)	1,122 (87.9 to 268)	8,320 (8,320 to 8,320)	8,320 (8,320 to 8,320)
Malaria	0 (0 to 0)	0 (0 to 0)	439 (198 to 1,320)	2,431 (712 to 3,810)	488 (1,060 to 4,390)	1,122 (221 to 992)	1,122 (172 to 644)	1,122 (102 to 571)	1,122 (133 to 476)	1,122 (115 to 409)	1,122 (103 to 394)	1,122 (99.9 to 392)	1,122 (99.7 to 391)	1,122 (98.2 to 386)	1,122 (93.9 to 352)	1,122 (89.6 to 352)	1,122 (87.6 to 334)	1,122 (87.9 to 268)	1,122 (87.9 to 268)	1,122 (87.9 to 268)	1,122 (87.9 to 268)	1,122 (87.9 to 268)	7,160 (7,160 to 7,160)	7,160 (7,160 to 7,160)
Chagas disease	0 (0 to 0)	0 (0 to 0)	0 (0 to 0)	0 (0 to 0)	0 (0 to 0)	0 (0 to 0)	0 (0 to 0)	0 (0 to 0)	0 (0 to 0)	0 (0 to 0)	0 (0 to 0)	0 (0 to 0)	0 (0 to 0)	0 (0 to 0)	0 (0 to 0)	0 (0 to 0)	0 (0 to 0)	0 (0 to 0)	0 (0 to 0)	0 (0 to 0)	0 (0 to 0)	0 (0 to 0)	0 (0 to 0)	0
Leishmaniasis	0 (0 to 0)	0 (0 to 0)	0 (0 to 0.1)	0.2 (0.1 to 0.4)	0.4 (0.2 to 0.9)	0.4 (0.2 to 0.9)	0.4 (0 to 1.2)	0.3 (0 to 1.1)	0.3 (0 to 0.9)	0.3 (0 to 0.9)	0.3 (0 to 0.9)	0.2 (0 to 0.9)	0.2 (0 to 0.9)	0.1 (0 to 0.9)	0.1 (0 to 0.9)	0.1 (0 to 0.9)	0.1 (0 to 0.9)	0.1 (0 to 0.9)	0.1 (0 to 0.9)	0.1 (0 to 0.9)	0.1 (0 to 0.9)	0.1 (0 to 0.9)	0.1 (0 to 0.9)	2.9
Visceral leishmaniasis	0 (0 to 0)	0 (0 to 0)	0 (0 to 0)	0 (0 to 0)	0 (0 to 0)	0 (0 to 0)	0 (0 to 0)	0 (0 to 0)	0 (0 to 0)	0 (0 to 0)	0 (0 to 0)	0 (0 to 0)	0 (0 to 0)	0 (0 to 0)	0 (0 to 0)	0 (0 to 0)	0 (0 to 0)	0 (0 to 0)	0 (0 to 0)	0 (0 to 0)	0 (0 to 0)	0 (0 to 0)	0 (0 to 0)	0
Cutaneous and mucocutaneous leishmaniasis	0 (0 to 0)	0 (0 to 0)	0 (0 to 0.1)	0.2 (0.1 to 0.4)	0.4 (0.2 to 0.9)	0.4 (0.2 to 0.9)	0.4 (0 to 1.2)	0.3 (0 to 1.1)	0.3 (0 to 0.9)	0.3 (0 to 0.9)	0.3 (0 to 0.9)	0.2 (0 to 0.9)	0.2 (0 to 0.9)	0.1 (0 to 0.9)	0.1 (0 to 0.9)	0.1 (0 to 0.9)	0.1 (0 to 0.9)	0.1 (0 to 0.9)	0.1 (0 to 0.9)	0.1 (0 to 0.9)	0.1 (0 to 0.9)	0.1 (0 to 0.9)	0.1 (0 to 0.9)	2.9
African trypanosomiasis	0 (0 to 0)	0 (0 to 0)	0 (0 to 0)	0 (0 to 0)	0 (0 to 0)	0 (0 to 0)	0 (0 to 0)	0 (0 to 0)	0 (0 to 0)	0 (0 to 0)	0 (0 to 0)	0 (0 to 0)	0 (0 to 0)	0 (0 to 0)	0 (0 to 0)	0 (0 to 0)	0 (0 to 0)	0 (0 to 0)	0 (0 to 0)	0 (0 to 0)	0 (0 to 0)	0 (0 to 0)	0 (0 to 0)	0
Schistosomiasis	0 (0 to 0)	0 (0 to 0)	3.2 (0.8 to 7.4)	27.9 (4.3 to 47.3)	29.6 (9.1 to 49.9)	31.4 (11.1 to 49.9)	34.9 (11.7 to 56.8)	37.4 (11.7 to 59.7)	37.6 (11.9 to 59.4)	37.4 (11.9 to 59.4)	37.2 (11.9 to 59.4)	37.2 (11.9 to 59.4)	17.2 (5.1 to 27.3)	13.8 (3.4 to 23.1)	10.8 (2.9 to 19.1)	8.9 (2.9 to 16.2)	8.6 (2.9 to 15.3)	4.6 (1.7 to 9.3)	3.9 (1.2 to 14.4)	2.9 (0.9 to 9.3)	1.8 (0.9 to 5.1)	0.6 (0.3 to 1.7)	299
Cysticercosis	0 (0 to 0)	0 (0 to 0)	0 (0 to 0)	0.2 (0 to 0.6)	0.6 (0 to 1.6)	2.4 (0.5 to 5.1)	5.2 (1.3 to 11.1)	7.3 (1.7 to 17.1)	7.4 (1.7 to 17.2)	7.4 (1.7 to 17.2)	7.4 (1.7 to 17.2)	7.4 (1.7 to 17.2)	8.2 (2.1 to 19.2)	8.9 (2.1 to 19.6)	9.6 (2.1 to 20.9)	10 (2.1 to 20.9)	10.4 (2.1 to 20.9)	9.9 (2.1 to 20.9)	9.9 (2.1 to 20.9)	9.9 (2.1 to 20.9)	9.9 (2.1 to 20.9)	9.9 (2.1 to 20.9)	106
Cystic echinococcosis	0 (0 to 0)	0 (0 to 0)	0 (0 to 0)	0.5 (0 to 1.4)	0.5 (0 to 1.4)	0.4 (0 to 1.2)	0.4 (0 to 1.2)	0.4 (0 to 1.2)	0.4 (0 to 1.2)	0.4 (0 to 1.2)	0.4 (0 to 1.2)	0.4 (0 to 1.2)	0.2 (0 to 0.6)	0.2 (0 to 0.6)	0.2 (0 to 0.6)	0.2 (0 to 0.6)	0.2 (0 to 0.6)	0.2 (0 to 0.6)	0.2 (0 to 0.6)	0.2 (0 to 0.6)	0.2 (0 to 0.6)	0.2 (0 to 0.6)	0.2 (0 to 0.6)	5.4
Lymphatic filariasis	0 (0 to 0)	0 (0 to 0)	0 (0 to 0)	12.4 (6.6 to 19.2)	13.7 (7.5 to 20.5)	13.7 (9.7 to 19.7)	13.7 (9.7 to 19.7)	13.7 (4.7 to 19.7)	13.7 (4.7 to 12.3)	13.7 (4.7 to 9.6)	13.7 (4.7 to 9.6)	13.7 (4.7 to 9.6)	6.7 (2.1 to 8.6)	6.7 (2.1 to 8.6)	6.7 (1.6 to 8.6)	6.7 (1.6 to 8.6)	6.7 (1.6 to 8.6)	6.7 (1.6 to 8.6)	6.7 (1.6 to 8.6)	6.7 (1.6 to 8.6)	6.7 (1.6 to 8.6)	6.7 (1.6 to 8.6)	82.7
Onchocerciasis	0 (0 to 0)	0 (0 to 0)	0 (0 to 0)	0 (0 to 0)	0 (0 to 0)	0 (0 to 0)	0 (0 to 0)	0 (0 to 0)	0 (0 to 0)	0 (0 to 0)	0 (0 to 0)	0 (0 to 0)	0 (0 to 0)	0 (0 to 0)	0 (0 to 0)	0 (0 to 0)	0 (0 to 0)	0 (0 to 0)	0 (0 to 0)	0 (0 to 0)	0 (0 to 0)	0 (0 to 0)	0 (0 to 0)	0
Trachoma	0 (0 to 0)	0 (0 to 0)	0 (0 to 0)	0 (0 to 0)	0 (0 to 0)	0 (0 to 0)	0 (0 to 0)	0 (0 to 0)	0 (0 to 0)	0 (0 to 0)	0 (0 to 0)	0 (0 to 0)	0 (0 to 0)	0 (0 to 0)	0 (0 to 0)	0 (0 to 0)	0 (0 to 0)	0 (0 to 0)	0 (0 to 0)	0 (0 to 0)	0 (0 to 0)	0 (0 to 0)	0 (0 to 0)	0
Dengue	0 (0 to 0)	0 (0 to 0)	0.2 (0 to 0.7)	0.8 (0.2 to 3)	1.7 (0.7 to 3.7)	1.8 (0.7 to 3.9)	1.9 (0.8 to 4)	1.9 (0.8 to 3.1)	1.9 (0.8 to 2.4)	1.9 (0.8 to 2.2)	1.9 (0.8 to 2.2)	1.9 (0.8 to 2.2)	0.5 (0.2 to 0.6)	0.4 (0.1 to 0.5)	0.3 (0.1 to 0.4)	0.2 (0 to 0.3)	0.1 (0 to 0.2)	0.1 (0 to 0.2)	0.1 (0 to 0.2)	0.1 (0 to 0.2)	0.1 (0 to 0.2)	0.1 (0 to 0.2)	0.1 (0 to 0.2)	11.6
Yellow fever	0 (0 to 0)	0 (0 to 0)	0 (0 to 0.2)	1.4 (0.1 to 6.1)	0 (0 to 0.4)	0 (0 to 0.1)	0 (0 to 0.1)	0 (0 to 0.1)	0 (0 to 0.1)	0 (0 to 0.1)	0 (0 to 0.1)	0 (0 to 0.1)	0 (0 to 0.1)	0 (0 to 0.1)	0 (0 to 0.1)	0 (0 to 0.1)	0 (0 to 0.1)	0 (0 to 0.1)	0 (0 to 0.1)	0 (0 to 0.1)	0 (0 to 0.1)	0 (0 to 0.1)	0 (0 to 0.1)	9.5
Rabies	0 (0 to 0)	0 (0 to 0)	0 (0 to 0.1)	0.3 (0 to 1.5)	0.1 (0 to 0.5)	0.1 (0 to 0.5)	0.1 (0 to 0.5)	0.1 (0 to 0.5)	0.1 (0 to 0.5)	0.1 (0 to 0.5)	0.1 (0 to 0.5)	0.1 (0 to 0.5)	0.1 (0 to 0.5)	0.1 (0 to 0.5)	0.1 (0 to 0.5)	0.1 (0 to 0.5)	0.1 (0 to 0.5)	0.1 (0 to 0.5)	0.1 (0 to 0.5)	0.1 (0 to 0.5)	0.1 (0 to 0.5)	0.1 (0 to 0.5)	0.1 (0 to 0.5)	1.6
Intestinal nematode infections	0 (0 to 0)	0 (0 to 0)	0 (0 to 1.7)	25 (10.9 to 61.6)	68.7 (22.7 to 129)	72 (29.4 to 150)	72 (24.9 to 150)	72 (19.9 to 79.2)	72 (19.9 to 79.2)	72 (13.1 to 53.6)	72 (13.1 to 53.6)	72 (13.1 to 53.6)	47.9 (10.2 to 53.6)	47.9 (10.2 to 53.6)	47.9 (10.2 to 53.6)	47.9 (10.2 to 53.6)	47.9 (10.2 to 53.6)	47.9 (10.2 to 53.6)	47.9 (10.2 to 53.6)	47.9 (10.2 to 53.6)	47.9 (10.2 to 53.6)	47.9 (10.2 to 53.6)	47.9 (10.2 to 53.6)	392
Ascariasis	0 (0 to 0)	0 (0 to 0)	0 (0 to 0)	3.4 (1.5 to 8.7)	9.4 (3.1 to 17.8)	9.9 (4 to 20.6)	9.9 (3.4 to 20.6)	9.9 (2.7 to 10.9)	9.9 (2.7 to 10.9)	9.9 (2.7 to 10.9)	9.9 (2.7 to 10.9)	9.9 (2.7 to 10.9)	6.6 (1.4 to 7.4)	6.6 (1.4 to 7.4)	6.6 (1.4 to 7.4)	6.6 (1.4 to 7.4)	6

| | | |

SR Table 2b: Turkana DALYS by cause and age group for females with 95% uncertainty intervals, 2019

Cause	Early Neonatal (0-6 days)	Late Neonatal (7-27 days)	Post Neonatal (28 days - 1 yr)	1 to 4	5 to 9	10 to 14	15 to 19	20 to 24	25 to 29	30 to 34	35 to 39	40 to 44	45 to 49	50 to 54	55 to 59	60 to 64	65 to 69	70 to 74	75 to 79	80 to 84	85 to 89	90 to 94	95 plus	Total
All causes	34,203 (32,850 to 43,100)	6,360 (5,761 to 8,434)	26,968 (25,030 to 36,139)	22,459 (19,000 to 36,000)	8,879 (7,947 to 11,100)	5,293 (4,722 to 7,000)	8,460 (6,248 to 12,706)	9,845 (5,905 to 15,508)	11,488 (7,941 to 18,400)	11,600 (7,924 to 20,000)	13,800 (7,800 to 23,700)	14,300 (8,063 to 26,700)	12,600 (7,864 to 19,700)	9,439 (5,610 to 14,800)	5,579 (3,292 to 8,260)	3,139 (1,982 to 5,640)	2,190 (1,370 to 3,500)	1,580 (998 to 2,570)	1,010 (783 to 1,560)	603 (451 to 1,240)	377 (235 to 880)	197 (97 to 378)	198,000
Communicable, maternal, neonatal, and nutritional diseases	34,203 (26,850 to 43,100)	6,360 (5,761 to 7,710)	26,968 (20,030 to 34,600)	22,459 (16,000 to 29,900)	8,879 (5,900 to 9,210)	5,293 (3,700 to 7,400)	8,460 (5,240 to 12,700)	9,845 (5,900 to 15,500)	11,488 (7,900 to 18,400)	11,600 (7,800 to 20,000)	13,800 (7,800 to 23,700)	14,300 (8,063 to 26,700)	12,600 (7,864 to 19,700)	9,439 (5,610 to 14,800)	5,579 (3,292 to 8,260)	3,139 (1,982 to 5,640)	2,190 (1,370 to 3,500)	1,580 (998 to 2,570)	1,010 (783 to 1,560)	603 (451 to 1,240)	377 (235 to 880)	197 (97 to 378)	198,000
HIV/AIDS and sexually transmitted infections	690 (247 to 1,910)	114 (24 to 0.284)	2,030 (549 to 7,710)	4,660 (988 to 10,700)	1,920 (1,020 to 3,260)	2,160 (1,170 to 3,960)	4,660 (2,170 to 8,700)	5,420 (2,690 to 9,740)	8,410 (3,790 to 15,400)	8,540 (3,790 to 15,400)	11,100 (5,320 to 19,200)	11,900 (6,160 to 20,400)	10,600 (5,910 to 16,200)	7,920 (4,170 to 13,300)	4,590 (2,160 to 6,760)	2,630 (1,560 to 4,640)	1,910 (1,270 to 3,040)	1,310 (820 to 1,740)	869 (549 to 1,660)	568 (363 to 1,260)	364 (178 to 1,139)	191 (0.9 to 2.1)	83,100
HIV/AIDS	0.2 (0 to 0.7)	0.6 (0 to 2.3)	1,760 (439 to 7,400)	4,640 (938 to 10,700)	1,920 (1,020 to 3,260)	2,160 (1,170 to 3,960)	4,600 (2,140 to 8,660)	5,360 (2,650 to 9,700)	8,340 (3,750 to 15,400)	8,540 (3,750 to 15,400)	11,100 (5,270 to 19,100)	11,900 (6,100 to 20,400)	10,500 (5,880 to 16,200)	7,900 (4,170 to 13,300)	4,590 (2,160 to 6,760)	2,620 (1,560 to 4,640)	1,910 (1,270 to 3,040)	1,310 (820 to 1,740)	869 (549 to 1,660)	568 (363 to 1,260)	364 (178 to 1,139)	191 (0.9 to 2.1)	78,800
HIV/AIDS - Drug-susceptible Tuberculosis	0 (0 to 0)	0 (0 to 0)	150 (53 to 1,191)	339 (76 to 970)	198 (118 to 331)	298 (169 to 546)	679 (309 to 1,160)	890 (414 to 1,630)	1,510 (674 to 2,940)	2,010 (1,100 to 3,440)	2,140 (1,020 to 3,680)	2,450 (1,080 to 3,890)	1,900 (784 to 2,980)	1,390 (528 to 2,490)	733 (264 to 1,350)	349 (93 to 696)	178 (103 to 358)	99.2 (50.3 to 199)	62.6 (29.3 to 146)	19.9 (9.1 to 56.2)	2.1 (0.9 to 6.2)	0.6 (0.3 to 2.2)	12,800
HIV/AIDS - Multidrug-resistant Tuberculosis without extensive drug resistance	0 (0 to 0)	0 (0 to 0)	2.6 (0.1 to 19.1)	12.2 (0.4 to 90.6)	6.8 (0.3 to 50.3)	9.3 (0.4 to 69.1)	24.4 (1.1 to 182)	30.9 (1.4 to 230)	49.6 (2.1 to 370)	64.3 (2.6 to 479)	67.4 (2.6 to 502)	77.1 (2.9 to 574)	59.5 (2.2 to 443)	43.8 (1.6 to 326)	23.2 (0.8 to 172)	11.3 (0.4 to 84.1)	6.8 (0.2 to 50.7)	2.9 (0.1 to 21.6)	1.4 (0.1 to 10.4)	0.6 (0 to 4.2)	0.1 (0 to 0.5)	0.1 (0 to 0.4)	417
HIV/AIDS - Extensively drug-resistant Tuberculosis	0 (0 to 0)	0 (0 to 0)	0.1 (0 to 0.7)	0.2 (0 to 1.7)	0.1 (0 to 0.6)	0.2 (0 to 1.5)	0.5 (0 to 3.1)	0.6 (0 to 4.6)	0.7 (0 to 5.1)	0.9 (0 to 6.9)	0.9 (0 to 6.9)	1.1 (0 to 8.2)	0.8 (0 to 6.1)	0.6 (0 to 4.6)	0.3 (0 to 2.4)	0.2 (0 to 1.6)	0.1 (0 to 1.1)	0.1 (0 to 0.8)	0 (0 to 0.4)	0 (0 to 0.3)	0 (0 to 0.1)	0 (0 to 0.1)	9.6
HIV/AIDS resulting in other diseases	0.2 (0 to 0.7)	0.5 (0 to 2.1)	1,660 (397 to 7,360)	4,300 (926 to 10,600)	1,710 (788 to 3,070)	1,910 (850 to 3,650)	4,210 (1,870 to 8,070)	4,860 (2,120 to 9,320)	7,010 (2,890 to 14,000)	8,010 (3,290 to 16,900)	9,670 (3,780 to 20,200)	9,580 (3,740 to 20,100)	8,270 (3,230 to 17,300)	5,330 (1,450 to 12,200)	1,660 (367 to 4,230)	827 (167 to 2,580)	389 (102 to 1,350)	193 (36 to 826)	58.6 (7.6 to 198.7)	8.7 (1.0 to 29.2)	0.9 (0.1 to 2.9)	0.4 (0.2 to 1.9)	66,400
Sexually transmitted infections excluding HIV	297 (97 to 1,910)	54 (9 to 0.284)	729 (139 to 686)	1,320 (1 to 3.7)	1,720 (1.7 to 8.6)	1,870 (0.4 to 6.2)	4,460 (1.2 to 19.2)	5,060 (2.3 to 23.3)	7,330 (2.7 to 33.7)	7,530 (2.7 to 34.6)	10,400 (3.7 to 47.7)	11,300 (4.2 to 51.9)	10,000 (3.9 to 45.9)	7,490 (3.5 to 34.5)	4,340 (1.7 to 20.0)	2,450 (0.9 to 11.3)	1,810 (0.7 to 8.3)	1,240 (0.4 to 5.7)	822 (0.3 to 3.8)	538 (0.2 to 2.5)	343 (0.1 to 1.6)	179 (0.1 to 0.8)	1,310
Syphilis	297 (97 to 1,910)	54 (9 to 0.284)	729 (139 to 686)	1,320 (0 to 3.7)	1,720 (1.3 to 7.7)	1,870 (0.9 to 3.9)	4,460 (0.6 to 7.4)	5,060 (0.4 to 9.5)	7,330 (0.5 to 9.5)	7,530 (0.5 to 9.5)	10,400 (0.9 to 12.2)	11,300 (0.9 to 12.2)	10,000 (0.9 to 12.2)	7,490 (0.1 to 10.6)	4,340 (0.1 to 10.6)	2,450 (0 to 6.2)	1,810 (0 to 6.2)	1,240 (0 to 6.2)	822 (0 to 6.2)	538 (0 to 6.2)	343 (0 to 6.2)	179 (0 to 6.2)	1,280
Chlamydial infection	0 (0 to 0)	0 (0 to 0)	0 (0 to 0)	0 (0 to 0)	0 (0 to 0)	0.4 (0 to 2.9)	2 (0 to 9.4)	4.2 (1 to 19.2)	6.2 (2 to 7.6)	6.2 (1.7 to 9.7)	8.2 (1.7 to 9.7)	9.2 (1.7 to 9.7)	8.2 (1.2 to 9.4)	6.2 (0 to 9.4)	3.2 (0 to 9.4)	2 (0 to 9.4)	1.2 (0 to 9.4)	0.8 (0 to 9.4)	0.4 (0 to 9.4)	0.2 (0 to 9.4)	0.1 (0 to 9.4)	0 (0 to 9.4)	22.7
Gonococcal infection	0 (0 to 0)	0 (0 to 0)	0 (0 to 0)	0 (0 to 0)	0 (0 to 0)	0 (0.1 to 1.1)	0.1 (1.1 to 9.6)	0.1 (1.4 to 13.8)	0.1 (1.7 to 12.5)	0.1 (1.4 to 7.8)	0.1 (1.1 to 9.7)	0.1 (1.1 to 7.5)	0.1 (0.7 to 5.3)	0.1 (0.4 to 5.2)	0 (0.2 to 2.2)	0 (0.2 to 2.3)	0 (0.1 to 1.5)	0 (0 to 0.6)	0 (0 to 0.2)	0 (0 to 0.1)	0 (0 to 0.1)	0 (0 to 0)	29.1
Trichomoniasis	0 (0 to 0)	0 (0 to 0)	0 (0 to 0)	0 (0 to 0)	0 (0 to 0)	0 (0 to 0.9)	0.1 (1.5 to 11.3)	0.1 (2.4 to 26.2)	0.1 (3.2 to 30.2)	0.1 (2.9 to 30.2)	0.1 (3.3 to 22.9)	0.1 (3.3 to 22.9)	0.1 (1.7 to 13.1)	0 (0.9 to 9.7)	0 (0.4 to 4.8)	0 (0.2 to 2.4)	0 (0.2 to 1.5)	0 (0.1 to 1.1)	0 (0 to 0.5)	0 (0 to 0.1)	0 (0 to 0.1)	0 (0 to 0)	89.9
Genital herpes	0 (0 to 0)	0 (0 to 0)	0 (0 to 0)	0 (0 to 0)	0 (0 to 0)	0 (0.3 to 2.1)	0.1 (1.9 to 8)	0.1 (1.7 to 12.9)	0.1 (2 to 13.8)	0.1 (1.9 to 14.2)	0.1 (1.4 to 13)	0.1 (1.3 to 10.1)	0.1 (0.9 to 7)	0 (0.6 to 4.8)	0 (0.4 to 3.2)	0 (0.3 to 2.1)	0 (0.2 to 1.4)	0 (0.1 to 1.1)	0 (0.1 to 0.7)	0 (0 to 0.4)	0 (0 to 0.2)	0 (0 to 0.1)	39.8
Other sexually transmitted infections	0 (0 to 0)	0 (0 to 0)	0 (0 to 0)	0 (0 to 0)	0 (0 to 0)	0.7 (0.3 to 1.4)	4.2 (2.4 to 9.3)	7.9 (3.4 to 19.7)	9.3 (4.1 to 19.6)	9.8 (4.1 to 19.6)	7.9 (3.4 to 15.2)	6.3 (2.6 to 14.9)	3.8 (1.7 to 9.5)	2.6 (1.2 to 6)	1.4 (0.6 to 3.1)	0.9 (0.3 to 2.1)	0.5 (0.2 to 1.3)	0.3 (0 to 0.9)	0.1 (0 to 0.5)	0.1 (0 to 0.3)	0 (0 to 0.1)	0 (0 to 0.1)	94
Respiratory infections and tuberculosis	2,870 (1,860 to 4,350)	516 (442 to 1,700)	2,870 (2,140 to 10,350)	616 (420 to 4,940)	477 (339 to 1,190)	399 (269 to 976)	1,020 (459 to 1,450)	1,060 (489 to 1,540)	782 (389 to 1,440)	642 (418 to 1,490)	760 (359 to 1,750)	729 (367 to 1,840)	705 (287 to 1,840)	548 (209 to 1,430)	348 (243 to 1,410)	240 (222 to 1,240)	198 (229 to 1,240)	164 (207 to 1,240)	146 (222 to 1,240)	108 (267 to 1,240)	94 (192 to 780)	54 (102 to 391)	33,700
Tuberculosis	0 (0 to 0)	0 (0 to 0)	150 (53 to 1,191)	351 (76 to 970)	198 (118 to 331)	298 (169 to 546)	679 (309 to 1,160)	890 (414 to 1,630)	1,510 (674 to 2,940)	2,010 (1,100 to 3,440)	2,140 (1,020 to 3,680)	2,450 (1,080 to 3,890)	1,900 (784 to 2,980)	1,390 (528 to 2,490)	733 (264 to 1,350)	349 (93 to 696)	178 (103 to 358)	99.2 (50.3 to 199)	62.6 (29.3 to 146)	19.9 (9.1 to 56.2)	2.1 (0.9 to 6.2)	0.6 (0.3 to 2.2)	13,000
Lower respiratory infections	2,720 (1,860 to 4,350)	468 (442 to 1,700)	2,610 (2,140 to 10,350)	2,220 (420 to 4,940)	228 (339 to 1,190)	225 (269 to 976)	270 (459 to 1,450)	234 (489 to 1,540)	223 (389 to 1,440)	217 (418 to 1,490)	329 (359 to 1,750)	414 (367 to 1,840)	249 (287 to 1,840)	225 (209 to 1,430)	218 (243 to 1,410)	219 (222 to 1,240)	207 (229 to 1,240)	139 (207 to 1,240)	91.1 (222 to 1,240)	54.9 (267 to 1,240)	24.9 (192 to 780)	6 (102 to 391)	16,700
Upper respiratory infections	1.1 (0.3 to 3.4)	2.9 (1.3 to 7.1)	81.4 (28 to 1,000)	177 (62 to 353)	118 (62 to 197)	100 (54 to 172)	89.7 (34 to 152)	69.4 (26 to 122)	69.6 (26 to 122)	39.4 (14 to 68.7)	33.1 (12 to 58.7)	24.6 (9 to 43.6)	19.5 (6 to 34.2)	11 (4 to 19.3)	6.7 (2 to 12.6)	3.3 (1 to 6.2)	1.8 (0.5 to 3.4)	0.7 (0.2 to 1.4)	0.3 (0.1 to 0.6)	0.1 (0 to 0.2)	0 (0 to 0.1)	0 (0 to 0.1)	840
Otitis media	3.4 (0.9 to 9.2)	0.3 (0 to 0.9)	9.7 (4.7 to 19.4)	66.5 (19 to 133)	46.3 (21.2 to 72.2)	42 (20.1 to 63.3)	35.1 (16.2 to 53.2)	26.9 (12.1 to 40.3)	20 (9.3 to 29.9)	13.6 (6.3 to 20.3)	11.3 (5.3 to 16.9)	9.5 (4.4 to 14.2)	6.8 (3.2 to 10.1)	4.2 (2 to 6.2)	2.5 (1.2 to 3.7)	1.2 (0.6 to 1.8)	0.7 (0.3 to 1.1)	0.3 (0.1 to 0.4)	0.1 (0 to 0.2)	0 (0 to 0.1)	0 (0 to 0.1)	0 (0 to 0.1)	330
Enteric infections	3,400 (3,400 to 3,400)	3,940 (3,940 to 3,940)	17,200 (4,370 to 17,200)	3,270 (2,470 to 3,330)	377 (320 to 1,040)	377 (320 to 1,040)	1,040 (448 to 1,040)	1,040 (292 to 1,040)	1,040 (463 to 1,040)	1,040 (281 to 1,040)	1,040 (329 to 1,040)	1,040 (329 to 1,040)	1,040 (329 to 1,040)	1,040 (317 to 1,040)	1,040 (329 to 1,040)	1,040 (329 to 1,040)	1,040 (329 to 1,040)	1,040 (329 to 1,040)	1,040 (329 to 1,040)	1,040 (329 to 1,040)	1,040 (329 to 1,040)	1,040 (329 to 1,040)	28,700
Diarrheal diseases	3,400 (632 to 5,400)	3,940 (664 to 5,870)	17,200 (3,980 to 16,700)	3,270 (2,020 to 6,740)	374 (283 to 1,700)	376 (156 to 915)	1,040 (211 to 1,260)	1,040 (177 to 1,160)	1,040 (141 to 923)	1,040 (133 to 936)	1,040 (129 to 794)	1,040 (129 to 794)	1,040 (109 to 663)	1,040 (93 to 586)	1,040 (79.7 to 488)	1,040 (71 to 469)	1,040 (60 to 442)	1,040 (103 to 981)	1,040 (86.2 to 594)	1,040 (68.9 to 633)	1,040 (34 to 219)	1,040 (1.9 to 39.1)	24,400
Typhoid and paratyphoid	0 (0 to 0)	0 (0 to 0)	0 (0 to 0.7)	1.6 (0.4 to 5.6)	259 (60 to 699)	224 (90.2 to 779)	257 (77.1 to 624)	111 (30 to 299)	30.7 (9.8 to 104)	27.8 (8.2 to 71.1)	19.1 (5 to 39.4)	10.1 (2.3 to 26.2)	7.3 (2 to 19.9)	1.8 (0.4 to 12.4)	2.5 (1 to 9.8)	2.7 (0.8 to 8.7)	2.3 (0.6 to 6.3)	1.8 (0.4 to 2.4)	1.2 (0.2 to 2.1)	0.5 (0 to 1.1)	0.1 (0 to 0.4)	0.1 (0 to 0.1)	1,360
Typhoid fever	0 (0 to 0)	0 (0 to 0)	0 (0 to 0.4)	0.8 (0.2 to 3.2)	259 (60 to 699)	224 (90.2 to 779)	257 (77.1 to 624)	111 (30 to 299)	30.7 (9.8 to 104)	27.8 (8.2 to 71.1)	19.1 (5.3 to 39.4)	10.1 (2.3 to 26.2)	7.3 (2 to 19.9)	1.8 (0.4 to 12.4)	2.5 (1 to 9.8)	2.7 (0.8 to 8.7)	2.3 (0.6 to 6.3)	1.8 (0.4 to 2.4)	1.2 (0.2 to 2.1)	0.5 (0 to 1.1)	0.1 (0 to 0.4)	0.1 (0 to 0.1)	1,360
Paratyphoid fever	0 (0 to 0)	0 (0 to 0)	0 (0 to 0.3)	0.8 (0.2 to 2.7)	0 (0 to 0.3)	0 (0 to 0.3)	0 (0 to 0.3)	0 (0 to 0.3)	0 (0 to 0.3)	0 (0 to 0.3)	0 (0 to 0.3)	0 (0 to 0.3)	0 (0 to 0.3)	0 (0 to 0.3)	0 (0 to 0.3)	0 (0 to 0.3)	0 (0 to 0.3)	0 (0 to 0.3)	0 (0 to 0.3)	0 (0 to 0.3)	0 (0 to 0.3)	0 (0 to 0.1)	0 (0 to 0.1)	59.2
Invasive Non-typhoidal Salmonella (iNTS)	0 (0 to 0)	0 (0 to 0)	24.7 (10.6 to 49.4)	649 (261 to 1,160)	116 (68 to 2,620)	151 (143 to 531)	782 (324 to 2,560)	1,040 (374 to 3,260)	1,040 (218 to 1,180)	1,040 (145 to 1,180)	1,040 (171 to 1,180)	1,040 (145 to 1,180)	1,040 (114 to 1,180)	1,040 (98 to 1,180)	1,040 (84 to 1,180)	1,040 (73 to 1,180)	1,040 (64 to 1,180)	1,040 (56 to 1,180)	1,040 (47 to 1,180)	1,040 (37 to 1,180)	1,040 (27 to 1,180)	1,040 (11 to 1,180)	1,040 (0.5 to 1,180)	2,930
Other intestinal infectious diseases	0 (0 to 0)	0 (0 to 0)	0 (0 to 0.2)	0.8 (0 to 2.7)	1.3 (0 to 1.7)	0.9 (0 to 1.3)	1.6 (0 to 1.6)	1.6 (0 to 1.3)	1.3 (0 to 0.5)	1.1 (0 to 0.5)	0.9 (0 to 0.4)	0.7 (0 to 0.4)	0.5 (0 to 0.4)	0.3 (0 to 0.4)	0.2 (0 to 0.3)	0.1 (0 to 0.2)	0.1 (0 to 0.2)	0 (0 to 0.1)	0 (0 to 0.1)	0 (0 to 0.1)	0 (0 to 0.1)	0 (0 to 0)	0 (0 to 0)	17.7
Neglected tropical diseases and malaria	0 (0.2 to 0.4)	0 (0 to 0.1)	1,270 (449 to 7,777)	3,600 (1,074 to 7,700)	1,270 (844 to 5,800)	1,630 (932 to 3,200)	3,180 (2,060 to 5,200)	3,980 (2,170 to 6,800)	6,280 (3,260 to 10,100)	6,560 (3,260 to 10,100)	8,660 (3,960 to 13,300)	8,980 (4,110 to 13,900)	8,060 (3,810 to 12,400)	6,090 (2,870 to 9,470)	3,760 (1,810 to 5,850)	2,130 (1,060 to 3,310)	1,590 (789 to 2,460)	1,060 (522 to 1,650)	703 (342 to 1,090)	439 (214 to 680)	255 (124 to 396)	133 (64 to 207)	8,980
Malaria	0 (0 to 0)	0 (0 to 0)	1,270 (449 to 7,777)	3,600 (1,074 to 7,700)	1,270 (844 to 5,800)	1,630 (932 to 3,200)	3,180 (2,060 to 5,200)	3,980 (2,170 to 6,800)	6,280 (3,260 to 10,100)	6,560 (3,260 to 10,100)	8,660 (3,960 to 13,300)	8,980 (4,110 to 13,900)	8,060 (3,810 to 12,400)	6,090 (2,870 to 9,470)	3,760 (1,810 to 5,850)	2,130 (1,060 to 3,310)	1,590 (789 to 2,460)	1,060 (522 to 1,650)	703 (342 to 1,090)	439 (214 to 680)	255 (124 to 396)	133 (64 to 207)	8,980
Chagas disease	0 (0 to 0)	0 (0 to 0)	0 (0 to 0)	0 (0 to 0)	0 (0 to 0)	0 (0 to 0)	0 (0 to 0)	0 (0 to 0)	0 (0 to 0)	0 (0 to 0)	0 (0 to 0)	0 (0 to 0)	0 (0 to 0)	0 (0 to 0)	0 (0 to 0)	0 (0 to 0)	0 (0 to 0)	0 (0 to 0)	0 (0 to 0)	0 (0 to 0)	0 (0 to 0)	0 (0 to 0)	0 (0 to 0)	0
Leishmaniasis	0 (0 to 0)	39 (19.4 to 72.4)	262 (107 to 479)	950 (82.8 to 5.13)	131 (34.4 to 221)	72 (29.7 to 144)	41.7 (16.1 to 96.9)	29.6 (13.3 to 53.1)	19.2 (8.3 to 40.7)	12.9 (5.3 to 28.1)	7.5 (2.9 to 16.5)	4.8 (1.6 to 11.2)	3.6 (1.2 to 8.2)	2.1 (0.7 to 4.8)	1.3 (0.4 to 3.1)	0.9 (0.3 to 2.1)	0.6 (0.2 to 1.4)	0.4 (0.1 to 0.9)	0.2 (0 to 0.6)	0.1 (0 to 0.3)	0 (0 to 0.1)	0 (0 to 0.1)	877
Visceral leishmaniasis	0 (0 to 0)	39 (19.4 to 72.4)	261 (106 to 479)	948 (81.7 to 5.11)	131 (32.9 to 220)	69.7 (28.1 to 138)	39.2 (13.1 to 94.9)	27.1 (10.1 to 51.2)	17.1 (5.8 to 37.4)	10.9 (3.6 to 24.9)	6.2 (1.9 to 14.2)	3.8 (1 to 9.2)	2.7 (0.7 to 6.7)	1.5 (0.4 to 3.8)	0.9 (0.2 to 2.3)	0.6 (0.1 to 1.7)	0.4 (0.1 to 1.1)	0.2 (0 to 0.6)	0.1 (0 to 0.3)	0 (0 to 0.1)	0 (0 to 0.1)	0 (0 to 0.1)	846
Cutaneous and mucocutaneous leishmaniasis	0 (0 to 0)	0 (0 to 0)	0.4 (0.2 to 0.7)	1.4 (0.4 to 2.7)	0.6 (0.2 to 1.4)	2.4 (0.8 to 6.1)	2.4 (0.8 to 6.1)	2.5 (0.8 to 6.1)	2.1 (0.5 to 5.2)	2.1 (0.5 to 5.2)	1.3 (0.4 to 3.2)	1 (0.3 to 2.5)	0.9 (0.2 to 2.4)	0.6 (0.2 to 1.6)	0.4 (0.1 to 1.1)	0.3 (0.1 to 0.8)	0.2 (0 to 0.6)	0.1 (0 to 0.4)	0.1 (0 to 0.2)	0 (0 to 0.1)	0 (0 to 0.1)	0 (0 to 0)	30.9
African trypanosomiasis	0 (0 to 0)	0 (0 to 0)	0 (0 to 0)	0 (0 to 0)	0 (0 to 0)	0 (0 to 0)	0 (0 to 0)	0 (0 to 0)	0 (0 to 0)	0 (0 to 0)	0 (0 to 0)	0 (0 to 0)	0 (0 to 0)	0 (0 to 0)	0 (0 to 0)	0 (0 to 0)	0 (0 to 0)	0 (0 to 0)	0 (0 to 0)	0 (0 to 0)	0 (0 to 0)	0 (0 to 0)	0 (0 to 0)	0
Schistosomiasis	0 (0 to 0)	0 (0 to 0)	0 (0 to 0.4)	1.1 (0.1 to 4.6)	3.1 (0.4 to 11)	4.2 (0.7 to 12)	7.2 (1.3 to 19)	6.8 (1.4 to 16.1)	5.5 (1.4 to 14.2)	5 (1.2 to 12.9)	4.3 (1.1 to 11.2)	4.1 (0.9 to 11.7)	2.7 (0.4 to 9.1)	2.4 (0.3 to 7.9)	1.7 (0.2 to 5.6)	1.1 (0.1 to 3.6)	0.6 (0.1 to 2.1)	0.3 (0 to 1.1)	0.1 (0 to 0.4)	0 (0 to 0.2)	0 (0 to 0.1)	0 (0 to 0.1)	58.1
Cysticercosis	0 (0 to 0)	0 (0 to 0)	0 (0 to 0.7)	1.6 (0.1 to 6.1)	2.4 (0.2 to 9.2)	3.7 (0.3 to 14)	11.7 (1.1 to 44.6)	14.6 (1.3 to 55.8)	13.8 (1.2 to 52.8)	12.5 (1.1 to 47.9)	10.5 (0.9 to 39.3)	10.4 (0.9 to 39.8)	7.2 (0.6 to 27.7)	6.9 (0.6 to 26.4)	4.7 (0.4 to 18.1)	3.2 (0.3 to 12.2)	1.9 (0.2 to 7.3)	1 (0.1 to 3.8)	0.4 (0 to 1.5)	0.1 (0 to 0.5)	0 (0 to 0.1)	0 (0 to 0.1)	161
Cystic echinococcosis	0 (0 to 0)	0 (0 to 0)	0 (0 to 0.1)	0.4 (0.1 to 1.4)	0.6 (0.1 to 2.4)	0.9 (0.1 to 3.5)	2.6 (0.3 to 9.6)	3.1 (0.3 to 11.6)	2.9 (0.3 to 10.7)	2.6 (0.3 to 9.6)	2.2 (0.2 to 8.1)	2.1 (0.2 to 8.1)	1.5 (0.1 to 5.7)	1.4 (0.1 to 5.4)	1 (0.1 to 3.8)	0.7 (0.1 to 2.5)	0.4 (0 to 1.5)	0.2 (0 to 0.8)	0.1 (0 to 0.3)	0 (0 to 0.1)	0 (0 to 0.1)	0 (0 to 0)	19.6
Lymphatic filariasis	0 (0 to 0)	0 (0 to 0)	0 (0 to 0)	0 (0 to 0)	0 (0 to 0)	0 (0 to 0)	0 (0 to 0)	0 (0 to 0)	0 (0 to 0)	0 (0 to 0)	0 (0 to 0)	0 (0 to 0)	0 (0 to 0)	0 (0 to 0)	0 (0 to 0)	0 (0 to 0)	0 (0 to 0)	0 (0 to 0)	0 (0 to 0)	0 (0 to 0)	0 (0 to 0)	0 (0 to 0)	0 (0 to 0)	141
Onchocerciasis	0 (0 to 0)	0 (0 to 0)	0 (0 to 0)	0 (0 to 0)	0 (0 to 0)	0 (0 to 0)	0 (0 to 0)	0 (0 to 0)	0 (0 to 0)	0 (0 to 0)	0 (0 to 0)	0 (0 to 0)	0 (0 to 0)	0 (0 to 0)	0 (0 to 0)	0 (0 to 0)	0 (0 to 0)	0 (0 to 0)	0 (0 to 0)	0 (0 to 0)	0 (0 to 0)	0 (0 to 0)	0 (0 to 0)	0
Trachoma	0 (0 to 0)	0 (0 to 0)	0 (0 to 0)	0 (0 to 0)	0 (0 to 0)	0 (0 to 0.1)	0 (0 to 0.1)	0 (0 to 0.2)	0 (0.1 to 0.2)	0 (0 to 0.2)	0 (0 to 0.2)	0 (0 to 0.2)	0 (0 to 0.1)	0 (0 to 0.1)	0 (0 to 0.1)	0 (0 to 0.1)	0 (0 to 0.1)	0 (0 to 0.1)	0 (0 to 0.1)	0 (0 to 0.1)	0 (0 to 0.1)	0 (0 to 0.1)	0 (0 to 0.1)	23.3
Dengue	0 (0 to 0)	0 (0 to 0)	0 (0 to 0.3)	0.9 (0 to 10.6)	0.9 (0 to 19.1)	0.9 (0 to 19.2)	2.7 (0 to 27.1)	2.7 (0 to 19.6)	2.7 (0 to 19.6)	2.7 (0 to 19.6)	2.7 (0 to 19.6)	2.7 (0 to 19.6)	2.7 (0 to 19.6)	2.7 (0 to 19.6)	2.7 (0 to 19.6)	2.7 (0 to 19.6)	2.7 (0 to 19.6)	2.7 (0 to 19.6)	2.7 (0 to 19.6)	2.7 (0 to 19.6)	2.7 (0 to 19.6)	2.7 (0 to 19.6)	2.7 (0 to 19.6)	39.3
Yellow fever	0 (0 to 0.1)	0 (0 to 0)	0.7 (0 to 1.9)	2.7 (0.2 to 13.9)	0.4 (0 to 22.9)	0.4 (0 to 22.9)	0.4 (0 to 22.9)	0.4 (0 to 17.4)	0.4 (0 to 17.4)	0.4 (0 to 17.4)	0.4 (0 to 17.4)	0.4 (0 to 17.4)	0.4 (0 to 17.4)	0.4 (0 to 17.4)	0.4 (0 to 17.4)	0.4 (0 to 17.4)	0.4 (0 to 17.4)	0.4 (0 to 17.4)	0.4 (0 to 17.4)	0.4 (0 to 17.4)	0.4 (0 to 17.4)	0.4 (0 to 17.4)	0.4 (0 to 17.4)	39.4
Rabies	0 (0 to 0)	0 (0 to 0)	0 (0 to 0.2)	0.2 (0 to 1.3)	0.2 (0 to 1.3)	0.2 (0 to 2.1)	0.5 (0 to 3.1)	0.5 (0 to 3.1)	0.5 (0 to 3.1)	0.5 (0 to 3.1)	0.5 (0 to 3.1)	0.5 (0 to 3.1)	0.5 (0 to 3.1)	0.5 (0 to 3.1)	0.5 (0 to 3.1)	0.5 (0 to 3.1)	0.5 (0 to 3.1)	0.5 (0 to 3.1)	0.5 (0 to 3.1)	0.5 (0 to 3.1)	0.5 (0 to 3.1)	0.5 (0 to 3.1)	0.5 (0 to 3.1)	1.9
Intestinal nematode infections	0 (0 to 0)	0 (0 to 0)	0 (0 to 0.9)	1.6 (0 to 6.9)	29 (16.1 to 49.9)	29.4 (17.1 to 58.4)	29.4 (14.2 to 57.9)	29.4 (14.6 to 58.3)	29.4 (14.1 to 58.3)	29.4 (14.1 to 58.3)	29.4 (14.1 to 58.3)	29.4 (14.1 to 58.3)	29.4 (14.1 to 58.3)	29.4 (14.1 to 58.3)	29.4 (14.1 to 58.3)	29.4 (14.1 to 58.3)	29.4 (14.1 to 58.3)	29.4 (14.1 to 58.3)	29.4 (14.1 to 58.3)	29.4 (14.1 to 58.3)	29.4 (14.1 to 58.3)	29.4 (14.1 to 58.3)	271
Ascariasis	0 (0 to 0)	0 (0 to 0)	0 (0 to 0.1)	0.4 (0 to 1.8)	0.3 (0 to 1.4)	0.3 (0 to 1.4)	0.8 (0 to 3.6)	0.8 (0 to 3.6)	0.8 (0 to 3.6)	0.8 (0 to 3.6)	0.8 (0 to 3.6)	0.8 (0 to 3.6)	0.8 (0 to 3.6)	0.8 (0 to 3.6)	0.8 (0 to 3.6)	0.8 (0 to 3.6)	0.8 (0 to 3.6)	0.8 (0 to 3.6)	0.8 (0 to 3.6)	0.8 (0 to 3.6)	0.8 (0 to 3.6)	0.8 (0 to 3.6)	0.8 (0 to 3.6)	29.2
Trichuriasis	0 (0 to 0)	0 (0 to 0)	0 (0 to 0.1)	0.4 (0 to 1.8)	0.3 (0 to 1.4)	0.3 (0 to 1.4)	0.8 (0 to 3.6)	0.8 (0 to 3.6)	0.8 (0 to 3.6)	0.8 (0 to 3.6)	0.8 (0 to 3.6)	0.8 (0 to 3.6)	0.8 (0 to 3.6)	0.8 (0 to 3.6)	0.8 (0 to 3.6)	0.8 (0 to 3.6)	0.8 (0 to 3.6)	0.8 (0 to 3.6)	0.8 (0 to 3.6)	0.8 (0 to 3.6)	0.8 (0 to 3.6)	0.8 (0 to 3.6)	0.8 (0 to 3.6)	29.2



| | | |

SR Table 2b: Serbia DALYS by cause and age-group for females with 95% uncertainty intervals, 2019

Cause	Early Neonatal	Late Neonatal	Post Neonatal	1 to 4	5 to 9	10 to 14	15 to 19	20 to 24	25 to 29	30 to 34	35 to 39	40 to 44	45 to 49	50 to 54	55 to 59	60 to 64	65 to 69	70 to 74	75 to 79	80 to 84	85 to 89	90 to 94	95 plus	Total
All causes	1,870 (1,864 to 1,920)	2,960 (2,360 to 3,170)	4,290 (3,550 to 5,290)	6,670 (5,590 to 8,090)	6,490 (5,440 to 7,770)	12,860 (10,850 to 15,490)	19,660 (16,590 to 23,600)	23,450 (19,590 to 28,000)	30,660 (25,650 to 36,700)	37,230 (31,020 to 44,350)	46,020 (38,400 to 54,900)	57,650 (48,170 to 68,750)	68,120 (56,930 to 81,500)	86,150 (72,000 to 102,600)	104,850 (87,600 to 125,000)	139,050 (116,000 to 165,700)	186,540 (156,000 to 222,000)	241,060 (202,000 to 287,000)	298,030 (247,000 to 355,000)	376,050 (312,000 to 448,000)	446,050 (367,000 to 532,000)	23,950 (17,700 to 30,400)	2,960,000 (2,360,000 to 3,170,000)
Communicable, maternal, neonatal, and nutritional diseases	1,630 (1,200 to 1,980)	1,770 (1,060 to 2,200)	2,120 (1,580 to 2,800)	2,290 (1,620 to 3,230)	2,070 (1,290 to 3,150)	1,710 (1,180 to 2,450)	1,630 (1,060 to 2,590)	2,200 (1,460 to 3,240)	2,200 (1,560 to 3,030)	2,260 (1,560 to 3,190)	2,760 (1,920 to 3,990)	2,190 (1,540 to 3,070)	2,330 (1,610 to 3,360)	2,890 (1,940 to 4,140)	2,890 (2,000 to 4,200)	3,160 (2,270 to 4,370)	2,950 (2,060 to 4,290)	2,390 (1,760 to 3,500)	2,970 (1,990 to 3,940)	2,660 (1,790 to 3,600)	2,490 (1,660 to 3,240)	266 (202 to 357)	46 (33 to 59)	50,000
HIV/AIDS and sexually transmitted infections	102 (29 to 226)	29 (8 to 62)	79 (19 to 174)	9.9 (2.6 to 22)	4.4 (1.1 to 9.8)	6.1 (1.6 to 13)	16.8 (4.4 to 36)	29.4 (7.7 to 63)	61.6 (16 to 132)	124 (32 to 264)	199 (52 to 423)	307 (81 to 653)	364 (96 to 774)	424 (112 to 901)	474 (125 to 1,010)	413 (109 to 877)	318 (84 to 676)	219 (58 to 466)	167 (44 to 355)	114 (30 to 242)	74 (19 to 157)	6.1 (1.6 to 13)	0.1 (0 to 0.1)	3,070
HIV/AIDS	6.6 (5 to 8)	1.2 (0 to 3)	4.6 (3.5 to 6.6)	0.4 (0.3 to 0.6)	0.2 (0.2 to 0.4)	0.4 (0.3 to 0.6)	1.1 (0.7 to 1.5)	2.1 (1.6 to 2.8)	4.5 (3.5 to 6.1)	9.5 (7.1 to 13)	16.1 (12 to 22)	25.2 (19 to 34)	30.5 (23 to 41)	36.4 (27 to 49)	41.2 (31 to 55)	36.2 (27 to 48)	28.2 (21 to 38)	19.7 (14 to 26)	15.1 (11 to 20)	10.4 (7.8 to 14)	6.7 (5 to 9)	0.6 (0.4 to 0.8)	0 (0 to 0)	296
HIV/AIDS - Drug-susceptible Tuberculosis	0 (0 to 0)	0 (0 to 0)	0.3 (0.2 to 0.4)	0.1 (0 to 0.1)	0.1 (0 to 0.1)	0.1 (0 to 0.2)	0.2 (0.1 to 0.3)	0.4 (0.2 to 0.6)	0.8 (0.5 to 1.2)	1.7 (1.1 to 2.5)	2.9 (1.8 to 4.2)	4.5 (2.9 to 6.5)	5.4 (3.5 to 7.8)	6.5 (4.2 to 9.3)	7.4 (4.8 to 10)	6.5 (4.2 to 9.2)	5.1 (3.3 to 7.2)	3.5 (2.3 to 5)	2.7 (1.8 to 3.8)	1.9 (1.2 to 2.6)	1.2 (0.8 to 1.7)	0.1 (0 to 0.2)	0 (0 to 0)	53
HIV/AIDS - Multidrug-resistant Tuberculosis without extensi	0 (0 to 0)	0 (0 to 0)	0 (0 to 0)



G6PD deficiency	0 43 to 0	0 43 to 0	0 43 to 0	0 43 to 0	0 43 to 0.71	0 43 to 0.33	0 11.1 to 19.31	1 43 to 1.16	0.9 43 to 1.33	1.6 43.7 to 2.71	21 1.93 to 46.71	7.9 13 to 16.61	3 11 to 43	2.8 11.3 to 10	3.1 11.3 to 9.61	3 11.3 to 9.16	2.6 11 to 7.71	0.9 43 to 1.43	0.9 43 to 1.43	0.3 43 to 0.43	0.1 43 to 0.23	0 43 to 0	0 43 to 0	60.2
---	---	---	---	---	---	---	---	---	---	---	---	---	---	---	---	---	---	---	---	---	---	---	---	---
G6PD bat	0 43 to 0	0 43 to 0	0 43 to 0	0 43 to 0	0 43 to 0	0 43 to 0	0 43 to 0.71	0 43 to 0.71	0 43 to 0.71	0 43 to 0.71	0 43 to 0.71	0 43 to 0.71	0 11 to 43	0 43.7 to 0.16	0 43 to 0	0 43 to 0	0 43 to 0	0 43 to 0	0 43 to 0	0 43 to 0	0 43 to 0	0 43 to 0	0 43 to 0	12.2
Other hemoglobinopathies and hemolytic anemias	0 43 to 35	0.6 43.2 to 1.73	0.2 11.6 to 11.6	18.4 4.9 to 41.6	20 41.1 to 47.73	10.2 11 to 28	19 31.7 to 47.31	12.7 41.6 to 42.16	19.7 11.6 to 46.4	20.5 31 to 46.31	66 11.63 to 101	49.1 13.7 to 102	44.2 17.4 to 91.31	42.7 17.7 to 122	72.3 22.9 to 129	137 28.4 to 230	60.9 22.9 to 91.16	39.6 22.1 to 51.16	90 22.1 to 71.21	42.3 22.9 to 59.11	221.1 31 to 39.71	4.6 31 to 8.5	0.4 43.3 to 0.46	795
Endocrine, metabolic, blood, and immune disorders	6.9 27.6 to 20.91	19.4 19.3 to 39.13	196 39.9 to 21.6	328 28.2 to 567	449 28.1 to 771	598 28.1 to 896	924 28.1 to 1,282	980 28.1 to 1,282	998 28.1 to 1,282	1,110 28.1 to 1,282	1,448 28.1 to 2,230	1,780 28.1 to 2,230	1,970 21.1 to 3,130	2,288 21.1 to 3,130	2,470 21.1 to 3,490	3,230 21.1 to 3,490	3,100 21.1 to 3,130	1,730 21.1 to 2,790	1,730 21.1 to 1,980	827 21.1 to 1,980	172 21.1 to 262	21.9 21.1 to 30.91	2 21.1 to 3.71	24,800
Oral disorders	0 43 to 0	0 43 to 0	0 43 to 0	117 43 to 0	192 43 to 262	186 43 to 262	186 43 to 262	262 43 to 262	262 43 to 262	262 43 to 262	262 43 to 262	262 43 to 262	262 43 to 262	1,300 43 to 1,740	1,300 43 to 1,740	1,300 43 to 1,740	2,010 43 to 2,740	2,460 43 to 3,410	2,460 43 to 3,410	2,010 43 to 2,740	1,300 43 to 1,980	1,300 43 to 1,740	123 43 to 167	23,900
Caries of deciduous teeth	0 43 to 0	0 43 to 0	0 43 to 0	39.1 17.6 to 77.7	66 19.2 to 83.2	66 43.3 to 0.3	66 43 to 0.3	66 43 to 0.3	66 43 to 0.3	66 43 to 0.3	66 43 to 0.3	66 43 to 0.3	66 43 to 0.3	66 43 to 0.3	66 43 to 0.3	66 43 to 0.3	66 43 to 0.3	66 43 to 0.3	66 43 to 0.3	66 43 to 0.3	66 43 to 0.3	66 43 to 0.3	66 43 to 0.3	66 43 to 0.3	66.2
Caries of permanent teeth	0 43 to 35	0 43 to 0	0 43 to 0	39.6 43 to 0	39.6 13.9 to 79.71	100 43.9 to 270	139 19.1 to 260	139 69.2 to 277	139 43.9 to 260	139 69.9 to 271	139 43.7 to 271	139 69.9 to 269	139 69.7 to 249	139 69.7 to 239	139 43.7 to 229	139 69.9 to 230	139 43.9 to 229	139 43.9 to 230	139 43.9 to 140	139 21.3 to 103	139 43.9 to 89.11	139 43.9 to 230	139 43.9 to 34.91	139 43.9 to 0.31	1,700
Periodontal diseases	0 43 to 0	0 43 to 0	0 43 to 0	0 43 to 0	0 43 to 0	0 43 to 0	0 21.9 to 31.61	0 43.7 to 79.71	0 21.7 to 179	0 43.7 to 179	0 17.5 to 179	0 43.7 to 179	0 17.5 to 179	0 43.7 to 179	0 17.5 to 179	0 43.7 to 179	0 17.5 to 179	0 43.7 to 179	0 43.7 to 179	0 43.7 to 179	0 43.7 to 179	0 43.7 to 179	0 43.7 to 179	0 43.7 to 1.71	3,450
Other oral disorders	0 43 to 0	0 43 to 0	78.8 43 to 0	75 43.3 to 117	82.2 43.3 to 117	126 43.3 to 117	156 43.3 to 117	156 43.3 to 117	156 43.3 to 117	206 43.3 to 117	206 43.3 to 117	216 43.3 to 117	222 43.3 to 117	272 43.3 to 117	206 43.3 to 117	201 43.3 to 117	220 43.3 to 117	224 43.3 to 117	138 43.3 to 117	97 43.3 to 117	93.2 43.3 to 117	16 43.3 to 117	2.3 43.3 to 2.51	0.2 43.3 to 0.31	2,720
Sudden infant death syndrome	– –	27 (68.7 to 369)	180 (68.7 to 369)	– –	– –	– –	– –	– –	– –	– –	– –	– –	– –	– –	– –	– –	– –	– –	– –	– –	– –	– –	– –	– –	NA
Injuries	329.6 (181.9 to 1,714)	244.6 (1,114.2 to 637.7)	178 (1,114.2 to 637.7)	499 (961.2 to 1,302)	1,040 (1,177.2 to 1,920)	2,600 (1,177.2 to 1,920)	3,460 (1,177.2 to 1,920)	4,450 (1,177.2 to 1,920)	5,090 (1,177.2 to 1,920)	6,020 (1,177.2 to 1,920)	6,920 (1,177.2 to 1,920)	6,920 (1,177.2 to 1,920)	6,920 (1,177.2 to 1,920)	6,920 (1,177.2 to 1,920)	6,790 (1,177.2 to 1,920)	7,960 (1,177.2 to 1,920)	8,920 (1,177.2 to 1,920)	6,940 (1,177.2 to 1,920)	6,940 (1,177.2 to 1,920)	5,710 (1,177.2 to 1,920)	2,340 (1,177.2 to 1,920)	427 (1,177.2 to 1,920)	619 (1,177.2 to 1,920)	89,400
Transport injuries	0 43 to 2.31	0 43 to 1.16	114 (87.1 to 30.1)	218 (49 to 134)	218 (187 to 300)	218 (266 to 420)	364 (810 to 1,060)	364 (709 to 1,230)	1,030 (772 to 1,340)	1,030 (765 to 1,370)	1,030 (819 to 1,380)	1,030 (829 to 1,560)	1,030 (997 to 1,840)	1,030 (999 to 1,840)	1,030 (1,030 to 1,740)	1,030 (1,290 to 2,090)	1,030 (1,380 to 2,330)	1,030 (960 to 1,980)	1,030 (972 to 1,980)	1,030 (829 to 1,030)	780 (229 to 396)	290 (33.8 to 68.3)	42.9 (2 to 5.4)	3.9 17,600
Road injuries	1 43.4 to 3	3.6 (0.4 to 1.7)	19.1 (7.2 to 27.4)	67.1 (39.4 to 119	222 (148 to 330	222 (233 to 380	326 (540 to 908	749 (668 to 1,160	899 (728 to 1,270	927 (772 to 1,200	1,230 (777 to 1,230	1,530 (840 to 1,660	1,530 (810 to 1,800	1,290 (842 to 1,600	1,290 (997 to 1,600	1,900 (1,190 to 1,960	1,770 (1,260 to 2,160	1,230 (914 to 1,920	1,030 (758 to 1,310	787 (609 to 988	290 (220 to 371	42.9 (32.4 to 68.8	3.9 (2.8 to 5.2)	16,600
Pedestrian road injuries	0 43.1 to 0.85	0.3 (0.1 to 0.7)	23.3 (1.1 to 7.7)	23.3 (4.7 to 49)	73.4 (42 to 120)	84.6 (46.2 to 139)	108 (76.9 to 220)	192 (108 to 313)	192 (124 to 314)	192 (129 to 299)	218 (150 to 297)	218 (172 to 331)	218 (164 to 366)	272 (172 to 331)	218 (164 to 366)	218 (227 to 420)	406 (367 to 630)	406 (382 to 667)	406 (387 to 656)	389 (372 to 673)	202 (240 to 400)	118 (89.1 to 198)	13.7 (10.7 to 19.9)	1.9 (0.9 to 3.8)	4,550
Cyclist road injuries	0 43 to 10	0 43 to 0	0 43 to 0.16	0 (2.4 to 5.2)	0 (2.4 to 5.2)	0 (2.4 to 21.6)	0 73.7 to 169	0 49.9 to 119	0 (128 to 211	0 (128 to 211	0 (128 to 211	0 (119 to 221	0 (177 to 331	0 (177 to 331	0 (177 to 346	0 (232 to 431	0 (289 to 539	0 (382 to 721	0 (382 to 721	0 (382 to 721	0 (153 to 220	0 (427 to 66.3)	0 (49.9 to 13)	0 (24 to 1.2)	3,550
Motorcycle road injuries	0.1 (0 to 0.2)	0.1 (0 to 0.2)	0.6 (0.3 to 2.2)	2.4 (1.1 to 6.6)	19.6 (9.2 to 25.4)	17.6 (9.6 to 28.9)	39.1 (26.2 to 102)	61.2 (39.7 to 101)	78.6 (39.9 to 163)	88 (39.9 to 163)	98.6 (39.9 to 163)	93.3 (39.9 to 163)	99.2 (39.9 to 163)	69.5 (39.9 to 163)	43.7 (31.1 to 169.9)	49.4 (31.9 to 83.8)	47.5 (33.9 to 89.5)	66.7 (39.9 to 89.1)	34.8 (24.1 to 48.3)	28.6 (19.7 to 39.6)	8.6 (8.6 to 13.9)	2 (1.4 to 2.7)	0.2 (0.2 to 0.3)	754
Motor vehicle road injuries	0.9 (0.4 to 1.1)	0.6 (0.4 to 1)	31.6 (15.1 to 61.3)	91.4 (49.6 to 123)	117 (81.1 to 164)	220 (156 to 370)	338 (279 to 723)	538 (422 to 768)	728 (574 to 992)	922 (728 to 1,260)	1,060 (728 to 1,450)	1,060 (728 to 1,450)	1,060 (728 to 1,450)	1,060 (728 to 1,450)	1,060 (728 to 1,450)	1,060 (728 to 1,450)	1,060 (728 to 1,450)	718 (542 to 990)	660 (498 to 902)	391 (295 to 535)	275 (224 to 363)	99.2 (73 to 131)	16.5 (11.9 to 21.9)	1.4 (1 to 1.9)	7,870
Other road injuries	0 (0 to 0.1)	0 (0 to 0.1)	2.6 (0.1 to 6.6)	7.6 (0.9 to 9.6)	7.6 (2.4 to 9.6)	7.6 (4.9 to 15)	14.1 (4.9 to 15)	14.1 (4.9 to 15)	14.1 (4.9 to 15)	14.1 (4.9 to 15)	14.1 (4.9 to 15)	14.1 (4.9 to 15)	14.1 (4.9 to 15)	14.1 (4.9 to 15)	14.1 (4.9 to 15)	14.1 (4.9 to 15)	14.1 (4.9 to 15)	14.1 (4.9 to 15)	14.1 (4.9 to 15)	14.1 (4.9 to 15)	14.1 (4.9 to 15)	14.1 (4.9 to 15)	14.1 (4.9 to 15)	207
Other transport injuries	0 (0 to 0.2)	0.1 (0.1 to 0.3)	3.3 (1.1 to 9.6)	7.6 (4.9 to 11.8)	19.2 (10 to 23)	27.7 (17.7 to 42.6)	49.8 (27.9 to 112)	53 (31.6 to 84.6)	54.8 (39 to 83.4)	57.6 (39 to 84.3)	66.8 (43.6 to 99.4)	66.8 (27.7 to 108)	75 (43.6 to 92.2)	64.6 (43.6 to 84.1)	68 (43.6 to 99.1)	85.2 (57 to 114)	89 (58.9 to 122)	72.5 (39.4 to 79.5)	57.4 (34.8 to 77.4)	52.6 (29.1 to 68.4)	32.7 (8.6 to 17.7)	5.8 (1.5 to 2.5)	0.7 (0.1 to 0.3)	926
Unintentional injuries	79 (9.7 to 59.6)	19.6 (12.6 to 29.2)	130 (62.6 to 197)	393 (272 to 621)	722 (389 to 997)	1,280 (766 to 1,830)	1,920 (1,090 to 2,130)	1,760 (1,240 to 2,300)	2,200 (1,630 to 3,100)	2,630 (1,800 to 3,720)	3,040 (2,140 to 4,310)	3,040 (2,370 to 4,790)	3,040 (2,460 to 4,850)	3,040 (2,460 to 4,850)	3,040 (2,460 to 4,850)	3,040 (2,460 to 4,850)	4,030 (3,470 to 6,600)	3,040 (4,040 to 7,880)	3,040 (3,390 to 6,600)	4,030 (3,390 to 6,600)	1,990 (1,390 to 3,330)	390 (386 to 699)	39.6 (39.6 to 69.3)	4,550 63,900
Falls	0 43 to 1.16	0.1 (0.1 to 1.9)	0.9 (1.1 to 2.2)	2.2 (0.5 to 10.1)	2.2 (4.2 to 10.1)	2.2 (4.2 to 10.1)	2.2 (4.2 to 10.1)	2.2 (4.2 to 10.1)	2.2 (4.2 to 10.1)	2.2 (4.2 to 10.1)	2.2 (4.2 to 10.1)	2.2 (4.2 to 10.1)	2.2 (4.2 to 10.1)	2.2 (4.2 to 10.1)	2.2 (4.2 to 10.1)	2.2 (4.2 to 10.1)	2.2 (4.2 to 10.1)	2.2 (4.2 to 10.1)	2.2 (4.2 to 10.1)	2.2 (4.2 to 10.1)	2.2 (4.2 to 10.1)	2.2 (4.2 to 10.1)	2.2 (4.2 to 10.1)	35,000
Drowning	0.6 43 to 1.16	0.2 (0.1 to 0.3)	2.6 (1.6 to 6.1)	20.6 (12.6 to 42)	39.2 (22.2 to 64.9)	68.2 (44.1 to 106)	72 (48.4 to 109)	62.7 (39.6 to 77.3)	49.1 (32.2 to 69.9)	42.6 (32.1 to 62)	37.6 (23.7 to 57.7)	36.9 (26.7 to 73.7)	34.9 (26.3 to 52.6)	34.9 (22.3 to 61.6)	34.9 (22.3 to 61.6)	34.9 (22.3 to 61.6)	72.9 (39.6 to 128)	39.4 (28.8 to 64.9)	48 (22.9 to 79)	48 (28.8 to 64.9)	19.9 (13.6 to 27.7)	2.1 (1.6 to 2.6)	0.3 (0.2 to 0.4)	995
Fire, heat, and hot substances	0.3 (0.1 to 1.9)	0.6 (0.6 to 20.3)	8.3 (1.9 to 19.1)	48.1 (18.9 to 108)	41.6 (24.9 to 68.8)	52.3 (32.3 to 82.6)	48.8 (48.4 to 109)	106 (47.4 to 163)	132 (82.8 to 202)	179 (101 to 272)	208 (126 to 326)	222 (139 to 341)	238 (150 to 358)	249 (150 to 378)	262 (173 to 396)	338 (207 to 492)	432 (227 to 666)	239 (180 to 363)	282 (163 to 321)	205 (148 to 281)	97.4 (73.2 to 127)	19.6 (11.4 to 27.3)	1.8 (0.9 to 2.6)	3,240
Poisonings	0.1 43 to 0.31	0.2 (0.1 to 0.3)	2.6 (1.6 to 6.1)	23.6 (13.2 to 58)	69.2 (28.2 to 78.9)	69.2 (28.2 to 78.9)	77.3 (28.2 to 90.2)	74.6 (31.9 to 89.1)	68.3 (34.1 to 113)	69.7 (34.1 to 113)	66 (33.3 to 109)	66.9 (33.3 to 109)	91.1 (39.9 to 134)	87.6 (39.9 to 134)	102 (57.1 to 134)	84.2 (57.1 to 134)	69.7 (39.9 to 121)	124 (53.7 to 134)	77.2 (53.7 to 134)	68.9 (39.9 to 134)	63.3 (39.9 to 134)	24.8 (13.9 to 39.1)	2.2 (1.1 to 3.1)	0.3 (0.2 to 0.3)	1,370
Poisoning by carbon monoxide	0.1 (0 to 0.1)	0.1 (0 to 0.1)	0.3 (0.9 to 3.1)	9.3 (4.9 to 19.8)	19.4 (9.3 to 19.4)	19.4 (9.1 to 22.7)	21.2 (9 to 22.7)	19.4 (12.9 to 27.4)	19.4 (17.4 to 39.7)	19.4 (16.7 to 33.9)	19.4 (9.3 to 33.9)	19.4 (9.3 to 33.9)	29.2 (20.4 to 46.7)	32.9 (20.6 to 53)	27.4 (16.1 to 39)	27.4 (19.4 to 39.3)	27.4 (17.9 to 39.4)	32.3 (21.9 to 69.1)	32.3 (22.2 to 42.9)	23.4 (21.3 to 48.4)	19.6 (22.9 to 48.4)	5.6 (1.6 to 5)	0.1 (0 to 0.1)	463
Poisoning by other means	0 43 to 0.5	0.1 43 to 0.31	0.6 (0.9 to 1.6)	13.4 (4.4 to 22.1)	24.6 (10.2 to 58)	49.4 (28.2 to 78.9)	56 (32.9 to 90.2)	57.9 (31.9 to 89.1)	62.3 (39.1 to 97.9)	51.4 (39.3 to 93)	46.8 (39.3 to 93)	46.8 (39.3 to 106)	62.1 (39.9 to 106)	60.2 (39.1 to 99.4)	74.4 (50.7 to 93.4)	66.7 (38.6 to 134)	48.4 (39.9 to 102)	39.7 (27.9 to 69.1)	32.4 (22.9 to 57.2)	27.8 (19.6 to 40.4)	29.7 (19.6 to 78.8)	7.2 (1.3 to 2.9)	0.2 (0.1 to 0.3)	916
Exposure to mechanical forces	0.3 43 to 0.46	0.6 43.4 to 1.16	10.5 49.6 to 16.6	69.7 49.6 to 103	148 69.4 to 233	336 (128 to 378	277 (171 to 439	328 (272 to 507	299 (262 to 404	274 (262 to 404	335 (198 to 805	335 (199 to 886	633 (257 to 927	633 (422 to 960	695 (579 to 1,030	633 (660 to 1,270	622 (697 to 1,340	633 (428 to 948	633 (389 to 780	417 (279 to 986	167 (113 to 236	27.5 (18.1 to 39.1	2.7 (1.6 to 3.9	6,620
Unintentional firearm injuries	0 43 to 35	0 43 to 0.1	0 (0.2 to 0.8)	0 (1.3 to 9.9)	0 (1.9 to 9.9)	0 (2.5 to 9.9)	0 (4.2 to 19.6)	0 (4.2 to 19.6)	0 (4.2 to 19.6)	0 (4.2 to 19.6)	0 (4.2 to 19.6)	0 (4.2 to 19.6)	0 (10.1 to 22.2)	0 (10.1 to 22.2)	0 (8.9 to 19.6)	0 (8.9 to 19.6)	0 (8.9 to 19.6)	0 (8.9 to 19.6)	0 (8.9 to 19.6)	0 (8.9 to 19.6)	0 (8.9 to 17.2)	0 (2.2 to 4.2)	0 (0.4 to 0.8)	172
Other exposure to mechanical forces	0.3 43 to 0.76	0.7 (0.4 to 1.6)	10.1 (6.2 to 16.6)	60.9 (38.4 to 107)	142 (87.9 to 228)	316 (126 to 370)	262 (166 to 439)	289 (245 to 494)	337 (261 to 561)	361 (262 to 488)	461 (249 to 790)	550 (262 to 971)	569 (407 to 908)	672 (422 to 947)	641 (495 to 1,010)	697 (644 to 1,270)	898 (674 to 1,290)	671 (611 to 1,330)	642 (428 to 935)	606 (361 to 791)	409 (274 to 586)	164 (111 to 233)	26.7 (17.7 to 38.4)	2.6 (1.7 to 3.7)	6,450
Adverse effects of medical treatment	2.8 (0.4 to 1.73)	1.6 (0.9 to 3)	7.9 (4.7 to 13.6)	13.1 (7.9 to 29.4)	7.8 (4.9 to 14.4)	9.6 (5.6 to 17.6)	9.6 (5.6 to 17.6)	9.6 (6.6 to 19)	10.5 (6.6 to 19)	19.1 (9.7 to 22.2)	20.2 (10.7 to 29.2)	23.3 (10.7 to 29.2)	22.5 (9.5 to 29.2)	43.4 (28.3 to 64)	60.2 (39.9 to 92.6)	73.1 (42.6 to 114)	172 (85.3 to 292)	191 (89.9 to 378)	178 (86.1 to 350)	130 (86.1 to 350)	128 (89.1 to 178)	41.6 (28.9 to 66.4)	7.4 (4.8 to 10.3)	0.7 (0.5 to 1.1)	1,020
Animal contact	0 43 to 0.1	0.1 (0.4 to 1.1)	0.3 (0.9 to 2.1)	9.9 (4.7 to 28.6)	17.1 (10.4 to 24.3)	23.6 (14.1 to 37.4)	19.6 (14.1 to 37.4)	29.4 (20.7 to 47.9)	29.7 (20.7 to 47.9)	30.7 (20.7 to 47.9)	33 (21.4 to 50.1)	34.1 (21.4 to 52.7)	36 (21.4 to 52.7)	41.4 (27.4 to 67.2)	43.6 (30.1 to 67.4)	43.6 (30.1 to 67.4)	69.4 (47.8 to 98.1)	78.6 (47.8 to 98.1)	39.4 (27.4 to 59.1)	25.1 (17.4 to 39.1)	10.9 (7.1 to 16.2)	1.2 (0.7 to 1.7)	0.2 (0.1 to 0.2)	595
Venomous animal contact	0 43 to 35	0.1 43 to 0.1	0.6 (0.4 to 1)	6.1 (3 to 9.3)	19.7 (9.2 to 17.6)	19.6 (9.9 to 22.7)	17.2 (10.4 to 26)	19.2 (11.6 to 28.8)	19.2 (12.3 to 28.4)	20.4 (13.1 to 30.2)	21.8 (13 to 31.7)	22 (14 to 32.6)	21.8 (13.9 to 31.7)	21.8 (13.9 to 31.4)	24.8 (15.9 to 33.3)	24.8 (15.9 to 33.3)	24.8 (15.9 to 37.5)	26.8 (16.8 to 37.2)	22.2 (13.9 to 29.7)	19.1 (12.9 to 25.2)	8.2 (8.8 to 13.7)	1.1 (2.8 to 4.9)	0.1 (0.1 to 0.2)	314
Non-venomous animal contact	0 43 to 35	0.1 43 to 0.1	0.7 (3 to 7.5)	4.9 (4 to 12.4)	7 (4.9 to 13.7)	8 (4.9 to 14)	8.4 (4.9 to 14)	8.7 (5 to 12.3)	10.3 (6.6 to 19.6)	11.7 (6 to 17.7)	11.7 (7 to 19.9)	13 (7.7 to 21.6)	14.4 (8.9 to 22.6)	19.8 (13 to 29.7)	23.6 (13.2 to 37.1)	29.3 (19.8 to 42.6)	34.9 (22.3 to 51.1)	27.6 (16.1 to 33)	21.6 (14.1 to 33)	19.4 (11.6 to 27.6)	6.8 (4.6 to 9.6)	1 (0.6 to 1.4)	0.1 (0.1 to 0.1)	270
Foreign body	2.3 (2.3 to 5.2)	0.7 (0.6 to 1.7)	10.5 (5.6 to 107)	69.7 (22.3 to 63.6)	148 (27.7 to 63)	336 (32.1 to 63.7)	277 (33.1 to 63.7)	328 (35.7 to 89)	299 (43.3 to 79.4)	274 (43.3 to 79.4)	335 (43.3 to 89.8)	335 (43.3 to 102.1)	633 (59.1 to 159)	633 (60.3 to 161)	695 (60.3 to 179)	633 (60.7 to 167)	622 (69.3 to 177)	633 (70.2 to 189)	633 (72.5 to 177)	417 (60.7 to 189)	167 (60.7 to 96.9)	27.5 (39.6 to 43.8)	2.7 (39.6 to 9.1)	6,620
Foreign body in eyes	3.4 (2.1 to 5.2)	11.2 (9.5 to 17.9)	40.1 (20.3 to 109)	29 (13.9 to 39.1)	19.6 (11 to 31.1)	21.8 (11.9 to 29.6)	26.2 (11.9 to 32.6)	23.9 (11.9 to 32.6)	29.1 (22.1 to 41.1)	34.9 (24.9 to 49.1)	47.4 (33.7 to 66.9)	56.2 (33.9 to 106)	66 (33.9 to 106)	60.9 (33.9 to 106)	64.6 (37.9 to 124)	69.6 (49.1 to 124)	69.6 (39.9 to 117)	66.2 (39.9 to 117)	59.7 (42.9 to 117)	39.1 (29.4 to 74.1)	9.7 (28.4 to 73.6)	0.7 (0.9 to 1.1)	1,000
Foreign body in ears	0 (0 to 0)	0 (0 to 0.1)	0.4 (0.1 to 0.6)	2.2 (0.7 to 5)	2.2 (1.1 to 5.7)	4.8 (1.9 to 11.3)	6.4 (2.1 to 14.6)	8.1 (2.6 to 17.6)	9.7 (3.9 to 20.3)	10.8 (4.1 to 22.2)	11.9 (4.7 to 25.7)	12.3 (4.7 to 27.4)	11.5 (4.7 to 27.4)	10.4 (4.7 to 19.9)	10.2 (4.8 to 19.6)	11.6 (6.9 to 19.6)	11.9 (7.4 to 19.6)	8.2 (5.9 to 12.3)	7.1 (4.7 to 10.3)	6.4 (3.9 to 7.8)	2.1 (1.4 to 3)	0.4 (0.2 to 0.5)	190
Foreign body in other body part	1 (0.1 to 2.2)	0.1 (0.1 to 0.2)	1.6 (0.4 to 2.8)	9 (2.9 to 9.6)	13.4 (4.2 to 19.6)	14.2 (4.2 to 19.6)	19.2 (4.2 to 19.6)	17.2 (4.2 to 19.6)	19.8 (4.2 to 19.6)	23.2 (4.2 to 19.6)	24.6 (4.2 to 19.6)	26.5 (4.2 to 19.6)	26 (4.2 to 19.6)	29.4 (4.2 to 19.6)	29.6 (4.2 to 19.6)	32.6 (4.2 to 19.6)	36 (4.2 to 19.6)	27.7 (4.2 to 19.6)	25 (4.2 to 19.6)	20.7 (4.2 to 19.6)	8.4 (4.2 to 19.6)	1.1 (0.7 to 1.5)	0.1 (0.1 to 0.2)	385
Environmental heat and cold exposure	0 43 to 0.85	0 43 to 0.1	0.6 (0.3 to 1.8)	2.6 (1.1 to 5.9)	2.6 (2.9 to 6.3)	4.8 (4.9 to 9.6)	4.8 (4.9 to 9.6)	14.2 (8.9 to 19)	14.2 (11.5 to 22.4)	14.2 (10.1 to 22.4)	27.8 (18.6 to 39.8)	27.8 (20.6 to 47.9)	28.7 (20.6 to 57.6)	28.7 (20.6 to 58.6)	28.7 (20.6 to 58.6)	28.7 (20.6 to 58.6)	32.9 (24.6 to 67.6)	32.9 (20.1 to 48.1)	32.9 (20.1 to 48.1)	28.7 (20.6 to 39.4)	28.7 (9.7 to 39.7)	3.4 (1.6 to 4.6)	0.4 (0.2 to 0.7)	971
Exposure to forces of nature	0 43 to 35	0 43 to 0	0 43 to 0.6	0 43 to 0.6	0 (0.2 to 0.6)	0 43.2 to 0.6	0.7 43.6 to 1.1	0.6 43.6 to 1.1	0.6 (0.4 to 0.9)	0.7 (0.6 to 1.1)	0.6 (0.6 to 1.1)	0.6 43.6 to 1.1	0.6 43.6 to 1.1	0.6 43.6 to 1.1	0.6 43.6 to 1.1	0.6 (0.6 to 1.1)	1.1 (0.7 to 1.4)	1.1 43.6 to 1.6	0.7 43.6 to 1.1	0.6 43.6 to 1.1	0.2 (0.3 to 0.6)	0 43 to 0.2	0 43 to 0.1	12.4
Other unintentional injuries	0.6 (0.4 to 1.2)	1.6 (0.7 to 3.4)	20.2 (11.7 to 34.4)	91.8 (66.6 to 107)	144 (80.7 to 227)	198 (108 to 286)	276 (138 to 393)	249 (190 to 372)	299 (190 to 372)	299 (190 to 421)	376 (209 to 566)	376 (237 to 661)	488 (237 to 669)	497 (299 to 831)	497 (299 to 816)	417 (297 to 678)	497 (341 to 736)	673 (342 to 793)	539 (338 to 924)	309 (289 to 434)	266 (189 to 333)	108 (78 to 333)	13.6 (9.7 to 21.6)	1.9 (1.3 to 2.1)	9,900
Self-harm and interpersonal violence	0.6 (11.2 to 39.2)	1.6 (3.3 to 16.6)	20.

SR Table 2b: UseinGlobhu DALYS by cause and age group for females with 95% uncertainty intervals, 2019

Cause	Early Neonatal	Late Neonatal	Post Neonatal	1 to 4	5 to 9	10 to 14	15 to 19	20 to 24	25 to 29	30 to 34	35 to 39	40 to 44	45 to 49	50 to 54	55 to 59	60 to 64	65 to 69	70 to 74	75 to 79	80 to 84	85 to 89	90 to 94	95 plus	Total
All causes	2,447 (2,447 to 2,447)	2,305 (2,305 to 2,305)	3,705 (3,705 to 3,705)	9,490 (9,490 to 9,490)	4,579 (4,579 to 4,579)	3,445 (3,445 to 3,445)	3,445 (3,445 to 3,445)	3,445 (3,445 to 3,445)	3,445 (3,445 to 3,445)	3,445 (3,445 to 3,445)	3,445 (3,445 to 3,445)	3,445 (3,445 to 3,445)	3,445 (3,445 to 3,445)	3,445 (3,445 to 3,445)	3,445 (3,445 to 3,445)	3,445 (3,445 to 3,445)	3,445 (3,445 to 3,445)	3,445 (3,445 to 3,445)	3,445 (3,445 to 3,445)	3,445 (3,445 to 3,445)	3,445 (3,445 to 3,445)	3,445 (3,445 to 3,445)	137,282
Communicable, maternal, neonatal, and nutritional diseases	9,490 (4,878 to 17,466)	3,719 (2,840 to 4,749)	9,490 (3,266 to 9,490)	6,460 (5,450 to 8,690)	2,435 (1,950 to 3,150)	2,435 (1,950 to 3,150)	2,230 (2,230 to 2,230)	3,769 (2,870 to 5,960)	5,366 (3,470 to 8,980)	6,575 (4,330 to 13,200)	6,413 (4,530 to 9,930)	5,430 (2,730 to 7,700)	5,430 (2,830 to 8,360)	4,338 (2,830 to 6,360)	2,620 (1,700 to 3,790)	2,620 (1,690 to 3,200)	1,049 (810 to 1,310)	749 (561 to 1,010)	703 (561 to 963)	671 (561 to 963)	494 (286 to 644)	208 (151 to 287)	89.2 (53.1 to 132)	29.9 (18.1 to 46.9)	70,992
HIV/AIDS and sexually transmitted infections	342 (116 to 740)	66.9 (20 to 154)	375 (133 to 390)	222 (133 to 336)	296 (129 to 429)	501 (270 to 671)	1,366 (920 to 2,030)	1,800 (926 to 2,410)	3,346 (1,520 to 4,430)	4,520 (2,290 to 7,960)	4,660 (2,430 to 8,650)	3,990 (2,470 to 6,240)	3,190 (1,830 to 5,120)	1,750 (1,010 to 2,800)	832 (469 to 1,370)	368 (200 to 602)	160 (69 to 264)	76 (42 to 128)	34.1 (16.2 to 58.7)	7 (3.7 to 12.5)	2.7 (1.5 to 4.7)	0.8 (0.5 to 1.6)	0.2 (0.1 to 0.3)	27,850
HIV/AIDS	0 (0 to 0)	0 (0 to 1)	178 (99.7 to 297)	218 (131 to 336)	293 (123 to 474)	499 (270 to 668)	1,370 (920 to 2,030)	1,790 (939 to 2,390)	3,298 (1,490 to 4,360)	4,480 (2,250 to 7,900)	4,620 (2,390 to 8,620)	3,970 (2,390 to 6,240)	3,180 (1,780 to 5,100)	1,740 (1,010 to 2,800)	827 (463 to 1,370)	360 (200 to 601)	159 (87.3 to 258)	75.1 (41.3 to 124)	33.8 (16 to 58.3)	6.9 (3.6 to 11.9)	2.6 (1.3 to 4.6)	0.7 (0.4 to 1.5)	0.2 (0.1 to 0.3)	27,150
HIV/AIDS - Drug-susceptible Tuberculosis	0 (0 to 0)	19.8 (11 to 31)	19.3 (11 to 31)	22.9 (12.1 to 34.2)	6.6 (2.7 to 11.2)	176 (102 to 265)	337 (163 to 589)	635 (313 to 1,010)	890 (329 to 1,430)	976 (322 to 1,960)	782 (408 to 1,260)	607 (242 to 973)	331 (103 to 534)	153 (69 to 246)	66.5 (28 to 106)	30.8 (10.3 to 49.4)	7.5 (2.6 to 11.6)	1.45 (0.5 to 2.21)	0.5 (0.1 to 0.9)	0.1 (0 to 0.3)	0 (0 to 0)	0 (0 to 0)	5,030
HIV/AIDS - Multidrug-resistant Tuberculosis without extensive drug resistance	0 (0 to 0)	0 (0 to 0)	0.7 (0 to 2.3)	0.9 (0 to 2.7)	0.8 (0 to 2.6)	1.7 (0 to 5.1)	7.1 (0.5 to 21)	11.9 (0.9 to 35.1)	22.2 (1.1 to 113)	32.1 (1.4 to 153)	27.3 (1.2 to 128)	21.2 (0.9 to 100)	11.6 (0.5 to 56.2)	5.5 (0.2 to 26.9)	2.5 (0.1 to 12.3)	1.2 (0 to 5.8)	0.3 (0 to 1.3)	0.1 (0 to 0.5)	0 (0 to 0.1)	0 (0 to 0)	0 (0 to 0)	0 (0 to 0)	181
HIV/AIDS - Extensively drug-resistant Tuberculosis	0 (0 to 0)	0 (0 to 0)	0 (0 to 0.1)	0 (0 to 0.1)	0 (0 to 0.1)	0 (0 to 0.1)	0 (0 to 0.1)	0 (0 to 0.1)	0 (0 to 0.1)	0 (0 to 0.1)	0 (0 to 0.1)	0 (0 to 0.1)	0 (0 to 0.1)	0 (0 to 0.1)	0 (0 to 0.1)	0 (0 to 0.1)	0 (0 to 0.1)	0 (0 to 0.1)	0 (0 to 0.1)	0 (0 to 0.1)	0 (0 to 0.1)	0 (0 to 0.1)	0 (0 to 0.1)	2-4
HIV/AIDS resulting in other diseases	0 (0 to 0)	0 (0 to 0)	162 (81.3 to 278)	190 (99.5 to 299)	270 (99.9 to 444)	451 (199 to 623)	1,160 (734 to 2,000)	1,470 (948 to 2,260)	2,808 (1,600 to 4,230)	3,870 (2,060 to 7,200)	3,760 (1,930 to 7,000)	3,160 (1,630 to 6,410)	2,520 (1,130 to 4,450)	1,450 (680 to 2,640)	699 (313 to 1,290)	299 (134 to 544)	127 (54.9 to 237)	57.7 (24 to 112)	22 (8.9 to 43.1)	5.1 (2 to 10.4)	1.6 (0.6 to 3.4)	0.4 (0.2 to 0.9)	21,850
Sexually transmitted infections excluding HIV	342 (116 to 740)	66.9 (20 to 154)	197 (34.1 to 317)	3.2 (0.6 to 7.1)	22.4 (0.9 to 44.6)	1.8 (0.2 to 5.1)	5.6 (0.6 to 14.2)	9.4 (0.9 to 25.1)	47.9 (4.2 to 153)	40.1 (3.1 to 129)	43.7 (3.4 to 149)	23.2 (1.7 to 79.5)	10.4 (0.8 to 37.1)	9.6 (0.7 to 34.9)	5.1 (0.3 to 19.8)	2.5 (0.2 to 9.5)	1.2 (0.1 to 4.8)	0.5 (0 to 2.1)	0.2 (0 to 0.8)	0.1 (0 to 0.4)	0 (0 to 0.2)	0 (0 to 0.1)	755
Syphilis	0 (0 to 0)	0 (0 to 0)	0.7 (0.2 to 1.7)	0.2 (0 to 0.7)	0.1 (0 to 0.4)	0.2 (0.2 to 1.9)	0.5 (0.5 to 4.3)	0.8 (0.3 to 5.1)	2.1 (0.7 to 6.6)	1.8 (0.5 to 5.2)	1.9 (0.6 to 5.7)	1.1 (0.3 to 3.4)	0.5 (0.1 to 2.1)	0.4 (0.1 to 1.6)	0.2 (0 to 0.9)	0.1 (0 to 0.5)	0 (0 to 0.2)	0 (0 to 0.1)	0 (0 to 0.1)	0 (0 to 0.1)	0 (0 to 0.1)	0 (0 to 0.1)	0 (0 to 0.1)	542
Chlamydial infection	0 (0 to 0)	0 (0 to 0)	0 (0 to 0)	0 (0 to 0)	0 (0 to 0)	0.2 (0 to 0.4)	1.2 (0.1 to 3.1)	2.1 (0.1 to 6.2)	7.1 (0.1 to 24)	5.1 (0.1 to 18)	5.7 (0.1 to 20)	3.1 (0.1 to 11)	1.3 (0 to 4.7)	1.1 (0 to 4.2)	0.5 (0 to 2.1)	0.2 (0 to 0.9)	0.1 (0 to 0.4)	0 (0 to 0.2)	0 (0 to 0.1)	0 (0 to 0.1)	0 (0 to 0.1)	0 (0 to 0.1)	0 (0 to 0.1)	19.1
Gonococcal infection	0 (0 to 0)	0 (0 to 0)	0 (0 to 0)	0 (0 to 0)	0 (0 to 0)	0.2 (0.1 to 0.6)	0.2 (0.1 to 0.8)	0.2 (0.2 to 0.9)	0.7 (0.2 to 3.1)	0.5 (0.2 to 2.2)	0.5 (0.2 to 2.3)	0.3 (0.1 to 1.6)	0.2 (0.1 to 0.8)	0.1 (0 to 0.5)	0.1 (0 to 0.4)	0 (0 to 0.2)	0 (0 to 0.1)	0 (0 to 0.1)	0 (0 to 0.1)	0 (0 to 0.1)	0 (0 to 0.1)	0 (0 to 0.1)	0 (0 to 0.1)	21
Trichomoniasis	0 (0 to 0)	0 (0 to 0)	0 (0 to 0)	0 (0 to 0)	0 (0 to 0)	0 (0 to 0.1)	0 (0 to 0.2)	0 (0 to 0.2)	0 (0 to 0.1)	0 (0 to 0.1)	0 (0 to 0.1)	0 (0 to 0.1)	0 (0 to 0.1)	0 (0 to 0.1)	0 (0 to 0.1)	0 (0 to 0.1)	0 (0 to 0.1)	0 (0 to 0.1)	0 (0 to 0.1)	0 (0 to 0.1)	0 (0 to 0.1)	0 (0 to 0.1)	0 (0 to 0.1)	89
Genital herpes	0 (0 to 0)	0 (0 to 0)	0 (0 to 0)	0 (0 to 0)	0 (0 to 0)	0.2 (0.2 to 1.4)	0.6 (0.7 to 5.5)	0.9 (1.4 to 10.4)	3.2 (3.9 to 24.4)	2.3 (2.5 to 19.2)	2.6 (3.1 to 22.2)	1.4 (1.6 to 12.6)	0.7 (0.8 to 7.1)	0.4 (0.4 to 4.2)	0.2 (0.2 to 2.3)	0.1 (0.1 to 1.2)	0 (0 to 0.5)	0 (0 to 0.2)	0 (0 to 0.1)	0 (0 to 0.1)	0 (0 to 0.1)	0 (0 to 0.1)	0 (0 to 0.1)	37.2
Other sexually transmitted infections	0 (0 to 0)	0 (0 to 0)	0 (0 to 0)	0 (0 to 0)	0 (0 to 0)	0.7 (0.2 to 1.7)	2.6 (1.1 to 6.2)	3.6 (1.6 to 10.1)	9.5 (4.5 to 27.1)	6.9 (3.4 to 19.4)	7.5 (3.6 to 21.1)	4.6 (2.1 to 13.1)	2.1 (0.9 to 6.1)	1.7 (0.7 to 5.1)	0.8 (0.3 to 2.6)	0.3 (0.1 to 1.2)	0.1 (0 to 0.5)	0 (0 to 0.2)	0 (0 to 0.1)	0 (0 to 0.1)	0 (0 to 0.1)	0 (0 to 0.1)	0 (0 to 0.1)	47.3
Respiratory infections and tuberculosis	577 (343 to 949)	760 (346 to 1,264)	1,289 (669 to 2,090)	1,076 (468 to 1,976)	299 (203 to 474)	238 (140 to 340)	264 (203 to 504)	288 (209 to 492)	339 (219 to 705)	422 (269 to 788)	470 (297 to 1,000)	399 (254 to 698)	342 (216 to 641)	242 (153 to 468)	203 (129 to 401)	202 (132 to 398)	272 (169 to 539)	306 (188 to 616)	313 (204 to 675)	220 (139 to 478)	127 (78 to 278)	64.6 (39.1 to 139)	9,570
Tuberculosis	0 (0 to 0)	0 (0 to 0)	0 (0 to 0)	0 (0 to 0)	0 (0 to 0)	0 (0 to 0)	0 (0 to 0)	0 (0 to 0)	0 (0 to 0)	0 (0 to 0)	0 (0 to 0)	0 (0 to 0)	0 (0 to 0)	0 (0 to 0)	0 (0 to 0)	0 (0 to 0)	0 (0 to 0)	0 (0 to 0)	0 (0 to 0)	0 (0 to 0)	0 (0 to 0)	0 (0 to 0)	0 (0 to 0)	0
Latent tuberculosis infection	0 (0 to 0)	0 (0 to 0)	0 (0 to 0)	0 (0 to 0)	0 (0 to 0)	0 (0 to 0)	0 (0 to 0)	0 (0 to 0)	0 (0 to 0)	0 (0 to 0)	0 (0 to 0)	0 (0 to 0)	0 (0 to 0)	0 (0 to 0)	0 (0 to 0)	0 (0 to 0)	0 (0 to 0)	0 (0 to 0)	0 (0 to 0)	0 (0 to 0)	0 (0 to 0)	0 (0 to 0)	0 (0 to 0)	0
Drug-susceptible tuberculosis	0 (0 to 0)	0 (0 to 0)	37.9 (19.5 to 66.1)	49.9 (25.9 to 88.1)	27 (12.3 to 47.4)	37.2 (12.7 to 67.4)	112 (64.1 to 205)	284 (127 to 539)	222 (120 to 435)	240 (120 to 472)	355 (173 to 685)	298 (134 to 596)	199 (89.3 to 343)	213 (103 to 414)	173 (87.4 to 321)	129 (64.2 to 246)	89.1 (41.6 to 194)	102 (51.9 to 195)	75 (27.7 to 153)	59.5 (19.9 to 136)	26.2 (12.8 to 67.4)	6.4 (4.2 to 16.9)	2,940
Multidrug-resistant tuberculosis without extensive drug resistance	0 (0 to 0)	0 (0 to 0)	1.2 (0.1 to 4)	1.5 (0.1 to 5)	0.7 (0.3 to 2.5)	0.8 (0.3 to 3.4)	2.2 (0.6 to 7.6)	3.6 (0.9 to 12)	7.7 (2.3 to 32)	7.7 (2.3 to 33)	12.3 (3.6 to 56)	9.8 (2.9 to 39)	6.3 (2.2 to 30)	5.2 (2.2 to 23)	3.9 (1.7 to 17)	2.8 (1.1 to 12)	2.4 (0.9 to 10)	1.6 (0.5 to 6.6)	0.9 (0.2 to 3.6)	0.2 (0 to 1.1)	0.1 (0 to 0.4)	0 (0 to 0.2)	72.7
Extensively drug-resistant tuberculosis	0 (0 to 0)	0 (0 to 0)	0 (0 to 0.1)	0 (0 to 0.1)	0 (0 to 0.1)	0 (0 to 0.1)	0 (0 to 0.2)	0 (0 to 0.3)	0 (0 to 0.4)	0 (0 to 0.3)	0 (0 to 0.3)	0 (0 to 0.3)	0 (0 to 0.2)	0 (0 to 0.1)	0 (0 to 0.1)	0 (0 to 0.1)	0 (0 to 0.1)	0 (0 to 0.1)	0 (0 to 0.1)	0 (0 to 0.1)	0 (0 to 0.1)	0 (0 to 0.1)	0 (0 to 0.1)	0.9
Lower respiratory infections	577 (343 to 949)	758 (345 to 1,260)	1,280 (666 to 2,080)	738 (322 to 1,720)	122 (84.3 to 196)	84.3 (56.1 to 126)	114 (86.1 to 204)	159 (97.9 to 302)	135 (74.6 to 238)	143 (78.9 to 256)	156 (83.5 to 296)	154 (82.3 to 283)	161 (89.6 to 287)	157 (88.7 to 283)	149 (82.4 to 261)	169 (94.9 to 305)	176 (99.5 to 299)	203 (112 to 351)	224 (127 to 367)	172 (108 to 256)	98.9 (62.4 to 146)	27.7 (17.5 to 37.2)	12.9 (7.71 to 20)	5,620
Upper respiratory infections	0.2 (0.1 to 0)	1.4 (0.6 to 2.1)	29.4 (14.5 to 48.9)	97 (54.2 to 158)	109 (64.1 to 169)	152 (84.1 to 232)	99.7 (54.9 to 175)	89.2 (47.7 to 162)	79.7 (40.8 to 135)	69.5 (34.1 to 128)	59.7 (29.4 to 110)	49.9 (24.6 to 90.9)	39.7 (19.6 to 72.4)	30.6 (15.2 to 56.2)	23.9 (11.9 to 43.5)	19.6 (9.72 to 35.9)	11.7 (5.8 to 21.3)	8.2 (4.1 to 14.9)	5.7 (2.9 to 10.4)	4 (2.1 to 7.4)	2.6 (1.3 to 4.7)	1.4 (0.7 to 2.6)	0.7 (0.3 to 1.4)	1,220
Otitis media	0 (0 to 0)	0.1 (0 to 0.1)	3.7 (1.8 to 7.2)	31.6 (19.9 to 52.8)	39.4 (26.1 to 59.6)	39.4 (23.2 to 62.4)	21.4 (12.3 to 42.4)	20.9 (9.9 to 42.4)	18.3 (8.3 to 42.4)	12.1 (5.2 to 32.4)	9.4 (3.9 to 24.6)	7.3 (2.9 to 17.4)	5.4 (2.1 to 13.4)	3.7 (1.4 to 9.3)	2.7 (1.1 to 6.8)	1.9 (0.8 to 4.5)	1.1 (0.5 to 2.6)	0.7 (0.3 to 1.7)	0.3 (0.2 to 0.8)	0.2 (0.1 to 0.5)	0.1 (0 to 0.3)	0.1 (0 to 0.2)	202
Enteric infections	3.11 (1.65 to 7.68)	963 (197 to 2,466)	3,000 (1,120 to 5,760)	1,370 (623 to 2,760)	623 (267 to 1,210)	476 (204 to 1,000)	302 (204 to 774)	332 (204 to 849)	369 (204 to 1,025)	369 (204 to 1,025)	369 (204 to 1,025)	369 (204 to 1,025)	369 (204 to 1,025)	369 (204 to 1,025)	369 (204 to 1,025)	369 (204 to 1,025)	369 (204 to 1,025)	369 (204 to 1,025)	369 (204 to 1,025)	369 (204 to 1,025)	369 (204 to 1,025)	369 (204 to 1,025)	369 (204 to 1,025)	9,700
Diarrheal diseases	311 (99.6 to 768)	963 (195 to 1,466)	1,000 (484 to 3,890)	1,000 (434 to 2,800)	299 (172 to 570)	198 (79.2 to 396)	213 (109 to 464)	232 (109 to 464)	232 (109 to 464)	232 (109 to 464)	232 (109 to 464)	232 (109 to 464)	232 (109 to 464)	232 (109 to 464)	232 (109 to 464)	232 (109 to 464)	232 (109 to 464)	232 (109 to 464)	232 (109 to 464)	232 (109 to 464)	232 (109 to 464)	232 (109 to 464)	232 (109 to 464)	6,870
Typhoid and paratyphoid	0 (0 to 0)	0 (0 to 0)	0 (0 to 2.2)	128 (33.2 to 292)	199 (71.8 to 422)	224 (89.5 to 435)	184 (62.9 to 403)	184 (49.3 to 424)	184 (49.3 to 424)	184 (49.3 to 424)	184 (49.3 to 424)	184 (49.3 to 424)	184 (49.3 to 424)	184 (49.3 to 424)	184 (49.3 to 424)	184 (49.3 to 424)	184 (49.3 to 424)	184 (49.3 to 424)	184 (49.3 to 424)	184 (49.3 to 424)	184 (49.3 to 424)	184 (49.3 to 424)	184 (49.3 to 424)	970
Typhoid fever	0 (0 to 0)	0 (0 to 0)	0 (0 to 2.2)	128 (31.8 to 292)	199 (67.8 to 421)	224 (89.5 to 435)	184 (59.9 to 396)	184 (47.4 to 421)	184 (47.4 to 421)	184 (47.4 to 421)	184 (47.4 to 421)	184 (47.4 to 421)	184 (47.4 to 421)	184 (47.4 to 421)	184 (47.4 to 421)	184 (47.4 to 421)	184 (47.4 to 421)	184 (47.4 to 421)	184 (47.4 to 421)	184 (47.4 to 421)	184 (47.4 to 421)	184 (47.4 to 421)	184 (47.4 to 421)	928
Paratyphoid fever	0 (0 to 0)	0 (0 to 0)	0 (0 to 0.1)	0 (0 to 0.2)	0 (0 to 0.1)	0 (0 to 0.2)	0 (0 to 0.2)	0 (0 to 0.2)	0 (0 to 0.2)	0 (0 to 0.2)	0 (0 to 0.2)	0 (0 to 0.2)	0 (0 to 0.2)	0 (0 to 0.2)	0 (0 to 0.2)	0 (0 to 0.2)	0 (0 to 0.2)	0 (0 to 0.2)	0 (0 to 0.2)	0 (0 to 0.2)	0 (0 to 0.2)	0 (0 to 0.2)	0 (0 to 0.2)	42.4
Invasive Non-typhoidal Salmonella (iNTS)	0 (0 to 0)	109 (49.6 to 229)	109 (54.5 to 227)	126 (54.5 to 227)	76.4 (34.5 to 142)	52.4 (16.7 to 89.7)	37 (9.6 to 82.9)	37 (9.6 to 82.9)	37 (9.6 to 82.9)	37 (9.6 to 82.9)	37 (9.6 to 82.9)	37 (9.6 to 82.9)	37 (9.6 to 82.9)	37 (9.6 to 82.9)	37 (9.6 to 82.9)	37 (9.6 to 82.9)	37 (9.6 to 82.9)	37 (9.6 to 82.9)	37 (9.6 to 82.9)	37 (9.6 to 82.9)	37 (9.6 to 82.9)	37 (9.6 to 82.9)	37 (9.6 to 82.9)	857
Other intestinal infectious diseases	0 (0 to 0)	0 (0 to 0)	0 (0 to 4.2)	0 (0 to 0)	0 (0 to 1.3)	0 (0 to 0)	0 (0 to 0)	0 (0 to 0)	0 (0 to 0)	0 (0 to 0)	0 (0 to 0)	0 (0 to 0)	0 (0 to 0)	0 (0 to 0)	0 (0 to 0)	0 (0 to 0)	0 (0 to 0)	0 (0 to 0)	0 (0 to 0)	0 (0 to 0)	0 (0 to 0)	0 (0 to 0)	0 (0 to 0)	5
Neglected tropical diseases and malaria	592 (120 to 1,360)	1,360 (617 to 4,640)	1,290 (709 to 4,280)	3,499 (1,930 to 6,697)	2,756 (1,930 to 4,280)	2,184 (1,120 to 3,540)	2,184 (1,120 to 3,540)	2,231 (1,120 to 3,540)	2,231 (1,120 to 3,540)	2,231 (1,120 to 3,540)	2,231 (1,120 to 3,540)	175 (84.1 to 446)	142 (69.9 to 411)	2,231 (1,120 to 3,540)	2,231 (1,120 to 3,540)	2,231 (1,120 to 3,540)	2,231 (1,120 to 3,540)	2,231 (1,120 to 3,540)	2,231 (1,120 to 3,540)	2,231 (1,120 to 3,540)	2,231 (1,120 to 3,540)	2,231 (1,120 to 3,540)	2,231 (1,120 to 3,540)	7,780
Malaria	592 (120 to 1,360)	1,360 (617 to 4,640)	1,290 (709 to 4,280)	3,499 (1,930 to 6,697)	2,756 (1,930 to 4,280)	2,184 (1,120 to 3,540)	2,184 (1,120 to 3,540)	2,231 (1,120 to 3,540)	2,231 (1,120 to 3,540)	2,231 (1,120 to 3,540)	2,231 (1,120 to 3,540)	175 (84.1 to 446)	142 (69.9 to 411)	2,231 (1,120 to 3,540)	2,231 (1,120 to 3,540)	2,231 (1,120 to 3,540)	2,231 (1,120 to 3,540)	2,231 (1,120 to 3,540)	2,231 (1,120 to 3,540)	2,231 (1,120 to 3,540)	2,231 (1,120 to 3,540)	2,231 (1,120 to 3,540)	2,231 (1,120 to 3,540)	7,780
Chagas disease	0 (0 to 0)	0 (0 to 0)	0 (0 to 0)	0 (0 to 0)	0 (0 to 0)	0 (0 to 0)	0 (0 to 0)	0 (0 to 0)	0 (0 to 0)	0 (0 to 0)	0 (0 to 0)	0 (0 to 0)	0 (0 to 0)	0 (0 to 0)	0 (0 to 0)	0 (0 to 0)	0 (0 to 0)	0 (0 to 0)	0 (0 to 0)	0 (0 to 0)	0 (0 to 0)	0 (0 to 0)	0 (0 to 0)	0
Leishmaniasis	0 (0 to 0)	0 (0 to 0)	0 (0 to 0)	0.1 (0 to 0.2)	0.1 (0.1 to 0.2)	0.1 (0 to 0.2)	0.2 (0.1 to 0.4)	0.2 (0.1 to 0.4)	0.2 (0.1 to 0.4)	0.2 (0.1 to 0.4)	0.2 (0.1 to 0.4)	0.2 (0.1 to 0.4)	0.2 (0.1 to 0.4)	0.1 (0 to 0.4)	0.1 (0 to 0.4)	0.1 (0 to 0.4)	0.1 (0 to 0.4)	0.1 (0 to 0.4)	0.1 (0 to 0.4)	0.1 (0 to 0.4)	0.1 (0 to 0.4)	0.1 (0 to 0.4)	0.1 (0 to 0.4)	1.2
Visceral leishmaniasis	0 (0 to 0)	0 (0 to 0)	0 (0 to 0)	0 (0 to 0)	0 (0 to 0)	0 (0 to 0)	0 (0 to 0)	0 (0 to 0)	0 (0 to 0)	0 (0 to 0)	0 (0 to 0)	0 (0 to 0)	0 (0 to 0)	0 (0 to 0)	0 (0 to 0)	0 (0 to 0)	0 (0 to 0)	0 (0 to 0)	0 (0 to 0)	0 (0 to 0)	0 (0 to 0)	0 (0 to 0)	0 (0 to 0)	0
Cutaneous and mucocutaneous leishmaniasis	0 (0 to 0)	0 (0 to 0)	0 (0 to 0)	0.1 (0 to 0.2)	0.1 (0.1 to 0.2)	0.1 (0 to 0.2)	0.2 (0.1 to 0.4)	0.2 (0.1 to 0.4)	0.2 (0.1 to 0.4)	0.2 (0.1 to 0.4)	0.2 (0.1 to 0.4)	0.2 (0.1 to 0.4)	0.2 (0.1 to 0.4)	0.1 (0 to 0.4)	0.1 (0 to 0.4)	0.1 (0 to 0.4)	0.1 (0 to 0.4)	0.1 (0 to 0.4)	0.1 (0 to 0.4)	0.1 (0 to 0.4)	0.1 (0 to 0.4)	0.1 (0 to 0.4)	0.1 (0 to 0.4)	1.2
African trypanosomiasis	0 (0 to 0)	0 (0 to 0)	0 (0 to 0)	0 (0 to 0)	0 (0 to 0)	0 (0 to 0)	0 (0 to 0)	0 (0 to 0)	0 (0 to 0)	0 (0 to 0)	0 (0 to 0)	0 (0 to 0)	0 (0 to 0)	0 (0 to 0)	0 (0 to 0)	0 (0 to 0)	0 (0 to 0)	0 (0 to 0)	0 (0 to 0)	0 (0 to 0)	0 (0 to 0)	0 (0 to 0)	0 (0 to 0)	0
Schistosomiasis	0 (0 to 0)	0 (0 to 0)	0 (0 to 0.1)	2.7 (0.4 to 6.7)	16.9 (6.4 to 35.2)	22.6 (9.1 to 47.9)	41.6 (16.9 to 83.6)	43.7 (19.1 to 87)	39.9 (17.9 to 79.1)	29.4 (11.9 to 60.3)	19.4 (7.9 to 42.2)	13.2 (4.2 to 33.5)	9.6 (2.7 to 26.4)	7.1 (1.7 to 21.1)	5.1 (1.2 to 15.7)	3.5 (0.8 to 11.4)	2.3 (0.5 to 7.7)	1.3 (0.3 to 4.1)	0.6 (0.1 to 2.7)	0.2 (0 to 0.9)	0.1 (0 to 0.2)	0 (0 to 0.1)	282
Cysticercosis	0 (0 to 0)	0 (0 to 0)	0 (0 to 0)	0.2 (0 to 0.5)	2.6 (0.6 to 6.2)	2.4 (0.7 to 5.8)	6.1 (2.1 to 14.7)	6.9 (2.4 to 17)	6.3 (2.3 to 15)	4.6 (1.7 to 11)	3.1 (1.1 to 7.4)	2.1 (0.7 to 5.1)	1.5 (0.5 to 3.6)	1.1 (0.4 to 2.7)	0.8 (0.3 to 2)	0.6 (0.2 to 1.4)	0.4 (0.1 to 1)	0.2 (0.1 to 0.5)	0.1 (0 to 0.2)	0 (0 to 0.1)	0 (0 to 0.1)	0 (0 to 0.1)	0 (0 to 0.1)	114
Cystic echinococcosis	0 (0 to 0)	0 (0 to 0)	0 (0 to 0)	0.1 (0 to 0.4)	0.5 (0.2 to 1.4)	0.4 (0.2 to 1.1)	0.9 (0.4 to 2.4)	1.1 (0.4 to 3.1)	1.1 (0.4 to 3.1)	0.9 (0.4 to 2.6)	0.7 (0.3 to 2.1)	0.5 (0.2 to 1.4)	0.4 (0.1 to 1.1)	0.3 (0.1 to 0.9)	0.2 (0 to 0.7)	0.1 (0 to 0.5)	0.1 (0 to 0.3)	0 (0 to 0.2)	0 (0 to 0.1)	0 (0 to 0.1)	0 (0 to 0.1)	0 (0 to 0.1)	0 (0 to 0.1)	6.7
Lymphatic filariasis	0 (0 to 0)	0 (0 to 0)	0 (0 to 0)	12.7 (7.3 to 20.5)	12.8 (7.3 to 20.5)	12.8 (7.3 to 19.3)	12.8 (7.3 to 19.3)	12.8 (6.7 to 18.4)	12.8 (6.9 to 18.5)	12.8 (6.9 to 18.5)	12.8 (6.9 to 18.5)	12.8 (6.9 to 18.5)	12.8 (6.9 to 18.5)	12.8 (6.9 to 18.5)	12.8 (6.9 to 18.5)	12.8 (6.9 to 18.5)	12.8 (6.9 to 18.5)	12.8 (6.9 to 18.5)	12.8 (6.9 to 18.5)	12.8 (6.9 to 18.5)	12.8 (6.9 to 18.5)	12.8 (6.9 to 18.5)	12.8 (6.9 to 18.5)	96.7
Onchocerciasis	0 (0 to 0)	0 (0 to 0)	0 (0 to 0)	0 (0 to 0)	0 (0 to 0)	0 (0 to 0)	0 (0 to 0)	0 (0 to 0)	0 (0 to 0)	0 (0 to 0)	0 (0 to 0)	0 (0 to 0)	0 (0 to 0)	0 (0 to 0)	0 (0 to 0)	0 (0 to 0)	0 (0 to 0)	0 (0 to 0)	0 (0 to 0)	0 (0 to 0)	0 (0 to 0)	0 (0 to 0)	0 (0 to 0)	0
Trachoma	0 (0 to 0)	0 (0 to 0)	0 (0 to 0)	0 (0 to 0)	0 (0 to 0)	0 (0 to 0)	0 (0 to 0)	0 (0 to 0)	0 (0 to 0)	0 (0 to 0)	0 (0 to 0)	0 (0 to 0)	0 (0 to 0)	0 (0 to 0)	0 (0 to 0)	0 (0 to 0)	0 (0 to 0)	0 (0 to 0)	0 (0 to 0)	0 (0 to 0)	0 (0 to 0)	0 (0 to 0)	0 (0 to 0)	0
Dengue	0 (0 to 0)	0 (0 to 0)	0.2 (0 to 0.6)	1.7 (0.2 to 4.2)	1.7 (0.5 to 4.6)	1.7 (0.5 to 4.6)	1.5 (0.5 to 4.2)	1.4 (0.5 to 3.7)	1.3 (0.5 to 3.5)	1 (0.5 to 3)	0.8 (0.3 to 2.2)	0.6 (0.2 to 1.6)	0.4 (0.2 to 1.2)	0.3 (0.1 to 0.9)	0.2 (0.1 to 0.7)	0.1 (0 to 0.5)	0.1 (0 to 0.3)	0 (0 to 0.2)	0 (0 to 0.1)	0 (0 to 0.1)	0 (0 to 0.1)	0 (0 to 0.1)	0 (0 to 0.1)	12.3
Yellow fever	0 (0 to 0)	0 (0 to 0)	0 (0 to 0.2)	1.4 (0.3 to 3.9)	1.4 (0.4 to 4.1)	1.4 (0.4 to 4.1)	1.4 (0.4 to 4.1)	1.4 (0.4 to 4.1)	1.4 (0.4 to 4.1)	1.4 (0.4 to 4.1)	1.4 (0.4 to 4.1)	1.4 (0.4 to 4.1)	1.4 (0.4 to 4.1)	1.4 (0.4 to 4.1)	1.4 (0.4 to 4.1)	1.4 (0.4 to 4.1)	1.4 (0.4 to 4.1)	1.4 (0.4 to 4.1)	1.4 (0.4 to 4.1)	1.4 (0.4 to 4.1)	1.4 (0.4 to 4.1)	1.4 (0.4 to 4.1)	1.4 (0.4 to 4.1)	9
Rabies	0 (0 to 0)	0 (0 to 0)	0 (0 to 0)	0 (0 to 0)	0 (0 to 0)	0 (0 to 0)	0 (0 to 0)	0 (0 to 0)	0 (0 to 0)	0 (0 to 0)	0 (0 to 0)	0 (0 to 0)	0 (0 to 0)	0 (0 to 0)	0 (0 to 0)	0 (0 to 0)	0 (0 to 0)	0 (0 to 0)	0 (0 to 0)	0 (0 to 0)	0 (0 to 0)	0 (0 to 0)	0 (0 to 0)	0 (0 to 0)



Congenital birth defects	937 (538 to 1,356)	361 (160 to 615)	527 (259 to 1,066)	289 (159 to 501)	131 (69 to 198)	111 (71 to 167)	92.7 (57.6 to 145)	71.9 (49.5 to 109)	59.2 (39.7 to 90.3)	49.6 (30.1 to 68.9)	39.1 (23.3 to 51.5)	29.3 (16.9 to 37.7)	17.6 (11.3 to 26.4)	11.7 (7.3 to 17.4)	8.3 (5.2 to 12.9)	5.5 (3.4 to 8.6)	3.8 (2.3 to 5.8)	1.8 (1.0 to 2.8)	1.1 (0.4 to 1.8)	0.6 (0.3 to 0.9)	0.2 (0.1 to 0.4)	0.1 (0.0 to 0.1)	0 (0 to 0)	2,300
Neural tube defects	140 (27.5 to 345)	62.7 (12.9 to 151)	99.5 (17.7 to 281)	60.0 (12.7 to 176)	12 (4.9 to 25.1)	9.6 (3.9 to 19.1)	7.4 (4.9 to 12.4)	5.0 (3.2 to 8)	3.9 (2.4 to 6)	2.6 (1.6 to 4.1)	1.4 (1.0 to 2.1)	1 (0.6 to 1.5)	0.6 (0.3 to 0.9)	0.3 (0.2 to 0.4)	0.2 (0.1 to 0.4)	0.1 (0.0 to 0.2)	0.1 (0.0 to 0.2)	0 (0 to 0)	0 (0 to 0)	0 (0 to 0)	0 (0 to 0)	0 (0 to 0)	0 (0 to 0)	458
Congenital heart anomalies	0 (0 to 0.2)	0 (0 to 0.2)	0 (0 to 0.2)

SR Table 2b: Vihiga DALYS by cause and age group for females with 95% uncertainty intervals, 2019

Cause	Early Neonatal	Late Neonatal	Post Neonatal	1 to 4	5 to 9	10 to 14	15 to 19	20 to 24	25 to 29	30 to 34	35 to 39	40 to 44	45 to 49	50 to 54	55 to 59	60 to 64	65 to 69	70 to 74	75 to 79	80 to 84	85 to 89	90 to 94	95 plus	Total
All causes	11,600 (9,448 to 13,900)	5,263 (3,750 to 7,164)	10,900 (8,659 to 13,100)	24,900 (20,400 to 29,400)	8,869 (5,194 to 13,400)	5,984 (3,983 to 8,754)	6,945 (4,640 to 9,812)	7,453 (5,000 to 9,934)	7,602 (4,844 to 10,900)	7,455 (4,933 to 10,100)	7,009 (4,643 to 9,722)	6,333 (4,339 to 8,782)	6,219 (4,219 to 8,722)	6,592 (4,566 to 9,000)	6,205 (4,255 to 8,485)	5,977 (4,095 to 8,264)	5,965 (4,058 to 8,302)	5,902 (3,996 to 8,294)	5,296 (3,506 to 7,616)	4,615 (2,748 to 7,112)	2,978 (1,748 to 4,779)	1,479 (729 to 2,795)	147,000 (116,000 to 180,000)
Communicable, maternal, neonatal, and nutritional diseases	12,603 (10,200 to 15,200)	9,170 (7,213 to 11,400)	6,466 (5,243 to 7,930)	2,893 (1,900 to 4,030)	2,160 (1,380 to 2,950)	3,456 (2,470 to 4,810)	3,770 (2,570 to 5,180)	3,696 (2,606 to 5,002)	4,170 (2,810 to 5,850)	4,266 (3,030 to 5,960)	4,264 (3,050 to 5,940)	4,264 (2,870 to 5,940)	4,220 (2,715 to 6,000)	3,740 (2,350 to 5,360)	2,490 (1,600 to 3,590)	1,950 (1,350 to 2,720)	1,696 (1,170 to 2,170)	1,290 (789 to 1,890)	622 (401 to 866)	338 (228 to 487)	162 (109 to 230)	77,600
HIV/AIDS and sexually transmitted infections	227 (99 to 379)	56.1 (19 to 114)	217 (116 to 358)	104 (33 to 201)	135 (51 to 229)	249 (102 to 401)	1,150 (572 to 2,030)	1,965 (713 to 3,540)	2,490 (949 to 4,200)	2,160 (1,060 to 3,490)	2,490 (1,070 to 3,890)	2,583 (1,060 to 3,990)	2,390 (1,060 to 3,820)	1,470 (1,090 to 2,400)	1,020 (629 to 1,810)	643 (327 to 977)	268 (109 to 427)	114 (49 to 188)	39.0 (21 to 62.8)	11 (4 to 22.9)	3 (1 to 5.7)	1.1 (0.4 to 2.1)	19,500 (12,000 to 28,000)
HIV/AIDS	0 (0 to 0)	113 (50.4 to 192)	100 (49 to 219)	100 (49 to 206)	133 (68 to 205)	243 (124 to 374)	1,130 (577 to 1,930)	1,760 (897 to 3,160)	1,460 (823 to 2,770)	2,040 (1,360 to 3,040)	2,470 (1,580 to 3,870)	2,560 (1,640 to 3,990)	2,360 (1,570 to 3,810)	1,460 (1,090 to 2,360)	1,020 (633 to 1,800)	639 (332 to 968)	262 (109 to 426)	112 (47 to 187)	38.5 (20 to 60.4)	10.6 (5 to 19.4)	2.7 (1 to 5.4)	1 (0 to 2)	17,900 (11,000 to 26,000)
HIV/AIDS - Drug-susceptible Tuberculosis	0 (0 to 0)	2 (1.1 to 3.4)	1.7 (1 to 3)	2.0 (1 to 3.4)	4.6 (2 to 7.6)	28.1 (13.6 to 48.4)	33.2 (16 to 57.1)	51.1 (26.1 to 88.1)	69.5 (36 to 113)	76.9 (40.2 to 123)	78 (41.3 to 126)	73.2 (40.4 to 120)	68.4 (37.4 to 112)	39.3 (19.6 to 66.8)	16 (7.9 to 27.7)	8.4 (4.5 to 13.3)	2.6 (2.1 to 3.2)	1.6 (0.9 to 2.7)	0.2 (0 to 0.4)	0.1 (0 to 0.1)	0 (0 to 0)	0 (0 to 0)	527
HIV/AIDS - Multidrug-resistant Tuberculosis without extensive drug resistance	0 (0 to 0)	0.1 (0 to 0.4)	0.1 (0 to 0.5)	0.1 (0 to 0.5)	0.3 (0 to 1.6)	1.4 (0 to 7.8)	1.7 (0 to 9.8)	2.6 (0 to 13.9)	3.5 (0 to 18.5)	3.9 (0 to 20.1)	3.9 (0 to 20.7)	3.7 (0 to 20.1)	3.4 (0 to 19.2)	2.0 (0 to 11.2)	0.8 (0 to 4.5)	0.4 (0 to 2.3)	0.1 (0 to 0.7)	0.1 (0 to 0.5)	0 (0 to 0)	0 (0 to 0)	0 (0 to 0)	0 (0 to 0)	29.7
HIV/AIDS - Extensively drug-resistant Tuberculosis	0 (0 to 0)	0 (0 to 0)	0 (0 to 0)	0 (0 to 0)	0 (0 to 0)	0 (0 to 0)	0 (0 to 0)	0 (0 to 0)	0 (0 to 0)	0 (0 to 0)	0 (0 to 0)	0 (0 to 0)	0 (0 to 0)	0 (0 to 0)	0 (0 to 0)	0 (0 to 0)	0 (0 to 0)	0 (0 to 0)	0 (0 to 0)	0 (0 to 0)	0 (0 to 0)	0 (0 to 0)	0 (0 to 0)	0.4
HIV/AIDS resulting in other diseases	0 (0 to 0)	113 (56.5 to 179)	99.3 (44.9 to 217)	132 (49.4 to 222)	333 (153 to 514)	1,150 (523 to 1,870)	1,120 (491 to 1,890)	1,610 (851 to 2,650)	2,270 (1,220 to 3,410)	2,360 (1,480 to 3,760)	2,320 (1,470 to 3,760)	2,320 (1,480 to 3,720)	2,310 (1,530 to 3,670)	1,620 (1,090 to 2,660)	1,220 (797 to 1,960)	822 (512 to 1,360)	294 (167 to 459)	109 (60.1 to 183)	48.8 (27 to 78.9)	8.3 (3.9 to 15.1)	2.6 (1.2 to 5.3)	1 (0 to 1.9)	17,200
Sexually transmitted infections excluding HIV	227 (99 to 379)	56.1 (19 to 114)	217 (116 to 358)	4.4 (0 to 9.6)	1.4 (0 to 4.2)	5.6 (0 to 16.6)	19.6 (7.7 to 40.4)	29.1 (12.1 to 61.9)	17.4 (7.7 to 40.4)	23.7 (10.2 to 49.6)	19.6 (8.1 to 42.1)	15 (6.7 to 32.6)	12.4 (5.6 to 27.1)	3.4 (2.1 to 5.6)	3.2 (2.2 to 5.7)	1.1 (1 to 1.5)	1.2 (1 to 1.5)	0.5 (0.4 to 0.6)	0.2 (0.2 to 0.3)	0.1 (0 to 0.1)	0 (0 to 0)	0 (0 to 0)	664
Syphilis	227 (99 to 379)	56.1 (19 to 114)	217 (110 to 358)	4.4 (0 to 9.4)	1.4 (0 to 4.2)	5.6 (0.2 to 21.7)	19.6 (0.7 to 67.7)	29.1 (0.9 to 214)	17.4 (0.5 to 214)	23.7 (0.6 to 214)	19.6 (0.5 to 214)	15 (0.2 to 214)	12.4 (0.3 to 214)	3.4 (0.1 to 9.9)	3.2 (0.1 to 8.7)	1.1 (0 to 0.4)	1.2 (0 to 0.4)	0.5 (0 to 0.1)	0.2 (0 to 0.1)	0.1 (0 to 0.1)	0 (0 to 0)	0 (0 to 0)	496
Chlamydial infection	0 (0 to 0)	0 (0 to 0)	0 (0 to 0)	0 (0 to 0)	0 (0 to 0)	0.4 (0 to 0.6)	3.4 (0.3 to 9.4)	7.4 (1.2 to 21)	5.2 (0.9 to 21)	7.1 (1.3 to 21)	5.9 (1.3 to 21)	4.5 (0.9 to 21)	3.7 (0.8 to 21)	1.1 (0.2 to 5)	1 (0.2 to 5)	0.3 (0 to 0.1)	0.4 (0 to 0.1)	0.2 (0 to 0.1)	0.1 (0 to 0.1)	0 (0 to 0)	0 (0 to 0)	0 (0 to 0)	19.5
Gonococcal infection	0 (0 to 0)	0 (0 to 0)	0 (0 to 0)	0 (0 to 0)	0 (0 to 0)	0.2 (0 to 0.4)	4.1 (1.3 to 12.5)	6.7 (1.2 to 19.8)	4.9 (0.9 to 19.8)	6.7 (1.2 to 19.8)	5.6 (0.9 to 19.8)	4.3 (0.8 to 19.8)	3.5 (0.6 to 19.8)	1 (0.2 to 4.8)	0.9 (0.2 to 4.8)	0.3 (0 to 0.1)	0.3 (0 to 0.1)	0.2 (0 to 0.1)	0.1 (0 to 0.1)	0 (0 to 0)	0 (0 to 0)	0 (0 to 0)	25
Trichomoniasis	0 (0 to 0)	0 (0 to 0)	0 (0 to 0)	0 (0 to 0)	0.2 (0 to 0.4)	0.6 (0 to 0.8)	7.9 (2.7 to 18.9)	9.9 (3.3 to 22.1)	7.1 (2.9 to 20.3)	9.4 (2.9 to 21)	7.1 (2.9 to 19.2)	5.4 (2.1 to 13.9)	4.4 (1.8 to 11.3)	2.6 (1 to 6.4)	1.9 (0.8 to 4.5)	0.5 (0.2 to 1.1)	0.6 (0.2 to 1.1)	0.3 (0.1 to 0.5)	0.1 (0 to 0.2)	0 (0 to 0.1)	0 (0 to 0)	0 (0 to 0)	53.4
Genital herpes	0 (0 to 0)	0 (0 to 0)	0 (0 to 0)	0 (0 to 0)	0.4 (0.1 to 1)	1.1 (0.5 to 2)	2.3 (0.9 to 6.7)	3.2 (1.3 to 7.2)	2.7 (1.3 to 7.2)	3.2 (1.3 to 7.2)	2.7 (1.3 to 7.2)	2.1 (0.9 to 6.4)	1.8 (0.7 to 5.1)	1.1 (0.4 to 3.6)	0.9 (0.4 to 3.2)	0.4 (0.2 to 1.1)	0.4 (0.2 to 1.1)	0.2 (0.1 to 0.6)	0.1 (0 to 0.3)	0 (0 to 0.2)	0 (0 to 0)	0 (0 to 0)	24.6
Other sexually transmitted infections	0 (0 to 0)	0 (0 to 0)	0 (0 to 0)	0 (0 to 0)	0.1 (0 to 0.2)	0.1 (0 to 0.1)	0.1 (0 to 1.7)	0.1 (0 to 1.2)	0.1 (0 to 1.2)	0.1 (0 to 1.2)	0.1 (0 to 1.2)	0.1 (0 to 1.2)	0.1 (0 to 1.2)	0.1 (0 to 1.4)	0.1 (0 to 1.3)	0.1 (0 to 0.5)	0.1 (0 to 0.5)	0.1 (0 to 0.5)	0.1 (0 to 0.5)	0 (0 to 0.1)	0 (0 to 0.1)	0 (0 to 0)	39.7
Respiratory infections and tuberculosis	1,149 (413 to 2,080)	332 (176 to 592)	2,220 (1,200 to 3,790)	948 (423 to 1,540)	227 (97 to 382)	199 (78 to 329)	499 (193 to 870)	342 (93 to 1,020)	499 (296 to 921)	324 (98 to 1,010)	339 (294 to 961)	324 (249 to 914)	339 (379 to 939)	146 (302 to 1,380)	197 (661 to 1,890)	80.9 (512 to 1,550)	94 (620 to 1,770)	140 (472 to 1,290)	80.9 (394 to 998)	34 (236 to 516)	19.7 (137 to 277)	9.4 (59.7 to 134)	14,900
Tuberculosis	0 (0 to 0)	0 (0 to 0)	0.1 (0 to 0.1)	0.1 (0 to 0.2)	0.1 (0 to 0.2)	0.1 (0 to 0.2)	0.1 (0 to 0.2)	0.1 (0 to 0.2)	0.1 (0 to 0.2)	0.1 (0 to 0.2)	0.1 (0 to 0.2)	0.1 (0 to 0.2)	0.1 (0 to 0.2)	0.1 (0 to 0.2)	0.1 (0 to 0.2)	0.1 (0 to 0.2)	0.1 (0 to 0.2)	0.1 (0 to 0.2)	0.1 (0 to 0.2)	0.1 (0 to 0.2)	0.1 (0 to 0.2)	0 (0 to 0)	4,900
Latent tuberculosis infection	0 (0 to 0)	0 (0 to 0)	0 (0 to 0)	0 (0 to 0)	0 (0 to 0)	0 (0 to 0)	0 (0 to 0)	0 (0 to 0)	0 (0 to 0)	0 (0 to 0)	0 (0 to 0)	0 (0 to 0)	0 (0 to 0)	0 (0 to 0)	0 (0 to 0)	0 (0 to 0)	0 (0 to 0)	0 (0 to 0)	0 (0 to 0)	0 (0 to 0)	0 (0 to 0)	0 (0 to 0)	0 (0 to 0)	0
Active tuberculosis	0 (0 to 0)	0 (0 to 0)	0 (0 to 0)	0 (0 to 0)	0 (0 to 0)	0 (0 to 0)	0 (0 to 0)	0 (0 to 0)	0 (0 to 0)	0 (0 to 0)	0 (0 to 0)	0 (0 to 0)	0 (0 to 0)	0 (0 to 0)	0 (0 to 0)	0 (0 to 0)	0 (0 to 0)	0 (0 to 0)	0 (0 to 0)	0 (0 to 0)	0 (0 to 0)	0 (0 to 0)	0 (0 to 0)	0
Drug-susceptible tuberculosis	0 (0 to 0)	0 (0 to 0)	0 (0 to 0)	0 (0 to 0)	0 (0 to 0)	0 (0 to 0)	0 (0 to 0)	0 (0 to 0)	0 (0 to 0)	0 (0 to 0)	0 (0 to 0)	0 (0 to 0)	0 (0 to 0)	0 (0 to 0)	0 (0 to 0)	0 (0 to 0)	0 (0 to 0)	0 (0 to 0)	0 (0 to 0)	0 (0 to 0)	0 (0 to 0)	0 (0 to 0)	0 (0 to 0)	0
Multidrug-resistant tuberculosis without extensive drug resistance	0 (0 to 0)	0 (0 to 0)	0 (0 to 0)	0 (0 to 0)	0 (0 to 0)	0 (0 to 0)	0 (0 to 0)	0 (0 to 0)	0 (0 to 0)	0 (0 to 0)	0 (0 to 0)	0 (0 to 0)	0 (0 to 0)	0 (0 to 0)	0 (0 to 0)	0 (0 to 0)	0 (0 to 0)	0 (0 to 0)	0 (0 to 0)	0 (0 to 0)	0 (0 to 0)	0 (0 to 0)	0 (0 to 0)	0
Extensively drug-resistant tuberculosis	0 (0 to 0)	0 (0 to 0)	0 (0 to 0)	0 (0 to 0)	0 (0 to 0)	0 (0 to 0)	0 (0 to 0)	0 (0 to 0)	0 (0 to 0)	0 (0 to 0)	0 (0 to 0)	0 (0 to 0)	0 (0 to 0)	0 (0 to 0)	0 (0 to 0)	0 (0 to 0)	0 (0 to 0)	0 (0 to 0)	0 (0 to 0)	0 (0 to 0)	0 (0 to 0)	0 (0 to 0)	0 (0 to 0)	0
Lower respiratory infections	1,149 (412 to 2,080)	331 (176 to 591)	2,180 (1,180 to 3,720)	779 (379 to 1,320)	220 (97 to 374)	150 (77 to 254)	197 (96 to 338)	167 (79 to 330)	171 (79 to 330)	152 (69 to 292)	155 (69 to 292)	167 (79 to 334)	202 (79 to 358)	146 (92 to 331)	196 (127 to 361)	232 (161 to 421)	461 (328 to 731)	494 (288 to 730)	446 (289 to 650)	212 (132 to 327)	137 (85 to 217)	89.9 (41 to 159)	8,940
Upper respiratory infections	0.2 (0.1 to 0.7)	0.9 (0.5 to 1.7)	21.7 (9.9 to 47.2)	63.6 (29 to 113)	64.3 (29 to 109)	62.3 (30 to 104)	62 (30 to 103)	49.7 (24 to 82.6)	34.2 (16.1 to 57.9)	27.1 (12.9 to 46.1)	23.1 (10.7 to 37.9)	19.9 (10.2 to 33.1)	15.5 (8.4 to 26.9)	7.4 (4.1 to 12.7)	4.4 (2.4 to 7.6)	2.4 (1.3 to 4.1)	1.2 (0.7 to 2.1)	0.7 (0.4 to 1.2)	0.4 (0.2 to 0.7)	0.2 (0.1 to 0.3)	0.1 (0 to 0.2)	0.1 (0 to 0.2)	498
Otitis media	0 (0 to 0)	0.1 (0 to 0.1)	2.6 (1.1 to 5.7)	21.7 (9.4 to 39)	31 (13.4 to 54.1)	29 (12.4 to 49.6)	30 (12.7 to 52.4)	18.9 (7.7 to 32.4)	7.1 (2.9 to 12.5)	4.1 (1.6 to 7.3)	2.6 (1 to 4.6)	1.6 (0.6 to 2.9)	0.9 (0.3 to 1.7)	0.4 (0.1 to 0.8)	0.2 (0 to 0.4)	0.1 (0 to 0.2)	0.1 (0 to 0.2)	0 (0 to 0.1)	0 (0 to 0.1)	0 (0 to 0)	0 (0 to 0)	0 (0 to 0)	181
Enteric infections	1,613 (330 to 4,450)	1,045 (44.7 to 4,490)	1,040 (75 to 5,020)	1,040 (75 to 5,460)	514 (48 to 2,660)	513 (48 to 2,660)	429 (39 to 2,220)	417 (39 to 2,160)	419 (39 to 2,160)	392 (39 to 2,020)	393 (39 to 2,020)	393 (39 to 2,020)	393 (39 to 2,020)	369 (39 to 1,900)	337 (39 to 1,740)	280 (39 to 1,450)	229 (39 to 1,180)	229 (39 to 1,180)	229 (39 to 1,180)	229 (39 to 1,180)	229 (39 to 1,180)	229 (39 to 1,180)	9,120
Diarrheal diseases	1,613 (330 to 4,450)	1,045 (349 to 3,190)	1,040 (293 to 1,700)	1,040 (181 to 1,700)	514 (48 to 1,660)	513 (48 to 1,660)	429 (39 to 1,660)	417 (39 to 1,660)	419 (39 to 1,660)	392 (39 to 1,660)	393 (39 to 1,660)	393 (39 to 1,660)	393 (39 to 1,660)	369 (39 to 1,660)	337 (39 to 1,660)	280 (39 to 1,660)	229 (39 to 1,660)	229 (39 to 1,660)	229 (39 to 1,660)	229 (39 to 1,660)	229 (39 to 1,660)	229 (39 to 1,660)	9,120
Typhoid and paratyphoid	0 (0 to 0)	0 (0 to 3.2)	127 (33 to 287)	166 (42.3 to 466)	51 (7.9 to 457)	51 (7.9 to 457)	51 (7.9 to 457)	51 (7.9 to 457)	51 (7.9 to 457)	51 (7.9 to 457)	51 (7.9 to 457)	51 (7.9 to 457)	51 (7.9 to 457)	51 (7.9 to 457)	51 (7.9 to 457)	51 (7.9 to 457)	51 (7.9 to 457)	51 (7.9 to 457)	51 (7.9 to 457)	51 (7.9 to 457)	51 (7.9 to 457)	51 (7.9 to 457)	900
Typhoid fever	0 (0 to 0)	0 (0 to 3.2)	127 (33.2 to 274)	166 (39.9 to 436)	51 (7.9 to 432)	51 (7.9 to 432)	51 (7.9 to 432)	51 (7.9 to 432)	51 (7.9 to 432)	51 (7.9 to 432)	51 (7.9 to 432)	51 (7.9 to 432)	51 (7.9 to 432)	51 (7.9 to 432)	51 (7.9 to 432)	51 (7.9 to 432)	51 (7.9 to 432)	51 (7.9 to 432)	51 (7.9 to 432)	51 (7.9 to 432)	51 (7.9 to 432)	51 (7.9 to 432)	891
Paratyphoid fever	0 (0 to 0)	0 (0 to 0.1)	0 (0 to 0.1)	0 (1.2 to 14.4)	0 (0 to 8.6)	0 (0 to 8.6)	0 (0 to 8.6)	0 (0 to 8.6)	0 (0 to 8.6)	0 (0 to 8.6)	0 (0 to 8.6)	0 (0 to 8.6)	0 (0 to 8.6)	0 (0 to 8.6)	0 (0 to 8.6)	0 (0 to 8.6)	0 (0 to 8.6)	0 (0 to 8.6)	0 (0 to 8.6)	0 (0 to 8.6)	0 (0 to 8.6)	0 (0 to 8.6)	39.5
Invasive Non-typhoidal Salmonella (iNTS)	0 (0 to 0)	11.2 (5.4 to 20.7)	240 (130 to 526)	224 (122 to 1,210)	64 (15 to 586)	61 (14 to 550)	67.6 (20.1 to 548)	65.1 (18.6 to 548)	49.1 (18.6 to 548)	39.5 (16.4 to 312)	27.4 (11.6 to 99.4)	17.9 (8.2 to 66.2)	11.9 (5.7 to 45.1)	7.4 (3.2 to 28.3)	4.6 (2.1 to 17.5)	2.5 (1.2 to 9.6)	1.4 (0.7 to 5.1)	0.7 (0.4 to 2.7)	0.4 (0.2 to 1.4)	0.2 (0.1 to 0.7)	0.1 (0 to 0.3)	0.1 (0 to 0.3)	1,790
Other intestinal infectious diseases	0 (0 to 0)	0.4 (0 to 1.7)	3.3 (0 to 17)	2 (0 to 11)	0.1 (0 to 1.4)	0.1 (0 to 1.4)	0.1 (0 to 1)	0.1 (0 to 0.4)	0.1 (0 to 0.4)	0.1 (0 to 0.4)	0.1 (0 to 0.4)	0.1 (0 to 0.4)	0.1 (0 to 0.4)	0.1 (0 to 0.4)	0.1 (0 to 0.3)	0.1 (0 to 0.2)	0.1 (0 to 0.2)	0.1 (0 to 0.2)	0.1 (0 to 0.1)	0 (0 to 0.1)	0 (0 to 0.1)	0 (0 to 0)	9.6
Neglected tropical diseases and malaria	0 (0 to 1.6)	0.3 (0 to 1.6)	2.3 (0 to 14.2)	2.2 (0 to 14.2)	0.9 (0 to 6.2)	0.9 (0 to 6.2)	0.9 (0 to 6.2)	0.9 (0 to 6.2)	0.9 (0 to 6.2)	0.9 (0 to 6.2)	0.9 (0 to 6.2)	0.9 (0 to 6.2)	0.9 (0 to 6.2)	0.9 (0 to 6.2)	0.9 (0 to 6.2)	0.9 (0 to 6.2)	0.9 (0 to 6.2)	0.9 (0 to 6.2)	0.9 (0 to 6.2)	0.9 (0 to 6.2)	0.9 (0 to 6.2)	0.9 (0 to 6.2)	347
Malaria	0 (0 to 0)	0 (0 to 0)	0 (0 to 0)	0 (0 to 0)	0 (0 to 0)	0 (0 to 0)	0 (0 to 0)	0 (0 to 0)	0 (0 to 0)	0 (0 to 0)	0 (0 to 0)	0 (0 to 0)	0 (0 to 0)	0 (0 to 0)	0 (0 to 0)	0 (0 to 0)	0 (0 to 0)	0 (0 to 0)	0 (0 to 0)	0 (0 to 0)	0 (0 to 0)	0 (0 to 0)	0 (0 to 0)	0
Chagas disease	0 (0 to 0)	0 (0 to 0)	0 (0 to 0)	0 (0 to 0)	0 (0 to 0)	0 (0 to 0)	0 (0 to 0)	0 (0 to 0)	0 (0 to 0)	0 (0 to 0)	0 (0 to 0)	0 (0 to 0)	0 (0 to 0)	0 (0 to 0)	0 (0 to 0)	0 (0 to 0)	0 (0 to 0)	0 (0 to 0)	0 (0 to 0)	0 (0 to 0)	0 (0 to 0)	0 (0 to 0)	0 (0 to 0)	0
Leishmaniasis	0 (0 to 0)	0 (0 to 0)	0 (0 to 0.1)	0.2 (0 to 0.4)	0.2 (0 to 0.4)	0.2 (0 to 0.4)	0.2 (0 to 0.4)	0.2 (0 to 0.4)	0.2 (0 to 0.4)	0.2 (0 to 0.4)	0.2 (0 to 0.4)	0.2 (0 to 0.4)	0.2 (0 to 0.4)	0.1 (0 to 0.4)	0.1 (0 to 0.3)	0.1 (0 to 0.2)	0.1 (0 to 0.2)	0.1 (0 to 0.2)	0.1 (0 to 0.1)	0 (0 to 0.1)	0 (0 to 0.1)	0 (0 to 0)	2.7
Visceral leishmaniasis	0 (0 to 0)	0 (0 to 0)	0 (0 to 0)	0 (0 to 0)	0 (0 to 0)	0 (0 to 0)	0 (0 to 0)	0 (0 to 0)	0 (0 to 0)	0 (0 to 0)	0 (0 to 0)	0 (0 to 0)	0 (0 to 0)	0 (0 to 0)	0 (0 to 0)	0 (0 to 0)	0 (0 to 0)	0 (0 to 0)	0 (0 to 0)	0 (0 to 0)	0 (0 to 0)	0 (0 to 0)	0 (0 to 0)	0
Cutaneous and mucocutaneous leishmaniasis	0 (0 to 0)	0 (0 to 0)	0 (0 to 0.1)	0.2 (0 to 0.4)	0.2 (0 to 0.4)	0.2 (0 to 0.4)	0.2 (0 to 0.4)	0.2 (0 to 0.4)	0.2 (0 to 0.4)	0.2 (0 to 0.4)	0.2 (0 to 0.4)	0.2 (0 to 0.4)	0.2 (0 to 0.4)	0.1 (0 to 0.4)	0.1 (0 to 0.3)	0.1 (0 to 0.2)	0.1 (0 to 0.2)	0.1 (0 to 0.2)	0.1 (0 to 0.1)	0 (0 to 0.1)	0 (0 to 0.1)	0 (0 to 0)	2.7
African trypanosomiasis	0 (0 to 0)	0 (0 to 0)	0 (0 to 0)	0 (0 to 0)	0 (0 to 0)	0 (0 to 0)	0 (0 to 0)	0 (0 to 0)	0 (0 to 0)	0 (0 to 0)	0 (0 to 0)	0 (0 to 0)	0 (0 to 0)	0 (0 to 0)	0 (0 to 0)	0 (0 to 0)	0 (0 to 0)	0 (0 to 0)	0 (0 to 0)	0 (0 to 0)	0 (0 to 0)	0 (0 to 0)	0 (0 to 0)	0
Schistosomiasis	0 (0 to 0)	0 (0 to 0)	4.6 (1.3 to 11.4)	22.6 (6.5 to 57.5)	50.5 (11.1 to 109)	52.4 (14.4 to 97.9)	63.3 (20.3 to 114)	79.5 (28.6 to 149)	71.2 (31.1 to 134)	68 (29.8 to 94.7)	32.8 (12.2 to 65.9)	31 (11.4 to 76.1)	29.8 (11.1 to 76.1)	27.5 (10.3 to 76.1)	23.9 (9.1 to 76.1)	17.4 (7.4 to 44.5)	13.2 (5.6 to 33.8)	8.6 (3.6 to 22.1)	1.9 (0.7 to 4.9)	0.6 (0.2 to 1.6)	0.1 (0 to 0.4)	611
Cysticercosis	0 (0 to 0)	0 (0 to 0)	0.1 (0 to 0.3)	0.4 (0 to 1.7)	0.7 (0 to 3.4)	0.4 (0 to 2.1)	0.4 (0 to 2.1)	0.6 (0 to 2.7)	0.6 (0 to 3.3)	0.9 (0 to 4.2)	0.7 (0 to 3.3)	0.5 (0 to 2.1)	0.3 (0 to 1.3)	0.2 (0 to 0.8)	0.1 (0 to 0.4)	0.1 (0 to 0.3)	0.1 (0 to 0.3)	0.1 (0 to 0.2)	0 (0 to 0.1)	0 (0 to 0.1)	0 (0 to 0)	0 (0 to 0)	126
Cystic echinococcosis	0 (0 to 0)	0 (0 to 0)	0.7 (0 to 4.7)	0.3 (0 to 2.1)	0.1 (0 to 0.6)	0.1 (0 to 0.6)	0.1 (0 to 0.6)	0.1 (0 to 0.6)	0.1 (0 to 0.6)	0.1 (0 to 0.6)	0.1 (0 to 0.6)	0.1 (0 to 0.6)	0.1 (0 to 0.6)	0.1 (0 to 0.6)	0.1 (0 to 0.6)	0.1 (0 to 0.6)	0.1 (0 to 0.6)	0.1 (0 to 0.6)	0.1 (0 to 0.6)	0 (0 to 0.1)	0 (0 to 0.1)	0 (0 to 0)	9.7
Lymphatic filariasis	0 (0 to 0)	0 (0 to 0)	0 (0 to 0)	0 (0 to 0)	0 (0 to 0)	0 (0 to 0)	0 (0 to 0)	0 (0 to 0)	0 (0 to 0)	0 (0 to 0)	0 (0 to 0)	0 (0 to 0)	0 (0 to 0)	0 (0 to 0)	0 (0 to 0)	0 (0 to 0)	0 (0 to 0)	0 (0 to 0)	0 (0 to 0)	0 (0 to 0)	0 (0 to 0)	0 (0 to 0)	0 (0 to 0)	64.6
Onchocerciasis	0 (0 to 0)	0 (0 to 0)	0 (0 to 0)	0 (0 to 0)	0 (0 to 0)	0 (0 to 0)	0 (0 to 0)	0 (0 to 0)	0 (0 to 0)	0 (0 to 0)	0 (0 to 0)	0 (0 to 0)	0 (0 to 0)	0 (0 to 0)	0 (0 to 0)	0 (0 to 0)	0 (0 to 0)	0 (0 to 0)	0 (0 to 0)	0 (0 to 0)	0 (0 to 0)	0 (0 to 0)	0 (0 to 0)	0
Trachoma	0 (0 to 0)	0 (0 to 0)	0 (0 to 0)	0 (0 to 0)	0 (0 to 0)	0 (0 to 0)	0 (0 to 0)	0 (0 to 0)	0 (0 to 0)	0 (0 to 0)	0 (0 to 0)	0 (0 to 0)	0 (0 to 0)	0 (0 to 0)	0 (0 to 0)	0 (0 to 0)	0 (0 to 0)	0 (0 to 0)	0 (0 to 0)	0 (0 to 0)	0 (0 to 0)	0 (0 to 0)	0 (0 to 0)	0
Dengue	0 (0 to 0)	0 (0 to 0)	1.4 (0.3 to 3.9)	2.3 (0.6 to 6.4)	2.7 (0.6 to 10.5)	2.7 (0.6 to 10.1)	2.7 (0.6 to 10.2)	2 (0.5 to 7.6)	1.5 (0.5 to 5.7)	1.2 (0.4 to 4.6)	0.9 (0.3 to 3.4)	0.6 (0.2 to 2.7)	0.5 (0.2 to 2.1)	0.3 (0.1 to 1.4)	0.2 (0.1 to 0.8)	0.2 (0.1 to 0.6)	0.1 (0.1 to 0.4)	0.1 (0 to 0.3)	0 (0 to 0.2)	0 (0 to 0.1)	0 (0 to 0.1)	0 (0 to 0)	29.4
Yellow fever	0 (0 to 0)	0 (0 to 0)	0.7 (0.1 to 3.3)	2.2 (0.2 to 9.6)	1.4 (0.2 to 11.4)	1.4 (0.2 to 9.9)	1.4 (0.1 to 9.1)	1.1 (0.1 to 5.3)	0.8 (0.2 to 3.2)	0.6 (0.2 to 2.5)	0.5 (0.2 to 2.1)	0.3 (0.1 to 1.5)	0.3 (0.1 to 1.1)	0.2 (0.1 to 0.7)	0.1 (0 to 0.5)	0.1 (0 to 0.3)	0.1 (0 to 0.3)	0.1 (0 to 0.2)	0 (0 to 0.1)	0 (0 to 0.1)	0 (0 to 0)	0 (0 to 0)	13.2
Rabies	0 (0 to 0)	0 (0 to 0)	0 (0 to 0.1)	0 (0 to 0.1)	0 (0 to 0.1)	0 (0 to 0.1)	0 (0 to 0.1)	0 (0 to 0.1)	0 (0 to 0.1)	0 (0 to 0.1)	0 (0 to 0.1)	0 (0 to 0.1)	0 (0 to 0.1)	0 (0 to 0.1)	0 (0 to 0.1)	0 (0 to 0.1)	0 (0 to 0.1)	0 (0 to 0.1)	0 (0 to 0.1)	0 (0 to 0.1)	0 (0 to 0.1)	0 (0 to 0.1)	0 (0 to 0)	1.3
Intestinal nematode infections	0 (0 to 0)	0 (0 to 1.4)	2.7 (0.7 to 7.9)	3 (1.1 to 9.1)	1.1 (1.1 to 9.6)	1.1 (1.1 to 9.6)	1.1 (1.1 to 9.6)	1.1 (1.1 to 9.6)	1.1 (1.1 to 9.6)	1.1 (1.1 to 9.6)	1.1 (1.1 to 9.6)	1.1 (1.1 to 9.6)	1.1 (1.1 to 9.6)	1.1 (1.1 to 9.6)	1.1 (1.1 to 9.6)	1.1 (1.1 to 9.6)	1.1 (1.1 to 9.6)	1.1 (1.1 to 9.6)	1.1 (1.1 to 9.6)	1.1 (1.1 to 9.6)	1.1 (1.1 to 9.6)	0 (0 to 0)	29
Ascariasis	0 (0 to 0)	0 (0 to 0)	0.4 (0.1 to 1.1)	0.5 (0.2 to 1.4)	0.2 (0.2 to 1.5)	0.2 (0.2 to 1.5)



8061

Congenital birth defects	837 (384 to 1,368)	148 (62 to 247)	826 (568 to 1,098)	317 (170 to 540)	127 (76 to 199)	155 (68 to 194)	87-1 (56 to 130)	58-3 (37 to 87-3)	38-4 (24 to 58-2)	27-1 (17 to 40-1)	21-5 (13-6 to 30-6)	18-3 (11-4 to 27-7)	14-4 (9-1 to 21-8)	12-2 (7-6 to 19-3)	11-6 (7-2 to 18-3)	9-3 (5-9 to 14-5)	9-4 (3-9 to 19-4)	2-9 (1-6 to 5)	1-7 (0-9 to 3)	0-8 (0-4 to 1-4)	0-3 (0-2 to 0-6)	0-1 (0-1 to 0-2)	0 (0 to 0-1)	2,480
Neural tube defects	346 (111 to 773)	37-6 (9 to 99-9)	299 (42-6 to 647)	91-6 (15-6 to 229)	14-4 (5-4 to 34-2)	10-6 (3-4 to 19-4)	7-4 (4-1 to 14-7)	2-5 (2 to 5-2)	1-3 (1-4 to 4-4)	1 (0 to 3-7)	1 (0-6 to 3-7)	0-7 (0-4 to 1-3)	0-4 (0 to 2-4)	0-3 (0-2 to 0-9)	0-3 (0-1 to 0-9)	0-2 (0 to 0-6)	0 (0 to 0-5)	0 (0 to 0)	0 (0 to 0)	0 (0 to 0)	0 (0 to 0)	0 (0 to 0)	0 (0 to 0)	776
Congenital heart anomalies	1-2 (39-7 to 302)	2-4 (14-4 to 39)	2-1 (12-2 to 57)	1-1 (4 to 3-40)	0-5 (1-5 to 13)	0-3 (0-2 to 42-2)	0-2 (0-4 to 2-4)	0-2 (0-4 to 36-7)	0-1 (0-1 to 17-1)	0-1 (0-1 to 9-4)	0-1 (0-1 to 7-2)	0-1 (0-2 to 2-7)	0-1 (0-2 to 2-4)	0-1 (0-2 to 2-1)	0-1 (0-2 to 1-8)	0-1 (0-2 to 1-6)	0-1 (0-2 to 1-6)	0-1 (0-2 to 1-5)	0-1 (0-2 to 1-5)	0-1 (0-2 to 1-5)	0-1 (0-2 to 1-5)	0-1 (0-2 to 1-5)	0-1 (0-2 to 1-5)	550
Orofacial clefts	9-7 (2-9 to 22-6)	1-9 (1-3 to 27-1)	7-7 (1-9 to 21-6)	1-9 (0-9 to 2-6)	1-3 (0-4 to 2-7)	1-2 (0-4 to 2-6)	1-2 (0-3 to 2-6)	0-3 (0-2 to 2-1)	0-7 (0-2 to 1-5)	0-6 (0-2 to 1-3)	0-5 (0-1 to 1-3)	0-6 (0-1 to 0-9)	0-4 (0-1 to 0-9)	0-4 (0-1 to 0-9)	0-3 (0-1 to 0-9)	0-3 (0-1 to 0-8)	0-3 (0-1 to 0-8)	0-2 (0-1 to 0-6)	0-1 (0-1 to 0-5)	0-2 (0-2 to 0-5)	0-1 (0-1 to 0-5)	0-1 (0-1 to 0-5)	0-1 (0-1 to 0-5)	29-9
Down syndrome	14-9 (2-5 to 29-7)	2 (1-2 to 9-9)	39-8 (10 to 103)	16-5 (2-2 to 42-3)	3-6 (1-4 to 8-9)	3-4 (1-5 to 7-7)	3-6 (1-4 to 9-2)	2-1 (1-2 to 7-3)	2-1 (0-8 to 5-1)	1-9 (0-8 to 3-3)	1-3 (0-5 to 2-9)	1-3 (0-5 to 2-1)	1 (0-4 to 2-3)	1-1 (0-4 to 2-3)	0-9 (0-3 to 2-3)	0-5 (0-1 to 1-3)	0-5 (0-2 to 1-4)	0-3 (0 to 1-3)	0-1 (0 to 0-5)	0-2 (0 to 0-5)	0-1 (0 to 0-5)	0-1 (0 to 0-5)	0-1 (0 to 0-5)	96-2
Turner syndrome	0 (0 to 0)	0 (0 to 0)	0 (0 to 0-2)	0-2 (0 to 0-4)	0-2 (0 to 0-4)	0-2 (0 to 0-4)	0-2 (0-1 to 0-5)	0-2 (0-1 to 0-3)	0-2 (0 to 0-3)	0-1 (0 to 0-2)	0-1 (0 to 0-2)	0-1 (0 to 0-1)	0 (0 to 0)	0 (0 to 0)	0 (0 to 0)	0 (0 to 0)	0 (0 to 0)	0 (0 to 0)	0 (0 to 0)	0 (0 to 0)	0 (0 to 0)	0 (0 to 0)	0 (0 to 0)	0 (0 to 0)	1-4
Klinefelter syndrome	0 (0 to 0)	0 (0 to 0)	0 (0 to 0)	0 (0 to 0)	0 (0 to 0)	0 (0 to 0)	0 (0 to 0)	0 (0 to 0)	0 (0 to 0)	0 (0 to 0)	0 (0 to 0)	0 (0 to 0)

SR Table 2b: Wajh DALYS by cause and age group for females with 95% uncertainty intervals, 2019

Cause	Early Neonatal (0-6 days)	Late Neonatal (7-27 days)	Post Neonatal (28 days - 1 yr)	1 to 4	5 to 9	10 to 14	15 to 19	20 to 24	25 to 29	30 to 34	35 to 39	40 to 44	45 to 49	50 to 54	55 to 59	60 to 64	65 to 69	70 to 74	75 to 79	80 to 84	85 to 89	90 to 94	95 plus	Total
All causes	1,000 (34,400 to 46,000)	1,000 (2,010 to 11,400)	1,000 (20,200 to 33,400)	10,700 (7,790 to 23,900)	5,000 (4,000 to 10,600)	4,000 (3,260 to 9,890)	5,000 (3,770 to 11,400)	7,000 (5,290 to 12,900)	8,000 (6,160 to 14,600)	9,000 (6,940 to 16,900)	11,000 (8,290 to 19,300)	14,000 (9,930 to 24,600)	19,000 (13,700 to 33,400)	27,000 (19,400 to 47,000)	38,000 (27,200 to 65,000)	53,000 (38,000 to 91,000)	74,000 (52,000 to 127,000)	104,000 (73,000 to 178,000)	147,000 (103,000 to 251,000)	208,000 (146,000 to 355,000)	294,000 (207,000 to 502,000)	415,000 (292,000 to 710,000)	586,000 (412,000 to 1,000,000)	1,000 (707,000 to 1,710,000)	135,000 (119,000 to 154,000)
Communicable, maternal, neonatal, and nutritional diseases	37,600 (30,100 to 46,100)	9,210 (7,660 to 10,800)	27,600 (23,200 to 32,400)	17,700 (14,700 to 20,700)	3,290 (2,900 to 3,640)	3,810 (3,360 to 4,230)	4,990 (3,640 to 6,330)	4,990 (3,760 to 6,370)	4,305 (3,160 to 5,770)	3,290 (2,340 to 4,740)	4,660 (3,160 to 6,600)	4,260 (2,870 to 6,020)	3,460 (2,220 to 5,330)	2,460 (1,660 to 3,790)	1,960 (1,340 to 2,930)	1,560 (1,070 to 2,370)	985 (663 to 1,510)	598 (406 to 892)	410 (270 to 619)	234 (150 to 332)	94.6 (62.5 to 134)	23.1 (15.3 to 32.6)	9.4 (4.10 to 17.7)	139,000
HIV/AIDS and sexually transmitted infections	681 (220 to 1,940)	89.9 (27.6 to 252)	670 (167 to 1,990)	393 (68 to 1,290)	165 (29 to 497)	272 (27 to 927)	654 (138 to 946)	1,198 (177 to 1,790)	1,696 (224 to 1,980)	2,023 (213 to 1,520)	1,980 (247 to 1,810)	1,670 (243 to 1,400)	1,292 (221 to 1,240)	1,106 (117 to 818)	1,004 (47 to 295)	1,038 (23 to 1,170)	1,061 (9.1 to 1,257)	1,018 (7.2 to 1,139)	1,009 (7.1 to 1,114)	1,010 (7.1 to 1,120)	1,010 (7.1 to 1,120)	1,010 (7.1 to 1,120)	1,010 (7.1 to 1,120)	4,260
HIV/AIDS	0 (0 to 0.1)	0.1 (0 to 0.3)	165 (26.4 to 1,160)	295 (42.2 to 1,090)	160 (25.2 to 466)	268 (29.4 to 904)	353 (137 to 916)	338 (164 to 771)	466 (228 to 1,150)	1,011 (287 to 1,490)	728 (339 to 1,790)	656 (329 to 1,660)	491 (269 to 1,250)	232 (111 to 811)	111 (7 to 1,090)	29.0 (3.6 to 797.2)	13.5 (5.5 to 39.5)	6.9 (2.6 to 18.2)	5.1 (1.2 to 7.8)	0.4 (0.1 to 1.5)	0.1 (0 to 0.5)	0 (0 to 0)	0 (0 to 0)	5,230
HIV/AIDS - Drug-susceptible Tuberculosis	0 (0 to 0)	0 (0 to 0)	163 (9.4 to 463)	160 (22.9 to 519)	71.6 (19.5 to 198)	79.7 (18.2 to 307)	169 (34.2 to 492)	150 (72.2 to 334)	205 (99.8 to 472)	366 (126 to 629)	312 (132 to 674)	291 (132 to 674)	212 (99.2 to 511)	111 (52.6 to 297)	44.5 (20.6 to 159)	19.2 (8.3 to 42.3)	6.1 (2.6 to 15.4)	3.1 (1.1 to 7.7)	1.4 (0.6 to 3.2)	0.2 (0.1 to 0.4)	0.1 (0 to 0.2)	0 (0 to 0)	0 (0 to 0)	2,280
HIV/AIDS - Multidrug-resistant Tuberculosis without extensive drug resistance	0 (0 to 0)	0 (0 to 0)	0.8 (0 to 3.7)	0.9 (0.1 to 32.9)	2.4 (0.1 to 12.9)	2.5 (0.1 to 12.9)	6.2 (0.3 to 34)	9.2 (0.5 to 34)	7 (0.4 to 35.9)	8.8 (0.3 to 62.7)	10.1 (0.3 to 57.1)	9.1 (0.3 to 49.2)	6.4 (0.2 to 36)	3.4 (0.1 to 19.1)	1.4 (0 to 9.1)	0.5 (0 to 3.2)	0.2 (0 to 1.2)	0.1 (0 to 0.5)	0.2 (0 to 0.6)	0.1 (0 to 0.3)	0 (0 to 0.1)	0 (0 to 0)	0 (0 to 0)	79.1
HIV/AIDS - Extensively drug-resistant Tuberculosis	0 (0 to 0)	0 (0 to 0)	0 (0 to 0)	0.1 (0 to 0.1)	0.1 (0 to 0.1)	0.1 (0 to 0.2)	0.1 (0 to 0.4)	0.1 (0 to 0.4)	0.1 (0 to 0.4)	0.1 (0 to 0.7)	0.1 (0 to 0.7)	0.1 (0 to 0.5)	0.1 (0 to 0.4)	0.1 (0 to 0.2)	0 (0 to 0.1)	0 (0 to 0.1)	0 (0 to 0.1)	0 (0 to 0.1)	0 (0 to 0.1)	0 (0 to 0.1)	0 (0 to 0.1)	0 (0 to 0)	0 (0 to 0)	1
HIV/AIDS resulting in other diseases	0 (0 to 0.1)	0.1 (0 to 0.3)	373 (59.5 to 1,930)	219 (38.6 to 784)	69.1 (13.7 to 237)	69.4 (13.7 to 237)	230 (54.1 to 1,060)	157 (68.7 to 418)	284 (96.3 to 633)	235 (145 to 696)	373 (162 to 1,060)	256 (132 to 960)	242 (123 to 696)	134 (54.4 to 336)	64.0 (22.9 to 183)	19.4 (6.9 to 61.9)	7.2 (2.5 to 19.3)	2.6 (1.3 to 6.8)	1.6 (0.6 to 4.2)	0.2 (0.1 to 0.5)	0.1 (0 to 0.2)	0 (0 to 0)	0 (0 to 0)	2,880
Sexually transmitted infections excluding HIV	681 (220 to 1,940)	89.9 (27.6 to 252)	505 (90 to 1,530)	174 (29.1 to 511)	95.7 (1.4 to 329)	203 (1.4 to 927)	424 (1.4 to 732)	1,041 (1.4 to 1,530)	1,412 (1.4 to 1,910)	1,788 (1.4 to 1,410)	1,607 (1.4 to 1,180)	1,414 (1.4 to 1,040)	1,050 (1.4 to 1,040)	972 (1.4 to 1,040)	940 (1.4 to 1,040)	1,019 (1.4 to 1,040)	1,051 (1.4 to 1,040)	1,009 (1.4 to 1,040)	1,000 (1.4 to 1,040)	1,000 (1.4 to 1,040)	1,000 (1.4 to 1,040)	1,000 (1.4 to 1,040)	1,000 (1.4 to 1,040)	1,160
Syphilis	681 (220 to 1,940)	89.9 (27.6 to 252)	339 (60.9 to 939)	119 (2.3 to 191)	7.8 (1.4 to 12.9)	7.8 (0.4 to 9)	7.8 (0.6 to 7)	7.8 (0.4 to 2.4)	7.8 (0.4 to 1.4)	7.8 (0.5 to 4.1)	7.8 (0.3 to 3.2)	7.8 (0.2 to 1.4)	7.8 (0.1 to 0.5)	7.8 (0.1 to 0.4)	7.8 (0 to 0.3)	7.8 (0 to 0.3)	7.8 (0 to 0.3)	7.8 (0 to 0.3)	7.8 (0 to 0.3)	7.8 (0 to 0.3)	7.8 (0 to 0.3)	7.8 (0 to 0.3)	7.8 (0 to 0.3)	1,060
Chlamydial infection	0 (0 to 0)	0 (0 to 0)	0 (0 to 0)	0 (0 to 0)	0 (0 to 0)	0 (0 to 0)	1.6 (0.8 to 3.8)	3.4 (0.8 to 9)	2.6 (1.3 to 6)	2.6 (1.3 to 6)	2.6 (1.3 to 6)	2.6 (1.3 to 6)	2.6 (1.3 to 6)	2.6 (1.3 to 6)	2.6 (1.3 to 6)	2.6 (1.3 to 6)	2.6 (1.3 to 6)	2.6 (1.3 to 6)	2.6 (1.3 to 6)	2.6 (1.3 to 6)	2.6 (1.3 to 6)	2.6 (1.3 to 6)	2.6 (1.3 to 6)	17.3
Gonococcal infection	0 (0 to 0)	0 (0 to 0)	0 (0 to 0)	0 (0 to 0)	0 (0 to 0)	0 (0 to 0)	4.6 (0.1 to 7.7)	4.6 (1.1 to 9.6)	4.6 (1.4 to 11.5)	4.6 (1.3 to 9.4)	4.6 (1.3 to 9.4)	4.6 (0.8 to 9.4)	4.6 (0.5 to 2.8)	4.6 (0.2 to 2.3)	4.6 (0.2 to 2.3)	4.6 (0.1 to 1.1)	4.6 (0 to 0.5)	4.6 (0 to 0.5)	4.6 (0.1 to 0.7)	4.6 (0 to 0.5)	4.6 (0 to 0.5)	4.6 (0 to 0.5)	4.6 (0 to 0.5)	24.1
Trichomoniasis	0 (0 to 0)	0 (0 to 0)	0 (0 to 0)	0 (0 to 0)	0 (0 to 0)	0.3 (0 to 0.5)	9.1 (1.1 to 9.9)	10 (1.1 to 22.1)	9.8 (2.6 to 23.9)	7.5 (3 to 21)	6.8 (2.4 to 17.3)	5.7 (1.9 to 13.3)	4.6 (1.1 to 9.6)	3.3 (0.9 to 8.4)	2.6 (0.9 to 6.4)	2.0 (0.9 to 5.9)	1.6 (0.6 to 4.6)	1.2 (0.6 to 3.6)	1.1 (0.6 to 3.6)	0.9 (0.6 to 3.6)	0.7 (0.6 to 3.6)	0.5 (0.6 to 3.6)	0.1 (0.6 to 3.6)	51.6
Genital herpes	0 (0 to 0)	0 (0 to 0)	0 (0 to 0)	0 (0 to 0)	0 (0 to 0)	0 (0 to 0)	2.8 (0.6 to 5.9)	6.4 (0.6 to 16.7)	5.1 (1.3 to 7.6)	3.8 (1.3 to 7)	3.2 (1.3 to 7)	2.8 (0.9 to 6.8)	2.4 (0.6 to 5.9)	1.9 (0.5 to 4.3)	1.6 (0.4 to 2.9)	1.2 (0.2 to 2.7)	0.7 (0.1 to 0.9)	0.5 (0.1 to 0.9)	0.4 (0.1 to 0.9)	0.3 (0.1 to 0.9)	0.2 (0.1 to 0.9)	0.1 (0.1 to 0.9)	0.1 (0.1 to 0.9)	21.5
Other sexually transmitted infections	0 (0 to 0)	0 (0 to 0)	0 (0 to 0)	0 (0 to 0)	0 (0 to 0)	0.3 (0 to 2.2)	2.8 (0.3 to 13)	3.1 (0.3 to 13)	3.1 (0.3 to 15.2)	3.1 (0.3 to 15)	3.1 (0.3 to 15)	3.1 (0.4 to 15)	3.1 (0.4 to 15)	3.1 (0.4 to 15)	3.1 (0.3 to 3.5)	3.1 (0.1 to 1.1)	3.1 (0 to 0.1)	3.1 (0 to 0.1)	3.1 (0 to 0.1)	3.1 (0 to 0.1)	3.1 (0 to 0.1)	3.1 (0 to 0.1)	3.1 (0 to 0.1)	41.9
Respiratory infections and tuberculosis	1,410 (2,440 to 7,910)	1,660 (980 to 2,740)	1,230 (14,900 to 13,200)	4,770 (1,720 to 5,440)	1,440 (491 to 1,310)	1,270 (367 to 997)	1,220 (475 to 1,040)	1,220 (532 to 1,190)	1,220 (404 to 989)	1,220 (378 to 994)	1,220 (407 to 1,330)	1,220 (394 to 1,260)	1,220 (369 to 1,310)	1,220 (436 to 3,410)	1,220 (379 to 1,120)	1,220 (282 to 797)	1,220 (179 to 484)	127 (196 to 676)	69.6 (104 to 329)	33.2 (60.2 to 186)	3.1 (29.9 to 78.5)	0.1 (11 to 17.9)	0 (2.9 to 3)	27,300
Tuberculosis	1,410 (2,440 to 7,910)	1,660 (941 to 2,740)	1,230 (1,160 to 5,170)	4,770 (1,720 to 5,440)	1,440 (491 to 1,310)	1,270 (367 to 997)	1,220 (475 to 1,040)	1,220 (532 to 1,190)	1,220 (404 to 989)	1,220 (378 to 994)	1,220 (407 to 1,330)	1,220 (394 to 1,260)	1,220 (369 to 1,310)	1,220 (436 to 3,410)	1,220 (379 to 1,120)	1,220 (282 to 797)	1,220 (179 to 484)	127 (196 to 676)	69.6 (104 to 329)	33.2 (60.2 to 186)	3.1 (29.9 to 78.5)	0.1 (11 to 17.9)	0 (2.9 to 3)	27,300
Latent tuberculosis infection	0 (0 to 0)	0 (0 to 0)	0 (0 to 0)	0 (0 to 0)	0 (0 to 0)	0 (0 to 0)

Congenital birth defects	1,880 (815 to 3,300)	478 (204 to 997)	1,550 (602 to 3,350)	662 (378 to 1,210)	244 (157 to 394)	185 (120 to 274)	114 (75 to 164)	66.3 (42.9 to 95.4)	38.4 (24.7 to 57.3)	27.9 (17.6 to 41.9)	26.2 (15.3 to 37.1)	20.4 (13.0 to 31.2)	20.4 (9.8 to 31.0)	14.4 (9.6 to 21.0)	9.7 (4.1 to 15)	6.2 (3.9 to 9.4)	3.3 (2.0 to 5.1)	1.9 (1.1 to 2.9)	1 (0.6 to 1.6)	0.6 (0.3 to 1.1)	0.3 (0.1 to 0.6)	0.1 (0 to 0.2)	0 (0 to 0)	0 (0 to 0)	5,320
Neural tube defects	558 (241 to 2,090)	135 (77 to 394)	493 (91 to 1,290)	177 (32 to 536)	39.7 (10 to 99.4)	19.3 (6 to 49.1)	9.1 (4.7 to 19.9)	4.5 (2.4 to 9.6)	2.3 (1.2 to 4.9)	1.4 (0.7 to 2.6)	0.7 (0.4 to 2)	0.3 (0.2 to 1.5)	0.2 (0.2 to 0.6)	0 (0 to 0.2)	0 (0 to 0.1)	0 (0 to 0.2)	0 (0 to 0.2)	0 (0 to 0.2)	0 (0 to 0)	0 (0 to 0)	0 (0 to 0)	0 (0 to 0)	0 (0 to 0)	0 (0 to 0)	1,730
Congenital heart anomalies	1,320 (597 to 2,490)	339 (150 to 772)	1,060 (261 to 2,570)	485 (99 to 1,370)	205 (39 to 566)	166 (18 to 514)	105 (11 to 499.4)	61.9 (6.5 to 293)	36.1 (3.8 to 172)	26.2 (2.8 to 124)	24.7 (2.6 to 117)	19.2 (2 to 91.2)	19.2 (1.4 to 3.5)	13.7 (1.2 to 3.1)	9.2 (0.8 to 2.4)	5.9 (0.5 to 1.6)	3.1 (0.3 to 0.8)	1.8 (0.2 to 0.5)	0.9 (0 to 0.3)	0.6 (0 to 0.2)	0.3 (0 to 0.1)	0.1 (0 to 0)	0 (0 to 0)	0 (0 to 0)	1,020
Cochlear cells	23.2 (1.9 to 139)	5.6 (1.1 to 50.2)	22 (2.3 to 156)	8.1 (1.6 to 59.9)	3.3 (0.6 to 24.6)	2.8 (0.4 to 20.7)	1.6 (0.3 to 2.3)	1.1 (0.2 to 1.6)	0.7 (0.2 to 1.4)	0.6 (0.2 to 1.3)	0.5 (0.1 to 1.2)	0.4 (0.1 to 1.1)	0.3 (0.1 to 0.8)	0.2 (0.1 to 0.7)	0.2 (0.1 to 0.5)	0.1 (0 to 0.3)	0.1 (0 to 0.2)	0 (0 to 0.1)	0 (0 to 0)	0 (0 to 0)	0 (0 to 0)	0 (0 to 0)	0 (0 to 0)	0 (0 to 0)	67.7
Down syndrome	30.9 (5.1 to 95)	12.1 (3.5 to 32.2)	60.3 (9.9 to 217)	29.6 (5.3 to 91.6)	8.1 (2.1 to 17.3)	5.1 (2 to 11.1)	3.9 (1.6 to 8.4)	2.4 (1 to 5.3)	1.3 (0.5 to 3)	1 (0.4 to 2.4)	0.9 (0.4 to 2.2)	0.6 (0.2 to 1.6)	0.6 (0.2 to 1.6)	0.6 (0.2 to 1.5)	0.4 (0.2 to 1)	0.2 (0.1 to 0.6)	0.2 (0 to 0.5)	0 (0 to 0.1)	0 (0 to 0)	0 (0 to 0)	0 (0 to 0)	0 (0 to 0)	0 (0 to 0)	0 (0 to 0)	154
Turner syndrome	0 (0 to 0)	0 (0 to 0)	0.2 (0 to 0.6)	0.3 (0 to 1.4)	0.4 (0 to 0.9)	0.3 (0 to 0.7)	0.4 (0.1 to 0.8)	0.2 (0 to 0.5)	0.1 (0 to 0.3)	0.1 (0 to 0.3)	0 (0 to 0.1)	0 (0 to 0)	0 (0 to 0)	0 (0 to 0)	0 (0 to 0)	0 (0 to 0)	0 (0 to 0)	0 (0 to 0)	0 (0 to 0)	0 (0 to 0)	0 (0 to 0)	0 (0 to 0)	0 (0 to 0)	0 (0 to 0)	0 (0 to 0)	2-3
Klinefelter syndrome	0 (0 to 0)	0 (0 to 0)	0 (0 to 0)	0 (0 to 0)	0 (0 to 0)	0 (0 to 0)	0 (0 to 0)	0 (0 to 0)	0 (0 to 0)	0 (0 to 0)	0 (0 to 0)	0 (0 to 0)	0 (0 to 0)	0 (0 to 0)

SR Table 2b: WestPolicet DALYS by cause and age group for females with 95% uncertainty intervals, 2019

Cause	Early Neonatal	Late Neonatal	Post Neonatal	1 to 4	5 to 9	10 to 14	15 to 19	20 to 24	25 to 29	30 to 34	35 to 39	40 to 44	45 to 49	50 to 54	55 to 59	60 to 64	65 to 69	70 to 74	75 to 79	80 to 84	85 to 89	90 to 94	95 plus	Total
All causes	1,000,000 (1,000,000 to 1,000,000)	1,000,000 (1,000,000 to 1,000,000)	1,000,000 (1,000,000 to 1,000,000)





Congenital birth defects	1,280 (699 to 2,440)	486 (223 to 994)	934 (426 to 1,960)	387 (165 to 793)	145 (66 to 317)	111 (72 to 164)	86-5 (53 to 124)	60-8 (38 to 93 3)	40-8 (25 to 64)	27-1 (17 4 to 39 4)	18-9 (12 0 to 27 7)	13-6 (8 7 to 20 7)	9-1 (5-6 to 13 8)	6-3 (3 9 to 9 8)	4-7 (2 6 to 7 3)	3-5 (2 1 to 5 6)	2-5 (1 5 to 4 1)	1-2 (0 4 to 3 1)	0-7 (0 4 to 1 2)	0-5 (0 3 to 0 8)	0-1 (0 1 to 0 3)	0-1 (0 to 0 1)	0 (0 to 0)	3,720
Neural tube defects	578 (201 to 1,260)	194 (29 to 399)	364 (32 2 to 713)	87-2 (19 to 264)	34-9 (7 3 to 98 2)	31-2 (9 5 to 24 3)	27-2 (9 3 to 19 3)	21-3 (7 2 to 29 7)	17-4 (7 4 to 34 3)	15-4 (6 8 to 31 4)	13-7 (6 to 29 1)	11-7 (5 3 to 25 1)	9-7 (4 2 to 21 1)	8-3 (3 6 to 18 1)	7-2 (3 to 15 1)	6-2 (2 5 to 13 2)	5-3 (2 to 11 2)	4-5 (1 8 to 9 5)	3-8 (1 5 to 8 1)	3-2 (1 3 to 6 7)	2-7 (1 to 5 6)	2-3 (0 9 to 4 8)	1,130
Congenital heart anomalies	1,110 (544 to 500)	421 (97 7 to 999)	811 (75 4 to 947)	336 (139 to 778)	126 (51 2 to 311)	96-3 (62 2 to 139)	74-7 (46 to 120)	52-2 (32 6 to 82)	35-4 (21 to 57)	23-5 (14 7 to 37)	16-7 (10 4 to 27)	11-5 (7 2 to 18 1)	8-4 (5 2 to 13 4)	6-5 (4 to 10 4)	5-1 (3 2 to 8 2)	4-3 (2 7 to 6 8)	3-5 (2 1 to 5 4)	2-9 (1 8 to 4 4)	2-4 (1 5 to 3 7)	2-1 (1 3 to 3 3)	1-8 (1 to 2 9)	1-6 (0 9 to 2 5)	746
Cochlear cells	11-2 (1 5 to 56 2)	9-1 (1 2 to 28 2)	9-3 (1 6 to 36 1)	2-5 (0 6 to 8 4)	1-7 (0 4 to 5 3)	1-5 (0 3 to 3 7)	1-3 (0 3 to 2 2)	1-1 (0 2 to 2 3)	0-8 (0 2 to 1 6)	0-6 (0 1 to 1 2)	0-4 (0 1 to 0 9)	0-3 (0 1 to 0 7)	0-2 (0 1 to 0 5)	0-2 (0 1 to 0 5)	0-1 (0 1 to 0 5)	0-1 (0 to 0 3)	0-1 (0 to 0 3)	0-1 (0 to 0 3)	0-1 (0 to 0 3)	0-1 (0 to 0 3)	0-1 (0 to 0 3)	0-1 (0 to 0 3)	0 (0 to 0)	36-5
Down syndrome	23-9 (3 7 to 64 6)	11-2 (2 6 to 33 3)	38 (8 7 to 110)	12-3 (2 7 to 46 5)	3-4 (1 3 to 9 1)	2-3 (1 2 to 6 9)	2-5 (1 4 to 7 4)	2-1 (1 0 to 7 1)	2-2 (0 8 to 4 8)	1-6 (0 6 to 3 7)	1-1 (0 5 to 2 3)	0-9 (0 4 to 1 9)	0-6 (0 2 to 1 3)	0-5 (0 2 to 1 1)	0-3 (0 1 to 0 7)	0-2 (0 1 to 0 4)	0-2 (0 1 to 0 4)	0-2 (0 1 to 0 4)	0-1 (0 to 0 3)	0-1 (0 to 0 3)	0-1 (0 to 0 3)	0-1 (0 to 0 3)	0 (0 to 0)	107
Turner syndrome	0 (0 to 0)	0 (0 to 0)	0-1 (0 to 0 3)	0-2 (0 to 1)	0-2 (0 1 to 0 5)	0-2 (0 to 0 4)	0-2 (0 1 to 0 4)	0-2 (0 1 to 0 5)	0-1 (0 to 0 2)	0-1 (0 to 0 1)	0-1 (0 to 0 1)	0 (0 to 0)	0 (0 to 0)	0 (0 to 0)	0 (0 to 0)	0 (0 to 0)	0 (0 to 0)	0 (0 to 0)	0 (0 to 0)	0 (0 to 0)	0 (0 to 0)	0 (0 to 0)	0 (0 to 0)	1-5
Klinefelter syndrome	0 (0 to 0)	0 (0 to 0)	0 (0 to 0)	0 (0 to 0)	0 (0 to 0)	0 (0 to 0)	0 (0 to 0)	0 (0 to 0)	0 (0 to 0)	0 (0 to 0)	0 (0 to 0)	0 (0 to 0)	0 (0 to 0)	0 (0 to 0)	0 (0 to 0)	0 (0 to 0)	0 (0 to 0)	0 (0 to 0)	0 (0 to 0)	0 (0 to 0)	0 (0 to 0)	0 (0 to 0)	0 (0 to 0)	0
Other chromosomal abnormalities	44-8 (10 0 to 122)	24-3 (7 6 to 71 2)	48 (16 to 136)	9-2 (4 0 to 20)	4-4 (2 4 to 7 7)	2-3 (1 to 4)	2-7 (1 0 to 5 2)	1-9 (1 1 to 3 2)	1-2 (0 7 to 2 2)	0-8 (0 3 to 1)	0-5 (0 2 to 0 9)	0-2 (0 1 to 0 5)	0-2 (0 1 to 0 4)	0-1 (0 to 0 1)	0-1 (0 to 0 1)	0 (0 to 0)	0 (0 to 0)	0 (0 to 0)	0 (0 to 0)	0 (0 to 0)	0 (0 to 0)	0 (0 to 0)	0 (0 to 0)	143
Congenital musculoskeletal and limb anomalies	40 (9 8 to 122)	13 (4 4 to 34 4)	44-7 (22 9 to 95)	16-7 (4 7 to 43 6)	22-2 (10 to 52)	19-2 (10 4 to 37 9)	15-4 (8 6 to 28 5)	11-9 (6 4 to 22 5)	7-6 (4 2 to 17 6)	5-5 (3 1 to 9 8)	4-1 (2 4 to 7 4)	2-9 (1 4 to 5 4)	2-2 (1 2 to 3 7)	1-6 (0 8 to 2 9)	1-1 (0 6 to 1 8)	0-8 (0 4 to 1 4)	0-6 (0 3 to 1 2)	0-5 (0 2 to 0 9)	0-3 (0 1 to 0 7)	0-3 (0 1 to 0 6)	0-1 (0 to 0 3)	0-1 (0 to 0 2)	267
Urogenital congenital anomalies	39-5 (8 7 to 99 2)	8-7 (2 9 to 22)	19-5 (4 7 to 49 4)	4-2 (1 to 11)	2-6 (1 to 6 4)	2-4 (1 to 5 4)	1-8 (1 to 3)	1-2 (0 7 to 2)	0-7 (0 4 to 1 5)	0-4 (0 2 to 0 9)	0-3 (0 2 to 0 6)	0-2 (0 1 to 0 5)	0-1 (0 1 to 0 4)	0-1 (0 1 to 0 3)	0-1 (0 to 0 2)	0 (0 to 0 1)	0 (0 to 0 1)	0 (0 to 0 1)	0 (0 to 0 1)	0 (0 to 0 1)	0 (0 to 0 1)	0 (0 to 0 1)	71-9
Digestive congenital anomalies	39 (39 9 to 483)	13 (21 8 to 180)	44-7 (20 9 to 342)	16-7 (4 7 to 61)	7-7 (3 to 19 4)	6-6 (3 4 to 13 6)	5-3 (2 to 9 5)	4-1 (2 to 7 5)	2-6 (1 5 to 5 7)	1-9 (1 1 to 3 5)	1-4 (0 8 to 2 5)	1-0 (0 6 to 2)	0-8 (0 4 to 1 5)	0-6 (0 3 to 1 2)	0-4 (0 2 to 0 9)	0-3 (0 1 to 0 7)	0-3 (0 1 to 0 6)	0-2 (0 1 to 0 5)	0-2 (0 1 to 0 5)	0-2 (0 1 to 0 5)	0-1 (0 1 to 0 5)	0-1 (0 to 0 5)	390
Other congenital birth defects	205 (72 9 to 700)	79-2 (21 2 to 199)	161 (43 9 to 456)	63-2 (28 6 to 206)	28-4 (28 6 to 96 2)	23-5 (22 2 to 69 2)	20-2 (16 4 to 61)	16-2 (12 2 to 42 6)	12-3 (9 6 to 32 7)	9-4 (7 3 to 25 1)	7-3 (5 6 to 21 4)	5-6 (4 3 to 15 2)	4-3 (3 2 to 11 7)	3-4 (2 5 to 9)	2-6 (1 9 to 7)	2-1 (1 5 to 5 6)	1-8 (1 3 to 4 6)	1-5 (1 1 to 4 2)	1-3 (0 8 to 3 6)	1-2 (0 8 to 3 4)	1-1 (0 7 to 3)	1-1 (0 7 to 3)	826
Urinary diseases and male infertility	7-6 (7 7 to 19 7)	2-5 (0 9 to 6 2)	5-1 (0 9 to 14 5)	0-7 (0 to 20 3)	0-6 (0 to 18 7)	0-6 (0 to 16 4)	0-5 (0 to 13 7)	0-5 (0 to 12 6)	0-3 (0 to 9 4)	0-3 (0 to 7 5)	0-2 (0 to 6 3)	0-2 (0 to 5 3)	0-2 (0 to 4 5)	0-1 (0 to 3 5)	0-1 (0 to 3 4)	0-1 (0 to 2 9)	0-1 (0 to 2 6)	0-1 (0 to 2 3)	0-1 (0 to 2 2)	0-1 (0 to 2 1)	0-1 (0 to 2 1)	0-1 (0 to 2 1)	166
Urolithiasis	1-2 (0 to 5)	0-3 (0 to 3)	0-8 (0 to 5)	0-1 (0 to 0 2)	0-2 (0 1 to 0 5)	0-2 (0 1 to 0 4)	0-2 (0 1 to 0 4)	0-2 (0 2 to 0 7)	0-2 (0 2 to 0 6)	0-2 (0 2 to 0 6)	0-2 (0 2 to 0 5)	0-2 (0 2 to 0 5)	0-2 (0 3 to 0 5)	0-2 (0 3 to 0 5)	0-2 (0 3 to 0 5)	0-2 (0 3 to 0 5)	0-2 (0 3 to 0 5)	0-2 (0 3 to 0 5)	0-2 (0 3 to 0 5)	0-2 (0 3 to 0 5)	0-2 (0 3 to 0 5)	0-2 (0 3 to 0 5)	0-2 (0 3 to 0 5)	11-2
Benign prostatic hyperplasia	0 (0 to 0)	0 (0 to 0)	0 (0 to 0)	0 (0 to 0)	0 (0 to 0)	0 (0 to 0)	0 (0 to 0)	0 (0 to 0)	0 (0 to 0)	0 (0 to 0)	0 (0 to 0)	0 (0 to 0)	0 (0 to 0)	0 (0 to 0)	0 (0 to 0)	0 (0 to 0)	0 (0 to 0)	0 (0 to 0)	0 (0 to 0)	0 (0 to 0)	0 (0 to 0)	0 (0 to 0)	0 (0 to 0)	0
Male infertility	–	–	–	–	–	–	–	–	–	–	–	–	–	–	–	–	–	–	–	–	–	–	–	NA
Other urinary diseases	7-1 (3 3 to 15 6)	2 (0 7 to 3 8)	1-7 (0 4 to 3 9)	0-6 (0 2 to 1 6)	2-2-5 (1 to 11)	2-4 (1 to 5 2)	1-5 (0 5 to 3)	1-2 (0 6 to 2 4)	0-9 (0 4 to 1 8)	0-7 (0 3 to 1 4)	0-5 (0 2 to 1)	0-4 (0 2 to 0 8)	0-3 (0 1 to 0 6)	0-2 (0 1 to 0 5)	0-2 (0 1 to 0 4)	0-2 (0 1 to 0 4)	0-2 (0 1 to 0 3)	0-1 (0 1 to 0 3)	0-1 (0 1 to 0 3)	0-1 (0 1 to 0 3)	0-1 (0 1 to 0 3)	0-1 (0 to 0 3)	70-2
Gynecological diseases	1,160 (0 to 0)	407 (0 to 0)	786 (0 to 0)	186 (0 to 0)	73 (0 to 0)	49 (0 to 0)	37 (0 to 0)	27 (0 to 0)	17 (0 to 0)	11 (0 to 0)	7-7 (0 to 0)	5-4 (0 to 0)	3-8 (0 to 0)	2-8 (0 to 0)	2-1 (0 to 0)	1-7 (0 to 0)	1-4 (0 to 0)	1-1 (0 to 0)	0-9 (0 to 0)	0-8 (0 to 0)	0-6 (0 to 0)	0-5 (0 to 0)	2,680
Uterine fibroids	1,160 (0 to 0)	407 (0 to 0)	786 (0 to 0)	186 (0 to 0)	73 (0 to 0)	49 (0 to 0)	37 (0 to 0)	27 (0 to 0)	17 (0 to 0)	11 (0 to 0)	7-7 (0 to 0)	5-4 (0 to 0)	3-8 (0 to 0)	2-8 (0 to 0)	2-1 (0 to 0)	1-7 (0 to 0)	1-4 (0 to 0)	1-1 (0 to 0)	0-9 (0 to 0)	0-8 (0 to 0)	0-6 (0 to 0)	0-5 (0 to 0)	2,680
Polycystic ovarian syndrome	0 (0 to 0)	0 (0 to 0)	0 (0 to 0)	0 (0 to 0)	0 (0 to 0)	0 (0 to 0)	0 (0 to 0)	0 (0 to 0)	0 (0 to 0)	0 (0 to 0)	0 (0 to 0)	0 (0 to 0)	0 (0 to 0)	0 (0 to 0)	0 (0 to 0)	0 (0 to 0)	0 (0 to 0)	0 (0 to 0)	0 (0 to 0)	0 (0 to 0)	0 (0 to 0)	0 (0 to 0)	0 (0 to 0)	13-8
Female infertility	0 (0 to 0)	0 (0 to 0)	0 (0 to 0)	0 (0 to 0)	0 (0 to 0)	0 (0 to 0)	0 (0 to 0)	10-6 (2 6 to 29 4)	11-1 (3 to 30 4)	10-3 (2 7 to 28)	9-7 (2 6 to 26 9)	9-0 (2 4 to 25)	7-7 (2 to 21 4)	6-2 (1 6 to 17)	5-3 (1 4 to 14 7)	4-5 (1 2 to 12 5)	3-6 (1 to 10)	2-9 (0 8 to 8)	2-3 (0 6 to 6 4)	1-8 (0 5 to 5)	1-4 (0 4 to 4)	1-2 (0 3 to 3 4)	49-4
Endometriosis	0 (0 to 0)	0 (0 to 0)	0 (0 to 0)	0 (0 to 0)	0 (0 to 0)	0 (0 to 0)	0 (0 to 0)	0 (0 to 0)	0 (0 to 0)	0 (0 to 0)	0 (0 to 0)	0 (0 to 0)	0 (0 to 0)	0 (0 to 0)	0 (0 to 0)	0 (0 to 0)	0 (0 to 0)	0 (0 to 0)	0 (0 to 0)	0 (0 to 0)	0 (0 to 0)	0 (0 to 0)	0 (0 to 0)	210
Genital prolapse	0 (0 to 0)	0 (0 to 0)	0 (0 to 0)	0 (0 to 0)	0 (0 to 0)	0 (0 to 0)	0 (0 to 0)	0-7 (0 2 to 1 8)	0-8 (0 2 to 1 7)	0-7 (0 2 to 1 6)	0-6 (0 2 to 1 5)	0-5 (0 2 to 1 3)	0-4 (0 1 to 1 2)	0-3 (0 1 to 1)	0-3 (0 1 to 0 9)	0-2 (0 1 to 0 8)	0-2 (0 1 to 0 7)	0-2 (0 1 to 0 6)	0-1 (0 1 to 0 5)	0-1 (0 1 to 0 5)	0-1 (0 1 to 0 5)	0-1 (0 1 to 0 5)	0-1 (0 1 to 0 5)	2
Premenstrual syndrome	0 (0 to 0)	0 (0 to 0)	0 (0 to 0)	0 (0 to 0)	0 (0 to 0)	0 (0 to 0)	0 (0 to 0)	81-2 (38 7 to 198)	152 (79 to 370)	141 (71 3 to 338)	139 (72 to 316)	87-2 (47 5 to 193)	74-3 (43 2 to 157)	60-1 (36 5 to 126)	51-3 (33 to 101)	44-3 (30 to 86 3)	38-9 (27 to 73)	33-6 (24 to 62)	29-2 (21 to 52)	25-4 (18 to 45)	22-2 (16 to 39)	19-7 (14 to 34)	19-1 (13 to 33)	746
Other gynecological diseases	0 (0 to 0)	0 (0 to 0)	0 (0 to 0)	0 (0 to 0)	0 (0 to 0)	0 (0 to 0)	0 (0 to 0)	9-6 (2 4 to 25 5)	152 (53 9 to 174)	233 (74 to 399)	244 (79 to 399)	197 (74 to 349)	149 (57 to 258)	104 (43 to 182)	72 (30 to 125)	53 (23 to 93)	38-9 (17 to 68)	28-5 (12 to 49)	19-7 (8 to 34)	11-8 (5 to 21)	5-9 (2 to 10)	2-6 (1 to 4)	1-4 (0 7 to 2)	1,390
Hemoglobinopathies and hemolytic anemias	2-4 (2 4 to 19 2)	4-6 (2 6 to 9 5)	14 (5 to 33)	113 (70 2 to 175)	91-5 (56 2 to 153)	57-1 (35 to 96 3)	39-4 (25 to 66)	68-9 (27 4 to 189)	28-5 (11 7 to 64 5)	24-2 (10 to 53)	19-3 (7 7 to 39 8)	13-8 (5 7 to 28)	8-1 (4 1 to 14 7)	2 (1 to 5)	1-2 (0 7 to 3)	0-7 (0 3 to 2)	0-5 (0 2 to 1 3)	0-2 (0 1 to 0 8)	0-2 (0 1 to 0 6)	0-2 (0 1 to 0 5)	0-1 (0 1 to 0 5)	0-1 (0 to 0 4)	901
Thalassemias	0 (0 to 0)	0 (0 to 0)	0-2 (0 1 to 0 3)	0 (0 to 0)	0 (0 to 0)	0 (0 to 0)	0 (0 to 0)	0 (0 to 0)	0 (0 to 0)	0 (0 to 0)	0 (0 to 0)	0 (0 to 0)	0 (0 to 0)	0 (0 to 0)	0 (0 to 0)	0 (0 to 0)	0 (0 to 0)	0 (0 to 0)	0 (0 to 0)	0 (0 to 0)	0 (0 to 0)	0 (0 to 0)	0 (0 to 0)	0-3
Thalassemias trait	0 (0 to 0)	0 (0 to 0)	1 (0 5 to 1 7)	1-2 (0 to 3)	0-7 (0 to 2)	0-6 (0 to 2)	0-5 (0 to 2)	0-5 (0 2 to 1 3)	0-4 (0 2 to 1)	0-3 (0 1 to 0 8)	0-3 (0 1 to 0 7)	0-2 (0 1 to 0 6)	0-2 (0 1 to 0 5)	0-2 (0 1 to 0 5)	0-1 (0 to 0 4)	0-1 (0 to 0 3)	0-1 (0 to 0 3)	0-1 (0 to 0 3)	0-1 (0 to 0 3)	0-1 (0 to 0 3)	0-1 (0 to 0 3)	0-1 (0 to 0 3)	0-1 (0 to 0 3)	25-3
Sickle cell disorders	2-3 (0 9 to 4 3)	1-4 (0 4 to 3)	19-5 (9 7 to 34 2)	42 (21 4 to 71 7)	28-9 (20 5 to 60 1)	24-5 (19 4 to 45 6)	19-5 (16 5 to 40 1)	17-1 (13 4 to 49 4)	11-6 (9 7 to 30)	9-2 (8 to 20 2)	7-5 (6 4 to 15 7)	6-1 (5 2 to 12 5)	4-8 (4 to 9 7)	3-7 (3 to 7 4)	2-9 (2 4 to 5 7)	2-3 (1 9 to 4 7)	1-9 (1 6 to 3 7)	1-6 (1 3 to 3 2)	1-4 (1 to 2 8)	1-2 (0 8 to 2 3)	1-1 (0 8 to 2 2)	1-1 (0 8 to 2 2)	1-1 (0 8 to 2 2)	7-9
Sickle cell trait	8-1 (0 5 to 3 3)	2-9 (2 to 7)	18-5 (9 4 to 39)	61-1 (32 7 to 99 4)	46-3 (21 8 to 80 1)	22-5 (10 to 41 9)	9-4 (4 6 to 21)	7-8 (3 6 to 17 3)	5-4 (2 6 to 12 7)	4-3 (2 to 9 5)	3-4 (1 6 to 7 5)	2-7 (1 2 to 5 9)	2-1 (1 to 4 7)	1-7 (0 8 to 3 6)	1-4 (0 6 to 3 1)	1-2 (0 5 to 2 6)	1-1 (0 5 to 2 3)	0-9 (0 4 to 2 2)	0-8 (0 4 to 2)	0-7 (0 3 to 1 6)	0-6 (0 3 to 1 5)	0-5 (0 2 to 1 4)	0-5 (0 2 to 1 3)	276
GalPD deficiency	0 (0 to 0)	0 (0 to 0)	0 (0 to 0)	0 (0 to 0)	0 (0 to 0)	0 (0 to 0)	0 (0 to 0)	0 (0 to 0)	0 (0 to 0)	0 (0 to 0)	0 (0 to 0)	0 (0 to 0)	0 (0 to 0)	0 (0 to 0)	0 (0 to 0)	0 (0 to 0)	0 (0 to 0)	0 (0 to 0)	0 (0 to 0)	0 (0 to 0)	0 (0 to 0)	0 (0 to 0)	0 (0 to 0)	10
G6PD trait	0 (0 to 0)	0 (0 to 0)	0 (0 to 0)	0 (0 to 0)	0 (0 to 0)	0 (0 to 0)	0 (0 to 0)	0 (0 to 0)	0 (0 to 0)	0 (0 to 0)	0 (0 to 0)	0 (0 to 0)	0 (0 to 0)	0 (0 to 0)	0 (0 to 0)	0 (0 to 0)	0 (0 to 0)	0 (0 to 0)	0 (0 to 0)	0 (0 to 0)	0 (0 to 0)	0 (0 to 0)	0 (0 to 0)	0-6
Other hemoglobinopathies and hemolytic anemias	2 (0 to 5)	0-2 (0 1 to 0 4)	2-9 (1 7 to 6 9)	11-1 (6 to 20 7)	8-6 (2 2 to 13 5)	7-7 (1 6 to 19 5)	6-1 (1 5 to 15 3)	5-3 (1 6 to 13 6)	3-7 (1 3 to 9)	2-9 (0 8 to 7)	2-4 (0 8 to 5 9)	1-9 (0 7 to 4 5)	1-5 (0 5 to 3 2)	1-3 (0 4 to 2 6)	1-1 (0 4 to 2 4)	0-9 (0 3 to 2)	0-8 (0 3 to 2)	0-7 (0 2 to 1 6)	0-6 (0 2 to 1 5)	0-6 (0 2 to 1 4)	0-5 (0 2 to 1 3)	0-5 (0 2 to 1 3)	0-5 (0 2 to 1 3)	52-3
Endocrine, metabolic, blood, and immune disorders	1,160 (1 3 to 9 3)	407 (1 1 to 6 7)	786 (9 9 to 29 2)	186 (23 7 to 59 4)	73 (21 7 to 50 4)	49 (23 2 to 72 8)	37 (23 2 to 72 8)	27 (25 1 to 79 7)	17 (21 4 to 69 3)	11 (23 to 69)	7-7 (23 to 69)	5-4 (23 to 69)	3-8 (23 to 69)	2-8 (23 to 69)	2-1 (23 to 69)	1-7 (23 to 69)	1-4 (23 to 69)	1-1 (23 to 69)	0-9 (23 to 69)	0-8 (23 to 69)	0-6 (23 to 69)	0-5 (23 to 69)	2,680
Oral disorders	0 (0 to 0)	0 (0 to 0)	0 (0 to 0)	0 (17 2 to 55 6)	0 (16 4 to 52 2)	0 (16 4 to 52 1)	0 (22 1 to 71 4)	0-1 (29 8 to 101)	0-1 (31 2 to 110)	0-1 (30 2 to 110)	0-1 (28 7 to 103)	0-1 (27 to 101)	0-1 (25 7 to 97 2)	0-1 (22 7 to 87 1)	0-1 (22 to 82 4)	0-1 (19 6 to 76 4)	0-1 (13 2 to 54 2)	0-1 (11 6 to 49 4)	0-1 (11 to 46)	0-1 (10 to 42)	0-1 (9 4 to 39 2)	0-1 (8 4 to 34 7)	579
Caries of deciduous teeth	0 (0 to 0)	0 (0 to 0)	0 (0 to 0)	9 (2 2 to 18 8)	2-2 (0 4 to 5 1)	0-4 (0 1 to 1 1)	0-3 (0 to 1)	0-3 (0 to 0)	0-2 (0 to 0)	0-2 (0 to 0)	0-2 (0 to 0)	0-2 (0 to 0)	0-2 (0 to 0)	0-2 (0 to 0)	0-2 (0 to 0)	0-2 (0 to 0)	0-2 (0 to 0)	0-2 (0 to 0)	0-2 (0 to 0)	0-2 (0 to 0)	0-2 (0 to 0)	0-2 (0 to 0)	0-2 (0 to 0)	17-5
Caries of permanent teeth	0 (0 to 0)	0 (0 to 0)	0 (0 to 0)	4 (1 3 to 8 9)	1-1 (0 4 to 2 6)	11-4 (4 1 to 25 1)	9-3 (3 3 to 20 7)	12 (4 4 to 26 9)	7-4 (2 7 to 16 3)	5-3 (1 9 to 11 7)	3-9 (1 5 to 7)	2-9 (1 to 5 7)	2-1 (0 8 to 4 7)	1-7 (0 6 to 3 7)	1-2 (0 5 to 2 6)	0-9 (0 4 to 2)	0-7 (0 3 to 1 6)	0-6 (0 2 to 1 4)	0-5 (0 2 to 1 3)	0-4 (0 2 to 1 2)	0-4 (0 1 to 0 9)	0-3 (0 1 to 0 8)	0-3 (0 1 to 0 8)	73-5
Periodontal diseases	0 (0 to 0)	0 (0 to 0)	0 (0 to 0)	0 (0 to 0)	0 (0 to 0)	0 (0 to 0)	0 (0 to 0)	9-3 (3 to 23 5)	27-4 (9 4 to 67 5)	20-2 (7 1 to 52 8)	15-1 (5 4 to 39 2)	11-4 (4 to 29 8)	8-5 (3 to 22 1)	6-3 (2 to 16 5)	4-8 (1 7 to 12 5)	3-7 (1 3 to 9 6)	2-9 (1 to 7 5)	2-3 (0 8 to 5 9)	1-9 (0 7 to 4 8)	1-6 (0 6 to 4 2)	1-4 (0 5 to 3 6)	1-2 (0 4 to 3 2)	1-1 (0 4 to 2 9)	225
Other oral disorders	0 (0 to 0)	0 (0 to 0)	0 (0 to 0)	21-6 (12 2 to 33 9)	12-3 (5 4 to 23 9)	9-2 (3 9 to 19 2)	7-3 (3 to 15 3)	5-4 (2 4 to 11 9)	3-9 (1 7 to 8 3)	2-9 (1 3 to 6 2)	2-2 (1 to 4 7)	1-7 (0 8 to 3 6)	1-3 (0 6 to 2 8)	1-1 (0 5 to 2 3)	0-9 (0 4 to 2)	0-8 (0 3 to 1 7)	0-6 (0 3 to 1 5)	0-5 (0 2 to 1 3)	0-5 (0 2 to 1 2)	0-4 (0 2 to 1)	0-4 (0 1 to 0 9)	0-3 (0 1 to 0 8)	0-3 (0 1 to 0 8)	187
Sudden infant death syndrome	– –	22-1 (3 3 to 69 2)	164 (30 5 to 389)	– –	– –	– –	– –	– –	– –	– –	– –	– –	– –	– –	– –	– –	– –	– –	– –	– –	– –	– –	– –	NA
Injuries	97-6 (56 7 to 201)	112 (36 9 to 303)	231 (103 to 419)	389 (231 to 651)	273 (229 to 387)	381 (263 to 522)	582 (393 to 786)	583 (385 to 855)	470 (305 to 683)	397 (257 to 576)	316 (222 to 439)	258 (177 to 358)	177 (124 to 245)	201 (146 to 277)	167 (123 to 264)	152 (109 to 216)	166 (106 to 253)	136 (100 to 186)	110 (80 to 151)	76-9 (54 to 103)	47-2 (34 to 64)	22-7 (17 to 29 4)	9-2 (6 9 to 12)	3-4 (2 7 to 3 3)	6,200
Transport injuries	9-6 (3 9 to 19 4)	21-5 (13 3 to 32 1)	21-5 (13 to 32 1)	44 (29 to 61 1)	115 (97 1 to 141)	100 (82 to 122)	132 (110 to 157)	99-6 (73 9 to 127)	76-9 (56 6 to 114)	60-8 (42 6 to 102)	52-5 (36 6 to 87)	46-3 (32 to 74)	34-6 (24 to 55)	31-2 (22 to 49)	26-1 (18 to 41)	22-2 (15 to 35)	20-2 (13 to 32)	18-2 (12 to 29)	16-2 (11 to 25)	13-7 (9 to 21)	11-2 (7 to 17)	9-7 (6 to 15)	8-3 (5 to 13)	1,190
Road injuries	6-4 (2 9 to 15 3)	14-3 (9 2 to 21 6)	14-3 (7 to 21 6)	29-1 (19 5 to 40)	76-5 (69 to 93)	66-1 (54 to 79)	87-5 (73 to 103)	65-5 (52 to 82)	50-3 (39 to 63)	39-4 (29 to 52)	34-2 (25 to 45)	30-1 (22 to 40)	22-6 (16 to 30)	20-4 (15 to 28)	17-1 (12 to 24)	14-5 (10 to 20)	13-2 (9 to 19)	11-8 (8 to 17)	10-6 (7 to 15)	8-8 (6 to 13)	7-4 (5 to 11)

SR Table 2b: Other Union Territories DALYS by cause and age group for females with 95% uncertainty intervals, 2019

Cause	Early Neonatal	Late Neonatal	Post Neonatal	1 to 4	5 to 9	10 to 14	15 to 19	20 to 24	25 to 29	30 to 34	35 to 39	40 to 44	45 to 49	50 to 54	55 to 59	60 to 64	65 to 69	70 to 74	75 to 79	80 to 84	85 to 89	90 to 94	95 plus	Total
All causes	6,900 (11,788 to 24,700)	6,010 (2,200 to 9,300)	7,300 (5,100 to 10,400)	3,900 (2,400 to 7,700)	2,600 (1,700 to 3,700)	11,800 (8,900 to 15,900)	16,900 (12,900 to 21,600)	26,900 (19,200 to 36,200)	29,900 (20,000 to 39,900)	29,200 (20,900 to 39,700)	31,800 (23,400 to 42,100)	33,100 (24,600 to 43,100)	33,600 (25,000 to 43,900)	34,600 (26,300 to 45,600)	36,100 (26,400 to 48,200)	36,700 (26,100 to 49,600)	36,200 (26,000 to 48,700)	35,600 (25,900 to 48,000)	34,700 (27,300 to 46,100)	33,900 (27,900 to 43,700)	31,900 (27,900 to 39,400)	2,760 (2,610 to 3,300)	555 (510 to 600)	478,000
Communicable, maternal, neonatal, and nutritional diseases	15,200 (9,910 to 22,100)	3,640 (2,580 to 5,000)	5,130 (3,920 to 6,600)	5,100 (3,900 to 6,700)	3,230 (2,560 to 4,000)	4,660 (3,630 to 6,010)	4,050 (3,150 to 5,220)	4,090 (3,010 to 5,660)	4,990 (3,450 to 7,410)	5,690 (4,200 to 7,560)	5,670 (4,170 to 7,550)	5,490 (4,130 to 7,430)	4,150 (3,130 to 5,430)	4,240 (3,200 to 5,670)	3,870 (2,900 to 5,270)	3,610 (2,770 to 5,200)	3,760 (2,730 to 5,120)	3,260 (2,330 to 4,670)	2,760 (1,970 to 3,850)	2,400 (1,810 to 3,360)	1,190 (760 to 1,890)	370 (230 to 588)	78.9 (47.1 to 122)	166,000
HIV/AIDS and sexually transmitted infections	2060 (1,340 to 3,150)	13 (8.8 to 18.6)	164 (83 to 322)	191 (114 to 297)	27 (17 to 39.6)	32 (21.6 to 45.4)	661 (446 to 931)	1,330 (1,000 to 1,770)	1,530 (1,170 to 2,020)	1,370 (1,070 to 1,770)	1,170 (911 to 1,530)	1,010 (784 to 1,320)	576 (434 to 764)	386 (293 to 506)	199 (150 to 267)	94 (67.7 to 131)	49.2 (35.3 to 69.1)	9 (7.3 to 12.4)	3.1 (2.5 to 4.1)	1.7 (1 to 2.9)	0.7 (0.4 to 1.2)	0.2 (0.1 to 0.4)	0.1 (0 to 0.1)	2,860
HIV/AIDS	0 (0 to 0)	0 (0 to 0)	79.4 (34.6 to 178)	114.3 (67.5 to 207.7)	24.9 (15.7 to 37.5)	30.5 (20.2 to 44.1)	656.6 (444.1 to 926.1)	1,155 (871.2 to 1,552)	1,511 (1,111 to 2,022)	1,297 (1,029 to 1,691)	1,098 (874.1 to 1,457)	976 (752.2 to 1,301)	554 (421.2 to 739.1)	374 (284.1 to 501)	194 (147.2 to 260)	94 (68.4 to 130)	49.2 (35.9 to 68.5)	9 (7.3 to 12.4)	3.1 (2.5 to 4.1)	1.7 (1 to 2.9)	0.7 (0.4 to 1.2)	0.2 (0.1 to 0.4)	0.1 (0 to 0.1)	2,640
HIV/AIDS - Drug-susceptible Tuberculosis	0 (0 to 0)	11.9 (5.1 to 26.2)	0.2 (0 to 0.6)	0.4 (0.2 to 0.8)	0.4 (0.2 to 0.8)	0.9 (0.4 to 1.7)	10.1 (4.3 to 19.6)	29.7 (12.7 to 57.5)	60.5 (25.8 to 117)	57.1 (24.3 to 110)	48.1 (20.5 to 93.1)	39.1 (16.6 to 75.6)	25 (10.6 to 48.3)	39.9 (17 to 77.1)	9.4 (4 to 18.2)	5.5 (2.3 to 10.7)	2.4 (1 to 4.6)	0.5 (0.2 to 1)	0.1 (0 to 0.2)	0.1 (0 to 0.2)	0 (0 to 0.1)	0 (0 to 0)	0 (0 to 0)	280
HIV/AIDS - Multidrug-resistant Tuberculosis without extensive drug resistance	40 (ui 0)	0 (0 to 0)	43.1 (7 to 118)	0.2 (0 to 1.6)	0.3 (0 to 2)	0.6 (0 to 3.6)	4.1 (0 to 19.9)	10.1 (0 to 46.3)	18.7 (0 to 82.7)	16.3 (0 to 72.3)	13.5 (0 to 59.8)	11.1 (0 to 49.2)	7.1 (0 to 31.4)	11.4 (0 to 50.4)	2.7 (0 to 12)	1.6 (0 to 7)	0.7 (0 to 3.2)	0.1 (0 to 0.6)	0 (0 to 0.2)	0 (0 to 0.1)	0 (0 to 0)	0 (0 to 0)	0 (0 to 0)	39
HIV/AIDS - Extensively drug-resistant Tuberculosis	0 (0 to 0)	0 (0 to 0.4)	0 (0 to 0.1)	0 (0 to 0.1)	0 (0 to 0.1)	0 (0 to 0.1)	0 (0 to 0.1)	0 (0 to 0.1)	0 (0 to 0.1)	0 (0 to 0.1)	0 (0 to 0.1)	0 (0 to 0.1)	0 (0 to 0.1)	0 (0 to 0.1)	0 (0 to 0.1)	0 (0 to 0.1)	0 (0 to 0.1)	0 (0 to 0.1)	0 (0 to 0.1)	0 (0 to 0.1)	0 (0 to 0.1)	0 (0 to 0)	0 (0 to 0)	0 (0 to 0)	1.9
HIV/AIDS resulting in other diseases	0 (0 to 0)	0 (0 to 0)	39.7 (19.5 to 101)	113 (69.2 to 203.3)	0.2 (0 to 0.5)	0.9 (0.5 to 1.7)	642.4 (436.1 to 913.5)	1,116 (852.1 to 1,530)	1,432 (1,060 to 1,917)	1,240 (961.9 to 1,671)	1,037 (809.6 to 1,398)	926 (722.1 to 1,250)	529 (412.1 to 714)	362 (282.1 to 488.1)	184 (143.2 to 248.2)	89.3 (69.5 to 120.4)	46.8 (36.1 to 63.1)	8.6 (6.9 to 11.8)	3 (2.4 to 4)	1.6 (1 to 2.8)	0.7 (0.4 to 1.2)	0.2 (0.1 to 0.4)	0.1 (0 to 0.1)	1,710
Sexually transmitted infections excluding HIV	2060 (1,340 to 3,150)	13 (8.8 to 18.6)	84.6 (48.5 to 221)	2.9 (1.7 to 5.1)	2.1 (1.4 to 3.1)	0.6 (0.4 to 1.1)	0.4 (0.3 to 0.8)	1.5 (1 to 2.6)	1.7 (1.2 to 2.8)	0.6 (0.4 to 1)	0.5 (0.3 to 0.9)	0.4 (0.3 to 0.8)	0.2 (0.1 to 0.4)	0.3 (0.2 to 0.5)	0.4 (0.3 to 0.6)	0.3 (0.2 to 0.5)	0.2 (0.1 to 0.3)	0.1 (0 to 0.2)	0.1 (0 to 0.2)	0.1 (0 to 0.2)	0.1 (0 to 0.1)	0.1 (0 to 0.1)	0 (0 to 0)	797
Syphilis	0 (0 to 0)	0 (0 to 0)	0.3 (0 to 0.7)	0.3 (0 to 0.6)	0.2 (0 to 0.4)	1.2 (0.7 to 2.1)	3.4 (2.1 to 5.3)	6 (3.8 to 9.5)	7.8 (5 to 12.1)	6.3 (4.1 to 9.7)	3.7 (2.4 to 5.7)	1.8 (1.2 to 2.8)	0.9 (0.6 to 1.4)	0.4 (0.2 to 0.6)	0.3 (0.2 to 0.5)	0.2 (0.1 to 0.4)	0.1 (0 to 0.2)	0 (0 to 0.1)	0 (0 to 0.1)	0 (0 to 0.1)	0 (0 to 0.1)	0 (0 to 0)	0 (0 to 0)	47.7
Gonococcal infection	0 (0 to 0)	0 (0 to 0)	0 (0 to 0)	0 (0 to 0)	0.2 (0 to 0.5)	0.6 (0.4 to 1.1)	0.4 (0.3 to 0.8)	1.4 (1 to 2.5)	1.6 (1.1 to 2.8)	0.6 (0.4 to 1)	0.5 (0.3 to 0.9)	0.4 (0.3 to 0.8)	0.2 (0.1 to 0.4)	0.3 (0.2 to 0.5)	0.4 (0.3 to 0.6)	0.3 (0.2 to 0.5)	0.2 (0.1 to 0.3)	0.1 (0 to 0.2)	0.1 (0 to 0.2)	0.1 (0 to 0.2)	0.1 (0 to 0.1)	0.1 (0 to 0.1)	0 (0 to 0)	39.1
Trichomoniasis	0 (0 to 0)	0 (0 to 0)	0 (0 to 0)	0 (0 to 0)	0 (0 to 0)	0.1 (0 to 0.1)	1.4 (0.9 to 2.2)	4.7 (3.1 to 7.2)	4.7 (3.1 to 7.2)	3.2 (2.1 to 4.9)	1.9 (1.2 to 2.9)	1.1 (0.7 to 1.7)	0.6 (0.4 to 0.9)	0.3 (0.2 to 0.5)	0.2 (0.1 to 0.3)	0.1 (0 to 0.2)	0.1 (0 to 0.1)	0 (0 to 0.1)	0 (0 to 0)	0 (0 to 0)	0 (0 to 0)	0 (0 to 0)	0 (0 to 0)	0 (0 to 0)	696
Genital herpes	0 (0 to 0)	0 (0 to 0)	0 (0 to 0)	0 (0 to 0)	0 (0 to 0)	0.1 (0 to 0.1)	1.8 (1.1 to 2.8)	3.2 (2 to 5)	3.1 (1.9 to 4.8)	2.1 (1.3 to 3.2)	1.2 (0.8 to 1.9)	0.7 (0.4 to 1.1)	0.4 (0.2 to 0.6)	0.2 (0.1 to 0.3)	0.1 (0 to 0.2)	0.1 (0 to 0.1)	0 (0 to 0.1)	0 (0 to 0.1)	0 (0 to 0)	0 (0 to 0)	0 (0 to 0)	0 (0 to 0)	0 (0 to 0)	0 (0 to 0)	43
Other sexually transmitted infections	0 (0 to 0)	0 (0 to 0)	4.8 (0 to 14.5)	0.2 (0 to 0.5)	0.2 (0 to 0.5)	0.2 (0 to 0.6)	2.2 (1.3 to 3.5)	3.9 (2.4 to 6)	4.2 (2.6 to 6.5)	3.2 (2 to 5)	2.3 (1.4 to 3.6)	1.6 (1 to 2.5)	0.9 (0.6 to 1.4)	0.6 (0.4 to 0.9)	0.4 (0.2 to 0.6)	0.3 (0.2 to 0.5)	0.2 (0.1 to 0.3)	0.1 (0 to 0.2)	0.1 (0 to 0.2)	0.1 (0 to 0.2)	0.1 (0 to 0.2)	0 (0 to 0.1)	0 (0 to 0)	124
Respiratory infections and tuberculosis	587 (329 to 1,060)	4,660 (2,960 to 7,080)	1,790 (950 to 2,930)	740 (497 to 1,090)	420 (289 to 587)	1,190 (839 to 1,660)	1,290 (930 to 1,770)	1,290 (891 to 1,920)	1,410 (927 to 2,260)	1,290 (849 to 1,930)	1,260 (899 to 1,820)	1,230 (899 to 1,670)	1,210 (879 to 1,630)	1,230 (902 to 2,000)	1,230 (901 to 2,170)	1,230 (879 to 2,060)	1,230 (905 to 2,130)	1,230 (882 to 1,970)	1,230 (882 to 1,970)	1,230 (740 to 1,890)	1,230 (788 to 1,900)	1,230 (752 to 1,890)	1,230 (752 to 1,890)	20,200
Tuberculosis	0 (0 to 0)	1.5 (0.6 to 3.5)	115 (65 to 218)	674 (363 to 1,160)	119 (75.7 to 179)	246 (161 to 373)	387 (260 to 556)	660 (466 to 896)	770 (539 to 1,020)	660 (479 to 885)	661 (479 to 1,020)	660 (479 to 1,020)	661 (372 to 1,160)	660 (369 to 1,160)	661 (497 to 1,460)	660 (497 to 1,460)	661 (378 to 1,360)	660 (360 to 1,310)	661 (353 to 1,310)	661 (359 to 1,310)	661 (359 to 1,310)	661 (361 to 1,310)	661 (361 to 1,310)	661 (361 to 1,310)	9,660
Latent tuberculosis infection	0 (0 to 0)	0 (0 to 0)	0 (0 to 0)	0 (0 to 0)	0 (0 to 0)	0 (0 to 0)	0 (0 to 0)	0 (0 to 0)	0 (0 to 0)	0 (0 to 0)	0 (0 to 0)	0 (0 to 0)	0 (0 to 0)	0 (0 to 0)	0 (0 to 0)	0 (0 to 0)	0 (0 to 0)	0 (0 to 0)	0 (0 to 0)	0 (0 to 0)	0 (0 to 0)	0 (0 to 0)	0 (0 to 0)	0 (0 to 0)	0
Drug-susceptible Tuberculosis	0 (0 to 0)	97.6 (39.6 to 194)	79.6 (42.4 to 136)	109 (66.7 to 166)	119 (72.6 to 199)	246 (154 to 373)	387 (260 to 556)	660 (466 to 896)	770 (539 to 1,020)	660 (479 to 885)	661 (479 to 1,020)	660 (479 to 1,020)	661 (372 to 1,160)	660 (369 to 1,160)	661 (497 to 1,460)	660 (497 to 1,460)	661 (378 to 1,360)	660 (360 to 1,310)	661 (353 to 1,310)	661 (359 to 1,310)	661 (359 to 1,310)	661 (361 to 1,310)	661 (361 to 1,310)	661 (361 to 1,310)	9,660
Multidrug-resistant tuberculosis without extensive drug resistance	0 (0 to 0)	0 (0 to 0)	12 (2.5 to 34.6)	9.6 (3.4 to 21.6)	13.1 (5.5 to 32.6)	22.3 (9.6 to 54)	33.6 (13.4 to 82)	49.1 (21.2 to 114)	58.6 (25.6 to 127)	49.2 (21.3 to 107)	39.3 (17.2 to 84.2)	29.9 (13.2 to 64.3)	19.4 (8.6 to 41.2)	30.4 (13.4 to 64.5)	7.4 (3.2 to 15.7)	4.4 (1.9 to 9.2)	1.9 (0.8 to 4)	0.4 (0.2 to 0.9)	0.1 (0 to 0.2)	0 (0 to 0.1)	0 (0 to 0)	0 (0 to 0)	0 (0 to 0)	156
Extensively drug-resistant tuberculosis	0 (0 to 0)	0 (0 to 0.6)	0.4 (0 to 2.2)	0.2 (0 to 0.6)	0.6 (0 to 2.4)	0.9 (0.4 to 2.1)	1.4 (0.6 to 3.2)	2.1 (1 to 4.5)	2.1 (1 to 4.5)	1.7 (0.8 to 3.7)	1.4 (0.7 to 3.1)	1.1 (0.5 to 2.4)	0.7 (0.3 to 1.6)	1.1 (0.5 to 2.4)	0.3 (0.1 to 0.7)	0.2 (0.1 to 0.4)	0.1 (0 to 0.3)	0 (0 to 0.1)	0 (0 to 0)	0 (0 to 0)	0 (0 to 0)	0 (0 to 0)	0 (0 to 0)	0 (0 to 0)	49.2
Lower respiratory infections	587 (329 to 1,060)	4,660 (2,960 to 7,080)	1,670 (900 to 2,750)	579 (386 to 836)	220 (149 to 309)	129 (89.6 to 179)	80 (51.4 to 119)	78.3 (49.1 to 116)	98.7 (66.7 to 146)	101 (64.5 to 150)	141 (94.9 to 207)	191 (131.3 to 269)	586 (399.3 to 864)	392 (272.5 to 576)	469 (322.3 to 693)	469 (322.3 to 693)	469 (322.3 to 693)	469 (322.3 to 693)	469 (322.3 to 693)	469 (322.3 to 693)	469 (322.3 to 693)	469 (322.3 to 693)	469 (322.3 to 693)	469 (322.3 to 693)	9,020
Upper respiratory infections	0 (0 to 0)	0 (0 to 0)	119 (54.1 to 221)	73.1 (41.1 to 120)	41.1 (23.1 to 67.9)	101 (56.8 to 167)	109 (61.3 to 180)	109 (61.3 to 180)	109 (61.3 to 180)	109 (61.3 to 180)	99.2 (55.8 to 164)	80.3 (45.2 to 133)	40.6 (22.8 to 67.1)	49.1 (27.6 to 81.2)	49 (27.6 to 81.2)	39.4 (22.2 to 65.2)	22.6 (12.7 to 37.4)	13.6 (7.6 to 22.5)	8.9 (5 to 14.7)	5.1 (2.9 to 8.4)	2.4 (1.4 to 4)	0.7 (0.4 to 1.2)	0.2 (0.1 to 0.3)	1,130
Otitis media	0 (0 to 0)	0 (0 to 0)	0.6 (0 to 1.9)	0.6 (0.4 to 0.9)	0.6 (0.4 to 0.9)	0.6 (0.4 to 0







Table_3b_Hiah SDI DALYS by cause and age arouns for females with 95% uncertainty intervals, 2019

Name	Early Neonatal	Late Neonatal	Post-Neonatal	1 to 4	5 to 9	10 to 14	15 to 19	20 to 24	25 to 29	30 to 34	35 to 39	40 to 44	45 to 49	50 to 54	55 to 59	60 to 64	65 to 69	70 to 74	75 to 79	80 to 84	85 to 89	90 to 94	95 plus	Total
All causes	83 (0) (54,000 to 640,000)	226 (0) (220,000 to 267,000)	4,514 (0) (4,473,000 to 4,555,000)	6,144 (0) (6,000,000 to 7,000,000)	991 (0) (914,000 to 1,079,000)	1,179 (0) (1,000,000 to 1,330,000)	1,322 (0) (1,270,000 to 1,370,000)	1,512 (0) (1,100,000 to 1,870,000)	1,722 (0) (1,600,000 to 1,870,000)	2,000 (0) (1,900,000 to 2,170,000)	2,292 (0) (2,170,000 to 2,440,000)	2,599 (0) (2,470,000 to 2,740,000)	2,992 (0) (2,850,000 to 3,140,000)	3,434 (0) (3,270,000 to 3,610,000)	3,996 (0) (3,810,000 to 4,210,000)	4,722 (0) (4,510,000 to 4,960,000)	5,564 (0) (5,310,000 to 5,850,000)	6,599 (0) (6,300,000 to 6,940,000)	7,772 (0) (7,410,000 to 8,170,000)	9,124 (0) (8,660,000 to 9,650,000)	10,599 (0) (9,990,000 to 11,300,000)	11,750 (0) (10,900,000 to 12,700,000)	12,780 (0) (11,600,000 to 14,000,000)	13,240 (0) (11,800,000 to 14,900,000)	11,900 (0) (10,200,000 to 13,900,000)	10,700 (0) (8,900,000 to 12,900,000)	9,810 (0) (8,000,000 to 11,900,000)	8,000 (0) (6,400,000 to 9,800,000)	10,900 (0) (8,600,000 to 13,900,000)	12,700 (0) (9,900,000 to 16,000,000)	13,700 (0) (10,000,000 to 17,700,000)	14,200,000
Communicable, maternal, neonatal, and nutritional diseases	3,000 (0) (2,900,000 to 3,100,000)	2,900 (0) (2,800,000 to 2,900,000)	2,900 (0) (2,800,000 to 3,000,000)	2,900 (0) (2,800,000 to 3,000,000)	2,900 (0) (2,800,000 to 3,000



Cause	Male	Female	1 to 4	5 to 9	10 to 14	15 to 19	20 to 24	25 to 29	30 to 34	35 to 39	40 to 44	45 to 49	50 to 54	55 to 59	60 to 64	65 to 69	70 to 74	75 to 79	80 to 84	85 to 89	90 to 94	95 to 99	100 plus	Total
All causes	54,540,000 to 56,500,000	75,840,000 to 77,870,000	10,700,000 to 10,700,000	7,540,000 to 7,760,000	7,100,000 to 7,300,000	7,100,000 to 7,300,000	8,540,000 to 8,800,000	11,700,000 to 12,100,000	15,100,000 to 15,600,000	15,600,000 to 16,100,000	15,600,000 to 16,100,000	15,600,000 to 16,100,000	15,600,000 to 16,100,000	15,600,000 to 16,100,000	14,100,000 to 14,500,000	11,900,000 to 12,200,000	9,000,000 to 9,300,000	6,000,000 to 6,200,000	3,600,000 to 3,700,000	1,600,000 to 1,700,000	450,000 to 470,000	50,000 to 52,000	131,000,000 to 135,000,000	266,000,000
Communicable, maternal, neonatal, and nutritional diseases	20,100,000 to 21,200,000	18,300,000 to 19,300,000	10,300,000 to 10,300,000	6,900,000 to 7,100,000	5,900,000 to 6,100,000	5,900,000 to 6,100,000	6,900,000 to 7,100,000	8,500,000 to 8,800,000	10,700,000 to 11,000,000	10,700,000 to 11,000,000	10,700,000 to 11,000,000	10,700,000 to 11,000,000	10,700,000 to 11,000,000	10,700,000 to 11,000,000	9,700,000 to 10,000,000	7,900,000 to 8,200,000	5,900,000 to 6,100,000	3,900,000 to 4,000,000	2,300,000 to 2,400,000	1,000,000 to 1,100,000	280,000 to 290,000	30,000 to 31,000	87,000,000 to 90,000,000	154,000,000
HIV/AIDS and sexually transmitted infections	1,100,000 to 1,200,000	1,000,000 to 1,100,000	4,700,000 to 4,800,000	1,100,000 to 1,200,000	1,100,000 to 1,200,000	1,100,000 to 1,200,000	1,100,000 to 1,200,000	1,100,000 to 1,200,000	1,100,000 to 1,200,000	1,100,000 to 1,200,000	1,100,000 to 1,200,000	1,100,000 to 1,200,000	1,100,000 to 1,200,000	1,100,000 to 1,200,000	1,100,000 to 1,200,000	1,100,000 to 1,200,000	1,100,000 to 1,200,000	1,100,000 to 1,200,000	1,100,000 to 1,200,000	1,100,000 to 1,200,000	1,100,000 to 1,200,000	1,100,000 to 1,200,000	8,700,000 to 8,800,000
HIV/AIDS	1,100,000 to 1,200,000	1,000,000 to 1,100,000	4,700,000 to 4,800,000	1,100,000 to 1,200,000	1,100,000 to 1,200,000	1,100,000 to 1,200,000	1,100,000 to 1,200,000	1,100,000 to 1,200,000	1,100,000 to 1,200,000	1,100,000 to 1,200,000	1,100,000 to 1,200,000	1,100,000 to 1,200,000	1,100,000 to 1,200,000	1,100,000 to 1,200,000	1,100,000 to 1,200,000	1,100,000 to 1,200,000	1,100,000 to 1,200,000	1,100,000 to 1,200,000	1,100,000 to 1,200,000	1,100,000 to 1,200,000	1,100,000 to 1,200,000	1,100,000 to 1,200,000	8,700,000 to 8,800,000
Tuberculosis	1,100,000 to 1,200,000	1,000,000 to 1,100,000	4,700,000 to 4,800,000	1,100,000 to 1,200,000	1,100,000 to 1,200,000	1,100,000 to 1,200,000	1,100,000 to 1,200,000	1,100,000 to 1,200,000	1,100,000 to 1,200,000	1,100,000 to 1,200,000	1,100,000 to 1,200,000	1,100,000 to 1,200,000	1,100,000 to 1,200,000	1,100,000 to 1,200,000	1,100,000 to 1,200,000	1,100,000 to 1,200,000	1,100,000 to 1,200,000	1,100,000 to 1,200,000	1,100,000 to 1,200,000	1,100,000 to 1,200,000	1,100,000 to 1,200,000	1,100,000 to 1,200,000	8,700,000 to 8,800,000
Malaria	1,100,000 to 1,200,000	1,000,000 to 1,100,000	4,700,000 to 4,800,000	1,100,000 to 1,200,000	1,100,000 to 1,200,000	1,100,000 to 1,200,000	1,100,000 to 1,200,000	1,100,000 to 1,200,000	1,100,000 to 1,200,000	1,100,000 to 1,200,000	1,100,000 to 1,200,000	1,100,000 to 1,200,000	1,100,000 to 1,200,000	1,100,000 to 1,200,000	1,100,000 to 1,200,000	1,100,000 to 1,200,000	1,100,000 to 1,200,000	1,100,000 to 1,200,000	1,100,000 to 1,200,000	1,100,000 to 1,200,000	1,100,000 to 1,200,000	1,100,000 to 1,200,000	8,700,000 to 8,800,000
Neglected tropical diseases and malaria	1,100,000 to 1,200,000	1,000,000 to 1,100,000	4,700,000 to 4,800,000	1,100,000 to 1,200,000	1,100,000 to 1,200,000	1,100,000 to 1,200,000	1,100,000 to 1,200,000	1,100,000 to 1,200,000	1,100,000 to 1,200,000	1,100,000 to 1,200,000	1,100,000 to 1,200,000	1,100,000 to 1,200,000	1,100,000 to 1,200,000	1,100,000 to 1,200,000	1,100,000 to 1,200,000	1,100,000 to 1,200,000	1,100,000 to 1,200,000	1,100,000 to 1,200,000	1,100,000 to 1,200,000	1,100,000 to 1,200,000	1,100,000 to 1,200,000	1,100,000 to 1,200,000	8,700,000 to 8,800,000
Respiratory infections and maternal conditions	1,100,000 to 1,200,000	1,000,000 to 1,100,000	4,700,000 to 4,800,000	1,100,000 to 1,200,000	1,100,000 to 1,200,000	1,100,000 to 1,200,000	1,100,000 to 1,200,000	1,100,000 to 1,200,000	1,100,000 to 1,200,000	1,100,000 to 1,200,000	1,100,000 to 1,200,000	1,100,000 to 1,200,000	1,100,000 to 1,200,000	1,100,000 to 1,200,000	1,100,000 to 1,200,000	1,100,000 to 1,200,000	1,100,000 to 1,200,000	1,100,000 to 1,200,000	1,100,000 to 1,200,000	1,100,000 to 1,200,000	1,100,000 to 1,200,000	1,100,000 to 1,200,000	8,700,000 to 8,800,000
Tuberculosis	1,100,000 to 1,200,000	1,000,000 to 1,100,000	4,700,000 to 4,800,000	1,100,000 to 1,200,000	1,100,000 to 1,200,000	1,100,000 to 1,200,000	1,100,000 to 1,200,000	1,100,000 to 1,200,000	1,100,000 to 1,200,000	1,100,000 to 1,200,000	1,100,000 to 1,200,000	1,100,000 to 1,200,000	1,100,000 to 1,200,000	1,100,000 to 1,200,000	1,100,000 to 1,200,000	1,100,000 to 1,200,000	1,100,000 to 1,200,000	1,100,000 to 1,200,000	1,100,000 to 1,200,000	1,100,000 to 1,200,000	1,100,000 to 1,200,000	1,100,000 to 1,200,000	8,700,000 to 8,800,000
Lower respiratory infections	11,000,000 to 11,400,000	7,900,000 to 8,200,000	6,100,000 to 6,200,000	3,700,000 to 3,800,000	2,900,000 to 3,000,000	2,900,000 to 3,000,000	3,700,000 to 3,800,000	5,000,000 to 5,200,000	6,900,000 to 7,100,000	6,900,000 to 7,100,000	6,900,000 to 7,100,000	6,900,000 to 7,100,000	6,900,000 to 7,100,000	6,900,000 to 7,100,000	6,900,000 to 7,100,000	6,900,000 to 7,100,000	6,900,000 to 7,100,000	6,900,000 to 7,100,000	6,900,000 to 7,100,000	6,900,000 to 7,100,000	6,900,000 to 7,100,000	6,900,000 to 7,100,000	19,000,000 to 19,100,000
Upper respiratory infections	1,100,000 to 1,200,000	1,000,000 to 1,100,000	4,700,000 to 4,800,000	1,100,000 to 1,200,000	1,100,000 to 1,200,000	1,100,000 to 1,200,000	1,100,000 to 1,200,000	1,100,000 to 1,200,000	1,100,000 to 1,200,000	1,100,000 to 1,200,000	1,100,000 to 1,200,000	1,100,000 to 1,200,000	1,100,000 to 1,200,000	1,100,000 to 1,200,000	1,100,000 to 1,200,000	1,100,000 to 1,200,000	1,100,000 to 1,200,000	1,100,000 to 1,200,000	1,100,000 to 1,200,000	1,100,000 to 1,200,000	1,100,000 to 1,200,000	1,100,000 to 1,200,000	8,700,000 to 8,800,000
Otitis media	1,100,000 to 1,200,000	1,000,000 to 1,100,000	4,700,000 to 4,800,000	1,100,000 to 1,200,000	1,100,000 to 1,200,000	1,100,000 to 1,200,000	1,100,000 to 1,200,000	1,100,000 to 1,200,000	1,100,000 to 1,200,000	1,100,000 to 1,200,000	1,100,000 to 1,200,000	1,100,000 to 1,200,000	1,100,000 to 1,200,000	1,100,000 to 1,200,000	1,100,000 to 1,200,000	1,100,000 to 1,200,000	1,100,000 to 1,200,000	1,100,000 to 1,200,000	1,100,000 to 1,200,000	1,100,000 to 1,200,000	1,100,000 to 1,200,000	1,100,000 to 1,200,000	8,700,000 to 8,800,000
Digestive diseases	1,100,000 to 1,200,000	1,000,000 to 1,100,000	4,700,000 to 4,800,000	1,100,000 to 1,200,000	1,100,000 to 1,200,000	1,100,000 to 1,200,000	1,100,000 to 1,200,000	1,100,000 to 1,200,000	1,100,000 to 1,200,000	1,100,000 to 1,200,000	1,100,000 to 1,200,000	1,100,000 to 1,200,000	1,100,000 to 1,200,000	1,100,000 to 1,200,000	1,100,000 to 1,200,000	1,100,000 to 1,200,000	1,100,000 to 1,200,000	1,100,000 to 1,200,000	1,100,000 to 1,200,000	1,100,000 to 1,200,000	1,100,000 to 1,200,000	1,100,000 to 1,200,000	8,700,000 to 8,800,000
Cirrhosis	1,100,000 to 1,200,000	1,000,000 to 1,100,000	4,700,000 to 4,800,000	1,100,000 to 1,200,000	1,100,000 to 1,200,000	1,100,000 to 1,200,000	1,100,000 to 1,200,000	1,100,000 to 1,200,000	1,100,000 to 1,200,000	1,100,000 to 1,200,000	1,100,000 to 1,200,000	1,100,000 to 1,200,000	1,100,000 to 1,200,000	1,100,000 to 1,200,000	1,100,000 to 1,200,000	1,100,000 to 1,200,000	1,100,000 to 1,200,000	1,100,000 to 1,200,000	1,100,000 to 1,200,000	1,100,000 to 1,200,000	1,100,000 to 1,200,000	1,100,000 to 1,200,000	8,700,000 to 8,800,000
Pancreatitis	1,100,000 to 1,200,000	1,000,000 to 1,100,000	4,700,000 to 4,800,000	1,100,000 to 1,200,000	1,100,000 to 1,200,000	1,100,000 to 1,200,000	1,100,000 to 1,200,000	1,100,000 to 1,200,000	1,100,000 to 1,200,000	1,100,000 to 1,200,000	1,100,000 to 1,200,000	1,100,000 to 1,200,000	1,100,000 to 1,200,000	1,100,000 to 1,200,000	1,100,000 to 1,200,000	1,100,000 to 1,200,000	1,100,000 to 1,200,000	1,100,000 to 1,200,000	1,100,000 to 1,200,000	1,100,000 to 1,200,000	1,100,000 to 1,200,000	1,100,000 to 1,200,000	8,700,000 to 8,800,000
Digestive diseases	1,100,000 to 1,200,000	1,000,000 to 1,100,000	4,700,000 to 4,800,000	1,100,000 to 1,200,000	1,100,000 to 1,200,000	1,100,000 to 1,200,000	1,100,000 to 1,200,000	1,100,000 to 1,200,000	1,100,000 to 1,200,000	1,100,000 to 1,200,000	1,100,000 to 1,200,000	1,100,000 to 1,200,000	1,100,000 to 1,200,000	1,100,000 to 1,200,000	1,100,000 to 1,200,000	1,100,000 to 1,200,000	1,100,000 to 1,200,000	1,100,000 to 1,200,000	1,100,000 to 1,200,000	1,100,000 to 1,200,000	1,100,000 to 1,200,000	1,100,000 to 1,200,000	8,700,000 to 8,800,000
Neonatal disorders	1,100,000 to 1,200,000	1,000,000 to 1,100,000	4,700,000 to 4,800,000	1,100,000 to 1,200,000	1,100,000 to 1,200,000	1,100,000 to 1,200,000	1,100,000 to 1,200,000	1,100,000 to 1,200,000	1,100,000 to 1,200,000	1,100,000 to 1,200,000	1,100,000 to 1,200,000	1,100,000 to 1,200,000	1,100,000 to 1,200,000	1,100,000 to 1,200,000	1,100,000 to 1,200,000	1,100,000 to 1,200,000	1,100,000 to 1,200,000	1,100,000 to 1,200,000	1,100,000 to 1,200,000	1,100,000 to 1,200,000	1,100,000 to 1,200,000	1,100,000 to 1,200,000	8,700,000 to 8,800,000
Other maternal disorders	1,100,000 to 1,200,000	1,000,000 to 1,100,000	4,700,000 to 4,800,000	1,100,000 to 1,200,000	1,100,000 to 1,200,000	1,100,000 to 1,200,000	1,100,000 to 1,200,000	1,100,000 to 1,200,000	1,100,000 to 1,200,000	1,100,000 to 1,200,000	1,100,000 to 1,200,000	1,100,000 to 1,200,000	1,100,000 to 1,200,000	1,100,000 to 1,200,000	1,100,000 to 1,200,000	1,100,000 to 1,200,000	1,100,000 to 1,200,000	1,100,000 to 1,200,000	1,100,000 to 1,200,000	1,100,000 to 1,200,000	1,100,000 to 1,200,000	1,100,000 to 1,200,000	8,700,000 to 8,800,000
Nutritional deficiencies	1,100,000 to 1,200,000	1,000,000 to 1,100,000	4,700,000 to 4,800,000	1,100,000 to 1,200,000	1,100,000 to 1,200,000	1,100,000 to 1,200,000	1,100,000 to 1,200,000	1,100,000 to 1,200,000	1,100,000 to 1,200,000	1,100,000 to 1,200,000	1,100,000 to 1,200,000	1,100,000 to 1,200,000	1,100,000 to 1,200,000	1,100,000 to 1,200,000	1,100,000 to 1,200,000	1,100,000 to 1,200,000	1,100,000 to 1,200,000	1,100,000 to 1,200,000	1,100,000 to 1,200,000	1,100,000 to 1,200,000	1,100,000 to 1,200,000	1,100,000 to 1,200,000	8,700,000 to 8,800,000
Other communicable diseases	1,100,000 to 1,200,000	1,000,000 to 1,100,000	4,700,000 to 4,800,000	1,100,000 to 1,200,000	1,100,000 to 1,200,000	1,100,000 to 1,200,000	1,100,000 to 1,200,000	1,100,000 to 1,200,000	1,100,000 to 1,200,000	1,100,000 to 1,200,000	1,100,000 to 1,200,000	1,100,000 to 1,200,000	1,100,000 to 1,200,000	1,100,000 to 1,200,000	1,100,000 to 1,200,000	1,100,000 to 1,200,000	1,100,000 to 1,200,000	1,100,000 to 1,200,000	1,100,000 to 1,200,000	1,100,000 to 1,200,000	1,100,000 to 1,200,000	1,100,000 to 1,200,000	8,700,000 to 8,800,000
Meningitis	1,100,000 to 1,200,000	1,000,000 to 1,100,000	4,700,000 to 4,800,000	1,100,000 to 1,200,000	1,100,000 to 1,200,000	1,100,000 to 1,200,000	1,100,000 to 1,200,000	1,100,000 to 1,200,000	1,100,000 to 1,200,000	1,100,000 to 1,200,000	1,100,000 to 1,200,000	1,100,000 to 1,200,000	1,100,000 to 1,200,000	1,100,000 to 1,200,000	1,100,000 to 1,200,000	1,100,000 to 1,200,000	1,100,000 to 1,200,000	1,100,000 to 1,200,000	1,100,000 to 1,200,000	1,100,000 to 1,200,000	1,100,000 to 1,200,000	1,100,000 to 1,200,000	8,700,000 to 8,800,000
Encephalitis	1,100,000 to 1,200,000	1,000,000 to 1,100,000	4,700,000 to 4,800,000	1,100,000 to 1,200,000	1,100,000 to 1,200,000	1,100,000 to 1,200,000	1,100,000 to 1,200,000	1,100,000 to 1,200,000	1,100,000 to 1,200,000	1,100,000 to 1,200,000	1,100,000 to 1,200,000	1,100,000 to 1,200,000	1,100,000 to 1,200,000	1,100,000 to 1,200,000	1,100,000 to 1,200,000	1,100,000 to 1,200,000	1,100,000 to 1,200,000	1,100,000 to 1,200,000	1,100,000 to 1,200,000	1,100,000 to 1,200,000	1,100,000 to 1,200,000	1,100,000 to 1,200,000	8,700,000 to 8,800,000
Tetanus	1,100,000 to 1,200,000	1,000,000 to 1,100,000	4,700,000 to 4,800,000	1,100,000 to 1,200,000	1,100,000 to 1,200,000	1,100,000 to 1,200,000	1,100,000 to 1,200,000	1,100,000 to 1,200,000	1,100,000 to 1,200,000	1,100,000 to 1,200,000	1,100,000 to 1,200,000	1,100,000 to 1,200,000	1,100,000 to 1,200,000	1,100,000 to 1,200,000	1,100,000 to 1,200,000	1,100,000 to 1,200,000	1,100,000 to 1,200,000	1,100,000 to 1,200,000	1,100,000 to 1,200,000	1,100,000 to 1,200,000	1,100,000 to 1,200,000	1,100,000 to 1,200,000	8,700,000 to 8,800,000
Measles	1,100,000 to 1,200,000	1,000,000 to 1,100,000	4,700,000 to 4,800,000	1,100,000 to 1,200,000	1,100,000 to 1,200,000	1,100,000 to 1,200,000	1,100,000 to 1,200,000	1,100,000 to 1,200,000	1,100,000 to 1,200,000	1,100,000 to 1,200,000	1,100,000 to 1,200,000	1,100,000 to 1,200,000	1,100,000 to 1,200,000	1,100,000 to 1,200,000	1,100,000 to 1,200,000	1,100,000 to 1,200,000	1,100,000 to 1,200,000	1,100,000 to 1,200,000	1,100,000 to 1,200,000	1,100,000 to 1,200,000	1,100,000 to 1,200,000	1,100,000 to 1,200,000	8,700,000 to 8,800,000
Maternal and neonatal disorders	1,100,000 to 1,200,000	1,000,000 to 1,100,000	4,700,000 to 4,800,000	1,100,000 to 1,200,000	1,100,000 to 1,200,000	1,100,000 to 1,200,000	1,100,000 to 1,200,000	1,100,000 to 1,200,000	1,100,000 to 1,200,000	1,100,000 to 1,200,000	1,100,000 to 1,200,000	1,100,000 to 1,200,000	1,100,000 to 1,200,000	1,100,000 to 1,200,000	1,100,000 to 1,200,000	1,100,000 to 1,200,000	1,100,000 to 1,200,000	1,100,000 to 1,200,000	1,100,000 to 1,200,000	1,100,000 to 1,200,000	1,100,000 to 1,200,000	1,100,000 to 1,200,000	8,700,000 to 8,800,000
Maternal disorders	1,100,000 to 1,200,000	1,000,000 to 1,100,000	4,700,000 to 4,800,000	1,100,000 to 1,200,000	1,100,000 to 1,200,000	1,100,000 to 1,200,000	1,100,000 to 1,200,000	1,100,000 to 1,200,000	1,100,000 to 1,200,000	1,100,000 to 1,200,000	1,100,000 to 1,200,000	1,100,000 to 1,200,000	1,100,000 to 1,200,000	1,100,000 to 1,200,000	1,100,000 to 1,200,000	1,100,000 to 1,200,000	1,100,000 to 1,200,000	1,100,000 to 1,200,000	1,100,000 to 1,200,000	1,100,000 to 1,200,000	1,100,000 to 1,200,000	1,100,000 to 1,200,000	8,700,000 to 8,800,000
Maternal hemorrhage	1,100,000 to 1,200,000	1,000,000 to 1,100,000	4,700,000 to 4,800,000	1,100,000 to 1,200,000	1,100,000 to 1,200,000	1,100,000 to 1,200,000	1,100,000 to 1,200,000	1,100,000 to 1,200,000	1,100,000 to 1,200,000	1,100,000 to 1,200,000	1,100,000 to 1,200,000	1,100,000 to 1,200,000	1,100,000 to 1,200,000	1,100,000 to 1,200,000	1,100,000 to 1,200,000	1,100,000 to 1,200,000	1,100,000 to 1,200,000	1,100,000 to 1,200,000	1,100,000 to 1,200,000	1,100,000 to 1,200,000	1,100,000 to 1,200,000	1,100,000 to 1,200,000	8,700,000 to 8,800,000
Maternal sepsis and other maternal infections	1,100,000 to 1,200,000	1,000,000 to 1,100,000	4,700,000 to 4,800,000	1,100,000 to 1,200,000	1,100,000 to 1,200,000	1,100,000 to 1,200,000	1,100,000 to 1,200,000	1,100,000 to 1,200,000	1,100,000 to 1,200,000	1,100,000 to 1,200,000	1,100,000 to 1,200,000	1,100,000 to 1,200,000	1,100,000 to 1,200,000	1,100,000 to 1,200,000	1,100,000 to 1,200,000	1,100,000 to 1,200,000	1,100,000 to 1,200,000	1,100,000 to 1,200,000	1,100,000 to 1,200,000	1,100,000 to 1,200,000	1,100,000 to 1,200,000	1,100,000 to 1,200,000	8,700,000 to 8,800,000
Maternal hypertensive disorders	1,100,000 to 1,200,000	1,000,000 to 1,100,000	4,700,000 to 4,800,000	1,100,000 to 1,200,000	1,100,000 to 1,200,000	1,100,000 to 1,200,000	1,100,000 to 1,200,000	1,100,000 to 1,200,000	1,100,000 to 1,200,000	1,100,000 to 1,200,000	1,100,000 to 1,200,000	1,100,000 to 1,200,000	1,100,000 to 1,200,000	1,100,000 to 1,200,000	1,100,000 to 1,200,000	1,100,000 to 1,200,000	1,100,000 to 1,200,000	1,100,000 to 1,200,000	1,100,000 to 1,200,000	1,100,000 to 1,200,000	1,100,000 to 1,200,000	1,100,000 to 1,200,000	8,700,000 to 8,800,000
Maternal obstructed labor and uterine rupture	1,100,000 to 1,200,000	1,000,000 to 1,100,000	4,700,000 to 4,800,000	1,100,000 to 1,200,000	1,100,000 to 1,200,000	1,100,000 to 1,200,000	1,100,000 to 1,200,000	1,100,000 to 1,200,000	1,100,000 to 1,200,000	1,100,000 to 1,200,000	1,100,000 to 1,200,000	1,100,000 to 1,200,000	1,100,000 to 1,200,000	1,100,000 to 1,200,000	1,100,000 to 1,200,000	1,100,000 to 1,200,000	1,100,000 to 1,200,000	1,100,000 to 1,200,000	1,100,000 to 1,200,000	1,100,000 to 1,200,000	1,100,000 to 1,200,000	1,100,000 to 1,200,000	8,700,000 to 8,800,000
Maternal abortion and miscarriage	1,100,000 to 1,200,000	1,000,000 to 1,100,000	4,700,000 to 4,800,000	1,100,000 to 1,200,000	1,100,000 to 1,200,000	1,100,000 to 1,200,000	1,100,000 to 1,200,000	1,100,000 to 1,200,000	1,100,000 to 1,200,000	1,100,000 to 1,200,000	1,100,000 to 1,200,000	1,100,000 to 1,200,000	1,100,000 to 1,200,000	1,100,000 to 1,200,000	1,100,000 to 1,200,000	1,100,000 to 1,200,000	1,100,000 to 1,200,000	1,100,000 to 1,200,000	1,100,000 to 1,200,000	1,100,000 to 1,200,000	1,100,000 to 1,200,000	1,100,000 to 1,200,000	8,700,000 to 8,800,000
Ectopic pregnancy	1,100,000 to 1,200,000	1,000,000 to 1,100,000	4,700,000 to 4,800,000	1,100,000 to 1,200,000	1,100,000 to 1,200,000	1,100,000 to 1,200,000	1,100,000 to 1,200,000	1,100,000 to 1,200,000	1,100,000 to 1,200,000	1,100,000 to 1,200,000	1,100,000 to 1,200,000	1,100,000 to 1,200,000	1,100,000 to 1,200,000	1,100,000 to 1,200,000	1,100,000 to 1,200,000	1,100,000 to 1,200,000	1,100,000 to 1,200,000	1,100,000 to 1,200,000	1,100,000 to 1,200,000	1,100,000 to 1,200,000	1,100,000 to 1,200,000	1,100,000 to 1,200,000	8,700,000 to 8,800,000
Indirect maternal deaths	—	—	—	—	—	—	—	—	—	—	—	—	—	—	—	—	—	—	—	—	—	—	—
Late maternal deaths	—	—	—	—	—	—	—	—	—	—	—	—	—	—	—	—	—	—	—	—	—	—	—
Maternal deaths aggravated by HIV/AIDS	1,100,000 to 1,200,000	1,000,000 to 1,100,000	4,700,000 to 4,800,000	1,100,000 to 1,200,000	1,100,000 to 1,200,000	1,100,000 to 1,200,000	1,100,000 to 1,200,000	1,100,000 to 1,200,000	1,100,000 to 1,200,000	1,100,000 to 1,200,000	1,100,000 to 1,200,000	1,100,000 to 1,200,000	1,100,000 to 1,200,000	1,100,000 to 1,200,000	1,100,000 to 1,200,000	1,100,000 to 1,200,000	1,100,000 to 1,200,000	1,100,000 to 1,200,000	1,100,000 to 1,200,000	1,100,000 to 1,200,000	1,100,000 to 1,200,000	1,100,000 to 1,200,000	8,700,000 to 8,800,000
Neonatal disorders	1,100,000 to 1,200,000	1,000,000 to 1,100,000	4,700,000 to 4,800,000	1,100,000 to 1,200,000	1,100,000 to 1,200,000	1,100,000 to 1,200,000	1,100,000 to 1,200,000	1,100,000 to 1,200,000	1,100,000 to 1,200,000	1,100,000 to 1,200,000	1,100,000 to 1,200,000	1,100,000 to 1,200,000	1,100,000 to 1,200,000	1,100,000 to 1,200,000	1,100,000 to 1,200,000	1,100,000 to 1,200,000	1,100,000 to 1,200,000	1,100,000 to 1,200,000	1,100,000 to 1,200,000	1,100,000 to 1,200,000	1,100,000 to 1,200,000	1,100,000 to 1,200,000	8,700,000 to 8,800,000
Neonatal sepsis and other neonatal infections	1,100,000 to 1,200,000	1,000,000 to 1,100,000	4,700,000 to 4,800,000	1,100,000 to 1,200,000	1,100,000 to 1,200,000	1,100,000 to 1,200,000	1,100,000 to 1,200,000	1,100,000 to 1,200,000	1,100,000 to 1,200,000	1,100,000 to 1,200,000	1,100,000 to 1,200,000	1,100,000 to 1,200,000	1,100,000 to 1,200,000	1,100,000 to 1,200,000	1,100,000 to 1,200,000	1,100,000 to 1,200,000	1,100,000 to 1,200,000	1,100,000 to 1,200,000	1,100,000 to 1,200,000	1,100,000 to 1,200,000	1,100,000 to 1,200,000	1,100,000 to 1,200,000	8,700,000 to 8,800,000
Neonatal encephalopathy due to birth asphyxia	1,100,000 to 1,200,000	1,000,000 to 1,100,000	4,700,000 to 4,800,000	1,100,000 to 1,200,000	1,100,000 to 1,200,000	1,100,000 to 1,200,000	1,100,000 to 1,200,000	1,100,000 to 1,200,000	1,100,000 to 1,200,000	1,100,000 to 1,200,000	1,100,000 to 1,200,000	1,100,000 to 1,200,000	1,100,000 to 1,200,000	1,100,000 to 1,200,000	1,100,000 to 1,200,000	1,100,000 to 1,200,000	1,100,000 to 1,200,000	1,100,000 to 1,200,000	1,100,000 to 1,200,000	1,100,000 to 1,200,000	1,100,000 to 1,200,000	1,100,000 to 1,200,000	8,700,000 to 8,800,000
Neonatal sepsis and other neonatal infections	1,100,000 to 1,200,000	1,000,000 to 1,100,000	4,700,000 to 4,800,000	1,100,000 to 1,200,000	1,100,000 to 1,200,000	1,100,000 to 1,200,000	1,100,000 to 1,200,000	1,100,000 to 1,200,000	1,100,000 to 1,200,000	1,100,000 to 1,200,000	1,100,000 to 1,200,000	1,100,000 to 1,200,000	1,100,000 to 1,200,000	1,100,000 to 1,200,000	1,100,000 to 1,200,000	1,100,000 to 1,200,000	1,100,000 to 1,200,000	1,100,000 to 1,200,000	1,100,000 to 1,200,000	1,100,000 to 1,200,000	1,100,000 to 1,200,000	1,100,000 to 1,200,000	8,700,000 to 8,800,000
Other neonatal disorders	1,100,000 to 1,200,000	1,000,000 to 1,100,000	4,700,000 to 4,800,000	1,100,000 to 1,200,000	1,100,000 to 1,200,000	1,100,000 to 1,200,000	1,100,000 to 1,200,000	1,100,000 to 1,200,000	1,100,000 to 1,200,000	1,100,000 to 1,200,000	1,100,000 to 1,200,000	1,100,000 to 1,200,000	1,100,000 to 1,200,000	1,100,000 to 1,200,000	1,100,000 to 1,200,000	1,100,000 to 1,200,000	1,100,000 to 1,200,000	1,100,000 to 1,200,000	1,100,000 to 1,200,000	1,100,000 to 1,200,000	1,100,000 to 1,200,000	1,100,000 to 1,200,000	8,700,000 to 8,800,000
Nutritional deficiencies	1,100,000 to 1,200,000	1,000,000 to 1,100,000	4,700,000 to 4,800,000	1,100,000 to 1,200,000	1,100,000 to 1,200,000	1,100,000 to 1,200,000	1,100,000 to 1,200,000	1,100,000 to 1,200,000	1,100,000 to 1,200,000	1,100,000 to 1,200,000	1,100,000 to 1,200,000	1,100,000 to 1,200,000	1,100,000 to 1,200,000	1,100,000 to 1,200,000	1,100,000 to 1,200,000	1,100,000 to 1,200,000	1,100,000 to 1,200,000	1,100,000 to 1,200,000	1,100,000 to 1,200,000	1,100,000 to 1,200,000	1,100,000 to 1,200,000	1,100,000 to 1,200,000	8,700,000 to 8,800,000
Protein-energy malnutrition	1,100,000 to 1,200,000	1,000,000 to 1,100,000	4,700,000 to 4,800,000	1,100,000 to 1,200,000	1,100,000 to 1,200,000	1,100,000 to 1,200,000	1,100,000 to 1,200,000	1,100,000 to 1,200,000	1,100,000 to 1,200,000	1,100,000 to 1,200,000	1,100,000 to 1,200,000	1,100,000 to 1,200,000	1,100,000 to 1,200,000	1,100,000 to 1,200,000	1,100,000 to 1,200,000	1,100,000 to 1,200,000	1,100,000 to 1,200,000	1,100,000 to 1,200,000	1,100,000 to 1,200,000	1,100,000 to 1,200,000	1,100,000 to 1,200,000	1,100,000 to 1,200,000	8,700,000 to 8,800,000
Iodine deficiency	1,100,000 to 1,200,000	1,000,000 to 1,100,000	4,700,000 to 4,800,000	1,100,000 to 1,200,000	1,100,000 to 1,200,000	1,100,000 to 1,200,000	1,100,000 to 1,200,000	1,100,000 to 1,200,000	1,100,000 to 1,200,000	1,100,000 to 1,200,000	1,100,000 to 1,200,000	1,100,000 to 1,200,000	1,100,000 to 1,200,000	1,100,000 to 1,200,000	1,100,000 to 1,200,000	1,100,000 to 1,200,000	1,100,000 to 1,200,000	1,100,000 to 1,200,000	1,100,000 to 1,200,000	1,100,000 to 1,200,000	1,100,000 to 1,200,000	1,100,000 to 1,200,000	8,700,000 to 8,800,000
Vitamin A deficiency



Cell Table_By_Loc SDI DALYs by cause and age groups for females with 95% uncertainties intervals, 2019

Cause	Age-Standardized	Late Neonatal	Post Neonatal	1 to 4	5 to 9	10 to 14	15 to 19	20 to 24	25 to 29	30 to 34	35 to 39	40 to 44	45 to 49	50 to 54	55 to 59	60 to 64	65 to 69	70 to 74	75 to 79	80 to 84	85 to 89	90 to 94	95 plus	Total
All causes	27,190,000 to 28,330,000	2,790,000 to 11,100,000	28,400,000 to 36,200,000	63,100,000 to 84,900,000	8,756,000 to 11,600,000	8,714,000 to 11,700,000	7,466,000 to 11,200,000	8,640,000 to 11,700,000	8,930,000 to 11,700,000	8,410,000 to 11,200,000	8,320,000 to 11,100,000	8,410,000 to 11,200,000	7,769,000 to 10,700,000	7,472,000 to 9,930,000	7,190,000 to 9,520,000	6,710,000 to 8,970,000	6,472,000 to 8,570,000	6,540,000 to 8,700,000	6,270,000 to 8,370,000	4,230,000 to 5,620,000	2,660,000 to 3,250,000	1,240,000 to 1,460,000	470,000 to 530,000	412,000 to 477,000	241,000,000
Communicable, maternal, neonatal, and nutritional diseases	4,180,000 to 5,280,000	2,610,000 to 10,700,000	21,200,000 to 30,300,000	25,100,000 to 35,900,000	2,100,000 to 2,900,000	2,110,000 to 2,900,000	2,270,000 to 3,400,000	2,410,000 to 3,600,000	2,530,000 to 3,800,000	2,530,000 to 3,800,000	2,500,000 to 3,800,000	2,530,000 to 3,800,000	2,340,000 to 3,500,000	2,250,000 to 3,150,000	2,160,000 to 3,020,000	2,020,000 to 2,850,000	1,950,000 to 2,720,000	1,970,000 to 2,760,000	1,890,000 to 2,650,000	1,270,000 to 1,780,000	799,000 to 1,020,000	372,000 to 466,000	141,000 to 165,000	124,000 to 149,000	72,700,000 to 97,000,000
HIV/AIDS and sexually transmitted infections	1,160,000 to 1,610,000	299,000 to 1,230,000	730,000 to 1,040,000	724,000 to 1,030,000	459,000 to 653,000	459,000 to 653,000	497,000 to 707,000	556,000 to 791,000	698,000 to 994,000	862,000 to 1,230,000	1,100,000 to 1,570,000	1,100,000 to 1,570,000	1,060,000 to 1,510,000	1,020,000 to 1,450,000	1,000,000 to 1,420,000	1,000,000 to 1,420,000	1,000,000 to 1,420

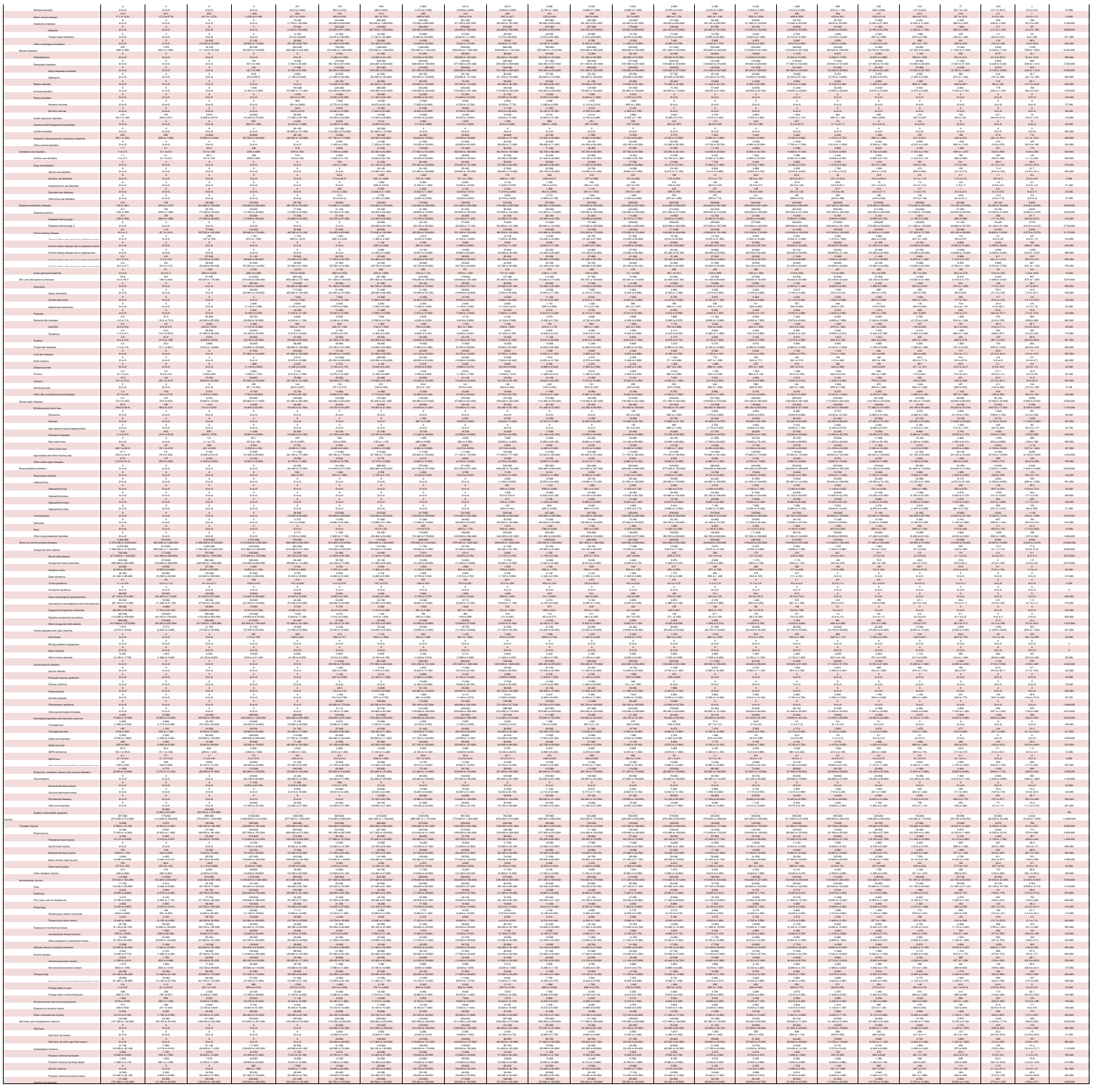



8080



SR Table 2b: Slovakia DALYS by cause and age group for females with 95% uncertainty intervals, 2019

Cause	Early Neonatal	Late Neonatal	Post-Neonatal	1 to 4	5 to 9	10 to 14	15 to 19	20 to 24	25 to 29	30 to 34	35 to 39	40 to 44	45 to 49	50 to 54	55 to 59	60 to 64	65 to 69	70 to 74	75 to 79	80 to 84	85 to 89	90 to 94	95 plus	Total
All causes	3,090 (2,850 to 3,360)	1,720 (1,540 to 2,030)	4,190 (3,900 to 4,500)	6,190 (5,130 to 6,360)	3,660 (3,260 to 3,780)	7,770 (6,910 to 10,200)	10,600 (9,100 to 15,600)	11,000 (10,000 to 16,300)	10,900 (10,200 to 16,600)	11,000 (10,600 to 16,500)	11,900 (10,900 to 16,200)	12,100 (11,000 to 16,000)	13,100 (12,000 to 17,200)	14,200 (13,200 to 18,400)	16,100 (15,000 to 20,000)	18,000 (16,800 to 23,000)	20,000 (18,700 to 25,000)	22,000 (20,500 to 27,000)	23,000 (21,400 to 28,000)	22,000 (20,500 to 27,000)	17,000 (15,800 to 21,000)	9,400 (8,660 to 11,000)	306,000
Communicable, maternal, neonatal, and nutritional diseases	2,610 (1,600 to 3,330)	1,090 (620 to 1,430)	2,170 (1,490 to 2,750)	1,490 (1,070 to 2,000)	1,160 (830 to 1,560)	999 (709 to 1,360)	970 (700 to 1,400)	1,070 (760 to 1,540)	1,370 (1,020 to 1,850)	1,620 (1,170 to 2,060)	1,840 (1,350 to 2,330)	1,960 (1,420 to 2,530)	1,890 (1,330 to 2,530)	1,690 (1,220 to 2,330)	1,750 (1,280 to 2,420)	1,960 (1,370 to 2,750)	2,120 (1,500 to 2,960)	1,960 (1,370 to 2,990)	1,900 (1,320 to 2,960)	2,200 (1,560 to 3,060)	2,370 (1,660 to 3,310)	1,960 (1,320 to 2,900)	958 (648 to 1,320)	397 (193 to 657)	37,300
HIV/AIDS and sexually transmitted infections	66 (17 to 161)	17 (4 to 46)	27 (7 to 73)	9.3 (3 to 31)	3.6 (1 to 11)	3.1 (1 to 9.6)	8.1 (3 to 23)	21.7 (12 to 37)	46.3 (29 to 67)	69.3 (39 to 110)	78.2 (43 to 126)	90 (50 to 144)	92.9 (49 to 144)	90.4 (48 to 142)	89.2 (47 to 140)	91.2 (48 to 144)	92.1 (47 to 146)	91.7 (47 to 146)	91.1 (47 to 146)	91.7 (47 to 146)	91.7 (47 to 146)	91.7 (47 to 146)	91.7 (47 to 146)	620
HIV/AIDS	0 (0 to 0)	0 (0 to 0)	0.4 (0.1 to 1)	4.2 (1.5 to 9.3)	3.4 (1.2 to 7.5)	3.1 (1.1 to 6.9)	7.9 (2.8 to 17)	21.3 (7.5 to 46)	45.7 (16 to 97)	68.3 (24 to 140)	77.3 (27 to 160)	89.1 (31 to 180)	91.8 (32 to 180)	89.5 (31 to 180)	88.3 (31 to 180)	90.3 (32 to 180)	91.2 (32 to 180)	90.8 (32 to 180)	90.3 (32 to 180)	90.8 (32 to 180)	90.8 (32 to 180)	90.8 (32 to 180)	90.8 (32 to 180)	614
HIV/AIDS - Drug-susceptible Tuberculosis	0 (0 to 0)	0 (0 to 0)	0.2 (0 to 0.5)	0.2 (0 to 0.5)	0.2 (0 to 0.5

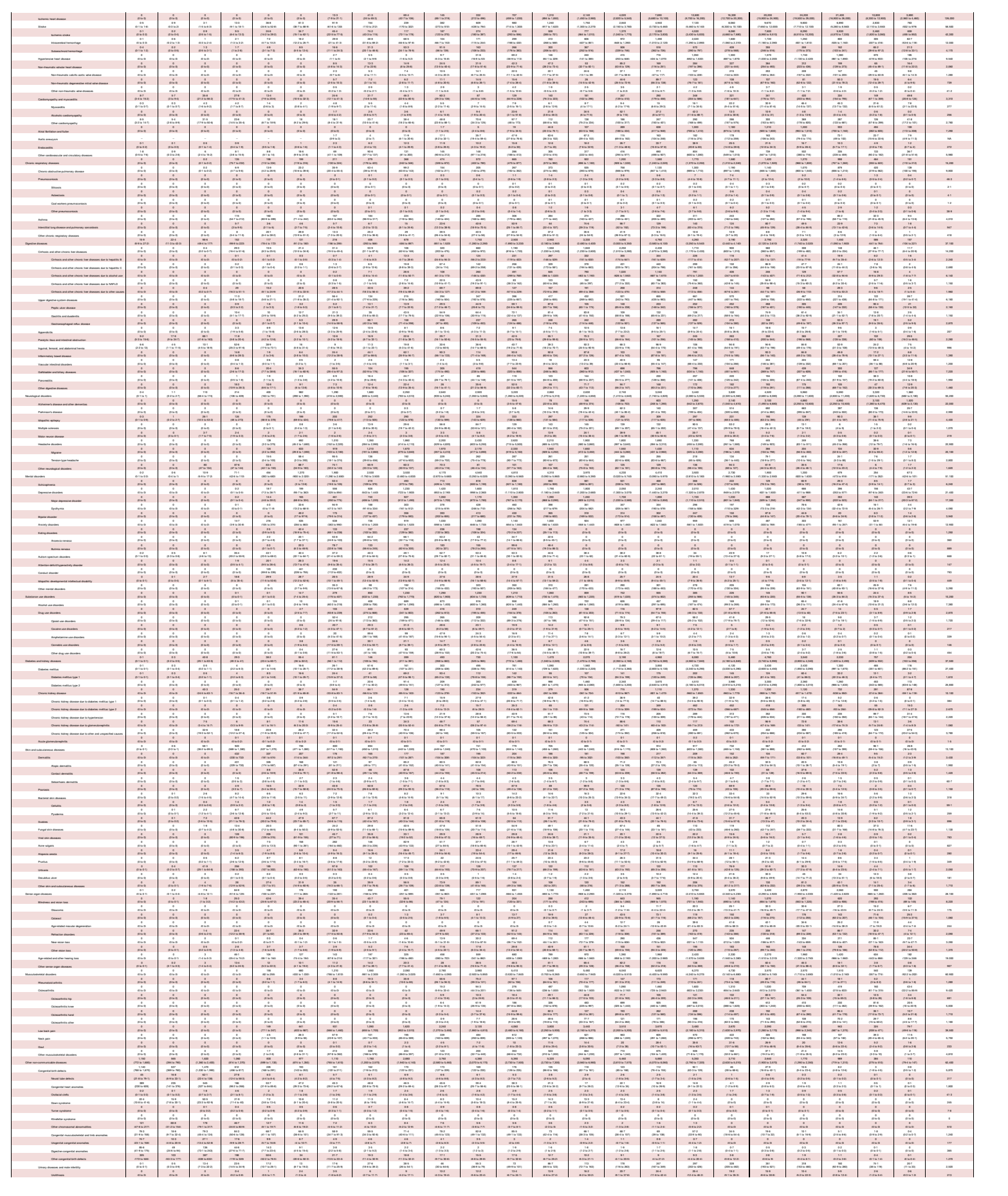



SR Table 2b: Darlington DALYS by cause and age group for females with 95% uncertainty intervals. 2019

Cause	Early Neonatal	Late Neonatal	Post Neonatal	1 to 4	5 to 9	10 to 14	15 to 19	20 to 24	25 to 29	30 to 34	35 to 39	40 to 44	45 to 49	50 to 54	55 to 59	60 to 64	65 to 69	70 to 74	75 to 79	80 to 84	85 plus	Total
All causes	1,164 (32,833-37,497)	1,164 (23,220-27,614)	1,164 (2,772-3,772)	1,164 (96,344-102,392)	1,164 (84,192-90,160)	1,164 (160,923-169,293)	1,164 (207,402-220,420)	1,164 (269,997-287,921)	1,164 (331,889-356,488)	1,164 (406,640-438,020)	1,164 (542,783-584,109)	1,164 (663,284-714,686)	1,164 (796,161-861,210)	1,164 (965,141-1,070,161)	1,164 (1,170,141-1,302,180)	1,164 (1,332,141-1,510,180)	1,164 (1,526,141-1,748,180)	1,164 (1,545,141-1,782,180)	1,164 (1,388,141-1,670,180)	1,164 (1,479,141-1,920,180)	17,460
Communicable, maternal, neonatal, and nutritional diseases	1,164 (39-41-49)	1,164 (12,813-12,811)	1,164 (11,416-22,414)	1,164 (21,224-25,224)	1,164 (15,5-20-19-1)	1,164 (23,513-28,06)	1,164 (23,513-31,3)	1,164 (14,3-27-4)	1,164 (27,3-34)	1,164 (19,2-30-27-1)	1,164 (19,513-38-9)	1,164 (19,2-34-40-2)	1,164 (22,3-47-6)	1,164 (23,5-2-52)	1,164 (25,4-3-49-7)	1,164 (24,4-3-49-1)	1,164 (27,5-3-51)	1,164 (30,4-3-52-2)	1,164 (44,4-3-61-3)	1,164 (69,4-5-103)	1,164 (79,4-5-139)	910
HIV/AIDS and sexually transmitted infections	2 (0.4-0.4-4)	0-6 (0.2-0-1-3)	0-7 (0.2-0-1-6)	0-1 (0-1-0-1)	0 (0-0-0-1)	0 (0-0-0-1)	0-1 (0-1-0-2)	0-4 (0.2-0-5-7)	0-9 (0.5-1-4)	1-4 (0.6-2-3)	1-7 (1-3-2-7)	1-7 (1-2-2-8)	1-3 (0.7-3-2-1)	0-7 (0.4-3-1-2)	0-6 (0.4-3-1)	0-5 (0.2-3-0-6)	0-5 (0.2-3-0-7)	0-4 (0.2-2-0-5)	0-3 (0.2-2-0-5)	0-2 (0.1-1-0-3)	0-1 (0.1-0-3-1)	14-8
HIV/AIDS	0 (0-0-0)	0 (0-0-0-1)	0 (0-1-0-5)	0-1 (0-1-0-5)	0 (0-0-0)	0 (0-0-0)	0 (0-0-0)	0 (0-0-0)	0-1 (0-1-0-1)	0-2 (0-1-0-3)	0-2 (0-1-0-3)	0-2 (0-1-0-3)	0-2 (0-1-0-3)	0-1 (0-1-0-2)	0-1 (0-1-0-2)	0-1 (0-1-0-2)	0-1 (0-1-0-2)	0-1 (0-1-0-2)	0-1 (0-1-0-2)	0 (0-0-0-1)	0 (0-0-0)	1-4
HIV/AIDS - Drug-susceptible Tuberculosis	0 (0-0-0)	0 (0-0-0)	0 (0-0-0)	0 (0-0-0)	0 (0-0-0)	0 (0-0-0)	0 (0-0-0)	0 (0-0-0)	0 (0-0-0)	0 (0-0-0)	0 (0-0-0)	0 (0-0-0)	0 (0-0-0)	0 (0-0-0)	0 (0-0-0)	0 (0-0-0)	0 (0-0-0)	0 (0-0-0)	0 (0-0-0)	0 (0-0-0)	0 (0-0-0)	0-2
HIV/AIDS - Multidrug-resistant Tuberculosis without extensive dr...	0 (0-0-0)	0 (0-0-0)	0 (0-0-0)	0 (0-0-0)	0 (0-0-0)	0 (0-0-0)	0 (0-0-0)	0 (0-0-0)	0 (0-0-0)	0 (0-0-0)	0 (0-0-0)	0 (0-0-0)	0 (0-0-0)	0 (0-0-0)	0 (0-0-0)	0 (0-0-0)	0 (0-0-0)	0 (0-0-0)	0 (0-0-0)	0 (0-0-0)	0 (0-0-0)	0
HIV/AIDS - Extensively drug-resistant Tuberculosis	0 (0-0-0)	0 (0-0-0)	0 (0-0-0)	0 (0-0-0)	0 (0-0-0)	0 (0-0-0)	0 (0-0-0)	0 (0-0-0)	0 (0-0-0)	0 (0-0-0)	0 (0-0-0)	0 (0-0-0)	0 (0-0-0)	0 (0-0-0)	0 (0-0-0)	0 (0-0-0)	0 (0-0-0)	0 (0-0-0)	0 (0-0-0)	0 (0-0-0)	0 (0-0-0)	0
HIV/AIDS resulting in other diseases	0 (0-0-0)	0 (0-0-0)	0-1 (0-0-0-1)	0 (0-0-0)	0 (0-0-0)	0 (0-0-0)	0-1 (0-0-0-1)	0-1 (0-0-0-1)	0-1 (0-1-0-2)	0-1 (0-1-0-2)	0-1 (0-1-0-2)	0-1 (0-1-0-2)	0-1 (0-1-0-2)	0-1 (0-1-0-2)	0-1 (0-1-0-2)	0-1 (0-1-0-2)	0-1 (0-1-0-2)	0-1 (0-1-0-2)	0-1 (0-1-0-2)	0-1 (0-0-0-1)	0-1 (0-0-0-1)	1-2
Sexually transmitted infections excluding HIV	0-4 (0-0-0-4)	0 (0-0-0-1-3)	0 (0-0-0-1-6)	0 (0-0-0-1)	0 (0-0-0-1)	0 (0-0-0-1)	0 (0-1-0-2)	0-4 (0-2-0-5-6)	0-6 (0-3-0-1-4)	0-7 (0-3-0-2-1)	0-8 (0-4-0-2-3)	0-7 (0-3-0-2-1)	0-7 (0-3-0-2-1)	0-5 (0-2-0-1-7)	0-4 (0-2-0-1-7)	0-4 (0-2-0-1-7)	0-4 (0-2-0-1-7)	0-4 (0-2-0-1-6)	0-3 (0-2-0-1-5)	0-2 (0-1-0-1-3)	0-1 (0-1-0-0-2)	13-5
Syphilis	2 (0-0-0-4-4)	0-6 (0-0-0-1-3)	0-7 (0-0-0-1-6)	0 (0-0-0-1)	0 (0-0-0-1)	0 (0-0-0-1)	0 (0-1-0-2)	0 (0-0-0-1)	0 (0-0-0-1)	0 (0-0-0-1)	0 (0-0-0-1)	0 (0-0-0-1)	0 (0-0-0-1)	0 (0-0-0-1)	0 (0-0-0-1)	0 (0-0-0-1)	0 (0-0-0-1)	0 (0-0-0-1)	0 (0-0-0-1)	0 (0-0-0-1)	0 (0-0-0-1)	0 (0-0-0-1)	3-4
Chlamydial infection	0 (0-0-0)	0 (0-0-0)	0 (0-0-0)	0 (0-0-0)	0 (0-0-0)	0 (0-0-0)	0 (0-0-0-1)	0 (0-0-0-2)	0-1 (0-0-0-1)	0-2 (0-1-0-3)	0-3 (0-1-0-3)	0-3 (0-2-0-4)	0-2 (0-2-0-4)	0-2 (0-1-0-4)	0-1 (0-1-0-4)	0-1 (0-1-0-3)	0-1 (0-1-0-3)	0-1 (0-1-0-2)	0-1 (0-1-0-2)	0 (0-0-0-1)	0 (0-0-0-1)	1-8
Gonococcal infection	0 (0-0-0)	0 (0-0-0)	0 (0-0-0)	0 (0-0-0)	0 (0-0-0)	0 (0-0-0)	0 (0-0-0-1)	0-1 (0-0-0-2)	0-1 (0-0-0-1)	0-1 (0-1-0-2)	0-2 (0-1-0-3)	0-2 (0-1-0-4)	0-2 (0-1-0-4)	0-1 (0-1-0-3)	0-1 (0-1-0-3)	0-1 (0-1-0-3)	0-1 (0-1-0-2)	0-1 (0-1-0-2)	0-2 (0-1-0-2)	0-1 (0-1-0-2)	0-1 (0-0-0-1)	1-6
Trichomoniasis	0 (0-0-0)	0 (0-0-0)	0 (0-0-0)	0 (0-0-0)	0 (0-0-0)	0 (0-0-0)	0 (0-0-0-1)	0-1 (0-0-0-2)	0-1 (0-0-0-2)	0-2 (0-1-0-4)	0-2 (0-1-0-4)	0-2 (0-1-0-4)	0-2 (0-1-0-4)	0-2 (0-1-0-4)	0-2 (0-1-0-4)	0-2 (0-1-0-4)	0-2 (0-1-0-3)	0-2 (0-1-0-3)	0-2 (0-1-0-3)	0-1 (0-0-0-1)	0-1 (0-0-0-1)	1-4
Genital herpes	0 (0-0-0)	0 (0-0-0)	0 (0-0-0)	0 (0-0-0)	0 (0-0-0)	0 (0-0-0)	0 (0-0-0-1)	0-1 (0-0-0-1)	0-1 (0-0-0-2)	0-1 (0-1-0-2)	0-2 (0-1-0-3)	0-2 (0-1-0-4)	0-2 (0-1-0-4)	0-2 (0-1-0-4)	0-2 (0-1-0-4)	0-2 (0-1-0-4)	0-2 (0-1-0-3)	0-2 (0-1-0-3)	0-1 (0-1-0-2)	0-1 (0-0-0-1)	0-1 (0-0-0-1)	1-7
Other sexually transmitted infections	0 (0-0-0)	0 (0-0-0)	0 (0-0-0)	0 (0-0-0)	0 (0-0-0)	0 (0-0-0)	0 (0-0-0-1)	0-1 (0-0-0-2)	0-2 (0-0-0-4)	0-2 (0-1-0-5)	0-3 (0-1-0-6)	0-3 (0-1-0-7)	0-3 (0-1-0-7)	0-3 (0-1-0-6)	0-3 (0-1-0-6)	0-3 (0-1-0-5)	0-3 (0-1-0-5)	0-2 (0-1-0-4)	0-2 (0-1-0-3)	0-1 (0-0-0-1)	0-1 (0-0-0-1)	3-6
Respiratory infections and tuberculosis	0-5-5 (0-1-2-0-7)	0-2-3 (0-4-0-2-7)	0-2-3 (1-0-2-3-3)	0-5 (0-2-2-16-7)	0-4 (0-3-4-9-7)	0-4 (0-3-6-9-8)	0-5 (0-4-6-7-1)	0-6-7 (0-4-7-3)	0-7-7 (0-3-9-2-0)	0-7-7 (0-4-0-1-9)	0-7-7 (0-4-1-0-9)	0-7-7 (0-5-3-0-9)	0-7-7 (0-4-2-1-0)	0-7-7 (0-4-3-1-0)	0-7-7 (0-4-6-1-0)	0-7-7 (0-4-8-1-0)	0-7-7 (0-5-1-1-0)	0-7-7 (0-5-2-1-0)	0-7-7 (0-5-3-1-0)	0-6-4 (0-3-2-1-0)	0-5-5 (0-2-1-1-0)	526
Tuberculosis	0 (0-0-0)	0 (0-0-0)	0 (0-0-0)	0 (0-0-0-1)	0 (0-0-0)	0 (0-0-0)	0 (0-1-0-1)	0 (0-1-0-2)	0 (0-1-0-3)	0 (0-2-0-4)	0 (0-2-0-3)	0 (0-1-0-3)	0 (0-2-0-4)	0 (0-2-0-4)	0 (0-2-0-4)	0 (0-2-0-5)	0 (0-2-0-5)	0 (0-2-0-5)	0 (0-3-0-4)	0 (0-3-0-4)	0 (0-3-0-4)	5-5
Latent tuberculosis infection	0 (0-0-0)	0 (0-0-0)	0 (0-0-0)	0 (0-0-0)	0 (0-0-0)	0 (0-0-0)	0 (0-0-0)	0 (0-0-0)	0 (0-0-0)	0 (0-0-0)	0 (0-0-0)	0 (0-0-0)	0 (0-0-0)	0 (0-0-0)	0 (0-0-0)	0 (0-0-0)	0 (0-0-0)	0 (0-0-0)	0 (0-0-0)	0 (0-0-0)	0 (0-0-0)	0
Drug-susceptible tuberculosis	0 (0-0-0)	0 (0-0-0)	0 (0-0-0)	0 (0-0-0-1)	0 (0-0-0)	0 (0-0-0)	0-1 (0-0-0-1)	0-1 (0-1-0-2)	0-1 (0-1-0-3)	0-2 (0-2-0-4)	0-3 (0-2-0-3)	0-3 (0-2-0-4)	0-2 (0-2-0-3)	0-2 (0-1-0-3)	0-2 (0-2-0-4)	0-2 (0-2-0-5)	0-2 (0-2-0-5)	0-2 (0-3-0-4)	0-2 (0-3-0-4)	0-1 (0-3-0-4)	0-2 (0-2-0-4)	5-3
Multidrug-resistant tuberculosis without extensive drug-resistance	0 (0-0-0)	0 (0-0-0)	0 (0-0-0)	0 (0-0-0)	0 (0-0-0)	0 (0-0-0)	0 (0-0-0)	0 (0-0-0)	0 (0-0-0)	0 (0-0-0)	0 (0-0-0)	0 (0-0-0)	0 (0-0-0)	0 (0-0-0)	0 (0-0-0)	0 (0-0-0)	0 (0-0-0-1)	0 (0-0-0-1)	0 (0-0-0-1)	0 (0-0-0-1)	0 (0-0-0-1)	0-1
Extensively drug-resistant tuberculosis	0 (0-0-0)	0 (0-0-0)	0 (0-0-0)	0 (0-0-0)	0 (0-0-0)	0 (0-0-0)	0 (0-0-0)	0 (0-0-0)	0 (0-0-0)	0 (0-0-0)	0 (0-0-0)	0 (0-0-0)	0 (0-0-0)	0 (0-0-0)	0 (0-0-0)	0 (0-0-0)	0 (0-0-0)	0 (0-0-0)	0 (0-0-0)	0 (0-0-0)	0 (0-0-0)	0
Lower respiratory infections	0-5 (0-2-0-0-7)	0-5 (0-3-0-0-7)	1-4 (0-7-0-2-2)	2-5 (1-4-0-3-8)	0-4 (0-3-0-0-4)	0-3 (0-2-0-0-7)	0-3 (0-5-0-1-1)	0-5 (0-4-0-1-2)	0-6 (0-3-0-1-2)	0-7 (0-3-0-1-3)	0-7 (0-3-0-1-5)	0-7 (0-4-0-1-1)	0-7 (0-4-0-2-0)	0-7 (0-4-0-2-2)	0-7 (0-5-0-2-4)	0-7 (0-5-0-12-4)	0-7 (0-6-0-19-7)	0-7 (0-7-0-27-1)	0-6-6 (0-7-0-35-9)	0-5-4 (0-6-0-47-7)	0-4-3 (0-5-0-59-8)	462
Upper respiratory infections	0 (0-0-0)	0 (0-0-0)	0-8 (0-4-0-1-2)	0-8 (0-2-0-0-5)	0-6 (0-3-0-0-7)	0-7 (0-4-0-0-4)	0-5 (0-3-0-0-7)	0-4 (0-2-0-0-5)	0-4 (0-2-0-0-6)	0-4 (0-2-0-0-6)	0-4 (0-2-0-0-6)	0-4 (0-2-0-0-6)	0-4 (0-2-0-0-6)	0-3 (0-2-0-0-5)	0-3 (0-2-0-0-5)	0-3 (0-2-0-0-5)	0-3 (0-2-0-0-5)	0-3 (0-2-0-0-5)	0-3 (0-2-0-0-5)	0-3 (0-2-0-0-5)	0-3 (0-2-0-0-5)	49-1
Otitis media	0 (0-0-0)	0 (0-0-0)	0-2 (0-1-0-0-3)	1-0 (0-4-0-0-2)	1-0 (0-2-0-1-2)	0-7 (0-3-0-1-2)	0-4 (0-2-0-1-2)	0-4 (0-3-0-1-1)	0-5 (0-2-0-1-1)	0-5 (0-2-0-1-1)	0-5 (0-2-0-1-1)	0-5 (0-2-0-1-1)	0-5 (0-2-0-1-1)	0-5 (0-2-0-1-1)	0-7 (0-3-0-2-1)	0-7 (0-4-0-1-4)	0-7 (0-4-0-1-2)	0-7 (0-3-0-2-0)	0-7 (0-2-0-1-4)	0-7 (0-1-0-1-2)	0-7 (0-1-0-0-2)	10-2
Enteric infections	0-1 (0-0-0-1)	0-2 (0-1-0-3)	2-4 (1-0-3-3)	1-0 (0-3-0-2-2)	1-0 (0-3-0-2-3)	1-1 (0-4-0-2-3)	1-1 (0-4-0-1-6)	1-1 (0-4-0-1-6)	1-1 (0-4-0-1-6)	1-1 (0-7-0-1-7)	1-1 (0-6-0-1-6)	1-1 (0-5-0-1-3)	1-1 (0-4-0-1-6)	1-1 (0-4-0-1-6)	1-1 (0-4-0-1-5)	1-1 (0-3-0-1-5)	1-1 (0-3-2-1)	1-1 (0-2-0-1-9)	1-1 (0-2-0-1-9)	0-9 (0-1-0-1-9)	0-8-9 (0-1-0-1-7)	48-3
Diarrheal diseases	0-1 (0-0-0-1)	0-2 (0-1-0-3)	3-9 (2-3-9-6-2)	3-9 (1-9-3-9-6)	2-0 (0-6-0-2-3)	1-3 (0-4-0-1-6)	1-1 (0-4-0-1-6)	1-1 (0-4-0-1-6)	1-1 (0-4-0-1-6)	1-1 (0-7-0-1-7)	1-1 (0-6-0-1-6)	1-1 (0-5-0-1-3)	1-1 (0-4-0-1-6)	1-1 (0-4-0-1-6)	1-1 (0-4-0-1-6)	1-1 (0-4-0-1-5)	1-1 (0-3-2-1)	2-7 (1-0-9-3-4)	2-7 (1-0-9-3-4)	2-5 (0-9-0-5-5)	2-4 (0-8-0-7-3)	48-1
Typhoid and paraphyoid	0 (0-0-0)	0 (0-0-0)	0 (0-0-0)	0 (0-0-0)	0 (0-0-0)	0 (0-0-0)	0 (0-0-0)	0 (0-0-0)	0 (0-0-0)	0 (0-0-0)	0 (0-0-0)	0 (0-0-0)	0 (0-0-0)	0 (0-0-0)	0 (0-0-0)	0 (0-0-0)	0 (0-0-0)	0 (0-0-0)	0 (0-0-0)	0 (0-0-0)	0 (0-0-0)	0
Typhoid fever	0 (0-0-0)	0 (0-0-0)	0 (0-0-0)	0 (0-0-0)	0 (0-0-0)	0 (0-0-0)	0 (0-0-0)	0 (0-0-0)	0 (0-0-0)	0 (0-0-0)	0 (0-0-0)	0 (0-0-0)	0 (0-0-0)	0 (0-0-0)	0 (0-0-0)	0 (0-0-0)	0 (0-0-0)	0 (0-0-0)	0 (0-0-0)	0 (0-0-0)	0 (0-0-0)	0
Paratyphoid fever	0 (0-0-0)	0 (0-0-0)	0 (0-0-0)	0 (0-0-0)	0 (0-0-0)	0 (0-0-0)	0 (0-0-0)	0 (0-0-0)	0 (0-0-0)	0 (0-0-0)	0 (0-0-0)	0 (0-0-0)	0 (0-0-0)	0 (0-0-0)	0 (0-0-0)	0 (0-0-0)	0 (0-0-0)	0 (0-0-0)	0 (0-0-0)	0 (0-0-0)	0 (0-0-0)	0
Invasive Non-typhoidal Salmonella (iNTS)	0 (0-0-0)	0 (0-0-0)	0 (0-0-0)	0 (0-0-0)	0 (0-0-0)	0 (0-0-0)	0 (0-0-0)	0 (0-0-0)	0 (0-0-0)	0 (0-0-0)	0 (0-0-0)	0 (0-0-0)	0 (0-0-0)	0 (0-0-0)	0 (0-0-0)	0 (0-0-0)	0 (0-0-0)	0 (0-0-0)	0 (0-0-0)	0 (0-0-0)	0 (0-0-0)	0-1
Other intestinal infectious diseases	0 (0-0-0)	0 (0-0-0)	0 (0-0-0)	0 (0-0-0)	0 (0-0-0)	0 (0-0-0)	0 (0-0-0)	0 (0-0-0)	0 (0-0-0)	0 (0-0-0)	0 (0-0-0)	0 (0-0-0)	0 (0-0-0)	0 (0-0-0)	0 (0-0-0)	0 (0-0-0)	0 (0-0-0)	0 (0-0-0)	0 (0-0-0)	0 (0-0-0)	0 (0-0-0)	0-1
Neglected tropical diseases and malaria	0 (0-0-0)	0-2 (0-0-0-0)	0-6 (0-1-0-0)	0-7 (0-2-0-2)	0-1 (0-0-0-2)	0-1 (0-0-0-2)	0-1 (0-0-0-2)	0-1 (0-0-0-4)	0-1 (0-0-0-4)	0-1 (0-0-0-4)	0-1 (0-0-0-4)	0-2 (0-0-0-6)	0-2 (0-0-0-6)	0-3 (0-0-0-7)	0-2 (0-0-0-7)	0-2 (0-0-0-7)	0-1 (0-0-0-3)	0-1 (0-0-0-2)	0-1 (0-0-0-2)	0-1 (0-0-0-1)	0-1 (0-0-0-1)	3-3
Malaria	0 (0-0-0)	0 (0-0-0)	0 (0-0-0)	0 (0-0-0)	0 (0-0-0)	0 (0-0-0)	0 (0-0-0)	0 (0-0-0)	0 (0-0-0)	0 (0-0-0)	0 (0-0-0)	0 (0-0-0)	0 (0-0-0)	0 (0-0-0)	0 (0-0-0)	0 (0-0-0)	0 (0-0-0)	0 (0-0-0)	0 (0-0-0)	0 (0-0-0)	0 (0-0-0)	0
Chagas disease	0 (0-0-0)	0 (0-0-0)	0 (0-0-0)	0 (0-0-0)	0 (0-0-0)	0 (0-0-0)	0 (0-0-0)	0 (0-0-0)	0 (0-0-0)	0 (0-0-0)	0 (0-0-0)	0 (0-0-0)	0 (0-0-0)	0 (0-0-0)	0 (0-0-0)	0 (0-0-0)	0 (0-0-0)	0 (0-0-0)	0 (0-0-0)	0 (0-0-0)	0 (0-0-0)	0
Leishmaniasis	0 (0-0-0)	0 (0-0-0)	0 (0-0-0)	0 (0-0-0)	0 (0-0-0)	0 (0-0-0)	0 (0-0-0)	0 (0-0-0)	0 (0-0-0)	0 (0-0-0)	0 (0-0-0)	0 (0-0-0)	0 (0-0-0)	0 (0-0-0)	0 (0-0-0)	0 (0-0-0)	0 (0-0-0)	0 (0-0-0)	0 (0-0-0)	0 (0-0-0)	0 (0-0-0)	0
Visceral leishmaniasis	0 (0-0-0)	0 (0-0-0)	0 (0-0-0)	0 (0-0-0)	0 (0-0-0)	0 (0-0-0)	0 (0-0-0)	0 (0-0-0)	0 (0-0-0)	0 (0-0-0)	0 (0-0-0)	0 (0-0-0)	0 (0-0-0)	0 (0-0-0)	0 (0-0-0)	0 (0-0-0)	0 (0-0-0)	0 (0-0-0)	0 (0-0-0)	0 (0-0-0)	0 (0-0-0)	0
Cutaneous and mucocutaneous leishmaniasis	0 (0-0-0)	0 (0-0-0)	0 (0-0-0)	0 (0-0-0)	0 (0-0-0)	0 (0-0-0)	0 (0-0-0)	0 (0-0-0)	0 (0-0-0)	0 (0-0-0)	0 (0-0-0)	0 (0-0-0)	0 (0-0-0)	0 (0-0-0)	0 (0-0-0)	0 (0-0-0)	0 (0-0-0)	0 (0-0-0)	0 (0-0-0)	0 (0-0-0)	0 (0-0-0)	0
African trypanosomiasis	0 (0-0-0)	0 (0-0-0)	0 (0-0-0)	0 (0-0-0)	0 (0-0-0)	0 (0-0-0)	0 (0-0-0)	0 (0-0-0)	0 (0-0-0)	0 (0-0-0)	0 (0-0-0)	0 (0-0-0)	0 (0-0-0)	0 (0-0-0)	0 (0-0-0)	0 (0-0-0)	0 (0-0-0)	0 (0-0-0)	0 (0-0-0)	0 (0-0-0)	0 (0-0-0)	0
Schistosomiasis	0 (0-0-0)	0 (0-0-0)	0 (0-0-0)	0 (0-0-0)	0 (0-0-0)	0 (0-0-0)	0 (0-0-0)	0 (0-0-0)	0 (0-0-0)	0 (0-0-0)	0 (0-0-0)	0 (0-0-0)	0 (0-0-0)	0 (0-0-0)	0 (0-0-0)	0 (0-0-0)	0 (0-0-0)	0 (0-0-0)	0 (0-0-0)	0 (0-0-0)	0 (0-0-0)	0
Cysticercosis	0 (0-0-0)	0 (0-0-0)	0 (0-0-0)	0 (0-0-0)	0 (0-0-0)	0 (0-0-0)	0 (0-0-0)	0 (0-0-0)	0 (0-0-0)	0 (0-0-0)	0 (0-0-0)	0 (0-0-0)	0 (0-0-0)	0 (0-0-0)	0 (0-0-0)	0 (0-0-0)	0 (0-0-0)	0 (0-0-0)	0 (0-0-0)	0 (0-0-0)	0 (0-0-0)	0
Cystic echinococcosis	0 (0-0-0)	0 (0-0-0)	0 (0-0-0)	0 (0-0-0)	0 (0-0-0)	0 (0-0-0)	0 (0-0-0)	0 (0-0-0)	0 (0-0-0)	0 (0-0-0)	0 (0-0-0)	0 (0-0-0)	0 (0-0-0)	0 (0-0-0)	0 (0-0-0)	0 (0-0-0)	0 (0-0-0)	0 (0-0-0)	0 (0-0-0)	0 (0-0-0)	0 (0-0-0)	0
Lymphatic filariasis	0 (0-0-0)	0 (0-0-0)	0 (0-0-0)	0 (0-0-0)	0 (0-0-0)	0 (0-0-0)	0 (0-0-0)	0 (0-0-0)	0 (0-0-0)	0 (0-0-0)	0 (0-0-0)	0 (0-0-0)	0 (0-0-0)	0 (0-0-0)	0 (0-0-0)	0 (0-0-0)	0 (0-0-0)	0 (0-0-0)	0 (0-0-0)	0 (0-0-0)	0 (0-0-0)	0
Onchocerciasis	0 (0-0-0)	0 (0-0-0)	0 (0-0-0)	0 (0-0-0)	0 (0-0-0)	0 (0-0-0)	0 (0-0-0)	0 (0-0-0)	0 (0-0-0)	0 (0-0-0)	0 (0-0-0)	0 (0-0-0)	0 (0-0-0)	0 (0-0-0)	0 (0-0-0)	0 (0-0-0)	0 (0-0-0)	0 (0-0-0)	0 (0-0-0)	0 (0-0-0)	0 (0-0-0)	0
Trachoma	0 (0-0-0)	0 (0-0-0)	0 (0-0-0)	0 (0-0-0)	0 (0-0-0)	0 (0-0-0)	0 (0-0-0)	0 (0-0-0)	0 (0-0-0)	0 (0-0-0)	0 (0-0-0)	0 (0-0-0)	0 (0-0-0)	0 (0-0-0)	0 (0-0-0)	0 (0-0-0)	0 (0-0-0)	0 (0-0-0)	0 (0-0-0)	0 (0-0-0)	0 (0-0-0)	0
Dengue	0 (0-0-0)	0 (0-0-0)	0 (0-0-0)	0 (0-0-0)	0 (0-0-0)	0 (0-0-0)	0 (0-0-0)	0 (0-0-0)	0 (0-0-0)	0 (0-0-0)	0 (0-0-0)	0 (0-0-0)	0 (0-0-0)	0 (0-0-0)	0 (0-0-0)	0 (0-0-0)	0 (0-0-0)	0 (0-0-0)	0 (0-0-0)	0 (0-0-0)	0 (0-0-0)	0
Yellow fever	0 (0-0-0)	0 (0-0-0)	0 (0-0-0)	0 (0-0-0)	0 (0-0-0)	0 (0-0-0)	0 (0-0-0)	0 (0-0-0)	0 (0-0-0)	0 (0-0-0)	0 (0-0-0)	0 (0-0-0)	0 (0-0-0)	0 (0-0-0)	0 (0-0-0)	0 (0-0-0)	0 (0-0-0)	0 (0-0-0)	0 (0-0-0)	0 (0-0-0)	0 (0-0-0)	0
Rabies	0 (0-0-0)	0 (0-0-0)	0 (0-0-0)	0 (0-0-0)	0 (0-0-0)	0 (0-0-0)	0 (0-0-0)	0 (0-0-0)	0 (0-0-0)	0 (0-0-0)	0 (0-0-0)	0 (0-0-0)	0 (0-0-0)	0 (0-0-0)	0 (0-0-0)	0 (0-0-0)	0 (0-0-0)	0 (0-0-0)	0 (0-0-0)	0 (0-0-0)	0 (0-0-0)	0
Intestinal nematode infections	0 (0-0-0)	0 (0-0-0)	0 (0-0-0)	0 (0-0-0)	0 (0-0-0)	0 (0-0-0)	0 (0-0-0)	0 (0-0-0)	0 (0-0-0)	0 (0-0-0)	0 (0-0-0)	0 (0-0-0)	0 (0-0-0)	0 (0-0-0)	0 (0-0-0)	0 (0-0-0)	0 (0-0-0)	0 (0-0-0)	0 (0-0-0)	0 (0-0-0)	0 (0-0-0)	0
Ascariasis	0 (0-0-0)	0 (0-0-0)	0 (0-0-0)	0 (0-0-0)	0 (0-0-0)	0 (0-0-0)	0 (0-0-0)	0 (0-0-0)	0 (0-0-0)	0 (0-0-0)	0 (0-0-0)	0 (0-0-0)	0 (0-0-0)	0 (0-0-0)	0 (0-0-0)	0 (0-0-0)	0 (0-0-0)	0 (0-0-0)	0 (0-0-0)	0 (0-0-0)	0 (0-0-0)	0
Trichuriasis	0 (0-0-0)	0 (0-0-0)	0 (0-0-0)	0 (0-0-0)	0 (0-0-0)	0 (0-0-0)	0 (0-0-0)	0 (0-0-0)	0 (0-0-0)	0 (0-0-0)	0 (0-0-0)	0 (0-0-0)	0 (0-0-0)	0 (0-0-0)	0 (0-0-0)	0 (0-0-0)	0 (0-0-0)	0 (0-0-0)	0 (0-0-0)	0 (0-0-0)	0 (0-0-0)	0
Hookworm disease	0 (0-0-0)	0 (0-0-0)	0 (0-0-0)	0 (0-0-0)	0 (0-0-0)	0 (0-0-0)	0 (0-0-0)	0 (0-0-0)	0 (0-0-0)	0 (0-0-0)	0 (0-0-0)	0 (0-0-0)	0 (0-0-0)	0 (0-0-0)	0 (0-0-0)	0 (0-0-0)	0 (0-0-0)	0 (0-0-0)	0 (0-0-0)	0 (0-0-0)	0 (0-0-0)	0
Food-borne trematodiases	0 (0-0-0)	0 (0-0-0)	0 (0-0-0)	0 (0-0-0)	0 (0-0-0)	0 (0-0-0)	0 (0-0-0)	0 (0-0-0)	0 (0-0-0)	0 (0-0-0)	0 (0-0-0)	0 (0-0-0)	0 (0-0-0)	0 (0-0-0)	0 (0-0-0)	0 (0-0-0)	0 (0-0-0)	0 (0-0-0)	0 (0-0-0)	0 (0-0-0)	0 (0-0-0)	0
Leprosy	0 (0-0-0)	0 (0-0-0)	0 (0-0-0)	0 (0-0-0)	0 (0-0-0)	0 (0-0-0)	0 (0-0-0)	0 (0-0-0)	0 (0-0-0)	0 (0-0-0)	0 (0-0-0)	0 (0-0-0)	0 (0-0-0)	0 (0-0-0)	0 (0-0-0)	0 (0-0-0)	0 (0-0-0)	0 (0-0-0)	0 (0-0-0)	0 (0-0-0)	0 (0-0-0)	0
Ebola	0 (0-0-0)	0 (0-0-0)	0 (0-0-0)	0 (0-0-0)	0 (0-0-0)	0 (0-0-0)	0 (0-0-0)	0 (0-0-0)	0 (0-0-0)	0 (0-0-0)	0 (0-0-0)	0 (0-0-0)	0 (0-0-0)	0 (0-0-0)	0 (0-0-0)	0 (0-0-0)	0 (0-0-0)	0 (0-0-0)	0 (0-0-0)	0 (0-0-0)	0 (0-0-0)	0
Zika virus	0 (0-0-0)	0 (0-0-0)	0 (0-0-0)	0 (0-0-0)	0 (0-0-0)	0 (0-0-0)	0 (0-0-0)	0 (0-0-0)	0 (0-0-0)	0 (0-0-0)	0 (0-0-0)	0 (0-0-0)	0 (0-0-0)	0 (0-0-0)	0 (0-0-0)	0 (0-0-0)	0 (0-0-0)	0 (0-0-0)	0 (0-0-0)	0 (0-0-0)	0 (0-0-0)	0
Guinea worm disease	0 (0-0-0)	0 (0-0-0)	0 (0-0-0)	0 (0-0-0)	0 (0-0-0)	0 (0-0-0)	0 (0-0-0)	0 (0-0-0)	0 (0-0-0)	0 (0-0-0)	0 (0-0-0)	0 (0-0-0)	0 (0-0-0)	0 (0-0-0)	0 (0-0-0)	0 (0-0-0)	0 (0-0-0)

Osteoarthritis other	0 (0 to 0)	0 (0 to 0)	0 (0 to 0)

SR Table 2b: Northumberland DALYS by cause and age arouns for females with 95% uncertainty intervals, 2019

Cause	Early Neonatal	Late Neonatal	Post Neonatal	1 to 4	5 to 9	10 to 14	15 to 19	20 to 24	25 to 29	30 to 34	35 to 39	40 to 44	45 to 49	50 to 54	55 to 59	60 to 64	65 to 69	70 to 74	75 to 79	80 to 84	85 to 89	90 to 94	95 plus	Total
All causes	1,764 (66.2 to 134)	1,264 (42.4 to 97.4)	2,026 (97.9 to 164)	3,546 (166 to 304)	1,265 (64.5 to 217)	1,047 (49.9 to 179)	1,047 (49.6 to 183)	1,047 (50.1 to 183)	1,047 (50.1 to 183)	1,047 (50.1 to 183)	1,047 (50.1 to 183)	1,047 (50.1 to 183)	1,047 (50.1 to 183)	1,047 (50.1 to 183)	1,047 (50.1 to 183)	1,047 (50.1 to 183)	1,047 (50.1 to 183)	1,047 (50.1 to 183)	1,047 (50.1 to 183)	1,047 (50.1 to 183)	1,047 (50.1 to 183)	1,047 (50.1 to 183)	54,600
Communicable, maternal, neonatal, and nutritional diseases	1,764 (66.2 to 134)	1,264 (42.4 to 97.4)	2,026 (97.9 to 164)	3,546 (166 to 304)	1,265 (64.5 to 217)	1,047 (49.9 to 179)	1,047 (49.6 to 183)	1,047 (50.1 to 183)	1,047 (50.1 to 183)	1,047 (50.1 to 183)	1,047 (50.1 to 183)	1,047 (50.1 to 183)	1,047 (50.1 to 183)	1,047 (50.1 to 183)	1,047 (50.1 to 183)	1,047 (50.1 to 183)	1,047 (50.1 to 183)	1,047 (50.1 to 183)	1,047 (50.1 to 183)	1,047 (50.1 to 183)	1,047 (50.1 to 183)	1,047 (50.1 to 183)	54,600
HIV/AIDS and sexually transmitted infections	446 (1.4 to 9.8)	1.9 (0.4 to 4.1)	0.2 (0.1 to 0.3)	0.1 (0.1 to 0.1)	0.1 (0.1 to 0.2)	0.2 (0.1 to 0.3)	0.5 (0.4 to 0.6)	1.4 (0.9 to 2.1)	2 (1.3 to 3.2)	4.9 (2.7 to 8.6)	5.8 (2.7 to 9.1)	5.8 (2.7 to 9.1)	4.8 (2.1 to 7.5)	3.5 (2.4 to 5)	2.6 (1.7 to 4)	2.2 (1.4 to 3.5)	2.2 (1.4 to 3.5)	1.9 (1.2 to 3)	1.3 (0.8 to 1.9)	0.9 (0.6 to 1.2)	0.6 (0.4 to 0.9)	0.2 (0.2 to 0.3)	0.1 (0.1 to 0.2)	59.1
HIV/AIDS	0 (0 to 0)	0 (0 to 0)	0 (0 to 0.2)	0 (0 to 0.1)	0 (0 to 0.1)	0 (0 to 0.1)	0.3 (0.2 to 0.4)	0.6 (0.4 to 0.9)	1.2 (0.8 to 1.7)	1.6 (1.1 to 2.2)	1.5 (1.1 to 2.2)	1.5 (1.2 to 2.2)	1.5 (1.1 to 2.2)	1.5 (1.1 to 2.2)	1.5 (1.1 to 2.2)	1.5 (1.1 to 2.2)	1.5 (1.1 to 2.2)	1.5 (1.1 to 2.2)	1.5 (1.1 to 2.2)	1.5 (1.1 to 2.2)	1.5 (1.1 to 2.2)	1.5 (1.1 to 2.2)	1.5 (1.1 to 2.2)	12.5
HIV/AIDS - Drug-susceptible Tuberculosis	0 (0 to 0)	0 (0 to 0)	0 (0 to 0)	0 (0 to 0)	0 (0 to 0)	0 (0 to 0)	0 (0 to 0)	0 (0 to 0)	0 (0 to 0)	0.2 (0.1 to 0.3)	0.2 (0.1 to 0.3)	0.2 (0.1 to 0.3)	0.2 (0.1 to 0.3)	0.2 (0.1 to 0.3)	0.2 (0.1 to 0.3)	0.2 (0.1 to 0.3)	0.2 (0.1 to 0.3)	0.2 (0.1 to 0.3)	0.2 (0.1 to 0.3)	0.2 (0.1 to 0.3)	0.2 (0.1 to 0.3)	0.2 (0.1 to 0.3)	0.2 (0.1 to 0.3)	1.5
HIV/AIDS - Multidrug-resistant Tuberculosis without extensive dr...	0 (0 to 0)	0 (0 to 0)	0 (0 to 0)	0 (0 to 0)	0 (0 to 0)	0 (0 to 0)	0 (0 to 0)	0 (0 to 0)	0 (0 to 0)	0 (0 to 0)	0 (0 to 0)	0 (0 to 0)	0 (0 to 0)	0 (0 to 0)	0 (0 to 0)	0 (0 to 0)	0 (0 to 0)	0 (0 to 0)	0 (0 to 0)	0 (0 to 0)	0 (0 to 0)	0 (0 to 0)	0 (0 to 0)	0
HIV/AIDS - Extensively drug-resistant Tuberculosis	0 (0 to 0)	0 (0 to 0)	0 (0 to 0)	0 (0 to 0)	0 (0 to 0)	0 (0 to 0)	0 (0 to 0)	0 (0 to 0)	0 (0 to 0)	0 (0 to 0)	0 (0 to 0)	0 (0 to 0)	0 (0 to 0)	0 (0 to 0)	0 (0 to 0)	0 (0 to 0)	0 (0 to 0)	0 (0 to 0)	0 (0 to 0)	0 (0 to 0)	0 (0 to 0)	0 (0 to 0)	0 (0 to 0)	0
HIV/AIDS resulting in other diseases	0 (0 to 0)	0 (0 to 0)	0 (0 to 0)	0 (0 to 0.1)	0 (0 to 0.1)	0 (0 to 0.1)	0 (0 to 0.2)	0.5 (0.2 to 0.4)	0.5 (0.4 to 0.6)	1.1 (0.7 to 1.4)	1.4 (0.9 to 2)	1.3 (0.9 to 2)	1.4 (0.9 to 2)	1.3 (0.9 to 2)	1.4 (0.9 to 2)	1.3 (0.9 to 2)	1.4 (0.9 to 2)	1.3 (0.9 to 2)	0.9 (0.6 to 1.4)	0.5 (0.3 to 1.2)	0.2 (0.1 to 0.5)	0 (0 to 0)	0 (0 to 0)	11
Sexually transmitted infections excluding HIV	0 (0 to 0)	0 (0 to 0)	0 (0 to 0)	0 (0 to 0)	0 (0 to 0)	0 (0 to 0)	0 (0 to 0)	0 (0 to 0)	0 (0 to 0)	0 (0 to 0)	0 (0 to 0)	0 (0 to 0)	0 (0 to 0)	0 (0 to 0)	0 (0 to 0)	0 (0 to 0)	0 (0 to 0)	0 (0 to 0)	0 (0 to 0)	0 (0 to 0)	0 (0 to 0)	0 (0 to 0)	0 (0 to 0)	0 (0 to 0)	0
Syphilis	446 (1.4 to 9.8)	1.9 (0.4 to 4.1)	0.2 (0.1 to 0.3)	0.1 (0.1 to 0.1)	0.1 (0.1 to 0.2)	0.2 (0.1 to 0.3)	0.3 (0.2 to 0.4)	0.6 (0.4 to 0.9)	1.2 (0.8 to 1.7)	1.6 (1.1 to 2.2)	1.5 (1.1 to 2.2)	1.5 (1.2 to 2.2)	1.5 (1.1 to 2.2)	1.5 (1.1 to 2.2)	1.5 (1.1 to 2.2)	1.5 (1.1 to 2.2)	1.5 (1.1 to 2.2)	1.5 (1.1 to 2.2)	1.5 (1.1 to 2.2)	1.5 (1.1 to 2.2)	1.5 (1.1 to 2.2)	1.5 (1.1 to 2.2)	1.5 (1.1 to 2.2)	12.5
Chlamydial infection	0 (0 to 0)	0 (0 to 0)	0 (0 to 0)	0 (0 to 0)	0 (0 to 0)	0 (0 to 0)	0 (0 to 0.2)	0 (0 to 0.4)	0 (0 to 1.1)	0 (0 to 1.5)	0 (0 to 1.5)	0 (0 to 1.5)	0 (0 to 1.5)	0 (0 to 1.5)	0 (0 to 1.5)	0 (0 to 1.5)	0 (0 to 1.5)	0 (0 to 1.5)	0 (0 to 1.5)	0 (0 to 1.5)	0 (0 to 1.5)	0 (0 to 1.5)	0 (0 to 1.5)	0 (0 to 1.5)	7.9
Gonococcal infection	0 (0 to 0)	0 (0 to 0)	0 (0 to 0)	0 (0 to 0)	0 (0 to 0)	0 (0 to 0)	0 (0 to 0.1)	0 (0 to 0.1)	0 (0 to 0.2)	0 (0 to 0.3)	0 (0 to 0.3)	0 (0 to 0.3)	0 (0 to 0.3)	0 (0 to 0.3)	0 (0 to 0.3)	0 (0 to 0.3)	0 (0 to 0.3)	0 (0 to 0.3)	0 (0 to 0.3)	0 (0 to 0.3)	0 (0 to 0.3)	0 (0 to 0.3)	0 (0 to 0.3)	0 (0 to 0.3)	5.6
Trichomoniasis	0 (0 to 0)	0 (0 to 0)	0 (0 to 0)	0 (0 to 0)	0 (0 to 0)	0 (0 to 0)	0 (0 to 0.1)	0 (0 to 0.1)	0 (0 to 0.2)	0.3 (0.1 to 0.5)	0.4 (0.1 to 0.7)	0.4 (0.1 to 0.7)	0.4 (0.1 to 0.7)	0.4 (0.1 to 0.7)	0.4 (0.1 to 0.7)	0.4 (0.1 to 0.7)	0.4 (0.1 to 0.7)	0.4 (0.1 to 0.7)	0.4 (0.1 to 0.7)	0.4 (0.1 to 0.7)	0.4 (0.1 to 0.7)	0.4 (0.1 to 0.7)	0.4 (0.1 to 0.7)	4.1
Genital herpes	0 (0 to 0)	0 (0 to 0)	0 (0 to 0)	0 (0 to 0)	0 (0 to 0)	0 (0 to 0)	0 (0 to 0.1)	0 (0 to 0.3)	0 (0 to 0.5)	0.4 (0.1 to 0.9)	0.4 (0.1 to 0.9)	0.5 (0.2 to 1.4)	0.4 (0.1 to 0.9)	0.4 (0.1 to 0.9)	0.4 (0.1 to 0.9)	0.4 (0.1 to 0.9)	0.4 (0.1 to 0.9)	0.4 (0.1 to 0.9)	0.4 (0.1 to 0.9)	0.4 (0.1 to 0.9)	0.4 (0.1 to 0.9)	0.4 (0.1 to 0.9)	0.4 (0.1 to 0.9)	5.2
Other sexually transmitted infections	0 (0 to 0)	0 (0 to 0)	0 (0 to 0)	0 (0 to 0)	0 (0 to 0)	0 (0 to 0)	0 (0 to 0)	0 (0 to 0.2)	0 (0 to 0.7)	0 (0 to 1.8)	0 (0 to 1.5)	0 (0 to 1.5)	0 (0 to 1.5)	0 (0 to 1.5)	0 (0 to 1.5)	0 (0 to 1.5)	0 (0 to 1.5)	0 (0 to 1.5)	0 (0 to 1.5)	0 (0 to 1.5)	0 (0 to 1.5)	0 (0 to 1.5)	0 (0 to 1.5)	0 (0 to 1.5)	10.9
Respiratory infections and tuberculosis	0.9 (0.4 to 2.2)	1.4 (1.1 to 2)	1.4 (1.1 to 1.9)	0.8 (0.6 to 1.1)	0.5 (0.4 to 0.7)	0.4 (0.3 to 0.6)	0.4 (0.3 to 0.6)	0.4 (0.3 to 0.6)	0.4 (0.3 to 0.6)	0.4 (0.3 to 0.6)	0.4 (0.3 to 0.6)	0.4 (0.3 to 0.6)	0.4 (0.3 to 0.6)	0.4 (0.3 to 0.6)	0.4 (0.3 to 0.6)	0.4 (0.3 to 0.6)	0.4 (0.3 to 0.6)	0.4 (0.3 to 0.6)	0.4 (0.3 to 0.6)	0.4 (0.3 to 0.6)	0.4 (0.3 to 0.6)	0.4 (0.3 to 0.6)	0.4 (0.3 to 0.6)	10.9
Tuberculosis	0.9 (0.4 to 2.2)	1.4 (1.1 to 2)	1.4 (1.1 to 1.9)	0.8 (0.6 to 1.1)	0.5 (0.4 to 0.7)	0.4 (0.3 to 0.6)	0.4 (0.3 to 0.6)	0.4 (0.3 to 0.6)	0.4 (0.3 to 0.6)	0.4 (0.3 to 0.6)	0.4 (0.3 to 0.6)	0.4 (0.3 to 0.6)	0.4 (0.3 to 0.6)	0.4 (0.3 to 0.6)	0.4 (0.3 to 0.6)	0.4 (0.3 to 0.6)	0.4 (0.3 to 0.6)	0.4 (0.3 to 0.6)	0.4 (0.3 to 0.6)	0.4 (0.3 to 0.6)	0.4 (0.3 to 0.6)	0.4 (0.3 to 0.6)	0.4 (0.3 to 0.6)	10.9
Latent tuberculosis infection	0 (0 to 0)	0 (0 to 0)	0 (0 to 0)	0 (0 to 0)	0 (0 to 0)	0 (0 to 0)	0 (0 to 0)	0 (0 to 0)	0 (0 to 0)	0 (0 to 0)	0 (0 to 0)	0 (0 to 0)	0 (0 to 0)	0 (0 to 0)	0 (0 to 0)	0 (0 to 0)	0 (0 to 0)	0 (0 to 0)	0 (0 to 0)	0 (0 to 0)	0 (0 to 0)	0 (0 to 0)	0 (0 to 0)	0 (0 to 0)	0
Drug-susceptible tuberculosis	0 (0 to 0)	0 (0 to 0)	0 (0 to 0)	0 (0 to 0)	0 (0 to 0)	0 (0 to 0)	0 (0 to 0)	0 (0 to 0)	0 (0 to 0)	0 (0 to 0)	0 (0 to 0)	0 (0 to 0)	0 (0 to 0)	0 (0 to 0)	0 (0 to 0)	0 (0 to 0)	0 (0 to 0)	0 (0 to 0)	0 (0 to 0)	0 (0 to 0)	0 (0 to 0)	0 (0 to 0)	0 (0 to 0)	0 (0 to 0)	0
Multidrug-resistant tuberculosis without extensive drug-resistance	0 (0 to 0)	0 (0 to 0)	0 (0 to 0)	0 (0 to 0)	0 (0 to 0)	0 (0 to 0)	0 (0 to 0)	0 (0 to 0)	0 (0 to 0)	0 (0 to 0)	0 (0 to 0)	0 (0 to 0)	0 (0 to 0)	0 (0 to 0)	0 (0 to 0)	0 (0 to 0)	0 (0 to 0)	0 (0 to 0)	0 (0 to 0)	0 (0 to 0)	0 (0 to 0)	0 (0 to 0)	0 (0 to 0)	0 (0 to 0)	0.4
Extensively drug-resistant tuberculosis	0 (0 to 0)	0 (0 to 0)	0 (0 to 0)	0 (0 to 0)	0 (0 to 0)	0 (0 to 0)	0 (0 to 0)	0 (0 to 0)	0 (0 to 0)	0 (0 to 0)	0 (0 to 0)	0 (0 to 0)	0 (0 to 0)	0 (0 to 0)	0 (0 to 0)	0 (0 to 0)	0 (0 to 0)	0 (0 to 0)	0 (0 to 0)	0 (0 to 0)	0 (0 to 0)	0 (0 to 0)	0 (0 to 0)	0 (0 to 0)	0.1
Lower respiratory infections	0.9 (0.4 to 1.2)	1.4 (1 to 2)	1.4 (1.1 to 1.8)	0.8 (0.6 to 1.1)	0.5 (0.4 to 0.7)	0.4 (0.3 to 0.6)	0.4 (0.3 to 0.6)	0.4 (0.3 to 0.6)	0.4 (0.3 to 0.6)	0.4 (0.3 to 0.6)	0.4 (0.3 to 0.6)	0.4 (0.3 to 0.6)	0.4 (0.3 to 0.6)	0.4 (0.3 to 0.6)	0.4 (0.3 to 0.6)	0.4 (0.3 to 0.6)	0.4 (0.3 to 0.6)	0.4 (0.3 to 0.6)	0.4 (0.3 to 0.6)	0.4 (0.3 to 0.6)	0.4 (0.3 to 0.6)	0.4 (0.3 to 0.6)	0.4 (0.3 to 0.6)	10.9
Upper respiratory infections	0 (0 to 0)	0 (0 to 0)	0 (0 to 0)	0 (0 to 0)	0 (0 to 0)	0 (0 to 0)	0 (0 to 0)	0 (0 to 0)	0 (0 to 0)	0 (0 to 0)	0 (0 to 0)	0 (0 to 0)	0 (0 to 0)	0 (0 to 0)	0 (0 to 0)	0 (0 to 0)	0 (0 to 0)	0 (0 to 0)	0 (0 to 0)	0 (0 to 0)	0 (0 to 0)	0 (0 to 0)	0 (0 to 0)	0 (0 to 0)	0
Otitis media	0 (0 to 0)	0 (0 to 0)	0 (0 to 0)	0.4 (0.2 to 0.7)	0.3 (0.2 to 0.5)	0.2 (0.1 to 0.4)	0.2 (0.1 to 0.4)	0.2 (0.1 to 0.4)	0.2 (0.1 to 0.4)	0.2 (0.1 to 0.4)	0.2 (0.1 to 0.4)	0.2 (0.1 to 0.4)	0.2 (0.1 to 0.4)	0.2 (0.1 to 0.4)	0.2 (0.1 to 0.4)	0.2 (0.1 to 0.4)	0.2 (0.1 to 0.4)	0.2 (0.1 to 0.4)	0.2 (0.1 to 0.4)	0.2 (0.1 to 0.4)	0.2 (0.1 to 0.4)	0.2 (0.1 to 0.4)	0.2 (0.1 to 0.4)	39.2
Enteric infections	0.1 (0.1 to 0.2)	0.5 (0.4 to 0.7)	0.9 (0.6 to 0.9)	0.9 (0.6 to 1.3)	0.4 (0.3 to 0.6)	0.3 (0.2 to 0.4)	0.3 (0.2 to 0.4)	0.3 (0.2 to 0.4)	0.3 (0.2 to 0.4)	0.3 (0.2 to 0.4)	0.3 (0.2 to 0.4)	0.3 (0.2 to 0.4)	0.3 (0.2 to 0.4)	0.3 (0.2 to 0.4)	0.3 (0.2 to 0.4)	0.3 (0.2 to 0.4)	0.3 (0.2 to 0.4)	0.3 (0.2 to 0.4)	0.3 (0.2 to 0.4)	0.3 (0.2 to 0.4)	0.3 (0.2 to 0.4)	0.3 (0.2 to 0.4)	0.3 (0.2 to 0.4)	5.7
Diarrheal diseases	0.1 (0.1 to 0.2)	0.5 (0.4 to 0.7)	0.9 (0.6 to 0.9)	0.9 (0.6 to 1.3)	0.4 (0.3 to 0.6)	0.3 (0.2 to 0.4)	0.3 (0.2 to 0.4)	0.3 (0.2 to 0.4)	0.3 (0.2 to 0.4)	0.3 (0.2 to 0.4)	0.3 (0.2 to 0.4)	0.3 (0.2 to 0.4)	0.3 (0.2 to 0.4)	0.3 (0.2 to 0.4)	0.3 (0.2 to 0.4)	0.3 (0.2 to 0.4)	0.3 (0.2 to 0.4)	0.3 (0.2 to 0.4)	0.3 (0.2 to 0.4)	0.3 (0.2 to 0.4)	0.3 (0.2 to 0.4)	0.3 (0.2 to 0.4)	0.3 (0.2 to 0.4)	159
Typhoid and paratyphoid	0 (0 to 0)	0 (0 to 0)	0 (0 to 0)	0 (0 to 0)	0 (0 to 0)	0 (0 to 0)	0 (0 to 0)	0 (0 to 0)	0 (0 to 0)	0 (0 to 0)	0 (0 to 0)	0 (0 to 0)	0 (0 to 0)	0 (0 to 0)	0 (0 to 0)	0 (0 to 0)	0 (0 to 0)	0 (0 to 0)	0 (0 to 0)	0 (0 to 0)	0 (0 to 0)	0 (0 to 0)	0 (0 to 0)	0 (0 to 0)	0
Typhoid fever	0 (0 to 0)	0 (0 to 0)	0 (0 to 0)	0 (0 to 0)	0 (0 to 0)	0 (0 to 0)	0 (0 to 0)	0 (0 to 0)	0 (0 to 0)	0 (0 to 0)	0 (0 to 0)	0 (0 to 0)	0 (0 to 0)	0 (0 to 0)	0 (0 to 0)	0 (0 to 0)	0 (0 to 0)	0 (0 to 0)	0 (0 to 0)	0 (0 to 0)	0 (0 to 0)	0 (0 to 0)	0 (0 to 0)	0 (0 to 0)	0
Paratyphoid fever	0 (0 to 0)	0 (0 to 0)	0 (0 to 0)	0 (0 to 0)	0 (0 to 0)	0 (0 to 0)	0 (0 to 0)	0 (0 to 0)	0 (0 to 0)	0 (0 to 0)	0 (0 to 0)	0 (0 to 0)	0 (0 to 0)	0 (0 to 0)	0 (0 to 0)	0 (0 to 0)	0 (0 to 0)	0 (0 to 0)	0 (0 to 0)	0 (0 to 0)	0 (0 to 0)	0 (0 to 0)	0 (0 to 0)	0 (0 to 0)	0
Invasive Non-typhoidal Salmonella (iNTS)	0 (0 to 0)	0 (0 to 0)	0 (0 to 0)	0 (0 to 0)	0 (0 to 0)	0 (0 to 0)	0 (0 to 0)	0 (0 to 0)	0 (0 to 0)	0 (0 to 0)	0 (0 to 0)	0 (0 to 0)	0 (0 to 0)	0 (0 to 0)	0 (0 to 0)	0 (0 to 0)	0 (0 to 0)	0 (0 to 0)	0 (0 to 0)	0 (0 to 0)	0 (0 to 0)	0 (0 to 0)	0 (0 to 0)	0 (0 to 0)	0.3
Other intestinal infectious diseases	0 (0 to 0)	0 (0 to 0)	0 (0 to 0)	0 (0 to 0)	0 (0 to 0)	0 (0 to 0)	0 (0 to 0)	0 (0 to 0)	0 (0 to 0)	0 (0 to 0)	0 (0 to 0)	0 (0 to 0)	0 (0 to 0)	0 (0 to 0)	0 (0 to 0)	0 (0 to 0)	0 (0 to 0)	0 (0 to 0)	0 (0 to 0)	0 (0 to 0)	0 (0 to 0)	0 (0 to 0)	0 (0 to 0)	0 (0 to 0)	0.3
Neglected tropical diseases and malaria	0 (0 to 0)	0 (0 to 0)	0.4 (0.1 to 1.1)	1.4 (0.1 to 4.6)	1.6 (0.1 to 5.3)	0.3 (0 to 0.7)	0.1 (0 to 0.3)	0.2 (0 to 0.6)	0.2 (0 to 0.6)	0.2 (0 to 0.6)	0.2 (0 to 0.6)	0.7 (0.1 to 2.2)	0.6 (0.1 to 2.2)	0.6 (0.1 to 2.2)	0.6 (0.1 to 2.2)	0.6 (0.1 to 2.2)	0.6 (0.1 to 2.2)	0.6 (0.1 to 2.2)	0.6 (0.1 to 2.2)	0.6 (0.1 to 2.2)	0.6 (0.1 to 2.2)	0.6 (0.1 to 2.2)	0.6 (0.1 to 2.2)	8.3
Malaria	0 (0 to 0)	0 (0 to 0)	0 (0 to 0)	0 (0 to 0)	0 (0 to 0)	0 (0 to 0)	0 (0 to 0)	0 (0 to 0)	0 (0 to 0)	0 (0 to 0)	0 (0 to 0)	0 (0 to 0)	0 (0 to 0)	0 (0 to 0)	0 (0 to 0)	0 (0 to 0)	0 (0 to 0)	0 (0 to 0)	0 (0 to 0)	0 (0 to 0)	0 (0 to 0)	0 (0 to 0)	0 (0 to 0)	0 (0 to 0)	0
Chagas disease	0 (0 to 0)	0 (0 to 0)	0 (0 to 0)	0 (0 to 0)	0 (0 to 0)	0 (0 to 0)	0 (0 to 0)	0 (0 to 0)	0 (0 to 0)	0 (0 to 0)	0 (0 to 0)	0 (0 to 0)	0 (0 to 0)	0 (0 to 0)	0 (0 to 0)	0 (0 to 0)	0 (0 to 0)	0 (0 to 0)	0 (0 to 0)	0 (0 to 0)	0 (0 to 0)	0 (0 to 0)	0 (0 to 0)	0 (0 to 0)	0
Leishmaniasis	0 (0 to 0)	0 (0 to 0)	0 (0 to 0)	0 (0 to 0)	0 (0 to 0)	0 (0 to 0)	0 (0 to 0)	0 (0 to 0)	0 (0 to 0)	0 (0 to 0)	0 (0 to 0)	0 (0 to 0)	0 (0 to 0)	0 (0 to 0)	0 (0 to 0)	0 (0 to 0)	0 (0 to 0)	0 (0 to 0)	0 (0 to 0)	0 (0 to 0)	0 (0 to 0)	0 (0 to 0)	0 (0 to 0)	0 (0 to 0)	0
Visceral leishmaniasis	0 (0 to 0)	0 (0 to 0)	0 (0 to 0)	0 (0 to 0)	0 (0 to 0)	0 (0 to 0)	0 (0 to 0)	0 (0 to 0)	0 (0 to 0)	0 (0 to 0)	0 (0 to 0)	0 (0 to 0)	0 (0 to 0)	0 (0 to 0)	0 (0 to 0)	0 (0 to 0)	0 (0 to 0)	0 (0 to 0)	0 (0 to 0)	0 (0 to 0)	0 (0 to 0)	0 (0 to 0)	0 (0 to 0)	0 (0 to 0)	0
Cutaneous and mucocutaneous leishmaniasis	0 (0 to 0)	0 (0 to 0)	0 (0 to 0)	0 (0 to 0)	0 (0 to 0)	0 (0 to 0)	0 (0 to 0)	0 (0 to 0)	0 (0 to 0)	0 (0 to 0)	0 (0 to 0)	0 (0 to 0)	0 (0 to 0)	0 (0 to 0)	0 (0 to 0)	0 (0 to 0)	0 (0 to 0)	0 (0 to 0)	0 (0 to 0)	0 (0 to 0)	0 (0 to 0)	0 (0 to 0)	0 (0 to 0)	0 (0 to 0)	0
African trypanosomiasis	0 (0 to 0)	0 (0 to 0)	0 (0 to 0)	0 (0 to 0)	0 (0 to 0)	0 (0 to 0)	0 (0 to 0)	0 (0 to 0)	0 (0 to 0)	0 (0 to 0)	0 (0 to 0)	0 (0 to 0)	0 (0 to 0)	0 (0 to 0)	0 (0 to 0)	0 (0 to 0)	0 (0 to 0)	0 (0 to 0)	0 (0 to 0)	0 (0 to 0)	0 (0 to 0)	0 (0 to 0)	0 (0 to 0)	0 (0 to 0)	0
Schistosomiasis	0 (0 to 0)	0 (0 to 0)	0 (0 to 0)	0 (0 to 0)	0 (0 to 0)	0 (0 to 0)	0 (0 to 0)	0 (0 to 0)	0 (0 to 0)	0 (0 to 0)	0 (0 to 0)	0 (0 to 0)	0 (0 to 0)	0 (0 to 0)	0 (0 to 0)	0 (0 to 0)	0 (0 to 0)	0 (0 to 0)	0 (0 to 0)	0 (0 to 0)	0 (0 to 0)	0 (0 to 0)	0 (0 to 0)	0 (0 to 0)	0
Cysticercosis	0 (0 to 0)	0 (0 to 0)	0 (0 to 0)	0 (0 to 0)	0 (0 to 0)	0 (0 to 0)	0 (0 to 0)	0 (0 to 0)	0 (0 to 0)	0 (0 to 0)	0 (0 to 0)	0 (0 to 0)	0 (0 to 0)	0 (0 to 0)	0 (0 to 0)	0 (0 to 0)	0 (0 to 0)	0 (0 to 0)	0 (0 to 0)	0 (0 to 0)	0 (0 to 0)	0 (0 to 0)	0 (0 to 0)	0 (0 to 0)	0
Cystic echinococcosis	0 (0 to 0)	0 (0 to 0)	0 (0 to 0)	0 (0 to 0)	0 (0 to 0)	0 (0 to 0)	0 (0 to 0)	0 (0 to 0)	0 (0 to 0)	0 (0 to 0)	0 (0 to 0)	0 (0 to 0)	0 (0 to 0)	0 (0 to 0)	0 (0 to 0)	0 (0 to 0)	0 (0 to 0)	0 (0 to 0)	0 (0 to 0)	0 (0 to 0)	0 (0 to 0)	0 (0 to 0)	0 (0 to 0)	0 (0 to 0)	0.1
Lymphatic filariasis	0 (0 to 0)	0 (0 to 0)	0 (0 to 0)	0 (0 to 0)	0 (0 to 0)	0 (0 to 0)	0 (0 to 0)	0 (0 to 0)	0 (0 to 0)	0 (0 to 0)	0 (0 to 0)	0 (0 to 0)	0 (0 to 0)	0 (0 to 0)	0 (0 to 0)	0 (0 to 0)	0 (0 to 0)	0 (0 to 0)	0 (0 to 0)	0 (0 to 0)	0 (0 to 0)	0 (0 to 0)	0 (0 to 0)	0 (0 to 0)	0
Onchocerciasis	0 (0 to 0)	0 (0 to 0)	0 (0 to 0)	0 (0 to 0)	0 (0 to 0)	0 (0 to 0)	0 (0 to 0)	0 (0 to 0)	0 (0 to 0)	0 (0 to 0)	0 (0 to 0)	0 (0 to 0)	0 (0 to 0)	0 (0 to 0)	0 (0 to 0)	0 (0 to 0)	0 (0 to 0)	0 (0 to 0)	0 (0 to 0)	0 (0 to 0)	0 (0 to 0)	0 (0 to 0)	0 (0 to 0)	0 (0 to 0)	0
Trachoma	0 (0 to 0)	0 (0 to 0)	0 (0 to 0)	0 (0 to 0)	0 (0 to 0)	0 (0 to 0)	0 (0 to 0)	0 (0 to 0)	0 (0 to 0)	0 (0 to 0)	0 (0 to 0)	0 (0 to 0)	0 (0 to 0)	0 (0 to 0)	0 (0 to 0)	0 (0 to 0)	0 (0 to 0)	0 (0 to 0)	0 (0 to 0)	0 (0 to 0)	0 (0 to 0)	0 (0 to 0)	0 (0 to 0)	0 (0 to 0)	0
Dengue	0 (0 to 0)	0 (0 to 0)	0 (0 to 0)	0 (0 to 0)	0 (0 to 0)	0 (0 to 0)	0 (0 to 0)	0 (0 to 0)	0 (0 to 0)	0 (0 to 0)	0 (0 to 0)	0 (0 to 0)	0 (0 to 0)	0 (0 to 0)	0 (0 to 0)	0 (0 to 0)	0 (0 to 0)	0 (0 to 0)	0 (0 to 0)	0 (0 to 0)	0 (0 to 0)	0 (0 to 0)	0 (0 to 0)	0 (0 to 0)	0
Yellow fever	0 (0 to 0)	0 (0 to 0)	0 (0 to 0)	0 (0 to 0)	0 (0 to 0)	0 (0 to 0)	0 (0 to 0)	0 (0 to 0)	0 (0 to 0)	0 (0 to 0)	0 (0 to 0)	0 (0 to 0)	0 (0 to 0)	0 (0 to 0)	0 (0 to 0)	0 (0 to 0)	0 (0 to 0)	0 (0 to 0)	0 (0 to 0)	0 (0 to 0)	0 (0 to 0)	0 (0 to 0)	0 (0 to 0)	0 (0 to 0)	0
Rabies	0 (0 to 0)	0 (0 to 0)	0 (0 to 0)	0 (0 to 0)	0 (0 to 0)	0 (0 to 0)	0 (0 to 0)	0 (0 to 0)	0 (0 to 0)	0 (0 to 0)	0 (0 to 0)	0 (0 to 0)	0 (0 to 0)	0 (0 to 0)	0 (0 to 0)	0 (0 to 0)	0 (0 to 0)	0 (0 to 0)	0 (0 to 0)	0 (0 to 0)	0 (0 to 0)	0 (0 to 0)	0 (0 to 0)	0 (0 to 0)	0
Intestinal nematode infections	0 (0 to 0)	0 (0 to 0)	0 (0 to 0)	0 (0 to 0)	0 (0 to 0)	0 (0 to 0)	0 (0 to 0)	0 (0 to 0)	0 (0 to 0)	0 (0 to 0)	0 (0 to 0)	0 (0 to 0)	0 (0 to 0)	0 (0 to 0)	0 (0 to 0)	0 (0 to 0)	0 (0 to 0)	0 (0 to 0)	0 (0 to 0)	0 (0 to 0)	0 (0 to 0)	0 (0 to 0)	0 (0 to 0)	0 (0 to 0)	0
Ascariasis	0 (0 to 0)	0 (0 to 0)	0 (0 to 0)	0 (0 to 0)	0 (0 to 0)	0 (0 to 0)	0 (0 to 0)	0 (0 to 0)	0 (0 to 0)	0 (0 to 0)	0 (0 to 0)	0 (0 to 0)	0 (0 to 0)	0 (0 to 0)	0 (0 to 0)	0 (0 to 0)	0 (0 to 0)	0 (0 to 0)	0 (0 to 0)	0 (0 to 0)	0 (0 to 0)	0 (0 to 0)	0 (0 to 0)	0 (0 to 0)	0
Trichuriasis	0 (0 to 0)	0 (0 to 0)	0 (0 to 0)	0 (0 to 0)	0 (0 to 0)	0 (0 to 0)	0 (0 to 0)	0 (0 to 0)	0 (0 to 0)	0 (0 to 0)	0 (0 to 0)	0 (

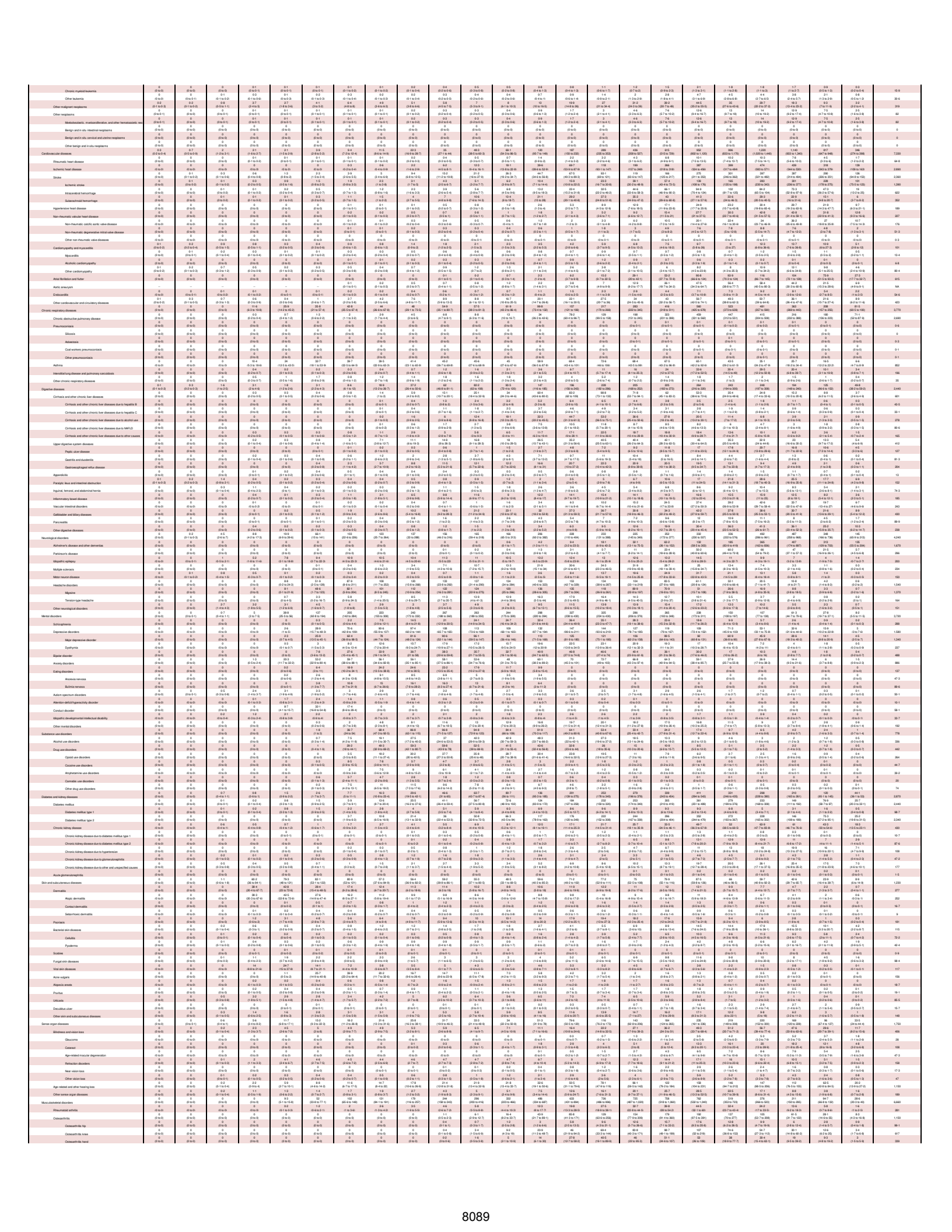

8089

Osteoarthritis other	0 (0 to 0)	0 (0 to 0)	0 (0 to 0)	0 (0 to 0)	0 (0 to 0)	0 (0 to 0)	0 (0 to 0)	0 (0 to 0)	0 (0 to 0)	0 (0 to 0)	0 (0 to 1)	0 (0 to 0)	0-3 (0-1 to 0-9)	1-1 (0-4 to 2-5)	3 (1-3 to 6-4)	6-1 (2-7 to 12)	9-5 (4-3 to 19-4)	11-5 (5-4 to 23-7)	13-5 (6-5 to 28-4)	14-9 (7-5 to 30-7)	11-5 (5-4 to 24-1)	9-8 (5 to 20)	6-5 (3-2 to 13-1)	3-3 (1-7 to 6-7)	1-1 (0-4 to 2-2)	92-2
Low back pain	0 (0 to 0)	0 (0 to 0)	0 (0 to 0)	0 (0 to 0)	5-8 (2-8 to 10-5)	39-2 (19-2 to 49-4)	74-5 (36-9 to 93-7)	40 (19 to 117)	99-6 (53-9 to 154)	173-6 (73-6 to 199)	106 (91 to 221)	146 (91 to 232)	79-6 (38-2 to 260)	80-3 (38-2 to 260)	109 (106 to 347)	132 (126 to 447)	139 (126 to 485)	130 (118 to 485)	122 (111 to 491)	107 (102 to 364)	107 (105 to 264)	107 (98 to 264)	98-3 (58 to 191)	59-3 (34 to 155)	10-2 (6 to 15-3)	3,060
Neck pain	0 (0 to 0)	0 (0 to 0)	0 (0 to 0)	0-2 (0 to 0)	18-2 (9 to 33-3)	30-1 (15-5 to 54-3)	30-6 (15-2 to 58-2)	54 (27 to 147)	70-6 (34-6 to 121)	54 (28-1 to 169)	70-6 (34-6 to 121)	80-3 (40-3 to 137)	65 (32 to 137)	68 (32 to 137)	89 (84 to 297)	110 (84 to 374)	119 (79-7 to 177)	110 (84 to 374)	100 (83 to 165)	90 (52-7 to 153)	82-3 (33 to 115)	65-5 (33-6 to 82-1)	35 (13-4 to 49-7)	11-1 (3-6 to 19-1)	1-1 (0-4 to 2-1)	1,130
Gout	0 (0 to 0)	0 (0 to 0)	0 (0 to 0)	0 (0 to 0)	0 (0 to 0)	0 (0 to 0)	0 (0 to 0)	0 (0 to 1)	0 (0 to 0)	0 (0 to 0)	0 (0 to 0)	0 (0 to 0)	0 (0 to 0)	0 (0 to 0)	0 (0 to 0)	0 (0 to 0)	0 (0 to 0)	0 (0 to 0)	0 (0 to 0)	0 (0 to 0)	0 (0 to 0)	0 (0 to 0)	0 (0 to 0)	0 (0 to 0)	0 (0 to 0)	0
Other musculoskeletal disorders	0 (0 to 0)	0 (0 to 0)	0 (0 to 0)	0-1 (0-1 to 0-3)	1-1 (0-2 to 2-7)	10-9 (5-4 to 19)	23-1 (13-3 to 35-4)	41 (23-4 to 63-5)	59-6 (36-4 to 93-7)	68-6 (34-3 to 93-7)	65-3 (41 to 99-4)	68 (42 to 106)	63 (39 to 106)	113 (68-7 to 172)	169 (70-7 to 177)	219 (84-2 to 274)	156 (83 to 192)	196 (93-3 to 291)	184 (92-3 to 291)	139 (82-3 to 291)	130-4 (56-9 to 291)	110-5 (54-9 to 212)	70-5 (34-9 to 143)	30-4 (16-4 to 64-9)	10-5 (4-4 to 19-6)	4-8 (1-6 to 7-9)	1,030
Other non-communicable diseases	33-7 (22-3 to 55-5)	29-1 (22-7 to 36-7)	32-7 (25-2 to 55-9)	39-2 (26-5 to 51-7)	29-7 (20-1 to 41-5)	47-8 (23-5 to 65-2)	85 (39-5 to 121)	156 (95-3 to 192)	198 (122 to 277)	237 (166 to 339)	241 (148 to 335)	234 (163 to 334)	199 (120 to 499)	232 (220 to 499)	299 (210 to 499)	344 (240 to 473)	369 (240 to 473)	338 (230 to 468)	349 (243 to 476)	382 (260 to 498)	363 (193 to 498)	212 (143 to 277)	143 (105 to 179)	85-4 (64-2 to 109)	33-4 (24-5 to 42-8)	6,130
Congenital birth defects	32-9 (22-4 to 53)	35-3 (19-1 to 52-9)	44-6 (26-5 to 66-2)	25 (16-5 to 35-3)	14-1 (10 to 19-3)	16-5 (10-8 to 24-3)	12 (7-7 to 15-9)	19-1 (9-9 to 19-1)	13-5 (10 to 19)	13-5 (7-3 to 17-9)	13-2 (9-8 to 16-5)	12-3 (8-6 to 16-5)	10-9 (5-6 to 21-4)	19-5 (12-5 to 25-2)	20-7 (12-9 to 28-4)	17-2 (10 to 23-4)	13-4 (8 to 18-5)	13-9 (8-2 to 18-5)	12-3 (7-1 to 17-4)	9-8 (3-8 to 20-2)	3-5 (2-1 to 5-8)	2-4 (1-3 to 4)	1-4 (0-8 to 2-3)	0-6 (0-3 to 1)	0-2 (0-1 to 0-3)	333
Neural tube defects	3-6 (1-8 to 6)	1-2 (0-7 to 2-1)	0-7 (2-5 to 11)	1-6 (0-8 to 2-9)	0-4 (0-2 to 0-6)	0-5 (0-3 to 0-7)	0-6 (0-4 to 1)	0-7 (0-4 to 1-1)	0-7 (0-4 to 1-1)	0-7 (0-4 to 1-1)	0-7 (0-4 to 1-1)	0-5 (0-3 to 0-8)	0-5 (0-2 to 0-9)	0-3 (0-2 to 0-5)	0-2 (0-1 to 0-4)	0-1 (0-1 to 0-2)	0-1 (0-1 to 0-2)	0-1 (0-1 to 0-2)	0-1 (0-1 to 0-2)	0-1 (0-1 to 0-2)	0-1 (0-1 to 0-2)	0-1 (0-1 to 0-2)	0-1 (0-1 to 0-2)	0-1 (0-1 to 0-2)	0-1 (0-1 to 0-2)	18-1
Congenital heart anomalies	6-9 (3-2 to 21-2)	9-7 (4-3 to 15-2)	12-4 (6-4 to 27-1)	5 (2-7 to 13-7)	1-6 (0-8 to 4-4)	1-9 (1-1 to 4-2)	2-5 (1-3 to 4-9)	2 (1-3 to 4)	1-3 (1-2 to 2-3)	2-3 (1-3 to 4)	2-4 (1-3 to 3-4)	2-4 (1-3 to 3-4)	2-7 (1-2 to 4-2)	2-2 (1-1 to 3-6)	2-2 (1-2 to 3-6)	1-7 (0-7 to 3)	1-8 (0-8 to 2-9)	1-7 (0-8 to 2-9)	1-6 (0-7 to 2-7)	0-3 (0-1 to 0-7)	0-2 (0-1 to 0-4)	0-2 (0-1 to 0-3)	0-1 (0-0 to 0-2)	0-1 (0-0 to 0-1)	0-1 (0-0 to 0-2)	62-4
Orofacial clefts	0-1 (0-0 to 0-2)	0-2 (0-1 to 0-5)	0-2 (0-1 to 0-5)	0-2 (0-1 to 0-4)	0-2 (0-1 to 0-3)	0-1 (0-1 to 0-2)	0-1 (0-1 to 0-2)	0-2 (0-1 to 0-2)	0-2 (0-1 to 0-3)	0-2 (0-1 to 0-3)	0-2 (0-1 to 0-2)	0-2 (0-1 to 0-2)	0-2 (0-1 to 0-2)	0-2 (0-1 to 0-2)	0-2 (0-1 to 0-2)	0-2 (0-1 to 0-3)	0-2 (0-1 to 0-3)	0-2 (0-1 to 0-3)	0-2 (0-1 to 0-2)	0-1 (0-1 to 0-2)	0-1 (0-1 to 0-2)	0-1 (0-0 to 0-1)	0-1 (0-0 to 0-1)	0-1 (0-0 to 0-1)	0-1 (0-0 to 0-1)	3-1
Down syndrome	1-4 (0-7 to 2-4)	0-7 (0-4 to 1-1)	1-3 (0-7 to 2-1)	1-2 (0-6 to 1-9)	0-9 (0-5 to 1-4)	1-1 (0-6 to 1-5)	1-2 (0-7 to 1-7)	1-4 (0-8 to 1-8)	0-9 (0-5 to 2)	1-4 (0-8 to 2)	1-7 (1 to 2-5)	1-7 (1-1 to 2-4)	1-8 (1 to 2-6)	3-1 (1-6 to 4-4)	3-9 (1-9 to 4-4)	3-3 (1-9 to 4-4)	3-4 (1-9 to 4-4)	3-2 (1-8 to 4-4)	3-1 (1-7 to 4-4)	2-9 (1-5 to 4-1)	2-3 (1-1 to 3-4)	1-8 (0-9 to 2-6)	1-3 (0-7 to 1-9)	0-6 (0-3 to 0-9)	0-3 (0-2 to 0-4)	42
Turner syndrome	0 (0 to 0)	0 (0 to 0)	0-1 (0 to 0-2)	0-1 (0 to 0-2)	0-1 (0 to 0-2)	0-1 (0 to 0-2)	0-1 (0 to 0-3)	0-1 (0 to 0-3)	0-1 (0 to 0-3)	0-1 (0 to 0-3)	0-1 (0 to 0-2)	0-1 (0 to 0-2)	0-1 (0 to 0-2)	0-1 (0 to 0-1)	0-1 (0 to 0-1)	0-1 (0 to 0-1)	0-1 (0 to 0-1)	0-1 (0 to 0-1)	0-1 (0 to 0-1)	0-1 (0 to 0-1)	0-1 (0 to 0-1)	0-1 (0 to 0-1)	0-1 (0 to 0-1)	0-1 (0 to 0-1)	0-1 (0 to 0-1)	1-1
Klinefelter syndrome	0 (0 to 0)	0 (0 to 0)	0 (0 to 0)	0 (0 to 0)	0 (0 to 0)	0 (0 to 0)	0 (0 to 0)	0 (0 to 0)	0 (0 to 0)	0 (0 to 0)	0 (0 to 0)	0 (0 to 0)	0 (0 to 0)	0 (0 to 0)	0 (0 to 0)	0 (0 to 0)	0 (0 to 0)	0 (0 to 0)	0 (0 to 0)	0 (0 to 0)	0 (0 to 0)	0 (0 to 0)	0 (0 to 0)	0 (0 to 0)	0 (0 to 0)	0
Other chromosomal abnormalities	5-8 (2-6 to 12-4)	5-9 (3-5 to 9-1)	9-8 (5-5 to 16-2)	3-6 (2-3 to 5-5)	1-8 (1-1 to 2-8)	1-8 (1-1 to 2-6)	2 (1-3 to 3)	1-7 (1-1 to 2-5)	1-6 (1 to 2-3)	1-8 (1-1 to 2-6)	1-7 (1-1 to 2-4)	1-5 (0-9 to 2-2)	1-9 (0-9 to 2-6)	1-7 (1 to 2-2)	1-5 (0-8 to 2-2)	1-1 (0-6 to 1-7)	0-8 (0-5 to 1-3)	0-9 (0-5 to 1-3)	0-8 (0-5 to 1-2)	0-7 (0-4 to 1-1)	0-5 (0-3 to 0-8)	0-4 (0-2 to 0-6)	0-3 (0-2 to 0-5)	0-2 (0-1 to 0-3)	46
Congenital musculoskeletal and limb anomalies	1-2 (0-7 to 2-1)	0-9 (0-4 to 0-9)	0-8 (0 to 1-2)	0-5 (0-2 to 0-7)	0-3 (0 to 0-5)	0-3 (0 to 0-5)	0-3 (0 to 0-5

SR Table 2b: Stockton-on-Tees DALYS by cause and age group for females with 95% uncertainty intervals, 2019

Cause	Early Neonatal	Late Neonatal	Post Neonatal	1 to 4	5 to 9	10 to 14	15 to 19	20 to 24	25 to 29	30 to 34	35 to 39	40 to 44	45 to 49	50 to 54	55 to 59	60 to 64	65 to 69	70 to 74	75 to 79	80 to 84	85 to 89	90 to 94	95 plus	Total
All causes	1,103 (1,010 to 1,192)	388 (349 to 426.2)	1,102 (977 to 1,229)	1,564 (1,422 to 1,707)	1,116 (1,019 to 1,214)	1,164 (1,077 to 1,256)	1,284 (1,212 to 1,356)	1,577 (1,502 to 1,656)	1,911 (1,821 to 2,000)	2,240 (2,150 to 2,330)	2,615 (2,523 to 2,707)	3,107 (3,013 to 3,202)	3,660 (3,564 to 3,760)	4,230 (4,127 to 4,333)	4,900 (4,795 to 5,005)	5,645 (5,535 to 5,755)	6,440 (6,329 to 6,550)	7,276 (7,163 to 7,390)	8,102 (7,987 to 8,217)	8,910 (8,795 to 9,025)	9,670 (9,553 to 9,787)	10,373 (10,252 to 10,494)	31,500
Communicable, maternal, neonatal, and nutritional diseases	1,103 (1,010 to 1,192)	388 (349 to 426.2)	1,102 (977 to 1,229)	1,564 (1,422 to 1,707)	1,116 (1,019 to 1,214)	1,164 (1,077 to 1,256)	1,284 (1,212 to 1,356)	1,577 (1,502 to 1,656)	1,911 (1,821 to 2,000)	2,240 (2,150 to 2,330)	2,615 (2,523 to 2,707)	3,107 (3,013 to 3,202)	3,660 (3,564 to 3,760)	4,230 (4,127 to 4,333)	4,900 (4,795 to 5,005)	5,645 (5,535 to 5,755)	6,440 (6,329 to 6,550)	7,276 (7,163 to 7,390)	8,102 (7,987 to 8,217)	8,910 (8,795 to 9,025)	9,670 (9,553 to 9,787)	10,373 (10,252 to 10,494)	31,500
HIV/AIDS and sexually transmitted infections	3.6 (1.1 to 8.5)	1.1 (0.3 to 2.4)	1.5 (0.5 to 3.4)	0.2 (0.1 to 0.3)	0.1 (0.1 to 0.1)	0.2 (0.2 to 0.3)	0.3 (0.2 to 0.5)	0.9 (0.4 to 1.4)	2 (1.0 to 3.1)	3.4 (2.0 to 5.1)	3.9 (2.4 to 5.9)	3.6 (2.2 to 5.7)	2.6 (1.7 to 4.1)	1.7 (1.2 to 2.6)	1.3 (0.9 to 2.1)	0.9 (0.6 to 1.4)	0.7 (0.5 to 1.4)	0.4 (0.3 to 1.1)	0.3 (0.2 to 0.8)	0.2 (0.1 to 0.3)	0.1 (0.1 to 0.2)	0.1 (0 to 0.1)	29.9
HIV/AIDS	0 (0 to 0)	0 (0 to 0)	0 (0 to 0)	0.1 (0 to 0.1)	0.1 (0 to 0.1)	0.1 (0 to 0.1)	0.2 (0.1 to 0.2)	0.5 (0.2 to 0.5)	1 (0.7 to 1.3)	1.5 (0.9 to 1.5)	1.9 (0.7 to 1.3)	1.9 (0.9 to 1.5)	1.4 (0.6 to 1.1)	1 (0.4 to 0.8)	0.8 (0.3 to 0.6)	0.5 (0.2 to 0.4)	0.4 (0.2 to 0.7)	0.2 (0.1 to 0.5)	0.1 (0 to 0.3)	0.1 (0 to 0.3)	0 (0 to 0)	0 (0 to 0)	7.4
HIV/AIDS - Drug-susceptible Tuberculosis	0 (0 to 0)	0 (0 to 0)	0 (0 to 0)	0 (0 to 0)	0 (0 to 0)	0 (0 to 0)	0 (0 to 0)	0 (0 to 0)	0 (0 to 0.1)	0 (0 to 0.2)	0 (0 to 0.1)	0 (0 to 0.2)	0 (0 to 0.1)	0 (0 to 0.1)	0 (0 to 0.1)	0 (0 to 0.1)	0 (0 to 0.1)	0 (0 to 0.1)	0 (0 to 0.1)	0 (0 to 0.1)	0 (0 to 0.1)	0 (0 to 0.1)	0.6
HIV/AIDS - Multidrug-resistant Tuberculosis without extensive drug resistance	0 (0 to 0)	0 (0 to 0)	0 (0 to 0)	0 (0 to 0)	0 (0 to 0)	0 (0 to 0)	0 (0 to 0)	0 (0 to 0)	0 (0 to 0)	0 (0 to 0)	0 (0 to 0)	0 (0 to 0)	0 (0 to 0)	0 (0 to 0)	0 (0 to 0)	0 (0 to 0)	0 (0 to 0)	0 (0 to 0)	0 (0 to 0)	0 (0 to 0)	0 (0 to 0)	0 (0 to 0)	0 (0 to 0)	0
HIV/AIDS - Extensively drug-resistant Tuberculosis	0 (0 to 0)	0 (0 to 0)	0 (0 to 0)	0 (0 to 0)	0 (0 to 0)	0 (0 to 0)	0 (0 to 0)	0 (0 to 0)	0 (0 to 0)	0 (0 to 0)	0 (0 to 0)	0 (0 to 0)	0 (0 to 0)	0 (0 to 0)	0 (0 to 0)	0 (0 to 0)	0 (0 to 0)	0 (0 to 0)	0 (0 to 0)	0 (0 to 0)	0 (0 to 0)	0 (0 to 0)	0 (0 to 0)	0
HIV/AIDS resulting in other diseases	0 (0 to 0)	0 (0 to 0)	0 (0 to 0)	0.1 (0 to 0.1)	0.1 (0 to 0.1)	0.1 (0 to 0.1)	0.1 (0 to 0.1)	0.2 (0.1 to 0.2)	0.3 (0.2 to 0.3)	0.8 (0.4 to 1.2)	0.9 (0.6 to 1.4)	0.9 (0.6 to 1.2)	0.8 (0.5 to 1.1)	0.7 (0.5 to 1)	0.5 (0.3 to 0.8)	0.4 (0.2 to 0.7)	0.4 (0.2 to 0.7)	0.2 (0.1 to 0.5)	0.1 (0 to 0.3)	0.1 (0 to 0.2)	0 (0 to 0)	0 (0 to 0)	6.5
Sexually transmitted infections excluding HIV	3.6 (1.1 to 8.5)	1.1 (0.3 to 2.4)	1.4 (0.4 to 3.3)	0.1 (0 to 0.2)	0 (0 to 0.1)	0.1 (0.1 to 0.1)	0.1 (0.2 to 0.4)	0.4 (0.4 to 1.2)	2 (0.9 to 3.6)	2.8 (1.4 to 4)	2.7 (1.5 to 4.4)	1.7 (1.0 to 4.2)	0.9 (0.5 to 3.2)	0.5 (0.3 to 1.7)	0.4 (0.2 to 1.5)	0.3 (0.2 to 1)	0.2 (0.2 to 0.5)	0.1 (0.1 to 0.4)	0.1 (0 to 0.2)	0.1 (0 to 0.2)	0 (0 to 0)	0 (0 to 0)	22.5
Syphilis	3.6 (1.1 to 8.5)	1.1 (0.3 to 2.4)	1.4 (0.4 to 3.3)	0.1 (0 to 0.2)	0 (0 to 0)	0 (0 to 0)	0 (0 to 0)	0 (0 to 0)	0 (0 to 0)	0 (0 to 0)	0 (0 to 0)	0 (0 to 0)	0 (0 to 0)	0 (0 to 0)	0 (0 to 0)	0 (0 to 0)	0 (0 to 0)	0 (0 to 0)	0 (0 to 0)	0 (0 to 0)	0 (0 to 0)	0 (0 to 0)	0 (0 to 0)	6.4
Chlamydial infection	0 (0 to 0)	0 (0 to 0)	0 (0 to 0)	0 (0 to 0)	0 (0 to 0)	0 (0 to 0.1)	0 (0 to 0.1)	0.4 (0.2 to 0.7)	0.5 (0.3 to 1)	0.5 (0.3 to 1)	0.7 (0.2 to 1.6)	0.6 (0.2 to 1.1)	0.3 (0.1 to 0.7)	0.1 (0 to 0.1)	0.1 (0 to 0.1)	0 (0 to 0)	0 (0 to 0)	0 (0 to 0)	0 (0 to 0)	0 (0 to 0)	0 (0 to 0)	0 (0 to 0)	0 (0 to 0)	3.1
Gonococcal infection	0 (0 to 0)	0 (0 to 0)	0 (0 to 0)	0 (0 to 0)	0 (0 to 0)	0 (0 to 0)	0 (0 to 0.1)	0 (0 to 0.1)	0 (0.1 to 0.2)	0 (0.1 to 0.2)	0 (0.1 to 0.2)	0 (0.1 to 0.2)	0 (0.1 to 0.2)	0 (0.1 to 0.2)	0 (0 to 0.1)	0 (0 to 0.1)	0 (0 to 0.1)	0 (0 to 0.1)	0 (0 to 0.1)	0 (0 to 0.1)	0 (0 to 0.1)	0 (0 to 0.1)	0 (0 to 0.1)	1.2
Trichomoniasis	0 (0 to 0)	0 (0 to 0)	0 (0 to 0)	0 (0 to 0)	0 (0 to 0)	0 (0 to 0)	0 (0 to 0.1)	0 (0 to 0.3)	0 (0 to 0.3)	0 (0 to 0.3)	0 (0 to 0.3)	0 (0 to 0.3)	0 (0 to 0.3)	0 (0 to 0.3)	0 (0 to 0.3)	0 (0 to 0.3)	0 (0 to 0.3)	0 (0 to 0.3)	0 (0 to 0.3)	0 (0 to 0.3)	0 (0 to 0.3)	0 (0 to 0.3)	0 (0 to 0.3)	2.5
Genital herpes	0 (0 to 0)	0 (0 to 0)	0 (0 to 0)	0 (0 to 0)	0 (0 to 0)	0 (0 to 0)	0 (0 to 0.1)	0 (0 to 0.2)	0.2 (0.1 to 0.4)	0.3 (0.2 to 0.5)	0.2 (0.1 to 0.7)	0.2 (0.1 to 0.6)	0.3 (0.1 to 0.7)	0.3 (0.1 to 0.6)	0.3 (0.1 to 0.6)	0.2 (0.1 to 0.4)	0.2 (0.1 to 0.5)	0.2 (0.1 to 0.5)	0.1 (0 to 0.3)	0 (0 to 0.2)	0 (0 to 0.1)	0 (0 to 0.1)	0 (0 to 0.1)	3
Other sexually transmitted infections	0 (0 to 0)	0 (0 to 0)	0 (0 to 0)	0 (0 to 0)	0 (0 to 0)	0 (0 to 0)	0 (0 to 0.1)	0 (0 to 0.4)	0 (0 to 0.3)	0 (0 to 0.3)	0 (0 to 0.2)	0 (0 to 0.4)	0 (0 to 0.2)	0 (0 to 0.4)	0 (0 to 0.2)	0 (0 to 0.4)	0 (0 to 0.2)	0 (0 to 0.3)	0 (0 to 0.1)	0 (0 to 0.2)	0 (0 to 0.1)	0 (0 to 0.1)	0 (0 to 0.1)	0.3
Respiratory infections and tuberculosis	10 (6.6 to 13.8)	3.6 (2.4 to 4.8)	14.4 (10.4 to 20.4)	11.7 (7.2 to 18.7)	3.8 (2.4 to 5.4)	2.6 (1.6 to 3.9)	2.6 (1.6 to 3.9)	3.2 (2 to 4.6)	3.6 (2.2 to 5.2)	4.2 (2.6 to 6)	5.2 (3.2 to 7.4)	6.4 (4 to 9.2)	8.2 (5.2 to 11.6)	10.4 (6.7 to 14.4)	13.2 (8.6 to 18.2)	16.6 (11 to 22.6)	20.2 (13.7 to 27.4)	24.6 (16.4 to 33.4)	29.6 (19.7 to 39.4)	36.4 (24.2 to 48.9)	46.7 (27.1 to 62.4)	59.4 (32.1 to 80)	147.9 to 1225	968
Tuberculosis	0 (0 to 0)	0 (0 to 0)	0 (0 to 0)	0 (0 to 0.1)	0 (0 to 0)	0 (0 to 0.1)	0 (0 to 0.2)	0 (0.2 to 0.4)	0.4 (0.1 to 0.8)	0.5 (0.2 to 0.9)	0.7 (0.3 to 1.4)	0.9 (0.4 to 2)	1.1 (0.5 to 2.4)	1.5 (0.7 to 3.2)	1.9 (0.9 to 4.1)	2.4 (1.1 to 5.2)	2.9 (1.3 to 6.2)	3.5 (1.6 to 7.5)	4.2 (1.9 to 9.1)	5.2 (2.3 to 11.2)	6.6 (2.9 to 14.6)	8.4 (3.6 to 18.5)	12 (5.2 to 26.4)	12
Latent tuberculosis infection	0 (0 to 0)	0 (0 to 0)	0 (0 to 0)	0 (0 to 0)	0 (0 to 0)	0 (0 to 0)	0 (0 to 0)	0 (0 to 0)	0 (0 to 0)	0 (0 to 0)	0 (0 to 0)	0 (0 to 0)	0 (0 to 0)	0 (0 to 0)	0 (0 to 0)	0 (0 to 0)	0 (0 to 0)	0 (0 to 0)	0 (0 to 0)	0 (0 to 0)	0 (0 to 0)	0 (0 to 0)	0 (0 to 0)	0
Drug-susceptible tuberculosis	0 (0 to 0)	0 (0 to 0)	0 (0 to 0)	0 (0 to 0)	0 (0 to 0)	0 (0 to 0)	0 (0 to 0.1)	0 (0 to 0.2)	0 (0 to 0.1)	0 (0 to 0.2)	0 (0 to 0.2)	0 (0 to 0.3)	0 (0 to 0.4)	0 (0 to 0.6)	0 (0 to 0.9)	0 (0 to 1.2)	0 (0 to 1.3)	0 (0 to 1.5)	0 (0 to 2.2)	0 (0 to 3.1)	0 (0 to 4.7)	0 (0 to 7.1)	0 (0 to 11.4)	11.4
Multidrug-resistant tuberculosis without extensive drug resistance	0 (0 to 0)	0 (0 to 0)	0 (0 to 0)	0 (0 to 0)	0 (0 to 0)	0 (0 to 0)	0 (0 to 0)	0 (0 to 0)	0 (0 to 0.1)	0 (0 to 0.1)	0 (0 to 0.1)	0 (0 to 0.1)	0 (0 to 0.1)	0 (0 to 0.1)	0 (0 to 0.1)	0 (0 to 0.1)	0 (0 to 0.1)	0 (0 to 0.2)	0 (0 to 0.2)	0 (0 to 0.2)	0 (0 to 0.2)	0 (0 to 0.2)	0 (0 to 0.2)	0.3
Extensively drug-resistant tuberculosis	0 (0 to 0)	0 (0 to 0)	0 (0 to 0)	0 (0 to 0)	0 (0 to 0)	0 (0 to 0)	0 (0 to 0)	0 (0 to 0)	0 (0 to 0)	0 (0 to 0)	0 (0 to 0)	0 (0 to 0)	0 (0 to 0)	0 (0 to 0)	0 (0 to 0)	0 (0 to 0)	0 (0 to 0)	0 (0 to 0)	0 (0 to 0)	0 (0 to 0)	0 (0 to 0)	0 (0 to 0)	0 (0 to 0)	0.1
Lower respiratory infections	1.1 (0.8 to 1.4)	1.2 (0.9 to 1.7)	4.7 (2.4 to 7.5)	5.2 (2.7 to 8.7)	1.6 (0.7 to 1.5)	1.8 (0.7 to 3.2)	2.3 (1.2 to 3.5)	2.6 (1.4 to 3.1)	2.9 (1.6 to 3.7)	3.4 (1.9 to 4.5)	4.1 (2.3 to 5.7)	5.1 (2.8 to 7.3)	6.7 (3.8 to 9.8)	8.5 (5 to 11.4)	10.9 (7.1 to 15.2)	13.5 (9.1 to 18.4)	16.6 (11.2 to 23.2)	20.2 (13.7 to 28.6)	24.6 (16.2 to 35.4)	30.2 (21.6 to 47)	39.7 (27.5 to 62)	53.1 (31.4 to 103)	139 to 1225	829
Upper respiratory infections	0 (0 to 0)	0 (0 to 0)	1.5 (0.6 to 2.3)	7.3 (4.3 to 11.8)	6.4 (4.7 to 14.4)	5.4 (3.4 to 11.5)	2.8 (2.6 to 9.5)	2.7 (2 to 5.7)	3.1 (2.3 to 5.9)	3.6 (2.5 to 6.2)	4.2 (2.8 to 6.5)	4.9 (3.4 to 7.2)	5.7 (3.9 to 8.6)	6.5 (4.5 to 9.7)	7.5 (5.2 to 11.2)	8.7 (6.1 to 13.1)	10.1 (7.1 to 15.2)	11.8 (8.2 to 17.7)	13.9 (9.6 to 20.9)	16.7 (11.5 to 25.1)	20.6 (14.2 to 31.1)	26.7 (18.5 to 40.1)	87.5
Otitis media	0 (0 to 0)	0 (0 to 0)	0.4 (0.2 to 0.7)	2.2 (1.2 to 3.6)	1.2 (1.2 to 3.8)	1.2 (0.4 to 2.2)	1.1 (0.5 to 1.9)	1.1 (0.5 to 2.1)	1.2 (0.5 to 2)	1.4 (0.6 to 2.1)	1.7 (0.9 to 2.6)	2.1 (1.1 to 3.1)	2.6 (1.4 to 3.9)	3.2 (1.8 to 4.8)	3.9 (2.2 to 5.8)	4.7 (2.7 to 7)	5.6 (3.3 to 8.3)	6.8 (4 to 10.1)	8.3 (4.9 to 12.3)	10.3 (6.1 to 15.3)	13.1 (7.7 to 19.5)	17.3 (9.8 to 26.1)	18.9
Enteric infections	0.1 (0.1 to 0.1)	0.4 (0.3 to 0.4)	4.7 (3 to 6.9)	7.3 (4.2 to 11.8)	2.7 (1.6 to 4.3)	2.4 (1.2 to 4.1)	1.6 (1 to 2.9)	1.8 (1 to 3.2)	2 (1.1 to 3)	2 (1.2 to 2.9)	2 (1.2 to 3)	1.9 (1.2 to 2.6)	1.9 (1.2 to 2.6)	2 (1.2 to 2.7)	2.1 (1.4 to 3.2)	2.1 (1.3 to 3)	2.2 (1.4 to 3.2)	2.2 (1.4 to 3.2)	2.2 (1.4 to 3.1)	2.2 (1.4 to 3.1)	2.2 (1.4 to 3.1)	2.2 (1.4 to 3.1)	2.2 (1.4 to 3.1)	93.7
Diarrheal diseases	0.1 (0.1 to 0.1)	0.4 (0.3 to 0.4)	4.7 (3 to 6.8)	7.3 (4.2 to 11.7)	2.7 (1.6 to 4.3)	2.4 (1.2 to 4.1)	1.6 (1 to 2.9)	1.8 (1 to 3.2)	2 (1.1 to 3)	2 (1.2 to 2.9)	2 (1.2 to 3)	1.9 (1.2 to 2.6)	1.9 (1.2 to 2.6)	2 (1.2 to 2.7)	2.1 (1.4 to 3.2)	2.1 (1.3 to 3)	2.2 (1.4 to 3.2)	2.2 (1.4 to 3.2)	2.2 (1.4 to 3.1)	2.2 (1.4 to 3.1)	2.2 (1.4 to 3.1)	2.2 (1.4 to 3.1)	2.2 (1.4 to 3.1)	93.2
Typhoid and paraphoid	0 (0 to 0)	0 (0 to 0)	0 (0 to 0)	0 (0 to 0)	0 (0 to 0)	0 (0 to 0)	0 (0 to 0)	0 (0 to 0)	0 (0 to 0)	0 (0 to 0)	0 (0 to 0)	0 (0 to 0)	0 (0 to 0)	0 (0 to 0)	0 (0 to 0)	0 (0 to 0)	0 (0 to 0)	0 (0 to 0)	0 (0 to 0)	0 (0 to 0)	0 (0 to 0)	0 (0 to 0)	0 (0 to 0)	0
Typhoid fever	0 (0 to 0)	0 (0 to 0)	0 (0 to 0)	0 (0 to 0)	0 (0 to 0)	0 (0 to 0)	0 (0 to 0)	0 (0 to 0)	0 (0 to 0)	0 (0 to 0)	0 (0 to 0)	0 (0 to 0)	0 (0 to 0)	0 (0 to 0)	0 (0 to 0)	0 (0 to 0)	0 (0 to 0)	0 (0 to 0)	0 (0 to 0)	0 (0 to 0)	0 (0 to 0)	0 (0 to 0)	0 (0 to 0)	0
Paraphoid fever	0 (0 to 0)	0 (0 to 0)	0 (0 to 0)	0 (0 to 0)	0 (0 to 0)	0 (0 to 0)	0 (0 to 0)	0 (0 to 0)	0 (0 to 0)	0 (0 to 0)	0 (0 to 0)	0 (0 to 0)	0 (0 to 0)	0 (0 to 0)	0 (0 to 0)	0 (0 to 0)	0 (0 to 0)	0 (0 to 0)	0 (0 to 0)	0 (0 to 0)	0 (0 to 0)	0 (0 to 0)	0 (0 to 0)	0
Invasive Non-typhoidal Salmonella (iNTS)	0 (0 to 0)	0 (0 to 0)	0 (0 to 0)	0 (0 to 0.1)	0 (0 to 0)	0 (0 to 0)	0 (0 to 0)	0 (0 to 0)	0 (0 to 0)	0 (0 to 0)	0 (0 to 0)	0 (0 to 0)	0 (0 to 0)	0 (0 to 0)	0 (0 to 0)	0 (0 to 0)	0 (0 to 0)	0 (0 to 0)	0 (0 to 0)	0 (0 to 0)	0 (0 to 0)	0 (0 to 0)	0 (0 to 0)	0.2
Other intestinal infectious diseases	0 (0 to 0)	0 (0 to 0)	0 (0 to 0)	0 (0 to 0)	0 (0 to 0)	0 (0 to 0)	0 (0 to 0)	0 (0 to 0)	0 (0 to 0)	0 (0 to 0)	0 (0 to 0)	0 (0 to 0)	0 (0 to 0)	0 (0 to 0)	0 (0 to 0)	0 (0 to 0)	0 (0 to 0)	0 (0 to 0)	0 (0 to 0)	0 (0 to 0)	0 (0 to 0)	0 (0 to 0)	0 (0 to 0)	0.2
Neglected tropical diseases and malaria	0 (0 to 0)	0.3 (0 to 1)	1.2 (0.1 to 3.9)	1.3 (0.2 to 4)	0.2 (0 to 1.1)	0.1 (0 to 0.5)	0.1 (0 to 0.4)	0.1 (0 to 0.6)	0.2 (0 to 0.7)	0.5 (0.1 to 1.7)	0.4 (0.1 to 1.4)	0.4 (0.1 to 1.3)	0.3 (0.1 to 1.1)	0.3 (0.1 to 1.1)	0.2 (0 to 0.5)	0.1 (0 to 0.5)	0.1 (0 to 0.4)	0.1 (0 to 0.3)	0.1 (0 to 0.2)	0.1 (0 to 0.2)	0.1 (0 to 0.1)	0.1 (0 to 0.1)	0.1 (0 to 0.1)	5.8
Malaria	0 (0 to 0)	0 (0 to 0)	0 (0 to 0)	0 (0 to 0)	0 (0 to 0)	0 (0 to 0)	0 (0 to 0)	0 (0 to 0)	0 (0 to 0)	0 (0 to 0)	0 (0 to 0)	0 (0 to 0)	0 (0 to 0)	0 (0 to 0)	0 (0 to 0)	0 (0 to 0)	0 (0 to 0)	0 (0 to 0)	0 (0 to 0)	0 (0 to 0)	0 (0 to 0)	0 (0 to 0)	0 (0 to 0)	0
Chagas disease	0 (0 to 0)	0 (0 to 0)	0 (0 to 0)	0 (0 to 0)	0 (0 to 0)	0 (0 to 0)	0 (0 to 0)	0 (0 to 0)	0 (0 to 0)	0 (0 to 0)	0 (0 to 0)	0 (0 to 0)	0 (0 to 0)	0 (0 to 0)	0 (0 to 0)	0 (0 to 0)	0 (0 to 0)	0 (0 to 0)	0 (0 to 0)	0 (0 to 0)	0 (0 to 0)	0 (0 to 0)	0 (0 to 0)	0
Leishmaniasis	0 (0 to 0)	0 (0 to 0)	0 (0 to 0)	0 (0 to 0)	0 (0 to 0)	0 (0 to 0)	0 (0 to 0)	0 (0 to 0)	0 (0 to 0)	0 (0 to 0)	0 (0 to 0)	0 (0 to 0)	0 (0 to 0)	0 (0 to 0)	0 (0 to 0)	0 (0 to 0)	0 (0 to 0)	0 (0 to 0)	0 (0 to 0)	0 (0 to 0)	0 (0 to 0)	0 (0 to 0)	0 (0 to 0)	0
Visceral leishmaniasis	0 (0 to 0)	0 (0 to 0)	0 (0 to 0)	0 (0 to 0)	0 (0 to 0)	0 (0 to 0)	0 (0 to 0)	0 (0 to 0)	0 (0 to 0)	0 (0 to 0)	0 (0 to 0)	0 (0 to 0)	0 (0 to 0)	0 (0 to 0)	0 (0 to 0)	0 (0 to 0)	0 (0 to 0)	0 (0 to 0)	0 (0 to 0)	0 (0 to 0)	0 (0 to 0)	0 (0 to 0)	0 (0 to 0)	0
Cutaneous and mucocutaneous leishmaniasis	0 (0 to 0)	0 (0 to 0)	0 (0 to 0)	0 (0 to 0)	0 (0 to 0)	0 (0 to 0)	0 (0 to 0)	0 (0 to 0)	0 (0 to 0)	0 (0 to 0)	0 (0 to 0)	0 (0 to 0)	0 (0 to 0)	0 (0 to 0)	0 (0 to 0)	0 (0 to 0)	0 (0 to 0)	0 (0 to 0)	0 (0 to 0)	0 (0 to 0)	0 (0 to 0)	0 (0 to 0)	0 (0 to 0)	0
African trypanosomiasis	0 (0 to 0)	0 (0 to 0)	0 (0 to 0)	0 (0 to 0)	0 (0 to 0)	0 (0 to 0)	0 (0 to 0)	0 (0 to 0)	0 (0 to 0)	0 (0 to 0)	0 (0 to 0)	0 (0 to 0)	0 (0 to 0)	0 (0 to 0)	0 (0 to 0)	0 (0 to 0)	0 (0 to 0)	0 (0 to 0)	0 (0 to 0)	0 (0 to 0)	0 (0 to 0)	0 (0 to 0)	0 (0 to 0)	0
Schistosomiasis	0 (0 to 0)	0 (0 to 0)	0 (0 to 0)	0 (0 to 0)	0 (0 to 0)	0 (0 to 0)	0 (0 to 0)	0 (0 to 0)	0 (0 to 0)	0 (0 to 0)	0 (0 to 0)	0 (0 to 0)	0 (0 to 0)	0 (0 to 0)	0 (0 to 0)	0 (0 to 0)	0 (0 to 0)	0 (0 to 0)	0 (0 to 0)	0 (0 to 0)	0 (0 to 0)	0 (0 to 0)	0 (0 to 0)	0
Cysticercosis	0 (0 to 0)	0 (0 to 0)	0 (0 to 0)	0 (0 to 0)	0 (0 to 0)	0 (0 to 0)	0 (0 to 0)	0 (0 to 0)	0 (0 to 0)	0 (0 to 0)	0 (0 to 0)	0 (0 to 0)	0 (0 to 0)	0 (0 to 0)	0 (0 to 0)	0 (0 to 0)	0 (0 to 0)	0 (0 to 0)	0 (0 to 0)	0 (0 to 0)	0 (0 to 0)	0 (0 to 0)	0 (0 to 0)	0
Cystic echinococcosis	0 (0 to 0)	0 (0 to 0)	0 (0 to 0)	0 (0 to 0)	0 (0 to 0)	0 (0 to 0)	0 (0 to 0)	0 (0 to 0)	0 (0 to 0)	0 (0 to 0)	0 (0 to 0)	0 (0 to 0)	0 (0 to 0)	0 (0 to 0)	0 (0 to 0)	0 (0 to 0)	0 (0 to 0)	0 (0 to 0)	0 (0 to 0)	0 (0 to 0)	0 (0 to 0)	0 (0 to 0)	0 (0 to 0)	0
Lymphatic filariasis	0 (0 to 0)	0 (0 to 0)	0 (0 to 0)	0 (0 to 0)	0 (0 to 0)	0 (0 to 0)	0 (0 to 0)	0 (0 to 0)	0 (0 to 0)	0 (0 to 0)	0 (0 to 0)	0 (0 to 0)	0 (0 to 0)	0 (0 to 0)	0 (0 to 0)	0 (0 to 0)	0 (0 to 0)	0 (0 to 0)	0 (0 to 0)	0 (0 to 0)	0 (0 to 0)	0 (0 to 0)	0 (0 to 0)	0
Onchocerciasis	0 (0 to 0)	0 (0 to 0)	0 (0 to 0)	0 (0 to 0)	0 (0 to 0)	0 (0 to 0)	0 (0 to 0)	0 (0 to 0)	0 (0 to 0)	0 (0 to 0)	0 (0 to 0)	0 (0 to 0)	0 (0 to 0)	0 (0 to 0)	0 (0 to 0)	0 (0 to 0)	0 (0 to 0)	0 (0 to 0)	0 (0 to 0)	0 (0 to 0)	0 (0 to 0)	0 (0 to 0)	0 (0 to 0)	0
Trachoma	0 (0 to 0)	0 (0 to 0)	0 (0 to 0)	0 (0 to 0)	0 (0 to 0)	0 (0 to 0)	0 (0 to 0)	0 (0 to 0)	0 (0 to 0)	0 (0 to 0)	0 (0 to 0)	0 (0 to 0)	0 (0 to 0)	0 (0 to 0

Osteoarthritis other	0 (0 to 0)	0 (0 to 0)	0 (0 to 0)	0 (0 to 0)	0 (0 to 0)	0 (0 to 0)	0 (0 to 0)	0 (0 to 0)	0 (0 to 0)	0 (0 to 0)	0 (0 to 0)	0 (0 to 1)	0.2 (0 to 0.9)	0.7 (0 to 3.7)	1.9 (0.7 to 4.1)	3.6 (1.6 to 7.6)	5.2 (2.4 to 11.2)	5.9 (2.7 to 12.4)	6.4 (2.9 to 13.2)	6.8 (3.4 to 14)	6.8 (2.4 to 9.2)	3 (1.5 to 6.2)	1.4 (0.7 to 2.4)	0.4 (0.2 to 0.8)		45.5
Low back pain	0 (0 to 0)	0 (0 to 0)	0 (0 to 0)	0 (0 to 0)	4.6 (2.2 to 9)	22.2 (12 to 35.4)	38.1 (22.5 to 61.9)	33.1 (21.2 to 54.5)	74.5 (44.1 to 115)	134.5 (82.6 to 198)	194.5 (124 to 287)	254.5 (164 to 353)	304.4 (204 to 423)	344.2 (244 to 483)	368.7 (263 to 512)	378 (270 to 526)	381 (272 to 530)	381 (272 to 530)	382 (273 to 530)	382 (273 to 530)	382 (273 to 530)	382 (273 to 530)	382 (273 to 530)	382 (273 to 530)		1,690
Neck pain	0 (0 to 0)	0 (0 to 0)	0 (0 to 0)	2.5 (0.4 to 5.5)	12.7 (4.6 to 23.4)	19.8 (9.9 to 34.4)	29.1 (16.4 to 41.9)	38.5 (24.1 to 71.4)	50.4 (27.2 to 88.4)	58.2 (27.8 to 91.2)	64.7 (35.4 to 116)	70 (35.2 to 127)	73.5 (36.1 to 131)	76.1 (36.1 to 133)	77.9 (36.1 to 135)	79.1 (36.1 to 135)	79.8 (36.1 to 135)	80.2 (36.1 to 135)	80.4 (36.1 to 135)	80.5 (36.1 to 135)	80.5 (36.1 to 135)	80.5 (36.1 to 135)	80.5 (36.1 to 135)	80.5 (36.1 to 135)		441
Gout	0 (0 to 0)	0 (0 to 0)	0 (0 to 0)	0 (0 to 0)	0 (0 to 0)	0 (0 to 0)	0 (0 to 0)	0 (0 to 0)	0 (0 to 0)	0 (0 to 0)	0 (0 to 0)	0 (0 to 0)	0 (0 to 0)	0 (0 to 0)	0 (0 to 0)	0 (0 to 0)	0 (0 to 0)	0 (0 to 0)	0 (0 to 0)	0 (0 to 0)	0 (0 to 0)	0 (0 to 0)	0 (0 to 0)	0 (0 to 0)	0 (0 to 0)		16.3
Other musculoskeletal disorders	0 (0 to 0)	0 (0 to 0)	0 (0 to 0)	0.1 (0 to 0.3)	0.6 (0.2 to 0.9)	7.3 (3.9 to 12.1)	19.7 (9.6 to 29.3)	31.5 (19.2 to 47.7)	49.5 (25.7 to 80)	67.4 (30.4 to 103)	84.3 (38.4 to 71.1)	98.5 (40.1 to 134)	107.6 (40.1 to 154)	114.6 (40.1 to 169)	119.6 (40.1 to 182)	122.9 (40.1 to 189)	125.1 (40.1 to 192)	126.4 (40.1 to 194)	127.3 (40.1 to 195)	128 (40.1 to 196)	128.4 (40.1 to 196)	128.6 (40.1 to 196)	128.7 (40.1 to 196)	128.8 (40.1 to 196)		599
Other non-communicable diseases	23.6 (22.5 to 32)	21.9 (19.7 to 28.9)	49.5 (35.4 to 68.2)	41.9 (32.3 to 52.9)	24.4 (17.1 to 33.9)	22.7 (15.9 to 31.4)	27.0 (18.9 to 36.4)	101 (69.2 to 140)	146 (101 to 211)	175 (120 to 265)	173 (122 to 292)	157 (110 to 278)	76 (106 to 240)	186 (126 to 255)	195 (126 to 251)	192 (126 to 254)	190 (126 to 254)	189 (126 to 254)	189 (126 to 254)	189 (126 to 254)	189 (126 to 254)	189 (126 to 254)	189 (126 to 254)	189 (126 to 254)		2,390
Congenital birth defects	32.6 (22.5 to 51.4)	19.4 (13.5 to 32.3)	32.6 (22.4 to 51)	26.7 (20.1 to 37.3)	10.8 (7.5 to 15.1)	10.1 (7 to 13.8)	9.6 (6.7 to 11.9)	9.1 (6.7 to 12.5)	9.5 (7.4 to 12.3)	10.1 (7.6 to 13.8)	9.8 (7.1 to 13)	8.7 (6.2 to 11.5)	10.1 (6.8 to 13.8)	11 (7.7 to 14.7)	11.7 (7.9 to 15.8)	9 (6 to 12.3)	6.4 (4.4 to 8.7)	3.6 (2.5 to 5)	1.6 (1.1 to 2.3)	1.1 (0.8 to 1.6)	0.6 (0.4 to 1)	0.2 (0.1 to 0.3)	0.1 (0 to 0.1)		243
Neural tube defects	2.4 (1.9 to 4.1)	0.7 (0.7 to 1.3)	4.9 (2.1 to 9.2)	4.6 (2.5 to 7.5)	2.5 (1.4 to 4.4)	2.4 (1.3 to 4.5)	2.3 (1.2 to 3.4)	2.4 (1.2 to 3.6)	2.3 (1.2 to 3.7)	2.4 (1.2 to 3.6)	2.4 (1.2 to 3.6)	2.2 (1.2 to 3.4)	2.2 (1.2 to 3.4)	2.2 (1.2 to 3.4)	2.2 (1.1 to 3.4)	2.2 (1.1 to 3.4)	2.2 (1.1 to 3.4)	2.2 (1.1 to 3.4)	2.2 (1.1 to 3.4)	2.2 (1.1 to 3.4)	2.2 (1.1 to 3.4)	2.2 (1.1 to 3.4)	2.2 (1.1 to 3.4)	2.2 (1.1 to 3.4)		16.2
Congenital heart anomalies	8.6 (4.6 to 19.4)	8.2 (5.5 to 12.4)	9.7 (5.2 to 20.4)	6.1 (3.6 to 11.4)	1.4 (0.8 to 2.1)	1.5 (0.9 to 2.1)	1.6 (1.1 to 2.2)	1.8 (1.1 to 2.7)	2 (1.3 to 2.9)	2.2 (1.4 to 3.2)	2.3 (1.4 to 3.3)	2.1 (1.3 to 3.1)	2.3 (1.4 to 3.3)	2.3 (1.4 to 3.3)	1.9 (1.2 to 2.7)	1.4 (0.9 to 2.1)	1.2 (0.8 to 1.9)	1.1 (0.8 to 1.6)	0.9 (0.6 to 1.3)	0.8 (0.5 to 1.1)	0.6 (0.4 to 0.9)	0.3 (0.2 to 0.5)	0.1 (0 to 0.1)	0.1 (0 to 0.1)		57
Orofacial clefts	0 (0 to 0)	0 (0 to 0)	0.1 (0 to 0.2)	0.2 (0.1 to 0.4)	0.1 (0 to 0.2)	0.1 (0 to 0.2)	0.1 (0 to 0.2)	0.1 (0 to 0.3)	0.1 (0 to 0.3)	0.1 (0 to 0.3)	0.1 (0 to 0.3)	0.1 (0 to 0.3)	0.1 (0 to 0.3)	0.1 (0 to 0.3)	0.1 (0 to 0.3)	0.1 (0 to 0.3)	0.1 (0 to 0.3)	0.1 (0 to 0.3)	0.1 (0 to 0.3)	0.1 (0 to 0.3)	0.1 (0 to 0.3)	0.1 (0 to 0.3)	0.1 (0 to 0.3)	0.1 (0 to 0.3)		2.1
Down syndrome	0.8 (0.4 to 1.4)	0.3 (0.2 to 0.4)	0.6 (0.4 to 1.2)	0.8 (0.4 to 0.9)	0.6 (0.3 to 0.9)	0.6 (0.4 to 0.9)	0.7 (0.5 to 1)	0.8 (0.5 to 1.2)	0.8 (0.5 to 1.4)	0.9 (0.6 to 1.3)	0.9 (0.6 to 1.3)	0.9 (0.6 to 1.3)	1.4 (0.9 to 2)	2.7 (1.6 to 4)	3.7 (2.1 to 5.7)	2.6 (1.5 to 4.5)	1.4 (0.8 to 2.1)	0.8 (0.5 to 1.2)	0.5 (0.3 to 0.8)	0.3 (0.2 to 0.5)	0.2 (0.1 to 0.3)	0.1 (0 to 0.2)	0 (0 to 0.1)	0 (0 to 0)		20.5
Turner syndrome	0 (0 to 0)	0 (0 to 0)	0.1 (0 to 0.2)	0.1 (0 to 0.2)	0.1 (0 to 0.2)	0.1 (0 to 0.2)	0.1 (0 to 0.2)	0.1 (0 to 0.2)	0.1 (0 to 0.2)	0.1 (0 to 0.2)	0.1 (0 to 0.2)	0.1 (0 to 0.2)	0 (0 to 0)	0 (0 to 0)	0 (0 to 0)	0 (0 to 0)	0 (0 to 0)	0 (0 to 0)	0 (0 to 0)	0 (0 to 0)	0 (0 to 0)	0 (0 to 0)	0 (0 to 0)	0 (0 to 0)	0 (0 to 0)		0.8
Klinefelter syndrome	0 (0 to 0)	0 (0 to 0)	0 (0 to 0)	0 (0 to 0)	0 (0 to 0)	0 (0 to 0)	0 (0 to 0)	0 (0 to 0)	0 (0 to 0)	0 (0 to 0)	0 (0 to 0)	0 (0 to 0)	0 (0 to 0)	0 (0 to 0)	0 (0 to 0)	0 (0 to 0)	0 (0 to 0)	0 (0 to 0)	0 (0 to 0)	0 (0 to 0)	0 (0 to 0)	0 (0 to 0)	0 (0 to 0)	0 (0 to 0)	0 (0 to 0)		0
Other chromosomal abnormalities	6.2 (3.6 to 11.4)	4.6 (2.7 to 7.2)	7 (3.7 to 11.4)	3.6 (2.3 to 5.2)	1.4 (0.9 to 2.2)	1.3 (0.8 to 1.9)	1.4 (0.9 to 2.1)	1.3 (0.8 to 1.9)	1.2 (0.8 to 1.9)	1.3 (0.8 to 1.9)	1.3 (0.8 to 1.9)	1.3 (0.8 to 1.9)	1 (0.6 to 1.6)	1.2 (0.6 to 2)	1.1 (0.6 to 1.8)	1.1 (0.7 to 1.7)	0.7 (0.3 to 1.1)	0.5 (0.2 to 0.7)	0.2 (0.1 to 0.4)	0.1 (0 to 0.2)	0.1 (0 to 0.2)	0 (0 to 0.1)	0 (0 to 0)	0 (0 to 0)		36.2
Congenital musculoskeletal and limb anomalies	3.2 (1.6 to 5.2)	2.8 (1.4 to 4.3)	4.4 (2.4 to 8.7)	3.4 (2 to 5.2)	2.6 (1.4 to 3.4)	2.9 (1.7 to 4.4)	2.5 (1.4 to 3.5)	2.5 (1.4 to 3.5)	2.5 (1.4 to 3.5)	2.5 (1.4 to 3.5)	2.5 (1.4 to 3.5)	2.5 (1.4 to 3.5)	2.5 (1.4 to 3.5)	2.5 (1.4 to 3.5)	2.5 (1.4 to 3.5)	2.5 (1.4 to 3.5)	2.5 (1.4 to 3.5)	2.5 (1.4 to 3.5)	2.5 (1.4 to 3.5)	2.5 (1.4 to 3.5)	2.5 (1.4 to 3.5)	2.5 (1.4 to 3.5)	2.5 (1.4 to 3.5)	2.5 (1.4 to 3.5)		48.8
Urogenital congenital anomalies	1 (0.7 to 2.3)	0.3 (0.1 to 0.8)	0.5 (0.2 to 0.9)	0.7 (0.4 to 1.1)	0.4 (0.2 to 0.7)	0.3 (0.2 to 0.6)	0.2 (0.1 to 0.5)	0.2 (0.1 to 0.5)	0.1 (0.1 to 0.2)	0.1 (0.1 to 0.2)	0.1 (0.1 to 0.2)	0.1 (0.1 to 0.2)	0.1 (0.1 to 0.2)	0.1 (0.1 to 0.1)	0.1 (0.1 to 0.1)	0.1 (0.1 to 0.1)	0 (0 to 0.1)	0 (0 to 0.1)	0 (0 to 0.1)	0 (0 to 0.1)	0 (0 to 0.1)	0 (0 to 0.1)	0 (0 to 0.1)	0 (0 to 0.1)	0 (0 to 0.1)		4.1
Digestive congenital anomalies	2.3 (1.2 to 3.7)	2.2 (1.3 to 3.7)	2.4 (1.2 to 5.6)	1.6 (0.9 to 3.1)	0.7 (0.4 to 1.1)	0.7 (0.4 to 1.2)	0.7 (0.4 to 1.1)	0.7 (0.4 to 1.2)	0.7 (0.4 to 1.2)	0.7 (0.4 to 1.2)	0.7 (0.4 to 1.2)	0.7 (0.4 to 1.2)	0.7 (0.4 to 1.2)	0.7 (0.4 to 1.2)	0.7 (0.4 to 1.2)	0.7 (0.4 to 1.2)	0.7 (0.4 to 1.2)	0.7 (0.4 to 1.2)	0.7 (0.4 to 1.2)	0.7 (0.4 to 1.2)	0.7 (0.4 to 1.2)	0.7 (0.4 to 1.2)	0.7 (0.4 to 1.2)	0.7 (0.4 to 1.2)		9.3
Other congenital birth defects	4.4 (4.2 to 11.7)	3.4 (2.2 to 7.6)	3.3 (2.5 to 6.1)	3.4 (2.5 to 4.6)	2.7 (1.9 to 3.4)	2.7 (1.9 to 3.4)	2.7 (1.9 to 3.4

SR Table 2b: Newcastle upon Tyne DALYS by cause and age group for females with 95% uncertainty intervals. 2019

Cause	Early Neonatal	Late Neonatal	Post Neonatal	1 to 4	5 to 9	10 to 14	15 to 19	20 to 24	25 to 29	30 to 34	35 to 39	40 to 44	45 to 49	50 to 54	55 to 59	60 to 64	65 to 69	70 to 74	75 to 79	80 to 84	85 to 89	90 to 94	95 plus	Total
All causes	192 (139 to 268)	1,001 (874 to 1,160)	1,196 (1,033 to 1,372)	1,067 (955 to 1,201)	1,014 (904 to 1,146)	1,077 (974 to 1,207)	1,267 (1,147 to 1,405)	1,447 (1,309 to 1,594)	1,744 (1,589 to 1,920)	2,160 (1,974 to 2,360)	2,774 (2,534 to 3,029)	3,607 (3,299 to 3,940)	4,660 (4,266 to 5,070)	5,990 (5,484 to 6,542)	7,540 (6,902 to 8,240)	9,405 (8,599 to 10,280)	11,640 (10,625 to 12,720)	14,445 (13,178 to 15,780)	17,760 (16,203 to 19,398)	21,930 (20,000 to 23,960)	26,740 (24,400 to 29,200)	32,750 (29,870 to 35,760)	39,600 (36,010 to 43,210)
Communicable, maternal, neonatal, and nutritional diseases	192 (84.8 to 340)	1,001 (30.1 to 49.4)	1,196 (55.2 to 99.1)	1,067 (60.4 to 139)	1,014 (49.9 to 232)	1,077 (32.2 to 64)	1,267 (36.7 to 80.4)	1,447 (39.4 to 131)	1,744 (49.8 to 138)	2,160 (62.3 to 115)	2,774 (79.2 to 98.8)	3,607 (67.5 to 159)	4,660 (89.2 to 189)	5,990 (115 to 264)	7,540 (145 to 356)	9,405 (183 to 504)	11,640 (224 to 706)	14,445 (278 to 1,024)	17,760 (343 to 1,480)	21,930 (424 to 2,210)	26,740 (516 to 3,280)	32,750 (632 to 4,860)	39,600 (757 to 7,190)	2,050
HIV/AIDS and sexually transmitted infections	5.8 (1.7 to 12.7)	1.6 (0.5 to 3.5)	2.3 (0.9 to 5)	0.5 (0.4 to 0.9)	0.2 (0.1 to 0.3)	0.2 (0.2 to 0.3)	0.6 (0.4 to 0.9)	2.3 (1.5 to 3.5)	4.9 (3.2 to 7.2)	3.2 (2.1 to 4.8)	5.9 (4 to 8.7)	5.7 (3.9 to 8.3)	4 (2.6 to 5.8)	2.4 (1.7 to 3.4)	2.5 (1.6 to 3.5)	1.6 (1.2 to 2.7)	1.1 (1 to 2.5)	0.7 (0.5 to 1.1)	0.5 (0.3 to 0.9)	0.4 (0.2 to 0.5)	0.2 (0.1 to 0.3)	0.1 (0.1 to 0.1)	51.4
HIV/AIDS	0 (0 to 0)	0 (0 to 0)	0.4 (0.3 to 0.6)	0.4 (0.3 to 0.5)	0.1 (0.1 to 0.1)	0.1 (0.1 to 0.1)	0.3 (0.2 to 0.4)	0.8 (0.5 to 1.1)	1.6 (1.2 to 2.2)	2.1 (1.5 to 2.8)	2.2 (1.7 to 3)	2.3 (1.7 to 3)	1.8 (1.4 to 2.4)	1.2 (0.9 to 1.7)	1.2 (1.1 to 2)	1.1 (0.8 to 1.6)	0.9 (0.6 to 1.4)	0.5 (0.3 to 1)	0.2 (0.2 to 0.5)	0.2 (0.1 to 0.3)	0.1 (0 to 0.1)	0 (0 to 0)	17.4
HIV/AIDS - Drug-susceptible Tuberculosis	0 (0 to 0)	0 (0 to 0)	0.1 (0 to 0.1)	0.1 (0 to 0.1)	0.1 (0 to 0.1)	0 (0 to 0)	0.1 (0 to 0.1)	0.1 (0 to 0.2)	0.2 (0.1 to 0.3)	0.2 (0.1 to 0.3)	0.2 (0.1 to 0.3)	0.2 (0.1 to 0.3)	0.2 (0.1 to 0.3)	0.1 (0.1 to 0.2)	0.1 (0.1 to 0.2)	0.1 (0.1 to 0.1)	0.1 (0 to 0.1)	0.1 (0 to 0.1)	0 (0 to 0.1)	0 (0 to 0.1)	0 (0 to 0.1)	0 (0 to 0)	1.6
HIV/AIDS - Multidrug-resistant Tuberculosis without extensive dr...	0 (0 to 0)	0 (0 to 0)	0 (0 to 0)	0 (0 to 0)	0 (0 to 0)	0 (0 to 0)	0 (0 to 0)	0 (0 to 0)	0 (0 to 0)	0 (0 to 0)	0 (0 to 0)	0 (0 to 0)	0 (0 to 0)	0 (0 to 0)	0 (0 to 0)	0 (0 to 0)	0 (0 to 0)	0 (0 to 0)	0 (0 to 0)	0 (0 to 0)	0 (0 to 0)	0 (0 to 0)	0 (0 to 0)	0
HIV/AIDS - Extensively drug-resistant Tuberculosis	0 (0 to 0)	0 (0 to 0)	0 (0 to 0)	0 (0 to 0)	0 (0 to 0)	0 (0 to 0)	0 (0 to 0)	0 (0 to 0)	0 (0 to 0)	0 (0 to 0)	0 (0 to 0)	0 (0 to 0)	0 (0 to 0)	0 (0 to 0)	0 (0 to 0)	0 (0 to 0)	0 (0 to 0)	0 (0 to 0)	0 (0 to 0)	0 (0 to 0)	0 (0 to 0)	0 (0 to 0)	0 (0 to 0)	0
HIV/AIDS resulting in other diseases	0 (0 to 0)	0 (0 to 0)	0.3 (0.2 to 0.4)	0.3 (0.2 to 0.4)	0.1 (0.1 to 0.1)	0.1 (0.1 to 0.1)	0.2 (0.1 to 0.4)	0.7 (0.5 to 1)	1.5 (1 to 2.1)	1.9 (1.3 to 2.6)	2 (1.4 to 2.8)	2 (1.4 to 2.8)	1.6 (1.2 to 2.2)	1.1 (0.7 to 1.6)	1.3 (0.9 to 1.9)	0.9 (0.6 to 1.4)	0.9 (0.5 to 1)	0.5 (0.3 to 0.9)	0.2 (0.1 to 0.4)	0.2 (0.1 to 0.3)	0 (0 to 0)	0 (0 to 0)	15.7
Sexually transmitted infections excluding HIV	5.8 (1.7 to 12.7)	1.6 (0.5 to 3.5)	2 (0.5 to 4.7)	0.1 (0 to 0.2)	0 (0 to 0)	0.1 (0 to 0.1)	0.4 (0.2 to 0.6)	1.6 (0.6 to 2.6)	3.2 (1.6 to 5.4)	2.4 (1.4 to 3.6)	3.6 (2 to 5.1)	3.4 (1.9 to 5.1)	2.4 (1.3 to 3.6)	1.3 (0.6 to 2.1)	1.2 (0.5 to 1.9)	0.6 (0.3 to 1.2)	0.2 (0.1 to 0.4)	0.2 (0.1 to 0.4)	0.1 (0 to 0.2)	0 (0 to 0.1)	0 (0 to 0.1)	0 (0 to 0)	34.1
Syphilis	5.8 (1.7 to 12.7)	1.6 (0.5 to 3.5)	2 (0.5 to 4.7)	0.1 (0 to 0.2)	0 (0 to 0)	0 (0 to 0)	0 (0 to 0)	0.1 (0 to 0.1)	0.2 (0 to 0.3)	0.2 (0 to 0.3)	0.2 (0 to 0.3)	0.2 (0 to 0.3)	0.2 (0 to 0.3)	0.1 (0 to 0.2)	0.1 (0 to 0.2)	0.1 (0 to 0.1)	0.1 (0 to 0.1)	0.1 (0 to 0.1)	0 (0 to 0)	0 (0 to 0)	0 (0 to 0)	0 (0 to 0)	9.7
Chlamydial infection	0 (0 to 0)	0 (0 to 0)	0 (0 to 0)	0 (0 to 0)	0 (0 to 0)	0 (0 to 0)	0 (0 to 0.2)	0.4 (0.2 to 0.6)	0.9 (0.4 to 1.5)	0.9 (0.4 to 1.6)	0.8 (0.4 to 1.4)	0.8 (0.4 to 1.4)	0.4 (0.2 to 0.6)	0.1 (0.1 to 0.1)	0.1 (0.1 to 0.1)	0.1 (0 to 0.1)	0.1 (0 to 0.1)	0.1 (0 to 0.1)	0 (0 to 0)	0 (0 to 0)	0 (0 to 0)	0 (0 to 0)	0 (0 to 0)	4.8
Gonococcal infection	0 (0 to 0)	0 (0 to 0)	0 (0 to 0)	0 (0 to 0)	0 (0 to 0)	0 (0 to 0)	0 (0 to 0)	0.1 (0 to 0.1)	0.2 (0.1 to 0.3)	0.2 (0.1 to 0.3)	0.2 (0.2 to 0.4)	0.2 (0.2 to 0.4)	0.1 (0.1 to 0.2)	0.1 (0 to 0.1)	0.1 (0 to 0.1)	0.2 (0.1 to 0.3)	0.2 (0.1 to 0.3)	0.2 (0.1 to 0.3)	0.2 (0.1 to 0.3)	0.2 (0.1 to 0.3)	0.1 (0 to 0.1)	0 (0 to 0)	2.6
Trichomoniasis	0 (0 to 0)	0 (0 to 0)	0 (0 to 0)	0 (0 to 0)	0 (0 to 0.1)	0 (0 to 0)	0 (0 to 0.1)	0.3 (0.1 to 0.4)	0.5 (0.2 to 1.2)	0.5 (0.2 to 1.2)	0.4 (0.1 to 1)	0.3 (0.1 to 0.8)	0.3 (0.1 to 0.6)	0.2 (0.1 to 0.4)	0.2 (0.1 to 0.4)	0.2 (0.1 to 0.3)	0.1 (0 to 0.2)	0.1 (0 to 0.1)	0 (0 to 0.1)	0 (0 to 0)	0 (0 to 0)	0 (0 to 0)	0 (0 to 0)	3.5
Genital herpes	0 (0 to 0)	0 (0 to 0)	0 (0 to 0)	0 (0 to 0)	0 (0 to 0.2)	0 (0 to 0)	0.2 (0.1 to 0.5)	0.7 (0.4 to 1.2)	0.8 (0.4 to 1.5)	0.7 (0.4 to 1.2)	0.5 (0.2 to 1)	0.3 (0.1 to 0.6)	0.2 (0.1 to 0.4)	0.1 (0 to 0.2)	0.1 (0 to 0.2)	0.1 (0 to 0.2)	0.1 (0 to 0.2)	0.1 (0 to 0.1)	0 (0 to 0.1)	0 (0 to 0)	0 (0 to 0)	0 (0 to 0)	0 (0 to 0)	4
Other sexually transmitted infections	0 (0 to 0)	0 (0 to 0)	0 (0 to 0)	0 (0 to 0)	0 (0 to 0.1)	0 (0 to 0)	0 (0 to 0.1)	0.4 (0.2 to 1)	1.4 (0.4 to 3.4)	1.9 (0.6 to 4.2)	1.2 (0.4 to 2.8)	0.9 (0.4 to 2.2)	0.7 (0.3 to 1.8)	0.4 (0.2 to 1)	0.4 (0.1 to 1)	0.3 (0.1 to 0.8)	0.2 (0.1 to 0.5)	0.1 (0 to 0.3)	0 (0 to 0.1)	0 (0 to 0)	0 (0 to 0)	0 (0 to 0)	0 (0 to 0)	9.2
Respiratory infections and tuberculosis	0 (0 to 0.1)	7.8 (4.1 to 11.2)	20.5 (16.4 to 25.7)	10.3 (9.3 to 24.6)	11.8 (7.3 to 18.8)	7.6 (6.1 to 9.2)	13.3 (8.1 to 20.5)	29.1 (12.6 to 51.1)	73.5 (32.1 to 122.7)	97.4 (45.7 to 152.1)	124.5 (74.4 to 181.2)	162.8 (101 to 236)	192.4 (123 to 280.3)	264.8 (154 to 394)	332.1 (198.9 to 494.7)	427 (244.2 to 647.3)	539 (297.1 to 824.4)	687 (367.6 to 1,026)	907 (461.1 to 1,369)	1,170 (627.9 to 1,774)	1,560 (827.3 to 2,376)	2,140 (1,070 to 3,160)	2,730 (1,320 to 4,230)	1,100
Tuberculosis	0 (0 to 0)	0 (0 to 0)	0 (0 to 0)	0 (0 to 0.2)	0 (0 to 0.1)	0 (0 to 0.1)	0.2 (0.2 to 0.4)	0.6 (0.4 to 0.9)	1.2 (0.5 to 2.2)	1.2 (0.5 to 1.7)	0.7 (0.4 to 1.1)	0.7 (0.4 to 0.9)	0.6 (0.4 to 0.9)	0.6 (0.4 to 0.9)	0.6 (0.4 to 1.2)	0.6 (0.4 to 1.2)	0.7 (0.7 to 1.5)	0.6 (0.7 to 1.4)	0.5 (1.1 to 2.1)	0.4 (1.4 to 2.9)	0.3 (1.1 to 2.3)	0.2 (0.9 to 1.9)	14.7
Latent tuberculosis infection	0 (0 to 0)	0 (0 to 0)	0 (0 to 0)	0 (0 to 0)	0 (0 to 0)	0 (0 to 0)	0 (0 to 0)	0 (0 to 0)	0 (0 to 0)	0 (0 to 0)	0 (0 to 0)	0 (0 to 0)	0 (0 to 0)	0 (0 to 0)	0 (0 to 0)	0 (0 to 0)	0 (0 to 0)	0 (0 to 0)	0 (0 to 0)	0 (0 to 0)	0 (0 to 0)	0 (0 to 0)	0 (0 to 0)	0
Drug-susceptible tuberculosis	0 (0 to 0)	0 (0 to 0)	0 (0 to 0)	0.1 (0 to 0.2)	0 (0 to 0)	0 (0 to 0.1)	0.2 (0 to 0.3)	0.6 (0.4 to 0.9)	1.1 (0.5 to 2.1)	0.9 (0.4 to 1.4)	0.7 (0.4 to 1)	0.7 (0.4 to 0.9)	0.6 (0.4 to 0.8)	0.6 (0.4 to 0.9)	0.6 (0.4 to 1.2)	0.6 (0.7 to 1.5)	0.7 (0.7 to 1.4)	0.6 (1 to 2.1)	0.5 (1.1 to 2.1)	0.4 (1.4 to 2.9)	0.3 (1.1 to 2.3)	0.2 (0.9 to 1.9)	14.3
Multidrug-resistant tuberculosis without extensive drug-resistance	0 (0 to 0)	0 (0 to 0)	0 (0 to 0)	0 (0 to 0)	0 (0 to 0)	0 (0 to 0)	0 (0 to 0.1)	0 (0 to 0.1)	0 (0 to 0.1)	0 (0 to 0.1)	0 (0 to 0.1)	0 (0 to 0.1)	0 (0 to 0.1)	0 (0 to 0.1)	0 (0 to 0.1)	0 (0 to 0.1)	0 (0 to 0.2)	0 (0 to 0.1)	0 (0 to 0.2)	0 (0 to 0.2)	0 (0 to 0.2)	0 (0 to 0.1)	0 (0 to 0.1)	0.3
Extensively drug-resistant tuberculosis	0 (0 to 0)	0 (0 to 0)	0 (0 to 0)	0 (0 to 0)	0 (0 to 0)	0 (0 to 0)	0 (0 to 0)	0 (0 to 0)	0 (0 to 0)	0 (0 to 0)	0 (0 to 0)	0 (0 to 0)	0 (0 to 0)	0 (0 to 0)	0 (0 to 0)	0 (0 to 0)	0 (0 to 0)	0 (0 to 0)	0 (0 to 0)	0 (0 to 0)	0 (0 to 0)	0 (0 to 0)	0 (0 to 0)	0.1
Lower respiratory infections	1.2 (0.9 to 1.8)	1.2 (0.9 to 1.7)	5 (2.7 to 8.2)	8.3 (4.1 to 11.1)	11.2 (5.8 to 17.1)	7.1 (1.2 to 2.4)	12.4 (7.7 to 3.4)	28.1 (12.4 to 5.4)	72.1 (31.5 to 121.5)	96.5 (44.9 to 152.1)	123.8 (73.9 to 180.5)	162.1 (100.5 to 235.3)	192.1 (122.9 to 279.4)	264.8 (154.4 to 394)	332.1 (198.9 to 494.7)	427 (244.2 to 647.3)	539 (297.1 to 824.4)	687 (367.6 to 1,026)	907 (461.1 to 1,369)	1,170 (627.9 to 1,774)	1,560 (827.3 to 2,376)	2,140 (1,070 to 3,160)	2,730 (1,320 to 4,230)	933
Upper respiratory infections	0 (0 to 0)	0 (0 to 0.2)	0.3 (0.1 to 0.6)	0.6 (0.2 to 19.3)	0.6 (0.4 to 15.4)	0.5 (0.4 to 14.4)	0.9 (0.4 to 15.4)	1.4 (0.7 to 23.5)	1.4 (0.7 to 23.9)	0.9 (0.4 to 13.9)	0.7 (0.3 to 12.4)	0.6 (0.3 to 12.3)	0.5 (0.2 to 12.3)	0.4 (0.2 to 12.3)	0.4 (0.2 to 12.3)	0.3 (0.2 to 12.3)	0.3 (0.2 to 12.3)	0.2 (0.1 to 12.3)	0.2 (0.1 to 12.3)	0.1 (0.1 to 12.3)	0.1 (0.1 to 12.3)	0 (0 to 12.3)	0 (0 to 12.3)	129
Otitis media	0 (0 to 0)	0 (0 to 0)	0.5 (0.3 to 0.9)	10.2 (1.7 to 5.5)	2.6 (1.5 to 5)	1.6 (0.8 to 2.9)	2.1 (0.8 to 3.9)	2.1 (1 to 4.4)	2.1 (0.9 to 4.1)	1.6 (0.6 to 3.1)	1.2 (0.4 to 2.4)	1.2 (0.4 to 2.2)	1.3 (0.7 to 2.4)	1.2 (0.7 to 2.1)	1.1 (0.7 to 2.1)	1.1 (0.7 to 2.3)	1.1 (0.5 to 2)	0.8 (0.3 to 1.2)	0.3 (0.2 to 0.6)	0.2 (0.1 to 0.5)	0.1 (0.1 to 0.4)	0 (0 to 0.1)	25.2
Enteric infections	0.2 (0.1 to 0.3)	0.4 (0.4 to 0.6)	7 (4.5 to 10.4)	10.3 (6.2 to 19.6)	4.6 (2.6 to 8.4)	3 (1.6 to 5.1)	2.8 (1.6 to 4.4)	4 (2.2 to 6.2)	3.4 (2 to 5.3)	2.6 (1.6 to 3.9)	3.4 (2.1 to 5.2)	3.4 (2.1 to 5.2)	2.1 (1.3 to 3.2)	1.6 (1.1 to 2.4)	1.6 (1.1 to 2.5)	1.1 (0.7 to 1.9)	0.8 (0.5 to 1.5)	0.7 (0.4 to 1.3)	0.4 (0.3 to 0.8)	0.3 (0.2 to 0.6)	0.2 (0.1 to 0.4)	0.1 (0 to 0.2)	130
Diarrheal diseases	0.2 (0.1 to 0.2)	0.4 (0.4 to 0.6)	7 (4.5 to 10.4)	10.3 (6.2 to 19.6)	4.6 (2.6 to 8.4)	3 (1.6 to 5.1)	2.8 (1.6 to 4.4)	4 (2.2 to 6.2)	3.4 (2 to 5.3)	2.6 (1.6 to 3.9)	3.4 (2.1 to 5.2)	3.4 (2.1 to 5.2)	2.1 (1.3 to 3.2)	1.6 (1.1 to 2.4)	1.6 (1.1 to 2.5)	1.1 (0.7 to 1.9)	0.8 (0.5 to 1.5)	0.7 (0.4 to 1.3)	0.4 (0.3 to 0.8)	0.3 (0.2 to 0.6)	0.2 (0.1 to 0.4)	0.1 (0 to 0.2)	129
Typhoid and paraphyoid	0 (0 to 0)	0 (0 to 0)	0 (0 to 0)	0 (0 to 0)	0 (0 to 0)	0 (0 to 0)	0 (0 to 0)	0 (0 to 0)	0 (0 to 0)	0 (0 to 0)	0 (0 to 0)	0 (0 to 0)	0 (0 to 0)	0 (0 to 0)	0 (0 to 0)	0 (0 to 0)	0 (0 to 0)	0 (0 to 0)	0 (0 to 0)	0 (0 to 0)	0 (0 to 0)	0 (0 to 0)	0 (0 to 0)	0
Typhoid fever	0 (0 to 0)	0 (0 to 0)	0 (0 to 0)	0 (0 to 0)	0 (0 to 0)	0 (0 to 0)	0 (0 to 0)	0 (0 to 0)	0 (0 to 0)	0 (0 to 0)	0 (0 to 0)	0 (0 to 0)	0 (0 to 0)	0 (0 to 0)	0 (0 to 0)	0 (0 to 0)	0 (0 to 0)	0 (0 to 0)	0 (0 to 0)	0 (0 to 0)	0 (0 to 0)	0 (0 to 0)	0 (0 to 0)	0
Paratyphoid fever	0 (0 to 0)	0 (0 to 0)	0 (0 to 0)	0 (0 to 0)	0 (0 to 0)	0 (0 to 0)	0 (0 to 0)	0 (0 to 0)	0 (0 to 0)	0 (0 to 0)	0 (0 to 0)	0 (0 to 0)	0 (0 to 0)	0 (0 to 0)	0 (0 to 0)	0 (0 to 0)	0 (0 to 0)	0 (0 to 0)	0 (0 to 0)	0 (0 to 0)	0 (0 to 0)	0 (0 to 0)	0 (0 to 0)	0
Invasive Non-typhoidal Salmonella (iNTS)	0 (0 to 0)	0 (0 to 0)	0 (0 to 0)	0 (0 to 0)	0 (0 to 0)	0 (0 to 0)	0 (0 to 0)	0 (0 to 0)	0 (0 to 0)	0 (0 to 0)	0 (0 to 0)	0 (0 to 0)	0 (0 to 0)	0 (0 to 0)	0 (0 to 0)	0 (0 to 0)	0 (0 to 0)	0 (0 to 0)	0 (0 to 0)	0 (0 to 0)	0 (0 to 0)	0 (0 to 0)	0 (0 to 0)	0.3
Other intestinal infectious diseases	0 (0 to 0)	0 (0 to 0)	0.1 (0 to 0.2)	0 (0 to 0)	0 (0 to 0)	0 (0 to 0)	0 (0 to 0)	0 (0 to 0)	0 (0 to 0)	0 (0 to 0)	0 (0 to 0)	0 (0 to 0)	0 (0 to 0)	0 (0 to 0)	0 (0 to 0)	0 (0 to 0)	0 (0 to 0)	0 (0 to 0)	0 (0 to 0)	0 (0 to 0)	0 (0 to 0)	0 (0 to 0)	0 (0 to 0)	0.3
Neglected tropical diseases and malaria	0 (0 to 0)	0.1 (0 to 0.1)	0.5 (0.1 to 1.4)	1.6 (0.2 to 5.5)	1.8 (0.1 to 6.4)	0.4 (0 to 0.1)	0.6 (0 to 0.1)	1.3 (0.1 to 2)	0.2 (0 to 1.1)	0.2 (0 to 1.1)	0.2 (0 to 1)	0.4 (0.1 to 2.1)	0.4 (0.1 to 2.1)	0.6 (0.1 to 2.1)	0.6 (0.1 to 2.1)	0.6 (0.1 to 2.1)	0.5 (0.1 to 2.1)	0.4 (0.1 to 2.1)	0.3 (0.1 to 2.1)	0.1 (0 to 0.5)	0.1 (0 to 0.5)	0 (0 to 0.1)	8.7
Malaria	0 (0 to 0)	0 (0 to 0)	0 (0 to 0)	0 (0 to 0)	0 (0 to 0)	0 (0 to 0)	0 (0 to 0)	0 (0 to 0)	0 (0 to 0)	0 (0 to 0)	0 (0 to 0)	0 (0 to 0)	0 (0 to 0)	0 (0 to 0)	0 (0 to 0)	0 (0 to 0)	0 (0 to 0)	0 (0 to 0)	0 (0 to 0)	0 (0 to 0)	0 (0 to 0)	0 (0 to 0)	0 (0 to 0)	0
Chagas disease	0 (0 to 0)	0 (0 to 0)	0 (0 to 0)	0 (0 to 0)	0 (0 to 0)	0 (0 to 0)	0 (0 to 0)	0 (0 to 0)	0 (0 to 0)	0 (0 to 0)	0 (0 to 0)	0 (0 to 0)	0 (0 to 0)	0 (0 to 0)	0 (0 to 0)	0 (0 to 0)	0 (0 to 0)	0 (0 to 0)	0 (0 to 0)	0 (0 to 0)	0 (0 to 0)	0 (0 to 0)	0 (0 to 0)	0
Leishmaniasis	0 (0 to 0)	0 (0 to 0)	0 (0 to 0)	0 (0 to 0)	0 (0 to 0)	0 (0 to 0)	0 (0 to 0)	0 (0 to 0)	0 (0 to 0)	0 (0 to 0)	0 (0 to 0)	0 (0 to 0)	0 (0 to 0)	0 (0 to 0)	0 (0 to 0)	0 (0 to 0)	0 (0 to 0)	0 (0 to 0)	0 (0 to 0)	0 (0 to 0)	0 (0 to 0)	0 (0 to 0)	0 (0 to 0)	0
Visceral leishmaniasis	0 (0 to 0)	0 (0 to 0)	0 (0 to 0)	0 (0 to 0)	0 (0 to 0)	0 (0 to 0)	0 (0 to 0)	0 (0 to 0)	0 (0 to 0)	0 (0 to 0)	0 (0 to 0)	0 (0 to 0)	0 (0 to 0)	0 (0 to 0)	0 (0 to 0)	0 (0 to 0)	0 (0 to 0)	0 (0 to 0)	0 (0 to 0)	0 (0 to 0)	0 (0 to 0)	0 (0 to 0)	0 (0 to 0)	0
Cutaneous and mucocutaneous leishmaniasis	0 (0 to 0)	0 (0 to 0)	0 (0 to 0)	0 (0 to 0)	0 (0 to 0)	0 (0 to 0)	0 (0 to 0)	0 (0 to 0)	0 (0 to 0)	0 (0 to 0)	0 (0 to 0)	0 (0 to 0)	0 (0 to 0)	0 (0 to 0)	0 (0 to 0)	0 (0 to 0)	0 (0 to 0)	0 (0 to 0)	0 (0 to 0)	0 (0 to 0)	0 (0 to 0)	0 (0 to 0)	0 (0 to 0)	0
African trypanosomiasis	0 (0 to 0)	0 (0 to 0)	0 (0 to 0)	0 (0 to 0)	0 (0 to 0)	0 (0 to 0)	0 (0 to 0)	0 (0 to 0)	0 (0 to 0)	0 (0 to 0)	0 (0 to 0)	0 (0 to 0)	0 (0 to 0)	0 (0 to 0)	0 (0 to 0)	0 (0 to 0)	0 (0 to 0)	0 (0 to 0)	0 (0 to 0)	0 (0 to 0)	0 (0 to 0)	0 (0 to 0)	0 (0 to 0)	0
Schistosomiasis	0 (0 to 0)	0 (0 to 0)	0 (0 to 0)	0 (0 to 0)	0 (0 to 0)	0 (0 to 0)	0 (0 to 0)	0 (0 to 0)	0 (0 to 0)	0 (0 to 0)	0 (0 to 0)	0 (0 to 0)	0 (0 to 0)	0 (0 to 0)	0 (0 to 0)	0 (0 to 0)	0 (0 to 0)	0 (0 to 0)	0 (0 to 0)	0 (0 to 0)	0 (0 to 0)	0 (0 to 0)	0 (0 to 0)	0
Cysticercosis	0 (0 to 0)	0 (0 to 0)	0 (0 to 0)	0 (0 to 0)	0 (0 to 0)	0 (0 to 0)	0 (0 to 0)	0 (0 to 0)	0 (0 to 0)	0 (0 to 0)	0 (0 to 0)	0 (0 to 0)	0 (0 to 0)	0 (0 to 0)	0 (0 to 0)	0 (0 to 0)	0 (0 to 0)	0 (0 to 0)	0 (0 to 0)	0 (0 to 0)	0 (0 to 0)	0 (0 to 0)	0 (0 to 0)	0
Cystic echinococcosis	0 (0 to 0)	0 (0 to 0)	0 (0 to 0)	0 (0 to 0)	0 (0 to 0)	0 (0 to 0)	0 (0 to 0)	0 (0 to 0)	0 (0 to 0)	0 (0 to 0)	0 (0 to 0)	0 (0 to 0)	0 (0 to 0)	0 (0 to 0)	0 (0 to 0)	0 (0 to 0)	0 (0 to 0)	0 (0 to 0)	0 (0 to 0)	0 (0 to 0)	0 (0 to 0)	0 (0 to 0)	0 (0 to 0)	0.1
Lymphatic filariasis	0 (0 to 0)	0 (0 to 0)	0 (0 to 0)	0 (0 to 0)	0 (0 to 0)	0 (0 to 0)	0 (0 to 0)	0 (0 to 0)	0 (0 to 0)	0 (0 to 0)	0 (0 to 0)	0 (0 to 0)	0 (0 to 0)	0 (0 to 0)	0 (0 to 0)	0 (0 to 0)	0 (0 to 0)	0 (0 to 0)	0 (0 to 0)	0 (0 to 0)	0 (0 to 0)	0 (0 to 0)	0 (0 to 0)	0
Onchocerciasis	0 (0 to 0)	0 (0 to 0)	0 (0 to 0)	0 (0 to 0)	0 (0 to 0)	0 (0 to 0)	0 (0 to 0)	0 (0 to 0)	0 (0 to 0)	0 (0 to 0)	0 (0 to 0)	0 (0 to 0)	0 (0 to 0)	0 (0 to 0)	0 (0 to 0)	0 (0 to 0)	0 (0 to 0)	0 (0 to 0)	0 (0 to 0)	0 (0 to 0)	0 (0 to 0)	0 (0 to

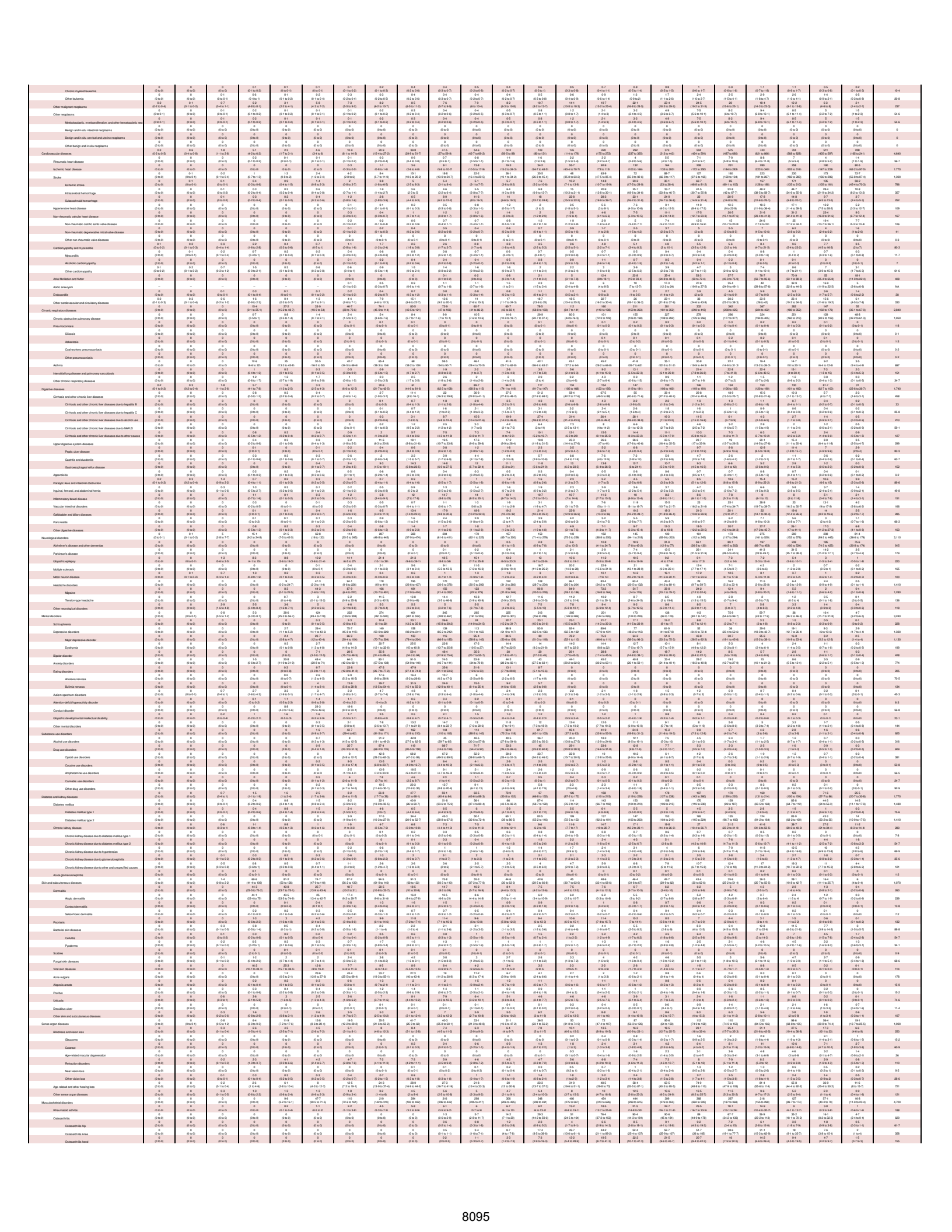

Osteoarthritis other	0 (0 to 0)	0 (0 to 0)	0 (0 to 0)	0 (0 to 0)	0 (0 to 0)	0 (0 to 0)	0 (0 to 0)	0 (0 to 0)	0 (0 to 0)	0 (0 to 1)	0.4 (0 to 0.9)	1 (0.4 to 2.5)	2 (0.9 to 5)	4 (1.8 to 9.8)	6 (2.8 to 13.2)	7 (3.3 to 15.4)	7 (3.5 to 15.2)	7 (3.4 to 15.2)	6 (3 to 12.1)	5.6 (2.4 to 11.4)	3.9 (2 to 8)	2 (1 to 4.1)	0.6 (0.3 to 1.2)	53.9
Low back pain	0 (0 to 0)	0 (0 to 0)	0 (0 to 0)	0 (0 to 0)	0 (2.7 to 10.6)	29.6 (16.7 to 45.3)	62.9 (37.1 to 103)	134 (72 to 195)	194 (94.6 to 331)	201 (89.4 to 331)	192 (82.6 to 346)	147 (66.7 to 252)	106 (56.9 to 241)	199 (115 to 391)	196 (132 to 353)	194 (124 to 368)	171 (109 to 354)	152 (98.2 to 331)	112 (68.1 to 249)	58.4 (34.4 to 136)	54.4 (34.4 to 76.1)	22.6 (14.4 to 33.2)	5.9 (3.8 to 8.8)	2,050
Neck pain	0 (0 to 0)	0 (0 to 0)	0 (0 to 0)	3.3 (1 to 7)	16.5 (9.4 to 30.8)	33.6 (15.7 to 57.2)	52.3 (26.5 to 95.4)	57.7 (28.7 to 111)	68.9 (34.4 to 130)	70.4 (37 to 132)	73.9 (37.7 to 127)	69.2 (31 to 137)	74.5 (41.9 to 139)	84.1 (38.4 to 138)	74.1 (39.7 to 130)	68.1 (32.9 to 139)	52 (27.6 to 98.1)	40.2 (24.9 to 73.1)	25.4 (16.9 to 58.3)	15.2 (10.1 to 46.7)	5.6 (3.4 to 10.6)	1.6 (1 to 3.3)	947
Gout	0 (0 to 0)	0 (0 to 0)	0 (0 to 0)	0 (0 to 0)	0 (0 to 0)	0 (0 to 0)	0 (0 to 0)	0 (0 to 0.1)	0.1 (0 to 0.3)	0.1 (0 to 0.3)	0.1 (0 to 0.3)	0.1 (0 to 0.3)	0.1 (0 to 0.4)	0.2 (0 to 1.1)	0.2 (0 to 0.7)	0.2 (0 to 0.8)	0.2 (0 to 0.8)	0.2 (0 to 0.8)	0.2 (0 to 0.8)	0.2 (0 to 1.3)	0.2 (0 to 1.1)	0.1 (0 to 0.3)	0.1 (0 to 0.2)	17.3
Other musculoskeletal disorders	0 (0 to 0)	0 (0 to 0)	0 (0 to 0)	0 (0 to 0)	0.1 (0 to 0.3)	1.3 (0.3 to 2.8)	12.2 (6.3 to 20.3)	39.6 (24.2 to 62.2)	69.5 (42.3 to 107)	77.6 (48.3 to 119)	67.6 (42.5 to 101)	64.6 (39.2 to 101)	69.1 (43.1 to 102)	75.1 (45.2 to 119)	79.7 (47.8 to 119)	71.7 (42.9 to 115)	60.6 (35.7 to 93)	51.6 (28.9 to 81.2)	34.9 (19.5 to 54.1)	23.3 (9.4 to 41.3)	11.9 (5.7 to 20.1)	7.3 (3.2 to 11.4)	3.1 (1.2 to 5)	820
Other non-communicable diseases	41.6 (28.9 to 59.2)	25.7 (19.6 to 33.4)	46.1 (34.6 to 59.5)	49.1 (32.9 to 67.1)	23.4 (15.6 to 35.6)	47.1 (32.9 to 68.9)	88.9 (62.6 to 126)	214 (149 to 302)	394 (271 to 531)	396 (266 to 521)	298 (195 to 429)	235 (147 to 359)	239 (145 to 369)	259 (145 to 395)	210 (124 to 333)	210 (121 to 334)	163 (102 to 249)	139 (72 to 224)	143 (107 to 190)	132 (100 to 175)	86.6 (75.2 to 107)	41.6 (40.6 to 79.3)	24 (16.7 to 32.1)	3,290
Congenital birth defects	40.4 (27.1 to 59.3)	21.4 (13.8 to 32)	49.7 (28.4 to 88)	42 (22.2 to 72.7)	14.7 (10.4 to 22.2)	14.3 (10.3 to 19.8)	15.6 (11.5 to 21)	19.4 (14.1 to 26.4)	19.4 (14.1 to 26.1)	16.9 (12.6 to 23)	13.4 (9.6 to 18)	11.4 (8.1 to 15.5)	11.4 (7.7 to 15.4)	11.5 (7.6 to 15.5)	12.8 (8.4 to 17.4)	10.4 (6.7 to 14.3)	9 (4.6 to 9.8)	7 (3.6 to 9.2)	1.7 (1 to 2.3)	0.6 (0.4 to 1.5)	0.3 (0.2 to 0.9)	0.1 (0.1 to 0.2)	332
Neural tube defects	2.2 (2.6 to 8.5)	1.4 (0.4 to 2.3)	3.7 (2.3 to 11.2)	9.6 (5.5 to 14.9)	0.6 (0.3 to 0.9)	0.7 (0.4 to 1.1)	0.8 (0.5 to 1.1)	1.1 (0.7 to 1.7)	1.2 (0.7 to 1.9)	0.9 (0.5 to 1.5)	0.7 (0.4 to 1.2)	0.5 (0.3 to 0.8)	0.4 (0.2 to 0.7)	0.2 (0.1 to 0.3)	0.2 (0.1 to 0.3)	0.1 (0 to 0.1)	0.1 (0 to 0.1)	0.1 (0 to 0.2)	0.1 (0 to 0.2)	0.1 (0 to 0.2)	0 (0 to 0)	0 (0 to 0)	29.2
Congenital heart anomalies	10.3 (5.3 to 29.4)	9.6 (4.2 to 18.4)	13.6 (7 to 32.8)	9.1 (5.4 to 14.7)	2.4 (1.4 to 5.1)	2.9 (1.8 to 4.7)	3.5 (2.2 to 5.2)	3.5 (2.2 to 5.2)	3.2 (2 to 4.8)	2.7 (1.6 to 4)	2.5 (1.5 to 3.7)	2.2 (1.3 to 3.2)	1.6 (0.7 to 2.5)	1.5 (0.7 to 2.4)	1.6 (0.7 to 2.5)	1.2 (0.5 to 2.1)	1.1 (0.5 to 1.8)	0.2 (0 to 0.3)	0.1 (0 to 0.1)	0.1 (0 to 0.1)	0 (0 to 0)	0 (0 to 0)	73.4
Orofacial clefts	0 (0 to 0)	0.1 (0 to 0.3)	0.3 (0 to 1.9)	0.2 (0 to 0.4)	0.1 (0 to 0.4)	0.2 (0 to 0.4)	0.2 (0 to 0.5)	0.2 (0 to 0.5)	0.3 (0 to 0.6)	0.2 (0 to 0.5)	0.2 (0 to 0.5)	0.2 (0 to 0.5)	0.2 (0 to 0.5)	0.2 (0 to 0.5)	0.2 (0 to 0.5)	0.1 (0 to 0.5)	0.1 (0 to 0.5)	0.1 (0 to 0.5)	0.1 (0 to 0.5)	0.1 (0 to 0.5)	0 (0 to 0)	0 (0 to 0)	3
Down syndrome	1.7 (0.6 to 2.9)	0.6 (0.3 to 1)	1.4 (0.7 to 2.4)	1.8 (1 to 2.7)	0.9 (0.4 to 1.4)	1 (0.6 to 1.7)	1.2 (0.6 to 2)	2.1 (1.1 to 3.2)	2.1 (1.1 to 3.2)	2 (1 to 3.2)	1.6 (1 to 2.3)	1.6 (1 to 2.3)	1.6 (1 to 2.3)	2.2 (1 to 3.5)	2.6 (1.2 to 3.9)	2.7 (1.2 to 4.3)	2 (1 to 3.1)	1.3 (0 to 2)	0.5 (0 to 0.9)	0.3 (0 to 0.5)	0.1 (0 to 0.2)	0 (0 to 0)	34.9
Turner syndrome	0 (0 to 0)	0 (0 to 0)	0.1 (0 to 0.1)	0.1 (0 to 0.2)	0.1 (0 to 0.2)	0.1 (0 to 0.2)	0.2 (0.1 to 0.5)	0.2 (0 to 0.5)	0.1 (0 to 0.3)	0.1 (0 to 0.3)	0.1 (0 to 0.3)	0.1 (0 to 0.3)	0.1 (0 to 0.3)	0.1 (0 to 0.5)	0.1 (0 to 0.5)	0 (0 to 0.5)	0 (0 to 0.5)	0 (0 to 0.3)	0 (0 to 0.2)	0 (0 to 0.2)	0 (0 to 0.2)	0 (0 to 0.1)	0 (0 to 0)	1.3
Klinefelter syndrome	0 (0 to 0)	0 (0 to 0)	0 (0 to 0)	0 (0 to 0)	0 (0 to 0)	0 (0 to 0)	0 (0 to 0)	0 (0 to 0)	0 (0 to 0)	0 (0 to 0)	0 (0 to 0)	0 (0 to 0)	0 (0 to 0)	0 (0 to 0)	0 (0 to 0)	0 (0 to 0)	0 (0 to 0)	0 (0 to 0)	0 (0 to 0)	0 (0 to 0)	0 (0 to 0)	0 (0 to 0)	0 (0 to 0)	0 (0 to 0)	0
Other chromosomal abnormalities	5 (2 to 16)	2.7 (1.6 to 4.6)	6.9 (3.5 to 16.7)	4 (2.4 to 5.7)	1.8 (1.1 to 2.9)	1.6 (0.9 to 2.8)	1.8 (1.1 to 2.8)	2.3 (1.5 to 3.4)	2.2 (1.4 to 3.3)	1.9 (1.2 to 2.8)	1.4 (1 to 2)	1.1 (0.7 to 1.7)	1 (0.7 to 1.5)	0.8 (0.5 to 1.1)	0.6 (0.4 to 0.9)	0.4 (0.3 to 0.7)	0.3 (0.2 to 0.5)	0.2 (0.1 to 0.3)	0.1 (0 to 0.2)	0.1 (0 to 0.2)	0 (0 to 0)	0 (0 to 0)	37
Congenital musculoskeletal and limb anomalies	1.5 (0.6 to 2.9)	0.6 (0.4 to 1)	0.3 (0.2 to 0.8)	4.3 (2.4 to 7.1)	4.2 (2.4 to 6.6)	4.3 (2.6 to 6.6)	4.8 (2.9 to 7.5)	4.8 (2.7 to 7.2)	4.7 (2.7 to 7.2)	4.8 (2.8 to 7.5)	3.5 (2.2 to 5.4)	2.6 (1.6 to 4.1)	2.6 (1.5 to 4.2)	2.6 (1.5 to 4.2)	2.4 (1.4 to 4.2)	2.2 (1.2 to 3.6)	1.7 (1 to 2.7)	1.2 (0.6 to 2)	0.7 (0.3 to 0.7)	0.4 (0.2 to 0.7)	0.2 (0.1 to 0.4)	0.1 (0 to 0.2)	64.1
Urogenital congenital anomalies	1.4 (0.4 to 4.8)	0.4 (0.2 to 0.8)	0.7 (0.4 to 1.3)	0.5 (0.3 to 0.9)	0.4 (0.2 to 0.8)	0.4 (0.2 to 0.8)	0.4 (0.2 to 0.8)	0.3 (0.2 to 0.5)	0.2 (0.1 to 0.4)	0.2 (0.1 to 0.4)	0.1 (0.1 to 0.2)	0.1 (0 to 0.2)	0.1 (0 to 0.2)	0.1 (0 to 0.1)	0.1 (0 to 0.1)	0 (0 to 0.1)	0 (0 to 0.1)	0 (0 to 0.1)	0 (0 to 0.1)	0 (0 to 0.1)	0 (0 to 0)	0 (0 to 0)	6
Digestive congenital anomalies	4.5 (2.6 to 9.6)	2.2 (1.4 to 3.6)	1.4 (0.9 to 2.3)	1.1 (0.5 to 1.5)	0.5 (0.3 to 0.9)	0.5 (0.3 to 0.9)	0.6 (0.3 to 0.9)	0.6 (0.4 to 0.9)	0.5 (0.3 to 0.8)	0.3 (0.2 to 0.5)	0.3 (0.2 to 0.5)	0.2 (0.1 to 0.3)	0.2 (0.1 to 0.3)	0.1 (0.1 to 0.2)	0.1 (0.1 to 0.2)	0.1 (0 to 0.2)	0.1 (0 to 0.2)	0 (0 to 0.1)	0 (0 to 0.1)	0 (0 to 0.1)	0 (0 to 0)	0 (0 to 0)	15.8
Other congenital birth defects	10.6 (5.7 to 17.2)	5.2 (2.5 to 8)	6.2 (3.4 to 11.9)	5.2 (3.4 to 8.4)	3.2 (2.1 to 5.6)	3.1 (2.1 to 5.1)	4.7 (2.8 to 8.2)	5.2 (3.4 to 8.2)	5.2 (3.4 to 8.2)	5.2 (3.5 to 9)	4.3 (2.8 to 7.5)	3.7 (2.4 to 6.5)	3.2 (2.1 to 5.6)	2.8 (1.9 to 4.9)	2.8 (1.9 to 4.9)	2.6 (1.5 to 4.6)	1.8 (0.9 to 3.1)	1.4 (0.7 to 2.5)	0.7 (0.3 to 1.5)	0.5 (0.2 to 0.9)	0.2 (0.1 to 0.4)	0.1 (0 to 0.1)	70.4
Urinary diseases and male infertility	0.1 (0 to 0.1)	0.1 (0 to 0.2)	0.3 (0.2 to 0.6)	0.6 (0.5 to 1.1)	0.6 (0.4 to 0.9)	1.3 (0.9 to 2)	2.7 (1.6 to 3.6)	4.4 (3 to 6.2)	4.6 (3.4 to 7)	4.9 (3.2 to 6.8)	3.9 (2.7 to 5.4)	3.4 (2.4 to 4.6)	3.4 (2.4 to 4.6)	4.9 (3.4 to 6.8)	5.1 (3.6 to 7.1)	4.9 (3.2 to 6.9)	3.5 (2.2 to 5.1)	2.2 (1.3 to 3.1)	1.2 (0.6 to 2)	0.6 (0.3 to 1.1)	0.2 (0.1 to 0.4)	0.1 (0 to 0.2)	367
Urolithiasis	0 (0 to 0)	0 (0 to 0)	0 (0 to 0)	0 (0 to 0)	0 (0 to 0.1)	0.1 (0 to 0.2)	0.1 (0 to 0.2)	0.2 (0 to 0.4)	0.2 (0 to 0.5)	0.2 (0 to 0.4)	0.2 (0 to 0.4)	0.1 (0 to 0.3)	0.1 (0 to 0.3)	0.2 (0 to 0.4)	0.2 (0 to 0.4)	0.2 (0 to 0.4)	0.2 (0 to 0.4)	0.1 (0 to 0.3)	0.1 (0 to 0.2)	0.1 (0 to 0.3)	0.1 (0 to 0.3)	0 (0 to 0.2)	0 (0 to 0.1)	19.4
Benign prostatic hyperplasia	0 (0 to 0)	0 (0 to 0)	0 (0 to 0)	0 (0 to 0)	0 (0 to 0)	0 (0 to 0)	0 (0 to 0)	0 (0 to 0)	0 (0 to 0)	0 (0 to 0)	0 (0 to 0)	0 (0 to 0)	0 (0 to 0)	0 (0 to 0)	0 (0 to 0)	0 (0 to 0)	0 (0 to 0)	0 (0 to 0)	0 (0 to 0)	0 (0 to 0)	0 (0 to 0)	0 (0 to 0)	0 (0 to 0)	0
Male infertility	–	–	–	–	–	–	–	–	–	–	–	–	–	–	–	–	–	–	–	–	–	–	–	NA
Other urinary diseases	0 (0 to 0.1)	0 (0 to 0.1)	0.1 (0 to 0.1)	0.2 (0.1 to 0.4)	0.1 (0.1 to 0.2)	0.2 (0.1 to 0.3)	0.3 (0.2 to 0.4)	0.5 (0.3 to 0.8)	0.6 (0.4 to 0.9)	0.8 (0.5 to 1.2)	0.5 (0.3 to 0.8)	0.4 (0.2 to 0.7)	0.4 (0.2 to 0.7)	0.5 (0.3 to 0.8)	0.4 (0.3 to 0.7)	0.4 (0.2 to 0.7)	0.3 (0.2 to 0.5)	0.5 (0.3 to 0.8)	0.4 (0.2 to 0.6)	0.5 (0.3 to 1.6)	0.5 (0.2 to 1.5)	0.3 (0.1 to 1.1)	0.1 (0.0 to 0.4)	8.6
Gynecological diseases	0 (0 to 0)	0 (0 to 0)	0 (0 to 0)	0 (0 to 0)	0 (0 to 0)	0.1 (0.7 to 19.7)	44.7 (25.4 to 70.4)	146 (88.4 to 204)	206 (126 to 307)	156 (128 to 205)	146 (97.4 to 208)	119 (77.7 to 174)	119 (68.7 to 182)	182 (98.5 to 282)	182 (98.6 to 282)	168 (93.9 to 262)	134 (72.4 to 211)	104 (57.5 to 161.1)	67 (32.7 to 97.7)	34.8 (5.4 to 74.5)	8.8 (4.9 to 14.5)	0.7 (0.4 to 1.2)	1,220
Uterine fibroids	0 (0 to 0)	0 (0 to 0)	0 (0 to 0)	0 (0 to 0)	0 (0 to 0)	0 (0 to 0.2)	0.1 (0 to 0.5)	0.4 (0.2 to 1.2)	0.6 (0.4 to 3)	0.8 (0.3 to 3.5)	0.7 (0.4 to 3.8)	0.7 (0.4 to 3.1)	0.7 (0.4 to 3.1)	0.7 (0.4 to 3.1)	0.7 (0.4 to 3)	0.7 (0.4 to 3.2)	0.7 (0.4 to 3.2)	0.7 (0.4 to 3.2)	0.7 (0.4 to 3.2)	0.7 (0.4 to 3.2)	0.7 (0.4 to 3.2)	0.2 (0.1 to 0.5)	0 (0 to 0)	34.7
Polycystic ovarian syndrome	0 (0 to 0)	0 (0 to 0)	0 (0 to 0)	0 (0 to 0)	1.2 (0.4 to 2.4)	1.2 (0.6 to 3)	1.2 (0.6 to 3)	1.2 (0.5 to 2.2)	1.1 (0.5 to 2.2)	1.1 (0.5 to 2.2)	1.1 (0.5 to 2.2)	1.1 (0.5 to 2.2)	1.1 (0.5 to 2.2)	1.1 (0.5 to 2.2)	1.1 (0.5 to 2.2)	1.1 (0.5 to 2.2)	1.1 (0.5 to 2.2)	1.1 (0.5 to 2.2)	1.1 (0.5 to 2.2)	1.1 (0.5 to 2.2)	1.1 (0.5 to 2.2)	1.1 (0.5 to 2.2)	1.1 (0.5 to 2.2)	59.7
Female infertility	0 (0 to 0)	0 (0 to 0)	0 (0 to 0)	0 (0 to 0)	0 (0 to 0)	0 (0 to 0)	0 (0 to 0.3)	1 (0 to 1.9)	2.7 (1 to 3.6)	2.4 (1 to 3.2)	2.1 (1 to 3.2)	2.1 (1 to 3.2)	2.1 (1 to 3.2)	2.1 (1 to 3.2)	2.1 (1 to 3.2)	2.1 (1 to 3.2)	2.1 (1 to 3.2)	2.1 (1 to 3.2)	2.1 (1 to 3.2)	2.1 (1 to 3.2)	2.1 (1 to 3.2)	2.1 (1 to 3.2)	2.1 (1 to 3.2)	12.1
Endometriosis	0 (0 to 0)	0 (0 to 0)	0 (0 to 0)	0 (0 to 0)	0 (0 to 0)	0.1 (0 to 0.4)	4.3 (1.4 to 9.4)	13.4 (6.6 to 26.4)	14.1 (6.6 to 26.4)	9.4 (4.6 to 17.7)	7.4 (3.1 to 15.1)	5.1 (2.4 to 9.2)	4.2 (2 to 8.2)	3.1 (1 to 6.3)	2.6 (0.9 to 5.6)	2.3 (0.9 to 5.6)	2.3 (0.9 to 5.6)	2.3 (0.9 to 5.6)	2.3 (0.9 to 5.6)	2.3 (0.9 to 5.6)	2.3 (0.9 to 5.6)	2.3 (0.9 to 5.6)	2.3 (0.9 to 5.6)	59.1
Genital prolapse	0 (0 to 0)	0 (0 to 0)	0 (0 to 0)	0 (0 to 0)	0 (0 to 0)	0 (0 to 0)	0 (0 to 0)	0 (0 to 0.1)	0.1 (0 to 0.1)	0.1 (0 to 0.2)	0.1 (0 to 0.2)	0.1 (0 to 0.2)	0.1 (0 to 0.2)	0.1 (0 to 0.2)	0.1 (0 to 0.2)	0.1 (0 to 0.2)	0.1 (0 to 0.2)	0.1 (0 to 0.2)	0.1 (0 to 0.2)	0.1 (0 to 0.2)	0.1 (0 to 0.2)	0.1 (0 to 0.2)	0.1 (0 to 0.2)	3.1
Premenstrual syndrome	0 (0 to 0)	0 (0 to 0)	0 (0 to 0)	0 (0 to 0)	0 (0 to 0)	0 (0 to 0)	0 (0 to 0)	0 (0 to 0)	0 (0 to 0)	0 (0 to 0)	0 (0 to 0)	0 (0 to 0)	0 (0 to 0)	0 (0 to 0)	0 (0 to 0)	0 (0 to 0)	0 (0 to 0)	0 (0 to 0)	0 (0 to 0)	0 (0 to 0)	0 (0 to 0)	0 (0 to 0)	0 (0 to 0)	0 (0 to 0)	0
Other gynecological diseases	0 (0 to 0)	0 (0 to 0)	0 (0 to 0)	0 (0 to 0)	0 (0 to 0)	0 (0 to 0.1)	0.1 (0 to 0.4)	0.4 (0.2 to 0.9)	0.6 (0.4 to 1.4)	0.7 (0.4 to 1.6)	0.6 (0.3 to 1.5)	0.5 (0.2 to 1.3)	0.4 (0.2 to 1.1)	0.4 (0.2 to 1.1)	0.4 (0.2 to 1.1)	0.4 (0.2 to 1.1)	0.4 (0.2 to 1.1)	0.4 (0.2 to 1.1)	0.4 (0.2 to 1.1)	0.4 (0.2 to 1.1)	0.4 (0.2 to 1.1)	0.4 (0.2 to 1.1)	0.4 (0.2 to 1.1)	19.7
Premenstrual syndrome	0 (0 to 0)	0 (0 to 0)	0 (0 to 0)	0 (0 to 0)	0 (0 to 0)	0 (0 to 0)	0 (0 to 0)	0 (0 to 0)	0 (0 to 0)	0 (0 to 0)	0 (0 to 0)	0 (0 to 0)	0 (0 to 0)	0 (0 to 0)	0 (0 to 0)	0 (0 to 0)	0 (0 to 0)	0 (0 to 0)	0 (0 to 0)	0 (0 to 0)	0 (0 to 0)	0 (0 to 0)	0 (0 to 0)	0 (0 to 0)	0
Other gynecological diseases	0 (0 to 0)	0 (0 to 0)	0 (0 to 0)	0 (0 to 0)	0 (0 to 0)	0 (0 to 0.4)	0.6 (0.2 to 1.5)	1.9 (0.8 to 4.1)	2.4 (1.1 to 4.9)	2.2 (1 to 4.5)	1.9 (0.8 to 4.1)	1.5 (0.6 to 3.4)	1.2 (0.5 to 2.8)	0.9 (0.4 to 2.4)	0.8 (0.3 to 2.4)	0.6 (0.2 to 2.4)	0.5 (0.2 to 2.4)	0.4 (0.2 to 2.4)	0.4 (0.2 to 2.4)	0.4 (0.2 to 2.4)	0.4 (0.2 to 2.4)	0.4 (0.2 to 2.4)	0.4 (0.2 to 2.4)	746
Hemoglobinopathies and hemolytic anemias	0.1 (0 to 0.2)	0.5 (0.1 to 1.1)	2 (0.7 to 4.6)	1.9 (0.3 to 6.1)	0.7 (0.3 to 1.6)	0.5 (0.3 to 0.9)	0.6 (0.3 to 0.9)	0.8 (0.5 to 1.2)	0.9 (0.5 to 1.3)	0.9 (0.5 to 1.3)	0.9 (0.5 to 1.3)	1 (0.6 to 1.6)	1.1 (0.6 to 1.8)	1.7 (0.9 to 2.6)	1.4 (0.7 to 2.4)	1.4 (0.6 to 2.4)	1.4 (0.6 to 2.4)	1.4 (0.6 to 2.4)	1.4 (0.6 to 2.4)	1.4 (0.6 to 2.4)	1.4 (0.6 to 2.4)	1.4 (0.6 to 2.4)	1.4 (0.6 to 2.4)	37.7
Thalassemias	0 (0 to 0)	0 (0 to 0)	0.1 (0 to 0.1)	0 (0 to 0)	0 (0 to 0.1)	0 (0 to 0.1)	0 (0 to 0.1)	0 (0 to 0.1)	0 (0 to 0.1)	0 (0 to 0.1)	0 (0 to 0.1)	0 (0 to 0.1)	0 (0 to 0.1)	0 (0 to 0.1)	0 (0 to 0.1)	0 (0 to 0.1)	0 (0 to 0.1)	0 (0 to 0.1)	0 (0 to 0.1)	0 (0 to 0.1)	0 (0 to 0.1)	0 (0 to 0.1)	0 (0 to 0.1)	0 (0 to 0.1)	0.3
Thalassemias trait	0 (0 to 0)	0.1 (0 to 0.1)	0.3 (0 to 1.7)	0.1 (0 to 0.4)	0 (0 to 0.1)	0.1 (0 to 0.4)	0.7 (0 to 2.2)	1.4 (0.7 to 3.2)	1.1 (0.7 to 2.6)	1.1 (0.7 to 2.3)	1 (0.6 to 2.3)	0.9 (0.5 to 2.3)	0.8 (0.5 to 2.3)	0.9 (0.5 to 2.3)	0.8 (0.5 to 2.3)	0.8 (0.5 to 2.3)	0.8 (0.5 to 2.3)	0.8 (0.5 to 2.3)	0.8 (0.5 to 2.3)	0.8 (0.5 to 2.3)	0.8 (0.5 to 2.3)	0.8 (0.5 to 2.3)	0.8 (0.5 to 2.3)	6.6
Sickle cell disorders	0 (0 to 0)	0.1 (0 to 0.1)	0.6 (0.3 to 0.9)	0.2 (0.1 to 0.3)	0.3 (0.2 to 0.4)	0.3 (0.2 to 0.5)	0.3 (0.2 to 0.5)	0.3 (0.2 to 0.5)	0.3 (0.2 to 0.5)	0.3 (0.2 to 0.5)	0.2 (0.1 to 0.3)	0.2 (0.1 to 0.3)	0.2 (0.1 to 0.3)	0.1 (0.1 to 0.2)	0.1 (0.1 to 0.2)	0.1 (0.1 to 0.2)	0.1 (0 to 0.2)	0.1 (0 to 0.2)	0.1 (0 to 0.2)	0.1 (0 to 0.2)	0.1 (0 to 0.2)	0.1 (0 to 0.2)	0.1 (0 to 0.2)	3.1
Sickle cell trait	0 (0 to 0)	0.1 (0 to 0.1)	0.4 (0.1 to 1.1)	0.5 (0.2 to 0.9)	0.1 (0 to 0.2)	0.2 (0 to 0.3)	0.2 (0 to 0.4)	0.4 (0.1 to 0.8)	0.5 (0.1 to 0.9)	0.5 (0.1 to 0.9)	0.4 (0.1 to 0.8)	0.3 (0.1 to 0.6)	0.2 (0.1 to 0.5)	0.2 (0 to 0.5)	0.2 (0 to 0.5)	0.2 (0 to 0.5)	0.2 (0 to 0.5)	0.2 (0 to 0.5)	0.2 (0 to 0.5)	0.2 (0 to 0.5)	0.2 (0 to 0.5)	0.2 (0 to 0.5)	0.2 (0 to 0.5)	9
G6PD deficiency	0 (0 to 0)	0 (0 to 0)	0 (0 to 0)	0 (0 to 0)	0 (0 to 0)	0 (0 to 0)	0.1 (0 to 0.2)	0.7 (0.2 to 1.6)	0.7 (0.2 to 1.6)	0.6 (0.2 to 1.5)	0.5 (0.1 to 1.4)	0.4 (0.1 to 1.1)	0.3 (0.1 to 0.9)	0.2 (0 to 0.6)	0.2 (0 to 0.6)	0.1 (0 to 0.5)	0.1 (0 to 0.5)	0.1 (0 to 0.5)	0.1 (0 to 0.5)	0.1 (0 to 0.5)	0.1 (0 to 0.5)	0.1 (0 to 0.5)	0.1 (0 to 0.5)	2.5
G6PD trait	0 (0 to 0)	0 (0 to 0)	0 (0 to 0)	0 (0 to 0)	0 (0 to 0)	0 (0 to 0)	0 (0 to 0)	0 (0 to 0)	0 (0 to 0)	0 (0 to 0)	0 (0 to 0)	0 (0 to 0)	0 (0 to 0)	0 (0 to 0)	0 (0 to 0)	0 (0 to 0)	0 (0 to 0)	0 (0 to 0)	0 (0 to 0)	0 (0 to 0)	0 (0 to 0)	0 (0 to 0)	0 (0 to 0)	0 (0 to 0)	0.3
Other hemoglobinopathies and hemolytic anemias	0 (0 to 0.1)	0 (0 to 0.2)	0.7 (0.1 to 2.2)	0.7 (0.2 to 2)	0.2 (0 to 0.6)	0.2 (0 to 0.6)	0.1 (0 to 0.5)	0.8 (0.1 to 2.4)	0.4 (0.1 to 1.4)	0.4 (0.1 to 1.3)	0.4 (0.1 to 1.2)	0.3 (0.1 to 1.1)	0.3 (0.1 to 0.9)	0.2 (0 to 2.8)	0.7 (0.2 to 2.1)	0.6 (0.1 to 2.1)	0.5 (0.1 to 2.1)	0.4 (0.1 to 2.1)	0.4 (0.1 to 2.1)	0.4 (0.1 to 2.1)	0.4 (0.1 to 2.1)	0.4 (0.1 to 2.1)	0.4 (0.1 to 2.1)	15.8
Endocrine, metabolic, blood, and immune disorders	1.2 (0.7 to 1.9)	1.5 (0.9 to 2.4)	16.3 (9.1 to 28.6)	12.8 (8.5 to 18.6)	13.1 (10 to 27.9)	16.9 (13.5 to 23.3)	32.4 (23.9 to 52.4)	49.5 (30.7 to 73.4)	52.8 (32.3 to 84.2)	52.8 (32.5 to 77.4)	49.4 (31.1 to 73.7)	52.4 (31.5 to 76.3)	52.7 (31.5 to 88.3)	74.4 (40.1 to 113)	94.8 (50.5 to 146)	92.7 (50.5 to 142)	82.7 (47.1 to 112)	67.2 (43.7 to 100)	48.3 (29.9 to 68.8)	34 (22.5 to 50.5)	16 (12 to 28)	2.6 (1.6 to 3.8)	884
Oral disorders	0 (0 to 0)	0.9 (1.7 to 4.6)	3.9 (2.1 to 6.2)	4.9 (2.9 to 7.2)	7.2 (4 to 12.3)	15.2 (8.6 to 25.3)	20.7 (11.7 to 34)	22.2 (12.6 to 37.7)	21.5 (12.3 to 37.1)	20.5 (11.5 to 34.8)	18.2 (10.1 to 31)	16.2 (9.1 to 27.6)	14.1 (7.9 to 24.1)	12.1 (6.8 to 20.6)	10.3 (5.8 to 17.5)	8.4 (4.7 to 14.3)	6.9 (3.9 to 11.8)	5.6 (3.1 to 9.5)	4.3 (2.4 to 7.3)	3.3 (1.8 to 5.6)	2.5 (1.4 to 4.3)	1.7 (0.9 to 2.9)	0.7 (0.4 to 1.2)	538
Caries of deciduous teeth	0 (0 to 0)	0 (0 to 0)	0 (0 to 0)	0 (0 to 0.4)	0 (0 to 0.1)	0 (0 to 0)	0 (0 to 0)	0 (0 to 0)	0 (0 to 0)	0 (0 to 0)	0 (0 to 0)	0 (0 to 0)	0 (0 to 0)	0 (0 to 0)	0 (0 to 0)	0 (0 to 0)	0 (0 to 0)	0 (0 to 0)	0 (0 to 0)	0 (0 to 0)	0 (0 to 0)	0 (0 to 0)	0 (0 to 0)	0 (0 to 0)	0.9
Caries of permanent teeth	0 (0 to 0)	0 (0 to 0)	0 (0 to 0)	0.7 (0.2 to 1.4)	2.2 (0.8 to 4.5)	4.5 (1.1 to 9.5)	4.5 (1.6 to 9.2)	4.7 (1.6 to 9.6)	4.6 (1.6 to 9.2)	3.1 (1.3 to 6.3)	2.4 (1.1 to 5.4)	2.4 (1.1 to 5.2)	2.5 (1.1 to 5.5)	2.7 (1.1 to 5.6)	2.4 (0.9 to 5.2)	2 (0.9 to 4.1)	1.7 (0.7 to 3.4)	1.4 (0.5 to 2.2)	1.1 (0.4 to 1.8)	0.8 (0.3 to 1.4)	0.5 (0.2 to 1)	0.2 (0 to 0.5)	40.8
Periodontal diseases	0 (0 to 0)	0 (0 to 0)	0 (0 to 0)	0 (0 to 0)	0 (0 to 0)	0 (0 to 0.1)	0 (0 to 0.1)	0 (0 to 0.2)	0 (0 to 0.2)	0 (0 to 0.2)	0 (0 to 0.2)	0 (0 to 0.4)	0 (0 to 0.4)	0 (0 to 0.4)	0 (0 to 0.4)	0 (0 to 0.4)	0 (0 to 0.4)	0 (0 to 0.4)	0 (0 to 0.4)	0 (0 to 0.4)	0 (0 to 0.4)	0 (0 to 0.4)	0 (0 to 0.4)	0 (0 to 0.4)	76.8
Other oral disorders	0 (0 to 0)	0 (0 to 0)	0 (0 to 0)	0.7 (0.4 to 4.2)	3.6 (1.4 to 8.4)	2.7 (1.6 to 4.2)	4.4 (2.4 to 7)	6.2 (3.6 to 12.5)	6.6 (3.6

SR Table 2b: North Tyneside DALYS by cause and age group for females with 95% uncertainty intervals. 2019

Cause	Early Neonatal	Late Neonatal	Post Neonatal	1 to 4	5 to 9	10 to 14	15 to 19	20 to 24	25 to 29	30 to 34	35 to 39	40 to 44	45 to 49	50 to 54	55 to 59	60 to 64	65 to 69	70 to 74	75 to 79	80 to 84	85 to 89	90 to 94	95 plus	Total
All causes	661 (749 to 713)	1,060 (977 to 1,262)	1,262 (1,140 to 1,522)	1,564 (1,564 to 2,004)	1,482 (1,482 to 2,033)	1,482 (1,482 to 2,033)	1,482 (1,482 to 2,033)	1,482 (1,482 to 2,033)	1,482 (1,482 to 2,033)	1,482 (1,482 to 2,033)	1,482 (1,482 to 2,033)	1,482 (1,482 to 2,033)	1,482 (1,482 to 2,033)	1,482 (1,482 to 2,033)	1,482 (1,482 to 2,033)	1,482 (1,482 to 2,033)	1,482 (1,482 to 2,033)	1,482 (1,482 to 2,033)	1,482 (1,482 to 2,033)	1,482 (1,482 to 2,033)	1,482 (1,482 to 2,033)	1,482 (1,482 to 2,033)	1,482 (1,482 to 2,033)	34,300
Communicable, maternal, neonatal, and nutritional diseases	661 (474 to 698.0)	1,060 (724 to 1,262)	1,262 (952 to 1,522)	1,564 (1,564 to 2,004)	1,482 (1,482 to 2,033)	1,482 (1,482 to 2,033)	1,482 (1,482 to 2,033)	1,482 (1,482 to 2,033)	1,482 (1,482 to 2,033)	1,482 (1,482 to 2,033)	1,482 (1,482 to 2,033)	1,482 (1,482 to 2,033)	1,482 (1,482 to 2,033)	1,482 (1,482 to 2,033)	1,482 (1,482 to 2,033)	1,482 (1,482 to 2,033)	1,482 (1,482 to 2,033)	1,482 (1,482 to 2,033)	1,482 (1,482 to 2,033)	1,482 (1,482 to 2,033)	1,482 (1,482 to 2,033)	1,482 (1,482 to 2,033)	1,482 (1,482 to 2,033)	1,743
HIV/AIDS and sexually transmitted infections	3.6 (1.1 to 8.2)	1 (0.3 to 2.1)	1.5 (0.5 to 3.4)	0.2 (0.2 to 0.3)	0.1 (0.1 to 0.1)	0.1 (0.1 to 0.2)	0.4 (0.2 to 0.5)	1 (0.4 to 1.6)	2.1 (1.4 to 3.2)	3.9 (2.6 to 5.8)	4.6 (3.2 to 7.2)	4.8 (3.1 to 7.3)	4.8 (3.4 to 7.1)	3.6 (2.4 to 5.7)	2.4 (1.4 to 3.4)	2.1 (1.5 to 3.1)	1.6 (1.1 to 2.4)	1.4 (1 to 2.4)	1.1 (0.7 to 1.8)	0.8 (0.5 to 1.2)	0.5 (0.3 to 0.8)	0.2 (0.2 to 0.3)	38.1
HIV/AIDS	0 (0 to 0)	0 (0 to 0)	0.2 (0.2 to 0.3)	0.2 (0.1 to 0.3)	0.1 (0.1 to 0.1)	0.1 (0.1 to 0.1)	0.3 (0.2 to 0.4)	0.6 (0.4 to 0.9)	1.4 (1 to 1.8)	1.7 (1.2 to 2.4)	1.7 (1.2 to 2.4)	1.6 (1.2 to 2.2)	1.2 (0.9 to 1.7)	0.8 (0.6 to 1.1)	0.6 (0.5 to 1.4)	0.6 (0.5 to 0.9)	0.4 (0.1 to 0.9)	0.4 (0.1 to 0.9)	0.2 (0.1 to 0.4)	0.1 (0 to 0.3)	0 (0 to 0)	0 (0 to 0)	12.6
HIV/AIDS - Drug-susceptible Tuberculosis	0 (0 to 0)	0 (0 to 0)	0 (0 to 0)

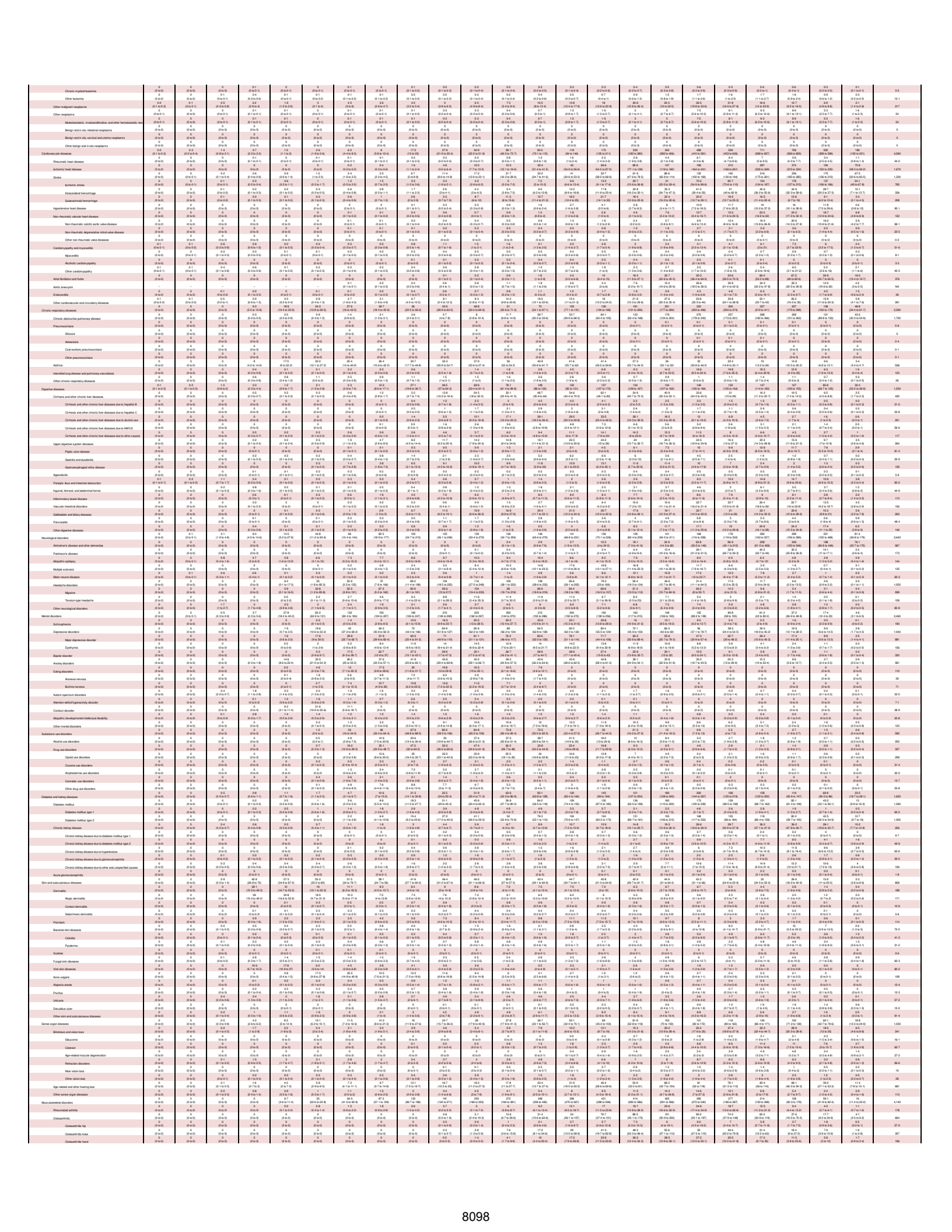

Osteoarthritis other	0 (0 to 0)	0 (0 to 0)	0 (0 to 0)	0 (0 to 0)	0 (0 to 0)	0 (0 to 0)	0 (0 to 0)	0 (0 to 0)	0 (0 to 0)	0 (0 to 0)	0 (0 to 0)	0 (0 to 1)	0 (0 to 0)	0 (0 to 0)	0 (0 to 0)	0 (0 to 0)	0 (0 to 0)	0 (0 to 0)	0 (0 to 0)	0 (0 to 0)	0 (0 to 0)	0 (0 to 0)	0 (0 to 0)	0 (0 to 0)	0 (0 to 0)	0 (0 to 0)	0 (0 to 0)	0 (0 to 0)	0 (0 to 0)	0 (0 to 0)	53-7
Low back pain	0 (0 to 0)	0 (0 to 0)	0 (0 to 0)	0 (0 to 0)	4.2 (1.9 to 7.6)	21.2 (12.5 to 33.5)	39.9 (27.7 to 58.5)	46.7 (29.6 to 77.7)	73.1 (44.2 to 114)	98.5 (58 to 149)	135 (75.6 to 199)	191 (78.7 to 351)	191 (67.8 to 340)	196 (116 to 279)	196 (124 to 286)	196 (119 to 279)	192 (117 to 274)	189 (116 to 272)	186 (117 to 266)	183 (116 to 270)	182 (117 to 268)	182 (117 to 268)	182 (117 to 268)	182 (117 to 268)	182 (117 to 268)	182 (117 to 268)	182 (117 to 268)	182 (117 to 268)	182 (117 to 268)	1,920
Neck pain	0 (0 to 0)	0 (0 to 0)	0 (0 to 0)	2.3 (0.4 to 4.9)	10.2 (4.4 to 22.5)	19.3 (9.6 to 37.7)	29.4 (10.2 to 59.4)	39.4 (13.1 to 92.4)	42.3 (22.5 to 79.4)	59.7 (31.4 to 102)	66 (34.6 to 112)	66 (34.6 to 112)	64.4 (41.7 to 136)	70.1 (38.5 to 135)	73.6 (39.7 to 131)	59.4 (30.4 to 103)	48.6 (29.7 to 82.3)	23.9 (17.6 to 42.9)	26 (13.4 to 49.1)	6.7 (0.9 to 29.4)	1.9 (0.2 to 6.7)	0.4 (0 to 1.9)	0.1 (0 to 0.4)	0 (0 to 0.1)	0 (0 to 0)	0 (0 to 0)	0 (0 to 0)	0 (0 to 0)	0 (0 to 0)	725
Gout	0 (0 to 0)	0 (0 to 0)	0 (0 to 0)	0 (0 to 0)	0 (0 to 0)	0 (0 to 0)	0 (0 to 0)	0 (0 to 0)	0 (0 to 0)	0 (0 to 0)	0 (0 to 0)	0 (0 to 0)	0 (0 to 0)	0 (0 to 0)	0 (0 to 0)	0 (0 to 0)	0 (0 to 0)	0 (0 to 0)

SR Table 2b: Redcar and Cleveland DALYS by cause and age group for females with 95% uncertainty intervals, 2019

Cause	Early Neonatal	Late Neonatal	Post Neonatal	1 to 4	5 to 9	10 to 14	15 to 19	20 to 24	25 to 29	30 to 34	35 to 39	40 to 44	45 to 49	50 to 54	55 to 59	60 to 64	65 to 69	70 to 74	75 to 79	80 to 84	85 to 89	90 to 94	95 plus	Total
All causes	880 (644 to 1,151)	290 (214 to 383)	514 (346 to 693)	1,164 (1,027 to 1,313)	1,169 (1,032 to 1,316)	1,178 (1,040 to 1,327)	1,284 (1,133 to 1,447)	1,369 (1,209 to 1,550)	1,463 (1,293 to 1,653)	1,573 (1,390 to 1,777)	1,696 (1,500 to 1,910)	1,833 (1,623 to 2,060)	2,000 (1,774 to 2,247)	2,170 (1,926 to 2,436)	2,357 (2,094 to 2,643)	2,565 (2,282 to 2,875)	2,807 (2,499 to 3,150)	3,067 (2,729 to 3,443)	3,350 (2,979 to 3,763)	3,660 (3,252 to 4,110)	3,997 (3,548 to 4,490)	4,362 (3,870 to 4,900)	24,200
Communicable, maternal, neonatal, and nutritional diseases	880 (644 to 1,151)	290 (214 to 383)	514 (346 to 693)	1,164 (1,027 to 1,313)	1,169 (1,032 to 1,316)	1,178 (1,040 to 1,327)	1,284 (1,133 to 1,447)	1,369 (1,209 to 1,550)	1,463 (1,293 to 1,653)	1,573 (1,390 to 1,777)	1,696 (1,500 to 1,910)	1,833 (1,623 to 2,060)	2,000 (1,774 to 2,247)	2,170 (1,926 to 2,436)	2,357 (2,094 to 2,643)	2,565 (2,282 to 2,875)	2,807 (2,499 to 3,150)	3,067 (2,729 to 3,443)	3,350 (2,979 to 3,763)	3,660 (3,252 to 4,110)	3,997 (3,548 to 4,490)	4,362 (3,870 to 4,900)	1,193
HIV/AIDS and sexually transmitted infections	0 (0 to 0)	0 (0 to 1)	1 (0 to 2)	0 (0 to 0)	0 (0 to 1)	0 (0 to 1)	0 (0 to 1)	0 (0 to 1)	0 (0 to 1)	0 (0 to 1)	0 (0 to 1)	0 (0 to 1)	0 (0 to 1)	0 (0 to 1)	0 (0 to 1)	0 (0 to 1)	0 (0 to 1)	0 (0 to 1)	0 (0 to 1)	0 (0 to 1)	0 (0 to 1)	0 (0 to 1)	0 (0 to 1)	27.3
HIV/AIDS	0 (0 to 0)	0 (0 to 0)	0 (0 to 2)	0 (0 to 0)	0 (0 to 1)	0 (0 to 1)	0 (0 to 1)	0 (0 to 1)	0 (0 to 1)	0 (0 to 1)	0 (0 to 1)	0 (0 to 1)	0 (0 to 1)	0 (0 to 1)	0 (0 to 1)	0 (0 to 1)	0 (0 to 1)	0 (0 to 1)	0 (0 to 1)	0 (0 to 1)	0 (0 to 1)	0 (0 to 1)	0 (0 to 1)	12.8
HIV/AIDS - Drug-susceptible Tuberculosis	0 (0 to 0)	0 (0 to 0)	0 (0 to 1)	0 (0 to 0)	0 (0 to 0)	0 (0 to 0)	0 (0 to 0)	0 (0 to 0)	0 (0 to 0)	0 (0 to 0)	0 (0 to 0)	0 (0 to 0)	0 (0 to 0)	0 (0 to 0)	0 (0 to 0)	0 (0 to 0)	0 (0 to 0)	0 (0 to 0)	0 (0 to 0)	0 (0 to 0)	0 (0 to 0)	0 (0 to 0)	0 (0 to 0)	1.8
HIV/AIDS - Multidrug-resistant Tuberculosis without extensive dr...	0 (0 to 0)	0 (0 to 0)	0 (0 to 0)	0 (0 to 0)	0 (0 to 0)	0 (0 to 0)	0 (0 to 0)	0 (0 to 0)	0 (0 to 0)	0 (0 to 0)	0 (0 to 0)	0 (0 to 0)	0 (0 to 0)	0 (0 to 0)	0 (0 to 0)	0 (0 to 0)	0 (0 to 0)	0 (0 to 0)	0 (0 to 0)	0 (0 to 0)	0 (0 to 0)	0 (0 to 0)	0 (0 to 0)	0.1
HIV/AIDS - Extensively drug-resistant Tuberculosis	0 (0 to 0)	0 (0 to 0)	0 (0 to 0)	0 (0 to 0)	0 (0 to 0)	0 (0 to 0)	0 (0 to 0)	0 (0 to 0)	0 (0 to 0)	0 (0 to 0)	0 (0 to 0)	0 (0 to 0)	0 (0 to 0)	0 (0 to 0)	0 (0 to 0)	0 (0 to 0)	0 (0 to 0)	0 (0 to 0)	0 (0 to 0)	0 (0 to 0)	0 (0 to 0)	0 (0 to 0)	0 (0 to 0)	0
HIV/AIDS resulting in other diseases	0 (0 to 0)	0 (0 to 0)	0 (0 to 2)	0 (0 to 1)	0 (0 to 1)	0 (0 to 1)	0 (0 to 1)	0 (0 to 2)	0 (0 to 4)	0 (0 to 5)	0 (0 to 8)	0 (0 to 12)	0 (0 to 17)	0 (0 to 24)	0 (0 to 34)	0 (0 to 47)	0 (0 to 64)	0 (0 to 87)	0 (0 to 116)	0 (0 to 151)	0 (0 to 194)	0 (0 to 243)	0 (0 to 299)	10.9
Sexually transmitted infections excluding HIV	0 (0 to 0)	0 (0 to 1)	0 (0 to 2)	0 (0 to 0)	0 (0 to 0)	0 (0 to 0)	0 (0 to 0)	0 (0 to 0)	0 (0 to 0)	0 (0 to 0)	0 (0 to 0)	0 (0 to 0)	0 (0 to 0)	0 (0 to 0)	0 (0 to 0)	0 (0 to 0)	0 (0 to 0)	0 (0 to 0)	0 (0 to 0)	0 (0 to 0)	0 (0 to 0)	0 (0 to 0)	0 (0 to 0)	14.5
Syphilis	2.2 (0 to 5)	0.6 (0 to 1.4)	0.9 (0 to 2.1)	0 (0 to 0)	0 (0 to 0)	0 (0 to 0)	0 (0 to 0)	0 (0 to 0)	0 (0 to 0)	0 (0 to 0)	0 (0 to 0)	0 (0 to 0)	0 (0 to 0)	0 (0 to 0)	0 (0 to 0)	0 (0 to 0)	0 (0 to 0)	0 (0 to 0)	0 (0 to 0)	0 (0 to 0)	0 (0 to 0)	0 (0 to 0)	0 (0 to 0)	3.8
Chlamydial infection	0 (0 to 0)	0 (0 to 0)	0 (0 to 0)	0 (0 to 0)	0 (0 to 0)	0 (0 to 0)	0 (0 to 0)	0 (0 to 0)	0 (0 to 0)	0 (0 to 0)	0 (0 to 0)	0 (0 to 0)	0 (0 to 0)	0 (0 to 0)	0 (0 to 0)	0 (0 to 0)	0 (0 to 0)	0 (0 to 0)	0 (0 to 0)	0 (0 to 0)	0 (0 to 0)	0 (0 to 0)	0 (0 to 0)	1.9
Gonococcal infection	0 (0 to 0)	0 (0 to 0)	0 (0 to 0)	0 (0 to 0)	0 (0 to 0)	0 (0 to 0)	0 (0 to 0)	0 (0 to 0)	0 (0 to 0)	0 (0 to 0)	0 (0 to 0)	0 (0 to 0)	0 (0 to 0)	0 (0 to 0)	0 (0 to 0)	0 (0 to 0)	0 (0 to 0)	0 (0 to 0)	0 (0 to 0)	0 (0 to 0)	0 (0 to 0)	0 (0 to 0)	0 (0 to 0)	1.2
Trichomoniasis	0 (0 to 0)	0 (0 to 0)	0 (0 to 0)	0 (0 to 0)	0 (0 to 0)	0 (0 to 0)	0 (0 to 0)	0 (0 to 0)	0 (0 to 0)	0 (0 to 0)	0 (0 to 0)	0 (0 to 0)	0 (0 to 0)	0 (0 to 0)	0 (0 to 0)	0 (0 to 0)	0 (0 to 0)	0 (0 to 0)	0 (0 to 0)	0 (0 to 0)	0 (0 to 0)	0 (0 to 0)	0 (0 to 0)	1.7
Genital herpes	0 (0 to 0)	0 (0 to 0)	0 (0 to 0)	0 (0 to 0)	0 (0 to 0)	0 (0 to 0)	0 (0 to 0)	0 (0 to 0)	0 (0 to 0)	0 (0 to 0)	0 (0 to 0)	0 (0 to 0)	0 (0 to 0)	0 (0 to 0)	0 (0 to 0)	0 (0 to 0)	0 (0 to 0)	0 (0 to 0)	0 (0 to 0)	0 (0 to 0)	0 (0 to 0)	0 (0 to 0)	0 (0 to 0)	2.1
Other sexually transmitted infections	0 (0 to 0)	0 (0 to 0)	0 (0 to 0)	0 (0 to 0)	0 (0 to 0)	0 (0 to 0)	0 (0 to 0)	0 (0 to 0)	0 (0 to 0)	0 (0 to 0)	0 (0 to 0)	0 (0 to 0)	0 (0 to 0)	0 (0 to 0)	0 (0 to 0)	0 (0 to 0)	0 (0 to 0)	0 (0 to 0)	0 (0 to 0)	0 (0 to 0)	0 (0 to 0)	0 (0 to 0)	0 (0 to 0)	3.8
Respiratory infections and tuberculosis	0.5 (0 to 0.7)	0.4 (0.1 to 0.6)	1.4 (0.7 to 2.1)	3.5 (2.5 to 4.9)	2.5 (1.8 to 3.4)	2.4 (1.8 to 3.2)	2.4 (1.8 to 3.2)	2.5 (1.9 to 3.3)	2.6 (1.9 to 3.5)	2.8 (2.1 to 3.7)	3.1 (2.3 to 4.1)	3.4 (2.5 to 4.5)	3.8 (2.8 to 5.1)	4.2 (3.1 to 5.6)	4.8 (3.5 to 6.4)	5.4 (4.0 to 7.2)	6.2 (4.6 to 8.3)	7.1 (5.2 to 9.5)	8.2 (6.0 to 11.0)	9.4 (6.8 to 12.7)	10.8 (7.8 to 14.7)	12.5 (8.9 to 17.1)	752
Tuberculosis	0 (0 to 0)	0 (0 to 0)	0 (0 to 0)	0 (0 to 0)	0 (0 to 0)	0 (0 to 0)	0 (0 to 0)	0 (0 to 0)	0 (0 to 0)	0 (0 to 0)	0 (0 to 0)	0 (0 to 0)	0 (0 to 0)	0 (0 to 0)	0 (0 to 0)	0 (0 to 0)	0 (0 to 0)	0 (0 to 0)	0 (0 to 0)	0 (0 to 0)	0 (0 to 0)	0 (0 to 0)	0 (0 to 0)	0
Latent tuberculosis infection	0 (0 to 0)	0 (0 to 0)	0 (0 to 0)	0 (0 to 0)	0 (0 to 0)	0 (0 to 0)	0 (0 to 0)	0 (0 to 0)	0 (0 to 0)	0 (0 to 0)	0 (0 to 0)	0 (0 to 0)	0 (0 to 0)	0 (0 to 0)	0 (0 to 0)	0 (0 to 0)	0 (0 to 0)	0 (0 to 0)	0 (0 to 0)	0 (0 to 0)	0 (0 to 0)	0 (0 to 0)	0 (0 to 0)	0
Drug-susceptible tuberculosis	0 (0 to 0)	0 (0 to 0)	0 (0 to 0)	0 (0 to 0)	0 (0 to 0)	0 (0 to 0)	0 (0 to 0)	0 (0 to 0)	0 (0 to 0)	0 (0 to 0)	0 (0 to 0)	0 (0 to 0)	0 (0 to 0)	0 (0 to 0)	0 (0 to 0)	0 (0 to 0)	0 (0 to 0)	0 (0 to 0)	0 (0 to 0)	0 (0 to 0)	0 (0 to 0)	0 (0 to 0)	0 (0 to 0)	0
Multidrug-resistant tuberculosis without extensive drug-resistance	0 (0 to 0)	0 (0 to 0)	0 (0 to 0)	0 (0 to 0)	0 (0 to 0)	0 (0 to 0)	0 (0 to 0)	0 (0 to 0)	0 (0 to 0)	0 (0 to 0)	0 (0 to 0)	0 (0 to 0)	0 (0 to 0)	0 (0 to 0)	0 (0 to 0)	0 (0 to 0)	0 (0 to 0)	0 (0 to 0)	0 (0 to 0)	0 (0 to 0)	0 (0 to 0)	0 (0 to 0)	0 (0 to 0)	0.2
Extensively drug-resistant tuberculosis	0 (0 to 0)	0 (0 to 0)	0 (0 to 0)	0 (0 to 0)	0 (0 to 0)	0 (0 to 0)	0 (0 to 0)	0 (0 to 0)	0 (0 to 0)	0 (0 to 0)	0 (0 to 0)	0 (0 to 0)	0 (0 to 0)	0 (0 to 0)	0 (0 to 0)	0 (0 to 0)	0 (0 to 0)	0 (0 to 0)	0 (0 to 0)	0 (0 to 0)	0 (0 to 0)	0 (0 to 0)	0 (0 to 0)	0.1
Lower respiratory infections	0.5 (0.3 to 0.7)	0.4 (0.2 to 0.6)	1.3 (0.7 to 2.1)	3.4 (2.4 to 4.8)	2.4 (1.7 to 3.3)	2.3 (1.7 to 3.2)	2.3 (1.7 to 3.2)	2.4 (1.8 to 3.3)	2.5 (1.8 to 3.4)	2.7 (2.0 to 3.7)	3.0 (2.2 to 4.1)	3.3 (2.4 to 4.4)	3.7 (2.7 to 5.0)	4.1 (3.0 to 5.5)	4.7 (3.4 to 6.3)	5.3 (3.9 to 7.1)	6.1 (4.5 to 8.1)	7.0 (5.1 to 9.4)	8.1 (5.9 to 10.8)	9.2 (6.7 to 12.4)	10.6 (7.7 to 14.4)	12.3 (8.7 to 16.8)	673
Upper respiratory infections	0 (0 to 0)	0 (0 to 1.4)	0.2 (0 to 0.6)	2.3 (1.6 to 3.2)	1.4 (1.0 to 2.0)	1.3 (0.9 to 1.8)	1.3 (0.9 to 1.8)	1.3 (0.9 to 1.8)	1.3 (0.9 to 1.8)	1.3 (0.9 to 1.8)	1.4 (1.0 to 1.9)	1.5 (1.0 to 2.1)	1.6 (1.1 to 2.2)	1.8 (1.2 to 2.5)	2.0 (1.4 to 2.8)	2.3 (1.6 to 3.2)	2.7 (1.9 to 3.8)	3.2 (2.2 to 4.5)	3.8 (2.6 to 5.3)	4.4 (3.0 to 6.2)	5.1 (3.5 to 7.2)	6.0 (4.0 to 8.5)	57.3
Otitis media	0 (0 to 0)	0 (0 to 0)	0.2 (0.1 to 0.4)	1.2 (0.7 to 2.2)	1.0 (0.7 to 1.4)	0.9 (0.6 to 1.3)	0.9 (0.6 to 1.3)	0.9 (0.6 to 1.3)	0.9 (0.6 to 1.3)	0.9 (0.6 to 1.3)	0.9 (0.6 to 1.3)	0.9 (0.6 to 1.3)	0.9 (0.6 to 1.3)	0.9 (0.6 to 1.3)	0.9 (0.6 to 1.3)	0.9 (0.6 to 1.3)	0.9 (0.6 to 1.3)	0.9 (0.6 to 1.3)	0.9 (0.6 to 1.3)	0.9 (0.6 to 1.3)	0.9 (0.6 to 1.3)	0.9 (0.6 to 1.3)	13
Enteric infections	0.1 (0 to 0.1)	0.1 (0.1 to 0.3)	0.9 (0.4 to 1.6)	2.3 (1.5 to 3.6)	1.5 (0.8 to 2.6)	1.2 (0.7 to 2)	1.2 (0.7 to 1.9)	1.2 (0.7 to 1.9)	1.2 (0.7 to 1.9)	1.2 (0.7 to 1.9)	1.2 (0.7 to 1.9)	1.2 (0.7 to 1.9)	1.2 (0.7 to 1.9)	1.2 (0.7 to 1.9)	1.4 (0.8 to 2.1)	1.6 (0.9 to 2.5)	1.9 (1.0 to 2.7)	2.4 (1.3 to 3.5)	2.9 (1.5 to 4.1)	3.5 (1.9 to 4.9)	4.2 (2.3 to 5.9)	5.1 (2.8 to 7.1)	57.2
Diarrheal diseases	0.1 (0 to 0.1)	0.2 (0.1 to 0.3)	0.9 (0.4 to 1.6)	2.3 (1.5 to 3.6)	1.5 (0.8 to 2.6)	1.2 (0.7 to 2)	1.2 (0.7 to 1.9)	1.2 (0.7 to 1.9)	1.2 (0.7 to 1.9)	1.2 (0.7 to 1.9)	1.2 (0.7 to 1.9)	1.2 (0.7 to 1.9)	1.2 (0.7 to 1.9)	1.2 (0.7 to 1.9)	1.4 (0.8 to 2.1)	1.6 (0.9 to 2.5)	1.9 (1.0 to 2.7)	2.4 (1.3 to 3.5)	2.9 (1.5 to 4.1)	3.5 (1.9 to 4.9)	4.2 (2.3 to 5.9)	5.1 (2.8 to 7.1)	57
Typhoid and paraphyoid	0 (0 to 0)	0 (0 to 0)	0 (0 to 0)	0 (0 to 0)	0 (0 to 0)	0 (0 to 0)	0 (0 to 0)	0 (0 to 0)	0 (0 to 0)	0 (0 to 0)	0 (0 to 0)	0 (0 to 0)	0 (0 to 0)	0 (0 to 0)	0 (0 to 0)	0 (0 to 0)	0 (0 to 0)	0 (0 to 0)	0 (0 to 0)	0 (0 to 0)	0 (0 to 0)	0 (0 to 0)	0 (0 to 0)	0
Typhoid fever	0 (0 to 0)	0 (0 to 0)	0 (0 to 0)	0 (0 to 0)	0 (0 to 0)	0 (0 to 0)	0 (0 to 0)	0 (0 to 0)	0 (0 to 0)	0 (0 to 0)	0 (0 to 0)	0 (0 to 0)	0 (0 to 0)	0 (0 to 0)	0 (0 to 0)	0 (0 to 0)	0 (0 to 0)	0 (0 to 0)	0 (0 to 0)	0 (0 to 0)	0 (0 to 0)	0 (0 to 0)	0 (0 to 0)	0
Paratyphoid fever	0 (0 to 0)	0 (0 to 0)	0 (0 to 0)	0 (0 to 0)	0 (0 to 0)	0 (0 to 0)	0 (0 to 0)	0 (0 to 0)	0 (0 to 0)	0 (0 to 0)	0 (0 to 0)	0 (0 to 0)	0 (0 to 0)	0 (0 to 0)	0 (0 to 0)	0 (0 to 0)	0 (0 to 0)	0 (0 to 0)	0 (0 to 0)	0 (0 to 0)	0 (0 to 0)	0 (0 to 0)	0 (0 to 0)	0
Invasive Non-typhoidal Salmonella (iNTS)	0 (0 to 0)	0 (0 to 0)	0 (0 to 0)	0 (0 to 0)	0 (0 to 0)	0 (0 to 0)	0 (0 to 0)	0 (0 to 0)	0 (0 to 0)	0 (0 to 0)	0 (0 to 0)	0 (0 to 0)	0 (0 to 0)	0 (0 to 0)	0 (0 to 0)	0 (0 to 0)	0 (0 to 0)	0 (0 to 0)	0 (0 to 0)	0 (0 to 0)	0 (0 to 0)	0 (0 to 0)	0 (0 to 0)	0.1
Other intestinal infectious diseases	0 (0 to 0)	0 (0 to 0)	0 (0 to 0)	0 (0 to 0)	0 (0 to 0)	0 (0 to 0)	0 (0 to 0)	0 (0 to 0)	0 (0 to 0)	0 (0 to 0)	0 (0 to 0)	0 (0 to 0)	0 (0 to 0)	0 (0 to 0)	0 (0 to 0)	0 (0 to 0)	0 (0 to 0)	0 (0 to 0)	0 (0 to 0)	0 (0 to 0)	0 (0 to 0)	0 (0 to 0)	0 (0 to 0)	0.2
Neglected tropical diseases and malaria	0 (0 to 0)	0 (0 to 0.2)	0.7 (0 to 0.4)	0.6 (0 to 2.2)	0 (0 to 0)	0 (0 to 0)	0 (0 to 0)	0 (0 to 0)	0 (0 to 0)	0 (0 to 0)	0 (0 to 0)	0 (0 to 0)	0 (0 to 0)	0 (0 to 0)	0 (0 to 0)	0 (0 to 0)	0 (0 to 0)	0 (0 to 0)	0 (0 to 0)	0 (0 to 0)	0 (0 to 0)	0 (0 to 0)	0 (0 to 0)	3.9
Malaria	0 (0 to 0)	0 (0 to 0)	0 (0 to 0)	0 (0 to 0)	0 (0 to 0)	0 (0 to 0)	0 (0 to 0)	0 (0 to 0)	0 (0 to 0)	0 (0 to 0)	0 (0 to 0)	0 (0 to 0)	0 (0 to 0)	0 (0 to 0)	0 (0 to 0)	0 (0 to 0)	0 (0 to 0)	0 (0 to 0)	0 (0 to 0)	0 (0 to 0)	0 (0 to 0)	0 (0 to 0)	0 (0 to 0)	0
Chagas disease	0 (0 to 0)	0 (0 to 0)	0 (0 to 0)	0 (0 to 0)	0 (0 to 0)	0 (0 to 0)	0 (0 to 0)	0 (0 to 0)	0 (0 to 0)	0 (0 to 0)	0 (0 to 0)	0 (0 to 0)	0 (0 to 0)	0 (0 to 0)	0 (0 to 0)	0 (0 to 0)	0 (0 to 0)	0 (0 to 0)	0 (0 to 0)	0 (0 to 0)	0 (0 to 0)	0 (0 to 0)	0 (0 to 0)	0
Leishmaniasis	0 (0 to 0)	0 (0 to 0)	0 (0 to 0)	0 (0 to 0)	0 (0 to 0)	0 (0 to 0)	0 (0 to 0)	0 (0 to 0)	0 (0 to 0)	0 (0 to 0)	0 (0 to 0)	0 (0 to 0)	0 (0 to 0)	0 (0 to 0)	0 (0 to 0)	0 (0 to 0)	0 (0 to 0)	0 (0 to 0)	0 (0 to 0)	0 (0 to 0)	0 (0 to 0)	0 (0 to 0)	0 (0 to 0)	0
Visceral leishmaniasis	0 (0 to 0)	0 (0 to 0)	0 (0 to 0)	0 (0 to 0)	0 (0 to 0)	0 (0 to 0)	0 (0 to 0)	0 (0 to 0)	0 (0 to 0)	0 (0 to 0)	0 (0 to 0)	0 (0 to 0)	0 (0 to 0)	0 (0 to 0)	0 (0 to 0)	0 (0 to 0)	0 (0 to 0)	0 (0 to 0)	0 (0 to 0)	0 (0 to 0)	0 (0 to 0)	0 (0 to 0)	0 (0 to 0)	0
Cutaneous and mucocutaneous leishmaniasis	0 (0 to 0)	0 (0 to 0)	0 (0 to 0)	0 (0 to 0)	0 (0 to 0)	0 (0 to 0)	0 (0 to 0)	0 (0 to 0)	0 (0 to 0)	0 (0 to 0)	0 (0 to 0)	0 (0 to 0)	0 (0 to 0)	0 (0 to 0)	0 (0 to 0)	0 (0 to 0)	0 (0 to 0)	0 (0 to 0)	0 (0 to 0)	0 (0 to 0)	0 (0 to 0)	0 (0 to 0)	0 (0 to 0)	0
African trypanosomiasis	0 (0 to 0)	0 (0 to 0)	0 (0 to 0)	0 (0 to 0)	0 (0 to 0)	0 (0 to 0)	0 (0 to 0)	0 (0 to 0)	0 (0 to 0)	0 (0 to 0)	0 (0 to 0)	0 (0 to 0)	0 (0 to 0)	0 (0 to 0)	0 (0 to 0)	0 (0 to 0)	0 (0 to 0)	0 (0 to 0)	0 (0 to 0)	0 (0 to 0)	0 (0 to 0)	0 (0 to 0)	0 (0 to 0)	0
Schistosomiasis	0 (0 to 0)	0 (0 to 0)	0 (0 to 0)	0 (0 to 0)	0 (0 to 0)	0 (0 to 0)	0 (0 to 0)	0 (0 to 0)	0 (0 to 0)	0 (0 to 0)	0 (0 to 0)	0 (0 to 0)	0 (0 to 0)	0 (0 to 0)	0 (0 to 0)	0 (0 to 0)	0 (0 to 0)	0 (0 to 0)	0 (0 to 0)	0 (0 to 0)	0 (0 to 0)	0 (0 to 0)	0 (0 to 0)	0
Cysticercosis	0 (0 to 0)	0 (0 to 0)	0 (0 to 0)	0 (0 to 0)	0 (0 to 0)	0 (0 to 0)	0 (0 to 0)	0 (0 to 0)	0 (0 to 0)	0 (0 to 0)	0 (0 to 0)	0 (0 to 0)	0 (0 to 0)	0 (0 to 0)	0 (0 to 0)	0 (0 to 0)	0 (0 to 0)	0 (0 to 0)	0 (0 to 0)	0 (0 to 0)	0 (0 to 0)	0 (0 to 0)	0 (0 to 0)	0
Cystic echinococcosis	0 (0 to 0)	0 (0 to 0)	0 (0 to 0)	0 (0 to 0)	0 (0 to 0)	0 (0 to 0)	0 (0 to 0)	0 (0 to 0)	0 (0 to 0)	0 (0 to 0)	0 (0 to 0)	0 (0 to 0)	0 (0 to 0)	0 (0 to 0)	0 (0 to 0)	0 (0 to 0)	0 (0 to 0)	0 (0 to 0)	0 (0 to 0)	0 (0 to 0)	0 (0 to 0)	0 (0 to 0)	0 (0 to 0)	0
Lymphatic filariasis	0 (0 to 0)	0 (0 to 0)	0 (0 to 0)	0 (0 to 0)	0 (0 to 0)	0 (0 to 0)	0 (0 to 0)	0 (0 to 0)	0 (0 to 0)	0 (0 to 0)	0 (0 to 0)	0 (0 to 0)	0 (0 to 0)	0 (0 to 0)	0 (0 to 0)	0 (0 to 0)	0 (0 to 0)	0 (0 to 0)	0 (0 to 0)	0 (0 to 0)	0 (0 to 0)	0 (0 to 0)	0 (0 to 0)	0
Onchocerciasis	0 (0 to 0)	0 (0 to 0)	0 (0 to 0)	0 (0 to 0)	0 (0 to 0)	0 (0 to 0)	0 (0 to 0)	0 (0 to 0)	0 (0 to 0)	0 (0 to 0)	0 (0 to 0)	0 (0 to 0)	0 (0 to 0)	0 (0 to 0)	0 (0 to 0)	0 (0 to 0)	0 (0 to 0)	0 (0 to 0)	0 (0 to 0)	0 (0 to 0)	0 (0 to 0)	0 (0 to 0)	0 (0 to 0)	0
Trachoma	0 (0 to 0)	0 (0 to 0)	0 (0 to 0)	0 (0 to 0)	0 (0 to 0)	0 (0 to 0)	0 (0 to 0)	0 (0 to 0)	0 (0 to 0)	0 (0 to 0)	0 (0 to 0)	0 (0 to 0)	0 (0 to 0)	0 (0 to 0)	0 (0 to 0)	0 (0 to 0)	0 (0 to 0)	0 (0 to 0)	0 (0 to 0)	0 (0 to 0)	0 (0 to 0)	0 (0 to 0)	0 (0 to 0)	0
Dengue	0 (0 to 0)	0 (0 to 0)	0 (0 to 0)	0 (0 to 0)	0 (0 to 0)	0 (0 to 0)	0 (0 to 0)	0 (0 to 0)	0 (0 to 0)	0 (0 to 0)	0 (0 to 0)	0 (0 to 0)	0 (0 to 0)	0 (0 to 0)	0 (0 to 0)	0 (0 to 0)	0 (0 to 0)	0 (0 to 0)	0 (0 to 0)	0 (0 to 0)	0 (0 to 0)	0 (0 to 0)	0 (0 to 0)	0
Yellow fever	0 (0 to 0)	0 (0 to 0)	0 (0 to 0)	0 (0 to 0)	0 (0 to 0)	0 (0 to 0)	0 (0 to 0)	0 (0 to 0)	0 (0 to 0)	0 (0 to 0)	0 (0 to 0)	0 (0 to 0)	0 (0 to 0)	0 (0 to 0)	0 (0 to 0)	0 (0 to 0)	0 (0 to 0)	0 (0 to 0)	0 (0 to 0)	0 (0 to 0)	0 (0 to 0)	0 (0 to 0)	0 (0 to 0)	0
Rabies	0 (0 to 0)	0 (0 to 0)	0 (0 to 0)	0 (0 to 0)	0 (0 to 0)	0 (0 to 0)	0 (0 to 0)	0 (0 to 0)	0 (0 to 0)	0 (0 to 0)	0 (0 to 0)	0 (0 to 0)	0 (0 to 0)	0 (0 to 0)	0 (0 to 0)	0 (0 to 0)	0 (0 to 0)	0 (0 to 0)	0 (0 to 0)	0 (0 to 0)	0 (0 to 0)	0 (0 to 0)	0 (0 to 0)	0
Intestinal nematode infections	0 (0 to 0)	0 (0 to 0)	0 (0 to 0)	0 (0 to 0)	0 (0 to 0)	0 (0 to 0)	0 (0 to 0)	0 (0 to 0)	0 (0 to 0)	0 (0 to 0)	0 (0 to 0)	0 (0 to 0)	0 (0 to 0)	0 (0 to 0)	0 (0 to 0)	0 (0 to 0)	0 (0 to 0)	0 (0 to 0)	0 (0 to 0)	0 (0 to 0)	0 (0 to 0)	0 (0 to 0)	0 (0 to 0)	0
Ascariasis	0 (0 to 0)	0 (0 to 0)	0 (0 to 0)	0 (0 to 0)	0 (0 to 0)	0 (0 to 0)	0 (0 to 0)	0 (0 to 0)	0 (0 to 0)	0 (0 to 0)	0 (0 to 0)	0 (0 to 0)	0 (0 to 0)	0 (0 to 0)	0 (0 to 0)	0 (0 to 0)	0 (0 to 0)	0 (0 to 0)	0 (0 to 0)	0 (0 to 0)	0 (0 to 0)	0 (0 to 0)	0 (0 to 0)	0
Trichuriasis	0 (0 to 0)	0 (0 to 0)	0 (0 to 0)	0 (0 to 0)	0 (0 to 0)	0 (0 to 0)	0 (0 to 0)	0 (0 to 0)	0 (0 to 0)	0 (0 to 0)	0 (0 to 0)	0 (0 to 0)	0 (0 to 0)	0 (0 to 0)	0 (0 to 0)	0 (0 to 0)	0 (0 to 0)	0 (0 to 0)	0 (0 to 0)	0 (0 to 0)	0 (0 to 0)	0 (0 to 0)	0 (0 to 0)	0
Hookworm disease	0 (0 to 0)	0 (0 to 0)	0 (0 to 0)	0 (0 to 0)	0 (0 to 0)	0 (0 to 0)	0 (0 to 0)	0 (0 to 0)	0 (0 to 0)	0 (0 to 0)	0 (0 to 0)	0 (0 to 0)	0 (0 to 0)	0 (0 to 0)	0 (0 to 0)	0 (0 to 0)	0 (0 to 0)	0 (0 to 0)	0 (0 to 0)	0 (0 to 0)	0 (0 to 0)	0 (0 to 0)	0 (0 to 0)	0
Food-borne trematodiases	0 (0 to 0)	0 (0 to 0)	0 (0 to 0)	0 (0 to 0)	0 (0 to 0)	0 (0 to 0)	0 (0 to 0)	0 (0 to 0)	0 (0 to 0)	0 (0 to 0)	0 (0 to 0)	0 (0 to 0)	0 (0 to 0)	0 (0 to 0)	0 (0 to 0)	0 (0 to 0)	0 (0 to 0)	0 (0 to 0)	0 (0 to 0)	0 (0 to 0)	0 (0 to 0)	0 (0 to 0)	0 (0 to 0)	0
Leprosy	0 (0 to 0)	0 (0 to 0)	0 (0 to 0)	0 (0 to 0)	0 (0 to 0)	0 (0 to 0)	0 (0 to 0)	0 (0 to 0)	0 (0 to 0)	0 (0 to 0)	0 (0 to 0)	0 (0 to 0)	0 (0 to 0)	0 (0 to 0)	0 (0 to 0)	0 (0 to 0)	0 (0 to 0)	0 (0 to 0)	0 (0 to 0)	0 (0 to 0)	0 (0 to 0)	0 (0 to 0)	0 (0 to 0)	0
Ebola	0 (0 to 0)	0 (0 to 0)	0 (0 to 0)	0 (0 to 0)	0 (0 to 0)	0 (0 to 0)	0 (0 to 0)	0 (0 to 0)	0 (0 to 0)	0 (0 to 0)	0 (0 to 0)	0 (0 to 0)	0 (0 to 0)	0 (0 to 0)	0 (0 to 0)	0 (0 to 0)	0 (0 to 0)	0 (0 to 0)	0 (0 to 0)	0 (0 to 0)	0 (0 to 0)	0 (0 to 0)	0 (0 to 0)	0
Zika virus	0 (0 to 0)	0 (0 to 0)	0 (0 to 0)	0 (0 to 0)	0 (0 to 0)	0 (0 to 0)	0 (0 to 0)	0 (0 to 0)	0 (0 to 0)	0

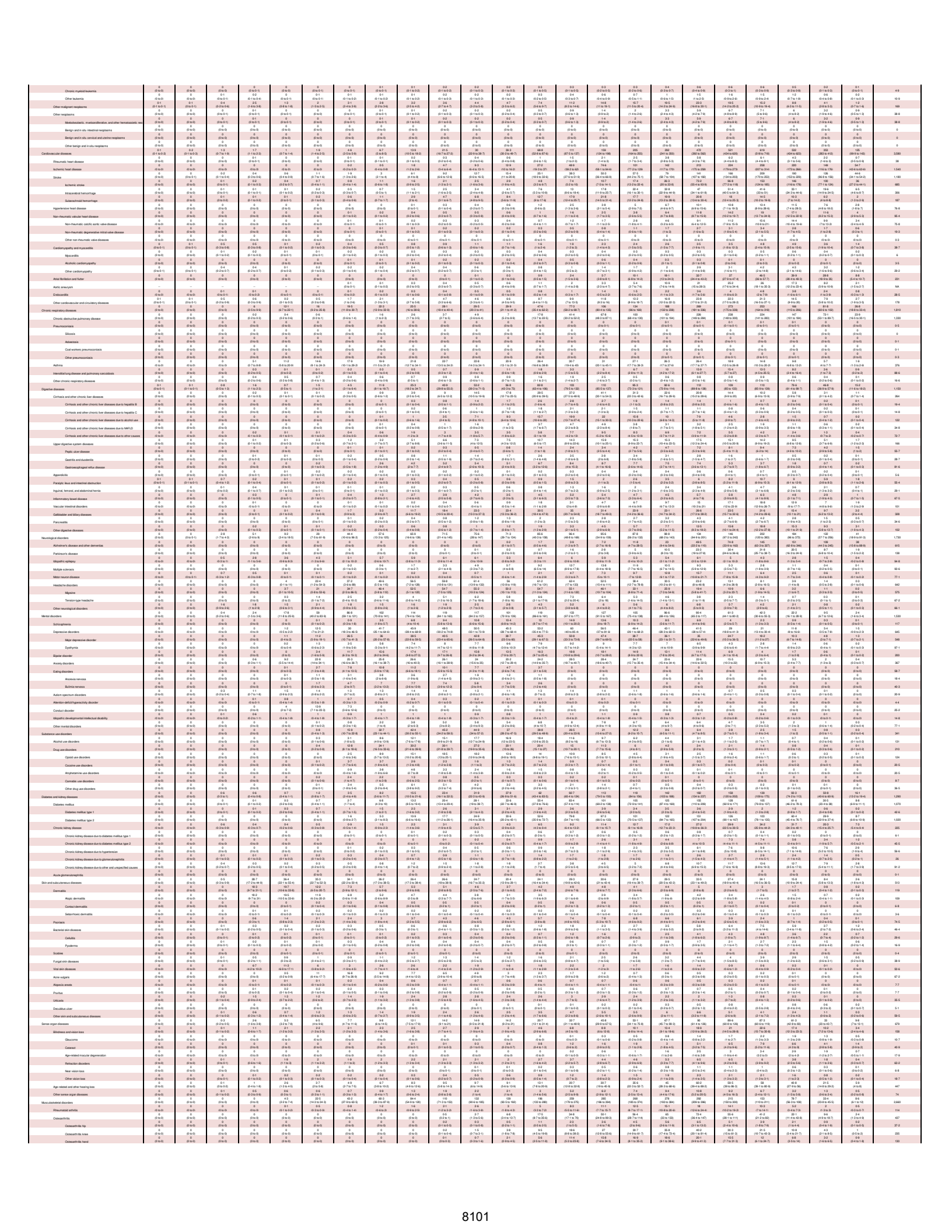

Chronic myeloid leukemia	0 (0 to 0)	0 (0 to 0)	0 (0 to 0)	0 (0 to 0)	0 (0 to 0)	0 (0 to 0)	0 (0 to 0)	0 (0 to 1)	0 (0 to 1)	0 (0 to 1)	0 (0 to 2)	0 (0 to 2)	0 (0 to 3)	0 (0 to 3)	0 (0 to 3)	0 (0 to 4)	0 (0 to 5)	0 (0 to 5)	0 (0 to 6)	0 (0 to 6)	0 (0 to 6)	0 (0 to 6)	0 (0 to 6)	0 (0 to 6)	0 (0 to 6)	0 (0 to 6)	4.9
Other leukemia	0 (0 to 0)	0 (0 to 0)	0 (0 to 0)	0 (0 to 1)	0 (0 to 0)	0 (0 to 0)	0 (0 to 0)	0 (0 to 0)	0 (0 to 1)	0 (0 to 1)	0 (0 to 1)	0 (0 to 2)	0 (0 to 2)	0 (0 to 3)	0 (0 to 3)	0 (0 to 3)	0 (0 to 4)	0 (0 to 5)	0 (0 to 5)	0 (0 to 6)	0 (0 to 6)	0 (0 to 6)	0 (0 to 6)	0 (0 to 6)	0 (0 to 6)	0 (0 to 6)	10.9
Other malignant neoplasms	0 (0 to 0)	0 (0 to 1)	0 (0 to 1)	0 (0 to 1)	0 (0 to 1)	0 (0 to 1)	0 (0 to 1)	0 (0 to 1)	0 (0 to 1)	0 (0 to 2)	0 (0 to 2)	0 (0 to 3)	0 (0 to 3)	0 (0 to 4)	0 (0 to 4)	0 (0 to 5)	0 (0 to 6)	0 (0 to 6)	0 (0 to 7)	0 (0 to 7)	0 (0 to 7)	0 (0 to 7)	0 (0 to 7)	0 (0 to 7)	0 (0 to 7)	0 (0 to 7)	169
Other neoplasms	0 (0 to 0)	0 (0 to 0)	0 (0 to 0)	0 (0 to 0)	0 (0 to 0)	0 (0 to 0)	0 (0 to 0)	0 (0 to 0)	0 (0 to 0)	0 (0 to 1)	0 (0 to 1)	0 (0 to 1)	0 (0 to 2)	0 (0 to 2)	0 (0 to 3)	0 (0 to 3)	0 (0 to 4)	0 (0 to 4)	0 (0 to 5)	0 (0 to 5)	0 (0 to 5)	0 (0 to 5)	0 (0 to 5)	0 (0 to 5)	0 (0 to 5)	0 (0 to 5)	28.8
Myelodysplastic, myeloproliferative, and other hematopoietic neo	0 (0 to 0)	0 (0 to 0)	0 (0 to 0)	0 (0 to 1)	0 (0 to 1)	0 (0 to 1)	0 (0 to 1)	0 (0 to 1)	0 (0 to 1)	0 (0 to 2)	0 (0 to 2)	0 (0 to 3)	0 (0 to 3)	0 (0 to 4)	0 (0 to 4)	0 (0 to 5)	0 (0 to 6)	0 (0 to 6)	0 (0 to 7)	0 (0 to 7)	0 (0 to 7)	0 (0 to 7)	0 (0 to 7)	0 (0 to 7)	0 (0 to 7)	0 (0 to 7)	38.8
Benign and in situ, intestinal neoplasms	0 (0 to 0)	0 (0 to 0)	0 (0 to 0)	0 (0 to 0)	0 (0 to 0)	0 (0 to 0)	0 (0 to 0)	0 (0 to 0)	0 (0 to 0)	0 (0 to 0)	0 (0 to 0)	0 (0 to 0)	0 (0 to 0)	0 (0 to 0)	0 (0 to 0)	0 (0 to 0)	0 (0 to 0)	0 (0 to 0)	0 (0 to 0)	0 (0 to 0)	0 (0 to 0)	0 (0 to 0)	0 (0 to 0)	0 (0 to 0)	0 (0 to 0)	0 (0 to 0)	0
Benign and in situ, cervical and uterine neoplasms	0 (0 to 0)	0 (0 to 0)	0 (0 to 0)	0 (0 to 0)	0 (0 to 0)	0 (0 to 0)	0 (0 to 0)	0 (0 to 0)	0 (0 to 0)	0 (0 to 0)	0 (0 to 0)	0 (0 to 0)	0 (0 to 0)	0 (0 to 0)	0 (0 to 0)	0 (0 to 0)	0 (0 to 0)	0 (0 to 0)	0 (0 to 0)	0 (0 to 0)	0 (0 to 0)	0 (0 to 0)	0 (0 to 0)	0 (0 to 0)	0 (0 to 0)	0 (0 to 0)	0
Other benign and in situ neoplasms	0 (0 to 0)	0 (0 to 0)	0 (0 to 0)	0 (0 to 0)	0 (0 to 0)	0 (0 to 0)	0 (0 to 0)	0 (0 to 0)	0 (0 to 0)	0 (0 to 0)	0 (0 to 0)	0 (0 to 0)	0 (0 to 0)	0 (0 to 0)	0 (0 to 0)	0 (0 to 0)	0 (0 to 0)	0 (0 to 0)	0 (0 to 0)	0 (0 to 0)	0 (0 to 0)	0 (0 to 0)	0 (0 to 0)	0 (0 to 0)	0 (0 to 0)	0 (0 to 0)	0
Cardiovascular diseases	0 (0 to 0)	0 (0 to 0)	1 (0 to 3)	1 (0 to 2)	1 (0 to 2)	4 (0 to 7)	6 (2 to 10)	7 (3 to 11)	9 (4 to 14)	13 (6 to 19)	21 (10 to 30)	30 (16 to 42)	39 (22 to 55)	49 (28 to 67)	60 (34 to 82)	68 (37 to 92)	111 (67 to 157)	159 (94 to 222)	205 (124 to 285)	262 (161 to 360)	470 (292 to 652)	521 (324 to 720)	532 (324 to 733)	532 (324 to 733)	532 (324 to 733)	535 (324 to 740)	3,590
Rheumatic heart disease	0 (0 to 0)	0 (0 to 0)	0 (0 to 0)	0 (0 to 0)	0 (0 to 0)	0 (0 to 1)	0 (0 to 1)	0 (0 to 1)	0 (0 to 1)	0 (0 to 2)	0 (0 to 3)	0 (0 to 4)	0 (0 to 4)	0 (0 to 5)	0 (0 to 6)	1 (0 to 6)	1 (0 to 7)	1 (0 to 8)	2 (0 to 9)	2 (0 to 10)	3 (0 to 12)	4 (0 to 14)	4 (0 to 15)	4 (0 to 15)	4 (0 to 15)	4 (0 to 15)	36
Ischemic heart disease	0 (0 to 0)	0 (0 to 0)	0 (0 to 0)	0 (0 to 0)	0 (0 to 0)	0 (0 to 0)	0 (0 to 0)	0 (0 to 0)	0 (0 to 0)	0 (0 to 0)	0 (0 to 0)	0 (0 to 0)	0 (0 to 0)	0 (0 to 0)	0 (0 to 0)	0 (0 to 0)	0 (0 to 0)	0 (0 to 0)	0 (0 to 0)	0 (0 to 0)	0 (0 to 0)	0 (0 to 0)	0 (0 to 0)	0 (0 to 0)	0 (0 to 0)	0 (0 to 0)	0
Stroke	0 (0 to 0)	0 (0 to 0)	0 (0 to 0)	0 (0 to 0)	0 (0 to 0)	0 (0 to 0)	0 (0 to 0)	0 (0 to 0)	0 (0 to 0)	0 (0 to 0)	0 (0 to 0)	0 (0 to 0)	0 (0 to 0)	0 (0 to 0)	0 (0 to 0)	0 (0 to 0)	0 (0 to 0)	0 (0 to 0)	0 (0 to 0)	0 (0 to 0)	0 (0 to 0)	0 (0 to 0)	0 (0 to 0)	0 (0 to 0)	0 (0 to 0)	0 (0 to 0)	0
Ischemic stroke	0 (0 to 0)	0 (0 to 0)	0 (0 to 0)	0 (0 to 0)	0 (0 to 0)	0 (0 to 0)	0 (0 to 0)	0 (0 to 0)	0 (0 to 0)	0 (0 to 0)	0 (0 to 0)	0 (0 to 0)	0 (0 to 0)	0 (0 to 0)	0 (0 to 0)	0 (0 to 0)	0 (0 to 0)	0 (0 to 0)	0 (0 to 0)	0 (0 to 0)	0 (0 to 0)	0 (0 to 0)	0 (0 to 0)	0 (0 to 0)	0 (0 to 0)	0 (0 to 0)	0
Intracerebral hemorrhage	0 (0 to 0)	0 (0 to 0)	0 (0 to 0)	0 (0 to 0)	0 (0 to 0)	0 (0 to 0)	0 (0 to 0)	0 (0 to 0)	0 (0 to 0)	0 (0 to 0)	0 (0 to 0)	0 (0 to 0)	0 (0 to 0)	0 (0 to 0)	0 (0 to 0)	0 (0 to 0)	0 (0 to 0)	0 (0 to 0)	0 (0 to 0)	0 (0 to 0)	0 (0 to 0)	0 (0 to 0)	0 (0 to 0)	0 (0 to 0)	0 (0 to 0)	0 (0 to 0)	0
Subarachnoid hemorrhage	0 (0 to 0)	0 (0 to 0)	0 (0 to 0)	0 (0 to 0)	0 (0 to 0)	0 (0 to 0)	0 (0 to 0)	0 (0 to 0)	0 (0 to 0)	0 (0 to 0)	0 (0 to 0)	0 (0 to 0)	0 (0 to 0)	0 (0 to 0)	0 (0 to 0)	0 (0 to 0)	0 (0 to 0)	0 (0 to 0)	0 (0 to 0)	0 (0 to 0)	0 (0 to 0)	0 (0 to 0)	0 (0 to 0)	0 (0 to 0)	0 (0 to 0)	0 (0 to 0)	0
Hypertensive heart disease	0 (0 to 0)	0 (0 to 0)	0 (0 to 0)	0 (0 to 0)	0 (0 to 0)	0 (0 to 0)	0 (0 to 0)	0 (0 to 0)	0 (0 to 1)	0 (0 to 1)	0 (0 to 2)	0 (0 to 3)	0 (0 to 4)	0 (0 to 4)	0 (0 to 5)	0 (0 to 6)	0 (0 to 7)	0 (0 to 8)	0 (0 to 9)	0 (0 to 10)	0 (0 to 11)	0 (0 to 12)	0 (0 to 13)	0 (0 to 14)	0 (0 to 15)	0 (0 to 15)	0
Hypertensive renal disease	0 (0 to 0)	0 (0 to 0)	0 (0 to 0)	0 (0 to 0)	0 (0 to 0)	0 (0 to 0)	0 (0 to 0)	0 (0 to 0)	0 (0 to 0)	0 (0 to 0)	0 (0 to 0)	0 (0 to 0)	0 (0 to 0)	0 (0 to 0)	0 (0 to 0)	0 (0 to 0)	0 (0 to 0)	0 (0 to 0)	0 (0 to 0)	0 (0 to 0)	0 (0 to 0)	0 (0 to 0)	0 (0 to 0)	0 (0 to 0)	0 (0 to 0)	0 (0 to 0)	0
Non-rheumatic valve disease	0 (0 to 0)	0 (0 to 0)	0 (0 to 0)	0 (0 to 1)	0 (0 to 0)	0 (0 to 1)	0 (0 to 1)	0 (0 to 1)	0 (0 to 1)	0 (0 to 2)	0 (0 to 2)	0 (0 to 3)	0 (0 to 3)	0 (0 to 4)	0 (0 to 4)	0 (0 to 5)	0 (0 to 6)	0 (0 to 6)	0 (0 to 7)	0 (0 to 7)	0 (0 to 7)	0 (0 to 7)	0 (0 to 7)	0 (0 to 7)	0 (0 to 7)	0 (0 to 7)	0
Non-rheumatic calcific aortic valve disease	0 (0 to 0)	0 (0 to 0)	0 (0 to 0)	0 (0 to 0)	0 (0 to 0)	0 (0 to 1)	0 (0 to 1)	0 (0 to 1)	0 (0 to 1)	0 (0 to 2)	0 (0 to 3)	0 (0 to 3)	0 (0 to 4)	0 (0 to 5)	0 (0 to 6)	0 (0 to 6)	0 (0 to 7)	0 (0 to 8)	0 (0 to 9)	0 (0 to 10)	0 (0 to 11)	0 (0 to 12)	0 (0 to 13)	0 (0 to 14)	0 (0 to 15)	0 (0 to 15)	0
Non-rheumatic degenerative mitral valve disease	0 (0 to 0)	0 (0 to 0)	0 (0 to 0)	0 (0 to 0)	0 (0 to 0)	0 (0 to 0)	0 (0 to 1)	0 (0 to 1)	0 (0 to 1)	0 (0 to 1)	0 (0 to 2)	0 (0 to 2)	0 (0 to 3)	0 (0 to 3)	0 (0 to 4)	0 (0 to 4)	0 (0 to 5)	0 (0 to 5)	0 (0 to 6)	0 (0 to 6)	0 (0 to 7)	0 (0 to 7)	0 (0 to 7)	0 (0 to 7)	0 (0 to 7)	0 (0 to 7)	0
Other non-rheumatic valve diseases	0 (0 to 0)	0 (0 to 0)	0 (0 to 0)	0 (0 to 0)	0 (0 to 0)	0 (0 to 0)	0 (0 to 0)	0 (0 to 0)	0 (0 to 0)	0 (0 to 1)	0 (0 to 1)	0 (0 to 1)	0 (0 to 1)	0 (0 to 1)	0 (0 to 1)	0 (0 to 1)	0 (0 to 1)	0 (0 to 1)	0 (0 to 1)	0 (0 to 1)	0 (0 to 1)	0 (0 to 1)	0 (0 to 1)	0 (0 to 1)	0 (0 to 1)	0 (0 to 1)	0
Cardiomyopathy and myocarditis	0 (0 to 1)	0 (0 to 1)	0 (0 to 0)	0 (0 to 0)	0 (0 to 0)	0 (0 to 0)	0 (0 to 0)	0 (0 to 0)	0 (0 to 0)	0 (0 to 0)	0 (0 to 0)	0 (0 to 0)	0 (0 to 0)	0 (0 to 0)	0 (0 to 0)	0 (0 to 0)	0 (0 to 0)	0 (0 to 0)	0 (0 to 0)	0 (0 to 0)	0 (0 to 0)	0 (0 to 0)	0 (0 to 0)	0 (0 to 0)	0 (0 to 0)	0 (0 to 0)	0
Myocarditis	0 (0 to 0)	0 (0 to 0)	0 (0 to 0)	0 (0 to 0)	0 (0 to 0)	0 (0 to 0)	0 (0 to 0)	0 (0 to 0)	0 (0 to 0)	0 (0 to 0)	0 (0 to 0)	0 (0 to 0)	0 (0 to 0)	0 (0 to 0)	0 (0 to 0)	0 (0 to 0)	0 (0 to 0)	0 (0 to 0)	0 (0 to 0)	0 (0 to 0)	0 (0 to 0)	0 (0 to 0)	0 (0 to 0)	0 (0 to 0)	0 (0 to 0)	0 (0 to 0)	0
Alcoholic cardiomyopathy	0 (0 to 0)	0 (0 to 0)	0 (0 to 0)	0 (0 to 0)	0 (0 to 0)	0 (0 to 0)	0 (0 to 0)	0 (0 to 0)	0 (0 to 0)	0 (0 to 0)	0 (0 to 0)	0 (0 to 0)	0 (0 to 0)	0 (0 to 0)	0 (0 to 0)	0 (0 to 0)	0 (0 to 0)	0 (0 to 0)	0 (0 to 0)	0 (0 to 0)	0 (0 to 0)	0 (0 to 0)	0 (0 to 0)	0 (0 to 0)	0 (0 to 0)	0 (0 to 0)	0
Other cardiomyopathy	0 (0 to 1)	0 (0 to 1)	0 (0 to 0)	0 (0 to 0)	0 (0 to 0)	0 (0 to 0)	0 (0 to 0)	0 (0 to 0)	0 (0 to 0)	0 (0 to 0)	0 (0 to 0)	0 (0 to 0)	0 (0 to 0)	0 (0 to 0)	0 (0 to 0)	0 (0 to 0)	0 (0 to 0)	0 (0 to 0)	0 (0 to 0)	0 (0 to 0)	0 (0 to 0)	0 (0 to 0)	0 (0 to 0)	0 (0 to 0)	0 (0 to 0)	0 (0 to 0)	0
Atrial fibrillation and flutter	0 (0 to 0)	0 (0 to 0)	0 (0 to 0)	0 (0 to 0)	0 (0 to 0)	0 (0 to 0)	0 (0 to 0)	0 (0 to 0)	0 (0 to 0)	0 (0 to 0)	0 (0 to 0)	0 (0 to 0)	0 (0 to 0)	0 (0 to 0)	0 (0 to 0)	0 (0 to 0)	0 (0 to 0)	0 (0 to 0)	0 (0 to 0)	0 (0 to 0)	0 (0 to 0)	0 (0 to 0)	0 (0 to 0)	0 (0 to 0)	0 (0 to 0)	0 (0 to 0)	0
Aortic aneurysm	–	–	–	–	–	0 (0 to 1)	0 (0 to 1)	0 (0 to 1)	0 (0 to 1)	0 (0 to 2)	0 (0 to 3)	0 (0 to 3)	0 (0 to 4)	0 (0 to 5)	0 (0 to 6)	0 (0 to 6)	0 (0 to 7)	0 (0 to 8)	0 (0 to 9)	0 (0 to 10)	0 (0 to 11)	0 (0 to 12)	0 (0 to 13)	0 (0 to 14)	0 (0 to 15)	0 (0 to 15)	0
Endocarditis	0 (0 to 0)	0 (0 to 0)	0 (0 to 0)	0 (0 to 0)	0 (0 to 0)	0 (0 to 0)	0 (0 to 0)	0 (0 to 0)	0 (0 to 0)	0 (0 to 0)	0 (0 to 0)	0 (0 to 0)	0 (0 to 0)	0 (0 to 0)	0 (0 to 0)	0 (0 to 0)	0 (0 to 0)	0 (0 to 0)	0 (0 to 0)	0 (0 to 0)	0 (0 to 0)	0 (0 to 0)	0 (0 to 0)	0 (0 to 0)	0 (0 to 0)	0 (0 to 0)	0
Other cardiovascular and circulatory diseases	0 (0 to 1)	0 (0 to 1)	0 (0 to 0)	0 (0 to 0)	0 (0 to 0)	1 (0 to 3)	1 (0 to 3)	2 (1 to 4)	3 (1 to 6)	4 (2 to 7)	6 (3 to 10)	8 (4 to 13)	11 (6 to 16)	14 (8 to 20)	17 (10 to 24)	20 (11 to 28)	32 (19 to 44)	46 (27 to 63)	59 (36 to 79)	75 (46 to 99)	135 (84 to 178)	150 (93 to 197)	153 (95 to 202)	153 (95 to 202)	153 (95 to 202)	154 (95 to 203)	1,033
Chronic respiratory diseases	0 (0 to 0)	0 (0 to 0)	0 (0 to 0)	0 (0 to 0)	0 (0 to 0)	0 (0 to 0)	0 (0 to 0)	0 (0 to 0)	0 (0 to 0)	0 (0 to 0)	0 (0 to 0)	0 (0 to 0)	0 (0 to 0)	0 (0 to 0)	0 (0 to 0)	0 (0 to 0)	0 (0 to 0)	0 (0 to 0)	0 (0 to 0)	0 (0 to 0)	0 (0 to 0)	0 (0 to 0)	0 (0 to 0)	0 (0 to 0)	0 (0 to 0)	0 (0 to 0)	0
Chronic obstructive pulmonary disease	0 (0 to 0)	0 (0 to 0)	0 (0 to 0)	0 (0 to 0)	0 (0 to 0)	0 (0 to 0)	0 (0 to 0)	0 (0 to 0)	0 (0 to 0)	0 (0 to 0)	0 (0 to 0)	0 (0 to 0)	0 (0 to 0)	0 (0 to 0)	0 (0 to 0)	0 (0 to 0)	0 (0 to 0)	0 (0 to 0)	0 (0 to 0)	0 (0 to 0)	0 (0 to 0)	0 (0 to 0)	0 (0 to 0)	0 (0 to 0)	0 (0 to 0)	0 (0 to 0)	0
Pneumoconiosis	0 (0 to 0)	0 (0 to 0)	0 (0 to 0)	0 (0 to 0)	0 (0 to 0)	0 (0 to 0)	0 (0 to 0)	0 (0 to 0)	0 (0 to 0)	0 (0 to 0)	0 (0 to 0)	0 (0 to 0)	0 (0 to 0)	0 (0 to 0)	0 (0 to 0)	0 (0 to 0)	0 (0 to 0)	0 (0 to 0)	0 (0 to 0)	0 (0 to 0)	0 (0 to 0)	0 (0 to 0)	0 (0 to 0)	0 (0 to 0)	0 (0 to 0)	0 (0 to 0)	0
Silicosis	0 (0 to 0)	0 (0 to 0)	0 (0 to 0)	0 (0 to 0)	0 (0 to 0)	0 (0 to 0)	0 (0 to 0)	0 (0 to 0)	0 (0 to 0)	0 (0 to 0)	0 (0 to 0)	0 (0 to 0)	0 (0 to 0)	0 (0 to 0)	0 (0 to 0)	0 (0 to 0)	0 (0 to 0)	0 (0 to 0)	0 (0 to 0)	0 (0 to 0)	0 (0 to 0)	0 (0 to 0)	0 (0 to 0)	0 (0 to 0)	0 (0 to 0)	0 (0 to 0)	0
Asbestosis	0 (0 to 0)	0 (0 to 0)	0 (0 to 0)	0 (0 to 0)	0 (0 to 0)	0 (0 to 0)	0 (0 to 0)	0 (0 to 0)	0 (0 to 0)	0 (0 to 0)	0 (0 to 0)	0 (0 to 0)	0 (0 to 0)	0 (0 to 0)	0 (0 to 0)	0 (0 to 0)	0 (0 to 0)	0 (0 to 0)	0 (0 to 0)	0 (0 to 0)	0 (0 to 0)	0 (0 to 0)	0 (0 to 0)	0 (0 to 0)	0 (0 to 0)	0 (0 to 0)	0
Coal workers pneumoconiosis	0 (0 to 0)	0 (0 to 0)	0 (0 to 0)	0 (0 to 0)	0 (0 to 0)	0 (0 to 0)	0 (0 to 0)	0 (0 to 0)	0 (0 to 0)	0 (0 to 0)	0 (0 to 0)	0 (0 to 0)	0 (0 to 0)	0 (0 to 0)	0 (0 to 0)	0 (0 to 0)	0 (0 to 0)	0 (0 to 0)	0 (0 to 0)	0 (0 to 0)	0 (0 to 0)	0 (0 to 0)	0 (0 to 0)	0 (0 to 0)	0 (0 to 0)	0 (0 to 0)	0
Other pneumoconiosis	0 (0 to 0)	0 (0 to 0)	0 (0 to 0)	0 (0 to 0)	0 (0 to 0)	0 (0 to 0)	0 (0 to 0)	0 (0 to 0)	0 (0 to 0)	0 (0 to 0)	0 (0 to 0)	0 (0 to 0)	0 (0 to 0)	0 (0 to 0)	0 (0 to 0)	0 (0 to 0)	0 (0 to 0)	0 (0 to 0)	0 (0 to 0)	0 (0 to 0)	0 (0 to 0)	0 (0 to 0)	0 (0 to 0)	0 (0 to 0)	0 (0 to 0)	0 (0 to 0)	0
Asthma	0 (0 to 0)	0 (0 to 0)	0 (0 to 0)	0 (0 to 0)	0 (0 to 0)	0 (0 to 0)	0 (0 to 0)	0 (0 to 0)	0 (0 to 0)	0 (0 to 0)	0 (0 to 0)	0 (0 to 0)	0 (0 to 0)	0 (0 to 0)	0 (0 to 0)	0 (0 to 0)	0 (0 to 0)	0 (0 to 0)	0 (0 to 0)	0 (0 to 0)	0 (0 to 0)	0 (0 to 0)	0 (0 to 0)	0 (0 to 0)	0 (0 to 0)	0 (0 to 0)	0
Interstitial lung disease and pulmonary sarcoidosis	0 (0 to 0)	0 (0 to 0)	0 (0 to 0)	0 (0 to 0)	0 (0 to 0)	0 (0 to 0)	0 (0 to 0)	0 (0 to 0)	0 (0 to 0)	0 (0 to 0)	0 (0 to 0)	0 (0 to 0)	0 (0 to 0)	0 (0 to 0)	0 (0 to 0)	0 (0 to 0)	0 (0 to 0)	0 (0 to 0)	0 (0 to 0)	0 (0 to 0)	0 (0 to 0)	0 (0 to 0)	0 (0 to 0)	0 (0 to 0)	0 (0 to 0)	0 (0 to 0)	0
Other chronic respiratory diseases	0 (0 to 0)	0 (0 to 0)	0 (0 to 0)	0 (0 to 0)	0 (0 to 0)	0 (0 to 0)	0 (0 to 0)	0 (0 to 0)	0 (0 to 0)	0 (0 to 0)	0 (0 to 0)	0 (0 to 0)	0 (0 to 0)	0 (0 to 0)	0 (0 to 0)	0 (0 to 0)	0 (0 to 0)	0 (0 to 0)	0 (0 to 0)	0 (0 to 0)	0 (0 to 0)	0 (0 to 0)	0 (0 to 0)	0 (0 to 0)	0 (0 to 0)	0 (0 to 0)	0
Digestive diseases	0 (0 to 1)	0 (0 to 1)	0 (0 to 1)	0 (0 to 1)	0 (0 to 1)	0 (0 to 1)	0 (0 to 1)	0 (0 to 1)	0 (0 to 1)	0 (0 to 1)	0 (0 to 1)	0 (0 to 1)	0 (0 to 1)	0 (0 to 1)	0 (0 to 1)	0 (0 to 1)	0 (0 to 1)	0 (0 to 1)	0 (0 to 1)	0 (0 to 1)	0 (0 to 1)	0 (0 to 1)	0 (0 to 1)	0 (0 to 1)	0 (0 to 1)	0 (0 to 1)	0
Cirrhosis and other chronic liver diseases due to hepatitis B	0 (0 to 0)	0 (0 to 0)	0 (0 to 0)	0 (0 to 0)	0 (0 to 0)	0 (0 to 0)	0 (0 to 0)	0 (0 to 0)	0 (0 to 0)	0 (0 to 0)	0 (0 to 0)	0 (0 to 0)	0 (0 to 0)	0 (0 to 0)	0 (0 to 0)	0 (0 to 0)	0 (0 to 0)	0 (0 to 0)	0 (0 to 0)	0 (0 to 0)	0 (0 to 0)	0 (0 to 0)	0 (0 to 0)	0 (0 to 0)	0 (0 to 0)	0 (0 to 0)	0
Cirrhosis and other chronic liver diseases due to hepatitis C	0 (0 to 0)	0 (0 to 0)	0 (0 to 0)	0 (0 to 0)	0 (0 to 0)	0 (0 to 0)	0 (0 to 0)	0 (0 to 0)	0 (0 to 0)	0 (0 to 0)	0 (0 to 0)	0 (0 to 0)	0 (0 to 0)	0 (0 to 0)	0 (0 to 0)	0 (0 to 0)	0 (0 to 0)	0 (0 to 0)	0 (0 to 0)	0 (0 to 0)	0 (0 to 0)	0 (0 to 0)	0 (0 to 0)	0 (0 to 0)	0 (0 to 0)	0 (0 to 0)	0
Cirrhosis and other chronic liver diseases due to alcohol use	0 (0 to 0)	0 (0 to 0)	0 (0 to 0)	0 (0 to 0)	0 (0 to 0)	0 (0 to 0)	0 (0 to 0)	0 (0 to 0)	0 (0 to 0)	0 (0 to 0)	0 (0 to 0)	0 (0 to 0)	0 (0 to 0)	0 (0 to 0)	0 (0 to 0)	0 (0 to 0)	0 (0 to 0)	0 (0 to 0)	0 (0 to 0)	0 (0 to 0)	0 (0 to 0)	0 (0 to 0)	0 (0 to 0)	0 (0 to 0)	0 (0 to 0)	0 (0 to 0)	0
Cirrhosis and other chronic liver diseases due to NAFLD	0 (0 to 0)	0 (0 to 0)	0 (0 to 0)	0 (0 to 0)	0 (0 to 0)	0 (0 to 0)	0 (0 to 0)	0 (0 to 0)	0 (0 to 0)	0 (0 to 0)	0 (0 to 0)	0 (0 to 0)	0 (0 to 0)	0 (0 to 0)	0 (0 to 0)	0 (0 to 0)	0 (0 to 0)	0 (0 to 0)	0 (0 to 0)	0 (0 to 0)	0 (0 to 0)	0 (0 to 0)	0 (0 to 0)	0 (0 to 0)	0 (0 to 0)	0 (0 to 0)	0
Cirrhosis and other chronic liver diseases due to other causes	0 (0 to 0)	0 (0 to 0)	0 (0 to 0)	0 (0 to 0)	0 (0 to 0)	0 (0 to 0)	0 (0 to 0)	0 (0 to 0)	0 (0 to 0)	0 (0 to 0)	0 (0 to 0)	0 (0 to 0)	0 (0 to 0)	0 (0 to 0)	0 (0 to 0)	0 (0 to 0)	0 (0 to 0)	0 (0 to 0)	0 (0 to 0)	0 (0 to 0)	0 (0 to 0)	0 (0 to 0)	0 (0 to 0)	0 (0 to 0)	0 (0 to 0)	0 (0 to 0)	0
Upper digestive system diseases	0 (0 to 0)	0 (0 to 0)	0 (0 to 0)	0 (0 to 0)	0 (0 to 0)	0 (0 to 0)	0 (0 to 0)	0 (0 to 0)	0 (0 to 0)	0 (0 to 0)	0 (0 to 0)	0 (0 to 0)	0 (0 to 0)	0 (0 to 0)	0 (0 to 0)	0 (0 to 0)	0 (0 to 0)	0 (0 to 0)	0 (0 to 0)	0 (0 to 0)	0 (0 to 0)	0 (0 to 0)	0 (0 to 0)	0 (0 to 0)	0 (0 to 0)	0 (0 to 0)	0
Peptic ulcer disease	0 (0 to 0)	0 (0 to 0)	0 (0 to 0)	0 (0 to 0)	0 (0 to 0)	0 (0 to 0)	0 (0 to 0)	0 (0 to 0)	0 (0 to 0)	0 (0 to 0)	0 (0 to 0)	0 (0 to 0)	0 (0 to 0)	0 (0 to 0)	0 (0 to 0)	0 (0 to 0)	0 (0 to 0)	0 (0 to 0)	0 (0 to 0)	0 (0 to 0)	0 (0 to 0)	0 (0 to 0)	0 (0 to 0)	0 (0 to 0)	0 (0 to 0)	0 (0 to 0)	0
Gastritis and duodenitis	0 (0 to 0)	0 (0 to 0)	0 (0 to 0)	0 (0 to 0)	0 (0 to 0)	0 (0 to 0)	0 (0 to 0)	0 (0 to 0)	0 (0 to 0)	0 (0 to 0)	0 (0 to 0)	0 (0 to 0)	0 (0 to 0)	0 (0 to 0)	0 (0 to 0)	0 (0 to 0)	0 (0 to 0)	0 (0 to 0)	0 (0 to 0)	0 (0 to 0)	0 (0 to 0)	0 (0 to 0)	0 (0 to 0)	0 (0 to 0)	0 (0 to 0)	0 (0 to 0)	0
Gastroesophageal reflux disease	0 (0 to 0)	0 (0 to 0)	0 (0 to 0)	0 (0 to 0)	0 (0 to 0)	0 (0 to 0)	0 (0 to 0)	0 (0 to 0)	0 (0 to 0)	0 (0 to 0)	0 (0 to 0)	0 (0 to 0)	0 (0 to 0)	0 (0 to 0)	0 (0 to 0)	0 (0 to 0)	0 (0 to 0)	0 (0 to 0)	0 (0 to 0)	0 (0 to 0)	0 (0 to 0)	0 (0 to 0)	0 (0 to 0)	0 (0 to 0)	0 (0 to 0)	0 (0 to 0)	0
Appendicitis	0 (0 to 0)	0 (0 to 0)	0 (0 to 0)	0 (0 to 0)	0 (0 to 0)	0 (0 to 0)	0 (0 to 0)	0 (0 to 0)	0 (0 to 0)	0 (0 to 0)	0 (0 to 0)	0 (0 to 0)	0 (0 to 0)	0 (0 to 0)	0 (0 to 0)	0 (0 to 0)	0 (0 to 0)	0 (0 to 0)	0 (0 to 0)	0 (0 to 0)	0 (0 to 0)	0 (0 to 0)	0 (0 to 0)	0 (0 to 0)	0 (0 to 0)	0 (0 to 0)	0
Paralytic ileus and intestinal obstruction	0 (0 to 1)	0 (0 to 1)	0 (0 to 1)	0 (0 to 1)	0 (0 to 1)	0 (0 to 1)	0 (0 to 1)	0 (0 to 1)	0 (0 to 1)	0 (0 to 1)	0 (0 to 1)	0 (0 to 1)	0 (0 to 1)	0 (0 to 1)	0 (0 to 1)	0 (0 to 1)	0 (0 to 1)	0 (0 to 1)	0 (0 to 1)	0 (0 to 1)	0 (0 to 1)	0 (0 to 1)	0 (0 to 1)	0 (0 to 1)	0 (0 to 1)	0 (0 to 1)	0
Inguinal, femoral, and abdominal hernia	0 (0 to 0)	0 (0 to 0)	0 (0 to 0)	0 (0 to 0)	0 (0 to 0)	0 (0 to 0)	0 (0 to 0)	0 (0 to 0)	0 (0 to 0)	0 (0 to 0)	0 (0 to 0)	0 (0 to 0)	0 (0 to 0)	0 (0 to 0)	0 (0 to 0)	0 (0 to 0)	0 (0 to 0)	0 (0 to 0)	0 (0 to 0)	0 (0 to 0)	0 (0 to 0)	0 (0 to 0)	0 (0 to 0)	0 (0 to 0)	0 (0 to 0)	0 (0 to 0)	0

| | | |

SR Table 2b: County Durham DALYS by cause and age group for females with 95% uncertainty intervals, 2019

Cause	Early Neonatal (0-6 days)	Late Neonatal (7-27 days)	Post Neonatal (28-364 days)	1 to 4	5 to 9	10 to 14	15 to 19	20 to 24	25 to 29	30 to 34	35 to 39	40 to 44	45 to 49	50 to 54	55 to 59	60 to 64	65 to 69	70 to 74	75 to 79	80 to 84	85 to 89	90 to 94	95 plus	Total
All causes	2,211 (2,091 to 2,336)	693 (631 to 759)	1,016 (932 to 1,104)	1,228 (964 to 1,525)	1,119 (929 to 1,344)	1,119 (914 to 1,362)	1,107 (916 to 1,342)	1,114 (1,000 to 1,242)	1,202 (1,060 to 1,360)	1,314 (1,170 to 1,483)	1,321 (1,177 to 1,482)	1,329 (1,187 to 1,482)	1,396 (1,248 to 1,554)	1,477 (1,328 to 1,641)	1,596 (1,440 to 1,768)	1,765 (1,599 to 1,947)	1,947 (1,765 to 2,144)	2,129 (1,930 to 2,344)	2,313 (2,097 to 2,546)	2,484 (2,252 to 2,732)	2,649 (2,406 to 2,911)	2,806 (2,549 to 3,082)	2,956 (2,683 to 3,246)	32,202
Communicable, maternal, neonatal, and nutritional diseases	211 (156 to 297)	69.7 (47.3 to 97.4)	115 (81.1 to 159)	122 (77.4 to 203)	119 (77.4 to 201)	111 (67.6 to 193)	99.0 (59.6 to 170)	111 (67.4 to 187)	121 (75.2 to 194)	127 (80.2 to 176)	129 (90.5 to 189)	139 (96.4 to 210)	146 (96.2 to 223)	177 (120.9 to 267)	196 (136.3 to 298)	199 (138.5 to 299)	199 (132.1 to 310)	209 (137.6 to 313)	313 (208.5 to 454)	454 (298.1 to 650)	519 (327.5 to 808)	492 (287.0 to 768)	162 (78.0 to 295)	4,416
HIV/AIDS and sexually transmitted infections	9.0 (2.4 to 20.2)	2.5 (0.7 to 5.5)	4 (1.4 to 8.9)	0.0 (0.0 to 0.4)	0.2 (0.0 to 0.4)	0.0 (0.0 to 0.4)	1.1 (0.6 to 1.5)	2.3 (1.2 to 4.6)	6.5 (2.6 to 9.7)	10.9 (7.4 to 15.8)	11.4 (7.9 to 17)	11.0 (7.3 to 17.3)	9.8 (6.1 to 13.3)	8.8 (5.7 to 12.4)	9.3 (6.1 to 13.5)	5.5 (3.0 to 7.9)	3.9 (2.0 to 6)	3.6 (2.0 to 5.6)	3.1 (1.6 to 5)	1.3 (1.2 to 2.1)	1.3 (0.8 to 1.9)	0.8 (0.3 to 1.1)	0.4 (0.3 to 0.6)	97.9
HIV/AIDS	0 (0 to 0)	0 (0 to 0)	0.5 (0.4 to 0.6)	0.2 (0.0 to 0.4)	0.2 (0.0 to 0.4)	0.2 (0.0 to 0.4)	0.3 (0.1 to 0.5)	1.1 (0.6 to 1.4)	4.1 (1.9 to 6.5)	7.8 (4.9 to 11.2)	8.5 (5.2 to 12.1)	8.2 (4.9 to 12.5)	6.8 (3.8 to 10.2)	5.9 (3.4 to 8.7)	6.2 (3.6 to 9.4)	2.8 (1.3 to 4.5)	2 (1.0 to 3.1)	1.8 (1.0 to 3.3)	1.1 (0.6 to 2.2)	0.5 (0.1 to 1.1)	0.3 (0.1 to 0.7)	0.1 (0.0 to 0.3)	0 (0.0 to 0.1)	31.6
HIV/AIDS - Drug-susceptible Tuberculosis	0 (0 to 0)	0 (0 to 0)	0.1 (0.1 to 0.2)	0 (0 to 0)	0 (0 to 0)	0 (0 to 0)	0.1 (0 to 0.1)	0.2 (0.1 to 0.3)	0.2 (0.1 to 0.3)	0.6 (0.3 to 0.9)	0.5 (0.2 to 0.8)	0.5 (0.2 to 0.8)	0.5 (0.2 to 0.8)	0.5 (0.2 to 0.8)	0.4 (0.2 to 0.6)	0.2 (0.1 to 0.3)	0.2 (0.1 to 0.3)	0.1 (0 to 0.2)	0.1 (0 to 0.2)	0 (0 to 0)	0 (0 to 0)	0 (0 to 0)	0 (0 to 0)	4.1
HIV/AIDS - Multidrug-resistant Tuberculosis without extensive drug resistance	0 (0 to 0)	0 (0 to 0)	0 (0 to 0)	0 (0 to 0)	0 (0 to 0)	0 (0 to 0)	0 (0 to 0)	0 (0 to 0)	0 (0 to 0)	0 (0 to 0)	0 (0 to 0)	0 (0 to 0)	0 (0 to 0)	0 (0 to 0)	0 (0 to 0)	0 (0 to 0)	0 (0 to 0)	0 (0 to 0)	0 (0 to 0)	0 (0 to 0)	0 (0 to 0)	0 (0 to 0)	0 (0 to 0)	0.1
HIV/AIDS - Extensively drug-resistant Tuberculosis	0 (0 to 0)	0 (0 to 0)	0 (0 to 0)	0 (0 to 0)	0 (0 to 0)	0 (0 to 0)	0 (0 to 0)	0 (0 to 0)	0 (0 to 0)	0 (0 to 0)	0 (0 to 0)	0 (0 to 0)	0 (0 to 0)	0 (0 to 0)	0 (0 to 0)	0 (0 to 0)	0 (0 to 0)	0 (0 to 0)	0 (0 to 0)	0 (0 to 0)	0 (0 to 0)	0 (0 to 0)	0 (0 to 0)	0
HIV/AIDS resulting in other diseases	0 (0 to 0)	0 (0 to 0)	0.4 (0.2 to 0.5)	0.2 (0.0 to 0.3)	0.2 (0.1 to 0.3)	0.2 (0.1 to 0.3)	0.2 (0.1 to 0.3)	0.8 (0.4 to 1.3)	1.4 (0.4 to 2.1)	2.5 (1.2 to 3.5)	2.6 (1.2 to 3.7)	2.3 (1.2 to 3.5)	2.2 (1.1 to 3.4)	2.3 (1.1 to 3.4)	2.5 (1.2 to 3.8)	1.7 (0.7 to 2.4)	1.1 (0.4 to 1.6)	1.1 (0.4 to 1.8)	0.8 (0.3 to 1.5)	0.5 (0.1 to 1.1)	0.3 (0.1 to 0.7)	0.1 (0.0 to 0.3)	0 (0.0 to 0.1)	27.6
Sexually transmitted infections excluding HIV	9.2 (2.4 to 20.2)	2.5 (0.7 to 5.5)	3.5 (1.0 to 8.5)	0.8 (0.0 to 3.5)	0.0 (0.0 to 0.2)	0.0 (0.0 to 0.2)	0.8 (0.1 to 1.1)	1.2 (0.2 to 3.4)	2.4 (0.7 to 4.9)	3.1 (0.7 to 6.1)	3.1 (0.8 to 6.2)	2.8 (0.7 to 6.1)	3.6 (0.9 to 7.5)	6.5 (1.8 to 9.5)	3.5 (1.0 to 7.4)	3.8 (1.1 to 7.7)	1.9 (0.5 to 3.7)	2.5 (0.6 to 5.2)	2.3 (0.6 to 4.8)	0.8 (0.2 to 1.8)	0.9 (0.3 to 1.9)	0.7 (0.2 to 0.8)	0.4 (0.3 to 0.6)	68.1
Syphilis	0 (0 to 0)	0 (0 to 0)	0.1 (0 to 0.3)	0 (0 to 0)	0 (0 to 0)	0 (0 to 0)	0.1 (0 to 0.1)	0.1 (0 to 0.1)	0.1 (0 to 0.2)	0.1 (0 to 0.2)	0.1 (0 to 0.2)	0.1 (0 to 0.2)	0.1 (0 to 0.2)	0.1 (0 to 0.2)	0.1 (0 to 0.2)	0.1 (0 to 0.2)	0.1 (0 to 0.2)	0.1 (0 to 0.2)	0.1 (0 to 0.2)	0.1 (0 to 0.2)	0.1 (0 to 0.2)	0.1 (0 to 0.2)	0.1 (0 to 0.2)	0.9
Chlamydial infection	0 (0 to 0)	0 (0 to 0)	0.1 (0 to 0.2)	0 (0 to 0)	0 (0 to 0)	0 (0 to 0)	0.2 (0.1 to 0.4)	0.7 (0.3 to 1.2)	1.3 (0.6 to 2.2)	1.8 (0.9 to 2.7)	1.8 (0.9 to 3.2)	1.6 (0.8 to 3.2)	1.4 (0.7 to 2.6)	1.2 (0.6 to 2.2)	1.1 (0.5 to 2.2)	0.6 (0.3 to 1.2)	0.4 (0.2 to 0.9)	0.3 (0.1 to 0.7)	0.2 (0.1 to 0.5)	0.1 (0.1 to 0.2)	0.1 (0.1 to 0.2)	0.1 (0.0 to 0.1)	0 (0.0 to 0.1)	9.9
Gonococcal infection	0 (0 to 0)	0 (0 to 0)	0 (0 to 0)	0 (0 to 0)	0 (0 to 0)	0 (0 to 0)	0 (0 to 0.1)	0.1 (0 to 0.2)	0.2 (0 to 0.4)	0.3 (0.1 to 0.6)	0.3 (0.1 to 0.7)	0.3 (0.1 to 0.6)	0.3 (0.1 to 0.7)	0.3 (0.1 to 0.6)	0.4 (0.2 to 0.8)	0.2 (0.1 to 0.4)	0.2 (0.1 to 0.4)	0.2 (0.1 to 0.5)	0.2 (0.1 to 0.5)	0.1 (0.1 to 0.4)	0.1 (0.1 to 0.4)	0.1 (0.1 to 0.3)	0.1 (0.0 to 0.2)	4.2
Trichomoniasis	0 (0 to 0)	0 (0 to 0)	0 (0 to 0)	0 (0 to 0)	0 (0 to 0)	0 (0 to 0)	0.1 (0 to 0.2)	0.3 (0.1 to 0.6)	0.6 (0.2 to 1.1)	0.9 (0.2 to 1.8)	0.7 (0.2 to 1.7)	0.6 (0.2 to 1.6)	0.7 (0.2 to 1.6)	0.7 (0.2 to 1.7)	0.6 (0.2 to 1.4)	0.4 (0.1 to 1.1)	0.3 (0.1 to 0.8)	0.2 (0.1 to 0.6)	0.1 (0.0 to 0.4)	0.1 (0.0 to 0.3)	0.1 (0.0 to 0.3)	0.1 (0.0 to 0.2)	0 (0.0 to 0.1)	6.7
Genital herpes	0 (0 to 0)	0 (0 to 0)	0 (0 to 0)	0 (0 to 0)	0 (0 to 0)	0 (0 to 0)	0.1 (0 to 0.1)	0.1 (0 to 0.3)	0.4 (0.1 to 1.1)	0.4 (0.1 to 1.1)	0.4 (0.2 to 1.4)	0.4 (0.2 to 1.4)	0.4 (0.2 to 1.4)	0.4 (0.2 to 1.4)	0.4 (0.2 to 1.2)	0.3 (0.2 to 1.2)	0.3 (0.2 to 1.2)	0.3 (0.2 to 1.3)	0.2 (0.1 to 1.1)	0.2 (0.1 to 0.7)	0.2 (0.1 to 0.7)	0.2 (0.1 to 0.6)	0.1 (0.0 to 0.3)	9.2
Other sexually transmitted infections	0 (0 to 0)	0 (0 to 0)	0 (0 to 0)	0 (0 to 0)	0 (0 to 0)	0 (0 to 0)	0.1 (0 to 0.2)	0.3 (0.2 to 0.4)	0.4 (0.1 to 1.4)	0.4 (0.1 to 1.4)	0.4 (0.1 to 1.4)	0.4 (0.1 to 1.4)	0.3 (0.1 to 1.4)	0.3 (0.1 to 1.4)	0.3 (0.1 to 1.4)	0.2 (0.1 to 1.1)	0.2 (0.1 to 1.1)	0.2 (0.1 to 1.1)	0.2 (0.1 to 1.1)	0.2 (0.1 to 1.1)	0.2 (0.1 to 1.1)	0.2 (0.1 to 1.1)	0.1 (0.0 to 0.1)	19.2
Respiratory infections and tuberculosis	2.3 (1.5 to 3.3)	2.2 (1.5 to 3)	19 (12.1 to 27.1)	27.3 (20.3 to 43.2)	27.3 (16.6 to 42.7)	27.6 (13.7 to 53.2)	29.4 (17.7 to 50.3)	29.4 (19.6 to 38)	30.3 (21.3 to 40.4)	31.5 (22.6 to 44.6)	29.7 (20.9 to 40.9)	29.7 (20.9 to 42.1)	29.7 (21.1 to 41.5)	30.1 (21.4 to 41.9)	29.7 (21.1 to 41.5)	30.1 (21.4 to 41.9)	30.1 (21.4 to 41.9)	30.1 (21.4 to 41.9)	30.1 (21.4 to 41.9)	30.1 (21.4 to 41.9)	30.1 (21.4 to 41.9)	30.1 (21.4 to 41.9)	30.1 (21.4 to 41.9)	466
Tuberculosis	0 (0 to 0)	0 (0 to 0)	0 (0 to 0)	0 (0 to 0)	0 (0 to 0)	0 (0 to 0)	0 (0 to 0)	0 (0 to 0)	0 (0 to 0)	0 (0 to 0)	0 (0 to 0)	0 (0 to 0)	0 (0 to 0)	0 (0 to 0)	0 (0 to 0)	0 (0 to 0)	0 (0 to 0)	0 (0 to 0)	0 (0 to 0)	0 (0 to 0)	0 (0 to 0)	0 (0 to 0)	0 (0 to 0)	0
Latent tuberculosis infection	0 (0 to 0)	0 (0 to 0)	0 (0 to 0)	0 (0 to 0)	0 (0 to 0)	0 (0 to 0)	0 (0 to 0)	0 (0 to 0)	0 (0 to 0)	0 (0 to 0)	0 (0 to 0)	0 (0 to 0)	0 (0 to 0)	0 (0 to 0)	0 (0 to 0)	0 (0 to 0)	0 (0 to 0)	0 (0 to 0)	0 (0 to 0)	0 (0 to 0)	0 (0 to 0)	0 (0 to 0)	0 (0 to 0)	0
Drug-susceptible tuberculosis	0 (0 to 0)	0 (0 to 0)	0 (0 to 0)	0 (0 to 0)	0 (0 to 0)	0 (0 to 0)	0 (0 to 0)	0 (0 to 0)	0 (0 to 0)	0 (0 to 0)	0 (0 to 0)	0 (0 to 0)	0 (0 to 0)	0 (0 to 0)	0 (0 to 0)	0 (0 to 0)	0 (0 to 0)	0 (0 to 0)	0 (0 to 0)	0 (0 to 0)	0 (0 to 0)	0 (0 to 0)	0 (0 to 0)	0
Multidrug-resistant tuberculosis without extensive drug resistance	0 (0 to 0)	0 (0 to 0)	0 (0 to 0)	0 (0 to 0)	0 (0 to 0)	0 (0 to 0)	0 (0 to 0)	0 (0 to 0)	0 (0 to 0)	0 (0 to 0)	0 (0 to 0)	0 (0 to 0)	0 (0 to 0)	0 (0 to 0)	0 (0 to 0)	0 (0 to 0)	0 (0 to 0)	0 (0 to 0)	0 (0 to 0)	0 (0 to 0)	0 (0 to 0)	0 (0 to 0)	0 (0 to 0)	0
Extensively drug-resistant tuberculosis	0 (0 to 0)	0 (0 to 0)	0 (0 to 0)	0 (0 to 0)	0 (0 to 0)	0 (0 to 0)	0 (0 to 0)	0 (0 to 0)	0 (0 to 0)	0 (0 to 0)	0 (0 to 0)	0 (0 to 0)	0 (0 to 0)	0 (0 to 0)	0 (0 to 0)	0 (0 to 0)	0 (0 to 0)	0 (0 to 0)	0 (0 to 0)	0 (0 to 0)	0 (0 to 0)	0 (0 to 0)	0 (0 to 0)	0
Lower respiratory infections	2.3 (1.5 to 3.3)	2 (1.4 to 2.9)	14.8 (9.4 to 21.2)	8.4 (5.3 to 11.2)	2.5 (1.7 to 3.4)	2.9 (1.9 to 4)	4.5 (2.7 to 7.4)	5.6 (3.7 to 9)	9.5 (6.4 to 13.5)	12.4 (8.7 to 17.7)	15.6 (10.9 to 22.2)	19.3 (13.5 to 28)	20.6 (14.5 to 29.5)	23.5 (16.6 to 33.4)	25.5 (18.1 to 36.2)	28.6 (20.5 to 40.4)	29.7 (21.1 to 42)	29.7 (21.1 to 42)	29.7 (21.1 to 42)	29.7 (21.1 to 42)	29.7 (21.1 to 42)	29.7 (21.1 to 42)	29.7 (21.1 to 42)	377
Upper respiratory infections	0 (0 to 0)	0 (0 to 0)	0.4 (0.1 to 0.9)	16 (9.2 to 25.4)	19.5 (10.6 to 33.2)	19.6 (9.6 to 40)	17.7 (8.1 to 37.4)	19.6 (8.6 to 37.4)	16.3 (6.2 to 27.4)	15.8 (6.2 to 27.4)	14.3 (5.4 to 26.1)	12.2 (4.4 to 22.1)	9.4 (3.2 to 17.3)	13.3 (4.5 to 23.2)	14.3 (4.8 to 24.7)	13 (4.4 to 22.1)	9.7 (3.4 to 17.3)	10.4 (3.6 to 18.5)	9.8 (3.4 to 17.3)	7.2 (2.4 to 13.4)	3.9 (1.3 to 7.4)	2 (0.7 to 3.4)	0.9 (0.3 to 1.5)	229
Otitis media	0 (0 to 0)	0 (0 to 0)	0.7 (0.2 to 1.5)	0.2 (0.0 to 0.6)	0.2 (0.0 to 0.6)	0.1 (0.0 to 0.4)	0.2 (0.0 to 0.6)	0.2 (0.0 to 0.6)	0.2 (0.0 to 0.6)	0.2 (0.0 to 0.6)	0.2 (0.0 to 0.6)	0.2 (0.0 to 0.6)	0.2 (0.0 to 0.6)	0.2 (0.0 to 0.6)	0.2 (0.0 to 0.6)	0.2 (0.0 to 0.6)	0.2 (0.0 to 0.6)	0.2 (0.0 to 0.6)	0.2 (0.0 to 0.6)	0.2 (0.0 to 0.6)	0.2 (0.0 to 0.6)	0.2 (0.0 to 0.6)	0.2 (0.0 to 0.6)	3.2
Enteric infections	2.2 (0.9 to 3.9)	0.9 (0.4 to 1.7)	1.3 (0.7 to 2.2)	0.5 (0.2 to 1.1)	0.4 (0.2 to 0.9)	0.5 (0.2 to 1.1)	0.5 (0.2 to 1.1)	0.5 (0.2 to 1.1)	0.5 (0.2 to 1.1)	0.5 (0.2 to 1.1)	0.5 (0.2 to 1.1)	0.5 (0.2 to 1.1)	0.5 (0.2 to 1.1)	0.5 (0.2 to 1.1)	0.5 (0.2 to 1.1)	0.5 (0.2 to 1.1)	0.5 (0.2 to 1.1)	0.5 (0.2 to 1.1)	0.5 (0.2 to 1.1)	0.5 (0.2 to 1.1)	0.5 (0.2 to 1.1)	0.5 (0.2 to 1.1)	0.5 (0.2 to 1.1)	10.2
Diarrheal diseases	2.2 (0.9 to 3.9)	0.9 (0.4 to 1.7)	1.3 (0.7 to 2.2)	0.5 (0.2 to 1.1)	0.4 (0.2 to 0.9)	0.5 (0.2 to 1.1)	0.5 (0.2 to 1.1)	0.5 (0.2 to 1.1)	0.5 (0.2 to 1.1)	0.5 (0.2 to 1.1)	0.5 (0.2 to 1.1)	0.5 (0.2 to 1.1)	0.5 (0.2 to 1.1)	0.5 (0.2 to 1.1)	0.5 (0.2 to 1.1)	0.5 (0.2 to 1.1)	0.5 (0.2 to 1.1)	0.5 (0.2 to 1.1)	0.5 (0.2 to 1.1)	0.5 (0.2 to 1.1)	0.5 (0.2 to 1.1)	0.5 (0.2 to 1.1)	0.5 (0.2 to 1.1)	10.2
Typhoid and paratyphoid	0 (0 to 0)	0 (0 to 0)	0 (0 to 0)	0 (0 to 0)	0 (0 to 0)	0 (0 to 0)	0 (0 to 0)	0 (0 to 0)	0 (0 to 0)	0 (0 to 0)	0 (0 to 0)	0 (0 to 0)	0 (0 to 0)	0 (0 to 0)	0 (0 to 0)	0 (0 to 0)	0 (0 to 0)	0 (0 to 0)	0 (0 to 0)	0 (0 to 0)	0 (0 to 0)	0 (0 to 0)	0 (0 to 0)	0 (0 to 0)	0
Typhoid fever	0 (0 to 0)	0 (0 to 0)	0 (0 to 0)	0 (0 to 0)	0 (0 to 0)	0 (0 to 0)	0 (0 to 0)	0 (0 to 0)	0 (0 to 0)	0 (0 to 0)	0 (0 to 0)	0 (0 to 0)	0 (0 to 0)	0 (0 to 0)	0 (0 to 0)	0 (0 to 0)	0 (0 to 0)	0 (0 to 0)	0 (0 to 0)	0 (0 to 0)	0 (0 to 0)	0 (0 to 0)	0 (0 to 0)	0 (0 to 0)	0
Paratyphoid fever	0 (0 to 0)	0 (0 to 0)	0 (0 to 0)	0 (0 to 0)	0 (0 to 0)	0 (0 to 0)	0 (0 to 0)	0 (0 to 0)	0 (0 to 0)	0 (0 to 0)	0 (0 to 0)	0 (0 to 0)	0 (0 to 0)	0 (0 to 0)	0 (0 to 0)	0 (0 to 0)	0 (0 to 0)	0 (0 to 0)	0 (0 to 0)	0 (0 to 0)	0 (0 to 0)	0 (0 to 0)	0 (0 to 0)	0 (0 to 0)	0
Other sexually transmitted infections	0 (0 to 0)	0 (0 to 0)	0 (0 to 0)	0 (0 to 0)	0 (0 to 0)	0 (0 to 0)	0 (0 to 0)	0 (0 to 0)	0 (0 to 0)	0 (0 to 0)	0 (0 to 0)	0 (0 to 0)	0 (0 to 0)	0 (0 to 0)	0 (0 to 0)	0 (0 to 0)	0 (0 to 0)	0 (0 to 0)	0 (0 to 0)	0 (0 to 0)	0 (0 to 0)	0 (0 to 0)	0 (0 to 0)	0 (0 to 0)	0
Other enteric infections	0 (0 to 0)	0 (0 to 0)	0 (0 to 0)	0 (0 to 0)	0 (0 to 0)	0 (0 to 0)	0 (0 to 0)	0 (0 to 0)	0 (0 to 0)	0 (0 to 0)	0 (0 to 0)	0 (0 to 0)	0 (0 to 0)	0 (0 to 0)	0 (0 to 0)	0 (0 to 0)	0 (0 to 0)	0 (0 to 0)	0 (0 to 0)	0 (0 to 0)	0 (0 to 0)	0 (0 to 0)	0 (0 to 0)	0 (0 to 0)	0
Neglected tropical diseases and malaria	0 (0 to 0)	0 (0 to 0)	0 (0 to 0)	0 (0 to 0)	0 (0 to 0)	0 (0 to 0)	0 (0 to 0)	0 (0 to 0)	0 (0 to 0)	0 (0 to 0)	0 (0 to 0)	0 (0 to 0)	0 (0 to 0)	0 (0 to 0)	0 (0 to 0)	0 (0 to 0)	0 (0 to 0)	0 (0 to 0)	0 (0 to 0)	0 (0 to 0)	0 (0 to 0)	0 (0 to 0)	0 (0 to 0)	0 (0 to 0)	0
Malaria	0 (0 to 0)	0 (0 to 0)	0 (0 to 0)	0 (0 to 0)	0 (0 to 0)	0 (0 to 0)	0 (0 to 0)	0 (0 to 0)	0 (0 to 0)	0 (0 to 0)	0 (0 to 0)	0 (0 to 0)	0 (0 to 0)	0 (0 to 0)	0 (0 to 0)	0 (0 to 0)	0 (0 to 0)	0 (0 to 0)	0 (0 to 0)	0 (0 to 0)	0 (0 to 0)	0 (0 to 0)	0 (0 to 0)	0 (0 to 0)	0
Chagas disease	0 (0 to 0)	0 (0 to 0)	0 (0 to 0)	0 (0 to 0)	0 (0 to 0)	0 (0 to 0)	0 (0 to 0)	0 (0 to 0)	0 (0 to 0)	0 (0 to 0)	0 (0 to 0)	0 (0 to 0)	0 (0 to 0)	0 (0 to 0)	0 (0 to 0)	0 (0 to 0)	0 (0 to 0)	0 (0 to 0)	0 (0 to 0)	0 (0 to 0)	0 (0 to 0)	0 (0 to 0)	0 (0 to 0)	0 (0 to 0)	0
Leishmaniasis	0 (0 to 0)	0 (0 to 0)	0 (0 to 0)	0 (0 to 0)	0 (0 to 0)	0 (0 to 0)	0 (0 to 0)	0 (0 to 0)	0 (0 to 0)	0 (0 to 0)	0 (0 to 0)	0 (0 to 0)	0 (0 to 0)	0 (0 to 0)	0 (0 to 0)	0 (0 to 0)	0 (0 to 0)	0 (0 to 0)	0 (0 to 0)	0 (0 to 0)	0 (0 to 0)	0 (0 to 0)	0 (0 to 0)	0 (0 to 0)	0
Visceral leishmaniasis	0 (0 to 0)	0 (0 to 0)	0 (0 to 0)	0 (0 to 0)	0 (0 to 0)	0 (0 to 0)	0 (0 to 0)	0 (0 to 0)	0 (0 to 0)	0 (0 to 0)	0 (0 to 0)	0 (0 to 0)	0 (0 to 0)	0 (0 to 0)	0 (0 to 0)	0 (0 to 0)	0 (0 to 0)	0 (0 to 0)	0 (0 to 0)	0 (0 to 0)	0 (0 to 0)	0 (0 to 0)	0 (0 to 0)	0 (0 to 0)	0
Cutaneous and mucocutaneous leishmaniasis	0 (0 to 0)	0 (0 to 0)	0 (0 to 0)	0 (0 to 0)	0 (0 to 0)	0 (0 to 0)	0 (0 to 0)	0 (0 to 0)	0 (0 to 0)	0 (0 to 0)	0 (0 to 0)	0 (0 to 0)	0 (0 to 0)	0 (0 to 0)	0 (0 to 0)	0 (0 to 0)	0 (0 to 0)	0 (0 to 0)	0 (0 to 0)	0 (0 to 0)	0 (0 to 0)	0 (0 to 0)	0 (0 to 0)	0 (0 to 0)	0
African trypanosomiasis	0 (0 to 0)	0 (0 to 0)	0 (0 to 0)	0 (0 to 0)	0 (0 to 0)	0 (0 to 0)	0 (0 to 0)	0 (0 to 0)	0 (0 to 0)	0 (0 to 0)	0 (0 to 0)	0 (0 to 0)	0 (0 to 0)	0 (0 to 0)	0 (0 to 0)	0 (0 to 0)	0 (0 to 0)	0 (0 to 0)	0 (0 to 0)	0 (0 to 0)	0 (0 to 0)	0 (0 to 0)	0 (0 to 0)	0 (0 to 0)	0
Schistosomiasis	0 (0 to 0)	0 (0 to 0)	0 (0 to 0)	0 (0 to 0)	0 (0 to 0)	0 (0 to 0)	0 (0 to 0)	0 (0 to 0)	0 (0 to 0)	0 (0 to 0)	0 (0 to 0)	0 (0 to 0)	0 (0 to 0)	0 (0 to 0)	0 (0 to 0)	0 (0 to 0)	0 (0 to 0)	0 (0 to 0)	0 (0 to 0)	0 (0 to 0)	0 (0 to 0)	0 (0 to 0)	0 (0 to 0)	0 (0 to 0)	0
Cysticercosis	0 (0 to 0)	0 (0 to 0)	0 (0 to 0)	0 (0 to 0)	0 (0 to 0)	0 (0 to 0)	0 (0 to 0)	0 (0 to 0)	0 (0 to 0)	0 (0 to 0)	0 (0 to 0)	0 (0 to 0)	0 (0 to 0)	0 (0 to 0)	0 (0 to 0)	0 (0 to 0)	0 (0 to 0)	0 (0 to 0)	0 (0 to 0)	0 (0 to 0)	0 (0 to 0)	0 (0 to 0)	0 (0 to 0)	0 (0 to 0)	0
Cystic echinococcosis	0 (0 to 0)	0 (0 to 0)	0 (0 to 0)	0 (0 to 0)	0 (0 to 0)	0 (0 to 0)	0 (0 to 0)	0 (0 to 0)	0 (0 to 0)	0 (0 to 0)	0 (0 to 0)	0 (0 to 0)	0 (0 to 0)	0 (0 to 0)	0 (0 to 0)	0 (0 to 0)	0 (0 to 0)	0 (0 to 0)	0 (0 to 0)	0 (0 to 0)	0 (0 to 0)	0 (0 to 0)	0 (0 to 0)	0 (0 to 0)	0
Lymphatic filariasis	0 (0 to 0)	0 (0 to 0)	0 (0 to 0)	0 (0 to 0)	0 (0 to 0)	0 (0 to 0)	0 (0 to 0)	0 (0 to 0)	0 (0 to 0)	0 (0 to 0)	0 (0 to 0)	0 (0 to 0)	0 (0 to 0)	0 (0 to 0)	0 (0 to 0)	0 (0 to 0)	0 (0 to 0)	0 (0 to 0)	0 (0 to 0)	0 (0 to 0)	0 (0 to 0)	0 (0 to 0)	0 (0 to 0)	0 (0 to 0)	0
Onchocerciasis	0 (0 to 0)	0 (0 to 0)	0 (0 to 0)	0 (0 to 0)	0 (0 to 0)	0 (0 to 0)	0 (0 to 0)	0 (0 to 0)	0 (0 to 0)	0 (0 to 0)	0 (0 to 0)	0 (0 to 0)	0 (0 to 0)	0 (0 to 0)	0 (0 to 0)	0 (0 to 0)	0 (0 to 0)	0 (0 to 0)	0 (0 to 0)	0 (0 to 0)	0 (0 to 0)	0 (0 to 0)	0 (0 to 0)	0 (0 to 0)	0
Trachoma	0 (0 to 0)	0 (0 to 0)	0 (0 to 0)	0 (0 to 0)	0 (0 to 0)	0 (0 to 0)	0 (0 to 0)	0 (0 to 0)	0 (0 to 0)	0 (0 to 0)	0 (0 to 0)	0 (0 to 0)	0 (0 to 0)	0 (0 to 0)	0 (0 to 0)	0 (0 to 0)	0 (0 to 0)	0 (0 to 0)	0 (0 to 0)	0 (0 to 0)	0 (0 to 0)	0 (0 to 0)	0 (0 to 0)	0 (0 to 0)	0
Dengue	0 (0 to 0)	0 (0 to 0)	0 (0 to 0)	0 (0 to 0)	0 (0 to 0)	0 (0 to 0)	0 (0 to 0)	0 (0 to 0)	0 (0 to 0)	0 (0 to 0)	0 (0 to 0)	0 (0 to 0)	0 (0 to 0)	0 (0 to 0)	0 (0 to 0)	0 (0 to 0)	0 (0 to 0)	0 (0 to 0)	0 (0 to 0)	0 (0 to 0)	0 (0 to 0)	0 (0 to 0)	0 (0 to 0)	0 (0 to 0)	0
Yellow fever	0 (0 to 0)	0 (0 to 0)	0 (0 to 0)	0 (0 to 0)	0 (0 to 0)	0 (0 to 0)	0 (0 to 0)	0 (0 to 0)	0 (0 to 0)	0 (0 to 0)	0 (0 to 0)	0 (0 to 0)	0 (0 to 0)	0 (0 to 0)	0 (0 to 0)	0 (0 to 0)	0 (0 to 0)	0 (0 to 0)	0 (0 to 0)	0 (0 to 0)	0 (0 to 0)	0 (0 to 0)	0 (0 to 0)	0 (0 to 0)	0
Rabies	0 (0 to 0)	0 (0 to 0)	0 (0 to 0)	0 (0 to 0)	0 (0 to 0)	0 (0 to 0)	0 (0 to 0)	0 (0 to 0)	0 (0 to 0)	0 (0 to 0)	0 (0 to 0)	0 (0 to 0)	0 (0 to 0)	0 (0 to 0)	0 (0 to 0)	0 (0 to 0)	0 (0 to 0)	0 (0 to 0)	0 (0 to 0)	0 (0 to 0)	0 (0 to 0)	0 (0 to 0)	0 (0 to 0)	0 (0 to 0)	0
Intestinal nematode infections	0 (0 to 0)	0 (0 to 0)	0 (0 to 0)	0 (0 to 0)	0 (0 to 0)	0 (0 to 0)	0 (0 to 0)	0 (0 to 0)	0 (0 to 0)	0 (0 to 0)	0 (0 to 0)	0 (0 to 0)	0 (0 to 0)	0 (0 to 0)	0 (0 to 0)	0 (0 to 0)	0 (0 to 0)	0 (0 to 0)	0 (0 to 0)	0 (0 to 0)	0 (0 to 0)	0 (0 to 0)	0 (0 to 0)	0 (0 to 0)	0
Ascariasis	0 (0 to 0)	0 (0 to 0)	0 (0 to 0)	0 (0 to 0)	0 (0 to 0)	0 (0 to 0)	0 (0 to 0)	0 (0 to 0)	0 (0 to 0)	0 (0 to 0)	0 (0 to 0)	0 (0 to 0)	0 (0 to 0)	0 (0 to 0)	0 (0 to 0)	0 (0 to 0)	0 (0 to 0)	0 (0 to 0)	0 (0 to 0)	0 (0 to 0)	0 (0 to 0)	0 (0 to 0)	0 (0 to 0)	0 (0 to 0)	0
Trichuriasis	0 (0 to 0)	0

Other neoplasms	0-1 (0 to 0.2)	0 (0 to 0)	0-1 (0-1 to 0.3)	0-2 (0-1 to 0.3)	0-2 (0-1 to 0.3)	0-1 (0-1 to 0.2)	0-2 (0-1 to 0.3)	0-2 (0-2 to 0.3)	0-2 (0-2 to 0.4)	0-4 (0 to 0.9)	0-7 (0-4 to 0.9)	0-6 (0-4 to 0.9)	1 (0-7 to 1.3)	1-9 (1 to 2.4)	1-9 (1 to 2.4)	3-3 (2 to 4.7)	5-4 (3 to 7.4)	7-8 (5 to 10.5)	12-6 (9 to 16.4)	21-6 (15-9 to 28.4)	21-6 (15-9 to 28.4)	22-9 (16-8 to 31.2)	23-9 (17 to 32)	21-1 (14-6 to 29.8)	11-4 (7 to 16.2)	3-3 (2 to 4.7)		139
Medulloblastoma, medulloblastoma, and other hemangioblastoma, ependymoma, and choroid plexus neoplasms	0-1 (0 to 0.2)	0 (0 to 0)	0-2 (0-1 to 0.3)	0-2 (0-1 to 0.3)	0-2 (0-1 to 0.3)	0-1 (0-1 to 0.2)	0-2 (0-1 to 0.3)	0-2 (0-1 to 0.3)	0-4 (0 to 0.9)	0-7 (0-4 to 0.9)	0-8 (0-4 to 0.9)	0-6 (0-4 to 0.9)	1 (0-7 to 1.3)	1-9 (1 to 2.4)	1-9 (1 to 2.4)	3-3 (2 to 4.7)	5-4 (3 to 7.4)	7-8 (5 to 10.5)	12-6 (9 to 16.4)	21-6 (15-9 to 28.4)	21-6 (15-9 to 28.4)	22-9 (16-8 to 31.2)	23-9 (17 to 32)	21-1 (14-6 to 29.8)	11-4 (7 to 16.2)	3-3 (2 to 4.7)		139
Meningioma and in situ intracranial neoplasms	0 (0 to 0)	0 (0 to 0)	0 (0 to 0)

Congenital birth defects	70-2 (67·4 to 113)	34-2 (24·1 to 52·8)	93·9 (61·1 to 147)	51-6 (38·9 to 77·6)	29-1 (19·3 to 39·6)	29-1 (19·7 to 39·4)	26-1 (19·1 to 35)	25-3 (19·6 to 33·4)	25-9 (19·1 to 34·9)	24-6 (19·6 to 32·4)	23 (17·3 to 28·9)	21·4 (15·7 to 28·3)	29-2 (19·9 to 39·7)	30 (21·2 to 39·7)	32·5 (22 to 43·2)	26-1 (19·7 to 35·4)	19-1 (13·1 to 29·4)	8-1 (4·7 to 13·2)	5 (2·9 to 8·2)	3·4 (1·9 to 5·7)	1·6 (1 to 3·1)	0·6 (0·4 to 1·3)	0·2 (0·1 to 0·4)	4853
Neural tube defects	7·9 (4·2 to 13)	1·7 (0·8 to 3·1)	14·6 (7·4 to 26)	9·6 (5·1 to 16·2)	1·1 (0·7 to 1·5)	1·1 (0·8 to 1·7)	1·4 (0·9 to 2)	1·4 (1 to 2·1)	1·6 (1 to 2·6)	1·3 (0·8 to 2)	1·2 (0·7 to 1·9)	0·8 (0·5 to 1·4)	1·4 (0·8 to 2·1)	1·4 (0·9 to 2·2)	0·8 (0·3 to 1·6)	0·2 (0·1 to 0·5)	0·2 (0·1 to 0·5)	0·1 (0 to 0·3)	0 (0 to 0·1)	0 (0 to 0·1)	0 (0 to 0·1)	0 (0 to 0·1)	0 (0 to 0·1)	489·3
Congenital heart anomalies	3·1 (1·4 to 6·6)	0·6 (0·3 to 1·3)	4·1 (1·9 to 8·6)	2·3 (1·1 to 4·9)	0·3 (0·1 to 0·6)	0·3 (0·1 to 0·6)	0·3 (0·1 to 0·6)	0·3 (0·1 to 0·7)	0·3 (0·1 to 0·7)	0·3 (0·1 to 0·7)	0·3 (0·1 to 0·7)	0·3 (0·1 to 0·7)	0·3 (0·1 to 0·7)	0·3 (0·1 to 0·7)	0·4 (0·2 to 0·9)	0·4 (0·2 to 0·9)	0·3 (0·2 to 0·8)	0·2 (0·1 to 0·5)	0·2 (0·1 to 0·4)	0·2 (0·1 to 0·4)	0·1 (0·1 to 0·3)	0·1 (0·1 to 0·3)	0 (0 to 0·1)	129
Orofacial clefts	0 (0 to 0)	0 (0 to 0)	0·2 (0·1 to 0·5)	0·4 (0·1 to 0·9)	0·3 (0·1 to 0·7)	0·3 (0·1 to 0·7)	0·3 (0·1 to 0·6)	0·3 (0·1 to 0·7)	0·3 (0·1 to 0·7)	0·3 (0·1 to 0·7)	0·3 (0·1 to 0·7)	0·3 (0·1 to 0·7)	0·3 (0·1 to 0·7)	0·3 (0·1 to 0·7)	0·4 (0·2 to 0·9)	0·4 (0·2 to 0·9)	0·3 (0·2 to 0·9)	0·2 (0·1 to 0·5)	0·2 (0·1 to 0·5)	0·2 (0·1 to 0·4)	0·1 (0·1 to 0·3)	0·1 (0·1 to 0·3)	0 (0 to 0·1)	9·6
Down syndrome	3 (1·6 to 4·9)	0·9 (0·5 to 1·5)	3·6 (1·4 to 6·4)	2 (1·4 to 3·1)	1·6 (0·9 to 2·4)	1·7 (1·1 to 2·5)	2 (1·3 to 2·9)	2·5 (1·7 to 3·4)	2·6 (1·8 to 3·6)	2·6 (2 to 4·2)	2·6 (1·9 to 4·1)	2·6 (1·9 to 4·1)	3 (2 to 4·4)	3 (2·2 to 4·2)	3·4 (2·3 to 5·1)	2·7 (1·9 to 4·1)	1·9 (1·3 to 3·1)	1·4 (1·1 to 2·4)	0·8 (0·5 to 1·3)	0·5 (0·3 to 0·8)	0·3 (0·2 to 0·5)	0·1 (0·1 to 0·3)	0 (0 to 0·1)	71
Turner syndrome	0 (0 to 0)	0 (0 to 0)	0 (0 to 0·1)	0·1 (0 to 0·4)	0·2 (0 to 0·6)	0·2 (0 to 0·6)	0·2 (0 to 0·6)	0·2 (0·1 to 0·5)	0·2 (0·1 to 0·6)	0·2 (0 to 0·6)	0·2 (0 to 0·5)	0·2 (0 to 0·5)	0·1 (0·1 to 0·3)	0·1 (0·1 to 0·3)	0·1 (0 to 0·1)	0·1 (0 to 0·1)	0 (0 to 0·1)	0 (0 to 0·1)	0 (0 to 0·1)	0 (0 to 0·1)	0 (0 to 0·1)	0 (0 to 0·1)	0 (0 to 0·1)	2
Klinefelter syndrome	0 (0 to 0)	0 (0 to 0)	0 (0 to 0)	0 (0 to 0)	0 (0 to 0)	0 (0 to 0)	0 (0 to 0)	0 (0 to 0)	0 (0 to 0)	0 (0 to 0)	0 (0 to 0)	0 (0 to 0)	0 (0 to 0)	0 (0 to 0)	0 (0 to 0)	0 (0 to 0)	0 (0 to 0)	0 (0 to 0)	0 (0 to 0)	0 (0 to 0)	0 (0 to 0)	0 (0 to 0)	0 (0 to 0)	0 (0 to 0)	0
Other chromosomal abnormalities	10·9 (3·5 to 24·3)	7·3 (2·9 to 13)	19·9 (9·5 to 27·8)	9·7 (3·7 to 19·7)	3·2 (2·2 to 5·2)	3·1 (2·1 to 5·2)	3·3 (2·1 to 5·2)	3·2 (2·1 to 5·1)	3·1 (2·1 to 4·6)	3 (1·9 to 4·2)	3 (1·7 to 3·9)	2·7 (1·7 to 3·9)	2·3 (1·5 to 3·4)	2·8 (1·5 to 4·1)	2·5 (1·5 to 3·9)	2·2 (1·2 to 3·3)	1·6 (0·9 to 2·3)	1·1 (0·6 to 1·8)	0·6 (0·3 to 1·2)	0·3 (0·2 to 0·6)	0·2 (0·1 to 0·5)	0·1 (0·1 to 0·3)	0 (0 to 0·1)	73·4
Congenital musculoskeletal and limb anomalies	3·6 (1·9 to 5·8)	1·2 (0·5 to 1·9)	9·5 (4·5 to 16·5)	11·3 (4·2 to 19·4)	7·6 (4·4 to 12·4)	6·4 (4·1 to 10·9)	6 (3·9 to 9·3)	6 (3·9 to 9·2)	6 (3·8 to 9·2)	5·8 (3·8 to 8·7)	5·4 (3·3 to 8·2)	5 (3 to 7·7)	5 (3·5 to 8·1)	6·7 (3·9 to 9·6)	6·7 (3·7 to 9·6)	5·5 (3·2 to 8·2)	3·5 (1·9 to 5·7)	1·9 (1 to 3·1)	1·1 (0·5 to 1·8)	0·5 (0·3 to 0·8)	0·2 (0·1 to 0·3)	0·2 (0·1 to 0·3)	0·1 (0 to 0·1)	113
Congenital congenital anomalies	2·2 (0·6 to 7·8)	0·5 (0·2 to 1·6)	1·3 (0·7 to 2·2)	1·6 (0·6 to 3·1)	0·7 (0·4 to 1·4)	0·6 (0·3 to 1·3)	0·5 (0·3 to 1·2)	0·5 (0·3 to 1·2)	0·4 (0·3 to 0·7)	0·4 (0·2 to 0·9)	0·3 (0·1 to 0·8)	0·2 (0·1 to 0·5)	0·2 (0·1 to 0·5)	0·2 (0·1 to 0·5)	0·2 (0·1 to 0·5)	0·1 (0·1 to 0·2)	0·1 (0 to 0·1)	0 (0 to 0·1)	0 (0 to 0·1)	0 (0 to 0·1)	0 (0 to 0·1)	0 (0 to 0·1)	0 (0 to 0·1)	19·3
Digestive congenital anomalies	6·9 (3·2 to 12·1)	2·9 (1·2 to 5·8)	2·9 (2·9 to 14·2)	2·3 (0·7 to 7·2)	0·6 (0·4 to 1·4)	0·6 (0·3 to 1·4)	0·5 (0·3 to 1·3)	0·5 (0·3 to 1·4)	0·5 (0·3 to 1·3)	0·5 (0·3 to 1·2)	0·4 (0·2 to 1·2)	0·4 (0·2 to 1·1)	0·4 (0·2 to 1·1)	0·5 (0·2 to 1·4)	0·5 (0·2 to 1·4)	0·4 (0·2 to 1·2)	0·3 (0·1 to 0·8)	0·2 (0·1 to 0·5)	0·1 (0·1 to 0·4)	0·1 (0·1 to 0·3)	0·1 (0·1 to 0·3)	0·1 (0·1 to 0·3)	0 (0 to 0·1)	27·4
Other congenital birth defects	14·1 (9·2 to 26·3)	4·7 (2·6 to 9·3)	12·2 (4·5 to 12·3)	7·5 (2·2 to 10·3)	3·4 (2·3 to 10·3)	3·6 (2·3 to 9·7)	3·6 (2·3 to 9·7)	3·6 (2·1 to 10·4)	3·6 (2·6 to 10·6)	3·6 (2·6 to 10·3)	3·6 (2·6 to 9·3)	3·5 (2·5 to 9·7)	4·4 (2·3 to 9·6)	5·2 (2·6 to 10·4)	4·8 (2·6 to 11·4)	4·6 (2·6 to 11)	3·7 (2·1 to 7·9)	2·5 (1·6 to 6·6)	1·9 (1·1 to 4·2)	1·1 (0·6 to 2·2)	0·6 (0·4 to 1·3)	0·1 (0·2 to 0·1)	0·1 (0·2 to 0·3)	121
Urinary diseases and male infertility	0·1 (0 to 0·1)	0·1 (0 to 0·2)	0·6 (0·4 to 1·2)	0·4 (0·3 to 1·1)	1·1 (0·4 to 0·9)	0·6 (0·7 to 1·4)	0·6 (1·4 to 2·9)	2·2 (2·3 to 4·4)	0·5 (1·7 to 7·3)	0·6 (0·4 to 0·8)	0·7 (0·4 to 0·9)	0·7 (0·4 to 0·9)	0·7 (0·4 to 0·9)	0·5 (0·3 to 0·8)	0·5 (0·3 to 0·8)	0·5 (0·3 to 0·8)	0·4 (0·2 to 0·7)	0·3 (0·2 to 0·6)	0·2 (0·1 to 0·4)	0·1 (0·1 to 0·3)	0·1 (0·1 to 0·3)	0·1 (0·1 to 0·3)	0·1 (0·1 to 0·3)	529
Urolithiasis	0 (0 to 0)	0 (0 to 0)	0 (0 to 0)	0 (0 to 0)	0 (0 to 0)	0 (0 to 0·1)	0·2 (0·1 to 0·3)	0·2 (0·1 to 0·4)	0·2 (0·2 to 0·7)	0·1 (0·1 to 0·4)	0·1 (0·1 to 0·3)	0·1 (0·1 to 0·3)	0·1 (0·1 to 0·3)	0·2 (0·1 to 0·4)	0·2 (0·1 to 0·5)	0·2 (0·1 to 0·5)	0·2 (0·1 to 0·4)	0·2 (0·1 to 0·4)	0·1 (0·1 to 0·3)	0·1 (0·1 to 0·3)	0·1 (0·1 to 0·3)	0·1 (0·1 to 0·3)	0·1 (0·1 to 0·3)	30
Benign prostatic hyperplasia	0 (0 to 0)	0 (0 to 0)	0 (0 to 0)	0 (0 to 0)	0 (0 to 0)	0 (0 to 0)	0 (0 to 0)	0 (0 to 0)	0 (0 to 0)	0 (0 to 0)	0 (0 to 0)	0 (0 to 0)	0 (0 to 0)	0 (0 to 0)	0 (0 to 0)	0 (0 to 0)	0 (0 to 0)	0 (0 to 0)	0 (0 to 0)	0 (0 to 0)	0 (0 to 0)	0 (0 to 0)	0 (0 to 0)	0 (0 to 0)	0
Male infertility	–	–	–	–	–	–	–	–	–	–	–	–	–	–	–	–	–	–	–	–	–	–	–	–	NA
Other urinary diseases	0 (0 to 0·1)	0·1 (0 to 0·1)	0·1 (0 to 0·2)	0·3 (0·2 to 0·4)	0·2 (0 to 0·5)	0·3 (0·2 to 0·5)	0·4 (0·3 to 0·7)	0·4 (0·3 to 0·8)	0·7 (0·4 to 1·1)	1 (0·6 to 1·5)	0·6 (0·3 to 1·2)	0·7 (0·4 to 1·1)	1 (0·6 to 1·6)	0·9 (0·5 to 1·6)	1·1 (0·6 to 2·1)	1·1 (0·6 to 2·1)	1·1 (0·6 to 2·1)	1·1 (0·6 to 2·1)	0·8 (0·3 to 3·4)	0·5 (0·1 to 2·3)	0·2 (0·1 to 0·7)	0·1 (0·1 to 0·5)	0·2 (0·1 to 0·7)	15·2
Gynecological diseases	0 (0 to 0)	0 (0 to 0)	0 (0 to 0)	0 (0 to 0)	0 (0 to 0)	0 (0 to 0)	0 (0 to 0)	79 (16·0 to 337·3)	199 (40·9 to 778)	199 (39·5 to 782)	199 (39·5 to 782)	199 (39·5 to 782)	199 (39·5 to 782)	199 (39·5 to 782)	199 (39·5 to 782)	197 (39·1 to 775)	197 (39·1 to 775)	197 (39·1 to 775)	197 (39·1 to 775)	197 (39·1 to 775)	197 (39·1 to 775)	197 (39·1 to 775)	197 (39·1 to 775)	197 (39·1 to 775)	2,436
Uterine fibroids	0 (0 to 0)	0 (0 to 0)	0 (0 to 0)	0 (0 to 0)	0 (0 to 0)	0 (0 to 0)	0 (0 to 0)	0 (0 to 0)	0 (0 to 0)	0 (0 to 0)	0 (0 to 0)	0 (0 to 0)	0 (0 to 0)	0 (0 to 0)	0 (0 to 0)	0 (0 to 0)	0 (0 to 0)	0 (0 to 0)	0 (0 to 0)	0 (0 to 0)	0 (0 to 0)	0 (0 to 0)	0 (0 to 0)	0 (0 to 0)	0
Polycystic ovarian syndrome	0 (0 to 0)	0 (0 to 0)	0 (0 to 0)	0 (0 to 0)	0 (0 to 0)	1·9 (0·7 to 5·1)	9·8 (3·9 to 18·6)	10·2 (3·9 to 22·9)	9·1 (3·6 to 21·3)	8·1 (3·6 to 18·9)	7·5 (3·6 to 17·4)	6·9 (3·6 to 15·1)	6·8 (3·6 to 15·6)	6·8 (3·6 to 15·6)	6·8 (3·6 to 15·6)	6·8 (3·6 to 15·6)	6·8 (3·6 to 15·6)	6·8 (3·6 to 15·6)	6·8 (3·6 to 15·6)	6·8 (3·6 to 15·6)	6·8 (3·6 to 15·6)	6·8 (3·6 to 15·6)	6·8 (3·6 to 15·6)	78·1
Female infertility	0 (0 to 0)	0 (0 to 0)	0 (0 to 0)	0 (0 to 0)	0 (0 to 0)	0 (0 to 0)	1·3 (0·3 to 3·7)	3·3 (0·7 to 11·9)	3·6 (1·2 to 12·8)	3·6 (1·2 to 12·8)	4·6 (1·2 to 17·3)	4·7 (1·1 to 19·4)	5·1 (1·2 to 20·5)	0·1 (0 to 0·3)	0·5 (0 to 2·1)	0·5 (0 to 2·1)	0·5 (0 to 2·1)	0·5 (0 to 2·1)	0·5 (0 to 2·1)	0·5 (0 to 2·1)	0·5 (0 to 2·1)	0·5 (0 to 2·1)	0·5 (0 to 2·1)	0·5 (0 to 2·1)	17·7
Endometriosis	0 (0 to 0)	0 (0 to 0)	0 (0 to 0)	0 (0 to 0)	0 (0 to 0)	0·6 (0·1 to 2·3)	3·6 (0·9 to 9·7)	20·2 (5·1 to 27·7)	19·6 (7·6 to 27·3)	12·3 (4·6 to 27·3)	10·9 (3·9 to 18·3)	9·1 (2·8 to 18·9)	10·4 (3·4 to 19·7)	8·7 (2·9 to 15·6)	0·5 (0 to 2·1)	0·5 (0 to 2·1)	0·5 (0 to 2·1)	0·5 (0 to 2·1)	0·5 (0 to 2·1)	0·5 (0 to 2·1)	0·5 (0 to 2·1)	0·5 (0 to 2·1)	0·5 (0 to 2·1)	0·5 (0 to 2·1)	105
Genital prolapse	0 (0 to 0)	0 (0 to 0)	0 (0 to 0)	0 (0 to 0)	0 (0 to 0)	0 (0 to 0)	0 (0 to 0)	0 (0 to 0)	0 (0 to 0·1)	0 (0 to 0·2)	0 (0 to 0·3)	0 (0 to 0·3)	0 (0 to 0·3)	0 (0 to 0·3)	0 (0 to 0·3)	0 (0 to 0·3)	0 (0 to 0·3)	0 (0 to 0·3)	0 (0 to 0·3)	0 (0 to 0·3)	0 (0 to 0·3)	0 (0 to 0·3)	0 (0 to 0·3)	0 (0 to 0·3)	0·2
Premenstrual syndrome	0 (0 to 0)	0 (0 to 0)	0 (0 to 0)	0 (0 to 0)	0 (0 to 0)	0·6 (0·1 to 2·3)	3·6 (0·9 to 9·7)	20·2 (5·1 to 27·7)	19·6 (7·6 to 27·3)	12·3 (4·6 to 27·3)	10·9 (3·9 to 18·3)	9·1 (2·8 to 18·9)	10·4 (3·4 to 19·7)	8·7 (2·9 to 15·6)	0·5 (0 to 2·1)	0·5 (0 to 2·1)	0·5 (0 to 2·1)	0·5 (0 to 2·1)	0·5 (0 to 2·1)	0·5 (0 to 2·1)	0·5 (0 to 2·1)	0·5 (0 to 2·1)	0·5 (0 to 2·1)	0·5 (0 to 2·1)	105
Other gynecological diseases	0 (0 to 0)	0 (0 to 0)	0 (0 to 0)	0 (0 to 0)	0 (0 to 0)	0·3 (0 to 0·8)	16·9 (7·4 to 27·4)	82·6 (54·1 to 143)	185 (103 to 307)	215 (127 to 329)	174 (103 to 284)	144 (84 to 222)	167 (97·7 to 254)	179 (101 to 273)	142 (83·5 to 209)	99·9 (57·1 to 153)	81·5 (46·4 to 127)	66·9 (37·9 to 101)	39·9 (21·4 to 57·2)	24·4 (11·7 to 39·2)	12·9 (5·9 to 19)	5·1 (2·3 to 8·1)	1·3 (0·6 to 2·4)	1,640
Hemoglobinopathies and hemolytic anemias	0 (0 to 0)	0·1 (0 to 0·2)	0·6 (0·2 to 1·7)	0·3 (0·4 to 2·4)	0·2 (0·4 to 0·9)	0·4 (0·4 to 1·4)	0·6 (0·6 to 2·2)	0·6 (1·4 to 3·6)	0·6 (1·4 to 3·6)	0·5 (1·2 to 2·3)	0·5 (1·1 to 2·3)	0·5 (1·1 to 2·3)	0·5 (1·2 to 2·4)	0·4 (1·1 to 2·2)	0·4 (1·1 to 2·2)	0·4 (1·1 to 2·2)	0·3 (0·8 to 1·6)	0·2 (0·6 to 1·2)	0·2 (0·4 to 0·8)	0·1 (0·2 to 0·4)	0·1 (0·1 to 0·3)	0·1 (0·1 to 0·3)	0·1 (0·1 to 0·3)	79·4
Thalassemias	0 (0 to 0)	0 (0 to 0)	0 (0 to 0·1)	0 (0 to 0·2)	0·1 (0 to 0·2)	0·1 (0 to 0·2)	0·1 (0 to 0·2)	0·1 (0 to 0·2)	0·1 (0 to 0·1)	0 (0 to 0·1)	0 (0 to 0·1)	0 (0 to 0·1)	0 (0 to 0·1)	0 (0 to 0·1)	0 (0 to 0·1)	0 (0 to 0·1)	0 (0 to 0·1)	0 (0 to 0·1)	0 (0 to 0·1)	0 (0 to 0·1)	0 (0 to 0·1)	0 (0 to 0·1)	0 (0 to 0·1)	0 (0 to 0·1)	0·4
Thalassemias trait	0 (0 to 0)	0 (0 to 0)	0 (0 to 0·1)	0 (0 to 0·1)	0·1 (0 to 0·3)	0·1 (0 to 0·3)	0·1 (0 to 0·3

SR Table 2b: Gateshead DALYS by cause and age group for females with 95% uncertainty intervals. 2019

Cause	Early Neonatal	Late Neonatal	Post Neonatal	1 to 4	5 to 9	10 to 14	15 to 19	20 to 24	25 to 29	30 to 34	35 to 39	40 to 44	45 to 49	50 to 54	55 to 59	60 to 64	65 to 69	70 to 74	75 to 79	80 to 84	85 to 89	90 to 94	95 plus	Total
All causes	188 (169 to 210)	188 (165 to 214)	292 (191 to 399)	1,067 (941 to 1,206)	1,046 (902 to 1,200)	1,060 (919 to 1,213)	1,139 (1,000 to 1,289)	1,209 (1,059 to 1,376)	1,260 (1,103 to 1,430)	1,313 (1,150 to 1,493)	1,360 (1,200 to 1,540)	1,407 (1,239 to 1,600)	1,460 (1,286 to 1,660)	1,520 (1,340 to 1,730)	1,587 (1,400 to 1,800)	1,660 (1,470 to 1,880)	1,737 (1,540 to 1,960)	1,824 (1,620 to 2,060)	1,921 (1,710 to 2,180)	2,029 (1,800 to 2,300)	2,147 (1,900 to 2,430)	2,275 (2,010 to 2,580)	2,413 (2,130 to 2,730)	34,300 (30,900 to 37,900)
Communicable, maternal, neonatal, and nutritional diseases	188 (169 to 210)	188 (165 to 214)	292 (191 to 399)	1,067 (941 to 1,206)	1,046 (902 to 1,200)	1,060 (919 to 1,213)	1,139 (1,000 to 1,289)	1,209 (1,059 to 1,376)	1,260 (1,103 to 1,430)	1,313 (1,150 to 1,493)	1,360 (1,200 to 1,540)	1,407 (1,239 to 1,600)	1,460 (1,286 to 1,660)	1,520 (1,340 to 1,730)	1,587 (1,400 to 1,800)	1,660 (1,470 to 1,880)	1,737 (1,540 to 1,960)	1,824 (1,620 to 2,060)	1,921 (1,710 to 2,180)	2,029 (1,800 to 2,300)	2,147 (1,900 to 2,430)	2,275 (2,010 to 2,580)	2,413 (2,130 to 2,730)	34,300 (30,900 to 37,900)
	4 (2.5 to 6.8)	1.1 (0.5 to 2.5)	1.2 (0.5 to 3.4)	0.2 (0.1 to 0.5)	0.1 (0.1 to 0.3)	0.1 (0.1 to 0.3)	0.3 (0.2 to 0.4)	0.9 (0.5 to 1.2)	1.9 (1.1 to 2.8)	3.4 (2.1 to 5.2)	2.7 (2.4 to 4.2)	3.9 (2.4 to 6.2)	3.4 (2.1 to 5.4)	2.5 (1.6 to 4.1)	1.5 (1 to 2.4)	1.4 (0.9 to 2.1)	1.1 (0.6 to 1.8)	0.8 (0.5 to 1.3)	0.6 (0.4 to 0.9)	0.5 (0.3 to 0.8)	0.3 (0.2 to 0.5)	0.2 (0.1 to 0.3)	0.1 (0 to 0.1)	30.4
HIV/AIDS and sexually transmitted infections	0 (0 to 0)	0 (0 to 0)	0.1 (0 to 0.1)	0.1 (0 to 0.1)	0.1 (0 to 0.1)	0.1 (0 to 0.1)	0.1 (0 to 0.2)	0.1 (0.1 to 0.2)	0.2 (0.2 to 0.3)	0.6 (0.4 to 0.9)	0.6 (0.4 to 0.9)	0.6 (0.4 to 0.9)	0.6 (0.4 to 0.8)	0.5 (0.4 to 0.7)	0.4 (0.3 to 0.5)	0.4 (0.3 to 0.5)	0.3 (0.2 to 0.4)	0.2 (0.1 to 0.4)	0.3 (0.2 to 0.5)	0.2 (0.1 to 0.4)	0.1 (0 to 0.3)	0.1 (0 to 0.2)	0.1 (0 to 0.2)	4.5
HIV/AIDS	0 (0 to 0)	0 (0 to 0)	0 (0 to 0)

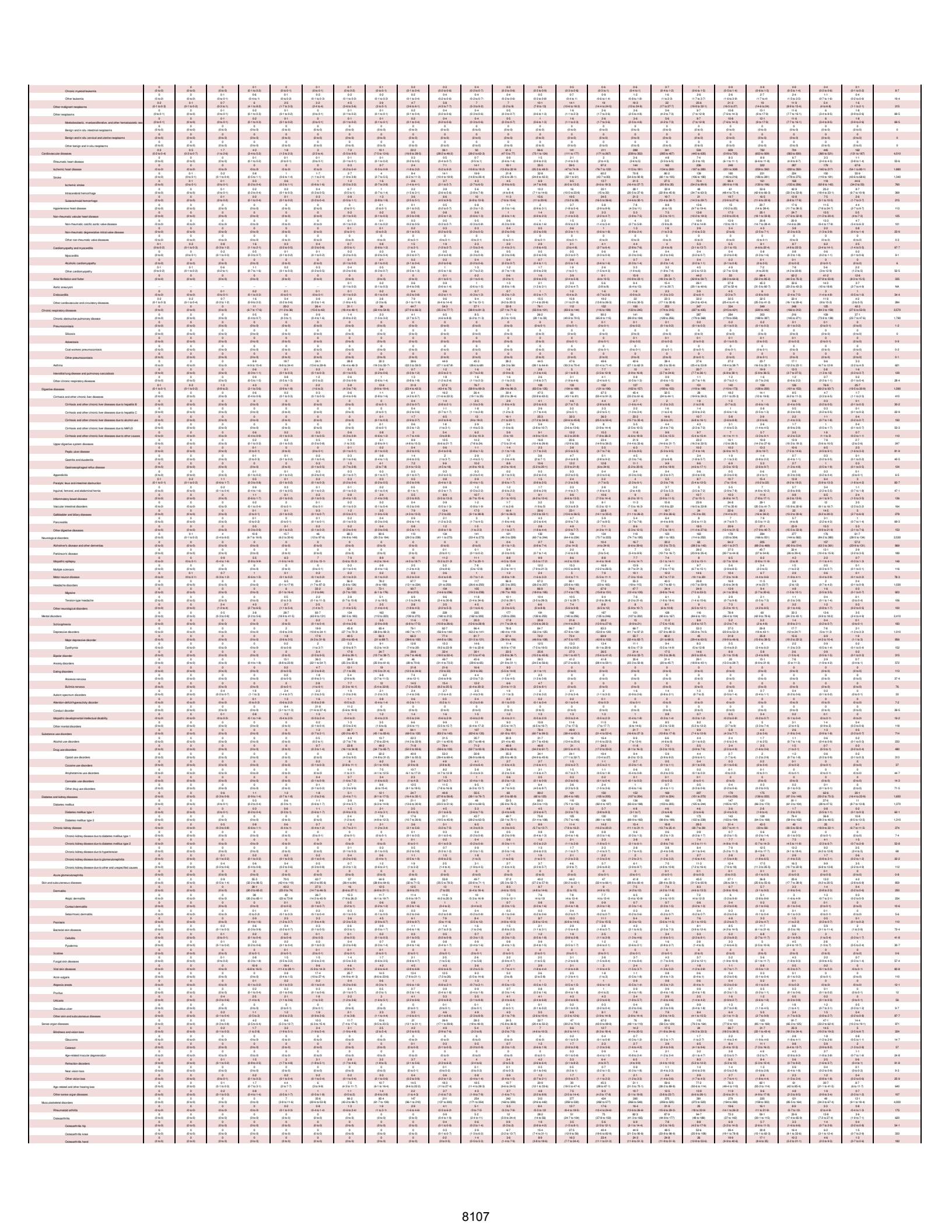

Osteoarthritis other	0 (0 to 0)	0 (0 to 0)	0 (0 to 0)	0 (0 to 0)	0 (0 to 0)	0 (0 to 0)	0 (0 to 0)	0 (0 to 0)	0 (0 to 0)	0 (0 to 0)	0 (0 to 1)	0 (0 to 0)	0 (0 to 0-9)	0-8 (0 to 1-9)	2 (0-8 to 4-4)	3-7 (1-6 to 8)	5-6 (2-4 to 11-9)	6-2 (2-6 to 13-1)	6-7 (3-2 to 14-2)	7-4 (3-4 to 15-4)	6-1 (3-1 to 12-6)	5-5 (2-4 to 11-4)	3-6 (1-6 to 7-2)	1-6 (0-8 to 3-3)	0-5 (0-2 to 1)	50
Low back pain	0 (0 to 0)	0 (0 to 0)	0 (0 to 0)	4-4 (2 to 9-1)	21-7 (12-6 to 36-1)	27-8 (21-7to 48-4)	22-2 (22 to 85-1)	54-2 (47 to 120)	81 (62-9 to 192)	106 (77 to 190)	136 (72-1 to 179)	116 (69-5 to 219)	146 (109 to 258)	172 (108 to 338)	171 (107 to 355)	171 (101 to 340)	164 (104 to 340)	161 (72-2 to 174)	177 (59 to 157)	117 (32-4 to 79-4)	94-1 (12-3 to 73-4)	95-9 (12-4 to 68-4)	118 (12-3 to 27-4)	4-4 (2-8 to 6-3)	1,830
Neck pain	0 (0 to 0)	0 (0 to 0)	2-4 (0 to 7-5-1)	10-3 (0 to 22-7)	19-7 (9 to 34-3)	22-2 (10 to 42-2)	39 (14-5 to 55-5)	60-1 (34-3 to 85-7)	59-7 (32-3 to 101)	66-1 (39 to 98-7)	59-3 (29-4 to 98-7)	71-9 (37-3 to 126)	71-8 (36-7 to 130)	69-9 (34-3 to 121)	52-8 (39 to 96)	46-5 (26-1 to 82-6)	46-5 (25-9 to 75-1)	23-1 (11-2 to 42-7)	34-1 (17-2 to 66-7)	25-5 (13-1 to 46-7)	22-5 (11-4 to 39-1)	34-1 (17-6 to 63-7)	0-5 (0-4 to 0-9)	683
Gout	0 (0 to 0)	0 (0 to 0)	0 (0 to 0)	0 (0 to 0)	0 (0 to 0)	0 (0 to 0)	0 (0 to 0)	0 (0 to 0-1)	0 (0 to 0-3)	0 (0 to 0-3)	0 (0 to 0-3)	0 (0 to 0-3)	0 (0 to 0-1)	0 (0 to 0-1)	0 (0 to 0-1)	0 (0 to 0-1)	0 (0 to 0-2)	0 (0 to 0-2)	0 (0 to 0-4)	0 (0 to 0-4)	0 (0 to 0-3)	0 (0 to 0-3)	0 (0 to 0-3)	0 (0 to 0-3)	15-9
Other musculoskeletal disorders	0 (0 to 0)	0 (0 to 0)	0 (0 to 0)	0-1 (0-1 to 0-3)	0-9 (0-2 to 2)	7-3 (3-9 to 12-4)	17-1 (10-2 to 26-6)	34-3 (21 to 52)	51-1 (32-4 to 73-3)	56-6 (35-6 to 83-3)	59-1 (31-1 to 76-2)	60-7 (38 to 90-7)	68-5 (41-9 to 105)	70-7 (44-3 to 109)	60-1 (33 to 93)	53-9 (31 to 92-3)	59-6 (28 to 92-2)	34-4 (19 to 54-1)	22-7 (9-4 to 39-4)	12-1 (4-4 to 22-4)	7-1 (2-4 to 11-5)	2-7 (0-9 to 4-4)	661
Other non-communicable diseases	28-5 (18-9 to 49-5)	19-3 (13-6 to 33-7)	44-8 (26-1 to 56-7)	29-9 (16-7 to 38-8)	33-3 (24-9 to 46-7)	54-4 (38-3 to 77-4)	97-5 (67-3 to 137)	157 (109 to 226)	202 (140 to 290)	255 (140 to 381)	167 (117 to 251)	187 (132 to 255)	199 (138 to 276)	210 (146 to 291)	182 (128 to 252)	170 (119 to 234)	181 (126 to 244)	139 (104 to 194)	122 (92-8 to 159)	86-5 (66-8 to 109)	49-3 (34-5 to 68-9)	15-8 (11-3 to 20-5)	2,620
Congenital birth defects	27-7 (18-7 to 49-7)	14-8 (10-3 to 22-7)	21-2 (14-4 to 32-7)	28-9 (21-8 to 39-6)	10-5 (7-2 to 14-5)	9-7 (4-9 to 13-4)	9-3 (4-1 to 15-1)	9-6 (4-9 to 14)	12-9 (7-9 to 14-7)	11-1 (7-4 to 14-2)	10-7 (7-4 to 14-2)	9-5 (4-2 to 11-4)	9-7 (4-7 to 12-7)	10-1 (7-3 to 13-3)	10-9 (7-1 to 14-4)	8-2 (5-7 to 11-1)	6 (4-2 to 8-1)	3-8 (1-5 to 6-5)	1-8 (1-2 to 2-9)	1-3 (0-8 to 2-1)	0-7 (0-4 to 1-2)	0-3 (0-2 to 0-5)	0-1 (0 to 0-1)	232
Neural tube defects	2-5 (1-3 to 4-2)	0-5 (0 to 0-9)	1-9 (0-7 to 4-3)	4-5 (2-2 to 7-8)	0-3 (0-2 to 0-5)	0-3 (0-2 to 0-5)	0-3 (0-2 to 0-5)	0-4 (0-2 to 0-7)	0-4 (0-2 to 0-7)	0-4 (0-2 to 0-7)	0-4 (0-2 to 0-7)	0-4 (0-2 to 0-7)	0-2 (0-1 to 0-4)	0-1 (0-1 to 0-2)	0-1 (0-1 to 0-2)	0-1 (0-1 to 0-2)	0 (0 to 0-1)	0 (0 to 0-1)	0 (0 to 0-1)	0 (0 to 0-1)	0 (0 to 0-1)	0 (0 to 0-1)	0 (0 to 0-1)	12-6
Congenital heart anomalies	6-6 (3 to 16-5)	6-2 (3-4 to 12)	9-8 (4-6 to 22-9)	6-8 (4-1 to 12-2)	1-4 (0-7 to 2-4)	1-4 (0-8 to 2-2)	1-6 (0-9 to 2-6)	1-4 (0-9 to 2-6)	1-7 (1 to 3)	2 (1-3 to 3-2)	2 (1-3 to 3-1)	1-7 (1-1 to 2-5)	1-7 (1-2 to 2-6)	1-4 (0-9 to 2)	1-4 (0-7 to 2-3)	1-4 (0-9 to 2-1)	0-9 (0-5 to 1-3)	0-2 (0 to 0-3)	0-1 (0 to 0-1)	0-1 (0 to 0-1)	0-1 (0 to 0-1)	0-1 (0 to 0-1)	0 (0 to 0)	49-5
Orofacial clefts	0 (0 to 0)	0-1 (0 to 0-1)	0-2 (0 to 0-3)	0-1 (0 to 0-3)	0-1 (0 to 0-2)	0-1 (0 to 0-2)	0-1 (0 to 0-2)	0-1 (0 to 0-3)	0-2 (0 to 0-3)	0-2 (0 to 0-3)	0-1 (0 to 0-3)	0-1 (0 to 0-3)	0-1 (0 to 0-2)	0-1 (0 to 0-2)	0-1 (0 to 0-2)	0-1 (0 to 0-2)	0-1 (0 to 0-2)	0-1 (0 to 0-2)	0-1 (0 to 0-2)	0-1 (0 to 0-1)	0-1 (0 to 0-1)	0-1 (0 to 0-1)	0 (0 to 0)	2-1
Down syndrome	0-8 (0-5 to 1-5)	0-3 (0-2 to 0-5)	0-8 (0-4 to 1-4)	1-1 (0-6 to 2-1)	0-6 (0-4 to 0-9)	0-7 (0-4 to 1)	0-8 (0-5 to 1-1)	0-9 (0-5 to 1-4)	1-2 (0-8 to 1-7)	1-2 (0-7 to 1-5)	1-1 (0-7 to 1-5)	1-6 (1 to 2-3)	2-6 (1-6 to 4-1)	3-8 (2-3 to 5-5)	2-7 (1-6 to 4-1)	1-4 (0-8 to 2-1)	0-9 (0-5 to 1-3)	0-2 (0 to 0-3)	0-1 (0 to 0-1)	0-1 (0 to 0-1)	0-1 (0 to 0-1)	0-1 (0 to 0-1)	0 (0 to 0)	22-3
Turner syndrome	0 (0 to 0)	0 (0 to 0)	0-1 (0 to 0-1)	0-1 (0 to 0-2)	0-1 (0 to 0-2)	0-1 (0 to 0-2)	0-1 (0 to 0-2)	0-1 (0 to 0-2)	0-1 (0 to 0-2)	0-1 (0 to 0-2)	0-1 (0 to 0-2)	0-1 (0 to 0-1)	0 (0 to 0)	0 (0 to 0)	0 (0 to 0)	0 (0 to 0)	0 (0 to 0)	0 (0 to 0)	0 (0 to 0)	0 (0 to 0)	0 (0 to 0)	0 (0 to 0)	0 (0 to 0)	0-8
Klinefelter syndrome	0 (0 to 0)	0 (0 to 0)	0 (0 to 0)	0 (0 to 0)	0 (0 to 0)	0 (0 to 0)	0 (0 to 0)	0 (0 to 0)	0 (0 to 0)	0 (0 to 0)	0 (0 to 0)	0 (0 to 0)	0 (0 to 0)	0 (0 to 0)	0 (0 to 0)	0 (0 to 0)	0 (0 to 0)	0 (0 to 0)	0 (0 to 0)	0 (0 to 0)	0 (0 to 0)	0 (0 to 0)	0 (0 to 0)	6
Other chromosomal abnormalities	4-7 (2-1 to 11-3)	2-5 (1-4 to 5-1)	6-9 (3-4 to 15)	3-7 (2-3 to 5-6)	1-4 (0-8 to 2-3)	1-2 (0-7 to 1-7)	1-1 (0-7 to 1-7)	1-2 (0-8 to 1-9)	1-4 (0-9 to 1-9)	1-4 (0-9 to 1-9)	1-3 (0-9 to 1-9)	1 (0-6 to 1-4)	1 (0-6 to 1-6)	0-8 (0-5 to 1-2)	0-7 (0-4 to 1-2)	0-4 (0-2 to 0-7)	0-3 (0-2 to 0-5)	0-2 (0 to 0-5)	0-1 (0 to 0-3)	0-1 (0 to 0-2)	0-1 (0 to 0-2)	0-1 (0 to 0-2)	0 (0 to 0)	31-9
Congenital musculoskeletal and limb anomalies	1-9 (1 to 3-1)	0-6 (0-4 to 1)	4-2 (2-1 to 6-8)	6-1 (3-9 to 9-1)	3-3 (1-8 to 5-1)	2-6 (1-5 to 4-2)	2-5 (1-3 to 3-4)	2-8 (1-4 to 3-6)	2-8 (1-5 to 3-4)	2-7 (1-6 to 4-2)	2-7 (1-3 to 3-4)	2-2 (1-2 to 3-1)	2-5 (1-4 to 3-4)	2-5 (1-4 to 3-4)	2-2 (1-5 to 3-4)	1-6 (0-9 to 2-4)	1-2 (0-6 to 1-9)	0-7 (0-4 to 0-7)	0-2 (0 to 0-2)	0-1 (0 to 0-1)	0-1 (0 to 0-1)	0-1 (0 to 0-1)	0 (0 to 0)	47-1
Urogenital congenital anomalies	0-8 (0-5 to 0-7)	0-2 (0-1 to 0-3)	0-5 (0-3 to 0-7)	0-7 (0-4 to 1-1)	0-4 (0-2 to 0-6)	0-3 (0-2 to 0-5)	0-2 (0-1 to 0-3)	0-2 (0-1 to 0-3)	0-2 (0-1 to 0-3)	0-2 (0-1 to 0-3)	0-1 (0-1 to 0-2)	0-1 (0-1 to 0-2)	0-1 (0-1 to 0-1)	0-1 (0-1 to 0-1)	0-1 (0-1 to 0-1)	0-1 (0-1 to 0-1)	0 (0 to 0-1)	0 (0 to 0-1)	0 (0 to 0-1)	0 (0 to 0-1)	0 (0 to 0-1)	0 (0 to 0-1)	0 (0 to 0)	4-1
Digestive congenital anomalies	3-9 (1-8 to 6-2)	1-9 (0-7 to 3-3)	3-3 (1-2 to 6)	2-5 (1-1 to 3-9)	0-9 (0-2 to 0-5)	0-7 (0-2 to 0-4)	0-6 (0-2 to 0-5)	0-7 (0-3 to 0-9)	0-8 (0-3 to 0-9)	0-7 (0-3 to 0-9)	0-6 (0-3 to 0-9)	0-5 (0-2 to 0-8)	0-5 (0-2 to 0-8)	0-5 (0-1 to 0-8)	0-5 (0-2 to 0-8)	0-3 (0-1 to 0-6)	0-3 (0-1 to 0-5)	0-2 (0-1 to 0-4)	0-2 (0-1 to 0-3)	0-1 (0 to 0-2)	0-1 (0 to 0-2)	0-1 (0 to 0-2)	0 (0 to 0)	12-1
Other congenital birth defects	6-5 (2-7 to 20-4)	2-1 (1-2 to 3-6)	4-5 (2 to 9-6)	3-8 (2-2 to 7-2)	2-3 (1-2 to 3-9)	2-3 (1-2 to 3-6)	2-1 (1 to 3-5)	2-1 (1-2 to 3-1)	2-1 (1-2 to 3-1)	2-1 (1-2 to 3-7)	2-1 (1-2 to 3-4)	1-8 (0-9 to 3-6)	2-2 (1-2 to 3-6)	2-2 (0-9 to 3-6)	2-2 (0-9 to 3-9)	1-5 (0-7 to 3-4)	1-3 (0-6 to 2-6)	0-7 (0-3 to 1-5)	0-4 (0-1 to 0-9)	0-3 (0 to 0-7)	0-3 (0 to 0-6)	0-3 (0 to 0-5)	0 (0 to 0)	49-3
Urinary diseases and male infertility	0-1 (0 to 0-1)	0-1 (0 to 0-2)	0-3 (0 to 0-6)	0-4 (0 to 0-8)	0-4 (0 to 0-6)	0-4 (0 to 0-5)	1-2 (0 to 0-1)	1-2 (0 to 0-1)	1-2 (0 to 0-2)	1-2 (0 to 0-2)	1-2 (0 to 0-2)	1-2 (0 to 0-2)	2-7 (1 to 3-7)	2-7 (1 to 3-7)	3-8 (2 to 5-3)	3-2 (1 to 5)	2-3 (1 to 3-5)	1-1 (0 to 1-7)	0-6 (0 to 1-2)	0-4 (0 to 0-8)	0-3 (0 to 0-6)	0-3 (0 to 0-6)	0 (0 to 0)	203
Urolithiasis	0 (0 to 0)	0 (0 to 0)	0 (0 to 0)	0 (0 to 0)	0 (0 to 0)	0 (0 to 0-1)	0 (0 to 0-1)	0 (0 to 0-1)	0 (0 to 0-1)	0 (0 to 0-2)	0 (0 to 0-2)	0 (0 to 0-3)	0 (0 to 0-3)	0 (0 to 0-3)	0 (0 to 0-3)	0 (0 to 0-3)	0 (0 to 0-3)	0 (0 to 0-2)	0 (0 to 0-1)	0 (0 to 0-1)	0 (0 to 0-1)	0 (0 to 0-1)	0 (0 to 0-1)	0 (0 to 0)	11-9
Benign prostatic hyperplasia	0 (0 to 0)	0 (0 to 0)	0 (0 to 0)	0 (0 to 0)	0 (0 to 0)	0 (0 to 0)	0 (0 to 0)	0 (0 to 0)	0 (0 to 0)	0 (0 to 0)	0 (0 to 0)	0 (0 to 0)	0 (0 to 0)	0 (0 to 0)	0 (0 to 0)	0 (0 to 0)	0 (0 to 0)	0 (0 to 0)	0 (0 to 0)	0 (0 to 0)	0 (0 to 0)	0 (0 to 0)	0 (0 to 0)	0 (0 to 0)	0
Male infertility	–	–	–	–	–	–	–	–	–	–	–	–	–	–	–	–	–	–	–	–	–	–	–	NA	
Other urinary diseases	0 (0 to 0)	0 (0 to 0)	0 (0 to 0-1)	0-2 (0 to 0-3)	0-1 (0 to 0-2)	0-1 (0 to 0-2)	0-2 (0 to 0-4)	0-1 (0 to 0-3)	0-3 (0-2 to 0-4)	0-5 (0-3 to 0-7)	0-4 (0-2 to 0-5)	0-3 (0-2 to 0-5)	0-4 (0-2 to 0-7)	0-3 (0-2 to 0-7)	0-4 (0-2 to 0-7)	0-2 (0 to 0-5)	0-4 (0-2 to 0-7)	0-4 (0-2 to 0-7)	0-4 (0-2 to 1-4)	0-4 (0-2 to 1-4)	0-4 (0-1 to 1-4)	0-2 (0 to 0-8)	0-1 (0 to 0-2)	6
Gynecological diseases	0 (0 to 0)	0 (0 to 0)	0 (0 to 0)	0 (0 to 0)	27-1 (4-6 to 114-8)	27-1 (16-5 to 43-4)	102 (41-3 to 94-4)	74-1 (47-3 to 148)	110 (71-7 to 168)	146 (91-1 to 233)	133 (89-4 to 190)	101 (66-8 to 146)	99-5 (64-6 to 146)	99-1 (67-3 to 132)	84-8 (55-1 to 132)	36-8 (22-5 to 58-1)	25-1 (15-9 to 35-4)	15-3 (9-8 to 22-1)	9-6 (6-5 to 15-9)	8-6 (5-3 to 12-9)	8-9 (5-3 to 12-9)	4-7 (2-9 to 7-2)	0-2 (0-2 to 0-3)	952
Uterine fibroids	0 (0 to 0)	0 (0 to 0)	0 (0 to 0)	0-1 (0 to 0-2)	0-2 (0-1 to 0-3)	0-3 (0-1 to 0-5)	0-3 (0-2 to 0-4)	0-3 (0-1 to 0-5)	0-2 (0-1 to 0-4)	0-2 (0-1 to 0-3)	0-2 (0-1 to 0-3)	0-2 (0-1 to 0-3)	0-2 (0-1 to 0-3)	0-2 (0-1 to 0-3)	0-2 (0-1 to 0-3)	0-2 (0-1 to 0-2)	0-2 (0-1 to 0-2)	0-2 (0-1 to 0-2)	0-2 (0-1 to 0-2)	0-2 (0-1 to 0-2)	0-2 (0-1 to 0-2)	0-2 (0-1 to 0-3)	0 (0 to 0)	32-1
Polycystic ovarian syndrome	0 (0 to 0)	0 (0 to 0)	0 (0 to 0)	0 (0 to 0)	0-1 (0 to 0-1)	0-1 (0 to 0-2)	0-1 (0 to 0-3)	0-1 (0 to 0-3)	0-2 (0 to 0-3)	0-2 (0 to 0-4)	0-2 (0 to 0-3)	0-2 (0 to 0-3)	0-1 (0 to 0-3)	0-1 (0 to 0-3)	0-1 (0 to 0-3)	0-1 (0 to 0-2)	0-1 (0 to 0-2)	0-1 (0 to 0-2)	0-1 (0 to 0-2)	0-1 (0 to 0-2)	0-1 (0 to 0-2)	0-1 (0 to 0-2)	0 (0 to 0)	33-3
Female infertility	0 (0 to 0)	0 (0 to 0)	0 (0 to 0)	0 (0 to 0)	0 (0 to 0)	0 (0 to 0)	0-2 (0 to 0-4)	1-4 (0 to 4-9)	1-8 (0 to 4-6)	2-2 (0 to 5-3)	2-2 (0 to 4-7)	2-2 (0 to 5-1)	2-2 (0 to 5-1)	2-2 (0 to 5-1)	2-2 (0 to 5-1)	2-2 (0 to 5-1)	2-2 (0 to 5-1)	2-2 (0 to 5-1)	2-2 (0 to 5-1)	2-2 (0 to 5-1)	2-2 (0 to 5-1)	2-2 (0 to 5-1)	0 (0 to 0)	8-4
Endometriosis	0 (0 to 0)	0 (0 to 0)	0 (0 to 0)	0 (0 to 0)	0 (0 to 0)	0 (0 to 0)	1-3 (0 to 4-1)	4-4 (1-3 to 11-7)	7-4 (3-7 to 13-9)	9-7 (3-9 to 19-2)	9-2 (3-9 to 18-3)	7-5 (3-5 to 15-1)	8-7 (3-9 to 16-7)	8-3 (3-9 to 16-7)	7-3 (3-3 to 15-1)	4-3 (2-1 to 9-3)	3-3 (1-5 to 7-1)	2-1 (0-9 to 4-5)	1-3 (0-6 to 2-6)	1-1 (0-5 to 2-1)	1-1 (0-5 to 2-1)	1-1 (0-5 to 2-1)	0 (0 to 0)	39-6
Genital prolapse	0 (0 to 0)	0 (0 to 0)	0 (0 to 0)	0 (0 to 0)	0 (0 to 0)	0 (0 to 0)	0 (0 to 0)	0 (0 to 0)	0 (0 to 0)	0 (0 to 0)	0 (0 to 0)	0 (0 to 0)	0 (0 to 0)	0 (0 to 0)	0 (0 to 0)	0 (0 to 0)	0 (0 to 0)	0 (0 to 0)	0 (0 to 0)	0 (0 to 0)	0 (0 to 0)	0 (0 to 0)	0 (0 to 0)	0 (0 to 0)	20-5
Premenstrual syndrome	0 (0 to 0)	0 (0 to 0)	0 (0 to 0)	0 (0 to 0)	7-7 (3-4 to 21-8)	9-5 (3-7 to 27-8)	24-6 (11-7 to 49-3)	39-6 (19-2 to 78-6)	51-7 (25-3 to 101)	59 (28-5 to 120)	52-5 (25-2 to 111)	46-9 (18-3 to 92-2)	37-6 (15-2 to 81-4)	21-8 (7-9 to 50-9)	8-4 (3-1 to 14-8)	0-5 (0 to 0-9)	0-5 (0 to 0-9)	0-5 (0 to 0-9)	0-5 (0 to 0-9)	0-5 (0 to 0-9)	0-5 (0 to 0-9)	0-5 (0 to 0-9)	0 (0 to 0)	192
Other gynecological diseases	0 (0 to 0)	0 (0 to 0)	0 (0 to 0)	0 (0 to 0)	0-1 (0 to 0-4)	0-6 (0 to 1-6)	2-6 (0 to 6-6)	6-2 (1-7 to 15-4)	20-2 (5-1 to 45-8)	39-2 (9-7 to 114)	52-4 (12-4 to 152)	47-6 (12-1 to 139)	37-4 (9-7 to 111)	32-3 (8-1 to 98-1)	24-1 (5-3 to 78)	14-5 (3-1 to 52)	14-2 (3-1 to 46-5)	9-2 (2-1 to 29)	8-9 (2-1 to 24-9)	5-7 (1-3 to 16-9)	4-7 (1-2 to 14-2)	2-9 (0-7 to 8-7)	0-4 (0-2 to 0-8)	625
Hemoglobinopathies and hemolytic anemias	0 (0 to 0)	0-3 (0-1 to 0-7)	1-4 (0-5 to 3-2)	1-4 (0-6 to 4-1)	0-4 (0-1 to 1-1)	0-2 (0-1 to 0-5)	2-2 (0-6 to 5-6)	2-5 (0-8 to 7-2)	2-7 (0-8 to 7-5)	3 (0-9 to 8-6)	3 (0-9 to 8-6)	1-4 (0-4 to 3-8)	1-3 (0-3 to 3-7)	1-6 (0-4 to 4-4)	1-4 (0-3 to 4-1)	1-4 (0-3 to 4-1)	1-5 (0-3 to 3-7)	1-2 (0-3 to 3-1)	1-3 (0-4 to 3-7)	0-5 (0-1 to 2-1)	0-3 (0 to 1-1)	0-2 (0-1 to 0-3)	28-2
Thalassemias	0 (0 to 0)	0 (0 to 0)	0-1 (0 to 0-1)	0 (0 to 0)	0 (0 to 0)	0 (0 to 0-1)	0 (0 to 0-1)	0 (0 to 0)	0 (0 to 0)	0 (0 to 0)	0 (0 to 0)	0 (0 to 0)	0 (0 to 0)	0 (0 to 0)	0 (0 to 0)	0 (0 to 0)	0 (0 to 0)	0 (0 to 0)	0 (0 to 0)	0 (0 to 0)	0 (0 to 0)	0 (0 to 0)	0 (0 to 0)	0-2
Thalassemias trait	0 (0 to 0)	0-1 (0 to 0-2)	0-2 (0 to 0-7)	0-3 (0 to 0-9)	0-3 (0 to 0-5)	0-3 (0 to 0-5)	0-4 (0 to 1-2)	0-7 (0 to 1-6)	0-8 (0 to 1-9)	0-9 (0 to 1-9)	0-9 (0 to 2-1)	0-9 (0 to 2-1)	0-2 (0 to 0-7)	0-2 (0 to 0-7)	0-3 (0 to 0-7)	0-2 (0 to 0-7)	0-2 (0 to 0-5)	0-1 (0 to 0-4)	0-1 (0 to 0-4)	0-1 (0 to 0-3)	0-1 (0 to 0-3)	0-1 (0 to 0-3)	0 (0 to 0)	5
Sickle cell disorders	0 (0 to 0)	0 (0 to 0)	0-3 (0 to 0-7)	0-1 (0 to 0-2)	0-1 (0 to 0-2)	0-1 (0 to 0-2)	0-1 (0 to 0-2)	0-1 (0 to 0-2)	0-1 (0 to 0-3)	0-1 (0 to 0-3)	0-1 (0 to 0-2)	0-1 (0 to 0-2)	0-1 (0 to 0-1)	0-1 (0 to 0-1)	0-1 (0 to 0-1)	0-1 (0 to 0-1)	0-1 (0 to 0-1)	0-1 (0 to 0-1)	0-1 (0 to 0-1)	0-1 (0 to 0-1)	0-1 (0 to 0-1)	0-1 (0 to 0-1)	0 (0 to 0)	1-5
Sickle cell trait	0 (0 to 0)	0 (0 to 0)	0-3 (0 to 0-7)	0-4 (0 to 0-9)	0-1 (0 to 0-2)	0 (0 to 0-1)	1-1 (0 to 3-7)	1-5 (0 to 4-6)	1-8 (0 to 4-9)	1-4 (0 to 4-9)	1-4 (0 to 4-2)	0-9 (0 to 3-7)	0-2 (0 to 0-7)	0-3 (0 to 0-7)	0-2 (0 to 0-7)	0-2 (0 to 0-5)	0-1 (0 to 0-4)	0-1 (0 to 0-3)	0-1 (0 to 0-3)	0-1 (0 to 0-3)	0-1 (0 to 0-3)	0-1 (0 to 0-3)	0 (0 to 0)	7-6
G6PD deficiency	0 (0 to 0)	0 (0 to 0)	0 (0 to 0)	0 (0 to 0)	0 (0 to 0-1)	0 (0 to 0-1)	0 (0 to 0-1)	0 (0 to 0-1)	0 (0 to 0-2)	0-2 (0 to 0-3)	0-2 (0 to 0-4)	0-2 (0 to 0-5)	0-1 (0 to 0-3)	0-1 (0 to 0-3)	0-1 (0 to 0-2)	0-1 (0 to 0-2)	0-1 (0 to 0-2)	0-1 (0 to 0-2)	0-1 (0 to 0-2)	0-1 (0 to 0-2)	0-1 (0 to 0-2)	0-1 (0 to 0-2)	0 (0 to 0)	1-4
G6PD trait	0 (0 to 0)	0 (0 to 0)	0 (0 to 0)	0 (0 to 0)	0 (0 to 0)	0 (0 to 0)	0 (0 to 0)	0 (0 to 0)	0 (0 to 0)	0 (0 to 0)	0 (0 to 0)	0 (0 to 0)	0 (0 to 0)	0 (0 to 0)	0 (0 to 0)	0 (0 to 0)	0 (0 to 0)	0 (0 to 0)	0 (0 to 0)	0 (0 to 0)	0 (0 to 0)	0 (0 to 0)	0 (0 to 0)	0 (0 to 0)	0-1
Other hemoglobinopathies and hemolytic anemias	0 (0 to 0)	0 (0 to 0)	0-5 (0 to 2)	0-5 (0 to 2)	0-2 (0 to 0-4)	0-2 (0 to 0-3)	0-2 (0 to 0-5)	0-2 (0 to 1)	0-3 (0 to 1-1)	0-4 (0 to 1-4)	0-4 (0 to 1-2)	0-4 (0 to 2)	0-7 (0 to 2)	0-9 (0 to 2-2)	0-8 (0 to 2-2)	0-7 (0 to 2-2)	0-6 (0 to 2-1)	0-4 (0 to 1-6)	0-3 (0 to 1-2)	0-2 (0 to 1-1)	0-2 (0 to 1-1)	0-2 (0 to 1-1)	0 (0 to 0)	12-3
Endocrine, metabolic, blood, and immune disorders	0-8 (0-5 to 1-2)	1-1 (0-6 to 1-8)	4-3 (2-6 to 6-7)	2-2 (0-7 to 3-6)	0-1 (0 to 0-3)	12-7 (7-9 to 17-4)	14-3 (9-2 to 21)	20-5 (13 to 31-7)	30-2 (19 to 47-1)	27-7 (22 to 39)	27 (19-1 to 40-1)	38-9 (22-3 to 64-4)	46-3 (30-5 to 74-1)	48-3 (30-4 to 78)	38-1 (24-2 to 59)	27-6 (16-5 to 45-6)	27-5 (16-3 to 46-9)	16-9 (9-6 to 28-9)	12-5 (7-3 to 20-3)	10-5 (5-9 to 18-2)	9-5 (4-9 to 16-6)	3-5 (1-8 to 6-2)	706
Oral disorders	2 (1-2 to 3-2)	2 (1-2 to 3-4)	2-8 (1-5 to 4-4)	3-5 (1-9 to 6-1)	4-2 (2-4 to 7-3)	6-7 (4 to 10-6)	10-4 (6-1 to 17)	16-7 (9-5 to 28-4)	19-7 (11-5 to 34-4)	17-4 (9-4 to 29-8)	19-9 (9-4 to 39-6)	22-4 (12-4 to 39-2)	22-5 (12-4 to 42-2)	43-8 (24-1 to 80-6)	49-2 (26-1 to 94-1)	52-4 (24-1 to 96-8)	62-9 (40-1 to 97-3)	51-1 (32-1 to 81-4)	43-2 (28-3 to 68-7)	35-2 (15-4 to 67)	19-7 (8-8 to 40-4)	2-9 (1-6 to 4-3)	481
Caries of deciduous teeth	0 (0 to 0)	0 (0 to 0)	0 (0 to 0)	0 (0 to 0-1)	0-1 (0 to 0-1)	0 (0 to 0)	0 (0 to 0)	0 (0 to 0)	0 (0 to 0)	0 (0 to 0)	0 (0 to 0)	0 (0 to 0)	0 (0 to 0)	0 (0 to 0)	0 (0 to 0)	0 (0 to 0)	0 (0 to 0)	0 (0 to 0)	0 (0 to 0)	0 (0 to 0)	0 (0 to 0)	0 (0 to 0)	0 (0 to 0)	0-6
Caries of permanent teeth	0 (0 to 0)	0 (0 to 0)	0 (0 to 0)	0-5 (0-2 to 1-1)	1-5 (0-6 to 3-2)	1-5 (0-6 to 3-2)	2 (0-8 to 4)	2-4 (0-9 to 4-7)	2-5 (1 to 5-6)	2-6 (1 to 5-2)	2-4 (0-8 to 4-2)	2-2 (0-9 to 4-5)	2-5 (1 to 5-4)	2-7 (0-7 to 4-5)	2-7 (0-7 to 4-5)	1-8 (0-7 to 3-6)	1-7 (0-7 to 3-3)	1-1 (0 to 2-3)	0-8 (0 to 1-7)	0-4 (0 to 0-9)	0-2 (0 to 0-5)	0-1 (0 to 0-1)	0 (0 to 0)	30-2
Periodontal diseases	0 (0 to 0)	0 (0 to 0)	0 (0 to 0)	0 (0 to 0)	0 (0 to 0)	0 (0 to 0)	0 (0 to 0)	0 (0 to 0)	0 (0 to 0)	0 (0 to 0)	0 (0 to 0)	0 (0 to 0)	0 (0 to 0)	0 (0 to 0)	0 (0 to 0)	0 (0 to 0)	0 (0 to 0)	0 (0 to 0)	0 (0 to 0)	0 (0 to 0)	0 (0 to 0)	0 (0 to 0)	0 (0 to 0)	65-9
Other oral disorders	0 (0 to 0)	0 (0 to 0)	0 (0 to 0)	1-6 (1 to 2-9)	1-6 (1 to 2-9)	2-3 (1 to 3-2)	3-4 (1 to 5-5)	4-8 (2 to 7-4)	5-7 (3 to 9-1)	5-6 (3 to 8-7)	4-7 (2 to 8-4)	5-3 (2 to 9)	5-7 (3 to 8-9)	4-8 (2 to 8-9)	3-9 (2 to 5-9)	3-4 (2 to 5)	2-6 (1 to 3-3)	1-9 (0 to 3)	0-9 (0 to 1-5)	0-6 (0 to 0-9)	0-3 (0 to 0-5)	0-1 (0 to 0-1)	0 (0 to 0)	65-9
Sudden infant death syndrome	2-4 (1-4 to 3-5)	1-6 (0 to 3-9)	0-4 (0-4 to 2-4)	–	–	–	–	–	–	–	–	–	–	–	–	–	–	–	–	–	–	–	NA	
Injuries	0-4 (0-3 to 0-5)	0-5 (0-3 to 0-7)	20-7 (11-1 to 24-8)	16-9 (12-2 to 22-8)	22-4 (17-5 to 31-9)	43-3 (35-5 to 52-4)	52-3 (40-1 to 66-1)	69-6 (51-6 to 85-5)	85-6 (66-1 to 109)	94-4 (73-6 to 121)	102 (74-6 to 131)	82-5 (64-7 to 108)	105 (81-6 to 135)	115 (87-3 to 148)	127 (97-7 to 166)	115 (88 to 149)	117 (88-9 to 153)	138 (108 to 178)	131 (103 to 169)	157 (120 to 197)	133 (105 to 167)	79-7 (62 to 98-4)	27-2 (21-7 to 33-9)	1,740
Transport injuries	0 (0 to 0)	0 (0 to 0)	0-2 (0 to 0-5)	0-7 (2 to 2-1)	1-9 (1-3 to 2-4)	3-2 (2-4 to 4-2)	5-

SR Table 2b: Middlesbrough DALYS by cause and age group for females with 95% uncertainty intervals. 2019

Cause	Early Neonatal	Late Neonatal	Post Neonatal	1 to 4	5 to 9	10 to 14	15 to 19	20 to 24	25 to 29	30 to 34	35 to 39	40 to 44	45 to 49	50 to 54	55 to 59	60 to 64	65 to 69	70 to 74	75 to 79	80 to 84	85 to 89	90 to 94	95 plus	Total
All causes	1,192 (1,020 to 1,421)	1,102 (946 to 1,284)	1,562 (1,349 to 1,801)	1,004 (849 to 1,189)	1,042 (882 to 1,230)	1,139 (973 to 1,330)	1,586 (1,359 to 1,850)	1,907 (1,622 to 2,220)	2,107 (1,797 to 2,466)	2,284 (1,944 to 2,670)	2,511 (2,140 to 2,940)	2,844 (2,424 to 3,330)	3,177 (2,717 to 3,720)	3,477 (2,968 to 4,080)	3,777 (3,222 to 4,430)	4,077 (3,480 to 4,780)	4,377 (3,737 to 5,130)	4,677 (3,992 to 5,480)	4,977 (4,247 to 5,830)	5,277 (4,502 to 6,180)	5,577 (4,757 to 6,530)	5,877 (5,012 to 6,880)	6,177 (5,267 to 7,230)	22,400
Communicable, maternal, neonatal, and nutritional diseases	1,164 (994 to 1,386)	1,076 (924 to 1,254)	1,525 (1,317 to 1,758)	980 (829 to 1,161)	1,017 (861 to 1,201)	1,112 (950 to 1,299)	1,548 (1,327 to 1,806)	1,862 (1,584 to 2,167)	2,057 (1,754 to 2,408)	2,230 (1,898 to 2,606)	2,452 (2,090 to 2,871)	2,777 (2,368 to 3,252)	3,102 (2,653 to 3,633)	3,396 (2,898 to 3,980)	3,688 (3,147 to 4,324)	3,981 (3,396 to 4,666)	4,274 (3,645 to 5,008)	4,567 (3,894 to 5,350)	4,860 (4,143 to 5,692)	5,153 (4,392 to 6,034)	5,446 (4,641 to 6,376)	5,739 (4,890 to 6,718)	1,053
HIV/AIDS and sexually transmitted infections	0 (0 to 0)	0 (0 to 0)	1 (0.7 to 3.4)	0 (0.2 to 0.5)	0 (0.2 to 0.4)	0 (0.2 to 0.5)	0 (0.1 to 0.5)	0 (0.4 to 0.9)	1 (0.9 to 1.7)	2 (1.7 to 3.2)	2 (2.1 to 3.8)	4 (2.3 to 6.2)	4 (2.9 to 5.6)	6 (3.4 to 9.4)	9 (4.2 to 13.4)	11 (5.3 to 17.1)	14 (6.4 to 21.7)	17 (7.5 to 26.1)	20 (8.6 to 30.6)	23 (9.7 to 35.1)	26 (10.8 to 39.6)	29 (11.9 to 44.1)	30.4
HIV/AIDS	0 (0 to 0)	0 (0 to 0)	0 (0 to 0)	0 (0 to 0)	0 (0 to 0)	0 (0 to 0)	0 (0 to 0)	0 (0 to 0)	0 (0 to 0)	0 (0 to 0)	0 (0 to 0)	0 (0 to 0)	0 (0 to 0)	0 (0 to 0)	0 (0 to 0)	0 (0 to 0)	0 (0 to 0)	0 (0 to 0)	0 (0 to 0)	0 (0 to 0)	0 (0 to 0)	0 (0 to 0)	0 (0 to 0)	0
HIV/AIDS - Drug-susceptible Tuberculosis	0 (0 to 0)	0 (0 to 0)	0 (0 to 0)	0 (0 to 0)	0 (0 to 0)	0 (0 to 0)	0 (0 to 0)	0 (0 to 0)	0 (0 to 0)	0 (0 to 0)	0 (0 to 0)	0 (0 to 0)	0 (0 to 0)	0 (0 to 0)	0 (0 to 0)	0 (0 to 0)	0 (0 to 0)	0 (0 to 0)	0 (0 to 0)	0 (0 to 0)	0 (0 to 0)	0 (0 to 0)	0 (0 to 0)	0
HIV/AIDS - Multidrug-resistant Tuberculosis without extensive dr...	0 (0 to 0)	0 (0 to 0)	0 (0 to 0)	0 (0 to 0)	0 (0 to 0)	0 (0 to 0)	0 (0 to 0)	0 (0 to 0)	0 (0 to 0)	0 (0 to 0)	0 (0 to 0)	0 (0 to 0)	0 (0 to 0)	0 (0 to 0)	0 (0 to 0)	0 (0 to 0)	0 (0 to 0)	0 (0 to 0)	0 (0 to 0)	0 (0 to 0)	0 (0 to 0)	0 (0 to 0)	0 (0 to 0)	0
HIV/AIDS - Extensively drug-resistant Tuberculosis	0 (0 to 0)	0 (0 to 0)	0 (0 to 0)	0 (0 to 0)	0 (0 to 0)	0 (0 to 0)	0 (0 to 0)	0 (0 to 0)	0 (0 to 0)	0 (0 to 0)	0 (0 to 0)	0 (0 to 0)	0 (0 to 0)	0 (0 to 0)	0 (0 to 0)	0 (0 to 0)	0 (0 to 0)	0 (0 to 0)	0 (0 to 0)	0 (0 to 0)	0 (0 to 0)	0 (0 to 0)	0 (0 to 0)	0
HIV/AIDS resulting in other diseases	0 (0 to 0)	0 (0 to 0)	0 (0 to 0.3)	0 (0 to 0.2)	0 (0 to 0.1)	0 (0.1 to 0.1)	0 (0.1 to 0.2)	0 (0.2 to 0.3)	1 (0.4 to 0.6)	1 (0.7 to 1.4)	2 (1.4 to 3.2)	3 (2.1 to 4.6)	4 (2.9 to 6.4)	5 (3.9 to 8.7)	7 (5.1 to 11.3)	9 (6.4 to 14.5)	11 (7.8 to 17.9)	13 (9.2 to 21.4)	15 (10.6 to 24.9)	17 (12.1 to 28.4)	19 (13.5 to 31.9)	21 (14.9 to 35.4)	16.7
Sexually transmitted infections excluding HIV	0 (0.0 to 0.1)	0 (0.0 to 0.2)	0 (0.0 to 3)	0 (0 to 0.1)	0 (0 to 0.1)	0 (0.1 to 0.1)	0 (0.1 to 0.2)	0 (0.2 to 0.3)	0 (0.2 to 0.4)	0 (0.2 to 0.7)	0 (0.1 to 2.8)	0 (0.1 to 1.3)	0 (0.1 to 0.9)	0 (0.1 to 0.7)	0 (0.1 to 0.6)	0 (0.1 to 0.6)	0 (0.1 to 0.6)	0 (0.1 to 0.6)	0 (0.1 to 0.6)	0 (0.1 to 0.6)	0 (0.1 to 0.6)	0 (0.1 to 0.6)	0 (0.1 to 0.6)	16.5
Syphilis	0 (0.0 to 0.1)	0 (0.0 to 0.2)	0 (0 to 3)	0 (0 to 0.1)	0 (0 to 0.1)	0 (0 to 0.1)	0 (0 to 0.1)	0 (0 to 0.2)	0 (0 to 0.3)	0 (0 to 0.7)	0 (0 to 2.8)	0 (0 to 1.3)	0 (0 to 0.9)	0 (0 to 0.7)	0 (0 to 0.6)	0 (0 to 0.6)	0 (0 to 0.6)	0 (0 to 0.6)	0 (0 to 0.6)	0 (0 to 0.6)	0 (0 to 0.6)	0 (0 to 0.6)	0 (0 to 0.6)	5.4
Chlamydial infection	0 (0 to 0)	0 (0 to 0)	0 (0 to 0)	0 (0 to 0)	0 (0 to 0)	0 (0 to 0)	0 (0 to 0.1)	0 (0 to 0.1)	0 (0 to 0.2)	0 (0 to 0.3)	0 (0 to 0.4)	0 (0 to 0.4)	0 (0 to 0.3)	0 (0 to 0.3)	0 (0 to 0.3)	0 (0 to 0.3)	0 (0 to 0.3)	0 (0 to 0.3)	0 (0 to 0.3)	0 (0 to 0.3)	0 (0 to 0.3)	0 (0 to 0.3)	0 (0 to 0.3)	2.2
Gonococcal infection	0 (0 to 0)	0 (0 to 0)	0 (0 to 0)	0 (0 to 0)	0 (0 to 0)	0 (0 to 0)	0 (0 to 0.1)	0 (0 to 0.1)	0 (0 to 0.1)	0 (0 to 0.2)	0 (0 to 0.3)	0 (0 to 0.2)	0 (0 to 0.2)	0 (0 to 0.1)	0 (0 to 0.1)	0 (0 to 0.1)	0 (0 to 0.1)	0 (0 to 0.1)	0 (0 to 0.1)	0 (0 to 0.1)	0 (0 to 0.1)	0 (0 to 0.1)	0 (0 to 0.1)	0.9
Trichomoniasis	0 (0 to 0)	0 (0 to 0)	0 (0 to 0)	0 (0 to 0)	0 (0 to 0)	0 (0 to 0)	0 (0 to 0.1)	0 (0 to 0.1)	0 (0 to 0.2)	0 (0 to 0.4)	0 (0 to 0.4)	0 (0 to 0.4)	0 (0 to 0.3)	0 (0 to 0.3)	0 (0 to 0.3)	0 (0 to 0.3)	0 (0 to 0.3)	0 (0 to 0.3)	0 (0 to 0.3)	0 (0 to 0.3)	0 (0 to 0.3)	0 (0 to 0.3)	0 (0 to 0.3)	1.7
Genital herpes	0 (0 to 0)	0 (0 to 0)	0 (0 to 0)	0 (0 to 0)	0 (0 to 0)	0 (0 to 0)	0 (0 to 0.1)	0 (0 to 0.2)	0 (0 to 0.3)	0 (0 to 0.4)	0 (0 to 0.4)	0 (0 to 0.4)	0 (0 to 0.3)	0 (0 to 0.3)	0 (0 to 0.3)	0 (0 to 0.3)	0 (0 to 0.3)	0 (0 to 0.3)	0 (0 to 0.3)	0 (0 to 0.3)	0 (0 to 0.3)	0 (0 to 0.3)	0 (0 to 0.3)	2
Other sexually transmitted infections	0 (0 to 0)	0 (0 to 0)	0 (0 to 0)	0 (0 to 0)	0 (0 to 0)	0 (0 to 0)	0 (0 to 0)	0 (0 to 0)	0 (0 to 0)	0 (0 to 0)	0 (0 to 0.1)	0 (0 to 0.1)	0 (0 to 0.1)	0 (0 to 0.1)	0 (0 to 0.1)	0 (0 to 0.1)	0 (0 to 0.1)	0 (0 to 0.1)	0 (0 to 0.1)	0 (0 to 0.1)	0 (0 to 0.1)	0 (0 to 0.1)	0 (0 to 0.1)	4.3
Respiratory infections and tuberculosis	1.3 (0.9 to 1.8)	1.2 (0.9 to 1.8)	7.5 (5.6 to 10.4)	5.8 (4.6 to 7.5)	3.4 (2.6 to 4.4)	2.6 (2.1 to 3.5)	2.6 (2.1 to 3.3)	2.6 (2.2 to 3.1)	2.8 (2.2 to 3.5)	3.1 (2.5 to 3.9)	3.4 (2.7 to 4.3)	3.8 (3.1 to 4.8)	4.2 (3.4 to 5.3)	4.6 (3.7 to 5.8)	5.1 (4.1 to 6.4)	5.5 (4.4 to 6.9)	6.0 (4.8 to 7.5)	6.4 (5.1 to 8.1)	6.9 (5.5 to 8.7)	7.4 (5.9 to 9.3)	7.9 (6.3 to 9.9)	8.4 (6.7 to 10.6)	689
Tuberculosis	0 (0 to 0)	0 (0 to 0)	0 (0 to 0)	0 (0 to 0.1)	0 (0 to 0)	0 (0 to 0.1)	0 (0 to 0.2)	0 (0 to 0.2)	0 (0 to 0.3)	0 (0 to 0.4)	0 (0 to 0.5)	0 (0 to 0.6)	0 (0 to 0.7)	0 (0 to 0.8)	0 (0 to 0.9)	0 (0 to 1.0)	0 (0 to 1.2)	0 (0 to 1.4)	0 (0 to 1.6)	0 (0 to 1.8)	0 (0 to 2.0)	0 (0 to 2.2)	0 (0 to 2.4)	12.1
Latent tuberculosis infection	0 (0 to 0)	0 (0 to 0)	0 (0 to 0)	0 (0 to 0)	0 (0 to 0)	0 (0 to 0)	0 (0 to 0)	0 (0 to 0)	0 (0 to 0)	0 (0 to 0)	0 (0 to 0)	0 (0 to 0)	0 (0 to 0)	0 (0 to 0)	0 (0 to 0)	0 (0 to 0)	0 (0 to 0)	0 (0 to 0)	0 (0 to 0)	0 (0 to 0)	0 (0 to 0)	0 (0 to 0)	0 (0 to 0)	0
Drug-susceptible tuberculosis	0 (0 to 0)	0 (0 to 0)	0 (0 to 0)	0 (0 to 0)	0 (0 to 0)	0 (0 to 0)	0 (0 to 0.1)	0 (0 to 0.2)	0 (0 to 0.4)	0 (0 to 0.5)	0 (0 to 0.6)	0 (0 to 0.7)	0 (0 to 0.8)	0 (0 to 0.9)	0 (0 to 1.0)	0 (0 to 1.1)	0 (0 to 1.3)	0 (0 to 1.5)	0 (0 to 1.7)	0 (0 to 1.9)	0 (0 to 2.1)	0 (0 to 2.3)	0 (0 to 2.5)	11.7
Multidrug-resistant tuberculosis without extensive drug-resistance	0 (0 to 0)	0 (0 to 0)	0 (0 to 0)	0 (0 to 0)	0 (0 to 0)	0 (0 to 0)	0 (0 to 0)	0 (0 to 0)	0 (0 to 0.1)	0 (0 to 0.1)	0 (0 to 0.1)	0 (0 to 0.1)	0 (0 to 0.1)	0 (0 to 0.1)	0 (0 to 0.1)	0 (0 to 0.1)	0 (0 to 0.1)	0 (0 to 0.1)	0 (0 to 0.2)	0 (0 to 0.1)	0 (0 to 0.2)	0 (0 to 0.1)	0 (0 to 0.2)	0.3
Extensively drug-resistant tuberculosis	0 (0 to 0)	0 (0 to 0)	0 (0 to 0)	0 (0 to 0)	0 (0 to 0)	0 (0 to 0)	0 (0 to 0)	0 (0 to 0)	0 (0 to 0)	0 (0 to 0)	0 (0 to 0)	0 (0 to 0)	0 (0 to 0)	0 (0 to 0)	0 (0 to 0)	0 (0 to 0)	0 (0 to 0)	0 (0 to 0)	0 (0 to 0)	0 (0 to 0)	0 (0 to 0)	0 (0 to 0)	0 (0 to 0)	0.1
Lower respiratory infections	1.3 (0.9 to 1.8)	1.2 (0.9 to 1.7)	7.5 (4.2 to 11.4)	5.7 (2.4 to 7.5)	3.4 (0.4 to 5.1)	2.6 (0.7 to 1.4)	2.6 (1.1 to 3.2)	2.6 (1.3 to 3.2)	2.8 (1.5 to 4.8)	3.1 (1.4 to 4.9)	3.4 (1.3 to 5.2)	3.8 (1.7 to 5.6)	4.2 (2.3 to 6.2)	4.6 (2.6 to 6.5)	5.1 (2.9 to 7.2)	5.5 (3.2 to 7.6)	6.0 (3.5 to 8.1)	6.4 (3.7 to 8.6)	6.9 (3.9 to 9.2)	7.4 (4.2 to 9.7)	7.9 (4.4 to 10.2)	8.4 (4.6 to 10.7)	681
Upper respiratory infections	0 (0 to 0)	0 (0 to 0.1)	0 (0.7 to 1.9)	0.4 (0.2 to 0.9)	0.4 (0.2 to 0.6)	0.4 (0.2 to 0.6)	0.4 (0.2 to 0.6)	0.4 (0.2 to 0.6)	0.4 (0.2 to 0.6)	0.4 (0.2 to 0.6)	0.4 (0.2 to 0.6)	0.4 (0.2 to 0.6)	0.4 (0.2 to 0.6)	0.4 (0.2 to 0.6)	0.4 (0.2 to 0.6)	0.4 (0.2 to 0.6)	0.4 (0.2 to 0.6)	0.4 (0.2 to 0.6)	0.4 (0.2 to 0.6)	0.4 (0.2 to 0.6)	0.4 (0.2 to 0.6)	0.4 (0.2 to 0.6)	0.4 (0.2 to 0.6)	62.4
Otitis media	0 (0 to 0)	0 (0 to 0)	0.3 (0.1 to 0.5)	1.8 (0.9 to 3.2)	1.7 (0.9 to 2.8)	1.6 (0.5 to 1.8)	1.6 (0.6 to 1.8)	1.6 (0.6 to 1.8)	1.7 (0.6 to 1.9)	1.9 (0.7 to 2.1)	2.1 (0.8 to 2.4)	2.3 (0.9 to 2.6)	2.6 (1.0 to 2.9)	2.8 (1.1 to 3.2)	3.1 (1.2 to 3.5)	3.4 (1.3 to 3.8)	3.7 (1.4 to 4.1)	3.9 (1.5 to 4.5)	4.2 (1.6 to 4.8)	4.5 (1.7 to 5.1)	4.8 (1.8 to 5.4)	5.1 (1.9 to 5.8)	5.4 (2.0 to 6.2)	13.5
Enteric infections	0.1 (0.1 to 0.1)	0.3 (0.2 to 0.5)	4.1 (2.7 to 5.9)	2.7 (2.4 to 3.4)	1.8 (1.6 to 2.1)	1.5 (1.3 to 1.8)	1.5 (1.3 to 2.3)	1.5 (1.3 to 2.3)	1.6 (1.3 to 2.4)	1.7 (1.4 to 2.5)	1.8 (1.5 to 2.7)	2.0 (1.6 to 3.1)	2.2 (1.7 to 3.4)	2.4 (1.9 to 3.7)	2.7 (2.1 to 4.1)	2.9 (2.3 to 4.5)	3.2 (2.5 to 4.9)	3.4 (2.7 to 5.3)	3.7 (2.9 to 5.7)	3.9 (3.1 to 6.1)	4.2 (3.3 to 6.5)	4.4 (3.5 to 6.9)	4.7 (3.7 to 7.3)	60.9
Diarrheal diseases	0.1 (0.1 to 0.1)	0.3 (0.2 to 0.5)	3.7 (2.7 to 5.6)	2.5 (2.4 to 2.9)	1.6 (1.6 to 1.9)	1.4 (1.3 to 1.7)	1.4 (1.3 to 2.2)	1.5 (1.3 to 2.2)	1.5 (1.3 to 2.3)	1.6 (1.4 to 2.4)	1.7 (1.5 to 2.6)	1.9 (1.6 to 3.0)	2.1 (1.7 to 3.2)	2.3 (1.9 to 3.6)	2.5 (2.1 to 3.9)	2.8 (2.3 to 4.3)	3.0 (2.5 to 4.6)	3.3 (2.7 to 5.1)	3.5 (2.9 to 5.4)	3.8 (3.1 to 5.9)	4.0 (3.3 to 6.2)	4.3 (3.5 to 6.6)	4.5 (3.7 to 7.0)	58.5
Typhoid and paraphoid	0 (0 to 0)	0 (0 to 0)	0 (0 to 0)	0 (0 to 0)	0 (0 to 0)	0 (0 to 0)	0 (0 to 0)	0 (0 to 0)	0 (0 to 0)	0 (0 to 0)	0 (0 to 0)	0 (0 to 0)	0 (0 to 0)	0 (0 to 0)	0 (0 to 0)	0 (0 to 0)	0 (0 to 0)	0 (0 to 0)	0 (0 to 0)	0 (0 to 0)	0 (0 to 0)	0 (0 to 0)	0 (0 to 0)	0
Typhoid fever	0 (0 to 0)	0 (0 to 0)	0 (0 to 0)	0 (0 to 0)	0 (0 to 0)	0 (0 to 0)	0 (0 to 0)	0 (0 to 0)	0 (0 to 0)	0 (0 to 0)	0 (0 to 0)	0 (0 to 0)	0 (0 to 0)	0 (0 to 0)	0 (0 to 0)	0 (0 to 0)	0 (0 to 0)	0 (0 to 0)	0 (0 to 0)	0 (0 to 0)	0 (0 to 0)	0 (0 to 0)	0 (0 to 0)	0
Paratyphoid fever	0 (0 to 0)	0 (0 to 0)	0 (0 to 0)	0 (0 to 0)	0 (0 to 0)	0 (0 to 0)	0 (0 to 0)	0 (0 to 0)	0 (0 to 0)	0 (0 to 0)	0 (0 to 0)	0 (0 to 0)	0 (0 to 0)	0 (0 to 0)	0 (0 to 0)	0 (0 to 0)	0 (0 to 0)	0 (0 to 0)	0 (0 to 0)	0 (0 to 0)	0 (0 to 0)	0 (0 to 0)	0 (0 to 0)	0
Invasive Non-typhoidal Salmonella (iNTS)	0 (0 to 0)	0 (0 to 0)	0 (0 to 0)	0 (0 to 0)	0 (0 to 0)	0 (0 to 0)	0 (0 to 0)	0 (0 to 0)	0 (0 to 0)	0 (0 to 0)	0 (0 to 0)	0 (0 to 0)	0 (0 to 0)	0 (0 to 0)	0 (0 to 0)	0 (0 to 0)	0 (0 to 0)	0 (0 to 0)	0 (0 to 0)	0 (0 to 0)	0 (0 to 0)	0 (0 to 0)	0 (0 to 0)	0.1
Other intestinal infectious diseases	0 (0 to 0)	0 (0 to 0)	0 (0 to 0)	0 (0 to 0)	0 (0 to 0)	0 (0 to 0)	0 (0 to 0)	0 (0 to 0)	0 (0 to 0)	0 (0 to 0)	0 (0 to 0)	0 (0 to 0)	0 (0 to 0)	0 (0 to 0)	0 (0 to 0)	0 (0 to 0)	0 (0 to 0)	0 (0 to 0)	0 (0 to 0)	0 (0 to 0)	0 (0 to 0)	0 (0 to 0)	0 (0 to 0)	0.2
Neglected tropical diseases and malaria	0 (0 to 0.1)	0 (0 to 0.1)	0.3 (0 to 0.8)	1 (0.1 to 3.2)	1.1 (0 to 4.4)	0.2 (0 to 1.1)	0 (0 to 0.1)	0 (0 to 0.1)	0 (0 to 0.1)	0 (0 to 0.1)	0 (0 to 0.1)	0.1 (0 to 0.7)	0.4 (0 to 1.7)	0.3 (0 to 2.1)	0.3 (0 to 2.1)	0.3 (0 to 2.1)	0.3 (0 to 2.1)	0.3 (0 to 2.1)	0.3 (0 to 2.1)	0.3 (0 to 2.1)	0.3 (0 to 2.1)	0.3 (0 to 2.1)	0.3 (0 to 2.1)	4.8
Malaria	0 (0 to 0)	0 (0 to 0)	0 (0 to 0)	0 (0 to 0)	0 (0 to 0)	0 (0 to 0)	0 (0 to 0)	0 (0 to 0)	0 (0 to 0)	0 (0 to 0)	0 (0 to 0)	0 (0 to 0)	0 (0 to 0)	0 (0 to 0)	0 (0 to 0)	0 (0 to 0)	0 (0 to 0)	0 (0 to 0)	0 (0 to 0)	0 (0 to 0)	0 (0 to 0)	0 (0 to 0)	0 (0 to 0)	0
Chagas disease	0 (0 to 0)	0 (0 to 0)	0 (0 to 0)	0 (0 to 0)	0 (0 to 0)	0 (0 to 0)	0 (0 to 0)	0 (0 to 0)	0 (0 to 0)	0 (0 to 0)	0 (0 to 0)	0 (0 to 0)	0 (0 to 0)	0 (0 to 0)	0 (0 to 0)	0 (0 to 0)	0 (0 to 0)	0 (0 to 0)	0 (0 to 0)	0 (0 to 0)	0 (0 to 0)	0 (0 to 0)	0 (0 to 0)	0
Leishmaniasis	0 (0 to 0)	0 (0 to 0)	0 (0 to 0)	0 (0 to 0)	0 (0 to 0)	0 (0 to 0)	0 (0 to 0)	0 (0 to 0)	0 (0 to 0)	0 (0 to 0)	0 (0 to 0)	0 (0 to 0)	0 (0 to 0)	0 (0 to 0)	0 (0 to 0)	0 (0 to 0)	0 (0 to 0)	0 (0 to 0)	0 (0 to 0)	0 (0 to 0)	0 (0 to 0)	0 (0 to 0)	0 (0 to 0)	0
Visceral leishmaniasis	0 (0 to 0)	0 (0 to 0)	0 (0 to 0)	0 (0 to 0)	0 (0 to 0)	0 (0 to 0)	0 (0 to 0)	0 (0 to 0)	0 (0 to 0)	0 (0 to 0)	0 (0 to 0)	0 (0 to 0)	0 (0 to 0)	0 (0 to 0)	0 (0 to 0)	0 (0 to 0)	0 (0 to 0)	0 (0 to 0)	0 (0 to 0)	0 (0 to 0)	0 (0 to 0)	0 (0 to 0)	0 (0 to 0)	0
Cutaneous and mucocutaneous leishmaniasis	0 (0 to 0)	0 (0 to 0)	0 (0 to 0)	0 (0 to 0)	0 (0 to 0)	0 (0 to 0)	0 (0 to 0)	0 (0 to 0)	0 (0 to 0)	0 (0 to 0)	0 (0 to 0)	0 (0 to 0)	0 (0 to 0)	0 (0 to 0)	0 (0 to 0)	0 (0 to 0)	0 (0 to 0)	0 (0 to 0)	0 (0 to 0)	0 (0 to 0)	0 (0 to 0)	0 (0 to 0)	0 (0 to 0)	0
African trypanosomiasis	0 (0 to 0)	0 (0 to 0)	0 (0 to 0)	0 (0 to 0)	0 (0 to 0)	0 (0 to 0)	0 (0 to 0)	0 (0 to 0)	0 (0 to 0)	0 (0 to 0)	0 (0 to 0)	0 (0 to 0)	0 (0 to 0)	0 (0 to 0)	0 (0 to 0)	0 (0 to 0)	0 (0 to 0)	0 (0 to 0)	0 (0 to 0)	0 (0 to 0)	0 (0 to 0)	0 (0 to 0)	0 (0 to 0)	0
Schistosomiasis	0 (0 to 0)	0 (0 to 0)	0 (0 to 0)	0 (0 to 0)	0 (0 to 0)	0 (0 to 0)	0 (0 to 0)	0 (0 to 0)	0 (0 to 0)	0 (0 to 0)	0 (0 to 0)	0 (0 to 0)	0 (0 to 0)	0 (0 to 0)	0 (0 to 0)	0 (0 to 0)	0 (0 to 0)	0 (0 to 0)	0 (0 to 0)	0 (0 to 0)	0 (0 to 0)	0 (0 to 0)	0 (0 to 0)	0
Cysticercosis	0 (0 to 0)	0 (0 to 0)	0 (0 to 0)	0 (0 to 0)	0 (0 to 0)	0 (0 to 0)	0 (0 to 0)	0 (0 to 0)	0 (0 to 0)	0 (0 to 0)	0 (0 to 0)	0 (0 to 0)	0 (0 to 0)	0 (0 to 0)	0 (0 to 0)	0 (0 to 0)	0 (0 to 0)	0 (0 to 0)	0 (0 to 0)	0 (0 to 0)	0 (0 to 0)	0 (0 to 0)	0 (0 to 0)	0
Cystic echinococcosis	0 (0 to 0)	0 (0 to 0)	0 (0 to 0)	0 (0 to 0)	0 (0 to 0)	0 (0 to 0)	0 (0 to 0)	0 (0 to 0)	0 (0 to 0)	0 (0 to 0)	0 (0 to 0)	0 (0 to 0)	0 (0 to 0)	0 (0 to 0)	0 (0 to 0)	0 (0 to 0)	0 (0 to 0)	0 (0 to 0)	0 (0 to 0)	0 (0 to 0)	0 (0 to 0)	0 (0 to 0)	0 (0 to 0)	0
Lymphatic filariasis	0 (0 to 0)	0 (0 to 0)	0 (0 to 0)	0 (0 to 0)	0 (0 to 0)	0 (0 to 0)	0 (0 to 0)	0 (0 to 0)	0 (0 to 0)	0 (0 to 0)	0 (0 to 0)	0 (0 to 0)	0 (0 to 0)	0 (0 to 0)	0 (0 to 0)	0 (0 to 0)	0 (0 to 0)	0 (0 to 0)	0 (0 to 0)	0 (0 to 0)	0 (0 to 0)	0 (0 to 0)	0 (0 to 0)	0
Onchocerciasis	0 (0 to 0)	0 (0 to 0)	0 (0 to 0)	0 (0 to 0)	0 (0 to 0)	0 (0 to 0)	0 (0 to 0)	0 (0 to 0)	0 (0 to 0)	0 (0 to 0)	0 (0 to 0)	0 (0 to 0)	0 (0 to 0)	0 (0 to 0)	0 (0 to 0)	0 (0 to 0)	0 (0 to 0)	0 (0 to 0)	0 (0 to 0)	0 (0 to 0)	0 (0 to 0)	0 (0 to 0)	0 (0 to 0)	0
Trachoma	0 (0 to 0)	0 (0 to 0)	0 (0 to 0)	0 (0 to 0)	0 (0 to 0)	0 (0 to 0)	0 (0 to 0)	0 (0 to 0)	0 (0 to 0)	0 (0 to 0)	0 (0 to 0)	0 (0 to 0)	0 (0 to 0)	0 (0 to 0)	0 (0 to 0)	0 (0 to 0)	0 (0 to 0)	0 (0 to 0)	0 (0 to 0)	0 (0 to 0)	0 (0 to 0)	0 (0 to 0)	0 (0 to 0)	0
Dengue	0 (0 to 0)	0 (0 to 0)	0 (0 to 0)	0 (0 to 0)	0 (0 to

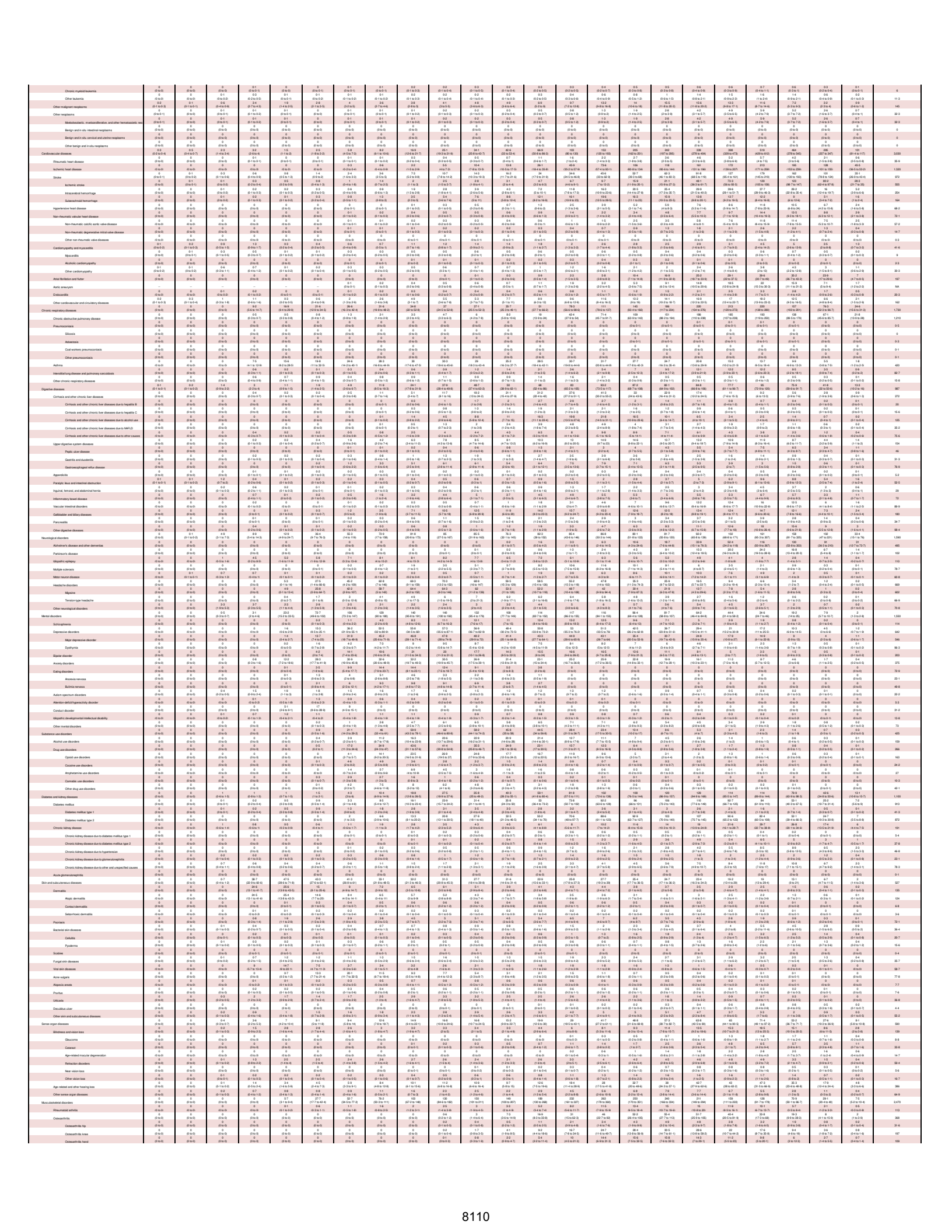

Osteoarthritis other	0 (0 to 0)	0 (0 to 0)	0 (0 to 0)	0 (0 to 0)	0 (0 to 0)	0 (0 to 0)	0 (0 to 0)	0 (0 to 0)	0 (0 to 0)	0 (0 to 0)	0 (0 to 1)	0 (0 to 0)	0.2 (0 to 0.4)	0.5 (0 to 1.1)	1.2 (0.5 to 2.4)	2.3 (1.3 to 4.7)	3.4 (1.4 to 7.4)	3.6 (1.9 to 9.4)	4.2 (2 to 9.9)	4 (1.9 to 8.5)	3.4 (1.7 to 7.2)	3.2 (1.4 to 6.4)	2 (1 to 4.1)	1 (0 to 3.2)	0.3 (0.1 to 0.5)		29.6
Low back pain	0 (0 to 0)	0 (0 to 0)	0 (0 to 0)	3.6 (1.7 to 8)	16.8 (9.9 to 27.1)	39.1 (18 to 69)	49.2 (25.6 to 87.8)	54.6 (33.4 to 86.4)	54.6 (38.7 to 101)	44.2 (26.4 to 71.4)	30.4 (16.4 to 51.6)	20.5 (10.4 to 38.7)	14.7 (7.6 to 27.6)	11.6 (6.1 to 20.7)	9.7 (5.2 to 17.2)	9.7 (4.7 to 18.2)	11.6 (5.7 to 20.7)	13.2 (6.2 to 24.1)	14.2 (6.8 to 25.8)	15.2 (7.3 to 27.6)	15.4 (7.6 to 28.1)	15.2 (7.3 to 27.6)	13.4 (6.5 to 24.1)	10.9 (5.3 to 19.6)	7.1 (3.3 to 12.9)	1,140
Neck pain	0 (0 to 0)	0 (0 to 0)	0 (0 to 0)	1.9 (0.4 to 4.2)	9.4 (4.9 to 19)	15.7 (7.6 to 27.9)	17.6 (8.8 to 33.8)	20.5 (10.3 to 39.7)	20.5 (10.1 to 53)	20.5 (14.6 to 59.4)	20.4 (14.6 to 59.4)	20.5 (13.2 to 46.7)	20.5 (13.2 to 46.7)	20.5 (13.2 to 46.7)	20.5 (13.2 to 75.5)	20.5 (13.2 to 79.1)	20.5 (13.2 to 79.1)	20.5 (13.2 to 79.1)	21 (14.5 to 79.1)	20.5 (14.6 to 79.1)	19.5 (14.6 to 61.3)	14.7 (7.4 to 38.7)	8.2 (4.2 to 19.6)	3.2 (1.6 to 8.2)	0.8 (0.4 to 1.4)	433
Gout	0 (0 to 0)	0 (0 to 0)	0 (0 to 0)	0 (0 to 0)	0 (0 to 0)	0 (0 to 0)	0 (0 to 0)	0 (0 to 0)	0 (0 to 0)	0 (0 to 0)	0 (0 to 0)	0 (0 to 0)	0 (0 to 0)	0 (0 to 0)	0 (0 to 0)	0 (0 to 0)	0 (0 to 0)	0 (0 to 0)	0 (0 to 0)	0 (0 to 0)	0 (0 to 0)	0 (0 to 0)	0 (0 to 0)	0 (0 to 0)	0 (0 to 0)	0 (0 to 0)	3.3
Other musculoskeletal disorders	0 (0 to 0)	0 (0 to 0)	0 (0 to 0)	0.1 (0.1 to 0.2)	0.7 (0.2 to 1.4)	0.8 (0.3 to 2.4)	13.6 (6.2 to 23.8)	34 (14.7 to 57.4)	21.3 (12.4 to 48.4)	23.2 (21 to 48)	30.5 (18.9 to 47)	30.5 (18.9 to 47)	41.6 (26.9 to 64.9)	44 (27.5 to 66.2)	39 (22.7 to 60)	28.9 (16.6 to 46.6)	20.5 (11.5 to 31.7)	14.7 (5.4 to 32.5)	8 (1.1 to 13.9)	4.5 (1.5 to 7.7)	1.6 (0.5 to 2.7)	414
Other non-communicable diseases	39.5 (26.6 to 59.4)	21.2 (14.4 to 29.8)	29.2 (18.2 to 39.9)	40.6 (27.7 to 56)	29.5 (14.6 to 38.1)	27.2 (14.6 to 39.2)	45.3 (22.1 to 92.2)	78.6 (37.8 to 111)	119 (75.6 to 155)	132 (87.2 to 174)	132 (82.7 to 192)	100 (71.6 to 157)	117 (77.2 to 146)	110 (79.3 to 146)	110 (81.6 to 155)	107 (77.2 to 148)	99.2 (72.1 to 135)	69.1 (48.6 to 117)	74.7 (57 to 96.5)	72.6 (56.1 to 92.7)	52.3 (40.2 to 66.7)	29.2 (21.6 to 37.6)	9.5 (6.7 to 12.4)	1,640
Congenital birth defects	35.6 (25.4 to 49.6)	18.7 (14.9 to 24.9)	49.2 (29.6 to 61.9)	27.3 (21.4 to 34.4)	9.3 (4.1 to 11.4)	8.4 (4.6 to 11.2)	8.6 (4.5 to 11.2)	7.9 (3.8 to 10.4)	7.6 (3.8 to 10.5)	8 (3.5 to 9.9)	7.5 (3.3 to 9.9)	8.2 (4.4 to 8.3)	7 (4.5 to 9.2)	7 (4.5 to 9.2)	7.6 (3.9 to 10)	8.4 (4.1 to 11.4)	8.4 (4.1 to 11.4)	6.5 (3.4 to 9.9)	4.6 (2.3 to 6.2)	1.5 (0.5 to 2.4)	1 (0.4 to 1.6)	0.8 (0.4 to 1.3)	0.4 (0.2 to 0.7)	0.2 (0.1 to 0.3)	0.1 (0 to 0.1)	227
Neural tube defects	2.3 (1.0 to 3.9)	0.6 (0.3 to 1.1)	6.1 (2.7 to 11.1)	3.4 (1.7 to 5.9)	0.3 (0.2 to 0.4)	0.3 (0.2 to 0.4)	0.3 (0.2 to 0.4)	0.3 (0.2 to 0.4)	0.3 (0.2 to 0.5)	0.3 (0.2 to 0.5)	0.3 (0.2 to 0.5)	0.2 (0.1 to 0.4)	0.1 (0.1 to 0.2)	0.1 (0.1 to 0.2)	0.1 (0.1 to 0.2)	0.1 (0.1 to 0.1)	0.1 (0.1 to 0.1)	0.1 (0.1 to 0.1)	0 (0 to 0.1)	0 (0 to 0.1)	0 (0 to 0.1)	0 (0 to 0.1)	0 (0 to 0.1)	0 (0 to 0.1)	0 (0 to 0.1)	0 (0 to 0.1)	14.7
Congenital heart anomalies	8.5 (4.6 to 17)	8.1 (5.4 to 12.1)	13.6 (8.1 to 22.3)	6.9 (4.6 to 9.6)	1.3 (0.7 to 2.9)	1.2 (0.7 to 2.4)	1.6 (1.1 to 2.5)	1.5 (1 to 2.2)	1.5 (1 to 2.2)	1.6 (0.9 to 2.4)	1.6 (0.9 to 2.3)	1.6 (0.9 to 2.4)	1.2 (0.8 to 2.1)	1.2 (0.8 to 2.1)	1.2 (0.8 to 2)	0.8 (0.3 to 1.3)	0.8 (0.3 to 1.4)	0.6 (0.2 to 1)	0.5 (0.2 to 0.9)	0.5 (0.2 to 0.9)	0.5 (0.2 to 0.9)	0.1 (0 to 0.2)	0.1 (0 to 0.1)	0 (0 to 0.1)	0 (0 to 0.1)	0 (0 to 0.1)	52.9
Orofacial clefts	0 (0 to 0)	0 (0 to 0)	0.1 (0 to 0.2)	0.1 (0 to 0.2)	0.1 (0 to 0.2)	0.1 (0 to 0.2)	0.1 (0 to 0.2)	0.1 (0 to 0.2)	0.1 (0 to 0.2)	0.1 (0 to 0.2)	0.1 (0 to 0.2)	0.1 (0 to 0.2)	0.1 (0 to 0.2)	0.1 (0 to 0.2)	0.1 (0 to 0.2)	0.1 (0 to 0.1)	0.1 (0 to 0.1)	0.1 (0 to 0.1)	0.1 (0 to 0.1)	0.1 (0 to 0.1)	0.1 (0 to 0.1)	0 (0 to 0.1)	0 (0 to 0.1)	0 (0 to 0.1)	0 (0 to 0.1)	0 (0 to 0.1)	1.5
Down syndrome	2.6 (1.5 to 4)	0.9 (0.5 to 1.4)	2.3 (1.2 to 4)	2 (1.2 to 3)	0.7 (0.4 to 1.1)	0.7 (0.4 to 1)	0.9 (0.5 to 1.3)	1.1 (0.7 to 1.6)	1.2 (0.7 to 1.7)	1.4 (0.9 to 1.9)	1.3 (0.9 to 1.8)	1.2 (0.8 to 1.6)	1.1 (0.7 to 1.5)	1.1 (0.7 to 1.5)	1.1 (0.7 to 1.6)	0.9 (0.5 to 1.4)	0.9 (0.5 to 1.4)	0.7 (0.3 to 1.1)	0.5 (0.2 to 0.8)	0.3 (0.1 to 0.5)	0.2 (0 to 0.3)	0.1 (0 to 0.2)	0 (0 to 0.1)	0 (0 to 0.1)	0 (0 to 0.1)	0 (0 to 0.1)	29.8
Turner syndrome	0 (0 to 0)	0 (0 to 0)	0 (0 to 0)	0.1 (0 to 0.1)	0.1 (0 to 0.2)	0.1 (0 to 0.1)	0.1 (0 to 0.2)	0.1 (0 to 0.2)	0.1 (0 to 0.2)	0.1 (0 to 0.1)	0.1 (0 to 0.1)	0.1 (0 to 0.1)	0.1 (0 to 0.1)	0.1 (0 to 0.1)	0.1 (0 to 0.1)	0.1 (0 to 0.1)	0.1 (0 to 0.1)	0.1 (0 to 0.1)	0.1 (0 to 0.1)	0.1 (0 to 0.1)	0.1 (0 to 0.1)	0 (0 to 0.1)	0 (0 to 0.1)	0 (0 to 0.1)	0 (0 to 0.1)	0 (0 to 0.1)	0.6
Klinefelter syndrome	0 (0 to 0)	0 (0 to 0)	0 (0 to 0)	0 (0 to 0)	0 (0 to 0)	0 (0 to 0)	0 (0 to 0)	0 (0 to 0)	0 (0 to 0)	0 (0 to 0)	0 (0 to 0)	0 (0 to 0)	0 (0 to 0)	0 (0 to 0)	0 (0 to 0)	0 (0 to 0)	0 (0 to 0)	0 (0 to 0)	0 (0 to 0)	0 (0 to 0)	0 (0 to 0)	0 (0 to 0)	0 (0 to 0)	0 (0 to 0)	0 (0 to 0)	0 (0 to 0)	0
Other chromosomal abnormalities	4.3 (2.3 to 6.2)	2.4 (1.6 to 3.3)	6.5 (4 to 10.4)	3 (1.9 to 4.4)	1.1 (0.7 to 1.6)	1.1 (0.7 to 1.5)	1 (0.6 to 1.4)	0.9 (0.6 to 1.4)	0.9 (0.6 to 1.4)	0.9 (0.6 to 1.4)	0.8 (0.5 to 1.2)	0.8 (0.5 to 1.2)	0.6 (0.4 to 0.9)	0.6 (0.4 to 0.9)	0.6 (0.3 to 0.9)	0.5 (0.2 to 0.7)	0.3 (0.2 to 0.5)	0.2 (0.1 to 0.3)	0.2 (0.1 to 0.3)	0.1 (0.1 to 0.3)	0.1 (0.1 to 0.2)	0.1 (0.1 to 0.2)	0 (0 to 0.1)	0 (0 to 0.1)	0 (0 to 0.1)	26.9
Congenital musculoskeletal and limb anomalies	2.8 (1.5 to 5.5)	0.8 (0.5 to 1.3)	4.5 (2.6 to 6.9)	4.7 (2.8 to 7.2)	2.8 (1.4 to 4.4)	2.7 (1.4 to 4.2)	2.4 (1.2 to 3.8)	1.8 (1 to 2.8)	1.8 (1 to 2.8)	1.8 (1 to 2.8)	1.7 (1 to 2.6)	1.3 (0.8 to 2.1)	1.4 (0.8 to 2.1)	1.4 (0.8 to 2.1)	1.5 (0.9 to 2.3)	1.5 (0.9 to 2.3)	1.5 (0.9 to 2.3)	1.1 (0.6 to 1.8)	0.6 (0.4 to 1)	0.4 (0.2 to 0.6)	0.2 (0.1 to 0.4)	0.1 (0.1 to 0.2)	0.1 (0 to 0.2)	0 (0 to 0.1)	0 (0 to 0.1)	0 (0 to 0.1)	37.4
Urogenital congenital anomalies	0.9 (0.5 to 2.1)	0.2 (0.1 to 0.7)	0.4 (0.2 to 0.9)	0.6 (0.3 to 1.1)	0.3 (0.2 to 0.5)	0.2 (0.1 to 0.5)	0.2 (0.1 to 0.5)	0.1 (0.1 to 0.2)	0.1 (0.1 to 0.2)	0.1 (0.1 to 0.2)	0.1 (0.1 to 0.1)	0.1 (0 to 0.1)	0.1 (0 to 0.1)	0.1 (0 to 0.1)	0.1 (0 to 0.1)	0 (0 to 0.1)	0 (0 to 0.1)	0 (0 to 0.1)	0 (0 to 0.1)	0 (0 to 0.1)	0 (0 to 0.1)	0 (0 to 0.1)	0 (0 to 0.1)	0 (0 to 0.1)	0 (0 to 0.1)	0 (0 to 0.1)	0 (0 to 0.1)	3.5
Digestive congenital anomalies	5.9 (3.2 to 9)	2.3 (1.1 to 3.6)	6.3 (1.7 to 9.7)	2.3 (1.2 to 3.2)	0.5 (0.2 to 0.8)	0.4 (0.2 to 0.7)	0.4 (0.2 to 0.6)	0.3 (0.1 to 0.5)	0.3 (0.1 to 0.5)	0.3 (0.1 to 0.5)	0.3 (0.1 to 0.5)	0.2 (0.1 to 0.4)	0.2 (0.1 to 0.3)	0.2 (0.1 to 0.3)	0.2 (0.1 to 0.3)	0.1 (0.1 to 0.2)	0.1 (0.1 to 0.2)	0.1 (0.1 to 0.2)	0.1 (0.1 to 0.2)	0.1 (0.1 to 0.2)	0.1 (0.1 to 0.2)	0.1 (0.1 to 0.2)	0 (0 to 0.1)	0 (0 to 0.1)	0 (0 to 0.1)	0 (0 to 0.1)	14.1
Other congenital birth defects	6.8 (5.2 to 13.4)	4.3 (1.7 to 6.2)	6.8 (3.7 to 9.8)	2.1 (0.9 to 3.7)	1.6 (1.1 to 3.2)	1.6 (1.1 to 3.2)	1.6 (1.1 to 3.2)	1.5 (1 to 3.2)	1.5 (1 to 3.2)	1.5 (1 to 3.2)	1.5 (1 to 3.2)	1.5 (1 to 3.2)	1.5 (1 to 3.2)	1.5 (1 to 3.2)	1.5 (1 to 3.2)	1.5 (1 to 3.2)	1.5 (1 to 3.2)	1.5 (1 to 3.2)	1.5 (1 to 3.2)	1.5 (1 to 3.2)	1.5 (1 to 3.2)	1.5 (1 to 3.2)	1.5 (1 to 3.2)	1.5 (1 to 3.2)	1.5 (1 to 3.2)	1.5 (1 to 3.2)	45.1
Urinary diseases and male infertility	0.1 (0 to 0.1)	0.1 (0 to 0.1)	0.4 (0.2 to 0.6)	0.5 (0.3 to 0.6)	0.3 (0 to 0.5)	0.3 (0.2 to 0.5)	0.4 (0.4 to 0.6)	0.6 (0.7 to 1.4)	1.6 (1.1 to 2.2)	1.6 (1.4 to 2.8)	1.6 (1.1 to 2.2)	1.6 (1.1 to 2.2)	1.6 (1.1 to 2.2)	1.6 (1.1 to 2.2)	1.6 (1.1 to 2.2)	1.6 (1.1 to 2.2)	1.6 (1.1 to 2.2)	1.6 (1.1 to 2.2)	1.6 (1.1 to 2.2)	1.6 (1.1 to 2.2)	1.6 (1.1 to 2.2)	1.6 (1.1 to 2.2)	1.6 (1.1 to 2.2)	1.6 (1.1 to 2.2)	1.6 (1.1 to 2.2)	1.6 (1.1 to 2.2)	140
Urolithiasis	0 (0 to 0)	0 (0 to 0)	0 (0 to 0)	0 (0 to 0)	0 (0 to 0)	0 (0 to 0)	0 (0 to 0)	0 (0 to 0)	0 (0 to 0)	0 (0 to 0)	0 (0 to 0)	0 (0 to 0)	0 (0 to 0)	0 (0 to 0)	0 (0 to 0)	0 (0 to 0)	0 (0 to 0)	0 (0 to 0)	0 (0 to 0)	0 (0 to 0)	0 (0 to 0)	0 (0 to 0)	0 (0 to 0)	0 (0 to 0)	0 (0 to 0)	0 (0 to 0)	0 (0 to 0)	8.9
Benign prostatic hyperplasia	0 (0 to 0)	0 (0 to 0)	0 (0 to 0)	0 (0 to 0)	0 (0 to 0)	0 (0 to 0)	0 (0 to 0)	0 (0 to 0)	0 (0 to 0)	0 (0 to 0)	0 (0 to 0)	0 (0 to 0)	0 (0 to 0)	0 (0 to 0)	0 (0 to 0)	0 (0 to 0)	0 (0 to 0)	0 (0 to 0)	0 (0 to 0)	0 (0 to 0)	0 (0 to 0)	0 (0 to 0)	0 (0 to 0)	0 (0 to 0)	0 (0 to 0)	0 (0 to 0)	0 (0 to 0)	0
Male infertility	–	–	–	–	–	–	–	–	–	–	–	–	–	–	–	–	–	–	–	–	–	–	–	–	–	–	–	NA
Other urinary diseases	0 (0 to 0)	0 (0 to 0)	0.1 (0.1 to 0.2)	0.1 (0 to 0.2)	0.1 (0 to 0.1)	0.1 (0 to 0.2)	0.1 (0 to 0.1)	0.1 (0 to 0.2)	0.2 (0.1 to 0.3)	0.3 (0.2 to 0.4)	0.3 (0.2 to 0.4)	0.2 (0.1 to 0.3)	0.2 (0.1 to 0.4)	0.2 (0.1 to 0.3)	0.3 (0.1 to 0.4)	0.2 (0.1 to 0.3)	0.2 (0.1 to 0.3)	0.2 (0.1 to 0.3)	0.2 (0.1 to 0.3)	0.2 (0.1 to 0.3)	0.2 (0.1 to 0.3)	0.2 (0.1 to 0.3)	0.2 (0.1 to 0.3)	0.1 (0.1 to 0.2)	0.1 (0 to 0.2)	0.1 (0 to 0.2)	4.1
Gynecological diseases	0 (0 to 0)	0 (0 to 0)	0 (0 to 0)	0 (0 to 0)	0 (0 to 0)	22 (12.8 to 35.1)	49.4 (31.5 to 71.7)	79.6 (49.6 to 107)	79.6 (52.3 to 119)	79.6 (48.6 to 104)	79.5 (37.2 to 91.4)	79.5 (37.2 to 91.4)	64.2 (35.4 to 77.3)	64.2 (35.4 to 77.3)	64.2 (29.2 to 84.6)	64.2 (17.5 to 41.6)	11.1 (11.6 to 35.3)	9.8 (4.5 to 10)	7 (3.1 to 7.3)	4.6 (1.9 to 4.6)	2.8 (1.1 to 2.8)	1.1 (0.4 to 1.1)	0.4 (0.2 to 0.4)	0.1 (0 to 0.1)	0.1 (0 to 0.1)	0.1 (0 to 0.1)	549
Uterine fibroids	0 (0 to 0)	0 (0 to 0)	0 (0 to 0)	0 (0 to 0)	0 (0 to 0)	0.1 (0 to 0.2)	0.1 (0 to 0.5)	0.2 (0.2 to 1.1)	1.2 (0.5 to 2.4)	2 (0.9 to 4.2)	2.5 (1.1 to 4.8)	2.5 (1.1 to 4.8)	2.6 (1.2 to 5.6)	2.6 (1.2 to 5.6)	2.6 (1.2 to 5)	1.9 (0.8 to 3.4)	1.1 (0.4 to 2.1)	0.9 (0.3 to 1.2)	0.4 (0.2 to 0.7)	0.2 (0 to 0.3)	0.2 (0 to 0.3)	0.1 (0 to 0.2)	0 (0 to 0.1)	0 (0 to 0.1)	0 (0 to 0.1)	0 (0 to 0.1)	0 (0 to 0.1)	16.4
Polycystic ovarian syndrome	0 (0 to 0)	0 (0 to 0)	0 (0 to 0)	0 (0 to 0)	0 (0 to 0)	2.1 (0.2 to 6.1)	3.9 (1.4 to 7)	3.7 (1.4 to 7.2)	3.5 (1.5 to 7.2)	3.5 (1.3 to 6.3)	3.5 (1.3 to 6.3)	2.4 (1 to 5)	2.4 (0.9 to 4.4)	2.2 (0.9 to 4.1)	2.2 (0.9 to 4.4)	1.6 (0.6 to 2.9)	1.6 (0.6 to 2.9)	1.6 (0.6 to 2.9)	1.6 (0.6 to 2.9)	1.6 (0.6 to 2.9)	1.6 (0.6 to 2.9)	1.6 (0.6 to 2.9)	1.6 (0.6 to 2.9)	1.6 (0.6 to 2.9)	1.6 (0.6 to 2.9)	1.6 (0.6 to 2.9)	21.7
Female infertility	0 (0 to 0)	0 (0 to 0)	0 (0 to 0)	0 (0 to 0)	0 (0 to 0)	0 (0 to 0)	0 (0 to 0)	0 (0 to 0)	0 (0 to 0)	0 (0 to 0)	0 (0 to 0)	0 (0 to 0)	0 (0 to 0)	0 (0 to 0)	0 (0 to 0)	0 (0 to 0)	0 (0 to 0)	0 (0 to 0)	0 (0 to 0)	0 (0 to 0)	0 (0 to 0)	0 (0 to 0)	0 (0 to 0)	0 (0 to 0)	0 (0 to 0)	0 (0 to 0)	0 (0 to 0)	5.3
Endometriosis	0 (0 to 0)	0 (0 to 0)	0 (0 to 0)	0 (0 to 0)	0 (0 to 0)	2.1 (1.3 to 4.2)	4.6 (3.3 to 11.4)	5.5 (3.5 to 11.1)	5.3 (2.7 to 9.3)	5.3 (2.4 to 10.2)	5.3 (2.4 to 10.2)	3.4 (2.3 to 7)	3.9 (1.6 to 9.6)	3.9 (1.6 to 9.6)	3.9 (1.6 to 9.6)	2.8 (0.9 to 6.2)	2.8 (0.9 to 6.2)	2.8 (0.9 to 6.2)	2.8 (0.9 to 6.2)	2.8 (0.9 to 6.2)	2.8 (0.9 to 6.2)	2.8 (0.9 to 6.2)	2.8 (0.9 to 6.2)	2.8 (0.9 to 6.2)	2.8 (0.9 to 6.2)	2.8 (0.9 to 6.2)	33.7
Genital prolapse	0 (0 to 0)	0 (0 to 0)	0 (0 to 0)	0 (0 to 0)	0 (0 to 0)	0 (0 to 0)	0 (0 to 0)	0 (0 to 0)	0 (0 to 0)	0 (0 to 0)	0 (0 to 0)	0 (0 to 0)	0 (0 to 0)	0 (0 to 0)	0 (0 to 0)	0 (0 to 0)	0 (0 to 0)	0 (0 to 0)	0 (0 to 0)	0 (0 to 0)	0 (0 to 0)	0 (0 to 0)	0 (0 to 0)	0 (0 to 0)	0 (0 to 0)	0 (0 to 0)	0 (0 to 0)	1.4
Premenstrual syndrome	0 (0 to 0)	0 (0 to 0)	0 (0 to 0)	0 (0 to 0)	0.1 (0 to 0.1)	17.6 (9.5 to 31.2)	32.1 (16.7 to 52.4)	37.5 (19.2 to 59.5)	39.2 (19.6 to 59.8)	39.2 (19.6 to 59.8)	39.2 (19.6 to 59.8)	39.2 (19.6 to 59.8)	39.2 (19.6 to 59.8)	39.2 (19.6 to 59.8)	39.2 (19.6 to 59.8)	39.2 (19.6 to 59.8)	39.2 (19.6 to 59.8)	39.2 (19.6 to 59.8)	39.2 (19.6 to 59.8)	39.2 (19.6 to 59.8)	39.2 (19.6 to 59.8)	39.2 (19.6 to 59.8)	39.2 (19.6 to 59.8)	39.2 (19.6 to 59.8)	39.2 (19.6 to 59.8)	39.2 (19.6 to 59.8)	127
Other gynecological diseases	0 (0 to 0)	0 (0 to 0)	0 (0 to 0)	0 (0 to 0)	0.1 (0 to 0.4)	2.6 (1.7 to 7.3)	25.1 (12.5 to 52.4)	29.5 (22.4 to 69.2)	29.5 (22.4 to 69.2)	29.5 (20.3 to 79.7)	29.5 (20.3 to 79.7)	29.5 (17.1 to 47.2)	29.5 (18.6 to 48.7)	29.5 (17.1 to 47.2)	29.5 (14.4 to 38.6)	29.5 (14.4 to 38.6)	29.5 (14.4 to 38.6)	29.5 (14.4 to 38.6)	29.5 (14.4 to 38.6)	29.5 (14.4 to 38.6)	29.5 (14.4 to 38.6)	29.5 (14.4 to 38.6)	29.5 (14.4 to 38.6)	29.5 (14.4 to 38.6)	29.5 (14.4 to 38.6)	29.5 (14.4 to 38.6)	324
Hemoglobinopathies and hemolytic anemias	0.4 (0 to 0.9)	0.4 (0 to 1.1)	1.4 (0.3 to 4.1)	1.3 (0.2 to 4.1)	0.3 (0.2 to 0.5)	0.4 (0.3 to 0.6)	2 (0.6 to 4.6)	2.1 (0.6 to 5.5)	2.1 (0.6 to 5.1)	2.1 (0.6 to 5.5)	2.1 (0.6 to 5.5)	1.2 (0.4 to 2.7)	1.1 (0.4 to 2.5)	1.2 (0.4 to 2.6)	1.2 (0.5 to 2.6)	1.3 (0.5 to 2.6)	1.2 (0.4 to 2.6)	1.3 (0.5 to 2.7)	1.2 (0.4 to 2.6)	1.3 (0.5 to 2.8)	1.2 (0.4 to 2.6)	1.2 (0.4 to 2.7)	1.2 (0.4 to 2.6)	1 (0.4 to 1.6)	0.6 (0.4 to 0.8)	0.2 (0.1 to 0.3)	25.5
Thalassemias	0 (0 to 0)	0 (0 to 0)	0 (0 to 0)	0 (0 to 0)	0 (0 to 0)	0 (0 to 0)	0 (0 to 0)	0 (0 to 0)	0 (0 to 0)	0 (0 to 0)	0 (0 to 0)	0 (0 to 0)	0 (0 to 0)	0 (0 to 0)	0 (0 to 0)	0 (0 to 0)	0 (0 to 0)	0 (0 to 0)	0 (0 to 0)	0 (0 to 0)	0 (0 to 0)	0 (0 to 0)	0 (0 to 0)	0 (0 to 0)	0 (0 to 0)	0 (0 to 0)	0 (0 to 0)	0.2
Thalassemias trait	0 (0 to 0)	0 (0 to 0)	0.2 (0 to 0.6)	0.2 (0 to 1.1)	0.2 (0 to 0.3)	0.2 (0 to 0.3)	0.5 (0 to 1.2)	0.5 (0 to 1.2)	0.5 (0 to 1.3)	0.6 (0 to 1.4)	0.6 (0 to 1.4)	0.5 (0 to 1.2)	0.5 (0 to 1.2)	0.5 (0 to 1.2)	0.5 (0 to 1.2)	0.5 (0 to 1.2)	0.5 (0 to 1.2)	0.5 (0 to 1.2)	0.5 (0 to 1.2)	0.5 (0 to 1.2)	0.5 (0 to 1.2)	0.5 (0 to 1.2)	0.5 (0 to 1.2)	0.5 (0 to 1.2)	0.5 (0 to 1.2)	0.5 (0 to 1.2)	3.6
Sickle cell disorders	0 (0 to 0)	0 (0 to 0)	0.6 (0.4 to 1)	0.2 (0 to 0.5)	0.2 (0 to 0.3)	0.2 (0.2 to 0.4)	0.3 (0.2 to 0.4)	0.3 (0.2 to 0.5)	0.3 (0.2 to 0.5)	0.3 (0.2 to 0.5)	0.3 (0.2 to 0.5)	0.2 (0.1 to 0.4)	0.2 (0.1 to 0.3)	0.2 (0.1 to 0.3)	0.2 (0.1 to 0.3)	0.1 (0 to 0.3)	0.1 (0 to 0.3)	0.1 (0 to 0.3)	0.1 (0 to 0.3)	0.1 (0 to 0.3)	0.1 (0 to 0.3)	0.1 (0 to 0.3)	0.1 (0 to 0.3)	0.1 (0 to 0.3)	0.1 (0 to 0.3)	0.1 (0 to 0.3)	3.2
Sickle cell trait	0 (0 to 0)	0 (0 to 0)	0.2 (0 to 0.6)	0.3 (0 to 0.6)	0.1 (0 to 0.3)	0.1 (0 to 0.3)	0.9 (0.4 to 2.6)	1 (0.5 to 2.3)	0.9 (0.5 to 2.3)	0.9 (0.5 to 2.3)	0.9 (0.5 to 2.3)	0.6 (0.3 to 1.5)	0.5 (0.3 to 1.3)	0.5 (0.3 to 1.3)	0.5 (0.3 to 1.3)	0.4 (0.2 to 1.1)	0.4 (0.2 to 1.1)	0.4 (0.2 to 1.1)	0.4 (0.2 to 1.1)	0.4 (0.2 to 1.1)	0.4 (0.2 to 1.1)	0.4 (0.2 to 1.1)	0.4 (0.2 to 1.1)	0.4 (0.2 to 1.1)	0.4 (0.2 to 1.1)	0.4 (0.2 to 1.1)	5.4
G6PD deficiency	0 (0 to 0)	0 (0 to 0)	0 (0 to 0)	0 (0 to 0)	0 (0 to 0)	0 (0 to 0)	0 (0 to 0)	0 (0 to 0)	0 (0 to 0)	0 (0 to 0)	0 (0 to 0)	0 (0 to 0)	0 (0 to 0)	0 (0 to 0)	0 (0 to 0)	0 (0 to 0)	0 (0 to 0)	0 (0 to 0)	0 (0 to 0)	0 (0 to 0)	0 (0 to 0)	0 (0 to 0)	0 (0 to 0)	0 (0 to 0)	0 (0 to 0)	0 (0 to 0)	0 (0 to 0)	1.6
G6PD trait	0 (0 to 0)	0 (0 to 0)	0 (0 to 0)	0 (0 to 0)	0 (0 to 0)	0 (0 to 0)	0 (0 to 0)	0 (0 to 0)	0 (0 to 0)	0 (0 to 0)	0 (0 to 0)	0 (0 to 0)	0 (0 to 0)	0 (0 to 0)	0 (0 to 0)	0 (0 to 0)	0 (0 to 0)	0 (0 to 0)	0 (0 to 0)	0 (0 to 0)	0 (0 to 0)	0 (0 to 0)	0 (0 to 0)	0 (0 to 0)	0 (0 to 0)	0 (0 to 0)	0 (0 to 0)	0.1
Other hemoglobinopathies and hemolytic anemias	0 (0 to 0)	0 (0 to 0)	0.4 (0 to 1.2)	0.4 (0 to 1.7)	0.1 (0 to 0.4)	0.1 (0 to 0.5)	0.2 (0 to 0.5)	0.2 (0.1 to 0.7)	0.2 (0 to 0.8)	0.3 (0 to 0.9)	0.3 (0 to 0.9)	0.2 (0 to 0.6)	0.2 (0 to 0.4)	0.2 (0 to 0.4)	0.2 (0 to 0.4)	0.1 (0 to 0.3)	0.1 (0 to 0.3)	0.1 (0 to 0.3)	0.1 (0 to 0.3)	0.1 (0 to 0.3)	0.1 (0 to 0.3)	0.1 (0 to 0.3)	0.1 (0 to 0.3)	0.1 (0 to 0.3)	0.1 (0 to 0.3)	0.1 (0 to 0.3)	11.5
Endocrine, metabolic, blood, and immune disorders	0.8 (0.5 to 1.3)	1.1 (0.7 to 1.7)	4.6 (3 to 7.4)	6.7 (4.6 to 11.2)	7.4 (4.9 to 11.6)	8.1 (5.5 to 12.2)	9.8 (6.6 to 14.1)	12.6 (8.2 to 18.7)	18 (11.4 to 27.1)	21.3 (13.7 to 33.1)	22.3 (14.6 to 34.9)	22.8 (14.8 to 35.7)	26.2 (17.7 to 42.4)	24 (17.5 to 37.1)	43.8 (27.4 to 67.3)	40 (26.4 to 64.9)	27.1 (18.5 to 45.2)	20.1 (13.3 to 29.2)	15.8 (10.5 to 22.7)	7.8 (5.5 to 11.6)	3.1 (2.1 to 4.2)	2.3 (1.6 to 3.1)	398
Oral disorders	1.7 (1.2 to 2.3)	1.7 (1.2 to 2.3)	2.3 (1.3 to 4.4)	2.9 (1.9 to 4.8)	3.5 (2.1 to 5.6)	5.4 (3.1 to 9)	7.4 (4.2 to 12)	9.2 (5.2 to 15)	10.3 (5.4 to 17.2)	10.4 (5.9 to 17.7)	14.1 (8.2 to 23.8)	20 (11.7 to 32.5)	27.2 (15.4 to 43.3)	31.6 (18.6 to 48.3)	32.5 (22.5 to 54.3)	29 (18.1 to 43.4)	25.1 (16.1 to 38.4)	14.7 (9.4 to 21.3)	6.3 (4 to 9)	1.6 (1 to 2.4)	294
Caries of deciduous teeth	0 (0 to 0)	0 (0 to 0)	0 (0 to 0)	0 (0 to 0.4)	0 (0 to 0.6)	0 (0 to 0.6)	0 (0 to 0.6)	0 (0 to 0.6)	0 (0 to 0)	0 (0 to 0)	0 (0 to 0)	0 (0 to 0)	0 (0 to 0)	0 (0 to 0)	0 (0 to 0)	0 (0 to 0)

SR Table 2b: South Tyneside DALYS by cause and age group for females with 95% uncertainty intervals, 2019

Cause	Early Neonatal	Late Neonatal	Post Neonatal	1 to 4	5 to 9	10 to 14	15 to 19	20 to 24	25 to 29	30 to 34	35 to 39	40 to 44	45 to 49	50 to 54	55 to 59	60 to 64	65 to 69	70 to 74	75 to 79	80 to 84	85 to 89	90 to 94	95 plus	Total
All causes	520.9 (444.5 to 624.9)	264.5 (16.1 to 22.2)	466.5 (396.4 to 551.7)	1,108.9 (1,009.1 to 1,233.3)	721.5 (657.2 to 797.9)	1,004.9 (907.2 to 1,116.2)	1,267.1 (1,141.7 to 1,406.1)	1,384.8 (1,247.6 to 1,537.1)	1,511.1 (1,360.1 to 1,680.6)	1,652.1 (1,487.1 to 1,836.1)	1,807.1 (1,627.1 to 1,998.1)	1,940.2 (1,746.3 to 2,147.1)	2,066.1 (1,866.4 to 2,280.3)	2,201.0 (1,990.0 to 2,426.8)	2,330.0 (2,107.1 to 2,570.1)	2,459.1 (2,224.2 to 2,708.2)	2,588.2 (2,342.2 to 2,850.4)	2,717.2 (2,460.2 to 2,992.6)	2,846.2 (2,578.2 to 3,135.0)	2,975.2 (2,696.2 to 3,277.3)	3,104.3 (2,814.3 to 3,419.5)	3,233.3 (2,932.3 to 3,561.7)	3,362.4 (3,050.4 to 3,703.9)	35,000
Communicable, maternal, neonatal, and nutritional diseases	254.1 (215.1 to 312.3)	96.6 (7.4 to 14.3)	111.2 (77.2 to 159.9)	201.1 (154.9 to 264.4)	51.1 (39.4 to 66.3)	51.4 (39.6 to 66.6)	57.1 (44.0 to 73.7)	61.1 (47.1 to 78.8)	65.1 (50.2 to 83.9)	69.1 (53.2 to 89.0)	73.1 (56.3 to 94.2)	77.1 (59.3 to 99.3)	81.1 (62.4 to 104.4)	85.1 (65.4 to 109.5)	89.1 (68.5 to 114.6)	93.1 (71.5 to 119.7)	97.1 (74.6 to 124.8)	101.1 (77.7 to 129.9)	105.1 (80.8 to 135.1)	109.1 (83.9 to 140.2)	113.1 (87.0 to 145.3)	117.1 (90.1 to 150.5)	1,290
HIV/AIDS and sexually transmitted infections	2.4 (2.0 to 3.0)	0.6 (0.2 to 1.4)	1.1 (0.4 to 2.4)	0.1 (0.1 to 0.2)	0.1 (0.0 to 0.1)	0.1 (0.1 to 0.1)	0.2 (0.2 to 0.2)	0.7 (0.4 to 1.1)	0.4 (0.3 to 0.5)	0.4 (0.3 to 0.6)	0.7 (0.4 to 1.1)	2.6 (1.6 to 4.1)	2.7 (1.6 to 4.1)	2.1 (1.4 to 3.3)	1.6 (1.1 to 2.3)	1.4 (0.9 to 2.1)	0.9 (0.6 to 1.2)	0.7 (0.4 to 1.1)	0.7 (0.4 to 1.1)	0.4 (0.2 to 0.7)	0.2 (0.2 to 0.5)	0.1 (0.1 to 0.3)	23.1
HIV/AIDS	0 (0 to 0)	0 (0 to 0)	0.1 (0.1 to 0.1)	0 (0 to 0)	0 (0 to 0)	0 (0 to 0)	0.1 (0.1 to 0.1)	0.5 (0.3 to 0.8)	0.3 (0.2 to 0.4)	0.3 (0.2 to 0.5)	0.6 (0.3 to 1.0)	2.5 (1.5 to 3.9)	2.6 (1.5 to 4.0)	1.9 (1.3 to 3.1)	1.5 (1.0 to 2.2)	1.3 (0.8 to 2.0)	0.8 (0.5 to 1.1)	0.5 (0.3 to 0.7)	0.6 (0.3 to 0.9)	0.3 (0.1 to 0.6)	0.1 (0.0 to 0.3)	0 (0 to 0)	7.1
HIV/AIDS - Drug-susceptible Tuberculosis	0 (0 to 0)	0 (0 to 0)	0 (0 to 0)	0 (0 to 0)	0 (0 to 0)	0 (0 to 0)	0 (0 to 0)	0 (0 to 0)	0 (0 to 0)	0 (0 to 0)	0 (0 to 0)	0 (0 to 0)	0 (0 to 0)	0 (0 to 0)	0 (0 to 0)	0 (0 to 0)	0 (0 to 0)	0 (0 to 0)	0 (0 to 0)	0 (0 to 0)	0 (0 to 0)	0 (0 to 0)	0 (0 to 0)	0
HIV/AIDS - Multidrug-resistant Tuberculosis without extensive dr...	0 (0 to 0)	0 (0 to 0)	0 (0 to 0)	0 (0 to 0)	0 (0 to 0)	0 (0 to 0)	0 (0 to 0)	0 (0 to 0)	0 (0 to 0)	0 (0 to 0)	0 (0 to 0)	0 (0 to 0)	0 (0 to 0)	0 (0 to 0)	0 (0 to 0)	0 (0 to 0)	0 (0 to 0)	0 (0 to 0)	0 (0 to 0)	0 (0 to 0)	0 (0 to 0)	0 (0 to 0)	0 (0 to 0)	0
HIV/AIDS - Extensively drug-resistant Tuberculosis	0 (0 to 0)	0 (0 to 0)	0 (0 to 0)	0 (0 to 0)	0 (0 to 0)	0 (0 to 0)	0 (0 to 0)	0 (0 to 0)	0 (0 to 0)	0 (0 to 0)	0 (0 to 0)	0 (0 to 0)	0 (0 to 0)	0 (0 to 0)	0 (0 to 0)	0 (0 to 0)	0 (0 to 0)	0 (0 to 0)	0 (0 to 0)	0 (0 to 0)	0 (0 to 0)	0 (0 to 0)	0 (0 to 0)	0
HIV/AIDS resulting in other diseases	0 (0 to 0)	0 (0 to 0)	0.1 (0 to 0.1)	0 (0 to 0)	0 (0 to 0)	0 (0 to 0)	0.1 (0 to 0.1)	0.2 (0.2 to 0.2)	0.2 (0.2 to 0.2)	0.2 (0.2 to 0.3)	0.4 (0.2 to 0.6)	0.7 (0.4 to 1.1)	0.7 (0.4 to 1.1)	0.4 (0.4 to 0.5)	0.4 (0.3 to 0.6)	0.4 (0.2 to 0.6)	0.4 (0.2 to 0.7)	0.4 (0.2 to 0.6)	0.2 (0.1 to 0.4)	0.1 (0.0 to 0.2)	0.1 (0.0 to 0.2)	0 (0 to 0)	5.6
Sexually transmitted infections excluding HIV	2.4 (0.7 to 5.3)	0.6 (0.2 to 1.4)	0.9 (0.2 to 2.3)	0.1 (0 to 0.1)	0 (0 to 0)	0.1 (0 to 0.1)	0.2 (0.1 to 0.3)	0.2 (0.1 to 0.4)	0.1 (0 to 0.2)	0.2 (0.1 to 0.4)	0.3 (0.1 to 0.6)	0.6 (0.3 to 1.1)	0.7 (0.3 to 1.4)	0.7 (0.3 to 1.4)	0.7 (0.4 to 1.3)	0.7 (0.3 to 1.3)	0.5 (0.2 to 0.9)	0.3 (0.2 to 0.6)	0.3 (0.1 to 0.7)	0.2 (0.1 to 0.5)	0.1 (0.1 to 0.3)	0 (0 to 0.2)	16
Syphilis	2.4 (0.7 to 5.3)	0.6 (0.2 to 1.4)	0.9 (0.2 to 2.3)	0.1 (0 to 0.1)	0 (0 to 0)	0 (0 to 0)	0 (0 to 0)	0 (0 to 0)	0 (0 to 0)	0 (0 to 0)	0 (0 to 0)	0 (0 to 0)	0 (0 to 0)	0 (0 to 0)	0 (0 to 0)	0 (0 to 0)	0 (0 to 0)	0 (0 to 0)	0 (0 to 0)	0 (0 to 0)	0 (0 to 0)	0 (0 to 0)	0 (0 to 0)	4.1
Chlamydial infection	0 (0 to 0)	0 (0 to 0)	0 (0 to 0)	0 (0 to 0)	0 (0 to 0)	0 (0 to 0)	0 (0 to 0)	0 (0 to 0)	0.2 (0 to 0.4)	0.4 (0.2 to 0.6)	0.4 (0.2 to 0.6)	0.4 (0.2 to 0.7)	0.4 (0.2 to 0.7)	0.2 (0.1 to 0.5)	0.1 (0 to 0.3)	0.1 (0 to 0.2)	0 (0 to 0.1)	0 (0 to 0.1)	0 (0 to 0.1)	0 (0 to 0.1)	0 (0 to 0.1)	0 (0 to 0.1)	0 (0 to 0.1)	2.1
Gonococcal infection	0 (0 to 0)	0 (0 to 0)	0 (0 to 0)	0 (0 to 0)	0 (0 to 0)	0 (0 to 0)	0 (0 to 0)	0 (0 to 0)	0.2 (0 to 0.4)	0.2 (0 to 0.4)	0.2 (0 to 0.4)	0.1 (0 to 0.3)	0.1 (0 to 0.3)	0.1 (0 to 0.2)	0.1 (0 to 0.2)	0.1 (0 to 0.2)	0.1 (0 to 0.1)	0.1 (0 to 0.1)	0.1 (0 to 0.1)	0.1 (0 to 0.1)	0 (0 to 0.1)	0 (0 to 0.1)	0 (0 to 0.1)	1.3
Trichomoniasis	0 (0 to 0)	0 (0 to 0)	0 (0 to 0)	0 (0 to 0)	0 (0 to 0)	0 (0 to 0)	0 (0 to 0)	0 (0 to 0)	0 (0 to 0)	0.2 (0 to 0.4)	0.2 (0 to 0.4)	0.2 (0 to 0.4)	0.2 (0 to 0.4)	0.2 (0 to 0.4)	0.2 (0 to 0.4)	0.2 (0 to 0.4)	0.2 (0 to 0.4)	0.2 (0 to 0.4)	0.2 (0 to 0.4)	0.2 (0 to 0.4)	0.2 (0 to 0.4)	0.2 (0 to 0.4)	0.2 (0 to 0.4)	1.9
Genital herpes	0 (0 to 0)	0 (0 to 0)	0 (0 to 0)	0 (0 to 0)	0 (0 to 0)	0 (0 to 0)	0 (0 to 0)	0 (0 to 0)	0 (0 to 0)	0 (0 to 0)	0 (0 to 0)	0.2 (0 to 0.4)	0.2 (0 to 0.4)	0.2 (0 to 0.4)	0.2 (0 to 0.4)	0.2 (0 to 0.4)	0.2 (0 to 0.4)	0.2 (0 to 0.4)	0.2 (0 to 0.4)	0.2 (0 to 0.4)	0.2 (0 to 0.4)	0.2 (0 to 0.4)	0.2 (0 to 0.4)	2.4
Other sexually transmitted infections	0 (0 to 0)	0 (0 to 0)	0 (0 to 0)	0 (0 to 0)	0 (0 to 0)	0 (0 to 0)	0 (0 to 0)	0 (0 to 0)	0 (0 to 0)	0 (0 to 0)	0 (0 to 0)	0 (0 to 0)	0 (0 to 0)	0 (0 to 0)	0 (0 to 0)	0 (0 to 0)	0 (0 to 0)	0 (0 to 0)	0 (0 to 0)	0 (0 to 0)	0 (0 to 0)	0 (0 to 0)	0 (0 to 0)	0
Respiratory infections and tuberculosis	2.4 (0.2 to 5.6)	0.4 (0.2 to 0.5)	0.6 (0.5 to 0.6)	7.2 (4.6 to 12.1)	3.5 (2.5 to 4.6)	2.5 (1.6 to 3.4)	2.5 (1.6 to 3.5)	2.5 (1.6 to 3.5)	2.5 (1.6 to 3.5)	2.5 (1.6 to 3.5)	2.5 (1.6 to 3.5)	2.5 (1.6 to 3.5)	2.5 (1.6 to 3.5)	2.5 (1.6 to 3.5)	2.5 (1.6 to 3.5)	2.5 (1.6 to 3.5)	2.5 (1.6 to 3.5)	2.5 (1.6 to 3.5)	2.5 (1.6 to 3.5)	2.5 (1.6 to 3.5)	2.5 (1.6 to 3.5)	2.5 (1.6 to 3.5)	74.5
Tuberculosis	0 (0 to 0)	0 (0 to 0)	0 (0 to 0)	0 (0 to 0.1)	0 (0 to 0)	0 (0 to 0.1)	0 (0 to 0.2)	0 (0 to 0.3)	0 (0 to 0.3)	0 (0 to 0.3)	0 (0 to 0.3)	0 (0 to 0.3)	0 (0 to 0.3)	0 (0 to 0.3)	0 (0 to 0.3)	0 (0 to 0.4)	0 (0 to 0.4)	0 (0 to 0.5)	0 (0 to 0.5)	0 (0 to 0.5)	0 (0 to 0.5)	0 (0 to 0.5)	0 (0 to 0.5)	11.5
Latent tuberculosis infection	0 (0 to 0)	0 (0 to 0)	0 (0 to 0)	0 (0 to 0)	0 (0 to 0)	0 (0 to 0)	0 (0 to 0)	0 (0 to 0)	0 (0 to 0)	0 (0 to 0)	0 (0 to 0)	0 (0 to 0)	0 (0 to 0)	0 (0 to 0)	0 (0 to 0)	0 (0 to 0)	0 (0 to 0)	0 (0 to 0)	0 (0 to 0)	0 (0 to 0)	0 (0 to 0)	0 (0 to 0)	0 (0 to 0)	0
Drug-susceptible tuberculosis	0 (0 to 0)	0 (0 to 0)	0 (0 to 0)	0 (0 to 0.1)	0 (0 to 0)	0 (0 to 0.1)	0 (0 to 0.2)	0 (0 to 0.3)	0 (0 to 0.3)	0 (0 to 0.3)	0 (0 to 0.3)	0 (0 to 0.3)	0 (0 to 0.3)	0 (0 to 0.3)	0 (0 to 0.3)	0 (0 to 0.4)	0 (0 to 0.4)	0 (0 to 0.5)	0 (0 to 0.5)	0 (0 to 0.5)	0 (0 to 0.5)	0 (0 to 0.5)	0 (0 to 0.5)	11.2
Multidrug-resistant tuberculosis without extensive drug-resistance	0 (0 to 0)	0 (0 to 0)	0 (0 to 0)	0 (0 to 0)	0 (0 to 0)	0 (0 to 0)	0 (0 to 0)	0 (0 to 0)	0 (0 to 0)	0 (0 to 0)	0 (0 to 0)	0 (0 to 0)	0 (0 to 0)	0 (0 to 0)	0 (0 to 0)	0 (0 to 0)	0 (0 to 0)	0 (0 to 0)	0 (0 to 0)	0 (0 to 0)	0 (0 to 0)	0 (0 to 0)	0 (0 to 0)	0.3
Extensively drug-resistant tuberculosis	0 (0 to 0)	0 (0 to 0)	0 (0 to 0)	0 (0 to 0)	0 (0 to 0)	0 (0 to 0)	0 (0 to 0)	0 (0 to 0)	0 (0 to 0)	0 (0 to 0)	0 (0 to 0)	0 (0 to 0)	0 (0 to 0)	0 (0 to 0)	0 (0 to 0)	0 (0 to 0)	0 (0 to 0)	0 (0 to 0)	0 (0 to 0)	0 (0 to 0)	0 (0 to 0)	0 (0 to 0)	0 (0 to 0)	0.1
Lower respiratory infections	0.4 (0.2 to 0.6)	0.3 (0.2 to 0.4)	0.2 (1.5 to 4.4)	0.1 (2 to 5.8)	0.1 (0.3 to 0.7)	0.1 (0.4 to 0.9)	0.1 (0.7 to 1.5)	0.2 (0.8 to 1.9)	0.2 (1.1 to 2.3)	0.2 (1.4 to 3.2)	0.2 (2.4 to 5.2)	0.2 (3.6 to 6.8)	0.2 (3.7 to 8.2)	0.2 (5.4 to 12.2)	0.2 (7.9 to 17.5)	0.2 (8.6 to 18.4)	0.2 (9.3 to 20.3)	0.2 (9.5 to 21.1)	0.2 (9.7 to 21.6)	0.2 (9.8 to 21.9)	0.2 (9.9 to 22.1)	0.2 (9.9 to 22.2)	655
Upper respiratory infections	0 (0 to 0)	0 (0 to 0)	1 (0.4 to 1.6)	4.8 (3 to 9.2)	2.5 (2 to 2.7)	2.6 (2 to 2.6)	2.6 (2 to 2.6)	2.6 (2 to 2.6)	2.6 (2 to 2.6)	2.6 (2 to 2.6)	2.6 (2 to 2.6)	2.6 (2 to 2.6)	2.6 (2 to 2.6)	2.6 (2 to 2.6)	2.6 (2 to 2.6)	2.7 (2 to 2.6)	2.7 (2 to 2.6)	2.7 (2 to 2.6)	2.7 (2 to 2.6)	2.7 (2 to 2.6)	2.7 (2 to 2.6)	2.7 (2 to 2.6)	2.7 (2 to 2.6)	64
Otitis media	0 (0 to 0)	0 (0 to 0)	0.2 (0.1 to 0.4)	1.5 (0.8 to 2.3)	1.5 (0.8 to 2.3)	0.9 (0.5 to 1.6)	0.9 (0.4 to 1.6)	0.9 (0.4 to 1.6)	0.9 (0.4 to 1.6)	0.9 (0.4 to 1.6)	0.9 (0.3 to 1.5)	0.9 (0.3 to 1.5)	0.9 (0.3 to 1.6)	0.9 (0.3 to 1.6)	0.9 (0.3 to 1.6)	0.9 (0.3 to 1.6)	0.9 (0.3 to 1.6)	0.9 (0.3 to 1.6)	0.9 (0.3 to 1.6)	0.9 (0.3 to 1.6)	0.9 (0.3 to 1.6)	0.9 (0.3 to 1.6)	14.5
Enteric infections	0.1 (0 to 0.1)	0.1 (0.1 to 0.3)	2.5 (2 to 4.6)	2.1 (2 to 3.9)	1.4 (0.9 to 2.3)	1.4 (0.9 to 2.3)	1.3 (0.8 to 2.1)	1.3 (0.8 to 2.1)	1.3 (0.8 to 2.1)	1.3 (0.8 to 2.1)	1.4 (0.8 to 2.3)	1.4 (0.8 to 2.3)	1.5 (0.9 to 2.4)	1.5 (0.9 to 2.4)	1.5 (0.9 to 2.4)	1.5 (0.9 to 2.4)	1.5 (0.9 to 2.4)	1.5 (0.9 to 2.4)	1.5 (0.9 to 2.4)	1.5 (0.9 to 2.4)	1.5 (0.9 to 2.4)	1.5 (0.9 to 2.4)	1.5 (0.9 to 2.4)	64
Diarrheal diseases	0.1 (0 to 0.1)	0.1 (0.1 to 0.3)	2.5 (2 to 4.6)	2.1 (2 to 3.9)	1.4 (1.3 to 2.3)	1.4 (0.8 to 2.3)	1.3 (0.8 to 2.1)	1.3 (0.8 to 2.1)	1.3 (0.8 to 2.1)	1.3 (0.8 to 2.1)	1.4 (0.8 to 2.3)	1.4 (0.8 to 2.3)	1.5 (0.9 to 2.4)	1.5 (0.9 to 2.4)	1.5 (0.9 to 2.4)	1.5 (0.9 to 2.4)	1.5 (0.9 to 2.4)	1.5 (0.9 to 2.4)	1.5 (0.9 to 2.4)	1.5 (0.9 to 2.4)	1.5 (0.9 to 2.4)	1.5 (0.9 to 2.4)	1.5 (0.9 to 2.4)	64
Typhoid and paraphoid	0 (0 to 0)	0 (0 to 0)	0 (0 to 0)	0 (0 to 0)	0 (0 to 0)	0 (0 to 0)	0 (0 to 0)	0 (0 to 0)	0 (0 to 0)	0 (0 to 0)	0 (0 to 0)	0 (0 to 0)	0 (0 to 0)	0 (0 to 0)	0 (0 to 0)	0 (0 to 0)	0 (0 to 0)	0 (0 to 0)	0 (0 to 0)	0 (0 to 0)	0 (0 to 0)	0 (0 to 0)	0 (0 to 0)	0
Typhoid fever	0 (0 to 0)	0 (0 to 0)	0 (0 to 0)	0 (0 to 0)	0 (0 to 0)	0 (0 to 0)	0 (0 to 0)	0 (0 to 0)	0 (0 to 0)	0 (0 to 0)	0 (0 to 0)	0 (0 to 0)	0 (0 to 0)	0 (0 to 0)	0 (0 to 0)	0 (0 to 0)	0 (0 to 0)	0 (0 to 0)	0 (0 to 0)	0 (0 to 0)	0 (0 to 0)	0 (0 to 0)	0 (0 to 0)	0
Paratyphoid fever	0 (0 to 0)	0 (0 to 0)	0 (0 to 0)	0 (0 to 0)	0 (0 to 0)	0 (0 to 0)	0 (0 to 0)	0 (0 to 0)	0 (0 to 0)	0 (0 to 0)	0 (0 to 0)	0 (0 to 0)	0 (0 to 0)	0 (0 to 0)	0 (0 to 0)	0 (0 to 0)	0 (0 to 0)	0 (0 to 0)	0 (0 to 0)	0 (0 to 0)	0 (0 to 0)	0 (0 to 0)	0 (0 to 0)	0
Invasive Non-typhoidal Salmonella (iNTS)	0 (0 to 0)	0 (0 to 0)	0 (0 to 0.1)	0 (0 to 0)	0 (0 to 0)	0 (0 to 0)	0 (0 to 0)	0 (0 to 0)	0 (0 to 0)	0 (0 to 0)	0 (0 to 0)	0 (0 to 0)	0 (0 to 0)	0 (0 to 0)	0 (0 to 0)	0 (0 to 0)	0 (0 to 0)	0 (0 to 0)	0 (0 to 0)	0 (0 to 0)	0 (0 to 0)	0 (0 to 0)	0 (0 to 0)	0.1
Other intestinal infectious diseases	0 (0 to 0)	0 (0 to 0)	0 (0 to 0.1)	0 (0 to 0)	0 (0 to 0)	0 (0 to 0)	0 (0 to 0)	0 (0 to 0)	0 (0 to 0)	0 (0 to 0)	0 (0 to 0)	0 (0 to 0)	0 (0 to 0)	0 (0 to 0)	0 (0 to 0)	0 (0 to 0)	0 (0 to 0)	0 (0 to 0)	0 (0 to 0)	0 (0 to 0)	0 (0 to 0)	0 (0 to 0)	0 (0 to 0)	0.2
Neglected tropical diseases and malaria	0 (0 to 0)	0 (0 to 0)	0.2 (0.1 to 0.2)	0.9 (0.5 to 1.4)	0.2 (0.2 to 0.3)	0.2 (0.2 to 0.3)	0.2 (0.2 to 0.3)	0.2 (0.2 to 0.3)	0.2 (0.2 to 0.3)	0.2 (0.2 to 0.3)	0.2 (0.2 to 0.3)	0.4 (0.2 to 0.6)	0.3 (0.2 to 0.5)	0.4 (0.2 to 0.6)	0.3 (0.2 to 0.5)	0.3 (0.2 to 0.5)	0.3 (0.2 to 0.5)	0.3 (0.2 to 0.5)	0.3 (0.2 to 0.5)	0.3 (0.2 to 0.5)	0.3 (0.2 to 0.5)	0.3 (0.2 to 0.5)	0.3 (0.2 to 0.5)	4.7
Malaria	0 (0 to 0)	0 (0 to 0)	0 (0 to 0)	0 (0 to 0)	0 (0 to 0)	0 (0 to 0)	0 (0 to 0)	0 (0 to 0)	0 (0 to 0)	0 (0 to 0)	0 (0 to 0)	0 (0 to 0)	0 (0 to 0)	0 (0 to 0)	0 (0 to 0)	0 (0 to 0)	0 (0 to 0)	0 (0 to 0)	0 (0 to 0)	0 (0 to 0)	0 (0 to 0)	0 (0 to 0)	0 (0 to 0)	0
Chagas disease	0 (0 to 0)	0 (0 to 0)	0 (0 to 0)	0 (0 to 0)	0 (0 to 0)	0 (0 to 0)	0 (0 to 0)	0 (0 to 0)	0 (0 to 0)	0 (0 to 0)	0 (0 to 0)	0 (0 to 0)	0 (0 to 0)	0 (0 to 0)	0 (0 to 0)	0 (0 to 0)	0 (0 to 0)	0 (0 to 0)	0 (0 to 0)	0 (0 to 0)	0 (0 to 0)	0 (0 to 0)	0 (0 to 0)	0
Leishmaniasis	0 (0 to 0)	0 (0 to 0)	0 (0 to 0)	0 (0 to 0)	0 (0 to 0)	0 (0 to 0)	0 (0 to 0)	0 (0 to 0)	0 (0 to 0)	0 (0 to 0)	0 (0 to 0)	0 (0 to 0)	0 (0 to 0)	0 (0 to 0)	0 (0 to 0)	0 (0 to 0)	0 (0 to 0)	0 (0 to 0)	0 (0 to 0)	0 (0 to 0)	0 (0 to 0)	0 (0 to 0)	0 (0 to 0)	0
Visceral leishmaniasis	0 (0 to 0)	0 (0 to 0)	0 (0 to 0)	0 (0 to 0)	0 (0 to 0)	0 (0 to 0)	0 (0 to 0)	0 (0 to 0)	0 (0 to 0)	0 (0 to 0)	0 (0 to 0)	0 (0 to 0)	0 (0 to 0)	0 (0 to 0)	0 (0 to 0)	0 (0 to 0)	0 (0 to 0)	0 (0 to 0)	0 (0 to 0)	0 (0 to 0)	0 (0 to 0)	0 (0 to 0)	0 (0 to 0)	0
Cutaneous and mucocutaneous leishmaniasis	0 (0 to 0)	0 (0 to 0)	0 (0 to 0)	0 (0 to 0)	0 (0 to 0)	0 (0 to 0)	0 (0 to 0)	0 (0 to 0)	0 (0 to 0)	0 (0 to 0)	0 (0 to 0)	0 (0 to 0)	0 (0 to 0)	0 (0 to 0)	0 (0 to 0)	0 (0 to 0)	0 (0 to 0)	0 (0 to 0)	0 (0 to 0)	0 (0 to 0)	0 (0 to 0)	0 (0 to 0)	0 (0 to 0)	0
African trypanosomiasis	0 (0 to 0)	0 (0 to 0)	0 (0 to 0)	0 (0 to 0)	0 (0 to 0)	0 (0 to 0)	0 (0 to 0)	0 (0 to 0)	0 (0 to 0)	0 (0 to 0)	0 (0 to 0)	0 (0 to 0)	0 (0 to 0)	0 (0 to 0)	0 (0 to 0)	0 (0 to 0)	0 (0 to 0)	0 (0 to 0)	0 (0 to 0)	0 (0 to 0)	0 (0 to 0)	0 (0 to 0)	0 (0 to 0)	0
Schistosomiasis	0 (0 to 0)	0 (0 to 0)	0 (0 to 0)	0 (0 to 0)	0 (0 to 0)	0 (0 to 0)	0 (0 to 0)	0 (0 to 0)	0 (0 to 0)	0 (0 to 0)	0 (0 to 0)	0 (0 to 0)	0 (0 to 0)	0 (0 to 0)	0 (0 to 0)	0 (0 to 0)	0 (0 to 0)	0 (0 to 0)	0 (0 to 0)	0 (0 to 0)	0 (0 to 0)	0 (0 to 0)	0 (0 to 0)	0
Cysticercosis	0 (0 to 0)	0 (0 to 0)	0 (0 to 0)	0 (0 to 0)	0 (0 to 0)	0 (0 to 0)	0 (0 to 0)	0 (0 to 0)	0 (0 to 0)	0 (0 to 0)	0 (0 to 0)	0 (0 to 0)	0 (0 to 0)	0 (0 to 0)	0 (0 to 0)	0 (0 to 0)	0 (0 to 0)	0 (0 to 0)	0 (0 to 0)	0 (0 to 0)	0 (0 to 0)	0 (0 to 0)	0 (0 to 0)	0
Cystic echinococcosis	0 (0 to 0)	0 (0 to 0)	0 (0 to 0)	0 (0 to 0)	0 (0 to 0)	0 (0 to 0)	0 (0 to 0)	0 (0 to 0)	0 (0 to 0)	0 (0 to 0)	0 (0 to 0)	0 (0 to 0)	0 (0 to 0)	0 (0 to 0)	0 (0 to 0)	0 (0 to 0)	0 (0 to 0)	0 (0 to 0)	0 (0 to 0)	0 (0 to 0)	0 (0 to 0)	0 (0 to 0)	0 (0 to 0)	0
Lymphatic filariasis	0 (0 to 0)	0 (0 to 0)	0 (0 to 0)	0 (0 to 0)	0 (0 to 0)	0 (0 to 0)	0 (0 to 0)	0 (0 to 0)	0 (0 to 0)	0 (0 to 0)	0 (0 to 0)	0 (0 to 0)	0 (0 to 0)	0 (0 to 0)	0 (0 to 0)	0 (0 to 0)	0 (0 to 0)	0 (0 to 0)	0 (0 to 0)	0 (0 to 0)	0 (0 to 0)	0 (0 to 0)	0 (0 to 0)	0
Onchocerciasis	0 (0 to 0)	0 (0 to 0)	0 (0 to 0)	0 (0 to 0)	0 (0 to 0)	0 (0 to 0)	0 (0 to 0)	0 (0 to 0)	0 (0 to 0)	0 (0 to 0)	0 (0 to 0)	0 (0 to 0)	0 (0 to 0)	0 (0 to 0)	0 (0 to 0)	0 (0 to 0)	0 (0 to 0)	0 (0 to 0)	0 (0 to 0)	0 (0 to 0)	0 (0 to 0)	0 (0 to 0)	0 (0 to 0)	0
Trachoma	0 (0 to 0)	0 (0 to 0)	0 (0 to 0)	0 (0 to 0)	0 (0 to 0)	0 (0 to 0)	0 (0 to 0)	0 (0 to 0)	0 (0 to 0)	0 (0 to 0)	0 (0 to 0)	0 (0 to 0)	0 (0 to 0)	0 (0 to 0)	0 (0 to 0)	0 (0 to 0)	0 (0 to 0)	0 (0 to 0)	0 (0 to 0)	0 (0 to 0)	0 (0 to 0)	0 (0 to 0)	0 (0 to 0)	0
Dengue	0 (0 to 0)	0 (0 to 0)	0 (0 to 0)	0 (0 to 0)	0 (0 to 0)	0 (0 to 0)	0 (0 to 0)	0 (0 to 0)	0 (0 to 0)	0 (0 to 0)	0 (0 to 0)	0 (0 to 0)	0 (0 to 0)	0 (0 to 0)	0 (0 to 0)	0 (0 to 0)	0 (0 to 0)	0 (0 to 0)	0 (0 to 0)	0 (0 to 0)	0 (0 to 0)	0 (0 to 0)	0 (0 to 0)	0
Yellow fever	0 (0 to 0)	0 (0 to 0)	0 (0 to 0)	0 (0 to 0)	0 (0 to 0)	0 (0 to 0)	0 (0 to 0)	0 (0 to 0)	0 (0 to 0)	0 (0 to 0)	0 (0 to 0)	0 (0 to 0)	0 (0 to 0)	0 (0 to 0)	0 (0 to 0)	0 (0 to 0)	0 (0 to 0)	0 (0 to 0)	0 (0 to 0)	0 (0 to 0)	0 (0 to 0)	0 (0 to 0)	0 (0 to 0)	0
Rabies	0 (0 to 0)	0 (0 to 0)	0 (0 to 0)	0 (0 to 0)	0 (0 to 0)	0 (0 to 0)	0 (0 to 0)	0 (0 to 0)	0 (0 to 0)	0 (0 to 0)	0 (0 to 0)	0 (0 to 0)	0 (0 to 0)	0 (0 to 0)	0 (0 to 0)	0 (0 to 0)	0 (0 to 0)	0 (0 to 0)	0 (0 to 0)	0 (0 to 0)	0 (0 to 0)	0 (0 to 0)	0 (0 to 0)	0
Intestinal nematode infections	0 (0 to 0)	0 (0 to 0)	0 (0 to 0)	0 (0 to 0)	0 (0 to 0)	0 (0 to 0)	0 (0 to 0)	0 (0 to 0)	0 (0 to 0)	0 (0 to 0)	0 (0 to 0)	0 (0 to 0)	0 (0 to 0)	0 (0 to 0)	0 (0 to 0)	0 (0 to 0)	0 (0 to 0)	0 (0 to 0)	0 (0 to 0)	0 (0 to 0)	0 (0 to 0)	0 (0 to 0)	0 (0 to 0)	0
Ascariasis	0 (0 to 0)	0 (0 to 0)	0 (0 to 0)	0 (0 to 0)	0 (0 to 0)	0 (0 to 0)	0 (0 to 0)	0 (0 to 0)	0 (0 to 0)	0 (0 to 0)	0 (0 to 0)	0 (0 to 0)	0 (0 to 0)	0 (0 to 0)	0 (0 to 0)	0 (0 to 0)	0 (0 to 0)	0 (0 to 0)	0 (0 to 0)	0 (0 to 0)	0 (0 to 0)	0 (0 to 0)	0 (0 to 0)	0
Trichuriasis	0 (0 to 0)	0 (0 to 0)	0 (0 to 0)	0 (0 to 0)	0 (0 to 0)	0 (0 to 0)	0 (0 to 0)	0 (0 to 0)	0 (0 to 0)	0 (0 to 0)	0 (0 to 0)	0 (0 to 0)	0 (0 to 0)	0 (0 to 0)	0 (0 to 0)	0 (0 to 0)	0 (0 to 0)	0 (0 to 0)	0 (0 to 0)	0 (0 to 0)	0 (0 to 0)	0 (0 to 0)	0 (0 to 0)	0
Hookworm disease	0 (0 to 0)	0 (0 to 0)	0 (0 to 0)	0 (0 to 0)	0 (0 to 0)	0 (0 to 0)	0 (0 to 0)	0 (0 to 0)	0 (0 to 0)	0 (0 to 0)	0 (0 to 0)	0 (0 to 0)	0 (0 to 0)	0 (0 to 0)	0 (0 to 0)	0 (0 to 0)	0 (0 to 0)	0 (0 to



Osteoarthritis other	0 (0 to 0)	0 (0 to 0)	0 (0 to 0)	0 (0 to 0)	0 (0 to 0)	0 (0 to 0)	0 (0 to 0)	0 (0 to 0)	0 (0 to 0)	0 (0 to 0)	0 (0 to 0)	0.2 (0 to 0.4)	0.5 (0.2 to 1.3)	1.4 (0.4 to 3.1)	2.7 (1.2 to 5.9)	4.4 (2 to 9.2)	5 (2.3 to 10.7)	5.3 (2.4 to 11.2)	4.4 (2.2 to 9.1)	4.1 (2 to 8.5)	2.9 (1.5 to 5.7)	1.5 (0.7 to 2.9)	0.4 (0.2 to 0.8)	
Low back pain	27 (18.2 to 40.9)	39.3 (32.1 to 47)	53.3 (39 to 153)	84.9 (46.4 to 194)	76.8 (47 to 177)	77.4 (61 to 153)	106 (68.8 to 198)	131 (84.4 to 223)	150 (96.4 to 255)	156 (98.4 to 265)	139 (83.5 to 246)	125 (76.9 to 177)	120 (73.1 to 159)	89.9 (44.3 to 151)	79.1 (35.3 to 127)	69.1 (30.1 to 117)	58.1 (24.9 to 98.2)	3.4 (2.4 to 5.7)	1,350
Neck pain	0 (0 to 0)	0 (0 to 0)	1.6 (0.5 to 3.5)	8.5 (4.3 to 15.5)	14.1 (6.9 to 25)	10.7 (7.7 to 20.5)	28.6 (14.4 to 53.4)	39.2 (20.3 to 66.4)	50.6 (26.3 to 88.6)	54.3 (27.2 to 97.9)	53 (27.6 to 97.3)	46.7 (23.2 to 77.3)	34.8 (19.5 to 57.2)	39.7 (21.5 to 66.4)	34.4 (12.6 to 44)	19.1 (9.7 to 35.2)	11.5 (5 to 19.3)	4.9 (2.5 to 9.1)	535
Gout	0 (0 to 0)	0 (0 to 0)	0 (0 to 0)	0 (0 to 0)	0 (0 to 0)	0 (0 to 0)	0 (0 to 0.1)	0.1 (0.1 to 0.3)	0.2 (0 to 0.4)	0.3 (0.1 to 0.7)	0.3 (0.1 to 0.7)	0.3 (0.1 to 0.7)	0.3 (0.1 to 0.8)	0.3 (0.1 to 0.7)	0.3 (0.1 to 0.7)	0.3 (0.1 to 0.7)	0.3 (0.1 to 0.7)	0.3 (0.1 to 0.7)	0.3 (0.1 to 0.7)	0.3 (0.1 to 0.7)	0.3 (0.1 to 0.7)	0.3 (0.1 to 0.7)	0.3 (0.1 to 0.7)	119
Other musculoskeletal disorders	0 (0 to 0)	0 (0 to 0)	0 (0 to 0)	0 (0 to 0.1)	0 (0.1 to 1.3)	0.1 (0.4 to 3.4)	0.4 (1.1 to 7.9)	1.1 (2.7 to 18.1)	2.2 (5.2 to 34.2)	3.2 (7.5 to 49.5)	4.1 (9.5 to 61.2)	4.5 (10.3 to 67.9)	4.6 (10.5 to 68.3)	4.3 (9.8 to 63.6)	3.8 (8.6 to 56.1)	3.2 (7.3 to 47.3)	2.6 (5.9 to 38.5)	2.1 (4.8 to 31.2)	1.6 (3.7 to 23.8)	1.1 (2.5 to 16.6)	0.7 (1.6 to 10.4)	0.4 (0.9 to 5.8)	0.2 (0.4 to 2.9)	11.9
Other non-communicable diseases	13.8 (9.1 to 21.2)	7 (5.1 to 11)	23.1 (16.9 to 49.5)	10.4 (10.7 to 21.2)	22.7 (16.2 to 29.4)	39.2 (28.9 to 58.4)	67.8 (46.9 to 99)	101 (68.1 to 163)	124 (86.7 to 179)	133 (89.7 to 191)	140 (97.2 to 197)	146 (102 to 204)	152 (106 to 213)	155 (98.5 to 198)	156 (97.2 to 213)	137 (91.4 to 177)	127 (75.8 to 184)	101 (70.1 to 137)	67.1 (52.2 to 86.5)	39.2 (34.9 to 46.9)	13.1 (9.6 to 16.9)	1,810
Congenital birth defects	13.4 (8.9 to 20.9)	6.1 (4.2 to 10.3)	20.6 (13.4 to 32)	12.9 (7.1 to 23.4)	7.2 (4.9 to 9.6)	6.6 (4.9 to 9.6)	9.5 (6.5 to 14.1)	6.9 (4.8 to 9.7)	5.3 (3.5 to 8)	7.4 (5.1 to 10.3)	5.5 (3.8 to 8)	6.1 (4.4 to 8.2)	7.3 (5.2 to 9.8)	8.4 (6.1 to 11.2)	11.2 (8.2 to 15.2)	7.6 (4.9 to 10.1)	4.9 (3.2 to 7.2)	3.1 (2 to 5.2)	1.3 (0.8 to 2.1)	1 (0.6 to 1.7)	0.6 (0.3 to 1)	0.3 (0.1 to 0.4)	0.1 (0 to 0.1)	161
Neural tube defects	1.7 (0.9 to 3.7)	0.4 (0.2 to 0.7)	2.2 (1.4 to 4.2)	0.5 (2.3 to 6.8)	0.4 (0.3 to 0.6)	0.4 (0.3 to 0.6)	0.5 (0.3 to 0.7)	0.5 (0.3 to 0.8)	0.5 (0.3 to 0.8)	0.4 (0.3 to 0.7)	0.3 (0.2 to 0.5)	0.3 (0.2 to 0.5)	0.3 (0.2 to 0.5)	0.2 (0.1 to 0.5)	0.2 (0.1 to 0.5)	0.1 (0 to 0.1)	0.1 (0 to 0.1)	0 (0 to 0)	0 (0 to 0)	0 (0 to 0)	0 (0 to 0)	0 (0 to 0)	0 (0 to 0)	15.3
Congenital heart anomalies	3.2 (1.3 to 12.4)	2.5 (1 to 9.7)	6.2 (2.3 to 15.2)	4.9 (2.7 to 7.9)	0.9 (0.4 to 2.4)	0.9 (0.3 to 2.2)	1.3 (0.6 to 2.3)	1.2 (0.6 to 2.2)	1.3 (0.6 to 2.3)	1.4 (0.8 to 2)	1.3 (0.7 to 1.9)	1.3 (0.7 to 1.9)	1.4 (0.8 to 2.2)	1.1 (0.6 to 1.9)	1.2 (0.6 to 2.1)	0.9 (0.4 to 1.5)	0.8 (0.4 to 1.2)	0.6 (0.3 to 0.9)	0.1 (0 to 0.2)	0.1 (0 to 0.1)	0.1 (0 to 0.1)	0 (0 to 0)	0 (0 to 0)	32.2
Orofacial clefts	0 (0 to 0)	0.1 (0 to 0.1)	0.1 (0 to 0.2)	0.1 (0 to 0.2)	0.1 (0 to 0.2)	0.1 (0 to 0.2)	0.1 (0 to 0.2)	0.1 (0 to 0.2)	0.1 (0 to 0.2)	0.1 (0 to 0.2)	0.1 (0 to 0.2)	0.1 (0 to 0.2)	0.1 (0 to 0.2)	0.1 (0 to 0.2)	0.1 (0 to 0.2)	0.1 (0 to 0.1)	0.1 (0 to 0.1)	0.1 (0 to 0.1)	0 (0 to 0)	0 (0 to 0)	0 (0 to 0)	0 (0 to 0)	0 (0 to 0)	1.5
Down syndrome	0.4 (0.2 to 0.8)	0.1 (0.1 to 0.2)	0.5 (0.3 to 0.9)	0.7 (0.5 to 1.1)	0.4 (0.2 to 0.6)	0.4 (0.3 to 0.7)	0.5 (0.3 to 0.7)	0.6 (0.4 to 0.9)	0.7 (0.5 to 1.1)	0.8 (0.5 to 1.2)	0.6 (0.5 to 1.1)	0.6 (0.5 to 1.1)	0.7 (0.5 to 1.2)	0.6 (0.4 to 1.1)	0.5 (0.3 to 0.9)	0.4 (0.2 to 0.7)	0.3 (0.2 to 0.6)	0.2 (0.1 to 0.4)	0 (0 to 0.1)	0 (0 to 0)	0 (0 to 0)	0 (0 to 0)	0 (0 to 0)	19.3
Turner syndrome	0 (0 to 0)	0 (0 to 0)	0 (0 to 0)	0 (0 to 0)	0 (0 to 0.1)	0 (0 to 0.1)	0.1 (0 to 0.1)	0.1 (0 to 0.1)	0.1 (0 to 0.2)	0.1 (0 to 0.2)	0.1 (0 to 0.1)	0.1 (0 to 0.2)	0.1 (0 to 0.2)	0 (0 to 0.1)	0 (0 to 0.1)	0 (0 to 0.1)	0 (0 to 0.1)	0 (0 to 0.1)	0 (0 to 0.1)	0 (0 to 0)	0 (0 to 0)	0 (0 to 0)	0 (0 to 0)	0.6
Klinefelter syndrome	0 (0 to 0)	0 (0 to 0)	0 (0 to 0)	0 (0 to 0)	0 (0 to 0)	0 (0 to 0)	0 (0 to 0)	0 (0 to 0)	0 (0 to 0)	0 (0 to 0)	0 (0 to 0)

SR Table 2b: Slovenia DALYS by cause and age group for females with 95% uncertainty intervals, 2019

Cause	Early Neonatal	Late Neonatal	Post Neonatal	1 to 4	5 to 9	10 to 14	15 to 19	20 to 24	25 to 29	30 to 34	35 to 39	40 to 44	45 to 49	50 to 54	55 to 59	60 to 64	65 to 69	70 to 74	75 to 79	80 to 84	85 to 89	90 to 94	95 plus	Total
All causes	988 (877 to 1101)	227 (202 to 249)	991 (856 to 1095)	1,378 (1,035 to 1,760)	880 (1,000 to 2,666)	2,648 (1,992 to 3,430)	3,080 (2,715 to 3,704)	4,630 (3,990 to 5,630)	5,423 (4,666 to 6,369)	7,919 (6,932 to 10,100)	10,158 (7,765 to 13,900)	12,269 (9,474 to 16,650)	14,880 (11,696 to 17,600)	18,150 (14,486 to 22,200)	20,900 (16,486 to 25,900)	22,900 (18,000 to 28,200)	25,700 (19,700 to 32,400)	29,900 (23,000 to 37,200)	35,900 (26,300 to 46,900)	39,900 (26,300 to 56,600)	42,100 (27,000 to 67,400)	47,700 (29,000 to 82,000)	6,980 (6,370 to 7,590)	363,000
Communicable, maternal, neonatal, and nutritional diseases	364 (315 to 421)	221 (189 to 256)	190 (136 to 239)	265 (238 to 309)	292 (262 to 348)	311 (222 to 426)	296 (212 to 408)	333 (238 to 457)	366 (260 to 507)	492 (337 to 688)	626 (393 to 957)	836 (560 to 1,190)	1,040 (728 to 1,450)	1,360 (956 to 1,900)	1,660 (1,160 to 2,320)	1,960 (1,360 to 2,720)	2,300 (1,600 to 3,200)	2,800 (1,900 to 4,000)	3,600 (2,400 to 5,200)	4,000 (2,600 to 6,400)	4,200 (2,600 to 7,200)	4,600 (2,600 to 8,000)	1,010 (974 to 1,046)	33,400
HIV/AIDS and sexually transmitted infections	0 (0 to 0)	0 (0 to 0)	1.2 (0.9 to 1.6)	1.2 (0.9 to 1.6)	1.1 (0.8 to 1.4)	1.3 (1 to 1.6)	2.5 (1.9 to 3.2)	6.9 (5.2 to 8.9)	17.4 (13.2 to 22.5)	29.5 (22.1 to 38.4)	39.3 (29.3 to 51.2)	47.1 (35.1 to 61.3)	52.1 (38.8 to 67.8)	53.4 (39.8 to 69.5)	52.6 (39.2 to 68.4)	50.4 (37.6 to 65.6)	47.3 (35.2 to 61.5)	43.3 (32.3 to 56.3)	38.5 (28.7 to 50.1)	33.2 (24.7 to 43.2)	27.9 (20.8 to 36.3)	23.1 (17.2 to 30.1)	1,160
HIV/AIDS	0 (0 to 0)	0 (0 to 0)	1.2 (0.9 to 1.6)	1.2 (0.9 to 1.6)	1.1 (0.8 to 1.4)	0.9 (0.6 to 1.3)	2.2 (1.6 to 3)	6.3 (4.7 to 8.3)	16 (12 to 21)	27.5 (20.6 to 36.2)	37.1 (27.6 to 48.7)	44.7 (33.3 to 58.7)	49.7 (37 to 65.3)	51.2 (38.1 to 67.2)	50.5 (37.6 to 66.4)	48.5 (36.1 to 63.7)	45.6 (33.9 to 59.8)	41.8 (31.1 to 54.9)	37.2 (27.7 to 48.8)	32.1 (23.9 to 42.1)	27 (20.1 to 35.4)	22.4 (16.7 to 29.3)	1,080
HIV/AIDS - Drug-susceptible Tuberculosis	0 (0 to 0)	0 (0 to 0)	0 (0 to 0)	0 (0 to 0)	0 (0 to 0)	0 (0 to 0)	0 (0 to 0)	0 (0 to 0)	0 (0 to 0)	0 (0 to 0)	0 (0 to 0)	0 (0 to 0)	0 (0 to 0)	0 (0 to 0)	0 (0 to 0)	0 (0 to 0)	0 (0 to 0)	0 (0 to 0)	0 (0 to 0)	0 (0 to 0)	0 (0 to 0)	0 (0 to 0)	0 (0 to 0)	0
HIV/AIDS - Multidrug-resistant Tuberculosis without extensive	0 (0 to 0)	0 (0 to 0)	0 (0 to 0)	0 (0 to 0)	0 (0 to 0)	0 (0 to 0)	0 (0 to 0)	0 (0 to 0)	0 (0 to 0)	0 (0 to 0)	0 (0 to 0)	0 (0 to 0)	0 (0 to 0)	0 (0 to 0)	0 (0 to 0)	0 (0 to 0)	0 (0 to 0)	0 (0 to 0)	0 (0 to 0)	0 (0 to 0)	0 (0 to 0)	0 (0 to 0)	0 (0 to 0)	0
HIV/AIDS - Extensively drug-resistant Tuberculosis	0 (0 to 0)	0 (0 to 0)	0 (0 to 0)	0 (0 to 0)	0 (0 to 0)	0 (0 to 0)	0 (0 to 0)	0 (0 to 0)	0 (0 to 0)	0 (0 to 0)	0 (0 to 0)	0 (0 to 0)	0 (0 to 0)	0 (0 to 0)	0 (0 to 0)	0 (0 to 0)	0 (0 to 0)	0 (0 to 0)	0 (0 to 0)	0 (0 to 0)	0 (0 to 0)	0 (0 to 0)	0 (0 to 0)	0
HIV/AIDS resulting in other diseases	0 (0 to 0)	0 (0 to 0)	0 (0 to 0)	0 (0 to 0)	0 (0 to 0)	0 (0 to 0)	0 (0 to 0)	0 (0 to 0)	0 (0 to 0)	0 (0 to 0)	0 (0 to 0)	0 (0 to 0)	0 (0 to 0)	0 (0 to 0)	0 (0 to 0)	0 (0 to 0)	0 (0 to 0)	0 (0 to 0)	0 (0 to 0)	0 (0 to 0)	0 (0 to 0)	0 (0 to 0)	0 (0 to 0)	0
Sexually transmitted infections excluding HIV	0 (0 to 0)	0 (0 to 0)	0 (0 to 0)	0 (0 to 0)	0 (0 to 0)	0.4 (0.3 to 0.6)	0.3 (0.2 to 0.4)	0.6 (0.4 to 0.8)	1.4 (1 to 1.9)	2 (1.5 to 2.7)	2.2 (1.6 to 3)	2.4 (1.7 to 3.2)	2.4 (1.7 to 3.2)	2.2 (1.6 to 3)	2.1 (1.5 to 2.8)	1.9 (1.4 to 2.6)	1.7 (1.2 to 2.3)	1.5 (1.1 to 2.1)	1.3 (0.9 to 1.8)	1.1 (0.8 to 1.5)	0.9 (0.6 to 1.2)	0.7 (0.5 to 1)	100
Syphilis	0 (0 to 0)	0 (0 to 0)	0 (0 to 0)	0 (0 to 0)	0 (0 to 0)	0.2 (0 to 0.5)	0.2 (0 to 0.5)	0.2 (0 to 0.5)	0.2 (0 to 0.5)	0.2 (0 to 0.5)	0.2 (0 to 0.5)	0.2 (0 to 0.5)	0.2 (0 to 0.5)	0.2 (0 to 0.5)	0.2 (0 to 0.5)	0.2 (0 to 0.5)	0.2 (0 to 0.5)	0.2 (0 to 0.5)	0.2 (0 to 0.5)	0.2 (0 to 0.5)	0.2 (0 to 0.5)	0.2 (0 to 0.5)	0.2 (0 to 0.5)	6
Chlamydial infection	0 (0 to 0)	0 (0 to 0)	0 (0 to 0)	0 (0 to 0)	0 (0 to 0)	0.1 (0 to 0.1)	0.2 (0.1 to 0.3)	1 (0.7 to 1.4)	1.7 (1.2 to 2.3)	2.3 (1.6 to 3.2)	2.9 (2 to 4.1)	3.2 (2.2 to 4.4)	3.4 (2.4 to 4.8)	3.6 (2.5 to 4.9)	3.5 (2.5 to 4.8)	3.3 (2.3 to 4.5)	3 (2.1 to 4.1)	2.7 (1.9 to 3.7)	2.3 (1.6 to 3.2)	1.9 (1.3 to 2.6)	1.6 (1.1 to 2.2)	1.3 (0.9 to 1.8)	140
Gonococcal infection	0 (0 to 0)	0 (0 to 0)	0 (0 to 0)	0 (0 to 0)	0 (0 to 0)	0.1 (0.1 to 0.1)	0.3 (0.2 to 0.4)	0.4 (0.3 to 0.6)	0.5 (0.4 to 0.7)	0.6 (0.5 to 0.8)	0.7 (0.5 to 1)	0.7 (0.5 to 1)	0.7 (0.5 to 1)	0.6 (0.5 to 0.9)	0.6 (0.4 to 0.8)	0.5 (0.4 to 0.7)	0.4 (0.3 to 0.6)	0.3 (0.2 to 0.5)	0.3 (0.2 to 0.4)	0.2 (0.2 to 0.3)	0.2 (0.1 to 0.3)	0.1 (0.1 to 0.2)	9.9
Trichomoniasis	0 (0 to 0)	0 (0 to 0)	0 (0 to 0)	0 (0 to 0)	0 (0 to 0)	0.6 (0.4 to 0.9)	0.5 (0.3 to 0.7)	0.7 (0.5 to 1)	0.9 (0.6 to 1.2)	1.1 (0.8 to 1.5)	1.3 (0.9 to 1.8)	1.4 (1 to 1.9)	1.4 (1 to 1.9)	1.3 (0.9 to 1.8)	1.2 (0.8 to 1.6)	1 (0.7 to 1.4)	0.8 (0.6 to 1.1)	0.7 (0.5 to 0.9)	0.5 (0.4 to 0.7)	0.4 (0.3 to 0.5)	0.3 (0.2 to 0.4)	0.2 (0.1 to 0.3)	99
Genital herpes	0 (0 to 0)	0 (0 to 0)	0 (0 to 0)	0 (0 to 0)	0 (0 to 0)	0 (0 to 0)	0 (0 to 0)	0 (0 to 0)	0 (0 to 0)	0 (0 to 0)	0 (0 to 0)	0 (0 to 0)	0 (0 to 0)	0 (0 to 0)	0 (0 to 0)	0 (0 to 0)	0 (0 to 0)	0 (0 to 0)	0 (0 to 0)	0 (0 to 0)	0 (0 to 0)	0 (0 to 0)	0 (0 to 0)	0
Other sexually transmitted infections	0 (0 to 0)	0 (0 to 0)	0 (0 to 0)	0 (0 to 0)	0 (0 to 0)	0.1 (0 to 0.3)	0.4 (0.1 to 0.8)	1 (0.4 to 1.8)	1.9 (0.7 to 3.5)	2.6 (1 to 4.8)	3.1 (1.2 to 5.7)	3.4 (1.3 to 6.2)	3.5 (1.4 to 6.4)	3.5 (1.4 to 6.3)	3.3 (1.3 to 6)	3.1 (1.2 to 5.6)	2.8 (1.1 to 5.1)	2.5 (1 to 4.5)	2.2 (0.9 to 4)	1.9 (0.8 to 3.4)	1.6 (0.7 to 2.9)	1.3 (0.5 to 2.4)	38.9
Respiratory infections and tuberculosis	61 (49 to 71.4)	17 (13.6 to 20.3)	27 (18.6 to 36.3)	27 (24.6 to 31.9)	16 (12.6 to 20.7)	22 (17 to 28.2)	22 (16.8 to 29.2)	28 (21.6 to 36.6)	29 (22.6 to 38.4)	42 (32.1 to 55.2)	57 (41.4 to 77.2)	80 (58.9 to 106.3)	107 (79.7 to 139.3)	141 (104.9 to 183.2)	177 (131.1 to 229.3)	214 (158.1 to 277.3)	254 (187.3 to 329.2)	302 (222.9 to 391.3)	357 (263.7 to 463.2)	411 (298.9 to 534.1)	463 (329.9 to 620.3)	497 (322.9 to 698.4)	4,480
Tuberculosis	0 (0 to 0)	0 (0 to 0)	0.1 (0.1 to 0.1)	0.3 (0.3 to 0.4)	0.5 (0.4 to 0.6)	0.7 (0.5 to 0.9)	0.9 (0.7 to 1.2)	1.1 (0.8 to 1.4)	1.4 (1 to 1.8)	1.8 (1.3 to 2.4)	2.2 (1.6 to 3)	2.7 (1.9 to 3.6)	3.2 (2.3 to 4.3)	3.8 (2.7 to 5.1)	4.4 (3.2 to 5.9)	5.1 (3.7 to 6.8)	5.8 (4.2 to 7.7)	6.5 (4.7 to 8.7)	7.2 (5.2 to 9.6)	7.8 (5.6 to 10.4)	8.3 (5.9 to 11.1)	8.7 (6.1 to 11.6)	120
Latent tuberculosis infection	0 (0 to 0)	0 (0 to 0)	0 (0 to 0)	0 (0 to 0)	0 (0 to 0)	0 (0 to 0)	0 (0 to 0)	0 (0 to 0)	0 (0 to 0)	0 (0 to 0)	0 (0 to 0)	0 (0 to 0)	0 (0 to 0)	0 (0 to 0)	0 (0 to 0)	0 (0 to 0)	0 (0 to 0)	0 (0 to 0)	0 (0 to 0)	0 (0 to 0)	0 (0 to 0)	0 (0 to 0)	0 (0 to 0)	0
Active tuberculosis	0 (0 to 0)	0 (0 to 0)	0.1 (0 to 0.1)	0.3 (0.3 to 0.4)	0.5 (0.4 to 0.6)	0.7 (0.5 to 0.9)	0.9 (0.7 to 1.2)	1.1 (0.8 to 1.4)	1.4 (1 to 1.8)	1.8 (1.3 to 2.4)	2.2 (1.6 to 3)	2.7 (1.9 to 3.6)	3.2 (2.3 to 4.3)	3.8 (2.7 to 5.1)	4.4 (3.2 to 5.9)	5.1 (3.7 to 6.8)	5.8 (4.2 to 7.7)	6.5 (4.7 to 8.7)	7.2 (5.2 to 9.6)	7.8 (5.6 to 10.4)	8.3 (5.9 to 11.1)	8.7 (6.1 to 11.6)	120
Drug-susceptible Tuberculosis	0 (0 to 0)	0 (0 to 0)	0.1 (0.1 to 0.1)	0.3 (0.3 to 0.4)	0.5 (0.4 to 0.6)	0.7 (0.5 to 0.9)	0.9 (0.7 to 1.2)	1.1 (0.8 to 1.4)	1.4 (1 to 1.8)	1.8 (1.3 to 2.4)	2.2 (1.6 to 3)	2.7 (1.9 to 3.6)	3.2 (2.3 to 4.3)	3.8 (2.7 to 5.1)	4.4 (3.2 to 5.9)	5.1 (3.7 to 6.8)	5.8 (4.2 to 7.7)	6.5 (4.7 to 8.7)	7.2 (5.2 to 9.6)	7.8 (5.6 to 10.4)	8.3 (5.9 to 11.1)	8.7 (6.1 to 11.6)	120
Multidrug-resistant tuberculosis without extensive drug-resistan	0 (0 to 0)	0 (0 to 0)	0 (0 to 0)	0 (0 to 0)	0 (0 to 0)	0 (0 to 0)	0 (0 to 0)	0 (0 to 0)	0 (0 to 0)	0 (0 to 0)	0 (0 to 0)	0 (0 to 0)	0 (0 to 0)	0 (0 to 0)	0 (0 to 0)	0 (0 to 0)	0 (0 to 0)	0 (0 to 0)	0 (0 to 0)	0 (0 to 0)	0 (0 to 0)	0 (0 to 0)	0 (0 to 0)	0.2
Extensively drug-resistant tuberculosis	0 (0 to 0)	0 (0 to 0)	0 (0 to 0)	0 (0 to 0)	0 (0 to 0)	0 (0 to 0)	0 (0 to 0)	0 (0 to 0)	0 (0 to 0)	0 (0 to 0)	0 (0 to 0)	0 (0 to 0)	0 (0 to 0)	0 (0 to 0)	0 (0 to 0)	0 (0 to 0)	0 (0 to 0)	0 (0 to 0)	0 (0 to 0)	0 (0 to 0)	0 (0 to 0)	0 (0 to 0)	0 (0 to 0)	0.1
Lower respiratory infections	1.6 (0.8 to 2.7)	7.2 (3.6 to 11)	20.6 (12.3 to 31.3)	11.6 (7.9 to 16.8)	9.4 (6.5 to 13.4)	9.6 (6.6 to 13.7)	9.1 (6.3 to 13.1)	10.4 (7.2 to 15.2)	9.7 (6.7 to 14.1)	9.8 (6.7 to 14.6)	9.9 (6.6 to 15)	10.6 (7.1 to 16.1)	11.9 (8.1 to 17.8)	14.1 (9.7 to 20.7)	16.6 (11.5 to 24.1)	20.1 (14 to 28.9)	24.1 (16.9 to 34.3)	28.9 (20.3 to 40.5)	34 (23.7 to 47.2)	39.1 (27.1 to 53.8)	43.7 (30.1 to 60.1)	47.3 (30.1 to 67.2)	1,740
Upper respiratory infections	0.3 (0.2 to 0.4)	3.8 (2.9 to 4.7)	29.5 (19.6 to 39.8)	19.2 (14.2 to 25.1)	37.3 (27.5 to 48.9)	19.4 (14.3 to 25.4)	39.4 (29.1 to 51.7)	19.6 (14.5 to 25.7)	23.1 (17.1 to 30.3)	19.1 (14.1 to 25)	16.1 (11.9 to 21.1)	13.7 (10.1 to 18)	12.7 (9.4 to 16.7)	12.4 (9.1 to 16.3)	12.6 (9.3 to 16.5)	13.2 (9.7 to 17.3)	13.8 (10.2 to 18.1)	14.4 (10.6 to 18.9)	14.9 (10.9 to 19.5)	15.2 (11.1 to 19.9)	15.3 (11.2 to 20)	14.4 (10.5 to 18.9)	621
Otitis media	0 (0 to 0)	0 (0 to 0)	0.5 (0.5 to 1.8)	1.5 (1.1 to 2.6)	1.2 (0.9 to 2.1)	1.2 (0.9 to 2.1)	1.1 (0.8 to 2.1)	1.2 (0.9 to 2.2)	1.2 (0.9 to 2.2)	1.2 (0.9 to 2.2)	1.2 (0.9 to 2.2)	1.2 (0.9 to 2.2)	1.2 (0.9 to 2.2)	1.2 (0.9 to 2.2)	1.2 (0.9 to 2.2)	1.2 (0.9 to 2.2)	1.2 (0.9 to 2.2)	1.2 (0.9 to 2.2)	1.2 (0.9 to 2.2)	1.2 (0.9 to 2.2)	1.2 (0.9 to 2.2)	1.2 (0.9 to 2.2)	186
Enteric infections	0.4 (0.3 to 0.6)	3.4 (2.7 to 4.1)	40.6 (29.1 to 56.9)	59.4 (53.1 to 66.1)	7.8 (4.7 to 13.2)	8.6 (5.2 to 14.6)	7.2 (4.4 to 12.1)	7.9 (4.8 to 13.4)	8.9 (5.3 to 15.1)	8.9 (5.3 to 15.1)	9.2 (5.5 to 15.6)	9.6 (5.7 to 16.2)	10.2 (6.1 to 17.2)	11.1 (6.6 to 18.8)	12.3 (7.3 to 20.8)	13.8 (8.2 to 23.3)	15.6 (9.3 to 26.3)	17.6 (10.5 to 29.6)	19.8 (11.8 to 33.3)	22.2 (13.2 to 37.4)	24.8 (14.7 to 41.8)	27.5 (16.3 to 46.3)	1,370
Diarrheal diseases	0.4 (0.4 to 0.5)	3.4 (2.3 to 4.7)	40.3 (29.6 to 56.8)	59.4 (53.3 to 65.9)	7.8 (4.6 to 13.2)	8.6 (4.7 to 14.6)	7.2 (4.4 to 12.1)	7.9 (4.8 to 13.4)	8.9 (5.3 to 15.1)	8.9 (5.3 to 15.1)	9.2 (5.5 to 15.6)	9.6 (5.7 to 16.2)	10.2 (6.1 to 17.2)	11.1 (6.6 to 18.8)	12.3 (7.3 to 20.8)	13.8 (8.2 to 23.3)	15.6 (9.3 to 26.3)	17.6 (10.5 to 29.6)	19.8 (11.8 to 33.3)	22.2 (13.2 to 37.4)	24.8 (14.7 to 41.8)	27.5 (16.3 to 46.3)	1,370
Typhoid and paratyphoid	0 (0 to 0)	0 (0 to 0)	0 (0 to 0)	0 (0 to 0)	0 (0 to 0)	0 (0 to 0)	0 (0 to 0)	0 (0 to 0)	0 (0 to 0)	0 (0 to 0)	0 (0 to 0)	0 (0 to 0)	0 (0 to 0)	0 (0 to 0)	0 (0 to 0)	0 (0 to 0)	0 (0 to 0)	0 (0 to 0)	0 (0 to 0)	0 (0 to 0)	0 (0 to 0)	0 (0 to 0)	0 (0 to 0)	0.1
Typhoid fever	0 (0 to 0)	0 (0 to 0)	0 (0 to 0)	0 (0 to 0)	0 (0 to 0)	0 (0 to 0)	0 (0 to 0)	0 (0 to 0)	0 (0 to 0)	0 (0 to 0)	0 (0 to 0)	0 (0 to 0)	0 (0 to 0)	0 (0 to 0)	0 (0 to 0)	0 (0 to 0)	0 (0 to 0)	0 (0 to 0)	0 (0 to 0)	0 (0 to 0)	0 (0 to 0)	0 (0 to 0)	0 (0 to 0)	0
Paratyphoid fever	0 (0 to 0)	0 (0 to 0)	0 (0 to 0)	0 (0 to 0)	0 (0 to 0)	0 (0 to 0)	0 (0 to 0)	0 (0 to 0)	0 (0 to 0)	0 (0 to 0)	0 (0 to 0)	0 (0 to 0)	0 (0 to 0)	0 (0 to 0)	0 (0 to 0)	0 (0 to 0)	0 (0 to 0)	0 (0 to 0)	0 (0 to 0)	0 (0 to 0)	0 (0 to 0)	0 (0 to 0)	0 (0 to 0)	0
Invasive Non-typhoidal Salmonella (NTS)	0 (0 to 0)	0 (0 to 0)	0 (0 to 0)	0 (0 to 0)	0 (0 to 0)	0 (0 to 0)	0 (0 to 0)	0 (0 to 0)	0 (0 to 0)	0 (0 to 0)	0 (0 to 0)	0 (0 to 0)	0 (0 to 0)	0 (0 to 0)	0 (0 to 0)	0 (0 to 0)	0 (0 to 0)	0 (0 to 0)	0 (0 to 0)	0 (0 to 0)	0 (0 to 0)	0 (0 to 0)	0 (0 to 0)	0.1
Other intestinal infectious diseases	0 (0 to 0)	0 (0 to 0)	0.1 (0.1 to 0.3)	0.2 (0.1 to 0.3)	0.2 (0.1 to 0.3)	0.1 (0.1 to 0.2)	0.1 (0.1 to 0.2)	0.1 (0.1 to 0.2)	0.1 (0.1 to 0.2)	0.2 (0.1 to 0.3)	0.2 (0.1 to 0.3)	0.2 (0.1 to 0.3)	0.1 (0.1 to 0.2)	0.1 (0.1 to 0.2)	0.1 (0.1 to 0.2)	0.1 (0.1 to 0.2)	0.1 (0.1 to 0.2)	0.1 (0.1 to 0.2)	0.1 (0.1 to 0.2)	0.1 (0.1 to 0.2)	0.1 (0.1 to 0.2)	0.1 (0.1 to 0.2)	1.9
Neglected tropical diseases and malaria	0 (0 to 0)	0 (0 to 0)	0 (0 to 0)	0.1 (0 to 0.2)	0.1 (0 to 0.2)	0.1 (0 to 0.2)	0.1 (0 to 0.2)	0.2 (0 to 0.3)	0.2 (0 to 0.3)	0.3 (0 to 0.4)	0.3 (0 to 0.5)	0.4 (0 to 0.6)	0.5 (0 to 0.7)	0.6 (0 to 0.8)	0.7 (0 to 1)	0.8 (0 to 1.1)	0.9 (0 to 1.2)	1 (0 to 1.3)	1.1 (0 to 1.4)	1.2 (0 to 1.5)	1.2 (0 to 1.5)	1.2 (0 to 1.5)	16
Malaria	0 (0 to 0)	0 (0 to 0)	0 (0 to 0)	0 (0 to 0)	0 (0 to 0)	0 (0 to 0)	0 (0 to 0)	0 (0 to 0)	0 (0 to 0)	0 (0 to 0)	0 (0 to 0)	0 (0 to 0)	0 (0 to 0)	0 (0 to 0)	0 (0 to 0)	0 (0 to 0)	0 (0 to 0)	0 (0 to 0)	0 (0 to 0)	0 (0 to 0)	0 (0 to 0)	0 (0 to 0)	0 (0 to 0)	0
Chagas disease	0 (0 to 0)	0 (0 to 0)	0 (0 to 0)	0 (0 to 0)	0 (0 to 0)	0 (0 to 0)	0 (0 to 0)	0 (0 to 0)	0 (0 to 0)	0 (0 to 0)	0 (0 to 0)	0 (0 to 0)	0 (0 to 0)	0 (0 to 0)	0 (0 to 0)	0 (0 to 0)	0 (0 to 0)	0 (0 to 0)	0 (0 to 0)	0 (0 to 0)	0 (0 to 0)	0 (0 to 0)	0 (0 to 0)	0
Leishmaniasis	0 (0 to 0)	0 (0 to 0)	0 (0 to 0)	0.1 (0 to 0.1)	0.1 (0 to 0.1)	0.1 (0 to 0.1)	0.1 (0 to 0.1)	0.2 (0 to 0.2)	0.2 (0 to 0.2)	0.2 (0 to 0.3)	0.2 (0 to 0.3)	0.2 (0 to 0.3)	0.2 (0 to 0.3)	0.2 (0 to 0.3)	0.2 (0 to 0.3)	0.2 (0 to 0.3)	0.2 (0 to 0.3)	0.2 (0 to 0.3)	0.2 (0 to 0.3)	0.2 (0 to 0.3)	0.2 (0 to 0.3)	0.2 (0 to 0.3)	0.2 (0 to 0.3)	3.1
Visceral leishmaniasis	0 (0 to 0)	0 (0 to 0)	0 (0 to 0)	0 (0 to 0)	0 (0 to 0)	0 (0 to 0)	0 (0 to 0)	0 (0 to 0)	0 (0 to 0)	0 (0 to 0)	0 (0 to 0)	0 (0 to 0)	0 (0 to 0)	0 (0 to 0)	0 (0 to 0)	0 (0 to 0)	0 (0 to 0)	0 (0 to 0)	0 (0 to 0)	0 (0 to 0)	0 (0 to 0)	0 (0 to 0)	0 (0 to 0)	0
Cutaneous and mucocutaneous leishmaniasis	0 (0 to 0)	0 (0 to 0)	0 (0 to 0)	0 (0 to 0)	0 (0 to 0)	0 (0 to 0)	0 (0 to 0)	0 (0 to 0)	0 (0 to 0)	0 (0 to 0)	0 (0 to 0)	0 (0 to 0)	0 (0 to 0)	0 (0 to 0)	0 (0 to 0)	0 (0 to 0)	0 (0 to 0)	0 (0 to 0)	0 (0 to 0)	0 (0 to 0)	0 (0 to 0)	0 (0 to 0)	0 (0 to 0)	0
African trypanosomiasis	0 (0 to 0)	0 (0 to 0)	0 (0 to 0)	0 (0 to 0)	0 (0 to 0)	0 (0 to 0)	0 (0 to 0)	0 (0 to 0)	0 (0 to 0)	0 (0 to 0)	0 (0 to 0)	0 (0 to 0)	0 (0 to 0)	0 (0 to 0)	0 (0 to 0)	0 (0 to 0)	0 (0 to 0)	0 (0 to 0)	0 (0 to 0)	0 (0 to 0)	0 (0 to 0)	0 (0 to 0)	0 (0 to 0)	0
Schistosomiasis	0 (0 to 0)	0 (0 to 0)	0 (0 to 0)	0 (0 to 0)	0 (0 to 0)	0 (0 to 0)	0 (0 to 0)	0 (0 to 0)	0 (0 to 0)	0 (0 to 0)	0 (0 to 0)	0 (0 to 0)	0 (0 to 0)	0 (0 to 0)	0 (0 to 0)	0 (0 to 0)	0 (0 to 0)	0 (0 to 0)	0 (0 to 0)	0 (0 to 0)	0 (0 to 0)	0 (0 to 0)	0 (0 to 0)	0
Cysticercosis	0 (0 to 0)	0 (0 to 0)	0 (0 to 0)	0 (0 to 0)	0 (0 to 0)	0 (0 to 0)	0 (0 to 0)	0 (0 to 0)	0 (0 to 0)	0 (0 to 0)	0 (0 to 0)	0 (0 to 0)	0 (0 to 0)	0 (0 to 0)	0 (0 to 0)	0 (0 to 0)	0 (0 to 0)	0 (0 to 0)	0 (0 to 0)	0 (0 to 0)	0 (0 to 0)	0 (0 to 0)	0 (0 to 0)	0.1
Cystic echinococcosis	0 (0 to 0)	0 (0 to 0)	0 (0 to 0)	0.1 (0 to 0.1)	0.2 (0.1 to 0.4)	0.2 (0.1 to 0.4)	0.2 (0.1 to 0.4)	0.3 (0.2 to 0.4)	0.3 (0.2 to 0.4)	0.4 (0.2 to 0.5)	0.4 (0.2 to 0.6)	0.5 (0.3 to 0.7)	0.5 (0.3 to 0.7)	0.6 (0.4 to 0.8)	0.7 (0.4 to 0.9)	0.8 (0.5 to 1)	0.8 (0.5 to 1.1)	0.9 (0.6 to 1.2)	1 (0.6 to 1.3)	1 (0.6 to 1.3)	1 (0.6 to 1.3)	1 (0.6 to 1.3)	17
Lymphatic filariasis	0 (0 to 0)	0 (0 to 0)	0 (0 to 0)	0 (0 to 0)	0 (0 to 0)	0 (0 to 0)	0 (0 to 0)	0 (0 to 0)	0 (0 to 0)	0 (0 to 0)	0 (0 to 0)	0 (0 to 0)	0 (0 to 0)	0 (0 to 0)	0 (0 to 0)	0 (0 to 0)	0 (0 to 0)	0 (0 to 0)	0 (0 to 0)	0 (0 to 0)	0 (0 to 0)	0 (0 to 0)	0 (0 to 0)	0
Onchocerciasis	0 (0 to 0)	0 (0 to 0)	0 (0 to 0)	0 (0 to 0)	0 (0 to 0)	0 (0 to 0)	0 (0 to 0)	0 (0 to 0)	0 (0 to 0)	0 (0 to 0)	0 (0 to 0)	0 (0 to 0)	0 (0 to 0)	0 (0 to 0)	0 (0 to 0)	0 (0 to 0)	0 (0 to 0)	0 (0 to 0)	0 (0 to 0)	0 (0 to 0)	0 (0 to 0)	0 (0 to 0)	0 (0 to 0)	0
Trachoma	0 (0 to 0)	0 (0 to 0)	0 (0 to 0)	0 (0 to 0)	0 (0 to 0)	0 (0 to 0)	0 (0 to 0)	0 (0 to 0)	0 (0 to 0)	0 (0 to 0)	0 (0 to 0)	0 (0 to 0)	0 (0 to 0)	0 (0 to 0)	0 (0 to 0)	0 (0 to 0)	0 (0 to 0)	0 (0 to 0)	0 (0 to 0)	0 (0 to 0)	0 (0 to 0)	0 (0 to 0)	0 (0 to 0)	0
Dengue	0 (0 to 0)	0 (0 to 0)	0 (0 to 0)	0 (0 to 0)	0 (0 to 0)	0 (0 to 0)	0 (0 to 0)	0 (0 to 0)	0 (0 to 0)	0 (0 to 0)	0 (0 to 0)	0 (0 to 0)	0 (0 to 0)	0 (0 to 0)	0 (0 to 0)	0 (0 to 0)	0 (0 to 0)	0 (0 to 0)	0 (0 to 0)	0 (0 to 0)	0 (0 to 0)	0 (0 to 0)	0 (0 to 0)	0
Yellow fever	0 (0 to 0)	0 (0 to 0)	0 (0 to 0)	0 (0 to 0)	0 (0 to 0)	0 (0 to 0)	0 (0 to 0)	0 (0 to 0)	0 (0 to 0)	0 (0 to 0)	0 (0 to 0)	0 (0 to 0)	0 (0 to 0)	0 (0 to 0)	0 (0 to 0)	0 (0 to 0)	0 (0 to 0)	0 (0 to 0)	0 (0 to 0)	0 (0 to 0)	0 (0 to 0)	0 (0 to 0)	0 (0 to 0)	0
Zika virus	0 (0 to 0)	0 (0 to 0)	0 (0 to 0)	0 (0 to 0)	0 (0 to 0)	0 (0 to 0)	0 (0 to 0)	0 (0 to 0)	0 (0 to 0)	0 (0 to 0)	0 (0 to 0)	0 (0 to 0)	0 (0 to 0)	0 (0 to 0)	0 (0 to 0)	0 (0 to 0)	0 (0 to 0)	0 (0 to 0)	0 (0 to 0)	0 (0 to 0)	0 (0 to 0)	0 (0 to 0)	0 (0 to 0)	0
Guinea worm disease	0 (0 to 0)	0 (0 to 0)	0 (0 to 0)	0 (0 to 0)	0 (0 to 0)	0 (0 to 0)	0 (0 to 0)	0 (0 to 0)	0 (0 to 0)	0 (0 to 0)	0 (0 to 0)	0 (0 to 0)	0 (0 to 0)	0 (0 to 0)	0 (0 to 0)	0 (0 to 0)	0 (0 to 0)	0 (0 to 0)	0 (0 to 0)	0 (0 to 0)	0 (0 to 0)	0 (0 to 0)	0 (0 to 0)	0
Other neglected tropical diseases	0 (0 to 0)	0 (0 to 0)	0.3 (0.2 to 0.4)	0.3 (0.2 to 0.4)	0.2 (0.1 to 0.3)	0.2 (0.1 to 0.3)	0.2 (0.1 to 0.3)	0.2 (0.1 to 0.3)	0.2 (0.1 to 0.3)	0.2 (0.1 to 0.3)	0.2 (0.1 to 0.3)	0.2 (0.1 to 0.3)

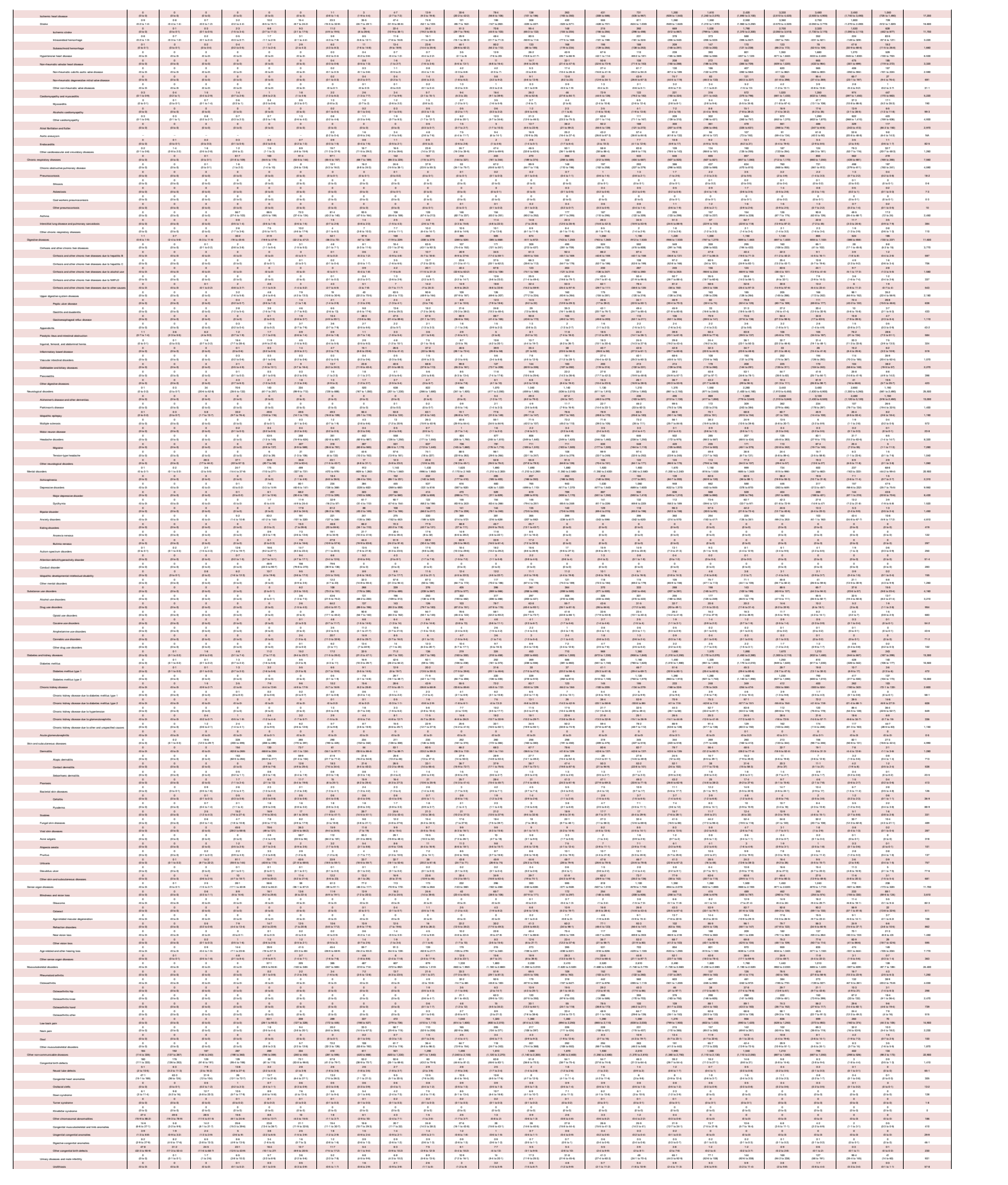



S8 Table 2b: Sunderland DALYS by cause and age arcoss for females with 95% uncertainty intervals, 2019

Cause	Early Neonatal	Late Neonatal	Post Neonatal	1 to 4	5 to 9	10 to 14	15 to 19	20 to 24	25 to 29	30 to 34	35 to 39	40 to 44	45 to 49	50 to 54	55 to 59	60 to 64	65 to 69	70 to 74	75 to 79	80 to 84	85 to 89	90 to 94	95 plus	Total
All causes	1,150 (92.5 to 1,30)	1,150 (92.1 to 1,30)	1,150 (92 to 1,300)	1,150 (92 to 1,300)	1,150 (92 to 1,300



Osteoarthritis other	0 (0 to 0)	0 (0 to 0)	0 (0 to 0)	0 (0 to 0)	0 (0 to 0)	0 (0 to 0)	0 (0 to 0)	0 (0 to 0)	0 (0 to 0)	0 (0 to 0)	0 (0 to 1)	0.3 (0 to 0.7)	1 (0 to 2.4)	2.7 (1.1 to 6.3)	5.2 (2.2 to 11.1)	7.4 (3.4 to 16.4)	9 (4.2 to 19.4)	9.9 (4.7 to 20.4)	10.6 (5.2 to 22.4)	8.4 (4.2 to 17.1)	7.5 (3.4 to 15.2)	4.6 (2.5 to 9.7)	2.2 (1.2 to 4.4)	0.6 (0.3 to 1.2)	70
Low back pain	0 (0 to 0)	0 (0 to 0)	0 (0 to 0)	0 (0 to 0)	5.3 (2.5 to 9.4)	27.2 (16.2 to 43.2)	59.1 (39.7 to 79.3)	76.2 (46.8 to 120)	100 (58.9 to 159)	115 (64.8 to 173)	134 (79.1 to 201)	156 (92.2 to 229)	166 (112 to 234)	240 (118 to 297)	240 (122 to 304)	240 (162 to 289)	240 (153 to 304)	233 (152 to 302)	222 (150 to 297)	193 (100 to 243)	138 (81 to 180)	88.5 (42.9 to 136.4)	20.4 (16.5 to 27.4)	5.7 (3.4 to 8.8)	2,470
Neck pain	0 (0 to 0)	0 (0 to 0)	0 (0 to 0)	2.6 (1 to 5.2)	10.5 (7.9 to 27.9)	29 (19.9 to 44.4)	29 (15.2 to 59.9)	35 (19 to 68.9)	49 (25.5 to 82.4)	64.1 (33.4 to 103)	76.4 (38.3 to 120)	90 (47.1 to 137)	100 (49.4 to 161)	110 (49.4 to 181)	110 (49.4 to 181)	94.3 (47.3 to 166)	81.3 (41 to 139)	72.7 (36 to 122)	67.3 (37.3 to 110)	46.1 (23.9 to 84)	34.6 (18.3 to 62.4)	18.1 (9.44 to 32.1)	5.4 (3.6 to 12.2)	1.3 (1 to 3.1)	923
Gout	0 (0 to 0)	0 (0 to 0)	0 (0 to 0)	0 (0 to 0)	0 (0 to 0)	0 (0 to 0)	0 (0 to 0)	0 (0 to 0)	0 (0 to 0)	0 (0 to 0)	0 (0 to 0)	0 (0 to 0)	0 (0 to 0)	0 (0 to 0)	0 (0 to 0)	0 (0 to 0)	0 (0 to 0)	0 (0 to 0)	0 (0 to 0)	0 (0 to 0)	0 (0 to 0)	0 (0 to 0)	0 (0 to 0)	0 (0 to 0)	0 (0 to 0)	20.2
Other musculoskeletal disorders	0 (0 to 0)	0 (0 to 0)	0 (0 to 0)	0 (0 to 0)	0.1 (0 to 0.3)	0.4 (0 to 1.6)	0.4 (0 to 1.7)	23.5 (13.8 to 37)	43.1 (23.7 to 64.5)	53.5 (32.6 to 81.9)	59.5 (37.5 to 87.7)	62.3 (37.9 to 92.3)	61.4 (37.4 to 92.1)	55.1 (32.2 to 145)	55.5 (32.5 to 143)	56.3 (32.2 to 135)	58.2 (32.7 to 135)	59.4 (47 to 122)	67.3 (38.6 to 118)	27.4 (20.3 to 47.9)	10.7 (6.2 to 22.4)	4.6 (2.9 to 8.1)	1.3 (0.9 to 2.6)	2.6 (1.1 to 4.1)	859
Other non-communicable diseases	29.6 (16.7 to 52.1)	19.8 (14.5 to 28.4)	38.6 (29.2 to 56.9)	40.8 (40.4 to 52.5)	28.6 (20.7 to 38.7)	43.1 (32.7 to 55.1)	74.7 (56.7 to 103)	141 (98.3 to 196)	203 (140 to 284)	224 (155 to 320)	224 (158 to 312)	209 (161 to 310)	198 (160 to 298)	286 (197 to 398)	285 (203 to 398)	289 (203 to 398)	285 (199 to 392)	275 (191 to 371)	298 (197 to 392)	202 (150 to 282)	162 (140 to 226)	136 (96.1 to 192)	70.5 (54.9 to 96.3)	23.4 (16.4 to 33.3)	3,600
Congenital birth defects	25.6 (16.7 to 36.4)	16.6 (11.5 to 26.7)	45 (29.4 to 63.8)	32.3 (24.5 to 42.8)	12.7 (8.8 to 17.4)	12.4 (8.6 to 16.8)	12.3 (8.9 to 16)	12.1 (8.8 to 15.2)	13.2 (9.7 to 16.7)	12 (8.7 to 16)	11.6 (8.4 to 15.1)	11.1 (8.2 to 14.5)	10.3 (7.7 to 13)	14.4 (10.5 to 19.1)	15.5 (11.4 to 20.6)	16.2 (12 to 21.5)	16.5 (12.1 to 19.7)	12.6 (9.3 to 15.8)	4 (2.9 to 5.4)	1.8 (1 to 3)	1 (0.5 to 1.6)	0.4 (0.2 to 0.7)	0.1 (0.1 to 0.2)	291
Neural tube defects	2.9 (1.4 to 5.1)	0.9 (0.4 to 1.7)	3.1 (2.5 to 15.3)	0.1 (0 to 0.2)	0.5 (0.3 to 0.9)	0.5 (0.4 to 0.9)	0.4 (0.4 to 0.6)	0.4 (0.4 to 1)	0.4 (0.4 to 0.5)	0.4 (0.4 to 1.2)	0.4 (0.4 to 1)	0.4 (0.4 to 1)	0.4 (0.3 to 1)	0.5 (0.2 to 0.8)	0.3 (0.2 to 0.5)	0.2 (0.1 to 0.3)	0.1 (0.1 to 0.2)	0.1 (0.1 to 0.1)	0.1 (0.1 to 0.2)	0.1 (0.1 to 0.1)	0.1 (0.1 to 0.1)	0.1 (0.1 to 0.1)	0.1 (0.1 to 0.1)	0.1 (0.1 to 0.1)	25.9
Congenital heart anomalies	4.6 (2.5 to 22.4)	7.5 (4.3 to 15.4)	14.5 (8.6 to 29.6)	6.5 (3.7 to 17.7)	1.7 (0.9 to 4)	1.9 (1.1 to 2.5)	2.3 (1.5 to 3.4)	2.2 (1.4 to 4.2)	2.4 (1.6 to 3.7)	2.4 (1.6 to 3.5)	2.4 (1.6 to 3.5)	2.5 (1.6 to 3.5)	2.5 (1.6 to 3.6)	2.8 (1.5 to 4.4)	2.4 (1.4 to 3.4)	2.4 (1.4 to 3.7)	1.6 (0.9 to 2.4)	1.6 (0.8 to 2.4)	0.9 (0.1 to 0.5)	0.1 (0 to 0.3)	0.1 (0 to 0.1)	0.1 (0 to 0.1)	0.1 (0 to 0.1)	0.1 (0 to 0.1)	64.5
Orofacial clefts	0 (0 to 0)	0.1 (0 to 0.2)	0.2 (0.1 to 0.5)	0.2 (0.1 to 0.4)	0.2 (0 to 0.2)	0.1 (0 to 0.2)	0.2 (0 to 0.4)	0.2 (0 to 0.4)	0.2 (0 to 0.3)	0.2 (0 to 0.3)	0.2 (0 to 0.3)	0.2 (0 to 0.3)	0.2 (0 to 0.3)	0.2 (0 to 0.3)	0.2 (0 to 0.3)	0.2 (0 to 0.3)	0.2 (0 to 0.3)	0.2 (0 to 0.2)	0.1 (0 to 0.2)	0.1 (0 to 0.1)	0.1 (0 to 0.1)	0.1 (0 to 0.1)	0.1 (0 to 0.1)	0.1 (0 to 0.1)	2.9
Down syndrome	0.6 (0.3 to 1.1)	0.3 (0.1 to 0.7)	0.9 (0.5 to 1.5)	0.9 (0.5 to 1.5)	0.7 (0.4 to 1.1)	0.5 (0.3 to 0.8)	1 (0.6 to 1.4)	1.1 (0.7 to 1.5)	1.1 (0.8 to 1.5)	1.1 (0.7 to 1.6)	1.1 (0.7 to 1.6)	1.2 (0.8 to 1.7)	1.2 (0.8 to 1.7)	1.9 (1.2 to 2.7)	2.5 (1.6 to 3.5)	2.5 (1.6 to 3.7)	2.4 (1.5 to 3.2)	2.2 (1.4 to 3)	2 (1.1 to 3)	1.4 (0.8 to 2)	0.7 (0.3 to 1)	0.3 (0.1 to 0.5)	0.1 (0 to 0.2)	0.1 (0 to 0.1)	36.5
Turner syndrome	0 (0 to 0)	0.1 (0 to 0.2)	0.1 (0 to 0.2)	0.1 (0 to 0.2)	0.1 (0 to 0.2)	0.1 (0 to 0.2)	0.1 (0 to 0.3)	0.1 (0 to 0.3)	0.1 (0 to 0.3)	0.1 (0 to 0.2)	0.1 (0 to 0.2)	0.1 (0 to 0.1)	0.1 (0 to 0.1)	0.1 (0 to 0.1)	0.1 (0 to 0.1)	0.1 (0 to 0.1)	0.1 (0 to 0.1)	0.1 (0 to 0.1)	0.1 (0 to 0.1)	0.1 (0 to 0.1)	0.1 (0 to 0.1)	0.1 (0 to 0.1)	0.1 (0 to 0.1)	0.1 (0 to 0.1)	1.1
Klinefelter syndrome	0 (0 to 0)	0 (0 to 0)	0 (0 to 0)	0 (0 to 0)	0 (0 to 0)	0 (0 to 0)	0 (0 to 0)	0 (0 to 0)	0 (0 to 0)	0 (0 to 0)	0 (0 to 0)	0 (0 to 0)	0 (0 to 0)	0 (0 to 0)	0 (0 to 0)	0 (0 to 0)	0 (0 to 0)	0 (0 to 0)	0 (0 to 0)	0 (0 to 0)	0 (0 to 0)	0 (0 to 0)	0 (0 to 0)	0 (0 to 0)	0 (0 to 0)	0
Other chromosomal abnormalities	3 (1.4 to 11.1)	2.5 (1.2 to 5.4)	5.6 (2.9 to 15.2)	3.8 (1.8 to 8.7)	1.4 (0.8 to 2.4)	1.3 (0.8 to 2.1)	1.3 (0.8 to 2.2)	1.4 (0.8 to 2)	1.4 (0.8 to 2)	1.3 (0.8 to 1.9)	1.3 (0.8 to 1.7)	1.2 (0.8 to 1.7)	1.1 (0.8 to 1.6)	1.2 (0.7 to 1.5)	1.1 (0.7 to 1.4)	0.9 (0.6 to 1.4)	0.6 (0.4 to 0.9)	0.5 (0.3 to 0.6)	0.3 (0.2 to 0.4)	0.2 (0.1 to 0.3)	0.1 (0.1 to 0.2)	0.1 (0.1 to 0.1)	0.1 (0.1 to 0.1)	0.1 (0.1 to 0.1)	28.5
Congenital musculoskeletal and limb anomalies	1.4 (0.7 to 2.9)	0.6 (0.4 to 1)	0.5 (0.3 to 1.8)	0.3 (0.4 to 0.5)	0.2 (0.2 to 0.4)	0.1 (0.1 to 0.3)	0.2 (0.1 to 0.4)	0.2 (0.1 to 0.4)	0.2 (0.1 to 0.4)	0.2 (0.1 to 0.4)	0.2 (0.1 to 0.4)	0.2 (0.1 to 0.4)	0.2 (0.1 to 0.4)	0.3 (0.2 to 0.5)	0.3 (0.1 to 0.5)	0.2 (0.1 to 0.4)	0.2 (0.1 to 0.3)	0.2 (0.1 to 0.3)	0.1 (0.1 to 0.2)	0.1 (0.1 to 0.2)	0.1 (0.1 to 0.2)	0.1 (0.1 to 0.2)	0.1 (0.1 to 0.2)	0.1 (0.1 to 0.2)	58.8
Urogenital congenital anomalies	1.2 (0.4 to 3.9)	0.4 (0.2 to 0.9)	0.7 (0.4 to 1.5)	0.8 (0.4 to 1.5)	0.5 (0.2 to 0.9)	0.3 (0.2 to 0.6)	0.3 (0.2 to 0.4)	0.3 (0.2 to 0.4)	0.2 (0.1 to 0.4)	0.2 (0.1 to 0.3)	0.2 (0.1 to 0.3)	0.2 (0.1 to 0.3)	0.2 (0.1 to 0.3)	0.1 (0.1 to 0.2)	0.1 (0.1 to 0.2)	0.1 (0.1 to 0.1)	0.1 (0.1 to 0.1)	0.1 (0.1 to 0.1)	0.1 (0.1 to 0.1)	0.1 (0.1 to 0.1)	0.1 (0.1 to 0.1)	0.1 (0.1 to 0.1)	0.1 (0.1 to 0.1)	0.1 (0.1 to 0.1)	5.5
Digestive congenital anomalies	1.6 (1.4 to 10.4)	1.1 (1 to 1.9)	1.9 (1.4 to 9.3)	1.3 (0.4 to 1.2)	0.3 (0.2 to 0.7)	0.2 (0.2 to 0.5)	0.2 (0.2 to 0.4)	0.2 (0.2 to 0.3)	0.2 (0.2 to 0.3)	0.2 (0.1 to 0.3)	0.2 (0.1 to 0.3)	0.2 (0.1 to 0.3)	0.2 (0.1 to 0.3)	0.2 (0.1 to 0.4)	0.2 (0.1 to 0.4)	0.2 (0.1 to 0.4)	0.2 (0.1 to 0.4)	0.2 (0.1 to 0.4)	0.1 (0.1 to 0.3)	0.1 (0.1 to 0.1)	0.1 (0.1 to 0.1)	0.1 (0.1 to 0.1)	0.1 (0.1 to 0.1)	0.1 (0.1 to 0.1)	16
Other congenital birth defects	5.8 (3.5 to 9.5)	3.2 (1.9 to 11.4)	4.4 (2.4 to 11.7)	4.4 (2.8 to 7.2)	1.6 (1.1 to 2.5)	1.6 (1.1 to 2.4)	1.6 (1.1 to 2.4)	1.6 (1.1 to 2.4)	1.6 (1.1 to 2.5)	1.6 (1.1 to 2.5)	1.6 (1.1 to 2.5)	1.6 (1.1 to 2.5)	1.6 (1.1 to 2.5)	1.6 (1.1 to 2.5)	1.6 (1.1 to 2.5)	1.6 (1.1 to 2.5)	1.6 (1.1 to 2.5)	1.6 (1.1 to 2.5)	1.6 (1.1 to 2.5)	1.6 (1.1 to 2.5)	1.6 (1.1 to 2.5)	1.6 (1.1 to 2.5)	1.6 (1.1 to 2.5)	1.6 (1.1 to 2.5)	61.2
Urinary diseases and male infertility	0.1 (0 to 0.1)	0.1 (0 to 0.2)	0.2 (0 to 0.6)	0.5 (0.4 to 0.9)	0.5 (0.2 to 0.4)	0.5 (0.4 to 0.6)	1.1 (0.8 to 1.6)	1.8 (1.2 to 2.5)	3 (2.1 to 4.1)	3.6 (2.5 to 5.1)	3.6 (2.7 to 5.3)	3.6 (2.8 to 5.4)	3.6 (2.8 to 5.4)	4.2 (2.6 to 6.2)	4.2 (2.6 to 6.2)	4.1 (2.6 to 6.2)	4.1 (2.6 to 6.1)	4.1 (2.6 to 6.1)	3.9 (2.5 to 5.8)	3.4 (2.1 to 5.1)	2.6 (1.6 to 4.1)	1.5 (0.9 to 2.4)	0.6 (0.4 to 1)	60.1 (37.2 to 84.6)	334
Urolithiasis	0 (0 to 0)	0 (0 to 0)	0 (0 to 0)	0 (0 to 0)	0 (0 to 0)	0 (0 to 0.1)	0.1 (0.1 to 0.4)	0.2 (0.2 to 0.6)	0.3 (0.2 to 0.6)	0.3 (0.3 to 0.9)	0.4 (0.2 to 1.2)	0.7 (0.3 to 1.2)	0.7 (0.3 to 1.2)	0.9 (0.4 to 1.7)	0.9 (0.4 to 2.2)	1 (0.7 to 2.1)	1.4 (0.8 to 2.5)	1.5 (0.7 to 2.7)	1.9 (1 to 3.4)	1.6 (0.9 to 2.9)	1.4 (0.7 to 2.9)	1.4 (0.9 to 2.9)	0.8 (0.4 to 1.9)	0.2 (0.2 to 1.2)	15.5
Benign prostatic hyperplasia	0 (0 to 0)	0 (0 to 0)	0 (0 to 0)	0 (0 to 0)	0 (0 to 0)	0 (0 to 0)	0 (0 to 0)	0 (0 to 0)	0 (0 to 0)	0 (0 to 0)	0 (0 to 0)	0 (0 to 0)	0 (0 to 0)	0 (0 to 0)	0 (0 to 0)	0 (0 to 0)	0 (0 to 0)	0 (0 to 0)	0 (0 to 0)	0 (0 to 0)	0 (0 to 0)	0 (0 to 0)	0 (0 to 0)	0 (0 to 0)	0 (0 to 0)	0
Male infertility	–	–	–	–	–	–	–	–	–	–	–	–	–	–	–	–	–	–	–	–	–	–	–	–	–	NA
Other urinary diseases	0 (0 to 0)	0 (0 to 0)	0.1 (0 to 0.2)	0.2 (0.1 to 0.3)	0.1 (0 to 0.1)	0.1 (0.1 to 0.2)	0.2 (0 to 0.4)	0.3 (0.2 to 0.6)	0.4 (0.2 to 0.6)	0.5 (0.3 to 0.8)	0.5 (0.3 to 0.7)	0.4 (0.2 to 0.7)	0.4 (0.2 to 0.7)	0.6 (0.3 to 1.1)	0.6 (0.3 to 1.1)	0.7 (0.3 to 1.5)	0.5 (0.2 to 1.2)	0.6 (0.2 to 1.4)	0.7 (0.3 to 1.5)	0.8 (0.3 to 2.6)	0.6 (0.2 to 2.1)	0.3 (0.1 to 1.4)	0.1 (0 to 0.4)	9.4
Gynecological diseases	0 (0 to 0)	0 (0 to 0)	0 (0 to 0)	0 (0 to 0)	1 (0.7 to 19.4)	36.7 (20.6 to 58.4)	36.4 (21.9 to 58.4)	99.7 (59.6 to 133)	139 (86.5 to 210)	150 (98 to 222)	146 (92.6 to 224)	138 (85.4 to 199)	132 (85.2 to 187)	132 (82.5 to 191)	132 (83.5 to 191)	132 (83.5 to 191)	132 (83.5 to 191)	132 (83.5 to 191)	132 (83.5 to 191)	74.7 (29.2 to 21.7)	7.6 (4.9 to 11.4)	2.1 (1.8 to 4.6)	0.6 (0.4 to 1.2)	0.2 (0.1 to 0.4)	1,190
Uterine fibroids	0 (0 to 0)	0 (0 to 0)	0 (0 to 0)	0 (0 to 0)	0 (0 to 0.3)	0.1 (0 to 0.5)	0.1 (0 to 0.5)	0.4 (0 to 1)	2.3 (1 to 4.2)	4.5 (2.1 to 9.2)	6.7 (3.1 to 12.8)	8.7 (4.1 to 16.4)	9.5 (4.5 to 17.2)	11 (5.5 to 21)	11 (5.5 to 21)	11 (5.5 to 21)	11 (5.5 to 21)	11 (5.5 to 21)	11 (5.5 to 21)	0.3 (0 to 0.4)	0.1 (0 to 0.3)	0.1 (0 to 0.3)	0.1 (0 to 0.3)	0.1 (0 to 0.3)	45.2
Polycystic ovarian syndrome	0 (0 to 0)	0 (0 to 0)	0 (0 to 0)	0 (0 to 0)	0.1 (0 to 2.2)	0.4 (0 to 7.3)	0.3 (0 to 2.6)	0.3 (0 to 2.6)	0.4 (0 to 2.6)	0.4 (0 to 2.3)	0.2 (0 to 2.3)	0.2 (0 to 1.6)	0.2 (0 to 1.6)	0.2 (0 to 1.6)	0.2 (0 to 1.6)	0.2 (0 to 1.6)	0.2 (0 to 1.6)	0.2 (0 to 1.6)	0.2 (0 to 1.6)	0.2 (0 to 1.6)	0.2 (0 to 1.6)	0.2 (0 to 1.6)	0.2 (0 to 1.6)	0.2 (0 to 1.6)	40.6
Female infertility	0 (0 to 0)	0 (0 to 0)	0 (0 to 0)	0 (0 to 0)	0 (0 to 0)	0 (0 to 0)	0.1 (0 to 0.3)	0.7 (0.1 to 3.9)	1.8 (0.1 to 6.7)	1.9 (0.1 to 7)	2.6 (0.1 to 9.3)	2.6 (0.1 to 9.3)	2.6 (0.1 to 9.3)	0.1 (0 to 0.3)	0.1 (0 to 0.3)	0.1 (0 to 0.3)	0.1 (0 to 0.3)	0.1 (0 to 0.3)	0.1 (0 to 0.3)	0.1 (0 to 0.3)	0.1 (0 to 0.3)	0.1 (0 to 0.3)	0.1 (0 to 0.3)	0.1 (0 to 0.3)	0.1 (0 to 0.3)	9.6
Endometriosis	0 (0 to 0)	0 (0 to 0)	0 (0 to 0)	0 (0 to 0)	0 (0 to 0)	4.5 (1.9 to 9.4)	10.4 (5.2 to 17.5)	19.4 (9.2 to 32.7)	30.2 (14.9 to 51.7)	39.7 (21.2 to 62.1)	46.7 (27.2 to 70.1)	51.4 (33.3 to 77.9)	53.1 (34.5 to 77.9)	54.5 (34.5 to 77.9)	54.5 (34.5 to 77.9)	54.5 (34.5 to 77.9)	54.5 (34.5 to 77.9)	54.5 (34.5 to 77.9)	54.5 (34.5 to 77.9)	54.5 (34.5 to 77.9)	54.5 (34.5 to 77.9)	54.5 (34.5 to 77.9)	54.5 (34.5 to 77.9)	54.5 (34.5 to 77.9)	54
Genital prolapse	0 (0 to 0)	0 (0 to 0)	0 (0 to 0)	0 (0 to 0)	0 (0 to 0)	0 (0 to 0)	0 (0 to 0)	0 (0 to 0)	0 (0 to 0)	0 (0 to 0)	0 (0 to 0)	0 (0 to 0)	0 (0 to 0)	0 (0 to 0)	0 (0 to 0)	0 (0 to 0)	0 (0 to 0)	0 (0 to 0)	0 (0 to 0)	0 (0 to 0)	0 (0 to 0)	0 (0 to 0)	0 (0 to 0)	0 (0 to 0)	0 (0 to 0)	0
Premenstrual syndrome	0 (0 to 0)	0 (0 to 0)	0 (0 to 0)	0 (0 to 0)	0.6 (0.4 to 1.7)	9.6 (4.6 to 17.7)	21.5 (10.4 to 38)	31.6 (15.6 to 55.7)	44.5 (19.8 to 72.4)	55 (19.9 to 93.1)	64.4 (19.3 to 99)	70.9 (41.2 to 110)	74.6 (41.9 to 114)	80.4 (47.6 to 122)	81.3 (41.2 to 128)	65.2 (36.4 to 97.6)	47 (26.4 to 74.4)	38.1 (22.5 to 57.4)	30.9 (18.3 to 45.3)	19.5 (11.6 to 27.3)	13.7 (7.4 to 19.3)	6.7 (4.2 to 10.1)	2.6 (1.5 to 4.1)	0.6 (0.3 to 1)	259
Other gynecological diseases	0 (0 to 0)	0 (0 to 0)	0 (0 to 0)	0 (0 to 0)	0.1 (0 to 0.4)	7.3 (2.3 to 13.5)	41.6 (24.3 to 62.8)	91.6 (48.4 to 140)	157 (87.9 to 238)	199 (121 to 312)	230 (141 to 352)	254 (161 to 352)	260 (161 to 352)	240 (161 to 352)	240 (161 to 352)	240 (161 to 352)	240 (161 to 352)	240 (161 to 352)	240 (161 to 352)	193 (111 to 273)	138 (74 to 194)	88 (37 to 136)	20.4 (12 to 31)	5.7 (3.4 to 8.8)	2,470
Hemoglobinopathies and hemolytic anemias	0 (0 to 0)	0.1 (0 to 1)	0.4 (0.1 to 1.5)	1.7 (0.4 to 3.8)	1.7 (0.2 to 5.6)	0.4 (0.2 to 0.6)	0.4 (0.3 to 0.6)	3.1 (0.7 to 9.4)	3.2 (0.7 to 9)	3.2 (0.7 to 7.7)	3 (0.7 to 7.3)	2.5 (0.6 to 7.2)	2.4 (0.6 to 5.1)	1.9 (0.6 to 5.2)	2.4 (0.6 to 6.2)	2.4 (0.6 to 6.2)	2.4 (0.6 to 6.2)	2.4 (1 to 5.5)	2.7 (1.4 to 5)	2.7 (1.4 to 5)	2.3 (1.2 to 4.2)	1.6 (1 to 3)	0.9 (0.6 to 1.6)	0.3 (0.2 to 0.5)	40
Thalassemias	0 (0 to 0)	0 (0 to 0)	0.1 (0 to 0.2)	0 (0 to 0)	0 (0 to 0.1)	0 (0 to 0.1)	0 (0 to 0.1)	0 (0 to 0.1)	0 (0 to 0)	0 (0 to 0)	0 (0 to 0)	0 (0 to 0)	0 (0 to 0)	0 (0 to 0)	0 (0 to 0)	0 (0 to 0)	0 (0 to 0)	0 (0 to 0)	0 (0 to 0)	0 (0 to 0)	0 (0 to 0)	0 (0 to 0)	0 (0 to 0)	0 (0 to 0)	0 (0 to 0)	0.3
Thalassemias trait	0 (0 to 0)	0 (0 to 0)	0.2 (0 to 0.6)	0.4 (0 to 1.7)	0.1 (0 to 0.4)	0 (0 to 0)	0.4 (0 to 1.2)	0.9 (0.1 to 2.2)	0.9 (0.1 to 2.2)	0.8 (0.1 to 2.2)	0.8 (0.1 to 2.2)	0.6 (0 to 1.6)	0.6 (0 to 0.7)	0.3 (0 to 1)	0.4 (0 to 1.2)	0.2 (0 to 0.6)	0.2 (0 to 0.6)	0.2 (0 to 0.6)	0.2 (0 to 0.7)	0.1 (0 to 0.4)	0.1 (0 to 0.4)	0.1 (0 to 0.3)	0.1 (0 to 0.3)	0 (0 to 0.1)	0 (0 to 0.1)	6
Sickle cell disorders	0 (0 to 0)	0.1 (0 to 0.2)	0.4 (0.2 to 0.7)	0.2 (0.1 to 0.3)	0.2 (0.1 to 0.4)	0.2 (0.1 to 0.4)	0.2 (0.1 to 0.4)	0.2 (0.1 to 0.4)	0.2 (0.1 to 0.4)	0.2 (0.1 to 0.4)	0.2 (0.1 to 0.3)	0.2 (0.1 to 0.3)	0.2 (0.1 to 0.3)	0.1 (0.1 to 0.2)	0.1 (0.1 to 0.2)	0.1 (0.1 to 0.2)	0.1 (0.1 to 0.2)	0.1 (0.1 to 0.2)	0.1 (0.1 to 0.2)	0.1 (0.1 to 0.2)	0.1 (0.1 to 0.2)	0.1 (0.1 to 0.2)	0.1 (0.1 to 0.2)	0.1 (0.1 to 0.2)	2.4
Sickle cell trait	0 (0 to 0)	0 (0 to 0)	0.3 (0.2 to 0.6)	0.3 (0.2 to 0.5)	0.5 (0.3 to 0.8)	0.1 (0.1 to 0.2)	0 (0 to 0.1)	0.1 (0 to 0.2)	0.1 (0 to 0.2)	0.1 (0 to 0.2)	0.1 (0 to 0.2)	0.1 (0 to 0.2)	0.1 (0 to 0.2)	0.3 (0.1 to 0.6)	0.4 (0.2 to 0.8)	0.3 (0.2 to 0.6)	0.2 (0.1 to 0.5)	0.2 (0.1 to 0.4)	0.2 (0.1 to 0.3)	0.1 (0.1 to 0.2)	0.1 (0.1 to 0.2)	0.1 (0.1 to 0.2)	0.1 (0.1 to 0.2)	0.1 (0.1 to 0.2)	0.1 (0.1 to 0.2)	8
G6PD deficiency	0 (0 to 0)	0 (0 to 0)	0 (0 to 0)	0 (0 to 0)	0 (0 to 0)	0 (0 to 0.1)	0.2 (0.1 to 0.3)	0.2 (0.1 to 0.3)	0.2 (0.1 to 0.3)	0.2 (0.1 to 0.4)	0.2 (0.1 to 0.4)	0.7 (0.2 to 2)	0.7 (0.2 to 2)	0.3 (0.1 to 0.9)	0.3 (0.1 to 0.9)	0.2 (0.1 to 0.6)	0.2 (0.1 to 0.6)	0.2 (0.1 to 0.6)	0.2 (0.1 to 0.6)	0.1 (0.1 to 0.4)	0.1 (0.1 to 0.4)	0.1 (0.1 to 0.4)	0.1 (0.1 to 0.4)	0.1 (0.1 to 0.4)	0.1 (0.1 to 0.4)	2.9
G6PD trait	0 (0 to 0)	0 (0 to 0)	0 (0 to 0)	0 (0 to 0)	0 (0 to 0)	0 (0 to 0)	0 (0 to 0)	0 (0 to 0)	0 (0 to 0)	0 (0 to 0)	0 (0 to 0)	0 (0 to 0)	0 (0 to 0)	0 (0 to 0)	0 (0 to 0)	0 (0 to 0)	0 (0 to 0)	0 (0 to 0)	0 (0 to 0)	0 (0 to 0)	0 (0 to 0)	0 (0 to 0)	0 (0 to 0)	0 (0 to 0)	0 (0 to 0)	0.3
Other hemoglobinopathies and hemolytic anemias	0 (0 to 0)	0 (0 to 0)	0.6 (0.1 to 1.7)	0.4 (0.2 to 0.8)	0.1 (0 to 0.4)	0.1 (0 to 0.1)	0.3 (0.1 to 0.6)	0.3 (0.1 to 1.3)	0.4 (0.1 to 1.2)	0.6 (0.2 to 1.2)	0.6 (0.2 to 1.2)	1 (0.2 to 3.1)	1 (0.3 to 2.4)	0.3 (0.2 to 0.8)	1.3 (0.4 to 2.9)	1.3 (0.4 to 2.9)	1.6 (0.5 to 3.6)	1.9 (0.6 to 4.9)	2.2 (0.7 to 4.9)	1.8 (1.1 to 3.2)	1.2 (0.3 to 3.5)	1.5 (0.4 to 3.2)	0.8 (0.3 to 1.4)	0.3 (0.2 to 0.4)	20
Endocrine, metabolic, blood, and immune disorders	0.7 (0.3 to 1.3)	1.1 (0.7 to 1.9)	6.3 (4.1 to 9.4)	12.7 (9.6 to 18.8)	10.4 (6.3 to 16.9)	14.1 (9.9 to 21.9)	18.2 (11.4 to 28.4)	24.2 (15.5 to 35.8)	22.2 (13.9 to 33.6)	28.5 (18.2 to 41.1)	42.3 (26.4 to 72.9)	62 (27 to 94.7)	64 (32 to 127)	105 (47.4 to 140)	122 (79.2 to 156)	111 (66.5 to 176)	98.6 (62.9 to 147)	82.4 (59.4 to 92.3)	44.2 (28.7 to 62.5)	21.6 (14.7 to 32.8)	9.4 (5.9 to 11.6)	2.3 (1.5 to 3.4)	1,050
Oral disorders	1.9 (1.1 to 2.9)	2.4 (1.4 to 4.2)	3.5 (1.9 to 6.4)	4.5 (2.7 to 7.5)	5.4 (3.2 to 8.6)	9.4 (5.4 to 15.4)	12.9 (7.3 to 21.1)	15.7 (9.1 to 26.2)	18.6 (10.5 to 31.7)	21.8 (12.3 to 37.3)	31.9 (18.4 to 54.6)	45.8 (26.4 to 78.5)	60.2 (34.6 to 104)	70 (40 to 113)	84 (50.4 to 131)	92.6 (57.7 to 140)	71.3 (45.2 to 104)	59.1 (37.4 to 86.7)	34.3 (21.9 to 49.9)	14.6 (9.2 to 21.1)	3.6 (2.2 to 5.2)	664
Caries of deciduous teeth	0 (0 to 0)	0 (0 to 0)	0 (0 to 0)	0 (0 to 0.1)	0 (0 to 0.4)	0 (0 to 0.1)	0 (0 to 0.1)	0 (0 to 0.1)	0 (0 to 0.1)	0 (0 to 0.1)	0 (0 to 0.1)	0 (0 to 0)	0 (0 to 0)	0 (0 to 0)	0 (0 to 0)	0 (0 to 0)	0 (0 to 0)	0 (0 to 0)	0 (0 to 0)	0 (0 to 0)	0 (0 to 0)	0 (0 to 0)	0 (0 to 0)	0 (0 to 0)	0 (0 to 0)	0.9
Caries of permanent teeth	0 (0 to 0)	0 (0 to 0)	0 (0 to 0)	0 (0 to 0)	1.6 (0.9 to 4.1)	2.7 (0.8 to 4.3)	2.8 (0.8 to 5.6)	2.8 (1.2 to 5.6)	2.8 (1.2 to 6.1)	2.8 (1.1 to 6)	2.8 (1.2 to 5.6)	2.8 (1.2 to 5.6)	2.7 (1.1 to 5.6)	2.8 (1.2 to 6.4)	2.8 (1.2 to 6.4)	2.8 (1.1 to 6.4)	2.8 (1.1 to 6.7)	2.8 (1.1 to 6.4)	2.8 (1.1 to 5.2)	1.9 (0.7 to 3.2)	1.2 (0.5 to 2.4)	0.5 (0.2 to 1.2)	0.2 (0 to 0.5)	0.1 (0 to 0.1)	40.8
Periodontal diseases	0 (0 to 0)	0 (0 to 0)	0 (0 to 0)	0 (0 to 0)	0.6 (0 to 1.5)	0.6 (0 to 0.9)	0.6 (0 to 0.9)	0.6 (0 to 0.9)	0.6 (0 to 1.1)	0.6 (0 to 1.1)	0.6 (0 to 1.1)	0.6 (0 to 1.1)	0.6 (0 to 1.1)	0.6 (0 to 1.1)	0.6 (0 to 1.1)	0.6 (0

SR Table 2b: Hartlepool DALYS by cause and age group for females with 95% uncertainty intervals. 2019

Cause	Early Neonatal	Late Neonatal	Post Neonatal	1 to 4	5 to 9	10 to 14	15 to 19	20 to 24	25 to 29	30 to 34	35 to 39	40 to 44	45 to 49	50 to 54	55 to 59	60 to 64	65 to 69	70 to 74	75 to 79	80 to 84	85 to 89	90 to 94	95 plus	Total
All causes	466.6 (374.5 to 621.1)	166.2 (124.9 to 224.4)	168.7 (134 to 212.8)	464.2 (340.9 to 632.2)	182.1 (130 to 257.1)	169.5 (120 to 239.2)	202.2 (150.7 to 265)	241.2 (171 to 347)	271.9 (197 to 403)	282.4 (202 to 392)	347.9 (247 to 497)	462 (332 to 646)	417.5 (299 to 596)	468.6 (336 to 668)	716.1 (518 to 1,000)	627.5 (447 to 900)	1,160 (832 to 1,660)	1,360 (1,040 to 1,910)	1,810 (1,350 to 2,530)	2,440 (1,800 to 3,460)	3,220 (2,320 to 4,660)	3,980 (2,660 to 6,240)	16,000
Communicable, maternal, neonatal, and nutritional diseases	466.6 (374.5 to 621.1)	166.2 (124.9 to 224.4)	168.7 (134 to 212.8)	464.2 (340.9 to 632.2)	182.1 (130 to 257.1)	169.5 (120 to 239.2)	202.2 (150.7 to 265)	241.2 (171 to 347)	271.9 (197 to 403)	282.4 (202 to 392)	347.9 (247 to 497)	462 (332 to 646)	417.5 (299 to 596)	468.6 (336 to 668)	716.1 (518 to 1,000)	627.5 (447 to 900)	1,160 (832 to 1,660)	1,360 (1,040 to 1,910)	1,810 (1,350 to 2,530)	2,440 (1,800 to 3,460)	3,220 (2,320 to 4,660)	3,980 (2,660 to 6,240)	16,000
HIV/AIDS and sexually transmitted infections	0 (0 to 0)	0 (0 to 0)	0 (0 to 0)	0 (0 to 0)	0 (0 to 0)	0 (0 to 0)	0 (0 to 0)	0 (0 to 0)	0 (0 to 0)	0 (0 to 0)	0 (0 to 0)	0 (0 to 0)	0 (0 to 0)	0 (0 to 0)	0 (0 to 0)	0 (0 to 0)	0 (0 to 0)	0 (0 to 0)	0 (0 to 0)	0 (0 to 0)	0 (0 to 0)	0 (0 to 0)	0 (0 to 0)	0
HIV/AIDS	0 (0 to 0)	0 (0 to 0)	0 (0 to 0)	0 (0 to 0)	0 (0 to 0)	0 (0 to 0)	0 (0 to 0)	0 (0 to 0)	0 (0 to 0)	0 (0 to 0)	0 (0 to 0)	0 (0 to 0)	0 (0 to 0)	0 (0 to 0)	0 (0 to 0)	0 (0 to 0)	0 (0 to 0)	0 (0 to 0)	0 (0 to 0)	0 (0 to 0)	0 (0 to 0)	0 (0 to 0)	0 (0 to 0)	0
HIV/AIDS - Drug-susceptible Tuberculosis	0 (0 to 0)	0 (0 to 0)	0 (0 to 0)	0 (0 to 0)	0 (0 to 0)	0 (0 to 0)	0 (0 to 0)	0 (0 to 0)	0 (0 to 0)	0 (0 to 0)	0 (0 to 0)	0 (0 to 0)	0 (0 to 0)	0 (0 to 0)	0 (0 to 0)	0 (0 to 0)	0 (0 to 0)	0 (0 to 0)	0 (0 to 0)	0 (0 to 0)	0 (0 to 0)	0 (0 to 0)	0 (0 to 0)	0
HIV/AIDS - Multidrug-resistant Tuberculosis without extensive dr...	0 (0 to 0)	0 (0 to 0)	0 (0 to 0)	0 (0 to 0)	0 (0 to 0)	0 (0 to 0)	0 (0 to 0)	0 (0 to 0)	0 (0 to 0)	0 (0 to 0)	0 (0 to 0)	0 (0 to 0)	0 (0 to 0)	0 (0 to 0)	0 (0 to 0)	0 (0 to 0)	0 (0 to 0)	0 (0 to 0)	0 (0 to 0)	0 (0 to 0)	0 (0 to 0)	0 (0 to 0)	0 (0 to 0)	0
HIV/AIDS - Extensively drug-resistant Tuberculosis	0 (0 to 0)	0 (0 to 0)	0 (0 to 0)	0 (0 to 0)	0 (0 to 0)	0 (0 to 0)	0 (0 to 0)	0 (0 to 0)	0 (0 to 0)	0 (0 to 0)	0 (0 to 0)	0 (0 to 0)	0 (0 to 0)	0 (0 to 0)	0 (0 to 0)	0 (0 to 0)	0 (0 to 0)	0 (0 to 0)	0 (0 to 0)	0 (0 to 0)	0 (0 to 0)	0 (0 to 0)	0 (0 to 0)	0
HIV/AIDS resulting in other diseases	0 (0 to 0)	0 (0 to 0)	0 (0 to 0)	0 (0 to 0)	0 (0 to 0)	0 (0 to 0)	0 (0 to 0)	0 (0 to 0)	0 (0 to 0)	0 (0 to 0)	0 (0 to 0)	0 (0 to 0)	0 (0 to 0)	0 (0 to 0)	0 (0 to 0)	0 (0 to 0)	0 (0 to 0)	0 (0 to 0)	0 (0 to 0)	0 (0 to 0)	0 (0 to 0)	0 (0 to 0)	0 (0 to 0)	0
Sexually transmitted infections excluding HIV	0 (0 to 0)	0 (0 to 0)	0 (0 to 0)	0 (0 to 0)	0 (0 to 0)	0 (0 to 0)	0 (0 to 0)	0 (0 to 0)	0 (0 to 0)	0 (0 to 0)	0 (0 to 0)	0 (0 to 0)	0 (0 to 0)	0 (0 to 0)	0 (0 to 0)	0 (0 to 0)	0 (0 to 0)	0 (0 to 0)	0 (0 to 0)	0 (0 to 0)	0 (0 to 0)	0 (0 to 0)	0 (0 to 0)	0
Syphilis	0 (0 to 0)	0 (0 to 0)	0 (0 to 0)	0 (0 to 0)	0 (0 to 0)	0 (0 to 0)	0 (0 to 0)	0 (0 to 0)	0 (0 to 0)	0 (0 to 0)	0 (0 to 0)	0 (0 to 0)	0 (0 to 0)	0 (0 to 0)	0 (0 to 0)	0 (0 to 0)	0 (0 to 0)	0 (0 to 0)	0 (0 to 0)	0 (0 to 0)	0 (0 to 0)	0 (0 to 0)	0 (0 to 0)	0
Chlamydial infection	0 (0 to 0)	0 (0 to 0)	0 (0 to 0)	0 (0 to 0)	0 (0 to 0)	0 (0 to 0)	0 (0 to 0)	0 (0 to 0)	0 (0 to 0)	0 (0 to 0)	0 (0 to 0)	0 (0 to 0)	0 (0 to 0)	0 (0 to 0)	0 (0 to 0)	0 (0 to 0)	0 (0 to 0)	0 (0 to 0)	0 (0 to 0)	0 (0 to 0)	0 (0 to 0)	0 (0 to 0)	0 (0 to 0)	0
Gonococcal infection	0 (0 to 0)	0 (0 to 0)	0 (0 to 0)	0 (0 to 0)	0 (0 to 0)	0 (0 to 0)	0 (0 to 0)	0 (0 to 0)	0 (0 to 0)	0 (0 to 0)	0 (0 to 0)	0 (0 to 0)	0 (0 to 0)	0 (0 to 0)	0 (0 to 0)	0 (0 to 0)	0 (0 to 0)	0 (0 to 0)	0 (0 to 0)	0 (0 to 0)	0 (0 to 0)	0 (0 to 0)	0 (0 to 0)	0
Trichomoniasis	0 (0 to 0)	0 (0 to 0)	0 (0 to 0)	0 (0 to 0)	0 (0 to 0)	0 (0 to 0)	0 (0 to 0)	0 (0 to 0)	0 (0 to 0)	0 (0 to 0)	0 (0 to 0)	0 (0 to 0)	0 (0 to 0)	0 (0 to 0)	0 (0 to 0)	0 (0 to 0)	0 (0 to 0)	0 (0 to 0)	0 (0 to 0)	0 (0 to 0)	0 (0 to 0)	0 (0 to 0)	0 (0 to 0)	0
Genital herpes	0 (0 to 0)	0 (0 to 0)	0 (0 to 0)	0 (0 to 0)	0 (0 to 0)	0 (0 to 0)	0 (0 to 0)	0 (0 to 0)	0 (0 to 0)	0 (0 to 0)	0 (0 to 0)	0 (0 to 0)	0 (0 to 0)	0 (0 to 0)	0 (0 to 0)	0 (0 to 0)	0 (0 to 0)	0 (0 to 0)	0 (0 to 0)	0 (0 to 0)	0 (0 to 0)	0 (0 to 0)	0 (0 to 0)	0
Other sexually transmitted infections	0 (0 to 0)	0 (0 to 0)	0 (0 to 0)	0 (0 to 0)	0 (0 to 0)	0 (0 to 0)	0 (0 to 0)	0 (0 to 0)	0 (0 to 0)	0 (0 to 0)	0 (0 to 0)	0 (0 to 0)	0 (0 to 0)	0 (0 to 0)	0 (0 to 0)	0 (0 to 0)	0 (0 to 0)	0 (0 to 0)	0 (0 to 0)	0 (0 to 0)	0 (0 to 0)	0 (0 to 0)	0 (0 to 0)	0
Respiratory infections and tuberculosis	2.64 (2.2 to 3.5)	2.5 (2.2 to 2.9)	2.6 (1.6 to 4.2)	4.2 (2.5 to 6.7)	4.2 (2.5 to 6.7)	4.2 (2.5 to 6.7)	4.2 (2.7 to 6.4)	4.2 (2.7 to 6.4)	4.2 (2.7 to 6.4)	4.2 (2.7 to 6.4)	4.2 (2.7 to 6.4)	7.2 (5.1 to 10.2)	7.2 (5.1 to 10.2)	7.2 (5.1 to 10.2)	13.5 (7.3 to 19)	13.5 (7.3 to 19)	27.2 (12 to 34.9)	36.7 (12.9 to 56.1)	69.5 (15.7 to 90.9)	78.9 (34.9 to 98.7)	156.5 (54.9 to 193)	489 (189 to 719)	1,010 (511 to 1,550)
Tuberculosis	0 (0 to 0)	0 (0 to 0)	0 (0 to 0)	0 (0 to 0)	0 (0 to 0)	0 (0 to 0)	0 (0 to 0)	0 (0 to 0)	0 (0 to 0)	0 (0 to 0)	0 (0 to 0)	0 (0 to 0)	0 (0 to 0)	0 (0 to 0)	0 (0 to 0)	0 (0 to 0)	0 (0 to 0)	0 (0 to 0)	0 (0 to 0)	0 (0 to 0)	0 (0 to 0)	0 (0 to 0)	0 (0 to 0)	0
Latent tuberculosis infection	0 (0 to 0)	0 (0 to 0)	0 (0 to 0)	0 (0 to 0)	0 (0 to 0)	0 (0 to 0)	0 (0 to 0)	0 (0 to 0)	0 (0 to 0)	0 (0 to 0)	0 (0 to 0)	0 (0 to 0)	0 (0 to 0)	0 (0 to 0)	0 (0 to 0)	0 (0 to 0)	0 (0 to 0)	0 (0 to 0)	0 (0 to 0)	0 (0 to 0)	0 (0 to 0)	0 (0 to 0)	0 (0 to 0)	0
Drug-susceptible tuberculosis	0 (0 to 0)	0 (0 to 0)	0 (0 to 0)	0 (0 to 0)	0 (0 to 0)	0 (0 to 0)	0 (0 to 0)	0 (0 to 0)	0 (0 to 0)	0 (0 to 0)	0 (0 to 0)	0 (0 to 0)	0 (0 to 0)	0 (0 to 0)	0 (0 to 0)	0 (0 to 0)	0 (0 to 0)	0 (0 to 0)	0 (0 to 0)	0 (0 to 0)	0 (0 to 0)	0 (0 to 0)	0 (0 to 0)	0
Multidrug-resistant tuberculosis without extensive drug-resistance	0 (0 to 0)	0 (0 to 0)	0 (0 to 0)	0 (0 to 0)	0 (0 to 0)	0 (0 to 0)	0 (0 to 0)	0 (0 to 0)	0 (0 to 0)	0 (0 to 0)	0 (0 to 0)	0 (0 to 0)	0 (0 to 0)	0 (0 to 0)	0 (0 to 0)	0 (0 to 0)	0 (0 to 0)	0 (0 to 0)	0 (0 to 0)	0 (0 to 0)	0 (0 to 0)	0 (0 to 0)	0 (0 to 0)	0
Extensively drug-resistant tuberculosis	0 (0 to 0)	0 (0 to 0)	0 (0 to 0)	0 (0 to 0)	0 (0 to 0)	0 (0 to 0)	0 (0 to 0)	0 (0 to 0)	0 (0 to 0)	0 (0 to 0)	0 (0 to 0)	0 (0 to 0)	0 (0 to 0)	0 (0 to 0)	0 (0 to 0)	0 (0 to 0)	0 (0 to 0)	0 (0 to 0)	0 (0 to 0)	0 (0 to 0)	0 (0 to 0)	0 (0 to 0)	0 (0 to 0)	0
Lower respiratory infections	0.4 (0.2 to 0.5)	0.3 (0.2 to 0.4)	2 (1.1 to 3.2)	3.4 (2 to 5)	3.4 (2 to 5)	3.4 (2 to 5)	3.4 (2 to 5)	3.4 (2 to 5)	3.4 (2 to 5)	3.4 (2 to 5)	3.4 (2 to 5)	4.3 (2.8 to 6.2)	4.3 (2.8 to 6.2)	4.3 (2.8 to 6.2)	7 (4.4 to 10.3)	7 (4.4 to 10.3)	16.4 (9.9 to 20.4)	16.4 (10.6 to 23.1)	19.7 (12.3 to 27.7)	20.6 (22.6 to 47.6)	47.5 (32.9 to 66.8)	77.1 (55.5 to 104)	97.2 (68.9 to 118)	179.2 (130.2 to 232.2)
Upper respiratory infections	0 (0 to 0)	0 (0 to 0)	0.4 (0 to 1)	3 (1.7 to 5)	2 (2 to 2)	2.4 (1.4 to 4.6)	2.4 (1.4 to 4.6)	2.4 (1.4 to 4.6)	2.4 (1.4 to 4.6)	2.4 (1.4 to 4.6)	2.4 (1.4 to 4.6)	2.7 (1.4 to 4.7)	2.7 (1.4 to 4.7)	2.7 (1.4 to 4.7)	2.1 (1.1 to 3.8)	2.1 (1.1 to 3.8)	2.1 (1.2 to 3.4)	2.1 (1.2 to 3.4)	2.1 (1.2 to 3.4)	2.1 (1.2 to 3.4)	2.1 (1.2 to 3.4)	2.1 (1.2 to 3.4)	2.1 (1.2 to 3.4)	40.7 (30.2 to 52.6)
Otitis media	0 (0 to 0)	0 (0 to 0)	0 (0 to 0)	2.1 (0.5 to 1.8)	2.1 (0.5 to 1.7)	2.1 (0.5 to 1.7)	2.1 (0.5 to 1.7)	2.1 (0.5 to 1.7)	2.1 (0.5 to 1.7)	2.1 (0.5 to 1.7)	2.1 (0.5 to 1.7)	2.1 (0.5 to 1.7)	2.1 (0.5 to 1.7)	2.1 (0.5 to 1.7)	0.9 (0.3 to 1.4)	0.9 (0.3 to 1.4)	0.9 (0.3 to 1.4)	0.9 (0.3 to 1.4)	0.9 (0.3 to 1.4)	0.9 (0.3 to 1.4)	0.9 (0.3 to 1.4)	0.9 (0.3 to 1.4)	0.9 (0.3 to 1.4)	9.3 (6.9 to 12)
Enteric infections	0 (0 to 0)	0.2 (0.1 to 0.2)	2.1 (1.3 to 3.1)	24 (2 to 5.4)	17 (0.9 to 2.9)	1.2 (0.4 to 2.1)	0.9 (0.4 to 1.5)	0.9 (0.5 to 1.5)	0.9 (0.4 to 1.5)	0.9 (0.4 to 1.5)	0.9 (0.4 to 1.5)	0.7 (0.4 to 1.3)	0.7 (0.4 to 1.3)	0.7 (0.4 to 1.3)	1.1 (0.7 to 1.7)	1.1 (0.7 to 1.7)	1.7 (1.1 to 2.4)	2.9 (1.3 to 3.9)	4.3 (2.2 to 5.9)	3.2 (2.1 to 5.1)	5.9 (3.7 to 8.4)	7 (4.6 to 9.8)	14 (4.3 to 9.8)	49.3 (31.5 to 71.1)
Diarrheal diseases	0 (0 to 0)	0.1 (0.1 to 0.2)	2.1 (1.3 to 3.1)	24 (2 to 5.3)	17 (0.9 to 2.9)	1.1 (0.4 to 2)	0.9 (0.4 to 1.4)	0.9 (0.5 to 1.5)	0.9 (0.4 to 1.5)	0.9 (0.4 to 1.5)	0.9 (0.4 to 1.5)	0.7 (0.4 to 1.3)	0.7 (0.4 to 1.3)	0.7 (0.4 to 1.3)	1.1 (0.7 to 1.6)	1.1 (0.7 to 1.6)	1.6 (1.1 to 2.3)	2.9 (1.3 to 3.9)	4.3 (2.1 to 5.9)	3.2 (2.1 to 5.1)	5.9 (3.7 to 8.4)	7 (4.6 to 9.8)	14 (4.3 to 9.7)	48.9 (31.2 to 70.8)
Typhoid and paratyphoid	0 (0 to 0)	0 (0 to 0)	0 (0 to 0)	0 (0 to 0)	0 (0 to 0)	0 (0 to 0)	0 (0 to 0)	0 (0 to 0)	0 (0 to 0)	0 (0 to 0)	0 (0 to 0)	0 (0 to 0)	0 (0 to 0)	0 (0 to 0)	0 (0 to 0)	0 (0 to 0)	0 (0 to 0)	0 (0 to 0)	0 (0 to 0)	0 (0 to 0)	0 (0 to 0)	0 (0 to 0)	0 (0 to 0)	0
Typhoid fever	0 (0 to 0)	0 (0 to 0)	0 (0 to 0)	0 (0 to 0)	0 (0 to 0)	0 (0 to 0)	0 (0 to 0)	0 (0 to 0)	0 (0 to 0)	0 (0 to 0)	0 (0 to 0)	0 (0 to 0)	0 (0 to 0)	0 (0 to 0)	0 (0 to 0)	0 (0 to 0)	0 (0 to 0)	0 (0 to 0)	0 (0 to 0)	0 (0 to 0)	0 (0 to 0)	0 (0 to 0)	0 (0 to 0)	0
Paratyphoid fever	0 (0 to 0)	0 (0 to 0)	0 (0 to 0)	0 (0 to 0)	0 (0 to 0)	0 (0 to 0)	0 (0 to 0)	0 (0 to 0)	0 (0 to 0)	0 (0 to 0)	0 (0 to 0)	0 (0 to 0)	0 (0 to 0)	0 (0 to 0)	0 (0 to 0)	0 (0 to 0)	0 (0 to 0)	0 (0 to 0)	0 (0 to 0)	0 (0 to 0)	0 (0 to 0)	0 (0 to 0)	0 (0 to 0)	0
Invasive Non-typhoidal Salmonella (iNTS)	0 (0 to 0)	0 (0 to 0)	0 (0 to 0)	0 (0 to 0)	0 (0 to 0)	0 (0 to 0)	0 (0 to 0)	0 (0 to 0)	0 (0 to 0)	0 (0 to 0)	0 (0 to 0)	0 (0 to 0)	0 (0 to 0)	0 (0 to 0)	0 (0 to 0)	0 (0 to 0)	0 (0 to 0)	0 (0 to 0)	0 (0 to 0)	0 (0 to 0)	0 (0 to 0)	0 (0 to 0)	0 (0 to 0)	0
Other intestinal infectious diseases	0 (0 to 0)	0 (0 to 0)	0 (0 to 0)	0 (0 to 0)	0 (0 to 0)	0 (0 to 0)	0 (0 to 0)	0 (0 to 0)	0 (0 to 0)	0 (0 to 0)	0 (0 to 0)	0 (0 to 0)	0 (0 to 0)	0 (0 to 0)	0 (0 to 0)	0 (0 to 0)	0 (0 to 0)	0 (0 to 0)	0 (0 to 0)	0 (0 to 0)	0 (0 to 0)	0 (0 to 0)	0 (0 to 0)	0
Neglected tropical diseases and malaria	0 (0 to 0)	0.2 (0 to 0.5)	0.6 (0.1 to 1.7)	0.6 (0.2 to 2.4)	0 (0 to 0)	0 (0 to 0)	0 (0 to 0)	0 (0 to 0)	0 (0 to 0)	0 (0 to 0)	0 (0 to 0)	0.2 (0 to 0.8)	0.2 (0 to 0.8)	0.2 (0 to 0.8)	0.3 (0 to 0.7)	0.3 (0 to 0.7)	0.2 (0 to 0.7)	0.2 (0 to 0.7)	0.1 (0 to 0.5)	0.1 (0 to 0.5)	0.1 (0 to 0.5)	0.1 (0 to 0.5)	0.1 (0 to 0.5)	3
Malaria	0 (0 to 0)	0 (0 to 0)	0 (0 to 0)	0 (0 to 0)	0 (0 to 0)	0 (0 to 0)	0 (0 to 0)	0 (0 to 0)	0 (0 to 0)	0 (0 to 0)	0 (0 to 0)	0 (0 to 0)	0 (0 to 0)	0 (0 to 0)	0 (0 to 0)	0 (0 to 0)	0 (0 to 0)	0 (0 to 0)	0 (0 to 0)	0 (0 to 0)	0 (0 to 0)	0 (0 to 0)	0 (0 to 0)	0
Chagas disease	0 (0 to 0)	0 (0 to 0)	0 (0 to 0)	0 (0 to 0)	0 (0 to 0)	0 (0 to 0)	0 (0 to 0)	0 (0 to 0)	0 (0 to 0)	0 (0 to 0)	0 (0 to 0)	0 (0 to 0)	0 (0 to 0)	0 (0 to 0)	0 (0 to 0)	0 (0 to 0)	0 (0 to 0)	0 (0 to 0)	0 (0 to 0)	0 (0 to 0)	0 (0 to 0)	0 (0 to 0)	0 (0 to 0)	0
Leishmaniasis	0 (0 to 0)	0 (0 to 0)	0 (0 to 0)	0 (0 to 0)	0 (0 to 0)	0 (0 to 0)	0 (0 to 0)	0 (0 to 0)	0 (0 to 0)	0 (0 to 0)	0 (0 to 0)	0 (0 to 0)	0 (0 to 0)	0 (0 to 0)	0 (0 to 0)	0 (0 to 0)	0 (0 to 0)	0 (0 to 0)	0 (0 to 0)	0 (0 to 0)	0 (0 to 0)	0 (0 to 0)	0 (0 to 0)	0
Visceral leishmaniasis	0 (0 to 0)	0 (0 to 0)	0 (0 to 0)	0 (0 to 0)	0 (0 to 0)	0 (0 to 0)	0 (0 to 0)	0 (0 to 0)	0 (0 to 0)	0 (0 to 0)	0 (0 to 0)	0 (0 to 0)	0 (0 to 0)	0 (0 to 0)	0 (0 to 0)	0 (0 to 0)	0 (0 to 0)	0 (0 to 0)	0 (0 to 0)	0 (0 to 0)	0 (0 to 0)	0 (0 to 0)	0 (0 to 0)	0
Cutaneous and mucocutaneous leishmaniasis	0 (0 to 0)	0 (0 to 0)	0 (0 to 0)	0 (0 to 0)	0 (0 to 0)	0 (0 to 0)	0 (0 to 0)	0 (0 to 0)	0 (0 to 0)	0 (0 to 0)	0 (0 to 0)	0 (0 to 0)	0 (0 to 0)	0 (0 to 0)	0 (0 to 0)	0 (0 to 0)	0 (0 to 0)	0 (0 to 0)	0 (0 to 0)	0 (0 to 0)	0 (0 to 0)	0 (0 to 0)	0 (0 to 0)	0
African trypanosomiasis	0 (0 to 0)	0 (0 to 0)	0 (0 to 0)	0 (0 to 0)	0 (0 to 0)	0 (0 to 0)	0 (0 to 0)	0 (0 to 0)	0 (0 to 0)	0 (0 to 0)	0 (0 to 0)	0 (0 to 0)	0 (0 to 0)	0 (0 to 0)	0 (0 to 0)	0 (0 to 0)	0 (0 to 0)	0 (0 to 0)	0 (0 to 0)	0 (0 to 0)	0 (0 to 0)	0 (0 to 0)	0 (0 to 0)	0
Schistosomiasis	0 (0 to 0)	0 (0 to 0)	0 (0 to 0)	0 (0 to 0)	0 (0 to 0)	0 (0 to 0)	0 (0 to 0)	0 (0 to 0)	0 (0 to 0)	0 (0 to 0)	0 (0 to 0)	0 (0 to 0)	0 (0 to 0)	0 (0 to 0)	0 (0 to 0)	0 (0 to 0)	0 (0 to 0)	0 (0 to 0)	0 (0 to 0)	0 (0 to 0)	0 (0 to 0)	0 (0 to 0)	0 (0 to 0)	0
Cysticercosis	0 (0 to 0)	0 (0 to 0)	0 (0 to 0)	0 (0 to 0)	0 (0 to 0)	0 (0 to 0)	0 (0 to 0)	0 (0 to 0)	0 (0 to 0)	0 (0 to 0)	0 (0 to 0)	0 (0 to 0)	0 (0 to 0)	0 (0 to 0)	0 (0 to 0)	0 (0 to 0)	0 (0 to 0)	0 (0 to 0)	0 (0 to 0)	0 (0 to 0)	0 (0 to 0)	0 (0 to 0)	0 (0 to 0)	0
Cystic echinococcosis	0 (0 to 0)	0 (0 to 0)	0 (0 to 0)	0 (0 to 0)	0 (0 to 0)	0 (0 to 0)	0 (0 to 0)	0 (0 to 0)	0 (0 to 0)	0 (0 to 0)	0 (0 to 0)	0 (0 to 0)	0 (0 to 0)	0 (0 to 0)	0 (0 to 0)	0 (0 to 0)	0 (0 to 0)	0 (0 to 0)	0 (0 to 0)	0 (0 to 0)	0 (0 to 0)	0 (0 to 0)	0 (0 to 0)	0
Lymphatic filariasis	0 (0 to 0)	0 (0 to 0)	0 (0 to 0)	0 (0 to 0)	0 (0 to 0)	0 (0 to 0)	0 (0 to 0)	0 (0 to 0)	0 (0 to 0)	0 (0 to 0)	0 (0 to 0)	0 (0 to 0)	0 (0 to 0)	0 (0 to 0)	0 (0 to 0)	0 (0 to 0)	0 (0 to 0)	0 (0 to 0)	0 (0 to 0)	0 (0 to 0)	0 (0 to 0)	0 (0 to 0)	0 (0 to 0)	0
Onchocerciasis	0 (0 to 0)	0 (0 to 0)	0 (0 to 0)	0 (0 to 0)	0 (0 to 0)	0 (0 to 0)	0 (0 to 0)	0 (0 to 0)	0 (0 to 0)	0 (0 to 0)	0 (0 to 0)	0 (0 to 0)	0 (0 to 0)	0 (0 to 0)	0 (0 to 0)	0 (0 to 0)	0 (0 to 0)	0 (0 to 0)	0 (0 to 0)	0 (0 to 0)	0 (0 to 0)	0 (0 to 0)	0 (0 to 0)	0
Trachoma	0 (0 to 0)	0 (0 to 0)	0 (0 to 0)	0 (0 to 0)	0 (0 to 0)	0 (0 to 0)	0 (0 to 0)	0 (0 to 0)	0 (0 to 0)	0 (0 to 0)	0 (0 to 0)	0 (0 to 0)	0 (0 to 0)	0 (0 to 0)	0 (0 to 0)	0 (0 to 0)	0 (0 to 0)	0 (0 to 0)	0 (0 to 0)	0 (0 to 0)	0 (0 to 0)	0 (0 to 0)	0 (0 to 0)	0
Dengue	0 (0 to 0)	0 (0 to 0)	0 (0 to 0)	0 (0 to 0)	0 (0 to 0)	0 (0 to 0)	0 (0 to 0)	0 (0 to 0)	0 (0 to 0)	0 (0 to 0)	0 (0 to 0)	0 (0 to 0)	0 (0 to 0)	0 (0 to 0)	0 (0 to 0)	0 (0 to 0)	0 (0 to 0)	0 (0 to 0)	0 (0 to 0)	0 (0 to 0)	0 (0 to 0)	0 (0 to 0)	0 (0 to 0)	0
Yellow fever	0 (0 to 0)	0 (0 to 0)	0 (0 to 0)	0 (0 to 0)	0 (0 to 0)	0 (0 to 0)	0 (0 to 0)	0 (0 to 0)	0 (0 to 0)	0 (0 to 0)	0 (0 to 0)	0 (0 to 0)	0 (0 to 0)	0 (0 to 0)	0 (0 to 0)	0 (0 to 0)	0 (0 to 0)	0 (0 to 0)	0 (0 to 0)	0 (0 to 0)	0 (0 to 0)	0 (0 to 0)	0 (0 to 0)	0
Rabies	0 (0 to 0)	0 (0 to 0)	0 (0 to 0)	0 (0 to 0)	0 (0 to 0)	0 (0 to 0)	0 (0 to 0)	0 (0 to 0)	0 (0 to



Osteoarthritis other	0 (0 to 0)	0 (0 to 0)	0 (0 to 0)	0 (0 to 0)	0 (0 to 0)	0 (0 to 0)	0 (0 to 0)	0 (0 to 0)	0 (0 to 0)	0 (0 to 0)	0 (0 to 0)	0 (0 to 0)	0-1 (0 to 0)	0-1 (0 to 0)	0-3 (0 to 0)	0-9 (0 to 0)	0-4 (0 to 1)	1-6 (0 to 3)	2-6 (1 to 5)	2-6 (1 to 5)	2-9 (1 to 6)	3-12 (1 to 9)	3-13 (1 to 9)	3-16 (1 to 9)	2-7 (1 to 5)	2-6 (1 to 5)	1-6 (0 to 3)	0-7 (0 to 1)	0-2 (0 to 1)	0-6	22-9
Low back pain	0 (0 to 0)	0 (0 to 0)	0 (0 to 0)	0 (0 to 0)	1 (1 to 3)	10 (6 to 16)	19 (11 to 30)	26 (15 to 42)	35 (20 to 54)	35 (20 to 54)	40 (24 to 63)	49 (29 to 75)	66 (39 to 103)	67 (39 to 103)	72 (43 to 112)	67 (38 to 98)	62 (34 to 106)	64 (34 to 123)	59 (32 to 112)	60 (32 to 113)	66 (36 to 116)	71 (37 to 119)	71 (37 to 119)	67 (37 to 114)	61 (31 to 109)	63 (32 to 114)	64 (33 to 113)	64 (33 to 113)	64 (33 to 113)	64 (33 to 113)	826
Neck pain	0 (0 to 0)	0 (0 to 0)	0 (0 to 0)	1 (1 to 4)	5 (3 to 10)	9 (5 to 17)	10 (5 to 21)	12 (6 to 24)	14 (7 to 28)	16 (8 to 32)	19 (9 to 38)	22 (10 to 45)	27 (12 to 56)	28 (12 to 59)	30 (13 to 64)	32 (13 to 69)	34 (13 to 75)	33 (12 to 75)	33 (12 to 76)	34 (12 to 78)	35 (12 to 80)	36 (12 to 83)	36 (12 to 83)	36 (12 to 83)	36 (12 to 83)	36 (12 to 83)	36 (12 to 83)	36 (12 to 83)	36 (12 to 83)	36 (12 to 83)	311
Gout	0 (0 to 0)	0 (0 to 0)	0 (0 to 0)	0 (0 to 0)	0 (0 to 0)	0 (0 to 0)	0 (0 to 0)	0 (0 to 0)	0 (0 to 0)	0 (0 to 0)	0 (0 to 0)	0 (0 to 0)

SR Table 2b: Cheshire East DALYS by cause and age groups for females with 95% uncertainty intervals, 2019

Cause	Early Neonatal	Late Neonatal	Post Neonatal	1 to 4	5 to 9	10 to 14	15 to 19	20 to 24	25 to 29	30 to 34	35 to 39	40 to 44	45 to 49	50 to 54	55 to 59	60 to 64	65 to 69	70 to 74	75 to 79	80 to 84	85 to 89	90 to 94	95 plus	Total
All causes	192 (207 to 208)	147 (141 to 153)	268 (151 to 384)	1,104 (943 to 1,265)	1,106 (992 to 1,220)	1,106 (992 to 1,220)	1,106 (992 to 1,220)	1,106 (992 to 1,220)	1,106 (992 to 1,220)	1,106 (992 to 1,220)	1,106 (992 to 1,220)	1,106 (992 to 1,220)	1,106 (992 to 1,220)	1,106 (992 to 1,220)	1,106 (992 to 1,220)	1,106 (992 to 1,220)	1,106 (992 to 1,220)	1,106 (992 to 1,220)	1,106 (992 to 1,220)	1,106 (992 to 1,220)	1,106 (992 to 1,220)	1,106 (992 to 1,220)	66,100
Communicable, maternal, neonatal, and nutritional diseases	192 (138 to 208)	147 (32 to 154)	268 (55 to 150)	1,104 (55 to 1,265)	1,106 (47 to 1,220)	1,106 (28 to 1,220)	1,106 (28 to 1,220)	1,106 (41 to 1,220)	1,106 (44 to 1,220)	1,106 (52 to 1,220)	1,106 (56 to 1,220)	1,106 (56 to 1,220)	1,106 (66 to 1,220)	1,106 (83 to 1,220)	1,106 (73 to 1,220)	1,106 (83 to 1,220)	1,106 (103 to 1,220)	1,106 (113 to 1,220)	1,106 (120 to 1,220)	1,106 (120 to 1,220)	1,106 (120 to 1,220)	1,106 (120 to 1,220)	3,550
HIV/AIDS and sexually transmitted infections	6 (1.7 to 13.1)	1.6 (0.5 to 3.6)	2.8 (1.1 to 6)	0.5 (0.4 to 0.6)	0.2 (0.1 to 0.3)	0.2 (0.2 to 0.4)	0.7 (0.5 to 1)	1.9 (1.2 to 2.8)	3.4 (2.1 to 5.2)	5.8 (3.6 to 8.7)	7.3 (4.6 to 11)	7.6 (4.9 to 11.4)	8.2 (4.9 to 12.4)	4.2 (2 to 6)	2.3 (1.2 to 3.7)	1.3 (0.7 to 1.9)	1.3 (0.8 to 1.9)	0.8 (0.5 to 1.2)	0.6 (0.4 to 0.9)	0.3 (0.2 to 0.5)	0.1 (0.1 to 0.2)	60.8
HIV/AIDS	0 (0 to 0)	0 (0 to 0)	0.4 (0 to 0.5)	0.4 (0.3 to 0.5)	0.1 (0.1 to 0.2)	0.1 (0.1 to 0.2)	0.3 (0.2 to 0.3)	0.4 (0.4 to 0.6)	0.6 (0.5 to 1.1)	1.8 (1.3 to 2.4)	2.3 (1.7 to 3.1)	2.1 (1.5 to 3)	2.2 (1.4 to 2.7)	1.3 (0.8 to 1.6)	0.9 (0.5 to 1.2)	0.6 (0.4 to 1.1)	0.6 (0.4 to 1.4)	0.3 (0.1 to 0.6)	0.3 (0.1 to 0.6)	0.1 (0 to 0.2)	0 (0 to 0)	17.4
HIV/AIDS - Drug-susceptible Tuberculosis	0 (0 to 0)	0 (0 to 0)	0.1 (0 to 0.1)	0.1 (0 to 0.1)	0 (0 to 0)	0 (0 to 0)	0 (0 to 0)	0.1 (0 to 0.1)	0.1 (0 to 0.1)	0.2 (0.1 to 0.3)	0.3 (0.2 to 0.4)	0.2 (0.1 to 0.3)	0.2 (0.1 to 0.3)	0.1 (0 to 0.1)	0.1 (0 to 0.1)	0.1 (0 to 0.1)	0.1 (0 to 0.1)	0.1 (0 to 0.1)	0.1 (0 to 0.1)	0 (0 to 0)	0 (0 to 0)	0 (0 to 0)	1.8
HIV/AIDS - Multidrug-resistant Tuberculosis without extensive dr...	0 (0 to 0)	0 (0 to 0)	0 (0 to 0)	0 (0 to 0)	0 (0 to 0)	0 (0 to 0)	0 (0 to 0)	0 (0 to 0)	0 (0 to 0)	0 (0 to 0)	0 (0 to 0)	0 (0 to 0)	0 (0 to 0)	0 (0 to 0)	0 (0 to 0)	0 (0 to 0)	0 (0 to 0)	0 (0 to 0)	0 (0 to 0)	0 (0 to 0)	0 (0 to 0)	0 (0 to 0)	0 (0 to 0)	0.1
HIV/AIDS - Extensively drug-resistant Tuberculosis	0 (0 to 0)	0 (0 to 0)	0 (0 to 0)	0 (0 to 0)	0 (0 to 0)	0 (0 to 0)	0 (0 to 0)	0 (0 to 0)	0 (0 to 0)	0 (0 to 0)	0 (0 to 0)	0 (0 to 0)	0 (0 to 0)	0 (0 to 0)	0 (0 to 0)	0 (0 to 0)	0 (0 to 0)	0 (0 to 0)	0 (0 to 0)	0 (0 to 0)	0 (0 to 0)	0 (0 to 0)	0 (0 to 0)	0
HIV/AIDS resulting in other diseases	0 (0 to 0)	0.4 (0 to 0.5)	0.3 (0 to 0.4)	0.1 (0 to 0.2)	0.1 (0 to 0.2)	0.2 (0.2 to 0.3)	0.5 (0.3 to 0.7)	0.7 (0.4 to 1)	1.6 (1 to 2.3)	3 (1.9 to 3.9)	3.9 (2.5 to 5.1)	3.9 (2.5 to 5.4)	4 (2.5 to 5.4)	2 (1.2 to 2.6)	1.2 (0.7 to 1.7)	0.6 (0.3 to 1)	0.6 (0.3 to 1.4)	0.2 (0.1 to 0.5)	0.2 (0.1 to 0.5)	0 (0 to 0)	0 (0 to 0)	15.5
Sexually transmitted infections excluding HIV	6 (1.7 to 13.1)	1.6 (0.5 to 3.6)	2.3 (0.4 to 5.5)	0.1 (0 to 0.2)	0.1 (0 to 0.2)	0.1 (0 to 0.2)	0.3 (0.2 to 0.7)	1.2 (0.7 to 2.2)	1.8 (1.0 to 4.2)	2.8 (1.6 to 6.2)	3.4 (2.1 to 7.2)	3.6 (2.2 to 7.6)	4.2 (2.6 to 8.9)	2.2 (1.2 to 4.6)	1.1 (0.6 to 2.4)	0.7 (0.3 to 1.5)	0.7 (0.3 to 2)	0.6 (0.2 to 1.3)	0.4 (0.1 to 0.9)	0.2 (0.1 to 0.5)	0.1 (0 to 0.2)	43.4
Syphilis	0 (0 to 0)	0 (0 to 0)	0 (0 to 0)	0 (0 to 0)	0 (0 to 0)	0 (0 to 0)	0 (0 to 0)	0 (0 to 0)	0 (0 to 0)	0 (0 to 0)	0 (0 to 0)	0 (0 to 0)	0 (0 to 0)	0 (0 to 0)	0 (0 to 0)	0 (0 to 0)	0 (0 to 0)	0 (0 to 0)	0 (0 to 0)	0 (0 to 0)	0 (0 to 0)	0 (0 to 0)	0 (0 to 0)	10.2
Chlamydial infection	0 (0 to 0)	0 (0 to 0)	0 (0 to 0)	0 (0 to 0)	0 (0 to 0)	0 (0 to 0)	0 (0 to 0)	0.4 (0 to 0.7)	0.7 (0.3 to 1.2)	0.9 (0.4 to 1.7)	1.2 (0.4 to 2)	1.3 (0.5 to 2.2)	0.7 (0.3 to 1.5)	0.3 (0.1 to 0.6)	0.2 (0 to 0.5)	0.1 (0 to 0.3)	0.1 (0 to 0.3)	0.1 (0 to 0.3)	0.1 (0 to 0.2)	0.1 (0 to 0.1)	0 (0 to 0)	0 (0 to 0)	6.3
Gonococcal infection	0 (0 to 0)	0 (0 to 0)	0 (0 to 0)	0 (0 to 0)	0 (0 to 0)	0 (0 to 0)	0 (0 to 0)	0 (0 to 0)	0.1 (0 to 0.2)	0.3 (0.2 to 0.4)	0.3 (0.2 to 0.5)	0.3 (0.2 to 0.5)	0.3 (0.2 to 0.4)	0.2 (0.1 to 0.3)	0.2 (0.1 to 0.3)	0.2 (0.1 to 0.3)	0.2 (0.1 to 0.3)	0.2 (0.1 to 0.3)	0.2 (0.1 to 0.3)	0.2 (0.1 to 0.3)	0 (0 to 0)	0 (0 to 0)	3.5
Trichomoniasis	0 (0 to 0)	0 (0 to 0)	0 (0 to 0)	0 (0 to 0)	0 (0 to 0)	0 (0 to 0)	0 (0 to 0)	0 (0 to 0)	0.1 (0 to 0.1)	0.4 (0.2 to 0.6)	0.5 (0.3 to 0.7)	0.5 (0.3 to 0.7)	0.5 (0.3 to 0.7)	0.3 (0.2 to 0.5)	0.2 (0.1 to 0.4)	0.2 (0.1 to 0.3)	0.2 (0.1 to 0.4)	0.1 (0 to 0.3)	0.1 (0 to 0.2)	0 (0 to 0.1)	0 (0 to 0)	0 (0 to 0)	4.8
Genital herpes	0 (0 to 0)	0 (0 to 0)	0 (0 to 0)	0 (0 to 0)	0 (0 to 0)	0 (0 to 0)	0 (0 to 0)	0.4 (0 to 0.4)	0.6 (0.3 to 0.9)	0.9 (0.5 to 1.3)	0.9 (0.5 to 1.4)	0.8 (0.4 to 1.3)	0.7 (0.4 to 1.1)	0.4 (0.2 to 0.7)	0.3 (0.2 to 0.5)	0.2 (0.1 to 0.4)	0.2 (0.1 to 0.4)	0.1 (0 to 0.3)	0.1 (0 to 0.2)	0 (0 to 0.1)	0 (0 to 0)	0 (0 to 0)	6.1
Other sexually transmitted infections	0 (0 to 0)	0 (0 to 0)	0 (0 to 0)	0 (0 to 0)	0 (0 to 0)	0 (0 to 0)	0 (0 to 0)	0 (0 to 0)	0.2 (0 to 0.4)	0.6 (0.2 to 1.1)	1.3 (0.3 to 2.4)	1.6 (0.4 to 3.1)	2.1 (0.5 to 4.2)	1.2 (0.3 to 2.5)	0.6 (0.2 to 1.3)	0.4 (0.1 to 0.9)	0.3 (0.1 to 0.8)	0.2 (0.1 to 0.5)	0.1 (0 to 0.3)	0 (0 to 0.1)	0 (0 to 0)	0 (0 to 0)	12.4
Respiratory infections and tuberculosis	11 (1.4 to 2.8)	13.1 (1 to 2.1)	19.6 (0.5 to 1.9)	19.6 (1.4 to 3.2)	19.6 (0.7 to 2.4)	19.6 (0.9 to 2.2)	19.6 (0.9 to 2.4)	19.6 (0.9 to 2.4)	19.6 (0.9 to 2.4)	19.6 (1.1 to 2.4)	19.6 (0.9 to 2.4)	19.6 (1.1 to 2.4)	19.6 (0.9 to 2.4)	19.6 (0.9 to 2.4)	19.6 (0.9 to 2.4)	19.6 (0.9 to 2.4)	19.6 (0.9 to 2.4)	19.6 (0.9 to 2.4)	19.6 (0.9 to 2.4)	19.6 (0.9 to 2.4)	19.6 (0.9 to 2.4)	19.6 (0.9 to 2.4)	1,650
Tuberculosis	0 (0 to 0)	0 (0 to 0)	0 (0 to 0)	0 (0 to 0)	0 (0 to 0)	0 (0 to 0)	0 (0 to 0)	0.2 (0.2 to 0.2)	0.4 (0.2 to 1.2)	0.6 (0.4 to 0.9)	0.6 (0.4 to 0.9)	0.6 (0.3 to 0.7)	0.5 (0.3 to 0.7)	0.4 (0.2 to 0.6)	0.3 (0.2 to 0.5)	0.3 (0.2 to 0.4)	0.3 (0.2 to 0.4)	0.2 (0.1 to 0.3)	0.2 (0.1 to 0.3)	0.1 (0.1 to 0.2)	0 (0 to 0.1)	0 (0 to 0.1)	15
Latent tuberculosis infection	0 (0 to 0)	0 (0 to 0)	0 (0 to 0)	0 (0 to 0)	0 (0 to 0)	0 (0 to 0)	0 (0 to 0)	0 (0 to 0)	0 (0 to 0)	0 (0 to 0)	0 (0 to 0)	0 (0 to 0)	0 (0 to 0)	0 (0 to 0)	0 (0 to 0)	0 (0 to 0)	0 (0 to 0)	0 (0 to 0)	0 (0 to 0)	0 (0 to 0)	0 (0 to 0)	0 (0 to 0)	0 (0 to 0)	0
Active tuberculosis	0 (0 to 0)	0 (0 to 0)	0 (0 to 0)	0 (0 to 0)	0 (0 to 0)	0 (0 to 0)	0 (0 to 0)	0.2 (0.2 to 0.2)	0.4 (0.2 to 1.2)	0.6 (0.4 to 0.9)	0.6 (0.4 to 0.9)	0.6 (0.3 to 0.7)	0.5 (0.3 to 0.7)	0.4 (0.2 to 0.6)	0.3 (0.2 to 0.5)	0.3 (0.2 to 0.4)	0.3 (0.2 to 0.4)	0.2 (0.1 to 0.3)	0.2 (0.1 to 0.3)	0.1 (0.1 to 0.2)	0 (0 to 0.1)	0 (0 to 0.1)	9
Drug-susceptible tuberculosis	0 (0 to 0)	0 (0 to 0)	0 (0 to 0)	0 (0 to 0)	0 (0 to 0)	0 (0 to 0)	0 (0 to 0)	0 (0 to 0)	0.2 (0 to 0.5)	0.5 (0.1 to 1.2)	0.6 (0.2 to 1.4)	0.5 (0.1 to 1.2)	0.4 (0.1 to 0.9)	0.3 (0.1 to 0.7)	0.2 (0.1 to 0.5)	0.2 (0.1 to 0.4)	0.2 (0.1 to 0.4)	0.1 (0 to 0.3)	0.1 (0 to 0.2)	0 (0 to 0.1)	0 (0 to 0)	0 (0 to 0)	3.3
Multidrug-resistant tuberculosis without extensive drug-resistance	0 (0 to 0)	0 (0 to 0)	0 (0 to 0)	0 (0 to 0)	0 (0 to 0)	0 (0 to 0)	0 (0 to 0)	0 (0 to 0)	0 (0 to 0)	0 (0 to 0)	0 (0 to 0)	0 (0 to 0)	0 (0 to 0)	0 (0 to 0)	0 (0 to 0)	0 (0 to 0)	0 (0 to 0)	0 (0 to 0)	0 (0 to 0)	0 (0 to 0)	0 (0 to 0)	0 (0 to 0)	0 (0 to 0)	0.3
Extensively drug-resistant tuberculosis	0 (0 to 0)	0 (0 to 0)	0 (0 to 0)	0 (0 to 0)	0 (0 to 0)	0 (0 to 0)	0 (0 to 0)	0 (0 to 0)	0 (0 to 0)	0 (0 to 0)	0 (0 to 0)	0 (0 to 0)	0 (0 to 0)	0 (0 to 0)	0 (0 to 0)	0 (0 to 0)	0 (0 to 0)	0 (0 to 0)	0 (0 to 0)	0 (0 to 0)	0 (0 to 0)	0 (0 to 0)	0 (0 to 0)	0.1
Lower respiratory infections	2 (1.3 to 2.8)	1.4 (0.9 to 2)	1.1 (0.4 to 1.5)	0.7 (0.4 to 0.9)	1.2 (0.8 to 1.6)	2.3 (1.7 to 3.4)	2.6 (1.6 to 3.5)	2.7 (1.8 to 3.9)	3.6 (2.3 to 5)	4.6 (3 to 6.7)	7.8 (5.2 to 11.3)	11 (7.2 to 15.8)	15.6 (10 to 22)	16.2 (10.2 to 23)	17.5 (11 to 25.2)	20.2 (12.4 to 27.4)	22.1 (13.7 to 30.7)	22.9 (13.9 to 32)	22.9 (13.6 to 32.3)	22.9 (13.6 to 32.3)	22.9 (13.6 to 32.3)	22.9 (13.6 to 32.3)	1,590
Upper respiratory infections	0 (0 to 0)	0 (0.1 to 0.2)	2.3 (1.3 to 3.9)	11.1 (6.1 to 19.2)	0.5 (0.3 to 0.9)	1.2 (0.7 to 2.2)	9.8 (5.6 to 17.4)	9.7 (5.7 to 16.5)	9.6 (5.3 to 16)	10.2 (5.4 to 17.2)	10.4 (5.3 to 17.4)	9.4 (4.9 to 16.6)	10.6 (5.7 to 18.6)	11 (5.9 to 19.1)	10.2 (5.5 to 17.5)	9.6 (5.1 to 16.2)	9.6 (5.2 to 16.2)	9.6 (5.1 to 16.2)	9.6 (5.1 to 16.2)	9.6 (5.1 to 16.2)	9.6 (5.1 to 16.2)	9.6 (5.1 to 16.2)	161
Otitis media	0 (0 to 0)	0 (0 to 0)	0.6 (0.0 to 1)	3.5 (1.9 to 5.4)	0.3 (0.1 to 0.6)	0.3 (0.1 to 0.6)	1.4 (0.9 to 2.2)	1.4 (0.7 to 2.7)	1.4 (0.7 to 2.6)	1.5 (0.7 to 2.9)	1.6 (0.7 to 2.9)	1.4 (0.6 to 2.8)	1.5 (0.7 to 2.9)	1.6 (0.8 to 3.1)	1.5 (0.7 to 3.1)	1.3 (0.6 to 2.6)	1.3 (0.6 to 2.6)	1.3 (0.6 to 2.6)	1.3 (0.6 to 2.6)	1.3 (0.6 to 2.6)	1.3 (0.6 to 2.6)	1.3 (0.6 to 2.6)	31.7
Enteric infections	0.2 (0.1 to 0.3)	0.7 (0.5 to 0.9)	8.3 (5.4 to 12.2)	10.2 (6.5 to 19.2)	5.8 (3.1 to 9.5)	3.9 (2 to 6.4)	3.2 (1.6 to 5.1)	2.8 (1.3 to 4.5)	2.6 (1.2 to 4.3)	3 (1.3 to 4.9)	3 (1.3 to 4.9)	2.7 (1.2 to 4.2)	2.7 (1.2 to 4.3)	2.7 (1.2 to 4.2)	2.6 (1.2 to 4.3)	2.5 (1.2 to 4.1)	2.5 (1.2 to 4.1)	2.5 (1.2 to 4.1)	2.5 (1.2 to 4.1)	2.5 (1.2 to 4.1)	2.5 (1.2 to 4.1)	2.5 (1.2 to 4.1)	172
Diarrheal diseases	0.2 (0.1 to 0.3)	0.7 (0.5 to 0.9)	8.3 (5.4 to 12.1)	10.2 (6.5 to 19.1)	5.8 (3.1 to 9.5)	3.9 (2 to 6.4)	3.2 (1.6 to 5.1)	2.8 (1.3 to 4.5)	2.6 (1.2 to 4.3)	3 (1.3 to 4.9)	3 (1.3 to 4.9)	2.7 (1.2 to 4.2)	2.7 (1.2 to 4.3)	2.7 (1.2 to 4.2)	2.6 (1.2 to 4.3)	2.5 (1.2 to 4.1)	2.5 (1.2 to 4.1)	2.5 (1.2 to 4.1)	2.5 (1.2 to 4.1)	2.5 (1.2 to 4.1)	2.5 (1.2 to 4.1)	2.5 (1.2 to 4.1)	171
Typhoid and paraphoid	0 (0 to 0)	0 (0 to 0)	0 (0 to 0)	0 (0 to 0)	0 (0 to 0)	0 (0 to 0)	0 (0 to 0)	0 (0 to 0)	0 (0 to 0)	0 (0 to 0)	0 (0 to 0)	0 (0 to 0)	0 (0 to 0)	0 (0 to 0)	0 (0 to 0)	0 (0 to 0)	0 (0 to 0)	0 (0 to 0)	0 (0 to 0)	0 (0 to 0)	0 (0 to 0)	0 (0 to 0)	0 (0 to 0)	0
Typhoid fever	0 (0 to 0)	0 (0 to 0)	0 (0 to 0)	0 (0 to 0)	0 (0 to 0)	0 (0 to 0)	0 (0 to 0)	0 (0 to 0)	0 (0 to 0)	0 (0 to 0)	0 (0 to 0)	0 (0 to 0)	0 (0 to 0)	0 (0 to 0)	0 (0 to 0)	0 (0 to 0)	0 (0 to 0)	0 (0 to 0)	0 (0 to 0)	0 (0 to 0)	0 (0 to 0)	0 (0 to 0)	0 (0 to 0)	0
Paraphoid fever	0 (0 to 0)	0 (0 to 0)	0 (0 to 0)	0 (0 to 0)	0 (0 to 0)	0 (0 to 0)	0 (0 to 0)	0 (0 to 0)	0 (0 to 0)	0 (0 to 0)	0 (0 to 0)	0 (0 to 0)	0 (0 to 0)	0 (0 to 0)	0 (0 to 0)	0 (0 to 0)	0 (0 to 0)	0 (0 to 0)	0 (0 to 0)	0 (0 to 0)	0 (0 to 0)	0 (0 to 0)	0 (0 to 0)	0
Invasive Non-typhoidal Salmonella (iNTS)	0 (0 to 0)	0 (0 to 0)	0 (0 to 0)	0 (0 to 0)	0 (0 to 0)	0 (0 to 0)	0 (0 to 0)	0 (0 to 0)	0 (0 to 0)	0 (0 to 0)	0 (0 to 0)	0 (0 to 0)	0 (0 to 0)	0 (0 to 0)	0 (0 to 0)	0 (0 to 0)	0 (0 to 0)	0 (0 to 0)	0 (0 to 0)	0 (0 to 0)	0 (0 to 0)	0 (0 to 0)	0 (0 to 0)	0.4
Other intestinal infectious diseases	0 (0 to 0)	0 (0 to 0)	0 (0 to 0)	0 (0 to 0)	0 (0 to 0)	0 (0 to 0)	0 (0 to 0)	0 (0 to 0)	0 (0 to 0)	0 (0 to 0)	0 (0 to 0)	0 (0 to 0)	0 (0 to 0)	0 (0 to 0)	0 (0 to 0)	0 (0 to 0)	0 (0 to 0)	0 (0 to 0)	0 (0 to 0)	0 (0 to 0)	0 (0 to 0)	0 (0 to 0)	0 (0 to 0)	0.3
Neglected tropical diseases and malaria	0 (0 to 0.2)	0 (0 to 0.1)	0.5 (0.1 to 1.3)	1.6 (0.2 to 4.6)	1.4 (0.1 to 4.6)	0.2 (0 to 0.7)	0.2 (0 to 0.1)	0.2 (0 to 0.1)	0.2 (0 to 0.9)	0.2 (0 to 0.8)	0.2 (0 to 0.9)	0.2 (0 to 1.2)	0.2 (0 to 0.8)	0.2 (0 to 0.8)	0.2 (0 to 0.8)	0.2 (0 to 0.8)	0.2 (0 to 0.8)	0.2 (0 to 0.8)	0.2 (0 to 0.8)	0.2 (0 to 0.8)	0.2 (0 to 0.8)	0.2 (0 to 0.8)	9
Malaria	0 (0 to 0)	0 (0 to 0)	0 (0 to 0)	0 (0 to 0)	0 (0 to 0)	0 (0 to 0)	0 (0 to 0)	0 (0 to 0)	0 (0 to 0)	0 (0 to 0)	0 (0 to 0)	0 (0 to 0)	0 (0 to 0)	0 (0 to 0)	0 (0 to 0)	0 (0 to 0)	0 (0 to 0)	0 (0 to 0)	0 (0 to 0)	0 (0 to 0)	0 (0 to 0)	0 (0 to 0)	0 (0 to 0)	0
Chagas disease	0 (0 to 0)	0 (0 to 0)	0 (0 to 0)	0 (0 to 0)	0 (0 to 0)	0 (0 to 0)	0 (0 to 0)	0 (0 to 0)	0 (0 to 0)	0 (0 to 0)	0 (0 to 0)	0 (0 to 0)	0 (0 to 0)	0 (0 to 0)	0 (0 to 0)	0 (0 to 0)	0 (0 to 0)	0 (0 to 0)	0 (0 to 0)	0 (0 to 0)	0 (0 to 0)	0 (0 to 0)	0 (0 to 0)	0
Leishmaniasis	0 (0 to 0)	0 (0 to 0)	0 (0 to 0)	0 (0 to 0)	0 (0 to 0)	0 (0 to 0)	0 (0 to 0)	0 (0 to 0)	0 (0 to 0)	0 (0 to 0)	0 (0 to 0)	0 (0 to 0)	0 (0 to 0)	0 (0 to 0)	0 (0 to 0)	0 (0 to 0)	0 (0 to 0)	0 (0 to 0)	0 (0 to 0)	0 (0 to 0)	0 (0 to 0)	0 (0 to 0)	0 (0 to 0)	0
Visceral leishmaniasis	0 (0 to 0)	0 (0 to 0)	0 (0 to 0)	0 (0 to 0)	0 (0 to 0)	0 (0 to 0)	0 (0 to 0)	0 (0 to 0)	0 (0 to 0)	0 (0 to 0)	0 (0 to 0)	0 (0 to 0)	0 (0 to 0)	0 (0 to 0)	0 (0 to 0)	0 (0 to 0)	0 (0 to 0)	0 (0 to 0)	0 (0 to 0)	0 (0 to 0)	0 (0 to 0)	0 (0 to 0)	0 (0 to 0)	0
Cutaneous and mucocutaneous leishmaniasis	0 (0 to 0)	0 (0 to 0)	0 (0 to 0)	0 (0 to 0)	0 (0 to 0)	0 (0 to 0)	0 (0 to 0)	0 (0 to 0)	0 (0 to 0)	0 (0 to 0)	0 (0 to 0)	0 (0 to 0)	0 (0 to 0)	0 (0 to 0)	0 (0 to 0)	0 (0 to 0)	0 (0 to 0)	0 (0 to 0)	0 (0 to 0)	0 (0 to 0)	0 (0 to 0)	0 (0 to 0)	0 (0 to 0)	0
African trypanosomiasis	0 (0 to 0)	0 (0 to 0)	0 (0 to 0)	0 (0 to 0)	0 (0 to 0)	0 (0 to 0)	0 (0 to 0)	0 (0 to 0)	0 (0 to 0)	0 (0 to 0)	0 (0 to 0)	0 (0 to 0)	0 (0 to 0)	0 (0 to 0)	0 (0 to 0)	0 (0 to 0)	0 (0 to 0)	0 (0 to 0)	0 (0 to 0)	0 (0 to 0)	0 (0 to 0)	0 (0 to 0)	0 (0 to 0)	0
Schistosomiasis	0 (0 to 0)	0 (0 to 0)	0 (0 to 0)	0 (0 to 0)	0 (0 to 0)	0 (0 to 0)	0 (0 to 0)	0 (0 to 0)	0 (0 to 0)	0 (0 to 0)	0 (0 to 0)	0 (0 to 0)	0 (0 to 0)	0 (0 to 0)	0 (0 to 0)	0 (0 to 0)	0 (0 to 0)	0 (0 to 0)	0 (0 to 0)	0 (0 to 0)	0 (0 to 0)	0 (0 to 0)	0 (0 to 0)	0
Cysticercosis	0 (0 to 0)	0 (0 to 0)	0 (0 to 0)	0 (0 to 0)	0 (0 to 0)	0 (0 to 0)	0 (0 to 0)	0 (0 to 0)	0 (0 to 0)	0 (0 to 0)	0 (0 to 0)	0 (0 to 0)	0 (0 to 0)	0 (0 to 0)	0 (0 to 0)	0 (0 to 0)	0 (0 to 0)	0 (0 to 0)	0 (0 to 0)	0 (0 to 0)	0 (0 to 0)	0 (0 to 0)	0 (0 to 0)	0
Cystic echinococcosis	0 (0 to 0)	0 (0 to 0)	0 (0 to 0)	0 (0 to 0)	0 (0 to 0)	0 (0 to 0)	0 (0 to 0)	0 (0 to 0)	0 (0 to 0)	0 (0 to 0)	0 (0 to 0)	0 (0 to 0)	0 (0 to 0)	0 (0 to 0)	0 (0 to 0)	0 (0 to 0)	0 (0 to 0)	0 (0 to 0)	0 (0 to 0)	0 (0 to 0)	0 (0 to 0)	0 (0 to 0)	0 (0 to 0)	0.1
Lymphatic filariasis	0 (0 to 0)	0 (0 to 0)	0 (0 to 0)	0 (0 to 0)	0 (0 to 0)	0 (0 to 0)	0 (0 to 0)	0 (0 to 0)	0 (0 to 0)	0 (0 to 0)	0 (0 to 0)	0 (0 to 0)	0 (0 to 0)	0 (0 to 0)	0 (0 to 0)	0 (0 to 0)	0 (0 to 0)	0 (0 to 0)	0 (0 to 0)	0 (0 to 0)	0 (0 to 0)	0 (0 to 0)	0 (0 to 0)	0
Onchocerciasis	0 (0 to 0)	0 (0 to 0)	0 (0 to 0)	0 (0 to 0)	0 (0 to 0)	0 (0 to 0)	0 (0 to 0)	0 (0 to 0)	0 (0 to 0)	0 (0 to 0)	0 (0 to 0)	0 (0 to 0)	0 (0 to 0)	0 (0 to 0)	0 (0 to 0)	0 (0 to 0)	0 (0 to 0)	0 (0 to 0)	0 (0 to 0)	0 (0 to 0)	0 (0 to 0)	0 (0 to 0)	0 (0 to 0)	0
Trachoma	0 (0 to 0)	0 (0 to 0)	0 (0 to 0)	0 (0 to 0)	0 (0 to 0)	0 (0 to 0)	0 (0 to 0)	0 (0 to 0)	0 (0 to 0)	0 (0 to 0)	0 (0 to 0)	0 (0 to 0)	0 (0 to 0)	0 (0 to 0)	0 (0 to 0)	0 (0 to 0)	0 (0 to 0)	0 (0 to 0)	0 (0 to 0)	0 (0 to 0)	0 (0 to 0)	0 (0 to 0)	0 (0 to 0)	0
Dengue	0 (0 to 0)	0 (0 to 0)	0 (0 to 0)	0 (0 to 0)	0 (0 to 0)	0 (0 to 0)	0 (0 to 0)	0 (0 to 0)	0 (0 to 0)	0 (0 to 0)	0 (0 to 0)	0 (0 to 0)	0 (0 to 0)	0 (0 to 0)	0 (0 to 0)	0 (0 to 0)	0 (0 to 0)	0 (0 to 0)	0 (0 to 0)	0 (0 to 0)	0 (0 to 0)	0 (0 to 0)	0 (0 to 0)	0
Yellow fever	0 (0 to 0)	0 (0 to 0)	0 (0 to 0)	0 (0 to 0)	0 (0 to 0)	0 (0 to 0)	0 (0 to 0)	0 (0 to 0)	0 (0 to 0)	0 (0 to 0)	0 (0 to 0)	0 (0 to 0)	0 (0 to 0)	0 (0 to 0)	0 (0 to 0)	0 (0 to 0)	0 (0 to 0)	0 (0 to 0)	0 (0 to 0)	0 (0 to 0)	0 (0 to 0)	0 (0 to 0)	0 (0 to 0)	0
Rabies	0 (0 to 0)	0 (0 to 0)	0 (0 to 0)	0 (0 to 0)	0 (0 to 0)	0 (0 to 0)	0 (0 to 0)	0 (0 to 0)	0 (0 to 0)	0 (0 to 0)	0 (0 to 0)	0 (0 to 0)	0 (0 to 0)	0 (0 to 0)	0 (0 to 0)	0 (0 to 0)	0 (0 to 0)	0 (0 to 0)	0 (0 to 0)	0 (0 to 0)	0 (0 to 0)	0 (0 to 0)	0 (0 to 0)	0
Intestinal nematode infections	0 (0 to 0)	0 (0 to 0)	0 (0 to 0)	0 (0 to 0)	0 (0 to 0)	0 (0 to 0)	0 (0 to 0)	0 (0 to 0)	0 (0 to 0)	0 (0 to 0)	0 (0 to 0)	0 (0 to 0)	0 (0 to 0)	0 (0 to 0)	0 (0 to 0)	0 (0 to 0)	0 (0 to 0)	0 (0 to 0)	0 (0 to 0)	0 (0 to 0)	0 (0 to 0)	0 (0 to 0)	0 (0 to 0)	0
Ascariasis	0 (0 to 0)	0 (0 to 0)	0 (0 to 0)	0 (0 to 0)	0 (0 to 0)	0 (0 to 0)	0 (0 to 0)	0 (0 to 0)	0 (0 to 0)	0 (0 to 0)	0 (0 to 0)	0 (0 to 0)	0 (0 to 0)	0 (0 to 0)	0 (0 to 0)	0 (0 to 0)	0 (0 to 0)	0 (0 to 0)	0 (0 to 0)	0 (0 to 0)	0 (0 to 0)	0 (0 to 0)	0 (0 to 0)	0
Trichuriasis	0 (0 to 0)	0 (0 to 0)	0 (0 to 0)	0 (0 to 0)	0 (0 to 0)	0 (0 to 0)	0 (0 to 0)	0 (0 to 0)	0 (0 to 0)	0 (0 to 0)	0 (0 to 0)	0 (0 to 0)	0 (0 to 0)	0 (0 to 0)	0 (0 to 0)	0 (0 to 0)	0 (0 to 0)	0 (0 to 0)	0 (0 to 0)	0 (0 to 0)	0 (0 to 0)	0 (0 to 0)	0 (0 to 0)	0
Hookworm disease	0 (0 to 0)	0 (0 to 0)	0 (0 to 0)	0 (0 to 0)	0 (0 to 0)	0 (0 to 0)	0 (0 to 0)	0 (0 to 0)	0 (0 to 0)	0 (

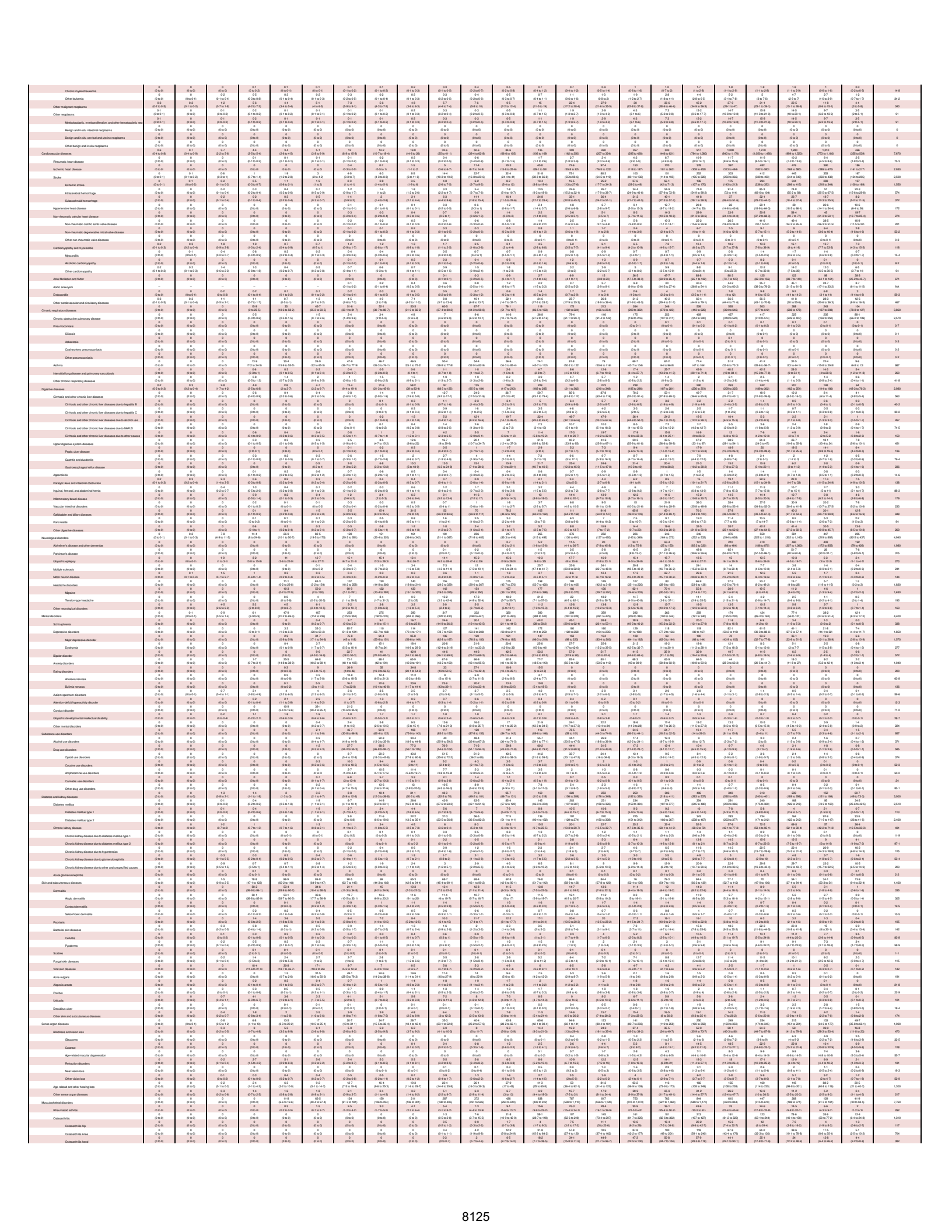

Osteoarthritis other	0 (0 to 0)	0 (0 to 0)	0 (0 to 0)	0 (0 to 0)	0 (0 to 0)	0 (0 to 0)	0 (0 to 0)	0 (0 to 0)	0 (0 to 0)	0 (0 to 0)	0 (0 to 1)	0-4 (0 to 1.1)	1-4 (0 to 3.3)	4-6 (1 to 9.6)	7-9 (3 4 to 19.4)	10-8 (4 9 to 22.7)	12-1 (5 5 to 25.5)	13-7 (6 5 to 28.7)	16-6 (8 to 32)	13-5 (6 7 to 27.4)	11-5 (5 4 to 23.2)	8-3 (4 0 to 16.3)	4-6 (2 4 to 9.3)	1-7 (0 6 to 3.3)		
Low back pain	0 (0 to 0)	0 (0 to 0)	0 (0 to 0)	0 (0 to 0)	7-3 (3 5 to 12 9)	39-4 (22 8 to 60 7)	70-2 (42 1 to 110)	89-7 (54 1 to 139)	115 (69 to 180)	146 (86 to 223)	184 (110 to 279)	206 (126 to 315)	258 (160 to 391)	258 (176 to 366)	258 (218 to 336)	347 (238 to 504)	339 (234 to 494)	359 (239 to 520)	359 (240 to 521)	358 (242 to 501)	194 (122 to 283)	117 (72 8 to 160)	52-2 (34 to 79)	10-1 (6 4 to 15 2)	3,530	
Neck pain	0 (0 to 0)	0 (0 to 0)	0 (0 to 0)	4 (1 4 to 9 4)	22 (11 1 to 39 4)	37 (19 4 to 64 8)	36-7 (19 3 to 71 6)	47 (20 9 to 81 3)	67 (30 9 to 111)	82-9 (33 4 to 139)	89-2 (37 to 150)	105 (44 to 180)	147 (64 to 250)	159 (70 to 274)	159 (96 to 274)	132 (67 2 to 223)	159 (82 to 268)	166 (84 to 279)	180 (91 to 303)	73-1 (37 to 120)	32-8 (17 to 56 1)	22-7 (11 to 38)	15-2 (7 to 25 5)	4-8 (2 4 to 8 4)	1,320	
Gout	0 (0 to 0)	0 (0 to 0)	0 (0 to 0)	0 (0 to 0)	0 (0 to 0)	0 (0 to 0)	0 (0 to 0)	0 (0 to 0)	0 (0 to 0)	0 (0 to 0)

SR Table 2b: Stockcost DALYS by cause and age group for females with 95% uncertainty intervals, 2019

Cause	Early Neonatal	Late Neonatal	Post Neonatal	1 to 4	5 to 9	10 to 14	15 to 19	20 to 24	25 to 29	30 to 34	35 to 39	40 to 44	45 to 49	50 to 54	55 to 59	60 to 64	65 to 69	70 to 74	75 to 79	80 to 84	85 to 89	90 to 94	95 plus	Total
All causes	1,792 (1,576-2,035)	2,064 (1,810-2,102)	2,249 (1,949-2,388)	2,256 (2,055-2,389)	1,396 (1,264-1,477)	1,284 (1,167-1,359)	1,436 (1,307-1,515)	1,736 (1,577-1,830)	1,792 (1,627-1,892)	1,792 (1,640-1,892)	1,792 (1,640-1,892)	1,792 (1,640-1,892)	1,792 (1,640-1,892)	1,792 (1,640-1,892)	1,792 (1,640-1,892)	1,792 (1,640-1,892)	1,792 (1,640-1,892)	1,792 (1,640-1,892)	1,792 (1,640-1,892)	1,792 (1,640-1,892)	1,792 (1,640-1,892)	1,792 (1,640-1,892)	44,400 (40,600-46,900)
Communicable, maternal, neonatal, and nutritional diseases	1,792 (1,576-1,91)	2,064 (1,810-2,102)	2,249 (1,949-2,388)	2,256 (2,055-2,389)	1,396 (1,264-1,477)	1,284 (1,167-1,359)	1,436 (1,307-1,515)	1,736 (1,577-1,830)	1,792 (1,627-1,892)	1,792 (1,640-1,892)	1,792 (1,640-1,892)	1,792 (1,640-1,892)	1,792 (1,640-1,892)	1,792 (1,640-1,892)	1,792 (1,640-1,892)	1,792 (1,640-1,892)	1,792 (1,640-1,892)	1,792 (1,640-1,892)	1,792 (1,640-1,892)	1,792 (1,640-1,892)	1,792 (1,640-1,892)	1,792 (1,640-1,892)	2,000 (1,800-2,100)
HIV/AIDS and sexually transmitted infections	0.2 (1.4-1.1-3)	1.4 (0.4-3.2)	2.2 (0.6-4.4)	0.2 (0.2-0.4)	0.1 (0.1-0.2)	0.2 (0.1-0.2)	0.4 (0.2-0.6)	1 (0.7-1.4)	2.2 (1.2-3.2)	3.6 (2.2-5.2)	4.9 (2.7-7.4)	4.6 (2.4-7.3)	3.6 (2.2-5.6)	2.4 (1.4-3.7)	1.9 (1.2-3.2)	1.2 (0.7-2.2)	1.4 (0.9-2.2)	1.2 (0.8-2.2)	0.9 (0.4-1.4)	0.7 (0.4-1.1)	0.5 (0.3-0.7)	0.2 (0.2-0.4)	0.1 (0.1-0.1)	39.8
HIV/AIDS	0 (0-0)	0 (0-0)	0.3 (0.2-0.3)	0.2 (0.2-0.3)	0.1 (0.1-0.1)	0.1 (0-0.1)	0.2 (0.1-0.3)	0.5 (0.2-0.9)	1.2 (0.6-2)	2.1 (1.1-3.4)	3.1 (1.6-5.2)	3 (1.7-5.1)	2.5 (1.6-4.1)	1.8 (1.1-3)	1.5 (0.9-2.5)	1 (0.6-1.8)	1.2 (0.7-2.1)	1 (0.7-2)	0.8 (0.4-1.4)	0.6 (0.3-1)	0.4 (0.2-0.7)	0.2 (0.2-0.4)	0.1 (0-0.1)	7.4
HIV/AIDS - Drug-susceptible Tuberculosis	0 (0-0)	0 (0-0)	0 (0-0)	0 (0-0)	0 (0-0)	0 (0-0)	0 (0-0)	0 (0-0)	0 (0-0)	0 (0-0)	0 (0-0)	0 (0-0)	0 (0-0)	0 (0-0)	0 (0-0)	0 (0-0)	0 (0-0)	0 (0-0)	0 (0-0)	0 (0-0)	0 (0-0)	0 (0-0)	0 (0-0)	0.7
HIV/AIDS - Multidrug-resistant Tuberculosis without extensive dr...	0 (0-0)	0 (0-0)	0 (0-0)	0 (0-0)	0 (0-0)	0 (0-0)	0 (0-0)	0 (0-0)	0 (0-0)	0 (0-0)	0 (0-0)	0 (0-0)	0 (0-0)	0 (0-0)	0 (0-0)	0 (0-0)	0 (0-0)	0 (0-0)	0 (0-0)	0 (0-0)	0 (0-0)	0 (0-0)	0 (0-0)	0
HIV/AIDS - Extensively drug-resistant Tuberculosis	0 (0-0)	0 (0-0)	0 (0-0)	0 (0-0)	0 (0-0)	0 (0-0)	0 (0-0)	0 (0-0)	0 (0-0)	0 (0-0)	0 (0-0)	0 (0-0)	0 (0-0)	0 (0-0)	0 (0-0)	0 (0-0)	0 (0-0)	0 (0-0)	0 (0-0)	0 (0-0)	0 (0-0)	0 (0-0)	0 (0-0)	0
HIV/AIDS resulting in other diseases	0 (0-0)	0.2 (0-0.3)	0.2 (0.1-0.3)	0 (0-0)	0.1 (0-0.1)	0 (0-0.1)	0.1 (0.1-0.1)	0.2 (0.1-0.2)	0.3 (0.2-0.4)	0.6 (0.4-0.8)	0.7 (0.5-1.1)	0.9 (0.6-1.3)	0.8 (0.6-1.2)	0.6 (0.4-0.9)	0.4 (0.2-0.7)	0.5 (0.3-0.9)	0.3 (0.1-0.6)	0.1 (0-0.3)	0.1 (0-0.3)	0 (0-0.1)	0 (0-0.1)	0 (0-0)	0 (0-0)	6.7
Sexually transmitted infections excluding HIV	0.2 (1.4-1.1-3)	1.4 (0.4-3.2)	2 (0.5-4.7)	0.1 (0-0.2)	0 (0-0.1)	0 (0-0.1)	0 (0-0.2)	0.5 (0.2-0.5)	1.0 (0.5-1.6)	1.5 (0.7-2.3)	2.2 (1.0-3.5)	1.7 (0.7-2.9)	1.1 (0.5-1.9)	0.7 (0.3-1.3)	0.5 (0.2-1)	0.3 (0.1-0.6)	0.2 (0.1-0.5)	0.1 (0-0.3)	0.1 (0-0.2)	0 (0-0.1)	0 (0-0.1)	0 (0-0)	0 (0-0)	32.4
Syphilis	0 (0-0)	0 (0-0)	0 (0-0)	0 (0-0)	0 (0-0)	0 (0-0)	0 (0-0)	0 (0-0)	0 (0-0)	0 (0-0)	0 (0-0)	0 (0-0)	0 (0-0)	0 (0-0)	0 (0-0)	0 (0-0)	0 (0-0)	0 (0-0)	0 (0-0)	0 (0-0)	0 (0-0)	0 (0-0)	0 (0-0)	0 (0-0)	8.9
Chlamydial infection	0 (0-0)	0 (0-0)	0 (0-0)	0 (0-0)	0 (0-0)	0 (0-0)	0 (0-0)	0 (0-0)	0 (0-0)	0 (0-0)	0 (0-0)	0 (0-0)	0 (0-0)	0 (0-0)	0 (0-0)	0 (0-0)	0 (0-0)	0 (0-0)	0 (0-0)	0 (0-0)	0 (0-0)	0 (0-0)	0 (0-0)	0 (0-0)	4.2
Gonococcal infection	0 (0-0)	0 (0-0)	0 (0-0)	0 (0-0)	0 (0-0)	0 (0-0)	0 (0-0)	0 (0-0)	0 (0-0)	0 (0-0)	0 (0-0)	0 (0-0)	0 (0-0)	0 (0-0)	0 (0-0)	0 (0-0)	0 (0-0)	0 (0-0)	0 (0-0)	0 (0-0)	0 (0-0)	0 (0-0)	0 (0-0)	0 (0-0)	2.9
Trichomoniasis	0 (0-0)	0 (0-0)	0 (0-0)	0 (0-0)	0 (0-0)	0 (0-0)	0 (0-0)	0 (0-0)	0 (0-0)	0 (0-0)	0 (0-0)	0 (0-0)	0 (0-0)	0 (0-0)	0 (0-0)	0 (0-0)	0 (0-0)	0 (0-0)	0 (0-0)	0 (0-0)	0 (0-0)	0 (0-0)	0 (0-0)	0 (0-0)	3.6
Genital herpes	0 (0-0)	0 (0-0)	0 (0-0)	0 (0-0)	0 (0-0)	0 (0-0)	0 (0-0)	0 (0-0)	0 (0-0)	0 (0-0)	0 (0-0)	0 (0-0)	0 (0-0)	0 (0-0)	0 (0-0)	0 (0-0)	0 (0-0)	0 (0-0)	0 (0-0)	0 (0-0)	0 (0-0)	0 (0-0)	0 (0-0)	0 (0-0)	4.4
Other sexually transmitted infections	0 (0-0)	0 (0-0)	0 (0-0)	0 (0-0)	0 (0-0)	0 (0-0)	0 (0-0)	0 (0-0)	0 (0-0)	0 (0-0)	0 (0-0)	0 (0-0)	0 (0-0)	0 (0-0)	0 (0-0)	0 (0-0)	0 (0-0)	0 (0-0)	0 (0-0)	0 (0-0)	0 (0-0)	0 (0-0)	0 (0-0)	0 (0-0)	0.3
Respiratory infections and tuberculosis	1.7 (1.1-2.4)	1.7 (1.2-2.4)	2.7 (1.8-3.5)	19.1 (12.2-29.8)	12.3 (7.5-19.8)	7.6 (4.7-12.1)	6.7 (4.2-11)	7.1 (4.5-11.2)	7.6 (4.8-12.1)	8.2 (5.1-13.2)	9.2 (5.7-14.8)	10.2 (6.4-16.2)	11.4 (7.2-18.4)	12.7 (7.9-20.4)	14.2 (8.8-22.9)	16.2 (10.1-26.1)	18.4 (11.4-29.7)	21.1 (13.1-34.1)	24.2 (14.9-39.2)	28.1 (17.3-45.5)	33.2 (20.4-53.8)	39.5 (24.2-64.1)	1,190 (1,020-1,220)
Tuberculosis	0 (0-0)	0 (0-0)	0 (0-0)	0 (0.1-0.1)	0 (0-0)	0 (0-0)	0 (0.1-0.2)	0.3 (0.2-0.4)	0.6 (0.1-0.9)	0.9 (0.3-0.7)	0.7 (0.3-0.9)	0.6 (0.2-0.9)	0.5 (0.2-0.9)	0.6 (0.3-0.9)	0.6 (0.3-0.9)	0.8 (0.4-0.9)	1.2 (0.6-1.6)	1.3 (0.8-1.8)	1.1 (0.6-1.6)	0.8 (0.3-1.1)	0.3 (0.2-0.4)	0.1 (0.1-0.2)	0.1 (0.1-0.1)	9.6
Latent tuberculosis infection	0 (0-0)	0 (0-0)	0 (0-0)	0 (0-0)	0 (0-0)	0 (0-0)	0 (0-0)	0 (0-0)	0 (0-0)	0 (0-0)	0 (0-0)	0 (0-0)	0 (0-0)	0 (0-0)	0 (0-0)	0 (0-0)	0 (0-0)	0 (0-0)	0 (0-0)	0 (0-0)	0 (0-0)	0 (0-0)	0 (0-0)	0 (0-0)	0
Drug-susceptible tuberculosis	0 (0-0)	0 (0-0)	0 (0-0)	0.1 (0.1-0.1)	0 (0-0)	0 (0-0)	0 (0.1-0.2)	0.3 (0.2-0.4)	0.6 (0.1-0.9)	0.9 (0.3-0.7)	0.7 (0.3-0.9)	0.6 (0.2-0.9)	0.5 (0.2-0.9)	0.6 (0.3-0.9)	0.6 (0.3-0.9)	0.8 (0.4-0.9)	1.2 (0.6-1.6)	1.3 (0.8-1.8)	1.1 (0.6-1.5)	0.8 (0.3-1.1)	0.3 (0.2-0.4)	0.1 (0.1-0.2)	0.1 (0.1-0.1)	9.6
Multidrug-resistant tuberculosis without extensive drug-resistance	0 (0-0)	0 (0-0)	0 (0-0)	0 (0-0)	0 (0-0)	0 (0-0)	0 (0-0)	0 (0-0)	0 (0-0)	0 (0-0)	0 (0-0)	0 (0-0)	0 (0-0)	0 (0-0)	0 (0-0)	0 (0-0)	0 (0-0)	0 (0-0)	0 (0-0)	0 (0-0)	0 (0-0)	0 (0-0)	0 (0-0)	0 (0-0)	0.2
Extensively drug-resistant tuberculosis	0 (0-0)	0 (0-0)	0 (0-0)	0 (0-0)	0 (0-0)	0 (0-0)	0 (0-0)	0 (0-0)	0 (0-0)	0 (0-0)	0 (0-0)	0 (0-0)	0 (0-0)	0 (0-0)	0 (0-0)	0 (0-0)	0 (0-0)	0 (0-0)	0 (0-0)	0 (0-0)	0 (0-0)	0 (0-0)	0 (0-0)	0 (0-0)	0
Lower respiratory infections	1.6 (1.1-2.4)	1.6 (1.1-2.3)	11.2 (6.5-17.7)	5.2 (3.4-9.2)	1.8 (1.3-2.4)	1.2 (1.0-2.1)	1.2 (1.0-2.1)	2 (1.3-3.2)	2.2 (1.7-3.7)	4.2 (2.8-6.1)	6.8 (4.5-9.9)	9.9 (5.9-12.9)	12.4 (8.4-16.1)	19.5 (13.9-26.6)	28.2 (17.3-36.7)	38.2 (20.9-46.3)	45.3 (29.9-61.8)	49.8 (34.8-68.1)	108 (77.6-147)	166 (120-224)	203 (129-273)	192 (141-251)	1,030 (434-5,111)
Upper respiratory infections	0 (0-0)	0.1 (0.1-0.2)	2.1 (1.2-3.4)	1.4 (0.5-2.9)	0.4 (0.4-1.5)	0.4 (0.4-0.8)	0.4 (0.4-0.8)	0.7 (0.4-1.2)	0.8 (0.4-1.4)	1.5 (0.7-2.3)	2.4 (1.1-3.7)	3.5 (1.5-5.4)	4.4 (2.1-6.8)	7.1 (3.7-12.6)	10.4 (4.1-13.5)	14.1 (5.2-17.1)	17.1 (7.4-21.9)	18.8 (8.9-23.2)	41 (17.8-53.1)	63 (27.6-81.3)	77 (29.7-99.3)	73 (32.5-94.1)	389 (164-1,930)
Otitis media	0 (0-0)	0 (0-0)	0 (0.2-0.6)	0.2 (1.4-0.5)	0.1 (1.4-0.3)	0.1 (0.4-0.3)	0.1 (0.7-0.3)	0.2 (0.6-0.5)	0.2 (1.2-0.5)	0.3 (0.6-0.7)	0.4 (1.2-0.9)	0.5 (1.4-0.9)	0.7 (1.9-0.9)	1.2 (3.9-0.9)	1.7 (3.9-0.9)	2.3 (3.9-0.9)	2.7 (3.9-0.9)	3.2 (3.9-0.9)	3.4 (3.9-0.9)	3.6 (3.9-0.9)	3.7 (3.9-0.9)	3.8 (3.9-0.9)	3.8 (3.9-0.9)	25.2 (3.9-0.9)
Enteric infections	0.2 (0.1-0.2-3)	0.4 (0.4-0.9)	7.2 (4.5-13.4)	16 (5.7-29.5)	9.9 (3.7-19.6)	3.2 (1.6-6.5)	2.5 (1.2-5.3)	2.3 (1.2-5.2)	2.3 (1.4-5.3)	2.4 (1.5-5.4)	2.4 (1.4-5.3)	2.2 (1.2-5.1)	2.2 (1.2-5.3)	2.7 (1.6-5.4)	2.4 (1.4-5.4)	2.4 (1.4-5.4)	2.7 (1.6-5.4)	3.4 (1.9-6.8)	4.8 (2.8-9.6)	6.8 (4.0-13.6)	10.8 (7.4)-19.4)	12.8 (9.2)-19.9)	15.4 (10.9-21)	14.7 (10.3)-19.8)	126 (84.1-184)
Diarrheal diseases	0.2 (0.1-0.2)	0.4 (0.4-0.9)	7.2 (4.5)-13.3)	16 (5.7-29.4)	9.9 (3.7-19.6)	3.2 (1.6-6.5)	2.5 (1.2-5.3)	2.3 (1.4-5.3)	2.3 (1.4-5.4)	2.4 (1.5-5.4)	2.4 (1.4-5.3)	2.2 (1.4-5.1)	2.2 (1.2-5.3)	2.7 (1.6-5.4)	2.4 (1.4-5.4)	2.4 (1.4-5.4)	2.7 (1.6-5.4)	3.4 (1.9-6.8)	4.8 (2.8-9.6)	6.7 (4.0-13.6)	10.7 (7.4)-19.4)	12.7 (9.2)-19.9)	15.4 (10.9-21)	14.7 (10.3)-19.8)	126 (84.1-184)
Typhoid and paraphyoid	0 (0-0)	0 (0-0)	0 (0-0)	0 (0-0)	0 (0-0)	0 (0-0)	0 (0-0)	0 (0-0)	0 (0-0)	0 (0-0)	0 (0-0)	0 (0-0)	0 (0-0)	0 (0-0)	0 (0-0)	0 (0-0)	0 (0-0)	0 (0-0)	0 (0-0)	0 (0-0)	0 (0-0)	0 (0-0)	0 (0-0)	0 (0-0)	0
Typhoid fever	0 (0-0)	0 (0-0)	0 (0-0)	0 (0-0)	0 (0-0)	0 (0-0)	0 (0-0)	0 (0-0)	0 (0-0)	0 (0-0)	0 (0-0)	0 (0-0)	0 (0-0)	0 (0-0)	0 (0-0)	0 (0-0)	0 (0-0)	0 (0-0)	0 (0-0)	0 (0-0)	0 (0-0)	0 (0-0)	0 (0-0)	0 (0-0)	0
Paratyphoid fever	0 (0-0)	0 (0-0)	0 (0-0)	0 (0-0)	0 (0-0)	0 (0-0)	0 (0-0)	0 (0-0)	0 (0-0)	0 (0-0)	0 (0-0)	0 (0-0)	0 (0-0)	0 (0-0)	0 (0-0)	0 (0-0)	0 (0-0)	0 (0-0)	0 (0-0)	0 (0-0)	0 (0-0)	0 (0-0)	0 (0-0)	0 (0-0)	0
Invasive Non-typhoidal Salmonella (iNTS)	0 (0-0)	0 (0-0)	0 (0-0)	0 (0-0)	0 (0-0)	0 (0-0)	0 (0-0)	0 (0-0)	0 (0-0)	0 (0-0)	0 (0-0)	0 (0-0)	0 (0-0)	0 (0-0)	0 (0-0)	0 (0-0)	0 (0-0)	0 (0-0)	0 (0-0)	0 (0-0)	0 (0-0)	0 (0-0)	0 (0-0)	0 (0-0)	0.3
Other intestinal infectious diseases	0 (0-0)	0 (0-0)	0 (0-0)	0 (0-0)	0 (0-0)	0 (0-0)	0 (0-0)	0 (0-0)	0 (0-0)	0 (0-0)	0 (0-0)	0 (0-0)	0 (0-0)	0 (0-0)	0 (0-0)	0 (0-0)	0 (0-0)	0 (0-0)	0 (0-0)	0 (0-0)	0 (0-0)	0 (0-0)	0 (0-0)	0 (0-0)	0.3
Neglected tropical diseases and malaria	0 (0-0)	0.4 (0.0-1.1)	1.6 (0.1-3.6)	1.4 (0.1-3.2)	1.2 (0.1-2.7)	0.2 (0.0-0.5)	0.2 (0.0-0.5)	0.1 (0.0-0.4)	0.1 (0.0-0.7)	0.2 (0.0-0.6)	0.2 (0.0-0.6)	0.4 (0.0-0.7)	0.7 (0.1-0.9)	0.6 (0.2-0.9)	0.5 (0.2-0.9)	0.6 (0.2-0.9)	0.2 (0.0-0.7)	0.2 (0.0-0.6)	0.1 (0.0-0.3)	0.1 (0.0-0.3)	0.1 (0.0-0.3)	0.1 (0.0-0.3)	0.1 (0.0-0.1)	7.1
Malaria	0 (0-0)	0 (0-0)	0 (0-0)	0 (0-0)	0 (0-0)	0 (0-0)	0 (0-0)	0 (0-0)	0 (0-0)	0 (0-0)	0 (0-0)	0 (0-0)	0 (0-0)	0 (0-0)	0 (0-0)	0 (0-0)	0 (0-0)	0 (0-0)	0 (0-0)	0 (0-0)	0 (0-0)	0 (0-0)	0 (0-0)	0 (0-0)	0
Chagas disease	0 (0-0)	0 (0-0)	0 (0-0)	0 (0-0)	0 (0-0)	0 (0-0)	0 (0-0)	0 (0-0)	0 (0-0)	0 (0-0)	0 (0-0)	0 (0-0)	0 (0-0)	0 (0-0)	0 (0-0)	0 (0-0)	0 (0-0)	0 (0-0)	0 (0-0)	0 (0-0)	0 (0-0)	0 (0-0)	0 (0-0)	0 (0-0)	0
Leishmaniasis	0 (0-0)	0 (0-0)	0 (0-0)	0 (0-0)	0 (0-0)	0 (0-0)	0 (0-0)	0 (0-0)	0 (0-0)	0 (0-0)	0 (0-0)	0 (0-0)	0 (0-0)	0 (0-0)	0 (0-0)	0 (0-0)	0 (0-0)	0 (0-0)	0 (0-0)	0 (0-0)	0 (0-0)	0 (0-0)	0 (0-0)	0 (0-0)	0
Visceral leishmaniasis	0 (0-0)	0 (0-0)	0 (0-0)	0 (0-0)	0 (0-0)	0 (0-0)	0 (0-0)	0 (0-0)	0 (0-0)	0 (0-0)	0 (0-0)	0 (0-0)	0 (0-0)	0 (0-0)	0 (0-0)	0 (0-0)	0 (0-0)	0 (0-0)	0 (0-0)	0 (0-0)	0 (0-0)	0 (0-0)	0 (0-0)	0 (0-0)	0
Cutaneous and mucocutaneous leishmaniasis	0 (0-0)	0 (0-0)	0 (0-0)	0 (0-0)	0 (0-0)	0 (0-0)	0 (0-0)	0 (0-0)	0 (0-0)	0 (0-0)	0 (0-0)	0 (0-0)	0 (0-0)	0 (0-0)	0 (0-0)	0 (0-0)	0 (0-0)	0 (0-0)	0 (0-0)	0 (0-0)	0 (0-0)	0 (0-0)	0 (0-0)	0 (0-0)	0
African trypanosomiasis	0 (0-0)	0 (0-0)	0 (0-0)	0 (0-0)	0 (0-0)	0 (0-0)	0 (0-0)	0 (0-0)	0 (0-0)	0 (0-0)	0 (0-0)	0 (0-0)	0 (0-0)	0 (0-0)	0 (0-0)	0 (0-0)	0 (0-0)	0 (0-0)	0 (0-0)	0 (0-0)	0 (0-0)	0 (0-0)	0 (0-0)	0 (0-0)	0
Schistosomiasis	0 (0-0)	0 (0-0)	0 (0-0)	0 (0-0)	0 (0-0)	0 (0-0)	0 (0-0)	0 (0-0)	0 (0-0)	0 (0-0)	0 (0-0)	0 (0-0)	0 (0-0)	0 (0-0)	0 (0-0)	0 (0-0)	0 (0-0)	0 (0-0)	0 (0-0)	0 (0-0)	0 (0-0)	0 (0-0)	0 (0-0)	0 (0-0)	0
Cysticercosis	0 (0-0)	0 (0-0)	0 (0-0)	0 (0-0)	0 (0-0)	0 (0-0)	0 (0-0)	0 (0-0)	0 (0-0)	0 (0-0)	0 (0-0)	0 (0-0)	0 (0-0)	0 (0-0)	0 (0-0)	0 (0-0)	0 (0-0)	0 (0-0)	0 (0-0)	0 (0-0)	0 (0-0)	0 (0-0)	0 (0-0)	0 (0-0)	0
Cystic echinococcosis	0 (0-0)	0 (0-0)	0 (0-0)	0 (0-0)	0 (0-0)	0 (0-0)	0 (0-0)	0 (0-0)	0 (0-0)	0 (0-0)	0 (0-0)	0 (0-0)	0 (0-0)	0 (0-0)	0 (0-0)	0 (0-0)	0 (0-0)	0 (0-0)	0 (0-0)	0 (0-0)	0 (0-0)	0 (0-0)	0 (0-0)	0 (0-0)	0.1
Lymphatic filariasis	0 (0-0)	0 (0-0)	0 (0-0)	0 (0-0)	0 (0-0)	0 (0-0)	0 (0-0)	0 (0-0)	0 (0-0)	0 (0-0)	0 (0-0)	0 (0-0)	0 (0-0)	0 (0-0)	0 (0-0)	0 (0-0)	0 (0-0)	0 (0-0)	0 (0-0)	0 (0-0)	0 (0-0)	0 (0-0)	0 (0-0)	0 (0-0)	0
Onchocerciasis	0 (0-0)	0 (0-0)	0 (0-0)	0 (0-0)	0 (0-0)	0 (0-0)	0 (0-0)	0 (0-0)	0 (0-0)	0 (0-0)	0 (0-0)	0 (0-0)	0 (0-0)	0 (0-0)	0 (0-0)	0 (0-0)	0 (0-0)	0 (0-0)	0 (0-0)	0 (0-0)	0 (0-0)	0 (0-0)	0 (0-0)	0 (0-0)	0
Trachoma	0 (0-0)	0 (0-0)	0 (0-0)	0 (0-0)	0 (0-0)	0 (0-0)	0 (0-0)	0 (0-0)	0 (0-0)	0 (0-0)	0 (0-0)	0 (0-0)	0 (0-0)	0 (0-0)	0 (0-0)	0 (0-0)	0 (0-0)	0 (0-0)	0 (0-0)	0 (0-0)	0 (0-0)	0 (0-0)	0 (0-0)	0 (0-0)	0
Dengue	0 (0-0)	0 (0-0)	0 (0-0)	0 (0-0)	0 (0-0)	0 (0-0)	0 (0-0)	0 (0-0)	0 (0-0)	0 (0-0)	0 (0-0)	0 (0-0)	0 (0-0)	0 (0-0)	0 (0-0)	0 (0-0)	0 (0-0)	0 (0-0)	0 (0-0)	0 (0-0)	0 (0-0)	0 (0-0)	0 (0-0)	0 (0-0)	0
Yellow fever	0 (0-0)	0 (0-0)	0 (0-0)	0 (0-0)	0 (0-0)	0 (0-0)	0 (0-0)	0 (0-0)	0 (0-0)	0 (0-0)	0 (0-0)	0 (0-0)	0 (0-0)	0 (0-0)	0 (0-0)	0 (0-0)	0 (0-0)	0 (0-0)	0 (0-0)	0 (0-0)	0 (0-0)	0 (0-0)	0 (0-0)	0 (0-0)	0
Rabies	0 (0-0)	0 (0-0)	0 (0-0)	0 (0-0)	0 (0-0)	0 (0-0)	0 (0-0)	0 (0-0)	0 (0-0)	0 (0-0)	0 (0-0)	0 (0-0)	0 (0-0)	0 (0-0)	0 (0-0)	0 (0-0)	0 (0-0)	0 (0-0)	0 (0-0)	0 (0-0)	0 (0-0)	0 (0-0)	0 (0-0)	0 (0-0)	0
Intestinal nematode infections	0 (0-0)	0 (0-0)	0 (0-0)	0 (0-0)	0 (0-0)	0 (0-0)	0 (0-0)	0 (0-0)	0 (0-0)	0 (0-0)	0 (0-0)	0 (0-0)	0 (0-0)	0 (0-0)	0 (0-0)	0 (0-0)	0 (0-0)	0 (0-0)	0 (0-0)	0 (0-0)	0 (0-0)	0 (0-0)	0 (0-0)	0 (0-0)	0
Ascariasis	0 (0-0)	0 (0-0)	0 (0-0)	0 (0-0)	0 (0-0)	0 (0-0)	0 (0-0)	0 (0-0)	0 (0-0)	0 (0-0)	0 (0-0)	0 (0-0)	0 (0-0)	0 (0-0)	0 (0-0)	0 (0-0)	0 (0-0)	0 (0-0)	0 (0-0)	0 (0-0)	0 (0-0)	0 (0-0)	0 (0-0)	0 (0-0)	0
Trichuriasis	0 (0-0)	0 (0-0)	0 (0-0)	0 (0-0)	0 (0-0)	0 (0-0)	0 (0-0)	0 (0-0)	0 (0-0)	0 (0-0)	0 (0-0)	0 (0-0)	0 (0-0)	0 (0-0)



Osteoarthritis other	0 (0 to 0)	0 (0 to 0)	0 (0 to 0)	0 (0 to 0)	0 (0 to 0)	0 (0 to 0)	0 (0 to 0)	0 (0 to 0)	0 (0 to 0)	0 (0 to 0)	0 (0 to 1)	0 (0 to 0)	0 (0 to 0)	1 (0 to 4)	1 (0 to 3)	2 (0 to 6)	5 (2 to 11)	7 (3 to 15)	8 (3 to 17)	9 (3 to 19)	9 (4 to 19)	10 (5 to 22)	9 (4 to 19)	8 (4 to 18)	7 (3 to 16)	5 (2 to 12)	3 (1 to 8)	1 (0 to 3)	72
Low back pain	0 (0 to 0)	0 (0 to 0)	0 (0 to 0)	0 (0 to 0)	6 (1 to 11)	20 (9 to 31)	67 (18 to 116)	92 (26 to 158)	93 (27 to 159)	93 (27 to 159)	93 (27 to 159)	93 (27 to 159)	93 (27 to 159)	93 (27 to 159)	93 (27 to 159)	93 (27 to 159)	93 (27 to 159)	93 (27 to 159)	93 (27 to 159)	93 (27 to 159)	93 (27 to 159)	93 (27 to 159)	93 (27 to 159)	93 (27 to 159)	93 (27 to 159)	93 (27 to 159)	93 (27 to 159)	93 (27 to 159)	2,520
Neck pain	0 (0 to 0)	0 (0 to 0)	0 (0 to 0)	2 (0 to 6)	17 (1 to 33)	27 (3 to 52)	27 (3 to 52)	23 (2 to 45)	19 (1 to 37)	16 (1 to 32)	13 (0 to 26)	10 (0 to 21)	8 (0 to 17)	6 (0 to 13)	5 (0 to 11)	4 (0 to 9)	3 (0 to 7)	2 (0 to 5)	2 (0 to 4)	1 (0 to 3)	1 (0 to 3)	1 (0 to 2)	1 (0 to 2)	0 (0 to 1)	0 (0 to 1)	0 (0 to 1)	0 (0 to 1)	0 (0 to 1)	663
Gout	0 (0 to 0)	0 (0 to 0)	0 (0 to 0)	0 (0 to 0)	0 (0 to 0)	0 (0 to 0)	0 (0 to 0)	0 (0 to 0)	0 (0 to 0)	0 (0 to 0)

SR Table 2b: Trafford DALYS by cause and sex aroun for females with 95% uncertainty intervals, 2019

Cause	Early Neonatal	Late Neonatal	Post Neonatal	1 to 4	5 to 9	10 to 14	15 to 19	20 to 24	25 to 29	30 to 34	35 to 39	40 to 44	45 to 49	50 to 54	55 to 59	60 to 64	65 to 69	70 to 74	75 to 79	80 to 84	85 to 89	90 to 94	95 plus	Total
All causes	192 (169 to 198)	192 (45.2 to 44.4)	192 (169 to 198)	192 (91 to 210)	192 (96 to 432)	192 (404 to 774)	192 (324 to 671)	192 (339 to 1,020)	192 (464 to 1,210)	192 (1,020 to 2,010)	192 (947 to 2,010)	192 (1,230 to 2,020)	192 (1,340 to 2,140)	192 (1,680 to 2,620)	192 (1,890 to 2,280)	192 (2,010 to 2,960)	192 (1,870 to 2,740)	192 (2,020 to 2,960)	192 (2,510 to 3,430)	192 (2,940 to 3,740)	192 (2,640 to 3,220)	192 (2,040 to 2,340)	33,600
Communicable, maternal, neonatal, and nutritional diseases	192 (44.4 to 42.0)	192 (38 to 70.5)	192 (46 to 106)	192 (39.4 to 100)	192 (21.9 to 60.2)	192 (21 to 60.2)	192 (22.7 to 64.4)	192 (27.2 to 72.4)	192 (30.7 to 78)	192 (37.6 to 73.7)	192 (44.3 to 80.1)	192 (46.5 to 100)	192 (47.4 to 116)	192 (49.1 to 156)	192 (45.4 to 90.9)	192 (39.3 to 76.4)	192 (42 to 73)	192 (54.4 to 97.9)	192 (67.8 to 118)	192 (107 to 178)	192 (111 to 196)	192 (131 to 208)	1,670
HIV/AIDS and sexually transmitted infections	4.2 (1.2 to 9.1)	1.2 (0.3 to 2.6)	2 (0.6 to 4.3)	0.5 (0.4 to 0.9)	0.3 (0.2 to 0.3)	0.3 (0.2 to 0.3)	0.6 (0.5 to 0.8)	1.4 (1 to 2)	2.6 (1.6 to 3.4)	4.5 (3.2 to 6.4)	6.1 (4.2 to 8.9)	6.5 (4.5 to 9.8)	6.8 (4.6 to 10)	5.1 (3.4 to 7.4)	2.9 (2 to 4.2)	2.2 (1.4 to 3.3)	1.6 (1.2 to 2.4)	1.1 (0.8 to 1.6)	0.7 (0.4 to 1.2)	0.4 (0.3 to 0.7)	0.3 (0.2 to 0.4)	0.2 (0.1 to 0.2)	46.7
HIV/AIDS	0 (0 to 0)	0 (0 to 0)	0.4 (0.4 to 0.5)	0.4 (0.3 to 0.5)	0.2 (0.2 to 0.3)	0.2 (0.2 to 0.3)	0.5 (0.4 to 0.6)	0.9 (0.8 to 1.1)	1.8 (1.4 to 2.4)	2.6 (1.9 to 3.5)	2.7 (2.1 to 3.8)	2.7 (1.9 to 3.5)	1.7 (1.2 to 2.3)	1.3 (0.9 to 1.8)	1.1 (0.8 to 1.4)	0.8 (0.5 to 1.1)	0.6 (0.3 to 1.1)	0.2 (0.1 to 0.5)	0.1 (0 to 0.3)	0 (0 to 0)	0 (0 to 0)	0 (0 to 0)	19.1
HIV/AIDS - Drug-susceptible Tuberculosis	0 (0 to 0)	0 (0 to 0)	0 (0 to 0)	0 (0 to 0)	0 (0 to 0)	0 (0 to 0)	0 (0 to 0)	0 (0 to 0)	0 (0 to 0)	0 (0 to 0)	0 (0 to 0)	0 (0 to 0)	0 (0 to 0)	0 (0 to 0)	0 (0 to 0)	0 (0 to 0)	0 (0 to 0)	0 (0 to 0)	0 (0 to 0)	0 (0 to 0)	0 (0 to 0)	0 (0 to 0)	0 (0 to 0)	0
HIV/AIDS - Multidrug-resistant Tuberculosis without extensive dr...	0 (0 to 0)	0 (0 to 0)	0 (0 to 0)	0 (0 to 0)	0 (0 to 0)	0 (0 to 0)	0 (0 to 0)	0 (0 to 0)	0 (0 to 0)	0 (0 to 0)	0 (0 to 0)	0 (0 to 0)	0 (0 to 0)	0 (0 to 0)	0 (0 to 0)	0 (0 to 0)	0 (0 to 0)	0 (0 to 0)	0 (0 to 0)	0 (0 to 0)	0 (0 to 0)	0 (0 to 0)	0 (0 to 0)	0
HIV/AIDS - Extensively drug-resistant Tuberculosis	0 (0 to 0)	0 (0 to 0)	0 (0 to 0)	0 (0 to 0)	0 (0 to 0)	0 (0 to 0)	0 (0 to 0)	0 (0 to 0)	0 (0 to 0)	0 (0 to 0)	0 (0 to 0)	0 (0 to 0)	0 (0 to 0)	0 (0 to 0)	0 (0 to 0)	0 (0 to 0)	0 (0 to 0)	0 (0 to 0)	0 (0 to 0)	0 (0 to 0)	0 (0 to 0)	0 (0 to 0)	0 (0 to 0)	0
HIV/AIDS resulting in other diseases	0 (0 to 0)	0 (0 to 0)	0.4 (0.3 to 0.4)	0.4 (0.3 to 0.4)	0.2 (0.2 to 0.3)	0.1 (0.1 to 0.2)	0.3 (0.2 to 0.3)	0.6 (0.4 to 0.8)	1 (0.7 to 1.4)	1.7 (1.2 to 2.3)	2.4 (1.7 to 3.3)	2.6 (1.9 to 3.4)	2.5 (1.8 to 3.3)	1.6 (1.1 to 2.2)	1.2 (0.7 to 1.7)	1 (0.7 to 1.4)	1 (0.6 to 1.4)	0.5 (0.2 to 1.1)	0.2 (0.1 to 0.5)	0 (0 to 0)	0 (0 to 0)	0 (0 to 0)	17.7
Sexually transmitted infections excluding HIV	4.2 (1.2 to 9.1)	1.2 (0.3 to 2.6)	1.6 (0.4 to 3.8)	0.1 (0 to 0.5)	0 (0 to 0.1)	0.1 (0 to 0.1)	0.2 (0.2 to 0.3)	0.8 (0.4 to 1.2)	0.8 (0.6 to 2.6)	2.7 (1.6 to 4.4)	3.6 (2 to 5.6)	3.8 (2.2 to 6.2)	4.4 (2.6 to 7.2)	3.4 (2 to 5.2)	1.7 (0.9 to 2.3)	1.2 (0.6 to 1.8)	0.6 (0.3 to 1.2)	0.6 (0.2 to 1.1)	0.3 (0.1 to 0.6)	0.3 (0.2 to 0.4)	0.2 (0.1 to 0.2)	0.1 (0 to 0.2)	27.6
Syphilis	4.2 (1.2 to 9.1)	1.2 (0.3 to 2.6)	1.6 (0.4 to 3.8)	0.1 (0 to 0.3)	0 (0 to 0)	0 (0 to 0)	0 (0 to 0)	0 (0 to 0)	0 (0 to 0)	0 (0 to 0)	0 (0 to 0)	0 (0 to 0)	0 (0 to 0)	0 (0 to 0)	0 (0 to 0)	0 (0 to 0)	0 (0 to 0)	0 (0 to 0)	0 (0 to 0)	0 (0 to 0)	0 (0 to 0)	0 (0 to 0)	0 (0 to 0)	7.2
Chlamydial infection	0 (0 to 0)	0 (0 to 0)	0 (0 to 0)	0 (0 to 0)	0 (0 to 0)	0 (0 to 0)	0 (0 to 0.2)	0.4 (0.1 to 0.4)	0.4 (0.2 to 0.7)	0.6 (0.3 to 1.1)	0.8 (0.4 to 1.4)	0.9 (0.4 to 1.4)	0.4 (0.2 to 0.6)	0.1 (0 to 0.2)	0.1 (0 to 0.1)	0.1 (0 to 0.1)	0 (0 to 0.1)	0 (0 to 0.1)	0 (0 to 0.1)	0 (0 to 0)	0 (0 to 0)	0 (0 to 0)	3.9
Gonococcal infection	0 (0 to 0)	0 (0 to 0)	0 (0 to 0)	0 (0 to 0)	0 (0 to 0)	0 (0 to 0)	0 (0 to 0.1)	0 (0 to 0.1)	0 (0 to 0.1)	0.2 (0 to 0.3)	0.2 (0 to 0.4)	0.2 (0 to 0.4)	0.1 (0 to 0.2)	0.1 (0 to 0.1)	0 (0 to 0.1)	0 (0 to 0.1)	0 (0 to 0.1)	0 (0 to 0.2)	0 (0 to 0.2)	0 (0 to 0.1)	0 (0 to 0.1)	0 (0 to 0.1)	2
Trichomoniasis	0 (0 to 0)	0 (0 to 0)	0 (0 to 0)	0 (0 to 0)	0 (0 to 0)	0 (0 to 0)	0 (0 to 0.1)	0 (0 to 0.1)	0 (0 to 0.2)	0.2 (0 to 0.4)	0.3 (0 to 0.6)	0.4 (0 to 0.8)	0.4 (0 to 0.9)	0.4 (0 to 0.9)	0.3 (0 to 0.6)	0.2 (0 to 0.4)	0.1 (0 to 0.3)	0.1 (0 to 0.2)	0 (0 to 0.1)	0 (0 to 0)	0 (0 to 0)	0 (0 to 0)	3.1
Genital herpes	0 (0 to 0)	0 (0 to 0)	0 (0 to 0)	0 (0 to 0)	0 (0 to 0)	0 (0 to 0.1)	0 (0 to 0.2)	0 (0 to 0.2)	0 (0 to 0.4)	0 (0 to 0.6)	0 (0 to 0.9)	0 (0 to 0.9)	0 (0 to 0.9)	0 (0 to 0.9)	0 (0 to 0.7)	0 (0 to 0.6)	0 (0 to 0.4)	0 (0 to 0.2)	0 (0 to 0.2)	0 (0 to 0.1)	0 (0 to 0)	0 (0 to 0)	3.7
Other sexually transmitted infections	0 (0 to 0)	0 (0 to 0)	0 (0 to 0)	0 (0 to 0)	0 (0 to 0)	0 (0 to 0)	0 (0 to 0.1)	0 (0 to 0.2)	0 (0 to 0.2)	0 (0 to 0.2)	0 (0 to 0.2)	0 (0 to 0.2)	0 (0 to 0.2)	0 (0 to 0.2)	0 (0 to 0.2)	0 (0 to 0.1)	0 (0 to 0.1)	0 (0 to 0.1)	0 (0 to 0.1)	0 (0 to 0.1)	0 (0 to 0)	0 (0 to 0)	7.6
Respiratory infections and tuberculosis	9.8 (0.4 to 31.3)	9.6 (0.7 to 1.4)	10.4 (0.4 to 32.3)	10.6 (10.2 to 25.7)	10.5 (7.1 to 19.3)	10.5 (7 to 19.2)	10.5 (6.9 to 16.4)	10.5 (5.6 to 13.8)	10.5 (5.6 to 13.9)	10.5 (5.6 to 13.9)	10.5 (5.6 to 13.9)	10.5 (7.4 to 15.1)	10.5 (10.1 to 20.8)	10.5 (10.4 to 21.9)	10.5 (13.5 to 29)	10.5 (19.2 to 35)	10.5 (17.7 to 33.4)	10.5 (21.3 to 46.4)	10.5 (26.1 to 60.2)	10.5 (21.9 to 56.4)	10.5 (9.9 to 19.6)	10.5 (1.5 to 25.9)	861
Tuberculosis	0 (0 to 0)	0 (0 to 0)	0 (0 to 0)	0 (0 to 0.1)	0 (0 to 0.1)	0 (0 to 0.1)	0 (0 to 0.1)	0 (0 to 0.2)	0 (0 to 0.4)	0 (0.1 to 0.6)	0 (0.3 to 0.9)	0 (0.3 to 0.9)	0 (0.2 to 0.5)	0 (0.3 to 0.6)	0 (0.3 to 0.7)	0 (0.4 to 0.7)	0 (0.5 to 0.9)	0 (0.4 to 1.4)	0 (0.4 to 1.2)	0 (0.4 to 0.9)	0 (0.2 to 0.4)	0 (0.1 to 0.1)	8.5
Latent tuberculosis infection	0 (0 to 0)	0 (0 to 0)	0 (0 to 0)	0 (0 to 0)	0 (0 to 0)	0 (0 to 0)	0 (0 to 0)	0 (0 to 0)	0 (0 to 0)	0 (0 to 0)	0 (0 to 0)	0 (0 to 0)	0 (0 to 0)	0 (0 to 0)	0 (0 to 0)	0 (0 to 0)	0 (0 to 0)	0 (0 to 0)	0 (0 to 0)	0 (0 to 0)	0 (0 to 0)	0 (0 to 0)	0 (0 to 0)	0
Drug-susceptible tuberculosis	0 (0 to 0)	0 (0 to 0)	0 (0 to 0)	0 (0 to 0)	0 (0 to 0)	0 (0 to 0)	0 (0 to 0)	0 (0 to 0)	0 (0 to 0)	0 (0 to 0)	0 (0 to 0)	0 (0 to 0)	0 (0 to 0)	0 (0 to 0)	0 (0 to 0)	0 (0 to 0)	0 (0 to 0)	0 (0 to 0)	0 (0 to 0)	0 (0 to 0)	0 (0 to 0)	0 (0 to 0)	0 (0 to 0)	0
Multidrug-resistant tuberculosis without extensive drug-resistance	0 (0 to 0)	0 (0 to 0)	0 (0 to 0)	0 (0 to 0)	0 (0 to 0)	0 (0 to 0)	0 (0 to 0)	0 (0 to 0)	0 (0 to 0)	0 (0 to 0)	0 (0 to 0)	0 (0 to 0)	0 (0 to 0)	0 (0 to 0)	0 (0 to 0)	0 (0 to 0)	0 (0 to 0)	0 (0 to 0)	0 (0 to 0)	0 (0 to 0)	0 (0 to 0)	0 (0 to 0)	0 (0 to 0)	0.2
Extensively drug-resistant tuberculosis	0 (0 to 0)	0 (0 to 0)	0 (0 to 0)	0 (0 to 0)	0 (0 to 0)	0 (0 to 0)	0 (0 to 0)	0 (0 to 0)	0 (0 to 0)	0 (0 to 0)	0 (0 to 0)	0 (0 to 0)	0 (0 to 0)	0 (0 to 0)	0 (0 to 0)	0 (0 to 0)	0 (0 to 0)	0 (0 to 0)	0 (0 to 0)	0 (0 to 0)	0 (0 to 0)	0 (0 to 0)	0 (0 to 0)	0
Lower respiratory infections	9.8 (0.4 to 1.3)	9.6 (0.4 to 1.3)	10.4 (0.4 to 1.3)	10.6 (9.5 to 15.1)	10.5 (5.1 to 9.2)	10.5 (1.2 to 2.2)	10.5 (0.9 to 1.7)	10.5 (1.2 to 2.4)	10.5 (0.9 to 2.2)	10.5 (1.1 to 2.2)	10.5 (1.1 to 2.2)	10.5 (3.3 to 7.2)	10.5 (4.1 to 9.2)	10.5 (4.8 to 14.5)	10.5 (8.7 to 19.6)	10.5 (11.3 to 24.7)	10.5 (12.6 to 28)	10.5 (16.7 to 35.5)	10.5 (21.6 to 45.2)	10.5 (48.2 to 92.3)	10.5 (67.1 to 167)	10.5 (114 to 203)	725
Upper respiratory infections	0 (0 to 0)	0 (0.1 to 0)	0.8 (0.2 to 2)	0.8 (5.1 to 14.1)	0.8 (6 to 17.8)	0.8 (4.6 to 15.4)	0.8 (3.9 to 12.6)	0.8 (3.4 to 10.5)	0.8 (3.4 to 10.4)	0.8 (3.4 to 10.4)	0.8 (3.4 to 10.4)	0.8 (3.9 to 12.3)	0.8 (3.9 to 12.5)	0.8 (3.7 to 12.3)	0.8 (3.4 to 11.2)	0.8 (3.4 to 11.2)	0.8 (3.4 to 11.2)	0.8 (3.4 to 11.2)	0.8 (3.4 to 11.2)	0.8 (3.4 to 11.2)	0.8 (3.4 to 11.2)	0.8 (3.4 to 11.2)	109
Otitis media	0 (0 to 0)	0 (0 to 0)	0.3 (0.2 to 0.6)	0.5 (1.3 to 4.6)	0.6 (1.4 to 4.4)	0.6 (0.8 to 2.9)	0.6 (0.6 to 2.3)	0.6 (0.4 to 2)	0.6 (0.4 to 1.9)	0.6 (0.4 to 1.9)	0.6 (0.4 to 1.9)	0.6 (0.5 to 2.1)	0.6 (0.5 to 2.2)	0.6 (0.7 to 2.6)	0.6 (0.7 to 2.5)	0.6 (0.7 to 2.5)	0.6 (0.7 to 2.5)	0.6 (0.7 to 2.5)	0.6 (0.7 to 2.5)	0.6 (0.7 to 2.5)	0.6 (0.7 to 2.5)	0.6 (0.7 to 2.5)	29.6
Enteric infections	0.1 (0.1 to 0.2)	0.3 (0.3 to 0.7)	0.7 (0.7 to 0.4)	0.8 (5 to 13.3)	0.6 (3.4 to 8)	0.6 (1.7 to 5.3)	0.6 (1.3 to 3.4)	0.6 (1.1 to 2.9)	0.6 (1.1 to 2.9)	0.6 (1.1 to 2.9)	0.6 (1.1 to 2.9)	0.6 (1.2 to 3.1)	0.6 (1.2 to 3.1)	0.6 (1.2 to 3.3)	0.6 (1.2 to 3.4)	0.6 (1.2 to 3.3)	0.6 (1.2 to 3.3)	0.6 (1.2 to 3.3)	0.6 (1.2 to 3.3)	0.6 (1.2 to 3.3)	0.6 (1.2 to 3.3)	0.6 (1.2 to 3.3)	60.3
Diarrheal diseases	0.1 (0.1 to 0.2)	0.3 (0.3 to 0.7)	0.7 (0.7 to 0.4)	0.8 (5 to 13.3)	0.6 (3.4 to 8)	0.6 (1.7 to 5.3)	0.6 (1.3 to 3.4)	0.6 (1 to 2.8)	0.6 (1 to 2.8)	0.6 (1.2 to 3.2)	0.6 (1.2 to 3.2)	0.6 (1.2 to 3.1)	0.6 (1.2 to 3.2)	0.6 (1.2 to 3.3)	0.6 (1.2 to 3.3)	0.6 (1.2 to 3.3)	0.6 (1.2 to 3.3)	0.6 (1.2 to 3.3)	0.6 (1.2 to 3.3)	0.6 (1.2 to 3.3)	0.6 (1.2 to 3.3)	0.6 (1.2 to 3.3)	92.8
Typhoid and paratyphoid	0 (0 to 0)	0 (0 to 0)	0 (0 to 0)	0 (0 to 0)	0 (0 to 0)	0 (0 to 0)	0 (0 to 0)	0 (0 to 0)	0 (0 to 0)	0 (0 to 0)	0 (0 to 0)	0 (0 to 0)	0 (0 to 0)	0 (0 to 0)	0 (0 to 0)	0 (0 to 0)	0 (0 to 0)	0 (0 to 0)	0 (0 to 0)	0 (0 to 0)	0 (0 to 0)	0 (0 to 0)	0 (0 to 0)	0
Typhoid fever	0 (0 to 0)	0 (0 to 0)	0 (0 to 0)	0 (0 to 0)	0 (0 to 0)	0 (0 to 0)	0 (0 to 0)	0 (0 to 0)	0 (0 to 0)	0 (0 to 0)	0 (0 to 0)	0 (0 to 0)	0 (0 to 0)	0 (0 to 0)	0 (0 to 0)	0 (0 to 0)	0 (0 to 0)	0 (0 to 0)	0 (0 to 0)	0 (0 to 0)	0 (0 to 0)	0 (0 to 0)	0 (0 to 0)	0
Paratyphoid fever	0 (0 to 0)	0 (0 to 0)	0 (0 to 0)	0 (0 to 0)	0 (0 to 0)	0 (0 to 0)	0 (0 to 0)	0 (0 to 0)	0 (0 to 0)	0 (0 to 0)	0 (0 to 0)	0 (0 to 0)	0 (0 to 0)	0 (0 to 0)	0 (0 to 0)	0 (0 to 0)	0 (0 to 0)	0 (0 to 0)	0 (0 to 0)	0 (0 to 0)	0 (0 to 0)	0 (0 to 0)	0 (0 to 0)	0
Invasive Non-typhoidal Salmonella (iNTS)	0 (0 to 0)	0 (0 to 0)	0 (0 to 0)	0 (0 to 0)	0 (0 to 0)	0 (0 to 0)	0 (0 to 0)	0 (0 to 0)	0 (0 to 0)	0 (0 to 0)	0 (0 to 0)	0 (0 to 0)	0 (0 to 0)	0 (0 to 0)	0 (0 to 0)	0 (0 to 0)	0 (0 to 0)	0 (0 to 0)	0 (0 to 0)	0 (0 to 0)	0 (0 to 0)	0 (0 to 0)	0 (0 to 0)	0.2
Other intestinal infectious diseases	0 (0 to 0)	0 (0 to 0)	0 (0 to 0)	0 (0 to 0)	0 (0 to 0)	0 (0 to 0)	0 (0 to 0)	0 (0 to 0)	0 (0 to 0)	0 (0 to 0)	0 (0 to 0)	0 (0 to 0)	0 (0 to 0)	0 (0 to 0)	0 (0 to 0)	0 (0 to 0)	0 (0 to 0)	0 (0 to 0)	0 (0 to 0)	0 (0 to 0)	0 (0 to 0)	0 (0 to 0)	0 (0 to 0)	0.2
Neglected tropical diseases and malaria	0 (0 to 0)	0.4 (0.1 to 1.1)	1.6 (0.3 to 4.2)	1.2 (1.1 to 4.1)	0.4 (0.2 to 1.2)	0.4 (0.2 to 1.2)	0.2 (0.2 to 0.6)	0.2 (0 to 0.6)	0.2 (0 to 0.6)	0.4 (0.1 to 1.2)	0.1 (0 to 0.7)	0.6 (0.1 to 2.2)	0.6 (0.2 to 2.2)	0.4 (0.1 to 1.6)	0.2 (0 to 1.2)	0.1 (0 to 0.6)	0.1 (0 to 0.4)	0.1 (0 to 0.3)	0.1 (0 to 0.2)	0.1 (0 to 0.1)	0.1 (0 to 0.1)	0 (0 to 0)	7.2
Malaria	0 (0 to 0)	0 (0 to 0)	0 (0 to 0)	0 (0 to 0)	0 (0 to 0)	0 (0 to 0)	0 (0 to 0)	0 (0 to 0)	0 (0 to 0)	0 (0 to 0)	0 (0 to 0)	0 (0 to 0)	0 (0 to 0)	0 (0 to 0)	0 (0 to 0)	0 (0 to 0)	0 (0 to 0)	0 (0 to 0)	0 (0 to 0)	0 (0 to 0)	0 (0 to 0)	0 (0 to 0)	0 (0 to 0)	0
Chagas disease	0 (0 to 0)	0 (0 to 0)	0 (0 to 0)	0 (0 to 0)	0 (0 to 0)	0 (0 to 0)	0 (0 to 0)	0 (0 to 0)	0 (0 to 0)	0 (0 to 0)	0 (0 to 0)	0 (0 to 0)	0 (0 to 0)	0 (0 to 0)	0 (0 to 0)	0 (0 to 0)	0 (0 to 0)	0 (0 to 0)	0 (0 to 0)	0 (0 to 0)	0 (0 to 0)	0 (0 to 0)	0 (0 to 0)	0
Leishmaniasis	0 (0 to 0)	0 (0 to 0)	0 (0 to 0)	0 (0 to 0)	0 (0 to 0)	0 (0 to 0)	0 (0 to 0)	0 (0 to 0)	0 (0 to 0)	0 (0 to 0)	0 (0 to 0)	0 (0 to 0)	0 (0 to 0)	0 (0 to 0)	0 (0 to 0)	0 (0 to 0)	0 (0 to 0)	0 (0 to 0)	0 (0 to 0)	0 (0 to 0)	0 (0 to 0)	0 (0 to 0)	0 (0 to 0)	0
Visceral leishmaniasis	0 (0 to 0)	0 (0 to 0)	0 (0 to 0)	0 (0 to 0)	0 (0 to 0)	0 (0 to 0)	0 (0 to 0)	0 (0 to 0)	0 (0 to 0)	0 (0 to 0)	0 (0 to 0)	0 (0 to 0)	0 (0 to 0)	0 (0 to 0)	0 (0 to 0)	0 (0 to 0)	0 (0 to 0)	0 (0 to 0)	0 (0 to 0)	0 (0 to 0)	0 (0 to 0)	0 (0 to 0)	0 (0 to 0)	0
Cutaneous and mucocutaneous leishmaniasis	0 (0 to 0)	0 (0 to 0)	0 (0 to 0)	0 (0 to 0)	0 (0 to 0)	0 (0 to 0)	0 (0 to 0)	0 (0 to 0)	0 (0 to 0)	0 (0 to 0)	0 (0 to 0)	0 (0 to 0)	0 (0 to 0)	0 (0 to 0)	0 (0 to 0)	0 (0 to 0)	0 (0 to 0)	0 (0 to 0)	0 (0 to 0)	0 (0 to 0)	0 (0 to 0)	0 (0 to 0)	0 (0 to 0)	0
African trypanosomiasis	0 (0 to 0)	0 (0 to 0)	0 (0 to 0)	0 (0 to 0)	0 (0 to 0)	0 (0 to 0)	0 (0 to 0)	0 (0 to 0)	0 (0 to 0)	0 (0 to 0)	0 (0 to 0)	0 (0 to 0)	0 (0 to 0)	0 (0 to 0)	0 (0 to 0)	0 (0 to 0)	0 (0 to 0)	0 (0 to 0)	0 (0 to 0)	0 (0 to 0)	0 (0 to 0)	0 (0 to 0)	0 (0 to 0)	0
Schistosomiasis	0 (0 to 0)	0 (0 to 0)	0 (0 to 0)	0 (0 to 0)	0 (0 to 0)	0 (0 to 0)	0 (0 to 0)	0 (0 to 0)	0 (0 to 0)	0 (0 to 0)	0 (0 to 0)	0 (0 to 0)	0 (0 to 0)	0 (0 to 0)	0 (0 to 0)	0 (0 to 0)	0 (0 to 0)	0 (0 to 0)	0 (0 to 0)	0 (0 to 0)	0 (0 to 0)	0 (0 to 0)	0 (0 to 0)	0
Cysticercosis	0 (0 to 0)	0 (0 to 0)	0 (0 to 0)	0 (0 to 0)	0 (0 to 0)	0 (0 to 0)	0 (0 to 0)	0 (0 to 0)	0 (0 to 0)	0 (0 to 0)	0 (0 to 0)	0 (0 to 0)	0 (0 to 0)	0 (0 to 0)	0 (0 to 0)	0 (0 to 0)	0 (0 to 0)	0 (0 to 0)	0 (0 to 0)	0 (0 to 0)	0 (0 to 0)	0 (0 to 0)	0 (0 to 0)	0
Cystic echinococcosis	0 (0 to 0)	0 (0 to 0)	0 (0 to 0)	0 (0 to 0)	0 (0 to 0)	0 (0 to 0)	0 (0 to 0)	0 (0 to 0)	0 (0 to 0)	0 (0 to 0)	0 (0 to 0)	0 (0 to 0)	0 (0 to 0)	0 (0 to 0)	0 (0 to 0)	0 (0 to 0)	0 (0 to 0)	0 (0 to 0)	0 (0 to 0)	0 (0 to 0)	0 (0 to 0)	0 (0 to 0)	0 (0 to 0)	0
Lymphatic filariasis	0 (0 to 0)	0 (0 to 0)	0 (0 to 0)	0 (0 to 0)	0 (0 to 0)	0 (0 to 0)	0 (0 to 0)	0 (0 to 0)	0 (0 to 0)	0 (0 to 0)	0 (0 to 0)	0 (0 to 0)	0 (0 to 0)	0 (0 to 0)	0 (0 to 0)	0 (0 to 0)	0 (0 to 0)	0 (0 to 0)	0 (0 to 0)	0 (0 to 0)	0 (0 to 0)	0 (0 to 0)	0 (0 to 0)	0
Onchocerciasis	0 (0 to 0)	0 (0 to 0)	0 (0 to 0)	0 (0 to 0)	0 (0 to 0)	0 (0 to 0)	0 (0 to 0)	0 (0 to 0)	0 (0 to 0)	0 (0 to 0)	0 (0 to 0)	0 (0 to 0)	0 (0 to 0)	0 (0 to 0)	0 (0 to 0)	0 (0 to 0)	0 (0 to 0)	0 (0 to 0)	0 (0 to 0)	0 (0 to 0)	0 (0 to 0)	0 (0 to 0)	0 (0 to 0)	0
Trachoma	0 (0 to 0)	0 (0 to 0)	0 (0 to 0)	0 (0 to 0)	0 (0 to 0)	0 (0 to 0)	0 (0 to 0)	0 (0 to 0)	0 (0 to 0)	0 (0 to 0)	0 (0 to 0)	0 (0 to 0)	0 (0 to 0)	0 (0 to 0)	0 (0 to 0)	0 (0 to 0)	0 (0 to 0)	0 (0 to 0)	0 (0 to 0)	0 (0 to 0)	0 (0 to 0)	0 (0 to 0)	0 (0 to 0)	0
Dengue	0 (0 to 0)	0 (0 to 0)	0 (0 to 0)	0 (0 to 0)	0 (0 to 0)	0 (0 to 0)	0 (0 to 0)	0 (0 to 0)	0 (0 to 0)	0 (0 to 0)	0 (0 to 0)	0 (0 to 0)	0 (0 to 0)	0 (0 to 0)	0 (0 to 0)	0 (0 to 0)	0 (0 to 0)	0 (0 to 0)	0 (0 to 0)	0

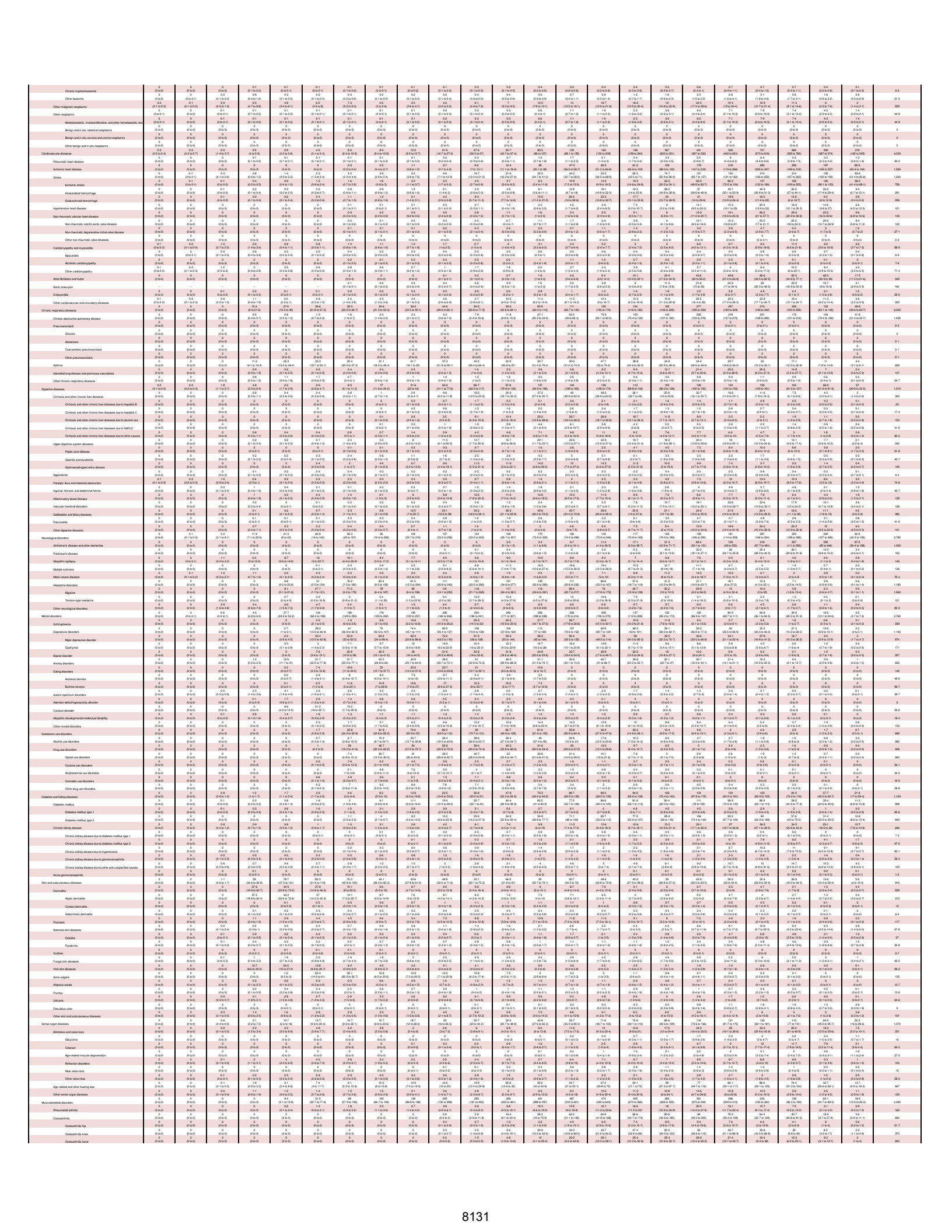

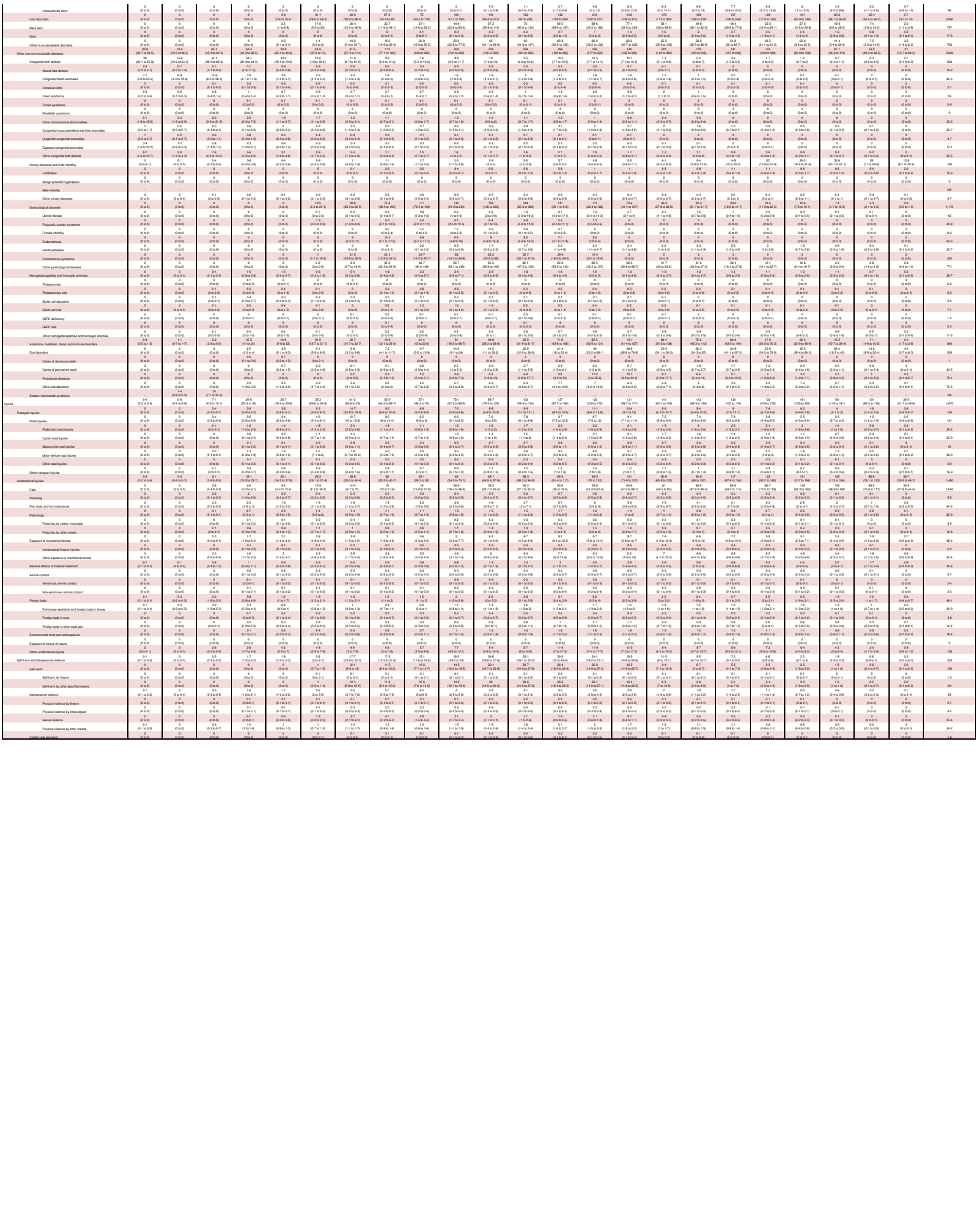

SR Table 2b: Cheshire West and Chester DALYS by cause and age group for females with 95% uncertainty intervals, 2019

Cause	Early Neonatal	Late Neonatal	Post Neonatal	1 to 4	5 to 9	10 to 14	15 to 19	20 to 24	25 to 29	30 to 34	35 to 39	40 to 44	45 to 49	50 to 54	55 to 59	60 to 64	65 to 69	70 to 74	75 to 79	80 to 84	85 to 89	90 to 94	95 plus	Total
All causes	797 (797 to 2,219)	1,240 (644 to 4,668)	1,240 (1,020 to 2,660)	1,240 (939 to 3,991)	1,240 (961 to 4,492)	1,240 (1,240 to 4,492)	1,240 (920 to 4,717)	1,240 (920 to 5,171)	1,240 (891 to 5,370)	1,240 (1,240 to 5,370)	1,240 (1,240 to 5,360)	1,240 (1,240 to 5,370)	1,240 (1,240 to 5,360)	1,240 (1,240 to 5,360)	1,240 (1,240 to 5,360)	1,240 (1,240 to 5,360)	1,240 (1,240 to 5,360)	1,240 (1,240 to 5,360)	1,240 (1,240 to 5,360)	1,240 (1,240 to 5,360)	1,240 (1,240 to 5,360)	1,240 (1,240 to 5,360)	1,240 (1,240 to 5,360)	53,320
Communicable, maternal, neonatal, and nutritional diseases	797 (797 to 2,219)	1,240 (644 to 4,668)	1,240 (1,020 to 2,660)	1,240 (939 to 3,991)	1,240 (961 to 4,492)	1,240 (1,240 to 4,492)	1,240 (920 to 4,717)	1,240 (920 to 5,171)	1,240 (891 to 5,370)	1,240 (1,240 to 5,370)	1,240 (1,240 to 5,360)	1,240 (1,240 to 5,370)	1,240 (1,240 to 5,360)	1,240 (1,240 to 5,360)	1,240 (1,240 to 5,360)	1,240 (1,240 to 5,360)	1,240 (1,240 to 5,360)	1,240 (1,240 to 5,360)	1,240 (1,240 to 5,360)	1,240 (1,240 to 5,360)	1,240 (1,240 to 5,360)	1,240 (1,240 to 5,360)	1,240 (1,240 to 5,360)	2,730
HIV/AIDS and sexually transmitted infections	5.7 (1.4 to 12.4)	1.5 (0.4 to 3.4)	2.3 (0.7 to 5.2)	0.0 (0.2 to 0.3)	0.2 (0.1 to 0.5)	0.2 (0.2 to 0.2)	0.6 (0.4 to 0.9)	1.4 (1.1 to 2.4)	2.2 (2 to 3)	1.5 (1.1 to 2.1)	5.7 (3.6 to 9.9)	5.9 (3.4 to 9.5)	4.7 (2.9 to 7.4)	3.2 (2.2 to 4.9)	2.6 (1.6 to 3.9)	1.8 (1.1 to 2.8)	1.7 (1.1 to 2.6)	1.0 (0.6 to 2.4)	0.7 (0.4 to 1.6)	0.7 (0.3 to 1.7)	0.5 (0.2 to 1.4)	0.3 (0.2 to 0.4)	0.1 (0.1 to 0.1)	52.4
HIV/AIDS	0 (0 to 0)	0 (0 to 0)	0.2 (0.2 to 0.3)	0.2 (0.2 to 0.3)	0.1 (0.1 to 0.1)	0.1 (0.1 to 0.1)	0.2 (0.2 to 0.2)	0.4 (0.3 to 0.6)	0.6 (0.4 to 0.9)	0.6 (0.4 to 0.8)	1.4 (0.7 to 1.4)	1.4 (1 to 1.8)	1.4 (1 to 2)	1.3 (1 to 1.8)	1.1 (0.7 to 1.5)	0.7 (0.4 to 1.1)	0.7 (0.4 to 1.2)	0.4 (0.1 to 0.9)	0.2 (0 to 0.6)	0.2 (0 to 0.6)	0 (0 to 0)	0 (0 to 0)	0 (0 to 0)	11.5
HIV/AIDS - Drug-susceptible Tuberculosis	0 (0 to 0)	0 (0 to 0)	0 (0 to 0)	0 (0 to 0)	0 (0 to 0)	0 (0 to 0)	0 (0 to 0)	0 (0 to 0)	0 (0 to 0.1)	0 (0 to 0.1)	0 (0 to 0.2)	0 (0 to 0.1)	0 (0 to 0.1)	0 (0 to 0.1)	0 (0 to 0.1)	0 (0 to 0.1)	0 (0 to 0.1)	0 (0 to 0.1)	0 (0 to 0.1)	0 (0 to 0.1)	0 (0 to 0.1)	0 (0 to 0.1)	0 (0 to 0.1)	0.9
HIV/AIDS - Multidrug-resistant Tuberculosis without extensive dr...	0 (0 to 0)	0 (0 to 0)	0 (0 to 0)	0 (0 to 0)	0 (0 to 0)	0 (0 to 0)	0 (0 to 0)	0 (0 to 0)	0 (0 to 0)	0 (0 to 0)	0 (0 to 0)	0 (0 to 0)	0 (0 to 0)	0 (0 to 0)	0 (0 to 0)	0 (0 to 0)	0 (0 to 0)	0 (0 to 0)	0 (0 to 0)	0 (0 to 0)	0 (0 to 0)	0 (0 to 0)	0 (0 to 0)	0
HIV/AIDS - Extensively drug-resistant Tuberculosis	0 (0 to 0)	0 (0 to 0)	0 (0 to 0)	0 (0 to 0)	0 (0 to 0)	0 (0 to 0)	0 (0 to 0)	0 (0 to 0)	0 (0 to 0)	0 (0 to 0)	0 (0 to 0)	0 (0 to 0)	0 (0 to 0)	0 (0 to 0)	0 (0 to 0)	0 (0 to 0)	0 (0 to 0)	0 (0 to 0)	0 (0 to 0)	0 (0 to 0)	0 (0 to 0)	0 (0 to 0)	0 (0 to 0)	0
HIV/AIDS resulting in other diseases	0 (0 to 0)	0 (0 to 0)	0.2 (0.1 to 0.2)	0.2 (0.2 to 0.3)	0.1 (0.1 to 0.1)	0.1 (0.1 to 0.1)	0.2 (0.1 to 0.2)	0.4 (0.3 to 0.6)	0.6 (0.4 to 0.9)	0.6 (0.4 to 1.3)	1.3 (0.9 to 1.8)	1.2 (0.8 to 1.8)	1.3 (0.9 to 1.8)	1.2 (0.8 to 1.7)	1.1 (0.6 to 1.4)	0.6 (0.4 to 1.1)	0.7 (0.3 to 1.2)	0.4 (0.1 to 0.9)	0.2 (0 to 0.6)	0.2 (0 to 0.6)	0 (0 to 0)	0 (0 to 0)	0 (0 to 0)	10.5
Sexually transmitted infections excluding HIV	5.7 (1.4 to 12.4)	1.5 (0.4 to 3.4)	0.1 (0 to 0.5)	0.1 (0 to 0.2)	0.1 (0 to 0.1)	0.1 (0 to 0.1)	0.4 (0.2 to 0.4)	1.2 (0.7 to 1.9)	2.7 (1.5 to 4.4)	2.3 (1.2 to 3.6)	4.2 (2 to 7.2)	4.5 (2.4 to 7.5)	3.3 (1.8 to 5.6)	1.9 (1 to 2.4)	1.5 (0.8 to 2.4)	1.1 (0.6 to 1.9)	1 (0.5 to 1.4)	0.5 (0.4 to 1.1)	0.3 (0 to 0.7)	0.1 (0.2 to 0.4)	0.3 (0.2 to 0.4)	0.1 (0.1 to 0.1)	38.9
Syphilis	5.7 (1.4 to 12.4)	1.5 (0.4 to 3.4)	2.1 (0 to 5.2)	0.1 (0 to 0.2)	0 (0 to 0.1)	0 (0 to 0)	0 (0 to 0)	0 (0 to 0)	0 (0 to 0)	0 (0 to 0)	0 (0 to 0)	0 (0 to 0)	0 (0 to 0)	0 (0 to 0)	0 (0 to 0)	0 (0 to 0)	0 (0 to 0)	0 (0 to 0)	0 (0 to 0)	0 (0 to 0)	0 (0 to 0)	0 (0 to 0)	0 (0 to 0)	0 (0 to 0)	9.6
Chlamydial infection	0 (0 to 0)	0 (0 to 0)	0 (0 to 0)	0 (0 to 0)	0 (0 to 0)	0 (0 to 0)	0 (0 to 0.2)	0.3 (0.2 to 0.4)	0.7 (0.3 to 1.2)	0.9 (0.4 to 1.6)	1 (0.5 to 1.7)	1.1 (0.5 to 2)	0.8 (0.3 to 1.2)	0.7 (0.3 to 1.2)	0.5 (0.2 to 1)	0.3 (0.1 to 0.7)	0.3 (0.1 to 0.7)	0.1 (0 to 0.3)	0.1 (0 to 0.3)	0.1 (0 to 0.3)	0 (0 to 0.1)	0 (0 to 0.1)	0 (0 to 0.1)	5.6
Gonococcal infection	0 (0 to 0)	0 (0 to 0)	0 (0 to 0)	0 (0 to 0)	0 (0 to 0)	0 (0 to 0)	0 (0 to 0.1)	0 (0 to 0.1)	0 (0 to 0.2)	0 (0 to 0.2)	0 (0 to 0.4)	0 (0 to 0.2)	0 (0 to 0.4)	0 (0 to 0.3)	0 (0 to 0.2)	0 (0 to 0.2)	0 (0 to 0.2)	0 (0 to 0.2)	0 (0 to 0.2)	0 (0 to 0.2)	0 (0 to 0.2)	0 (0 to 0.2)	0 (0 to 0.2)	1.1
Trichomoniasis	0 (0 to 0)	0 (0 to 0)	0 (0 to 0)	0 (0 to 0)	0 (0 to 0)	0 (0 to 0)	0 (0 to 0.1)	0 (0 to 0.2)	0 (0 to 0.4)	0 (0 to 0.4)	0 (0 to 0.5)	0 (0 to 0.4)	0 (0 to 0.4)	0 (0 to 0.4)	0 (0 to 0.4)	0 (0 to 0.3)	0 (0 to 0.3)	0 (0 to 0.2)	0 (0 to 0.2)	0 (0 to 0.2)	0 (0 to 0.2)	0 (0 to 0.2)	0 (0 to 0.2)	4.3
Genital herpes	0 (0 to 0)	0 (0 to 0)	0 (0 to 0)	0 (0 to 0)	0 (0 to 0)	0 (0 to 0)	0 (0 to 0.2)	0 (0 to 0.4)	0 (0 to 0.6)	0 (0 to 0.5)	0 (0 to 0.7)	0 (0 to 0.5)	0 (0 to 0.6)	0 (0 to 0.5)	0 (0 to 0.5)	0 (0 to 0.4)	0 (0 to 0.3)	0 (0 to 0.2)	0 (0 to 0.2)	0 (0 to 0.1)	0 (0 to 0.1)	0 (0 to 0.1)	0 (0 to 0.1)	5.3
Other sexually transmitted infections	0 (0 to 0)	0 (0 to 0)	0 (0 to 0)	0 (0 to 0)	0 (0 to 0)	0 (0 to 0)	0 (0 to 0.2)	0 (0 to 0.4)	0 (0 to 0.7)	0 (0 to 0.6)	0 (0 to 1.2)	0 (0 to 0.8)	0 (0 to 1.2)	0 (0 to 0.8)	0 (0 to 1.1)	0 (0 to 0.7)	0 (0 to 0.8)	0 (0 to 0.5)	0 (0 to 0.5)	0 (0 to 0.3)	0 (0 to 0.1)	0 (0 to 0.1)	0 (0 to 0.1)	11
Respiratory infections and tuberculosis	14.2 (1.4 to 2.7)	10.5 (1.1 to 2.2)	10.6 (7.5 to 17.3)	10.6 (10.6 to 26.6)	10.6 (7.6 to 20.7)	10.6 (8.2 to 20.2)	10.6 (8.2 to 20.2)	10.6 (8.9 to 21.9)	10.6 (10.1 to 22.9)	10.6 (12.2 to 26.8)	10.6 (13.4 to 29.8)	10.6 (15.6 to 29.6)	10.6 (21.2 to 39.7)	10.6 (27.6 to 51.6)	10.6 (32.4 to 61.2)	10.6 (34.9 to 68.4)	10.6 (45.9 to 86)	10.6 (77.2 to 145)	10.6 (102.7 to 194)	10.6 (117.2 to 224)	10.6 (203.9 to 395)	10.6 (189.9 to 328)	10.6 (85.6 to 154)	1,530
Tuberculosis	0 (0 to 0)	0 (0 to 0)	0 (0 to 0)	0 (0 to 0.1)	0 (0 to 0.1)	0 (0 to 0.1)	0 (0 to 0.1)	0 (0 to 0.2)	0 (0 to 0.5)	0 (0 to 0.2)	0 (0 to 0.2)	0 (0 to 0.2)	0 (0 to 0.2)	0 (0 to 0.2)	0 (0 to 0.2)	0 (0 to 0.2)	0 (0 to 0.2)	0 (0 to 0.2)	0 (0 to 0.2)	0 (0 to 0.2)	0 (0 to 0.2)	0 (0 to 0.2)	0 (0 to 0.2)	11.4
Latent tuberculosis infection	0 (0 to 0)	0 (0 to 0)	0 (0 to 0)	0 (0 to 0)	0 (0 to 0)	0 (0 to 0)	0 (0 to 0)	0 (0 to 0)	0 (0 to 0)	0 (0 to 0)	0 (0 to 0)	0 (0 to 0)	0 (0 to 0)	0 (0 to 0)	0 (0 to 0)	0 (0 to 0)	0 (0 to 0)	0 (0 to 0)	0 (0 to 0)	0 (0 to 0)	0 (0 to 0)	0 (0 to 0)	0 (0 to 0)	0
Drug-susceptible tuberculosis	0 (0 to 0)	0 (0 to 0)	0 (0 to 0)	0 (0 to 0.1)	0 (0 to 0.1)	0 (0 to 0.1)	0 (0 to 0.2)	0 (0 to 0.2)	0 (0 to 0.2)	0 (0 to 0.2)	0 (0 to 0.3)	0 (0 to 0.2)	0 (0 to 0.3)	0 (0 to 0.2)	0 (0 to 0.3)	0 (0 to 0.2)	0 (0 to 0.2)	0 (0 to 0.1)	0 (0 to 0.1)	0 (0 to 0.1)	0 (0 to 0.1)	0 (0 to 0.1)	0 (0 to 0.1)	11.1
Multidrug-resistant tuberculosis without extensive drug-resistance	0 (0 to 0)	0 (0 to 0)	0 (0 to 0)	0 (0 to 0)	0 (0 to 0)	0 (0 to 0)	0 (0 to 0)	0 (0 to 0)	0 (0 to 0)	0 (0 to 0)	0 (0 to 0)	0 (0 to 0)	0 (0 to 0)	0 (0 to 0)	0 (0 to 0)	0 (0 to 0)	0 (0 to 0)	0 (0 to 0)	0 (0 to 0)	0 (0 to 0)	0 (0 to 0)	0 (0 to 0)	0 (0 to 0)	0.2
Extensively drug-resistant tuberculosis	0 (0 to 0)	0 (0 to 0)	0 (0 to 0)	0 (0 to 0)	0 (0 to 0)	0 (0 to 0)	0 (0 to 0)	0 (0 to 0)	0 (0 to 0)	0 (0 to 0)	0 (0 to 0)	0 (0 to 0)	0 (0 to 0)	0 (0 to 0)	0 (0 to 0)	0 (0 to 0)	0 (0 to 0)	0 (0 to 0)	0 (0 to 0)	0 (0 to 0)	0 (0 to 0)	0 (0 to 0)	0 (0 to 0)	0.1
Lower respiratory infections	1.9 (1.3 to 2.7)	1.4 (1 to 2)	1.4 (0.5 to 14.4)	1.4 (4.4 to 8.4)	1.4 (1.4 to 2.4)	1.4 (1.4 to 2.4)	2.4 (1.7 to 3.5)	2.4 (1.8 to 4.1)	2.4 (2.5 to 5.1)	2.4 (3.8 to 8)	9.2 (5.4 to 12.1)	9.2 (4.5 to 12.3)	17.7 (7.4 to 18.7)	17.7 (11.9 to 24.8)	17.7 (17.5 to 36.1)	17.7 (26.9 to 54.2)	39.3 (22.5 to 48.9)	42.7 (28.8 to 59.4)	56.3 (27.8 to 80.4)	69.9 (49.1 to 138)	139 (94.8 to 178)	224 (173 to 310)	277 (201 to 323)	1,350
Upper respiratory infections	0 (0 to 0)	0.1 (0.1 to 0.2)	2.2 (1.3 to 3.7)	10.1 (5.7 to 16.5)	11.8 (6.4 to 20.5)	9.7 (5.1 to 16.4)	6.4 (4.6 to 15.4)	9.9 (4.9 to 18.4)	9.9 (5.5 to 16.7)	9.9 (5.3 to 17.3)	9.9 (4.5 to 15.3)	9.1 (4.3 to 13.9)	9.4 (4.6 to 15.4)	9.4 (4.6 to 13.7)	9.4 (4.5 to 15.7)	9.4 (4.5 to 13.9)	9.4 (3.5 to 10.9)	9.4 (3.3 to 9.9)	9.4 (2.9 to 9.2)	9.4 (2.9 to 9.1)	2.6 (1.4 to 4.4)	1.4 (0.8 to 2.4)	0.7 (0.4 to 1.2)	143
Otitis media	0 (0 to 0)	0 (0 to 0.6)	0.4 (0 to 0.9)	0.1 (1.4 to 5.4)	1.4 (1.4 to 5.1)	1.4 (1.4 to 3.2)	1.4 (0.9 to 3.2)	1.4 (0.7 to 3.1)	1.4 (0.7 to 2.6)	1.4 (0.4 to 2.3)	1.4 (0.4 to 2.5)	1.4 (0.4 to 2.3)	1.4 (0.3 to 2.5)	1.4 (0.3 to 2.3)	1.4 (0.3 to 2.1)	1.4 (0.4 to 2.6)	1.4 (0.3 to 2.4)	1.4 (0.3 to 1.2)	1.4 (0.3 to 1.2)	1.4 (0.3 to 1.2)	0.5 (0.2 to 1)	0.3 (0.1 to 0.5)	0.1 (0 to 0.1)	28.2
Enteric infections	0.2 (0.1 to 0.2)	0.4 (0.3 to 0.9)	10.2 (5.9 to 11.3)	3.4 (3.6 to 9.7)	2.8 (1.7 to 5.7)	2.8 (1.7 to 4.5)	2.8 (1.5 to 4.5)	2.8 (1.5 to 4.5)	3 (1.8 to 4.7)	2.8 (1.8 to 4.1)	2.8 (1.7 to 4.1)	2.8 (1.5 to 3.9)	2.5 (1.5 to 3.6)	2.5 (1.5 to 3.5)	2.5 (1.2 to 3.5)	2.5 (0.7 to 3.4)	2.5 (0.9 to 3.5)	2.5 (0.9 to 3.5)	2.5 (1.1 to 3.2)	2.5 (1.1 to 3.2)	2.5 (1.1 to 3.2)	2.5 (1.1 to 3.2)	2.5 (1.1 to 3.2)	169
Diarrheal diseases	0.2 (0.1 to 0.2)	0.4 (0.4 to 0.9)	7.8 (4.9 to 11.2)	2.8 (5.4 to 16.2)	2.8 (3.4 to 8.7)	2.8 (1.7 to 5.6)	2.8 (1.5 to 4.5)	2.8 (1.5 to 4.5)	2.8 (1.7 to 4.6)	2.8 (1.8 to 4.7)	2.8 (1.7 to 4.1)	2.8 (1.5 to 3.7)	2.5 (1.9 to 4.4)	2.5 (2.2 to 5.1)	2.5 (2.2 to 3.4)	2.5 (0.9 to 3.4)	2.5 (0.9 to 3.4)	2.5 (0.9 to 3.4)	2.5 (1.1 to 3.2)	2.5 (1.1 to 3.2)	2.5 (1.1 to 3.2)	2.5 (1.1 to 3.2)	2.5 (1.1 to 3.2)	168
Typhoid and paraphyoid	0 (0 to 0)	0 (0 to 0)	0 (0 to 0)	0 (0 to 0)	0 (0 to 0)	0 (0 to 0)	0 (0 to 0)	0 (0 to 0)	0 (0 to 0)	0 (0 to 0)	0 (0 to 0)	0 (0 to 0)	0 (0 to 0)	0 (0 to 0)	0 (0 to 0)	0 (0 to 0)	0 (0 to 0)	0 (0 to 0)	0 (0 to 0)	0 (0 to 0)	0 (0 to 0)	0 (0 to 0)	0 (0 to 0)	0
Typhoid fever	0 (0 to 0)	0 (0 to 0)	0 (0 to 0)	0 (0 to 0)	0 (0 to 0)	0 (0 to 0)	0 (0 to 0)	0 (0 to 0)	0 (0 to 0)	0 (0 to 0)	0 (0 to 0)	0 (0 to 0)	0 (0 to 0)	0 (0 to 0)	0 (0 to 0)	0 (0 to 0)	0 (0 to 0)	0 (0 to 0)	0 (0 to 0)	0 (0 to 0)	0 (0 to 0)	0 (0 to 0)	0 (0 to 0)	0
Paraphoid fever	0 (0 to 0)	0 (0 to 0)	0 (0 to 0)	0 (0 to 0)	0 (0 to 0)	0 (0 to 0)	0 (0 to 0)	0 (0 to 0)	0 (0 to 0)	0 (0 to 0)	0 (0 to 0)	0 (0 to 0)	0 (0 to 0)	0 (0 to 0)	0 (0 to 0)	0 (0 to 0)	0 (0 to 0)	0 (0 to 0)	0 (0 to 0)	0 (0 to 0)	0 (0 to 0)	0 (0 to 0)	0 (0 to 0)	0
Invasive Non-typhoidal Salmonella (iNTS)	0 (0 to 0)	0 (0 to 0)	0 (0 to 0)	0 (0 to 0)	0 (0 to 0)	0 (0 to 0)	0 (0 to 0)	0 (0 to 0)	0 (0 to 0)	0 (0 to 0)	0 (0 to 0)	0 (0 to 0)	0 (0 to 0)	0 (0 to 0)	0 (0 to 0)	0 (0 to 0)	0 (0 to 0)	0 (0 to 0)	0 (0 to 0)	0 (0 to 0)	0 (0 to 0)	0 (0 to 0)	0 (0 to 0)	0.4
Other intestinal infectious diseases	0 (0 to 0)	0 (0 to 0)	0 (0 to 0)	0 (0 to 0)	0 (0 to 0)	0 (0 to 0)	0 (0 to 0)	0 (0 to 0)	0 (0 to 0)	0 (0 to 0)	0 (0 to 0)	0 (0 to 0)	0 (0 to 0)	0 (0 to 0)	0 (0 to 0)	0 (0 to 0)	0 (0 to 0)	0 (0 to 0)	0 (0 to 0)	0 (0 to 0)	0 (0 to 0)	0 (0 to 0)	0 (0 to 0)	0.3
Neglected tropical diseases and malaria	0 (0 to 0)	0.4 (0.1 to 1.3)	1.5 (0.2 to 4.6)	1.2 (0.1 to 5.3)	0.3 (0 to 0.9)	0.3 (0 to 0.1)	0.4 (0.2 to 1.2)	0.2 (0 to 0.8)	0.2 (0 to 0.8)	0.2 (0 to 0.8)	0.2 (0 to 0.8)	0.7 (0.1 to 2.4)	0.7 (0.1 to 2.1)	0.9 (0.1 to 3.1)	0.6 (0.2 to 2.2)	0.2 (0 to 0.8)	0.2 (0 to 0.8)	0.2 (0 to 0.7)	0.1 (0 to 0.4)	0.1 (0 to 0.4)	0.1 (0 to 0.4)	0.1 (0 to 0.4)	0.1 (0 to 0.1)	8.2
Malaria	0 (0 to 0)	0 (0 to 0)	0 (0 to 0)	0 (0 to 0)	0 (0 to 0)	0 (0 to 0)	0 (0 to 0)	0 (0 to 0)	0 (0 to 0)	0 (0 to 0)	0 (0 to 0)	0 (0 to 0)	0 (0 to 0)	0 (0 to 0)	0 (0 to 0)	0 (0 to 0)	0 (0 to 0)	0 (0 to 0)	0 (0 to 0)

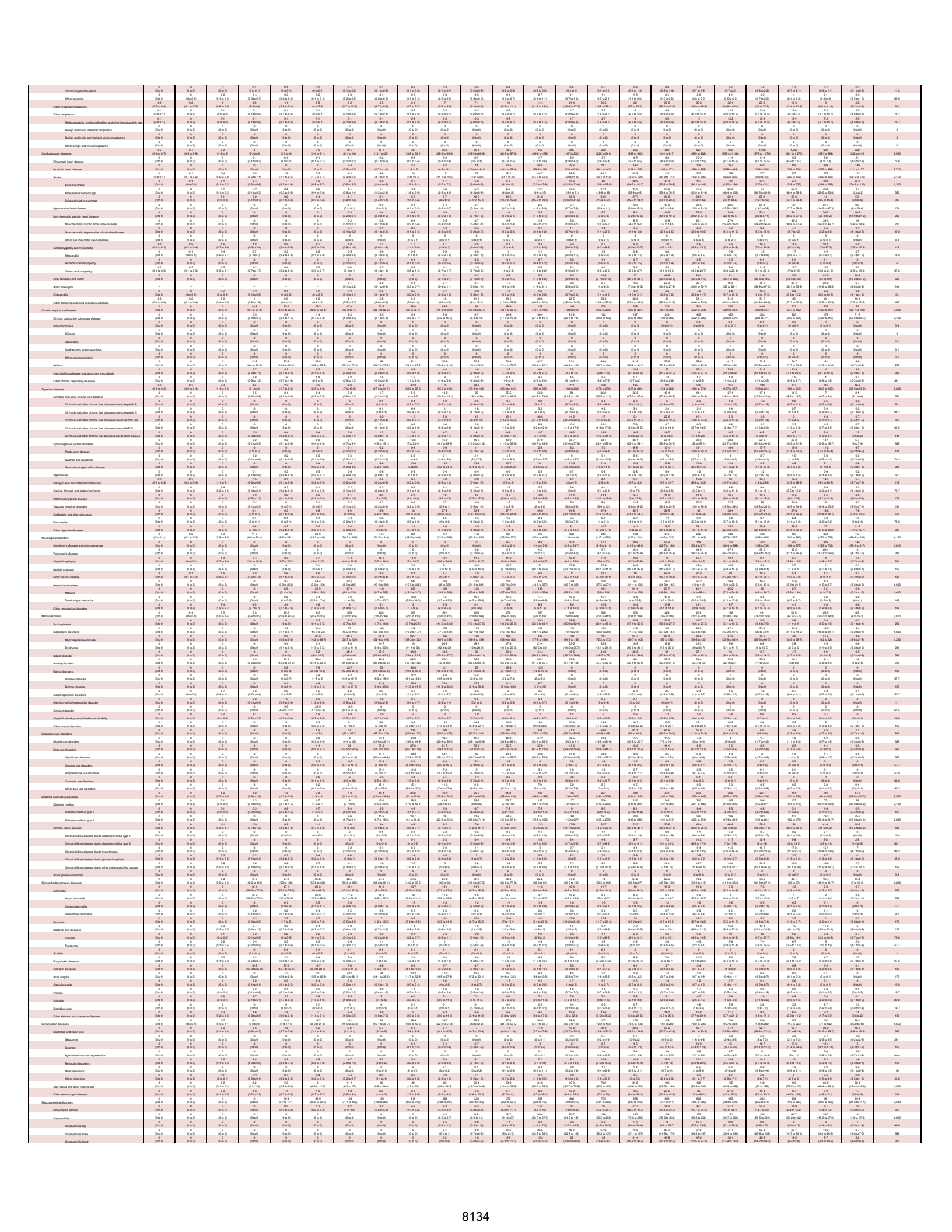

Osteoarthritis other	0 (0 to 0)	0 (0 to 0)	0 (0 to 0)	0 (0 to 0)	0 (0 to 0)	0 (0 to 0)	0 (0 to 0)	0 (0 to 0)	0 (0 to 0)	0 (0 to 0)	0 (0 to 1)	0.4 (0.1 to 0.9)	1.2 (0.4 to 3)	3.4 (1.3 to 7.4)	6.5 (2.8 to 14.3)	9.3 (4.3 to 20.7)	10.5 (4.6 to 22.4)	11.8 (5.7 to 24.1)	13.7 (6.7 to 28.2)	11 (5.4 to 22.4)	9.4 (4.6 to 19.1)	6.4 (3.3 to 13.2)	3.5 (1.8 to 7)	1.2 (0.6 to 2.4)	88.2
Low back pain	20 (0 to 0)	0 (0 to 0)	0 (0 to 0)	0.4 (0 to 11.6)	3.6 (19.7 to 52)	20.4 (37.1 to 152)	80.1 (52.9 to 127)	35.6 (71.6 to 196)	40 (83.6 to 218)	120 (94.9 to 240)	146 (111 to 270)	164 (109 to 327)	180 (108 to 426)	246 (169 to 377)	317 (188 to 438)	298 (220 to 468)	283 (181 to 435)	280 (180 to 425)	286 (189 to 434)	210 (132 to 312)	158 (101 to 231)	94.2 (62.4 to 134)	59.4 (35.3 to 87.1)	11 (7 to 19.3)	1,940
Neck pain	0 (0 to 0)	0 (0 to 0)	0 (0 to 0)	3.5 (1.2 to 7.2)	19 (10 to 34.3)	10.4 (5.9 to 20)	32.4 (15.9 to 55.5)	42 (17.7 to 68.4)	63.1 (31.6 to 91.4)	79.2 (32.6 to 117)	86.5 (36.4 to 153)	122 (44.9 to 232)	127 (44 to 225)	115 (39.6 to 202)	94.7 (49 to 161)	80.1 (46.2 to 144)	69.6 (47.4 to 138)	59.6 (39.9 to 110)	42.7 (31.7 to 77.7)	26.4 (19.3 to 48.6)	11.5 (5.4 to 19.6)	2.6 (1.3 to 4.5)	0.1 (0 to 0.2)	780.9 1,140
Gout	0 (0 to 0)	0 (0 to 0)	0 (0 to 0)	0 (0 to 0)	0 (0 to 0)	0 (0 to 0)	0 (0 to 0)	0 (0 to 0)	0 (0 to 0)	0 (0 to 0)

SR Table 2b: Sefton DALYS by cause and age group for females with 95% uncertainty intervals, 2019

Cause	Early Neonatal	Late Neonatal	Post Neonatal	1 to 4	5 to 9	10 to 14	15 to 19	20 to 24	25 to 29	30 to 34	35 to 39	40 to 44	45 to 49	50 to 54	55 to 59	60 to 64	65 to 69	70 to 74	75 to 79	80 to 84	85 to 89	90 to 94	95 plus	Total
All causes	2,746 (1,923-3,649)	844 (574-1,168)	1,164 (864-1,519)	1,124 (774-1,555)	1,008 (697-1,382)	1,010 (696-1,401)	1,222 (837-1,687)	1,373 (931-1,892)	1,470 (1,000-2,020)	1,649 (1,126-2,260)	1,920 (1,320-2,620)	2,220 (1,532-3,020)	2,660 (1,850-3,600)	3,267 (2,290-4,400)	4,007 (2,846-5,340)	4,997 (3,566-6,490)	6,229 (4,503-8,100)	7,875 (5,800-10,000)	9,772 (7,330-12,300)	11,900 (9,010-14,900)	13,900 (10,500-17,500)	15,600 (11,800-19,600)	5,462 (4,030-6,900)	49,600 (36,600-62,500)
Communicable, maternal, neonatal, and nutritional diseases	1,127 (1,127-1,127)	1,127 (1,127-1,127)	1,127 (1,127-1,127)



Osteoarthritis other	0 (0 to 0)	0 (0 to 0)	0 (0 to 0)	0 (0 to 0)	0 (0 to 0)	0 (0 to 0)	0 (0 to 0)	0 (0 to 0)	0 (0 to 0)	0 (0 to 0)	0 (0 to 1)	0 (0 to 0.7)	0 (0 to 2)	0 (0 to 2)	2 (1 to 5.2)	4 (2 to 10.7)	7 (3 to 16.2)	9 (4 to 21.1)	11 (5 to 22.8)	10 (5 to 20.2)	9 (4 to 19.6)	6 (3 to 12.6)	3 (1 to 6.4)	1 (0.5 to 1.9)	74-6
Low back pain	0 (0 to 0)	0 (0 to 0)	0 (0 to 0)	0 (0 to 0)	0.2 (2 to 9.6)	24 (12.3 to 42)	29 (27.9 to 74.9)	32 (32.6 to 97.9)	31 (31.6 to 130)	31 (31.6 to 130)	31 (64.2 to 167)	31 (75.7 to 184)	31 (77 to 194)	31 (77 to 194)	31 (109 to 275)	31 (145 to 351)	31 (170 to 409)	31 (193 to 469)	31 (194 to 463)	31 (191 to 452)	31 (189 to 444)	31 (99.3 to 233)	31 (58 to 131)	31 (23.4 to 53.2)	31 (5.7 to 13.2)	2,533
Neck pain	0 (0 to 0)	0 (0 to 0)	0 (0 to 0)	2.9 (0.4 to 6.2)	15.1 (7.9 to 29.1)	29.4 (12.3 to 40.5)	26 (12.1 to 50.4)	31 (15.1 to 50.4)	31 (16.7 to 68)	31 (34.9 to 90.1)	31 (81.2 to 151)	31 (91.2 to 181)	31 (94.5 to 191)	31 (94.5 to 191)	31 (94.5 to 191)	31 (94.5 to 191)	31 (94.5 to 191)	31 (94.5 to 191)	31 (94.5 to 191)	31 (94.5 to 191)	31 (94.5 to 191)	31 (91.6 to 189)	31 (70.4 to 145)	31 (29.1 to 59.7)	31 (7.5 to 17.7)	603
Gout	0 (0 to 0)	0 (0 to 0)	0 (0 to 0)	0 (0 to 0)	0 (0 to 0)	0 (0 to 0)	0 (0 to 0)	0 (0 to 0)	0 (0 to 0)	0 (0 to 0)	0 (0 to 0)	0 (0 to 0)	0 (0 to 0)	0 (0 to 0)	0 (0 to 0)	0 (0 to 0)	0 (0 to 0)	0 (0 to 0)	0 (0 to 0)	0 (0 to 0)	0 (0 to 0)	0 (0 to 0)	0 (0 to 0)	0 (0 to 0)	0 (0 to 0)	24-3
Other musculoskeletal disorders	0 (0 to 0)	0 (0 to 0)	0 (0 to 0)	0.2 (0.1 to 0.5)	0 (0 to 0.2)	19.6 (12 to 33.7)	26 (23.5 to 53.4)	39.4 (21 to 73.7)	50.7 (31.4 to 79.7)	55.4 (34.6 to 82.5)	64.8 (33.4 to 96.4)	76 (47.4 to 115)	91.7 (56 to 143)	101 (60.5 to 153)	91 (52.6 to 142)	74.7 (46.2 to 125)	66.4 (40 to 104)	55.4 (29.4 to 88.4)	33.9 (12 to 62.2)	17.2 (7.6 to 31)	10.8 (4.5 to 19.4)	4.5 (1.7 to 9.7)	866
Other non-communicable diseases	58.7 (42.9 to 78)	33.6 (25.7 to 61.1)	70.7 (49.1 to 98.5)	44 (28.6 to 62.5)	22.5 (11.5 to 40.2)	44.5 (21.5 to 80.2)	72.6 (31.5 to 150)	104 (66.3 to 175)	154 (103 to 233)	174 (109 to 267)	219 (130 to 327)	258 (145 to 388)	292 (152 to 394)	240 (171 to 338)	268 (186 to 367)	286 (203 to 390)	270 (183 to 375)	264 (188 to 358)	274 (194 to 358)	234 (173 to 309)	210 (140 to 287)	150 (115 to 192)	89.4 (68.9 to 116)	21.7 (12.5 to 40.7)	3,090
Congenital birth defects	55.3 (41 to 77)	27.3 (20.5 to 50.9)	45.8 (32 to 70.9)	27.9 (21.2 to 36.6)	14.1 (10.2 to 19.6)	13 (9.4 to 17.3)	12.6 (9.6 to 16.3)	9.4 (6.2 to 14.3)	10.3 (7.5 to 13.5)	11.4 (8.5 to 15.2)	10.9 (8.6 to 14.2)	9.9 (7.1 to 13)	10.6 (7.3 to 14.2)	12.6 (8.5 to 17.3)	14.9 (10.1 to 19.6)	17 (10.7 to 22.3)	13.6 (8.4 to 19.7)	9.8 (4.6 to 13.1)	3.5 (2.1 to 5.4)	1.8 (1.1 to 2.9)	1.1 (0.4 to 1.7)	0.4 (0.1 to 0.9)	0.1 (0.1 to 0.2)	327
Neural tube defects	4.4 (2.5 to 7.1)	1 (0.5 to 1.7)	4.9 (2.6 to 8.4)	3.1 (1.6 to 5.4)	0.5 (0.2 to 1.2)	0.5 (0.2 to 1.2)	0.5 (0.2 to 0.8)	0.5 (0.2 to 0.9)	0.5 (0.3 to 0.7)	0.4 (0.3 to 0.7)	0.3 (0.2 to 0.5)	0.3 (0.2 to 0.5)	0.2 (0.1 to 0.3)	0.1 (0.1 to 0.2)	0.2 (0.1 to 0.3)	0.1 (0.1 to 0.3)	0.1 (0 to 0.1)	0.1 (0 to 0.1)	0.1 (0.1 to 0.2)	0.1 (0 to 0.1)	0.1 (0 to 0.1)	0.1 (0 to 0.1)	0 (0 to 0)	0 (0 to 0)	18
Congenital heart anomalies	13.6 (8.3 to 20.2)	12.1 (8.4 to 17.4)	14.8 (9.6 to 22)	6.2 (4.2 to 9.8)	2.2 (1.4 to 3.2)	2.4 (1.7 to 3.6)	2.4 (1.6 to 3.4)	2.2 (1.4 to 3.4)	2 (1.3 to 3)	2.2 (1.5 to 3.3)	2.2 (1.5 to 3.3)	2.3 (1.5 to 3.4)	2.5 (1.6 to 3.8)	2.5 (1.6 to 3.8)	2.1 (1.5 to 2.9)	2.1 (1.5 to 2.9)	1.7 (1.4 to 2.2)	1.6 (1.2 to 2.2)	0.7 (0.5 to 1.1)	0.2 (0.2 to 0.4)	0.1 (0 to 0.3)	0.1 (0 to 0.2)	0 (0 to 0)	0 (0 to 0)	75-6
Orofacial clefts	0 (0 to 0)	0 (0 to 0)	0.1 (0.0 to 0.2)	0.2 (0.1 to 0.5)	0.2 (0.1 to 0.4)	0.2 (0.1 to 0.4)	0.2 (0.1 to 0.3)	0.2 (0.1 to 0.3)	0.2 (0.1 to 0.3)	0.2 (0.1 to 0.3)	0.2 (0.1 to 0.3)	0.2 (0.1 to 0.3)	0.1 (0.1 to 0.2)	0.2 (0.1 to 0.3)	0.2 (0.1 to 0.3)	0.2 (0.1 to 0.3)	0.2 (0.1 to 0.3)	0.2 (0.1 to 0.3)	0.2 (0.1 to 0.3)	0.1 (0.1 to 0.2)	0.1 (0 to 0.1)	0.1 (0 to 0.1)	0 (0 to 0)	0 (0 to 0)	2-9
Down syndrome	2.2 (1.2 to 3.5)	0.7 (0.4 to 1.1)	1.5 (0.9 to 2.1)	1.4 (0.6 to 1.5)	1.1 (0.6 to 1.5)	1.1 (0.7 to 1.6)	1.2 (0.8 to 1.6)	1.3 (0.8 to 1.8)	1.5 (1 to 2.1)	1.5 (1 to 2.2)	1.6 (1 to 2.2)	1.6 (1 to 2.2)	1.6 (1 to 2.2)	1.4 (0.9 to 2.1)	1.3 (0.7 to 2)	1.1 (0.7 to 1.7)	0.7 (0.4 to 1.1)	0.4 (0.2 to 0.7)	0.2 (0.1 to 0.4)	0.1 (0 to 0.2)	0 (0 to 0)	0 (0 to 0)	0 (0 to 0)	0 (0 to 0)	39-7
Turner syndrome	0 (0 to 0)	0 (0 to 0)	0.1 (0.0 to 0.2)	0.1 (0.0 to 0.2)	0.1 (0.0 to 0.2)	0.1 (0.0 to 0.2)	0.1 (0.0 to 0.2)	0.1 (0.0 to 0.2)	0.1 (0.0 to 0.2)	0.1 (0.0 to 0.2)	0.1 (0.0 to 0.2)	0.1 (0.0 to 0.2)	0.1 (0.0 to 0.1)	0.1 (0.0 to 0.1)	0.1 (0.0 to 0.1)	0.1 (0.0 to 0.1)	0.1 (0 to 0.1)	0.1 (0 to 0.1)	0 (0 to 0)	0 (0 to 0)	0 (0 to 0)	0 (0 to 0)	0 (0 to 0)	0 (0 to 0)	0 (0 to 0)	1
Klinefelter syndrome	0 (0 to 0)	0 (0 to 0)	0 (0 to 0)	0 (0 to 0)	0 (0 to 0)	0 (0 to 0)	0 (0 to 0)	0 (0 to 0)	0 (0 to 0)	0 (0 to 0)	0 (0 to 0)	0 (0 to 0)	0 (0 to 0)	0 (0 to 0)	0 (0 to 0)	0 (0 to 0)	0 (0 to 0)	0 (0 to 0)	0 (0 to 0)	0 (0 to 0)	0 (0 to 0)	0 (0 to 0)	0 (0 to 0)	0 (0 to 0)	0 (0 to 0)	0
Other chromosomal abnormalities	7.3 (3.9 to 11.7)	4.9 (2.6 to 8.7)	7.9 (4.1 to 14.4)	3.5 (2.2 to 5.6)	1.9 (1.1 to 2.8)	1.7 (1.1 to 2.5)	1.7 (1.1 to 2.5)	1.5 (1 to 2.2)	1.4 (0.9 to 2.1)	1.5 (1 to 2.3)	1.4 (0.9 to 2.1)	1.2 (0.8 to 1.7)	1.2 (0.8 to 1.7)	1.4 (0.8 to 2.1)	1.3 (0.8 to 1.9)	1.2 (0.8 to 1.8)	0.8 (0.5 to 1.3)	0.6 (0.4 to 0.9)	0.4 (0.2 to 0.6)	0.2 (0.1 to 0.4)	0.1 (0 to 0.2)	0 (0 to 0)	0 (0 to 0)	0 (0 to 0)	41-4
Congenital musculoskeletal and limb anomalies	2.6 (1.6 to 4.2)	0.8 (0.5 to 1.2)	0.8 (0.4 to 1.4)	0.5 (0.2 to 0.8)	0.2 (0.2 to 0.4)	0.4 (0.2 to 0.6)	0.6 (0.3 to 0.9)	0.6 (0.3 to 0.9)	0.6 (0.3 to 0.9)	0.6 (0.3 to 0.9)	0.6 (0.3 to 0.9)	0.7 (0.4 to 1.2)	0.7 (0.4 to 1.2)	0.8 (0.4 to 1.4)	0.7 (0.4 to 1.2)	0.6 (0.3 to 1.1)	0.4 (0.2 to 0.7)	0.3 (0.1 to 0.6)	0.2 (0.1 to 0.4)	0.1 (0 to 0.2)	0.1 (0 to 0.2)	0 (0 to 0)	0 (0 to 0)	0 (0 to 0)	58-3
Urogenital congenital anomalies	3.1 (1.6 to 5.3)	0.8 (0.4 to 1.3)	1 (0.5 to 1.7)	0.9 (0.5 to 1.4)	0.5 (0.2 to 0.8)	0.3 (0.2 to 0.5)	0.2 (0.1 to 0.4)	0.2 (0.1 to 0.3)	0.2 (0.1 to 0.3)	0.2 (0.1 to 0.3)	0.2 (0.1 to 0.3)	0.2 (0.1 to 0.3)	0.1 (0.1 to 0.1)	0.1 (0.1 to 0.2)	0.1 (0.1 to 0.1)	0.1 (0.1 to 0.1)	0.1 (0 to 0.1)	0 (0 to 0.1)	0 (0 to 0.1)	0 (0 to 0.1)	0 (0 to 0.1)	0 (0 to 0.1)	0 (0 to 0)	0 (0 to 0)	0 (0 to 0)	8-1
Digestive congenital anomalies	2.7 (2.2 to 3.4)	2.7 (1.9 to 3.6)	3.1 (1.9 to 4.8)	1.8 (1.4 to 2.3)	0.9 (0.7 to 1.2)	0.9 (0.7 to 1.2)	0.9 (0.7 to 1.2

SR Table 2b: Lancashire DALYS by cause and age group for females with 95% uncertainty intervals, 2019

Cause	Early Neonatal	Late Neonatal	Post Neonatal	1 to 4	5 to 9	10 to 14	15 to 19	20 to 24	25 to 29	30 to 34	35 to 39	40 to 44	45 to 49	50 to 54	55 to 59	60 to 64	65 to 69	70 to 74	75 to 79	80 to 84	85 to 89	90 to 94	95 plus	Total
All causes	1,464 (1,164 to 1,830)	1,102 (811 to 1,504)	1,284 (1,013 to 1,595)	5,167 (4,158 to 6,402)	3,911 (3,051 to 5,060)	3,772 (2,940 to 4,886)	5,107 (4,012 to 6,562)	7,116 (5,419 to 9,262)	8,107 (6,228 to 10,560)	9,128 (6,996 to 11,829)	10,165 (7,883 to 13,049)	11,549 (8,930 to 14,655)	12,943 (9,982 to 16,525)	14,309 (11,050 to 18,200)	14,649 (11,309 to 18,600)	14,908 (11,482 to 18,882)	15,455 (11,870 to 19,500)	16,220 (12,408 to 20,433)	16,977 (12,922 to 21,500)	16,203 (12,265 to 20,500)	14,269 (10,654 to 18,000)	10,766 (7,870 to 13,500)	4,994 (3,715 to 6,470)	197,692
Communicable, maternal, neonatal, and nutritional diseases	738 (543 to 979)	248 (180 to 329)	349 (259 to 466)	297 (192 to 446)	252 (163 to 377)	191 (120 to 287)	205 (130 to 316)	247 (161 to 369)	263 (169 to 399)	293 (190 to 439)	293 (190 to 440)	299 (200 to 447)	324 (220 to 483)	386 (265 to 563)	390 (261 to 567)	390 (261 to 571)	459 (308 to 661)	667 (438 to 961)	933 (619 to 1,356)	1,116 (749 to 1,606)	1,270 (871 to 1,806)	1,696 (1,169 to 2,366)	434 (313 to 597)	15,903
HIV/AIDS and sexually transmitted infections	21 (9 (9.1 to 50.4)	0 (1.7 to 124.6)	6 (2.9 to 22.3)	1.2 (0.9 to 1.7)	0.6 (0.4 to 1.1)	1.1 (0.4 to 1.3)	2.9 (1.2 to 6.2)	7.3 (3.1 to 15.6)	14.3 (6.2 to 27.4)	23.5 (10.2 to 39.2)	29.2 (17.2 to 39)	29.7 (16.7 to 39.4)	28.2 (13.7 to 33)	33.1 (9.2 to 39.9)	10.6 (1.3 to 15.3)	8.2 (0.9 to 12.5)	9.1 (0.9 to 12.5)	6.2 (0.6 to 9.1)	4.5 (0.4 to 6.7)	3.2 (0.3 to 4.8)	2 (0.2 to 3.1)	1.1 (0.2 to 2.4)	216 (0.2 to 0.6)
HIV/AIDS	0 (0 to 0)	0 (0 to 0)	1.7 (1.4 to 2.2)	0.9 (0.6 to 1.1)	0.6 (0.4 to 0.9)	0.5 (0.4 to 0.6)	0.4 (0.4 to 0.5)	2.1 (1.7 to 2.3)	3.9 (2.7 to 5.4)	6.5 (4.5 to 11.5)	9.7 (7.2 to 13.1)	12.5 (9.3 to 16.5)	9.2 (6.9 to 11.1)	6.2 (4.5 to 8.6)	4.9 (3.5 to 7)	3.5 (2.5 to 4.1)	2.1 (2.0 to 2.1)	0.4 (0.4 to 0.5)	0.1 (0.1 to 0.2)	0.1 (0.1 to 0.1)	0.1 (0.0 to 0.1)	0 (0 to 0)	68.5
HIV/AIDS - Drug-susceptible Tuberculosis	0 (0 to 0)	0 (0 to 0)	0.3 (0.2 to 0.5)	0.2 (0.1 to 0.2)	0.1 (0.1 to 0.2)	0.1 (0.1 to 0.2)	0.1 (0.1 to 0.2)	0.5 (0.2 to 0.7)	0.9 (0.3 to 1.4)	1.5 (0.6 to 2.7)	2.1 (1.1 to 3.4)	2.9 (1.4 to 4.5)	2.1 (1.1 to 3.2)	1.4 (0.7 to 2.1)	1.1 (0.6 to 1.7)	0.8 (0.4 to 1.2)	0.5 (0.3 to 0.8)	0.1 (0.1 to 0.2)	0 (0 to 0)	0 (0 to 0)	0 (0 to 0)	0 (0 to 0)	0 (0 to 0)	7.3
HIV/AIDS - Multidrug-resistant Tuberculosis without extensive drug resistance	0 (0 to 0)	0 (0 to 0)	0 (0 to 0)	0 (0 to 0)	0 (0 to 0)	0 (0 to 0)	0 (0 to 0)	0 (0 to 0)	0 (0 to 0)	0 (0 to 0)	0 (0 to 0)	0 (0 to 0)	0 (0 to 0)	0 (0 to 0)	0 (0 to 0)	0 (0 to 0)	0 (0 to 0)	0 (0 to 0)	0 (0 to 0)	0 (0 to 0)	0 (0 to 0)	0 (0 to 0)	0 (0 to 0)	0.2
HIV/AIDS - Extensively drug-resistant Tuberculosis	0 (0 to 0)	0 (0 to 0)	0 (0 to 0)	0 (0 to 0)	0 (0 to 0)	0 (0 to 0)	0 (0 to 0)	0 (0 to 0)	0 (0 to 0)	0 (0 to 0)	0 (0 to 0)	0 (0 to 0)	0 (0 to 0)	0 (0 to 0)	0 (0 to 0)	0 (0 to 0)	0 (0 to 0)	0 (0 to 0)	0 (0 to 0)	0 (0 to 0)	0 (0 to 0)	0 (0 to 0)	0 (0 to 0)	0
HIV/AIDS resulting in other diseases	0 (0 to 0)	0 (0 to 0)	1.4 (1.1 to 1.7)	0.7 (0.4 to 0.9)	0.5 (0.3 to 0.6)	0.4 (0.3 to 0.5)	0.3 (0.2 to 0.4)	2.1 (1.7 to 2.3)	3.4 (2.2 to 4.8)	5.6 (3.7 to 9.8)	8.5 (6.2 to 12.2)	7.6 (5.3 to 11.1)	7.2 (5.2 to 9.3)	5.6 (3.9 to 7.9)	4.4 (2.9 to 6.1)	3.5 (2.3 to 4.8)	2.2 (1.9 to 2.6)	0.3 (0.3 to 0.4)	0.1 (0.1 to 0.2)	0.1 (0.0 to 0.1)	0 (0 to 0)	0 (0 to 0)	41
Sexually transmitted infections excluding HIV	21 (9 (9.1 to 50.4)	0 (1.7 to 124.6)	4.3 (2.3 to 19.7)	0.2 (0.2 to 0.4)	0.1 (0.1 to 0.2)	0.6 (0.1 to 0.8)	2.7 (1.1 to 5.8)	5.2 (2.7 to 8.2)	10.4 (5.4 to 22.4)	17.9 (9.4 to 27.4)	20.7 (9.1 to 28.7)	21.7 (9.7 to 31.9)	20.9 (9.1 to 29.3)	27.4 (8.3 to 34.7)	6.1 (0.9 to 7.4)	4.6 (0.4 to 7.4)	6.9 (0.4 to 7.2)	5.8 (0.4 to 8.4)	4.2 (0.3 to 6.1)	3.1 (0.2 to 4.5)	2.1 (0.2 to 3.1)	1.1 (0.2 to 2.4)	150
Syphilis	0 (0 to 0)	0 (0 to 0)	0.2 (0.1 to 0.3)	0.2 (0.1 to 0.4)	0.1 (0.1 to 0.2)	0.1 (0.1 to 0.2)	0.1 (0 to 0)	0.2 (0.1 to 0.2)	0.3 (0.1 to 0.5)	0.5 (0.2 to 0.8)	0.6 (0.3 to 0.9)	0.7 (0.3 to 1.1)	0.6 (0.3 to 0.9)	0.6 (0.3 to 0.9)	0.5 (0.2 to 0.8)	0.4 (0.2 to 0.6)	0.3 (0.1 to 0.5)	0.2 (0.1 to 0.3)	0.1 (0 to 0.2)	0.1 (0 to 0.1)	0 (0 to 0)	0 (0 to 0)	0 (0 to 0)	37.2
Chlamydial infection	0 (0 to 0)	0 (0 to 0)	0 (0 to 0)	0 (0 to 0)	0 (0 to 0)	0 (0 to 0)	0.1 (0 to 0.2)	1.5 (0.5 to 2.6)	2.7 (0.9 to 4.8)	3.9 (1.3 to 7.1)	4.8 (1.7 to 8.2)	3.3 (1.2 to 7.3)	3.3 (1.1 to 4.6)	2.6 (0.9 to 3.3)	2.1 (0.7 to 2.6)	1.6 (0.5 to 2.2)	0.9 (0.3 to 1.2)	0.3 (0.1 to 0.5)	0.1 (0 to 0.2)	0 (0 to 0.1)	0 (0 to 0.1)	0 (0 to 0)	0 (0 to 0)	22.1
Gonococcal infection	0 (0 to 0)	0 (0 to 0)	0 (0 to 0)	0 (0 to 0)	0 (0 to 0)	0 (0 to 0)	0 (0 to 0)	0.1 (0.1 to 0.2)	0.2 (0.1 to 0.4)	0.3 (0.2 to 0.6)	0.4 (0.3 to 0.6)	0.3 (0.2 to 0.5)	0.3 (0.2 to 0.4)	0.3 (0.2 to 0.4)	0.2 (0.1 to 0.3)	0.2 (0.1 to 0.3)	0.1 (0.1 to 0.2)	0.1 (0.1 to 0.2)	0 (0 to 0.1)	0 (0 to 0.1)	0 (0 to 0.1)	0 (0 to 0)	0 (0 to 0)	1.4
Trichomoniasis	0 (0 to 0)	0 (0 to 0)	0 (0 to 0)	0 (0 to 0)	0 (0 to 0)	0 (0 to 0)	0.1 (0 to 0.1)	0.2 (0.2 to 0.3)	0.7 (0.2 to 1.9)	1.4 (0.5 to 3.3)	1.6 (0.5 to 3.9)	1.6 (0.5 to 3.9)	1.6 (0.5 to 3.9)	1.6 (0.5 to 3.9)	1.5 (0.4 to 3.9)	1.3 (0.4 to 3.4)	0.8 (0.3 to 2.2)	0.4 (0.2 to 1.1)	0.2 (0.1 to 0.5)	0.1 (0.1 to 0.3)	0 (0 to 0.1)	0 (0 to 0)	0 (0 to 0)	14.9
Genital herpes	0 (0 to 0)	0 (0 to 0)	0 (0 to 0)	0 (0 to 0)	0 (0 to 0)	0 (0 to 0.1)	0 (0 to 0.1)	0.1 (0.1 to 0.2)	0.2 (0.2 to 0.4)	0.3 (0.2 to 0.6)	0.4 (0.3 to 0.6)	0.5 (0.3 to 0.8)	0.5 (0.4 to 0.7)	0.6 (0.4 to 0.8)	0.6 (0.4 to 0.8)	0.6 (0.4 to 0.8)	0.5 (0.4 to 0.7)	0.4 (0.3 to 0.5)	0.2 (0.2 to 0.3)	0.1 (0.1 to 0.2)	0 (0 to 0.1)	0 (0 to 0)	0 (0 to 0)	19.3
Other sexually transmitted infections	0 (0 to 0)	0 (0 to 0)	0 (0 to 0)	0 (0 to 0)	0 (0 to 0)	0.1 (0.1 to 0.2)	0.6 (0.2 to 0.9)	1.7 (0.6 to 3.1)	4.1 (1.4 to 8.3)	7.4 (4 to 12.7)	9.4 (4.4 to 16)	9.6 (4.7 to 15.4)	9.2 (4.7 to 13.4)	9.6 (5.2 to 13.2)	9.1 (4.9 to 12.4)	8.4 (4.5 to 11.4)	6.9 (3.9 to 9.4)	5.4 (2.9 to 7.4)	4.2 (2.2 to 5.8)	3.1 (1.6 to 4.3)	2.1 (1.1 to 2.9)	1.1 (0.6 to 1.5)	0.2 (0.1 to 0.3)	67
Respiratory infections and tuberculosis	74 (9.8 to 13.1)	97 (9.9 to 12.9)	99.2 (29.4 to 87.6)	66.2 (22.1 to 167)	46.2 (15.5 to 104)	34.6 (12.2 to 82.2)	31.7 (11.2 to 74.9)	31.7 (11.2 to 74.9)	31.7 (11.2 to 74.9)	31.7 (11.2 to 74.9)	31.7 (11.2 to 74.9)	31.7 (11.2 to 74.9)	31.7 (11.2 to 74.9)	31.7 (11.2 to 74.9)	31.7 (11.2 to 74.9)	31.7 (11.2 to 74.9)	31.7 (11.2 to 74.9)	31.7 (11.2 to 74.9)	31.7 (11.2 to 74.9)	31.7 (11.2 to 74.9)	31.7 (11.2 to 74.9)	31.7 (11.2 to 74.9)	31.7 (11.2 to 74.9)	1,117
Tuberculosis	0 (0 to 0)	0 (0 to 0)	0.2 (0.1 to 0.3)	0.4 (0.2 to 0.7)	0.2 (0.1 to 0.4)	0.2 (0.1 to 0.3)	0.2 (0.1 to 0.3)	0.6 (0.3 to 1.1)	1.1 (0.5 to 2.1)	1.7 (0.8 to 3.3)	2.3 (1.1 to 4.3)	2.6 (1.2 to 4.9)	2.5 (1.2 to 4.6)	2.1 (1.1 to 3.5)	1.7 (0.9 to 2.8)	1.4 (0.7 to 2.3)	1.1 (0.6 to 1.8)	0.8 (0.4 to 1.3)	0.5 (0.3 to 0.9)	0.3 (0.2 to 0.6)	0.2 (0.1 to 0.4)	0.1 (0.1 to 0.2)	0 (0 to 0)	19.2
Latent tuberculosis infection	0 (0 to 0)	0 (0 to 0)	0 (0 to 0)	0 (0 to 0)	0 (0 to 0)	0 (0 to 0)	0 (0 to 0)	0 (0 to 0)	0 (0 to 0)	0 (0 to 0)	0 (0 to 0)	0 (0 to 0)	0 (0 to 0)	0 (0 to 0)	0 (0 to 0)	0 (0 to 0)	0 (0 to 0)	0 (0 to 0)	0 (0 to 0)

Other neoplasms	0·2 (0·1 to 0·4)	0 (0 to 0)	0 (0·1 to 0·1)	0·4 (0·2 to 0·6)	0·5 (0·3 to 0·8)	0·3 (0·2 to 0·4)	0·4 (0·3 to 0·7)	0·3 (0·2 to 0·5)	0·6 (0·4 to 1)	1 (0·7 to 1·4)	1·1 (0·8 to 1·6)	1·6 (1·1 to 2·2)	3·4 (2·3 to 4·9)	5·9 (3·9 to 8·3)	9·7 (6·6 to 13·9)	14·3 (10·2 to 20)	22·9 (17·1 to 30·4)	38·5 (29·7 to 53·4)	41·3 (30·2 to 59·6)	42 (30·1 to 58·4)	38·1 (27·4 to 53)	24·4 (19·9 to 34·4)	7·1 (4·9 to 10·9)	354
Myelodysplastic, myeloproliferative, and other hematopoietic n	0·2 (0·1 to 0·4)	0·4 (0 to 0·6)	0·4 (0·2 to 0·6)	0·4 (0·3 to 0·6)	0·3 (0·3 to 0·5)	0·3 (0·2 to 0·5)	0·4 (0·3 to 0·5)	0·4 (0·3 to 0·6)	1·1 (0·7 to 1·6)	1·6 (0·9 to 2·6)	1·6 (1·1 to 2·2)	3·4 (2·3 to 4·9)	3·4 (2·3 to 4·9)	5·9 (3·9 to 8·3)	9·7 (6·6 to 13·9)	14·3 (10·2 to 20)	22·9 (17·1 to 30·4)	38·5 (29·7 to 53·4)	41·3 (30·2 to 59·6)	42 (30·1 to 58·4)	38·1 (27·4 to 53)	24·4 (19·9 to 34·4)	7·1 (4·9 to 10·9)	354
Benign and in situ intestinal neoplasms	0 (0 to 0)	0 (0 to 0)	0 (0 to 0)	0 (0 to 0)	0 (0 to 0)	0 (0 to 0)	0 (0 to 0)	0 (0 to 0)	0 (0 to 0)	0 (0 to 0)	0 (0 to 0)	0 (0 to 0)	0 (0 to 0)	0 (0 to 0)	0 (0 to 0)	0 (0 to 0)	0 (0 to 0)	0 (0 to 0)	0 (0 to 0)	0 (0 to 0)	0 (0 to 0)	0 (0 to 0)	0 (0 to 0)	0
Benign and in situ cervical and uterine neoplasms	0 (0 to 0)	0 (0 to 0)	0 (0 to 0)	0 (0 to 0)	0 (0 to 0)	0 (0 to 0)	0 (0 to 0)	0 (0 to 0)	0 (0 to 0)	0 (0 to 0)	0 (0 to 0)	0 (0 to 0)	0 (0 to 0)	0 (0 to 0)	0 (0 to 0)	0 (0 to 0)	0 (0 to 0)	0 (0 to 0)	0 (0 to 0)	0 (0 to 0)	0 (0 to 0)	0 (0 to 0)	0 (0 to 0)	0
Other benign and in situ neoplasms	0 (0 to 0)	0 (0 to 0)	0 (0 to 0)	0 (0 to 0)	0 (0 to 0)	0 (0 to 0)	0 (0 to 0)	0 (0 to 0)	0 (0 to 0)	0 (0 to 0)	0 (0 to 0)	0 (0 to 0)	0 (0 to 0)	0 (0 to 0)	0 (0 to 0)	0 (0 to 0)	0 (0 to 0)	0 (0 to 0)	0 (0 to 0)	0 (0 to 0)	0 (0 to 0)	0 (0 to 0)	0 (0 to 0)	0
Cardiovascular diseases	2·5 (1·9 to 3·4)	2·9 (2·3 to 3·7)	17·4 (11·3 to 25·6)	14·9 (10·9 to 19·6)	13 (10·1 to 16·5)	19·2 (13·9 to 24·5)	49·2 (38·5 to 62·2)	62·1 (49·3 to 80·2)	99·7 (77·1 to 129)	168 (131 to 208)	222 (167 to 291)	333 (262 to 414)	643 (521 to 787)	916 (734 to 1,130)	1,218 (993 to 1,475)	1,466 (1,213 to 1,746)	2,030 (1,710 to 2,356)	3,410 (2,910 to 3,960)	3,786 (3,205 to 4,390)	4,479 (3,785 to 5,179)	4,348 (3,668 to 5,035)	3,158 (2,629 to 3,808)	1,179 (921 to 1,540)	27,593
Rheumatic heart disease	0 (0 to 0)	0 (0 to 0)	0·4 (0·1 to 0·7)	0·4 (0·3 to 0·5)	0·4 (0·2 to 0·5)	0·4 (0·3 to 0·5)	0·6 (0·4 to 0·8)	1·2 (0·9 to 1·6)	2 (1·5 to 2·5)	3 (2·3 to 3·9)	4·5 (3·4 to 6)	7·6 (5·8 to 9·7)	11·9 (9·1 to 15·4)	17 (13·1 to 21·5)	23·1 (17·9 to 29·3)	27·1 (21·1 to 34·2)	24·7 (19·2 to 32)	29·9 (23·1 to 38·5)	44·5 (34·2 to 57·2)	45 (34·1 to 59·1)	39·1 (27·8 to 51·9)	21·5 (15·4 to 28·9)	6·8 (4·6 to 9·4)	286
Ischemic heart disease	0 (0 to 0)	0 (0 to 0)	0·4 (0·2 to 0·6)	0·4 (0·3 to 0·5)	0·4 (0·2 to 0·5)	2·1 (1·4 to 3·1)	4·4 (2·8 to 6·3)	9·9 (6·9 to 13·6)	22·2 (15·7 to 30·5)	43·1 (32·5 to 56·4)	63·1 (48·2 to 82·2)	94·2 (73·3 to 121·5)	184 (141·5 to 236·5)	267 (201·5 to 350·5)	351 (269·5 to 463)	446 (347·5 to 562·5)	648 (513·5 to 798·5)	977·5 (786·5 to 1,175·5)	1,420 (1,202 to 1,682)	1,682 (1,385·5 to 2,040)	1,682 (1,408·5 to 2,040)	1,340 (1,082·5 to 1,740)	511 (395·5 to 702·5)	11,603
Stroke	0·2 (0·1 to 0·4)	0·7 (0·2 to 1·3)	2·6 (1·7 to 4·3)	3·1 (2·1 to 4·3)	4·2 (3·1 to 5·6)	10 (6·8 to 14·7)	19·1 (13·4 to 26·2)	29·2 (21·1 to 40·5)	45·5 (34·1 to 61·1)	69·4 (51·9 to 91·5)	96·5 (73·1 to 126)	137 (106 to 180)	189 (149 to 239)	262 (203 to 333)	343 (275 to 432)	417 (331 to 506)	559 (457 to 683)	737 (617 to 910)	826 (684 to 1,009)	1,100 (917 to 1,360)	1,366 (1,149 to 1,736)	1,422 (1,193 to 1,793)	1,035 (863 to 1,220)	390 (324 to 487)	8,390
Ischemic stroke	0·1 (0·1 to 0·3)	0·5 (0·2 to 0·8)	1·9 (1·3 to 2·8)	2·6 (2·0 to 3·4)	3·8 (2·9 to 4·9)	9·1 (7·1 to 11·6)	17·3 (13·3 to 22·3)	26·4 (20·4 to 34·1)	41·1 (31·8 to 52·8)	63·1 (48·9 to 81·2)	87·5 (67·8 to 112·5)	124·5 (96·5 to 160·5)	171·5 (132·5 to 221·5)	237·5 (183·5 to 306·5)	311·5 (241·5 to 401·5)	378·5 (293·5 to 488·5)	507·5 (393·5 to 654·5)	668·5 (518·5 to 862·5)	749·5 (581·5 to 966·5)	994·5 (771·5 to 1,282)	1,240·5 (962·5 to 1,599)	1,282·5 (994·5 to 1,653)	940·5 (729·5 to 1,212)	354 (274·5 to 456·5)	4,840
Intracerebral hemorrhage	0 (0 to 0·1)	0·1 (0 to 0·2)	0·4 (0·2 to 0·6)	0·4 (0·2 to 0·6)	0·4 (0·2 to 0·6)	0·6 (0·4 to 0·9)	0·9 (0·6 to 1·3)	1·1 (0·8 to 1·6)	1·6 (1·1 to 2·3)	2·4 (1·7 to 3·4)	3·5 (2·5 to 4·9)	5·2 (3·8 to 7·3)	7·2 (5·3 to 10·1)	9·9 (7·3 to 13·8)	13·1 (9·7 to 18·3)	15·9 (11·8 to 22·2)	21·4 (15·8 to 29·8)	28·1 (20·8 to 39·1)	31·2 (23·1 to 43·5)	42·1 (31·2 to 58·6)	52·2 (38·6 to 72·7)	53·9 (39·9 to 75·1)	39·6 (29·3 to 55·1)	14·9 (11·1 to 20·8)	354
Subarachnoid hemorrhage	0·1 (0 to 0·1)	0·1 (0 to 0·2)	0·3 (0·2 to 0·5)	0·3 (0·2 to 0·5)	0·3 (0·2 to 0·5)	0·5 (0·3 to 0·6)	0·6 (0·4 to 0·8)	0·8 (0·5 to 1·1)	1·2 (0·8 to 1·6)	1·7 (1·2 to 2·3)	2·3 (1·6 to 3·2)	3·3 (2·3 to 4·6)	4·6 (3·2 to 6·4)	6·3 (4·4 to 8·8)	8·3 (5·8 to 11·6)	10·1 (7·1 to 14·2)	13·6 (9·5 to 19·1)	17·8 (12·5 to 25)	19·8 (13·9 to 27·8)	26·7 (18·8 to 37·5)	33·1 (23·3 to 46·5)	34·2 (24·1 to 48)	25·1 (17·7 to 35·3)	9·5 (6·7 to 13·3)	354
Hypertensive heart disease	0 (0 to 0)	0 (0 to 0)	0 (0 to 0)	0 (0 to 0)	0 (0 to 0)	0·3 (0·2 to 0·4)	0·3 (0·2 to 0·5)	0·5 (0·3 to 0·6)	0·8 (0·5 to 1·1)	1·2 (0·8 to 1·7)	1·6 (1·1 to 2·3)	2·4 (1·6 to 3·4)	3·5 (2·4 to 4·9)	5·1 (3·5 to 7·1)	7·1 (4·9 to 9·9)	9·1 (6·3 to 12·7)	12·2 (8·4 to 17)	16·1 (11·1 to 22·5)	18·1 (12·5 to 25·3)	24·4 (16·9 to 34·1)	30·3 (20·9 to 42·3)	31·3 (21·6 to 43·7)	23 (15·9 to 32·1)	8·7 (6·1 to 12·1)	354
Non-rheumatic valvular heart disease	0 (0 to 0)	0 (0 to 0)	0 (0 to 0)	0 (0 to 0)	0 (0 to 0)	0 (0 to 0)	0·5 (0·3 to 0·7)	1·1 (0·7 to 1·5)	1·7 (1·1 to 2·3)	2·6 (1·7 to 3·6)	3·6 (2·5 to 4·9)	5·3 (3·7 to 7·2)	7·5 (5·3 to 10·2)	10·5 (7·5 to 14·3)	14·5 (10·3 to 19·7)	17·5 (12·4 to 23·8)	21·4 (15·2 to 29·1)	27·5 (19·5 to 37·4)	30·6 (21·7 to 41·6)	41·2 (29·2 to 56)	51·2 (36·3 to 69·6)	53·1 (37·6 to 72·2)	39·8 (28·2 to 54·1)	15·1 (10·7 to 20·5)	945
Non-rheumatic calcific aortic valve disease	0·2 (0 to 0·5)	0·6 (0 to 1·3)	3·1 (2·1 to 4·3)	2·6 (1·8 to 3·6)	2·3 (1·6 to 3·2)	3·4 (2·4 to 4·7)	8·8 (6·2 to 12·2)	16·4 (11·6 to 22·6)	28·1 (19·9 to 38·9)	43·5 (30·8 to 60·2)	60·2 (42·6 to 83·3)	84·1 (59·5 to 116)	118 (83·5 to 163)	164 (116 to 226)	214 (151 to 296)	252 (178 to 348)	302 (214 to 418)	353 (250 to 488)	357 (253 to 494)	327 (231 to 453)	257 (182 to 355)	167 (118 to 231)	74 (52 to 102)	3,730
Non-rheumatic degenerative mitral valve disease	0 (0 to 0)	0 (0 to 0)	0 (0 to 0)	0 (0 to 0)	0 (0 to 0)	0 (0 to 0)	0·2 (0 to 0·4)	0·5 (0·3 to 0·7)	0·8 (0·4 to 1·1)	1·3 (0·8 to 2·0)	1·9 (1·2 to 2·9)	2·8 (1·8 to 4·3)	3·9 (2·5 to 6)	5·5 (3·5 to 8·4)	7·5 (4·8 to 11·5)	9·1 (5·9 to 13·9)	11·1 (7·1 to 16·9)	14·2 (9·1 to 21·6)	15·8 (10·2 to 24)	21·3 (13·6 to 32·4)	26·5 (16·9 to 40·3)	27·4 (17·5 to 41·7)	20·5 (13·1 to 31·2)	7·8 (4·9 to 11·9)	218
Other non-rheumatic valve diseases	0 (0 to 0)	0 (0 to 0)	0 (0 to 0)	0 (0 to 0)	0 (0 to 0)	0·1 (0 to 0·1)	0·1 (0 to 0·1)	0·1 (0 to 0·1)	0·1 (0 to 0·1)	0·1 (0 to 0·2)	0·2 (0 to 0·2)	0·3 (0 to 0·4)	0·4 (0 to 0·5)	0·5 (0 to 0·7)	0·7 (0 to 0·9)	0·8 (0 to 1·1)	1 (0 to 1·3)	1·3 (0 to 1·7)	1·4 (0 to 1·9)	1·9 (0 to 2·5)	2·4 (0 to 3·2)	2·5 (0 to 3·3)	1·9 (0 to 2·5)	0·7 (0 to 1)	1·1
Cardiomyopathy and myocarditis	1 (0·4 to 1·8)	1·4 (0·6 to 2·4)	7 (3·2 to 13)	5·9 (2·8 to 10·3)	5·2 (2·4 to 9·2)	7·6 (3·4 to 13·5)	19·6 (8·7 to 34·7)	24·7 (11·1 to 43·7)	39·5 (17·6 to 69·5)	66·5 (29·6 to 117)	88·1 (39·2 to 155)	131 (58·3 to 232)	189 (84·2 to 334)	259 (115 to 457)	354 (157 to 625)	403 (179 to 712)	558 (248 to 985)	804 (358 to 1,420)	1,000 (445 to 1,766)	1,154 (514 to 2,038)	1,154 (514 to 2,038)	1,053 (469 to 1,859)	809 (360 to 1,429)	403
Myocarditis	0·3 (0 to 1·1)	0·5 (0 to 1·8)	1·9 (0·7 to 4·2)	1·6 (0·6 to 3·6)	1·4 (0·5 to 3·2)	2·1 (0·8 to 4·6)	5·4 (2·1 to 11·8)	6·7 (2·6 to 14·6)	10·8 (4·2 to 23·6)	18·1 (7·1 to 39·5)	24·1 (9·4 to 52·6)	35·8 (14·1 to 78·2)	51·6 (20·3 to 113)	70·8 (27·9 to 154)	96·8 (38·1 to 211)	110 (43·3 to 240)	152 (59·8 to 332)	219 (86·2 to 479)	273 (107·5 to 596)	315 (124·1 to 689)	315 (124·1 to 689)	288 (113·4 to 629)	221 (87·1 to 482)	110 (43·3 to 240)	3,730
Alcoholic cardiomyopathy	0 (0 to 0)	0 (0 to 0)	0 (0 to 0)	0 (0 to 0)	0 (0 to 0)	0 (0 to 0)	0 (0 to 0)	0 (0 to 0)	0 (0 to 0)	0 (0 to 0)	0 (0 to 0)	0 (0 to 0)	0 (0 to 0)	0 (0 to 0)	0 (0 to 0)	0 (0 to 0)	0 (0 to 0)	0 (0 to 0)	0 (0 to 0)	0 (0 to 0)	0 (0 to 0)	0 (0 to 0)	0 (0 to 0)	0 (0 to 0)	0
Other cardiomyopathy	0·8 (0·4 to 1·6)	1·1 (0·4 to 1·9)	4·6 (2·4 to 8·3)	3·9 (2·0 to 7·2)	3·2 (1·6 to 6·2)	4·5 (2·2 to 8·4)	9·8 (4·8 to 18·2)	12·9 (6·3 to 24·1)	18·6 (9·1 to 34·8)	27·5 (13·4 to 51·5)	34·9 (17·1 to 65·3)	47·8 (23·3 to 89·5)	62·5 (30·5 to 117)	77·5 (37·8 to 145)	93·5 (45·6 to 175)	101 (49·3 to 189)	114 (55·6 to 213)	126 (61·5 to 236)	127 (62·1 to 237)	120 (58·6 to 225)	104 (50·8 to 195)	80·6 (39·3 to 151)	54·2 (26·4 to 101)	20·8 (10·1 to 38·9)	302
Atrial fibrillation and flutter	0 (0 to 0)	0 (0 to 0)	0 (0 to 0)	0 (0 to 0)	0 (0 to 0)	0 (0 to 0)	0 (0 to 0)	0 (0 to 0)	0 (0 to 0)	0 (0 to 0)	0 (0 to 0)	0 (0 to 0)	0 (0 to 0)	0 (0 to 0)	0 (0 to 0)	0 (0 to 0)	0 (0 to 0)	0 (0 to 0)	0 (0 to 0)	0 (0 to 0)	0 (0 to 0)	0 (0 to 0)	0 (0 to 0)	0 (0 to 0)	0
Aortic aneurysm	…	…	…	…	…	…	0·4 (0·2 to 0·6)	0·6 (0·4 to 0·9)	1·1 (0·7 to 1·6)	2·2 (1·4 to 3·2)	3·2 (2·1 to 4·7)	5·1 (3·3 to 7·3)	7·8 (5·1 to 11·2)	11·3 (7·4 to 16·2)	15·7 (10·3 to 22·5)	20·6 (13·5 to 29·5)	26·3 (17·2 to 37·7)	33·1 (21·7 to 47·4)	36·5 (23·9 to 52·3)	43·2 (28·3 to 61·9)	49·4 (32·4 to 70·8)	47·2 (30·9 to 67·6)	36·1 (23·7 to 51·7)	14·2 (9·3 to 20·3)	354
Endocarditis	0·1 (0 to 0·2)	0·2 (0 to 0·4)	0·9 (0·4 to 2·1)	0·7 (0·3 to 1·6)	0·6 (0·2 to 1·4)	1·4 (0·6 to 3·2)	1·8 (0·8 to 4·2)	2·5 (1·1 to 5·7)	3·6 (1·6 to 8·1)	4·5 (2·1 to 10·1)	4·6 (2·2 to 10·3)	5·1 (2·4 to 11·5)	5·6 (2·7 to 12·6)	7·3 (3·5 to 16·5)	9·5 (4·5 to 21·5)	12·4 (5·9 to 27·9)	13·7 (6·5 to 30·7)	16·2 (7·7 to 36·5)	17·9 (8·5 to 40·3)	23·5 (11·2 to 52·9)	23·4 (11·1 to 52·6)	19·4 (9·2 to 43·6)	8·7 (4·1 to 19·6)	269
Other cardiovascular and circulatory diseases	1·3 (0·5 to 2·2)	1·4 (0·6 to 2·4)	6·1 (2·1 to 9·7)	3·9 (1·6 to 6·5)	2·8 (1·2 to 4·6)	4·5 (2·0 to 7·6)	16·8 (7·6 to 28·4)	29·4 (13·1 to 49·7)	41·1 (18·6 to 69·2)	62·1 (28·6 to 104)	79 (36·8 to 132)	94·1 (44·1 to 157)	89·3 (41·4 to 149)	70·1 (32·9 to 117)	94 (44·3 to 156)	70 (32·9 to 117)	105 (49·6 to 174)	76·4 (35·9 to 126)	121 (57·1 to 200)	85·1 (39·9 to 141)	102 (48·1 to 169)	78 (36·7 to 129)	46 (21·6 to 76·2)	27·4 (12·9 to 45·1)	1,370
Chronic respiratory diseases	39 (33·9 to 44·2)	39·5 (34·2 to 45·2)	117 (98·1 to 137)	153 (129·5 to 180)	198 (167·5 to 232)	211 (178·5 to 248)	249 (210·5 to 293)	233 (196·5 to 274)	255 (214·5 to 301)	288 (241·5 to 339)	317 (266·5 to 374)	388 (326·5 to 458)	579 (485·5 to 684)	724 (607·5 to 851)	1,020 (856·5 to 1,201)	1,410 (1,184·5 to 1,661)	2,156 (1,810·5 to 2,539)	3,950 (3,318·5 to 4,652)	4,660 (3,914·5 to 5,488)	5,260 (4,418·5 to 6,196)	5,260 (4,418·5 to 6,196)	4,600 (3,864·5 to 5,418)	2,600 (2,184·5 to 3,062)	13,960
Chronic obstructive pulmonary disease	0 (0 to 0)	1·5 (1·3 to 1·8)	3·4 (2·9 to 4·1)	6·3 (5·4 to 7·6)	9·4 (8·1 to 11·3)	13·8 (11·9 to 16·6)	20·6 (17·7 to 24·6)	29·9 (25·7 to 35·8)	39·4 (33·8 to 47·1)	54·1 (46·5 to 64·7)	67·6 (58·1 to 80·8)	131 (112·5 to 156·5)	192 (165·5 to 229·5)	286 (246·5 to 341·5)	418 (359·5 to 499·5)	571 (491·5 to 682·5)	716 (616·5 to 856·5)	1,033 (889·5 to 1,234·5)	1,400 (1,205·5 to 1,672·5)	1,668 (1,435·5 to 1,992·5)	1,668 (1,435·5 to 1,992·5)	1,118 (962·5 to 1,335·5)	632 (544·5 to 754·5)	21,960
Pneumoconiosis	0 (0 to 0)	0 (0 to 0)	0 (0 to 0)	0 (0 to 0)	0 (0 to 0)	0 (0 to 0)	0 (0 to 0)	0 (0 to 0)	0 (0 to 0)	0 (0 to 0)	0 (0 to 0)	0 (0 to 0)	0 (0 to 0)	0 (0 to 0)	0 (0 to 0)	0 (0 to 0)	0 (0 to 0)	0 (0 to 0)	0 (0 to 0)	0 (0 to 0)	0 (0 to 0)	0 (0 to 0)	0 (0 to 0)	0 (0 to 0)	0
Silicosis	0 (0 to 0)	0 (0 to 0)	0 (0 to 0)	0 (0 to 0)	0 (0 to 0)	0 (0 to 0)	0 (0 to 0)	0 (0 to 0)	0 (0 to 0)	0 (0 to 0)	0 (0 to 0)	0 (0 to 0)	0 (0 to 0)	0 (0 to 0)	0 (0 to 0)	0 (0 to 0)	0 (0 to 0)	0 (0 to 0)	0 (0 to 0)	0 (0 to 0)	0 (0 to 0)	0 (0 to 0)	0 (0 to 0)	0 (0 to 0)	0
Asbestosis	0 (0 to 0)	0 (0 to 0)	0 (0 to 0)	0 (0 to 0)	0 (0 to 0)	0 (0 to 0)	0 (0 to 0)	0 (0 to 0)	0 (0 to 0)	0 (0 to 0)	0 (0 to 0)	0 (0 to 0)	0 (0 to 0)	0 (0 to 0)	0 (0 to 0)	0 (0 to 0)	0 (0 to 0)	0 (0 to 0)	0 (0 to 0)	0 (0 to 0)	0 (0 to 0)	0 (0 to 0)	0 (0 to 0)	0 (0 to 0)	0
Coal workers pneumoconiosis	0 (0 to 0)	0 (0 to 0)	0 (0 to 0)	0 (0 to 0)	0 (0 to 0)	0 (0 to 0)	0 (0 to 0)	0 (0 to 0)	0 (0 to 0)	0 (0 to 0)	0 (0 to 0)	0 (0 to 0)	0 (0 to 0)	0 (0 to 0)	0 (0 to 0)	0 (0 to 0)	0 (0 to 0)	0 (0 to 0)	0 (0 to 0)	0 (0 to 0)	0 (0 to 0)	0 (0 to 0)	0 (0 to 0)	0 (0 to 0)	0
Other pneumoconiosis	0 (0 to 0)	0 (0 to 0)	0 (0 to 0)	0 (0 to 0)	0 (0 to 0)	0 (0 to 0)	0 (0 to 0)	0 (0 to 0)	0 (0 to 0)	0 (0 to 0)	0 (0 to 0)	0 (0 to 0)	0 (0 to 0)	0 (0 to 0)	0 (0 to 0)	0 (0 to 0)	0 (0 to 0)	0 (0 to 0)	0 (0 to 0)	0 (0 to 0)	0 (0 to 0)	0 (0 to 0)	0 (0 to 0)	0 (0 to 0)	0
Asthma	159 (94·9 to 241)	159 (97·1 to 247)	159 (91·5 to 239)	159 (96·7 to 239)	159 (96 to 239)	159 (112 to 215)	159 (120 to 209)	159 (119 to 205)	159 (119 to 207)	159 (114 to 221)	159 (114 to 229)	159 (107 to 247)	159 (106 to 247)	159 (106 to 247)	159 (106 to 247)	159 (106 to 247)	159 (106 to 247)	159 (106 to 247)	159 (106 to 247)	159 (106 to 247)	159 (106 to 247)	159 (106 to 247)	159 (99 to 247)	159 (94 to 247)	3,220
Interstitial lung disease and pulmonary sarcoidosis	1 (0 to 2)	1 (0 to 2)	3 (2 to 5)	3 (2 to 4)	3 (2 to 4)	3 (2 to 5)	4 (3 to 5)	5 (3 to 6)	6 (4 to 8)	7 (5 to 9)	8 (6 to 11)	10 (7 to 14)	14 (10 to 19)	19 (14 to 26)	26 (19 to 35)	33 (24 to 45)	43 (31 to 58)	57 (42 to 77)	63 (46 to 85)	72 (53 to 97)	78 (57 to 105)	78 (57 to 105)	68 (50 to 92)	39 (28 to 53)	1,000
Other chronic respiratory diseases	0·7 (0·5 to 1)	1·2 (0·8 to 1·7)	11·5 (7·7 to 16·7)	17·5 (11·9 to 24·5)	19·6 (13·4 to 27·5)	19·1 (13·1 to 26·8)	49·2 (33·8 to 68·9)	77·6 (53·3 to 108)	107 (73·3 to 150)	149 (102 to 208)	189 (130 to 264)	276 (189 to 385)	407 (279 to 568)	589 (404 to 822)	797 (547 to 1,110)	1,041 (714 to 1,451)	1,397 (958 to 1,947)	1,997 (1,370 to 2,783)	2,284 (1,567 to 3,183)	2,597 (1,781 to 3,619)	2,597 (1,781 to 3,619)	2,597 (1,781 to 3,619)	2,597 (1,781 to 3,619)	2,597 (1,781 to 3,619)	49,930
Digestive diseases	17 (9·5 to 31)	17 (9·7 to 31)	17 (9·5 to 31)	17 (9·5 to 31)	17 (9·5 to 31)	17 (9·5 to 31)	17 (9·5 to 31)	17 (9·5 to 31)	17 (9·5 to 31)	17 (9·5 to 31)	17 (9·5 to 31)	17 (9·5 to 31)	17 (9·5 to 31)	17 (9·5 to 31)	17 (9·5 to 31)	17 (9·5 to 31)	17 (9·5 to 31)	17 (9·5 to 31)	17 (9·5 to 31)	17 (9·5 to 31)	17 (9·5 to 31)	17 (9·5 to 31)	17 (9·5 to 31)	17 (9·5 to 31)	408
Cirrhosis and other chronic liver diseases	0 (0 to 0)	0 (0 to 0)	2·1 (1·3 to 3·2)	1·7 (1·1 to 2·6)	1·6 (1·1 to 2·3)	2·5 (1·7 to 3·4)	7·8 (5·4 to 10·7)	26·9 (18·1 to 36·8)	76·5 (51·6 to 104)	122 (82 to 167)	155 (105 to 214)	190 (129 to 261)	260 (176 to 358)	375 (255 to 514)	453 (308 to 620)	530 (361 to 726)	609 (415 to 835)	713 (486 to 977)	739 (504 to 1,012)	718 (489 to 984)	718 (489 to 984)	718 (489 to 984)	718 (489 to 984)	718 (489 to 984)	9,930
Cirrhosis and other chronic liver diseases due to hepatitis B	0 (0 to 0)	0 (0 to 0)	0 (0 to 0)	0 (0 to 0)	0 (0 to 0)	0 (0 to 0)	0 (0 to 0)	1·6 (0·9 to 2·5)	6·5 (3·7 to 10·1)	11·6 (6·6 to 18)	17·3 (9·7 to 27)	14·6 (8·2 to 22·7)	9·3 (5·2 to 14·5)	22·4 (12·6 to 34·9)	28·9 (16·2 to 45·1)	29·6 (16·6 to 46·1)	22 (12·3 to 34·3)	19·9 (11·2 to 31)	23·6 (13·2 to 36·8)	9·4 (5·3 to 14·7)	3·4 (1·9 to 5·3)	2 (1·1 to 3·2)	1·2 (0·7 to 1·9)	197
Cirrhosis and other chronic liver diseases due to hepatitis C	0 (0 to 0)	0 (0 to 0)	0 (0 to 0)	0 (0 to 0)	0 (0 to 0)	0·1 (0 to 0·1)	0·2 (0 to 0·3)	1·7 (1 to 2·6)	5·5 (3·3 to 8·5)	9·6 (5·7 to 14·9)	14·6 (8·6 to 22·7)	15·8 (9·3 to 24·6)	10·3 (6·1 to 16)	15·8 (10·1 to 23·3)	22·6 (14·5 to 33·2)	20·6 (13·2 to 30·4)	17·4 (11·2 to 25·6)	12·9 (8·3 to 19)	11·1 (7·1 to 16·4)	4·2 (2·7 to 6·2)	2·6 (1·7 to 3·8)	1·2 (0·7 to 1·7)	0·7 (0·5 to 1·1)	143
Cirrhosis and other chronic liver diseases due to alcohol use	0 (0 to 0)	0 (0 to 0)	0 (0 to 0)	0 (0 to 0)	0 (0 to 0)	0·1 (0 to 0·1)	0·1 (0 to 0·1)	0·7 (0 to 1·1)	2·4 (1·5 to 3·7)	4·2 (2·6 to 6·4)	6·4 (3·9 to 9·7)	7·1 (4·3 to 10·7)	4·6 (2·8 to 6·9)	7·1 (4·3 to 10·7)	10·2 (6·2 to 15·3)	9·4 (5·7 to 14·1)	8·1 (4·9 to 12·1)	6·1 (3·7 to 9·1)	5·3 (3·2 to 7·9)	2·1 (1·3 to 3·1)	1·3 (0·8 to 1·9)	0·6 (0·4 to 0·9)	0·3 (0·2 to 0·5)	64
Cirrhosis and other chronic liver diseases due to NAFLD	0 (0 to 0)	0 (0 to 0)	0 (0 to 0)	0 (0 to 0)	0 (0 to 0)	0 (0 to 0)	0·1 (0 to 0·1)	0·3 (0·2 to 0·5)	0·7 (0·5 to 1·1)	1·2 (0·8 to 1·8)	1·8 (1·2 to 2·7)	2·5 (1·7 to 3·7)	3·6 (2·4 to 5·3)	5·1 (3·4 to 7·5)	7·3 (4·9 to 10·7)	9·1 (6·1 to 13·3)	11·2 (7·5 to 16·4)	13·8 (9·3 to 20·2)	15·2 (10·2 to 22·2)	16·9 (11·4 to 24·7)	16·9 (11·4 to 24·7)	15·2 (10·2 to 22·2)	9·3 (6·2 to 13·6)	339
Cirrhosis and other chronic liver diseases due to other causes	0 (0 to 0)	0 (0 to 0)	2·1 (1·3 to 3·2)	1·7 (1·1 to 2·6)	1·6 (1·1 to 2·3)	4·2 (2·8 to 6·1)	9·7 (6·5 to 13·9)	23·7 (15·9 to 33·9)	39·5 (26·5 to 56·5)	59·5 (39·9 to 85·1)	82·2 (55·1 to 118)	92·2 (61·8 to 132)	92·7 (62·1 to 133)	97·4 (65·3 to 139)	77·4 (51·9 to 111)	53·7 (36·1 to 77)	33 (22·1 to 47)	19·2 (12·9 to 27·5)	14·1 (9·5 to 20·2)	4·3 (2·9 to 6·2)	2·2 (1·5 to 3·2)	0·9 (0·6 to 1·3)	0·4 (0·3 to 0·6)	704
Upper digestive system diseases	0 (0 to 0)	0 (0 to 0)	0·1 (0 to 0·2)	0·1 (0 to 0·1)	0·1 (0 to 0·1)	0·1 (0 to 0·2)	0·2 (0·1 to 0·3)	0·3 (0·2 to 0·4)	0·5 (0·3 to 0·7)	0·7 (0·5 to 1·1)	1·1 (0·7 to 1·6)	1·6 (1·1 to 2·3)	2·4 (1·6 to 3·4)	3·4 (2·3 to 4·8)	4·6 (3·1 to 6·5)	5·7 (3·8 to 8·1)	7·1 (4·7 to 10·1)	8·8 (5·8 to 12·5)	9·5 (6·3 to 13·5)	10·7 (7·1 to 15·2)	10·7 (7·1 to 15·2)	9·5 (6·3 to 13·5)	4·4 (2·9 to 6·3)	354
Peptic ulcer disease	0 (0 to 0)	0 (0 to 0)	0 (0 to 0·2)	0 (0 to 0·2)	0 (0 to 0·2)	0·1 (0 to 0·2)	0·2 (0 to 0·3)	0·3 (0 to 0·4)	0·4 (0 to 0·6)	0·6 (0 to 0·8)	0·8 (0 to 1·1)	1·1 (0 to 1·5)	1·6 (1 to 2·2)	2·3 (1·5 to 3·2)	3·1 (2 to 4·3)	3·9 (2·5 to 5·4)	4·8 (3·1 to 6·7)	6·1 (3·9 to 8·5)	6·5 (4·2 to 9·1)	7·3 (4·7 to 10·2)	7·3 (4·7 to 10·2)	6·5 (4·2 to 9·1)	3 (1·9 to 4·2)	474
Gastritis and duodenitis	0 (0 to 0)	0 (0 to 0)	0 (0 to 0)	0 (0 to 0)	0 (0 to 0)	0 (0 to 0)	0 (0 to 0)	0 (0 to 0)	0 (0 to 0)	0 (0 to 0)	0 (0 to 0)	0 (0 to 0)	0 (0 to 0)	0 (0 to 0)	0 (0 to 0)	0 (0 to 0)	0 (0 to 0)	0 (0 to 0)	0 (0 to 0)	0 (0 to 0)	0 (0 to 0)	0 (0 to 0)	0 (0 to 0)	0 (0 to 0)	0
Gastroesophageal reflux disease	0 (0 to 0)	0 (0 to 0)	0 (0 to

Congenital birth defects	237 (172 to 309)	129 (91.2 to 180)	309 (217 to 419)	133 (102 to 178)	64-8 (47.1 to 89.1)	57-8 (42.1 to 81.4)	62-7 (47.7 to 80.7)	53-4 (40.1 to 70.4)	49-9 (37.3 to 66.3)	52-4 (39 to 67.9)	49-8 (37 to 65.1)	46-1 (32.6 to 62.4)	56-7 (37.5 to 75.4)	62-3 (42.3 to 84.4)	66-2 (42.4 to 89.4)	52-1 (32.6 to 71.2)	38-6 (24.9 to 51.8)	19-1 (9.3 to 23.1)	9-3 (5.6 to 14.7)	6-2 (3.5 to 9.6)	3-6 (2.1 to 5.7)	1-6 (0.9 to 2.5)	0-4 (0.2 to 0.7)		1,930
Neural tube defects	21-5 (11.7 to 29.2)	4-9 (2.6 to 8.4)	29-2 (17.8 to 74.5)	29-7 (19.4 to 45)	2-4 (1.6 to 3.4)	2-7 (1.6 to 3.1)	2-7 (1.9 to 4)	2-5 (1.6 to 3.7)	2-2 (1.5 to 3.1)	2-2 (1.5 to 3.2)	2 (1.5 to 3)	1-4 (0.9 to 2.2)	1-4 (0.9 to 2.4)	2-5 (1.6 to 3.6)	0-9 (0.6 to 1.4)	1-4 (0.9 to 2)	0-3 (0.2 to 0.5)	0-2 (0.1 to 0.5)	0-1 (0.1 to 0.3)	0-1 (0.1 to 0.3)	0-1 (0.1 to 0.3)	0-1 (0.1 to 0.2)	0-1 (0.1 to 0.2)		116
Congenital heart anomalies	34-8 (24.4 to 47.6)	18-6 (12.7 to 26.6)	44-9 (30.7 to 64.5)	19-2 (13.4 to 26.5)	9-2 (6.7 to 12.2)	8-2 (5.7 to 11.4)	9-1 (6.7 to 12.1)	7-7 (5.3 to 10.5)	7-2 (5.1 to 9.8)	7-5 (5.1 to 10.2)	7-1 (4.9 to 9.7)	6-6 (4.3 to 9.2)	8-1 (5.1 to 12.1)	9-1 (5.7 to 13.1)	9-5 (5.7 to 13.7)	7-5 (4.4 to 10.1)	5-5 (3.4 to 7.9)	2-7 (1.7 to 4.1)	1-3 (0.8 to 2.1)	1-1 (0.7 to 1.8)	0-8 (0.5 to 1.2)	0-2 (0.1 to 0.4)	0-1 (0.1 to 0.2)		381
Orofacial clefts	0 (0 to 0)	0 (0 to 0.1)	0-6 (0.3 to 1.7)	0-7 (0.3 to 2.1)	0-7 (0.1 to 1.6)	0-7 (0.1 to 1.6)	0-6 (0.1 to 1.5)	0-7 (0.1 to 1.6)	0-7 (0.1 to 1.6)	0-7 (0.1 to 1.6)	0-7 (0.1 to 1.6)	0-6 (0.1 to 1.4)	0-6 (0.1 to 1.5)	0-8 (0.3 to 1.3)	0-8 (0.3 to 1.3)	0-7 (0.3 to 1.4)	0-7 (0.3 to 1.5)	0-7 (0.3 to 1.7)	0-6 (0.3 to 1.5)	0-6 (0.3 to 1.4)	0-6 (0.3 to 1.4)	0-6 (0.3 to 1.3)	0-1 (0.1 to 0.2)		124
Down syndrome	18 (9.3 to 17.2)	3-1 (1.6 to 3.3)	8-7 (4.6 to 16.7)	3-3 (2.3 to 5.1)	4 (2.4 to 6.2)	2-4 (1.5 to 4)	4-8 (3.1 to 7.1)	2-7 (1.8 to 4)	3-6 (2.4 to 5.2)	3-6 (2.4 to 5.2)	2-6 (1.7 to 4)	4-2 (2.6 to 6.8)	4-7 (2.8 to 8)	11-1 (7.1 to 16.1)	27-3 (17.1 to 37.8)	27-8 (17.1 to 41.8)	21-3 (12.9 to 33.7)	11-6 (6.9 to 18.6)	6-2 (3.5 to 9.5)	4-3 (2.5 to 6.5)	2-3 (1.3 to 3.5)	0-9 (0.5 to 1.5)	0-2 (0.1 to 0.3)		163
Turner syndrome	0 (0 to 0)	0 (0 to 0)	0-1 (0 to 0.2)	0-2 (0 to 0.8)	0-4 (0.2 to 1)	0-4 (0.1 to 1)	0-6 (0.1 to 1.1)	0-5 (0.1 to 1.2)	0-5 (0.1 to 1.3)	0-5 (0.1 to 1.3)	0-4 (0.1 to 1)	0-3 (0.1 to 0.9)	0-5 (0.1 to 1.2)	0-5 (0.1 to 1.3)	0-1 (0 to 0.3)	0-1 (0 to 0.2)	0-1 (0 to 0.3)	0-1 (0 to 0.3)	0-1 (0 to 0.1)	0-1 (0 to 0.1)	0-1 (0 to 0.1)	0-1 (0 to 0.1)	0-1 (0 to 0.1)		4-5
Klinefelter syndrome	0 (0 to 0)	0 (0 to 0)	0 (0 to 0)

SR Table 2b: Cumbria DALYS by cause and age group for females with 95% uncertainty intervals, 2019

Cause	Early Neonatal (0-6 days)	Late Neonatal (7-27 days)	Post Neonatal (28-364 days)	1 to 4	5 to 9	10 to 14	15 to 19	20 to 24	25 to 29	30 to 34	35 to 39	40 to 44	45 to 49	50 to 54	55 to 59	60 to 64	65 to 69	70 to 74	75 to 79	80 to 84	85 to 89	90 to 94	95 plus	Total
All causes	2412 (2412 to 2412)	1,264 (1,264 to 1,264)	1,107 (1,107 to 1,107)	1,139 (1,139 to 1,139)	1,020 (1,020 to 1,020)	1,004 (1,004 to 1,004)	1,180 (1,180 to 1,180)	1,410 (1,410 to 1,410)	1,713 (1,713 to 1,713)	2,044 (2,044 to 2,044)	2,353 (2,353 to 2,353)	2,573 (2,573 to 2,573)	2,960 (2,960 to 2,960)	3,310 (3,310 to 3,310)	3,660 (3,660 to 3,660)	4,106 (4,106 to 4,106)	4,579 (4,579 to 4,579)	5,129 (5,129 to 5,129)	5,772 (5,772 to 5,772)	6,477 (6,477 to 6,477)	7,362 (7,362 to 7,362)	8,429 (8,429 to 8,429)	9,695 (9,695 to 9,695)	11,210 (11,210 to 11,210)	12,974 (12,974 to 12,974)	15,012 (15,012 to 15,012)	17,374 (17,374 to 17,374)	20,112 (20,112 to 20,112)	23,282 (23,282 to 23,282)	26,954 (26,954 to 26,954)	31,200 (31,200 to 31,200)	36,110 (36,110 to 36,110)	41,800 (41,800 to 41,800)	48,400 (48,400 to 48,400)	56,020 (56,020 to 56,020)	64,850 (64,850 to 64,850)	75,060 (75,060 to 75,060)	86,900 (86,900 to 86,900)	100,600 (100,600 to 100,600)	116,500 (116,500 to 116,500)	134,900 (134,900 to 134,900)	156,200 (156,200 to 156,200)	180,900 (180,900 to 180,900)	209,400 (209,400 to 209,400)	242,200 (242,200 to 242,200)	280,000 (280,000 to 280,000)	323,600 (323,600 to 323,600)	373,900 (373,900 to 373,900)	431,900 (431,900 to 431,900)	498,600 (498,600 to 498,600)	574,900 (574,900 to 574,900)	661,900 (661,900 to 661,900)	761,000 (761,000 to 761,000)	874,000 (874,000 to 874,000)	1,000,000 (1,000,000 to 1,000,000)	1,140,000 (1,140,000 to 1,140,000)	1,290,000 (1,290,000 to 1,290,000)	1,450,000 (1,450,000 to 1,450,000)	1,620,000 (1,620,000 to 1,620,000)	1,800,000 (1,800,000 to 1,800,000)	1,990,000 (1,990,000 to 1,990,000)	2,190,000 (2,190,000 to 2,190,000)	2,400,000 (2,400,000 to 2,400,000)	2,620,000 (2,620,000 to 2,620,000)	2,850,000 (2,850,000 to 2,850,000)	3,090,000 (3,090,000 to 3,090,000)	3,340,000 (3,340,000 to 3,340,000)	3,600,000 (3,600,000 to 3,600,000)	3,870,000 (3,870,000 to 3,870,000)	4,150,000 (4,150,000 to 4,150,000)	4,440,000 (4,440,000 to 4,440,000)	4,740,000 (4,740,000 to 4,740,000)	5,050,000 (5,050,000 to 5,050,000)	5,370,000 (5,370,000 to 5,370,000)	5,700,000 (5,700,000 to 5,700,000)	6,040,000 (6,040,000 to 6,040,000)	6,390,000 (6,390,000 to 6,390,000)	6,750,000 (6,750,000 to 6,750,000)	7,120,000 (7,120,000 to 7,120,000)	7,500,000 (7,500,000 to 7,500,000)	7,890,000 (7,890,000 to 7,890,000)	8,290,000 (8,290,000 to 8,290,000)	8,700,000 (8,700,000 to 8,700,000)	9,120,000 (9,120,000 to 9,120,000)	9,550,000 (9,550,000 to 9,550,000)	9,990,000 (9,990,000 to 9,990,000)	10,440,000 (10,440,000 to 10,440,000)	10,900,000 (10,900,000 to 10,900,000)	11,370,000 (11,370,000 to 11,370,000)	11,850,000 (11,850,000 to 11,850,000)	12,340,000 (12,340,000 to 12,340,000)	12,840,000 (12,840,000 to 12,840,000)	13,350,000 (13,350,000 to 13,350,000)	13,870,000 (13,870,000 to 13,870,000)	14,400,000 (14,400,000 to 14,400,000)	14,940,000 (14,940,000 to 14,940,000)	15,490,000 (15,490,000 to 15,490,000)	16,050,000 (16,050,000 to 16,050,000)	16,620,000 (16,620,000 to 16,620,000)	17,200,000 (17,200,000 to 17,200,000)	17,790,000 (17,790,000 to 17,790,000)	18,390,000 (18,390,000 to 18,390,000)	19,000,000 (19,000,000 to 19,000,000)	19,620,000 (19,620,000 to 19,620,000)	20,250,000 (20,250,000 to 20,250,000)	20,890,000 (20,890,000 to 20,890,000)	21,540,000 (21,540,000 to 21,540,000)	22,200,000 (22,200,000 to 22,200,000)	22,870,000 (22,870,000 to 22,870,000)	23,550,000 (23,550,000 to 23,550,000)	24,240,000 (24,240,000 to 24,240,000)	24,940,000 (24,940,000 to 24,940,000)	25,650,000 (25,650,000 to 25,650,000)	26,370,000 (26,370,000 to 26,370,000)	27,100,000 (27,100,000 to 27,100,000)	27,840,000 (27,840,000 to 27,840,000)	28,590,000 (28,590,000 to 28,590,000)	29,350,000 (29,350,000 to 29,350,000)	30,120,000 (30,120,000 to 30,120,000)	30,900,000 (30,900,000 to 30,900,000)	31,690,000 (31,690,000 to 31,690,000)	32,490,000 (32,490,000 to 32,490,000)	33,300,000 (33,300,000 to 33,300,000)	34,120,000 (34,120,000 to 34,120,000)	34,950,000 (34,950,000 to 34,950,000)	35,790,000 (35,790,000 to 35,790,000)	36,640,000 (36,640,000 to 36,640,000)	37,500,000 (37,500,000 to 37,500,000)	38,370,000 (38,370,000 to 38,370,000)	39,250,000 (39,250,000 to 39,250,000)	40,140,000 (40,140,000 to 40,140,000)	41,040,000 (41,040,000 to 41,040,000)	41,950,000 (41,950,000 to 41,950,000)	42,870,000 (42,870,000 to 42,870,000)	43,800,000 (43,800,000 to 43,800,000)	44,740,000 (44,740,000 to 44,740,000)	45,690,000 (45,690,000 to 45,690,000)	46,650,000 (46,650,000 to 46,650,000)	47,620,000 (47,620,000 to 47,620,000)	48,600,000 (48,600,000 to 48,600,000)	49,590,000 (49,590,000 to 49,590,000)	50,590,000 (50,590,000 to 50,590,000)	51,600,000 (51,600,000 to 51,600,000)	52,620,000 (52,620,000 to 52,620,000)	53,650,000 (53,650,000 to 53,650,000)	54,690,000 (54,690,000 to 54,690,000)	55,740,000 (55,740,000 to 55,740,000)	56,800,000 (56,800,000 to 56,800,000)	57,870,000 (57,870,000 to 57,870,000)	58,950,000 (58,950,000 to 58,950,000)	60,040,000 (60,040,000 to 60,040,000)	61,140,000 (61,140,000 to 61,140,000)	62,250,000 (62,250,000 to 62,250,000)	63,370,000 (63,370,000 to 63,370,000)	64,500,000 (64,500,000 to 64,500,000)	65,640,000 (65,640,000 to 65,640,000)	66,790,000 (66,790,000 to 66,790,000)	67,950,000 (67,950,000 to 67,950,000)	69,120,000 (69,120,000 to 69,120,000)	70,300,000 (70,300,000 to 70,300,000)	71,490,000 (71,490,000 to 71,490,000)	72,690,000 (72,690,000 to 72,690,000)	73,900,000 (73,900,000 to 73,900,000)	75,120,000 (75,120,000 to 75,120,000)	76,350,000 (76,350,000 to 76,350,000)	77,590,000 (77,590,000 to 77,590,000)	78,840,000 (78,840,000 to 78,840,000)	80,100,000 (80,100,000 to 80,100,000)	81,370,000 (81,370,000 to 81,370,000)	82,650,000 (82,650,000 to 82,650,000)	83,940,000 (83,940,000 to 83,940,000)	85,240,000 (85,240,000 to 85,240,000)	86,550,000 (86,550,000 to 86,550,000)	87,870,000 (87,870,000 to 87,870,000)	89,200,000 (89,200,000 to 89,200,000)	90,540,000 (90,540,000 to 90,540,000)	91,890,000 (91,890,000 to 91,890,000)	93,250,000 (93,250,000 to 93,250,000)	94,620,000 (94,620,000 to 94,620,000)	96,000,000 (96,000,000 to 96,000,000)	97,390,000 (97,390,000 to 97,390,000)	98,790,000 (98,790,000 to 98,790,000)	100,200,000 (100,200,000 to 100,200,000)	101,620,000 (101,620,000 to 101,620,000)	103,050,000 (103,050,000 to 103,050,000)	104,490,000 (104,490,000 to 104,490,000)	105,940,000 (105,940,000 to 105,940,000)	107,400,000 (107,400,000 to 107,400,000)	108,870,000 (108,870,000 to 108,870,000)	110,350,000 (110,350,000 to 110,350,000)	111,840,000 (111,840,000 to 111,840,000)	113,340,000 (113,340,000 to 113,340,000)	114,850,000 (114,850,000 to 114,850,000)	116,370,000 (116,370,000 to 116,370,000)	117,900,000 (117,900,000 to 117,900,000)	119,440,000 (119,440,000 to 119,440,000)	120,990,000 (120,990,000 to 120,990,000)	122,550,000 (122,550,000 to 122,550,000)	124,120,000 (124,120,000 to 124,120,000)	125,700,000 (125,700,000 to 125,700,000)	127,290,000 (127,290,000 to 127,290,000)	128,890,000 (128,890,000 to 128,890,000)	130,500,000 (130,500,000 to 130,500,000)	132,120,000 (132,120,000 to 132,120,000)	133,750,000 (133,750,000 to 133,750,000)	135,390,000 (135,390,000 to 135,390,000)	137,040,000 (137,040,000 to 137,040,000)	138,700,000 (138,700,000 to 138,700,000)	140,370,000 (140,370,000 to 140,370,000)	142,050,000 (142,050,000 to 142,050,000)	143,740,000 (143,740,000 to 143,740,000)	145,440,000 (145,440,000 to 145,440,000)	147,150,000 (147,150,000 to 147,150,000)	148,870,000 (148,870,000 to 148,870,000)	150,600,000 (150,600,000 to 150,600,000)	152,340,000 (152,340,000 to 152,340,000)	154,090,000 (154,090,000 to 154,090,000)	155,850,000 (155,850,000 to 155,850,000)	157,620,000 (157,620,000 to 157,620,000)	159,400,000 (159,400,000 to 159,400,000)	161,190,000 (161,190,000 to 161,190,000)	162,990,000 (162,990,000 to 162,990,000)	164,800,000 (164,800,000 to 164,800,000)	166,620,000 (166,620,000 to 166,620,000)	168,450,000 (168,450,000 to 168,450,000)	170,290,000 (170,290,000 to 170,290,000)	172,140,000 (172,140,000 to 172,140,000)	174,000,000 (174,000,000 to 174,000,000)	175,870,000 (175,870,000 to 175,870,000)	177,750,000 (177,750,000 to 177,750,000)	179,640,000 (179,640,000 to 179,640,000)	181,540,000 (181,540,000 to 181,540,000)	183,450,000 (183,450,000 to 183,450,000)	185,370,000 (185,370,000 to 185,370,000)	187,300,000 (187,300,000 to 187,300,000)	189,240,000 (189,240,000 to 189,240,000)	191,190,000 (191,190,000 to 191,190,000)	193,150,000 (193,150,000 to 193,150,000)	195,120,000 (195,120,000 to 195,120,000)	197,100,000 (197,100,000 to 197,100,000)	199,090,000 (199,090,000 to 199,090,000)	201,090,000 (201,090,000 to 201,090,000)	203,100,000 (203,100,000 to 203,100,000)	205,120,000 (205,120,000 to 205,120,000)	207,150,000 (207,150,000 to 207,150,000)	209,190,000 (209,190,000 to 209,190,000)	211,240,000 (211,240,000 to 211,240,000)	213,300,000 (213,300,000 to 213,300,000)	215,370,000 (215,370,000 to 215,370,000)	217,450,000 (217,450,000 to 217,450,000)	219,540,000 (219,540,000 to 219,540,000)	221,640,000 (221,640,000 to 221,640,000)	223,750,000 (223,750,000 to 223,750,000)	225,870,000 (225,870,000 to 225,870,000)	228,000,000 (228,000,000 to 228,000,000)	230,140,000 (230,140,000 to 230,140,000)	232,290,000 (232,290,000 to 232,290,000)	234,450,000 (234,450,000 to 234,450,000)	236,620,000 (236,620,000 to 236,620,000)	238,800,000 (238,800,000 to 238,800,000)	240,990,000 (240,990,000 to 240,990,000)	243,190,000 (243,190,000 to 243,190,000)	245,400,000 (245,400,000 to 245,400,000)	247,620,000 (247,620,000 to 247,620,000)	249,850,000 (249,850,000 to 249,850,000)	252,090,000 (252,090,000 to 252,090,000)	254,340,000 (254,340,000 to 254,340,000)	256,600,000 (256,600,000 to 256,600,000)	258,870,000 (258,870,000 to 258,870,000)	261,150,000 (261,150,000 to 261,150,000)	263,440,000 (263,440,000 to 263,440,000)	265,740,000 (265,740,000 to 265,740,000)	268,050,000 (268,050,000 to 268,050,000)	270,370,000 (270,370,000 to 270,370,000)	272,700,000 (272,700,000 to 272,700,000)	275,040,000 (275,040,000 to 275,040,000)	277,390,000 (277,390,000 to 277,390,000)	279,750,000 (279,750,000 to 279,750,000)	282,120,000 (282,120,000 to 282,120,000)	284,500,000 (284,500,000 to 284,500,000)	286,890,000 (286,890,000 to 286,890,000)	289,290,000 (289,290,000 to 289,290,000)	291,700,000 (291,700,000 to 291,700,000)	294,120,000 (294,120,000 to 294,120,000)	296,550,000 (296,550,000 to 296,550,000)	298,990,000 (298,990,000 to 298,990,000)	301,440,000 (301,440,000 to 301,440,000)	303,900,000 (303,900,000 to 303,900,000)	306,370,000 (306,370,000 to 306,370,000)	308,850,000 (308,850,000 to 308,850,000)	311,340,000 (311,340,000 to 311,340,000)	313,840,000 (313,840,000 to 313,840,000)	316,350,000 (316,350,000 to 316,350,000)	318,870,000 (318,870,000 to 318,870,000)	321,400,000 (321,400,000 to 321,400,000)	323,940,000 (323,940,000 to 323,940,000)	326,490,000 (326,490,000 to 326,490,000)	329,050,000 (329,050,000 to 329,050,000)	331,620,000 (331,620,000 to 331,620,000)	334,200,000 (334,200,000 to 334,200,000)	336,790,000 (336,790,000 to 336,790,000)	339,390,000 (339,390,000 to 339,390,000)	342,000,000 (342,000,000 to 342,000,000)	344,620,000 (344,620,000 to 344,620,000)	347,250,000 (347,250,000 to 347,250,000)	349,890,000 (349,890,000 to 349,890,000)	352,540,000 (352,540,000 to 352,540,000)	355,200,000 (355,200,000 to 355,200,000)	357,870,000 (357,870,000 to 357,870,000)	360,550,000 (360,550,000 to 360,550,000)	363,240,000 (363,240,000 to 363,240,000)	365,940,000 (365,940,000 to 365,940,000)	368,650,000 (368,650,000 to 368,650,000)	371,370,000 (371,370,000 to 371,370,000)	374,100,000 (374,100,000 to 374,100,000)	376,840,000 (376,840,000 to 376,840,000)	379,590,000 (379,590,000 to 379,590,000)	382,350,000 (382,350,000 to 382,350,000)	385,120,000 (385,120,000 to 385,120,000)	387,900,000 (387,900,000 to 387,900,000)	390,690,000 (390,690,000 to 390,690,000)	393,490,000 (393,490,000 to 393,490,000)	396,300,000 (396,300,000 to 396,300,000)	399,120,000 (399,120,000 to 399,120,000)	401,950,000 (401,950,000 to 401,950,000)	404,790,000 (404,790,000 to 404,790,000)	407,640,000 (407,640,000 to 407,640,000)	410,500,000 (410,500,000 to 410,500,000)	413,370,000 (413,370,000 to 413,370,000)	416,250,000 (416,250,000 to 416,250,000)	419,140,000 (419,140,000 to 419,140,000)	422,040,000 (422,040,000 to 422,040,000)	424,950,000 (424,950,000 to 424,950,000)	427,870,000 (427,870,000 to 427,870,000)	430,800,000 (430,800,000 to 430,800,000)	433,740,000 (433,740,000 to 433,740,000)	436,690,000 (436,690,000 to 436,690,000)	439,650,000 (439,650,000 to 439,650,000)	442,620,000 (442,620,000 to 442,620,000)	445,600,000 (445,600,000 to 445,600,000)	448,590,000 (448,590,000 to 448,590,000)	451,590,000 (451,590,000 to 451,590,000)	454,600,000 (454,600,000 to 454,600,000)	457,620,000 (457,620,000 to 457,620,000)	460,650,000 (460,650,000 to 460,650,000)	463,690,000 (463,690,000 to 463,690,000)	466,740,000 (466,740,000 to 466,740,000)	469,800,000 (469,800,000 to 469,800,000)	472,870,000 (472,870,000 to 472,870,000)	475,950,000 (475,950,000 to 475,950,000)	479,040,000 (479,040,000 to 479,040,000)	482,140,000 (482,140,000 to 482,140,000)	485,250,000 (485,250,000 to 485,250,000)	488,370,000 (488,370,000 to 488,370,000)	491,500,000 (491,500,000 to 491,500,000)	494,640,000 (494,640,000 to 494,640,000)	497,790,000 (497,790,000 to 497,790,000)	500,950,000 (500,950,000 to 500,950,000)	504,120,000 (504,120,000 to 504,120,000)	507,300,000 (507,300,000 to 507,300,000)	510,490,000 (510,490,000 to 510,490,000)	513,690,000 (513,690,000 to 513,690,000)	516,900,000 (516,900,000 to 516,900,000)	520,120,000 (520,120,000 to 520,120,000)	523,350,000 (523,350,000 to 523,350,000)	526,590,000 (526,590,000 to 526,590,000)	529,840,000 (529,840,000 to 529,840,000)	533,100,000 (533,100,000 to 533,100,000)	536,370,000 (536,370,000 to 536,370,000)	539,650,000 (539,650,000 to 539,650,000)	542,940,000 (542,940,000 to 542,940,000)	546,240,000 (546,240,000 to 546,240,000)	549,550,000 (549,550,000 to 549,550,000)	552,870,000 (552,870,000 to 552,870,000)	556,200,000 (556,200,000 to 556,200,000)	559,540,000 (559,540,000 to 559,540,000)	562,890,000 (562,890,000 to 562,890,000)	566,250,000 (566,250,000 to 566,250,000)	569,620,000 (569,620,000 to 569,620,000)	573,000,000 (573,000,000 to 573,000,000)	576,390,000 (576,390,000 to 576,390,000)	579,790,000 (579,790,000 to 579,790,000)	583,200,000 (583,200,000 to 583,200,000)	586,620,000 (586,620,000 to 586,620,000)	590,050,000 (590,050,000 to 590,050,000)	593,490,000 (593,490,000 to 593,490,000)	596,940,000 (596,940,000 to 596,940,000)	600,400,000 (600,400,000 to 600,400,000)	603,870,000 (603,870,000 to 603,870,000)	607,350,000 (607,350,000 to 607,350,000)	610,840,000 (610,840,000 to 610,840,000)	614,340,000 (614,340,000 to 614,340,000)	617,850,000 (617,850,000 to 617,850,000)	621,370,000 (621,370,000 to 621,370,000)	624,900,000 (624,900,000 to 624,900,000)	628,440,000 (628,440,000 to 628,440,000)	631,990,000 (631,990,000 to 631,990,000)	635,550,000 (635,550,000 to 635,550,000)	639,120,000 (639,120,000 to 639,120,000)	642,700,000 (642,700,000 to 642,700,000)	646,290,000 (646,290,000 to 646,290,000)	649,890,000 (649,890,000 to 649,890,000)	653,500,000 (653,500,000 to 653,500,000)	657,120,000 (657,120,000 to 657,120,000)	660,750,000 (660,750,000 to 660,750,000)	664,390,000 (664,390,000 to 664,390,000)	668,040,000 (668,040,000 to 668,040,000)	671,700,000 (671,700,000 to 671,700,000)	675,370,000 (675,370,000 to 675,370,000)	679,050,000 (679,050,000 to 679,050,000)	682,740,000 (682,740,000 to 682,740,000)	686,440,000 (686,440,000 to 686,440,000)	690,150,000 (690,150,000 to 690,150,000)	693,870,000 (693,870,000 to 693,870,000)	697,600,000 (697,600,000 to 697,600,000)	701,340,000 (701,340,000 to 701,340,000)	705,090,000 (705,090,000 to 705,090,000)	708,850,000 (708,850,000 to 708,850,000)	712,620,000 (712,620,000 to 712,620,000)	716,400,000 (716,400,000 to 716,400,000)	720,190,000 (720,190,000 to 720,190,000)	723,990,000 (723,990,000 to 723,990,000)	727,800,000 (727,800,000 to 727,800,000)	731,620,000 (731,620,000 to 731,620,000)	735,450,000 (735,450,000 to 735,450,000)	739,290,000 (739,290,000 to 739,290,000)	743,140,000 (743,140,000 to 743,140,000)	747,000,000 (747,000,000 to 747,000,000)	750,870,000 (750,870,000 to 750,870,000)	754,750,000 (754,750,000 to 754,750,000)	758,640,000 (758,640,000 to 758,640,000)	762,540,000 (762,540,000 to 762,540,000)	766,450,000 (766,450,000 to 766,450,000)	770,370,000 (770,370,000 to 770,370,000)	774,300,000 (774,300,000 to 774,300,000)	778,240,000 (778,240,000 to 778,240,000)	782,190,000 (782,190,000 to 782,190,000)	786,150,000 (786,150,000 to 786,150,000)	790,120,000 (790,120,000 to 790,120,000)	794,100,000 (794,100,000 to 794,100,000)	798,090,000 (798,090,000 to 798,090,000)	802,090,000 (802,090,000 to 802,090,000)	806,100,000 (806,100,000 to 806,100,000)	810,120,000 (810,120,000 to 810,120,000)	814,150,000 (814,150,000 to 814,150,000)	818,190,000 (818,190,000 to 818,190,000)	822,240,000 (822,240,000 to 822,240,000)	826,300,000 (826,300,000 to 826,300,000)	830,370,000 (830,370,000 to 830,370,000)	834,450,000 (834,450,000 to 834,450,000)	838,540,000 (838,540,000 to 838,540,000)	842,640,000 (842,640,000 to 842,640,000)	846,750,000 (846,750,000 to 846,750,000)	850,870,000 (850,870,000 to 850,870,000)	855,000,000 (855,000,000 to 855,000,000)	859,140,000 (859,140,000 to 859,140,000)	863,290,000 (863,290,000 to 863,290,000)	867,450,000 (867,450,000 to 867,450,000)	871,620,000 (871,620,000 to 871,620,000)	875,800,000 (875,800,000 to 875,800,000)	879,990,000 (879,990,000 to 879,990,000)	884,190,000 (884,190,000 to 884,190,000)	888,400,000 (888,400,000 to 888,400,000)	892,620,000 (892,620,000 to 892,620,000)	896,850,000 (896,850,000 to 896,850,000)	901,090,000 (901,090,000 to 901,090,000)	905,340,000 (905,340,000 to 905,340,000)	909,600,000 (909,600,000 to 909,600,000)	913,870,000 (913,870,000 to 913,870,000)	918,150,000 (918,150,000 to 918,150,000)	922,440,000 (922,440,000 to 922,440,000)	926,740,000 (926,740,000 to 926,740,000)	931,050,000 (931,050,000 to 931,050,000)	935,370,000 (935,370,000 to 935,370,000)	939,700,000 (939,700,000 to 939,700,000)	944,040,000 (944,040,000 to 944,040,000)	948,390,000 (948,390,000 to 948,390,000)	952,750,000 (952,750,000 to 952,750,000)	957,120,000 (957,120,000 to 957,120,000)	961,500,000 (961,500,000 to 961,500,000)	965,890,000 (965,890,000 to 965,890,000)	970,290,000 (970,290,000 to 970,290,000)	974,700,000 (974,700,000 to 974,700,000)	979,120,000 (979,120,000 to 979,120,000)	983,550,000 (983,550,000 to 983,550,000)	987,990,000 (987,990,000 to 987,990,000)	992,440,000 (992,440,000 to 992,440,000)	996,900,000 (996,900,000 to 996,900,000)	1,001,370,000 (1,001,370,000 to 1,001,370,000)	1,005,850,000 (1,005,850,000 to 1,005,850,000)	1,010,340,000 (1,010,340,000 to 1,010,340,000)	1,014,840,000 (1,014,840,000 to 1,014,840,000)	1,019,350,000 (1,019,350,000 to 1,019,350,000)	1,023,870,000 (1,023,870,000 to 1,023,870,000)	1,028,400,000 (1,028,400,000 to 1,028,400,000)	1,032,940,000 (1,032,940,000 to 1,032,940,000)	1,037,490,000 (1,037,490,000 to 1,037,490,000)	1,042,050,000 (1,042,050,000 to 1,042,050,000)	1,046,620,000 (1,046,620,000 to 1,046,620,000)	1,051,200,000 (1,051,200,000 to 1,051,200,000)	1,055,790,000 (1,055,790,000 to 1,055,790,000)	1,060,390,000 (1,060,390,000 to 1,060,390,000)	1,065,000,000 (1,065,000,000 to 1,065,000,000)	1,069,620,000 (1,069,620,000 to 1,069,620,000)	1,074,250,000 (1,074,250,000 to 1,074,250,000)	1,078,890,000 (1,078,890,000 to 1,078,890,000)	1,083,540,000 (1,083,540,000 to 1,083,540,000)	1,088,200,000 (1,088,200,000 to 1,088,200,000)	1,092,870,000 (1,092,870,000 to 1,092,870,000)	1,097,550,000 (1,097,550,000 to 1,097,550,000)	1,102,240,000 (1,102,240,000 to 1,102,240,000)	1,106,940,000 (1,106,940,000 to 1,106,940,000)	1,111,650,000 (1,111,650,000 to 1,111,650,000)	1,116,370,000 (1,116,370,000 to 1,116,370,000)	1,121,100,000 (1,121,100,000 to 1,121,100,000)	1,125,840,000 (1,125,840,000 to 1,125,840,000)	1,130,590,000 (1,130,590,000 to 1,130,590,000)	1,135,350,000 (1,135,350,000 to 1,135,350,000)	1,140,120,000 (1,140,120,000 to 1,140,120,000)	1,144,900,000 (1,144,900,000 to 1,144,900,000)	1,149,690,000 (1,149,690,000 to 1,149,690,000)	1,154,490,000 (1,154,490,000 to 1,154,490,000)	1,159,300,000 (1,159,300,000 to 1,159,300,000)	1,164,120,000 (1,164,120,000 to 1,164,120,000)	1,168,950,000 (1,168,950,000 to 1,168,950,000)	1,173,790,000 (1,173,790,000 to 1,173,790,000)	1,178,640,000 (1,178,640,000 to 1,178,640,000)	1,183,500,000 (1,183,500,000 to 1,183,500,000)	1,188,370,000 (1,188,370,000 to 1,188,370,000)	1,193,250,000 (1,193,250,000 to 1,193,250,000)	1,198,140,000 (1,198,140,000 to 1,198,140,000)	1,203,040,000 (1,203,040,000 to 1,203,040,000)	1,207,950,000 (1,207,950,000 to 1,207,950,000)	1,212,870,000 (1,212,870,000 to 1,212,870,000)	1,217,800,000 (1,217,800,000 to 1,217,800,000)	1,222,740,000 (1,222,740,000 to 1,222,740,000)	1,227,690,000 (1,227,690,000 to 1,227,690,000)	1,232,650,000 (1,232,650,000 to 1,232,650,000)	1,237,620,000 (1,237,620,000 to 1,237,620,000)	1,242,600,000 (1,242,600,000 to 1,242,600,000)	1,247,590,000 (1,247,590,000 to 1,247,590,000)	1,252,590,000 (1,252,590,000 to 1,252,590,000)	1,257,600,000 (1,257,600,000 to 1,257,600,000)	1,262,620,000 (1,262,620,000 to 1,262,620,000)	1,267,650,000 (1,267,650,000 to 1,267,650,000)	1,272,690,000 (1,272,690,000 to 1,272,690,000)	1,277,740,000 (1,277,740,000 to 1,277,740,000)	1,282,800,000 (1,282,800,000 to 1,282,800,000)	1,287,870,000 (1,287,870,000 to 1,287,870,000)	1,292,950,000 (1,292,950,000 to 1,292,950,000)	1,298,040,000 (1,298,040,000 to 1,298,040,000)	1,303,140,000 (1,303,140,000 to 1,303,140,000)	1,308,250,000 (1,308,250,000 to 1,308,250,000)	1,313,370,000 (1,313,370,000 to 1,313,370,000)	1,318,500,000 (1,318,500,000 to 1,318,500,000)	1,323,640,000 (1,323,640,000 to 1,323,640,000)	1,328,790,000 (1,328,790,000 to 1,328,790,000)	1,333,950,000 (1,333,950,000 to 1,333,950,000)	1,339,120,000 (1,339,120,000 to 1,339,120,000)	1,344,300,000 (1,344,300,000 to 1,344,300,000)	1,349,490,000 (1,349,490,000 to 1,349,490,000)	1,354,690,000 (1,354,690,000 to 1,354,690,000)	1,359,900,000 (1,359,900,000 to 1,359,900,000)	1,365,120,000 (1,365,120,000 to 1,365,120,000)	1,370,350,000 (1,370,350,000 to 1,370,350,000)	1,375,590,000 (1,375,590,000 to 1,375,590,000)	1,380,840,000 (1,380,840,000 to 1,380,840,000)	1,386,100,000 (1,386,100,000 to 1,386,100,000)	1,391,370,000 (1,391,370,000 to 1,391,370,000)	1,396,650,000 (1,396,650,000 to 1,396,650,000)	1,401,940,000 (1,401,940,000 to 1,401,940,000)	1,407,240,000 (1,407,240,000 to 1,407,240,000)	1,412,550,000 (1,412,550,000 to 1,412,550,000)	1,417,870,000 (1,417,870,000 to 1,417,870,000)	1,423,200,000 (1,423,200,000 to 1,423,200,000)	1,428,540,000 (1,428,540,000 to 1,428,540,000)	1,433,890,000 (1,433,890,000 to 1,433,890,000)	1,439,250,000 (1,439,250,000 to 1,439,250,000)	1,444,620,000 (1,444,620,000 to 1,444,620,000)	1,450,000,000 (1,450,000,000 to 1,450,000,000)	1,455,390,000 (1,455,390,000 to 1,455,390,000)	1,460,790,000 (1,460,790,000 to 1,460,790,000)	1,466,200,000 (1,466,200,000 to 1,466,200,000)	1,471,620,000 (1,471,620,000 to 1,471,620,000)	1,477,050,000 (1,477,050,000 to 1,477,050,000)	1,482,490,000 (1,482,490,000 to 1,482,490,000)	1,487,940,000 (1,487,940,000 to 1,487,940,000)	1,493,400,000 (1,493,400,000 to 1,493,400,000)	1,498,870,000 (1,498,870,000 to 1,498,870,000)	1,504,350,000 (1,504,350,000 to 1,504,350,000)	1,509,840,000 (1,509,840,000 to 1,509,840,000)	1,515,340,000 (1,515,340,000 to 1,515,340,000)	1,520,850,000 (1,520,850,000 to 1,520,850,000)	1,526,370,000 (1,526,370,000 to 1,526,370,000)	1,531,900,000 (1,531,900,000 to 1,531,900,000)	1,537,440,000 (1,537,440,000 to 1,537,440,000)	1,542,990,000 (1,542,990,000 to 1,542,990,000)	1,548,550,000 (1,548,550,000 to 1,548,550,000)	1,554,120,000 (1,554,120,000 to 1,554,120,000)	1,559,700,000 (1,559,700,000 to 1,559,700,000)	1,565,290,000 (1,565,290,000 to 1,565,290,000)	1,570,890,000 (1,570,890,000 to 1,570,890,000)	1,576,500,000 (1,576,500,000 to 1,576,500,000)	1,582,120,000 (1,582,120,000 to 1,582,120,000)	1,587,750,000 (1,587,750,000 to 1,587,750,000)	1,593,390,000 (1,593,390,000 to 1,593,390,000)	1,599,040,000 (1,599,040,000 to 1,599,040,000)	1,604,700,000 (1,604,700,000 to 1,604,700,000)	1,610,370,000 (1,610,370,000 to 1,610,370,000)	1,616,050,000 (1,616,050,000 to 1,616,050,000)	1,621,740,000 (1,621,740,000 to 1,621,740,000)	1,627,440,000 (1,627,440,000 to 1,627,440,000)	1,633,150,000 (1,633,150,000 to 1,633,150,000)	1,638,870,000 (1,638,870,000 to 1,638,870,000)	1,644,600,000 (1,644,600,000 to 1,644,600,000)	1,650,340,000 (1,650,340,000 to 1,650,340,000)	1,656,090,000 (1,656,090,000 to 1,656,090,000)	1,661,850,000 (1,661,850,000 to 1,661,850,000)	1,667,620,000 (1,667,620,000 to 1,667,620,000)	1,673,400,000 (1,673,400,000 to 1,673,400,000)	1,679,190,000 (1,679,190,000 to 1,679,190,000)	1,684,990,000 (1,684,990,000 to 1,684,990,000)	1,690,800,000 (1,690,800,000 to 1,690,800,000)	1,696,620,000 (1,696,620,000 to 1,696,620,000)	1,702,450,000 (1,702,450,000 to 1,702,450,000)	1,708,290,000 (1,708,290,000 to 1,708,290,000)	1,714,140,000 (1,714,140,000 to 1,714,140,000)	1,720,000,000 (1,720,000,000 to 1,720,000,000)	1,725,870,000 (1,725,870,000 to 1,725,870,000)	1,731,750,000 (1,731,750,000 to 1,731,750,000)	1,737,640,000 (1,737,640,000 to 1,737,640,000)	1,743,540,000 (1,743,540,000 to 1,743,540,000)	1,749,450,000 (1,749,450,000 to 1,749,450,000)	1,755,370,000 (1,755,370,000 to 1,755,370,000)	1,761,300,000 (1,761,300,000 to 1,761,300,000)	1,767,240,000 (1,767,240,000 to 1,767,240,000)	1,773,190,000 (1,773,190,000 to 1,773,190,000)	1,779,150,000 (1,779,150,000 to 1,779,150,000)	1,785,120,000 (1,785,120,000 to 1,785,120,000)	1,791,100,000 (1,791,100,000 to 1,791,100,000)	1,797,090,000 (1,797,090,000 to 1,797,090,000)	1,803,090,000 (1,803,090,000 to 1,803,090,000)	1,809,100,000 (1,809,100,000 to 1,809,100,000)	1,815,120,000 (1,815,120,000 to 1,815,120,000)	1,821,150,000 (1,821,150,000 to 1,821,150,000)	1,827,190,000 (1,827,190,000 to 1,827,190,000)	1,833,240,000 (1,833,240,000 to 1,833,240,000)	1,839,300,000 (1,839,300,000 to 1,839,300,000)	1,845,370,000 (1,845,370,000 to 1,845,370,000)	1,851,450,000 (1,851,450,000 to 1,851,450,000)	1,857,540,000 (1,857,540,000 to 1,857,540,000)	1,863,640,000 (1,863,640,000 to 1,863,640,000)	1,869,750,000 (1,869,750,000 to 1,

Other neoplasms	0-1 (0 to 0.2)	0 (0 to 0)	0-1 (0 to 0.2)	0-1 (0 to 0.2)	0-2 (0 to 0.3)	0-2 (0-1 to 0.3)	0-2 (0-1 to 0.3)	0-3 (0-2 to 0.5)	0-3 (0-3 to 0.4)	0-4 (0-3 to 0.6)	0-4 (0-3 to 0.6)	0-6 (0-4 to 0.8)	0-6 (0-4 to 0.9)	1-4 (1 to 2)	2-4 (1-7 to 3.4)	4-2 (2-8 to 5.4)	6 (4-4 to 8.1)	10-6 (7-6 to 14.7)	18-1 (13-4 to 24.4)	20-8 (14-9 to 27.6)	21-6 (15-4 to 29.3)	21-1 (14-6 to 29.8)	12-1 (7-9 to 17.4)	3-7 (2-2 to 5.3)	135
Medulloblastoma, medulloblastoma, and other hemangioblastoma	0-1 (0 to 0.2)	0-1 (0 to 0.2)	0-1 (0 to 0.2)	0-1 (0-1 to 0.3)	0-1 (0-1 to 0.3)	0-1 (0-1 to 0.3)	0-2 (0-1 to 0.3)	0-3 (0-2 to 0.5)	0-3 (0-3 to 0.4)	0-4 (0-3 to 0.6)	0-4 (0-4 to 0.6)	0-6 (0-4 to 0.9)	1-4 (1 to 2)	1-4 (1-7 to 3.4)	2-4 (2-8 to 5.4)	4-2 (3-2 to 6.1)	6 (4-4 to 8.1)	10-6 (7-6 to 14.7)	18-1 (13-4 to 24.4)	20-8 (14-9 to 27.6)	21-6 (15-4 to 29.3)	21-1 (14-6 to 29.8)	12-1 (7-9 to 17.4)	3-7 (2-2 to 5.3)	135
Benign and in situ cerebral and cranial nerve neoplasms	0 (0 to 0)	0 (0 to 0)	0 (0 to 0)	0 (0 to 0)	0 (0 to 0)	0 (0 to 0)	0 (0 to 0)	0 (0 to 0)	0 (0 to 0)	0 (0 to 0)	0 (0 to 0)	0 (0 to 0)	0 (0 to 0)	0 (0 to 0)	0 (0 to 0)	0 (0 to 0)	0 (0 to 0)	0 (0 to 0)	0 (0 to 0)	0 (0 to 0)	0 (0 to 0)	0 (0 to 0)	0 (0 to 0)	0 (0 to 0)	0
Benign and in situ cerebral and uterine neoplasms	0 (0 to 0)	0 (0 to 0)	0 (0 to 0)	0 (0 to 0)	0 (0 to 0)	0 (0 to 0)	0 (0 to 0)	0 (0 to 0)	0 (0 to 0)	0 (0 to 0)	0 (0 to 0)	0 (0 to 0)	0 (0 to 0)	0 (0 to 0)	0 (0 to 0)	0 (0 to 0)	0 (0 to 0)	0 (0 to 0)	0 (0 to 0)	0 (0 to 0)	0 (0 to 0)	0 (0 to 0)	0 (0 to 0)	0 (0 to 0)	0
Other benign and in situ neoplasms	0 (0 to 0)	0 (0 to 0)	0 (0 to 0)	0 (0 to 0)	0 (0 to 0)	0 (0 to 0)	0 (0 to 0)	0 (0 to 0)	0 (0 to 0)	0 (0 to 0)	0 (0 to 0)	0 (0 to 0)	0 (0 to 0)	0 (0 to 0)	0 (0 to 0)	0 (0 to 0)	0 (0 to 0)	0 (0 to 0)	0 (0 to 0)	0 (0 to 0)	0 (0 to 0)	0 (0 to 0)	0 (0 to 0)	0 (0 to 0)	0
Cardiovascular diseases	0-7 (0-5 to 1)	0-9 (0-6 to 1.2)	3-8 (2-3 to 5.4)	4-5 (2-7 to 6.1)	4-8 (2-7 to 6.7)	7-2 (5-4 to 9.7)	17-7 (13-5 to 23)	23-0 (14-7 to 29.2)	42-9 (32-4 to 55.4)	53-2 (43-6 to 66.4)	78-1 (65-3 to 97.3)	122 (97-7 to 152)	226 (180-3 to 286)	329 (261-to 409)	491 (402-to 598)	622 (524-to 757)	938 (796-to 1,110)	1,080 (921-to 1,260)	1,060 (1,001-to 1,290)	2,160 (1,858-to 2,540)	2,120 (1,720-to 2,460)	1,560 (1,230-to 1,790)	994 (649-to 977)	12,900
Rheumatic heart disease	0 (0 to 0)	0 (0 to 0)	0 (0 to 0)	0-1 (0-1 to 0.2)	0-1 (0-1 to 0.2)	0-2 (0-2 to 0.3)	0-2 (0-2 to 0.4)	0-3 (0-2 to 0.6)	0-7 (0-5 to 1)	0-7 (0-7 to 1.4)	1-7 (1-1 to 2.5)	2 (1-1 to 3.1)	3 (2-1 to 5.1)	4-6 (3-3 to 6.9)	6-7 (4-5 to 9.4)	7-9 (5-6 to 11)	12-7 (9-to 17.1)	19-9 (13-9 to 26.9)	22-2 (16-1 to 29.3)	20-9 (15-1 to 28.1)	17-5 (12-1 to 22.3)	10 (7-1 to 13.7)	3-4 (2-to 4.6)	134
Ischemic heart disease	0 (0 to 0)	0 (0 to 0)	0 (0 to 0)	0 (0 to 0)	0-7 (0-5 to 1)	1-4 (0-9 to 1.7)	4-6 (3-1 to 6)	8-9 (5-9 to 12)	20-3 (15-2 to 26.9)	33-5 (25-1 to 44.5)	59-1 (47-1 to 76.5)	129 (103 to 164)	210 (168-to 266)	282 (233-to 350)	403 (328-to 498)	534 (447-to 647)	724 (585-to 868)	897 (728-to 1,070)	1,020 (837-to 1,240)	849 (674-to 1,020)	628 (477-to 780)	396 (287-to 492)	193 (129-to 269)	5,180
Stroke	0-1 (0 to 0.1)	0-1 (0-1 to 0.1)	0-6 (0-4 to 0.8)	1-1 (0-7 to 1.6)	2-4 (1-4 to 3.5)	7-1 (4-5 to 9.6)	9-4 (5-9 to 12.6)	17-6 (12-to 22.6)	23-5 (17-1 to 30.4)	34-3 (26-5 to 44.2)	49-5 (37-1 to 59.7)	81-6 (63-1 to 96.2)	114 (91-3 to 134)	154 (127-to 183)	166 (137-to 207)	255 (197-to 327)	454 (370-to 560)	598 (483-to 740)	698 (577-to 851)	713 (573-to 872)	534 (423-to 653)	312 (243-to 391)	4,080
Ischemic stroke	0-1 (0-1 to 0.1)	0-1 (0-1 to 0.2)	0-4 (0-4 to 0.6)	1-4 (0-7 to 2.1)	2-4 (1-4 to 3.4)	3-8 (2-4 to 5.4)	6-3 (4-2 to 8.5)	9-1 (6-1 to 12.1)	13-3 (9-to 18.4)	19-3 (13-3 to 26.6)	28-4 (19-3 to 39.1)	47-2 (32-to 65.1)	66-3 (46-to 91.2)	89-3 (62-to 123)	96-3 (67-to 133)	147 (102-to 203)	262 (182-to 361)	346 (240-to 477)	404 (280-to 556)	411 (285-to 566)	308 (214-to 424)	180 (125-to 248)	2,430
Intracerebral hemorrhage	0 (0 to 0)	0 (0 to 0)	0-2 (0-1 to 0.4)	0-4 (0-2 to 0.8)	0-7 (0-5 to 1.3)	1-3 (0-8 to 2.4)	1-7 (1-1 to 3.4)	3-3 (2-1 to 4.6)	4-9 (3-3 to 6.8)	6-9 (4-7 to 9.5)	12-2 (8-3 to 17)	17 (12-to 23.7)	28-3 (19-3 to 39.5)	38-3 (26-to 53.2)	41-3 (28-to 57.5)	63-1 (44-to 87.7)	112 (78-to 156)	148 (103-to 206)	173 (120-to 241)	176 (122-to 245)	132 (92-to 184)	77 (53-to 107)	1,040
Subarachnoid hemorrhage	0-2 (0-1 to 0.4)	0-2 (0-1 to 0.4)	0-2 (0-1 to 0.4)	0-2 (0-2 to 0.4)	0-2 (0-1 to 0.4)	0-3 (0-2 to 0.5)	0-4 (0-3 to 0.6)	0-5 (0-3 to 0.8)	0-8 (0-6 to 1.1)	0-9 (0-7 to 1.4)	1-1 (0-8 to 1.7)	1-6 (1-1 to 2.4)	2-1 (1-4 to 3.2)	2-8 (2-to 4.1)	3-2 (2-to 4.7)	4-4 (3-1 to 6.5)	6-7 (4-5 to 9.7)	9-2 (6-2 to 13.4)	10-2 (6-9 to 14.8)	9-3 (6-2 to 13.5)	6-9 (4-6 to 9.9)	4-1 (2-7 to 5.9)	582
Hypertensive heart disease	0 (0 to 0)	0 (0 to 0)	0 (0 to 0)	0 (0 to 0)	0 (0 to 0)	0-1 (0 to 0.1)	0-1 (0-1 to 0.1)	0-1 (0 to 0.4)	0-1 (0 to 0.5)	0-2 (0 to 0.6)	0-3 (0-1 to 0.8)	0-5 (0-3 to 1.2)	0-8 (0-5 to 1.7)	1-2 (0-8 to 2.4)	1-7 (1-1 to 3.4)	2-3 (1-5 to 4.9)	3-4 (2-2 to 6.9)	5-1 (3-3 to 9.9)	6-3 (4-1 to 12.1)	6-3 (4-1 to 12.1)	4-9 (3-1 to 9.4)	3-1 (1-9 to 6.1)	265
Non-rheumatic valvular heart disease	0 (0 to 0)	0 (0 to 0)	0 (0 to 0)	0 (0 to 0)	0 (0 to 0)	0-2 (0-1 to 0.4)	0-3 (0-2 to 0.6)	0-4 (0-3 to 0.9)	0-6 (0-4 to 1.1)	0-8 (0-6 to 1.5)	1-1 (0-8 to 2.1)	1-7 (1-2 to 2.4)	2-4 (1-6 to 3.5)	3-4 (2-4 to 4.9)	4-4 (2-9 to 6.5)	5-8 (4-3 to 8.2)	8-7 (6-2 to 12)	11-4 (7-9 to 16.1)	12-8 (8-7 to 17.7)	12-1 (8-3 to 17.1)	8-9 (6-1 to 12.5)	5-1 (3-4 to 7.5)	472
Non-rheumatic aortic aortic valve disease	0 (0 to 0)	0 (0 to 0)	0 (0 to 0)	0 (0 to 0)	0 (0 to 0)	0 (0 to 0)	0-2 (0 to 0.5)	0-3 (0-2 to 0.5)	0-5 (0-4 to 1.3)	0-7 (0-6 to 1.7)	0-9 (0-7 to 2.3)	1-3 (0-9 to 3.2)	1-8 (1-7 to 4.5)	2-4 (2-1 to 6.4)	3-2 (2-7 to 8.6)	4-1 (3-4 to 11)	5-7 (4-5 to 15)	7-4 (5-9 to 19)	8-2 (6-5 to 21)	7-8 (6-1 to 20)	5-6 (4-4 to 14)	3-2 (2-5 to 8.4)	370
Non-rheumatic degenerative mitral valve disease	0 (0 to 0)	0 (0 to 0)	0 (0 to 0)	0 (0 to 0)	0 (0 to 0)	0 (0 to 0)	0 (0 to 0.1)	0-1 (0-1 to 0.2)	0-2 (0-1 to 0.4)	0-3 (0-2 to 0.6)	0-4 (0-3 to 0.8)	0-6 (0-4 to 1.1)	0-9 (0-6 to 1.6)	1-1 (0-8 to 2.1)	1-4 (1-1 to 3.4)	1-8 (1-3 to 4.6)	2-5 (1-9 to 6.4)	3-1 (2-3 to 8.2)	3-5 (2-6 to 9.7)	3-3 (2-5 to 9.2)	2-4 (1-8 to 6.7)	1-4 (1-to 4)	181
Other non-rheumatic valve diseases	0 (0 to 0)	0 (0 to 0)	0 (0 to 0)	0 (0 to 0)	0 (0 to 0)	0 (0 to 0)	0 (0 to 0)	0 (0 to 0)	0 (0 to 0)	0 (0 to 0)	0 (0 to 0)	0 (0 to 0)	0 (0 to 0)	0 (0 to 0)	0 (0 to 0)	0 (0 to 0)	0 (0 to 0)	0 (0 to 0)	0 (0 to 0)	0 (0 to 0)	0 (0 to 0)	0 (0 to 0)	0 (0 to 0)	0
Cardiomyopathy and myocarditis	0-2 (0-1 to 0.4)	0-2 (0-2 to 0.5)	0-4 (0-4 to 0.8)	1-1 (0-7 to 1.6)	1-7 (1-1 to 2.6)	3-2 (2-1 to 4.5)	5-8 (3-9 to 7.8)	8-6 (5-7 to 11.5)	13-3 (9-to 17.8)	19-3 (13-3 to 26.3)	28-9 (20-3 to 39.5)	44-6 (31-to 61.2)	66-3 (47-to 89.5)	89-3 (64-to 119)	96-3 (69-to 127)	148 (104-to 201)	264 (183-to 357)	348 (242-to 469)	406 (282-to 545)	413 (286-to 555)	309 (214-to 416)	182 (125-to 245)	2,430
Myocarditis	0 (0 to 0)	0 (0 to 0)	0 (0 to 0)	0 (0 to 0)	0 (0 to 0)	0 (0 to 0)	0 (0 to 0)	0 (0 to 0)	0 (0 to 0)	0 (0 to 0)	0 (0 to 0)	0 (0 to 0)	0 (0 to 0)	0 (0 to 0)	0 (0 to 0)	0 (0 to 0)	0 (0 to 0)	0 (0 to 0)	0 (0 to 0)	0 (0 to 0)	0 (0 to 0)	0 (0 to 0)	0 (0 to 0)	0
Alcoholic cardiomyopathy	0-2 (0-1 to 0.4)	0-2 (0-1 to 0.4)	0-4 (0-3 to 0.8)	1-1 (0-7 to 1.6)	1-7 (1-1 to 2.6)	3-2 (2-1 to 4.5)	5-8 (3-9 to 7.8)	8-6 (5-7 to 11.5)	13-3 (9-to 17.8)	19-3 (13-3 to 26.3)	28-9 (20-3 to 39.5)	44-6 (31-to 61.2)	66-3 (47-to 89.5)	89-3 (64-to 119)	96-3 (69-to 127)	148 (104-to 201)	264 (183-to 357)	348 (242-to 469)	406 (282-to 545)	413 (286-to 555)	309 (214-to 416)	182 (125-to 245)	2,430
Other cardiomyopathy	0-2 (0-1 to 0.4)	0-2 (0-1 to 0.4)	0-4 (0-3 to 0.8)	1-1 (0-7 to 1.6)	1-7 (1-1 to 2.6)	3-2 (2-1 to 4.5)	5-8 (3-9 to 7.8)	8-6 (5-7 to 11.5)	13-3 (9-to 17.8)	19-3 (13-3 to 26.3)	28-9 (20-3 to 39.5)	44-6 (31-to 61.2)	66-3 (47-to 89.5)	89-3 (64-to 119)	96-3 (69-to 127)	148 (104-to 201)	264 (183-to 357)	348 (242-to 469)	406 (282-to 545)	413 (286-to 555)	309 (214-to 416)	182 (125-to 245)	2,430
Atrial fibrillation and flutter	0-7 (0-5 to 1)	0-9 (0-6 to 1.2)	3-8 (2-3 to 5.4)	4-5 (2-7 to 6.1)	4-8 (2-7 to 6.7)	7-2 (5-4 to 9.7)	17-7 (13-5 to 23)	23-0 (14-7 to 29.2)	42-9 (32-4 to 55.4)	53-2 (43-6 to 66.4)	78-1 (65-3 to 97.3)	122 (97-7 to 152)	226 (180-3 to 286)	329 (261-to 409)	491 (402-to 598)	622 (524-to 757)	938 (796-to 1,110)	1,080 (921-to 1,260)	1,060 (1,001-to 1,290)	2,160 (1,858-to 2,540)	2,120 (1,720-to 2,460)	1,560 (1,230-to 1,790)	994 (649-to 977)	12,900
Aortic aneurysm	—	—	—	—	—	—	—	—	—	—	—	—	—	—	—	—	—	—	—	—	—	—	—	—
Endocarditis	0 (0 to 0)	0-2 (0-1 to 0.4)	0-2 (0-1 to 0.5)	0-3 (0-2 to 0.6)	0-5 (0-3 to 0.8)	0-7 (0-5 to 1)	1-2 (0-9 to 1.7)	1-9 (1-3 to 2.7)	3-1 (2-1 to 4.3)	4-5 (3-2 to 6.4)	6-8 (4-5 to 9.6)	10-3 (7-to 14.5)	15-6 (10-to 22)	20-8 (14-to 29.3)	22-7 (15-to 32)	34-9 (24-to 49.3)	61 (41-to 86.7)	81-6 (54-to 116)	95-3 (64-to 135)	97-1 (65-to 137)	72-6 (49-to 103)	42-9 (28-to 61)	1,190
Other cardiovascular and circulatory diseases	0-4 (0-3 to 0.7)	1-2 (0-9 to 1.6)	1-1 (0-7 to 1.7)	1-1 (0-7 to 1.7)	1-9 (1-1 to 2.9)	3-3 (2-1 to 5.1)	7-3 (4-5 to 11.1)	13-6 (8-3 to 20.2)	24-1 (14-7 to 36.2)	39-4 (24-to 59.2)	61-9 (37-7 to 93.2)	97-7 (59-5 to 147)	147 (89-5 to 221)	207 (126-to 312)	270 (164-to 407)	387 (235-to 583)	597 (363-to 899)	797 (485-to 1,200)	1,000 (609-to 1,500)	1,000 (609-to 1,500)	1,000 (609-to 1,500)	1,000 (609-to 1,500)	1,000 (609-to 1,500)	4,600
Chronic respiratory diseases	29-3 (22-7 to 36.4)	39-2 (30-7 to 48.4)	43-2 (32-6 to 59.2)	58-6 (44-7 to 80.4)	70-5 (53-7 to 96.5)	74-6 (56-7 to 102)	81-9 (61-7 to 112)	86-9 (64-7 to 119)	92 (68-1 to 126)	103 (76-5 to 140)	123 (90-1 to 168)	171 (126-to 233)	242 (178-to 330)	349 (257-to 476)	445 (328-to 607)	635 (469-to 866)	928 (685-to 1,270)	870 (643-to 1,190)	750 (554-to 1,020)	675 (498-to 921)	475 (351-to 648)	227 (167-to 309)	116 (86-to 158)	6,040
Chronic obstructive pulmonary disease	0 (0 to 0)	0-7 (0-5 to 1)	1-2 (0-9 to 1.6)	2-1 (1-5 to 2.9)	3-1 (2-2 to 4.3)	4-3 (3-1 to 6)	6-7 (4-8 to 9.2)	9-3 (6-7 to 13)	13-6 (9-6 to 18.7)	19-6 (14-to 27)	28-4 (20-3 to 39.1)	41-6 (29-8 to 57.3)	60-2 (43-to 82.9)	82-3 (59-to 113)	96-3 (69-to 132)	136 (97-to 187)	198 (142-to 273)	253 (180-to 348)	289 (206-to 398)	274 (196-to 377)	198 (142-to 273)	96 (69-to 132)	4,180
Pneumoconiosis	0 (0 to 0)	0 (0 to 0)	0 (0 to 0)	0 (0 to 0)	0 (0 to 0)	0 (0 to 0)	0 (0 to 0)	0 (0 to 0)	0 (0 to 0)	0 (0 to 0)	0 (0 to 0)	0 (0 to 0)	0 (0 to 0)	0 (0 to 0)	0 (0 to 0)	0 (0 to 0)	0 (0 to 0)	0 (0 to 0)	0 (0 to 0)	0 (0 to 0)	0 (0 to 0)	0 (0 to 0)	0 (0 to 0)	2
Silicosis	0 (0 to 0)	0 (0 to 0)	0 (0 to 0)	0 (0 to 0)	0 (0 to 0)	0 (0 to 0)	0 (0 to 0)	0 (0 to 0)	0 (0 to 0)	0 (0 to 0)	0 (0 to 0)	0 (0 to 0)	0 (0 to 0)	0 (0 to 0)	0 (0 to 0)	0 (0 to 0)	0 (0 to 0)	0 (0 to 0)	0 (0 to 0)	0 (0 to 0)	0 (0 to 0)	0 (0 to 0)	0 (0 to 0)	0
Asbestosis	0 (0 to 0)	0 (0 to 0)	0 (0 to 0)	0 (0 to 0)	0 (0 to 0)	0 (0 to 0)	0 (0 to 0)	0 (0 to 0)	0 (0 to 0)	0 (0 to 0)	0 (0 to 0)	0 (0 to 0)	0 (0 to 0)	0 (0 to 0)	0 (0 to 0)	0 (0 to 0)	0 (0 to 0)	0 (0 to 0)	0 (0 to 0)	0 (0 to 0)	0 (0 to 0)	0 (0 to 0)	0 (0 to 0)	1
Coal workers pneumoconiosis	0 (0 to 0)	0 (0 to 0)	0 (0 to 0)	0 (0 to 0)	0 (0 to 0)	0 (0 to 0)	0 (0 to 0)	0 (0 to 0)	0 (0 to 0)	0 (0 to 0)	0 (0 to 0)	0 (0 to 0)	0 (0 to 0)	0 (0 to 0)	0 (0 to 0)	0 (0 to 0)	0 (0 to 0)	0 (0 to 0)	0 (0 to 0)	0 (0 to 0)	0 (0 to 0)	0 (0 to 0)	0 (0 to 0)	0
Other pneumoconiosis	0 (0 to 0)	0 (0 to 0)	0 (0 to 0)	0 (0 to 0)	0 (0 to 0)	0 (0 to 0)	0 (0 to 0)	0 (0 to 0)	0 (0 to 0)	0 (0 to 0)	0 (0 to 0)	0 (0 to 0)	0 (0 to 0)	0 (0 to 0)	0 (0 to 0)	0 (0 to 0)	0 (0 to 0)	0 (0 to 0)	0 (0 to 0)	0 (0 to 0)	0 (0 to 0)	0 (0 to 0)	0 (0 to 0)	0
Asthma	0 (0 to 0)	17-2 (9-7 to 30.3)	39-8 (20-6 to 75.2)	66-5 (30-to 99.7)	87-1 (37-to 139)	72-7 (30-6 to 114)	72-7 (40-6 to 114)	76-4 (46-to 114)	78-6 (49-6 to 114)	105 (69-6 to 156)	119 (79-to 177)	120 (79-2 to 176)	111 (71-2to 163)	115 (72-6 to 157)	117 (72-7 to 159)	178 (107-to 263)	179 (107-to 263)	161 (93-1 to 110)	79.7 (40-2 to 94)	61.7 (27-to 73)	30.1 (11-7 to 36)	10.6 (7-1 to 14)	1,440
Interstitial lung disease and pulmonary sarcoidosis	0 (0 to 0)	0 (0 to 0)	0 (0 to 0)	0 (0 to 0)	0 (0 to 0)	0 (0 to 0)	0 (0 to 0)	0 (0 to 0)	0 (0 to 0)	0 (0 to 0)	0 (0 to 0)	0 (0 to 0)	0 (0 to 0)	0 (0 to 0)	0 (0 to 0)	0 (0 to 0)	0 (0 to 0)	0 (0 to 0)	0 (0 to 0)	0 (0 to 0)	0 (0 to 0)	0 (0 to 0)	0 (0 to 0)	0
Other chronic respiratory diseases	0-4 (0-3 to 0.6)	0-7 (0-5 to 1)	1-3 (0-9 to 1.8)	2-4 (1-6 to 3.4)	3-3 (2-1 to 4.8)	4-5 (2-9 to 6.5)	6-7 (4-2 to 9.6)	8-7 (5-4 to 12.4)	11-4 (7-1 to 16.2)	14-4 (9-1 to 20.5)	18-2 (11-5 to 25.9)	23-7 (14-9 to 33.6)	30-5 (19-1 to 43.3)	39-5 (24-to 56.1)	49-3 (30-8 to 70)	64-2 (40-1 to 91.2)	84-3 (52-6 to 120)	104 (65-1 to 148)	120 (75-1 to 171)	123 (77-to 175)	114 (71-to 162)	72.4 (45-2 to 103)	379
Digestive diseases	3-3 (2-2 to 4.3)	3-4 (2-5 to 4.5)	3-4 (2-5 to 4.5)	4-3 (2-9 to 5.7)	5-3 (3-5 to 7.1)	7-5 (4-9 to 9.9)	10-5 (6-9 to 14)	12-2 (7-9 to 16.2)	14-5 (9-3 to 19.4)	17-4 (11-2 to 23.3)	20-7 (13-3 to 27.8)	24-7 (15-9 to 33.2)	29-7 (19-1 to 40)	35-2 (22-7 to 47.5)	41-3 (26-6 to 55.7)	48-2 (30-9 to 65.1)	56-2 (35-9 to 75.9)	64-3 (40-9 to 87)	70-3 (44-6 to 95.1)	72-3 (45-8 to 97.7)	70-3 (44-6 to 95.1)	64-3 (40-9 to 87)	3,890
Cirrhosis and other chronic liver diseases	0-6 (0-4 to 0.8)	0-9 (0-6 to 1.2)	0-9 (0-6 to 1.2)	1-3 (0-8 to 1.7)	2-6 (1-6 to 3.5)	4-6 (2-9 to 6.2)	11-8 (7-5 to 15.9)	22-2 (14-to 30.1)	36 (23-to 48.9)	54-9 (35-to 74.3)	88-5 (56-to 120)	141 (90-to 191)	194 (124-to 263)	241 (154-to 327)	284 (181-to 385)	324 (207-to 439)	369 (236-to 500)	420 (268-to 569)	466 (297-to 631)	486 (310-to 659)	466 (297-to 631)	420 (268-to 569)	3,890
Cirrhosis and other chronic liver diseases due to hepatitis B	0 (0 to 0)	0 (0 to 0)	0 (0 to 0)	0 (0 to 0)	0 (0 to 0)	0 (0 to 0)	0 (0 to 0)	0 (0 to 0)	0 (0 to 0)	1-6 (1-1 to 2.7)	2-5 (1-7 to 3.6)	3-6 (2-5 to 5.1)	5-1 (3-5 to 7.2)	6-8 (4-7 to 9.5)	7-8 (5-3 to 11)	9-6 (6-6 to 13)	11-1 (7-6 to 15.6)	13-1 (8-9 to 18.4)	14-7 (9-9 to 20.5)	15-2 (10-to 21.3)	14-7 (9-9 to 20.5)	13-1 (8-9 to 18.4)	2,430
Cirrhosis and other chronic liver diseases due to hepatitis C	0 (0 to 0)	0 (0 to 0)	0 (0 to 0)	0 (0 to 0)	0 (0 to 0)	0 (0 to 0)	0 (0 to 0)	0-1 (0 to 0.2)	0-1 (0 to 0.3)	0-2 (0 to 0.4)	0-3 (0 to 0.6)	0-4 (0 to 0.8)	0-6 (0 to 1.1)	0-8 (0 to 1.5)	0-9 (0 to 1.8)	1-1 (0 to 2.2)	1-3 (0 to 2.6)	1-5 (0 to 3)	1-7 (0 to 3.4)	1-7 (0 to 3.5)	1-7 (0 to 3.4)	1-5 (0 to 3)	42-6
Cirrhosis and other chronic liver diseases due to alcohol use	0 (0 to 0)	0 (0 to 0)	0 (0 to 0)	0 (0 to 0)	0 (0 to 0)	0-2 (0 to 0.3)	0-3 (0-2 to 0.4)	0-5 (0-3 to 0.7)	0-7 (0-5 to 1)	0-9 (0-6 to 1.3)	1-2 (0-8 to 1.7)	1-7 (1-1 to 2.5)	2-3 (1-5 to 3.4)	2-9 (2-to 4.2)	3-4 (2-3 to 5)	4-1 (2-8 to 6)	4-8 (3-3 to 7)	5-5 (3-8 to 8)	6-1 (4-2 to 8.9)	6-4 (4-4 to 9.3)	6-1 (4-2 to 8.9)	5-4 (3-7 to 7.9)	438
Cirrhosis and other chronic liver diseases due to NAFLD	0 (0 to 0)	0 (0 to 0)	0 (0 to 0)	0 (0 to 0)	0 (0 to 0)	0-2 (0 to 0.3)	0-2 (0 to 0.4)	0-3 (0 to 0.5)	0-5 (0 to 0.7)	0-6 (0-4 to 0.9)	0-8 (0-5 to 1.2)	1-1 (0-7 to 1.6)	1-5 (1-to 2.2)	1-8 (1-2 to 2.7)	2-1 (1-4 to 3.2)	2-6 (1-7 to 3.9)	3-2 (2-1 to 4.8)	3-7 (2-4 to 5.5)	4-1 (2-7 to 6.2)	4-3 (2-8 to 6.5)	4-1 (2-7 to 6.2)	3-7 (2-4 to 5.5)	139
Cirrhosis and other chronic liver diseases due to other causes	0-4 (0-3 to 0.6)	0-6 (0-4 to 0.8)	0-6 (0-4 to 0.8)	1-2 (0-8 to 1.6)	1-9 (1-2 to 2.6)	3-2 (2-1 to 4.4)	7-3 (4-8 to 10)	14-3 (9-3 to 19.5)	23-1 (15-1 to 31.5)	34-5 (22-5 to 47.3)	55-2 (35-9 to 75.8)	88-1 (56-9 to 121)	121 (78-to 166)	150 (97-to 206)	177 (114-to 243)	202 (130-to 277)	230 (148-to 316)	262 (169-to 359)	291 (188-to 399)	303 (196-to 416)	291 (188-to 399)	262 (169-to 359)	2,430
Upper digestive system diseases	0-3 (0-2 to 0.4)	0-4 (0-3 to 0.6)	0-4 (0-3 to 0.6)	0-5 (0-4 to 0.7)	0-7 (0-5 to 0.9)	1-1 (0-8 to 1.4)	1-8 (1-2 to 2.4)	2-6 (1-8 to 3.4)	3-8 (2-6 to 5.1)	5-2 (3-6 to 6.9)	7-3 (5-1 to 9.7)	9-8 (6-8 to 13)	13-6 (9-3 to 18)	17-4 (12-to 23)	20-5 (14-to 27)	24-7 (17-to 32)	29-7 (20-to 39)	34-7 (24-to 46)	38-7 (26-to 51)	40-3 (27-to 53)	38-7 (26-to 51)	34-7 (24-to 46)	299
Peptic ulcer disease	0-1 (0-0 to 0.1)	0-1 (0-0 to 0.1)	0-1 (0-0 to 0.1)	0-2 (0-1 to 0.2)	0-2 (0-1 to 0.3)	0-3 (0-2 to 0.4)	0-4 (0-3 to 0.6)	0-6 (0-4 to 0.8)	0-9 (0-6 to 1.1)	1-1 (0-8 to 1.5)	1-5 (1-to 2.1)	2-1 (1-4 to 2.9)	2-8 (1-9 to 3.8)	3-6 (2-4 to 4.9)	4-3 (2-9 to 5.9)	5-2 (3-5 to 7.2)	6-3 (4-2 to 8.6)	7-4 (4-9 to 10)	8-2 (5-4 to 11)	8-5 (5-6 to 11)	8-2 (5-4 to 11)	7-4 (4-9 to 10)	662
Gastritis and duodenitis	0-4 (0-3 to 0.6)	0-5 (0-3 to 0.6)	0-5 (0-3 to 0.6)	0-6 (0-4 to 0.8)	0-8 (0-6 to 1.1)	1-3 (0-9 to 1.8)	2-1 (1-4 to 2.9)	3-1 (2-to 4.4)	4-5 (2-9 to 6.4)	6-2 (3-9 to 8.6)	8-6 (5-3 to 12)	11-5 (7-1 to 16)	15-9 (9-9 to 22)	20-4 (12-to 28)	24-1 (14-to 33)	28-9 (17-to 40)	34-6 (20-to 48)	40-4 (23-to 56)	45-1 (26-to 63)	47-1 (27-to 65)	45-1 (26-to 63)	40-4 (23-to 56)	3,890
Gastroesophageal reflux disease	0-2 (0-1 to 0.3)	0-3 (0-2 to 0.4)	0-3 (0-2 to 0.4)	0-4 (0-3 to 0.5)	0-5 (0-3 to 0.7)	0-8 (0-6 to 1.1)	1-3 (0-9 to 1.8)	2-1 (1-4 to 2.9)	3-1 (2-to 4.3)	4-3 (2-9 to 5.9)	5-9 (4-to 8.1)	7-9 (5-4 to 11)	10-9 (7-4 to 15)	13-9 (9-4 to 19)	16-4 (11-to 22)	19-6 (13-to 27)	23-4 (15-to 32)	27-4 (18-to 37)	30-6 (20-to 42)	32-1 (21-to 44)	30-6 (20-to 42)	27-4 (18-to 37)	2,430
Appendicitis	0-2 (0 to 0.3)	0-2 (0-2 to 0.3)	0-3 (0-2 to 0.4)	0-3 (0-2 to 0.5)	0-4 (0-3 to 0.5)	0-5 (0-3 to 0.7)	0-6 (0-4 to 0.9)	0-8 (0-6 to 1.1)	1-1 (0-8 to 1.5)	1-4 (1-1 to 2)	1-8 (1-4 to 2.5)	2-4 (1-8 to 3.3)	3-2 (2-4 to 4.4)	4-1 (3-1 to 5.6)	4-9 (3-7 to 6.7)	5-8 (4-3 to 8)	6-8 (4-9 to 9.4)	7-8 (5-5 to 11)	8-6 (6-1 to 12)	8-9 (6-3 to 12)	8-6 (6-1 to 12)	7-8 (5-5 to 11)	15-8
Paralytic ileus and intestinal obstruction	0-3 (0-2 to 0.4)	0-4 (0-3 to 0.5)	0-4 (0-3 to 0.6)	0-5 (0-4 to 0.7)	0-6 (0-4 to 0.8)	0-8 (0-6 to 1.1)	1-1 (0-8 to 1.5)	1-5 (1-1 to 2.1)	2-1 (1-5 to 2.9)	2-9 (2-to 4)	3-8 (2-7 to 5.2)	5-1 (3-6 to 7.1)	7-1 (4-9 to 9.8)	9-1 (6-2 to 12)	10-8 (7-3 to 14)	12-8 (8-6 to 17)	15-5 (10-to 21)	18-1 (12-to 24)	20-2 (13-to 27)	21-1 (14-to 28)	20-2 (13-to 27)	18-1 (12-to 24)	223
Ingrown, fistural, and abdominal hernia	0-3 (0-2 to 0.4)	0-3 (0-2 to 0.4)	0-4

| | | |

SR Table 2b: Bottom DALYS by cause and age group for females with 95% uncertainty intervals, 2019

Cause	Early Neonatal	Late Neonatal	Post Neonatal	1 to 4	5 to 9	10 to 14	15 to 19	20 to 24	25 to 29	30 to 34	35 to 39	40 to 44	45 to 49	50 to 54	55 to 59	60 to 64	65 to 69	70 to 74	75 to 79	80 to 84	85 to 89	90 to 94	95 plus	Total
All causes	592 (249 to 948)	264 (93 to 514)	231 (140 to 380)	1,047 (747 to 1,414)	1,004 (788 to 1,231)	1,004 (844 to 1,146)	1,116 (941 to 1,290)	1,140 (960 to 1,460)	1,178 (1,019 to 1,360)	1,247 (1,076 to 1,440)	1,320 (1,130 to 1,530)	1,500 (1,300 to 1,720)	1,650 (1,440 to 1,900)	1,940 (1,690 to 2,220)	2,300 (1,966 to 2,670)	2,720 (2,330 to 3,140)	3,230 (2,770 to 3,740)	3,940 (3,370 to 4,570)	4,970 (4,260 to 5,770)	6,370 (5,460 to 7,370)	8,220 (7,040 to 9,510)	10,500 (8,990 to 12,100)	42,400 (36,300 to 48,900)
Communicable, maternal, neonatal, and nutritional diseases	496 (171 to 907)	221 (44 to 512)	206 (55 to 556)	1,000 (59 to 1,961)	1,000 (29 to 2,753)	1,000 (29 to 2,753)	1,000 (30 to 2,751)	1,000 (30 to 2,750)	1,000 (30 to 2,750)	1,000 (30 to 2,750)	1,000 (30 to 2,750)	1,000 (30 to 2,750)	1,000 (30 to 2,750)	1,000 (30 to 2,750)	1,000 (30 to 2,750)	1,000 (30 to 2,750)	1,000 (30 to 2,750)	1,000 (30 to 2,750)	1,000 (30 to 2,750)	1,000 (30 to 2,750)	1,000 (30 to 2,750)	1,000 (30 to 2,750)	3,510 (2,750 to 4,350)
HIV/AIDS and sexually transmitted infections	6.4 (1.6 to 14.5)	1.7 (0.5 to 3.9)	2.1 (1.4 to 4.2)	9.8 (3.4 to 21)	9.6 (3.5 to 21)	9.5 (3.4 to 21)	9.8 (3.5 to 21)	9.3 (3.3 to 21)	9.2 (3.2 to 21)	9.1 (3.2 to 21)	9.2 (3.2 to 21)	9.2 (3.2 to 21)	9.2 (3.2 to 21)	9.1 (3.2 to 21)	9.1 (3.2 to 21)	9.1 (3.2 to 21)	9.1 (3.2 to 21)	9.1 (3.2 to 21)	9.1 (3.2 to 21)	9.1 (3.2 to 21)	9.1 (3.2 to 21)	9.1 (3.2 to 21)	73.8 (51.1 to 101)
HIV/AIDS	0 (0 to 0)	0 (0 to 0)	0.8 (0.7 to 1)	0.7 (0.4 to 0.9)	0.5 (0.4 to 0.6)	0.4 (0.3 to 0.5)	0.4 (0.3 to 0.6)	1.2 (0.9 to 1.6)	1.9 (1.4 to 2.4)	4.6 (3.6 to 5.6)	9.6 (7.5 to 11)	16 (12 to 19)	24 (19 to 28)	33 (26 to 39)	43 (34 to 51)	54 (43 to 64)	66 (53 to 78)	77 (62 to 91)	88 (71 to 104)	97 (78 to 115)	104 (84 to 123)	107 (86 to 127)	37.7 (30.6 to 44.8)
HIV/AIDS - Drug-susceptible Tuberculosis	0 (0 to 0)	0 (0 to 0)	0.1 (0.1 to 0.2)	0.1 (0.1 to 0.2)	0.1 (0.1 to 0.2)	0.1 (0 to 0.1)	0.1 (0 to 0.1)	0.1 (0.1 to 0.1)	0.2 (0.1 to 0.3)	0.5 (0.3 to 0.6)	1 (0.8 to 1.3)	1.7 (1.3 to 2.1)	2.5 (1.9 to 3.1)	3.4 (2.6 to 4.2)	4.4 (3.4 to 5.4)	5.5 (4.3 to 6.8)	6.7 (5.2 to 8.3)	7.8 (6.1 to 9.6)	8.9 (7 to 11)	9.8 (7.7 to 12)	10.5 (8.2 to 13)	10.8 (8.5 to 13)	3.8 (3 to 4.7)
HIV/AIDS - Multidrug-resistant Tuberculosis without extensive dr...	0 (0 to 0)	0 (0 to 0)	0 (0 to 0)	0 (0 to 0)	0 (0 to 0)	0 (0 to 0)	0 (0 to 0)	0 (0 to 0)	0 (0 to 0)	0 (0 to 0)	0 (0 to 0)	0 (0 to 0)	0 (0 to 0)	0 (0 to 0)	0 (0 to 0)	0 (0 to 0)	0 (0 to 0)	0 (0 to 0)	0 (0 to 0)	0 (0 to 0)	0 (0 to 0)	0 (0 to 0)	0 (0 to 0)	0.1 (0 to 0.1)
HIV/AIDS - Extensively drug-resistant Tuberculosis	0 (0 to 0)	0 (0 to 0)	0 (0 to 0)	0 (0 to 0)	0 (0 to 0)	0 (0 to 0)	0 (0 to 0)	0 (0 to 0)	0 (0 to 0)	0 (0 to 0)	0 (0 to 0)	0 (0 to 0)	0 (0 to 0)	0 (0 to 0)	0 (0 to 0)	0 (0 to 0)	0 (0 to 0)	0 (0 to 0)	0 (0 to 0)

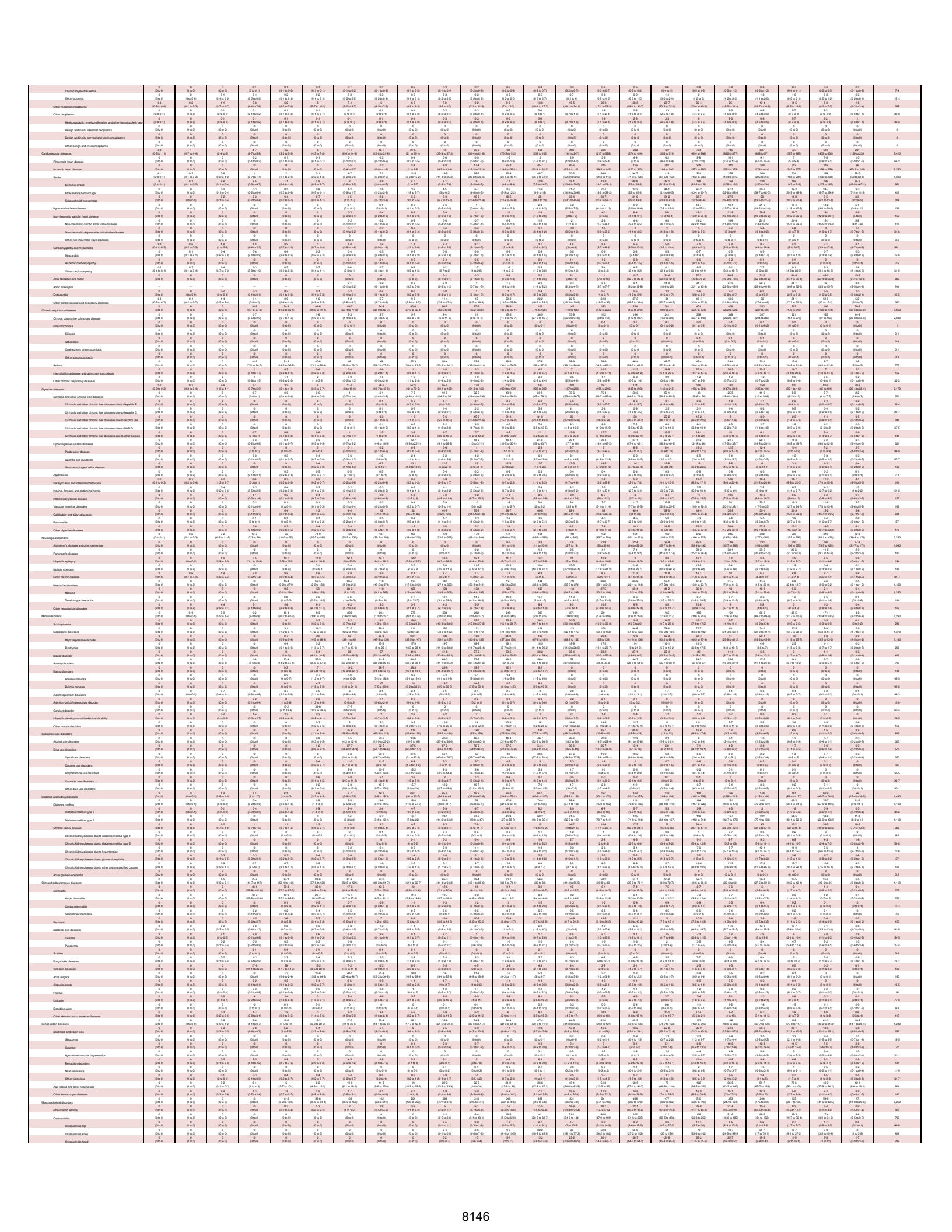

Osteoarthritis other	0 (0 to 0)	0 (0 to 0)	0 (0 to 0)	0 (0 to 0)	0 (0 to 0)	0 (0 to 0)	0 (0 to 0)	0 (0 to 0)	0 (0 to 0)	0 (0 to 0)	0 (0 to 1)	0 (0 to 0)	0-4 (0-1 to 0-9)	1-1 (0-4 to 2-5)	2-9 (1-2 to 6-7)	5-2 (2-3 to 11-2)	7 (3-2 to 14-4)	7-7 (3-4 to 16-2)	8-4 (3-9 to 17-4)	9-9 (4-9 to 20-9)	7-7 (3-8 to 19)	6-2 (3-1 to 12-9)	4 (2-1 to 9-2)	2-1 (1-1 to 4-1)	0-6 (0-3 to 1-3)		63-2
Low back pain	0 (0 to 0)	0 (0 to 0)	0 (0 to 0)	0 (0 to 0)	6-9 (3-2 to 12-3)	34-2 (20-1 to 53-2)	30-8 (20-2 to 46-2)	33-5 (21-6 to 49)	64-9 (42-6 to 97)	116 (81-3 to 157)	138 (97-6 to 192)	159 (107-6 to 230)	163 (105-0 to 249)	211 (129-0 to 320)	244 (132-0 to 388)	244 (132-0 to 391)	244 (134-0 to 393)	257 (141-0 to 412)	257 (91-0 to 420)	207 (66-0 to 339)	149 (42-0 to 253)	98 (36-7 to 163)	53-6 (15-0 to 94-2)	22-6 (3-8 to 61-9)	1-3 (0-2 to 3-6)	2,430
Neck pain	0 (0 to 0)	0 (0 to 0)	0 (0 to 0)	2-8 (1-2 to 7-6)	19-6 (10 to 36-4)	20-8 (10-2 to 33-9)	33-2 (16-5 to 64-4)	40-7 (20-1 to 78-5)	59-6 (31 to 111)	75-9 (40-4 to 127)	89-9 (47 to 151)	107 (56 to 186)	107 (56 to 186)	137 (70 to 232)	158 (77 to 273)	158 (77 to 273)	79-4 (35-9 to 121)	82-5 (33-5 to 155)	82-5 (34-9 to 131)	42-7 (22-1 to 77-9)	28-2 (15 to 54-3)	16-3 (9-4 to 27-6)	4-9 (2-3 to 11-4)	1-3 (0-3 to 3-2)		927
Gout	0 (0 to 0)	0 (0 to 0)	0 (0 to 0)	0 (0 to 0)	0 (0 to 0)	0 (0 to 0)	0 (0 to 0)	0 (0 to 1)	0 (0 to 0)	0 (0 to 0)	0 (0 to 0)	0 (0 to 0)	0 (0 to 0)	0 (0 to 0)	0 (0 to 0)	0 (0 to 0)	0 (0 to 0)	0 (0 to 0)	0 (0 to 0)	0 (0 to 0)	0 (0 to 0)	0 (0 to 0)	0 (0 to 0)	0 (0 to 0)	0 (0 to 0)		19-6
Other musculoskeletal disorders	0 (0 to 0)	0 (0 to 0)	0 (0 to 0)	0-3 (0-2 to 0-6)	1-6 (0-5 to 3-2)	11-3 (5-4 to 19-2)	25-5 (15-4 to 39)	47-3 (29-9 to 71-5)	65-2 (41-1 to 100)	79-7 (44-6 to 139)	89-8 (42-1 to 168)	88-1 (56-9 to 132)	96-5 (58-9 to 146)	94-1 (57-2 to 137)	77-1 (45-4 to 121)	71-2 (41 to 109)	79-5 (38-5 to 111)	65-7 (29-3 to 97)	28-4 (10-6 to 46-8)	12-8 (5-2 to 22-1)	7-7 (3-1 to 13-5)	3-2 (1-1 to 5)	882
Other non-communicable diseases	73-3 (51-6 to 105)	37-2 (27-9 to 48-5)	112 (77-7 to 153)	40-3 (26-2 to 58-9)	44-4 (30-9 to 59-6)	99-6 (62-9 to 151)	89-1 (61-2 to 134)	152 (102 to 213)	256 (169 to 374)	329 (179 to 567)	352 (177 to 592)	231 (160 to 319)	198 (90 to 356)	266 (130 to 457)	245 (77 to 435)	215 (51 to 391)	207 (54 to 381)	208 (50 to 384)	169 (52 to 324)	133 (30 to 274)	86-7 (9 to 217)	64-9 (4 to 175)	14-2 (0 to 42)	3,490
Congenital birth defects	71-5 (48-7 to 104)	31 (22-3 to 43)	71-7 (46-7 to 108)	40-4 (21-2 to 62-3)	19-5 (14-2 to 27-1)	17-6 (12-9 to 24-2)	16-5 (10-8 to 19-1)	12-9 (9-1 to 16-9)	13-9 (9-1 to 17-4)	14-3 (10-5 to 18-7)	13-7 (10-1 to 17-9)	11-9 (8-9 to 15-5)	13-7 (9-4 to 17-9)	14-1 (10 to 18-4)	16 (10-2 to 18-9)	10-5 (7-2 to 13)	7-6 (5-2 to 10)	3-2 (1-9 to 4-9)	1-9 (1-1 to 3)	0-7 (0-4 to 1-1)	0-3 (0-2 to 0-5)	0-1 (0 to 0-1)	399
Neural tube defects	7-6 (4-4 to 12-1)	1-4 (0-7 to 2-4)	8 (3-5 to 15-4)	0-1 (0 to 0-3)	2-5 (1-4 to 4-3)	0-9 (0-5 to 1-5)	0-5 (0-3 to 1-2)	0-8 (0-5 to 1-2)	0-8 (0-5 to 1-2)	0-8 (0-5 to 1-2)	0-7 (0-4 to 1-2)	0-5 (0-3 to 0-9)	0-5 (0-3 to 0-9)	0-3 (0-1 to 0-7)	0-2 (0-1 to 0-5)	0-1 (0 to 0-3)	0-1 (0 to 0-1)	0-1 (0 to 0-1)	0-1 (0 to 0-1)	0-1 (0 to 0-1)	0-1 (0 to 0-1)	0-1 (0 to 0-1)	39-5
Congenital heart anomalies	16-6 (9-1 to 24-9)	13-2 (8-5 to 20-7)	23-2 (12-4 to 41-3)	6-8 (2-2 to 16-9)	3-5 (1-9 to 7-6)	3-1 (1-8 to 6-5)	2-7 (1-5 to 4-1)	2-5 (1-6 to 3-6)	2-4 (1-5 to 4)	2-9 (1-6 to 4-1)	1-4 (0-9 to 2-4)	2-7 (1-5 to 3-9)	2-8 (1-5 to 4-2)	2-3 (1-4 to 3-4)	2-2 (1-2 to 3-2)	1-5 (0-7 to 2-5)	1-2 (0-7 to 2-2)	0-7 (0-1 to 0-5)	0-1 (0 to 0-3)	0-1 (0 to 0-1)	0-1 (0 to 0-1)	0-1 (0 to 0-1)	95-2
Orofacial clefts	0 (0 to 0)	0-2 (0-1 to 0-4)	0-3 (0-1 to 0-6)	0-2 (0 to 0-4)	0-2 (0 to 0-4)	0-2 (0 to 0-4)	0-2 (0 to 0-4)	0-2 (0 to 0-4)	0-2 (0 to 0-4)	0-2 (0 to 0-4)	0-2 (0 to 0-4)	0-2 (0 to 0-4)	0-2 (0 to 0-4)	0-2 (0 to 0-4)	0-2 (0 to 0-4)	0-2 (0 to 0-4)	0-2 (0 to 0-4)	0-1 (0 to 0-3)	0-1 (0 to 0-1)	0-1 (0 to 0-1)	0-1 (0 to 0-1)	0-1 (0 to 0-1)	3-1
Down syndrome	1-6 (0-6 to 2-5)	0-5 (0-3 to 0-9)	1-4 (0-6 to 2-7)	1-5 (0-9 to 2-1)	1-2 (0-7 to 1-9)	1-1 (0-7 to 1-7)	1-7 (0-7 to 2-6)	1-4 (0-8 to 2-2)	1-6 (0-9 to 2-3)	1-6 (1 to 2-3)	1-5 (0-9 to 2-2)	1-5 (1 to 2-2)	2-2 (1-4 to 3)	2-7 (1-5 to 3-4)	2-9 (1-7 to 3-7)	4-8 (2-5 to 7)	3-4 (1-9 to 5-3)	1-7 (1 to 2-6)	1-3 (0 to 2-4)	0-3 (0 to 0)	0-3 (0 to 0)	0-3 (0 to 0)	31-4
Turner syndrome	0 (0 to 0)	0 (0 to 0)	0-1 (0 to 0-2)	0-1 (0 to 0-2)	0-1 (0 to 0-2)	0-1 (0 to 0-2)	0-1 (0 to 0-2)	0-1 (0 to 0-2)	0-1 (0 to 0-2)	0-1 (0 to 0-2)	0-1 (0 to 0-2)	0-1 (0 to 0-1)	0-1 (0 to 0-1)	0-1 (0 to 0-1)	0-1 (0 to 0-1)	0-1 (0 to 0-1)	0-1 (0 to 0-1)	0-1 (0 to 0-1)	0-1 (0 to 0-1)	0-1 (0 to 0-1)	0-1 (0 to 0-1)	0-1 (0 to 0-1)	1-2
Klinefelter syndrome	0 (0 to 0)	0 (0 to 0)	0 (0 to 0)	0 (0 to 0)	0 (0 to 0)	0 (0 to 0)	0 (0 to 0)	0 (0 to 0)	0 (0 to 0)	0 (0 to 0)	0 (0 to 0)	0 (0 to 0)	0 (0 to 0)	0 (0 to 0)	0 (0 to 0)	0 (0 to 0)	0 (0 to 0)	0 (0 to 0)	0 (0 to 0)	0 (0 to 0)	0 (0 to 0)	0 (0 to 0)	0 (0 to 0)	6
Other chromosomal abnormalities	9-6 (4-3 to 21)	5-5 (3-1 to 10-2)	12-4 (6-8 to 22-2)	4-7 (2-1 to 7-2)	2-5 (1-5 to 4-2)	2-2 (1-4 to 3-6)	1-5 (1-1 to 2-5)	1-8 (1-1 to 2-7)	1-8 (1-1 to 2-7)	1-9 (1-2 to 2-9)	1-8 (1-1 to 2-5)	1-4 (0-9 to 2)	1-6 (1-1 to 2-4)	1-3 (0-9 to 1-9)	0-7 (0-5 to 1-2)	0-7 (0-4 to 1-1)	0-5 (0-3 to 0-7)	0-2 (0 to 0-5)	0-1 (0 to 0-3)	0-1 (0 to 0-2)	0-1 (0 to 0-1)	0-1 (0 to 0-1)	51-7
Congenital musculoskeletal and limb anomalies	3-7 (2-1 to 5-9)	1 (0-6 to 1-5)	6-1 (4-4 to 11-4)	4-4 (2-6 to 8-2)	3-2 (2-2 to 5-2)	4-2 (2-5 to 6-7)	3-3 (2-2 to 5-2)	3-3 (2-1 to 5-2)	3-2 (2-1 to 5-2)	3-2 (2-1 to 5-2)	3-5 (2-2 to 5-2)	2-1 (1 to 3-4)	3-6 (1-8 to 4-6)	2-1 (1 to 3-5)	3-5 (2-1 to 5-1)	2-1 (1-2 to 3-2)	2-1 (1-2 to 3-2)	1-6 (0-9 to 2-4)	0-9 (0-4 to 1-5)	0-5 (0-2 to 0-8)	0-2 (0 to 0-4)	0-2 (0 to 0-4)	68-9
Urogenital congenital anomalies	2 (0-4 to 3-9)	0-4 (0-2 to 0-8)	0-9 (0-4 to 1-8)	0-1 (0 to 0-3)	0-4 (0-2 to 0-8)	0-4 (0-2 to 0-8)	0-2 (0 to 0-4)	0-2 (0 to 0-3)	0-2 (0 to 0-3)	0-2 (0 to 0-3)	0-2 (0 to 0-3)	0-2 (0 to 0-2)	0-1 (0 to 0-2)	0-1 (0 to 0-2)	0-1 (0 to 0-2)	0-1 (0 to 0-1)	0-1 (0 to 0-1)	0-1 (0 to 0-1)	0-1 (0 to 0-1)	0-1 (0 to 0-1)	0-1 (0 to 0-1)	0-1 (0 to 0-1)	6-8
Digestive congenital anomalies	7-2 (4-7 to 12-1)	2-5 (1-5 to 4-5)	3-6 (2-3 to 6-1)	2-3 (1-3 to 4-1)	1-7 (1-1 to 2-7)	1-6 (1-1 to 2-6)	1-4 (0-9 to 2-4)	1-4 (0-9 to 2-4)	1-4 (0-9 to 2-4)	1-4 (0-9 to 2-4)	1-3 (0-9 to 2-2)	1-2 (0-8 to 2-1)	1-4 (0-9 to 2-4)	1-2 (0-8 to 2-1)	1-3 (0-9 to 2-2)	1-2 (0-8 to 2-1)	1-2 (0-8 to 2-1)	1-2 (0-8 to 2-1)	1-2 (0-8 to 2-1)	1-2 (0-8 to 2-1)	1-2 (0-8 to 2-1)	1-2 (0-8 to 2-1)	32-9
Other congenital birth defects	19-3 (10-7 to 29-4)	7-5 (4-1 to 9-6)	15-5 (8-4 to 29-4)	6-6 (4-1 to 9-7)	5-2 (3-2 to 8-2)	4-7 (2-7 to 7-4)	3-7 (2-1 to 6-3)	3-7 (2-2 to 6-2)	3-7 (2-2 to 6-2)	3-7 (2-2 to 6-2)	3-6 (2-2 to 5-9)	3-1 (1-9 to 5-1)	3-7 (2-2 to 6-4)	3-2 (1-9 to 5-4)	3-2 (1-9 to 5-4)	3-2 (1-9 to 5-4)	3-2 (1-9 to 5-4)	3-2 (1-9 to 5-4)	3-2 (1-9 to 5-4)	3-2 (1-9 to 5-4)	3-2 (1-9 to 5-4)	3-2 (1-9 to 5-4)	76-3
Urinary diseases and male infertility	0-1 (0 to 0-1)	0-1 (0 to 0-2)	0-6 (0 to 1)	0-6 (0 to 0-7)	0-7 (0-5 to 1-1)	1-1 (0-7 to 1-6)	1-7 (1 to 2-4)	2-7 (1-9 to 3-9)	3-8 (2-7 to 5-4)	3-8 (2 to 5-3)	3-6 (2 to 5-2)	3-6 (2-4 to 5-2)	3-6 (2-4 to 5-2)	3-6 (2-4 to 5-2)	3-6 (2-4 to 5-2)	3-8 (2-4 to 5-2)	3-8 (2-5 to 5-2)	3-7 (2-4 to 5-2)	3-4 (1-9 to 5-2)	3-1 (1-7 to 4-7)	2-6 (1-4 to 3-7)	3-1 (1-7 to 4-6)	236
Urolithiasis	0 (0 to 0)	0 (0 to 0)	0 (0 to 0)	0 (0 to 0-1)	0 (0 to 0-1)	0 (0 to 0-1)	0 (0 to 0-2)	0 (0 to 0-2)	0 (0 to 0-2)	0 (0 to 0-2)	0 (0 to 0-1)	0 (0 to 0-1)	0 (0 to 0-1)	0 (0 to 0-1)	0 (0 to 0-1)	0 (0 to 0-1)	0 (0 to 0-1)	0 (0 to 0-1)	0 (0 to 0-1)	0 (0 to 0-1)	0 (0 to 0-1)	0 (0 to 0-1)	0 (0 to 0-1)	17
Benign prostatic hyperplasia	0 (0 to 0)	0 (0 to 0)	0 (0 to 0)	0 (0 to 0)	0 (0 to 0)	0 (0 to 0)	0 (0 to 0)	0 (0 to 0)	0 (0 to 0)	0 (0 to 0)	0 (0 to 0)	0 (0 to 0)	0 (0 to 0)	0 (0 to 0)	0 (0 to 0)	0 (0 to 0)	0 (0 to 0)	0 (0 to 0)	0 (0 to 0)	0 (0 to 0)	0 (0 to 0)	0 (0 to 0)	0 (0 to 0)	0
Male infertility	–	–	–	–	–	–	–	–	–	–	–	–	–	–	–	–	–	–	–	–	–	–	–	NA
Other urinary diseases	0-1 (0 to 0-1)	0-1 (0 to 0-2)	0-1 (0 to 0-3)	0-2 (0 to 0-3)	0-1 (0 to 0-3)	0-2 (0 to 0-3)	0-2 (0 to 0-3)	0-2 (0 to 0-3)	0-4 (0 to 0-9)	0-6 (0 to 0-9)	0-5 (0 to 0-9)	0-4 (0 to 0-7)	0-4 (0 to 0-9)	0-5 (0 to 0-9)	0-5 (0 to 0-11)	0-5 (0 to 1-2)	0-5 (0 to 1-2)	0-7 (0 to 1-9)	0-6 (0 to 1-8)	0-6 (0 to 1-7)	0-4 (0 to 1-1)	0-3 (0 to 1-1)	8-4
Gynecological diseases	5 (0 to 0)	0 (0 to 0)	0 (0 to 0)	13-9 (7 to 23-9)	62-4 (25-6 to 99)	94-6 (52-4 to 140)	116 (66-2 to 226)	179 (115 to 262)	176 (108 to 226)	138 (90-5 to 203)	143 (84-6 to 224)	146 (90-9 to 205)	146 (90-9 to 205)	111 (64-7 to 164)	74 (42-9 to 112)	39 (21-1 to 67)	26-5 (12-4 to 52-4)	21-4 (8-2 to 44-9)	19-2 (7 to 42-6)	11-2 (7 to 24-6)	6-1 (2-8 to 9-9)	2-7 (1 to 4-2)	1,260
Uterine fibroids	0 (0 to 0)	0 (0 to 0)	0 (0 to 0)	0 (0 to 0)	0-2 (0 to 0-5)	0-2 (0 to 0-5)	1 (0-4 to 2-1)	1 (0-4 to 2-1)	1 (0-5 to 2-4)	1 (0-5 to 2-4)	0-9 (0-4 to 2-2)	0-9 (0-4 to 2-2)	0-9 (0-4 to 2-2)	0-9 (0-4 to 2-2)	0-9 (0-4 to 2-2)	1-1 (0-5 to 2-5)	1-1 (0-5 to 2-5)	0-9 (0-4 to 2-2)	0-9 (0-4 to 2-2)	0-9 (0-4 to 2-2)	0-9 (0-4 to 2-2)	0-9 (0-5 to 2)	41-2
Polycystic ovarian syndrome	0 (0 to 0)	0 (0 to 0)	0 (0 to 0)	0 (0 to 0)	1-2 (0-4 to 2-5)	4 (1-7 to 8-3)	7 (2-9 to 14-2)	7 (2-9 to 14-2)	6-3 (2-4 to 12-9)	6-3 (2-2 to 12-7)	6-3 (2-2 to 12-7)	5-1 (1 to 10-4)	4-7 (1-2 to 9-4)	5-1 (1 to 10-4)	4-7 (1-2 to 9-5)	3-5 (0-9 to 7)	3-5 (0-9 to 7)	3-5 (0-9 to 7)	3-5 (0-9 to 7)	3-5 (0-9 to 7)	3-5 (0-9 to 7)	3-5 (0-9 to 7)	43-4
Female infertility	0 (0 to 0)	0 (0 to 0)	0 (0 to 0)	0 (0 to 0)	0 (0 to 0)	0 (0 to 0)	0 (0-3 to 0-7)	0 (0-1 to 0-8)	0 (0-1 to 0-8)	0 (0-1 to 0-8)	0 (0-1 to 0-8)	0 (0-1 to 0-8)	0 (0-1 to 0-8)	0 (0-1 to 0-8)	0 (0-1 to 0-8)	0 (0-1 to 0-8)	0 (0-1 to 0-8)	0 (0-1 to 0-8)	0 (0-1 to 0-8)	0 (0-1 to 0-8)	0 (0-1 to 0-8)	0 (0-1 to 0-8)	11-4
Endometriosis	0 (0 to 0)	0 (0 to 0)	0 (0 to 0)	0 (0 to 0)	0 (0 to 0)	0 (0-3 to 11-4)	0-4 (0-9 to 1-7)	0-9 (0-3 to 2-3)	1 (0-4 to 2-7)	1 (0-4 to 2-6)	0-9 (0-4 to 2-3)	0-8 (0-3 to 2-1)	0-9 (0-4 to 2-3)	0-8 (0-3 to 2-1)	0-8 (0-3 to 2-1)	0-8 (0-3 to 2-1)	0-8 (0-3 to 2-1)	0-8 (0-3 to 2-1)	0-8 (0-3 to 2-1)	0-8 (0-3 to 2-1)	0-8 (0-3 to 2-1)	0-8 (0-3 to 2-1)	60-6
Genital prolapse	0 (0 to 0)	0 (0 to 0)	0 (0 to 0)	0 (0 to 0)	0 (0 to 0)	0 (0 to 0)	0 (0 to 0)	0 (0 to 0)	0 (0 to 0)	0 (0 to 0)	0 (0 to 0)	0 (0 to 0)	0 (0 to 0)	0 (0 to 0)	0 (0 to 0)	0 (0 to 0)	0 (0 to 0)	0 (0 to 0)	0 (0 to 0)	0 (0 to 0)	0 (0 to 0)	0 (0 to 0)	0 (0 to 0)	28-3
Premenstrual syndrome	0 (0 to 0)	0 (0 to 0)	0 (0 to 0)	12-5 (4 to 22-2)	22-2 (10 to 40-3)	39-7 (19-5 to 64-1)	56-4 (27 to 93-7)	89-1 (49-6 to 142-9)	90-8 (52-7 to 145-3)	87-9 (51-5 to 135-5)	82-6 (46-7 to 132-5)	72-1 (39-2 to 124-6)	68-9 (32-5 to 124-6)	59-2 (18-2 to 124-6)	49-1 (5 to 121-5)	39-1 (0 to 107)	30-7 (0 to 94)	26-6 (0 to 74)	15-3 (0 to 52-9)	11-2 (0 to 39)	6-1 (0 to 17)	2-2 (0 to 6-4)	369
Other gynecological diseases	0 (0 to 0)	0 (0 to 0)	0 (0 to 0)	0 (0 to 0)	0-3 (0 to 1-6)	0-3 (0 to 1-5)	0-3 (0 to 1-1)	0-4 (0 to 1-1)	0-4 (0 to 1-1)	0-5 (0 to 1-3)	0-5 (0 to 1-3)	0-4 (0 to 1-1)	0-4 (0 to 1-1)	0-4 (0 to 1-1)	0-4 (0 to 1-1)	0-4 (0 to 1-1)	0-4 (0 to 1-1)	0-4 (0 to 1-1)	0-4 (0 to 1-1)	0-4 (0 to 1-1)	0-4 (0 to 1-1)	0-4 (0 to 1-1)	3-2
Hemoglobinopathies and hemolytic anemias	0-1 (0 to 0-2)	0-6 (0 to 1-5)	2-3 (0 to 6-7)	2-4 (0 to 6-4)	0-4 (0 to 0-9)	0-5 (0 to 0-9)	0-5 (0 to 0-8)	0-5 (0 to 0-8)	0-6 (0 to 1-1)	0-6 (0 to 1-2)	0-5 (0 to 1-1)	0-5 (0 to 1-1)	0-5 (0 to 1-1)	0-5 (0 to 1-1)	0-5 (0 to 1-1)	0-5 (0 to 1-1)	0-5 (0 to 1-1)	0-5 (0 to 1-1)	0-5 (0 to 1-1)	0-5 (0 to 1-1)	0-5 (0 to 1-1)	0-5 (0 to 1-1)	45-6
Thalassemias	0 (0 to 0)	0 (0 to 0)	0 (0 to 0)	0 (0 to 0)	0 (0 to 0)	0 (0 to 0)	0 (0 to 0)	0 (0 to 0)	0 (0 to 0)	0 (0 to 0)	0 (0 to 0)	0 (0 to 0)	0 (0 to 0)	0 (0 to 0)	0 (0 to 0)	0 (0 to 0)	0 (0 to 0)	0 (0 to 0)	0 (0 to 0)	0 (0 to 0)	0 (0 to 0)	0 (0 to 0)	0 (0 to 0)	0-2
Thalassemias trait	0-1 (0 to 0-4)	0-6 (0 to 1-5)	2-3 (0 to 6-2)	2-4 (0 to 6-6)	0-4 (0 to 0-9)	0-5 (0 to 0-9)	1-4 (0 to 2-5)	1-4 (0 to 2-5)	1-3 (0 to 2-3)	1-3 (0 to 2-3)	1-5 (0 to 2-4)	0-9 (0 to 1-2)	0-5 (0 to 1-1)	0-5 (0 to 1-1)	0-4 (0 to 1-1)	0-4 (0 to 1-1)	0-3 (0 to 0-9)	0-2 (0 to 0-6)	0-1 (0 to 0-3)	0-1 (0 to 0-3)	0-1 (0 to 0-3)	0-1 (0 to 0-3)	10-1
Sickle cell disorders	0 (0 to 0)	0-1 (0 to 0-2)	0-5 (0 to 0-9)	0-5 (0 to 0-7)	0-4 (0 to 0-6)	0-4 (0 to 0-5)	0-3 (0 to 0-5)	0-3 (0 to 0-5)	0-4 (0 to 0-6)	0-4 (0 to 0-5)	0-3 (0 to 0-5)	0-2 (0 to 0-3)	0-2 (0 to 0-4)	0-2 (0 to 0-4)	0-2 (0 to 0-4)	0-1 (0 to 0-3)	0-1 (0 to 0-3)	0-1 (0 to 0-2)	0-1 (0 to 0-2)	0-1 (0 to 0-2)	0-1 (0 to 0-2)	0-1 (0 to 0-2)	4-2
Sickle cell trait	0 (0 to 0-1)	0-2 (0 to 0-4)	0-6 (0 to 1-7)	0-8 (0 to 1-8)	0-3 (0 to 0-6)	0-3 (0 to 0-5)	2-8 (0 to 6-1)	2-5 (0 to 5-6)	2-2 (0 to 5-3)	1-8 (0 to 4-7)	1-6 (0 to 3-7)	0-9 (0 to 1-4)	0-5 (0 to 1-1)	0-6 (0 to 1-3)	0-7 (0 to 1-4)	0-4 (0 to 1-1)	0-3 (0 to 1-1)	0-3 (0 to 0-9)	0-2 (0 to 0-6)	0-2 (0 to 0-6)	0-1 (0 to 0-4)	0-1 (0 to 0-3)	14-8
G6PD deficiency	0 (0 to 0)	0 (0 to 0)	0 (0 to 0)	0 (0 to 0)	0 (0 to 0)	0 (0 to 0-1)	0 (0 to 0-1)	0 (0 to 0-1)	0 (0 to 0-1)	0 (0 to 0-2)	0 (0 to 0-2)	0 (0 to 0-1)	0 (0 to 0-1)	0 (0 to 0-1)	0 (0 to 0-1)	0 (0 to 0-1)	0 (0 to 0-1)	0 (0 to 0-1)	0 (0 to 0-1)	0 (0 to 0-1)	0 (0 to 0-1)	0 (0 to 0-1)	1-3
G6PD trait	0 (0 to 0)	0 (0 to 0)	0 (0 to 0)	0 (0 to 0)	0 (0 to 0)	0 (0 to 0)	0 (0 to 0)	0 (0 to 0)	0 (0 to 0)	0 (0 to 0)	0 (0 to 0)	0 (0 to 0)	0 (0 to 0)	0 (0 to 0)	0 (0 to 0)	0 (0 to 0)	0 (0 to 0)	0 (0 to 0)	0 (0 to 0)	0 (0 to 0)	0 (0 to 0)	0 (0 to 0)	0-2
Other hemoglobinopathies and hemolytic anemias	0 (0 to 0)	0-2 (0 to 0-5)	0-6 (0 to 2-2)	0-5 (0 to 2-3)	0-3 (0 to 0-9)	0-3 (0 to 0-8)	0-3 (0 to 1-1)	0-2 (0 to 1)	0-3 (0 to 1-1)	0-3 (0 to 1-3)	0-3 (0 to 1-2)	0-2 (0 to 1)	0-3 (0 to 1-2)	0-3 (0 to 1-2)	0-3 (0 to 1-2)	0-3 (0 to 1-2)	0-3 (0 to 1-2)	0-3 (0 to 1-2)	0-3 (0 to 1-2)	0-3 (0 to 1-2)	0-3 (0 to 1-2)	0-3 (0 to 1-2)	14-9
Endocrine, metabolic, blood, and immune disorders	1-7 (1 to 2-5)	1-6 (1 to 2-9)	3 (1-5 to 7-1)	1-7 (1 to 3-2)	17-4 (11-3 to 25-9)	21-5 (14-2 to 31-7)	21-5 (14-2 to 32)	20-3 (13-2 to 29-7)	21-8 (14-2 to 32)	23-2 (15-2 to 33-9)	24-2 (15-8 to 35-2)	23-1 (15-1 to 34)	22-2 (14-5 to 32)	22-1 (14-5 to 32)	22-1 (14-5 to 32)	22-1 (14-5 to 32)	22-1 (14-5 to 32)	22-1 (14-5 to 32)	22-1 (14-5 to 32)	22-1 (14-5 to 32)	22-1 (14-5 to 32)	22-1 (14-5 to 32)	872
Oral disorders	0 (0 to 0)	0-4 (0 to 2-2)	4-6 (2-6 to 7-7)	2-6 (1 to 5-6)	6-8 (3-1 to 11-4)	9-2 (5-8 to 14-5)	10-2 (5-8 to 16)	14-6 (9-3 to 23-6)	19-2 (11-1 to 31-3)	22-1 (12-4 to 36-9)	24-7 (13-5 to 41-2)	26-4 (14-2 to 47-4)	46-4 (27-3 to 74-6)	57-2 (32-7 to 89-6)	60-1 (32-7 to 96-5)	59-2 (32-7 to 94)	73-3 (44-4 to 113)	89-2 (52-1 to 134)	52-1 (31 to 72-4)	49-4 (18-7 to 82)	13-8 (7-7 to 19-6)	2-5 (1-5 to 3-8)	638
Caries of deciduous teeth	0 (0 to 0)	0 (0 to 0)	0 (0 to 0)	0 (0 to 1)	0 (0 to 0-1)	0 (0 to 0)	0 (0 to 0)	0 (0 to 0)	0 (0 to 0)	0 (0 to 0)	0 (0 to 0)	0 (0 to 0)	0 (0 to 0)	0 (0 to 0)	0 (0 to 0)	0 (0 to 0)	0 (0 to 0)	0 (0 to 0)	0 (0 to 0)	0 (0 to 0)	0 (0 to 0)	0 (0 to 0)	0 (0 to 0)	1-4
Caries of permanent teeth	0 (0 to 0)	0 (0 to 0)	0 (0 to 0)	0-2 (0 to 1-6)	0-5 (0 to 1-5)	0-6 (0 to 2)	0-5 (0 to 1-5)	0-5 (0 to 1-4)	0-5 (0 to 1-4)	0-5 (0 to 1-4)	0-4 (0 to 1-2)	0-3 (0 to 1-1)	0-3 (0 to 1-1)	0-3 (0 to 1-1)	0-3 (0 to 1-1)	0-5 (0 to 1-7)	0-3 (0 to 1-2)	0-4 (0 to 1-4)	0-4 (0 to 1-4)	0-3 (0 to 1-1)	0-5 (0 to 2-1)	0-5 (0 to 1-6)	42-7
Periodontal diseases	0 (0 to 0)	0 (0 to 0)	0 (0 to 0)	0 (0 to 0)	0 (0 to 0)	0 (0 to 0)	0-7 (0 to 1-5)	0-7 (0 to 1-7)	0-8 (0 to 1-7)	0-8 (0 to 1-7)	0-8 (0 to 1-6)	0-6 (0 to 1-3)	0-6 (0 to 1-3)	0-6 (0 to 1-3)	0-6 (0 to 1-3)	0-6 (0 to 1-3)	0-6 (0 to 1-3)	0-6 (0 to 1-3)	0-6 (0 to 1-3)	0-6 (0 to 1-3)	0-6 (0 to 1-3)	0-6 (0 to 1-3)	84-4
Other oral disorders	0 (0 to 0)	0 (0 to 0)	0 (0 to 0)	0-9 (0 to 1-7)	3-2 (1-7 to 4-6)	4-2 (2-5 to 6-5)	5-5 (3-2 to 8-5)	6-8 (4 to 10-4)	7-4 (4 to 11-5)	7-3 (4 to 11)	6-7 (4 to 9-9)	6-7 (4 to 9-8)	7-8 (4 to 11-7)	8-6 (5 to 12-3)	8-3 (4 to 13-9)	7-5 (3 to 12-9)	6-5 (3 to 11)	4-5 (2 to 6-8)	2-6 (1 to 3-9)	2-1 (0 to 2-3)	0-7 (0 to 1-1)	0-7 (0 to 0-9)	90-7
Sudden infant death syndrome	2-4 (2-6 to 6)	2-4 (1-6 to 3)	–	–	–	–	–	–	–	–	–	–	–	–	–	–	–	–	–	–	–	–	NA
Injuries	0-7 (0-5 to 0-9)	0-8 (0-6 to 1-1)	7-8 (5-4 to 11)	22-5 (19 to 28)	31-5 (23-9 to 41-2)	41-3 (31-6 to 53-3)	39-4 (29-5 to 52)	39-5 (27-7 to 55)	39-2 (27-6 to 54)	39-1 (27-6 to 54)	39-1 (27-6 to 54)	39-1 (27-6 to 54)	39-1 (27-6 to 54)	39-1 (27-6 to 54)	39-1 (27-6 to 54)	39-1 (27-6 to 54)	39-1 (27-6 to 54)	39-1 (27-6 to 54)	39-1 (27-6 to 54)	39-1 (27-6 to 54)	39-1 (27-6 to 54)	39-1 (27-6 to 54)	2,140
Transport injuries	0 (0 to 0-1)	0-1 (0 to 0-1)	0-4 (0 to 1)	2-9 (1 to 5-5)	6-8 (4-1 to 7-5)	7-2 (5-5 to 9-9)	7-1 (5 to 9-6)	10-3 (7 to 13-7)	12-4 (9-1 to 16-9)	13 (9-1 to 17-8)	12-5 (9-1 to 16-7)	11-7 (9-2 to 14-6)	14-2 (11 to 18)	12-9 (11 to 17-2)	11-4 (10 to 14-4)	11-3 (8 to 14-2)	12-5 (9 to 14)	12-5 (9 to 15-4)	12-5 (9 to 17-2)	7-3 (5 to 9-9)	4-2 (2 to 5-2)	1-6 (1 to 2-2)	201
Road injuries	0 (0 to 0)	0 (0 to 0)	0-4 (0 to 0-9)	2-8 (2 to 5-2)	6-8 (3 to 9-7)	9-8 (5 to 9-2)	10-3 (6 to 14)	15-1 (10 to 20-5)	16-4 (11 to 22)	17-5 (12 to 23)	17-2 (11 to 23)	15-4 (9

Sub-Totals, By Business Division (DALY) by cause and age groups for Assigned with IBD underlying impacts, 2019

Causes	Early Neonatal	Late Neonatal	Post-Neonatal	1 to 4	5 to 9	10 to 14	15 to 19	20 to 24	25 to 29	30 to 34	35 to 39	40 to 44	45 to 49	50 to 54	55 to 59	60 to 64	65 to 69	70 to 74	75 to 79	80 to 84	85 to 89	90 to 94	95 to 98	99 plus	Total
All causes	19,429,000	10,240,000	20,277,000	27,542,000	20,412,000	20,512,000	22,462,000	22,824,000	19,942,000	17,852,000	16,331,000	15,214,000	13,210,000	11,743,000	9,744,000	8,240,000	6,950,000	5,488,000	4,272,000	3,127,000	2,180,000	1,364,000	712,000	212,000	40,100,000
Communicable, maternal, neonatal, and nutritional diseases	17,000,000	9,000,000	18,000,000	26,000,000	19,000,000	19,000,000	20,000,000	20,000,000	17,000,000	15,000,000	13,000,000	11,000,000	9,000,000	7,000,000	5,000,000	3,000,000	2,000,000	1,000,000	700,000	400,000	200,000	100,000	40,000	10,000	2,100,000
HIV/AIDS and sexually transmitted infections	78,154,000	39,716,000	73,450,000	52,994,000	12,000,000	10,000,000	11,000,000	12,000,000	11,000,000	9,000,000	7,000,000	5,000,000	3,000,000	2,000,000	1,000,000	500,000	300,000	200,000	100,000	50,000	20,000	10,000	5,000	1,000	272,000
HIV/AIDS	77,000,000	39,000,000	73,000,000	52,000,000	12,000,000	10,000,000	11,000,000	12,000,000	11,000,000	9,000,000	7,000,000	5,000,000	3,000,000	2,000,000	1,000,000	500,000	300,000	200,000	100,000	50,000	20,000	10,000	5,000	1,000	267,000
HIV/AIDS - Drug-susceptible Tuberculosis	0	0	0	0	0	0	0	0	0	0	0	0	0	0	0	0	0	0	0	0	0	0	0	0	0
HIV/AIDS - Multidrug-resistant Tuberculosis (MDR-TB)	0	0	0	0	0	0	0	0	0	0	0	0	0	0	0	0	0	0	0	0	0	0	0	0	0
HIV/AIDS - Extensively drug-resistant Tuberculosis	0	0	0	0	0	0	0	0	0	0	0	0	0	0	0	0	0	0	0	0	0	0	0	0	0
HIV/AIDS resulting in other diseases	0	0	0	0	0	0	0	0	0	0	0	0	0	0	0	0	0	0	0	0	0	0	0	0	0
Sexually transmitted infections, excluding HIV	77,154,000	39,716,000	73,450,000	52,994,000	12,000,000	10,000,000	11,000,000	12,000,000	11,000,000	9,000,000	7,000,000	5,000,000	3,000,000	2,000,000	1,000,000	500,000	300,000	200,000	100,000	50,000	20,000	10,000	5,000	1,000	272,000
Syphilis	77,154,000	39,716,000	73,450,000	52,994,000	12,000,000	10,000,000	11,000,000	12,000,000	11,000,000	9,000,000	7,000,000	5,000,000	3,000,000	2,000,000	1,000,000	500,000	300,000	200,000	100,000	50,000	20,000	10,000	5,000	1,000	272,000
Chlamydial infection	0	0	0	0	0	0	0	0	0	0	0	0	0	0	0	0	0	0	0	0	0	0	0	0	0
Gonococcal infection	0	0	0	0	0	0	0	0	0	0	0	0	0	0	0	0	0	0	0	0	0	0	0	0	0
Trichomoniasis	0	0	0	0	0	0	0	0	0	0	0	0	0	0	0	0	0	0	0	0	0	0	0	0	0
Genital herpes	0	0	0	0	0	0	0	0	0	0	0	0	0	0	0	0	0	0	0	0	0	0	0	0	0
Other sexually transmitted infections	0	0	0	0	0	0	0	0	0	0	0	0	0	0	0	0	0	0	0	0	0	0	0	0	0
Respiratory infections and tuberculosis	1,000,000	1,000,000	1,000,000	1,000,000	1,000,000	1,000,000	1,000,000	1,000,000	1,000,000	1,000,000	1,000,000	1,000,000	1,000,000	1,000,000	1,000,000	1,000,000	1,000,000	1,000,000	1,000,000	1,000,000	1,000,000	1,000,000	1,000,000	1,000,000	1,000,000
Tuberculosis	0	0	0	0	0	0	0	0	0	0	0	0	0	0	0	0	0	0	0	0	0	0	0	0	0
Latent tuberculosis infection	0	0	0	0	0	0	0	0	0	0	0	0	0	0	0	0	0	0	0	0	0	0	0	0	0
Drug-susceptible tuberculosis	0	0	0	0	0	0	0	0	0	0	0	0	0	0	0	0	0	0	0	0	0	0	0	0	0
Multidrug-resistant tuberculosis without extensive drug resistance	0	0	0	0	0	0	0	0	0	0	0	0	0	0	0	0	0	0	0	0	0	0	0	0	0
Extensively drug-resistant tuberculosis	0	0	0	0	0	0	0	0	0	0	0	0	0	0	0	0	0	0	0	0	0	0	0	0	0
Lower respiratory infections	0	0	0	0	0	0	0	0	0	0	0	0	0	0	0	0	0	0	0	0	0	0	0	0	0
Upper respiratory infections	0	0	0	0	0	0	0	0	0	0	0	0	0	0	0	0	0	0	0	0	0	0	0	0	0
Otitis media	0	0	0	0	0	0	0	0	0	0	0	0	0	0	0	0	0	0	0	0	0	0	0	0	0
Enteric infections	0	0	0	0	0	0	0	0	0	0	0	0	0	0	0	0	0	0	0	0	0	0	0	0	0
Diarrheal diseases	0	0	0	0	0	0	0	0	0	0	0	0	0	0	0	0	0	0	0	0	0	0	0	0	0
Typhoid and paratyphoid	0	0	0	0	0	0	0	0	0	0	0	0	0	0	0	0	0	0	0	0	0	0	0	0	0
Typhoid fever	0	0	0	0	0	0	0	0	0	0	0	0	0	0	0	0	0	0	0	0	0	0	0	0	0
Paratyphoid fever	0	0	0	0	0	0	0	0	0	0	0	0	0	0	0	0	0	0	0	0	0	0	0	0	0
Invasive Non-Typhoidal Salmonella (iNTS)	0	0	0	0	0	0	0	0	0	0	0	0	0	0	0	0	0	0	0	0	0	0	0	0	0
Other intestinal infectious diseases	0	0	0	0	0	0	0	0	0	0	0	0	0	0	0	0	0	0	0	0	0	0	0	0	0
Neglected tropical diseases and malaria	0	0	0	0	0	0	0	0	0	0	0	0	0	0	0	0	0	0	0	0	0	0	0	0	0
Malaria	0	0	0	0	0	0	0	0	0	0	0	0	0	0	0	0	0	0	0	0	0	0	0	0	0
Chagas disease	0	0	0	0	0	0	0	0	0	0	0	0	0	0	0	0	0	0	0	0	0	0	0	0	0
Leishmaniasis	0	0	0	0	0	0	0	0	0	0	0	0	0	0	0	0	0	0	0	0	0	0	0	0	0
Visceral leishmaniasis	0	0	0	0	0	0	0	0	0	0	0	0	0	0	0	0	0	0	0	0	0	0	0	0	0
Cutaneous and mucocutaneous leishmaniasis	0	0	0	0	0	0	0	0	0	0	0	0	0	0	0	0	0	0	0	0	0	0	0	0	0
African trypanosomiasis	0	0	0	0	0	0	0	0	0	0	0	0	0	0	0	0	0	0	0	0	0	0	0	0	0
Schistosomiasis	0	0	0	0	0	0	0	0	0	0	0	0	0	0	0	0	0	0	0	0	0	0	0	0	0
Cysticercosis	0	0	0	0	0	0	0	0	0	0	0	0	0	0	0	0	0	0	0	0	0	0	0	0	0
Cystic echinococcosis	0	0	0	0	0	0	0	0	0	0	0	0	0	0	0	0	0	0	0	0	0	0	0	0	0
Lymphatic filariasis	0	0	0	0	0	0	0	0	0	0	0	0	0	0	0	0	0	0	0	0	0	0	0	0	0
Onchocerciasis	0	0	0	0	0	0	0	0	0	0	0	0	0	0	0	0	0	0	0	0	0	0	0	0	0
Trachoma	0	0	0	0	0	0	0	0	0	0	0	0	0	0	0	0	0	0	0	0	0	0	0	0	0
Dengue	0	0	0	0	0	0	0	0	0	0	0	0	0	0	0	0	0	0	0	0	0	0	0	0	0
Yellow fever	0	0	0	0	0	0	0	0	0	0	0	0	0	0	0	0	0	0	0	0	0	0	0	0	0
Rabies	0	0	0	0	0	0	0	0	0	0	0	0	0	0	0	0	0	0	0	0	0	0	0	0	0
Intestinal nematode infections	0	0	0	0	0	0	0	0	0	0	0	0	0	0	0	0	0	0	0	0	0	0	0	0	0
Ascariasis	0	0	0	0	0	0	0	0	0	0	0	0	0	0	0	0	0	0	0	0	0	0	0	0	0
Trichuriasis	0	0	0	0	0	0	0	0	0	0	0	0	0	0	0	0	0	0	0	0	0	0	0	0	0
Hookworm disease	0	0	0	0	0	0	0	0	0	0	0	0	0	0	0	0	0	0	0	0	0	0	0	0	0
Food-borne trematodiases	0	0	0	0	0	0	0	0	0	0	0	0	0	0	0	0	0	0	0	0	0	0	0	0	0
Leprosy	0	0	0	0	0	0	0	0	0	0	0	0	0	0	0	0	0	0	0	0	0	0	0	0	0
Ebola	0	0	0	0	0	0	0	0	0	0	0	0	0	0	0	0	0	0	0	0	0	0	0	0	0
Zika virus	0	0	0	0	0	0	0	0	0	0	0	0	0	0	0	0	0	0	0	0	0	0	0	0	0
Guinea worm disease	0	0	0	0	0	0	0	0	0	0	0	0	0	0	0	0	0	0	0	0	0	0	0	0	0
Other neglected tropical diseases	0	0	0	0	0	0	0	0	0	0	0	0	0	0	0	0	0	0	0	0	0	0	0	0	0
Other infectious diseases	0	0	0	0	0	0	0	0	0	0	0	0	0	0	0	0	0	0	0	0	0	0	0	0	0
Meningitis	0	0	0	0	0	0	0	0	0	0	0	0	0	0	0	0	0	0	0	0	0	0	0	0	0
Encephalitis	0	0	0	0	0	0	0	0	0	0	0	0	0	0	0	0	0	0	0	0	0	0	0	0	0
Diphtheria	0	0	0	0	0	0	0	0	0	0	0	0	0	0	0	0	0	0	0	0	0	0	0	0	0
Tetanus	0	0	0	0	0	0	0	0	0	0	0	0	0	0	0	0	0	0	0	0	0	0	0	0	0
Measles	0	0	0	0	0	0	0	0	0	0	0	0	0	0	0	0	0	0	0	0	0	0	0	0	0
Varicella and herpes zoster	0	0	0	0	0	0	0	0	0	0	0	0	0	0	0	0	0	0	0	0	0	0	0	0	0
Acute hepatitis	0	0	0	0	0	0	0	0	0	0	0	0	0	0	0	0	0	0	0	0	0	0	0	0	0
Acute hepatitis A	0	0	0	0	0	0	0	0	0	0	0	0	0	0	0	0	0	0	0	0	0	0	0	0	0
Acute hepatitis B	0	0	0	0	0	0	0	0	0	0	0	0	0	0	0	0	0	0	0	0	0	0	0	0	0
Acute hepatitis C	0	0	0	0	0	0	0	0	0	0	0	0	0	0	0	0	0	0	0	0	0	0	0	0	0
Acute hepatitis E	0	0	0	0	0	0	0	0	0	0	0	0	0	0	0	0	0	0	0	0	0	0	0	0	0
Other unspecified infectious diseases	0	0	0	0	0	0	0	0	0	0	0	0	0	0	0	0	0	0	0	0	0	0	0	0	0
Maternal and neonatal disorders	0	0	0	0	0	0	0	0	0	0	0	0	0	0	0	0	0	0	0	0	0	0	0	0	0
Maternal disorders	0	0	0	0	0	0	0	0	0	0	0	0	0	0	0	0	0	0	0	0	0	0	0	0	0
Maternal hemorrhage	0	0	0	0	0	0	0	0	0	0	0	0	0	0	0	0	0	0	0	0	0	0	0	0	0
Maternal sepsis and other maternal infections	0	0	0	0	0	0	0	0	0	0	0	0	0	0	0	0	0	0	0	0	0	0	0	0	0
Maternal hypertensive disorders	0	0	0	0	0	0	0	0	0	0	0	0	0	0	0	0	0	0	0	0	0	0	0	0	0
Maternal obstructed labor and uterine rupture	0	0	0	0	0	0	0	0	0	0	0	0	0	0	0	0	0	0	0	0	0	0	0	0	0
Maternal abortion and ectopic pregnancy	0	0	0	0	0	0	0	0	0	0	0	0	0	0	0	0	0	0	0	0	0	0	0	0	0
Abortion	0	0	0	0	0	0	0	0	0	0	0	0	0	0	0	0	0	0	0	0	0	0	0	0	0
Ectopic pregnancy	0	0	0	0	0	0	0	0	0	0	0	0	0	0	0	0	0	0	0	0	0	0	0	0	0
Indirect maternal deaths	0	0	0	0	0	0	0	0	0	0	0	0	0	0	0	0	0	0	0	0	0	0	0	0	0
Late maternal deaths	0	0	0	0	0	0	0	0	0	0	0	0	0	0	0	0	0	0	0	0	0	0	0	0	0
Maternal deaths aggravated by HIV/AIDS	0	0	0	0	0	0	0	0	0	0	0	0	0	0	0	0	0	0	0	0	0	0	0	0	0
Neonatal disorders	1,000,000	1,000,000	1,000,000	1,000,000	1,000,000	1,000,000	1,000,000	1,000,000	1,000,000	1,000,000	1,000,000	1,000,000	1,000,000	1,000,000	1,000,000	1,000,000	1,000,000	1,000,000	1,000,000	1,000,000	1,000,000	1,000,000	1,000,000	1,000,000	1,000,000
Neonatal preterm birth	0	0	0	0	0	0	0	0	0	0	0	0	0	0	0	0	0	0	0	0	0	0	0	0	0
Neonatal encephalopathy due to birth asphyxia and trauma	0	0	0	0	0	0	0	0	0	0	0	0	0	0	0	0	0	0	0	0	0	0	0	0	0
Neonatal sepsis and other neonatal infections	0	0	0	0	0	0	0	0	0	0	0	0	0	0	0	0	0	0	0	0	0	0	0	0	0
Hemolytic disease and other neonatal jaundice	0	0	0	0	0	0	0	0	0	0	0	0	0	0	0	0	0	0	0	0	0	0	0	0	0
Other neonatal disorders	0	0	0	0	0	0	0	0	0	0	0	0	0	0	0	0	0	0	0	0	0	0	0	0	0
Nutritional deficiencies	0	0	0	0	0	0	0	0	0	0	0	0	0	0	0	0	0	0	0	0	0	0	0	0	0
Protein-energy malnutrition	0	0	0	0	0	0	0	0	0	0	0	0	0	0	0	0	0	0	0	0	0	0	0	0	0
Iodine deficiency	0	0	0	0	0	0	0	0	0	0	0	0	0	0	0	0	0	0	0	0	0	0	0	0	0
Vitamin A deficiency	0	0	0	0	0	0	0	0	0	0	0	0	0	0	0	0	0	0	0	0	0	0	0	0	0
Dietary iron deficiency	0	0	0	0	0	0	0	0	0	0	0	0	0	0	0	0	0	0	0	0	0	0	0	0	0
Other nutritional deficiencies	0	0	0	0	0	0	0	0	0	0	0	0	0	0	0	0	0	0	0	0	0	0	0	0	0
Non-communicable diseases	2,000,000	1,000,000	2,000,000	1,000,000	1,000,000	1,000,000	1,000,000	2,000,000	2,000,000	2,000,000	3,000,000	4,000,000	4,000,000	5,000,000	5,000,000	5,000,000	5,000,000	5,000,000	4,000,000	3,000,000	2,000,000	1,000,000	500,000	100,000	36,000,000
Neoplasms	0	0	0	0	0	0	0	0	0	0	0	0	0	0	0	0	0	0	0	0	0	0	0	0	0
Lip and oral cavity cancer	0	0	0	0	0	0	0	0	0	0	0	0	0	0	0	0	0	0	0	0	0	0	0	0	0
Nasopharynx cancer	0	0	0	0	0	0	0	0	0	0	0	0	0	0	0	0	0	0	0	0	0	0	0	0	0
Other pharynx cancer	0	0	0	0	0	0	0	0	0	0	0	0	0	0	0	0	0	0	0	0	0	0	0	0	0
Esophageal cancer	0	0	0	0	0	0	0	0	0	0	0	0	0	0	0	0	0	0	0	0	0	0	0	0	0
Stomach cancer	0	0	0	0	0	0	0	0	0	0	0	0	0	0	0	0	0	0	0	0	0	0	0	0	0
Colon and rectum cancer	0	0	0	0	0	0	0	0	0	0	0	0	0	0	0	0	0	0	0	0	0	0	0	0	0
Liver cancer	0	0	0	0	0	0	0	0	0	0	0	0	0	0	0	0	0	0	0	0	0	0	0	0	0
Liver cancer due to hepatitis B	0	0	0	0	0	0	0	0	0	0	0	0	0	0	0	0	0	0	0	0	0	0	0	0	0
Liver cancer due to hepatitis C	0	0	0	0	0	0	0	0	0	0	0	0	0	0	0	0	0	0	0	0	0	0	0	0	0
Liver cancer due to alcohol use	0	0	0	0	0	0	0	0	0	0	0	0	0	0	0	0	0	0	0	0	0	0	0	0	0
Liver cancer due to NASH	0	0	0	0	0	0	0	0	0	0	0	0	0	0	0	0	0	0	0	0	0	0	0	0	0
Liver cancer due to other causes	0	0	0	0	0	0	0	0	0	0	0	0	0	0	0	0	0	0	0	0	0	0	0	0	0
Gallbladder and biliary tract cancer	0	0	0	0	0	0	0	0	0	0	0	0	0	0	0	0	0	0	0	0	0	0	0	0	0
Pancreatic cancer	0	0	0	0	0	0	0	0	0	0	0	0	0	0	0	0	0	0	0	0	0	0	0	0	0
Larynx cancer	0	0	0	0	0	0	0	0	0	0	0	0	0	0	0	0	0	0	0	0	0	0	0	0	0
Tracheal, bronchus, and lung cancer	0	0	0	0	0	0	0	0	0	0	0	0	0	0	0	0	0	0	0	0	0	0	0	0	0
Malignant skin melanoma	0	0	0	0	0	0	0	0	0	0	0	0	0	0	0	0	0	0	0	0	0	0	0	0	0
Non-melanoma skin cancer	0	0	0	0	0	0	0	0	0	0	0	0	0	0	0	0	0	0	0	0	0	0	0	0	0
Non-melanoma skin cancer (basal cell carcinoma)	0	0	0	0	0	0	0	0	0	0	0	0	0	0	0	0	0	0	0	0	0	0	0	0	0
Breast cancer	0	0	0	0	0	0	0	0	0	0	0	0	0	0	0	0	0	0	0	0	0	0	0	0	0
Cervical cancer	0	0	0	0	0	0	0	0	0	0	0	0	0	0	0	0	0	0	0	0	0	0	0	0	0
Uterine cancer	0	0	0	0	0	0	0	0	0	0	0	0	0	0	0	0	0	0	0	0	0	0	0	0	0
Ovarian cancer	0	0	0	0	0	0	0	0	0	0	0	0	0	0	0	0	0	0	0	0	0	0	0	0	0
Prostate cancer	0	0	0	0	0	0	0	0	0	0	0	0	0	0	0	0	0	0	0	0	0	0	0	0	0
Testicular cancer	0	0	0	0	0	0	0	0	0	0	0	0	0	0	0	0	0	0	0	0	0	0	0	0	0
Kidney cancer	0	0	0	0	0	0	0	0	0	0	0	0	0	0	0	0	0	0	0	0	0	0	0	0	0
Bladder cancer	0	0	0	0	0	0	0	0	0	0	0	0	0	0	0	0	0	0	0	0	0	0	0	0	0
Brain and central nervous system cancer	0	0	0	0	0	0	0	0	0	0	0	0	0	0	0	0	0	0	0	0	0	0	0	0	0
Thyroid cancer	0	0	0	0	0	0	0	0	0	0	0	0	0	0	0	0	0	0	0	0	0	0	0	0	0
Mesothelioma	0	0	0	0	0	0	0	0	0	0	0	0	0	0	0	0	0	0	0	0	0	0	0	0	0
Hodgkin lymphoma	0	0	0	0	0	0	0	0	0	0	0	0	0	0	0	0	0	0	0	0	0	0	0	0	0
Non-Hodgkin lymphoma	0	0	0	0	0	0	0	0	0	0	0	0	0	0	0	0	0	0	0	0	0	0	0	0	0
Multiple myeloma	0	0	0	0	0	0	0	0	0	0	0	0	0	0	0	0	0	0	0	0	0	0	0	0	0
Leukemia	0	0	0	0	0	0	0	0	0	0	0	0	0	0	0	0	0	0	0	0	0	0	0	0	0
Acute lymphoid leukemia	0	0	0	0	0	0	0	0	0	0	0	0	0	0	0	0	0	0	0	0	0	0	0	0	0
Chronic lymphoid leukemia	0	0	0	0	0



SR Table 2b: Wirral DALYS by cause and age group for females with 95% uncertainty intervals. 2019

Cause	Early Neonatal	Late Neonatal	Post Neonatal	1 to 4	5 to 9	10 to 14	15 to 19	20 to 24	25 to 29	30 to 34	35 to 39	40 to 44	45 to 49	50 to 54	55 to 59	60 to 64	65 to 69	70 to 74	75 to 79	80 to 84	85 to 89	90 to 94	95 plus	Total
All causes	2,179 (2,020 to 2,330)	1,016 (942 to 1,087)	1,961 (1,764 to 2,164)	2,360 (2,060 to 2,652)	1,364 (1,207 to 1,534)	1,307 (1,170 to 1,460)	1,441 (1,270 to 1,615)	1,520 (1,344 to 1,710)	1,644 (1,458 to 1,850)	1,902 (1,690 to 2,122)	2,222 (1,980 to 2,480)	2,660 (2,360 to 2,980)	3,211 (2,850 to 3,580)	3,966 (3,510 to 4,390)	4,944 (4,380 to 5,510)	6,010 (5,330 to 6,710)	7,230 (6,410 to 8,060)	8,602 (7,610 to 9,610)	9,772 (8,650 to 10,900)	10,000 (8,850 to 11,200)	9,116 (8,070 to 10,200)	4,966 (4,400 to 5,560)	57,400
Communicable, maternal, neonatal, and nutritional diseases	1,961 (1,819 to 2,103)	1,016 (942 to 1,087)	1,961 (1,764 to 2,164)	2,360 (2,060 to 2,652)	1,364 (1,207 to 1,534)	1,307 (1,170 to 1,460)	1,441 (1,270 to 1,615)	1,520 (1,344 to 1,710)	1,644 (1,458 to 1,850)	1,902 (1,690 to 2,122)	2,222 (1,980 to 2,480)	2,660 (2,360 to 2,980)	3,211 (2,850 to 3,580)	3,966 (3,510 to 4,390)	4,944 (4,380 to 5,510)	6,010 (5,330 to 6,710)	7,230 (6,410 to 8,060)	8,602 (7,610 to 9,610)	9,772 (8,650 to 10,900)	10,000 (8,850 to 11,200)	9,116 (8,070 to 10,200)	4,966 (4,400 to 5,560)	3,090
HIV/AIDS and sexually transmitted infections	5.9 (1.7 to 12.4)	1.6 (0.4 to 3.4)	2.7 (1.1 to 5.4)	0.5 (0.4 to 0.7)	0.3 (0.2 to 0.3)	0.7 (0.5 to 0.9)	1.6 (1.1 to 2.4)	3.2 (2.1 to 4.8)	5.5 (3.7 to 8.2)	9.5 (6.2 to 14.3)	16.5 (10.7 to 24.4)	24.4 (15.7 to 36.3)	23.3 (15.1 to 34.5)	24.6 (15.9 to 36.5)	23.5 (15.1 to 34.9)	24.1 (15.4 to 35.9)	24.7 (15.7 to 36.8)	21.7 (13.8 to 32.3)	17.1 (10.9 to 25.5)	11.6 (7.4 to 17.3)	6.6 (4.2 to 9.8)	2.2 (1.4 to 3.3)	191
HIV/AIDS	0 (0 to 0)	0 (0 to 0)	0 (0 to 0)	0 (0 to 0)	0 (0 to 0)	0 (0 to 0)	0 (0 to 0)	0 (0 to 0)	0 (0 to 0)	0 (0 to 0)	0 (0 to 0)	0 (0 to 0)	0 (0 to 0)	0 (0 to 0)	0 (0 to 0)	0 (0 to 0)	0 (0 to 0)	0 (0 to 0)	0 (0 to 0)	0 (0 to 0)	0 (0 to 0)	0 (0 to 0)	0 (0 to 0)	19.4
HIV/AIDS - Drug-susceptible Tuberculosis	0 (0 to 0)	0 (0 to 0)	0.1 (0.1 to 0.2)	0.1 (0 to 0.1)	0 (0 to 0.1)	0 (0 to 0.1)	0.1 (0 to 0.1)	0.1 (0 to 0.2)	0.2 (0.1 to 0.4)	0.2 (0.1 to 0.4)	0.3 (0.2 to 0.6)	0.3 (0.2 to 0.6)	0.3 (0.2 to 0.6)	0.3 (0.2 to 0.6)	0.2 (0.1 to 0.5)	0.1 (0.1 to 0.2)	0.1 (0.1 to 0.2)	0.1 (0.1 to 0.2)	0.1 (0 to 0.1)	0 (0 to 0.1)	0 (0 to 0.1)	0 (0 to 0.1)	0 (0 to 0.1)	2.1
HIV/AIDS - Multidrug-resistant Tuberculosis without extensive dr...	0 (0 to 0)	0 (0 to 0)	0 (0 to 0)	0 (0 to 0)	0 (0 to 0)	0 (0 to 0)	0 (0 to 0)	0 (0 to 0)	0 (0 to 0)	0 (0 to 0)	0 (0 to 0)	0 (0 to 0)	0 (0 to 0)	0 (0 to 0)	0 (0 to 0)	0 (0 to 0)	0 (0 to 0)	0 (0 to 0)	0 (0 to 0)	0 (0 to 0)	0 (0 to 0)	0 (0 to 0)	0 (0 to 0)	0.1
HIV/AIDS - Extensively drug-resistant Tuberculosis	0 (0 to 0)	0 (0 to 0)	0 (0 to 0)	0 (0 to 0)	0 (0 to 0)	0 (0 to 0)	0 (0 to 0)	0 (0 to 0)	0 (0 to 0)	0 (0 to 0)	0 (0 to 0)	0 (0 to 0)	0 (0 to 0)	0 (0 to 0)	0 (0 to 0)	0 (0 to 0)	0 (0 to 0)	0 (0 to 0)	0 (0 to 0)	0 (0 to 0)	0 (0 to 0)	0 (0 to 0)	0 (0 to 0)	0
HIV/AIDS resulting in other diseases	0 (0 to 0)	0 (0 to 0)	0.5 (0.3 to 0.9)	0.4 (0.3 to 0.5)	0.2 (0.1 to 0.3)	0.1 (0 to 0.1)	0.2 (0.2 to 0.3)	0.4 (0.3 to 0.6)	0.8 (0.5 to 1.2)	1.6 (1.1 to 2.3)	2.1 (1.5 to 3)	2.1 (1.5 to 3)	1.7 (1.1 to 2.4)	1.7 (1.1 to 2.5)	1.6 (1.1 to 2.3)	1.2 (0.7 to 1.8)	1.3 (0.7 to 2.2)	0.7 (0.3 to 1.3)	0.3 (0.1 to 0.6)	0.1 (0 to 0.3)	0 (0 to 0.1)	0 (0 to 0.1)	17.2
Sexually transmitted infections excluding HIV	5.9 (1.7 to 12.4)	1.6 (0.4 to 3.4)	2.1 (0.9 to 5)	0.1 (0 to 0.1)	0 (0 to 0.1)	0.1 (0.1 to 0.2)	0.2 (0.2 to 0.4)	0.5 (0.3 to 0.8)	0.7 (0.4 to 1.2)	1.2 (0.7 to 1.9)	2 (1.2 to 3.2)	2.9 (1.7 to 4.7)	2 (1.2 to 3.2)	1.4 (0.8 to 2.3)	0.9 (0.5 to 1.5)	0.5 (0.3 to 1)	0.3 (0.1 to 0.6)	0.1 (0 to 0.3)	0 (0 to 0.1)	0 (0 to 0.1)	0 (0 to 0.1)	0 (0 to 0.1)	0 (0 to 0.1)	39.9
Syphilis	5.9 (1.7 to 12.4)	1.6 (0.4 to 3.4)	2.1 (0.9 to 5)	0.1 (0 to 0.1)	0 (0 to 0.1)	0 (0 to 0.1)	0 (0 to 0.1)	0 (0 to 0.1)	0 (0 to 0.1)	0 (0 to 0.1)	0 (0 to 0.1)	0 (0 to 0.1)	0 (0 to 0.1)	0 (0 to 0.1)	0 (0 to 0.1)	0 (0 to 0.1)	0 (0 to 0.1)	0 (0 to 0.1)	0 (0 to 0.1)	0 (0 to 0.1)	0 (0 to 0.1)	0 (0 to 0.1)	0 (0 to 0.1)	10
Chlamydial infection	0 (0 to 0)	0 (0 to 0)	0 (0 to 0)	0 (0 to 0)	0 (0 to 0.1)	0 (0.1 to 0.2)	0.1 (0 to 0.2)	0.2 (0.1 to 0.4)	0.4 (0.2 to 0.7)	0.7 (0.4 to 1.1)	1 (0.6 to 1.7)	1 (0.6 to 1.7)	0.8 (0.5 to 1.3)	0.6 (0.3 to 1)	0.4 (0.2 to 0.7)	0.2 (0.1 to 0.4)	0.1 (0 to 0.3)	0.1 (0 to 0.2)	0 (0 to 0.1)	0 (0 to 0.1)	0 (0 to 0.1)	0 (0 to 0.1)	0 (0 to 0.1)	5
Gonococcal infection	0 (0 to 0)	0 (0 to 0)	0 (0 to 0)	0 (0 to 0)	0 (0 to 0)	0 (0 to 0)	0 (0 to 0)	0 (0 to 0)	0 (0 to 0)	0 (0 to 0)	0 (0 to 0)	0 (0 to 0)	0 (0 to 0)	0 (0 to 0)	0 (0 to 0)	0 (0 to 0)	0 (0 to 0)	0 (0 to 0)	0 (0 to 0)	0 (0 to 0)	0 (0 to 0)	0 (0 to 0)	0 (0 to 0)	0
Trichomoniasis	0 (0 to 0)	0 (0 to 0)	0 (0 to 0)	0 (0 to 0)	0 (0 to 0)	0 (0 to 0)	0 (0 to 0)	0 (0 to 0)	0 (0 to 0)	0 (0 to 0)	0 (0 to 0)	0 (0 to 0)	0 (0 to 0)	0 (0 to 0)	0 (0 to 0)	0 (0 to 0)	0 (0 to 0)	0 (0 to 0)	0 (0 to 0)	0 (0 to 0)	0 (0 to 0)	0 (0 to 0)	0 (0 to 0)	0
Genital herpes	0 (0 to 0)	0 (0 to 0)	0 (0 to 0)	0 (0 to 0)	0 (0 to 0)	0 (0 to 0)	0 (0 to 0)	0 (0 to 0)	0 (0 to 0)	0 (0 to 0)	0 (0 to 0)	0 (0 to 0)	0 (0 to 0)	0 (0 to 0)	0 (0 to 0)	0 (0 to 0)	0 (0 to 0)	0 (0 to 0)	0 (0 to 0)	0 (0 to 0)	0 (0 to 0)	0 (0 to 0)	0 (0 to 0)	0
Other sexually transmitted infections	0 (0 to 0)	0 (0 to 0)	0 (0 to 0)	0 (0 to 0)	0 (0 to 0)	0 (0 to 0)	0 (0 to 0)	0 (0 to 0)	0 (0 to 0)	0 (0 to 0)	0 (0 to 0)	0 (0 to 0)	0 (0 to 0)	0 (0 to 0)	0 (0 to 0)	0 (0 to 0)	0 (0 to 0)	0 (0 to 0)	0 (0 to 0)	0 (0 to 0)	0 (0 to 0)	0 (0 to 0)	0 (0 to 0)	0
Respiratory infections and tuberculosis	1,914 (1.7 to 3.4)	1,014 (1 to 2.6)	1,955 (1.6 to 21.2)	2,354 (1.7 to 28.5)	1,358 (1.1 to 23.5)	1,300 (1.1 to 23.5)	1,433 (1.2 to 25.7)	1,513 (1.2 to 27.5)	1,636 (1.3 to 29.5)	1,892 (1.5 to 34.1)	2,209 (1.8 to 39.7)	2,643 (2.1 to 47.5)	3,189 (2.5 to 57.2)	3,939 (3.1 to 70.6)	4,906 (3.9 to 87.9)	5,963 (4.7 to 106.9)	7,170 (5.6 to 128.5)	8,529 (6.7 to 152.9)	9,688 (7.6 to 173.6)	9,913 (7.8 to 177.7)	9,037 (7.1 to 162)	4,921 (3.9 to 88.2)	872.9 (2.1 to 154)
Tuberculosis	0 (0 to 0)	0 (0 to 0)	0 (0 to 0)	0 (0 to 0)	0 (0 to 0)	0 (0 to 0)	0 (0 to 0)	0 (0 to 0)	0 (0 to 0)	0 (0 to 0)	0 (0 to 0)	0 (0 to 0)	0 (0 to 0)	0 (0 to 0)	0 (0 to 0)	0 (0 to 0)	0 (0 to 0)	0 (0 to 0)	0 (0 to 0)	0 (0 to 0)	0 (0 to 0)	0 (0 to 0)	0 (0 to 0)	1,800
Latent tuberculosis infection	0 (0 to 0)	0 (0 to 0)	0 (0 to 0)	0 (0 to 0)	0 (0 to 0)	0 (0 to 0)	0 (0 to 0)	0 (0 to 0)	0 (0 to 0)	0 (0 to 0)	0 (0 to 0)	0 (0 to 0)	0 (0 to 0)	0 (0 to 0)	0 (0 to 0)	0 (0 to 0)	0 (0 to 0)	0 (0 to 0)	0 (0 to 0)	0 (0 to 0)	0 (0 to 0)	0 (0 to 0)	0 (0 to 0)	0
Drug-susceptible tuberculosis	0 (0 to 0)	0 (0 to 0)	0 (0 to 0)	0 (0 to 0)	0 (0 to 0)	0 (0 to 0)	0 (0 to 0)	0 (0 to 0)	0 (0 to 0)	0 (0 to 0)	0 (0 to 0)	0 (0 to 0)	0 (0 to 0)	0 (0 to 0)	0 (0 to 0)	0 (0 to 0)	0 (0 to 0)	0 (0 to 0)	0 (0 to 0)	0 (0 to 0)	0 (0 to 0)	0 (0 to 0)	0 (0 to 0)	0
Multidrug-resistant tuberculosis without extensive drug-resistance	0 (0 to 0)	0 (0 to 0)	0 (0 to 0)	0 (0 to 0)	0 (0 to 0)	0 (0 to 0)	0 (0 to 0)	0 (0 to 0)	0 (0 to 0)	0 (0 to 0)	0 (0 to 0)	0 (0 to 0)	0 (0 to 0)	0 (0 to 0)	0 (0 to 0)	0 (0 to 0)	0 (0 to 0)	0 (0 to 0)	0 (0 to 0)	0 (0 to 0)	0 (0 to 0)	0 (0 to 0)	0 (0 to 0)	0
Extensively drug-resistant tuberculosis	0 (0 to 0)	0 (0 to 0)	0 (0 to 0)	0 (0 to 0)	0 (0 to 0)	0 (0 to 0)	0 (0 to 0)	0 (0 to 0)	0 (0 to 0)	0 (0 to 0)	0 (0 to 0)	0 (0 to 0)	0 (0 to 0)	0 (0 to 0)	0 (0 to 0)	0 (0 to 0)	0 (0 to 0)	0 (0 to 0)	0 (0 to 0)	0 (0 to 0)	0 (0 to 0)	0 (0 to 0)	0 (0 to 0)	0.5
Lower respiratory infections	2.5 (1.7 to 3.4)	1.7 (1.1 to 2.4)	11.7 (4.6 to 19.2)	9.4 (4.2 to 17.3)	2.4 (1.2 to 4.3)	2.3 (1.2 to 4.2)	2.5 (1.3 to 4.5)	2.6 (1.3 to 4.7)	2.7 (1.4 to 4.9)	2.9 (1.5 to 5.2)	3.1 (1.6 to 5.6)	3.4 (1.8 to 6)	3.5 (1.8 to 6.2)	3.6 (1.9 to 6.4)	3.6 (1.9 to 6.4)	3.5 (1.8 to 6.2)	3.4 (1.8 to 6.1)	3.3 (1.7 to 5.8)	3.1 (1.6 to 5.5)	2.9 (1.5 to 5.1)	2.7 (1.4 to 4.8)	2.4 (1.2 to 4.3)	1,600
Upper respiratory infections	0 (0 to 0)	0.3 (0 to 2.7)	0.3 (0 to 1.7)	0.5 (0 to 1.7)	0.2 (0 to 0.8)	0.2 (0 to 0.8)	0.2 (0 to 0.8)	0.2 (0 to 0.8)	0.2 (0 to 0.8)	0.2 (0 to 0.8)	0.2 (0 to 0.8)	0.2 (0 to 0.8)	0.2 (0 to 0.8)	0.2 (0 to 0.8)	0.2 (0 to 0.8)	0.2 (0 to 0.8)	0.2 (0 to 0.8)	0.2 (0 to 0.8)	0.2 (0 to 0.8)	0.2 (0 to 0.8)	0.2 (0 to 0.8)	0.2 (0 to 0.8)	0.2 (0 to 0.8)	142
Otitis media	0 (0 to 0)	0 (0 to 0)	0.3 (0 to 3.5)	0.3 (0 to 1.7)	0.2 (0 to 1.3)	0.2 (0 to 1.3)	0.2 (0 to 1.3)	0.2 (0 to 1.3)	0.2 (0 to 1.3)	0.2 (0 to 1.3)	0.2 (0 to 1.3)	0.2 (0 to 1.3)	0.2 (0 to 1.3)	0.2 (0 to 1.3)	0.2 (0 to 1.3)	0.2 (0 to 1.3)	0.2 (0 to 1.3)	0.2 (0 to 1.3)	0.2 (0 to 1.3)	0.2 (0 to 1.3)	0.2 (0 to 1.3)	0.2 (0 to 1.3)	0.2 (0 to 1.3)	32.3
Enteric infections	0.2 (0.1 to 0.3)	0.4 (0.4 to 0.6)	7.7 (5.1 to 11.2)	10.6 (6.4 to 17)	5.6 (3.5 to 9)	3.9 (2.5 to 6.2)	3.1 (1.8 to 4.8)	2.7 (1.7 to 4.3)	2.7 (1.7 to 4.2)	2.9 (2 to 4.5)	3 (2 to 4.5)	2.5 (1.5 to 3.8)	2.5 (1.6 to 4)	2.5 (1.5 to 3.8)	2.5 (1.6 to 3.9)	2.5 (1.5 to 3.8)	2.5 (1.5 to 3.8)	2.4 (1.5 to 3.7)	2.3 (1.4 to 3.5)	2.1 (1.3 to 3.2)	1.9 (1.2 to 2.9)	1.6 (1 to 2.5)	1.4 (0.9 to 2.2)	156
Diarrheal diseases	0.2 (0.1 to 0.3)	0.4 (0.4 to 0.6)	7.6 (5.1 to 11.1)	10.6 (6.3 to 16.9)	5.6 (3.5 to 9)	3.8 (2.5 to 6.2)	3.1 (1.8 to 4.8)	2.7 (1.7 to 4.3)	2.7 (1.7 to 4.2)	2.9 (1.9 to 4.5)	3 (1.9 to 4.6)	2.5 (1.5 to 3.8)	2.5 (1.6 to 4)	2.5 (1.5 to 3.8)	2.5 (1.6 to 3.9)	2.5 (1.5 to 3.8)	2.5 (1.5 to 3.8)	2.4 (1.5 to 3.7)	2.3 (1.4 to 3.5)	2.1 (1.3 to 3.2)	1.9 (1.2 to 2.9)	1.6 (1 to 2.5)	1.4 (0.9 to 2.2)	156
Typhoid and paraphyoid	0 (0 to 0)	0 (0 to 0)	0 (0 to 0)	0 (0 to 0)	0 (0 to 0)	0 (0 to 0)	0 (0 to 0)	0 (0 to 0)	0 (0 to 0)	0 (0 to 0)	0 (0 to 0)	0 (0 to 0)	0 (0 to 0)	0 (0 to 0)	0 (0 to 0)	0 (0 to 0)	0 (0 to 0)	0 (0 to 0)	0 (0 to 0)	0 (0 to 0)	0 (0 to 0)	0 (0 to 0)	0 (0 to 0)	0
Typhoid fever	0 (0 to 0)	0 (0 to 0)	0 (0 to 0)	0 (0 to 0)	0 (0 to 0)	0 (0 to 0)	0 (0 to 0)	0 (0 to 0)	0 (0 to 0)	0 (0 to 0)	0 (0 to 0)	0 (0 to 0)	0 (0 to 0)	0 (0 to 0)	0 (0 to 0)	0 (0 to 0)	0 (0 to 0)	0 (0 to 0)	0 (0 to 0)	0 (0 to 0)	0 (0 to 0)	0 (0 to 0)	0 (0 to 0)	0
Paraphoid fever	0 (0 to 0)	0 (0 to 0)	0 (0 to 0)	0 (0 to 0)	0 (0 to 0)	0 (0 to 0)	0 (0 to 0)	0 (0 to 0)	0 (0 to 0)	0 (0 to 0)	0 (0 to 0)	0 (0 to 0)	0 (0 to 0)	0 (0 to 0)	0 (0 to 0)	0 (0 to 0)	0 (0 to 0)	0 (0 to 0)	0 (0 to 0)	0 (0 to 0)	0 (0 to 0)	0 (0 to 0)	0 (0 to 0)	0
Invasive Non-typhoidal Salmonella (iNTS)	0 (0 to 0)	0 (0 to 0)	0 (0 to 0)	0 (0 to 0)	0 (0 to 0)	0 (0 to 0)	0 (0 to 0)	0 (0 to 0)	0 (0 to 0)	0 (0 to 0)	0 (0 to 0)	0 (0 to 0)	0 (0 to 0)	0 (0 to 0)	0 (0 to 0)	0 (0 to 0)	0 (0 to 0)	0 (0 to 0)	0 (0 to 0)	0 (0 to 0)	0 (0 to 0)	0 (0 to 0)	0 (0 to 0)	0.5
Other intestinal infectious diseases	0 (0 to 0)	0 (0 to 0)	0.1 (0 to 0.2)	0.2 (0 to 0.1)	0 (0 to 0.1)	0 (0 to 0.1)	0 (0 to 0.1)	0 (0 to 0.1)	0 (0 to 0.1)	0 (0 to 0.1)	0 (0 to 0.1)	0 (0 to 0.1)	0 (0 to 0.1)	0 (0 to 0.1)	0 (0 to 0.1)	0 (0 to 0.1)	0 (0 to 0.1)	0 (0 to 0.1)	0 (0 to 0.1)	0 (0 to 0.1)	0 (0 to 0.1)	0 (0 to 0.1)	0 (0 to 0.1)	0.4
Neglected tropical diseases and malaria	0 (0 to 0)	0.4 (0 to 1.5)	1.7 (0.2 to 5.2)	1.4 (0.3 to 3.7)	0.3 (0 to 1.4)	0.2 (0 to 0.9)	0.2 (0 to 0.8)	0.2 (0 to 1)	0.2 (0 to 0.8)	0.2 (0 to 0.8)	0.2 (0 to 0.8)	0.6 (0.1 to 2.2)	0.7 (0.1 to 2.5)	0.9 (0.2 to 3.2)	0.7 (0.2 to 2.6)	0.9 (0.2 to 3.2)	0.8 (0.2 to 3.2)	0.8 (0.2 to 3.2)	0.7 (0.2 to 2.8)	0.6 (0.2 to 2.4)	0.5 (0.1 to 2.1)	0.3 (0.1 to 1.4)	0.1 (0 to 0.6)	8.9
Malaria	0 (0 to 0)	0 (0 to 0)	0 (0 to 0)	0 (0 to 0)	0 (0 to 0)	0 (0 to 0)	0 (0 to 0)	0 (0 to 0)	0 (0 to 0)	0 (0 to 0)	0 (0 to 0)	0 (0 to 0)	0 (0 to 0)	0 (0 to 0)	0 (0 to 0)	0 (0 to 0)	0 (0 to 0)	0 (0 to 0)	0 (0 to 0)	0 (0 to 0)	0 (0 to 0)	0 (0 to 0)	0 (0 to 0)	0
Chagas disease	0 (0 to 0)	0 (0 to 0)	0 (0 to 0)	0 (0 to 0)	0 (0 to 0)	0 (0 to 0)	0 (0 to 0)	0 (0 to 0)	0 (0 to 0)	0 (0 to 0)	0 (0 to 0)	0 (0 to 0)	0 (0 to 0)	0 (0 to 0)	0 (0 to 0)	0 (0 to 0)	0 (0 to 0)	0 (0 to 0)	0 (0 to 0)	0 (0 to 0)	0 (0 to 0)	0 (0 to 0)	0 (0 to 0)	0
Leishmaniasis	0 (0 to 0)	0 (0 to 0)	0 (0 to 0)	0 (0 to 0)	0 (0 to 0)	0 (0 to 0)	0 (0 to 0)	0 (0 to 0)	0 (0 to 0)	0 (0 to 0)	0 (0 to 0)	0 (0 to 0)	0 (0 to 0)	0 (0 to 0)	0 (0 to 0)	0 (0 to 0)	0 (0 to 0)	0 (0 to 0)	0 (0 to 0)	0 (0 to 0)	0 (0 to 0)	0 (0 to 0)	0 (0 to 0)	0
Visceral leishmaniasis	0 (0 to 0)	0 (0 to 0)	0 (0 to 0)	0 (0 to 0)	0 (0 to 0)	0 (0 to 0)	0 (0 to 0)	0 (0 to 0)	0 (0 to 0)	0 (0 to 0)	0 (0 to 0)	0 (0 to 0)	0 (0 to 0)	0 (0 to 0)	0 (0 to 0)	0 (0 to 0)	0 (0 to 0)	0 (0 to 0)	0 (0 to 0)	0 (0 to 0)	0 (0 to 0)	0 (0 to 0)	0 (0 to 0)	0
Cutaneous and mucocutaneous leishmaniasis	0 (0 to 0)	0 (0 to 0)	0 (0 to 0)	0 (0 to 0)	0 (0 to 0)	0 (0 to 0)	0 (0 to 0)	0 (0 to 0)	0 (0 to 0)	0 (0 to 0)	0 (0 to 0)	0 (0 to 0)	0 (0 to 0)	0 (0 to 0)	0 (0 to 0)	0 (0 to 0)	0 (0 to 0)	0 (0 to 0)	0 (0 to 0)	0 (0 to 0)	0 (0 to 0)	0 (0 to 0)	0 (0 to 0)	0
African trypanosomiasis	0 (0 to 0)	0 (0 to 0)	0 (0 to 0)	0 (0 to 0)	0 (0 to 0)	0 (0 to 0)	0 (0 to 0)	0 (0 to 0)	0 (0 to 0)	0 (0 to 0)	0 (0 to 0)	0 (0 to 0)	0 (0 to 0)	0 (0 to 0)	0 (0 to 0)	0 (0 to 0)	0 (0 to 0)	0 (0 to 0)	0 (0 to 0)	0 (0 to 0)	0 (0 to 0)	0 (0 to 0)	0 (0 to 0)	0
Schistosomiasis	0 (0 to 0)	0 (0 to 0)	0 (0 to 0)	0 (0 to 0)	0 (0 to 0)	0 (0 to 0)	0 (0 to 0)	0 (0 to 0)	0 (0 to 0)	0 (0 to 0)	0 (0 to 0)	0 (0 to 0)	0 (0 to 0)	0 (0 to 0)	0 (0 to 0)	0 (0 to 0)	0 (0 to 0)	0 (0 to 0)	0 (0 to 0)	0 (0 to 0)	0 (0 to 0)	0 (0 to 0)	0 (0 to 0)	0
Cysticercosis	0 (0 to 0)	0 (0 to 0)	0 (0 to 0)	0 (0 to 0)	0 (0 to 0)	0 (0 to 0)	0 (0 to 0)	0 (0 to 0)	0 (0 to 0)	0 (0 to 0)	0 (0 to 0)	0 (0 to 0)	0 (0 to 0)	0 (0 to 0)	0 (0 to 0)	0 (0 to 0)	0 (0 to 0)	0 (0 to 0)	0 (0 to 0)	0 (0 to 0)	0 (0 to 0)	0 (0 to 0)	0 (0 to 0)	0
Cystic echinococcosis	0 (0 to 0)	0 (0 to 0)	0 (0 to 0)	0 (0 to 0)	0 (0 to 0)	0 (0 to 0)	0 (0 to 0)	0 (0 to 0)	0 (0 to 0)	0 (0 to 0)	0 (0 to 0)	0 (0 to 0)	0 (0 to 0)	0 (0 to 0)	0 (0 to 0)	0 (0 to 0)	0 (0 to 0)	0 (0 to 0)	0 (0 to 0)	0 (0 to 0)	0 (0 to 0)	0 (0 to 0)	0 (0 to 0)	0.1
Lymphatic filariasis	0 (0 to 0)	0 (0 to 0)	0 (0 to 0)	0 (0 to 0)	0 (0 to 0)	0 (0 to 0)	0 (0 to 0)	0 (0 to 0)	0 (0 to 0)	0 (0 to 0)	0 (0 to 0)	0 (0 to 0)	0 (0 to 0)	0 (0 to 0)	0 (0 to 0)	0 (0 to 0)	0 (0 to 0)	0 (0 to 0)	0 (0 to 0)	0 (0 to 0)	0 (0 to 0)	0 (0 to 0)	0 (0 to 0)	0
Onchocerciasis	0 (0 to 0)	0 (0 to 0)	0 (0 to 0)	0 (0 to 0)	0 (0 to 0)	0 (0 to 0)	0 (0 to 0)	0 (0 to 0)	0 (0 to 0)	0 (0 to 0)	0 (0 to 0)	0 (0 to 0)	0 (0 to 0)	0 (0 to 0)	0 (0 to 0)	0 (0 to 0)	0 (0 to 0)	0 (0 to 0)	0 (0 to 0)	0 (0 to 0)	0 (0 to 0)	0 (0 to 0)	0 (0 to 0)	0
Trachoma	0 (0 to 0)	0 (0 to 0)	0 (0 to 0)	0 (0 to 0)	0 (0 to 0)	0 (0 to 0)	0 (0 to 0)	0 (0 to 0)	0 (0 to 0)	0 (0 to 0)	0 (0 to 0)	0 (0 to 0)	0 (0 to 0)	0 (0 to 0)	0 (0 to 0)	0 (0 to 0)	0 (0 to 0)	0 (0 to 0)	0 (0 to 0)	0 (0 to 0)	0 (0 to 0)	0 (0 to 0)	0 (0 to 0)	0
Dengue	0 (0 to 0)	0 (0 to 0)	0 (0 to 0)	0 (0 to 0)	0 (0 to 0)	0 (0 to 0)	0 (0 to 0)	0 (0 to 0)	0 (0 to 0)	0 (0 to 0)	0 (0 to 0)	0 (0 to 0)	0 (0 to 0)	0 (0 to 0)	0 (0 to 0)	0 (0 to 0)	0 (0 to 0)	0 (0 to 0)	0 (0 to 0)	0 (0 to 0)	0 (0 to 0)	0 (0 to 0)	0 (0 to 0)	0
Yellow fever	0 (0 to 0)	0 (0 to 0)	0 (0 to 0)	0 (0 to 0)	0 (0 to 0)	0 (0 to 0)	0 (0 to 0)	0 (0 to 0)	0 (0 to 0)	0 (0 to 0)	0 (0 to 0)	0 (0 to 0)	0 (0 to 0)	0 (0 to 0)	0 (0 to 0)	0 (0 to 0)	0 (0 to 0)	0 (0 to 0)	0 (0 to 0)	0 (0 to 0)	0 (0 to 0)	0 (0 to 0)	0 (0 to 0)	0
Rabies	0 (0 to 0)	0 (0 to 0)	0 (0 to 0)	0 (0 to 0)	0 (0 to 0)	0 (0 to 0)	0 (0 to 0)	0 (0 to 0)	0 (0 to 0)	0 (0 to 0)	0 (0 to 0)	0 (0 to 0)	0 (0 to 0)	0 (0 to 0)	0 (0 to 0)	0 (0 to 0)	0 (0 to 0)	0 (0 to 0)	0 (0 to 0)	0 (0 to 0)	0 (0 to 0)	0 (0 to 0)	0 (0 to 0)	0
Intestinal nematode infections	0 (0 to 0)	0 (0 to 0)	0 (0 to 0)	0 (0 to 0)	0 (0 to 0)	0 (0 to 0)	0 (0 to 0)	0 (0 to 0)	0 (0 to 0)	0 (0 to 0)	0 (0 to 0)	0 (0 to 0)	0 (0 to 0)	0 (0 to 0)	0 (0 to 0)	0 (0 to 0)	0 (0 to 0)	0 (0 to 0)	0 (0 to 0)	0 (0 to 0)	0 (0 to 0)	0 (0 to 0)	0 (0 to 0)	0
Ascariasis	0 (0 to 0)	0 (0 to 0)	0 (0 to 0)	0 (0 to 0)	0 (0 to 0)	0 (0 to 0)	0 (0 to 0)	0 (0 to 0)	0 (0 to 0)	0 (0 to 0)	0 (0 to 0)	0 (0 to 0)	0 (0 to 0)	0 (0 to 0)	0 (0 to 0)	0 (0 to 0)	0 (0 to 0)	0 (0 to 0)	0 (0 to 0)	0 (0 to 0)	0 (0 to 0)	0 (0 to 0)	0 (0 to 0)	0
Trichuriasis	0 (0 to 0)	0 (0 to 0)	0 (0 to 0)	0 (0 to 0)	0 (0 to 0)	0 (0 to 0)	0 (0 to 0)	0 (0 to 0)	0 (0 to 0)	0 (0 to 0)	0 (0 to 0)	0 (0 to 0)	0 (0 to 0)	0 (0 to 0)	0 (0 to 0)	0 (0 to 0)	0 (0 to 0)	0 (0 to 0)	0 (0 to 0)	0 (0 to 0)	0 (0 to 0)	0 (0 to 0)	0 (0 to 0)	0
Hookworm disease	0 (0 to 0)	0 (0 to 0)	0 (0 to 0)	0 (0 to 0)	0 (0 to 0)	0 (0 to 0)	0 (0 to 0)	0 (0 to 0)	0 (0 to 0)	0 (0 to 0)	0 (0 to 0)	0 (0 to 0)	0 (0 to 0)	0 (0 to 0)	0 (0 to 0)	0 (0 to 0)	0 (0 to 0)	0 (0 to 0)	0 (0 to 0)	0 (0 to 0)	0 (0 to 0)	0 (0 to 0)	0 (0 to 0)	0
Food-borne trematodiases	0 (0 to 0)	0 (0 to 0)	0 (0 to 0)	0 (0 to 0)	0 (0 to 0)	0 (0 to 0)	0 (0 to 0)	0 (0 to 0)	0 (0 to 0)	0 (0 to 0)	0 (0 to 0)	0 (0 to 0)	0 (0 to 0)	0 (0 to 0)	0 (0 to 0)	0 (0 to 0)	0 (0 to 0)	0 (0 to 0)	0 (0 to 0)	0 (0 to 0)	0 (0



Osteoarthritis other	0 (0 to 0)	0 (0 to 0)	0 (0 to 0)	0 (0 to 0)	0 (0 to 0)	0 (0 to 0)	0 (0 to 0)	0 (0 to 0)	0 (0 to 0)	0 (0 to 0)	0 (0 to 0)	0-4 (0-1 to 0-9)	1-2 (0-4 to 2-7)	3-1 (1-2 to 4-7)	5-9 (2-4 to 12-4)	8-8 (4 to 19-1)	10-1 (4-7 to 21)	11-7 (5-4 to 24-8)	12-9 (6-2 to 27)	10-6 (5-4 to 22-1)	9-2 (4-7 to 19-2)	6-6 (3-4 to 13-1)	3-5 (1-8 to 7-1)	1-1 (0-6 to 2-3)		85-2
Low back pain	0 (0 to 0)	0 (0 to 0)	0 (0 to 0)	4-7 (2-1 to 13)	35-0 (22-1 to 59-2)	92-6 (57 to 151)	79-9 (47-4 to 123)	109 (65-2 to 168)	143 (83-6 to 219)	166 (101 to 250)	174 (109 to 263)	228 (142 to 333)	283 (178 to 423)	309 (192 to 452)	286 (181 to 424)	286 (186 to 434)	285 (181 to 414)	299 (189 to 454)	258 (162 to 391)	208 (133 to 324)	158 (100 to 234)	107 (68 to 156)	46-7 (29-1 to 69-7)	10-0 (6-4 to 15-4)		2,960
Neck pain	0 (0 to 0)	0 (0 to 0)	0 (0 to 0)	2-7 (1-2 to 8)	20-4 (11-1 to 37-6)	39-1 (19-6 to 72-4)	32-6 (16 to 62-4)	39-1 (19-5 to 74-8)	51-8 (32-5 to 117)	79-8 (42 to 183)	98 (44-5 to 146)	116 (59 to 203)	118 (59 to 212)	112 (56-7 to 193)	114 (49 to 192)	88-2 (41-1 to 145)	83 (40-3 to 135)	58-9 (26-7 to 108)	60-3 (23-4 to 79-6)	39-7 (14-2 to 63-4)	11-8 (5-1 to 19-7)	2-1 (1 to 3-7)		1,110
Gout	0 (0 to 0)	0 (0 to 0)	0 (0 to 0)	0 (0 to 0)	0 (0 to 0)	0 (0 to 0)	0 (0 to 0)	0 (0 to 0)	0 (0 to 0)	0 (0 to 0)	0 (0 to 0)	0-4 (0-1 to 0-9)	0-4 (0-2 to 0-9)	1-1 (0-4 to 2-5)	1-1 (0-5 to 2-4)	1-1 (0-5 to 2-4)	1-1 (0-5 to 2-4)	1-1 (0-5 to 2-4)	1-1 (0-5 to 2-4)	1-1 (0-5 to 2-4)	1-1 (0-5 to 2-4)	1-1 (0-5 to 2-4)	0-4 (0-2 to 0-9)	0-1 (0-2 to 0-4)		27
Other musculoskeletal disorders	0 (0 to 0)	0 (0 to 0)	0 (0 to 0)	0-2 (0-1 to 0-4)	1-4 (0-4 to 2-2)	13-2 (6-4 to 20-1)	20 (10-8 to 29-2)	45-5 (28-3 to 73-7)	67-7 (41-4 to 103)	76-2 (46-4 to 113)	74-4 (44-6 to 114)	90-5 (61 to 146)	112 (68 to 173)	116 (71-4 to 180)	101 (61-7 to 161)	100 (59 to 157)	91-9 (49-7 to 158)	92-2 (55-1 to 156-2)	89-5 (45-2 to 71-1)	119-2 (64 to 202-6)	98-5 (49 to 170-9)	73-2 (35-1 to 124-6)	11-2 (4 to 19-2)	4-7 (1-6 to 7-4)		1,090
Other non-communicable diseases	72-6 (52 to 103)	32-4 (24-2 to 43-4)	110 (79-7 to 150)	66-6 (54 to 82-9)	41-7 (29-7 to 58-4)	59-9 (42-1 to 83-5)	164 (73-7 to 145)	167 (115 to 238)	232 (160 to 333)	293 (202 to 417)	275 (206 to 412)	328 (192 to 479)	347 (240 to 474)	340 (240 to 465)	316 (222 to 441)	320 (224 to 452)	319 (226 to 439)	350 (182 to 552)	213 (162 to 276)	155 (118 to 196)	96-7 (72 to 126)	35-4 (25-5 to 46)		4,490
Congenital birth defects	70-6 (52 to 101)	27-6 (19-7 to 39)	70-4 (48 to 97)	43 (33-9 to 55-4)	13 (12-3 to 24-3)	16-6 (10-3 to 23-5)	12-3 (5 to 23-1)	13-8 (9-1 to 20-4)	22-7 (12-7 to 31-7)	14-4 (10-9 to 19)	13-1 (9-1 to 17-3)	15-6 (10-8 to 20-8)	17-8 (12-4 to 23-4)	19-2 (13-1 to 26-3)	15 (10 to 20-5)	4-2 (2-2 to 6-5)	3-6 (1-6 to 4-3)	1-8 (1-1 to 2-8)	1-1 (0-4 to 1-8)	0-5 (0-3 to 0-9)	0-1 (0-1 to 0-2)	422
Neural tube defects	9 (5-2 to 14-2)	1-6 (0-9 to 2-7)	0-1 (0 to 0-7)	0-7 (0-4 to 1-1)	0-9 (0-5 to 1-2)	0-9 (0-5 to 1-4)	1-1 (0-7 to 1-4)	0-9 (0-6 to 1-5)	0-9 (0-5 to 1-4)	0-9 (0-5 to 1-4)	0-6 (0-4 to 1)	0-6 (0-3 to 1)	0-4 (0-2 to 0-8)	0-3 (0-2 to 0-4)	0-1 (0-1 to 0-2)	0-1 (0 to 0-2)	0-1 (0 to 0-2)	0-1 (0 to 0-2)	0-1 (0 to 0-2)	0-1 (0 to 0-2)	0-1 (0 to 0-2)	0-1 (0 to 0-2)	0-1 (0 to 0-2)	0-1 (0 to 0-2)		25-1
Congenital heart anomalies	15-3 (8-5 to 22-9)	10-9 (6-9 to 16-2)	22-7 (13 to 41-1)	9-6 (5-6 to 15-9)	2-7 (1-2 to 5-7)	2-4 (1-3 to 5-7)	3 (1-6 to 4-6)	2-6 (1-5 to 4-2)	2-2 (1-2 to 3-5)	1-5 (0-8 to 2-6)	2-6 (1-5 to 4-2)	2-7 (1-3 to 4-2)	2-9 (1-3 to 4-4)	2-1 (1-1 to 3-5)	1-6 (0-7 to 2-7)	1-6 (0-7 to 2-7)	0-7 (0-3 to 1-3)	0-3 (0-1 to 0-4)	0-2 (0-1 to 0-4)	0-1 (0 to 0-3)	0-2 (0 to 0-3)	0-1 (0 to 0-1)	0-1 (0 to 0-1)	0-1 (0 to 0-1)		90-2
Orofacial clefts	0 (0 to 0)	0-1 (0 to 0)	0-3 (0-1 to 0-6)	0-2 (0 to 0-4)	0-2 (0 to 0-4)	0-2 (0 to 0-4)	0-2 (0 to 0-4)	0-2 (0 to 0-4)	0-2 (0 to 0-5)	0-2 (0 to 0-4)	0-2 (0 to 0-4)	0-2 (0 to 0-4)	0-2 (0 to 0-4)	0-2 (0 to 0-4)	0-2 (0 to 0-4)	0-2 (0 to 0-4)	0-2 (0 to 0-4)	0-1 (0 to 0-3)	0-1 (0 to 0-3)	0-1 (0 to 0-3)	0-1 (0 to 0-3)	0-1 (0 to 0-3)	0-1 (0 to 0-3)	0-1 (0 to 0-3)		3-5
Down syndrome	3-1 (1-8 to 5-1)	0-8 (0-4 to 1-3)	2-5 (1-4 to 4-3)	2-2 (1-4 to 3-3)	1-3 (0-8 to 2)	1-4 (0-9 to 2-1)	1-6 (1 to 2-4)	1-6 (1 to 2-4)	1-6 (1 to 2-4)	2 (1-3 to 2-9)	1-9 (1 to 2-6)	2-1 (1 to 2-9)	2-5 (1-4 to 3-6)	2-5 (1-4 to 3-6)	2-1 (1-1 to 3-2)	1-9 (1 to 2-6)	1-6 (0-9 to 2-3)	1-3 (0-7 to 1-8)	0-9 (0 to 1-3)	0-5 (0 to 0-8)	0-3 (0 to 0-5)	0-1 (0 to 0-2)	0-1 (0 to 0-2)	0-1 (0 to 0-2)		51
Turner syndrome	0 (0 to 0)	0 (0 to 0)	0-1 (0 to 0-2)	0-1 (0 to 0-2)	0-1 (0 to 0-3)	0-1 (0 to 0-3)	0-1 (0 to 0-3)	0-1 (0 to 0-3)	0-1 (0 to 0-3)	0-1 (0 to 0-3)	0-1 (0 to 0-2)	0-1 (0 to 0-2)	0-1 (0 to 0-1)	0-1 (0 to 0-1)	0-1 (0 to 0-1)	0-1 (0 to 0-1)	0-1 (0 to 0-1)	0-1 (0 to 0-1)	0-1 (0 to 0-1)	0-1 (0 to 0-1)	0-1 (0 to 0-1)	0-1 (0 to 0-1)	0-1 (0 to 0-1)	0-1 (0 to 0-1)		1-2
Klinefelter syndrome	0 (0 to 0)	0 (0 to 0)	0 (0 to 0)	0 (0 to 0)	0 (0 to 0)	0 (0 to 0)	0 (0 to 0)	0 (0 to 0)	0 (0 to 0)	0 (0 to 0)	0 (0 to 0)

SR Table 2b: Burc DALYS by cause and age group for females with 95% uncertainty intervals, 2019

Cause	Early Neonatal	Late Neonatal	Post Neonatal	1 to 4	5 to 9	10 to 14	15 to 19	20 to 24	25 to 29	30 to 34	35 to 39	40 to 44	45 to 49	50 to 54	55 to 59	60 to 64	65 to 69	70 to 74	75 to 79	80 to 84	85 to 89	90 to 94	95 plus	Total
All causes	1,880 (1,626 to 1,992)	1,180 (1,062 to 1,304)	1,180 (1,062 to 1,304)	3,260 (2,931 to 3,609)	1,880 (1,662 to 2,041)	1,880 (1,662 to 2,041)	2,080 (1,856 to 2,303)	2,080 (1,856 to 2,303)	2,080 (1,856 to 2,303)	2,080 (1,856 to 2,303)	2,080 (1,856 to 2,303)	2,080 (1,856 to 2,303)	2,080 (1,856 to 2,303)	2,080 (1,856 to 2,303)	2,080 (1,856 to 2,303)	2,080 (1,856 to 2,303)	2,080 (1,856 to 2,303)	2,080 (1,856 to 2,303)	2,080 (1,856 to 2,303)	2,080 (1,856 to 2,303)	2,080 (1,856 to 2,303)	2,080 (1,856 to 2,303)	2,080 (1,856 to 2,303)	29,520
Communicable, maternal, neonatal, and nutritional diseases	1,880 (1,626 to 1,992)	1,180 (1,062 to 1,304)	1,180 (1,062 to 1,304)	3,260 (2,931 to 3,609)	1,880 (1,662 to 2,041)	1,880 (1,662 to 2,041)	2,080 (1,856 to 2,303)	2,080 (1,856 to 2,303)	2,080 (1,856 to 2,303)	2,080 (1,856 to 2,303)	2,080 (1,856 to 2,303)	2,080 (1,856 to 2,303)	2,080 (1,856 to 2,303)	2,080 (1,856 to 2,303)	2,080 (1,856 to 2,303)	2,080 (1,856 to 2,303)	2,080 (1,856 to 2,303)	2,080 (1,856 to 2,303)	2,080 (1,856 to 2,303)	2,080 (1,856 to 2,303)	2,080 (1,856 to 2,303)	2,080 (1,856 to 2,303)	2,080 (1,856 to 2,303)	1,570
HIV/AIDS and sexually transmitted infections	3.9 (1.1 to 9.4)	1.1 (0.3 to 2.4)	1.6 (0.5 to 3.5)	0.2 (0.2 to 0.3)	0.1 (0.1 to 0.2)	0.1 (0.1 to 0.2)	0.1 (0.2 to 0.5)	0.4 (0.4 to 1.4)	0.9 (0.4 to 1.4)	2 (1.0 to 3.1)	3.5 (2.2 to 5.1)	4.1 (2.7 to 6)	3.9 (2.4 to 5.1)	3.1 (1.9 to 4.4)	2.1 (1.5 to 3.1)	1.7 (1.2 to 2.4)	1.2 (0.8 to 1.8)	0.7 (0.5 to 1.1)	0.5 (0.3 to 0.7)	0.3 (0.2 to 0.5)	0.2 (0.1 to 0.3)	0.1 (0.0 to 0.1)	24.2
HIV/AIDS	0 (0 to 0)	0 (0 to 0)	0.2 (0.1 to 0.3)	0.2 (0.2 to 0.3)	0.1 (0.1 to 0.1)	0 (0 to 0.1)	0.1 (0.1 to 0.2)	0.3 (0.2 to 0.4)	0.6 (0.4 to 1)	1.4 (0.8 to 1.9)	1.4 (1 to 2)	1.3 (0.9 to 1.8)	1.2 (0.9 to 1.7)	0.9 (0.6 to 1.4)	0.8 (0.6 to 1.1)	0.4 (0.3 to 0.5)	0.3 (0.2 to 0.4)	0.2 (0.1 to 0.3)	0.1 (0.1 to 0.2)	0 (0 to 0.1)	0 (0 to 0)	0 (0 to 0)	9.9
HIV/AIDS - Drug-susceptible Tuberculosis	0 (0 to 0)	0 (0 to 0)	0 (0 to 0)	0 (0 to 0)	0 (0 to 0)	0 (0 to 0)	0 (0 to 0)	0 (0 to 0)	0 (0 to 0)	0 (0 to 0)	0 (0 to 0)	0 (0 to 0)	0 (0 to 0)	0 (0 to 0)	0 (0 to 0)	0 (0 to 0)	0 (0 to 0)	0 (0 to 0)	0 (0 to 0)	0 (0 to 0)	0 (0 to 0)	0 (0 to 0)	0 (0 to 0)	0
HIV/AIDS - Multidrug-resistant Tuberculosis without extensive dr...	0 (0 to 0)	0 (0 to 0)	0 (0 to 0)	0 (0 to 0)	0 (0 to 0)	0 (0 to 0)	0 (0 to 0)	0 (0 to 0)	0 (0 to 0)	0 (0 to 0)	0 (0 to 0)	0 (0 to 0)	0 (0 to 0)	0 (0 to 0)	0 (0 to 0)	0 (0 to 0)	0 (0 to 0)	0 (0 to 0)	0 (0 to 0)	0 (0 to 0)	0 (0 to 0)	0 (0 to 0)	0 (0 to 0)	0
HIV/AIDS - Extensively drug-resistant Tuberculosis	0 (0 to 0)	0 (0 to 0)	0 (0 to 0)	0 (0 to 0)	0 (0 to 0)	0 (0 to 0)	0 (0 to 0)	0 (0 to 0)	0 (0 to 0)	0 (0 to 0)	0 (0 to 0)	0 (0 to 0)	0 (0 to 0)	0 (0 to 0)	0 (0 to 0)	0 (0 to 0)	0 (0 to 0)	0 (0 to 0)	0 (0 to 0)	0 (0 to 0)	0 (0 to 0)	0 (0 to 0)	0 (0 to 0)	0
HIV/AIDS resulting in other diseases	0 (0 to 0)	0 (0 to 0)	0 (0 to 0)	0 (0 to 0)	0 (0 to 0)	0 (0 to 0)	0 (0 to 0)	0 (0 to 0)	0 (0 to 0)	0 (0 to 0)	0 (0 to 0)	0 (0 to 0)	0 (0 to 0)	0 (0 to 0)	0 (0 to 0)	0 (0 to 0)	0 (0 to 0)	0 (0 to 0)	0 (0 to 0)	0 (0 to 0)	0 (0 to 0)	0 (0 to 0)	0 (0 to 0)	0
Sexually transmitted infections excluding HIV	3.9 (1.1 to 9.4)	1.1 (0.3 to 2.4)	1.4 (0.4 to 3.3)	0.1 (0 to 0.1)	0 (0 to 0)	0.1 (0 to 0.1)	0 (0 to 0.1)	0.1 (0 to 0.4)	0.2 (0.1 to 0.4)	0.6 (0.3 to 1.1)	2.1 (1.3 to 3.1)	2.8 (1.9 to 3.9)	2.6 (1.6 to 3.6)	2 (1.1 to 3.2)	1.3 (0.6 to 1.9)	1.3 (0.6 to 1.9)	0.9 (0.4 to 1.4)	0.7 (0.3 to 1.1)	0.6 (0.2 to 0.9)	0.3 (0.1 to 0.5)	0.2 (0.1 to 0.3)	0.1 (0.0 to 0.1)	24.2
Syphilis	3.9 (1.1 to 9.4)	1.1 (0.3 to 2.4)	1.4 (0.4 to 3.3)	0.1 (0 to 0.2)	0 (0 to 0)	0 (0 to 0)	0 (0 to 0)	0 (0 to 0)	0 (0 to 0)	0 (0 to 0)	0 (0 to 0)	0 (0 to 0)	0 (0 to 0)	0 (0 to 0)	0 (0 to 0)	0 (0 to 0)	0 (0 to 0)	0 (0 to 0)	0 (0 to 0)	0 (0 to 0)	0 (0 to 0)	0 (0 to 0)	0 (0 to 0)	6.6
Chlamydial infection	0 (0 to 0)	0 (0 to 0)	0 (0 to 0)	0 (0 to 0)	0 (0 to 0)	0 (0 to 0)	0 (0 to 0.1)	0 (0 to 0.1)	0.4 (0.2 to 0.7)	0.5 (0.2 to 1)	0.6 (0.3 to 1.1)	0.6 (0.3 to 1.1)	0.3 (0.2 to 0.6)	0.2 (0.1 to 0.3)	0.1 (0.1 to 0.2)	0.1 (0.1 to 0.2)	0 (0 to 0.1)	0 (0 to 0.1)	0 (0 to 0.1)	0 (0 to 0.1)	0 (0 to 0.1)	0 (0 to 0)	0 (0 to 0)	3.3
Gonococcal infection	0 (0 to 0)	0 (0 to 0)	0 (0 to 0)	0 (0 to 0)	0 (0 to 0)	0 (0 to 0)	0 (0 to 0.1)	0 (0 to 0.1)	0 (0 to 0.1)	0 (0 to 0.2)	0 (0 to 0.3)	0 (0 to 0.3)	0 (0 to 0.3)	0 (0 to 0.2)	0 (0 to 0.2)	0 (0 to 0.1)	0 (0 to 0.1)	0 (0 to 0.1)	0 (0 to 0.1)	0 (0 to 0.1)	0 (0 to 0.1)	0 (0 to 0.1)	0 (0 to 0)	2.6
Trichomoniasis	0 (0 to 0)	0 (0 to 0)	0 (0 to 0)	0 (0 to 0)	0 (0 to 0)	0 (0 to 0)	0 (0 to 0.1)	0 (0 to 0.1)	0 (0 to 0.2)	0 (0 to 0.3)	0 (0 to 0.3)	0 (0 to 0.3)	0 (0 to 0.3)	0 (0 to 0.2)	0 (0 to 0.2)	0 (0 to 0.1)	0 (0 to 0.1)	0 (0 to 0.1)	0 (0 to 0.1)	0 (0 to 0.1)	0 (0 to 0.1)	0 (0 to 0.1)	0 (0 to 0)	2.4
Genital herpes	0 (0 to 0)	0 (0 to 0)	0 (0 to 0)	0 (0 to 0)	0 (0 to 0)	0 (0 to 0)	0 (0 to 0.1)	0 (0 to 0.2)	0.2 (0.1 to 0.4)	0.3 (0.1 to 0.6)	0.3 (0.1 to 0.6)	0.3 (0.1 to 0.6)	0.3 (0.1 to 0.6)	0.3 (0.1 to 0.6)	0.3 (0.1 to 0.6)	0.2 (0.1 to 0.4)	0.2 (0.1 to 0.3)	0.1 (0.1 to 0.2)	0.1 (0.1 to 0.2)	0 (0 to 0.1)	0 (0 to 0.1)	0 (0 to 0)	0 (0 to 0)	2.9
Other sexually transmitted infections	0 (0 to 0)	0 (0 to 0)	0 (0 to 0)	0 (0 to 0)	0 (0 to 0)	0 (0 to 0)	0 (0 to 0.1)	0 (0 to 0.4)	0.1 (0 to 0.2)	0.2 (0.1 to 0.4)	0.3 (0.1 to 0.6)	0.3 (0.1 to 0.6)	0.2 (0.1 to 0.5)	0.2 (0.1 to 0.4)	0.2 (0.1 to 0.4)	0.1 (0.1 to 0.3)	0.1 (0.1 to 0.2)	0.1 (0.1 to 0.2)	0.1 (0.1 to 0.2)	0 (0 to 0.1)	0 (0 to 0.1)	0 (0 to 0)	0 (0 to 0)	6.3
Respiratory infections and tuberculosis	1,880 (1,626 to 1,992)	1,180 (1,062 to 1,304)	1,180 (1,062 to 1,304)	3,260 (2,931 to 3,609)	1,880 (1,662 to 2,041)	1,880 (1,662 to 2,041)	2,080 (1,856 to 2,303)	2,080 (1,856 to 2,303)	2,080 (1,856 to 2,303)	2,080 (1,856 to 2,303)	2,080 (1,856 to 2,303)	2,080 (1,856 to 2,303)	2,080 (1,856 to 2,303)	2,080 (1,856 to 2,303)	2,080 (1,856 to 2,303)	2,080 (1,856 to 2,303)	2,080 (1,856 to 2,303)	2,080 (1,856 to 2,303)	2,080 (1,856 to 2,303)	2,080 (1,856 to 2,303)	2,080 (1,856 to 2,303)	2,080 (1,856 to 2,303)	2,080 (1,856 to 2,303)	859
Tuberculosis	0 (0 to 0)	0 (0 to 0)	0 (0 to 0)	0 (0 to 0.1)	0 (0 to 0)	0 (0 to 0)	0 (0 to 0.1)	0 (0 to 0.2)	0.4 (0.2 to 0.6)	0.6 (0.3 to 0.7)	0.6 (0.3 to 0.8)	0.6 (0.3 to 0.8)	0.4 (0.2 to 0.6)	0.3 (0.2 to 0.5)	0.2 (0.1 to 0.3)	0.1 (0.1 to 0.2)	0.1 (0.1 to 0.2)	0.1 (0.1 to 0.1)	0 (0 to 0.1)	0 (0 to 0.1)	0 (0 to 0.1)	0 (0 to 0.1)	0 (0 to 0)	9.6
Latent tuberculosis infection	0 (0 to 0)	0 (0 to 0)	0 (0 to 0)	0 (0 to 0)	0 (0 to 0)	0 (0 to 0)	0 (0 to 0)	0 (0 to 0)	0 (0 to 0)	0 (0 to 0)	0 (0 to 0)	0 (0 to 0)	0 (0 to 0)	0 (0 to 0)	0 (0 to 0)	0 (0 to 0)	0 (0 to 0)	0 (0 to 0)	0 (0 to 0)	0 (0 to 0)	0 (0 to 0)	0 (0 to 0)	0 (0 to 0)	0
Drug-susceptible tuberculosis	0 (0 to 0)	0 (0 to 0)	0 (0 to 0)	0 (0 to 0.1)	0 (0 to 0)	0 (0 to 0)	0 (0 to 0.1)	0 (0 to 0.2)	0.4 (0.2 to 0.6)	0.5 (0.3 to 0.7)	0.5 (0.3 to 0.8)	0.5 (0.3 to 0.8)	0.4 (0.2 to 0.6)	0.3 (0.2 to 0.5)	0.2 (0.1 to 0.3)	0.1 (0.1 to 0.2)	0 (0 to 0.1)	0 (0 to 0.1)	0 (0 to 0.1)	0 (0 to 0.1)	0 (0 to 0.1)	0 (0 to 0.1)	0 (0 to 0)	9.6
Multidrug-resistant tuberculosis without extensive drug resistance	0 (0 to 0)	0 (0 to 0)	0 (0 to 0)	0 (0 to 0)	0 (0 to 0)	0 (0 to 0)	0 (0 to 0)	0 (0 to 0)	0 (0 to 0)	0 (0 to 0)	0 (0 to 0)	0 (0 to 0)	0 (0 to 0)	0 (0 to 0)	0 (0 to 0)	0 (0 to 0)	0 (0 to 0)	0 (0 to 0)	0 (0 to 0)	0 (0 to 0)	0 (0 to 0)	0 (0 to 0)	0 (0 to 0)	0.2
Extensively drug-resistant tuberculosis	0 (0 to 0)	0 (0 to 0)	0 (0 to 0)	0 (0 to 0)	0 (0 to 0)	0 (0 to 0)	0 (0 to 0)	0 (0 to 0)	0 (0 to 0)	0 (0 to 0)	0 (0 to 0)	0 (0 to 0)	0 (0 to 0)	0 (0 to 0)	0 (0 to 0)	0 (0 to 0)	0 (0 to 0)	0 (0 to 0)	0 (0 to 0)	0 (0 to 0)	0 (0 to 0)	0 (0 to 0)	0 (0 to 0)	0.1
Lower respiratory infections	1.3 (0.9 to 1.9)	1 (0.7 to 1.5)	4.9 (2.7 to 7.8)	7.1 (5.2 to 9.4)	1.4 (1 to 1.9)	1.1 (0.8 to 1.4)	1.7 (1.2 to 2.4)	2 (1.3 to 2)	2.6 (1.8 to 3.6)	4.5 (3.1 to 6.4)	6.9 (4.6 to 10.2)	9 (5.7 to 13.2)	12.2 (7.8 to 18.7)	15.2 (9.8 to 23.1)	19.2 (12.5 to 28)	27 (18.5 to 38.4)	39.1 (27.5 to 47)	77.2 (62.5 to 89.2)	147 (131 to 158)	135 (97.4 to 163)	749
Upper respiratory infections	0 (0 to 0)	0 (0 to 0)	1.4 (0.4 to 2.4)	7.1 (4.4 to 11.4)	6.2 (4.4 to 13.6)	5.2 (3.3 to 10.9)	5.2 (2.7 to 9.1)	2.7 (1.5 to 4.8)	2.5 (1.4 to 4.2)	2.5 (1.4 to 4.2)	2.5 (1.4 to 4.2)	2.5 (1.4 to 4.2)	2.5 (1.4 to 4.2)	2.5 (1.4 to 4.2)	2.5 (1.4 to 4.2)	2.5 (1.4 to 4.2)	2.5 (1.4 to 4.2)	1.9 (1.1 to 3.1)	1.3 (0.7 to 2.2)	0.7 (0.4 to 1.1)	0.3 (0.2 to 0.5)	0.1 (0.1 to 0.2)	84.7
Otitis media	0 (0 to 0)	0 (0 to 0)	0.2 (0.1 to 0.5)	2.1 (1.1 to 3.4)	2.1 (1.1 to 3.4)	1.2 (0.6 to 2.2)	1.2 (0.5 to 1.8)	0.6 (0.4 to 1)	0.6 (0.4 to 1.1)	0.6 (0.4 to 1.1)	0.6 (0.4 to 1.1)	0.6 (0.4 to 1.1)	0.6 (0.4 to 1.1)	0.6 (0.4 to 1.1)	0.6 (0.4 to 1.1)	0.6 (0.4 to 1.1)	0.6 (0.4 to 1.1)	0.4 (0.2 to 0.9)	0.3 (0.1 to 0.5)	0.1 (0.1 to 0.4)	0.1 (0.1 to 0.2)	0 (0 to 0)	0 (0 to 0)	18.5
Enteric infections	0.1 (0.1 to 0.1)	0.4 (0.3 to 0.5)	4.8 (3 to 7)	7.4 (4.4 to 12)	2.7 (1.9 to 4.4)	2.3 (1.6 to 3.9)	1.8 (1.2 to 2.7)	1.6 (1 to 2.6)	1.6 (1 to 2.6)	1.6 (1 to 2.6)	1.6 (1 to 2.6)	1.6 (1 to 2.6)	1.6 (1 to 2.6)	1.6 (1 to 2.6)	1.6 (1 to 2.6)	1.6 (1 to 2.6)	1.6 (1 to 2.6)	1.6 (1 to 2.6)	1.6 (1 to 2.6)	1.6 (1 to 2.6)	0.7 (0.4 to 1.1)	0.2 (0.1 to 0.3)	0 (0 to 0)	84.5
Diarrheal diseases	0.1 (0.1 to 0.1)	0.4 (0.3 to 0.5)	4.7 (3 to 7)	7.3 (4.4 to 12)	2.7 (1.9 to 4.4)	2.3 (1.6 to 3.9)	1.8 (1.2 to 2.7)	1.6 (1 to 2.6)	1.6 (1 to 2.6)	1.6 (1 to 2.6)	1.6 (1 to 2.6)	1.6 (1 to 2.6)	1.6 (1 to 2.6)	1.6 (1 to 2.6)	1.6 (1 to 2.6)	1.6 (1 to 2.6)	1.6 (1 to 2.6)	1.6 (1 to 2.6)	1.6 (1 to 2.6)	1.6 (1 to 2.6)	0.7 (0.4 to 1.1)	0.2 (0.1 to 0.3)	0 (0 to 0)	84
Typhoid and paratyphoid	0 (0 to 0)	0 (0 to 0)	0 (0 to 0)	0 (0 to 0)	0 (0 to 0)	0 (0 to 0)	0 (0 to 0)	0 (0 to 0)	0 (0 to 0)	0 (0 to 0)	0 (0 to 0)	0 (0 to 0)	0 (0 to 0)	0 (0 to 0)	0 (0 to 0)	0 (0 to 0)	0 (0 to 0)	0 (0 to 0)	0 (0 to 0)	0 (0 to 0)	0 (0 to 0)	0 (0 to 0)	0 (0 to 0)	0
Typhoid fever	0 (0 to 0)	0 (0 to 0)	0 (0 to 0)	0 (0 to 0)	0 (0 to 0)	0 (0 to 0)	0 (0 to 0)	0 (0 to 0)	0 (0 to 0)	0 (0 to 0)	0 (0 to 0)	0 (0 to 0)	0 (0 to 0)	0 (0 to 0)	0 (0 to 0)	0 (0 to 0)	0 (0 to 0)	0 (0 to 0)	0 (0 to 0)	0 (0 to 0)	0 (0 to 0)	0 (0 to 0)	0 (0 to 0)	0
Paratyphoid fever	0 (0 to 0)	0 (0 to 0)	0 (0 to 0)	0 (0 to 0)	0 (0 to 0)	0 (0 to 0)	0 (0 to 0)	0 (0 to 0)	0 (0 to 0)	0 (0 to 0)	0 (0 to 0)	0 (0 to 0)	0 (0 to 0)	0 (0 to 0)	0 (0 to 0)	0 (0 to 0)	0 (0 to 0)	0 (0 to 0)	0 (0 to 0)	0 (0 to 0)	0 (0 to 0)	0 (0 to 0)	0 (0 to 0)	0
Invasive Non-typhoidal Salmonella (iNTS)	0 (0 to 0)	0 (0 to 0)	0 (0 to 0)	0 (0 to 0)	0 (0 to 0)	0 (0 to 0)	0 (0 to 0)	0 (0 to 0)	0 (0 to 0)	0 (0 to 0)	0 (0 to 0)	0 (0 to 0)	0 (0 to 0)	0 (0 to 0)	0 (0 to 0)	0 (0 to 0)	0 (0 to 0)	0 (0 to 0)	0 (0 to 0)	0 (0 to 0)	0 (0 to 0)	0 (0 to 0)	0 (0 to 0)	0.3
Other intestinal infectious diseases	0 (0 to 0)	0 (0 to 0)	0 (0 to 0)	0 (0 to 0)	0 (0 to 0)	0 (0 to 0)	0 (0 to 0)	0 (0 to 0)	0 (0 to 0)	0 (0 to 0)	0 (0 to 0)	0 (0 to 0)	0 (0 to 0)	0 (0 to 0)	0 (0 to 0)	0 (0 to 0)	0 (0 to 0)	0 (0 to 0)	0 (0 to 0)	0 (0 to 0)	0 (0 to 0)	0 (0 to 0)	0 (0 to 0)	0.2
Neglected tropical diseases and malaria	0 (0 to 0)	0.4 (0.1 to 1)	1.6 (0.3 to 4.1)	1.1 (0.1 to 3.3)	0.3 (0 to 0.9)	0.3 (0 to 0.9)	0.1 (0 to 0.3)	0.3 (0 to 0.7)	0.6 (0 to 0.9)	0.2 (0 to 0.5)	0.6 (0 to 1.5)	0.4 (0 to 1.7)	0.5 (0 to 1.4)	0.6 (0 to 1.6)	0.4 (0 to 1.2)	0.2 (0 to 0.6)	0.2 (0 to 0.4)	0.1 (0 to 0.3)	0.1 (0 to 0.2)	0.1 (0 to 0.2)	0.1 (0 to 0.2)	0 (0 to 0)	7
Malaria	0 (0 to 0)	0 (0 to 0)	0 (0 to 0)	0 (0 to 0)	0 (0 to 0)	0 (0 to 0)	0 (0 to 0)	0 (0 to 0)	0 (0 to 0)	0 (0 to 0)	0 (0 to 0)	0 (0 to 0)	0 (0 to 0)	0 (0 to 0)	0 (0 to 0)	0 (0 to 0)	0 (0 to 0)	0 (0 to 0)	0 (0 to 0)	0 (0 to 0)	0 (0 to 0)	0 (0 to 0)	0 (0 to 0)	0
Chagas disease	0 (0 to 0)	0 (0 to 0)	0 (0 to 0)	0 (0 to 0)	0 (0 to 0)	0 (0 to 0)	0 (0 to 0)	0 (0 to 0)	0 (0 to 0)	0 (0 to 0)	0 (0 to 0)	0 (0 to 0)	0 (0 to 0)	0 (0 to 0)	0 (0 to 0)	0 (0 to 0)	0 (0 to 0)	0 (0 to 0)	0 (0 to 0)	0 (0 to 0)	0 (0 to 0)	0 (0 to 0)	0 (0 to 0)	0
Leishmaniasis	0 (0 to 0)	0 (0 to 0)	0 (0 to 0)	0 (0 to 0)	0 (0 to 0)	0 (0 to 0)	0 (0 to 0)	0 (0 to 0)	0 (0 to 0)	0 (0 to 0)	0 (0 to 0)	0 (0 to 0)	0 (0 to 0)	0 (0 to 0)	0 (0 to 0)	0 (0 to 0)	0 (0 to 0)	0 (0 to 0)	0 (0 to 0)	0 (0 to 0)	0 (0 to 0)	0 (0 to 0)	0 (0 to 0)	0
Visceral leishmaniasis	0 (0 to 0)	0 (0 to 0)	0 (0 to 0)	0 (0 to 0)	0 (0 to 0)	0 (0 to 0)	0 (0 to 0)	0 (0 to 0)	0 (0 to 0)	0 (0 to 0)	0 (0 to 0)	0 (0 to 0)	0 (0 to 0)	0 (0 to 0)	0 (0 to 0)	0 (0 to 0)	0 (0 to 0)	0 (0 to 0)	0 (0 to 0)	0 (0 to 0)	0 (0 to 0)	0 (0 to 0)	0 (0 to 0)	0
Cutaneous and mucocutaneous leishmaniasis	0 (0 to 0)	0 (0 to 0)	0 (0 to 0)	0 (0 to 0)	0 (0 to 0)	0 (0 to 0)	0 (0 to 0)	0 (0 to 0)	0 (0 to 0)	0 (0 to 0)	0 (0 to 0)	0 (0 to 0)	0 (0 to 0)	0 (0 to 0)	0 (0 to 0)	0 (0 to 0)	0 (0 to 0)	0 (0 to 0)	0 (0 to 0)	0 (0 to 0)	0 (0 to 0)	0 (0 to 0)	0 (0 to 0)	0
African trypanosomiasis	0 (0 to 0)	0 (0 to 0)	0 (0 to 0)	0 (0 to 0)	0 (0 to 0)	0 (0 to 0)	0 (0 to 0)	0 (0 to 0)	0 (0 to 0)	0 (0 to 0)	0 (0 to 0)	0 (0 to 0)	0 (0 to 0)	0 (0 to 0)	0 (0 to 0)	0 (0 to 0)	0 (0 to 0)	0 (0 to 0)	0 (0 to 0)	0 (0 to 0)	0 (0 to 0)	0 (0 to 0)	0 (0 to 0)	0
Schistosomiasis	0 (0 to 0)	0 (0 to 0)	0 (0 to 0)	0 (0 to 0)	0 (0 to 0)	0 (0 to 0)	0 (0 to 0)	0 (0 to 0)	0 (0 to 0)	0 (0 to 0)	0 (0 to 0)	0 (0 to 0)	0 (0 to 0)	0 (0 to 0)	0 (0 to 0)	0 (0 to 0)	0 (0 to 0)	0 (0 to 0)	0 (0 to 0)	0 (0 to 0)	0 (0 to 0)	0 (0 to 0)	0 (0 to 0)	0
Cysticercosis	0 (0 to 0)	0 (0 to 0)	0 (0 to 0)	0 (0 to 0)	0 (0 to 0)	0 (0 to 0)	0 (0 to 0)	0 (0 to 0)	0 (0 to 0)	0 (0 to 0)	0 (0 to 0)	0 (0 to 0)	0 (0 to 0)	0 (0 to 0)	0 (0 to 0)	0 (0 to 0)	0 (0 to 0)	0 (0 to 0)	0 (0 to 0)	0 (0 to 0)	0 (0 to 0)	0 (0 to 0)	0 (0 to 0)	0
Cystic echinococcosis	0 (0 to 0)	0 (0 to 0)	0 (0 to 0)	0 (0 to 0)	0 (0 to 0)	0 (0 to 0)	0 (0 to 0)	0 (0 to 0)	0 (0 to 0)	0 (0 to 0)	0 (0 to 0)	0 (0 to 0)	0 (0 to 0)	0 (0 to 0)	0 (0 to 0)	0 (0 to 0)	0 (0 to 0)	0 (0 to 0)	0 (0 to 0)	0 (0 to 0)	0 (0 to 0)	0 (0 to 0)	0 (0 to 0)	0.1
Lymphatic filariasis	0 (0 to 0)	0 (0 to 0)	0 (0 to 0)	0 (0 to 0)	0 (0 to 0)	0 (0 to 0)	0 (0 to 0)	0 (0 to 0)	0 (0 to 0)	0 (0 to 0)	0 (0 to 0)	0 (0 to 0)	0 (0 to 0)	0 (0 to 0)	0 (0 to 0)	0 (0 to 0)	0 (0 to 0)	0 (0 to 0)	0 (0 to 0)	0 (0 to 0)	0 (0 to 0)	0 (0 to 0)	0 (0 to 0)	0
Onchocerciasis	0 (0 to 0)	0 (0 to 0)	0 (0 to 0)	0 (0 to 0)	0 (0 to 0)	0 (0 to 0)	0 (0 to 0)	0 (0 to 0)	0 (0 to 0)	0 (0 to 0)	0 (0 to 0)	0 (0 to 0)	0 (0 to 0)	0 (0 to 0)	0 (0 to 0)	0 (0 to 0)	0 (0 to 0)	0 (0 to 0)	0 (0 to 0)	0 (0 to 0)	0 (0 to 0)	0 (0 to 0)	0 (0 to 0)	0
Trachoma	0 (0 to 0)	0 (0 to 0)	0 (0 to 0)	0 (0 to 0)	0 (0 to 0)	0 (0 to 0)	0 (0 to 0)	0 (0 to 0)	0 (0 to 0)	0 (0 to 0)	0 (0 to 0)	0 (0 to 0)	0 (0 to 0)	0 (0 to 0)	0 (0 to 0)	0 (0 to 0)	0 (0 to 0)	0 (0 to 0)	0 (0 to 0)	0 (0 to 0)	0 (0 to 0)	0 (0 to 0)	0 (0

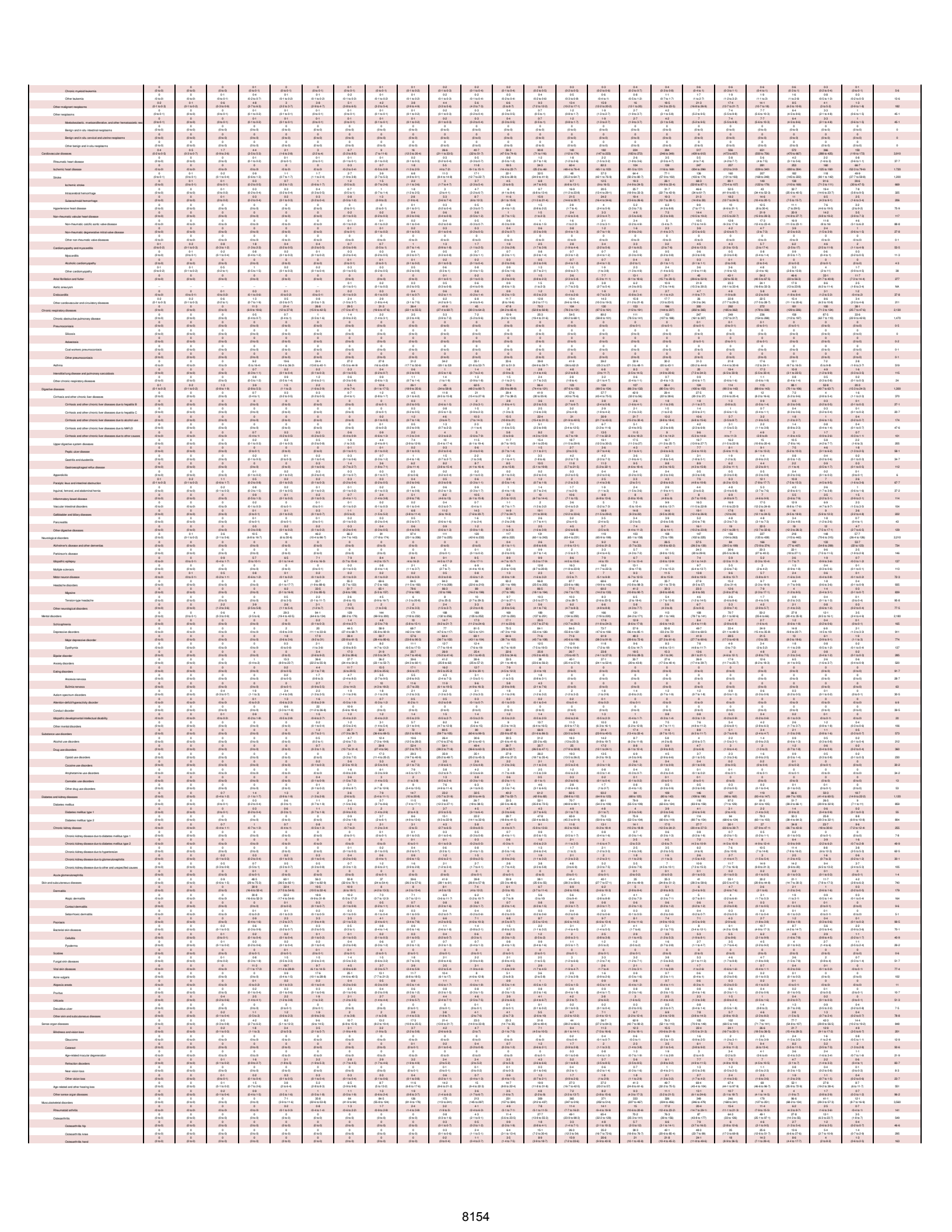

Osteoarthritis other	0 (0 to 0)	0 (0 to 0)	0 (0 to 0)

SI Table 2b: St Helens DALYS by cause and age group for females with 95% uncertainty intervals, 2019

Cause	Early Neonatal	Late Neonatal	Post Neonatal	1 to 4	5 to 9	10 to 14	15 to 19	20 to 24	25 to 29	30 to 34	35 to 39	40 to 44	45 to 49	50 to 54	55 to 59	60 to 64	65 to 69	70 to 74	75 to 79	80 to 84	85 to 89	90 to 94	95 plus	Total
All causes	186 (164 to 191)	186 (37 to 224)	62 (56 to 115)	62 (149 to 222)	62 (149 to 276)	62 (220 to 1)	62 (220 to 60)	62 (60 to 59)	62 (60 to 1,020)	62 (60 to 1,020)	62 (74 to 1,268)	62 (74 to 1,268)	62 (84 to 1,360)	62 (84 to 1,360)	62 (84 to 1,400)	62 (84 to 1,400)	62 (1,060 to 2,360)	62 (1,060 to 2,360)	62 (1,060 to 2,760)	62 (1,060 to 2,760)	62 (1,060 to 2,760)	62 (1,060 to 2,220)	62 (1,060 to 2,220)	62 (1,060 to 2,360)	62 (1,060 to 2,360)	62 (1,060 to 1,300)	62 (1,060 to 1,300)	62 (1,060 to 1,300)	29,600
Communicable, maternal, neonatal, and nutritional diseases	186 (179 to 113)	186 (29 to 224)	62 (54 to 46.7)	62 (33 to 73.1)	62 (34 to 71.5)	62 (34 to 37.1)	62 (34 to 37.1)	62 (34 to 46)	62 (34 to 46)	62 (34 to 54.5)	62 (34 to 54.5)	62 (34 to 54.5)	62 (31.9 to 57.2)	62 (31.9 to 57.2)	62 (31.9 to 54.2)	62 (31.9 to 54.2)	62 (34 to 74.4)	62 (34 to 74.4)	62 (45.7 to 94)	62 (46 to 89)	62 (46 to 89.2)	62 (47.7 to 107)	62 (103 to 185)	62 (144 to 360)	62 (151 to 355)	62 (157 to 186)	62 (43.5 to 71.3)	1,670
HIV/AIDS and sexually transmitted infections	3 (0.6 to 5)	0.8 (0.2 to 1.6)	1.2 (0.4 to 2.8)	0.2 (0.1 to 0.3)	0.1 (0.1 to 0.1)	0.1 (0.1 to 0.1)	0.1 (0.1 to 0.2)	0.3 (0.2 to 0.4)	0.6 (0.3 to 1.2)	1.7 (1 to 2.9)	2.9 (2 to 4.3)	3.5 (2.4 to 5.1)	3.3 (2.1 to 5)	2.7 (1.8 to 4.2)	1.8 (1.2 to 2.9)	1.6 (1.1 to 2.2)	1.5 (0.9 to 1.9)	1.2 (0.8 to 1.6)	1.1 (0.6 to 1.6)	0.7 (0.3 to 1.1)	0.5 (0.2 to 0.9)	0.2 (0.1 to 0.3)	0.1 (0.1 to 0.1)	29
HIV/AIDS	0 (0 to 0)	0 (0 to 0)	0.1 (0 to 0.3)	0.1 (0 to 0.1)	0.1 (0 to 0.1)	0.1 (0 to 0.1)	0.1 (0 to 0.1)	0.2 (0.1 to 0.2)	0.4 (0.2 to 0.5)	0.9 (0.4 to 1.1)	1.1 (0.8 to 1.6)	0.9 (0.7 to 1.4)	0.9 (0.7 to 1.2)	0.8 (0.6 to 1.2)	0.6 (0.5 to 0.9)	0.5 (0.3 to 0.8)	0.5 (0.2 to 0.8)	0.3 (0.1 to 0.4)	0.2 (0.1 to 0.4)	0.1 (0 to 0.3)	0.1 (0 to 0.2)	0 (0 to 0.1)	0 (0 to 0)	7.7
HIV/AIDS - Drug-susceptible Tuberculosis	0 (0 to 0)	0 (0 to 0)	0 (0 to 0)

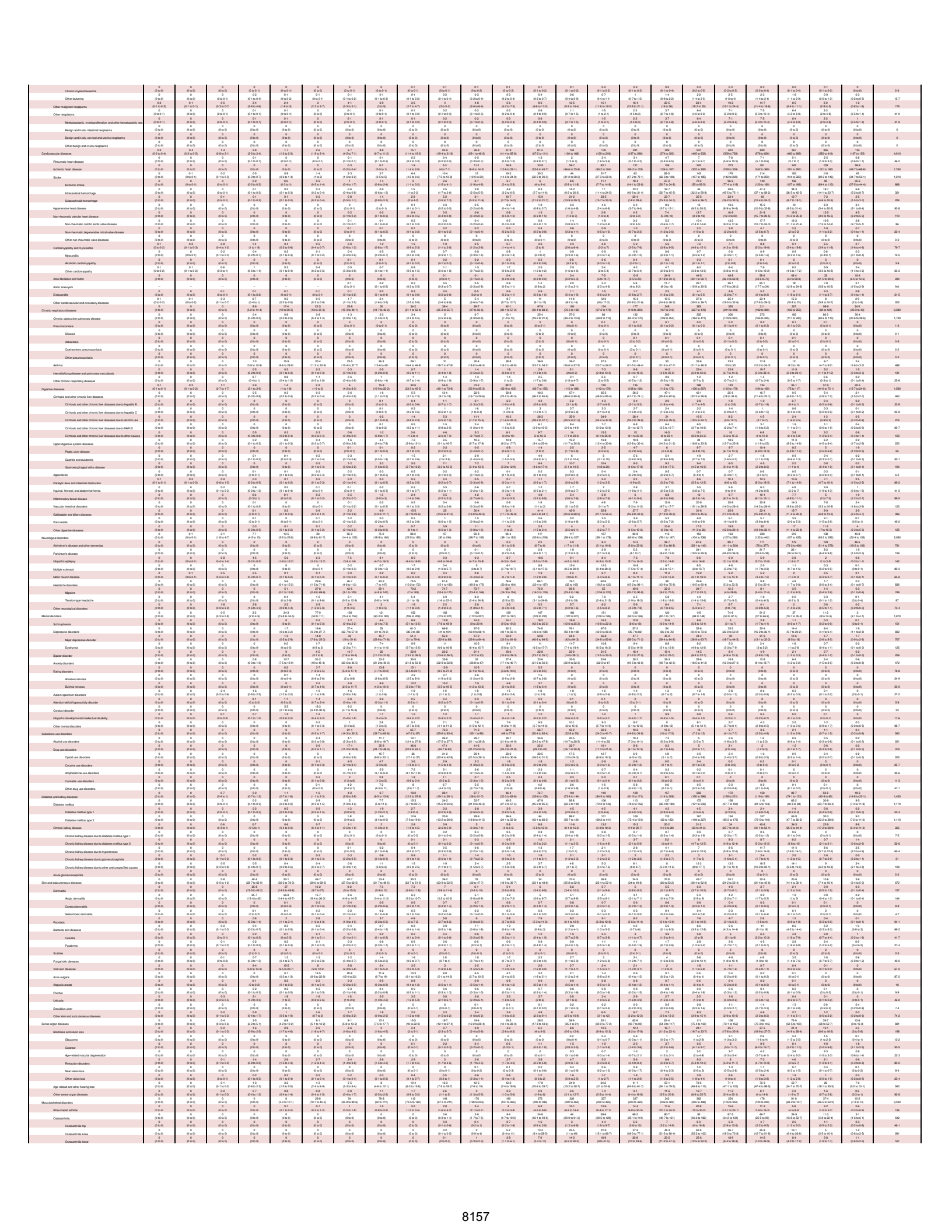

Osteoarthritis other	0 (0 to 0)	0 (0 to 0)	0 (0 to 0)	0 (0 to 0)	0 (0 to 0)	0 (0 to 0)	0 (0 to 0)	0 (0 to 0)	0 (0 to 0)	0 (0 to 0)	0 (0 to 0)	0 (0 to 0)	0.2 (0 to 1)	0.6 (0 to 1.4)	1.7 (0.7 to 4)	3.2 (1.4 to 6.9)	4.4 (2 to 9.4)	5.2 (2.4 to 11.2)	6.1 (2.9 to 12.7)	7.2 (3.5 to 14.7)	5.7 (2.9 to 11.9)	4.7 (2.4 to 9.2)	2.9 (1.5 to 5.6)	1.4 (0.7 to 2.7)	0.4 (0.2 to 0.8)		43.7
Low back pain	0 (0 to 0)	0 (0 to 0)	0 (0 to 0)	0 (0 to 0)	3.7 (1.7 to 8.8)	16.2 (10.7 to 28.5)	31 (19.9 to 53.6)	43.7 (26.2 to 68.1)	51.6 (30.7 to 90)	77.3 (45.5 to 117)	88.3 (52.5 to 134)	88.3 (56.7 to 139)	94.3 (78.9 to 158)	106 (93.5 to 225)	104 (94.4 to 225)	98.5 (92.4 to 218)	90.2 (82.4 to 218)	74.5 (66.2 to 221)	59.1 (49.9 to 221)	47.1 (38.1 to 191)	39.4 (32.2 to 156)	30.7 (25.9 to 98.2)	19.4 (9.8 to 52.4)	3.8 (2.4 to 5.8)		1,553
Neck pain	0 (0 to 0)	0 (0 to 0)	0 (0 to 0)	0 (0 to 0)	2 (0.7 to 4.2)	19.8 (5.4 to 19)	19 (8.1 to 28.3)	18 (8.7 to 34.1)	22.4 (11.2 to 42.5)	33.1 (17.4 to 60.2)	42.2 (22.2 to 78.9)	39.4 (23.4 to 79.2)	36.3 (23.4 to 79.2)	33.7 (19.5 to 80)	33.6 (19.4 to 80)	32.7 (19.4 to 80)	29.1 (17.4 to 80)	25.1 (14.9 to 80)	20.4 (12.1 to 80)	16.7 (9.8 to 80)	14.5 (8.4 to 75.3)	11.5 (6.9 to 64.7)	6.5 (3.9 to 19.4)	1.4 (0.7 to 2.1)		582
Gout	0 (0 to 0)	0 (0 to 0)	0 (0 to 0)	0 (0 to 0)	0 (0 to 0)	0 (0 to 0)	0 (0 to 0)	0 (0 to 0)	0 (0 to 0)	0 (0 to 0)	0 (0 to 0)	0 (0 to 0)

SR Table 2b: Warrington DALYS by cause and age group for females with 95% uncertainty intervals, 2019

Cause	Early Neonatal	Late Neonatal	Post Neonatal	1 to 4	5 to 9	10 to 14	15 to 19	20 to 24	25 to 29	30 to 34	35 to 39	40 to 44	45 to 49	50 to 54	55 to 59	60 to 64	65 to 69	70 to 74	75 to 79	80 to 84	85 plus	Total
All causes	1192 (1155 to 1230)	1192 (1155 to 1230)	1192 (1155 to 1230)	1192 (1155 to 1230)	1192 (1155 to 1230)	1192 (1155 to 1230)	1192 (1155 to 1230)	1192 (1155 to 1230)	1192 (1155 to 1230)	1192 (1155 to 1230)	1192 (1155 to 1230)	1192 (1155 to 1230)	1192 (1155 to 1230)	1192 (1155 to 1230)	1192 (1155 to 1230)	1192 (1155 to 1230)	1192 (1155 to 1230)	1192 (1155 to 1230)	1192 (1155 to 1230)	1192 (1155 to 1230)	1192 (1155 to 1230)	31,520
Communicable, maternal, neonatal, and nutritional diseases	1,700 (1,600 to 1,800)	1,700 (1,600 to 1,800)	1,700 (1,600 to 1,800)

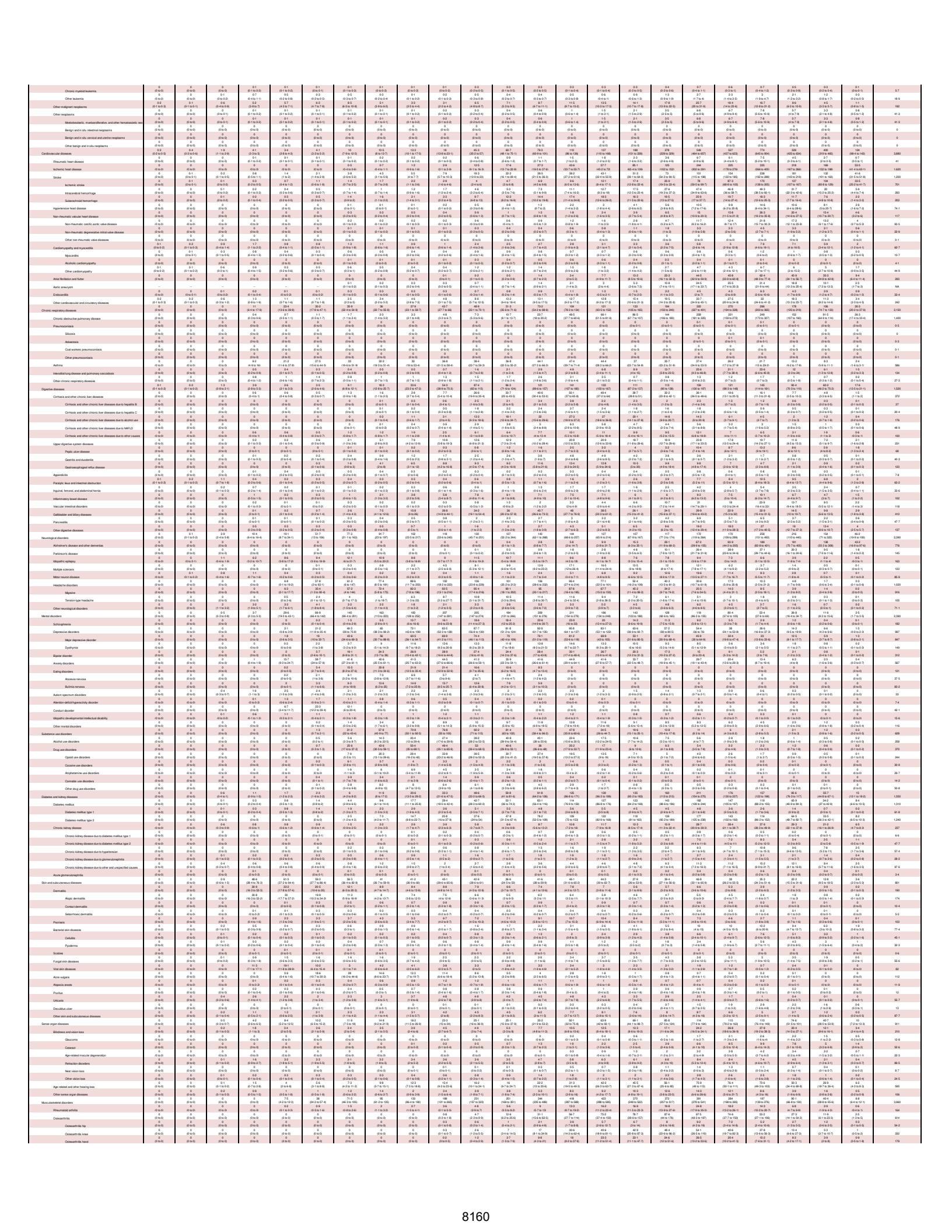

Osteoarthritis other	0 (0 to 0)	0 (0 to 0)	0 (0 to 0)	0 (0 to 0)	0 (0 to 0)	0 (0 to 0)	0 (0 to 0)	0 (0 to 0)	0 (0 to 0)	0 (0 to 0)	0 (0 to 1)	0 (0 to 0)	0 (0 to 0-4)	0 (0 to 1-9)	0 (0 to 0)	2-2 (0 to 6-4)	4-1 (1 to 9-1)	5-6 (2 to 11-9)	5-9 (2 to 12-7)	6-7 (3 to 13-7)	7-7 (3 to 15)	6-3 (3 to 12-9)	5 (2 to 9-9)	2-9 (1 to 6)	1-4 (0 to 7-2)	0-3 (0 to 0-7)		49-2
Low back pain	4-5 (0 to 0)	22-6 (13 to 39-4)	22-6 (13 to 39-4)	40-4 (24 to 62-8)	32-6 (21 to 47)	72-6 (48 to 114)	96 (54 to 145)	114 (68 to 168)	96 (72 to 130)	54-6 (31 to 92)	66-6 (31 to 102)	76 (35 to 128)	79-5 (38 to 131)	78 (40 to 138)	79-5 (41 to 132)	97 (55 to 238)	118 to 287)	157 to 394)	161 (101 to 240)	159 (105 to 242)	170 to 139)	82-6 (52 to 124)	40-4 (25 to 57-8)	10-8 (10 to 23)	3 (1 to 4-8)		1,810
Neck pain	0 (0 to 0)	0 (0 to 0)	2-5 (0 to 0)	13-2 (4 to 24-2)	21-3 (10 to 37-4)	22 (10 to 41-4)	30-3 (15 to 52)	54-6 (29 to 79-2)	41-3 (20 to 70)	54-6 (28 to 91-8)	66-6 (31 to 102)	76 (40 to 128)	79-5 (39 to 140)	78 (40 to 138)	79-5 (41 to 132)	92-9 (53 to 213)	118 to 287)	157 to 394)	161 (94 to 89-6)	159 (94 to 242)	170 to 139)	82-6 (45 to 121)	40-4 (24 to 59-1)	11-4 (5 to 24)	4-5 (2 to 9-9)		691
Gout	0 (0 to 0)	0 (0 to 0)	0 (0 to 0)	0 (0 to 0)	0 (0 to 0)	0 (0 to 0)	0 (0 to 0)	0 (0 to 0)	0 (0 to 0)	0 (0 to 0)	0 (0 to 0)	0 (0 to 0)	0 (0 to 0-4)	0 (0 to 0)	0 (0 to 0)	0 (0 to 0)	0 (0 to 0)	0 (0 to 0)	0 (0 to 0)	0 (0 to 0)	0 (0 to 0)	0 (0 to 0)	0 (0 to 0)	0 (0 to 0)	0 (0 to 0)	0 (0 to 0)		15-4
Other musculoskeletal disorders	0 (0 to 0)	0 (0 to 0)	0 (0 to 0)	0-3 (0 to 0-6)	1-1 (0 to 2-3)	8-4 (4 to 13-4)	17-4 (10 to 26-4)	31-1 (19 to 47-4)	45-7 (28 to 70-3)	62-4 (32 to 89)	62-8 (32 to 92-4)	67-5 (32 to 98)	67-5 (32 to 98)	67-5 (40 to 102)	77-1 (48 to 116)	72-2 (43 to 111)	59 (34 to 92-6)	55-9 (32 to 86-7)	54-6 (29 to 83-7)	59-4 (32 to 89-7)	66-1 (38 to 98)	29-4 (9 to 56-6)	8-2 (3 to 14-8)	4-7 (2 to 7-7)	1-6 (0 to 2-4)		668
Other non-communicable diseases	37-6 (27 to 50-7)	19-2 (14 to 25-2)	27-9 (20 to 35-3)	46-5 (37 to 57-4)	22-4 (16 to 29-2)	39-2 (29 to 52-6)	65-4 (47 to 89-7)	104 (71 to 147)	74-6 (56 to 95)	74-6 (52 to 101)	74-6 (52 to 101)	74-6 (52 to 101)	74-6 (52 to 101)	74-6 (52 to 101)	74-6 (52 to 101)	74-6 (52 to 101)	74-6 (52 to 101)	74-6 (52 to 101)	74-6 (52 to 101)	74-6 (52 to 101)	74-6 (52 to 101)	74-6 (52 to 101)	74-6 (52 to 101)	74-6 (52 to 101)	74-6 (52 to 101)		2,640
Congenital birth defects	37 (24-4 to 53)	16-7 (12-1 to 22-8)	40-2 (27 to 56-6)	31-2 (24 to 39-1)	12-3 (9 to 16-1)	12-7 (9 to 16-2)	9-2 (6 to 11-8)	6-4 (3 to 10-3)	7-6 (3 to 13-5)	5-4 (3 to 10-9)	8-1 (3 to 13-6)	9-1 (4 to 12-1)	10-1 (7 to 13-1)	9-1 (4 to 12-1)	9-6 (4 to 13-2)	10-1 (7 to 13-6)	9-6 (4 to 13)	7-2 (4 to 9-6)	6-5 (3 to 7-5)	3-4 (1 to 5-7)	1-5 (0 to 3-6)	1 (0 to 1-6)	0-5 (0 to 1-5)	0-2 (0 to 0-5)	0-1 (0 to 0-1)		257
Neural tube defects	3 (1 to 5-1)	0-6 (0 to 0-9)	3-2 (1 to 4-5)	3-5 (1 to 5)	0-6 (0 to 1-1)	0-5 (0 to 0-7)	0-6 (0 to 1)	0-5 (0 to 0-7)	0-4 (0 to 0-9)	0-3 (0 to 0-6)	0-5 (0 to 0-9)	0-3 (0 to 0-6)	0-3 (0 to 0-5)	0-3 (0 to 0-6)	0-3 (0 to 0-6)	0-2 (0 to 0-5)	0-1 (0 to 0-3)	0-1 (0 to 0-3)	0-1 (0 to 0-2)	0 (0 to 0-1)	0 (0 to 0-1)	0 (0 to 0-1)	0 (0 to 0-1)	0 (0 to 0-1)	0 (0 to 0-1)		14-8
Congenital heart anomalies	8-3 (4-4 to 13-9)	7 (4-3 to 12-2)	12-8 (7 to 20-7)	8-1 (5 to 12)	2-2 (1 to 3-5)	2-2 (1 to 3-2)	3 (1 to 4-3)	1-9 (1 to 3-4)	1-3 (0 to 2-3)	0-9 (0 to 2-3)	1-3 (0 to 2-4)	2-2 (1 to 3-4)	1-9 (0 to 3)	1-5 (0 to 2-3)	1-3 (0 to 2-2)	0-9 (0 to 1-6)	0-9 (0 to 1-5)	0-7 (0 to 1-2)	0-2 (0 to 0-3)	0-1 (0 to 0-1)	0-1 (0 to 0-1)	0-1 (0 to 0-1)	0-1 (0 to 0-1)	0-1 (0 to 0-1)	0-1 (0 to 0-1)		60-5
Orofacial clefts	0 (0 to 0)	0-1 (0 to 0-2)	0-2 (0 to 0-4)	0-1 (0 to 0-2)	0-1 (0 to 0-3)	0-1 (0 to 0-3)	0-1 (0 to 0-3)	0-1 (0 to 0-3)	0-1 (0 to 0-3)	0-1 (0 to 0-3)	0-1 (0 to 0-3)	0-1 (0 to 0-3)	0-1 (0 to 0-3)	0-1 (0 to 0-3)	0-2 (0 to 0-3)	0-1 (0 to 0-3)	0-1 (0 to 0-2)	0-1 (0 to 0-2)	0-1 (0 to 0-2)	0-1 (0 to 0-2)	0-1 (0 to 0-2)	0-1 (0 to 0-2)	0-1 (0 to 0-2)	0-1 (0 to 0-2)	0-1 (0 to 0-2)		2-2
Down syndrome	1 (0-4 to 1-4)	0-3 (0 to 0-5)	1 (0 to 1-6)	1-2 (0 to 2-5)	0-8 (0 to 1-3)	0-9 (0 to 1-3)	0-6 (0 to 1-1)	0-8 (0 to 1-2)	0-9 (0 to 1-2)	0-6 (0 to 1-1)	0-8 (0 to 1-6)	0-9 (0 to 1-7)	1-1 (0 to 1-7)	1-2 (0 to 1-7)	1-6 (0 to 1-6)	2-8 (1 to 3-4)	3-3 (1 to 4-7)	2-4 (1 to 3-7)	1-3 (0 to 2-2)	0-7 (0 to 1-2)	0-8 (0 to 1-5)	0-3 (0 to 0-9)	0-3 (0 to 0-8)	0-2 (0 to 0-5)	0-1 (0 to 0-3)		22-4
Turner syndrome	0 (0 to 0)	0-1 (0 to 0-2)	0-1 (0 to 0-2)	0-1 (0 to 0-2)	0-1 (0 to 0-2)	0-1 (0 to 0-2)	0-1 (0 to 0-2)	0-1 (0 to 0-2)	0-1 (0 to 0-2)	0-1 (0 to 0-2)	0-1 (0 to 0-2)	0-1 (0 to 0-2)	0-1 (0 to 0-2)	0-1 (0 to 0-2)	0-1 (0 to 0-2)	0-1 (0 to 0-1)	0-1 (0 to 0-1)	0-1 (0 to 0-1)	0-1 (0 to 0-1)	0-1 (0 to 0-1)	0-1 (0 to 0-1)	0-1 (0 to 0-1)	0-1 (0 to 0-1)	0-1 (0 to 0-1)	0-1 (0 to 0-1)		0-8
Klinefelter syndrome	0 (0 to 0)	0 (0 to 0)	0 (0 to 0)	0 (0 to 0)	0 (0 to 0)	0 (0 to 0)	0 (0 to 0)	0 (0 to 0)	0 (0 to 0)	0 (0 to 0)	0 (0 to 0)	0 (0 to 0)	0 (0 to 0)	0 (0 to 0)	0 (0 to 0)	0 (0 to 0)	0 (0 to 0)	0 (0 to 0)	0 (0 to 0)	0 (0 to 0)	0 (0 to 0)	0 (0 to 0)	0 (0 to 0)	0 (0 to 0)	0 (0 to 0)	0 (0 to 0)		6
Other chromosomal abnormalities	4-5 (2-2 to 7-4)	2-9 (1-5 to 4-5)	7 (4-4 to 10-1)	3-4 (2 to 5-2)	1-8 (1-2 to 2-7)	1-5 (0-9 to 2-2)	1-6 (1 to 2-5)	1-2 (0-7 to 1-8)	1 (0-6 to 1-4)	0-7 (0-4 to 1-1)	1-1 (0-7 to 1-8)	1-1 (0-6 to 1-5)	1-2 (0-8 to 1-7)	1-2 (0-8 to 1-7)	1-1 (0-7 to 1-6)	0-8 (0-5 to 1-3)	0-8 (0-5 to 1-2)	0-6 (0-3 to 0-9)	0-4 (0-2 to 0-6)	0-3 (0-2 to 0-4)	0-2 (0-1 to 0-4)	0-1 (0 to 0-3)	0-1 (0 to 0-2)	0-1 (0 to 0-2)	0-1 (0 to 0-2)		31-3
Congenital musculoskeletal and limb anomalies	2-1 (1-2 to 3-1)	0-9 (0 to 0-9)	4-5 (2 to 7-1)	0-2 (0 to 0-5)	3-6 (2 to 5-2)	3-6 (2 to 5-2)	2-1 (1 to 3-4)	2-2 (1 to 3-4)	2-1 (1 to 3-4)	2-4 (1 to 3-8)	2-4 (1 to 3-8)	2-5 (1 to 3-9)	1-3 (0 to 2-3)	2-3 (1 to 3-5)	2-2 (1 to 3-4)	2-2 (1 to 3-4)	1-7 (0 to 2-7)	1-5 (0 to 2-3)	1-2 (0 to 1-9)	0-8 (0 to 1-3)	0-7 (0 to 1-2)	0-3 (0 to 0-7)	0-2 (0 to 0-5)	0-1 (0 to 0-3)	0-1 (0 to 0-2)		48-2
Urogenital congenital anomalies	2-2 (0-8 to 4-1)	0-5 (0 to 0-9)	0-9 (0 to 1-7)	0-8 (0 to 1-5)	0-5 (0 to 0-9)	0-3 (0 to 0-6)	0-2 (0 to 0-5)	0-1 (0 to 0-3)	0-2 (0 to 0-5)	0-2 (0 to 0-5)	0-1 (0 to 0-3)	0-1 (0 to 0-3)	0-1 (0 to 0-3)	0-1 (0 to 0-3)	0-1 (0 to 0-3)	0-1 (0 to 0-3)	0-1 (0 to 0-3)	0-1 (0 to 0-3)	0-1 (0 to 0-2)	0-1 (0 to 0-2)	0-1 (0 to 0-2)	0-1 (0 to 0-2)	0-1 (0 to 0-2)	0-1 (0 to 0-2)	0-1 (0 to 0-2)		4-7
Digestive congenital anomalies	5-9 (3-5 to 9-4)	1-3 (1-2 to 2-4)	2-1 (1 to 3-7)	1-8 (1 to 3-4)	0-9 (0 to 1-7)	0-8 (0 to 1-4)	0-6 (0 to 1-2)	0-5 (0 to 1-2)	0-5 (0 to 1-2)	0-2 (0 to 1-2)	0-2 (0 to 1-2)	0-2 (0 to 1-2)	0-2 (0 to 1-2)	0-2 (0 to 1-2)	0-2 (0 to 1-2)	0-2 (0 to 1-2)	0-2 (0 to 1-2)	0-2 (0 to 1-2)	0-2 (0 to 1-2)	0-2 (0 to 1-2)	0-2 (0 to 1-2)	0-2 (0 to 1-2)	0-2 (0 to 1-2)	0-2 (0 to 1-2)	0-2 (0 to 1-2)		18-4
Other congenital birth defects	9-8 (5-4 to 13-9)	3-6 (1-9 to 5-4)	5-6 (2 to 9-1)	3-5 (2 to 5-1)	2-7 (1-7 to 4)	2-7 (1-7 to 4)	1-6 (1 to 2-5)	1-4 (1 to 2-3)	1-3 (0-7 to 2-7)	1-1 (0-6 to 2-3)	1-4 (0-8 to 2-6)	1-5 (0-9 to 2-7)	1-3 (0-9 to 2-1)	1-6 (0-9 to 2-5)	1-4 (0-8 to 2-3)	1-6 (0-9 to 2-5)	1-5 (0-7 to 2-8)	1-2 (0-5 to 2-2)	0-9 (0-4 to 2-1)	0-8 (0-3 to 1-8)	0-4 (0-2 to 1-2)	0-2 (0-1 to 0-9)	0-2 (0-1 to 0-5)	0-2 (0-1 to 0-5)	0-2 (0-1 to 0-5)		51-7
Urinary diseases and male infertility	0-1 (0 to 0-1)	0-1 (0 to 0-2)	0-4 (0 to 0-7)	0-7 (0 to 1)	0-6 (0 to 0-9)	0-7 (0 to 0-9)	1-2 (0 to 1-6)	1-4 (0 to 2-2)	1-8 (0 to 2-7)	2-4 (1 to 3-4)	2-4 (0 to 3-4)	3-5 (2 to 4-6)	3-4 (2 to 4-5)	3-5 (2 to 4-6)	4-2 (2 to 5-5)	5-6 (3 to 7-4)	4-1 (2 to 5-6)	3-4 (2 to 4-5)	2-4 (1 to 3-2)	1-3 (0 to 1-8)	0-7 (0 to 1-2)	0-3 (0 to 0-6)	0-2 (0 to 0-4)	0-2 (0 to 0-3)	0-2 (0 to 0-3)		227
Urolithiasis	0 (0 to 0)	0 (0 to 0)	0 (0 to 0)	0 (0 to 0)	0 (0 to 0-1)	0 (0 to 0-1)	0 (0 to 0-1)	0 (0 to 0-1)	0 (0 to 0-1)	0 (0 to 0-1)	0 (0 to 0-1)	0 (0 to 0-1)	0 (0 to 0-1)	0 (0 to 0-1)	0 (0 to 0-1)	0 (0 to 0-1)	0 (0 to 0-1)	0 (0 to 0-1)	0 (0 to 0-1)	0 (0 to 0-1)	0 (0 to 0-1)	0 (0 to 0-1)	0 (0 to 0-1)	0 (0 to 0-1)	0 (0 to 0-1)	0 (0 to 0-1)		11-7
Benign prostatic hyperplasia	0 (0 to 0)	0 (0 to 0)	0 (0 to 0)	0 (0 to 0)	0 (0 to 0)	0 (0 to 0)	0 (0 to 0)	0 (0 to 0)	0 (0 to 0)	0 (0 to 0)	0 (0 to 0)	0 (0 to 0)	0 (0 to 0)	0 (0 to 0)	0 (0 to 0)	0 (0 to 0)	0 (0 to 0)	0 (0 to 0)	0 (0 to 0)	0 (0 to 0)	0 (0 to 0)	0 (0 to 0)	0 (0 to 0)	0 (0 to 0)	0 (0 to 0)	0 (0 to 0)		0
Male infertility	–	–	–	–	–	–	–	–	–	–	–	–	–	–	–	–	–	–	–	–	–	–	–	–	–	–		NA
Other urinary diseases	0 (0 to 0-1)	0-1 (0 to 0-1)	0-1 (0 to 0-1)	0-2 (0 to 0-4)	0-1 (0 to 0-3)	0-2 (0 to 0-3)	0-2 (0 to 0-3)	0-2 (0 to 0-4)	0-2 (0 to 0-4)	0-3 (0 to 0-6)	0-4 (0 to 0-6)	0-3 (0 to 0-5)	0-4 (0 to 0-7)	0-4 (0 to 0-6)	0-4 (0 to 0-6)	0-3 (0 to 0-5)	0-3 (0 to 0-5)	0-3 (0 to 0-5)	0-4 (0 to 0-7)	0-5 (0 to 1-1)	0-3 (0 to 0-6)	0-1 (0 to 1-2)	0-2 (0 to 0-5)	0-1 (0 to 0-2)	0-1 (0 to 0-2)		4-2
Gynecological diseases	0 (0 to 0)	0 (0 to 0)	0 (0 to 0)	0-5 (0 to 0)	0-6 (0 to 1-1)	0-7 (0 to 1-2)	1-1 (0 to 2-1)	1-4 (0 to 2-5)	1-5 (0 to 2-6)	1-3 (0 to 2-3)	1-4 (0 to 2-5)	1-5 (0 to 2-6)	1-5 (0 to 2-5)	1-5 (0 to 2-6)	1-6 (0 to 2-6)	1-4 (0 to 2-4)	1-3 (0 to 2-3)	1-2 (0 to 2-1)	0-9 (0 to 1-6)	0-7 (0 to 1-3)	0-5 (0 to 1-1)	0-2 (0 to 0-6)	0-2 (0 to 0-4)	0-1 (0 to 0-3)	0-1 (0 to 0-3)		1,010
Uterine fibroids	0 (0 to 0)	0 (0 to 0)	0 (0 to 0)	0 (0 to 0)	0 (0 to 0-2)	0 (0 to 0-3)	0 (0 to 0-7)	0 (0 to 1-4)	0 (0 to 1-6)	0 (0 to 1-4)	0 (0 to 1-6)	0 (0 to 1-7)	0 (0 to 1-6)	0 (0 to 1-5)	0 (0 to 1-5)	0 (0 to 1-4)	0 (0 to 1-3)	0 (0 to 1-2)	0 (0 to 1-2)	0 (0 to 1-1)	0 (0 to 0-9)	0 (0 to 0-4)	0 (0 to 0-3)	0 (0 to 0-3)	0 (0 to 0-3)	0 (0 to 0-3)		35-4
Polycystic ovarian syndrome	0 (0 to 0)	0 (0 to 0)	0 (0 to 0)	0 (0 to 0)	0 (0 to 0)	0 (0 to 0-2)	0 (0 to 0-2)	0 (0 to 0-3)	0 (0 to 0-3)	0 (0 to 0-3)	0 (0 to 0-3)	0 (0 to 0-3)	0 (0 to 0-3)	0 (0 to 0-3)	0 (0 to 0-3)	0 (0 to 0-3)	0 (0 to 0-3)	0 (0 to 0-3)	0 (0 to 0-3)	0 (0 to 0-3)	0 (0 to 0-3)	0 (0 to 0-3)	0 (0 to 0-3)	0 (0 to 0-3)	0 (0 to 0-3)	0 (0 to 0-3)		34-3
Female infertility	0 (0 to 0)	0 (0 to 0)	0 (0 to 0)	0 (0 to 0)	0 (0 to 0)	0 (0 to 0)	0 (0 to 0-2)	0 (0 to 0-4)	0 (0 to 0-5)	0 (0 to 0-5)	0 (0 to 0-7)	0 (0 to 0-5)	0 (0 to 0-5)	0 (0 to 0-5)	0 (0 to 0-5)	0 (0 to 0-5)	0 (0 to 0-5)	0 (0 to 0-5)	0 (0 to 0-5)	0 (0 to 0-5)	0 (0 to 0-5)	0 (0 to 0-5)	0 (0 to 0-5)	0 (0 to 0-5)	0 (0 to 0-5)	0 (0 to 0-5)		7-7
Endometriosis	0 (0 to 0)	0 (0 to 0)	0 (0 to 0)	0 (0 to 0)	0 (0 to 0)	0 (0 to 0)	0 (0 to 0)	0 (0 to 0)	0 (0 to 0)	0 (0 to 0)	0 (0 to 0)	0 (0 to 0)	0 (0 to 0)	0 (0 to 0)	0 (0 to 0)	0 (0 to 0)	0 (0 to 0)	0 (0 to 0)	0 (0 to 0)	0 (0 to 0)	0 (0 to 0)	0 (0 to 0)	0 (0 to 0)	0 (0 to 0)	0 (0 to 0)	0 (0 to 0)		42-5
Genital prolapse	0 (0 to 0)	0 (0 to 0)	0 (0 to 0)	0 (0 to 0)	0 (0 to 0)	0 (0 to 0)	0 (0 to 0)	0 (0 to 0)	0 (0 to 0)	0 (0 to 0)	0 (0 to 0)	0 (0 to 0)	0 (0 to 0)	0 (0 to 0)	0 (0 to 0)	0 (0 to 0)	0 (0 to 0)	0 (0 to 0)	0 (0 to 0)	0 (0 to 0)	0 (0 to 0)	0 (0 to 0)	0 (0 to 0)	0 (0 to 0)	0 (0 to 0)	0 (0 to 0)		16-3
Premenstrual syndrome	0 (0 to 0)	0 (0 to 0)	0 (0 to 0)	0 (0 to 0)	0-2 (0 to 0-7)	17-2 (5 to 34-4)	22-3 (11 to 39-5)	23-7 (13 to 39-5)	26-2 (13 to 43-1)	29 (16 to 46-9)	27-6 (15 to 45-9)	34 (15 to 59-6)	27-5 (13 to 49)	34 (17 to 57-1)	29-5 (15 to 50)	29-5 (15 to 50)	29-5 (15 to 50)	29-5 (15 to 50)	29-5 (15 to 50)	29-5 (15 to 50)	29-5 (15 to 50)	29-5 (15 to 50)	29-5 (15 to 50)	29-5 (15 to 50)	29-5 (15 to 50)	29-5 (15 to 50)		167
Other gynecological diseases	0 (0 to 0)	0 (0 to 0)	0 (0 to 0)	0 (0 to 0)	0-1 (0 to 0-4)	7-1 (2 to 12-9)	22-4 (10 to 37-2)	66 (27-7 to 105)	88-5 (51-8 to 138)	78-5 (48 to 120)	85-2 (36-3 to 150)	76-9 (40-7 to 117)	76-3 (40-9 to 122)	76-9 (42-7 to 117)	59-5 (37 to 88-5)	38-8 (22-1 to 59-7)	31-6 (18-7 to 47-9)	26-9 (16-7 to 39-1)	16-2 (10 to 24-2)	9-6 (5-7 to 14-7)	4-5 (2-6 to 7)	1-8 (1 to 2-9)	0-4 (0-2 to 0-6)	684
Hemoglobinopathies and hemolytic anemias	0 (0 to 0-1)	0-3 (0 to 0-8)	1-4 (0-4 to 2-4)	1-5 (0-5 to 2-6)	0-5 (0 to 0-9)	2-5 (0-8 to 3-7)	2-5 (0-8 to 3-7)	2-4 (0-8 to 3-7)	2-4 (0-8 to 3-7)	2-2 (0-8 to 3-5)	1-6 (0-4 to 2-6)	1-4 (0-4 to 2-2)	1-6 (0-4 to 2-2)	1-4 (0-4 to 2-2)	1-3 (0-4 to 2-2)	1-3 (0-4 to 2-1)	1-4 (0-4 to 2-2)	1-6 (0-7 to 2-6)	1-1 (0-4 to 2-2)	1-3 (0-7 to 2-2)	0-9 (0-4 to 1-7)	0-5 (0 to 1-2)	0-1 (0 to 0-2)	28-9
Thalassemias	0 (0 to 0)	0 (0 to 0)	0 (0 to 0)	0 (0 to 0)	0 (0 to 0)	0 (0 to 0-1)	0 (0 to 0)	0 (0 to 0)	0 (0 to 0)	0 (0 to 0)	0 (0 to 0)	0 (0 to 0)	0 (0 to 0)	0 (0 to 0)	0 (0 to 0)	0 (0 to 0)	0 (0 to 0)	0 (0 to 0)	0 (0 to 0)	0 (0 to 0)	0 (0 to 0)	0 (0 to 0)	0 (0 to 0)	0 (0 to 0)	0 (0 to 0)	0 (0 to 0)		0-2
Thalassemias trait	0 (0 to 0)	0-1 (0 to 0-2)	0-2 (0 to 0-3)	0-4 (0 to 0-6)	0-2 (0 to 0-4)	0-3 (0 to 0-5)	0-6 (0 to 1-1)	0-8 (0 to 1-3)	0-8 (0 to 1-2)	0-7 (0 to 1-1)	0-8 (0 to 1-2)	0-9 (0 to 1-4)	0-8 (0 to 1-3)	0-9 (0 to 1-4)	0-8 (0 to 1-3)	0-7 (0 to 1-2)	0-6 (0 to 1-1)	0-5 (0 to 0-9)	0-4 (0 to 0-7)	0-3 (0 to 0-6)	0-2 (0 to 0-5)	0-1 (0 to 0-3)	0-1 (0 to 0-2)	0-1 (0 to 0-2)	0-1 (0 to 0-2)		6-2
Sickle cell disorders	0 (0 to 0)	0-1 (0 to 0-1)	0-3 (0 to 0-5)	0-4 (0 to 0-6)	0-3 (0 to 0-5)	0-4 (0 to 0-5)	0-2 (0 to 0-3)	0-1 (0 to 0-2)	0-1 (0 to 0-2)	0-1 (0 to 0-2)	0-1 (0 to 0-2)	0-2 (0 to 0-3)	0-2 (0 to 0-2)	0-1 (0 to 0-2)	0-1 (0 to 0-2)	0-1 (0 to 0-2)	0-1 (0 to 0-2)	0-1 (0 to 0-2)	0-1 (0 to 0-2)	0-1 (0 to 0-2)	0-1 (0 to 0-2)	0-1 (0 to 0-2)	0-1 (0 to 0-2)	0-1 (0 to 0-2)	0-1 (0 to 0-2)	0-1 (0 to 0-2)		2-7
Sickle cell trait	0 (0 to 0-1)	0-1 (0 to 0-2)	0-3 (0 to 0-5)	0-4 (0 to 0-7)	0-4 (0 to 0-6)	0-5 (0 to 0-8)	1-2 (0 to 1-6)	1-4 (0 to 2-1)	1-5 (0 to 2-1)	1-3 (0 to 1-8)	1-3 (0 to 1-9)	1-3 (0 to 2-1)	0-3 (0 to 0-7)	0-3 (0 to 0-7)	0-3 (0 to 0-6)	0-3 (0 to 0-6)	0-3 (0 to 0-6)	0-3 (0 to 0-6)	0-2 (0 to 0-5)	0-2 (0 to 0-4)	0-2 (0 to 0-4)	0-1 (0 to 0-3)	0-1 (0 to 0-3)	0-1 (0 to 0-3)	0-1 (0 to 0-3)	0-1 (0 to 0-3)		8-3
G6PD deficiency	0 (0 to 0)	0 (0 to 0)	0 (0 to 0)	0 (0 to 0)	0 (0 to 0-1)	0 (0 to 0-1)	0 (0 to 0-1)	0 (0 to 0-1)	0 (0 to 0-1)	0 (0 to 0-1)	0 (0 to 0-1)	0 (0 to 0-2)	0 (0 to 0-1)	0 (0 to 0-1)	0 (0 to 0-1)	0 (0 to 0-1)	0 (0 to 0-1)	0 (0 to 0-1)	0 (0 to 0-1)	0 (0 to 0-1)	0 (0 to 0-1)	0 (0 to 0-1)	0 (0 to 0-1)	0 (0 to 0-1)	0 (0 to 0-1)	0 (0 to 0-1)		1
G6PD trait	0 (0 to 0)	0 (0 to 0)	0 (0 to 0)	0 (0 to 0)	0 (0 to 0)	0 (0 to 0)	0 (0 to 0)	0 (0 to 0)	0 (0 to 0)	0 (0 to 0)	0 (0 to 0)	0 (0 to 0)	0 (0 to 0)	0 (0 to 0)	0 (0 to 0)	0 (0 to 0)	0 (0 to 0)	0 (0 to 0)	0 (0 to 0)	0 (0 to 0)	0 (0 to 0)	0 (0 to 0)	0 (0 to 0)	0 (0 to 0)	0 (0 to 0)	0 (0 to 0)		0-1
Other hemoglobinopathies and hemolytic anemias	0 (0 to 0)	0-1 (0 to 0-2)	0-4 (0 to 1-4)	0-3 (0 to 0-9)	0-1 (0 to 0-1)	0-2 (0 to 0-4)	0-2 (0 to 0-4)	0-2 (0 to 0-7)	0-1 (0 to 0-7)	0-3 (0 to 1)	0-3 (0 to 1-1)	0-7 (0 to 2-2)	0-6 (0 to 1-9)	0-8 (0 to 2-2)	0-4 (0 to 1-6)	0-4 (0 to 1-4)	0-6 (0 to 2-4)	0-9 (0 to 2-4)	0-12 (0 to 2-9)	0-9 (0 to 1-9)	0-7 (0 to 1-5)	0-4 (0 to 1-3)	0-4 (0 to 0-7)	0-1 (0 to 0-2)	0-1 (0 to 0-2)		10-4
Endocrine, metabolic, blood, and immune disorders	0-8 (0-5 to 1-2)	0-9 (0 to 1-4)	4 (2 to 6-8)	11-1 (6-1 to 17-3)	12-6 (6 to 19-1)	15-7 (10 to 21-4)	15-4 (10-1 to 22-4)	19-6 (10 to 29-7)	19-4 (10 to 29-7)	21-6 (13 to 34-7)	21-4 (10 to 37-4)	27-7 (20-1 to 36-4)	28-9 (16 to 43-9)	29-5 (20 to 40-4)	29-5 (20 to 40-4)	29-5 (20 to 40-4)	29-5 (20 to 40-4)	29-5 (20 to 40-4)	29-5 (20 to 40-4)	29-5 (20 to 40-4)	29-5 (20 to 40-4)	29-5 (20 to 40-4)	29-5 (20 to 40-4)	29-5 (20 to 40-4)	29-5 (20 to 40-4)		632
Oral disorders	2-1 (1 to 3-3)	1-2 (0-6 to 2-1)	2-9 (1-4 to 4-6)	3-6 (2 to 5-2)	2-7 (1-4 to 3-7)	4-7 (2 to 6-7)	6-7 (3-8 to 10-9)	9-4 (5-4 to 15-4)	13-2 (7 to 21-9)	15-6 (8 to 26-7)	17-4 (9 to 30-3)	25-7 (14 to 42-6)	25-8 (14 to 37-5)	43-5 (27 to 67-3)	46-6 (30 to 72-4)	54-6 (33 to 85)	64-3 (40-1 to 97-7)	51-6 (32 to 78-3)	28-2 (14 to 52-7)	20-1 (12 to 29)	5-7 (3 to 7-9)	1-3 (0 to 2-3)	467
Caries of deciduous teeth	0 (0 to 0)	0 (0 to 0)	0 (0 to 0)	0 (0 to 0-1)	0 (0 to 0-1)	0 (0 to 0)	0 (0 to 0)	0 (0 to 0)	0 (0 to 0)	0 (0 to 0)	0 (0 to 0)	0 (0 to 0)	0 (0 to 0)	0 (0 to 0)	0 (0 to 0)	0 (0 to 0)	0 (0 to 0)	0 (0 to 0)	0 (0 to 0)	0 (0 to 0)	0 (0 to 0)	0 (0 to 0)	0 (0 to 0)	0 (0 to 0)	0 (0 to 0)	0 (0 to 0)		0-7
Caries of permanent teeth	0 (0 to 0)	0 (0 to 0)	0 (0 to 0)	0 (0 to 0)	0-5 (0 to 1-2)	1-7 (0 to 3-5)	2-7 (0 to 6-4)	2-1 (0 to 4-4)	2-3 (0 to 5-1)	2-1 (0 to 4-4)	2-4 (0 to 4-2)	2-4 (1 to 5)	2-1 (0 to 4-1)	2-4 (1 to 5-4)	2-7 (1 to 5-7)	2-5 (1 to 5-6)	2-3 (0 to 4-2)	1-8 (0 to 3-8)	1-3 (0 to 3-7)	1-2 (0 to 3-4)	0-9 (0 to 2-3)	0-3 (0 to 1-1)	0-2 (0 to 0-7)	0-2 (0 to 0-5)	0-2 (0 to 0-5)	0-2 (0 to 0-5)		30-3
Periodontal diseases	0 (0 to 0)	0 (0 to 0)	0 (0 to 0)	0 (0 to 0)	0-5 (0 to 1-2)	1-6 (0 to 3-4)	3-4 (1 to 5-5)	4 (1 to 9-4)	4 (1 to 9-6)	3-3 (1 to 8-1)	3-6 (1 to 9-6)	4 (1 to 10-4)	3-4 (1 to 7-5)	3-5 (1 to 8-2)	3-6 (1 to 8-2)	3-5 (1 to 8-2)	3-2 (1 to 7-4)	2-6 (1 to 6-2)	2-3 (1 to 5-5)	1-8 (1 to 4-6)	1-3 (0 to 3-2)	0-6 (0 to 2-1)	0-3 (0 to 1-1)	0-2 (0 to 0-8)	0-2 (0 to 0-7)	0-2 (0 to 0-7)		68-7
Other oral disorders	0 (0 to 0)	0 (0 to 0)	0 (0 to 0)	0 (0 to 0)	1-9 (1 to 3)	1-9 (1-1 to 3-1)	2-9 (1 to 5-1)	3-6 (2 to 6-6)	3-5 (2 to 6-6)	3-3 (2 to 6-6

SR Table 2b: Oldham DALYS by cause and age group for females with 95% uncertainty intervals, 2019

Cause	Early Neonatal	Late Neonatal	Post Neonatal	1 to 4	5 to 9	10 to 14	15 to 19	20 to 24	25 to 29	30 to 34	35 to 39	40 to 44	45 to 49	50 to 54	55 to 59	60 to 64	65 to 69	70 to 74	75 to 79	80 to 84	85 to 89	90 to 94	95 plus	Total
All causes	2,270 (2,077–2,494)	1,264 (994–1,538)	1,200 (944–1,500)	2,000 (1,562–2,510)	1,200 (944–1,500)	1,200 (944–1,500)	1,200 (944–1,500)	1,200 (944–1,500)	1,200 (944–1,500)	1,200 (944–1,500)	1,200 (944–1,500)	1,200 (944–1,500)	1,200 (944–1,500)	1,200 (944–1,500)	1,200 (944–1,500)	1,200 (944–1,500)	1,200 (944–1,500)	1,200 (944–1,500)	1,200 (944–1,500)	1,200 (944–1,500)	1,200 (944–1,500)	1,200 (944–1,500)	34,600
Communicable, maternal, neonatal, and nutritional diseases	1,800 (1,591–2,031)	1,264 (994–1,538)	1,200 (944–1,500)	2,000 (1,562–2,510)	1,200 (944–1,500)	1,200 (944–1,500)	1,200 (944–1,500)	1,200 (944–1,500)	1,200 (944–1,500)	1,200 (944–1,500)	1,200 (944–1,500)	1,200 (944–1,500)	1,200 (944–1,500)	1,200 (944–1,500)	1,200 (944–1,500)	1,200 (944–1,500)	1,200 (944–1,500)	1,200 (944–1,500)	1,200 (944–1,500)	1,200 (944–1,500)	1,200 (944–1,500)	1,200 (944–1,500)	2,040
HIV/AIDS and sexually transmitted infections	5.5 (1.4–12.4)	1.5 (0.4–3.3)	2.5 (1.0–5.2)	0.5 (0.4–0.7)	0.2 (0.2–0.3)	0.4 (0.3–0.5)	0.6 (0.5–0.8)	1.4 (1.0–2.1)	2.9 (1.9–4.2)	4.5 (3.0–6.5)	5.4 (3.7–7.9)	4.9 (3.2–7.4)	4.4 (2.8–6.8)	3.6 (1.8–6.3)	2.3 (1.0–4.7)	1.5 (0.6–3.1)	1.7 (1.1–2.5)	1.2 (0.7–1.8)	0.8 (0.5–1.1)	0.5 (0.3–0.7)	0.3 (0.2–0.4)	0.2 (0.1–0.3)	61.1 (0.0–0.1)	45.2
HIV/AIDS	0 (0–0)	0 (0–0)	0.5 (0.4–0.5)	0.4 (0.3–0.5)	0.2 (0.2–0.3)	0.3 (0.2–0.4)	0.5 (0.3–0.7)	0.9 (0.6–1.3)	1.6 (1.1–2.3)	2.1 (1.5–3.2)	2.8 (1.9–3.9)	1.8 (1.4–2.5)	1.8 (1.2–2.5)	1.4 (1.0–2.1)	1.2 (0.8–1.6)	0.8 (0.5–1.1)	1 (0.6–1.4)	0.5 (0.3–0.9)	0.2 (0.1–0.4)	0.1 (0–0.2)	0 (0–0)	0 (0–0)	15.2
HIV/AIDS - Drug-susceptible Tuberculosis	0 (0–0)	0 (0–0)	0 (0–1)	0 (0–1)	0 (0–0)	0 (0–0)	0 (0–0)	0 (0–1)	0 (0–1)	0 (0–1)	0.2 (0.1–0.3)	0.2 (0.1–0.3)	0.2 (0.1–0.3)	0.2 (0.2–0.4)	0.2 (0.1–0.3)	0.2 (0.1–0.3)	0.1 (0.1–0.1)	0.1 (0.1–0.1)	0.1 (0.1–0.1)	0.1 (0.1–0.1)	0 (0–0)	0 (0–0)	0 (0–0)	1.8
HIV/AIDS - Multidrug-resistant Tuberculosis without extensive dr...	0 (0–0)	0 (0–0)	0 (0–0)	0 (0–0)	0 (0–0)	0 (0–0)	0 (0–0)	0 (0–0)	0 (0–0)	0 (0–0)	0 (0–0)	0 (0–0)	0 (0–0)	0 (0–0)	0 (0–0)	0 (0–0)	0 (0–0)	0 (0–0)	0 (0–0)	0 (0–0)	0 (0–0)	0 (0–0)	0 (0–0)	0.1
HIV/AIDS - Extensively drug-resistant Tuberculosis	0 (0–0)	0 (0–0)	0 (0–0)	0 (0–0)	0 (0–0)	0 (0–0)	0 (0–0)	0 (0–0)	0 (0–0)	0 (0–0)	0 (0–0)	0 (0–0)	0 (0–0)	0 (0–0)	0 (0–0)	0 (0–0)	0 (0–0)	0 (0–0)	0 (0–0)	0 (0–0)	0 (0–0)	0 (0–0)	0 (0–0)	0
HIV/AIDS resulting in other diseases	0 (0–0)	0.4 (0.3–0.5)	0.3 (0.2–0.4)	0.2 (0.2–0.3)	0.2 (0.2–0.3)	0.2 (0.2–0.3)	0.4 (0.3–0.4)	0.6 (0.4–0.8)	1.1 (0.8–1.4)	1.3 (0.9–1.8)	1.8 (1.3–2.4)	1.6 (1.1–2.3)	1.6 (1.1–2.1)	1.2 (0.8–1.6)	1.1 (0.7–1.4)	0.8 (0.5–1.1)	0.7 (0.4–1.1)	0.6 (0.3–0.9)	0.2 (0.1–0.4)	0.2 (0.0–0.4)	0 (0–0)	0 (0–0)	13.3
Sexually transmitted infections excluding HIV	5.5 (1.4–12.4)	1.5 (0.4–3.3)	2 (0.5–4.8)	0.1 (0–0.2)	0 (0–0)	0.1 (0.1–0.1)	0.1 (0.1–0.1)	0.4 (0.2–0.6)	1 (0.4–1.6)	2 (1.1–3.2)	3 (1.7–5.1)	3.3 (1.7–5.4)	3.1 (1.6–5.4)	2.2 (1.0–4.2)	1.2 (0.7–2.2)	0.7 (0.4–1.3)	0.7 (0.4–1.1)	0.7 (0.4–1.1)	0.6 (0.3–0.7)	0.3 (0.2–0.5)	0.2 (0.1–0.3)	0.1 (0.0–0.2)	30
Syphilis	5.5 (1.4–12.4)	1.5 (0.4–3.3)	2 (0.5–4.8)	0.1 (0–0.2)	0 (0–0)	0.1 (0–0.1)	0 (0–0)	0.1 (0–0.1)	0.2 (0.1–0.4)	0.3 (0.1–0.6)	0.5 (0.2–1.1)	0.5 (0.2–1.1)	0.5 (0.2–1.1)	0.4 (0.1–1.1)	0.2 (0–0.6)	0.1 (0–0.4)	0.1 (0–0.3)	0.1 (0–0.3)	0.1 (0–0.2)	0.1 (0–0.2)	0 (0–0.1)	0 (0–0)	9.3
Chlamydial infection	0 (0–0)	0 (0–0)	0 (0–0)	0 (0–0)	0 (0–0)	0 (0–0)	0 (0–0)	0 (0–0)	0 (0–0)	0.5 (0.2–0.9)	0.7 (0.3–1.2)	0.7 (0.4–1.1)	0.7 (0.4–1.1)	0.4 (0.2–0.8)	0.1 (0.1–0.2)	0.1 (0.1–0.1)	0.1 (0.1–0.1)	0.1 (0.1–0.1)	0.1 (0.1–0.1)	0 (0–0.1)	0 (0–0)	0 (0–0)	4
Gonococcal infection	0 (0–0)	0 (0–0)	0 (0–0)	0 (0–0)	0 (0–0)	0 (0–0)	0 (0–0)	0 (0–0)	0 (0–0)	0 (0–0)	0 (0–0)	0 (0–0)	0 (0–0)	0 (0–0)	0 (0–0)	0 (0–0)	0 (0–0)	0 (0–0)	0 (0–0)	0 (0–0)	0 (0–0)	0 (0–0)	0 (0–0)	2.6
Trichomoniasis	0 (0–0)	0 (0–0)	0 (0–0)	0 (0–0)	0 (0–0)	0 (0–0)	0 (0–0)	0 (0–0)	0 (0–0)	0 (0–0)	0 (0–0)	0 (0–0)	0 (0–0)	0 (0–0)	0 (0–0)	0 (0–0)	0 (0–0)	0 (0–0)	0 (0–0)	0 (0–0)	0 (0–0)	0 (0–0)	0 (0–0)	2.9
Genital herpes	0 (0–0)	0 (0–0)	0 (0–0)	0 (0–0)	0 (0–0)	0 (0–0)	0 (0–0)	0 (0–0)	0 (0–0)	0 (0–0)	0 (0–0)	0 (0–0)	0 (0–0)	0 (0–0)	0 (0–0)	0 (0–0)	0 (0–0)	0 (0–0)	0 (0–0)	0 (0–0)	0 (0–0)	0 (0–0)	0 (0–0)	3.4
Other sexually transmitted infections	0 (0–0)	0 (0–0)	0 (0–0)	0 (0–0)	0 (0–0)	0 (0–0)	0 (0–0)	0 (0–0)	0 (0–0)	1.5 (0.4–3.4)	3.4 (1.6–6.2)	3.1 (1.5–5.8)	3.1 (1.5–5.8)	2.2 (0.9–4.7)	1.2 (0.5–2.7)	0.7 (0.3–1.6)	0.6 (0.3–1.1)	0.6 (0.3–1.1)	0.5 (0.2–0.9)	0.3 (0.1–0.5)	0.2 (0.1–0.3)	0.1 (0.0–0.2)	7.6
Respiratory infections and tuberculosis	2.4 (1.7–3.4)	2.1 (1.5–2.9)	2.7 (2.0–3.7)	2.3 (1.6–3.2)	1.6 (1.2–2.2)	1.6 (1.2–2.2)	1.6 (1.2–2.2)	1.6 (1.2–2.2)	1.6 (1.2–2.2)	1.6 (1.2–2.2)	1.6 (1.2–2.2)	1.6 (1.2–2.2)	1.6 (1.2–2.2)	1.6 (1.2–2.2)	1.6 (1.2–2.2)	1.6 (1.2–2.2)	1.6 (1.2–2.2)	1.6 (1.2–2.2)	1.6 (1.2–2.2)	1.6 (1.2–2.2)	1.6 (1.2–2.2)	1.6 (1.2–2.2)	953
Tuberculosis	0 (0–0)	0 (0–0)	0.1 (0–0.2)	0.1 (0–0.2)	0.1 (0–0.1)	0.1 (0–0.2)	0.3 (0.2–0.4)	0.5 (0.2–0.9)	0.8 (0.3–1.4)	0.9 (0.4–1.6)	0.9 (0.4–1.6)	0.7 (0.4–1.4)	0.6 (0.4–1.1)	0.5 (0.3–1.1)	0.4 (0.2–0.9)	0.3 (0.1–0.7)	0.3 (0.1–0.6)	0.2 (0.1–0.4)	0.2 (0.1–0.3)	0.1 (0.1–0.2)	0.1 (0.0–0.1)	0.1 (0.0–0.1)	15
Latent tuberculosis infection	0 (0–0)	0 (0–0)	0 (0–0)	0 (0–0)	0 (0–0)	0 (0–0)	0 (0–0)	0 (0–0)	0 (0–0)	0 (0–0)	0 (0–0)	0 (0–0)	0 (0–0)	0 (0–0)	0 (0–0)	0 (0–0)	0 (0–0)	0 (0–0)	0 (0–0)	0 (0–0)	0 (0–0)	0 (0–0)	0 (0–0)	0
Drug-susceptible tuberculosis	0 (0–0)	0 (0–0)	0 (0–0)	0 (0–0)	0 (0–0)	0 (0–0)	0 (0–0)	0 (0–0)	0 (0–0)	0.5 (0.2–0.9)	0.8 (0.3–1.4)	0.6 (0.4–1.1)	0.6 (0.4–1.1)	0.4 (0.2–0.8)	0.1 (0.1–0.2)	0.1 (0.1–0.1)	0.1 (0.1–0.1)	0.1 (0.1–0.1)	0.1 (0.1–0.1)	0 (0–0)	0 (0–0)	0 (0–0)	0
Multidrug-resistant tuberculosis without extensive drug-resistance	0 (0–0)	0 (0–0)	0 (0–0)	0 (0–0)	0 (0–0)	0 (0–0)	0 (0–0)	0 (0–0)	0 (0–0)	0 (0–0)	0 (0–0)	0 (0–0)	0 (0–0)	0 (0–0)	0 (0–0)	0 (0–0)	0 (0–0)	0 (0–0)	0 (0–0)	0 (0–0)	0 (0–0)	0 (0–0)	0 (0–0)	0.3
Extensively drug-resistant tuberculosis	0 (0–0)	0 (0–0)	0 (0–0)	0 (0–0)	0 (0–0)	0 (0–0)	0 (0–0)	0 (0–0)	0 (0–0)	0 (0–0)	0 (0–0)	0 (0–0)	0 (0–0)	0 (0–0)	0 (0–0)	0 (0–0)	0 (0–0)	0 (0–0)	0 (0–0)	0 (0–0)	0 (0–0)	0 (0–0)	0 (0–0)	0.1
Lower respiratory infections	2.4 (1.7–3.4)	2.1 (1.4–2.9)	2.7 (1.9–3.7)	2.3 (1.6–3.2)	1.6 (1.2–2.2)	1.6 (1.2–2.2)	1.3 (0.9–1.7)	1.1 (0.8–1.5)	0.8 (0.6–1.1)	0.7 (0.5–1.0)	0.7 (0.5–1.0)	0.9 (0.6–1.2)	1.0 (0.7–1.3)	1.1 (0.8–1.5)	1.2 (0.8–1.6)	1.2 (0.8–1.6)	1.2 (0.8–1.6)	1.2 (0.8–1.6)	1.2 (0.8–1.6)	1.2 (0.8–1.6)	1.2 (0.8–1.6)	1.2 (0.8–1.6)	807
Upper respiratory infections	0 (0–0)	0 (0–0)	0 (0–0)	0 (0–0)	0 (0–0)	0 (0–0)	0 (0–0)	0 (0–0)	0 (0–0)	0 (0–0)	0 (0–0)	0 (0–0)	0 (0–0)	0 (0–0)	0 (0–0)	0 (0–0)	0 (0–0)	0 (0–0)	0 (0–0)	0 (0–0)	0 (0–0)	0 (0–0)	0 (0–0)	0 (0–0)	0
Otitis media	0 (0–0)	0 (0–0)	0 (0–0)	0 (0–0)	0 (0–0)	0 (0–0)	0 (0–0)	0 (0–0)	0 (0–0)	0 (0–0)	0 (0–0)	0 (0–0)	0 (0–0)	0 (0–0)	0 (0–0)	0 (0–0)	0 (0–0)	0 (0–0)	0 (0–0)	0 (0–0)	0 (0–0)	0 (0–0)	0 (0–0)	0 (0–0)	0
Enteric infections	0.2 (0.1–0.2)	0.4 (0.3–0.6)	7.4 (5.9–10.8)	10.5 (8.3–14.8)	3.5 (2.8–5.8)	2.7 (2.1–3.8)	2.5 (1.9–3.4)	2.5 (1.9–3.4)	2.5 (1.9–3.4)	2.4 (1.9–3.3)	2.5 (1.9–3.4)	2.3 (1.8–3.2)	2.3 (1.8–3.2)	1.9 (1.4–2.6)	2.2 (1.6–3.1)	2.4 (1.7–3.4)	3.2 (2.3–4.5)	3.4 (2.4–4.8)	3.2 (2.3–4.5)	2.9 (2.1–4.1)	2.4 (1.7–3.4)	2.2 (1.6–3.1)	109
Diarrheal diseases	0 (0.1–0.2)	0.4 (0.3–0.6)	7.4 (6.1–10.8)	10.5 (8.3–14.8)	3.5 (2.8–5.8)	2.7 (2.1–3.8)	2.5 (1.9–3.4)	2.5 (1.9–3.4)	2.5 (1.9–3.4)	2.4 (1.9–3.3)	2.5 (1.9–3.4)	2.3 (1.8–3.2)	2.3 (1.8–3.2)	1.9 (1.4–2.6)	2.2 (1.6–3.1)	2.4 (1.7–3.4)	3.2 (2.3–4.5)	3.4 (2.4–4.8)	3.2 (2.3–4.5)	2.9 (2.1–4.1)	2.4 (1.7–3.4)	2.2 (1.6–3.1)	109
Typhoid and paraphyoid	0 (0–0)	0 (0–0)	0 (0–0)	0 (0–0)	0 (0–0)	0 (0–0)	0 (0–0)	0 (0–0)	0 (0–0)	0 (0–0)	0 (0–0)	0 (0–0)	0 (0–0)	0 (0–0)	0 (0–0)	0 (0–0)	0 (0–0)	0 (0–0)	0 (0–0)	0 (0–0)	0 (0–0)	0 (0–0)	0 (0–0)	0
Typhoid fever	0 (0–0)	0 (0–0)	0 (0–0)	0 (0–0)	0 (0–0)	0 (0–0)	0 (0–0)	0 (0–0)	0 (0–0)	0 (0–0)	0 (0–0)	0 (0–0)	0 (0–0)	0 (0–0)	0 (0–0)	0 (0–0)	0 (0–0)	0 (0–0)	0 (0–0)	0 (0–0)	0 (0–0)	0 (0–0)	0 (0–0)	0
Paratyphoid fever	0 (0–0)	0 (0–0)	0 (0–0)	0 (0–0)	0 (0–0)	0 (0–0)	0 (0–0)	0 (0–0)	0 (0–0)	0 (0–0)	0 (0–0)	0 (0–0)	0 (0–0)	0 (0–0)	0 (0–0)	0 (0–0)	0 (0–0)	0 (0–0)	0 (0–0)	0 (0–0)	0 (0–0)	0 (0–0)	0 (0–0)	0
Invasive Non-typhoidal Salmonella (iNTS)	0 (0–0)	0 (0–0)	0 (0–0)	0 (0–0)	0 (0–0)	0 (0–0)	0 (0–0)	0 (0–0)	0 (0–0)	0 (0–0)	0 (0–0)	0 (0–0)	0 (0–0)	0 (0–0)	0 (0–0)	0 (0–0)	0 (0–0)	0 (0–0)	0 (0–0)	0 (0–0)	0 (0–0)	0 (0–0)	0 (0–0)	0.3
Other intestinal infectious diseases	0 (0–0)	0 (0–0)	0.1 (0–0.1)	0 (0–0)	0 (0–0)	0 (0–0)	0 (0–0)	0 (0–0)	0 (0–0)	0 (0–0)	0 (0–0)	0 (0–0)	0 (0–0)	0 (0–0)	0 (0–0)	0 (0–0)	0 (0–0)	0 (0–0)	0 (0–0)	0 (0–0)	0 (0–0)	0 (0–0)	0 (0–0)	0.3
Neglected tropical diseases and malaria	0 (0–0)	0.4 (0.1–1.3)	1.7 (0.2–5.1)	1.5 (0.1–5.4)	0.3 (0–0.9)	0.3 (0–0.9)	0.2 (0–0.7)	0.2 (0–0.7)	0.2 (0–0.7)	0.2 (0–0.6)	0.2 (0–0.6)	0.2 (0–0.6)	0.2 (0–0.6)	0.5 (0.1–1.2)	0.7 (0.2–1.9)	0.4 (0.1–1.2)	0.2 (0–0.6)	0.2 (0–0.5)	0.1 (0–0.3)	0.1 (0–0.3)	0.1 (0–0.3)	0 (0–0)	7.7
Malaria	0 (0–0)	0 (0–0)	0 (0–0)	0 (0–0)	0 (0–0)	0 (0–0)	0 (0–0)	0 (0–0)	0 (0–0)	0 (0–0)	0 (0–0)	0 (0–0)	0 (0–0)	0 (0–0)	0 (0–0)	0 (0–0)	0 (0–0)	0 (0–0)	0 (0–0)	0 (0–0)	0 (0–0)	0 (0–0)	0 (0–0)	0
Chagas disease	0 (0–0)	0 (0–0)	0 (0–0)	0 (0–0)	0 (0–0)	0 (0–0)	0 (0–0)	0 (0–0)	0 (0–0)	0 (0–0)	0 (0–0)	0 (0–0)	0 (0–0)	0 (0–0)	0 (0–0)	0 (0–0)	0 (0–0)	0 (0–0)	0 (0–0)	0 (0–0)	0 (0–0)	0 (0–0)	0 (0–0)	0
Leishmaniasis	0 (0–0)	0 (0–0)	0 (0–0)	0 (0–0)	0 (0–0)	0 (0–0)	0 (0–0)	0 (0–0)	0 (0–0)	0 (0–0)	0 (0–0)	0 (0–0)	0 (0–0)	0 (0–0)	0 (0–0)	0 (0–0)	0 (0–0)	0 (0–0)	0 (0–0)	0 (0–0)	0 (0–0)	0 (0–0)	0 (0–0)	0
Visceral leishmaniasis	0 (0–0)	0 (0–0)	0 (0–0)	0 (0–0)	0 (0–0)	0 (0–0)	0 (0–0)	0 (0–0)	0 (0–0)	0 (0–0)	0 (0–0)	0 (0–0)	0 (0–0)	0 (0–0)	0 (0–0)	0 (0–0)	0 (0–0)	0 (0–0)	0 (0–0)	0 (0–0)	0 (0–0)	0 (0–0)	0 (0–0)	0
Cutaneous and mucocutaneous leishmaniasis	0 (0–0)	0 (0–0)	0 (0–0)	0 (0–0)	0 (0–0)	0 (0–0)	0 (0–0)	0 (0–0)	0 (0–0)	0 (0–0)	0 (0–0)	0 (0–0)	0 (0–0)	0 (0–0)	0 (0–0)	0 (0–0)	0 (0–0)	0 (0–0)	0 (0–0)	0 (0–0)	0 (0–0)	0 (0–0)	0 (0–0)	0
African trypanosomiasis	0 (0–0)	0 (0–0)	0 (0–0)	0 (0–0)	0 (0–0)	0 (0–0)	0 (0–0)	0 (0–0)	0 (0–0)	0 (0–0)	0 (0–0)	0 (0–0)	0 (0–0)	0 (0–0)	0 (0–0)	0 (0–0)	0 (0–0)	0 (0–0)	0 (0–0)	0 (0–0)	0 (0–0)	0 (0–0)	0 (0–0)	0
Schistosomiasis	0 (0–0)	0 (0–0)	0 (0–0)	0 (0–0)	0 (0–0)	0 (0–0)	0 (0–0)	0 (0–0)	0 (0–0)	0 (0–0)	0 (0–0)	0 (0–0)	0 (0–0)	0 (0–0)	0 (0–0)	0 (0–0)	0 (0–0)	0 (0–0)	0 (0–0)	0 (0–0)	0 (0–0)	0 (0–0)	0 (0–0)	0
Cysticercosis	0 (0–0)	0 (0–0)	0 (0–0)	0 (0–0)	0 (0–0)	0 (0–0)	0 (0–0)	0 (0–0)	0 (0–0)	0 (0–0)	0 (0–0)	0 (0–0)	0 (0–0)	0 (0–0)	0 (0–0)	0 (0–0)	0 (0–0)	0 (0–0)	0 (0–0)	0 (0–0)	0 (0–0)	0 (0–0)	0 (0–0)	0
Cystic echinococcosis	0 (0–0)	0 (0–0)	0 (0–0)	0 (0–0)	0 (0–0)	0 (0–0)	0 (0–0)	0 (0–0)	0 (0–0)	0 (0–0)	0 (0–0)	0 (0–0)	0 (0–0)	0 (0–0)	0 (0–0)	0 (0–0)	0 (0–0)	0 (0–0)	0 (0–0)	0 (0–0)	0 (0–0)	0 (0–0)	0 (0–0)	0.1
Lymphatic filariasis	0 (0–0)	0 (0–0)	0 (0–0)	0 (0–0)	0 (0–0)	0 (0–0)	0 (0–0)	0 (0–0)	0 (0–0)	0 (0–0)	0 (0–0)	0 (0–0)	0 (0–0)	0 (0–0)	0 (0–0)	0 (0–0)	0 (0–0)	0 (0–0)	0 (0–0)	0 (0–0)	0 (0–0)	0 (0–0)	0 (0–0)	0
Onchocerciasis	0 (0–0)	0 (0–0)	0 (0–0)	0 (0–0)	0 (0–0)	0 (0–0)	0 (0–0)	0 (0–0)	0 (0–0)	0 (0–0)	0 (0–0)	0 (0–0)	0 (0–0)	0 (0–0)	0 (0–0)	0 (0–0)	0 (0–0)	0 (0–0)	0 (0–0)	0 (0–0)	0 (0–0)	0 (0–0)	0 (0–0)	0
Trachoma	0 (0–0)	0 (0–0)	0 (0–0)	0 (0–0)	0 (0–0)	0 (0–0)	0 (0–0)	0 (0–0)	0 (0–0)	0 (0–0)	0 (0–0)	0 (0–0)	0 (0–0)	0 (0–0)	0 (0–0)	0 (0–0)	0 (0–0)	0 (0–0)	0 (0–0)	0 (0–0)	0 (0–0)	0 (0–0)	0 (0–0)	0
Dengue	0 (0–0)	0 (0–0)	0 (0–0)	0 (0–0)	0 (0–0)	0 (0–0)	0 (0–0)	0 (0–0)	0 (0–0)	0 (0–0)	0 (0–0)	0 (0–0)	0 (0–0)	0 (0–0)	0 (0–0)	0 (0–0)	0 (0–0)	0 (0–0)	0 (0–0)	0 (0–0)	0 (0–0)	0 (0–0)	0 (0–0)	0
Yellow fever	0 (0–0)	0 (0–0)	0 (0–0)	0 (0–0)	0 (0–0)	0 (0–0)	0 (0–0)	0 (0–0)	0 (0–0)	0 (0–0)	0 (0–0)	0 (0–0)	0 (0–0)	0 (0–0)	0 (0–0)	0 (0–0)	0 (0–0)	0 (0–0)	0 (0–0)	0 (0–0)	0 (0–0)	0 (0–0)	0 (0–0)	0
Rabies	0 (0–0)	0 (0–0)	0 (0–0)	0 (0–0)	0 (0–0)	0 (0–0)	0 (0–0)	0 (0–0)	0 (0–0)	0 (0–0)	0 (0–0)	0 (0–0)	0 (0–0)	0 (0–0)	0 (0–0)	0 (0–0)	0 (0–0)	0 (0–0)	0 (0–0)	0 (0–0)	0 (0–0)	0 (0–0)	0 (0–0)	0
Intestinal nematode infections	0 (0–0)	0 (0–0)	0 (0–0)	0 (0–0)	0 (0–0)	0 (0–0)	0 (0–0)	0 (0–0)	0 (0–0)	0 (0–0)	0 (0–0)	0 (0–0)	0 (0–0)	0 (0–0)	0 (0–0)	0 (0–0)	0 (0–0)	0 (0–0)	0 (0–0)	0 (0–0)	0 (0–0)	0 (0–0)	0 (0–0)	0
Ascariasis	0 (0–0)	0 (0–0)	0 (0–0)	0 (0–0)	0 (0–0)	0 (0–0)	0 (0–0)	0 (0–0)	0 (0–0)	0 (0–0)	0 (0–0)	0 (0–0)	0 (0–0)	0 (0–0)	0 (0–0)	0 (0–0)	0 (0–0)	0 (0–0)	0 (0–0)	0 (0–0)	0 (0–0)	0 (0–0)	0 (0–0)	0
Trichuriasis	0 (0–0)	0 (0–0)	0 (0–0)	0 (0–0)	0 (0–0)	0 (0–0)	0 (0–0)	0 (0–0)	0 (0–0)	0 (0–0)	0 (0–0)	0 (0–0)	0 (0–0)	0 (0–0)	0 (0–0)	0 (0–0)	0 (0–0)	0 (0–0)	0 (0–0)	0 (0–0)	0 (0–0)	0 (0–0)	0 (0–0)	0
Hookworm disease	0 (0–0)	0 (0–0)	0 (0–0)	0 (0–0)	0 (0–0)	0 (0–0)	0 (0–0)	0 (0–0)	0 (0–0)	0 (0–0)	0 (0–0)	0 (0–0)	0 (0–0)	0 (0–0)	0 (0–0)	0 (0–0)	0 (0–0)	0 (0–0)	0 (0–0)	0 (0–0)	0 (0–0)	0 (0–0)	0 (0–0)	0
Food-borne trematodiases	0 (0–0)	0 (0–0)	0 (0–0)	0 (0–0)	0 (0–0)	0 (0–0)	0 (0–0)	0 (0–0)	0 (0–0)	0 (0–0)	0 (0–0)	0 (0–0)	0 (0–0)	0 (0–0)	0 (0–0)	0 (0–0)	0 (0–0)	0 (0–0)	0 (0–0)	0 (0–0)	0 (0–0)	0 (0–0)	0 (0–0)	0
Leprosy	0 (0–0)	0 (0–0)	0 (0–0)	0 (0–0)	0 (0–0)	0 (0–0)	0 (0–0)	0 (0–0)	0 (0–0)	0 (0–0)	0 (0–0)	0 (0–0)	0 (0–0)	0 (0–0)	0 (0–0)	0 (0–0)	0 (0–0)	0 (0–0)	0 (0–0)	0 (0–0)	0 (0–0)	0 (0–0)	0 (0–0)	0
Ebola	0 (0–0)	0 (0–0)	0 (0–0)	0 (0–0)	0 (0–0)	0 (0–0)	0 (0–0)	0 (0–0)	0 (0–0)	0 (0–0)	0 (0–0)	0 (0–0)	0 (0–0)	0 (0–0)	0 (0–0)	0 (0–0)	0 (0–0)	0 (0–0)	0 (0–0)	0 (0–0)	0 (0–0)	0 (0–0)	0 (0–0)	0
Zika virus	0 (0–0)	0 (0–0)	0 (0–0)	0 (0–0)	0 (0–0)	0 (0–0)	0 (0–0)	0 (0–0)	0 (0–0)	0 (0–0)	0 (0–0)	0 (0–0)	0 (0–0)	0 (0–0)	0 (0–0)	0 (0–0)	0 (0–0)	0 (0–0)	0 (0–0)	0 (0–0)	0 (0–0)	0 (0–0)	0 (0–0)	0
Guinea worm disease	0 (0–0)	0 (0–0)	0 (0–0)	0 (0–0)	0 (0–0)	0 (0–0)	0 (0–0)	0 (0–0)	0 (0–0)	0 (0–0)	0 (0–0)	0 (0–0)	0 (0–0)	0 (0–0)	0 (0–0)	0 (0–0)	0 (0–0)	0 (0–0)	0 (0–0)	0 (0–0)	0 (0–0)	0 (0–0)	0 (0–0)	0
Other neglected tropical diseases	0 (0–0)	0.4 (0.1–1.3)	1.7 (0.2–5.1)	1.5 (0.1–5.4)	0.3 (0–0.9)	0.3 (0–0.9)	0.2 (0–0.7)	0.2 (0–0.7)	0.2 (0–0.7)	0.2 (0–0.6)	0.2 (0–0.6)	0.2 (0–0.6)	0.2 (0–0.6)	0.5 (0.1–1.2)	0.7 (0.2–1.9)	0.4 (0.1–1.2)	0.2 (0–0.6)	0.2 (0–0.5)	0.1 (0–0.3)	0.1 (0–0.3)	0.1 (0–0.3)	0 (0–0)	7.6
Other infectious diseases	1.1 (0.6–1.5)	2.3 (1.1–3.4)	7.4 (2.9–11.2)	10.4 (7.6–15.5)	4.6 (2.2–7.5)	2.5 (1.7–3.7)	2.7 (2.1–3.5)	3.7 (2.7–4.9)	3.4 (2.5–4.5)	3.2 (2.3–4.3)	3.9 (2.9–5.2)	3.9 (2.9–5.2)	3.6 (2.7–5.4)	4.2 (2.9–6.1)	5.1 (3.7–7.1)	4.9 (3.4–6.4)	4.6 (3.2–6.6)	4.4 (3.0–6.7)	4.8 (3.2–6.9)	3.8 (2.6–5.5)	3 (2.2–4.3)	2.1 (1.4–3.1)	96.7
Meningitis	0.5 (0.3–0.7)	1.1 (0.7–1.6)	3.3 (1.4–5.2)	4.6 (1.9–7.4)	1.7 (1.2–2.3)	1.1 (0.8–1.5)	2.5 (1.8–3.5)	1.4 (1.0–2.0)	1.1 (0.7–1.6)	1.2 (0.8–1.7)	1.3 (0.9–1.8)	1.1 (0.7–1.7)	1.1 (0.7–1.7)	1.4 (0.9–2.0)	1.4 (0.9–2.1)	1.4 (0.9–2.1)	1.1 (0.7–1.6)	1.1 (0.7–1.6)	0.8 (0.5–1.1)	0.7 (0.4–1.1)	0.5 (0.3–0.8)	0.2 (0.1–0.3)	32.2
Encephalitis	0.1 (0.0–0.2)	0.1 (0.0–0.2)	0.8 (0.2–1.6)	1.6 (0.5–3.7)	0.8 (0.4–1.1)	0.7 (0.4–1.1)	1.1 (0.6–1.6)	0.6 (0.3–1.2)	0.6 (0.3–1.2)	0.6 (0.3–1.2)	0.6 (0.4–1.1)	0.5 (0.3–1.1)	0.5 (0.3–1.1)	0.9 (0.4–1.5)	0.9 (0.4–1.5)	1.1 (0.5–1.6)	1.1 (0.5–1.6)	1.2 (0.5–1.8)	1 (0.4–1.7)	0.8 (0.3–1.4)	0.5 (0.2–0.9)	0.2 (0.1–0.4)	19
Diphtheria	0 (0–0)	0 (0–0)	0 (0–0)	0 (0–0)	0 (0–0)	0 (0–0)	0 (0–0)	0 (0–0)	0 (0–0)	0 (0–0)	0 (0–0)	0 (0–0)	0 (0–0)

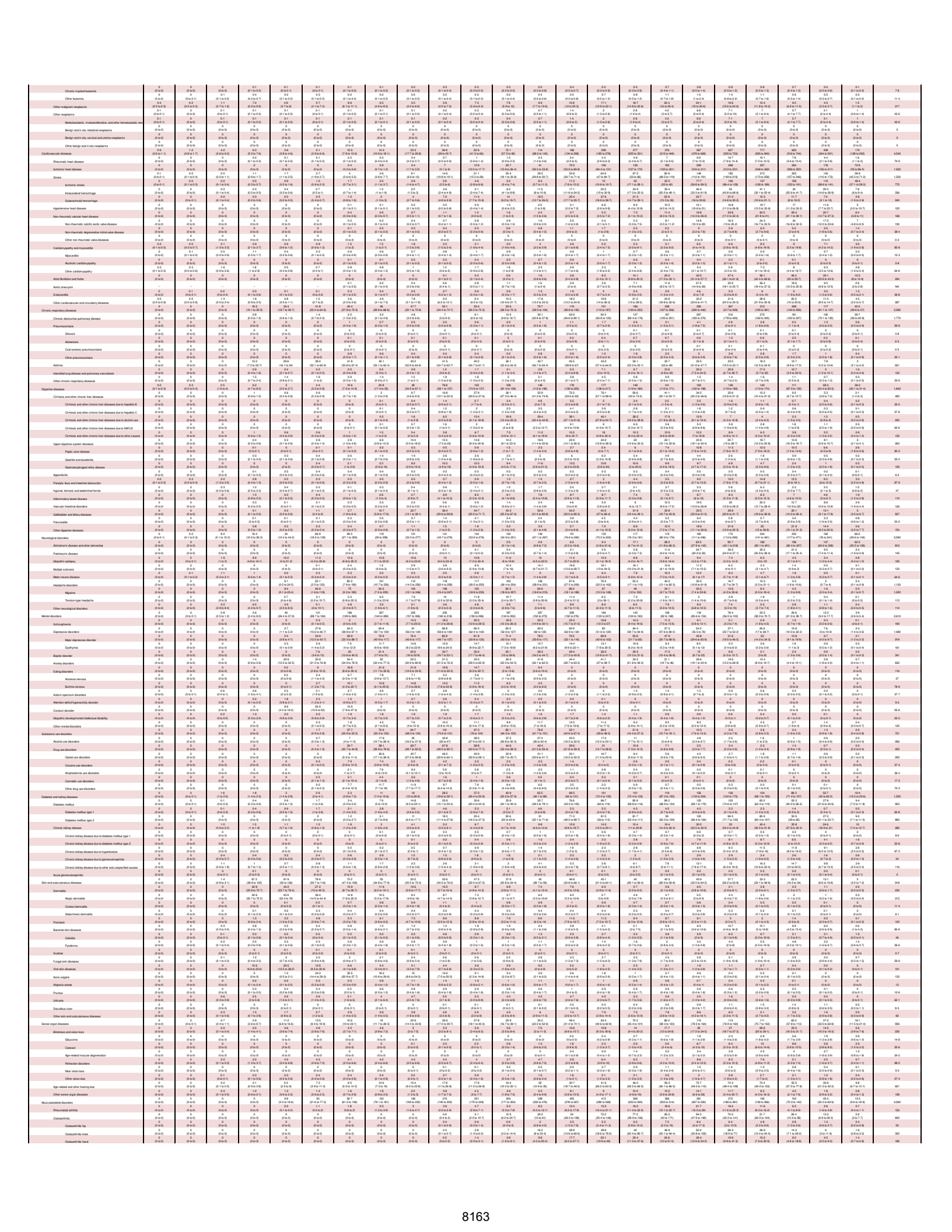

Osteoarthritis other	0 (0 to 0)	0 (0 to 0)	0 (0 to 0)	0 (0 to 0)	0 (0 to 0)	0 (0 to 0)	0 (0 to 0)	0 (0 to 0)	0 (0 to 0)	0 (0 to 0)	0 (0 to 1)	0 (0 to 0)	0.3 (0.1 to 0.7)	0.8 (0.3 to 1.9)	2.1 (0.8 to 4.4)	3.9 (1.7 to 8.3)	5.3 (2.3 to 11.5)	6.4 (2.6 to 12.2)	6.4 (2.1 to 12.2)	7.3 (2.5 to 15.2)	5.9 (2.0 to 12.4)	4.8 (2.0 to 9.6)	3.1 (1.4 to 6.2)	1.6 (0.8 to 3.2)	0.5 (0.2 to 1.1)		47.9
Low back pain	0 (0 to 0)	0 (0 to 0)	0 (0 to 0)	0 (0 to 0)	0 (2.7 to 10.6)	30.2 (17.7 to 48.9)	52.9 (32.9 to 84.3)	69.5 (40.5 to 113)	91.4 (52.2 to 141)	111 (65 to 164)	136 (75.4 to 188)	122 (74.7 to 180)	104 (64.8 to 232)	78.7 (49.1 to 178)	58 (32.1 to 129)	42.8 (22.3 to 96.3)	32.1 (15.7 to 72.2)	24.1 (10.4 to 53.2)	17.4 (7.2 to 37.1)	12.5 (4.8 to 26.3)	8.4 (2.9 to 17.6)	5.4 (1.7 to 11.3)	3.2 (0.8 to 6.8)	1.6 (0.3 to 3.7)		1,890
Neck pain	0 (0 to 0)	0 (0 to 0)	0 (0 to 0)	0.3 (1.1 to 7.1)	17.4 (9.9 to 31.9)	27.8 (13.9 to 49.3)	38.2 (19.9 to 55.5)	53.3 (29.1 to 84.1)	69.5 (36.9 to 101)	84.4 (41.9 to 131)	97.4 (51.9 to 151)	92.2 (51.9 to 150)	79.7 (41.4 to 138)	59.4 (29.1 to 113)	44.2 (20.1 to 87.1)	32.4 (13.5 to 67.2)	24.3 (8.5 to 53.2)	18.2 (5.9 to 40.2)	13.1 (3.9 to 29.5)	9.1 (2.5 to 20.1)	6.3 (1.7 to 13.9)	4.1 (0.9 to 9.1)	2.2 (0.4 to 5.1)	1.1 (0.2 to 2.6)		730
Gout	0 (0 to 0)	0 (0 to 0)	0 (0 to 0)	0 (0 to 0)	0 (0 to 0)	0 (0 to 0)	0 (0 to 0)	0 (0 to 0)	0 (0 to 0)	0 (0 to 0)	0 (0 to 0)	0 (0 to 0)	0 (0 to 0)	0 (0 to 0)	0 (0 to 0)	0 (0 to 0)	0 (0 to 0)	0 (0 to 0)	0 (0 to 0)	0 (0 to 0)	0 (0 to 0)	0 (0 to 0)	0 (0 to 0)	0 (0 to 0)	0 (0 to 0)		15
Other musculoskeletal disorders	0 (0 to 0)	0 (0 to 0)	0 (0 to 0)	0 (0 to 0)	0.2 (0.1 to 0.4)	1.2 (0.4 to 2.7)	10.2 (5.4 to 17)	21.4 (12.9 to 33.1)	37.9 (23.7 to 59.6)	51.3 (31.4 to 80.2)	55.5 (34.5 to 91.1)	52.2 (31 to 86)	44.6 (40.9 to 97.7)	33 (19.7 to 73)	24.3 (13.1 to 51.6)	17.7 (8.5 to 37.5)	13.1 (5.4 to 27.8)	9.6 (3.2 to 20.5)	7.1 (2.1 to 15.1)	5.3 (1.3 to 11.4)	3.5 (0.8 to 7.9)	2.2 (0.5 to 5.1)	1.1 (0.2 to 2.6)	0.5 (0.1 to 1.2)		370
Other non-communicable diseases	80.9 (66.1 to 112)	43.8 (33.4 to 58.7)	107 (74.4 to 149)	48.9 (34.9 to 66.1)	28.4 (27.9 to 51.6)	52.4 (27.6 to 71.5)	87.1 (52.3 to 121)	146 (96.3 to 194)	193 (121 to 274)	238 (159 to 332)	219 (132 to 333)	168 (132 to 258)	116 (154 to 296)	222 (155 to 307)	155 (103 to 240)	208 (146 to 338)	184 (120 to 354)	164 (120 to 340)	175 (122 to 340)	139 (109 to 292)	118 (89.5 to 192)	82.8 (62.2 to 150)	51.5 (36.2 to 97.9)	20.1 (13.4 to 39.7)		3,060
Congenital birth defects	79.7 (57.7 to 110)	39.6 (27.7 to 58)	73 (49.4 to 107)	45 (34.6 to 57.7)	19.6 (12.1 to 32.7)	14.5 (10.6 to 19.1)	14.5 (10.6 to 19.9)	11.7 (8.6 to 15.4)	10.7 (8.6 to 14.1)	11.3 (8.6 to 14.8)	11 (8.3 to 14.3)	9.5 (6.8 to 12.5)	9.5 (6.8 to 12.5)	10.5 (7 to 16)	11.6 (7.6 to 15.4)	11.3 (7.5 to 15.4)	11.3 (7.4 to 15.4)	8.4 (5.4 to 11.4)	6 (3.9 to 8)	2.3 (1.4 to 3.3)	1.4 (0.8 to 2.2)	0.9 (0.5 to 1.5)	0.5 (0.3 to 0.8)	0.2 (0.1 to 0.3)		386
Neural tube defects	7.8 (4.6 to 12.1)	1.5 (0.8 to 2.7)	9 (3.3 to 15.4)	0.1 (0.1 to 10.2)	0.6 (0.4 to 0.9)	0.5 (0.4 to 0.6)	0.6 (0.4 to 0.9)	0.6 (0.4 to 0.9)	0.6 (0.4 to 1)	0.5 (0.3 to 0.8)	0.5 (0.3 to 0.9)	0.4 (0.2 to 0.6)	0.3 (0.2 to 0.6)	0.2 (0.1 to 0.4)	0.1 (0.1 to 0.3)	0.1 (0.1 to 0.2)	0.1 (0.1 to 0.2)	0.1 (0.1 to 0.1)	0 (0 to 0.1)	0 (0 to 0.1)	0 (0 to 0.1)	0 (0 to 0.1)	0 (0 to 0.1)	0 (0 to 0.1)		28.7
Congenital heart anomalies	18.6 (10.2 to 33.4)	15.3 (9.3 to 26.5)	23.4 (12.1 to 42.4)	11.2 (7 to 19.2)	2.9 (1.6 to 5.6)	2.4 (1.4 to 4.2)	3 (1.7 to 4.6)	2.5 (1.4 to 4.2)	2.2 (1.4 to 3.2)	2.4 (1.6 to 3.7)	2.4 (1.7 to 3.7)	2.5 (1.6 to 3.5)	2.4 (1.5 to 3.5)	2.5 (1.6 to 3.5)	2.3 (1.2 to 3.5)	2.3 (1.2 to 3.5)	2.3 (1.2 to 3.5)	1.5 (0.7 to 2.4)	1.3 (0.6 to 2)	0.9 (0.3 to 1.5)	0.6 (0.1 to 1)	0.1 (0 to 0.1)	0.1 (0 to 0.1)	0 (0 to 0)		98.6
Orofacial clefts	0 (0 to 0)	0 (0 to 0)	0.1 (0 to 0.3)	0.2 (0.1 to 0.5)	0.2 (0.1 to 0.4)	0.2 (0.1 to 0.4)	0.2 (0.1 to 0.3)	0.2 (0 to 0.3)	0.2 (0 to 0.3)	0.2 (0 to 0.3)	0.1 (0 to 0.3)	0.1 (0 to 0.2)	0.1 (0 to 0.2)	0.1 (0 to 0.2)	0.1 (0 to 0.2)	0.1 (0 to 0.2)	0.1 (0 to 0.2)	0.1 (0 to 0.2)	0.1 (0 to 0.2)	0.1 (0 to 0.2)	0.1 (0 to 0.2)	0.1 (0 to 0.2)	0 (0 to 0)	0 (0 to 0)	0 (0 to 0)		2.5
Down syndrome	1.3 (0.6 to 2.3)	0.4 (0.2 to 0.6)	1.1 (0.6 to 1.9)	1.3 (0.5 to 1.9)	0.9 (0.5 to 1.2)	0.8 (0.5 to 1.2)	0.9 (0.6 to 1.3)	0.9 (0.6 to 1.4)	0.9 (0.7 to 1.5)	1 (0.7 to 1.5)	1 (0.7 to 1.4)	1 (0.7 to 1.4)	1.3 (0.9 to 1.8)	2.6 (1.6 to 4.1)	3.4 (1.9 to 6)	2.6 (1.4 to 4)	1.2 (0.7 to 1.9)	0.6 (0.3 to 1)	0.3 (0.1 to 0.5)	0.1 (0 to 0.2)	0 (0 to 0)	0 (0 to 0)	0 (0 to 0)	0 (0 to 0)	0 (0 to 0)		22.7
Turner syndrome	0 (0 to 0)	0 (0 to 0)	0.1 (0 to 0.1)	0.1 (0 to 0.2)	0.1 (0 to 0.2)	0.1 (0 to 0.2)	0.1 (0 to 0.2)	0.1 (0 to 0.3)	0.1 (0 to 0.3)	0.1 (0 to 0.2)	0.1 (0 to 0.2)	0.1 (0 to 0.1)	0.1 (0 to 0.1)	0.1 (0 to 0.1)	0 (0 to 0.1)	0 (0 to 0)	0 (0 to 0)	0 (0 to 0)	0 (0 to 0)	0 (0 to 0)	0 (0 to 0)	0 (0 to 0)	0 (0 to 0)	0 (0 to 0)	0 (0 to 0)		1.1
Klinefelter syndrome	0 (0 to 0)	0 (0 to 0)	0 (0 to 0)	0 (0 to 0)	0 (0 to 0)	0 (0 to 0)	0 (0 to 0)	0 (0 to 0)	0 (0 to 0)	0 (0 to 0)	0 (0 to 0)	0 (0 to 0)	0 (0 to 0)	0 (0 to 0)	0 (0 to 0)	0 (0 to 0)	0 (0 to 0)	0 (0 to 0)	0 (0 to 0)	0 (0 to 0)	0 (0 to 0)	0 (0 to 0)	0 (0 to 0)	0 (0 to 0)	0 (0 to 0)		0
Other chromosomal abnormalities	12.4 (7.4 to 19.7)	8.2 (4.5 to 12.2)	12.7 (8.3 to 20.4)	6.2 (3.7 to 9.1)	2.4 (1.4 to 3.4)	1.9 (1.2 to 2.8)	2.3 (1.4 to 3.5)	1.8 (1.2 to 2.6)	1.4 (1 to 2.2)	1.6 (1 to 2.3)	1.6 (1 to 2.3)	1.3 (0.7 to 1.8)	1.4 (0.8 to 2.1)	1.3 (0.6 to 2)	1.1 (0.5 to 1.8)	0.7 (0.3 to 1.2)	0.5 (0.2 to 0.7)	0.3 (0 to 0.5)	0.2 (0 to 0.3)	0.1 (0 to 0.2)	0 (0 to 0)	0 (0 to 0)	0 (0 to 0)	0 (0 to 0)	0 (0 to 0)		61.8
Congenital musculoskeletal and limb anomalies	2.2 (1.3 to 3.4)	0.8 (0.5 to 1.1)	1.4 (0.9 to 2.3)	4.1 (2.7 to 7.2)	3.9 (2.6 to 6.1)	2.7 (1.6 to 4.2)	2.8 (1.6 to 4.2)	2.7 (1.6 to 4.2)	2.6 (1.6 to 4.1)	2.6 (1.5 to 4.2)	2.6 (1.5 to 4.1)	2.6 (1.5 to 4.1)	2.6 (1.5 to 4.1)	2.6 (1.5 to 4.1)	2.4 (1.4 to 3.6)	2.1 (1.2 to 3.4)	1.6 (1 to 2.6)	1.2 (0.6 to 1.9)	0.6 (0.3 to 1)	0.4 (0.2 to 0.6)	0.2 (0 to 0.3)	0.1 (0 to 0.2)	0 (0 to 0)	0 (0 to 0)		56.2
Urogenital congenital anomalies	3.1 (1.5 to 7.4)	0.7 (0.4 to 1.5)	1.1 (0.5 to 2.6)	0.9 (0.5 to 1.6)	0.5 (0.2 to 0.9)	0.3 (0.2 to 0.6)	0.3 (0.2 to 0.5)	0.2 (0.1 to 0.3)	0.2 (0 to 0.3)	0.2 (0.1 to 0.3)	0.2 (0.1 to 0.3)	0.1 (0.1 to 0.2)	0.1 (0.1 to 0.2)	0.1 (0.1 to 0.1)	0.1 (0.1 to 0.1)	0.1 (0.1 to 0.1)	0 (0 to 0.1)	0 (0 to 0.1)	0 (0 to 0.1)	0 (0 to 0.1)	0 (0 to 0.1)	0 (0 to 0.1)	0 (0 to 0)	0 (0 to 0)	0 (0 to 0)		8.1
Digestive congenital anomalies	10.3 (6.9 to 14.9)	5.9 (4.1 to 7.2)	7.2 (5 to 11.9)	2.9 (1.9 to 4.6)	1.2 (0.9 to 1.7)	0.9 (0.7 to 1.2)	0.9 (0.7 to 1.2)	0.8 (0.5 to 1.1)	0.7 (0.5 to 1)	0.7 (0.5 to 1)	0.7 (0.5 to 1)	0.6 (0.4 to 0.9)	0.6 (0.4 to 0.9)	0.6 (0.4 to 0.9)	0.5 (0.3 to 0.8)	0.4 (0.2 to 0.7)	0.3 (0.2 to 0.5)	0.2 (0.1 to 0.4)	0.2 (0.1 to 0.3)	0.1 (0 to 0.2)	0.1 (0 to 0.1)	0 (0 to 0)	0 (0 to 0)	0 (0 to 0)	0 (0 to 0)		25.5
Other congenital birth defects	12.2 (9.2 to 16.6)	10.5 (7.9 to 15.9)	9.5 (7.2 to 13.9)	5.2 (3.9 to 7.5)	2.1 (1.6 to 3.1)	1.8 (1.4 to 2.6)	1.8 (1.4 to 2.6)	1.6 (1.2 to 2.3)	1.5 (1.2 to 2.1)	1.5 (1.2 to 2.1)	1.5 (1.2 to 2.1)	1.4 (1.1 to 2)	1.4 (1.1 to 2)	1.4 (1.1 to 2)	1.3 (1 to 1.9)	1.2 (0.9 to 1.8)	1.1 (0.8 to 1.6)	0.9 (0.6 to 1.3)	0.7 (0.5 to 1)	0.4 (0.3 to 0.6)	0.2 (0.1 to 0.3)	0.1 (0 to 0.2)	0 (0 to 0)	0 (0 to 0)	0 (0 to 0)		81.1
Urinary diseases and male infertility	0.1 (0 to 0.2)	0.2 (0 to 0.4)	0.8 (0.4 to 1.3)	0.9 (0.4 to 1.7)	0.5 (0.4 to 0.7)	0.7 (0.5 to 0.9)	1.2 (0.8 to 1.7)	1.7 (1.2 to 2.4)	2.5 (1.8 to 3.4)	3.4 (2.4 to 4.6)	3.6 (2.4 to 4.6)	3.5 (2.4 to 4.7)	3.5 (2.4 to 4.7)	4.8 (2.9 to 6.6)	5.1 (3.2 to 7.4)	4.2 (2.5 to 6.4)	3.5 (2.1 to 5.4)	2.6 (1.5 to 4.1)	1.7 (0.9 to 2.8)	1.2 (0.6 to 2.1)	0.7 (0.3 to 1.4)	0.4 (0.2 to 0.8)	0.2 (0.1 to 0.4)	0.1 (0 to 0.2)		38.1
Urolithiasis	0 (0 to 0)	0 (0 to 0)	0 (0 to 0)	0 (0 to 0)	0 (0 to 0.1)	0 (0 to 0.1)	0 (0 to 0.2)	0 (0 to 0.2)	0 (0 to 0.2)	0 (0 to 0.2)	0 (0 to 0.2)	0 (0 to 0.1)	0 (0 to 0.1)	0 (0 to 0.1)	0.1 (0 to 0.1)	0.1 (0 to 0.2)	0.1 (0 to 0.2)	0.1 (0 to 0.2)	0.1 (0 to 0.2)	0.1 (0 to 0.2)	0.1 (0 to 0.2)	0.1 (0 to 0.2)	0 (0 to 0.1)	0 (0 to 0.1)	0 (0 to 0.1)		13.5
Benign prostatic hyperplasia	0 (0 to 0)	0 (0 to 0)	0 (0 to 0)	0 (0 to 0)	0 (0 to 0)	0 (0 to 0)	0 (0 to 0)	0 (0 to 0)	0 (0 to 0)	0 (0 to 0)	0 (0 to 0)	0 (0 to 0)	0 (0 to 0)	0 (0 to 0)	0 (0 to 0)	0 (0 to 0)	0 (0 to 0)	0 (0 to 0)	0 (0 to 0)	0 (0 to 0)	0 (0 to 0)	0 (0 to 0)	0 (0 to 0)	0 (0 to 0)	0 (0 to 0)		14 (7.4 to 20.3)
Male infertility	–	–	–	–	–	–	–	–	–	–	–	–	–	–	–	–	–	–	–	–	–	–	–	–	–		240
Other urinary diseases	0.1 (0 to 0.1)	0.1 (0 to 0.2)	0.1 (0 to 0.2)	0.2 (0.1 to 0.4)	0.1 (0.1 to 0.3)	0.1 (0.1 to 0.2)	0.2 (0.1 to 0.4)	0.2 (0.1 to 0.3)	0.3 (0.2 to 0.5)	0.5 (0.3 to 0.7)	0.5 (0.3 to 0.7)	0.4 (0.2 to 0.6)	0.3 (0.2 to 0.6)	0.4 (0.2 to 0.6)	0.4 (0.2 to 0.6)	0.4 (0.2 to 0.7)	0.4 (0.2 to 0.7)	0.4 (0.2 to 0.6)	0.4 (0.2 to 0.6)	0.4 (0.2 to 0.6)	0.4 (0.1 to 0.6)	0.4 (0.1 to 0.6)	0.3 (0.1 to 0.6)	0.2 (0.1 to 0.5)	0.1 (0 to 0.2)		4.6
Gynecological diseases	0 (0 to 0)	0 (0 to 0)	0 (0 to 0)	0 (0 to 0)	0 (0 to 0.1)	0 (0 to 0.1)	0 (0 to 0.2)	0 (0 to 0.2)	89.1 (57.7 to 126)	136 (87.3 to 198)	137 (87.3 to 198)	132 (100 to 222)	107 (92.3 to 197)	107 (71.7 to 158)	109 (72.2 to 158)	110 (72.2 to 158)	90.2 (51.7 to 126)	68.2 (33.3 to 78.4)	49.8 (20.5 to 52.9)	34.6 (12.2 to 31.9)	27.7 (7.2 to 41.1)	23.6 (5.2 to 33.9)	14.2 (3.9 to 20.3)	4.6 (1.4 to 5.1)	0.2 (0 to 1.1)		1,040
Uterine fibroids	0 (0 to 0)	0 (0 to 0)	0 (0 to 0)	0 (0 to 0)	0 (0 to 0.1)	0 (0 to 0.1)	0 (0 to 0.1)	0 (0 to 0.2)	1.1 (0.6 to 2.2)	2.5 (1.1 to 5)	4.4 (1.9 to 9)	7.1 (3.3 to 13.4)	7.1 (3.3 to 13.4)	4.8 (2.6 to 11.7)	3.1 (1.6 to 7.1)	1.9 (1 to 4.1)	1.3 (0.6 to 2.5)	0.8 (0.4 to 1.5)	0.4 (0.2 to 0.9)	0.2 (0.1 to 0.4)	0.1 (0 to 0.2)	0 (0 to 0.1)	0 (0 to 0)	0 (0 to 0)	0 (0 to 0)		36.4
Polycystic ovarian syndrome	0 (0 to 0)	0 (0 to 0)	0 (0 to 0)	0 (0 to 0)	0.1 (0.4 to 2.2)	0.3 (0.1 to 7.4)	0.3 (0.2 to 10.7)	0.3 (0.2 to 11.4)	0.3 (0.2 to 11.4)	0.3 (0.2 to 11.2)	0.3 (0.2 to 11.2)	0.3 (0.2 to 11.2)	0.3 (0.2 to 11.2)	0.3 (0.2 to 11.2)	0.3 (0.2 to 11.2)	0.3 (0.2 to 11.2)	0.3 (0.2 to 11.2)	0.3 (0.2 to 11.2)	0.3 (0.2 to 11.2)	0.3 (0.2 to 11.2)	0.3 (0.2 to 11.2)	0.3 (0.2 to 11.2)	0.3 (0.2 to 11.2)	0.3 (0.2 to 11.2)	0.3 (0.2 to 11.2)		34.4
Female infertility	0 (0 to 0)	0 (0 to 0)	0 (0 to 0)	0 (0 to 0)	0 (0 to 0)	0 (0 to 0)	0.7 (0.1 to 5.5)	1.6 (0.1 to 9.6)	1.9 (0.1 to 9.6)	2.5 (0.1 to 9.7)	2.5 (0.1 to 9.7)	2.4 (0.1 to 7.9)	2.4 (0.1 to 7.9)	2.4 (0.1 to 7.9)	2.4 (0.1 to 7.9)	2.4 (0.1 to 7.9)	2.4 (0.1 to 7.9)	2.4 (0.1 to 7.9)	2.4 (0.1 to 7.9)	2.4 (0.1 to 7.9)	2.4 (0.1 to 7.9)	2.4 (0.1 to 7.9)	2.4 (0.1 to 7.9)	2.4 (0.1 to 7.9)	2.4 (0.1 to 7.9)		9.1
Endometriosis	0 (0 to 0)	0 (0 to 0)	0 (0 to 0)	0 (0 to 0)	0 (0 to 0)	0 (0 to 0)	7.7 (2.9 to 13.2)	12 (4.5 to 19)	12 (4.5 to 19)	14 (5.1 to 22)	14 (5.1 to 22)	14 (5.1 to 22)	14 (5.1 to 22)	14 (5.1 to 22)	14 (5.1 to 22)	14 (5.1 to 22)	14 (5.1 to 22)	14 (5.1 to 22)	14 (5.1 to 22)	14 (5.1 to 22)	14 (5.1 to 22)	14 (5.1 to 22)	14 (5.1 to 22)	14 (5.1 to 22)	14 (5.1 to 22)	14 (5.1 to 22)		76
Genital prolapse	0 (0 to 0)	0 (0 to 0)	0 (0 to 0)	0 (0 to 0)	0 (0 to 0)	0 (0 to 0)	0.1 (0 to 0.1)	0.1 (0 to 0.1)	0.1 (0 to 0.4)	0.2 (0 to 1)	0.2 (0 to 1)	0.2 (0 to 1)	0.2 (0 to 1)	0.2 (0 to 1)	0.2 (0 to 1)	0.2 (0 to 1)	0.2 (0 to 1)	0.2 (0 to 1)	0.2 (0 to 1)	0.2 (0 to 1)	0.2 (0 to 1)	0.2 (0 to 1)	0.2 (0 to 1)	0.2 (0 to 1)	0.2 (0 to 1)	0.2 (0 to 1)		3.7
Premenstrual syndrome	0 (0 to 0)	0 (0 to 0)	0 (0 to 0)	0 (0 to 0)	0 (0 to 0)	0 (0 to 0)	11.2 (5.4 to 20.1)	22.7 (11.4 to 40.3)	38.6 (19.2 to 69.8)	59.3 (32 to 97.2)	79.4 (39.5 to 125)	90.2 (45.5 to 153)	89.6 (46 to 161)	84.2 (43.5 to 159)	72.9 (37.5 to 144)	59.7 (29.6 to 124)	46.4 (22.1 to 97.6)	34.2 (15.2 to 72.2)	24.1 (9.5 to 50.3)	16.6 (5.6 to 34.2)	10.9 (3.4 to 22.7)	7.5 (2.1 to 15.8)	4.6 (1.1 to 9.7)	2.2 (0.4 to 4.6)	0.5 (0 to 1.1)		267
Other gynecological diseases	0 (0 to 0)	0 (0 to 0)	0 (0 to 0)	0 (0 to 0)	0.2 (0 to 1.2)	0.2 (0 to 1.1)	0.3 (0 to 1.1)	0.3 (0 to 1.2)	0.2 (0 to 0.9)	0.2 (0 to 0.9)	0.3 (0 to 1.2)	0.3 (0 to 1.2)	0.3 (0 to 1.2)	0.3 (0 to 1.2)	0.3 (0 to 1.2)	0.3 (0 to 1.2)	0.3 (0 to 1.2)	0.3 (0 to 1.2)	0.3 (0 to 1.2)	0.3 (0 to 1.2)	0.3 (0 to 1.2)	0.3 (0 to 1.2)	0.3 (0 to 1.2)	0.3 (0 to 1.2)	0.3 (0 to 1.2)		13.8
Hemoglobinopathies and hemolytic anemias	0 (0 to 0)	0 (0 to 0)	0.4 (0.2 to 0.9)	2.4 (1.5 to 4.4)	2.4 (1.5 to 4.4)	0.9 (0.2 to 3.2)	0.4 (0.1 to 1.6)	0.4 (0.1 to 1.6)	0.4 (0.1 to 1.6)	0.4 (0.1 to 1.6)	0.4 (0.1 to 1.6)	0.4 (0.1 to 1.6)	0.4 (0.1 to 1.6)	0.4 (0.1 to 1.6)	0.4 (0.1 to 1.6)	0.4 (0.1 to 1.6)	0.4 (0.1 to 1.6)	0.4 (0.1 to 1.6)	0.4 (0.1 to 1.6)	0.4 (0.1 to 1.6)	0.4 (0.1 to 1.6)	0.4 (0.1 to 1.6)	0.4 (0.1 to 1.6)	0.4 (0.1 to 1.6)	0.4 (0.1 to 1.6)		10.7
Thalassemias	0 (0 to 0)	0 (0 to 0)	0 (0 to 0)	0.1 (0 to 0.1)	0 (0 to 0)	0 (0 to 0)	0 (0 to 0.1)	0 (0 to 0.1)	0 (0 to 0)	0 (0 to 0)	0 (0 to 0)	0 (0 to 0)	0 (0 to 0)	0 (0 to 0)	0 (0 to 0)	0 (0 to 0)	0 (0 to 0)	0 (0 to 0)	0 (0 to 0)	0 (0 to 0)	0 (0 to 0)	0 (0 to 0)	0 (0 to 0)	0 (0 to 0)	0 (0 to 0)	0 (0 to 0)		0.2
Thalassemias trait	0 (0 to 0)	0.1 (0 to 0.1)	0.5 (0 to 1.5)	0.6 (0 to 2)	0.2 (0 to 0.6)	0.2 (0 to 0.5)	0.4 (0 to 1.1)	1.2 (0.1 to 2.7)	1.4 (0.2 to 3.2)	1.2 (0.1 to 2.8)	1.1 (0.1 to 2.8)	1.1 (0.1 to 2.8)	1.3 (0.2 to 2.8)	0.4 (0.1 to 1.5)	0.3 (0.1 to 1.2)	0.2 (0 to 0.9)	0.2 (0 to 0.8)	0.2 (0 to 0.8)	0.2 (0 to 0.8)	0.2 (0 to 0.8)	0.1 (0 to 0.5)	0.1 (0 to 0.5)	0.1 (0 to 0.5)	0.1 (0 to 0.5)	0 (0 to 0)		9
Sickle cell disorders	0 (0 to 0)	0 (0 to 0)	0.1 (0.1 to 0.2)	0.6 (0.4 to 0.9)	0.4 (0.2 to 0.6)	0.4 (0.2 to 0.6)	0.3 (0.2 to 0.5)	0.3 (0.2 to 0.5)	0.2 (0.1 to 0.4)	0.3 (0.2 to 0.4)	0.3 (0.2 to 0.4)	0.2 (0.1 to 0.3)	0.2 (0.1 to 0.3)	0.2 (0.1 to 0.3)	0.2 (0.1 to 0.3)	0.2 (0.1 to 0.3)	0.2 (0.1 to 0.3)	0.2 (0.1 to 0.3)	0.2 (0.1 to 0.3)	0.2 (0.1 to 0.3)	0.2 (0.1 to 0.3)	0.2 (0.1 to 0.3)	0.2 (0.1 to 0.3)	0.2 (0.1 to 0.3)	0.2 (0.1 to 0.3)		3.7
Sickle cell trait	0 (0 to 0)	0 (0 to 0)	0 (0.1 to 0.4)	0.6 (0.4 to 1.5)	0.7 (0.5 to 2.3)	0.2 (0 to 1)	0 (0 to 0.5)	2.8 (0.2 to 6.5)	2.2 (0.1 to 7.1)	2.1 (0.1 to 7.1)	2.1 (0.1 to 7.1)	1.8 (0.1 to 6.6)	0.4 (0 to 1)	0.5 (0 to 1.4)	0.4 (0 to 1.1)	0.3 (0 to 0.9)	0.3 (0 to 0.8)	0.2 (0 to 0.6)	0.2 (0 to 0.6)	0.1 (0 to 0.5)	0.1 (0 to 0.3)	0.1 (0 to 0.3)	0.1 (0 to 0.3)	0 (0 to 0.2)	0 (0 to 0.1)	0 (0 to 0.1)		13.8
G6PD deficiency	0 (0 to 0)	0 (0 to 0)	0 (0 to 0)	0 (0 to 0)	0 (0 to 0)	0 (0 to 0.1)	0 (0 to 0.1)	0 (0 to 0.2)	0 (0 to 0.2)	0 (0 to 0.2)	0 (0 to 0.2)	0 (0 to 0.2)	0 (0 to 0.2)	0 (0 to 0.1)	0 (0 to 0.1)	0 (0 to 0.1)	0 (0 to 0.1)	0 (0 to 0.1)	0 (0 to 0.1)	0 (0 to 0.1)	0 (0 to 0.1)	0 (0 to 0.1)	0 (0 to 0.1)	0 (0 to 0.1)	0 (0 to 0.1)	0 (0 to 0.1)		1.3
G6PD trait	0 (0 to 0)	0 (0 to 0)	0 (0 to 0)	0 (0 to 0)	0 (0 to 0)	0 (0 to 0)	0 (0 to 0)	0 (0 to 0)	0 (0 to 0)	0 (0 to 0)	0 (0 to 0)	0 (0 to 0)	0 (0 to 0)	0 (0 to 0)	0 (0 to 0)	0 (0 to 0)	0 (0 to 0)	0 (0 to 0)	0 (0 to 0)	0 (0 to 0)	0 (0 to 0)	0 (0 to 0)	0 (0 to 0)	0 (0 to 0)	0 (0 to 0)	0 (0 to 0)		0.1
Other hemoglobinopathies and hemolytic anemias	0 (0 to 0)	0 (0 to 0)	0.7 (0.1 to 2)	0.6 (0.2 to 2)	0.1 (0 to 0.7)	0.1 (0 to 0.1)	0.3 (0 to 1.2)	0.2 (0 to 0.9)	0.2 (0 to 0.9)	0.3 (0 to 1.2)	0.3 (0 to 1.2)	0.3 (0 to 1.2)	0.3 (0 to 1.2)	0.8 (0.1 to 2.4)	0.8 (0.2 to 2.3)	0.3 (0 to 1.1)	1.1 (0.4 to 3.3)	1.2 (0.4 to 3.4)	1.4 (0.4 to 3.4)	1.1 (0.4 to 2.7)	1.1 (0.3 to 2.2)	0.9 (0.3 to 1.7)	0.5 (0.2 to 1)	0.2 (0 to 0.5)	0.1 (0 to 0.2)		13.8
Endocrine, metabolic, blood, and immune disorders	2 (1.1 to 2.9)	2.3 (1.6 to 3.4)	3.4 (2.2 to 5.6)	17.6 (12.6 to 26)	14.7 (9.6 to 22.1)	18.7 (12.6 to 27.7)	22.4 (14.8 to 33.1)	22.6 (15.1 to 36.7)	29.4 (19.3 to 45.4)	38.1 (24.2 to 60)	43.4 (27.2 to 66.2)	46.2 (28.1 to 70.9)	44.5 (26.9 to 68.2)	30.3 (20.4 to 52)	20.5 (12.4 to 32)	14.6 (7.9 to 23.6)	11.3 (5.5 to 18.6)	9.7 (4.5 to 14.6)	10.3 (4.6 to 15.4)	10.2 (4.3 to 15.6)	9.3 (3.6 to 14.2)	7.5 (2.6 to 11.7)	4.9 (1.5 to 7.8)	2 (0.5 to 3.4)	0.4 (0 to 0.8)		825
Oral disorders	0 (0 to 0)	0 (0 to 0)	0 (0 to 0)	4.1 (2.7 to 6.2)	2.9 (1.9 to 4.2)	0.2 (0 to 0.5)	2.9 (1.9 to 4.2)	6.2 (3.4 to 10.4)	9.6 (5.5 to 14.1)	12 (6.7 to 19.3)	15.5 (8.4 to 25.5)	17.7 (10.2 to 28.3)	17.7 (10.1 to 31.3)	20.6 (12.3 to 33.2)	20.5 (12.6 to 32.7)	43.8 (26.4 to 70.1)	68.6 (40.2 to 104)	92.7 (54.2 to 137.5)	94.3 (49.5 to 141)	91.6 (52.2 to 137.5)	79.2 (45.5 to 121)	59.2 (35.5 to 87.9)	39.6 (22.4 to 57.1)	22.9 (14.5 to 32.1)	10.6 (7.1 to 15.2)		495
Caries of deciduous teeth	0 (0 to 0)	0 (0 to 0)	0 (0 to 0)	0 (0 to 0.9)	0 (0 to 1.8)	0 (0 to 0.1)	0 (0 to 0)	0 (0 to 0)	0 (0 to 0)	0 (0 to 0)	0 (0 to 0)	0 (0 to 0)	0 (0 to 0)	0 (0 to 0)	0 (0 to 0)	0 (0 to 0)	0 (0 to 0)	0 (0 to 0)	0 (0 to 0)	0 (0 to 0)	0 (0 to 0)	0 (0 to 0)	0 (0 to 0)	0 (0 to 0)	0 (0 to 0)	0 (0 to 0)		1.3
Caries of permanent teeth	0 (0 to 0)	0 (0 to 0)	0 (0 to 0)	0 (0 to 0)	2.2 (0.9 to 3.7)	2.2 (0.9 to 4.9)	2.2 (0.9 to 4.9)	3.6 (1.1 to 5.2)	3.6 (1.1 to 5.2)	2.9 (1.1 to 5.2)	2.9 (1.1 to 5.2)	2.9 (1.1 to 5.6)	2.3 (1.1 to 4.6)	2.3 (1.1 to 4.6)	2.3 (1.1 to 5.2)	2.7 (1.2 to

SR Table 2b: Rochdale DALYS by cause and age group for females with 95% uncertainty intervals, 2019

Cause	Early Neonatal	Late Neonatal	Post Neonatal	1 to 4	5 to 9	10 to 14	15 to 19	20 to 24	25 to 29	30 to 34	35 to 39	40 to 44	45 to 49	50 to 54	55 to 59	60 to 64	65 to 69	70 to 74	75 to 79	80 to 84	85 to 89	90 to 94	95 plus	Total
All causes	1,092 (1,049 to 1,139)	1,004 (960 to 1,051)	1,797 (1,701 to 1,898)	2,088 (1,949 to 2,235)	1,365 (1,254 to 1,477)	1,350 (1,239 to 1,464)	1,387 (1,274 to 1,503)	1,387 (1,274 to 1,503)	1,387 (1,274 to 1,503)	1,387 (1,274 to 1,503)	1,387 (1,274 to 1,503)	1,387 (1,274 to 1,503)	1,387 (1,274 to 1,503)	1,387 (1,274 to 1,503)	1,387 (1,274 to 1,503)	1,387 (1,274 to 1,503)	1,387 (1,274 to 1,503)	1,387 (1,274 to 1,503)	1,387 (1,274 to 1,503)	1,387 (1,274 to 1,503)	1,387 (1,274 to 1,503)	1,387 (1,274 to 1,503)	34,700
Communicable, maternal, neonatal, and nutritional diseases	1,092 (1,049 to 1,139)	1,004 (960 to 1,051)	1,797 (1,701 to 1,898)	2,088 (1,949 to 2,235)	1,365 (1,254 to 1,477)	1,350 (1,239 to 1,464)	1,387 (1,274 to 1,503)	1,387 (1,274 to 1,503)	1,387 (1,274 to 1,503)	1,387 (1,274 to 1,503)	1,387 (1,274 to 1,503)	1,387 (1,274 to 1,503)	1,387 (1,274 to 1,503)	1,387 (1,274 to 1,503)	1,387 (1,274 to 1,503)	1,387 (1,274 to 1,503)	1,387 (1,274 to 1,503)	1,387 (1,274 to 1,503)	1,387 (1,274 to 1,503)	1,387 (1,274 to 1,503)	1,387 (1,274 to 1,503)	1,387 (1,274 to 1,503)	1,650
HIV/AIDS and sexually transmitted infections	4.8 (1.4 to 11)	1.4 (0.4 to 3.2)	2.1 (0.7 to 4.1)	0.2 (0.2 to 0.4)	0.1 (0.1 to 0.2)	0.2 (0.2 to 0.4)	0.4 (0.3 to 0.6)	2.4 (1.0 to 3.7)	4 (2.1 to 5.7)	4.5 (2.3 to 7.1)	4.4 (2.2 to 6.9)	3.3 (2.2 to 5.2)	2.1 (1.4 to 3.1)	1.5 (1 to 2.3)	1.2 (0.8 to 1.8)	0.8 (0.6 to 1.2)	0.7 (0.5 to 1.1)	0.5 (0.3 to 0.8)	0.3 (0.2 to 0.5)	0.2 (0.1 to 0.3)	0.1 (0.1 to 0.2)	0.1 (0.1 to 0.1)	37.8
HIV/AIDS	0 (0 to 0)	0 (0 to 0)	0.2 (0 to 0.2)	0.2 (0.1 to 0.2)	0.1 (0 to 0.1)	0.1 (0 to 0.1)	0.3 (0.2 to 0.4)	0.6 (0.4 to 0.8)	1.1 (0.9 to 1.4)	1.2 (0.9 to 1.7)	1.2 (0.7 to 1.6)	0.9 (0.6 to 1.2)	0.5 (0.3 to 0.6)	0.3 (0.2 to 0.4)	0.4 (0.2 to 0.6)	0.3 (0.1 to 0.4)	0.1 (0 to 0.2)	0 (0 to 0)	0 (0 to 0)	0 (0 to 0)	0 (0 to 0)	0 (0 to 0)	8.5
HIV/AIDS - Drug-susceptible Tuberculosis	0 (0 to 0)	0 (0 to 0)	0 (0 to 0)	0 (0 to 0)	0 (0 to 0)	0 (0 to 0)	0 (0 to 0)	0 (0 to 0)	0 (0 to 0.1)	0 (0 to 0.1)	0 (0 to 0.2)	0 (0 to 0.1)	0 (0 to 0.1)	0 (0 to 0.1)	0 (0 to 0.1)	0 (0 to 0.1)	0 (0 to 0.1)	0 (0 to 0.1)	0 (0 to 0.1)	0 (0 to 0)	0 (0 to 0)	0 (0 to 0)	0 (0 to 0)	0.6
HIV/AIDS - Multidrug-resistant Tuberculosis without extensive dr...	0 (0 to 0)	0 (0 to 0)	0 (0 to 0)	0 (0 to 0)	0 (0 to 0)	0 (0 to 0)	0 (0 to 0)	0 (0 to 0)	0 (0 to 0)	0 (0 to 0)	0 (0 to 0)	0 (0 to 0)	0 (0 to 0)	0 (0 to 0)	0 (0 to 0)	0 (0 to 0)	0 (0 to 0)	0 (0 to 0)	0 (0 to 0)	0 (0 to 0)	0 (0 to 0)	0 (0 to 0)	0 (0 to 0)	0
HIV/AIDS - Extensively drug-resistant Tuberculosis	0 (0 to 0)	0 (0 to 0)	0 (0 to 0)	0 (0 to 0)	0 (0 to 0)	0 (0 to 0)	0 (0 to 0)	0 (0 to 0)	0 (0 to 0)	0 (0 to 0)	0 (0 to 0)	0 (0 to 0)	0 (0 to 0)	0 (0 to 0)	0 (0 to 0)	0 (0 to 0)	0 (0 to 0)	0 (0 to 0)	0 (0 to 0)	0 (0 to 0)	0 (0 to 0)	0 (0 to 0)	0 (0 to 0)	0
HIV/AIDS resulting in other diseases	0 (0 to 0)	0 (0 to 0)	0.2 (0.1 to 0.2)	0.1 (0 to 0.2)	0 (0 to 0.1)	0.1 (0 to 0.1)	0.2 (0.2 to 0.3)	0.5 (0.3 to 0.7)	1 (0.7 to 1.4)	1.1 (0.7 to 1.7)	1.1 (0.7 to 1.6)	0.9 (0.6 to 1.3)	0.6 (0.4 to 0.9)	0.4 (0.3 to 0.6)	0.3 (0.2 to 0.5)	0.2 (0.2 to 0.3)	0.1 (0.1 to 0.2)	0.1 (0 to 0.2)	0 (0 to 0.1)	0 (0 to 0)	0 (0 to 0)	0 (0 to 0)	7.7
Sexually transmitted infections excluding HIV	4.8 (1.4 to 11)	1.4 (0.4 to 3.2)	1.9 (0.6 to 4.1)	0.1 (0 to 0.2)	0 (0 to 0.1)	0.1 (0 to 0.1)	0.1 (0.2 to 0.3)	1.8 (0.5 to 3.4)	2.9 (1 to 5.1)	3.3 (1.7 to 4.9)	3.2 (1.6 to 5.5)	2.3 (1 to 3.6)	1.5 (0.7 to 2.1)	1.1 (0.5 to 1.6)	0.8 (0.4 to 1.2)	0.7 (0.4 to 1.1)	0.6 (0.3 to 0.9)	0.5 (0.3 to 0.7)	0.3 (0.2 to 0.5)	0.2 (0.1 to 0.3)	0.1 (0.1 to 0.2)	0.1 (0.1 to 0.1)	29.3
Syphilis	4.8 (1.4 to 11)	1.4 (0.4 to 3.2)	1.9 (0.6 to 4.1)	0.1 (0 to 0.2)	0 (0 to 0.1)	0 (0 to 0.1)	0 (0 to 0.1)	0 (0 to 0.1)	0 (0 to 0.1)	0 (0 to 0.1)	0 (0 to 0.1)	0 (0 to 0.1)	0 (0 to 0.1)	0 (0 to 0.1)	0 (0 to 0.1)	0 (0 to 0.1)	0 (0 to 0.1)	0 (0 to 0.1)	0 (0 to 0.1)	0 (0 to 0.1)	0 (0 to 0.1)	0 (0 to 0.1)	0 (0 to 0.1)	8.4
Chlamydial infection	0 (0 to 0)	0 (0 to 0)	0 (0 to 0)	0 (0 to 0)	0 (0 to 0)	0 (0 to 0.1)	0 (0 to 0.1)	0.5 (0.2 to 0.9)	0.6 (0.3 to 1.1)	0.7 (0.4 to 1.3)	0.7 (0.4 to 1.3)	0.4 (0.2 to 0.8)	0.3 (0.1 to 0.5)	0.2 (0.1 to 0.4)	0.2 (0.1 to 0.3)	0.1 (0 to 0.2)	0.1 (0 to 0.1)	0 (0 to 0.1)	0 (0 to 0.1)	0 (0 to 0.1)	0 (0 to 0.1)	0 (0 to 0.1)	0 (0 to 0.1)	4
Gonococcal infection	0 (0 to 0)	0 (0 to 0)	0 (0 to 0)	0 (0 to 0)	0 (0 to 0)	0 (0 to 0.1)	0 (0 to 0.1)	0 (0 to 0.1)	0.1 (0 to 0.2)	0.2 (0.1 to 0.4)	0.3 (0.2 to 0.6)	0.3 (0.2 to 0.6)	0.2 (0.1 to 0.3)	0.2 (0.1 to 0.3)	0.2 (0.1 to 0.3)	0.2 (0.1 to 0.4)	0.2 (0.1 to 0.4)	0.2 (0.1 to 0.3)	0.2 (0.1 to 0.3)	0.2 (0.1 to 0.3)	0.2 (0.1 to 0.3)	0.1 (0 to 0.1)	3.1
Trichomoniasis	0 (0 to 0)	0 (0 to 0)	0 (0 to 0)	0 (0 to 0)	0 (0 to 0)	0 (0 to 0.1)	0 (0 to 0.1)	0.3 (0.1 to 0.4)	0.3 (0.1 to 0.7)	0.4 (0.1 to 0.8)	0.3 (0.1 to 0.8)	0.3 (0.1 to 0.7)	0.3 (0.1 to 0.7)	0.2 (0.1 to 0.4)	0.2 (0.1 to 0.4)	0.2 (0.1 to 0.4)	0.1 (0 to 0.2)	0.1 (0 to 0.1)	0 (0 to 0.1)	0 (0 to 0.1)	0 (0 to 0.1)	0 (0 to 0.1)	0 (0 to 0.1)	2.8
Genital herpes	0 (0 to 0)	0 (0 to 0)	0 (0 to 0)	0 (0 to 0)	0 (0 to 0)	0 (0 to 0.1)	0 (0 to 0.1)	0.2 (0.1 to 0.3)	0.2 (0.1 to 0.3)	0.2 (0.1 to 0.3)	0.2 (0.1 to 0.3)	0.2 (0.1 to 0.3)	0.2 (0.1 to 0.3)	0.1 (0.1 to 0.2)	0.1 (0.1 to 0.2)	0.1 (0.1 to 0.2)	0.1 (0 to 0.2)	0.1 (0 to 0.1)	0 (0 to 0.1)	0 (0 to 0.1)	0 (0 to 0.1)	0 (0 to 0.1)	0 (0 to 0.1)	3.2
Other sexually transmitted infections	0 (0 to 0)	0 (0 to 0)	0 (0 to 0)	0 (0 to 0)	0 (0 to 0)	0 (0 to 0.1)	0 (0 to 0.1)	0.1 (0 to 0.2)	0.1 (0 to 0.2)	0.1 (0 to 0.2)	0.1 (0 to 0.2)	0.1 (0 to 0.2)	0.1 (0 to 0.2)	0.1 (0 to 0.2)	0.1 (0 to 0.1)	0.1 (0 to 0.1)	0.1 (0 to 0.1)	0.1 (0 to 0.1)	0 (0 to 0.1)	0 (0 to 0.1)	0 (0 to 0.1)	0 (0 to 0.1)	0 (0 to 0.1)	7.6
Respiratory infections and tuberculosis	2.1 (1.3 to 2.9)	2.1 (1.3 to 2.9)	15.6 (9.8 to 22.9)	29.5 (20.1 to 39.5)	14.2 (9.6 to 22.1)	11 (6.8 to 17.4)	9.6 (6.1 to 16.2)	10.2 (6.6 to 17.2)	13 (8.4 to 19.4)	15.6 (9.7 to 23.9)	19.7 (12.4 to 27.7)	19.8 (11.9 to 27.7)	19.8 (11.9 to 27.7)	19.8 (11.9 to 27.7)	19.8 (11.9 to 27.7)	19.8 (11.9 to 27.7)	19.8 (11.9 to 27.7)	19.8 (11.9 to 27.7)	19.8 (11.9 to 27.7)	19.8 (11.9 to 27.7)	19.8 (11.9 to 27.7)	19.8 (11.9 to 27.7)	534 (322.2 to 742.6)
Tuberculosis	0 (0 to 0)	0 (0 to 0)	0 (0 to 0.1)	0 (0 to 0.2)	0 (0 to 0.1)	0 (0 to 0.1)	0 (0 to 0.2)	0.4 (0.2 to 0.5)	0.6 (0.3 to 1.2)	0.7 (0.3 to 1.2)	0.6 (0.4 to 0.9)	0.4 (0.2 to 0.7)	0.4 (0.2 to 0.6)	0.4 (0.2 to 0.6)	0.4 (0.2 to 0.6)	0.4 (0.2 to 0.6)	0.4 (0.2 to 0.6)	0.4 (0.2 to 0.6)	0.4 (0.2 to 0.6)	0.4 (0.2 to 0.6)	0.4 (0.2 to 0.6)	0.4 (0.2 to 0.6)	11.3
Latent tuberculosis infection	0 (0 to 0)	0 (0 to 0)	0 (0 to 0)	0 (0 to 0)	0 (0 to 0)	0 (0 to 0)	0 (0 to 0)	0 (0 to 0)	0 (0 to 0)	0 (0 to 0)	0 (0 to 0)	0 (0 to 0)	0 (0 to 0)	0 (0 to 0)	0 (0 to 0)	0 (0 to 0)	0 (0 to 0)	0 (0 to 0)	0 (0 to 0)	0 (0 to 0)	0 (0 to 0)	0 (0 to 0)	0 (0 to 0)	0
Drug-susceptible tuberculosis	0 (0 to 0)	0 (0 to 0)	0 (0 to 0.1)	0 (0 to 0.2)	0 (0 to 0)	0 (0 to 0.1)	0 (0 to 0.1)	0 (0 to 0.2)	0 (0 to 0.2)	0 (0 to 0.2)	0 (0 to 0.2)	0 (0 to 0.2)	0 (0 to 0.1)	0 (0 to 0.1)	0 (0 to 0.1)	0 (0 to 0.1)	0 (0 to 0.1)	0 (0 to 0.1)	0 (0 to 0.1)	0 (0 to 0.1)	0 (0 to 0.1)	0 (0 to 0.1)	0 (0 to 0.1)	11
Multidrug-resistant tuberculosis without extensive drug-resistance	0 (0 to 0)	0 (0 to 0)	0 (0 to 0)	0 (0 to 0)	0 (0 to 0)	0 (0 to 0)	0 (0 to 0)	0 (0 to 0)	0 (0 to 0.1)	0 (0 to 0.1)	0 (0 to 0.1)	0 (0 to 0.1)	0 (0 to 0.1)	0 (0 to 0.1)	0 (0 to 0.1)	0 (0 to 0.1)	0 (0 to 0.1)	0 (0 to 0.1)	0 (0 to 0.1)	0 (0 to 0.1)	0 (0 to 0.1)	0 (0 to 0.1)	0 (0 to 0.1)	0.2
Extensively drug-resistant tuberculosis	0 (0 to 0)	0 (0 to 0)	0 (0 to 0)	0 (0 to 0)	0 (0 to 0)	0 (0 to 0)	0 (0 to 0)	0 (0 to 0)	0 (0 to 0)	0 (0 to 0)	0 (0 to 0)	0 (0 to 0)	0 (0 to 0)	0 (0 to 0)	0 (0 to 0)	0 (0 to 0)	0 (0 to 0)	0 (0 to 0)	0 (0 to 0)	0 (0 to 0)	0 (0 to 0)	0 (0 to 0)	0 (0 to 0)	0.1
Lower respiratory infections	1.9 (1.3 to 2.9)	1.9 (1.4 to 2.7)	13 (7.4 to 20.1)	9.9 (7.3 to 13.2)	1.8 (1.2 to 2.5)	2.7 (1.9 to 3.8)	3.2 (2.1 to 4.7)	4.3 (2.8 to 6.2)	6.7 (4.4 to 9.7)	9.4 (6.1 to 13.9)	12.4 (8 to 18.2)	12.4 (7.7 to 20.4)	17.4 (10.4 to 26.1)	22.1 (13.6 to 32.2)	30.7 (18.5 to 44.2)	42.1 (25.9 to 60.3)	46.7 (28.3 to 67)	71.6 (48.6 to 99.1)	99 (70.6 to 134)	133 (94 to 174)	162 (98.7 to 192)	163 (95.5 to 183.2)	863
Upper respiratory infections	0 (0 to 0)	0 (0 to 0)	1 (1 to 3.1)	0.8 (0.6 to 1.2)	0.6 (0.4 to 0.9)	0.6 (0.4 to 0.9)	0.8 (0.5 to 1.2)	1.1 (0.7 to 1.6)	1.4 (0.9 to 2.1)	1.9 (1.2 to 2.8)	2.5 (1.6 to 3.6)	2.5 (1.6 to 3.6)	3.5 (2.1 to 5.1)	4.4 (2.7 to 6.4)	6.1 (3.7 to 8.9)	8.4 (5.2 to 12.1)	9.3 (5.6 to 13.4)	14.3 (9.7 to 19.8)	19.8 (14.1 to 26.6)	26.6 (18.9 to 34.8)	32.4 (19.7 to 38.4)	32.6 (19.1 to 36.7)	98.3
Otitis media	0 (0 to 0)	0 (0 to 0)	0 (0 to 0.1)	0 (0 to 0.2)	0 (0 to 0.1)	0 (0 to 0.1)	0 (0 to 0.1)	0 (0 to 0.1)	0 (0 to 0.1)	0 (0 to 0.1)	0 (0 to 0.1)	0 (0 to 0.1)	0 (0 to 0.1)	0 (0 to 0.1)	0 (0 to 0.1)	0 (0 to 0.1)	0 (0 to 0.1)	0 (0 to 0.1)	0 (0 to 0.1)	0 (0 to 0.1)	0 (0 to 0.1)	0 (0 to 0.1)	0 (0 to 0.1)	0
Enteric infections	0.1 (0.1 to 0.2)	0.9 (0.4 to 0.9)	0.8 (0.4 to 0.9)	0.5 (0.4 to 0.6)	0.3 (0.2 to 0.4)	0.3 (0.2 to 0.4)	0.3 (0.2 to 0.5)	0.3 (0.2 to 0.5)	0.3 (0.2 to 0.5)	0.3 (0.2 to 0.5)	0.3 (0.2 to 0.5)	0.3 (0.2 to 0.5)	0.3 (0.2 to 0.5)	0.3 (0.2 to 0.5)	0.3 (0.2 to 0.5)	0.3 (0.2 to 0.5)	0.3 (0.2 to 0.5)	0.3 (0.2 to 0.5)	0.3 (0.2 to 0.5)	0.3 (0.2 to 0.5)	0.3 (0.2 to 0.5)	0.3 (0.2 to 0.5)	94
Diarrheal diseases	0.1 (0.1 to 0.2)	0.9 (0.4 to 0.9)	0.8 (0.4 to 0.9)	0.5 (0.3 to 0.6)	0.3 (0.2 to 0.4)	0.3 (0.2 to 0.4)	0.3 (0.2 to 0.5)	0.3 (0.2 to 0.5)	0.3 (0.2 to 0.5)	0.3 (0.2 to 0.5)	0.3 (0.2 to 0.5)	0.3 (0.2 to 0.5)	0.3 (0.2 to 0.5)	0.3 (0.2 to 0.5)	0.3 (0.2 to 0.5)	0.3 (0.2 to 0.5)	0.3 (0.2 to 0.5)	0.3 (0.2 to 0.5)	0.3 (0.2 to 0.5)	0.3 (0.2 to 0.5)	0.3 (0.2 to 0.5)	0.3 (0.2 to 0.5)	99.4
Typhoid and paraphoid	0 (0 to 0)	0 (0 to 0)	0 (0 to 0)	0 (0 to 0)	0 (0 to 0)	0 (0 to 0)	0 (0 to 0)	0 (0 to 0)	0 (0 to 0)	0 (0 to 0)	0 (0 to 0)	0 (0 to 0)	0 (0 to 0)	0 (0 to 0)	0 (0 to 0)	0 (0 to 0)	0 (0 to 0)	0 (0 to 0)	0 (0 to 0)	0 (0 to 0)	0 (0 to 0)	0 (0 to 0)	0 (0 to 0)	0
Typhoid fever	0 (0 to 0)	0 (0 to 0)	0 (0 to 0)	0 (0 to 0)	0 (0 to 0)	0 (0 to 0)	0 (0 to 0)	0 (0 to 0)	0 (0 to 0)	0 (0 to 0)	0 (0 to 0)	0 (0 to 0)	0 (0 to 0)	0 (0 to 0)	0 (0 to 0)	0 (0 to 0)	0 (0 to 0)	0 (0 to 0)	0 (0 to 0)	0 (0 to 0)	0 (0 to 0)	0 (0 to 0)	0 (0 to 0)	0
Paratyphoid fever	0 (0 to 0)	0 (0 to 0)	0 (0 to 0)	0 (0 to 0)	0 (0 to 0)	0 (0 to 0)	0 (0 to 0)	0 (0 to 0)	0 (0 to 0)	0 (0 to 0)	0 (0 to 0)	0 (0 to 0)	0 (0 to 0)	0 (0 to 0)	0 (0 to 0)	0 (0 to 0)	0 (0 to 0)	0 (0 to 0)	0 (0 to 0)	0 (0 to 0)	0 (0 to 0)	0 (0 to 0)	0 (0 to 0)	0
Invasive Non-typhoidal Salmonella (iNTS)	0 (0 to 0)	0 (0 to 0)	0 (0 to 0)	0 (0 to 0)	0 (0 to 0)	0 (0 to 0)	0 (0 to 0)	0 (0 to 0)	0 (0 to 0)	0 (0 to 0)	0 (0 to 0)	0 (0 to 0)	0 (0 to 0)	0 (0 to 0)	0 (0 to 0)	0 (0 to 0)	0 (0 to 0)	0 (0 to 0)	0 (0 to 0)	0 (0 to 0)	0 (0 to 0)	0 (0 to 0)	0 (0 to 0)	0.3
Other intestinal infectious diseases	0 (0 to 0)	0 (0 to 0)	0 (0 to 0)	0 (0 to 0)	0 (0 to 0)	0 (0 to 0)	0 (0 to 0)	0 (0 to 0)	0 (0 to 0)	0 (0 to 0)	0 (0 to 0)	0 (0 to 0)	0 (0 to 0)	0 (0 to 0)	0 (0 to 0)	0 (0 to 0)	0 (0 to 0)	0 (0 to 0)	0 (0 to 0)	0 (0 to 0)	0 (0 to 0)	0 (0 to 0)	0 (0 to 0)	0.3
Neglected tropical diseases and malaria	0.4 (0.1 to 1.1)	0.4 (0.2 to 0.9)	1.4 (0.5 to 3.4)	1.2 (0.4 to 3.2)	0.3 (0 to 1.2)	0.2 (0 to 0.8)	0.2 (0 to 0.8)	0.2 (0 to 0.7)	0.2 (0 to 0.8)	0.2 (0 to 0.8)	0.2 (0 to 0.8)	0.6 (0.1 to 2.2)	0.5 (0.1 to 1.8)	0.4 (0.1 to 1.5)	0.3 (0 to 1.2)	0.2 (0 to 0.8)	0.1 (0 to 0.4)	0.1 (0 to 0.4)	0.1 (0 to 0.3)	0.1 (0 to 0.3)	0.1 (0 to 0.3)	0.1 (0 to 0.3)	6.8
Malaria	0 (0 to 0)	0 (0 to 0)	0 (0 to 0)	0 (0 to 0)	0 (0 to 0)	0 (0 to 0)	0 (0 to 0)	0 (0 to 0)	0 (0 to 0)	0 (0 to 0)	0 (0 to 0)	0 (0 to 0)	0 (0 to 0)	0 (0 to 0)	0 (0 to 0)	0 (0 to 0)	0 (0 to 0)	0 (0 to 0)	0 (0 to 0)	0 (0 to 0)	0 (0 to 0)	0 (0 to 0)	0 (0 to 0)	0
Chagas disease	0 (0 to 0)	0 (0 to 0)	0 (0 to 0)	0 (0 to 0)	0 (0 to 0)	0 (0 to 0)	0 (0 to 0)	0 (0 to 0)	0 (0 to 0)	0 (0 to 0)	0 (0 to 0)	0 (0 to 0)	0 (0 to 0)	0 (0 to 0)	0 (0 to 0)	0 (0 to 0)	0 (0 to 0)	0 (0 to 0)	0 (0 to 0)	0 (0 to 0)	0 (0 to 0)	0 (0 to 0)	0 (0 to 0)	0
Leishmaniasis	0 (0 to 0)	0 (0 to 0)	0 (0 to 0)	0 (0 to 0)	0 (0 to 0)	0 (0 to 0)	0 (0 to 0)	0 (0 to 0)	0 (0 to 0)	0 (0 to 0)	0 (0 to 0)	0 (0 to 0)	0 (0 to 0)	0 (0 to 0)	0 (0 to 0)	0 (0 to 0)	0 (0 to 0)	0 (0 to 0)	0 (0 to 0)	0 (0 to 0)	0 (0 to 0)	0 (0 to 0)	0 (0 to 0)	0
Visceral leishmaniasis	0 (0 to 0)	0 (0 to 0)	0 (0 to 0)	0 (0 to 0)	0 (0 to 0)	0 (0 to 0)	0 (0 to 0)	0 (0 to 0)	0 (0 to 0)	0 (0 to 0)	0 (0 to 0)	0 (0 to 0)	0 (0 to 0)	0 (0 to 0)	0 (0 to 0)	0 (0 to 0)	0 (0 to 0)	0 (0 to 0)	0 (0 to 0)	0 (0 to 0)	0 (0 to 0)	0 (0 to 0)	0 (0 to 0)	0
Cutaneous and mucocutaneous leishmaniasis	0 (0 to 0)	0 (0 to 0)	0 (0 to 0)	0 (0 to 0)	0 (0 to 0)	0 (0 to 0)	0 (0 to 0)	0 (0 to 0)	0 (0 to 0)	0 (0 to 0)	0 (0 to 0)	0 (0 to 0)	0 (0 to 0)	0 (0 to 0)	0 (0 to 0)	0 (0 to 0)	0 (0 to 0)	0 (0 to 0)	0 (0 to 0)	0 (0 to 0)	0 (0 to 0)	0 (0 to 0)	0 (0 to 0)	0
African trypanosomiasis	0 (0 to 0)	0 (0 to 0)	0 (0 to 0)	0 (0 to 0)	0 (0 to 0)	0 (0 to 0)	0 (0 to 0)	0 (0 to 0)	0 (0 to 0)	0 (0 to 0)	0 (0 to 0)	0 (0 to 0)	0 (0 to 0)	0 (0 to 0)	0 (0 to 0)	0 (0 to 0)	0 (0 to 0)	0 (0 to 0)	0 (0 to 0)	0 (0 to 0)	0 (0 to 0)	0 (0 to 0)	0 (0 to 0)	0
Schistosomiasis	0 (0 to 0)	0 (0 to 0)	0 (0 to 0)	0 (0 to 0)	0 (0 to 0)	0 (0 to 0)	0 (0 to 0)	0 (0 to 0)	0 (0 to 0)	0 (0 to 0)	0 (0 to 0)	0 (0 to 0)	0 (0 to 0)	0 (0 to 0)	0 (0 to 0)	0 (0 to 0)	0 (0 to 0)	0 (0 to 0)	0 (0 to 0)	0 (0 to 0)	0 (0 to 0)	0 (0 to 0)	0 (0 to 0)	0
Cysticercosis	0 (0 to 0)	0 (0 to 0)	0 (0 to 0)	0 (0 to 0)	0 (0 to 0)	0 (0 to 0)	0 (0 to 0)	0 (0 to 0)	0 (0 to 0)	0 (0 to 0)	0 (0 to 0)	0 (0 to 0)	0 (0 to 0)	0 (0 to 0)	0 (0 to 0)	0 (0 to 0)	0 (0 to 0)	0 (0 to 0)	0 (0 to 0)	0 (0 to 0)	0 (0 to 0)	0 (0 to 0)	0 (0 to 0)	0
Cystic echinococcosis	0 (0 to 0)	0 (0 to 0)	0 (0 to 0)	0 (0 to 0)	0 (0 to 0)	0 (0 to 0)	0 (0 to 0)	0 (0 to 0)	0 (0 to 0)	0 (0 to 0)	0 (0 to 0)	0 (0 to 0)	0 (0 to 0)	0 (0 to 0)	0 (0 to 0)	0 (0 to 0)	0 (0 to 0)	0 (0 to 0)	0 (0 to 0)	0 (0 to 0)	0 (0 to 0)	0 (0 to 0)	0 (0 to 0)	0.1
Lymphatic filariasis	0 (0 to 0)	0 (0 to 0)	0 (0 to 0)	0 (0 to 0)	0 (0 to 0)	0 (0 to 0)	0 (0 to 0)	0 (0 to 0)	0 (0 to 0)	0 (0 to 0)	0 (0 to 0)	0 (0 to 0)	0 (0 to 0)	0 (0 to 0)	0 (0 to 0)	0 (0 to 0)	0 (0 to 0)	0 (0 to 0)	0 (0 to 0)	0 (0 to 0)	0 (0 to 0)	0 (0 to 0)	0 (0 to 0)	0
Onchocerciasis	0 (0 to 0)	0 (0 to 0)	0 (0 to 0)	0 (0 to 0)	0 (0 to 0)	0 (0 to 0)	0 (0 to 0)	0 (0 to 0)	0 (0 to 0)	0 (0 to 0)	0 (0 to 0)	0 (0 to 0)	0 (0 to 0)	0 (0 to 0)	0 (0 to 0)	0 (0 to 0)	0 (0 to 0)	0 (0 to 0)	0 (0 to 0)	0 (0 to 0)	0 (0 to 0)	0 (0 to 0)	0 (0 to 0)	0
Trachoma	0 (0 to 0)	0 (0 to 0)	0 (0 to 0)	0 (0 to 0)	0 (0 to 0)	0 (0 to 0)	0 (0 to 0)	0 (0 to 0)	0 (0 to 0)	0 (0 to 0)	0 (0 to 0)	0 (0 to 0)	0 (0 to 0)	0 (0 to 0)	0 (0 to 0)	0 (0 to 0)	0 (0 to 0)	0 (0 to 0)	0 (0 to 0)	0 (0 to 0)	0 (0 to 0)	0 (0 to 0)	0 (0 to 0)	0
Dengue	0 (0 to 0)	0 (0 to 0)	0 (0 to 0)	0 (0 to 0)	0 (0 to 0)	0 (0 to 0)	0 (0 to 0)	0 (0 to 0)	0 (0 to 0)	0 (0 to 0)	0 (0 to 0)	0 (0 to 0)	0 (0 to 0)	0 (0 to 0)	0 (0 to 0)	0 (0 to 0)	0 (0 to 0)	0 (0 to 0)	0 (0 to 0)	0 (0 to 0)	0 (0 to 0)	0 (0 to 0)	0 (0 to 0)	0
Yellow fever	0 (0 to 0)	0 (0 to 0)	0 (0 to 0)	0 (0 to 0)	0 (0 to 0)	0 (0 to 0)	0 (0 to 0)	0 (0 to 0)	0 (0 to 0)	0 (0 to 0)	0 (0 to 0)	0 (0 to 0)	0 (0 to 0)	0 (0 to 0)	0 (0 to 0)	0 (0 to 0)	0 (0 to 0)	0 (0 to 0)	0 (0 to 0)	0 (0 to 0)	0 (0 to 0)	0 (0 to 0)	0 (0 to 0)	0
Rabies	0 (0 to 0)	0 (0 to 0)	0 (0 to 0)	0 (0 to 0)	0 (0 to 0)	0 (0 to 0)	0 (0 to 0)	0 (0 to 0)	0 (0 to 0)	0 (0 to 0)	0 (0 to 0)	0 (0 to 0)	0 (0 to 0)	0 (0 to 0)	0 (0 to 0)	0 (0 to 0)	0 (0 to 0)	0 (0 to 0)	0 (0 to 0)	0 (0 to 0)	0 (0 to 0)	0 (0 to 0)	0 (0 to 0)	0
Intestinal nematode infections	0 (0 to 0)	0 (0 to 0)	0 (0 to 0)	0 (0 to 0)	0 (0 to 0)	0 (0 to 0)	0 (0 to 0)	0 (0 to 0)	0 (0 to 0)	0 (0 to 0)	0 (0 to 0)	0 (0 to 0)	0 (0 to 0)	0 (0 to 0)	0 (0 to 0)	0 (0 to 0)	0 (0 to 0)	0 (0 to 0)	0 (0 to 0)	0 (0 to 0)	0 (0 to 0)	0 (0 to 0)	0 (0 to 0)	0
Ascariasis	0 (0 to 0)	0 (0 to 0)	0 (0 to 0)	0 (0 to 0)	0 (0 to 0)	0 (0 to 0)	0 (0 to 0)	0 (0 to 0)	0 (0 to 0)	0 (0 to 0)	0 (0 to 0)	0 (0 to 0)	0 (0 to 0)	0 (0 to 0)	0 (0 to 0)	0 (0 to 0)	0 (0 to 0)	0 (0 to 0)	0 (0 to 0)	0 (0 to 0)	0 (0 to 0)	0 (0 to 0)	0 (0 to 0)	0
Trichuriasis	0 (0 to 0)	0 (0 to 0)	0 (0 to 0)	0 (0 to 0)	0 (0 to 0)	0 (0 to 0)	0 (0 to 0)	0 (0 to 0)	0 (0 to 0)	0 (0 to 0)	0 (0 to 0)	0 (0 to 0)	0 (0 to 0)	0 (0 to 0)	0 (0 to 0)	0 (0 to 0)	0 (0 to 0)	0 (0 to 0)	0 (0 to 0)	0 (0 to 0)	0 (0 to 0)	0 (0 to 0)	0 (0 to 0)	0
Hookworm disease	0 (0 to 0)	0 (0 to 0)	0 (0 to 0)	0 (0 to 0)	0 (0 to 0)	0 (0 to 0)	0 (0 to 0)	0 (0 to 0)	0 (0 to 0)	0 (0 to 0)	0 (0 to 0)	0 (0 to 0)	0 (0 to 0)	0 (0 to 0)	0 (0 to 0)	0 (0 to 0)	0 (0 to 0)



| | | |

SR Table 2b: Wasan DALYS by cause and age group for females with 95% uncertainty intervals, 2019

Cause	Early Neonatal	Late Neonatal	Post Neonatal	1 to 4	5 to 9	10 to 14	15 to 19	20 to 24	25 to 29	30 to 34	35 to 39	40 to 44	45 to 49	50 to 54	55 to 59	60 to 64	65 to 69	70 to 74	75 to 79	80 to 84	85 to 89	90 to 94	95 plus	Total
All causes	19,700 (18,900-20,500)	12,400 (12,000-12,900)	22,000 (19,600-24,600)	58,000 (55,100-61,000)	36,000 (34,600-37,200)	34,000 (32,800-35,200)	46,000 (44,600-47,500)	70,000 (67,900-72,200)	93,000 (90,100-95,900)	110,000 (106,900-113,200)	126,000 (122,400-129,600)	144,000 (139,900-148,000)	164,000 (159,600-168,600)	186,000 (180,900-191,000)	208,000 (202,400-213,600)	230,000 (223,900-236,100)	252,000 (245,400-258,600)	274,000 (267,000-281,000)	296,000 (288,600-303,400)	317,000 (309,400-324,600)	338,000 (330,400-345,600)	358,000 (350,400-365,600)	51,000
Communicable, maternal, neonatal, and nutritional diseases	19,700 (18,900-20,500)	12,400 (12,000-12,900)	22,000 (19,600-24,600)	58,000 (55,100-61,000)	36,000 (34,600-37,200)	34,000 (32,800-35,200)	46,000 (44,600-47,500)	70,000 (67,900-72,200)	93,000 (90,100-95,900)	110,000 (106,900-113,200)	126,000 (122,400-129,600)	144,000 (139,900-148,000)	164,000 (159,600-168,600)	186,000 (180,900-191,000)	208,000 (202,400-213,600)	230,000 (223,900-236,100)	252,000 (245,400-258,600)	274,000 (267,000-281,000)	296,000 (288,600-303,400)	317,000 (309,400-324,600)	338,000 (330,400-345,600)	358,000 (350,400-365,600)	2,650
HIV/AIDS and sexually transmitted infections	5.7 (4.6-12.4)	1.6 (0.5-3.6)	2.5 (0.4-5.5)	0.2 (0.2-0.3)	0.2 (0.1-0.3)	0.3 (0.2-0.5)	0.6 (0.4-0.9)	1.6 (1.1-2.3)	3.2 (2.1-4.5)	5.2 (3.7-7.0)	6.3 (4.6-8.5)	6.2 (4.6-8.3)	6.2 (4.6-8.3)	5 (3.2-7.6)	2.5 (2.4-5.1)	2.7 (1.6-3.9)	1.9 (1.2-3.2)	1.8 (1.2-2.8)	1.6 (1.0-2.7)	1.1 (0.7-1.6)	0.7 (0.4-1.1)	0.4 (0.2-0.6)	0.2 (0.1-0.3)	0.1 (0.0-0.1)	52.6
HIV/AIDS	0 (0-0)	0 (0-0)	0.2 (0.2-0.3)	0.2 (0.1-0.3)	0.1 (0.1-0.1)	0.1 (0.1-0.2)	0.2 (0.1-0.4)	0.7 (0.4-1.1)	1.4 (0.9-1.9)	1.8 (1.2-2.5)	1.6 (1.0-2.3)	1.4 (1.0-2.0)	1.6 (1.1-2.2)	1.6 (1.0-2.3)	1.6 (1.0-2.3)	1.2 (0.7-1.8)	0.8 (0.5-1.2)	0.9 (0.5-1.4)	0.5 (0.1-1.1)	0.2 (0.1-0.4)	0.1 (0.0-0.2)	0 (0-0)	0 (0-0)	0 (0-0)	13.5
HIV/AIDS - Drug-susceptible Tuberculosis	0 (0-0)	0 (0-0)	0 (0-0)	0 (0-0)	0 (0-0)	0 (0-0)	0 (0-0)	0 (0-0)	0 (0-0)	0 (0-0)	0 (0-0)	0 (0-0)	0 (0-0)	0 (0-0)	0 (0-0)	0 (0-0)	0 (0-0)	0 (0-0)	0 (0-0)	0 (0-0)	0 (0-0)	0 (0-0)	0 (0-0)	0 (0-0)	0 (0-0)	0 (0-0)	0
HIV/AIDS - Multidrug-resistant Tuberculosis without extensive dr...	0 (0-0)	0 (0-0)	0 (0-0)	0 (0-0)	0 (0-0)	0 (0-0)	0 (0-0)	0 (0-0)	0 (0-0)	0 (0-0)	0 (0-0)	0 (0-0)	0 (0-0)	0 (0-0)	0 (0-0)	0 (0-0)	0 (0-0)	0 (0-0)	0 (0-0)	0 (0-0)	0 (0-0)	0 (0-0)	0 (0-0)	0 (0-0)	0 (0-0)	0 (0-0)	0
HIV/AIDS - Extensively drug-resistant Tuberculosis	0 (0-0)	0 (0-0)	0 (0-0)	0 (0-0)	0 (0-0)	0 (0-0)	0 (0-0)	0 (0-0)	0 (0-0)	0 (0-0)	0 (0-0)	0 (0-0)	0 (0-0)	0 (0-0)	0 (0-0)	0 (0-0)	0 (0-0)	0 (0-0)	0 (0-0)	0 (0-0)	0 (0-0)	0 (0-0)	0 (0-0)	0 (0-0)	0 (0-0)	0 (0-0)	0
HIV/AIDS resulting in other diseases	0 (0-0)	0 (0-0)	0.2 (0.2-0.3)	0.1 (0.1-0.2)	0.1 (0.1-0.1)	0.1 (0.1-0.2)	0.2 (0.1-0.2)	0.4 (0.2-0.6)	0.8 (0.4-1.2)	1.3 (0.6-1.9)	1.6 (1.1-2.4)	1.5 (1.0-2.1)	1.5 (1.0-2.1)	1.4 (1.0-2.1)	1.1 (0.7-1.7)	0.8 (0.4-1.2)	0.6 (0.4-1.0)	0.5 (0.1-1.1)	0.2 (0.0-0.4)	0.1 (0.0-0.3)	0 (0-0)	0 (0-0)	0 (0-0)	0 (0-0)	12.3
Sexually transmitted infections excluding HIV	5.7 (1.4-12.4)	1.6 (0.5-3.6)	0.1 (0.4-0.5)	0.1 (0.0-0.1)	0.1 (0.0-0.1)	0.1 (0.1-0.2)	0.4 (0.2-0.6)	0.9 (0.7-1.4)	1.7 (1.0-4.2)	3.9 (2.0-7.3)	4.6 (2.0-7.7)	4.5 (2.0-7.6)	4.5 (2.0-7.6)	3.4 (1.1-9.4)	1.9 (1.0-6.6)	1.5 (0.6-5.2)	1.1 (0.4-3.9)	1 (0.4-1.7)	0.9 (0.4-1.4)	0.7 (0.3-1.1)	0.4 (0.1-0.7)	0.2 (0.1-0.3)	0.1 (0.0-0.2)	0.1 (0.0-0.1)	39.1
Syphilis	5.7 (1.4-12.4)	1.6 (0.5-3.6)	2.2 (0.4-5.2)	0.1 (0.0-0.2)	0.1 (0.0-0.1)	0.1 (0.0-0.1)	0.1 (0.0-0.1)	0.1 (0.0-0.1)	0.1 (0.0-0.1)	0.1 (0.0-0.1)	0.1 (0.0-0.1)	0.1 (0.0-0.1)	0.1 (0.0-0.1)	0.1 (0.0-0.1)	0.1 (0.0-0.1)	0.1 (0.0-0.1)	0.1 (0.0-0.1)	0.1 (0.0-0.1)	0.1 (0.0-0.1)	0.1 (0.0-0.1)	0.1 (0.0-0.1)	0.1 (0.0-0.1)	0 (0-0)	0 (0-0)	9.8
Chlamydial infection	0 (0-0)	0 (0-0)	0 (0-0)	0 (0-0)	0 (0-0)	0 (0-0)	0 (0-0)	0 (0-0)	0.7 (0.1-2.0)	0.8 (0.2-1.2)	1 (0.3-1.8)	1 (0.4-1.9)	1 (0.4-1.9)	0.8 (0.3-1.7)	0.2 (0.1-0.5)	0.2 (0.1-0.5)	0.1 (0.0-0.3)	0.1 (0.0-0.3)	0.1 (0.0-0.3)	0.1 (0.0-0.1)	0.1 (0.0-0.1)	0.1 (0.0-0.1)	0 (0-0)	0 (0-0)	0 (0-0)	5.5
Gonococcal infection	0 (0-0)	0 (0-0)	0 (0-0)	0 (0-0)	0 (0-0)	0 (0-0)	0 (0-0)	0 (0-0)	0.1 (0.1-0.2)	0.1 (0.0-0.2)	0.2 (0.0-0.4)	0.2 (0.0-0.5)	0.3 (0.0-0.5)	0.3 (0.0-0.5)	0.2 (0.0-0.5)	0.2 (0.0-0.5)	0.2 (0.0-0.4)	0.2 (0.0-0.5)	0.2 (0.0-0.5)	0.3 (0.0-0.5)	0.3 (0.0-0.5)	0.2 (0.0-0.4)	0.1 (0.0-0.3)	0 (0-0)	0 (0-0)	3.7
Trichomoniasis	0 (0-0)	0 (0-0)	0 (0-0)	0 (0-0)	0 (0-0)	0 (0-0)	0 (0-0)	0 (0-0)	0.1 (0.1-0.4)	0.4 (0.1-0.9)	0.5 (0.2-1.1)	0.5 (0.2-1.2)	0.4 (0.1-1.1)	0.4 (0.1-1.1)	0.4 (0.1-1.1)	0.3 (0.1-0.9)	0.2 (0.1-0.6)	0.2 (0.0-0.5)	0.1 (0.0-0.3)	0.1 (0.0-0.2)	0 (0-0)	0 (0-0)	0 (0-0)	0 (0-0)	0 (0-0)	4.2
Genital herpes	0 (0-0)	0 (0-0)	0 (0-0)	0 (0-0)	0 (0-0)	0 (0-0)	0 (0-0)	0 (0-0)	0 (0-0)	0.1 (0.0-0.3)	0.1 (0.0-0.3)	0.1 (0.0-0.3)	0.1 (0.0-0.4)	0.1 (0.0-0.4)	0.1 (0.0-0.4)	0.1 (0.0-0.4)	0.1 (0.0-0.4)	0.1 (0.0-0.4)	0.1 (0.0-0.4)	0.1 (0.0-0.4)	0.1 (0.0-0.4)	0.1 (0.0-0.4)	0 (0-0)	0 (0-0)	0 (0-0)	0.5
Other sexually transmitted infections	0 (0-0)	0 (0-0)	0 (0-0)	0 (0-0)	0 (0-0)	0 (0-0)	0 (0-0)	0 (0-0)	0 (0-0)	0 (0-0)	0 (0-0)	0 (0-0)	0 (0-0)	0 (0-0)	0 (0-0)	0 (0-0)	0 (0-0)	0 (0-0)	0 (0-0)	0 (0-0)	0 (0-0)	0 (0-0)	0 (0-0)	0 (0-0)	0 (0-0)	0 (0-0)	0
Respiratory infections and tuberculosis	1.7 (1.1-2.3)	1.4 (1.1-2.3)	14.6 (9.7-21.7)	29.4 (19.9-39.5)	11.4 (10.4-12.3)	5.8 (5.1-6.5)	5.8 (5.2-6.4)	6.1 (5.5-6.8)	6.5 (5.8-7.2)	7.1 (6.3-8.0)	8.1 (7.2-9.0)	9.2 (8.2-10.2)	10.7 (9.5-11.9)	12.7 (11.3-14.2)	15.1 (13.4-16.9)	17.7 (15.7-19.8)	20.7 (18.3-23.1)	24.2 (21.3-27.1)	28.2 (24.7-31.6)	32.7 (28.5-36.6)	37.7 (32.7-42.2)	43.1 (37.2-48.2)	1,690
Tuberculosis	0 (0-0)	0 (0-0)	0 (0-0)	0 (0-0)	0 (0-0)	0 (0-0)	0 (0-0)	0.4 (0.2-0.5)	0.6 (0.2-1.3)	0.7 (0.4-1)	0.7 (0.4-0.9)	0.6 (0.3-0.7)	0.6 (0.4-0.8)	0.6 (0.4-0.8)	0.6 (0.4-0.8)	0.6 (0.4-0.8)	0.6 (0.4-0.8)	0.7 (0.4-1.2)	0.7 (0.4-1.2)	0.7 (0.4-1.2)	0.7 (0.4-1.2)	0.7 (0.4-1.2)	0.5 (0.3-1.1)	0.2 (0.0-0.4)	12.2
Latent tuberculosis infection	0 (0-0)	0 (0-0)	0 (0-0)	0 (0-0)	0 (0-0)	0 (0-0)	0 (0-0)	0 (0-0)	0 (0-0)	0 (0-0)	0 (0-0)	0 (0-0)	0 (0-0)	0 (0-0)	0 (0-0)	0 (0-0)	0 (0-0)	0 (0-0)	0 (0-0)	0 (0-0)	0 (0-0)	0 (0-0)	0 (0-0)	0 (0-0)	0 (0-0)	0 (0-0)	0
Drug-susceptible tuberculosis	0 (0-0)	0 (0-0)	0 (0-0)	0.1 (0.0-0.1)	0 (0-0)	0 (0-0)	0 (0-0)	0.4 (0.2-0.5)	0.6 (0.2-1.3)	0.6 (0.4-0.9)	0.6 (0.4-0.8)	0.5 (0.3-0.7)	0.5 (0.4-0.8)	0.6 (0.4-0.8)	0.6 (0.4-0.8)	0.6 (0.4-0.8)	0.6 (0.4-0.8)	0.7 (0.4-1.2)	0.7 (0.4-1.2)	0.7 (0.4-1.2)	0.7 (0.4-1.2)	0.7 (0.4-1.2)	0.5 (0.3-1.1)	0.2 (0.0-0.4)	11.9
Multidrug-resistant tuberculosis without extensive drug-resistance	0 (0-0)	0 (0-0)	0 (0-0)	0 (0-0)	0 (0-0)	0 (0-0)	0 (0-0)	0 (0-0)	0 (0-0)	0 (0-0)	0 (0-0)	0 (0-0)	0 (0-0)	0 (0-0)	0 (0-0)	0 (0-0)	0 (0-0)	0 (0-0)	0 (0-0)	0 (0-0)	0 (0-0)	0 (0-0)	0 (0-0)	0 (0-0)	0 (0-0)	0 (0-0)	0.2
Extensively drug-resistant tuberculosis	0 (0-0)	0 (0-0)	0 (0-0)	0 (0-0)	0 (0-0)	0 (0-0)	0 (0-0)	0 (0-0)	0 (0-0)	0 (0-0)	0 (0-0)	0 (0-0)	0 (0-0)	0 (0-0)	0 (0-0)	0 (0-0)	0 (0-0)	0 (0-0)	0 (0-0)	0 (0-0)	0 (0-0)	0 (0-0)	0 (0-0)	0 (0-0)	0 (0-0)	0 (0-0)	0
Lower respiratory infections	1.6 (1.1-2.3)	1.5 (1.1-2.2)	12 (7.6-18.3)	27 (18.1-36.8)	10.1 (9.2-10.9)	4.9 (4.3-5.5)	4.9 (4.3-5.4)	5.2 (4.6-5.8)	5.5 (4.8-7.7)	6.2 (5.5-11.7)	7.2 (6.3-15.1)	8.2 (7.1-16.7)	9.5 (8.1-17.4)	11.3 (9.6-20.4)	13.5 (11.4-24.4)	15.9 (13.4-28.5)	18.7 (15.7-33.2)	22 (18.3-38.4)	25.6 (21.2-44.2)	29.8 (24.5-51.2)	34.6 (28.2-59.2)	39.6 (32.1-67.2)	1,550
Upper respiratory infections	0 (0-0)	0 (0-0)	0.3 (0.1-0.3)	0.6 (0.4-0.7)	0.2 (0.1-0.3)	0.1 (0.1-0.2)	0.1 (0.1-0.2)	0.2 (0.1-0.3)	0.3 (0.1-0.5)	0.4 (0.2-0.7)	0.5 (0.2-0.9)	0.6 (0.3-1.1)	0.7 (0.3-1.2)	0.9 (0.4-1.5)	1.1 (0.5-1.8)	1.4 (0.6-2.2)	1.7 (0.7-2.7)	2.1 (0.9-3.3)	2.5 (1.1-3.9)	3 (1.3-4.6)	3.5 (1.5-5.4)	4.1 (1.7-6.3)	0.5 (0.1-0.8)	0.1 (0.0-0.2)	143
Otitis media	0 (0-0)	0 (0-0)	0.3 (0.2-0.5)	1.2 (0.7-1.9)	0.4 (0.4-0.5)	0.2 (0.1-0.3)	0.2 (0.1-0.3)	0.2 (0.1-0.3)	0.2 (0.1-0.3)	0.2 (0.1-0.3)	0.2 (0.1-0.3)	0.2 (0.1-0.3)	0.2 (0.1-0.3)	0.2 (0.1-0.3)	0.2 (0.1-0.3)	0.2 (0.1-0.3)	0.2 (0.1-0.3)	0.2 (0.1-0.3)	0.2 (0.1-0.3)	0.2 (0.1-0.3)	0.2 (0.1-0.3)	0.2 (0.1-0.3)	0.1 (0.0-0.1)	0 (0-0)	32.1
Enteric infections	0.2 (0.1-0.2)	0.2 (0.1-0.3)	7.7 (5.9-11.1)	10.2 (6.4-19.3)	6.2 (3.2-10.5)	4 (2.1-7)	3.1 (1.7-5.4)	3.1 (1.7-5.4)	3.2 (1.7-5.4)	3.2 (1.7-5.4)	3.2 (1.7-5.4)	3.2 (1.7-5.4)	3.2 (1.7-5.4)	3.2 (1.7-5.4)	3.2 (1.7-5.4)	3.2 (1.7-5.4)	3.2 (1.7-5.4)	3.2 (1.7-5.4)	3.2 (1.7-5.4)	3.2 (1.7-5.4)	3.2 (1.7-5.4)	3.2 (1.7-5.4)	3.2 (1.7-5.4)	0.1 (0.0-0.4)	144
Diarrheal diseases	0.2 (0.1-0.2)	0.2 (0.1-0.3)	7.7 (4.9-11.1)	10.2 (6.4-19.3)	6.2 (3.2-10.5)	4 (2.1-7)	3.1 (1.7-5.4)	3.1 (1.7-5.4)	3.2 (1.7-5.4)	3.2 (1.7-5.4)	3.2 (1.7-5.4)	3.2 (2.0-4.8)	3.2 (1.7-5.4)	3.2 (1.7-5.4)	3.2 (1.7-5.4)	3.2 (1.7-5.4)	3.2 (1.7-5.4)	3.2 (1.7-5.4)	3.2 (1.7-5.4)	3.2 (1.7-5.4)	3.2 (1.7-5.4)	3.2 (1.7-5.4)	3.2 (1.7-5.4)	0.1 (0.0-0.4)	142
Typhoid and paraphyoid	0 (0-0)	0 (0-0)	0 (0-0)	0 (0-0)	0 (0-0)	0 (0-0)	0 (0-0)	0 (0-0)	0 (0-0)	0 (0-0)	0 (0-0)	0 (0-0)	0 (0-0)	0 (0-0)	0 (0-0)	0 (0-0)	0 (0-0)	0 (0-0)	0 (0-0)	0 (0-0)	0 (0-0)	0 (0-0)	0 (0-0)	0 (0-0)	0 (0-0)	0
Typhoid fever	0 (0-0)	0 (0-0)	0 (0-0)	0 (0-0)	0 (0-0)	0 (0-0)	0 (0-0)	0 (0-0)	0 (0-0)	0 (0-0)	0 (0-0)	0 (0-0)	0 (0-0)	0 (0-0)	0 (0-0)	0 (0-0)	0 (0-0)	0 (0-0)	0 (0-0)	0 (0-0)	0 (0-0)	0 (0-0)	0 (0-0)	0 (0-0)	0 (0-0)	0
Paraphyoid fever	0 (0-0)	0 (0-0)	0 (0-0)	0 (0-0)	0 (0-0)	0 (0-0)	0 (0-0)	0 (0-0)	0 (0-0)	0 (0-0)	0 (0-0)	0 (0-0)	0 (0-0)	0 (0-0)	0 (0-0)	0 (0-0)	0 (0-0)	0 (0-0)	0 (0-0)	0 (0-0)	0 (0-0)	0 (0-0)	0 (0-0)	0 (0-0)	0 (0-0)	0
Invasive Non-typhoidal Salmonella (iNTS)	0 (0-0)	0 (0-0)	0 (0-0)	0 (0-0)	0 (0-0)	0 (0-0)	0 (0-0)	0 (0-0)	0 (0-0)	0 (0-0)	0 (0-0)	0 (0-0)	0 (0-0)	0 (0-0)	0 (0-0)	0 (0-0)	0 (0-0)	0 (0-0)	0 (0-0)	0 (0-0)	0 (0-0)	0 (0-0)	0 (0-0)	0 (0-0)	0 (0-0)	0.4
Other intestinal infectious diseases	0 (0-0)	0 (0-0)	0 (0-0)	0 (0-0)	0 (0-0)	0 (0-0)	0 (0-0)	0 (0-0)	0 (0-0)	0 (0-0)	0 (0-0)	0 (0-0)	0 (0-0)	0 (0-0)	0 (0-0)	0 (0-0)	0 (0-0)	0 (0-0)	0 (0-0)	0 (0-0)	0 (0-0)	0 (0-0)	0 (0-0)	0 (0-0)	0 (0-0)	0.3
Neglected tropical diseases and malaria	0 (0-1.5)	0.4 (0.2-0.5)	1.6 (0.2-5.2)	1.6 (1.1-2.3)	1.6 (0.9-2.5)	0.2 (0.2-0.3)	0.2 (0.2-0.3)	0.2 (0.2-0.3)	0.2 (0.2-0.3)	0.2 (0.2-0.3)	0.3 (0.2-0.4)	0.6 (0.4-0.8)	0.6 (0.4-0.8)	0.7 (0.4-1.2)	0.7 (0.4-1.2)	0.6 (0.4-1.2)	0.6 (0.4-1.2)	0.6 (0.4-1.2)	0.6 (0.4-1.2)	0.6 (0.4-1.2)	0.6 (0.4-1.2)	0.6 (0.4-1.2)	0.6 (0.4-1.2)	0.1 (0.0-0.1)	9.3
Malaria	0 (0-0)	0 (0-0)	0 (0-0)	0 (0-0)	0 (0-0)	0 (0-0)	0 (0-0)	0 (0-0)	0 (0-0)	0 (0-0)	0 (0-0)	0 (0-0)	0 (0-0)	0 (0-0)	0 (0-0)	0 (0-0)	0 (0-0)	0 (0-0)	0 (0-0)	0 (0-0)	0 (0-0)	0 (0-0)	0 (0-0)	0 (0-0)	0 (0-0)	0
Chagas disease	0 (0-0)	0 (0-0)	0 (0-0)	0 (0-0)	0 (0-0)	0 (0-0)	0 (0-0)	0 (0-0)	0 (0-0)	0 (0-0)	0 (0-0)	0 (0-0)	0 (0-0)	0 (0-0)	0 (0-0)	0 (0-0)	0 (0-0)	0 (0-0)	0 (0-0)	0 (0-0)	0 (0-0)	0 (0-0)	0 (0-0)	0 (0-0)	0 (0-0)	0
Leishmaniasis	0 (0-0)	0 (0-0)	0 (0-0)	0 (0-0)	0 (0-0)	0 (0-0)	0 (0-0)	0 (0-0)	0 (0-0)	0 (0-0)	0 (0-0)	0 (0-0)	0 (0-0)	0 (0-0)	0 (0-0)	0 (0-0)	0 (0-0)	0 (0-0)	0 (0-0)	0 (0-0)	0 (0-0)	0 (0-0)	0 (0-0)	0 (0-0)	0 (0-0)	0
Visceral leishmaniasis	0 (0-0)	0 (0-0)	0 (0-0)	0 (0-0)	0 (0-0)	0 (0-0)	0 (0-0)	0 (0-0)	0 (0-0)	0 (0-0)	0 (0-0)	0 (0-0)	0 (0-0)	0 (0-0)	0 (0-0)	0 (0-0)	0 (0-0)	0 (0-0)	0 (0-0)	0 (0-0)	0 (0-0)	0 (0-0)	0 (0-0)	0 (0-0)	0 (0-0)	0
Cutaneous and mucocutaneous leishmaniasis	0 (0-0)	0 (0-0)	0 (0-0)	0 (0-0)	0 (0-0)	0 (0-0)	0 (0-0)	0 (0-0)	0 (0-0)	0 (0-0)	0 (0-0)	0 (0-0)	0 (0-0)	0 (0-0)	0 (0-0)	0 (0-0)	0 (0-0)	0 (0-0)	0 (0-0)	0 (0-0)	0 (0-0)	0 (0-0)	0 (0-0)	0 (0-0)	0 (0-0)	0
African trypanosomiasis	0 (0-0)	0 (0-0)	0 (0-0)	0 (0-0)	0 (0-0)	0 (0-0)	0 (0-0)	0 (0-0)	0 (0-0)	0 (0-0)	0 (0-0)	0 (0-0)	0 (0-0)	0 (0-0)	0 (0-0)	0 (0-0)	0 (0-0)	0 (0-0)	0 (0-0)	0 (0-0)	0 (0-0)	0 (0-0)	0 (0-0)	0 (0-0)	0 (0-0)	0
Schistosomiasis	0 (0-0)	0 (0-0)	0 (0-0)	0 (0-0)	0 (0-0)	0 (0-0)	0 (0-0)	0 (0-0)	0 (0-0)	0 (0-0)	0 (0-0)	0 (0-0)	0 (0-0)	0 (0-0)	0 (0-0)	0 (0-0)	0 (0-0)	0 (0-0)	0 (0-0)	0 (0-0)	0 (0-0)	0 (0-0)	0 (0-0)	0 (0-0)	0 (0-0)	0
Cysticercosis	0 (0-0)	0 (0-0)	0 (0-0)	0 (0-0)	0 (0-0)	0 (0-0)	0 (0-0)	0 (0-0)	0 (0-0)	0 (0-0)	0 (0-0)	0 (0-0)	0 (0-0)	0 (0-0)	0 (0-0)	0 (0-0)	0 (0-0)	0 (0-0)	0 (0-0)	0 (0-0)	0 (0-0)	0 (0-0)	0 (0-0)	0 (0-0)	0 (0-0)	0
Cystic echinococcosis	0 (0-0)	0 (0-0)	0 (0-0)	0 (0-0)	0 (0-0)	0 (0-0)	0 (0-0)	0 (0-0)	0 (0-0)	0 (0-0)	0 (0-0)	0 (0-0)	0 (0-0)	0 (0-0)	0 (0-0)	0 (0-0)	0 (0-0)	0 (0-0)	0 (0-0)	0 (0-0)	0 (0-0)	0 (0-0)	0 (0-0)	0 (0-0)	0 (0-0)	0.1
Lymphatic filariasis	0 (0-0)	0 (0-0)	0 (0-0)	0 (0-0)	0 (0-0)	0 (0-0)	0 (0-0)	0 (0-0)	0 (0-0)	0 (0-0)	0 (0-0)	0 (0-0)	0 (0-0)	0 (0-0)	0 (0-0)	0 (0-0)	0 (0-0)	0 (0-0)	0 (0-0)	0 (0-0)	0 (0-0)	0 (0-0)	0 (0-0)	0 (0-0)	0 (0-0)	0
Onchocerciasis	0 (0-0)	0 (0-0)	0 (0-0)	0 (0-0)	0 (0-0)	0 (0-0)	0 (0-0)	0 (0-0)	0 (0-0)	0 (0-0)	0 (0-0)	0 (0-0)	0 (0-0)	0 (0-0)	0 (0-0)	0 (0-0)	0 (0-0)	0 (0-0)	0 (0-0)	0 (0-0)	0 (0-0)	0 (0-0)	0 (0-0)	0 (0-0)	0 (0-0)	0
Trachoma	0 (0-0)	0 (0-0)	0 (0-0)	0 (0-0)	0 (0-0)	0 (0-0)	0 (0-0)	0 (0-0)	0 (0-0)	0 (0-0)	0 (0-0)	0 (0-0)	0 (0-0)	0 (0-0)	0 (0-0)	0 (0-0)	0 (0-0)	0 (0-0)	0 (0-0)	0 (0-0)	0 (0-0)	0 (0-0)	0 (0-0)	0 (0-0)	0 (0-0)	0
Dengue	0 (0-0)	0 (0-0)	0 (0-0)	0 (0-0)	0 (0-0)	0 (0-0)	0 (0-0)	0 (0-0)	0 (0-0)	0 (0-0)	0 (0-0)	0 (0-0)	0 (0-0)	0 (0-0)	0 (0-0)	0 (0-0)	0 (0-0)	0 (0-0)	0 (0-0)	0 (0-0)	0 (0-0)	0 (0-0)	0 (0-0)	0 (0-0)	0 (0-0)	0
Yellow fever	0 (0-0)	0 (0-0)	0 (0-0)	0 (0-0)	0 (0-0)	0 (0-0)	0 (0-0)	0 (0-0)	0 (0-0)	0 (0-0)	0 (0-0)	0 (0-0)	0 (0-0)	0 (0-0)	0 (0-0)	0 (0-0)	0 (0-0)	0 (0-0)	0 (0-0)	0 (0-0)	0 (0-0)	0 (0-0)	0 (0-0)	0 (0-0)	0 (0-0)	0
Rabies	0 (0-0)	0 (0-0)	0 (0-0)	0 (0-0)	0 (0-0)	0 (0-0)	0 (0-0)	0 (0-0)	0 (0-0)	0 (0-0)	0 (0-0)	0 (0-0)	0 (0-0)	0 (0-0)	0 (0-0)	0 (0-0)	0 (0-0)	0 (0-0)	0 (0-0)	0 (0-0)	0 (0-0)	0 (0-0)	0 (0-0)	0 (0-0)	0 (0-0)	0
Intestinal nematode infections	0 (0-0)	0 (0-0)	0 (0-0)	0 (0-0)	0 (0-0)	0 (0-0)	0 (0-0)	0 (0-0)	0 (0-0)	0 (0-0)	0 (0-0)	0 (0-0)	0 (0-0)	0 (0-0)	0 (0-0)	0 (0-0)	0 (0-0)	0 (0-0)	0 (0-0)	0 (0-0)	0 (0-0)	0 (0-0)	0 (0-0)	0 (0-0)	0 (0-0)	0
Ascariasis	0 (0-0)	0 (0-0)	0 (0-0)	0 (0-0)	0 (0-0)	0 (0-0)	0 (0-0)	0 (0-0)	0 (0-0)	0 (0-0)	0 (0-0)	0 (0-0)	0 (0-0)	0 (0-0)	0 (0-0)	0 (0-0)	0 (0-0)	0 (0-0)	0 (0-0)	0 (0-0)	0 (0-0)	0 (0-0)	0 (0-0)	0 (0-0)	0 (0-0)	0
Trichuriasis	0 (0-0)	0 (0-0)	0 (0-0)	0 (0-0)	0 (0-0)	0 (0-0)	0 (0-0)	0 (0-0)	0 (0-0)	0 (0-0)	0 (0-0)	0 (0-0)	0 (0-0)	0 (0-0)	0 (0-0)	0 (0-0)	0 (0-0)	0 (0-0)	0 (0-0)	0 (0-0)	0 (0-0)	0 (0-0)	0 (0-0)	0 (0-0)	0 (0-0)	0
Hookworm disease	0 (0-0)	0 (0-0)	0 (0-0)	0 (0-0)	0 (0-0)	0 (0-0)	0 (0-0)	0 (0-0)	0 (0-0)	0 (0-0)	0 (0-0)	0 (0-0)	0 (0-0)	0 (0-0)	0 (0-0)	0 (0-0)	0 (0-0)	0 (0-0)	0 (0-0)	0 (0-0)	0 (0-0)	0 (0-0)	0 (0-0)	0 (0-0)	0 (0-0)	0
Food-borne trematodiases	0 (0-0)	0 (0-0)	0 (0-0)	0 (0-0)	0 (0-0)	0 (0-0)	0 (0-0)	0 (0-0)	0 (0-0)	0 (0-0)	0 (0-0)	0 (0-0)	0 (0-0)	0 (0-0)	0 (0-0)	0 (0-0)	0 (0-0)	0 (0-0)	0 (0-0)	0 (0-0)	0 (0-0)	0 (0-0)	0 (0-0)	0 (0-0)	0 (0-0)	0
Leprosy	0 (0-0)	0 (0-0)	0 (0-0)	0 (0-0)	0 (0-0)	0 (0-0)	0 (0-0)	0 (0-0)	0 (0-0)	0 (0-0)	0 (0-0)	0 (0-0)	0 (0-0)	0 (0-0)	0 (0-0)	0 (0-0)	0 (0-0)	0 (0-0)	0 (0-0)	0 (0-0)	0 (0-0)	0 (0-0)	0 (0-0)	0 (0-0)	0 (0-0)	0
Ebola	0 (0-0)	0 (0-0)	0 (0-0)	0 (0-0)	0 (0-0)	0 (0-0)	0 (0-0)	0 (0-0)	0 (0-0)	0 (0-0)	0 (0-0)	0 (0-0)	0 (0-0)	0 (0-0)	0 (0-0)	0 (0-0)	0 (0-0)	0 (0-0)	0 (0-0)	0 (0-0)	0 (0-0)	0 (0-0)	0 (0-0)	0 (0-0)	0 (0-0)	0
Zika virus	0 (0-0)	0 (0-0)	0 (0-0)	0 (0-0)	0 (0-0)	0 (0-0)	0 (0-0)	0 (0-0)	0 (0-0)	0 (0-0)	0 (0-0)	0 (0-0)	0 (0-0)	0 (0-0)	0 (0-0)	0 (0-0)	0 (0-0)	0 (0-0)	0 (0-0)	0 (0-0)	0 (0-0)	0 (0-0)	0 (0-0)	0 (0-0)	0 (0-0)	0
Guinea worm disease	0 (0-0)	0 (0-0)	0 (0-0)	0 (0-0)	0 (0-0)	0 (0-0)	0 (0-0)	0 (0-0)	0 (0-0)	0 (0-0)	0 (0

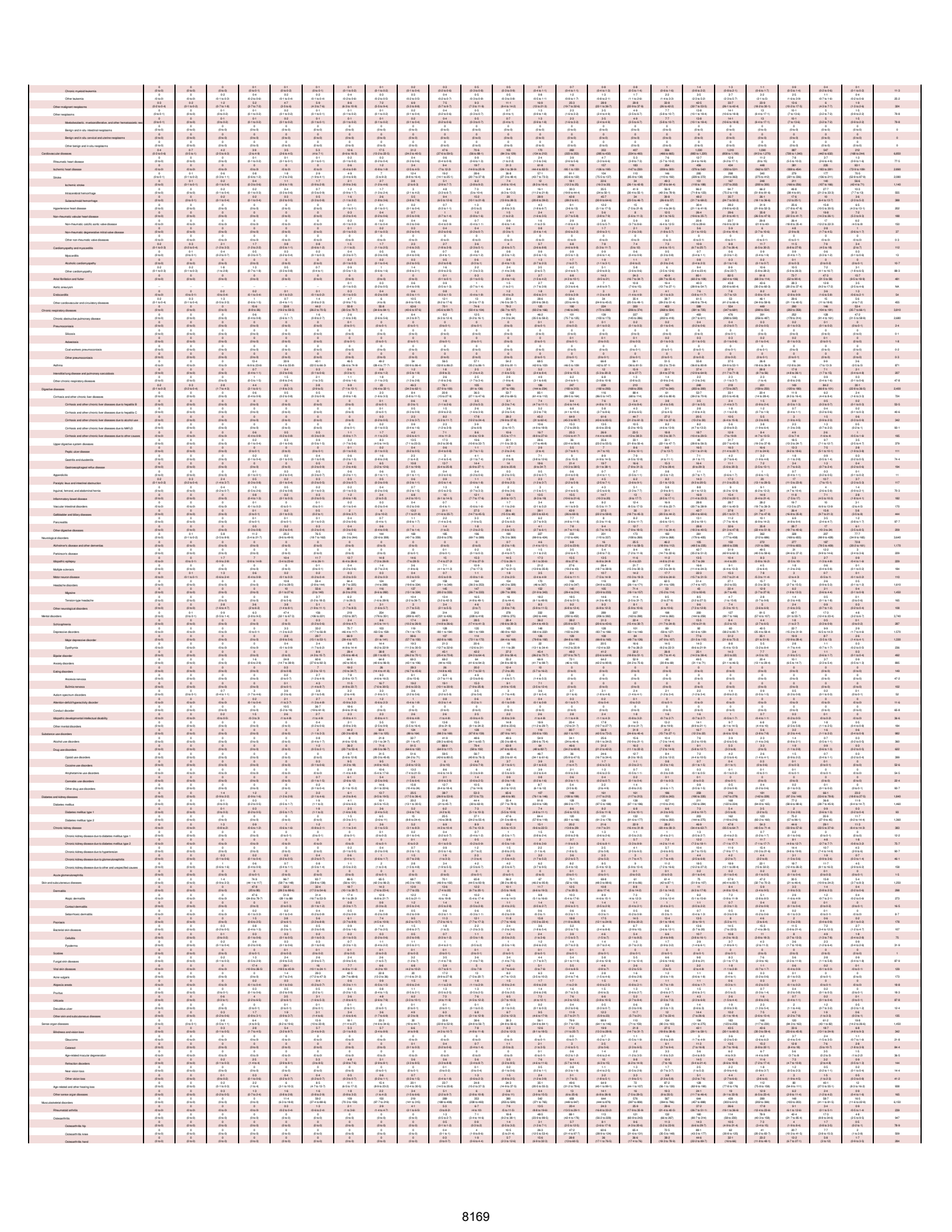

Osteoarthritis other	0 (0 to 0)	0 (0 to 0)	0 (0 to 0)	0 (0 to 0)	0 (0 to 0)	0 (0 to 0)	0 (0 to 0)	0 (0 to 0)	0 (0 to 0)	0 (0 to 0)	0 (0 to 1)	0.4 (0 to 1)	1-2 (0 to 3)	3-4 (1 to 7.7)	6-4 (2.7 to 13.7)	8-3 (3 to 17.8)	9-1 (4 to 19.4)	10 (4.8 to 20.9)	12/5 (6.2 to 25.7)	9-7 (4.6 to 22)	7-4 (3.4 to 14.9)	4/5 (2.3 to 9)	2-1 (1.1 to 4.2)	0-6 (0.3 to 1.3)	75-9
Low back pain	0 (0 to 0)	0 (0 to 0)	0 (0 to 0)	0 (0 to 0)	7 (3.3 to 12.6)	33-6 (21.6 to 58.5)	92 (67.3 to 120)	85.2 (49.8 to 123)	120 (70.7 to 189)	146 (84.6 to 228)	177 (108 to 282)	183 (111 to 280)	183 (107 to 284)	206 (108 to 439)	212 (107 to 422)	206 (102 to 369)	254 (102 to 369)	246 (108 to 368)	277 (117 to 411)	187 (117 to 274)	136 (79 to 184)	64 (40.4 to 91.9)	23.5 (16 to 34)	5.9 (3.8 to 8.8)	2,850
Neck pain	0 (0 to 0)	0 (0 to 0)	0 (0 to 0)	3-9 (1.2 to 8.4)	20-7 (10.6 to 39.2)	32-7 (16 to 57.1)	35-1 (17.5 to 64.8)	43-9 (21.8 to 83.4)	64-2 (32 to 121)	84-4 (44.6 to 141)	77-5 (40.4 to 137)	86 (47.4 to 157)	136 (65.4 to 257)	136 (63.5 to 237)	159 (63.1 to 283)	159 (54 to 165)	183 (49.9 to 146)	74-6 (39.2 to 134)	82-3 (44.5 to 130)	54-7 (27.9 to 97.1)	38-1 (17.4 to 64.1)	13-3 (6.5 to 21.2)	4-4 (1.9 to 7.6)	1,090
Gout	0 (0 to 0)	0 (0 to 0)	0 (0 to 0)	0 (0 to 0)	0 (0 to 0)	0 (0 to 0)	0 (0 to 1)	0 (0 to 1)	0 (0 to 1)	0 (0 to 1)	0 (0 to 1)	0 (0 to 1)	0 (0 to 1)	0 (0 to 1)	0 (0 to 1)	0 (0 to 1)	0 (0 to 1)	0 (0 to 1)	0 (0 to 1)	0 (0 to 1)	0 (0 to 1)	0 (0 to 0)	0 (0 to 0)	0 (0 to 0)	23-6
Other musculoskeletal disorders	0 (0 to 0)	0 (0 to 0)	0 (0 to 0)	0-2 (0 to 0.4)	1-4 (0.2 to 2.3)	11-9 (5.7 to 21.4)	26-7 (15.7 to 41.9)	59-1 (30.5 to 77.6)	88-4 (42.9 to 156)	77-5 (46.4 to 117)	77-7 (46.5 to 119)	92-5 (49.4 to 157)	118 (72.9 to 193)	107 (44.7 to 163)	89-7 (52.7 to 141)	89-6 (46.6 to 145)	82-5 (46.6 to 127)	54-5 (29.4 to 84.5)	28-4 (10.9 to 52.3)	12-3 (5.1 to 22.7)	6-8 (2.9 to 11.5)	2-6 (1.1 to 4.4)	1,010
Other non-communicable diseases	45-6 (30.4 to 65.1)	26-9 (20.1 to 35.2)	107 (75.3 to 149)	26-4 (16.7 to 71.2)	49-3 (34.9 to 64.6)	87 (44.1 to 76.6)	91-1 (44 to 159)	154 (108 to 222)	221 (159 to 334)	278 (196 to 404)	269 (200 to 402)	269 (189 to 373)	231 (200 to 432)	292 (246 to 477)	320 (220 to 442)	283 (203 to 397)	279 (194 to 384)	330 (220 to 439)	238 (179 to 311)	163 (126 to 220)	116 (87.2 to 151)	69.5 (48.6 to 90.3)	25.2 (16.4 to 32.8)	4,190
Congenital birth defects	44-6 (29.1 to 62.3)	23-1 (14.4 to 32.9)	71-3 (47.4 to 109)	26-4 (17 to 44.8)	18-2 (11.7 to 22.8)	16-4 (11.9 to 21.3)	15-9 (10.4 to 19.8)	14-2 (9.2 to 19.8)	16 (10.2 to 23.1)	15 (10.2 to 19.6)	15 (10.1 to 19.6)	14-8 (11 to 19.3)	13-9 (10.1 to 17.9)	13-8 (9.7 to 17.9)	16-7 (11.6 to 22.1)	16-8 (12.2 to 20)	17-9 (12.3 to 23.4)	13-2 (9.5 to 17.8)	9-9 (6.9 to 12.4)	4 (2.4 to 6.2)	2-4 (1.4 to 3.8)	1-5 (0.9 to 2.2)	0-7 (0.4 to 1.2)	0-3 (0.2 to 0.5)	381
Neural tube defects	3-7 (1.9 to 6.4)	1 (0.5 to 1.7)	8-8 (4.6 to 14)	5-5 (2.8 to 9.5)	0-6 (0.4 to 1)	0-5 (0.4 to 0.6)	0-4 (0.4 to 0.5)	0-6 (0.4 to 1)	0-6 (0.3 to 0.9)	0-6 (0.3 to 0.9)	0-4 (0.2 to 0.7)	0-4 (0.2 to 0.6)	0-4 (0.2 to 0.6)	0-4 (0.1 to 0.6)	0-3 (0.1 to 0.5)	0-2 (0.1 to 0.4)	0-3 (0.1 to 0.5)	0-1 (0.1 to 0.3)	0-1 (0.1 to 0.3)	0-2 (0.1 to 0.4)	0-1 (0.1 to 0.3)	0-1 (0.1 to 0.2)	0-1 (0.1 to 0.1)	24-6
Congenital heart anomalies	11 (5.1 to 24.9)	9-7 (4.5 to 19)	23-6 (12.9 to 46.2)	7-3 (4.3 to 15.1)	2-9 (1.6 to 4.5)	2-6 (1.4 to 5.7)	3-2 (2 to 5.5)	2-9 (1.9 to 4.6)	2-7 (1.7 to 4.4)	3 (2 to 4.5)	3-1 (2 to 4.5)	3-2 (2 to 4.7)	3-2 (1.9 to 4.7)	3-4 (1.7 to 5)	2-6 (1.5 to 4.3)	2-3 (1.3 to 3.9)	1-4 (0.7 to 2.8)	1-5 (0.7 to 2.4)	0-7 (0.1 to 0.5)	0-1 (0 to 0.1)	0-1 (0 to 0.1)	0-1 (0 to 0.1)	0-1 (0 to 0)	87-4
Orofacial clefts	0 (0 to 0)	0-2 (0 to 0.5)	0-3 (0 to 0.9)	0-2 (0 to 0.6)	0-2 (0 to 0.4)	0-2 (0 to 0.4)	0-2 (0 to 0.4)	0-2 (0 to 0.4)	0-2 (0 to 0.5)	0-2 (0 to 0.5)	0-2 (0 to 0.5)	0-2 (0 to 0.4)	0-2 (0 to 0.4)	0-2 (0 to 0.5)	0-2 (0 to 0.5)	0-2 (0 to 0.5)	0-2 (0 to 0.5)	0-2 (0 to 0.5)	0-2 (0 to 0.5)	0-1 (0 to 0.2)	0-1 (0 to 0.1)	0-1 (0 to 0.1)	0-1 (0 to 0)	3-5
Down syndrome	1-6 (0.4 to 2.9)	0-5 (0.3 to 0.8)	1-8 (1 to 3)	1-5 (0.9 to 2.2)	1-2 (0.7 to 1.9)	1-2 (0.7 to 1.9)	1-3 (0.8 to 1.9)	1-5 (1 to 2.2)	1-6 (1 to 2.3)	1-9 (1 to 2.7)	1-9 (1 to 2.7)	2 (1 to 3)	2 (1 to 3)	2 (1 to 3)	2-2 (1.4 to 3.4)	1-9 (1.2 to 3)	1-6 (0.9 to 2.5)	1-7 (1 to 2.6)	1-4 (0.9 to 2.1)	0-7 (0.4 to 1.2)	0-3 (0 to 0.5)	0-3 (0 to 0.5)	0-2 (0 to 0.4)	0-2 (0 to 0.3)	42-4
Turner syndrome	0 (0 to 0)	0 (0 to 0)	0-1 (0 to 0.1)	0-1 (0 to 0.2)	0-1 (0 to 0.2)	0-1 (0 to 0.2)	0-1 (0 to 0.2)	0-1 (0 to 0.3)	0-1 (0 to 0.3)	0-1 (0 to 0.3)	0-1 (0 to 0.3)	0-1 (0 to 0.3)	0-1 (0 to 0.2)	0-1 (0 to 0.2)	0-1 (0 to 0.2)	0-1 (0 to 0.2)	0-1 (0 to 0.1)	0-1 (0 to 0.2)	0-1 (0 to 0.2)	0-1 (0 to 0.2)	0-1 (0 to 0.2)	0-1 (0 to 0.2)	0-1 (0 to 0.2)	0-1 (0 to 0.1)	1-3
Klinefelter syndrome	0 (0 to 0)	0 (0 to 0)	0 (0 to 0)	0 (0 to 0)	0 (0 to 0)	0 (0 to 0)	0 (0 to 0)	0 (0 to 0)	0 (0 to 0)	0 (0 to 0)	0 (0 to 0)	0 (0 to 0)	0 (0 to 0)	0 (0 to 0)	0 (0 to 0)	0 (0 to 0)	0 (0 to 0)	0 (0 to 0)	0 (0 to 0)	0 (0 to 0)	0 (0 to 0)	0 (0 to 0)	0 (0 to 0)	0 (0 to 0)	6
Other chromosomal abnormalities	6-8 (3.1 to 17.9)	4-8 (2.6 to 8.8)	12-9 (7.2 to 22.2)	4-4 (2.8 to 9.5)	2-5 (1.4 to 4)	2-1 (1.3 to 3.4)	2-2 (1.4 to 3.3)	2 (1.3 to 3)	2 (1.2 to 3.4)	2 (1.3 to 3.2)	2 (1.3 to 3.6)	2 (1.3 to 3.6)	1-7 (1 to 3.2)	1-8 (1 to 3.2)	2 (1.1 to 3)	1-4 (0.9 to 2.1)	0-9 (0.5 to 1.4)	0-9 (0.5 to 1.4)	0-9 (0.5 to 1.5)	0-5 (0.2 to 0.9)	0-4 (0.2 to 0.6)	0-3 (0.1 to 0.5)	0-1 (0 to 0.2)	52-2
Congenital musculoskeletal and limb anomalies	0-6 (0.1 to 2.1)	0-6 (0.4 to 1)	0-6 (0.3 to 2.7)	0-3 (0.1 to 2.2)	0-3 (0.1 to 0.8)	0-4 (0.2 to 0.8)	0-4 (0.2 to 0.8)	0-5 (0.3 to 0.8)	0-7 (0.3 to 1.2)	0-7 (0.3 to 1.2)	0-7 (0.3 to 1.2)	0-7 (0.3 to 1.2)	0-6 (0.3 to 1.1)	0-6 (0.3 to 1.1)	0-4 (0.2 to 0.8)	0-4 (0.2 to 0.8)	0-3 (0.2 to 0.6)	0-3 (0.2 to 0.6)	0-3 (0.2 to 0.6)	0-2 (0.1 to 0.4)	0-2 (0.1 to 0.4)	0-1 (0 to 0.1)	0-1 (0 to 0.1)	68-4
Urogenital congenital anomalies	1-5 (0.4 to 5.6)	0-4 (0.1 to 1.1)	0-9 (0.4 to 1.8)	0-7 (0.3 to 1.7)	0-4 (0.2 to 0.9)	0-4 (0.2 to 0.9)	0-3 (0.2 to 0.4)	0-3 (0.2 to 0.4)	0-2 (0.2 to 0.4)	0-2 (0.1 to 0.3)	0-2 (0.1 to 0.3)	0-2 (0.1 to 0.3)	0-1 (0.1 to 0.2)	0-1 (0.1 to 0.2)	0-1 (0.1 to 0.2)	0-1 (0.1 to 0.2)	0-1 (0.1 to 0.2)	0-1 (0.1 to 0.2)	0-1 (0.1 to 0.2)	0-1 (0 to 0.1)	0-1 (0 to 0.1)	0-1 (0 to 0.1)	0-1 (0 to 0.1)	0-1 (0 to 0.1)	6-4
Digestive congenital anomalies	3-1 (2.4 to 5.3)	1-3 (1 to 2)	2-5 (2 to 3.2)	1-3 (1.4 to 4.7)	0-7 (0.3 to 0.9)	0-7 (0.3 to 0.9)	0-8 (0.3 to 0.9)	0-8 (0.3 to 0.9)	0-8 (0.3 to 0.9)	0-8 (0.3 to 0.9)	0-8 (0.3 to 0.9)	0-8 (0.3 to 0.9)	0-8 (0.3 to 0.9)	0-8 (0.3 to 0.9)	0-8 (0.3 to 0.9)	0-8 (0.3 to 0.9)	0-8 (0.3 to 0.9)	0-8 (0.3 to 0.9)	0-8 (0.3 to 0.9)	0-8 (0.3 to 0.9)	0-8 (0.3 to 0.9)	0-8 (0.3 to 0.9)	0-8 (0.3 to 0.9)	0-8 (0.3 to 0.9)	19-6
Other congenital birth defects	6-1 (4 to 20.2)	2-2 (0.9 to 4.5)	10-1 (4.9 to 19.1)	3-6 (1.5 to 9.1)	2-6 (1.4 to 4.6)	2-5 (1.3 to 4.2)	2-6 (1.4 to 4.6)	2-6 (1.4 to 4.6)	2-6 (1.4 to 4.6)	2-6 (1.4 to 4.6)	2-6 (1.4 to 4.6)	2-6 (1.3 to 4.2)	2-6 (1.3 to 4.2)	2-6 (1.5 to 5.3)	2-6 (1.4 to 5.4)	2-6 (1.5 to 4.6)	2-6 (1.4 to 4.6)	2-6 (0.9 to 3.7)	2-7 (1 to 4.5)	2-6 (0.9 to 3.5)	2-6 (1 to 3.6)	2-6 (1 to 3.6)	2-6 (0.9 to 3.5)	2-6 (0.9 to 3.5)	74-6
Urinary diseases and male infertility	0-1 (0 to 0.1)	0-2 (0 to 1.2)	0-8 (0.4 to 0.9)	0-6 (0.4 to 0.7)	0-5 (0.3 to 0.6)	0-7 (0.5 to 1)	1-4 (1 to 1.9)	2-1 (1 to 2.6)	3-3 (2.3 to 4.7)	4-5 (3.2 to 6.3)	4-5 (3.1 to 6.5)	4-6 (3.1 to 6.5)	5-4 (3.5 to 8.2)	11-5 (7.4 to 15.4)	11-5 (7.1 to 15.9)	12-5 (7.9 to 17.9)	10-3 (7.1 to 28.3)	9-7 (6.2 to 14.1)	12-8 (7.7 to 28.2)	10-3 (6.2 to 14.9)	6-2 (3.8 to 8.7)	2-9 (1.8 to 4.2)	0-7 (0.4 to 1)	364
Urolithiasis	0 (0 to 0)	0 (0 to 0)	0 (0 to 0)	0 (0 to 0)	0 (0 to 0)	0 (0 to 0)	0 (0 to 0)	0 (0 to 0)	0 (0 to 0)	0 (0 to 0)	0-7 (0 to 1)	0-8 (0.4 to 1.2)	0-8 (0.4 to 1.2)	0-8 (0.4 to 1.9)	0-8 (0.4 to 1.9)	0-8 (0.4 to 1.9)	0-8 (0.4 to 1.9)	0-8 (0.4 to 1.9)	0-8 (0.4 to 1.9)	0-8 (0.4 to 1.9)	0-8 (0.4 to 1.9)	0-8 (0.4 to 1.9)	0-8 (0.4 to 1.9)	0-8 (0.4 to 1.9)	15-9
Benign prostatic hyperplasia	0 (0 to 0)	0 (0 to 0)	0 (0 to 0)	0 (0 to 0)	0 (0 to 0)	0 (0 to 0)	0 (0 to 0)	0 (0 to 0)	0 (0 to 0)	0 (0 to 0)	0 (0 to 0)	0 (0 to 0)	0 (0 to 0)	0 (0 to 0)	0 (0 to 0)	0 (0 to 0)	0 (0 to 0)	0 (0 to 0)	0 (0 to 0)	0 (0 to 0)	0 (0 to 0)	0 (0 to 0)	0 (0 to 0)	0 (0 to 0)	0
Male infertility	–	–	–	–	–	–	–	–	–	–	–	–	–	–	–	–	–	–	–	–	–	–	–	–	NA
Other urinary diseases	0 (0 to 0.1)	0-1 (0 to 0.1)	0-1 (0.1 to 0.2)	0-2 (0 to 0.3)	0-1 (0.1 to 0.3)	0-2 (0 to 0.4)	0-3 (0.2 to 0.4)	0-2 (0.2 to 0.4)	0-4 (0.3 to 0.7)	0-7 (0.4 to 1.1)	0-6 (0.3 to 0.9)	0-5 (0.3 to 0.9)	0-6 (0.4 to 1.4)	0-6 (0.4 to 1.6)	0-6 (0.4 to 1.6)	0-7 (0.3 to 2.1)	0-6 (0.4 to 1.2)	1-1 (0.4 to 3.1)	0-9 (0.3 to 2.6)	0-9 (0.2 to 2.3)	0-7 (0.1 to 1.4)	0-4 (0.1 to 1.4)	0-1 (0 to 0.5)	11-7
Gynecological diseases	0 (0 to 0)	0 (0 to 0)	0 (0 to 0)	14-5 (7 to 24.4)	40-2 (26.9 to 70.7)	101 (64.3 to 155)	157 (104 to 240)	192 (126 to 286)	178 (120 to 280)	178 (119 to 259)	152 (97.4 to 228)	142 (97.4 to 228)	166 (106 to 234)	166 (79.9 to 260)	132 (49.1 to 118)	92-4 (31.4 to 79.2)	43 (25.7 to 61.4)	22-1 (25 to 53.7)	12-8 (14 to 32)	6-5 (7.8 to 19.2)	3-7 (4 to 9.2)	2-2 (4.2 to 5.5)	0-5 (1.4 to 1.3)	1,450
Uterine fibroids	0 (0 to 0)	0 (0 to 0)	0 (0 to 0)	0 (0 to 0)	0-1 (0 to 0.5)	0-4 (0 to 0.9)	0-4 (0.1 to 2.2)	0-4 (0.1 to 2)	0-4 (0.1 to 2)	0-4 (0.1 to 2)	0-4 (0.1 to 2)	0-4 (0.1 to 2)	0-5 (0.4 to 1.6)	0-5 (0.4 to 1.6)	0-4 (0.3 to 1.2)	0-4 (0.3 to 1.4)	0-4 (0.3 to 1.4)	0-4 (0.3 to 1.4)	0-4 (0.3 to 1.4)	0-4 (0.3 to 1.4)	0-4 (0.3 to 1.4)	0-4 (0.3 to 1.4)	0-4 (0.3 to 1.4)	0-4 (0.3 to 1.4)	37-4
Polycystic ovarian syndrome	0 (0 to 0)	0 (0 to 0)	0 (0 to 0)	0 (0 to 0)	1-2 (0.4 to 2.4)	4-1 (1.7 to 8.7)	7-4 (3.6 to 13.4)	7-4 (3.6 to 14)	7-4 (3.7 to 13.1)	7-4 (3.7 to 13.1)	7-4 (3.7 to 13.1)	7-4 (3.7 to 13.1)	7-4 (3.5 to 12.6)	7-4 (3.5 to 12.6)	7-4 (3.5 to 13.4)	7-4 (3.6 to 13.4)	7-4 (3.6 to 13.4)	7-4 (3.6 to 13.4)	7-4 (3.6 to 13.4)	7-4 (3.6 to 13.4)	7-4 (3.6 to 13.4)	7-4 (3.6 to 13.4)	7-4 (3.6 to 13.4)	7-4 (3.6 to 13.4)	46-9
Female infertility	0 (0 to 0)	0 (0 to 0)	0 (0 to 0)	0 (0 to 0)	0 (0 to 0)	0 (0 to 0)	0 (0 to 0.3)	0 (0 to 0.3)	0 (0 to 0.2)	0 (0 to 0.2)	0 (0 to 0.2)	0 (0 to 0.2)	0 (0 to 0.2)	0 (0 to 0.2)	0 (0 to 0.2)	0 (0 to 0.2)	0 (0 to 0.2)	0 (0 to 0.2)	0 (0 to 0.2)	0 (0 to 0.2)	0 (0 to 0.2)	0 (0 to 0.2)	0 (0 to 0.2)	0 (0 to 0.2)	0 (0 to 0.2)	12-9
Endometriosis	0 (0 to 0)	0 (0 to 0)	0 (0 to 0)	0 (0 to 0)	0 (0 to 0)	0-4 (0.1 to 0.7)	1-5 (0.6 to 3.2)	1-5 (0.6 to 3.2)	1-5 (0.7 to 3.1)	1-5 (0.7 to 3.1)	1-5 (0.7 to 3.1)	1-5 (0.7 to 3.1)	1-5 (0.7 to 3.1)	1-5 (0.7 to 3.1)	1-5 (0.7 to 3.1)	1-5 (0.7 to 3.1)	1-5 (0.7 to 3.1)	1-5 (0.7 to 3.1)	1-5 (0.7 to 3.1)	1-5 (0.7 to 3.1)	1-5 (0.7 to 3.1)	1-5 (0.7 to 3.1)	1-5 (0.7 to 3.1)	1-5 (0.7 to 3.1)	66-5
Genital prolapse	0 (0 to 0)	0 (0 to 0)	0 (0 to 0)	0 (0 to 0)	0 (0 to 0)	0 (0 to 0)	0 (0 to 0)	0 (0 to 0)	0 (0 to 0.1)	0 (0 to 0.1)	0 (0 to 0.1)	0 (0 to 0.2)	0 (0 to 0.2)	0 (0 to 0.2)	0 (0 to 0.2)	0 (0 to 0.2)	0 (0 to 0.2)	0 (0 to 0.2)	0 (0 to 0.2)	0 (0 to 0.2)	0 (0 to 0.2)	0 (0 to 0.2)	0 (0 to 0.2)	0 (0 to 0.2)	0 (0 to 0.2)	27-3
Premenstrual syndrome	0 (0 to 0)	0 (0 to 0)	0 (0 to 0)	0-5 (0 to 2.6)	26-7 (13.3 to 47.2)	39-6 (22.6 to 64.1)	41-4 (20.1 to 68.1)	45-9 (23.3 to 78.3)	42-5 (23.3 to 69.1)	28-8 (15.7 to 56)	15-1 (6.5 to 36)	0 (0 to 0)	0 (0 to 0)	0 (0 to 0)	0 (0 to 0)	0 (0 to 0)	0 (0 to 0)	0 (0 to 0)	0 (0 to 0)	0 (0 to 0)	0 (0 to 0)	0 (0 to 0)	0 (0 to 0)	0 (0 to 0)	269
Other gynecological diseases	0 (0 to 0)	0 (0 to 0)	0 (0 to 0)	0-2 (0 to 0.6)	8-6 (4 to 16.3)	45-6 (26.5 to 72.1)	99-6 (52.6 to 162)	139 (71.1 to 198)	134 (65.5 to 199)	95-6 (48.9 to 155)	49-6 (24.9 to 82)	48-5 (24.9 to 82)	74 (34.9 to 127)	102 (54.3 to 127)	73 (43.3 to 109)	47-6 (27.4 to 73.1)	27-6 (16.2 to 56.8)	34-5 (21.5 to 50.5)	11-1 (6.4 to 17.2)	0-9 (0.3 to 2.6)	0-6 (0.2 to 0.9)	2-2 (1.3 to 3.5)	0-4 (0.3 to 1.1)	908
Hemoglobinopathies and hemolytic anemias	0-1 (0 to 0.2)	0-5 (0.2 to 1.3)	2-1 (0.4 to 7.4)	2-3 (0.3 to 8.2)	0-5 (0.3 to 0.7)	0-3 (0.8 to 14.2)	4-7 (0.8 to 13.6)	4-5 (0.7 to 12.7)	3-8 (0.4 to 11.3)	2-7 (0.4 to 7.2)	2-4 (0.4 to 6.4)	2-4 (0.6 to 6.8)	2-3 (0.7 to 6.1)	2-3 (0.7 to 6.7)	2-4 (0.7 to 6.8)	2-6 (1.1 to 7.3)	1-8 (0.6 to 4.1)	2 (1.1 to 5.2)	1-4 (0.4 to 2.8)	0-7 (0.3 to 1.3)	0-3 (0.1 to 0.5)	48-8
Thalassemias	0 (0 to 0)	0 (0 to 0)	0 (0 to 0)	0 (0 to 0)	0 (0 to 0)	0 (0 to 0.1)	0 (0 to 0)	0 (0 to 0)	0 (0 to 0)	0 (0 to 0)	0 (0 to 0)	0 (0 to 0)	0 (0 to 0)	0 (0 to 0)	0 (0 to 0)	0 (0 to 0)	0 (0 to 0)	0 (0 to 0)	0 (0 to 0)	0 (0 to 0)	0 (0 to 0)	0 (0 to 0)	0 (0 to 0)	0 (0 to 0)	0-2
Thalassemias trait	0 (0 to 0)	0-1 (0 to 1.6)	0-5 (0.2 to 2.5)	0-2 (0 to 0.6)	0-2 (0 to 0.5)	0-2 (0 to 0.7)	1-4 (0.2 to 3.2)	1-4 (0.2 to 3.2)	1-4 (0.2 to 3.2)	1-3 (0.1 to 3)	0-5 (0.1 to 2)	0-5 (0.1 to 2)	0-7 (0.1 to 2.2)	0-6 (0.1 to 2)	0-4 (0.1 to 1.3)	0-3 (0.1 to 1.1)	0-3 (0.1 to 1)	0-3 (0.1 to 1)	0-2 (0.1 to 0.7)	0-1 (0 to 0.4)	0-1 (0 to 0.2)	0-1 (0 to 0.2)	0-1 (0 to 0.2)	0-1 (0 to 0.2)	10-6
Sickle cell disorders	0 (0 to 0)	0-1 (0 to 0.2)	0-3 (0.2 to 0.5)	0-3 (0.2 to 0.6)	0-3 (0.2 to 0.5)	0-3 (0.2 to 0.5)	0-3 (0.2 to 0.4)	0-3 (0.2 to 0.4)	0-3 (0.2 to 0.5)	0-3 (0.2 to 0.5)	0-2 (0.1 to 0.4)	0-2 (0.1 to 0.4)	0-2 (0.1 to 0.4)	0-2 (0.1 to 0.4)	0-2 (0.1 to 0.4)	0-3 (0.1 to 0.5)	0-3 (0.1 to 0.5)	0-3 (0.1 to 0.5)	0-3 (0.1 to 0.5)	0-2 (0.1 to 0.4)	0-2 (0.1 to 0.4)	0-2 (0.1 to 0.4)	0-2 (0.1 to 0.4)	0-2 (0.1 to 0.4)	3-4
Sickle cell trait	0 (0 to 0)	0-1 (0 to 0.4)	0-6 (0.1 to 1.6)	0-7 (0.2 to 2.4)	0-2 (0 to 1.1)	2-6 (0.6 to 11.1)	2-6 (0.2 to 9.6)	2-6 (0.2 to 9.1)	2-6 (0.1 to 8.2)	2-6 (0.2 to 9.1)	1-2 (0.1 to 4.1)	0-5 (0.1 to 2.1)	0-6 (0.2 to 2)	0-5 (0.1 to 1.7)	0-5 (0.1 to 1.6)	0-4 (0.1 to 1.2)	0-4 (0.1 to 1.2)	0-3 (0.1 to 1.2)	0-3 (0.1 to 1.2)	0-2 (0.1 to 0.7)	0-2 (0 to 0.5)	0-2 (0 to 0.5)	0-1 (0 to 0.3)	0-1 (0 to 0.1)	15-1
G6PD deficiency	0 (0 to 0)	0 (0 to 0)	0 (0 to 0)	0 (0 to 0)	0 (0 to 0.1)	0 (0 to 0.1)	0 (0 to 0.1)	0 (0 to 0.2)	0 (0 to 0.1)	0 (0 to 0.2)	0 (0 to 0.2)	0 (0 to 0.2)	0-1 (0 to 0.2)	0-1 (0 to 0.2)	0-1 (0 to 0.2)	0-1 (0 to 0.2)	0-1 (0 to 0.2)	0-1 (0 to 0.2)	0-1 (0 to 0.2)	0-1 (0 to 0.1)	0-1 (0 to 0.1)	0-1 (0 to 0.1)	0-1 (0 to 0.1)	0-1 (0 to 0.1)	1-7
G6PD trait	0 (0 to 0)	0 (0 to 0)	0 (0 to 0)	0 (0 to 0)	0 (0 to 0)	0 (0 to 0)	0 (0 to 0)	0 (0 to 0)	0 (0 to 0)	0 (0 to 0)	0 (0 to 0)	0 (0 to 0)	0 (0 to 0)	0 (0 to 0)	0 (0 to 0)	0 (0 to 0)	0 (0 to 0)	0 (0 to 0)	0 (0 to 0)	0 (0 to 0)	0 (0 to 0)	0 (0 to 0)	0 (0 to 0)	0 (0 to 0)	0-3
Other hemoglobinopathies and hemolytic anemias	0 (0 to 0)	0-2 (0 to 0.7)	0-7 (0.1 to 2.1)	0-6 (0.2 to 2)	0-2 (0 to 0.6)	0-1 (0 to 0.1)	0-3 (0 to 1.2)	0-3 (0 to 1.3)	0-3 (0 to 1.3)	0-3 (0 to 1.2)	0-3 (0.2 to 2.7)	0-3 (0.1 to 2.7)	0-1 (0.2 to 2.4)	1-1 (0.2 to 2.4)	1-5 (0.3 to 4.2)	1-1 (0.2 to 4.5)	1-6 (0.3 to 4.7)	2 (0.5 to 4.7)	1-6 (0.4 to 3.3)	1-4 (0.4 to 2.9)	0-9 (0.2 to 2.1)	0-5 (0.1 to 1.3)	2-2 (0.4 to 5.1)	17-5
Endocrine, metabolic, blood, and immune disorders	1 (0.5 to 1.9)	1-2 (0.7 to 1.9)	7-5 (4.5 to 11)	12-9 (8.3 to 19.7)	14-4 (9.2 to 22.6)	18-5 (11.6 to 28.4)	20-7 (13.5 to 30.9)	22-3 (15.1 to 33.9)	21 (13.4 to 32.1)	19-4 (12.5 to 27.7)	14-4 (9.5 to 20.4)	13-7 (9.2 to 19.6)	12-6 (8.1 to 18.2)	12-2 (7.8 to 17.6)	12-3 (7.8 to 17.6)	11-1 (7.1 to 16.1)	9-6 (6.1 to 13.8)	9-1 (5.8 to 13.1)	7-3 (4.6 to 10.6)	5-2 (3.3 to 7.6)	3-7 (2.3 to 5.4)	1-8 (1.2 to 2.7)	0-5 (0.3 to 0.8)	1,190
Oral disorders	0 (0 to 0)	0-3 (0.1 to 0.7)	1-7 (0.7 to 3.4)	4-9 (2.7 to 9.4)	7-3 (4.1 to 12.2)	10-6 (6.2 to 17.4)	7-3 (4.2 to 12.9)	10-6 (6.2 to 17.4)	15-9 (9.3 to 26.1)	20-8 (12.3 to 34.4)	20-8 (12.3 to 34.4)	0 (0 to 0)	0 (0 to 0)	0 (0 to 0)	0 (0 to 0)	0 (0 to 0)	0 (0 to 0)	0 (0 to 0)	0 (0 to 0)	0 (0 to 0)	0 (0 to 0)	0 (0 to 0)	0 (0 to 0)	0 (0 to 0)	761
Caries of deciduous teeth	0 (0 to 0)	0 (0 to 0)	0 (0 to 0)	0 (0 to 0.9)	0 (0 to 0.7)	0 (0 to 0)	0 (0 to 0)	0 (0 to 0)	0 (0 to 0)	0 (0 to 0)	0 (0 to 0)	0 (0 to 0)	0 (0 to 0)	0 (0 to 0)	0 (0 to 0)	0 (0 to 0)	0 (0 to 0)	0 (0 to 0)	0 (0 to 0)	0 (0 to 0)	0 (0 to 0)	0 (0 to 0)	0 (0 to 0)	0 (0 to 0)	1-4
Caries of permanent teeth	0 (0 to 0)	0 (0 to 0)	0 (0 to 0)	2-7 (0.9 to 5.2)	2-7 (1.1 to 5.6)	2-7 (1.1 to 5.7)	3 (1.3 to 6.6)	3-1 (1.5 to 7.1)	3-9 (1.6 to 7.9)	3-9 (1.6 to 8)	3-9 (1.6 to 8)	3-9 (1.5 to 8.6)	3-5 (1.5 to 8.6)	3-5 (1.7 to 8.6)	3-5 (1.6 to 8.2)	3-5 (1.5 to 8.2)	3-5 (1.5 to 8.2)	3-5 (1.5 to 8.2)	3-5 (1.5 to 8.2)	3-5 (1.5 to 8.2)	3-5 (1.5 to 8.2)	3-5 (1.5 to 8.2)	3-5 (1.5 to 8.2)	3-5 (1.5 to 8.2)	51-5
Periodontal diseases	0 (0 to 0)	0 (0 to 0)	0 (0 to 0)	0 (0 to 0)	0 (0 to 0)	0 (0 to 0.5)	0-2 (0 to 1.6)	0-5 (0 to 3.4)	0-6 (0.1 to 3.9)	0-6 (0.1 to 3.9)	0-6 (0.1 to 3.9)	0-6 (0.1 to 3.9)	0-7 (0.1 to 4.3)	0-7 (0.1 to 4.3)	0-7 (0.1 to 4.3)	0-7 (0.1 to 4.3)	0-7 (0.1 to 4.3)	0-7 (0.1 to 4.3)	0-7 (0.1 to 4.3)	0-7 (0.1 to 4.3)	0-7 (0.1 to 4.3)	0-7 (0.1 to 4.3)	0-7 (0.1 to 4.3)	0-7 (0.1 to 4.3)	98-6
Other oral disorders	0 (0 to 0)	0 (0 to 0)	0 (0 to 0)	1-7 (0.7 to 4.6)	1-7 (0.7 to 4.6)	3-7 (2.6 to 5.9)	3-7 (2.6 to 5.9)	3-8 (2.6 to 6.1)	3-8 (2.6 to 6.1)	3-8 (2.6 to 6.1)	3-8 (2.6 to 6.1)	3-8 (2.6 to 6.1)	3-8 (2.6 to 6.1)	3-8 (2.6 to 6.1)	3-8 (2.6 to 6.1)

SR Table 2b: Hatton DALYS by cause and age group for females with 95% uncertainty intervals, 2019

Cause	Early Neonatal	Late Neonatal	Post Neonatal	1 to 4	5 to 9	10 to 14	15 to 19	20 to 24	25 to 29	30 to 34	35 to 39	40 to 44	45 to 49	50 to 54	55 to 59	60 to 64	65 to 69	70 to 74	75 to 79	80 to 84	85 plus	Total
All causes	85.5 (71.1 to 103)	85.5 (69.9 to 98.6)	59.2 (49.2 to 70.2)	111 (93.1 to 130)	101 (83.9 to 122)	201 (169 to 244)	284 (236 to 335)	364 (302 to 436)	382 (318 to 461)	387 (324 to 460)	372 (312 to 446)	370 (309 to 446)	376 (312 to 448)	410 (340 to 491)	470 (390 to 560)	570 (472 to 676)	710 (589 to 842)	1,060 (879 to 1,250)	1,620 (1,350 to 1,930)	2,220 (1,880 to 2,630)	3,190 (2,700 to 3,790)	20,600
Communicable, maternal, neonatal, and nutritional diseases	85.5 (71.1 to 103)	85.5 (69.9 to 98.6)	59.2 (49.2 to 70.2)	111 (93.1 to 130)	101 (83.9 to 122)	201 (169 to 244)	284 (236 to 335)	364 (302 to 436)	382 (318 to 461)	387 (324 to 460)	372 (312 to 446)	370 (309 to 446)	376 (312 to 448)	410 (340 to 491)	470 (390 to 560)	570 (472 to 676)	710 (589 to 842)	1,060 (879 to 1,250)	1,620 (1,350 to 1,930)	2,220 (1,880 to 2,630)	3,190 (2,700 to 3,790)	20,600
HIV/AIDS and sexually transmitted infections	2.5 (0.7 to 5.5)	0.7 (0.2 to 1.5)	0.9 (0.2 to 2.1)	0.1 (0.1 to 0.3)	0.1 (0.1 to 0.1)	0.1 (0.1 to 0.1)	0.2 (0.1 to 0.3)	0.4 (0.4 to 0.6)	0.7 (0.7 to 1.4)	1.1 (1.1 to 2.4)	1.8 (1.8 to 3.5)	2.1 (2.1 to 3.9)	2.1 (2.1 to 3.9)	1.7 (1.1 to 3.7)	0.7 (0.7 to 1.5)	0.9 (0.6 to 1.4)	0.6 (0.5 to 1.2)	0.5 (0.4 to 1.1)	0.4 (0.3 to 0.8)	0.3 (0.2 to 0.5)	19
HIV/AIDS	0 (0 to 0)	0 (0 to 0)	0.1 (0 to 0.1)	0.1 (0 to 0.1)	0.1 (0 to 0.1)	0.1 (0 to 0.1)	0.1 (0 to 0.2)	0.4 (0.3 to 0.5)	0.6 (0.3 to 0.7)	0.5 (0.3 to 0.7)	0.5 (0.3 to 0.7)	0.5 (0.3 to 0.7)	0.5 (0.3 to 0.7)	0.4 (0.2 to 0.6)	0.3 (0.2 to 0.5)	0.3 (0.2 to 0.4)	0.2 (0.1 to 0.4)	0.2 (0.1 to 0.4)	0.1 (0 to 0.3)	0.1 (0 to 0.2)	3.5
HIV/AIDS - Drug-susceptible Tuberculosis	0 (0 to 0)	0 (0 to 0)	0 (0 to 0)	0 (0 to 0)	0 (0 to 0)	0 (0 to 0)	0 (0 to 0)	0 (0 to 0)	0 (0 to 0)	0 (0 to 0)	0 (0 to 0)	0 (0 to 0)	0 (0 to 0)	0 (0 to 0)	0 (0 to 0)	0 (0 to 0)	0 (0 to 0)	0 (0 to 0)	0 (0 to 0)	0 (0 to 0)	0 (0 to 0)	0.3
HIV/AIDS - Multidrug-resistant Tuberculosis without extensive dr...	0 (0 to 0)	0 (0 to 0)	0 (0 to 0)	0 (0 to 0)	0 (0 to 0)	0 (0 to 0)	0 (0 to 0)	0 (0 to 0)	0 (0 to 0)	0 (0 to 0)	0 (0 to 0)	0 (0 to 0)	0 (0 to 0)	0 (0 to 0)	0 (0 to 0)	0 (0 to 0)	0 (0 to 0)	0 (0 to 0)	0 (0 to 0)	0 (0 to 0)	0 (0 to 0)	0
HIV/AIDS - Extensively drug-resistant Tuberculosis	0 (0 to 0)	0 (0 to 0)	0 (0 to 0)	0 (0 to 0)	0 (0 to 0)	0 (0 to 0)	0 (0 to 0)	0 (0 to 0)	0 (0 to 0)	0 (0 to 0)	0 (0 to 0)	0 (0 to 0)	0 (0 to 0)	0 (0 to 0)	0 (0 to 0)	0 (0 to 0)	0 (0 to 0)	0 (0 to 0)	0 (0 to 0)	0 (0 to 0)	0 (0 to 0)	0
HIV/AIDS resulting in other diseases	0 (0 to 0)	0 (0 to 0)	0 (0 to 0)	0 (0 to 0)	0 (0 to 0)	0 (0 to 0)	0 (0 to 0)	0 (0 to 0)	0 (0 to 0)	0 (0 to 0)	0 (0 to 0)	0 (0 to 0)	0 (0 to 0)	0 (0 to 0)	0 (0 to 0)	0 (0 to 0)	0 (0 to 0)	0 (0 to 0)	0 (0 to 0)	0 (0 to 0)	0 (0 to 0)	3.2
Sexually transmitted infections excluding HIV	2.5 (0.7 to 5.5)	0.7 (0.2 to 1.5)	0.9 (0.2 to 2.1)	0 (0 to 0.1)	0 (0 to 0)	0 (0 to 0)	0.2 (0 to 0.2)	0.4 (0.3 to 0.7)	0.9 (0.5 to 1.2)	1.4 (0.8 to 2.4)	1.6 (0.9 to 3.2)	1.7 (0.9 to 3.2)	1.7 (0.9 to 3.2)	1.2 (0.7 to 2.2)	0.7 (0.4 to 1.2)	0.5 (0.3 to 0.9)	0.5 (0.3 to 0.8)	0.5 (0.3 to 0.8)	0.4 (0.2 to 0.7)	0.2 (0.1 to 0.3)	15.4
Syphilis	2.5 (0.7 to 5.5)	0.7 (0.2 to 1.5)	0.9 (0.2 to 2.1)	0 (0 to 0.1)	0 (0 to 0)	0 (0 to 0)	0 (0 to 0)	0 (0 to 0)	0 (0 to 0)	0 (0 to 0)	0 (0 to 0)	0 (0 to 0)	0 (0 to 0)	0 (0 to 0)	0 (0 to 0)	0 (0 to 0)	0 (0 to 0)	0 (0 to 0)	0 (0 to 0)	0 (0 to 0)	0 (0 to 0)	4.2
Chlamydial infection	0 (0 to 0)	0 (0 to 0)	0 (0 to 0)	0 (0 to 0)	0 (0 to 0)	0 (0 to 0)	0 (0 to 0.1)	0 (0 to 0.2)	0 (0 to 0.1)	0.3 (0 to 0.6)	0.4 (0 to 0.8)	0.4 (0.2 to 0.7)	0.4 (0.2 to 0.7)	0.2 (0 to 0.4)	0.1 (0 to 0.1)	0.1 (0 to 0.1)	0.1 (0 to 0.1)	0.1 (0 to 0.1)	0.1 (0 to 0.1)	0 (0 to 0)	0 (0 to 0)	2
Gonococcal infection	0 (0 to 0)	0 (0 to 0)	0 (0 to 0)	0 (0 to 0)	0 (0 to 0)	0 (0 to 0)	0 (0 to 0.1)	0 (0 to 0.1)	0 (0 to 0.1)	0 (0 to 0.2)	0 (0 to 0.2)	0 (0 to 0.2)	0 (0 to 0.2)	0 (0 to 0.1)	0 (0 to 0.1)	0 (0 to 0.1)	0 (0 to 0.2)	0 (0 to 0.2)	0 (0 to 0.2)	0 (0 to 0.2)	0 (0 to 0.1)	1.7
Trichomoniasis	0 (0 to 0)	0 (0 to 0)	0 (0 to 0)	0 (0 to 0)	0 (0 to 0)	0 (0 to 0)	0 (0 to 0.1)	0 (0 to 0.2)	0 (0 to 0.2)	0 (0 to 0.2)	0 (0 to 0.2)	0 (0 to 0.2)	0 (0 to 0.2)	0 (0 to 0.2)	0 (0 to 0.2)	0 (0 to 0.2)	0 (0 to 0.2)	0 (0 to 0.2)	0 (0 to 0.2)	0 (0 to 0.2)	0 (0 to 0.1)	1.7
Genital herpes	0 (0 to 0)	0 (0 to 0)	0 (0 to 0)	0 (0 to 0)	0 (0 to 0)	0 (0 to 0)	0 (0 to 0.1)	0 (0 to 0.1)	0 (0 to 0.2)	0 (0 to 0.2)	0 (0 to 0.4)	0 (0 to 0.4)	0 (0 to 0.4)	0 (0 to 0.2)	0 (0 to 0.2)	0 (0 to 0.2)	0 (0 to 0.2)	0 (0 to 0.2)	0 (0 to 0.1)	0 (0 to 0.1)	0 (0 to 0.1)	2
Other sexually transmitted infections	0 (0 to 0)	0 (0 to 0)	0 (0 to 0)	0 (0 to 0)	0 (0 to 0)	0 (0 to 0)	0 (0 to 0.1)	0 (0 to 0.1)	0 (0 to 0.2)	0 (0 to 0.4)	0 (0 to 0.4)	0 (0 to 0.4)	0 (0 to 0.4)	0 (0 to 0.2)	0 (0 to 0.2)	0 (0 to 0.2)	0 (0 to 0.2)	0 (0 to 0.2)	0 (0 to 0.1)	0 (0 to 0.1)	0 (0 to 0.1)	3.6
Respiratory infections and tuberculosis	0.8 (0.5 to 1.2)	0.3 (0.2 to 0.5)	1.3 (0.8 to 2.2)	10.1 (7.2 to 14)	4.4 (3.4 to 5.8)	3.4 (2.6 to 4.5)	3.6 (2.7 to 4.8)	4.2 (3.2 to 5.5)	4.6 (3.5 to 6.1)	5.2 (4.1 to 6.8)	5.8 (4.5 to 7.5)	6.4 (5.1 to 8.2)	7.3 (5.8 to 9.3)	8.4 (6.7 to 10.6)	9.8 (7.9 to 12.3)	11.6 (9.4 to 14.5)	13.9 (11.3 to 17.2)	16.7 (13.5 to 20.5)	20.1 (16.3 to 24.8)	24.5 (19.8 to 30.1)	159
Tuberculosis	0 (0 to 0)	0 (0 to 0)	0 (0 to 0)	0 (0 to 0.1)	0 (0 to 0)	0 (0 to 0.1)	0 (0 to 0.1)	0 (0 to 0.2)	0 (0 to 0.2)	0 (0 to 0.3)	0 (0 to 0.4)	0 (0 to 0.4)	0 (0 to 0.5)	0 (0 to 0.5)	0 (0 to 0.6)	0 (0 to 0.7)	0 (0 to 0.8)	0 (0 to 0.9)	0 (0 to 1)	0 (0 to 1.2)	0 (0 to 1.4)	5
Latent tuberculosis infection	0 (0 to 0)	0 (0 to 0)	0 (0 to 0)	0 (0 to 0)	0 (0 to 0)	0 (0 to 0)	0 (0 to 0)	0 (0 to 0)	0 (0 to 0)	0 (0 to 0)	0 (0 to 0)	0 (0 to 0)	0 (0 to 0)	0 (0 to 0)	0 (0 to 0)	0 (0 to 0)	0 (0 to 0)	0 (0 to 0)	0 (0 to 0)	0 (0 to 0)	0 (0 to 0)	0
Drug-susceptible tuberculosis	0 (0 to 0)	0 (0 to 0)	0 (0 to 0)	0 (0 to 0.1)	0 (0 to 0)	0 (0 to 0.1)	0 (0 to 0.1)	0 (0 to 0.2)	0 (0 to 0.2)	0 (0 to 0.3)	0 (0 to 0.3)	0 (0 to 0.4)	0 (0 to 0.4)	0 (0 to 0.5)	0 (0 to 0.5)	0 (0 to 0.6)	0 (0 to 0.7)	0 (0 to 0.8)	0 (0 to 0.9)	0 (0 to 1)	0 (0 to 1.2)	4.8
Multidrug-resistant tuberculosis without extensive drug-resistance	0 (0 to 0)	0 (0 to 0)	0 (0 to 0)	0 (0 to 0)	0 (0 to 0)	0 (0 to 0)	0 (0 to 0)	0 (0 to 0)	0 (0 to 0)	0 (0 to 0)	0 (0 to 0)	0 (0 to 0)	0 (0 to 0)	0 (0 to 0)	0 (0 to 0)	0 (0 to 0)	0 (0 to 0)	0 (0 to 0)	0 (0 to 0)	0 (0 to 0)	0 (0 to 0)	0.1
Extensively drug-resistant tuberculosis	0 (0 to 0)	0 (0 to 0)	0 (0 to 0)	0 (0 to 0)	0 (0 to 0)	0 (0 to 0)	0 (0 to 0)	0 (0 to 0)	0 (0 to 0)	0 (0 to 0)	0 (0 to 0)	0 (0 to 0)	0 (0 to 0)	0 (0 to 0)	0 (0 to 0)	0 (0 to 0)	0 (0 to 0)	0 (0 to 0)	0 (0 to 0)	0 (0 to 0)	0 (0 to 0)	0
Lower respiratory infections	0.8 (0.5 to 1.2)	0.7 (0.5 to 1.1)	1.2 (0.4 to 2.7)	4.1 (2.3 to 5.4)	1.1 (0.7 to 1.5)	1.4 (0.7 to 1.5)	1.4 (1.1 to 2.2)	1.8 (1.2 to 2.7)	2.7 (1.9 to 3.6)	3.7 (2.5 to 5.2)	5.0 (3.4 to 7.8)	5.5 (4.7 to 10.4)	7.1 (5.1 to 14.6)	8.0 (5.4 to 14.8)	9.0 (6.1 to 16.9)	10.2 (7.1 to 18.4)	11.7 (8.2 to 20.4)	13.6 (9.5 to 22.5)	16.3 (11.7 to 26.4)	19.8 (14.2 to 32.5)	113
Upper respiratory infections	0 (0 to 0)	0 (0 to 0)	0 (0 to 0.1)	0.6 (0.4 to 1.4)	0.4 (0.4 to 0.7)	0.4 (0.4 to 0.8)	0.4 (0.4 to 0.8)	0.5 (0.4 to 0.9)	0.6 (0.4 to 1.1)	0.7 (0.5 to 1.3)	0.8 (0.6 to 1.5)	0.8 (0.6 to 1.5)	0.8 (0.6 to 1.5)	0.8 (0.6 to 1.5)	0.8 (0.6 to 1.5)	0.8 (0.6 to 1.5)	0.8 (0.6 to 1.5)	0.8 (0.6 to 1.5)	0.8 (0.6 to 1.5)	0.8 (0.6 to 1.5)	9.2
Otitis media	0 (0 to 0)	0 (0 to 0)	0.2 (0.1 to 0.3)	1.4 (0.7 to 2.4)	1.4 (0.7 to 2.4)	1.4 (0.7 to 2.4)	1.4 (0.8 to 2.3)	1.4 (0.8 to 2.3)	1.4 (0.8 to 2.3)	1.4 (0.8 to 2.2)	1.4 (0.8 to 2.2)	1.4 (0.8 to 2.1)	1.4 (0.8 to 2.1)	0.8 (0.4 to 1.6)	0.8 (0.4 to 1.6)	0.8 (0.4 to 1.6)	0.8 (0.4 to 1.6)	0.8 (0.4 to 1.6)	0.8 (0.4 to 1.6)	0.8 (0.4 to 1.6)	11.7
Enteric infections	0.1 (0 to 0.1)	0.3 (0.2 to 0.4)	3.3 (2.2 to 4.8)	2.5 (1.9 to 3.4)	1.7 (1.3 to 2.4)	1.3 (0.9 to 2.1)	1.2 (0.7 to 1.9)	1.2 (0.7 to 1.9)	1.3 (0.8 to 2.1)	1.4 (0.9 to 2.1)	1.4 (0.9 to 2.2)	1.4 (0.9 to 2.2)	1.4 (0.9 to 2.2)	1.2 (0.7 to 1.7)	1.2 (0.7 to 1.7)	1.2 (0.7 to 1.7)	1.2 (0.7 to 1.7)	1.2 (0.7 to 1.7)	1.2 (0.7 to 1.7)	1.2 (0.7 to 1.7)	70.7
Diarrheal diseases	0.1 (0 to 0.1)	0.3 (0.2 to 0.4)	3.3 (2.1 to 4.8)	2.5 (1.9 to 3.4)	1.7 (1.3 to 2.4)	1.3 (0.9 to 2.1)	1.2 (0.7 to 1.9)	1.2 (0.7 to 1.9)	1.3 (0.8 to 2.1)	1.4 (0.9 to 2.1)	1.4 (0.9 to 2.2)	1.4 (0.9 to 2.2)	1.4 (0.9 to 2.2)	1.2 (0.7 to 1.7)	1.2 (0.7 to 1.7)	1.2 (0.7 to 1.7)	1.2 (0.7 to 1.7)	1.2 (0.7 to 1.7)	1.2 (0.7 to 1.7)	1.2 (0.7 to 1.7)	70.4
Typhoid and paraphoid	0 (0 to 0)	0 (0 to 0)	0 (0 to 0)	0 (0 to 0)	0 (0 to 0)	0 (0 to 0)	0 (0 to 0)	0 (0 to 0)	0 (0 to 0)	0 (0 to 0)	0 (0 to 0)	0 (0 to 0)	0 (0 to 0)	0 (0 to 0)	0 (0 to 0)	0 (0 to 0)	0 (0 to 0)	0 (0 to 0)	0 (0 to 0)	0 (0 to 0)	0 (0 to 0)	0
Typhoid fever	0 (0 to 0)	0 (0 to 0)	0 (0 to 0)	0 (0 to 0)	0 (0 to 0)	0 (0 to 0)	0 (0 to 0)	0 (0 to 0)	0 (0 to 0)	0 (0 to 0)	0 (0 to 0)	0 (0 to 0)	0 (0 to 0)	0 (0 to 0)	0 (0 to 0)	0 (0 to 0)	0 (0 to 0)	0 (0 to 0)	0 (0 to 0)	0 (0 to 0)	0 (0 to 0)	0
Paratyphoid fever	0 (0 to 0)	0 (0 to 0)	0 (0 to 0)	0 (0 to 0)	0 (0 to 0)	0 (0 to 0)	0 (0 to 0)	0 (0 to 0)	0 (0 to 0)	0 (0 to 0)	0 (0 to 0)	0 (0 to 0)	0 (0 to 0)	0 (0 to 0)	0 (0 to 0)	0 (0 to 0)	0 (0 to 0)	0 (0 to 0)	0 (0 to 0)	0 (0 to 0)	0 (0 to 0)	0
Invasive Non-typhoidal Salmonella (iNTS)	0 (0 to 0)	0 (0 to 0)	0 (0 to 0)	0 (0 to 0)	0 (0 to 0)	0 (0 to 0)	0 (0 to 0)	0 (0 to 0)	0 (0 to 0)	0 (0 to 0)	0 (0 to 0)	0 (0 to 0)	0 (0 to 0)	0 (0 to 0)	0 (0 to 0)	0 (0 to 0)	0 (0 to 0)	0 (0 to 0)	0 (0 to 0)	0 (0 to 0)	0 (0 to 0)	0.2
Other intestinal infectious diseases	0 (0 to 0)	0 (0 to 0)	0 (0 to 0)	0 (0 to 0)	0 (0 to 0)	0 (0 to 0)	0 (0 to 0)	0 (0 to 0)	0 (0 to 0)	0 (0 to 0)	0 (0 to 0)	0 (0 to 0)	0 (0 to 0)	0 (0 to 0)	0 (0 to 0)	0 (0 to 0)	0 (0 to 0)	0 (0 to 0)	0 (0 to 0)	0 (0 to 0)	0 (0 to 0)	0.1
Neglected tropical diseases and malaria	0 (0 to 0)	0.2 (0 to 0.2)	0.7 (0.1 to 2.2)	0.6 (0.2 to 2.4)	0 (0 to 0.1)	0 (0 to 0)	0 (0 to 0.4)	0 (0 to 0.4)	0 (0 to 0.4)	0 (0 to 0.4)	0 (0 to 0.4)	0 (0 to 0.1)	0 (0 to 0.1)	0.3 (0 to 0.9)	0 (0 to 0)	0 (0 to 0)	0 (0 to 0.2)	0 (0 to 0.3)	0 (0 to 0.3)	0 (0 to 0.1)	0 (0 to 0.1)	3.4
Malaria	0 (0 to 0)	0 (0 to 0)	0 (0 to 0)	0 (0 to 0)	0 (0 to 0)	0 (0 to 0)	0 (0 to 0)	0 (0 to 0)	0 (0 to 0)	0 (0 to 0)	0 (0 to 0)	0 (0 to 0)	0 (0 to 0)	0 (0 to 0)	0 (0 to 0)	0 (0 to 0)	0 (0 to 0)	0 (0 to 0)	0 (0 to 0)	0 (0 to 0)	0 (0 to 0)	0
Chagas disease	0 (0 to 0)	0 (0 to 0)	0 (0 to 0)	0 (0 to 0)	0 (0 to 0)	0 (0 to 0)	0 (0 to 0)	0 (0 to 0)	0 (0 to 0)	0 (0 to 0)	0 (0 to 0)	0 (0 to 0)	0 (0 to 0)	0 (0 to 0)	0 (0 to 0)	0 (0 to 0)	0 (0 to 0)	0 (0 to 0)	0 (0 to 0)	0 (0 to 0)	0 (0 to 0)	0
Leishmaniasis	0 (0 to 0)	0 (0 to 0)	0 (0 to 0)	0 (0 to 0)	0 (0 to 0)	0 (0 to 0)	0 (0 to 0)	0 (0 to 0)	0 (0 to 0)	0 (0 to 0)	0 (0 to 0)	0 (0 to 0)	0 (0 to 0)	0 (0 to 0)	0 (0 to 0)	0 (0 to 0)	0 (0 to 0)	0 (0 to 0)	0 (0 to 0)	0 (0 to 0)	0 (0 to 0)	0
Visceral leishmaniasis	0 (0 to 0)	0 (0 to 0)	0 (0 to 0)	0 (0 to 0)	0 (0 to 0)	0 (0 to 0)	0 (0 to 0)	0 (0 to 0)	0 (0 to 0)	0 (0 to 0)	0 (0 to 0)	0 (0 to 0)	0 (0 to 0)	0 (0 to 0)	0 (0 to 0)	0 (0 to 0)	0 (0 to 0)	0 (0 to 0)	0 (0 to 0)	0 (0 to 0)	0 (0 to 0)	0
Cutaneous and mucocutaneous leishmaniasis	0 (0 to 0)	0 (0 to 0)	0 (0 to 0)	0 (0 to 0)	0 (0 to 0)	0 (0 to 0)	0 (0 to 0)	0 (0 to 0)	0 (0 to 0)	0 (0 to 0)	0 (0 to 0)	0 (0 to 0)	0 (0 to 0)	0 (0 to 0)	0 (0 to 0)	0 (0 to 0)	0 (0 to 0)	0 (0 to 0)	0 (0 to 0)	0 (0 to 0)	0 (0 to 0)	0
African trypanosomiasis	0 (0 to 0)	0 (0 to 0)	0 (0 to 0)	0 (0 to 0)	0 (0 to 0)	0 (0 to 0)	0 (0 to 0)	0 (0 to 0)	0 (0 to 0)	0 (0 to 0)	0 (0 to 0)	0 (0 to 0)	0 (0 to 0)	0 (0 to 0)	0 (0 to 0)	0 (0 to 0)	0 (0 to 0)	0 (0 to 0)	0 (0 to 0)	0 (0 to 0)	0 (0 to 0)	0
Schistosomiasis	0 (0 to 0)	0 (0 to 0)	0 (0 to 0)	0 (0 to 0)	0 (0 to 0)	0 (0 to 0)	0 (0 to 0)	0 (0 to 0)	0 (0 to 0)	0 (0 to 0)	0 (0 to 0)	0 (0 to 0)	0 (0 to 0)	0 (0 to 0)	0 (0 to 0)	0 (0 to 0)	0 (0 to 0)	0 (0 to 0)	0 (0 to 0)	0 (0 to 0)	0 (0 to 0)	0
Cysticercosis	0 (0 to 0)	0 (0 to 0)	0 (0 to 0)	0 (0 to 0)	0 (0 to 0)	0 (0 to 0)	0 (0 to 0)	0 (0 to 0)	0 (0 to 0)	0 (0 to 0)	0 (0 to 0)	0 (0 to 0)	0 (0 to 0)	0 (0 to 0)	0 (0 to 0)	0 (0 to 0)	0 (0 to 0)	0 (0 to 0)	0 (0 to 0)	0 (0 to 0)	0 (0 to 0)	0
Cystic echinococcosis	0 (0 to 0)	0 (0 to 0)	0 (0 to 0)	0 (0 to 0)	0 (0 to 0)	0 (0 to 0)	0 (0 to 0)	0 (0 to 0)	0 (0 to 0)	0 (0 to 0)	0 (0 to 0)	0 (0 to 0)	0 (0 to 0)	0 (0 to 0)	0 (0 to 0)	0 (0 to 0)	0 (0 to 0)	0 (0 to 0)	0 (0 to 0)	0 (0 to 0)	0 (0 to 0)	0
Lymphatic filariasis	0 (0 to 0)	0 (0 to 0)	0 (0 to 0)	0 (0 to 0)	0 (0 to 0)	0 (0 to 0)	0 (0 to 0)	0 (0 to 0)	0 (0 to 0)	0 (0 to 0)	0 (0 to 0)	0 (0 to 0)	0 (0 to 0)	0 (0 to 0)	0 (0 to 0)	0 (0 to 0)	0 (0 to 0)	0 (0 to 0)	0 (0 to 0)	0 (0 to 0)	0 (0 to 0)	0
Onchocerciasis	0 (0 to 0)	0 (0 to 0)	0 (0 to 0)	0 (0 to 0)	0 (0 to 0)	0 (0 to 0)	0 (0 to 0)	0 (0 to 0)	0 (0 to 0)	0 (0 to 0)	0 (0 to 0)	0 (0 to 0)	0 (0 to 0)	0 (0 to 0)	0 (0 to 0)	0 (0 to 0)	0 (0 to 0)	0 (0 to 0)	0 (0 to 0)	0 (0 to 0)	0 (0 to 0)	0
Trachoma	0 (0 to 0)	0 (0 to 0)	0 (0 to 0)	0 (0 to 0)	0 (0 to 0)	0 (0 to 0)	0 (0 to 0)	0 (0 to 0)	0 (0 to 0)	0 (0 to 0)	0 (0 to 0)	0 (0 to 0)	0 (0 to 0)	0 (0 to 0)	0 (0 to 0)	0 (0 to 0)	0 (0 to 0)	0 (0 to 0)	0 (0 to 0)	0 (0 to 0)	0 (0 to 0)	0
Dengue	0 (0 to 0)	0 (0 to 0)	0 (0 to 0)	0 (0 to 0)	0 (0 to 0)	0 (0 to 0)	0 (0 to 0)	0 (0 to 0)	0 (0 to 0)	0 (0 to 0)	0 (0 to 0)	0 (0 to 0)	0 (0 to 0)	0 (0 to 0)	0 (0 to 0)	0 (0 to 0)	0 (0 to 0)	0 (0 to 0)	0 (0 to 0)	0 (0 to 0)	0 (0 to 0)	0
Yellow fever	0 (0 to 0)	0 (0 to 0)	0 (0 to 0)	0 (0 to 0)	0 (0 to 0)	0 (0 to 0)	0 (0 to 0)	0 (0 to 0)	0 (0 to 0)	0 (0 to 0)	0 (0 to 0)	0 (0 to 0)	0 (0 to 0)	0 (0 to 0)	0 (0 to 0)	0 (0 to 0)	0 (0 to 0)	0 (0 to 0)	0 (0 to 0)	0 (0 to 0)	0 (0 to 0)	0
Rabies	0 (0 to 0)	0 (0 to 0)	0 (0 to 0)	0 (0 to 0)	0 (0 to 0)	0 (0 to 0)	0 (0 to 0)	0 (0 to 0)	0 (0 to 0)	0 (0 to 0)	0 (0 to 0)	0 (0 to 0)	0 (0 to 0)	0 (0 to 0)	0 (0 to 0)	0 (0 to 0)	0 (0 to 0)	0 (0 to 0)	0 (0 to 0)	0 (0 to 0)	0 (0 to 0)	0
Intestinal nematode infections	0 (0 to 0)	0 (0 to 0)	0 (0 to 0)	0 (0 to 0)	0 (0 to 0)	0 (0 to 0)	0 (0 to 0)	0 (0 to 0)	0 (0 to 0)	0 (0 to 0)	0 (0 to 0)	0 (0 to 0)	0 (0 to 0)	0 (0 to 0)	0 (0 to 0)	0 (0 to 0)	0 (0 to 0)	0 (0 to 0)	0 (0 to 0)	0 (0 to 0)	0 (0 to 0)	0
Ascariasis	0 (0 to 0)	0 (0 to 0)	0 (0 to 0)	0 (0 to 0)	0 (0 to 0)	0 (0 to 0)	0 (0 to 0)	0 (0 to 0)	0 (0 to 0)	0 (0 to 0)	0 (0 to 0)	0 (0 to 0)	0 (0 to 0)	0 (0 to 0)	0 (0 to 0)	0 (0 to 0)	0 (0 to 0)	0 (0 to 0)	0 (0 to 0)	0 (0 to 0)	0 (0 to 0)	0
Trichuriasis	0 (0 to 0)	0 (0 to 0)	0 (0 to 0)	0 (0 to 0)	0 (0 to 0)	0 (0 to 0)	0 (0 to 0)	0 (0 to 0)	0 (0 to 0)	0 (0 to 0)	0 (0 to 0)	0 (0 to 0)	0 (0 to 0)	0 (0 to 0)	0 (0 to 0)	0 (0 to 0)	0 (0 to 0)	0 (0 to 0)	0 (0 to 0)	0 (0 to 0)	0 (0 to 0)	0
Hookworm disease	0 (0 to 0)	0 (0 to 0)	0 (0 to 0)	0 (0 to 0)	0 (0 to 0)	0 (0 to 0)	0 (0 to 0)	0 (0 to 0)	0 (0 to 0)	0 (0 to 0)	0 (0 to 0)	0 (0 to 0)	0 (0 to 0)	0 (0 to 0)	0 (0 to 0)	0 (0 to 0)	0 (0 to 0)	0 (0 to 0)	0 (0 to 0)	0 (0 to 0)	0 (0 to 0)	0
Food-borne trematodiases	0 (0 to 0)	0 (0 to 0)	0 (0 to 0)	0 (0 to 0)	0 (0 to 0)	0 (0 to 0)	0 (0 to 0)	0 (0 to 0)	0 (0 to 0)	0 (0 to 0)	0 (0 to 0)	0 (0 to 0)	0 (0 to 0)	0 (0 to 0)	0 (0 to 0)	0 (0 to 0)	0 (0 to 0)	0 (0 to 0)	0 (0 to 0)	0 (0 to 0)	0 (0 to 0)	0
Leprosy	0 (0 to 0)	0 (0 to 0)	0 (0 to 0)	0 (0 to 0)	0 (0 to 0)	0 (0 to 0)	0 (0 to 0)	0 (0 to 0)	0 (0 to 0)	0 (0 to 0)	0 (0 to 0)	0 (0 to 0)	0 (0 to 0)	0 (0 to 0)	0 (0 to 0)	0 (0 to 0)	0 (0 to 0)	0 (0 to 0)	0 (0 to 0)	0 (0 to 0)	0 (0 to 0)	0
Ebola	0 (0 to 0)	0 (0 to 0)	0 (0 to 0)	0 (0 to 0)	0 (0 to 0)	0 (0 to 0)	0 (0 to 0)	0 (0 to 0)	0 (0 to 0)	0 (0 to 0)	0 (0 to 0)	0 (0 to 0)	0 (0 to 0)	0 (0 to 0)	0 (0 to 0)	0 (0 to 0)	0 (0 to 0)	0 (0 to 0)	0 (0 to 0)	0 (0 to 0)	0 (0 to 0)	0
Zika virus	0 (0 to 0)	0 (0 to 0)	0 (0 to 0)	0 (0 to 0)	0 (0 to 0)	0 (0 to 0)	0 (0 to 0)	0 (0 to 0)	0 (0 to 0)	0 (0 to 0)	0 (0 to 0)	0 (0 to 0)	0 (0 to 0)	0 (0 to 0)	0 (0 to 0)	0 (0 to 0)	0 (0 to 0)	0 (0 to 0)	0 (0 to 0)	0 (0 to 0)	0 (0 to 0)	0
Guinea worm disease	0 (0 to 0)	0 (0 to 0)	0 (0 to 0)	0 (0 to 0)	0 (0 to 0)	0 (0 to 0)	0 (0 to 0)	0 (0 to 0)	0 (0 to 0)	0 (0 to 0)	0 (0 to 0)	0 (0 to 0)	0 (0 to 0)	0 (0 to 0)	0 (0 to 0)	0 (0 to 0)	0 (0 to 0)	0 (0 to 0)	0 (0 to 0)	0 (0 to 0)	0 (0 to 0)	0
Other neglected tropical diseases	0 (0 to 0)	0 (0 to 0)	0.2 (0 to 0.5)	0.6 (0.1 to 2.2)	0.6 (0.2 to 2.4)	0.6 (0 to 0.7)	0.7 (0.4 to 2.4)	0.8 (0.4 to 2.4)	0.8 (0.4 to 2.4)	0.8 (0.4 to 2.4)	0.8 (0.4 to 2.4)	0.8 (0.4 to 2.4)	0.8 (0.4 to 2.4)	0.3 (0 to 0.9)	0.3 (0 to 0.9)	0.3 (0 to 0.9)	0.3 (0 to 0.9)	0.3 (0 to 0.9)	0.3 (0 to 0.9)	0.3 (0 to 0.9)	3.4
Other infectious diseases	0.4 (0.3 to 0.4)	0.8 (0.5 to 1.2)	2.5 (1.4 to 3.4)	1.6 (1.3 to 2.1)	1.7 (1.3 to 2.1)	2.5 (1.9 to 3.2)	2.1 (1.4 to 2.6)	2.2 (1.7 to 2.8

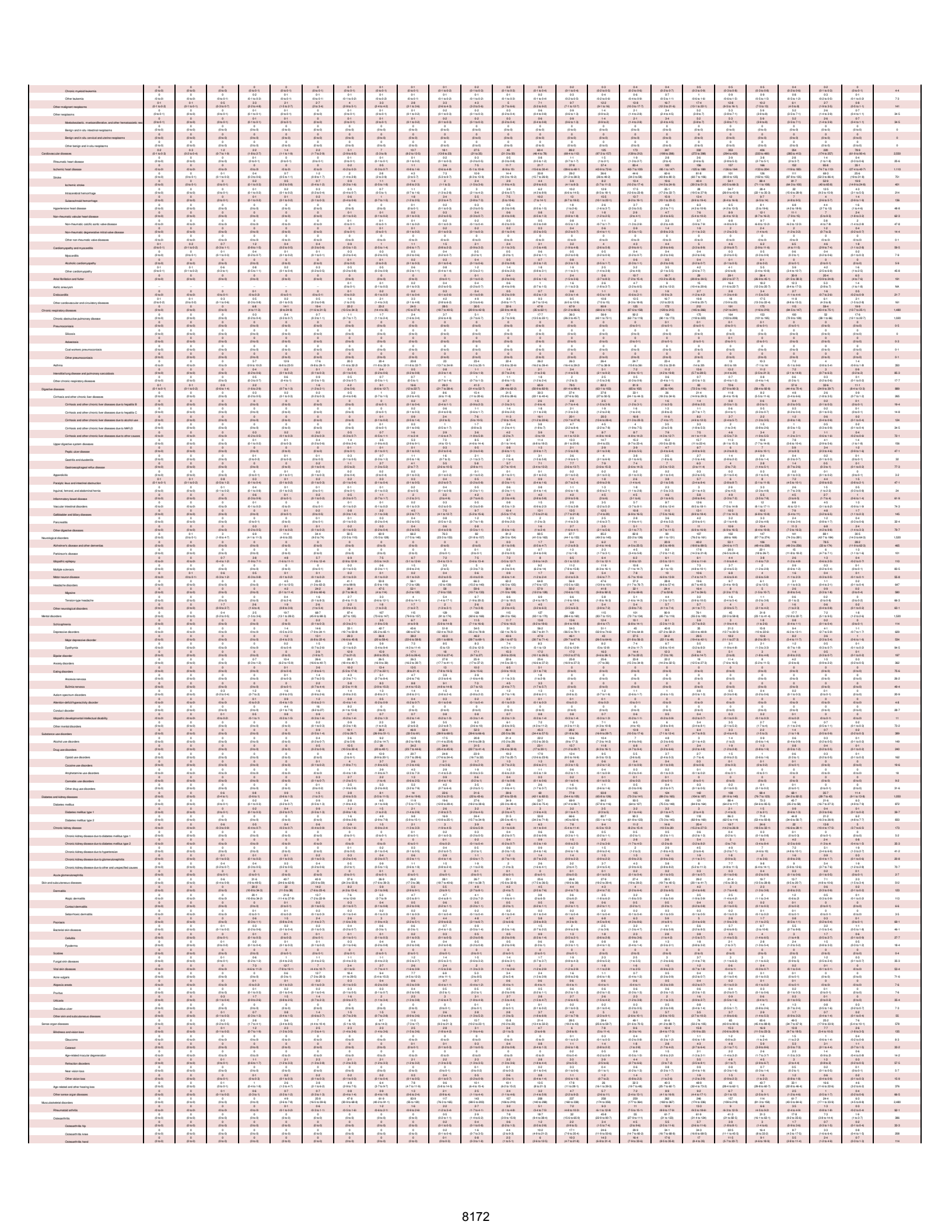

Osteoarthritis other	0 (0 to 0)	0 (0 to 0)	0 (0 to 0)	0 (0 to 0)	0 (0 to 0)	0 (0 to 0)	0 (0 to 0)	0 (0 to 0)	0 (0 to 0)	0 (0 to 0)	0 (0 to 1)	0 (0 to 0)	0.2 (0 to 0.4)	0 (0 to 0)	0.5 (0 to 1.2)	1.3 (0.5 to 2.4)	2.3 (1 to 5)	3.4 (1.5 to 7.5)	4.1 (1.9 to 9)	4.7 (2.2 to 9.6)	4.8 (2.4 to 10.1)	3.5 (1.7 to 7.2)	2.9 (1.5 to 6.1)	1.9 (1 to 3.8)	0.9 (0.4 to 1.7)	0.2 (0.1 to 0.5)		39.7
Low back pain	0 (0 to 0)	0 (0 to 0)	0 (0 to 0)	0 (0 to 0)	0 (1.4 to 5.3)	9 (4.5 to 24.8)	27.2 (16.3 to 44)	35 (20.7 to 54.9)	46 (27.3 to 71.3)	37 (24.6 to 59.3)	25.7 (13.9 to 48.1)	19.7 (9.5 to 37.2)	21.7 (10.5 to 38.1)	25.4 (12.4 to 45.1)	30.6 (14.9 to 55)	36.1 (18.3 to 62.1)	40.3 (19.2 to 64.9)	42.3 (20.4 to 66.7)	42.2 (21.6 to 64.4)	39.9 (21.1 to 60.9)	34.2 (17.9 to 52.4)	26.9 (14.1 to 41.3)	19.4 (10.2 to 30.6)	12.5 (6.6 to 20.1)	7.5 (3.9 to 12.6)	2.9 (1.4 to 5.1)	0.7 (0.3 to 1.5)		1,140
Neck pain	0 (0 to 0)	0 (0 to 0)	0 (0 to 0)	1.6 (0.4 to 3.4)	3 (1.4 to 5.9)	14.3 (7.5 to 24.6)	14.2 (7.2 to 27.7)	10.7 (6.3 to 21.4)	7.5 (3.9 to 15.1)	5.1 (2.5 to 10.2)	3.6 (1.5 to 7.5)	2.5 (0.9 to 5.4)	2.1 (0.8 to 4.5)	2.1 (0.8 to 4.5)	2.3 (0.9 to 4.8)	2.5 (1 to 5.2)	2.7 (1.1 to 5.6)	2.8 (1.1 to 5.8)	2.8 (1.1 to 5.8)	2.7 (1.1 to 5.6)	2.5 (1 to 5.2)	2.2 (0.9 to 4.6)	1.8 (0.7 to 3.8)	1.4 (0.5 to 2.9)	0.9 (0.3 to 1.9)	0.3 (0.1 to 0.7)		436
Gout	0 (0 to 0)	0 (0 to 0)	0 (0 to 0)	0 (0 to 0)	0 (0 to 0)	0 (0 to 0)	0 (0 to 0)	0 (0 to 0)	0 (0 to 0)	0 (0 to 0)	0 (0 to 0)	0 (0 to 0)	0 (0 to 0)	0 (0 to 0)	0 (0 to 0)	0 (0 to 0)	0 (0 to 0)	0 (0 to 0)	0 (0 to 0)	0 (0 to 0)	0 (0 to 0)	0 (0 to 0)	0 (0 to 0)	0 (0 to 0)	0 (0 to 0)	0 (0 to 0)	0 (0 to 0)		97
Other musculoskeletal disorders	0 (0 to 0)	0 (0 to 0)	0 (0 to 0)	0 (0 to 0)	0.1 (0.1 to 0.2)	0.3 (0.2 to 0.6)	0.3 (0.2 to 0.7)	0.4 (0.2 to 0.7)	0.5 (0.2 to 1.1)	0.5 (0.2 to 1.1)	0.5 (0.2 to 1.1)	0.5 (0.2 to 1.1)	0.5 (0.2 to 1.1)	0.5 (0.2 to 1.1)	0.5 (0.2 to 1.1)	0.5 (0.2 to 1.1)	0.5 (0.2 to 1.1)	0.5 (0.2 to 1.1)	0.5 (0.2 to 1.1)	0.5 (0.2 to 1.1)	0.5 (0.2 to 1.1)	0.5 (0.2 to 1.1)	0.5 (0.2 to 1.1)	0.5 (0.2 to 1.1)	0.5 (0.2 to 1.1)	0.5 (0.2 to 1.1)		11.1
Other non-communicable diseases	21.9 (15.6 to 29.4)	12.6 (9.3 to 16.9)	38.8 (27 to 53)	16.6 (11 to 23.5)	15.8 (11.4 to 21.2)	23.8 (16.9 to 33.2)	30.7 (20.7 to 56)	48.4 (34.8 to 90.4)	64.1 (41.6 to 127)	89.3 (56.7 to 159)	111 (70.7 to 199)	112 (78.4 to 156)	113 (72.6 to 146)	93 (64.9 to 132)	80 (54.9 to 116)	67 (46.2 to 96)	57 (39.4 to 82)	49 (33.7 to 70)	43 (29.5 to 61)	38 (26.1 to 53)	33 (22.4 to 46)	28 (18.9 to 38)	23 (15.5 to 31)	18 (12.1 to 25)	14 (9.2 to 20)	9.8 (6.4 to 14)	6.1 (3.9 to 8.8)		1,560
Congenital birth defects	21.3 (14.7 to 30.4)	10.4 (7.5 to 14.9)	24.5 (16.2 to 36.7)	17.8 (12.7 to 25.1)	7.7 (5.5 to 10.5)	7.4 (5.4 to 10)	7.1 (5.4 to 9.4)	6 (4.6 to 7.9)	5.4 (4.3 to 7.2)	6 (4.5 to 7.9)	6.1 (4.5 to 8)	6.7 (4.9 to 7.4)	6.7 (4.9 to 8.2)	6.4 (4.6 to 8.6)	6.5 (4.6 to 8.9)	6.7 (4.6 to 9.1)	6.9 (4.7 to 7.5)	7.1 (4.8 to 8.5)	7.2 (4.8 to 8.5)	7.1 (4.8 to 8.6)	6.9 (4.8 to 8.1)	6.6 (4.6 to 8.6)	6.3 (4.2 to 8.5)	5.9 (4.1 to 8.2)	5.1 (3.5 to 7.1)	4.1 (2.7 to 5.7)		158
Neural tube defects	2.5 (1.1 to 4.2)	0.5 (0.2 to 0.9)	3.2 (1.4 to 6.3)	2 (1.1 to 3.4)	0.3 (0.2 to 0.5)	0.4 (0.2 to 0.6)	0.4 (0.3 to 0.6)	0.4 (0.2 to 0.6)	0.4 (0.2 to 0.6)	0.4 (0.2 to 0.6)	0.4 (0.2 to 0.6)	0.4 (0.2 to 0.6)	0.4 (0.2 to 0.6)	0.3 (0.2 to 0.5)	0.3 (0.2 to 0.5)	0.3 (0.1 to 0.6)	0.2 (0.1 to 0.5)	0.1 (0.1 to 0.4)	0.1 (0.1 to 0.3)	0.1 (0.1 to 0.3)	0.1 (0.1 to 0.3)	0.1 (0.1 to 0.3)	0.1 (0.1 to 0.3)	0.1 (0.1 to 0.3)	0.1 (0.1 to 0.3)	0.1 (0.1 to 0.3)		11.9
Congenital heart anomalies	4.8 (2.5 to 13.2)	4.1 (2.4 to 7.7)	7.1 (3.4 to 15.1)	4.2 (2.5 to 7.3)	1.1 (0.4 to 2.2)	1.1 (0.7 to 2.4)	1.4 (0.9 to 2.2)	1.2 (0.7 to 1.9)	1 (0.4 to 1.4)	1.2 (0.7 to 1.9)	1.2 (0.7 to 1.9)	1.3 (0.7 to 2)	1.4 (0.8 to 2)	1.4 (0.7 to 2.2)	1.4 (0.7 to 2.2)	1.2 (0.7 to 1.9)	1.3 (0.7 to 2)	1.3 (0.4 to 2)	1 (0.3 to 1.6)	0.9 (0.4 to 1.4)	0.8 (0.3 to 1.4)	0.7 (0.3 to 1.1)	0.6 (0.3 to 1)	0.5 (0.2 to 0.8)	0.3 (0.1 to 0.5)	0.1 (0.1 to 0.1)		35.7
Orofacial clefts	0 (0 to 0)	0 (0 to 0)	0.1 (0 to 0.1)	0.1 (0 to 0.3)	0.1 (0 to 0.2)	0.1 (0 to 0.2)	0.1 (0 to 0.2

SR Table 2b: Liverpool DALYS by cause and age arouse for females with 95% uncertainty intervals, 2019

Cause	Early Neonatal	Late Neonatal	Post Neonatal	1 to 4	5 to 9	10 to 14	15 to 19	20 to 24	25 to 29	30 to 34	35 to 39	40 to 44	45 to 49	50 to 54	55 to 59	60 to 64	65 to 69	70 to 74	75 to 79	80 to 84	85 plus	Total
All causes	5,000 (4,660 to 5,360)	2,000 (1,820 to 2,200)	3,000 (2,860 to 3,150)	4,000 (3,790 to 4,230)	1,000 (900 to 1,090)	1,000 (900 to 1,090)	1,000 (1,000 to 1,100)	2,000 (1,780 to 2,190)	2,000 (1,810 to 2,210)	2,000 (1,830 to 2,200)	2,000 (1,870 to 2,140)	2,000 (1,900 to 2,120)	2,000 (1,900 to 2,120)	2,000 (1,900 to 2,120)	2,000 (1,900 to 2,120)	2,000 (1,900 to 2,120)	2,000 (1,900 to 2,120)	2,000 (1,900 to 2,120)	2,000 (1,900 to 2,120)	2,000 (1,900 to 2,120)	2,000 (1,900 to 2,120)	75,400
Communicable, maternal, neonatal, and nutritional diseases	4,000 (3,690 to 4,310)	1,000 (1,000 to 1,200)	2,000 (1,900 to 2,200)	3,000 (2,900 to 3,200)	1,000 (900 to 1,100)	1,000 (900 to 1,100)	1,000 (900 to 1,100)	1,000 (900 to 1,100)	1,000 (900 to 1,100)	1,000 (900 to 1,100)	1,000 (900 to 1,100)	1,000 (900 to 1,100)	1,000 (900 to 1,100)	1,000 (900 to 1,100)	1,000 (900 to 1,100)	1,000 (900 to 1,100)	1,000 (900 to 1,100)	1,000 (900 to 1,100)	1,000 (900 to 1,100)	1,000 (900 to 1,100)	1,000 (900 to 1,100)	4,600
HIV/AIDS and sexually transmitted infections	10 (2.9 to 22.1)	2.7 (0.6 to 6.3)	4.9 (2.2 to 9.8)	0.9 (0.7 to 1.1)	0.6 (0.4 to 0.7)	0.5 (0.4 to 0.6)	1.4 (1.1 to 1.8)	4.2 (2.9 to 6)	8.9 (6 to 13)	13.6 (9.4 to 19.2)	15.9 (11.1 to 22.3)	15.1 (10.9 to 21.9)	10.4 (7.4 to 14.8)	6.9 (5.1 to 9.4)	5.5 (4.0 to 7.7)	4 (2.9 to 5.2)	2.4 (1.6 to 3.3)	1.3 (0.7 to 2.1)	0.6 (0.4 to 1)	0.2 (0.1 to 0.3)	0.1 (0.0 to 0.1)	115
HIV/AIDS	0 (0 to 0)	1.3 (0 to 1.5)	0.8 (0.4 to 0.9)	0.5 (0.4 to 0.6)	0.3 (0.2 to 0.4)	0.3 (0.3 to 1.1)	1.2 (1 to 2.5)	4.2 (2.8 to 6.5)	8.9 (6.3 to 13.6)	13.6 (9.2 to 19.6)	15.9 (9.6 to 25.1)	15.1 (9.2 to 23.6)	10.4 (6.6 to 16.2)	6.9 (3.9 to 9.9)	5.5 (2.8 to 8.2)	4 (2.1 to 5.9)	2.4 (1.2 to 4.3)	1.3 (0.6 to 2.5)	0.6 (0.2 to 1.3)	0.1 (0 to 0.3)	0 (0 to 0)	54.7
HIV/AIDS - Drug-susceptible Tuberculosis	0 (0 to 0)	0 (0 to 0)	0 (0 to 0)	0 (0 to 0)	0 (0 to 0)	0 (0 to 0)	0 (0 to 0)	0 (0 to 0)	0 (0 to 0)	0 (0 to 0)	0 (0 to 0)	0 (0 to 0)	0 (0 to 0)	0 (0 to 0)	0 (0 to 0)	0 (0 to 0)	0 (0 to 0)	0 (0 to 0)	0 (0 to 0)	0 (0 to 0)	0 (0 to 0)	0 (0 to 0)	0
HIV/AIDS - Multidrug-resistant Tuberculosis without extensive drug resistance	0 (0 to 0)	0 (0 to 0)	0 (0 to 0)	0 (0 to 0)	0 (0 to 0)	0 (0 to 0)	0 (0 to 0)	0 (0 to 0)	0 (0 to 0)	0 (0 to 0)	0 (0 to 0)	0 (0 to 0)	0 (0 to 0)	0 (0 to 0)	0 (0 to 0)	0 (0 to 0)	0 (0 to 0)	0 (0 to 0)	0 (0 to 0)	0 (0 to 0)	0 (0 to 0)	0 (0 to 0)	0
HIV/AIDS - Extensively drug-resistant Tuberculosis	0 (0 to 0)	0 (0 to 0)	0 (0 to 0)	0 (0 to 0)	0 (0 to 0)	0 (0 to 0)	0 (0 to 0)	0 (0 to 0)	0 (0 to 0)	0 (0 to 0)	0 (0 to 0)	0 (0 to 0)	0 (0 to 0)	0 (0 to 0)	0 (0 to 0)	0 (0 to 0)	0 (0 to 0)	0 (0 to 0)	0 (0 to 0)	0 (0 to 0)	0 (0 to 0)	0 (0 to 0)	0
HIV/AIDS resulting in other diseases	1 (0.7 to 1.3)	0.6 (0.4 to 0.8)	0.4 (0.2 to 0.5)	0.2 (0.2 to 0.3)	0.2 (0.1 to 0.3)	0.2 (0.1 to 0.3)	0.4 (0.3 to 0.6)	1.6 (1.1 to 2.4)	3 (2 to 4.1)	5.4 (3.7 to 7.3)	7.2 (5 to 9.6)	6.9 (4.6 to 9.3)	5.5 (3.6 to 7.5)	4.2 (2.8 to 5.6)	3.3 (2.2 to 4.6)	2.7 (1.6 to 4.6)	2.7 (1.5 to 4.6)	1.5 (0.6 to 3.1)	0.6 (0.2 to 1.3)	0.1 (0 to 0.3)	0 (0 to 0)	47.5
Sexually transmitted infections excluding HIV	10 (2.9 to 22.1)	2.7 (0.6 to 6.3)	4.1 (1.5 to 9.5)	0.5 (0 to 0.9)	0.3 (0 to 0.6)	0.3 (0 to 0.5)	0.2 (0.1 to 0.4)	2.4 (1.4 to 3.9)	5.6 (3.1 to 9.2)	7.4 (4.2 to 12)	7.2 (3.9 to 12.5)	4 (2.2 to 7.2)	2.1 (1.1 to 3.9)	1.8 (0.9 to 3.6)	1.2 (0.6 to 2.4)	1 (0.5 to 2)	0.9 (0.4 to 1.9)	0.6 (0.4 to 1.1)	0.5 (0.2 to 1.1)	0.2 (0 to 0.5)	0.1 (0 to 0.2)	59.9
Syphilis	10 (2.9 to 22.1)	2.7 (0.6 to 6.3)	3.6 (1 to 8.5)	0.1 (0 to 0.2)	0.1 (0 to 0.2)	0.1 (0 to 0.2)	0.1 (0 to 0.1)	0.1 (0 to 0.1)	0.1 (0 to 0.1)	0.1 (0 to 0.1)	0.1 (0 to 0.1)	0.1 (0 to 0.1)	0.1 (0 to 0.1)	0.1 (0 to 0.1)	0.1 (0 to 0.1)	0.1 (0 to 0.1)	0.1 (0 to 0.1)	0.1 (0 to 0.1)	0.1 (0 to 0.1)	0.1 (0 to 0.1)	0 (0 to 0)	16.8
Chlamydial infection	0 (0 to 0)	0 (0 to 0)	0 (0 to 0)	0 (0 to 0)	0 (0 to 0)	0 (0 to 0)	0 (0 to 0)	0.2 (0 to 0.3)	0.7 (0.2 to 1.2)	1.4 (0.7 to 2.4)	1.7 (0.9 to 3.1)	1.7 (0.9 to 3.1)	1.7 (0.9 to 3.1)	1.4 (0.8 to 2.6)	1.2 (0.6 to 2.2)	0.9 (0.5 to 1.7)	0.6 (0.3 to 1.2)	0.4 (0.2 to 0.9)	0.2 (0.1 to 0.5)	0.1 (0 to 0.2)	0 (0 to 0)	8.9
Gonococcal infection	0 (0 to 0)	0 (0 to 0)	0 (0 to 0)	0 (0 to 0)	0 (0 to 0)	0 (0 to 0)	0 (0 to 0)	0.2 (0 to 0.3)	0.4 (0.2 to 0.6)	0.4 (0.3 to 0.6)	0.4 (0.3 to 0.7)	0.4 (0.3 to 0.7)	0.3 (0.2 to 0.4)	0.1 (0 to 0.2)	0.1 (0 to 0.2)	0.2 (0 to 0.2)	0.2 (0 to 0.2)	0.1 (0 to 0.2)	0.2 (0 to 0.2)	0.1 (0 to 0.2)	0 (0 to 0)	3.2
Trichomoniasis	0 (0 to 0)	0 (0 to 0)	0 (0 to 0)	0 (0 to 0)	0 (0 to 0)	0 (0 to 0)	0 (0 to 0)	0.4 (0 to 1.1)	0.8 (0.3 to 2.2)	0.9 (0.3 to 2.7)	0.7 (0.2 to 2.7)	0.7 (0.2 to 2.6)	0.6 (0.2 to 2.2)	0.5 (0.2 to 2.1)	0.4 (0.2 to 1.8)	0.3 (0.1 to 1.7)	0.2 (0.1 to 1.3)	0.2 (0.1 to 1.2)	0.1 (0 to 0.8)	0.1 (0 to 0.5)	0 (0 to 0)	6.2
Genital herpes	0 (0 to 0)	0 (0 to 0)	0 (0 to 0)	0 (0 to 0)	0 (0 to 0)	0 (0 to 0)	0 (0 to 0)	0.3 (0 to 0.6)	0.6 (0.2 to 1.4)	0.7 (0.2 to 1.7)	0.7 (0.2 to 1.7)	0.6 (0.2 to 1.6)	0.6 (0.2 to 1.5)	0.5 (0.2 to 1.4)	0.4 (0.2 to 1.1)	0.3 (0.1 to 0.9)	0.2 (0.1 to 0.7)	0.2 (0.1 to 0.6)	0.1 (0 to 0.4)	0.1 (0 to 0.3)	0 (0 to 0)	7.1
Other sexually transmitted infections	0 (0 to 0)	0 (0 to 0)	0 (0 to 0)	0 (0 to 0)	0 (0 to 0)	0 (0 to 0)	0 (0 to 0)	0.4 (0 to 1.1)	1.4 (0.4 to 3.2)	2.8 (0.9 to 6.2)	2.9 (0.9 to 6.6)	2.6 (0.8 to 6.4)	2.2 (0.7 to 5.6)	1.9 (0.6 to 4.9)	1.6 (0.5 to 4.2)	1.3 (0.4 to 3.6)	1 (0.3 to 2.9)	0.7 (0.2 to 2.1)	0.4 (0.1 to 1.3)	0.2 (0 to 0.7)	0 (0 to 0)	17.7
Respiratory infections and tuberculosis	41 (39.8 to 42.4)	36 (34.9 to 37.4)	36 (35.5 to 36.5)	39 (38.7 to 39.4)	17 (16.7 to 17.3)	16 (15.8 to 16.2)	16 (15.8 to 16.3)	18 (17.8 to 18.2)	19 (18.7 to 19.2)	20 (19.7 to 20.2)	21 (20.7 to 21.2)	22 (21.7 to 22.3)	23 (22.7 to 23.3)	24 (23.7 to 24.3)	25 (24.7 to 25.3)	26 (25.7 to 26.3)	27 (26.7 to 27.3)	28 (27.7 to 28.3)	28 (27.7 to 28.3)	28 (27.7 to 28.3)	28 (27.7 to 28.3)	2,250
Tuberculosis	0 (0 to 0)	0.1 (0 to 0.2)	0.2 (0 to 0.5)	0.2 (0 to 0.3)	0.2 (0 to 0.3)	0.3 (0.1 to 0.5)	0.4 (0.2 to 0.7)	0.6 (0.4 to 1.4)	0.9 (0.6 to 2.5)	1.2 (0.9 to 3.1)	1.4 (1.1 to 3.7)	1.6 (1.2 to 4.2)	1.8 (1.3 to 4.7)	2 (1.4 to 5.2)	2.1 (1.5 to 5.4)	2.2 (1.6 to 5.6)	2.3 (1.6 to 5.8)	2.3 (1.6 to 5.8)	2.3 (1.6 to 5.8)	2.3 (1.6 to 5.8)	2.3 (1.6 to 5.8)	35.3
Latent tuberculosis infection	0 (0 to 0)	0 (0 to 0)	0 (0 to 0)	0 (0 to 0)	0 (0 to 0)	0 (0 to 0)	0 (0 to 0)	0 (0 to 0)	0 (0 to 0)	0 (0 to 0)	0 (0 to 0)	0 (0 to 0)	0 (0 to 0)	0 (0 to 0)	0 (0 to 0)	0 (0 to 0)	0 (0 to 0)	0 (0 to 0)	0 (0 to 0)	0 (0 to 0)	0 (0 to 0)	0 (0 to 0)	0
Drug-susceptible tuberculosis	0 (0 to 0)	0 (0 to 0)	0.1 (0 to 0.2)	0.2 (0 to 0.3)	0.2 (0 to 0.3)	0.2 (0 to 0.5)	0.3 (0 to 0.7)	0.4 (0 to 1.4)	0.6 (0 to 2.5)	0.8 (0 to 3.1)	1 (0 to 3.7)	1.1 (0 to 4.2)	1.3 (0 to 4.9)	1.4 (0 to 5.2)	1.5 (0 to 5.4)	1.6 (0 to 5.6)	1.6 (0 to 5.8)	1.6 (0 to 5.8)	1.6 (0 to 5.8)	1.6 (0 to 5.8)	1.6 (0 to 5.8)	34.5
Multidrug-resistant tuberculosis without extensive drug resistance	0 (0 to 0)	0 (0 to 0)	0 (0 to 0)	0 (0 to 0)	0 (0 to 0)	0 (0 to 0)	0 (0 to 0)	0 (0 to 0)	0 (0 to 0)	0 (0 to 0)	0 (0 to 0)	0 (0 to 0)	0 (0 to 0)	0 (0 to 0)	0 (0 to 0)	0 (0 to 0)	0 (0 to 0)	0 (0 to 0)	0 (0 to 0)	0 (0 to 0)	0 (0 to 0)	0 (0 to 0)	0.6
Extensively drug-resistant tuberculosis	0 (0 to 0)	0 (0 to 0)	0 (0 to 0)	0 (0 to 0)	0 (0 to 0)	0 (0 to 0)	0 (0 to 0)	0 (0 to 0)	0 (0 to 0)	0 (0 to 0)	0 (0 to 0)	0 (0 to 0)	0 (0 to 0)	0 (0 to 0)	0 (0 to 0)	0 (0 to 0)	0 (0 to 0)	0 (0 to 0)	0 (0 to 0)	0 (0 to 0)	0 (0 to 0)	0 (0 to 0)	0.2
Lower respiratory infections	41 (39.8 to 42.4)	36 (34.9 to 37.4)	36 (35.5 to 36.5)	39 (38.7 to 39.4)	17 (16.7 to 17.3)	16 (15.8 to 16.2)	16 (15.8 to 16.3)	18 (17.8 to 18.2)	19 (18.7 to 19.2)	20 (19.7 to 20.2)	21 (20.7 to 21.2)	22 (21.7 to 22.3)	23 (22.7 to 23.3)	24 (23.7 to 24.3)	25 (24.7 to 25.3)	26 (25.7 to 26.3)	27 (26.7 to 27.3)	28 (27.7 to 28.3)	28 (27.7 to 28.3)	28 (27.7 to 28.3)	28 (27.7 to 28.3)	1,960
Upper respiratory infections	0 (0 to 0.1)	0 (0 to 0.1)	0 (0 to 0.3)	0 (0 to 0.2)	0 (0 to 0.1)	0 (0 to 0.1)	0 (0 to 0.1)	0 (0 to 0.2)	0 (0 to 0.2)	0 (0 to 0.2)	0 (0 to 0.2)	0 (0 to 0.2)	0 (0 to 0.2)	0 (0 to 0.2)	0 (0 to 0.2)	0 (0 to 0.2)	0 (0 to 0.2)	0 (0 to 0.2)	0 (0 to 0.2)	0 (0 to 0.2)	0 (0 to 0.2)	0 (0 to 0.2)	2.3
Otitis media	0 (0 to 0)	0 (0 to 0)	0.7 (0.4 to 1.4)	2.4 (2.4 to 3.2)	2.3 (2.3 to 2.8)	2.3 (1.2 to 4.6)	2.4 (1.3 to 4.6)	2.4 (1.3 to 4.6)	2.4 (1.3 to 4.7)	2.4 (1.3 to 4.7)	2.4 (1.3 to 4.7)	2.4 (1.3 to 4.7)	2.4 (1.3 to 4.7)	2.4 (1.3 to 4.7)	2.4 (1.3 to 4.7)	2.4 (1.3 to 4.7)	2.4 (1.3 to 4.7)	2.4 (1.3 to 4.7)	2.4 (1.3 to 4.7)	2.4 (1.3 to 4.7)	2.4 (1.3 to 4.7)	42.5
Enteric infections	0.4 (0.3 to 0.5)	1.3 (0.9 to 1.7)	14.1 (9.4 to 19.9)	16.3 (9.4 to 27.1)	8.1 (4.5 to 13.8)	4.4 (2.4 to 8)	4.4 (2.7 to 7.3)	5.8 (3.3 to 9.4)	9.3 (5.4 to 15)	13.4 (7.8 to 21.5)	16.3 (9.5 to 26.1)	16.3 (9.5 to 26.1)	13.4 (7.8 to 21.5)	9.3 (5.4 to 15)	5.8 (3.3 to 9.4)	4.4 (2.7 to 7.3)	4.4 (2.4 to 8)	8.1 (4.5 to 13.8)	16.3 (9.4 to 27.1)	14.1 (9.4 to 19.9)	1.3 (0.9 to 1.7)	242
Diarrheal diseases	0.4 (0.3 to 0.5)	1.3 (0.9 to 1.7)	14.1 (9.4 to 19.9)	16.3 (9.4 to 27.1)	8.1 (4.5 to 13.8)	4.4 (2.4 to 8)	4.4 (2.7 to 7.3)	5.8 (3.3 to 9.4)	9.3 (5.4 to 15)	13.4 (7.8 to 21.5)	16.3 (9.5 to 26.1)	16.3 (9.5 to 26.1)	13.4 (7.8 to 21.5)	9.3 (5.4 to 15)	5.8 (3.3 to 9.4)	4.4 (2.7 to 7.3)	4.4 (2.4 to 8)	8.1 (4.5 to 13.8)	16.3 (9.4 to 27.1)	14.1 (9.4 to 19.9)	1.3 (0.9 to 1.7)	241
Typhoid and paratyphoid	0 (0 to 0)	0 (0 to 0)	0 (0 to 0)	0 (0 to 0)	0 (0 to 0)	0 (0 to 0)	0 (0 to 0)	0 (0 to 0)	0 (0 to 0)	0 (0 to 0)	0 (0 to 0)	0 (0 to 0)	0 (0 to 0)	0 (0 to 0)	0 (0 to 0)	0 (0 to 0)	0 (0 to 0)	0 (0 to 0)	0 (0 to 0)	0 (0 to 0)	0 (0 to 0)	0 (0 to 0)	0
Typhoid fever	0 (0 to 0)	0 (0 to 0)	0 (0 to 0)	0 (0 to 0)	0 (0 to 0)	0 (0 to 0)	0 (0 to 0)	0 (0 to 0)	0 (0 to 0)	0 (0 to 0)	0 (0 to 0)	0 (0 to 0)	0 (0 to 0)	0 (0 to 0)	0 (0 to 0)	0 (0 to 0)	0 (0 to 0)	0 (0 to 0)	0 (0 to 0)	0 (0 to 0)	0 (0 to 0)	0 (0 to 0)	0
Paratyphoid fever	0 (0 to 0)	0 (0 to 0)	0 (0 to 0)	0 (0 to 0)	0 (0 to 0)	0 (0 to 0)	0 (0 to 0)	0 (0 to 0)	0 (0 to 0)	0 (0 to 0)	0 (0 to 0)	0 (0 to 0)	0 (0 to 0)	0 (0 to 0)	0 (0 to 0)	0 (0 to 0)	0 (0 to 0)	0 (0 to 0)	0 (0 to 0)	0 (0 to 0)	0 (0 to 0)	0 (0 to 0)	0
Invasive Non-typhoidal Salmonella (iNTS)	0 (0 to 0)	0 (0 to 0)	0 (0 to 0)	0 (0 to 0)	0 (0 to 0)	0 (0 to 0)	0 (0 to 0)	0 (0 to 0)	0 (0 to 0)	0 (0 to 0)	0 (0 to 0)	0 (0 to 0)	0 (0 to 0)	0 (0 to 0)	0 (0 to 0)	0 (0 to 0)	0 (0 to 0)	0 (0 to 0)	0 (0 to 0)	0 (0 to 0)	0 (0 to 0)	0 (0 to 0)	0.4
Other intestinal infectious diseases	0 (0 to 0)	0.1 (0 to 0.2)	0.1 (0 to 0.2)	0.1 (0 to 0.1)	0.1 (0 to 0.1)	0.1 (0 to 0.1)	0.1 (0 to 0.1)	0.1 (0 to 0.1)	0.1 (0 to 0.1)	0.1 (0 to 0.1)	0.1 (0 to 0.1)	0.1 (0 to 0.1)	0.1 (0 to 0.1)	0.1 (0 to 0.1)	0.1 (0 to 0.1)	0.1 (0 to 0.1)	0.1 (0 to 0.1)	0.1 (0 to 0.1)	0.1 (0 to 0.1)	0.1 (0 to 0.1)	0.1 (0 to 0.1)	0.5
Neglected tropical diseases and malaria	0 (0 to 0)	0.8 (0.2 to 2.4)	2.7 (0.2 to 7.2)	2.1 (0.2 to 7.2)	0.4 (0 to 0.9)	0.3 (0 to 0.2)	0.1 (0 to 0.2)	0.1 (0 to 0.2)	0.1 (0 to 0.2)	0.1 (0 to 0.2)	0.1 (0 to 0.2)	0.1 (0 to 0.2)	0.1 (0 to 0.2)	0.1 (0 to 0.2)	0.1 (0 to 0.2)	0.1 (0 to 0.2)	0.1 (0 to 0.2)	0.1 (0 to 0.2)	0.1 (0 to 0.2)	0.1 (0 to 0.2)	0.1 (0 to 0.2)	13.9
Malaria	0 (0 to 0)	0 (0 to 0)	0 (0 to 0)	0 (0 to 0)	0 (0 to 0)	0 (0 to 0)	0 (0 to 0)	0 (0 to 0)	0 (0 to 0)	0 (0 to 0)	0 (0 to 0)	0 (0 to 0)	0 (0 to 0)	0 (0 to 0)	0 (0 to 0)	0 (0 to 0)	0 (0 to 0)	0 (0 to 0)	0 (0 to 0)	0 (0 to 0)	0 (0 to 0)	0 (0 to 0)	0
Chagas disease	0 (0 to 0)	0 (0 to 0)	0 (0 to 0)	0 (0 to 0)	0 (0 to 0)	0 (0 to 0)	0 (0 to 0)	0 (0 to 0)	0 (0 to 0)	0 (0 to 0)	0 (0 to 0)	0 (0 to 0)	0 (0 to 0)	0 (0 to 0)	0 (0 to 0)	0 (0 to 0)	0 (0 to 0)	0 (0 to 0)	0 (0 to 0)	0 (0 to 0)	0 (0 to 0)	0 (0 to 0)	0
Leishmaniasis	0 (0 to 0)	0 (0 to 0)	0 (0 to 0)	0 (0 to 0)	0 (0 to 0)	0 (0 to 0)	0 (0 to 0)	0 (0 to 0)	0 (0 to 0)	0 (0 to 0)	0 (0 to 0)	0 (0 to 0)	0 (0 to 0)	0 (0 to 0)	0 (0 to 0)	0 (0 to 0)	0 (0 to 0)	0 (0 to 0)	0 (0 to 0)	0 (0 to 0)	0 (0 to 0)	0 (0 to 0)	0
Visceral leishmaniasis	0 (0 to 0)	0 (0 to 0)	0 (0 to 0)	0 (0 to 0)	0 (0 to 0)	0 (0 to 0)	0 (0 to 0)	0 (0 to 0)	0 (0 to 0)	0 (0 to 0)	0 (0 to 0)	0 (0 to 0)	0 (0 to 0)	0 (0 to 0)	0 (0 to 0)	0 (0 to 0)	0 (0 to 0)	0 (0 to 0)	0 (0 to 0)	0 (0 to 0)	0 (0 to 0)	0 (0 to 0)	0
Cutaneous and mucocutaneous leishmaniasis	0 (0 to 0)	0 (0 to 0)	0 (0 to 0)	0 (0 to 0)	0 (0 to 0)	0 (0 to 0)	0 (0 to 0)	0 (0 to 0)	0 (0 to 0)	0 (0 to 0)	0 (0 to 0)	0 (0 to 0)	0 (0 to 0)	0 (0 to 0)	0 (0 to 0)	0 (0 to 0)	0 (0 to 0)	0 (0 to 0)	0 (0 to 0)	0 (0 to 0)	0 (0 to 0)	0 (0 to 0)	0
African trypanosomiasis	0 (0 to 0)	0 (0 to 0)	0 (0 to 0)	0 (0 to 0)	0 (0 to 0)	0 (0 to 0)	0 (0 to 0)	0 (0 to 0)	0 (0 to 0)	0 (0 to 0)	0 (0 to 0)	0 (0 to 0)	0 (0 to 0)	0 (0 to 0)	0 (0 to 0)	0 (0 to 0)	0 (0 to 0)	0 (0 to 0)	0 (0 to 0)	0 (0 to 0)	0 (0 to 0)	0 (0 to 0)	0
Schistosomiasis	0 (0 to 0)	0 (0 to 0)	0 (0 to 0)	0 (0 to 0)	0 (0 to 0)	0 (0 to 0)	0 (0 to 0)	0 (0 to 0)	0 (0 to 0)	0 (0 to 0)	0 (0 to 0)	0 (0 to 0)	0 (0 to 0)	0 (0 to 0)	0 (0 to 0)	0 (0 to 0)	0 (0 to 0)	0 (0 to 0)	0 (0 to 0)	0 (0 to 0)	0 (0 to 0)	0 (0 to 0)	0
Cysticercosis	0 (0 to 0)	0 (0 to 0)	0 (0 to 0)	0 (0 to 0)	0 (0 to 0)	0 (0 to 0)	0 (0 to 0)	0 (0 to 0)	0 (0 to 0)	0 (0 to 0)	0 (0 to 0)	0 (0 to 0)	0 (0 to 0)	0 (0 to 0)	0 (0 to 0)	0 (0 to 0)	0 (0 to 0)	0 (0 to 0)	0 (0 to 0)	0 (0 to 0)	0 (0 to 0)	0 (0 to 0)	0
Cystic echinococcosis	0 (0 to 0)	0 (0 to 0)	0 (0 to 0)	0 (0 to 0)	0 (0 to 0)	0 (0 to 0)	0 (0 to 0)	0 (0 to 0)	0 (0 to 0)	0 (0 to 0)	0 (0 to 0)	0 (0 to 0)	0 (0 to 0)	0 (0 to 0)	0 (0 to 0)	0 (0 to 0)	0 (0 to 0)	0 (0 to 0)	0 (0 to 0)	0 (0 to 0)	0 (0 to 0)	0 (0 to 0)	0.1
Lymphatic filariasis	0 (0 to 0)	0 (0 to 0)	0 (0 to 0)	0 (0 to 0)	0 (0 to 0)	0 (0 to 0)	0 (0 to 0)	0 (0 to 0)	0 (0 to 0)	0 (0 to 0)	0 (0 to 0)	0 (0 to 0)	0 (0 to 0)	0 (0 to 0)	0 (0 to 0)	0 (0 to 0)	0 (0 to 0)	0 (0 to 0)	0 (0 to 0)	0 (0 to 0)	0 (0 to 0)	0 (0 to 0)	0
Onchocerciasis	0 (0 to 0)	0 (0 to 0)	0 (0 to 0)	0 (0 to 0)	0 (0 to 0)	0 (0 to 0)	0 (0 to 0)	0 (0 to 0)	0 (0 to 0)	0 (0 to 0)	0 (0 to 0)	0 (0 to 0)	0 (0 to 0)	0 (0 to 0)	0 (0 to 0)	0 (0 to 0)	0 (0 to 0)	0 (0 to 0)	0 (0 to 0)	0 (0 to 0)	0 (0 to 0)	0 (0 to 0)	0
Trachoma	0 (0 to 0)	0 (0 to 0)	0 (0 to 0)	0 (0 to 0)	0 (0 to 0)	0 (0 to 0)	0 (0 to 0)	0 (0 to 0)	0 (0 to 0)	0 (0 to 0)	0 (0 to 0)	0 (0 to 0)	0 (0 to 0)	0 (0 to 0)	0 (0 to 0)	0 (0 to 0)	0 (0 to 0)	0 (0 to 0)	0 (0 to 0)	0 (0 to 0)	0 (0 to 0)	0 (0 to 0)	0
Dengue	0 (0 to 0)	0 (0 to 0)	0 (0 to 0)	0 (0 to 0)	0 (0 to 0)	0 (0 to 0)	0 (0 to 0)	0 (0 to 0)	0 (0 to 0)	0 (0 to 0)	0 (0 to 0)	0 (0 to 0)	0 (0 to 0)	0 (0 to 0)	0 (0 to 0)	0 (0 to 0)	0 (0 to 0)	0 (0 to 0)	0 (0 to 0)	0 (0 to 0)	0 (0 to 0)	0 (0 to 0)	0
Yellow fever	0 (0 to 0)	0 (0 to 0)	0 (0 to 0)	0 (0 to 0)	0 (0 to 0)	0 (0 to 0)	0 (0 to 0)	0 (0 to 0)	0 (0 to 0)	0 (0 to 0)	0 (0 to 0)	0 (0 to 0)	0 (0 to 0)	0 (0 to 0)	0 (0 to 0)	0 (0 to 0)	0 (0 to 0)	0 (0 to 0)	0 (0 to 0)	0 (0 to 0)	0 (0 to 0)	0 (0 to 0)	0
Rabies	0 (0 to 0)	0 (0 to 0)	0 (0 to 0)	0 (0 to 0)	0 (0 to 0)	0 (0 to 0)	0 (0 to 0)	0 (0 to 0)	0 (0 to 0)	0 (0 to 0)	0 (0 to 0)	0 (0 to 0)	0 (0 to 0)	0 (0 to 0)	0 (0 to 0)	0 (0 to 0)	0 (0 to 0)	0 (0 to 0)	0 (0 to 0)	0 (0 to 0)	0 (0 to 0)	0 (0 to 0)	0.1
Intestinal nematode infections	0 (0 to 0)	0 (0 to 0)	0 (0 to 0)	0 (0 to 0)	0 (0 to 0)	0 (0 to 0)	0 (0 to 0)	0 (0 to 0)	0 (0 to 0)	0 (0 to 0)	0 (0 to 0)	0 (0 to 0)	0 (0 to 0)	0 (0 to 0)	0 (0 to 0)	0 (0 to 0)	0 (0 to 0)	0 (0 to 0)	0 (0 to 0)	0 (0 to 0)	0 (0 to 0)	0 (0 to 0)	0
Ascariasis	0 (0 to 0)	0 (0 to 0)	0 (0 to 0)	0 (0 to 0)	0 (0 to 0)	0 (0 to 0)	0 (0 to 0)	0 (0 to 0)	0 (0 to 0)	0 (0 to 0)	0 (0 to 0)	0 (0 to 0)	0 (0 to 0)	0 (0 to 0)	0 (0 to 0)	0 (0 to 0)	0 (0 to 0)	0 (0 to 0)	0 (0 to 0)	0 (0 to 0)	0 (0 to 0)	0 (0 to 0)	0
Trichuriasis	0 (0 to 0)	0 (0 to 0)	0 (0 to 0)	0 (0 to 0)	0 (0 to 0)	0 (0 to 0)	0 (0 to 0)	0 (0 to 0)	0 (0 to 0)	0 (0 to 0)	0 (0 to 0)	0 (0 to 0)	0 (0 to 0)	0 (0 to 0)	0 (0 to 0)	0 (0 to 0)	0 (0 to 0)	0 (0 to 0)	0 (0 to 0)	0 (0 to 0)	0 (0 to 0)	0 (0 to 0)	0
Hookworm disease	0 (0 to 0)	0 (0 to 0)	0 (0 to 0)	0 (0 to 0)	0 (0 to 0)	0 (0 to 0)	0 (0 to 0)	0 (0 to 0)	0 (0 to 0)	0 (0 to 0)	0 (0 to 0)	0 (0 to 0)	0 (0 to 0)	0 (0 to 0)	0 (0 to 0)	0 (0 to 0)	0 (0 to 0)	0 (0 to 0)	0 (0 to 0)	0 (0 to 0)	0 (0 to 0)	0 (0 to 0)	0
Food-borne trematodiases	0 (0 to 0)	0 (0 to 0)	0 (0 to 0)	0 (0 to 0)	0 (0 to 0)	0 (0 to 0)	0 (0 to 0)	0 (0 to 0)	0 (0 to 0)	0 (0 to 0)	0 (0 to 0)	0 (0 to 0)	0 (0 to 0)	0 (0 to 0)	0 (0 to 0)	0 (0 to 0)	0 (0 to 0)	0 (0 to 0)	0 (0 to 0)	0 (0 to 0)	0 (0 to 0)	0 (0 to 0)	0
Leprosy	0 (0 to 0)	0 (0 to 0)	0 (0 to 0)	0 (0 to 0)	0 (0 to 0)	0 (0 to 0)	0 (0 to 0)	0 (0 to 0)	0 (0 to 0)	0 (0 to 0)	0 (0 to 0)	0 (0 to 0)	0 (0 to 0)	0 (0 to 0)	0 (0 to 0)	0 (0 to 0)	0 (0 to 0)	0 (0 to 0)	0 (0 to 0)	0 (0 to 0)	0 (0 to 0)	0 (0 to 0)	0
Ebola	0 (0 to 0)	0 (0 to 0)	0 (0 to 0)	0 (0 to 0)	0 (0 to 0)	0 (0 to 0)	0 (0 to 0)	0 (0 to 0)	0 (0 to 0)	0 (0 to 0)	0 (0 to 0)	0

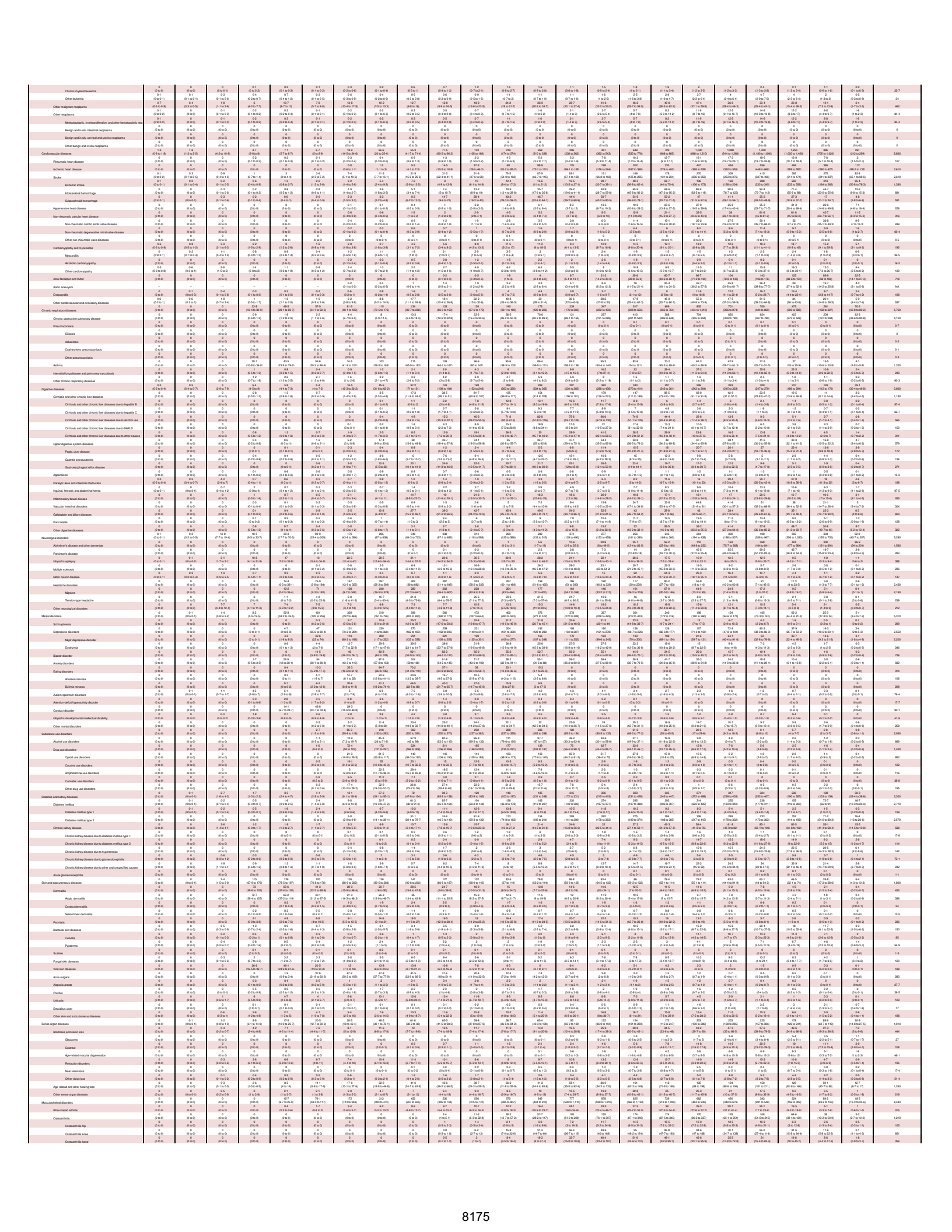

Osteoarthritis other	0 (0 to 0)	0 (0 to 0)	0 (0 to 0)	0 (0 to 0)	0 (0 to 0)	0 (0 to 0)	0 (0 to 0)	0 (0 to 0)	0 (0 to 0)	0 (0 to 0)	0-1 (0 to 2)	0-6 (0 to 1 to 12)	1-9 (0 to 4 to 4)	4-1 (1 to 9 to 4)	7-6 (3 to 16 to 4)	11-5 (5 to 35 to 1)	13-1 (6 to 39 to 7)	13-2 (6 to 37 to 4)	13-3 (6 to 37 to 1)	10-9 (5 to 33 to 2)	10-1 (5 to 29 to 2)	6-8 (3 to 19 to 4)	3-1 (1 to 9 to 2)	0-7 (0 to 1 to 4)	97
Low back pain	0 (0 to 0)	0 (0 to 0)	0 (0 to 0)	0 (0 to 0)	0-5 (0 to 19 to 16)	0-6 (0 to 19 to 16)	0-6 (0 to 20 to 15)	0-5 (0 to 17 to 11)	0-7 (0 to 20 to 11)	0-8 (0 to 20 to 11)	0-8 (0 to 20 to 11)	0-8 (0 to 20 to 11)	0-8 (0 to 20 to 11)	0-8 (0 to 20 to 11)	0-8 (0 to 20 to 11)	0-8 (0 to 20 to 11)	0-8 (0 to 20 to 11)	0-8 (0 to 20 to 11)	0-8 (0 to 20 to 11)	0-8 (0 to 20 to 11)	0-8 (0 to 20 to 11)	0-8 (0 to 20 to 11)	0-8 (0 to 20 to 11)	0-8 (0 to 20 to 11)	3,920
Neck pain	0 (0 to 0)	0 (0 to 0)	0 (0 to 0)	0 (0 to 0)	0-2 (0 to 9 to 11)	29-4 (3 to 145 to 48)	51-1 (5 to 252 to 88)	79 (27 to 143 (44-5 to 171)	117 (60 to 219 (70-1 to 257)	130 (68 to 221 (82-1 to 257)	147 (72 to 222 (87-1 to 257)	147 (76 to 224 (87-1 to 257)	148 (74 to 226 (86-1 to 257)	148 (71 to 226 (86-1 to 257)	148 (74 to 226 (86-1 to 257)	148 (71 to 226 (86-1 to 257)	148 (74 to 226 (86-1 to 257)	148 (71 to 226 (86-1 to 257)	148 (74 to 226 (86-1 to 257)	46-5 (23 to 86 to 1)	46-5 (23 to 86 to 1)	15-2 (5 to 32 to 1)	1-1 (0 to 3 to 1)	0-3 (0 to 1 to 1)	1,510
Gout	0 (0 to 0)	0 (0 to 0)	0 (0 to 0)	0 (0 to 0)	0 (0 to 0)	0 (0 to 0)	0 (0 to 0)	0 (0 to 0)	0 (0 to 0)	0 (0 to 0)	0 (0 to 0)	0 (0 to 0)	0 (0 to 0)	0 (0 to 0)	0 (0 to 0)	0 (0 to 0)	0 (0 to 0)	0 (0 to 0)	0 (0 to 0)	0 (0 to 0)	0 (0 to 0)	0 (0 to 0)	0 (0 to 0)	0 (0 to 0)	0 (0 to 0)	39-7
Other musculoskeletal disorders	0 (0 to 0)	0 (0 to 0)	0 (0 to 0)	0-6 (0 to 4 to 1)	1-6 (0 to 4 to 1)	19-2 (3 to 79 to 4)	55-6 (20 to 196 to 4)	106 (39-7 to 196 to 4)	190 (60-6 to 303 to 4)	236 (77-6 to 189 to 4)	255 (75-6 to 189 to 4)	255 (75-6 to 189 to 4)	255 (75-6 to 189 to 4)	255 (75-6 to 189 to 4)	255 (75-6 to 189 to 4)	255 (75-6 to 189 to 4)	255 (75-6 to 189 to 4)	255 (75-6 to 189 to 4)	255 (75-6 to 189 to 4)	255 (75-6 to 189 to 4)	255 (75-6 to 189 to 4)	255 (75-6 to 189 to 4)	255 (75-6 to 189 to 4)	255 (75-6 to 189 to 4)	1,450
Other non-communicable diseases	138 (59-1 to 90-4)	74-2 (58-1 to 90-4)	202 (96-1 to 192)	66-6 (46-1 to 100)	72-1 (54-2 to 94-1)	66-6 (54-1 to 100)	156 (111 to 216)	334 (228 to 473)	559 (369 to 728)	546 (370 to 774)	491 (329 to 693)	462 (310 to 653)	432 (304 to 595)	440 (306 to 602)	459 (317 to 632)	457 (312 to 572)	367 (254 to 498)	334 (227 to 447)	260 (164 to 393)	243 (160 to 357)	166 (108 to 253)	99-7 (70 to 136)	26-6 (16 to 39-4)	6,350
Congenital birth defects	134 (101 to 165)	62-1 (46-1 to 82-9)	131 (84 to 184)	91-4 (58 to 71-3)	28 (17 to 41)	21-3 (15 to 29-4)	29-1 (19 to 39-8)	39-1 (20 to 57-5)	28-1 (20 to 37-6)	26-9 (20 to 32-9)	26-2 (18 to 34-4)	26-2 (18 to 34-4)	25-7 (18 to 33-7)	23-6 (14 to 28-8)	21-4 (14 to 28-8)	24-7 (14 to 33-3)	19-9 (12 to 27-4)	19-2 (12 to 27-4)	14-2 (7 to 21-5)	11-4 (6 to 18)	1-9 (1 to 3-1)	1-1 (0 to 1-5)	0-4 (0 to 1)	0-1 (0 to 0-1)	703
Neural tube defects	19-6 (10-7 to 29-1)	3-8 (2 to 6-3)	16-6 (7 to 31-2)	7-7 (4 to 13)	1-9 (1 to 2-9)	1-2 (0 to 2-1)	1-8 (1 to 2-7)	1-8 (1 to 2-4)	2-2 (1 to 3-2)	1-9 (1 to 3-1)	2-1 (1 to 3-1)	1-9 (0 to 3)	1-8 (0 to 3)	1-3 (0 to 2-2)	0-6 (0 to 1)	0-5 (0 to 1)	0-3 (0 to 0-9)	0-2 (0 to 0-7)	0-1 (0 to 0-5)	0-1 (0 to 0)	0-1 (0 to 0)	0-1 (0 to 0)	0-1 (0 to 0)	0-1 (0 to 0)	64-5
Congenital heart anomalies	27-6 (15-2 to 56-8)	24-4 (15-5 to 46-4)	39-5 (21 to 72-4)	9-2 (5-1 to 20-6)	5-7 (3 to 10-5)	7 (3 to 14-6)	4-7 (2 to 8-1)	4 (2 to 7-4)	4-7 (2 to 7-9)	4-7 (2 to 7-4)	4-7 (2 to 7-1)	5-7 (2 to 8-6)	6-7 (2 to 10-1)	2-4 (1 to 5-1)	2-4 (1 to 5-1)	3-8 (1 to 6-2)	2-5 (1 to 4-8)	2-4 (1 to 3-9)	0-3 (0 to 1-5)	0-2 (0 to 1-2)	0-2 (0 to 0-3)	0-1 (0 to 0-3)	0-1 (0 to 0-2)	0-1 (0 to 0)	159
Orofacial clefts	0 (0 to 0)	0-2 (0 to 0-5)	0-4 (0 to 0-9)	0-3 (0 to 0-6)	0-2 (0 to 0-6)	0-2 (0 to 0-6)	0-4 (0 to 0-9)	0-4 (0 to 0-8)	0-5 (0 to 0-9)	0-4 (0 to 0-9)	0-3 (0 to 0-7)	0-3 (0 to 0-6)	0-3 (0 to 0-6)	0-3 (0 to 0-6)	0-3 (0 to 0-6)	0-3 (0 to 0-6)	0-3 (0 to 0-5)	0-2 (0 to 0-5)	0-2 (0 to 0-5)	0-1 (0 to 0-3)	0-1 (0 to 0-2)	0-1 (0 to 0-2)	0-1 (0 to 0)	0-1 (0 to 0)	5-1
Down syndrome	3 (1-6 to 4-9)	0-9 (0-6 to 1-4)	2-5 (1-3 to 4-3)	1-9 (1 to 2-8)	1-6 (0-8 to 2-2)	1-4 (1 to 2-4)	1-7 (1 to 2-5)	2-4 (1-4 to 3-5)	2-7 (1-7 to 4)	2-8 (1-8 to 3-7)	2-7 (1-6 to 4-1)	3-1 (1-9 to 4-6)	3-9 (2-2 to 5-6)	6 (3-4 to 9-1)	6 (3-7 to 10-4)	7-5 (3-9 to 12-1)	3-4 (1-8 to 5-3)	3-1 (1-6 to 5-2)	0-9 (0 to 2-1)	0-5 (0 to 1-5)	0-3 (0 to 0-8)	0-2 (0 to 0-5)	0-1 (0 to 0-3)	0-1 (0 to 0-2)	56-5
Turner syndrome	0 (0 to 0)	0 (0 to 0)	0-1 (0 to 0-1)	0-1 (0 to 0-4)	0-2 (0 to 0-6)	0-1 (0 to 0-5)	0-2 (0 to 0-5)	0-3 (0 to 0-7)	0-3 (0 to 0-9)	0-3 (0 to 0-8)	0-3 (0 to 0-8)	0-2 (0 to 0-6)	0-1 (0 to 0-2)	0-1 (0 to 0-2)	0-1 (0 to 0-2)	0-1 (0 to 0-1)	0-1 (0 to 0-1)	0-1 (0 to 0-1)	0-1 (0 to 0-1)	0-1 (0 to 0-1)	0-1 (0 to 0-1)	0-1 (0 to 0-1)	0-1 (0 to 0-1)	0-1 (0 to 0-1)	2-2
Klinefelter syndrome	0 (0 to 0)	0 (0 to 0)	0 (0 to 0)	0 (0 to 0)	0 (0 to 0)	0 (0 to 0)	0 (0 to 0)	0 (0 to 0)	0 (0 to 0)	0 (0 to 0)	0 (0 to 0)	0 (0 to 0)	0 (0 to 0)	0 (0 to 0)	0 (0 to 0)	0 (0 to 0)	0 (0 to 0)	0 (0 to 0)	0 (0 to 0)	0 (0 to 0)	0 (0 to 0)	0 (0 to 0)	0 (0 to 0)	0 (0 to 0)	0
Other chromosomal abnormalities	18-9 (10-4 to 27-2)	13 (7-4 to 19-8)	22-7 (13-6 to 36-7)	6-7 (4-2 to 10-4)	4-1 (2-7 to 6-2)	2-8 (1-8 to 4-2)	3-6 (2-3 to 5-6)	3-8 (2-5 to 5-6)	3-9 (2-5 to 5-6)	3-7 (2-4 to 5-4)	3-7 (2-1 to 5-1)	3-5 (1-9 to 5-1)	3-2 (1-6 to 4-7)	3 (1-5 to 4-6)	2 (1-1 to 3-1)	1-9 (0-9 to 3-1)	1-2 (0-5 to 2-1)	0-8 (0 to 1-4)	0-5 (0 to 1-1)	0-3 (0 to 0-7)	0-3 (0 to 0-6)	0-2 (0 to 0-4)	0-1 (0 to 0-3)	0-1 (0 to 0-2)	152
Congenital musculoskeletal and limb anomalies	6-5 (3-9 to 10-2)	1-8 (1 to 3-7)	1-7 (1 to 3)	0-9 (0 to 1-6)	0-4 (0 to 1-1)	0-5 (0 to 1-1)	0-7 (0 to 1-1)	0-9 (0 to 1-2)	0-9 (0 to 1-2)	0-8 (0 to 1-2)	0-7 (0 to 1-2)	0-6 (0 to 1-2)	0-5 (0 to 1-2)	0-5 (0 to 1-2)	0-4 (0 to 1-2)	0-3 (0 to 1-1)	0-2 (0 to 0-8)	0-2 (0 to 0-6)	0-1 (0 to 0-4)	0-1 (0 to 0-3)	0-1 (0 to 0-2)	0-1 (0 to 0-2)	0-1 (0 to 0-2)	0-1 (0 to 0-1)	115
Urogenital congenital anomalies	3-7 (1-4 to 11-2)	0-9 (0-4 to 2-3)	1-6 (0-8 to 2-7)	1-6 (0-8 to 3)	0-9 (0-4 to 1-6)	0-6 (0-3 to 1-2)	0-5 (0-3 to 0-9)	0-6 (0-3 to 0-9)	0-6 (0-3 to 0-9)	0-5 (0-3 to 0-9)	0-5 (0-2 to 0-9)	0-3 (0 to 0-7)	0-2 (0 to 0-5)	0-1 (0 to 0-3)	0-1 (0 to 0-2)	0-1 (0 to 0-2)	0-1 (0 to 0-2)	0-1 (0 to 0-2)	0-1 (0 to 0-2)	0-1 (0 to 0-2)	0-1 (0 to 0-2)	0-1 (0 to 0-2)	0-1 (0 to 0-2)	0-1 (0 to 0-2)	12-3
Digestive congenital anomalies	29-3 (12-7 to 53-8)	9-2 (4-2 to 17-9)	9-2 (3-7 to 17-5)	3-2 (1 to 7-2)	1-5 (0-4 to 3-2)	1-5 (0-4 to 3-2)	1-5 (0-4 to 3-1)	1-6 (0-4 to 3-2)	1-6 (0-4 to 3-2)	1-5 (0-4 to 3-2)	1-5 (0-3 to 3-2)	1-3 (0-3 to 2-9)	1-2 (0-2 to 2-6)	1-1 (0-2 to 2-6)	0-9 (0-2 to 2-6)	0-9 (0-2 to 2-7)	0-8 (0-2 to 2-3)	0-7 (0-2 to 2-1)	0-5 (0-1 to 1-6)	0-3 (0 to 1-1)	0-3 (0 to 0-9)	0-2 (0 to 0-6)	0-1 (0 to 0-5)	0-1 (0 to 0-5)	51-9
Other congenital birth defects	10-4 (2-1 to 33-5)	3-6 (0-5 to 13)	9-6 (1-2 to 39-4)	1-5 (0 to 6-9)	0-5 (0 to 1-7)	0-5 (0 to 2-1)	0-5 (0 to 2-3)	0-7 (0 to 3-1)	0-8 (0 to 4-1)	0-7 (0 to 3-6)	0-7 (0 to 3-1)	0-7 (0 to 2-9)	0-7 (0 to 2-8)	0-6 (0 to 2-7)	0-5 (0 to 2-7)	0-6 (0 to 2-7)	0-5 (0 to 2-6)	0-5 (0 to 2-6)	0-4 (0 to 2-2)	0-3 (0 to 1-6)	0-3 (0 to 1-5)	0-2 (0 to 1-2)	0-2 (0 to 1-2)	0-1 (0 to 0-5)	135
Urinary diseases and male infertility	0-2 (0 to 0-2)	0-2 (0 to 0-5)	1-1 (0 to 1-9)	0-7 (0 to 1-1)	1-1 (0 to 1-8)	0-6 (0 to 1-2)	2-1 (1 to 4-3)	3-6 (2 to 5-3)	6-3 (4 to 8-9)	7-7 (5 to 11-1)	8-3 (5 to 11-4)	9-4 (6 to 12-4)	10-4 (7 to 14)	11-6 (8 to 15-7)	11-5 (8 to 15-7)	12-9 (8 to 17-3)	11-3 (7 to 15-4)	10-4 (6 to 14-7)	7-8 (4 to 11-2)	6-1 (3 to 9-1)	4-4 (2 to 6-5)	3-3 (1 to 4-4)	1-8 (1 to 2-6)	0-9 (0 to 1-2)	431
Urolithiasis	0 (0 to 0)	0 (0 to 0)	0 (0 to 0)	0 (0 to 0-5)	0 (0 to 0)	0 (0 to 0-5)	0 (0 to 0-5)	0 (0 to 0-6)	0 (0 to 0-6)	1-2 (0 to 4-4)	1-2 (0 to 4-1)	1-4 (0 to 5-2)	1-5 (0 to 7-2)	1-6 (0 to 7-9)	1-6 (0 to 7-9)	1-6 (0 to 8-6)	1-5 (0 to 8-1)	1-5 (0 to 8-3)	1-3 (0 to 7)	1-2 (0 to 5-9)	1-1 (0 to 5-3)	1-1 (0 to 5-3)	0-8 (0 to 2-9)	0-4 (0 to 1-6)	21-7
Benign prostatic hyperplasia	0 (0 to 0)	0 (0 to 0)	0 (0 to 0)	0 (0 to 0)	0 (0 to 0)	0 (0 to 0)	0 (0 to 0)	0 (0 to 0)	0 (0 to 0)	0 (0 to 0)	0 (0 to 0)	0 (0 to 0)	0 (0 to 0)	0 (0 to 0)	0 (0 to 0)	0 (0 to 0)	0 (0 to 0)	0 (0 to 0)	0 (0 to 0)	0 (0 to 0)	0 (0 to 0)	0 (0 to 0)	0 (0 to 0)	0 (0 to 0)	0
Male infertility	–	–	–	–	–	–	–	–	–	–	–	–	–	–	–	–	–	–	–	–	–	–	–	–	NA
Other urinary diseases	0-1 (0 to 0-2)	0-2 (0 to 0-3)	0-2 (0 to 0-4)	0-2 (0 to 0-4)	0-3 (0 to 0-6)	0-2 (0 to 0-4)	0-4 (0 to 0-7)	0-5 (0 to 0-7)	0-9 (0 to 1-2)	1-0 (0 to 1-4)	1-1 (0 to 1-4)	1-4 (0 to 2-1)	1-2 (0 to 2-1)	0-9 (0 to 1-6)	0-5 (0 to 1-1)	1-1 (0 to 2-3)	1-1 (0 to 2-1)	1-1 (0 to 2-1)	0-9 (0 to 1-6)	0-9 (0 to 1-4)	1-1 (0 to 2-3)	0-8 (0 to 2-3)	0-5 (0 to 2)	0-1 (0 to 0-4)	18-1
Gynecological diseases	0 (0 to 0)	0 (0 to 0)	0 (0 to 0-4)	0 (0 to 0)	0-5 (0 to 1-9)	7-4 (3 to 22-2)	24-1 (7 to 74)	47-1 (14 to 205)	75 (27 to 236)	97 (32 to 336)	116 (38 to 421)	134 (42 to 428)	159 (52 to 464)	192 (62 to 564)	222 (72 to 660)	249 (82 to 734)	268 (112 to 776)	272 (92 to 787)	252 (84 to 747)	207 (64 to 587)	203 (70 to 587)	20-3 (6 to 58)	11-9 (3 to 31-5)	2-5 (0 to 6-4)	2,410
Uterine fibroids	0 (0 to 0)	0 (0 to 0)	0 (0 to 0)	0 (0 to 0)	0 (0 to 0-4)	0 (0 to 0-9)	0-1 (0 to 1-5)	0-2 (0 to 11-3)	0-5 (0 to 16-9)	0-6 (0 to 15)	0-7 (0 to 14-4)	0-8 (0 to 14-4)	0-9 (0 to 14-4)	1-1 (0 to 14-4)	1-1 (0 to 14-4)	1-1 (0 to 14-4)	1-1 (0 to 14-4)	1-1 (0 to 14-4)	1-1 (0 to 14-4)	1-1 (0 to 14-4)	1-1 (0 to 14-4)	0-4 (0 to 3-1)	0-2 (0 to 0-7)	0-1 (0 to 0-3)	67-3
Polycystic ovarian syndrome	0 (0 to 0)	0 (0 to 0)	0 (0 to 0)	0 (0 to 0)	1 (0 to 4-3)	0-6 (0 to 2-9)	2-1 (0 to 11)	4-1 (1 to 21-1)	7-8 (1 to 34)	10-4 (3 to 47)	12-7 (4 to 57-3)	14-3 (4 to 61-9)	15-8 (4 to 70)	17-4 (3 to 78-1)	18-1 (3 to 81-1)	19-4 (3 to 86-1)	19-6 (4 to 86-1)	19-6 (4 to 86-1)	19-6 (4 to 86-1)	19-6 (4 to 86-1)	19-6 (4 to 86-1)	19-6 (4 to 86-1)	19-6 (4 to 86-1)	19-6 (4 to 86-1)	87-7
Female infertility	0 (0 to 0)	0 (0 to 0)	0 (0 to 0)	0 (0 to 0)	0 (0 to 0)	0 (0 to 0)	0 (0 to 0)	0 (0 to 0)	0 (0 to 0)	0 (0 to 0)	0 (0 to 0)	0 (0 to 0)	0 (0 to 0)	0 (0 to 0)	0 (0 to 0)	0 (0 to 0)	0 (0 to 0)	0 (0 to 0)	0 (0 to 0)	0 (0 to 0)	0 (0 to 0)	0 (0 to 0)	0 (0 to 0)	0 (0 to 0)	0 (0 to 0)	20
Endometriosis	0 (0 to 0)	0 (0 to 0)	0 (0 to 0)	0 (0 to 0)	0 (0 to 0)	0 (0 to 0)	0 (0 to 0-7)	0-7 (0 to 19-3)	1-4 (0 to 7-9)	4-2 (1 to 15)	4-3 (1 to 15-9)	5 (1 to 18)	5 (1 to 20-3)	5 (1 to 19-2)	5 (1 to 19-2)	5 (1 to 19-2)	5 (1 to 19-2)	5 (1 to 19-2)	5 (1 to 19-2)	5 (1 to 19-2)	5 (1 to 19-2)	5 (1 to 19-2)	5 (1 to 19-2)	5 (1 to 19-2)	5 (1 to 19-2)	122
Genital prolapse	0 (0 to 0)	0 (0 to 0)	0 (0 to 0)	0 (0 to 0)	0 (0 to 0)	0 (0 to 0)	0 (0 to 0)	0 (0 to 0)	0 (0 to 0)	0 (0 to 0)	0 (0 to 0)	0 (0 to 0)	0 (0 to 0)	0 (0 to 0)	0 (0 to 0)	0 (0 to 0)	0 (0 to 0)	0 (0 to 0)	0 (0 to 0)	0 (0 to 0)	0 (0 to 0)	0 (0 to 0)	0 (0 to 0)	0 (0 to 0)	0 (0 to 0)	35-4
Premenstrual syndrome	0 (0 to 0)	0 (0 to 0)	0 (0 to 0)	0 (0 to 0)	0 (0 to 0)	0 (0 to 0)	0 (0 to 0)	0 (0 to 0)	0 (0 to 0)	0 (0 to 0)	0 (0 to 0)	0 (0 to 0)	0 (0 to 0)	0 (0 to 0)	0 (0 to 0)	0 (0 to 0)	0 (0 to 0)	0 (0 to 0)	0 (0 to 0)	0 (0 to 0)	0 (0 to 0)	0 (0 to 0)	0 (0 to 0)	0 (0 to 0)	0 (0 to 0)	484
Other gynecological diseases	0-1 (0 to 0-3)	0-1 (0 to 0-3)	0-2 (0 to 0-5)	0-2 (0 to 0-5)	0-3 (0 to 1-1)	2-1 (0 to 7-3)	5-1 (0 to 20-5)	9-9 (2 to 38-5)	15-6 (4 to 62)	19-2 (5 to 82)	22-2 (6 to 97)	24-6 (7 to 102)	27-6 (8 to 112)	30-4 (9 to 122)	32-1 (10 to 129)	34-1 (10 to 136)	34-9 (10 to 140)	34-9 (10 to 140)	34-9 (10 to 140)	34-9 (10 to 140)	34-9 (10 to 140)	34-9 (10 to 140)	34-9 (10 to 140)	34-9 (10 to 140)	1,590
Hemoglobinopathies and hemolytic anemias	0-1 (0-1 to 0-3)	0-1 (0-1 to 0-3)	1 (0-3 to 2-4)	0-3 (0 to 0-9)	3-6 (1-1 to 9-5)	1-1 (0-5 to 4-4)	4-8 (1-5 to 14-5)	9-4 (3 to 29)	11-9 (4 to 36-1)	8-2 (3 to 26-9)	7-2 (2 to 22-9)	4-7 (1 to 15-1)	2-5 (1 to 8-6)	1-1 (0 to 4)	0-6 (0 to 2-1)	0-4 (0 to 1-4)	0-3 (0 to 1-1)	0-3 (0 to 1-1)	0-2 (0 to 0-7)	0-2 (0 to 0-6)	0-2 (0 to 0-6)	0-2 (0 to 0-6)	0-2 (0 to 0-6)	0-2 (0 to 0-6)	75-2
Thalassemias	0 (0 to 0)	0 (0 to 0)	0 (0 to 0)	0-1 (0 to 0)	0-1 (0 to 0)	0-1 (0 to 0)	0-1 (0 to 0-1)	0-1 (0 to 0-1)	0-1 (0 to 0-1)	0-1 (0 to 0-1)	0-1 (0 to 0-1)	0-1 (0 to 0-1)	0-1 (0 to 0-1)	0-1 (0 to 0-1)	0-1 (0 to 0-1)	0-1 (0 to 0-1)	0-1 (0 to 0-1)	0-1 (0 to 0-1)	0-1 (0 to 0-1)	0-1 (0 to 0-1)	0-1 (0 to 0-1)	0-1 (0 to 0-1)	0-1 (0 to 0-1)	0-1 (0 to 0-1)	0-3
Thalassemias trait	0 (0 to 0)	0-2 (0 to 0-5)	0-6 (0 to 2-1)	0-6 (0 to 2)	0-2 (0 to 0-7)	1-2 (0 to 3-1)	2 (0 to 4-7)	2-4 (0 to 6-3)	2-6 (0 to 6-8)	2-6 (0 to 6-7)	2-6 (0 to 6-8)	2-6 (0 to 6-8)	2-6 (0 to 6-8)	2-6 (0 to 6-8)	2-6 (0 to 6-8)	2-6 (0 to 6-8)	2-6 (0 to 6-8)	2-6 (0 to 6-8)	2-6 (0 to 6-8)	2-6 (0 to 6-8)	2-6 (0 to 6-8)	2-6 (0 to 6-8)	2-6 (0 to 6-8)	2-6 (0 to 6-8)	15-5
Sickle cell disorders	0 (0 to 0)	0-3 (0 to 0-5)	0-6 (0 to 1-2)	0-9 (0 to 2-1)	0-5 (0 to 1-1)	0-7 (0 to 2-1)	0-6 (0 to 2-1)	0-7 (0 to 2-1)	0-8 (0 to 2-1)	0-8 (0 to 2-2)	0-7 (0 to 1-9)	0-7 (0 to 1-2)	0-7 (0 to 1-2)	0-6 (0 to 1-2)	0-4 (0 to 1-1)	0-3 (0 to 0-9)	0-2 (0 to 0-7)	0-1 (0 to 0-5)	0-1 (0 to 0-4)	0-1 (0 to 0-3)	0-1 (0 to 0-3)	0-1 (0 to 0-3)	0-1 (0 to 0-3)	0-1 (0 to 0-3)	8-2
Sickle cell trait	0 (0 to 0)	0-1 (0 to 0-7)	0-2 (0 to 1-2)	1 (0 to 3-2)	0-3 (0 to 1-4)	0-3 (0 to 1-1)	0-3 (0 to 1-1)	0-3 (0 to 1-1)	4-9 (0 to 17-9)	4-2 (0 to 15-5)	3-2 (0 to 12-3)	2-5 (0 to 9-8)	0-7 (0 to 1-8)	0-8 (0 to 2-3)	1 (0 to 2-7)	0-7 (0 to 1-7)	0-5 (0 to 1-3)	0-5 (0 to 1-2)	0-3 (0 to 0-9)	0-3 (0 to 1-2)	0-2 (0 to 0-8)	0-3 (0 to 0-7)	0-3 (0 to 0-6)	0-1 (0 to 0-3)	20-5
G6PD deficiency	0 (0 to 0)	0 (0 to 0)	0 (0 to 0)	0-1 (0 to 0-1)	0-1 (0 to 0-2)	0-1 (0 to 0-2)	1-1 (0 to 2-4)	2-1 (0 to 5-3)	2-2 (0 to 5-3)	2-2 (0 to 5-3)	2-1 (0 to 5-4)	2-1 (0 to 5-4)	2-1 (0 to 5-4)	2-1 (0 to 5-4)	2-1 (0 to 5-4)	2-1 (0 to 5-4)	2-1 (0 to 5-4)	2-1 (0 to 5-4)	2-1 (0 to 5-4)	2-1 (0 to 5-4)	2-1 (0 to 5-4)	2-1 (0 to 5-4)	2-1 (0 to 5-4)	2-1 (0 to 5-4)	3-7
G6PD trait	0 (0 to 0)	0 (0 to 0)	0 (0 to 0)	0 (0 to 0)	0 (0 to 0)	0 (0 to 0)	0 (0 to 0)	0 (0 to 0)	0 (0 to 0)	0 (0 to 0)	0 (0 to 0)	0 (0 to 0)	0 (0 to 0)	0 (0 to 0)	0 (0 to 0)	0 (0 to 0)	0 (0 to 0)	0 (0 to 0)	0 (0 to 0)	0 (0 to 0)	0 (0 to 0)	0 (0 to 0)	0 (0 to 0)	0 (0 to 0)	0 (0 to 0)	0-6
Other hemoglobinopathies and hemolytic anemias	0 (0 to 0)	0-3 (0 to 0-9)	0-9 (0 to 2-2)	0-8 (0 to 2-8)	0-2 (0 to 0-5)	0-2 (0 to 0-5)	1-2 (0 to 4-4)	0-6 (0 to 2-9)	0-5 (0 to 2-4)	0-5 (0 to 2-4)	0-6 (0 to 2-3)	1-8 (0 to 4-5)	1-3 (0 to 3-4)	1-7 (0 to 4-4)	2-4 (1 to 5-3)	2-4 (1 to 5-3)	2-5 (1 to 5-4)	2 (1 to 3-9)	1-8 (1 to 3-5)	2-3 (1 to 4-3)	2-3 (1 to 4-3)	1-8 (1 to 3-5)	0-7 (0 to 1-7)	0-3 (0 to 0-4)	26-4
Endocrine, metabolic, blood, and immune disorders	3-8 (2-3 to 5-4)	4-2 (2-5 to 6-2)	16-1 (10-4 to 22-4)	25-2 (17 to 35-3)	30-9 (19-9 to 44-8)	40-7 (26-3 to 56-4)	58-2 (36-3 to 80-7)	76-5 (48-6 to 1-19)	90-6 (57-3 to 1-44)	101 (60 to 156)	112 (71 to 162)	122 (75 to 182)	133 (79-9 to 189)	133 (76-2 to 206)	135 (78-6 to 206)	137 (79-9 to 206)	140 (80-7 to 213)	141 (82-7 to 213)	141 (82-7 to 213)	88-5 (57-7 to 130)	64 (41-3 to 95-9)	32-9 (20-8 to 48-4)	14-2 (9-2 to 19-6)	3-2 (2-2 to 4-4)	1,690
Oral disorders	7-1 (4-1 to 12-2)	4-2 (2-4 to 7-4)	6-2 (3-4 to 10-2)	3-1 (1-7 to 5-1)	1-1 (0-6 to 1-8)	11-4 (6-1 to 19-8)	27-1 (14-5 to 46)	32-1 (16-7 to 52-4)	37-4 (21-7 to 62-5)	39-6 (21-3 to 64-1)	37-6 (21-3 to 64-1)	39-6 (22-4 to 66-3)	47-9 (27-4 to 79-9)	66-9 (39-7 to 106)	90-3 (52-7 to 143)	104 (62-7 to 163)	110 (66-7 to 170)	115 (71-5 to 173)	91 (57-7 to 133)	78-6 (50-8 to 114)	46-3 (30-4 to 68-9)	20-1 (12-8 to 28-8)	4-2 (2-6 to 6-1)	975
Caries of deciduous teeth	0 (0 to 0)	0 (0 to 0)	0 (0 to 0)	0 (0 to 1-2)	0 (0 to 0-4)	0 (0 to 0-2)	0 (0 to 0)	0 (0 to 0)	0 (0 to 0)	0 (0 to 0)	0 (0 to 0)	0 (0 to 0)	0 (0 to 0)	0 (0 to 0)	0 (0 to 0)	0 (0 to 0)	0 (0 to 0)	0 (0 to 0)	0 (0 to 0)	0 (0 to 0)	0 (0 to 0)	0 (0 to 0)	0 (0 to 0)	0 (0 to 0)	1-7
Caries of permanent teeth	0 (0 to 0)	0 (0 to 0)	0 (0 to 0)	1-2 (0 to 4-2)	3-4 (1 to 9-7)	4-1 (1 to 9-9)	5-6 (2 to 13-4)	7-3 (2 to 17-9)	8-7 (2 to 19-9)	9-2 (2 to 19-9)	9-7 (2 to 19-9)	9-8 (2 to 19-9)	9-8 (2 to 19-9)	9-8 (2 to 19-9)	9-8 (2 to 19-9)	9-8 (2 to 19-9)	9-8 (2 to 19-9)	9-8 (2 to 19-9)	9-8 (2 to 19-9)	9-8 (2 to 19-9)	9-8 (2 to 19-9)	9-8 (2 to 19-9)	9-8 (2 to 19-9)	9-8 (2 to 19-9)	71-2
Periodontal diseases	0 (0 to 0)	0 (0 to 0)	0 (0 to 0)	0 (0 to 0)	0 (0 to 0)	0 (0 to 0)	0 (0 to 0)	0 (0 to 0)	0 (0 to 0)	0 (0 to 0)	0 (0 to 0)	0 (0 to 0)	0 (0 to 0)	0 (0 to 0)	0 (0 to 0)	0 (0 to 0)	0 (0 to 0)	0 (0 to 0)	0 (0 to 0)	0 (0 to 0)	0 (0 to 0)	0 (0 to 0)	0 (0 to 0)	0 (0 to 0)	0 (0 to 0)	137
Other oral disorders	0 (0 to 0)	0 (0 to 0)	0 (0 to 0)	4-4 (2-6 to 7-1)	4-4 (2-3 to 8-3)	4-3 (2-5 to 7)	7 (4-1 to 10-8)	11-9 (7-2 to 19-5)	14-9 (9-1 to 22-8)	12-6 (7-6 to 19-9)	11 (6-8 to 16-4)	10-8 (6-4 to 16)	11-7 (7-1 to 17-4)	10-8 (7-to 17-4)	11-7 (5-9 to 18-7)	9-7 (5-9 to 15-7)	7-7 (4-7 to 11-4)	6 (3-7 to 8-9)	4-2 (2-2 to 5-4)	3-4 (1-5 to 3-7)	2-4 (0-7 to 1-8)	1-2 (0 to 3-5)	0-7 (0 to 1-5)	150
Sudden infant death syndrome	32-7 (4-9 to 10-4)	32-7 (28-5 to 87-4)	–	–	–	–	–	–	–	–	–	–	–	–	–	–	–	–	–	–	–	–	–	–	NA
Injuries	1-4 (1-1 to 1-8)	1-9 (1-4 to 2-5)	32-6 (25-5 to 49-4)	54-1 (44 to 68-2)	53-4 (40-3 to 71)	121 (99-9 to 148)	155 (123 to 196)

SR Table 2b: Tameside DALYS by cause and age group for females with 95% uncertainty intervals, 2019

Cause	Early Neonatal 0d	Late Neonatal 7d	Post Neonatal 28d	1 to 4 1m	5 to 9 5m	10 to 14 10m	15 to 19 15m	20 to 24 20m	25 to 29 25m	30 to 34 30m	35 to 39 35m	40 to 44 40m	45 to 49 45m	50 to 54 50m	55 to 59 55m	60 to 64 60m	65 to 69 65m	70 to 74 70m	75 to 79 75m	80 to 84 80m	85 to 89 85m	90 to 94 90m	95 plus 95m	Total
All causes	1,192 (1,019-1,372)	1,192 (1,019-1,372)	1,192 (1,019-1,372)

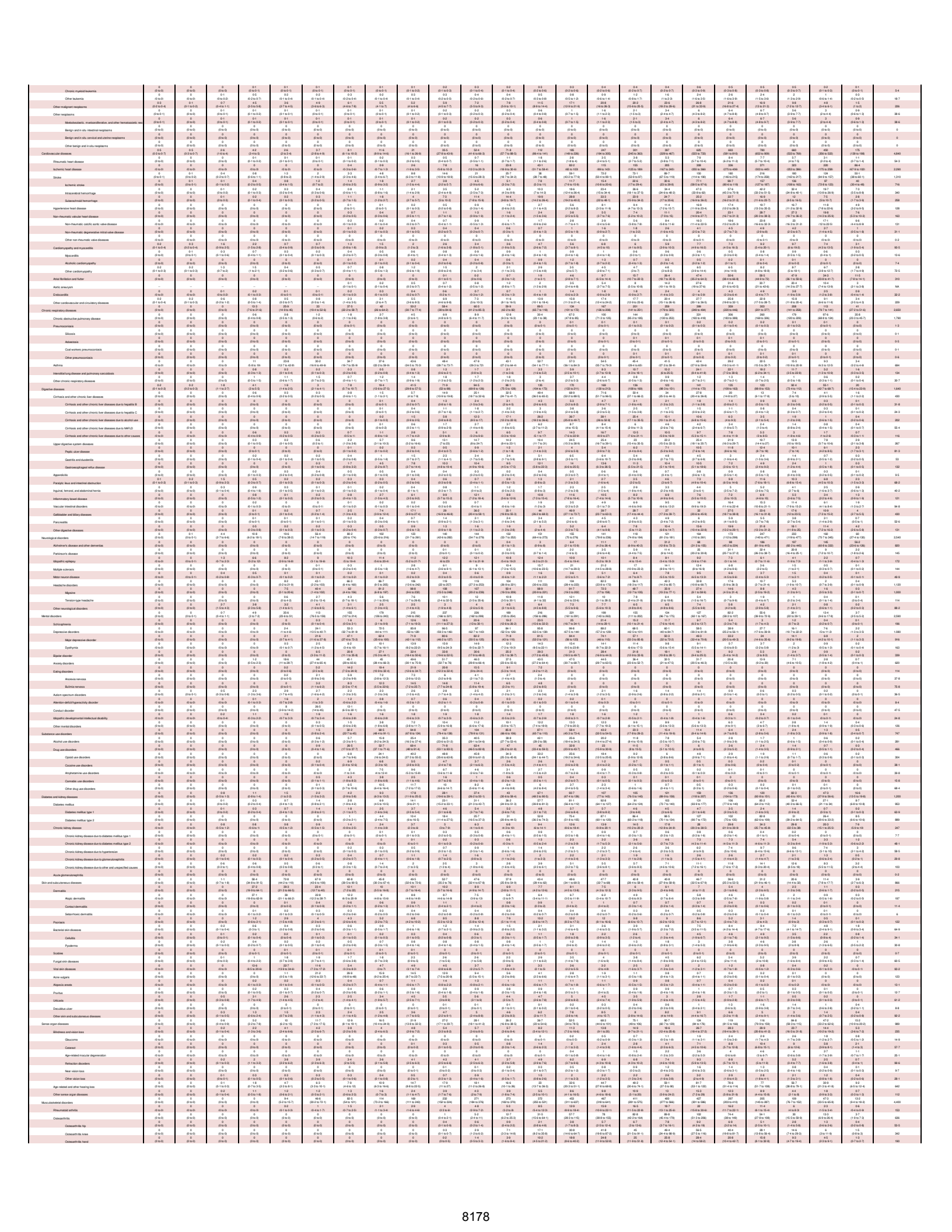

Osteoarthritis other	0 (0 to 0)	0 (0 to 0)	0 (0 to 0)	0 (0 to 0)	0 (0 to 0)	0 (0 to 0)	0 (0 to 0)	0 (0 to 0)	0 (0 to 0)	0 (0 to 0)	0 (0 to 1)	0.3 (0.1 to 0.7)	0.6 (0 to 2)	2.2 (0.9 to 4.6)	4.2 (1.8 to 8.4)	5.8 (2.4 to 12.4)	6.2 (2.9 to 13.1)	6.8 (3.2 to 14.5)	7.9 (3.9 to 16.4)	6.3 (3.1 to 12.3)	5.1 (2.4 to 10.4)	3.2 (1.4 to 6.4)	1.6 (0.8 to 3.2)	0.5 (0.2 to 1)	50.8	
Low back pain	0 (0 to 0)	0 (0 to 0)	0 (0 to 0)	0 (0 to 0)	0.2 (2.9 to 10.6)	39.1 (18 to 47.8)	50.3 (30 to 60.3)	68 (40.5 to 109)	99.6 (60.1 to 153)	138 (76.3 to 199)	145 (87.4 to 221)	141 (85.4 to 209)	141 (85.4 to 209)	144 (112 to 178)	138 (114 to 327)	137 (114 to 336)	135 (113 to 299)	137 (120 to 375)	136 (126 to 297)	137 (85.7 to 231)	141 (91.6 to 159)	137 (92.4 to 173.3)	137 (93.7 to 204)	2,190	
Neck pain	0 (0 to 0)	0 (0 to 0)	0 (0 to 0)	2.9 (0.4 to 6.2)	14.6 (7.3 to 27.6)	22.5 (11.3 to 41)	19.5 (11.9 to 45.1)	21.2 (11.9 to 45)	30.7 (15.5 to 60.9)	47 (23.5 to 87.4)	59.2 (31.7 to 98.1)	57 (31.4 to 100)	57 (31.4 to 100)	79.5 (40.2 to 136)	80.4 (39.5 to 147)	71.1 (34.2 to 127)	52.3 (28.2 to 98)	49.2 (25.1 to 83.3)	49.7 (27.1 to 84.7)	23.4 (17.3 to 62)	22.8 (11.5 to 41.2)	12.3 (4.4 to 25)	5.2 (1.6 to 11)	0.4 (0.2 to 0.9)	722	
Gout	0 (0 to 0)	0 (0 to 0)	0 (0 to 0)	0 (0 to 0)	0 (0 to 0)	0 (0 to 0)	0 (0 to 0)	0 (0 to 0)	0 (0 to 0)	0 (0 to 0)	0 (0 to 0)	0 (0 to 0)	0 (0 to 0)	0 (0 to 0)	0 (0 to 0)	0 (0 to 0)	0 (0 to 0)	0 (0 to 0)	0 (0 to 0)	0 (0 to 0)	0 (0 to 0)	0 (0 to 0)	0 (0 to 0)	0 (0 to 0)	0 (0 to 0)	15.9	
Other musculoskeletal disorders	0 (0 to 0)	0 (0 to 0)	0 (0 to 0)	0.2 (0.1 to 0.5)	0.2 (0.2 to 2.3)	8.3 (4.2 to 13.7)	18.5 (11.5 to 29.2)	36 (21.6 to 55.6)	57.6 (32.3 to 77.4)	56.1 (35.5 to 84.2)	62.6 (31.4 to 91.2)	47 (42 to 101)	77.2 (46.4 to 116)	73.8 (42.1 to 113)	60.4 (36.2 to 92.1)	56.5 (32.7 to 94.1)	52 (27.6 to 86.2)	33.7 (17.9 to 54.4)	19 (9.5 to 34.4)	8.5 (3.6 to 14.1)	5.3 (2.3 to 9.3)	2.1 (0.8 to 3.5)	679	
Other non-communicable diseases	48.2 (34.6 to 74.4)	21.1 (15.9 to 28.7)	12.3 (9.9 to 15)	9.1 (6.1 to 12.8)	32.1 (22.7 to 43.3)	40.4 (29.3 to 58.4)	66.2 (46.9 to 90.3)	112 (77.9 to 158)	170 (117 to 242)	210 (147 to 300)	208 (146 to 289)	194 (128 to 264)	212 (151 to 295)	218 (150 to 300)	204 (140 to 279)	181 (127 to 252)	174 (121 to 238)	186 (132 to 252)	137 (101 to 191)	109 (83.3 to 139)	70.5 (52.4 to 89.1)	41.4 (31.8 to 52.1)	10.9 (10.9 to 10.9)	2,770	
Congenital birth defects	47 (32.5 to 73.6)	18.4 (13.6 to 27.7)	10.4 (7.9 to 13.5)	20.5 (15.1 to 28.1)	13.7 (9.6 to 18.5)	12.2 (8.6 to 16.5)	11.6 (8.9 to 15.3)	9.9 (7.6 to 13.4)	10.2 (7.7 to 13.2)	11.5 (8.7 to 15.1)	11.2 (8.2 to 14.9)	9.9 (6.9 to 12.8)	10.3 (7.4 to 13.6)	10.7 (7.5 to 14.8)	12.6 (8.9 to 16.7)	9.1 (6.4 to 12.6)	6.8 (4.8 to 9.6)	3.6 (1.9 to 5.9)	1.6 (0.8 to 2.5)	1 (0.5 to 1.6)	0.5 (0.2 to 0.9)	0.2 (0.1 to 0.4)	0.1 (0 to 0.1)	289	
Neural tube defects	6.2 (2.6 to 9.9)	1.1 (0.6 to 2)	0.7 (0.3 to 1.2)	0.6 (0.4 to 0.9)	0.6 (0.4 to 0.9)	0.6 (0.3 to 1.1)	0.7 (0.3 to 1.1)	0.6 (0.3 to 1.2)	0.8 (0.4 to 1.3)	0.8 (0.4 to 1.3)	0.8 (0.4 to 1.3)	0.6 (0.3 to 0.9)	0.5 (0.3 to 0.8)	0.5 (0.3 to 0.8)	0.3 (0.2 to 0.5)	0.2 (0.1 to 0.4)	0.1 (0.1 to 0.1)	0.1 (0 to 0.1)	0 (0 to 0)	0 (0 to 0)	0 (0 to 0)	0 (0 to 0)	0 (0 to 0)	0 (0 to 0)	25.2	
Congenital heart anomalies	10.8 (5.6 to 20.4)	7.6 (5.4 to 12.2)	16.4 (9.7 to 32.7)	6.1 (3.1 to 11.1)	2.1 (1.2 to 4.4)	2 (1.2 to 4.1)	2.4 (1.4 to 3.8)	2.2 (1.4 to 3.2)	1.9 (1.2 to 3.1)	2.3 (1.4 to 3.4)	2.5 (1.4 to 3.5)	2.4 (1.2 to 3.5)	2.5 (1.2 to 3.9)	2.2 (1.1 to 3.5)	1.4 (0.8 to 2.3)	1.2 (0.6 to 1.9)	1.2 (0.6 to 2)	0.7 (0.3 to 1.2)	0.1 (0 to 0.1)	0.1 (0 to 0.1)	0 (0 to 0)	0 (0 to 0)	0 (0 to 0)	0 (0 to 0)	70.6	
Orofacial clefts	0 (0 to 0)	0 (0 to 0)	0.2 (0.1 to 0.3)	0.3 (0.1 to 0.6)	0.3 (0.1 to 0.5)	0.2 (0.1 to 0.5)	0.2 (0.1 to 0.4)	0.2 (0.1 to 0.3)	0.3 (0.1 to 0.5)	0.3 (0.1 to 0.5)	0.3 (0.1 to 0.5)	0.2 (0.1 to 0.4)	0.2 (0.1 to 0.4)	0.2 (0.1 to 0.5)	0.3 (0.1 to 0.5)	0.2 (0.1 to 0.4)	0.2 (0.1 to 0.3)	0.2 (0.1 to 0.3)	0.1 (0 to 0.2)	0.1 (0 to 0.2)	0 (0 to 0)	0 (0 to 0)	0 (0 to 0)	0 (0 to 0)	3.9	
Down syndrome	1.1 (0.4 to 1.9)	0.3 (0.2 to 0.5)	1 (0.4 to 1.7)	1.2 (0.5 to 1.9)	0.5 (0.3 to 0.8)	0.5 (0.3 to 0.8)	0.5 (0.3 to 1.1)	0.6 (0.4 to 1.3)	1 (0.5 to 2)	1.2 (0.7 to 1.9)	1.1 (0.6 to 1.7)	1.1 (0.7 to 1.4)	1.4 (0.7 to 2)	1.4 (0.7 to 2)	1.4 (0.8 to 2.1)	1.2 (0.6 to 2.1)	1.2 (0.6 to 2.1)	1.2 (0.6 to 2)	0.9 (0.4 to 1.5)	0.5 (0.2 to 0.9)	0.2 (0.1 to 0.5)	0.1 (0 to 0.2)	0 (0 to 0.1)	0 (0 to 0)	25.9	
Turner syndrome	0 (0 to 0)	0 (0 to 0)	0.1 (0 to 0.2)	0.1 (0 to 0.2)	0.1 (0 to 0.2)	0.1 (0 to 0.2)	0.1 (0 to 0.2)	0.1 (0 to 0.2)	0.1 (0 to 0.2)	0.1 (0 to 0.2)	0.1 (0 to 0.2)	0.1 (0 to 0.2)	0.1 (0 to 0.1)	0.1 (0 to 0.1)	0 (0 to 0)	0 (0 to 0)	0 (0 to 0)	0 (0 to 0)	0 (0 to 0)	0 (0 to 0)	0 (0 to 0)	0 (0 to 0)	0 (0 to 0)	0 (0 to 0)	0 (0 to 0)	0.9	
Klinefelter syndrome	0 (0 to 0)	0 (0 to 0)	0 (0 to 0)	0 (0 to 0)	0 (0 to 0)	0 (0 to 0)	0 (0 to 0)	0 (0 to 0)	0 (0 to 0)	0 (0 to 0)	0 (0 to 0)	0 (0 to 0)	0 (0 to 0)	0 (0 to 0)	0 (0 to 0)	0 (0 to 0)	0 (0 to 0)	0 (0 to 0)	0 (0 to 0)	0 (0 to 0)	0 (0 to 0)	0 (0 to 0)	0 (0 to 0)	0 (0 to 0)	0 (0 to 0)	0	
Other chromosomal abnormalities	5.2 (2.4 to 10.1)	2.1 (1.4 to 3.4)	0.8 (0.3 to 1.4)	0.7 (0.4 to 1.2)	1.7 (1.1 to 2.7)	1.4 (0.9 to 2.2)	1.4 (0.9 to 2.1)	1.3 (0.8 to 1.9)	1.3 (0.8 to 1.9)	1.4 (0.9 to 2)	1.3 (0.8 to 1.8)	1.3 (0.8 to 1.8)	1 (0.6 to 1.5)	1.2 (0.7 to 1.7)	1.1 (0.6 to 1.6)	0.9 (0.5 to 1.4)	0.5 (0.3 to 0.9)	0.4 (0.2 to 0.6)	0.2 (0.1 to 0.4)	0.1 (0 to 0.2)	0 (0 to 0)	0 (0 to 0)	0 (0 to 0)	0 (0 to 0)	34.9	
Congenital musculoskeletal and limb anomalies	1.2 (0.7 to 2.1)	0.5 (0.3 to 0.8)	0.1 (0 to 0.2)	0.1 (0 to 0.2)	0.2 (0.1 to 0.4)	0.2 (0.1 to 0.4)	0.2 (0.1 to 0.4)	0.2 (0.1 to 0.3)	0.2 (0.1 to 0.3)	0.2 (0.1 to 0.3)	0.2 (0.1 to 0.3)	0.2 (0.1 to 0.3)	0.1 (0.1 to 0.2)	0.1 (0.1 to 0.2)	0.1 (0 to 0.1)	0 (0 to 0.1)	0 (0 to 0.1)	0 (0 to 0.1)	0 (0 to 0.1)	0 (0 to 0.1)	0 (0 to 0)	0 (0 to 0)	0 (0 to 0)	0 (0 to 0)	0 (0 to 0)	5.4	
Urogenital congenital anomalies	1.4 (0.4 to 2.8)	0.3 (0.1 to 0.6)	0.6 (0.3 to 1.1)	0.9 (0.5 to 1.4)	0.5 (0.2 to 0.8)	0.3 (0.2 to 0.6)	0.2 (0.1 to 0.5)	0.2 (0.1 to 0.5)	0.2 (0.1 to 0.5)	0.2 (0.1 to 0.5)	0.1 (0.1 to 0.2)	0.1 (0.1 to 0.2)	0.1 (0.1 to 0.1)	0.1 (0.1 to 0.1)	0.1 (0.1 to 0.1)	0 (0 to 0.1)	0 (0 to 0.1)	0 (0 to 0.1)	0 (0 to 0.1)	0 (0 to 0.1)	0 (0 to 0)	0 (0 to 0)	0 (0 to 0)	0 (0 to 0)	0 (0 to 0)	5.4	
Digestive congenital anomalies	4.3 (2.3 to 7.4)	1.2 (0.7 to 2.3)	2.6 (1.4 to 5.6)	1.8 (0.9 to 4.2)	0.9 (0.4 to 1.7)	0.7 (0.2 to 2.2)	0.5 (0.2 to 2.1)	0.5 (0.1 to 2.4)	0.5 (0.1 to 2.3)	0.5 (0.1 to 2.2)	0.5 (0.1 to 2.2)	0.5 (0.1 to 2.2)	0.5 (0.1 to 2.2)	0.5 (0.1 to 2.2)	0.5 (0.1 to 2.2)	0.5 (0.1 to 2.2)	0.5 (0.1 to 2.2)	0.5 (0.1 to 2.2)	0.5 (0.1 to 2.2)	0.5 (0.1 to 2.2)	0 (0 to 0)	0 (0 to 0)	0 (0 to 0)	0 (0 to 0)	21.2	
Other congenital birth defects	7.3 (3.9 to 9.8)	3.8 (1.9 to 5.5)	2.6 (1.7 to 4.4)	2.6 (1.5 to 3.9)	3.6 (1.7 to 6.4)	3.4 (1.7 to 6.1)	3.4 (1.7 to 6.1)	3.4 (1.7 to 6.1)	3.4 (1.7 to 6.1)	3.4 (1.7 to 6.1)	3.4 (1.7 to 6.1)	3.4 (1.7 to 6.1)	3.4 (1.7 to 6.1)	3.4 (1.7 to 6.1)	3.4 (1.7 to 6.1)	3.4 (1.7 to 6.1)	3.4 (1.7 to 6.1)	3.4 (1.7 to 6.1)	3.4 (1.7 to 6.1)	3.4 (1.7 to 6.1)	0 (0 to 0)	0 (0 to 0)	0 (0 to 0)	0 (0 to 0)	60	
Urinary diseases and male infertility	0.1 (0 to 0.1)	0.1 (0 to 0.1)	0.4 (0.2 to 0.6)	0.5 (0.4 to 0.7)	0.5 (0.3 to 0.5)	0.5 (0.4 to 0.6)	0.5 (0.4 to 0.6)	1.3 (0.9 to 1.6)	2.1 (1.4 to 3)	2.1 (1.5 to 2.8)	2.1 (1.5 to 2.8)	2.1 (1.5 to 2.9)	2.1 (1.5 to 2.9)	2.6 (2.3 to 3.7)	2.4 (2.3 to 3.6)	2.4 (2.3 to 3.6)	2.4 (2.3 to 3.6)	2.4 (2.3 to 3.6)	2.4 (2.3 to 3.6)	2.4 (2.3 to 3.6)	2.4 (2.3 to 3.6)	2.4 (2.3 to 3.6)	2.4 (2.3 to 3.6)	2.4 (2.3 to 3.6)	179	
Urolithiasis	0 (0 to 0)	0 (0 to 0)	0 (0 to 0)	0 (0 to 0)	0 (0 to 0)	0 (0 to 0)	0 (0 to 0.1)	0 (0 to 0.1)	0 (0 to 0.1)	0 (0 to 0.1)	0 (0 to 0.1)	0 (0 to 0.1)	0 (0 to 0.1)	0 (0 to 0.1)	0 (0 to 0.1)	0 (0 to 0.1)	0 (0 to 0.1)	0 (0 to 0.1)	0 (0 to 0.1)	0 (0 to 0.1)	0 (0 to 0.1)	0 (0 to 0.1)	0 (0 to 0.1)	0 (0 to 0.1)	0 (0 to 0.1)	9.2	
Benign prostatic hyperplasia	0 (0 to 0)	0 (0 to 0)	0 (0 to 0)	0 (0 to 0)	0 (0 to 0)	0 (0 to 0)	0 (0 to 0)	0 (0 to 0)	0 (0 to 0)	0 (0 to 0)	0 (0 to 0)	0 (0 to 0)	0 (0 to 0)	0 (0 to 0)	0 (0 to 0)	0 (0 to 0)	0 (0 to 0)	0 (0 to 0)	0 (0 to 0)	0 (0 to 0)	0 (0 to 0)	0 (0 to 0)	0 (0 to 0)	0 (0 to 0)	0 (0 to 0)	0	
Male infertility	–	–	–	–	–	–	–	–	–	–	–	–	–	–	–	–	–	–	–	–	–	–	–	–	–	NA	
Other urinary diseases	0 (0 to 0)	0 (0 to 0)	0 (0 to 0.1)	0.2 (0.1 to 0.3)	0.1 (0.1 to 0.2)	0.1 (0.1 to 0.2)	0.2 (0.1 to 0.2)	0.2 (0.2 to 0.4)	0.3 (0.2 to 0.4)	0.5 (0.3 to 0.7)	0.4 (0.2 to 0.5)	0.3 (0.2 to 0.5)	0.4 (0.2 to 0.7)	0.3 (0.2 to 0.5)	0.2 (0.1 to 0.4)	0.1 (0.1 to 0.3)	0.1 (0.1 to 0.2)	0.1 (0.1 to 0.2)	0.1 (0.1 to 0.2)	0.1 (0.1 to 0.2)	0.1 (0.1 to 0.2)	0.2 (0.1 to 0.3)	0.2 (0.1 to 0.3)	0.1 (0.1 to 0.2)	5.4	
Gynecological diseases	0 (0 to 0)	0 (0 to 0)	0 (0 to 0)	0 (0 to 0)	107 (5.4 to 18.5)	33.2 (19.8 to 52.3)	73.5 (47 to 106)	133 (77.9 to 176)	146 (96.7 to 214)	133 (90.1 to 192)	108 (71.5 to 156)	117 (74.8 to 161)	110 (74.8 to 161)	89.5 (54.6 to 136)	74 (54.3 to 94.8)	27.4 (22.5 to 36.3)	29.7 (19.3 to 45.5)	15.4 (10.8 to 27.2)	5.4 (3.4 to 9.2)	1.6 (1.1 to 2.2)	0.2 (0 to 0.6)	0 (0 to 0)	0 (0 to 0)	0 (0 to 0)	1,010	
Uterine fibroids	0 (0 to 0)	0 (0 to 0)	0 (0 to 0)	0 (0 to 0)	0.2 (0.1 to 0.4)	0.2 (0.1 to 0.4)	0.3 (0.1 to 0.7)	0.6 (0.3 to 1.7)	0.8 (0.3 to 2)	2 (0.9 to 4.2)	3.7 (1.5 to 7.7)	4.7 (2.1 to 9)	4.7 (2.1 to 9)	4.6 (2.6 to 10.8)	4.6 (2.6 to 9.9)	4.6 (2.6 to 9.7)	4.6 (2.6 to 9.7)	4.6 (2.6 to 9.7)	4.6 (2.6 to 9.7)	4.6 (2.6 to 9.7)	4.6 (2.6 to 9.7)	4.6 (2.6 to 9.7)	4.6 (2.6 to 9.7)	4.6 (2.6 to 9.7)	32	
Polycystic ovarian syndrome	0 (0 to 0)	0 (0 to 0)	0 (0 to 0)	0 (0 to 0)	3.4 (0.3 to 1.9)	2.4 (1.2 to 5.4)	4.4 (2.2 to 10.9)	5.4 (2.9 to 11.4)	5.4 (2.9 to 11.4)	5.4 (2.9 to 11.4)	5.4 (2.9 to 11.4)	5.4 (2.9 to 11.4)	5.4 (2.9 to 11.4)	3.9 (1.7 to 7.8)	3.9 (1.7 to 7.8)	3.9 (1.7 to 7.8)	3.9 (1.7 to 7.8)	3.9 (1.7 to 7.8)	3.9 (1.7 to 7.8)	3.9 (1.7 to 7.8)	3.9 (1.7 to 7.8)	3.9 (1.7 to 7.8)	3.9 (1.7 to 7.8)	3.9 (1.7 to 7.8)	33.2	
Female infertility	0 (0 to 0)	0 (0 to 0)	0 (0 to 0)	0 (0 to 0)	0 (0 to 0)	0 (0 to 0)	0.2 (0 to 0.7)	0.5 (0 to 1.4)	0.6 (0 to 1.6)	1.9 (0 to 4.8)	2.5 (0.1 to 6.7)	2.4 (0.1 to 6.7)	2.4 (0.1 to 6.7)	0 (0 to 0)	0 (0 to 0)	0 (0 to 0)	0 (0 to 0)	0 (0 to 0)	0 (0 to 0)	0 (0 to 0)	0 (0 to 0)	0 (0 to 0)	0 (0 to 0)	0 (0 to 0)	0 (0 to 0)	9	
Endometriosis	0 (0 to 0)	0 (0 to 0)	0 (0 to 0)	0 (0 to 0)	0 (0 to 0)	0 (0 to 0)	1.4 (0.7 to 3.9)	1.6 (0.9 to 4.3)	1.6 (0.9 to 4.3)	1.6 (0.9 to 4.3)	1.6 (0.9 to 4.3)	1.6 (0.9 to 4.3)	1.6 (0.9 to 4.3)	1.6 (0.9 to 4.3)	1.6 (0.9 to 4.3)	1.6 (0.9 to 4.3)	1.6 (0.9 to 4.3)	1.6 (0.9 to 4.3)	1.6 (0.9 to 4.3)	1.6 (0.9 to 4.3)	1.6 (0.9 to 4.3)	1.6 (0.9 to 4.3)	1.6 (0.9 to 4.3)	1.6 (0.9 to 4.3)	55	
Genital prolapse	0 (0 to 0)	0 (0 to 0)	0 (0 to 0)	0 (0 to 0)	0 (0 to 0)	0 (0 to 0)	0.3 (0 to 0.8)	0.6 (0.1 to 1.6)	0.8 (0.2 to 2.1)	1.2 (0.3 to 3.1)	1.4 (0.3 to 3.7)	1.4 (0.3 to 3.7)	1.4 (0.3 to 3.7)	1.2 (0.3 to 3.1)	1.2 (0.3 to 3.1)	1.2 (0.3 to 3.1)	1.2 (0.3 to 3.1)	1.2 (0.3 to 3.1)	1.2 (0.3 to 3.1)	1.2 (0.3 to 3.1)	1.2 (0.3 to 3.1)	1.2 (0.3 to 3.1)	1.2 (0.3 to 3.1)	1.2 (0.3 to 3.1)	25.4	
Premenstrual syndrome	0 (0 to 0)	0 (0 to 0)	0 (0 to 0)	0 (0 to 0)	0.6 (4.7 to 7.3)	24.6 (12.3 to 43.6)	39.4 (19.3 to 65.2)	25.2 (14.2 to 50.2)	29.9 (15.1 to 52.2)	28.7 (14.1 to 46.6)	25.2 (13.4 to 42.5)	19.6 (9.4 to 33.7)	20.3 (9.4 to 33.7)	0 (0 to 0)	0 (0 to 0)	0 (0 to 0)	0 (0 to 0)	0 (0 to 0)	0 (0 to 0)	0 (0 to 0)	0 (0 to 0)	0 (0 to 0)	0 (0 to 0)	0 (0 to 0)	0 (0 to 0)	209	
Other gynecological diseases	0 (0 to 0)	0 (0 to 0)	0 (0 to 0)	0 (0 to 0)	0.1 (0 to 0.7)	7 (2.3 to 13.1)	20.6 (9.9 to 32.8)	79 (42.2 to 118)	90.4 (52.8 to 146)	89.7 (49.8 to 137)	69.8 (34.4 to 95.4)	70 (41 to 107)	69.5 (34.9 to 115)	51.4 (24.8 to 74.5)	32.7 (16.2 to 58.4)	25.6 (12.3 to 38.4)	22.4 (10.3 to 34)	10.9 (7.9 to 19.1)	7.9 (4.5 to 12.4)	4.1 (2.5 to 6.2)	1.8 (1.1 to 2.8)	0.5 (0.2 to 0.9)	650	
Hemoglobinopathies and hemolytic anemias	0.1 (0 to 0.1)	0.4 (0.1 to 1.1)	1.6 (0.5 to 4.4)	1.8 (0.4 to 5.2)	0.6 (0.2 to 0.9)	0.4 (0.2 to 0.6)	2.7 (0.8 to 10.2)	3.6 (0.9 to 15.4)	3.4 (0.9 to 15.4)	3.4 (0.9 to 15.4)	3.2 (0.9 to 9.4)	1.9 (0.5 to 5)	1.8 (0.5 to 5)	2.3 (0.6 to 6.4)	1.6 (0.4 to 4.1)	1.3 (0.4 to 4.1)	1.7 (0.4 to 4.7)	1.4 (0.7 to 3)	1.4 (0.7 to 2.8)	1.4 (0.7 to 3)	1.1 (0.6 to 2.1)	0.6 (0.3 to 1)	0.2 (0.1 to 0.4)	36.2	
Thalassemias	0 (0 to 0)	0 (0 to 0)	0 (0 to 0)	0 (0 to 0)	0 (0 to 0)	0 (0 to 0)	0 (0 to 0)	0 (0 to 0)	0 (0 to 0)	0 (0 to 0)	0 (0 to 0)	0 (0 to 0)	0 (0 to 0)	0 (0 to 0)	0 (0 to 0)	0 (0 to 0)	0 (0 to 0)	0 (0 to 0)	0 (0 to 0)	0 (0 to 0)	0 (0 to 0)	0 (0 to 0)	0 (0 to 0)	0 (0 to 0)	0 (0 to 0)	0.1	
Thalassemias trait	0.1 (0 to 0.2)	0.1 (0 to 0.1)	0.5 (0 to 1.4)	0.5 (0 to 1.4)	0.1 (0 to 0.4)	0.1 (0 to 0.1)	0.2 (0 to 0.6)	0.3 (0 to 0.7)	0.3 (0 to 0.7)	0.3 (0 to 0.7)	0.3 (0 to 0.7)	0.3 (0 to 0.7)	0.3 (0 to 0.7)	0.3 (0 to 0.7)	0.3 (0 to 0.7)	0.3 (0 to 0.7)	0.3 (0 to 0.7)	0.3 (0 to 0.7)	0.3 (0 to 0.7)	0.3 (0 to 0.7)	0.3 (0 to 0.7)	0.3 (0 to 0.7)	0.3 (0 to 0.7)	0.3 (0 to 0.7)	7.6	
Sickle cell disorders	0 (0 to 0)	0 (0 to 0)	0.4 (0.2 to 0.6)	0.3 (0.2 to 0.4)	0.2 (0.2 to 0.4)	0.2 (0.2 to 0.4)	0.3 (0.2 to 0.4)	0.3 (0.2 to 0.4)	0.3 (0.2 to 0.5)	0.3 (0.2 to 0.5)	0.2 (0.1 to 0.4)	0.2 (0.1 to 0.3)	0.2 (0.1 to 0.3)	0.2 (0.1 to 0.3)	0.2 (0.1 to 0.3)	0.1 (0.1 to 0.2)	0.1 (0.1 to 0.2)	0 (0 to 0.1)	0 (0 to 0.1)	0 (0 to 0.1)	0 (0 to 0.1)	0 (0 to 0.1)	0 (0 to 0.1)	0 (0 to 0.1)	3.3	
Sickle cell trait	0 (0 to 0)	0 (0 to 0)	0.5 (0.1 to 1.3)	0.5 (0.2 to 1.3)	0.6 (0.3 to 1.6)	0.5 (0.3 to 0.7)	0.5 (0.3 to 1.1)	2 (0.2 to 7.2)	1.9 (0.1 to 7.1)	1.8 (0.1 to 6.6)	1.4 (0.1 to 5.3)	0.4 (0 to 1.7)	0.4 (0 to 1.3)	0.6 (0.1 to 1.5)	0.5 (0.1 to 1.5)	0.3 (0 to 0.9)	0.2 (0 to 0.6)	0.2 (0 to 0.6)	0.1 (0 to 0.5)	0.2 (0 to 0.6)	0.1 (0 to 0.3)	0.1 (0 to 0.3)	0 (0 to 0.1)	0 (0 to 0.1)	11.4	
G6PD deficiency	0 (0 to 0)	0 (0 to 0)	0 (0 to 0)	0 (0 to 0)	0 (0 to 0)	0 (0 to 0)	0 (0 to 0.1)	0 (0 to 0.1)	0 (0 to 0.1)	0 (0 to 0.2)	0 (0 to 0.2)	0 (0 to 0.2)	0 (0 to 0.1)	0 (0 to 0.1)	0 (0 to 0.1)	0 (0 to 0.1)	0 (0 to 0.1)	0 (0 to 0.1)	0 (0 to 0.1)	0 (0 to 0.1)	0 (0 to 0.1)	0 (0 to 0.1)	0 (0 to 0.1)	0 (0 to 0.1)	0 (0 to 0.1)	1.1	
G6PD trait	0 (0 to 0)	0 (0 to 0)	0 (0 to 0)	0 (0 to 0)	0 (0 to 0)	0 (0 to 0)	0 (0 to 0)	0 (0 to 0)	0 (0 to 0)	0 (0 to 0)	0 (0 to 0)	0 (0 to 0)	0 (0 to 0)	0 (0 to 0)	0 (0 to 0)	0 (0 to 0)	0 (0 to 0)	0 (0 to 0)	0 (0 to 0)	0 (0 to 0)	0 (0 to 0)	0 (0 to 0)	0 (0 to 0)	0 (0 to 0)	0 (0 to 0)	0.1	
Other hemoglobinopathies and hemolytic anemias	0 (0 to 0)	0 (0 to 0)	0.5 (0.1 to 1.4)	0.4 (0.1 to 1.4)	0.1 (0 to 0.4)	0.1 (0 to 0.4)	0.2 (0 to 0.6)	0.2 (0 to 0.6)	0.2 (0 to 0.6)	0.2 (0 to 1.1)	0.3 (0 to 1.2)	0.3 (0 to 1.2)	0.3 (0 to 1.2)	0.7 (0 to 2.2)	0.7 (0 to 2.2)	0.6 (0.2 to 2.1)	0.6 (0.2 to 2.1)	1.3 (0.4 to 3.2)	1.3 (0.7 to 2.1)	1.1 (0.4 to 2.1)	0.6 (0.3 to 1.4)	0.5 (0.2 to 1.2)	0.2 (0.1 to 0.3)	0.1 (0 to 0.2)	12.5	
Endocrine, metabolic, blood, and immune disorders	1.1 (0.4 to 1.9)	0.3 (0.2 to 0.6)	0.3 (0.1 to 0.6)	12.7 (7.9 to 19.1)	12.7 (7.9 to 19.1)	15 (9.5 to 22.8)	16 (9.9 to 23.7)	22.5 (11.5 to 39.6)	34.6 (14.1 to 64.6)	39.4 (19.2 to 67.4)	39.5 (25.5 to 60.1)	40.4 (26.2 to 60.7)	42.7 (26.2 to 60.7)	54.2 (35.4 to 84.6)	67.6 (43.6 to 102)	77.6 (49.2 to 118)	73.8 (46.1 to 113)	68.5 (40.1 to 102)	42.3 (27.4 to 62.1)	28.2 (16.4 to 39.2)	12.3 (6.3 to 18.1)	3.3 (1.7 to 4.7)	1.6 (1.1 to 2.3)	712	
Oral disorders	1.5 (0.4 to 3.1)	2.5 (1.4 to 4.6)	1.6 (0.8 to 3.2)	3.5 (2.2 to 5.2)	4.4 (2.7 to 7.1)	7.5 (4.7 to 12.3)	11.4 (7.1 to 18.4)	11.4 (6.5 to 18.4)	15.4 (9.5 to 25.6)	17.6 (10.1 to 30.1)	19.2 (10.3 to 30.9)	26.9 (15.6 to 44)	27.9 (17.3 to 42.5)	47.1 (31.9 to 67.1)	51.1 (31.9 to 81)	59.1 (44.1 to 108)	71.1 (44.1 to 108)	64.3 (44.1 to 108)	40.6 (26.3 to 59.4)	20.2 (14.6 to 32.4)	10.6 (4.8 to 15.3)	3.4 (1.7 to 4.4)	0.1 (0 to 0.2)	511	
Caries of deciduous teeth	0 (0 to 0)	0 (0 to 0)	0 (0 to 0)	0 (0 to 0.2)	0.1 (0 to 0.6)	0.1 (0 to 0.6)	0.1 (0 to 0.6

SR Table 2b: Belarus DALYS by cause and age group for females with 95% uncertainty intervals, 2019

Cause	Early Neonatal	Late Neonatal	Post Neonatal	1 to 4	5 to 9	10 to 14	15 to 19	20 to 24	25 to 29	30 to 34	35 to 39	40 to 44	45 to 49	50 to 54	55 to 59	60 to 64	65 to 69	70 to 74	75 to 79	80 to 84	85 to 89	90 to 94	95 plus	Total
All causes	5,420 (5,065 to 5,870)	2,565 (2,272 to 2,780)	7,760 (6,990 to 8,570)	17,900 (16,300 to 19,700)	11,100 (10,000 to 12,200)	14,100 (12,800 to 15,700)	16,100 (14,600 to 18,000)	23,300 (19,900 to 26,700)	29,100 (25,100 to 34,000)	34,100 (29,400 to 39,200)	44,900 (38,700 to 51,400)	74,000 (64,300 to 84,600)	89,700 (78,000 to 102,000)	103,000 (90,800 to 116,000)	146,000 (129,000 to 163,000)	174,000 (154,000 to 197,000)	173,000 (153,000 to 197,000)	149,000 (132,000 to 167,000)	161,000 (139,000 to 184,000)	156,000 (135,000 to 180,000)	135,000 (116,000 to 154,000)	60,900 (52,000 to 70,900)	1,720,000
Communicable, maternal, neonatal, and nutritional diseases	1,260 (1,060 to 1,470)	1,260 (991 to 1,780)	2,320 (1,700 to 3,200)	2,870 (2,170 to 3,940)	2,080 (1,640 to 2,780)	1,750 (1,390 to 2,270)	1,760 (1,390 to 2,270)	2,320 (1,840 to 2,980)	2,330 (1,820 to 3,000)	2,660 (2,050 to 3,330)	2,990 (2,300 to 3,770)	4,140 (3,240 to 5,400)	4,260 (3,170 to 5,600)	3,860 (2,760 to 5,270)	4,400 (3,070 to 6,160)	3,650 (2,470 to 5,170)	2,580 (1,760 to 3,760)	1,930 (1,320 to 2,960)	1,970 (1,280 to 2,940)	1,580 (1,020 to 2,470)	667 (414 to 1,060)	297 (177 to 520)	62,100
HIV/AIDS and sexually transmitted infections	16 (14 to 18)	54 (44 to 64)	418 (344 to 516)	224 (184 to 276)	112 (91 to 137)	67 (54 to 82)	274 (223 to 336)	1,190 (966 to 1,460)	1,790 (1,450 to 2,200)	1,960 (1,580 to 2,400)	2,100 (1,700 to 2,580)	2,120 (1,710 to 2,600)	1,720 (1,390 to 2,110)	1,400 (1,130 to 1,720)	1,170 (944 to 1,440)	1,010 (814 to 1,240)	1,010 (814 to 1,240)	1,010 (814 to 1,240)	1,010 (814 to 1,240)	1,010 (814 to 1,240)	1,010 (814 to 1,240)	1,010 (814 to 1,240)	5,810
HIV/AIDS	0 (0 to 0)	0 (0 to 0)	0 (0 to 0)	0 (0 to 0)	0 (0 to 0)	0 (0 to 0)	0 (0 to 0)	0 (0 to 0)	0 (0 to 0)	0 (0 to 0)	0 (0 to 0)	0 (0 to 0)	0 (0 to 0)	0 (0 to 0)	0 (0 to 0)	0 (0 to 0)	0 (0 to 0)	0 (0 to 0)	0 (0 to 0)	0 (0 to 0)	0 (0 to 0)	0 (0 to 0)	0 (0 to 0)	4,770
HIV/AIDS - Drug-susceptible Tuberculosis	0 (0 to 0)	0 (0 to 0)	0.7 (0.3 to 1.8)	0.4 (0.1 to 0.7)	0.3 (0.1 to 0.6)	0.1 (0 to 0.2)	0.2 (0.1 to 0.5)	0.5 (0.2 to 1.1)	0.6 (0.2 to 1.4)	0.7 (0.3 to 1.6)	0.8 (0.3 to 1.8)	0.8 (0.3 to 1.8)	0.7 (0.3 to 1.6)	0.6 (0.2 to 1.3)	0.4 (0.2 to 1.0)	0.3 (0.1 to 0.7)	0.2 (0.1 to 0.5)	0.1 (0 to 0.3)	0.1 (0 to 0.3)	0 (0 to 0.1)	0 (0 to 0.1)	0 (0 to 0.1)	624
HIV/AIDS - Multidrug-resistant Tuberculosis without extensi	0 (0 to 0)	0 (0 to 0)	0.1 (0 to 0.2)	0.1 (0 to 0.1)	0 (0 to 0)	0 (0 to 0)	0 (0 to 0)	0.1 (0 to 0.1)	0.1 (0 to 0.2)	0.1 (0 to 0.2)	0.1 (0 to 0.2)	0.1 (0 to 0.2)	0.1 (0 to 0.2)	0.1 (0 to 0.2)	0.1 (0 to 0.2)	0 (0 to 0.1)	0 (0 to 0.1)	0 (0 to 0.1)	0 (0 to 0.1)	0 (0 to 0.1)	0 (0 to 0.1)	0 (0 to 0.1)	0 (0 to 0.1)	156
HIV/AIDS - Extensively drug-resistant Tuberculosis	0 (0 to 0)	0 (0 to 0)	0.6 (0.2 to 1.5)	0.3 (0.1 to 0.6)	0.2 (0.1 to 0.5)	0.1 (0 to 0.2)	0.2 (0.1 to 0.4)	0.4 (0.1 to 1.0)	0.5 (0.2 to 1.2)	0.6 (0.2 to 1.4)	0.7 (0.2 to 1.6)	0.7 (0.2 to 1.6)	0.6 (0.2 to 1.4)	0.5 (0.2 to 1.2)	0.3 (0.1 to 0.8)	0.2 (0.1 to 0.6)	0.2 (0.1 to 0.4)	0.1 (0 to 0.3)	0.1 (0 to 0.3)	0 (0 to 0.2)	0 (0 to 0.2)	0 (0 to 0.1)	60
HIV/AIDS resulting in other diseases	16 (5 to 32)	54 (20 to 98)	418 (134 to 1,020)	224 (72 to 551)	112 (36 to 275)	67 (21 to 164)	274 (87 to 673)	1,190 (381 to 2,930)	1,790 (574 to 4,400)	1,960 (629 to 4,820)	2,100 (673 to 5,170)	2,120 (679 to 5,220)	1,720 (551 to 4,230)	1,400 (449 to 3,450)	1,170 (375 to 2,880)	1,010 (324 to 2,490)	1,010 (324 to 2,490)	1,010 (324 to 2,490)	1,010 (324 to 2,490)	1,010 (324 to 2,490)	1,010 (324 to 2,490)	1,010 (324 to 2,490)	4,660
Respiratory infections and tuberculosis	1,140 (967 to 1,330)	1,140 (901 to 1,590)	1,790 (1,340 to 2,470)	1,930 (1,460 to 2,650)	1,290 (1,020 to 1,720)	1,080 (844 to 1,440)	1,080 (844 to 1,440)	1,270 (1,000 to 1,690)	1,270 (1,000 to 1,690)	1,270 (1,000 to 1,690)	1,270 (1,000 to 1,690)	1,270 (1,000 to 1,690)	1,270 (1,000 to 1,690)	1,270 (1,000 to 1,690)	1,270 (1,000 to 1,690)	1,270 (1,000 to 1,690)	1,270 (1,000 to 1,690)	1,270 (1,000 to 1,690)	1,270 (1,000 to 1,690)	1,270 (1,000 to 1,690)	1,270 (1,000 to 1,690)	1,270 (1,000 to 1,690)	14,900
Tuberculosis	0 (0 to 0)	0 (0 to 0)	0.6 (0.3 to 1.5)	0.3 (0.1 to 0.6)	0.2 (0.1 to 0.5)	0.1 (0 to 0.2)	0.2 (0.1 to 0.4)	0.4 (0.1 to 1.0)	0.5 (0.2 to 1.2)	0.6 (0.2 to 1.4)	0.7 (0.2 to 1.6)	0.7 (0.2 to 1.6)	0.6 (0.2 to 1.4)	0.5 (0.2 to 1.2)	0.3 (0.1 to 0.8)	0.2 (0.1 to 0.6)	0.2 (0.1 to 0.4)	0.1 (0 to 0.3)	0.1 (0 to 0.3)	0 (0 to 0.2)	0 (0 to 0.2)	0 (0 to 0.1)	60
Latent tuberculosis infection	0 (0 to 0)	0 (0 to 0)	0 (0 to 0)	0 (0 to 0)	0 (0 to 0)	0 (0 to 0)	0 (0 to 0)	0 (0 to 0)	0 (0 to 0)	0 (0 to 0)	0 (0 to 0)	0 (0 to 0)	0 (0 to 0)	0 (0 to 0)	0 (0 to 0)	0 (0 to 0)	0 (0 to 0)	0 (0 to 0)	0 (0 to 0)	0 (0 to 0)	0 (0 to 0)	0 (0 to 0)	0 (0 to 0)	0
Drug-susceptible tuberculosis	0.6 (0.3 to 1.5)	0.3 (0.1 to 0.6)	0.2 (0.1 to 0.5)	0.1 (0 to 0.2)	0.1 (0 to 0.2)	0.1 (0 to 0.2)	0.2 (0.1 to 0.4)	0.4 (0.1 to 1.0)	0.5 (0.2 to 1.2)	0.6 (0.2 to 1.4)	0.7 (0.2 to 1.6)	0.7 (0.2 to 1.6)	0.6 (0.2 to 1.4)	0.5 (0.2 to 1.2)	0.3 (0.1 to 0.8)	0.2 (0.1 to 0.6)	0.2 (0.1 to 0.4)	0.1 (0 to 0.3)	0.1 (0 to 0.3)	0 (0 to 0.2)	0 (0 to 0.2)	0 (0 to 0.1)	60
Multidrug-resistant tuberculosis without extensive drug-res	0 (0 to 0)	0 (0 to 0)	0.1 (0 to 0.2)	0.1 (0 to 0.1)	0 (0 to 0)	0 (0 to 0)	0 (0 to 0)	0.1 (0 to 0.1)	0.1 (0 to 0.2)	0.1 (0 to 0.2)	0.1 (0 to 0.2)	0.1 (0 to 0.2)	0.1 (0 to 0.2)	0.1 (0 to 0.2)	0.1 (0 to 0.2)	0 (0 to 0.1)	0 (0 to 0.1)	0 (0 to 0.1)	0 (0 to 0.1)	0 (0 to 0.1)	0 (0 to 0.1)	0 (0 to 0.1)	0 (0 to 0.1)	156
Extensively drug-resistant tuberculosis	0 (0 to 0)	0 (0 to 0)	0.6 (0.2 to 1.5)	0.3 (0.1 to 0.6)	0.2 (0.1 to 0.5)	0.1 (0 to 0.2)	0.2 (0.1 to 0.4)	0.4 (0.1 to 1.0)	0.5 (0.2 to 1.2)	0.6 (0.2 to 1.4)	0.7 (0.2 to 1.6)	0.7 (0.2 to 1.6)	0.6 (0.2 to 1.4)	0.5 (0.2 to 1.2)	0.3 (0.1 to 0.8)	0.2 (0.1 to 0.6)	0.2 (0.1 to 0.4)	0.1 (0 to 0.3)	0.1 (0 to 0.3)	0 (0 to 0.2)	0 (0 to 0.2)	0 (0 to 0.1)	60
Lower respiratory infections	1,140 (967 to 1,330)	1,140 (901 to 1,590)	1,790 (1,340 to 2,470)	1,930 (1,460 to 2,650)	1,290 (1,020 to 1,720)	1,080 (844 to 1,440)	1,080 (844 to 1,440)	1,270 (1,000 to 1,690)	1,270 (1,000 to 1,690)	1,270 (1,000 to 1,690)	1,270 (1,000 to 1,690)	1,270 (1,000 to 1,690)	1,270 (1,000 to 1,690)	1,270 (1,000 to 1,690)	1,270 (1,000 to 1,690)	1,270 (1,000 to 1,690)	1,270 (1,000 to 1,690)	1,270 (1,000 to 1,690)	1,270 (1,000 to 1,690)	1,270 (1,000 to 1,690)	1,270 (1,000 to 1,690)	1,270 (1,000 to 1,690)	14,700
Upper respiratory infections	0 (0 to 0.4)	0 (0 to 0.5)	49.3 (29.3 to 73.9)	23.1 (10.1 to 39)	2.1 (0.7 to 4.5)	1.1 (0.3 to 2.5)	0.6 (0.2 to 1.4)	0.7 (0.2 to 1.6)	0.8 (0.3 to 1.8)	0.9 (0.3 to 2.1)	1.1 (0.4 to 2.4)	1.1 (0.4 to 2.5)	1.1 (0.4 to 2.4)	1.1 (0.4 to 2.4)	1.1 (0.4 to 2.4)	1.1 (0.4 to 2.4)	1.1 (0.4 to 2.4)	1.1 (0.4 to 2.4)	1.1 (0.4 to 2.4)	1.1 (0.4 to 2.4)	1.1 (0.4 to 2.4)	1.1 (0.4 to 2.4)	3,350
Otitis media	0 (0 to 0)	0 (0 to 0)	0.1 (0 to 0.3)	0.5 (0.1 to 1.3)	0.5 (0.1 to 1.3)	0.3 (0.1 to 0.8)	0.3 (0.1 to 0.8)	0.3 (0.1 to 0.8)	0.3 (0.1 to 0.8)	0.3 (0.1 to 0.8)	0.3 (0.1 to 0.8)	0.3 (0.1 to 0.8)	0.3 (0.1 to 0.8)	0.3 (0.1 to 0.8)	0.3 (0.1 to 0.8)	0.3 (0.1 to 0.8)	0.3 (0.1 to 0.8)	0.3 (0.1 to 0.8)	0.3 (0.1 to 0.8)	0.3 (0.1 to 0.8)	0.3 (0.1 to 0.8)	0.3 (0.1 to 0.8)	1,160
Enteric infections	3.8 (2.9 to 5.4)	196 (124 to 324)	627 (127 to 2,270)	272 (89 to 977)	63 (19.2 to 241)	33 (9.7 to 131)	23 (6.6 to 93)	19 (5.4 to 77)	17 (4.8 to 69)	16 (4.5 to 64)	15 (4.2 to 61)	14 (4.1 to 57)	13 (3.8 to 53)	12 (3.5 to 49)	11 (3.2 to 45)	10 (3 to 41)	9.4 (2.8 to 38)	8.8 (2.6 to 36)	8.3 (2.5 to 34)	7.8 (2.3 to 32)	7.4 (2.2 to 30)	7 (2.1 to 28)	7,760
Diarrheal diseases	3.8 (2.9 to 5.4)	196 (124 to 324)	627 (127 to 2,270)	272 (89 to 977)	63 (19.2 to 241)	33 (9.7 to 131)	23 (6.6 to 93)	19 (5.4 to 77)	17 (4.8 to 69)	16 (4.5 to 64)	15 (4.2 to 61)	14 (4.1 to 57)	13 (3.8 to 53)	12 (3.5 to 49)	11 (3.2 to 45)	10 (3 to 41)	9.4 (2.8 to 38)	8.8 (2.6 to 36)	8.3 (2.5 to 34)	7.8 (2.3 to 32)	7.4 (2.2 to 30)	7 (2.1 to 28)	7,760
Typhoid and paratyphoid	0 (0 to 0)	0 (0 to 0)	0 (0 to 0)	0 (0 to 0)	0 (0 to 0)	0 (0 to 0)	0 (0 to 0)	0 (0 to 0)	0 (0 to 0)	0 (0 to 0)	0 (0 to 0)	0 (0 to 0)	0 (0 to 0)	0 (0 to 0)	0 (0 to 0)	0 (0 to 0)	0 (0 to 0)	0 (0 to 0)	0 (0 to 0)	0 (0 to 0)	0 (0 to 0)	0 (0 to 0)	0 (0 to 0)	0
Typhoid fever	0 (0 to 0)	0 (0 to 0)	0 (0 to 0)	0 (0 to 0)	0 (0 to 0)	0 (0 to 0)	0 (0 to 0)	0 (0 to 0)	0 (0 to 0)	0 (0 to 0)	0 (0 to 0)	0 (0 to 0)	0 (0 to 0)	0 (0 to 0)	0 (0 to 0)	0 (0 to 0)	0 (0 to 0)	0 (0 to 0)	0 (0 to 0)	0 (0 to 0)	0 (0 to 0)	0 (0 to 0)	0 (0 to 0)	0
Paratyphoid fever	0 (0 to 0)	0 (0 to 0)	0 (0 to 0)	0 (0 to 0)	0 (0 to 0)	0 (0 to 0)	0 (0 to 0)	0 (0 to 0)	0 (0 to 0)	0 (0 to 0)	0 (0 to 0)	0 (0 to 0)	0 (0 to 0)	0 (0 to 0)	0 (0 to 0)	0 (0 to 0)	0 (0 to 0)	0 (0 to 0)	0 (0 to 0)	0 (0 to 0)	0 (0 to 0)	0 (0 to 0)	0 (0 to 0)	0
Invasive Non-typhoidal Salmonella (iNTS)	0 (0 to 0)	0 (0 to 0)	0.1 (0 to 0.4)	0.1 (0 to 1.9)	0.1 (0 to 0.3)	0 (0 to 0.1)	0 (0 to 0.1)	0 (0 to 0)	0 (0 to 0)	0 (0 to 0.1)	0 (0 to 0.1)	0 (0 to 0.1)	0 (0 to 0.1)	0 (0 to 0.1)	0 (0 to 0.1)	0 (0 to 0.1)	0 (0 to 0.2)	0 (0 to 0.1)	0 (0 to 0.1)	0 (0 to 0.1)	0 (0 to 0.1)	0 (0 to 0.1)	0 (0 to 0.1)	215
Other intestinal infectious diseases	0 (0 to 0)	0 (0 to 0)	3.1 (0.3 to 9.5)	0.5 (0 to 2.9)	0.1 (0 to 0.6)	0 (0 to 0.2)	0 (0 to 0.2)	0.1 (0 to 0.3)	0.1 (0 to 0.3)	0.1 (0 to 0.3)	0.1 (0 to 0.3)	0.1 (0 to 0.3)	0.1 (0 to 0.3)	0.1 (0 to 0.3)	0.1 (0 to 0.3)	0.1 (0 to 0.3)	0.1 (0 to 0.3)	0.1 (0 to 0.3)	0.1 (0 to 0.3)	0.1 (0 to 0.3)	0.1 (0 to 0.3)	0.1 (0 to 0.3)	0.1 (0 to 0.3)	15
Neglected tropical diseases and malaria	0 (0 to 0)	0 (0 to 0)	0 (0 to 0)	0 (0 to 0)	0 (0 to 0)	0 (0 to 0)	0 (0 to 0)	0 (0 to 0)	0 (0 to 0)	0 (0 to 0)	0 (0 to 0)	0 (0 to 0)	0 (0 to 0)	0 (0 to 0)	0 (0 to 0)	0 (0 to 0)	0 (0 to 0)	0 (0 to 0)	0 (0 to 0)	0 (0 to 0)	0 (0 to 0)	0 (0 to 0)	0 (0 to 0)	0
Malaria	0 (0 to 0)	0 (0 to 0)	0 (0 to 0)	0 (0 to 0)	0 (0 to 0)	0 (0 to 0)	0 (0 to 0)	0 (0 to 0)	0 (0 to 0)	0 (0 to 0)	0 (0 to 0)	0 (0 to 0)	0 (0 to 0)	0 (0 to 0)	0 (0 to 0)	0 (0 to 0)	0 (0 to 0)	0 (0 to 0)	0 (0 to 0)	0 (0 to 0)	0 (0 to 0)	0 (0 to 0)	0 (0 to 0)	0
Chagas disease	0 (0 to 0)	0 (0 to 0)	0 (0 to 0)	0 (0 to 0)	0 (0 to 0)	0 (0 to 0)	0 (0 to 0)	0 (0 to 0)	0 (0 to 0)	0 (0 to 0)	0 (0 to 0)	0 (0 to 0)	0 (0 to 0)	0 (0 to 0)	0 (0 to 0)	0 (0 to 0)	0 (0 to 0)	0 (0 to 0)	0 (0 to 0)	0 (0 to 0)	0 (0 to 0)	0 (0 to 0)	0 (0 to 0)	0
Leishmaniasis	0 (0 to 0)	0 (0 to 0)	0 (0 to 0)	0 (0 to 0)	0 (0 to 0)	0 (0 to 0)	0 (0 to 0)	0 (0 to 0)	0 (0 to 0)	0 (0 to 0)	0 (0 to 0)	0 (0 to 0)	0 (0 to 0)	0 (0 to 0)	0 (0 to 0)	0 (0 to 0)	0 (0 to 0)	0 (0 to 0)	0 (0 to 0)	0 (0 to 0)	0 (0 to 0)	0 (0 to 0)	0 (0 to 0)	0
Visceral leishmaniasis	0 (0 to 0)	0 (0 to 0)	0 (0 to 0)	0 (0 to 0)	0 (0 to 0)	0 (0 to 0)	0 (0 to 0)	0 (0 to 0)	0 (0 to 0)	0 (0 to 0)	0 (0 to 0)	0 (0 to 0)	0 (0 to 0)	0 (0 to 0)	0 (0 to 0)	0 (0 to 0)	0 (0 to 0)	0 (0 to 0)	0 (0 to 0)	0 (0 to 0)	0 (0 to 0)	0 (0 to 0)	0 (0 to 0)	0
Cutaneous and mucocutaneous leishmaniasis	0 (0 to 0)	0 (0 to 0)	0 (0 to 0)	0 (0 to 0)	0 (0 to 0)	0 (0 to 0)	0 (0 to 0)	0 (0 to 0)	0 (0 to 0)	0 (0 to 0)	0 (0 to 0)	0 (0 to 0)	0 (0 to 0)	0 (0 to 0)	0 (0 to 0)	0 (0 to 0)	0 (0 to 0)	0 (0 to 0)	0 (0 to 0)	0 (0 to 0)	0 (0 to 0)	0 (0 to 0)	0 (0 to 0)	0
African trypanosomiasis	0 (0 to 0)	0 (0 to 0)	0 (0 to 0)	0 (0 to 0)	0 (0 to 0)	0 (0 to 0)	0 (0 to 0)	0 (0 to 0)	0 (0 to 0)	0 (0 to 0)	0 (0 to 0)	0 (0 to 0)	0 (0 to 0)	0 (0 to 0)	0 (0 to 0)	0 (0 to 0)	0 (0 to 0)	0 (0 to 0)	0 (0 to 0)	0 (0 to 0)	0 (0 to 0)	0 (0 to 0)	0 (0 to 0)	0
Schistosomiasis	0 (0 to 0)	0 (0 to 0)	0 (0 to 0)	0 (0 to 0)	0 (0 to 0)	0 (0 to 0)	0 (0 to 0)	0 (0 to 0)	0 (0 to 0)	0 (0 to 0)	0 (0 to 0)	0 (0 to 0)	0 (0 to 0)	0 (0 to 0)	0 (0 to 0)	0 (0 to 0)	0 (0 to 0)	0 (0 to 0)	0 (0 to 0)	0 (0 to 0)	0 (0 to 0)	0 (0 to 0)	0 (0 to 0)	0
Cysticercosis	0 (0 to 0)	0 (0 to 0)	0 (0 to 0)	0 (0 to 0)	0.4 (0.1 to 1.1)	2.5 (0.7 to 6.8)	24.8 (7.1 to 68.3)	9.2 (2.6 to 25.2)	24.8 (7.1 to 68.3)	49.3 (14.1 to 136)	98.2 (27.9 to 271)	167.4 (47.6 to 461)	180.9 (51.5 to 497)	170.1 (48.2 to 466)	122 (34.5 to 335)	156 (44.4 to 429)	199 (56.6 to 547)	145 (41.1 to 399)	123 (34.9 to 339)	121 (34.3 to 333)	60.6 (17.2 to 167)	29.3 (8.3 to 80.7)	2,430
Cystic echinococcosis	0 (0 to 0)	0 (0 to 0)	0 (0 to 0)	0.3 (0.1 to 0.7)	1.2 (0.4 to 2.8)	2.5 (0.8 to 6.1)	9.2 (2.9 to 22.1)	9.2 (2.9 to 22.1)	7.6 (2.4 to 18.4)	10.3 (3.2 to 25)	15.2 (4.7 to 37)	10 (3.1 to 24.2)	12.6 (3.9 to 30.5)	24.2 (7.5 to 58.6)	19.2 (5.9 to 46.5)	24 (7.4 to 58.1)	27.9 (8.6 to 67.5)	22 (6.8 to 53.2)	12.4 (3.8 to 29.9)	7.7 (2.4 to 18.6)	3.5 (1.1 to 8.4)	1.7 (0.5 to 4.1)	183
Lymphatic filariasis	0 (0 to 0)	0 (0 to 0)	0 (0 to 0)	0 (0 to 0)	0 (0 to 0)	0 (0 to 0)	0 (0 to 0)	0 (0 to 0)	0 (0 to 0)	0 (0 to 0)	0 (0 to 0)	0 (0 to 0)	0 (0 to 0)	0 (0 to 0)	0 (0 to 0)	0 (0 to 0)	0 (0 to 0)	0 (0 to 0)	0 (0 to 0)	0 (0 to 0)	0 (0 to 0)	0 (0 to 0)	0 (0 to 0)	0
Onchocerciasis	0 (0 to 0)	0 (0 to 0)	0 (0 to 0)	0 (0 to 0)	0 (0 to 0)	0 (0 to 0)	0 (0 to 0)	0 (0 to 0)	0 (0 to 0)	0 (0 to 0)	0 (0 to 0)	0 (0 to 0)	0 (0 to 0)	0 (0 to 0)	0 (0 to 0)	0 (0 to 0)	0 (0 to 0)	0 (0 to 0)	0 (0 to 0)	0 (0 to 0)	0 (0 to 0)	0 (0 to 0)	0 (0 to 0)	0
Trachoma	0 (0 to 0)	0 (0 to 0)	0 (0 to 0)	0 (0 to 0)	0 (0 to 0)	0 (0 to 0)	0 (0 to 0)	0 (0 to 0)	0 (0 to 0)	0 (0 to 0)	0 (0 to 0)	0 (0 to 0)	0 (0 to 0)	0 (0 to 0)	0 (0 to 0)	0 (0 to 0)	0 (0 to 0)	0 (0 to 0)	0 (0 to 0)	0 (0 to 0)	0 (0 to 0)	0 (0 to 0)	0 (0 to 0)	0
Dengue	0 (0 to 0)	0 (0 to 0)	0 (0 to 0)	0 (0 to 0)	0 (0 to 0)	0 (0 to 0)	0 (0 to 0)	0 (0 to 0)	0 (0 to 0)	0 (0 to 0)	0 (0 to 0)	0 (0 to 0)	0 (0 to 0)	0 (0 to 0)	0 (0 to 0)	0 (0 to 0)	0 (0 to 0)	0 (0 to 0)	0 (0 to 0)	0 (0 to 0)	0 (0 to 0)	0 (0 to 0)	0 (0 to 0)	0
Yellow fever	0 (0 to 0)	0 (0 to 0)	0 (0 to 0)	0 (0 to 0)	0 (0 to 0)	0 (0 to 0)	0 (0 to 0)	0 (0 to 0)	0 (0 to 0)	0 (0 to 0)	0 (0 to 0)	0 (0 to 0)	0 (0 to 0)	0 (0 to 0)	0 (0 to 0)	0 (0 to 0)	0 (0 to 0)	0 (0 to 0)	0 (0 to 0)	0 (0 to 0)	0 (0 to 0)	0 (0 to 0)	0 (0 to 0)	0
Rabies	0 (0 to 0)	0 (0 to 0)	0 (0 to 0)	0 (0 to 0)	0 (0 to 0)	0 (0 to 0)	0 (0 to 0)	0 (0 to 0)	0 (0 to 0)	0 (0 to 0)	0 (0 to 0)	0 (0 to 0)	0 (0 to 0)	0 (0 to 0)	0 (0 to 0)	0 (0 to 0)	0 (0 to 0)	0 (0 to 0)	0 (0 to 0)	0 (0 to 0)	0 (0 to 0)	0 (0 to 0)	0 (0 to 0)	0
Intestinal nematode infections	0 (0 to 0)	0 (0 to 0)	0 (0 to 0)	0 (0 to 0)	0 (0 to 0)	0 (0 to 0)	0 (0 to 0)	0 (0 to 0)	0 (0 to 0)	0 (0 to 0)	0 (0 to 0)	0 (0 to 0)	0 (0 to 0)	0 (0 to 0)	0 (0 to 0)	0 (0 to 0)	0 (0 to 0)	0 (0 to 0)	0 (0 to 0)	0 (0 to 0)	0 (0 to 0)	0 (0 to 0)	0 (0 to 0)	0
Ascariasis	0 (0 to 0)	0 (0 to 0)	0 (0 to 0)	0 (0 to 0)	0 (0 to 0)	0 (0 to 0)	0 (0 to 0)	0 (0 to 0)	0 (0 to 0)	0 (0 to 0)	0 (0 to 0)	0 (0 to 0)	0 (0 to 0)	0 (0 to 0)	0 (0 to 0)	0 (0 to 0)	0 (0 to 0)	0 (0 to 0)	0 (0 to 0)	0 (0 to 0)	0 (0 to 0)	0 (0 to 0)	0 (0 to 0)	0
Trichuriasis	0 (0 to 0)	0 (0 to 0)	0 (0 to 0)	0 (0 to 0)	0 (0 to 0)	0 (0 to 0)	0 (0 to 0)	0 (0 to 0)	0 (0 to 0)	0 (0 to 0)	0 (0 to 0)	0 (0 to 0)	0 (0 to 0)	0 (0 to 0)	0 (0 to 0)	0 (0 to 0)	0 (0 to 0)	0 (0 to 0)	0 (0 to 0)	0 (0 to 0)	0 (0 to 0)	0 (0 to 0)	0 (0 to 0)	0
Hookworm disease	0 (0 to 0)	0 (0 to 0)	0 (0 to 0)	0 (0 to 0)	0 (0 to 0)	0 (0 to 0)	0 (0 to 0)	0 (0 to 0)	0 (0 to 0)	0 (0 to 0)	0 (0 to 0)	0 (0 to 0)	0 (0 to 0)	0 (0 to 0)	0 (0 to 0)	0 (0 to 0)	0 (0 to 0)	0 (0 to 0)	0 (0 to 0)	0 (0 to 0)	0 (0 to 0)	0 (0 to 0)	0 (0 to 0)	0
Food-borne trematodiases	0 (0 to 0)	0 (0 to 0)	0 (0 to 0)	0 (0 to 0)	0 (0 to 0)	0 (0 to 0)	0 (0 to 0)	0 (0 to 0)	0 (0 to 0)	0 (0 to 0)	0 (0 to 0)	0 (0 to 0)	0 (0 to 0)	0 (0 to 0)	0 (0 to 0)	0 (0 to 0)	0 (0 to 0)	0 (0 to 0)	0 (0 to 0)	0 (0 to 0)	0 (0 to 0)	0 (0 to 0)	0 (0 to 0)	0
Leprosy	0 (0 to 0)	0 (0 to 0)	0 (0 to 0)	0 (0 to 0)	0 (0 to 0)	0 (0 to 0)	0 (0 to 0)	0 (0 to 0)	0 (0 to 0)	0 (0 to 0)	0 (0 to 0)	0 (0 to 0)	0 (0 to 0)	0 (0 to 0)	0 (0 to 0)	0 (0 to 0)	0 (0 to 0)	0 (0 to 0)	0 (0 to 0)	0 (0 to 0)	0 (0 to 0)	0 (0 to 0)	0 (0 to 0)	0
Ebola	0 (0 to 0)	0 (0 to 0)	0 (0 to 0)	0 (0 to 0)	0 (0 to 0)	0 (0 to 0)	0 (0 to 0)	0 (0 to 0)	0 (0 to 0)	0 (0 to 0)	0 (0 to 0)	0 (0 to 0)	0 (0 to 0)	0 (0 to 0)	0 (0 to 0)	0 (0 to 0)	0 (0 to 0)	0 (0 to 0)	0 (0 to 0)	0 (0 to 0)	0 (0 to 0)	0 (0 to 0)	0 (0 to 0)	0
Zika virus	0 (0 to 0)	0 (0 to 0)	0 (0 to 0)	0 (0 to 0)	0 (0 to 0)	0 (0 to 0)	0 (0 to 0)	0 (0 to 0)	0 (0 to 0)	0 (0 to 0)	0 (0 to 0)	0 (0 to 0)	0 (0 to 0)	0 (0 to 0)	0 (0 to 0)	0 (0 to 0)	0 (0 to 0)	0 (0 to 0)	0 (0 to 0)	0 (0 to 0)	0 (0 to 0)	0 (0 to 0)	0 (0 to 0)	0
Guinea worm disease	0 (0 to 0)	0 (0 to 0)	0 (0 to 0)	0 (0 to 0)	0 (0 to 0)	0 (0 to 0)	0 (0 to 0)	0 (0 to 0)	0 (0 to 0)	0 (0 to 0)	0 (0 to 0)	0 (0 to 0)	0 (0 to 0)	0 (0 to 0)	0 (0 to 0)	0 (0 to 0)	0 (0 to 0)	0 (0 to 0)	0 (0 to 0)	0 (0 to 0)	0 (0 to 0)	0 (0 to 0)	0 (0 to 0)	0
Other neglected tropical diseases	1 (0.1 to 3)	0 (0 to 0)	20 (1.6 to 59.7)	397 (61 to 87.8)	22.4 (3.6 to 63.6)	17.6 (2.8 to 49.3)	10.8 (1.7 to 29.7)	4.3 (0.7 to 11.6)	4.1 (0.6 to 11.1)	3.9 (0.6 to 10.7)	3.7 (0.6 to 10.2)	3.5 (0.5 to 9.6)	3.4 (0.5 to 9.2)	3.2 (0.5 to 8.8)	3.1 (0.5 to 8.5)	2.9 (0.4 to 8)	2.8 (0.4 to 7.7)	2.7 (0.4 to 7.4)	2.6 (0.4 to 7.1)	2.5 (0.4 to 6.9)	2.4 (0.4 to 6.6)	2.3 (0.3 to 6.3)	381
Other infectious diseases	1,080 (894 to 1,260)	917 (719 to 1,290)	1,150 (900 to 1,620)	1,660 (1,300 to 2,330)	1,060 (829 to 1,490)	1,000 (784 to 1,410)	1,000 (784 to 1,410)	1,180 (926 to 1,660)	1,180 (926 to 1,660)	1,180 (926 to 1,660)	1,180 (926 to 1,660)	1,180 (926 to 1,660)	1,180 (926 to 1,660)	1,180 (926 to 1,660)	1,180 (926 to 1,660)	1,180 (926 to 1,660)	1,180 (926 to 1,660)	1,180 (926 to 1,660)	1,180 (926 to 1,660)	1,180 (926 to 1,660)

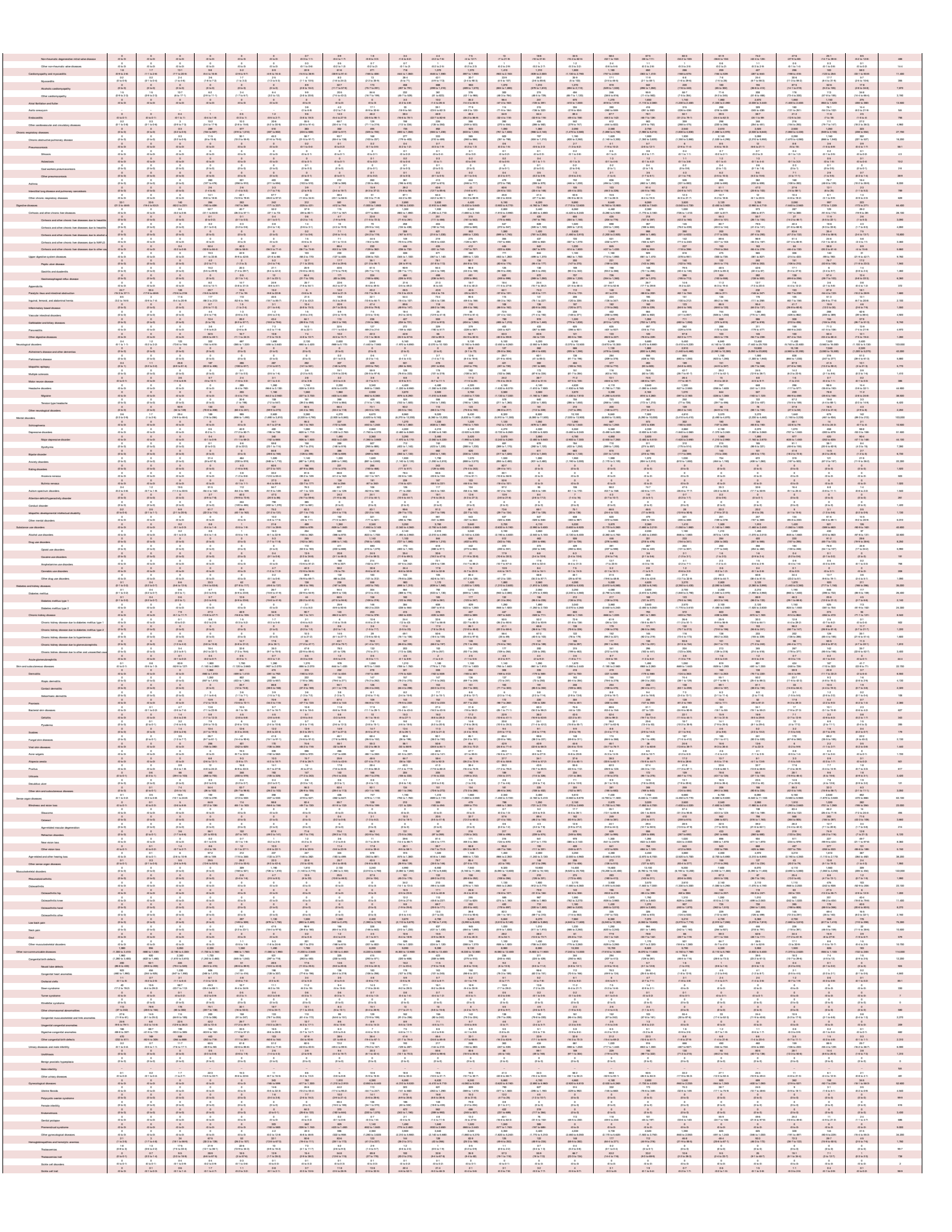

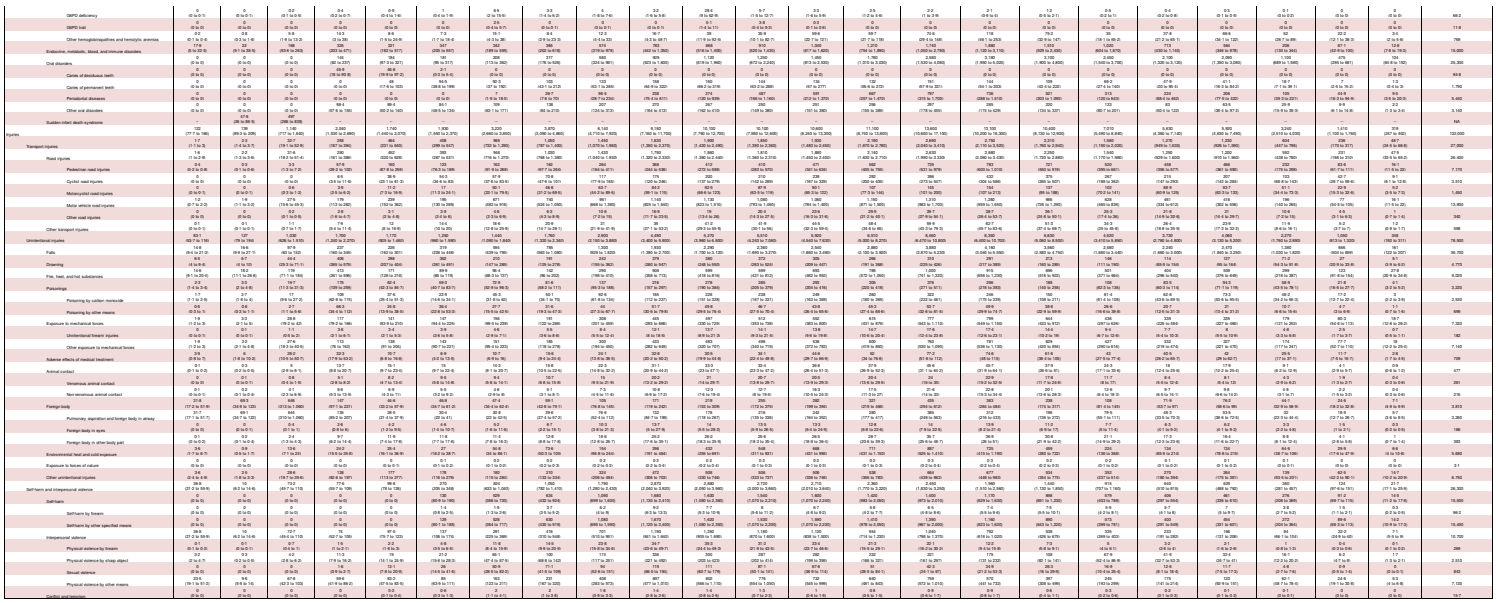

SR Table 2b: Salford DALYs by cause and age group for females with 95% uncertainty intervals, 2019

Cause	Early Neonatal	Late Neonatal	Post Neonatal	1 to 4	5 to 9	10 to 14	15 to 19	20 to 24	25 to 29	30 to 34	35 to 39	40 to 44	45 to 49	50 to 54	55 to 59	60 to 64	65 to 69	70 to 74	75 to 79	80 to 84	85 to 89	90 to 94	95 plus	Total
All causes	192 (165 to 222)	264 (72 to 512)	1,110 (717 to 1,588)	1,564 (981 to 1,930)	1,004 (727 to 1,449)	1,004 (844 to 1,265)	1,214 (947 to 1,649)	1,384 (1,084 to 1,784)	1,599 (1,159 to 2,180)	1,814 (1,340 to 2,460)	2,102 (1,540 to 2,881)	2,502 (1,800 to 3,388)	2,920 (2,120 to 3,920)	3,407 (2,420 to 4,600)	3,960 (2,760 to 5,290)	4,600 (3,200 to 6,120)	5,280 (3,660 to 7,020)	6,080 (4,210 to 8,080)	6,980 (4,750 to 9,260)	7,980 (5,360 to 10,600)	8,980 (5,980 to 11,900)	9,980 (6,600 to 13,200)	10,980 (7,220 to 14,500)	35,320
Communicable, maternal, neonatal, and nutritional diseases	192 (133 to 259)	264 (39 to 520)	1,110 (59 to 1,511)	1,564 (60 to 1,938)	1,004 (44 to 1,356)	1,004 (55 to 1,253)	1,214 (59 to 1,511)	1,384 (78 to 1,784)	1,599 (92 to 2,067)	1,814 (108 to 2,344)	2,102 (128 to 2,709)	2,502 (154 to 3,199)	2,920 (181 to 3,749)	3,407 (214 to 4,299)	3,960 (251 to 5,096)	4,600 (294 to 5,922)	5,280 (347 to 6,794)	6,080 (414 to 7,820)	6,980 (502 to 9,020)	7,980 (615 to 10,300)	8,980 (746 to 11,700)	9,980 (900 to 13,000)	10,980 (1,080 to 14,300)	2,000
HIV/AIDS and sexually transmitted infections	5.9 (1.7 to 12.0)	1.6 (0.5 to 3.6)	3 (1.4 to 5.6)	0.7 (0.5 to 0.9)	0.3 (0.3 to 0.4)	0.3 (0.3 to 0.4)	0.7 (0.5 to 0.9)	1.9 (1.3 to 2.7)	4 (2.6 to 5.6)	7 (5 to 9)	8.3 (5.4 to 11.8)	7.4 (5.2 to 10.5)	5.6 (4.2 to 7.4)	3.6 (2.6 to 5)	2.6 (1.8 to 3.4)	2.1 (1.5 to 3)	2 (1.3 to 3.1)	1.4 (0.8 to 2.4)	0.8 (0.5 to 1.3)	0.5 (0.3 to 0.7)	0.3 (0.2 to 0.4)	0.2 (0.1 to 0.3)	60.4
HIV/AIDS	0 (0 to 0)	0 (0 to 0)	0.6 (0 to 0.7)	0.6 (0.5 to 0.7)	0.3 (0.2 to 0.3)	0.2 (0.2 to 0.3)	0.4 (0.3 to 0.5)	1.6 (1.1 to 2.1)	3.7 (2.5 to 4.9)	6.8 (4.8 to 9.1)	8 (5.2 to 10.5)	7.1 (4.9 to 9.5)	5.4 (3.8 to 7.2)	3.5 (2.5 to 4.7)	2.5 (1.8 to 3.3)	1.9 (1.3 to 2.6)	1.4 (1 to 2.1)	0.8 (0.5 to 1.2)	0.5 (0.3 to 0.8)	0.3 (0.2 to 0.4)	0.2 (0.1 to 0.3)	0 (0 to 0)	27
HIV/AIDS - Drug-susceptible Tuberculosis	0 (0 to 0)	0 (0 to 0)	0 (0 to 0.1)	0 (0 to 0.1)	0 (0 to 0)	0 (0 to 0)	0 (0 to 0.1)	0 (0 to 0.1)	0 (0 to 0.1)	0.1 (0 to 0.2)	0.2 (0 to 0.4)	0.2 (0 to 0.4)	0.2 (0 to 0.4)	0.1 (0 to 0.2)	0.1 (0 to 0.2)	0.1 (0 to 0.2)	0.1 (0 to 0.2)	0.1 (0 to 0.1)	0 (0 to 0.1)	0 (0 to 0.1)	0 (0 to 0)	0 (0 to 0)	0 (0 to 0)	2.4
HIV/AIDS - Multidrug-resistant Tuberculosis without extensive drug-resistance	0 (0 to 0)	0 (0 to 0)	0 (0 to 0)	0 (0 to 0)	0 (0 to 0)	0 (0 to 0)	0 (0 to 0)	0 (0 to 0)	0 (0 to 0)	0 (0 to 0)	0 (0 to 0)	0 (0 to 0)	0 (0 to 0)	0 (0 to 0)	0 (0 to 0)	0 (0 to 0)	0 (0 to 0)	0 (0 to 0)	0 (0 to 0)	0 (0 to 0)	0 (0 to 0)	0 (0 to 0)	0 (0 to 0)	0.1
HIV/AIDS - Extensively drug-resistant Tuberculosis	0 (0 to 0)	0 (0 to 0)	0 (0 to 0)	0 (0 to 0)	0 (0 to 0)	0 (0 to 0)	0 (0 to 0)	0 (0 to 0)	0 (0 to 0)	0 (0 to 0)	0 (0 to 0)	0 (0 to 0)	0 (0 to 0)	0 (0 to 0)	0 (0 to 0)	0 (0 to 0)	0 (0 to 0)	0 (0 to 0)	0 (0 to 0)	0 (0 to 0)	0 (0 to 0)	0 (0 to 0)	0 (0 to 0)	0
HIV/AIDS resulting in other diseases	0 (0 to 0)	0.7 (0 to 0.9)	0.5 (0 to 0.6)	0.2 (0.2 to 0.3)	0.2 (0.1 to 0.2)	0.4 (0.3 to 0.5)	0.6 (0.5 to 0.7)	1.4 (1 to 2)	2.8 (2 to 3.8)	3.6 (2.6 to 4.9)	3.4 (2.5 to 4.6)	3 (2.2 to 4.1)	2.2 (1.5 to 2.9)	1.6 (1.1 to 2.2)	1.3 (0.9 to 1.8)	1 (0.7 to 1.3)	0.8 (0.5 to 1.1)	0.5 (0.3 to 0.8)	0.3 (0.1 to 0.5)	0.1 (0 to 0.3)	0 (0 to 0.1)	0 (0 to 0)	24.5
Sexually transmitted infections excluding HIV	5.9 (1.7 to 12.2)	1.6 (0.5 to 3.6)	2.2 (0.4 to 5.1)	0.1 (0 to 0.3)	0.1 (0 to 0.1)	0.1 (0 to 0.2)	0.3 (0.1 to 0.5)	1.1 (0.4 to 1.7)	2.5 (1.1 to 4.2)	4 (1.4 to 6.2)	4.4 (2 to 7.3)	3.6 (1.6 to 6.2)	2.2 (1 to 3.9)	1.1 (0.4 to 2)	0.9 (0.4 to 1.6)	0.7 (0.4 to 1.1)	0.6 (0.4 to 1)	0.4 (0.1 to 0.8)	0.5 (0.3 to 0.7)	0.3 (0.2 to 0.4)	0.2 (0.1 to 0.3)	0.1 (0 to 0.2)	33.4
Syphilis	5.9 (1.7 to 12.2)	1.6 (0.5 to 3.6)	2.2 (0.4 to 5.1)	0.1 (0 to 0.3)	0.1 (0 to 0.1)	0.1 (0 to 0.2)	0.3 (0.1 to 0.5)	1.1 (0.4 to 1.7)	2.5 (1.1 to 4.2)	4 (1.4 to 6.2)	4.4 (2 to 7.3)	3.6 (1.6 to 6.2)	2.2 (1 to 3.9)	1.1 (0.4 to 2)	0.9 (0.4 to 1.6)	0.7 (0.4 to 1.1)	0.6 (0.4 to 1)	0.4 (0.1 to 0.8)	0.5 (0.3 to 0.7)	0.3 (0.2 to 0.4)	0.2 (0.1 to 0.3)	0.1 (0 to 0.2)	33.4
Chlamydial infection	0 (0 to 0)	0 (0 to 0)	0 (0 to 0)	0 (0 to 0)	0 (0 to 0)	0 (0 to 0)	0 (0 to 0.1)	0 (0 to 0.1)	0.6 (0.3 to 1.1)	0.9 (0.4 to 1.5)	1 (0.5 to 1.8)	0.8 (0.4 to 1.5)	0.4 (0.2 to 0.8)	0.1 (0 to 0.3)	0.1 (0 to 0.2)	0.1 (0 to 0.2)	0.1 (0 to 0.1)	0.1 (0 to 0.1)	0 (0 to 0.1)	0 (0 to 0.1)	0 (0 to 0.1)	0 (0 to 0)	0 (0 to 0)	4.6
Gonococcal infection	0 (0 to 0)	0 (0 to 0)	0 (0 to 0)	0 (0 to 0)	0 (0 to 0)	0 (0 to 0)	0 (0 to 0.1)	0 (0 to 0.1)	0.1 (0 to 0.2)	0.2 (0 to 0.3)	0.3 (0 to 0.4)	0.3 (0 to 0.4)	0.2 (0 to 0.3)	0.1 (0 to 0.2)	0.1 (0 to 0.1)	0.2 (0 to 0.2)	0.1 (0 to 0.2)	0.2 (0 to 0.2)	0.1 (0 to 0.2)	0.2 (0 to 0.2)	0.1 (0 to 0.2)	0 (0 to 0.1)	0 (0 to 0.1)	2.6
Trichomoniasis	0 (0 to 0)	0 (0 to 0)	0 (0 to 0)	0 (0 to 0)	0 (0 to 0)	0 (0 to 0)	0 (0 to 0.1)	0.2 (0.1 to 0.4)	0.4 (0.2 to 0.7)	0.5 (0.2 to 1.1)	0.5 (0.2 to 1.1)	0.4 (0.2 to 0.9)	0.3 (0.1 to 0.6)	0.2 (0.1 to 0.4)	0.2 (0.1 to 0.3)	0.1 (0 to 0.2)	0.1 (0 to 0.2)	0.1 (0 to 0.2)	0 (0 to 0.1)	0 (0 to 0.1)	0 (0 to 0.1)	0 (0 to 0)	0 (0 to 0)	3.2
Genital herpes	0 (0 to 0)	0 (0 to 0)	0 (0 to 0)	0 (0 to 0)	0 (0 to 0)	0 (0 to 0)	0 (0 to 0.1)	0 (0 to 0.1)	0.3 (0.1 to 0.6)	0.4 (0.2 to 0.7)	0.4 (0.1 to 0.8)	0.3 (0.1 to 0.7)	0.3 (0.1 to 0.6)	0.2 (0.1 to 0.4)	0.2 (0.1 to 0.3)	0.1 (0 to 0.2)	0.1 (0 to 0.2)	0.1 (0 to 0.2)	0 (0 to 0.1)	0 (0 to 0.1)	0 (0 to 0.1)	0 (0 to 0)	0 (0 to 0)	3.6
Other sexually transmitted infections	0 (0 to 0)	0 (0 to 0)	0 (0 to 0)	0 (0 to 0)	0 (0 to 0)	0 (0 to 0)	0 (0 to 0)	0 (0 to 0.1)	0.1 (0 to 0.4)	0.2 (0 to 0.5)	0.2 (0 to 0.6)	0.2 (0 to 0.5)	0.2 (0 to 0.5)	0.1 (0 to 0.3)	0.1 (0 to 0.2)	0.1 (0 to 0.2)	0.1 (0 to 0.2)	0.1 (0 to 0.2)	0 (0 to 0.1)	0 (0 to 0.1)	0 (0 to 0.1)	0 (0 to 0)	0 (0 to 0)	2.2
Respiratory infections and tuberculosis	14.4 (1.2 to 2.8)	14.4 (1.2 to 2.5)	14.4 (9.2 to 20.6)	22.6 (16.9 to 32.9)	11.8 (10.9 to 27.3)	11.8 (7.4 to 19)	11.8 (6.7 to 16.8)	11.8 (6.5 to 19.9)	11.8 (7.1 to 24)	11.8 (7.3 to 28.2)	22.2 (15.4 to 35.5)	22.2 (14.4 to 27.7)	22.2 (16.1 to 27.5)	22.2 (15.7 to 27.2)	22.2 (19.7 to 27.2)	22.2 (22.7 to 43)	22.2 (25.3 to 46.9)	22.2 (26.1 to 51.1)	22.2 (25.1 to 49.2)	22.2 (22.5 to 46.5)	22.2 (20.1 to 46.5)	22.2 (18.1 to 46.5)	1,050
Tuberculosis	0 (0 to 0)	0 (0 to 0)	0 (0 to 0.2)	0 (0 to 0.2)	0 (0 to 0.1)	0 (0 to 0.1)	0 (0 to 0.3)	0.4 (0.3 to 0.6)	0.4 (0.4 to 1.4)	0.4 (0.4 to 1.5)	0.4 (0.5 to 1.1)	0.4 (0.4 to 0.9)	0.4 (0.4 to 0.9)	0.4 (0.4 to 0.9)	0.4 (0.4 to 0.9)	0.4 (0.5 to 1.1)	0.4 (0.6 to 1.2)	0.4 (0.7 to 1.4)	0.4 (0.6 to 1.4)	0.4 (0.5 to 1.1)	0.4 (0.6 to 1.4)	0.4 (0.5 to 1.1)	0.4 (0.2 to 0.4)	12.8
Latent tuberculosis infection	0 (0 to 0)	0 (0 to 0)	0 (0 to 0)	0 (0 to 0)	0 (0 to 0)	0 (0 to 0)	0 (0 to 0)	0 (0 to 0)	0 (0 to 0)	0 (0 to 0)	0 (0 to 0)	0 (0 to 0)	0 (0 to 0)	0 (0 to 0)	0 (0 to 0)	0 (0 to 0)	0 (0 to 0)	0 (0 to 0)	0 (0 to 0)	0 (0 to 0)	0 (0 to 0)	0 (0 to 0)	0 (0 to 0)	0 (0 to 0)	0
Drug-susceptible tuberculosis	0 (0 to 0)	0 (0 to 0)	0 (0 to 0.1)	0.2 (0 to 0.2)	0 (0 to 0)	0 (0 to 0.1)	0 (0 to 0.1)	0.4 (0.3 to 0.6)	0.4 (0.3 to 1.4)	0.4 (0.4 to 1.5)	0.4 (0.5 to 1.1)	0.4 (0.4 to 0.9)	0.4 (0.4 to 0.9)	0.4 (0.4 to 0.9)	0.4 (0.4 to 0.9)	0.4 (0.5 to 1.1)	0.4 (0.6 to 1.2)	0.4 (0.7 to 1.3)	0.4 (0.6 to 1.2)	0.4 (0.5 to 1.1)	0.4 (0.6 to 1.4)	0.4 (0.5 to 1.1)	0.4 (0.2 to 0.4)	12.5
Multidrug-resistant tuberculosis without extensive drug-resistance	0 (0 to 0)	0 (0 to 0)	0 (0 to 0)	0 (0 to 0)	0 (0 to 0)	0 (0 to 0)	0 (0 to 0)	0 (0 to 0)	0 (0 to 0)	0 (0 to 0)	0 (0 to 0)	0 (0 to 0)	0 (0 to 0)	0 (0 to 0)	0 (0 to 0)	0 (0 to 0)	0 (0 to 0)	0 (0 to 0)	0 (0 to 0)	0 (0 to 0)	0 (0 to 0)	0 (0 to 0)	0 (0 to 0)	0 (0 to 0)	0.2
Extensively drug-resistant tuberculosis	0 (0 to 0)	0 (0 to 0)	0 (0 to 0)	0 (0 to 0)	0 (0 to 0)	0 (0 to 0)	0 (0 to 0)	0 (0 to 0)	0 (0 to 0)	0 (0 to 0)	0 (0 to 0)	0 (0 to 0)	0 (0 to 0)	0 (0 to 0)	0 (0 to 0)	0 (0 to 0)	0 (0 to 0)	0 (0 to 0)	0 (0 to 0)	0 (0 to 0)	0 (0 to 0)	0 (0 to 0)	0 (0 to 0)	0 (0 to 0)	0.1
Lower respiratory infections	1.9 (1.3 to 2.8)	1.7 (1.1 to 2.3)	11.4 (6.4 to 17.4)	9.9 (7.1 to 13.4)	2.2 (1.4 to 3.1)	1.8 (1.2 to 2.5)	2.3 (1.6 to 3.3)	2.9 (2 to 4.2)	4.5 (2.9 to 6.4)	7 (4.8 to 10.2)	12.1 (7 to 18.1)	12.1 (7.9 to 18.1)	12.1 (8.1 to 18.1)	12.1 (8.1 to 18.1)	12.5 (12.9 to 28.6)	12.5 (14.6 to 35.4)	12.5 (20.4 to 49.7)	12.5 (24.3 to 58.7)	12.5 (24.5 to 58.2)	12.5 (22.5 to 58.2)	12.5 (19.7 to 58.2)	12.5 (16.2 to 58.2)	12.5 (13.2 to 58.2)	849
Upper respiratory infections	0 (0 to 0)	0 (0 to 0)	2.2 (1.3 to 3.4)	13.7 (9.6 to 17.1)	6.4 (4.5 to 14.8)	6.4 (4.5 to 12.2)	6.4 (4.5 to 9.6)	8.3 (4.5 to 14.2)	10.4 (5.7 to 18.2)	10.4 (5.7 to 18.2)	9.6 (4.9 to 16.1)	6.4 (3.5 to 11.5)	3.2 (1.5 to 7.2)	1.3 (0.7 to 3.1)	0.7 (0.3 to 1.7)	0.4 (0.2 to 1.1)	0.3 (0.1 to 0.8)	0.2 (0.1 to 0.6)	0.1 (0 to 0.4)	0.1 (0 to 0.3)	0.1 (0 to 0.2)	0.1 (0 to 0.2)	0.1 (0 to 0.2)	115
Otitis media	0 (0 to 0)	0.7 (0 to 1)	0.7 (0.3 to 1.2)	10.6 (7.7 to 13.7)	1.3 (1.4 to 5.2)	1.3 (0.8 to 2.9)	1.3 (0.7 to 2.4)	1.5 (0.7 to 3)	1.5 (0.7 to 3)	1.5 (0.8 to 3)	1.5 (0.7 to 2.7)	1.5 (0.8 to 2.3)	1.5 (0.8 to 2.3)	1.4 (0.7 to 2.4)	1.4 (0.7 to 2.6)	1.4 (0.8 to 2.6)	1.4 (0.8 to 2.6)	1.4 (0.8 to 2.6)	0.3 (0.1 to 0.5)	0.3 (0.1 to 0.5)	0.3 (0.1 to 0.5)	0.3 (0.1 to 0.5)	0.3 (0.1 to 0.5)	24.1
Enteric infections	0.2 (0.1 to 0.3)	0.4 (0.4 to 0.9)	7.3 (4.6 to 10.4)	10.4 (6.3 to 17.4)	3.1 (2.6 to 9.2)	2.3 (1.6 to 5.3)	2.3 (1.4 to 3.9)	2.6 (1.4 to 4.1)	3 (1.7 to 4.7)	3.2 (2 to 5)	2.9 (1.7 to 4.3)	2.1 (1.2 to 3.1)	2.1 (1.2 to 3.1)	2.1 (1.2 to 3.3)	2.1 (1.2 to 3.3)	2.1 (1.2 to 3.3)	2.1 (1.2 to 3.3)	2.1 (1.2 to 3.3)	2.1 (1.2 to 3.3)	2.1 (1.2 to 3.3)	2.1 (1.2 to 3.3)	2.1 (1.2 to 3.3)	2.1 (1.2 to 3.3)	92.7
Diarrheal diseases	0.2 (0.1 to 0.2)	0.4 (0.4 to 0.8)	6.4 (4.4 to 10.4)	9.2 (6.2 to 17.2)	3.1 (2.6 to 9.2)	2.3 (1.6 to 5.3)	2.3 (1.3 to 3.8)	2.6 (1.4 to 4.1)	3 (1.7 to 4.7)	3.2 (1.9 to 5)	2.9 (1.7 to 4.3)	2.1 (1.2 to 3.1)	2.1 (1.2 to 3.1)	2.1 (1.2 to 3.3)	2.1 (1.2 to 3.3)	2.1 (1.3 to 3.3)	2.1 (1.3 to 3.3)	2.1 (1.3 to 3.3)	2.1 (1.3 to 3.3)	2.1 (1.3 to 3.3)	2.1 (1.3 to 3.3)	2.1 (1.3 to 3.3)	2.1 (1.3 to 3.3)	92.1
Typhoid and paratyphoid	0 (0 to 0)	0 (0 to 0)	0 (0 to 0)	0 (0 to 0)	0 (0 to 0)	0 (0 to 0)	0 (0 to 0)	0 (0 to 0)	0 (0 to 0)	0 (0 to 0)	0 (0 to 0)	0 (0 to 0)	0 (0 to 0)	0 (0 to 0)	0 (0 to 0)	0 (0 to 0)	0 (0 to 0)	0 (0 to 0)	0 (0 to 0)	0 (0 to 0)	0 (0 to 0)	0 (0 to 0)	0 (0 to 0)	0 (0 to 0)	0
Typhoid fever	0 (0 to 0)	0 (0 to 0)	0 (0 to 0)	0 (0 to 0)	0 (0 to 0)	0 (0 to 0)	0 (0 to 0)	0 (0 to 0)	0 (0 to 0)	0 (0 to 0)	0 (0 to 0)	0 (0 to 0)	0 (0 to 0)	0 (0 to 0)	0 (0 to 0)	0 (0 to 0)	0 (0 to 0)	0 (0 to 0)	0 (0 to 0)	0 (0 to 0)	0 (0 to 0)	0 (0 to 0)	0 (0 to 0)	0 (0 to 0)	0
Paratyphoid fever	0 (0 to 0)	0 (0 to 0)	0 (0 to 0)	0 (0 to 0)	0 (0 to 0)	0 (0 to 0)	0 (0 to 0)	0 (0 to 0)	0 (0 to 0)	0 (0 to 0)	0 (0 to 0)	0 (0 to 0)	0 (0 to 0)	0 (0 to 0)	0 (0 to 0)	0 (0 to 0)	0 (0 to 0)	0 (0 to 0)	0 (0 to 0)	0 (0 to 0)	0 (0 to 0)	0 (0 to 0)	0 (0 to 0)	0 (0 to 0)	0
Invasive Non-typhoidal Salmonella (iNTS)	0 (0 to 0)	0 (0 to 0)	0 (0 to 0)	0 (0 to 0)	0 (0 to 0)	0 (0 to 0)	0 (0 to 0)	0 (0 to 0)	0 (0 to 0)	0 (0 to 0)	0 (0 to 0)	0 (0 to 0)	0 (0 to 0)	0 (0 to 0)	0 (0 to 0)	0 (0 to 0)	0 (0 to 0)	0 (0 to 0)	0 (0 to 0)	0 (0 to 0)	0 (0 to 0)	0 (0 to 0)	0 (0 to 0)	0 (0 to 0)	0.2
Other intestinal infectious diseases	0 (0 to 0)	0 (0 to 0)	0.1 (0 to 0.2)	0 (0 to 0)	0 (0 to 0)	0 (0 to 0)	0 (0 to 0)	0 (0 to 0)	0 (0 to 0)	0 (0 to 0)	0 (0 to 0)	0 (0 to 0)	0 (0 to 0)	0 (0 to 0)	0 (0 to 0)	0 (0 to 0)	0 (0 to 0)	0 (0 to 0)	0 (0 to 0)	0 (0 to 0)	0 (0 to 0)	0 (0 to 0)	0 (0 to 0)	0 (0 to 0)	0.3
Neglected tropical diseases and malaria	0 (0 to 0)	0.1 (0 to 1.1)	0.4 (0 to 1.3)	1.6 (0.2 to 5.2)	1.4 (0.1 to 5.7)	0.3 (0 to 1.2)	0.2 (0 to 1)	0.2 (0 to 0.9)	0.2 (0 to 0.8)	0.2 (0 to 1.2)	0.2 (0 to 1.2)	0.7 (0.1 to 2.2)	0.5 (0 to 2)	0.4 (0 to 1.6)	0.4 (0 to 1.6)	0.3 (0 to 1.2)	0.3 (0 to 1.2)	0.1 (0 to 0.4)	0.1 (0 to 0.4)	0.1 (0 to 0.4)	0.1 (0 to 0.4)	0.1 (0 to 0.4)	0.1 (0 to 0.4)	7.5
Malaria	0 (0 to 0)	0 (0 to 0)	0 (0 to 0)	0 (0 to 0)	0 (0 to 0)	0 (0 to 0)	0 (0 to 0)	0 (0 to 0)	0 (0 to 0)	0 (0 to 0)	0 (0 to 0)	0 (0 to 0)	0 (0 to 0)	0 (0 to 0)	0 (0 to 0)	0 (0 to 0)	0 (0 to 0)	0 (0 to 0)	0 (0 to 0)	0 (0 to 0)	0 (0 to 0)	0 (0 to 0)	0 (0 to 0)	0 (0 to 0)	0
Chagas disease	0 (0 to 0)	0 (0 to 0)	0 (0 to 0)	0 (0 to 0)	0 (0 to 0)	0 (0 to 0)	0 (0 to 0)	0 (0 to 0)	0 (0 to 0)	0 (0 to 0)	0 (0 to 0)	0 (0 to 0)	0 (0 to 0)	0 (0 to 0)	0 (0 to 0)	0 (0 to 0)	0 (0 to 0)	0 (0 to 0)	0 (0 to 0)	0 (0 to 0)	0 (0 to 0)	0 (0 to 0)	0 (0 to 0)	0 (0 to 0)	0
Leishmaniasis	0 (0 to 0)	0 (0 to 0)	0 (0 to 0)	0 (0 to 0)	0 (0 to 0)	0 (0 to 0)	0 (0 to 0)	0 (0 to 0)	0 (0 to 0)	0 (0 to 0)	0 (0 to 0)	0 (0 to 0)	0 (0 to 0)	0 (0 to 0)	0 (0 to 0)	0 (0 to 0)	0 (0 to 0)	0 (0 to 0)	0 (0 to 0)	0 (0 to 0)	0 (0 to 0)	0 (0 to 0)	0 (0 to 0)	0 (0 to 0)	0
Visceral leishmaniasis	0 (0 to 0)	0 (0 to 0)	0 (0 to 0)	0 (0 to 0)	0 (0 to 0)	0 (0 to 0)	0 (0 to 0)	0 (0 to 0)	0 (0 to 0)	0 (0 to 0)	0 (0 to 0)	0 (0 to 0)	0 (0 to 0)	0 (0 to 0)	0 (0 to 0)	0 (0 to 0)	0 (0 to 0)	0 (0 to 0)	0 (0 to 0)	0 (0 to 0)	0 (0 to 0)	0 (0 to 0)	0 (0 to 0)	0 (0 to 0)	0
Cutaneous and mucocutaneous leishmaniasis	0 (0 to 0)	0 (0 to 0)	0 (0 to 0)	0 (0 to 0)	0 (0 to 0)	0 (0 to 0)	0 (0 to 0)	0 (0 to 0)	0 (0 to 0)	0 (0 to 0)	0 (0 to 0)	0 (0 to 0)	0 (0 to 0)	0 (0 to 0)	0 (0 to 0)	0 (0 to 0)	0 (0 to 0)	0 (0 to 0)	0 (0 to 0)	0 (0 to 0)	0 (0 to 0)	0 (0 to 0)	0 (0 to 0)	0 (0 to 0)	0
African trypanosomiasis	0 (0 to 0)	0 (0 to 0)	0 (0 to 0)	0 (0 to 0)	0 (0 to 0)	0 (0 to 0)	0 (0 to 0)	0 (0 to 0)	0 (0 to 0)	0 (0 to 0)	0 (0 to 0)	0 (0 to 0)	0 (0 to 0)	0 (0 to 0)	0 (0 to 0)	0 (0 to 0)	0 (0 to 0)	0 (0 to 0)	0 (0 to 0)	0 (0 to 0)	0 (0 to 0)	0 (0 to 0)	0 (0 to 0)	0 (0 to 0)	0
Schistosomiasis	0 (0 to 0)	0 (0 to 0)	0 (0 to 0)	0 (0 to 0)	0 (0 to 0)	0 (0 to 0)	0 (0 to 0)	0 (0 to 0)	0 (0 to 0)	0 (0 to 0)	0 (0 to 0)	0 (0 to 0)	0 (0 to 0)	0 (0 to 0)	0 (0 to 0)	0 (0 to 0)	0 (0 to 0)	0 (0 to 0)	0 (0 to 0)	0 (0 to 0)	0 (0 to 0)	0 (0 to 0)	0 (0 to 0)	0 (0 to 0)	0
Cysticercosis	0 (0 to 0)	0 (0 to 0)	0 (0 to 0)	0 (0 to 0)	0 (0 to 0)	0 (0 to 0)	0 (0 to 0)	0 (0 to 0)	0 (0 to 0)	0 (0 to 0)	0 (0 to 0)	0 (0 to 0)	0 (0 to 0)	0 (0 to 0)	0 (0 to 0)	0 (0 to 0)	0 (0 to 0)	0 (0 to 0)	0 (0 to 0)	0 (0 to 0)	0 (0 to 0)	0 (0 to 0)	0 (0 to 0)	0 (0 to 0)	0
Cystic echinococcosis	0 (0 to 0)	0 (0 to 0)	0 (0 to 0)	0 (0 to 0)	0 (0 to 0)	0 (0 to 0)	0 (0 to 0)	0 (0 to 0)	0 (0 to 0)	0 (0 to 0)	0 (0 to 0)	0 (0 to 0)	0 (0 to 0)	0 (0 to 0)	0 (0 to 0)	0 (0 to 0)	0 (0 to 0)	0 (0 to 0)	0 (0 to 0)	0 (0 to 0)	0 (0 to 0)	0 (0 to 0)	0 (0 to 0)	0 (0 to 0)	0
Lymphatic filariasis	0 (0 to 0)	0 (0 to 0)	0 (0 to 0)	0 (0 to 0)	0 (0 to 0)	0 (0 to 0)	0 (0 to 0)	0 (0 to 0)	0 (0 to 0)	0 (0 to 0)	0 (0 to 0)	0 (0 to 0)	0 (0 to 0)	0 (0 to 0)	0 (0 to 0)	0 (0 to 0)	0 (0 to 0)	0 (0 to 0)	0 (0 to 0)	0 (0 to 0)	0 (0 to 0)	0 (0 to 0)	0 (0 to 0)	0 (0 to 0)	0
Onchocerciasis	0 (0 to 0)	0 (0 to 0)	0 (0 to 0)	0 (0 to 0)	0 (0 to 0)	0 (0 to 0)	0 (0 to 0)	0 (0 to 0)	0 (0 to 0)	0 (0 to 0)	0 (0 to 0)	0 (0 to 0)	0 (0 to 0)	0 (0 to 0)	0 (0 to 0)	0 (0 to 0)	0 (0 to 0)	0 (0 to 0)	0 (0 to 0)	0 (0 to 0)	0 (0 to 0)	0 (0 to 0)	0 (0 to 0)	0 (0 to 0)	0
Trachoma	0 (0 to 0)	0 (0 to 0)	0 (0 to 0)	0 (0 to 0)	0 (0 to 0)	0 (0 to 0)	0 (0 to 0)	0 (0 to 0)	0 (0 to 0)	0 (0 to 0)	0 (0 to 0)	0 (0 to 0)	0 (0 to 0)	0 (0 to 0)	0 (0 to 0)	0 (0 to 0)	0 (0 to 0)	0 (0 to 0)	0 (0 to 0)	0 (0 to 0)	0 (0 to 0)	0 (0 to 0)	0 (0 to 0)	0 (0 to 0)	0
Dengue	0 (0 to 0)	0 (0 to 0)	0 (0 to 0)	0 (0 to 0)	0 (0 to 0)	0 (0 to 0)	0 (0 to 0)	0 (0 to 0)	0 (0 to 0)	0 (0 to 0)	0 (0 to 0)	0 (0 to 0)	0 (0 to 0)	0 (0 to 0)	0 (0 to 0)	0 (0 to 0)	0 (0 to 0)	0 (0 to 0)	0 (0 to 0)	0 (0 to 0)	0 (0 to 0)	0 (0 to 0)	0 (0 to 0)	0 (0 to 0)	0
Yellow fever	0 (0 to 0)	0 (0 to 0)	0 (0 to 0)	0 (0 to 0)	0 (0 to 0)	0 (0 to 0)	0 (0 to 0)	0 (0 to 0)	0 (0 to 0)	0 (0 to 0)	0 (0 to 0)	0 (0 to 0)	0 (0 to 0)	0 (0 to 0)	0 (0 to 0)	0 (0 to 0)	0 (0 to 0)	0 (0 to 0)	0 (0 to 0)	0 (0 to 0)	0 (0 to 0)	0 (0 to 0)	0 (0 to 0)	0 (0 to 0)	0
Rabies	0 (0 to 0)	0 (0 to 0)	0 (0 to 0)	0 (0 to 0)	0 (0 to 0)	0 (0 to 0)	0 (0 to 0)	0 (0 to 0)	0 (0 to 0)	0 (0 to 0)	0 (0 to 0)	0 (0 to 0)	0 (0 to 0)	0 (0 to 0)	0 (0 to 0)	0 (0 to 0)	0 (0 to 0)	0 (0 to 0)	0 (0 to 0)	0 (0 to 0)	0 (0 to 0)	0 (0 to 0)	0 (0 to 0)	0 (0 to 0)	0
Intestinal nematode infections	0 (0 to 0)	0 (0 to 0)	0 (0 to 0)	0 (0 to 0)	0 (0 to 0)	0 (0 to 0)	0 (0 to 0)	0 (0 to 0)	0 (0 to 0)	0 (0 to 0)	0 (0 to 0)	0 (0 to 0)	0 (0 to 0)	0 (0 to 0)	0 (0 to 0)	0 (0 to 0)	0 (0 to 0)	0 (0 to 0)	0 (0 to 0)	0 (0 to 0)	0 (0 to 0)	0 (0 to 0)	0 (0 to 0)	0 (0 to 0)	0
Ascariasis	0 (0 to 0)	0 (0 to 0)	0 (0 to 0)	0 (0 to 0)	0 (0 to 0)	0 (0 to 0)	0 (0 to 0)	0 (0 to 0)	0 (0 to 0)	0 (0 to 0)	0 (0 to 0)	0 (0 to 0)	0 (0 to 0)	0 (0 to 0)	0 (0 to 0)	0 (0 to 0)	0 (0 to 0)	0 (0 to 0)	0 (0 to 0)	0 (0 to 0)	0 (0 to 0)	0 (0 to 0)	0 (0 to 0)

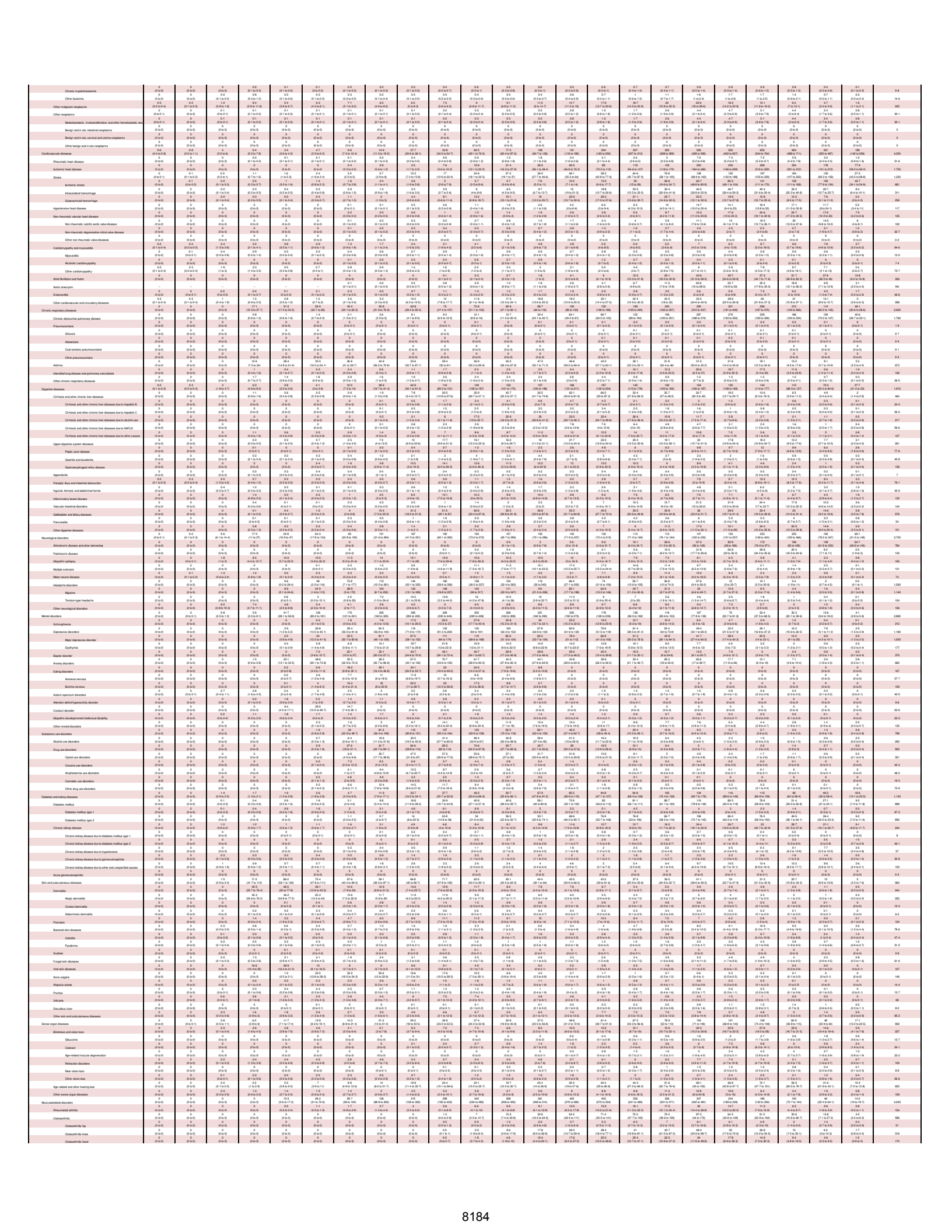

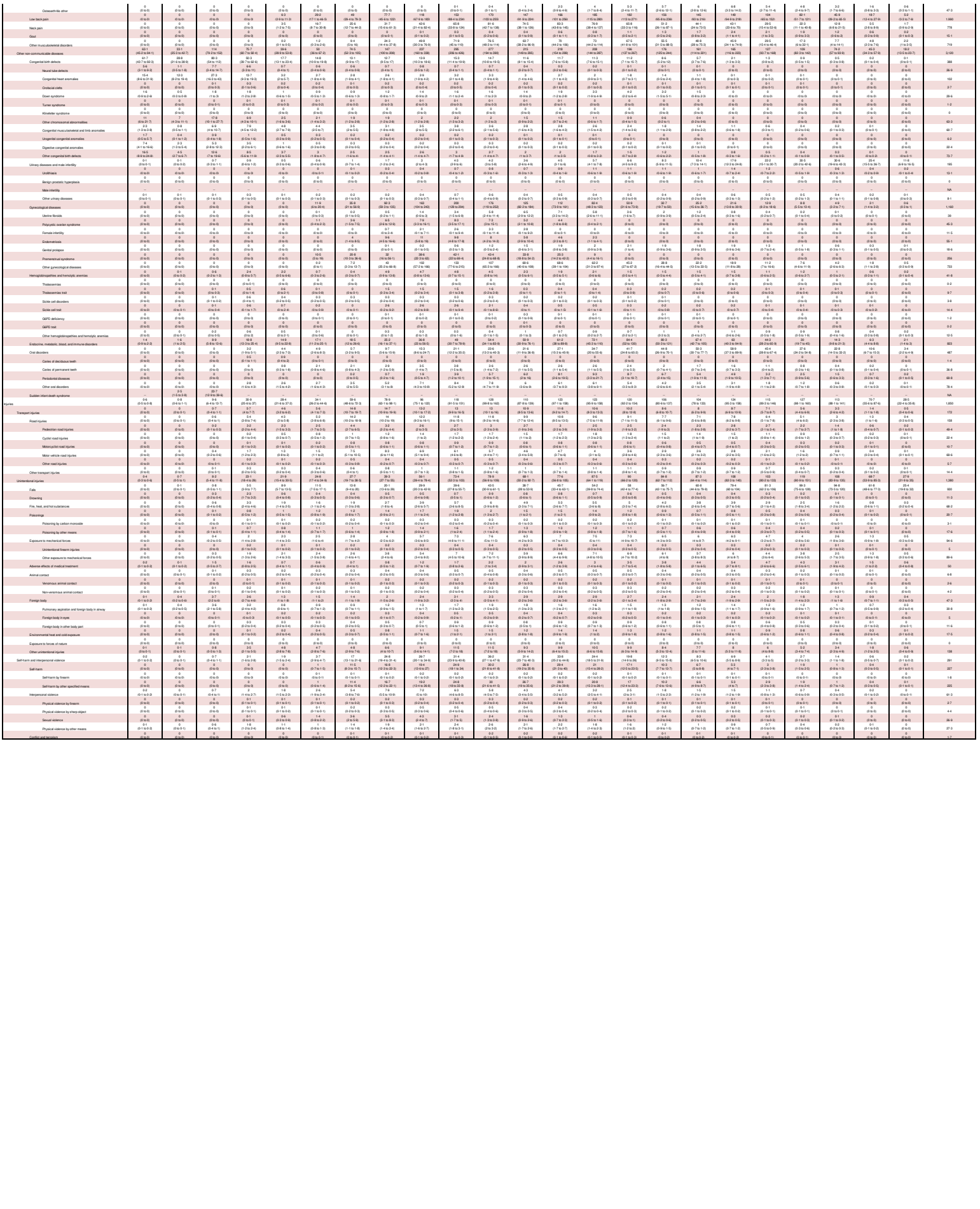

SR Table 2b: Blackburn with Darwen DALYS by cause and age group for females with 95% uncertainty intervals. 2019

Cause	Early Neonatal	Late Neonatal	Post Neonatal	1 to 4	5 to 9	10 to 14	15 to 19	20 to 24	25 to 29	30 to 34	35 to 39	40 to 44	45 to 49	50 to 54	55 to 59	60 to 64	65 to 69	70 to 74	75 to 79	80 to 84	85 to 89	90 to 94	95 plus	Total
All causes	1,710 (1,410-2,054)	1,204 (1,013-1,419)	1,746 (1,442-2,082)	1,766 (1,597-1,955)	1,179 (1,114-1,233)	1,116 (1,044-1,189)	1,460 (1,350-1,565)	1,784 (1,647-1,920)	1,940 (1,747-2,137)	1,960 (1,760-2,170)	1,942 (1,742-2,147)	1,940 (1,732-2,150)	1,940 (1,732-2,150)	1,940 (1,732-2,150)	1,940 (1,732-2,150)	1,940 (1,732-2,150)	1,940 (1,732-2,150)	1,940 (1,732-2,150)	1,940 (1,732-2,150)	1,940 (1,732-2,150)	1,940 (1,732-2,150)	1,940 (1,732-2,150)	31,800
Communicable, maternal, neonatal, and nutritional diseases	1,710 (1,410-2,054)	1,204 (1,013-1,419)	1,746 (1,442-2,082)	1,766 (1,597-1,955)	1,179 (1,114-1,233)	1,116 (1,044-1,189)	1,460 (1,350-1,565)	1,784 (1,647-1,920)	1,940 (1,747-2,137)	1,960 (1,760-2,170)	1,942 (1,742-2,147)	1,940 (1,732-2,150)	1,940 (1,732-2,150)	1,940 (1,732-2,150)	1,940 (1,732-2,150)	1,940 (1,732-2,150)	1,940 (1,732-2,150)	1,940 (1,732-2,150)	1,940 (1,732-2,150)	1,940 (1,732-2,150)	1,940 (1,732-2,150)	1,940 (1,732-2,150)	1,350
HIV/AIDS and sexually transmitted infections	4 (1.1-9.9)	1-1 (0.3-2.4)	1-8 (0.7-3.7)	0-4 (0.2-3.0)	0-3 (0.2-3.0)	0-2 (0.2-2.5)	0-4 (0.2-3.0)	1 (0.7-1.4)	1-6 (1.0-3.7)	2-1 (1.2-4.4)	2-9 (2.1-5.7)	3-5 (2.4-5.3)	2-7 (2.1-4.5)	1-7 (1.2-3.4)	1-3 (0.9-2.6)	1-1 (0.7-1.5)	0-7 (0.4-1.1)	0-4 (0.2-0.8)	0-3 (0.2-0.6)	0-2 (0.1-0.5)	0-1 (0.1-0.1)	0-1 (0.0-0.1)	30-9
HIV/AIDS	0 (0.0-0.0)	0 (0.0-0.0)	0-3 (0.2-2.3)	0-2 (0.2-2.3)	0-3 (0.2-2.3)	0-1 (0.1-0.1)	0-2 (0.1-0.2)	0-4 (0.2-3.5)	0-6 (0.4-3.6)	1-1 (0.8-3.1)	1-5 (1.1-3.2)	1-4 (1.0-1.8)	1-2 (0.9-3.1)	0-9 (0.7-1.3)	0-9 (0.6-0.6)	0-4 (0.2-3.9)	0-6 (0.2-3.9)	0-3 (0.1-0.4)	0-1 (0.0-0.3)	0-1 (0.0-0.2)	0 (0.0-0.0)	0 (0.0-0.0)	10-5
HIV/AIDS - Drug-susceptible Tuberculosis	0 (0.0-0.0)	0 (0.0-0.0)	0-1 (0.0-0.1)	0-1 (0.0-0.1)	0-1 (0.0-0.1)	0 (0.0-0.0)	0 (0.0-0.0)	0-1 (0.0-0.1)	0-1 (0.0-0.1)	0-2 (0.1-0.3)	0-2 (0.1-0.3)	0-2 (0.1-0.3)	0-2 (0.1-0.3)	0-1 (0.1-0.2)	0-1 (0.0-0.1)	0-1 (0.0-0.1)	0-1 (0.0-0.1)	0-1 (0.0-0.1)	0-1 (0.0-0.1)	0-1 (0.0-0.1)	0 (0.0-0.0)	0 (0.0-0.0)	1-5
HIV/AIDS - Multidrug-resistant Tuberculosis without extensive dr...	0 (0.0-0.0)	0 (0.0-0.0)	0 (0.0-0.0)	0 (0.0-0.0)	0 (0.0-0.0)	0 (0.0-0.0)	0 (0.0-0.0)	0 (0.0-0.0)	0 (0.0-0.0)	0 (0.0-0.0)	0 (0.0-0.0)	0 (0.0-0.0)	0 (0.0-0.0)	0 (0.0-0.0)	0 (0.0-0.0)	0 (0.0-0.0)	0 (0.0-0.0)	0 (0.0-0.0)	0 (0.0-0.0)	0 (0.0-0.0)	0 (0.0-0.0)	0 (0.0-0.0)	0
HIV/AIDS - Extensively drug-resistant Tuberculosis	0 (0.0-0.0)	0 (0.0-0.0)	0 (0.0-0.0)	0 (0.0-0.0)	0 (0.0-0.0)	0 (0.0-0.0)	0 (0.0-0.0)	0 (0.0-0.0)	0 (0.0-0.0)	0 (0.0-0.0)	0 (0.0-0.0)	0 (0.0-0.0)	0 (0.0-0.0)	0 (0.0-0.0)	0 (0.0-0.0)	0 (0.0-0.0)	0 (0.0-0.0)	0 (0.0-0.0)	0 (0.0-0.0)	0 (0.0-0.0)	0 (0.0-0.0)	0 (0.0-0.0)	0
HIV/AIDS resulting in other diseases	0 (0.0-0.0)	0 (0.0-0.0)	0-3 (0.2-0.3)	0-3 (0.2-0.3)	0-2 (0.1-0.3)	0-1 (0.1-0.1)	0-1 (0.1-0.2)	0-3 (0.2-0.5)	0-5 (0.3-0.7)	0-7 (0.7-1.4)	1-3 (0.9-1.9)	1-2 (0.8-1.7)	1-1 (0.7-1.5)	0-8 (0.5-1.1)	0-6 (0.3-0.9)	0-5 (0.2-0.9)	0-5 (0.1-0.9)	0-3 (0.1-0.4)	0-1 (0.0-0.3)	0-1 (0.0-0.2)	0 (0.0-0.0)	0 (0.0-0.0)	9
Sexually transmitted infections excluding HIV	4 (1.1-9.9)	1-1 (0.3-2.4)	1-4 (0.4-3.4)	0-1 (0.0-0.3)	0 (0.0-0.0)	0 (0.0-0.1)	0-2 (0.0-0.1)	0-6 (0.2-0.9)	1-2 (0.7-2.1)	2 (1.2-3.3)	2-4 (1.2-3.4)	2-5 (1.2-3.9)	1-5 (0.6-2.5)	0-8 (0.4-1.3)	0-6 (0.3-0.9)	0-5 (0.2-0.8)	0-4 (0.2-0.7)	0-3 (0.2-0.5)	0-2 (0.1-0.3)	0-1 (0.1-0.2)	0-1 (0.1-0.1)	0-1 (0.0-0.1)	20-4
Syphilis	0 (0.0-0.0)	0 (0.0-0.0)	0 (0.0-0.0)	0 (0.0-0.0)	0 (0.0-0.0)	0 (0.0-0.0)	0 (0.0-0.0)	0 (0.0-0.0)	0 (0.0-0.0)	0 (0.0-0.0)	0 (0.0-0.0)	0 (0.0-0.0)	0 (0.0-0.0)	0 (0.0-0.0)	0 (0.0-0.0)	0 (0.0-0.0)	0 (0.0-0.0)	0 (0.0-0.0)	0 (0.0-0.0)	0 (0.0-0.0)	0 (0.0-0.0)	0 (0.0-0.0)	0 (0.0-0.0)	4-7
Chlamydial infection	0 (0.0-0.0)	0 (0.0-0.0)	0 (0.0-0.1)	0 (0.0-0.1)	0 (0.0-0.1)	0 (0.0-0.0)	0 (0.0-0.1)	0 (0.0-0.1)	0-2 (0.1-0.3)	0-3 (0.1-0.4)	0-4 (0.2-0.8)	0-5 (0.2-0.9)	0-3 (0.1-0.5)	0-3 (0.1-0.4)	0-2 (0.1-0.3)	0-2 (0.1-0.3)	0-1 (0.0-0.1)	0-1 (0.0-0.1)	0-1 (0.0-0.1)	0-1 (0.0-0.1)	0 (0.0-0.0)	0 (0.0-0.0)	2-6
Gonococcal infection	0 (0.0-0.0)	0 (0.0-0.0)	0 (0.0-0.0)	0 (0.0-0.0)	0 (0.0-0.0)	0 (0.0-0.0)	0 (0.0-0.1)	0 (0.0-0.1)	0-1 (0.0-0.2)	0-1 (0.0-0.2)	0-1 (0.0-0.2)	0-2 (0.1-0.3)	0-2 (0.1-0.3)	0-2 (0.1-0.3)	0-2 (0.1-0.3)	0-1 (0.1-0.2)	0-1 (0.0-0.1)	0-1 (0.0-0.1)	0-1 (0.0-0.1)	0-1 (0.0-0.1)	0 (0.0-0.0)	0 (0.0-0.0)	1-8
Trichomoniasis	0 (0.0-0.0)	0 (0.0-0.0)	0 (0.0-0.0)	0 (0.0-0.0)	0 (0.0-0.0)	0 (0.0-0.1)	0 (0.0-0.1)	0-1 (0.0-0.2)	0-2 (0.1-0.3)	0-2 (0.1-0.3)	0-3 (0.1-0.4)	0-3 (0.1-0.4)	0-2 (0.1-0.3)	0-2 (0.1-0.3)	0-2 (0.1-0.3)	0-1 (0.1-0.2)	0-1 (0.0-0.1)	0-1 (0.0-0.1)	0-1 (0.0-0.1)	0-1 (0.0-0.1)	0 (0.0-0.0)	0 (0.0-0.0)	1-9
Genital herpes	0 (0.0-0.0)	0 (0.0-0.0)	0 (0.0-0.0)	0 (0.0-0.0)	0 (0.0-0.1)	0 (0.0-0.1)	0-1 (0.0-0.2)	0-1 (0.0-0.2)	0-2 (0.1-0.3)	0-2 (0.1-0.3)	0-2 (0.1-0.4)	0-2 (0.1-0.4)	0-2 (0.1-0.3)	0-2 (0.1-0.3)	0-2 (0.1-0.3)	0-2 (0.1-0.3)	0-1 (0.0-0.2)	0-1 (0.0-0.2)	0-1 (0.0-0.1)	0-1 (0.0-0.1)	0 (0.0-0.0)	0 (0.0-0.0)	2-2
Other sexually transmitted infections	0 (0.0-0.0)	0 (0.0-0.0)	0 (0.0-0.0)	0 (0.0-0.0)	0 (0.0-0.1)	0 (0.0-0.1)	0 (0.0-0.1)	0-1 (0.0-0.2)	0-2 (0.1-0.3)	0-3 (0.1-0.4)	0-3 (0.1-0.4)	0-3 (0.1-0.4)	0-2 (0.1-0.3)	0-2 (0.1-0.3)	0-2 (0.1-0.3)	0-2 (0.1-0.3)	0-2 (0.0-0.2)	0-1 (0.0-0.2)	0-1 (0.0-0.1)	0-1 (0.0-0.1)	0 (0.0-0.0)	0 (0.0-0.0)	5-2
Respiratory infections and tuberculosis	1-4 (1.1-9.2)	0-7 (0.1-1.9)	1-6-0 (0.5-16.5)	0-6 (0.2-4.2)	0-6 (0.3-4.7)	0-6 (0.3-5.1)	0-6 (0.3-5.2)	0-7 (0.3-5.6)	0-8 (0.3-6.2)	0-9 (0.3-7.1)	1-0 (0.3-8.1)	1-0 (0.3-8.2)	1-0 (0.3-8.2)	1-0 (0.3-8.2)	1-0 (0.3-8.2)	1-0 (0.3-8.2)	1-0 (0.3-8.2)	1-0 (0.3-8.2)	1-0 (0.3-8.2)	1-0 (0.3-8.2)	1-0 (0.3-8.2)	1-0 (0.3-8.2)	156
Tuberculosis	0 (0.0-0.0)	0 (0.0-0.1)	0 (0.0-0.1)	0 (0.0-0.2)	0 (0.0-0.1)	0 (0.0-0.1)	0 (0.0-0.1)	0-2 (0.0-0.6)	0-3 (0.0-0.7)	0-4 (0.0-1.0)	0-5 (0.0-1.1)	0-6 (0.0-1.4)	0-7 (0.0-1.6)	0-8 (0.0-1.8)	0-9 (0.0-2.0)	0-9 (0.0-2.1)	1-0 (0.0-2.2)	1-1 (0.0-2.4)	1-1 (0.0-2.5)	1-2 (0.0-2.6)	1-2 (0.0-2.6)	1-2 (0.0-2.6)	11-6
Latent tuberculosis infection	0 (0.0-0.0)	0 (0.0-0.0)	0 (0.0-0.0)	0 (0.0-0.0)	0 (0.0-0.0)	0 (0.0-0.0)	0 (0.0-0.0)	0 (0.0-0.0)	0 (0.0-0.0)	0 (0.0-0.0)	0 (0.0-0.0)	0 (0.0-0.0)	0 (0.0-0.0)	0 (0.0-0.0)	0 (0.0-0.0)	0 (0.0-0.0)	0 (0.0-0.0)	0 (0.0-0.0)	0 (0.0-0.0)	0 (0.0-0.0)	0 (0.0-0.0)	0 (0.0-0.0)	0
Drug-susceptible tuberculosis	0 (0.0-0.0)	0 (0.0-0.0)	0-1 (0.0-0.1)	0-2 (0.1-0.2)	0-1 (0.0-0.1)	0-1 (0.0-0.1)	0-1 (0.0-0.2)	0-1 (0.0-0.2)	0-1 (0.0-0.3)	0-2 (0.1-0.4)	0-3 (0.1-0.5)	0-4 (0.1-0.6)	0-5 (0.1-0.7)	0-6 (0.1-0.8)	0-6 (0.1-0.8)	0-7 (0.1-0.9)	0-8 (0.1-1.0)	0-8 (0.1-1.0)	0-8 (0.1-1.0)	0-8 (0.1-1.0)	0-8 (0.1-1.0)	0-8 (0.1-1.0)	11-3
Multidrug-resistant tuberculosis without extensive drug-resistance	0 (0.0-0.0)	0 (0.0-0.0)	0 (0.0-0.0)	0 (0.0-0.0)	0 (0.0-0.0)	0 (0.0-0.0)	0 (0.0-0.0)	0 (0.0-0.0)	0 (0.0-0.1)	0 (0.0-0.1)	0 (0.0-0.1)	0 (0.0-0.1)	0 (0.0-0.1)	0 (0.0-0.1)	0 (0.0-0.1)	0 (0.0-0.1)	0 (0.0-0.1)	0 (0.0-0.1)	0 (0.0-0.1)	0 (0.0-0.1)	0 (0.0-0.1)	0 (0.0-0.1)	0-2
Extensively drug-resistant tuberculosis	0 (0.0-0.0)	0 (0.0-0.0)	0 (0.0-0.0)	0 (0.0-0.0)	0 (0.0-0.0)	0 (0.0-0.0)	0 (0.0-0.0)	0 (0.0-0.0)	0 (0.0-0.0)	0 (0.0-0.0)	0 (0.0-0.0)	0 (0.0-0.0)	0 (0.0-0.0)	0 (0.0-0.0)	0 (0.0-0.0)	0 (0.0-0.0)	0 (0.0-0.0)	0 (0.0-0.0)	0 (0.0-0.0)	0 (0.0-0.0)	0 (0.0-0.0)	0 (0.0-0.0)	0-1
Lower respiratory infections	1-5 (1.3-2.2)	1-3 (0.9-1.8)	0-9 (0.2-2.5)	0-9 (0.3-2.5)	1-0 (0.3-2.6)	1-2 (0.3-2.9)	1-9 (0.4-3.7)	2-5 (0.6-4.6)	2-5 (0.7-5.2)	2-5 (0.7-5.2)	2-5 (0.7-5.2)	2-5 (0.7-5.2)	2-5 (0.7-5.2)	2-5 (0.7-5.2)	2-5 (0.7-5.2)	2-5 (0.7-5.2)	2-5 (0.7-5.2)	2-5 (0.7-5.2)	2-5 (0.7-5.2)	2-5 (0.7-5.2)	2-5 (0.7-5.2)	2-5 (0.7-5.2)	42
Pneumococcal lower	0 (0.0-0.0)	0-1 (0.0-0.2)	1-4 (0.4-3.2)	0-2 (0.1-0.5)	0-3 (0.1-0.6)	0-3 (0.1-0.6)	0-4 (0.2-0.8)	0-4 (0.2-0.9)	0-5 (0.2-1.0)	0-5 (0.2-1.0)	0-5 (0.2-1.0)	0-5 (0.2-1.0)	0-5 (0.2-1.0)	0-5 (0.2-1.0)	0-5 (0.2-1.0)	0-5 (0.2-1.0)	0-5 (0.2-1.0)	0-5 (0.2-1.0)	0-5 (0.2-1.0)	0-5 (0.2-1.0)	0-5 (0.2-1.0)	0-5 (0.2-1.0)	42
Haemophilus lower	0 (0.0-0.0)	0 (0.0-0.0)	0 (0.0-0.0)	0 (0.0-0.0)	0 (0.0-0.0)	0 (0.0-0.0)	0 (0.0-0.0)	0 (0.0-0.0)	0 (0.0-0.0)	0 (0.0-0.0)	0 (0.0-0.0)	0 (0.0-0.0)	0 (0.0-0.0)	0 (0.0-0.0)	0 (0.0-0.0)	0 (0.0-0.0)	0 (0.0-0.0)	0 (0.0-0.0)	0 (0.0-0.0)	0 (0.0-0.0)	0 (0.0-0.0)	0 (0.0-0.0)	0
Staphylococcal lower	0 (0.0-0.0)	0 (0.0-0.0)	0 (0.0-0.0)	0 (0.0-0.0)	0 (0.0-0.0)	0 (0.0-0.0)	0 (0.0-0.0)	0 (0.0-0.0)	0 (0.0-0.0)	0 (0.0-0.0)	0 (0.0-0.0)	0 (0.0-0.0)	0 (0.0-0.0)	0 (0.0-0.0)	0 (0.0-0.0)	0 (0.0-0.0)	0 (0.0-0.0)	0 (0.0-0.0)	0 (0.0-0.0)	0 (0.0-0.0)	0 (0.0-0.0)	0 (0.0-0.0)	0
Streptococcal lower	0 (0.0-0.0)	0 (0.0-0.0)	0 (0.0-0.0)	0 (0.0-0.0)	0 (0.0-0.0)	0 (0.0-0.0)	0 (0.0-0.0)	0 (0.0-0.0)	0 (0.0-0.0)	0 (0.0-0.0)	0 (0.0-0.0)	0 (0.0-0.0)	0 (0.0-0.0)	0 (0.0-0.0)	0 (0.0-0.0)	0 (0.0-0.0)	0 (0.0-0.0)	0 (0.0-0.0)	0 (0.0-0.0)	0 (0.0-0.0)	0 (0.0-0.0)	0 (0.0-0.0)	0
Viral lower	0 (0.0-0.0)	0 (0.0-0.0)	0 (0.0-0.0)	0 (0.0-0.0)	0 (0.0-0.0)	0 (0.0-0.0)	0 (0.0-0.0)	0 (0.0-0.0)	0 (0.0-0.0)	0 (0.0-0.0)	0 (0.0-0.0)	0 (0.0-0.0)	0 (0.0-0.0)	0 (0.0-0.0)	0 (0.0-0.0)	0 (0.0-0.0)	0 (0.0-0.0)	0 (0.0-0.0)	0 (0.0-0.0)	0 (0.0-0.0)	0 (0.0-0.0)	0 (0.0-0.0)	0
Pyelonephritis	0 (0.0-0.0)	0 (0.0-0.0)	0 (0.0-0.0)	0 (0.0-0.0)	0 (0.0-0.0)	0 (0.0-0.0)	0 (0.0-0.0)	0 (0.0-0.0)	0 (0.0-0.0)	0 (0.0-0.0)	0 (0.0-0.0)	0 (0.0-0.0)	0 (0.0-0.0)	0 (0.0-0.0)	0 (0.0-0.0)	0 (0.0-0.0)	0 (0.0-0.0)	0 (0.0-0.0)	0 (0.0-0.0)	0 (0.0-0.0)	0 (0.0-0.0)	0 (0.0-0.0)	0
Other respiratory infections	0 (0.0-0.0)	0 (0.0-0.0)	0 (0.0-0.0)	0 (0.0-0.0)	0 (0.0-0.0)	0 (0.0-0.0)	0 (0.0-0.0)	0 (0.0-0.0)	0 (0.0-0.0)	0 (0.0-0.0)	0 (0.0-0.0)	0 (0.0-0.0)	0 (0.0-0.0)	0 (0.0-0.0)	0 (0.0-0.0)	0 (0.0-0.0)	0 (0.0-0.0)	0 (0.0-0.0)	0 (0.0-0.0)	0 (0.0-0.0)	0 (0.0-0.0)	0 (0.0-0.0)	0-2
Upper respiratory infections	0 (0.0-0.0)	0 (0.0-0.0)	0 (0.0-0.0)	0 (0.0-0.0)	0 (0.0-0.0)	0 (0.0-0.0)	0 (0.0-0.0)	0 (0.0-0.0)	0 (0.0-0.0)	0 (0.0-0.0)	0 (0.0-0.0)	0 (0.0-0.0)	0 (0.0-0.0)	0 (0.0-0.0)	0 (0.0-0.0)	0 (0.0-0.0)	0 (0.0-0.0)	0 (0.0-0.0)	0 (0.0-0.0)	0 (0.0-0.0)	0 (0.0-0.0)	0 (0.0-0.0)	0
Otitis media	0 (0.0-0.0)	0-4 (0.2-0.7)	0-9 (1.1-3.4)	1-0 (1.1-3.4)	1-2 (0.4-4.2)	1-2 (0.5-3.8)	1-3 (0.5-3.8)	1-3 (0.4-3.8)	1-3 (0.4-3.7)	1-3 (0.3-3.7)	1-3 (0.4-3.7)	1-3 (0.4-3.7)	1-3 (0.4-3.7)	1-3 (0.4-3.7)	1-3 (0.4-3.7)	1-3 (0.4-3.7)	1-3 (0.4-3.7)	1-3 (0.4-3.7)	1-3 (0.4-3.7)	1-3 (0.4-3.7)	1-3 (0.4-3.7)	1-3 (0.4-3.7)	15-4
Enteric infections	0-1 (0.1-0.2)	0-4 (0.2-0.7)	4-9 (3.2-5.7)	4-5 (4.0-5.0)	2-5 (1.8-3.4)	2-3 (1.2-3.4)	1-4 (1.0-2.1)	1-6 (0.9-2.4)	1-6 (0.9-2.5)	1-8 (1.1-3.2)	1-7 (1.1-2.5)	1-7 (1.1-2.3)	1-7 (1.1-2.3)	1-6 (0.9-2.2)	1-5 (0.8-2.2)	1-5 (0.8-2.2)	1-4 (0.7-2.1)	1-4 (0.6-2.0)	1-3 (0.5-1.8)	1-3 (0.5-1.8)	1-2 (0.4-1.6)	0-7 (0.2-1.4)	63-7
Diarrhoeal diseases	0-1 (0.1-0.2)	0-4 (0.2-0.5)	3-5 (3.2-5.7)	4-5 (3.9-5.0)	2-5 (1.8-3.4)	2-3 (1.2-3.4)	1-3 (1.0-2.1)	1-5 (0.9-2.4)	1-5 (0.9-2.5)	1-7 (1.1-2.5)	1-7 (1.1-2.5)	1-7 (1.1-2.3)	1-7 (1.1-2.3)	1-6 (0.9-2.2)	1-5 (0.8-2.2)	1-5 (0.8-2.2)	1-4 (0.7-2.1)	1-4 (0.6-2.0)	1-3 (0.5-1.8)	1-3 (0.5-1.8)	1-2 (0.4-1.6)	0-7 (0.2-1.4)	63-2
Typhoid and paraphyoid	0 (0.0-0.0)	0 (0.0-0.0)	0 (0.0-0.0)	0 (0.0-0.0)	0 (0.0-0.0)	0 (0.0-0.0)	0 (0.0-0.0)	0 (0.0-0.0)	0 (0.0-0.0)	0 (0.0-0.0)	0 (0.0-0.0)	0 (0.0-0.0)	0 (0.0-0.0)	0 (0.0-0.0)	0 (0.0-0.0)	0 (0.0-0.0)	0 (0.0-0.0)	0 (0.0-0.0)	0 (0.0-0.0)	0 (0.0-0.0)	0 (0.0-0.0)	0 (0.0-0.0)	0
Typhoid fever	0 (0.0-0.0)	0 (0.0-0.0)	0 (0.0-0.0)	0 (0.0-0.0)	0 (0.0-0.0)	0 (0.0-0.0)	0 (0.0-0.0)	0 (0.0-0.0)	0 (0.0-0.0)	0 (0.0-0.0)	0 (0.0-0.0)	0 (0.0-0.0)	0 (0.0-0.0)	0 (0.0-0.0)	0 (0.0-0.0)	0 (0.0-0.0)	0 (0.0-0.0)	0 (0.0-0.0)	0 (0.0-0.0)	0 (0.0-0.0)	0 (0.0-0.0)	0 (0.0-0.0)	0
Paratyphoid fever	0 (0.0-0.0)	0 (0.0-0.0)	0 (0.0-0.0)	0 (0.0-0.0)	0 (0.0-0.0)	0 (0.0-0.0)	0 (0.0-0.0)	0 (0.0-0.0)	0 (0.0-0.0)	0 (0.0-0.0)	0 (0.0-0.0)	0 (0.0-0.0)	0 (0.0-0.0)	0 (0.0-0.0)	0 (0.0-0.0)	0 (0.0-0.0)	0 (0.0-0.0)	0 (0.0-0.0)	0 (0.0-0.0)	0 (0.0-0.0)	0 (0.0-0.0)	0 (0.0-0.0)	0
Invasive Non-typhoidal Salmonella (iNTS)	0 (0.0-0.0)	0 (0.0-0.0)	0 (0.0-0.1)	0 (0.0-0.0)	0 (0.0-0.0)	0 (0.0-0.0)	0 (0.0-0.0)	0 (0.0-0.0)	0 (0.0-0.0)	0 (0.0-0.0)	0 (0.0-0.0)	0 (0.0-0.0)	0 (0.0-0.0)	0 (0.0-0.0)	0 (0.0-0.0)	0 (0.0-0.0)	0 (0.0-0.0)	0 (0.0-0.0)	0 (0.0-0.0)	0 (0.0-0.0)	0 (0.0-0.0)	0 (0.0-0.0)	0-2
Other intestinal infectious diseases	0 (0.0-0.0)	0 (0.0-0.0)	0 (0.0-0.0)	0 (0.0-0.0)	0 (0.0-0.0)	0 (0.0-0.0)	0 (0.0-0.0)	0 (0.0-0.0)	0 (0.0-0.0)	0 (0.0-0.0)	0 (0.0-0.0)	0 (0.0-0.0)	0 (0.0-0.0)	0 (0.0-0.0)	0 (0.0-0.0)	0 (0.0-0.0)	0 (0.0-0.0)	0 (0.0-0.0)	0 (0.0-0.0)	0 (0.0-0.0)	0 (0.0-0.0)	0 (0.0-0.0)	0-2
Neglected tropical diseases and malaria	0 (0.0-0.0)	0-3 (0.1-0.9)	1-1 (0.2-3.1)	1 (0.1-3.4)	0-2 (0.0-0.6)	0 (0.0-0.0)	0 (0.0-0.1)	0 (0.0-0.1)	0 (0.0-0.1)	0-1 (0.0-0.3)	0-1 (0.0-0.4)	0-4 (0.1-1.2)	0-3 (0.0-0.9)	0-4 (0.1-1.2)	0-3 (0.0-0.9)	0-3 (0.0-0.9)	0-1 (0.0-0.4)	0-1 (0.0-0.3)	0-1 (0.0-0.3)	0-1 (0.0-0.3)	0-1 (0.0-0.3)	0-1 (0.0-0.3)	4-9
Malaria	0 (0.0-0.0)	0 (0.0-0.0)	0 (0.0-0.0)	0 (0.0-0.0)	0 (0.0-0.0)	0 (0.0-0.0)	0 (0.0-0.0)	0 (0.0-0.0)	0 (0.0-0.0)	0 (0.0-0.0)	0 (0.0-0.0)	0 (0.0-0.0)	0 (0.0-0.0)	0 (0.0-0.0)	0 (0.0-0.0)	0 (0.0-0.0)	0 (0.0-0.0)	0 (0.0-0.0)	0 (0.0-0.0)	0 (0.0-0.0)	0 (0.0-0.0)	0 (0.0-0.0)	0
Chagas disease	0 (0.0-0.0)	0 (0.0-0.0)	0 (0.0-0.0)	0 (0.0-0.0)	0 (0.0-0.0)	0 (0.0-0.0)	0 (0.0-0.0)	0 (0.0-0.0)	0 (0.0-0.0)	0 (0.0-0.0)	0 (0.0-0.0)	0 (0.0-0.0)	0 (0.0-0.0)	0 (0.0-0.0)	0 (0.0-0.0)	0 (0.0-0.0)	0 (0.0-0.0)	0 (0.0-0.0)	0 (0.0-0.0)	0 (0.0-0.0)	0 (0.0-0.0)	0 (0.0-0.0)	0
Leishmaniasis	0 (0.0-0.0)	0 (0.0-0.0)	0 (0.0-0.0)	0 (0.0-0.0)	0 (0.0-0.0)	0 (0.0-0.0)	0 (0.0-0.0)	0 (0.0-0.0)	0 (0.0-0.0)	0 (0.0-0.0)	0 (0.0-0.0)	0 (0.0-0.0)	0 (0.0-0.0)	0 (0.0-0.0)	0 (0.0-0.0)	0 (0.0-0.0)	0 (0.0-0.0)	0 (0.0-0.0)	0 (0.0-0.0)	0 (0.0-0.0)	0 (0.0-0.0)	0 (0.0-0.0)	0
Visceral leishmaniasis	0 (0.0-0.0)	0 (0.0-0.0)	0 (0.0-0.0)	0 (0.0-0.0)	0 (0.0-0.0)	0 (0.0-0.0)	0 (0.0-0.0)	0 (0.0-0.0)	0 (0.0-0.0)	0 (0.0-0.0)	0 (0.0-0.0)	0 (0.0-0.0)	0 (0.0-0.0)	0 (0.0-0.0)	0 (0.0-0.0)	0 (0.0-0.0)	0 (0.0-0.0)	0 (0.0-0.0)	0 (0.0-0.0)	0 (0.0-0.0)	0 (0.0-0.0)	0 (0.0-0.0)	0
Cutaneous and mucocutaneous leishmaniasis	0 (0.0-0.0)	0 (0.0-0.0)	0 (0.0-0.0)	0 (0.0-0.0)	0 (0.0-0.0)	0 (0.0-0.0)	0 (0.0-0.0)	0 (0.0-0.0)	0 (0.0-0.0)	0 (0.0-0.0)	0 (0.0-0.0)	0 (0.0-0.0)	0 (0.0-0.0)	0 (0.0-0.0)	0 (0.0-0.0)	0 (0.0-0.0)	0 (0.0-0.0)	0 (0.0-0.0)	0 (0.0-0.0)	0 (0.0-0.0)	0 (0.0-0.0)	0 (0.0-0.0)	0
African trypanosomiasis	0 (0.0-0.0)	0 (0.0-0.0)	0 (0.0-0.0)	0 (0.0-0.0)	0 (0.0-0.0)	0 (0.0-0.0)	0 (0.0-0.0)	0 (0.0-0.0)	0 (0.0-0.0)	0 (0.0-0.0)	0 (0.0-0.0)	0 (0.0-0.0)	0 (0.0-0.0)	0 (0.0-0.0)	0 (0.0-0.0)	0 (0.0-0.0)	0 (0.0-0.0)	0 (0.0-0.0)	0 (0.0-0.0)	0 (0.0-0.0)	0 (0.0-0.0)	0 (0.0-0.0)	0
Schistosomiasis	0 (0.0-0.0)	0 (0.0-0.0)	0 (0.0-0.0)	0 (0.0-0.0)	0 (0.0-0.0)	0 (0.0-0.0)	0 (0.0-0.0)	0 (0.0-0.0)	0 (0.0-0.0)	0 (0.0-0.0)	0 (0.0-0.0)	0 (0.0-0.0)	0 (0.0-0.0)	0 (0.0-0.0)	0 (0.0-0.0)	0 (0.0-0.0)	0 (0.0-0.0)	0 (0.0-0.0)	0 (0.0-0.0)	0 (0.0-0.0)	0 (0.0-0.0)	0 (0.0-0.0)	0
Cysticercosis	0 (0.0-0.0)	0 (0.0-0.0)	0 (0.0-0.0)	0 (0.0-0.0)	0 (0.0-0.0)	0 (0.0-0.0)	0 (0.0-0.0)	0 (0.0-0.0)	0 (0.0-0.0)	0 (0.0-0.0)	0 (0.0-0.0)	0 (0.0-0.0)	0 (0.0-0.0)	0 (0.0-0.0)	0 (0.0-0.0)	0 (0.0-0.0)	0 (0.0-0.0)	0 (0.0-0.0)	0 (0.0-0.0)	0 (0.0-0.0)	0 (0.0-0.0)	0 (0.0-0.0)	0
Cystic echinococcosis	0 (0.0-0.0)	0 (0.0-0.0)	0 (0.0-0.0)	0 (0.0-0.0)	0 (0.0-0.0)	0 (0.0-0.0)	0 (0.0-0.0)	0 (0.0-0.0)	0 (0.0-0.0)	0 (0.0-0.0)	0 (0.0-0.0)	0 (0.0-0.0)	0 (0.0-0.0)	0 (0.0-0.0)	0 (0.0-0.0)	0 (0.0-0.0)	0 (0.0-0.0)	0 (0.0-0.0)	0 (0.0-0.0)	0 (0.0-0.0)	0 (0.0-0.0)	0 (0.0-0.0)	0
Lymphatic filariasis	0 (0.0-0.0)	0 (0.0-0.0)	0 (0.0-0.0)	0 (0.0-0.0)	0 (0.0-0.0)	0 (0.0-0.0)	0 (0.0-0.0)	0 (0.0-0.0)	0 (0.0-0.0)	0 (0.0-0.0)	0 (0.0-0.0)	0 (0.0-0.0)	0 (0.0-0.0)	0 (0.0-0.0)	0 (0.0-0.0)	0 (0.0-0.0)	0 (0.0-0.0)	0 (0.0-0.0)	0 (0.0-0.0)

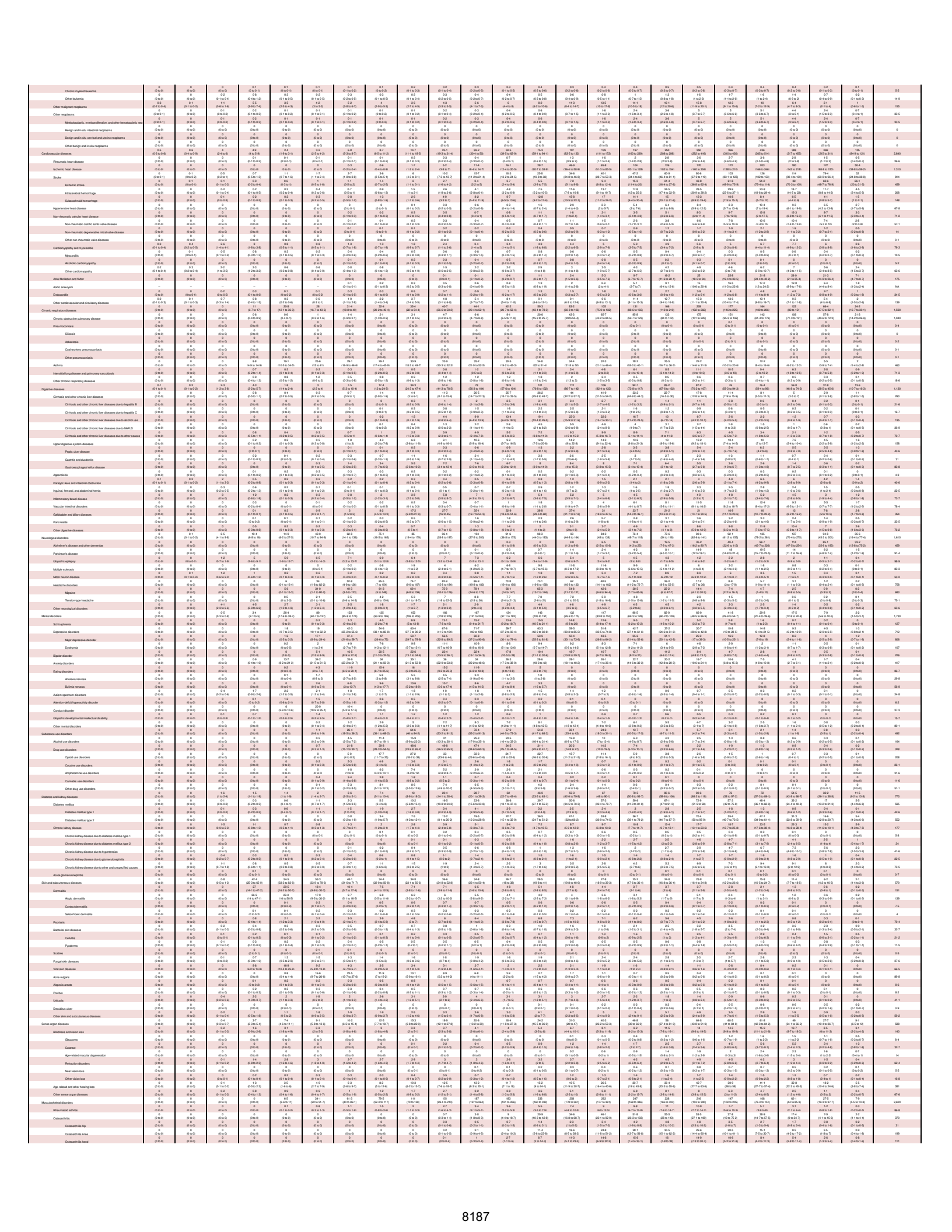

Osteoarthritis other	0 (0 to 0)	0 (0 to 0)	0 (0 to 0)	0 (0 to 0)	0 (0 to 0)	0 (0 to 0)	0 (0 to 0)	0 (0 to 0)	0 (0 to 0)	0 (0 to 0)	0 (0 to 0)	0 (0 to 1)	0 (0 to 0)	0 (0 to 0.5)	0 (0 to 0.5)	0-6 (0 to 1-4)	1-4 (0-6 to 2-6)	2-5 (1-1 to 5-3)	3-4 (1-5 to 7-5)	3-9 (1-9 to 9-4)	4-2 (2 to 9-7)	4-2 (2 to 9-8)	3-2 (1-4 to 6-7)	2-7 (1-4 to 5-4)	1-8 (1 to 3-7)	0-9 (0 to 1-9)	0-3 (0-2 to 0-4)	29-4
Low back pain	0 (0 to 0)	0 (0 to 0)	0 (0 to 0)	0 (0 to 0)	4 (1 to 9)	29-6 (12 to 53-4)	35 (20 to 52-5)	45-2 (26-1 to 72-2)	61-2 (36-2 to 94-9)	77-6 (45-8 to 121)	92-4 (54-1 to 141)	92-4 (52 to 134)	87-4 (52 to 134)	77-4 (44-2 to 120)	118 (72-4 to 177)	119 (74-3 to 175)	119 (68 to 164)	155 (83 to 222)	163 (83 to 235)	161 (84 to 235)	161 (84 to 237)	46-4 (26-4 to 67-9)	36-3 (16-4 to 57-4)	19-7 (9 to 33-4)	2-7 (1-7 to 4)	1,220
Neck pain	0 (0 to 0)	0 (0 to 0)	0 (0 to 0)	2-2 (0-4 to 4-7)	11-8 (2-9 to 31-7)	19-3 (9 to 32)	19-4 (9-1 to 35-3)	22-2 (10-9 to 43-2)	23-5 (10-9 to 43-2)	44-6 (23-5 to 75-2)	44-5 (22-4 to 75-5)	44-7 (22-4 to 75-5)	44-5 (22-4 to 75-5)	38 (21-2 to 59)	41 (24-9 to 59-4)	42 (24-9 to 59-4)	35-8 (17-5 to 54-1)	36-8 (14-6 to 54-9)	37-3 (16-7 to 57-4)	37-1 (16-5 to 57-3)	17-9 (9 to 31-3)	12-7 (4-1 to 23-3)	7-4 (3-9 to 12)	0-7 (0-4 to 1-1)	0-9 (0-4 to 1-5)	478
Gout	0 (0 to 0)	0 (0 to 0)	0 (0 to 0)	0 (0 to 0)	0 (0 to 0)	0 (0 to 0)	0 (0 to 0)	0 (0 to 0)	0 (0 to 0)	0 (0 to 0)	0 (0 to 0)	0 (0 to 0)	0 (0 to 0)	0 (0 to 0)	0 (0 to 0)	0 (0 to 0)	0 (0 to 0)	0 (0 to 0)	0 (0 to 0)	0 (0 to 0)	0 (0 to 0)	0 (0 to 0)	0 (0 to 0)	0 (0 to 0)	0 (0 to 1)	0 (0 to 1)	9-2
Other musculoskeletal disorders	0 (0 to 0)	0 (0 to 0)	0 (0 to 0)	0-2 (0 to 0-9)	0-9 (0-3 to 2-3)	6-8 (3-4 to 11-1)	14-2 (8-7 to 21-4)	25-6 (16-1 to 39-9)	39-5 (23-2 to 55-2)	41-8 (26-3 to 60-1)	47-3 (22-4 to 78-1)	38 (22-4 to 58-1)	46-2 (24-5 to 68-9)	47-3 (26-1 to 72-4)	44-9 (26-2 to 67-1)	38-9 (22-7 to 61)	39-7 (21-7 to 62-1)	31-4 (17-9 to 50-5)	30-1 (12-7 to 52-3)	29-7 (12-3 to 51-7)	13-7 (5-4 to 22-4)	7-3 (3-2 to 12-4)	4-2 (1-5 to 8-9)	1-6 (0-5 to 2-7)	457
Other non-communicable diseases	41-9 (26-5 to 61)	23-1 (17-7 to 30)	101 (70-9 to 139)	49-1 (35 to 65-1)	26-2 (16-1 to 39-6)	35-5 (25-5 to 47-9)	54 (37-8 to 74-9)	69-6 (50-8 to 119)	89-4 (66-3 to 148)	146 (98-5 to 205)	146 (100-5 to 201)	122 (85-5 to 168)	135 (94-4 to 186)	107 (68-2 to 170)	110 (78-1 to 163)	97-1 (68-8 to 132)	98-7 (66-9 to 137)	88-1 (62-5 to 128)	84-9 (48-2 to 136-1)	53-8 (46-1 to 66-4)	39-1 (28-7 to 49-2)	20-6 (12-3 to 28-9)	9-2 (5-1 to 15-6)	1,780
Congenital birth defects	40-6 (28-3 to 60-1)	19 (14-1 to 26-4)	60-4 (39-4 to 89-3)	33 (25 to 45-6)	11-3 (6-2 to 19)	10-3 (7-4 to 14)	9-2 (5-1 to 12)	5-5 (2-7 to 9-1)	6-9 (3-1 to 9-2)	7-6 (3-6 to 12-2)	7-8 (3-4 to 12-3)	6-5 (4-6 to 9)	7 (4-9 to 9-4)	7 (3-9 to 9-2)	6-9 (3-7 to 9-2)	5-3 (2-6 to 7-2)	3-7 (1-6 to 5-1)	1-3 (0-6 to 2)	0-8 (0-3 to 0-9)	0-5 (0-2 to 0-8)	0-3 (0-2 to 0-5)	0-1 (0-1 to 0-2)	0-1 (0-0 to 0-1)	252
Neural tube defects	4 (2-2 to 6-9)	0-9 (0-5 to 1-4)	7-2 (3-1 to 12-3)	0-2 (0-1 to 0-3)	0-6 (0-4 to 0-9)	0-6 (0-4 to 0-9)	0-4 (0-2 to 0-7)	0-5 (0-2 to 0-7)	0-5 (0-3 to 0-7)	0-4 (0-3 to 0-7)	0-4 (0-3 to 0-7)	0-3 (0-2 to 0-5)	0-4 (0-3 to 0-7)	0-3 (0-1 to 0-4)	0-2 (0-1 to 0-3)	0-1 (0-0 to 0-2)	0-1 (0-0 to 0-2)	0-1 (0-0 to 0-2)	0-1 (0-0 to 0-2)	0-1 (0-0 to 0-1)	0-1 (0-0 to 0-1)	0-1 (0-0 to 0-1)	0-1 (0-0 to 0-1)	22
Congenital heart anomalies	8 (3-6 to 19-4)	7 (4 to 13-1)	17-5 (10 to 36)	7 (4 to 12-6)	1-7 (0-9 to 3-2)	1-6 (0-9 to 3-2)	1-6 (0-9 to 3-2)	1-3 (0-6 to 2-3)	1-1 (0-6 to 2-1)	1-2 (0-7 to 2-2)	1-4 (0-8 to 2-3)	1-3 (0-8 to 1-8)	1-2 (0-7 to 1-8)	0-9 (0-5 to 1-4)	0-8 (0-4 to 1-3)	0-4 (0-2 to 0-9)	0-5 (0-2 to 0-8)	0-3 (0-2 to 0-6)	0-1 (0-0 to 0-1)	0-1 (0-0 to 0-1)	0-1 (0-0 to 0-1)	0-1 (0-0 to 0-1)	0-1 (0-0 to 0-1)	54-8
Orofacial clefts	0 (0 to 0)	0-1 (0-0 to 0-2)	0-2 (0-0 to 0-3)	0-1 (0 to 0-2)	0-1 (0-0 to 0-2)	0-1 (0-0 to 0-2)	0-1 (0-0 to 0-2)	0-1 (0-0 to 0-2)	0-1 (0-0 to 0-2)	0-1 (0-0 to 0-2)	0-1 (0-0 to 0-2)	0-1 (0-0 to 0-2)	0-1 (0-0 to 0-2)	0-1 (0-0 to 0-2)	0-1 (0-0 to 0-1)	0-1 (0-0 to 0-1)	0-1 (0-0 to 0-1)	0-1 (0-0 to 0-1)	0-1 (0-0 to 0-1)	0-1 (0-0 to 0-1)	0-1 (0-0 to 0-1)	0-1 (0-0 to 0-1)	0-1 (0-0 to 0-1)	1-7
Down syndrome	1-3 (0-6 to 2-1)	0-4 (0-2 to 0-7)	1-7 (0-9 to 2-9)	1-4 (0-9 to 2-2)	0-7 (0-4 to 1)	0-7 (0-4 to 1)	0-7 (0-5 to 1-1)	0-7 (0-5 to 1-1)	0-7 (0-5 to 1-1)	0-8 (0-5 to 1-3)	0-9 (0-6 to 1-3)	0-9 (0-6 to 1-3)	0-9 (0-6 to 1-3)	1-3 (0-8 to 1-9)	2-2 (1-3 to 3-2)	2-7 (1-6 to 4-1)	2 (1-1 to 3-2)	1-1 (0-6 to 1-6)	0-6 (0-3 to 0-9)	0-3 (0-2 to 0-5)	0-1 (0-0 to 0-2)	0-1 (0-0 to 0-1)	0-1 (0-0 to 0-1)	20-4
Turner syndrome	0 (0 to 0)	0 (0 to 0)	0 (0 to 0)	0-1 (0 to 0-2)	0-1 (0 to 0-2)	0-1 (0 to 0-2)	0-1 (0 to 0-2)	0-1 (0 to 0-2)	0-1 (0 to 0-2)	0-1 (0 to 0-2)	0-1 (0 to 0-2)	0-1 (0 to 0-2)	0-1 (0 to 0-2)	0-1 (0 to 0-1)	0-1 (0 to 0-1)	0-1 (0 to 0-1)	0-1 (0 to 0-1)	0-1 (0 to 0-1)	0-1 (0 to 0-1)	0-1 (0 to 0-1)	0-1 (0 to 0-1)	0-1 (0 to 0-1)	0-1 (0 to 0-1)	0-7
Klinefelter syndrome	0 (0 to 0)	0 (0 to 0)	0 (0 to 0)	0 (0 to 0)	0 (0 to 0)	0 (0 to 0)	0 (0 to 0)	0 (0 to 0)	0 (0 to 0)	0 (0 to 0)	0 (0 to 0)	0 (0 to 0)	0 (0 to 0)	0 (0 to 0)	0 (0 to 0)	0 (0 to 0)	0 (0 to 0)	0 (0 to 0)	0 (0 to 0)	0 (0 to 0)	0 (0 to 0)	0 (0 to 0)	0 (0 to 0)	0 (0 to 0)	6
Other chromosomal abnormalities	2-7 (1-9 to 11-9)	4-1 (2-4 to 6-2)	11-4 (6-1 to 17-9)	4 (2-4 to 6-1)	1-5 (0-9 to 2-5)	1-3 (0-8 to 1-8)	1-2 (0-7 to 1-5)	1 (0-6 to 1-4)	0-9 (0-6 to 1-4)	1 (0-6 to 1-5)	1 (0-7 to 1-4)	0-9 (0-5 to 1-1)	1 (0-7 to 1-4)	0-8 (0-4 to 1-1)	0-6 (0-4 to 1)	0-5 (0-2 to 0-9)	0-2 (0-1 to 0-5)	0-2 (0-1 to 0-3)	0-2 (0-1 to 0-3)	0-1 (0-0 to 0-2)	0-1 (0-0 to 0-2)	0-1 (0-0 to 0-2)	0-1 (0-0 to 0-2)	36-5
Congenital musculoskeletal and limb anomalies	3-2 (1-8 to 5-2)	0-9 (0-5 to 1-3)	0-6 (0-3 to 0-9)	0-2 (0-1 to 0-4)	0-3 (0-1 to 0-6)	0-4 (0-2 to 0-6)	0-5 (0-2 to 0-7)	0-6 (0-3 to 0-8)	0-7 (0-3 to 0-9)	0-8 (0-3 to 1)	0-8 (0-3 to 1)	0-7 (0-3 to 0-9)	0-8 (0-3 to 1)	0-6 (0-3 to 0-8)	0-5 (0-2 to 0-7)	0-4 (0-2 to 0-6)	0-3 (0-2 to 0-5)	0-2 (0-1 to 0-3)	0-2 (0-1 to 0-3)	0-2 (0-1 to 0-3)	0-1 (0-0 to 0-2)	0-1 (0-0 to 0-2)	0-1 (0-0 to 0-1)	42-4
Urogenital congenital anomalies	1-1 (0-7 to 0-8)	0-3 (0-1 to 0-6)	0-6 (0-2 to 1-4)	0-6 (0-3 to 1)	0-4 (0-2 to 0-6)	0-2 (0-1 to 0-4)	0-1 (0-1 to 0-2)	0-1 (0-1 to 0-2)	0-1 (0-1 to 0-2)	0-1 (0-1 to 0-3)	0-1 (0-1 to 0-3)	0-1 (0-0 to 0-1)	0-1 (0-0 to 0-1)	0-1 (0-0 to 0-1)	0-1 (0-0 to 0-1)	0-1 (0-0 to 0-1)	0-1 (0-0 to 0-1)	0-1 (0-0 to 0-1)	0-1 (0-0 to 0-1)	0-1 (0-0 to 0-1)	0-1 (0-0 to 0-1)	0-1 (0-0 to 0-1)	0-1 (0-0 to 0-1)	4-1
Digestive congenital anomalies	5-4 (3-1 to 8-1)	1-3 (0-9 to 2-1)	3-9 (2-4 to 6-1)	1-9 (1-4 to 2-6)	0-5 (0-3 to 0-7)	0-5 (0-3 to 0-8)	0-5 (0-3 to 0-8)	0-5 (0-3 to 0-8)	0-5 (0-3 to 0-8)	0-5 (0-3 to 0-8)	0-5 (0-3 to 0-8)	0-5 (0-3 to 0-8)	0-5 (0-3 to 0-8)	0-5 (0-3 to 0-8)	0-5 (0-3 to 0-8)	0-5 (0-3 to 0-8)	0-5 (0-3 to 0-8)	0-5 (0-3 to 0-8)	0-5 (0-3 to 0-8)	0-5 (0-3 to 0-8)	0-5 (0-3 to 0-8)	0-5 (0-3 to 0-8)	0-5 (0-3 to 0-8)	16-5
Other congenital birth defects	14-4 (9-2 to 19-3)	7-4 (2-1 to 5-6)	15-5 (4-1 to 39-1)	3-5 (0-8 to 8-9)	2-5 (1-7 to 3-8)	2-5 (1-6 to 3-1)	2-5 (1-6 to 3-1)	2-5 (1-6 to 3-2)	2-5 (1-6 to 3-2)	2-5 (1-6 to 3-2)	2-5 (1-6 to 3-2)	2-5 (1-6 to 3-2)	2-5 (1-6 to 3-2)	2-5 (1-6 to 3-2)	2-5 (1-6 to 3-2)	2-5 (1-6 to 3-2)	2-5 (1-6 to 3-2)	2-5 (1-6 to 3-2)	2-5 (1-6 to 3-2)	2-5 (1-6 to 3-2)	2-5 (1-6 to 3-2)	2-5 (1-6 to 3-2)	2-5 (1-6 to 3-2)	53-5
Urinary diseases and male infertility	0-5 (0-0 to 0-1)	0-1 (0-0 to 0-1)	0-4 (0-2 to 0-7)	0-4 (0-2 to 0-6)	0-4 (0-2 to 0-6)	0-4 (0-2 to 0-6)	0-5 (0-4 to 0-9)	1-5 (0-6 to 1-2)	1-5 (1 to 2-1)	2-1 (1-1 to 3-2)	2-2 (1-1 to 3-2)	2-1 (1-1 to 3-2)	2-2 (1-1 to 3-2)	1-9 (0-9 to 2-5)	1-6 (0-8 to 2-2)	1-4 (0-7 to 2-1)	1-1 (0-6 to 1-6)	0-9 (0-4 to 1-3)	0-7 (0-3 to 1)	0-5 (0-2 to 0-8)	0-4 (0-2 to 0-6)	0-4 (0-2 to 0-6)	0-4 (0-2 to 0-6)	97-7
Urolithiasis	0 (0 to 0)	0 (0 to 0)	0 (0 to 0)	0 (0 to 0)	0 (0 to 0)	0 (0 to 0)	0 (0 to 0)	0 (0 to 0)	0 (0 to 0)	0 (0 to 0)	0 (0 to 0)	0 (0 to 0)	0 (0 to 0)	0 (0 to 0)	0 (0 to 0)	0 (0 to 0)	0 (0 to 0)	0 (0 to 0)	0 (0 to 0)	0 (0 to 0)	0 (0 to 0)	0 (0 to 0)	0 (0 to 0)	0 (0 to 0)	7-7
Benign prostatic hyperplasia	0 (0 to 0)	0 (0 to 0)	0 (0 to 0)	0 (0 to 0)	0 (0 to 0)	0 (0 to 0)	0 (0 to 0)	0 (0 to 0)	0 (0 to 0)	0 (0 to 0)	0 (0 to 0)	0 (0 to 0)	0 (0 to 0)	0 (0 to 0)	0 (0 to 0)	0 (0 to 0)	0 (0 to 0)	0 (0 to 0)	0 (0 to 0)	0 (0 to 0)	0 (0 to 0)	0 (0 to 0)	0 (0 to 0)	0 (0 to 0)	0
Male infertility	–	–	–	–	–	–	–	–	–	–	–	–	–	–	–	–	–	–	–	–	–	–	–	–	NA
Other urinary diseases	0 (0 to 0)	0 (0 to 0)	0-1 (0 to 0-2)	0-1 (0 to 0-2)	0-1 (0 to 0-2)	0-1 (0 to 0-2)	0-1 (0 to 0-2)	0-1 (0 to 0-2)	0-2 (0 to 0-3)	0-3 (0 to 0-5)	0-3 (0 to 0-5)	0-2 (0 to 0-4)	0-3 (0 to 0-5)	0-2 (0 to 0-5)	0-3 (0 to 0-5)	0-3 (0 to 0-5)	0-3 (0 to 0-5)	0-2 (0 to 0-4)	0-3 (0 to 0-5)	0-2 (0 to 0-4)	0-2 (0 to 0-4)	0-2 (0 to 0-4)	0-1 (0 to 0-1)	4-3
Gynecological diseases	0 (0 to 0)	0 (0 to 0)	0 (0 to 0)	0 (0 to 0)	34-1 (19-5 to 49-4)	36-1 (20-6 to 51-1)	56-1 (32-7 to 125)	101 (60-5 to 149)	98 (66-9 to 143)	76-8 (50-8 to 111)	76-4 (48-8 to 107)	76-4 (49-2 to 107)	78-4 (49-3 to 109-4)	77-4 (52-3 to 104)	77-4 (49-2 to 107)	77-4 (49-2 to 107)	77-4 (49-2 to 107)	77-4 (49-2 to 107)	77-4 (49-2 to 107)	77-4 (49-2 to 107)	77-4 (49-2 to 107)	77-4 (49-2 to 107)	77-4 (49-2 to 107)	480
Uterine fibroids	0 (0 to 0)	0 (0 to 0)	0 (0 to 0)	0 (0 to 0)	0-1 (0 to 0-2)	0-1 (0 to 0-3)	0-3 (0 to 0-5)	0-3 (0 to 0-6)	1-5 (0-2 to 1-2)	1-5 (0-7 to 3-1)	3 (1 to 6-1)	3-8 (1-7 to 7-2)	4-6 (2 to 9-1)	3-7 (1-7 to 7-1)	4-5 (1 to 9-4)	4-2 (1 to 8-4)	3-8 (1 to 7-6)	3-5 (0-9 to 7-2)	3-1 (0-8 to 6-4)	2-8 (0-7 to 5-6)	2-1 (0 to 4-1)	1-4 (0-3 to 2-9)	0-9 (0 to 1-9)	23-2
Polycystic ovarian syndrome	0 (0 to 0)	0 (0 to 0)	0 (0 to 0)	0 (0 to 0)	0 (0 to 1-6)	0 (0 to 0)	0-3 (0 to 1-5)	0-4 (0 to 2-2)	0-6 (0 to 2-6)	0-7 (0 to 3-4)	0-7 (0 to 3-1)	0-7 (0 to 2-7)	0-7 (0 to 2-5)	0-6 (0 to 2-4)	0-5 (0 to 1-9)	0-5 (0 to 2-1)	0-4 (0 to 1-8)	0-3 (0 to 1-5)	0-3 (0 to 1-2)	0-2 (0 to 1)	0-2 (0 to 1)	0-1 (0 to 0-7)	0-1 (0 to 0-5)	24-4
Female infertility	0 (0 to 0)	0 (0 to 0)	0 (0 to 0)	0 (0 to 0)	0 (0 to 0)	0 (0 to 0)	0 (0 to 0)	0 (0 to 0)	0 (0 to 0)	0 (0 to 0)	0 (0 to 0)	0 (0 to 0)	0 (0 to 0)	0 (0 to 0)	0 (0 to 0)	0 (0 to 0)	0 (0 to 0)	0 (0 to 0)	0 (0 to 0)	0 (0 to 0)	0 (0 to 0)	0 (0 to 0)	0 (0 to 0)	0 (0 to 0)	6-5
Endometriosis	0 (0 to 0)	0 (0 to 0)	0 (0 to 0)	0 (0 to 0)	0 (0 to 0)	0 (0 to 0)	0-1 (0 to 0-3)	0-2 (0 to 0-6)	0-4 (0 to 1)	0-5 (0 to 1-4)	0-6 (0 to 1-5)	0-5 (0 to 1-3)	0-6 (0 to 1-5)	0-5 (0 to 1-3)	0-5 (0 to 1-3)	0-5 (0 to 1-3)	0-5 (0 to 1-3)	0-5 (0 to 1-3)	0-5 (0 to 1-3)	0-5 (0 to 1-3)	0-5 (0 to 1-3)	0-5 (0 to 1-3)	0-5 (0 to 1-3)	47-7
Genital prolapse	0 (0 to 0)	0 (0 to 0)	0 (0 to 0)	0 (0 to 0)	0 (0 to 0)	0 (0 to 0)	0 (0 to 0)	0 (0 to 0)	0 (0 to 0)	0 (0 to 0)	0 (0 to 0)	0 (0 to 0)	0 (0 to 0)	0 (0 to 0)	0 (0 to 0)	0 (0 to 0)	0 (0 to 0)	0 (0 to 0)	0 (0 to 0)	0 (0 to 0)	0 (0 to 0)	0 (0 to 0)	0 (0 to 0)	0 (0 to 0)	1-3
Premenstrual syndrome	0 (0 to 0)	0 (0 to 0)	0 (0 to 0)	0 (0 to 0)	7-5 (3-7 to 12-5)	10 (5-7 to 16-4)	18-6 (9-6 to 32-6)	19-7 (11 to 32)	20-5 (11-5 to 34-6)	24-1 (13-6 to 38-5)	20-4 (11-4 to 32-9)	19-6 (10-9 to 31-6)	20-9 (11-5 to 34-1)	20-4 (11-2 to 34-2)	20-3 (11-2 to 33-7)	20-3 (11-2 to 33-7)	20-3 (11-2 to 33-7)	20-3 (11-2 to 33-7)	20-3 (11-2 to 33-7)	20-3 (11-2 to 33-7)	20-3 (11-2 to 33-7)	20-3 (11-2 to 33-7)	20-3 (11-2 to 33-7)	150
Other gynecological diseases	0 (0 to 0)	0 (0 to 0)	0 (0 to 0)	0 (0 to 0)	0-1 (0 to 0-4)	4-6 (2-2 to 9)	9-3 (4-7 to 17-7)	50-3 (27-9 to 80-9)	57-6 (34-6 to 90-1)	65-1 (38-5 to 103)	61-8 (34-3 to 94-9)	61-8 (34-3 to 94-9)	60-4 (34-2 to 91-3)	41 (21 to 64-5)	29-5 (17-3 to 44-2)	19-6 (11 to 30-5)	15-2 (8-9 to 23-2)	11-2 (7 to 16-9)	6-3 (2-8 to 9-3)	4 (2 to 6-4)	2-3 (1 to 3-5)	1 (0 to 1-5)	0-3 (0 to 0-5)	420
Hemoglobinopathies and hemolytic anemias	0-1 (0 to 0-1)	0-4 (0 to 0-9)	1-8 (0-4 to 4-7)	1-6 (0-3 to 3-7)	0-4 (0 to 0-9)	0-4 (0 to 0-8)	3 (0-5 to 7-6)	2-5 (0-5 to 7-7)	2-6 (0-5 to 7-2)	2-5 (0-5 to 7-2)	1-5 (0-4 to 3-6)	1-3 (0-4 to 3-7)	1-5 (0-5 to 3-6)	1-1 (0-4 to 2-8)	1-1 (0-4 to 2-6)	1-2 (0-4 to 3-2)	1-2 (0-4 to 3-2)	1-1 (0-5 to 2-6)	0-8 (0-3 to 1-7)	0-9 (0-3 to 1-9)	0-7 (0-3 to 1-6)	0-6 (0-2 to 1-3)	0-5 (0-1 to 1-2)	27-6
Thalassemias	0 (0 to 0)	0 (0 to 0)	0-1 (0 to 0-1)	0 (0 to 0)	0 (0 to 0)	0 (0 to 0)	0 (0 to 0)	0 (0 to 0)	0 (0 to 0)	0 (0 to 0)	0 (0 to 0)	0 (0 to 0)	0 (0 to 0)	0 (0 to 0)	0 (0 to 0)	0 (0 to 0)	0 (0 to 0)	0 (0 to 0)	0 (0 to 0)	0 (0 to 0)	0 (0 to 0)	0 (0 to 0)	0 (0 to 0)	0 (0 to 0)	0-2
Thalassemias trait	0-1 (0 to 0-2)	0-2 (0 to 0-4)	0-6 (0 to 1-4)	0-4 (0 to 0-9)	0-1 (0 to 0-3)	0 (0 to 0)	0-9 (0 to 2-2)	0-8 (0 to 2-2)	0-8 (0 to 1-9)	0-8 (0 to 1-8)	0-8 (0 to 1-7)	0-8 (0 to 1-7)	0-9 (0 to 1-8)	0-3 (0 to 0-9)	0-3 (0 to 0-9)	0-2 (0 to 0-6)	0-2 (0 to 0-5)	0-1 (0 to 0-4)	0-1 (0 to 0-4)	0-1 (0 to 0-3)	0-1 (0 to 0-3)	0-1 (0 to 0-2)	0-1 (0 to 0-1)	5-8
Sickle cell disorders	0 (0 to 0)	0-2 (0 to 0-2)	0-6 (0 to 1)	0-3 (0 to 0-8)	0-3 (0 to 0-6)	0-3 (0 to 0-6)	0-3 (0 to 0-6)	0-3 (0 to 0-6)	0-2 (0 to 0-5)	0-2 (0 to 0-5)	0-2 (0 to 0-5)	0-2 (0 to 0-5)	0-2 (0 to 0-5)	0-2 (0 to 0-5)	0-1 (0 to 0-3)	0-1 (0 to 0-3)	0-1 (0 to 0-3)	0-1 (0 to 0-3)	0-1 (0 to 0-3)	0-1 (0 to 0-3)	0-1 (0 to 0-3)	0-1 (0 to 0-3)	0-1 (0 to 0-3)	3-3
Sickle cell trait	0 (0 to 0)	0-1 (0 to 0-1)	0-4 (0 to 1)	0-5 (0 to 1-7)	0-1 (0 to 0-4)	0-1 (0 to 0-3)	1-6 (0 to 3-5)	1-5 (0 to 4-6)	1-3 (0 to 3-9)	1-1 (0 to 4-1)	1-1 (0 to 3-7)	1-1 (0 to 3-7)	1-1 (0 to 3-7)	0-9 (0 to 3-4)	0-8 (0 to 3-1)	0-8 (0 to 3-1)	0-8 (0 to 3-1)	0-8 (0 to 3-1)	0-8 (0 to 3-1)	0-8 (0 to 3-1)	0-8 (0 to 3-1)	0-8 (0 to 3-1)	0-8 (0 to 3-1)	8-4
G6PD deficiency	0 (0 to 0)	0 (0 to 0)	0 (0 to 0)	0 (0 to 0)	0 (0 to 0)	0 (0 to 0)	0 (0 to 0)	0 (0 to 0)	0 (0 to 0)	0 (0 to 0)	0 (0 to 0)	0 (0 to 0)	0 (0 to 0)	0 (0 to 0)	0 (0 to 0)	0 (0 to 0)	0 (0 to 0)	0 (0 to 0)	0 (0 to 0)	0 (0 to 0)	0 (0 to 0)	0 (0 to 0)	0 (0 to 0)	0 (0 to 0)	1
G6PD trait	0 (0 to 0)	0 (0 to 0)	0 (0 to 0)	0 (0 to 0)	0 (0 to 0)	0 (0 to 0)	0 (0 to 0)	0 (0 to 0)	0 (0 to 0)	0 (0 to 0)	0 (0 to 0)	0 (0 to 0)	0 (0 to 0)	0 (0 to 0)	0 (0 to 0)	0 (0 to 0)	0 (0 to 0)	0 (0 to 0)	0 (0 to 0)	0 (0 to 0)	0 (0 to 0)	0 (0 to 0)	0 (0 to 0)	0 (0 to 0)	0-1
Other hemoglobinopathies and hemolytic anemias	0 (0 to 0)	0 (0 to 0)	0-1 (0 to 0-2)	0-4 (0 to 1-4)	0-4 (0 to 0-9)	0-3 (0 to 0-7)	0-2 (0 to 0-5)	0-1 (0 to 0-4)	0-2 (0 to 0-6)	0-2 (0 to 0-6)	0-2 (0 to 0-6)	0-2 (0 to 0-6)	0-2 (0 to 0-6)	0-5 (0 to 1-4)	0-5 (0 to 1-4)	0-6 (0 to 1-5)	0-5 (0 to 1-4)	0-7 (0 to 1-7)	0-8 (0 to 2-1)	0-8 (0 to 2-1)	0-7 (0 to 1-7)	0-7 (0 to 1-7)	0-6 (0 to 1-7)	8-8
Endocrine, metabolic, blood, and immune disorders	11-1 (7-6 to 17-6)	11-1 (7-7 to 15-8)	27-7 (4 to 70-2)	13 (9 to 17-6)	14-5 (9-5 to 19-6)	15-2 (9-1 to 23-4)	12-3 (6-4 to 19-4)	12-8 (7-5 to 17-1)	11-4 (7-5 to 17-1)	14 (9-7 to 21-4)	17-9 (11-1 to 28-6)	20-4 (12-1 to 31-1)	22 (13-7 to 32-9)	21-3 (13-1 to 32-4)	20-7 (13-6 to 30-6)	19-9 (13-2 to 28-6)	19-6 (13-2 to 28-6)	17-3 (11-5 to 25-3)	11-4 (7-4 to 16-9)	6-2 (4-2 to 9-1)	2-7 (1-8 to 4)	0-3 (0-2 to 0-4)	378
Oral disorders	1 (1 to 1-1)	1-9 (1-1 to 2-7)	2-8 (1-6 to 4-7)	2-5 (1-5 to 3-6)	1-9 (1-1 to 2-7)	2-2 (1-2 to 3-7)	5-7 (3-2 to 9-2)	8 (4-5 to 12-9)	10-8 (6-2 to 17-7)	12 (7-4 to 21-9)	12-9 (7-3 to 21-9)	17-7 (10-2 to 29-5)	22-5 (12-7 to 37-4)	27-6 (15-4 to 43)	31-4 (18-5 to 52-3)	36-5 (22-4 to 56-3)	37-9 (22-4 to 59-3)	27-5 (17-2 to 42-7)	21-7 (13-3 to 31-7)	13-4 (8-5 to 19-4)	6-2 (4 to 9)	1-8 (1-1 to 2-4)	357
Caries of deciduous teeth	0 (0 to 0)	0 (0 to 0)	0 (0 to 0)	0 (0 to 0-7)	0 (0 to 1-4)	0 (0 to 0-1)	0 (0 to 0)	0 (0 to 0)	0 (0 to 0)	0 (0 to 0)	0 (0 to 0)	0 (0 to 0)	0 (0 to 0)	0 (0 to 0)	0 (0 to 0)	0 (0 to 0)	0 (0 to 0)	0 (0 to 0)	0 (0 to 0)	0 (0 to 0)	0 (0 to 0)	0 (0 to 0)	0 (0 to 0)	0-9
Caries of permanent teeth	0 (0 to 0)	0 (0 to 0)	0 (0 to 0)	0 (0 to 0)	1-5 (0-2 to 3-1)	1-5 (0-6 to 3-2)	1-7 (0-8 to 3-6)	1-7 (0-7 to 3-6)	1-8 (0-7 to 3-8)	1-6 (0-6 to 4-2)	1-6 (0-6 to 4-2)	1-6 (0-7 to 3-4)	1-7 (0-7 to 3-7)	1-7 (0-7 to 3-7)	1-7 (0-7 to 3-7)	1-8 (0-8 to 3-6)	1-8 (0-8 to 3-6)	1-5 (0-5 to 2-4)	0-8 (0-4 to 1-7)	0-6 (0-3 to 1-2)	0-4 (0-2 to 0-9)	0-2 (0-1 to 0-5)	0-2 (0-1 to 0-5)	22-8
Periodontal diseases	0 (0 to 0)	0 (0 to 0)	0 (0 to 0)	0 (0 to 0)	0-1 (0 to 0-3)	0-1 (0 to 0-3)	0-1 (0 to 0-3)	0-1 (0 to 0-3)	0-2 (0 to 0-4)	0-3 (0 to 0-6)	0-3 (0 to 0-6)	0-3 (0 to 0-6)	0-3 (0 to 0-6)	0-3 (0 to 0-6)	0-3 (0 to 0-6)	0-3 (0 to 0-6)	0-3 (0 to 0-6)	0-3 (0 to 0-6)	0-3 (0 to 0-6)	0-3 (0 to 0-6)	0-3 (0 to 0-6)	0-3 (0 to 0-6)	0-3 (0 to 0-6)	42-3
Other oral disorders	0 (0 to 0)	0 (0 to 0)	0 (0 to 0)	0 (0 to 0-2)	3 (1 to 6-9)	3-2 (1 to 6-4)	3-7 (1 to 6-9)	3-7 (1 to 6-9)	3-7 (2 to 5-7)	4-3 (2 to 6-4)	4-3 (2 to 6-4)	3-6 (2 to 5-4)	3-8 (2 to 5-8)	3-5 (2 to 5-4)	3-5 (2 to 5-3)	3-5 (1 to 5-2)	3-5 (1 to 5-2)	2-5 (1 to 4-3)	1-7 (1 to 3-2)	1-1 (0 to 2-2)	0-7 (0 to 1-4)	0-3 (0 to 0-5)	0-3 (0 to 0-5)	47-6
Sudden infant death syndrome	0-8 (0 to 4-2)	0-8 (0 to 3-4)	0-8 (0 to 3-4)	–	–	–	–	–	–	–	–	–	–	–	–	–	–	–	–	–	–	–	–	NA
Injuries	0-4 (0-3 to 0-5)	0-5 (0-4 to 0-6)	0-5 (0 to 0-9)	19 (16 to 22-5)	18-3 (14-1 to 23

SR Table 2b: Knowsley DALYS by cause and age group for females with 95% uncertainty intervals. 2019

Cause	Early Neonatal	Late Neonatal	Post Neonatal	1 to 4	5 to 9	10 to 14	15 to 19	20 to 24	25 to 29	30 to 34	35 to 39	40 to 44	45 to 49	50 to 54	55 to 59	60 to 64	65 to 69	70 to 74	75 to 79	80 to 84	85 to 89	90 to 94	95 plus	Total
All causes	787 (694.2 to 1,128)	787 (557.7 to 1,064)	787 (564.5 to 1,064)	787 (1,122.9 to 2,000)	787 (1,064.2 to 2,000)	787 (1,064.2 to 3,079)	787 (1,064.2 to 3,079)	787 (1,064.2 to 3,079)	787 (1,064.2 to 3,079)	787 (1,064.2 to 3,079)	787 (1,064.2 to 3,079)	787 (1,064.2 to 3,079)	787 (1,064.2 to 3,079)	787 (1,064.2 to 3,079)	787 (1,064.2 to 3,079)	787 (1,064.2 to 3,079)	787 (1,064.2 to 3,079)	787 (1,064.2 to 3,079)	787 (1,064.2 to 3,079)	787 (1,064.2 to 3,079)	787 (1,064.2 to 3,079)	787 (1,064.2 to 3,079)	24,000
Communicable, maternal, neonatal, and nutritional diseases	787 (594.2 to 1,128)	787 (557.7 to 1,064)	787 (564.5 to 1,064)	787 (1,122.9 to 2,000)	787 (1,064.2 to 2,000)	787 (1,064.2 to 3,079)	787 (1,064.2 to 3,079)	787 (1,064.2 to 3,079)	787 (1,064.2 to 3,079)	787 (1,064.2 to 3,079)	787 (1,064.2 to 3,079)	787 (1,064.2 to 3,079)	787 (1,064.2 to 3,079)	787 (1,064.2 to 3,079)	787 (1,064.2 to 3,079)	787 (1,064.2 to 3,079)	787 (1,064.2 to 3,079)	787 (1,064.2 to 3,079)	787 (1,064.2 to 3,079)	787 (1,064.2 to 3,079)	787 (1,064.2 to 3,079)	787 (1,064.2 to 3,079)	1,000
HIV/AIDS and sexually transmitted infections	2.6 (0.4 to 4.3)	0.9 (0.2 to 1.6)	1.1 (0.4 to 2.0)	0.2 (0.1 to 0.3)	0.1 (0.1 to 0.1)	0.1 (0.1 to 0.1)	0.3 (0.2 to 0.4)	0.6 (0.3 to 1.1)	1.6 (1.1 to 2.2)	2.7 (1.7 to 4.1)	2.1 (2 to 4.7)	2.7 (1.6 to 4.5)	2.1 (1.2 to 3.1)	1.3 (0.9 to 2)	1.2 (0.8 to 1.8)	0.9 (0.4 to 1.5)	0.6 (0.3 to 1.2)	0.4 (0.4 to 0.9)	0.4 (0.3 to 0.7)	0.3 (0.2 to 0.4)	0.1 (0.2 to 0.3)	0.1 (0.1 to 0.2)	24.1
HIV/AIDS	0 (0 to 0)	0 (0 to 0)	0.1 (0.1 to 0.1)	0.1 (0.1 to 0.1)	0 (0 to 0)	0 (0 to 0)	0.1 (0.1 to 0.1)	0.1 (0.1 to 0.2)	0.4 (0.3 to 0.6)	0.6 (0.4 to 0.9)	0.5 (0.3 to 0.7)	0.4 (0.3 to 0.6)	0.4 (0.2 to 0.5)	0.3 (0.2 to 0.5)	0.3 (0.2 to 0.5)	0.3 (0.2 to 0.5)	0.2 (0.1 to 0.3)	0.1 (0 to 0.1)	0.1 (0 to 0.1)	0 (0 to 0)	0 (0 to 0)	0 (0 to 0)	4.1
HIV/AIDS - Drug-susceptible Tuberculosis	0 (0 to 0)	0 (0 to 0)	0 (0 to 0)	0 (0 to 0)	0 (0 to 0)	0 (0 to 0)	0 (0 to 0)	0 (0 to 0)	0 (0 to 0)	0 (0 to 0)	0 (0 to 0)	0 (0 to 0)	0 (0 to 0)	0 (0 to 0)	0 (0 to 0)	0 (0 to 0)	0 (0 to 0)	0 (0 to 0)	0 (0 to 0)	0 (0 to 0)	0 (0 to 0)	0 (0 to 0)	0 (0 to 0)	0.5
HIV/AIDS - Multidrug-resistant Tuberculosis without extensive dr...	0 (0 to 0)	0 (0 to 0)	0 (0 to 0)	0 (0 to 0)	0 (0 to 0)	0 (0 to 0)	0 (0 to 0)	0 (0 to 0)	0 (0 to 0)	0 (0 to 0)	0 (0 to 0)	0 (0 to 0)	0 (0 to 0)	0 (0 to 0)	0 (0 to 0)	0 (0 to 0)	0 (0 to 0)	0 (0 to 0)	0 (0 to 0)	0 (0 to 0)	0 (0 to 0)	0 (0 to 0)	0 (0 to 0)	0
HIV/AIDS - Extensively drug-resistant Tuberculosis	0 (0 to 0)	0 (0 to 0)	0 (0 to 0)	0 (0 to 0)	0 (0 to 0)	0 (0 to 0)	0 (0 to 0)	0 (0 to 0)	0 (0 to 0)	0 (0 to 0)	0 (0 to 0)	0 (0 to 0)	0 (0 to 0)	0 (0 to 0)	0 (0 to 0)	0 (0 to 0)	0 (0 to 0)	0 (0 to 0)	0 (0 to 0)	0 (0 to 0)	0 (0 to 0)	0 (0 to 0)	0 (0 to 0)	0
HIV/AIDS resulting in other diseases	0 (0 to 0)	0 (0 to 0)	0 (0 to 0)	0 (0 to 0)	0 (0 to 0)	0 (0 to 0)	0 (0 to 0)	0 (0 to 0)	0 (0 to 0)	0 (0 to 0)	0 (0 to 0)	0 (0 to 0)	0 (0 to 0)	0 (0 to 0)	0 (0 to 0)	0 (0 to 0)	0 (0 to 0)	0 (0 to 0)	0 (0 to 0)	0 (0 to 0)	0 (0 to 0)	0 (0 to 0)	0 (0 to 0)	3.6
Sexually transmitted infections excluding HIV	2.6 (0.4 to 4.3)	0.8 (0.2 to 1.6)	1 (0.3 to 2.4)	0.1 (0 to 0.1)	0 (0 to 0)	0 (0 to 0)	0.1 (0 to 0.3)	0.2 (0 to 0.4)	0.7 (0.4 to 1)	1.5 (0.9 to 2.4)	2.3 (1.4 to 3.7)	2.4 (1.4 to 4.4)	2.2 (1.2 to 3.9)	1.5 (0.9 to 2.7)	0.9 (0.6 to 1.6)	0.6 (0.3 to 1.1)	0.4 (0.2 to 0.9)	0.5 (0.2 to 0.6)	0.4 (0.2 to 0.6)	0.2 (0.2 to 0.4)	0.1 (0.1 to 0.2)	0.1 (0.1 to 0.2)	20
Syphilis	2.6 (0.4 to 4.3)	0.8 (0.2 to 1.6)	1 (0.3 to 2.4)	0.1 (0 to 0.1)	0 (0 to 0)	0 (0 to 0)	0 (0 to 0)	0 (0 to 0)	0 (0 to 0)	0 (0 to 0)	0 (0 to 0)	0 (0 to 0)	0 (0 to 0)	0 (0 to 0)	0 (0 to 0)	0 (0 to 0)	0 (0 to 0)	0 (0 to 0)	0 (0 to 0)	0 (0 to 0)	0 (0 to 0)	0 (0 to 0)	0 (0 to 0)	4.7
Chlamydial infection	0 (0 to 0)	0 (0 to 0)	0 (0 to 0)	0 (0 to 0)	0 (0 to 0)	0 (0 to 0)	0 (0 to 0.1)	0 (0 to 0.1)	0.4 (0.2 to 0.7)	0.5 (0.3 to 0.9)	0.4 (0.2 to 0.7)	0.3 (0.2 to 0.6)	0.1 (0 to 0.4)	0.1 (0 to 0.3)	0.1 (0 to 0.3)	0.1 (0 to 0.2)	0 (0 to 0.1)	0 (0 to 0.1)	0 (0 to 0.1)	0 (0 to 0)	0 (0 to 0)	0 (0 to 0)	3
Gonococcal infection	0 (0 to 0)	0 (0 to 0)	0 (0 to 0)	0 (0 to 0)	0 (0 to 0)	0 (0 to 0)	0 (0 to 0.1)	0 (0 to 0.1)	0.1 (0 to 0.2)	0.2 (0.1 to 0.3)	0.2 (0.1 to 0.3)	0.2 (0.1 to 0.3)	0.2 (0.1 to 0.3)	0.1 (0.1 to 0.2)	0.1 (0.1 to 0.2)	0.2 (0.1 to 0.2)	0.1 (0.1 to 0.2)	0.1 (0.1 to 0.2)	0.2 (0.1 to 0.2)	0.1 (0.1 to 0.2)	0.1 (0 to 0.1)	0 (0 to 0.1)	2
Trichomoniasis	0 (0 to 0)	0 (0 to 0)	0 (0 to 0)	0 (0 to 0)	0 (0 to 0)	0 (0 to 0)	0 (0 to 0.1)	0 (0 to 0.1)	0.2 (0.1 to 0.4)	0.2 (0.1 to 0.4)	0.2 (0.1 to 0.3)	0.2 (0.1 to 0.4)	0.2 (0.1 to 0.3)	0.2 (0.1 to 0.3)	0.2 (0.1 to 0.3)	0.2 (0.1 to 0.3)	0.1 (0 to 0.2)	0.1 (0 to 0.2)	0.1 (0 to 0.2)	0 (0 to 0.1)	0 (0 to 0.1)	0 (0 to 0)	1.9
Genital herpes	0 (0 to 0)	0 (0 to 0)	0 (0 to 0)	0 (0 to 0)	0 (0 to 0)	0 (0 to 0)	0 (0 to 0.1)	0 (0 to 0.2)	0.1 (0 to 0.2)	0.2 (0.1 to 0.3)	0.2 (0.1 to 0.3)	0.2 (0.1 to 0.4)	0.2 (0.1 to 0.4)	0.2 (0.1 to 0.3)	0.1 (0.1 to 0.3)	0.1 (0 to 0.2)	0.1 (0 to 0.2)	0.1 (0 to 0.2)	0.1 (0 to 0.2)	0 (0 to 0.1)	0 (0 to 0.1)	0 (0 to 0)	2.3
Other sexually transmitted infections	0 (0 to 0)	0 (0 to 0)	0 (0 to 0)	0 (0 to 0)	0 (0 to 0)	0 (0 to 0)	0 (0 to 0.1)	0 (0.1 to 0.4)	0.1 (0.1 to 0.2)	0.2 (0.1 to 0.3)	0.2 (0.1 to 0.3)	0.2 (0.1 to 0.3)	0.2 (0.1 to 0.3)	0.2 (0.1 to 0.3)	0.2 (0.1 to 0.3)	0.2 (0.1 to 0.3)	0.1 (0.1 to 0.2)	0.1 (0.1 to 0.2)	0.1 (0.1 to 0.2)	0 (0 to 0.1)	0 (0 to 0.1)	0 (0 to 0)	6
Respiratory infections and tuberculosis	10.7 (7.1 to 14)	10.7 (7.1 to 13)	3.4 (1.4 to 7.9)	5.6 (4.2 to 7.6)	5.6 (4.6 to 6.9)	5.6 (3.9 to 10.4)	5.6 (4.4 to 10.2)	5.6 (3.2 to 11.5)	5.6 (4.2 to 12.9)	5.6 (4.2 to 12.8)	5.6 (3.9 to 12.7)	5.6 (4.4 to 15.3)	5.6 (4.4 to 18.7)	5.6 (4 to 17.2)	5.6 (12.2 to 22)	5.6 (17.3 to 32.4)	5.6 (22.1 to 43.3)	5.6 (22.3 to 46.4)	5.6 (22.7 to 51.5)	5.6 (24.1 to 57.2)	5.6 (24.7 to 57.1)	5.6 (51.1 to 97.3)	753
Tuberculosis	0 (0 to 0)	0 (0 to 0)	0 (0 to 0)	0 (0 to 0.1)	0 (0 to 0)	0 (0 to 0)	0 (0 to 0.1)	0 (0 to 0.2)	0.3 (0.2 to 0.4)	0.5 (0.3 to 0.8)	0.5 (0.3 to 0.7)	0.4 (0.3 to 0.6)	0.4 (0.2 to 0.5)	0.4 (0.3 to 0.6)	0.6 (0.4 to 0.9)	0.6 (0.5 to 1)	0.5 (0.4 to 1.2)	0.5 (0.4 to 1.2)	0.6 (0.4 to 1.1)	0.6 (0.7 to 1.5)	0.6 (0.7 to 1.5)	0.6 (0.9 to 2.3)	10.1
Latent tuberculosis infection	0 (0 to 0)	0 (0 to 0)	0 (0 to 0)	0 (0 to 0)	0 (0 to 0)	0 (0 to 0)	0 (0 to 0)	0 (0 to 0)	0 (0 to 0)	0 (0 to 0)	0 (0 to 0)	0 (0 to 0)	0 (0 to 0)	0 (0 to 0)	0 (0 to 0)	0 (0 to 0)	0 (0 to 0)	0 (0 to 0)	0 (0 to 0)	0 (0 to 0)	0 (0 to 0)	0 (0 to 0)	0 (0 to 0)	0
Drug-susceptible tuberculosis	0 (0 to 0)	0 (0 to 0)	0 (0 to 0)	0 (0 to 0)	0 (0 to 0)	0 (0 to 0)	0 (0 to 0.1)	0 (0 to 0.1)	0.3 (0.2 to 0.4)	0.4 (0.2 to 0.6)	0.4 (0.3 to 0.7)	0.4 (0.3 to 0.6)	0.4 (0.2 to 0.5)	0.3 (0.3 to 0.4)	0.5 (0.4 to 0.9)	0.5 (0.4 to 1.2)	0.5 (0.4 to 1.2)	0.5 (0.4 to 1.2)	0.5 (0.4 to 1.1)	0.6 (0.7 to 1.4)	0.6 (0.7 to 1.4)	0.6 (0.9 to 2.3)	9.6
Multidrug-resistant tuberculosis without extensive drug-resistance	0 (0 to 0)	0 (0 to 0)	0 (0 to 0)	0 (0 to 0)	0 (0 to 0)	0 (0 to 0)	0 (0 to 0)	0 (0 to 0)	0 (0 to 0)	0 (0 to 0)	0 (0 to 0)	0 (0 to 0)	0 (0 to 0)	0 (0 to 0)	0 (0 to 0)	0 (0 to 0)	0 (0 to 0)	0 (0 to 0)	0 (0 to 0)	0 (0 to 0)	0 (0 to 0)	0 (0 to 0)	0 (0 to 0)	0.2
Extensively drug-resistant tuberculosis	0 (0 to 0)	0 (0 to 0)	0 (0 to 0)	0 (0 to 0)	0 (0 to 0)	0 (0 to 0)	0 (0 to 0)	0 (0 to 0)	0 (0 to 0)	0 (0 to 0)	0 (0 to 0)	0 (0 to 0)	0 (0 to 0)	0 (0 to 0)	0 (0 to 0)	0 (0 to 0)	0 (0 to 0)	0 (0 to 0)	0 (0 to 0)	0 (0 to 0)	0 (0 to 0)	0 (0 to 0)	0 (0 to 0)	0.1
Lower respiratory infections	9.9 (6.4 to 13.4)	9.9 (6.4 to 13.3)	2.7 (1.2 to 6.1)	5.3 (3.4 to 6.7)	5.1 (3.7 to 6.1)	1.7 (1.1 to 2.5)	2.2 (1.4 to 3.2)	3.2 (2 to 4.2)	4.8 (2.9 to 6.2)	4.8 (3 to 6.7)	4.8 (3.3 to 7.1)	4.8 (4 to 6.9)	4.8 (3.2 to 7.1)	4.8 (3.7 to 7.2)	4.8 (7.8 to 10.9)	4.8 (11.8 to 16.2)	4.8 (12.3 to 16.4)	4.8 (14.6 to 20.4)	4.8 (15.1 to 21.2)	4.8 (15.9 to 22.5)	4.8 (15.9 to 22.5)	4.8 (15.9 to 22.5)	463
Upper respiratory infections	0 (0 to 0)	0 (0 to 0)	0 (0 to 0)	0.1 (0.1 to 0.1)	0.1 (0.1 to 0.1)	0.1 (0.1 to 0.1)	0.1 (0.1 to 0.2)	0.1 (0.1 to 0.2)	0.2 (0.1 to 0.3)	0.2 (0.1 to 0.3)	0.2 (0.1 to 0.3)	0.2 (0.1 to 0.3)	0.2 (0.1 to 0.3)	0.2 (0.1 to 0.3)	0.2 (0.1 to 0.3)	0.2 (0.1 to 0.3)	0.2 (0.1 to 0.3)	0.2 (0.1 to 0.3)	0.2 (0.1 to 0.3)	0.2 (0.1 to 0.3)	0.2 (0.1 to 0.3)	0.2 (0.1 to 0.3)	66.3
Otitis media	0 (0 to 0)	0 (0 to 0)	0.2 (0.1 to 0.4)	0.7 (0.4 to 2)	0.7 (0.4 to 2.1)	0.7 (0.4 to 1.6)	0.7 (0.4 to 1.4)	0.7 (0.3 to 1.4)	0.7 (0.4 to 1.2)	0.7 (0.3 to 1.1)	0.7 (0.3 to 1.1)	0.7 (0.3 to 1.4)	0.7 (0.3 to 1.2)	0.7 (0.4 to 1.1)	0.7 (0.5 to 1.2)	0.7 (0.5 to 1.1)	0.7 (0.3 to 1.4)	0.7 (0.3 to 1.6)	0.7 (0.3 to 1.5)	0.7 (0.3 to 1.5)	0.7 (0.3 to 1.5)	0.7 (0.3 to 1.5)	13.6
Enteric infections	0.1 (0.1 to 0.1)	0.3 (0.2 to 0.5)	4 (2.6 to 5.7)	2.6 (3.4 to 9.3)	1.8 (2.9 to 5.1)	1.4 (1.6 to 2.3)	1.4 (1.6 to 2.3)	1.4 (1.6 to 2.3)	1.5 (1.9 to 2.4)	1.7 (1.9 to 2.6)	1.7 (1.9 to 2.6)	1.5 (1.9 to 2.2)	1.4 (1.7 to 1.9)	1.4 (1.6 to 1.9)	1.6 (1.9 to 2.1)	1.4 (1.2 to 2.9)	1.2 (1.1 to 3.4)	1.2 (1.1 to 4.2)	1.2 (1.1 to 4.5)	1.2 (1.1 to 4.5)	1.2 (1.1 to 4.5)	1.2 (1.1 to 4.5)	77.1
Diarrheal diseases	0.1 (0.1 to 0.1)	0.3 (0.2 to 0.5)	3.9 (2.6 to 5.7)	2.6 (3.4 to 9.3)	1.8 (2.9 to 5.1)	1.4 (1.6 to 2.3)	1.4 (1.6 to 2.3)	1.4 (1.6 to 2.3)	1.5 (1.9 to 2.4)	1.7 (1.9 to 2.6)	1.7 (1.9 to 2.6)	1.5 (1.9 to 2.2)	1.4 (1.7 to 1.9)	1.4 (1.6 to 1.9)	1.6 (1.9 to 2.1)	1.4 (1.2 to 2.9)	1.2 (1.1 to 3.4)	1.2 (1.1 to 4.2)	1.2 (1.1 to 4.5)	1.2 (1.1 to 4.5)	1.2 (1.1 to 4.5)	1.2 (1.1 to 4.5)	76.9
Typhoid and paraphyoid	0 (0 to 0)	0 (0 to 0)	0 (0 to 0)	0 (0 to 0)	0 (0 to 0)	0 (0 to 0)	0 (0 to 0)	0 (0 to 0)	0 (0 to 0)	0 (0 to 0)	0 (0 to 0)	0 (0 to 0)	0 (0 to 0)	0 (0 to 0)	0 (0 to 0)	0 (0 to 0)	0 (0 to 0)	0 (0 to 0)	0 (0 to 0)	0 (0 to 0)	0 (0 to 0)	0 (0 to 0)	0 (0 to 0)	0
Typhoid fever	0 (0 to 0)	0 (0 to 0)	0 (0 to 0)	0 (0 to 0)	0 (0 to 0)	0 (0 to 0)	0 (0 to 0)	0 (0 to 0)	0 (0 to 0)	0 (0 to 0)	0 (0 to 0)	0 (0 to 0)	0 (0 to 0)	0 (0 to 0)	0 (0 to 0)	0 (0 to 0)	0 (0 to 0)	0 (0 to 0)	0 (0 to 0)	0 (0 to 0)	0 (0 to 0)	0 (0 to 0)	0 (0 to 0)	0
Paratyphoid fever	0 (0 to 0)	0 (0 to 0)	0 (0 to 0)	0 (0 to 0)	0 (0 to 0)	0 (0 to 0)	0 (0 to 0)	0 (0 to 0)	0 (0 to 0)	0 (0 to 0)	0 (0 to 0)	0 (0 to 0)	0 (0 to 0)	0 (0 to 0)	0 (0 to 0)	0 (0 to 0)	0 (0 to 0)	0 (0 to 0)	0 (0 to 0)	0 (0 to 0)	0 (0 to 0)	0 (0 to 0)	0 (0 to 0)	0
Invasive Non-typhoidal Salmonella (iNTS)	0 (0 to 0)	0 (0 to 0)	0 (0 to 0)	0 (0 to 0.1)	0 (0 to 0)	0 (0 to 0)	0 (0 to 0)	0 (0 to 0)	0 (0 to 0)	0 (0 to 0)	0 (0 to 0)	0 (0 to 0)	0 (0 to 0)	0 (0 to 0)	0 (0 to 0)	0 (0 to 0)	0 (0 to 0)	0 (0 to 0)	0 (0 to 0)	0 (0 to 0)	0 (0 to 0)	0 (0 to 0)	0 (0 to 0)	0.2
Other intestinal infectious diseases	0 (0 to 0)	0 (0 to 0)	0 (0 to 0)	0 (0 to 0)	0 (0 to 0)	0 (0 to 0)	0 (0 to 0)	0 (0 to 0)	0 (0 to 0)	0 (0 to 0)	0 (0 to 0)	0 (0 to 0)	0 (0 to 0)	0 (0 to 0)	0 (0 to 0)	0 (0 to 0)	0 (0 to 0)	0 (0 to 0)	0 (0 to 0)	0 (0 to 0)	0 (0 to 0)	0 (0 to 0)	0 (0 to 0)	0.2
Neglected tropical diseases and malaria	0 (0 to 0)	0.2 (0 to 0.7)	0.9 (0.1 to 2.8)	0.7 (0.4 to 2.2)	0 (0 to 0)	0 (0 to 0)	0 (0 to 0)	0 (0 to 0.1)	0.1 (0 to 0.4)	0.1 (0 to 0.3)	0.1 (0 to 0.3)	0.1 (0 to 0.4)	0.1 (0 to 0.4)	0.1 (0 to 0.3)	0.1 (0 to 0.3)	0.1 (0 to 0.3)	0.1 (0 to 0.3)	0.1 (0 to 0.3)	0.1 (0 to 0.3)	0.1 (0 to 0.3)	0.1 (0 to 0.3)	0.1 (0 to 0.3)	4.4
Malaria	0 (0 to 0)	0 (0 to 0)	0 (0 to 0)	0 (0 to 0)	0 (0 to 0)	0 (0 to 0)	0 (0 to 0)	0 (0 to 0)	0 (0 to 0)	0 (0 to 0)	0 (0 to 0)	0 (0 to 0)	0 (0 to 0)	0 (0 to 0)	0 (0 to 0)	0 (0 to 0)	0 (0 to 0)	0 (0 to 0)	0 (0 to 0)	0 (0 to 0)	0 (0 to 0)	0 (0 to 0)	0 (0 to 0)	0
Chagas disease	0 (0 to 0)	0 (0 to 0)	0 (0 to 0)	0 (0 to 0)	0 (0 to 0)	0 (0 to 0)	0 (0 to 0)	0 (0 to 0)	0 (0 to 0)	0 (0 to 0)	0 (0 to 0)	0 (0 to 0)	0 (0 to 0)	0 (0 to 0)	0 (0 to 0)	0 (0 to 0)	0 (0 to 0)	0 (0 to 0)	0 (0 to 0)	0 (0 to 0)	0 (0 to 0)	0 (0 to 0)	0 (0 to 0)	0
Leishmaniasis	0 (0 to 0)	0 (0 to 0)	0 (0 to 0)	0 (0 to 0)	0 (0 to 0)	0 (0 to 0)	0 (0 to 0)	0 (0 to 0)	0 (0 to 0)	0 (0 to 0)	0 (0 to 0)	0 (0 to 0)	0 (0 to 0)	0 (0 to 0)	0 (0 to 0)	0 (0 to 0)	0 (0 to 0)	0 (0 to 0)	0 (0 to 0)	0 (0 to 0)	0 (0 to 0)	0 (0 to 0)	0 (0 to 0)	0
Visceral leishmaniasis	0 (0 to 0)	0 (0 to 0)	0 (0 to 0)	0 (0 to 0)	0 (0 to 0)	0 (0 to 0)	0 (0 to 0)	0 (0 to 0)	0 (0 to 0)	0 (0 to 0)	0 (0 to 0)	0 (0 to 0)	0 (0 to 0)	0 (0 to 0)	0 (0 to 0)	0 (0 to 0)	0 (0 to 0)	0 (0 to 0)	0 (0 to 0)	0 (0 to 0)	0 (0 to 0)	0 (0 to 0)	0 (0 to 0)	0
Cutaneous and mucocutaneous leishmaniasis	0 (0 to 0)	0 (0 to 0)	0 (0 to 0)	0 (0 to 0)	0 (0 to 0)	0 (0 to 0)	0 (0 to 0)	0 (0 to 0)	0 (0 to 0)	0 (0 to 0)	0 (0 to 0)	0 (0 to 0)	0 (0 to 0)	0 (0 to 0)	0 (0 to 0)	0 (0 to 0)	0 (0 to 0)	0 (0 to 0)	0 (0 to 0)	0 (0 to 0)	0 (0 to 0)	0 (0 to 0)	0 (0 to 0)	0
African trypanosomiasis	0 (0 to 0)	0 (0 to 0)	0 (0 to 0)	0 (0 to 0)	0 (0 to 0)	0 (0 to 0)	0 (0 to 0)	0 (0 to 0)	0 (0 to 0)	0 (0 to 0)	0 (0 to 0)	0 (0 to 0)	0 (0 to 0)	0 (0 to 0)	0 (0 to 0)	0 (0 to 0)	0 (0 to 0)	0 (0 to 0)	0 (0 to 0)	0 (0 to 0)	0 (0 to 0)	0 (0 to 0)	0 (0 to 0)	0
Schistosomiasis	0 (0 to 0)	0 (0 to 0)	0 (0 to 0)	0 (0 to 0)	0 (0 to 0)	0 (0 to 0)	0 (0 to 0)	0 (0 to 0)	0 (0 to 0)	0 (0 to 0)	0 (0 to 0)	0 (0 to 0)	0 (0 to 0)	0 (0 to 0)	0 (0 to 0)	0 (0 to 0)	0 (0 to 0)	0 (0 to 0)	0 (0 to 0)	0 (0 to 0)	0 (0 to 0)	0 (0 to 0)	0 (0 to 0)	0
Cysticercosis	0 (0 to 0)	0 (0 to 0)	0 (0 to 0)	0 (0 to 0)	0 (0 to 0)	0 (0 to 0)	0 (0 to 0)	0 (0 to 0)	0 (0 to 0)	0 (0 to 0)	0 (0 to 0)	0 (0 to 0)	0 (0 to 0)	0 (0 to 0)	0 (0 to 0)	0 (0 to 0)	0 (0 to 0)	0 (0 to 0)	0 (0 to 0)	0 (0 to 0)	0 (0 to 0)	0 (0 to 0)	0 (0 to 0)	0
Cystic echinococcosis	0 (0 to 0)	0 (0 to 0)	0 (0 to 0)	0 (0 to 0)	0 (0 to 0)	0 (0 to 0)	0 (0 to 0)	0 (0 to 0)	0 (0 to 0)	0 (0 to 0)	0 (0 to 0)	0 (0 to 0)	0 (0 to 0)	0 (0 to 0)	0 (0 to 0)	0 (0 to 0)	0 (0 to 0)	0 (0 to 0)	0 (0 to 0)	0 (0 to 0)	0 (0 to 0)	0 (0 to 0)	0 (0 to 0)	0
Lymphatic filariasis	0 (0 to 0)	0 (0 to 0)	0 (0 to 0)	0 (0 to 0)	0 (0 to 0)	0 (0 to 0)	0 (0 to 0)	0 (0 to 0)	0 (0 to 0)	0 (0 to 0)	0 (0 to 0)	0 (0 to 0)	0 (0 to 0)	0 (0 to 0)	0 (0 to 0)	0 (0 to 0)	0 (0 to 0)	0 (0 to 0)	0 (0 to 0)	0 (0 to 0)	0 (0 to 0)	0 (0 to 0)	0 (0 to 0)	0
Onchocerciasis	0 (0 to 0)	0 (0 to 0)	0 (0 to 0)	0 (0 to 0)	0 (0 to 0)	0 (0 to 0)	0 (0 to 0)	0 (0 to 0)	0 (0 to 0)	0 (0 to 0)	0 (0 to 0)	0 (0 to 0)	0 (0 to 0)	0 (0 to 0)	0 (0 to 0)	0 (0 to 0)	0 (0 to 0)	0 (0 to 0)	0 (0 to 0)	0 (0 to 0)	0 (0 to 0)	0 (0 to 0)	0 (0 to 0)	0
Trachoma	0 (0 to 0)	0 (0 to 0)	0 (0 to 0)	0 (0 to 0)	0 (0 to 0)	0 (0 to 0)	0 (0 to 0)	0 (0 to 0)	0 (0 to 0)	0 (0 to 0)	0 (0 to 0)	0 (0 to 0)	0 (0 to 0)	0 (0 to 0)	0 (0 to 0)	0 (0 to 0)	0 (0 to 0)	0 (0 to 0)	0 (0 to 0)	0 (0 to 0)	0 (0 to 0)	0 (0 to 0)	0 (0 to 0)

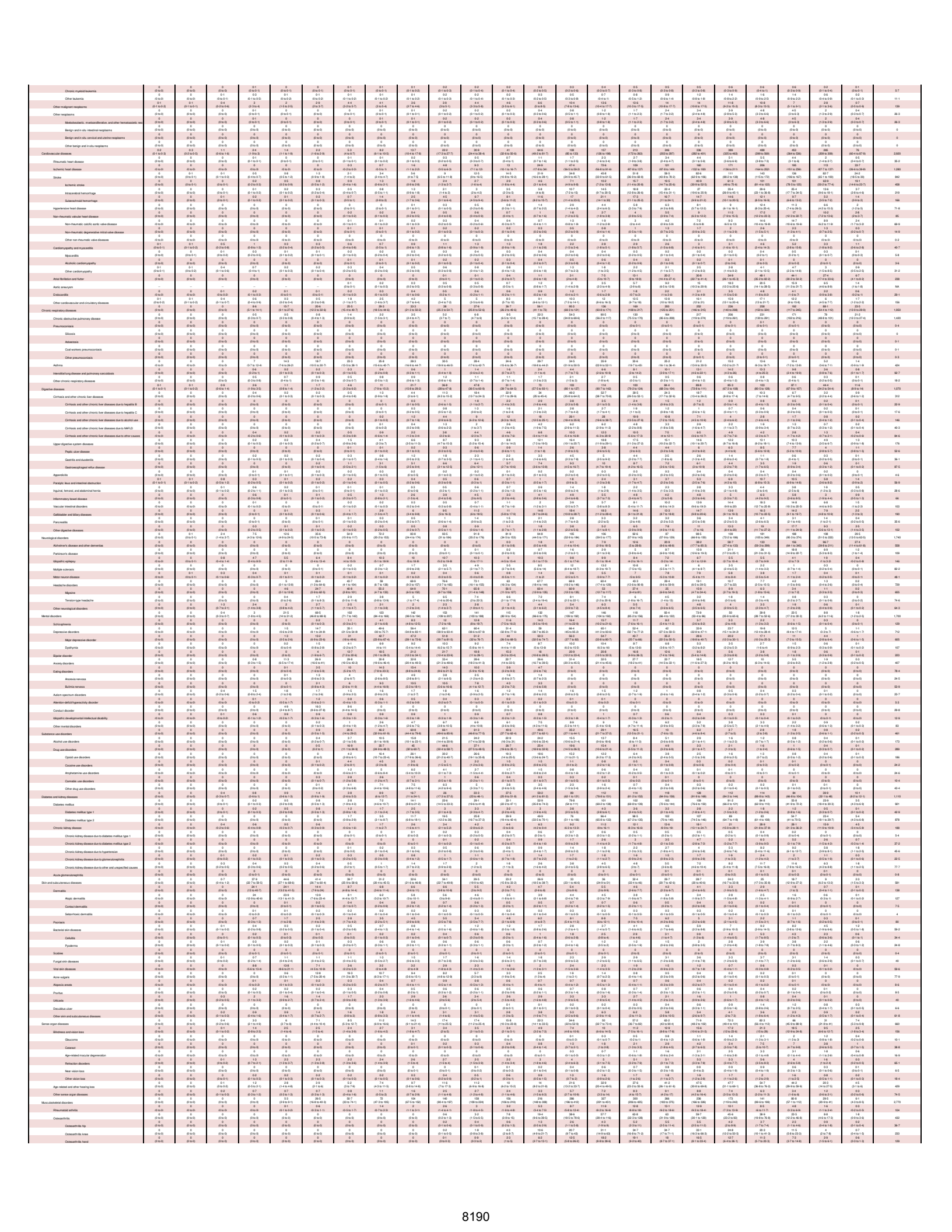

Osteoarthritis other	0 (0 to 0)	0 (0 to 0)	0 (0 to 0)	0 (0 to 0)	0 (0 to 0)	0 (0 to 0)	0 (0 to 0)	0 (0 to 0)	0 (0 to 0)	0 (0 to 0)	0 (0 to 1)	0.2 (0 to 0.4)	0.5 (0 to 1.2)	1.4 (0.6 to 3)	2.6 (1.2 to 4)	4.2 (1.9 to 9.2)	4.8 (2.2 to 10)	4.8 (2.3 to 9.8)	4.7 (2.3 to 9.6)	3.8 (1.9 to 8)	3.6 (1.6 to 7.5)	3.5 (1.3 to 9)	1.1 (0.5 to 2.1)	0.2 (0.1 to 0.5)		34.6
Low back pain	0 (0 to 0)	0 (0 to 0)	0 (0 to 0)	0 (0 to 0)	3.0 (1.5 to 6)	16.1 (9.5 to 28.6)	29 (17.3 to 47.1)	40.9 (26.1 to 63.1)	57.6 (36.4 to 91)	73.3 (42.3 to 109)	79.3 (48.6 to 122)	75.3 (45.7 to 114)	75.3 (47.9 to 122)	99.7 (61.8 to 153)	132 (82.3 to 199)	149 (93.2 to 222)	153 (82.9 to 198)	116 (74.1 to 174)	102 (65.6 to 149)	74.2 (45.6 to 109)	60.3 (38.3 to 91.9)	36.4 (22.3 to 58.1)	12 (7.6 to 17.5)	2.2 (1.4 to 3.3)		1,290
Neck pain	0 (0 to 0)	0 (0 to 0)	0 (0 to 0)	1.8 (0.4 to 3.6)	9.2 (4.5 to 16.8)	15 (7.7 to 27)	19.8 (9 to 32.3)	31 (16.2 to 52.1)	37.8 (19.6 to 62.8)	38.1 (20.4 to 62.3)	50.1 (26.2 to 87.8)	54.7 (27.1 to 98.2)	53.6 (26.9 to 94.2)	40.7 (20.9 to 74.4)	35.2 (18.6 to 64.1)	29.6 (16.5 to 49)	21.1 (11.2 to 38.5)	16.9 (9.7 to 31.1)	9.9 (5.2 to 19.6)	3.5 (1.4 to 7.6)	0.7 (0.4 to 1.2)		490
Gout	0 (0 to 0)	0 (0 to 0)	0 (0 to 0)	0 (0 to 0)	0 (0 to 0)	0 (0 to 0)	0 (0 to 0)	0 (0 to 0)	0 (0 to 0)	0 (0 to 0)	0 (0 to 0)	0 (0 to 0)	0 (0 to 0)	0 (0 to 0)	0 (0 to 0)	0 (0 to 0)	0 (0 to 0)	0 (0 to 0)	0 (0 to 0)	0 (0 to 0)	0 (0 to 0)	0 (0 to 0)	0 (0 to 0)	0 (0 to 0)		10.6
Other musculoskeletal disorders	0 (0 to 0)	0 (0 to 0)	0 (0 to 0)	0.1 (0 to 0.2)	0.5 (0.2 to 0.7)	0.5 (0.2 to 0.7)	1.2 (0.4 to 2.6)	24 (14.5 to 37.4)	23.5 (20.2 to 32.1)	34.6 (22 to 57.7)	41.3 (25.4 to 62)	51.2 (31.4 to 77.6)	53.7 (33.4 to 82.3)	42.6 (25.7 to 72.1)	37.4 (20.1 to 58.5)	30.3 (15.4 to 49.7)	29.2 (10.1 to 52.8)	6.1 (3 to 11.1)	3.2 (1.6 to 5.5)		449
Other non-communicable diseases	28.1 (20.5 to 43.8)	15.6 (11.9 to 20.5)	25.6 (20.4 to 48)	20.8 (17.9 to 41.8)	19.9 (14.9 to 25.1)	26.9 (19.1 to 36.2)	45 (27.9 to 62.2)	79.3 (54.2 to 112)	116 (76.8 to 162)	138 (90.4 to 196)	139 (91.3 to 179)	110 (76.9 to 151)	139 (91.7 to 177)	144 (100 to 187)	150 (101 to 196)	144 (97.1 to 196)	138 (87.7 to 171)	111 (75.9 to 150)	132 (73.9 to 197)	82.4 (62.6 to 110)	60.9 (46.3 to 89.2)	31.3 (23.9 to 46.4)	9.6 (6.1 to 11.3)		1,800
Congenital birth defects	27.5 (19.5 to 53.3)	13.8 (10.3 to 18.9)	26 (17.4 to 39.3)	23 (18.2 to 39.8)	8.7 (5.4 to 11.6)	8 (5.4 to 10.3)	8.2 (5.2 to 10.5)	7.8 (5.6 to 10.1)	7.5 (5.7 to 9.9)	8.3 (6.1 to 11.1)	7.7 (5.4 to 10.1)	6.5 (4.4 to 8.7)	7.5 (4.7 to 10.2)	8.9 (5.7 to 12)	9.6 (5.9 to 13.5)	7.2 (4.3 to 10.3)	4.7 (2.9 to 6.5)	1.5 (0.9 to 2.3)	0.9 (0.4 to 1.5)		195
Neural tube defects	3.7 (2.6 to 5.2)	0.8 (0.4 to 1.4)	2.8 (1.7 to 7.1)	3.4 (1.7 to 5.9)	0.4 (0.2 to 0.7)	0.5 (0.3 to 0.7)	0.6 (0.4 to 0.9)	0.6 (0.4 to 0.9)	0.6 (0.3 to 1)	0.6 (0.3 to 0.9)	0.5 (0.3 to 0.8)	0.3 (0.2 to 0.6)	0.3 (0.2 to 0.5)	0.2 (0.1 to 0.3)	0.1 (0.1 to 0.2)	0.1 (0 to 0.1)	0.1 (0 to 0.1)	0 (0 to 0)	0 (0 to 0)		16.5
Congenital heart anomalies	4.8 (3.6 to 7.1)	6.2 (4.5 to 12.2)	8.1 (4.4 to 17.2)	5.6 (3.6 to 9.4)	1.3 (0.8 to 2.9)	1.3 (0.8 to 2.4)	1.6 (1 to 2.4)	1.6 (1 to 2.4)	1.5 (1 to 2.1)	1.7 (1 to 2.5)	1.7 (1 to 2.5)	1.6 (1 to 2.4)	1.5 (0.6 to 2.5)	1.3 (0.5 to 2.1)	1.2 (0.4 to 2.1)	0.8 (0.3 to 1.4)	0.7 (0.3 to 1.2)	0.2 (0 to 0.5)	0.1 (0 to 0.1)		44.9
Orofacial clefts	0 (0 to 0)	0.1 (0 to 0.2)	0.2 (0.1 to 0.4)	0.1 (0 to 0.2)	0.1 (0 to 0.2)	0.1 (0 to 0.2)	0.1 (0 to 0.2)	0.1 (0 to 0.3)	0.1 (0 to 0.3)	0.1 (0 to 0.2)	0.1 (0 to 0.2)	0.1 (0 to 0.2)	0.1 (0 to 0.2)	0.1 (0 to 0.2)	0.1 (0 to 0.2)	0.1 (0 to 0.2)	0.1 (0 to 0.2)	0.1 (0 to 0.2)	0.1 (0 to 0.1)		2.3
Down syndrome	1.2 (0.7 to 2)	0.4 (0.2 to 0.7)	0.9 (0.5 to 1.5)	1.2 (0.6 to 1.9)	0.6 (0.4 to 0.9)	0.6 (0.4 to 0.9)	0.8 (0.5 to 1.1)	0.9 (0.6 to 1.4)	1 (0.6 to 1.4)	1.2 (0.7 to 1.7)	1.1 (0.7 to 1.7)	1.1 (0.7 to 1.6)	1.8 (1 to 2.9)	2.4 (1.3 to 4.9)	4.5 (1.5 to 8.5)	3.3 (1.6 to 6.5)	1.6 (0.8 to 2.4)	0.6 (0.3 to 1)	0.2 (0 to 0.5)		25.6
Turner syndrome	0 (0 to 0)	0 (0 to 0)	0.1 (0 to 0.1)	0.1 (0 to 0.2)	0.1 (0 to 0.1)	0.1 (0 to 0.1)	0.1 (0 to 0.2)	0.1 (0 to 0.2)	0.1 (0 to 0.2)	0.1 (0 to 0.1)	0.1 (0 to 0.1)	0 (0 to 0)	0 (0 to 0)	0 (0 to 0)	0 (0 to 0)	0 (0 to 0)	0 (0 to 0)	0 (0 to 0)	0 (0 to 0)	0 (0 to 0)		0.6
Klinefelter syndrome	0 (0 to 0)	0 (0 to 0)	0 (0 to 0)	0 (0 to 0)	0 (0 to 0)	0 (0 to 0)	0 (0 to 0)	0 (0 to 0)	0 (0 to 0)	0 (0 to 0)	0 (0 to 0)	0 (0 to 0)	0 (0 to 0)	0 (0 to 0)	0 (0 to 0)	0 (0 to 0)	0 (0 to 0)	0 (0 to 0)	0 (0 to 0)	0 (0 to 0)		0
Other chromosomal abnormalities	3.6 (1.6 to 5.5)	2.5 (1.4 to 4.4)	4.3 (2.3 to 8.2)	2.7 (1.6 to 4)	1.2 (0.7 to 1.6)	1.1 (0.7 to 1.6)	1.1 (0.7 to 1.5)	1 (0.6 to 1.5)	1 (0.7 to 1.4)	1.1 (0.7 to 1.6)	1 (0.6 to 1.4)	0.7 (0.4 to 1.1)	0.8 (0.4 to 1.2)	0.7 (0.4 to 1.1)	0.6 (0.3 to 0.9)	0.4 (0.2 to 0.6)	0.2 (0.1 to 0.4)	0.1 (0 to 0.2)	0.1 (0 to 0.2)		24
Congenital musculoskeletal and limb anomalies	0.9 (0.4 to 1.5)	0.4 (0.2 to 0.6)	0.2 (0.1 to 0.5)	0.1 (0 to 0.4)	2.6 (1.4 to 4.1)	2.1 (1.2 to 3.4)	1.6 (1 to 2.4)	1.6 (1 to 2.4)	1.1 (0.7 to 1.6)	1.7 (1 to 2.8)	1.7 (1 to 2.7)	1.4 (0.8 to 2.2)	1.6 (0.8 to 2.6)	1.1 (0.5 to 2)	1.2 (0.5 to 2.4)	0.7 (0.3 to 1.5)	0.4 (0.2 to 0.8)	0.2 (0.1 to 0.4)	0.1 (0 to 0.2)		33.7
Urogenital congenital anomalies	1.4 (0.4 to 2.9)	0.4 (0.2 to 0.6)	0.5 (0.2 to 0.9)	0.5 (0.2 to 0.9)	0.3 (0.1 to 0.5)	0.2 (0.1 to 0.4)	0.1 (0.1 to 0.2)	0.1 (0.1 to 0.2)	0.1 (0.1 to 0.2)	0.1 (0.1 to 0.2)	0.1 (0.1 to 0.2)	0.1 (0 to 0.1)	0.1 (0 to 0.1)	0.1 (0 to 0.1)	0 (0 to 0.1)	0 (0 to 0.1)	0 (0 to 0.1)	0 (0 to 0.1)	0 (0 to 0)		4.2
Digestive congenital anomalies	2.6 (1.3 to 7.8)	1.1 (0.5 to 2.7)	0.7 (0.4 to 4.2)	0.2 (0.2 to 0.7)	0.1 (0 to 0.4)	0.1 (0 to 0.2)	0.1 (0 to 0.2)	0.1 (0.1 to 0.1)	0.1 (0.1 to 0.2)	0.1 (0.1 to 0.2)	0.1 (0.1 to 0.1)	0 (0 to 0.1)	0 (0 to 0.1)	0 (0 to 0.1)	0 (0 to 0.1)	0 (0 to 0.1)	0 (0 to 0.1)	0 (0 to 0)	0 (0 to 0)		8
Other congenital birth defects	7.2 (3.2 to 11.4)	3.2 (1.2 to 3.3)	2.7 (2 to 6.8)	1.7 (0.4 to 5.4)	1.5 (1 to 2.7)	1.4 (0.9 to 2.4)	1.4 (0.8 to 2.4)	1.4 (0.8 to 2.4)	1.3 (0.7 to 2.2)	1.3 (0.8 to 2.5)	1.3 (0.7 to 2.2)	1.3 (0.8 to 2.3)	1.3 (0.6 to 2.1)	1.2 (0.5 to 2.3)	0.9 (0.4 to 2.1)	0.6 (0.3 to 1.6)	0.3 (0.2 to 1.1)	0.4 (0.1 to 0.9)	0.2 (0 to 0.4)		35.1
Urinary diseases and male infertility	0 (0 to 0)	0 (0 to 0)	0 (0 to 0.4)	0.2 (0 to 0.5)	0.4 (0 to 0.9)	0.4 (0 to 0.9)	1.1 (0.7 to 1.5)	1.7 (1.2 to 2.5)	2.4 (1.6 to 3.4)	2.5 (1.7 to 3.4)	2.5 (1.6 to 3.4)	2.4 (1.6 to 3.3)	2.2 (1.4 to 3.2)	2.4 (1.5 to 3.5)	2.4 (1.4 to 3.6)	2.3 (1.4 to 3.5)	1.9 (1.2 to 2.7)	1.4 (0.9 to 1.9)	0.7 (0.4 to 1.2)		157
Urolithiasis	0 (0 to 0)	0 (0 to 0)	0 (0 to 0)	0 (0 to 0)	0 (0 to 0)	0 (0 to 0)	0 (0 to 0.1)	0 (0 to 0.1)	0 (0 to 0.2)	0 (0 to 0.2)	0 (0 to 0.2)	0 (0 to 0.1)	0.1 (0 to 0.2)	0.1 (0 to 0.2)	0.1 (0 to 0.2)	0.1 (0 to 0.2)	0.1 (0 to 0.2)	0.1 (0 to 0.2)	0.1 (0 to 0.2)		12.2
Benign prostatic hyperplasia	0 (0 to 0)	0 (0 to 0)	0 (0 to 0)	0 (0 to 0)	0 (0 to 0)	0 (0 to 0)	0 (0 to 0)	0 (0 to 0)	0 (0 to 0)	0 (0 to 0)	0 (0 to 0)	0 (0 to 0)	0 (0 to 0)	0 (0 to 0)	0 (0 to 0)	0 (0 to 0)	0 (0 to 0)	0 (0 to 0)	0 (0 to 0)		0
Male infertility	–	–	–	–	–	–	–	–	–	–	–	–	–	–	–	–	–	–	–		NA
Other urinary diseases	0 (0 to 0)	0 (0 to 0)	0 (0 to 0.1)	0.1 (0 to 0.2)	0.1 (0 to 0.2)	0.1 (0 to 0.2)	0.1 (0 to 0.2)	0.2 (0.1 to 0.3)	0.3 (0.2 to 0.4)	0.3 (0.2 to 0.5)	0.2 (0.1 to 0.3)	0.2 (0.2 to 0.4)	0.3 (0.2 to 0.4)	0.3 (0.2 to 0.6)	0.3 (0.1 to 0.6)	0.4 (0.2 to 0.6)	0.3 (0.1 to 0.5)	0.2 (0.1 to 0.4)	0.2 (0.1 to 0.3)	0.1 (0 to 0.4)	0 (0 to 0.1)		4.1
Gynecological diseases	0 (0 to 0)	0 (0 to 0)	0 (0 to 0)	0.1 (0 to 0.3)	2.3 (1.3 to 11.4)	20.1 (13.9 to 34.6)	55.4 (32.6 to 75)	87.4 (52.4 to 120)	87.4 (53.4 to 140)	85.5 (58.4 to 121)	67.4 (44.4 to 96.2)	71.6 (46 to 102)	71.6 (37.8 to 94.4)	67.7 (27.3 to 94.1)	71.6 (27.3 to 94.7)	64 (24.1 to 92.6)	58.7 (21.1 to 91.3)	39.8 (9.8 to 22.1)	9.4 (2.4 to 5.6)	0.2 (0.1 to 0.5)		480
Uterine fibroids	0 (0 to 0)	0 (0 to 0)	0 (0 to 0)	0 (0 to 0)	0.1 (0 to 0.1)	0.1 (0 to 0.2)	0.2 (0.1 to 0.4)	0.2 (0.1 to 0.5)	0.2 (0.1 to 0.5)	0.2 (0.1 to 0.4)	0.2 (0.1 to 0.4)	0.2 (0.1 to 0.4)	0.2 (0.1 to 0.4)	0.2 (0.1 to 0.4)	0.1 (0 to 0.4)	0.1 (0 to 0.3)	0.1 (0 to 0.3)	0.1 (0 to 0.4)	0 (0 to 0.1)	0 (0 to 0)	0 (0 to 0)		18.9
Polycystic ovarian syndrome	0 (0 to 0)	0 (0 to 0)	0 (0 to 0)	0 (0 to 0)	0 (0 to 0.1)	0 (0 to 0.2)	0 (0 to 0.3)	0 (0 to 0.4)	0 (0 to 0.4)	0 (0 to 0.3)	0 (0 to 0.3)	0 (0 to 0.4)	0 (0 to 0.4)	0 (0 to 0.4)	0 (0 to 0.4)	0 (0 to 0.3)	0 (0 to 0.3)	0 (0 to 0.3)	0 (0 to 0.2)	0 (0 to 0)	0 (0 to 0)		22.4
Female infertility	0 (0 to 0)	0 (0 to 0)	0 (0 to 0)	0 (0 to 0)	0 (0 to 0)	0 (0 to 0)	0 (0 to 0)	0 (0 to 0)	0 (0 to 0)	0 (0 to 0)	0 (0 to 0)	0 (0 to 0)	0 (0 to 0)	0 (0 to 0)	0 (0 to 0)	0 (0 to 0)	0 (0 to 0)	0 (0 to 0)	0 (0 to 0)	0 (0 to 0)	0 (0 to 0)		5.2
Endometriosis	0 (0 to 0)	0 (0 to 0)	0 (0 to 0)	0 (0 to 0)	0 (0 to 0)	0 (0 to 0)	0.1 (0 to 0.3)	0.1 (0 to 0.4)	0.1 (0 to 0.4)	0.1 (0 to 0.4)	0.1 (0 to 0.4)	0.1 (0 to 0.4)	0.1 (0 to 0.4)	0.1 (0 to 0.4)	0.1 (0 to 0.4)	0.1 (0 to 0.4)	0.1 (0 to 0.4)	0.1 (0 to 0.4)	0.1 (0 to 0.3)	0 (0 to 0)	0 (0 to 0)		39.2
Genital prolapse	0 (0 to 0)	0 (0 to 0)	0 (0 to 0)	0 (0 to 0)	0 (0 to 0)	0 (0 to 0)	0 (0 to 0)	0 (0 to 0)	0 (0 to 0)	0 (0 to 0)	0 (0 to 0)	0 (0 to 0)	0 (0 to 0)	0 (0 to 0)	0 (0 to 0)	0 (0 to 0)	0 (0 to 0)	0 (0 to 0)	0 (0 to 0)	0 (0 to 0)	0 (0 to 0)		0
Premenstrual syndrome	0 (0 to 0)	0 (0 to 0)	0 (0 to 0)	0 (0 to 0)	0.6 (0.4 to 0.9)	12.2 (9.3 to 20.2)	16.6 (10.5 to 30.1)	18.4 (10.4 to 32.2)	19.7 (10.4 to 32.6)	20.3 (11.6 to 33.7)	17.3 (9.7 to 27.9)	15.2 (8.5 to 25.7)	14.5 (8.5 to 23.7)	11.6 (6.3 to 17.4)	9.5 (5.1 to 14)	7.7 (4.1 to 11.6)	6.1 (3.2 to 9.5)	4.1 (2.1 to 6.5)	2.1 (1 to 3.3)	0 (0 to 0)	0 (0 to 0)		132
Other gynecological diseases	0 (0 to 0)	0 (0 to 0)	0 (0 to 0)	0 (0 to 0)	4.6 (2.9 to 6.2)	23.5 (15.4 to 35.4)	50.4 (28.9 to 80.2)	44.5 (27.3 to 101)	52.6 (32.3 to 80.7)	44.1 (27.9 to 68.3)	39.5 (23.9 to 61.4)	46.1 (24.9 to 70.3)	49.6 (27.7 to 77.5)	49.5 (24.1 to 90.2)	36.2 (15.4 to 66.2)	19.6 (11.1 to 38.8)	13.7 (8.1 to 24.4)	8.2 (5.1 to 12.3)	5.8 (3.4 to 9.1)	3.3 (2 to 4.9)	1.2 (0.7 to 1.9)		449
Hemoglobinopathies and hemolytic anemias	0 (0 to 0)	0.3 (0.1 to 0.7)	1.2 (0.4 to 3.4)	1.2 (0.2 to 3.4)	0.4 (0.2 to 1.4)	0.3 (0.2 to 0.5)	2.8 (0.6 to 7.7)	2.6 (0.5 to 9.9)	2.5 (0.5 to 7.4)	2.3 (0.4 to 6.6)	2.3 (0.4 to 6.2)	1.2 (0.4 to 3.2)	1.7 (0.5 to 4.1)	0.5 (0.3 to 1.4)	2.5 (0.7 to 5)	1.4 (0.5 to 3.6)	1.4 (0.5 to 3.6)	1.2 (0.6 to 2.2)	1 (0.5 to 1.8)	0.4 (0.3 to 0.6)	0.1 (0.1 to 0.2)		26.9
Thalassemias	0 (0 to 0)	0 (0 to 0)	0 (0 to 0)	0 (0 to 0)	0 (0 to 0)	0 (0 to 0)	0 (0 to 0)	0 (0 to 0)	0 (0 to 0)	0 (0 to 0)	0 (0 to 0)	0 (0 to 0)	0 (0 to 0)	0 (0 to 0)	0 (0 to 0)	0 (0 to 0)	0 (0 to 0)	0 (0 to 0)	0 (0 to 0)	0 (0 to 0)	0 (0 to 0)		0.1
Thalassemias trait	0 (0 to 0)	0.1 (0 to 0.2)	0.2 (0 to 0.9)	0.2 (0 to 1.1)	0.2 (0 to 0.4)	0.2 (0 to 0.4)	0.6 (0.1 to 1.6)	0.7 (0.1 to 1.7)	0.7 (0.1 to 1.8)	0.6 (0.1 to 1.6)	0.6 (0 to 1.6)	0.2 (0 to 0.7)	0.2 (0 to 0.7)	0.2 (0 to 0.6)	0.2 (0 to 0.5)	0.2 (0 to 0.5)	0.1 (0 to 0.4)	0.1 (0 to 0.3)	0.1 (0 to 0.2)	0 (0 to 0)	0 (0 to 0)		5.5
Sickle cell disorders	0 (0 to 0)	0.1 (0 to 0.2)	0.3 (0 to 0.5)	0.2 (0 to 0.5)	0.2 (0 to 0.3)	0.2 (0 to 0.4)	0.2 (0 to 0.4)	0.2 (0 to 0.4)	0.2 (0 to 0.4)	0.2 (0 to 0.3)	0.2 (0 to 0.3)	0.1 (0 to 0.2)	0.1 (0 to 0.2)	0.2 (0 to 0.4)	0.1 (0 to 0.3)	0.1 (0 to 0.3)	0.1 (0 to 0.3)	0.1 (0 to 0.2)	0.1 (0 to 0.2)	0 (0 to 0)	0 (0 to 0)		2.4
Sickle cell trait	0 (0 to 0)	0 (0 to 0.2)	0.3 (0 to 0.9)	0.4 (0 to 1.3)	0.1 (0 to 0.5)	0.2 (0 to 0.5)	1.5 (0.1 to 5.1)	1.4 (0.1 to 4.5)	1.3 (0.1 to 4.4)	1 (0 to 4)	0.8 (0 to 4)	0.4 (0 to 1.9)	0.4 (0 to 1.9)	0.3 (0 to 1.7)	0.2 (0 to 0.9)	0.1 (0 to 0.7)	0.1 (0 to 0.5)	0.1 (0 to 0.3)	0.1 (0 to 0.3)	0 (0 to 0)	0 (0 to 0)		8.1
G6PD deficiency	0 (0 to 0)	0 (0 to 0)	0 (0 to 0)	0 (0 to 0)	0 (0 to 0)	0 (0 to 0)	0 (0 to 0.1)	0 (0 to 0.1)	0 (0 to 0.1)	0 (0 to 0.1)	0 (0 to 0.2)	0 (0 to 0.2)	0 (0 to 0.1)	0 (0 to 0.1)	0 (0 to 0.1)	0 (0 to 0.1)	0 (0 to 0.1)	0 (0 to 0.1)	0 (0 to 0.1)	0 (0 to 0)	0 (0 to 0)		1
G6PD trait	0 (0 to 0)	0 (0 to 0)	0 (0 to 0)	0 (0 to 0)	0 (0 to 0)	0 (0 to 0)	0 (0 to 0)	0 (0 to 0)	0 (0 to 0)	0 (0 to 0)	0 (0 to 0)	0 (0 to 0)	0 (0 to 0)	0 (0 to 0)	0 (0 to 0)	0 (0 to 0)	0 (0 to 0)	0 (0 to 0)	0 (0 to 0)	0 (0 to 0)	0 (0 to 0)		0.1
Other hemoglobinopathies and hemolytic anemias	0 (0 to 0)	0 (0 to 0)	0.3 (0 to 1.1)	0.3 (0 to 1.1)	0.1 (0 to 0.3)	0.1 (0 to 0.1)	0.2 (0 to 0.7)	0.2 (0 to 0.6)	0.2 (0 to 0.6)	0.2 (0 to 0.6)	0.2 (0 to 0.6)	0.1 (0 to 0.5)	0.1 (0 to 0.5)	0.1 (0 to 0.4)	0.1 (0 to 0.4)	0.1 (0 to 0.3)	0.1 (0 to 0.3)	0.1 (0 to 0.3)	0.1 (0 to 0.3)	0 (0 to 0)	0 (0 to 0)		9.6
Endocrine, metabolic, blood, and immune disorders	0.6 (0.3 to 0.9)	0.7 (0.4 to 1.1)	2.7 (1.7 to 4.3)	7.5 (5.1 to 10.6)	6.6 (4.6 to 9.2)	8.9 (5.7 to 13.4)	10.4 (6.7 to 15.1)	11.1 (7.3 to 16.2)	13.1 (8.3 to 20)	17.4 (11.2 to 27.2)	20.2 (12.9 to 30.3)	20.7 (12.8 to 31.3)	29.2 (18.9 to 44)	39.9 (25.4 to 57.7)	47.8 (30.2 to 71)	45.7 (26.2 to 64.9)	39.8 (21.9 to 52.1)	29.9 (16.3 to 44.5)	22.3 (14.6 to 33)	17.7 (11.4 to 26)	9.4 (5.5 to 16)	3.1 (2.2 to 4.6)	0.7 (0.5 to 1.1)		387
Oral disorders	1.6 (1 to 2.4)	1.4 (0.8 to 2.2)	2.2 (1.2 to 3.4)	2.1 (1.1 to 4.7)	3.4 (1.8 to 5.5)	5.1 (2.9 to 9.3)	7.4 (4.2 to 12.1)	10 (5.4 to 16.4)	10.6 (6.2 to 16.8)	11 (6.4 to 18.6)	10.3 (6.1 to 16.2)	16.3 (9.4 to 27.2)	24.9 (14.5 to 40.5)	34.1 (20.3 to 57.1)	38.6 (23.1 to 62.5)	40.7 (24.6 to 62)	40.8 (25.1 to 62.1)	32.6 (20.1 to 49.3)	28.8 (18.4 to 41.9)	17.9 (11.3 to 25.9)	9.9 (4.3 to 14.6)	1.5 (0.9 to 2.1)		337
Caries of deciduous teeth	0 (0 to 0)	0 (0 to 0)	0 (0 to 0)	0 (0 to 0.1)	0 (0 to 0.4)	0 (0 to 0.3)	0 (0 to 0.1)	0 (0 to 0.1)	0 (0 to 0)	0 (0 to 0)	0 (0 to 0)	0 (0 to 0)	0 (0 to 0)	0 (0 to 0)	0 (0 to 0)	0 (0 to 0)	0 (0 to 0)	0 (0 to 0)	0 (0 to 0)	0 (0 to 0)	0 (0 to 0)	0 (0 to 0)	0 (0 to 0)		0.6
Caries of permanent teeth	0 (0 to 0)	0 (0 to 0)	0 (0 to 0)	0.2 (0 to 0.9)	1.2 (0.5 to 2.5)	1.2 (0.5 to 2.5)	1.5 (0.4 to 3.1)	1.7 (0.7 to 3.5)	1.7 (0.7 to 3.8)	1.6 (0.7 to 3.3)	1.4 (0.4 to 2.8)	0.4 (0.4 to 3.3)	0.4 (0.9 to 4)	1.7 (0.4 to 3.4)	1.4 (0.4 to 2.8)	0.7 (0.3 to 1.4)	0.3 (0.2 to 1.1)	0.2 (0.1 to 0.4)	0.1 (0 to 0.2)	0 (0 to 0)	0 (0 to 0)		22.2
Periodontal diseases	0 (0 to 0)	0 (0 to 0)	0 (0 to 0)	0 (0 to 0)	0.3 (0 to 0.6)	0.3 (0 to 0.6)	0.6 (0 to 0.9)	0.6 (0 to 1.1)	0.6 (0 to 1.2)	0.6 (0 to 1.2)	0.5 (0 to 1.1)	0.3 (0 to 0.9)	0.3 (0 to 0.9)	0.3 (0 to 0.9)	0.2 (0 to 0.6)	0.2 (0 to 0.5)	0.1 (0 to 0.4)	0.1 (0 to 0.3)	0.1 (0 to 0.2)	0 (0 to 0)	0 (0 to 0)		46.5
Other oral disorders	0 (0 to 0)	0 (0 to 0)	0 (0 to 0)	1.4 (0.8 to 2.2)	1.5 (0.9 to 2.4)	2 (1.2 to 3.2)	3.7 (1.7 to 4.2)	3.5 (2.1 to 5.2)	3.6 (2.4 to 5.1)	3.4 (2.1 to 5.5)	3.1 (1.8 to 4.6)	3.7 (2.2 to 5.5)	4.3 (2.4 to 6.5)	3.4 (2.4 to 5.1)	3.4 (2 to 5.1)	2.8 (1.7 to 4.2)	3.1 (1.9 to 3.2)	1.3 (0.8 to 2)	0.4 (0.3 to 0.6)	0 (0 to 0.1)	0 (0 to 0)		46.9
Sudden infant death syndrome	–	1.1 (7.7 to 1.4)	6.4 (3.3 to 11)	–	–	–	–	–	–	–	–	–	–	–	–	–	–	–	–		NA
Injuries	0.3 (0.2 to 0.4)	0.4 (0.3 to 0.5)	3 (2 to 4.1)	13.2 (10.8 to 16.2)	13.3 (9.9 to 17.7)	17.5 (13.1 to 23.3)	32.9 (26.9 to 40.4)	40 (33.4 to 52.2)	45.7 (35.5 to 58.2)	55.2 (43.1 to 70.8)	57.5 (45.5 to 73.9)	54 (42.4 to 68)	70 (54.5 to 89.1)	89.9 (68.2 to 113)	99.7 (74.3 to 127)	88 (67.9 to 114)	82.6 (62.6 to 109)	85.7 (66.5 to 110)	84 (65.9 to 108)	106 (83.1 to 134)	94.9 (75.2 to 119)	49.7 (38.9 to 61.7)	13.5 (10.7 to 16.5)		1,190
Transport injuries	0 (0 to 0)	0 (0 to 0)	0.2 (0.1 to 0.2)	1.6 (1.4 to 2.7)	1.6 (1.2 to 2.2)	2.2 (1.8 to 3.4)	4.6 (3.2 to 11.4)	8.8 (6.3 to 11.9)	9.3 (6.7 to 12)	9.4 (6.9 to 12.4)	9.4 (6.4 to 13.1)	8.4 (5.2 to 12.6)	10.4 (6.6 to 15.8)	14 (9.1 to 20.7)	16 (9.2 to 23.6)	14.1 (8.3 to 21.6)	13.4 (7.5 to 20.7)	9.5 (5.4 to 14.9)	4.7 (2.4 to 7.4)	4 (2 to 5.5)	2.4 (1.2 to 3.5)	0.8 (0.4 to 1.2)	0.2 (0.2 to 0.3)		101
Road injuries	0 (0 to 0)	0 (0 to 0)	0 (0 to 0.2)	1.9 (1 to 3.2)	1.5 (1 to 2.2)	2.2 (1.7 to 3.1)	4.2 (2.9 to 10.9)	8.2 (5.9 to 11.2)	8.2 (6.3 to 11.2)	8.2 (6.6 to 10.8)	8.4 (4.4 to 7.7)	4.9 (2.6 to 6.9)	6.1 (3.8 to 9.2)	6.1 (4.8 to 7.7)	6.1 (5.5 to 8.7)	5.4 (4.2 to 6.8)	5 (3.9 to 6.1)	4.2 (3.3 to 5.2)	2.6 (2.6 to 4.5)	2.6 (1.7 to 3.7)	0.2 (0.4 to 0.6)	0.2 (0.1 to 0.2)	92.1
Pedestrian road injuries	0 (0 to 0)	0 (0 to 0)	0 (0 to 0.1)	0.7 (0.7 to 1.6)	0.7 (0.5 to 1)	1.1 (0.7 to 1.6)	2.3 (1.7 to 3.4)	3.4 (2.6 to 3.9)	3.4 (2.6 to 4)	3.2 (2.6 to 4)	3.2 (1.9 to 3.7)	1.7 (1.2 to 2.2)	2.2 (1.4 to 2.4)	1.7 (1.1 to 2.1)	1.7 (1.4 to 2.1)	1.5 (1.1 to 2.2)	1.5 (1.1 to 2.1)	1.2 (1.1 to 2.1)	1.5 (1.1 to 1.9)	1.5 (0.7 to 1.2)	0.2 (0.2 to 0.4)	0.2 (0.1 to 0.1)	27.6
Cyclist road injuries	0 (0 to 0)	0 (0 to 0)	0 (0 to 0.1)	0.1 (0 to 0.1)	0.1 (0 to 0.2)	0.2 (0.2 to 0.4)	0.4 (0.3 to 0.6)	0.6 (0.3 to 0.7)	0.7 (0.4 to 0.8)	0.7 (0.5 to 0.9)	0.7 (0.5 to 0.9)	0.5 (0.4 to 0.6)	0.6 (0.4 to 0.8)	0.6 (0.4 to 0.7)	0.6 (0.4 to 0.8)	0.5 (0.4 to 0.6)	0.5 (0.4 to 0.6)	0.4 (0.3 to 0.5)	0.4 (0.4 to 0.6)	0.4 (0.3 to 0.5)	0.1 (0.1 to 0.2)	0.1 (0 to 0.2)	12.9
Motorcyclist road injuries	0 (0 to 0)	0 (0 to 0)	0 (0 to 0)	0.1 (0 to 0.1)	0.1 (0 to 0.1)	0.1 (0 to 0.2)

SR Table 2b: Blackrock DALYS by cause and age group for females with 95% uncertainty intervals, 2019

Cause	Early Neonatal	Late Neonatal	Post Neonatal	1 to 4	5 to 9	10 to 14	15 to 19	20 to 24	25 to 29	30 to 34	35 to 39	40 to 44	45 to 49	50 to 54	55 to 59	60 to 64	65 to 69	70 to 74	75 to 79	80 to 84	85 to 89	90 to 94	95 plus	Total
All causes	1,197 (1,01 to 1,67)	1,167 (49 to 6,5)	2,167 (99 to 11,7)	4,017 (170 to 22,6)	1,722 (102 to 242)	1,722 (203 to 364)	1,722 (222 to 322)	1,722 (182 to 264)	1,722 (162 to 254)	1,722 (166 to 247)	1,722 (166 to 247)	1,722 (163 to 241)	1,722 (163 to 241)	1,722 (163 to 241)	1,722 (163 to 241)	1,722 (163 to 241)	1,722 (163 to 241)	1,722 (163 to 241)	1,722 (163 to 241)	1,722 (163 to 241)	1,722 (163 to 241)	1,722 (163 to 241)	1,722 (163 to 241)	26,320
Communicable, maternal, neonatal, and nutritional diseases	1,197 (62,2 to 1,67)	1,167 (94,2 to 61,4)	2,167 (23,4 to 46,1)	4,017 (39 to 83,4)	1,722 (23,2 to 66,6)	1,722 (17,4 to 34,3)	1,722 (16 to 28,9)	1,722 (20,8 to 44)	1,722 (26,2 to 67,7)	1,722 (28,3 to 53,1)	1,722 (36,4 to 58,4)	1,722 (39,2 to 62,4)	1,722 (33,2 to 71,7)	1,722 (41,5 to 88,9)	1,722 (44,1 to 91,4)	1,722 (39,3 to 79,7)	1,722 (44,7 to 91,4)	1,722 (43,5 to 115)	1,722 (65,2 to 149)	1,722 (110 to 189)	1,722 (134 to 239)	1,722 (156 to 172)	1,722 (41,4 to 69,1)	1,650
HIV/AIDS and sexually transmitted infections	3 (0,9 to 6,9)	0,8 (0,2 to 2)	1,2 (0,4 to 2,8)	0,2 (0,2 to 0,3)	0,1 (0,1 to 0,1)	0,1 (0,1 to 0,1)	0,3 (0,2 to 0,4)	0,8 (0,5 to 1,1)	1,6 (1,1 to 2,4)	2,7 (1,8 to 3,8)	3,2 (2,2 to 4,6)	2,8 (1,9 to 4,3)	2,6 (1,6 to 3,8)	1,8 (1,2 to 2,5)	1,4 (1 to 2)	1,1 (0,7 to 1,6)	1,2 (0,8 to 1,7)	0,9 (0,6 to 1,3)	0,7 (0,5 to 1)	0,5 (0,3 to 0,7)	0,3 (0,2 to 0,4)	0,2 (0,1 to 0,2)	0,1 (0,1 to 0,1)	27,3
HIV/AIDS	0 (0 to 0)	0 (0 to 0,2)	0,2 (0,1 to 0,2)	0,2 (0 to 0,3)	0 (0 to 0,1)	0 (0,1 to 0,2)	0,3 (0,2 to 0,4)	0,6 (0,4 to 0,7)	1,1 (0,8 to 1,5)	1,4 (1,1 to 2)	1,4 (1,1 to 1,8)	1,1 (0,8 to 1,6)	0,9 (0,6 to 1,3)	0,7 (0,4 to 0,9)	0,5 (0,3 to 0,8)	0,4 (0,2 to 0,6)	0,4 (0,1 to 0,6)	0,3 (0,1 to 0,4)	0,1 (0,1 to 0,2)	0,1 (0 to 0,2)	0 (0 to 0,1)	0 (0 to 0)	0 (0 to 0)	9,2
HIV/AIDS - Drug-susceptible Tuberculosis	0 (0 to 0)	0 (0 to 0)	0 (0 to 0)	0 (0 to 0)	0 (0 to 0)	0 (0 to 0)	0 (0 to 0)	0 (0 to 0,1)	0 (0 to 0,1)	0 (0,1 to 0,2)	0 (0,1 to 0,3)	0 (0,1 to 0,3)	0 (0,1 to 0,2)	0 (0,1 to 0,2)	0 (0 to 0,1)	0 (0 to 0,1)	0 (0 to 0,1)	0 (0 to 0,1)	0 (0 to 0,1)	0 (0 to 0,1)	0 (0 to 0)	0 (0 to 0)	0 (0 to 0)	1
HIV/AIDS - Multidrug-resistant Tuberculosis without extensive dr...	0 (0 to 0)	0 (0 to 0)	0 (0 to 0)	0 (0 to 0)	0 (0 to 0)	0 (0 to 0)	0 (0 to 0)	0 (0 to 0)	0 (0 to 0)	0 (0 to 0)	0 (0 to 0)	0 (0 to 0)	0 (0 to 0)	0 (0 to 0)	0 (0 to 0)	0 (0 to 0)	0 (0 to 0)	0 (0 to 0)	0 (0 to 0)	0 (0 to 0)	0 (0 to 0)	0 (0 to 0)	0 (0 to 0)	0
HIV/AIDS - Extensively drug-resistant Tuberculosis	0 (0 to 0)	0 (0 to 0)	0 (0 to 0)	0 (0 to 0)	0 (0 to 0)	0 (0 to 0)	0 (0 to 0)	0 (0 to 0)	0 (0 to 0)	0 (0 to 0)	0 (0 to 0)	0 (0 to 0)	0 (0 to 0)	0 (0 to 0)	0 (0 to 0)	0 (0 to 0)	0 (0 to 0)	0 (0 to 0)	0 (0 to 0)	0 (0 to 0)	0 (0 to 0)	0 (0 to 0)	0 (0 to 0)	0
HIV/AIDS resulting in other diseases	0 (0 to 0)	0 (0 to 0)	0 (0 to 0)	0 (0 to 0)	0 (0 to 0)	0 (0 to 0)	0 (0 to 0,1)	0 (0 to 0)	0 (0 to 0)	0 (0 to 0)	0 (0 to 0)	0 (0 to 0)	0 (0 to 0)	0 (0 to 0)	0 (0 to 0)	0 (0 to 0)	0 (0 to 0)	0 (0 to 0)	0 (0 to 0)	0 (0 to 0)	0 (0 to 0)	0 (0 to 0)	0 (0 to 0)	0 (0 to 0)	0
Sexually transmitted infections excluding HIV	0 (0 to 0,9)	0 (0 to 2,6)	0 (0 to 2,6)	0 (0 to 0)	0 (0 to 0)	0 (0 to 0)	0 (0 to 0)	0 (0 to 0)	0 (0 to 0)	0 (0 to 0)	0 (0 to 0)	0 (0 to 0)	0 (0 to 0)	0 (0 to 0)	0 (0 to 0)	0 (0 to 0)	0 (0 to 0)	0 (0 to 0)	0 (0 to 0)	0 (0 to 0)	0 (0 to 0)	0 (0 to 0)	0 (0 to 0)	0 (0 to 0)	0
Syphilis	0 (0 to 0)	0 (0 to 2,6)	0 (0 to 0)	0 (0 to 0)	0 (0 to 0)	0 (0 to 0)	0 (0 to 0)	0 (0 to 0,1)	0 (0 to 0)	0 (0 to 0)	0 (0 to 0)	0 (0 to 0)	0 (0 to 0)	0 (0 to 0)	0 (0 to 0)	0 (0 to 0)	0 (0 to 0)	0 (0 to 0)	0 (0 to 0)	0 (0 to 0)	0 (0 to 0)	0 (0 to 0)	0 (0 to 0)	0 (0 to 0)	5,1
Chlamydial infection	0 (0 to 0)	0 (0 to 0)	0 (0 to 0)	0 (0 to 0)	0 (0 to 0)	0 (0 to 0)	0 (0 to 0,1)	0 (0,1 to 0,2)	0 (0,1 to 0,3)	0 (0,1 to 0,4)	0 (0,2 to 0,7)	0 (0,2 to 0,7)	0 (0,1 to 0,5)	0 (0,1 to 0,4)	0 (0,1 to 0,3)	0 (0,1 to 0,3)	0 (0,1 to 0,3)	0 (0,1 to 0,3)	0 (0,1 to 0,3)	0 (0,1 to 0,3)	0 (0,1 to 0,3)	0 (0,1 to 0,3)	0 (0,1 to 0,3)	2,3
Gonococcal infection	0 (0 to 0)	0 (0 to 0)	0 (0 to 0)	0 (0 to 0)	0 (0 to 0)	0 (0 to 0)	0 (0 to 0,1)	0 (0 to 0,1)	0 (0,1 to 0,2)	0 (0,1 to 0,2)	0 (0,1 to 0,3)	0 (0,1 to 0,3)	0 (0,1 to 0,2)	0 (0,1 to 0,2)	0 (0,1 to 0,2)	0 (0,1 to 0,2)	0 (0,1 to 0,2)	0 (0,1 to 0,2)	0 (0,1 to 0,2)	0 (0,1 to 0,2)	0 (0,1 to 0,2)	0 (0,1 to 0,2)	0 (0,1 to 0,2)	2,3
Trichomoniasis	0 (0 to 0)	0 (0 to 0)	0 (0 to 0)	0 (0 to 0)	0 (0 to 0)	0 (0 to 0)	0 (0 to 0,1)	0 (0 to 0,2)	0 (0,1 to 0,4)	0 (0,1 to 0,5)	0 (0,1 to 0,6)	0 (0,1 to 0,6)	0 (0,1 to 0,5)	0 (0,1 to 0,4)	0 (0,1 to 0,3)	0 (0,1 to 0,3)	0 (0,1 to 0,3)	0 (0,1 to 0,3)	0 (0,1 to 0,3)	0 (0,1 to 0,3)	0 (0,1 to 0,3)	0 (0,1 to 0,3)	0 (0,1 to 0,3)	1,6
Genital herpes	0 (0 to 0)	0 (0 to 0)	0 (0 to 0)	0 (0 to 0)	0 (0 to 0)	0 (0 to 0)	0 (0 to 0,1)	0 (0 to 0,2)	0 (0,1 to 0,2)	0 (0,1 to 0,4)	0 (0,1 to 0,4)	0 (0,1 to 0,4)	0 (0,1 to 0,4)	0 (0,1 to 0,3)	0 (0,1 to 0,3)	0 (0,1 to 0,3)	0 (0,1 to 0,3)	0 (0,1 to 0,3)	0 (0,1 to 0,3)	0 (0,1 to 0,3)	0 (0,1 to 0,3)	0 (0,1 to 0,3)	0 (0,1 to 0,3)	2,2
Other sexually transmitted infections	0 (0 to 0)	0 (0 to 0)	0 (0 to 0)	0 (0 to 0)	0 (0 to 0)	0 (0 to 0)	0 (0 to 0)	0 (0 to 0,1)	0 (0,1 to 0,2)	0 (0,1 to 0,3)	0 (0,1 to 0,4)	0 (0,1 to 0,4)	0 (0,1 to 0,3)	0 (0,1 to 0,3)	0 (0,1 to 0,3)	0 (0,1 to 0,3)	0 (0,1 to 0,3)	0 (0,1 to 0,3)	0 (0,1 to 0,3)	0 (0,1 to 0,3)	0 (0,1 to 0,3)	0 (0,1 to 0,3)	0 (0,1 to 0,3)	4,4
Respiratory infections and tuberculosis	114 (11,2 to 3,8)	72 (4,9 to 3,8)	52,7 (3,7 to 84,4)	104,6 (12,9 to 299,9)	9,5 (4,2 to 10,3)	9,5 (4,5 to 10,1)	9,5 (4,5 to 11)	9,5 (4,5 to 11)	9,5 (4,5 to 12,3)	9,5 (4,5 to 12,3)	9,5 (4,5 to 12,3)	9,5 (4,5 to 12,3)	9,5 (4,5 to 12,3)	9,5 (4,5 to 12,3)	9,5 (4,5 to 12,3)	9,5 (4,5 to 12,3)	9,5 (4,5 to 12,3)	9,5 (4,5 to 12,3)	9,5 (4,5 to 12,3)	9,5 (4,5 to 12,3)	9,5 (4,5 to 12,3)	9,5 (4,5 to 12,3)	159 (100 to 1,62)
Tuberculosis	0 (0 to 0)	0 (0 to 0)	0 (0 to 0)	0 (0 to 0)	0 (0 to 0)	0 (0 to 0)	0 (0 to 0,1)	0 (0 to 0,2)	0 (0,2 to 0,4)	0 (0,2 to 0,7)	0 (0,2 to 0,7)	0 (0,2 to 0,5)	0 (0,2 to 0,4)	0 (0,3 to 0,6)	0 (0,4 to 0,8)	0 (0,4 to 0,8)	0 (0,4 to 0,9)	0 (0,4 to 0,9)	0,7 (0,5 to 1,1)	0,6 (0,4 to 1,1)	0,4 (0,3 to 1,1)	0,1 (0,1 to 0,4)	0 (0 to 0,1)	9,3
Latent tuberculosis infection	0 (0 to 0)	0 (0 to 0)	0 (0 to 0)	0 (0 to 0)	0 (0 to 0)	0 (0 to 0)	0 (0 to 0)	0 (0 to 0)	0 (0 to 0)	0 (0 to 0)	0 (0 to 0)	0 (0 to 0)	0 (0 to 0)	0 (0 to 0)	0 (0 to 0)	0 (0 to 0)	0 (0 to 0)	0 (0 to 0)	0 (0 to 0)

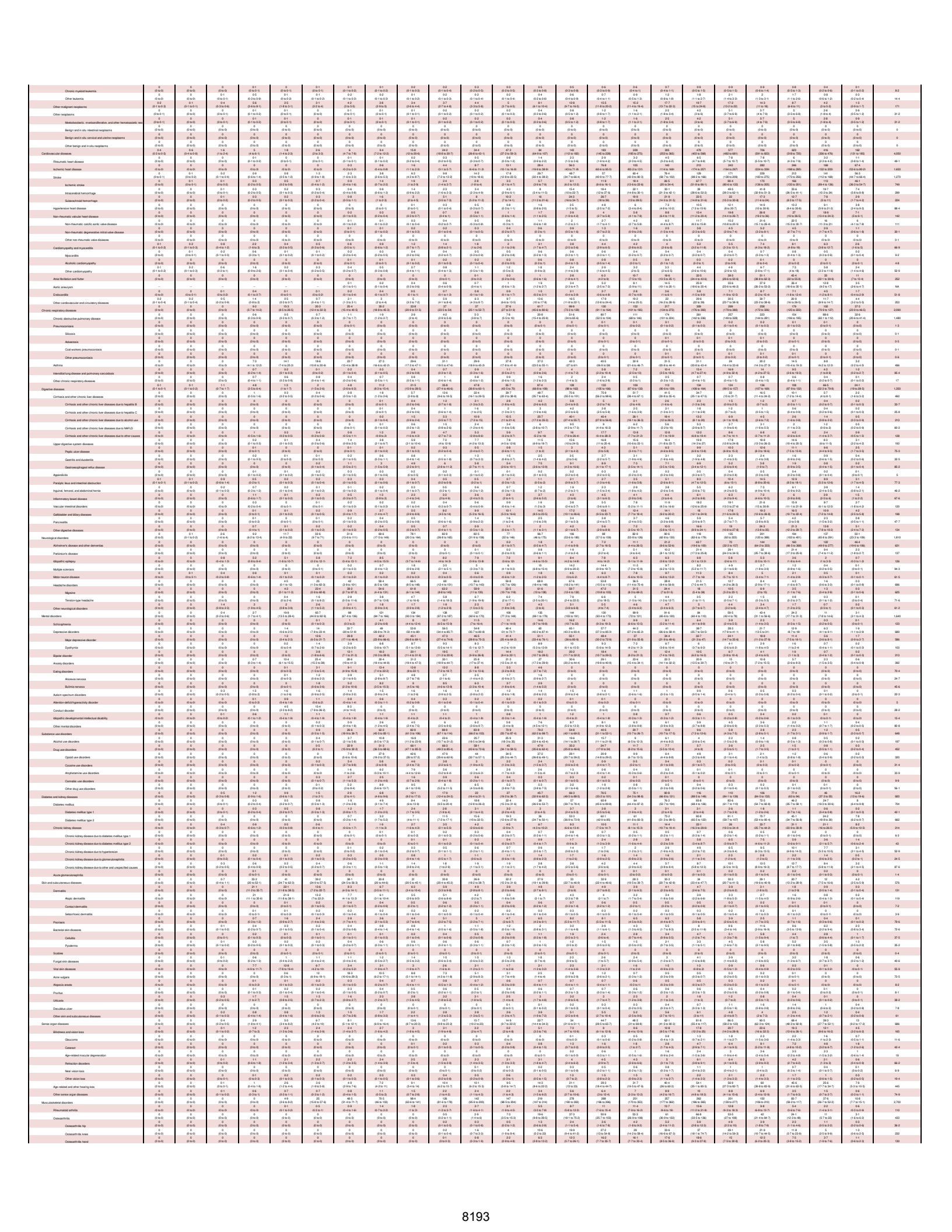

Osteoarthritis other	0 (0 to 0)	0 (0 to 0)	0 (0 to 0)	0 (0 to 0)	0 (0 to 0)	0 (0 to 0)	0 (0 to 0)	0 (0 to 0)	0 (0 to 0)	0 (0 to 0)	0 (0 to 0)	0 (0 to 1)	0 (0 to 0)	0.2 (0 to 0.4)	0 (0 to 0)	0.5 (0 to 1.1)	1.4 (0.4 to 2.4)	2.7 (1.1 to 5.7)	3.8 (1.7 to 8.1)	4 (1.9 to 9.3)	4.6 (2.2 to 9.4)	5.2 (2.5 to 11)	4.5 (2.2 to 9)	3.9 (2 to 8)	2.5 (1.3 to 5.1)	1.3 (0.7 to 2.4)	0.4 (0.2 to 0.8)		34.9
Low back pain	0 (0 to 0)	0 (0 to 0)	0 (0 to 0)	0 (0 to 0)	3 (1.3 to 5.3)	9 (4.9 to 24.2)	19 (9.5 to 45.3)	24 (12 to 53.4)	40.2 (20.2 to 89)	54.4 (32.6 to 94.9)	65 (38.2 to 98.4)	71.2 (42.6 to 107)	74 (43 to 110)	76.8 (46.3 to 115)	79.6 (49.3 to 118)	79.9 (50.3 to 118)	79.3 (51.1 to 116)	78.2 (52.8 to 114)	77.6 (53.4 to 110)	77.3 (53.7 to 109)	77.3 (53.7 to 109)	77.3 (53.7 to 109)	77.3 (53.7 to 109)	77.3 (53.7 to 109)	77.3 (53.7 to 109)	77.3 (53.7 to 109)	77.3 (53.7 to 109)		1,260
Neck pain	0 (0 to 0)	0 (0 to 0)	0 (0 to 0)	1.7 (0.4 to 3.5)	8.7 (4.6 to 16.3)	16.6 (7.0 to 25.4)	16.3 (9.2 to 32)	19.7 (9.6 to 37.9)	28 (14.6 to 52.2)	34.2 (18.5 to 57.9)	37.6 (20.1 to 62.1)	39 (21.1 to 63.5)	39 (21.2 to 61.4)	39 (21.2 to 61.4)	39 (21.2 to 61.4)	39 (21.2 to 61.4)	39 (21.2 to 61.4)	39 (21.2 to 61.4)	39 (21.2 to 61.4)	39 (21.2 to 61.4)	39 (21.2 to 61.4)	39 (21.2 to 61.4)	39 (21.2 to 61.4)	39 (21.2 to 61.4)	39 (21.2 to 61.4)	39 (21.2 to 61.4)		470
Gout	0 (0 to 0)	0 (0 to 0)	0 (0 to 0)	0 (0 to 0)	0 (0 to 0)	0 (0 to 0)	0 (0 to 0)	0 (0 to 0)	0 (0 to 0)	0 (0 to 0)	0 (0 to 0)

SR Table 2b: Manchester DALYS by cause and age group for females with 95% uncertainty intervals, 2019

Cause	Early Neonatal	Late Neonatal	Post Neonatal	1 to 4	5 to 9	10 to 14	15 to 19	20 to 24	25 to 29	30 to 34	35 to 39	40 to 44	45 to 49	50 to 54	55 to 59	60 to 64	65 to 69	70 to 74	75 to 79	80 plus	Total
All causes	592 (775 to 1,116)	1,202 (1,102 to 1,322)	2,067 (1,920 to 2,227)	1,747 (1,577 to 1,930)	1,218 (1,094 to 1,358)	1,218 (1,070 to 1,382)	1,734 (1,470 to 2,030)	2,330 (1,930 to 2,777)	3,330 (2,800 to 3,893)	4,289 (3,660 to 4,969)	5,208 (4,460 to 5,993)	6,222 (5,360 to 7,127)	7,300 (6,300 to 8,380)	8,700 (7,500 to 9,980)	9,600 (8,300 to 10,900)	10,600 (9,200 to 12,000)	11,600 (10,000 to 13,100)	12,600 (10,900 to 14,200)	13,600 (11,700 to 15,300)	14,600 (12,600 to 16,500)	69,200
Communicable, maternal, neonatal, and nutritional diseases	568 (538 to 603)	1,178 (1,078 to 1,288)	1,978 (1,830 to 2,138)	1,676 (1,506 to 1,859)	1,139 (1,015 to 1,279)	1,139 (991 to 1,303)	1,655 (1,391 to 1,951)	2,251 (1,851 to 2,698)	3,251 (2,721 to 3,814)	4,210 (3,581 to 4,890)	5,129 (4,381 to 5,914)	6,143 (5,281 to 7,048)	7,221 (6,221 to 8,301)	8,621 (7,421 to 9,901)	9,521 (8,221 to 10,821)	10,521 (9,121 to 11,921)	11,521 (9,921 to 13,021)	12,521 (10,821 to 14,121)	13,521 (11,621 to 15,221)	14,521 (12,521 to 16,421)	4,500
HIV/AIDS and sexually transmitted infections	15.6 (4.4 to 32.9)	4.1 (1.2 to 9.3)	8.4 (2.2 to 18.7)	1.9 (1.0 to 3.4)	1.5 (1.2 to 1.9)	2 (1.5 to 2.5)	13 (9.4 to 17.1)	62 (44 to 84)	216 (154 to 293)	397 (284 to 538)	591 (423 to 800)	761 (544 to 1,030)	911 (651 to 1,230)	1,060 (759 to 1,430)	1,160 (830 to 1,570)	1,260 (901 to 1,700)	1,360 (972 to 1,830)	1,460 (1,040 to 1,970)	1,560 (1,110 to 2,110)	1,660 (1,180 to 2,240)	164
HIV/AIDS	0 (0 to 0)	0 (0 to 0)	2.7 (2.2 to 3.2)	1.7 (1.1 to 2.7)	1.4 (1.1 to 1.7)	1.4 (0.9 to 2.1)	2.8 (2.1 to 3.6)	4.9 (3.6 to 6.5)	9.6 (7 to 12.7)	11.7 (8.6 to 15.4)	11.2 (8.5 to 14.6)	9.8 (7.4 to 12.7)	9.5 (6.9 to 12.5)	9.2 (6.6 to 12.1)	8.9 (6.4 to 11.7)	8.6 (6.1 to 11.4)	8.3 (5.9 to 11.1)	8 (5.6 to 10.8)	7.7 (5.4 to 10.4)	7.4 (5.2 to 10.1)	78.1
HIV/AIDS - Drug-susceptible Tuberculosis	0 (0 to 0)	0 (0 to 0)	0 (0 to 0)	0 (0 to 0)	0 (0 to 0)	0 (0 to 0)	0 (0 to 0)	0 (0 to 0)	0 (0 to 0)	0 (0 to 0)	0 (0 to 0)	0 (0 to 0)	0 (0 to 0)	0 (0 to 0)	0 (0 to 0)	0 (0 to 0)	0 (0 to 0)	0 (0 to 0)	0 (0 to 0)	0 (0 to 0)	0
HIV/AIDS - Multidrug-resistant Tuberculosis without extensive dr...	0 (0 to 0)	0 (0 to 0)	0 (0 to 0)	0 (0 to 0)	0 (0 to 0)	0 (0 to 0)	0 (0 to 0)	0 (0 to 0)	0 (0 to 0)	0 (0 to 0)	0 (0 to 0)	0 (0 to 0)	0 (0 to 0)	0 (0 to 0)	0 (0 to 0)	0 (0 to 0)	0 (0 to 0)	0 (0 to 0)	0 (0 to 0)	0 (0 to 0)	0
HIV/AIDS - Extensively drug-resistant Tuberculosis	0 (0 to 0)	0 (0 to 0)	0 (0 to 0)	0 (0 to 0)	0 (0 to 0)	0 (0 to 0)	0 (0 to 0)	0 (0 to 0)	0 (0 to 0)	0 (0 to 0)	0 (0 to 0)	0 (0 to 0)	0 (0 to 0)	0 (0 to 0)	0 (0 to 0)	0 (0 to 0)	0 (0 to 0)	0 (0 to 0)	0 (0 to 0)	0 (0 to 0)	0
HIV/AIDS resulting in other diseases	15.6 (4.4 to 32.9)	4.1 (1.2 to 9.3)	5.7 (1.5 to 14)	0.2 (0.1 to 0.6)	0.1 (0.1 to 0.2)	0.6 (0.4 to 0.9)	10 (7.3 to 13.2)	57 (41 to 77)	206 (147 to 279)	385 (274 to 521)	580 (414 to 784)	751 (536 to 1,020)	901 (643 to 1,220)	1,050 (749 to 1,420)	1,150 (820 to 1,560)	1,250 (891 to 1,690)	1,350 (962 to 1,820)	1,450 (1,030 to 1,960)	1,550 (1,100 to 2,090)	1,650 (1,170 to 2,230)	72
Sexually transmitted infections excluding HIV	0 (0 to 0)	0 (0 to 0)	0 (0 to 0)	0 (0 to 0)	0.1 (0 to 0.3)	0.2 (0.2 to 0.4)	0.4 (0.3 to 0.5)	0.5 (0.3 to 0.7)	0.7 (0.4 to 1)	0.9 (0.5 to 1.3)	1.1 (0.6 to 1.6)	1.4 (0.8 to 2)	1.8 (1 to 2.6)	2.2 (1.2 to 3.3)	2.6 (1.4 to 3.9)	3 (1.6 to 4.5)	3.4 (1.8 to 5.1)	3.8 (2 to 5.7)	4.2 (2.2 to 6.3)	4.6 (2.4 to 6.9)	85.8
Syphilis	15.6 (4.4 to 32.9)	4.1 (1.2 to 9.3)	5.7 (1.5 to 14)	0.2 (0.1 to 0.6)	0.1 (0.1 to 0.2)	0.1 (0.1 to 0.2)	0.2 (0.1 to 0.3)	0.3 (0.2 to 0.5)	0.5 (0.3 to 0.7)	0.6 (0.3 to 0.9)	0.8 (0.4 to 1.1)	0.9 (0.5 to 1.3)	1.2 (0.6 to 1.7)	1.5 (0.8 to 2.2)	1.8 (0.9 to 2.6)	2.1 (1 to 3.1)	2.4 (1.1 to 3.5)	2.7 (1.2 to 3.9)	2.9 (1.3 to 4.3)	3.2 (1.4 to 4.7)	26.2
Chlamydial infection	0 (0 to 0)	0 (0 to 0)	0 (0 to 0)	0 (0 to 0)	0 (0 to 0)	0 (0 to 0)	0.1 (0 to 0.4)	0.1 (0 to 0.4)	0.2 (0 to 0.5)	0.2 (0 to 0.6)	0.3 (0 to 0.7)	0.4 (0 to 0.9)	0.5 (0 to 1.1)	0.6 (0 to 1.3)	0.7 (0 to 1.5)	0.8 (0 to 1.7)	0.9 (0 to 1.9)	1 (0 to 2.1)	1.1 (0 to 2.3)	1.2 (0 to 2.5)	12.5
Gonococcal infection	0 (0 to 0)	0 (0 to 0)	0 (0 to 0)	0 (0 to 0)	0 (0 to 0)	0 (0 to 0)	0.2 (0 to 0.5)	0.2 (0 to 0.7)	0.3 (0 to 0.7)	0.4 (0 to 1)	0.5 (0 to 1.2)	0.6 (0 to 1.4)	0.8 (0 to 1.7)	0.9 (0 to 2)	1 (0 to 2.2)	1.2 (0 to 2.6)	1.3 (0 to 2.9)	1.5 (0 to 3.2)	1.6 (0 to 3.5)	1.8 (0 to 3.8)	7.2
Trichomoniasis	0 (0 to 0)	0 (0 to 0)	0 (0 to 0)	0 (0 to 0)	0 (0 to 0)	0 (0 to 0)	0 (0 to 0)	0.1 (0 to 0.2)	0.2 (0 to 0.4)	0.3 (0 to 0.5)	0.4 (0 to 0.7)	0.5 (0 to 0.9)	0.6 (0 to 1.1)	0.8 (0 to 1.3)	0.9 (0 to 1.5)	1 (0 to 1.7)	1.1 (0 to 1.9)	1.2 (0 to 2.1)	1.3 (0 to 2.3)	1.4 (0 to 2.5)	7.4
Genital herpes	0 (0 to 0)	0 (0 to 0)	0 (0 to 0)	0 (0 to 0)	0 (0 to 0)	0 (0 to 0)	0.1 (0 to 0.1)	0.2 (0 to 0.3)	0.2 (0 to 0.3)	0.3 (0 to 0.4)	0.3 (0 to 0.5)	0.4 (0 to 0.6)	0.5 (0 to 0.7)	0.6 (0 to 0.8)	0.7 (0 to 1)	0.8 (0 to 1.1)	0.9 (0 to 1.2)	1 (0 to 1.3)	1.1 (0 to 1.4)	1.2 (0 to 1.5)	7.7
Other sexually transmitted infections	0 (0 to 0)	0 (0 to 0)	0 (0 to 0)	0 (0 to 0)	0 (0 to 0)	0 (0 to 0)	0 (0 to 0)	0 (0 to 0)	0 (0 to 0)	0 (0 to 0)	0 (0 to 0)	0 (0 to 0)	0 (0 to 0)	0 (0 to 0)	0 (0 to 0)	0 (0 to 0)	0 (0 to 0)	0 (0 to 0)	0 (0 to 0)	0 (0 to 0)	0
Respiratory infections and tuberculosis	8.2 (5.7 to 11.5)	46.1 (39.2 to 53.4)	46.5 (32.9 to 61.7)	39.6 (34.4 to 45.9)	27.5 (19.6 to 37.4)	19.6 (16.3 to 23.4)	16.2 (13 to 20.1)	16.4 (12.5 to 20.9)	16.5 (12.5 to 21.1)	16.7 (12.7 to 21.4)	16.9 (12.8 to 21.7)	17.2 (13 to 22.1)	17.5 (13.2 to 22.5)	18.1 (13.6 to 23.3)	18.8 (14.1 to 24.2)	19.6 (14.6 to 25.2)	20.5 (15.3 to 26.4)	21.5 (16 to 27.6)	22.6 (16.8 to 29.1)	23.8 (17.6 to 30.6)	1,740
Tuberculosis	0 (0 to 0)	0 (0 to 0)	0.3 (0.2 to 0.5)	0.5 (0.3 to 0.9)	0.6 (0.4 to 0.9)	0.6 (0.3 to 1)	0.9 (0.7 to 1.2)	1.2 (0.9 to 1.6)	1.6 (1.2 to 2.1)	1.9 (1.5 to 2.5)	2.2 (1.6 to 2.9)	2.5 (1.9 to 3.3)	2.8 (2.1 to 3.7)	3.1 (2.3 to 4.1)	3.4 (2.6 to 4.5)	3.8 (2.8 to 4.9)	4.1 (3 to 5.3)	4.4 (3.2 to 5.7)	4.7 (3.4 to 6.1)	5 (3.6 to 6.5)	40.1
Latent tuberculosis infection	0 (0 to 0)	0 (0 to 0)	0 (0 to 0)	0 (0 to 0)	0 (0 to 0)	0 (0 to 0)	0 (0 to 0)	0 (0 to 0)	0 (0 to 0)	0 (0 to 0)	0 (0 to 0)	0 (0 to 0)	0 (0 to 0)	0 (0 to 0)	0 (0 to 0)	0 (0 to 0)	0 (0 to 0)	0 (0 to 0)	0 (0 to 0)	0 (0 to 0)	0
Drug-susceptible tuberculosis	0 (0 to 0)	0 (0 to 0)	0.3 (0.2 to 0.4)	0.4 (0.3 to 0.6)	0.5 (0.4 to 0.6)	0.5 (0.2 to 0.7)	0.6 (0.4 to 0.9)	0.9 (0.6 to 1.2)	1.2 (0.9 to 1.6)	1.5 (1.1 to 2)	1.8 (1.3 to 2.4)	2.1 (1.5 to 2.8)	2.4 (1.7 to 3.2)	2.7 (1.9 to 3.6)	3 (2.2 to 4)	3.4 (2.4 to 4.5)	3.7 (2.6 to 4.9)	4 (2.8 to 5.3)	4.3 (3 to 5.7)	4.6 (3.2 to 6.1)	39.2
Multidrug-resistant tuberculosis without extensive drug-resistance	0 (0 to 0)	0 (0 to 0)	0 (0 to 0)	0 (0 to 0)	0 (0 to 0)	0 (0 to 0)	0 (0 to 0)	0 (0 to 0)	0 (0 to 0)	0 (0 to 0)	0 (0 to 0)	0 (0 to 0)	0 (0 to 0)	0 (0 to 0)	0 (0 to 0)	0 (0 to 0)	0 (0 to 0)	0 (0 to 0)	0 (0 to 0)	0 (0 to 0)	0
Extensively drug-resistant tuberculosis	0 (0 to 0)	0 (0 to 0)	0 (0 to 0)	0 (0 to 0)	0 (0 to 0)	0 (0 to 0)	0 (0 to 0)	0 (0 to 0)	0 (0 to 0)	0 (0 to 0)	0 (0 to 0)	0 (0 to 0)	0 (0 to 0)	0 (0 to 0)	0 (0 to 0)	0 (0 to 0)	0 (0 to 0)	0 (0 to 0)	0 (0 to 0)	0 (0 to 0)	0
Lower respiratory infections	8.1 (5.6 to 11.4)	0.3 (0.2 to 0.4)	39.1 (21.9 to 65.2)	32.7 (11.5 to 72.9)	4.6 (1.5 to 9.2)	7.1 (4.6 to 9.7)	4.6 (2.9 to 6.5)	3.8 (2.5 to 5.2)	3.8 (2.5 to 5.2)	3.8 (2.5 to 5.2)	3.8 (2.5 to 5.2)	3.8 (2.5 to 5.2)	3.8 (2.5 to 5.2)	3.8 (2.5 to 5.2)	3.8 (2.5 to 5.2)	3.8 (2.5 to 5.2)	3.8 (2.5 to 5.2)	3.8 (2.5 to 5.2)	3.8 (2.5 to 5.2)	3.8 (2.5 to 5.2)	1,380
Upper respiratory infections	0 (0 to 0.1)	0 (0 to 0.2)	0.5 (0.2 to 0.8)	0.5 (0.2 to 0.9)	0.5 (0.2 to 0.9)	0.5 (0.2 to 0.9)	0.5 (0.2 to 0.9)	0.5 (0.2 to 0.9)	0.5 (0.2 to 0.9)	0.5 (0.2 to 0.9)	0.5 (0.2 to 0.9)	0.5 (0.2 to 0.9)	0.5 (0.2 to 0.9)	0.5 (0.2 to 0.9)	0.5 (0.2 to 0.9)	0.5 (0.2 to 0.9)	0.5 (0.2 to 0.9)	0.5 (0.2 to 0.9)	0.5 (0.2 to 0.9)	0.5 (0.2 to 0.9)	267
Otitis media	0 (0 to 0)	0 (0 to 0)	1.1 (0.4 to 2.3)	1.1 (0.2 to 3.6)	0.3 (0.1 to 0.6)	0.3 (0.1 to 0.7)	0.3 (0.1 to 0.5)	0.3 (0.1 to 0.4)	0.3 (0.1 to 0.4)	0.3 (0.1 to 0.4)	0.3 (0.1 to 0.4)	0.3 (0.1 to 0.4)	0.3 (0.1 to 0.4)	0.3 (0.1 to 0.4)	0.3 (0.1 to 0.4)	0.3 (0.1 to 0.4)	0.3 (0.1 to 0.4)	0.3 (0.1 to 0.4)	0.3 (0.1 to 0.4)	0.3 (0.1 to 0.4)	50.3
Enteric infections	0.5 (0.4 to 0.7)	1.6 (1.1 to 2.1)	10.9 (12.7 to 26.9)	22.2 (13.1 to 33.4)	11.2 (4.9 to 19.4)	6.7 (3.6 to 11.7)	5.7 (2.3 to 9.1)	7.7 (4.4 to 12.3)	8.9 (5.3 to 13.2)	8.7 (5.3 to 12.8)	8.6 (4.9 to 13.1)	8.4 (4.6 to 12.7)	8.2 (4.4 to 12.4)	8.1 (4.3 to 12.2)	8.1 (4.3 to 12.2)	8.1 (4.3 to 12.2)	8.1 (4.3 to 12.2)	8.1 (4.3 to 12.2)	8.1 (4.3 to 12.2)	8.1 (4.3 to 12.2)	191
Diarrheal diseases	0.5 (0.4 to 0.7)	1.5 (1.1 to 2.1)	10.9 (12.6 to 26.7)	22.2 (13.1 to 33.3)	11.1 (4.9 to 19.3)	6.7 (3.6 to 11.7)	5.7 (2.3 to 9.1)	7.6 (4.3 to 12.2)	8.9 (5.2 to 13.1)	8.7 (5.2 to 12.8)	8.6 (4.9 to 13.1)	8.4 (4.6 to 12.7)	8.2 (4.4 to 12.4)	8.1 (4.3 to 12.2)	8.1 (4.3 to 12.2)	8.1 (4.3 to 12.2)	8.1 (4.3 to 12.2)	8.1 (4.3 to 12.2)	8.1 (4.3 to 12.2)	8.1 (4.3 to 12.2)	190
Typhoid and paraphyoid	0 (0 to 0)	0 (0 to 0)	0 (0 to 0)	0 (0 to 0)	0 (0 to 0)	0 (0 to 0)	0 (0 to 0)	0 (0 to 0)	0 (0 to 0)	0 (0 to 0)	0 (0 to 0)	0 (0 to 0)	0 (0 to 0)	0 (0 to 0)	0 (0 to 0)	0 (0 to 0)	0 (0 to 0)	0 (0 to 0)	0 (0 to 0)	0 (0 to 0)	0
Typhoid fever	0 (0 to 0)	0 (0 to 0)	0 (0 to 0)	0 (0 to 0)	0 (0 to 0)	0 (0 to 0)	0 (0 to 0)	0 (0 to 0)	0 (0 to 0)	0 (0 to 0)	0 (0 to 0)	0 (0 to 0)	0 (0 to 0)	0 (0 to 0)	0 (0 to 0)	0 (0 to 0)	0 (0 to 0)	0 (0 to 0)	0 (0 to 0)	0 (0 to 0)	0
Paratyphoid fever	0 (0 to 0)	0 (0 to 0)	0 (0 to 0)	0 (0 to 0)	0 (0 to 0)	0 (0 to 0)	0 (0 to 0)	0 (0 to 0)	0 (0 to 0)	0 (0 to 0)	0 (0 to 0)	0 (0 to 0)	0 (0 to 0)	0 (0 to 0)	0 (0 to 0)	0 (0 to 0)	0 (0 to 0)	0 (0 to 0)	0 (0 to 0)	0 (0 to 0)	0
Invasive Non-typhoidal Salmonella (iNTS)	0 (0 to 0)	0 (0 to 0)	0 (0 to 0)	0 (0 to 0)	0 (0 to 0)	0 (0 to 0)	0 (0 to 0)	0 (0 to 0)	0 (0 to 0)	0 (0 to 0)	0 (0 to 0)	0 (0 to 0)	0 (0 to 0)	0 (0 to 0)	0 (0 to 0)	0 (0 to 0)	0 (0 to 0)	0 (0 to 0)	0 (0 to 0)	0 (0 to 0)	0
Other intestinal infectious diseases	0 (0 to 0)	0 (0 to 0)	0 (0 to 0)	0 (0 to 0)	0 (0 to 0)	0 (0 to 0)	0 (0 to 0)	0 (0 to 0)	0 (0 to 0)	0 (0 to 0)	0 (0 to 0)	0 (0 to 0)	0 (0 to 0)	0 (0 to 0)	0 (0 to 0)	0 (0 to 0)	0 (0 to 0)	0 (0 to 0)	0 (0 to 0)	0 (0 to 0)	0
Neglected tropical diseases and malaria	0 (0 to 0)	0.1 (0 to 0.4)	1.2 (0.5 to 2.3)	1.4 (0.5 to 3.2)	2.2 (0.9 to 4.2)	0.6 (0.2 to 0.9)	0.9 (0.4 to 1.4)	1.4 (0.6 to 2.3)	0.7 (0.3 to 1.2)	0.6 (0.2 to 1.1)	0.6 (0.2 to 1.1)	0.7 (0.2 to 1.2)	0.6 (0.2 to 1.1)	0.6 (0.2 to 1.1)	0.6 (0.2 to 1.1)	0.6 (0.2 to 1.1)	0.6 (0.2 to 1.1)	0.6 (0.2 to 1.1)	0.6 (0.2 to 1.1)	0.6 (0.2 to 1.1)	18.3
Malaria	0 (0 to 0)	0 (0 to 0)	0 (0 to 0)	0 (0 to 0)	0 (0 to 0)	0 (0 to 0)	0 (0 to 0)	0 (0 to 0)	0 (0 to 0)	0 (0 to 0)	0 (0 to 0)	0 (0 to 0)	0 (0 to 0)	0 (0 to 0)	0 (0 to 0)	0 (0 to 0)	0 (0 to 0)	0 (0 to 0)	0 (0 to 0)	0 (0 to 0)	0
Chagas disease	0 (0 to 0)	0 (0 to 0)	0 (0 to 0)	0 (0 to 0)	0 (0 to 0)	0 (0 to 0)	0 (0 to 0)	0 (0 to 0)	0 (0 to 0)	0 (0 to 0)	0 (0 to 0)	0 (0 to 0)	0 (0 to 0)	0 (0 to 0)	0 (0 to 0)	0 (0 to 0)	0 (0 to 0)	0 (0 to 0)	0 (0 to 0)	0 (0 to 0)	0
Leishmaniasis	0 (0 to 0)	0 (0 to 0)	0 (0 to 0)	0 (0 to 0)	0 (0 to 0)	0 (0 to 0)	0 (0 to 0)	0 (0 to 0)	0 (0 to 0)	0 (0 to 0)	0 (0 to 0)	0 (0 to 0)	0 (0 to 0)	0 (0 to 0)	0 (0 to 0)	0 (0 to 0)	0 (0 to 0)	0 (0 to 0)	0 (0 to 0)	0 (0 to 0)	0
Visceral leishmaniasis	0 (0 to 0)	0 (0 to 0)	0 (0 to 0)	0 (0 to 0)	0 (0 to 0)	0 (0 to 0)	0 (0 to 0)	0 (0 to 0)	0 (0 to 0)	0 (0 to 0)	0 (0 to 0)	0 (0 to 0)	0 (0 to 0)	0 (0 to 0)	0 (0 to 0)	0 (0 to 0)	0 (0 to 0)	0 (0 to 0)	0 (0 to 0)	0 (0 to 0)	0
Cutaneous and mucocutaneous leishmaniasis	0 (0 to 0)	0 (0 to 0)	0 (0 to 0)	0 (0 to 0)	0 (0 to 0)	0 (0 to 0)	0 (0 to 0)	0 (0 to 0)	0 (0 to 0)	0 (0 to 0)	0 (0 to 0)	0 (0 to 0)	0 (0 to 0)	0 (0 to 0)	0 (0 to 0)	0 (0 to 0)	0 (0 to 0)	0 (0 to 0)	0 (0 to 0)	0 (0 to 0)	0
African trypanosomiasis	0 (0 to 0)	0 (0 to 0)	0 (0 to 0)	0 (0 to 0)	0 (0 to 0)	0 (0 to 0)	0 (0 to 0)	0 (0 to 0)	0 (0 to 0)	0 (0 to 0)	0 (0 to 0)	0 (0 to 0)	0 (0 to 0)	0 (0 to 0)	0 (0 to 0)	0 (0 to 0)	0 (0 to 0)	0 (0 to 0)	0 (0 to 0)	0 (0 to 0)	0
Schistosomiasis	0 (0 to 0)	0 (0 to 0)	0 (0 to 0)	0 (0 to 0)	0 (0 to 0)	0 (0 to 0)	0 (0 to 0)	0 (0 to 0)	0 (0 to 0)	0 (0 to 0)	0 (0 to 0)	0 (0 to 0)	0 (0 to 0)	0 (0 to 0)	0 (0 to 0)	0 (0 to 0)	0 (0 to 0)	0 (0 to 0)	0 (0 to 0)	0 (0 to 0)	0
Cysticercosis	0 (0 to 0)	0 (0 to 0)	0 (0 to 0)	0 (0 to 0)	0 (0 to 0)	0 (0 to 0)	0 (0 to 0)	0 (0 to 0)	0 (0 to 0)	0 (0 to 0)	0 (0 to 0)	0 (0 to 0)	0 (0 to 0)	0 (0 to 0)	0 (0 to 0)	0 (0 to 0)	0 (0 to 0)	0 (0 to 0)	0 (0 to 0)	0 (0 to 0)	0
Cystic echinococcosis	0 (0 to 0)	0 (0 to 0)	0 (0 to 0)	0 (0 to 0)	0 (0 to 0)	0 (0 to 0)	0 (0 to 0)	0 (0 to 0)	0 (0 to 0)	0 (0 to 0)	0 (0 to 0)	0 (0 to 0)	0 (0 to 0)	0 (0 to 0)	0 (0 to 0)	0 (0 to 0)	0 (0 to 0)	0 (0 to 0)	0 (0 to 0)	0 (0 to 0)	0.1
Lymphatic filariasis	0 (0 to 0)	0 (0 to 0)	0 (0 to 0)	0 (0 to 0)	0 (0 to 0)	0 (0 to 0)	0 (0 to 0)	0 (0 to 0)	0 (0 to 0)	0 (0 to 0)	0 (0 to 0)	0 (0 to 0)	0 (0 to 0)	0 (0 to 0)	0 (0 to 0)	0 (0 to 0)	0 (0 to 0)	0 (0 to 0)	0 (0 to 0)	0 (0 to 0)	0
Onchocerciasis	0 (0 to 0)	0 (0 to 0)	0 (0 to 0)	0 (0 to 0)	0 (0 to 0)	0 (0 to 0)	0 (0 to 0)	0 (0 to 0)	0 (0 to 0)	0 (0 to 0)	0 (0 to 0)	0 (0 to 0)	0 (0 to 0)	0 (0 to 0)	0 (0 to 0)	0 (0 to 0)	0 (0 to 0)	0 (0 to 0)	0 (0 to 0)	0 (0 to 0)	0
Trachoma	0 (0 to 0)	0 (0 to 0)	0 (0 to 0)	0 (0 to 0)	0 (0 to 0)	0 (0 to 0)	0 (0 to 0)	0 (0 to 0)	0 (0 to 0)	0 (0 to 0)	0 (0 to 0)	0 (0 to 0)	0 (0 to 0)	0 (0 to 0)	0 (0 to 0)	0 (0 to 0)	0 (0 to 0)	0 (0 to 0)	0 (0 to 0)	0 (0 to 0)	0
Dengue	0 (0 to 0)	0 (0 to 0)	0 (0 to 0)	0 (0 to 0)	0 (0 to 0)	0 (0 to 0)	0 (0 to 0)	0 (0 to 0)	0 (0 to 0)	0 (0 to 0)	0 (0 to 0)	0 (0 to 0)	0 (0 to 0)	0 (0 to 0)	0 (0 to 0)	0 (0 to 0)	0 (0 to 0)	0 (0 to 0)	0 (0 to 0)	0 (0 to 0)	0
Yellow fever	0 (0 to 0)	0 (0 to 0)	0 (0 to 0)	0 (0 to 0)	0 (0 to 0)	0 (0 to 0)	0 (0 to 0)	0 (0 to 0)	0 (0 to 0)	0 (0 to 0)	0 (0 to 0)	0 (0 to 0)	0 (0 to 0)	0 (0 to 0)	0 (0 to 0)	0 (0 to 0)	0 (0 to 0)	0 (0 to 0)	0 (0 to 0)	0 (0 to 0)	0
Rabies	0 (0 to 0)	0 (0 to 0)	0 (0 to 0)	0 (0 to 0)	0 (0 to 0)	0 (0 to 0)	0 (0 to 0)	0 (0 to 0)	0 (0 to 0)	0 (0 to 0)	0 (0 to 0)	0 (0 to 0)	0 (0 to 0)	0 (0 to 0)	0 (0 to 0)	0 (0 to 0)	0 (0 to 0)	0 (0 to 0)	0 (0 to 0)	0 (0 to 0)	0.1
Intestinal nematode infections	0 (0 to 0)	0 (0 to 0)	0 (0 to 0)	0 (0 to 0)	0 (0 to 0)	0 (0 to 0)	0 (0 to 0)	0 (0 to 0)	0 (0 to 0)	0 (0 to 0)	0 (0 to 0)	0 (0 to 0)	0 (0 to 0)	0 (0 to 0)	0 (0 to 0)	0 (0 to 0)	0 (0 to 0)	0 (0 to 0)	0 (0 to 0)	0 (0 to 0)	0
Ascariasis	0 (0 to 0)	0 (0 to 0)	0 (0 to 0)	0 (0 to 0)	0 (0 to 0)	0 (0 to 0)	0 (0 to 0)	0 (0 to 0)	0 (0 to 0)	0 (0 to 0)	0 (0 to 0)	0 (0 to 0)	0 (0 to 0)	0 (0 to 0)	0 (0 to 0)	0 (0 to 0)	0 (0 to 0)	0 (0 to 0)	0 (0 to 0)	0 (0 to 0)	0
Trichuriasis	0 (0 to 0)	0 (0 to 0)	0 (0 to 0)	0 (0 to 0)	0 (0 to 0)	0 (0 to 0)	0 (0 to 0)	0 (0 to 0)	0 (0 to 0)	0 (0 to 0)	0 (0 to 0)	0 (0 to 0)	0 (0 to 0)	0 (0 to 0)	0 (0 to 0)	0 (0 to 0)	0 (0 to 0)	0 (0 to 0)	0 (0 to 0)	0 (0 to 0)	0
Hookworm disease	0 (0 to 0)	0 (0 to 0)	0 (0 to 0)	0 (0 to 0)	0 (0 to 0)	0 (0 to 0)	0 (0 to 0)	0 (0 to 0)	0 (0 to 0)	0 (0 to 0)	0 (0 to 0)	0 (0 to 0)	0 (0 to 0)	0 (0 to 0)	0 (0 to 0)	0 (0 to 0)	0 (0 to 0)	0 (0 to 0)	0 (0 to 0)	0 (0 to 0)	0
Food-borne trematodiases	0 (0 to 0)	0 (0 to 0)	0 (0 to 0)	0 (0 to 0)	0 (0 to 0)	0 (0 to 0)	0 (0 to 0)	0 (0 to 0)	0 (0 to 0)	0 (0 to 0)	0 (0 to 0)	0 (0 to 0)	0 (0 to 0)	0 (0 to 0)	0 (0 to 0)	0 (0 to 0)	0 (0 to 0)	0 (0 to 0)	0 (0 to 0)	0 (0 to 0)	0
Leprosy	0 (0 to 0)	0 (0 to 0)	0 (0 to 0)	0 (0 to 0)	0 (0 to 0)	0 (0 to 0)	0 (0 to 0)	0 (0 to 0)	0 (0 to 0)	0 (0 to 0)	0 (0 to 0)	0 (0 to 0)	0 (0 to 0)	0 (0 to 0)	0 (0 to 0)	0 (0 to 0)	0 (0 to 0)	0 (0 to 0)	0 (0 to 0)	0 (0 to 0)	0
Ebola	0 (0 to 0)	0 (0 to 0)	0 (0 to 0)	0 (0 to 0)	0 (0 to 0)	0 (0 to 0)	0 (0 to 0)	0 (0 to 0)	0 (0 to 0)	0 (0 to 0)	0 (0 to 0)	0 (0 to 0)	0 (0 to 0)	0 (0 to 0)	0 (0 to 0)	0 (0 to 0)	0 (0 to 0)	0 (0 to 0)	0 (0 to 0)	0 (0 to 0)	0
Zika virus	0 (0 to 0)	0 (0 to 0)	0 (0 to 0)	0 (0 to 0)	0 (0 to 0)	0 (0 to 0)	0 (0 to 0)	0 (0 to 0)	0 (0 to 0)	0 (0 to 0)	0 (0 to 0)	0 (0 to 0)	0 (0 to 0)	0 (0 to 0)	0 (0 to 0)	0 (0 to 0)	0 (0 to 0)	0 (0 to 0)	0 (0 to 0)	0 (0 to 0)	0
Guinea worm disease	0 (0 to 0)	0 (0 to 0)	0 (0 to 0)	0 (0 to 0)	0 (0 to 0)	0 (0 to 0)	0 (0 to 0)	0 (0 to 0)	0 (0 to 0)	0 (0 to 0)	0 (0 to 0)	0 (0 to 0)	0 (0 to 0)	0 (0 to 0)	0 (0 to 0)	0 (0 to 0)	0 (0 to 0)	0 (0 to 0)	0 (0 to 0)	0 (0 to 0)	0
Other neglected tropical diseases	0 (0 to 0)	0 (0 to 0)	0 (0 to 0)	0 (0 to 0)	0 (0 to 0)	0 (0 to 0)	0 (0 to 0)	0 (0 to 0)	0 (0 to 0)	0 (0 to 0)	0 (0 to 0)	0 (0 to 0)	0 (0 to 0)	0 (0 to 0)	0 (0 to 0)	0 (0 to 0)	0 (0 to 0)	0 (0 to 0)	0 (0 to 0)	0 (0 to 0)	0
Other infectious diseases	2.4 (2.0 to 4.9)	6.1 (3.9 to 9.6)	21.4 (12.9 to 35.1)	17.7 (12.3 to 24.7)	10.3 (7.2 to 14.7)	7.1 (5.3 to 9.2)	10.9 (8.2 to 14.1)	11.6 (8.4 to 15.9)	11.9 (8.7 to 15.9)	12.9 (9.4 to 17.1)	11.6 (8.4 to 15.4)	9.8 (6.8 to 14.2)	9.5 (6.1 to 15.1)	9.2 (6.6 to 12.3)	8.9 (5.



Osteoarthritis other	0 (0 to 0)	0 (0 to 0)	0 (0 to 0)

SR Table 2b: North Yorkshire DALY's by cause and age group for females with 95% uncertainty intervals, 2019

Cause	Early Neonatal 0 to 6 days	Late Neonatal 7 to 27 days	Post Neonatal 28 to 364 days	1 to 4	5 to 9	10 to 14	15 to 19	20 to 24	25 to 29	30 to 34	35 to 39	40 to 44	45 to 49	50 to 54	55 to 59	60 to 64	65 to 69	70 to 74	75 to 79	80 to 84	85 to 89	90 to 94	95 plus	Total
All causes	1,239 (1,039 to 1,442)	299 (199 to 418)	1,102 (742 to 1,568)	1,164 (967 to 1,407)	1,023 (843 to 1,242)	1,014 (792 to 1,279)	1,187 (1,007 to 1,412)	1,284 (1,042 to 1,560)	1,284 (1,050 to 1,532)	1,284 (1,050 to 1,532)	1,284 (1,050 to 1,532)	1,284 (1,050 to 1,532)	1,284 (1,050 to 1,532)	1,284 (1,050 to 1,532)	1,284 (1,050 to 1,532)	1,284 (1,050 to 1,532)	1,284 (1,050 to 1,532)	1,284 (1,050 to 1,532)	1,284 (1,050 to 1,532)	1,284 (1,050 to 1,532)	1,284 (1,050 to 1,532)	1,284 (1,050 to 1,532)	101,955
Communicable, maternal, neonatal, and nutritional diseases	209 (165 to 254)	54.8 (27.5 to 88.4)	77.8 (54.0 to 109)	122 (79.6 to 167)	115 (71.6 to 159)	83.6 (50.4 to 120)	80.5 (48.2 to 118)	82.2 (50.2 to 118)	86.2 (52.2 to 126)	88.2 (53.2 to 128)	105 (64.1 to 151)	104 (77.3 to 136)	119 (92.1 to 157)	140 (104 to 182)	145 (107 to 189)	177 (128 to 230)	178 (128 to 231)	207 (147 to 277)	196 (137 to 270)	295 (208 to 396)	413 (286 to 561)	413 (454 to 784)	542 (283 to 936)	249 (179 to 312)	4,720
HIV/AIDS and sexually transmitted infections	9.2 (7.7 to 20.4)	2.5 (1.1 to 7.2)	3.4 (1.6 to 9.7)	0.5 (0.4 to 0.7)	0.3 (0.2 to 0.4)	0.4 (0.3 to 0.5)	2.6 (1.7 to 3.4)	2.6 (1.7 to 3.4)	3.2 (2.1 to 4.2)	3.2 (2.1 to 4.2)	3.2 (2.1 to 4.2)	3.2 (2.1 to 4.2)	10.6 (6.7 to 17)	9 (5.6 to 14.2)	8.3 (5.2 to 13.1)	4.9 (2.9 to 7.4)	3.7 (2.4 to 5.6)	2.6 (1.6 to 3.7)	3.4 (1.9 to 5.2)	2.6 (1.6 to 3.7)	1.7 (1.1 to 2.4)	0.6 (0.7 to 1.6)	0.3 (0.4 to 0.4)	91.6
HIV/AIDS	0 (0 to 0)	0 (0 to 0)	0.4 (0.3 to 0.5)	0.4 (0.3 to 0.5)	0.2 (0.2 to 0.3)	0.2 (0.2 to 0.3)	0.3 (0.2 to 0.4)	0.6 (0.4 to 0.7)	1.2 (0.8 to 1.7)	2.7 (1.9 to 3.6)	2.6 (1.7 to 3.5)	2.6 (1.7 to 3.5)	3.1 (2.2 to 4.3)	2.2 (1.5 to 3.2)	2.1 (1.4 to 3.1)	2.6 (1.9 to 3.4)	1.9 (1.3 to 2.4)	1.5 (0.9 to 2.3)	0.6 (0.2 to 1.2)	0.4 (0.1 to 0.9)	0.1 (0 to 0.1)	0 (0 to 0.1)	0 (0 to 0)	24.6
HIV/AIDS - Drug-susceptible Tuberculosis	0 (0 to 0)	0 (0 to 0.1)	0.1 (0 to 0.1)	0 (0 to 0)	0 (0 to 0.1)	0 (0 to 0.1)	0.1 (0 to 0.1)	0.1 (0 to 0.2)	0.2 (0 to 0.3)	0.3 (0.2 to 0.5)	0.3 (0.2 to 0.5)	0.3 (0.2 to 0.5)	0.3 (0.2 to 0.5)	0.2 (0.1 to 0.4)	0.2 (0.1 to 0.3)	0.1 (0.1 to 0.2)	0.1 (0 to 0.2)	0 (0 to 0.1)	0 (0 to 0)	0 (0 to 0)	0 (0 to 0)	0 (0 to 0)	0 (0 to 0)	0 (0 to 0)	2.3
HIV/AIDS - Multidrug-resistant Tuberculosis without extensive drug resistance	0 (0 to 0)	0 (0 to 0)	0 (0 to 0)	0 (0 to 0)	0 (0 to 0)	0 (0 to 0)	0 (0 to 0)	0 (0 to 0)	0 (0 to 0)	0 (0 to 0)	0 (0 to 0)	0 (0 to 0)	0 (0 to 0)	0 (0 to 0)	0 (0 to 0)	0 (0 to 0)	0 (0 to 0)	0 (0 to 0)	0 (0 to 0)	0 (0 to 0)	0 (0 to 0)	0 (0 to 0)	0 (0 to 0)	0 (0 to 0)	0.1
HIV/AIDS - Extensively drug-resistant Tuberculosis	0 (0 to 0)	0 (0 to 0)	0 (0 to 0)	0 (0 to 0)	0 (0 to 0)	0 (0 to 0)	0 (0 to 0)	0 (0 to 0)	0 (0 to 0)	0 (0 to 0)	0 (0 to 0)	0 (0 to 0)	0 (0 to 0)	0 (0 to 0)	0 (0 to 0)	0 (0 to 0)	0 (0 to 0)	0 (0 to 0)	0 (0 to 0)	0 (0 to 0)	0 (0 to 0)	0 (0 to 0)	0 (0 to 0)	0 (0 to 0)	0
HIV/AIDS resulting in other diseases	0 (0 to 0)	0 (0 to 0)	0.3 (0.2 to 0.4)	0.2 (0.1 to 0.3)	0.2 (0.1 to 0.2)	0.1 (0.1 to 0.2)	0.2 (0.2 to 0.3)	0.7 (0.5 to 1)	1.1 (0.7 to 1.6)	2.4 (1.7 to 3.2)	2.4 (1.6 to 3.3)	2.4 (1.6 to 3.3)	2.8 (1.9 to 3.8)	2.6 (1.8 to 3.6)	2.3 (1.7 to 3.1)	1.7 (1.3 to 2.1)	1.3 (0.9 to 2.1)	0.9 (0.5 to 2.1)	0.4 (0.1 to 0.9)	0.1 (0 to 0.1)	0 (0 to 0.1)	0 (0 to 0)	0 (0 to 0)	22.2
Sexually transmitted infections excluding HIV	9.2 (7.7 to 20.4)	2.5 (1.1 to 7.2)	3.1 (1.4 to 9.3)	0.1 (0 to 0.1)	0.1 (0 to 0.1)	0.2 (0.1 to 0.3)	2.3 (1.4 to 3.1)	1.9 (1.1 to 2.8)	2 (1.2 to 2.9)	0.5 (0.3 to 0.8)	0.6 (0.3 to 0.9)	0.7 (0.4 to 1)	7.5 (4.8 to 11.5)	6.8 (4.1 to 10.7)	6.2 (3.7 to 9.8)	3.3 (1.9 to 5.4)	2.4 (1.3 to 4.2)	1.7 (0.8 to 3.4)	3 (1.4 to 5.1)	2.3 (1.1 to 4.2)	1.7 (0.7 to 3.6)	0.6 (0.6 to 1.6)	0.3 (0.2 to 0.4)	67.2
Syphilis	0 (0 to 0)	0 (0 to 0)	0 (0 to 0)	0 (0 to 0)	0 (0 to 0)	0 (0 to 0)	0 (0 to 0.1)	0 (0 to 0.1)	0 (0 to 0.1)	0 (0 to 0)	0 (0 to 0)	0 (0 to 0)	0 (0 to 0)	0 (0 to 0)	0 (0 to 0)	0 (0 to 0)	0 (0 to 0)	0 (0 to 0)	0 (0 to 0)	0 (0 to 0)	0 (0 to 0)	0 (0 to 0)	0 (0 to 0)	0 (0 to 0)	15.1
Chlamydial infection	0 (0 to 0)	0 (0 to 0)	0 (0 to 0)	0 (0 to 0)	0 (0 to 0)	0 (0 to 0)	0 (0 to 0.1)	0 (0 to 0.1)	0 (0 to 0.1)	0 (0 to 0.1)	0 (0 to 0.1)	0 (0 to 0.1)	0 (0 to 0.1)	0 (0 to 0.1)	0 (0 to 0.1)	0 (0 to 0.1)	0 (0 to 0.1)	0 (0 to 0.1)	0 (0 to 0.1)	0 (0 to 0.1)	0 (0 to 0.1)	0 (0 to 0.1)	0 (0 to 0.1)	0 (0 to 0.1)	9.4
Gonococcal infection	0 (0 to 0)	0 (0 to 0)	0 (0 to 0)	0 (0 to 0)	0 (0 to 0)	0 (0 to 0)	0 (0 to 0.1)	0 (0 to 0.1)	0 (0 to 0.2)	0 (0 to 0.2)	0 (0 to 0.2)	0 (0 to 0.2)	0 (0 to 0.2)	0 (0 to 0.2)	0 (0 to 0.2)	0 (0 to 0.2)	0 (0 to 0.2)	0 (0 to 0.2)	0 (0 to 0.2)	0 (0 to 0.2)	0 (0 to 0.1)	0 (0 to 0.1)	0 (0 to 0.1)	0 (0 to 0.1)	6.8
Trichomoniasis	0 (0 to 0)	0 (0 to 0)	0 (0 to 0)	0 (0 to 0)	0 (0 to 0)	0 (0 to 0)	0 (0 to 0)	0 (0 to 0)	0 (0 to 0)	0 (0 to 0)	0 (0 to 0)	0 (0 to 0)	0 (0 to 0)	0 (0 to 0)	0 (0 to 0)	0 (0 to 0)	0 (0 to 0)	0 (0 to 0)	0 (0 to 0)	0 (0 to 0)	0 (0 to 0)	0 (0 to 0)	0 (0 to 0)	0 (0 to 0)	0
Genital herpes	0 (0 to 0)	0 (0 to 0)	0 (0 to 0)	0 (0 to 0)	0 (0 to 0)	0 (0 to 0)	0 (0 to 0)	0 (0 to 0)	0 (0 to 0)	0 (0 to 0)	0 (0 to 0)	0 (0 to 0)	0 (0 to 0)	0 (0 to 0)	0 (0 to 0)	0 (0 to 0)	0 (0 to 0)	0 (0 to 0)	0 (0 to 0)	0 (0 to 0)	0 (0 to 0)	0 (0 to 0)	0 (0 to 0)	0 (0 to 0)	0
Other sexually transmitted infections	0 (0 to 0)	0 (0 to 0)	0 (0 to 0)	0 (0 to 0)	0 (0 to 0)	0 (0 to 0)	0 (0 to 0)	0 (0 to 0)	0 (0 to 0)	0 (0 to 0)	0 (0 to 0)	0 (0 to 0)	0 (0 to 0)	0 (0 to 0)	0 (0 to 0)	0 (0 to 0)	0 (0 to 0)	0 (0 to 0)	0 (0 to 0)	0 (0 to 0)	0 (0 to 0)	0 (0 to 0)	0 (0 to 0)	0 (0 to 0)	0
Respiratory infections and tuberculosis	2.2 (1.6 to 2.7)	1.9 (1.2 to 2.9)	32 (9.1 to 77.3)	39.3 (22.2 to 64.8)	24.9 (17.8 to 47.3)	27.4 (14.6 to 66.1)	27.6 (16.5 to 39)	27.6 (12.8 to 52.9)	27.1 (9.6 to 39.4)	26.4 (9.6 to 39.4)	27.1 (9.6 to 39.4)	27.6 (9.6 to 39.4)	29.1 (9.6 to 39.4)	29.1 (9.6 to 39.4)	30.6 (9.6 to 39.4)	31.6 (9.6 to 39.4)	32 (9.6 to 39.4)	32 (9.6 to 39.4)	32 (9.6 to 39.4)	32 (9.6 to 39.4)	32 (9.6 to 39.4)	32 (9.6 to 39.4)	32 (9.6 to 39.4)	2,610
Tuberculosis	0 (0 to 0)	0 (0 to 0)	0 (0 to 0)	0 (0 to 0)	0 (0 to 0)	0 (0 to 0)	0 (0 to 0)	0 (0 to 0)	0 (0 to 0)	0 (0 to 0)	0 (0 to 0)	0 (0 to 0)	0 (0 to 0)	0 (0 to 0)	0 (0 to 0)	0 (0 to 0)	0 (0 to 0)	0 (0 to 0)	0 (0 to 0)	0 (0 to 0)	0 (0 to 0)	0 (0 to 0)	0 (0 to 0)	0 (0 to 0)	29.6
Latent tuberculosis infection	0 (0 to 0)	0 (0 to 0)	0 (0 to 0)	0 (0 to 0)	0 (0 to 0)	0 (0 to 0)	0 (0 to 0)	0 (0 to 0)	0 (0 to 0)	0 (0 to 0)	0 (0 to 0)	0 (0 to 0)	0 (0 to 0)	0 (0 to 0)	0 (0 to 0)	0 (0 to 0)	0 (0 to 0)	0 (0 to 0)	0 (0 to 0)	0 (0 to 0)	0 (0 to 0)	0 (0 to 0)	0 (0 to 0)	0 (0 to 0)	0
Drug-susceptible tuberculosis	0 (0 to 0)	0 (0 to 0)	0 (0 to 0)	0 (0 to 0)	0 (0 to 0)	0 (0 to 0)	0 (0 to 0)	0 (0 to 0)	0 (0 to 0)	0 (0 to 0)	0 (0 to 0)	0 (0 to 0)	0 (0 to 0)	0 (0 to 0)	0 (0 to 0)	0 (0 to 0)	0 (0 to 0)	0 (0 to 0)	0 (0 to 0)	0 (0 to 0)	0 (0 to 0)	0 (0 to 0)	0 (0 to 0)	0 (0 to 0)	0
Multidrug-resistant tuberculosis without extensive drug resistance	0 (0 to 0)	0 (0 to 0)	0 (0 to 0)	0 (0 to 0)	0 (0 to 0)	0 (0 to 0)	0 (0 to 0)	0 (0 to 0)	0 (0 to 0)	0 (0 to 0)	0 (0 to 0)	0 (0 to 0)	0 (0 to 0)	0 (0 to 0)	0 (0 to 0)	0 (0 to 0)	0 (0 to 0)	0 (0 to 0)	0 (0 to 0)	0 (0 to 0)	0 (0 to 0)	0 (0 to 0)	0 (0 to 0)	0 (0 to 0)	0
Extensively drug-resistant tuberculosis	0 (0 to 0)	0 (0 to 0)	0 (0 to 0)	0 (0 to 0)	0 (0 to 0)	0 (0 to 0)	0 (0 to 0)	0 (0 to 0)	0 (0 to 0)	0 (0 to 0)	0 (0 to 0)	0 (0 to 0)	0 (0 to 0)	0 (0 to 0)	0 (0 to 0)	0 (0 to 0)	0 (0 to 0)	0 (0 to 0)	0 (0 to 0)	0 (0 to 0)	0 (0 to 0)	0 (0 to 0)	0 (0 to 0)	0 (0 to 0)	0
Lower respiratory infections	2.2 (1.4 to 2.7)	1.7 (1.1 to 2.8)	7.7 (4.3 to 12.1)	7.6 (5.6 to 9.8)	2.6 (1.6 to 3.3)	2.6 (1.6 to 3.3)	3.6 (2.4 to 4.5)	4 (2.7 to 5.1)	5.9 (4 to 8.6)	8.4 (5.7 to 12)	11.4 (7.8 to 16.4)	11.4 (7.8 to 16.4)	14.6 (9.4 to 21.8)	14.6 (9.4 to 21.8)	29.1 (21.7 to 39.9)	40.3 (27.1 to 56.4)	54.6 (36.5 to 77.9)	73.2 (49 to 102)	104 (69 to 145)	159 (106 to 222)	284 (186 to 396)	441 (289 to 617)	557 (365 to 780)	608 (398 to 852)	231 (167 to 299)	2,580
Upper respiratory infections	0 (0 to 0.1)	0.2 (0.1 to 0.3)	2.6 (0.7 to 6.9)	17.3 (7.1 to 31.2)	21.7 (11.9 to 37.2)	18.6 (9.6 to 32.4)	19.4 (9.6 to 32.4)	17.4 (7.7 to 34.6)	15.7 (6.2 to 29.7)	13.5 (5.2 to 26.5)	14.6 (5.2 to 26.5)	13.6 (5.2 to 26.5)	7.1 (2.2 to 16.2)	7.1 (2.2 to 16.2)	6.9 (2.2 to 16.2)	7.1 (2.2 to 16.2)	7.1 (2.2 to 16.2)	7.1 (2.2 to 16.2)	7.1 (2.2 to 16.2)	7.1 (2.2 to 16.2)	7.1 (2.2 to 16.2)	7.1 (2.2 to 16.2)	7.1 (2.2 to 16.2)	259
Otitis media	0 (0 to 0)	0 (0 to 0)	0.7 (0.1 to 2.1)	6.1 (2.7 to 9.7)	5.2 (2.7 to 8.9)	2.4 (1.4 to 4.2)	2.4 (1.4 to 4.2)	2.4 (1.4 to 4.2)	2.3 (1.4 to 4.2)	2.3 (1.4 to 4.2)	2.3 (1.4 to 4.2)	2.5 (1.5 to 4.2)	2.6 (1.5 to 4.2)	2.6 (1.5 to 4.2)	4.6 (2.7 to 7.5)	4.6 (2.7 to 7.5)	4.2 (2.7 to 7.5)	3 (1.5 to 5.2)	2.2 (1.1 to 4.2)	1.2 (0.5 to 2.2)	0.9 (0.3 to 2.2)	0.6 (0.1 to 2.2)	0.1 (0.1 to 0.4)	52.1
Enteric infections	3.3 (2.3 to 4)	1.1 (0.7 to 1.4)	1.5 (1.1 to 2.1)	9.5 (7.4 to 12.2)	6.4 (4.4 to 8.6)	4.4 (2.9 to 6.1)	4.4 (2.9 to 6.1)	4.5 (2.9 to 6.1)	4.5 (2.9 to 6.2)	4.5 (2.9 to 6.2)	4.5 (2.9 to 6.2)	4.5 (2.9 to 6.2)	4.5 (2.9 to 6.2)	4.5 (2.9 to 6.2)	4.5 (2.9 to 6.2)	4.5 (2.9 to 6.2)	4.5 (2.9 to 6.2)	4.5 (2.9 to 6.2)	4.5 (2.9 to 6.2)	4.5 (2.9 to 6.2)	4.5 (2.9 to 6.2)	4.5 (2.9 to 6.2)	4.5 (2.9 to 6.2)	252
Diarrheal diseases	2.3 (2.3 to 2.4)	1 (0.7 to 1.4)	12.7 (10.5 to 19.2)	17.6 (10.5 to 29.2)	9.4 (5.9 to 14.2)	6.4 (3.5 to 11.5)	6.4 (2.9 to 9.1)	6.4 (2.9 to 9.1)	6.4 (2.9 to 7.7)	6.4 (2.9 to 7.7)	6.4 (2.9 to 7.7)	6.4 (2.9 to 7.7)	6.4 (2.9 to 7.7)	6.4 (2.9 to 7.7)	6.4 (2.9 to 7.7)	6.4 (2.9 to 7.7)	6.4 (2.9 to 7.7)	6.4 (2.9 to 7.7)	6.4 (2.9 to 7.7)	6.4 (2.9 to 7.7)	6.4 (2.9 to 7.7)	6.4 (2.9 to 7.7)	6.4 (2.9 to 7.7)	251
Typhoid and paratyphoid	0 (0 to 0)	0 (0 to 0)	0 (0 to 0)	0 (0 to 0)	0 (0 to 0)	0 (0 to 0)	0 (0 to 0)	0 (0 to 0)	0 (0 to 0)	0 (0 to 0)	0 (0 to 0)	0 (0 to 0)	0 (0 to 0)	0 (0 to 0)	0 (0 to 0)	0 (0 to 0)	0 (0 to 0)	0 (0 to 0)	0 (0 to 0)	0 (0 to 0)	0 (0 to 0)	0 (0 to 0)	0 (0 to 0)	0 (0 to 0)	0.2
Typhoid fever	0 (0 to 0)	0 (0 to 0)	0 (0 to 0)	0 (0 to 0)	0 (0 to 0)	0 (0 to 0)	0 (0 to 0)	0 (0 to 0)	0 (0 to 0)	0 (0 to 0)	0 (0 to 0)	0 (0 to 0)	0 (0 to 0)	0 (0 to 0)	0 (0 to 0)	0 (0 to 0)	0 (0 to 0)	0 (0 to 0)	0 (0 to 0)	0 (0 to 0)	0 (0 to 0)	0 (0 to 0)	0 (0 to 0)	0 (0 to 0)	0
Paratyphoid fever	0 (0 to 0)	0 (0 to 0)	0 (0 to 0)	0 (0 to 0)	0 (0 to 0)	0 (0 to 0)	0 (0 to 0)	0 (0 to 0)	0 (0 to 0)	0 (0 to 0)	0 (0 to 0)	0 (0 to 0)	0 (0 to 0)	0 (0 to 0)	0 (0 to 0)	0 (0 to 0)	0 (0 to 0)	0 (0 to 0)	0 (0 to 0)	0 (0 to 0)	0 (0 to 0)	0 (0 to 0)	0 (0 to 0)	0 (0 to 0)	0.2
Invasive Non-typhoidal Salmonella (iNTS)	0 (0 to 0)	0 (0 to 0)	0 (0 to 0)	0 (0 to 0)	0 (0 to 0)	0 (0 to 0)	0 (0 to 0)	0 (0 to 0)	0 (0 to 0)	0 (0 to 0)	0 (0 to 0)	0 (0 to 0)	0 (0 to 0)	0 (0 to 0)	0 (0 to 0)	0 (0 to 0)	0 (0 to 0)	0 (0 to 0)	0 (0 to 0)	0 (0 to 0)	0 (0 to 0)	0 (0 to 0)	0 (0 to 0)	0 (0 to 0)	0
Other intestinal infectious diseases	0 (0 to 0)	0 (0 to 0)	0 (0 to 0)	0 (0 to 0)	0 (0 to 0)	0 (0 to 0)	0 (0 to 0)	0 (0 to 0)	0 (0 to 0)	0 (0 to 0)	0 (0 to 0)	0 (0 to 0)	0 (0 to 0)	0 (0 to 0)	0 (0 to 0)	0 (0 to 0)	0 (0 to 0)	0 (0 to 0)	0 (0 to 0)	0 (0 to 0)	0 (0 to 0)	0 (0 to 0)	0 (0 to 0)	0 (0 to 0)	0
Neglected tropical diseases and malaria	0 (0 to 0)	0 (0 to 0)	0.7 (0 to 2.2)	2.3 (0 to 9.2)	2.3 (0 to 9.2)	2.3 (0 to 9

Other neoplasms	0-1 (0 to 0.2)	0 (0 to 0)	0-1 (0 to 0.2)	0-2 (0.1 to 0.3)	0-2 (0.1 to 0.3)	0-1 (0.1 to 0.2)	0-2 (0.1 to 0.3)	0-2 (0.2 to 0.3)	0-3 (0.2 to 0.5)	0-5 (0.3 to 0.7)	0-6 (0.3 to 0.8)	0-6 (0.6 to 0.8)	1-7 (0.6 to 1.1)	1-7 (1.0 to 2.4)	3-2 (2.2 to 4.4)	5-4 (3.7 to 7.4)	8-3 (5.4 to 11.5)	10-3 (10.4 to 19.4)	20-2 (19.6 to 33.9)	28-5 (21.2 to 39.2)	28-5 (21.2 to 39.2)	28 (19.6 to 37.4)	29 (19.7 to 34.2)	5-4 (3.3 to 7.4)	169
Medulloblastoma, medulloblastoma, and other hemangioblastoma, ependymoma, and choroid plexus tumor	0-1 (0 to 0.2)	0 (0 to 0)	0-1 (0 to 0.2)	0-2 (0.1 to 0.3)	0-2 (0.1 to 0.3)	0-1 (0.1 to 0.2)	0-2 (0.1 to 0.3)	0-2 (0.1 to 0.3)	0-3 (0.2 to 0.5)	0-5 (0.3 to 0.7)	0-6 (0.3 to 0.8)	0-6 (0.6 to 0.8)	1-7 (0.6 to 1.1)	1-7 (1.0 to 2.4)	3-2 (2.2 to 4.4)	5-4 (3.7 to 7.4)	8-3 (5.4 to 11.5)	10-3 (10.4 to 19.4)	20-2 (19.6 to 33.9)	28-5 (21.2 to 39.2)	28-5 (21.2 to 39.2)	28 (19.6 to 37.4)	29 (19.7 to 34.2)	5-4 (3.3 to 7.4)	169
Meningioma and in situ intracranial neoplasms	0 (0 to 0)	0 (0 to 0)	0 (0 to 0)

Congenital birth defects	77-3 (51 to 139)	33 (24 to 51 -4)	68-5 (46 to 109)	53-2 (40 to 71 -1)	29 (19 to 39 -3)	26-4 (19 to 39 -4)	24-7 (18 to 32 -3)	20-1 (13 to 29 -4)	19-4 (14 to 25 -7)	20-3 (13 to 29 -3)	19-5 (14 to 25 -1)	18-8 (13 to 24 -6)	25 (17 to 33 -3)	29-4 (20 to 39)	31 (21 -2 to 41 -7)	25-3 (16 to 34 -8)	20-2 (13 to 27)	8-6 (5 -3 to 13 -1)	5-5 (3 -4 to 8 -3)	3-6 (2 -2 to 5 -7)	1 (0 to 3 -1)	0 (0 to 0 -4)	559
Neural tube defects	10-1 (5 to 18 -3)	2 (0 to 5 -3)	8-4 (3 -3 to 19 -8)	10-1 (5 to 19)	1-3 (0 to 6 -2)	1-5 (0 to 7 -3)	1-3 (0 to 7 -3)	1-5 (0 to 7 -3)	1-5 (0 to 3 -5)	1-4 (0 to 7 -2)	1-3 (0 to 7 -2)	1 (0 to 5 -1)	1 (0 to 4 -6)	1 (0 to 5 -1)	0-6 (0 to 3 -2)	0-3 (0 to 2 -5)	0-3 (0 to 2 -5)	0-1 (0 to 2)	0-1 (0 to 2)	0-1 (0 to 2)	0 (0 to 0)	0 (0 to 0)	46
Congenital heart anomalies	0 (0 to 0)	0 (0 to 0)	0 (0 to 0)	0 (0 to 0)	0 (0 to 0)	0 (0 to 0)	0 (0 to 0)	0 (0 to 0)	0 (0 to 0)	0 (0 to 0)	0 (0 to 0)	0 (0 to 0)	0 (0 to 0)	0 (0 to 0)	0 (0 to 0)	0 (0 to 0)	0 (0 to 0)	0 (0 to 0)	0 (0 to 0)	0 (0 to 0)	0 (0 to 0)	0 (0 to 0)	0 (0 to 0)	0
Orofacial clefts	0 (0 to 0)	0 (0 to 0)	0 (0 to 1)	0 (0 to 0)	0 (0 to 0)	0 (0 to 0)	0 (0 to 0)	0 (0 to 0)	0 (0 to 0)	0 (0 to 0)	0 (0 to 0)	0 (0 to 0)	0 (0 to 0)	0 (0 to 0)	0 (0 to 0)	0 (0 to 0)	0 (0 to 0)	0 (0 to 0)	0 (0 to 0)	0 (0 to 0)	0 (0 to 0)	0 (0 to 0)	0 (0 to 0)	6-5
Down syndrome	1-7 (0 -8 to 2 -8)	0-5 (0 -3 to 0 -9)	1-3 (0 -7 to 2 -2)	1-7 (1 -1 to 2 -5)	1-5 (0 -9 to 2 -2)	1-6 (1 to 2 -5)	1-6 (1 to 2 -4)	1-7 (1 -1 to 2 -5)	1-8 (1 to 2 -4)	1-2 (1 to 2 -4)	2 (1 to 2 -7)	2-1 (1 -1 to 3 -1)	3-6 (2 -4 to 5 -2)	7-3 (4 -4 to 11)	10 (7 to 13 -3)	9-3 (4 to 13 -3)	4-5 (2 to 7 -1)	3 (1 to 5)	0-5 (0 to 1)	0-5 (0 to 1)	0 (0 to 0)	0 (0 to 0)	53-4
Turner syndrome	0 (0 to 0)	0 (0 to 0)	0 (0 to 0 -1)	0 (0 to 0 -4)	0-2 (0 to 0 -4)	0-2 (0 to 0 -4)	0-2 (0 to 0 -4)	0-2 (0 to 0 -4)	0-2 (0 to 0)	0-2 (0 to 0 -4)	0-2 (0 to 0 -4)	0-1 (0 to 0 -3)	0-1 (0 to 0 -3)	0-1 (0 to 0 -3)	0-1 (0 to 0)	0 (0 to 0)	0 (0 to 0 -1)	0 (0 to 0)	0 (0 to 0)	0 (0 to 0)	0 (0 to 0)	0 (0 to 0)	0 (0 to 0)	2
Klinefelter syndrome	0 (0 to 0)	0 (0 to 0)	0 (0 to 0)	0 (0 to 0)	0 (0 to 0)	0 (0 to 0)	0 (0 to 0)	0 (0 to 0)	0 (0 to 0)	0 (0 to 0)	0 (0 to 0)	0 (0 to 0)	0 (0 to 0)	0 (0 to 0)	0 (0 to 0)	0 (0 to 0)	0 (0 to 0)	0 (0 to 0)	0 (0 to 0)	0 (0 to 0)	0 (0 to 0)	0 (0 to 0)	0 (0 to 0)	0
Other chromosomal abnormalities	11-2 (4 to 22 -6)	6-8 (3 -6 to 14 -7)	12-8 (6 to 23 -1)	9-2 (3 to 19 -7)	3-6 (2 -1 to 5 -7)	3-2 (2 to 5 -2)	3-2 (2 -1 to 5 -1)	2-7 (1 -6 to 4 -2)	2-5 (1 -6 to 3 -8)	2-6 (1 -7 to 3 -9)	2-5 (1 -6 to 3 -6)	2-2 (1 -4 to 3 -3)	3 (1 -6 to 4 -3)	2-9 (1 -6 to 4 -2)	2-7 (1 -6 to 4 -1)	1-8 (1 -1 to 2 -9)	1-4 (0 -9 to 2 -2)	0-8 (0 to 2)	0-5 (0 to 1)	0-5 (0 to 1)	0 (0 to 0)	0 (0 to 0)	71-2
Congenital musculoskeletal and limb anomalies	2-9 (1 -4 to 4 -8)	1-5 (0 -9 to 3 -4)	2-7 (1 -7 to 4 -2)	1-6 (0 -9 to 3 -1)	0-8 (0 -4 to 1 -5)	0-6 (0 to 1 -1)	0-3 (0 to 1)	0-3 (0 to 0 -9)	0-3 (0 to 0 -8)	0-5 (0 to 1 -1)	0-3 (0 to 0 -8)	0-4 (0 to 0 -8)	0-5 (0 to 1)	1-1 (0 to 1 -7)	1-3 (0 to 2 -1)	0-8 (0 to 1 -7)	0-6 (0 to 1 -2)	0-3 (0 to 0 -9)	0-2 (0 to 0 -8)	0-1 (0 to 0 -4)	0-1 (0 to 0 -4)	0-2 (0 to 0 -6)	122
Urogenital congenital anomalies	2-9 (1 -1 to 5 -1)	0-6 (0 to 3 -1)	1-2 (0 -7 to 3 -2)	1-6 (0 -9 to 3 -7)	1 (0 to 3 -1)	0-7 (0 to 2 -1)	0-5 (0 to 2 -1)	0-4 (0 to 2 -1)	0-3 (0 to 2 -1)	0-3 (0 to 2 -1)	0-3 (0 to 2 -1)	0-2 (0 to 1 -6)	0-2 (0 to 1 -6)	0-2 (0 to 1 -6)	0-2 (0 to 1 -6)	0-1 (0 to 1 -2)	0-1 (0 to 1)	0 (0 to 0)	0 (0 to 0)	0 (0 to 0)	0 (0 to 0)	0 (0 to 0)	11-1
Digestive congenital anomalies	4-9 (2 to 9 -7)	2-5 (1 to 5 -2)	3-2 (1 to 7 -3)	2-3 (0 to 5 -1)	0-9 (0 to 4 -6)	0-6 (0 to 4 -1)	0-5 (0 to 3 -1)	0-5 (0 to 3 -1)	0-5 (0 to 3 -1)	0-5 (0 to 3 -1)	0-5 (0 to 3 -1)	0-3 (0 to 2 -5)	0-3 (0 to 2 -5)	0-3 (0 to 2 -8)	0-3 (0 to 3 -1)	0-3 (0 to 3 -7)	0-3 (0 to 3 -7)	0-2 (0 to 2)	0-2 (0 to 2)	0-1 (0 to 0)	0-1 (0 to 0)	0 (0 to 0)	29-8
Other congenital birth defects	21-1 (10 to 33 -3)	8-6 (4 to 15 -9)	15-3 (4 to 19 -8)	7-4 (4 to 11 -2)	4-8 (2 to 9 -7)	4-8 (2 to 9 -7)	3-2 (2 to 5 -4)	3-2 (2 to 5 -4)	3-5 (1 to 5 -3)	3-5 (2 to 5 -1)	3-2 (1 to 5 -2)	2-7 (1 to 4 -3)	3-2 (1 to 5 -2)	3-8 (2 to 6 -7)	3-8 (2 to 5 -7)	3-3 (1 to 5)	2-1 (1 to 4 -1)	1-7 (0 to 3 -7)	0-8 (0 to 2 -1)	0-4 (0 to 1 -6)	0-4 (0 to 1 -5)	0-2 (0 to 0 -9)	99-1
Urinary diseases and male infertility	0-1 (0 to 0 -1)	0-1 (0 to 0 -2)	0-4 (0 to 0 -9)	0-6 (0 to 0 -9)	0-6 (0 to 0 -9)	0-6 (0 to 1 -6)	1-6 (1 to 2 -9)	2-6 (1 -7 to 3 -8)	4-2 (2 to 6 -2)	5-2 (3 to 7 -5)	5-2 (3 to 7 -2)	5 (3 to 7 -1)	6-1 (3 to 9 -1)	5-7 (3 to 11 -3)	14 (9 to 19 -5)	17-5 (12 to 24 -2)	29-1 (19 to 39 -4)	49-7 (32 to 63 -9)	64-6 (42 to 82 -4)	86-1 (60 to 112)	37-3 (25 to 53 -1)	516
Urolithiasis	0 (0 to 0)	0 (0 to 0)	0 (0 to 0)	0 (0 to 0)	0 (0 to 0)	0 (0 to 0 -1)	0 (0 to 0)	0 (0 to 0)	0 (0 to 0)	0 (0 to 0)	0 (0 to 0)	0 (0 to 0)	0 (0 to 0)	0 (0 to 0)	0 (0 to 0)	0 (0 to 0)	0 (0 to 0)	0 (0 to 0)	0 (0 to 0)	0 (0 to 0)	0 (0 to 0)	0 (0 to 0)	0 (0 to 0)	104
Benign prostatic hyperplasia	0 (0 to 0)	0 (0 to 0)	0 (0 to 0)	0 (0 to 0)	0 (0 to 0)	0 (0 to 0)	0 (0 to 0)	0 (0 to 0)	0 (0 to 0)	0 (0 to 0)	0 (0 to 0)	0 (0 to 0)	0 (0 to 0)	0 (0 to 0)	0 (0 to 0)	0 (0 to 0)	0 (0 to 0)	0 (0 to 0)	0 (0 to 0)	0 (0 to 0)	0 (0 to 0)	0 (0 to 0)	0 (0 to 0)	0
Male infertility	--	--	--	--	--	--	--	--	--	--	--	--	--	--	--	--	--	--	--	--	--	--	--	NA
Other urinary diseases	0 (0 to 0 -1)	0-1 (0 to 0 -1)	0-1 (0 to 0 -4)	0-2 (0 to 0 -5)	0-2 (0 to 0 -5)	0-3 (0 to 0 -5)	0-4 (0 to 0 -7)	0-3 (0 to 0 -5)	0-4 (0 to 0 -9)	1 (0 to 0 -6)	0-6 (0 to 1 -2)	0-7 (0 to 1 -5)	1-1 (0 to 2)	0-6 (0 to 1 -7)	1-2 (0 to 2 -1)	1-1 (0 to 2 -3)	0-9 (0 to 2 -5)	1-5 (0 to 3 -6)	1-3 (0 to 3 -6)	1-4 (0 to 4 -3)	0-5 (0 to 2 -3)	0-7 (0 to 2 -5)	16-3
Gynecological diseases	-- (0 to 0)	-- (0 to 0)	-- (0 to 0)	-- (0 to 0)	-- (0 to 0)	-- (0 to 0)	-- (0 to 0)	-- (0 to 0)	-- (0 to 0)	-- (0 to 0)	-- (0 to 0)	-- (0 to 0)	-- (0 to 0)	-- (0 to 0)	-- (0 to 0)	-- (0 to 0)	-- (0 to 0)	-- (0 to 0)	-- (0 to 0)	-- (0 to 0)	-- (0 to 0)	-- (0 to 0)	-- (0 to 0)	NA
Uterine fibroids	0 (0 to 0)	0 (0 to 0)	0 (0 to 0)	0 (0 to 0)	0 (0 to 0)	0 (0 to 0)	0 (0 to 0)	0 (0 to 0)	0 (0 to 0)	0 (0 to 0)	0 (0 to 0)	0 (0 to 0)	0 (0 to 0)	0 (0 to 0)	0 (0 to 0)	0 (0 to 0)	0 (0 to 0)	0 (0 to 0)	0 (0 to 0)	0 (0 to 0)	0 (0 to 0)	0 (0 to 0)	0 (0 to 0)	0
Polycystic ovarian syndrome	0 (0 to 0)	0 (0 to 0)	0 (0 to 0)	0 (0 to 0)	0 (0 to 0)	0-2 (0 to 0)	0-7 (0 to 1)	0-5 (0 to 0)	0-5 (0 to 0)	0-5 (0 to 0)	0-5 (0 to 0)	0-4 (0 to 0)	0-5 (0 to 0)	0-6 (0 to 0)	0-6 (0 to 0)	0-5 (0 to 0)	0-5 (0 to 0)	0-5 (0 to 0)	0-5 (0 to 0)	0-5 (0 to 0)	0-5 (0 to 0)	0-5 (0 to 0)	0-5 (0 to 0)	0
Female infertility	0 (0 to 0)	0 (0 to 0)	0 (0 to 0)	0 (0 to 0)	0 (0 to 0)	0 (0 to 0)	0 (0 to 0)	1-3 (0 to 0)	3-2 (0 to 10)	3-7 (0 to 10)	5-1 (0 to 12)	5-6 (0 to 12)	6-6 (0 to 14)	5-2 (0 to 12)	5-2 (0 to 12)	4-1 (0 to 10)	2-4 (0 to 6)	1-2 (0 to 3)	0-6 (0 to 2)	0-5 (0 to 2)	0-5 (0 to 2)	0-5 (0 to 2)	0-5 (0 to 2)	18-9
Endometriosis	0 (0 to 0)	0 (0 to 0)	0 (0 to 0)	0 (0 to 0)	0 (0 to 0)	0-5 (0 to 0)	9-5 (0 to 25)	17-9 (3 to 37)	19-2 (4 to 41)	19-1 (4 to 39)	12-3 (3 to 31)	9-7 (2 to 27)	11-6 (3 to 28)	12-1 (3 to 30)	12-1 (4 to 29)	9-9 (3 to 23)	7-1 (2 to 18)	4-3 (1 to 11)	2-6 (0 to 7)	2-3 (0 to 6)	1-7 (0 to 5)	0-5 (0 to 2)	0-5 (0 to 2)	184
Genital prolapse	0 (0 to 0)	0 (0 to 0)	0 (0 to 0)	0 (0 to 0)	0 (0 to 0)	0 (0 to 0)	0 (0 to 0)	0 (0 to 0)	0-4 (0 to 2)	0-9 (0 to 3)	0-9 (0 to 3)	0-8 (0 to 3)	1-5 (0 to 4)	2-1 (0 to 5)	1-5 (0 to 4)	1-3 (0 to 4)	0-9 (0 to 3)	0-7 (0 to 3)	0-7 (0 to 3)	0-7 (0 to 3)	0-4 (0 to 2)	0-6 (0 to 2)	0-4 (0 to 2)	7-1
Premenstrual syndrome	0 (0 to 0)	0 (0 to 0)	0 (0 to 0)	0 (0 to 0)	0 (0 to 0)	0 (0 to 0)	0 (0 to 0)	0 (0 to 0)	0 (0 to 0)	0 (0 to 0)	0 (0 to 0)	0 (0 to 0)	0 (0 to 0)	0 (0 to 0)	0 (0 to 0)	0 (0 to 0)	0 (0 to 0)	0 (0 to 0)	0 (0 to 0)	0 (0 to 0)	0 (0 to 0)	0 (0 to 0)	0 (0 to 0)	0
Other gynecological diseases	0 (0 to 0)	0 (0 to 0)	0 (0 to 0)	0 (0 to 0)	0-1 (0 to 0)	0-5 (0 to 0)	16-9 (7 to 29)	76-6 (44 to 121)	154 (87 to 249)	192 (111 to 295)	164 (103 to 257)	143 (93 to 228)	184 (104 to 286)	191 (107 to 297)	155 (101 to 243)	108 (61 to 172)	113 (64 to 177)	99-6 (57 to 156)	82-6 (52 to 126)	52-4 (32 to 79)	33-5 (19 to 52)	18-3 (10 to 28)	8-6 (5 to 12)	2-3 (1 to 3)
Hemoglobinopathies and hemolytic anemias	0-1 (0 to 0)	0-6 (0 to 2)	0-5 (0 to 1)	0-5 (0 to 1)	0-2 (0 to 0)	0-7 (0 to 2)	1-1 (0 to 2)	0-7 (0 to 2)	0-4 (0 to 1)	0-5 (0 to 1)	0-5 (0 to 1)	0-5 (0 to 1)	0-5 (0 to 1)	0-5 (0 to 1)	0-5 (0 to 1)	0-5 (0 to 1)	0-5 (0 to 1)	0-5 (0 to 1)	0-5 (0 to 1)	0-5 (0 to 1)	0-5 (0 to 1)	0-5 (0 to 1)	0-5 (0 to 1)	1,700
Thalassemias	0 (0 to 0)	0 (0 to 0)	0 (0 to 0)	0-2 (0 to 0)	0-2 (0 to 0)	0-2 (0 to 0)	0-2 (0 to 0)	0-2 (0 to 0)	0-2 (0 to 0)	0-2 (0 to 0)	0-2 (0 to 0)	0-2 (0 to 0)	0-2 (0 to 0)	0-2 (0 to 0)	0-2 (0 to 0)	0-2 (0 to 0)	0-2 (0 to 0)	0-2 (0 to 0)	0-2 (0 to 0)	0-2 (0 to 0)	0-2 (0 to 0)	0-2 (0 to 0)	0-2 (0 to 0)	1-2
Thalassemias trait	0 (0 to 0)	0 (0 to 0)	0-3 (0 to 1)	1-2 (0 to 3)	1-4 (0 to 3)	2-2 (0 to 5)	2-1 (0 to 5)	4-1 (0 to 9)	3-6 (0 to 8)	2-1 (0 to 6)	2-1 (0 to 5)	1 (0 to 3)	1-3 (0 to 3)	1-3 (0 to 3)	1-2 (0 to 3)	1-3 (0 to 3)	1-2 (0 to 3)	0-9 (0 to 3)	0-8 (0 to 3)	0-7 (0 to 2)	0-6 (0 to 2)	0-1 (0 to 2)	0-5 (0 to 2)	29-4
Sickle cell disorders	0 (0 to 0)	0 (0 to 0)	0-1 (0 to 0)	0-3 (0 to 2)	0-5 (0 to 2)	0-5 (0 to 2)	0-5 (0 to 2)	0-6 (0 to 2)	0-6 (0 to 2)	0-6 (0 to 2)	0-5 (0 to 2)	0-5 (0 to 2)	0-5 (0 to 2)	0-5 (0 to 2)	0-5 (0 to 2)	0-5 (0 to 2)	0-5 (0 to 2)	0-5 (0 to 2)	0-5 (0 to 2)	0-5 (0 to 2)	0-5 (0 to 2)	0-5 (0 to 2)	0-5 (0 to 2)	4-3
Sickle cell trait	0 (0 to 0)	0 (0 to 0)	0-1 (0 to 0)	0-3 (0 to 1)	0-5 (0 to 1)	0-5 (0 to 1)	0-5 (0 to 1)	0-6 (0 to 1)	0-6 (0 to 1)	0-5 (0 to 1)	0-5 (0 to 1)	0-5 (0 to 1)	0-5 (0 to 1)	0-5 (0 to 1)	0-5 (0 to 1)	0-5 (0 to 1)	0-5 (0 to 1)	0-5 (0 to 1)	0-5 (0 to 1)	0-5 (0 to 1)	0-5 (0 to 1)	0-5 (0 to 1)	0-5 (0 to 1)	19
G6PD deficiency	0 (0 to 0)	0 (0 to 0)	0 (0 to 0)	0 (0 to 0)	0-1 (0 to 0)	0-2 (0 to 0)	0-3 (0 to 0)	0-3 (0 to 0)	0-3 (0 to 0)	0-3 (0 to 0)	0-3 (0 to 0)	0-3 (0 to 0)	0-3 (0 to 0)	0-3 (0 to 0)	0-3 (0 to 0)	0-3 (0 to 0)	0-3 (0 to 0)	0-3 (0 to 0)	0-3 (0 to 0)	0-3 (0 to 0)	0-3 (0 to 0)	0-3 (0 to 0)	0-3 (0 to 0)	4-7
G6PD trait	0 (0 to 0)	0 (0 to 0)	0 (0 to 0)	0 (0 to 0)	0 (0 to 0)	0 (0 to 0)	0 (0 to 0)	0 (0 to 0)	0 (0 to 0)	0 (0 to 0)	0 (0 to 0)	0-2 (0 to 0)	0 (0 to 0)	0 (0 to 0)	0 (0 to 0)	0 (0 to 0)	0 (0 to 0)	0 (0 to 0)	0 (0 to 0)	0 (0 to 0)	0 (0 to 0)	0 (0 to 0)	0 (0 to 0)	0-3
Other hemoglobinopathies and hemolytic anemias	0 (0 to 0)	0-2 (0 to 0)	0-9 (0 to 1)	0-9 (0 to 3)	0-2 (0 to 1)	0-2 (0 to 1)	0-5 (0 to 1)	0-5 (0 to 1)	0-5 (0 to 2)	0-5 (0 to 2)	0-5 (0 to 2)	1-6 (0 to 4)	1-6 (0 to 4)	1-6 (0 to 4)	2-3 (0 to 6)	2-3 (0 to 7)	1-3 (0 to 5)	1-3 (0 to 4)	0-9 (0 to 3)	0-7 (0 to 3)	0-6 (0 to 2)	0-6 (0 to 1)	0-5 (0 to 1)	42-1
Endocrine, metabolic, blood, and immune disorders	1-9 (1 to 3)	1-9 (1 to 3)	2-4 (1 to 5)	2-2 (1 to 4)	2-1 (0 to 4)	2-1 (0 to 4)	2-1 (0 to 4)	2-1 (0 to 4)	2-1 (0 to 4)	2-1 (0 to 4)	2-1 (0 to 4)	2-1 (0 to 4)	2-1 (0 to 4)	2-1 (0 to 4)	2-1 (0 to 4)	2-1 (0 to 4)	2-1 (0 to 4)	2-1 (0 to 4)	2-1 (0 to 4)	2-1 (0 to 4)	2-1 (0 to 4)	2-1 (0 to 4)	2-1 (0 to 4)	91-1
Oral disorders	0 (0 to 0)	0 (0 to 0)	0 (0 to 0)	0 (0 to 0)	0 (0 to 0)	0 (0 to 0)	0 (0 to 0)	0 (0 to 0)	0 (0 to 0)	0 (0 to 0)	0 (0 to 0)	0 (0 to 0)	0 (0 to 0)	0 (0 to 0)	0 (0 to 0)	0 (0 to 0)	0 (0 to 0)	0 (0 to 0)	0 (0 to 0)	0 (0 to 0)	0 (0 to 0)	0 (0 to 0)	0 (0 to 0)	0
Caries of deciduous teeth	0 (0 to 0)	0 (0 to 0)	0-4 (0 to 1)	0-7 (0 to 1)	0-5 (0 to 2)	0-5 (0 to 2)	0-5 (0 to 2)	0-5 (0 to 2)	0-5 (0 to 2)	0-5 (0 to 2)	0-5 (0 to 2)	0-5 (0 to 2)	0-5 (0 to 2)	0-5 (0 to 2)	0-5 (0 to 2)	0-5 (0 to 2)	0-5 (0 to 2)	0-5 (0 to 2)	0-5 (0 to 2)	0-5 (0 to 2)	0-5 (0 to 2)	0-5 (0 to 2)	0-5 (0 to 2)	1-5
Caries of permanent teeth	0 (0 to 0)	0 (0 to 0)	1-5 (0 to 3)	0-5 (0 to 2)	0-3 (0 to 2)	0-5 (0 to 2)	0-5 (0 to 2)	0-5 (0 to 2)	0-5 (0 to 2)	0-7 (0 to 2)	0-8 (0 to 2)	0-7 (0 to 2)	0-5 (0 to 2)	0-5 (0 to 2)	0-5 (0 to 2)	0-5 (0 to 2)	0-5 (0 to 2)	0-5 (0 to 2)	0-5 (0 to 2)	0-5 (0 to 2)	0-5 (0 to 2)	0-5 (0 to 2)	0-5 (0 to 2)	94-7
Periodontal diseases	0 (0 to 0)	0 (0 to 0)	0 (0 to 0)	0 (0 to 0)	0 (0 to 0)	0-4 (0 to 1)	0-5 (0 to 1)	1-1 (0 to 3)	2-9 (0 to 7)	3-7 (1 to 9)	8-8 (2 to 22)	12-7 (4 to 32)	21-6 (9 to 52)	28-7 (12 to 68)	29-9 (10 to 74)	24-9 (9 to 61)	22-2 (8 to 56)	20-9 (7 to 49)	19-2 (7 to 47)	10-5 (4 to 25)	6-7 (2 to 17)	3-2 (1 to 7)	1 (0 to 2)	213
Other oral disorders	0 (0 to 0)	0 (0 to 0)	0-7 (0 to 1)	0-9 (0 to 2)	0-8 (0 to 2)	0-9 (0 to 2)	1-2 (0 to 3)	2-1 (0 to 5)	2-9 (0 to 7)	3-7 (1 to 9)	4-5 (1 to 11)	5-3 (2 to 12)	6-9 (2 to 16)	8-5 (3 to 19)	8-5 (3 to 19)	7-5 (3 to 17)	6-8 (2 to 15)	5-9 (2 to 13)	4-9 (2 to 11)	3-2 (1 to 7)	2-1 (0 to 5)	0-6 (0 to 2)	0-2 (0 to 0)	94-7
Sudden infant death syndrome	--	3-6 (2 -1 to 9 -4)	24-5 (11 -6 to 47 -1)	--	--	--	--	--	--	--	--	--	--	--	--	--	--	--	--	--	--	--	--	NA
Injuries	0-9 (0 to 1 -1)	1 (0 -7 to 1 -2)	0-5 (0 to 1 -1)	3-4-9 (3 to 12 -4)	4-7 -6 (4 -4 to 9 -6)	7-2 -6 (5 -4 to 10 -1)	12-1 (8 to 17)	15-2 (10 to 22)	15-7 (10 to 24)	16-2 (10 to 24)	15-9 (10 to 24)	15-6 (10 to 24)	16-2 (10 to 24)	16-2 (10 to 24)	15-9 (10 to 24)	15-6 (10 to 24)	15-6 (10 to 24)	15-6 (10 to 24)	15-6 (10 to 24)	15-6 (10 to 24)	15-6 (10 to 24)	15-6 (10 to 24)	15-6 (10 to 24)	5,000
Transport injuries	0-1 (0 to 0 -1)	0-1 (0 to 0 -1)	0-7 (0 to 1)	4-1 (2 to 6)	7-1 (4 to 10)	9-5 (6 to 13)	12-3 (8 to 17)	16-5 (11 to 23)	18-2 (12 to 26)	20-9 (14 to 28)	21-1 (14 to 29)	21-5 (15 to 29)	21-3 (15 to 29)	22-6 (15 to 31)	22-4 (15 to 31)	21-9 (14 to 30)	21-9 (14 to 30)	21-9 (14 to 30)	21-9 (14 to 30)	21-9 (14 to 30)	21-9 (14 to 30)	21-9 (14 to 30)	21-9 (14 to 30)	472
Road injuries	0-1 (0 to 0)	0-1 (0 to 0)	0-6 (0 to 1)	3-7 (1 to 5)	6-3 (3 to 9)	8-1 (4 to 12)	11-1 (6 to 16)	14-5 (8 to 21)	16-1 (9 to 23)	18-2 (10 to 26)	18-5 (10 to 26)	18-5 (10 to 26)	18-5 (10 to 26)	19-3 (11 to 27)	19-3 (11 to 27)	18-9 (10 to 27)	18-9 (10 to 27)	18-9 (10 to 27)	18-9 (10 to 27)	18-9 (10 to 27)	18-9 (10 to 27)	18-9 (10 to 27)	18-9 (10 to 27)	427
Pedestrian road injuries	0 (0 to 0)	0 (0 to 0)	0-1 (0 to 0)	1-1 (1 to 2)	1-9 (1 to 3)	2-6 (2 to 4)	2-9 (2 to 5)	3-5 (2 to 5)	3-6 (2 to 5)	3-9 (2 to 5)	3-9 (2 to 5)	3-7 (2 to 5)	3-9 (2 to 5)	4-2 (2 to 6)	4-2 (2 to 6)	3-9 (2 to 6)	4-1 (2 to 6)	3-7 (2 to 5)	3-8 (2 to 5)	3-8 (2 to 5)	3-8 (2 to 5)	3-8 (2 to 5)	3-8 (2 to 5)	79-5
Cyclist road injuries	0 (0 to 0)	0 (0 to 0)	0 (0 to 0)	0 (0 to 0)	0-1 (0 to 0)	0-1 (0 to 1)	0-2 (0 to 1)	0-3 (0 to 1)	0-3 (0 to 1)	0-3 (0 to 2)	0-3 (0 to 2)	0-3 (0 to 2)	0-3 (0 to 2)	0-3 (0 to 2)	0-3 (0 to 2)	0-3 (0 to 2)	0-3 (0 to 2)	0-3 (0 to 2)	0-3 (0 to 2)	0-3 (0 to 2)	0-3 (0 to 2)	0-3 (0 to 2)	0-3 (0 to 2)	65
Motorcyclist road injuries	0 (0 to 0)	0 (0 to 0)	0-3 (0 to 1)	1-7 (0 to 3)	2-7 (0 to 6)	3-7 (1 to 8)	4-6 (2 to 10)	5-6 (2 to 12)	6-2 (3 to 13)	6-5 (3 to 14)	6-5 (3 to 14)	6-5 (3 to 14)	6-5 (3 to 14)	6-5 (3 to 14)	6-5 (3 to 14)	6-5 (3 to 14)	6-5 (3 to 14)	6-5 (3 to 14)	6-5 (3 to 14)	6-5 (3 to 14)	6-5 (3 to 14)	6-5 (3 to 14)	6-5 (3 to 14)	34-8
Motor vehicle road injuries	0 (0 to 0)	0 (0 to 0)	0-3 (0 to 0)	2-2 (0 to 4)	2-2 (0 to 4)	2-2 (0 to 4)	2-2 (0 to 4)	2-2 (0 to 4)	2-2 (0 to 4)	2-2 (0 to 4)	2-2 (0 to 4)	2-2 (0 to 4)	2-2 (0 to 4)	2-2 (0 to 4)	2-2 (0 to 4)	2-2 (0 to 4)	2-2 (0 to 4)	2-2 (0 to 4)	2-2 (0 to 4)	2-2 (0 to 4)	2-2 (0 to 4)	2-2 (0 to 4)	2-2 (0 to 4)	232
Other road injuries	0 (0 to 0)	0 (0 to 0)	0-5 (0 to 1)	0-9 (0 to 2)	1-3 (0 to 4)	1-5 (0 to 4)	1-9 (0 to 5)	2-1 (0 to 5)	2-3 (0 to 6)	2-5 (0 to 6)	2-5 (0 to 6)	2-5 (0 to 6)	2-5 (0 to 6)	2-5 (0 to 6)	2-5 (0 to 6)	2-5 (0 to 6)	2-5 (0 to 6)	2-5 (0 to 6)	2-5 (0 to 6)	2-5 (0 to 6)	2-5 (0 to 6)	2-5 (0 to 6)	2-5 (0 to 6)	15-5
Other transport injuries	0 (0 to 0)	0 (0 to 0)	0-5 (0 to 1)	0-9 (0 to 3)	0-7 (0 to 3)	0-9 (0 to 4)	1-1 (0 to 4)	1-2 (0 to 4)	1-3 (0 to 4)	1-4 (0 to 5)	1-5 (0 to 5)	1-5 (0 to 5)	1-5 (0 to 5)	1-5 (0 to 5)	1-5 (0 to 5)	1-5 (0 to 5)	1-5 (0 to 5)	1-5 (0 to 5)	1-5 (0 to 5)	1-5 (0 to 5)	1-5 (0 to 5)	1-5 (0 to 5)	1-5 (0 to 5)	44-6
Unintentional injuries	(2 -4 to 2 -7)	(2 -6 to 1 -1)	(4 -9 to 9 -8)	(2 -1 to 3 -4)	(1 -1 to 2 -1)	(1 -1 to 2 -1)	(1 -1 to 2 -1)	(1 -1 to 2 -1)	(1 -1 to 2 -1)	(1 -1 to 2 -1)	(1 -1 to 2 -1)	(1 -1 to 2 -1)	(1 -1 to 2 -1)	(1 -1 to 2 -1)	(1 -1 to 2 -1)	(1 -1 to 2 -1)	(1 -1 to 2 -1)	(1 -1 to 2 -1)	(1 -1 to 2 -1)	(1 -1 to 2 -1)	(1 -1 to 2 -1)	(1 -1 to 2 -1)	(1 -1 to 2 -1)	3,610
Falls	0 (0 to 0)	0 (0 to 0)	0-5 (0 to 1)	1-1 (0 to 2)	1-6 (0 to 3)	2-2 (0 to 4)	2-7 (1 to 5)	3-5 (2 to 6)	3-9 (2 to 7)	4-1 (2 to 8)	4-2 (2 to 8)	4-2 (2 to 8)	4-2 (2 to 8)	4-2 (2 to 8)	4-2 (2 to 8)	4-2 (2 to 8)	4-2 (2 to 8)	4-2 (2 to 8)	4-2 (2 to 8)	4-2 (2 to 8)	4-2 (2 to 8)	4-2 (2 to 8)	4-2 (2 to 8)	2,740
Drowning	0 (0 to 0)	0 (0 to 0)	0-3 (0 to 0)	0-6 (0 to 1)	0-9 (0 to 2)	0-9 (0 to 2)	1-1 (0 to 3)	1-3 (0 to 3)	1-6 (0 to 3)	1-8 (0 to 4)	1-8 (0 to 4)	1-8 (0 to 4)	1-8 (0 to 4)	2-0 (1 to 4)	2-0 (1 to 4)	2-0 (1 to 4)	2-0 (1 to 4)	2-0 (1 to 4)	2-0 (1 to 4)	2-0 (1 to 4)	2-0 (1 to 4)	2-0 (1 to 4)	2-0 (1 to 4)	21-3
Fire, heat, and hot substances

SR Table 2b: East Riding of Yorkshire DALYS by cause and age groups for females with 95% uncertainty intervals, 2019

Cause	Early Neonatal	Late Neonatal	Post Neonatal	1 to 4	5 to 9	10 to 14	15 to 19	20 to 24	25 to 29	30 to 34	35 to 39	40 to 44	45 to 49	50 to 54	55 to 59	60 to 64	65 to 69	70 to 74	75 to 79	80 to 84	85 to 89	90 to 94	95 plus	Total
All causes	192 (99·6 to 1·48)	192 (99·3 to 1·7)	1,116 (99·2 to 1·82)	1,460 (165 to 330)	1,460 (238 to 441)	1,460 (449 to 755)	1,460 (677 to 1,200)	1,460 (755 to 1,320)	1,460 (691 to 1,540)	1,460 (1,040 to 1,820)	1,460 (1,290 to 2,150)	1,460 (1,530 to 2,420)	1,460 (2,170 to 3,400)	1,460 (2,860 to 4,360)	1,460 (3,170 to 4,680)	1,460 (3,550 to 5,030)	1,460 (4,460 to 6,170)	1,460 (5,360 to 7,310)	1,460 (5,370 to 8,020)	1,460 (4,440 to 8,420)	1,460 (2,920 to 8,350)	1,460 (1,240 to 1,460)	58,300
Communicable, maternal, neonatal, and nutritional diseases	192 (99·4 to 107)	192 (95·2 to 92·4)	1,116 (92 to 101)	1,460 (49·4 to 116)	1,460 (20·4 to 51·0)	1,460 (20·7 to 48·9)	1,460 (26·7 to 60·9)	1,460 (30·9 to 70·3)	1,460 (49·8 to 109)	1,460 (65·0 to 144)	1,460 (89·2 to 183)	1,460 (91·6 to 189)	1,460 (79·6 to 161)	1,460 (77·2 to 166)	1,460 (79·2 to 181)	1,460 (86·5 to 198)	1,460 (102·0 to 233)	1,460 (140·0 to 308)	1,460 (143·0 to 327)	1,460 (97·6 to 370)	1,460 (55·2 to 360)	1,460 (19·2 to 184)	2,720
HIV/AIDS and sexually transmitted infections	4·0 (1·2 to 9·7)	1·2 (0·3 to 2·8)	1·7 (0·4 to 3·7)	0·2 (0·2 to 0·4)	0·2 (0·1 to 0·3)	0·2 (0·2 to 0·4)	0·7 (0·5 to 0·9)	1·4 (1·1 to 2·4)	2·2 (2 to 4·7)	4·9 (3·3 to 7·3)	6 (3·9 to 9·1)	6·6 (4·2 to 10·3)	5·4 (3·5 to 8·5)	3·6 (2·4 to 5·5)	2·8 (1·9 to 4·3)	2·4 (1·4 to 3·4)	2·1 (1 to 3·4)	1·4 (0·8 to 2·2)	0·9 (0·6 to 1·4)	0·6 (0·4 to 0·9)	0·3 (0·2 to 0·5)	0·1 (0·1 to 0·2)	53·1
HIV/AIDS	0 (0 to 0)	0 (0 to 0)	0·2 (0·2 to 0·3)	0·2 (0·2 to 0·3)	0·2 (0·1 to 0·3)	0·2 (0·1 to 0·3)	0·2 (0·2 to 0·3)	0·4 (0·4 to 0·6)	1·1 (0·7 to 1·3)	1·6 (1·2 to 2·2)	2·1 (1·5 to 2·9)	2·1 (1·5 to 3)	1·9 (1·5 to 2·5)	1·9 (1·4 to 2·5)	1·9 (1·4 to 2·6)	1·2 (0·7 to 1·6)	0·7 (0·4 to 0·1)	0·3 (0·2 to 0·5)	0·2 (0·1 to 0·3)	0·1 (0 to 0·2)	0 (0 to 0)	0 (0 to 0)	16·8
HIV/AIDS - Drug-susceptible Tuberculosis	0 (0 to 0)	0 (0 to 0)	0 (0 to 0·1)	0 (0 to 0·1)	0 (0 to 0)	0 (0 to 0)	0 (0 to 0)	0·1 (0 to 0·1)	0·1 (0·1 to 0·2)	0·2 (0·1 to 0·2)	0·2 (0·1 to 0·3)	0·2 (0·1 to 0·3)	0·2 (0·1 to 0·3)	0·2 (0·1 to 0·3)	0·1 (0·1 to 0·3)	0·1 (0 to 0·2)	0·1 (0 to 0·1)	0·1 (0 to 0·1)	0·1 (0 to 0·1)	0 (0 to 0)	0 (0 to 0)	0 (0 to 0)	1·4
HIV/AIDS - Multidrug-resistant Tuberculosis without extensive drug resistance	0 (0 to 0)	0 (0 to 0)	0 (0 to 0)	0 (0 to 0)	0 (0 to 0)	0 (0 to 0)	0 (0 to 0)	0 (0 to 0)	0 (0 to 0)	0 (0 to 0)	0 (0 to 0)	0 (0 to 0)	0 (0 to 0)	0 (0 to 0)	0 (0 to 0)	0 (0 to 0)	0 (0 to 0)	0 (0 to 0)	0 (0 to 0)	0 (0 to 0)	0 (0 to 0)	0 (0 to 0)	0 (0 to 0)	0
HIV/AIDS - Extensively drug-resistant Tuberculosis	0 (0 to 0)	0 (0 to 0)	0 (0 to 0)	0 (0 to 0)	0 (0 to 0)	0 (0 to 0)	0 (0 to 0)	0 (0 to 0)	0 (0 to 0)	0 (0 to 0)	0 (0 to 0)	0 (0 to 0)	0 (0 to 0)	0 (0 to 0)	0 (0 to 0)	0 (0 to 0)	0 (0 to 0)	0 (0 to 0)	0 (0 to 0)	0 (0 to 0)	0 (0 to 0)	0 (0 to 0)	0 (0 to 0)	0
HIV/AIDS resulting in other diseases	0 (0 to 0)	0·2 (0·1 to 0·2)	0·2 (0·1 to 0·3)	0·1 (0·1 to 0·1)	0·1 (0·1 to 0·2)	0·2 (0·2 to 0·3)	0·5 (0·3 to 0·7)	0·9 (0·6 to 1·2)	1·4 (1 to 1·9)	1·9 (1·3 to 2·7)	2 (1·3 to 2·8)	1·9 (1·3 to 2·7)	1·7 (1·2 to 2·3)	1·7 (1·2 to 2·1)	1·5 (1 to 2·1)	1·1 (0·6 to 1·5)	0·7 (0·4 to 1·1)	0·3 (0·1 to 0·7)	0·1 (0 to 0·3)	0 (0 to 0·1)	0 (0 to 0)	0 (0 to 0)	15·3
Sexually transmitted infections excluding HIV	4·3 (1·2 to 9·7)	1·2 (0·3 to 2·8)	1·5 (0·4 to 3·5)	0·1 (0 to 0·2)	0 (0 to 0·1)	0·1 (0 to 0·1)	0·4 (0·4 to 0·5)	1·1 (0·6 to 1·7)	2·2 (1·2 to 3·4)	3·3 (2 to 5·4)	4 (2·4 to 7·8)	4·5 (2·6 to 8·6)	3·4 (1·8 to 6·1)	1·9 (1 to 3·5)	1·6 (0·8 to 2·8)	1·2 (0·6 to 2·4)	1·2 (0·7 to 2·4)	1·4 (0·8 to 2·3)	1·1 (0·6 to 1·7)	0·8 (0·5 to 1·3)	0·6 (0·4 to 0·9)	0·3 (0·2 to 0·5)	36·3
Syphilis	4·3 (1·2 to 9·7)	1·2 (0·3 to 2·8)	1·5 (0·4 to 3·5)	0·1 (0 to 0·2)	0 (0 to 0·1)	0 (0 to 0)	0 (0 to 0)	0 (0 to 0)	0 (0 to 0)	0 (0 to 0)	0 (0 to 0)	0 (0 to 0)	0 (0 to 0)	0 (0 to 0)	0 (0 to 0)	0 (0 to 0)	0 (0 to 0)	0 (0 to 0)	0 (0 to 0)	0 (0 to 0)	0 (0 to 0)	0 (0 to 0)	0 (0 to 0)	7·3
Chlamydial infection	0 (0 to 0)	0 (0 to 0)	0 (0 to 0)	0 (0 to 0)	0 (0 to 0·1)	0 (0 to 0·1)	0 (0·1 to 0·2)	0·2 (0·1 to 0·4)	0·4 (0·2 to 1)	0·8 (0·4 to 1·2)	0·9 (0·5 to 1·6)	1 (0·6 to 1·6)	0·8 (0·5 to 1·2)	0·5 (0·3 to 1·2)	0·4 (0·2 to 1·1)	0·3 (0·2 to 0·7)	0·2 (0·1 to 0·5)	0·1 (0·1 to 0·3)	0·1 (0·1 to 0·2)	0·1 (0 to 0·1)	0 (0 to 0·1)	0 (0 to 0)	5·3
Gonococcal infection	0 (0 to 0)	0 (0 to 0)	0 (0 to 0)	0 (0 to 0)	0 (0 to 0)	0 (0 to 0)	0 (0 to 0·1)	0 (0·1 to 0·1)	0·1 (0·1 to 0·2)	0·2 (0·1 to 0·3)	0·3 (0·2 to 0·4)	0·3 (0·2 to 0·5)	0·2 (0·1 to 0·4)	0·1 (0·1 to 0·3)	0·1 (0·1 to 0·2)	0·2 (0·1 to 0·3)	0·2 (0·2 to 0·5)	0·3 (0·2 to 0·5)	0·4 (0·2 to 0·5)	0·3 (0·2 to 0·4)	0·2 (0·1 to 0·3)	0·1 (0 to 0·1)	3·3
Trichomoniasis	0 (0 to 0)	0 (0 to 0)	0 (0 to 0)	0 (0 to 0)	0 (0 to 0·1)	0 (0 to 0·1)	0 (0 to 0·1)	0·1 (0 to 0·1)	0·3 (0·1 to 0·7)	0·4 (0·2 to 1)	0·4 (0·1 to 1)	0·4 (0·1 to 1)	0·3 (0·1 to 0·8)	0·2 (0·1 to 0·5)	0·2 (0·1 to 0·6)	0·2 (0·1 to 0·5)	0·2 (0·1 to 0·5)	0·2 (0·1 to 0·5)	0·1 (0 to 0·1)	0·1 (0 to 0·1)	0 (0 to 0·1)	0 (0 to 0)	4·4
Genital herpes	0 (0 to 0)	0 (0 to 0)	0 (0 to 0)	0 (0 to 0)	0 (0 to 0·1)	0 (0 to 0·2)	0 (0 to 0·1)	0 (0 to 0·3)	0 (0·1 to 0·5)	0 (0·1 to 0·7)	0 (0·1 to 0·7)	0 (0·1 to 0·7)	0 (0·2 to 1·4)	0 (0·2 to 1·3)	0 (0·2 to 1·3)	0 (0·2 to 1·3)	0 (0·2 to 1·3)	0 (0·2 to 1·3)	0 (0·2 to 1·3)	0 (0·1 to 0·9)	0 (0 to 0·6)	0 (0 to 0·1)	5·7
Other sexually transmitted infections	0 (0 to 0)	0 (0 to 0)	0 (0 to 0)	0 (0 to 0)	0 (0 to 0)	0 (0 to 0)	0 (0 to 0)	0 (0 to 0·1)	0 (0·1 to 0·1)	0 (0 to 0·1)	0 (0 to 0·1)	0 (0 to 0·1)	0 (0·1 to 0·3)	0 (0·1 to 0·4)	0 (0·1 to 0·4)	0 (0·1 to 0·4)	0 (0·1 to 0·4)	0 (0·1 to 0·4)	0 (0·1 to 0·4)	0 (0·1 to 0·4)	0 (0 to 0·1)	0 (0 to 0·1)	0 (0 to 0·1)	10·4
Respiratory infections and tuberculosis	10·4 to 1·4)	10·4 to 1·4)	10·4 (4·3 to 24·4)	10·4 (10·7 to 23·4)	10·4 (9·3 to 24·8)	10·4 (7·6 to 21·3)	10·4 (6·1 to 20·3)	10·4 (7·8 to 19·4)	10·4 (7·8 to 19·6)	10·4 (9·1 to 19·7)	10·4 (10·9 to 21·2)	10·4 (11·4 to 24·4)	10·4 (13·3 to 28·6)	10·4 (19·1 to 39·4)	10·4 (24·6 to 50·2)	10·4 (31·6 to 64·4)	10·4 (39·8 to 79·2)	10·4 (51·3 to 95·9)	10·4 (66·1 to 122)	10·4 (125 to 231)	10·4 (207 to 371)	10·4 (356 to 641)	176 (307 to 561)	1,720
Tuberculosis	0 (0 to 0)	0 (0 to 0)	0 (0 to 0)	0 (0 to 0·1)	0 (0 to 0·1)	0·1 (0 to 0·1)	0·2 (0 to 0·3)	0·3 (0·2 to 0·4)	0·5 (0·2 to 1·1)	0·7 (0·3 to 1·7)	0·9 (0·3 to 2·1)	0·9 (0·4 to 2·2)	0·8 (0·3 to 2·1)	0·6 (0·3 to 2·1)	0·5 (0·2 to 1·6)	0·5 (0·2 to 1·4)	0·5 (0·2 to 1·1)	0·7 (0·2 to 1·6)	1·2 (0·3 to 2·5)	1·7 (0·4 to 3·5)	1·2 (0·4 to 2·6)	0·2 (0·4 to 0·6)	14·6
Latent tuberculosis infection	0 (0 to 0)	0 (0 to 0)	0 (0 to 0)	0 (0 to 0)	0 (0 to 0)	0 (0 to 0)	0 (0 to 0)	0 (0 to 0)	0 (0 to 0)	0 (0 to 0)	0 (0 to 0)	0 (0 to 0)	0 (0 to 0)	0 (0 to 0)	0 (0 to 0)	0 (0 to 0)	0 (0 to 0)	0 (0 to 0)	0 (0 to 0)	0 (0 to 0)	0 (0 to 0)	0 (0 to 0)	0 (0 to 0)	0
Drug-susceptible tuberculosis	0 (0 to 0)	0 (0 to 0)	0 (0 to 0)	0 (0 to 0·1)	0 (0 to 0·1)	0 (0 to 0·1)	0 (0 to 0·2)	0·3 (0·2 to 0·4)	0·5 (0·2 to 1·1)	0·7 (0·3 to 1·7)	0·9 (0·3 to 2·1)	0·9 (0·4 to 2·2)	0·8 (0·3 to 2·1)	0·6 (0·3 to 2·1)	0·5 (0·2 to 1·6)	0·5 (0·2 to 1·4)	0·5 (0·2 to 1·1)	0·7 (0·2 to 1·6)	1·2 (0·3 to 2·5)	1·7 (0·4 to 3·5)	1·2 (0·4 to 2·6)	0·2 (0·4 to 0·6)	14·3
Multidrug-resistant tuberculosis without extensive drug resistance	0 (0 to 0)	0 (0 to 0)	0 (0 to 0)	0 (0 to 0)	0 (0 to 0)	0 (0 to 0)	0 (0 to 0)	0 (0 to 0)	0 (0 to 0·1)	0 (0 to 0·1)	0 (0 to 0·1)	0 (0 to 0·1)	0 (0 to 0·1)	0 (0 to 0·1)	0 (0 to 0·1)	0 (0 to 0·1)	0 (0 to 0·1)	0 (0 to 0·1)	0 (0 to 0·2)	0 (0 to 0·2)	0 (0 to 0·2)	0 (0 to 0·1)	0 (0 to 0)	0·3
Extensively drug-resistant tuberculosis	0 (0 to 0)	0 (0 to 0)	0 (0 to 0)	0 (0 to 0)	0 (0 to 0)	0 (0 to 0)	0 (0 to 0·1)	0 (0 to 0·2)	0 (0 to 0·4)	0 (0 to 0·5)	0 (0 to 0·5)	0 (0 to 0·5)	0 (0 to 0·5)	0 (0 to 0·5)	0 (0 to 0·5)	0 (0 to 0·5)	0 (0 to 0·5)	0 (0 to 0·5)	0 (0 to 0·5)	0 (0 to 0·5)	0 (0 to 0·5)	0 (0 to 0·5)	0 (0 to 0·5)	0·1
Lower respiratory infections	0·9 (0·4 to 1·3)	1·1 (0·7 to 1·5)	4·2 (2·4 to 6·6)	4·2 (2 to 5·7)	1·4 (0·9 to 2·2)	1·4 (0·9 to 1·9)	2 (1·4 to 2·9)	2·2 (1·5 to 3·2)	2·6 (1·5 to 3·7)	3·6 (2·2 to 5·2)	4·6 (2·8 to 7)	5·4 (3·4 to 8·1)	5·4 (3·4 to 8·2)	5·4 (3·4 to 8·1)	5·4 (3·7 to 7·9)	5·4 (3·7 to 8·2)	5·4 (3·7 to 8·2)	5·4 (3·7 to 8·2)	5·4 (3·7 to 8·2)	5·4 (3·7 to 8·2)	5·4 (3·7 to 8·2)	5·4 (3·7 to 8·2)	5·4 (3·7 to 8·2)	139
Upper respiratory infections	0 (0 to 0)	0·1 (0·1 to 0·2)	1·6 (1 to 3)	5·9 (5·1 to 14·6)	11·2 (9·1 to 19·2)	8·1 (5·2 to 17)	7·9 (4·7 to 15·7)	8·2 (4·3 to 14·2)	7·9 (4·3 to 12)	8·2 (4·6 to 12·6)	8·2 (4·2 to 13·1)	7·9 (4·2 to 14·1)	7·4 (4·9 to 16·2)	6·7 (5·3 to 16·5)	6·7 (4·7 to 14·5)	7·5 (3·9 to 12·3)	7·7 (3·9 to 12·7)	4·8 (2·5 to 8·1)	3·3 (1·7 to 5·7)	1·8 (1 to 3·2)	0·9 (0·5 to 1·5)	0·2 (0·2 to 0·3)	143
Otitis media	0 (0 to 0)	0 (0 to 0)	0·4 (0·2 to 0·8)	0·7 (1·4 to 4·6)	2·4 (1·4 to 4·6)	1·8 (1 to 3·4)	1·6 (0·9 to 3·2)	1·6 (0·7 to 3·1)	1·4 (0·6 to 2·5)	1·3 (0·5 to 2·3)	1·2 (0·5 to 2·2)	1·2 (0·7 to 2·7)	1·1 (0·7 to 2·3)	1·1 (1·1 to 4·3)	1·2 (1·2 to 3·4)	1·3 (0·9 to 2·7)	1·2 (0·7 to 2·7)	0·8 (0·5 to 2·2)	0·4 (0·4 to 1·4)	0·4 (0·3 to 1·1)	0·2 (0·2 to 0·7)	0 (0 to 0·1)	31
Enteric infections	0·1 (0·1 to 0·2)	0·1 (0·1 to 0·7)	0·5 (0·4 to 0·7)	1·6 (5·4 to 15·7)	3·4 (2·7 to 8·7)	3·4 (1·9 to 6·3)	3·1 (1·8 to 4·9)	2·8 (1·4 to 4·4)	2·5 (1·4 to 3·9)	2·5 (1·5 to 3·9)	2·5 (1·5 to 3·6)	2·4 (1·4 to 3·6)	2·4 (1·6 to 4·8)	2·4 (1·6 to 4·2)	2·4 (1·5 to 3·5)	2·5 (1·5 to 3·6)	2·5 (1·4 to 3·9)	1·9 (1·1 to 3·2)	1·4 (0·8 to 2·4)	0·9 (0·5 to 1·5)	0·5 (0·3 to 0·8)	0·1 (0 to 0·2)	145
Diarrheal diseases	0·1 (0·1 to 0·2)	0·1 (0·1 to 0·7)	0·5 (0·4 to 0·7)	1·6 (5·4 to 15·4)	3·4 (2·7 to 8·7)	3·4 (1·9 to 6·3)	3·1 (1·8 to 4·9)	2·8 (1·4 to 4·4)	2·5 (1·4 to 3·9)	2·5 (1·5 to 3·9)	2·5 (1·5 to 3·6)	2·4 (1·4 to 3·6)	2·4 (1·7 to 4·8)	2·4 (1·6 to 4·2)	2·4 (1·5 to 3·5)	2·5 (1·5 to 3·6)	2·5 (1·4 to 3·9)	1·9 (1·1 to 3·2)	1·4 (0·8 to 2·4)	0·9 (0·5 to 1·5)	0·5 (0·3 to 0·8)	0·1 (0 to 0·2)	143
Typhoid and paraphyoid	0 (0 to 0)	0 (0 to 0)	0 (0 to 0)	0 (0 to 0)	0 (0 to 0)	0 (0 to 0)	0 (0 to 0)	0 (0 to 0)	0 (0 to 0)	0 (0 to 0)	0 (0 to 0)	0 (0 to 0)	0 (0 to 0)	0 (0 to 0)	0 (0 to 0)	0 (0 to 0)	0 (0 to 0)	0 (0 to 0)	0 (0 to 0)	0 (0 to 0)	0 (0 to 0)	0 (0 to 0)	0 (0 to 0)	0
Typhoid fever	0 (0 to 0)	0 (0 to 0)	0 (0 to 0)	0 (0 to 0)	0 (0 to 0)	0 (0 to 0)	0 (0 to 0)	0 (0 to 0)	0 (0 to 0)	0 (0 to 0)	0 (0 to 0)	0 (0 to 0)	0 (0 to 0)	0 (0 to 0)	0 (0 to 0)	0 (0 to 0)	0 (0 to 0)	0 (0 to 0)	0 (0 to 0)	0 (0 to 0)	0 (0 to 0)	0 (0 to 0)	0 (0 to 0)	0
Paratyphoid fever	0 (0 to 0)	0 (0 to 0)	0 (0 to 0)	0 (0 to 0)	0 (0 to 0)	0 (0 to 0)	0 (0 to 0)	0 (0 to 0)	0 (0 to 0)	0 (0 to 0)	0 (0 to 0)	0 (0 to 0)	0 (0 to 0)	0 (0 to 0)	0 (0 to 0)	0 (0 to 0)	0 (0 to 0)	0 (0 to 0)	0 (0 to 0)	0 (0 to 0)	0 (0 to 0)	0 (0 to 0)	0 (0 to 0)	0
Invasive Non-typhoidal Salmonella (iNTS)	0 (0 to 0)	0 (0 to 0)	0 (0 to 0)	0 (0 to 0)	0 (0 to 0)	0 (0 to 0)	0 (0 to 0)	0 (0 to 0)	0 (0 to 0)	0 (0 to 0)	0 (0 to 0)	0 (0 to 0)	0 (0 to 0)	0 (0 to 0)	0 (0 to 0)	0 (0 to 0)	0 (0 to 0)	0 (0 to 0)	0 (0 to 0)	0 (0 to 0)	0 (0 to 0)	0 (0 to 0)	0 (0 to 0)	0·3
Other intestinal infectious diseases	0 (0 to 0)	0 (0 to 0)	0 (0 to 0)	0 (0 to 0)	0 (0 to 0)	0 (0 to 0)	0 (0 to 0)	0 (0 to 0)	0 (0 to 0)	0 (0 to 0)	0 (0 to 0)	0 (0 to 0)	0 (0 to 0)	0 (0 to 0)	0 (0 to 0)	0 (0 to 0)	0 (0 to 0)	0 (0 to 0)	0 (0 to 0)	0 (0 to 0)	0 (0 to 0)	0 (0 to 0)	0 (0 to 0)	0·3
Neglected tropical diseases and malaria	0 (0 to 0)	0·4 (0·1 to 1·1)	1·5 (0·2 to 4·6)	1·4 (0·1 to 5·3)	0·2 (0 to 0·7)	0·1 (0 to 0·2)	0·4 (0 to 1·5)	0·2 (0 to 0·9)	0·1 (0 to 0·6)	0·2 (0 to 0·8)	0·7 (0·1 to 2·4)	0·6 (0 to 2·6)	0·9 (0·2 to 2·6)	0·6 (0·1 to 2·2)	0·6 (0·2 to 2·2)	0·3 (0 to 1·1)	0·1 (0 to 0·5)	0·1 (0 to 0·3)	0·1 (0 to 0·2)	0·1 (0 to 0·4)	0·1 (0 to 0·3)	0·1 (0 to 0·2)	8·4
Malaria	0 (0 to 0)	0 (0 to 0)	0 (0 to 0)	0 (0 to 0)	0 (0 to 0)	0 (0 to 0)	0 (0 to 0)	0 (0 to 0)	0 (0 to 0)	0 (0 to 0)	0 (0 to 0)	0 (0 to 0)	0 (0 to 0)	0 (0 to 0)	0 (0 to 0)	0 (0 to 0)	0 (0 to 0)	0 (0 to 0)	0 (0 to 0)	0 (0 to 0)	0 (0 to 0)	0 (0 to 0)	0 (0 to 0)	0
Chagas disease	0 (0 to 0)	0 (0 to 0)	0 (0 to 0)	0 (0 to 0)	0 (0 to 0)	0 (0 to 0)	0 (0 to 0)	0 (0 to 0)	0 (0 to 0)	0 (0 to 0)	0 (0 to 0)	0 (0 to 0)	0 (0 to 0)	0 (0 to 0)	0 (0 to 0)	0 (0 to 0)	0 (0 to 0)	0 (0 to 0)	0 (0 to 0)	0 (0 to 0)	0 (0 to 0)	0 (0 to 0)	0 (0 to 0)	0
Leishmaniasis	0 (0 to 0)	0 (0 to 0)	0 (0 to 0)	0 (0 to 0)	0 (0 to 0)	0 (0 to 0)	0 (0 to 0)	0 (0 to 0)	0 (0 to 0)	0 (0 to 0)	0 (0 to 0)	0 (0 to 0)	0 (0 to 0)	0 (0 to 0)	0 (0 to 0)	0 (0 to 0)	0 (0 to 0)	0 (0 to 0)	0 (0 to 0)	0 (0 to 0)	0 (0 to 0)	0 (0 to 0)	0 (0 to 0)	0
Visceral leishmaniasis	0 (0 to 0)	0 (0 to 0)	0 (0 to 0)	0 (0 to 0)	0 (0 to 0)	0 (0 to 0)	0 (0 to 0)	0 (0 to 0)	0 (0 to 0)	0 (0 to 0)	0 (0 to 0)	0 (0 to 0)	0 (0 to 0)	0 (0 to 0)	0 (0 to 0)	0 (0 to 0)	0 (0 to 0)	0 (0 to 0)	0 (0 to 0)	0 (0 to 0)	0 (0 to 0)	0 (0 to 0)	0 (0 to 0)	0
Cutaneous and mucocutaneous leishmaniasis	0 (0 to 0)	0 (0 to 0)	0 (0 to 0)	0 (0 to 0)	0 (0 to 0)	0 (0 to 0)	0 (0 to 0)	0 (0 to 0)	0 (0 to 0)	0 (0 to 0)	0 (0 to 0)	0 (0 to 0)	0 (0 to 0)	0 (0 to 0)	0 (0 to 0)	0 (0 to 0)	0 (0 to 0)	0 (0 to 0)	0 (0 to 0)	0 (0 to 0)	0 (0 to 0)	0 (0 to 0)	0 (0 to 0)	0
African trypanosomiasis	0 (0 to 0)	0 (0 to 0)	0 (0 to 0)	0 (0 to 0)	0 (0 to 0)	0 (0 to 0)	0 (0 to 0)	0 (0 to 0)	0 (0 to 0)	0 (0 to 0)	0 (0 to 0)	0 (0 to 0)	0 (0 to 0)	0 (0 to 0)	0 (0 to 0)	0 (0 to 0)	0 (0 to 0)	0 (0 to 0)	0 (0 to 0)	0 (0 to 0)	0 (0 to 0)	0 (0 to 0)	0 (0 to 0)	0
Schistosomiasis	0 (0 to 0)	0 (0 to 0)	0 (0 to 0)	0 (0 to 0)	0 (0 to 0)	0 (0 to 0)	0 (0 to 0)	0 (0 to 0)	0 (0 to 0)	0 (0 to 0)	0 (0 to 0)	0 (0 to 0)	0 (0 to 0)	0 (0 to 0)	0 (0 to 0)	0 (0 to 0)	0 (0 to 0)	0 (0 to 0)	0 (0 to 0)	0 (0 to 0)	0 (0 to 0)	0 (0 to 0)	0 (0 to 0)	0
Cysticercosis	0 (0 to 0)	0 (0 to 0)	0 (0 to 0)	0 (0 to 0)	0 (0 to 0)	0 (0 to 0)	0 (0 to 0)	0 (0 to 0)	0 (0 to 0)	0 (0 to 0)	0 (0 to 0)	0 (0 to 0)	0 (0 to 0)	0 (0 to 0)	0 (0 to 0)	0 (0 to 0)	0 (0 to 0)	0 (0 to 0)	0 (0 to 0)	0 (0 to 0)	0 (0 to 0)	0 (0 to 0)	0 (0 to 0)	0
Cystic echinococcosis	0 (0 to 0)	0 (0 to 0)	0 (0 to 0)	0 (0 to 0)	0 (0 to 0)	0 (0 to 0)	0 (0 to 0)	0 (0 to 0)	0 (0 to 0)	0 (0 to 0)	0 (0 to 0)	0 (0 to 0)	0 (0 to 0)	0 (0 to 0)	0 (0 to 0)	0 (0 to 0)	0 (0 to 0)	0 (0 to 0)	0 (0 to 0)	0 (0 to 0)	0 (0 to 0)	0 (0 to 0)	0 (0 to 0)	0·1
Lymphatic filariasis	0 (0 to 0)	0 (0 to 0)	0 (0 to 0)	0 (0 to 0)	0 (0 to 0)	0 (0 to 0)	0 (0 to 0)	0 (0 to 0)	0 (0 to 0)	0 (0 to 0)	0 (0 to 0)	0 (0 to 0)	0 (0 to 0)	0 (0 to 0)	0 (0 to 0)	0 (0 to 0)	0 (0 to 0)	0 (0 to 0)	0 (0 to 0)	0 (0 to 0)	0 (0 to 0)	0 (0 to 0)	0 (0 to 0)	0
Onchocerciasis	0 (0 to 0)	0 (0 to 0)	0 (0 to 0)	0 (0 to 0)	0 (0 to 0)	0 (0 to 0)	0 (0 to 0)	0 (0 to 0)	0 (0 to 0)	0 (0 to 0)	0 (0 to 0)	0 (0 to 0)	0 (0 to 0)	0 (0 to 0)	0 (0 to 0)	0 (0 to 0)	0 (0 to 0)	0 (0 to 0)	0 (0 to 0)	0 (0 to 0)	0 (0 to 0)	0 (0 to 0)	0 (0 to 0)	0
Trachoma	0 (0 to 0)	0 (0



Osteoarthritis other	0 (0 to 0)	0 (0 to 0)	0 (0 to 0)	0 (0 to 0)	0 (0 to 0)	0 (0 to 0)	0 (0 to 0)	0 (0 to 0)	0 (0 to 0)	0 (0 to 0)	0 (0 to 1)	0 (0 to 0)	0 (0 to 0)	1-2 (0 to 3)	1-2 (0 to 3)	3-5 (1 to 7)	4-7 (2 to 14)	9-7 (4 to 20)	9-7 (4 to 20)	11-7 (5 to 25)	14-6 (7 to 30)	17-9 (8 to 37)	14 (7 to 29)	11-9 (6 to 24)	8-2 (4 to 19)	4-2 (2 to 9)	1-4 (0 to 7)	
	0	0	0	0	0	0	0	0	0	0	0	0	0	0	0	0	0	0	0	0	0	0	0	0	0	0	0	155
Low back pain	(0 to 0)	(0 to 0)	(0 to 0)	(0 to 0)	0-1 (0 to 1)	0-1 (0 to 1)	0-1 (0 to 1)	0-1 (0 to 1)	0-1 (0 to 1)	0-1 (0 to 1)	0-1 (0 to 1)	0-1 (0 to 1)	0-1 (0 to 1)	0-1 (0 to 1)	0-1 (0 to 1)	0-1 (0 to 1)	0-1 (0 to 1)	0-1 (0 to 1)	0-1 (0 to 1)	0-1 (0 to 1)	0-1 (0 to 1)	0-1 (0 to 1)	0-1 (0 to 1)	0-1 (0 to 1)	0-1 (0 to 1)	0-1 (0 to 1)	0-1 (0 to 1)	
	0	0	0	0	2	19	20	76	341	116	148	176	226	317	341	299	354	356	396	272	203	117	68	13	4	0	3,560
Neck pain	(0 to 0)	(0 to 0)	(0 to 0)	(0 to 0)	(1 to 4)	(9 to 35)	(9 to 38)	(34 to 137)	(157 to 620)	(68 to 281)	(89 to 353)	(107 to 394)	(158 to 586)	(200 to 477)	(216 to 501)	(207 to 483)	(226 to 531)	(254 to 592)	(273 to 633)	(126 to 287)	(73 to 164)	(31 to 79)	(14 to 34)	(5 to 19)	(1 to 7)	(0 to 2)	(0 to 0)	
	0	0	0	0	0	0	0	0	0	0	0	0	0	0	0	0	0	0	0	0	0	0	0	0	0	0	0	1,230
Gout	(0 to 0)	(0 to 0)	(0 to 0)	(0 to 0)	(0 to 0)	(0 to 0)	(0 to 0)	(0 to 1)	(0 to 3)	(0 to 2)	(0 to 3)	(0 to 3)	(0 to 3)	(0 to 3)	(0 to 3)	(0 to 3)	(0 to 3)	(0 to 3)	(0 to 3)	(0 to 3)	(0 to 2)	(0 to 1)	(0 to 1)	(0 to 0)	(0 to 0)	(0 to 0)	(0 to 0)	
	0	0	0	0	0	0	0	0	0	0	0	0	0	0	0	0	0	0	0	0	0	0	0	0	0	0	0	39
Other musculoskeletal disorders	(0 to 0)	(0 to 0)	(0 to 0)	(0 to 0)	0-2 (0 to 3)	1-3 (0 to 3)	2-5 (0 to 12)	23-6 (9 to 26)	39-7 (24 to 61)	24-6 (14 to 36)	54-8 (34 to 82)	64-8 (34 to 96)	75-3 (45 to 118)	106 (67 to 160)	135 (77 to 193)	106 (74 to 151)	135 (77 to 193)	132 (87 to 192)	152 (70 to 188)	81 (39 to 124)	48-9 (19 to 98)	22-7 (9 to 44)	12-4 (5 to 29)	5-6 (2 to 13)	2-2 (0 to 5)	0-2 (0 to 4)	0-2 (0 to 4)	1,193
	36-2	23-9	36-4	42-6	20-4	48-6	90-7	165	188	222	239	252	325	349	333	310	346	394	381	205	108	53	24	8	3	1	1	
Other non-communicable diseases	(24-5 to 52-2)	(16-0 to 33-9)	(26-7 to 78-7)	(34-1 to 55-1)	(15-6 to 41-5)	(36-2 to 66-8)	(64-7 to 132)	(101 to 255)	(109 to 299)	(139 to 344)	(156 to 374)	(166 to 389)	(202 to 494)	(227 to 470)	(202 to 481)	(202 to 474)	(261 to 536)	(277 to 553)	(238 to 553)	(127 to 293)	(68 to 158)	(32 to 76)	(14 to 36)	(4 to 12)	(1 to 4)	(0 to 2)	(0 to 2)	4,290
	20-5	38-5	28-5	14-4	14-3	16-6	11-4	11-2	11-1	11-5	11-3	11-6	12-4	17-4	17-9	15-2	12-6	5-2	3-1	3-1	2-1	1-2	0-5	0-2	0-1	0-1	0-2	
Congenital birth defects	(22-1 to 51-5)	(12-2 to 29)	(24-1 to 37-8)	(10-5 to 19-2)	(10-5 to 19-2)	(11-1 to 24-1)	(8-4 to 15)	(8-3 to 14-4)	(9-3 to 14-4)	(9-3 to 14-4)	(8-3 to 15)	(9-2 to 15)	(9-9 to 15)	(14-4 to 20)	(11-8 to 22-8)	(9-9 to 19-1)	(11-7 to 24-3)	(4-2 to 7-2)	(2-2 to 7-9)	(1-4 to 4-9)	(1-2 to 3-2)	(0-6 to 1-9)	(0-2 to 1-1)	(0-1 to 0-3)	(0-1 to 0-3)	(0-1 to 0-3)	(0-1 to 0-3)	312
	3-2	0-8	2-7	3-2	0-6	0-6	0-7	0-6	1-8	1-6	1-6	1-6	1-9	1-8	1-6	1-1	1-1	0-5	0-1	0-1	0-1	0-1	0-1	0-1	0-1	0-1	0-1	
Neural tube defects	(1-6 to 5-5)	(0-4 to 1-4)	(1-1 to 5-3)	(1-6 to 5-7)	(0-4 to 1-6)	(0-5 to 1-1)	(0-4 to 0-9)	(0-4 to 0-9)	(1-1 to 2-6)	(1-1 to 2-4)	(1-1 to 2-5)	(1-1 to 2-5)	(1-2 to 2-6)	(1-2 to 2-6)	(1-2 to 2-6)	(0-8 to 2-5)	(0-8 to 2-5)	(0-3 to 0-7)	(0-3 to 0-7)	(0-1 to 0-4)	(0-1 to 0-3)	(0-1 to 0-2)	(0-1 to 0-2)	(0-1 to 0-2)	(0-1 to 0-2)	(0-1 to 0-2)	(0-1 to 0-2)	15-9
	8-7	6-7	12-3	6-6	2-4	2-5	2-6	2-4	2-5	2-4	2-5	2-5	2-8	2-7	2-8	2-6	2-6	2-2	0-4	0-4	0-3	0-2	0-1	0-1	0-1	0-1	0-1	
Congenital heart anomalies	(4-0 to 20-5)	(5-6 to 14-9)	(6-4 to 27-3)	(4-2 to 12-2)	(1-5 to 4-9)	(2-0 to 5-2)	(1-9 to 5)	(1-8 to 4-4)	(2-1 to 5-4)	(1-8 to 4-4)	(2-1 to 5-4)	(2-1 to 5-4)	(2-1 to 5-6)	(2-1 to 5-4)	(2-1 to 5-4)	(1-9 to 4-3)	(2-1 to 5-4)	(0-9 to 3-5)	(0-9 to 3-4)	(0-4 to 1-9)	(0-4 to 1-8)	(0-3 to 1-1)	(0-2 to 0-6)	(0-1 to 0-3)	(0-1 to 0-3)	(0-1 to 0-3)	(0-1 to 0-3)	70
	0	0	0-1	0-2	0-2	0-2	0-2	0-2	0-2	0-2	0-2	0-2	0-2	0-2	0-3	0-3	0-3	0-2	0-1	0-1	0-1	0-1	0-1	0-1	0-1	0-1	0-1	
Orofacial clefts	(0 to 0)	(0 to 0)	(0 to 0.5)	(0 to 0.5)	(0 to 0.4)	(0 to 0.4)	(0 to 0.4)	(0 to 0.3)	(0 to 0.3)	(0 to 0.4)	(0 to 0.4)	(0 to 0.4)	(0 to 0.4)	(0 to 0.4)	(0 to 0.4)	(0 to 0.4)	(0 to 0.4)	(0 to 0.4)	(0 to 0.4)	(0 to 0.3)	(0 to 0.3)	(0 to 0.2)	(0 to 0.1)	(0 to 0.1)	(0 to 0.1)	(0 to 0.1)	(0 to 0.1)	3-6
	1-2	0-4	1	1-2	0-8	0-9	1-1	1-1	1-2	1-3	1-3	1-3	1-5	2-4	2-5	1-7	2-4	1-3	0-6	0-4	0-3	0-2	0-1	0-1	0-1	0-1	0-1	
Down syndrome	(0-6 to 2)	(0-2 to 0-6)	(0-5 to 1-9)	(0-6 to 1-9)	(0-5 to 1-3)	(0-6 to 1-4)	(0-7 to 1-6)	(0-7 to 1-6)	(0-8 to 1-7)	(0-8 to 1-7)	(0-8 to 1-7)	(0-8 to 1-7)	(1-1 to 2-2)	(1-1 to 2-1)	(1-1 to 2-1)	(0-9 to 1-7)	(1-1 to 2-1)	(0-5 to 1-2)	(0-3 to 0-7)	(0-1 to 0-5)	(0-1 to 0-3)	(0-1 to 0-2)	(0-1 to 0-2)	(0-1 to 0-2)	(0-1 to 0-2)	(0-1 to 0-2)	(0-1 to 0-2)	36-6
	0	0	0	0-1	0-1	0-1	0-1	0-1	0-1	0-1	0-1	0-1	0-1	0-1	0-1	0-1	0-1	0-1	0-1	0-1	0-1	0-1	0-1	0-1	0-1	0-1	0-1	
Turner syndrome	(0 to 0)	(0 to 0)	(0 to 0)	(0 to 0.2)	(0 to 0.2)	(0 to 0.2)	(0 to 0.2)	(0 to 0.2)	(0 to 0.1)	(0 to 0.1)	(0 to 0.1)	(0 to 0.2)	(0 to 0.1)	(0 to 0.1)	(0 to 0.1)	(0 to 0.1)	(0 to 0.1)	(0 to 0.1)	(0 to 0.1)	(0 to 0.1)	(0 to 0)	(0 to 0)	(0 to 0)	(0 to 0)	(0 to 0)	(0 to 0)	(0 to 0)	1-1
	0	0	0	0	0	0	0	0	0	0	0	0	0	0	0	0	0	0	0	0	0	0	0	0	0	0	0	
Klinefelter syndrome	(0 to 0)	(0 to 0)	(0 to 0)	(0 to 0)	(0 to 0)	(0 to 0)	(0 to 0)	(0 to 0)	(0 to 0)	(0 to 0)	(0 to 0)	(0 to 0)	(0 to 0)	(0 to 0)	(0 to 0)	(0 to 0)	(0 to 0)	(0 to 0)	(0 to 0)	(0 to 0)	(0 to 0)	(0 to 0)	(0 to 0)	(0 to 0)	(0 to 0)	(0 to 0)	(0 to 0)	
	0	0	0	0	0	0	0	0	0	0	0	0	0	0	0	0	0	0	0	0	0	0	0	0	0	0	0	6
Other chromosomal abnormalities	6-9 (3-1 to 14-7)	2-2 (0-8 to 5-2)	9-2 (4-8 to 18-5)	4-3 (2-8 to 9-2)	2-1 (1-4 to 3-2)	2 (1-4 to 3-2)	2-2 (1-4 to 3-2)	1-8 (1-1 to 2-6)	1-6 (1-1 to 2-4)	1-6 (1-1 to 2-4)	1-6 (1-1 to 2-3)	1-6 (1-1 to 2-3)	1-6 (1-1 to 2-3)	1-6 (1-2 to 2-6)	1-9 (1-2 to 2-8)	1-8 (1-2 to 2-6)	1-6 (1-2 to 2-6)	1-1 (0-6 to 1-6)	1 (0-5 to 1-4)	0-9 (0-5 to 1-4)	0-8 (0-3 to 2-4)	0-8 (0-3 to 2-4)	0-6 (0-2 to 2-4)	0-5 (0-1 to 1-8)	0-2 (0-1 to 0-7)	0-2 (0-1 to 0-6)	47-7
	2-2	0-7	4-9	2-9	1-2	1-2	1-2	0-7	2-8	1-9	2-3	3	3-1	3-4	3-7	3-4	4-2	2-4	1-4	1-2	0-8	0-5	0-2	0-1	0-1	0-1	0-1	
Congenital musculoskeletal and limb anomalies	(1 to 3.7)	(0-4 to 1-1)	(2-6 to 7.7)	(1-5 to 4-2)	(0-4 to 0-7)	(0-4 to 0-7)	(0-4 to 0-7)	(0-3 to 0-7)	(1-1 to 4-4)	(0-7 to 3-6)	(1-1 to 4-4)	(1-1 to 4-4)	(1-1 to 4-4)	(1-1 to 5)	(1-2 to 5)	(1-1 to 4-4)	(1-2 to 5)	(0-4 to 2-1)	(0-3 to 1-7)	(0-2 to 1-1)	(0-2 to 0-8)	(0-1 to 0-5)	(0-1 to 0-2)	(0-1 to 0-2)	(0-1 to 0-2)	(0-1 to 0-2)	(0-1 to 0-2)	68-7
	1-1	0-3	0-6	0-9	0-4	0-3	0-2	0-2	0-4	0-3	0-2	0-2	0-2	0-1	0-1	0-1	0-1	0-1	0-1	0-1	0-1	0-1	0-1	0-1	0-1	0-1	0-1	
Urogenital congenital anomalies	(0-3 to 4-4)	(0-1 to 0-9)	(0-6 to 2-5)	(0-6 to 1-5)	(0-4 to 1-5)	(0-3 to 0-7)	(0-2 to 0-5)	(0-2 to 0-4)	(0-2 to 0-4)	(0-1 to 0-3)	(0-2 to 0-3)	(0-1 to 0-3)	(0-2 to 0-3)	(0-1 to 0-2)	(0-1 to 0-2)	(0-1 to 0-2)	(0-1 to 0-2)	(0-1 to 0-2)	(0-1 to 0-2)	(0-1 to 0-1)	(0-1 to 0-1)	(0-1 to 0-1)	(0-1 to 0-1)	(0-1 to 0-1)	(0-1 to 0-1)	(0-1 to 0-1)	(0-1 to 0-1)	5-6
	3-9	1-5	3-9	2-4	0-9	0-9	0-8	0-6	0-8	0-7	0-7	0-7	0-8	0-7	0-8	0-7	0-8	0-6	0-3	0-3	0-2	0-2	0-1	0-1	0-1	0-1	0-1	
Digestive congenital anomalies	(1-7 to 12)	(0-6 to 3)	(1-2 to 7-1)	(1-1 to 3-7)	(0-4 to 1-4)	(0-2 to 0-9)	(0-2 to 0-6)	(0-2 to 0-4)	(0-2 to 0-5)	(0-2 to 0-4)	(0-2 to 0-5)	(0-2 to 0-5)	(0-2 to 0-5)	(0-1 to 0-3)	(0-1 to 0-3)	(0-1 to 0-3)	(0-1 to 0-3)	(0-1 to 0-3)	(0-1 to 0-3)	(0-0 to 0-1)	(0-0 to 0-1)	(0-0 to 0-1)	(0-0 to 0-1)	(0-0 to 0-1)	(0-0 to 0-1)	(0-0 to 0-1)	(0-0 to 0-1)	13-3
	8-4	2-2	9-1	3-1	2-2	2-2	2-2	1-8	2-3	2-1	2-2	2-2	2-3	1-6	2-1	1-6	2-1	1-4	0-9	0-7	0-5	0-4	0-2	0-1	0-1	0-1	0-1	
Other congenital birth defects	(3-7 to 14-4)	(0-7 to 4-5)	(2-7 to 16-7)	(2-7 to 6-2)	(1-4 to 3-9)	(1-5 to 3-9)	(1-4 to 3-5)	(1-2 to 2-6)	(1-5 to 3-8)	(1-3 to 2-9)	(1-5 to 3-8)	(1-5 to 3-8)	(1-9 to 3-9)	(1-5 to 2-9)	(1-5 to 2-9)	(1-3 to 2-7)	(1-5 to 2-9)	(0-9 to 2-3)	(0-6 to 1-6)	(0-4 to 1-1)	(0-3 to 0-8)	(0-2 to 0-5)	(0-1 to 0-3)	(0-1 to 0-2)	(0-1 to 0-2)	(0-1 to 0-2)	(0-1 to 0-2)	49-7
	0-1	0-1	0-1	0-1	0-1	0-1	0-1	0-1	0-1	0-1	0-1	0-1	0-1	0-1	0-1	0-1	0-1	0-1	0-1	0-1	0-1	0-1	0-1	0-1	0-1	0-1	0-1	
Urinary diseases and male infertility	(0 to 0)	(0 to 0)	(0 to 0.4)	(0 to 0.5)	(0 to 0.5)	(0 to 0.6)	(0 to 0.6)	(0 to 0.4)	(1 to 2.1)	(1 to 3.4)	(1 to 3.4)	(2 to 4.2)	(2 to 4.1)	(2 to 4.4)	(3 to 6.2)	(2 to 4.1)	(3 to 6.2)	(1 to 2.5)	(1 to 2.5)	(0 to 1.1)	(0 to 0.6)	(0 to 0.3)	(0 to 0.2)	(0 to 0.1)	(0 to 0.1)	(0 to 0.1)	(0 to 0.1)	338
	0	0	0	0	0	0	0	0	0	0	0	0	0	0	0	0	0	0	0	0	0	0	0	0	0	0	0	
Urolithiasis	(0 to 0)	(0 to 0)	(0 to 0)	(0 to 0)	(0 to 0)	(0 to 0)	(0 to 0.1)	(0 to 0.1)	(0 to 0.2)	(0 to 0.4)	(0 to 0.4)	(0 to 0.7)	(0 to 0.6)	(0 to 0.5)	(0 to 0.6)	(0 to 0.5)	(0 to 0.6)	(0 to 0.4)	(0 to 0.4)	(0 to 0.2)	(0 to 0.1)	(0 to 0.1)	(0 to 0.1)	(0 to 0.1)	(0 to 0.1)	(0 to 0.1)	(0 to 0.1)	
	0	0	0	0	0	0	0	0	0	0	0	0	0	0	0	0	0	0	0	0	0	0	0	0	0	0	0	
Benign prostatic hyperplasia	(0 to 0)	(0 to 0)	(0 to 0)	(0 to 0)	(0 to 0)	(0 to 0)	(0 to 0)	(0 to 0)	(0 to 0)	(0 to 0)	(0 to 0)	(0 to 0)	(0 to 0)	(0 to 0)	(0 to 0)	(0 to 0)	(0 to 0)	(0 to 0)	(0 to 0)	(0 to 0)	(0 to 0)	(0 to 0)	(0 to 0)	(0 to 0)	(0 to 0)	(0 to 0)	(0 to 0)	
	–	–	–	–	–	–	–	–	–	–	–	–	–	–	–	–	–	–	–	–	–	–	–	–	–	–	–	NA
Male infertility	–	–	–	–	–	–	–	–	–	–	–	–	–	–	–	–	–	–	–	–	–	–	–	–	–	–	–	
	0	0	0	0-1	0-1	0-2	0-2	0-3	0-3	0-5	0-5	0-4	0-4	0-6	0-6	0-6	0-6	0-3	0-7	0-9	0-8	0-8	0-6	0-6	0-2	0-1	0-2	
Other urinary diseases	(0 to 0)	(0 to 0.1)	(0 to 0.1)	(0 to 0.2)	(0 to 0.1)	(0 to 0.4)	(0 to 0.3)	(0 to 0.5)	(0 to 0.6)	(0 to 0.8)	(0 to 0.8)	(0 to 0.6)	(0 to 0.6)	(0 to 0.9)	(0 to 0.9)	(0 to 0.9)	(0 to 1.2)	(0 to 0.6)	(0 to 1.1)	(0 to 1.4)	(0 to 1.2)	(0 to 1.2)	(0 to 1.2)	(0 to 1.2)	(0 to 0.4)	(0 to 0.2)	(0 to 0.2)	9-3
	0	0	0	0	0	0	0	0	0	0	0	0	0	0	0	0	0	0	0	0	0	0	0	0	0	0	0	
Gynecological diseases	(0 to 0)	(0 to 0)	(0 to 0)	(0 to 0)	(0 to 0)	(0 to 0)	(0 to 0)	(0 to 0)	(0 to 0)	(0 to 0)	(0 to 0)	(0 to 0)	(0 to 0)	(0 to 0)	(0 to 0)	(0 to 0)	(0 to 0)	(0 to 0)	(0 to 0)	(0 to 0)	(0 to 0)	(0 to 0)	(0 to 0)	(0 to 0)	(0 to 0)	(0 to 0)	(0 to 0)	
	1-9	1-5	3-1	1-4	0-6	0-6	0-7	0-6	0-8	0-7	0-8	0-8	0-8	0-8	0-8	0-7	0-8	0-5	0-3	0-3	0-2	0-2	0-1	0-1	0-1	0-1	0-1	
Uterine fibroids	(1-7 to 12)	(0-8 to 3)	(1-2 to 7-1)	(1-1 to 3-7)	(0-4 to 1-4)	(0-4 to 0-9)	(0-4 to 0-9)	(0-3 to 0-6)	(0-4 to 0-9)	(0-4 to 0-9)	(0-4 to 1-1)	(0-4 to 1-1)	(0-4 to 1-1)	(0-3 to 1-1)	(0-3 to 1-1)	(0-3 to 1-1)	(0-3 to 1-1)	(0-2 to 0-9)	(0-2 to 0-9)	(0-1 to 0-5)	(0-1 to 0-4)	(0-1 to 0-3)	(0-1 to 0-3)	(0-1 to 0-3)	(0-1 to 0-3)	(0-1 to 0-3)	(0-1 to 0-3)	13-3
	1-1	0-4	1-2	0-7	0-3	0-3	0-3	0-3	0-3	0-3	0-3	0-3	0-3	0-3	0-3	0-3	0-3	0-3	0-3	0-3	0-3	0-3	0-3	0-3	0-3	0-3	0-3	
Polycystic ovarian syndrome	(0 to 0)	(0 to 0)	(0 to 0)	(0 to 0)	(0 to 0)	(0 to 0)	(0 to 0)	(0 to 0)	(0 to 0)	(0 to 0)	(0 to 0)	(0 to 0)	(0 to 0)	(0 to 0)	(0 to 0)	(0 to 0)	(0 to 0)	(0 to 0)	(0 to 0)	(0 to 0)	(0 to 0)	(0 to 0)	(0 to 0)	(0 to 0)	(0 to 0)	(0 to 0)	(0 to 0)	
	0	0	0	0	0	0	0	0	0	0	0	0	0	0	0	0	0	0	0	0	0	0	0	0	0	0	0	
Female infertility	(0 to 0)	(0 to 0)	(0 to 0)	(0 to 0)	(0 to 0)	(0 to 0)	(0 to 0)	(0 to 0)	(0 to 0)	(0 to 0)	(0 to 0)	(0 to 0)	(0 to 0)	(0 to 0)	(0 to 0)	(0 to 0)	(0 to 0)	(0 to 0)	(0 to 0)	(0 to 0)	(0 to 0)	(0 to 0)	(0 to 0)	(0 to 0)	(0 to 0)	(0 to 0)	(0 to 0)	
	0	0	0	0	0	0	0	0	0	0	0	0	0	0	0	0	0	0	0	0	0	0	0	0	0	0	0	
Endometriosis	(0 to 0)	(0 to 0)	(0 to 0)	(0 to 0)	(0 to 0)	(0 to 0)	(0 to 0)	(0 to 0)	(0 to 0)	(0 to 0)	(0 to 0)	(0 to 0)	(0 to 0)	(0 to 0)	(0 to 0)	(0 to 0)	(0 to 0)	(0 to 0)	(0 to 0)	(0 to 0)	(0 to 0)	(0 to 0)	(0 to 0)	(0 to 0)	(0 to 0)	(0 to 0)	(0 to 0)	
	0	0	0	0	0	0	0	0	0	0	0	0	0	0	0	0	0	0	0	0	0	0	0	0	0	0	0	
Genital prolapse	(0 to 0)	(0 to 0)	(0 to 0)	(0 to 0)	(0 to 0)	(0 to 0)	(0 to 0)	(0 to 0)	(0 to 0)	(0 to 0)	(0 to 0)	(0 to 0)	(0 to 0)	(0 to 0)	(0 to 0)	(0 to 0)	(0 to 0)	(0 to 0)	(0 to 0)	(0 to 0)	(0 to 0)	(0 to 0)	(0 to 0)	(0 to 0)	(0 to 0)	(0 to 0)	(0 to 0)	
	0	0	0	0	0	0	0	0	0	0	0	0	0	0	0	0	0	0	0	0	0	0	0	0	0	0	0	
Premenstrual syndrome	(0 to 0)	(0 to 0)	(0 to 0)	(0 to 0)	(0 to 0)	(0 to 0)	(0 to 0)	(0 to 0)	(0 to 0)	(0 to 0)	(0 to 0)	(0 to 0)	(0 to 0)	(0 to 0)	(0 to 0)	(0 to 0)	(0 to 0)	(0 to 0)	(0 to 0)	(0 to 0)	(0 to 0)	(0 to 0)	(0 to 0)	(0 to 0)	(0 to 0)	(0 to 0)	(0 to 0)	
	0	0	0	0	12-1	27-4	31-5	39-5	39-5	39-5	38-2	40-9	39-7	15-7	20-9	15-7	15-7	5-5	3-1	2-1	1-1	0-7	0-3	0-2	0-1	0-1	0-1	
Other gynecological diseases	(0 to 0)	(0 to 0)	(0 to 0)	(0 to 0)	(7-7 to 21-3)	(13-5 to 44-3)	(15-7 to 39-4)	(17-9 to 50-5)	(19-9 to 52-6)	(20-5 to 52-6)	(22-5 to 60)	(23-5 to 60)	(22-9 to 60)	(9-5 to 27-5)	(12-5 to 35-4)	(9-5 to 27-5)	(9-5 to 27-5)	(3-3 to 9-5)	(2-1 to 6-2)	(1-2 to 3-4)	(0-7 to 2-1)	(0-4 to 1-2)	(0-2 to 0-6)	(0-1 to 0-3)	(0-1 to 0-3)	(0-1 to 0-3)	(0-1 to 0-3)	369
	0	0	0	0	0-1	10-1	49-6	80-6	102	95-6	88-8	113	115	91-1	90-9	65-9	59-5	28-4	31-4	11-4	7-1	4-9	2-4	1-1	0-5	0-3	0-3	
Other gynecological diseases	(0 to 0)	(0 to 0)	(0 to 0)	(0 to 0)	(0 to 0.4)	(4 to 17.6)	(26.8 to 67.8)	(46 to 139)	(58.8 to 162)	(57 to 148)	(51.7 to 138)	(64.5 to 172)	(67 to 179)	(47.7 to 139)	(47.7 to 139)	(35.4 to 96.2)	(29.4 to 90.2)	(13.4 to 47.3)	(16.4 to 47.3)	(5.4 to 27.1)	(3.2 to 20.4)	(2.1 to 13.2)	(1.1 to 6.8)	(0.5 to 2.9)	(0.2 to 1.4)	(0.1 to 0.8)	(0.1 to 0.4)	
	1-9	0-1	0-4	1-6	1-9	0-4	0-7	0-5	0-4	0-4	0-4	0-4	0-4	0-4	0-4	0-4	0-4	0-3	0-4	0-3	0-2	0-2	0-1	0-1	0-1	0-1	0-1	
Hemoglobinopathies and hemolytic anemias	(0 to 0)	(0 to 0.1)	(0 to 0.5)	(1 to 4.9)	(0 to 6.6)	(0.2 to 1.7)	(0 to 0.6)	(0 to 0.4)	(1 to 1.2)	(0 to 0.9)	(0 to 0.9)	(0 to 0.9)	(0 to 0.9)	(0 to 0.9)	(0 to 0.9)	(0 to 0.9)	(0 to 0.9)	(0 to 0.9)	(0 to 0.9)	(0 to 0.9)	(0 to 0.9)	(0 to 0.9)	(0 to 0.9)	(0 to 0.9)	(0 to 0.9)	(0 to 0.9)	(0 to 0.9)	
	0	0	0-2	0-1	0	0-1	0	0	0	0	0	0	0	0	0	0	0	0	0	0	0	0	0	0	0	0	0	
Thalassemias	(0 to 0)	(0 to 0)	(0 to 0.6)	(0 to 1.6)	(0 to 0.7)	(0 to 0.1)	(0 to 0.1)	(0 to 0.1)	(0 to 0.1)	(0 to 0.1)	(0 to 0.1)	(0 to 0.1)	(0 to 0.1)	(0 to 0.1)	(0 to 0.1)	(0 to 0.1)	(0 to 0.1)	(0 to 0.1)	(0 to 0.1)	(0 to 0.1)	(0 to 0.1)	(0 to 0.1)	(0 to 0.1)	(0 to 0.1)	(0 to 0.1)	(0 to 0.1)	(0 to 0.1)	
	0	0	0-7	0-8	0	2-2	2-2	1-7	1-5	1-3	1-2	0-7	1-1	0-9	1-1	0-8	0-9	0-5	0-3	0-2	0-1	0-1	0-1	0-1	0-1	0-1	0-1	
Thalassemias trait	(0 to 0)	(0 to 0)	(0 to 0.4)	(0 to 1.9)	(0 to 0.7)	(0 to 0.2)	(0 to 0.2)	(0 to 0.2)	(0 to 0.2)	(0 to 0.2)	(0 to 0.2)	(0 to 0.2)	(0 to 0.2)	(0 to 0.2)	(0 to 0.2)	(0 to 0.2)	(0 to 0.2)	(0 to 0.2)	(0 to 0.2)	(0 to 0.1)	(0 to 0.1)	(0 to 0.1)	(0 to 0.1)	(0 to 0.1)	(0 to 0.1)	(0 to 0.1)	(0 to 0.1)	15-1
	0	0	0-2	0-1	0-2	0-2	0-2	0-2	0-2	0-2	0-2	0-1	0-1	0-2	0-2	0-1	0-2	0-1	0-1	0-1	0-1	0-1	0-1	0-1	0-1	0-1	0-1	
Sickle cell disorders	(0 to 0)	(0 to 0)	(0 to 0.4)	(0 to 1.5)	(0 to 0.5)	(0 to 0.4)	(0 to 0.3)	(0 to 0.3)	(0 to 0.3)	(0 to 0.3)	(0 to 0.3)	(0 to 0.2)	(0 to 0.2)	(0 to 0.2)	(0 to 0.2)	(0 to 0.2)	(0 to 0.2)	(0 to 0.2)	(0 to 0.2)	(0 to 0.2)	(0 to 0.2)	(0 to 0.2)	(0 to 0.2)	(0 to 0.2)	(0 to 0.2)	(0 to 0.2)	(0 to 0.2)	2-1
	0	0	0-1	0-2	0	0	2-3	1-2	1	1-4	1	0-7	0-3	0-4	0-3	0-2	0-2	0-2	0-2	0-1	0-1	0-1	0-1	0-1	0-1	0-1	0-1	
Sickle cell trait	(0 to 0)	(0 to 0)	(0 to 0.4)	(0 to 0.9)	(0 to 0.5)	(0 to 0.2)	(0 to 0.4)	(0 to 0.3)	(0 to 0.3)	(0 to 0.4)	(0 to 0.3)	(0 to 0.3)	(0 to 0.3)	(0 to 0.3)	(0 to 0.3)	(0 to 0.3)	(0 to 0.3)	(0 to 0.3)	(0 to 0.3)	(0 to 0.3)	(0 to 0.3)	(0 to 0.3)	(0 to 0.3)	(0 to 0.3)	(0 to 0.3)	(0 to 0.3)	(0 to 0.3)	8-4
	0	0	0	0	0-1	0-2	0-2	0-2	0-2	0-2	0-2	0-2	0-2	0-2	0-2	0-2	0-2	0-2	0-2	0-1	0-1	0-1	0-1	0-1	0-1	0-1	0-1	
G6PD deficiency	(0 to 0)	(0 to 0)	(0 to 0)	(0 to 0)	(0 to 0.2)	(0 to 0.3)	(0 to 0.3)	(0 to 0.3)	(0 to 0.3)	(0 to 0.3)	(0 to 0.3)	(0 to 0.3)	(0 to 0.3)	(0 to 0.3)	(0 to 0.3)	(0 to 0.3)	(0

SR Table 2b: York DALYS by cause and age group for females with 50% uncertainty intervals, 2019

Cause	Early Neonatal	Late Neonatal	Post Neonatal	1 to 4	5 to 9	10 to 14	15 to 19	20 to 24	25 to 29	30 to 34	35 to 39	40 to 44	45 to 49	50 to 54	55 to 59	60 to 64	65 to 69	70 to 74	75 to 79	80 to 84	85 to 89	90 to 94	95 plus	Total
All causes	186 (169 to 193)	2,900 (2,900 to 3,000)	4,900 (4,900 to 5,000)	1,900 (1,900 to 2,000)	1,200 (1,200 to 1,300)	1,200 (1,200 to 1,300)	1,400 (1,400 to 1,500)	1,700 (1,700 to 1,800)	2,000 (1,900 to 2,000)	2,200 (2,100 to 2,300)	2,500 (2,400 to 2,600)	2,900 (2,800 to 3,000)	3,400 (3,300 to 3,500)	3,900 (3,800 to 4,000)	4,500 (4,400 to 4,700)	5,200 (5,000 to 5,400)	5,900 (5,700 to 6,100)	6,700 (6,500 to 6,900)	7,500 (7,300 to 7,800)	8,200 (7,900 to 8,500)	8,600 (8,200 to 9,000)	8,600 (8,200 to 9,000)	8,600 (8,200 to 9,000

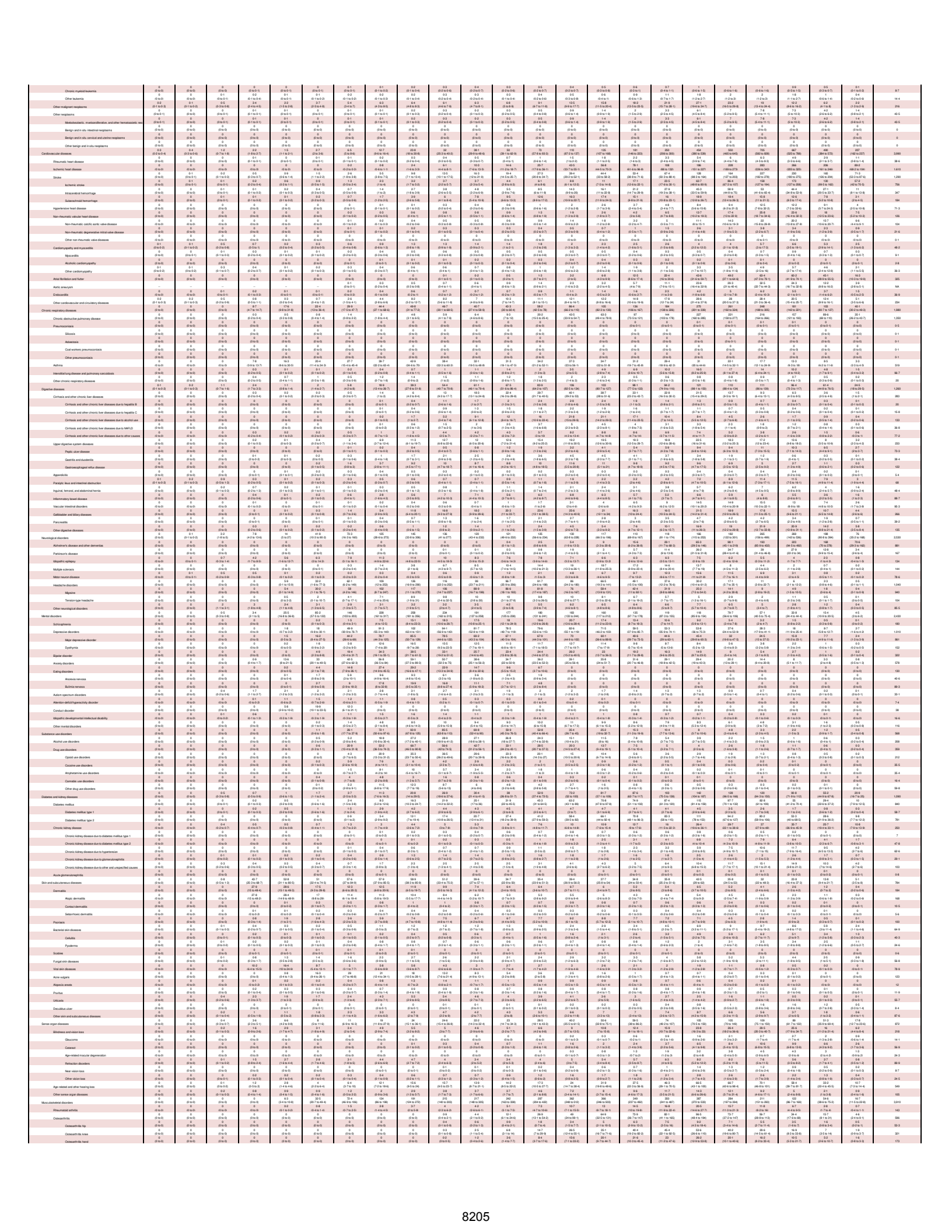

Osteoarthritis other	0 (0 to 0)	0 (0 to 0)	0 (0 to 0)	0 (0 to 0)	0 (0 to 0)	0 (0 to 0)	0 (0 to 0)	0 (0 to 0)	0 (0 to 0)	0 (0 to 0)	0 (0 to 1)	0 (0 to 0)	0 (0 to 0-44)	0-8 (0 to 3-9)	0-8 (0 to 1-9)	1-9 (0-8 to 4-1)	3-6 (1-5 to 7-4)	4-8 (2-1 to 10-4)	5-0 (2-5 to 11-9)	6-2 (2 to 12-8)	7-5 (3-7 to 15-4)	6-2 (3-1 to 12-9)	5-3 (2-4 to 11-2)	3-6 (1-6 to 7-3)	1-9 (0-9 to 3-8)	0-6 (0-3 to 1-2)		48-2
Low back pain	0 (0 to 0)	0 (0 to 0)	0 (0 to 0)	0 (0 to 0)	3-9 (1-8 to 7-2)	19-6 (11-4 to 31-4)	41-1 (24-6 to 64-8)	75-5 (44-4 to 119)	91 (51-5 to 161)	109 (64-3 to 167)	107 (65-1 to 159)	115 (72-2 to 174)	116 (82 to 205)	136 (102 to 246)	164 (122 to 298)	157 (122 to 243)	150 (95 to 255)	151 (95 to 258)	149 (103 to 222)	148 (98 to 220)	146 (97 to 219)	118 (74 to 170)	89 (55 to 132)	54 (32 to 79-4)	31 (19 to 50-3)	14 (3-5 to 8-3)		1,780
Neck pain	0 (0 to 0)	0 (0 to 0)	0 (0 to 0)	2-1 (0-7 to 4-5)	11-2 (5-9 to 21)	21-5 (10-4 to 37)	30-4 (15 to 60-1)	37-4 (18-4 to 69-4)	47 (24-7 to 87-9)	50-5 (26-7 to 85-3)	50-9 (28 to 84-9)	58-1 (29-4 to 98-4)	67-8 (35-3 to 117)	69-3 (39 to 122)	79 (39-3 to 153)	69-3 (35-7 to 85-4)	49-5 (24-4 to 75-4)	45-7 (24 to 77-2)	33-5 (16-4 to 61-3)	34-2 (16-3 to 70-4)	34-3 (17-4 to 61-3)	30-2 (15 to 51-4)	21-1 (10-4 to 41-1)	14-3 (6-9 to 31)	6-1 (2-6 to 13-1)	1-8 (0-6 to 3-1)		676
Gout	0 (0 to 0)	0 (0 to 0)	0 (0 to 0)	0 (0 to 0)	0 (0 to 0)	0 (0 to 0)	0 (0 to 0-1)	0 (0 to 0-3)	0 (0 to 0-3)	0 (0 to 0-4)	0 (0 to 0-4)	0 (0 to 0-4)	0 (0 to 0-5)	0 (0 to 0-5)	0 (0 to 0-5)	0 (0 to 0-5)	0 (0 to 0-5)	0 (0 to 0-5)	0 (0 to 0-5)	0 (0 to 0-5)	0 (0 to 0-3)	0 (0 to 0-3)	0 (0 to 0-3)	0 (0 to 0-3)	0 (0 to 0-3)	0 (0 to 0-3)	0 (0 to 0-3)		15-7
Other musculoskeletal disorders	0 (0 to 0)	0 (0 to 0)	0 (0 to 0)	0-1 (0-1 to 0-5)	0-9 (0-3 to 1-9)	0-9 (0-3 to 2-3)	2-1 (0-7 to 4-3)	2-6 (1-1 to 5-2)	4-5 (2-1 to 9-2)	4-9 (2-4 to 9-7)	5-3 (2-6 to 9-8)	4-9 (2-4 to 9-3)	5-2 (2-6 to 9-7)	5-2 (2-6 to 9-7)	5-2 (2-6 to 9-7)	5-2 (2-6 to 9-7)	5-2 (2-6 to 9-7)	5-2 (2-6 to 9-7)	5-2 (2-6 to 9-7)	5-2 (2-6 to 9-7)	5-2 (2-6 to 9-7)	5-2 (2-6 to 9-7)	5-2 (2-6 to 9-7)	5-2 (2-6 to 9-7)	5-2 (2-6 to 9-7)	5-2 (2-6 to 9-7)		5-2
Other non-communicable diseases	32-5 (22-1 to 52-5)	17-5 (12-5 to 24)	38-8 (27-7 to 53-3)	31 (24-1 to 39-7)	16-9 (12-5 to 26)	20 (14-5 to 28-6)	22-6 (16-6 to 31-5)	19-4 (14-1 to 26-5)	19-6 (14-3 to 26-5)	19-4 (14-2 to 26-2)	19-6 (14-3 to 26-6)	19-6 (14-3 to 26-6)	19-6 (14-3 to 26-6)	19-6 (14-3 to 26-6)	19-6 (14-3 to 26-6)	19-6 (14-3 to 26-6)	19-6 (14-3 to 26-6)	19-6 (14-3 to 26-6)	19-6 (14-3 to 26-6)	19-6 (14-3 to 26-6)	19-6 (14-3 to 26-6)	19-6 (14-3 to 26-6)	19-6 (14-3 to 26-6)	19-6 (14-3 to 26-6)	19-6 (14-3 to 26-6)	19-6 (14-3 to 26-6)		2,240
Congenital birth defects	31-6 (21-5 to 51-9)	14-9 (10-5 to 21-7)	28-6 (17-4 to 42-2)	20-4 (15-3 to 31-5)	8-7 (6-3 to 12-7)	9-5 (6-3 to 11-7)	9-1 (6-1 to 13-7)	11-4 (8-6 to 14-6)	11-4 (7-8 to 15-7)	10-4 (7-6 to 13-7)	9-5 (6-4 to 11)	7-7 (5-8 to 10-2)	5-8 (3-8 to 10-2)	8-1 (5-4 to 10-7)	8-8 (5-9 to 11-8)	8-8 (5-9 to 11-1)	8-4 (5-6 to 11-1)	6-6 (4-3 to 9-2)	5-1 (3-5 to 6-8)	2-2 (1-3 to 3-3)	1-4 (0-9 to 2-1)	1-4 (0-9 to 2-1)	0-9 (0-6 to 1-4)	0-5 (0-3 to 0-8)	0-2 (0-1 to 0-4)	0-1 (0 to 0-1)		202
Neural tube defects	3-1 (1-6 to 5-4)	0-8 (0-4 to 1-4)	4-2 (1-6 to 8-3)	3-6 (2 to 5-8)	0-4 (0-2 to 0-9)	0-4 (0-2 to 0-9)	0-4 (0-2 to 0-9)	0-4 (0-2 to 0-9)	0-7 (0-4 to 1)	0-5 (0-3 to 0-9)	0-5 (0-3 to 0-8)	0-4 (0-2 to 0-7)	0-3 (0-2 to 0-6)	0-2 (0-1 to 0-4)	0-2 (0-1 to 0-4)	0-1 (0-1 to 0-3)	0-1 (0-1 to 0-2)	0-1 (0-1 to 0-2)	0-1 (0-1 to 0-2)	0-1 (0-1 to 0-2)	0-1 (0-1 to 0-2)	0-1 (0-1 to 0-2)	0-1 (0-1 to 0-2)	0-1 (0-1 to 0-2)	0-1 (0-1 to 0-2)	0-1 (0-1 to 0-2)		16-2
Congenital heart anomalies	7-8 (4-9 to 12-5)	6-7 (4-3 to 11-9)	7-9 (4-9 to 12-4)	3-9 (2-4 to 6-3)	1-2 (0-8 to 2-2)	1-4 (0-8 to 2-2)	1-7 (1-1 to 2-7)	2-2 (1-4 to 3-6)	2-2 (1-4 to 3-4)	2-1 (1-3 to 3-1)	1-9 (1-2 to 2-7)	1-6 (1-1 to 2-6)	1-7 (0-9 to 2-6)	1-5 (0-8 to 2-3)	1-3 (0-8 to 2-2)	1 (0-5 to 1-6)	0-9 (0-4 to 1-4)	0-7 (0-4 to 1-2)	0-5 (0-3 to 0-9)	0-1 (0 to 0-2)	0-1 (0 to 0-2)	0-1 (0 to 0-2)	0-1 (0 to 0-2)	0-1 (0 to 0-2)	0-1 (0 to 0-2)	0-1 (0 to 0-2)		47-5
Orofacial clefts	0 (0 to 0)	0-1 (0-0 to 0-2)	0-2 (0-1 to 0-4)	0-1 (0 to 0-2)	0-1 (0 to 0-2)	0-1 (0 to 0-2)	0-2 (0 to 0-3)	0-2 (0 to 0-4)	0-2 (0 to 0-4)	0-1 (0 to 0-3)	0-1 (0 to 0-3)	0-1 (0 to 0-3)	0-1 (0 to 0-3)	0-1 (0 to 0-3)	0-1 (0 to 0-3)	0-1 (0 to 0-3)	0-1 (0 to 0-3)	0-1 (0 to 0-3)	0-1 (0 to 0-3)	0-1 (0 to 0-3)	0-1 (0 to 0-3)	0-1 (0 to 0-3)	0-1 (0 to 0-3)	0-1 (0 to 0-3)	0-1 (0 to 0-3)	0-1 (0 to 0-3)	0-1 (0 to 0-3)		2-2
Down syndrome	0-8 (0-4 to 1-9)	0-3 (0-1 to 0-7)	0-6 (0-3 to 1)	0-8 (0-3 to 1-7)	0-6 (0-3 to 1-2)	0-7 (0-4 to 1-2)	0-7 (0-3 to 1-7)	1-2 (0-7 to 1-7)	1-3 (0-8 to 1-9)	1-2 (0-7 to 1-8)	1 (0-6 to 1-5)	0-9 (0-5 to 1-3)	0-7 (0-4 to 1-1)	1-4 (0-9 to 2-1)	2-5 (1-5 to 3-7)	3 (1-7 to 4-4)	2-5 (1-3 to 3-8)	1-3 (0-7 to 1-9)	0-9 (0-5 to 1-4)	0-5 (0-3 to 0-8)	0-3 (0 to 0-5)	0-3 (0 to 0-5)	0-3 (0 to 0-5)	0-3 (0 to 0-5)	0-3 (0 to 0-5)	0-3 (0 to 0-5)	0-3 (0 to 0-5)		20-9
Turner syndrome	0 (0 to 0)	0 (0 to 0)	0 (0 to 0)	0 (0 to 0-1)	0-1 (0 to 0-1)	0-1 (0 to 0-1)	0-1 (0 to 0-2)	0-1 (0 to 0-3)	0-1 (0 to 0-3)	0-1 (0 to 0-2)	0-1 (0 to 0-2)	0-1 (0 to 0-1)	0-1 (0 to 0-1)	0-1 (0 to 0-1)	0-1 (0 to 0-1)	0-1 (0 to 0-1)	0 (0 to 0)	0 (0 to 0)	0 (0 to 0)	0 (0 to 0)	0 (0 to 0)	0 (0 to 0)	0 (0 to 0)	0 (0 to 0)	0 (0 to 0)	0 (0 to 0)	0 (0 to 0)		0-8
Klinefelter syndrome	0 (0 to 0)	0 (0 to 0)	0 (0 to 0)	0 (0 to 0)	0 (0 to 0)	0 (0 to 0)	0 (0 to 0)	0 (0 to 0)	0 (0 to 0)	0 (0 to 0)	0 (0 to 0)	0 (0 to 0)	0 (0 to 0)	0 (0 to 0)	0 (0 to 0)	0 (0 to 0)	0 (0 to 0)	0 (0 to 0)	0 (0 to 0)	0 (0 to 0)	0 (0 to 0)	0 (0 to 0)	0 (0 to 0)	0 (0 to 0)	0 (0 to 0)	0 (0 to 0)	0 (0 to 0)		0
Other chromosomal abnormalities	2-9 (1-6 to 13-3)	2-4 (1-1 to 4-4)	4-1 (2-1 to 8-1)	2-2 (1-3 to 4-2)	1-1 (0-7 to 2-2)	1 (0-7 to 2-1)	1-2 (0-8 to 2-4)	1-5 (0-9 to 2-4)	1-5 (0-9 to 2-4)	1-3 (0-8 to 2-1)	1-1 (0-7 to 1-6)	0-9 (0-6 to 1-5)	0-9 (0-6 to 1-5)	0-9 (0-6 to 1-5)	0-8 (0-5 to 1-5)	0-6 (0-3 to 0-9)	0-4 (0-2 to 0-6)	0-3 (0-2 to 0-4)	0-2 (0-1 to 0-3)	0-1 (0 to 0-2)	0-1 (0 to 0-2)	0-1 (0 to 0-2)	0-1 (0 to 0-2)	0-1 (0 to 0-2)	0-1 (0 to 0-2)	0-1 (0 to 0-2)		25
Congenital musculoskeletal and limb anomalies	1-9 (1 to 3-1)	0-9 (0 to 0-9)	3-6 (2 to 5-8)	4-7 (2-8 to 7-2)	2-9 (1-7 to 4-4)	2-9 (1-7 to 4-4)	3-2 (1-9 to 4-7)	3-2 (1-9 to 4-7)	3-2 (1-9 to 4-7)	3-2 (1-9 to 4-7)	2-4 (1 to 3-6)	2-2 (1-2 to 3-2)	2-1 (1-2 to 3-1)	2-4 (1-4 to 3-4)	2-4 (1-4 to 3-4)	2-3 (1-3 to 3-3)	1-9 (1-1 to 2-8)	1-6 (0-9 to 2-5)	1-3 (0-7 to 2-1)	0-7 (0-4 to 1-1)	0-4 (0 to 0-7)	0-2 (0 to 0-4)	0-2 (0 to 0-4)	0-1 (0 to 0-2)	0-1 (0 to 0-1)	0-1 (0 to 0-1)		46-6
Urogenital congenital anomalies	1 (0-7 to 2-4)	0-2 (0 to 0-5)	0-6 (0-3 to 0-9)	0-6 (0-3 to 0-9)	0-3 (0-2 to 0-5)	0-2 (0-1 to 0-3)	0-2 (0-1 to 0-3)	0-2 (0-1 to 0-3)	0-2 (0-1 to 0-3)	0-2 (0-1 to 0-3)	0-1 (0 to 0-3)	0-1 (0 to 0-1)	0-1 (0 to 0-1)	0-1 (0 to 0-1)	0-1 (0 to 0-1)	0-1 (0 to 0-1)	0-1 (0 to 0-1)	0-1 (0 to 0-1)	0-1 (0 to 0-1)	0-1 (0 to 0-1)	0-1 (0 to 0-1)	0-1 (0 to 0-1)	0-1 (0 to 0-1)	0-1 (0 to 0-1)	0-1 (0 to 0-1)	0-1 (0 to 0-1)		3-9
Digestive congenital anomalies	3-4 (1-8 to 5-9)	1-9 (0-9 to 3-1)	3-1 (0-8 to 5-2)	2-1 (0-9 to 3-7)	0-7 (0-3 to 1-2)	0-7 (0-3 to 1-2)	0-8 (0-3 to 1-4)	0-9 (0-4 to 1-5)	0-9 (0-4 to 1-5)	0-8 (0-3 to 1-3)	0-7 (0-3 to 1-2)	0-6 (0-3 to 1-1)	0-5 (0-2 to 1-1)	0-5 (0-2 to 1-1)	0-5 (0-2 to 1-1)	0-5 (0-2 to 1-1)	0-5 (0-2 to 1-1)	0-5 (0-2 to 1-1)	0-5 (0-2 to 1-1)	0-5 (0-2 to 1-1)	0-5 (0-2 to 1-1)	0-5 (0-2 to 1-1)	0-5 (0-2 to 1-1)	0-5 (0-2 to 1-1)	0-5 (0-2 to 1-1)	0-5 (0-2 to 1-1)		10-8
Other congenital birth defects	9-5 (4-6 to 14-9)	4 (2-6-7-8)	6 (3-9 to 9-2)	4-1 (1-9 to 6-4)	1-5 (0-9 to 2-3)	1-5 (0-9 to 2-4)	1-6 (1-0 to 2-5)	1-7 (1-0 to 2-6)	1-7 (1-0 to 2-6)	1-6 (1-0 to 2-5)	1-5 (0-9 to 2-2)	1-3 (0-8 to 2-2)	1-1 (0-6 to 2-2)	1-1 (0-6 to 2-2)	0-9 (0-4 to 2-1)	0-8 (0-4 to 2-1)	0-7 (0-4 to 1-6)	0-6 (0-3 to 1-5)	0-5 (0-2 to 1-4)	0-4 (0-2 to 1-2)	0-4 (0-2 to 0-9)	0-3 (0-1 to 0-7)	0-3 (0-1 to 0-6)	0-2 (0-1 to 0-4)	0-2 (0-1 to 0-4)	0-2 (0-1 to 0-4)		38-2
Urinary diseases and male infertility	0-1 (0 to 0-1)	0-1 (0-1 to 0-2)	0-2 (0-2 to 0-4)	0-3 (0-1 to 0-5)	0-4 (0-2 to 0-7)	0-7 (0-5 to 1-1)	1-5 (1 to 2-2)	2-5 (1-7 to 3-7)	2-9 (1-9 to 4-2)	2-4 (1-7 to 3-5)	2-2 (1-5 to 3-4)	2-2 (1-4 to 3-2)	2-2 (1-4 to 3-2)	2-6 (1-8 to 3-8)	2-9 (2-0 to 5-5)	3-6 (2-4 to 5-1)	3-9 (2-7 to 5-7)	3-7 (2-6 to 5-3)	3-4 (2-3 to 4-9)	2-9 (1-9 to 4-1)	2-3 (1-6 to 3-2)	1-7 (1-1 to 2-4)	1-4 (0-9 to 2-1)	1-0 (0-6 to 1-5)	0-6 (0-4 to 0-9)	0-3 (0-2 to 0-5)		155
Urolithiasis	0 (0 to 0)	0 (0 to 0)	0 (0 to 0)	0 (0 to 0)	0 (0 to 0)	0 (0 to 0)	0 (0 to 0-1)	0 (0 to 0-2)	0 (0 to 0-2)	0 (0 to 0-2)	0 (0 to 0-2)	0 (0 to 0-3)	0 (0 to 0-3)	0 (0 to 0-3)	0 (0 to 0-3)	0 (0 to 0-3)	0 (0 to 0-4)	0 (0 to 0-4)	0 (0 to 0-4)	0 (0 to 0-5)	0 (0 to 0-5)	0 (0 to 0-5)	0 (0 to 0-5)	0 (0 to 0-4)	0 (0 to 0-4)	0 (0 to 0-3)	0 (0 to 0-3)		11-9
Benign prostatic hyperplasia	0 (0 to 0)	0 (0 to 0)	0 (0 to 0)	0 (0 to 0)	0 (0 to 0)	0 (0 to 0)	0 (0 to 0)	0 (0 to 0)	0 (0 to 0)	0 (0 to 0)	0 (0 to 0)	0 (0 to 0)	0 (0 to 0)	0 (0 to 0)	0 (0 to 0)	0 (0 to 0)	0 (0 to 0)	0 (0 to 0)	0 (0 to 0)	0 (0 to 0)	0 (0 to 0)	0 (0 to 0)	0 (0 to 0)	0 (0 to 0)	0 (0 to 0)	0 (0 to 0)	0 (0 to 0)		0
Male infertility	–	–	–	–	–	–	–	–	–	–	–	–	–	–	–	–	–	–	–	–	–	–	–	–	–	–	–		NA
Other urinary diseases	0 (0 to 0)	0 (0 to 0-1)	0 (0 to 0-1)	0-1 (0 to 0-2)	0-1 (0 to 0-3)	0-1 (0 to 0-3)	0-2 (0 to 0-3)	0-3 (0 to 0-4)	0-4 (0-2 to 0-6)	0-4 (0-2 to 0-5)	0-3 (0-2 to 0-5)	0-3 (0-2 to 0-4)	0-4 (0-2 to 0-5)	0-4 (0-2 to 0-5)	0-3 (0-2 to 0-5)	0-4 (0-2 to 0-6)	0-3 (0-2 to 0-5)	0-4 (0-2 to 0-6)	0-3 (0-2 to 0-5)	0-4 (0-2 to 0-7)	0-4 (0-2 to 0-6)	0-4 (0-2 to 0-7)	0-4 (0-2 to 0-6)	0-3 (0-1 to 0-6)	0-2 (0-1 to 0-4)	0-1 (0 to 0-2)		6
Gynecological diseases	0 (0 to 0)	0 (0 to 0)	0 (0 to 0)	7-9 (4 to 13-9)	7-3 (3-6 to 14-6)	28-3 (16-8 to 44-8)	72 (51-3 to 116)	132 (80 to 192)	172 (79-3 to 280)	166-9 (84-6 to 283)	166-4 (84-6 to 283)	166-4 (84-6 to 283)	166-4 (84-6 to 283)	166-4 (84-6 to 283)	166-4 (84-6 to 283)	166-4 (84-6 to 283)	166-4 (84-6 to 283)	166-4 (84-6 to 283)	166-4 (84-6 to 283)	166-4 (84-6 to 283)	166-4 (84-6 to 283)	166-4 (84-6 to 283)	166-4 (84-6 to 283)	166-4 (84-6 to 283)	166-4 (84-6 to 283)	166-4 (84-6 to 283)		825
Uterine fibroids	0 (0 to 0)	0 (0 to 0)	0 (0 to 0)	0 (0 to 0)	0-1 (0 to 0-2)	0-1 (0 to 0-3)	0-2 (0 to 0-4)	0-3 (0-1 to 0-7)	0-4 (0-2 to 0-8)	0-4 (0-2 to 0-7)	0-3 (0-2 to 0-6)	0-3 (0-1 to 0-5)	0-3 (0-1 to 0-6)	0-4 (0-2 to 0-7)	0-4 (0-2 to 0-8)	0-4 (0-2 to 0-8)	0-4 (0-2 to 0-8)	0-4 (0-2 to 0-8)	0-4 (0-2 to 0-8)	0-4 (0-2 to 0-8)	0-4 (0-2 to 0-8)	0-4 (0-2 to 0-8)	0-4 (0-2 to 0-8)	0-4 (0-2 to 0-8)	0-4 (0-2 to 0-8)	0-4 (0-2 to 0-8)		22-9
Polycystic ovarian syndrome	0 (0 to 0)	0 (0 to 0)	0 (0 to 0)	0 (0 to 0)	0-1 (0 to 0-1)	0-3 (0-1 to 0-7)	0-5 (0-2 to 1-2)	0-7 (0-3 to 1-7)	0-8 (0-4 to 1-7)	0-7 (0-3 to 1-5)	0-6 (0-3 to 1-4)	0-5 (0-2 to 1-2)	0-4 (0-2 to 1-1)	0-5 (0-2 to 1-2)	0-5 (0-2 to 1-2)	0-5 (0-2 to 1-2)	0-5 (0-2 to 1-2)	0-5 (0-2 to 1-2)	0-5 (0-2 to 1-2)	0-5 (0-2 to 1-2)	0-5 (0-2 to 1-2)	0-5 (0-2 to 1-2)	0-5 (0-2 to 1-2)	0-5 (0-2 to 1-2)	0-5 (0-2 to 1-2)	0-5 (0-2 to 1-2)		37-2
Female infertility	0 (0 to 0)	0 (0 to 0)	0 (0 to 0)	0 (0 to 0)	0 (0 to 0)	0 (0 to 0)	0 (0 to 0)	0-7 (0-1 to 1-6)	1-9 (0-5 to 4-2)	1-9 (0-4 to 4-9)	1-6 (0-3 to 4-7)	2-3 (0-3 to 7-4)	2-3 (0-3 to 7-4)	0-3 (0 to 0-1)	0-3 (0 to 0-1)	0-3 (0 to 0-1)	0-3 (0 to 0-1)	0-3 (0 to 0-1)	0-3 (0 to 0-1)	0-3 (0 to 0-1)	0-3 (0 to 0-1)	0-3 (0 to 0-1)	0-3 (0 to 0-1)	0-3 (0 to 0-1)	0-3 (0 to 0-1)	0-3 (0 to 0-1)	0-3 (0 to 0-1)		9
Endometriosis	0 (0 to 0)	0 (0 to 0)	0 (0 to 0)	0 (0 to 0)	0 (0 to 0)	0-1 (0 to 0-3)	0-4 (0-1 to 0-9)	0-9 (0-3 to 2-1)	1-4 (0-5 to 3-2)	1-3 (0-5 to 2-9)	1-1 (0-4 to 2-7)	0-9 (0-3 to 2-3)	0-8 (0-3 to 2-1)	1-2 (0-4 to 2-7)	1-2 (0-4 to 2-7)	1-2 (0-4 to 2-7)	1-2 (0-4 to 2-7)	1-2 (0-4 to 2-7)	1-2 (0-4 to 2-7)	1-2 (0-4 to 2-7)	1-2 (0-4 to 2-7)	1-2 (0-4 to 2-7)	1-2 (0-4 to 2-7)	1-2 (0-4 to 2-7)	1-2 (0-4 to 2-7)	1-2 (0-4 to 2-7)		38-4
Genital prolapse	0 (0 to 0)	0 (0 to 0)	0 (0 to 0)	0 (0 to 0)	0 (0 to 0)	0 (0 to 0)	0 (0 to 0)	0 (0 to 0)	0 (0 to 0)	0 (0 to 0)	0 (0 to 0)	0 (0 to 0)	0 (0 to 0)	0 (0 to 0)	0 (0 to 0)	0 (0 to 0)	0 (0 to 0)	0 (0 to 0)	0 (0 to 0)	0 (0 to 0)	0 (0 to 0)	0 (0 to 0)	0 (0 to 0)	0 (0 to 0)	0 (0 to 0)	0 (0 to 0)	0 (0 to 0)		17-1
Premenstrual syndrome	0 (0 to 0)	0 (0 to 0)	0 (0 to 0)	0 (0 to 0)	0 (0 to 0)	17-5 (3-4 to 12-9)	32-3 (18-9 to 50-3)	36 (19-9 to 58)	29-9 (15-5 to 49-4)	27 (15-4 to 43-2)	26-4 (14-7 to 40-7)	24-9 (13-4 to 39-4)	22-6 (12-1 to 36-6)	20-6 (10-4 to 34-6)	18-6 (9-2 to 31-6)	16-5 (8-2 to 28-2)	14-5 (7-1 to 25-1)	12-6 (6-1 to 22-3)	10-8 (5-1 to 19-5)	9-1 (4-3 to 16-9)	7-8 (3-6 to 14-5)	6-5 (3-1 to 12-2)	5-3 (2-5 to 10-1)	4-2 (2-1 to 8-1)	3-2 (1-5 to 6-2)	2-2 (1-1 to 4-2)		204
Other gynecological diseases	0 (0 to 0)	0 (0 to 0)	0 (0 to 0)	0 (0 to 0)	0 (0 to 0)	4-6 (2 to 9-2)	20-3 (11-8 to 34-8)	70-7 (40 to 115)	78-4 (46 to 132)	65-2 (32-3 to 89)	46-4 (25-3 to 75)	46-7 (24-9 to 77-7)	39-4 (19-4 to 71)	33-4 (16-4 to 61-5)	34-1 (16-4 to 57-2)	22-9 (11-4 to 37-8)	19-4 (11-2 to 30)	17-6 (10-1 to 26-2)	10-9 (6-7 to 16-2)	7-2 (4-2 to 11)	4-2 (2-4 to 6-2)	1-9 (1-1 to 2-9)	0-9 (0-5 to 1-4)	0-5 (0-3 to 0-9)	0-2 (0-1 to 0-4)	0-1 (0 to 0-2)		496
Hemoglobinopathies and hemolytic anemias	0-3 (0-1 to 0-7)	0-2 (0-2 to 0-3)	1-2 (0-2 to 2-8)	1-1 (0-1 to 2-6)	0-3 (0-1 to 0-6)	0-3 (0-2 to 0-6)	2-4 (0-6 to 4-6)	3-6 (0-9 to 8-7)	3-6 (0-9 to 8-3)	3 (0-8 to 7)	2-3 (0-6 to 5-7)	1-5 (0-4 to 4)	1-2 (0-3 to 3-5)	1-2 (0-4 to 4-7)	1-6 (0-4 to 4-2)	1-3 (0-4 to 4-1)	1-3 (0-4 to 3-7)	1-3 (0-3 to 3-7)	1-5 (0-7 to 3-5)	1-2 (0-7 to 2-5)	1-3 (0-7 to 2-7)	1-1 (0-6 to 2-2)	0-9 (0-5 to 1-6)	0-6 (0-3 to 1-2)	0-3 (0-1 to 0-6)		28-9
Thalassemias	0 (0 to 0)	0 (0 to 0)	0-1 (0 to 0-1)	0 (0 to 0-1)	0 (0 to 0-1)	0 (0 to 0-1)	0 (0 to 0-1)	0 (0 to 0-1)	0 (0 to 0-1)	0 (0 to 0)	0 (0 to 0)	0 (0 to 0)	0 (0 to 0)	0 (0 to 0)	0 (0 to 0)	0 (0 to 0)	0 (0 to 0)	0 (0 to 0)	0 (0 to 0)	0 (0 to 0)	0 (0 to 0)	0 (0 to 0)	0 (0 to 0)	0 (0 to 0)	0 (0 to 0)	0 (0 to 0)	0 (0 to 0)		0-4
Thalassemias trait	0 (0 to 0)	0-1 (0 to 0-2)	0-5 (0 to 1-6)	0-5 (0 to 1-6)	0-5 (0 to 0-4)	0-5 (0 to 0-2)	0-5 (0 to 1-1)	1-4 (0-1 to 3-6)	1-4 (0-1 to 3-6)	1-1 (0-1 to 2-8)	0-9 (0-1 to 2-3)	0-8 (0-1 to 2-1)	0-7 (0-1 to 1-9)	0-6 (0-1 to 1-6)	0-6 (0-1 to 1-6)	0-6 (0-1 to 1-6)	0-6 (0-1 to 1-6)	0-6 (0-1 to 1-6)	0-6 (0-1 to 1-6)	0-6 (0-1 to 1-6)	0-6 (0-1 to 1-6)	0-6 (0-1 to 1-6)	0-6 (0-1 to 1-6)	0-6 (0-1 to 1-6)	0-6 (0-1 to 1-6)	0-6 (0-1 to 1-6)		8-7
Sickle cell disorders	0 (0 to 0)	0 (0 to 0)	0-1 (0 to 0-2)	0-1 (0 to 0-2)	0-1 (0 to 0-2)	0-1 (0 to 0-2)	0-1 (0 to 0-2)	0-1 (0 to 0-2)	0-1 (0 to 0-2

SII Table 2b: North East Lincolnshire DALYS by cause and age group for females with 95% uncertainty intervals, 2019

Cause	Early Neonatal	Late Neonatal	Post Neonatal	1 to 4	5 to 9	10 to 14	15 to 19	20 to 24	25 to 29	30 to 34	35 to 39	40 to 44	45 to 49	50 to 54	55 to 59	60 to 64	65 to 69	70 to 74	75 to 79	80 to 84	85 to 89	90 to 94	95 plus	Total
All causes	110 (92.9 to 136)	110 (93.3 to 134)	190 (164 to 222)	167 (141 to 202)	126 (106 to 149)	129 (108 to 154)	146 (123 to 173)	170 (142 to 202)	191 (160 to 230)	214 (179 to 257)	239 (199 to 288)	278 (232 to 335)	327 (272 to 394)	387 (322 to 466)	459 (382 to 553)	557 (463 to 671)	676 (562 to 815)	809 (672 to 975)	1,000 (832 to 1,210)	1,240 (1,030 to 1,500)	1,540 (1,280 to 1,870)	1,930 (1,600 to 2,350)	26,000
Communicable, maternal, neonatal, and nutritional diseases	62.6 (52.6 to 75.2)	18.4 (15.2 to 22.4)	25.2 (20.7 to 30.5)	20.2 (16.5 to 24.7)	5.1 (4.1 to 6.3)	3.6 (2.9 to 4.5)	3.5 (2.8 to 4.4)	3.8 (3.1 to 4.7)	4.2 (3.4 to 5.2)	4.6 (3.7 to 5.7)	5.2 (4.2 to 6.4)	6.1 (4.9 to 7.5)	7.2 (5.8 to 8.9)	8.6 (6.9 to 10.6)	10.3 (8.3 to 12.7)	12.6 (10.1 to 15.5)	15.4 (12.4 to 19.1)	18.6 (14.9 to 23.1)	23.1 (18.5 to 28.6)	28.8 (23.1 to 35.6)	36.1 (28.9 to 44.6)	45.2 (36.2 to 55.8)	1,450
HIV/AIDS and sexually transmitted infections	2.9 (2.6 to 3.4)	0.9 (0.8 to 1.0)	1.1 (1.0 to 1.3)	0.2 (0.1 to 0.3)	0.1 (0.1 to 0.1)	0.1 (0.1 to 0.2)	0.2 (0.2 to 0.4)	0.6 (0.5 to 1.2)	1.7 (1.3 to 2.6)	2.7 (2.1 to 4.2)	2.9 (2.1 to 4.5)	2.7 (1.7 to 4.2)	2.2 (1.4 to 3.5)	1.4 (1.0 to 2.2)	1.3 (0.9 to 1.9)	0.9 (0.6 to 1.4)	0.9 (0.6 to 1.2)	0.6 (0.4 to 0.9)	0.5 (0.3 to 0.7)	0.3 (0.2 to 0.4)	0.2 (0.1 to 0.3)	0.1 (0.0 to 0.1)	25.3
HIV/AIDS	0 (0 to 0)	0 (0 to 0)	0 (0 to 0)	0 (0 to 0)	0 (0 to 0)	0 (0 to 0)	0 (0 to 0)	0.2 (0.2 to 0.3)	0.2 (0.2 to 0.4)	0.6 (0.4 to 0.9)	0.7 (0.4 to 1)	0.6 (0.3 to 0.9)	0.5 (0.3 to 0.8)	0.5 (0.4 to 0.7)	0.5 (0.3 to 0.7)	0.3 (0.2 to 0.5)	0.3 (0.2 to 0.4)	0.2 (0.1 to 0.3)	0.1 (0.1 to 0.2)	0.1 (0 to 0.1)	0 (0 to 0)	0 (0 to 0)	5.4
HIV/AIDS - Drug-susceptible Tuberculosis	0 (0 to 0)	0 (0 to 0)	0 (0 to 0)	0 (0 to 0)	0 (0 to 0)	0 (0 to 0)	0 (0 to 0)	0 (0 to 0)	0 (0 to 0)	0 (0 to 0)	0 (0 to 0)	0 (0 to 0)	0 (0 to 0)	0 (0 to 0)	0 (0 to 0)	0 (0 to 0)	0 (0 to 0)	0 (0 to 0)	0 (0 to 0)	0 (0 to 0)	0 (0 to 0)	0 (0 to 0)	0 (0 to 0)	0.5
HIV/AIDS - Multidrug-resistant Tuberculosis without extensive dr...	0 (0 to 0)	0 (0 to 0)	0 (0 to 0)	0 (0 to 0)	0 (0 to 0)	0 (0 to 0)	0 (0 to 0)	0 (0 to 0)	0 (0 to 0)	0 (0 to 0)	0 (0 to 0)	0 (0 to 0)	0 (0 to 0)	0 (0 to 0)	0 (0 to 0)	0 (0 to 0)	0 (0 to 0)	0 (0 to 0)	0 (0 to 0)	0 (0 to 0)	0 (0 to 0)	0 (0 to 0)	0 (0 to 0)	0
HIV/AIDS - Extensively drug-resistant Tuberculosis	0 (0 to 0)	0 (0 to 0)	0 (0 to 0)	0 (0 to 0)	0 (0 to 0)	0 (0 to 0)	0 (0 to 0)	0 (0 to 0)	0 (0 to 0)	0 (0 to 0)	0 (0 to 0)	0 (0 to 0)	0 (0 to 0)	0 (0 to 0)	0 (0 to 0)	0 (0 to 0)	0 (0 to 0)	0 (0 to 0)	0 (0 to 0)	0 (0 to 0)	0 (0 to 0)	0 (0 to 0)	0 (0 to 0)	0
HIV/AIDS resulting in other diseases	2.9 (2.6 to 3.4)	0.8 (0.7 to 1)	1 (0.9 to 1.2)	0.1 (0.1 to 0.2)	0.1 (0.1 to 0.1)	0.1 (0.1 to 0.1)	0.2 (0.1 to 0.3)	0.4 (0.3 to 0.8)	1.4 (1.1 to 2.2)	2.1 (1.6 to 3.2)	2.2 (1.6 to 3.5)	2.1 (1.3 to 3.3)	1.6 (1.1 to 2.5)	0.9 (0.6 to 1.4)	0.7 (0.5 to 1.1)	0.6 (0.4 to 0.9)	0.5 (0.3 to 0.8)	0.4 (0.2 to 0.6)	0.3 (0.2 to 0.5)	0.2 (0.1 to 0.3)	0.1 (0.1 to 0.2)	0 (0 to 0)	4.9
Sexually transmitted infections excluding HIV	0 (0 to 0)	0 (0 to 0)	0 (0 to 0)	0 (0 to 0)	0 (0 to 0)	0 (0 to 0)	0 (0 to 0)	0 (0 to 0)	0 (0 to 0)	0 (0 to 0)	0 (0 to 0)	0 (0 to 0)	0 (0 to 0)	0 (0 to 0)	0 (0 to 0)	0 (0 to 0)	0 (0 to 0)	0 (0 to 0)	0 (0 to 0)	0 (0 to 0)	0 (0 to 0)	0 (0 to 0)	0 (0 to 0)	0
Syphilis	0 (0 to 0)	0 (0 to 0)	0 (0 to 0)	0 (0 to 0)	0 (0 to 0)	0 (0 to 0)	0 (0 to 0)	0 (0 to 0)	0 (0 to 0)	0 (0 to 0)	0 (0 to 0)	0 (0 to 0)	0 (0 to 0)	0 (0 to 0)	0 (0 to 0)	0 (0 to 0)	0 (0 to 0)	0 (0 to 0)	0 (0 to 0)	0 (0 to 0)	0 (0 to 0)	0 (0 to 0)	0 (0 to 0)	0
Chlamydial infection	0 (0 to 0)	0 (0 to 0)	0 (0 to 0)	0 (0 to 0)	0 (0 to 0)	0 (0 to 0)	0 (0 to 0)	0 (0 to 0)	0 (0 to 0)	0 (0 to 0)	0 (0 to 0)	0 (0 to 0)	0 (0 to 0)	0 (0 to 0)	0 (0 to 0)	0 (0 to 0)	0 (0 to 0)	0 (0 to 0)	0 (0 to 0)	0 (0 to 0)	0 (0 to 0)	0 (0 to 0)	0 (0 to 0)	0
Gonococcal infection	0 (0 to 0)	0 (0 to 0)	0 (0 to 0)	0 (0 to 0)	0 (0 to 0)	0 (0 to 0)	0 (0 to 0)	0 (0 to 0)	0 (0 to 0)	0 (0 to 0)	0 (0 to 0)	0 (0 to 0)	0 (0 to 0)	0 (0 to 0)	0 (0 to 0)	0 (0 to 0)	0 (0 to 0)	0 (0 to 0)	0 (0 to 0)	0 (0 to 0)	0 (0 to 0)	0 (0 to 0)	0 (0 to 0)	0
Trichomoniasis	0 (0 to 0)	0 (0 to 0)	0 (0 to 0)	0 (0 to 0)	0 (0 to 0)	0 (0 to 0)	0 (0 to 0)	0 (0 to 0)	0 (0 to 0)	0 (0 to 0)	0 (0 to 0)	0 (0 to 0)	0 (0 to 0)	0 (0 to 0)	0 (0 to 0)	0 (0 to 0)	0 (0 to 0)	0 (0 to 0)	0 (0 to 0)	0 (0 to 0)	0 (0 to 0)	0 (0 to 0)	0 (0 to 0)	0
Genital herpes	0 (0 to 0)	0 (0 to 0)	0 (0 to 0)	0 (0 to 0)	0 (0 to 0)	0 (0 to 0)	0 (0 to 0)	0 (0 to 0)	0 (0 to 0)	0 (0 to 0)	0 (0 to 0)	0 (0 to 0)	0 (0 to 0)	0 (0 to 0)	0 (0 to 0)	0 (0 to 0)	0 (0 to 0)	0 (0 to 0)	0 (0 to 0)	0 (0 to 0)	0 (0 to 0)	0 (0 to 0)	0 (0 to 0)	0
Other sexually transmitted infections	0 (0 to 0)	0 (0 to 0)	0 (0 to 0)	0 (0 to 0)	0 (0 to 0)	0 (0 to 0)	0 (0 to 0)	0 (0 to 0)	0 (0 to 0)	0 (0 to 0)	0 (0 to 0)	0 (0 to 0)	0 (0 to 0)	0 (0 to 0)	0 (0 to 0)	0 (0 to 0)	0 (0 to 0)	0 (0 to 0)	0 (0 to 0)	0 (0 to 0)	0 (0 to 0)	0 (0 to 0)	0 (0 to 0)	0
Respiratory infections and tuberculosis	0.7 (0.7 to 1.4)	0.4 (0.4 to 1.2)	0.4 (0.4 to 0.7)	0.4 (0.4 to 1.1)	0.2 (0.2 to 0.5)	0.2 (0.2 to 0.5)	0.2 (0.2 to 0.5)	0.2 (0.2 to 0.5)	0.2 (0.2 to 0.5)	0.2 (0.2 to 0.5)	0.2 (0.2 to 0.5)	0.2 (0.2 to 0.5)	0.2 (0.2 to 0.5)	0.2 (0.2 to 0.5)	0.2 (0.2 to 0.5)	0.2 (0.2 to 0.5)	0.2 (0.2 to 0.5)	0.2 (0.2 to 0.5)	0.2 (0.2 to 0.5)	0.2 (0.2 to 0.5)	0.2 (0.2 to 0.5)	0.2 (0.2 to 0.5)	807
Tuberculosis	0 (0 to 0)	0 (0 to 0)	0 (0 to 0)	0 (0 to 0)	0 (0 to 0)	0 (0 to 0)	0 (0 to 0)	0 (0 to 0)	0 (0 to 0)	0 (0 to 0)	0 (0 to 0)	0 (0 to 0)	0 (0 to 0)	0 (0 to 0)	0 (0 to 0)	0 (0 to 0)	0 (0 to 0)	0 (0 to 0)	0 (0 to 0)	0 (0 to 0)	0 (0 to 0)	0 (0 to 0)	0 (0 to 0)	0
Latent tuberculosis infection	0 (0 to 0)	0 (0 to 0)	0 (0 to 0)	0 (0 to 0)	0 (0 to 0)	0 (0 to 0)	0 (0 to 0)	0 (0 to 0)	0 (0 to 0)	0 (0 to 0)	0 (0 to 0)	0 (0 to 0)	0 (0 to 0)	0 (0 to 0)	0 (0 to 0)	0 (0 to 0)	0 (0 to 0)	0 (0 to 0)	0 (0 to 0)	0 (0 to 0)	0 (0 to 0)	0 (0 to 0)	0 (0 to 0)	0
Drug-susceptible tuberculosis	0 (0 to 0)	0 (0 to 0)	0 (0 to 0)	0 (0 to 0)	0 (0 to 0)	0 (0 to 0)	0 (0 to 0)	0 (0 to 0)	0 (0 to 0)	0 (0 to 0)	0 (0 to 0)	0 (0 to 0)	0 (0 to 0)	0 (0 to 0)	0 (0 to 0)	0 (0 to 0)	0 (0 to 0)	0 (0 to 0)	0 (0 to 0)	0 (0 to 0)	0 (0 to 0)	0 (0 to 0)	0 (0 to 0)	0
Multidrug-resistant tuberculosis without extensive drug-resistance	0 (0 to 0)	0 (0 to 0)	0 (0 to 0)	0 (0 to 0)	0 (0 to 0)	0 (0 to 0)	0 (0 to 0)	0 (0 to 0)	0 (0 to 0)	0 (0 to 0)	0 (0 to 0)	0 (0 to 0)	0 (0 to 0)	0 (0 to 0)	0 (0 to 0)	0 (0 to 0)	0 (0 to 0)	0 (0 to 0)	0 (0 to 0)	0 (0 to 0)	0 (0 to 0)	0 (0 to 0)	0 (0 to 0)	0
Extensively drug-resistant tuberculosis	0 (0 to 0)	0 (0 to 0)	0 (0 to 0)	0 (0 to 0)	0 (0 to 0)	0 (0 to 0)	0 (0 to 0)	0 (0 to 0)	0 (0 to 0)	0 (0 to 0)	0 (0 to 0)	0 (0 to 0)	0 (0 to 0)	0 (0 to 0)	0 (0 to 0)	0 (0 to 0)	0 (0 to 0)	0 (0 to 0)	0 (0 to 0)	0 (0 to 0)	0 (0 to 0)	0 (0 to 0)	0 (0 to 0)	0
Lower respiratory infections	1 (0.6 to 1.4)	0.8 (0.5 to 1.1)	4.7 (2.4 to 7.3)	4.6 (2.4 to 7.4)	0.2 (0.1 to 0.4)	0.2 (0.1 to 0.4)	0.2 (0.1 to 0.4)	0.2 (0.1 to 0.4)	0.2 (0.1 to 0.4)	0.2 (0.1 to 0.4)	0.2 (0.1 to 0.4)	0.2 (0.1 to 0.4)	0.2 (0.1 to 0.4)	0.2 (0.1 to 0.4)	0.2 (0.1 to 0.4)	0.2 (0.1 to 0.4)	0.2 (0.1 to 0.4)	0.2 (0.1 to 0.4)	0.2 (0.1 to 0.4)	0.2 (0.1 to 0.4)	0.2 (0.1 to 0.4)	0.2 (0.1 to 0.4)	713
Upper respiratory infections	0 (0 to 0)	0 (0 to 0)	0 (0 to 0)	0 (0 to 0)	0 (0 to 0)	0 (0 to 0)	0 (0 to 0)	0 (0 to 0)	0 (0 to 0)	0 (0 to 0)	0 (0 to 0)	0 (0 to 0)	0 (0 to 0)	0 (0 to 0)	0 (0 to 0)	0 (0 to 0)	0 (0 to 0)	0 (0 to 0)	0 (0 to 0)	0 (0 to 0)	0 (0 to 0)	0 (0 to 0)	0 (0 to 0)	0
Otitis media	0 (0 to 0)	0 (0 to 0)	0 (0 to 0)	0 (0 to 0)	0 (0 to 0)	0 (0 to 0)	0 (0 to 0)	0 (0 to 0)	0 (0 to 0)	0 (0 to 0)	0 (0 to 0)	0 (0 to 0)	0 (0 to 0)	0 (0 to 0)	0 (0 to 0)	0 (0 to 0)	0 (0 to 0)	0 (0 to 0)	0 (0 to 0)	0 (0 to 0)	0 (0 to 0)	0 (0 to 0)	0 (0 to 0)	0
Enteric infections	0.1 (0.1 to 0.1)	0.1 (0.0 to 0.4)	0.2 (0.2 to 0.3)	0.2 (0.2 to 0.3)	0.1 (0.1 to 0.2)	0.1 (0.1 to 0.2)	0.1 (0.1 to 0.2)	0.1 (0.1 to 0.2)	0.1 (0.1 to 0.2)	0.1 (0.1 to 0.2)	0.1 (0.1 to 0.2)	0.1 (0.1 to 0.2)	0.1 (0.1 to 0.2)	0.1 (0.1 to 0.2)	0.1 (0.1 to 0.2)	0.1 (0.1 to 0.2)	0.1 (0.1 to 0.2)	0.1 (0.1 to 0.2)	0.1 (0.1 to 0.2)	0.1 (0.1 to 0.2)	0.1 (0.1 to 0.2)	0.1 (0.1 to 0.2)	64.9
Diarrheal diseases	0.1 (0.1 to 0.1)	0.3 (0.2 to 0.4)	2.6 (2.4 to 5.5)	2.6 (2.5 to 5.6)	0.1 (0.1 to 0.2)	0.1 (0.1 to 0.2)	0.1 (0.1 to 0.2)	0.1 (0.1 to 0.2)	0.1 (0.1 to 0.2)	0.1 (0.1 to 0.2)	0.1 (0.1 to 0.2)	0.1 (0.1 to 0.2)	0.1 (0.1 to 0.2)	0.1 (0.1 to 0.2)	0.1 (0.1 to 0.2)	0.1 (0.1 to 0.2)	0.1 (0.1 to 0.2)	0.1 (0.1 to 0.2)	0.1 (0.1 to 0.2)	0.1 (0.1 to 0.2)	0.1 (0.1 to 0.2)	0.1 (0.1 to 0.2)	64.5
Typhoid and paraphoid	0 (0 to 0)	0 (0 to 0)	0 (0 to 0)	0 (0 to 0)	0 (0 to 0)	0 (0 to 0)	0 (0 to 0)	0 (0 to 0)	0 (0 to 0)	0 (0 to 0)	0 (0 to 0)	0 (0 to 0)	0 (0 to 0)	0 (0 to 0)	0 (0 to 0)	0 (0 to 0)	0 (0 to 0)	0 (0 to 0)	0 (0 to 0)	0 (0 to 0)	0 (0 to 0)	0 (0 to 0)	0 (0 to 0)	0
Typhoid fever	0 (0 to 0)	0 (0 to 0)	0 (0 to 0)	0 (0 to 0)	0 (0 to 0)	0 (0 to 0)	0 (0 to 0)	0 (0 to 0)	0 (0 to 0)	0 (0 to 0)	0 (0 to 0)	0 (0 to 0)	0 (0 to 0)	0 (0 to 0)	0 (0 to 0)	0 (0 to 0)	0 (0 to 0)	0 (0 to 0)	0 (0 to 0)	0 (0 to 0)	0 (0 to 0)	0 (0 to 0)	0 (0 to 0)	0
Paratyphoid fever	0 (0 to 0)	0 (0 to 0)	0 (0 to 0)	0 (0 to 0)	0 (0 to 0)	0 (0 to 0)	0 (0 to 0)	0 (0 to 0)	0 (0 to 0)	0 (0 to 0)	0 (0 to 0)	0 (0 to 0)	0 (0 to 0)	0 (0 to 0)	0 (0 to 0)	0 (0 to 0)	0 (0 to 0)	0 (0 to 0)	0 (0 to 0)	0 (0 to 0)	0 (0 to 0)	0 (0 to 0)	0 (0 to 0)	0
Invasive Non-typhoidal Salmonella (iNTS)	0 (0 to 0)	0 (0 to 0)	0 (0 to 0)	0 (0 to 0)	0 (0 to 0)	0 (0 to 0)	0 (0 to 0)	0 (0 to 0)	0 (0 to 0)	0 (0 to 0)	0 (0 to 0)	0 (0 to 0)	0 (0 to 0)	0 (0 to 0)	0 (0 to 0)	0 (0 to 0)	0 (0 to 0)	0 (0 to 0)	0 (0 to 0)	0 (0 to 0)	0 (0 to 0)	0 (0 to 0)	0 (0 to 0)	0.2
Other intestinal infectious diseases	0 (0 to 0)	0 (0 to 0)	0 (0 to 0)	0 (0 to 0)	0 (0 to 0)	0 (0 to 0)	0 (0 to 0)	0 (0 to 0)	0 (0 to 0)	0 (0 to 0)	0 (0 to 0)	0 (0 to 0)	0 (0 to 0)	0 (0 to 0)	0 (0 to 0)	0 (0 to 0)	0 (0 to 0)	0 (0 to 0)	0 (0 to 0)	0 (0 to 0)	0 (0 to 0)	0 (0 to 0)	0 (0 to 0)	0.2
Neglected tropical diseases and malaria	0.2 (0.0 to 0.7)	0.2 (0.0 to 0.7)	1 (0.1 to 3.1)	0.8 (0.1 to 2.6)	0.1 (0.0 to 0.1)	0.2 (0.0 to 0.6)	0.1 (0.0 to 0.2)	0.2 (0.0 to 0.6)	0.2 (0.0 to 0.6)	0.3 (0.0 to 1.1)	0.3 (0.0 to 1.1)	0.4 (0.1 to 1.1)	0.3 (0.1 to 1.1)	0.3 (0.1 to 1.1)	0.3 (0.1 to 1.1)	0.3 (0.0 to 1.1)	0.3 (0.0 to 1.1)	0.3 (0.0 to 1.1)	0.2 (0.0 to 0.7)	0.1 (0.0 to 0.5)	0.1 (0.0 to 0.5)	0.1 (0.0 to 0.5)	4.6
Malaria	0 (0 to 0)	0 (0 to 0)	0 (0 to 0)	0 (0 to 0)	0 (0 to 0)	0 (0 to 0)	0 (0 to 0)	0 (0 to 0)	0 (0 to 0)	0 (0 to 0)	0 (0 to 0)	0 (0 to 0)	0 (0 to 0)	0 (0 to 0)	0 (0 to 0)	0 (0 to 0)	0 (0 to 0)	0 (0 to 0)	0 (0 to 0)	0 (0 to 0)	0 (0 to 0)	0 (0 to 0)	0 (0 to 0)	0
Chagas disease	0 (0 to 0)	0 (0 to 0)	0 (0 to 0)	0 (0 to 0)	0 (0 to 0)	0 (0 to 0)	0 (0 to 0)	0 (0 to 0)	0 (0 to 0)	0 (0 to 0)	0 (0 to 0)	0 (0 to 0)	0 (0 to 0)	0 (0 to 0)	0 (0 to 0)	0 (0 to 0)	0 (0 to 0)	0 (0 to 0)	0 (0 to 0)	0 (0 to 0)	0 (0 to 0)	0 (0 to 0)	0 (0 to 0)	0
Leishmaniasis	0 (0 to 0)	0 (0 to 0)	0 (0 to 0)	0 (0 to 0)	0 (0 to 0)	0 (0 to 0)	0 (0 to 0)	0 (0 to 0)	0 (0 to 0)	0 (0 to 0)	0 (0 to 0)	0 (0 to 0)	0 (0 to 0)	0 (0 to 0)	0 (0 to 0)	0 (0 to 0)	0 (0 to 0)	0 (0 to 0)	0 (0 to 0)	0 (0 to 0)	0 (0 to 0)	0 (0 to 0)	0 (0 to 0)	0
Visceral leishmaniasis	0 (0 to 0)	0 (0 to 0)	0 (0 to 0)	0 (0 to 0)	0 (0 to 0)	0 (0 to 0)	0 (0 to 0)	0 (0 to 0)	0 (0 to 0)	0 (0 to 0)	0 (0 to 0)	0 (0 to 0)	0 (0 to 0)	0 (0 to 0)	0 (0 to 0)	0 (0 to 0)	0 (0 to 0)	0 (0 to 0)	0 (0 to 0)	0 (0 to 0)	0 (0 to 0)	0 (0 to 0)	0 (0 to 0)	0
Cutaneous and mucocutaneous leishmaniasis	0 (0 to 0)	0 (0 to 0)	0 (0 to 0)	0 (0 to 0)	0 (0 to 0)	0 (0 to 0)	0 (0 to 0)	0 (0 to 0)	0 (0 to 0)	0 (0 to 0)	0 (0 to 0)	0 (0 to 0)	0 (0 to 0)	0 (0 to 0)	0 (0 to 0)	0 (0 to 0)	0 (0 to 0)	0 (0 to 0)	0 (0 to 0)	0 (0 to 0)	0 (0 to 0)	0 (0 to 0)	0 (0 to 0)	0
African trypanosomiasis	0 (0 to 0)	0 (0 to 0)	0 (0 to 0)	0 (0 to 0)	0 (0 to 0)	0 (0 to 0)	0 (0 to 0)	0 (0 to 0)	0 (0 to 0)	0 (0 to 0)	0 (0 to 0)	0 (0 to 0)	0 (0 to 0)	0 (0 to 0)	0 (0 to 0)	0 (0 to 0)	0 (0 to 0)	0 (0 to 0)	0 (0 to 0)	0 (0 to 0)	0 (0 to 0)	0 (0 to 0)	0 (0 to 0)	0
Schistosomiasis	0 (0 to 0)	0 (0 to 0)	0 (0 to 0)	0 (0 to 0)	0 (0 to 0)	0 (0 to 0)	0 (0 to 0)	0 (0 to 0)	0 (0 to 0)	0 (0 to 0)	0 (0 to 0)	0 (0 to 0)	0 (0 to 0)	0 (0 to 0)	0 (0 to 0)	0 (0 to 0)	0 (0 to 0)	0 (0 to 0)	0 (0 to 0)	0 (0 to 0)	0 (0 to 0)	0 (0 to 0)	0 (0 to 0)	0
Cysticercosis	0 (0 to 0)	0 (0 to 0)	0 (0 to 0)	0 (0 to 0)	0 (0 to 0)	0 (0 to 0)	0 (0 to 0)	0 (0 to 0)	0 (0 to 0)	0 (0 to 0)	0 (0 to 0)	0 (0 to 0)	0 (0 to 0)	0 (0 to 0)	0 (0 to 0)	0 (0 to 0)	0 (0 to 0)	0 (0 to 0)	0 (0 to 0)	0 (0 to 0)	0 (0 to 0)	0 (0 to 0)	0 (0 to 0)	0
Cystic echinococcosis	0 (0 to 0)	0 (0 to 0)	0 (0 to 0)	0 (0 to 0)	0 (0 to 0)	0 (0 to 0)	0 (0 to 0)	0 (0 to 0)	0 (0 to 0)	0 (0 to 0)	0 (0 to 0)	0 (0 to 0)	0 (0 to 0)	0 (0 to 0)	0 (0 to 0)	0 (0 to 0)	0 (0 to 0)	0 (0 to 0)	0 (0 to 0)	0 (0 to 0)	0 (0 to 0)	0 (0 to 0)	0 (0 to 0)	0
Lymphatic filariasis	0 (0 to 0)	0 (0 to 0)	0 (0 to 0)	0 (0 to 0)	0 (0 to 0)	0 (0 to 0)	0 (0 to 0)	0 (0 to 0)	0 (0 to 0)	0 (0 to 0)	0 (0 to 0)	0 (0 to 0)	0 (0 to 0)	0 (0 to 0)	0 (0 to 0)	0 (0 to 0)	0 (0 to 0)	0 (0 to 0)	0 (0 to 0)	0 (0 to 0)	0 (0 to 0)	0 (0 to 0)	0 (0 to 0)	0
Onchocerciasis	0 (0 to 0)	0 (0 to 0)	0 (0 to 0)	0 (0 to 0)	0 (0 to 0)	0 (0 to 0)	0 (0 to 0)	0 (0 to 0)	0 (0 to 0)	0 (0 to 0)	0 (0 to 0)	0 (0 to 0)	0 (0 to 0)	0 (0 to 0)	0 (0 to 0)	0 (0 to 0)	0 (0 to 0)	0 (0 to 0)	0 (0 to 0)	0 (0 to 0)	0 (0 to 0)	0 (0 to 0)	0 (0 to 0)	0
Trachoma	0 (0 to 0)	0 (0 to 0)	0 (0 to 0)	0 (0 to 0)	0 (0 to 0)	0 (0 to 0)	0 (0 to 0)	0 (0 to 0)	0 (0 to 0)	0 (0 to 0)	0 (0 to 0)	0 (0 to 0)	0 (0 to 0)	0 (0 to 0)	0 (0 to 0)	0 (0 to 0)	0 (0 to 0)	0 (0 to 0)	0 (0 to 0)	0 (0 to 0)	0 (0 to 0)	0 (0 to 0)	0 (0 to 0)	0
Dengue	0 (0 to 0)	0 (0 to 0)	0 (0 to 0)	0 (0 to 0)	0 (0 to 0)	0 (0 to 0)	0 (0 to 0)	0 (0 to 0)	0 (0 to 0)	0 (0 to 0)	0 (0 to 0)	0 (0 to 0)	0 (0 to 0)	0 (0 to 0)	0 (0 to 0)	0 (0 to 0)	0 (0 to 0)	0 (0 to 0)	0 (0 to 0)	0 (0 to 0)	0 (0 to 0)	0 (0 to 0)	0 (0 to 0)	0
Yellow fever	0 (0 to 0)	0 (0 to 0)	0 (0 to 0)	0 (0 to 0)	0 (0 to 0)	0 (0 to 0)	0 (0 to 0)	0 (0 to 0)	0 (0 to 0)	0 (0 to 0)	0 (0 to 0)	0 (0 to 0)	0 (0 to 0)	0 (0 to 0)	0 (0 to 0)	0 (0 to 0)	0 (0 to 0)	0 (0 to 0)	0 (0 to 0)	0 (0 to 0)	0 (0 to 0)	0 (0 to 0)	0 (0 to 0)	0
Rabies	0 (0 to 0)	0 (0 to 0)	0 (0 to 0)	0 (0 to 0)	0 (0 to 0)	0 (0 to 0)	0 (0 to 0)	0 (0 to 0)	0 (0 to 0)	0 (0 to 0)	0 (0 to 0)	0 (0 to 0)	0 (0 to 0)	0 (0 to 0)	0 (0 to 0)	0 (0 to 0)	0 (0 to 0)	0 (0 to 0)	0 (0 to 0)	0 (0 to 0)	0 (0 to 0)	0 (0 to 0)	0 (0 to 0)	0
Intestinal nematode infections	0 (0 to 0)	0 (0 to 0)	0 (0 to 0)	0 (0 to 0)	0 (0 to 0)	0 (0 to 0)	0 (0 to 0)	0 (0 to 0)	0 (0 to 0)	0 (0 to 0)	0 (0 to 0)	0 (0 to 0)	0 (0 to 0)	0 (0 to 0)	0 (0 to 0)	0 (0 to 0)	0 (0 to 0)	0 (0 to 0)	0 (0 to 0)	0 (0 to 0)	0 (0 to 0)	0 (0 to 0)	0 (0 to 0)	0
Ascariasis	0 (0 to 0)	0 (0 to 0)	0 (0 to 0)	0 (0 to 0)	0 (0 to 0)	0 (0 to 0)	0 (0 to 0)	0 (0 to 0)	0 (0 to 0)	0 (0 to 0)	0 (0 to 0)	0 (0 to 0)	0 (0 to 0)	0 (0 to 0)	0 (0 to 0)	0 (0 to 0)	0 (0 to 0)	0 (0 to 0)	0 (0 to 0)	0 (0 to 0)	0 (0 to 0)	0 (0 to 0)	0 (0 to 0)	0
Trichuriasis	0 (0 to 0)	0 (0 to 0)	0 (0 to 0)	0 (0 to 0)	0 (0 to 0)	0 (0 to 0)	0 (0 to 0)	0 (0 to 0)	0 (0 to 0)	0 (0 to 0)	0 (0 to 0)	0 (0 to 0)	0 (0 to 0)	0 (0 to 0)	0 (0 to 0)	0 (0 to 0)	0 (0 to 0)	0 (0 to 0)	0 (0 to 0)	0 (0 to 0)	0 (0 to 0)	0 (0 to 0)	0 (0 to 0)	0
Hookworm disease	0 (0 to 0)	0 (0 to 0)	0 (0 to 0)	0 (0 to 0)	0 (0 to 0)	0 (0 to 0)	0 (0 to 0)	0 (0 to 0)	0 (0 to 0)	0 (0 to 0)	0 (0 to 0)	0 (0 to 0)	0 (0 to 0)	0 (0 to 0)	0 (0 to 0)	0 (0 to 0)	0 (0 to 0)	0 (0 to 0)	0 (0 to 0)	0 (0 to 0)	0 (0 to 0)	0 (0 to 0)	0 (0 to 0)	0
Food-borne trematodiases	0 (0 to 0)	0 (0 to 0)	0 (0 to 0)	0 (0 to 0)	0 (0 to 0)	0 (0 to 0)	0 (0 to 0)	0 (0 to 0)	0 (0 to 0)	0 (0 to 0)	0 (0 to 0)	0 (0 to 0)	0 (0 to 0)	0 (0 to 0)	0 (0 to 0)	0 (0 to 0)	0 (0 to 0)	0 (0 to 0)	0 (0 to 0)	0 (0 to 0)	0 (0 to 0)	0 (0 to 0)	0 (0 to 0)	0
Leprosy	0 (0 to 0)	0 (0 to 0)	0 (0 to 0)	0 (0 to 0)	0 (0 to 0)	0 (0 to 0)	0 (0 to 0)	0 (0 to 0)	0 (0 to 0)	0 (0 to 0)	0 (0 to 0)	0 (0 to 0)	0 (0 to 0)	0 (0 to 0)	0 (0 to 0)	0 (0 to 0)	0 (0 to 0)	0 (0 to 0)	0 (0 to 0)	0 (0 to 0)	0 (0 to 0)	0 (0 to 0)	0 (0 to 0)	0
Ebola	0 (0 to 0)	0 (0 to 0)	0 (0 to 0)	0 (0 to 0)	0 (0 to 0)	0 (0 to 0)	0 (0 to 0)	0 (0 to 0)	0 (0 to 0)	0 (0 to 0)	0 (0 to 0)	0 (0 to 0)	0 (0 to 0)	0 (0 to 0)	0 (0 to 0)	0 (0 to 0)	0 (0 to 0)	0 (0 to 0)	0 (0 to 0)	0 (0 to 0)	0 (0 to 0)	0 (0 to 0)	0 (0 to 0)	0
Zika virus	0 (0 to 0)	0

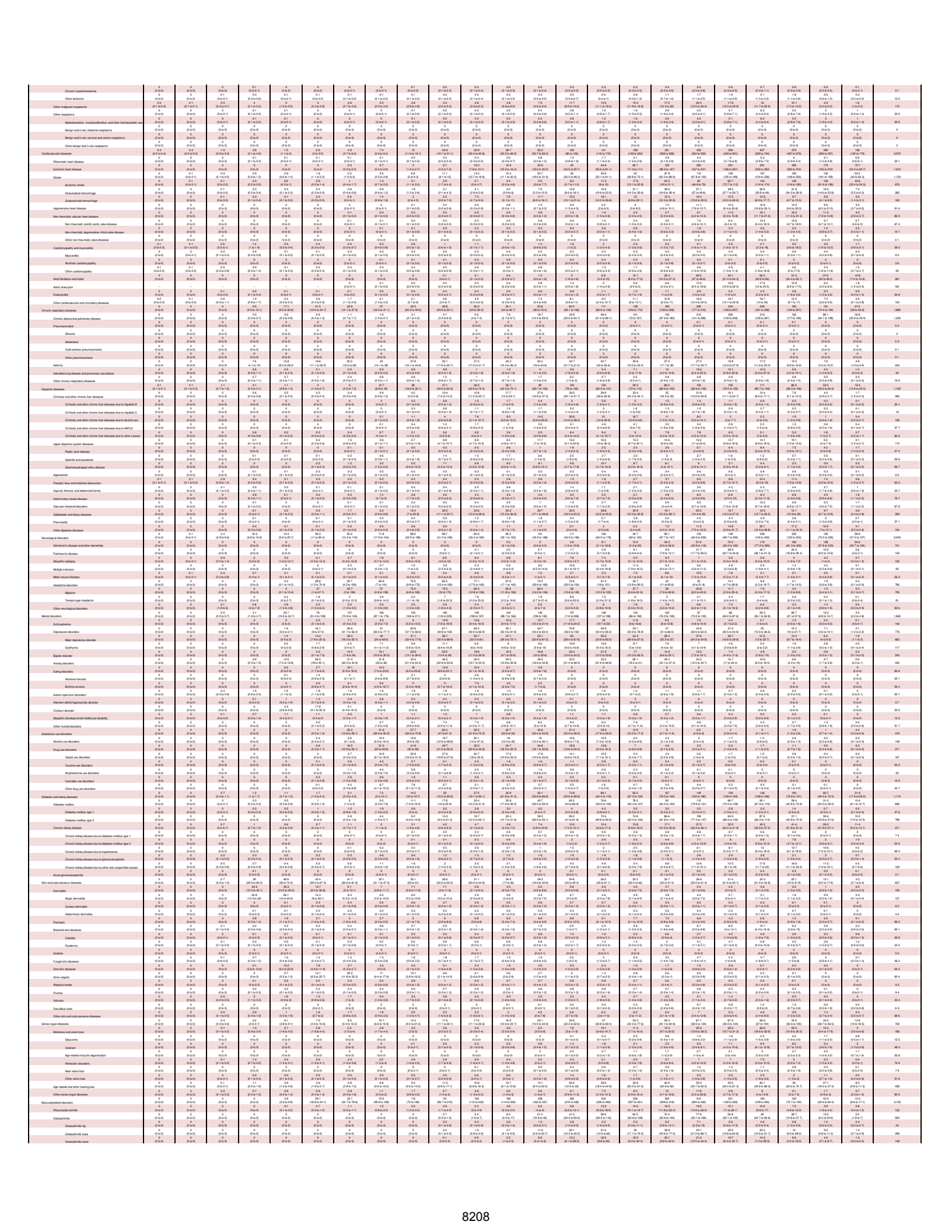

Osteoarthritis other	0 (0 to 0)	0	0 (0 to 0)	0	0 (0 to 0)	0	0 (0 to 0)	0	0 (0 to 0)	0	0 (0 to 0)	0	0 (0 to 0)	0	0 (0 to 0)	0	0 (0 to 0)	0	0 (0 to 0)	0	0 (0 to 0)	0	0 (0 to 0)	0	0 (0 to 0)	0	0 (0 to 0)	0	0 (0 to 0)	0	40-5
Low back pain	0 (0 to 0)	0	0 (0 to 0)	0	0 (0 to 0)	3-6 (1-8 to 6-6)	177 (157-7 to 209-9)	30-5 (19-2 to 46-9)	40-2 (34-5 to 47-5)	78 (72-2 to 87-1)	78 (72-2 to 87-1)	78 (72-2 to 87-1

SR Table 2b: Calderdale DALYS by cause and age group for females with 95% uncertainty intervals, 2019

Cause	Early Neonatal	Late Neonatal	Post Neonatal	1 to 4	5 to 9	10 to 14	15 to 19	20 to 24	25 to 29	30 to 34	35 to 39	40 to 44	45 to 49	50 to 54	55 to 59	60 to 64	65 to 69	70 to 74	75 to 79	80 to 84	85 plus	Total
All causes	1,600 (1,400 to 1,800)	1,300 (1,200 to 1,500)	2,100 (1,900 to 2,300)	900 (700 to 1,100)	600 (500 to 700)	600 (500 to 800)	1,000 (800 to 1,200)	1,200 (900 to 1,600)	1,400 (1,100 to 1,800)	1,600 (1,200 to 2,000)	1,900 (1,500 to 2,400)	2,200 (1,700 to 2,800)	2,600 (2,000 to 3,300)	3,000 (2,300 to 3,800)	3,500 (2,700 to 4,500)	4,000 (3,000 to 5,200)	4,500 (3,300 to 5,900)	5,000 (3,600 to 6,600)	5,600 (3,900 to 7,400)	6,200 (4,200 to 8,300)	6,800 (4,400 to 9,200)	33,000
Communicable, maternal, neonatal, and nutritional diseases	1,600 (1,400 to 1,800)	1,300 (1,200 to 1,500)	2,100 (1,900 to 2,300)	900 (700 to 1,100)	600 (500 to 700)	600 (500 to 800)	1,000 (800 to 1,200)	1,200 (900 to 1,600)	1,400 (1,100 to 1,800)	1,600 (1,200 to 2,000)	1,900 (1,500 to 2,400)	2,200 (1,700 to 2,800)	2,600 (2,000 to 3,300)	3,000 (2,300 to 3,800)	3,500 (2,700 to 4,500)	4,000 (3,000 to 5,200)	4,500 (3,300 to 5,900)	5,000 (3,600 to 6,600)	5,600 (3,900 to 7,400)	6,200 (4,200 to 8,300)	6,800 (4,400 to 9,200)	1,770
HIV/AIDS and sexually transmitted infections	4 (3 to 5)	1 (1 to 2)	1 (1 to 2)	0 (0 to 1)	0 (0 to 1)	0 (0 to 1)	0 (0 to 1)	1 (1 to 2)	2 (1 to 3)	3 (2 to 4)	4 (3 to 5)	4 (3 to 5)	4 (3 to 6)	4 (3 to 6)	4 (3 to 6)	3 (2 to 5)	2 (1 to 4)	1 (1 to 3)	1 (0 to 2)	0 (0 to 1)	0 (0 to 1)	38
HIV/AIDS	0 (0 to 0)	0 (0 to 0)	0 (0 to 0)	0 (0 to 0)	0 (0 to 0)	0 (0 to 0)	0 (0 to 0)	0 (0 to 0)	0 (0 to 0)	0 (0 to 0)	0 (0 to 0)	0 (0 to 0)	0 (0 to 0)	0 (0 to 0)	0 (0 to 0)	0 (0 to 0)	0 (0 to 0)	0 (0 to 0)	0 (0 to 0)	0 (0 to 0)	0 (0 to 0)	0
HIV/AIDS - Drug-susceptible Tuberculosis	0 (0 to 0)	0 (0 to 0)	0 (0 to 0)	0 (0 to 0)	0 (0 to 0)	0 (0 to 0)	0 (0 to 0)	0 (0 to 0)	0 (0 to 0)	0 (0 to 0)	0 (0 to 0)	0 (0 to 0)	0 (0 to 0)	0 (0 to 0)	0 (0 to 0)	0 (0 to 0)	0 (0 to 0)	0 (0 to 0)	0 (0 to 0)	0 (0 to 0)	0 (0 to 0)	0
HIV/AIDS - Multidrug-resistant Tuberculosis without extensive dr...	0 (0 to 0)	0 (0 to 0)	0 (0 to 0)	0 (0 to 0)	0 (0 to 0)	0 (0 to 0)	0 (0 to 0)	0 (0 to 0)	0 (0 to 0)	0 (0 to 0)	0 (0 to 0)	0 (0 to 0)	0 (0 to 0)	0 (0 to 0)	0 (0 to 0)	0 (0 to 0)	0 (0 to 0)	0 (0 to 0)	0 (0 to 0)	0 (0 to 0)	0 (0 to 0)	0
HIV/AIDS - Extensively drug-resistant Tuberculosis	0 (0 to 0)	0 (0 to 0)	0 (0 to 0)	0 (0 to 0)	0 (0 to 0)	0 (0 to 0)	0 (0 to 0)	0 (0 to 0)	0 (0 to 0)	0 (0 to 0)	0 (0 to 0)	0 (0 to 0)	0 (0 to 0)	0 (0 to 0)	0 (0 to 0)	0 (0 to 0)	0 (0 to 0)	0 (0 to 0)	0 (0 to 0)	0 (0 to 0)	0 (0 to 0)	0
HIV/AIDS resulting in other diseases	0 (0 to 0)	0 (0 to 0)	0 (0 to 0)	0 (0 to 0)	0 (0 to 0)	0 (0 to 0)	0 (0 to 0)	0 (0 to 0)	0 (0 to 0)	0 (0 to 0)	0 (0 to 0)	0 (0 to 0)	0 (0 to 0)	0 (0 to 0)	0 (0 to 0)	0 (0 to 0)	0 (0 to 0)	0 (0 to 0)	0 (0 to 0)	0 (0 to 0)	0 (0 to 0)	0
Sexually transmitted infections excluding HIV	4 (3 to 5)	1 (1 to 2)	1 (1 to 2)	0 (0 to 1)	0 (0 to 0)	0 (0 to 1)	0 (0 to 1)	1 (1 to 2)	2 (1 to 3)	3 (2 to 4)	4 (3 to 5)	4 (3 to 5)	4 (3 to 6)	4 (3 to 6)	4 (3 to 6)	3 (2 to 5)	2 (1 to 4)	1 (1 to 3)	1 (0 to 2)	0 (0 to 1)	0 (0 to 1)	27
Syphilis	0 (0 to 0)	0 (0 to 0)	0 (0 to 0)	0 (0 to 0)	0 (0 to 0)	0 (0 to 0)	0 (0 to 0)	0 (0 to 0)	0 (0 to 0)	0 (0 to 0)	0 (0 to 0)	0 (0 to 0)	0 (0 to 0)	0 (0 to 0)	0 (0 to 0)	0 (0 to 0)	0 (0 to 0)	0 (0 to 0)	0 (0 to 0)	0 (0 to 0)	0 (0 to 0)	0
Chlamydial infection	0 (0 to 0)	0 (0 to 0)	0 (0 to 0)	0 (0 to 0)	0 (0 to 0)	0 (0 to 0)	0 (0 to 1)	0 (0 to 1)	0 (0 to 1)	0 (0 to 1)	0 (0 to 1)	0 (0 to 1)	0 (0 to 1)	0 (0 to 1)	0 (0 to 1)	0 (0 to 1)	0 (0 to 1)	0 (0 to 1)	0 (0 to 1)	0 (0 to 1)	0 (0 to 0)	0
Gonococcal infection	0 (0 to 0)	0 (0 to 0)	0 (0 to 0)	0 (0 to 0)	0 (0 to 0)	0 (0 to 0)	0 (0 to 0)	0 (0 to 0)	0 (0 to 0)	0 (0 to 0)	0 (0 to 0)	0 (0 to 0)	0 (0 to 0)	0 (0 to 0)	0 (0 to 0)	0 (0 to 0)	0 (0 to 0)	0 (0 to 0)	0 (0 to 0)	0 (0 to 0)	0 (0 to 0)	0
Trichomoniasis	0 (0 to 0)	0 (0 to 0)	0 (0 to 0)	0 (0 to 0)	0 (0 to 0)	0 (0 to 0)	0 (0 to 0)	0 (0 to 0)	0 (0 to 0)	0 (0 to 0)	0 (0 to 0)	0 (0 to 0)	0 (0 to 0)	0 (0 to 0)	0 (0 to 0)	0 (0 to 0)	0 (0 to 0)	0 (0 to 0)	0 (0 to 0)	0 (0 to 0)	0 (0 to 0)	0
Genital herpes	0 (0 to 0)	0 (0 to 0)	0 (0 to 0)	0 (0 to 0)	0 (0 to 0)	0 (0 to 0)	0 (0 to 0)	0 (0 to 0)	0 (0 to 0)	0 (0 to 0)	0 (0 to 0)	0 (0 to 0)	0 (0 to 0)	0 (0 to 0)	0 (0 to 0)	0 (0 to 0)	0 (0 to 0)	0 (0 to 0)	0 (0 to 0)	0 (0 to 0)	0 (0 to 0)	0
Other sexually transmitted infections	0 (0 to 0)	0 (0 to 0)	0 (0 to 0)	0 (0 to 0)	0 (0 to 0)	0 (0 to 0)	0 (0 to 1)	0 (0 to 1)	0 (0 to 2)	0 (0 to 2)	0 (0 to 2)	0 (0 to 2)	0 (0 to 2)	0 (0 to 2)	0 (0 to 2)	0 (0 to 2)	0 (0 to 1)	0 (0 to 1)	0 (0 to 1)	0 (0 to 1)	0 (0 to 0)	0
Respiratory infections and tuberculosis	17 (12 to 23)	17 (12 to 24)	27 (20 to 34)	16 (11 to 22)	6 (4 to 8)	5 (3 to 7)	6 (4 to 8)	7 (5 to 10)	8 (6 to 11)	9 (6 to 13)	11 (7 to 15)	14 (9 to 19)	18 (11 to 25)	24 (15 to 33)	32 (20 to 45)	43 (27 to 60)	59 (36 to 82)	79 (47 to 109)	102 (58 to 142)	124 (70 to 172)	152 (85 to 211)	952
Tuberculosis	0 (0 to 0)	0 (0 to 0)	0 (0 to 0)	0 (0 to 0)	0 (0 to 0)	0 (0 to 0)	0 (0 to 0)	0 (0 to 0)	0 (0 to 1)	0 (0 to 1)	0 (0 to 1)	0 (0 to 1)	0 (0 to 1)	0 (0 to 1)	0 (0 to 1)	0 (0 to 1)	0 (0 to 1)	0 (0 to 1)	0 (0 to 1)	0 (0 to 1)	0 (0 to 1)	11
Latent tuberculosis infection	0 (0 to 0)	0 (0 to 0)	0 (0 to 0)	0 (0 to 0)	0 (0 to 0)	0 (0 to 0)	0 (0 to 0)	0 (0 to 0)	0 (0 to 0)	0 (0 to 0)	0 (0 to 0)	0 (0 to 0)	0 (0 to 0)	0 (0 to 0)	0 (0 to 0)	0 (0 to 0)	0 (0 to 0)	0 (0 to 0)	0 (0 to 0)	0 (0 to 0)	0 (0 to 0)	0
Drug-susceptible tuberculosis	0 (0 to 0)	0 (0 to 0)	0 (0 to 0)	0 (0 to 0)	0 (0 to 0)	0 (0 to 0)	0 (0 to 0)	0 (0 to 0)	0 (0 to 1)	0 (0 to 1)	0 (0 to 1)	0 (0 to 1)	0 (0 to 1)	0 (0 to 1)	0 (0 to 1)	0 (0 to 1)	0 (0 to 1)	0 (0 to 1)	0 (0 to 1)	0 (0 to 1)	0 (0 to 0)	11
Multidrug-resistant tuberculosis without extensive drug-resistance	0 (0 to 0)	0 (0 to 0)	0 (0 to 0)	0 (0 to 0)	0 (0 to 0)	0 (0 to 0)	0 (0 to 0)	0 (0 to 0)	0 (0 to 0)	0 (0 to 0)	0 (0 to 0)	0 (0 to 0)	0 (0 to 0)	0 (0 to 0)	0 (0 to 0)	0 (0 to 0)	0 (0 to 0)	0 (0 to 0)	0 (0 to 0)	0 (0 to 0)	0 (0 to 0)	0
Extensively drug-resistant tuberculosis	0 (0 to 0)	0 (0 to 0)	0 (0 to 0)	0 (0 to 0)	0 (0 to 0)	0 (0 to 0)	0 (0 to 0)	0 (0 to 0)	0 (0 to 0)	0 (0 to 0)	0 (0 to 0)	0 (0 to 0)	0 (0 to 0)	0 (0 to 0)	0 (0 to 0)	0 (0 to 0)	0 (0 to 0)	0 (0 to 0)	0 (0 to 0)	0 (0 to 0)	0 (0 to 0)	0
Lower respiratory infections	16 (12 to 22)	16 (11 to 23)	25 (19 to 32)	15 (10 to 21)	5 (3 to 7)	4 (2 to 6)	5 (3 to 7)	6 (4 to 8)	7 (5 to 10)	8 (5 to 12)	10 (6 to 14)	13 (8 to 18)	17 (10 to 24)	23 (14 to 32)	30 (19 to 43)	41 (26 to 58)	56 (34 to 79)	74 (44 to 104)	97 (55 to 137)	118 (66 to 166)	144 (80 to 202)	824
Upper respiratory infections	0 (0 to 0)	0 (0 to 1)	1 (0 to 2)	1 (0 to 2)	0 (0 to 1)	0 (0 to 1)	0 (0 to 1)	0 (0 to 1)	0 (0 to 1)	0 (0 to 1)	0 (0 to 1)	0 (0 to 1)	0 (0 to 1)	0 (0 to 1)	0 (0 to 1)	0 (0 to 1)	0 (0 to 1)	0 (0 to 1)	0 (0 to 1)	0 (0 to 1)	0 (0 to 1)	95
Otitis media	0 (0 to 0)	0 (0 to 0)	0 (0 to 0)	0 (0 to 0)	0 (0 to 0)	0 (0 to 0)	0 (0 to 0)	0 (0 to 0)	0 (0 to 0)	0 (0 to 0)	0 (0 to 0)	0 (0 to 0)	0 (0 to 0)	0 (0 to 0)	0 (0 to 0)	0 (0 to 0)	0 (0 to 0)	0 (0 to 0)	0 (0 to 0)	0 (0 to 0)	0 (0 to 0)	0
Enteric infections	0 (0 to 0)	0 (0 to 0)	0 (0 to 0)	0 (0 to 0)	0 (0 to 0)	0 (0 to 0)	0 (0 to 0)	0 (0 to 0)	0 (0 to 0)	0 (0 to 0)	0 (0 to 0)	0 (0 to 0)	0 (0 to 0)	0 (0 to 0)	0 (0 to 0)	0 (0 to 0)	0 (0 to 0)	0 (0 to 0)	0 (0 to 0)	0 (0 to 0)	0 (0 to 0)	0
Diarrheal diseases	0 (0 to 0)	0 (0 to 0)	0 (0 to 0)	0 (0 to 0)	0 (0 to 0)	0 (0 to 0)	0 (0 to 0)	0 (0 to 0)	0 (0 to 0)	0 (0 to 0)	0 (0 to 0)	0 (0 to 0)	0 (0 to 0)	0 (0 to 0)	0 (0 to 0)	0 (0 to 0)	0 (0 to 0)	0 (0 to 0)	0 (0 to 0)	0 (0 to 0)	0 (0 to 0)	0
Typhoid and paratyphoid	0 (0 to 0)	0 (0 to 0)	0 (0 to 0)	0 (0 to 0)	0 (0 to 0)	0 (0 to 0)	0 (0 to 0)	0 (0 to 0)	0 (0 to 0)	0 (0 to 0)	0 (0 to 0)	0 (0 to 0)	0 (0 to 0)	0 (0 to 0)	0 (0 to 0)	0 (0 to 0)	0 (0 to 0)	0 (0 to 0)	0 (0 to 0)	0 (0 to 0)	0 (0 to 0)	0
Typhoid fever	0 (0 to 0)	0 (0 to 0)	0 (0 to 0)	0 (0 to 0)	0 (0 to 0)	0 (0 to 0)	0 (0 to 0)	0 (0 to 0)	0 (0 to 0)	0 (0 to 0)	0 (0 to 0)	0 (0 to 0)	0 (0 to 0)	0 (0 to 0)	0 (0 to 0)	0 (0 to 0)	0 (0 to 0)	0 (0 to 0)	0 (0 to 0)	0 (0 to 0)	0 (0 to 0)	0
Paratyphoid fever	0 (0 to 0)	0 (0 to 0)	0 (0 to 0)	0 (0 to 0)	0 (0 to 0)	0 (0 to 0)	0 (0 to 0)	0 (0 to 0)	0 (0 to 0)	0 (0 to 0)	0 (0 to 0)	0 (0 to 0)	0 (0 to 0)	0 (0 to 0)	0 (0 to 0)	0 (0 to 0)	0 (0 to 0)	0 (0 to 0)	0 (0 to 0)	0 (0 to 0)	0 (0 to 0)	0
Invasive Non-typhoidal Salmonella (iNTS)	0 (0 to 0)	0 (0 to 0)	0 (0 to 0)	0 (0 to 0)	0 (0 to 0)	0 (0 to 0)	0 (0 to 0)	0 (0 to 0)	0 (0 to 0)	0 (0 to 0)	0 (0 to 0)	0 (0 to 0)	0 (0 to 0)	0 (0 to 0)	0 (0 to 0)	0 (0 to 0)	0 (0 to 0)	0 (0 to 0)	0 (0 to 0)	0 (0 to 0)	0 (0 to 0)	0
Other intestinal infectious diseases	0 (0 to 0)	0 (0 to 0)	0 (0 to 0)	0 (0 to 0)	0 (0 to 0)	0 (0 to 0)	0 (0 to 0)	0 (0 to 0)	0 (0 to 0)	0 (0 to 0)	0 (0 to 0)	0 (0 to 0)	0 (0 to 0)	0 (0 to 0)	0 (0 to 0)	0 (0 to 0)	0 (0 to 0)	0 (0 to 0)	0 (0 to 0)	0 (0 to 0)	0 (0 to 0)	0
Neglected tropical diseases and malaria	0 (0 to 0)	0 (0 to 0)	0 (0 to 1)	1 (1 to 2)	1 (1 to 2)	0 (0 to 0)	0 (0 to 0)	0 (0 to 1)	0 (0 to 1)	0 (0 to 1)	0 (0 to 1)	0 (0 to 1)	0 (0 to 1)	0 (0 to 1)	0 (0 to 1)	0 (0 to 1)	0 (0 to 1)	0 (0 to 1)	0 (0 to 1)	0 (0 to 1)	0 (0 to 0)	5
Malaria	0 (0 to 0)	0 (0 to 0)	0 (0 to 0)	0 (0 to 0)	0 (0 to 0)	0 (0 to 0)	0 (0 to 0)	0 (0 to 0)	0 (0 to 0)	0 (0 to 0)	0 (0 to 0)	0 (0 to 0)	0 (0 to 0)	0 (0 to 0)	0 (0 to 0)	0 (0 to 0)	0 (0 to 0)	0 (0 to 0)	0 (0 to 0)	0 (0 to 0)	0 (0 to 0)	0
Chagas disease	0 (0 to 0)	0 (0 to 0)	0 (0 to 0)	0 (0 to 0)	0 (0 to 0)	0 (0 to 0)	0 (0 to 0)	0 (0 to 0)	0 (0 to 0)	0 (0 to 0)	0 (0 to 0)	0 (0 to 0)	0 (0 to 0)	0 (0 to 0)	0 (0 to 0)	0 (0 to 0)	0 (0 to 0)	0 (0 to 0)	0 (0 to 0)	0 (0 to 0)	0 (0 to 0)	0
Leishmaniasis	0 (0 to 0)	0 (0 to 0)	0 (0 to 0)	0 (0 to 0)	0 (0 to 0)	0 (0 to 0)	0 (0 to 0)	0 (0 to 0)	0 (0 to 0)	0 (0 to 0)	0 (0 to 0)	0 (0 to 0)	0 (0 to 0)	0 (0 to 0)	0 (0 to 0)	0 (0 to 0)	0 (0 to 0)	0 (0 to 0)	0 (0 to 0)	0 (0 to 0)	0 (0 to 0)	0
Visceral leishmaniasis	0 (0 to 0)	0 (0 to 0)	0 (0 to 0)	0 (0 to 0)	0 (0 to 0)	0 (0 to 0)	0 (0 to 0)	0 (0 to 0)	0 (0 to 0)	0 (0 to 0)	0 (0 to 0)	0 (0 to 0)	0 (0 to 0)	0 (0 to 0)	0 (0 to 0)	0 (0 to 0)	0 (0 to 0)	0 (0 to 0)	0 (0 to 0)	0 (0 to 0)	0 (0 to 0)	0
Cutaneous and mucocutaneous leishmaniasis	0 (0 to 0)	0 (0 to 0)	0 (0 to 0)	0 (0 to 0)	0 (0 to 0)	0 (0 to 0)	0 (0 to 0)	0 (0 to 0)	0 (0 to 0)	0 (0 to 0)	0 (0 to 0)	0 (0 to 0)	0 (0 to 0)	0 (0 to 0)	0 (0 to 0)	0 (0 to 0)	0 (0 to 0)	0 (0 to 0)	0 (0 to 0)	0 (0 to 0)	0 (0 to 0)	0
African trypanosomiasis	0 (0 to 0)	0 (0 to 0)	0 (0 to 0)	0 (0 to 0)	0 (0 to 0)	0 (0 to 0)	0 (0 to 0)	0 (0 to 0)	0 (0 to 0)	0 (0 to 0)	0 (0 to 0)	0 (0 to 0)	0 (0 to 0)	0 (0 to 0)	0 (0 to 0)	0 (0 to 0)	0 (0 to 0)	0 (0 to 0)	0 (0 to 0)	0 (0 to 0)	0 (0 to 0)	0
Schistosomiasis	0 (0 to 0)	0 (0 to 0)	0 (0 to 0)	0 (0 to 0)	0 (0 to 0)	0 (0 to 0)	0 (0 to 0)	0 (0 to 0)	0 (0 to 0)	0 (0 to 0)	0 (0 to 0)	0 (0 to 0)	0 (0 to 0)	0 (0 to 0)	0 (0 to 0)	0 (0 to 0)	0 (0 to 0)	0 (0 to 0)	0 (0 to 0)	0 (0 to 0)	0 (0 to 0)	0
Cysticercosis	0 (0 to 0)	0 (0 to 0)	0 (0 to 0)	0 (0 to 0)	0 (0 to 0)	0 (0 to 0)	0 (0 to 0)	0 (0 to 0)	0 (0 to 0)	0 (0 to 0)	0 (0 to 0)	0 (0 to 0)	0 (0 to 0)	0 (0 to 0)	0 (0 to 0)	0 (0 to 0)	0 (0 to 0)	0 (0 to 0)	0 (0 to 0)	0 (0 to 0)	0 (0 to 0)	0
Cystic echinococcosis	0 (0 to 0)	0 (0 to 0)	0 (0 to 0)	0 (0 to 0)	0 (0 to 0)	0 (0 to 0)	0 (0 to 0)	0 (0 to 0)	0 (0 to 0)	0 (0 to 0)	0 (0 to 0)	0 (0 to 0)	0 (0 to 0)	0 (0 to 0)	0 (0 to 0)	0 (0 to 0)	0 (0 to 0)	0 (0 to 0)	0 (0 to 0)	0 (0 to 0)	0 (0 to 0)	0
Lymphatic filariasis	0 (0 to 0)	0 (0 to 0)	0 (0 to 0)	0 (0 to 0)	0 (0 to 0)	0 (0 to 0)	0 (0 to 0)	0 (0 to 0)	0 (0 to 0)	0 (0 to 0)	0 (0 to 0)	0 (0 to 0)	0 (0 to 0)	0 (0 to 0)	0 (0 to 0)	0 (0 to 0)	0 (0 to 0)	0 (0 to 0)	0 (0 to 0)	0 (0 to 0)	0 (0 to 0)	0
Onchocerciasis	0 (0 to 0)	0 (0 to 0)	0 (0 to 0)	0 (0 to 0)	0 (0 to 0)	0 (0 to 0)	0 (0 to 0)	0 (0 to 0)	0 (0 to 0)	0 (0 to 0)	0 (0 to 0)	0 (0 to 0)	0 (0 to 0)	0 (0 to 0)	0 (0 to 0)	0 (0 to 0)	0 (0 to 0)	0 (0 to 0)	0 (0 to 0)	0 (0 to 0)	0 (0 to 0)	0
Trachoma	0 (0 to 0)	0 (0 to 0)	0 (0 to 0)	0 (0 to 0)	0 (0 to 0)	0 (0 to 0)	0 (0 to 0)	0 (0 to 0)	0 (0 to 0)	0 (0 to 0)	0 (0 to 0)	0 (0 to 0)	0 (0 to 0)	0 (0 to 0)	0 (0 to 0)	0 (0 to 0)	0 (0 to 0)	0 (0 to 0)	0 (0 to 0)	0 (0 to 0)	0 (0 to 0)	0
Dengue	0 (0 to 0)	0 (0 to 0)	0 (0 to 0)	0 (0 to 0)	0 (0 to 0)	0 (0 to 0)	0 (0 to 0)	0 (0 to 0)	0 (0 to 0)	0 (0 to 0)	0 (0 to 0)	0 (0 to 0)	0 (0 to 0)	0 (0 to 0)	0 (0 to 0)	0 (0 to 0)	0 (0 to 0)	0 (0 to 0)	0 (0 to 0)	0 (0 to 0)	0 (0 to 0)	0
Yellow fever	0 (0 to 0)	0 (0 to 0)	0 (0 to 0)	0 (0 to 0)	0 (0 to 0)	0 (0 to 0)	0 (0 to 0)	0 (0 to 0)	0 (0 to 0)	0 (0 to 0)	0 (0 to 0)	0 (0 to 0)	0 (0 to 0)	0 (0 to 0)	0 (0 to 0)	0 (0 to 0)	0 (0 to 0)	0 (0 to 0)	0 (0 to 0)	0 (0 to 0)	0 (0 to 0)	0
Rabies	0 (0 to 0)	0 (0 to 0)	0 (0 to 0)	0 (0 to 0)	0 (0 to 0)	0 (0 to 0)	0 (0 to 0)	0 (0 to 0)	0 (0 to 0)	0 (0 to 0)	0 (0 to 0)	0 (0 to 0)	0 (0 to 0)	0 (0 to 0)	0 (0 to 0)	0 (0 to 0)	0 (0 to 0)	0 (0 to 0)	0 (0 to 0)	0 (0 to 0)	0 (0 to 0)	0
Intestinal nematode infections	0 (0 to 0)	0 (0 to 0)	0 (0 to 0)	0 (0 to 0)	0 (0 to 0)	0 (0 to 0)	0 (0 to 0)	0 (0 to 0)	0 (0 to 0)	0 (0 to 0)	0 (0 to 0)	0 (0 to 0)	0 (0 to 0)	0 (0 to 0)	0 (0 to 0)	0 (0 to 0)	0 (0 to 0)	0 (0 to 0)	0 (0 to 0)	0 (0 to 0)	0 (0 to 0)	0
Ascariasis	0 (0 to 0)	0 (0 to 0)	0 (0 to 0)	0 (0 to 0)	0 (0 to 0)	0 (0 to 0)	0 (0 to 0)	0 (0 to 0)	0 (0 to 0)	0 (0 to 0)	0 (0 to 0)	0 (0 to 0)	0 (0 to 0)	0 (0 to 0)	0 (0 to 0)	0 (0 to 0)	0 (0 to 0)	0 (0 to 0)	0 (0 to 0)	0 (0 to 0)	0 (0 to 0)	0
Trichuriasis	0 (0 to 0)	0 (0 to 0)	0 (0 to 0)	0 (0 to 0)	0 (0 to 0)	0 (0 to 0)	0 (0 to 0)	0 (0 to 0)	0 (0 to 0)	0 (0 to 0)	0 (0 to 0)	0 (0 to 0)	0 (0 to 0)	0 (0 to 0)	0 (0 to 0)	0 (0 to 0)	0 (0 to 0)	0 (0 to 0)	0 (0 to 0)	0 (0 to 0)	0 (0 to 0)	0
Hookworm disease	0 (0 to 0)	0 (0 to 0)	0 (0 to 0)	0 (0 to 0)	0 (0 to 0)	0 (0 to 0)	0 (0 to 0)	0 (0 to 0)	0 (0 to 0)	0 (0 to 0)	0 (0 to 0)	0 (0 to 0)	0 (0 to 0)	0 (0 to 0)	0 (0 to 0)	0 (0 to 0)	0 (0 to 0)	0 (0 to 0)	0 (0 to 0)	0 (0 to 0)	0 (0 to 0)	0
Food-borne trematodiases	0 (0 to 0)	0 (0 to 0)	0 (0 to 0)	0 (0 to 0)	0 (0 to 0)	0 (0 to 0)	0 (0 to 0)	0 (0 to 0)	0 (0 to 0)	0 (0 to 0)	0 (0 to 0)	0 (0 to 0)	0 (0 to 0)	0 (0 to 0)	0 (0 to 0)	0 (0 to 0)	0 (0 to 0)	0 (0 to 0)	0 (0 to 0)	0 (0 to 0)	0 (0 to 0)	0
Leprosy	0 (0 to 0)	0 (0 to 0)	0 (0 to 0)	0 (0 to 0)	0 (0 to 0)	0 (0 to 0)	0 (0 to 0)	0 (0 to 0)	0 (0 to 0)	0 (0 to 0)	0 (0 to 0)	0 (0 to 0)	0 (0 to 0)	0 (0 to 0)	0 (0 to 0)	0 (0 to 0)	0 (0 to 0)	0 (0 to 0)	0 (0 to 0)	0 (0 to 0)	0 (0 to 0)	0
Ebola	0 (0 to 0)	0 (0 to 0)	0 (0 to 0)	0 (0 to 0)	0 (0 to 0)	0 (0 to 0)	0 (0 to 0)	0 (0 to 0)	0 (0 to 0)	0 (0 to 0)	0 (0 to 0)	0 (0 to 0)	0 (0 to 0)	0 (0 to 0)	0 (0 to 0)	0 (0 to 0)	0 (0 to 0)	0 (0 to 0)	0 (0 to 0)	0 (0 to 0)	0 (0 to 0)	0
Zika virus	0 (0 to 0)	0 (0 to 0)	0 (0 to 0)	0 (0 to 0)	0 (0 to 0)	0 (0 to 0)	0 (0 to 0)	0 (0 to 0)	0 (0 to 0)	0 (0 to 0)	0 (0 to 0)	0 (0 to 0)	0 (0 to 0)	0 (0 to 0)	0 (0 to 0)	0 (0 to 0)	0 (0 to 0)	0 (0 to 0)	0 (0 to 0)	0 (0 to 0)	0 (0 to 0)	0
Guinea worm disease	0 (0 to 0)	0 (0 to 0)	0 (0 to 0)	0 (0 to 0)	0 (0 to 0)	0 (0 to 0)	0 (0 to 0)	0 (0 to 0)	0 (0 to 0)	0 (0 to 0)	0 (0 to 0)	0 (0 to 0)	0 (0 to 0)	0 (0 to 0)	0 (0 to 0)	0 (0 to 0)	0 (0 to 0)	0 (0 to 0)	0 (0 to 0)	0 (0 to 0)	0 (0 to 0)	0
Other neglected tropical diseases	0 (0 to 0)	0 (0 to 0)	0 (0 to 1)	1 (1 to 2)	1 (1 to 2)	0 (0 to 0)	0 (0 to 1)	0 (0 to 1)	0 (0 to 1)	0 (0 to 1)	0 (0 to 1)	0 (0 to 1)	0 (0 to 1)	0 (0 to 1)	0 (0 to 1)	0 (0 to 1)	0 (0 to 1)	0 (0 to 1)	0 (0 to 1)	0 (0 to 1)	0 (0 to 0)	5
Other infectious diseases	0 (0 to 1)	1 (0 to 2)	4 (2 to 6)	2 (1 to 3)	2 (1 to 3)	2 (1 to 4)	3 (2 to 4)	2 (1 to 3)	2 (1 to 3)	3 (2 to 4)	3 (2 to 4)	3 (2 to 4)	3 (2 to 4)	3 (2 to 4)	3 (2 to 4)	3 (2 to 4)	3 (2 to 4)	3 (2 to 4)	3 (2 to 4)	2 (1 to 3)	1 (0 to 2)	38
Meningitis	0 (0 to 0)	0 (0 to 0)	0 (0 to 0)	0 (0 to 0)	0 (0 to 0)	0 (0 to 0)	0 (0 to 0)	0 (0 to 0)	0 (0 to 0)	0 (0 to 0)	0 (0 to 0)	0 (0 to 0)	0 (0 to 0)	0 (0 to 0)	0 (0 to 0)	0 (0 to 0)	0 (0 to 0)	0 (0 to 0)	0 (0 to 0)	0 (0 to 0)	0 (0 to 0)	0
Encephalitis	0 (0 to 0)	0 (0 to 0)	0 (0 to 0)	0 (0 to 0)	0 (0 to 0)	0 (0 to 0)	0 (0 to 0)	0 (0 to 0)	0 (0 to 0)	0 (0 to 0)	0 (0 to 0)	0 (0 to 0)	0 (0 to 0)	0 (0 to 0)	0 (0 to 0)	0 (0 to 0)	0 (0 to 0)	0 (0 to 0)	0 (0 to 0)	0 (0 to 0)	0 (0 to 0)	0
Diphtheria	0 (0 to 0)	0 (0 to 0)	0 (0 to 0)	0 (0 to 0)	0 (0 to 0)	0 (0 to 0)	0 (0 to 0)	0 (0 to 0)	0 (0 to 0)	0 (0 to 0)	0 (0 to 0)	0 (0 to 0)	0 (0 to 0)	0 (0 to 0)	0 (0 to 0)	0 (0 to 0)	0 (0 to 0)	0 (0 to 0)	0 (0 to 0)	0 (0 to 0)	0 (0 to 0)	0
Tetanus	0 (0 to 0)	0 (0 to 0)	0 (0 to 0)	0 (0 to 0)	0 (0 to 0)	0 (0 to 0)	0 (0 to 0)	0 (0 to 0)	0 (0 to 0)	0 (0 to 0)	0 (0 to 0)	0 (0 to 0)	0 (0 to 0)	0 (0 to 0)	0 (0 to 0)	0 (0 to 0)	0 (0 to 0)	0 (0 to 0)	0 (0 to 0)	0 (0 to 0)	0 (0 to 0)	0
Measles	0 (0 to 0)	0 (0 to 0)	0 (0 to 0)	0 (0 to 0)	0 (0 to 0)	0 (0 to 0)	0 (0 to 1)	0 (0 to 1)	0 (0 to 1)	0 (0 to



Osteoarthritis other	0 (0 to 0)	0 (0 to 0)	0 (0 to 0)	0 (0 to 0)	0 (0 to 0)	0 (0 to 0)	0 (0 to 0)	0 (0 to 0)	0 (0 to 0)	0 (0 to 0)	0 (0 to 1)	0 (0 to 0)	0 (0 to 0)	0 (0 to 0)	0 (0 to 0)	0 (0 to 0)	0 (0 to 0)	0 (0 to 0)	0 (0 to 0)	0 (0 to 0)	0 (0 to 0)	0 (0 to 0)	0 (0 to 0)	0 (0 to 0)	0 (0 to 0)	0 (0 to 0)	0 (0 to 0)	0 (0 to 0)	0 (0 to 0)	0 (0 to 0)	50-9
Low back pain	20 (13 to 28)	20 (13 to 28)	20 (13 to 28)

SR Table 2b: Estonia DALYS by cause and age group for females with 95% uncertainty intervals, 2019

Cause	Early Neonatal (0-6 days)	Late Neonatal (7-27 days)	Post Neonatal (28-364 days)	1 to 4	5 to 9	10 to 14	15 to 19	20 to 24	25 to 29	30 to 34	35 to 39	40 to 44	45 to 49	50 to 54	55 to 59	60 to 64	65 to 69	70 to 74	75 to 79	80 to 84	85 to 89	90 to 94	95 plus	Total
All causes	2,012 (2,012 to 2,012)	1,541 (1,541 to 1,541)	3,844 (3,844 to 3,844)	1,569 (1,569 to 1,569)	1,313 (1,313 to 1,313)	1,770 (1,770 to 1,770)	2,230 (2,230 to 2,230)	2,713 (2,713 to 2,713)	3,179 (3,179 to 3,179)	3,923 (3,923 to 3,923)	5,060 (5,060 to 5,060)	6,540 (6,540 to 6,540)	8,460 (8,460 to 8,460)	10,908 (10,908 to 10,908)	13,420 (13,420 to 13,420)	16,455 (16,455 to 16,455)	19,911 (19,911 to 19,911)	23,962 (23,962 to 23,962)	28,408 (28,408 to 28,408)	33,260 (33,260 to 33,260)	38,295 (38,295 to 38,295)	43,626 (43,626 to 43,626)	49,116 (49,116 to 49,116)	54,750 (54,750 to 54,750)	60,525 (60,525 to 60,525)	226,050
Communicable, maternal, neonatal, and nutritional diseases	246 (158 to 334)	133 (84 to 189)	229 (166 to 295)	288 (213 to 381)	223 (166 to 318)	236 (166 to 335)	229 (164 to 305)	300 (230 to 398)	342 (249 to 465)	402 (295 to 545)	501 (365 to 680)	672 (493 to 911)	871 (641 to 1,180)	1,120 (824 to 1,516)	1,471 (1,081 to 1,992)	1,901 (1,396 to 2,574)	2,427 (1,782 to 3,286)	3,112 (2,287 to 4,213)	3,912 (2,874 to 5,297)	4,866 (3,577 to 6,588)	5,971 (4,388 to 8,083)	7,240 (5,322 to 9,801)	8,660 (6,366 to 11,724)	10,193 (7,493 to 13,795)	11,900 (8,747 to 16,108)	7,646
HIV/AIDS and sexually transmitted infections	0 (0 to 0)	0 (0 to 0)	3.6 (2.2 to 5.2)	1.3 (1.1 to 1.5)	2.1 (2.1 to 2.2)	2.8 (2.7 to 2.9)	8.2 (8.0 to 8.5)	47.2 (46.2 to 48.2)	109 (106 to 111)	118 (114 to 122)	119 (114 to 124)	118 (113 to 123)	98.3 (93.7 to 103)	69.6 (66.1 to 73.2)	57.9 (54.9 to 60.9)	39.9 (37.6 to 42.1)	27.5 (25.6 to 29.1)	23.0 (21.1 to 24.7)	19.8 (18.1 to 21.7)	9.3 (8.6 to 10)	2.3 (2.2 to 2.5)	1.2 (1.1 to 1.4)	0.5 (0.3 to 0.6)	0.2 (0.2 to 0.3)	0.0 (0.0 to 0.0)	649
HIV/AIDS	0 (0 to 0)	0 (0 to 0)	3.6 (2.2 to 5.2)	1.3 (1.1 to 1.5)	2.1 (2.1 to 2.2)	2.8 (2.7 to 2.9)	8.2 (8.0 to 8.5)	47.2 (46.2 to 48.2)	109 (106 to 111)	118 (114 to 122)	119 (114 to 124)	118 (113 to 123)	98.3 (93.7 to 103)	69.6 (66.1 to 73.2)	57.9 (54.9 to 60.9)	39.9 (37.6 to 42.1)	27.5 (25.6 to 29.1)	23.0 (21.1 to 24.7)	19.8 (18.1 to 21.7)	9.3 (8.6 to 10)	2.3 (2.2 to 2.5)	1.2 (1.1 to 1.4)	0.5 (0.3 to 0.6)	0.2 (0.2 to 0.3)	0.0 (0.0 to 0.0)	648
HIV/AIDS - Drug-susceptible Tuberculosis	0 (0 to 0)	0 (0 to 0)	0.2 (0.1 to 0.4)	0.2 (0 to 0.2)	0.2 (0.1 to 0.3)	0.3 (0.2 to 0.5)	2.6 (1.7 to 3.4)	7 (4.7 to 9.2)	16 (10.5 to 21)	16 (10.6 to 21)	14 (9.4 to 18)	12 (8.2 to 16)	9.6 (6.5 to 12)	6.7 (4.6 to 8.8)	4.8 (3.3 to 6.3)	3.1 (2.1 to 4.1)	1.9 (1.3 to 2.5)	1.1 (0.8 to 1.5)	0.6 (0.4 to 0.8)	0.2 (0.1 to 0.3)	0.1 (0 to 0.1)	0.0 (0 to 0.1)	0.0 (0 to 0.1)	0.0 (0 to 0.0)	29.6
HIV/AIDS - Multidrug-resistant Tuberculosis without extensive drug resistance	0 (0 to 0)	0 (0 to 0)	0.1 (0 to 0.1)	0.1 (0 to 0.1)	0.1 (0 to 0.1)	0.2 (0 to 0.2)	1.3 (0.8 to 1.7)	3.4 (2.3 to 4.4)	8 (5.1 to 10)	8 (5.2 to 10)	7 (4.6 to 9.1)	6 (4 to 7.8)	4.8 (3.2 to 6.2)	3 (2.1 to 4)	2.2 (1.5 to 2.9)	1.5 (1 to 2)	0.9 (0.6 to 1.2)	0.5 (0.4 to 0.7)	0.3 (0.2 to 0.4)	0.1 (0 to 0.2)	0.0 (0 to 0.1)	0.0 (0 to 0.1)	0.0 (0 to 0.0)	0.0 (0 to 0.0)	14.4
HIV/AIDS - Extensively drug-resistant Tuberculosis	0 (0 to 0)	0 (0 to 0)	0.1 (0 to 0.1)	0.1 (0 to 0.1)	0.1 (0 to 0.1)	0.1 (0 to 0.1)	0.6 (0.4 to 0.8)	1.5 (1 to 2)	3.5 (2.3 to 4.6)	3.5 (2.3 to 4.6)	3 (2 to 4)	2.6 (1.8 to 3.4)	2.1 (1.4 to 2.7)	1.5 (1 to 2)	1 (0.7 to 1.3)	0.7 (0.5 to 0.9)	0.4 (0.3 to 0.5)	0.2 (0.1 to 0.3)	0.1 (0.1 to 0.2)	0.0 (0 to 0.1)	0.0 (0 to 0.1)	0.0 (0 to 0.0)	0.0 (0 to 0.0)	0.0 (0 to 0.0)	6.3
HIV/AIDS resulting in other diseases	0 (0 to 0)	0 (0 to 0)	3.3 (2 to 4.7)	1.1 (1 to 1.4)	2.7 (2.3 to 3.2)	2.3 (2 to 2.7)	3 (2.6 to 3.5)	38.6 (32.8 to 44.3)	84.5 (73 to 113)	94.1 (79 to 113)	97.2 (82 to 114)	99.4 (83 to 117)	86.3 (72.3 to 101)	62.9 (52.6 to 73.6)	52.1 (43.6 to 61.1)	36 (30.1 to 42.2)	25.5 (21.3 to 29.9)	22.1 (18.4 to 25.9)	19.1 (15.9 to 22.4)	9.1 (7.6 to 10.7)	2.3 (1.9 to 2.7)	1.2 (0.9 to 1.4)	0.5 (0.3 to 0.6)	0.2 (0.1 to 0.3)	0.0 (0 to 0.0)	489
Sexually transmitted infections excluding HIV	0 (0 to 0)	0 (0 to 0)	0.4 (0 to 0.5)	0.2 (0 to 0.2)	0.1 (0 to 0.1)	0.5 (0.1 to 0.9)	6.4 (4.9 to 8.1)	8.6 (6.7 to 10.4)	7.3 (5.7 to 8.9)	6.3 (4.9 to 7.7)	4.7 (3.7 to 5.7)	3.5 (2.7 to 4.3)	2.6 (2 to 3.2)	1.9 (1.4 to 2.3)	1.4 (1.1 to 1.8)	1 (0.7 to 1.2)	0.6 (0.5 to 0.8)	0.4 (0.3 to 0.5)	0.2 (0.2 to 0.3)	0.1 (0.1 to 0.2)	0.0 (0 to 0.1)	0.0 (0 to 0.1)	0.0 (0 to 0.0)	0.0 (0 to 0.0)	109
Syphilis	0 (0 to 0)	0 (0 to 0)	0 (0 to 0)	0 (0 to 0)	0 (0 to 0)	0 (0 to 0)	0.1 (0 to 0.1)	0.1 (0 to 0.2)	0.1 (0 to 0.1)	0.1 (0 to 0.1)	0.1 (0 to 0.1)	0.1 (0 to 0.1)	0.1 (0 to 0.1)	0.1 (0 to 0.1)	0.1 (0 to 0.1)	0.1 (0 to 0.1)	0.1 (0 to 0.1)	0.1 (0 to 0.1)	0.1 (0 to 0.1)	0.1 (0 to 0.1)	0.1 (0 to 0.1)	0.1 (0 to 0.1)	0.1 (0 to 0.1)	0.1 (0 to 0.1)	0.1 (0 to 0.1)	0.4
Chlamydial infection	0 (0 to 0)	0 (0 to 0)	0 (0 to 0)	0 (0 to 0)	0 (0 to 0)	0 (0 to 0)	0.1 (0 to 0.1)	0.2 (0 to 0.3)	0.3 (0 to 0.4)	0.3 (0 to 0.4)	0.3 (0 to 0.4)	0.3 (0 to 0.4)	0.2 (0 to 0.3)	0.2 (0 to 0.3)	0.1 (0 to 0.2)	0.1 (0 to 0.2)	0.1 (0 to 0.1)	0.1 (0 to 0.1)	0.1 (0 to 0.1)	0.1 (0 to 0.1)	0.1 (0 to 0.1)	0.1 (0 to 0.1)	0.1 (0 to 0.1)	0.1 (0 to 0.1)	0.1 (0 to 0.1)	0.4
Gonococcal infection	0 (0 to 0)	0 (0 to 0)	0 (0 to 0)	0 (0 to 0)	0 (0 to 0)	0 (0 to 0)	0.1 (0 to 0.1)	0.2 (0 to 0.3)	0.3 (0 to 0.4)	0.3 (0 to 0.4)	0.3 (0 to 0.4)	0.3 (0 to 0.4)	0.2 (0 to 0.3)	0.2 (0 to 0.3)	0.1 (0 to 0.2)	0.1 (0 to 0.2)	0.1 (0 to 0.1)	0.1 (0 to 0.1)	0.1 (0 to 0.1)	0.1 (0 to 0.1)	0.1 (0 to 0.1)	0.1 (0 to 0.1)	0.1 (0 to 0.1)	0.1 (0 to 0.1)	0.1 (0 to 0.1)	0.4
Trichomoniasis	0 (0 to 0)	0 (0 to 0)	0 (0 to 0)	0 (0 to 0)	0 (0 to 0)	0 (0 to 0)	0.1 (0 to 0.1)	0.1 (0 to 0.1)	0.1 (0 to 0.1)	0.1 (0 to 0.1)	0.1 (0 to 0.1)	0.1 (0 to 0.1)	0.1 (0 to 0.1)	0.1 (0 to 0.1)	0.1 (0 to 0.1)	0.1 (0 to 0.1)	0.1 (0 to 0.1)	0.1 (0 to 0.1)	0.1 (0 to 0.1)	0.1 (0 to 0.1)	0.1 (0 to 0.1)	0.1 (0 to 0.1)	0.1 (0 to 0.1)	0.1 (0 to 0.1)	0.1 (0 to 0.1)	0.4
Genital herpes	0 (0 to 0)	0 (0 to 0)	0 (0 to 0)	0 (0 to 0)	0 (0 to 0)	0 (0 to 0)	0.1 (0 to 0.1)	0.1 (0 to 0.1)	0.1 (0.1 to 0.2)	0.1 (0.1 to 0.2)	0.1 (0.1 to 0.2)	0.1 (0.1 to 0.2)	0.1 (0.1 to 0.2)	0.1 (0.1 to 0.2)	0.1 (0.1 to 0.2)	0.1 (0.1 to 0.2)	0.1 (0.1 to 0.2)	0.1 (0.1 to 0.2)	0.1 (0.1 to 0.2)	0.1 (0.1 to 0.2)	0.1 (0.1 to 0.2)	0.1 (0.1 to 0.2)	0.1 (0.1 to 0.2)	0.1 (0.1 to 0.2)	0.1 (0.1 to 0.2)	0.4
Other sexually transmitted infections	0 (0 to 0)	0 (0 to 0)	0 (0 to 0)	0 (0 to 0)	0 (0 to 0)	0 (0 to 0)	0.1 (0 to 0.1)	0.1 (0 to 0.1)	0.1 (0 to 0.1)	0.1 (0 to 0.1)	0.1 (0 to 0.1)	0.1 (0 to 0.1)	0.1 (0 to 0.1)	0.1 (0 to 0.1)	0.1 (0 to 0.1)	0.1 (0 to 0.1)	0.1 (0 to 0.1)	0.1 (0 to 0.1)	0.1 (0 to 0.1)	0.1 (0 to 0.1)	0.1 (0 to 0.1)	0.1 (0 to 0.1)	0.1 (0 to 0.1)	0.1 (0 to 0.1)	0.1 (0 to 0.1)	0.4
Respiratory infections and tuberculosis	34.3 (27.9 to 41.2)	17.9 (9.7 to 28.7)	19.2 (11.6 to 29.5)	19.9 (13.9 to 27.5)	12.1 (8.6 to 16.2)	10.2 (7.1 to 13.8)	9.1 (6.4 to 12.3)	9.3 (6.5 to 12.6)	9.6 (6.7 to 13.1)	10.2 (7.1 to 13.9)	10.7 (7.5 to 14.6)	11.2 (7.8 to 15.2)	11.6 (8.1 to 15.8)	12.1 (8.4 to 16.5)	12.8 (8.9 to 17.4)	13.5 (9.4 to 18.4)	14.2 (9.9 to 19.4)	15.1 (10.5 to 20.6)	16.1 (11.2 to 21.9)	17.2 (12 to 23.4)	18.4 (12.8 to 25.1)	19.7 (13.7 to 26.8)	21.1 (14.6 to 28.7)	22.6 (15.7 to 30.8)	24.2 (16.8 to 33)	2,430
Tuberculosis	0.2 (0.1 to 0.4)	0.1 (0 to 0.2)	0.4 (0.2 to 0.6)	0.3 (0.2 to 0.5)	0.2 (0.1 to 0.3)	0.2 (0.1 to 0.3)	0.2 (0.1 to 0.3



8214

Congenital birth defects	104 (65 to 221)	62-4 (41-4 to 120)	172 (122 to 299)	130 (94-1 to 204)	78-2 (64-4 to 101)	70-5 (52-5 to 90-4)	44-4 (33-5 to 57-5)	43-4 (30-1 to 53-9)	43-9 (31-4 to 58-8)	47-6 (33-9 to 65-3)	42-2 (30-7 to 58-4)	41-4 (30-1 to 56-2)	42-2 (30-4 to 58-4)	39-7 (29-3 to 52)	41 (29-5 to 54-9)	39-4 (29-7 to 49-3)	27 (19-4 to 37-7)	13-5 (9-2 to 20-3)	10-6 (6-3 to 16-4)	7-4 (4-5 to 11-4)	4 (2-4 to 6-2)	1-9 (0-9 to 2-9)	0-3 (0-2 to 0-9)		1,100
Neural tube defects	2-2 (1-1 to 4-2)	2-1 (1-3 to 5)	1-3 (0-9 to 2-96)	1-2 (0-6 to 2-3)	1-7 (1-2 to 2-2)	1-3 (0-7 to 1-3)	0-7 (0-7 to 1-3)	1-1 (0-6 to 1-5)	1-1 (0-6 to 1-6)	0-9 (0-7 to 1-3)	0-7 (0-5 to 1-2)	0-6 (0-4 to 1-1)	0-7 (0-5 to 1)	0-6 (0-4 to 0-9)	0-6 (0-4 to 0-9)	0-6 (0-4 to 0-9)	0-5 (0-3 to 0-7)	0-2 (0-1 to 0-5)	0-2 (0-1 to 0-3)	0-1 (0-1 to 0-3)	0-1 (0-1 to 0-2)	0-1 (0-0 to 0-2)	0-1 (0-0 to 0-2)		434
Congenital heart anomalies	29-6 (18-4 to 54)	17-6 (9-5 to 29-2)	49-2 (34-2 to 69)	37-2 (23-3 to 60-4)	22-3 (17-1 to 32-2)	20-1 (13-2 to 30-4)	12-7 (8-3 to 20-2)	12-4 (7-5 to 20-3)	12-5 (7-6 to 20-3)	13-5 (8-2 to 21-4)	12-1 (7-4 to 19-2)	11-8 (7-2 to 18-3)	12-1 (7-4 to 18-7)	11-3 (6-9 to 17-2)	11-7 (7-1 to 17-9)	11-2 (6-9 to 16-1)	7-7 (4-7 to 11-7)	3-7 (2-1 to 5-7)	3-1 (1-7 to 4-7)	2-1 (1-1 to 3-1)	1-1 (0-7 to 1-6)	0-3 (0-1 to 0-6)	0-2 (0-1 to 0-5)		283
Cochlear cells	2-5 (1-5 to 11-9)	2-1 (0-6 to 7-2)	3 (1-1 to 8-2)	1-9 (0-5 to 5-5)	2-6 (0-5 to 6-9)	2-5 (0-5 to 6-7)	2-4 (0-5 to 6-7)	2-3 (0-5 to 6-7)	2-7 (0-5 to 7-3)	2-6 (0-5 to 7-1)	2-6 (0-5 to 7-1)	2-6 (0-5 to 6-9)	2-6 (0-5 to 6-9)	2-6 (0-5 to 6-9)	2-6 (0-5 to 6-9)	2-6 (0-5 to 6-9)	2-6 (0-5 to 6-9)	2-6 (0-5 to 6-9)	2-6 (0-5 to 6-9)	2-6 (0-5 to 6-9)	2-6 (0-5 to 6-9)	0-2 (0-1 to 0-4)	0-2 (0-1 to 0-4)		196
Down syndrome	3-1 (1-3 to 9-7)	0-9 (0-4 to 7-4)	4-9 (4-2 to 19-4)	2-6 (2-4 to 7-6)	1-8 (1-6 to 2-8)	1-6 (0-9 to 2-3)	0-9 (0-5 to 2-1)	0-8 (0-3 to 2-1)	0-1 (2-1 to 7)	0-5 (0-2 to 2-2)	0-6 (0-3 to 2-6)	0-6 (0-3 to 2-6)	0-6 (0-3 to 2-6)	0-5 (0-3 to 2-3)	0-5 (0-3 to 2-3)	0-5 (0-3 to 2-3)	0-5 (0-3 to 2-3)	0-5 (0-3 to 2-3)	0-5 (0-3 to 2-3)	0-5 (0-3 to 2-3)	0-5 (0-3 to 2-3)	0-5 (0-3 to 2-3)	0-5 (0-3 to 2-3)		91-4
Turner syndrome	0 (0 to 0)	0 (0 to 0)	0 (0 to 0)

SR Table 2b: North Lincolnshire DALYS by cause and age group for females with 95% uncertainty intervals, 2019

Cause	Early Neonatal	Late Neonatal	Post Neonatal	1 to 4	5 to 9	10 to 14	15 to 19	20 to 24	25 to 29	30 to 34	35 to 39	40 to 44	45 to 49	50 to 54	55 to 59	60 to 64	65 to 69	70 to 74	75 to 79	80 to 84	85 to 89	90 to 94	95 plus	Total
All causes	1,110 (944.5 to 1,460)	1,110 (939.4 to 1,462)	1,110 (948.7 to 1,512)	1,110 (927.9 to 1,477)	1,110 (944.9 to 1,481)	1,110 (950.3 to 1,476)	1,110 (957 to 1,482)	1,110 (962.9 to 1,493)	1,110 (976.1 to 1,500)	1,110 (973.1 to 1,508)	1,110 (972.8 to 1,508)	1,110 (929.6 to 1,446)	1,110 (823.6 to 1,310)	1,110 (671.1 to 1,060)	1,110 (501.5 to 1,000)	1,110 (1,000.6 to 2,082)	1,110 (1,760.2 to 2,538)	1,110 (2,650.3 to 3,900)	1,110 (2,446.3 to 3,296)	1,110 (1,183.5 to 2,690)	1,110 (1,940.5 to 3,562)	1,110 (1,168.5 to 1,400)	27,320
Communicable, maternal, neonatal, and nutritional diseases	1,110 (647.3 to 1,004)	1,110 (15.2 to 33.6)	1,110 (34.6 to 44.3)	1,110 (39.6 to 70)	1,110 (39.2 to 77)	1,110 (41.5 to 39.9)	1,110 (39.4 to 35.1)	1,110 (39.1 to 33.6)	1,110 (37.9 to 34)	1,110 (37.7 to 32.2)	1,110 (32.7 to 27.5)	1,110 (32.3 to 44.3)	1,110 (32.3 to 46.2)	1,110 (39.2 to 66.2)	1,110 (39.4 to 73.6)	1,110 (43.5 to 90.1)	1,110 (67.7 to 71.6)	1,110 (65.9 to 75.3)	1,110 (45.4 to 61.3)	1,110 (48.9 to 107)	1,110 (97.1 to 168)	1,110 (118 to 357)	1,650
HIV/AIDS and sexually transmitted infections	3 (0.6 to 6.4)	0.8 (0.2 to 1.8)	1.5 (0.7 to 3)	0.4 (0.4 to 0.5)	0.2 (0.2 to 0.3)	0.3 (0.2 to 0.3)	0.6 (0.5 to 0.8)	1.4 (1.2 to 2.1)	2.6 (1.8 to 3.7)	4.4 (3.2 to 6.1)	5.1 (3.7 to 7.1)	5.1 (3.7 to 7.3)	5.1 (3.7 to 7.3)	4.7 (3.5 to 6.4)	4.7 (3.5 to 6.5)	2.7 (2.5 to 4.9)	2.6 (1.9 to 3.4)	2.6 (1.9 to 3.1)	1 (0.6 to 1.5)	0.6 (0.4 to 0.9)	0.6 (0.4 to 1.5)	0.2 (0.1 to 0.3)	44.9
HIV/AIDS	0 (0 to 0)	0.4 (0.2 to 0.5)	0.4 (0.3 to 0.5)	0.2 (0.2 to 0.2)	0.2 (0.2 to 0.2)	0.2 (0.2 to 0.2)	0.4 (0.3 to 0.5)	1.1 (0.7 to 1.3)	2.1 (1.4 to 2.7)	3.8 (2.6 to 4.9)	4.4 (2.9 to 5.8)	4.4 (2.9 to 5.8)	4.4 (2.9 to 5.8)	4.1 (2.7 to 5.3)	4.1 (2.7 to 5.3)	2.3 (1.5 to 3.1)	2.2 (1.4 to 3)	2.2 (1.4 to 2.9)	0.8 (0.5 to 1.2)	0.5 (0.3 to 0.8)	0.3 (0.1 to 0.7)	0 (0 to 0)	23.7
HIV/AIDS - Drug-susceptible Tuberculosis	0 (0 to 0)	0 (0 to 0)	0 (0 to 0)	0 (0 to 0)	0 (0 to 0)	0 (0 to 0)	0 (0 to 0)	0 (0 to 0)	0 (0 to 0)	0 (0 to 0)	0 (0 to 0)	0 (0 to 0)	0 (0 to 0)	0 (0 to 0)	0 (0 to 0)	0 (0 to 0)	0 (0 to 0)	0 (0 to 0)	0 (0 to 0)	0 (0 to 0)	0 (0 to 0)	0 (0 to 0)	0 (0 to 0)	0
HIV/AIDS - Multidrug-resistant Tuberculosis without extensive drug-resistance	0 (0 to 0)	0 (0 to 0)	0 (0 to 0)	0 (0 to 0)	0 (0 to 0)	0 (0 to 0)	0 (0 to 0)	0 (0 to 0)	0 (0 to 0)	0 (0 to 0)	0 (0 to 0)	0 (0 to 0)	0 (0 to 0)	0 (0 to 0)	0 (0 to 0)	0 (0 to 0)	0 (0 to 0)	0 (0 to 0)	0 (0 to 0)	0 (0 to 0)	0 (0 to 0)	0 (0 to 0)	0 (0 to 0)	0
HIV/AIDS - Extensively drug-resistant Tuberculosis	0 (0 to 0)	0 (0 to 0)	0 (0 to 0)	0 (0 to 0)	0 (0 to 0)	0 (0 to 0)	0 (0 to 0)	0 (0 to 0)	0 (0 to 0)	0 (0 to 0)	0 (0 to 0)	0 (0 to 0)	0 (0 to 0)	0 (0 to 0)	0 (0 to 0)	0 (0 to 0)	0 (0 to 0)	0 (0 to 0)	0 (0 to 0)	0 (0 to 0)	0 (0 to 0)	0 (0 to 0)	0 (0 to 0)	0
HIV/AIDS resulting in other diseases	0 (0 to 0)	0.4 (0 to 0.5)	0.3 (0.3 to 0.4)	0.2 (0.1 to 0.2)	0.2 (0.1 to 0.2)	0.2 (0.2 to 0.3)	0.3 (0.2 to 0.4)	0.9 (0.7 to 1.2)	1.2 (0.8 to 1.7)	2.2 (1.4 to 3)	2.7 (1.8 to 3.6)	2.6 (1.8 to 3.6)	2.8 (1.9 to 3.8)	2.5 (1.6 to 3.3)	2.5 (1.6 to 3.3)	1.7 (1.1 to 2.3)	1.4 (0.9 to 2.1)	1.4 (0.9 to 2.1)	0.8 (0.5 to 1.7)	0.3 (0.1 to 0.7)	0.3 (0.1 to 0.7)	0 (0 to 0)	22.2
Sexually transmitted infections excluding HIV	0 (0 to 0)	0 (0 to 0)	0 (0 to 0)	0 (0 to 0)	0 (0 to 0)	0 (0 to 0)	0 (0 to 0)	0.1 (0 to 0.4)	0.4 (0.4 to 1)	0.7 (0.7 to 2.1)	1.1 (1.1 to 3.4)	1.7 (1.7 to 3.7)	1.7 (1.7 to 3.7)	1.7 (0.9 to 3)	1.7 (0.9 to 3)	1 (0.6 to 1.8)	0.9 (0.5 to 1.7)	0.7 (0.4 to 1.2)	0.7 (0.4 to 1.2)	0.6 (0.3 to 1.2)	0.5 (0.2 to 1.2)	0.4 (0.2 to 0.9)	21.2
Syphilis	0 (0 to 0)	0 (0 to 0)	0 (0 to 0)	0 (0 to 0)	0 (0 to 0)	0 (0 to 0)	0 (0 to 0)	0 (0 to 0)	0 (0 to 0)	0 (0 to 0)	0 (0 to 0)	0 (0 to 0)	0 (0 to 0)	0 (0 to 0)	0 (0 to 0)	0 (0 to 0)	0 (0 to 0)	0 (0 to 0)	0 (0 to 0)	0 (0 to 0)	0 (0 to 0)	0 (0 to 0)	0 (0 to 0)	0
Chlamydial infection	0 (0 to 0)	0 (0 to 0)	0 (0 to 0)	0 (0 to 0)	0 (0 to 0)	0 (0 to 0)	0 (0 to 0)	0 (0 to 0)	0 (0 to 0)	0 (0 to 0)	0 (0 to 0)	0 (0 to 0)	0 (0 to 0)	0 (0 to 0)	0 (0 to 0)	0 (0 to 0)	0 (0 to 0)	0 (0 to 0)	0 (0 to 0)	0 (0 to 0)	0 (0 to 0)	0 (0 to 0)	0 (0 to 0)	0
Gonococcal infection	0 (0 to 0)	0 (0 to 0)	0 (0 to 0)	0 (0 to 0)	0 (0 to 0)	0 (0 to 0)	0 (0 to 0)	0 (0 to 0)	0 (0 to 0)	0 (0 to 0)	0 (0 to 0)	0 (0 to 0)	0 (0 to 0)	0 (0 to 0)	0 (0 to 0)	0 (0 to 0)	0 (0 to 0)	0 (0 to 0)	0 (0 to 0)	0 (0 to 0)	0 (0 to 0)	0 (0 to 0)	0 (0 to 0)	0
Trichomoniasis	0 (0 to 0)	0 (0 to 0)	0 (0 to 0)	0 (0 to 0)	0 (0 to 0)	0 (0 to 0)	0 (0 to 0)	0 (0 to 0)	0 (0 to 0)	0 (0 to 0)	0 (0 to 0)	0 (0 to 0)	0 (0 to 0)	0 (0 to 0)	0 (0 to 0)	0 (0 to 0)	0 (0 to 0)	0 (0 to 0)	0 (0 to 0)	0 (0 to 0)	0 (0 to 0)	0 (0 to 0)	0 (0 to 0)	0
Other sexually transmitted infections	0 (0 to 0)	0 (0 to 0)	0 (0 to 0)	0 (0 to 0)	0 (0 to 0)	0 (0 to 0)	0 (0 to 0)	0 (0 to 0)	0 (0 to 0)	0 (0 to 0)	0 (0 to 0)	0 (0 to 0)	0 (0 to 0)	0 (0 to 0)	0 (0 to 0)	0 (0 to 0)	0 (0 to 0)	0 (0 to 0)	0 (0 to 0)	0 (0 to 0)	0 (0 to 0)	0 (0 to 0)	0 (0 to 0)	0
Respiratory infections and tuberculosis	7.3 (4.6 to 12.3)	0.7 (0.5 to 1)	0.6 (1.2 to 13.4)	0.6 (5.7 to 15.1)	0.6 (4.8 to 10.9)	0.6 (4.2 to 10.8)	0.6 (3.6 to 9)	0.6 (4.7 to 11.2)	0.6 (5.4 to 12.5)	0.6 (7.6 to 18.7)	0.6 (8.5 to 19.5)	0.6 (7.7 to 14.9)	0.6 (11.5 to 29.6)	0.6 (14.5 to 37.4)	0.6 (16.5 to 38.3)	0.6 (19.8 to 38.8)	0.6 (34.3 to 67.4)	0.6 (54.6 to 98.9)	0.6 (39.8 to 88.8)	0.6 (34.4 to 86.9)	0.6 (102 to 158)	0.6 (357.5 to 446.2)	776
Tuberculosis	0 (0 to 0)	0 (0 to 0)	0 (0 to 0)	0 (0 to 0)	0 (0 to 0)	0 (0 to 0)	0 (0 to 0)	0 (0 to 0)	0 (0 to 0)	0 (0 to 0)	0 (0 to 0)	0 (0 to 0)	0 (0 to 0)	0 (0 to 0)	0 (0 to 0)	0 (0 to 0)	0 (0 to 0)	0 (0 to 0)	0 (0 to 0)	0 (0 to 0)	0 (0 to 0)	0 (0 to 0)	0 (0 to 0)	0
Latent tuberculosis infection	0 (0 to 0)	0 (0 to 0)	0 (0 to 0)	0 (0 to 0)	0 (0 to 0)	0 (0 to 0)	0 (0 to 0)	0 (0 to 0)	0 (0 to 0)	0 (0 to 0)	0 (0 to 0)	0 (0 to 0)	0 (0 to 0)	0 (0 to 0)	0 (0 to 0)	0 (0 to 0)	0 (0 to 0)	0 (0 to 0)	0 (0 to 0)	0 (0 to 0)	0 (0 to 0)	0 (0 to 0)	0 (0 to 0)	0
Drug-susceptible tuberculosis	0 (0 to 0)	0 (0 to 0)	0 (0 to 0)	0 (0 to 0)	0 (0 to 0)	0 (0 to 0)	0 (0 to 0)	0 (0 to 0)	0 (0 to 0)	0 (0 to 0)	0 (0 to 0)	0 (0 to 0)	0 (0 to 0)	0 (0 to 0)	0 (0 to 0)	0 (0 to 0)	0 (0 to 0)	0 (0 to 0)	0 (0 to 0)	0 (0 to 0)	0 (0 to 0)	0 (0 to 0)	0 (0 to 0)	0
Multidrug-resistant tuberculosis without extensive drug-resistance	0 (0 to 0)	0 (0 to 0)	0 (0 to 0)	0 (0 to 0)	0 (0 to 0)	0 (0 to 0)	0 (0 to 0)	0 (0 to 0)	0 (0 to 0)	0 (0 to 0)	0 (0 to 0)	0 (0 to 0)	0 (0 to 0)	0 (0 to 0)	0 (0 to 0)	0 (0 to 0)	0 (0 to 0)	0 (0 to 0)	0 (0 to 0)	0 (0 to 0)	0 (0 to 0)	0 (0 to 0)	0 (0 to 0)	0
Extensively drug-resistant tuberculosis	0 (0 to 0)	0 (0 to 0)	0 (0 to 0)	0 (0 to 0)	0 (0 to 0)	0 (0 to 0)	0 (0 to 0)	0 (0 to 0)	0 (0 to 0)	0 (0 to 0)	0 (0 to 0)	0 (0 to 0)	0 (0 to 0)	0 (0 to 0)	0 (0 to 0)	0 (0 to 0)	0 (0 to 0)	0 (0 to 0)	0 (0 to 0)	0 (0 to 0)	0 (0 to 0)	0 (0 to 0)	0 (0 to 0)	0
Lower respiratory infections	0.6 (0.4 to 1.3)	0.6 (0.4 to 0.9)	0.6 (2.5 to 5.7)	0.6 (2.2 to 4.2)	0.6 (0.4 to 1.1)	0.6 (0.4 to 1.4)	0.6 (0.4 to 1.1)	0.6 (0.6 to 2.1)	0.6 (0.6 to 2.2)	0.6 (1.4 to 3.2)	0.6 (2.4 to 5.2)	0.6 (3.4 to 7.7)	0.6 (3.4 to 7.7)	0.7 (2.7 to 6.6)	0.7 (2.7 to 6.6)	0.7 (4.1 to 9.2)	0.7 (9.9 to 20)	0.7 (11.5 to 25.4)	0.7 (15.1 to 33.5)	0.7 (20.2 to 49.4)	0.7 (23.6 to 71.4)	0.7 (49.8 to 101)	674
Upper respiratory infections	0 (0 to 0)	0 (0 to 0.1)	1.2 (0.7 to 2)	0.8 (0.3 to 0.9)	0.7 (0.7 to 1.1)	0.8 (0.7 to 1.1)	0.7 (0.7 to 1.1)	0.8 (0.5 to 0.9)	0.8 (0.5 to 0.9)	0.8 (0.5 to 0.9)	0.8 (0.5 to 0.9)	0.8 (0.5 to 0.9)	0.8 (0.5 to 0.9)	0.8 (0.5 to 0.9)	0.8 (0.5 to 0.9)	0.8 (0.5 to 0.9)	0.8 (0.5 to 0.9)	0.8 (0.5 to 0.9)	0.8 (0.5 to 0.9)	0.8 (0.5 to 0.9)	0.8 (0.5 to 0.9)	0.8 (0.5 to 0.9)	77.1
Otitis media	0 (0 to 0)	0 (0 to 0)	0.2 (0.1 to 0.4)	1.7 (0.9 to 3)	1.7 (0.9 to 3)	1.7 (0.8 to 3.1)	1.7 (0.8 to 3.6)	1.6 (0.8 to 3.6)	1.6 (0.8 to 3.6)	1.6 (0.8 to 3.6)	1.6 (0.8 to 3.6)	1.6 (0.8 to 3.6)	1.6 (0.8 to 3.6)	1.6 (0.8 to 3.6)	1.6 (0.8 to 3.6)	1.1 (0.6 to 2.5)	1.1 (0.6 to 2.5)	1.1 (0.6 to 2.5)	0.6 (0.4 to 1.6)	0.4 (0.2 to 0.8)	0.4 (0.1 to 0.5)	0.4 (0.1 to 0.5)	15.4
Enteric infections	0.1 (0.1 to 0.1)	0.3 (0.2 to 0.4)	4 (2.6 to 5.6)	6 (5.6 to 6.5)	2.2 (1.1 to 3.7)	2.2 (1.1 to 3.7)	1.4 (0.9 to 2.5)	1.5 (0.9 to 2.5)	1.6 (1.1 to 2.4)	1.7 (1.1 to 2.4)	1.7 (1.1 to 2.4)	1.6 (1.1 to 2.4)	1.6 (1.1 to 2.4)	1.6 (1.1 to 2.4)	1.6 (1.1 to 2.4)	1.5 (1.1 to 2.4)	2.7 (1.9 to 3.9)	4.9 (3.4 to 6.8)	5.2 (3.6 to 7.2)	7.3 (4.5 to 11.3)	9.7 (4.8 to 15.3)	9.5 (4.4 to 9.7)	82.1
Diarrheal diseases	0.1 (0.1 to 0.1)	0.3 (0.2 to 0.4)	3.4 (2.6 to 5.7)	5.6 (5.6 to 10)	2.2 (1.1 to 3.7)	2.2 (1.1 to 3.7)	1.4 (0.9 to 2.6)	1.5 (0.9 to 2.5)	1.6 (1.1 to 2.4)	1.7 (1.2 to 2.4)	1.7 (1.2 to 2.4)	1.6 (1.2 to 2.4)	1.6 (1.2 to 2.4)	1.6 (1.2 to 2.4)	1.6 (1.2 to 2.4)	1.5 (1.1 to 2.4)	2.7 (1.9 to 3.9)	4.9 (3.4 to 6.8)	5.2 (3.6 to 7.2)	7.3 (4.5 to 11.3)	9.5 (4.4 to 9.7)	9.2 (4.6 to 14.3)	81.9
Typhoid and paraphoid	0 (0 to 0)	0 (0 to 0)	0 (0 to 0)	0 (0 to 0)	0 (0 to 0)	0 (0 to 0)	0 (0 to 0)	0 (0 to 0)	0 (0 to 0)	0 (0 to 0)	0 (0 to 0)	0 (0 to 0)	0 (0 to 0)	0 (0 to 0)	0 (0 to 0)	0 (0 to 0)	0 (0 to 0)	0 (0 to 0)	0 (0 to 0)	0 (0 to 0)	0 (0 to 0)	0 (0 to 0)	0 (0 to 0)	0
Typhoid fever	0 (0 to 0)	0 (0 to 0)	0 (0 to 0)	0 (0 to 0)	0 (0 to 0)	0 (0 to 0)	0 (0 to 0)	0 (0 to 0)	0 (0 to 0)	0 (0 to 0)	0 (0 to 0)	0 (0 to 0)	0 (0 to 0)	0 (0 to 0)	0 (0 to 0)	0 (0 to 0)	0 (0 to 0)	0 (0 to 0)	0 (0 to 0)	0 (0 to 0)	0 (0 to 0)	0 (0 to 0)	0 (0 to 0)	0
Paratyphoid fever	0 (0 to 0)	0 (0 to 0)	0 (0 to 0)	0 (0 to 0)	0 (0 to 0)	0 (0 to 0)	0 (0 to 0)	0 (0 to 0)	0 (0 to 0)	0 (0 to 0)	0 (0 to 0)	0 (0 to 0)	0 (0 to 0)	0 (0 to 0)	0 (0 to 0)	0 (0 to 0)	0 (0 to 0)	0 (0 to 0)	0 (0 to 0)	0 (0 to 0)	0 (0 to 0)	0 (0 to 0)	0 (0 to 0)	0
Invasive Non-typhoidal Salmonella (iNTS)	0 (0 to 0)	0 (0 to 0)	0 (0 to 0)	0 (0 to 0)	0 (0 to 0)	0 (0 to 0)	0 (0 to 0)	0 (0 to 0)	0 (0 to 0)	0 (0 to 0)	0 (0 to 0)	0 (0 to 0)	0 (0 to 0)	0 (0 to 0)	0 (0 to 0)	0 (0 to 0)	0 (0 to 0)	0 (0 to 0)	0 (0 to 0)	0 (0 to 0)	0 (0 to 0)	0 (0 to 0)	0 (0 to 0)	0
Other intestinal infectious diseases	0 (0 to 0)	0 (0 to 0)	0 (0 to 0)	0 (0 to 0)	0 (0 to 0)	0 (0 to 0)	0 (0 to 0)	0 (0 to 0)	0 (0 to 0)	0 (0 to 0)	0 (0 to 0)	0 (0 to 0)	0 (0 to 0)	0 (0 to 0)	0 (0 to 0)	0 (0 to 0)	0 (0 to 0)	0 (0 to 0)	0 (0 to 0)	0 (0 to 0)	0 (0 to 0)	0 (0 to 0)	0 (0 to 0)	0
Neglected tropical diseases and malaria	0 (0 to 0)	0 (0 to 0)	0 (0 to 0)	0 (0 to 0)	0 (0 to 0)	0 (0 to 0)	0 (0 to 0)	0 (0 to 0)	0 (0 to 0)	0 (0 to 0)	0 (0 to 0)	0 (0 to 0)	0 (0 to 0)	0 (0 to 0)	0 (0 to 0)	0 (0 to 0)	0 (0 to 0)	0 (0 to 0)	0 (0 to 0)	0 (0 to 0)	0 (0 to 0)	0 (0 to 0)	0 (0 to 0)	0
Malaria	0 (0 to 0)	0 (0 to 0)	0 (0 to 0)	0 (0 to 0)	0 (0 to 0)	0 (0 to 0)	0 (0 to 0)	0 (0 to 0)	0 (0 to 0)	0 (0 to 0)	0 (0 to 0)	0 (0 to 0)	0 (0 to 0)	0 (0 to 0)	0 (0 to 0)	0 (0 to 0)	0 (0 to 0)	0 (0 to 0)	0 (0 to 0)	0 (0 to 0)	0 (0 to 0)	0 (0 to 0)	0 (0 to 0)	0
Chagas disease	0 (0 to 0)	0 (0 to 0)	0 (0 to 0)	0 (0 to 0)	0 (0 to 0)	0 (0 to 0)	0 (0 to 0)	0 (0 to 0)	0 (0 to 0)	0 (0 to 0)	0 (0 to 0)	0 (0 to 0)	0 (0 to 0)	0 (0 to 0)	0 (0 to 0)	0 (0 to 0)	0 (0 to 0)	0 (0 to 0)	0 (0 to 0)	0 (0 to 0)	0 (0 to 0)	0 (0 to 0)	0 (0 to 0)	0
Leishmaniasis	0 (0 to 0)	0 (0 to 0)	0 (0 to 0)	0 (0 to 0)	0 (0 to 0)	0 (0 to 0)	0 (0 to 0)	0 (0 to 0)	0 (0 to 0)	0 (0 to 0)	0 (0 to 0)	0 (0 to 0)	0 (0 to 0)	0 (0 to 0)	0 (0 to 0)	0 (0 to 0)	0 (0 to 0)	0 (0 to 0)	0 (0 to 0)	0 (0 to 0)	0 (0 to 0)	0 (0 to 0)	0 (0 to 0)	0
Visceral leishmaniasis	0 (0 to 0)	0 (0 to 0)	0 (0 to 0)	0 (0 to 0)	0 (0 to 0)	0 (0 to 0)	0 (0 to 0)	0 (0 to 0)	0 (0 to 0)	0 (0 to 0)	0 (0 to 0)	0 (0 to 0)	0 (0 to 0)	0 (0 to 0)	0 (0 to 0)	0 (0 to 0)	0 (0 to 0)	0 (0 to 0)	0 (0 to 0)	0 (0 to 0)	0 (0 to 0)	0 (0 to 0)	0 (0 to 0)	0
Cutaneous and mucocutaneous leishmaniasis	0 (0 to 0)	0 (0 to 0)	0 (0 to 0)	0 (0 to 0)	0 (0 to 0)	0 (0 to 0)	0 (0 to 0)	0 (0 to 0)	0 (0 to 0)	0 (0 to 0)	0 (0 to 0)	0 (0 to 0)	0 (0 to 0)	0 (0 to 0)	0 (0 to 0)	0 (0 to 0)	0 (0 to 0)	0 (0 to 0)	0 (0 to 0)	0 (0 to 0)	0 (0 to 0)	0 (0 to 0)	0 (0 to 0)	0
African trypanosomiasis	0 (0 to 0)	0 (0 to 0)	0 (0 to 0)	0 (0 to 0)	0 (0 to 0)	0 (0 to 0)	0 (0 to 0)	0 (0 to 0)	0 (0 to 0)	0 (0 to 0)	0 (0 to 0)	0 (0 to 0)	0 (0 to 0)	0 (0 to 0)	0 (0 to 0)	0 (0 to 0)	0 (0 to 0)	0 (0 to 0)	0 (0 to 0)	0 (0 to 0)	0 (0 to 0)	0 (0 to 0)	0 (0 to 0)	0
Schistosomiasis	0 (0 to 0)	0 (0 to 0)	0 (0 to 0)	0 (0 to 0)	0 (0 to 0)	0 (0 to 0)	0 (0 to 0)	0 (0 to 0)	0 (0 to 0)	0 (0 to 0)	0 (0 to 0)	0 (0 to 0)	0 (0 to 0)	0 (0 to 0)	0 (0 to 0)	0 (0 to 0)	0 (0 to 0)	0 (0 to 0)	0 (0 to 0)	0 (0 to 0)	0 (0 to 0)	0 (0 to 0)	0 (0 to 0)	0
Cysticercosis	0 (0 to 0)	0 (0 to 0)	0 (0 to 0)	0 (0 to 0)	0 (0 to 0)	0 (0 to 0)	0 (0 to 0)	0 (0 to 0)	0 (0 to 0)	0 (0 to 0)	0 (0 to 0)	0 (0 to 0)	0 (0 to 0)	0 (0 to 0)	0 (0 to 0)	0 (0 to 0)	0 (0 to 0)	0 (0 to 0)	0 (0 to 0)	0 (0 to 0)	0 (0 to 0)	0 (0 to 0)	0 (0 to 0)	0
Cystic echinococcosis	0 (0 to 0)	0 (0 to 0)	0 (0 to 0)	0 (0 to 0)	0 (0 to 0)	0 (0 to 0)	0 (0 to 0)	0 (0 to 0)	0 (0 to 0)	0 (0 to 0)	0 (0 to 0)	0 (0 to 0)	0 (0 to 0)	0 (0 to 0)	0 (0 to 0)	0 (0 to 0)	0 (0 to 0)	0 (0 to 0)	0 (0 to 0)	0 (0 to 0)	0 (0 to 0)	0 (0 to 0)	0 (0 to 0)	0
Lymphatic filariasis	0 (0 to 0)	0 (0 to 0)	0 (0 to 0)	0 (0 to 0)	0 (0 to 0)	0 (0 to 0)	0 (0 to 0)	0 (0 to 0)	0 (0 to 0)	0 (0 to 0)	0 (0 to 0)	0 (0 to 0)	0 (0 to 0)	0 (0 to 0)	0 (0 to 0)	0 (0 to 0)	0 (0 to 0)	0 (0 to 0)	0 (0 to 0)	0 (0 to 0)	0 (0 to 0)	0 (0 to 0)	0 (0 to 0)	0
Onchocerciasis	0 (0 to 0)	0 (0 to 0)	0 (0 to 0)	0 (0 to 0)	0 (0 to 0)	0 (0 to 0)	0 (0 to 0)	0 (0 to 0)	0 (0 to 0)	0 (0 to 0)	0 (0 to 0)	0 (0 to 0)	0 (0 to 0)	0 (0 to 0)	0 (0 to 0)	0 (0 to 0)	0 (0 to 0)	0 (0 to 0)	0 (0 to 0)	0 (0 to 0)	0 (0 to 0)	0 (0 to 0)	0 (0 to 0)	0
Trachoma	0 (0 to 0)	0 (0 to 0)	0 (0 to 0)	0 (0 to 0)	0 (0 to 0)	0 (0 to 0)	0 (0 to 0)	0 (0 to 0)	0 (0 to 0)	0 (0 to 0)	0 (0 to 0)	0 (0 to 0)	0 (0 to 0)	0 (0 to 0)	0 (0 to 0)	0 (0 to 0)	0 (0 to 0)	0 (0 to 0)	0 (0 to 0)	0 (0 to 0)	0 (0 to 0)	0 (0 to 0)	0 (0 to 0)	0
Dengue	0 (0 to 0)	0 (0 to 0)	0 (0 to 0)	0 (0 to 0)	0 (0 to 0)	0 (0 to 0)	0 (0 to 0)	0 (0 to 0)	0 (0 to 0)	0 (0 to 0)	0 (0 to 0)	0 (0 to 0)	0 (0 to 0)	0 (0 to 0)	0 (0 to 0)	0 (0 to 0)	0 (0 to 0)	0 (0 to 0)	0 (0 to 0)	0 (0 to 0)	0 (0 to 0)	0 (0 to 0)	0 (0 to 0)	0
Yellow fever	0 (0 to 0)	0 (0 to 0)	0 (0 to 0)	0 (0 to 0)	0 (0 to 0)	0 (0 to 0)	0 (0 to 0)	0 (0 to 0)	0 (0 to 0)	0 (0 to 0)	0 (0 to 0)	0 (0 to 0)	0 (0 to 0)	0 (0 to 0)	0 (0 to 0)	0 (0 to 0)	0 (0 to 0)	0 (0 to 0)	0 (0 to 0)	0 (0 to 0)	0 (0 to 0)	0 (0 to 0)	0 (0 to 0)	0
Rabies	0 (0 to 0)	0 (0 to 0)	0 (0 to 0)	0 (0 to 0)	0 (0 to 0)	0 (0 to 0)	0 (0 to 0)	0 (0 to 0)	0 (0 to 0)	0 (0 to 0)	0 (0 to 0)	0 (0 to 0)	0 (0 to 0)	0 (0 to 0)	0 (0 to 0)	0 (0 to 0)	0 (0 to 0)	0 (0 to 0)	0 (0 to 0)	0 (0 to 0)	0 (0 to 0)	0 (0 to 0)	0 (0 to 0)	0
Intestinal nematode infections	0 (0 to 0)	0 (0 to 0)	0 (0 to 0)	0 (0 to 0)	0 (0 to 0)	0 (0 to 0)	0 (0 to 0)	0 (0 to 0)	0 (0 to 0)	0 (0 to 0)	0 (0 to 0)	0 (0 to 0)	0 (0 to 0)	0 (0 to 0)	0 (0 to 0)	0 (0 to 0)	0 (0 to 0)	0 (0 to 0)	0 (0 to 0)	0 (0 to 0)	0 (0 to 0)	0 (0 to 0)	0 (0 to 0)	0
Ascariasis	0 (0 to 0)	0 (0 to 0)	0 (0 to 0)	0 (0 to 0)	0 (0 to 0)	0 (0 to 0)	0 (0 to 0)	0 (0 to 0)	0 (0 to 0)	0 (0 to 0)	0 (0 to 0)	0 (0 to 0)	0 (0 to 0)	0 (0 to 0)	0 (0 to 0)	0 (0 to 0)	0 (0 to 0)	0 (0 to 0)	0 (0 to 0)	0 (0 to 0)	0 (0 to 0)	0 (0 to 0)	0 (0 to 0)	0
Trichuriasis	0 (0 to 0)	0 (0 to 0)	0 (0 to 0)	0 (0 to 0)	0 (0 to 0)	0 (0 to 0)	0 (0 to 0)	0 (0 to 0)	0 (0 to 0)	0 (0 to 0)	0 (0 to 0)	0 (0 to 0)	0 (0 to 0)	0 (0 to 0)	0 (0 to 0)	0 (0 to 0)	0 (0 to 0)	0 (0 to 0)	0 (0 to 0)	0 (0 to 0)	0 (0 to 0)	0 (0 to 0)	0 (0 to 0)	0
Hookworm disease	0 (0 to 0)	0 (0 to 0)	0 (0 to 0)	0 (0 to 0)	0 (0 to 0)	0 (0 to 0)	0 (0 to 0)	0 (0 to 0)	0 (0 to 0)	0 (0 to 0)	0 (0 to 0)	0 (0 to 0)	0 (0 to 0)	0 (0 to 0)	0 (0 to 0)	0 (0 to 0)	0 (0 to 0)	0 (0 to 0)	0 (0 to 0)	0 (0 to 0)	0 (0 to 0)	0 (0 to 0)	0 (0 to 0)	0
Food-borne trematodiases	0 (0 to 0)	0 (0 to 0)	0 (0 to 0)	0 (0 to 0)	0 (0 to 0)	0 (0 to 0)	0 (0 to 0)	0 (0 to 0)	0 (0 to 0)	0 (0 to 0)	0 (0 to 0)	0 (0 to 0)	0 (0 to 0)	0 (0 to 0)	0 (0 to 0)	0 (0 to 0)	0 (0 to 0)	0 (0 to 0)	0 (0 to 0)	0 (0 to 0)	0 (0 to 0)	0 (0 to 0)	0 (0 to 0)	0
Leprosy	0 (0 to 0)	0 (0 to 0)	0 (0 to 0)	0 (0 to 0)	0 (0 to 0)	0 (0 to 0)	0 (0 to 0)	0 (0 to 0)	0 (0 to 0)	0 (0 to 0)	0 (0 to 0)	0 (0 to 0)	0 (0 to 0)	0 (0 to 0)	0 (0 to 0)	0 (0 to 0)	0 (0 to 0)	0 (0 to 0)	0 (0 to 0)	0 (0 to 0)	0 (0 to 0)	0 (0 to 0)	0 (0 to 0)	0
Ebola	0 (0 to 0)	0 (0 to 0)	0 (0 to 0)	0 (0 to 0)	0 (0 to 0)	0 (0 to 0)	0 (0 to 0)	0 (0 to 0)	0 (0 to 0)	0 (0 to 0)	0 (0 to 0)	0 (0 to 0)	0 (0 to 0)	0 (0 to 0)	0 (0 to 0)	0 (0 to 0)	0 (0 to 0)	0 (0 to 0)	0 (0 to 0)	0 (0 to 0)	0 (0 to 0)	0 (0 to 0)	0 (0 to 0)	0
Z

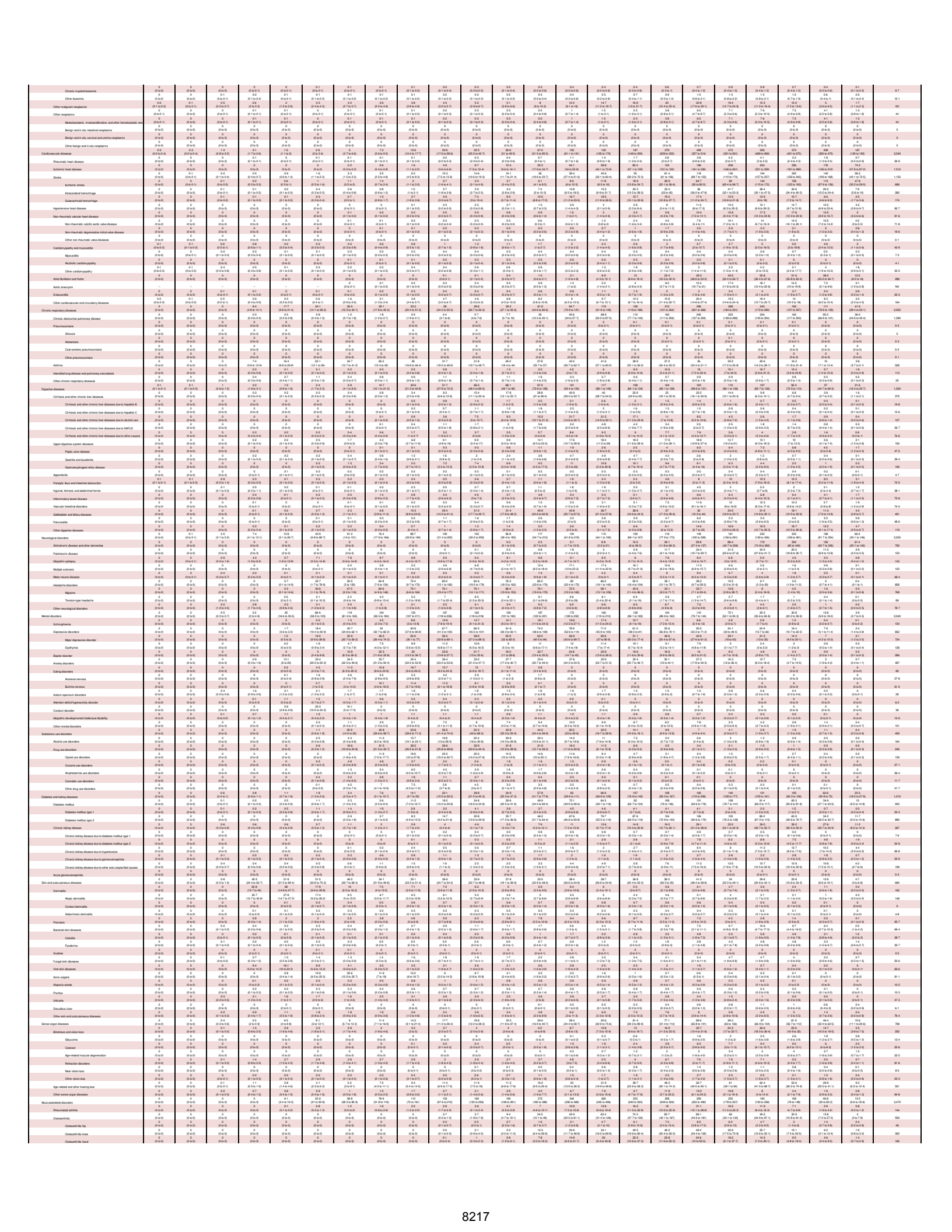

Osteoarthritis other	0 (0 to 0)	0 (0 to 0)	0 (0 to 0)

SR Table 2b: Bradford DALYS by cause and age group for females with 95% uncertainty intervals, 2019

Cause	Early Neonatal	Late Neonatal	Post Neonatal	1 to 4	5 to 9	10 to 14	15 to 19	20 to 24	25 to 29	30 to 34	35 to 39	40 to 44	45 to 49	50 to 54	55 to 59	60 to 64	65 to 69	70 to 74	75 to 79	80 to 84	85 to 89	90 to 94	95 plus	Total
All causes	664 (709 to 1,638)	2,866 (226 to 3,941)	7,716 (467 to 1,000)	1,445 (574 to 991)	1,445 (1,100 to 1,580)	1,445 (1,100 to 2,550)	2,866 (1,400 to 2,550)	2,866 (1,770 to 2,140)	2,866 (2,110 to 3,600)	2,866 (2,520 to 4,320)	2,866 (3,080 to 5,220)	2,866 (3,080 to 4,990)	2,866 (3,950 to 5,760)	2,866 (4,270 to 6,280)	2,866 (4,510 to 6,540)	2,866 (5,000 to 6,980)	2,866 (5,060 to 6,920)	2,866 (5,180 to 7,300)	2,866 (5,620 to 8,100)	2,866 (5,570 to 8,270)	2,866 (4,760 to 8,020)	2,866 (3,080 to 5,840)	79,600
Communicable, maternal, neonatal, and nutritional diseases	664 (539 to 720)	2,866 (132 to 3,020)	7,716 (167 to 388)	1,445 (116 to 310)	1,445 (839 to 1,160)	1,445 (833 to 1,940)	2,866 (833 to 1,940)	2,866 (844 to 1,780)	2,866 (930 to 1,990)	2,866 (1,010 to 1,990)	2,866 (1,010 to 1,990)	2,866 (1,120 to 2,020)	2,866 (1,160 to 2,050)	2,866 (1,170 to 2,080)	2,866 (1,190 to 2,110)	2,866 (1,170 to 2,110)	2,866 (1,170 to 2,070)	2,866 (1,170 to 2,070)	2,866 (1,170 to 2,070)	2,866 (1,170 to 2,070)	2,866 (1,170 to 2,070)	2,866 (1,170 to 2,070)	4,700
HIV/AIDS and sexually transmitted infections	13.8 (4.3 to 28)	3.8 (1.1 to 8.6)	7.2 (2.4 to 14.4)	1.6 (1.2 to 1.9)	0.6 (0.7 to 1)	0.6 (0.9 to 1.1)	1.8 (1.1 to 2.5)	4.2 (2.9 to 6)	8.2 (5.4 to 11.4)	13 (8.7 to 18.4)	17.4 (12 to 25.5)	15.7 (10.4 to 22.1)	10.8 (7.5 to 15.6)	6.4 (4.5 to 9.6)	4.8 (3.3 to 6.9)	3.2 (2.3 to 5.5)	2.2 (1.6 to 4.2)	1.3 (0.9 to 2.6)	0.8 (0.6 to 1.2)	0.5 (0.3 to 0.8)	0.3 (0.2 to 0.4)	0.1 (0.1 to 0.1)	124
HIV/AIDS	0 (0 to 0)	0 (0 to 0)	2 (1.6 to 2.4)	1.4 (1.1 to 1.6)	0.7 (0.6 to 0.9)	0.6 (0.7 to 1.1)	1.6 (1.2 to 2.2)	3.9 (2.9 to 5.2)	7.6 (5.6 to 9.9)	6.7 (5.2 to 10.4)	5.5 (3.9 to 8)	3.7 (2.7 to 5.5)	2.3 (1.6 to 3.7)	1.5 (1.1 to 2.5)	1.2 (0.9 to 2.1)	1 (0.7 to 1.9)	1.2 (0.8 to 2.4)	0.7 (0.5 to 1.4)	0.5 (0.3 to 0.9)	0.1 (0.1 to 0.2)	0 (0 to 0)	0 (0 to 0)	48.6
HIV/AIDS - Drug-susceptible Tuberculosis	0 (0 to 0)	0 (0 to 0)	0.4 (0.2 to 0.7)	0.3 (0.2 to 0.5)	0.2 (0.1 to 0.2)	0.1 (0.1 to 0.2)	0.1 (0.1 to 0.2)	0.2 (0.2 to 0.3)	0.4 (0.2 to 0.6)	0.7 (0.4 to 1)	1.1 (0.6 to 1.7)	0.9 (0.5 to 1.4)	0.7 (0.4 to 1.1)	0.5 (0.3 to 0.8)	0.4 (0.2 to 0.6)	0.3 (0.2 to 0.5)	0.3 (0.2 to 0.5)	0.2 (0.1 to 0.4)	0.2 (0.1 to 0.3)	0.1 (0.1 to 0.2)	0 (0 to 0)	0 (0 to 0)	6.5
HIV/AIDS - Multidrug-resistant Tuberculosis without extensive drug resistance	0 (0 to 0)	0 (0 to 0)	0 (0 to 0)	0 (0 to 0)	0 (0 to 0)	0 (0 to 0)	0 (0 to 0)	0 (0 to 0)	0 (0 to 0)	0 (0 to 0)	0 (0 to 0)	0 (0 to 0)	0 (0 to 0)	0 (0 to 0)	0 (0 to 0)	0 (0 to 0)	0 (0 to 0)	0 (0 to 0)	0 (0 to 0)	0 (0 to 0)	0 (0 to 0)	0 (0 to 0)	0 (0 to 0)	0.2
HIV/AIDS - Extensively drug-resistant Tuberculosis	0 (0 to 0)	0 (0 to 0)	0 (0 to 0)	0 (0 to 0)	0 (0 to 0)	0 (0 to 0)	0 (0 to 0)	0 (0 to 0)	0 (0 to 0)	0 (0 to 0)	0 (0 to 0)	0 (0 to 0)	0 (0 to 0)	0 (0 to 0)	0 (0 to 0)	0 (0 to 0)	0 (0 to 0)	0 (0 to 0)	0 (0 to 0)	0 (0 to 0)	0 (0 to 0)	0 (0 to 0)	0 (0 to 0)	0
HIV/AIDS resulting in other diseases	13.8 (3 to 28)	3.8 (1.1 to 8.2)	5.2 (1.6 to 11.1)	0.2 (0.1 to 0.4)	0.1 (0.1 to 0.2)	0.1 (0.1 to 0.2)	0.1 (0.1 to 0.2)	0.1 (0.1 to 0.2)	0.2 (0.1 to 0.3)	0.4 (0.2 to 0.6)	0.6 (0.3 to 0.9)	0.5 (0.2 to 0.7)	0.4 (0.2 to 0.6)	0.3 (0.1 to 0.5)	0.2 (0.1 to 0.4)	0.2 (0.1 to 0.3)	0.1 (0.1 to 0.3)	0.1 (0.1 to 0.2)	0.1 (0.1 to 0.2)	0.1 (0.1 to 0.1)	0 (0 to 0)	0 (0 to 0)	41.8
Sexually transmitted infections excluding HIV	0 (0 to 0)	0 (0 to 0)	0.2 (0.1 to 0.3)	0.2 (0.1 to 0.3)	0.1 (0.1 to 0.2)	0.3 (0.2 to 0.5)	0.9 (0.6 to 1.4)	1.4 (1 to 2)	2.5 (1.7 to 3.4)	3.4 (2.3 to 4.9)	4.4 (2.9 to 6.4)	4.2 (2.8 to 6.2)	3.4 (2.2 to 5.1)	2.7 (1.8 to 4.1)	2 (1.3 to 3.2)	1.4 (0.9 to 2.5)	1.2 (0.8 to 2.2)	1.1 (0.7 to 2)	0.8 (0.5 to 1.4)	0.7 (0.4 to 1.2)	0.5 (0.3 to 0.9)	0.3 (0.2 to 0.5)	75.2
Syphilis	0 (0 to 0)	0 (0 to 0)	0.2 (0.1 to 0.3)	0.2 (0.1 to 0.3)	0.1 (0.1 to 0.2)	0.1 (0.1 to 0.1)	0.1 (0.1 to 0.2)	0.2 (0.1 to 0.3)	0.3 (0.2 to 0.5)	0.4 (0.2 to 0.6)	0.5 (0.3 to 0.8)	0.5 (0.3 to 0.8)	0.4 (0.2 to 0.6)	0.3 (0.2 to 0.5)	0.2 (0.1 to 0.4)	0.2 (0.1 to 0.3)	0.1 (0.1 to 0.3)	0.1 (0.1 to 0.2)	0.1 (0.1 to 0.2)	0.1 (0.1 to 0.1)	0 (0 to 0)	0 (0 to 0)	23.4
Chlamydial infection	0 (0 to 0)	0 (0 to 0)	0 (0 to 0)	0 (0 to 0)	0 (0 to 0)	0 (0 to 0)	0 (0 to 0)	0.1 (0 to 0.2)	0.2 (0.2 to 0.4)	0.4 (0.2 to 0.6)	0.6 (0.3 to 0.9)	0.5 (0.3 to 0.8)	0.4 (0.2 to 0.6)	0.3 (0.2 to 0.5)	0.2 (0.1 to 0.4)	0.2 (0.1 to 0.3)	0.1 (0.1 to 0.3)	0.1 (0.1 to 0.2)	0.1 (0.1 to 0.2)	0.1 (0.1 to 0.1)	0 (0 to 0)	0 (0 to 0)	10.8
Gonococcal infection	0 (0 to 0)	0 (0 to 0)	0 (0 to 0)	0 (0 to 0)	0 (0 to 0)	0 (0 to 0)	0 (0 to 0)	0.1 (0 to 0.2)	0.2 (0.2 to 0.3)	0.3 (0.2 to 0.5)	0.4 (0.3 to 0.6)	0.4 (0.3 to 0.6)	0.3 (0.2 to 0.5)	0.2 (0.1 to 0.4)	0.2 (0.1 to 0.3)	0.2 (0.1 to 0.3)	0.2 (0.1 to 0.3)	0.1 (0.1 to 0.2)	0.1 (0.1 to 0.2)	0.1 (0.1 to 0.1)	0 (0 to 0)	0 (0 to 0)	4.6
Trichomoniasis	0 (0 to 0)	0 (0 to 0)	0 (0 to 0)	0 (0 to 0)	0 (0 to 0)	0 (0 to 0)	0 (0 to 0)	0.1 (0 to 0.2)	0.2 (0.1 to 0.3)	0.3 (0.2 to 0.5)	0.4 (0.2 to 0.6)	0.4 (0.2 to 0.6)	0.3 (0.2 to 0.5)	0.2 (0.1 to 0.4)	0.2 (0.1 to 0.3)	0.2 (0.1 to 0.3)	0.1 (0.1 to 0.3)	0.1 (0.1 to 0.2)	0.1 (0.1 to 0.2)	0.1 (0.1 to 0.1)	0 (0 to 0)	0 (0 to 0)	6.9
Genital herpes	0 (0 to 0)	0 (0 to 0)	0 (0 to 0)	0 (0 to 0)	0 (0 to 0)	0 (0 to 0)	0 (0 to 0)	0 (0 to 0)	0 (0 to 0)	0 (0 to 0)	0 (0 to 0)	0 (0 to 0)	0 (0 to 0)	0 (0 to 0)	0 (0 to 0)	0 (0 to 0)	0 (0 to 0)	0 (0 to 0)	0 (0 to 0)	0 (0 to 0)	0 (0 to 0)	0 (0 to 0)	0 (0 to 0)	0
Syphilis	0 (0 to 0)	0 (0 to 0)	0 (0 to 0)	0 (0 to 0)	0 (0 to 0)	0 (0 to 0)	0 (0 to 0)	0 (0 to 0)	0 (0 to 0)	0 (0 to 0)	0 (0 to 0)	0 (0 to 0)	0 (0 to 0)	0 (0 to 0)	0 (0 to 0)	0 (0 to 0)	0 (0 to 0)	0 (0 to 0)	0 (0 to 0)	0 (0 to 0)	0 (0 to 0)	0 (0 to 0)	0 (0 to 0)	0
Other sexually transmitted infections	0 (0 to 0)	0 (0 to 0)	0 (0 to 0)	0 (0 to 0)	0 (0 to 0)	0 (0 to 0)	0 (0 to 0)	0 (0 to 0)	0 (0 to 0)	0 (0 to 0)	0 (0 to 0)	0 (0 to 0)	0 (0 to 0)	0 (0 to 0)	0 (0 to 0)	0 (0 to 0)	0 (0 to 0)	0 (0 to 0)	0 (0 to 0)	0 (0 to 0)	0 (0 to 0)	0 (0 to 0)	0 (0 to 0)	8
Respiratory infections and tuberculosis	0 (0 to 0)	0 (0 to 0)	0 (0 to 0)	0 (0 to 0)	0 (0 to 0)	0 (0 to 0)	0 (0 to 0)	0 (0 to 0)	0 (0 to 0)	0 (0 to 0)	0 (0 to 0)	0 (0 to 0)	0 (0 to 0)	0 (0 to 0)	0 (0 to 0)	0 (0 to 0)	0 (0 to 0)	0 (0 to 0)	0 (0 to 0)	0 (0 to 0)	0 (0 to 0)	0 (0 to 0)	0 (0 to 0)	0
Other sexually transmitted infections	0 (0 to 0)	0 (0 to 0)	0 (0 to 0)	0 (0 to 0)	0 (0 to 0)	0 (0 to 0)	0 (0 to 0)	0 (0 to 0)	0 (0 to 0)	0 (0 to 0)	0 (0 to 0)	0 (0 to 0)	0 (0 to 0)	0 (0 to 0)	0 (0 to 0)	0 (0 to 0)	0 (0 to 0)	0 (0 to 0)	0 (0 to 0)	0 (0 to 0)	0 (0 to 0)	0 (0 to 0)	0 (0 to 0)	0
Respiratory infections and tuberculosis	45 (5.2 to 93.2)	45 (4.2 to 83.2)	45 (27.2 to 70.1)	45 (34.1 to 67.5)	45 (28.6 to 47.7)	45 (22.2 to 53)	45 (17.1 to 45.4)	45 (19.4 to 45.1)	45 (21.9 to 47.2)	45 (22.8 to 50.9)	45 (26.5 to 59.6)	45 (32.3 to 69.2)	45 (41.6 to 79.5)	45 (44.9 to 86.2)	45 (50.9 to 98.9)	45 (58.9 to 108.6)	45 (71.2 to 135)	45 (77.6 to 152.2)	45 (82.2 to 154)	45 (82.6 to 154)	45 (85.5 to 148)	45 (85.5 to 148)	2,190
Tuberculosis	0 (0 to 0)	0 (0 to 0)	0 (0 to 0.4)	0 (0 to 0.3)	0 (0 to 0.2)	0 (0 to 0.4)	0.7 (0.5 to 1)	1.3 (0.6 to 2.5)	2.6 (1 to 3.9)	3.4 (1 to 5.3)	3.4 (1.5 to 4.2)	3.3 (1.4 to 3.9)	3.4 (1.4 to 4.3)	3.4 (1.4 to 4.3)	3.4 (1.4 to 4.3)	3.4 (1.4 to 4.3)	3.4 (1.4 to 4.3)	3.4 (1.4 to 4.3)	3.4 (1.4 to 4.3)	3.4 (1.4 to 4.3)	3.4 (1.4 to 4.3)	3.4 (1.4 to 4.3)	43.3
Latent tuberculosis infection	0 (0 to 0)	0 (0 to 0)	0 (0 to 0)	0 (0 to 0)	0 (0 to 0)	0 (0 to 0)	0 (0 to 0)	0 (0 to 0)	0 (0 to 0)	0 (0 to 0)	0 (0 to 0)	0 (0 to 0)	0 (0 to 0)	0 (0 to 0)	0 (0 to 0)	0 (0 to 0)	0 (0 to 0)	0 (0 to 0)	0 (0 to 0)	0 (0 to 0)	0 (0 to 0)	0 (0 to 0)	0 (0 to 0)	0
Drug-susceptible tuberculosis	0 (0 to 0)	0 (0 to 0)	0.3 (0 to 0.4)	0.3 (0 to 0.4)	0.2 (0 to 0.3)	0.1 (0 to 0.2)	0.7 (0.4 to 1)	1.3 (0.6 to 2.5)	2.6 (1 to 3.9)	3.4 (1.5 to 5.3)	3.4 (1.5 to 4.2)	3.3 (1.4 to 3.9)	3.4 (1.4 to 4.3)	3.4 (1.4 to 4.3)	3.4 (1.4 to 4.3)	3.4 (1.4 to 4.3)	3.4 (1.4 to 4.3)	3.4 (1.4 to 4.3)	3.4 (1.4 to 4.3)	3.4 (1.4 to 4.3)	3.4 (1.4 to 4.3)	3.4 (1.4 to 4.3)	42.3
Multidrug-resistant tuberculosis without extensive drug resistance	0 (0 to 0)	0 (0 to 0)	0 (0 to 0)	0 (0 to 0)	0 (0 to 0)	0 (0 to 0)	0 (0 to 0)	0 (0 to 0)	0 (0 to 0)	0 (0 to 0)	0 (0 to 0)	0 (0 to 0)	0 (0 to 0)	0 (0 to 0)	0 (0 to 0)	0 (0 to 0)	0 (0 to 0)	0 (0 to 0)	0 (0 to 0)	0 (0 to 0)	0 (0 to 0)	0 (0 to 0)	0 (0 to 0)	0.6
Extensively drug-resistant tuberculosis	0 (0 to 0)	0 (0 to 0)	0 (0 to 0)	0 (0 to 0)	0 (0 to 0)	0 (0 to 0)	0 (0 to 0)	0 (0 to 0)	0 (0 to 0)	0 (0 to 0)	0 (0 to 0)	0 (0 to 0)	0 (0 to 0)	0 (0 to 0)	0 (0 to 0)	0 (0 to 0)	0 (0 to 0)	0 (0 to 0)	0 (0 to 0)	0 (0 to 0)	0 (0 to 0)	0 (0 to 0)	0 (0 to 0)	0.2
Lower respiratory infections	7.3 (5.1 to 10.2)	0.7 (3.9 to 8)	38.2 (20.5 to 62.1)	37.7 (12.5 to 24.5)	7.2 (4.6 to 10.1)	4.5 (3.6 to 6.2)	6 (4.6 to 8.8)	8.1 (5.5 to 11.4)	10.5 (6.9 to 15.1)	10.5 (7.2 to 17.9)	26 (17 to 38.1)	26 (17 to 38.1)	27.2 (25.1 to 33.6)	41 (29.5 to 66.2)	78.6 (34.5 to 82.5)	78.6 (53.9 to 113)	96.9 (59.5 to 122)	140 (102 to 200)	150 (101 to 246)	150 (107 to 246)	150 (258 to 469)	150 (322 to 556)	1,830
Upper respiratory infections	0 (0 to 0.1)	0.3 (0.1 to 0.4)	5.1 (3 to 8.2)	22.6 (13 to 39.1)	27.7 (15.3 to 47.9)	22.6 (11.9 to 39)	19.4 (9.4 to 33.3)	19.4 (10.3 to 32.1)	19.4 (10.3 to 32.1)	19.4 (10.3 to 32.1)	19.2 (9.7 to 32.1)	14.9 (7.9 to 26.5)	14.1 (7.7 to 24.6)	14.1 (6.6 to 21.2)	12.8 (6 to 18.2)	11.1 (4.5 to 14.7)	8.5 (3.7 to 12.4)	6.3 (2.7 to 10.4)	3 (1.4 to 5.1)	1.8 (1 to 2.9)	1.8 (1.2 to 2.9)	1.8 (1.2 to 2.9)	259
Otitis media	0 (0 to 0)	0 (0 to 0.1)	1.9 (0.7 to 3.5)	4.6 (3.5 to 12.4)	2.5 (3.7 to 11.8)	2.5 (2.3 to 7.2)	2.5 (1.9 to 4.8)	2.5 (1.6 to 3.4)	2.5 (1.5 to 3.2)	2.5 (1.5 to 3.2)	2.5 (1.5 to 3.2)	2.5 (1.4 to 3.1)	2.5 (1.4 to 3.1)	2.5 (1.4 to 3.1)	2.5 (1.4 to 3.1)	2.5 (1.7 to 3.6)	2.5 (1.4 to 3.1)	2.5 (1.4 to 3.1)	2.5 (1.4 to 3.1)	2.5 (1.4 to 3.1)	2.5 (2 to 3.7)	2.5 (1.4 to 3.1)	54.2
Enteric infections	0.4 (0.3 to 0.9)	1.5 (1.1 to 2)	18 (12.1 to 26.1)	22.5 (13.6 to 37.7)	13.1 (7.1 to 22.4)	8.8 (4.7 to 15.2)	6.6 (4.6 to 10.4)	5.9 (3.2 to 9.3)	5.9 (3.3 to 9.1)	5.9 (3.5 to 9.2)	6.1 (3.6 to 9.2)	6.4 (3.8 to 10.2)	6.7 (3.9 to 10.7)	6.7 (3.7 to 10.6)	6.7 (3.7 to 10.6)	6.7 (4.5 to 9.4)	6.7 (4.6 to 9.6)	6.7 (4.7 to 9.7)	6.7 (4.6 to 9.6)	6.7 (4.6 to 9.6)	6.7 (4.6 to 9.6)	6.7 (4.6 to 9.6)	221
Diarrheal diseases	0.4 (0.3 to 0.9)	1.5 (1.1 to 2)	18 (12.5 to 26.4)	22.5 (13.5 to 37.4)	13.1 (6.9 to 22.5)	8.8 (4.6 to 15)	6.6 (4.6 to 10.4)	5.9 (3.2 to 9.3)	5.9 (3.3 to 9.1)	5.9 (3.5 to 9.2)	6.1 (3.6 to 9.2)	6.4 (3.7 to 10.2)	6.7 (3.9 to 10.7)	6.7 (3.7 to 10.6)	6.7 (3.7 to 10.6)	6.7 (4.5 to 9.3)	6.7 (4.6 to 9.6)	6.7 (4.7 to 9.7)	6.7 (4.6 to 9.6)	6.7 (4.6 to 9.6)	6.7 (4.6 to 9.6)	6.7 (4.6 to 9.6)	220
Typhoid and paraphyoid	0 (0 to 0)	0 (0 to 0)	0 (0 to 0)	0 (0 to 0)	0 (0 to 0)	0 (0 to 0)	0 (0 to 0)	0 (0 to 0)	0 (0 to 0)	0 (0 to 0)	0 (0 to 0)	0 (0 to 0)	0 (0 to 0)	0 (0 to 0)	0 (0 to 0)	0 (0 to 0)	0 (0 to 0)	0 (0 to 0)	0 (0 to 0)	0 (0 to 0)	0 (0 to 0)	0 (0 to 0)	0 (0 to 0)	0
Typhoid fever	0 (0 to 0)	0 (0 to 0)	0 (0 to 0)	0 (0 to 0)	0 (0 to 0)	0 (0 to 0)	0 (0 to 0)	0 (0 to 0)	0 (0 to 0)	0 (0 to 0)	0 (0 to 0)	0 (0 to 0)	0 (0 to 0)	0 (0 to 0)	0 (0 to 0)	0 (0 to 0)	0 (0 to 0)	0 (0 to 0)	0 (0 to 0)	0 (0 to 0)	0 (0 to 0)	0 (0 to 0)	0 (0 to 0)	0
Paratyphoid fever	0 (0 to 0)	0 (0 to 0)	0 (0 to 0)	0 (0 to 0)	0 (0 to 0)	0 (0 to 0)	0 (0 to 0)	0 (0 to 0)	0 (0 to 0)	0 (0 to 0)	0 (0 to 0)	0 (0 to 0)	0 (0 to 0)	0 (0 to 0)	0 (0 to 0)	0 (0 to 0)	0 (0 to 0)	0 (0 to 0)	0 (0 to 0)	0 (0 to 0)	0 (0 to 0)	0 (0 to 0)	0 (0 to 0)	0
Invasive Non-typhoidal Salmonella (iNTS)	0 (0 to 0)	0 (0 to 0)	0 (0 to 0.2)	0 (0 to 0.1)	0 (0 to 0.1)	0 (0 to 0.1)	0 (0 to 0.1)	0 (0 to 0.1)	0 (0 to 0.1)	0 (0 to 0.1)	0 (0 to 0.1)	0 (0 to 0.1)	0 (0 to 0.1)	0 (0 to 0.1)	0 (0 to 0.1)	0 (0 to 0.1)	0 (0 to 0.1)	0 (0 to 0.1)	0 (0 to 0.1)	0 (0 to 0.1)	0 (0 to 0.1)	0 (0 to 0.1)	0 (0 to 0.1)	0.5
Other intectical infectious diseases	0 (0 to 0)	0 (0 to 0)	0 (0 to 0)	0 (0 to 0)	0 (0 to 0)	0 (0 to 0)	0 (0 to 0)	0 (0 to 0)	0 (0 to 0)	0 (0 to 0)	0 (0 to 0)	0 (0 to 0)	0 (0 to 0)	0 (0 to 0)	0 (0 to 0)	0 (0 to 0)	0 (0 to 0)	0 (0 to 0)	0 (0 to 0)	0 (0 to 0)	0 (0 to 0)	0 (0 to 0)	0 (0 to 0)	0.7
Neglected tropical diseases and malaria	0 (0 to 0)	0.1 (0 to 0.2)	1.1 (0.5 to 1.6)	4 (1.4 to 7.5)	2.7 (1.4 to 7.1)	0.4 (0 to 0.7)	0.5 (0 to 0.7)	0.7 (0 to 2.7)	0.9 (0 to 1.8)	0.3 (0 to 1.6)	0.5 (0 to 1.6)	0.6 (0 to 1.4)	1.4 (0 to 1.6)	1.1 (0 to 1.4)	1.1 (0 to 2.4)	1.3 (0 to 2.6)	0.8 (0 to 1.2)	0.3 (0 to 1.2)	0.2 (0 to 0.5)	0.1 (0 to 0.3)	0.1 (0 to 0.1)	0.1 (0 to 0.1)	17.1
Malaria	0 (0 to 0)	0 (0 to 0)	0 (0 to 0)	0 (0 to 0)	0 (0 to 0)	0 (0 to 0)	0 (0 to 0)	0 (0 to 0)	0 (0 to 0)	0 (0 to 0)	0 (0 to 0)	0 (0 to 0)	0 (0 to 0)	0 (0 to 0)	0 (0 to 0)	0 (0 to 0)	0 (0 to 0)	0 (0 to 0)	0 (0 to 0)	0 (0 to 0)	0 (0 to 0)	0 (0 to 0)	0 (0 to 0)	0
Chagas disease	0 (0 to 0)	0 (0 to 0)	0 (0 to 0)	0 (0 to 0)	0 (0 to 0)	0 (0 to 0)	0 (0 to 0)	0 (0 to 0)	0 (0 to 0)	0 (0 to 0)	0 (0 to 0)	0 (0 to 0)	0 (0 to 0)	0 (0 to 0)	0 (0 to 0)	0 (0 to 0)	0 (0 to 0)	0 (0 to 0)	0 (0 to 0)	0 (0 to 0)	0 (0 to 0)	0 (0 to 0)	0 (0 to 0)	0
Leishmaniasis	0 (0 to 0)	0 (0 to 0)	0 (0 to 0)	0 (0 to 0)	0 (0 to 0)	0 (0 to 0)	0 (0 to 0)	0 (0 to 0)	0 (0 to 0)	0 (0 to 0)	0 (0 to 0)	0 (0 to 0)	0 (0 to 0)	0 (0 to 0)	0 (0 to 0)	0 (0 to 0)	0 (0 to 0)	0 (0 to 0)	0 (0 to 0)	0 (0 to 0)	0 (0 to 0)	0 (0 to 0)	0 (0 to 0)	0
Visceral leishmaniasis	0 (0 to 0)	0 (0 to 0)	0 (0 to 0)	0 (0 to 0)	0 (0 to 0)	0 (0 to 0)	0 (0 to 0)	0 (0 to 0)	0 (0 to 0)	0 (0 to 0)	0 (0 to 0)	0 (0 to 0)	0 (0 to 0)	0 (0 to 0)	0 (0 to 0)	0 (0 to 0)	0 (0 to 0)	0 (0 to 0)	0 (0 to 0)	0 (0 to 0)	0 (0 to 0)	0 (0 to 0)	0 (0 to 0)	0
Cutaneous and mucocutaneous leishmaniasis	0 (0 to 0)	0 (0 to 0)	0 (0 to 0)	0 (0 to 0)	0 (0 to 0)	0 (0 to 0)	0 (0 to 0)	0 (0 to 0)	0 (0 to 0)	0 (0 to 0)	0 (0 to 0)	0 (0 to 0)	0 (0 to 0)	0 (0 to 0)	0 (0 to 0)	0 (0 to 0)	0 (0 to 0)	0 (0 to 0)	0 (0 to 0)	0 (0 to 0)	0 (0 to 0)	0 (0 to 0)	0 (0 to 0)	0
African trypanosomiasis	0 (0 to 0)	0 (0 to 0)	0 (0 to 0)	0 (0 to 0)	0 (0 to 0)	0 (0 to 0)	0 (0 to 0)	0 (0 to 0)	0 (0 to 0)	0 (0 to 0)	0 (0 to 0)	0 (0 to 0)	0 (0 to 0)	0 (0 to 0)	0 (0 to 0)	0 (0 to 0)	0 (0 to 0)	0 (0 to 0)	0 (0 to 0)	0 (0 to 0)	0 (0 to 0)	0 (0 to 0)	0 (0 to 0)	0
Schistosomiasis	0 (0 to 0)	0 (0 to 0)	0 (0 to 0)	0 (0 to 0)	0 (0 to 0)	0 (0 to 0)	0 (0 to 0)	0 (0 to 0)	0 (0 to 0)	0 (0 to 0)	0 (0 to 0)	0 (0 to 0)	0 (0 to 0)	0 (0 to 0)	0 (0 to 0)	0 (0 to 0)	0 (0 to 0)	0 (0 to 0)	0 (0 to 0)	0 (0 to 0)	0 (0 to 0)	0 (0 to 0)	0 (0 to 0)	0
Cysticercosis	0 (0 to 0)	0 (0 to 0)	0 (0 to 0)	0 (0 to 0)	0 (0 to 0)	0 (0 to 0)	0 (0 to 0)	0 (0 to 0)	0 (0 to 0)	0 (0 to 0)	0 (0 to 0)	0 (0 to 0)	0 (0 to 0)	0 (0 to 0)	0 (0 to 0)	0 (0 to 0)	0 (0 to 0)	0 (0 to 0)	0 (0 to 0)	0 (0 to 0)	0 (0 to 0)	0 (0 to 0)	0 (0 to 0)	0
Cystic echinococcosis	0 (0 to 0)	0 (0 to 0)	0 (0 to 0)	0 (0 to 0)	0 (0 to 0)	0 (0 to 0)	0 (0 to 0)	0 (0 to 0)	0 (0 to 0)	0 (0 to 0)	0 (0 to 0)	0 (0 to 0)	0 (0 to 0)	0 (0 to 0)	0 (0 to 0)	0 (0 to 0)	0 (0 to 0)	0 (0 to 0)	0 (0 to 0)	0 (0 to 0)	0 (0 to 0)	0 (0 to 0)	0 (0 to 0)	0.1
Lymphatic filariasis	0 (0 to 0)	0 (0 to 0)	0 (0 to 0)	0 (0 to 0)	0 (0 to 0)	0 (0 to 0)	0 (0 to 0)	0 (0 to 0)	0 (0 to 0)	0 (0 to 0)	0 (0 to 0)	0 (0 to 0)	0 (0 to 0)	0 (0 to 0)	0 (0 to 0)	0 (0 to 0)	0 (0 to 0)	0 (0 to 0)	0 (0 to 0)	0 (0 to 0)	0 (0 to 0)	0 (0 to 0)	0 (0 to 0)	0
Onchocerciasis	0 (0 to 0)	0 (0 to 0)	0 (0 to 0)	0 (0 to 0)	0 (0 to 0)	0 (0 to 0)	0 (0 to 0)	0 (0 to 0)	0 (0 to 0)	0 (0 to 0)	0 (0 to 0)	0 (0 to 0)	0 (0 to 0)	0 (0 to 0)	0 (0 to 0)	0 (0 to 0)	0 (0 to 0)	0 (0 to 0)	0 (0 to 0)	0 (0 to 0)	0 (0 to 0)	0 (0 to 0)	0 (0 to 0)	0
Trachoma	0 (0 to 0)	0 (0 to 0)	0 (0 to 0)	0 (0 to 0)	0 (0 to 0)	0 (0 to 0)	0 (0 to 0)	0 (0 to 0)	0 (0 to 0)	0 (0 to 0)	0 (0 to 0)	0 (0 to 0)	0 (0 to 0)	0 (0 to 0)	0 (0 to 0)	0 (0 to 0)	0 (0 to 0)	0 (0 to 0)	0 (0 to 0)	0 (0 to 0)	0 (0 to 0)	0 (0 to 0)	0 (0 to 0)	0
Dengue	0 (0 to 0)	0 (0 to 0)	0 (0 to 0)	0 (0 to 0)	0 (0 to 0)	0 (0 to 0)	0 (0 to 0)	0 (0 to 0)	0 (0 to 0)	0 (0 to 0)	0 (0 to 0)	0 (0 to 0)	0 (0 to 0)	0 (0 to 0)	0 (0 to 0)	0 (0 to 0)	0 (0 to 0)	0 (0 to 0)	0 (0 to 0)	0 (0 to 0)	0 (0 to 0)	0 (0 to 0)	0 (0 to 0)	0
Yellow fever	0 (0 to 0)	0 (0 to 0)	0 (0 to 0)	0 (0 to 0)	0 (0 to 0)	0 (0 to 0)	0 (0 to 0)	0 (0 to 0)	0 (0 to 0)	0 (0 to 0)	0 (0 to 0)	0 (0 to 0)	0 (0 to 0)	0 (0 to 0)	0 (0 to 0)	0 (0 to 0)	0 (0 to 0)	0 (0 to 0)	0 (0 to 0)	0 (0 to 0)	0 (0 to 0)	0 (0 to 0)	0 (0 to 0)	0
Rabies	0 (0 to 0)	0 (0 to 0)	0 (0 to 0)	0 (0 to 0)	0 (0 to 0)	0 (0 to 0)	0 (0 to 0)	0 (0 to 0)	0 (0 to 0)	0 (0 to 0)	0 (0 to 0)	0 (0 to 0)	0 (0 to 0)	0 (0 to 0)	0 (0 to 0)	0 (0 to 0)	0 (0 to 0)	0 (0 to 0)	0 (0 to 0)	0 (0 to 0)	0 (0 to 0)	0 (0 to 0)	0 (0 to 0)	0
Intestinal nematode infections	0 (0 to 0)	0 (0 to 0)	0 (0 to 0)	0 (0 to 0)	0 (0 to 0)	0 (0 to 0)	0 (0 to 0)	0 (0 to 0)	0 (0 to 0)	0 (0 to 0)	0 (0 to 0)	0 (0 to 0)	0 (0 to 0)	0 (0 to 0)	0 (0 to 0)	0 (0 to 0)	0 (0 to 0)	0 (0 to 0

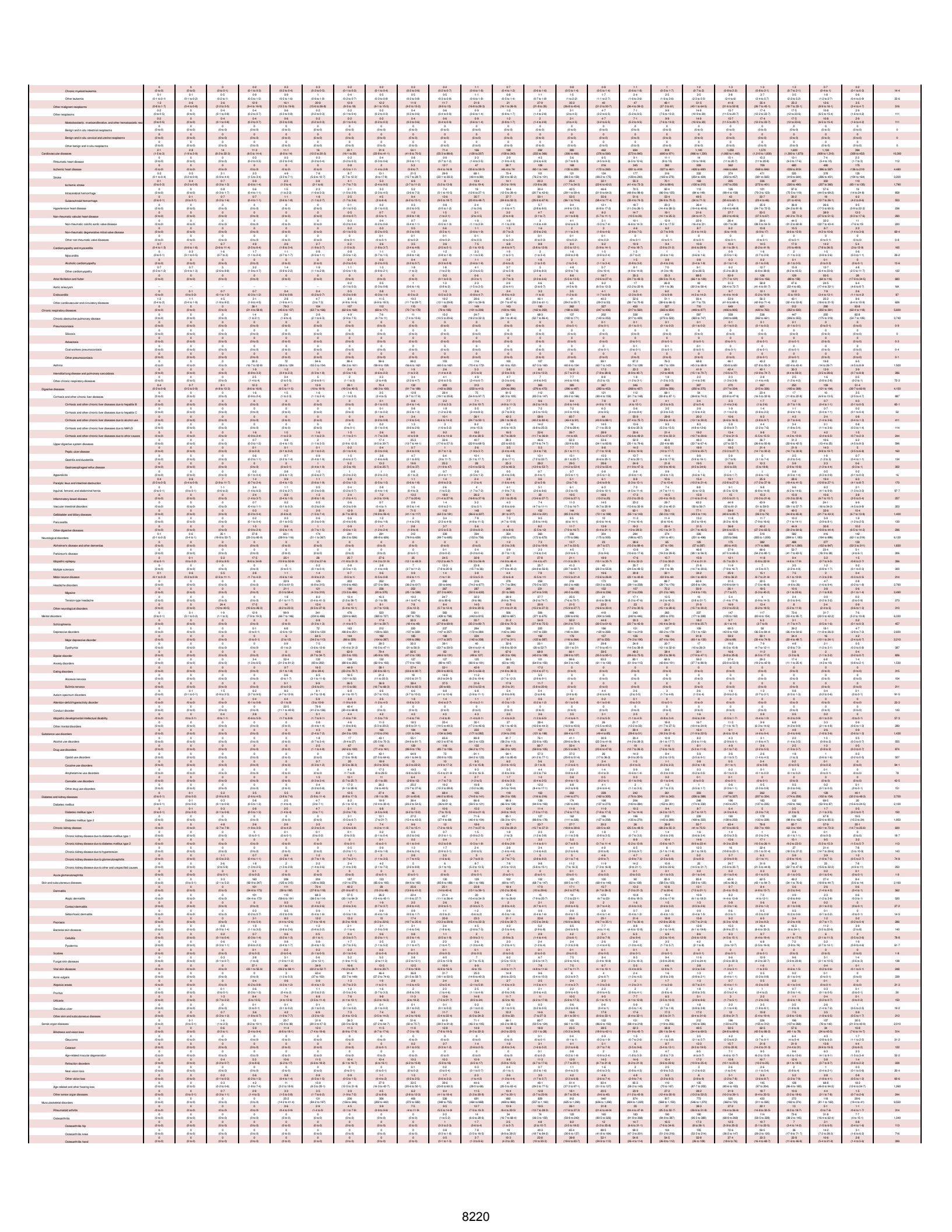

Osteoarthritis other	0 (0 to 0)	0 (0 to 0)	0 (0 to 0)	0 (0 to 0)	0 (0 to 0)	0 (0 to 0)	0 (0 to 0)	0 (0 to 0)	0 (0 to 0)	0-1 (0 to 2)	0-8 (0 to 2)	2-3 (2 to 5)	5-2 (2 to 11)	8-6 (3 to 19)	12-2 (5 to 36)	13-7 (6 to 39)	14-4 (6 to 40)	14-9 (7 to 39)	11-3 (5 to 32)	10-7 (5 to 31)	7-8 (4 to 15)	3-6 (2 to 7)	1 (0 to 2)	107
Low back pain	0 (0 to 0)	0 (0 to 0)	0 (0 to 0)	0 (0 to 0)	15-2 (7 to 29)	78-4 (47 to 127)	174 (93 to 317)	224 (121 to 347)	276 (152 to 417)	344 (208 to 517)	332 (204 to 496)	281 (226 to 394)	249 (292 to 536)	419 (368 to 635)	420 (341 to 579)	384 (329 to 528)	352 (309 to 497)	339 (309 to 467)	319 (127 to 329)	194 (114 to 284)	112 (68 to 191)	63-6 (27 to 93)	5-5 (1 to 13)	1,440
Neck pain	0 (0 to 0)	0 (0 to 0)	0 (0 to 0)	8-3 (3 to 17)	45-2 (23 to 93)	70-7 (34 to 124)	84-4 (35 to 156)	116 (49 to 192)	89-6 (54 to 219)	159 (94 to 219)	168 (87 to 274)	168 (96 to 263)	181 (102 to 338)	178 (97 to 310)	154 (76 to 273)	122 (64 to 215)	107 (57 to 190)	94-6 (52 to 154)	61-9 (32 to 113)	49-8 (25 to 89)	34-2 (16 to 59)	12-7 (4 to 30)	1,720
Gout	0 (0 to 0)	0 (0 to 0)	0 (0 to 0)	0 (0 to 0)	0 (0 to 0)	0 (0 to 0)	0 (0 to 0)	0 (0 to 0)	0 (0 to 0)	0-1 (0 to 2)	0-2 (0 to 2)	0-2 (0 to 2)	0-2 (0 to 2)	0-2 (0 to 2)	0-2 (0 to 2)	0-2 (0 to 2)	0-2 (0 to 2)	0-2 (0 to 2)	0-2 (0 to 2)	0-2 (0 to 2)	0-2 (0 to 2)	0-2 (0 to 2)	0-2 (0 to 2)	33-5
Other musculoskeletal disorders	0 (0 to 0)	0 (0 to 0)	0 (0 to 0)	1-1 (0 to 3)	4-4 (1 to 9)	22-7 (13 to 40)	54-9 (26 to 95)	94-9 (54 to 145)	139 (80 to 195)	155 (98 to 229)	143 (89 to 207)	162 (102 to 235)	169 (109 to 261)	162 (102 to 246)	146 (87 to 220)	127 (79 to 190)	114 (68 to 181)	97 (47 to 152)	59-1 (27 to 96)	40-3 (14 to 66)	23-5 (7 to 38)	7-9 (2 to 13)	1,700
Other non-communicable diseases	235 (170 to 352)	109 (84 to 140)	263 (202 to 342)	155 (122 to 196)	98 (81 to 118)	142 (116 to 180)	156 (128 to 200)	364 (260 to 491)	256 (203 to 339)	359 (288 to 456)	358 (288 to 456)	358 (288 to 796)	318 (348 to 709)	597 (277 to 715)	535 (262 to 687)	509 (247 to 646)	473 (227 to 616)	422 (201 to 580)	382 (263 to 522)	362 (257 to 496)	198 (167 to 301)	81-1 (72 to 107)	7,290
Congenital birth defects	230 (163 to 337)	94-5 (72 to 127)	273 (173 to 411)	98-9 (77 to 128)	49 (37 to 62)	45-3 (34 to 57)	39-9 (32 to 51)	27-5 (20 to 36)	24-7 (18 to 32)	24-9 (18 to 32)	31-5 (22 to 47)	25-1 (17 to 35)	27-8 (20 to 39)	25-6 (17 to 34)	24-5 (15 to 33)	22-9 (15 to 32)	20-4 (13 to 27)	17-3 (9 to 23)	4-2 (2 to 6)	2-4 (1 to 3)	1-1 (0 to 1)	0-5 (0 to 2)	0-1 (0 to 0)	1,670
Neural tube defects	21 (11 to 33)	4-1 (2 to 7)	26-5 (11 to 55)	17-1 (9 to 28)	2-1 (1 to 3)	2-1 (1 to 3)	1-6 (1 to 2)	1-2 (1 to 2)	1-2 (0 to 2)	1-2 (0 to 3)	1-7 (0 to 3)	1-1 (0 to 1)	0-9 (0 to 1)	0-5 (0 to 1)	0-3 (0 to 1)	0-2 (0 to 1)	0-1 (0 to 1)	0-1 (0 to 1)	0-1 (0 to 1)	0-1 (0 to 1)	0-1 (0 to 1)	0-1 (0 to 1)	0-1 (0 to 0)	83-4
Congenital heart anomalies	46-1 (26 to 84)	27-7 (16 to 46)	86-2 (45 to 146)	21 (13 to 32)	9-5 (5 to 15)	8-6 (5 to 14)	5-2 (3 to 8)	5-1 (3 to 7)	4-7 (3 to 7)	4-5 (3 to 7)	7-2 (3 to 12)	5-9 (3 to 9)	5-7 (3 to 9)	4-2 (2 to 6)	3-5 (1 to 6)	3-1 (1 to 5)	2-3 (1 to 3)	1-7 (0 to 3)	0-2 (0 to 1)	0-2 (0 to 0)	0-1 (0 to 0)	0-2 (0 to 1)	0-1 (0 to 0)	262
Orofacial clefts	0 (0 to 0)	0-3 (0 to 0)	0-6 (0 to 1)	0-5 (0 to 1)	0-4 (0 to 1)	0-2 (0 to 0)	0-4 (0 to 1)	0-4 (0 to 0)	0-3 (0 to 0)	0-4 (0 to 0)	0-4 (0 to 0)	0-3 (0 to 0)	0-3 (0 to 0)	0-3 (0 to 0)	0-3 (0 to 0)	0-3 (0 to 0)	0-2 (0 to 0)	0-2 (0 to 0)	0-1 (0 to 0)	0-1 (0 to 0)	0-1 (0 to 0)	0-1 (0 to 0)	0-1 (0 to 0)	6-1
Down syndrome	6-4 (3 to 10.7)	1-9 (1 to 3)	6-8 (3 to 12)	4 (2 to 6)	2-8 (1 to 4)	2-9 (1 to 4)	2-4 (1 to 3)	2-7 (1 to 4)	2-7 (1 to 4)	3 (1 to 5)	3-6 (2 to 5)	3-4 (2 to 5)	2-7 (1 to 5)	3 (1 to 5)	2-4 (1 to 4)	2-1 (1 to 4)	1-9 (1 to 4)	1-5 (1 to 4)	0-9 (0 to 1)	0-7 (0 to 1)	0-5 (0 to 1)	0-3 (0 to 1)	0-2 (0 to 1)	76-8
Turner syndrome	0 (0 to 0)	0-1 (0 to 0)	0-2 (0 to 0)	0-2 (0 to 0)	0-2 (0 to 0)	0-2 (0 to 0)	0-3 (0 to 1)	0-3 (0 to 1)	0-3 (0 to 1)	0-3 (0 to 1)	0-2 (0 to 0)	0-2 (0 to 0)	0-2 (0 to 1)	0-1 (0 to 1)	0-1 (0 to 1)	0-1 (0 to 1)	0-1 (0 to 0)	0-1 (0 to 0)	0-1 (0 to 0)	0-1 (0 to 0)	0-1 (0 to 0)	0-1 (0 to 0)	0-1 (0 to 0)	2-5
Klinefelter syndrome	0 (0 to 0)	0 (0 to 0)	0 (0 to 0)	0 (0 to 0)	0 (0 to 0)	0 (0 to 0)	0 (0 to 0)	0 (0 to 0)	0 (0 to 0)	0 (0 to 0)	0 (0 to 0)	0 (0 to 0)	0 (0 to 0)	0 (0 to 0)	0 (0 to 0)	0 (0 to 0)	0 (0 to 0)	0 (0 to 0)	0 (0 to 0)	0 (0 to 0)	0 (0 to 0)	0 (0 to 0)	0 (0 to 0)	0
Other chromosomal abnormalities	21-5 (16 to 31.9)	20-9 (15 to 28.3)	52-1 (35 to 80)	12-8 (9 to 18)	6-7 (4 to 9.7)	6-1 (3 to 8.8)	4-5 (2 to 6.5)	4-1 (2 to 6.5)	3-6 (2 to 5.1)	3-5 (2 to 5.3)	4-3 (2 to 6.2)	3-2 (1 to 4.4)	3-3 (1 to 4.5)	2-5 (1 to 3.5)	2 (1 to 3.2)	1-4 (0 to 2.4)	0-9 (0 to 1.4)	0-6 (0 to 1.4)	0-3 (0 to 0)	0-2 (0 to 0)	0-1 (0 to 0)	0-1 (0 to 0)	166
Congenital musculoskeletal and limb anomalies	15-3 (8 to 23.4)	3-5 (2 to 5.4)	12-6 (4 to 23)	13-1 (10 to 18.2)	7-3 (5 to 10.1)	7-2 (4 to 11)	6-4 (4 to 10.1)	7-2 (4 to 11)	6-7 (4 to 11)	6-2 (4 to 11)	7-7 (4 to 12)	6-4 (3 to 11)	6-4 (4 to 10)	5-1 (3 to 9.2)	5-1 (2 to 9.7)	4-5 (2 to 7.1)	3-5 (2 to 6.1)	3-1 (1 to 5.5)	2-4 (1 to 3.9)	1-2 (0 to 2.1)	0-7 (0 to 1.2)	0-2 (0 to 1.2)	0-2 (0 to 0)	160
Urogenital congenital anomalies	6-3 (2 to 10.4)	1-4 (0 to 3.5)	2-9 (0 to 6.1)	2-1 (1 to 3.6)	1-4 (0 to 2.9)	2-3 (0 to 4.1)	0-6 (0 to 2.1)	0-5 (0 to 2.1)	0-5 (0 to 2.1)	0-5 (0 to 2.1)	0-4 (0 to 2.1)	0-3 (0 to 2.1)	0-4 (0 to 2.1)	0-2 (0 to 1.5)	0-2 (0 to 1.5)	0-2 (0 to 1.5)	0-2 (0 to 1.5)	0-2 (0 to 1.5)	0-2 (0 to 1.5)	0-2 (0 to 1.5)	0-2 (0 to 1.5)	0-2 (0 to 1.5)	0-2 (0 to 0)	18-3
Digestive congenital anomalies	29-9 (16 to 48.9)	16-4 (4 to 32.2)	39-6 (9 to 78)	13-5 (4 to 21.1)	5-6 (1 to 9.4)	5-6 (0 to 8.2)	3-2 (0 to 5.1)	3-4 (0 to 5.1)	3-4 (0 to 5.1)	3-4 (0 to 5.1)	3-4 (0 to 5.9)	3-3 (0 to 5.9)	3-3 (0 to 5.4)	2-6 (0 to 4.6)	2-4 (0 to 4.7)	2-3 (0 to 4.1)	1-9 (0 to 3.5)	1-6 (0 to 3.1)	0-9 (0 to 0)	0-5 (0 to 0.1)	0-3 (0 to 0)	0-3 (0 to 0)	70-3
Other congenital birth defects	138 (33 to 104)	58-6 (9 to 20)	201 (23 to 39.3)	101 (9 to 25.9)	16-1 (7 to 15.6)	16-1 (6 to 14.2)	12-6 (3 to 8.4)	14-2 (4 to 8.4)	13-5 (3 to 7.6)	13-2 (3 to 8.6)	13-2 (3 to 9.6)	10-4 (3 to 9.2)	9-2 (3 to 6.6)	7-2 (2 to 4.6)	6-2 (2 to 4.6)	5-2 (2 to 3.9)	4-2 (1 to 3.7)	3-7 (1 to 3.6)	2-4 (0 to 2.4)	0-9 (0 to 0.8)	0-4 (0 to 0.1)	0-2 (0 to 0.1)	0-1 (0 to 0)	222
Urinary diseases and male infertility	0-3 (0.1 to 0.4)	0-4 (0 to 0.4)	1-9 (0 to 3.3)	1-3 (0 to 1.9)	1-4 (1 to 2.2)	1-9 (1 to 2.9)	2-4 (1 to 3.5)	2-8 (2 to 3.4)	3-8 (2 to 5.4)	5-4 (4 to 8.5)	7-5 (4 to 11.1)	6-7 (4 to 10.1)	10-3 (7 to 13)	13-9 (9 to 17.2)	13-8 (9 to 18)	10-7 (7 to 14)	10-4 (6 to 14.2)	9-3 (5 to 13.4)	6-4 (3 to 9.4)	4-1 (2 to 6.1)	2-1 (1 to 3.4)	0-7 (0 to 1.4)	98-1 (37 to 85.4)	22-7 (13.4 to 31.4)	410
Urolithiasis	0 (0 to 0)	0 (0 to 0)	0 (0 to 0)	0 (0 to 0)	0-1 (0 to 0.3)	0-1 (0 to 0.3)	0-1 (0 to 0.4)	0-7 (0 to 0.4)	1-1 (0 to 1)	0-5 (0 to 1.6)	1-4 (0 to 2.9)	2-1 (0 to 3.9)	2-2 (0 to 3.3)	2-9 (1 to 5.4)	2-6 (1 to 5.7)	2-4 (1 to 4.4)	2-3 (1 to 4.6)	1-7 (1 to 4.6)	1-4 (1 to 4.2)	1-2 (0 to 3.2)	1-7 (0 to 3.2)	0-5 (0 to 2.4)	0-2 (0 to 0.8)	32-8
Benign prostatic hyperplasia	0 (0 to 0)	0 (0 to 0)	0 (0 to 0)	0 (0 to 0)	0 (0 to 0)	0 (0 to 0)	0 (0 to 0)	0 (0 to 0)	0 (0 to 0)	0 (0 to 0)	0 (0 to 0)	0 (0 to 0)	0 (0 to 0)	0 (0 to 0)	0 (0 to 0)	0 (0 to 0)	0 (0 to 0)	0 (0 to 0)	0 (0 to 0)	0 (0 to 0)	0 (0 to 0)	0 (0 to 0)	0 (0 to 0)	0
Male infertility	–	–	–	–	–	–	–	–	–	–	–	–	–	–	–	–	–	–	–	–	–	–	–	NA
Other urinary diseases	0-2 (0 to 0.3)	0-2 (0 to 0.4)	0-4 (0.1 to 0.9)	0-4 (0.2 to 0.7)	0-4 (0.2 to 0.8)	0-5 (0.3 to 0.8)	0-5 (0.3 to 0.8)	0-5 (0.3 to 0.7)	0-6 (0.5 to 1.2)	1-0 (0.6 to 2)	1-3 (0.8 to 2)	1-1 (0.8 to 1.8)	1-3 (0.8 to 2)	1-1 (0.4 to 1.7)	1-1 (0.6 to 2)	0-9 (0.5 to 1.5)	1-1 (0.6 to 2)	0-9 (0.4 to 1.5)	0-9 (0.4 to 2.4)	0-9 (0.4 to 2.4)	0-8 (0.3 to 2.6)	0-5 (0.2 to 2.1)	0-2 (0.1 to 0.6)	17
Gynecological diseases	0 (0 to 0)	0 (0 to 0)	0 (0 to 0)	0 (0 to 0)	0 (0 to 0)	0 (0 to 0)	0 (0 to 0)	0 (0 to 0)	0 (0 to 0)	0 (0 to 0)	0 (0 to 0)	0 (0 to 0)	0 (0 to 0)	0 (0 to 0)	0 (0 to 0)	0 (0 to 0)	0 (0 to 0)	0 (0 to 0)	0 (0 to 0)

SR Table 2b: Kinkless DALYS by cause and age group for females with 95% uncertainty intervals, 2019

Cause	Early Neonatal	Late Neonatal	Post Neonatal	1 to 4	5 to 9	10 to 14	15 to 19	20 to 24	25 to 29	30 to 34	35 to 39	40 to 44	45 to 49	50 to 54	55 to 59	60 to 64	65 to 69	70 to 74	75 to 79	80 to 84	85 to 89	90 to 94	95 plus	Total
All causes	3,110 (2,910 to 3,320)	1,760 (1,650 to 1,880)	2,660 (2,490 to 2,850)	3,020 (2,830 to 3,220)	1,790 (1,670 to 1,910)	1,840 (1,720 to 1,960)	2,040 (1,900 to 2,190)	2,350 (2,190 to 2,510)	2,770 (2,570 to 2,960)	3,260 (3,030 to 3,490)	3,880 (3,600 to 4,150)	4,610 (4,280 to 4,930)	5,610 (5,210 to 6,000)	6,910 (6,420 to 7,400)	8,220 (7,630 to 8,800)	9,620 (8,930 to 10,300)	11,200 (10,400 to 12,000)	12,900 (11,900 to 13,800)	14,600 (13,500 to 15,600)	16,000 (14,800 to 17,100)	16,900 (15,600 to 18,000)	17,100 (15,800 to 18,200)	65,100 (60,100 to 69,700)
Communicable, maternal, neonatal, and nutritional diseases	1,660 (1,540 to 1,790)	1,000 (924 to 1,080)	1,000 (924 to 1,080)	1,020 (944 to 1,100)	1,020 (944 to 1,100)	1,020 (944 to 1,100)	1,020 (944 to 1,100)	1,020 (944 to 1,100)	1,020 (944 to 1,100)	1,020 (944 to 1,100)	1,020 (944 to 1,100)	1,020 (944 to 1,100)	1,020 (944 to 1,100)	1,020 (944 to 1,100)	1,020 (944 to 1,100)	1,020 (944 to 1,100)	1,020 (944 to 1,100)	1,020 (944 to 1,100)	1,020 (944 to 1,100)	1,020 (944 to 1,100)	1,020 (944 to 1,100)	1,020 (944 to 1,100)	3,470 (3,210 to 3,740)
HIV/AIDS and sexually transmitted infections	9 (2.6 to 19.9)	2.4 (0.7 to 5.5)	0.8 (0.1 to 3.3)	0.6 (0.4 to 0.7)	0.4 (0.3 to 0.5)	0.4 (0.3 to 0.5)	1 (0.7 to 1.3)	2.9 (2 to 4.2)	5.2 (3.5 to 7.6)	8.1 (5.4 to 11.7)	9.2 (6.2 to 13.7)	9.4 (6.3 to 14.6)	9.9 (6.5 to 14.5)	9.2 (6.1 to 13.6)	8.5 (5.6 to 12.7)	7.6 (5.1 to 11.2)	6.9 (4.5 to 10.3)	4.2 (2.9 to 6.4)	3.2 (2.2 to 4.9)	2.4 (1.6 to 3.6)	1.3 (0.9 to 2.1)	0.4 (0.3 to 0.7)	79.4 (61.1 to 101.1)
HIV/AIDS	0 (0 to 0)	0 (0 to 0)	0.4 (0.2 to 0.8)	0.3 (0.2 to 0.5)	0.2 (0.2 to 0.3)	0.2 (0.2 to 0.3)	0.6 (0.5 to 1.4)	1.2 (0.8 to 2.3)	1.6 (1.2 to 2.3)	2.7 (2 to 3.8)	3.1 (2.2 to 4.4)	2.8 (2 to 4.2)	2.1 (1.5 to 3.1)	1.5 (1.1 to 2.2)	1.2 (0.8 to 1.9)	1.2 (0.8 to 1.9)	1.3 (0.7 to 2.2)	0.8 (0.4 to 1.4)	0.3 (0.1 to 0.7)	0.1 (0 to 0.3)	0 (0 to 0)	0 (0 to 0)	23.7 (16.6 to 33.1)
HIV/AIDS - Drug-susceptible Tuberculosis	0 (0 to 0)	0 (0 to 0)	0 (0 to 0)	0 (0 to 0)	0 (0 to 0)	0 (0 to 0)	0 (0 to 0)	0 (0 to 0)	0 (0 to 0)	0 (0 to 0)	0 (0 to 0)	0 (0 to 0)	0 (0 to 0)	0 (0 to 0)	0 (0 to 0)	0 (0 to 0)	0 (0 to 0)	0 (0 to 0)	0 (0 to 0)	0 (0 to 0)	0 (0 to 0)	0 (0 to 0)	0 (0 to 0)	0 (0 to 0)
HIV/AIDS - Multidrug-resistant Tuberculosis without extensive dr...	0 (0 to 0)	0 (0 to 0)	0 (0 to 0)	0 (0 to 0)	0 (0 to 0)	0 (0 to 0)	0 (0 to 0)	0 (0 to 0)	0 (0 to 0)	0 (0 to 0)	0 (0 to 0)	0 (0 to 0)	0 (0 to 0)	0 (0 to 0)	0 (0 to 0)	0 (0 to 0)	0 (0 to 0)	0 (0 to 0)	0 (0 to 0)	0 (0 to 0)	0 (0 to 0)	0 (0 to 0)	0 (0 to 0)	0 (0 to 0)
HIV/AIDS - Extensively drug-resistant Tuberculosis	0 (0 to 0)	0 (0 to 0)	0 (0 to 0)	0 (0 to 0)	0 (0 to 0)	0 (0 to 0)	0 (0 to 0)	0 (0 to 0)	0 (0 to 0)	0 (0 to 0)	0 (0 to 0)	0 (0 to 0)	0 (0 to 0)	0 (0 to 0)	0 (0 to 0)	0 (0 to 0)	0 (0 to 0)	0 (0 to 0)	0 (0 to 0)	0 (0 to 0)	0 (0 to 0)	0 (0 to 0)	0 (0 to 0)	0 (0 to 0)
HIV/AIDS resulting in other diseases	0 (0 to 0)	0 (0 to 0)	0 (0 to 0)	0 (0 to 0)	0 (0 to 0)	0 (0 to 0)	0 (0 to 0)	0 (0 to 0)	0 (0 to 0)	0 (0 to 0)	0 (0 to 0)	0 (0 to 0)	0 (0 to 0)	0 (0 to 0)	0 (0 to 0)	0 (0 to 0)	0 (0 to 0)	0 (0 to 0)	0 (0 to 0)	0 (0 to 0)	0 (0 to 0)	0 (0 to 0)	0 (0 to 0)	0 (0 to 0)
Sexually transmitted infections excluding HIV	9 (2.5 to 19.9)	2.4 (0.7 to 5.5)	0.4 (0.1 to 2.5)	0.3 (0.2 to 0.4)	0.2 (0.2 to 0.3)	0.2 (0.2 to 0.3)	0.4 (0.4 to 0.6)	1.7 (1 to 2.8)	3.6 (2.1 to 5.9)	5.5 (3.1 to 8.9)	6.2 (3.4 to 10.4)	6.2 (3.3 to 11.1)	6.9 (3.4 to 12.1)	7.1 (3.4 to 12.6)	6.7 (3.2 to 12.1)	6.3 (2.9 to 11.6)	5.8 (2.7 to 10.7)	3.7 (1.7 to 6.9)	2.8 (1.3 to 5.1)	2.1 (1 to 3.8)	1.1 (0.5 to 2.1)	0.3 (0.2 to 0.7)	52.7 (30.3 to 87.1)
Syphilis	9 (2.5 to 19.9)	2.4 (0.7 to 5.5)	0.2 (0 to 2.3)	0.1 (0 to 0.2)	0.1 (0 to 0.1)	0.1 (0 to 0.1)	0.1 (0 to 0.1)	0.2 (0 to 0.3)	0.3 (0 to 0.5)	0.4 (0 to 0.7)	0.5 (0 to 0.8)	0.5 (0 to 0.8)	0.6 (0 to 0.9)	0.6 (0 to 0.9)	0.5 (0 to 0.8)	0.5 (0 to 0.8)	0.4 (0 to 0.7)	0.3 (0 to 0.5)	0.2 (0 to 0.4)	0.2 (0 to 0.3)	0.1 (0 to 0.2)	0 (0 to 0)	15.1 (8.6 to 24.5)
Chlamydial infection	0 (0 to 0)	0 (0 to 0)	0 (0 to 0)	0 (0 to 0)	0 (0 to 0)	0 (0 to 0)	0.1 (0 to 0.1)	0.5 (0.2 to 0.9)	0.9 (0.4 to 1.7)	1.2 (0.6 to 2.2)	1.4 (0.7 to 2.7)	1.4 (0.7 to 2.7)	1.5 (0.8 to 2.8)	1.4 (0.7 to 2.7)	1.3 (0.6 to 2.5)	1.2 (0.6 to 2.3)	1.1 (0.5 to 2.1)	0.7 (0.3 to 1.4)	0.5 (0.2 to 1.1)	0.3 (0.1 to 0.7)	0.1 (0 to 0.3)	0 (0 to 0)	7.3 (3.7 to 13.2)
Gonococcal infection	0 (0 to 0)	0 (0 to 0)	0 (0 to 0)	0 (0 to 0)	0 (0 to 0)	0 (0 to 0)	0.1 (0 to 0.1)	0.1 (0 to 0.1)	0.2 (0.1 to 0.3)	0.4 (0.2 to 0.6)	0.4 (0.2 to 0.6)	0.4 (0.2 to 0.6)	0.3 (0.2 to 0.4)	0.2 (0.1 to 0.3)	0.2 (0.1 to 0.3)	0.2 (0.1 to 0.3)	0.2 (0.1 to 0.3)	0.2 (0.1 to 0.3)	0.2 (0.1 to 0.3)	0.2 (0.1 to 0.3)	0.1 (0 to 0.2)	0 (0 to 0)	3.7 (2.1 to 5.9)
Trichomoniasis	0 (0 to 0)	0 (0 to 0)	0 (0 to 0)	0 (0 to 0)	0 (0 to 0)	0 (0 to 0)	0.3 (0.1 to 0.7)	0.5 (0.2 to 1.3)	0.7 (0.2 to 1.6)	0.6 (0.2 to 1.5)	0.6 (0.2 to 1.5)	0.6 (0.2 to 1.5)	0.5 (0.2 to 1.3)	0.4 (0.1 to 1.1)	0.3 (0.1 to 0.8)	0.3 (0.1 to 0.8)	0.2 (0.1 to 0.6)	0.2 (0.1 to 0.5)	0.1 (0 to 0.3)	0.1 (0 to 0.2)	0 (0 to 0)	0 (0 to 0)	5.6 (2.9 to 9.8)
Genital herpes	0 (0 to 0)	0 (0 to 0)	0 (0 to 0)	0 (0 to 0)	0 (0 to 0)	0 (0 to 0)	0.2 (0.1 to 0.5)	0.2 (0.1 to 0.5)	0.4 (0.1 to 0.9)	0.4 (0.2 to 1.1)	0.4 (0.2 to 1.1)	0.4 (0.2 to 1.1)	0.4 (0.2 to 1.1)	0.4 (0.2 to 1.1)	0.4 (0.2 to 1.1)	0.4 (0.2 to 1.1)	0.3 (0.2 to 1.1)	0.3 (0.1 to 0.8)	0.2 (0.1 to 0.5)	0.1 (0 to 0.3)	0 (0 to 0)	0 (0 to 0)	6.6 (3.4 to 11.2)
Other sexually transmitted infections	0 (0 to 0)	0 (0 to 0)	0 (0 to 0)	0 (0 to 0)	0 (0 to 0)	0 (0 to 0)	0.3 (0.2 to 0.6)	1.1 (0.6 to 1.9)	1.9 (1 to 3.2)	2.9 (1.5 to 4.8)	3.4 (1.7 to 5.6)	3.4 (1.7 to 5.6)	3.4 (1.7 to 5.6)	3.4 (1.7 to 5.6)	3.3 (1.6 to 5.5)	3.2 (1.6 to 5.4)	3.1 (1.5 to 5.3)	2.9 (1.4 to 5.1)	2.6 (1.2 to 4.7)	2.1 (1 to 3.9)	1.3 (0.6 to 2.5)	0.4 (0.2 to 0.9)	39.4 (21.4 to 63.4)
Respiratory infections and tuberculosis	413 (324 to 511)	28.5 (22.4 to 35.7)	29.4 (23.1 to 36.9)	27.6 (21.7 to 34.6)	27.6 (21.7 to 34.6)	27.6 (21.7 to 34.6)	29.3 (23 to 36.7)	29.3 (23 to 36.7)	29.3 (23 to 36.7)	29.3 (23 to 36.7)	29.3 (23 to 36.7)	31.4 (24.7 to 39.3)	31.4 (24.7 to 39.3)	31.4 (24.7 to 39.3)	31.4 (24.7 to 39.3)	31.4 (24.7 to 39.3)	31.4 (24.7 to 39.3)	31.4 (24.7 to 39.3)	31.4 (24.7 to 39.3)	31.4 (24.7 to 39.3)	31.4 (24.7 to 39.3)	31.4 (24.7 to 39.3)	1,010 (794 to 1,270)
Tuberculosis	0 (0 to 0)	0 (0 to 0)	0 (0 to 0)	0 (0 to 0)	0 (0 to 0)	0 (0 to 0)	0.4 (0 to 0.9)	0.9 (0.4 to 2.1)	1.2 (0.6 to 2.4)	1.2 (0.6 to 2.4)	1.2 (0.6 to 2.4)	1.2 (0.6 to 2.4)	1.2 (0.6 to 2.4)	1.2 (0.6 to 2.4)	1.2 (0.6 to 2.4)	1.2 (0.6 to 2.4)	1.2 (0.6 to 2.4)	1.2 (0.6 to 2.4)	1.2 (0.6 to 2.4)	1.2 (0.6 to 2.4)	1.2 (0.6 to 2.4)	1.2 (0.6 to 2.4)	24.6 (11.9 to 42.6)
Latent tuberculosis infection	0 (0 to 0)	0 (0 to 0)	0 (0 to 0)	0 (0 to 0)	0 (0 to 0)	0 (0 to 0)	0 (0 to 0)	0 (0 to 0)	0 (0 to 0)	0 (0 to 0)	0 (0 to 0)	0 (0 to 0)	0 (0 to 0)	0 (0 to 0)	0 (0 to 0)	0 (0 to 0)	0 (0 to 0)	0 (0 to 0)	0 (0 to 0)	0 (0 to 0)	0 (0 to 0)	0 (0 to 0)	0 (0 to 0)	0 (0 to 0)
Drug-susceptible tuberculosis	0 (0 to 0)	0 (0 to 0)	0.1 (0.1 to 0.1)	0.2 (0.1 to 0.2)	0.1 (0 to 0.2)	0.2 (0 to 0.2)	0.4 (0.3 to 0.6)	0.8 (0.4 to 1.2)	1.3 (0.5 to 2.4)	1.3 (0.5 to 2.3)	1.1 (0.5 to 1.9)	1.1 (0.5 to 1.9)	1.1 (0.5 to 1.9)	1.1 (0.5 to 1.9)	1.1 (0.5 to 1.9)	1.1 (0.5 to 1.9)	1.1 (0.5 to 1.9)	1.1 (0.5 to 1.9)	1.1 (0.5 to 1.9)	1.1 (0.5 to 1.9)	1.1 (0.5 to 1.9)	1.1 (0.5 to 1.9)	24 (11.2 to 42.3)
Multidrug-resistant tuberculosis without extensive drug-resistance	0 (0 to 0)	0 (0 to 0)	0 (0 to 0)	0 (0 to 0)	0 (0 to 0)	0 (0 to 0)	0 (0 to 0)	0 (0 to 0)	0 (0 to 0)	0 (0 to 0)	0 (0 to 0)	0 (0 to 0)	0 (0 to 0)	0 (0 to 0)	0 (0 to 0)	0 (0 to 0)	0 (0 to 0)	0 (0 to 0)	0 (0 to 0)	0 (0 to 0)	0 (0 to 0)	0 (0 to 0)	0 (0 to 0)	0.5 (0.2 to 1.1)
Extensively drug-resistant tuberculosis	0 (0 to 0)	0 (0 to 0)	0 (0 to 0)	0 (0 to 0)	0 (0 to 0)	0 (0 to 0)	0 (0 to 0)	0 (0 to 0)	0 (0 to 0)	0 (0 to 0)	0 (0 to 0)	0 (0 to 0)	0 (0 to 0)	0 (0 to 0)	0 (0 to 0)	0 (0 to 0)	0 (0 to 0)	0 (0 to 0)	0 (0 to 0)	0 (0 to 0)	0 (0 to 0)	0 (0 to 0)	0 (0 to 0)	0.1 (0 to 0.2)
Lower respiratory infections	413 (324 to 511)	28.5 (22.4 to 35.7)	29.4 (23.1 to 36.9)	27.6 (21.7 to 34.6)	27.6 (21.7 to 34.6)	27.6 (21.7 to 34.6)	28.9 (22.7 to 36.2)	28.4 (22.3 to 35.6)	28.1 (22.1 to 35.2)	28.1 (22.1 to 35.2)	28.1 (22.1 to 35.2)	30.2 (23.7 to 37.8)	30.3 (23.8 to 37.9)	30.3 (23.8 to 37.9)	30.3 (23.8 to 37.9)	30.3 (23.8 to 37.9)	30.3 (23.8 to 37.9)	30.3 (23.8 to 37.9)	30.3 (23.8 to 37.9)	30.3 (23.8 to 37.9)	30.3 (23.8 to 37.9)	30.3 (23.8 to 37.9)	1,000 (784 to 1,250)
Upper respiratory infections	4.3 (2.9 to 6)	2.2 (2.2 to 4.4)	9.1 (4.7 to 25.1)	9.1 (4.7 to 13.1)	2.2 (2.2 to 4.5)	4.4 (2.2 to 6.7)	7.3 (3.6 to 9.6)	9.6 (4.9 to 14.4)	13 (6.5 to 19.5)	14.6 (7.3 to 21.9)	16.8 (8.4 to 25.4)	18 (11.7 to 25.9)	18 (10.2 to 23.8)	18 (10.2 to 23.8)	18 (10.2 to 23.8)	18 (10.2 to 23.8)	18 (10.2 to 23.8)	18 (10.2 to 23.8)	18 (10.2 to 23.8)	18 (10.2 to 23.8)	18 (10.2 to 23.8)	18 (10.2 to 23.8)	1,540 (1,540 to 1,540)
Otitis media	0 (0 to 0)	0 (0 to 0)	2.1 (1.5 to 2.8)	4.1 (2.9 to 5.4)	2.1 (1.5 to 2.8)	2.1 (1.5 to 2.8)	2.1 (1.5 to 2.8)	2.1 (1.5 to 2.8)	2.1 (1.5 to 2.8)	2.1 (1.5 to 2.8)	2.1 (1.5 to 2.8)	2.1 (1.5 to 2.8)	2.1 (1.5 to 2.8)	2.1 (1.5 to 2.8)	2.1 (1.5 to 2.8)	2.1 (1.5 to 2.8)	2.1 (1.5 to 2.8)	2.1 (1.5 to 2.8)	2.1 (1.5 to 2.8)	2.1 (1.5 to 2.8)	2.1 (1.5 to 2.8)	2.1 (1.5 to 2.8)	198 (140 to 268)
Enteric infections	0.7 (0.2 to 0.4)	0.7 (0.4 to 1.7)	16.1 (9.2 to 26)	16.1 (9.2 to 26.4)	13.4 (9.2 to 20.4)	13.4 (9.2 to 20.4)	13.4 (7.4 to 23.6)	13.4 (7.7 to 24)	13.4 (7.7 to 24)	13.4 (7.7 to 24)	13.4 (7.7 to 24)	13.4 (7.7 to 24)	13.4 (7.7 to 24)	13.4 (7.7 to 24)	13.4 (7.7 to 24)	13.4 (7.7 to 24)	13.4 (7.7 to 24)	13.4 (7.7 to 24)	13.4 (7.7 to 24)	13.4 (7.7 to 24)	13.4 (7.7 to 24)	13.4 (7.7 to 24)	198 (140 to 268)
Cholera	0 (0 to 0)	0 (0 to 0)	0 (0 to 0)	0 (0 to 0)	0 (0 to 0)	0 (0 to 0)	0 (0 to 0)	0 (0 to 0)	0 (0 to 0)	0 (0 to 0)	0 (0 to 0)	0 (0 to 0)	0 (0 to 0)	0 (0 to 0)	0 (0 to 0)	0 (0 to 0)	0 (0 to 0)	0 (0 to 0)	0 (0 to 0)	0 (0 to 0)	0 (0 to 0)	0 (0 to 0)	0 (0 to 0)	0 (0 to 0)
Other intestinal infections	0.7 (0.2 to 0.4)	0.7 (0.4 to 1.7)	16.1 (9.2 to 26)	16.1 (9.2 to 26.4)	13.4 (9.2 to 20.4)	13.4 (7.4 to 23.6)	13.4 (7.7 to 24)	13.4 (7.7 to 24)	13.4 (7.7 to 24)	13.4 (7.7 to 24)	13.4 (7.7 to 24)	13.4 (7.7 to 24)	13.4 (7.7 to 24)	13.4 (7.7 to 24)	13.4 (7.7 to 24)	13.4 (7.7 to 24)	13.4 (7.7 to 24)	13.4 (7.7 to 24)	13.4 (7.7 to 24)	13.4 (7.7 to 24)	13.4 (7.7 to 24)	13.4 (7.7 to 24)	198 (140 to 268)
Meningitis	0.4 (0.4 to 0.9)	0.4 (0.4 to 1.8)	1.3 (2.2 to 6.1)	1.3 (1.4 to 2.2)	1.3 (1.5 to 2.4)	1.3 (1.4 to 2.4)	1.3 (1.4 to 2.4)	1.3 (1.4 to 2.4)	1.3 (1.4 to 2.4)	1.3 (1.4 to 2.4)	1.3 (1.4 to 2.4)	1.3 (1.4 to 2.4)	1.3 (1.4 to 2.4)	1.3 (1.4 to 2.4)	1.3 (1.4 to 2.4)	1.3 (1.4 to 2.4)	1.3 (1.4 to 2.4)	1.3 (1.4 to 2.4)	1.3 (1.4 to 2.4)	1.3 (1.4 to 2.4)	1.3 (1.4 to 2.4)	1.3 (1.4 to 2.4)	41.7 (41.7 to 41.7)
Encephalitis	0.1 (0 to 0.2)	0.2 (0 to 0.5)	0.8 (0.3 to 1.6)	1.2 (0.5 to 2.2)	0.8 (0.5 to 1.1)	0.8 (0.5 to 1.1)	1.1 (0.7 to 1.7)	1.1 (0.7 to 1.7)	1.1 (0.7 to 1.7)	1.1 (0.7 to 1.7)	1.1 (0.7 to 1.7)	0.9 (0.6 to 1.3)	1.1 (0.7 to 1.6)	1.1 (0.7 to 1.6)	1.1 (0.7 to 1.6)	1.2 (0.8 to 1.8)	1.1 (0.7 to 1.6)	1.1 (0.7 to 1.6)	1.2 (0.8 to 1.8)	1.3 (0.8 to 2.1)	1.3 (0.7 to 1.9)	0.7 (0.3 to 1.5)	20.7 (20.7 to 20.7)
Diphtheria	0 (0 to 0)	0 (0 to 0)	0 (0 to 0)	0 (0 to 0)	0 (0 to 0)	0 (0 to 0)	0 (0 to 0)	0 (0 to 0)	0 (0 to 0)	0 (0 to 0)	0 (0 to 0)	0 (0 to 0)	0 (0 to 0)	0 (0 to 0)	0 (0 to 0)	0 (0 to 0)	0 (0 to 0)	0 (0 to 0)	0 (0 to 0)	0 (0 to 0)	0 (0 to 0)	0 (0 to 0)	0 (0 to 0)	0.1 (0 to 0.1)
Tetanus	0 (0 to 0)	0 (0 to 0)	0 (0 to 0)	0 (0 to 0)	0 (0 to 0)	0 (0 to 0)	0 (0 to 0)	0 (0 to 0)	0 (0 to 0)	0 (0 to 0)	0 (0 to 0)	0 (0 to 0)	0 (0 to 0)	0 (0 to 0)	0 (0 to 0)	0 (0 to 0)	0 (0 to 0)	0 (0 to 0)	0 (0 to 0)	0 (0 to 0)	0 (0 to 0)	0 (0 to 0)	0 (0 to 0)	0 (0 to 0)
Measles	0 (0 to 0)	0 (0 to 0)	0 (0 to 0)	0 (0 to 0)	0 (0 to 0)	0 (0 to 0)	0 (0 to 0)	0 (0 to 0)	0 (0 to 0)	0 (0 to 0)	0 (0 to 0)	0 (0 to 0)	0 (0 to 0)	0 (0 to 0)	0 (0 to 0)	0 (0 to 0)	0 (0 to 0)	0 (0 to 0)	0 (0 to 0)	0 (0 to 0)	0 (0 to 0)	0 (0 to 0)	0 (0 to 0)	0 (0 to 0)
Varicella and herpes zoster	0.1 (0 to 0.2)	0.1 (0 to 0.1)	0.3 (0.1 to 0.7)	0.5 (0.2 to 1.2)	0.4 (0.1 to 0.7)	0.3 (0.1 to 0.7)	0.4 (0.1 to 0.7)	0.4 (0.2 to 0.8)	0.5 (0.2 to 0.9)	0.5 (0.2 to 0.9)	0.5 (0.2 to 1)	0.5 (0.2 to 0.9)	0.6 (0.2 to 0.9)	0.6 (0.2 to 0.9)	0.6 (0.2 to 0.9)	0.6 (0.2 to 0.9)	0.6 (0.2 to 0.9)	0.6 (0.2 to 0.9)	0.6 (0.2 to 0.9)	0.6 (0.2 to 0.9)	0.6 (0.2 to 0.9)	0.6 (0.2 to 0.9)	14.4 (5.6 to 29.4)
Acute hepatitis	0 (0 to 0)	0 (0 to 0)	0 (0 to 0.2)	0 (0 to 0.2)	0 (0 to 0.2)	0 (0 to 0.2)	0.1 (0 to 0.2)	0.1 (0 to 0.2)	0.1 (0 to 0.2)	0.1 (0 to 0.2)	0.1 (0 to 0.2)	0.1 (0 to 0.2)	0.1 (0 to 0.2)	0.1 (0 to 0.2)	0.1 (0 to 0.2)	0.1 (0 to 0.2)	0.1 (0 to 0.2)	0.1 (0 to 0.2)	0.1 (0 to 0.2)	0.1 (0 to 0.2)	0.1 (0 to 0.2)	0.1 (0 to 0.2)	0.7 (0 to 1.8)
Acute hepatitis A	0 (0 to 0)	0 (0 to 0)	0 (0 to 0.2)	0 (0 to 0.2)	0 (0 to 0.2)	0 (0 to 0.2)	0 (0 to 0.2)	0 (0 to 0.2)	0 (0 to 0.2)	0 (0 to 0.2)	0 (0 to 0.2)	0 (0 to 0.2)	0 (0 to 0.2)	0 (0 to 0.2)	0 (0 to 0.2)	0 (0 to 0.2)	0 (0 to 0.2)	0 (0 to 0.2)	0 (0 to 0.2)	0 (0 to 0.2)	0 (0 to 0.2)	0 (0 to 0.2)	0 (0 to 0.2)	0.5 (0 to 1.4)
Acute hepatitis B	0 (0 to 0)	0 (0 to 0)	0 (0 to 0.1)	0 (0 to 0.1)	0 (0 to 0.1)	0 (0 to 0.2)	0 (0 to 0.1)	0 (0 to 0.2)	0 (0 to 0.1)	0 (0 to 0.2)	0 (0 to 0.1)	0 (0 to 0.2)	0 (0 to 0.1)	0 (0 to 0.2)	0 (0 to 0.1)	0 (0 to 0.2)	0 (0 to 0.1)	0 (0 to 0.2)	0 (0 to 0.1)	0 (0 to 0.2)	0 (0 to 0.1)	0 (0 to 0.2)	0 (0 to 0.2)	2 (0 to 5.4)
Acute hepatitis C	0 (0 to 0)	0 (0 to 0)	0 (0 to 0.1)	0 (0 to 0)	0 (0 to 0)	0 (0 to 0)	0 (0 to 0)	0 (0 to 0)	0 (0 to 0)	0 (0 to 0)	0 (0 to 0)	0 (0 to 0)	0 (0 to 0)	0 (0 to 0)	0 (0 to 0)	0 (0 to 0)	0 (0 to 0)	0 (0 to 0)	0 (0 to 0)	0 (0 to 0)	0 (0 to 0)	0 (0 to 0)	0 (0 to 0)	0 (0 to 0)
Acute hepatitis E	0 (0 to 0)	0 (0 to 0)	0 (0 to 0)	0 (0 to 0)	0 (0 to 0)	0 (0 to 0)	0 (0 to 0.1)	0 (0 to 0.1)	0 (0 to 0.1)	0 (0 to 0.1)	0 (0 to 0.1)	0 (0 to 0.1)	0 (0 to 0.1)	0 (0 to 0.1)	0 (0 to 0.1)	0 (0 to 0.1)	0 (0 to 0.1)	0 (0 to 0.1)	0 (0 to 0.1)	0 (0 to 0.1)	0 (0 to 0.1)	0 (0 to 0.1)	0 (0 to 0.1)	0.5 (0 to 1.4)
Other unspecified infectious diseases	0.4 (0.1 to 0.9)	1.8 (0.7 to 3.4)	3 (1.4 to 5.1)	2.6 (1.4 to 3.7)	1.6 (0.7 to 1.8)	1.6 (1.1 to 2.4)	1.6 (1.1 to 2.6)	1.6 (1.1 to 2.6)	1.6 (1.1 to 2.6)	1.6 (1.1 to 2.6)	1.6 (1.1 to 2.6)	1.6 (1.1 to 2.6)	1.6 (1.1 to 2.6)	1.6 (1.1 to 2.6)	1.6 (1.1 to 2.6)	1.6 (1.1 to 2.6)	1.6 (1.1 to 2.6)	1.6 (1.1 to 2.6)	1.6 (1.1 to 2.6)	1.6 (1.1 to 2.6)	1.6 (1.1 to 2.6)	1.6 (1.1 to 2.6)	50.9 (50.9 to 50.9)
Maternal and neonatal disorders	331 (280 to 427)	84.3 (66 to 103)	49.2 (41.3 to 88.7)	29.2 (21.5 to 39.4)	22.1 (15.2 to 31)	22 (15.5 to 30.7)	22 (16.2 to 29.6)	22 (16.2 to 29.6)	22 (16.2 to 29.6)	22 (16.2 to 29.6)	22 (16.2 to 29.6)	22 (16.2 to 29.6)	22 (16.2 to 29.6)	22 (16.2 to 29.6)	22 (16.2 to 29.6)	22 (16.2 to 29.6)	22 (16.2 to 29.6)	22 (16.2 to 29.6)	22 (16.2 to 29.6)	22 (16.2 to 29.6)	22 (16.2 to 29.6)	22 (16.2 to 29.6)	821 (821 to 821)
Maternal disorders	7.5 (3.6 to 14.1)	3.4 (1.8 to 6.1)	2.1 (1.1 to 3.7)	1.1 (0.6 to 1.8)	0.7 (0.4 to 1.1)	0.7 (0.4 to 1.1)	7.5 (4.8 to 11.1)	7.5 (4.8 to 11.1)	7.5 (4.8 to 11.1)	7.5 (4.8 to 11.1)	7.5 (4.8 to 11.1)	7.5 (4.8 to 11.1)	7.5 (4.8 to 11.1)	7.5 (4.8 to 11.1)	7.5 (4.8 to 11.1)	7.5 (4.8 to 11.1)	7.5 (4.8 to 11.1)	7.5 (4.8 to 11.1)	7.5 (4.8 to 11.1)	7.5 (4.8 to 11.1)	7.5 (4.8 to 11.1)	7.5 (4.8 to 11.1)	41.3 (41.3 to 41.3)
Maternal hemorrhage	0 (0 to 0)	0 (0 to 0)	0 (0 to 0)	0 (0 to 0)	0 (0 to 0)	0 (0 to 0)	2 (0.7 to 4.1)	2.3 (0.7 to 4.9)	2.2 (0.8 to 4.9)	1.6 (0.5 to 3.5)	0.9 (0.3 to 2.1)	0.4 (0.1 to 0.9)	0.1 (0 to 0.1)	0 (0 to 0)	0 (0 to 0)	0 (0 to 0)	0 (0 to 0)	0 (0 to 0)	0 (0 to 0)	0 (0 to 0)	0 (0 to 0)	0 (0 to 0)	0 (0 to 0)	9.6 (3.1 to 21.1)
Maternal sepsis and other maternal infections	0 (0 to 0)	0 (0 to 0)	0 (0 to 0)	0 (0 to 0)	0 (0 to 0)	0 (0 to 0)	0 (0 to 0.6)	1.1 (0.5 to 2.2)	1.1 (0.4 to 1.9)	0.6 (0.2 to 1.2)	0.2 (0 to 0.5)	0.2 (0 to 0.5)	0.2 (0 to 0.5)	0.2 (0 to 0.5)	0.2 (0 to 0.5)	0.2 (0 to 0.5)	0.2 (0 to 0.5)	0.2 (0 to 0.5)	0.2 (0 to 0.5)	0.2 (0 to 0.5)	0.2 (0 to 0.5)	0.2 (0 to 0.5)	0.2 (0 to 0.5)	4 (1.6 to 8.6)
Maternal hypertensive disorders	0 (0 to 0)	0 (0 to 0)	0 (0 to 0)	0 (0 to 0)	0 (0 to 0)	0 (0 to 0)	0 (0 to 0.6)	0.9 (0.5 to 1.6)	1.7 (0.9 to 2.8)	1.9 (1 to 3.2)	1.2 (0.6 to 2.1)	0.5 (0.2 to 1)	0.2 (0.1 to 0.4)	0.1 (0 to 0.2)	0 (0 to 0.1)	0 (0 to 0.1)	0 (0 to 0.1)	0 (0 to 0.1)	0 (0 to 0.1)	0 (0 to 0.1)	0 (0 to 0.1)	0 (0 to 0.1)	0 (0 to 0.1)	9.3 (3.8 to 19.1)
Maternal obstructed labor and uterine rupture	0 (0 to 0)	0 (0 to 0)	0 (0 to 0)	0 (0 to 0)	0 (0 to 0)	0 (0 to 0)	0 (0 to 0.3)	0 (0 to 1.4)	0.6 (0.2 to 1.6)	0.6 (0.2 to 1.6)	0.3 (0.1 to 0.8)	0.2 (0 to 0.5)	0.1 (0 to 0.2)	0 (0 to 0.1)	0 (0 to 0.1)	0 (0 to 0.1)	0 (0 to 0.1)	0 (0 to 0.1)	0 (0 to 0.1)	0 (0 to 0.1)	0 (0 to 0.1)	0 (0 to 0.1)	0 (0 to 0.1)	2.9 (1.2 to 6.1)
Maternal abortion and miscarriage	0 (0 to 0)	0 (0 to 0)	0 (0 to 0)	0 (0 to 0)	0 (0 to 0)	0 (0 to 0)	0 (0 to 0.6)	0 (0 to 0.9)	0 (0 to 0.7)	0 (0 to 0.4)	0 (0 to 0.2)	0 (0 to 0.1)	0 (0 to 0.1)	0 (0 to 0.1)	0 (0 to 0.1

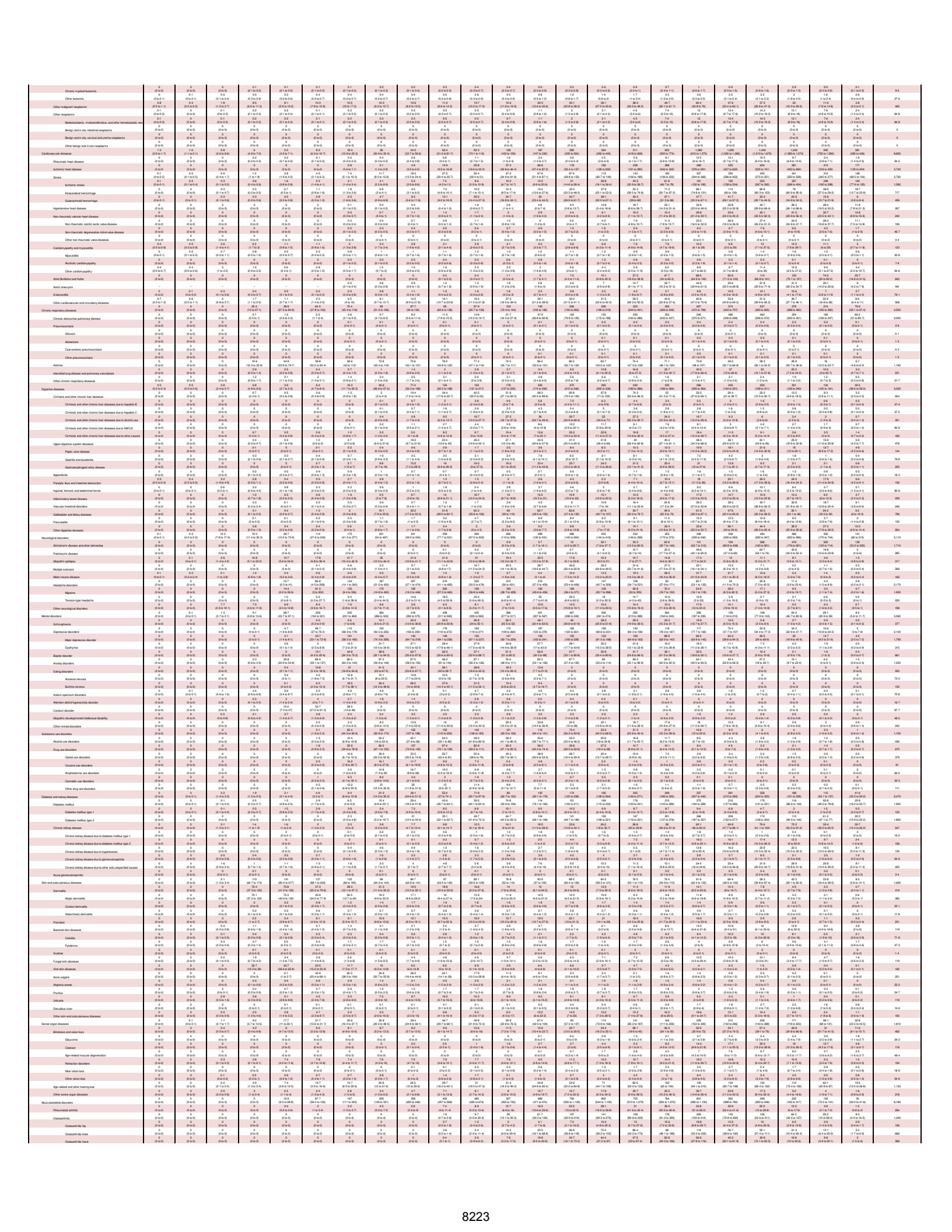

Osteoarthritis other	0 (0 to 0)	0 (0 to 0)	0 (0 to 0)	0 (0 to 0)	0 (0 to 0)	0 (0 to 0)	0 (0 to 0)	0 (0 to 0)	0 (0 to 0)	0-1 (0 to 2)	0-5 (0 to 13)	1-7 (0 to 4)	4-3 (1 to 14)	7-7 (3 to 19)	10-4 (4 to 22)	11-9 (5 to 24)	13-5 (6 to 28)	16 (7 to 33)	19-2 (9 to 35)	9-9 (5 to 20)	6-6 (3 to 13)	3-5 (1 to 9)	1-1 (0 to 2)	99-6	
Low back pain	0 (0 to 0)	0 (0 to 0)	0 (0 to 0)	0 (0 to 0)	10-4 (4 to 19)	53-1 (31 to 85)	95-0 (59 to 152)	139 (76 to 198)	199 (99 to 307)	207 (122 to 310)	239 (145 to 360)	253 (154 to 379)	316 (192 to 482)	396 (228 to 531)	362 (232 to 545)	331 (209 to 497)	331 (225 to 522)	352 (148 to 549)	296 (104 to 551)	166 (62 to 334)	59-8 (25 to 127)	10-2 (4 to 21)	3,760	
Neck pain	0 (0 to 0)	0 (0 to 0)	0 (0 to 0)	5-7 (1 to 19)	20-4 (3 to 55)	49-7 (9 to 127)	52-9 (20 to 107)	61-5 (31 to 122)	89-9 (47 to 168)	114 (61 to 189)	116 (64 to 210)	102 (66 to 183)	138 (83 to 218)	152 (78 to 273)	135 (64 to 235)	110 (53 to 187)	102 (53 to 168)	66-9 (27 to 134)	46-1 (14 to 96)	27-1 (13 to 62)	11-6 (3 to 32)	7-1 (1 to 20)	1,440	
Gout	0 (0 to 0)	0 (0 to 0)	0 (0 to 0)	0 (0 to 0)	0 (0 to 0)	0 (0 to 0)	0 (0 to 0)	0 (0 to 0)	0 (0 to 0)	0 (0 to 0)	0 (0 to 0)	0 (0 to 0)	0 (0 to 0)	0 (0 to 0)	0 (0 to 0)	0 (0 to 0)	0 (0 to 0)	0 (0 to 0)	0 (0 to 0)	0 (0 to 0)	0 (0 to 0)	0 (0 to 0)	0 (0 to 0)	20-4	
Other musculoskeletal disorders	0 (0 to 0)	0 (0 to 0)	0 (0 to 0)	0-4 (0 to 11)	2-3 (0 to 7)	19-6 (7 to 44)	41-2 (14 to 92)	72 (29 to 149)	87-1 (40 to 149)	107 (62 to 160)	109 (67 to 170)	134 (84 to 205)	146 (98 to 209)	138 (85 to 207)	122 (76 to 190)	118 (71 to 182)	121 (79 to 187)	79-5 (45 to 133)	61-6 (22 to 96)	28-8 (11 to 47)	16-1 (5 to 39)	6-6 (2 to 16)	1,410	
Other non-communicable diseases	130 (96 to 178)	60-6 (40 to 77)	159 (116 to 213)	85 (66 to 106)	60 (46 to 76)	99-0 (76 to 115)	149 (120 to 202)	256 (180 to 364)	345 (233 to 493)	398 (276 to 568)	393 (272 to 548)	370 (260 to 513)	459 (284 to 658)	398 (276 to 545)	392 (224 to 562)	333 (232 to 462)	295 (202 to 447)	360 (262 to 492)	268 (203 to 353)	217 (166 to 277)	156 (120 to 194)	97-6 (76 to 121)	5,470	
Congenital birth defects	136 (92 to 174)	52-1 (29 to 68)	111 (75 to 158)	53-9 (32 to 75)	27-1 (24 to 36)	20 (14 to 33)	24-4 (14 to 39)	22 (14 to 38)	19-3 (9 to 35)	15-6 (5 to 32)	19-9 (7 to 40)	19-4 (14 to 24)	17-7 (12 to 22)	20-9 (14 to 27)	19 (13 to 25)	14-4 (9 to 20)	15-9 (10 to 21)	11-9 (5 to 20)	4-7 (2 to 9)	2-7 (1 to 7)	1-7 (0 to 5)	0-4 (0 to 1)	0-1 (0 to 0)	616	
Neural tube defects	10-9 (6 to 17)	2 (1 to 3)	12-6 (5 to 22)	7-6 (4 to 13)	1-2 (0 to 3)	1-2 (0 to 3)	1-3 (0 to 2)	2 (1 to 4)	1 (0 to 1)	1 (0 to 1)	1 (0 to 1)	0-7 (0 to 1)	0-6 (0 to 1)	0-4 (0 to 1)	0-3 (0 to 1)	0-2 (0 to 1)	0-1 (0 to 0)	0-1 (0 to 0)	0-1 (0 to 0)	0-1 (0 to 0)	0-2 (0 to 0)	0-1 (0 to 0)	0-0 (0 to 0)	44	
Congenital heart anomalies	29-3 (16 to 54)	20-8 (13 to 32)	34-1 (19 to 60)	11-3 (6 to 20)	4-5 (2 to 9)	4-3 (2 to 7)	5 (2 to 9)	4-8 (2 to 9)	4-1 (2 to 8)	2-7 (1 to 4)	4-2 (2 to 8)	2-2 (1 to 4)	2-3 (1 to 4)	2-6 (1 to 5)	3-2 (1 to 6)	2-1 (1 to 3)	2-3 (1 to 3)	1-5 (1 to 3)	0-7 (0 to 1)	0-2 (0 to 0)	0-1 (0 to 0)	0-2 (0 to 0)	0-0 (0 to 0)	146	
Orofacial clefts	0 (0 to 0)	0-2 (0 to 0)	0-4 (0 to 1)	0-3 (0 to 1)	0-3 (0 to 1)	0-2 (0 to 0)	0-3 (0 to 1)	0-3 (0 to 1)	0-2 (0 to 0)	0-2 (0 to 0)	0-2 (0 to 0)	0-2 (0 to 0)	0-3 (0 to 1)	0-3 (0 to 1)	0-3 (0 to 1)	0-2 (0 to 0)	0-2 (0 to 0)	0-2 (0 to 0)	0-1 (0 to 0)	0-1 (0 to 0)	0-1 (0 to 0)	0-0 (0 to 0)	0-0 (0 to 0)	4-7	
Down syndrome	3 (1 to 5.1)	0-8 (0 to 1.3)	2-1 (1 to 3.4)	1-8 (1 to 2.7)	1-5 (0 to 2.2)	1-6 (1 to 2.4)	2 (1 to 2.6)	1-9 (1 to 2.7)	2-1 (1 to 2.7)	2-1 (1 to 2.7)	2 (1 to 2.9)	2-1 (1 to 3)	2-9 (1 to 4.1)	3-6 (1 to 5)	7-2 (4 to 10.4)	5-6 (3 to 8)	3 (1 to 4.7)	2 (1 to 3)	1-1 (0 to 1.7)	0-4 (0 to 0.7)	0-1 (0 to 0.3)	0-0 (0 to 0)	47	
Turner syndrome	0 (0 to 0)	0 (0 to 0)	0-1 (0 to 0)	0-2 (0 to 0)	0-1 (0 to 0)	0-2 (0 to 0)	0-2 (0 to 0)	0-2 (0 to 0)	0-2 (0 to 0)	0-2 (0 to 0)	0-2 (0 to 0)	0-2 (0 to 0)	0-1 (0 to 0)	0-1 (0 to 0)	0-1 (0 to 0)	0-1 (0 to 0)	0-1 (0 to 0)	0-1 (0 to 0)	0-1 (0 to 0)	0-1 (0 to 0)	0-1 (0 to 0)	0-0 (0 to 0)	0-0 (0 to 0)	1-8	
Klinefelter syndrome	0 (0 to 0)	0 (0 to 0)	0 (0 to 0)	0 (0 to 0)	0 (0 to 0)	0 (0 to 0)	0 (0 to 0)	0 (0 to 0)	0 (0 to 0)	0 (0 to 0)	0 (0 to 0)	0 (0 to 0)	0 (0 to 0)	0 (0 to 0)	0 (0 to 0)	0 (0 to 0)	0 (0 to 0)	0 (0 to 0)	0 (0 to 0)	0 (0 to 0)	0 (0 to 0)	0 (0 to 0)	0 (0 to 0)	6	
Other chromosomal abnormalities	19-6 (11.4 to 30.2)	11-7 (7 to 17.9)	23 (13.4 to 35.4)	7-1 (4.6 to 10.3)	2-7 (2 to 3.6)	3-4 (2.2 to 5.4)	3-3 (2.1 to 4.8)	2-7 (1.8 to 3.9)	2-8 (1.8 to 4.1)	2-8 (1.7 to 3.9)	2-7 (1.7 to 3.8)	2-3 (1.3 to 3.4)	2-5 (1.4 to 3.7)	2-3 (1.3 to 3.4)	2 (1.1 to 3.1)	1-3 (0.7 to 2)	0-9 (0.5 to 1.4)	0-6 (0.3 to 1)	0-4 (0.2 to 0.6)	0-2 (0.1 to 0.3)	0-1 (0 to 0.2)	0-0 (0 to 0)	94-8	
Congenital musculoskeletal and limb anomalies	4-9 (2.4 to 7.9)	1-3 (0.6 to 2.1)	5-4 (2.6 to 11.4)	1-9 (0.9 to 4.6)	0-7 (0.3 to 1.7)	0-7 (0.3 to 1.6)	0-8 (0.3 to 2)	0-7 (0.3 to 1.7)	0-7 (0.3 to 1.7)	0-7 (0.3 to 1.7)	0-7 (0.3 to 1.7)	0-6 (0.3 to 1.7)	0-7 (0.3 to 1.7)	0-6 (0.3 to 1.7)	0-7 (0.3 to 1.7)	0-6 (0.3 to 1.7)	0-6 (0.3 to 1.7)	0-5 (0.2 to 1.5)	0-3 (0.1 to 1.2)	0-2 (0.1 to 0.8)	0-1 (0 to 0.3)	0-0 (0 to 0.1)	101	
Urogenital congenital anomalies	3-7 (1.9 to 11.5)	0-7 (0.3 to 2.4)	1-4 (0.7 to 6.6)	1-5 (0.8 to 3.6)	0-9 (0.4 to 2.1)	0-6 (0.3 to 2.6)	0-7 (0.3 to 2.1)	0-6 (0.3 to 2.1)	0-6 (0.3 to 2.1)	0-6 (0.3 to 2.1)	0-6 (0.3 to 2.1)	0-5 (0.2 to 2.1)	0-6 (0.3 to 2.1)	0-5 (0.2 to 2.1)	0-6 (0.3 to 2.1)	0-5 (0.2 to 2.1)	0-5 (0.2 to 2.1)	0-4 (0.2 to 1.8)	0-3 (0.1 to 1.5)	0-2 (0.1 to 1.1)	0-1 (0 to 0.5)	0-0 (0 to 0)	11-5	
Digestive congenital anomalies	19-3 (10.4 to 31.3)	3-4 (2 to 5.9)	6-4 (3.4 to 18.1)	2-5 (1.3 to 7.4)	1-2 (0.6 to 3.1)	1-2 (0.6 to 3.1)	1-2 (0.6 to 3.2)	1-2 (0.6 to 3.2)	1-2 (0.6 to 3.2)	1-2 (0.6 to 3.2)	1-2 (0.6 to 3.2)	1-2 (0.6 to 3.2)	1-2 (0.6 to 3.2)	1-2 (0.6 to 3.2)	1-2 (0.6 to 3.2)	1-2 (0.6 to 3.2)	1-2 (0.6 to 3.2)	1-2 (0.6 to 3.2)	1-2 (0.6 to 3.2)	1-2 (0.6 to 3.2)	1-2 (0.6 to 3.2)	0-0 (0 to 0)	43-7	
Other congenital birth defects	370-6 (261.2 to 532.7)	144-9 (96.1 to 199.1)	264 (174.5 to 374)	124 (84.9 to 174)	44-1 (29.7 to 63.3)	37-3 (24.6 to 53.2)	37-2 (24.6 to 52.6)	36-4 (24.1 to 51.2)	36-4 (24.1 to 51.2)	36-4 (24.1 to 51.2)	36-4 (24.1 to 51.2)	36-4 (24.1 to 51.2)	36-4 (24.1 to 51.2)	36-4 (24.1 to 51.2)	36-4 (24.1 to 51.2)	36-4 (24.1 to 51.2)	36-4 (24.1 to 51.2)	36-4 (24.1 to 51.2)	36-4 (24.1 to 51.2)	36-4 (24.1 to 51.2)	36-4 (24.1 to 51.2)	36-4 (24.1 to 51.2)	122	
Urinary diseases and male infertility	0-2 (0 to 0.2)	0-2 (0 to 0.4)	0-9 (0.4 to 1.5)	0-6 (0 to 1.1)	0-7 (0.3 to 1.5)	1-1 (0.5 to 2.2)	2 (1.1 to 3.6)	3-1 (2.2 to 4.3)	4-5 (3.1 to 6.4)	5-4 (3.9 to 7.1)	6-1 (4.1 to 8.2)	6-4 (4.1 to 7.8)	7-5 (5.2 to 10.1)	10-6 (7.5 to 14.3)	12-3 (10.5 to 20.4)	15 (10.5 to 28.4)	20-4 (12.3 to 39.5)	49 (28.3 to 84.9)	60-6 (44.4 to 88.7)	64-5 (40.4 to 89.6)	59-3 (39.7 to 78)	24-1 (13.7 to 34.1)	395	
Urolithiasis	0 (0 to 0)	0 (0 to 0)	0 (0 to 0)	0 (0 to 0)	0 (0 to 0)	0 (0 to 0)	0 (0 to 0)	0-1 (0 to 0.7)	0-1 (0 to 0.7)	0-1 (0 to 0.7)	0-1 (0 to 0.7)	0-1 (0 to 0.7)	0-1 (0 to 0.7)	0-2 (0 to 0.7)	0-2 (0 to 0.7)	0-2 (0 to 0.7)	0-2 (0 to 0.7)	0-2 (0 to 0.7)	0-2 (0 to 0.7)	0-2 (0 to 0.7)	0-2 (0 to 0.7)	0-2 (0 to 0.7)	0-1 (0 to 0.4)	26-6	
Benign prostatic hyperplasia	0 (0 to 0)	0 (0 to 0)	0 (0 to 0)	0 (0 to 0)	0 (0 to 0)	0 (0 to 0)	0 (0 to 0)	0 (0 to 0)	0 (0 to 0)	0 (0 to 0)	0 (0 to 0)	0 (0 to 0)	0 (0 to 0)	0 (0 to 0)	0 (0 to 0)	0 (0 to 0)	0 (0 to 0)	0 (0 to 0)	0 (0 to 0)	0 (0 to 0)	0 (0 to 0)	0 (0 to 0)	0 (0 to 0)	0	
Male infertility	–	–	–	–	–	–	–	–	–	–	–	–	–	–	–	–	–	–	–	–	–	–	–	NA	
Other urinary diseases	0-1 (0 to 0.2)	0-1 (0 to 0.2)	0-2 (0.1 to 0.4)	0-2 (0.1 to 0.4)	0-2 (0.1 to 0.4)	0-3 (0.2 to 0.6)	0-4 (0.2 to 0.8)	0-4 (0.2 to 0.8)	0-6 (0.4 to 0.9)	0-6 (0.4 to 0.9)	0-8 (0.5 to 1.2)	0-8 (0.5 to 1.2)	0-7 (0.4 to 1.1)	0-9 (0.5 to 1.4)	0-8 (0.4 to 1.4)	0-9 (0.5 to 1.6)	0-8 (0.4 to 1.6)	0-6 (0.3 to 1.2)	1-1 (0.5 to 2.1)	0-9 (0.3 to 2.9)	0-9 (0.3 to 2.6)	0-7 (0.2 to 2.3)	0-5 (0.1 to 1.9)	0-2 (0 to 0.4)	13-1
Gynecological diseases	0 (0 to 0)	0 (0 to 0)	0 (0 to 0)	0 (0 to 0)	21-0 (0.0 to 37.2)	0-0 (0 to 0)	0-0 (0 to 116)	0-0 (0 to 204)	0-0 (0 to 237)	0-0 (0 to 237)	0-0 (0 to 255)	0-0 (0 to 255)	0-0 (0 to 227)	0-0 (0 to 227)	0-0 (0 to 227)	0-0 (0 to 227)	0-0 (0 to 227)	0-0 (0 to 227)	0-0 (0 to 227)	0-0 (0 to 227)	0-0 (0 to 227)	0-0 (0 to 227)	0-0 (0 to 227)	2,030	
Uterine fibroids	0 (0 to 0)	0 (0 to 0)	0 (0 to 0)	0 (0 to 0)	0 (0 to 0)	0-0 (0 to 0)	0-0 (0 to 0)	0-0 (0 to 0)	0-0 (0 to 0)	0-0 (0 to 0)	0-0 (0 to 0)	0-0 (0 to 0)	0-0 (0 to 0)	0-0 (0 to 0)	0-0 (0 to 0)	0-0 (0 to 0)	0-0 (0 to 0)	0-0 (0 to 0)	0-0 (0 to 0)	0-0 (0 to 0)	0-0 (0 to 0)	0-0 (0 to 0)	0-0 (0 to 0)	72-9	
Polycystic ovarian syndrome	0 (0 to 0)	0 (0 to 0)	0 (0 to 0)	0 (0 to 0)	0 (0 to 0)	0 (0 to 0)	0 (0 to 0)	1-0 (0.7 to 2.3)	0-9 (0.6 to 2.2)	0-9 (0.6 to 2.2)	0-9 (0.6 to 2.2)	0-9 (0.6 to 2.2)	0-9 (0.6 to 2.2)	0-9 (0.6 to 2.2)	0-9 (0.6 to 2.2)	0-9 (0.6 to 2.2)	0-9 (0.6 to 2.2)	0-9 (0.6 to 2.2)	0-9 (0.6 to 2.2)	0-9 (0.6 to 2.2)	0-9 (0.6 to 2.2)	0-9 (0.6 to 2.2)	98-4	
Female infertility	0 (0 to 0)	0 (0 to 0)	0 (0 to 0)	0 (0 to 0)	0 (0 to 0)	0 (0 to 0)	0 (0 to 0)	0 (0 to 0)	0 (0 to 0)	0 (0 to 0)	0 (0 to 0)	0 (0 to 0)	0 (0 to 0)	0 (0 to 0)	0 (0 to 0)	0 (0 to 0)	0 (0 to 0)	0 (0 to 0)	0 (0 to 0)	0 (0 to 0)	0 (0 to 0)	0 (0 to 0)	0 (0 to 0)	17-5	
Endometriosis	0 (0 to 0)	0 (0 to 0)	0 (0 to 0)	0 (0 to 0)	0 (0 to 0)	0 (0 to 0)	0 (0 to 0)	18-7 (9.9 to 31.7)	18-7 (9.9 to 31.7)	18-7 (9.9 to 31.7)	18-7 (9.9 to 31.7)	18-7 (9.9 to 31.7)	18-7 (9.9 to 31.7)	18-7 (9.9 to 31.7)	18-7 (9.9 to 31.7)	18-7 (9.9 to 31.7)	18-7 (9.9 to 31.7)	18-7 (9.9 to 31.7)	18-7 (9.9 to 31.7)	18-7 (9.9 to 31.7)	18-7 (9.9 to 31.7)	18-7 (9.9 to 31.7)	18-7 (9.9 to 31.7)	66	
Genital prolapse	0 (0 to 0)	0 (0 to 0)	0 (0 to 0)	0 (0 to 0)	0 (0 to 0)	0 (0 to 0)	0 (0 to 0)	0 (0 to 0)	0 (0 to 0)	0 (0 to 0)	0 (0 to 0)	0 (0 to 0)	0 (0 to 0)	0 (0 to 0)	0 (0 to 0)	0 (0 to 0)	0 (0 to 0)	0 (0 to 0)	0 (0 to 0)	0 (0 to 0)	0 (0 to 0)	0 (0 to 0)	0 (0 to 0)	0 (0 to 0)	0 (0 to 0)	0 (0 to 0)
Premenstrual syndrome	0 (0 to 0)	0 (0 to 0)	0 (0 to 0)	0 (0 to 0)	19-0 (9.5 to 34.4)	40-9 (20.3 to 70.7)	53-5 (26.4 to 94.7)	59-3 (31.1 to 99.6)	59-9 (29.7 to 101.4)	61-6 (34.7 to 99)	58-5 (33.1 to 96.5)	48-9 (27.2 to 81.2)	39-1 (21.5 to 67.1)	1-8 (0.9 to 3.5)	1-4 (0.7 to 2.6)	1-1 (0.5 to 2.1)	0-9 (0.4 to 1.7)	0-7 (0.3 to 1.4)	0-5 (0.2 to 1.1)	0-3 (0.1 to 0.8)	0-2 (0 to 0.5)	0-1 (0 to 0.3)	0-0 (0 to 0.1)	413	
Other gynecological diseases	0 (0 to 0)	0 (0 to 0)	0 (0 to 0)	0 (0 to 0)	14-8 (6.9 to 34.4)	76 (44.7 to 115)	74 (44.7 to 115)	168 (94.2 to 235)	182 (107 to 288)	157 (94.3 to 243)	128 (73.5 to 198)	76 (49.2 to 121)	94 (57.6 to 149)	139 (71.6 to 212)	114 (70.2 to 177)	99-3 (54.5 to 149)	68-7 (32.6 to 105)	56 (26.4 to 84.2)	49-2 (21.1 to 71.9)	27-6 (17.7 to 40.1)	16-7 (9.4 to 25.4)	9-6 (5.4 to 14.1)	1,310	
Hemoglobinopathies and hemolytic anemias	0-1 (0 to 0.1)	0-9 (0.3 to 1.9)	0-5 (0.1 to 0.8)	0-6 (0.1 to 0.7)	0-5 (0.1 to 0.9)	0-6 (0.2 to 0.9)	1 (0.2 to 2.2)	11-2 (2.2 to 25.2)	7-1 (1.2 to 19.2)	6-3 (1.0 to 17.4)	5-6 (1 to 17)	3-7 (0.9 to 10.1)	2-2 (0.6 to 6.9)	4-2 (1 to 11.9)	2-9 (0.7 to 7.3)	2-9 (0.6 to 9.5)	3 (0.9 to 11.3)	3-2 (1.1 to 9.3)	2-2 (0.8 to 6.4)	3-4 (1.3 to 8.5)	2-5 (1.1 to 5.5)	2-2 (1.1 to 4.3)	1-2 (0.7 to 2.2)	72	
Thalassemias	0 (0 to 0)	0-1 (0 to 0.1)	0-2 (0 to 0.4)	0-1 (0 to 0.3)	0-1 (0 to 0.1)	0-1 (0 to 0.2)	0-1 (0 to 0.2)	0-1 (0 to 0.1)	0-1 (0 to 0.1)	0-1 (0 to 0.1)	0-1 (0 to 0.1)	0-1 (0 to 0.1)	0-1 (0 to 0.1)	0-1 (0 to 0.1)	0-1 (0 to 0.1)	0-1 (0 to 0.1)	0-1 (0 to 0.1)	0-1 (0 to 0.1)	0-1 (0 to 0.1)	0-1 (0 to 0.1)	0-1 (0 to 0.1)	0-1 (0 to 0.1)	0-0 (0 to 0.1)	0-9	
Thalassemias trait	0 (0 to 0)	0-3 (0.2 to 0.8)	1-3 (0.6 to 2.4)	1-4 (0.6 to 3.2)	0-9 (0.4 to 2.1)	0-2 (0 to 0.7)	0-3 (0 to 0.8)	4-2 (2.1 to 7.2)	3-1 (1.3 to 7.2)	2-8 (1.2 to 6.6)	2-1 (1 to 5.2)	1-1 (0.4 to 3.2)	1-1 (0.4 to 3.4)	0-9 (0.4 to 2.4)	0-9 (0.4 to 2.2)	0-7 (0.3 to 2.2)	0-6 (0.2 to 2.2)	0-6 (0.2 to 2.1)	0-5 (0.2 to 2.1)	0-4 (0 to 1.7)	0-4 (0 to 1.5)	0-3 (0 to 1.1)	0-1 (0 to 0.6)	23-3	
Sickle cell disorders	0 (0 to 0)	0-1 (0 to 0.2)	0-4 (0.2 to 0.7)	0-4 (0.2 to 0.7)	0-4 (0.2 to 0.7)	0-4 (0.2 to 0.7)	0-3 (0.1 to 0.5)	0-3 (0.1 to 0.5)	0-3 (0.1 to 0.5)	0-3 (0.1 to 0.5)	0-2 (0.1 to 0.4)	0-2 (0.1 to 0.3)	0-2 (0.1 to 0.3)	0-1 (0.1 to 0.3)	0-2 (0.1 to 0.3)	0-2 (0.1 to 0.3)	0-1 (0.1 to 0.2)	0-1 (0.1 to 0.2)	0-1 (0.1 to 0.2)	0-1 (0.1 to 0.2)	0-1 (0.1 to 0.2)	0-0 (0 to 0.1)	3-6	
Sickle cell trait	0 (0 to 0)	0-1 (0 to 0.4)	0-6 (0.1 to 1.6)	0-6 (0.2 to 2)	0-5 (0.1 to 1.4)	0-5 (0.1 to 1.4)	0-4 (0.1 to 1.1)	2-9 (0.6 to 7.1)	2-5 (0.6 to 6.2)	2-5 (0.6 to 6.2)	2-5 (0.6 to 6.2)	2-3 (0.6 to 5.9)	2-5 (0.6 to 6.2)	0-5 (0 to 1.5)	0-4 (0 to 1.3)	0-3 (0 to 1.2)	0-3 (0 to 1.1)	0-2 (0 to 0.9)	0-2 (0 to 0.8)	0-2 (0 to 0.6)	0-2 (0 to 0.6)	0-1 (0 to 0.4)	0-0 (0 to 0.1)	17-9	
G6PD deficiency	0 (0 to 0)	0 (0 to 0)	0 (0 to 0)	0-1 (0 to 0.2)	0-1 (0 to 0.2)	0-2 (0 to 0.4)	0-3 (0 to 0.5)	0-3 (0 to 0.5)	0-3 (0 to 0.5)	0-3 (0 to 0.5)	0-3 (0 to 0.6)	0-3 (0 to 0.6)	0-5 (0 to 1.2)	0-4 (0 to 1.2)	0-3 (0 to 1.1)	0-3 (0 to 1.1)	0-3 (0 to 1.1)	0-3 (0 to 1.1)	0-3 (0 to 1.1)	0-3 (0 to 1.1)	0-3 (0 to 1.1)	0-3 (0 to 1.1)	0-0 (0 to 0.1)	3-1	
G6PD trait	0 (0 to 0)	0 (0 to 0)	0 (0 to 0)	0 (0 to 0)	0 (0 to 0)	0 (0 to 0)	0 (0 to 0)	0 (0 to 0)	0 (0 to 0)	0 (0 to 0)	0 (0 to 0)	0 (0 to 0)	0-5 (0 to 1.9)	0-4 (0 to 1.7)	0-4 (0 to 1.5)	0-3 (0 to 1.4)	0-3 (0 to 1.3)	0-3 (0 to 1.2)	0-3 (0 to 1.2)	0-3 (0 to 1.2)	0-3 (0 to 1.2)	0-3 (0 to 1.2)	0-0 (0 to 0.1)	0-3	
Other hemoglobinopathies and hemolytic anemias	0-2 (0 to 0.7)	0-6 (0.1 to 2.2)	0-9 (0.1 to 2.5)	0-7 (0.1 to 2.6)	0-7 (0.1 to 2.6)	0-5 (0.1 to 2)	0-5 (0.1 to 1.9)	0-5 (0.1 to 1.9)	0-6 (0.1 to 2.1)	0-5 (0.1 to 1.9)	0-5 (0.2 to 1.7)	0-5 (0.2 to 1.5)	0-5 (0.2 to 1.5)	0-5 (0.2 to 1.5)	0-5 (0.2 to 1.5)	0-5 (0.2 to 1.5)	0-5 (0.2 to 1.5)	0-5 (0.2 to 1.5)	0-5 (0.2 to 1.5)	0-5 (0.2 to 1.5)	0-5 (0.2 to 1.5)	0-5 (0.2 to 1.5)	0-4 (0.2 to 0.6)	24	
Endocrine, metabolic, blood, and immune disorders	3-7 (2.1 to 5.4)	2-6 (2 to 3.5)	13-4 (8.3 to 20.1)	22-1 (15.1 to 29.9)	21-9 (14.9 to 29.4)	28 (19.3 to 40.2)	28-7 (20.1 to 39.8)	47-4 (31.1 to 67.9)	54-9 (34.4 to 83.4)	64-2 (40.3 to 102)	69 (45.7 to 112)	61-3 (39.2 to 102)	72-3 (46.2 to 112)	81-3 (52.2 to 122)	82-5 (52.3 to 127)	100 (63.3 to 157)	127 (75.5 to 192)	116 (68.4 to 184)	77-3 (47.9 to 121)	52-7 (30.7 to 79.4)	27-4 (16.2 to 41.3)	12-6 (6.9 to 17.7)	4-1 (2.6 to 5.8)	1,330	
Oral disorders	0 (0 to 0)	4-7 (2.7 to 7.2)	7-7 (4.7 to 11.6)	4-7 (2.7 to 7.1)	7-1 (4.7 to 9.6)	11-1 (8.1 to 15.1)	16-1 (9.9 to 24.1)	22 (12.4 to 35.7)	29-5 (16.3 to 47.4)	28-5 (16.3 to 47.4)	22-1 (10.9 to 38.7)	27-1 (20.8 to 44.1)	29-5 (19.9 to 47.4)	68-1 (42.9 to 110)	83-9 (53.1 to 131)	96-6 (58.4 to 170)	116 (68.4 to 179)	140 (68.3 to 217)	155 (64.4 to 257)	78-9 (49.9 to 113)	49 (31.4 to 71.1)	22-1 (14.6 to 31.1)	4-8 (2.9 to 6.9)	990	
Caries of deciduous teeth	0 (0 to 0)	0 (0 to 0)	0 (0 to 0)	0-1 (0 to 1.7)	0-1 (0 to 2.4)	0 (0 to 0)	0 (0 to 0)	0 (0 to 0)	0 (0 to 0)	0 (0 to 0)	0 (0 to 0)	0 (0 to 0)	0 (0 to 0)	0 (0 to 0)	0 (0 to 0)	0 (0 to 0)	0 (0 to 0)	0 (0 to 0)	0 (0 to 0)	0 (0 to 0)	0 (0 to 0)	0 (0 to 0)	0 (0 to 0)	1-6	
Caries of permanent teeth	0 (0 to 0)	0 (0 to 0)	0 (0 to 0)	0 (0 to 0)	3-2 (1.6 to 6.2)	4-7 (3 to 8.5)	4-7 (2.9 to 8.5)	4-7 (2.9 to 8.5)	4-7 (2.9 to 10.1)	4-7 (2.9 to 10.7)	5-1 (2.9 to 10.2)	4-6 (1.9 to 9.2)	2-5 (0.9 to 10.4)	1-2 (0.1 to 11.2)	4-2 (1.9 to 10.8)	3-5 (1.5 to 9.7)	3-5 (1.6 to 7.9)	3-5 (1.6 to 7.9)	2-4 (1 to 6.6)	0-6 (0 to 3.2)	0-5 (0 to 3.7)	0-5 (0 to 2.1)	65-9	
Periodontal diseases	0 (0 to 0)	0 (0 to 0)	0 (0 to 0)	0 (0 to 0)	0 (0 to 0)	0 (0 to 0)	0 (0 to 0)	0 (0 to 0)	0 (0 to 0)	0 (0 to 0)	0 (0 to 0)	0 (0 to 0)	0 (0 to 0)	0 (0 to 0)	0 (0 to 0)	0 (0 to 0)	0 (0 to 0)	0 (0 to 0)	0 (0 to 0)	0 (0 to 0)	0 (0 to 0)	0 (0 to 0)	0 (0 to 0)	131	
Other oral disorders	0 (0 to 0)	0 (0 to 0)	0 (0 to 0)	4-3 (2.5 to 6.7)	4-3 (2.5 to 6.7)	4-4 (2.9 to 6)	4-4 (2.9 to 6.1)	4-4 (2.9 to 6.1)	4-4 (2.9 to 6.1)	4-4 (2.9 to 6.1)	4-4 (2.9 to 6.1)	4-4 (2.9 to 6.1)	4-4 (2.9 to 6.1)	4-4 (2.9 to 6.1)	4-4 (2.9 to 6.1)	4-4 (2.9 to 6.1)	4-4 (2.9 to 6.1)	4-4 (2.9 to 6.1)	4-4 (2.9 to 6.1)	4-4 (2.9 to 6.1)	4-4 (2.9 to 6.1)	4-4 (2.9 to 6.1)	0-7 (0 to 1.8)	139	
Sudden infant death syndrome	–	4-6 (2.8 to 7)	0-4 (0.2 to 0.8)	(17.7 to 57)	–	–	–	–	–	–	–	–	–	–	–	–	–	–	–	–	–	–	–	NA	
Injuries	1-3 (1 to 1.7)	1-6 (1.2 to 2.2)	3-6 (2.6 to 4.9)	34-6 (9.8 to 119.9)	38-2 (9.2 to 42.6)	46-1 (34.4 to 60.7)	62-2 (47.7 to 82.4)	118 (90.1 to 163)	146 (110 to 178)	143 (114 to 181)	165 (129 to 212)	179 (140 to 228)	178 (138 to 225)	212 (165 to 274)	226 (173 to 291)	217 (166 to 281)	197 (149 to 257)	207 (157 to 270)	253 (194 to 328)	218 (169 to 284)	219 (170 to 283)	177 (138 to 225)	110 (85.7 to 138)	41-1 (32.3 to 51.4)	3,170
Transport injuries	0-1 (0.1 to 0.1)	0-1 (0 to 0.1)	0-1 (0.1 to 0.1)	0-6 (0.4 to 1.4)	0-6 (0.4 to 0.8)	0-6 (0.4 to 0.8)	0-7 (0.5 to 1.3)	0-9 (0.6 to 1.5)	0-9 (0.6 to 1.5)	0-9 (0.6 to 1.5)	0-9 (0.6 to 1.5)	0-9 (0.6 to 1.5)	0-9 (0.6 to 1.5)	0-9 (0.6 to 1.5)	0-9 (0.6 to 1.5)	0-9 (0.6 to 1.5)	0-9 (0.6 to 1.5)	0-9 (0.6 to 1.5)	0-9 (0.6 to 1.5)	0-9 (0.6 to 1.5)	0-9 (0.6 to 1.5)	0-9 (0.6 to 1.5)	0-9 (0.6 to 1.5)	313	
Road injuries	0 (0 to 0)	0-1 (0 to 0.1)	0-1 (0 to 0.1)	0-5 (0.3 to 1.3)	0-5 (0.3 to 0.9)	0-6 (0.4 to 0.8)	0-8 (0.5 to 1.2)	1-1 (0.7 to 1.6)	1-2 (0.8 to 1.7)	1-2 (0.8 to 1.7)	1-2 (0.8 to 1.7)	1-2 (0.8 to 1.7)	1-2

SR Table 2b: Leeds DALYS by cause and age group for females with 95% uncertainty intervals, 2019

Cause	Early Neonatal (0-6 days)	Late Neonatal (7-27 days)	Post Neonatal (28-364 days)	1 to 4 (1-4 years)	5 to 9 (5-9 years)	10 to 14 (10-14 years)	15 to 19 (15-19 years)	20 to 24 (20-24 years)	25 to 29 (25-29 years)	30 to 34 (30-34 years)	35 to 39 (35-39 years)	40 to 44 (40-44 years)	45 to 49 (45-49 years)	50 to 54 (50-54 years)	55 to 59 (55-59 years)	60 to 64 (60-64 years)	65 to 69 (65-69 years)	70 to 74 (70-74 years)	75 to 79 (75-79 years)	80 to 84 (80-84 years)	85 to 89 (85-89 years)	90 to 94 (90-94 years)	95 plus (95 plus years)	Total
All causes	3,634 (3,418 to 3,858)	2,256 (2,056 to 2,481)	3,944 (3,702 to 4,202)	15,102 (14,699 to 15,515)	10,975 (10,704 to 11,258)	10,966 (10,691 to 11,255)	11,665 (11,365 to 11,980)	12,313 (11,997 to 12,646)	13,202 (12,862 to 13,562)	14,220 (13,847 to 14,613)	15,599 (15,179 to 16,042)	17,511 (17,029 to 18,018)	19,966 (19,397 to 20,556)	22,753 (22,092 to 23,443)	25,844 (25,078 to 26,650)	29,211 (28,335 to 30,132)	32,966 (31,962 to 34,000)	36,911 (35,772 to 38,072)	40,966 (39,670 to 42,300)	45,211 (43,760 to 46,722)	49,966 (48,344 to 51,650)	54,211 (52,430 to 56,060)	58,966 (57,021 to 60,993)	115,322 (111,477 to 119,282)
Communicable, maternal, neonatal, and nutritional diseases	947 (747 to 998)	1,132 (1,026 to 1,272)	197 (132 to 262)	217 (145 to 304)	160 (120 to 201)	120 (89 to 156)	118 (88.2 to 153)	210 (158 to 263)	221 (166 to 286)	224 (170 to 288)	256 (197 to 324)	308 (236 to 388)	396 (306 to 498)	494 (381 to 622)	604 (466 to 757)	737 (570 to 923)	893 (693 to 1,118)	1,097 (853 to 1,374)	1,297 (1,008 to 1,625)	1,497 (1,163 to 1,875)	1,697 (1,318 to 2,125)	1,897 (1,473 to 2,375)	2,097 (1,628 to 2,625)	5,779
HIV/AIDS and sexually transmitted infections	17.3 (4.9 to 39.1)	4.6 (1.4 to 10.9)	7.9 (2.1 to 18.7)	1.3 (1.1 to 1.7)	0.9 (0.7 to 1.1)	0.9 (0.8 to 1.1)	1.7 (1.3 to 2.4)	5.6 (3.8 to 8.1)	12.9 (8.5 to 18.8)	19.6 (12.6 to 28.4)	29.6 (19.5 to 43.1)	20.8 (14.4 to 29.4)	13.6 (9.5 to 19.6)	9.6 (6.9 to 13.1)	6.4 (4.6 to 8.9)	5.4 (3.7 to 8)	3.2 (2.3 to 5.3)	2.2 (1.6 to 3.4)	1.3 (0.9 to 2.2)	0.9 (0.6 to 1.5)	0.4 (0.3 to 0.8)	0.2 (0.1 to 0.2)	164
HIV/AIDS	0 (0 to 0)	0 (0 to 0)	1 (0 to 1.9)	1.1 (0.9 to 1.3)	0.7 (0.5 to 0.9)	0.6 (0.5 to 0.7)	1.5 (1.1 to 2.1)	4.1 (2.9 to 5.7)	7.6 (5.7 to 10.1)	9.3 (6.9 to 11.3)	9.1 (6.9 to 12.1)	6.9 (5.1 to 9.1)	4.1 (3 to 5.7)	2.5 (1.8 to 3.5)	1.4 (1 to 2)	0.9 (0.6 to 1.4)	0.5 (0.3 to 0.9)	0.3 (0.2 to 0.6)	0.2 (0.1 to 0.4)	0.1 (0 to 0.3)	0 (0 to 0.1)	0 (0 to 0.1)	0 (0 to 0)	42.3
HIV/AIDS - Drug-susceptible Tuberculosis	0 (0 to 0)	0 (0 to 0)	0 (0 to 0)	0.2 (0.1 to 0.3)	0.1 (0 to 0.1)	0.1 (0 to 0.1)	0.1 (0 to 0.1)	0.2 (0 to 0.3)	0.4 (0.2 to 0.6)	0.5 (0.3 to 0.8)	0.6 (0.3 to 1)	0.5 (0.3 to 0.8)	0.3 (0.2 to 0.5)	0.2 (0.1 to 0.3)	0.1 (0 to 0.2)	0.1 (0 to 0.1)	0 (0 to 0.1)	0 (0 to 0.1)	0 (0 to 0.1)	0 (0 to 0.1)	0 (0 to 0.1)	0 (0 to 0)	0 (0 to 0)	4.1
HIV/AIDS - Multidrug-resistant Tuberculosis without extensive drug resistance	0 (0 to 0)	0 (0 to 0)	0 (0 to 0)	0 (0 to 0)	0 (0 to 0)	0 (0 to 0)	0 (0 to 0)	0 (0 to 0)	0 (0 to 0)	0 (0 to 0)	0 (0 to 0)	0 (0 to 0)	0 (0 to 0)	0 (0 to 0)	0 (0 to 0)	0 (0 to 0)	0 (0 to 0)	0 (0 to 0)	0 (0 to 0)	0 (0 to 0)	0 (0 to 0)	0 (0 to 0)	0 (0 to 0)	0
HIV/AIDS - Extensively drug-resistant Tuberculosis	0 (0 to 0)	0 (0 to 0)	0 (0 to 0)	0 (0 to 0)	0 (0 to 0)	0 (0 to 0)	0 (0 to 0)	0 (0 to 0)	0 (0 to 0)	0 (0 to 0)	0 (0 to 0)	0 (0 to 0)	0 (0 to 0)	0 (0 to 0)	0 (0 to 0)	0 (0 to 0)	0 (0 to 0)	0 (0 to 0)	0 (0 to 0)	0 (0 to 0)	0 (0 to 0)	0 (0 to 0)	0 (0 to 0)	0
HIV/AIDS resulting in other diseases	0 (0 to 0)	0 (0 to 0)	1.3 (0 to 1.6)	0.8 (0.7 to 1.1)	0.6 (0.5 to 0.8)	0.5 (0.4 to 0.6)	0.7 (0.5 to 0.9)	1.2 (1.1 to 1.4)	2.7 (2.5 to 3)	4.6 (4.2 to 5)	6.5 (5.9 to 7.1)	6.1 (5.5 to 6.7)	6.2 (5.6 to 6.8)	5.3 (4.8 to 5.8)	3.6 (3.2 to 4)	2.5 (2.2 to 2.8)	1.7 (1.5 to 1.9)	1.1 (0.9 to 1.2)	0.6 (0.5 to 0.7)	0.3 (0.2 to 0.4)	0.1 (0.1 to 0.2)	0 (0 to 0.1)	0 (0 to 0)	59.9
Sexually transmitted infections excluding HIV	17.3 (4.9 to 39.1)	4.6 (1.4 to 10.9)	6.9 (1.9 to 16.2)	0.3 (0.1 to 0.6)	0.2 (0 to 0.3)	0.3 (0.2 to 0.4)	0.2 (0.1 to 0.3)	1.5 (1 to 2.1)	5.3 (3.6 to 7.5)	10.3 (6.9 to 14.5)	20.2 (13.7 to 28.7)	14.7 (9.9 to 20.7)	9.5 (6.3 to 13.5)	4.3 (2.8 to 6.2)	2.8 (1.8 to 4)	2.5 (1.6 to 3.7)	1.5 (1 to 2.3)	1.1 (0.7 to 1.8)	0.7 (0.4 to 1.3)	0.6 (0.3 to 1.1)	0.3 (0.2 to 0.6)	0.2 (0.1 to 0.2)	0.1 (0 to 0.2)	101
Syphilis	0 (0 to 0)	0 (0 to 0)	0.3 (0.1 to 0.4)	0.2 (0.1 to 0.3)	0.2 (0.1 to 0.3)	0.2 (0.1 to 0.3)	0.2 (0.1 to 0.3)	0.9 (0.6 to 1.2)	2.1 (1.5 to 2.8)	3.1 (2.2 to 4.2)	4.2 (3 to 5.7)	3.1 (2.2 to 4.2)	2.1 (1.5 to 2.8)	1.1 (0.8 to 1.5)	0.7 (0.5 to 1)	0.5 (0.3 to 0.7)	0.3 (0.2 to 0.5)	0.2 (0.1 to 0.4)	0.1 (0.1 to 0.3)	0.1 (0 to 0.2)	0 (0 to 0.1)	0 (0 to 0.1)	0 (0 to 0)	29.2
Chlamydial infection	0 (0 to 0)	0 (0 to 0)	0 (0 to 0)	0 (0 to 0)	0 (0 to 0)	0 (0 to 0)	0 (0 to 0)	0 (0 to 0)	0 (0 to 0)	0 (0 to 0)	0 (0 to 0)	0 (0 to 0)	0 (0 to 0)	0 (0 to 0)	0 (0 to 0)	0 (0 to 0)	0 (0 to 0)	0 (0 to 0)	0 (0 to 0)	0 (0 to 0)	0 (0 to 0)	0 (0 to 0)	0 (0 to 0)	0 (0 to 0)	14.6
Gonococcal infection	0 (0 to 0)	0 (0 to 0)	0 (0 to 0)	0 (0 to 0)	0 (0 to 0)	0 (0 to 0)	0 (0 to 0)	0 (0 to 0)	0 (0 to 0)	0 (0 to 0)	0 (0 to 0)	0 (0 to 0)	0 (0 to 0)	0 (0 to 0)	0 (0 to 0)	0 (0 to 0)	0 (0 to 0)	0 (0 to 0)	0 (0 to 0)	0 (0 to 0)	0 (0 to 0)	0 (0 to 0)	0 (0 to 0)	0 (0 to 0)	0.2
Trichomoniasis	0 (0 to 0)	0 (0 to 0)	0 (0 to 0)	0 (0 to 0)	0 (0 to 0)	0 (0 to 0)	0 (0 to 0)	0 (0 to 0)	0 (0 to 0)	0 (0 to 0)	0 (0 to 0)	0 (0 to 0)	0 (0 to 0)	0 (0 to 0)	0 (0 to 0)	0 (0 to 0)	0 (0 to 0)	0 (0 to 0)	0 (0 to 0)	0 (0 to 0)	0 (0 to 0)	0 (0 to 0)	0 (0 to 0)	0 (0 to 0)	0.1
Genital herpes	0 (0 to 0)	0 (0 to 0)	0 (0 to 0)	0 (0 to 0)	0 (0 to 0)	0 (0 to 0)	0 (0 to 0)	0 (0 to 0)	0 (0 to 0)	0 (0 to 0)	0 (0 to 0)	0 (0 to 0)	0 (0 to 0)	0 (0 to 0)	0 (0 to 0)	0 (0 to 0)	0 (0 to 0)	0 (0 to 0)	0 (0 to 0)	0 (0 to 0)	0 (0 to 0)	0 (0 to 0)	0 (0 to 0)	0 (0 to 0)	0.1
Other sexually transmitted infections	0 (0 to 0)	0 (0 to 0)	0 (0 to 0)	0 (0 to 0)	0 (0 to 0)	0 (0 to 0)	0 (0 to 0)	0 (0 to 0)	0 (0 to 0)	0 (0 to 0)	0 (0 to 0)	0 (0 to 0)	0 (0 to 0)	0 (0 to 0)	0 (0 to 0)	0 (0 to 0)	0 (0 to 0)	0 (0 to 0)	0 (0 to 0)	0 (0 to 0)	0 (0 to 0)	0 (0 to 0)	0 (0 to 0)	0 (0 to 0)	0
Respiratory infections and tuberculosis	0 (0 to 0)	0 (0 to 0)	0.9 (0.2 to 2.1)	0.9 (0.7 to 1.2)	0.7 (0.5 to 0.9)	0.7 (0.5 to 0.9)	0.8 (0.6 to 1)	0.9 (0.7 to 1.2)	1.1 (0.8 to 1.4)	1.3 (0.9 to 1.7)	1.5 (1.1 to 2)	1.8 (1.3 to 2.4)	2.2 (1.6 to 2.9)	2.8 (2 to 3.7)	3.5 (2.5 to 4.6)	4.3 (3.1 to 5.7)	5.2 (3.8 to 6.9)	6.2 (4.5 to 8.2)	7.2 (5.2 to 9.6)	8.2 (5.9 to 10.9)	9.2 (6.6 to 12.2)	10.2 (7.3 to 13.6)	11.2 (8 to 14.9)	15.2
Tuberculosis	0 (0 to 0)	0 (0 to 0)	0.9 (0.2 to 2.1)	0.9 (0.7 to 1.2)	0.7 (0.5 to 0.9)	0.7 (0.5 to 0.9)	0.8 (0.6 to 1)	0.9 (0.7 to 1.2)	1.1 (0.8 to 1.4)	1.3 (0.9 to 1.7)	1.5 (1.1 to 2)	1.8 (1.3 to 2.4)	2.2 (1.6 to 2.9)	2.8 (2 to 3.7)	3.5 (2.5 to 4.6)	4.3 (3.1 to 5.7)	5.2 (3.8 to 6.9)	6.2 (4.5 to 8.2)	7.2 (5.2 to 9.6)	8.2 (5.9 to 10.9)	9.2 (6.6 to 12.2)	10.2 (7.3 to 13.6)	11.2 (8 to 14.9)	15.2
Lower respiratory infections	0 (0 to 0)	0 (0 to 0)	0 (0 to 0)	0 (0 to 0)	0 (0 to 0)	0 (0 to 0)	0 (0 to 0)	0 (0 to 0)	0 (0 to 0)	0 (0 to 0)	0 (0 to 0)	0 (0 to 0)	0 (0 to 0)	0 (0 to 0)	0 (0 to 0)	0 (0 to 0)	0 (0 to 0)	0 (0 to 0)	0 (0 to 0)	0 (0 to 0)	0 (0 to 0)	0 (0 to 0)	0 (0 to 0)	0 (0 to 0)	0
Upper respiratory infections	0 (0 to 0)	0 (0 to 0)	0 (0 to 0)	0 (0 to 0)	0 (0 to 0)	0 (0 to 0)	0 (0 to 0)	0 (0 to 0)	0 (0 to 0)	0 (0 to 0)	0 (0 to 0)	0 (0 to 0)	0 (0 to 0)	0 (0 to 0)	0 (0 to 0)	0 (0 to 0)	0 (0 to 0)	0 (0 to 0)	0 (0 to 0)	0 (0 to 0)	0 (0 to 0)	0 (0 to 0)	0 (0 to 0)	0 (0 to 0)	0
Otitis media	0 (0 to 0)	0 (0 to 0)	2.1 (0 to 5.9)	3 (1.7 to 4.6)	2.5 (1.4 to 3.8)	2.5 (1.4 to 3.8)	2.7 (1.5 to 4.1)	2.9 (1.6 to 4.4)	3.2 (1.8 to 4.8)	3.4 (1.9 to 5.2)	3.6 (2 to 5.5)	3.9 (2.2 to 5.9)	4.3 (2.4 to 6.5)	4.8 (2.7 to 7.2)	5.3 (3 to 8)	5.9 (3.3 to 8.9)	6.5 (3.6 to 9.8)	7.2 (4 to 10.8)	7.9 (4.4 to 11.9)	8.7 (4.8 to 13)	9.5 (5.2 to 14.2)	10.3 (5.6 to 15.4)	11.2 (6.1 to 16.7)	72
Enteric infections	0 (0 to 0)	0 (0 to 0)	0.1 (0 to 0.2)	0.2 (0 to 0.3)	0.2 (0 to 0.3)	0.2 (0 to 0.3

Other neoplasms	0·2 (0 to 0·3)	0 (0 to 0)	0·2 (0·1 to 0·4)	0·3 (0·2 to 0·4)	0·2 (0·2 to 0·4)	0·2 (0·2 to 0·3)	0·2 (0·2 to 0·4)	0·3 (0·2 to 0·4)	0·5 (0·3 to 0·9)	0·8 (0·6 to 1·3)	0·8 (0·5 to 1·2)	1·2 (0·7 to 1·8)	1·8 (1·2 to 2·7)	2·9 (1·9 to 4·4)	4·7 (3·1 to 6·9)	6·9 (4·5 to 9·9)	10·6 (7·0 to 14·9)	18·6 (12·5 to 26·3)	20·2 (15·1 to 27·6)	21·2 (15·0 to 30·3)	20 (14·0 to 27·4)	11·2 (7·3 to 16)	3·4 (2·1 to 5)	127
Myelodysplastic, myeloproliferative, and other hematopoietic neoplasms	0·2 (0 to 0·3)	0 (0 to 0)	0·2 (0·1 to 0·4)	0·2 (0·2 to 0·4)	0·2 (0·2 to 0·4)	0·2 (0·2 to 0·3)	0·2 (0·2 to 0·4)	0·3 (0·2 to 0·4)	0·5 (0·3 to 0·9)	0·8 (0·6 to 1·3)	0·8 (0·5 to 1·2)	1·2 (0·7 to 1·8)	1·8 (1·2 to 2·7)	2·9 (1·9 to 4·4)	4·7 (3·1 to 6·9)	6·9 (4·5 to 9·9)	10·6 (7·0 to 14·9)	18·6 (12·5 to 26·3)	20·2 (15·1 to 27·6)	21·2 (15·0 to 30·3)	20 (14·0 to 27·4)	11·2 (7·3 to 16)	3·4 (2·1 to 5)	127
Benign and in situ intestinal neoplasms	0 (0 to 0)	0 (0 to 0)	0 (0 to 0)	0 (0 to 0)	0 (0 to 0)	0 (0 to 0)	0 (0 to 0)	0 (0 to 0)	0 (0 to 0)	0 (0 to 0)	0 (0 to 0)	0 (0 to 0)	0 (0 to 0)	0 (0 to 0)	0 (0 to 0)	0 (0 to 0)	0 (0 to 0)	0 (0 to 0)	0 (0 to 0)	0 (0 to 0)	0 (0 to 0)	0 (0 to 0)	0 (0 to 0)	0
Benign and in situ cervical and uterine neoplasms	0 (0 to 0)	0 (0 to 0)	0 (0 to 0)	0 (0 to 0)	0 (0 to 0)	0 (0 to 0)	0 (0 to 0)	0 (0 to 0)	0 (0 to 0)	0 (0 to 0)	0 (0 to 0)	0 (0 to 0)	0 (0 to 0)	0 (0 to 0)	0 (0 to 0)	0 (0 to 0)	0 (0 to 0)	0 (0 to 0)	0 (0 to 0)	0 (0 to 0)	0 (0 to 0)	0 (0 to 0)	0 (0 to 0)	0
Other benign and in situ neoplasms	0 (0 to 0)	0 (0 to 0)	0 (0 to 0)	0 (0 to 0)	0 (0 to 0)	0 (0 to 0)	0 (0 to 0)	0 (0 to 0)	0 (0 to 0)	0 (0 to 0)	0 (0 to 0)	0 (0 to 0)	0 (0 to 0)	0 (0 to 0)	0 (0 to 0)	0 (0 to 0)	0 (0 to 0)	0 (0 to 0)	0 (0 to 0)	0 (0 to 0)	0 (0 to 0)	0 (0 to 0)	0 (0 to 0)	0
Cardiovascular diseases	1·8 (1·2 to 2·5)	2·6 (1·8 to 3·6)	8·2 (4·8 to 12·4)	8·9 (7 to 10·8)	7·3 (5·4 to 9·7)	13·6 (10·5 to 17·7)	29·3 (19·1 to 33·2)	42·9 (32·3 to 56·1)	84·1 (66·3 to 111)	123 (97·5 to 159)	156 (126 to 194)	223 (181 to 285)	296 (234 to 377)	422 (337 to 519)	562 (447 to 692)	769 (623 to 911)	966 (804 to 1,146)	1,466 (1,224 to 1,830)	1,830 (1,553 to 2,140)	2,260 (1,900 to 2,680)	2,120 (1,710 to 2,470)	1,480 (1,190 to 1,720)	599 (473 to 686)	13,700
Rheumatic heart disease	0 (0 to 0)	0 (0 to 0)	0 (0 to 0)	0·2 (0·2 to 0·4)	0·2 (0·2 to 0·3)	0·3 (0·2 to 0·4)	0·2 (0·2 to 0·4)	0·4 (0·3 to 0·6)	1·4 (1 to 2·1)	2 (1·4 to 2·7)	4·1 (3·1 to 5·6)	6·1 (4·6 to 8·3)	5·2 (3·9 to 7·1)	7·4 (5·6 to 10·4)	9·4 (7·1 to 13·1)	11·9 (9·1 to 16·7)	19·1 (12·1 to 27·3)	23·1 (16·4 to 34·1)	29·7 (19·4 to 38·7)	24·9 (16·9 to 37·4)	17·7 (12·1 to 26·4)	11·1 (6·9 to 16·4)	4·1 (2·5 to 6·2)	209
Ischemic heart disease	0·1 (0 to 0·2)	0·2 (0 to 0·3)	0·5 (0·3 to 0·8)	0·6 (0·4 to 0·9)	0·5 (0·3 to 0·7)	0·9 (0·6 to 1·1)	2·1 (1·6 to 2·4)	3·1 (2·6 to 3·7)	6·1 (5·2 to 7·2)	9·1 (7·8 to 10·8)	12·1 (10·2 to 14·3)	17·1 (14·3 to 20·4)	23·1 (19·2 to 27·5)	32·1 (26·6 to 38·3)	43·1 (35·6 to 51·5)	58·1 (47·8 to 69·3)	73·1 (60·1 to 87·3)	111·1 (91·3 to 133)	139·1 (114·2 to 166)	161·1 (132·2 to 192)	161·1 (132·2 to 192)	112·1 (92·1 to 134)	46·1 (37·9 to 55)	1,200
Stroke	0·1 (0·1 to 0·2)	0·3 (0·2 to 0·4)	0·9 (0·6 to 1·3)	1·8 (1·3 to 2·5)	1·5 (1·1 to 2·1)	4·8 (4·0 to 5·9)	9·6 (8·1 to 12·0)	17 (11·7 to 23·4)	32·6 (23·4 to 42·7)	49·6 (36·8 to 62·6)	62·7 (48·2 to 79)	79 (60·7 to 100)	99·6 (76·7 to 126)	131 (101 to 166)	158 (122 to 199)	199 (154 to 251)	223 (171 to 287)	414 (321 to 533)	522 (403 to 674)	668 (504 to 859)	643 (483 to 842)	439 (329 to 580)	181 (132 to 241)	3,940
Ischemic stroke	0·1 (0 to 0·1)	0·3 (0·1 to 0·5)	0·8 (0·5 to 1·2)	1·7 (1·2 to 2·4)	1·4 (1·1 to 2·1)	3·8 (3·2 to 4·6)	8·7 (7·4 to 10·3)	13·9 (9·6 to 19·2)	19·8 (14·2 to 26·7)	28·1 (21·1 to 36·5)	31·7 (24·3 to 40·1)	37 (28·2 to 47·1)	37·1 (28·4 to 47·1)	39·5 (29·8 to 49·1)	38·4 (28·4 to 48·1)	41·2 (30·2 to 52·1)	41·2 (30·2 to 52·1)	77·12 (57·1 to 97·4)	193 (143 to 243)	272 (203 to 343)	232 (172 to 293)	159 (118 to 201)	65·1 (48·2 to 82·3)	2,180
Intracerebral hemorrhage	0 (0 to 0)	0·1 (0 to 0·1)	0·3 (0·2 to 0·5)	0·6 (0·4 to 0·9)	0·5 (0·3 to 0·8)	1·2 (0·8 to 1·6)	2·2 (1·7 to 2·8)	3·1 (2·4 to 3·9)	5·5 (4·3 to 6·9)	9·5 (7·4 to 12·2)	13·1 (10·2 to 16·7)	19·1 (14·9 to 24·1)	23·1 (18·1 to 29·2)	30·1 (23·6 to 38·1)	41·1 (32·2 to 51·8)	54·1 (42·4 to 68·1)	71·1 (55·7 to 89·5)	110 (86·2 to 139)	130 (102 to 164)	152 (119 to 192)	150 (118 to 189)	104 (81·5 to 131)	42·1 (33·1 to 53·1)	670
Subarachnoid hemorrhage	0 (0 to 0·1)	0 (0 to 0)	0·1 (0·1 to 0·2)	0·2 (0·2 to 0·4)	0·2 (0·2 to 0·3)	0·4 (0·3 to 0·6)	0·9 (0·7 to 1·2)	1·4 (1·2 to 1·7)	2·4 (2·1 to 2·8)	3·6 (3·1 to 4·2)	4·8 (4·2 to 5·6)	6·3 (5·5 to 7·4)	8·1 (7·1 to 9·5)	10·3 (9·1 to 12·1)	12·6 (11·1 to 14·8)	15·6 (13·7 to 18·3)	18·6 (16·3 to 21·8)	23·6 (20·7 to 27·6)	27·6 (24·2 to 32·3)	31·6 (27·7 to 37·1)	33·6 (29·5 to 39·4)	33·6 (29·5 to 39·4)	16·6 (14·6 to 19·5)	690
Hypertensive heart disease	0 (0 to 0)	0 (0 to 0)	0 (0 to 0)	0 (0 to 0)	0 (0 to 0)	0 (0 to 0)	0 (0 to 0)	0 (0 to 0)	0 (0 to 0)	0 (0 to 0)	0 (0 to 0)	0 (0 to 0)	0 (0 to 0)	0 (0 to 0)	0 (0 to 0)	0 (0 to 0)	0 (0 to 0)	0 (0 to 0)	0 (0 to 0)	0 (0 to 0)	0 (0 to 0)	0 (0 to 0)	0 (0 to 0)	0 (0 to 0)	330
Non-rheumatic valvular heart disease	0 (0 to 0)	0 (0 to 0)	0 (0 to 0)	0 (0 to 0)	0 (0 to 0)	0 (0 to 0)	0·1 (0 to 0·2)	0·2 (0 to 0·4)	0·4 (0·3 to 0·6)	0·6 (0·4 to 1·1)	1 (0·6 to 1·6)	1·6 (1 to 2·5)	2·6 (1·6 to 4·2)	4·1 (2·5 to 6·5)	6·6 (4·1 to 10·3)	9·6 (6 to 14·9)	13·2 (8·3 to 20·3)	17·2 (12·2 to 22·3)	22·3 (17·3 to 31·4)	28·3 (21·5 to 40·9)	30·3 (22·9 to 43·1)	30·3 (22·9 to 43·1)	15·2 (11·5 to 21·6)	422
Non-rheumatic calcific aortic valve disease	0 (0 to 0)	0 (0 to 0)	0 (0 to 0)	0 (0 to 0)	0 (0 to 0)	0 (0 to 0)	0 (0 to 0)	0 (0 to 0)	0·1 (0 to 0·1)	0·2 (0 to 0·3)	0·3 (0 to 0·4)	0·5 (0 to 0·7)	0·8 (0·5 to 1·1)	1·1 (0·8 to 1·6)	1·6 (1·1 to 2·3)	2·3 (1·6 to 3·3)	3·3 (2·3 to 4·7)	4·3 (3·1 to 6·1)	5·3 (3·8 to 7·5)	6·3 (4·5 to 8·9)	7·3 (5·2 to 10·3)	7·3 (5·2 to 10·3)	3·6 (2·6 to 5·1)	100
Non-rheumatic degenerative mitral valve disease	0 (0 to 0)	0 (0 to 0)	0 (0 to 0)	0 (0 to 0)	0 (0 to 0)	0 (0 to 0)	0 (0 to 0)	0 (0 to 0)	0·1 (0 to 0·1)	0·1 (0 to 0·2)	0·1 (0 to 0·2)	0·2 (0 to 0·3)	0·3 (0 to 0·4)	0·4 (0 to 0·5)	0·5 (0 to 0·7)	0·7 (0 to 1)	0·9 (0 to 1·2)	1·2 (0 to 1·6)	1·5 (0 to 2)	1·8 (0 to 2·4)	2·1 (0 to 2·8)	2·1 (0 to 2·8)	1·1 (0 to 1·5)	92
Other non-rheumatic valve diseases	0 (0 to 0)	0 (0 to 0)	0 (0 to 0)	0 (0 to 0)	0 (0 to 0)	0 (0 to 0)	0 (0 to 0)	0 (0 to 0)	0 (0 to 0)	0 (0 to 0)	0 (0 to 0)	0 (0 to 0)	0 (0 to 0)	0 (0 to 0)	0 (0 to 0)	0 (0 to 0)	0 (0 to 0)	0 (0 to 0)	0 (0 to 0)	0 (0 to 0)	0 (0 to 0)	0 (0 to 0)	0 (0 to 0)	0 (0 to 0)	1
Cardiomyopathy and myocarditis	0·4 (0·2 to 0·7)	0·4 (0·4 to 1·4)	1·1 (1·1 to 2·6)	2·5 (2·5 to 4·5)	1·4 (1·4 to 3·2)	2·3 (2·3 to 4·2)	3·7 (3·7 to 5·7)	5·1 (4·9 to 6·7)	7·6 (7·4 to 9·3)	9·2 (9·1 to 10·8)	9·8 (9·7 to 11·3)	10·7 (10·6 to 12·2)	9·8 (9·5 to 11·6)	8·2 (7·9 to 10·3)	6·6 (6·3 to 8·6)	5·4 (5·1 to 7·4)	4·5 (4·2 to 6·7)	3·8 (3·5 to 6·4)	3·2 (2·9 to 6·1)	2·7 (2·4 to 5·8)	2·2 (1·9 to 5·5)	1·8 (1·5 to 5·2)	1·5 (1·2 to 5·1)	221
Myocarditis	0 (0 to 0·1)	0 (0 to 0·1)	0·1 (0 to 0·2)	0·1 (0 to 0·3)	0·1 (0 to 0·3)	0·2 (0·1 to 0·4)	0·3 (0·2 to 0·7)	0·4 (0·2 to 1·1)	0·6 (0·3 to 1·6)	0·8 (0·4 to 2·1)	0·9 (0·4 to 2·4)	1·1 (0·5 to 2·8)	1·1 (0·5 to 2·8)	1·1 (0·5 to 2·8)	1·1 (0·5 to 2·8)	1·1 (0·5 to 2·8)	1·1 (0·5 to 2·8)	1·1 (0·5 to 2·8)	1·1 (0·5 to 2·8)	1·1 (0·5 to 2·8)	1·1 (0·5 to 2·8)	1·1 (0·5 to 2·8)	1·1 (0·5 to 2·8)	66·1
Alcoholic cardiomyopathy	0·4 (0·2 to 0·6)	0·4 (0·2 to 0·6)	0·6 (0·3 to 1·1)	0·6 (0·3 to 1·1)	0·5 (0·3 to 1·1)	0·6 (0·3 to 1·2)	0·6 (0·3 to 1·2)	0·6 (0·3 to 1·2)	0·6 (0·3 to 1·2)	0·6 (0·3 to 1·2)	0·6 (0·3 to 1·2)	0·6 (0·3 to 1·2)	0·6 (0·3 to 1·2)	0·6 (0·3 to 1·2)	0·6 (0·3 to 1·2)	0·6 (0·3 to 1·2)	0·6 (0·3 to 1·2)	0·6 (0·3 to 1·2)	0·6 (0·3 to 1·2)	0·6 (0·3 to 1·2)	0·6 (0·3 to 1·2)	0·6 (0·3 to 1·2)	0·6 (0·3 to 1·2)	28·4
Other cardiomyopathy	2·7 (2·2 to 3·1)	2·7 (2·3 to 4·7)	2 (1·1 to 3·1)	0·7 (0·4 to 2·1)	1·4 (0·8 to 2·2)	1·2 (0·6 to 2·2)	2·7 (1·5 to 4·5)	3·1 (1·6 to 5·2)	4 (2·1 to 6·7)	4·4 (2·3 to 7·4)	4·2 (2·2 to 7·2)	3·9 (2·1 to 6·8)	3·5 (1·9 to 6·2)	3·2 (1·7 to 5·7)	3·2 (1·7 to 5·7)	3·2 (1·7 to 5·7)	3·2 (1·7 to 5·7)	3·2 (1·7 to 5·7)	3·2 (1·7 to 5·7)	3·2 (1·7 to 5·7)	3·2 (1·7 to 5·7)	3·2 (1·7 to 5·7)	3·2 (1·7 to 5·7)	194
Atrial fibrillation and flutter	0 (0 to 0)	0 (0 to 0)	0 (0 to 0)	0 (0 to 0)	0 (0 to 0)	0 (0 to 0)	0 (0 to 0)	0 (0 to 0)	0 (0 to 0)	0 (0 to 0)	0 (0 to 0)	0 (0 to 0)	0 (0 to 0)	0 (0 to 0)	0 (0 to 0)	0 (0 to 0)	0 (0 to 0)	0 (0 to 0)	0 (0 to 0)	0 (0 to 0)	0 (0 to 0)	0 (0 to 0)	0 (0 to 0)	0 (0 to 0)	0
Aortic aneurysm	—	—	—	—	—	—	0·2 (0·2 to 0·4)	0·2 (0·2 to 0·4)	0·7 (0·4 to 1·1)	2·4 (1·7 to 3·2)	3·8 (2·8 to 4·9)	5·2 (3·9 to 6·7)	6·2 (4·9 to 7·7)	7·5 (6·1 to 9·1)	8·9 (7·3 to 10·8)	10·4 (8·6 to 12·6)	11·9 (9·8 to 14·5)	13·9 (11·3 to 17·1)	16·9 (13·6 to 21·1)	19·9 (15·8 to 25·2)	22·9 (17·9 to 29·4)	24·9 (19·3 to 32·4)	25·9 (20·1 to 33·9)	12·9 (10·1 to 17·1)	144
Endocarditis	0·1 (0·1 to 0·1)	0·4 (0·3 to 0·6)	0·6 (0·2 to 1·1)	0·9 (0·3 to 1·8)	0·7 (0·3 to 1·4)	1·2 (0·5 to 2·1)	2·1 (1·1 to 3·1)	2·9 (1·6 to 4·1)	3·1 (1·9 to 4·5)	3·5 (2·2 to 5·1)	4·2 (2·7 to 6·2)	4·9 (3·2 to 7·2)	5·3 (3·4 to 7·9)	6·3 (3·9 to 9·4)	7·7 (4·8 to 11·5)	9·8 (6·1 to 14·7)	12·7 (7·8 to 19·2)	18·3 (11·2 to 27·9)	22·7 (13·7 to 34·8)	30·6 (18·3 to 47·1)	32·6 (19·4 to 50·2)	12·9 (7·6 to 19·9)	4·6 (2·7 to 7·1)	144
Other cardiovascular and circulatory diseases	1·1 (0·4 to 1·9)	1·2 (0·4 to 2)	2·9 (1·1 to 5·1)	2·7 (1·1 to 4·9)	1·3 (0·5 to 2·4)	4 (1·6 to 7·2)	10 (4·1 to 18·2)	21·6 (9·1 to 35·2)	39 (17·2 to 61·2)	39·4 (17·2 to 62·2)	38·6 (17·2 to 61·2)	37·4 (16·8 to 59·4)	51·6 (23·1 to 82·1)	49·9 (22·3 to 79·2)	53 (23·7 to 84·1)	63·9 (28·6 to 101)	70·4 (31·5 to 112)	99·4 (44·5 to 158)	85·7 (38·3 to 136)	89·8 (40·2 to 142)	85·8 (38·3 to 136)	46·2 (20·7 to 73·4)	33·2 (14·9 to 52·7)	881
Chronic respiratory diseases	0 (0 to 0)	42·2 (24·2 to 71·4)	42·8 (24·7 to 71·7)	101 (59·1 to 166)	117 (68·9 to 196)	191 (112 to 316)	195 (114 to 321)	192 (112 to 316)	192 (112 to 320)	224 (127 to 355)	314 (182 to 496)	407 (237 to 643)	455 (265 to 718)	569 (332 to 898)	720 (420 to 1,140)	982 (573 to 1,550)	1,230 (717 to 1,940)	1,870 (1,090 to 2,950)	2,330 (1,360 to 3,680)	2,880 (1,680 to 4,550)	2,700 (1,570 to 4,260)	1,890 (1,100 to 2,980)	763 (444 to 1,200)	7,530
Chronic obstructive pulmonary disease	0 (0 to 0)	1·4 (0·8 to 2·4)	2·5 (1·4 to 4·3)	5·8 (3·3 to 9·5)	5·1 (2·9 to 8·5)	11 (6·3 to 18·1)	20·5 (12·2 to 34·4)	29·2 (17·2 to 49·1)	29 (17·2 to 49·1)	29·2 (17·2 to 49·1)	29·2 (17·2 to 49·1)	29·2 (17·2 to 49·1)	29·2 (17·2 to 49·1)	29·2 (17·2 to 49·1)	29·2 (17·2 to 49·1)	29·2 (17·2 to 49·1)	29·2 (17·2 to 49·1)	29·2 (17·2 to 49·1)	29·2 (17·2 to 49·1)	29·2 (17·2 to 49·1)	29·2 (17·2 to 49·1)	29·2 (17·2 to 49·1)	14·6 (8·6 to 24·5)	5,050
Pneumoconiosis	0 (0 to 0)	0 (0 to 0)	0 (0 to 0)	0 (0 to 0)	0 (0 to 0)	0 (0 to 0)	0 (0 to 0)	0 (0 to 0)	0 (0 to 0)	0 (0 to 0)	0 (0 to 0)	0 (0 to 0)	0 (0 to 0)	0 (0 to 0)	0 (0 to 0)	0 (0 to 0)	0 (0 to 0)	0 (0 to 0)	0 (0 to 0)	0 (0 to 0)	0 (0 to 0)	0 (0 to 0)	0 (0 to 0)	0 (0 to 0)	1·4
Silicosis	0 (0 to 0)	0 (0 to 0)	0 (0 to 0)	0 (0 to 0)	0 (0 to 0)	0 (0 to 0)	0 (0 to 0)	0 (0 to 0)	0 (0 to 0)	0 (0 to 0)	0 (0 to 0)	0 (0 to 0)	0 (0 to 0)	0 (0 to 0)	0 (0 to 0)	0 (0 to 0)	0 (0 to 0)	0 (0 to 0)	0 (0 to 0)	0 (0 to 0)	0 (0 to 0)	0 (0 to 0)	0 (0 to 0)	0 (0 to 0)	0
Asbestosis	0 (0 to 0)	0 (0 to 0)	0 (0 to 0)	0 (0 to 0)	0 (0 to 0)	0 (0 to 0)	0 (0 to 0)	0 (0 to 0)	0 (0 to 0)	0 (0 to 0)	0 (0 to 0)	0 (0 to 0)	0 (0 to 0)	0 (0 to 0)	0 (0 to 0)	0 (0 to 0)	0 (0 to 0)	0 (0 to 0)	0 (0 to 0)	0 (0 to 0)	0 (0 to 0)	0 (0 to 0)	0 (0 to 0)	0 (0 to 0)	0·7
Coal workers pneumoconiosis	0 (0 to 0)	0 (0 to 0)	0 (0 to 0)	0 (0 to 0)	0 (0 to 0)	0 (0 to 0)	0 (0 to 0)	0 (0 to 0)	0 (0 to 0)	0 (0 to 0)	0 (0 to 0)	0 (0 to 0)	0 (0 to 0)	0 (0 to 0)	0 (0 to 0)	0 (0 to 0)	0 (0 to 0)	0 (0 to 0)	0 (0 to 0)	0 (0 to 0)	0 (0 to 0)	0 (0 to 0)	0 (0 to 0)	0 (0 to 0)	0·4
Other pneumoconiosis	0 (0 to 0)	0 (0 to 0)	0 (0 to 0)	0 (0 to 0)	0 (0 to 0)	0 (0 to 0)	0 (0 to 0)	0 (0 to 0)	0 (0 to 0)	0 (0 to 0)	0 (0 to 0)	0 (0 to 0)	0 (0 to 0)	0 (0 to 0)	0 (0 to 0)	0 (0 to 0)	0 (0 to 0)	0 (0 to 0)	0 (0 to 0)	0 (0 to 0)	0 (0 to 0)	0 (0 to 0)	0 (0 to 0)	0 (0 to 0)	0·2
Asthma	0 (0 to 0)	37 (19·6 to 65·9)	108 (49·2 to 238)	77 (31·5 to 150)	143 (59·1 to 276)	166 (83 to 327)	158 (91·4 to 266)	141 (84·4 to 216)	139 (85·4 to 213)	128 (80·4 to 193)	129 (80·4 to 193)	132 (82·4 to 197)	129 (82·2 to 196)	129 (82·2 to 196)	132 (82·2 to 196)	132 (82·2 to 196)	132 (82·2 to 196)	132 (73·3 to 197)	129 (69·1 to 196)	129 (69·1 to 196)	129 (69·1 to 196)	129 (69·1 to 196)	65·3 (32·3 to 90·8)	20·7 (20·3 to 27·6)	1,970
Interstitial lung disease and pulmonary sarcoidosis	0 (0 to 0)	1·4 (0·8 to 2·3)	3·6 (2·0 to 5·3)	2·9 (1·6 to 4·1)	2·6 (1·4 to 3·6)	3·1 (1·7 to 5)	2·6 (1·7 to 3·6)	2·6 (1·8 to 3·5)	2·6 (1·8 to 3·5)	2·6 (1·8 to 3·5)	2·6 (1·8 to 3·5)	2·6 (1·8 to 3·5)	2·6 (1·8 to 3·5)	2·6 (1·8 to 3·5)	2·6 (1·8 to 3·5)	2·6 (1·8 to 3·5)	2·6 (1·8 to 3·5)	2·6 (1·8 to 3·5)	2·6 (1·8 to 3·5)	2·6 (1·8 to 3·5)	2·6 (1·8 to 3·5)	2·6 (1·8 to 3·5)	1·3 (0·8 to 1·7)	60·1
Other chronic respiratory diseases	0·4 (0·2 to 0·6)	0·6 (0·3 to 1·3)	1·4 (0·6 to 2·8)	1·1 (0·5 to 2·4)	0·9 (0·4 to 2·1)	1·3 (0·6 to 2·9)	1·9 (0·9 to 4·1)	2·5 (1·2 to 5·3)	3·2 (1·6 to 6·7)	4·1 (2·1 to 8·4)	4·7 (2·4 to 9·6)	5·2 (2·7 to 10·6)	5·5 (2·8 to 11·1)	5·7 (2·9 to 11·5)	5·8 (3·0 to 11·7)	5·8 (3·0 to 11·7)	5·8 (3·0 to 11·7)	5·8 (3·0 to 11·7)	5·8 (3·0 to 11·7)	5·8 (3·0 to 11·7)	5·8 (3·0 to 11·7)	5·8 (3·0 to 11·7)	2·9 (1·5 to 5·9)	412
Digestive diseases	9·6 (7·5 to 12·3)	9·6 (7·5 to 13)	11·9 (9·1 to 16)	11·1 (8·5 to 15·1)	9·6 (7·4 to 13·1)	11·9 (9·2 to 16·1)	16·9 (13·1 to 22·5)	19·9 (15·2 to 26·1)	22·2 (17·1 to 29·1)	22·6 (17·5 to 29·5)	22·1 (17·2 to 28·8)	21·9 (17·1 to 28·5)	21·5 (16·8 to 28·1)	21·2 (16·5 to 27·8)	21·1 (16·4 to 27·6)	21·1 (16·4 to 27·6)	21·1 (16·4 to 27·6)	21·1 (16·4 to 27·6)	21·1 (16·4 to 27·6)	21·1 (16·4 to 27·6)	21·1 (16·4 to 27·6)	21·1 (16·4 to 27·6)	10·6 (8·2 to 13·8)	5,690
Cirrhosis and other chronic liver diseases	0 (0 to 0)	0 (0 to 0)	0 (0 to 0)	0 (0 to 0)	0 (0 to 0)	0 (0 to 0)	0 (0 to 0)	0 (0 to 0)	0 (0 to 0)	0 (0 to 0)	0 (0 to 0)	0 (0 to 0)	0 (0 to 0)	0 (0 to 0)	0 (0 to 0)	0 (0 to 0)	0 (0 to 0)	0 (0 to 0)	0 (0 to 0)	0 (0 to 0)	0 (0 to 0)	0 (0 to 0)	0 (0 to 0)	0 (0 to 0)	0
Cirrhosis and other chronic liver diseases due to hepatitis B	0 (0 to 0)	0 (0 to 0)	0 (0 to 0)	0 (0 to 0)	0 (0 to 0)	0 (0 to 0)	0 (0 to 0)	0 (0 to 0)	0 (0 to 0)	0 (0 to 0)	0 (0 to 0)	0 (0 to 0)	0 (0 to 0)	0 (0 to 0)	0 (0 to 0)	0 (0 to 0)	0 (0 to 0)	0 (0 to 0)	0 (0 to 0)	0 (0 to 0)	0 (0 to 0)	0 (0 to 0)	0 (0 to 0)	0 (0 to 0)	0
Cirrhosis and other chronic liver diseases due to hepatitis C	0 (0 to 0)	0 (0 to 0)	0 (0 to 0)	0 (0 to 0)	0 (0 to 0)	0 (0 to 0)	0·2 (0 to 0·3)	1·4 (0·9 to 2·2)	2·6 (1·5 to 3·9)	3·6 (2·4 to 5·2)	3·7 (2·4 to 5·2)	4 (2·6 to 5·7)	3·9 (2·5 to 5·6)	3·7 (2·4 to 5·3)	3·5 (2·3 to 5·1)	3·4 (2·2 to 4·9)	3·2 (2·1 to 4·6)	3·1 (2·0 to 4·4)	2·9 (1·9 to 4·2)	2·7 (1·8 to 4)	2·5 (1·6 to 3·7)	2·4 (1·6 to 3·5)	1·2 (0·8 to 1·7)	49·2
Cirrhosis and other chronic liver diseases due to alcohol use	0 (0 to 0)	0 (0 to 0)	0 (0 to 0)	0 (0 to 0)	0 (0 to 0)	0 (0 to 0)	0·6 (0 to 1·1)	2·1 (1·4 to 3·1)	3·6 (2·6 to 4·9)	5·1 (3·9 to 6·6)	5·3 (4·1 to 6·8)	5·6 (4·3 to 7·2)	5·5 (4·2 to 7·1)	5·3 (4·1 to 6·8)	5·1 (3·9 to 6·6)	4·9 (3·8 to 6·4)	4·7 (3·6 to 6·1)	4·5 (3·4 to 5·9)	4·3 (3·3 to 5·6)	4·1 (3·1 to 5·4)	3·9 (3·0 to 5·1)	3·8 (2·9 to 5·1)	1·9 (1·4 to 2·5)	541
Cirrhosis and other chronic liver diseases due to NAFLD	0 (0 to 0)	0 (0 to 0)	0 (0 to 0)	0 (0 to 0)	0 (0 to 0)	0 (0 to 0)	0·1 (0 to 0·1)	0·3 (0·2 to 0·5)	1·4 (1·1 to 1·9)	2·2 (1·7 to 2·9)	1·9 (1·5 to 2·5)	1·6 (1·2 to 2·1)	1·3 (1·0 to 1·8)	1·1 (0·8 to 1·5)	0·9 (0·7 to 1·2)	0·8 (0·6 to 1·1)	0·7 (0·5 to 1·0)	0·6 (0·4 to 0·8)	0·5 (0·4 to 0·7)	0·4 (0·3 to 0·6)	0·4 (0·3 to 0·5)	0·3 (0·2 to 0·4)	0·2 (0·1 to 0·3)	149
Cirrhosis and other chronic liver diseases due to other causes	0 (0 to 0)	1·3 (0·8 to 2·1)	3·9 (2·5 to 6·1)	5·9 (3·7 to 9·2)	1·3 (0·8 to 2·1)	1·6 (1·0 to 2·6)	3·4 (2·2 to 5·4)	10·9 (6·6 to 16·4)	17·9 (10·7 to 27·1)	17·9 (10·7 to 27·1)	17·9 (10·7 to 27·1)	22·9 (13·6 to 34·8)	25·1 (14·9 to 38·1)	32·9 (19·5 to 49·9)	39·6 (23·5 to 60·1)	49·9 (29·6 to 75·6)	53·5 (31·7 to 81·2)	74·4 (44·1 to 112·9)	76·5 (45·3 to 116·1)	78·9 (46·7 to 119·7)	72·9 (43·2 to 110·6)	53·4 (31·6 to 81·1)	24·8 (14·7 to 37·6)	311
Upper digestive system diseases	0 (0 to 0)	0 (0 to 0)	0·4 (0·1 to 0·7)	0·9 (0·3 to 1·5)	0·8 (0·3 to 1·3)	1·7 (0·6 to 2·8)	4·3 (1·5 to 7·1)	8·6 (3·1 to 14·3)	21·2 (7·6 to 35·1)	40·7 (14·6 to 66·9)	49·6 (17·8 to 81·6)	47·6 (17·1 to 78·3)	34 (12·2 to 55·9)	20·9 (7·5 to 34·3)	14·2 (5·1 to 23·3)	10·4 (3·7 to 17·1)	8·1 (2·9 to 13·3)	6·4 (2·3 to 10·5)	5·1 (1·8 to 8·4)	4·1 (1·5 to 6·7)	3·4 (1·2 to 5·5)	1·7 (0·6 to 2·8)	777
Peptic ulcer disease	0 (0 to 0)	0·1 (0·1 to 0·1)	0·3 (0·2 to 0·5)	0·7 (0·5 to 1·2)	0·6 (0·4 to 1·1)	1·3 (0·9 to 2·3)	3·2 (2·2 to 5·6)	6·4 (4·4 to 11·1)	15·9 (10·9 to 27·6)	30·4 (20·8 to 52·8)	37·1 (25·4 to 64·4)	35·6 (24·3 to 61·8)	25·4 (17·4 to 44·1)	15·6 (10·7 to 27·1)	10·6 (7·2 to 18·4)	7·8 (5·3 to 13·5)	6·1 (4·1 to 10·5)	4·7 (3·2 to 8·2)	3·8 (2·6 to 6·6)	3·1 (2·1 to 5·4)	2·5 (1·7 to 4·4)	1·3 (0·9 to 2·2)	220
Gastritis and duodenitis	0 (0 to 0)	0 (0 to 0)	0 (0 to 0)	0 (0 to 0)	0 (0 to 0)	0 (0 to 0)	0 (0 to 0)	0 (0 to 0)	0 (0 to 0)	0 (0 to 0)	0 (0 to 0)	0 (0 to 0)	0 (0 to 0)	0 (0 to 0)	0 (0 to 0)	0 (0 to 0)	0 (0 to 0)	0 (0 to 0)	0 (0 to 0)	0 (0 to 0)	0 (0 to 0)	0 (0 to 0)	0 (0 to 0)	0 (0 to 0)	0
Gastroesophageal reflex disease	0 (0 to 0)	0 (0 to 0)	0 (0 to 0)	0 (0 to 0)	0 (0 to 0)	0 (0 to 0)	0 (0 to 0)	0

Congenital birth defects	188 (120 to 284)	86-3 (62-7 to 120)	156 (103 to 249)	85-6 (64-8 to 121)	38-8 (27-4 to 53-8)	39-5 (29-4 to 51-4)	33-2 (24-7 to 44-7)	36-5 (26-4 to 47-9)	39-4 (29-9 to 52-5)	39-4 (29-4 to 51-9)	34-1 (25-3 to 44-4)	30-5 (22-4 to 39)	29 (20-7 to 39-2)	29-6 (21-5 to 39)	30-2 (20-9 to 40-3)	24 (16-9 to 32-2)	16-9 (11-4 to 23-4)	6-7 (4 to 10-2)	4-1 (2-4 to 6-2)	2-9 (1-7 to 4-9)	1-6 (1 to 2-6)	0-7 (0-4 to 1-1)	0-2 (0-1 to 0-3)		652
Neural tube defects	19-7 (9-4 to 37-3)	9-6 (4-5 to 18-4)	22-4 (9-6 to 49-7)	19-2 (10-7 to 39-9)	7-3 (3-8 to 13-9)	7-5 (3-9 to 13-9)	7-5 (3-9 to 14-1)	7-6 (3-9 to 14-2)	7-9 (3-9 to 15-2)	7-7 (3-7 to 15-1)	7-4 (3-6 to 14-5)	7-1 (3-4 to 14-4)	6-8 (3-3 to 13-9)	6-5 (3-2 to 13-4)	6-4 (3-2 to 12-9)	5-2 (2-5 to 10-5)	3-2 (1-5 to 6-2)	1-3 (0-6 to 2-5)	0-9 (0-4 to 1-7)	0-5 (0-2 to 1-1)	0-3 (0-1 to 0-6)	0-1 (0-0 to 0-2)	0-0 (0-0 to 0-1)		79-9
Congenital heart anomalies	242 (92 to 564)	120 (72-1 to 220)	191 (94 to 501)	111 (74 to 321)	49 (32 to 116)	46 (30 to 112)	42 (28 to 106)	46 (30 to 112)	49 (32 to 122)	49 (32 to 122)	43 (28 to 110)	38 (25 to 96)	36 (24 to 91)	36 (24 to 91)	37 (24 to 93)	30 (19 to 76)	20 (13 to 51)	8 (5 to 21)	5 (3 to 13)	3 (2 to 7)	3 (2 to 7)	1 (0 to 2)	0 (0 to 1)		222
Cochlear cells	0 (0 to 0)	0 (0 to 0)	0-6 (0-1 to 2-9)	0-8 (0-3 to 1-9)	0-9 (0-1 to 1-3)	0-5 (0-1 to 1-1)	0-4 (0-1 to 1-1)	0-6 (0-1 to 1-1)	0-6 (0-1 to 1-4)	0-6 (0-2 to 1-3)	0-5 (0-2 to 1-1)	0-5 (0-2 to 0-7)	0-5 (0-2 to 0-7)	0-5 (0-2 to 0-7)	0-5 (0-2 to 0-7)	0-3 (0-2 to 0-6)	0-3 (0-2 to 0-6)	0-2 (0-1 to 0-4)	0-2 (0-1 to 0-3)	0-1 (0-1 to 0-3)	0-2 (0-1 to 0-3)	0-1 (0-0 to 0-1)	0-0 (0-0 to 0-1)		8-5
Down syndrome	4-2 (2-4 to 7-1)	1-2 (0-7 to 2)	2-8 (1-6 to 4-6)	2-7 (1-6 to 4-6)	2-3 (1-4 to 3-6)	2-3 (1-4 to 3-5)	2-2 (1-4 to 3-5)	2-2 (1-3 to 3-7)	2-6 (2-5 to 3-9)	2-6 (2-4 to 4)	2-5 (2-4 to 4)	2-5 (2-4 to 3-5)	2-2 (1-4 to 3-2)	7-5 (7-7 to 11)	9-9 (5-9 to 14-7)	4 (4-1 to 12-4)	2-6 (2-2 to 6)	0-9 (0 to 2-3)	0-5 (0 to 1-2)	0-3 (0 to 0-7)	0-3 (0 to 0-7)	0-2 (0 to 0-5)	0-0 (0 to 0-1)		68-4
Turner syndrome	0 (0 to 0)	0-1 (0 to 0-2)	0-2 (0 to 0-6)	0-2 (0 to 0-7)	0-2 (0 to 0-7)	0-2 (0 to 0-6)	0-2 (0-1 to 0-7)	0-4 (0-1 to 0-9)	0-3 (0-1 to 0-8)	0-3 (0-1 to 0-8)	0-2 (0-1 to 0-6)	0-2 (0-1 to 0-6)	0-2 (0-1 to 0-5)	0-1 (0 to 0-3)	0-1 (0-1 to 0-3)	0 (0 to 0-1)	0 (0 to 0-1)	0 (0 to 0-1)	0 (0 to 0-1)	0 (0 to 0-1)	0 (0 to 0-1)	0 (0 to 0-1)	0 (0 to 0-1)		3-3
Klinefelter syndrome	0 (0 to 0)	0 (0 to 0)	0 (0 to 0)

SR Table 2b: Sheffield DALYS by cause and age group for females with 95% uncertainty intervals, 2019

Cause	Early Neonatal	Late Neonatal	Post Neonatal	1 to 4	5 to 9	10 to 14	15 to 19	20 to 24	25 to 29	30 to 34	35 to 39	40 to 44	45 to 49	50 to 54	55 to 59	60 to 64	65 to 69	70 to 74	75 to 79	80 to 84	85 to 89	90 to 94	95 plus	Total
All causes	592 (472 to 697)	168 (126 to 200)	1,102 (377 to 1,660)	1,164 (1,027 to 1,276)	532 (507 to 557)	1,114 (844 to 1,526)	1,174 (1,009 to 2,380)	1,258 (1,054 to 2,200)	1,284 (2,200 to 2,960)	1,299 (1,770 to 4,200)	1,360 (2,530 to 4,860)	1,405 (2,690 to 4,630)	1,440 (2,860 to 4,720)	1,475 (3,040 to 5,390)	1,505 (3,240 to 5,400)	1,534 (4,190 to 6,270)	1,562 (4,330 to 6,290)	1,590 (4,530 to 6,290)	1,618 (4,720 to 6,440)	1,645 (4,920 to 6,760)	1,672 (4,980 to 6,750)	1,699 (5,020 to 6,730)	83,000 (6,340 to 10,220)
Communicable, maternal, neonatal, and nutritional diseases	592 (282 to 445)	168 (75.3 to 123)	1,102 (122 to 399)	1,164 (94.4 to 202)	532 (81.7 to 240)	1,114 (68.1 to 115)	1,174 (66.1 to 122)	1,258 (113 to 286)	1,284 (109 to 232)	1,299 (111 to 202)	1,360 (98.9 to 169)	1,405 (98.4 to 202)	1,440 (99.7 to 207)	1,475 (97.1 to 206)	1,505 (97.1 to 199)	1,534 (104 to 179)	1,562 (109 to 207)	1,590 (104 to 209)	1,618 (104 to 209)	1,645 (94.7 to 209)	1,672 (84.1 to 209)	1,699 (69.1 to 209)	4,000 (1,150 to 4,730)
HIV/AIDS and sexually transmitted infections	11.4 (3.2 to 23.4)	3.1 (0.6 to 6.9)	0.6 (0.2 to 11.9)	0.8 (0.4 to 1.1)	0.5 (0.4 to 0.7)	0.6 (0.5 to 0.7)	1.3 (0.9 to 1.8)	4.4 (2.9 to 6.6)	2.9 (1.9 to 4.5)	13.3 (9.2 to 19.2)	12.6 (9.4 to 20.3)	13.9 (9.3 to 20.6)	9.7 (6.6 to 14.5)	6.6 (5.0 to 9.4)	4.2 (2.9 to 6.2)	3.5 (2.4 to 5.3)	2.8 (2.1 to 4.5)	2 (1.6 to 4.1)	1.3 (1.0 to 3.2)	0.9 (0.6 to 2.6)	0.4 (0.3 to 2.4)	0.2 (0.1 to 0.2)	113
HIV/AIDS	0 (0 to 0)	0 (0 to 0)	0.1 (0.0 to 1.2)	0.6 (0.3 to 0.9)	0.4 (0.3 to 0.5)	0.4 (0.3 to 0.5)	1.1 (0.7 to 1.6)	4 (2.6 to 6.1)	2.6 (1.7 to 3.9)	12.9 (8.9 to 18.5)	5.5 (4.1 to 7.7)	5.5 (4.1 to 7.7)	5.5 (3.2 to 8.6)	2.9 (2.0 to 4.5)	2.9 (1.9 to 4.5)	1.6 (1.2 to 2.9)	1.6 (1.2 to 3.3)	1.6 (1.1 to 3.3)	1.1 (0.8 to 2.3)	0.5 (0.3 to 1.1)	0.1 (0.0 to 0.1)	0 (0 to 0)	38.6
HIV/AIDS - Drug-susceptible Tuberculosis	0 (0 to 0)	0 (0 to 0)	0.2 (0 to 0.2)	0.1 (0 to 0.1)	0.1 (0 to 0.1)	0.1 (0 to 0.1)	0.1 (0 to 0.1)	0.2 (0.1 to 0.2)	0.2 (0.1 to 0.3)	0.5 (0.3 to 0.8)	0.5 (0.3 to 0.8)	0.5 (0.3 to 0.8)	0.5 (0.3 to 0.8)	0.4 (0.2 to 0.6)	0.4 (0.2 to 0.6)	0.2 (0.1 to 0.3)	0.2 (0.1 to 0.3)	0.1 (0.1 to 0.2)	0.1 (0.1 to 0.2)	0.1 (0 to 0.1)	0 (0 to 0)	0 (0 to 0)	3.5
HIV/AIDS - Multidrug-resistant Tuberculosis without extensive dr...	0 (0 to 0)	0 (0 to 0)	0 (0 to 0)	0 (0 to 0)	0 (0 to 0)	0 (0 to 0)	0 (0 to 0)	0 (0 to 0)	0 (0 to 0)	0 (0 to 0)	0 (0 to 0)	0 (0 to 0)	0 (0 to 0)	0 (0 to 0)	0 (0 to 0)	0 (0 to 0)	0 (0 to 0)	0 (0 to 0)	0 (0 to 0)	0 (0 to 0)	0 (0 to 0)	0 (0 to 0)	0 (0 to 0)	0.1
HIV/AIDS - Extensively drug-resistant Tuberculosis	0 (0 to 0)	0 (0 to 0)	0 (0 to 0)	0 (0 to 0)	0 (0 to 0)	0 (0 to 0)	0 (0 to 0)	0 (0 to 0)	0 (0 to 0)	0 (0 to 0)	0 (0 to 0)	0 (0 to 0)	0 (0 to 0)	0 (0 to 0)	0 (0 to 0)	0 (0 to 0)	0 (0 to 0)	0 (0 to 0)	0 (0 to 0)	0 (0 to 0)	0 (0 to 0)	0 (0 to 0)	0 (0 to 0)	0
HIV/AIDS resulting in other diseases	0 (0 to 0)	0 (0 to 0)	0.9 (0.7 to 11.1)	0.5 (0.4 to 0.7)	0.4 (0.3 to 0.4)	0.3 (0.2 to 0.4)	0.5 (0.3 to 0.6)	0.4 (0.2 to 0.6)	0.2 (0.1 to 0.3)	0.4 (0.2 to 0.6)	0.3 (0.2 to 0.5)	0.3 (0.2 to 0.5)	0.4 (0.2 to 0.6)	0.4 (0.2 to 0.6)	0.4 (0.2 to 0.6)	0.4 (0.2 to 0.6)	0.4 (0.2 to 0.6)	0.3 (0.2 to 0.5)	0.3 (0.2 to 0.5)	0.2 (0.1 to 0.4)	0.1 (0 to 0.2)	0 (0 to 0)	35
Sexually transmitted infections excluding HIV	11.4 (3.2 to 23.4)	3.1 (0.6 to 6.9)	0.5 (0.2 to 11.9)	0.3 (0.0 to 0.4)	0.1 (0.0 to 0.2)	0.1 (0.0 to 0.1)	0.2 (0.1 to 0.3)	0.4 (0.2 to 0.6)	0.4 (0.2 to 0.6)	0.4 (0.2 to 0.6)	0.3 (0.2 to 0.5)	0.3 (0.2 to 0.5)	0.3 (0.2 to 0.5)	0.2 (0.1 to 0.3)	0.2 (0.1 to 0.3)	0.2 (0.1 to 0.3)	0.2 (0.1 to 0.3)	0.2 (0.1 to 0.3)	0.2 (0.1 to 0.3)	0.2 (0.1 to 0.3)	0.1 (0.0 to 0.1)	0 (0 to 0)	0.2 (0.1 to 0.2)	74
Syphilis	11.4 (3.2 to 23.4)	3.1 (0.6 to 6.9)	0.5 (0.2 to 11.9)	0.2 (0.0 to 0.4)	0.1 (0.0 to 0.2)	0.1 (0.0 to 0.1)	0.2 (0.1 to 0.3)	0.4 (0.2 to 0.6)	0.4 (0.2 to 0.6)	0.4 (0.2 to 0.6)	0.3 (0.2 to 0.5)	0.3 (0.2 to 0.5)	0.3 (0.2 to 0.5)	0.2 (0.1 to 0.3)	0.2 (0.1 to 0.3)	0.2 (0.1 to 0.3)	0.2 (0.1 to 0.3)	0.2 (0.1 to 0.3)	0.2 (0.1 to 0.3)	0.2 (0.1 to 0.3)	0.1 (0.0 to 0.1)	0 (0 to 0)	0.2 (0.1 to 0.2)	19.6
Chlamydial infection	0 (0 to 0)	0 (0 to 0)	0 (0 to 0)	0 (0 to 0)	0 (0 to 0)	0 (0 to 0)	0 (0 to 0)	0.1 (0 to 0.4)	0.1 (0 to 0.4)	0.1 (0 to 0.4)	0.1 (0 to 0.3)	0.1 (0 to 0.3)	0.1 (0 to 0.3)	0.1 (0 to 0.2)	0.1 (0 to 0.2)	0.1 (0 to 0.2)	0.1 (0 to 0.2)	0.1 (0 to 0.2)	0.1 (0 to 0.2)	0.1 (0 to 0.2)	0.1 (0 to 0.2)	0.1 (0 to 0.1)	0 (0 to 0)	0.1 (0 to 0.2)	10.9
Gonococcal infection	0 (0 to 0)	0 (0 to 0)	0 (0 to 0)	0 (0 to 0)	0 (0 to 0)	0 (0 to 0)	0 (0 to 0)	0.2 (0 to 0.8)	0.2 (0 to 0.8)	0.4 (0 to 1.7)	0.4 (0 to 1.6)	0.4 (0 to 1.6)	0.4 (0 to 1.6)	0.3 (0 to 1.2)	0.3 (0 to 1.2)	0.3 (0 to 1.2)	0.4 (0 to 1.2)	0.4 (0 to 1.2)	0.5 (0 to 1.2)	0.5 (0 to 1.2)	0.4 (0 to 1.2)	0.2 (0 to 0.8)	0 (0 to 0)	4.7
Trichomoniasis	0 (0 to 0)	0 (0 to 0)	0 (0 to 0)	0 (0 to 0)	0 (0 to 0)	0 (0 to 0)	0 (0 to 0)	0.1 (0 to 1.2)	0.1 (0 to 1.2)	0.2 (0 to 1.2)	0.2 (0 to 1.2)	0.2 (0 to 1.2)	0.2 (0 to 1.2)	0.2 (0 to 1.2)	0.2 (0 to 1.2)	0.2 (0 to 1.2)	0.2 (0 to 1.2)	0.2 (0 to 1.2)	0.2 (0 to 1.2)	0.2 (0 to 1.2)	0.2 (0 to 1.2)	0.1 (0 to 0.5)	0 (0 to 0)	7.3
Genital herpes	0 (0 to 0)	0 (0 to 0)	0 (0 to 0)	0 (0 to 0)	0 (0 to 0)	0 (0 to 0)	0 (0 to 0)	0.4 (0.1 to 0.9)	0.4 (0.1 to 0.9)	0.7 (0.2 to 1.6)	0.8 (0.2 to 1.9)	0.8 (0.2 to 1.9)	0.8 (0.2 to 1.9)	0.8 (0.2 to 1.9)	0.8 (0.2 to 1.9)	0.8 (0.2 to 1.9)	0.8 (0.2 to 1.9)	0.8 (0.2 to 1.9)	0.8 (0.2 to 1.9)	0.8 (0.2 to 1.9)	0.8 (0.2 to 1.9)	0.4 (0.1 to 0.9)	0 (0 to 0)	8.4
Other sexually transmitted infections	0 (0 to 0)	0 (0 to 0)	0 (0 to 0)	0 (0 to 0)	0 (0 to 0)	0 (0 to 0)	0 (0 to 0)	0.1 (0 to 0.4)	0.1 (0 to 0.4)	0.2 (0 to 0.6)	0.2 (0 to 0.6)	0.2 (0 to 0.6)	0.2 (0 to 0.6)	0.2 (0 to 0.6)	0.2 (0 to 0.6)	0.2 (0 to 0.6)	0.2 (0 to 0.6)	0.2 (0 to 0.6)	0.2 (0 to 0.6)	0.2 (0 to 0.6)	0.2 (0 to 0.6)	0.1 (0 to 0.2)	0 (0 to 0)	21.1
Respiratory infections and tuberculosis	3.8 (2.2 to 5.3)	2.3 (2.2 to 2.4)	39.6 (20.2 to 59.1)	39.7 (20.3 to 52.1)	12.7 (7.2 to 22.2)	6.2 (2.7 to 12.4)	5.6 (2.7 to 12.5)	6.2 (2.7 to 12.5)	6.2 (2.7 to 12.5)	6.2 (2.7 to 12.5)	6.2 (2.7 to 12.5)	6.2 (2.7 to 12.5)	6.2 (2.7 to 12.5)	6.2 (2.7 to 12.5)	6.2 (2.7 to 12.5)	6.2 (2.7 to 12.5)	6.2 (2.7 to 12.5)	6.2 (2.7 to 12.5)	6.2 (2.7 to 12.5)	6.2 (2.7 to 12.5)	6.2 (2.7 to 12.5)	6.2 (2.7 to 12.5)	6.2 (2.7 to 12.5)	2,040
Tuberculosis	0 (0 to 0)	0 (0 to 0)	0 (0 to 0.2)	0 (0 to 0.2)	0 (0 to 0.2)	0 (0 to 0.2)	0.4 (0.2 to 0.7)	0.4 (0.2 to 0.7)	0.4 (0.2 to 0.7)	0.4 (0.2 to 0.7)	0.4 (0.2 to 0.7)	0.4 (0.2 to 0.7)	0.4 (0.2 to 0.7)	0.4 (0.2 to 0.7)	0.4 (0.2 to 0.7)	0.4 (0.2 to 0.7)	0.4 (0.2 to 0.7)	0.4 (0.2 to 0.7)	0.4 (0.2 to 0.7)	0.4 (0.2 to 0.7)	0.4 (0.2 to 0.7)	0.4 (0.2 to 0.7)	0.4 (0.2 to 0.7)	0.4 (0.2 to 0.7)	25.9
Latent tuberculosis infection	0 (0 to 0)	0 (0 to 0)	0 (0 to 0)	0 (0 to 0)	0 (0 to 0)	0 (0 to 0)	0 (0 to 0)	0 (0 to 0)	0 (0 to 0)	0 (0 to 0)	0 (0 to 0)	0 (0 to 0)	0 (0 to 0)	0 (0 to 0)	0 (0 to 0)	0 (0 to 0)	0 (0 to 0)	0 (0 to 0)	0 (0 to 0)	0 (0 to 0)	0 (0 to 0)	0 (0 to 0)	0 (0 to 0)	0 (0 to 0)	0
Drug-susceptible tuberculosis	0 (0 to 0)	0 (0 to 0)	0.1 (0 to 0.2)	0.2 (0 to 0.2)	0.1 (0 to 0.2)	0.2 (0 to 0.2)	1.1 (0.3 to 2.5)	1.1 (0.3 to 2.5)	1.1 (0.3 to 2.5)	1.1 (0.3 to 2.5)	1.2 (0.3 to 2.5)	1.2 (0.3 to 2.5)	1.2 (0.3 to 2.5)	1.1 (0.3 to 2.5)	1.1 (0.3 to 2.5)	1.1 (0.3 to 2.5)	1.2 (0.3 to 2.5)	1.2 (0.3 to 2.5)	1.2 (0.3 to 2.5)	1.2 (0.3 to 2.5)	1.2 (0.3 to 2.5)	1.2 (0.3 to 2.5)	1.2 (0.3 to 2.5)	1.2 (0.3 to 2.5)	25.3
Multidrug-resistant tuberculosis without extensive drug-resistance	0 (0 to 0)	0 (0 to 0)	0 (0 to 0)	0 (0 to 0)	0 (0 to 0)	0 (0 to 0)	0 (0 to 0)	0 (0 to 0)	0 (0 to 0)	0 (0 to 0)	0 (0 to 0)	0 (0 to 0)	0 (0 to 0)	0 (0 to 0)	0 (0 to 0)	0 (0 to 0)	0 (0 to 0)	0 (0 to 0)	0 (0 to 0)	0 (0 to 0)	0 (0 to 0)	0 (0 to 0)	0 (0 to 0)	0 (0 to 0)	0.5
Extensively drug-resistant tuberculosis	0 (0 to 0)	0 (0 to 0)	0 (0 to 0)	0 (0 to 0)	0 (0 to 0)	0 (0 to 0)	0 (0 to 0)	0 (0 to 0)	0 (0 to 0)	0 (0 to 0)	0 (0 to 0)	0 (0 to 0)	0 (0 to 0)	0 (0 to 0)	0 (0 to 0)	0 (0 to 0)	0 (0 to 0)	0 (0 to 0)	0 (0 to 0)	0 (0 to 0)	0 (0 to 0)	0 (0 to 0)	0 (0 to 0)	0 (0 to 0)	0.1
Lower respiratory infections	3.7 (2.0 to 5.2)	2.3 (2.0 to 4.1)	39.4 (14.6 to 59.4)	39.4 (4.2 to 51.4)	12.7 (2.4 to 22.1)	6.2 (2.4 to 12.3)	5.6 (2.7 to 12.3)	6.2 (2.7 to 12.3)	6.2 (2.7 to 12.3)	6.2 (2.7 to 12.3)	6.2 (2.7 to 12.3)	6.2 (2.7 to 12.3)	6.2 (2.7 to 12.3)	6.2 (2.7 to 12.3)	6.2 (2.7 to 12.3)	6.2 (2.7 to 12.3)	6.2 (2.7 to 12.3)	6.2 (2.7 to 12.3)	6.2 (2.7 to 12.3)	6.2 (2.7 to 12.3)	6.2 (2.7 to 12.3)	6.2 (2.7 to 12.3)	6.2 (2.7 to 12.3)	1,750
Upper respiratory infections	0 (0 to 0.1)	0 (0 to 0.4)	0.4 (0.4 to 7.2)	26 (0.1 to 33)	17 (0.2 to 29.4)	0.2 (0.2 to 0.3)	0.2 (0.2 to 0.3)	0.2 (0.2 to 0.3)	0.2 (0.2 to 0.3)	0.2 (0.2 to 0.3)	0.2 (0.2 to 0.3)	0.2 (0.2 to 0.3)	0.2 (0.2 to 0.3)	0.2 (0.2 to 0.3)	0.2 (0.2 to 0.3)	0.2 (0.2 to 0.3)	0.2 (0.2 to 0.3)	0.2 (0.2 to 0.3)	0.2 (0.2 to 0.3)	0.2 (0.2 to 0.3)	0.2 (0.2 to 0.3)	0.2 (0.2 to 0.3)	0.2 (0.2 to 0.3)	0.2 (0.2 to 0.3)	260
Otitis media	0 (0 to 0)	0 (0 to 0.1)	0.1 (0.0 to 2.2)	0.2 (0 to 11.1)	0.2 (0 to 9.9)	0.2 (0 to 1.8)	0.2 (0 to 1.7)	0.2 (0 to 0.9)	0.2 (0 to 0.9)	0.2 (0 to 0.9)	0.2 (0 to 0.9)	0.2 (0 to 0.9)	0.2 (0 to 0.9)	0.2 (0 to 0.9)	0.2 (0 to 0.9)	0.2 (0 to 0.9)	0.2 (0 to 0.9)	0.2 (0 to 0.9)	0.2 (0 to 0.9)	0.2 (0 to 0.9)	0.2 (0 to 0.9)	0.2 (0 to 0.9)	0.2 (0 to 0.9)	0.2 (0 to 0.9)	54.1
Enteric infections	0.4 (0.0 to 0.5)	1.2 (0.9 to 1.7)	19 (10.4 to 23.1)	19 (11.5 to 22.3)	6.7 (3.5 to 11.4)	5.4 (3.5 to 11.4)	7.3 (3.5 to 9.2)	7.6 (4.9 to 11.4)	6.5 (4.9 to 11.7)	6.5 (4.9 to 10.1)	6.5 (4.9 to 10.1)	6.5 (3.2 to 9.8)	6.5 (2.7 to 9.8)	6.5 (2.7 to 9.8)	6.5 (2.7 to 9.8)	6.5 (2.7 to 9.8)	6.5 (2.7 to 9.8)	6.5 (2.7 to 9.8)	6.5 (2.7 to 9.8)	6.5 (2.7 to 9.8)	6.5 (2.7 to 9.8)	6.5 (2.7 to 9.8)	6.5 (2.7 to 9.8)	260
Diarrheal diseases	0.4 (0.3 to 0.5)	1.2 (0.9 to 1.7)	19 (10.4 to 23)	19 (11.4 to 22.2)	6.7 (3.4 to 11.3)	5.4 (3.4 to 9.2)	7.3 (4.9 to 11.3)	7.6 (4.9 to 11.4)	6.5 (4.2 to 11.7)	6.5 (4.2 to 10.1)	6.5 (3.2 to 10.1)	6.5 (2.7 to 9.8)	6.5 (2.7 to 9.8)	6.5 (2.7 to 9.8)	6.5 (2.7 to 9.8)	6.5 (2.7 to 9.8)	6.5 (2.7 to 9.8)	6.5 (2.7 to 9.8)	6.5 (2.7 to 9.8)	6.5 (2.7 to 9.8)	6.5 (2.7 to 9.8)	6.5 (2.7 to 9.8)	6.5 (2.7 to 9.8)	259
Typhoid and paraphyoid	0 (0 to 0)	0 (0 to 0)	0 (0 to 0)	0 (0 to 0)	0 (0 to 0)	0 (0 to 0)	0 (0 to 0)	0 (0 to 0)	0 (0 to 0)	0 (0 to 0)	0 (0 to 0)	0 (0 to 0)	0 (0 to 0)	0 (0 to 0)	0 (0 to 0)	0 (0 to 0)	0 (0 to 0)	0 (0 to 0)	0 (0 to 0)	0 (0 to 0)	0 (0 to 0)	0 (0 to 0)	0 (0 to 0)	0 (0 to 0)	0
Typhoid fever	0 (0 to 0)	0 (0 to 0)	0 (0 to 0)	0 (0 to 0)	0 (0 to 0)	0 (0 to 0)	0 (0 to 0)	0 (0 to 0)	0 (0 to 0)	0 (0 to 0)	0 (0 to 0)	0 (0 to 0)	0 (0 to 0)	0 (0 to 0)	0 (0 to 0)	0 (0 to 0)	0 (0 to 0)	0 (0 to 0)	0 (0 to 0)	0 (0 to 0)	0 (0 to 0)	0 (0 to 0)	0 (0 to 0)	0 (0 to 0)	0
Paratyphoid fever	0 (0 to 0)	0 (0 to 0)	0 (0 to 0)	0 (0 to 0)	0 (0 to 0)	0 (0 to 0)	0 (0 to 0)	0 (0 to 0)	0 (0 to 0)	0 (0 to 0)	0 (0 to 0)	0 (0 to 0)	0 (0 to 0)	0 (0 to 0)	0 (0 to 0)	0 (0 to 0)	0 (0 to 0)	0 (0 to 0)	0 (0 to 0)	0 (0 to 0)	0 (0 to 0)	0 (0 to 0)	0 (0 to 0)	0 (0 to 0)	0
Invasive Non-typhoidal Salmonella (iNTS)	0 (0 to 0)	0 (0 to 0)	0 (0 to 0)	0 (0 to 0)	0 (0 to 0)	0 (0 to 0)	0 (0 to 0)	0 (0 to 0)	0 (0 to 0)	0 (0 to 0)	0 (0 to 0)	0 (0 to 0)	0 (0 to 0)	0 (0 to 0)	0 (0 to 0)	0 (0 to 0)	0 (0 to 0)	0 (0 to 0)	0 (0 to 0)	0 (0 to 0)	0 (0 to 0)	0 (0 to 0)	0 (0 to 0)	0 (0 to 0)	0.6
Other intestinal infectious diseases	0 (0 to 0)	0 (0 to 0)	0 (0 to 0)	0 (0 to 0)	0 (0 to 0)	0 (0 to 0)	0 (0 to 0)	0 (0 to 0)	0 (0 to 0)	0 (0 to 0)	0 (0 to 0)	0 (0 to 0)	0 (0 to 0)	0 (0 to 0)	0 (0 to 0)	0 (0 to 0)	0 (0 to 0)	0 (0 to 0)	0 (0 to 0)	0 (0 to 0)	0 (0 to 0)	0 (0 to 0)	0 (0 to 0)	0 (0 to 0)	0.6
Neglected tropical diseases and malaria	0 (0 to 0)	0 (0 to 0)	0.9 (0.4 to 10.9)	0.5 (0.2 to 11.6)	0 (0 to 0)	0 (0 to 0)	0.1 (0 to 0.4)	1.6 (0.2 to 5.6)	0.5 (0 to 2.6)	0.4 (0 to 2.1)	0.4 (0 to 1.9)	1.3 (0 to 4.4)	1 (0 to 4.6)	1.3 (0 to 5.2)	0.8 (0 to 4.1)	0.6 (0 to 3.1)	0.3 (0 to 1.7)	0.3 (0 to 1.7)	0.2 (0 to 0.9)	0.2 (0 to 0.9)	0.2 (0 to 0.9)	0.1 (0 to 0.5)	0 (0 to 0)	16.5
Malaria	0 (0 to 0)	0 (0 to 0)	0 (0 to 0)	0 (0 to 0)	0 (0 to 0)	0 (0 to 0)	0 (0 to 0)	0 (0 to 0)	0 (0 to 0)	0 (0 to 0)	0 (0 to 0)	0 (0 to 0)	0 (0 to 0)	0 (0 to 0)	0 (0 to 0)	0 (0 to 0)	0 (0 to 0)	0 (0 to 0)	0 (0 to 0)	0 (0 to 0)	0 (0 to 0)	0 (0 to 0)	0 (0 to 0)	0 (0 to 0)	0
Chagas disease	0 (0 to 0)	0 (0 to 0)	0 (0 to 0)	0 (0 to 0)	0 (0 to 0)	0 (0 to 0)	0 (0 to 0)	0 (0 to 0)	0 (0 to 0)	0 (0 to 0)	0 (0 to 0)	0 (0 to 0)	0 (0 to 0)	0 (0 to 0)	0 (0 to 0)	0 (0 to 0)	0 (0 to 0)	0 (0 to 0)	0 (0 to 0)	0 (0 to 0)	0 (0 to 0)	0 (0 to 0)	0 (0 to 0)	0 (0 to 0)	0
Leishmaniasis	0 (0 to 0)	0 (0 to 0)	0 (0 to 0)	0 (0 to 0)	0 (0 to 0)	0 (0 to 0)	0 (0 to 0)	0 (0 to 0)	0 (0 to 0)	0 (0 to 0)	0 (0 to 0)	0 (0 to 0)	0 (0 to 0)	0 (0 to 0)	0 (0 to 0)	0 (0 to 0)	0 (0 to 0)	0 (0 to 0)	0 (0 to 0)	0 (0 to 0)	0 (0 to 0)	0 (0 to 0)	0 (0 to 0)	0 (0 to 0)	0
Visceral leishmaniasis	0 (0 to 0)	0 (0 to 0)	0 (0 to 0)	0 (0 to 0)	0 (0 to 0)	0 (0 to 0)	0 (0 to 0)	0 (0 to 0)	0 (0 to 0)	0 (0 to 0)	0 (0 to 0)	0 (0 to 0)	0 (0 to 0)	0 (0 to 0)	0 (0 to 0)	0 (0 to 0)	0 (0 to 0)	0 (0 to 0)	0 (0 to 0)	0 (0 to 0)	0 (0 to 0)	0 (0 to 0)	0 (0 to 0)	0 (0 to 0)	0
Cutaneous and mucocutaneous leishmaniasis	0 (0 to 0)	0 (0 to 0)	0 (0 to 0)	0 (0 to 0)	0 (0 to 0)	0 (0 to 0)	0 (0 to 0)	0 (0 to 0)	0 (0 to 0)	0 (0 to 0)	0 (0 to 0)	0 (0 to 0)	0 (0 to 0)	0 (0 to 0)	0 (0 to 0)	0 (0 to 0)	0 (0 to 0)	0 (0 to 0)	0 (0 to 0)	0 (0 to 0)	0 (0 to 0)	0 (0 to 0)	0 (0 to 0)	0 (0 to 0)	0
African trypanosomiasis	0 (0 to 0)	0 (0 to 0)	0 (0 to 0)	0 (0 to 0)	0 (0 to 0)	0 (0 to 0)	0 (0 to 0)	0 (0 to 0)	0 (0 to 0)	0 (0 to 0)	0 (0 to 0)	0 (0 to 0)	0 (0 to 0)	0 (0 to 0)	0 (0 to 0)	0 (0 to 0)	0 (0 to 0)	0 (0 to 0)	0 (0 to 0)	0 (0 to 0)	0 (0 to 0)	0 (0 to 0)	0 (0 to 0)	0 (0 to 0)	0
Schistosomiasis	0 (0 to 0)	0 (0 to 0)	0 (0 to 0)	0 (0 to 0)	0 (0 to 0)	0 (0 to 0)	0 (0 to 0)	0 (0 to 0)	0 (0 to 0)	0 (0 to 0)	0 (0 to 0)	0 (0 to 0)	0 (0 to 0)	0 (0 to 0)	0 (0 to 0)	0 (0 to 0)	0 (0 to 0)	0 (0 to 0)	0 (0 to 0)	0 (0 to 0)	0 (0 to 0)	0 (0 to 0)	0 (0 to 0)	0 (0 to 0)	0
Cysticercosis	0 (0 to 0)	0 (0 to 0)	0 (0 to 0)	0 (0 to 0)	0 (0 to 0)	0 (0 to 0)	0 (0 to 0)	0 (0 to 0)	0 (0 to 0)	0 (0 to 0)	0 (0 to 0)	0 (0 to 0)	0 (0 to 0)	0 (0 to 0)	0 (0 to 0)	0 (0 to 0)	0 (0 to 0)	0 (0 to 0)	0 (0 to 0)	0 (0 to 0)	0 (0 to 0)	0 (0 to 0)	0 (0 to 0)	0 (0 to 0)	0
Cystic echinococcosis	0 (0 to 0)	0 (0 to 0)	0 (0 to 0)	0 (0 to 0)	0 (0 to 0)	0 (0 to 0)	0 (0 to 0)	0 (0 to 0)	0 (0 to 0)	0 (0 to 0)	0 (0 to 0)	0 (0 to 0)	0 (0 to 0)	0 (0 to 0)	0 (0 to 0)	0 (0 to 0)	0 (0 to 0)	0 (0 to 0)	0 (0 to 0)	0 (0 to 0)	0 (0 to 0)	0 (0 to 0)	0 (0 to 0)	0 (0 to 0)	0.1
Lymphatic filariasis	0 (0 to 0)	0 (0 to 0)	0 (0 to 0)	0 (0 to 0)	0 (0 to 0)	0 (0 to 0)	0 (0 to 0)	0 (0 to 0)	0 (0 to 0)	0 (0 to 0)	0 (0 to 0)	0 (0 to 0)	0 (0 to 0)	0 (0 to 0)	0 (0 to 0)	0 (0 to 0)	0 (0 to 0)	0 (0 to 0)	0 (0 to 0)	0 (0 to 0)	0 (0 to 0)	0 (0 to 0)	0 (0 to 0)	0 (0 to 0)	0
Onchocerciasis	0 (0 to 0)	0 (0 to 0)	0 (0 to 0)	0 (0 to 0)	0 (0 to 0)	0 (0 to 0)	0 (0 to 0)	0 (0 to 0)	0 (0 to 0)	0 (0 to 0)	0 (0 to 0)	0 (0 to 0)	0 (0 to 0)	0 (0 to 0)	0 (0 to 0)	0 (0 to 0)	0 (0 to 0)	0 (0 to 0)	0 (0 to 0)	0 (0 to 0)	0 (0 to 0)	0 (0 to 0)	0 (0 to 0)	0 (0 to 0)	0
Trachoma	0 (0 to 0)	0 (0 to 0)	0 (0 to 0)	0 (0 to 0)	0 (0 to 0)	0 (0 to 0)	0 (0 to 0)	0 (0 to 0)	0 (0 to 0)	0 (0 to 0)	0 (0 to 0)	0 (0 to 0)	0 (0 to 0)	0 (0 to 0)	0 (0 to 0)	0 (0 to 0)	0 (0 to 0)	0 (0 to 0)	0 (0 to 0)	0 (0 to 0)	0 (0 to 0)	0 (0 to 0)	0 (0 to 0)	0 (0 to 0)	0
Dengue	0 (0 to 0)	0 (0 to 0)	0 (0 to 0)	0 (0 to 0)	0 (0 to 0)	0 (0 to 0)	0 (0 to 0)	0 (0 to 0)	0 (0 to 0)	0 (0 to 0)	0 (0 to 0)	0 (0 to 0)	0 (0 to 0)	0 (0 to 0)	0 (0 to 0)	0 (0 to 0)	0 (0 to 0)	0 (0 to 0)	0 (0 to 0)	0 (0 to 0)	0 (0 to 0)	0 (0 to 0)	0 (0 to 0)	0 (0 to 0)	0
Yellow fever	0 (0 to 0)	0 (0 to 0)	0 (0 to 0)	0 (0 to 0)	0 (0 to 0)	0 (0 to 0)	0 (0 to 0)	0 (0 to 0)	0 (0 to 0)	0 (0 to 0)	0 (0 to 0)	0 (0 to 0)	0 (0 to 0)	0 (0 to 0)	0 (0 to 0)	0 (0 to 0)	0 (0 to 0)	0 (0 to 0)	0 (0 to 0)	0 (0 to 0)	0 (0 to 0)	0 (0 to 0)	0 (0 to 0)	0 (0 to 0)	0
Rabies	0 (0 to 0)	0 (0 to 0)	0 (0 to 0)	0 (0 to 0)	0 (0 to 0)	0 (0 to 0)	0 (0 to 0)	0 (0 to 0)	0 (0 to 0)	0 (0 to 0)	0 (0 to 0)	0 (0 to 0)	0 (0 to 0)	0 (0 to 0)	0 (0 to 0)	0 (0 to 0)	0 (0 to 0)	0 (0 to 0)	0 (0 to 0)	0 (0 to 0)	0 (0 to 0)	0 (0 to 0)	0 (0 to 0)	0 (0 to 0)	0
Intestinal nematode infections	0 (0 to 0)	0 (0 to 0)	0 (0 to 0)	0 (0 to 0)	0 (0 to 0)	0 (0 to 0)	0 (0 to 0)	0 (0 to 0)	0 (0 to 0)	0 (0 to 0)	0 (0 to 0)	0 (0 to 0)	0 (0 to 0)	0 (0 to 0)	0 (0 to 0)	0 (0 to 0)	0 (0 to 0)	0 (0 to 0)	0 (0 to 0)	0 (0 to 0)	0 (0 to 0)	0 (0 to 0)	0 (0 to 0)	0 (0 to 0)	0
Ascariasis	0 (0 to 0)	0 (0 to 0)	0 (0 to 0)	0 (0 to 0)	0 (0

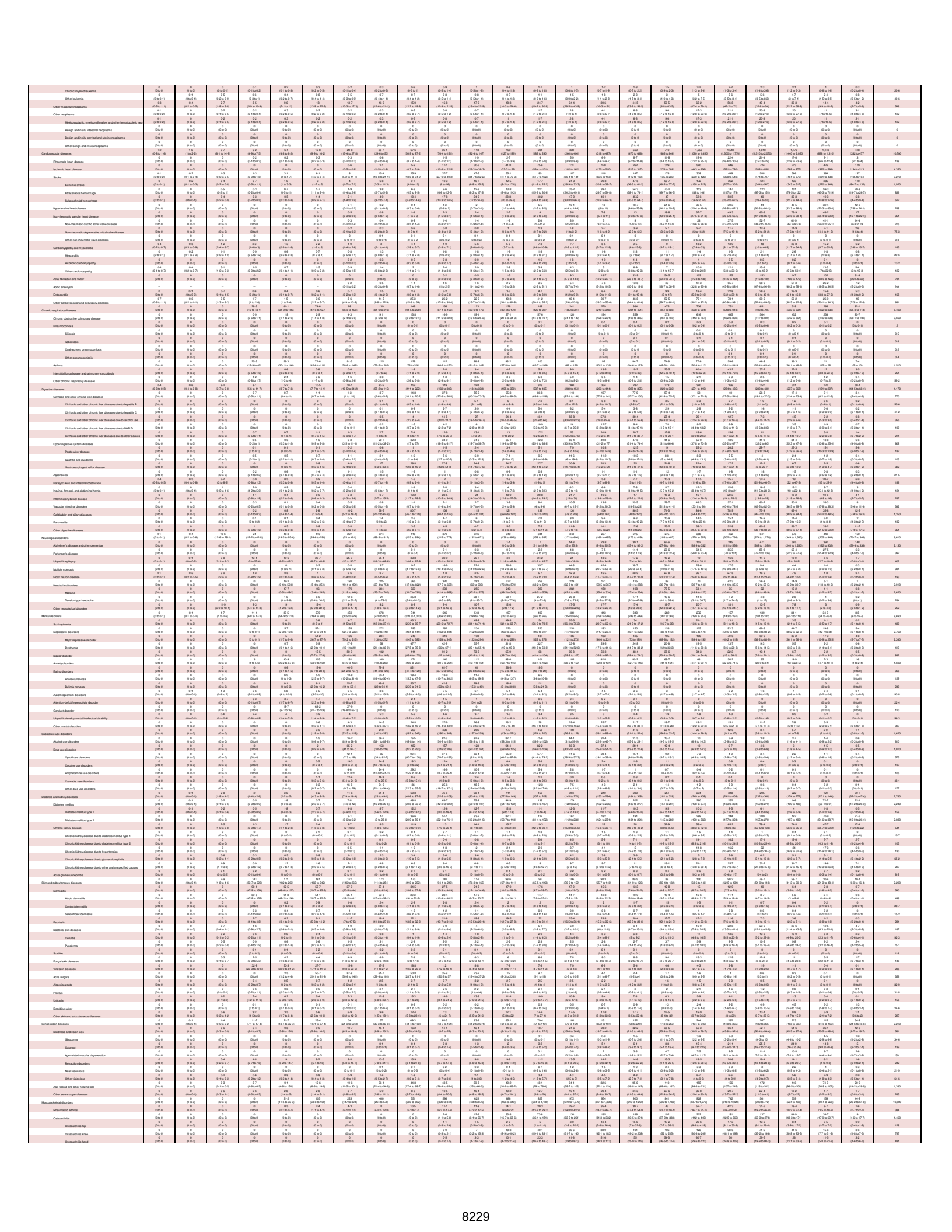

Osteoarthritis other	0 (0 to 0)	0 (0 to 0)	0 (0 to 0)	0 (0 to 0)	0 (0 to 0)	0 (0 to 0)	0 (0 to 0)	0 (0 to 0)	0 (0 to 0)	0-1 (0 to 0-3)	0-7 (0 to 1-7)	2-3 (0 to 5-3)	5-2 (2 to 11-3)	9-5 (4 to 19-9)	12-3 (5 to 26-4)	14 (6 to 29-9)	17-3 (8 to 36-2)	15-2 (7 to 33-2)	12-9 (6 to 28-2)	9 (4 to 19-1)	4-1 (2 to 9-2)	1-2 (0 to 2-4)	118
Low back pain	0 (0 to 0)	0 (0 to 0)	0 (0 to 0)	0 (0 to 0)	12-8 (5 to 22-4)	62 (36 to 101)	139 (74 to 253)	225 (131 to 353)	299 (178 to 469)	337 (178 to 458)	367 (188 to 454)	324 (203 to 483)	373 (224 to 588)	428 (270 to 620)	438 (268 to 620)	420 (242 to 571)	391 (231 to 529)	377 (243 to 531)	299 (183 to 430)	216 (132 to 320)	127 (78 to 190)	66-8 (39 to 107)	11 (6 to 16-1)	4,660
Neck pain	0 (0 to 0)	0 (0 to 0)	0 (0 to 0)	6-9 (3 to 14-3)	33-7 (16 to 64-7)	66-2 (33 to 116)	92-1 (46 to 176)	106 (52 to 208)	130 (67 to 247)	146 (77 to 246)	164 (82 to 270)	159 (96 to 257)	188 (108 to 314)	192 (116 to 314)	152 (90 to 257)	139 (82 to 231)	107 (64 to 178)	109 (64 to 176)	82-1 (43 to 152)	59-2 (29 to 109)	35-6 (16 to 66-2)	13-7 (7 to 22-3)	1,810
Gout	0 (0 to 0)	0 (0 to 0)	0 (0 to 0)	0 (0 to 0)	0 (0 to 0)	0 (0 to 0)	0 (0 to 0)	0 (0 to 0)	0 (0 to 0)	0-1 (0 to 0-3)	0-3 (0 to 1-1)	0-3 (0 to 1-3)	0-3 (0 to 1-4)	0-7 (0 to 2-5)	0-7 (0 to 2-4)	0-7 (0 to 2-4)	0-5 (0 to 1-5)	0-5 (0 to 1-5)	0-5 (0 to 1-5)	0-3 (0 to 1-3)	0-3 (0 to 1-1)	0-2 (0 to 0-7)	39-1
Other musculoskeletal disorders	0 (0 to 0)	0 (0 to 0)	0 (0 to 0)	1-1 (0 to 1-9)	3-2 (1 to 9-1)	26-2 (14 to 51-9)	75 (46 to 114)	132 (81 to 208)	151 (87 to 229)	147 (92 to 212)	149 (92 to 223)	149 (92 to 223)	169 (110 to 254)	176 (107 to 266)	190 (112 to 292)	176 (112 to 259)	161 (103 to 243)	143 (96 to 213)	139 (96 to 203)	112 (72 to 170)	69-2 (43 to 104)	(35 to 146)	19-4 (9 to 37-6)	2,110
Other non-communicable diseases	134 (90 to 196)	64-1 (48 to 84-3)	242 (170 to 329)	103 (78 to 139)	75-3 (55 to 102)	112 (84 to 152)	164 (128 to 220)	404 (302 to 534)	621 (481 to 806)	642 (498 to 837)	638 (479 to 831)	536 (378 to 751)	636 (454 to 896)	630 (452 to 879)	599 (432 to 834)	591 (423 to 796)	491 (353 to 684)	434 (303 to 596)	391 (273 to 533)	298 (208 to 408)	182 (123 to 252)	116 (74 to 174)	39-8 (24 to 61-5)	7,370
Congenital birth defects	131 (92 to 193)	56 (41 to 76-5)	171 (117 to 238)	41-9 (27 to 62-8)	21-6 (12 to 40-8)	33-7 (20 to 64-4)	27-3 (16 to 36-4)	32-4 (19 to 51-4)	31 (20 to 47-8)	29-3 (20 to 42-6)	25-1 (16 to 32-8)	22-1 (16 to 32-9)	23-1 (16 to 30-2)	24-5 (16 to 33)	23-2 (14 to 31-1)	14-5 (11 to 24-5)	12-7 (8 to 18-7)	3-3 (2 to 7-1)	2-2 (1 to 3-5)	1-3 (0 to 3-2)	0-5 (0 to 2-6)	0-1 (0 to 1-2)	766
Neural tube defects	12-6 (7 to 19-9)	2-3 (1 to 5-4)	21-4 (10 to 39-4)	12-3 (7 to 19-9)	1-4 (0 to 9-2)	1-7 (1 to 6-2)	1-3 (0 to 3-5)	3-9 (1 to 7-4)	1-6 (1 to 5-2)	1-6 (0 to 5-2)	1-3 (0 to 5)	0-9 (0 to 3-1)	0-5 (0 to 1-6)	0-3 (0 to 0-9)	0-3 (0 to 0-5)	0-2 (0 to 0-5)	0-1 (0 to 0-3)	0-1 (0 to 0-1)	0-1 (0 to 0-1)	0-1 (0 to 0-1)	0-1 (0 to 0-1)	62-3
Congenital heart anomalies	30-3 (16 to 70-3)	23-5 (15 to 60-2)	56-4 (31 to 92-2)	11-3 (6 to 26)	5-4 (3 to 11-5)	7 (4 to 11-8)	5 (3 to 9-8)	6-4 (3 to 11-1)	3-4 (2 to 6)	6 (3 to 10-1)	6-4 (4 to 9-4)	5-9 (3 to 9-4)	5-2 (3 to 7-8)	4-5 (2 to 9-1)	4 (1 to 9-5)	3-1 (1 to 8-5)	2-7 (1 to 6-1)	2-1 (1 to 4-1)	0-4 (0 to 1-5)	0-3 (0 to 0-9)	0-2 (0 to 0-6)	0-1 (0 to 0-4)	189
Orofacial clefts	0 (0 to 0)	0-3 (0 to 0-9)	0-5 (0 to 1-5)	0-4 (0 to 1-7)	0-3 (0 to 1-3)	0-3 (0 to 1-6)	0-3 (0 to 1-1)	0-5 (0 to 1-1)	0-4 (0 to 1-1)	0-4 (0 to 0-9)	0-3 (0 to 0-9)	0-3 (0 to 0-7)	0-4 (0 to 0-9)	0-3 (0 to 0-8)	0-3 (0 to 0-8)	0-2 (0 to 0-4)	0-2 (0 to 0-4)	0-2 (0 to 0-4)	0-1 (0 to 0-1)	0-1 (0 to 0-1)	0-1 (0 to 0-1)	6-2
Down syndrome	2-9 (1 to 6-7)	0-9 (0 to 1-4)	2-9 (1 to 6-5)	1-9 (1 to 2-9)	1-7 (1 to 3-9)	1-9 (1 to 3-7)	1-6 (1 to 2-7)	2-7 (1 to 4-3)	2-9 (1 to 4-3)	2-9 (1 to 4-3)	2-5 (1 to 3-5)	2-5 (1 to 3-4)	3-4 (2 to 4-7)	6-4 (3 to 9-3)	7-7 (4 to 11-4)	6-3 (3 to 9-7)	3 (1 to 4-7)	1-4 (0 to 3)	0-4 (0 to 0-9)	0-3 (0 to 0-7)	0-3 (0 to 0-6)	54-3
Turner syndrome	0 (0 to 0)	0 (0 to 0)	0-2 (0 to 0-4)	0-2 (0 to 0-4)	0-2 (0 to 0-5)	0-3 (0 to 0-6)	0-3 (0 to 0-5)	0-3 (0 to 0-6)	0-3 (0 to 0-5)	0-3 (0 to 0-5)	0-3 (0 to 0-5)	0-2 (0 to 0-5)	0-1 (0 to 0-3)	0-1 (0 to 0-1)	0-1 (0 to 0-1)	0-1 (0 to 0-1)	0-1 (0 to 0-1)	0-1 (0 to 0-1)	0-1 (0 to 0-1)	0-1 (0 to 0-1)	0-1 (0 to 0-1)	2-4
Klinefelter syndrome	0 (0 to 0)	0 (0 to 0)	0 (0 to 0)	0 (0 to 0)	0 (0 to 0)	0 (0 to 0)	0 (0 to 0)	0 (0 to 0)	0 (0 to 0)	0 (0 to 0)	0 (0 to 0)	0 (0 to 0)	0 (0 to 0)	0 (0 to 0)	0 (0 to 0)	0 (0 to 0)	0 (0 to 0)	0 (0 to 0)	0 (0 to 0)	0 (0 to 0)	0 (0 to 0)	0 (0 to 0)	6
Other chromosomal abnormalities	17-6 (8 to 42-9)	11 (6 to 22)	28-4 (14 to 53-8)	6-9 (4 to 15-1)	4-1 (2 to 8-6)	4-1 (2 to 9)	3-6 (2 to 6-7)	4-4 (2 to 9-7)	4-1 (2 to 8-3)	3-7 (2 to 6-4)	3-1 (2 to 4-4)	2-6 (1 to 3-7)	2-7 (1 to 5-3)	2-4 (1 to 5-3)	1-9 (0 to 5-2)	1-3 (0 to 4-2)	0-9 (0 to 2-3)	0-5 (0 to 1-3)	0-3 (0 to 0-9)	0-2 (0 to 0-6)	0-1 (0 to 0-3)	153
Congenital musculoskeletal and limb anomalies	6-9 (3 to 11-2)	1-9 (1 to 3-8)	14 (6 to 21-4)	12-6 (7 to 21-6)	7-5 (3 to 16-1)	8-6 (4 to 13-5)	5-2 (3 to 9-4)	9-9 (5 to 14)	9-9 (4 to 12-1)	7-8 (4 to 10-1)	6-6 (3 to 9-1)	6-1 (3 to 9-7)	5-7 (3 to 8)	4-3 (2 to 6-9)	3-7 (1 to 6-7)	2-5 (1 to 5-2)	1-7 (0 to 3-8)	1-1 (0 to 2-8)	0-7 (0 to 1-7)	0-5 (0 to 1-3)	0-2 (0 to 0-6)	0-1 (0 to 0-1)	134
Urogenital congenital anomalies	3-9 (1 to 12-9)	0-8 (0 to 4-2)	2 (0 to 7-2)	1-8 (0 to 5-1)	1-1 (0 to 4-2)	2-5 (0 to 6-1)	0-4 (0 to 2-1)	0-7 (0 to 4-1)	0-4 (0 to 2-1)	0-4 (0 to 2-3)	0-3 (0 to 2-1)	0-2 (0 to 2-1)	0-1 (0 to 1-5)	0-2 (0 to 1-3)	0-1 (0 to 1-2)	0-1 (0 to 0-5)	0-1 (0 to 0-3)	0-1 (0 to 0-3)	0-1 (0 to 0-3)	0-1 (0 to 0-3)	0-1 (0 to 0-3)	14
Digestive congenital anomalies	13-4 (6-7 to 28)	10-2 (4 to 21)	19-4 (9 to 39-2)	5-2 (2 to 11-6)	2-6 (1 to 5-1)	2-5 (1 to 5-1)	2-1 (0 to 4-1)	2-4 (1 to 4-6)	2-3 (1 to 4-3)	2-3 (1 to 4-3)	2-1 (0 to 3-7)	1-7 (0 to 3-2)	1-6 (0 to 2-6)	1-4 (0 to 2-5)	1-2 (0 to 2-2)	0-9 (0 to 2-1)	0-6 (0 to 1-5)	0-5 (0 to 1-2)	0-4 (0 to 1-1)	0-3 (0 to 0-9)	0-2 (0 to 0-7)	40-3
Other congenital birth defects	43-4 (19 to 108-4)	11-6 (5 to 19-1)	39-8 (18 to 73-6)	9-1 (5 to 13-9)	5-6 (4 to 9-6)	6-3 (4 to 10-8)	5-1 (3 to 7-8)	6-4 (3 to 9-3)	5-3 (3 to 7-5)	5-3 (3 to 8-3)	4-7 (2 to 8-7)	4-1 (1 to 6-2)	4-1 (2 to 6-2)	3-5 (1 to 5-4)	2-4 (0 to 5-1)	1-9 (0 to 3-6)	1-5 (0 to 3-2)	0-9 (0 to 2-6)	0-6 (0 to 2-1)	0-5 (0 to 1-5)	0-5 (0 to 1-5)	160
Urinary diseases and male infertility	1-2 (0 to 0-2)	0-3 (0 to 0-4)	1-5 (0 to 3-5)	0-8 (0 to 4-1)	0-9 (0 to 4-1)	1-7 (1 to 2-5)	2-2 (1 to 3-5)	4-7 (2 to 6-7)	7-3 (4 to 10-3)	8-6 (5 to 11-9)	10-3 (5 to 15)	9-9 (5 to 13-7)	12-3 (7 to 16-7)	13-5 (9 to 18-9)	17-6 (12 to 23-3)	16-2 (10 to 23-3)	14-3 (9 to 20-7)	12-7 (8 to 17-6)	9-7 (6 to 13-7)	7-4 (4 to 10-7)	4-6 (2 to 6-9)	460
Urolithiasis	0 (0 to 0)	0 (0 to 0)	0 (0 to 0)	0 (0 to 0-1)	0-1 (0 to 0)	0-7 (0 to 1-9)	0-7 (0 to 1-6)	0-7 (0 to 1-1)	1-1 (0 to 1-6)	1-5 (0 to 1-6)	1-7 (0 to 2-5)	1-5 (0 to 2-5)	2-1 (0 to 3-7)	2-5 (0 to 4-9)	2-6 (1 to 4-2)	2-2 (1 to 4-1)	1-9 (1 to 4-1)	1-6 (1 to 4-1)	1-2 (0 to 3-1)	1-1 (0 to 2-5)	0-8 (0 to 2-3)	31-6
Benign prostatic hyperplasia	0 (0 to 0)	0 (0 to 0)	0 (0 to 0)	0 (0 to 0)	0 (0 to 0)	0 (0 to 0)	0 (0 to 0)	0 (0 to 0)	0 (0 to 0)	0 (0 to 0)	0 (0 to 0)	0 (0 to 0)	0 (0 to 0)	0 (0 to 0)	0 (0 to 0)	0 (0 to 0)	0 (0 to 0)	0 (0 to 0)	0 (0 to 0)	0 (0 to 0)	0 (0 to 0)	0 (0 to 0)	6
Male infertility	–	–	–	–	–	–	–	–	–	–	–	–	–	–	–	–	–	–	–	–	–	–	NA
Other urinary diseases	0-1 (0 to 0-2)	0-2 (0 to 0-2)	0-3 (0 to 0-6)	0-3 (0 to 0-5)	0-3 (0 to 0-5)	0-4 (0 to 0-8)	0-5 (0 to 0-8)	0-4 (0 to 0-7)	1 (0 to 1-5)	0-9 (0 to 1-3)	0-8 (0 to 1-3)	1 (0 to 1-4)	0-9 (0 to 1-6)	0-5 (0 to 1-1)	0-9 (0 to 1-6)	0-5 (0 to 1-2)	0-6 (0 to 1-2)	0-6 (0 to 1-3)	1-1 (0 to 2-3)	1-1 (0 to 2-1)	0-9 (0 to 2-7)	0-5 (0 to 2-2)	0-2 (0 to 1-1)	18-3
Gynecological diseases	0 (0 to 0)	0 (0 to 0)	0 (0 to 0)	0 (0 to 0)	0 (0 to 0)	0 (0 to 0)	274 (55 to 101)	274 (178 to 401)	412 (277 to 600)	411 (266 to 611)	411 (223 to 683)	296 (222 to 483)	271 (176 to 396)	271 (128 to 524)	271 (82 2 to 594)	260 (54 9 to 640)	260 (43 5 to 652)	260 (39 6 to 685)	260 (25 8 to 58)	26-1 (15 6 to 38-1)	14-5 (9 2 to 25 6)	2,790
Uterine fibroids	0 (0 to 0)	0 (0 to 0)	0 (0 to 0)	0 (0 to 0)	0-2 (0 1 to 0 5)	0-5 (0 2 to 1 1)	2-8 (1 2 to 5 9)	5-5 (2 5 to 11 3)	8-7 (3 7 to 17 7)	12 (5 5 to 23 4)	14 (6 5 to 25 9)	13-6 (7 to 23 7)	14-2 (7 to 25 4)	13-5 (6 to 25 9)	17-4 (12 3 to 23 3)	14-3 (9 to 19 8)	11-9 (7 to 17 4)	10-4 (6 to 16 4)	8-4 (4 to 13 6)	6-2 (3 to 10 5)	3-4 (1 to 7)	73-4
Polycystic ovarian syndrome	0 (0 to 0)	0 (0 to 0)	0 (0 to 0)	0 (0 to 0)	0 (0 to 0)	0 (0 to 0)	0 (0 to 0)	0 (0 to 0)	0 (0 to 0)	0 (0 to 0)	0 (0 to 0)	0 (0 to 0)	0 (0 to 0)	0 (0 to 0)	0 (0 to 0)	0 (0 to 0)	0 (0 to 0)	0 (0 to 0)	0 (0 to 0)	0 (0 to 0)	0 (0 to 0)	0 (0 to 0)	152
Female infertility	0 (0 to 0)	0 (0 to 0)	0 (0 to 0)	0 (0 to 0)	0 (0 to 0)	0 (0 to 0)	2 (0 to 19-7)	0-2 (0 1 to 1 8)	0-2 (0 1 to 1 8)	0-2 (0 1 to 1 8)	0-2 (0 1 to 1 8)	0-2 (0 1 to 1 8)	0-1 (0 to 0 3)	0-1 (0 to 0 3)	0-1 (0 to 0 3)	0-1 (0 to 0 3)	0-1 (0 to 0 3)	0-1 (0 to 0 3)	0-1 (0 to 0 3)	0-1 (0 to 0 3)	0-1 (0 to 0 3)	24
Endometriosis	0 (0 to 0)	0 (0 to 0)	0 (0 to 0)	0 (0 to 0)	0 (0 to 0)	0 (0 to 0)	26-6 (13 6 to 45 4)	27-5 (14 1 to 49 2)	19-1 (9 4 to 34 2)	19-1 (7 4 to 33 9)	14 (5 to 25 2)	10-1 (4 to 20 5)	9-3 (4 to 17 2)	8-3 (3 6 to 16 3)	7-3 (3 to 14 2)	6-3 (2 to 12 2)	5-3 (2 to 10 7)	4-6 (2 to 9 2)	3-6 (1 to 7 2)	2-7 (1 to 5 2)	1-7 (0 to 3 2)	123
Genital prolapse	0 (0 to 0)	0 (0 to 0)	0 (0 to 0)	0 (0 to 0)	0 (0 to 0)	0 (0 to 0)	0 (0 to 0)	0 (0 to 0)	0 (0 to 0)	0 (0 to 0)	0 (0 to 0)	0 (0 to 0)	0 (0 to 0)	0 (0 to 0)	0 (0 to 0)	0 (0 to 0)	0 (0 to 0)	0 (0 to 0)	0 (0 to 0)	0 (0 to 0)	0 (0 to 0)	0 (0 to 0)	0
Premenstrual syndrome	0 (0 to 0)	0 (0 to 0)	0 (0 to 0)	0 (0 to 0)	0 (0 to 0)	0 (0 to 0)	0 (0 to 0)	0 (0 to 0)	0 (0 to 0)	0 (0 to 0)	0 (0 to 0)	0 (0 to 0)	0 (0 to 0)	0 (0 to 0)	0 (0 to 0)	0 (0 to 0)	0 (0 to 0)	0 (0 to 0)	0 (0 to 0)	0 (0 to 0)	0 (0 to 0)	0 (0 to 0)	0
Other gynecological diseases	0 (0 to 0)	0 (0 to 0)	0 (0 to 0)	0 (0 to 0)	0 (0 to 0)	0 (0 to 0)	20-2 (9 2 to 37 1)	20-2 (9 2 to 37 1)	13 (7 2 to 20 1)	13 (7 2 to 20 1)	13 (7 2 to 20 1)	13 (7 2 to 20 1)	13 (7 2 to 20 1)	13 (7 2 to 20 1)	13 (7 2 to 20 1)	13 (7 2 to 20 1)	13 (7 2 to 20 1)	13 (7 2 to 20 1)	13 (7 2 to 20 1)	13 (7 2 to 20 1)	13 (7 2 to 20 1)	1,830
Hemoglobinopathies and hemolytic anemias	0-1 (0 to 0-1)	1-3 (0 to 3-7)	4-4 (1 to 10-1)	1-6 (0 to 5-6)	1-1 (0 to 6-2)	0-9 (0 to 5-1)	0-1 (0 1 to 2 2)	11-9 (5 to 26 7)	9-2 (3 to 22 7)	11-7 (5 to 24 5)	7-7 (3 to 22 3)	4-9 (2 to 13 1)	3-2 (1 to 10 6)	2-1 (0 to 10 6)	3-4 (1 to 12 8)	2-3 (0 to 11 5)	2-5 (0 to 9 2)	2-3 (0 to 9 2)	3-1 (0 to 9 2)	1-6 (0 to 6 7)	0-9 (0 to 3 6)	90-8
Thalassemias	0 (0 to 0)	0-1 (0 to 0-2)	0-2 (0 to 0-5)	0-1 (0 to 0-3)	0-2 (0 to 0-2)	0-1 (0 to 0-2)	0-1 (0 1 to 0 2)	0-1 (0 to 0 2)	0-1 (0 to 0 2)	0-1 (0 to 0 1)	0 (0 to 0)	0 (0 to 0)	0 (0 to 0)	0 (0 to 0)	0 (0 to 0)	0 (0 to 0)	0 (0 to 0)	0 (0 to 0)	0 (0 to 0)	0 (0 to 0)	0 (0 to 0)	1-1
Thalassemias trait	0 (0 to 0)	0-4 (0 to 1)	1-6 (0 2 to 4 6)	1-8 (0 to 5 4)	0-9 (0 to 1 2)	1-2 (0 to 3 7)	0-5 (0 2 to 2 4)	0-5 (0 to 1 4)	0-5 (0 2 to 1 6)	0-4 (0 2 to 1 5)	0-3 (0 to 0 8)	1-4 (0 1 to 4 2)	1-3 (0 1 to 4)	1-7 (0 2 to 4 4)	2-1 (0 to 5 2)	1-9 (0 to 4 2)	1-5 (0 to 3 2)	0-9 (0 to 2 2)	0-6 (0 to 2 2)	0-5 (0 to 1 4)	0-2 (0 to 0 5)	26-8
Sickle cell disorders	0 (0 to 0-1)	0-2 (0 to 0-4)	0-5 (0 2 to 0 9)	0-5 (0 to 1 2)	0-6 (0 to 1 3)	0-4 (0 to 0 7)	0-5 (0 2 to 0 9)	0-4 (0 to 0 7)	0-3 (0 to 0 7)	0-3 (0 to 0 6)	0-3 (0 to 0 6)	0-2 (0 to 0 4)	0-2 (0 to 0 4)	0-2 (0 to 0 4)	0-1 (0 to 0 3)	0-1 (0 to 0 3)	0-1 (0 to 0 3)	0-1 (0 to 0 3)	0-1 (0 to 0 3)	0-1 (0 to 0 3)	0-1 (0 to 0 3)	5
Sickle cell trait	0 (0 to 0-1)	0-1 (0 to 0-4)	0-2 (0 to 0-7)	0-7 (0 to 2 5)	0-8 (0 to 2 5)	0-1 (0 to 0 4)	0-5 (0 to 0 9)	0-4 (0 to 0 8)	0-4 (0 to 0 7)	0-4 (0 to 0 7)	0-3 (0 to 0 7)	0-3 (0 to 0 7)	0-3 (0 to 0 6)	0-3 (0 to 0 6)	0-4 (0 to 1 2)	0-3 (0 to 1 1)	0-3 (0 to 0 9)	0-2 (0 to 0 8)	0-2 (0 to 0 7)	0-2 (0 to 0 5)	0-1 (0 to 0 3)	19-2
G6PD deficiency	0 (0 to 0)	0 (0 to 0)	0 (0 to 0)	0-1 (0 to 0-1)	0-2 (0 1 to 0 5)	0-2 (0 1 to 0 5)	2 (0 to 5 4)	2 (0 to 5 4)	0-5 (0 2 to 1 4)	0-5 (0 2 to 1 3)	0-4 (0 2 to 1 1)	0-4 (0 2 to 1 1)	0-3 (0 1 to 1 1)	0-3 (0 1 to 0 9)	0-2 (0 1 to 0 8)	0-2 (0 1 to 0 7)	0-2 (0 1 to 0 6)	0-1 (0 to 0 5)	0-1 (0 to 0 5)	0-1 (0 to 0 5)	0-1 (0 to 0 5)	5-9
G6PD trait	0 (0 to 0)	0 (0 to 0)	0 (0 to 0)	0 (0 to 0)	0 (0 to 0)	0 (0 to 0)	0-5 (0 to 0-1)	0-5 (0 1 to 1)	0 (0 to 0)	0 (0 to 0)	0 (0 to 0)	0 (0 to 0)	0 (0 to 0)	0 (0 to 0)	0 (0 to 0)	0 (0 to 0)	0 (0 to 0)	0 (0 to 0)	0 (0 to 0)	0 (0 to 0)	0 (0 to 0)	0-9
Other hemoglobinopathies and hemolytic anemias	0 (0 to 0)	0-3 (0 to 0-9)	1-3 (0 1 to 4)	1-1 (0 1 to 4 2)	0-6 (0 to 2 4)	0-2 (0 1 to 0 6)	0-5 (0 to 1 4)	0-8 (0 2 to 2 7)	0-7 (0 2 to 2 3)	0-7 (0 2 to 2 1)	0-7 (0 2 to 1 9)	1-9 (0 4 to 4 1)	1-5 (0 4 to 4 4)	2-1 (0 6 to 5 2)	1-9 (0 4 to 4 3)	2-4 (0 9 to 5 3)	2-4 (0 9 to 5 3)	3-1 (1 to 6 5)	2-8 (1 to 5 2)	2-8 (1 to 5 2)	1-4 (0 6 to 2 7)	0-5 (0 2 to 0 7)	32-9
Endocrine, metabolic, blood, and immune disorders	3-5 (2 to 5-3)	2-7 (2 1 to 5 8)	20-6 (13 to 39-4)	20-1 (10 2 to 40 7)	20-2 (9 4 to 44 1)	44-1 (20 1 to 87 7)	36-7 (18 1 to 66 2)	99-5 (49 2 to 115)	112 (68 6 to 153)	112 (71 to 173)	122 (76 to 185)	102 (62 1 to 167)	101 (58 to 228)	113 (58 to 228)	109 (58 to 224)	102 (55 to 214)	104 (55 to 214)	107 (57 to 216)	90-4 (48 to 193)	60-6 (32 to 132)	39-5 (20 to 82-3)	14-9 (7 to 33-9)	2,010
Oral disorders	0 (0 to 0)	0 (0 to 0)	0 (0 to 0)	5 (2 to 9-4)	8-2 (4 to 14-4)	10-5 (5 to 18)	14-9 (8 to 24-9)	28-1 (16 2 to 46 8)	38-9 (22 2 to 62 2)	43-9 (24 to 68 1)	43-7 (24 2 to 73)	40-7 (27 4 to 62 4)	44-7 (28 to 76)	60-3 (33 to 112)	67-5 (39 to 112)	65-2 (39 to 112)	63-2 (39 to 112)	62-2 (39 to 112)	59-4 (39 to 112)	46-1 (29 to 82)	26-9 (17 to 46)	7-3 (4 to 12-4)	1,200
Caries of deciduous teeth	0 (0 to 0)	0 (0 to 0)	0 (0 to 0)	0 (0 2 to 1 3)	0 (0 to 0)	0 (0 to 0)	0 (0 to 0)	0 (0 to 0)	0 (0 to 0)	0 (0 to 0)	0 (0 to 0)	0 (0 to 0)	0 (0 to 0)	0 (0 to 0)	0 (0 to 0)	0 (0 to 0)	0 (0 to 0)	0 (0 to 0)	0 (0 to 0)	0 (0 to 0)	0 (0 to 0)	0 (0 to 0)	1-9
Caries of permanent teeth	0 (0 to 0)	0 (0 to 0)	0 (0 to 0)	0 (0 to 0)	0-6 (0 to 3-4)	4-6 (1 to 10 1)	0-4 (0 to 1 1)	0-4 (0 to 1 1)	0-5 (0 to 1 2)	0-7 (0 to 1 4)	0-6 (0 to 1 3)	0-5 (0 to 1 2)	0-5 (0 to 1 2)	0-5 (0 to 1 2)	0-5 (0 to 1 2)	0-4 (0 to 1 1)	0-3 (0 to 1 1)	0-3 (0 to 1 1)	0-3 (0 to 1 1)	0-3 (0 to 1 1)	0-3 (0 to 1 1)	87-5
Periodontal diseases	0 (0 to 0)	0 (0 to 0)	0 (0 to 0)	0 (0 to 0)	0 (0 to 0)	0 (0 to 0)	0 (0 to 1 1)	0 (0 to 1 1)	0 (0 to 0 6)	0 (0 to 0 6)	0 (2 4 to 19 9)	0 (2 4 to 19 9)	0 (3 to 20 4)	0 (3 to 20 4)	0 (3 to 20 4)	0 (3 to 20 4)	0 (3 to 20 4)	0 (3 to 20 4)	0 (3 to 20 4)	0 (3 to 20 4)	0 (3 to 20 4)	163
Other oral disorders	0 (0 to 0)	0 (0 to 0)	0 (0 to 0)	0-5 (0 2 to 0 9)	5-3 (3 to 9 3)	5-8 (3 5 to 9 3)	5 (3 to 7 6)	15 (8 9 to 23 3)	16 (10 9 to 27 4)	14 (9 9 to 25 1)	11 (6 7 to 21 8)	7-7 (3 8 to 19 4)	10-1 (7 9 to 19 4)	13-8 (8 5 to 29 4)	14-5 (8 7 to 31 4)	12-5 (7 4 to 28 7)	10-4 (6 3 to 25 3)	8-5 (5 2 to 13)	7-8 (4 7 to 11 8)	5 (3 to 7 5)	2-1 (1 to 4 7)	180
Sudden infant death syndrome	4 (2 4 to 6 4)	0-7 (25 1 to 88 7)	–	–	–	–	–	–	–	–	–	–	–	–	–	–	–	–	–	–	–	NA
Injuries	1-3 (1 to 1 7)	1-6 (1 2 to 2 1)	20-7 (14 4 to 30 4)	36-8 (31 1 to 48 7)	55-2 (41 to 73)	65-4 (47 2 to 108)	122 (108 to 164)	214 (171 to 263)	229 (178 to 294)	236 (186 to 302)	222 (174 to 285)	216 (167 to

SR Table 2b: Wakefield DALYS by cause and age group for females with 95% uncertainty intervals, 2019

Cause	Early Neonatal	Late Neonatal	Post Neonatal	1 to 4	5 to 9	10 to 14	15 to 19	20 to 24	25 to 29	30 to 34	35 to 39	40 to 44	45 to 49	50 to 54	55 to 59	60 to 64	65 to 69	70 to 74	75 to 79	80 to 84	85 to 89	90 to 94	95 plus	Total
All causes	1,600 (1,541 to 1,662)	1,600 (1,541 to 1,662)	2,600 (2,500 to 2,700)	10,000 (9,922 to 10,000)	6,200 (6,000 to 6,400)	6,200 (6,000 to 6,500)	8,200 (7,900 to 8,500)	12,000 (11,600 to 12,000)	14,000 (13,500 to 14,000)	15,000 (14,500 to 15,000)	16,000 (15,500 to 16,000)	17,000 (16,500 to 17,000)	18,000 (17,500 to 18,000)	19,000 (18,400 to 19,000)	20,000 (19,400 to 20,000)	21,000 (20,300 to 21,000)	21,000 (20,300 to 21,000)	20,000 (19,400 to 20,000)	19,000 (18,400 to 19,000)	17,000 (16,500 to 17,000)	14,000 (13,600 to 14,000)	9,400 (9,100 to 9,700)	53,400 (51,800 to 55,000)
Communicable, maternal, neonatal, and nutritional diseases	1,600 (1,539 to 1,659)	1,600 (1,539 to 1,659)	2,600 (2,500 to 2,700)	10,000 (9,922 to 10,000)	6,200 (6,000 to 6,400)	6,200 (6,000 to 6,500)	8,200 (7,900 to 8,500)	12,000 (11,600 to 12,000)	14,000 (13,500 to 14,000)	15,000 (14,500 to 15,000)	16,000 (15,500 to 16,000)	17,000 (16,500 to 17,000)	18,000 (17,400 to 18,000)	19,000 (18,400 to 19,000)	20,000 (19,400 to 20,000)	21,000 (20,300 to 21,000)	21,000 (20,300 to 21,000)	20,000 (19,400 to 20,000)	19,000 (18,400 to 19,000)	17,000 (16,500 to 17,000)	14,000 (13,600 to 14,000)	9,400 (9,100 to 9,700)	53,400 (51,800 to 55,000)
HIV/AIDS and sexually transmitted infections	6.1 (1.7 to 13.1)	1.7 (0.5 to 3.9)	2.7 (1.0 to 5.8)	0.4 (0.3 to 0.5)	0.2 (0.2 to 0.3)	0.3 (0.2 to 0.3)	0.7 (0.5 to 1.1)	1.8 (1.2 to 2.6)	3.6 (2.4 to 5.7)	6.2 (4.2 to 9.2)	7.5 (5.1 to 11.1)	6.9 (4.6 to 10.5)	5.8 (3.9 to 8.7)	2.6 (2.7 to 5.5)	2.9 (2.0 to 4.4)	2.3 (1.4 to 3.5)	2.3 (1.5 to 3.5)	1.9 (1.1 to 3.1)	1.2 (0.6 to 1.8)	0.8 (0.5 to 1.2)	0.5 (0.3 to 0.8)	0.3 (0.2 to 0.4)	0.1 (0.1 to 0.1)	60.2
HIV/AIDS	0 (0 to 0)	0 (0 to 0)	0.4 (0.2 to 0.5)	0.2 (0.2 to 0.3)	0.2 (0.2 to 0.3)	0.1 (0.1 to 0.2)	0.5 (0.3 to 0.6)	1.4 (0.9 to 1.5)	2.7 (1.5 to 2.7)	4.7 (2.9 to 7)	5.8 (3.7 to 8.4)	5.2 (3.4 to 7.8)	4.2 (2.8 to 6.2)	1.8 (1.7 to 3.8)	1.9 (1.3 to 2.8)	1.4 (0.8 to 2.1)	1.2 (0.7 to 1.8)	0.7 (0.3 to 1.2)	0.3 (0.1 to 0.5)	0.1 (0 to 0.2)	0.1 (0 to 0.2)	0 (0 to 0)	19
HIV/AIDS - Drug-susceptible Tuberculosis	0 (0 to 0)	0 (0 to 0)	0 (0 to 0)

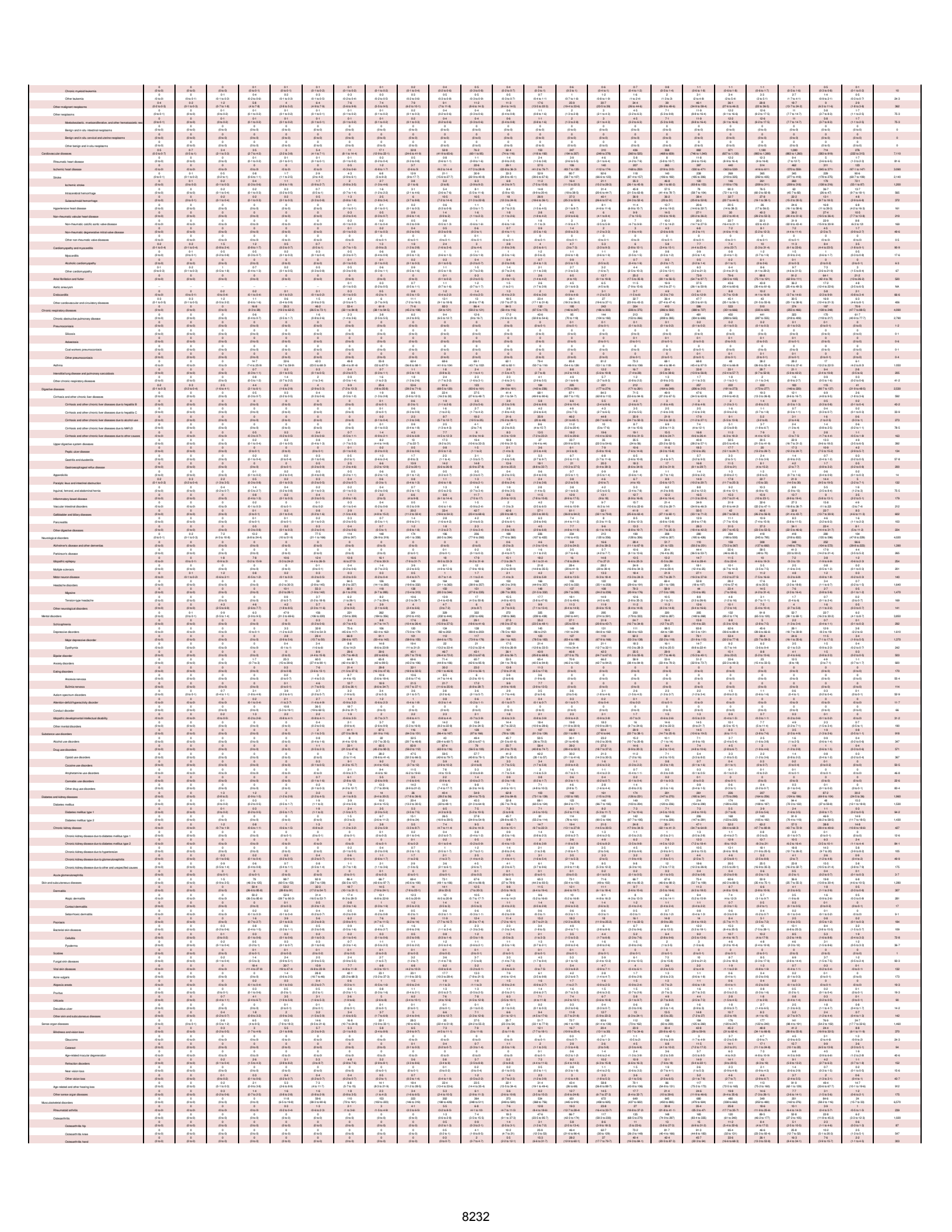

Osteoarthritis other	0 (0 to 0)	0 (0 to 0)	0 (0 to 0)	0 (0 to 0)	0 (0 to 0)	36 (0 to 0)	0 (0 to 0)	0 (0 to 0)	0 (0 to 0)	0 (0 to 0)	0-1 (0 to 0)	0-4 (0 to 1)	1-2 (0 to 3)	3-3 (1 to 7)	6-3 (2 to 13)	8-6 (3 to 18)	10-1 (4 to 21)	11-3 (5 to 23)	12-9 (6 to 26)	10-2 (5 to 22)	8-4 (4 to 17)	5-6 (2 to 11)	2-7 (1 to 5)	0-6 (0 to 1)		81-9
Low back pain	0 (0 to 0)	0 (0 to 0)	0 (0 to 0)	0 (0 to 0)	7-3 (3 to 13)	36 (21 to 57)	36-2 (20 to 102)	52 (32 to 104)	66-9 (42 to 134)	122 (73 to 198)	155 (96 to 239)	191 (118 to 273)	197 (118 to 283)	246 (150 to 373)	238 (158 to 353)	302 (198 to 455)	282 (175 to 425)	274 (170 to 410)	265 (162 to 409)	146 (122 to 240)	86-5 (66 to 152)	52 (32 to 115)	7-7 (3 to 19)	0 (0 to 0)		2,980
Neck pain	0 (0 to 0)	0 (0 to 0)	0 (0 to 0)	4 (1 to 9)	20-5 (10 to 36)	32-7 (19 to 57)	35-6 (17 to 68)	46 (21 to 92)	64-5 (34 to 122)	89-4 (47 to 148)	104 (66 to 152)	130 (67 to 210)	123 (63 to 212)	138 (72 to 220)	139 (81 to 220)	159 (94 to 268)	162 (87 to 257)	82-3 (46 to 140)	82 (45 to 132)	52-7 (29 to 103)	42-3 (26 to 71)	41 (16 to 94)	2-4 (1 to 6)		1,120
Gout	0 (0 to 0)	0 (0 to 0)	0 (0 to 0)	0 (0 to 0)	0 (0 to 0)

SII Table 2b: Rotherham DALYS by cause and age arours for females with 95% uncertainty intervals, 2019

Cause	Early Neonatal	Late Neonatal	Post Neonatal	1 to 4	5 to 9	10 to 14	15 to 19	20 to 24	25 to 29	30 to 34	35 to 39	40 to 44	45 to 49	50 to 54	55 to 59	60 to 64	65 to 69	70 to 74	75 to 79	80 to 84	85 to 89	90 to 94	95 plus	Total
All causes	692 (569 to 843)	1,243 (960 to 1,599)	1,599 (1,140 to 2,231)	1,966 (1,623 to 2,384)	1,260 (1,040 to 1,555)	1,260 (1,040 to 1,555)	1,315 (1,069 to 1,615)	1,300 (1,059 to 1,600)	1,260 (1,042 to 1,545)	1,260 (1,040 to 1,560)	1,260 (1,040 to 1,550)	1,260 (1,040 to 1,550)	1,260 (1,040 to 1,550)	1,260 (1,040 to 1,550)	1,260 (1,040 to 1,550)	1,260 (1,040 to 1,550)	1,260 (1,040 to 1,550)	1,260 (1,040 to 1,550)	1,260 (1,040 to 1,550)	1,260 (1,040 to 1,550)	1,260 (1,040 to 1,550)	1,260 (1,040 to 1,550)	40,800
Communicable, maternal, neonatal, and nutritional diseases	692 (569 to 843)	1,243 (960 to 1,599)	1,599 (1,140 to 2,231)	1,966 (1,623 to 2,384)	1,260 (1,040 to 1,555)	1,260 (1,040 to 1,555)	1,315 (1,069 to 1,615)	1,300 (1,059 to 1,600)	1,260 (1,042 to 1,545)	1,260 (1,040 to 1,560)	1,260 (1,040 to 1,550)	1,260 (1,040 to 1,550)	1,260 (1,040 to 1,550)	1,260 (1,040 to 1,550)	1,260 (1,040 to 1,550)	1,260 (1,040 to 1,550)	1,260 (1,040 to 1,550)	1,260 (1,040 to 1,550)	1,260 (1,040 to 1,550)	1,260 (1,040 to 1,550)	1,260 (1,040 to 1,550)	1,260 (1,040 to 1,550)	40,800
HIV/AIDS and sexually transmitted infections	4.6 (1.4 to 10.9)	1.3 (0.4 to 3)	0.5 (1.1 to 1.5)	0.6 (0.5 to 0.7)	0.4 (0.3 to 0.4)	0.3 (0.3 to 0.4)	0.8 (0.6 to 1.1)	2 (1.2 to 4.1)	3.9 (2.4 to 5.7)	5.8 (4.1 to 8.2)	8.1 (5.6 to 11.3)	7.3 (5.2 to 10.7)	6.2 (4.6 to 9.1)	4.7 (3.6 to 6.9)	3.3 (2.4 to 4.7)	2.4 (1.8 to 3.5)	2.2 (1.3 to 3.5)	1.4 (0.8 to 2.1)	0.9 (0.4 to 1.5)	0.6 (0.4 to 0.9)	0.3 (0.2 to 0.4)	0.1 (0.1 to 0.2)	60.3
HIV/AIDS	0 (0 to 0)	0 (0 to 0)	0.6 (0 to 0.7)	0.5 (0.4 to 0.6)	0.4 (0.3 to 0.5)	0.2 (0.2 to 0.3)	0.5 (0.4 to 0.6)	1.6 (1.2 to 2.2)	3.2 (2.5 to 3.5)	4.1 (3.6 to 4.7)	3.5 (2.4 to 4.7)	2.4 (1.6 to 3.4)	1.3 (0.7 to 2.1)	0.8 (0.4 to 1.3)	0.5 (0.2 to 0.9)	0.4 (0.2 to 0.8)	0.3 (0.1 to 0.6)	0.2 (0 to 0.5)	0.1 (0 to 0.3)	0 (0 to 0.1)	0 (0 to 0)	0 (0 to 0)	39.1
HIV/AIDS - Drug-susceptible Tuberculosis	0 (0 to 0)	0 (0 to 0)	0 (0 to 0)	0 (0 to 0)	0 (0 to 0)	0 (0 to 0)	0 (0 to 0)	0 (0 to 0)	0 (0 to 0)	0 (0 to 0)	0 (0 to 0)	0 (0 to 0)	0 (0 to 0)	0 (0 to 0)	0 (0 to 0)	0 (0 to 0)	0 (0 to 0)	0 (0 to 0)	0 (0 to 0)	0 (0 to 0)	0 (0 to 0)	0 (0 to 0)	0 (0 to 0)	0
HIV/AIDS - Multidrug-resistant Tuberculosis without extensive dr...	0 (0 to 0)	0 (0 to 0)	0 (0 to 0)	0 (0 to 0)	0 (0 to 0)	0 (0 to 0)	0 (0 to 0)	0 (0 to 0)	0 (0 to 0)	0 (0 to 0)	0 (0 to 0)	0 (0 to 0)	0 (0 to 0)	0 (0 to 0)	0 (0 to 0)	0 (0 to 0)	0 (0 to 0)	0 (0 to 0)	0 (0 to 0)	0 (0 to 0)	0 (0 to 0)	0 (0 to 0)	0 (0 to 0)	0.1
HIV/AIDS - Extensively drug-resistant Tuberculosis	0 (0 to 0)	0 (0 to 0)	0 (0 to 0)	0 (0 to 0)	0 (0 to 0)	0 (0 to 0)	0 (0 to 0)	0 (0 to 0)	0 (0 to 0)	0 (0 to 0)	0 (0 to 0)	0 (0 to 0)	0 (0 to 0)	0 (0 to 0)	0 (0 to 0)	0 (0 to 0)	0 (0 to 0)	0 (0 to 0)	0 (0 to 0)	0 (0 to 0)	0 (0 to 0)	0 (0 to 0)	0 (0 to 0)	0
HIV/AIDS resulting in other diseases	0 (0 to 0)	0 (0 to 0)	0.5 (0 to 0.6)	0.4 (0.3 to 0.5)	0.3 (0.2 to 0.4)	0.2 (0.1 to 0.2)	0.4 (0.3 to 0.5)	1.7 (1.2 to 2.3)	1.5 (1.1 to 2.1)	2.2 (1.5 to 3)	3.6 (2.6 to 4.9)	3.1 (2.2 to 4.3)	2.7 (2 to 3.7)	2 (1.5 to 2.5)	1.7 (1.2 to 2.3)	1.2 (1 to 1.5)	1 (0.7 to 1.4)	0.7 (0.4 to 1)	0.4 (0.1 to 0.8)	0.2 (0 to 0.5)	0.1 (0 to 0.3)	0 (0 to 0.1)	26.9
Sexually transmitted infections excluding HIV	4.6 (1.4 to 10.9)	1.3 (0.4 to 3)	0.5 (0.5 to 4.4)	0.1 (0 to 0.5)	0 (0 to 0.1)	0.1 (0 to 0.4)	0.4 (0.2 to 0.6)	0.4 (0.1 to 0.9)	0.2 (0 to 0.6)	0.2 (0 to 0.6)	0.2 (0 to 0.6)	0.2 (0 to 0.6)	0.2 (0 to 0.6)	0.2 (0 to 0.6)	0.2 (0 to 0.6)	0.2 (0 to 0.6)	0.2 (0 to 0.6)	0.2 (0 to 0.6)	0.2 (0 to 0.6)	0.2 (0 to 0.6)	0.2 (0 to 0.6)	0.2 (0 to 0.6)	35.2
Syphilis	4.6 (1.4 to 10.9)	1.3 (0.4 to 3)	0.5 (0.5 to 4.4)	0.1 (0 to 0.2)	0 (0 to 0)	0 (0 to 0)	0 (0 to 0.1)	0 (0 to 0.1)	0 (0 to 0)	0 (0 to 0)	0 (0 to 0)	0 (0 to 0)	0 (0 to 0)	0 (0 to 0)	0 (0 to 0)	0 (0 to 0)	0 (0 to 0)	0 (0 to 0)	0 (0 to 0)	0 (0 to 0)	0 (0 to 0)	0 (0 to 0)	0 (0 to 0)	8.3
Chlamydial infection	0 (0 to 0)	0 (0 to 0)	0 (0 to 0)	0 (0 to 0)	0 (0 to 0)	0 (0 to 0)	0 (0 to 0.2)	0 (0 to 0.4)	0 (0 to 0.1)	0 (0 to 0.1)	0 (0 to 0.2)	0 (0 to 0.2)	0 (0 to 0.2)	0 (0 to 0.2)	0 (0 to 0.2)	0 (0 to 0.2)	0 (0 to 0.2)	0 (0 to 0.2)	0 (0 to 0.2)	0 (0 to 0.2)	0 (0 to 0.1)	0 (0 to 0.1)	0 (0 to 0.1)	5.1
Gonococcal infection	0 (0 to 0)	0 (0 to 0)	0 (0 to 0)	0 (0 to 0)	0 (0 to 0)	0 (0 to 0)	0 (0 to 0.1)	0 (0 to 0.1)	0 (0 to 0.1)	0 (0 to 0.2)	0 (0 to 0.2)	0 (0 to 0.2)	0 (0 to 0.2)	0 (0 to 0.2)	0 (0 to 0.2)	0 (0 to 0.2)	0 (0 to 0.2)	0 (0 to 0.2)	0 (0 to 0.2)	0 (0 to 0.2)	0 (0 to 0.2)	0 (0 to 0.2)	0 (0 to 0.2)	4.5
Trichomoniasis	0 (0 to 0)	0 (0 to 0)	0 (0 to 0)	0 (0 to 0)	0 (0 to 0)	0 (0 to 0)	0 (0 to 0.1)	0 (0 to 0.4)	0 (0 to 0.1)	0 (0 to 0.1)	0 (0 to 0.1)	0 (0 to 0.1)	0 (0 to 0.1)	0 (0 to 0.1)	0 (0 to 0.1)	0 (0 to 0.1)	0 (0 to 0.1)	0 (0 to 0.1)	0 (0 to 0.1)	0 (0 to 0.1)	0 (0 to 0.1)	0 (0 to 0.1)	0 (0 to 0.1)	3.4
Genital herpes	0 (0 to 0)	0 (0 to 0)	0 (0 to 0)	0 (0 to 0)	0 (0 to 0)	0 (0 to 0)	0 (0 to 0.1)	0 (0 to 0.3)	0 (0 to 0.1)	0 (0 to 0.1)	0 (0 to 0.1)	0 (0 to 0.1)	0 (0 to 0.1)	0 (0 to 0.1)	0 (0 to 0.1)	0 (0 to 0.1)	0 (0 to 0.1)	0 (0 to 0.1)	0 (0 to 0.1)	0 (0 to 0.1)	0 (0 to 0.1)	0 (0 to 0.1)	0 (0 to 0.1)	4.1
Other sexually transmitted infections	0 (0 to 0)	0 (0 to 0)	0 (0 to 0)	0 (0 to 0)	0 (0 to 0)	0 (0 to 0)	0 (0 to 0.1)	0 (0 to 0.4)	0 (0 to 0.1)	0 (0 to 0.2)	0 (0 to 0.2)	0 (0 to 0.2)	0 (0 to 0.2)	0 (0 to 0.2)	0 (0 to 0.2)	0 (0 to 0.2)	0 (0 to 0.2)	0 (0 to 0.2)	0 (0 to 0.2)	0 (0 to 0.2)	0 (0 to 0.2)	0 (0 to 0.2)	0 (0 to 0.2)	9.6
Respiratory infections and tuberculosis	16.6 (11.2 to 23.9)	5.6 (3.1 to 9.2)	1.6 (1.1 to 2.4)	1.6 (1.1 to 2.4)	1.6 (1.1 to 2.4



Osteoarthritis other	0 (0 to 0)	0 (0 to 0)	0 (0 to 0)	0 (0 to 0)	0 (0 to 0)	0 (0 to 0)	0 (0 to 0)	0 (0 to 0)	0 (0 to 0)	0 (0 to 0)	0 (0 to 1)	0 (0 to 0)	0-3 (0 to 0-9)	0-9 (0 to 2-3)	2-5 (1 to 5-8)	4-7 (2 to 10-4)	6-7 (3 to 14-9)	8 (3 to 16-6)	8-9 (4 to 17-8)	10-2 (4 to 21-2)	8-2 (4 to 17)	6-8 (3 to 14-2)	4-5 (2 to 9-3)	2-2 (1 to 4-3)	0-7 (0 to 1-4)	
Low back pain	0 (0 to 0)	0 (0 to 0)	0 (0 to 0)	0 (0 to 0)	0-8 (2 to 10-4)	29-6 (17-7 to 47-7)	52 (32 to 86-2)	72-2 (42 to 111)	98-4 (54 to 150)	139 (89 to 175)	141 (92 to 206)	141 (86 to 212)	139 (116 to 167)	144 (116 to 187)	198 (142 to 241)	227 (162 to 284)	227 (152 to 258)	225 (161 to 240)	210 (136 to 316)	206 (145 to 335)	210 (161 to 264)	194 (74 to 172)	94-5 (40 to 164)	24-7 (13 to 51-3)	2,340	
Neck pain	0 (0 to 0)	0 (0 to 0)	0 (0 to 0)	0-1 (1 to 4-5)	16-9 (9 to 30-9)	27-6 (13 to 46-1)	39-2 (16 to 72)	54 (17 to 84-9)	84 (34 to 90)	104 (54 to 140)	104 (55 to 159)	96 (53 to 159)	89 (72 to 120)	94-7 (72 to 130)	127 (89 to 164)	150 (96 to 170)	152 (93 to 170)	150 (97 to 170)	139 (82 to 215)	140 (97 to 225)	140 (97 to 180)	131 (47 to 123)	62-9 (24 to 111)	16-1 (7 to 34)	1,560	
Gout	0 (0 to 0)	0 (0 to 0)	0 (0 to 0)	0 (0 to 0)	0 (0 to 0)	0 (0 to 0)	0 (0 to 0)	0 (0 to 0)	0 (0 to 0)	0 (0 to 0)	0 (0 to 0)	0 (0 to 0)	0 (0 to 0)	0 (0 to 0)	0 (0 to 0)	0 (0 to 0)	0 (0 to 0)	0 (0 to 0)	0 (0 to 0)	0 (0 to 0)	0 (0 to 0)	0 (0 to 0)	0 (0 to 0)	0 (0 to 0)	0 (0 to 0)	
Other musculoskeletal disorders	0 (0 to 0)	0 (0 to 0)	0 (0 to 0)	0-1 (0 to 0-3)	1-2 (0 to 2-4)	12 (3 to 34-1)	22-4 (9 to 49)	40-5 (24 to 62-9)	64-9 (34-7 to 84-3)	91 (39 to 131)	89 (37 to 161)	59-8 (27 to 92-5)	77-9 (48 to 118)	77-9 (48 to 118)	88-5 (53 to 135)	88-5 (53 to 135)	79-1 (45 to 125)	70-9 (41 to 109)	71 (39 to 114)	69-2 (39-7 to 73-2)	89-4 (50 to 131)	14-6 (5-4 to 35-6)	7-8 (2 to 12-5)	3-2 (1 to 5)	829	
Other non-communicable diseases	54-9 (26 to 80-1)	27 (20 to 35-4)	45-8 (30 to 61-7)	47-4 (26 to 66-4)	22-8 (9 to 45-3)	48-6 (24 to 68-2)	76-3 (55 to 111)	145 (100 to 204)	192 (141 to 262)	207 (156 to 260)	245 (172 to 329)	212 (149 to 291)	255 (179 to 355)	255 (179 to 355)	242 (171 to 339)	231 (163 to 319)	214 (152 to 292)	209 (153 to 282)	189 (141 to 249)	159 (122 to 203)	111 (84 to 161)	44-7 (46 to 92-3)	22-4 (16-4 to 35)	3,450	
Congenital birth defects	53-7 (38 to 70-2)	24-3 (18 to 32-4)	16-1 (11 to 22-9)	29-9 (22 to 39-9)	13-7 (9 to 19-6)	14-3 (10-7 to 19)	13-3 (10 to 17-4)	12-2 (9-2 to 15-8)	11-9 (9 to 15-4)	12-6 (9 to 16-4)	13-5 (10 to 17-5)	10-7 (7 to 14)	12-9 (9-5 to 17-2)	14-1 (9 to 18-8)	14-3 (9 to 18-7)	17-1 (11 to 22-4)	16-1 (10 to 21)	15-4 (9 to 21)	11-9 (7 to 15-5)	11-8 (7-2 to 16)	1-2 (0 to 1-6)	0-6 (0 to 1)	0-3 (0 to 0-9)	0-1 (0 to 0-1)	342	
Neural tube defects	4-9 (2 to 7-9)	0-9 (0 to 2-6)	0-5 (0 to 1-5)	2-6 (1 to 4-9)	0-5 (0 to 2)	0-6 (0 to 1-8)	0-6 (0 to 1-8)	0-7 (0 to 1)	0-7 (0 to 1-2)	0-7 (0 to 1-1)	0-7 (0 to 1-1)	0-6 (0 to 1)	0-4 (0 to 0-9)	0-4 (0 to 0-9)	0-4 (0 to 0-9)	0-2 (0 to 0-5)	0-1 (0 to 0-3)	0-1 (0 to 0-1)	0-1 (0 to 0-1)	0-1 (0 to 0-1)	0-1 (0 to 0-1)	0-1 (0 to 0-1)	0-1 (0 to 0-1)	0-1 (0 to 0-1)	0-1 (0 to 0-1)	19-7
Congenital heart anomalies	12-3 (6-7 to 20-2)	9-8 (6-3 to 16-3)	21-3 (12-3 to 39)	6-5 (3-9 to 10-8)	2-1 (1 to 4-4)	2-5 (1 to 5-2)	2-6 (1-7 to 3-6)	2-5 (1 to 3-7)	1-7 (1 to 2-7)	2-7 (1 to 4-2)	2-8 (1 to 4-1)	2-7 (1 to 3-7)	2-5 (1 to 3-7)	2-5 (1 to 3-7)	2-5 (1 to 4-1)	1-8 (0 to 3-3)	1-6 (0-7 to 2-7)	1-2 (0 to 2-1)	1-1 (0 to 1-8)	0-9 (0 to 1-5)	0-2 (0 to 0-7)	0-1 (0 to 0-3)	0-1 (0 to 0-1)	0-1 (0 to 0-1)	0-1 (0 to 0-1)	78-8
Orofacial clefts	0 (0 to 0)	0-1 (0 to 0-2)	0-2 (0 to 0-5)	0-2 (0 to 0-4)	0-2 (0 to 0-4)	0-2 (0 to 0-3)	0-2 (0 to 0-3)	0-2 (0 to 0-3)	0-2 (0 to 0-4)	0-2 (0 to 0-4)	0-2 (0 to 0-4)	0-2 (0 to 0-3)	0-2 (0 to 0-3)	0-2 (0 to 0-3)	0-2 (0 to 0-4)	0-2 (0 to 0-4)	0-2 (0 to 0-3)	0-2 (0 to 0-3)	0-1 (0 to 0-3)	0-2 (0 to 0-3)	0-1 (0 to 0-3)	0-1 (0 to 0-1)	0-1 (0 to 0-1)	0-1 (0 to 0-1)	0-1 (0 to 0-1)	2-8
Down syndrome	2-9 (1-6 to 4-7)	0-8 (0 to 1-4)	2-8 (1 to 5-3)	1-8 (1 to 2-7)	1 (0-6 to 1-5)	1-1 (0-7 to 1-7)	1-3 (0-8 to 1-8)	1-6 (1 to 2-2)	1-6 (1 to 2-4)	1-9 (1 to 2-8)	1-9 (1 to 2-8)	2 (1 to 2-8)	3-2 (1 to 4-6)	3-2 (1 to 4-6)	0-6 (0 to 1-4)	0-8 (0 to 1-9)	0-5 (0 to 1-2)	0-6 (0 to 1-4)	0-5 (0 to 1-2)	2-8 (1 to 4-2)	0-2 (0 to 0-5)	0-1 (0 to 0-3)	0-1 (0 to 0-3)	0-1 (0 to 0-3)	0-1 (0 to 0-3)	44-4
Turner syndrome	0 (0 to 0)	0 (0 to 0)	0-1 (0 to 0-2)	0-1 (0 to 0-2)	0-1 (0 to 0-2)	0-1 (0 to 0-2)	0-1 (0 to 0-3)	0-1 (0 to 0-3)	0-1 (0 to 0-3)	0-1 (0 to 0-2)	0-1 (0 to 0-2)	0-1 (0 to 0-1)	0-1 (0 to 0-1)	0-1 (0 to 0-1)	0 (0 to 0)	0 (0 to 0)	0 (0 to 0)	0 (0 to 0)	0 (0 to 0)	0 (0 to 0)	0 (0 to 0)	0 (0 to 0)	0 (0 to 0)	0 (0 to 0)	0 (0 to 0)	1-1
Klinefelter syndrome	0 (0 to 0)	0 (0 to 0)	0 (0 to 0)	0 (0 to 0)	0 (0 to 0)	0 (0 to 0)	0 (0 to 0)	0 (0 to 0)	0 (0 to 0)	0 (0 to 0)	0 (0 to 0)	0 (0 to 0)	0 (0 to 0)	0 (0 to 0)	0 (0 to 0)	0 (0 to 0)	0 (0 to 0)	0 (0 to 0)	0 (0 to 0)	0 (0 to 0)	0 (0 to 0)	0 (0 to 0)	0 (0 to 0)	0 (0 to 0)	0 (0 to 0)	0
Other chromosomal abnormalities	8-8 (4-9 to 15-4)	5-7 (3-1 to 9-6)	14 (7-4 to 25-1)	4-3 (2-7 to 6-2)	2 (1 to 3-9)	2 (1-3 to 2-9)	2 (1-3 to 3-4)	1-8 (1 to 2-6)	1-7 (1 to 2-4)	1-7 (1 to 2-6)	1-7 (1 to 2-4)	1-7 (0 to 2-4)	1-2 (0 to 2-3)	1-6 (0-8 to 2-4)	1-2 (0-7 to 2)	1-1 (0-6 to 1-7)	0-7 (0 to 1-2)	0-5 (0 to 0-8)	0-6 (0 to 0-8)	0-6 (0 to 1-1)	0-4 (0 to 0-7)	0-3 (0 to 0-5)	0-2 (0 to 0-4)	0-2 (0 to 0-3)	0-2 (0 to 0-3)	52-2
Congenital musculoskeletal and limb anomalies	1-8 (1 to 3)	0-6 (0-4 to 1)	5-4 (3 to 8-7)	6-5 (3-5 to 10-6)	4-2 (2-4 to 7)	4-6 (2-2 to 6-9)	3-6 (2 to 5-6)	2-8 (1-6 to 4-5)	1-6 (1 to 2-4)	1-4 (0-9 to 2-1)	1-4 (0-9 to 2-1)	1-3 (0-9 to 2-1)	2-9 (1 to 4-4)	1-7 (1 to 4-4)	2-5 (1 to 4-5)	1-5 (1 to 3-7)	1-1 (0 to 3)	1-1 (0 to 2-7)	0-9 (0 to 2-1)	0-9 (0 to 2-1)	0-5 (0 to 0-9)	0-3 (0 to 0-5)	0-2 (0 to 0-4)	0-1 (0 to 0-2)	0-1 (0 to 0-1)	57-9
Urogenital congenital anomalies	2-4 (1 to 3-5)	0-5 (0 to 1-1)	1-1 (0 to 2-1)	0-8 (0 to 1-5)	0-5 (0 to 0-9)	0-3 (0 to 0-6)	0-3 (0 to 0-7)	0-2 (0 to 0-5)	0-2 (0 to 0-5)	0-2 (0 to 0-5)	0-2 (0 to 0-5)	0-2 (0 to 0-3)	0-2 (0 to 0-3)	0-2 (0 to 0-3)	0-1 (0 to 0-2)	0-1 (0 to 0-2)	0-1 (0 to 0-2)	0-1 (0 to 0-2)	0-1 (0 to 0-2)	0-1 (0 to 0-2)	0-1 (0 to 0-2)	0-1 (0 to 0-2)	0-1 (0 to 0-2)	0-1 (0 to 0-2)	0-1 (0 to 0-2)	7-1
Digestive congenital anomalies	5-4 (2-7 to 9-5)	3-2 (1-6 to 4-6)	4-6 (1-8 to 10-1)	2-1 (1-1 to 3-8)	0-9 (0-3 to 2)	0-7 (0-2 to 2-1)	0-7 (0-2 to 2-6)	0-5 (0-1 to 2-3)	0-5 (0-1 to 2-3)	0-5 (0-1 to 2-2)	0-5 (0-1 to 2-2)	0-5 (0-1 to 2-2)	0-5 (0-1 to 2-2)	0-5 (0-1 to 2-2)	0-5 (0-1 to 2-2)	0-5 (0-1 to 2-2)	0-5 (0-1 to 2-2)	0-5 (0-1 to 2-2)	0-5 (0-1 to 2-2)	0-5 (0-1 to 2-2)	0-5 (0-1 to 2-2)	0-5 (0-1 to 2-2)	0-5 (0-1 to 2-2)	0-5 (0-1 to 2-2)	0-5 (0-1 to 2-2)	15-9
Other congenital birth defects	1-5 (0-7 to 2-6)	0-4 (0-2 to 0-6)	1-1 (0-6 to 2-1)	0-6 (0-3 to 1-1)	0-3 (0-2 to 0-7)	0-3 (0-2 to 0-6)	0-3 (0-2 to 0-6)	0-2 (0-1 to 0-5)	0-2 (0-1 to 0-5)	0-2 (0-1 to 0-5)	0-2 (0-1 to 0-5)	0-2 (0-1 to 0-5)	0-2 (0-1 to 0-5)	0-2 (0-1 to 0-5)	0-2 (0-1 to 0-5)	0-2 (0-1 to 0-5)	0-2 (0-1 to 0-5)	0-2 (0-1 to 0-5)	0-2 (0-1 to 0-5)	0-2 (0-1 to 0-5)	0-2 (0-1 to 0-5)	0-2 (0-1 to 0-5)	0-2 (0-1 to 0-5)	0-2 (0-1 to 0-5)	0-2 (0-1 to 0-5)	61-8
Urinary diseases and male infertility	0-1 (0 to 0-1)	0-1 (0 to 0-2)	0-5 (0 to 0-9)	0-5 (0 to 0-7)	0-3 (0 to 0-4)	0-6 (0 to 0-9)	1-1 (0 to 1-6)	1-7 (1 to 2-4)	2-6 (1 to 3-8)	3-8 (2 to 5-2)	3-8 (2 to 5-3)	3-5 (2 to 4-8)	3-2 (2 to 5-1)	3-2 (2 to 5-1)	1-6 (0 to 3-1)	1-5 (0 to 3-1)	1-1 (0 to 2-6)	1-4 (0 to 3-1)	1-3 (0 to 2-6)	1-2 (0 to 2-4)	0-8 (0 to 1-6)	0-6 (0 to 1-2)	0-4 (0 to 0-8)	0-3 (0 to 0-5)	0-3 (0 to 0-5)	38-1
Urolithiasis	0 (0 to 0)	0 (0 to 0)	0 (0 to 0)	0 (0 to 0)	0 (0 to 0)	0 (0 to 0)	0 (0 to 0)	0 (0 to 0)	0 (0 to 0)	0 (0 to 0)	0 (0 to 0)	0 (0 to 0)	0 (0 to 0)	0 (0 to 0)	0 (0 to 0)	0 (0 to 0)	0 (0 to 0)	0 (0 to 0)	0 (0 to 0)	0 (0 to 0)	0 (0 to 0)	0 (0 to 0)	0 (0 to 0)	0 (0 to 0)	0 (0 to 0)	0 (0 to 0)	14-1
Benign prostatic hyperplasia	0 (0 to 0)	0 (0 to 0)	0 (0 to 0)	0 (0 to 0)	0 (0 to 0)	0 (0 to 0)	0 (0 to 0)	0 (0 to 0)	0 (0 to 0)	0 (0 to 0)	0 (0 to 0)	0 (0 to 0)	0 (0 to 0)	0 (0 to 0)	0 (0 to 0)	0 (0 to 0)	0 (0 to 0)	0 (0 to 0)	0 (0 to 0)	0 (0 to 0)	0 (0 to 0)	0 (0 to 0)	0 (0 to 0)	0 (0 to 0)	0 (0 to 0)	0 (0 to 0)	0
Male infertility	–	–	–	–	–	–	–	–	–	–	–	–	–	–	–	–	–	–	–	–	–	–	–	–	–	NA
Other urinary diseases	0 (0 to 0-1)	0 (0 to 0-1)	0 (0 to 0-2)	0-1 (0 to 0-2)	0-1 (0 to 0-2)	0-2 (0 to 0-2)	0-2 (0 to 0-3)	0-2 (0 to 0-3)	0-3 (0 to 0-5)	0-5 (0 to 0-8)	0-4 (0 to 0-6)	0-3 (0 to 0-6)	0-2 (0 to 0-6)	0-5 (0 to 0-9)	0-4 (0 to 0-7)	0-5 (0 to 0-9)	0-2 (0 to 0-4)	0-4 (0 to 0-8)	0-2 (0 to 0-4)	0-2 (0 to 0-4)	0-5 (0 to 0-9)	0-5 (0 to 0-9)	0-4 (0 to 0-8)	0-2 (0 to 0-3)	0-1 (0 to 0-4)	7-2
Gynecological diseases	0 (0 to 0)	0 (0 to 0)	0 (0 to 0)	12 (0 to 0)	0 (0 to 0)	0 (0 to 29-9)	0 (0 to 0)	96 (60 to 137)	146 (93 to 213)	167 (109 to 240)	156 (105 to 224)	132 (87 to 191)	132 (87 to 191)	142 (92 to 202)	142 (94 to 170)	116 (64 to 170)	77 (48-7 to 112)	72 (45 to 98)	78 (51 to 107)	83 (54 to 112)	74 (47 to 98)	39 (26 to 52)	7-8 (4 to 11)	2-1 (0 to 4-4)	0-5 (0 to 1-4)	1,270
Uterine fibroids	0 (0 to 0)	0 (0 to 0)	0 (0 to 0)	0 (0 to 0)	0 (0 to 0)	0 (0 to 0)	0 (0 to 0)	0 (0 to 0)	0 (0 to 0)	2-3 (1 to 4-7)	4-5 (1 to 9-2)	2-3 (0 to 5-4)	2-3 (0 to 5-4)	3-4 (1 to 6-9)	1-7 (0 to 3-7)	1-7 (0 to 3-4)	1-2 (0 to 3-1)	0-4 (0 to 2-1)	0-3 (0 to 1-1)	0-3 (0 to 1-1)	0-3 (0 to 1-1)	0-3 (0 to 1-1)	0-3 (0 to 1-1)	0-1 (0 to 0-2)	0-1 (0 to 0-3)	42
Polycystic ovarian syndrome	0 (0 to 0)	0 (0 to 0)	0 (0 to 0)	0 (0 to 0)	0-1 (0 to 0-2)	0-5 (0 to 1-7)	0-5 (0 to 1-6)	0-6 (0 to 1-7)	0-6 (0 to 1-8)	0-7 (0 to 1-9)	0-7 (0 to 1-9)	0-6 (0 to 1-8)	0-5 (0 to 1-6)	0-5 (0 to 1-6)	0-4 (0 to 1-1)	0-4 (0 to 1-1)	0-3 (0 to 1-1)	0-3 (0 to 1-1)	0-3 (0 to 1-1)	0-3 (0 to 1-1)	0-3 (0 to 1-1)	0-3 (0 to 1-1)	0-3 (0 to 1-1)	0-3 (0 to 1-1)	0-3 (0 to 1-1)	36-5
Female infertility	0 (0 to 0)	0 (0 to 0)	0 (0 to 0)	0 (0 to 0)	0 (0 to 0)	0 (0 to 0)	0 (0 to 0)	0 (0 to 0)	0 (0 to 0)	1-7 (0 to 5-8)	2 (0 to 7-5)	2-6 (0 to 8-8)	2-5 (0 to 8-8)	2-5 (0 to 8-8)	1-5 (0 to 5-5)	1-5 (0 to 5-5)	1-1 (0 to 4-6)	1-1 (0 to 4-6)	0-9 (0 to 3-9)	0-9 (0 to 3-9)	0-9 (0 to 3-9)	0-9 (0 to 3-9)	0-9 (0 to 3-9)	0-9 (0 to 3-9)	0-9 (0 to 3-9)	9-8
Endometriosis	0 (0 to 0)	0 (0 to 0)	0 (0 to 0)	0 (0 to 0)	0 (0 to 0)	0 (0 to 0)	0 (0 to 0)	0 (0 to 0)	0 (0 to 0)	0 (0 to 0)	0 (0 to 0)	0 (0 to 0)	0 (0 to 0)	0 (0 to 0)	0 (0 to 0)	0 (0 to 0)	0 (0 to 0)	0 (0 to 0)	0 (0 to 0)	0 (0 to 0)	0 (0 to 0)	0 (0 to 0)	0 (0 to 0)	0 (0 to 0)	0 (0 to 0)	0 (0 to 0)	71-2
Genital prolapse	0 (0 to 0)	0 (0 to 0)	0 (0 to 0)	0 (0 to 0)	0 (0 to 0)	0 (0 to 0)	0 (0 to 0)	0 (0 to 0)	0 (0 to 0)	0 (0 to 0)	0 (0 to 0)	0 (0 to 0)	0 (0 to 0)	0 (0 to 0)	0 (0 to 0)	0 (0 to 0)	0 (0 to 0)	0 (0 to 0)	0 (0 to 0)	0 (0 to 0)	0 (0 to 0)	0 (0 to 0)	0 (0 to 0)	0 (0 to 0)	0 (0 to 0)	0 (0 to 0)	0
Premenstrual syndrome	0 (0 to 0)	0 (0 to 0)	0 (0 to 0)	0 (0 to 0)	0 (0 to 0)	0 (0 to 0)	0 (0 to 0)	0 (0 to 0)	0 (0 to 0)	0 (0 to 0)	0 (0 to 0)	0 (0 to 0)	0 (0 to 0)	0 (0 to 0)	0 (0 to 0)	0 (0 to 0)	0 (0 to 0)	0 (0 to 0)	0 (0 to 0)	0 (0 to 0)	0 (0 to 0)	0 (0 to 0)	0 (0 to 0)	0 (0 to 0)	0 (0 to 0)	0 (0 to 0)	0
Other gynecological diseases	0 (0 to 0)	0 (0 to 0)	0 (0 to 0)	0 (0 to 0)	0 (0 to 0)	0 (0 to 0)	0 (0 to 0)	0 (0 to 0)	0 (0 to 0)	0 (0 to 0)	0 (0 to 0)	0 (0 to 0)	0 (0 to 0)	0 (0 to 0)	0 (0 to 0)	0 (0 to 0)	0 (0 to 0)	0 (0 to 0)	0 (0 to 0)	0 (0 to 0)	0 (0 to 0)	0 (0 to 0)	0 (0 to 0)	0 (0 to 0)	0 (0 to 0)	0 (0 to 0)	0
Hemoglobinopathies and hemolytic anemias	0 (0 to 1)	0-5 (0 to 1-3)	2 (0 to 5-3)	0 (0 to 0-4)	0 (0 to 0-4)	0-5 (0 to 1-5)	0-7 (0 to 1-6)	4-4 (0 to 11-4)	3-8 (0 to 11-4)	2-7 (0 to 6-9)	2-2 (0 to 5-7)	2-2 (0 to 5-1)	2-7 (0 to 6-1)	2-7 (0 to 6-7)	4-4 (0 to 9-2)	2-2 (0 to 5-2)	2-2 (0 to 5-2)	2-3 (0 to 5-7)	1-8 (0 to 4-1)	1-9 (0 to 3-9)	1-5 (0 to 3-1)	0-8 (0 to 1-9)	0-3 (0 to 0-9)	0-3 (0 to 0-9)	45-4
Thalassemias	0 (0 to 0)	0 (0 to 0)	0 (0 to 0)	0 (0 to 0)	0 (0 to 0)	0 (0 to 0)	0 (0 to 0)	0 (0 to 0)	0 (0 to 0)	0 (0 to 0)	0 (0 to 0)	0 (0 to 0)	0 (0 to 0)	0 (0 to 0)	0 (0 to 0)	0 (0 to 0)	0 (0 to 0)	0 (0 to 0)	0 (0 to 0)	0 (0 to 0)	0 (0 to 0)	0 (0 to 0)	0 (0 to 0)	0 (0 to 0)	0 (0 to 0)	0 (0 to 0)	0-4
Thalassemias trait	0 (0 to 0)	0-2 (0 to 0-6)	0-8 (0 to 2-8)	0 (0 to 0-6)	0 (0 to 0-4)	0-6 (0 to 0-9)	1-1 (0 to 2-4)	1-9 (0 to 4-3)	1-6 (0 to 3-6)	0-7 (0 to 2-3)	0-7 (0 to 2-3)	0-6 (0 to 1-8)	0-7 (0 to 2-2)	0-7 (0 to 2-2)	0-9 (0 to 1-7)	0-5 (0 to 1-4)	0-5 (0 to 1-7)	0-4 (0 to 1-4)	0-3 (0 to 0-7)	0-3 (0 to 0-9)	0-3 (0 to 0-7)	0-1 (0 to 0-5)	0-1 (0 to 0-3)	0-1 (0 to 0-1)	0-1 (0 to 0-1)	14-2
Sickle cell disorders	0 (0 to 0)	0-1 (0 to 0-1)	0-2 (0 to 0-3)	0-2 (0 to 0-3)	0-2 (0 to 0-3)	0-2 (0 to 0-3)	0-2 (0 to 0-3)	0-2 (0 to 0-3)	0-2 (0 to 0-3)	0-2 (0 to 0-3)	0-2 (0 to 0-3)	0-1 (0 to 0-3)	0-1 (0 to 0-2)	0-1 (0 to 0-2)	0-1 (0 to 0-2)	0-1 (0 to 0-2)	0-1 (0 to 0-1)	0-1 (0 to 0-1)	0-1 (0 to 0-1)	0-1 (0 to 0-1)	0-1 (0 to 0-1)	0-1 (0 to 0-1)	0-1 (0 to 0-1)	0-1 (0 to 0-1)	0-1 (0 to 0-1)	1-9
Sickle cell trait	0 (0 to 0)	0-1 (0 to 0-2)	0-4 (0 to 0-9)	0-4 (0 to 1-4)	0-1 (0 to 0-4)	0-3 (0 to 0-5)	2-2 (0 to 4-1)	4-5 (1 to 7-6)	1-6 (0 to 3-6)	0-5 (0 to 2-3)	0-5 (0 to 2-3)	0-3 (0 to 0-7)	0-3 (0 to 0-7)	0-3 (0 to 0-7)	0-4 (0 to 1-2)	0-3 (0 to 0-9)	0-3 (0 to 0-8)	0-2 (0 to 0-7)	0-2 (0 to 0-5)	0-1 (0 to 0-5)	0-1 (0 to 0-5)	0-1 (0 to 0-3)	0-1 (0 to 0-3)	0-1 (0 to 0-3)	0-1 (0 to 0-3)	10-5
G6PD deficiency	0 (0 to 0)	0 (0 to 0)	0 (0 to 0)	0 (0 to 0)	0 (0 to 0)	0-1 (0 to 0-2)	0-1 (0 to 0-2)	0-1 (0 to 0-2)	0-1 (0 to 0-2)	0-2 (0 to 0-3)	0-2 (0 to 0-4)	0-2 (0 to 0-3)	0-3 (0 to 0-6)	0-3 (0 to 0-6)	0-1 (0 to 0-3)	0-1 (0 to 0-2)	0-1 (0 to 0-2)	0-1 (0 to 0-2)	0-1 (0 to 0-2)	0-1 (0 to 0-2)	0-1 (0 to 0-2)	0-1 (0 to 0-2)	0-1 (0 to 0-2)	0-1 (0 to 0-2)	0-1 (0 to 0-2)	2-2
G6PD trait	0 (0 to 0)	0 (0 to 0)	0 (0 to 0)	0 (0 to 0)	0 (0 to 0)	0 (0 to 0)	0 (0 to 0)	0 (0 to 0)	0 (0 to 0)	0 (0 to 0)	0 (0 to 0)	0 (0 to 0)	0 (0 to 0)	0 (0 to 0)	0 (0 to 0)	0 (0 to 0)	0 (0 to 0)	0 (0 to 0)	0 (0 to 0)	0 (0 to 0)	0 (0 to 0)	0 (0 to 0)	0 (0 to 0)	0 (0 to 0)	0 (0 to 0)	0-4
Other hemoglobinopathies and hemolytic anemias	0 (0 to 0)	0-2 (0 to 0-5)	0-6 (0 to 1-9)	0-5 (0 to 1-6)	0-1 (0 to 0-3)	0-1 (0 to 0-3)	0-4 (0 to 1-4)	0-3 (0 to 1-2)	0-3 (0 to 1-2)	0-3 (0 to 1-1)	0-5 (0 to 1-2)	0-2 (0 to 0-7)	0-2 (0 to 2-4)	0-8 (0 to 2-4)	1-1 (0 to 2-3)	1-2 (0 to 2-2)	0-9 (0 to 2-1)	1-4 (0 to 3-9)	1-4 (0 to 4-1)	1-6 (0 to 4-1)	1-4 (0 to 3-7)	1-4 (0 to 3-7)	1-1 (0 to 2-7)	0-6 (0 to 1-4)	0-2 (0 to 1-4)	15-9
Endocrine, metabolic, blood, and immune disorders	1-1 (0-7 to 1-8)	1-2 (0-8 to 1-9)	0-2 (0 to 0-5)	12-5 (8-5 to 18-5)	12-1 (8 to 20-3)	16-1 (10-5 to 24-3)	16-9 (11 to 23-8)	20-7 (13 to 31)	29-4 (19-5 to 43-4)	37-1 (23 to 59-2)	40-9 (26 to 62-1)	29-5 (19 to 46-1)	41-6 (28-6 to 61-9)	41-6 (28-6 to 61-9)	73-6 (48 to 119)	84-3 (53-9 to 131)	79-6 (49-7 to 115)	77-5 (48-7 to 117)	87-6 (54 to 136-3)	98-9 (57-5 to 146-4)	87-6 (54 to 136-3)	48-9 (32 to 68-7)	7-8 (5-4 to 11-3)	2-4 (1 to 3-4)	894
Oral disorders	3-7 (1 to 7-2)	3-7 (1-4 to 6-2)	3-7 (1-4 to 6-5)	3-7 (1-4 to 6-4)	2-6 (1 to 4-5)	2-7 (1 to 4-5)	2-7 (1 to 4-6)	12-6 (7 to 20-3)	13-2 (7 to 20-3)	19-3 (10 to 32-8)	20-7 (11 to 34-9)	21 (10-1 to 37-4)	20-7 (11 to 34-9)	20-7 (11 to 34-9)	22-7 (10-1 to 37-4)	18-1 (9 to 27-4)	12-7 (6 to 19-6)	9-8 (4 to 15-4)	7-1 (4 to 11-4)	6-6 (4 to 10-3)	7-1 (4 to 11-4)	5-6 (3 to 7-5)	2-6 (1 to 4-1)	1-4 (0 to 2-5)	4-1 (2 to 6-7)	631
Caries of deciduous teeth	0 (0 to 0)	0 (0 to 0)	0 (0 to 0)	0 (0 to 0)	0 (0 to 0)	0 (0 to 0)	0 (0 to 0)	0 (0 to 0)	0 (0 to 0)	0 (0 to 0)	0 (0 to 0)	0 (0 to 0)	0 (0 to 0)	0 (0 to 0)	0 (0 to 0)	0 (0 to 0)	0 (0 to 0)	0 (0 to 0)	0 (0 to 0)	0 (0 to 0)	0 (0 to 0)	0 (0 to 0)	0 (0 to 0)	0 (0 to 0)	0 (0 to 0)	0 (0 to 0)	0-9
Caries of permanent teeth	0 (0 to 0)	0 (0 to 0)	0 (0 to 0)	0 (0 to 0)	2-7 (0 to 7)	2-2 (0 to 6-4)	2-7 (0 to 6-5)	1-1 (0 to 5-4)	1-2 (0 to 5-8)	1-2 (0 to 6-2)	1-2 (0 to 6-2)	2-4 (1 to 6-2)	1-1 (0 to 5-4)	1-1 (0 to 5-4)	1-2 (0 to 6-4)	1-3 (0 to 6-9)	1-2 (0 to 7-2)	1-1 (0 to 6)	1-1 (0 to 5-1)	1-1 (0 to 5-4)	1-1 (0 to 7-3)	0-5 (0 to 2-2)	0-2 (0 to 1-2)	0-1 (0 to 0-5)	0-1 (0 to 0-5)	40-8
Periodontal diseases	0 (0 to 0)	0 (0 to 0)	0 (0 to 0)	0 (0 to 0)	0 (0 to 0)	0 (0 to 0)	0 (0 to 0)	0 (0 to 0)	0 (0 to 0)	4-4 (1 to 11-5)	2-5 (0 to 7-5)	4-4 (1 to 11-5)	2-5 (0 to 7-5)	2-5 (0 to 7-5)	4-4 (1 to 11-5)	3-9 (0 to 9-4)	3-4 (0 to 9-2)	3-5 (0 to 9-2)	3-4 (0 to 9-2)	3-4 (0 to 9-2)	3-7 (0 to 9-7)	1-7 (0 to 5-4)	0-5 (0 to 2-2)	0-2 (0 to 0-6)	0-2 (0 to 0-6)	81-3
Other oral disorders	0 (0 to 0)	0 (0 to 0)	0 (0 to 0)	0-4 (0 to 3-8)	0-8 (0 to 4-3)	0-8 (0 to 4-3)	0-8 (0 to 4-3)	4-8 (2 to 7-4)	4-8 (3 to 8-6)	6-4 (3 to 9-9)	6-4 (3 to 9-7)	5-7 (3 to 8-7)	5-7 (3 to 8-7)	5-7 (3 to 8-7)	7 (4 to 10-3)	6 (3 to 9)	5-1 (3 to 7-6)	4-7 (2 to 7)	4-1 (2 to 6-5)	4-1 (2 to 6-5)	4-1 (2 to 6-5)	1-7 (1 to 2-5)	0-8 (0 to 1-2)	0-3 (0 to 0-5)	0-3 (0 to 0-5)	83-4
Sudden infant death syndrome	– (0 to 2-1)	1-3 (0 to 2-1)	0-4 (7 to 25)	–	–	–	–	–	–	–	–	–	–	–	–	–	–	–	–	–	–	–	–	–	–	NA
Injuries	0-5 (0-4 to 0-7)	0-7 (0-5 to 0-9)	8-2 (5-4 to 11-5)	18-7 (12-2 to 23-2)	23 (17 to 30-9)	34 (23-7 to 44-8)	59-5 (

SR Table 2b: Doncaster DALYS by cause and sex group for females with 95% uncertainty intervals. 2019

Cause	Early Neonatal	Late Neonatal	Post Neonatal	1 to 4	5 to 9	10 to 14	15 to 19	20 to 24	25 to 29	30 to 34	35 to 39	40 to 44	45 to 49	50 to 54	55 to 59	60 to 64	65 to 69	70 to 74	75 to 79	80 to 84	85 to 89	90 to 94	95 plus	Total
All causes	996 (203 to 2,494)	1,196 (94 to 1,128)	1,102 (142 to 2,220)	1,324 (264 to 4,022)	1,016 (312 to 2,571)	1,019 (329 to 2,922)	1,166 (673 to 1,766)	1,317 (661 to 1,930)	1,511 (1,029 to 1,940)	1,705 (1,078 to 2,340)	1,902 (1,330 to 2,540)	2,102 (1,556 to 2,456)	2,307 (1,640 to 2,820)	2,511 (2,066 to 3,160)	2,717 (2,060 to 3,940)	2,923 (2,360 to 3,940)	3,129 (3,045 to 4,060)	3,335 (3,349 to 4,436)	3,541 (3,650 to 4,910)	3,747 (3,650 to 4,910)	3,953 (4,220 to 5,450)	4,159 (3,320 to 4,150)	4,365 (2,360 to 2,460)	50,000
Communicable, maternal, neonatal, and nutritional diseases	996 (127 to 2,494)	1,196 (54 to 3,128)	1,102 (142 to 2,220)	1,324 (264 to 4,022)	1,016 (312 to 2,571)	1,019 (329 to 2,922)	1,166 (673 to 1,766)	1,317 (661 to 1,930)	1,511 (1,029 to 1,940)	1,705 (1,078 to 2,340)	1,902 (1,330 to 2,540)	2,102 (1,556 to 2,456)	2,307 (1,640 to 2,820)	2,511 (2,066 to 3,160)	2,717 (2,060 to 3,940)	2,923 (2,360 to 3,940)	3,129 (3,045 to 4,060)	3,335 (3,349 to 4,436)	3,541 (3,650 to 4,910)	3,747 (3,650 to 4,910)	3,953 (4,220 to 5,450)	4,159 (3,320 to 4,150)	4,365 (2,360 to 2,460)	50,000
HIV/AIDS and sexually transmitted infections	5.9 (1.7 to 13.1)	1.7 (0.0 to 3.9)	0.5 (1.0 to 5.5)	0.4 (0.3 to 0.6)	0.3 (0.2 to 0.5)	0.3 (0.3 to 0.4)	0.7 (0.5 to 1.1)	1.8 (1.2 to 2.4)	2.9 (2.4 to 3.4)	4.5 (4.0 to 4.9)	7.1 (4.6 to 10.3)	9.9 (4.6 to 10.1)	14.0 (4.6 to 10.1)	19.7 (4.9 to 9.3)	26.4 (2.3 to 4.8)	34.5 (1.4 to 4.4)	43.9 (1.4 to 3.6)	54.7 (1.7 to 3.7)	67.0 (1.9 to 3.2)	80.7 (1.9 to 3.2)	96.8 (1.9 to 3.2)	115.2 (1.9 to 3.2)	135.9 (1.9 to 3.2)	60.7 (1.1 to 0.2)
HIV/AIDS	0 (0 to 0)	0 (0 to 0)	0 (0.4 to 5.5)	0.2 (0.3 to 0.6)	0.2 (0.2 to 0.5)	0.1 (0.1 to 0.2)	0.4 (0.3 to 0.6)	1.4 (0.9 to 1.9)	2.2 (1.9 to 2.7)	3.4 (2.9 to 3.8)	5.4 (3.4 to 7.8)	7.5 (3.4 to 7.6)	10.6 (3.4 to 7.6)	14.9 (3.7 to 7.1)	19.9 (1.7 to 3.6)	26.1 (1.1 to 3.3)	33.2 (1.1 to 2.7)	41.4 (1.3 to 2.8)	50.7 (1.4 to 2.4)	61.1 (1.4 to 2.4)	73.2 (1.4 to 2.4)	87.2 (1.4 to 2.4)	102.8 (1.4 to 2.4)	18.8 (0.9 to 0.1)
HIV/AIDS - Drug-susceptible Tuberculosis	0 (0 to 0)	0 (0 to 0)	0 (0 to 0)	0 (0 to 0)	0 (0 to 0)	0 (0 to 0)	0 (0 to 0)	0 (0 to 0)	0 (0 to 0)	0 (0 to 0)	0 (0 to 0)	0 (0 to 0)	0 (0 to 0)	0 (0 to 0)	0 (0 to 0)	0 (0 to 0)	0 (0 to 0)	0 (0 to 0)	0 (0 to 0)	0 (0 to 0)	0 (0 to 0)	0 (0 to 0)	0 (0 to 0)	0 (0 to 0)	0 (0 to 0)
HIV/AIDS - Multidrug-resistant Tuberculosis without extensive dr...	0 (0 to 0)	0 (0 to 0)	0 (0 to 0)	0 (0 to 0)	0 (0 to 0)	0 (0 to 0)	0 (0 to 0)	0 (0 to 0)	0 (0 to 0)	0 (0 to 0)	0 (0 to 0)	0 (0 to 0)	0 (0 to 0)	0 (0 to 0)	0 (0 to 0)	0 (0 to 0)	0 (0 to 0)	0 (0 to 0)	0 (0 to 0)	0 (0 to 0)	0 (0 to 0)	0 (0 to 0)	0 (0 to 0)	0 (0 to 0)	0 (0 to 0)
HIV/AIDS - Extensively drug-resistant Tuberculosis	0 (0 to 0)	0 (0 to 0)	0 (0 to 0)	0 (0 to 0)	0 (0 to 0)	0 (0 to 0)	0 (0 to 0)	0 (0 to 0)	0 (0 to 0)	0 (0 to 0)	0 (0 to 0)	0 (0 to 0)	0 (0 to 0)	0 (0 to 0)	0 (0 to 0)	0 (0 to 0)	0 (0 to 0)	0 (0 to 0)	0 (0 to 0)	0 (0 to 0)	0 (0 to 0)	0 (0 to 0)	0 (0 to 0)	0 (0 to 0)	0 (0 to 0)
HIV/AIDS resulting in other diseases	5.9 (0 to 0)	1.7 (0.0 to 3.9)	0.3 (0.0 to 0.4)	0.2 (0.0 to 0.3)	0.1 (0.1 to 0.1)	0.2 (0.2 to 0.3)	0.3 (0.2 to 0.7)	0.5 (0.3 to 0.7)	0.7 (0.7 to 1.0)	1 (0.7 to 1.3)	1.7 (1.3 to 2.7)	2.4 (1.4 to 2.8)	3.3 (1.4 to 2.8)	4.8 (1.4 to 2.8)	6.5 (1.4 to 2.8)	8.4 (1.4 to 2.8)	10.7 (1.4 to 2.8)	13.3 (1.4 to 2.8)	16.3 (1.4 to 2.8)	19.7 (1.4 to 2.8)	23.5 (1.4 to 2.8)	28.1 (1.4 to 2.8)	33.1 (1.4 to 2.8)	16.9 (0.9 to 0.1)
Sexually transmitted infections excluding HIV	0 (1.7 to 13.1)	0 (0.0 to 3.9)	0 (0.0 to 5.5)	0 (0.0 to 0.4)	0 (0.0 to 0.5)	0 (0.0 to 0.4)	0 (0.0 to 0.7)	0 (0.0 to 1.7)	0 (0.0 to 2.6)	0 (0.0 to 4.3)	0 (0.0 to 7.4)	0 (0.0 to 7.6)	0 (0.0 to 7.6)	0 (0.0 to 7.6)	0 (0.0 to 7.6)	0 (0.0 to 7.6)	0 (0.0 to 7.6)	0 (0.0 to 7.6)	0 (0.0 to 7.6)	0 (0.0 to 7.6)	0 (0.0 to 7.6)	0 (0.0 to 7.6)	0 (0.0 to 7.6)	42.9
Syphilis	5.9 (1.7 to 13.1)	1.7 (0.0 to 3.9)	0.1 (0.0 to 0.4)	0.1 (0.0 to 0.4)	0.1 (0.0 to 0.5)	0.1 (0.0 to 0.4)	0.1 (0.0 to 0.5)	0.1 (0.0 to 0.6)	0.2 (0.0 to 0.8)	0.3 (0.0 to 1.1)	0.4 (0.0 to 1.7)	0.5 (0.0 to 1.7)	0.6 (0.0 to 1.7)	0.8 (0.0 to 1.7)	0.9 (0.0 to 1.7)	1.1 (0.0 to 1.7)	1.3 (0.0 to 1.7)	1.5 (0.0 to 1.7)	1.7 (0.0 to 1.7)	1.9 (0.0 to 1.7)	2.1 (0.0 to 1.7)	2.3 (0.0 to 1.7)	2.5 (0.0 to 1.7)	10 (0.0 to 0.0)
Chlamydial infection	0 (0 to 0)	0 (0 to 0)	0 (0 to 0)	0 (0 to 0)	0 (0 to 0)	0 (0 to 0)	0 (0 to 0)	0 (0 to 0)	0 (0 to 0)	0 (0 to 0)	0 (0 to 0)	0 (0 to 0)	0 (0 to 0)	0 (0 to 0)	0 (0 to 0)	0 (0 to 0)	0 (0 to 0)	0 (0 to 0)	0 (0 to 0)	0 (0 to 0)	0 (0 to 0)	0 (0 to 0)	0 (0 to 0)	0 (0 to 0)	0 (0 to 0)
Gonococcal infection	0 (0 to 0)	0 (0 to 0)	0 (0 to 0)	0 (0 to 0)	0 (0 to 0)	0 (0 to 0)	0 (0 to 0)	0 (0 to 0)	0 (0 to 0)	0 (0 to 0)	0 (0 to 0)	0 (0 to 0)	0 (0 to 0)	0 (0 to 0)	0 (0 to 0)	0 (0 to 0)	0 (0 to 0)	0 (0 to 0)	0 (0 to 0)	0 (0 to 0)	0 (0 to 0)	0 (0 to 0)	0 (0 to 0)	0 (0 to 0)	0 (0 to 0)
Trichomoniasis	0 (0 to 0)	0 (0 to 0)	0 (0 to 0)	0 (0 to 0)	0 (0 to 0)	0 (0 to 0)	0 (0 to 0)	0 (0 to 0)	0 (0 to 0)	0 (0 to 0)	0 (0 to 0)	0 (0 to 0)	0 (0 to 0)	0 (0 to 0)	0 (0 to 0)	0 (0 to 0)	0 (0 to 0)	0 (0 to 0)	0 (0 to 0)	0 (0 to 0)	0 (0 to 0)	0 (0 to 0)	0 (0 to 0)	0 (0 to 0)	0 (0 to 0)
Genital herpes	0 (0 to 0)	0 (0 to 0)	0 (0 to 0)	0 (0 to 0)	0 (0 to 0)	0 (0 to 0)	0 (0 to 0)	0 (0 to 0)	0 (0 to 0)	0 (0 to 0)	0 (0 to 0)	0 (0 to 0)	0 (0 to 0)	0 (0 to 0)	0 (0 to 0)	0 (0 to 0)	0 (0 to 0)	0 (0 to 0)	0 (0 to 0)	0 (0 to 0)	0 (0 to 0)	0 (0 to 0)	0 (0 to 0)	0 (0 to 0)	0 (0 to 0)
Other sexually transmitted infections	0 (0 to 0)	0 (0 to 0)	0 (0 to 0)	0 (0 to 0)	0 (0 to 0)	0 (0 to 0)	0 (0 to 0)	0 (0 to 0)	0 (0 to 0)	0 (0 to 0)	0 (0 to 0)	0 (0 to 0)	0 (0 to 0)	0 (0 to 0)	0 (0 to 0)	0 (0 to 0)	0 (0 to 0)	0 (0 to 0)	0 (0 to 0)	0 (0 to 0)	0 (0 to 0)	0 (0 to 0)	0 (0 to 0)	0 (0 to 0)	0 (0 to 0)
Respiratory infections and tuberculosis	2.1 (1.4 to 2.9)	2.5 (1.6 to 3.5)	17.6 (7.7 to 18.6)	19.6 (16.5 to 23.9)	17.6 (12.4 to 24.3)	17.6 (11.5 to 25.9)	18.6 (8.4 to 29.9)	19.2 (7.6 to 22)	19.8 (11.7 to 24.9)	20.4 (13.9 to 27.7)	21.1 (15.4 to 27.3)	21.8 (16.8 to 27.9)	22.5 (16.8 to 28.9)	23.2 (22.1 to 42)	24.1 (20.7 to 46)	25.1 (20.7 to 46)	26.2 (20.7 to 46)	27.5 (20.7 to 46)	28.9 (20.7 to 46)	30.5 (20.7 to 46)	32.3 (20.7 to 46)	34.3 (20.7 to 46)	36.5 (20.7 to 46)	1,620
Tuberculosis	0 (0 to 0)	0 (0 to 0)	0 (0 to 0)	0 (0 to 0)	0 (0 to 0)	0 (0 to 0)	0 (0 to 0)	0 (0 to 0)	0 (0 to 0)	0 (0 to 0)	0 (0 to 0)	0 (0 to 0)	0 (0 to 0)	0 (0 to 0)	0 (0 to 0)	0 (0 to 0)	0 (0 to 0)	0 (0 to 0)	0 (0 to 0)	0 (0 to 0)	0 (0 to 0)	0 (0 to 0)	0 (0 to 0)	0 (0 to 0)	0 (0 to 0)
Latent tuberculosis infection	0 (0 to 0)	0 (0 to 0)	0 (0 to 0)	0 (0 to 0)	0 (0 to 0)	0 (0 to 0)	0 (0 to 0)	0 (0 to 0)	0 (0 to 0)	0 (0 to 0)	0 (0 to 0)	0 (0 to 0)	0 (0 to 0)	0 (0 to 0)	0 (0 to 0)	0 (0 to 0)	0 (0 to 0)	0 (0 to 0)	0 (0 to 0)	0 (0 to 0)	0 (0 to 0)	0 (0 to 0)	0 (0 to 0)	0 (0 to 0)	0 (0 to 0)
Drug-susceptible tuberculosis	0 (0 to 0)	0 (0 to 0)	0 (0 to 0)	0 (0 to 0)	0 (0 to 0)	0 (0 to 0)	0 (0 to 0)	0 (0 to 0)	0 (0 to 0)	0 (0 to 0)	0 (0 to 0)	0 (0 to 0)	0 (0 to 0)	0 (0 to 0)	0 (0 to 0)	0 (0 to 0)	0 (0 to 0)	0 (0 to 0)	0 (0 to 0)	0 (0 to 0)	0 (0 to 0)	0 (0 to 0)	0 (0 to 0)	0 (0 to 0)	0 (0 to 0)
Multidrug-resistant tuberculosis without extensive drug-resistance	0 (0 to 0)	0 (0 to 0)	0 (0 to 0)	0 (0 to 0)	0 (0 to 0)	0 (0 to 0)	0 (0 to 0)	0 (0 to 0)	0 (0 to 0)	0 (0 to 0)	0 (0 to 0)	0 (0 to 0)	0 (0 to 0)	0 (0 to 0)	0 (0 to 0)	0 (0 to 0)	0 (0 to 0)	0 (0 to 0)	0 (0 to 0)	0 (0 to 0)	0 (0 to 0)	0 (0 to 0)	0 (0 to 0)	0 (0 to 0)	0 (0 to 0)
Extensively drug-resistant tuberculosis	0 (0 to 0)	0 (0 to 0)	0 (0 to 0)	0 (0 to 0)	0 (0 to 0)	0 (0 to 0)	0 (0 to 0)	0 (0 to 0)	0 (0 to 0)	0 (0 to 0)	0 (0 to 0)	0 (0 to 0)	0 (0 to 0)	0 (0 to 0)	0 (0 to 0)	0 (0 to 0)	0 (0 to 0)	0 (0 to 0)	0 (0 to 0)	0 (0 to 0)	0 (0 to 0)	0 (0 to 0)	0 (0 to 0)	0 (0 to 0)	0 (0 to 0)
Lower respiratory infections	2.1 (1.4 to 2.9)	2.4 (1.6 to 3.3)	8.6 (5.1 to 13.1)	8.5 (6.4 to 10.9)	4.7 (2.1 to 8.4)	3 (2 to 4.4)	2.1 (1.4 to 2.9)	1.8 (0.4 to 3.2)	1.6 (0.3 to 3.2)	1.5 (0.2 to 3.2)	1.4 (0.2 to 3.2)	1.3 (0.2 to 3.2)	1.2 (0.2 to 3.2)	11.2 (11.1 to 24.4)	16.5 (14.5 to 24.4)	22.4 (20.4 to 24.4)	28.4 (24.6 to 34.2)	34.6 (32.4 to 39.4)	40.9 (40.2 to 47.6)	47.3 (46.2 to 57.1)	53.8 (52.3 to 68.1)	60.3 (58.5 to 79.4)	66.9 (64.7 to 90.7)	1,430
Upper respiratory infections	0 (0 to 0)	0 (0 to 0)	0.3 (0.1 to 0.7)	1.1 (1.0 to 3.6)	10.6 (7.7 to 15.6)	10.6 (7.7 to 15.6)	9.6 (4.5 to 14.6)	9.6 (4.6 to 15.2)	10 (5.4 to 16.4)	10.4 (5.7 to 17.9)	9.4 (3.9 to 12.5)	7.3 (4.2 to 13.5)	5.4 (4.2 to 13.5)	7.9 (4.6 to 13.6)	8.1 (4.6 to 13.6)	8.4 (4.6 to 13.6)	8.8 (4.6 to 13.6)	9.1 (4.6 to 13.6)	9.5 (4.6 to 13.6)	9.8 (4.6 to 13.6)	10.2 (4.6 to 13.6)	10.6 (4.6 to 13.6)	11.1 (4.6 to 13.6)	139
Otitis media	0 (0 to 0)	0 (0 to 0)	0.7 (0.3 to 1.2)	3.3 (1.9 to 5.6)	2.2 (1.8 to 3.6)	1.8 (1.2 to 2.9)	1.6 (0.9 to 3.1)	1.5 (0.8 to 3.4)	1.4 (0.8 to 3.4)	1.3 (0.8 to 3.4)	1.2 (0.8 to 3.4)	1.1 (0.8 to 3.4)	1 (0.8 to 3.4)	1.4 (0.7 to 3)	1.6 (0.7 to 3.2)	1.8 (0.7 to 3.2)	2.1 (0.7 to 3.2)	2.4 (0.7 to 3.2)	2.7 (0.8 to 3.2)	3.1 (0.8 to 3.2)	3.5 (0.8 to 3.2)	4 (0.8 to 3.2)	4.5 (0.8 to 3.2)	31.2
Enteric infections	0.2 (0.1 to 0.2)	0.4 (0.0 to 0.9)	7.3 (4.6 to 10.7)	10.3 (6.7 to 19.5)	6.2 (3.2 to 10.7)	4.1 (2.2 to 7.1)	2.9 (1.8 to 4.9)	2.9 (1.6 to 4.5)	3.2 (1.8 to 4.8)	3.4 (2.0 to 5.2)	3.7 (2.1 to 5.4)	3.9 (2.1 to 5.4)	4.1 (2.1 to 5.4)	4.3 (2.1 to 5.4)	4.5 (2.1 to 5.4)	4.7 (2.1 to 5.4)	4.9 (2.1 to 5.4)	5.1 (2.1 to 5.4)	5.3 (2.1 to 5.4)	5.5 (2.1 to 5.4)	5.7 (2.1 to 5.4)	5.9 (2.1 to 5.4)	6.1 (2.1 to 5.4)	132
Diarrheal diseases	0.2 (0.1 to 0.2)	0.4 (0.0 to 0.9)	7.3 (4.6 to 10.7)	10.3 (6.7 to 19.5)	6.2 (3.2 to 10.7)	4.1 (2.2 to 7.1)	2.9 (1.8 to 4.9)	2.9 (1.6 to 4.5)	3.2 (1.8 to 4.8)	3.4 (2.0 to 5.2)	3.7 (2.1 to 5.4)	3.9 (2.1 to 5.4)	4.1 (2.1 to 5.4)	4.3 (2.1 to 5.4)	4.5 (2.1 to 5.4)	4.7 (2.1 to 5.4)	4.9 (2.1 to 5.4)	5.1 (2.1 to 5.4)	5.3 (2.1 to 5.4)	5.5 (2.1 to 5.4)	5.7 (2.1 to 5.4)	5.9 (2.1 to 5.4)	6.1 (2.1 to 5.4)	131
Typhoid and paratyphoid	0 (0 to 0)	0 (0 to 0)	0 (0 to 0)	0 (0 to 0)	0 (0 to 0)	0 (0 to 0)	0 (0 to 0)	0 (0 to 0)	0 (0 to 0)	0 (0 to 0)	0 (0 to 0)	0 (0 to 0)	0 (0 to 0)	0 (0 to 0)	0 (0 to 0)	0 (0 to 0)	0 (0 to 0)	0 (0 to 0)	0 (0 to 0)	0 (0 to 0)	0 (0 to 0)	0 (0 to 0)	0 (0 to 0)	0 (0 to 0)	0 (0 to 0)
Typhoid fever	0 (0 to 0)	0 (0 to 0)	0 (0 to 0)	0 (0 to 0)	0 (0 to 0)	0 (0 to 0)	0 (0 to 0)	0 (0 to 0)	0 (0 to 0)	0 (0 to 0)	0 (0 to 0)	0 (0 to 0)	0 (0 to 0)	0 (0 to 0)	0 (0 to 0)	0 (0 to 0)	0 (0 to 0)	0 (0 to 0)	0 (0 to 0)	0 (0 to 0)	0 (0 to 0)	0 (0 to 0)	0 (0 to 0)	0 (0 to 0)	0 (0 to 0)
Paratyphoid fever	0 (0 to 0)	0 (0 to 0)	0 (0 to 0)	0 (0 to 0)	0 (0 to 0)	0 (0 to 0)	0 (0 to 0)	0 (0 to 0)	0 (0 to 0)	0 (0 to 0)	0 (0 to 0)	0 (0 to 0)	0 (0 to 0)	0 (0 to 0)	0 (0 to 0)	0 (0 to 0)	0 (0 to 0)	0 (0 to 0)	0 (0 to 0)	0 (0 to 0)	0 (0 to 0)	0 (0 to 0)	0 (0 to 0)	0 (0 to 0)	0 (0 to 0)
Invasive Non-typhoidal Salmonella (iNTS)	0 (0 to 0)	0 (0 to 0)	0 (0 to 0)	0 (0 to 0)	0 (0 to 0)	0 (0 to 0)	0 (0 to 0)	0 (0 to 0)	0 (0 to 0)	0 (0 to 0)	0 (0 to 0)	0 (0 to 0)	0 (0 to 0)	0 (0 to 0)	0 (0 to 0)	0 (0 to 0)	0 (0 to 0)	0 (0 to 0)	0 (0 to 0)	0 (0 to 0)	0 (0 to 0)	0 (0 to 0)	0 (0 to 0)	0 (0 to 0)	0 (0 to 0)
Other intestinal infectious diseases	0 (0 to 0)	0 (0 to 0)	0 (0 to 0)	0 (0 to 0)	0 (0 to 0)	0 (0 to 0)	0 (0 to 0)	0 (0 to 0)	0 (0 to 0)	0 (0 to 0)	0 (0 to 0)	0 (0 to 0)	0 (0 to 0)	0 (0 to 0)	0 (0 to 0)	0 (0 to 0)	0 (0 to 0)	0 (0 to 0)	0 (0 to 0)	0 (0 to 0)	0 (0 to 0)	0 (0 to 0)	0 (0 to 0)	0 (0 to 0)	0 (0 to 0)
Neglected tropical diseases and malaria	0 (0 to 0)	0 (0 to 0)	0.5 (0.1 to 1.4)	1.9 (0.2 to 6.6)	1.7 (0.1 to 6.3)	0.2 (0.0 to 0.8)	0.2 (0.0 to 0.8)	0.2 (0.0 to 0.8)	0.2 (0.0 to 1.2)	0.3 (0.0 to 1.2)	0.4 (0.0 to 1.7)	0.5 (0.0 to 1.7)	0.7 (0.0 to 1.7)	0.8 (0.0 to 1.7)	0.6 (0.0 to 1.7)	0.6 (0.0 to 1.7)	0.6 (0.0 to 1.7)	0.6 (0.0 to 1.7)	0.6 (0.0 to 1.7)	0.6 (0.0 to 1.7)	0.6 (0.0 to 1.7)	0.6 (0.0 to 1.7)	0.6 (0.0 to 1.7)	9.3
Malaria	0 (0 to 0)	0 (0 to 0)	0 (0 to 0)	0 (0 to 0)	0 (0 to 0)	0 (0 to 0)	0 (0 to 0)	0 (0 to 0)	0 (0 to 0)	0 (0 to 0)	0 (0 to 0)	0 (0 to 0)	0 (0 to 0)	0 (0 to 0)	0 (0 to 0)	0 (0 to 0)	0 (0 to 0)	0 (0 to 0)	0 (0 to 0)	0 (0 to 0)	0 (0 to 0)	0 (0 to 0)	0 (0 to 0)	0 (0 to 0)	0 (0 to 0)
Chagas disease	0 (0 to 0)	0 (0 to 0)	0 (0 to 0)	0 (0 to 0)	0 (0 to 0)	0 (0 to 0)	0 (0 to 0)	0 (0 to 0)	0 (0 to 0)	0 (0 to 0)	0 (0 to 0)	0 (0 to 0)	0 (0 to 0)	0 (0 to 0)	0 (0 to 0)	0 (0 to 0)	0 (0 to 0)	0 (0 to 0)	0 (0 to 0)	0 (0 to 0)	0 (0 to 0)	0 (0 to 0)	0 (0 to 0)	0 (0 to 0)	0 (0 to 0)
Leishmaniasis	0 (0 to 0)	0 (0 to 0)	0 (0 to 0)	0 (0 to 0)	0 (0 to 0)	0 (0 to 0)	0 (0 to 0)	0 (0 to 0)	0 (0 to 0)	0 (0 to 0)	0 (0 to 0)	0 (0 to 0)	0 (0 to 0)	0 (0 to 0)	0 (0 to 0)	0 (0 to 0)	0 (0 to 0)	0 (0 to 0)	0 (0 to 0)	0 (0 to 0)	0 (0 to 0)	0 (0 to 0)	0 (0 to 0)	0 (0 to 0)	0 (0 to 0)
Visceral leishmaniasis	0 (0 to 0)	0 (0 to 0)	0 (0 to 0)	0 (0 to 0)	0 (0 to 0)	0 (0 to 0)	0 (0 to 0)	0 (0 to 0)	0 (0 to 0)	0 (0 to 0)	0 (0 to 0)	0 (0 to 0)	0 (0 to 0)	0 (0 to 0)	0 (0 to 0)	0 (0 to 0)	0 (0 to 0)	0 (0 to 0)	0 (0 to 0)	0 (0 to 0)	0 (0 to 0)	0 (0 to 0)	0 (0 to 0)	0 (0 to 0)	0 (0 to 0)
Cutaneous and mucocutaneous leishmaniasis	0 (0 to 0)	0 (0 to 0)	0 (0 to 0)	0 (0 to 0)	0 (0 to 0)	0 (0 to 0)	0 (0 to 0)	0 (0 to 0)	0 (0 to 0)	0 (0 to 0)	0 (0 to 0)	0 (0 to 0)	0 (0 to 0)	0 (0 to 0)	0 (0 to 0)	0 (0 to 0)	0 (0 to 0)	0 (0 to 0)	0 (0 to 0)	0 (0 to 0)	0 (0 to 0)	0 (0 to 0)	0 (0 to 0)	0 (0 to 0)	0 (0 to 0)
African trypanosomiasis	0 (0 to 0)	0 (0 to 0)	0 (0 to 0)	0 (0 to 0)	0 (0 to 0)	0 (0 to 0)	0 (0 to 0)	0 (0 to 0)	0 (0 to 0)	0 (0 to 0)	0 (0 to 0)	0 (0 to 0)	0 (0 to 0)	0 (0 to 0)	0 (0 to 0)	0 (0 to 0)	0 (0 to 0)	0 (0 to 0)	0 (0 to 0)	0 (0 to 0)	0 (0 to 0)	0 (0 to 0)	0 (0 to 0)	0 (0 to 0)	0 (0 to 0)
Schistosomiasis	0 (0 to 0)	0 (0 to 0)	0 (0 to 0)	0 (0 to 0)	0 (0 to 0)	0 (0 to 0)	0 (0 to 0)	0 (0 to 0)	0 (0 to 0)	0 (0 to 0)	0 (0 to 0)	0 (0 to 0)	0 (0 to 0)	0 (0 to 0)	0 (0 to 0)	0 (0 to 0)	0 (0 to 0)	0 (0 to 0)	0 (0 to 0)	0 (0 to 0)	0 (0 to 0)	0 (0 to 0)	0 (0 to 0)	0 (0 to 0)	0 (0 to 0)
Cysticercosis	0 (0 to 0)	0 (0 to 0)	0 (0 to 0)	0 (0 to 0)	0 (0 to 0)	0 (0 to 0)	0 (0 to 0)	0 (0 to 0)	0 (0 to 0)	0 (0 to 0)	0 (0 to 0)	0 (0 to 0)	0 (0 to 0)	0 (0 to 0)	0 (0 to 0)	0 (0 to 0)	0 (0 to 0)	0 (0 to 0)	0 (0 to 0)	0 (0 to 0)	0 (0 to 0)	0 (0 to 0)	0 (0 to 0)	0 (0 to 0)	0 (0 to 0)
Cystic echinococcosis	0 (0 to 0)	0 (0 to 0)	0 (0 to 0)	0 (0 to 0)	0 (0 to 0)	0 (0 to 0)	0 (0 to 0)	0 (0 to 0)	0 (0 to 0)	0 (0 to 0)	0 (0 to 0)	0 (0 to 0)	0 (0 to 0)	0 (0 to 0)	0 (0 to 0)	0 (0 to 0)	0 (0 to 0)	0 (0 to 0)	0 (0 to 0)	0 (0 to 0)	0 (0 to 0)	0 (0 to 0)	0 (0 to 0)	0 (0 to 0)	0 (0 to 0)
Lymphatic filariasis	0 (0 to 0)	0 (0 to 0)	0 (0 to 0)	0 (0 to 0)	0 (0 to 0)	0 (0 to 0)	0 (0 to 0)	0 (0 to 0)	0 (0 to 0)	0 (0 to 0)	0 (0 to 0)	0 (0 to 0)	0 (0 to 0)	0 (0 to 0)	0 (0 to 0)	0 (0 to 0)	0 (0 to 0)	0 (0 to 0)	0 (0 to 0)	0 (0 to 0)	0 (0 to 0)	0 (0 to 0)	0 (0 to 0)	0 (0 to 0)	0 (0 to 0)
Onchocerciasis	0 (0 to 0)	0 (0 to 0)	0 (0 to 0)	0 (0 to 0)	0 (0 to 0)	0 (0 to 0)	0 (0 to 0)	0 (0 to 0)	0 (0 to 0)	0 (0 to 0)	0 (0 to 0)	0 (0 to 0)	0 (0 to 0)	0 (0 to 0)	0 (0 to 0)	0 (0 to 0)	0 (0 to 0)	0 (0 to 0)	0 (0 to 0)	0 (0 to 0)	0 (0 to 0)	0 (0 to 0)	0 (0 to 0)	0 (0 to 0)	0 (0 to 0)
Trachoma	0 (0 to 0)	0 (0 to 0)	0 (0 to 0)	0 (0 to 0)	0 (0 to 0)	0 (0 to 0)	0 (0 to 0)	0 (0 to 0)	0 (0 to 0)	0 (0 to 0)	0 (0 to 0)	0 (0 to 0)	0 (0 to 0)	0 (0 to 0)	0 (0 to 0)	0 (0 to 0)	0 (0 to 0)	0 (0 to 0)	0 (0 to 0)	0 (0 to 0)	0 (0 to 0)	0 (0 to 0)	0 (0 to 0)	0 (0 to 0)	0 (0 to 0)
Dengue	0 (0 to 0)	0 (0 to 0)	0 (0 to 0)	0 (0 to 0)	0 (0 to 0)	0 (0 to 0)	0 (0 to 0)	0 (0 to 0)	0 (0 to 0)	0 (0 to 0)	0 (0 to 0)	0 (0 to 0)	0 (0 to 0)	0 (0 to 0)	0 (0 to 0)	0 (0 to 0)	0 (0 to 0)	0 (0 to 0)	0 (0 to 0)	0 (0 to 0)	0 (0 to 0)	0 (0 to 0)	0 (0 to 0)	0 (0 to 0)	0 (0 to 0)
Yellow fever	0 (0 to 0)	0 (0 to 0)	0 (0 to 0)	0 (0 to 0)	0 (0 to 0)	0 (0 to 0)	0 (0 to 0)	0 (0 to 0)	0 (0 to 0)	0 (0 to 0)	0 (0 to 0)	0 (0 to 0)	0 (0 to 0)	0 (0 to 0)	0 (0 to 0)	0 (0 to 0)	0 (0 to 0)	0 (0 to 0)	0 (0 to 0)	0 (0 to 0)	0 (0 to 0)	0 (0 to 0)	0 (0 to 0)	0 (0 to 0)	0 (0 to 0)
Rabies	0 (0 to 0)	0 (0 to 0)	0 (0 to 0)	0 (0 to 0)	0 (0 to 0)	0 (0 to 0)	0 (0 to 0)	0 (0 to 0)	0 (0 to 0)	0 (0 to 0)	0 (0 to 0)	0 (0 to 0)	0 (0 to 0)	0 (0 to 0)	0 (0 to 0)	0 (0 to 0)	0 (0 to 0)	0 (0 to 0)	0 (0 to 0)	0 (0 to 0)	0 (0 to 0)	0 (0 to 0)	0 (0 to 0)	0 (0 to 0)	0 (0 to 0)
Intestinal nematode infections	0 (0 to 0)	0 (0 to 0)	0 (0 to 0)	0 (0 to 0)	0 (0 to 0)	0 (0 to 0)	0 (0 to 0)	0 (0 to 0)	0 (0 to 0)	0 (0 to 0)	0 (0 to 0)	0 (0 to 0)	0 (0 to 0)	0 (0 to 0)	0 (0 to 0)	0 (0 to 0)	0 (0 to 0)	0 (0 to 0)	0 (0 to 0)	0 (0 to 0)	0 (0 to 0)	0 (0 to 0)	0 (0 to 0)	0 (0 to 0)	0 (0 to 0)
Ascariasis	0 (0 to 0)	0 (0 to 0)	0 (0 to 0)	0 (0 to 0)	0 (0 to 0)	0 (0 to 0)	0 (0 to 0)	0 (0 to 0)	0 (0 to 0)	0 (0 to 0)	0 (0 to 0)	0 (0 to 0)	0 (0 to 0)	0 (0 to 0)	0 (0 to 0)	0 (0 to 0)	0 (0 to 0)	0 (0 to 0)	0 (0 to 0)	0 (0 to 0)	0 (0 to 0)



Osteoarthritis other	0 (0 to 0)	0 (0 to 0)	0 (0 to 0)

SII Table 2b: Kingston upon Hull, City of DALYS by cause and age group for females with 95% uncertainty intervals, 2019

Cause	Early Neonatal	Late Neonatal	Post Neonatal	1 to 4	5 to 9	10 to 14	15 to 19	20 to 24	25 to 29	30 to 34	35 to 39	40 to 44	45 to 49	50 to 54	55 to 59	60 to 64	65 to 69	70 to 74	75 to 79	80 to 84	85 to 89	90 to 94	95 plus	Total
All causes	292 (269 to 301)	76 (70 to 114)	164 (140 to 226)	168 (140 to 209)	124 (94 to 169)	114 (77 to 169)	169 (121 to 225)	261 (181 to 370)	361 (261 to 475)	462 (329 to 602)	562 (403 to 730)	722 (513 to 940)	1,000 (708 to 1,290)	1,400 (1,000 to 1,790)	1,900 (1,400 to 2,400)	2,500 (1,900 to 3,100)	3,200 (2,400 to 3,900)	3,900 (2,900 to 4,800)	4,800 (3,600 to 5,900)	5,900 (4,300 to 7,200)	6,900 (4,900 to 8,600)	7,600 (5,200 to 9,800)	8,000 (5,200 to 10,600)	39,900
Communicable, maternal, neonatal, and nutritional diseases	292 (144 to 301)	76 (40 to 79)	164 (72 to 184)	168 (84 to 194)	124 (59 to 154)	114 (56 to 146)	169 (82 to 224)	261 (126 to 367)	361 (174 to 487)	462 (222 to 597)	562 (269 to 711)	722 (346 to 911)	1,000 (479 to 1,260)	1,400 (677 to 1,750)	1,900 (911 to 2,350)	2,500 (1,200 to 3,100)	3,200 (1,500 to 3,900)	3,900 (1,800 to 4,800)	4,800 (2,200 to 5,900)	5,900 (2,600 to 7,200)	6,900 (3,000 to 8,600)	7,600 (3,000 to 9,800)	8,000 (2,900 to 10,600)	2,160
HIV/AIDS and sexually transmitted infections	6 (1.7 to 13.0)	1.7 (0.5 to 3.9)	2.4 (0.6 to 5.5)	0.3 (0.2 to 0.7)	0.2 (0.2 to 0.5)	0.2 (0.2 to 0.5)	0.6 (0.4 to 0.9)	1.7 (1.2 to 2.4)	3.6 (2.4 to 5.4)	6.2 (4.2 to 9)	8.5 (5.7 to 12)	5.7 (3.7 to 8.4)	4.3 (2.9 to 6.3)	2.6 (1.8 to 3.7)	2.2 (1.5 to 3.1)	1.8 (1.2 to 2.6)	1.4 (0.9 to 2.2)	0.9 (0.6 to 1.4)	0.8 (0.5 to 1.2)	0.5 (0.3 to 0.8)	0.3 (0.2 to 0.4)	0.1 (0.1 to 0.1)	52.3
HIV/AIDS	0 (0 to 0)	0 (0 to 0)	0.2 (0.2 to 0.3)	0.2 (0.2 to 0.3)	0.2 (0.1 to 0.3)	0.1 (0.1 to 0.1)	0.5 (0.3 to 0.7)	0.9 (0.6 to 1.2)	1.7 (1.3 to 2.3)	3.1 (2.1 to 3.8)	3.1 (2.1 to 3.9)	1.7 (1.2 to 2.4)	1.5 (1.1 to 2)	1.1 (0.7 to 1.6)	0.9 (0.6 to 1.3)	0.8 (0.5 to 1.4)	0.6 (0.3 to 1.1)	0.4 (0.1 to 0.8)	0.1 (0 to 0.3)	0.1 (0 to 0.3)	0 (0 to 0)	0 (0 to 0)	0 (0 to 0)	13.4
HIV/AIDS - Drug-susceptible Tuberculosis	0 (0 to 0)	0 (0 to 0)	0 (0 to 0)	0 (0 to 0)	0 (0 to 0)	0 (0 to 0)	0 (0 to 0)	0 (0 to 0.1)	0 (0 to 0.1)	0 (0 to 0.2)	0 (0 to 0.2)	0 (0 to 0.3)	0 (0 to 0.3)	0 (0 to 0.2)	0 (0 to 0.2)	0 (0 to 0.2)	0 (0 to 0.2)	0 (0 to 0.2)	0 (0 to 0.2)	0 (0 to 0.2)	0 (0 to 0.2)	0 (0 to 0.2)	0 (0 to 0.2)	1.4
HIV/AIDS - Multidrug-resistant Tuberculosis without extensive dr...	0 (0 to 0)	0 (0 to 0)	0 (0 to 0)	0 (0 to 0)	0 (0 to 0)	0 (0 to 0)	0 (0 to 0)	0 (0 to 0)	0 (0 to 0)	0 (0 to 0)	0 (0 to 0)	0 (0 to 0)	0 (0 to 0)	0 (0 to 0)	0 (0 to 0)	0 (0 to 0)	0 (0 to 0)	0 (0 to 0)	0 (0 to 0)	0 (0 to 0)	0 (0 to 0)	0 (0 to 0)	0 (0 to 0)	0
HIV/AIDS - Extensively drug-resistant Tuberculosis	0 (0 to 0)	0 (0 to 0)	0 (0 to 0)	0 (0 to 0)	0 (0 to 0)	0 (0 to 0)	0 (0 to 0)	0 (0 to 0)	0 (0 to 0)	0 (0 to 0)	0 (0 to 0)	0 (0 to 0)	0 (0 to 0)	0 (0 to 0)	0 (0 to 0)	0 (0 to 0)	0 (0 to 0)	0 (0 to 0)	0 (0 to 0)	0 (0 to 0)	0 (0 to 0)	0 (0 to 0)	0 (0 to 0)	0
HIV/AIDS resulting in other diseases	0 (0 to 0)	0.2 (0 to 0.2)	0.2 (0 to 0.2)	0 (0 to 0)	0.1 (0 to 0.1)	0.1 (0 to 0.1)	0.4 (0.2 to 0.6)	0.8 (0.6 to 1.1)	1.6 (1.1 to 2.1)	1.8 (1.3 to 2.4)	1.5 (1.1 to 2.2)	1.4 (1 to 1.9)	0.9 (0.6 to 1.4)	0.6 (0.4 to 1.1)	0.4 (0.2 to 0.8)	0.4 (0.1 to 0.8)	0.4 (0.1 to 0.8)	0.1 (0 to 0.3)	0.1 (0 to 0.3)	0 (0 to 0.2)	0 (0 to 0.1)	0 (0 to 0.1)	0 (0 to 0.1)	12
Sexually transmitted infections excluding HIV	6 (1.7 to 13.0)	1.7 (0.5 to 3.9)	2.2 (0.6 to 5.3)	0.1 (0 to 0.5)	0 (0 to 0.1)	0.1 (0 to 0.1)	0.2 (0.2 to 0.4)	0.9 (0.6 to 1.2)	2 (1.7 to 2.8)	4.4 (2.7 to 7.2)	7.2 (4.4 to 11)	4 (2.2 to 6.8)	2.8 (1.6 to 4.5)	2 (0.9 to 3.2)	1.8 (0.9 to 2.9)	1.4 (0.7 to 2.4)	1 (0.4 to 1.5)	0.8 (0.3 to 1.1)	0.8 (0.3 to 1.1)	0.5 (0.3 to 0.8)	0.3 (0.2 to 0.4)	0.1 (0.1 to 0.1)	38.9
Syphilis	6 (1.7 to 13.0)	1.7 (0.5 to 3.9)	2.2 (0.6 to 5.3)	0.1 (0 to 0.5)	0 (0 to 0)	0 (0 to 0)	0.1 (0 to 0.1)	0.5 (0.1 to 0.1)	1.6 (0.9 to 2.4)	3 (1.6 to 4.5)	4.5 (2.7 to 7.2)	2.5 (1.2 to 4.4)	1.6 (0.8 to 2.9)	0.8 (0.3 to 1.6)	0.5 (0.2 to 1.1)	0.3 (0.1 to 0.7)	0.2 (0.1 to 0.5)	0.1 (0 to 0.3)	0.1 (0 to 0.3)	0 (0 to 0.1)	0 (0 to 0.1)	0 (0 to 0.1)	0 (0 to 0.1)	10.2
Chlamydial infection	0 (0 to 0)	0 (0 to 0)	0 (0 to 0)	0 (0 to 0)	0 (0 to 0)	0 (0 to 0)	0.4 (0.2 to 0.6)	0.8 (0.4 to 1.3)	0.9 (0.5 to 1.4)	1 (0.5 to 1.6)	0.9 (0.4 to 1.6)	0.5 (0.2 to 1.1)	0.3 (0.2 to 0.6)	0.2 (0.1 to 0.5)	0.1 (0 to 0.3)	0.1 (0 to 0.3)	0.1 (0 to 0.2)	0.1 (0 to 0.2)	0.1 (0 to 0.2)	0.1 (0 to 0.1)	0 (0 to 0.1)	0 (0 to 0.1)	0 (0 to 0.1)	5.6
Gonococcal infection	0 (0 to 0)	0 (0 to 0)	0 (0 to 0)	0 (0 to 0)	0 (0 to 0)	0 (0 to 0)	0.1 (0 to 0.1)	0.1 (0 to 0.1)	0.2 (0 to 0.3)	0.3 (0 to 0.5)	0.4 (0 to 0.7)	0.3 (0 to 0.6)	0.2 (0 to 0.4)	0.2 (0 to 0.4)	0.2 (0 to 0.4)	0.2 (0 to 0.4)	0.2 (0 to 0.4)	0.2 (0 to 0.4)	0.2 (0 to 0.4)	0.2 (0 to 0.4)	0.2 (0 to 0.4)	0.1 (0 to 0.3)	0.1 (0 to 0.1)	5
Trichomoniasis	0 (0 to 0)	0 (0 to 0)	0 (0 to 0)	0 (0 to 0)	0 (0 to 0)	0 (0 to 0)	0 (0 to 0.1)	0.2 (0.1 to 0.4)	0.4 (0.1 to 0.9)	0.5 (0.2 to 1.1)	0.4 (0.1 to 1)	0.3 (0.1 to 0.8)	0.3 (0.1 to 0.7)	0.2 (0.1 to 0.4)	0.2 (0.1 to 0.4)	0.2 (0.1 to 0.4)	0.2 (0.1 to 0.4)	0.1 (0 to 0.3)	0.1 (0 to 0.3)	0.1 (0 to 0.2)	0 (0 to 0.1)	0 (0 to 0.1)	0 (0 to 0.1)	3.4
Genital herpes	0 (0 to 0)	0 (0 to 0)	0 (0 to 0)	0 (0 to 0)	0 (0 to 0)	0 (0 to 0)	0 (0 to 0.1)	0 (0 to 0.3)	0.1 (0 to 0.7)	0.4 (0.1 to 0.9)	0.4 (0.1 to 0.9)	0.3 (0.1 to 0.8)	0.4 (0.1 to 0.9)	0.4 (0.1 to 0.9)	0.3 (0.1 to 0.7)	0.3 (0.1 to 0.7)	0.2 (0.1 to 0.5)	0.2 (0.1 to 0.4)	0.1 (0 to 0.3)	0.1 (0 to 0.3)	0 (0 to 0.2)	0 (0 to 0.1)	0 (0 to 0.1)	3.6
Other sexually transmitted infections	0 (0 to 0)	0 (0 to 0)	0 (0 to 0)	0 (0 to 0)	0 (0 to 0)	0 (0 to 0)	0 (0 to 0.1)	0 (0 to 0.2)	0.1 (0 to 0.7)	0.2 (0 to 0.5)	0.3 (0 to 0.8)	0.3 (0 to 0.8)	0.3 (0 to 0.8)	0.2 (0.1 to 0.6)	0.2 (0.1 to 0.5)	0.2 (0.1 to 0.5)	0.2 (0.1 to 0.5)	0.2 (0.1 to 0.5)	0.1 (0 to 0.3)	0.1 (0 to 0.2)	0 (0 to 0.1)	0 (0 to 0.1)	0 (0 to 0.1)	10.9
Respiratory infections and tuberculosis	2.3 (1.6 to 2.3)	2.3 (1.5 to 3)	12.4 (7.7 to 17.4)	16.4 (10.2 to 24.2)	11.8 (7.2 to 19)	9.6 (5.7 to 16.2)	10.4 (6.5 to 21.1)	19.7 (12.3 to 37.6)	29.4 (18.2 to 52.3)	39.2 (24.1 to 69.2)	49.2 (30.2 to 87.4)	67.2 (41.6 to 119)	93.2 (57.9 to 165)	130 (81 to 230)	180 (112 to 320)	240 (150 to 420)	310 (190 to 540)	380 (230 to 650)	470 (287 to 800)	580 (350 to 1,000)	690 (407 to 1,187)	760 (427 to 1,341)	800 (418 to 1,491)	1,140
Tuberculosis	0 (0 to 0)	0 (0 to 0)	0.5 (0 to 1)	0.5 (0 to 0.2)	0.1 (0 to 0.1)	0.1 (0 to 0.3)	0.2 (0 to 0.7)	0.5 (0.1 to 1.6)	1.1 (0.7 to 1.5)	1.6 (0.9 to 1.2)	1.2 (0.7 to 1.5)	0.7 (0.3 to 0.9)	0.6 (0.3 to 0.9)	0.5 (0.3 to 0.8)	0.4 (0.2 to 0.7)	0.3 (0.1 to 0.6)	0.3 (0.1 to 0.6)	0.2 (0.1 to 0.5)	0.2 (0.1 to 0.5)	0.1 (0 to 0.2)	0.1 (0 to 0.2)	0 (0 to 0.1)	0 (0 to 0.1)	16.1
Latent tuberculosis infection	0 (0 to 0)	0 (0 to 0)	0 (0 to 0)	0 (0 to 0)	0 (0 to 0)	0 (0 to 0)	0 (0 to 0)	0 (0 to 0)	0 (0 to 0)	0 (0 to 0)	0 (0 to 0)	0 (0 to 0)	0 (0 to 0)	0 (0 to 0)	0 (0 to 0)	0 (0 to 0)	0 (0 to 0)	0 (0 to 0)	0 (0 to 0)



Osteoarthritis other	0 (0 to 0)	0 (0 to 0)	0 (0 to 0)	0 (0 to 0)	0 (0 to 0)	0 (0 to 0)	0 (0 to 0)	0 (0 to 0)	0 (0 to 0)	0 (0 to 0)	0 (0 to 1)	0 (0 to 1)	0.4 (0.1 to 0.9)	1 (0.4 to 2.3)	2.4 (0.9 to 5.3)	4.3 (1.9 to 9.2)	6.1 (2.7 to 12.8)	7 (3.4 to 14.8)	7.6 (3.5 to 15.7)	5.7 (2.6 to 12)	5.2 (2.4 to 10.7)	3.6 (1.6 to 7.2)	1.7 (0.9 to 3.4)	0.5 (0.2 to 1)	52.2
Low back pain	0 (0 to 0)	0 (0 to 0)	0 (0 to 0)	0 (0 to 0)	0.5 (3.3 to 11.4)	2.5 (17 to 44.6)	4.6 (28.9 to 79)	9 (48.1 to 129)	13 (74.8 to 194)	19 (88.1 to 239)	24 (92.5 to 232)	29 (87.6 to 203)	34 (109 to 262)	37 (127 to 311)	39 (134 to 315)	40 (133 to 291)	41 (130 to 264)	42 (128 to 243)	43 (128 to 243)	43 (128 to 243)	43 (128 to 243)	43 (128 to 243)	43 (128 to 243)	43 (128 to 243)	2,120
Neck pain	0 (0 to 0)	0 (0 to 0)	0 (0 to 0)	0 (0 to 0)	2.5 (1.2 to 7.4)	16.4 (9.9 to 39.4)	29 (19.5 to 64.1)	39 (26 to 82.6)	44.6 (31.6 to 85.3)	64.1 (34.2 to 120)	73.3 (39.6 to 122)	75.6 (38 to 122)	77.5 (45.4 to 124)	79.2 (48 to 123)	79.6 (49.1 to 123)	82.3 (50 to 123)	82.7 (47.9 to 123)	47.7 (26 to 77.4)	31.3 (16.1 to 52.3)	28.4 (12.2 to 44)	14.3 (7.5 to 24.4)	5.7 (2.9 to 9.4)	1.4 (0.6 to 2.5)	813
Gout	0 (0 to 0)	0 (0 to 0)	0 (0 to 0)	0 (0 to 0)	0 (0 to 0)	0 (0 to 0)	0 (0 to 0)	0 (0 to 0)	0 (0 to 1)	0.1 (0 to 1.2)	0.4 (0.1 to 2.2)	0.7 (0.1 to 3.4)	1.1 (0.3 to 3.5)	1.5 (0.4 to 3.9)	1.8 (0.5 to 4.3)	2.1 (0.5 to 4.9)	2.3 (0.5 to 5.4)	2.4 (0.6 to 5.6)	2.5 (0.6 to 5.8)	2.5 (0.6 to 5.8)	2.5 (0.6 to 5.8)	2.5 (0.6 to 5.8)	2.5 (0.6 to 5.8)	2.5 (0.6 to 5.8)	16.5
Other musculoskeletal disorders	0 (0 to 0)	0 (0 to 0)	0 (0 to 0)	0 (0 to 0)	0.2 (0.1 to 0.5)	1.1 (0.3 to 2.5)	3 (1.1 to 6.5)	9 (4.4 to 15)	22 (15.3 to 39.6)	15 (9 to 22)	54.6 (32.5 to 79.4)	70 (44.3 to 108)	66.7 (41.9 to 100)	60.4 (34.6 to 92.4)	71.9 (45.4 to 108)	79.2 (48 to 120)	77.5 (47.4 to 114)	65.9 (38.7 to 102)	59.3 (32.4 to 90.4)	49.7 (25.4 to 82.8)	31.1 (16.4 to 49.8)	19.6 (7.4 to 37.1)	9.6 (4.5 to 17.1)	5.6 (2.4 to 9.7)	753
Other non-communicable diseases	61.2 (41.9 to 84)	33.5 (24.7 to 45.1)	34.9 (26.7 to 47.9)	46.8 (36.4 to 61.5)	22.2 (12.5 to 40.6)	40.7 (24.3 to 68.7)	70.7 (46.4 to 96.6)	160 (110 to 222)	253 (172 to 355)	266 (208 to 404)	279.6 (178 to 552)	215 (149 to 395)	239 (162 to 512)	225 (158 to 502)	258 (146 to 582)	183 (132 to 352)	194 (118 to 327)	194 (109 to 321)	124 (92 to 194)	117 (89.3 to 151)	87.9 (62.7 to 132)	47.2 (34.9 to 59.9)	10.5 (10.9 to 20.3)	3,120
Congenital birth defects	59.7 (40.1 to 84.4)	28.8 (20.6 to 40.5)	37.8 (29.1 to 50.9)	37.5 (28.2 to 49.9)	15 (10.6 to 22.7)	13.2 (8.4 to 17.8)	11.3 (6.5 to 14.4)	12.7 (10.7 to 16.6)	14.3 (9.8 to 14.5)	15.2 (10.7 to 19.6)	12.9 (9.2 to 16.8)	10.2 (7.5 to 13.2)	11.3 (7.6 to 15)	11.9 (8.3 to 15.6)	12.2 (8.5 to 16.5)	9.2 (6.1 to 12.2)	6.1 (4.1 to 8)	3.1 (2.1 to 3.3)	1.2 (0.7 to 1.8)	0.9 (0.5 to 1.4)	0.5 (0.3 to 0.8)	0.2 (0.1 to 0.3)	0.1 (0 to 0.1)	344
Neural tube defects	4.9 (2.9 to 7)	2.3 (1.4 to 3.1)	7.2 (3.3 to 13.1)	4.2 (2.2 to 7.4)	0.6 (0.4 to 0.9)	0.6 (0.3 to 0.7)	0.2 (0.1 to 0.4)	0.6 (0.4 to 0.9)	0.8 (0.5 to 1.2)	0.7 (0.4 to 1.1)	0.5 (0.3 to 0.9)	0.3 (0.2 to 0.5)	0.3 (0.2 to 0.5)	0.2 (0.1 to 0.3)	0.1 (0.1 to 0.2)	0.1 (0 to 0.1)	0.1 (0 to 0.1)	0.1 (0 to 0.1)	0.1 (0 to 0.1)	0.1 (0 to 0.1)	0.1 (0 to 0.1)	0.1 (0 to 0.1)	0.1 (0 to 0.1)	0.1 (0 to 0.1)	22.2
Congenital heart anomalies	16.5 (9.1 to 26)	13.6 (9.1 to 21.1)	20.1 (11.5 to 36.4)	9.6 (6.1 to 16.2)	2.5 (1.4 to 4.5)	2.5 (1.4 to 4.4)	2.4 (1.4 to 3.6)	3 (2 to 4.4)	3.5 (2.2 to 5.2)	2.7 (2.1 to 3.6)	2.9 (1.9 to 5.2)	2.9 (1.5 to 4.5)	2.9 (1.5 to 4.2)	2.4 (1.1 to 3.8)	2.2 (0.9 to 3.7)	1.4 (0.4 to 2.7)	0.7 (0.1 to 2.1)	1.3 (0.4 to 2.7)	0.7 (0.1 to 2)	0.2 (0 to 0.3)	0.1 (0 to 0.1)	0.1 (0 to 0.1)	0.1 (0 to 0.1)	0.1 (0 to 0.1)	95.1
Orofacial clefts	0 (0 to 0)	0 (0 to 0)	0.1 (0.1 to 0.3)	0.3 (0.1 to 0.6)	0.2 (0.2 to 0.3)	0.2 (0.2 to 0.3)	0.1 (0.1 to 0.3)	0.2 (0 to 0.4)	0.2 (0 to 0.5)	0.2 (0 to 0.5)	0.2 (0 to 0.4)	0.2 (0 to 0.4)	0.2 (0.1 to 0.5)	0.2 (0.1 to 0.5)	0.2 (0.1 to 0.5)	0.1 (0.1 to 0.2)	0.1 (0 to 0.2)	0.1 (0 to 0.2)	0.1 (0 to 0.2)	0.1 (0 to 0.2)	0.1 (0 to 0.2)	0.1 (0 to 0.2)	0.1 (0 to 0.2)	0.1 (0 to 0.2)	2.6
Down syndrome	1.6 (0.4 to 2.5)	0.4 (0.3 to 0.7)	1.1 (0.4 to 1.9)	1.3 (0.8 to 1.9)	0.8 (0.5 to 1.2)	0.8 (0.5 to 1.1)	0.7 (0.5 to 1.1)	1.1 (0.7 to 1.6)	1.4 (0.9 to 2)	1.6 (1 to 2.2)	1.3 (0.9 to 1.9)	1.2 (0.8 to 1.7)	1.8 (1.1 to 2.5)	3.4 (1 to 5)	4.4 (2.5 to 6.5)	3.3 (1.9 to 5.2)	1.5 (0.8 to 2.3)	0.6 (0.3 to 1)	0.2 (0 to 0.3)	0.1 (0 to 0.2)	0.1 (0 to 0.1)	0.1 (0 to 0.1)	0.1 (0 to 0.1)	0.1 (0 to 0.1)	27.7
Turner syndrome	0 (0 to 0)	0 (0 to 0)	0 (0 to 0)	0.1 (0 to 0.2)	0.1 (0 to 0.2)	0.1 (0 to 0.2)	0.1 (0 to 0.2)	0.1 (0 to 0.3)	0.2 (0 to 0.3)	0.1 (0 to 0.2)	0.1 (0 to 0.2)	0.1 (0 to 0.2)	0.1 (0 to 0.1)	0.1 (0 to 0.1)	0.1 (0 to 0.1)	0 (0 to 0)	0 (0 to 0)	0 (0 to 0)	0 (0 to 0)	0 (0 to 0)	0 (0 to 0)	0 (0 to 0)	0 (0 to 0)	0 (0 to 0)	0 (0 to 0)	1.2
Klinefelter syndrome	0 (0 to 0)	0 (0 to 0)	0 (0 to 0)	0 (0 to 0)	0 (0 to 0)	0 (0 to 0)	0 (0 to 0)	0 (0 to 0)	0 (0 to 0)	0 (0 to 0)

SR Table 2b: Barnsley DALYS by cause and age group for females with 95% uncertainty intervals, 2019

Cause	Early Neonatal	Late Neonatal	Post Neonatal	1 to 4	5 to 9	10 to 14	15 to 19	20 to 24	25 to 29	30 to 34	35 to 39	40 to 44	45 to 49	50 to 54	55 to 59	60 to 64	65 to 69	70 to 74	75 to 79	80 to 84	85 plus	Total
All causes	1,192 (944 to 1,523)	1,192 (947 to 1,517)	1,504 (1,194 to 1,904)	1,104 (791 to 1,518)	884 (664 to 1,162)	1,004 (755 to 1,317)	1,055 (800 to 1,365)	1,109 (844 to 1,440)	1,160 (880 to 1,520)	1,211 (917 to 1,592)	1,240 (940 to 1,642)	1,268 (960 to 1,683)	1,440 (1,092 to 1,910)	1,640 (1,244 to 2,182)	1,844 (1,400 to 2,450)	2,056 (1,561 to 2,730)	2,284 (1,732 to 3,030)	2,509 (1,903 to 3,330)	2,570 (1,949 to 3,410)	2,570 (1,949 to 3,410)	38,700
Communicable, maternal, neonatal, and nutritional diseases	1,192 (944 to 1,523)	1,192 (947 to 1,517)	1,504 (1,194 to 1,904)	1,104 (791 to 1,518)	884 (664 to 1,162)	1,004 (755 to 1,317)	1,055 (800 to 1,365)	1,109 (844 to 1,440)	1,160 (880 to 1,520)	1,211 (917 to 1,592)	1,240 (940 to 1,642)	1,268 (960 to 1,683)	1,440 (1,092 to 1,910)	1,640 (1,244 to 2,182)	1,844 (1,400 to 2,450)	2,056 (1,561 to 2,730)	2,284 (1,732 to 3,030)	2,509 (1,903 to 3,330)	2,570 (1,949 to 3,410)	2,570 (1,949 to 3,410)	2,030
HIV/AIDS and sexually transmitted infections	4.2 (1.2 to 9.2)	1.2 (0.4 to 2.7)	1.9 (0.7 to 4.1)	0.2 (0.2 to 0.4)	0.2 (0.2 to 0.3)	0.3 (0.2 to 0.5)	0.5 (0.4 to 0.7)	1.4 (0.9 to 2.1)	2.6 (1.6 to 4.2)	4.9 (2.4 to 7.2)	5.4 (2.6 to 8.1)	5.1 (2.4 to 7.7)	4.2 (2.0 to 6.5)	2.8 (1.2 to 4.1)	2.2 (1.0 to 3.2)	1.7 (1.0 to 2.4)	1.4 (1.0 to 2.0)	1.4 (1.0 to 2.0)	0.7 (0.4 to 1.1)	0.5 (0.3 to 0.7)	44.9
HIV/AIDS	0 (0 to 0)	0 (0 to 0)	0.2 (0.2 to 0.3)	0.2 (0.2 to 0.3)	0.2 (0.2 to 0.3)	0.2 (0.1 to 0.2)	0.4 (0.3 to 0.5)	0.7 (0.5 to 1.0)	1.6 (1.0 to 2.3)	1.7 (1.0 to 2.3)	1.6 (1.0 to 2.3)	1.7 (1.0 to 2.3)	1.3 (0.8 to 1.8)	0.9 (0.6 to 1.3)	0.8 (0.5 to 1.2)	0.6 (0.4 to 1.0)	0.5 (0.3 to 0.8)	0.5 (0.3 to 0.7)	0.2 (0.2 to 0.4)	0.2 (0.2 to 0.3)	13.7
HIV/AIDS - Drug-susceptible Tuberculosis	0 (0 to 0)	0 (0 to 0)	0 (0 to 0)	0 (0 to 0)	0 (0 to 0)	0 (0 to 0)	0 (0 to 0)	0 (0 to 0)	0 (0 to 0)	0 (0 to 0)	0 (0 to 0)	0 (0 to 0)	0 (0 to 0)	0 (0 to 0)	0 (0 to 0)	0 (0 to 0)	0 (0 to 0)	0 (0 to 0)	0 (0 to 0)	0 (0 to 0)	0 (0 to 0)	0
HIV/AIDS - Multidrug-resistant Tuberculosis without extensive dr...	0 (0 to 0)	0 (0 to 0)	0 (0 to 0)	0 (0 to 0)	0 (0 to 0)	0 (0 to 0)	0 (0 to 0)	0 (0 to 0)	0 (0 to 0)	0 (0 to 0)	0 (0 to 0)	0 (0 to 0)	0 (0 to 0)	0 (0 to 0)	0 (0 to 0)	0 (0 to 0)	0 (0 to 0)	0 (0 to 0)	0 (0 to 0)	0 (0 to 0)	0 (0 to 0)	0
HIV/AIDS - Extensively drug-resistant Tuberculosis	0 (0 to 0)	0 (0 to 0)	0 (0 to 0)	0 (0 to 0)	0 (0 to 0)	0 (0 to 0)	0 (0 to 0)	0 (0 to 0)	0 (0 to 0)	0 (0 to 0)	0 (0 to 0)	0 (0 to 0)	0 (0 to 0)	0 (0 to 0)	0 (0 to 0)	0 (0 to 0)	0 (0 to 0)	0 (0 to 0)	0 (0 to 0)	0 (0 to 0)	0 (0 to 0)	0
HIV/AIDS resulting in other diseases	0 (0 to 0)	0.2 (0.2 to 0.3)	0.2 (0.1 to 0.2)	0.2 (0.1 to 0.2)	0.1 (0.1 to 0.2)	0.2 (0.1 to 0.2)	0.4 (0.2 to 0.5)	0.6 (0.4 to 0.9)	1.0 (1.1 to 2.3)	1.6 (1.1 to 2.3)	1.5 (1.0 to 2.1)	1.5 (1.1 to 2.1)	1.1 (0.7 to 1.7)	0.9 (0.6 to 1.3)	0.7 (0.4 to 1.1)	0.6 (0.4 to 1.0)	0.4 (0.3 to 0.7)	0.4 (0.3 to 0.6)	0.2 (0.2 to 0.4)	0.2 (0.2 to 0.3)	12
Sexually transmitted infections excluding HIV	4.2 (1.2 to 9.2)	1.2 (0.4 to 2.7)	1.6 (0.4 to 3.8)	0.1 (0.0 to 0.2)	0.0 (0.0 to 0.1)	0.0 (0.0 to 0.1)	0.1 (0.2 to 0.5)	0.5 (0.4 to 1.4)	1.0 (1.2 to 3.0)	3.2 (1.6 to 5.2)	3.6 (1.6 to 5.6)	3.4 (1.6 to 5.6)	2.6 (1.2 to 4.2)	1.5 (0.9 to 2.4)	1.2 (0.7 to 2.1)	1 (0.5 to 1.7)	0.8 (0.5 to 1.2)	0.9 (0.5 to 1.2)	0.8 (0.4 to 1.1)	0.4 (0.2 to 0.6)	31.2
Syphilis	4.2 (1.2 to 9.2)	1.2 (0.4 to 2.7)	1.6 (0.4 to 3.8)	0.1 (0.0 to 0.2)	0.0 (0.0 to 0.1)	0.0 (0.0 to 0.1)	0.1 (0.0 to 0.1)	0.1 (0.0 to 0.2)	0.1 (0.0 to 0.2)	0.1 (0.0 to 0.2)	0.1 (0.0 to 0.2)	0.1 (0.0 to 0.2)	0.1 (0.0 to 0.2)	0.1 (0.0 to 0.2)	0.1 (0.0 to 0.2)	0.1 (0.0 to 0.2)	0.1 (0.0 to 0.2)	0.1 (0.0 to 0.2)	0.1 (0.0 to 0.2)	0.1 (0.0 to 0.2)	7.4
Chlamydial infection	0 (0 to 0)	0 (0 to 0)	0 (0 to 0)	0 (0 to 0)	0 (0 to 0)	0 (0 to 0)	0 (0 to 0)	0 (0 to 0)	0 (0 to 0)	0 (0 to 0)	0 (0 to 0)	0 (0 to 0)	0 (0 to 0)	0 (0 to 0)	0 (0 to 0)	0 (0 to 0)	0 (0 to 0)	0 (0 to 0)	0 (0 to 0)	0 (0 to 0)	0 (0 to 0)	0
Gonococcal infection	0 (0 to 0)	0 (0 to 0)	0 (0 to 0)	0 (0 to 0)	0 (0 to 0)	0 (0 to 0)	0 (0 to 0)	0 (0 to 0)	0 (0 to 0)	0 (0 to 0)	0 (0 to 0)	0 (0 to 0)	0 (0 to 0)	0 (0 to 0)	0 (0 to 0)	0 (0 to 0)	0 (0 to 0)	0 (0 to 0)	0 (0 to 0)	0 (0 to 0)	0 (0 to 0)	0
Trichomoniasis	0 (0 to 0)	0 (0 to 0)	0 (0 to 0)	0 (0 to 0)	0 (0 to 0)	0 (0 to 0)	0 (0 to 0)	0 (0 to 0)	0 (0 to 0)	0 (0 to 0)	0 (0 to 0)	0 (0 to 0)	0 (0 to 0)	0 (0 to 0)	0 (0 to 0)	0 (0 to 0)	0 (0 to 0)	0 (0 to 0)	0 (0 to 0)	0 (0 to 0)	0 (0 to 0)	0
Genital herpes	0 (0 to 0)	0 (0 to 0)	0 (0 to 0)	0 (0 to 0)	0 (0 to 0)	0 (0 to 0)	0 (0 to 0)	0 (0 to 0)	0 (0 to 0)	0 (0 to 0)	0 (0 to 0)	0 (0 to 0)	0 (0 to 0)	0 (0 to 0)	0 (0 to 0)	0 (0 to 0)	0 (0 to 0)	0 (0 to 0)	0 (0 to 0)	0 (0 to 0)	0 (0 to 0)	0
Other sexually transmitted infections	0 (0 to 0)	0 (0 to 0)	0 (0 to 0)	0 (0 to 0)	0 (0 to 0)	0 (0 to 0)	0 (0 to 0)	0 (0 to 0)	0 (0 to 0)	0 (0 to 0)	0 (0 to 0)	0 (0 to 0)	0 (0 to 0)	0 (0 to 0)	0 (0 to 0)	0 (0 to 0)	0 (0 to 0)	0 (0 to 0)	0 (0 to 0)	0 (0 to 0)	0 (0 to 0)	0
Respiratory infections and tuberculosis	0.8 (0.5 to 1.2)	1.1 (0.7 to 1.6)	2.7 (1.5 to 5.3)	0.5 (0.3 to 0.8)	0.6 (0.4 to 0.9)	0.6 (0.4 to 1.0)	0.6 (0.4 to 1.0)	0.7 (0.5 to 1.1)	0.9 (0.6 to 1.4)	1.1 (0.7 to 1.7)	1.2 (0.8 to 1.8)	1.3 (0.8 to 1.9)	1.4 (0.9 to 2.1)	1.6 (1.0 to 2.4)	2.1 (1.3 to 3.2)	2.6 (1.6 to 3.9)	3.2 (1.9 to 4.8)	3.9 (2.3 to 5.9)	4.4 (2.6 to 6.7)	4.4 (2.6 to 6.7)	1,220
Tuberculosis	0 (0 to 0)	0 (0 to 0)	0 (0 to 0)	0 (0 to 0)	0 (0 to 0)	0 (0 to 0)	0.3 (0.2 to 0.4)	0.6 (0.2 to 1.1)	0.9 (0.4 to 0.9)	1.1 (0.4 to 0.9)	1.2 (0.4 to 0.9)	1.3 (0.4 to 0.9)	1.4 (0.4 to 0.9)	1.6 (0.4 to 0.9)	2.1 (0.4 to 0.9)	2.6 (0.4 to 0.9)	3.2 (0.4 to 0.9)	3.9 (0.4 to 0.9)	4.4 (0.4 to 0.9)	4.4 (0.4 to 0.9)	11.6
Latent tuberculosis infection	0 (0 to 0)	0 (0 to 0)	0 (0 to 0)	0 (0 to 0)	0 (0 to 0)	0 (0 to 0)	0 (0 to 0)	0 (0 to 0)	0 (0 to 0)	0 (0 to 0)	0 (0 to 0)	0 (0 to 0)	0 (0 to 0)	0 (0 to 0)	0 (0 to 0)	0 (0 to 0)	0 (0 to 0)	0 (0 to 0)	0 (0 to 0)	0 (0 to 0)	0 (0 to 0)	0
Drug-susceptible tuberculosis	0 (0 to 0)	0 (0 to 0)	0 (0 to 0)	0 (0 to 0)	0 (0 to 0)	0 (0 to 0)	0.3 (0.2 to 0.4)	0.6 (0.2 to 1.1)	0.9 (0.4 to 0.9)	1.1 (0.4 to 0.9)	1.2 (0.4 to 0.9)	1.3 (0.4 to 0.9)	1.4 (0.4 to 0.9)	1.6 (0.4 to 0.9)	2.1 (0.4 to 0.9)	2.6 (0.4 to 0.9)	3.2 (0.4 to 0.9)	3.9 (0.4 to 0.9)	4.4 (0.4 to 0.9)	4.4 (0.4 to 0.9)	11.3
Multidrug-resistant tuberculosis without extensive drug-resistance	0 (0 to 0)	0 (0 to 0)	0 (0 to 0)	0 (0 to 0)	0 (0 to 0)	0 (0 to 0)	0 (0 to 0)	0 (0 to 0)	0 (0 to 0)	0 (0 to 0)	0 (0 to 0)	0 (0 to 0)	0 (0 to 0)	0 (0 to 0)	0 (0 to 0)	0 (0 to 0)	0 (0 to 0)	0 (0 to 0)	0 (0 to 0)	0 (0 to 0)	0 (0 to 0)	0.2
Extensively drug-resistant tuberculosis	0 (0 to 0)	0 (0 to 0)	0 (0 to 0)	0 (0 to 0)	0 (0 to 0)	0 (0 to 0)	0 (0 to 0)	0 (0 to 0)	0 (0 to 0)	0 (0 to 0)	0 (0 to 0)	0 (0 to 0)	0 (0 to 0)	0 (0 to 0)	0 (0 to 0)	0 (0 to 0)	0 (0 to 0)	0 (0 to 0)	0 (0 to 0)	0 (0 to 0)	0 (0 to 0)	0.1
Lower respiratory infections	0.8 (0.5 to 1.2)	1.1 (0.7 to 1.6)	2.7 (1.5 to 5.2)	0.5 (0.3 to 0.7)	0.6 (0.4 to 0.9)	0.6 (0.4 to 1.0)	0.6 (0.4 to 1.0)	0.7 (0.5 to 1.1)	0.9 (0.6 to 1.4)	1.1 (0.7 to 1.7)	1.2 (0.8 to 1.8)	1.3 (0.8 to 1.9)	1.4 (0.9 to 2.1)	1.6 (1.0 to 2.4)	2.1 (1.3 to 3.2)	2.6 (1.6 to 3.9)	3.2 (1.9 to 4.8)	3.9 (2.3 to 5.9)	4.4 (2.6 to 6.7)	4.4 (2.6 to 6.7)	1,080
Upper respiratory infections	0 (0 to 0)	0 (0 to 0)	1.7 (1.0 to 2.8)	0.1 (0.0 to 0.2)	0.1 (0.0 to 0.2)	0.1 (0.0 to 0.2)	0.1 (0.0 to 0.2)	0.1 (0.0 to 0.2)	0.1 (0.0 to 0.2)	0.1 (0.0 to 0.2)	0.1 (0.0 to 0.2)	0.1 (0.0 to 0.2)	0.1 (0.0 to 0.2)	0.1 (0.0 to 0.2)	0.1 (0.0 to 0.2)	0.1 (0.0 to 0.2)	0.1 (0.0 to 0.2)	0.1 (0.0 to 0.2)	0.1 (0.0 to 0.2)	0.1 (0.0 to 0.2)	104
Otitis media	0 (0 to 0)	0 (0 to 0)	0.4 (0.2 to 0.6)	0.4 (0.2 to 0.6)	0.4 (0.2 to 0.6)	0.3 (0.1 to 0.5)	0.3 (0.2 to 0.5)	0.3 (0.2 to 0.5)	0.3 (0.2 to 0.5)	0.3 (0.2 to 0.5)	0.3 (0.2 to 0.5)	0.3 (0.2 to 0.5)	0.3 (0.2 to 0.5)	0.3 (0.2 to 0.5)	0.3 (0.2 to 0.5)	0.3 (0.2 to 0.5)	0.3 (0.2 to 0.5)	0.3 (0.2 to 0.5)	0.3 (0.2 to 0.5)	0.3 (0.2 to 0.5)	23.7
Enteric infections	0.1 (0.1 to 0.1)	0.5 (0.3 to 0.9)	3.4 (1.4 to 7.9)	4.7 (2.4 to 8.1)	2.4 (1.4 to 3.5)	2.3 (1.3 to 3.7)	2.3 (1.3 to 3.4)	2.5 (1.4 to 3.8)	2.6 (1.5 to 3.9)	2.4 (1.4 to 3.6)	2.5 (1.5 to 3.9)	2.4 (1.4 to 3.6)	1.9 (1.1 to 2.9)	2.3 (1.4 to 3.5)	2.6 (1.5 to 3.7)	2.6 (1.5 to 3.7)	2.6 (1.5 to 3.7)	2.5 (1.4 to 3.5)	2.5 (1.4 to 3.5)	2.5 (1.4 to 3.5)	107
Diarrheal diseases	0.1 (0.1 to 0.1)	0.5 (0.3 to 0.9)	3.4 (1.4 to 7.9)	4.7 (2.4 to 8.1)	2.4 (1.4 to 3.5)	2.3 (1.3 to 3.7)	2.3 (1.3 to 3.4)	2.5 (1.4 to 3.8)	2.6 (1.5 to 3.9)	2.4 (1.4 to 3.6)	2.5 (1.5 to 3.9)	2.4 (1.4 to 3.6)	1.9 (1.1 to 2.9)	2.3 (1.4 to 3.5)	2.6 (1.5 to 3.7)	2.6 (1.5 to 3.7)	2.6 (1.5 to 3.7)	2.5 (1.4 to 3.5)	2.5 (1.4 to 3.5)	2.5 (1.4 to 3.5)	159
Typhoid and paratyphoid	0 (0 to 0)	0 (0 to 0)	0 (0 to 0)	0 (0 to 0)	0 (0 to 0)	0 (0 to 0)	0 (0 to 0)	0 (0 to 0)	0 (0 to 0)	0 (0 to 0)	0 (0 to 0)	0 (0 to 0)	0 (0 to 0)	0 (0 to 0)	0 (0 to 0)	0 (0 to 0)	0 (0 to 0)	0 (0 to 0)	0 (0 to 0)	0 (0 to 0)	0 (0 to 0)	0
Typhoid fever	0 (0 to 0)	0 (0 to 0)	0 (0 to 0)	0 (0 to 0)	0 (0 to 0)	0 (0 to 0)	0 (0 to 0)	0 (0 to 0)	0 (0 to 0)	0 (0 to 0)	0 (0 to 0)	0 (0 to 0)	0 (0 to 0)	0 (0 to 0)	0 (0 to 0)	0 (0 to 0)	0 (0 to 0)	0 (0 to 0)	0 (0 to 0)	0 (0 to 0)	0 (0 to 0)	0
Paratyphoid fever	0 (0 to 0)	0 (0 to 0)	0 (0 to 0)	0 (0 to 0)	0 (0 to 0)	0 (0 to 0)	0 (0 to 0)	0 (0 to 0)	0 (0 to 0)	0 (0 to 0)	0 (0 to 0)	0 (0 to 0)	0 (0 to 0)	0 (0 to 0)	0 (0 to 0)	0 (0 to 0)	0 (0 to 0)	0 (0 to 0)	0 (0 to 0)	0 (0 to 0)	0 (0 to 0)	0
Invasive Non-typhoidal Salmonella (iNTS)	0 (0 to 0)	0 (0 to 0)	0 (0 to 0)	0 (0 to 0)	0 (0 to 0)	0 (0 to 0)	0 (0 to 0)	0 (0 to 0)	0 (0 to 0)	0 (0 to 0)	0 (0 to 0)	0 (0 to 0)	0 (0 to 0)	0 (0 to 0)	0 (0 to 0)	0 (0 to 0)	0 (0 to 0)	0 (0 to 0)	0 (0 to 0)	0 (0 to 0)	0 (0 to 0)	0.3
Other intestinal infectious diseases	0 (0 to 0)	0 (0 to 0)	0 (0 to 0)	0 (0 to 0)	0 (0 to 0)	0 (0 to 0)	0 (0 to 0)	0 (0 to 0)	0 (0 to 0)	0 (0 to 0)	0 (0 to 0)	0 (0 to 0)	0 (0 to 0)	0 (0 to 0)	0 (0 to 0)	0 (0 to 0)	0 (0 to 0)	0 (0 to 0)	0 (0 to 0)	0 (0 to 0)	0 (0 to 0)	0.3
Neglected tropical diseases and malaria	0 (0 to 0)	0.4 (0.1 to 1.1)	1.4 (0.2 to 3.6)	1.3 (0.1 to 4.4)	0.7 (0.0 to 2.1)	0.2 (0.0 to 0.6)	0.2 (0.0 to 0.6)	0.2 (0.0 to 0.6)	0.3 (0.0 to 1.3)	0.6 (0.0 to 2.2)	0.5 (0.0 to 2.0)	0.7 (0.0 to 2.6)	0.5 (0.0 to 2.1)	0.7 (0.0 to 2.7)	0.5 (0.0 to 2.1)	0.7 (0.0 to 2.7)	0.2 (0.0 to 0.6)	0.1 (0.0 to 0.3)	0.1 (0.0 to 0.3)	0.1 (0.0 to 0.3)	7.3
Malaria	0 (0 to 0)	0 (0 to 0)	0 (0 to 0)	0 (0 to 0)	0 (0 to 0)	0 (0 to 0)	0 (0 to 0)	0 (0 to 0)	0 (0 to 0)	0 (0 to 0)	0 (0 to 0)	0 (0 to 0)	0 (0 to 0)	0 (0 to 0)	0 (0 to 0)	0 (0 to 0)	0 (0 to 0)	0 (0 to 0)	0 (0 to 0)	0 (0 to 0)	0 (0 to 0)	0
Chagas disease	0 (0 to 0)	0 (0 to 0)	0 (0 to 0)	0 (0 to 0)	0 (0 to 0)	0 (0 to 0)	0 (0 to 0)	0 (0 to 0)	0 (0 to 0)	0 (0 to 0)	0 (0 to 0)	0 (0 to 0)	0 (0 to 0)	0 (0 to 0)	0 (0 to 0)	0 (0 to 0)	0 (0 to 0)	0 (0 to 0)	0 (0 to 0)	0 (0 to 0)	0 (0 to 0)	0
Leishmaniasis	0 (0 to 0)	0 (0 to 0)	0 (0 to 0)	0 (0 to 0)	0 (0 to 0)	0 (0 to 0)	0 (0 to 0)	0 (0 to 0)	0 (0 to 0)	0 (0 to 0)	0 (0 to 0)	0 (0 to 0)	0 (0 to 0)	0 (0 to 0)	0 (0 to 0)	0 (0 to 0)	0 (0 to 0)	0 (0 to 0)	0 (0 to 0)	0 (0 to 0)	0 (0 to 0)	0
Visceral leishmaniasis	0 (0 to 0)	0 (0 to 0)	0 (0 to 0)	0 (0 to 0)	0 (0 to 0)	0 (0 to 0)	0 (0 to 0)	0 (0 to 0)	0 (0 to 0)	0 (0 to 0)	0 (0 to 0)	0 (0 to 0)	0 (0 to 0)	0 (0 to 0)	0 (0 to 0)	0 (0 to 0)	0 (0 to 0)	0 (0 to 0)	0 (0 to 0)	0 (0 to 0)	0 (0 to 0)	0
Cutaneous and mucocutaneous leishmaniasis	0 (0 to 0)	0 (0 to 0)	0 (0 to 0)	0 (0 to 0)	0 (0 to 0)	0 (0 to 0)	0 (0 to 0)	0 (0 to 0)	0 (0 to 0)	0 (0 to 0)	0 (0 to 0)	0 (0 to 0)	0 (0 to 0)	0 (0 to 0)	0 (0 to 0)	0 (0 to 0)	0 (0 to 0)	0 (0 to 0)	0 (0 to 0)	0 (0 to 0)	0 (0 to 0)	0
African trypanosomiasis	0 (0 to 0)	0 (0 to 0)	0 (0 to 0)	0 (0 to 0)	0 (0 to 0)	0 (0 to 0)	0 (0 to 0)	0 (0 to 0)	0 (0 to 0)	0 (0 to 0)	0 (0 to 0)	0 (0 to 0)	0 (0 to 0)	0 (0 to 0)	0 (0 to 0)	0 (0 to 0)	0 (0 to 0)	0 (0 to 0)	0 (0 to 0)	0 (0 to 0)	0 (0 to 0)	0
Schistosomiasis	0 (0 to 0)	0 (0 to 0)	0 (0 to 0)	0 (0 to 0)	0 (0 to 0)	0 (0 to 0)	0 (0 to 0)	0 (0 to 0)	0 (0 to 0)	0 (0 to 0)	0 (0 to 0)	0 (0 to 0)	0 (0 to 0)	0 (0 to 0)	0 (0 to 0)	0 (0 to 0)	0 (0 to 0)	0 (0 to 0)	0 (0 to 0)	0 (0 to 0)	0 (0 to 0)	0
Cysticercosis	0 (0 to 0)	0 (0 to 0)	0 (0 to 0)	0 (0 to 0)	0 (0 to 0)	0 (0 to 0)	0 (0 to 0)	0 (0 to 0)	0 (0 to 0)	0 (0 to 0)	0 (0 to 0)	0 (0 to 0)	0 (0 to 0)	0 (0 to 0)	0 (0 to 0)	0 (0 to 0)	0 (0 to 0)	0 (0 to 0)	0 (0 to 0)	0 (0 to 0)	0 (0 to 0)	0
Cystic echinococcosis	0 (0 to 0)	0 (0 to 0)	0 (0 to 0)	0 (0 to 0)	0 (0 to 0)	0 (0 to 0)	0 (0 to 0)	0 (0 to 0)	0 (0 to 0)	0 (0 to 0)	0 (0 to 0)	0 (0 to 0)	0 (0 to 0)	0 (0 to 0)	0 (0 to 0)	0 (0 to 0)	0 (0 to 0)	0 (0 to 0)	0 (0 to 0)	0 (0 to 0)	0 (0 to 0)	0.1
Lymphatic filariasis	0 (0 to 0)	0 (0 to 0)	0 (0 to 0)	0 (0 to 0)	0 (0 to 0)	0 (0 to 0)	0 (0 to 0)	0 (0 to 0)	0 (0 to 0)	0 (0 to 0)	0 (0 to 0)	0 (0 to 0)	0 (0 to 0)	0 (0 to 0)	0 (0 to 0)	0 (0 to 0)	0 (0 to 0)	0 (0 to 0)	0 (0 to 0)	0 (0 to 0)	0 (0 to 0)	0
Onchocerciasis	0 (0 to 0)	0 (0 to 0)	0 (0 to 0)	0 (0 to 0)	0 (0 to 0)	0 (0 to 0)	0 (0 to 0)	0 (0 to 0)	0 (0 to 0)	0 (0 to 0)	0 (0 to 0)	0 (0 to 0)	0 (0 to 0)	0 (0 to 0)	0 (0 to 0)	0 (0 to 0)	0 (0 to 0)	0 (0 to 0)	0 (0 to 0)	0 (0 to 0)	0 (0 to 0)	0
Trachoma	0 (0 to 0)	0 (0 to 0)	0 (0 to 0)	0 (0 to 0)	0 (0 to 0)	0 (0 to 0)	0 (0 to 0)	0 (0 to 0)	0 (0 to 0)	0 (0 to 0)	0 (0 to 0)	0 (0 to 0)	0 (0 to 0)	0 (0 to 0)	0 (0 to 0)	0 (0 to 0)	0 (0 to 0)	0 (0 to 0)	0 (0 to 0)	0 (0 to 0)	0 (0 to 0)	0
Dengue	0 (0 to 0)	0 (0 to 0)	0 (0 to 0)	0 (0 to 0)	0 (0 to 0)	0 (0 to 0)	0 (0 to 0)	0 (0 to 0)	0 (0 to 0)	0 (0 to 0)	0 (0 to 0)	0 (0 to 0)	0 (0 to 0)	0 (0 to 0)	0 (0 to 0)	0 (0 to 0)	0 (0 to 0)	0 (0 to 0)	0 (0 to 0)	0 (0 to 0)	0 (0 to 0)	0
Yellow fever	0 (0 to 0)	0 (0 to 0)	0 (0 to 0)	0 (0 to 0)	0 (0 to 0)	0 (0 to 0)	0 (0 to 0)	0 (0 to 0)	0 (0 to 0)	0 (0 to 0)	0 (0 to 0)	0 (0 to 0)	0 (0 to 0)	0 (0 to 0)	0 (0 to 0)	0 (0 to 0)	0 (0 to 0)	0 (0 to 0)	0 (0 to 0)	0 (0 to 0)	0 (0 to 0)	0
Rabies	0 (0 to 0)	0 (0 to 0)	0 (0 to 0)	0 (0 to 0)	0 (0 to 0)	0 (0 to 0)	0 (0 to 0)	0 (0 to 0)	0 (0 to 0)	0 (0 to 0)	0 (0 to 0)	0 (0 to 0)	0 (0 to 0)	0 (0 to 0)	0 (0 to 0)	0 (0 to 0)	0 (0 to 0)	0 (0 to 0)	0 (0 to 0)	0 (0 to 0)	0 (0 to 0)	0
Intestinal nematode infections	0 (0 to 0)	0 (0 to 0)	0 (0 to 0)	0 (0 to 0)	0 (0 to 0)	0 (0 to 0)	0 (0 to 0)	0 (0 to 0)	0 (0 to 0)	0 (0 to 0)	0 (0 to 0)	0 (0 to 0)	0 (0 to 0)	0 (0 to 0)	0 (0 to 0)	0 (0 to 0)	0 (0 to 0)	0 (0 to 0)	0 (0 to 0)	0 (0 to 0)	0 (0 to 0)	0
Ascariasis	0 (0 to 0)	0 (0 to 0)	0 (0 to 0)	0 (0 to 0)	0 (0 to 0)	0 (0 to 0)	0 (0 to 0)	0 (0 to 0)	0 (0 to 0)	0 (0 to 0)	0 (0 to 0)	0 (0 to 0)	0 (0 to 0)	0 (0 to 0)	0 (0 to 0)	0 (0 to 0)	0 (0 to 0)	0 (0 to 0)	0 (0 to 0)	0 (0 to 0)	0 (0 to 0)	0
Trichuriasis	0 (0 to 0)	0 (0 to 0)	0 (0 to 0)	0 (0 to 0)	0 (0 to 0)	0 (0 to 0)	0 (0 to 0)	0 (0 to 0)	0 (0 to 0)	0 (0 to 0)	0 (0 to 0)	0 (0 to 0)	0 (0 to 0)	0 (0 to 0)	0 (0 to 0)	0 (0 to 0)	0 (0 to 0)	0 (0 to 0)	0 (0 to 0)	0 (0 to 0)	0 (0 to 0)	0
Hookworm disease	0 (0 to 0)	0 (0 to 0)	0 (0 to 0)	0 (0 to 0)	0 (0 to 0)	0 (0 to 0)	0 (0 to 0)	0 (0 to 0)	0 (0 to 0)	0 (0 to 0)	0 (0 to 0)	0 (0 to 0)	0 (0 to 0)	0 (0 to 0)	0 (0 to 0)	0 (0 to 0)	0 (0 to 0)	0 (0 to 0)	0 (0 to 0)	0 (0 to 0)	0 (0 to 0)	0
Food-borne trematodiases	0 (0 to 0)	0 (0 to 0)	0 (0 to 0)	0 (0 to 0)	0 (0 to 0)	0 (0 to 0)	0 (0 to 0)	0 (0 to 0)	0 (0 to 0)	0 (0 to 0)	0 (0 to 0)	0 (0 to 0)	0 (0 to 0)	0 (0 to 0)	0 (0 to 0)	0 (0 to 0)	0 (0 to 0)	0 (0 to 0)	0 (0 to 0)	0 (0 to 0)	0 (0 to 0)	0
Leprosy	0 (0 to 0)	0 (0 to 0)	0 (0 to 0)	0 (0 to 0)	0 (0 to 0)	0 (0 to 0)	0 (0 to 0)	0 (0 to 0)	0 (0 to 0)	0 (0 to 0)	0 (0 to 0)	0 (0 to 0)	0 (0 to 0)	0 (0 to 0)	0 (0 to 0)	0 (0 to 0)	0 (0 to 0)	0 (0 to 0)	0 (0 to 0)	0 (0 to 0)	0 (0 to 0)	0
Ebola	0 (0 to 0)	0 (0 to 0)	0 (0 to 0)	0 (0 to 0)	0 (0 to 0)	0 (0 to 0)	0 (0 to 0)	0 (0 to 0)	0 (0 to 0)	0 (0 to 0)	0 (0 to 0)	0 (0 to 0)	0 (0 to 0)	0 (0 to 0)	0 (0 to 0)	0 (0 to 0)	0 (0 to 0)	0 (0 to 0)	0 (0 to 0)	0 (0 to 0)	0 (0 to 0)	0
Zika virus	0 (0 to 0)	0 (0 to 0)	0 (0 to 0)	0 (0 to 0)	0 (0 to 0)	0 (0 to 0)	0 (0 to 0)	0 (0 to 0)	0 (0 to 0)	0 (0 to 0)	0 (0 to 0)	0 (0 to 0)	0 (0 to 0)	0 (0 to 0)	0 (0 to 0)	0 (0 to 0)	0 (0 to 0)	0 (0 to 0)	0 (0 to 0)	0 (0 to 0)	0 (0 to 0)	0
Guinea worm disease	0 (0 to 0)	0 (0 to 0)	0 (0 to 0)	0 (0 to 0)	0 (0 to 0)	0 (0 to 0)	0 (0 to 0)	0 (0 to 0)	0 (0 to 0)	0 (0 to 0)	0 (0 to 0)	0 (0 to 0)	0 (0 to 0)	0 (0 to 0)	0 (0 to 0)	0 (0 to 0)	0 (0 to 0)	0 (0 to 0)	0 (0 to 0)	0 (0 to 0)	0 (0 to 0)	0
Other neglected tropical diseases	0 (0 to 0)	0.4 (0.1 to 1.1)	1.4 (0.2 to 3.6)	1.3 (0.1 to 4.4)	0.7 (0.0 to 2.1)	0.2 (0.0 to 0.6)	0.2 (0.0 to 0.6)	0.2 (0.0 to 0.6)	0.3 (0.0 to 1.3)	0.6 (0.0 to 2.2)	0.5 (0.0 to



Osteoarthritis other	0 (0 to 0)	0 (0 to 0)	0 (0 to 0)	0 (0 to 0)	0 (0 to 0)	0 (0 to 0)	0 (0 to 0)	0 (0 to 0)	0 (0 to 0)	0 (0 to 0)	0 (0 to 1)	0 (0 to 0.7)	0.8 (0 to 3.1)	0.8 (0 to 3.1)	2.3 (1 to 5.2)	4.6 (2 to 9.4)	6.3 (2.8 to 13.9)	7.2 (3.2 to 15.4)	7.8 (3.8 to 16.7)	9.1 (4.4 to 19.8)	7.4 (3.7 to 15.2)	6.2 (3.1 to 12.4)	4.2 (2.1 to 8.7)	2 (1 to 4)	0.5 (0.2 to 1.1)		58.9
Low back pain	0 (0 to 0)	0 (0 to 0)	0 (0 to 0)	0 (0 to 0)	3.3 (2.4 to 9.7)	46 (27.7 to 75.7)	364 (58.2 to 931)	914 (544 to 1,400)	1,105 (676 to 1,729)	1,115 (78 to 1,787)	1,126 (77 to 1,82)	1,106 (106 to 2,00)	1,174 (128 to 3,00)	1,205 (141 to 3,08)	1,174 (128 to 3,00)	1,205 (129 to 2,93)	1,205 (128 to 2,84)	1,202 (127 to 2,81)	1,146 (120 to 2,64)	1,107 (120 to 2,66)	835 (92 to 2,03)	825 (93 to 1,98)	664 (78 to 1,70)	335 (37 to 7,5)	146 (14 to 32,2)	2,160
Neck pain	0 (0 to 0)	0 (0 to 0)	0 (0 to 0)	2.9 (1 to 6)	15.1 (7 to 27.4)	23.9 (11 to 41.9)	36.2 (12 to 52.4)	49.5 (14 to 82.6)	49.5 (25.4 to 80.7)	50 (32.7 to 102)	52.8 (32.7 to 102)	52.8 (32.7 to 102)	61.5 (40 to 102)	61.5 (40 to 102)	67.5 (46 to 102)	61.5 (41.3 to 140)	67.1 (35 to 137)	58.4 (32.3 to 96.1)	41.2 (21.3 to 73)	28.1 (14.7 to 52.3)	16.9 (9.6 to 29.4)	14.5 (8.3 to 25.6)	7.6 (3.8 to 21.7)	1.9 (0.8 to 3.7)		913
Gout	0 (0 to 0)	0 (0 to 0)	0 (0 to 0)	0 (0 to 0)	0 (0 to 0)	0 (0 to 0)	0 (0 to 0)	0 (0 to 0)	0 (0 to 0)	0 (0 to 0)	0 (0 to 0)	0 (0 to 0)	0 (0 to 0)	0 (0 to 0)	0 (0 to 1.9)	0 (0 to 1.9)	0 (0 to 1.9)	0 (0 to 1.9)	0 (0 to 3.3)	0 (0 to 3.4)	0 (0 to 3.4)	0 (0 to 3.4)	0 (0 to 3.4)	0 (0 to 3.4)	0 (0 to 1.1)		18.4
Other musculoskeletal disorders	0 (0 to 0)	0 (0 to 0)	0 (0 to 0)	0.2 (0 to 0.5)	1.3 (0.4 to 2.5)	2.6 (0.9 to 3.2)	29.6 (24.4 to 59.5)	39.6 (33.8 to 81.2)	63.4 (53.5 to 84.2)	58.6 (27.5 to 65.9)	58.6 (23.4 to 82.9)	74.1 (48 to 108)	69.4 (56.3 to 136)	87.7 (54.6 to 109)	87.7 (54.6 to 109)	76.9 (49.1 to 121)	73.7 (46.3 to 109)	79.4 (44.9 to 117)	66.7 (33.2 to 83.8)	45.7 (17.9 to 64.3)	27.7 (7.7 to 45.5)	14.6 (3.2 to 24.9)	4.8 (1 to 9.4)	1.1 (0.2 to 2.2)		861
Other non-communicable diseases	27.3 (16.5 to 54.3)	29 (14.8 to 59.4)	27.5 (16.5 to 56.9)	26.4 (16.2 to 56.3)	28.5 (16.5 to 58.5)	40.8 (24.6 to 68.7)	67.9 (47.8 to 94.9)	127 (86.7 to 176)	196 (128 to 262)	222 (155 to 312)	214 (151 to 296)	193 (120 to 261)	222 (156 to 302)	236 (156 to 316)	256 (179 to 346)	234 (160 to 330)	218 (144 to 302)	204 (144 to 282)	216 (150 to 296)	175 (107 to 225)	140 (107 to 179)	96.4 (75.1 to 126)	69.9 (52.6 to 88.1)	17.3 (12.2 to 22.9)	3,070
Congenital birth defects	59.7 (15.9 to 54)	17.3 (12.3 to 27.4)	39.5 (29.5 to 53)	29.8 (22.4 to 40.9)	11.9 (8.4 to 16.7)	11.9 (8.4 to 16.4)	10.8 (8.1 to 14.4)	10.3 (7.8 to 13.4)	10.7 (8 to 14)	11.5 (8.7 to 15)	10.7 (8.2 to 14.2)	9.8 (7.3 to 13.2)	11 (8.5 to 14.5)	9.9 (7.7 to 14.6)	12.8 (9.9 to 16.7)	12.6 (9.8 to 16.5)	9.7 (7.3 to 13.1)	9.7 (7.3 to 13.1)	9.8 (7.5 to 13.1)	6.7 (5 to 9)	2.6 (1.6 to 4)	1.6 (1 to 2.3)	0.6 (0.4 to 0.9)	0.2 (0.1 to 0.4)		259
Neural tube defects	3.4 (1.5 to 6.3)	1 (0.5 to 1.7)	2.1 (1 to 4.5)	3.9 (2 to 6.9)	2.6 (1.4 to 4.6)	0.7 (0.5 to 0.9)	0.5 (0.3 to 0.7)	0.6 (0.3 to 1.2)	0.6 (0.3 to 1.2)	0.8 (0.5 to 1.3)	0.8 (0.5 to 1.3)	0.5 (0.3 to 0.8)	0.5 (0.3 to 0.8)	0.5 (0.3 to 0.8)	0.3 (0.2 to 0.5)	0.2 (0.1 to 0.4)	0.1 (0 to 0.3)	0.1 (0 to 0.1)	0.1 (0 to 0.2)	0.1 (0 to 0.1)	0 (0 to 0.1)	0 (0 to 0.1)	0 (0 to 0.1)	0 (0 to 0.1)		18.4
Congenital heart anomalies	6.3 (2.9 to 24.9)	7.5 (4.4 to 15.4)	12.9 (6.4 to 29.3)	7.1 (4.1 to 13)	1.6 (0.8 to 4.4)	2 (1.1 to 4)	2 (1.2 to 3.8)	2 (1.3 to 3.3)	2.1 (1.4 to 3.3)	1.4 (1 to 2.3)	2.4 (1.6 to 3.5)	1.3 (1 to 2.9)	2 (1.2 to 2.9)	2.2 (1.5 to 3.4)	1.9 (1.1 to 2.9)	1.7 (0.8 to 2.8)	1.3 (0.4 to 2.1)	1.1 (0.6 to 1.8)	0.9 (0.2 to 1.4)	0.2 (0.1 to 0.4)	0.1 (0 to 0.3)	0.1 (0 to 0.1)	0.1 (0 to 0.1)	0 (0 to 0.1)		59
Orofacial clefts	0 (0 to 0)	0.1 (0 to 0.2)	0.2 (0 to 0.5)	0.2 (0 to 0.5)	0.1 (0 to 0.2)	0.1 (0 to 0.2)	0.1 (0 to 0.3)	0.2 (0 to 0.3)	0.2 (0 to 0.4)	0.1 (0 to 0.3)	0.1 (0 to 0.3)	0.2 (0 to 0.3)	0.2 (0 to 0.3)	0.2 (0 to 0.3)	0.2 (0 to 0.3)	0.1 (0 to 0.2)	0.1 (0 to 0.2)	0.1 (0 to 0.2)	0.1 (0 to 0.1)	0.1 (0 to 0.1)	0.1 (0 to 0.1)	0 (0 to 0.1)	0 (0 to 0.1)	0 (0 to 0.1)		2.6
Down syndrome	0.8 (0.4 to 1.9)	0.4 (0.2 to 0.9)	1.2 (0.6 to 1.9)	1.3 (0.5 to 1.4)	0.8 (0.5 to 1.3)	0.9 (0.5 to 1.3)	0.9 (0.7 to 1.4)	1.1 (0.7 to 1.6)	1.2 (0.8 to 1.8)	1.4 (0.9 to 2)	1.4 (0.9 to 2)	1.4 (0.9 to 2)	1.3 (0.8 to 1.8)	2.1 (1.4 to 3)	4.2 (2.6 to 6.1)	5 (3 to 7.3)	3.6 (2.1 to 5.7)	1.9 (1.1 to 2.8)	0.9 (0.5 to 1.4)	0.3 (0 to 0.6)	0.1 (0 to 0.3)	0 (0 to 0.1)	0 (0 to 0.1)	0 (0 to 0.1)		29.6
Turner syndrome	0 (0 to 0)	0 (0 to 0)	0.1 (0 to 0.2)	0.1 (0 to 0.2)	0.1 (0 to 0.2)	0.1 (0 to 0.2)	0.1 (0 to 0.2)	0.1 (0 to 0.2)	0.1 (0 to 0.2)	0.1 (0 to 0.2)	0.1 (0 to 0.2)	0.1 (0 to 0.2)	0.1 (0 to 0.1)	0.1 (0 to 0.1)	0.1 (0 to 0.1)	0 (0 to 0.1)	0 (0 to 0.1)	0 (0 to 0)	0 (0 to 0)	0 (0 to 0)	0 (0 to 0)	0 (0 to 0)	0 (0 to 0)	0 (0 to 0)	0 (0 to 0)		1
Klinefelter syndrome	0 (0 to 0)	0 (0 to 0)	0 (0 to 0)	0 (0 to 0)	0 (0 to 0)	0 (0 to 0)	0 (0 to 0)	0 (0 to 0)	0 (0 to 0)	0 (0 to 0)	0 (0 to 0)	0 (0 to 0)	0 (0 to 0)	0 (0 to 0)	0 (0 to 0)	0 (0 to 0)	0 (0 to 0)	0 (0 to 0)	0 (0 to 0)	0 (0 to 0)	0 (0 to 0)	0 (0 to 0)	0 (0 to 0)	0 (0 to 0)	0 (0 to 0)		6
Other chromosomal abnormalities	2.8 (1.1 to 11.4)	2.2 (1.1 to 4.6)	7.2 (4.4 to 12.8)	3.5 (2.3 to 5.5)	1.4 (0.8 to 2.4)	1.5 (0.9 to 2.3)	1.4 (0.9 to 2.1)	1.4 (0.9 to 2.1)	1.5 (0.9 to 2.2)	1.4 (0.9 to 2.2)	1.4 (0.9 to 2.1)	1.1 (0.7 to 1.6)	1.2 (0.8 to 1.8)	1.3 (0.9 to 1.8)	1.1 (0.7 to 1.6)	0.7 (0.4 to 1.1)	0.4 (0.2 to 0.6)	0.3 (0.2 to 0.4)	0.2 (0 to 0.3)	0.1 (0 to 0.2)	0 (0 to 0.1)	0 (0 to 0.1)	0 (0 to 0.1)	0 (0 to 0.1)		33.6
Congenital musculoskeletal and limb anomalies	1.7 (0.7 to 3.1)	0.7 (0.4 to 1.1)	3.2 (2 to 5.1)	2 (1.5 to 3.1)	0.5 (0.3 to 0.6)	0.7 (0.4 to 1.1)	0.5 (0.3 to 0.8)	0.7 (0.4 to 1.2)	0.8 (0.5 to 1.2)	0.9 (0.6 to 1.4)	1.1 (0.7 to 1.7)	0.8 (0.5 to 1.2)	0.9 (0.6 to 1.4)	1.1 (0.7 to 1.7)	1.2 (0.8 to 1.8)	1.3 (0.8 to 1.9)	0.9 (0.5 to 1.4)	0.8 (0.4 to 1.3)	0.5 (0.2 to 0.8)	0.2 (0.1 to 0.4)	0.1 (0 to 0.2)	0 (0 to 0.1)	0 (0 to 0.1)	0 (0 to 0.1)		55.2
Urogenital congenital anomalies	1 (0.2 to 4)	0.3 (0.1 to 0.9)	0.6 (0.2 to 1.5)	0.7 (0.4 to 1.5)	0.4 (0.2 to 0.7)	0.3 (0.2 to 0.5)	0.2 (0.1 to 0.3)	0.2 (0.1 to 0.3)	0.2 (0.1 to 0.3)	0.2 (0.1 to 0.3)	0.2 (0.1 to 0.3)	0.1 (0.1 to 0.2)	0.1 (0.1 to 0.1)	0.1 (0.1 to 0.1)	0.1 (0.1 to 0.1)	0.1 (0 to 0.1)	0 (0 to 0.1)	0 (0 to 0.1)	0 (0 to 0.1)	0 (0 to 0.1)	0 (0 to 0.1)	0 (0 to 0.1)	0 (0 to 0.1)	0 (0 to 0.1)	0 (0 to 0.1)		4.6
Digestive congenital anomalies	1.5 (1 to 2.2)	1.3 (0.9 to 1.9)	1.9 (1.4 to 2.7)	1.1 (0.8 to 1.5)	0.6 (0.4 to 0.8)	0.6 (0.4 to 0.8)	0.6 (0.4 to 0.7)	0.6 (0.5 to 0.8)	0.6 (0.5 to 0.8)	0.6 (0.5 to 0.8)	0.6 (0.5 to 0.8)	0.5 (0.4 to 0.7)	0.5 (0.4 to 0.7)	0.5 (0.4 to 0.7)	0.5 (0.4 to 0.7)	0.5 (0.3 to 0.6)	0.4 (0.3 to 0.5)	0.3 (0.2 to 0.4)	0.2 (0.1 to 0.3)	0.1 (0 to 0.1)	0 (0 to 0.1)	0 (0 to 0.1)	0 (0 to 0.1)	0 (0 to 0.1)		12.4
Other congenital birth defects	6.4 (2.4 to 11.9)	3.4 (1.3 to 7.4)	3.4 (1.3 to 7.4)	3.3 (1.2 to 7.1)	3.3 (1.3 to 7.1)	3.3 (1.1 to 7.1)	3.3 (1.1 to 7.1)	3.3 (1.1 to 7.1)	3.3 (1.1 to 7.1)	3.3 (1.1 to 7.1)	3.3 (1.1 to 7.1)	3.3 (1.1 to 7.1)	3.3 (1.1 to 7.1)	3.3 (1.1 to 7.1)	3.3 (1.1 to 7.1)	3.3 (0.9 to 7.2)	3.3 (0.9 to 7.2)	3.3 (0.9 to 7.2)	3.3 (0.9 to 7.2)	3.3 (0.9 to 7.2)	3.3 (0.9 to 7.2)	3.3 (0.9 to 7.2)	3.3 (0.9 to 7.2)	3.3 (0.9 to 7.2)		43.1
Urinary diseases and male infertility	0.1 (0 to 0.1)	0.1 (0 to 0.2)	0.3 (0 to 0.7)	0.5 (0 to 0.4)	0.4 (0 to 0.6)	0.5 (0.3 to 0.8)	0.4 (0.2 to 0.6)	0.4 (0.2 to 0.6)	0.3 (0.2 to 0.5)	0.3 (0.2 to 0.4)	0.4 (0.2 to 0.6)	0.3 (0.2 to 0.5)	0.3 (0.2 to 0.5)	0.3 (0.2 to 0.5)	0.3 (0.2 to 0.5)	0.3 (0.2 to 0.5)	0.3 (0.2 to 0.5)	0.3 (0.2 to 0.5)	0.3 (0.2 to 0.5)	0.3 (0.2 to 0.5)	0.3 (0.2 to 0.5)	0.3 (0.2 to 0.5)	0.3 (0.2 to 0.5)	0.3 (0.2 to 0.5)		229
Urolithiasis	0 (0 to 0)	0 (0 to 0)	0 (0 to 0)	0 (0 to 0)	0 (0 to 0)	0 (0 to 0)	0 (0 to 0)	0 (0 to 0)	0 (0 to 0)	0 (0 to 0)	0 (0 to 0)	0 (0 to 0)	0 (0 to 0)	0 (0 to 0)	0 (0 to 0)	0 (0 to 0)	0 (0 to 0)	0 (0 to 0)	0 (0 to 0)	0 (0 to 0)	0 (0 to 0)	0 (0 to 0)	0 (0 to 0)	0 (0 to 0)	0 (0 to 0)		15.8
Benign prostatic hyperplasia	0 (0 to 0)	0 (0 to 0)	0 (0 to 0)	0 (0 to 0)	0 (0 to 0)	0 (0 to 0)	0 (0 to 0)	0 (0 to 0)	0 (0 to 0)	0 (0 to 0)	0 (0 to 0)	0 (0 to 0)	0 (0 to 0)	0 (0 to 0)	0 (0 to 0)	0 (0 to 0)	0 (0 to 0)	0 (0 to 0)	0 (0 to 0)	0 (0 to 0)	0 (0 to 0)	0 (0 to 0)	0 (0 to 0)	0 (0 to 0)	0 (0 to 0)		0
Male infertility	–	–	–	–	–	–	–	–	–	–	–	–	–	–	–	–	–	–	–	–	–	–	–	–	–	NA
Other urinary diseases	0 (0 to 0)	0 (0 to 0)	0.2 (0 to 0.5)	0.1 (0 to 0.3)	0.1 (0 to 0.2)	0.2 (0 to 0.3)	0.2 (0 to 0.3)	0.2 (0 to 0.3)	0.3 (0 to 0.4)	0.5 (0 to 0.6)	0.4 (0 to 0.6)	0.3 (0 to 0.5)	0.4 (0 to 0.6)	0.5 (0 to 0.6)	0.4 (0 to 0.6)	0.2 (0 to 0.5)	0.4 (0 to 0.6)	0.2 (0 to 0.4)	0.4 (0 to 0.6)	0.5 (0 to 0.6)	0.4 (0 to 0.6)	0.5 (0 to 0.6)	0.4 (0 to 0.6)	0.2 (0 to 0.4)	0.1 (0 to 0.3)		7.2
Gynecological diseases	0 (0 to 0)	0 (0 to 0)	0 (0 to 0)	0 (0 to 0)	10.6 (5.5 to 18.8)	26.5 (9.9 to 53.8)	89.5 (52.5 to 116)	136 (81.5 to 188)	181 (97.4 to 222)	141 (94 to 202)	117 (76.4 to 170)	117 (76.4 to 170)	131 (84.6 to 186)	131 (84.6 to 186)	131 (87.5 to 187)	142 (96.7 to 205)	139 (89.5 to 75.2)	134 (91.5 to 84.6)	129 (81.9 to 75.2)	131 (81.9 to 75.2)	72 (45.5 to 103)	53.1 (33.1 to 78.9)	7.2 (4.5 to 10.5)	0.4 (0.4 to 11.1)		1,140
Uterine fibroids	0 (0 to 0)	0 (0 to 0)	0 (0 to 0)	0 (0 to 0)	0.1 (0 to 0.3)	0.2 (0 to 0.5)	0.4 (0.2 to 0.8)	0.6 (0.3 to 1.4)	0.9 (0.4 to 2.1)	2.2 (1 to 4.5)	4.4 (1.8 to 9.1)	5.9 (2.4 to 11.2)	8.4 (3.9 to 16.2)	7.6 (3.5 to 14.8)	2.1 (1 to 3.9)	2.3 (1 to 3.9)	1.8 (0.8 to 3.5)	1.5 (0.6 to 2.4)	0.9 (0.3 to 1.1)	0.4 (0.1 to 0.6)	0.1 (0 to 0.2)	0.1 (0 to 0.2)	0 (0 to 0.1)	0 (0 to 0.2)		42.4
Polycystic ovarian syndrome	0 (0 to 0)	0 (0 to 0)	0 (0 to 0)	0 (0 to 0)	0 (0.2 to 1.8)	0.3 (0.2 to 0.9)	0.8 (0.2 to 2.3)	0.9 (0.2 to 2.9)	0.9 (0.2 to 3.2)	0.9 (0.2 to 3.7)	0.9 (0.2 to 3.5)	0.9 (0.2 to 3.7)	0.9 (0.2 to 4.1)	0.9 (0.2 to 4.3)	0.9 (0.2 to 4.1)	0.9 (0.2 to 4.1)	0.9 (0.2 to 4.1)	0.9 (0.2 to 4.1)	0.9 (0.2 to 4.1)	0.9 (0.2 to 4.1)	0.9 (0.2 to 4.1)	0.9 (0.2 to 4.1)	0.9 (0.2 to 4.1)	0.9 (0.2 to 4.1)		33.1
Female infertility	0 (0 to 0)	0 (0 to 0)	0 (0 to 0)	0 (0 to 0)	0 (0 to 0)	0 (0 to 0)	0 (0 to 0.3)	0 (0 to 0.4)	0 (0 to 0.6)	0 (0 to 0.9)	0 (0 to 0.9)	0 (0 to 0.9)	0 (0 to 0.9)	0 (0 to 0.9)	0 (0 to 0.9)	0 (0 to 0.9)	0 (0 to 0.9)	0 (0 to 0.9)	0 (0 to 0.9)	0 (0 to 0.9)	0 (0 to 0.9)	0 (0 to 0.9)	0 (0 to 0.9)	0 (0 to 0.9)	0 (0 to 0.9)		9.2
Endometriosis	0 (0 to 0)	0 (0 to 0)	0 (0 to 0)	0 (0 to 0)	0 (0 to 0)	0 (0 to 0)	0.4 (0 to 1.4)	1.6 (0.5 to 3.6)	1.9 (0.7 to 4.9)	2.5 (0.9 to 6.2)	2.5 (0.9 to 6.2)	2.4 (0.9 to 6.2)	2.4 (0.9 to 6.2)	2.4 (0.9 to 6.2)	2.4 (0.9 to 6.2)	2.4 (0.9 to 6.2)	2.4 (0.9 to 6.2)	2.4 (0.9 to 6.2)	2.4 (0.9 to 6.2)	2.4 (0.9 to 6.2)	2.4 (0.9 to 6.2)	2.4 (0.9 to 6.2)	2.4 (0.9 to 6.2)	2.4 (0.9 to 6.2)		59.4
Genital prolapse	0 (0 to 0)	0 (0 to 0)	0 (0 to 0)	0 (0 to 0)	0 (0 to 0)	0 (0 to 0)	0 (0 to 0.3)	0.5 (0 to 1.2)	0.7 (0.1 to 1.9)	0.9 (0.2 to 2.2)	0.9 (0.2 to 2.2)	0.9 (0.2 to 2.2)	0.9 (0.2 to 2.2)	0.9 (0.2 to 2.2)	0.9 (0.2 to 2.2)	0.9 (0.2 to 2.2)	0.9 (0.2 to 2.2)	0.9 (0.2 to 2.2)	0.9 (0.2 to 2.2)	0.9 (0.2 to 2.2)	0.9 (0.2 to 2.2)	0.9 (0.2 to 2.2)	0.9 (0.2 to 2.2)	0.9 (0.2 to 2.2)		27
Premenstrual syndrome	0 (0 to 0)	0 (0 to 0)	0 (0 to 0)	0 (0 to 0)	0.6 (4.7 to 17.5)	9.6 (3.9 to 36)	39.4 (17.3 to 95.7)	39.7 (16.4 to 92.2)	39.7 (17.5 to 92.3)	29.8 (18.7 to 53.3)	29.2 (14.4 to 47.9)	29.2 (14.4 to 47.9)	27 (15.5 to 45)	11.1 (5.5 to 20.1)	0.2 (0 to 0.5)	0.2 (0 to 0.5)	0 (0 to 0.1)	0 (0 to 0.1)	0 (0 to 0.1)	0 (0 to 0.1)	0 (0 to 0.1)	0 (0 to 0.1)	0 (0 to 0.1)	0 (0 to 0.1)	0 (0 to 0.1)		219
Other gynecological diseases	0 (0 to 0)	0 (0 to 0)	0 (0 to 0)	0 (0 to 0)	7.5 (3.4 to 13.6)	39.2 (22.7 to 61.3)	80.2 (45.2 to 131)	100 (58.3 to 159)	59.9 (32.8 to 105)	59.9 (32.8 to 105)	84 (46.2 to 165)	84 (46.2 to 165)	84 (49.2 to 127)	7.6 (1.6 to 17)	86.7 (42.2 to 137)	64.3 (34.9 to 96.2)	43.2 (21.3 to 72.9)	23.7 (10.3 to 39.8)	26 (10.2 to 43.2)	17.5 (10.9 to 25.7)	11 (6.5 to 16.9)	6 (3.6 to 9.2)	2.4 (1.4 to 3.7)	0.5 (0.3 to 0.9)	763
Hemoglobinopathies and hemolytic anemias	0.9 (0 to 1.1)	0.5 (0.1 to 1.1)	1.9 (0.4 to 4.2)	1.9 (0.3 to 5.7)	0.4 (0.2 to 1.7)	0.4 (0.2 to 1)	5.9 (1.2 to 12.9)	3.9 (0.7 to 9.4)	3.9 (0.6 to 10.3)	3.9 (0.5 to 9.8)	2.2 (0.4 to 5.4)	0.5 (0 to 1.4)	2.7 (0.5 to 6.4)	2.7 (0.4 to 6.2)	2.1 (0.4 to 6.1)	2.1 (0.4 to 5.5)	2 (0.4 to 5.5)	2.1 (0.4 to 5.5)	1.7 (0.4 to 3.6)	1.7 (0.4 to 3.6)	1.4 (0.7 to 2.8)	0.7 (0.4 to 1.3)	0.2 (0.1 to 0.4)	41.5
Thalassemias	0 (0 to 0)	0 (0 to 0)	0.1 (0 to 0.2)	0 (0 to 0.1)	0 (0 to 0.1)	0 (0 to 0.1)	0 (0 to 0.1)	0 (0 to 0.1)	0 (0 to 0.1)	0 (0 to 0.1)	0 (0 to 0.1)	0 (0 to 0.1)	0 (0 to 0.1)	0 (0 to 0.1)	0 (0 to 0.1)	0 (0 to 0.1)	0 (0 to 0.1)	0 (0 to 0.1)	0 (0 to 0.1)	0 (0 to 0.1)	0 (0 to 0.1)	0 (0 to 0.1)	0 (0 to 0.1)	0 (0 to 0.1)	0 (0 to 0.1)		0.4
Thalassemias trait	0 (0 to 0)	0.2 (0 to 0.4)	0.7 (0.1 to 1.6)	0.8 (0.2 to 2.4)	0.4 (0 to 0.6)	0.5 (0.2 to 0.9)	2.5 (0.5 to 5.4)	2.6 (0.5 to 6.2)	2.6 (0.5 to 6.2)	2.6 (0.5 to 6.2)	2.6 (0.5 to 6.2)	2.6 (0.5 to 6.2)	0.6 (0.1 to 2.2)	0.6 (0.1 to 2.2)	0.7 (0.1 to 2.2)	0.9 (0 to 1.9)	0.6 (0 to 1.4)	0.4 (0 to 1.4)	0.4 (0.1 to 1.4)	0.4 (0.1 to 1.4)	0.2 (0 to 0.7)	0.2 (0 to 0.7)	0.1 (0 to 0.3)	0.1 (0 to 0.3)		12.9
Sickle cell disorders	0 (0 to 0)	0 (0 to 0)	0.1 (0 to 0.1)	0.3 (0 to 1.1)	0.1 (0 to 0.4)	0.2 (0 to 0.3)	0.2 (0 to 0.3)	0.2 (0 to 0.3)	0.2 (0 to 0.3)	0.2 (0 to 0.3)	0.2 (0 to 0.3)	0.1 (0 to 0.2)	0.1 (0 to 0.2)	0.1 (0 to 0.2)	0.1 (0 to 0.2)	0.1 (0 to 0.2)	0.1 (0 to 0.2)	0.1 (0 to 0.2)	0.1 (0 to 0.2)	0.1 (0 to 0.2)	0.1 (0 to 0.2)	0.1 (0 to 0.2)	0.1 (0 to 0.2)	0.1 (0 to 0.2)	0.1 (0 to 0.2)		1.8
Sickle cell trait	0 (0 to 0)	0 (0 to 0)	0 (0 to 0)	0.3 (0 to 1.3)	0.4 (0 to 0.6)	0.1 (0 to 0.4)	0 (0 to 0.1)	0 (0 to 0.1)	1.5 (0 to 5.2)	0.3 (0 to 1.3)	0.3 (0 to 0.7)	0.3 (0 to 0.7)	0.1 (0 to 0.3)	0.4 (0 to 0.9)	0.3 (0 to 0.7)	0.3 (0 to 0.7)	0.2 (0 to 0.5)	0.1 (0 to 0.3)	0.1 (0 to 0.4)	0.1 (0 to 0.4)	0.1 (0 to 0.3)	0.1 (0 to 0.3)	0 (0 to 0.1)	0 (0 to 0.1)	0 (0 to 0.1)		9.2
G6PD deficiency	0 (0 to 0)	0 (0 to 0)	0 (0 to 0)	0 (0 to 0)	0 (0 to 0.1)	0 (0 to 0.2)	0 (0 to 0.1)	0 (0 to 0.1)	0 (0 to 0.2)	0 (0 to 0.2)	0 (0 to 0.2)	0 (0 to 0.2)	0 (0 to 0.2)	0 (0 to 0.2)	0 (0 to 0.1)	0 (0 to 0.1)	0 (0 to 0.1)	0 (0 to 0.1)	0 (0 to 0.1)	0 (0 to 0.1)	0 (0 to 0.1)	0 (0 to 0.1)	0 (0 to 0.1)	0 (0 to 0.1)	0 (0 to 0.1)		2.1
G6PD trait	0 (0 to 0)	0 (0 to 0)	0 (0 to 0)	0 (0 to 0)	0 (0 to 0)	0 (0 to 0)	0 (0 to 0)	0 (0 to 0)	0 (0 to 0)	0 (0 to 0)	0 (0 to 0)	0 (0 to 0)	0 (0 to 0)	0 (0 to 0)	0 (0 to 0)	0 (0 to 0)	0 (0 to 0)	0 (0 to 0)	0 (0 to 0)	0 (0 to 0)	0 (0 to 0)	0 (0 to 0)	0 (0 to 0)	0 (0 to 0)	0 (0 to 0)		0.3
Other hemoglobinopathies and hemolytic anemias	0 (0 to 0)	0 (0 to 0.4)	0.5 (0 to 1.4)	0.6 (0 to 2.1)	0.3 (0 to 0.5)	0.4 (0 to 1.2)	0.3 (0 to 1.1)	0.3 (0 to 1.1)	0.3 (0 to 1.2)	0.4 (0 to 1.2)	0.4 (0 to 1.2)	0.3 (0 to 1.1)	0.8 (0.2 to 2.4)	0.8 (0.2 to 2.4)	1.1 (0.3 to 3.1)	0.9 (0.2 to 2.4)	1.2 (0.3 to 3.4)	1.3 (0.3 to 3.4)	1.5 (0.7 to 3.4)	1.3 (0.7 to 2.4)	1.3 (0.7 to 2.4)	1.1 (0.6 to 2.1)	0.6 (0.3 to 1.1)	0.2 (0.1 to 0.3)	14.9
Endocrine, metabolic, blood, and immune disorders	0.6 (0.2 to 1.1)	0.9 (0.5 to 1.5)	4.5 (2.8 to 7.3)	12 (8.3 to 17)	11 (4.6 to 17.3)	14.6 (10.4 to 24.2)	16.7 (12.5 to 31.3)	21 (15.5 to 31.3)	29.5 (19.3 to 45)	35.4 (22.5 to 56.7)	28.2 (24.5 to 59.1)	28.2 (24.5 to 59.1)	28.6 (24.5 to 57.6)	28.6 (24.5 to 57.6)	19 (14.4 to 116)	27.6 (20.5 to 137)	28.4 (22.3 to 137)	27.7 (20.9 to 119)	27.8 (20.9 to 119)	28.2 (22.1 to 70.3)	28.2 (22.1 to 70.3)	17.1 (11.3 to 28.3)	4.5 (4.5 to 9.2)	1.1 (1.2 to 2.2)	853
Oral disorders	2.4 (1.3 to 7.7)	1.3 (0.7 to 2.1)	3.5 (1.9 to 6.4)	4.5 (2.4 to 7.4)	2.7 (1.5 to 5.6)	3.1 (1.6 to 6.9)	11.9 (6.7 to 19.3)	11.9 (6.7 to 19.3)	15.4 (9.4 to 25.8)	18.1 (10.3 to 35.7)	19.5 (10.7 to 31.4)	26.7 (16.7 to 47.1)	41.8 (24.4 to 66.6)	52.1 (31.9 to 81.1)	60.3 (37.6 to 95.2)	68.8 (42.7 to 106)	81.9 (51.4 to 123)	65.1 (40.4 to 98.5)	52.3 (32.1 to 73.3)	26.7 (16.4 to 41.5)	13.1 (7.2 to 19.6)	2.9 (1.4 to 4.8)	0.4 (0.2 to 0.6)	584
Caries of deciduous teeth	0 (0 to 0)	0 (0 to 0)	0 (0 to 0)	0 (0 to 0.2)	0 (0 to 0.1)	0 (0 to 0)	0 (0 to 0)	0 (0 to 0)	0 (0 to 0)	0 (0 to 0)	0 (0 to 0)	0 (0 to 0)	0 (0 to 0)	0 (0 to 0)	0 (0 to 0)	0 (0 to 0)	0 (0 to 0)	0 (0 to 0)	0 (0 to 0)	0 (0 to 0)	0 (0 to 0)	0 (0 to 0)	0 (0 to 0)	0 (0 to 0)	0 (0 to 0)		0.6
Caries of permanent teeth	0 (0 to 0)	0 (0 to 0)	0 (0 to 0)	0.7 (0.2 to 1.4)	4 (0.8 to 4.1)	1.9 (0.8 to 4.1)	2.4 (1 to 4.9)	2.6 (1 to 5.7)	2.6 (1.2 to 5.1)	2.6 (1.2 to 5.7)	2.6 (1.2 to 5.7)	2.6 (1.2 to 5.7)	1.2 (0.2 to 3.6)	1.2 (0.2 to 3.6)	1.2 (0.3 to 3.6)	1.2 (0.3 to 3.6)	1.2 (0.3 to 3.6)	1.2 (0.3 to 3.6)	1.2 (0.3 to 3.6)	1.2 (0.3 to 3.6)	1.2 (0.3 to 3.6)	1.2 (0.3 to 3.6)	1.2 (0.3 to 3.6)	1.2 (0.3 to 3.6)		37.5
Periodontal diseases	0 (0 to 0)	0 (0 to 0)	0 (0 to 0)	0 (0 to 0)	0 (0 to 0)	0 (0 to 0)	0 (0 to 0.4)	0 (0 to 0.4)	0 (0 to 0.7)	0 (0 to 0.7)	0 (0 to 0.7)	0 (0 to 0.7)	0 (0 to 0.7)	0 (0 to 0.7)	0 (0 to 0.7)	0 (0 to 0.7)	0 (

SB Table 2b: Latvia DALYS by cause and sex-group for females with 95% uncertainty intervals, 2019

Cause	Early Neonatal	Late Neonatal	Post-Neonatal	1 to 4	5 to 9	10 to 14	15 to 19	20 to 24	25 to 29	30 to 34	35 to 39	40 to 44	45 to 49	50 to 54	55 to 59	60 to 64	65 to 69	70 to 74	75 to 79	80 to 84	85 to 89	90 to 94	95 plus	Total
All causes	1,070 (1,020 to 1,200)	397 (329 to 464)	1,220 (1,170 to 1,280)	1,700 (1,610 to 2,080)	1,460 (1,410 to 2,030)	2,700 (2,660 to 3,630)	3,490 (3,450 to 4,600)	4,440 (4,400 to 5,810)	5,440 (5,400 to 6,970)	10,460 (10,400 to 13,200)	17,080 (16,900 to 21,700)	19,960 (19,800 to 25,000)	17,780 (17,600 to 22,200)	20,900 (20,700 to 25,800)	28,600 (28,300 to 35,200)	39,200 (38,900 to 48,000)	47,490 (47,100 to 57,800)	48,200 (47,800 to 58,100)	39,100 (38,700 to 47,000)	19,600 (19,300 to 23,200)	6,490 (6,390 to 7,660)	380,000
Communicable, maternal, neonatal, and nutritional diseases	891 (823 to 1,120)	223 (182 to 264)	402 (366 to 507)	491 (399 to 669)	249 (206 to 377)	222 (180 to 354)	309 (267 to 459)	403 (357 to 570)	704 (619 to 909)	1,090 (938 to 1,290)	1,550 (1,370 to 1,850)	1,930 (1,670 to 2,350)	1,290 (1,070 to 1,650)	1,290 (1,060 to 1,650)	1,220 (1,000 to 1,600)	1,370 (1,120 to 1,800)	1,790 (1,500 to 2,350)	1,990 (1,650 to 2,610)	1,940 (1,600 to 2,540)	1,170 (950 to 1,540)	609 (490 to 800)	291 (228 to 382)	19,100
HIV/AIDS and sexually transmitted infections	0.2 (0.1 to 0.5)	0 (0 to 0.1)	20.5 (17.7 to 23.6)	3.4 (2.9 to 4)	6.6 (5.6 to 8.2)	4.8 (4.2 to 6.4)	9.9 (8.2 to 12.2)	27.7 (24.3 to 33.7)	229 (196 to 266)	448 (386 to 518)	638 (547 to 746)	692 (598 to 808)	438 (381 to 502)	358 (312 to 417)	192 (167 to 222)	267 (231 to 309)	119 (102 to 136)	59.7 (51.6 to 68.3)	19.2 (16.7 to 22)	4.8 (4.2 to 5.5)	2 (1.7 to 2)	0.6 (0.5 to 0.7)	2,660
HIV/AIDS	0 (0 to 0)	0 (0 to 0)	20.5 (17.7 to 23.6)	3.4 (2.9 to 4)	6.6 (5.6 to 8.2)	4 (3.5 to 5.7)	7.2 (6.2 to 9.2)	26.6 (22.7 to 33.2)	223 (190 to 259)	428 (368 to 493)	626 (539 to 731)	686 (592 to 800)	434 (377 to 497)	354 (308 to 412)	177 (154 to 205)	232 (201 to 268)	106 (90.9 to 122)	46.9 (39.9 to 53.7)	14.7 (12.5 to 16.8)	3.3 (2.8 to 3.8)	0.5 (0.4 to 0.6)	0 (0 to 0)	2,660
HIV/AIDS - Drug-susceptible Tuberculosis	0 (0 to 0)	0 (0 to 0)	0.2 (0.1 to 0.3)	0.2 (0.1 to 0.3)	0.1 (0 to 0.1)	0.2 (0.1 to 0.4)	0.3 (0.1 to 0.6)	0.7 (0.3 to 1.4)	2.4 (1.1 to 4.6)	4.5 (2.1 to 8.6)	6.5 (3.1 to 12.3)	6.5 (3.1 to 12.3)	4.5 (2.1 to 8.6)	3.5 (1.7 to 6.7)	1.7 (0.8 to 3.2)	2.2 (1.1 to 4.2)	1 (0.5 to 1.9)	0.4 (0.2 to 0.8)	0.1 (0 to 0.2)	0 (0 to 0)	0 (0 to 0)	0 (0 to 0)	149
HIV/AIDS - Multidrug-resistant Tuberculosis without extensive	0 (0 to 0)	0 (0 to 0)	0.1 (0.1 to 0.4)	0.1 (0 to 0.1)	0.1 (0 to 0.2)	0.1 (0 to 0.2)	0.2 (0 to 0.4)	0.5 (0.2 to 1.1)	1.7 (1.1 to 2.7)	3.2 (2.2 to 4.6)	4.6 (3.2 to 6.6)	4.6 (3.1 to 6.6)	3.2 (2.2 to 4.6)	2.5 (1.7 to 3.6)	1.2 (0.8 to 1.8)	1.6 (1.1 to 2.3)	0.7 (0.5 to 1)	0.3 (0.2 to 0.4)	0.1 (0 to 0.1)	0 (0 to 0)	0 (0 to 0)	0 (0 to 0)	38.5
HIV/AIDS - Extensively drug-resistant Tuberculosis	0 (0 to 0)	0 (0 to 0)	0 (0 to 0)	0 (0 to 0)	0 (0 to 0)	0 (0 to 0)	0 (0 to 0)	0.1 (0 to 0.2)	0.3 (0.1 to 0.6)	0.6 (0.3 to 1.2)	0.9 (0.4 to 1.7)	0.9 (0.4 to 1.7)	0.6 (0.3 to 1.2)	0.5 (0.2 to 0.9)	0.2 (0.1 to 0.4)	0.3 (0.1 to 0.6)	0.1 (0 to 0.2)	0.1 (0 to 0.2)	0 (0 to 0)	0 (0 to 0)	0 (0 to 0)	0 (0 to 0)	19.3
HIV/AIDS resulting in other diseases	0 (0 to 0)	0 (0 to 0)	0 (0 to 0)	0 (0 to 0)	0 (0 to 0)	0 (0 to 0)	0 (0 to 0)	0.1 (0 to 0.2)	0.3 (0.1 to 0.6)	0.6 (0.3 to 1.2)	0.9 (0.4 to 1.7)	0.9 (0.4 to 1.7)	0.6 (0.3 to 1.2)	0.5 (0.2 to 0.9)	0.2 (0.1 to 0.4)	0.3 (0.1 to 0.6)	0.1 (0 to 0.2)	0.1 (0 to 0.2)	0 (0 to 0)	0 (0 to 0)	0 (0 to 0)	0 (0 to 0)	19.3
Sexually transmitted infections excluding HIV	0.2 (0.1 to 0.5)	0 (0 to 0.1)	0 (0 to 0)	0 (0 to 0)	0 (0 to 0)	0.2 (0.1 to 0.4)	0.2 (0.1 to 0.5)	0.2 (0.1 to 0.5)	0.2 (0.1 to 0.5)	0.2 (0.1 to 0.5)	0.2 (0.1 to 0.5)	0.2 (0.1 to 0.5)	0.2 (0.1 to 0.5)	0.2 (0.1 to 0.5)	0.2 (0.1 to 0.5)	0.2 (0.1 to 0.5)	0.2 (0.1 to 0.5)	0.2 (0.1 to 0.5)	0.2 (0.1 to 0.5)	0.2 (0.1 to 0.5)	0.2 (0.1 to 0.5)	0.2 (0.1 to 0.5)	192
Syphilis	0 (0 to 0)	0 (0 to 0)	0 (0 to 0)	0 (0 to 0)	0 (0 to 0)	0.1 (0 to 0.2)	0.2 (0.1 to 0.4)	0.2 (0.1 to 0.5)	0.2 (0.1 to 0.5)	0.2 (0.1 to 0.5)	0.2 (0.1 to 0.5)	0.2 (0.1 to 0.5)	0.2 (0.1 to 0.5)	0.2 (0.1 to 0.5)	0.2 (0.1 to 0.5)	0.2 (0.1 to 0.5)	0.2 (0.1 to 0.5)	0.2 (0.1 to 0.5)	0.2 (0.1 to 0.5)	0.2 (0.1 to 0.5)	0.2 (0.1 to 0.5)	0.2 (0.1 to 0.5)	0.8
Chlamydial infection	0 (0 to 0)	0 (0 to 0)	0 (0 to 0)	0 (0 to 0)	0 (0 to 0)	0.1 (0 to 0.2)	0.2 (0.1 to 0.4)	0.2 (0.1 to 0.5)	0.2 (0.1 to 0.5)	0.2 (0.1 to 0.5)	0.2 (0.1 to 0.5)	0.2 (0.1 to 0.5)	0.2 (0.1 to 0.5)	0.2 (0.1 to 0.5)	0.2 (0.1 to 0.5)	0.2 (0.1 to 0.5)	0.2 (0.1 to 0.5)	0.2 (0.1 to 0.5)	0.2 (0.1 to 0.5)	0.2 (0.1 to 0.5)	0.2 (0.1 to 0.5)	0.2 (0.1 to 0.5)	20.7
Gonococcal infection	0 (0 to 0)	0 (0 to 0)	0 (0 to 0)	0 (0 to 0)	0 (0 to 0)	0.1 (0.1 to 0.1)	0.2 (0.1 to 0.2)	0.2 (0.1 to 0.2)	0.2 (0.1 to 0.2)	0.2 (0.1 to 0.2)	0.2 (0.1 to 0.2)	0.2 (0.1 to 0.2)	0.2 (0.1 to 0.2)	0.2 (0.1 to 0.2)	0.2 (0.1 to 0.2)	0.2 (0.1 to 0.2)	0.2 (0.1 to 0.2)	0.2 (0.1 to 0.2)	0.2 (0.1 to 0.2)	0.2 (0.1 to 0.2)	0.2 (0.1 to 0.2)	0.2 (0.1 to 0.2)	24
Trichomoniasis	0 (0 to 0)	0 (0 to 0)	0 (0 to 0)	0 (0 to 0)	0.1 (0 to 0.1)	0.4 (0.2 to 0.8)	0.6 (0.3 to 1.2)	0.8 (0.4 to 1.6)	0.8 (0.4 to 1.6)	0.8 (0.4 to 1.6)	0.8 (0.4 to 1.6)	0.8 (0.4 to 1.6)	0.8 (0.4 to 1.6)	0.8 (0.4 to 1.6)	0.8 (0.4 to 1.6)	0.8 (0.4 to 1.6)	0.8 (0.4 to 1.6)	0.8 (0.4 to 1.6)	0.8 (0.4 to 1.6)	0.8 (0.4 to 1.6)	0.8 (0.4 to 1.6)	0.8 (0.4 to 1.6)	49.6
Genital herpes	0 (0 to 0)	0 (0 to 0)	0 (0 to 0)	0 (0 to 0)	0 (0 to 0)	0.2 (0.1 to 0.5)	0.3 (0.1 to 0.7)	0.3 (0.1 to 0.8)	0.3 (0.1 to 0.8)	0.3 (0.1 to 0.8)	0.3 (0.1 to 0.8)	0.3 (0.1 to 0.8)	0.3 (0.1 to 0.8)	0.3 (0.1 to 0.8)	0.3 (0.1 to 0.8)	0.3 (0.1 to 0.8)	0.3 (0.1 to 0.8)	0.3 (0.1 to 0.8)	0.3 (0.1 to 0.8)	0.3 (0.1 to 0.8)	0.3 (0.1 to 0.8)	0.3 (0.1 to 0.8)	51
Other sexually transmitted infections	0 (0 to 0)	0 (0 to 0)	0 (0 to 0)	0 (0 to 0)	0 (0 to 0)	0.1 (0 to 0.2)	0.2 (0.1 to 0.4)	0.2 (0.1 to 0.5)	0.2 (0.1 to 0.5)	0.2 (0.1 to 0.5)	0.2 (0.1 to 0.5)	0.2 (0.1 to 0.5)	0.2 (0.1 to 0.5)	0.2 (0.1 to 0.5)	0.2 (0.1 to 0.5)	0.2 (0.1 to 0.5)	0.2 (0.1 to 0.5)	0.2 (0.1 to 0.5)	0.2 (0.1 to 0.5)	0.2 (0.1 to 0.5)	0.2 (0.1 to 0.5)	0.2 (0.1 to 0.5)	49.6
Respiratory infections and tuberculosis	28 (26.7 to 33.5)	16.6 (9.6 to 38.7)	40.6 (29.1 to 137)	122 (79.1 to 196)	44.6 (28.7 to 78)	27.1 (16.1 to 56)	28.4 (16.9 to 58)	39.6 (23.1 to 81.1)	58 (33.5 to 120)	106 (59.5 to 222)	177 (97.5 to 363)	246 (133.5 to 502)	290 (151.3 to 603)	364 (183.2 to 764)	338 (170.2 to 709)	336 (169.1 to 705)	295 (148.5 to 619)	270 (135.9 to 566)	227 (114.3 to 476)	184 (92.7 to 386)	96 (48.3 to 201)	46 (23.1 to 96.5)	4,190
Tuberculosis	2.6 (0 to 3)	1.8 (0 to 3)	2.6 (1.2 to 2.9)	2.8 (1.6 to 3.4)	1.8 (1.2 to 2.3)	0.9 (0.6 to 1.6)	0.9 (0.6 to 1.6)	1.2 (0.8 to 1.8)	1.6 (1.1 to 2.5)	2.6 (1.7 to 3.9)	3.7 (2.4 to 5.6)	4.6 (2.9 to 7.1)	4.6 (2.9 to 7.1)	5.2 (3.3 to 8)	4.6 (2.9 to 7.1)	4.6 (2.9 to 7.1)	3.7 (2.4 to 5.6)	2.8 (1.8 to 4.3)	1.8 (1.2 to 2.8)	0.9 (0.6 to 1.4)	0.3 (0.2 to 0.5)	0.1 (0 to 0.2)	420
Latent tuberculosis infection	0 (0 to 0)	0 (0 to 0)	0 (0 to 0)	0 (0 to 0)	0 (0 to 0)	0 (0 to 0)	0 (0 to 0)	0 (0 to 0)	0 (0 to 0)	0 (0 to 0)	0 (0 to 0)	0 (0 to 0)	0 (0 to 0)	0 (0 to 0)	0 (0 to 0)	0 (0 to 0)	0 (0 to 0)	0 (0 to 0)	0 (0 to 0)	0 (0 to 0)	0 (0 to 0)	0 (0 to 0)	0 (0 to 0)	0
Drug-susceptible Tuberculosis	2.6 (0 to 3)	1.8 (0 to 3)	2.6 (1.2 to 2.9)	2.8 (1.6 to 3.4)	1.8 (1.2 to 2.3)	0.9 (0.6 to 1.6)	0.9 (0.6 to 1.6)	1.2 (0.8 to 1.8)	1.6 (1.1 to 2.5)	2.6 (1.7 to 3.9)	3.7 (2.4 to 5.6)	4.6 (2.9 to 7.1)	4.6 (2.9 to 7.1)	5.2 (3.3 to 8)	4.6 (2.9 to 7.1)	4.6 (2.9 to 7.1)	3.7 (2.4 to 5.6)	2.8 (1.8 to 4.3)	1.8 (1.2 to 2.8)	0.9 (0.6 to 1.4)	0.3 (0.2 to 0.5)	0.1 (0 to 0.2)	420
Multidrug-resistant tuberculosis without extensive drug-resistar	0 (0 to 0)	0 (0 to 0)	0 (0 to 0)	0 (0 to 0)	0 (0 to 0)	0 (0 to 0)	0 (0 to 0)	0 (0 to 0)	0 (0 to 0)	0 (0 to 0)	0 (0 to 0)	0 (0 to 0)	0 (0 to 0)	0 (0 to 0)	0 (0 to 0)	0 (0 to 0)	0 (0 to 0)	0 (0 to 0)	0 (0 to 0)	0 (0 to 0)	0 (0 to 0)	0 (0 to 0)	0 (0 to 0)	0
Extensively drug-resistant tuberculosis	0 (0 to 0)	0 (0 to 0)	0 (0 to 0)	0 (0 to 0)	0 (0 to 0)	0 (0 to 0)	0 (0 to 0)	0 (0 to 0)	0 (0 to 0)	0 (0 to 0)	0 (0 to 0)	0 (0 to 0)	0 (0 to 0)	0 (0 to 0)	0 (0 to 0)	0 (0 to 0)	0 (0 to 0)	0 (0 to 0)	0 (0 to 0)	0 (0 to 0)	0 (0 to 0)	0 (0 to 0)	0 (0 to 0)	0
Lower respiratory infections	20.8 (20.6 to 26.2)	14.7 (7.9 to 36.2)	29.6 (20.3 to 89.4)	112 (72.5 to 181)	34.7 (21.9 to 67.2)	21.6 (12.5 to 46.9)	21.6 (13.1 to 46.3)	32.1 (18.6 to 66.3)	48.2 (27.8 to 99.5)	89 (49.7 to 186)	147 (81.1 to 302)	205 (111.9 to 419)	243 (126.7 to 504)	304 (153.1 to 639)	283 (142.1 to 594)	281 (141.4 to 590)	247 (124.3 to 518)	226 (113.9 to 474)	190 (96.1 to 398)	154 (77.6 to 323)	80.6 (40.6 to 169)	38.5 (19.4 to 80.7)	3,500
Upper respiratory infections	0.1 (0 to 0.3)	0.1 (0 to 0.3)	0.1 (0 to 0.3)	0.2 (0 to 0.5)	0.2 (0 to 0.5)	0.2 (0 to 0.5





SI Table 2b: Northamptonshire DALYS by cause and age group for females with 95% uncertainty intervals, 2019

Cause	Early Neonatal	Late Neonatal	Post Neonatal	1 to 4	5 to 9	10 to 14	15 to 19	20 to 24	25 to 29	30 to 34	35 to 39	40 to 44	45 to 49	50 to 54	55 to 59	60 to 64	65 to 69	70 to 74	75 to 79	80 to 84	85 to 89	90 to 94	95 plus	Total
All causes	1,139 (739 to 1,542)	1,021 (767 to 1,304)	1,662 (1,242 to 2,107)	5,967 (4,902 to 6,942)	4,284 (3,629 to 4,915)	4,116 (3,497 to 4,808)	4,553 (3,852 to 5,283)	5,124 (4,337 to 5,992)	5,911 (5,002 to 6,880)	6,997 (5,882 to 8,130)	8,284 (6,963 to 9,600)	9,852 (8,281 to 11,430)	11,420 (9,603 to 13,420)	13,222 (11,108 to 15,450)	15,107 (12,707 to 17,600)	17,116 (14,405 to 19,900)	19,273 (16,228 to 22,400)	21,579 (18,172 to 25,000)	23,978 (20,192 to 27,800)	26,473 (22,287 to 30,600)	29,064 (24,500 to 33,500)	31,750 (26,500 to 36,800)	115,000
Communicable, maternal, neonatal, and nutritional diseases	663 (535 to 800)	129 (96 to 164)	163 (119 to 211)	144 (112 to 186)	104 (79 to 132)	136 (99 to 174)	115 (86 to 146)	130 (92 to 186)	159 (114 to 212)	177 (127 to 237)	191 (140 to 259)	204 (149 to 269)	216 (160 to 280)	228 (164 to 271)	221 (156 to 316)	203 (139 to 279)	236 (170 to 328)	229 (156 to 326)	270 (183 to 389)	472 (308 to 686)	591 (402 to 854)	942 (612 to 1,370)	219 (130 to 372)	5,990
HIV/AIDS and sexually transmitted infections	14 (9 to 20)	3 (1 to 6)	6 (3 to 12)	1 (1 to 2)	1 (0 to 1)	0 (0 to 0)	1 (0 to 2)	2 (1 to 4)	3 (2 to 5)	10 (7 to 21)	19 (12 to 37)	18 (12 to 27)	14 (9 to 20)	9 (6 to 13)	9 (6 to 13)	9 (6 to 14)	9 (6 to 14)	5 (3 to 8)	4 (2 to 7)	2 (1 to 4)	1 (1 to 3)	0 (0 to 1)	0 (0 to 0)	148
HIV/AIDS	0 (0 to 0)	0 (0 to 0)	1 (0 to 1)	0 (0 to 1)	0 (0 to 0)	0 (0 to 0)	0 (0 to 1)	1 (1 to 2)	3 (2 to 4)	9 (6 to 18)	18 (11 to 33)	17 (11 to 25)	13 (8 to 19)	8 (5 to 12)	8 (5 to 12)	8 (5 to 13)	8 (5 to 13)	4 (2 to 7)	3 (2 to 6)	1 (1 to 3)	1 (0 to 2)	0 (0 to 1)	0 (0 to 0)	59.7
HIV/AIDS - Drug-susceptible Tuberculosis	0 (0 to 0)	0 (0 to 0)	0 (0 to 0)	0 (0 to 0)	0 (0 to 0)	0 (0 to 0)	0 (0 to 0)	0 (0 to 0)	0 (0 to 0)	0 (0 to 0)	0 (0 to 0)	0 (0 to 0)	0 (0 to 0)	0 (0 to 0)	0 (0 to 0)	0 (0 to 0)	0 (0 to 0)	0 (0 to 0)	0 (0 to 0)	0 (0 to 0)	0 (0 to 0)	0 (0 to 0)	0 (0 to 0)	0
HIV/AIDS - Multidrug-resistant Tuberculosis without extensive drug resistance	0 (0 to 0)	0 (0 to 0)	0 (0 to 0)	0 (0 to 0)	0 (0 to 0)	0 (0 to 0)	0 (0 to 0)	0 (0 to 0)	0 (0 to 0)	0 (0 to 0)	0 (0 to 0)	0 (0 to 0)	0 (0 to 0)	0 (0 to 0)	0 (0 to 0)	0 (0 to 0)	0 (0 to 0)	0 (0 to 0)	0 (0 to 0)	0 (0 to 0)	0 (0 to 0)	0 (0 to 0)	0 (0 to 0)	0
HIV/AIDS - Extensively drug-resistant Tuberculosis	0 (0 to 0)	0 (0 to 0)	0 (0 to 0)	0 (0 to 0)	0 (0 to 0)	0 (0 to 0)	0 (0 to 0)	0 (0 to 0)	0 (0 to 0)	0 (0 to 0)	0 (0 to 0)	0 (0 to 0)	0 (0 to 0)	0 (0 to 0)	0 (0 to 0)	0 (0 to 0)	0 (0 to 0)	0 (0 to 0)	0 (0 to 0)	0 (0 to 0)	0 (0 to 0)	0 (0 to 0)	0 (0 to 0)	0
HIV/AIDS resulting in other diseases	0 (0 to 0)	0 (0 to 0)	0 (0 to 0)	0 (0 to 0)	0 (0 to 0)	0 (0 to 0)	0 (0 to 0)	0 (0 to 0)	0 (0 to 0)	0 (0 to 0)	0 (0 to 0)	0 (0 to 0)	0 (0 to 0)	0 (0 to 0)	0 (0 to 0)	0 (0 to 0)	0 (0 to 0)	0 (0 to 0)	0 (0 to 0)	0 (0 to 0)	0 (0 to 0)	0 (0 to 0)	0 (0 to 0)	0
Sexually transmitted infections excluding HIV	14 (9 to 20)	3 (1 to 6)	5 (2 to 11)	1 (0 to 2)	1 (0 to 1)	0 (0 to 0)	1 (0 to 2)	1 (0 to 3)	1 (0 to 3)	1 (0 to 3)	1 (0 to 3)	1 (0 to 3)	1 (0 to 3)	1 (0 to 3)	1 (0 to 3)	1 (0 to 3)	1 (0 to 3)	1 (0 to 3)	1 (0 to 3)	1 (0 to 3)	1 (0 to 3)	0 (0 to 0)	0 (0 to 0)	92
Syphilis	0 (0 to 0)	0 (0 to 0)	0 (0 to 1)	0 (0 to 1)	0 (0 to 0)	0 (0 to 0)	0 (0 to 0)	0 (0 to 1)	0 (0 to 1)	0 (0 to 1)	0 (0 to 1)	0 (0 to 0)	0 (0 to 0)	0 (0 to 0)	0 (0 to 0)	0 (0 to 0)	0 (0 to 0)	0 (0 to 0)	0 (0 to 0)	0 (0 to 0)	0 (0 to 0)	0 (0 to 0)	0 (0 to 0)	24.6
Chlamydial infection	0 (0 to 0)	0 (0 to 0)	0 (0 to 0)	0 (0 to 0)	0 (0 to 0)	0 (0 to 0)	0 (0 to 0)	0 (0 to 0)	0 (0 to 0)	0 (0 to 0)	0 (0 to 0)	0 (0 to 0)	0 (0 to 0)	0 (0 to 0)	0 (0 to 0)	0 (0 to 0)	0 (0 to 0)	0 (0 to 0)	0 (0 to 0)	0 (0 to 0)	0 (0 to 0)	0 (0 to 0)	0 (0 to 0)	12.6
Gonococcal infection	0 (0 to 0)	0 (0 to 0)	0 (0 to 0)	0 (0 to 0)	0 (0 to 0)	0 (0 to 0)	0 (0 to 0)	0 (0 to 0)	0 (0 to 0)	0 (0 to 0)	0 (0 to 0)	0 (0 to 0)	0 (0 to 0)	0 (0 to 0)	0 (0 to 0)	0 (0 to 0)	0 (0 to 0)	0 (0 to 0)	0 (0 to 0)	0 (0 to 0)	0 (0 to 0)	0 (0 to 0)	0 (0 to 0)	8.5
Trichomoniasis	0 (0 to 0)	0 (0 to 0)	0 (0 to 0)	0 (0 to 0)	0 (0 to 0)	0 (0 to 0)	0 (0 to 0)	0 (0 to 0)	0 (0 to 0)	0 (0 to 0)	0 (0 to 0)	0 (0 to 0)	0 (0 to 0)	0 (0 to 0)	0 (0 to 0)	0 (0 to 0)	0 (0 to 0)	0 (0 to 0)	0 (0 to 0)	0 (0 to 0)	0 (0 to 0)	0 (0 to 0)	0 (0 to 0)	0
Genital herpes	0 (0 to 0)	0 (0 to 0)	0 (0 to 0)	0 (0 to 0)	0 (0 to 0)	0 (0 to 1)	0 (0 to 0)	0 (0 to 1)	0 (0 to 1)	0 (0 to 1)	0 (0 to 1)	0 (0 to 1)	0 (0 to 1)	0 (0 to 1)	0 (0 to 1)	0 (0 to 1)	0 (0 to 1)	0 (0 to 1)	0 (0 to 1)	0 (0 to 1)	0 (0 to 1)	0 (0 to 0)	0 (0 to 0)	11.2
Other sexually transmitted infections	7 (4 to 10)	2 (1 to 4)	3 (1 to 6)	0 (0 to 1)	0 (0 to 0)	0 (0 to 1)	0 (0 to 1)	0 (0 to 1)	0 (0 to 1)	0 (0 to 1)	0 (0 to 1)	0 (0 to 1)	0 (0 to 1)	0 (0 to 1)	0 (0 to 1)	0 (0 to 1)	0 (0 to 1)	0 (0 to 1)	0 (0 to 1)	0 (0 to 1)	0 (0 to 1)	0 (0 to 0)	0 (0 to 0)	25.3
Respiratory infections and tuberculosis	29 (19 to 39)	43 (34 to 53)	29 (23 to 36)	49 (39 to 59)	20 (16 to 24)	20 (16 to 24)	22 (18 to 26)	29 (24 to 34)	39 (33 to 45)	46 (39 to 53)	54 (46 to 62)	73 (63 to 84)	94 (81 to 108)	127 (109 to 145)	164 (142 to 187)	197 (170 to 224)	237 (203 to 270)	282 (240 to 321)	329 (276 to 375)	384 (321 to 438)	466 (387 to 531)	563 (469 to 641)	2,990
Tuberculosis	0 (0 to 0)	0 (0 to 0)	0 (0 to 0)	0 (0 to 0)	0 (0 to 0)	0 (0 to 0)	0 (0 to 0)	0 (0 to 0)	0 (0 to 0)	0 (0 to 0)	0 (0 to 0)	0 (0 to 0)	0 (0 to 0)	0 (0 to 0)	0 (0 to 0)	0 (0 to 0)	0 (0 to 0)	0 (0 to 0)	0 (0 to 0)	0 (0 to 0)	0 (0 to 0)	0 (0 to 0)	0 (0 to 0)	0
Latent tuberculosis infection	0 (0 to 0)	0 (0 to 0)	0 (0 to 0)	0 (0 to 0)	0 (0 to 0)	0 (0 to 0)	0 (0 to 0)	0 (0 to 0)	0 (0 to 0)	0 (0 to 0)	0 (0 to 0)	0 (0 to 0)	0 (0 to 0)	0 (0 to 0)	0 (0 to 0)	0 (0 to 0)	0 (0 to 0)	0 (0 to 0)	0 (0 to 0)	0 (0 to 0)	0 (0 to 0)	0 (0 to 0)	0 (0 to 0)	0
Drug-susceptible tuberculosis	0 (0 to 0)	0 (0 to 0)	0 (0 to 0)	0 (0 to 0)	0 (0 to 0)	0 (0 to 0)	0 (0 to 0)	0 (0 to 0)	0 (0 to 0)	0 (0 to 0)	0 (0 to 0)	0 (0 to 0)	0 (0 to 0)	0 (0 to 0)	0 (0 to 0)	0 (0 to 0)	0 (0 to 0)	0 (0 to 0)	0 (0 to 0)	0 (0 to 0)	0 (0 to 0)	0 (0 to 0)	0 (0 to 0)	0
Multidrug-resistant tuberculosis without extensive drug resistance	0 (0 to 0)	0 (0 to 0)	0 (0 to 0)	0 (0 to 0)	0 (0 to 0)	0 (0 to 0)	0 (0 to 0)	0 (0 to 0)	0 (0 to 0)	0 (0 to 0)	0 (0 to 0)	0 (0 to 0)	0 (0 to 0)	0 (0 to 0)	0 (0 to 0)	0 (0 to 0)	0 (0 to 0)	0 (0 to 0)	0 (0 to 0)	0 (0 to 0)	0 (0 to 0)	0 (0 to 0)	0 (0 to 0)	0
Extensively drug-resistant tuberculosis	0 (0 to 0)	0 (0 to 0)	0 (0 to 0)	0 (0 to 0)	0 (0 to 0)	0 (0 to 0)	0 (0 to 0)	0 (0 to 0)	0 (0 to 0)	0 (0 to 0)	0 (0 to 0)	0 (0 to 0)	0 (0 to 0)	0 (0 to 0)	0 (0 to 0)	0 (0 to 0)	0 (0 to 0)	0 (0 to 0)	0 (0 to 0)	0 (0 to 0)	0 (0 to 0)	0 (0 to 0)	0 (0 to 0)	0
Lower respiratory infections	7 (4 to 10)	6 (3 to 9)	22 (14 to 31)	10 (7 to 13)	3 (2 to 4)	3 (2 to 4)	4 (3 to 5)	5 (4 to 7)	10 (7 to 13)	19 (13 to 25)	31 (23 to 40)	51 (39 to 66)	76 (58 to 97)	111 (85 to 140)	151 (116 to 190)	189 (147 to 236)	234 (182 to 287)	286 (224 to 350)	346 (271 to 424)	420 (331 to 508)	522 (397 to 638)	703 (537 to 859)	2,600
Upper respiratory infections	0 (0 to 0)	0 (0 to 0)	0 (0 to 0)	0 (0 to 0)	0 (0 to 0)	0 (0 to 0)	0 (0 to 0)	0 (0 to 0)	0 (0 to 0)	0 (0 to 0)	0 (0 to 0)	0 (0 to 0)	0 (0 to 0)	0 (0 to 0)	0 (0 to 0)	0 (0 to 0)	0 (0 to 0)	0 (0 to 0)	0 (0 to 0)	0 (0 to 0)	0 (0 to 0)	0 (0 to 0)	0 (0 to 0)	0
Otitis media	0 (0 to 0)	1 (0 to 4)	4 (1 to 9)	3 (1 to 6)	1 (0 to 3)	1 (0 to 3)	1 (0 to 3)	1 (0 to 3)	1 (0 to 3)	1 (0 to 3)	1 (0 to 3)	1 (0 to 3)	1 (0 to 3)	1 (0 to 3)	1 (0 to 3)	1 (0 to 3)	1 (0 to 3)	1 (0 to 3)	1 (0 to 3)	1 (0 to 3)	1 (0 to 3)	0 (0 to 0)	0 (0 to 0)	0
Enteric infections	1,104 (1,042 to 1,168)	118 (110 to 126)	224 (209 to 240)	1,462 (1,362 to 1,562)	1,014 (945 to 1,083)	1,014 (945 to 1,083)	1,014 (945 to 1,083)	1,014 (945 to 1,083)	1,014 (945 to 1,083)	1,014 (945 to 1,083)	1,014 (945 to 1,083)	1,014 (945 to 1,083)	1,014 (945 to 1,083)	1,014 (945 to 1,083)	1,014 (945 to 1,083)	1,014 (945 to 1,083)	1,014 (945 to 1,083)	1,014 (945 to 1,083)	1,014 (945 to 1,083)	1,014 (945 to 1,083)	1,014 (945 to 1,083)	1,014 (945 to 1,083)	372
Diarrheal diseases	1,104 (1,042 to 1,168)	118 (110 to 126)	221 (207 to 237)	1,462 (1,362 to 1,562)	1,014 (945 to 1,083)	1,014 (945 to 1,083)	1,014 (945 to 1,083)	1,014 (945 to 1,083)	1,014 (945 to 1,083)	1,014 (945 to 1,083)	1,014 (945 to 1,083)	1,014 (945 to 1,083)	1,014 (945 to 1,083)	1,014 (945 to 1,083)	1,014 (945 to 1,083)	1,014 (945 to 1,083)	1,014 (945 to 1,083)	1,014 (945 to 1,083)	1,014 (945 to 1,083)	1,014 (945 to 1,083)	1,014 (945 to 1,083)	1,014 (945 to 1,083)	372
Typhoid and paratyphoid	0 (0 to 0)	0 (0 to 0)	0 (0 to 0)	0 (0 to 0)	0 (0 to 0)	0 (0 to 0)	0 (0 to 0)	0 (0 to 0)	0 (0 to 0)	0 (0 to 0)	0 (0 to 0)	0 (0 to 0)	0 (0 to 0)	0 (0 to 0)	0 (0 to 0)	0 (0 to 0)	0 (0 to 0)	0 (0 to 0)	0 (0 to 0)	0 (0 to 0)	0 (0 to 0)	0 (0 to 0)	0 (0 to 0)	0
Typhoid fever	0 (0 to 0)	0 (0 to 0)	0 (0 to 0)	0 (0 to 0)	0 (0 to 0)	0 (0 to 0)	0 (0 to 0)	0 (0 to 0)	0 (0 to 0)	0 (0 to 0)	0 (0 to 0)	0 (0 to 0)	0 (0 to 0)	0 (0 to 0)	0 (0 to 0)	0 (0 to 0)	0 (0 to 0)	0 (0 to 0)	0 (0 to 0)	0 (0 to 0)	0 (0 to 0)	0 (0 to 0)	0 (0 to 0)	0
Paratyphoid fever	0 (0 to 0)	0 (0 to 0)	0 (0 to 0)	0 (0 to 0)	0 (0 to 0)	0 (0 to 0)	0 (0 to 0)	0 (0 to 0)	0 (0 to 0)	0 (0 to 0)	0 (0 to 0)	0 (0 to 0)	0 (0 to 0)	0 (0 to 0)	0 (0 to 0)	0 (0 to 0)	0 (0 to 0)	0 (0 to 0)	0 (0 to 0)	0 (0 to 0)	0 (0 to 0)	0 (0 to 0)	0 (0 to 0)	0
Invasive Non-typhoidal Salmonella (iNTS)	0 (0 to 0)	0 (0 to 0)	1 (0 to 2)	0 (0 to 0)	0 (0 to 0)	0 (0 to 0)	0 (0 to 0)	0 (0 to 0)	0 (0 to 0)	0 (0 to 0)	0 (0 to 0)	0 (0 to 0)	0 (0 to 0)	0 (0 to 0)	0 (0 to 0)	0 (0 to 0)	0 (0 to 0)	0 (0 to 0)	0 (0 to 0)	0 (0 to 0)	0 (0 to 0)	0 (0 to 0)	0 (0 to 0)	0.9
Other intestinal infectious diseases	0 (0 to 0)	0 (0 to 0)	0 (0 to 0)	0 (0 to 0)	0 (0 to 0)	0 (0 to 1)	0 (0 to 1)	0 (0 to 1)	0 (0 to 1)	0 (0 to 1)	0 (0 to 1)	0 (0 to 1)	0 (0 to 1)	0 (0 to 1)	0 (0 to 1)	0 (0 to 1)	0 (0 to 1)	0 (0 to 1)	0 (0 to 1)	0 (0 to 1)	0 (0 to 1)	0 (0 to 1)	0 (0 to 1)	0.7
Neglected tropical diseases and malaria	0 (0 to 0)	0 (0 to 0)	0 (0 to 0)	0 (0 to 0)	0 (0 to 1)	0 (0 to 1)	0 (0 to 1)	0 (0 to 2)	0 (0 to 2)	0 (0 to 1)	0 (0 to 2)	0 (0 to 2)	0 (0 to 2)	0 (0 to 2)	0 (0 to 2)	0 (0 to 2)	0 (0 to 2)	0 (0 to 2)	0 (0 to 2)	0 (0 to 2)	0 (0 to 2)	0 (0 to 1)	0 (0 to 1)	12.7
Malaria	0 (0 to 0)	0 (0 to 0)	0 (0 to 0)	0 (0 to 0)	0 (0 to 0)	0 (0 to 0)	0 (0 to 0)	0 (0 to 0)	0 (0 to 0)	0 (0 to 0)	0 (0 to 0)	0 (0 to 0)	0 (0 to 0)	0 (0 to 0)	0 (0 to 0)	0 (0 to 0)	0 (0 to 0)	0 (0 to 0)	0 (0 to 0)	0 (0 to 0)	0 (0 to 0)	0 (0 to 0)	0 (0 to 0)	0
Chagas disease	0 (0 to 0)	0 (0 to 0)	0 (0 to 0)	0 (0 to 0)	0 (0 to 0)	0 (0 to 0)	0 (0 to 0)	0 (0 to 0)	0 (0 to 0)	0 (0 to 0)	0 (0 to 0)	0 (0 to 0)	0 (0 to 0)	0 (0 to 0)	0 (0 to 0)	0 (0 to 0)	0 (0 to 0)	0 (0 to 0)	0 (0 to 0)	0 (0 to 0)	0 (0 to 0)	0 (0 to 0)	0 (0 to 0)	0
Leishmaniasis	0 (0 to 0)	0 (0 to 0)	0 (0 to 0)	0 (0 to 0)	0 (0 to 0)	0 (0 to 0)	0 (0 to 0)	0 (0 to 0)	0 (0 to 0)	0 (0 to 0)	0 (0 to 0)	0 (0 to 0)	0 (0 to 0)	0 (0 to 0)	0 (0 to 0)	0 (0 to 0)	0 (0 to 0)	0 (0 to 0)	0 (0 to 0)	0 (0 to 0)	0 (0 to 0)	0 (0 to 0)	0 (0 to 0)	0
Visceral leishmaniasis	0 (0 to 0)	0 (0 to 0)	0 (0 to 0)	0 (0 to 0)	0 (0 to 0)	0 (0 to 0)	0 (0 to 0)	0 (0 to 0)	0 (0 to 0)	0 (0 to 0)	0 (0 to 0)	0 (0 to 0)	0 (0 to 0)	0 (0 to 0)	0 (0 to 0)	0 (0 to 0)	0 (0 to 0)	0 (0 to 0)	0 (0 to 0)	0 (0 to 0)	0 (0 to 0)	0 (0 to 0)	0 (0 to 0)	0
Cutaneous and mucocutaneous leishmaniasis	0 (0 to 0)	0 (0 to 0)	0 (0 to 0)	0 (0 to 0)	0 (0 to 0)	0 (0 to 0)	0 (0 to 0)	0 (0 to 0)	0 (0 to 0)	0 (0 to 0)	0 (0 to 0)	0 (0 to 0)	0 (0 to 0)	0 (0 to 0)	0 (0 to 0)	0 (0 to 0)	0 (0 to 0)	0 (0 to 0)	0 (0 to 0)	0 (0 to 0)	0 (0 to 0)	0 (0 to 0)	0 (0 to 0)	0
African trypanosomiasis	0 (0 to 0)	0 (0 to 0)	0 (0 to 0)	0 (0 to 0)	0 (0 to 0)	0 (0 to 0)	0 (0 to 0)	0 (0 to 0)	0 (0 to 0)	0 (0 to 0)	0 (0 to 0)	0 (0 to 0)	0 (0 to 0)	0 (0 to 0)	0 (0 to 0)	0 (0 to 0)	0 (0 to 0)	0 (0 to 0)	0 (0 to 0)	0 (0 to 0)	0 (0 to 0)	0 (0 to 0)	0 (0 to 0)	0
Schistosomiasis	0 (0 to 0)	0 (0 to 0)	0 (0 to 0)	0 (0 to 0)	0 (0 to 0)	0 (0 to 0)	0 (0 to 0)	0 (0 to 0)	0 (0 to 0)	0 (0 to 0)	0 (0 to 0)	0 (0 to 0)	0 (0 to 0)	0 (0 to 0)	0 (0 to 0)	0 (0 to 0)	0 (0 to 0)	0 (0 to 0)	0 (0 to 0)	0 (0 to 0)	0 (0 to 0)	0 (0 to 0)	0 (0 to 0)	0
Cysticercosis	0 (0 to 0)	0 (0 to 0)	0 (0 to 0)	0 (0 to 0)	0 (0 to 0)	0 (0 to 0)	0 (0 to 0)	0 (0 to 0)	0 (0 to 0)	0 (0 to 0)	0 (0 to 0)	0 (0 to 0)	0 (0 to 0)	0 (0 to 0)	0 (0 to 0)	0 (0 to 0)	0 (0 to 0)	0 (0 to 0)	0 (0 to 0)	0 (0 to 0)	0 (0 to 0)	0 (0 to 0)	0 (0 to 0)	0
Cystic echinococcosis	0 (0 to 0)	0 (0 to 0)	0 (0 to 0)	0 (0 to 0)	0 (0 to 0)	0 (0 to 0)	0 (0 to 0)	0 (0 to 0)	0 (0 to 0)	0 (0 to 0)	0 (0 to 0)	0 (0 to 0)	0 (0 to 0)	0 (0 to 0)	0 (0 to 0)	0 (0 to 0)	0 (0 to 0)	0 (0 to 0)	0 (0 to 0)	0 (0 to 0)	0 (0 to 0)	0 (0 to 0)	0 (0 to 0)	0
Lymphatic filariasis	0 (0 to 0)	0 (0 to 0)	0 (0 to 0)	0 (0 to 0)	0 (0 to 0)	0 (0 to 0)	0 (0 to 0)	0 (0 to 0)	0 (0 to 0)	0 (0 to 0)	0 (0 to 0)	0 (0 to 0)	0 (0 to 0)	0 (0 to 0)	0 (0 to 0)	0 (0 to 0)	0 (0 to 0)	0 (0 to 0)	0 (0 to 0)	0 (0 to 0)	0 (0 to 0)	0 (0 to 0)	0 (0 to 0)	0
Onchocerciasis	0 (0 to 0)	0 (0 to 0)	0 (0 to 0)	0 (0 to 0)	0 (0 to 0)	0 (0 to 0)	0 (0 to 0)	0 (0 to 0)	0 (0 to 0)	0 (0 to 0)	0 (0 to 0)	0 (0 to 0)	0 (0 to 0)	0 (0 to 0)	0 (0 to 0)	0 (0 to 0)	0 (0 to 0)	0 (0 to 0)	0 (0 to 0)	0 (0 to 0)	0 (0 to 0)	0 (0 to 0)	0 (0 to 0)	0
Trachoma	0 (0 to 0)	0 (0 to 0)	0 (0 to 0)	0 (0 to 0)	0 (0 to 0)	0 (0 to 0)	0 (0 to 0)	0 (0 to 0)	0 (0 to 0)	0 (0 to 0)	0 (0 to 0)	0 (0 to 0)	0 (0 to 0)	0 (0 to 0)	0 (0 to 0)	0 (0 to 0)	0 (0 to 0)	0 (0 to 0)	0 (0 to 0)	0 (0 to 0)	0 (0 to 0)	0 (0 to 0)	0 (0 to 0)	0
Dengue	0 (0 to 0)	0 (0 to 0)	0 (0 to 0)	0 (0 to 0)	0 (0 to 0)	0 (0 to 0)	0 (0 to 0)	0 (0 to 0)	0 (0 to 0)	0 (0 to 0)	0 (0 to 0)	0 (0 to 0)	0 (0 to 0)	0 (0 to 0)	0 (0 to 0)	0 (0 to 0)	0 (0 to 0)	0 (0 to 0)	0 (0 to 0)	0 (0 to 0)	0 (0 to 0)	0 (0 to 0)	0 (0 to 0)	0
Yellow fever	0 (0 to 0)	0 (0 to 0)	0 (0 to 0)	0 (0 to 0)	0 (0 to 0)	0 (0 to 0)	0 (0 to 0)	0 (0 to 0)	0 (0 to 0)	0 (0 to 0)	0 (0 to 0)	0 (0 to 0)	0 (0 to 0)	0 (0 to 0)	0 (0 to 0)	0 (0 to 0)	0 (0 to 0)	0 (0 to 0)	0 (0 to 0)	0 (0 to 0)	0 (0 to 0)	0 (0 to 0)	0 (0 to 0)	0
Rabies	0 (0 to 0)	0 (0 to 0)	0 (0 to 0)	0 (0 to 0)	0 (0 to 0)	0 (0 to 0)	0 (0 to 0)	0 (0 to 0)	0 (0 to 0)	0 (0 to 0)	0 (0 to 0)	0 (0 to 0)	0 (0 to 0)	0 (0 to 0)	0 (0 to 0)	0 (0 to 0)	0 (0 to 0)	0 (0 to 0)	0 (0 to 0)	0 (0 to 0)	0 (0 to 0)	0 (0 to 0)	0 (0 to 0)	0
Intestinal nematode infections	0 (0 to 0)	0 (0 to 0)	0 (0 to 0)	0 (0 to 0)	0 (0 to 0)	0 (0 to 0)	0 (0 to 0)	0 (0 to 0)	0 (0 to 0)	0 (0 to 0)	0 (0 to 0)	0 (0 to 0)	0 (0 to 0)	0 (0 to 0)	0 (0 to 0)	0 (0 to 0)	0 (0 to 0)	0 (0 to 0)	0 (0 to 0)	0 (0 to 0)	0 (0 to 0)	0 (0 to 0)	0 (0 to 0)	0
Ascariasis	0 (0 to 0)	0 (0 to 0)	0 (0 to 0)	0 (0 to 0)	0 (0 to 0)	0 (0 to 0)	0 (0 to 0)	0 (0 to 0)	0 (0 to 0)	0 (0 to 0)	0 (0 to 0)	0 (0 to 0)	0 (0 to 0)	0 (0 to 0)	0 (0 to 0)	0 (0 to 0)	0 (0 to 0)	0 (0 to 0)	0 (0 to 0)	0 (0 to 0)	0 (0 to 0)	0 (0 to 0)	0 (0 to 0)	0
Trichuriasis	0 (0 to 0)	0 (0 to 0)	0 (0 to 0)	0 (0 to 0)	0 (0 to 0)	0 (0 to 0)	0 (0 to 0)	0 (0 to 0)	0 (0 to 0)	0 (0 to 0)	0 (0 to 0)	0 (0 to 0)	0 (0 to 0)	0 (0 to 0)	0 (0 to 0)	0 (0 to 0)	0 (0 to 0)	0 (0 to 0)	0 (0 to 0)	0 (0 to 0)	0 (0 to 0)	0 (0 to 0)	0 (0 to 0)	0
Hookworm disease	0 (0 to 0)	0 (0 to 0)	0 (0 to 0)	0 (0 to 0)	0 (0 to 0)	0 (0 to 0)	0 (0 to 0)	0 (0 to 0)	0 (0 to 0)	0 (0 to 0)	0 (0 to 0)	0 (0 to 0)	0 (0 to 0)	0 (0 to 0)	0 (0 to 0)	0 (0 to 0)	0 (0 to 0)	0 (0 to 0)	0 (0 to 0)	0 (0 to 0)	0 (0 to 0)	0 (0 to 0)	0 (0 to 0)	0
Food-borne trematodiases	0 (0 to 0)	0 (0 to 0)	0 (0 to 0)	0 (0 to 0)	0 (0 to 0)	0 (0 to 0)	0 (0 to 0)	0 (0 to 0)	0 (0 to 0)	0 (0 to 0)	0 (0 to 0)	0 (0 to 0)	0 (0 to 0)	0 (0 to 0)	0 (0 to 0)	0 (0 to 0)	0 (0 to 0)	0 (0 to 0)	0 (0 to 0)	0 (0 to 0)	0 (0 to 0)	0 (0 to 0)	0 (0 to 0)	0
Leprosy	0 (0 to 0)	0 (0 to 0)	0 (0 to 0)	0 (0 to 0)	0 (0 to 0)	0 (0 to 0)	0 (0 to 0)	0 (0 to 0)	0 (0 to 0)	0 (0 to 0)	0 (0 to 0)	0 (0 to 0)	0 (0 to 0)	0 (0 to 0)	0 (0 to 0)	0 (0 to 0)	0 (0 to 0)	0 (0 to 0)	0 (0 to 0)	0 (0 to 0)	0 (0 to 0)	0 (0 to 0)	0 (0 to 0)	0
Ebola	0 (0 to 0)	0 (0 to 0)	0 (0 to 0)	0 (0 to 0)	0 (0 to 0)	0 (0 to 0)	0 (0 to 0)	0 (0 to 0)	0 (0 to 0)	0 (0 to 0)	0 (0 to 0)	0 (0 to 0)	0 (0 to 0)	0 (0 to 0)	0 (0 to 0)	0 (0 to 0)	0 (0 to 0)	0 (0 to 0)	0 (0 to 0)	0 (0 to 0)	0 (0 to 0)	0 (0 to 0)	0 (0 to 0)	0
Zika virus	0 (0 to 0)	0 (0 to 0)	0 (0 to 0)	0 (0 to 0)	0 (0 to 0)	0 (0 to 0)	0 (0 to 0)	0 (0 to 0)	0 (0 to 0)	0 (0 to 0)	0 (0 to 0)	0 (0 to 0)	0 (0 to 0)	0 (0 to 0)	0 (0 to 0)	0 (0 to 0)	0 (0 to 0)	0 (0 to 0)	0 (0 to 0)	0 (0 to 0)	0 (0 to 0)	0 (0 to 0)	0 (0 to 0)	0
Guinea worm disease	0 (0 to 0)	0 (0 to 0)	0 (0 to 0)	0 (0 to 0)	0 (0 to 0)	0 (0 to 0)	0 (0 to 0)	0 (0 to 0)	0 (0 to 0)	0 (0 to 0)	0 (0 to 0)	0 (0 to 0)	0 (0 to 0)	0 (0 to 0)	0 (0 to 0)	0 (0 to 0)	0 (0 to 0)	0 (0 to 0)	0 (0 to 0)	0 (0 to 0)	0 (0 to 0)	0 (0 to 0)	0 (0 to 0)	0
Other neglected tropical diseases	0 (0 to 0)	0 (0 to 0)	0 (0 to 0)	1 (0 to 1)	0 (0 to 0)	0 (0 to 0)	0 (0 to 0)	0 (0 to

Other neoplasms	0·2 (0·1 to 0·4)	0 (0 to 0)	0·1 (0·1 to 0·2)	0·3 (0·2 to 0·4)	0·2 (0·1 to 0·3)	0·2 (0·1 to 0·2)	0·3 (0·2 to 0·4)	0·2 (0·2 to 0·3)	0·3 (0·3 to 0·4)	0·5 (0·4 to 0·6)	0·9 (0·8 to 1·1)	1 (0·8 to 1·4)	1·4 (0·9 to 2)	2·6 (1·8 to 3·4)	4·3 (3 to 6·1)	6·3 (4·4 to 8·7)	8·7 (6·2 to 11·7)	14·2 (10·5 to 19·4)	20·7 (15·3 to 33·8)	25·6 (19·3 to 34·3)	24·5 (17·7 to 32·9)	24·3 (19·4 to 32·3)	4·7 (2·7 to 6·9)	191
Mediodiastinitis, mediastinitis/fibrotic, and other hemangiomatous neoplasms	0·0 (0 to 0·1)	0·0 (0 to 0)	0·0 (0 to 0·1)	0·0 (0 to 0·1)	0·0 (0 to 0·1

| | | |

SR Table 2b: Leicestershire DALYS by cause and age group for females with 95% uncertainty intervals, 2019

Cause	Early Neonatal (0-6 days)	Late Neonatal (7-27 days)	Post Neonatal (28-364 days)	1 to 4	5 to 9	10 to 14	15 to 19	20 to 24	25 to 29	30 to 34	35 to 39	40 to 44	45 to 49	50 to 54	55 to 59	60 to 64	65 to 69	70 to 74	75 to 79	80 to 84	85 to 89	90 to 94	95 plus	Total
All causes	1,078 (1,000 - 1,162)	132 (n, 174)	199 (n, 328)	370 (n, 441)	317 (n, 391)	2,067 (1,742 - 2,402)	2,264 (1,940 - 2,598)	2,222 (1,746 - 2,740)	2,220 (1,746 - 2,740)	2,222 (1,746 - 2,740)	2,469 (1,946 - 3,042)	2,660 (2,063 - 3,300)	3,045 (2,341 - 3,810)	3,282 (2,502 - 4,120)	3,599 (2,686 - 4,570)	3,984 (2,909 - 5,126)	4,503 (3,249 - 5,882)	5,111 (3,600 - 6,830)	5,879 (3,972 - 8,000)	6,344 (4,023 - 8,930)	6,597 (3,972 - 9,600)	6,597 (3,972 - 9,600)	6,597 (3,972 - 9,600)	100,000
Communicable, maternal, neonatal, and nutritional diseases	427 (344 to 509)	89.6 (64 to 109)	60.1 (40.4 to 139)	156 (81.1 to 188)	119 (82.6 to 156)	99.1 (70.7 to 129)	97.7 (70.4 to 128)	104 (69.3 to 186)	103 (68.2 to 161)	112 (72.9 to 181)	134 (72.9 to 197)	132 (72.9 to 192)	150 (76.7 to 196)	150 (76.7 to 196)	174 (104 to 264)	198 (108 to 277)	178 (109 to 271)	211 (109 to 281)	266 (122 to 348)	364 (172 to 426)	482 (202 to 580)	604 (202 to 750)	661 (404 to 750)	268 (190 to 336)	5,200
HIV/AIDS and sexually transmitted infections	11.1 (2.2 to 24.3)	3 (0.6 to 6.7)	1.4 (1 to 9.4)	0.5 (0.4 to 1)	0.5 (0.3 to 0.9)	0.5 (0.4 to 0.9)	1.2 (0.6 to 1.7)	2.7 (0.9 to 4.1)	7.2 (4.6 to 10.9)	10.6 (6.7 to 15.6)	12.7 (9.3 to 19.2)	13.5 (9.7 to 20.9)	11.1 (7.3 to 18.9)	7.7 (5.4 to 12.7)	5.9 (3.9 to 9.7)	4.2 (2.6 to 6.5)	2.5 (1.7 to 4.1)	2.5 (1.3 to 3.4)	1.4 (0.9 to 2.1)	0.9 (0.4 to 1.6)	0.6 (0.2 to 0.9)	0.2 (0.2 to 0.3)	111
HIV/AIDS	0 (0 to 0)	0 (0 to 0)	0.6 (0 to 5.7)	0.4 (0 to 0.7)	0.3 (0.2 to 0.5)	0.3 (0.2 to 0.5)	0.4 (0.3 to 0.6)	1.2 (0.6 to 1.7)	1.8 (1.1 to 2.5)	2.6 (1.6 to 3.6)	3 (2.2 to 4)	4 (2.9 to 5.4)	4.2 (3.1 to 5.7)	3.1 (2.3 to 4.3)	2.1 (1.4 to 3.1)	2.3 (1.5 to 3.4)	1.3 (0.8 to 2)	0.9 (0.5 to 1.4)	0.5 (0.1 to 1.2)	0.4 (0.2 to 1)	0.3 (0.1 to 0.6)	0 (0 to 0)	34.2
HIV/AIDS - Drug-susceptible Tuberculosis	0 (0 to 0)	0 (0 to 0)	0.1 (0 to 0.1)	0 (0 to 0)	0 (0 to 0)	0 (0 to 0)	0 (0 to 0)	0.1 (0 to 0.2)	0.2 (0 to 0.3)	0.3 (0.2 to 0.5)	0.3 (0.2 to 0.5)	0.4 (0.2 to 0.7)	0.4 (0.2 to 0.7)	0.4 (0.2 to 0.7)	0.3 (0.2 to 0.5)	0.2 (0.1 to 0.3)	0.2 (0.1 to 0.3)	0.1 (0 to 0.2)	0.1 (0 to 0.2)	0 (0 to 0.1)	0 (0 to 0.1)	0 (0 to 0)	0 (0 to 0)	3.2
HIV/AIDS - Multidrug-resistant Tuberculosis without extensive drug resistance	0 (0 to 0)	0 (0 to 0)	0 (0 to 0)	0 (0 to 0)	0 (0 to 0)	0 (0 to 0)	0 (0 to 0)	0 (0 to 0)	0 (0 to 0)	0 (0 to 0)	0 (0 to 0)	0 (0 to 0)	0 (0 to 0)	0 (0 to 0)	0 (0 to 0)	0 (0 to 0)	0 (0 to 0)	0 (0 to 0)	0 (0 to 0)	0 (0 to 0)	0 (0 to 0)	0 (0 to 0)	0 (0 to 0)	0.1
HIV/AIDS - Extensively drug-resistant Tuberculosis	0 (0 to 0)	0 (0 to 0)	0 (0 to 0)	0 (0 to 0)	0 (0 to 0)	0 (0 to 0)	0 (0 to 0)	0 (0 to 0)	0 (0 to 0)	0 (0 to 0)	0 (0 to 0)	0 (0 to 0)	0 (0 to 0)	0 (0 to 0)	0 (0 to 0)	0 (0 to 0)	0 (0 to 0)	0 (0 to 0)	0 (0 to 0)	0 (0 to 0)	0 (0 to 0)	0 (0 to 0)	0 (0 to 0)	0
HIV/AIDS resulting in other diseases	0 (0 to 0)	0 (0 to 0)	0.5 (0 to 5.6)	0.1 (0 to 0.2)	0.2 (0.2 to 0.3)	0.2 (0.2 to 0.3)	0.4 (0.2 to 0.6)	1.1 (0.4 to 1.4)	1.6 (1.1 to 2.3)	2.3 (1.7 to 3.2)	3.4 (2.5 to 4.5)	3.8 (2.8 to 5.1)	3.7 (2.8 to 4.9)	3.4 (2.6 to 4.6)	2.8 (2.1 to 3.8)	2.2 (1.6 to 3.1)	1.2 (0.8 to 1.7)	0.8 (0.5 to 1.1)	0.5 (0.2 to 1)	0.3 (0.1 to 0.7)	0.2 (0 to 0.5)	0 (0 to 0)	39.8
Sexually transmitted infections excluding HIV	11.1 (2.2 to 24.3)	3 (0.6 to 6.7)	0.8 (0.4 to 1.4)	0.1 (0 to 0.2)	0.2 (0 to 0.2)	0.2 (0 to 0.2)	0.8 (0.4 to 1.1)	1.5 (0.4 to 2.4)	5.4 (2.7 to 8.1)	8.1 (4.7 to 12.7)	9.3 (5.9 to 15.5)	9.8 (5.9 to 15.5)	7.1 (3.5 to 14.8)	4.3 (1.9 to 8.6)	3.8 (1.4 to 7.6)	2 (1.1 to 4.2)	1.3 (0.6 to 2.9)	1.7 (0.2 to 3.7)	0.9 (0.2 to 2.1)	0.6 (0.1 to 1.4)	0.4 (0.1 to 0.9)	0.2 (0.2 to 0.3)	111
Syphilis	0 (0 to 0)	0 (0 to 0)	0.6 (0.6 to 0.6)	0 (0 to 0)	0 (0 to 0)	0 (0 to 0)	0 (0.1 to 0.1)	0 (0 to 0)	0 (0 to 0)	0 (0 to 0)	0 (0 to 0)	0 (0 to 0)	0 (0 to 0)	0 (0 to 0)	0 (0 to 0)	0 (0 to 0)	0 (0 to 0)	0 (0 to 0)	0 (0 to 0)	0 (0 to 0)	0 (0 to 0)	0 (0 to 0)	0 (0 to 0)	0
Chlamydial infection	0 (0 to 0)	0 (0 to 0)	0 (0 to 0)	0 (0 to 0)	0 (0 to 0)	0 (0 to 0)	0 (0.1 to 0.1)	0 (0.1 to 0.2)	0 (0 to 0.1)	0 (0 to 0.1)	0 (0 to 0.1)	0 (0 to 0.1)	0 (0 to 0.1)	0 (0 to 0.1)	0 (0 to 0.1)	0 (0 to 0.1)	0 (0 to 0.1)	0 (0 to 0.1)	0 (0 to 0.1)	0 (0 to 0.1)	0 (0 to 0.1)	0 (0 to 0.1)	0 (0 to 0.1)	0.5
Gonococcal infection	0 (0 to 0)	0 (0 to 0)	0 (0 to 0)	0 (0 to 0)	0 (0 to 0)	0 (0 to 0)	0 (0.1 to 0.1)	0 (0.1 to 0.2)	0 (0 to 0.1)	0 (0 to 0.1)	0 (0 to 0.1)	0 (0 to 0.1)	0 (0 to 0.1)	0 (0 to 0.1)	0 (0 to 0.1)	0 (0 to 0.1)	0 (0 to 0.1)	0 (0 to 0.1)	0 (0 to 0.1)	0 (0 to 0.1)	0 (0 to 0.1)	0 (0 to 0.1)	0 (0 to 0.1)	0.1
Trichomoniasis	0 (0 to 0)	0 (0 to 0)	0 (0 to 0)	0 (0 to 0)	0 (0 to 0)	0 (0 to 0)	0 (0 to 0)	0 (0 to 0)	0 (0 to 0)	0 (0 to 0)	0 (0 to 0)	0 (0 to 0)	0 (0 to 0)	0 (0 to 0)	0 (0 to 0)	0 (0 to 0)	0 (0 to 0)	0 (0 to 0)	0 (0 to 0)	0 (0 to 0)	0 (0 to 0)	0 (0 to 0)	0 (0 to 0)	0
Genital herpes	0 (0 to 0)	0 (0 to 0)	0 (0 to 0)	0 (0 to 0)	0 (0 to 0)	0 (0 to 0)	0 (0 to 0)	0 (0 to 0)	0 (0 to 0)	0 (0 to 0)	0 (0 to 0)	0 (0 to 0)	0 (0 to 0)	0 (0 to 0)	0 (0 to 0)	0 (0 to 0)	0 (0 to 0)	0 (0 to 0)	0 (0 to 0)	0 (0 to 0)	0 (0 to 0)	0 (0 to 0)	0 (0 to 0)	0
Other sexually transmitted infections	11.1 (2.2 to 24.3)	3 (0.6 to 6.7)	0.2 (0 to 0.5)	0.1 (0 to 0.2)	0.2 (0 to 0.2)	0.2 (0 to 0.2)	0.8 (0.4 to 1.1)	1.5 (0.4 to 2.4)	5.4 (2.7 to 8.1)	8.1 (4.7 to 12.7)	9.3 (5.9 to 15.5)	9.8 (5.9 to 15.5)	7.1 (3.5 to 14.8)	4.3 (1.9 to 8.6)	3.8 (1.4 to 7.6)	2 (1.1 to 4.2)	1.3 (0.6 to 2.9)	1.7 (0.2 to 3.7)	0.9 (0.2 to 2.1)	0.6 (0.1 to 1.4)	0.4 (0.1 to 0.9)	0.2 (0.2 to 0.3)	111
Respiratory infections and tuberculosis	29 (9.5 to 70)	2 (0.7 to 4.7)	19.4 (9.9 to 29.1)	27 (20.9 to 53.6)	39.6 (26.9 to 59.8)	27.2 (17.5 to 44.6)	29 (18.6 to 43.9)	29 (20.9 to 47.5)	29 (22.9 to 47.5)	29 (23.7 to 48.5)	29 (24.5 to 51)	29 (27.2 to 55.5)	29 (27.2 to 55.5)	29 (27.2 to 55.5)	29 (27.2 to 55.5)	29 (27.2 to 55.5)	29 (27.2 to 55.5)	29 (27.2 to 55.5)	29 (27.2 to 55.5)	29 (27.2 to 55.5)	29 (27.2 to 55.5)	29 (27.2 to 55.5)	2,992
Tuberculosis	0 (0 to 0)	0 (0 to 0)	0 (0 to 0)	0 (0 to 0)	0 (0 to 0)	0 (0 to 0)	0 (0 to 0)	0 (0 to 0)	0 (0 to 0)	0 (0 to 0)	0 (0 to 0)	0 (0 to 0)	0 (0 to 0)	0 (0 to 0)	0 (0 to 0)	0 (0 to 0)	0 (0 to 0)	0 (0 to 0)	0 (0 to 0)	0 (0 to 0)	0 (0 to 0)	0 (0 to 0)	0 (0 to 0)	0
Latent tuberculosis infection	0 (0 to 0)	0 (0 to 0)	0 (0 to 0)	0 (0 to 0)	0 (0 to 0)	0 (0 to 0)	0 (0 to 0)	0 (0 to 0)	0 (0 to 0)	0 (0 to 0)	0 (0 to 0)	0 (0 to 0)	0 (0 to 0)	0 (0 to 0)	0 (0 to 0)	0 (0 to 0)	0 (0 to 0)	0 (0 to 0)	0 (0 to 0)	0 (0 to 0)	0 (0 to 0)	0 (0 to 0)	0 (0 to 0)	0
Drug-susceptible tuberculosis	0 (0 to 0)	0 (0 to 0)	0 (0 to 0)	0 (0 to 0)	0 (0 to 0)	0 (0 to 0)	0 (0 to 0)	0 (0 to 0)	0 (0 to 0)	0 (0 to 0)	0 (0 to 0)	0 (0 to 0)	0 (0 to 0)	0 (0 to 0)	0 (0 to 0)	0 (0 to 0)	0 (0 to 0)	0 (0 to 0)	0 (0 to 0)	0 (0 to 0)	0 (0 to 0)	0 (0 to 0)	0 (0 to 0)	0
Multidrug-resistant tuberculosis without extensive drug resistance	0 (0 to 0)	0 (0 to 0)	0 (0 to 0)	0 (0 to 0)	0 (0 to 0)	0 (0 to 0)	0 (0 to 0)	0 (0 to 0)	0 (0 to 0)	0 (0 to 0)	0 (0 to 0)	0 (0 to 0)	0 (0 to 0)	0 (0 to 0)	0 (0 to 0)	0 (0 to 0)	0 (0 to 0)	0 (0 to 0)	0 (0 to 0)	0 (0 to 0)	0 (0 to 0)	0 (0 to 0)	0 (0 to 0)	0
Extensively drug-resistant tuberculosis	0 (0 to 0)	0 (0 to 0)	0 (0 to 0)	0 (0 to 0)	0 (0 to 0)	0 (0 to 0)	0 (0 to 0)	0 (0 to 0)	0 (0 to 0)	0 (0 to 0)	0 (0 to 0)	0 (0 to 0)	0 (0 to 0)	0 (0 to 0)	0 (0 to 0)	0 (0 to 0)	0 (0 to 0)	0 (0 to 0)	0 (0 to 0)	0 (0 to 0)	0 (0 to 0)	0 (0 to 0)	0 (0 to 0)	0
Lower respiratory infections	3 (1.4 to 6.9)	1 (0.4 to 3)	11.5 (6.2 to 18.7)	8.2 (4.9 to 13.7)	4.3 (2.7 to 7.1)	2.8 (1.9 to 4)	4.6 (2.9 to 6.7)	5.2 (3.4 to 7.5)	6.2 (4.2 to 9.2)	9.2 (6.3 to 13.4)	11.4 (7.8 to 16.6)	14 (9.1 to 20.4)	19.3 (12.6 to 27.8)	22 (21.5 to 48.9)	27 (21.5 to 48.9)	29.9 (21.5 to 48.9)	29.9 (21.5 to 48.9)	29.9 (21.5 to 48.9)	29.9 (21.5 to 48.9)	29.9 (21.5 to 48.9)	29.9 (21.5 to 48.9)	29.9 (21.5 to 48.9)	2,580
Upper respiratory infections	0 (0 to 0.1)	0 (0 to 0.4)	4.3 (2.4 to 7.1)	20.9 (11.5 to 33.9)	29.1 (13.6 to 43.3)	13.4 (7.1 to 23.2)	18.6 (11.3 to 29.9)	19.6 (12.4 to 32.3)	19.6 (12.4 to 32.3)	19.6 (12.4 to 32.3)	19.2 (11.1 to 32.3)	19.2 (11.1 to 32.3)	19.2 (11.1 to 32.3)	19.5 (11.1 to 32.3)	19.5 (11.1 to 32.3)	19.5 (11.1 to 32.3)	19.5 (11.1 to 32.3)	19.5 (11.1 to 32.3)	19.5 (11.1 to 32.3)	19.5 (11.1 to 32.3)	19.5 (11.1 to 32.3)	19.5 (11.1 to 32.3)	288
Otitis media	0 (0 to 0)	0 (0 to 0)	0.6 (0.3 to 1.2)	3.4 (2.1 to 5.4)	2.3 (1.2 to 3.7)	3.6 (2.1 to 5.3)	3.5 (2.1 to 5.1)	3.2 (1.9 to 4.9)	2.9 (1.7 to 4.5)	2.7 (1.6 to 4.2)	2.5 (1.5 to 3.9)	2.1 (1.3 to 3.2)	1.7 (1.1 to 2.6)	1.4 (0.9 to 2.2)	1.1 (0.7 to 1.7)	0.9 (0.6 to 1.4)	0.7 (0.4 to 1.1)	0.5 (0.3 to 0.8)	0.4 (0.2 to 0.6)	0.3 (0.2 to 0.5)	0.2 (0.2 to 0.4)	0.1 (0.1 to 0.2)	59.9
Enteric infections	1.4 (0.3 to 4)	1.4 (1 to 1.8)	23.4 (10.2 to 23.4)	11.1 (6.1 to 23.4)	3.6 (1.4 to 5.6)	3.6 (1.4 to 5.6)	3.6 (1.4 to 5.6)	3.6 (1.4 to 5.6)	3.6 (1.4 to 5.6)	3.6 (1.4 to 5.6)	3.6 (1.4 to 5.6)	3.6 (1.4 to 5.6)	3.6 (1.4 to 5.6)	3.6 (1.4 to 5.6)	3.6 (1.4 to 5.6)	3.6 (1.4 to 5.6)	3.6 (1.4 to 5.6)	3.6 (1.4 to 5.6)	3.6 (1.4 to 5.6)	3.6 (1.4 to 5.6)	3.6 (1.4 to 5.6)	3.6 (1.4 to 5.6)	329
Diarrheal diseases	1.4 (0.3 to 4)	1.4 (1 to 1.8)	19.2 (10.2 to 23.1)	7.1 (1.9 to 34.7)	2.1 (1.1 to 4.2)	1.1 (0.4 to 1.9)	2.4 (1.1 to 4.2)	2.4 (1.1 to 4.2)	2.4 (1.1 to 4.2)	2.4 (1.1 to 4.2)	2.4 (1.1 to 4.2)	2.4 (1.1 to 4.2)	2.4 (1.1 to 4.2)	2.4 (1.1 to 4.2)	2.4 (1.1 to 4.2)	2.4 (1.1 to 4.2)	2.4 (1.1 to 4.2)	2.4 (1.1 to 4.2)	2.4 (1.1 to 4.2)	2.4 (1.1 to 4.2)	2.4 (1.1 to 4.2)	2.4 (1.1 to 4.2)	328
Typhoid and paratyphoid	0 (0 to 0)	0 (0 to 0)	0 (0 to 0)	0 (0 to 0)	0 (0 to 0)	0 (0 to 0)	0 (0 to 0)	0 (0 to 0)	0 (0 to 0)	0 (0 to 0)	0 (0 to 0)	0 (0 to 0)	0 (0 to 0)	0 (0 to 0)	0 (0 to 0)	0 (0 to 0)	0 (0 to 0)	0 (0 to 0)	0 (0 to 0)	0 (0 to 0)	0 (0 to 0)	0 (0 to 0)	0 (0 to 0)	0
Typhoid fever	0 (0 to 0)	0 (0 to 0)	0 (0 to 0)	0 (0 to 0)	0 (0 to 0)	0 (0 to 0)	0 (0 to 0)	0 (0 to 0)	0 (0 to 0)	0 (0 to 0)	0 (0 to 0)	0 (0 to 0)	0 (0 to 0)	0 (0 to 0)	0 (0 to 0)	0 (0 to 0)	0 (0 to 0)	0 (0 to 0)	0 (0 to 0)	0 (0 to 0)	0 (0 to 0)	0 (0 to 0)	0 (0 to 0)	0
Paratyphoid fever	0 (0 to 0)	0 (0 to 0)	0 (0 to 0)	0 (0 to 0)	0 (0 to 0)	0 (0 to 0)	0 (0 to 0)	0 (0 to 0)	0 (0 to 0)	0 (0 to 0)	0 (0 to 0)	0 (0 to 0)	0 (0 to 0)	0 (0 to 0)	0 (0 to 0)	0 (0 to 0)	0 (0 to 0)	0 (0 to 0)	0 (0 to 0)	0 (0 to 0)	0 (0 to 0)	0 (0 to 0)	0 (0 to 0)	0
Invasive Non-typhoidal Salmonella (iNTS)	0 (0 to 0)	0 (0 to 0.1)	0 (0 to 0.2)	0 (0 to 0.1)	0 (0 to 0.1)	0 (0 to 0)	0 (0 to 0)	0 (0 to 0)	0 (0 to 0)	0 (0 to 0)	0 (0 to 0)	0 (0 to 0)	0 (0 to 0)	0 (0 to 0.2)	0 (0 to 0.2)	0 (0 to 0.2)	0 (0 to 0.2)	0 (0 to 0.2)	0 (0 to 0.2)	0 (0 to 0.2)	0 (0 to 0.2)	0 (0 to 0.2)	0 (0 to 0.2)	0.7
Other intestinal infectious diseases	0 (0 to 0)	0 (0 to 0)	0 (0 to 0.1)	0 (0 to 0.2)	0 (0 to 0.1)	0 (0 to 0.1)	0 (0 to 0.1)	0 (0 to 0.1)	0 (0 to 0.1)	0 (0 to 0.1)	0 (0 to 0.1)	0 (0 to 0.1)	0 (0 to 0.1)	0 (0 to 0.1)	0 (0 to 0.1)	0 (0 to 0.1)	0 (0 to 0.1)	0 (0 to 0.1)	0 (0 to 0.1)	0 (0 to 0.1)	0 (0 to 0.1)	0 (0 to 0.1)	0 (0 to 0.1)	0.6
Neglected tropical diseases and malaria	0 (0 to 0)	0 (0 to 0)	0 (0 to 0)	0 (0 to 0.3)	0 (0 to 0.7)	0 (0 to 0.2)	0 (0 to 0.2)	0 (0 to 0.1)	0 (0 to 0.1)	0 (0 to 0.1)	0 (0 to 0.1)	0 (0 to 0.2)	0 (0 to 0.2)	0 (0 to 0.2)	0 (0 to 0.2)	0 (0 to 0.2)	0 (0 to 0.2)	0 (0 to 0.2)	0 (0 to 0.2)	0 (0 to 0.2)	0 (0 to 0.2)	0 (0 to 0.2)	0 (0 to 0.2)	11.1
Malaria	0 (0 to 0)	0 (0 to 0)	0 (0 to 0)	0 (0 to 0)	0 (0 to 0)	0 (0 to 0)	0 (0 to 0)	0 (0 to 0)	0 (0 to 0)	0 (0 to 0)	0 (0 to 0)	0 (0 to 0)	0 (0 to 0)	0 (0 to 0)	0 (0 to 0)	0 (0 to 0)	0 (0 to 0)	0 (0 to 0)	0 (0 to 0)	0 (0 to 0)	0 (0 to 0)	0 (0 to 0)	0 (0 to 0)	0
Chagas disease	0 (0 to 0)	0 (0 to 0)	0 (0 to 0)	0 (0 to 0)	0 (0 to 0)	0 (0 to 0)	0 (0 to 0)	0 (0 to 0)	0 (0 to 0)	0 (0 to 0)	0 (0 to 0)	0 (0 to 0)	0 (0 to 0)	0 (0 to 0)	0 (0 to 0)	0 (0 to 0)	0 (0 to 0)	0 (0 to 0)	0 (0 to 0)	0 (0 to 0)	0 (0 to 0)	0 (0 to 0)	0 (0 to 0)	0
Leishmaniasis	0 (0 to 0)	0 (0 to 0)	0 (0 to 0)	0 (0 to 0)	0 (0 to 0)	0 (0 to 0)	0 (0 to 0)	0 (0 to 0)	0 (0 to 0)	0 (0 to 0)	0 (0 to 0)	0 (0 to 0)	0 (0 to 0)	0 (0 to 0)	0 (0 to 0)	0 (0 to 0)	0 (0 to 0)	0 (0 to 0)	0 (0 to 0)	0 (0 to 0)	0 (0 to 0)	0 (0 to 0)	0 (0 to 0)	0
Visceral leishmaniasis	0 (0 to 0)	0 (0 to 0)	0 (0 to 0)	0 (0 to 0)	0 (0 to 0)	0 (0 to 0)	0 (0 to 0)	0 (0 to 0)	0 (0 to 0)	0 (0 to 0)	0 (0 to 0)	0 (0 to 0)	0 (0 to 0)	0 (0 to 0)	0 (0 to 0)	0 (0 to 0)	0 (0 to 0)	0 (0 to 0)	0 (0 to 0)	0 (0 to 0)	0 (0 to 0)	0 (0 to 0)	0 (0 to 0)	0
Cutaneous and mucocutaneous leishmaniasis	0 (0 to 0)	0 (0 to 0)	0 (0 to 0)	0 (0 to 0)	0 (0 to 0)	0 (0 to 0)	0 (0 to 0)	0 (0 to 0)	0 (0 to 0)	0 (0 to 0)	0 (0 to 0)	0 (0 to 0)	0 (0 to 0)	0 (0 to 0)	0 (0 to 0)	0 (0 to 0)	0 (0 to 0)	0 (0 to 0)	0 (0 to 0)	0 (0 to 0)	0 (0 to 0)	0 (0 to 0)	0 (0 to 0)	0
African trypanosomiasis	0 (0 to 0)	0 (0 to 0)	0 (0 to 0)	0 (0 to 0)	0 (0 to 0)	0 (0 to 0)	0 (0 to 0)	0 (0 to 0)	0 (0 to 0)	0 (0 to 0)	0 (0 to 0)	0 (0 to 0)	0 (0 to 0)	0 (0 to 0)	0 (0 to 0)	0 (0 to 0)	0 (0 to 0)	0 (0 to 0)	0 (0 to 0)	0 (0 to 0)	0 (0 to 0)	0 (0 to 0)	0 (0 to 0)	0
Schistosomiasis	0 (0 to 0)	0 (0 to 0)	0 (0 to 0)	0 (0 to 0)	0 (0 to 0)	0 (0 to 0)	0 (0 to 0)	0 (0 to 0)	0 (0 to 0)	0 (0 to 0)	0 (0 to 0)	0 (0 to 0)	0 (0 to 0)	0 (0 to 0)	0 (0 to 0)	0 (0 to 0)	0 (0 to 0)	0 (0 to 0)	0 (0 to 0)	0 (0 to 0)	0 (0 to 0)	0 (0 to 0)	0 (0 to 0)	0
Cysticercosis	0 (0 to 0)	0 (0 to 0)	0 (0 to 0)	0 (0 to 0)	0 (0 to 0)	0 (0 to 0)	0 (0 to 0)	0 (0 to 0)	0 (0 to 0)	0 (0 to 0)	0 (0 to 0)	0 (0 to 0)	0 (0 to 0)	0 (0 to 0)	0 (0 to 0)	0 (0 to 0)	0 (0 to 0)	0 (0 to 0)	0 (0 to 0)	0 (0 to 0)	0 (0 to 0)	0 (0 to 0)	0 (0 to 0)	0
Cystic echinococcosis	0 (0 to 0)	0 (0 to 0)	0 (0 to 0)	0 (0 to 0)	0 (0 to 0)	0 (0 to 0)	0 (0 to 0)	0 (0 to 0)	0 (0 to 0)	0 (0 to 0)	0 (0 to 0)	0 (0 to 0)	0 (0 to 0)	0 (0 to 0)	0 (0 to 0)	0 (0 to 0)	0 (0 to 0)	0 (0 to 0)	0 (0 to 0)	0 (0 to 0)	0 (0 to 0)	0 (0 to 0)	0 (0 to 0)	0.1
Lymphatic filariasis	0 (0 to 0)	0 (0 to 0)	0 (0 to 0)	0 (0 to 0)	0 (0 to 0)	0 (0 to 0)	0 (0 to 0)	0 (0 to 0)	0 (0 to 0)	0 (0 to 0)	0 (0 to 0)	0 (0 to 0)	0 (0 to 0)	0 (0 to 0)	0 (0 to 0)	0 (0 to 0)	0 (0 to 0)	0 (0 to 0)	0 (0 to 0)	0 (0 to 0)	0 (0 to 0)	0 (0 to 0)	0 (0 to 0)	0
Onchocerciasis	0 (0 to 0)	0 (0 to 0)	0 (0 to 0)	0 (0 to 0)	0 (0 to 0)	0 (0 to 0)	0 (0 to 0)	0 (0 to 0)	0 (0 to 0)	0 (0 to 0)	0 (0 to 0)	0 (0 to 0)	0 (0 to 0)	0 (0 to 0)	0 (0 to 0)	0 (0 to 0)	0 (0 to 0)	0 (0 to 0)	0 (0 to 0)	0 (0 to 0)	0 (0 to 0)	0 (0 to 0)	0 (0 to 0)	0
Trachoma	0 (0 to 0)	0 (0 to 0)	0 (0 to 0)	0 (0 to 0)	0 (0 to 0)	0 (0 to 0)	0 (0 to 0)	0 (0 to 0)	0 (0 to 0)	0 (0 to 0)	0 (0 to 0)	0 (0 to 0)	0 (0 to 0)	0 (0 to 0)	0 (0 to 0)	0 (0 to 0)	0 (0 to 0)	0 (0 to 0)	0 (0 to 0)	0 (0 to 0)	0 (0 to 0)	0 (0 to 0)	0 (0 to 0)	0
Dengue	0 (0 to 0)	0 (0 to 0)	0 (0 to 0)	0 (0 to 0)	0 (0 to 0)	0 (0 to 0)	0 (0 to 0)	0 (0 to 0)	0 (0 to 0)	0 (0 to 0)	0 (0 to 0)	0 (0 to 0)	0 (0 to 0)	0 (0 to 0)	0 (0 to 0)	0 (0 to 0)	0 (0 to 0)	0 (0 to 0)	0 (0 to 0)	0 (0 to 0)	0 (0 to 0)	0 (0 to 0)	0 (0 to 0)	0
Yellow fever	0 (0 to 0)	0 (0 to 0)	0 (0 to 0)	0 (0 to 0)	0 (0 to 0)	0 (0 to 0)	0 (0 to 0)	0 (0 to 0)	0 (0 to 0)	0 (0 to 0)	0 (0 to 0)	0 (0 to 0)	0 (0 to 0)	0 (0 to 0)	0 (0 to 0)	0 (0 to 0)	0 (0 to 0)	0 (0 to 0)	0 (0 to 0)	0 (0 to 0)	0 (0 to 0)	0 (0 to 0)	0 (0 to 0)	0
Rabies	0 (0 to 0)	0 (0 to 0)	0 (0 to 0)	0 (0 to 0)	0 (0 to 0)	0 (0 to 0)	0 (0 to 0)	0 (0 to 0)	0 (0 to 0)	0 (0 to 0)	0 (0 to 0)	0 (0 to 0)	0 (0 to 0)	0 (0 to 0)	0 (0 to 0)	0 (0 to 0)	0 (0 to 0)	0 (0 to 0)	0 (0 to 0)	0 (0 to 0)	0 (0 to 0)	0 (0 to 0)	0 (0 to 0)	0
Intestinal nematode infections	0 (0 to 0)	0 (0 to 0)	0 (0 to 0)	0 (0 to 0)	0 (0 to 0)	0 (0 to 0)	0 (0 to 0)	0 (0 to 0)	0 (0 to 0)	0 (0 to 0)	0 (0 to 0)	0 (0 to 0)	0 (0 to 0)	0 (0 to 0)	0 (0 to 0)	0 (0 to 0)	0 (0 to 0)	0 (0 to 0)	0 (0 to 0)	0 (0 to 0)	0 (0 to 0)	0 (0 to 0)	0 (0 to 0)	0
Ascariasis	0 (0 to 0)	0 (0 to 0)	0 (0 to 0)	0 (0 to 0)	0 (0 to 0)	0 (0 to 0)	0 (0 to 0)	0 (0 to 0)	0 (0 to 0)	0 (0 to 0)	0 (0 to 0)	0 (0 to 0)	0 (0 to 0)	0 (0 to 0)	0 (0 to 0)	0 (0 to 0)	0 (0 to 0)	0 (0 to 0)	0 (0 to 0)	0 (0 to 0)	0 (0 to 0)	0 (0 to 0)	0 (0 to 0)	0
Trichuriasis	0 (0 to 0)	0 (0 to 0)	0 (0 to 0)	0 (0 to 0)	0 (0 to 0)	0 (0 to 0)	0 (0 to 0)	0 (0 to 0)	0 (0 to 0)	0 (0 to 0)	0 (0 to 0)	0 (0 to 0)	0 (0 to 0)	0 (0 to 0)	0 (0 to 0)	0 (0 to 0)	0 (0 to 0)	0 (0 to 0)	0 (0 to 0)	0 (0 to 0)	0 (0 to 0)	0 (0 to 0)	0 (0 to 0)	0
Hookworm disease	0 (0 to 0)	0 (0 to 0)	0 (0 to 0)	0 (0 to 0)	0 (0 to 0)	0 (0 to 0)	0 (0 to 0)	0 (0 to 0)	0 (0 to 0)	0 (0 to 0)	0 (0 to 0)	0 (0 to 0)	0 (0 to 0)	0 (0 to 0)	0 (0 to 0)	0 (0 to 0)	0 (0 to 0)	0 (0 to 0)	0 (0 to 0)	0 (0 to 0)	0 (0 to 0)	0 (0 to 0)	0 (0 to 0)	0
Food-borne trematodiases	0 (0 to 0)	0 (0 to 0)	0 (0 to 0)	0 (0 to 0)	0 (0 to 0)	0 (0 to 0)	0 (0 to 0)	0 (0 to 0)	0 (0 to 0)	0 (0 to 0)	0 (0 to 0)	0 (0 to 0)	0 (0 to 0)	0 (0 to 0)	0 (0 to 0)	0 (0 to 0)	0 (0 to 0)	0 (0 to 0)	0 (0 to 0)	0 (0 to 0)	0 (0 to 0)



Congenital birth defects	138 (100 to 204)	49·8 (36·0 to 74·8)	89·3 (59·6 to 139)	59·6 (43·9 to 80·1)	30·9 (22 to 42·4)	29·5 (21·3 to 40·2)	30·1 (22 to 40·5)	29·8 (19·4 to 39·7)	27·1 (20·1 to 36·8)	29·1 (19·1 to 39·4)	23·9 (17·4 to 31·3)	23·9 (17·2 to 32)	29·6 (21·2 to 39·4)	33·1 (23·8 to 43·8)	31·7 (21·7 to 41·9)	25·2 (16·6 to 34·2)	19·7 (13·7 to 29·6)	9·7 (6·6 to 15·2)	9·9 (7·5 to 14·4)	9·9 (7·2 to 14·1)	2·4 (1·3 to 3·9)	1·2 (0·7 to 1·9)	0·4 (0·2 to 0·9)		712
Neural tube defects	19·4 (9·2 to 33·1)	2·2 (1·1 to 4)	12·5 (5·6 to 24·1)	9·4 (4·6 to 14·9)	1·3 (0·6 to 1·9)	3·6 (2·1 to 5·4)	1·4 (1 to 2)	1·4 (0·8 to 2·1)	1·1 (0·5 to 2·1)	1·2 (0·6 to 1·8)	1·1 (0·6 to 1·6)	0·9 (0·5 to 1·3)	0·9 (0·4 to 1·5)	0·7 (0·3 to 1·3)	0·9 (0·4 to 1·5)	0·3 (0·2 to 0·6)	0·2 (0·1 to 0·5)	0·1 (0 to 0·3)	0·1 (0 to 0·3)	0·1 (0 to 0·2)	0·1 (0 to 0·2)	0·1 (0 to 0·2)	0 (0 to 0·1)		90·4
Congenital heart anomalies	0 (0 to 0)	0 (0 to 0)	0 (0 to 0)

SR Table 2b: Lincolnshire DALYS by cause and age group for females with 95% uncertainty intervals, 2019

Cause	Early Neonatal (0-6 days)	Late Neonatal (7-27 days)	Post Neonatal (28-364 days)	1 to 4	5 to 9	10 to 14	15 to 19	20 to 24	25 to 29	30 to 34	35 to 39	40 to 44	45 to 49	50 to 54	55 to 59	60 to 64	65 to 69	70 to 74	75 to 79	80 to 84	85 to 89	90 to 94	95 plus	Total
All causes	3496 (3161 to 3846)	1599 (1436 to 1781)	2268 (2066 to 2486)	1162 (1062 to 1270)	1139 (1037 to 1250)	1197 (1090 to 1317)	1403 (1277 to 1542)	1660 (1499 to 1840)	2000 (1800 to 2222)	2469 (2222 to 2744)	3111 (2800 to 3457)	3966 (3570 to 4406)	4776 (4299 to 5308)	5691 (5121 to 6325)	6705 (6033 to 7453)	7838 (7053 to 8712)	9139 (8222 to 10160)	10,289 (9,260 to 11,435)	11,209 (10,086 to 12,459)	11,329 (10,193 to 12,589)	10,191 (9,167 to 11,326)	6,599 (5,936 to 7,335)	124,052
Communicable, maternal, neonatal, and nutritional diseases	2552 (2343 to 2772)	1178 (1061 to 1306)	1139 (1027 to 1261)	1200 (1081 to 1331)	197 (166 to 232)	103 (86 to 122)	103 (86 to 123)	169 (143 to 198)	152 (129 to 179)	152 (129 to 179)	196 (166 to 230)	191 (161 to 225)	220 (186 to 258)	233 (197 to 274)	229 (193 to 269)	274 (232 to 321)	400 (339 to 469)	491 (416 to 575)	696 (592 to 816)	693 (589 to 812)	597 (507 to 700)	290 (246 to 341)	5,892
HIV/AIDS and sexually transmitted infections	12 (9 to 15)	3 (1 to 7)	5 (3 to 8)	6 (3 to 9)	6 (3 to 9)	6 (3 to 9)	1 (0 to 2)	6 (3 to 9)	8 (5 to 12)	12 (8 to 16)	12 (8 to 17)	13 (9 to 18)	10 (6 to 15)	7 (4 to 11)	6 (3 to 10)	6 (3 to 10)	2 (1 to 4)	2 (1 to 4)	1 (0 to 3)	1 (0 to 3)	0 (0 to 1)	0 (0 to 0)	121
HIV/AIDS	(0 to 0)	(0 to 0)	(0 to 0)	(0 to 0)	(0 to 0)	(0 to 0)	(0 to 0)	(0 to 1)	(0 to 1)	(0 to 2)	(0 to 2)	(0 to 3)	(0 to 4)	(0 to 5)	(0 to 6)	(0 to 7)	(0 to 3)	(0 to 4)	(0 to 2)	(0 to 3)	(0 to 1)	(0 to 0)	(0 to 0)	30
HIV/AIDS - Drug-susceptible Tuberculosis	0 (0 to 0)	0 (0 to 0)	0 (0 to 1)	0 (0 to 0)	0 (0 to 1)	0 (0 to 1)	0 (0 to 0)	0 (0 to 1)	0 (0 to 2)	0 (0 to 3)	0 (0 to 3)	0 (0 to 4)	0 (0 to 4)	0 (0 to 4)	0 (0 to 4)	0 (0 to 5)	0 (0 to 3)	0 (0 to 3)	0 (0 to 2)	0 (0 to 2)	0 (0 to 1)	0 (0 to 0)	0 (0 to 0)	3
HIV/AIDS - Multidrug-resistant Tuberculosis without extensive drug resistance	0 (0 to 0)	0 (0 to 0)	0 (0 to 0)	0 (0 to 0)	0 (0 to 0)	0 (0 to 0)	0 (0 to 0)	0 (0 to 0)	0 (0 to 0)	0 (0 to 0)	0 (0 to 0)	0 (0 to 0)	0 (0 to 0)	0 (0 to 0)	0 (0 to 0)	0 (0 to 0)	0 (0 to 0)	0 (0 to 0)	0 (0 to 0)	0 (0 to 0)	0 (0 to 0)	0 (0 to 0)	0 (0 to 0)	0
HIV/AIDS - Extensively drug-resistant Tuberculosis	0 (0 to 0)	0 (0 to 0)	0 (0 to 0)	0 (0 to 0)	0 (0 to 0)	0 (0 to 0)	0 (0 to 0)	0 (0 to 0)	0 (0 to 0)	0 (0 to 0)	0 (0 to 0)	0 (0 to 0)	0 (0 to 0)	0 (0 to 0)	0 (0 to 0)	0 (0 to 0)	0 (0 to 0)	0 (0 to 0)	0 (0 to 0)	0 (0 to 0)	0 (0 to 0)	0 (0 to 0)	0 (0 to 0)	0
HIV/AIDS resulting in other diseases	0 (0 to 0)	0 (0 to 0)	0 (0 to 0)	0 (0 to 0)	0 (0 to 0)	0 (0 to 0)	0 (0 to 0)	0 (0 to 1)	1 (0 to 2)	2 (1 to 3)	3 (2 to 4)	3 (2 to 4)	2 (1 to 3)	2 (1 to 3)	2 (1 to 3)	1 (0 to 2)	1 (0 to 2)	1 (0 to 2)	0 (0 to 1)	0 (0 to 1)	0 (0 to 0)	0 (0 to 0)	0 (0 to 0)	27
Sexually transmitted infections excluding HIV	3 (2 to 5)	1 (0 to 3)	1 (0 to 2)	1 (0 to 2)	1 (0 to 2)	1 (0 to 2)	1 (0 to 2)	1 (0 to 2)	2 (1 to 3)	3 (2 to 5)	4 (3 to 6)	5 (3 to 7)	4 (3 to 6)	3 (2 to 5)	3 (2 to 5)	2 (1 to 4)	1 (0 to 3)	1 (0 to 3)	1 (0 to 2)	1 (0 to 2)	0 (0 to 1)	0 (0 to 0)	0 (0 to 0)	61
Syphilis	0 (0 to 0)	0 (0 to 0)	0 (0 to 0)	0 (0 to 0)	0 (0 to 0)	0 (0 to 0)	0 (0 to 0)	0 (0 to 0)	0 (0 to 0)	0 (0 to 0)	0 (0 to 0)	0 (0 to 0)	0 (0 to 0)	0 (0 to 0)	0 (0 to 0)	0 (0 to 0)	0 (0 to 0)	0 (0 to 0)	0 (0 to 0)	0 (0 to 0)	0 (0 to 0)	0 (0 to 0)	0 (0 to 0)	0
Chlamydial infection	0 (0 to 0)	0 (0 to 0)	0 (0 to 0)	0 (0 to 0)	0 (0 to 0)	0 (0 to 0)	0 (0 to 0)	0 (0 to 0)	0 (0 to 0)	0 (0 to 0)	0 (0 to 0)	0 (0 to 0)	0 (0 to 0)	0 (0 to 0)	0 (0 to 0)	0 (0 to 0)	0 (0 to 0)	0 (0 to 0)	0 (0 to 0)	0 (0 to 0)	0 (0 to 0)	0 (0 to 0)	0 (0 to 0)	0
Gonococcal infection	0 (0 to 0)	0 (0 to 0)	0 (0 to 0)	0 (0 to 0)	0 (0 to 0)	0 (0 to 0)	0 (0 to 0)	0 (0 to 0)	0 (0 to 0)	0 (0 to 0)	0 (0 to 0)	0 (0 to 0)	0 (0 to 0)	0 (0 to 0)	0 (0 to 0)	0 (0 to 0)	0 (0 to 0)	0 (0 to 0)	0 (0 to 0)	0 (0 to 0)	0 (0 to 0)	0 (0 to 0)	0 (0 to 0)	0
Trichomoniasis	0 (0 to 0)	0 (0 to 0)	0 (0 to 0)	0 (0 to 0)	0 (0 to 0)	0 (0 to 0)	0 (0 to 0)	0 (0 to 0)	0 (0 to 0)	0 (0 to 0)	0 (0 to 0)	0 (0 to 0)	0 (0 to 0)	0 (0 to 0)	0 (0 to 0)	0 (0 to 0)	0 (0 to 0)	0 (0 to 0)	0 (0 to 0)	0 (0 to 0)	0 (0 to 0)	0 (0 to 0)	0 (0 to 0)	0
Genital herpes	0 (0 to 0)	0 (0 to 0)	0 (0 to 0)	0 (0 to 0)	0 (0 to 0)	0 (0 to 0)	0 (0 to 0)	0 (0 to 0)	0 (0 to 0)	0 (0 to 0)	0 (0 to 0)	0 (0 to 0)	0 (0 to 0)	0 (0 to 0)	0 (0 to 0)	0 (0 to 0)	0 (0 to 0)	0 (0 to 0)	0 (0 to 0)	0 (0 to 0)	0 (0 to 0)	0 (0 to 0)	0 (0 to 0)	0
Other sexually transmitted infections	0 (0 to 0)	0 (0 to 0)	0 (0 to 0)	0 (0 to 0)	0 (0 to 0)	0 (0 to 0)	0 (0 to 0)	0 (0 to 0)	0 (0 to 0)	0 (0 to 0)	0 (0 to 0)	0 (0 to 0)	0 (0 to 0)	0 (0 to 0)	0 (0 to 0)	0 (0 to 0)	0 (0 to 0)	0 (0 to 0)	0 (0 to 0)	0 (0 to 0)	0 (0 to 0)	0 (0 to 0)	0 (0 to 0)	0
Respiratory infections and tuberculosis	29 (24 to 34)	39 (33 to 46)	32 (26 to 38)	38 (32 to 45)	29 (24 to 34)	23 (19 to 28)	20 (16 to 25)	41 (34 to 49)	44 (36 to 53)	44 (36 to 53)	49 (40 to 59)	49 (40 to 59)	64 (53 to 77)	64 (53 to 77)	64 (53 to 77)	87 (73 to 104)	115 (96 to 138)	144 (120 to 172)	220 (183 to 263)	227 (189 to 272)	227 (189 to 272)	144 (120 to 172)	1,596
Tuberculosis	0 (0 to 0)	0 (0 to 0)	0 (0 to 1)	0 (0 to 0)	0 (0 to 0)	0 (0 to 0)	0 (0 to 0)	0 (0 to 0)	0 (0 to 0)	0 (0 to 0)	0 (0 to 0)	0 (0 to 0)	0 (0 to 0)	0 (0 to 0)	0 (0 to 0)	0 (0 to 0)	0 (0 to 0)	0 (0 to 0)	0 (0 to 0)	0 (0 to 0)	0 (0 to 0)	0 (0 to 0)	0 (0 to 0)	0
Latent tuberculosis infection	0 (0 to 0)	0 (0 to 0)	0 (0 to 0)	0 (0 to 0)	0 (0 to 0)	0 (0 to 0)	0 (0 to 0)	0 (0 to 0)	0 (0 to 0)	0 (0 to 0)	0 (0 to 0)	0 (0 to 0)	0 (0 to 0)	0 (0 to 0)	0 (0 to 0)	0 (0 to 0)	0 (0 to 0)	0 (0 to 0)	0 (0 to 0)	0 (0 to 0)	0 (0 to 0)	0 (0 to 0)	0 (0 to 0)	0
Drug-susceptible tuberculosis	0 (0 to 0)	0 (0 to 0)	0 (0 to 1)	0 (0 to 0)	0 (0 to 0)	0 (0 to 0)	0 (0 to 0)	0 (0 to 0)	0 (0 to 0)	0 (0 to 0)	0 (0 to 0)	0 (0 to 0)	0 (0 to 0)	0 (0 to 0)	0 (0 to 0)	0 (0 to 0)	0 (0 to 0)	0 (0 to 0)	0 (0 to 0)	0 (0 to 0)	0 (0 to 0)	0 (0 to 0)	0 (0 to 0)	0
Multidrug-resistant tuberculosis without extensive drug resistance	0 (0 to 0)	0 (0 to 0)	0 (0 to 0)	0 (0 to 0)	0 (0 to 0)	0 (0 to 0)	0 (0 to 0)	0 (0 to 0)	0 (0 to 0)	0 (0 to 0)	0 (0 to 0)	0 (0 to 0)	0 (0 to 0)	0 (0 to 0)	0 (0 to 0)	0 (0 to 0)	0 (0 to 0)	0 (0 to 0)	0 (0 to 0)	0 (0 to 0)	0 (0 to 0)	0 (0 to 0)	0 (0 to 0)	0
Extensively drug-resistant tuberculosis	0 (0 to 0)	0 (0 to 0)	0 (0 to 0)	0 (0 to 0)	0 (0 to 0)	0 (0 to 0)	0 (0 to 0)	0 (0 to 0)	0 (0 to 0)	0 (0 to 0)	0 (0 to 0)	0 (0 to 0)	0 (0 to 0)	0 (0 to 0)	0 (0 to 0)	0 (0 to 0)	0 (0 to 0)	0 (0 to 0)	0 (0 to 0)	0 (0 to 0)	0 (0 to 0)	0 (0 to 0)	0 (0 to 0)	0
Lower respiratory infections	27 (23 to 31)	37 (31 to 43)	30 (25 to 36)	36 (30 to 43)	27 (23 to 32)	21 (17 to 25)	18 (15 to 22)	39 (32 to 46)	42 (34 to 50)	42 (34 to 50)	47 (38 to 56)	47 (38 to 56)	61 (50 to 73)	61 (50 to 73)	61 (50 to 73)	83 (69 to 99)	110 (91 to 131)	138 (115 to 165)	211 (175 to 252)	217 (180 to 260)	217 (180 to 260)	138 (115 to 165)	1,527
Upper respiratory infections	0 (0 to 1)	0 (0 to 0)	0 (0 to 0)	1 (0 to 2)	1 (0 to 2)	1 (0 to 2)	1 (0 to 2)	1 (0 to 2)	1 (0 to 2)	1 (0 to 2)	1 (0 to 2)	1 (0 to 2)	1 (0 to 2)	1 (0 to 2)	1 (0 to 2)	1 (0 to 2)	1 (0 to 2)	1 (0 to 2)	1 (0 to 2)	1 (0 to 2)	1 (0 to 2)	1 (0 to 2)	1 (0 to 2)	20
Otitis media	0 (0 to 0)	0 (0 to 0)	0 (0 to 0)	1 (0 to 2)	1 (0 to 2)	1 (0 to 2)	1 (0 to 2)	1 (0 to 2)	1 (0 to 2)	1 (0 to 2)	1 (0 to 2)	1 (0 to 2)	1 (0 to 2)	1 (0 to 2)	1 (0 to 2)	1 (0 to 2)	1 (0 to 2)	1 (0 to 2)	1 (0 to 2)	1 (0 to 2)	1 (0 to 2)	1 (0 to 2)	1 (0 to 2)	20
Neglected tropical diseases and malaria	0 (0 to 0)	0 (0 to 0)	0 (0 to 0)	0 (0 to 0)	0 (0 to 0)	0 (0 to 0)	0 (0 to 0)	0 (0 to 0)	0 (0 to 0)	0 (0 to 0)	0 (0 to 0)	0 (0 to 0)	0 (0 to 0)	0 (0 to 0)	0 (0 to 0)	0 (0 to 0)	0 (0 to 0)	0 (0 to 0)	0 (0 to 0)	0 (0 to 0)	0 (0 to 0)	0 (0 to 0)	0 (0 to 0)	0
Malaria	0 (0 to 0)	0 (0 to 0)	0 (0 to 0)	0 (0 to 0)	0 (0 to 0)	0 (0 to 0)	0 (0 to 0)	0 (0 to 0)	0 (0 to 0)	0 (0 to 0)	0 (0 to 0)	0 (0 to 0)	0 (0 to 0)	0 (0 to 0)	0 (0 to 0)	0 (0 to 0)	0 (0 to 0)	0 (0 to 0)	0 (0 to 0)	0 (0 to 0)	0 (0 to 0)	0 (0 to 0)	0 (0 to 0)	0
Chagas disease	0 (0 to 0)	0 (0 to 0)	0 (0 to 0)	0 (0 to 0)	0 (0 to 0)	0 (0 to 0)	0 (0 to 0)	0 (0 to 0)	0 (0 to 0)	0 (0 to 0)	0 (0 to 0)	0 (0 to 0)	0 (0 to 0)	0 (0 to 0)	0 (0 to 0)	0 (0 to 0)	0 (0 to 0)	0 (0 to 0)	0 (0 to 0)	0 (0 to 0)	0 (0 to 0)	0 (0 to 0)	0 (0 to 0)	0
Leishmaniasis	0 (0 to 0)	0 (0 to 0)	0 (0 to 0)	0 (0 to 0)	0 (0 to 0)	0 (0 to 0)	0 (0 to 0)	0 (0 to 0)	0 (0 to 0)	0 (0 to 0)	0 (0 to 0)	0 (0 to 0)	0 (0 to 0)	0 (0 to 0)	0 (0 to 0)	0 (0 to 0)	0 (0 to 0)	0 (0 to 0)	0 (0 to 0)	0 (0 to 0)	0 (0 to 0)	0 (0 to 0)	0 (0 to 0)	0
Visceral leishmaniasis	0 (0 to 0)	0 (0 to 0)	0 (0 to 0)	0 (0 to 0)	0 (0 to 0)	0 (0 to 0)	0 (0 to 0)	0 (0 to 0)	0 (0 to 0)	0 (0 to 0)	0 (0 to 0)	0 (0 to 0)	0 (0 to 0)	0 (0 to 0)	0 (0 to 0)	0 (0 to 0)	0 (0 to 0)	0 (0 to 0)	0 (0 to 0)	0 (0 to 0)	0 (0 to 0)	0 (0 to 0)	0 (0 to 0)	0
Cutaneous and mucocutaneous leishmaniasis	0 (0 to 0)	0 (0 to 0)	0 (0 to 0)	0 (0 to 0)	0 (0 to 0)	0 (0 to 0)	0 (0 to 0)	0 (0 to 0)	0 (0 to 0)	0 (0 to 0)	0 (0 to 0)	0 (0 to 0)	0 (0 to 0)	0 (0 to 0)	0 (0 to 0)	0 (0 to 0)	0 (0 to 0)	0 (0 to 0)	0 (0 to 0)	0 (0 to 0)	0 (0 to 0)	0 (0 to 0)	0 (0 to 0)	0
African trypanosomiasis	0 (0 to 0)	0 (0 to 0)	0 (0 to 0)	0 (0 to 0)	0 (0 to 0)	0 (0 to 0)	0 (0 to 0)	0 (0 to 0)	0 (0 to 0)	0 (0 to 0)	0 (0 to 0)	0 (0 to 0)	0 (0 to 0)	0 (0 to 0)	0 (0 to 0)	0 (0 to 0)	0 (0 to 0)	0 (0 to 0)	0 (0 to 0)	0 (0 to 0)	0 (0 to 0)	0 (0 to 0)	0 (0 to 0)	0
Schistosomiasis	0 (0 to 0)	0 (0 to 0)	0 (0 to 0)	0 (0 to 0)	0 (0 to 0)	0 (0 to 0)	0 (0 to 0)	0 (0 to 0)	0 (0 to 0)	0 (0 to 0)	0 (0 to 0)	0 (0 to 0)	0 (0 to 0)	0 (0 to 0)	0 (0 to 0)	0 (0 to 0)	0 (0 to 0)	0 (0 to 0)	0 (0 to 0)	0 (0 to 0)	0 (0 to 0)	0 (0 to 0)	0 (0 to 0)	0
Cysticercosis	0 (0 to 0)	0 (0 to 0)	0 (0 to 0)	0 (0 to 0)	0 (0 to 0)	0 (0 to 0)	0 (0 to 0)	0 (0 to 0)	0 (0 to 0)	0 (0 to 0)	0 (0 to 0)	0 (0 to 0)	0 (0 to 0)	0 (0 to 0)	0 (0 to 0)	0 (0 to 0)	0 (0 to 0)	0 (0 to 0)	0 (0 to 0)	0 (0 to 0)	0 (0 to 0)	0 (0 to 0)	0 (0 to 0)	0
Cystic echinococcosis	0 (0 to 0)	0 (0 to 0)	0 (0 to 0)	0 (0 to 0)	0 (0 to 0)	0 (0 to 0)	0 (0 to 0)	0 (0 to 0)	0 (0 to 0)	0 (0 to 0)	0 (0 to 0)	0 (0 to 0)	0 (0 to 0)	0 (0 to 0)	0 (0 to 0)	0 (0 to 0)	0 (0 to 0)	0 (0 to 0)	0 (0 to 0)	0 (0 to 0)	0 (0 to 0)	0 (0 to 0)	0 (0 to 0)	0
Lymphatic filariasis	0 (0 to 0)	0 (0 to 0)	0 (0 to 0)	0 (0 to 0)	0 (0 to 0)	0 (0 to 0)	0 (0 to 0)	0 (0 to 0)	0 (0 to 0)	0 (0 to 0)	0 (0 to 0)	0 (0 to 0)	0 (0 to 0)	0 (0 to 0)	0 (0 to 0)	0 (0 to 0)	0 (0 to 0)	0 (0 to 0)	0 (0 to 0)	0 (0 to 0)	0 (0 to 0)	0 (0 to 0)	0 (0 to 0)	0
Onchocerciasis	0 (0 to 0)	0 (0 to 0)	0 (0 to 0)	0 (0 to 0)	0 (0 to 0)	0 (0 to 0)	0 (0 to 0)	0 (0 to 0)	0 (0 to 0)	0 (0 to 0)	0 (0 to 0)	0 (0 to 0)	0 (0 to 0)	0 (0 to 0)	0 (0 to 0)	0 (0 to 0)	0 (0 to 0)	0 (0 to 0)	0 (0 to 0)	0 (0 to 0)	0 (0 to 0)	0 (0 to 0)	0 (0 to 0)	0
Trachoma	0 (0 to 0)	0 (0 to 0)	0 (0 to 0)	0 (0 to 0)	0 (0 to 0)	0 (0 to 0)	0 (0 to 0)	0 (0 to 0)	0 (0 to 0)	0 (0 to 0)	0 (0 to 0)	0 (0 to 0)	0 (0 to 0)	0 (0 to 0)	0 (0 to 0)	0 (0 to 0)	0 (0 to 0)	0 (0 to 0)	0 (0 to 0)	0 (0 to 0)	0 (0 to 0)	0 (0 to 0)	0 (0 to 0)	0
Dengue	0 (0 to 0)	0 (0 to 0)	0 (0 to 0)	0 (0 to 0)	0 (0 to 0)	0 (0 to 0)	0 (0 to 0)	0 (0 to 0)	0 (0 to 0)	0 (0 to 0)	0 (0 to 0)	0 (0 to 0)	0 (0 to 0)	0 (0 to 0)	0 (0 to 0)	0 (0 to 0)	0 (0 to 0)	0 (0 to 0)	0 (0 to 0)	0 (0 to 0)	0 (0 to 0)	0 (0 to 0)	0 (0 to 0)	0
Yellow fever	0 (0 to 0)	0 (0 to 0)	0 (0 to 0)	0 (0 to 0)	0 (0 to 0)	0 (0 to 0)	0 (0 to 0)	0 (0 to 0)	0 (0 to 0)	0 (0 to 0)	0 (0 to 0)	0 (0 to 0)	0 (0 to 0)	0 (0 to 0)	0 (0 to 0)	0 (0 to 0)	0 (0 to 0)	0 (0 to 0)	0 (0 to 0)	0 (0 to 0)	0 (0 to 0)	0 (0 to 0)	0 (0 to 0)	0
Rabies	0 (0 to 0)	0 (0 to 0)	0 (0 to 0)	0 (0 to 0)	0 (0 to 0)	0 (0 to 0)	0 (0 to 0)	0 (0 to 0)	0 (0 to 0)	0 (0 to 0)	0 (0 to 0)	0 (0 to 0)	0 (0 to 0)	0 (0 to 0)	0 (0 to 0)	0 (0 to 0)	0 (0 to 0)	0 (0 to 0)	0 (0 to 0)	0 (0 to 0)	0 (0 to 0)	0 (0 to 0)	0 (0 to 0)	0
Intestinal nematode infections	0 (0 to 0)	0 (0 to 0)	0 (0 to 0)	0 (0 to 0)	0 (0 to 0)	0 (0 to 0)	0 (0 to 0)	0 (0 to 0)	0 (0 to 0)	0 (0 to 0)	0 (0 to 0)	0 (0 to 0)	0 (0 to 0)	0 (0 to 0)	0 (0 to 0)	0 (0 to 0)	0 (0 to 0)	0 (0 to 0)	0 (0 to 0)	0 (0 to 0)	0 (0 to 0)	0 (0 to 0)	0 (0 to 0)	0
Ascariasis	0 (0 to 0)	0 (0 to 0)	0 (0 to 0)	0 (0 to 0)	0 (0 to 0)	0 (0 to 0)	0 (0 to 0)	0 (0 to 0)	0 (0 to 0)	0 (0 to 0)	0 (0 to 0)	0 (0 to 0)	0 (0 to 0)	0 (0 to 0)	0 (0 to 0)	0 (0 to 0)	0 (0 to 0)	0 (0 to 0)	0 (0 to 0)	0 (0 to 0)	0 (0 to 0)	0 (0 to 0)	0 (0 to 0)	0
Trichuriasis	0 (0 to 0)	0 (0 to 0)	0 (0 to 0)	0 (0 to 0)	0 (0 to 0)	0 (0 to 0)	0 (0 to 0)	0 (0 to 0)	0 (0 to 0)	0 (0 to 0)	0 (0 to 0)	0 (0 to 0)	0 (0 to 0)	0 (0 to 0)	0 (0 to 0)	0 (0 to 0)	0 (0 to 0)	0 (0 to 0)	0 (0 to 0)	0 (0 to 0)	0 (0 to 0)	0 (0 to 0)	0 (0 to 0)	0
Hookworm disease	0 (0 to 0)	0 (0 to 0)	0 (0 to 0)	0 (0 to 0)	0 (0 to 0)	0 (0 to 0)	0 (0 to 0)	0 (0 to 0)	0 (0 to 0)	0 (0 to 0)	0 (0 to 0)	0 (0 to 0)	0 (0 to 0)	0 (0 to 0)	0 (0 to 0)	0 (0 to 0)	0 (0 to 0)	0 (0 to 0)	0 (0 to 0)	0 (0 to 0)	0 (0 to 0)	0 (0 to 0)	0 (0 to 0)	0
Food-borne trematodiases	0 (0 to 0)	0 (0 to 0)	0 (0 to 0)	0 (0 to 0)	0 (0 to 0)	0 (0 to 0)	0 (0 to 0)	0 (0 to 0)	0 (0 to 0)	0 (0 to 0)	0 (0 to 0)	0 (0 to 0)	0 (0 to 0)	0 (0 to 0)	0 (0 to 0)	0 (0 to 0)	0 (0 to 0)	0 (0 to 0)	0 (0 to 0)	0 (0 to 0)	0 (0 to 0)	0 (0 to 0)	0 (0 to 0)	0
Leprosy	0 (0 to 0)	0 (0 to 0)	0 (0 to 0)	0 (0 to 0)	0 (0 to 0)	0 (0 to 0)	0 (0 to 0)	0 (0 to 0)	0 (0 to 0)	0 (0 to 0)	0 (0 to 0)	0 (0 to 0)	0 (0 to 0)	0 (0 to 0)	0 (0 to 0)	0 (0 to 0)	0 (0 to 0)	0 (0 to 0)	0 (0 to 0)	0 (0 to 0)	0 (0 to 0)	0 (0 to 0)	0 (0 to 0)	0
Ebola	0 (0 to 0)	0 (0 to 0)	0 (0 to 0)	0 (0 to 0)	0 (0 to 0)	0 (0 to 0)	0 (0 to 0)	0 (0 to 0)	0 (0 to 0)	0 (0 to 0)	0 (0 to 0)	0 (0 to 0)	0 (0 to 0)	0 (0 to 0)	0 (0 to 0)	0 (0 to 0)	0 (0 to 0)	0 (0 to 0)	0 (0 to 0)	0 (0 to 0)	0 (0 to 0)	0 (0 to 0)	0 (0 to 0)	0
Zika virus	0 (0 to 0)	0 (0 to 0)	0 (0 to 0)	0 (0 to 0)	0 (0 to 0)	0 (0 to 0)	0 (0 to 0)	0 (0 to 0)	0 (0 to 0)	0 (0 to 0)	0 (0 to 0)	0 (0 to 0)	0 (0 to 0)	0 (0 to 0)	0 (0 to 0)	0 (0 to 0)	0 (0 to 0)	0 (0 to 0)	0 (0 to 0)	0 (0 to 0)	0 (0 to 0)	0 (0 to 0)	0 (0 to 0)	0
Guinea worm disease	0 (0 to 0)	0 (0 to 0)	0 (0 to 0)	0 (0 to 0)	0 (0 to 0)	0 (0 to 0)	0 (0 to 0)	0 (0 to 0)	0 (0 to 0)	0 (0 to 0)	0 (0 to 0)	0 (0 to 0)	0 (0 to 0)	0 (0 to 0)	0 (0 to 0)	0 (0 to 0)	0 (0 to 0)	0 (0 to 0)	0 (0 to 0)	0 (0 to 0)	0 (0 to 0)	0 (0 to 0)	0 (0 to 0)	0
Other neglected tropical diseases	0 (0 to 0)	0 (0 to 0)	0 (0 to 0)	1 (0 to 1)	0 (0 to 0)	0 (0 to 0)	0 (0 to 0)	0 (0 to 0)	0 (0 to 0)	0 (0 to 0)	0 (0 to 0)	0 (0 to 0)	0 (0 to 0)	0 (0 to 0)	0 (0 to 0)	0 (0 to 0)	0 (0 to 0)	0 (0 to 0)	0 (0 to 0)	0 (0 to 0)	0 (0 to 0)	0 (0 to 0)	0 (0 to 0)	0
Other infectious diseases	2 (1 to 3)	4 (2 to 6)	12 (6 to 20)	5 (2 to 8)	2 (1 to 3)	1 (0 to 2)	1 (0 to 2)	1 (0 to 2)	1 (0 to 2)	1 (0 to 2)	1 (0 to 2)	1 (0 to 2)	1 (0 to 2)	1 (0 to 2)	1 (0 to 2)	1 (0 to 2)	1 (0 to 2)	1 (0 to 2)	1 (0 to 2)	1 (0 to 2)	1 (0 to 2)	1 (0 to 2)	1 (0 to 2)	47
Meningitis	0 (0 to 1)	1 (0 to 1)	2 (0 to 4)	2 (0 to 3)	1 (0 to 2)	1 (0 to 2)	1 (0 to 2)	1 (0 to 2)	1 (0 to 2)	1 (0 to 2)	1 (0 to 2)	1 (0 to 2)	1 (0 to 2)	1 (0 to 2)	1 (0 to 2)	1 (0 to 2)	1 (0 to 2)	1 (0 to 2)	1 (0 to 2)	1 (0 to 2)	1 (0 to 2)	1 (0 to 2)	1 (0 to 2)	29
Encephalitis	0 (0 to 0)	0 (0 to 0)	0 (0 to 0)	0 (0 to 0)	0 (0 to 0)	0 (0 to 0)	0 (0 to 0)	0 (0 to 0)	0 (0 to 0)	0 (0 to 0)	0 (0 to 0)	0 (0 to 0)	0 (0 to 0)	0 (0 to 0)	0 (0 to 0)	0 (0 to 0)	0 (0 to 0)	0 (0 to 0)	0 (0 to 0)	0 (0 to 0)	0 (0 to 0)	0 (0 to 0)	0 (0 to 0)	0
Diphtheria	0 (0 to 0)	0 (0 to 0)	0 (0 to 0)	0 (0 to 0)	0 (0 to 0)	0 (0 to 0)	0 (0 to 0)	0 (0 to 0)	0 (0 to 0)	0 (0 to 0)	0 (0 to 0)	0 (0 to 0)	0 (0 to 0)	0 (0 to 0)	0 (0 to 0)	0 (0 to 0)	0 (0 to 0)	0 (0 to 0)	0 (0 to 0)	0 (0 to 0)	0 (0 to 0)	0 (0 to 0)	0 (0 to 0)	0
Tetanus	0 (0 to 0)	0 (0 to 0)	0 (0 to 0)	0 (0 to 0)	0 (0 to 0)	0 (0 to 0)	0 (0 to 0)	0 (0 to 0)	0 (0 to 0)	0 (0 to 0)	0 (0 to 0)	0 (0 to 0)	0 (0 to 0)	0 (0 to 0)	0 (0 to 0)	0 (0 to 0)	0 (0 to 0)	0 (0 to 0)	0 (0 to 0)	0 (0 to 0)	0 (0 to 0)	0 (0 to 0)	0 (0 to 0)	0
Measles	0 (0 to 0)	0 (0 to 0)	0 (0 to 0)	0 (0 to 0)	0 (0 to 0)	0 (0 to 0)	0 (0 to 0)	0 (0 to 0)	0 (0 to 0)	0 (0 to 0)	0 (0 to 0)	0 (0 to 0)	0 (0 to 0)	0 (0 to 0)	0 (0 to 0)	0 (0 to 0)	0 (0 to 0)	0 (0 to 0)	0 (0 to 0)	0 (0 to 0)	0 (0 to 0)	0 (0 to 0)	0 (0 to 0)	0
Varicella and herpes zoster	0 (0 to 0)	0 (0 to 0)	0 (0 to 0)	0 (0 to 0)	0 (0 to 0)	0 (0 to 0)	0 (0 to 0)	0 (0 to 0)	0 (0 to 0)	0 (0 to 0)	0 (0 to 0)	0 (0 to 0)	0 (0 to 0)	0 (0 to 0)	0 (0 to 0)	0 (0 to 0)	0 (0 to 0)	0 (0 to 0)	0 (0 to 0)	0 (0 to 0)	0 (0 to 0)	0 (0 to 0)	0 (0 to 0)	0
Acute hepatitis	1 (0 to 1)	0 (0 to 1)	1 (0 to 2)	1 (0 to 1)	0 (0 to 1)	0 (0 to 1)	0 (0 to 1)	0 (0 to 1)	0 (0 to 1)	0 (0 to 1)	0 (0 to 1)	0 (0 to 1)	0 (0 to 1)	0 (0 to 1)	0 (0 to 1)	0 (0 to 1)	0 (0 to 1)	0 (0 to 1)	0 (0 to 1)	0 (0 to 1)	0 (0 to 1)	0 (0 to 1)	0 (0 to 1)	12
Acute hepatitis A	0 (0 to 0)	0 (0 to 0)	0 (0

Other neoplasms	0-1 (0 to 0.2)	0 (0 to 0)	0 (0·1 to 0·4)	0 (0·1 to 0·4)	0 (0·2 to 0·4)	0 (0·1 to 0·2)	0 (0·2 to 0·4)	0 (0·2 to 0·4)	0 (0·3 to 0·4)	0 (0·4 to 0·9)	0 (0·4 to 0·6)	0 (0·6 to 0·9)	0 (0·5 to 1·1)	1-1 (0·7 to 1·4)	2-1 (1·5 to 3·1)	2-1 (1·6 to 3·1)	4-1 (2·7 to 6)	6-6 (4·6 to 9·1)	9-9 (7·1 to 13·7)	16-7 (12·5 to 22)	20-11 (15·7 to 27)	23-12 (22·4 to 39·4)	21-9 (21·9 to 43·3)	30-9 (29·9 to 45·4)	33-16 (23·4 to 49·1)	19-6 (13·2 to 29·1)	6-3 (3·5 to 9·3)	199
Medulloblastoma, medulloblastoma, and other hemangioblastoma	0-1 (0 to 0·2)	0 (0 to 0)	0-2 (0·1 to 0·6)	0 (0 to 0)	0 (0·1 to 0·3)	0 (0 to 0)	0 (0·2 to 0·4)	0 (0·2 to 0·4)	0-2 (0·2 to 0·5)	0 (0·4 to 0·9)	0 (0·4 to 0·6)	0 (0·5 to 0·9)	0 (0·5 to 1·1)	0 (0·7 to 1·6)	0 (1·6 to 3·1)	0 (1·7 to 3·1)	0 (2·7 to 6)	0 (4·6 to 9·1)	0 (7·1 to 13·7)	0 (12·5 to 22)	0 (15·7 to 27)	0 (22·4 to 39·4)	0 (21·9 to 43·3)	0 (29·9 to 45·4)	0 (23·4 to 49·1)	0 (13·2 to 29·1)	0 (3·5 to 9·3)	199
Benign and in situ intestinal neoplasms	0 (0 to 0)	0 (0 to 0)	0 (0 to 0)

Congenital birth defects	121 (82.2 to 204)	51·3 (37·1 to 79·9)	130 (89·4 to 197)	66·1 (49·4 to 91·4)	39·5 (29·3 to 49·4)	36·6 (26·5 to 49·4)	33·7 (24·9 to 45·3)	32·9 (24·7 to 42·5)	34·4 (25·4 to 45)	29·9 (21·6 to 39·7)	30·1 (22·4 to 39·7)	27·1 (20·3 to 35·4)	27·1 (20·1 to 37·5)	32·9 (23·7 to 43·4)	39·2 (27·9 to 53·5)	41·3 (29·6 to 54·9)	33·2 (22·4 to 49·2)	29 (18·9 to 44·9)	11·8 (9·9 to 19·4)	7·4 (4·2 to 11·7)	4·9 (2·8 to 7·8)	2·8 (1·6 to 4·4)	1·2 (0·7 to 2·1)	0·3 (0·2 to 0·4)	829
Neural tube defects	14·6 (7·9 to 24·4)	3·9 (1·9 to 4·7)	17·9 (9·6 to 32·1)	11 (5·9 to 19·1)	1·5 (1·0 to 2·1)	1·6 (1·0 to 2·3)	1·8 (1·2 to 2·7)	2·1 (1·3 to 3·3)	2·6 (1·6 to 4·2)	1·5 (0·9 to 2·4)	1·7 (1·1 to 2·9)	1·1 (0·7 to 1·8)	1·1 (0·6 to 1·8)	2·1 (1·3 to 3·4)	0·4 (0·1 to 1·3)	0·3 (0·2 to 0·9)	0·3 (0·2 to 0·4)	0·1 (0·0 to 0·2)	0·1 (0·0 to 0·1)	0 (0·0 to 0·1)	0 (0·0 to 0·1)	0 (0·0 to 0·1)	0 (0·0 to 0·1)	0 (0·0 to 0·1)	63·5
Congenital heart anomalies	19 (12·4 to 31·4)	7·6 (5·1 to 9·4)	21·2 (12·4 to 34·4)	9·7 (7·3 to 28·9)	5·2 (3·9 to 7·1)	5·1 (3·6 to 7·1)	4·9 (3·6 to 7·3)	4·3 (3·1 to 6·1)	4·5 (3·1 to 6·5)	3·3 (2·1 to 5·2)	3·3 (2·1 to 5·3)	2·8 (1·8 to 4·3)	2·3 (1·4 to 3·6)	3·5 (2·1 to 5·9)	2·4 (1·3 to 4·1)	2·1 (1·2 to 3·7)	1·5 (0·9 to 2·6)	0·8 (0·4 to 1·4)	0·3 (0·1 to 0·7)	0·2 (0·1 to 0·4)	0·1 (0·1 to 0·3)	0·1 (0·1 to 0·2)	0·1 (0·1 to 0·2)	0·1 (0·0 to 0·2)	182
Orofacial clefts	0 (0·0 to 0)	0 (0·0 to 0·1)	0·2 (0·1 to 0·5)	0·4 (0·1 to 0·9)	0·3 (0·2 to 0·5)	0·3 (0·2 to 0·5)	0·3 (0·2 to 0·5)	0·3 (0·2 to 0·5)	0·3 (0·2 to 0·5)	0·3 (0·2 to 0·5)	0·3 (0·2 to 0·5)	0·3 (0·2 to 0·5)	0·3 (0·2 to 0·5)	0·3 (0·2 to 0·5)	0·4 (0·2 to 0·8)	0·4 (0·2 to 0·8)	0·3 (0·2 to 0·5)	0·3 (0·2 to 0·5)	0·3 (0·2 to 0·5)	0·2 (0·1 to 0·3)	0·1 (0·1 to 0·2)	0·1 (0·1 to 0·2)	0·1 (0·1 to 0·1)	0·1 (0·0 to 0·1)	9·6
Down syndrome	3·7 (2·5 to 4·3)	1 (0·4 to 1·7)	3 (1·4 to 5)	2·5 (1·6 to 2·7)	1·9 (1·3 to 2·1)	2·2 (1·4 to 2·3)	2·3 (1·5 to 2·5)	1·9 (1·3 to 2·4)	2·2 (1·5 to 2·5)	2·1 (1·2 to 2·7)	2·2 (1·4 to 2·5)	2·3 (1·5 to 2·5)	2·3 (1·4 to 2·8)	2·8 (1·8 to 3·4)	2·4 (1·4 to 3·5)	2·1 (1·2 to 3·2)	1·7 (1·1 to 2·5)	1·4 (0·8 to 2·1)	0·6 (0·3 to 1·1)	0·3 (0·2 to 0·5)	0·2 (0·1 to 0·4)	0·1 (0·1 to 0·3)	0·1 (0·0 to 0·2)	0·1 (0·0 to 0·2)	81·4
Turner syndrome	0 (0·0 to 0)	0 (0·0 to 0)	0·2 (0·0 to 0·1)	0·2 (0·0 to 0·6)	0·2 (0·0 to 0·6)	0·2 (0·0 to 0·6)	0·3 (0·1 to 0·7)	0·3 (0·1 to 0·7)	0·3 (0·1 to 0·7)	0·3 (0·1 to 0·7)	0·3 (0·1 to 0·7)	0·2 (0·1 to 0·5)	0·2 (0·1 to 0·5)	0·2 (0·1 to 0·5)	0·1 (0·0 to 0·3)	0·2 (0·0 to 0·5)	0·1 (0·0 to 0·4)	0·1 (0·0 to 0·3)	0 (0·0 to 0·1)	0 (0·0 to 0)	0 (0·0 to 0)	0 (0·0 to 0)	0 (0·0 to 0)	0 (0·0 to 0)	2·7
Klinefelter syndrome	0 (0·0 to 0)	0 (0·0 to 0)	0 (0·0 to 0)	0 (0·0 to 0)	0 (0·0 to 0)

SII Table 2b: Rutland DALYS by cause and age aroup for females with 95% uncertainty intervals, 2019

Cause	Early Neonatal	Late Neonatal	Post Neonatal	1 to 4	5 to 9	10 to 14	15 to 19	20 to 24	25 to 29	30 to 34	35 to 39	40 to 44	45 to 49	50 to 54	55 to 59	60 to 64	65 to 69	70 to 74	75 to 79	80 to 84	85 to 89	90 to 94	95 plus	Total
All causes	191 (119 to 284)	49 (32 to 71)	67 (47 to 91)	264 (195 to 339)	206 (154 to 262)	198 (149 to 253)	211 (161 to 270)	224 (171 to 284)	251 (191 to 316)	276 (210 to 350)	316 (240 to 400)	364 (276 to 461)	423 (320 to 535)	502 (380 to 635)	597 (452 to 755)	715 (541 to 904)	858 (649 to 1,085)	1,029 (779 to 1,301)	1,228 (929 to 1,553)	1,471 (1,113 to 1,860)	1,761 (1,332 to 2,227)	2,109 (1,596 to 2,667)	5,870
Communicable, maternal, neonatal, and nutritional diseases	191 (119 to 284)	49 (32 to 71)	67 (47 to 91)	264 (195 to 339)	206 (154 to 262)	198 (149 to 253)	211 (161 to 270)	224 (171 to 284)	251 (191 to 316)	276 (210 to 350)	316 (240 to 400)	364 (276 to 461)	423 (320 to 535)	502 (380 to 635)	597 (452 to 755)	715 (541 to 904)	858 (649 to 1,085)	1,029 (779 to 1,301)	1,228 (929 to 1,553)	1,471 (1,113 to 1,860)	1,761 (1,332 to 2,227)	2,109 (1,596 to 2,667)	281
HIV/AIDS and sexually transmitted infections	0.5 (0.1 to 1.3)	0.1 (0 to 0.3)	0.2 (0.1 to 0.4)	0 (0 to 0)	0 (0 to 0)	0 (0 to 0)	0 (0 to 0.1)	0.1 (0.1 to 0.2)	0.2 (0.1 to 0.3)	0.3 (0.2 to 0.5)	0.4 (0.2 to 0.6)	0.3 (0.2 to 0.5)	0.2 (0.2 to 0.4)	0.2 (0.1 to 0.3)	0.1 (0.1 to 0.2)	0.2 (0.1 to 0.3)	0.2 (0.1 to 0.3)	0.1 (0.1 to 0.2)	0.1 (0.1 to 0.2)	0 (0 to 0.1)	0 (0 to 0.1)	0 (0 to 0)	3.6
HIV/AIDS	0 (0 to 0)	0 (0 to 0)	0 (0 to 0)	0 (0 to 0)	0 (0 to 0)	0 (0 to 0)	0 (0 to 0)	0 (0 to 0)	0 (0 to 0)	0 (0 to 0)	0 (0 to 0)	0 (0 to 0)	0 (0 to 0)	0 (0 to 0)	0 (0 to 0)	0 (0 to 0)	0 (0 to 0)	0 (0 to 0)	0 (0 to 0)	0 (0 to 0)	0 (0 to 0)	0 (0 to 0)	0 (0 to 0)	0.2
HIV/AIDS - Drug-susceptible Tuberculosis	0 (0 to 0)	0 (0 to 0)	0 (0 to 0)	0 (0 to 0)	0 (0 to 0)	0 (0 to 0)	0 (0 to 0)	0 (0 to 0)	0 (0 to 0)	0 (0 to 0)	0 (0 to 0)	0 (0 to 0)	0 (0 to 0)	0 (0 to 0)	0 (0 to 0)	0 (0 to 0)	0 (0 to 0)	0 (0 to 0)	0 (0 to 0)	0 (0 to 0)	0 (0 to 0)	0 (0 to 0)	0 (0 to 0)	0
HIV/AIDS - Multidrug-resistant Tuberculosis without extensive dr...	0 (0 to 0)	0 (0 to 0)	0 (0 to 0)	0 (0 to 0)	0 (0 to 0)	0 (0 to 0)	0 (0 to 0)	0 (0 to 0)	0 (0 to 0)	0 (0 to 0)	0 (0 to 0)	0 (0 to 0)	0 (0 to 0)	0 (0 to 0)	0 (0 to 0)	0 (0 to 0)	0 (0 to 0)	0 (0 to 0)	0 (0 to 0)	0 (0 to 0)	0 (0 to 0)	0 (0 to 0)	0 (0 to 0)	0
HIV/AIDS - Extensively drug-resistant Tuberculosis	0 (0 to 0)	0 (0 to 0)	0 (0 to 0)	0 (0 to 0)	0 (0 to 0)	0 (0 to 0)	0 (0 to 0)	0 (0 to 0)	0 (0 to 0)	0 (0 to 0)	0 (0 to 0)	0 (0 to 0)	0 (0 to 0)	0 (0 to 0)	0 (0 to 0)	0 (0 to 0)	0 (0 to 0)	0 (0 to 0)	0 (0 to 0)	0 (0 to 0)	0 (0 to 0)	0 (0 to 0)	0 (0 to 0)	0
HIV/AIDS resulting in other diseases	0 (0 to 0)	0 (0 to 0)	0 (0 to 0)	0 (0 to 0)	0 (0 to 0)	0 (0 to 0)	0 (0 to 0)	0 (0 to 0)	0 (0 to 0)	0 (0 to 0)	0 (0 to 0)	0 (0 to 0)	0 (0 to 0)	0 (0 to 0)	0 (0 to 0)	0 (0 to 0)	0 (0 to 0)	0 (0 to 0)	0 (0 to 0)	0 (0 to 0)	0 (0 to 0)	0 (0 to 0)	0 (0 to 0)	0.2
Sexually transmitted infections excluding HIV	0.5 (0 to 1.3)	0.1 (0 to 0.3)	0.2 (0 to 0.4)	0 (0 to 0)	0 (0 to 0)	0 (0 to 0.1)	0 (0 to 0.1)	0.1 (0.1 to 0.2)	0.2 (0.1 to 0.3)	0.3 (0.2 to 0.5)	0.4 (0.2 to 0.6)	0.3 (0.2 to 0.5)	0.2 (0.2 to 0.4)	0.2 (0.1 to 0.3)	0.1 (0.1 to 0.2)	0.2 (0.1 to 0.3)	0.2 (0.1 to 0.3)	0.1 (0.1 to 0.2)	0.1 (0.1 to 0.2)	0 (0 to 0.1)	0 (0 to 0.1)	0 (0 to 0)	3.6
Syphilis	0.5 (0.1 to 1.3)	0.1 (0 to 0.3)	0.2 (0 to 0.4)	0 (0 to 0)	0 (0 to 0)	0 (0 to 0)	0 (0 to 0)	0 (0 to 0)	0 (0 to 0)	0 (0 to 0)	0 (0 to 0)	0 (0 to 0)	0 (0 to 0)	0 (0 to 0)	0 (0 to 0)	0 (0 to 0)	0 (0 to 0)	0 (0 to 0)	0 (0 to 0)	0 (0 to 0)	0 (0 to 0)	0 (0 to 0)	0 (0 to 0)	0.9
Chlamydial infection	0 (0 to 0)	0 (0 to 0)	0 (0 to 0)	0 (0 to 0)	0 (0 to 0)	0 (0 to 0)	0 (0 to 0)	0 (0 to 0)	0 (0 to 0)	0 (0 to 0)	0 (0 to 0)	0 (0 to 0)	0 (0 to 0)	0 (0 to 0)	0 (0 to 0)	0 (0 to 0)	0 (0 to 0)	0 (0 to 0)	0 (0 to 0)	0 (0 to 0)	0 (0 to 0)	0 (0 to 0)	0 (0 to 0)	0.4
Gonococcal infection	0 (0 to 0)	0 (0 to 0)	0 (0 to 0)	0 (0 to 0)	0 (0 to 0)	0 (0 to 0)	0 (0 to 0)	0 (0 to 0)	0 (0 to 0)	0 (0 to 0)	0 (0 to 0)	0 (0 to 0)	0 (0 to 0)	0 (0 to 0)	0 (0 to 0)	0 (0 to 0)	0 (0 to 0)	0 (0 to 0)	0 (0 to 0)	0 (0 to 0)	0 (0 to 0)	0 (0 to 0)	0 (0 to 0)	0.4
Trichomoniasis	0 (0 to 0)	0 (0 to 0)	0 (0 to 0)	0 (0 to 0)	0 (0 to 0)	0 (0 to 0)	0 (0 to 0)	0 (0 to 0)	0 (0 to 0)	0 (0 to 0)	0 (0 to 0)	0 (0 to 0)	0 (0 to 0)	0 (0 to 0)	0 (0 to 0)	0 (0 to 0)	0 (0 to 0)	0 (0 to 0)	0 (0 to 0)	0 (0 to 0)	0 (0 to 0)	0 (0 to 0)	0 (0 to 0)	0.5
Genital herpes	0 (0 to 0)	0 (0 to 0)	0 (0 to 0)	0 (0 to 0)	0 (0 to 0)	0 (0 to 0)	0 (0 to 0)	0 (0 to 0)	0 (0 to 0)	0 (0 to 0)	0 (0 to 0)	0 (0 to 0)	0 (0 to 0)	0 (0 to 0)	0 (0 to 0)	0 (0 to 0)	0 (0 to 0)	0 (0 to 0)	0 (0 to 0)	0 (0 to 0)	0 (0 to 0)	0 (0 to 0)	0 (0 to 0)	0.6
Other sexually transmitted infections	0 (0 to 0)	0 (0 to 0)	0 (0 to 0)	0 (0 to 0)	0 (0 to 0)	0 (0 to 0)	0 (0 to 0)	0 (0 to 0)	0 (0 to 0)	0 (0 to 0)	0 (0 to 0)	0 (0 to 0)	0 (0 to 0)	0 (0 to 0)	0 (0 to 0)	0 (0 to 0)	0 (0 to 0)	0 (0 to 0)	0 (0 to 0)	0 (0 to 0)	0 (0 to 0)	0 (0 to 0)	0 (0 to 0)	0.8
Respiratory infections and tuberculosis	0.4 (0.1 to 0.2)	0.4 (0.1 to 0.1)	0.4 (0.2 to 0.6)	1.2 (0.6 to 2.2)	1.4 (0.8 to 2.2)	1.4 (0.8 to 2.2)	1.7 (1.0 to 2.6)	1.7 (1.0 to 2.6)	1.7 (1.0 to 2.6)	1.7 (1.0 to 2.6)	1.7 (1.0 to 2.6)	1.7 (1.0 to 2.6)	1.7 (1.0 to 2.6)	2.0 (1.4 to 2.7)	2.4 (1.7 to 3.3)	3.0 (2.1 to 4.1)	3.6 (2.5 to 4.9)	4.1 (3 to 5.7)	4.1 (3 to 5.7)	3.7 (2.6 to 5.1)	3.1 (2.1 to 4.4)	2.1 (1.4 to 3.1)	176
Tuberculosis	0 (0 to 0)	0 (0 to 0)	0 (0 to 0)	0 (0 to 0)	0 (0 to 0)	0 (0 to 0)	0 (0 to 0)	0 (0 to 0)	0 (0 to 0)	0 (0 to 0)	0 (0 to 0)	0 (0 to 0)	0 (0 to 0)	0 (0 to 0)	0 (0 to 0)	0 (0 to 0)	0 (0 to 0)	0 (0 to 0)	0 (0 to 0)	0 (0 to 0)	0 (0 to 0)	0 (0 to 0)	0 (0 to 0)	3
Latent tuberculosis infection	0 (0 to 0)	0 (0 to 0)	0 (0 to 0)	0 (0 to 0)	0 (0 to 0)	0 (0 to 0)	0 (0 to 0)	0 (0 to 0)	0 (0 to 0)	0 (0 to 0)	0 (0 to 0)	0 (0 to 0)	0 (0 to 0)	0 (0 to 0)	0 (0 to 0)	0 (0 to 0)	0 (0 to 0)	0 (0 to 0)	0 (0 to 0)	0 (0 to 0)	0 (0 to 0)	0 (0 to 0)	0 (0 to 0)	0
Drug-susceptible tuberculosis	0 (0 to 0)	0 (0 to 0)	0 (0 to 0)	0 (0 to 0)	0 (0 to 0)	0 (0 to 0)	0 (0 to 0)	0 (0 to 0)	0 (0 to 0)	0 (0 to 0)	0 (0 to 0)	0 (0 to 0)	0 (0 to 0)	0 (0 to 0)	0 (0 to 0)	0 (0 to 0)	0 (0 to 0)	0 (0 to 0)	0 (0 to 0)	0 (0 to 0)	0 (0 to 0)	0 (0 to 0)	0 (0 to 0)	2.9
Multidrug-resistant tuberculosis without extensive drug-resistance	0 (0 to 0)	0 (0 to 0)	0 (0 to 0)	0 (0 to 0)	0 (0 to 0)	0 (0 to 0)	0 (0 to 0)	0 (0 to 0)	0 (0 to 0)	0 (0 to 0)	0 (0 to 0)	0 (0 to 0)	0 (0 to 0)	0 (0 to 0)	0 (0 to 0)	0 (0 to 0)	0 (0 to 0)	0 (0 to 0)	0 (0 to 0)	0 (0 to 0)	0 (0 to 0)	0 (0 to 0)	0 (0 to 0)	0.1
Extensively drug-resistant tuberculosis	0 (0 to 0)	0 (0 to 0)	0 (0 to 0)	0 (0 to 0)	0 (0 to 0)	0 (0 to 0)	0 (0 to 0)	0 (0 to 0)	0 (0 to 0)	0 (0 to 0)	0 (0 to 0)	0 (0 to 0)	0 (0 to 0)	0 (0 to 0)	0 (0 to 0)	0 (0 to 0)	0 (0 to 0)	0 (0 to 0)	0 (0 to 0)	0 (0 to 0)	0 (0 to 0)	0 (0 to 0)	0 (0 to 0)	0
Lower respiratory infections	0.1 (0.1 to 0.2)	0.1 (0 to 0.1)	0.2 (0.1 to 0.2)	1.1 (0.1 to 0.1)	1.2 (0.1 to 0.1)	1.2 (0.1 to 0.2)	1.4 (0.2 to 0.2)	1.4 (0.2 to 0.3)	1.4 (0.2 to 0.3)	1.4 (0.2 to 0.3)	1.4 (0.2 to 0.3)	1.4 (0.2 to 0.3)	1.4 (0.2 to 0.3)	1.8 (1.3 to 2.4)	2.2 (1.6 to 3.1)	2.8 (2 to 3.9)	3.4 (2.4 to 4.7)	3.9 (2.8 to 5.4)	3.9 (2.8 to 5.4)	3.5 (2.5 to 4.9)	2.9 (2 to 4.1)	2 (1.4 to 2.8)	153
Upper respiratory infections	0 (0 to 0)	0 (0 to 0)	0.2 (0 to 0.4)	1.1 (0.4 to 1.8)	1.2 (0.7 to 2.2)	1.2 (0.4 to 2.1)	1.4 (0.5 to 2.7)	1.4 (0.5 to 2.6)	1.4 (0.5 to 2.6)	1.4 (0.5 to 2.6)	1.4 (0.5 to 2.6)	1.4 (0.5 to 2.6)	1.4 (0.5 to 2.6)	1.8 (0.5 to 1.7)	2.2 (0.5 to 1.5)	2.8 (0.5 to 1.7)	3.4 (0.5 to 1.2)	3.9 (0.5 to 1.2)	3.9 (0.5 to 1.2)	3.5 (0.5 to 1.2)	2.9 (0.5 to 1.2)	2 (0.5 to 1.2)	19.1
Otitis media	0 (0 to 0)	0 (0 to 0)	0.1 (0 to 0.1)	0.3 (0.2 to 0.4)	0.3 (0.2 to 0.4)	0.2 (0.1 to 0.4)	0.2 (0.1 to 0.4)	0.2 (0.1 to 0.3)	0.2 (0.1 to 0.3)	0.2 (0.1 to 0.3)	0.2 (0.1 to 0.3)	0.2 (0.1 to 0.3)	0.2 (0.1 to 0.3)	0.2 (0.1 to 0.4)	0.2 (0.1 to 0.4)	0.2 (0.1 to 0.4)	0.2 (0.1 to 0.3)	0.2 (0.1 to 0.3)	0.2 (0.1 to 0.3)	0.1 (0.1 to 0.1)	0 (0 to 0.1)	0 (0 to 0)	3.3
Enteric infections	0 (0 to 0)	0.7 (0 to 0.1)	1.1 (0.4 to 1.1)	0.6 (0.4 to 1.1)	0.4 (0.2 to 0.9)	0.4 (0.2 to 0.8)	0.3 (0.2 to 0.5)	0.3 (0.2 to 0.5)	0.3 (0.2 to 0.5)	0.3 (0.2 to 0.5)	0.3 (0.2 to 0.4)	0.2 (0.1 to 0.4)	0.2 (0.1 to 0.4)	0.2 (0.2 to 0.5)	0.2 (0.2 to 0.5)	0.3 (0.2 to 0.5)	0.3 (0.3 to 0.7)	0.3 (0.3 to 0.7)	0.3 (0.3 to 0.7)	0.2 (0.2 to 0.5)	0.1 (0.1 to 0.3)	0 (0 to 0.1)	15.4
Diarrheal diseases	0 (0 to 0)	0.7 (0 to 0.1)	1.1 (0.4 to 1.1)	0.6 (0.4 to 1.1)	0.4 (0.2 to 0.9)	0.4 (0.2 to 0.8)	0.3 (0.2 to 0.5)	0.3 (0.2 to 0.5)	0.3 (0.2 to 0.5)	0.3 (0.2 to 0.5)	0.3 (0.2 to 0.4)	0.2 (0.1 to 0.4)	0.2 (0.1 to 0.4)	0.2 (0.2 to 0.5)	0.2 (0.2 to 0.5)	0.3 (0.2 to 0.5)	0.3 (0.3 to 0.7)	0.3 (0.3 to 0.7)	0.3 (0.3 to 0.7)	0.2 (0.2 to 0.5)	0.1 (0.1 to 0.3)	0 (0 to 0.1)	15.2
Typhoid and paratyphoid	0 (0 to 0)	0 (0 to 0)	0 (0 to 0)	0 (0 to 0)	0 (0 to 0)	0 (0 to 0)	0 (0 to 0)	0 (0 to 0)	0 (0 to 0)	0 (0 to 0)	0 (0 to 0)	0 (0 to 0)	0 (0 to 0)	0 (0 to 0)	0 (0 to 0)	0 (0 to 0)	0 (0 to 0)	0 (0 to 0)	0 (0 to 0)	0 (0 to 0)	0 (0 to 0)	0 (0 to 0)	0 (0 to 0)	0
Typhoid fever	0 (0 to 0)	0 (0 to 0)	0 (0 to 0)	0 (0 to 0)	0 (0 to 0)	0 (0 to 0)	0 (0 to 0)	0 (0 to 0)	0 (0 to 0)	0 (0 to 0)	0 (0 to 0)	0 (0 to 0)	0 (0 to 0)	0 (0 to 0)	0 (0 to 0)	0 (0 to 0)	0 (0 to 0)	0 (0 to 0)	0 (0 to 0)	0 (0 to 0)	0 (0 to 0)	0 (0 to 0)	0 (0 to 0)	0
Paratyphoid fever	0 (0 to 0)	0 (0 to 0)	0 (0 to 0)	0 (0 to 0)	0 (0 to 0)	0 (0 to 0)	0 (0 to 0)	0 (0 to 0)	0 (0 to 0)	0 (0 to 0)	0 (0 to 0)	0 (0 to 0)	0 (0 to 0)	0 (0 to 0)	0 (0 to 0)	0 (0 to 0)	0 (0 to 0)	0 (0 to 0)	0 (0 to 0)	0 (0 to 0)	0 (0 to 0)	0 (0 to 0)	0 (0 to 0)	0
Invasive Non-typhoidal Salmonella (iNTS)	0 (0 to 0)	0 (0 to 0)	0 (0 to 0)	0 (0 to 0)	0 (0 to 0)	0 (0 to 0)	0 (0 to 0)	0 (0 to 0)	0 (0 to 0)	0 (0 to 0)	0 (0 to 0)	0 (0 to 0)	0 (0 to 0)	0 (0 to 0)	0 (0 to 0)	0 (0 to 0)	0 (0 to 0)	0 (0 to 0)	0 (0 to 0)	0 (0 to 0)	0 (0 to 0)	0 (0 to 0)	0 (0 to 0)	0
Other intestinal infectious diseases	0 (0 to 0)	0 (0 to 0)	0 (0 to 0)	0 (0 to 0)	0 (0 to 0)	0 (0 to 0)	0 (0 to 0)	0 (0 to 0)	0 (0 to 0)	0 (0 to 0)	0 (0 to 0)	0 (0 to 0)	0 (0 to 0)	0 (0 to 0)	0 (0 to 0)	0 (0 to 0)	0 (0 to 0)	0 (0 to 0)	0 (0 to 0)	0 (0 to 0)	0 (0 to 0)	0 (0 to 0)	0 (0 to 0)	0
Neglected tropical diseases and malaria	0 (0 to 0)	0 (0 to 0)	0 (0 to 0)	0 (0 to 0)	0 (0 to 0.2)	0 (0 to 0.2)	0 (0 to 0.1)	0 (0 to 0.1)	0 (0 to 0.1)	0 (0 to 0.1)	0 (0 to 0.2)	0 (0 to 0.1)	0 (0 to 0.1)	0 (0 to 0.1)	0 (0 to 0.2)	0 (0 to 0.1)	0 (0 to 0.1)	0 (0 to 0.1)	0 (0 to 0.1)	0 (0 to 0.1)	0 (0 to 0.1)	0 (0 to 0.1)	0 (0 to 0)	0.6
Malaria	0 (0 to 0)	0 (0 to 0)	0 (0 to 0)	0 (0 to 0)	0 (0 to 0)	0 (0 to 0)	0 (0 to 0)	0 (0 to 0)	0 (0 to 0)	0 (0 to 0)	0 (0 to 0)	0 (0 to 0)	0 (0 to 0)	0 (0 to 0)	0 (0 to 0)	0 (0 to 0)	0 (0 to 0)	0 (0 to 0)	0 (0 to 0)	0 (0 to 0)	0 (0 to 0)	0 (0 to 0)	0 (0 to 0)	0
Chagas disease	0 (0 to 0)	0 (0 to 0)	0 (0 to 0)	0 (0 to 0)	0 (0 to 0)	0 (0 to 0)	0 (0 to 0)	0 (0 to 0)	0 (0 to 0)	0 (0 to 0)	0 (0 to 0)	0 (0 to 0)	0 (0 to 0)	0 (0 to 0)	0 (0 to 0)	0 (0 to 0)	0 (0 to 0)	0 (0 to 0)	0 (0 to 0)	0 (0 to 0)	0 (0 to 0)	0 (0 to 0)	0 (0 to 0)	0
Leishmaniasis	0 (0 to 0)	0 (0 to 0)	0 (0 to 0)	0 (0 to 0)	0 (0 to 0)	0 (0 to 0)	0 (0 to 0)	0 (0 to 0)	0 (0 to 0)	0 (0 to 0)	0 (0 to 0)	0 (0 to 0)	0 (0 to 0)	0 (0 to 0)	0 (0 to 0)	0 (0 to 0)	0 (0 to 0)	0 (0 to 0)	0 (0 to 0)	0 (0 to 0)	0 (0 to 0)	0 (0 to 0)	0 (0 to 0)	0
Visceral leishmaniasis	0 (0 to 0)	0 (0 to 0)	0 (0 to 0)	0 (0 to 0)	0 (0 to 0)	0 (0 to 0)	0 (0 to 0)	0 (0 to 0)	0 (0 to 0)	0 (0 to 0)	0 (0 to 0)	0 (0 to 0)	0 (0 to 0)	0 (0 to 0)	0 (0 to 0)	0 (0 to 0)	0 (0 to 0)	0 (0 to 0)	0 (0 to 0)	0 (0 to 0)	0 (0 to 0)	0 (0 to 0)	0 (0 to 0)	0
Cutaneous and mucocutaneous leishmaniasis	0 (0 to 0)	0 (0 to 0)	0 (0 to 0)	0 (0 to 0)	0 (0 to 0)	0 (0 to 0)	0 (0 to 0)	0 (0 to 0)	0 (0 to 0)	0 (0 to 0)	0 (0 to 0)	0 (0 to 0)	0 (0 to 0)	0 (0 to 0)	0 (0 to 0)	0 (0 to 0)	0 (0 to 0)	0 (0 to 0)	0 (0 to 0)	0 (0 to 0)	0 (0 to 0)	0 (0 to 0)	0 (0 to 0)	0
African trypanosomiasis	0 (0 to 0)	0 (0 to 0)	0 (0 to 0)	0 (0 to 0)	0 (0 to 0)	0 (0 to 0)	0 (0 to 0)	0 (0 to 0)	0 (0 to 0)	0 (0 to 0)	0 (0 to 0)	0 (0 to 0)	0 (0 to 0)	0 (0 to 0)	0 (0 to 0)	0 (0 to 0)	0 (0 to 0)	0 (0 to 0)	0 (0 to 0)	0 (0 to 0)	0 (0 to 0)	0 (0 to 0)	0 (0 to 0)	0
Schistosomiasis	0 (0 to 0)	0 (0 to 0)	0 (0 to 0)	0 (0 to 0)	0 (0 to 0)	0 (0 to 0)	0 (0 to 0)	0 (0 to 0)	0 (0 to 0)	0 (0 to 0)	0 (0 to 0)	0 (0 to 0)	0 (0 to 0)	0 (0 to 0)	0 (0 to 0)	0 (0 to 0)	0 (0 to 0)	0 (0 to 0)	0 (0 to 0)	0 (0 to 0)	0 (0 to 0)	0 (0 to 0)	0 (0 to 0)	0
Cysticercosis	0 (0 to 0)	0 (0 to 0)	0 (0 to 0)	0 (0 to 0)	0 (0 to 0)	0 (0 to 0)	0 (0 to 0)	0 (0 to 0)	0 (0 to 0)	0 (0 to 0)	0 (0 to 0)	0 (0 to 0)	0 (0 to 0)	0 (0 to 0)	0 (0 to 0)	0 (0 to 0)	0 (0 to 0)	0 (0 to 0)	0 (0 to 0)	0 (0 to 0)	0 (0 to 0)	0 (0 to 0)	0 (0 to 0)	0
Cystic echinococcosis	0 (0 to 0)	0 (0 to 0)	0 (0 to 0)	0 (0 to 0)	0 (0 to 0)	0 (0 to 0)	0 (0 to 0)	0 (0 to 0)	0 (0 to 0)	0 (0 to 0)	0 (0 to 0)	0 (0 to 0)	0 (0 to 0)	0 (0 to 0)	0 (0 to 0)	0 (0 to 0)	0 (0 to 0)	0 (0 to 0)	0 (0 to 0)	0 (0 to 0)	0 (0 to 0)	0 (0 to 0)	0 (0 to 0)	0
Lymphatic filariasis	0 (0 to 0)	0 (0 to 0)	0 (0 to 0)	0 (0 to 0)	0 (0 to 0)	0 (0 to 0)	0 (0 to 0)	0 (0 to 0)	0 (0 to 0)	0 (0 to 0)	0 (0 to 0)	0 (0 to 0)	0 (0 to 0)	0 (0 to 0)	0 (0 to 0)	0 (0 to 0)	0 (0 to 0)	0 (0 to 0)	0 (0 to 0)	0 (0 to 0)	0 (0 to 0)	0 (0 to 0)	0 (0 to 0)	0
Onchocerciasis	0 (0 to 0)	0 (0 to 0)	0 (0 to 0)	0 (0 to 0)	0 (0 to 0)	0 (0 to 0)	0 (0 to 0)	0 (0 to 0)	0 (0 to 0)	0 (0 to 0)	0 (0 to 0)	0 (0 to 0)	0 (0 to 0)	0 (0 to 0)	0 (0 to 0)	0 (0 to 0)	0 (0 to 0)	0 (0 to 0)	0 (0 to 0)	0 (0 to 0)	0 (0 to 0)	0 (0 to 0)	0 (0 to 0)	0
Trachoma	0 (0 to 0)	0 (0 to 0)	0 (0 to 0)	0 (0 to 0)	0 (0 to 0)	0 (0 to 0)	0 (0 to 0)	0 (0 to 0)	0 (0 to 0)	0 (0 to 0)	0 (0 to 0)	0 (0 to 0)	0 (0 to 0)	0 (0 to 0)	0 (0 to 0)	0 (0 to 0)	0 (0 to 0)	0 (0 to 0)	0 (0 to 0)	0 (0 to 0)	0 (0 to 0)	0 (0 to 0)	0 (0 to 0)	0
Dengue	0 (0 to 0)	0 (0 to 0)	0 (0 to 0)	0 (0 to 0)	0 (0 to 0)	0 (0 to 0)	0 (0 to 0)	0 (0 to 0)	0 (0 to 0)	0 (0 to 0)	0 (0 to 0)	0 (0 to 0)	0 (0 to 0)	0 (0 to 0)	0 (0 to 0)	0 (0 to 0)	0 (0 to 0)	0 (0 to 0)	0 (0 to 0)	0 (0 to 0)	0 (0 to 0)	0 (0 to 0)	0 (0 to 0)	0
Yellow fever	0 (0 to 0)	0 (0 to 0)	0 (0 to 0)	0 (0 to 0)	0 (0 to 0)	0 (0 to 0)	0 (0 to 0)	0 (0 to 0)	0 (0 to 0)	0 (0 to 0)	0 (0 to 0)	0 (0 to 0)	0 (0 to 0)	0 (0 to 0)	0 (0 to 0)	0 (0 to 0)	0 (0 to 0)	0 (0 to 0)	0 (0 to 0)	0 (0 to 0)	0 (0 to 0)	0 (0 to 0)	0 (0 to 0)	0
Rabies	0 (0 to 0)	0 (0 to 0)	0 (0 to 0)	0 (0 to 0)	0 (0 to 0)	0 (0 to 0)	0 (0 to 0)	0 (0 to 0)	0 (0 to 0)	0 (0 to 0)	0 (0 to 0)	0 (0 to 0)	0 (0 to 0)	0 (0 to 0)	0 (0 to 0)	0 (0 to 0)	0 (0 to 0)	0 (0 to 0)	0 (0 to 0)	0 (0 to 0)	0 (0 to 0)	0 (0 to 0)	0 (0 to 0)	0
Intestinal nematode infections	0 (0 to 0)	0 (0 to 0)	0 (0 to 0)	0 (0 to 0)	0 (0 to 0)	0 (0 to 0)	0 (0 to 0)	0 (0 to 0)	0 (0 to 0)	0 (0 to 0)	0 (0 to 0)	0 (0 to 0)	0 (0 to 0)	0 (0 to 0)	0 (0 to 0)	0 (0 to 0)	0 (0 to 0)	0 (0 to 0)	0 (0 to 0)	0 (0 to 0)	0 (0 to 0)	0 (0 to 0)	0 (0 to 0)	0
Ascariasis	0 (0 to 0)	0 (0 to 0)	0 (0 to 0)	0 (0 to 0)	0 (0 to 0)	0 (0 to 0)	0 (0 to 0)	0 (0 to 0)	0 (0 to 0)	0 (0 to 0)	0 (0 to 0)	0 (0 to 0)	0 (0 to 0)	0 (0 to 0)	0 (0 to 0)	0 (0 to 0)	0 (0 to 0)	0 (0 to 0)	0 (0 to 0)	0 (0 to 0)	0 (0 to 0)	0 (0 to 0)	0 (0 to 0)	0
Trichuriasis	0 (0 to 0)	0 (0 to 0)	0 (0 to 0)	0 (0 to 0)	0 (0 to 0)	0 (0 to 0)	0 (0 to 0)	0 (0 to 0)	0 (0 to 0)	0 (0 to 0)	0 (0 to 0)	0 (0 to 0)	0 (0 to 0)	0 (0 to 0)	0 (0 to 0)	0 (0 to 0)	0 (0 to 0)	0 (0 to 0)	0 (0 to 0)	0 (0 to 0)	0 (0 to 0)	0 (0 to 0)	0 (0 to 0)	0
Hookworm disease	0 (0 to 0)	0 (0 to 0)	0 (0 to 0)	0 (0 to 0)	0 (0 to 0)	0 (0 to 0)	0 (0 to 0)	0 (0 to 0)	0 (0 to 0)	0 (0 to 0)	0 (0 to 0)	0 (0 to 0)	0 (0 to 0)	0 (0 to 0)	0 (0 to 0)	0 (0 to 0)	0 (0 to 0)	0 (0 to 0)	0 (0 to 0)	0 (0 to 0)	0 (0 to 0)	0 (0 to 0)	0 (0 to 0)	0
Food-borne trematodiases	0 (0 to 0)	0 (0 to 0)	0 (0 to 0)	0 (0 to 0)	0 (0 to 0)	0 (0 to 0)	0 (0 to 0)	0 (0 to 0)	0 (0 to 0)	0 (0 to 0)	0 (0 to 0)	0 (0 to 0)	0 (0 to 0)	0 (0 to 0)	0 (0 to 0)	0 (0 to 0)	0 (0 to 0)	0 (0 to 0)	0 (0 to 0)	0 (0 to 0)	0 (0 to 0)	0 (0 to 0)	0 (0 to 0)	0
Leprosy	0 (0 to 0)	0 (0 to 0)	0 (0 to 0)	0 (0 to 0)	0 (0 to 0)	0 (0 to 0)	0 (0 to 0)	0 (0 to 0)	0 (0 to 0)	0 (0 to 0)	0 (0 to 0)	0 (0 to 0)	0 (0 to 0)	0 (0 to 0)	0 (0 to 0)	0 (0 to 0)	0 (0 to 0)	0 (0 to 0)	0 (0 to 0)	0 (0 to 0)	0 (0 to 0)	0 (0 to 0)	0 (0 to 0)	0
Ebola	0 (0 to 0)	0 (0 to 0)	0 (0 to 0)	0 (0 to 0)	0 (0 to 0)	0 (0 to 0)	0 (0 to 0)	0 (0 to 0)	0 (0 to 0)	0 (0 to 0)	0 (0 to 0)	0 (0 to 0)	0 (0 to 0)	0 (0 to 0)	0 (0 to 0)	0 (0 to 0)	0 (0 to 0)	0 (0 to 0)	0 (0 to 0)	0 (0 to 0)	0 (0 to 0)	0 (0 to 0)	0 (0 to 0)	0
Zika virus	0 (0 to 0)	0 (0 to 0)	0 (0 to 0)	0 (0 to 0)	0 (0 to 0)	0 (0 to 0)	0 (0 to 0)	0 (0 to 0)	0 (0 to 0)	0 (0 to 0)	0 (0 to 0)	0 (0 to 0)	0 (

Chronic myeloid leukemia	0 (0 to 0)	0 (0 to 0)	0 (0 to 0)	0 (0 to 0)	0 (0 to 0)	0 (0 to 0)	0 (0 to 0)	0 (0 to 0)	0 (0 to 1)	0 (0 to 1)	0 (0 to 1)	0 (0 to 2)	0 (0 to 1)	0 (0 to 2)	0 (0 to 1)	0 (0 to 2)	0 (0 to 1)	0 (0 to 2)	0 (0 to 1)	0 (0 to 3)	0 (0 to 2)	0 (0 to 4)	0 (0 to 2)	0 (0 to 4)	0 (0 to 2)	0 (0 to 1)	3
Other leukemia	0 (0 to 0)	0 (0 to 0)	0 (0 to 0)	0 (0 to 0)	0 (0 to 0)	0 (0 to 0)	0 (0 to 0)	0 (0 to 0)	0 (0 to 1)	0 (0 to 1)	0 (0 to 1)	0 (0 to 1)	0 (0 to 1)	0 (0 to 1)	0 (0 to 1)	0 (0 to 2)	0 (0 to 1)	0 (0 to 3)	0 (0 to 1)	0 (0 to 3)	0 (0 to 2)	0 (0 to 4)	0 (0 to 1)	0 (0 to 4)	0 (0 to 2)	0 (0 to 1)	4
Other malignant neoplasms	0 (0 to 0)	0 (0 to 0)	0 (0 to 1)	0 (0 to 2)	0 (0 to 3)	0 (0 to 3)	0 (0 to 5)	0 (0 to 4)	0 (0 to 6)	0 (0 to 4)	0 (0 to 6)	0 (0 to 5)	0 (0 to 7)	0 (0 to 5)	0 (0 to 8)	0 (0 to 7)	0 (0 to 9)	1 (0 to 4)	0 (0 to 7)	1 (0 to 27)	0 (0 to 9)	2 (0 to 5)	0 (0 to 9)	2 (0 to 5)	0 (0 to 8)	1 (0 to 5)	34
Other neoplasms	0 (0 to 0)	0 (0 to 0)	0 (0 to 0)	0 (0 to 0)	0 (0 to 0)	0 (0 to 0)	0 (0 to 0)	0 (0 to 0)	0 (0 to 0)	0 (0 to 0)	0 (0 to 0)	0 (0 to 0)	0 (0 to 0)	0 (0 to 0)	0 (0 to 0)	0 (0 to 0)	0 (0 to 0)	0 (0 to 0)	0 (0 to 0)	0 (0 to 0)	0 (0 to 0)	0 (0 to 0)	0 (0 to 0)	0 (0 to 0)	0 (0 to 0)	0 (0 to 0)	9
Multicellular, unicellular, and other hematopoietic neo	0 (0 to 0)	0 (0 to 0)	0 (0 to 0)	0 (0 to 0)	0 (0 to 0)	0 (0 to 0)	0 (0 to 0)	0 (0 to 0)	0 (0 to 0)	0 (0 to 0)	0 (0 to 0)	0 (0 to 0)	0 (0 to 0)	0 (0 to 0)	0 (0 to 1)	0 (0 to 1)	0 (0 to 1)	0 (0 to 1)	0 (0 to 1)	0 (0 to 1)	0 (0 to 1)	0 (0 to 1)	0 (0 to 1)	0 (0 to 1)	0 (0 to 1)	0 (0 to 0)	9
Benign and in situ, intestinal neoplasms	0 (0 to 0)	0 (0 to 0)	0 (0 to 0)	0 (0 to 0)	0 (0 to 0)	0 (0 to 0)	0 (0 to 0)	0 (0 to 0)	0 (0 to 0)	0 (0 to 0)	0 (0 to 0)	0 (0 to 0)	0 (0 to 0)	0 (0 to 0)	0 (0 to 0)	0 (0 to 0)	0 (0 to 0)	0 (0 to 0)	0 (0 to 0)	0 (0 to 0)	0 (0 to 0)	0 (0 to 0)	0 (0 to 0)	0 (0 to 0)	0 (0 to 0)	0 (0 to 0)	0
Benign and in situ, cervical and uterine neoplasms	0 (0 to 0)	0 (0 to 0)	0 (0 to 0)	0 (0 to 0)	0 (0 to 0)	0 (0 to 0)	0 (0 to 0)	0 (0 to 0)	0 (0 to 0)	0 (0 to 0)	0 (0 to 0)	0 (0 to 0)	0 (0 to 0)	0 (0 to 0)	0 (0 to 0)	0 (0 to 0)	0 (0 to 0)	0 (0 to 0)	0 (0 to 0)	0 (0 to 0)	0 (0 to 0)	0 (0 to 0)	0 (0 to 0)	0 (0 to 0)	0 (0 to 0)	0 (0 to 0)	0
Other benign and in situ neoplasms	0 (0 to 0)	0 (0 to 0)	0 (0 to 0)	0 (0 to 0)	0 (0 to 0)	0 (0 to 0)	0 (0 to 0)	0 (0 to 0)	0 (0 to 0)	0 (0 to 0)	0 (0 to 0)	0 (0 to 0)	0 (0 to 0)	0 (0 to 0)	0 (0 to 0)	0 (0 to 0)	0 (0 to 0)	0 (0 to 0)	0 (0 to 0)	0 (0 to 0)	0 (0 to 0)	0 (0 to 0)	0 (0 to 0)	0 (0 to 0)	0 (0 to 0)	0 (0 to 0)	0
Cardiovascular diseases	0 (0 to 0)	0 (0 to 1)	0 (0 to 1)	0 (0 to 2)	0 (0 to 4)	0 (0 to 3)	0 (0 to 5)	0 (0 to 4)	0 (0 to 7)	0 (0 to 4)	0 (0 to 7)	0 (0 to 6)	0 (0 to 8)	0 (0 to 6)	0 (0 to 9)	0 (0 to 8)	0 (0 to 10)	0 (0 to 6)	0 (0 to 9)	0 (0 to 8)	0 (0 to 11)	0 (0 to 7)	0 (0 to 11)	0 (0 to 7)	0 (0 to 10)	0 (0 to 6)	0
Rheumatic heart disease	0 (0 to 0)	0 (0 to 0)	0 (0 to 0)	0 (0 to 0)	0 (0 to 0)	0 (0 to 0)	0 (0 to 0)	0 (0 to 0)	0 (0 to 0)	0 (0 to 0)	0 (0 to 0)	0 (0 to 0)	0 (0 to 0)	0 (0 to 0)	0 (0 to 0)	0 (0 to 0)	0 (0 to 0)	0 (0 to 0)	0 (0 to 0)	0 (0 to 0)	0 (0 to 0)	0 (0 to 0)	0 (0 to 0)	0 (0 to 0)	0 (0 to 0)	0 (0 to 0)	0
Ischemic heart disease	0 (0 to 0)	0 (0 to 0)	0 (0 to 0)	0 (0 to 0)	0 (0 to 0)	0 (0 to 0)	0 (0 to 0)	0 (0 to 0)	0 (0 to 0)	0 (0 to 0)	0 (0 to 0)	0 (0 to 0)	0 (0 to 0)	0 (0 to 0)	0 (0 to 0)	0 (0 to 0)	0 (0 to 0)	0 (0 to 0)	0 (0 to 0)	0 (0 to 0)	0 (0 to 0)	0 (0 to 0)	0 (0 to 0)	0 (0 to 0)	0 (0 to 0)	0 (0 to 0)	0
Stroke	0 (0 to 0)	0 (0 to 0)	0 (0 to 1)	0 (0 to 2)	0 (0 to 3)	0 (0 to 3)	0 (0 to 4)	0 (0 to 3)	0 (0 to 5)	0 (0 to 3)	0 (0 to 5)	0 (0 to 4)	0 (0 to 6)	0 (0 to 4)	0 (0 to 6)	0 (0 to 5)	0 (0 to 7)	0 (0 to 4)	0 (0 to 6)	0 (0 to 5)	0 (0 to 7)	0 (0 to 5)	0 (0 to 7)	0 (0 to 5)	0 (0 to 7)	0 (0 to 4)	0
Ischemic stroke	0 (0 to 0)	0 (0 to 0)	0 (0 to 1)	0 (0 to 2)	0 (0 to 3)	0 (0 to 3)	0 (0 to 4)	0 (0 to 3)	0 (0 to 5)	0 (0 to 3)	0 (0 to 5)	0 (0 to 4)	0 (0 to 6)	0 (0 to 4)	0 (0 to 6)	0 (0 to 5)	0 (0 to 7)	0 (0 to 4)	0 (0 to 6)	0 (0 to 5)	0 (0 to 7)	0 (0 to 5)	0 (0 to 7)	0 (0 to 5)	0 (0 to 7)	0 (0 to 4)	0
Intracerebral hemorrhage	0 (0 to 0)	0 (0 to 0)	0 (0 to 0)	0 (0 to 1)	0 (0 to 1)	0 (0 to 1)	0 (0 to 2)	0 (0 to 2)	0 (0 to 3)	0 (0 to 2)	0 (0 to 3)	0 (0 to 2)	0 (0 to 3)	0 (0 to 2)	0 (0 to 3)	0 (0 to 2)	0 (0 to 4)	0 (0 to 2)	0 (0 to 3)	0 (0 to 2)	0 (0 to 4)	0 (0 to 2)	0 (0 to 4)	0 (0 to 2)	0 (0 to 3)	0 (0 to 2)	0
Subarachnoid hemorrhage	0 (0 to 0)	0 (0 to 0)	0 (0 to 0)	0 (0 to 0)	0 (0 to 1)	0 (0 to 1)	0 (0 to 2)	0 (0 to 1)	0 (0 to 2)	0 (0 to 1)	0 (0 to 2)	0 (0 to 1)	0 (0 to 2)	0 (0 to 1)	0 (0 to 2)	0 (0 to 1)	0 (0 to 2)	0 (0 to 1)	0 (0 to 2)	0 (0 to 1)	0 (0 to 2)	0 (0 to 1)	0 (0 to 2)	0 (0 to 1)	0 (0 to 2)	0 (0 to 1)	0
Hypertensive heart disease	0 (0 to 0)	0 (0 to 0)	0 (0 to 0)	0 (0 to 0)	0 (0 to 0)	0 (0 to 0)	0 (0 to 0)	0 (0 to 0)	0 (0 to 0)	0 (0 to 0)	0 (0 to 0)	0 (0 to 0)	0 (0 to 0)	0 (0 to 0)	0 (0 to 0)	0 (0 to 0)	0 (0 to 0)	0 (0 to 0)	0 (0 to 0)	0 (0 to 0)	0 (0 to 0)	0 (0 to 0)	0 (0 to 0)	0 (0 to 0)	0 (0 to 0)	0 (0 to 0)	0
Non-rheumatic valvular heart disease	0 (0 to 0)	0 (0 to 0)	0 (0 to 0)	0 (0 to 0)	0 (0 to 0)	0 (0 to 0)	0 (0 to 0)	0 (0 to 0)	0 (0 to 0)	0 (0 to 0)	0 (0 to 0)	0 (0 to 0)	0 (0 to 0)	0 (0 to 0)	0 (0 to 0)	0 (0 to 0)	0 (0 to 0)	0 (0 to 0)	0 (0 to 0)	0 (0 to 0)	0 (0 to 0)	0 (0 to 0)	0 (0 to 0)	0 (0 to 0)	0 (0 to 0)	0 (0 to 0)	0
Aortic aneurysm	–	–	–	–	–	–	–	–	–	–	–	–	–	–	–	–	–	–	–	–	–	–	–	–	–	–	–
Endocarditis	0 (0 to 0)	0 (0 to 0)	0 (0 to 0)	0 (0 to 0)	0 (0 to 0)	0 (0 to 0)	0 (0 to 0)	0 (0 to 0)	0 (0 to 0)	0 (0 to 0)	0 (0 to 0)	0 (0 to 0)	0 (0 to 0)	0 (0 to 0)	0 (0 to 0)	0 (0 to 0)	0 (0 to 0)	0 (0 to 0)	0 (0 to 0)	0 (0 to 0)	0 (0 to 0)	0 (0 to 0)	0 (0 to 0)	0 (0 to 0)	0 (0 to 0)	0 (0 to 0)	0
Other cardiovascular and circulatory diseases	0 (0 to 0)	0 (0 to 0)	0 (0 to 0)	0 (0 to 0)	0 (0 to 1)	0 (0 to 1)	0 (0 to 2)	0 (0 to 1)	0 (0 to 3)	0 (0 to 1)	0 (0 to 3)	0 (0 to 2)	0 (0 to 3)	0 (0 to 2)	0 (0 to 4)	0 (0 to 2)	0 (0 to 4)	0 (0 to 2)	0 (0 to 3)	0 (0 to 2)	0 (0 to 4)	0 (0 to 2)	0 (0 to 4)	0 (0 to 2)	0 (0 to 3)	0 (0 to 1)	0
Chronic respiratory diseases	0 (0 to 0)	0 (0 to 0)	0 (0 to 0)	0 (0 to 0)	0 (0 to 1)	0 (0 to 1)	0 (0 to 2)	0 (0 to 1)	0 (0 to 3)	0 (0 to 2)	0 (0 to 3)	0 (0 to 2)	0 (0 to 3)	0 (0 to 2)	0 (0 to 4)	0 (0 to 2)	0 (0 to 4)	0 (0 to 2)	0 (0 to 3)	0 (0 to 2)	0 (0 to 4)	0 (0 to 2)	0 (0 to 4)	0 (0 to 2)	0 (0 to 3)	0 (0 to 1)	0
Chronic obstructive pulmonary disease	0 (0 to 0)	0 (0 to 0)	0 (0 to 0)	0 (0 to 0)	0 (0 to 1)	0 (0 to 1)	0 (0 to 2)	0 (0 to 1)	0 (0 to 3)	0 (0 to 2)	0 (0 to 3)	0 (0 to 2)	0 (0 to 3)	0 (0 to 2)	0 (0 to 4)	0 (0 to 2)	0 (0 to 4)	0 (0 to 2)	0 (0 to 3)	0 (0 to 2)	0 (0 to 4)	0 (0 to 2)	0 (0 to 4)	0 (0 to 2)	0 (0 to 3)	0 (0 to 1)	0
Pneumoconiosis	0 (0 to 0)	0 (0 to 0)	0 (0 to 0)	0 (0 to 0)	0 (0 to 0)	0 (0 to 0)	0 (0 to 0)	0 (0 to 0)	0 (0 to 0)	0 (0 to 0)	0 (0 to 0)	0 (0 to 0)	0 (0 to 0)	0 (0 to 0)	0 (0 to 0)	0 (0 to 0)	0 (0 to 0)	0 (0 to 0)	0 (0 to 0)	0 (0 to 0)	0 (0 to 0)	0 (0 to 0)	0 (0 to 0)	0 (0 to 0)	0 (0 to 0)	0 (0 to 0)	0
Silicosis	0 (0 to 0)	0 (0 to 0)	0 (0 to 0)	0 (0 to 0)	0 (0 to 0)	0 (0 to 0)	0 (0 to 0)	0 (0 to 0)	0 (0 to 0)	0 (0 to 0)	0 (0 to 0)	0 (0 to 0)	0 (0 to 0)	0 (0 to 0)	0 (0 to 0)	0 (0 to 0)	0 (0 to 0)	0 (0 to 0)	0 (0 to 0)	0 (0 to 0)	0 (0 to 0)	0 (0 to 0)	0 (0 to 0)	0 (0 to 0)	0 (0 to 0)	0 (0 to 0)	0
Asbestosis	0 (0 to 0)	0 (0 to 0)	0 (0 to 0)	0 (0 to 0)	0 (0 to 0)	0 (0 to 0)	0 (0 to 0)	0 (0 to 0)	0 (0 to 0)	0 (0 to 0)	0 (0 to 0)	0 (0 to 0)	0 (0 to 0)	0 (0 to 0)	0 (0 to 0)	0 (0 to 0)	0 (0 to 0)	0 (0 to 0)	0 (0 to 0)	0 (0 to 0)	0 (0 to 0)	0 (0 to 0)	0 (0 to 0)	0 (0 to 0)	0 (0 to 0)	0 (0 to 0)	0
Coal workers pneumoconiosis	0 (0 to 0)	0 (0 to 0)	0 (0 to 0)	0 (0 to 0)	0 (0 to 0)	0 (0 to 0)	0 (0 to 0)	0 (0 to 0)	0 (0 to 0)	0 (0 to 0)	0 (0 to 0)	0 (0 to 0)	0 (0 to 0)	0 (0 to 0)	0 (0 to 0)	0 (0 to 0)	0 (0 to 0)	0 (0 to 0)	0 (0 to 0)	0 (0 to 0)	0 (0 to 0)	0 (0 to 0)	0 (0 to 0)	0 (0 to 0)	0 (0 to 0)	0 (0 to 0)	0
Other pneumoconiosis	0 (0 to 0)	0 (0 to 0)	0 (0 to 0)	0 (0 to 0)	0 (0 to 0)	0 (0 to 0)	0 (0 to 0)	0 (0 to 0)	0 (0 to 0)	0 (0 to 0)	0 (0 to 0)	0 (0 to 0)	0 (0 to 0)	0 (0 to 0)	0 (0 to 0)	0 (0 to 0)	0 (0 to 0)	0 (0 to 0)	0 (0 to 0)	0 (0 to 0)	0 (0 to 0)	0 (0 to 0)	0 (0 to 0)	0 (0 to 0)	0 (0 to 0)	0 (0 to 0)	0
Asthma	0 (0 to 0)	0 (0 to 0)	1 (0 to 3)	2 (0 to 6)	4 (1 to 9)	3 (0 to 7)	5 (2 to 12)	4 (1 to 8)	6 (2 to 15)	4 (1 to 9)	6 (2 to 15)	5 (2 to 12)	6 (2 to 16)	5 (2 to 12)	6 (2 to 16)	5 (2 to 12)	6 (2 to 16)	5 (2 to 12)	6 (2 to 16)	5 (2 to 12)	6 (2 to 16)	5 (2 to 12)	6 (2 to 16)	5 (2 to 12)	6 (2 to 16)	5 (2 to 12)	91
Interstitial lung disease and pulmonary sarcoidosis	0 (0 to 0)	0 (0 to 0)	0 (0 to 0)	0 (0 to 0)	0 (0 to 1)	0 (0 to 1)	0 (0 to 1)	0 (0 to 1)	0 (0 to 2)	0 (0 to 1)	0 (0 to 2)	0 (0 to 1)	0 (0 to 2)	0 (0 to 1)	0 (0 to 2)	0 (0 to 1)	0 (0 to 2)	0 (0 to 1)	0 (0 to 2)	0 (0 to 1)	0 (0 to 2)	0 (0 to 1)	0 (0 to 2)	0 (0 to 1)	0 (0 to 2)	0 (0 to 1)	23
Other chronic respiratory diseases	0 (0 to 0)	0 (0 to 0)	0 (0 to 0)	0 (0 to 0)	0 (0 to 1)	0 (0 to 1)	0 (0 to 2)	0 (0 to 1)	0 (0 to 3)	0 (0 to 2)	0 (0 to 3)	0 (0 to 2)	0 (0 to 3)	0 (0 to 2)	0 (0 to 4)	0 (0 to 2)	0 (0 to 4)	0 (0 to 2)	0 (0 to 3)	0 (0 to 2)	0 (0 to 4)	0 (0 to 2)	0 (0 to 4)	0 (0 to 2)	0 (0 to 3)	0 (0 to 1)	4
Digestive diseases	0 (0 to 0)	0 (1 to 1)	0 (0 to 0)	0 (0 to 0)	0 (0 to 0)	0 (0 to 0)	0 (0 to 0)	0 (0 to 0)	0 (0 to 0)	0 (0 to 0)	0 (0 to 0)	0 (0 to 0)	0 (0 to 0)	0 (0 to 0)	0 (0 to 0)	0 (0 to 0)	0 (0 to 0)	0 (0 to 0)	0 (0 to 0)	0 (0 to 0)	0 (0 to 0)	0 (0 to 0)	0 (0 to 0)	0 (0 to 0)	0 (0 to 0)	0 (0 to 0)	0
Cirrhosis and other chronic liver diseases	0 (0 to 0)	0 (0 to 0)	0 (0 to 0)	0 (0 to 0)	0 (0 to 0)	0 (0 to 0)	0 (0 to 0)	0 (0 to 0)	0 (0 to 0)	0 (0 to 0)	0 (0 to 0)	0 (0 to 0)	0 (0 to 0)	0 (0 to 0)	0 (0 to 0)	0 (0 to 0)	0 (0 to 0)	0 (0 to 0)	0 (0 to 0)	0 (0 to 0)	0 (0 to 0)	0 (0 to 0)	0 (0 to 0)	0 (0 to 0)	0 (0 to 0)	0 (0 to 0)	0
Cirrhosis and other chronic liver diseases due to hepatitis B	0 (0 to 0)	0 (0 to 0)	0 (0 to 0)	0 (0 to 0)	0 (0 to 0)	0 (0 to 0)	0 (0 to 0)	0 (0 to 0)	0 (0 to 0)	0 (0 to 0)	0 (0 to 0)	0 (0 to 0)	0 (0 to 0)	0 (0 to 0)	0 (0 to 0)	0 (0 to 0)	0 (0 to 0)	0 (0 to 0)	0 (0 to 0)	0 (0 to 0)	0 (0 to 0)	0 (0 to 0)	0 (0 to 0)	0 (0 to 0)	0 (0 to 0)	0 (0 to 0)	0
Cirrhosis and other chronic liver diseases due to hepatitis C	0 (0 to 0)	0 (0 to 0)	0 (0 to 0)	0 (0 to 0)	0 (0 to 0)	0 (0 to 0)	0 (0 to 0)	0 (0 to 0)	0 (0 to 0)	0 (0 to 0)	0 (0 to 0)	0 (0 to 0)	0 (0 to 0)	0 (0 to 0)	0 (0 to 0)	0 (0 to 0)	0 (0 to 0)	0 (0 to 0)	0 (0 to 0)	0 (0 to 0)	0 (0 to 0)	0 (0 to 0)	0 (0 to 0)	0 (0 to 0)	0 (0 to 0)	0 (0 to 0)	0
Cirrhosis and other chronic liver diseases due to alcohol use	0 (0 to 0)	0 (0 to 0)	0 (0 to 0)	0 (0 to 0)	0 (0 to 0)	0 (0 to 0)	0 (0 to 0)	0 (0 to 0)	0 (0 to 0)	0 (0 to 0)	0 (0 to 0)	0 (0 to 0)	0 (0 to 0)	0 (0 to 0)	0 (0 to 0)	0 (0 to 0)	0 (0 to 0)	0 (0 to 0)	0 (0 to 0)	0 (0 to 0)	0 (0 to 0)	0 (0 to 0)	0 (0 to 0)	0 (0 to 0)	0 (0 to 0)	0 (0 to 0)	0
Cirrhosis and other chronic liver diseases due to NAFLD	0 (0 to 0)	0 (0 to 0)	0 (0 to 0)	0 (0 to 0)	0 (0 to 0)	0 (0 to 0)	0 (0 to 0)	0 (0 to 0)	0 (0 to 0)	0 (0 to 0)	0 (0 to 0)	0 (0 to 0)	0 (0 to 0)	0 (0 to 0)	0 (0 to 0)	0 (0 to 0)	0 (0 to 0)	0 (0 to 0)	0 (0 to 0)	0 (0 to 0)	0 (0 to 0)	0 (0 to 0)	0 (0 to 0)	0 (0 to 0)	0 (0 to 0)	0 (0 to 0)	0
Cirrhosis and other chronic liver diseases due to other causes	0 (0 to 0)	0 (0 to 0)	0 (0 to 0)	0 (0 to 0)	0 (0 to 0)	0 (0 to 0)	0 (0 to 0)	0 (0 to 0)	0 (0 to 0)	0 (0 to 0)	0 (0 to 0)	0 (0 to 0)	0 (0 to 0)	0 (0 to 0)	0 (0 to 0)	0 (0 to 0)	0 (0 to 0)	0 (0 to 0)	0 (0 to 0)	0 (0 to 0)	0 (0 to 0)	0 (0 to 0)	0 (0 to 0)	0 (0 to 0)	0 (0 to 0)	0 (0 to 0)	0
Upper digestive system diseases	0 (0 to 0)	0 (0 to 0)	0 (0 to 0)	0 (0 to 0)	0 (0 to 0)	0 (0 to 0)	0 (0 to 0)	0 (0 to 0)	0 (0 to 0)	0 (0 to 0)	0 (0 to 0)	0 (0 to 0)	0 (0 to 0)	0 (0 to 0)	0 (0 to 0)	0 (0 to 0)	0 (0 to 0)	0 (0 to 0)	0 (0 to 0)	0 (0 to 0)	0 (0 to 0)	0 (0 to 0)	0 (0 to 0)	0 (0 to 0)	0 (0 to 0)	0 (0 to 0)	0
Peptic ulcer disease	0 (0 to 0)	0 (0 to 0)	0 (0 to 0)	0 (0 to 0)	0 (0 to 0)	0 (0 to 0)	0 (0 to 0)	0 (0 to 0)	0 (0 to 0)	0 (0 to 0)	0 (0 to 0)	0 (0 to 0)	0 (0 to 0)	0 (0 to 0)	0 (0 to 0)	0 (0 to 0)	0 (0 to 0)	0 (0 to 0)	0 (0 to 0)	0 (0 to 0)	0 (0 to 0)	0 (0 to 0)	0 (0 to 0)	0 (0 to 0)	0 (0 to 0)	0 (0 to 0)	0
Gastritis and duodenitis	0 (0 to 0)	0 (0 to 0)	0 (0 to 0)	0 (0 to 0)	0 (0 to 0)	0 (0 to 0)	0 (0 to 0)	0 (0 to 0)	0 (0 to 0)	0 (0 to 0)	0 (0 to 0)	0 (0 to 0)	0 (0 to 0)	0 (0 to 0)	0 (0 to 0)	0 (0 to 0)	0 (0 to 0)	0 (0 to 0)	0 (0 to 0)	0 (0 to 0)	0 (0 to 0)	0 (0 to 0)	0 (0 to 0)	0 (0 to 0)	0 (0 to 0)	0 (0 to 0)	0
Gastroesophageal reflux disease	0 (0 to 0)	0 (0 to 0)	0 (0 to 0)	0 (0 to 0)	0 (0 to 1)	0 (0 to 0)	0 (0 to 1)	0 (0 to 1)	0 (0 to 1)	0 (0 to 1)	0 (0 to 1)	0 (0 to 1)	0 (0 to 1)	0 (0 to 1)	0 (0 to 1)	0 (0 to 1)	0 (0 to 1)	0 (0 to 1)	0 (0 to 1)	0 (0 to 1)	0 (0 to 1)	0 (0 to 1)	0 (0 to 1)	0 (0 to 1)	0 (0 to 1)	0 (0 to 1)	0
Appendicitis	0 (0 to 0)	0 (0 to 0)	0 (0 to 0)	0 (0 to 0)	0 (0 to 0)	0 (0 to 0)	0 (0 to 0)	0 (0 to 0)	0 (0 to 0)	0 (0 to 0)	0 (0 to 0)	0 (0 to 0)	0 (0 to 0)	0 (0 to 0)	0 (0 to 0)	0 (0 to 0)	0 (0 to 0)	0 (0 to 0)	0 (0 to 0)	0 (0 to 0)	0 (0 to 0)	0 (0 to 0)	0 (0 to 0)	0 (0 to 0)	0 (0 to 0)	0 (0 to 0)	0
Paralytic ileus and intestinal obstruction	0 (0 to 0)	0 (0 to 0)	0 (0 to 0)	0 (0 to 0)	0 (0 to 0)	0 (0 to 0)	0 (0 to 0)	0 (0 to 0)	0 (0 to 0)	0 (0 to 0)	0 (0 to 0)	0 (0 to 0)	0 (0 to 0)	0 (0 to 0)	0 (0 to 0)	0 (0 to 0)	0 (0 to 0)	0 (0 to 0)	0 (0 to 0)	0 (0 to 0)	0 (0 to 0)	0 (0 to 0)	0 (0 to 0)	0 (0 to 0)	0 (0 to 0)	0 (0 to 0)	0
Inguinal, femoral, and abdominal hernia	0 (0 to 0)	0 (0 to 0)	0 (0 to 0)	0 (0 to 0)	0 (0 to 0)	0 (0 to 0)	0 (0 to 0)	0 (0 to 0)	0 (0 to 0)	0 (0 to 0)	0 (0 to 0)	0 (0 to 0)	0 (0 to 0)	0 (0 to 0)	0 (0 to 0)	0 (0 to 0)	0 (0 to 0)	0 (0 to 0)	0 (0 to 0)	0 (0 to 0)	0 (0 to 0)	0 (0 to 0)	0 (0 to 0)	0 (0 to 0)	0 (0 to 0)	0 (0 to 0)	0
Inflammatory bowel disease	0 (0 to 0)	0 (0 to 0)	0 (0 to 0)	0 (0 to 0)	0 (0 to 0)	0 (0 to 0)	0 (0 to 0)	0 (0 to 0)	0 (0 to 0)	0 (0 to 0)	0 (0 to 0)	0 (0 to 0)	0 (0 to 0)	0 (0 to 0)	0 (0 to 0)	0 (0 to 0)	0 (0 to 0)	0 (0 to 0)	0 (0 to 0)	0 (0 to 0)	0 (0 to 0)	0 (0 to 0)	0 (0 to 0)	0 (0 to 0)	0 (0 to 0)	0 (0 to 0)	0
Vascular intestinal disorders	0 (0 to 0)	0 (0 to 0)	0 (0 to 0)	0 (0 to 0)	0 (0 to 0)	0 (0 to 0)	0 (0 to 0)	0 (0 to 0)	0 (0 to 0)	0 (0 to 0)	0 (0 to 0)	0 (0 to 0)	0 (0 to 0)	0 (0 to 0)	0 (0 to 0)	0 (0 to 0)	0 (0 to 0)	0 (0 to 0)	0 (0 to 0)	0 (0 to 0)	0 (0 to 0)	0 (0 to 0)	0 (0 to 0)	0 (0 to 0)	0 (0 to 0)	0 (0 to 0)	0
Gallbladder and biliary diseases	0 (0 to 0)	0 (0 to 0)	0 (0 to 0)	0 (0 to 0)	0 (0 to 0)	0 (0 to 0)	0 (0 to 0)	0 (0 to 0)	0 (0 to 0)	0 (0 to 0)	0 (0 to 0)	0 (0 to 0)	0 (0 to 0)	0 (0 to 0)	0 (0 to 0)	0 (0 to 0)	0 (0 to 0)	0 (0 to 0)	0 (0 to 0)	0 (0 to 0)	0 (0 to 0)	0 (0 to 0)	0 (0 to 0)	0 (0 to 0)	0 (0 to 0)	0 (0 to 0)	0
Pancreatitis	0 (0 to 0)	0 (0 to 0)	0 (0 to 0)	0 (0 to 0)	0 (0 to 0)	0 (0 to 0)	0 (0 to 0)	0 (0 to 0)	0 (0 to 0)	0 (0 to 0)	0 (0 to 0)	0 (0 to 0)	0 (0 to 0)	0 (0 to 0)	0 (0 to 0)	0 (0 to 0)	0 (0 to 0)	0 (0 to 0)	0 (0 to 0)	0 (0 to 0)	0 (0 to 0)	0 (0 to 0)	0 (0 to 0)	0 (0 to 0)	0 (0 to 0)	0 (0 to 0)	0
Other digestive diseases	0 (0 to 0)	0 (0 to 0)	0 (0 to 0)	0 (0 to 0)	0 (0 to 0)	0 (0 to 0)	0 (0 to 0)	0 (0 to 0)	0 (0 to 0)	0 (0 to 0)	0 (0 to 0)	0 (0 to 0)	0 (0 to 0)	0 (0 to 0)	0 (0 to 0)	0 (0 to 0)	0 (0 to 0)	0 (0 to 0)	0 (0 to 0)	0 (0 to 0)	0 (0 to 0)	0 (0 to 0)	0 (0 to 0)	0 (0 to 0)	0 (0 to 0)	0 (0 to 0)	0
Neurological disorders	0 (0 to 0)	0 (0 to 0)	0 (0 to 0)	0 (0 to 0)	0 (0 to 0)	0 (0 to 0)	0 (0 to 0)	0 (0 to 0)	0 (0 to 0)	0 (0 to 0)	0 (0 to 0)	0 (0 to 0)	0 (0 to 0)	0 (0 to 0)	0 (0 to 0)	0 (0 to 0)	0 (0 to 0)	0 (0 to 0)	0 (0 to 0)	0 (0 to 0)	0 (0 to 0)	0 (0 to 0)	0 (0 to 0)	0 (0 to 0)	0 (0 to 0)	0 (0 to 0)	0
Alzheimer's disease and other dementias	0 (0 to 0)	0 (0 to 0)	0 (0 to 0)	0 (0 to 0)	0 (0 to 0)	0 (0 to 0)	0 (0 to 0)	0 (0 to 0)	0 (0 to 0)	0 (0 to 0)	0 (0 to 0)	0 (0 to 0)	0 (0 to 0)	0 (0 to 0)	0 (0 to 0)	0 (0 to 0)	0 (0 to 0)	0 (0 to 0)	0 (0 to 0)	0 (0 to 0)	0 (0 to 0)	0 (0 to 0)	0 (0 to 0)	0 (0 to 0)	0 (0 to 0)	0 (0 to 0)	0
Parkinson's disease	0 (0 to 0)	0 (0 to 0)	0 (0 to 0)	0 (0 to 0)	0 (0 to 0)	0 (0 to 0)	0 (0 to 0)	0 (0 to 0)	0 (0 to 0)	0 (0 to 0)	0 (0 to 0)	0 (0 to 0)	0 (0 to 0)	0 (0 to 0)	0 (0 to 0)	0 (0 to 0)	0 (0 to 0)	0 (0 to 0)	0 (0 to 0)	0 (0 to 0)	0 (0 to 0)	0 (0 to 0)	0 (0 to 0)	0 (0 to 0)	0 (0 to 0)	0 (0 to 0)	0
Idiopathic epilepsy	0 (0 to 0)	0 (0 to 0)	0 (0 to 0)	0 (0 to 0)	0 (0 to 0)	0 (0 to 0)	0 (0 to 0)	0 (0 to 0)	0 (0 to 0)	0 (0 to 0)	0 (0 to 0)	0 (0 to 0)	0 (0 to 0)	0 (0 to 0)	0 (0 to 0)	0 (0 to 0)	0 (0 to 0)	0 (0 to 0)	0 (0 to 0)	0 (0 to 0)	0 (0 to 0)	0 (0 to 0)	0



SR Table 2b: Deriv DALYS by cause and age group for females with 95% uncertainty intervals, 2019

Cause	Early Neonatal	Late Neonatal	Post Neonatal	1 to 4	5 to 9	10 to 14	15 to 19	20 to 24	25 to 29	30 to 34	35 to 39	40 to 44	45 to 49	50 to 54	55 to 59	60 to 64	65 to 69	70 to 74	75 to 79	80 to 84	85 to 89	90 to 94	95 plus	Total
All causes	1,000 (273 to 2,802)	1,000 (963 to 1,120)	1,000 (776 to 2,355)	2,000 (1,000 to 3,000)	1,000 (797 to 1,000)	1,000 (797 to 1,000)	1,000 (532 to 1,000)	1,000 (793 to 1,000)	1,000 (1,000 to 1,000)	1,000 (1,000 to 1,000)	1,000 (1,000 to 2,000)	1,000 (1,000 to 2,000)	1,000 (1,000 to 2,000)	1,000 (1,000 to 2,000)	1,000 (1,000 to 2,000)	1,000 (1,000 to 2,000)	1,000 (1,000 to 2,000)	1,000 (1,000 to 2,000)	1,000 (1,000 to 2,000)	1,000 (1,000 to 2,000)	1,000 (1,000 to 2,000)	1,000 (1,000 to 2,000)	1,000 (1,000 to 2,000)	37,160
Communicable, maternal, neonatal, and nutritional diseases	1,000 (152 to 284)	1,000 (53 to 93)	1,000 (59 to 111)	1,000 (51 to 79)	1,000 (44 to 64)	1,000 (34 to 52)	1,000 (30 to 53)	1,000 (36 to 57)	1,000 (46 to 76)	1,000 (51 to 90)	1,000 (51 to 94)	1,000 (53 to 96)	1,000 (53 to 97)	1,000 (53 to 116)	1,000 (64 to 131)	1,000 (54 to 108)	1,000 (49 to 97)	1,000 (52 to 106)	1,000 (69 to 130)	1,000 (132 to 208)	1,000 (172 to 263)	1,000 (141 to 265)	1,000 (57 to 101)	2,220
HIV/AIDS and sexually transmitted infections	0.8 (1.7 to 12.3)	1.6 (4.4 to 7.4)	2.9 (1.4 to 5.7)	0.6 (0.4 to 0.9)	0.3 (0.2 to 0.4)	0.4 (0.3 to 0.6)	0.7 (0.5 to 1)	2 (1.4 to 2.8)	4.1 (2.7 to 5.8)	6.4 (4.4 to 9.1)	7.3 (5.0 to 10.5)	8 (5.4 to 11.3)	8 (5.4 to 11.4)	4 (2.5 to 6)	4.6 (2.5 to 6.9)	3.1 (2.2 to 4.3)	2.3 (1.7 to 3.3)	2.7 (1.8 to 3.9)	1.6 (1 to 2.3)	1.1 (0.7 to 1.7)	0.7 (0.5 to 1.1)	0.6 (0.4 to 0.8)	0.3 (0.2 to 0.4)	63.5
HIV/AIDS	0 (0 to 0)	0 (0 to 0)	0.6 (0.4 to 0.8)	0.7 (0.2 to 0.3)	0.2 (0.2 to 0.3)	0.3 (0.2 to 0.3)	0.3 (0.2 to 0.4)	1.4 (1.1 to 1.8)	2.5 (1.9 to 3.2)	3.3 (2.6 to 4.1)	3.7 (2.9 to 4.6)	3.7 (2.9 to 4.6)	3.2 (2.5 to 4.2)	2.3 (1.7 to 3.2)	1.9 (1.4 to 2.6)	1.5 (1.2 to 2)	1.1 (1 to 1.3)	1.9 (1.6 to 2.3)	1.3 (1.1 to 1.6)	0.9 (0.7 to 1.2)	0.3 (0.2 to 0.5)	0 (0 to 0)	0 (0 to 0)	29.6
HIV/AIDS - Drug-susceptible Tuberculosis	0 (0 to 0)	0 (0 to 0)	0.1 (0.1 to 0.2)	0.1 (0 to 0.1)	0 (0 to 0.1)	0 (0 to 0.1)	0 (0 to 0.1)	0.1 (0 to 0.2)	0.2 (0.2 to 0.3)	0.3 (0.2 to 0.4)	0.4 (0.3 to 0.5)	0.5 (0.3 to 0.6)	0.5 (0.3 to 0.7)	0.4 (0.2 to 0.7)	0.2 (0.1 to 0.4)	0.2 (0.1 to 0.3)	0.2 (0.1 to 0.3)	0.2 (0.1 to 0.3)	0.2 (0.1 to 0.3)	0.1 (0 to 0.2)	0 (0 to 0.1)	0 (0 to 0)	0 (0 to 0)	3.5
HIV/AIDS - Multidrug-resistant Tuberculosis without extensive drug resistance	0 (0 to 0)	0 (0 to 0)	0 (0 to 0)	0 (0 to 0)	0 (0 to 0)	0 (0 to 0)	0 (0 to 0)	0 (0 to 0)	0 (0 to 0)	0 (0 to 0)	0 (0 to 0)	0 (0 to 0)	0 (0 to 0)	0 (0 to 0)	0 (0 to 0)	0 (0 to 0)	0 (0 to 0)	0 (0 to 0)	0 (0 to 0)	0 (0 to 0)	0 (0 to 0)	0 (0 to 0)	0 (0 to 0)	0 (0 to 0)	0.1
HIV/AIDS - Extensively drug-resistant Tuberculosis	0 (0 to 0)	0 (0 to 0)	0 (0 to 0)	0 (0 to 0)	0 (0 to 0)	0 (0 to 0)	0 (0 to 0)	0 (0 to 0)	0 (0 to 0)	0 (0 to 0)	0 (0 to 0)	0 (0 to 0)	0 (0 to 0)	0 (0 to 0)	0 (0 to 0)	0 (0 to 0)	0 (0 to 0)	0 (0 to 0)	0 (0 to 0)	0 (0 to 0)	0 (0 to 0)	0 (0 to 0)	0 (0 to 0)	0 (0 to 0)	0
HIV/AIDS resulting in other diseases	0 (0 to 0)	0 (0 to 0)	0.6 (0.4 to 0.8)	0.5 (0.4 to 0.7)	0.2 (0.1 to 0.3)	0.2 (0.2 to 0.3)	0.3 (0.2 to 0.4)	0.7 (0.5 to 1)	1.3 (0.9 to 1.8)	2.2 (1.5 to 3)	2.9 (2 to 4)	3.3 (2.3 to 4.3)	2.8 (1.9 to 3.9)	2 (1.3 to 3)	1.7 (1.1 to 2.4)	1.3 (0.9 to 2)	1.7 (1.2 to 2.6)	1.9 (1.2 to 2.9)	0.9 (0.6 to 1.4)	0.3 (0.1 to 0.7)	0 (0 to 0.1)	0 (0 to 0)	0 (0 to 0)	22.1
Sexually transmitted infections excluding HIV	0.8 (1.7 to 12.3)	1.6 (4.4 to 7.4)	2.1 (1.1 to 5.2)	0.1 (0 to 0.2)	0 (0 to 0.1)	0 (0 to 0.1)	0.2 (0.2 to 0.3)	0.7 (0.5 to 1)	2.7 (1.9 to 3.7)	4.2 (3.1 to 5.6)	4.4 (3.2 to 6.1)	4.7 (3.4 to 6.7)	5.2 (3.7 to 7.3)	2.6 (1.6 to 4.1)	2.8 (1.7 to 4.3)	1.8 (1.1 to 2.8)	0.7 (0.4 to 1.2)	0.8 (0.5 to 1.3)	0.5 (0.3 to 0.9)	0.3 (0.2 to 0.5)	0.1 (0.1 to 0.2)	0 (0 to 0.1)	0 (0 to 0.1)	36.9
Syphilis	0 (0 to 0)	0 (0 to 0)	0 (0 to 0)	0 (0 to 0)	0 (0 to 0)	0 (0 to 0)	0 (0 to 0)	0 (0 to 0)	0 (0 to 0)	0 (0 to 0)	0 (0 to 0)	0 (0 to 0)	0 (0 to 0)	0 (0 to 0)	0 (0 to 0)	0 (0 to 0)	0 (0 to 0)	0 (0 to 0)	0 (0 to 0)	0 (0 to 0)	0 (0 to 0)	0 (0 to 0)	0 (0 to 0)	0 (0 to 0)	9.8
Chlamydial infection	0 (0 to 0)	0 (0 to 0)	0 (0 to 0)	0 (0 to 0)	0 (0 to 0)	0 (0 to 0)	0 (0 to 0)	0 (0 to 0)	0 (0 to 0)	0 (0 to 0)	0 (0 to 0)	0 (0 to 0)	0 (0 to 0)	0 (0 to 0)	0 (0 to 0)	0 (0 to 0)	0 (0 to 0)	0 (0 to 0)	0 (0 to 0)	0 (0 to 0)	0 (0 to 0)	0 (0 to 0)	0 (0 to 0)	0 (0 to 0)	0
Gonococcal infection	0 (0 to 0)	0 (0 to 0)	0 (0 to 0)	0 (0 to 0)	0 (0 to 0)	0 (0 to 0)	0 (0 to 0)	0 (0 to 0)	0 (0 to 0)	0 (0 to 0)	0 (0 to 0)	0 (0 to 0)	0 (0 to 0)	0 (0 to 0)	0 (0 to 0)	0 (0 to 0)	0 (0 to 0)	0 (0 to 0)	0 (0 to 0)	0 (0 to 0)	0 (0 to 0)	0 (0 to 0)	0 (0 to 0)	0 (0 to 0)	0
Trichomoniasis	0 (0 to 0)	0 (0 to 0)	0 (0 to 0)	0 (0 to 0)	0 (0 to 0)	0 (0 to 0)	0 (0 to 0)	0 (0 to 0)	0 (0 to 0)	0 (0 to 0)	0 (0 to 0)	0 (0 to 0)	0 (0 to 0)	0 (0 to 0)	0 (0 to 0)	0 (0 to 0)	0 (0 to 0)	0 (0 to 0)	0 (0 to 0)	0 (0 to 0)	0 (0 to 0)	0 (0 to 0)	0 (0 to 0)	0 (0 to 0)	0
Genital herpes	0 (0 to 0)	0 (0 to 0)	0 (0 to 0)	0 (0 to 0)	0 (0 to 0)	0 (0 to 0)	0 (0 to 0)	0 (0 to 0)	0 (0 to 0)	0 (0 to 0)	0 (0 to 0)	0 (0 to 0)	0 (0 to 0)	0 (0 to 0)	0 (0 to 0)	0 (0 to 0)	0 (0 to 0)	0 (0 to 0)	0 (0 to 0)	0 (0 to 0)	0 (0 to 0)	0 (0 to 0)	0 (0 to 0)	0 (0 to 0)	0
Other sexually transmitted infections	0 (0 to 0)	0 (0 to 0)	0 (0 to 0)	0 (0 to 0)	0 (0 to 0)	0 (0 to 0)	0 (0 to 0)	0 (0 to 0)	0 (0 to 0)	0 (0 to 0)	0 (0 to 0)	0 (0 to 0)	0 (0 to 0)	0 (0 to 0)	0 (0 to 0)	0 (0 to 0)	0 (0 to 0)	0 (0 to 0)	0 (0 to 0)	0 (0 to 0)	0 (0 to 0)	0 (0 to 0)	0 (0 to 0)	0 (0 to 0)	0
Respiratory infections and tuberculosis	2.8 (2.2 to 4.4)	2.8 (1.9 to 3.7)	2.2 (1.2 to 3.5)	1.2 (0.9 to 1.6)	0.6 (0.5 to 0.8)	0.5 (0.4 to 0.7)	0.5 (0.4 to 0.7)	0.6 (0.5 to 0.8)	0.7 (0.5 to 0.9)	0.8 (0.6 to 1.1)	0.9 (0.7 to 1.2)	1.1 (0.8 to 1.5)	1.4 (1.1 to 1.9)	1.8 (1.3 to 2.4)	2.3 (1.7 to 3.2)	2.8 (2.1 to 3.8)	3.6 (2.7 to 4.7)	4.7 (3.5 to 6.2)	5.9 (4.4 to 7.8)	7.6 (5.6 to 10.1)	9.6 (7.1 to 12.8)	12.4 (9.2 to 16.4)	16.5 (12.2 to 21.9)	1,160
Tuberculosis	0 (0 to 0)	0 (0 to 0)	0 (0 to 0)	0 (0 to 0)	0 (0 to 0)	0 (0 to 0)	0 (0 to 0)	0 (0 to 0)	0 (0 to 0)	0 (0 to 0)	0 (0 to 0)	0 (0 to 0)	0 (0 to 0)	0 (0 to 0)	0 (0 to 0)	0 (0 to 0)	0 (0 to 0)	0 (0 to 0)	0 (0 to 0)	0 (0 to 0)	0 (0 to 0)	0 (0 to 0)	0 (0 to 0)	0 (0 to 0)	20.5
Latent tuberculosis infection	0 (0 to 0)	0 (0 to 0)	0 (0 to 0)	0 (0 to 0)	0 (0 to 0)	0 (0 to 0)	0 (0 to 0)	0 (0 to 0)	0 (0 to 0)	0 (0 to 0)	0 (0 to 0)	0 (0 to 0)	0 (0 to 0)	0 (0 to 0)	0 (0 to 0)	0 (0 to 0)	0 (0 to 0)	0 (0 to 0)	0 (0 to 0)	0 (0 to 0)	0 (0 to 0)	0 (0 to 0)	0 (0 to 0)	0 (0 to 0)	0
Drug-susceptible tuberculosis	0 (0 to 0)	0 (0 to 0)	0 (0 to 0)	0 (0 to 0)	0 (0 to 0)	0 (0 to 0)	0 (0 to 0)	0 (0 to 0)	0 (0 to 0)	0 (0 to 0)	0 (0 to 0)	0 (0 to 0)	0 (0 to 0)	0 (0 to 0)	0 (0 to 0)	0 (0 to 0)	0 (0 to 0)	0 (0 to 0)	0 (0 to 0)	0 (0 to 0)	0 (0 to 0)	0 (0 to 0)	0 (0 to 0)	0 (0 to 0)	19.9
Multidrug-resistant tuberculosis without extensive drug resistance	0 (0 to 0)	0 (0 to 0)	0 (0 to 0)	0 (0 to 0)	0 (0 to 0)	0 (0 to 0)	0 (0 to 0)	0 (0 to 0)	0 (0 to 0)	0 (0 to 0)	0 (0 to 0)	0 (0 to 0)	0 (0 to 0)	0 (0 to 0)	0 (0 to 0)	0 (0 to 0)	0 (0 to 0)	0 (0 to 0)	0 (0 to 0)	0 (0 to 0)	0 (0 to 0)	0 (0 to 0)	0 (0 to 0)	0 (0 to 0)	0.5
Extensively drug-resistant tuberculosis	0 (0 to 0)	0 (0 to 0)	0 (0 to 0)	0 (0 to 0)	0 (0 to 0)	0 (0 to 0)	0 (0 to 0)	0 (0 to 0)	0 (0 to 0)	0 (0 to 0)	0 (0 to 0)	0 (0 to 0)	0 (0 to 0)	0 (0 to 0)	0 (0 to 0)	0 (0 to 0)	0 (0 to 0)	0 (0 to 0)	0 (0 to 0)	0 (0 to 0)	0 (0 to 0)	0 (0 to 0)	0 (0 to 0)	0 (0 to 0)	0
Lower respiratory infections	2.3 (2.2 to 4.5)	2.3 (1.6 to 3.3)	1.9 (1 to 4.1)	0.9 (0.7 to 1.2)	0.4 (0.3 to 0.5)	0.3 (0.3 to 0.4)	0.3 (0.2 to 0.4)	0.4 (0.3 to 0.5)	0.5 (0.3 to 0.7)	0.6 (0.4 to 0.8)	0.7 (0.5 to 1)	0.9 (0.6 to 1.2)	1.2 (0.9 to 1.6)	1.6 (1.2 to 2.1)	2.1 (1.6 to 2.8)	2.6 (2 to 3.5)	3.4 (2.6 to 4.5)	4.5 (3.4 to 6)	5.7 (4.3 to 7.6)	7.4 (5.5 to 9.8)	9.4 (7 to 12.5)	12.2 (9 to 16.1)	16.3 (12 to 21.6)	996
Upper respiratory infections	0 (0 to 0)	0 (0 to 0.2)	0.5 (0 to 3.9)	0.2 (0.1 to 0.4)	0.1 (0 to 0.2)	0.1 (0 to 0.2)	0.1 (0 to 0.2)	0.1 (0 to 0.2)	0.1 (0 to 0.2)	0.1 (0 to 0.2)	0.1 (0 to 0.2)	0.1 (0 to 0.2)	0.1 (0 to 0.2)	0.1 (0 to 0.2)	0.1 (0 to 0.2)	0.1 (0 to 0.2)	0.1 (0 to 0.2)	0.1 (0 to 0.2)	0.1 (0 to 0.2)	0.1 (0 to 0.2)	0.1 (0 to 0.2)	0.1 (0 to 0.2)	0.1 (0 to 0.2)	0.1
Otitis media	0 (0 to 0)	0 (0 to 0)	0.2 (0.2 to 0.9)	0.1 (0 to 0.2)	0.1 (0 to 0.2)	0.1 (0 to 0.2)	0.1 (0 to 0.2)	0.1 (0 to 0.2)	0.1 (0 to 0.2)	0.1 (0 to 0.2)	0.1 (0 to 0.2)	0.1 (0 to 0.2)	0.1 (0 to 0.2)	0.1 (0 to 0.2)	0.1 (0 to 0.2)	0.1 (0 to 0.2)	0.1 (0 to 0.2)	0.1 (0 to 0.2)	0.1 (0 to 0.2)	0.1 (0 to 0.2)	0.1 (0 to 0.2)	0.1 (0 to 0.2



| | | |

SR Table 2b: Derbyshire DALYS by cause and age group for females with 95% uncertainty intervals, 2019

Cause	Early Neonatal (0-6 days)	Late Neonatal (7-27 days)	Post Neonatal (28-364 days)	1 to 4	5 to 9	10 to 14	15 to 19	20 to 24	25 to 29	30 to 34	35 to 39	40 to 44	45 to 49	50 to 54	55 to 59	60 to 64	65 to 69	70 to 74	75 to 79	80 to 84	85 to 89	90 to 94	95 plus	Total
All causes	4777 (4474 - 5076)	1338 (1254 - 1422)	2442 (2302 - 2582)	1902 (1802 - 2011)	1561 (1467 - 1656)	1,945 (1,844 - 2,050)	2,000 (1,894 - 2,112)	2,021 (1,909 - 2,140)	2,113 (2,002 - 2,232)	2,164 (2,053 - 2,280)	2,167 (2,049 - 2,290)	2,169 (2,053 - 2,290)	2,169 (2,049 - 2,293)	2,218 (2,090 - 2,350)	2,256 (2,122 - 2,392)	2,293 (2,155 - 2,435)	2,283 (2,144 - 2,426)	2,203 (2,069 - 2,342)	2,093 (1,966 - 2,224)	1,923 (1,805 - 2,045)	1,660 (1,556 - 1,768)	1,219 (1,142 - 1,300)	23,246 (21,916 - 24,577)	124,002
Communicable, maternal, neonatal, and nutritional diseases	4016 (3816 - 4207)	958 (886 - 1,029)	113 (77 - 154)	100 (65 - 143)	139 (93 - 189)	119 (82 - 163)	111 (77 - 152)	131 (92 - 180)	164 (116 - 217)	161 (112 - 220)	162 (112 - 224)	185 (131 - 249)	218 (158 - 292)	256 (182 - 342)	293 (210 - 388)	333 (241 - 439)	381 (273 - 501)	413 (312 - 532)	420 (303 - 553)	420 (307 - 547)	409 (310 - 519)	466 (363 - 578)	299 (232 - 374)	6,490
HIV/AIDS and sexually transmitted infections	12 (5 - 21)	3 (0 - 7)	5 (1 - 10)	1 (0 - 3)	1 (0 - 3)	2 (0 - 5)	6 (1 - 14)	6 (2 - 13)	8 (3 - 16)	7 (3 - 14)	9 (4 - 17)	10 (5 - 18)	12 (6 - 20)	13 (6 - 22)	14 (7 - 24)	15 (8 - 25)	16 (8 - 27)	16 (8 - 27)	15 (7 - 26)	13 (6 - 23)	10 (5 - 18)	7 (3 - 13)	3 (1 - 6)	197
HIV/AIDS	(0 to 0)	(0 to 0)	(0 to 0)	0 (0 - 1)	0 (0 - 1)	0 (0 - 1)	0 (0 - 1)	0 (0 - 1)	0 (0 - 1)	0 (0 - 1)	0 (0 - 1)	0 (0 - 1)	0 (0 - 1)	0 (0 - 1)	0 (0 - 1)	0 (0 - 1)	0 (0 - 1)	0 (0 - 1)	0 (0 - 1)	0 (0 - 1)	0 (0 - 1)	0 (0 - 1)	0 (0 - 1)	44
HIV/AIDS - Drug-susceptible Tuberculosis	0 (0 - 0)	0 (0 - 0)	0 (0 - 1)	0 (0 - 0)	0 (0 - 0)	0 (0 - 0)	0 (0 - 0)	0 (0 - 0)	0 (0 - 0)	0 (0 - 0)	0 (0 - 0)	0 (0 - 0)	0 (0 - 0)	0 (0 - 0)	0 (0 - 0)	0 (0 - 0)	0 (0 - 0)	0 (0 - 0)	0 (0 - 0)	0 (0 - 0)	0 (0 - 0)	0 (0 - 0)	0 (0 - 0)	0
HIV/AIDS - Multidrug-resistant Tuberculosis without extensive drug resistance	0 (0 - 0)	0 (0 - 0)	0 (0 - 0)	0 (0 - 0)	0 (0 - 0)	0 (0 - 0)	0 (0 - 0)	0 (0 - 0)	0 (0 - 0)	0 (0 - 0)	0 (0 - 0)	0 (0 - 0)	0 (0 - 0)	0 (0 - 0)	0 (0 - 0)	0 (0 - 0)	0 (0 - 0)	0 (0 - 0)	0 (0 - 0)	0 (0 - 0)	0 (0 - 0)	0 (0 - 0)	0 (0 - 0)	0
HIV/AIDS - Extensively drug-resistant Tuberculosis	0 (0 - 0)	0 (0 - 0)	0 (0 - 0)	0 (0 - 0)	0 (0 - 0)	0 (0 - 0)	0 (0 - 0)	0 (0 - 0)	0 (0 - 0)	0 (0 - 0)	0 (0 - 0)	0 (0 - 0)	0 (0 - 0)	0 (0 - 0)	0 (0 - 0)	0 (0 - 0)	0 (0 - 0)	0 (0 - 0)	0 (0 - 0)	0 (0 - 0)	0 (0 - 0)	0 (0 - 0)	0 (0 - 0)	0
HIV/AIDS resulting in other diseases	0 (0 - 0)	0 (0 - 0)	0 (0 - 0)	0 (0 - 0)	0 (0 - 0)	0 (0 - 0)	0 (0 - 0)	0 (0 - 0)	0 (0 - 0)	0 (0 - 0)	0 (0 - 0)	0 (0 - 0)	0 (0 - 0)	0 (0 - 0)	0 (0 - 0)	0 (0 - 0)	0 (0 - 0)	0 (0 - 0)	0 (0 - 0)	0 (0 - 0)	0 (0 - 0)	0 (0 - 0)	0 (0 - 0)	0
Sexually transmitted infections excluding HIV	3 (1 - 6)	0 (0 - 2)	1 (0 - 3)	0 (0 - 0)	0 (0 - 0)	0 (0 - 0)	0 (0 - 0)	0 (0 - 0)	0 (0 - 0)	0 (0 - 0)	0 (0 - 0)	0 (0 - 0)	0 (0 - 0)	0 (0 - 0)	0 (0 - 0)	0 (0 - 0)	0 (0 - 0)	0 (0 - 0)	0 (0 - 0)	0 (0 - 0)	0 (0 - 0)	0 (0 - 0)	0 (0 - 0)	0
Syphilis	0 (0 - 0)	0 (0 - 0)	0 (0 - 0)	0 (0 - 0)	0 (0 - 0)	0 (0 - 0)	0 (0 - 0)	0 (0 - 0)	0 (0 - 0)	0 (0 - 0)	0 (0 - 0)	0 (0 - 0)	0 (0 - 0)	0 (0 - 0)	0 (0 - 0)	0 (0 - 0)	0 (0 - 0)	0 (0 - 0)	0 (0 - 0)	0 (0 - 0)	0 (0 - 0)	0 (0 - 0)	0 (0 - 0)	0
Chlamydial infection	0 (0 - 0)	0 (0 - 0)	0 (0 - 0)	0 (0 - 0)	0 (0 - 0)	0 (0 - 0)	0 (0 - 0)	0 (0 - 0)	0 (0 - 0)	0 (0 - 0)	0 (0 - 0)	0 (0 - 0)	0 (0 - 0)	0 (0 - 0)	0 (0 - 0)	0 (0 - 0)	0 (0 - 0)	0 (0 - 0)	0 (0 - 0)	0 (0 - 0)	0 (0 - 0)	0 (0 - 0)	0 (0 - 0)	0
Gonococcal infection	0 (0 - 0)	0 (0 - 0)	0 (0 - 0)	0 (0 - 0)	0 (0 - 0)	0 (0 - 0)	0 (0 - 0)	0 (0 - 0)	0 (0 - 0)	0 (0 - 0)	0 (0 - 0)	0 (0 - 0)	0 (0 - 0)	0 (0 - 0)	0 (0 - 0)	0 (0 - 0)	0 (0 - 0)	0 (0 - 0)	0 (0 - 0)	0 (0 - 0)	0 (0 - 0)	0 (0 - 0)	0 (0 - 0)	0
Trichomoniasis	0 (0 - 0)	0 (0 - 0)	0 (0 - 0)	0 (0 - 0)	0 (0 - 0)	0 (0 - 0)	0 (0 - 1)	0 (0 - 1)	0 (0 - 2)	0 (0 - 2)	0 (0 - 2)	0 (0 - 2)	0 (0 - 2)	0 (0 - 2)	0 (0 - 2)	0 (0 - 2)	0 (0 - 2)	0 (0 - 2)	0 (0 - 2)	0 (0 - 1)	0 (0 - 1)	0 (0 - 0)	0 (0 - 0)	0
Genital herpes	0 (0 - 0)	0 (0 - 0)	0 (0 - 0)	0 (0 - 0)	0 (0 - 0)	0 (0 - 1)	0 (0 - 1)	0 (0 - 1)	0 (0 - 2)	0 (0 - 2)	0 (0 - 2)	0 (0 - 2)	0 (0 - 2)	0 (0 - 2)	0 (0 - 2)	0 (0 - 2)	0 (0 - 2)	0 (0 - 2)	0 (0 - 2)	0 (0 - 1)	0 (0 - 1)	0 (0 - 0)	0 (0 - 0)	0
Other sexually transmitted infections	0 (0 - 0)	0 (0 - 0)	0 (0 - 0)	0 (0 - 0)	0 (0 - 0)	0 (0 - 0)	0 (0 - 0)	0 (0 - 0)	0 (0 - 0)	0 (0 - 0)	0 (0 - 0)	0 (0 - 0)	0 (0 - 0)	0 (0 - 0)	0 (0 - 0)	0 (0 - 0)	0 (0 - 0)	0 (0 - 0)	0 (0 - 0)	0 (0 - 0)	0 (0 - 0)	0 (0 - 0)	0 (0 - 0)	0
Respiratory infections and tuberculosis	1,342 (1,233 - 1,452)	2,210 (2,033 - 2,387)	2,329 (2,144 - 2,514)	1,802 (1,658 - 1,946)	1,422 (1,307 - 1,536)	1,826 (1,679 - 1,972)	1,889 (1,737 - 2,040)	1,890 (1,738 - 2,041)	1,949 (1,793 - 2,105)	2,003 (1,843 - 2,163)	2,005 (1,845 - 2,165)	2,009 (1,849 - 2,169)	2,009 (1,849 - 2,169)	2,052 (1,888 - 2,216)	2,088 (1,921 - 2,255)	2,122 (1,953 - 2,292)	2,113 (1,945 - 2,282)	2,039 (1,877 - 2,202)	1,938 (1,784 - 2,093)	1,779 (1,637 - 1,921)	1,537 (1,414 - 1,660)	1,128 (1,038 - 1,218)	43,102 (39,666 - 46,539)	3,806
Tuberculosis	0 (0 - 0)	0 (0 - 0)	0 (0 - 0)	0 (0 - 0)	0 (0 - 0)	0 (0 - 0)	0 (0 - 0)	0 (0 - 0)	0 (0 - 0)	0 (0 - 0)	0 (0 - 0)	0 (0 - 0)	0 (0 - 0)	0 (0 - 0)	0 (0 - 0)	0 (0 - 0)	0 (0 - 0)	0 (0 - 0)	0 (0 - 0)	0 (0 - 0)	0 (0 - 0)	0 (0 - 0)	0 (0 - 0)	0
Latent tuberculosis infection	0 (0 - 0)	0 (0 - 0)	0 (0 - 0)	0 (0 - 0)	0 (0 - 0)	0 (0 - 0)	0 (0 - 0)	0 (0 - 0)	0 (0 - 0)	0 (0 - 0)	0 (0 - 0)	0 (0 - 0)	0 (0 - 0)	0 (0 - 0)	0 (0 - 0)	0 (0 - 0)	0 (0 - 0)	0 (0 - 0)	0 (0 - 0)	0 (0 - 0)	0 (0 - 0)	0 (0 - 0)	0 (0 - 0)	0
Drug-susceptible tuberculosis	0 (0 - 0)	0 (0 - 0)	0 (0 - 1)	0 (0 - 1)	0 (0 - 1)	0 (0 - 2)	0 (0 - 4)	0 (0 - 6)	1 (0 - 9)	1 (0 - 9)	1 (0 - 9)	2 (0 - 11)	1 (0 - 11)	1 (0 - 11)	1 (0 - 11)	1 (0 - 11)	1 (0 - 11)	2 (0 - 11)	2 (0 - 11)	2 (0 - 11)	2 (0 - 11)	2 (0 - 11)	1 (0 - 7)	33
Multidrug-resistant tuberculosis without extensive drug resistance	0 (0 - 0)	0 (0 - 0)	0 (0 - 0)	0 (0 - 0)	0 (0 - 0)	0 (0 - 0)	0 (0 - 0)	0 (0 - 0)	0 (0 - 0)	0 (0 - 0)	0 (0 - 0)	0 (0 - 0)	0 (0 - 0)	0 (0 - 0)	0 (0 - 0)	0 (0 - 0)	0 (0 - 0)	0 (0 - 0)	0 (0 - 0)	0 (0 - 0)	0 (0 - 0)	0 (0 - 0)	0 (0 - 0)	0
Extensively drug-resistant tuberculosis	0 (0 - 0)	0 (0 - 0)	0 (0 - 0)	0 (0 - 0)	0 (0 - 0)	0 (0 - 0)	0 (0 - 0)	0 (0 - 0)	0 (0 - 0)	0 (0 - 0)	0 (0 - 0)	0 (0 - 0)	0 (0 - 0)	0 (0 - 0)	0 (0 - 0)	0 (0 - 0)	0 (0 - 0)	0 (0 - 0)	0 (0 - 0)	0 (0 - 0)	0 (0 - 0)	0 (0 - 0)	0 (0 - 0)	0
Lower respiratory infections	1,342 (1,233 - 1,452)	2,210 (2,033 - 2,387)	2,329 (2,144 - 2,514)	1,802 (1,658 - 1,946)	1,422 (1,307 - 1,536)	1,826 (1,679 - 1,972)	1,889 (1,737 - 2,040)	1,890 (1,738 - 2,041)	1,949 (1,793 - 2,105)	2,003 (1,843 - 2,163)	2,005 (1,845 - 2,165)	2,009 (1,849 - 2,169)	2,009 (1,849 - 2,169)	2,052 (1,888 - 2,216)	2,088 (1,921 - 2,255)	2,122 (1,953 - 2,292)	2,113 (1,945 - 2,282)	2,039 (1,877 - 2,202)	1,938 (1,784 - 2,093)	1,779 (1,637 - 1,921)	1,537 (1,414 - 1,660)	1,128 (1,038 - 1,218)	43,102 (39,666 - 46,539)	3,806
Upper respiratory infections	0 (0 - 0)	0 (0 - 0)	0 (0 - 0)	0 (0 - 0)	0 (0 - 0)	0 (0 - 0)	0 (0 - 0)	0 (0 - 0)	0 (0 - 0)	0 (0 - 0)	0 (0 - 0)	0 (0 - 0)	0 (0 - 0)	0 (0 - 0)	0 (0 - 0)	0 (0 - 0)	0 (0 - 0)	0 (0 - 0)	0 (0 - 0)	0 (0 - 0)	0 (0 - 0)	0 (0 - 0)	0 (0 - 0)	0
Otitis media	0 (0 - 0)	0 (0 - 1)	0 (0 - 1)	0 (0 - 1)	0 (0 - 1)	0 (0 - 1)	0 (0 - 1)	0 (0 - 1)	0 (0 - 1)	0 (0 - 1)	0 (0 - 1)	0 (0 - 1)	0 (0 - 1)	0 (0 - 1)	0 (0 - 1)	0 (0 - 1)	0 (0 - 1)	0 (0 - 1)	0 (0 - 1)	0 (0 - 1)	0 (0 - 1)	0 (0 - 1)	0 (0 - 0)	0
Lower respiratory infections	1,342 (1,233 - 1,452)	2,210 (2,033 - 2,387)	2,329 (2,144 - 2,514)	1,802 (1,658 - 1,946)	1,422 (1,307 - 1,536)	1,826 (1,679 - 1,972)	1,889 (1,737 - 2,040)	1,890 (1,738 - 2,041)	1,949 (1,793 - 2,105)	2,003 (1,843 - 2,163)	2,005 (1,845 - 2,165)	2,009 (1,849 - 2,169)	2,009 (1,849 - 2,169)	2,052 (1,888 - 2,216)	2,088 (1,921 - 2,255)	2,122 (1,953 - 2,292)	2,113 (1,945 - 2,282)	2,039 (1,877 - 2,202)	1,938 (1,784 - 2,093)	1,779 (1,637 - 1,921)	1,537 (1,414 - 1,660)	1,128 (1,038 - 1,218)	43,102 (39,666 - 46,539)	3,806
Enteric infections	1,342 (1,233 - 1,452)	2,210 (2,033 - 2,387)	2,329 (2,144 - 2,514)	1,802 (1,658 - 1,946)	1,422 (1,307 - 1,536)	1,826 (1,679 - 1,972)	1,889 (1,737 - 2,040)	1,890 (1,738 - 2,041)	1,949 (1,793 - 2,105)	2,003 (1,843 - 2,163)	2,005 (1,845 - 2,165)	2,009 (1,849 - 2,169)	2,009 (1,849 - 2,169)	2,052 (1,888 - 2,216)	2,088 (1,921 - 2,255)	2,122 (1,953 - 2,292)	2,113 (1,945 - 2,282)	2,039 (1,877 - 2,202)	1,938 (1,784 - 2,093)	1,779 (1,637 - 1,921)	1,537 (1,414 - 1,660)	1,128 (1,038 - 1,218)	43,102 (39,666 - 46,539)	3,806
Diarrheal diseases	0 (0 - 0)	0 (0 - 0)	0 (0 - 0)	0 (0 - 0)	0 (0 - 0)	0 (0 - 0)	0 (0 - 0)	0 (0 - 0)	0 (0 - 0)	0 (0 - 0)	0 (0 - 0)	0 (0 - 0)	0 (0 - 0)	0 (0 - 0)	0 (0 - 0)	0 (0 - 0)	0 (0 - 0)	0 (0 - 0)	0 (0 - 0)	0 (0 - 0)	0 (0 - 0)	0 (0 - 0)	0 (0 - 0)	0
Typhoid and paratyphoid	1 (1 - 1)	1 (1 - 1)	1 (1 - 2)	0 (0 - 0)	0 (0 - 0)	0 (0 - 0)	0 (0 - 0)	0 (0 - 0)	0 (0 - 0)	0 (0 - 0)	0 (0 - 0)	0 (0 - 0)	0 (0 - 0)	0 (0 - 0)	0 (0 - 0)	0 (0 - 0)	0 (0 - 0)	0 (0 - 0)	0 (0 - 0)	0 (0 - 0)	0 (0 - 0)	0 (0 - 0)	0 (0 - 0)	0
Typhoid fever	1 (1 - 1)	1 (1 - 1)	1 (1 - 2)	0 (0 - 0)	0 (0 - 0)	0 (0 - 0)	0 (0 - 0)	0 (0 - 0)	0 (0 - 0)	0 (0 - 0)	0 (0 - 0)	0 (0 - 0)	0 (0 - 0)	0 (0 - 0)	0 (0 - 0)	0 (0 - 0)	0 (0 - 0)	0 (0 - 0)	0 (0 - 0)	0 (0 - 0)	0 (0 - 0)	0 (0 - 0)	0 (0 - 0)	0
Paratyphoid fever	0 (0 - 0)	0 (0 - 0)	0 (0 - 0)	0 (0 - 0)	0 (0 - 0)	0 (0 - 0)	0 (0 - 0)	0 (0 - 0)	0 (0 - 0)	0 (0 - 0)	0 (0 - 0)	0 (0 - 0)	0 (0 - 0)	0 (0 - 0)	0 (0 - 0)	0 (0 - 0)	0 (0 - 0)	0 (0 - 0)	0 (0 - 0)	0 (0 - 0)	0 (0 - 0)	0 (0 - 0)	0 (0 - 0)	0
Invasive Non-typhoidal Salmonella (iNTS)	0 (0 - 0)	0 (0 - 0)	0 (0 - 0)	0 (0 - 0)	0 (0 - 0)	0 (0 - 0)	0 (0 - 0)	0 (0 - 0)	0 (0 - 0)	0 (0 - 0)	0 (0 - 0)	0 (0 - 0)	0 (0 - 0)	0 (0 - 0)	0 (0 - 0)	0 (0 - 0)	0 (0 - 0)	0 (0 - 0)	0 (0 - 0)	0 (0 - 0)	0 (0 - 0)	0 (0 - 0)	0 (0 - 0)	0
Other intestinal infectious diseases	0 (0 - 0)	0 (0 - 0)	0 (0 - 0)	0 (0 - 0)	0 (0 - 0)	0 (0 - 0)	0 (0 - 0)	0 (0 - 0)	0 (0 - 0)	0 (0 - 0)	0 (0 - 0)	0 (0 - 0)	0 (0 - 0)	0 (0 - 0)	0 (0 - 0)	0 (0 - 0)	0 (0 - 0)	0 (0 - 0)	0 (0 - 0)	0 (0 - 0)	0 (0 - 0)	0 (0 - 0)	0 (0 - 0)	0
Neglected tropical diseases and malaria	0 (0 - 0)	0 (0 - 0)	0 (0 - 0)	0 (0 - 0)	0 (0 - 0)	0 (0 - 0)	0 (0 - 0)	0 (0 - 0)	0 (0 - 0)	0 (0 - 0)	0 (0 - 0)	0 (0 - 0)	0 (0 - 0)	0 (0 - 0)	0 (0 - 0)	0 (0 - 0)	0 (0 - 0)	0 (0 - 0)	0 (0 - 0)	0 (0 - 0)	0 (0 - 0)	0 (0 - 0)	0 (0 - 0)	0
Malaria	0 (0 - 0)	0 (0 - 0)	0 (0 - 0)	0 (0 - 0)	0 (0 - 0)	0 (0 - 0)	0 (0 - 0)	0 (0 - 0)	0 (0 - 0)	0 (0 - 0)	0 (0 - 0)	0 (0 - 0)	0 (0 - 0)	0 (0 - 0)	0 (0 - 0)	0 (0 - 0)	0 (0 - 0)	0 (0 - 0)	0 (0 - 0)	0 (0 - 0)	0 (0 - 0)	0 (0 - 0)	0 (0 - 0)	0
Chagas disease	0 (0 - 0)	0 (0 - 0)	0 (0 - 0)	0 (0 - 0)	0 (0 - 0)	0 (0 - 0)	0 (0 - 0)	0 (0 - 0)	0 (0 - 0)	0 (0 - 0)	0 (0 - 0)	0 (0 - 0)	0 (0 - 0)	0 (0 - 0)	0 (0 - 0)	0 (0 - 0)	0 (0 - 0)	0 (0 - 0)	0 (0 - 0)	0 (0 - 0)	0 (0 - 0)	0 (0 - 0)	0 (0 - 0)	0
Leishmaniasis	0 (0 - 0)	0 (0 - 0)	0 (0 - 0)	0 (0 - 0)	0 (0 - 0)	0 (0 - 0)	0 (0 - 0)	0 (0 - 0)	0 (0 - 0)	0 (0 - 0)	0 (0 - 0)	0 (0 - 0)	0 (0 - 0)	0 (0 - 0)	0 (0 - 0)	0 (0 - 0)	0 (0 - 0)	0 (0 - 0)	0 (0 - 0)	0 (0 - 0)	0 (0 - 0)	0 (0 - 0)	0 (0 - 0)	0
Visceral leishmaniasis	0 (0 - 0)	0 (0 - 0)	0 (0 - 0)	0 (0 - 0)	0 (0 - 0)	0 (0 - 0)	0 (0 - 0)	0 (0 - 0)	0 (0 - 0)	0 (0 - 0)	0 (0 - 0)	0 (0 - 0)	0 (0 - 0)	0 (0 - 0)	0 (0 - 0)	0 (0 - 0)	0 (0 - 0)	0 (0 - 0)	0 (0 - 0)	0 (0 - 0)	0 (0 - 0)	0 (0 - 0)	0 (0 - 0)	0
Cutaneous and mucocutaneous leishmaniasis	0 (0 - 0)	0 (0 - 0)	0 (0 - 0)	0 (0 - 0)	0 (0 - 0)	0 (0 - 0)	0 (0 - 0)	0 (0 - 0)	0 (0 - 0)	0 (0 - 0)	0 (0 - 0)	0 (0 - 0)	0 (0 - 0)	0 (0 - 0)	0 (0 - 0)	0 (0 - 0)	0 (0 - 0)	0 (0 - 0)	0 (0 - 0)	0 (0 - 0)	0 (0 - 0)	0 (0 - 0)	0 (0 - 0)	0
African trypanosomiasis	0 (0 - 0)	0 (0 - 0)	0 (0 - 0)	0 (0 - 0)	0 (0 - 0)	0 (0 - 0)	0 (0 - 0)	0 (0 - 0)	0 (0 - 0)	0 (0 - 0)	0 (0 - 0)	0 (0 - 0)	0 (0 - 0)	0 (0 - 0)	0 (0 - 0)	0 (0 - 0)	0 (0 - 0)	0 (0 - 0)	0 (0 - 0)	0 (0 - 0)	0 (0 - 0)	0 (0 - 0)	0 (0 - 0)	0
Schistosomiasis	0 (0 - 0)	0 (0 - 0)	0 (0 - 0)	0 (0 - 0)	0 (0 - 0)	0 (0 - 0)	0 (0 - 0)	0 (0 - 0)	0 (0 - 0)	0 (0 - 0)	0 (0 - 0)	0 (0 - 0)	0 (0 - 0)	0 (0 - 0)	0 (0 - 0)	0 (0 - 0)	0 (0 - 0)	0 (0 - 0)	0 (0 - 0)	0 (0 - 0)	0 (0 - 0)	0 (0 - 0)	0 (0 - 0)	0
Cysticercosis	0 (0 - 0)	0 (0 - 0)	0 (0 - 0)	0 (0 - 0)	0 (0 - 0)	0 (0 - 0)	0 (0 - 0)	0 (0 - 0)	0 (0 - 0)	0 (0 - 0)	0 (0 - 0)	0 (0 - 0)	0 (0 - 0)	0 (0 - 0)	0 (0 - 0)	0 (0 - 0)	0 (0 - 0)	0 (0 - 0)	0 (0 - 0)	0 (0 - 0)	0 (0 - 0)	0 (0 - 0)	0 (0 - 0)	0
Cystic echinococcosis	0 (0 - 0)	0 (0 - 0)	0 (0 - 0)	0 (0 - 0)	0 (0 - 0)	0 (0 - 0)	0 (0 - 0)	0 (0 - 0)	0 (0 - 0)	0 (0 - 0)	0 (0 - 0)	0 (0 - 0)	0 (0 - 0)	0 (0 - 0)	0 (0 - 0)	0 (0 - 0)	0 (0 - 0)	0 (0 - 0)	0 (0 - 0)	0 (0 - 0)	0 (0 - 0)	0 (0 - 0)	0 (0 - 0)	0
Lymphatic filariasis	0 (0 - 0)	0 (0 - 0)	0 (0 - 0)	0 (0 - 0)	0 (0 - 0)	0 (0 - 0)	0 (0 - 0)	0 (0 - 0)	0 (0 - 0)	0 (0 - 0)	0 (0 - 0)	0 (0 - 0)	0 (0 - 0)	0 (0 - 0)	0 (0 - 0)	0 (0 - 0)	0 (0 - 0)	0 (0 - 0)	0 (0 - 0)	0 (0 - 0)	0 (0 - 0)	0 (0 - 0)	0 (0 - 0)	0
Onchocerciasis	0 (0 - 0)	0 (0 - 0)	0 (0 - 0)	0 (0 - 0)	0 (0 - 0)	0 (0 - 0)	0 (0 - 0)	0 (0 - 0)	0 (0 - 0)	0 (0 - 0)	0 (0 - 0)	0 (0 - 0)	0 (0 - 0)	0 (0 - 0)	0 (0 - 0)	0 (0 - 0)	0 (0 - 0)	0 (0 - 0)	0 (0 - 0)	0 (0 - 0)	0 (0 - 0)	0 (0 - 0)	0 (0 - 0)	0
Trachoma	0 (0 - 0)	0 (0 - 0)	0 (0 - 0)	0 (0 - 0)	0 (0 - 0)	0 (0 - 0)	0 (0 - 0)	0 (0 - 0)	0 (0 - 0)	0 (0 - 0)	0 (0 - 0)	0 (0 - 0)	0 (0 - 0)	0 (0 - 0)	0 (0 - 0)	0 (0 - 0)	0 (0 - 0)	0 (0 - 0)	0 (0 - 0)	0 (0 - 0)	0 (0 - 0)	0 (0 - 0)	0 (0 - 0)	0
Dengue	0 (0 - 0)	0 (0 - 0)	0 (0 - 0)	0 (0 - 0)	0 (0 - 0)	0 (0 - 0)	0 (0 - 0)	0 (0 - 0)	0 (0 - 0)	0 (0 - 0)	0 (0 - 0)	0 (0 - 0)	0 (0 - 0)	0 (0 - 0)	0 (0 - 0)	0 (0 - 0)	0 (0 - 0)	0 (0 - 0)	0 (0 - 0)	0 (0 - 0)	0 (0 - 0)	0 (0 - 0)	0 (0 - 0)	0
Yellow fever	0 (0 - 0)	0 (0 - 0)	0 (0 - 0)	0 (0 - 0)	0 (0 - 0)	0 (0 - 0)	0 (0 - 0)	0 (0 - 0)	0 (0 - 0)	0 (0 - 0)	0 (0 - 0)	0 (0 - 0)	0 (0 - 0)	0 (0 - 0)	0 (0 - 0)	0 (0 - 0)	0 (0 - 0)	0 (0 - 0)	0 (0 - 0)	0 (0 - 0)	0 (0 - 0)	0 (0 - 0)	0 (0 - 0)	0
Rabies	0 (0 - 0)	0 (0 - 0)	0 (0 - 0)	0 (0 - 0)	0 (0 - 0)	0 (0 - 0)	0 (0 - 0)	0 (0 - 0)	0 (0 - 0)	0 (0 - 0)	0 (0 - 0)	0 (0 - 0)	0 (0 - 0)	0 (0 - 0)	0 (0 - 0)	0 (0 - 0)	0 (0 - 0)	0 (0 - 0)	0 (0 - 0)	0 (0 - 0)	0 (0 - 0)	0 (0 - 0)	0 (0 - 0)	0
Intestinal nematode infections	0 (0 - 0)	0 (0 - 0)	0 (0 - 0)	0 (0 - 0)	0 (0 - 0)	0 (0 - 0)	0 (0 - 0)	0 (0 - 0)	0 (0 - 0)	0 (0 - 0)	0 (0 - 0)	0 (0 - 0)	0 (0 - 0)	0 (0 - 0)	0 (0 - 0)	0 (0 - 0)	0 (0 - 0)	0 (0 - 0)	0 (0 - 0)	0 (0 - 0)	0 (0 - 0)	0 (0 - 0)	0 (0 - 0)	0
Ascariasis	0 (0 - 0)	0 (0 - 0)	0 (0 - 0)	0 (0 - 0)	0 (0 - 0)	0 (0 - 0)	0 (0 - 0)	0 (0 - 0)	0 (0 - 0)	0 (0 - 0)	0 (0 - 0)	0 (0 - 0)	0 (0 - 0)	0 (0 - 0)	0 (0 - 0)	0 (0 - 0)	0 (0 - 0)	0 (0 - 0)	0 (0 - 0)	0 (0 - 0)	0 (0 - 0)	0 (0 - 0)	0 (0 - 0)	0
Trichuriasis	0 (0 - 0)	0 (0 - 0)	0 (0 - 0)	0 (0 - 0)	0 (0 - 0)	0 (0 - 0)	0 (0 - 0)	0 (0 - 0)	0 (0 - 0)	0 (0 - 0)	0 (0 - 0)	0 (0 - 0)	0 (0 - 0)	0 (0 - 0)	0 (0 - 0)	0 (0 - 0)	0 (0 - 0)	0 (0 - 0)	0 (0 - 0)	0 (0 - 0)	0 (0 - 0)	0 (0 - 0)	0 (0 - 0)	0
Hookworm disease	0 (0 - 0)	0 (0 - 0)	0 (0 - 0)	0 (0 - 0)	0 (0 - 0)	0 (0 - 0)	0 (0 - 0)	0 (0 - 0)	0 (0 - 0)	0 (0 - 0)	0 (0 - 0)	0 (0 - 0)	0 (0 - 0)	0 (0 - 0)	0 (0 - 0)	0 (0 - 0)	0 (0 - 0)	0 (0 - 0)	0 (0 - 0)	0 (0 - 0)	0 (0 - 0)	0 (0 - 0)	0 (0 - 0)	0
Food-borne trematodiases	0 (0 - 0)	0 (0 - 0)	0 (0 - 0)	0 (0 - 0)	0 (0 - 0)	0 (0 - 0)	0 (0 - 0)	0 (0 - 0)	0 (0 - 0)	0 (0 - 0)	0 (0 - 0)	0 (0 - 0)	0 (0 - 0)	0 (0 - 0)	0 (0 - 0)	0 (0 - 0)	0 (0 - 0)	0 (0 - 0)	0 (0 - 0)	0 (0 - 0)	0 (0 - 0)	0 (0 - 0)	0 (0 - 0)	0
Leprosy	0 (0 - 0)	0 (0 - 0)	0 (0 - 0)	0 (0 - 0)	0 (0 - 0)	0 (0 - 0)	0 (0 - 0)	0 (0 - 0)	0 (0 - 0)	0 (0 - 0)	0 (0 - 0)	0 (0 - 0)	0 (0 - 0)	0 (0 - 0)	0 (0 - 0)	0 (0 - 0)	0 (0 - 0)	0 (0 - 0)	0 (0 - 0)	0 (0 - 0)	0 (0 - 0)	0 (0 - 0)	0 (0 - 0)	0
Ebola	0 (0 - 0)	0 (0 - 0)	0 (0 - 0)	0 (0 - 0)	0 (0 - 0)	0 (0 - 0)	0 (0 - 0)	0 (0 - 0)	0 (0 - 0)	0 (0 - 0)	0 (0 - 0)	0 (0 - 0)	0 (0 - 0)	0 (0 - 0)	0 (0 - 0)	0 (0 - 0)	0 (0 - 0)	0 (0 - 0)	0 (0 - 0)	0 (0 - 0)	0 (0 - 0)	0 (0 - 0)	0 (0 - 0)	0
Zika virus	0 (0 - 0)	0 (0 - 0)	0 (0 - 0)	0 (0 - 0)	0 (0 - 0)	0 (0 - 0)	0 (0 - 0)	0 (0 - 0)	0 (0 -

Other neoplasms	0-1 (0 to 0.3)	0 (0 to 0)	0-1 (0-1 to 0.3)	0-2 (0-1 to 0.6)	0-2 (0-1.5 to 0.4)	0-2 (0-1 to 0.2)	0-2 (0.2 to 0.4)	0-2 (0-1 to 0.3)	0-4 (0.3 to 0.7)	0-7 (0-5 to 1)	0-5 (0-5 to 1.1)	1-2 (0.7 to 1.7)	2-5 (1.4 to 3.6)	4-4 (3 to 6.1)	6-6 (4.7 to 9.7)	10 (7.1 to 13.4)	17-4 (13 to 23.3)	30-9 (22.9 to 41.1)	33-7 (24.9 to 46.4)	33-2 (23.9 to 44.6)	30-6 (22 to 41)	17-8 (11.6 to 26.8)	9-8 (5.9 to 9.9)	197
Medulloblastoma, medulloblastoma, and other hemangioblastoma	0-1 (0 to 0.3)	0-1 (0 to 0)	0-1 (0-1 to 0.3)	0-2 (0-1 to 0.6)	0-2 (0-1.5 to 0.4)	0-2 (0-1 to 0.2)	0-2 (0.2 to 0.4)	0-2 (0-1 to 0.3)	0-4 (0.3 to 0.7)	0-6 (0.4 to 1)	0-5 (0.4 to 1.1)	1-2 (0.7 to 1.7)	2-5 (1.4 to 3.6)	4-4 (3 to 6.1)	6-6 (4.7 to 9.7)	10 (7.1 to 13.4)	17-4 (13 to 23.3)	30-9 (22.9 to 41.1)	33-7 (24.9 to 46.4)	33-2 (23.9 to 44.6)	30-6 (22 to 41)	17-8 (11.6 to 26.8)	9-8 (5.9 to 9.9)	197
Meningioma and in situ intracranial neoplasms	0 (0 to 0)	0 (0 to 0)	0 (0 to 0)

Congenital birth defects	143 (103 to 220)	54·7 (40 to 83·2)	108 (73·6 to 166)	65·3 (46 to 99·6)	36·5 (26·2 to 56·4)	25 (25·2 to 49)	39·4 (28·4 to 49·7)	30·5 (22·2 to 40)	32·3 (24 to 42·6)	32·4 (24·2 to 42·3)	31·2 (22·9 to 40·9)	30·4 (22·3 to 40·4)	28·7 (20·9 to 51·4)	43·3 (29·7 to 59·5)	24·9 (18·2 to 32·6)	46·2 (29·2 to 59·3)	24·9 (22·4 to 46·4)	27·5 (19 to 34·9)	12 (7·1 to 19·3)	7·5 (4·6 to 11·4)	4·7 (3·7 to 7·4)	2·7 (1·6 to 4·4)	1·2 (0·7 to 2)	0·4 (0·2 to 0·4)		652
Neural tube defects	19·2 (11·1 to 31·1)	3·3 (1·7 to 5·4)	16 (9 to 29·7)	11·6 (6·2 to 19·6)	1·6 (1·1 to 2·6)	1·6 (1·1 to 2·6)	1·6 (1 to 2·8)	1·9 (1·1 to 3·4)	1·6 (1·1 to 2·4)	1·6 (1·1 to 2·4)	1·7 (1·1 to 2·6)	1·3 (0·9 to 2·7)	1·3 (0·7 to 2·2)	2·1 (0·8 to 5·2)	0·8 (0·5 to 1·2)	3·4 (1·7 to 6)	0·8 (0·5 to 0·9)	0·9 (0·5 to 1·5)	0·3 (0·2 to 0·4)	0·1 (0 to 0·2)	0 (0 to 0·1)	0 (0 to 0·1)	0 (0 to 0)	0 (0 to 0)		69·5
Congenital heart anomalies	0 (19·3 to 74·9)	0 (13·5 to 76·4)	0 (19·5 to 74·1)	0 (7·1 to 29·3)	0 (3·1 to 11·4)	0 (3·2 to 10·9)	0 (4·2 to 13)	0 (3·4 to 9·4)	0 (4·2 to 10)	0 (4·3 to 9·3)	0 (4·5 to 9·7)	0 (3·9 to 9·4)	0 (3·4 to 9·2)	0 (3·2 to 10·7)	0 (2·4 to 6·9)	0 (2·2 to 9·4)	0 (1·4 to 5·4)	0 (1·6 to 5·4)	0 (2·2 to 7·1)	0 (0·2 to 1·1)	0 (0·1 to 0·7)	0 (0·1 to 0·5)	0 (0 to 0·2)	0 (0 to 0·1)		176
Orofacial clefts	0 (0 to 0)	0 (0 to 0)	0 (0·1 to 0·7)	0·6 (0·2 to 1·5)	0·5 (0·1 to 1)	0·4 (0·1 to 0·9)	0·6 (0·1 to 1·4)	0·6 (0·1 to 1·2)	0·5 (0·1 to 1·1)	0·5 (0·1 to 1)	0·4 (0·1 to 1·1)	0·6 (0·1 to 1·5)	0·6 (0·1 to 1·3)	0·6 (0·1 to 1·5)	0·6 (0·3 to 0·9)	0·6 (0·2 to 0·9)	0·3 (0·2 to 0·7)	0·5 (0·3 to 0·7)	0·3 (0·2 to 0·7)	0·2 (0·1 to 0·4)	0·2 (0·1 to 0·3)	0·2 (0·1 to 0·3)	0·1 (0 to 0·1)	0 (0 to 0)		8·4
Down syndrome	6·2 (2·4 to 14)	1·6 (0·8 to 2·9)	3·4 (1·6 to 6·8)	1·9 (1·9 to 4·3)	2·3 (1·1 to 3·4)	2·5 (1·4 to 3·8)	2·8 (1·6 to 4·1)	2·1 (1·1 to 4·1)	2·6 (1·4 to 3·9)	2·6 (1·4 to 3·7)	4 (2·7 to 5·6)	2·7 (1·7 to 4·2)	3·6 (2·1 to 5·1)	4·5 (2·6 to 6·9)	7·4 (4·7 to 10·9)	13·9 (8·2 to 20)	17·9 (9·4 to 29·3)	14 (7·1 to 21·1)	8·2 (4·4 to 12·4)	4·6 (2·3 to 7)	3·5 (2 to 5·6)	2·6 (1·5 to 4·2)	1·2 (0·6 to 2·1)	0·5 (0·2 to 0·9)		103
Turner syndrome	0 (0 to 0)	0 (0 to 0)	0 (0 to 0·1)	0·2 (0 to 0·6)	0·2 (0 to 0·6)	0·2 (0 to 0·6)	0·3 (0·1 to 0·7)	0·3 (0·1 to 0·7)	0·3 (0·1 to 0·7)	0·3 (0·1 to 0·7)	0·2 (0 to 0·6)	0·2 (0·1 to 0·6)	0·2 (0·1 to 0·5)	0·2 (0 to 0·6)	0·1 (0 to 0·2)	0·1 (0 to 0·2)	0·1 (0 to 0·1)	0·1 (0 to 0·1)	0 (0 to 0·1)	0 (0 to 0)	0 (0 to 0)	0 (0 to 0)	0 (0 to 0)	0 (0 to 0)		2·9
Klinefelter syndrome	0 (0 to 0)	0 (0 to 0)	0 (0 to 0)	0 (0 to 0)	0 (0 to 0)

SR Table 2b: Nottinghamshire DALYS by cause and age group for females with 95% uncertainty intervals, 2019

Cause	Early Neonatal (0-6 days)	Late Neonatal (7-27 days)	Post Neonatal (28-364 days)	1 to 4	5 to 9	10 to 14	15 to 19	20 to 24	25 to 29	30 to 34	35 to 39	40 to 44	45 to 49	50 to 54	55 to 59	60 to 64	65 to 69	70 to 74	75 to 79	80 to 84	85 to 89	90 to 94	95 plus	Total
All causes	1,114 (1,014-1,202)	1,009 (924-1,099)	1,004 (892-1,119)	4,169 (3,983-4,354)	3,569 (3,379-3,755)	3,265 (3,087-3,451)	3,219 (3,037-3,415)	3,258 (3,068-3,443)	3,313 (3,120-3,513)	3,419 (3,216-3,626)	3,719 (3,502-3,942)	4,109 (3,866-4,360)	4,565 (4,290-4,843)	5,139 (4,827-5,451)	5,859 (5,502-6,210)	6,777 (6,365-7,183)	7,844 (7,362-8,314)	9,005 (8,449-9,550)	10,284 (9,649-10,900)	11,405 (10,699-12,103)	12,265 (11,502-13,009)	12,929 (12,122-13,708)	13,497 (12,662-14,309)	13,760 (12,906-14,582)	13,797 (12,944-14,630)	13,530 (12,693-14,346)	13,061 (12,253-13,850)	12,469 (11,697-13,222)	11,762 (11,032-12,469)	10,847 (10,172-11,500)	9,782 (9,172-10,370)	8,562 (8,027-9,076)	7,206 (6,755-7,639)	5,742 (5,382-6,089)	4,191 (3,927-4,444)	2,716 (2,545-2,880)	135,039
Communicable, maternal, neonatal, and nutritional diseases	502 (393-609)	147 (113-181)	134 (99-167)	149 (115-186)	108 (77-139)	130 (93-167)	116 (87-146)	144 (102-186)	169 (120-220)	172 (119-227)	170 (114-230)	196 (135-267)	231 (156-307)	271 (186-357)	266 (179-357)	248 (167-331)	275 (172-382)	292 (181-411)	362 (221-503)	478 (297-661)	625 (387-867)	747 (463-1,037)	842 (522-1,170)	916 (568-1,270)	8,380
HIV/AIDS and sexually transmitted infections	13 (9-18)	3 (2-4)	6 (4-9)	0 (0-1)	0 (0-1)	0 (0-1)	1 (1-2)	4 (2-6)	9 (6-12)	13 (9-18)	19 (13-25)	19 (13-25)	19 (13-26)	19 (13-26)	13 (9-18)	9 (6-13)	7 (4-10)	6 (3-9)	4 (2-6)	2 (1-3)	1 (0-2)	1 (0-1)	0 (0-1)	0 (0-1)	134
HIV/AIDS	0 (0-0)	0 (0-0)	0 (0-0)	0 (0-0)	0 (0-0)	0 (0-0)	0 (0-0)	1 (1-1)	1 (1-2)	2 (1-3)	3 (2-5)	4 (3-5)	5 (4-7)	6 (4-8)	6 (4-8)	5 (3-7)	4 (2-6)	3 (2-4)	2 (1-3)	1 (0-2)	1 (0-1)	0 (0-1)	0 (0-0)	0 (0-0)	42
HIV/AIDS - Drug-susceptible Tuberculosis	0 (0-0)	0 (0-0)	0 (0-1)	0 (0-0)	0 (0-0)	0 (0-1)	0 (0-1)	0 (0-1)	0 (0-2)	0 (0-2)	0 (0-3)	0 (0-3)	0 (0-3)	0 (0-3)	0 (0-3)	0 (0-2)	0 (0-2)	0 (0-1)	0 (0-1)	0 (0-1)	0 (0-0)	0 (0-0)	0 (0-0)	0 (0-0)	4.2
HIV/AIDS - Multidrug-resistant Tuberculosis without extensive drug resistance	0 (0-0)	0 (0-0)	0 (0-0)	0 (0-0)	0 (0-0)	0 (0-0)	0 (0-0)	0 (0-0)	0 (0-0)	0 (0-0)	0 (0-0)	0 (0-0)	0 (0-0)	0 (0-0)	0 (0-0)	0 (0-0)	0 (0-0)	0 (0-0)	0 (0-0)	0 (0-0)	0 (0-0)	0 (0-0)	0 (0-0)	0 (0-0)	0.1
HIV/AIDS - Extensively drug-resistant Tuberculosis	0 (0-0)	0 (0-0)	0 (0-0)	0 (0-0)	0 (0-0)	0 (0-0)	0 (0-0)	0 (0-0)	0 (0-0)	0 (0-0)	0 (0-0)	0 (0-0)	0 (0-0)	0 (0-0)	0 (0-0)	0 (0-0)	0 (0-0)	0 (0-0)	0 (0-0)	0 (0-0)	0 (0-0)	0 (0-0)	0 (0-0)	0 (0-0)	0
HIV/AIDS resulting in other diseases	0 (0-0)	0 (0-0)	0 (0-1)	0 (0-0)	0 (0-0)	0 (0-0)	0 (0-0)	1 (0-1)	1 (1-2)	1 (1-2)	2 (1-3)	3 (2-4)	4 (3-5)	5 (3-6)	5 (3-6)	4 (3-5)	3 (2-4)	2 (1-3)	2 (1-3)	1 (0-2)	1 (0-1)	0 (0-1)	0 (0-0)	0 (0-0)	37.7
Sexually transmitted infections excluding HIV	13 (9-18)	3 (2-4)	6 (4-9)	0 (0-1)	0 (0-1)	0 (0-1)	1 (0-1)	3 (2-4)	8 (5-11)	11 (8-15)	16 (11-22)	16 (11-22)	15 (10-21)	14 (9-19)	8 (5-11)	5 (3-7)	3 (2-4)	2 (1-3)	2 (1-3)	1 (0-2)	1 (0-1)	0 (0-1)	0 (0-0)	0 (0-0)	92.3
Syphilis	0 (0-0)	0 (0-0)	0 (0-0)	0 (0-0)	0 (0-0)	0 (0-0)	0 (0-0)	0 (0-0)	0 (0-0)	0 (0-0)	0 (0-0)	0 (0-0)	0 (0-0)	0 (0-0)	0 (0-0)	0 (0-0)	0 (0-0)	0 (0-0)	0 (0-0)	0 (0-0)	0 (0-0)	0 (0-0)	0 (0-0)	0 (0-0)	0
Chlamydial infection	0 (0-0)	0 (0-0)	0 (0-0)	0 (0-0)	0 (0-0)	0 (0-0)	0 (0-0)	0 (0-1)	0 (0-1)	1 (0-2)	2 (1-3)	3 (2-4)	4 (3-6)	5 (3-7)	5 (3-7)	4 (3-6)	3 (2-4)	2 (1-3)	2 (1-3)	1 (0-2)	1 (0-1)	0 (0-1)	0 (0-0)	0 (0-0)	13.2
Gonococcal infection	0 (0-0)	0 (0-0)	0 (0-0)	0 (0-0)	0 (0-0)	0 (0-0)	0 (0-0)	0 (0-1)	0 (0-1)	0 (0-2)	0 (0-3)	0 (0-4)	0 (0-5)	0 (0-6)	0 (0-6)	0 (0-5)	0 (0-4)	0 (0-3)	0 (0-2)	0 (0-2)	0 (0-1)	0 (0-1)	0 (0-0)	0 (0-0)	7.3
Trichomoniasis	0 (0-0)	0 (0-0)	0 (0-0)	0 (0-0)	0 (0-0)	0 (0-0)	0 (0-1)	0 (0-1)	0 (0-1)	0 (0-2)	0 (0-3)	0 (0-3)	0 (0-3)	0 (0-3)	0 (0-3)	0 (0-2)	0 (0-2)	0 (0-1)	0 (0-1)	0 (0-1)	0 (0-1)	0 (0-0)	0 (0-0)	0 (0-0)	10.3
Genital herpes	0 (0-0)	0 (0-0)	0 (0-0)	0 (0-0)	0 (0-0)	0 (0-0)	0 (0-1)	0 (0-2)	0 (0-4)	0 (0-5)	0 (0-6)	0 (0-6)	0 (0-6)	0 (0-6)	0 (0-5)	0 (0-4)	0 (0-3)	0 (0-2)	0 (0-2)	0 (0-1)	0 (0-1)	0 (0-1)	0 (0-0)	0 (0-0)	12.7
Other sexually transmitted infections	0 (0-0)	0 (0-0)	0 (0-0)	0 (0-0)	0 (0-0)	0 (0-1)	0 (0-1)	2 (1-3)	6 (4-8)	9 (6-12)	11 (8-15)	11 (8-15)	10 (7-13)	9 (6-12)	6 (4-8)	4 (3-5)	3 (2-4)	2 (1-3)	1 (0-2)	1 (0-1)	0 (0-1)	0 (0-1)	0 (0-0)	0 (0-0)	39
Respiratory infections and tuberculosis	49 (9-92-7)	29 (3-6)	22 (3-6)	94 (19-183)	69 (13-134)	59 (11-115)	49 (9-96)	47 (9-91)	46 (9-89)	45 (9-87)	45 (9-87)	46 (9-89)	47 (9-91)	49 (9-95)	50 (9-97)	51 (9-98)	52 (9-100)	54 (9-104)	57 (10-110)	59 (10-114)	60 (10-116)	59 (10-114)	54 (9-104)	44 (7-85)	1,060
Tuberculosis	49 (9-92-7)	29 (3-6)	22 (3-6)	94 (19-183)	69 (13-134)	59 (11-115)	49 (9-96)	47 (9-91)	46 (9-89)	45 (9-87)	45 (9-87)	46 (9-89)	47 (9-91)	49 (9-95)	50 (9-97)	51 (9-98)	52 (9-100)	54 (9-104)	57 (10-110)	59 (10-114)	60 (10-116)	59 (10-114)	54 (9-104)	44 (7-85)	1,060
Latent tuberculosis infection	0 (0-0)	0 (0-0)	0 (0-0)	0 (0-0)	0 (0-0)	0 (0-0)	0 (0-0)	0 (0-0)	0 (0-0)	0 (0-0)	0 (0-0)	0 (0-0)	0 (0-0)	0 (0-0)	0 (0-0)	0 (0-0)	0 (0-0)	0 (0-0)	0 (0-0)	0 (0-0)	0 (0-0)	0 (0-0)	0 (0-0)	0 (0-0)	0
Drug-susceptible tuberculosis	0 (0-0)	0 (0-0)	0 (0-1)	0 (0-2)	0 (0-1)	0 (0-2)	0 (0-4)	0 (0-6)	0 (0-7)	1 (0-7)	1 (0-8)	1 (0-8)	1 (0-7)	1 (0-6)	1 (0-5)	1 (0-4)	1 (0-3)	1 (0-2)	1 (0-2)	1 (0-1)	0 (0-1)	0 (0-1)	0 (0-0)	0 (0-0)	37
Multidrug-resistant tuberculosis without extensive drug resistance	0 (0-0)	0 (0-0)	0 (0-0)	0 (0-0)	0 (0-0)	0 (0-0)	0 (0-0)	0 (0-0)	0 (0-0)	0 (0-0)	0 (0-0)	0 (0-0)	0 (0-0)	0 (0-0)	0 (0-0)	0 (0-0)	0 (0-0)	0 (0-0)	0 (0-0)	0 (0-0)	0 (0-0)	0 (0-0)	0 (0-0)	0 (0-0)	0.7
Extensively drug-resistant tuberculosis	0 (0-0)	0 (0-0)	0 (0-0)	0 (0-0)	0 (0-0)	0 (0-0)	0 (0-0)	0 (0-0)	0 (0-0)	0 (0-0)	0 (0-0)	0 (0-0)	0 (0-0)	0 (0-0)	0 (0-0)	0 (0-0)	0 (0-0)	0 (0-0)	0 (0-0)	0 (0-0)	0 (0-0)	0 (0-0)	0 (0-0)	0 (0-0)	0.2
Lower respiratory infections	5.5 (2.8-9.7)	4.8 (2.5-8.4)	19.7 (9.2-34.5)	11.4 (5.2-20.3)	4.3 (2.1-8.1)	3.3 (1.5-6.5)	3.1 (1.4-6.2)	3.1 (1.4-6.1)	3.3 (1.5-6.5)	3.5 (1.6-6.9)	3.8 (1.7-7.2)	4.2 (1.9-8.1)	4.6 (2.1-8.8)	5.2 (2.4-9.8)	5.9 (2.7-11.1)	6.8 (3.1-12.7)	7.9 (3.6-14.7)	9.1 (4.2-16.8)	10.3 (4.8-18.9)	11.4 (5.3-20.8)	12.3 (5.8-22.3)	13.1 (6.2-23.5)	13.6 (6.5-24.2)	13.8 (6.6-24.5)	13.6 (6.5-24.1)	13.2 (6.3-23.4)	12.6 (6.1-22.2)	11.9 (5.7-21.1)	11.1 (5.3-19.6)	10.2 (4.9-18.1)	9.2 (4.4-16.3)	8.1 (3.9-14.3)	6.9 (3.3-12.2)	5.6 (2.7-9.9)	3.8 (1.8-6.7)	365 (173-645)	525 (253-926)	665 (323-1,166)	691 (337-1,208)	700 (343-1,224)	2,380
Upper respiratory infections	0 (0-0.1)	0 (0-0)	0 (0-0.1)	0 (0-0)	0 (0-0)	0 (0-0)	0 (0-0)	0 (0-0)	0 (0-0)	0 (0-0)	0 (0-0)	0 (0-0)	0 (0-0)	0 (0-0)	0 (0-0)	0 (0-0)	0 (0-0)	0 (0-0)	0 (0-0)	0 (0-0)	0 (0-0)	0 (0-0)	0 (0-0)	0 (0-0)	0
Invasive Non-typhoidal Salmonella (iNTS)	0 (0-0)	0 (0-0)	0 (0-0)	0 (0-0)	0 (0-0)	0 (0-0)	0 (0-0)	0 (0-0)	0 (0-0)	0 (0-0)	0 (0-0)	0 (0-0)	0 (0-0)	0 (0-0)	0 (0-0)	0 (0-0)	0 (0-0)	0 (0-0)	0 (0-0)	0 (0-0)	0 (0-0)	0 (0-0)	0 (0-0)	0 (0-0)	0
Other intestinal infectious diseases	0 (0-0)	0 (0-0)	0 (0-0)	0 (0-0)	0 (0-0)	0 (0-1)	0 (0-1)	0 (0-1)	0 (0-1)	0 (0-1)	0 (0-1)	0 (0-1)	0 (0-1)	0 (0-1)	0 (0-1)	0 (0-1)	0 (0-1)	0 (0-1)	0 (0-1)	0 (0-1)	0 (0-1)	0 (0-1)	0 (0-0)	0 (0-0)	0.9
Neglected tropical diseases and malaria	0 (0-0)	0 (0-0)	0 (0-0)	0 (0-0)	0 (0-1)	0 (0-1)	0 (0-1)	0 (0-2)	0 (0-2)	0 (0-2)	0 (0-2)	0 (0-2)	0 (0-2)	0 (0-2)	0 (0-2)	0 (0-2)	0 (0-2)	0 (0-1)	0 (0-1)	0 (0-1)	0 (0-1)	0 (0-0)	0 (0-0)	0 (0-0)	14.6
Malaria	0 (0-0)	0 (0-0)	0 (0-0)	0 (0-0)	0 (0-0)	0 (0-0)	0 (0-0)	0 (0-0)	0 (0-0)	0 (0-0)	0 (0-0)	0 (0-0)	0 (0-0)	0 (0-0)	0 (0-0)	0 (0-0)	0 (0-0)	0 (0-0)	0 (0-0)	0 (0-0)	0 (0-0)	0 (0-0)	0 (0-0)	0 (0-0)	0
Chagas disease	0 (0-0)	0 (0-0)	0 (0-0)	0 (0-0)	0 (0-0)	0 (0-0)	0 (0-0)	0 (0-0)	0 (0-0)	0 (0-0)	0 (0-0)	0 (0-0)	0 (0-0)	0 (0-0)	0 (0-0)	0 (0-0)	0 (0-0)	0 (0-0)	0 (0-0)	0 (0-0)	0 (0-0)	0 (0-0)	0 (0-0)	0 (0-0)	0
Leishmaniasis	0 (0-0)	0 (0-0)	0 (0-0)	0 (0-0)	0 (0-0)	0 (0-0)	0 (0-0)	0 (0-0)	0 (0-0)	0 (0-0)	0 (0-0)	0 (0-0)	0 (0-0)	0 (0-0)	0 (0-0)	0 (0-0)	0 (0-0)	0 (0-0)	0 (0-0)	0 (0-0)	0 (0-0)	0 (0-0)	0 (0-0)	0 (0-0)	0
Visceral leishmaniasis	0 (0-0)	0 (0-0)	0 (0-0)	0 (0-0)	0 (0-0)	0 (0-0)	0 (0-0)	0 (0-0)	0 (0-0)	0 (0-0)	0 (0-0)	0 (0-0)	0 (0-0)	0 (0-0)	0 (0-0)	0 (0-0)	0 (0-0)	0 (0-0)	0 (0-0)	0 (0-0)	0 (0-0)	0 (0-0)	0 (0-0)	0 (0-0)	0
Cutaneous and mucocutaneous leishmaniasis	0 (0-0)	0 (0-0)	0 (0-0)	0 (0-0)	0 (0-0)	0 (0-0)	0 (0-0)	0 (0-0)	0 (0-0)	0 (0-0)	0 (0-0)	0 (0-0)	0 (0-0)	0 (0-0)	0 (0-0)	0 (0-0)	0 (0-0)	0 (0-0)	0 (0-0)	0 (0-0)	0 (0-0)	0 (0-0)	0 (0-0)	0 (0-0)	0
African trypanosomiasis	0 (0-0)	0 (0-0)	0 (0-0)	0 (0-0)	0 (0-0)	0 (0-0)	0 (0-0)	0 (0-0)	0 (0-0)	0 (0-0)	0 (0-0)	0 (0-0)	0 (0-0)	0 (0-0)	0 (0-0)	0 (0-0)	0 (0-0)	0 (0-0)	0 (0-0)	0 (0-0)	0 (0-0)	0 (0-0)	0 (0-0)	0 (0-0)	0
Schistosomiasis	0 (0-0)	0 (0-0)	0 (0-0)	0 (0-0)	0 (0-0)	0 (0-0)	0 (0-0)	0 (0-0)	0 (0-0)	0 (0-0)	0 (0-0)	0 (0-0)	0 (0-0)	0 (0-0)	0 (0-0)	0 (0-0)	0 (0-0)	0 (0-0)	0 (0-0)	0 (0-0)	0 (0-0)	0 (0-0)	0 (0-0)	0 (0-0)	0
Cysticercosis	0 (0-0)	0 (0-0)	0 (0-0)	0 (0-0)	0 (0-0)	0 (0-0)	0 (0-0)	0 (0-0)	0 (0-0)	0 (0-0)	0 (0-0)	0 (0-0)	0 (0-0)	0 (0-0)	0 (0-0)	0 (0-0)	0 (0-0)	0 (0-0)	0 (0-0)	0 (0-0)	0 (0-0)	0 (0-0)	0 (0-0)	0 (0-0)	0
Cystic echinococcosis	0 (0-0)	0 (0-0)	0 (0-0)	0 (0-0)	0 (0-0)	0 (0-0)	0 (0-0)	0 (0-0)	0 (0-0)	0 (0-0)	0 (0-0)	0 (0-0)	0 (0-0)	0 (0-0)	0 (0-0)	0 (0-0)	0 (0-0)	0 (0-0)	0 (0-0)	0 (0-0)	0 (0-0)	0 (0-0)	0 (0-0)	0 (0-0)	0.2
Lymphatic filariasis	0 (0-0)	0 (0-0)	0 (0-0)	0 (0-0)	0 (0-0)	0 (0-0)	0 (0-0)	0 (0-0)	0 (0-0)	0 (0-0)	0 (0-0)	0 (0-0)	0 (0-0)	0 (0-0)	0 (0-0)	0 (0-0)	0 (0-0)	0 (0-0)	0 (0-0)	0 (0-0)	0 (0-0)	0 (0-0)	0 (0-0)	0 (0-0)	0
Onchocerciasis	0 (0-0)	0 (0-0)	0 (0-0)	0 (0-0)	0 (0-0)	0 (0-0)	0 (0-0)	0 (0-0)	0 (0-0)	0 (0-0)	0 (0-0)	0 (0-0)	0 (0-0)	0 (0-0)	0 (0-0)	0 (0-0)	0 (0-0)	0 (0-0)	0 (0-0)	0 (0-0)	0 (0-0)	0 (0-0)	0 (0-0)	0 (0-0)	0
Trachoma	0 (0-0)	0 (0-0)	0 (0-0)	0 (0-0)	0 (0-0)	0 (0-0)	0 (0-0)	0 (0-0)	0 (0-0)	0 (0-0)	0 (0-0)	0 (0-0)	0 (0-0)	0 (0-0)	0 (0-0)	0 (0-0)	0 (0-0)	0 (0-0)	0 (0-0)	0 (0-0)	0 (0-0)	0 (0-0)	0 (0-0)	0 (0-0)	0
Dengue	0 (0-0)	0 (0-0)	0 (0-0)	0 (0-0)	0 (0-0)	0 (0-0)	0 (0-0)	0 (0-0)	0 (0-0)	0 (0-0)	0 (0-0)	0 (0-0)	0 (0-0)	0 (0-0)	0 (0-0)	0 (0-0)	0 (0-0)	0 (0-0)	0 (0-0)	0 (0-0)	0 (0-0)	0 (0-0)	0 (0-0)	0 (0-0)	0
Yellow fever	0 (0-0)	0 (0-0)	0 (0-0)	0 (0-0)	0 (0-0)	0 (0-0)	0 (0-0)	0 (0-0)	0 (0-0)	0 (0-0)	0 (0-0)	0 (0-0)	0 (0-0)	0 (0-0)	0 (0-0)	0 (0-0)	0 (0-0)	0 (0-0)	0 (0-0)	0 (0-0)	0 (0-0)	0 (0-0)	0 (0-0)	0 (0-0)	0
Rabies	0 (0-0)	0 (0-0)	0 (0-0)	0 (0-0)	0 (0-0)	0 (0-0)	0 (0-0)	0 (0-0)	0 (0-0)	0 (0-0)	0 (0-0)	0 (0-0)	0 (0-0)	0 (0-0)	0 (0-0)	0 (0-0)	0 (0-0)	0 (0-0)	0 (0-0)	0 (0-0)	0 (0-0)	0 (0-0)	0 (0-0)	0 (0-0)	0.1
Intestinal nematode infections	0 (0-0)	0 (0-0)	0 (0-0)	0 (0-0)	0 (0-0)	0 (0-0)	0 (0-0)	0 (0-0)	0 (0-0)	0 (0-0)	0 (0-0)	0 (0-0)	0 (0-0)	0 (0-0)	0 (0-0)	0 (0-0)	0 (0-0)	0 (0-0)	0 (0-0)	0 (0-0)	0 (0-0)	0 (0-0)	0 (0-0)	0 (0-0)	0
Ascariasis	0 (0-0)	0 (0-0)	0 (0-0)	0 (0-0)	0 (0-0)	0 (0-0)	0 (0-0)	0 (0-0)	0 (0-0)	0 (0-0)	0 (0-0)	0 (0-0)	0 (0-0)	0 (0-0)	0 (0-0)	0 (0-0)	0 (0-0)	0 (0-0)	0 (0-0)	0 (0-0)	0 (0-0)	0 (0-0)	0 (0-0)	0 (0-0)	0
Trichuriasis	0 (0-0)	0 (0-0)	0 (0-0)	0 (0-0)	0 (0-0)	0 (0-0)	0 (0-0)	0 (0-0)	0 (0-0)	0 (0-0)	0 (0-0)	0 (0-0)	0 (0-0)	0 (0-0)	0 (0-0)	0 (0-0)	0 (0-0)	0 (0-0)	0 (0-0)	0 (0-0)	0 (0-0)	0 (0-0)	0 (0-0)	0 (0-0)	0
Hookworm disease	0 (0-0)	0 (0-0)	0 (0-0)	0 (0-0)	0 (0-0)	0 (0-0)	0 (0-0)	0 (0-0)	0 (0-0)	0 (0-0)	0 (0-0)	0 (0-0)	0 (0-0)	0 (0-0)	0 (0-0)	0 (0-0)	0 (0-0)	0 (0-0)	0 (0-0)	0 (0-0)	0 (0-0)	0 (0-0)	0 (0-0)	0 (0-0)	0
Food-borne trematodiases	0 (0-0)	0 (0-0)	0 (0-0)	0 (0-0)	0 (0-0)	0 (0-0)	0 (0-0)	0 (0-0)	0 (0-0)	0 (0-0)	0 (0-0)	0 (0-0)	0 (0-0)	0 (0-0)	0 (0-0)	0 (0-0)	0 (0-0)	0 (0-0)	0 (0-0)	0 (0-0)	0 (0-0)	0 (0-0)	0 (0-0)	0 (0-0)	0
Leprosy	0 (0-0)	0 (0-0)	0 (0-0)	0 (0-0)	0 (0-0)	0 (0-0)	0 (0-0)	0 (0-0)	0 (0-0)	0 (0-0)	0 (0-0)	0 (0-0)	0 (0-0)	0 (0-0)	0 (0-0)	0 (0-0)	0 (0-0)	0 (0-0)	0 (0-0)	0 (0-0)	0 (0-0)	0 (0-0)	0 (0-0)	0 (0-0)	0
Ebola	0 (0-0)	0 (0-0)	0 (0-0)	0 (0-0)	0 (0-0)	0 (0-0)	0 (0-0)	0 (0-0)	0 (0-0)	0 (0-0)	0 (0-0)	0 (0-0)	0 (0-0)	0 (0-0)	0 (0-0)	0 (0-0)	0 (0-0)	0 (0-0)	0 (0-0)	0 (0-0)	0 (0-0)	0 (0-0)	0 (0-0)	0 (0-0)	0
Zika virus	0 (0-0)	0 (0-0)	0 (0-0)	0 (0-0)	0 (0-0)	0 (0-0)	0 (0-0)	0 (0-0)	0 (0-0)	0 (0-0)	0 (0-0)	0 (0-0)	0 (0-0)	0 (0-0)	0 (0-0)	0 (0-0)	0 (0-0)	0 (0-0)	0 (0-0)	0 (0-0)	0 (0-0)	0 (0-0)	0 (0-0)	0 (0-0)	0
Guinea worm disease	0 (0-0)	0 (0-0)	0 (0-0)	0 (0-0)	0 (0-0)	0 (0-0)	0 (0-0)	0 (0-0)	0 (0-0)	0 (0-0)	0 (0-0)	0 (0-0)	0 (0-0)	0 (0-0)	0 (0-0)	0 (0-0)	0 (0-0)	0 (0-0)	0 (0-0)	0 (0-0)	0 (0-0)	0 (0-0)	0 (0-0)	0 (0-0)	0
Other neglected tropical diseases	0 (0-0)	0 (0-0)	0 (0-0)	0 (0-1)	0 (0-1)	0 (0-1)	0 (0-2)	0 (0-2)	0 (0-2)	0 (0-2)	0 (0-2)	0 (0-2)	0 (0-2)	0 (0-2)	0 (0-2)	0 (0-2)	0 (0-2)	0 (0-2)	0 (0-2)	0 (0-2)	0 (0-2)	0 (0-2)	0 (0-2)	0 (0-2)	14.2
Other infectious diseases	2.9 (1.5-5.9)	0.7 (0.3-0.9)	12.5 (7.4-20.1)	13.6 (10.1-19.7)	1.5 (0.9-2.3)	0.8 (0.4-1.2)	0.6 (0.3-1.0)	0.6 (0.3-1.0)	0.6 (0.3-1.0)	0.6 (0.3-1.0)	0.6 (0.3-1.0)	0.6 (0.3-1.0)	0.6 (0.3-1.0)	0.6 (0.3-1.0)	0.6 (0.3-1.0)	0.6 (0.3-1.0)	0.6 (0.3-1.0)	0.6 (0.3-1.0)	0.6 (0.3-1.0)	0.6 (0.3-1.0)	0.6 (0.3-1.0)	0.6 (0.3-1.0)	0.6 (0.3-1.0)	268
Meningitis	1.1 (0.7-1.4)	0.4 (0.1-0.6)	6.7 (3.1-9.8)	2.5 (0.5-6.8)	0.3 (0.2-0.3)	0.3 (0.2-0.4)	0.3 (0.2-0.4)	0.3 (0.2-0.4)	0.3 (0.2-0.4)	0.3 (0.2-0.4)	0.3 (0.2-0.4)	0.3 (0.2-0.4)	0.3 (0.2-0.4)	0.3 (0.2-0.4)	0.3 (0.2-0.4)	0.3 (0.2-0.4)	0.3 (0.2-0.4)	0.3 (0.2-0.4)	0.3 (0.2-0.4)	0.3 (0.2-0.4)	0.3 (0.2-0.4)	0.3 (0.2-0.4)	0.3 (0.2-0.4)	81.6
Encephalitis	0.1 (0.1-0.4)	0.3 (0.1-0.4)	1.1 (0.4-1.2)	1.7 (0.9-2.7)	1.4 (0.7-1.4)	0.9 (0.5-1.4)	0.9 (0.5-1.4)	0.9 (0.5-1.4)	0.7 (0.4-1.2)	0.7 (0.4-1.1)	0.7 (0.4-1.1)	0.7 (0.4-1.1)	0.7 (0.4-1.1)	0.7 (0.4-1.1)	0.7 (0.4-1.1)	0.7 (0.4-1.1)	0.7 (0.4-1.1)	0.7 (0.4-1.1)	0.7 (0.4-1.1)	0.7 (0.4-1.1)	0.7 (0.4-1.1)	0.7 (0.4-1.1)	0.7 (0.4-1.1)	39.5
Diphtheria	0 (0-0)	0 (0-0)	0 (0-0)	0 (0-0)	0 (0-0)	0 (0-0)	0 (0-0)	0 (0-0)	0 (0-0)	0 (0-0)	0 (0-0)	0 (0-0)	0 (0-0)	0 (0-0)	0 (0-0)	0 (0-0)	0 (0-0)	0 (0-0)	0 (0-0)	0 (0-0)	0 (0-0)	0 (0-0)	0 (0-0)	0 (0-0)	0.1
Tetanus	0 (0-0)	0 (0-0)	0 (0-0)	0 (0-0)	0 (0-0)	0 (0-0)	0 (0-0)	0 (0-0)	0 (0-0)	0 (0-0)	0 (0-0)	0 (0-0)	0 (0-0)	0 (0-0)	0 (0-0)	0 (0-0)	0 (0-0)	0 (0-0)	0 (0-0)	0 (0-0)	0 (0-0)	0 (0-0)	0 (0-0)	0 (0-0)	0
Measles	0 (0-0)	0 (0-0.1)	0 (0-0.2)	0 (0-0.2)	0 (0-0.1)	0 (0-0.1)	0 (0-0.1)	0 (0-0.2)	0 (0-0.2)	0 (0-0.2)	0 (0-0.2)	0 (0-0.2)	0 (0-0.2)	0 (0-0.2)	0 (0-0.2)	0 (0-0.2)	0 (0-0.2)	0 (0-0.2)	0 (0-0.2)	0 (0-0.2)	0 (0-0.2)	0 (0-0.2)	0 (0-0.2)	0 (0-0.2)	0.3
Varicella and herpes zoster	0.9 (0.5-2.3)	0.3 (0.1-0.5)	2.4 (0.4-5.2)	0.6 (0.3-1.6)	0.6 (0.3-1.2)	0.6 (0.3-1.2)	0.6 (0.3-1.2)	0.6 (0.3-1.2)	0.6 (0.3-1.2)	0.6 (0.3-1.2)	0.6 (0.3-1.2)	0.6 (0.3-1.2)	0.6 (0.3-1.2)	0.6 (0.3-1.2)	0.6 (0.3-1.2)	0.6 (0.3-1.2)	0.6 (0.3-1.2)	0.6 (0.3-1.2)	0.6 (0.3-1.2)	0.6 (0.3-1.2)	0.6 (0.3-1.2)	0.6 (0.3-1.2)	0.6 (0.3-1.2)	29.8
Acute hepatitis	0.1 (0-0.1)	0.1 (0-0.1)	0.1 (0-0.4)	0.1 (0-0.2)	0.1 (0-0.2)	0.1 (0-0.2)	0.1 (0-0.2)	0.1 (0-0.2)	0.1 (0-0.2)	0.1 (0-0.2)	0.1 (0-0.2)	0.1 (0-0.2)	0.1 (0-0.2)	0.1 (0-0.2)	0.1 (0-0.2)	0.1 (0-0.2)	0.1 (0-0.2)	0.1 (0-0.2)	0.1 (0-0.2)	0.1 (0-0.2)	0.1 (0-0.2)	0.1 (0-0.2)	0.1 (0-0.2)	1.4
Acute Hepatitis A	0 (0-0)	0 (0-0)	0 (0-0)	0 (0-0)	0 (0-0)	0 (0-0)	0 (0-0)	0 (0-0)	0 (0-0)	0 (0-0)	0 (0-0)	0 (0-0)	0 (0-0)	0 (0-0)	0 (0-0)	0 (0-0)	0 (0-0)	0 (0-0)	0 (0-0)	0 (0-0)	0 (0-0)	0 (0-0)	0 (0-0)	0 (0-0)	0.4
Acute Hepatitis B	0 (0-0)	0 (0-0)	0 (0-0)	0 (0-0)	0 (0-0)	0 (0-0)	0 (0-0)	0 (0-1)	0 (0-1)	0 (0-2)	0 (0-2)	0 (0-2)	0 (0-2)	0 (0-2)	0 (0-2)	0 (0-2)	0 (0-2)	0 (0-2)	0 (0-2)	0 (0-2)	0 (0-2)	0 (0-2)	0 (0-2)	0 (0-2)	2.6
Acute hepatitis C	0 (0-0)	0 (0-0)	0 (0-0)	0 (0-0)

Congenital birth defects	171 (122 to 233)	79-7 (59-2 to 110)	128 (87-6 to 186)	80-4 (61-6 to 108)	43 (30-8 to 58-4)	42-8 (31-4 to 57)	36-1 (26-7 to 49-2)	29-4 (26-1 to 49-1)	35-9 (26-6 to 47-4)	34-5 (29-4 to 49-4)	34-3 (30-2 to 48-9)	31-5 (22-9 to 41-4)	40-4 (27-4 to 53-9)	44-5 (31-1 to 59-1)	49-9 (32-2 to 65-5)	24-6 (22-7 to 47-4)	29-1 (17-7 to 39)	11-6 (7-9 to 20)	7-3 (4-3 to 11-4)	4-7 (3-8 to 7-4)	2-6 (1-5 to 4-5)	1-1 (0-6 to 1-8)	0-2 (0-1 to 0-4)		971
Neural tube defects	19-3 (11 to 30-4)	3-9 (2-1 to 6-4)	20 (9-6 to 34)	19-2 (9-4 to 29-8)	1-9 (1-3 to 2-9)	2 (1-1 to 3-2)	1-7 (1-2 to 2-5)	2 (1-3 to 3-3)	2-6 (1-3 to 3-9)	1-9 (1 to 2-8)	1-7 (1 to 2-7)	1-2 (0-7 to 1-9)	1-3 (0-7 to 2-2)	2-7 (1-6 to 3-7)	2-5 (1-3 to 3-1)	1-4 (0-9 to 2-2)	0-3 (0-2 to 0-4)	0-1 (0-1 to 0-2)	0 (0 to 0-1)	0 (0 to 0-1)	0 (0 to 0)	0 (0 to 0)	0 (0 to 0)		77-8
Congenital heart anomalies	224 (201 to 253)	104 (94-1 to 118)	170 (151 to 193)	104 (93-4 to 118)	57 (49-3 to 66-3)	55 (47-1 to 63-7)	47 (41-5 to 52-6)	38 (33-6 to 44-1)	47 (41-6 to 53-6)	45 (39-5 to 51-5)	45 (39-8 to 51-1)	41 (34-1 to 48-1)	53 (44-1 to 61-9)	58 (47-9 to 68-1)	65 (53-1 to 76-4)	32 (27-1 to 37-4)	38 (29-3 to 47-9)	15 (11-4 to 19-2)	9 (7-1 to 11-1)	5 (3-7 to 6-7)	3 (2-4 to 3-9)	1 (1-1 to 1-5)	0 (0 to 0-1)		229
Orofacial clefts	8 (5 to 12)	4 (2-9 to 5-1)	6-4 (4-7 to 8-3)	4 (2-9 to 5-6)	2-5 (1-7 to 3-5)	2 (1-5 to 2-7)	2-5 (1-7 to 3-4)	2 (1-6 to 2-8)	2-4 (1-7 to 3-2)	2 (1-5 to 2-7)	2-5 (1-7 to 3-3)	2 (1-5 to 2-7)	2-4 (1-7 to 3-2)	2-5 (1-7 to 3-3)	2-6 (1-8 to 3-5)	2-1 (1-5 to 2-9)	1-8 (1-2 to 2-5)	1-1 (0-7 to 1-5)	0-7 (0-4 to 1-1)	0-3 (0-2 to 0-5)	0-2 (0-1 to 0-3)	0-1 (0-1 to 0-2)	0 (0 to 0-1)		8-6
Down syndrome	5 (2-7 to 9-1)	1-5 (0-8 to 2-4)	2-6 (1-6 to 4-9)	3 (1-9 to 4-6)	2-6 (1-6 to 4-3)	2-9 (1-8 to 4-6)	2-8 (1-7 to 4-2)	2-4 (1-6 to 3-7)	3-7 (2-4 to 5-5)	2-8 (2-4 to 3-5)	3-6 (2-4 to 5-5)	4 (2-4 to 5-9)	4 (2-4 to 5-9)	9-7 (4-4 to 9-5)	12-5 (7-6 to 17-9)	16-2 (9-7 to 24-4)	12 (6-4 to 19-2)	6-4 (3-7 to 9-4)	3-2 (2 to 4-3)	2-3 (1-4 to 3-2)	1-4 (0 to 2-9)	0-7 (0 to 1-5)	0-3 (0 to 0-6)		93-4
Turner syndrome	0 (0 to 0)	0 (0 to 0)	0-2 (0 to 0-5)	0-2 (0 to 0-7)	0-2 (0 to 0-6)	0-2 (0 to 0-6)	0-3 (0 to 0-7)	0-3 (0-1 to 0-7)	0-3 (0 to 0-7)	0-3 (0 to 0-7)	0-3 (0 to 0-6)	0-2 (0 to 0-5)	0-2 (0 to 0-6)	0-1 (0 to 0-2)	0-2 (0 to 0-2)	0 (0 to 0-1)	0 (0 to 0-1)	0 (0 to 0-1)	0 (0 to 0)	0 (0 to 0)	0 (0 to 0)	0 (0 to 0)	0 (0 to 0)		3
Klinefelter syndrome	0 (0 to 0)	0 (0 to 0)	0 (0 to 0)	0 (0 to 0)	0 (0 to 0)	0 (0 to 0)	0 (0 to 0)	0 (0 to 0)	0 (0 to 0)	0 (0 to 0)	0 (0 to 0)	0 (0 to 0)	0 (0 to 0)	0 (0 to 0)	0 (0 to 0)	0 (0 to 0)	0 (0 to 0)	0 (0 to 0)	0 (0 to 0)	0 (0 to 0)	0 (0 to 0)	0 (0 to 0)	0 (0 to 0)		0
Other chromosomal abnormalities	23-5 (11-8 to 37-9)	14-9 (8-9 to 28-9)	22-3 (11-7 to 46)	9-1 (5-7 to 14-9)	5-7 (3-5 to 9-3)	5-3 (3-3 to 8-9)	4-9 (3 to 7-6)	4-7 (3-3 to 6-9)	5-3 (3-4 to 8)	4-6 (2-8 to 6-9)	4-4 (2-7 to 6-9)	4-3 (2-6 to 6-1)	3-7 (2-4 to 5-3)	4-5 (2-7 to 6-5)	4 (2-5 to 6-3)	2-4 (1-3 to 3-2)	1-6 (1 to 2-4)	0-9 (0 to 2)	0 (0 to 0)	0 (0 to 0)	0 (0 to 0)	0 (0 to 0)	0 (0 to 0)		123
Congenital musculoskeletal and limb anomalies	4-6 (2-5 to 7-8)	1-6 (1 to 2-9)	13-1 (7 to 21-7)	17-4 (9-3 to 28-1)	12-1 (6-6 to 19-4)	10-1 (5-5 to 16-2)	8-4 (4-5 to 12-6)	8 (4-5 to 12-4)	8-1 (4-5 to 12-1)	8-3 (4-5 to 12-7)	8-2 (4-7 to 12-4)	8 (4-5 to 12-7)	9-6 (5-5 to 15-2)	10-3 (5-5 to 16-3)	9-1 (5-1 to 15-5)	6-9 (4-1 to 12-6)	6-6 (3-5 to 11)	3-1 (1-7 to 5-1)	1-7 (0-9 to 2-8)	0-9 (0-4 to 1-4)	0-3 (0 to 0-7)	0-1 (0 to 0-1)		168
Urogenital congenital anomalies	7-5 (3-9 to 14-9)	1-7 (0-9 to 3-5)	2-3 (1-3 to 3-8)	2-4 (1-2 to 4-2)	1-5 (0-8 to 3)	1-1 (0-6 to 2-1)	0-7 (0-3 to 1-5)	0-7 (0-4 to 1)	0-6 (0-4 to 1)	0-5 (0-3 to 0-9)	0-5 (0-3 to 0-9)	0-5 (0-2 to 0-7)	0-3 (0-2 to 0-5)	0-3 (0-2 to 0-6)	0-2 (0-2 to 0-4)	0-2 (0-1 to 0-3)	0-1 (0 to 0-2)	0-1 (0 to 0-2)	0 (0 to 0)	0 (0 to 0)	0 (0 to 0)	0 (0 to 0)	0 (0 to 0)		20-9
Digestive congenital anomalies	11-8 (11-8 to 47-3)	4 (4 to 14-9)	6-9 (3-3 to 19-4)	4-2 (1-9 to 12-4)	2-6 (1-2 to 6-5)	2-5 (1-2 to 6-4)	2-4 (1-1 to 6-1)	2-3 (1-1 to 5-6)	2-5 (1-1 to 6-2)	2-4 (1-1 to 6-3)	2-5 (1-1 to 6-6)	2-3 (1-1 to 5-7)	2-6 (1-2 to 6-5)	2-7 (1-2 to 6-9)	2-6 (1-2 to 6-4)	2-1 (0-9 to 5-4)	1-6 (0-7 to 4-2)	0-8 (0-3 to 2)	0-3 (0-1 to 0-7)	0-2 (0-1 to 0-5)	0-1 (0 to 0-3)	0-1 (0 to 0-3)	0-1 (0 to 0-3)		52-9
Other congenital birth defects	44-9 (25-7 to 67-3)	12-7 (7-6 to 19-7)	19-5 (10-4 to 32-9)	11-2 (7-1 to 17-1)	9-3 (5-6 to 15-1)	9-4 (5-9 to 15)	7-6 (4-5 to 12-6)	7-6 (4-3 to 12-5)	7-2 (3-8 to 12-7)	7-3 (3-8 to 12-7)	7-2 (3-6 to 12-4)	6-2 (3-1 to 11-7)	7-6 (3-8 to 14-2)	7-7 (3-8 to 14-6)	7-2 (3-4 to 14-1)	3-2 (2-7 to 11-2)	3-3 (2-4 to 10-1)	2-3 (1-5 to 9-6)	1-4 (0-9 to 6-3)	0-7 (0-5 to 2-3)	0-3 (0-2 to 1-2)	0-2 (0-2 to 0-7)		193
Urinary diseases and male infertility	0-2 (0 to 0-3)	0-4 (0-1 to 0-9)	1-1 (0-5 to 1-8)	1-1 (0-7 to 1-4)	1-1 (0-7 to 1-5)	1-6 (1-2 to 2-3)	2-6 (1-6 to 4-2)	4-7 (3-2 to 6-3)	7-6 (5-4 to 10-7)	9-5 (6-6 to 13-1)	9-8 (7-1 to 13-3)	13-1 (9-5 to 17-3)	21-6 (15-2 to 29-9)	29 (18 to 39-9)	33-3 (20-7 to 49-9)	40-1 (30-3 to 56-5)	67-1 (50-7 to 115)	125 (97-8 to 172)	196 (146 to 253)	317 (244 to 403)	449 (339 to 577)	649 (479 to 839)	1-09 (0-79 to 1-39)		4-69
Urolithiasis	0 (0 to 0)	0 (0 to 0)	0 (0 to 0)	0 (0 to 0)	0 (0 to 0-1)	0 (0 to 0-1)	0 (0 to 0-1)	0 (0-1 to 0-3)	0 (0-2 to 0-5)	0 (0-2 to 0-6)	0 (0-2 to 0-6)	0 (0-2 to 0-6)	0 (0-2 to 0-6)	0 (0-2 to 0-6)	0 (0-1 to 0-5)	0 (0 to 0-3)	0 (0 to 0-2)	0 (0 to 0-2)	0 (0 to 0-1)	0 (0 to 0-1)	0 (0 to 0-1)	0 (0 to 0-1)	0 (0 to 0-1)		2
Benign prostatic hyperplasia	0 (0 to 0)	0 (0 to 0)	0 (0 to 0)	0 (0 to 0)	0 (0 to 0)	0 (0 to 0)	0 (0 to 0)	0 (0 to 0)	0 (0 to 0)	0 (0 to 0)	0 (0 to 0)	0 (0 to 0)	0 (0 to 0)	0 (0 to 0)	0 (0 to 0)	0 (0 to 0)	0 (0 to 0)	0 (0 to 0)	0 (0 to 0)	0 (0 to 0)	0 (0 to 0)	0 (0 to 0)	0 (0 to 0)		0
Male infertility	...	...	...	...	...	...	...	...	...	...	...	...	...	...	...	...	...	...	...	...	...	...	...		NA
Other urinary diseases	0-2 (0 to 0-3)	0-2 (0 to 0-4)	0-2 (0-1 to 0-4)	0-4 (0-2 to 0-6)	0-3 (0 to 0-5)	0-5 (0-3 to 0-8)	0-6 (0-4 to 0-9)	0-9 (0-6 to 1-2)	1-1 (0-8 to 1-5)	1-5 (0-9 to 2-3)	1-3 (0-8 to 2)	1-1 (0-7 to 1-7)	1-7 (1 to 2-6)	1-6 (0-9 to 2-3)	1-9 (1 to 2-7)	1-5 (0-7 to 3-9)	1-7 (0-9 to 4-6)	2-3 (1 to 6-7)	2-1 (0-9 to 4-4)	1-8 (0-6 to 4)	1-2 (0-5 to 3)	0-9 (0-4 to 1-4)	0-4 (0-1 to 1-2)		20-1
Gynecological diseases	0 (0 to 0)	0 (0 to 0)	0 (0 to 0)	0 (0 to 0)	0 (0 to 0)	0 (0 to 0)	0 (0 to 0)	0 (0 to 0)	0 (0 to 0)	0 (0 to 0)	0 (0 to 0)	0 (0 to 0)	0 (0 to 0)	0 (0 to 0)	0 (0 to 0)	0 (0 to 0)	0 (0 to 0)	0 (0 to 0)	0 (0 to 0)	0 (0 to 0)	0 (0 to 0)	0 (0 to 0)	0 (0 to 0)		0
Uterine fibroids	0 (0 to 0)	0 (0 to 0)	0 (0 to 0)	0 (0 to 0)	0 (0 to 0)	0 (0 to 0)	0 (0 to 0)	0 (0 to 0)	0 (0 to 0)	0 (0 to 0)	0 (0 to 0)	0 (0 to 0)	0 (0 to 0)	0 (0 to 0)	0 (0 to 0)	0 (0 to 0)	0 (0 to 0)	0 (0 to 0)	0 (0 to 0)	0 (0 to 0)	0 (0 to 0)	0 (0 to 0)	0 (0 to 0)		0
Polycystic ovarian syndrome	0 (0 to 0)	0 (0 to 0)	0 (0 to 0)	0 (0 to 0)	0 (0 to 0)	0 (0 to 0)	0 (0 to 0)	0 (0 to 0)	0 (0 to 0)	0 (0 to 0)	0 (0 to 0)	0 (0 to 0)	0 (0 to 0)	0 (0 to 0)	0 (0 to 0)	0 (0 to 0)	0 (0 to 0)	0 (0 to 0)	0 (0 to 0)	0 (0 to 0)	0 (0 to 0)	0 (0 to 0)	0 (0 to 0)		0
Female infertility	0 (0 to 0)	0 (0 to 0)	0 (0 to 0)	0 (0 to 0)	0 (0 to 0)	0 (0 to 0)	0 (0 to 0)	2 (0-1 to 4-1)	0 (0 to 0)	0 (0-2 to 1-7)	0 (0 to 0)	0 (0 to 0)	0 (0 to 0)	0 (0 to 0)	0 (0 to 0)	0 (0 to 0)	0 (0 to 0)	0 (0 to 0)	0 (0 to 0)	0 (0 to 0)	0 (0 to 0)	0 (0 to 0)	0 (0 to 0)		29-3
Endometriosis	0 (0 to 0)	0 (0 to 0)	0 (0 to 0)	0 (0 to 0)	0 (0 to 0)	0 (0 to 0)	0 (0 to 0)	0 (0 to 0)	0 (0 to 0)	0 (0 to 0)	0 (0 to 0)	0 (0 to 0)	0 (0 to 0)	0 (0 to 0)	0 (0 to 0)	0 (0 to 0)	0 (0 to 0)	0 (0 to 0)	0 (0 to 0)	0 (0 to 0)	0 (0 to 0)	0 (0 to 0)	0 (0 to 0)		0
Genital prolapse	0 (0 to 0)	0 (0 to 0)	0 (0 to 0)	0 (0 to 0)	0 (0 to 0)	0 (0 to 0)	0 (0 to 0)	0 (0 to 0)	0 (0 to 0)	0 (0 to 0)	0 (0 to 0)	0 (0 to 0)	0 (0 to 0)	0 (0 to 0)	0 (0 to 0)	0 (0 to 0)	0 (0 to 0)	0 (0 to 0)	0 (0 to 0)	0 (0 to 0)	0 (0 to 0)	0 (0 to 0)	0 (0 to 0)		0
Premenstrual syndrome	0 (0 to 0)	0 (0 to 0)	0 (0 to 0)	0 (0 to 0)	0 (0 to 0)	0 (0 to 0)	0 (0 to 0)	0 (0 to 0)	0 (0 to 0)	0 (0 to 0)	0 (0 to 0)	0 (0 to 0)	0 (0 to 0)	0 (0 to 0)	0 (0 to 0)	0 (0 to 0)	0 (0 to 0)	0 (0 to 0)	0 (0 to 0)	0 (0 to 0)	0 (0 to 0)	0 (0 to 0)	0 (0 to 0)		0
Other gynecological diseases	0 (0 to 0)	0 (0 to 0)	0 (0 to 0)	0 (0 to 0)	0 (0 to 0)	0 (0 to 0)	0 (0 to 0)	0 (0 to 0)	0 (0 to 0)	0 (0 to 0)	0 (0 to 0)	0 (0 to 0)	0 (0 to 0)	0 (0 to 0)	0 (0 to 0)	0 (0 to 0)	0 (0 to 0)	0 (0 to 0)	0 (0 to 0)	0 (0 to 0)	0 (0 to 0)	0 (0 to 0)	0 (0 to 0)		0
Hemoglobinopathies and hemolytic anemias	0-1 (0 to 0-1)	0-1 (0 to 0-1)	0-2 (0 to 0-4)	0-5 (0 to 0-8)	0-3 (0 to 0-5)	1-9 (0-6 to 4-2)	0-9 (0 to 2)	1-4 (0-9 to 2-7)	0-9 (0 to 2)	0-7 (0 to 2)	0-7 (0 to 2)	0-7 (0 to 2)	0-7 (0 to 2)	0-6 (0 to 2)	0-6 (0 to 2)	0-4 (0 to 2)	0-3 (0 to 2)	0-3 (0 to 2)	0-2 (0 to 1)	0-2 (0 to 1)	0-1 (0 to 1)	0-1 (0 to 1)	0-1 (0 to 1)		111
Thalassemias	0 (0 to 0)	0 (0 to 0)	0 (0 to 0)	0-1 (0 to 0)	0-1 (0 to 0)	0-1 (0 to 0)	0-1 (0 to 0)	0-2 (0 to 0)	0-2 (0 to 0)	0-2 (0 to 0)	0-2 (0 to 0)	0-2 (0 to 0)	0-2 (0 to 0)	0-2 (0 to 0)	0-2 (0 to 0)	0-2 (0 to 0)	0-2 (0 to 0)	0-2 (0 to 0)	0-2 (0 to 0)	0-2 (0 to 0)	0-2 (0 to 0)	0-2 (0 to 0)	0-2 (0 to 0)		1
Thalassemias trait	0 (0 to 0)	0 (0 to 0)	0 (0 to 0)	0 (0 to 0)	0 (0 to 0)	0-4 (0 to 0-9)	0-2 (0 to 0-6)	0-6 (0 to 1-1)	0-6 (0 to 1-3)	0-6 (0 to 1-2)	0-6 (0 to 1-2)	0-5 (0 to 1-1)	0-6 (0 to 1-2)	0-6 (0 to 1-2)	0-5 (0 to 1-2)	0-4 (0 to 1-1)	0-3 (0 to 0-9)	0-3 (0 to 0-7)	0-2 (0 to 0-5)	0-2 (0 to 0-4)	0-1 (0 to 0-3)	0-1 (0 to 0-3)	0-1 (0 to 0-3)		3-1
Sickle cell disorders	0 (0 to 0-1)	0 (0 to 0)	0-2 (0-1 to 0-3)	0-5 (0-3 to 0-9)	0-4 (0-3 to 0-8)	0-3 (0-4 to 0-1)	0-4 (0 to 0-9)	0-4 (0 to 0-9)	0-4 (0-3 to 1)	0-4 (0-3 to 0-9)	0-4 (0-3 to 0-9)	0-3 (0-2 to 0-7)	0-4 (0-2 to 0-7)	0-4 (0-2 to 0-7)	0-4 (0-2 to 0-7)	0-3 (0-2 to 0-5)	0-3 (0-1 to 0-5)	0-2 (0 to 0-3)	0-2 (0 to 0-3)	0-2 (0 to 0-3)	0-2 (0 to 0-3)	0-2 (0 to 0-3)	0-2 (0 to 0-3)		4-4
Sickle cell trait	0 (0 to 0)	0 (0 to 0)	0 (0 to 0)	0 (0 to 0)	0 (0 to 0)	0-2 (0 to 0-4)	0-1 (0 to 0-3)	0-3 (0 to 0-6)	0-3 (0 to 0-6)	0-3 (0 to 0-6)	0-3 (0 to 0-6)	0-3 (0 to 0-6)	0-3 (0 to 0-7)	0-3 (0 to 0-7)	0-3 (0 to 0-6)	0-3 (0 to 0-6)	0-2 (0 to 0-5)	0-2 (0 to 0-4)	0-2 (0 to 0-4)	0-2 (0 to 0-4)	0-2 (0 to 0-4)	0-2 (0 to 0-4)	0-2 (0 to 0-4)		2-3
G6PD deficiency	0 (0 to 0)	0 (0 to 0)	0 (0 to 0)	0 (0 to 0-1)	0-1 (0 to 0-2)	0-2 (0-1 to 0-5)	0-2 (0-1 to 0-4)	0-4 (0-2 to 0-8)	0-4 (0-2 to 0-7)	0-4 (0-2 to 0-7)	0-4 (0-2 to 0-7)	0-4 (0-2 to 0-7)	0-4 (0-2 to 0-8)	0-4 (0-2 to 0-7)	0-4 (0-2 to 0-7)	0-3 (0-2 to 0-6)	0-3 (0-1 to 0-6)	0-2 (0-1 to 0-5)	0-2 (0 to 0-4)	0-2 (0-1 to 0-4)	0-2 (0 to 0-4)	0-2 (0 to 0-4)	0-2 (0 to 0-4)		9-2
G6PD trait	0 (0 to 0)	0 (0 to 0)	0 (0 to 0)	0 (0 to 0-1)	0 (0 to 0)	0 (0 to 0-1)	0 (0 to 0)	0 (0 to 0)	0 (0 to 0)	0 (0 to 0)	0 (0 to 0)	0 (0 to 0)	0 (0 to 0)	0 (0 to 0)	0 (0 to 0)	0 (0 to 0)	0 (0 to 0)	0 (0 to 0)	0 (0 to 0)	0 (0 to 0)	0 (0 to 0)	0 (0 to 0)	0 (0 to 0)		0-4
Other hemoglobinopathies and hemolytic anemias	0 (0 to 0)	0 (0 to 0)	0 (0 to 0)	0-7 (0 to 0-1)	0-7 (0 to 2-9)	0-5 (0-1 to 1-6)	0-7 (0 to 2-3)	0-7 (0 to 2-3)	0-7 (0 to 2-3)	0-6 (0 to 2-3)	0-6 (0 to 2-1)	0-5 (0 to 2-7)	0-6 (0 to 2-7)	0-6 (0 to 2-4)	0-6 (0 to 2-5)	0-5 (0 to 1-7)	0-4 (0 to 1-9)	0-3 (0 to 1-4)	0-3 (0 to 1-3)	0-3 (0 to 1-2)	0-3 (0 to 1-2)	0-3 (0 to 1-2)	0-3 (0 to 1-2)		45
Endocrine, metabolic, blood, and immune disorders	4-9 (2-5 to 7)	3-1 (2-6 to 7-7)	7-7 (4-2 to 23)	3-7 (2-7 to 6-7)	3-1 (1-7 to 5-1)	3-9 (2-2 to 6-2)	3-2 (1-8 to 5-1)	3-2 (1-9 to 5-4)	3-3 (1-9 to 5-6)	3-2 (1-8 to 5-3)	3-2 (1-8 to 5-2)	3-1 (1-7 to 5-1)	3-2 (1-8 to 5-2)	3-2 (1-8 to 5-2)	3-2 (1-8 to 5-2)	3-1 (1-7 to 5-1)	3-1 (1-7 to 5-1)	3-1 (1-7 to 5-1)	3-1 (1-7 to 5-1)	3-1 (1-7 to 5-1)	3-1 (1-7 to 5-1)	3-1 (1-7 to 5-1)	3-1 (1-7 to 5-1)		123
Oral disorders	0 (0 to 0)	0 (0 to 0)	0 (0 to 0)	0 (0 to 0)	0 (0 to 0)	0 (0 to 0)	0 (0 to 0)	0 (0 to 0)	0 (0 to 0)	0 (0 to 0)	0 (0 to 0)	0 (0 to 0)	0 (0 to 0)	0 (0 to 0)	0 (0 to 0)	0 (0 to 0)	0 (0 to 0)	0 (0 to 0)	0 (0 to 0)	0 (0 to 0)	0 (0 to 0)	0 (0 to 0)	0 (0 to 0)		0
Caries of deciduous teeth	0 (0 to 0)	0 (0 to 0)	0 (0-3 to 2-1)	0 (0 to 0-6)	0 (0 to 0-4)	0 (0 to 0)	0 (0 to 0)	0 (0 to 0)	0 (0 to 0)	0 (0 to 0)	0 (0 to 0)	0 (0 to 0)	0 (0 to 0)	0 (0 to 0)	0 (0 to 0)	0 (0 to 0)	0 (0 to 0)	0 (0 to 0)	0 (0 to 0)	0 (0 to 0)	0 (0 to 0)	0 (0 to 0)	0 (0 to 0)		3-1
Caries of permanent teeth	0 (0 to 0)	0 (0 to 0)	0 (0 to 0)	1-6 (0 to 4-2)	0-8 (2-3 to 0-3)	2-4 (0 to 5-2)	7-2 (2-3 to 14-3)	7-9 (2-5 to 15)	7-8 (2-5 to 14-7)	7-9 (2-5 to 14-2)	7-8 (2-5 to 14-7)	7-3 (2-3 to 13-9)	8-6 (2-5 to 17-7)	9-4 (2-9 to 18-9)	9-3 (2-8 to 19-9)	7-1 (2-2 to 15-4)	7-1 (2-2 to 14-5)	4-6 (1-4 to 9-9)	3 (1-0 to 6-1)	1-5 (0-4 to 3-2)	0-6 (0-2 to 1-3)	0-2 (0 to 0-5)	0-1 (0 to 0-3)		111
Periodontal diseases	0 (0 to 0)	0 (0 to 0)	0 (0 to 0)	0 (0 to 0)	0 (0 to 0)	0-4 (0 to 1-1)	0-4 (0 to 1-3)	1-6 (0-5 to 3-4)	4-3 (1-3 to 11-1)	7-2 (2-6 to 21-8)	9-3 (3-1 to 24-1)	12-9 (4-1 to 34-1)	18-2 (5-9 to 46-4)	29-8 (9-4 to 68-1)	39-6 (12-8 to 90-4)	28-2 (12-8 to 62-4)	23-3 (9-7 to 52-9)	10-5 (4-3 to 24-3)	10-8 (4-5 to 23-7)	6-6 (2-4 to 14-6)	2-6 (1 to 6-3)	1-4 (0-6 to 3-2)	0-6 (0-2 to 1-4)		261
Other oral disorders	0 (0 to 0)	0 (0 to 0)	0-1 (0-1 to 0-3)	0-1 (0 to 0-2)	0-2 (0 to 0-5)	0-7 (0 to 1-8)	1-7 (0 to 4-1)	1-9 (0 to 4-6)	2-4 (0 to 5-6)	2-5 (0 to 5-9)	2-5 (0 to 5-8)	2-3 (0 to 5-4)	2-8 (0 to 6-7)	3-1 (0 to 7)	3-1 (0 to 7-3)	2-4 (0 to 5-4)	2-3 (0 to 5-2)	1-4 (0 to 3-4)	1-1 (0 to 2-7)	0-6 (0 to 1-6)	0-3 (0 to 0-8)	0-2 (0 to 0-5)	0-1 (0 to 0-3)		25-5
Sudden infant death syndrome	...	...	...	...	...	...	...	...	...	...	...	...	...	...	...	...	...	...	...	...	...	...	...		NA
Injuries	2-1 (1-4 to 3-4)	3 (2-1 to 4)	19-2 (13 to 27-3)	9-6 (6-7 to 14-1)	7-4 (4-9 to 10-4)	6-4 (4-3 to 9-1)	109 (78 to 155)	170 (138 to 205)	230 (187 to 287)	263 (212 to 324)	272 (219 to 338)	304 (243 to 381)	367 (295 to 456)	434 (341 to 544)	490 (387 to 624)	488 (382 to 624)	432 (340 to 564)	470 (363 to 613)	384 (293 to 509)	574 (451 to 731)	594 (469 to 764)	545 (431 to 701)	243 (179 to 322)	100 (74 to 132)	4,903
Transport injuries	0-1 (0-1 to 0-2)	0-2 (0-1 to 0-3)	1-4 (0-8 to 2-2)	9-6 (6-1 to 14-7)	11-9 (8-1 to 16-3)	22-3 (15-6 to 30-4)	43 (32 to 55-6)	51-1 (37-4 to 67-2)	46-3 (34-4 to 59-4)	33-9 (25-2 to 46)	36-7 (26-7 to 49-1)	33-6 (24-3 to 47-1)	47-7 (34-5 to 64-7)	47-6 (34-2 to 64-7)	48-2 (33-7 to 64-7)	41-6 (30-7 to 57-4)	41-8 (30-4 to 57-5)	47-9 (34-1 to 66-1)	41-4 (29-4 to 59-9)	39-2 (28-1 to 55-3)	19-8 (14-9 to 27-3)	7-9 (5-7 to 10-7)	1-6 (1-1 to 2-3)	663
Road injuries	0-3 (0-2 to 0-3)	0-1 (0-1 to 0-2)	0-7 (0-7 to 2)	3-2 (2-1 to 4-7)	5-7 (4-1 to 7-8)	10-6 (7-7 to 13-4)	19-5 (14-1 to 24-7)	24-1 (17-6 to 30-6)	19-4 (14-2 to 24-4)	12-3 (8-9 to 15-6)	12-8 (9-2 to 16-2)	11-2 (8-1 to 14-2)	14-2 (10-2 to 17-9)	13-7 (9-8 to 17-5)	14-2 (9-9 to 18-2)	11-7 (8-2 to 15-2)	11-2 (7-9 to 14-7)	12-4 (8-7 to 16-2)	10-7 (7-3 to 14-2)	10-4 (7-1 to 14-2)	5-2 (3-6 to 7-2)	2-1 (1-4 to 2-9)	0-4 (0-3 to 0-6)	0-1 (0 to 0-2)	127
Pedestrian road injuries

SII Table 2b: Nottingham DALYS by cause and age group for females with 95% uncertainty intervals, 2019

Cause	Early Neonatal	Late Neonatal	Post Neonatal	1 to 4	5 to 9	10 to 14	15 to 19	20 to 24	25 to 29	30 to 34	35 to 39	40 to 44	45 to 49	50 to 54	55 to 59	60 to 64	65 to 69	70 to 74	75 to 79	80 to 84	85 to 89	90 to 94	95 plus	Total
All causes	468 (360 to 605)	164 (126 to 191)	297 (211 to 387)	1,060 (876 to 1,269)	1,062 (882 to 1,267)	1,062 (882 to 1,268)	1,062 (881 to 1,270)	1,062 (881 to 1,270)	1,062 (1,059 to 1,733)	1,062 (1,059 to 1,733)	1,062 (1,059 to 1,733)	1,062 (1,059 to 1,733)	1,062 (1,059 to 1,733)	1,062 (1,059 to 1,733)	1,062 (1,059 to 1,733)	1,062 (1,059 to 1,733)	1,062 (1,059 to 1,733)	1,062 (1,059 to 1,733)	1,062 (1,059 to 1,733)	1,062 (1,059 to 1,733)	1,062 (1,059 to 1,733)	1,062 (1,059 to 1,733)	41,900
Communicable, maternal, neonatal, and nutritional diseases	468 (360 to 591)	164 (81 to 124)	297 (74 to 153)	1,060 (60 to 124)	1,062 (45 to 107)	1,062 (27 to 73)	1,062 (44 to 75)	1,062 (27 to 55)	1,062 (27 to 184)	1,062 (68 to 144)	1,062 (77 to 165)	1,062 (81 to 157)	1,062 (84 to 153)	1,062 (84 to 156)	1,062 (80 to 139)	1,062 (59 to 111)	1,062 (32 to 64)	1,062 (16 to 34)	1,062 (7 to 17)	1,062 (3 to 8)	1,062 (1 to 3)	1,062 (0 to 2)	2,650
HIV/AIDS and sexually transmitted infections	7.6 (2.1 to 17.4)	2.2 (0.4 to 4.6)	3.8 (1.0 to 8.1)	0.7 (0.4 to 0.9)	0.3 (0.2 to 0.4)	0.4 (0.4 to 0.5)	1.1 (0.9 to 1.7)	3.5 (2.1 to 5.2)	6.4 (4.2 to 9.7)	8.3 (5.7 to 12.1)	8.5 (6.0 to 12)	7.4 (5.0 to 11.2)	5.4 (3.7 to 7.6)	3.2 (2.3 to 4.4)	2.7 (1.9 to 3.9)	2.7 (1.7 to 3.9)	1.7 (1.1 to 2.6)	1.1 (0.6 to 1.9)	0.7 (0.4 to 1.1)	0.4 (0.2 to 0.6)	0.3 (0.2 to 0.5)	0.2 (0.1 to 0.3)	0.1 (0 to 0.1)	68.2
HIV/AIDS	0 (0 to 0)	0 (0 to 0)	0.7 (0 to 3.9)	0.6 (0.5 to 0.7)	0.2 (0.2 to 0.3)	0.3 (0.2 to 0.4)	0.7 (0.6 to 1.1)	1.5 (1 to 2.2)	2.2 (1.5 to 3)	2.5 (2.4 to 3.4)	2.3 (2.1 to 3.3)	2.2 (2 to 3.4)	2.9 (2.6 to 3.8)	2.9 (2.6 to 3.6)	2.3 (1.9 to 2.8)	1.3 (0.8 to 1.9)	1.2 (0.7 to 1.9)	1.1 (0.6 to 1.9)	0.6 (0.3 to 1.2)	0.3 (0.1 to 0.5)	0.1 (0 to 0.2)	0 (0 to 0)	26.6
HIV/AIDS - Drug-susceptible Tuberculosis	0 (0 to 0)	0 (0 to 0)	0.1 (0 to 1.2)	0.1 (0 to 0.1)	0.1 (0 to 0.1)	0.1 (0 to 0.1)	0.1 (0 to 0.1)	0.2 (0.1 to 0.3)	0.2 (0.1 to 0.3)	0.4 (0.2 to 0.6)	0.5 (0.3 to 0.8)	0.4 (0.2 to 0.6)	0.4 (0.2 to 0.6)	0.2 (0.1 to 0.3)	0.2 (0.1 to 0.3)	0.1 (0 to 0.2)	0.1 (0 to 0.2)	0.1 (0 to 0.1)	0.1 (0 to 0.1)	0 (0 to 0)	0 (0 to 0)	0 (0 to 0)	0 (0 to 0)	3.1
HIV/AIDS - Multidrug-resistant Tuberculosis without extensive dr...	0 (0 to 0)	0 (0 to 0)	0 (0 to 0)	0 (0 to 0)

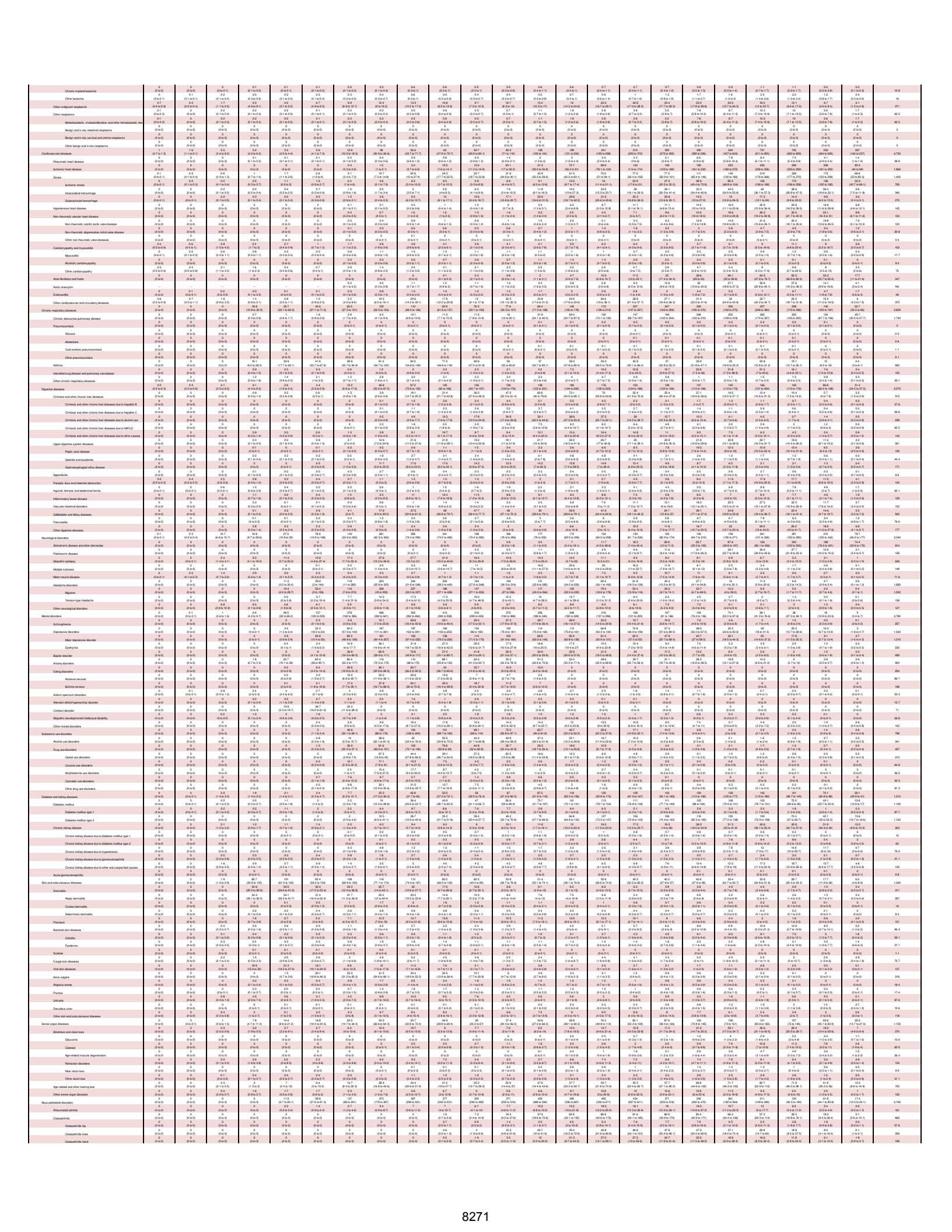



SR Table 2b: Leicester DALYS by cause and age group for females with 95% uncertainty intervals, 2019

Cause	Early Neonatal	Late Neonatal	Post Neonatal	1 to 4	5 to 9	10 to 14	15 to 19	20 to 24	25 to 29	30 to 34	35 to 39	40 to 44	45 to 49	50 to 54	55 to 59	60 to 64	65 to 69	70 to 74	75 to 79	80 to 84	85 to 89	90 to 94	95 plus	Total
All causes	1,168 (1,019-1,408)	1,126 (1,026-1,270)	1,703 (1,610-1,802)	3,997 (3,864-4,130)	2,860 (2,777-2,950)	2,860 (2,777-2,950)	3,060 (2,977-3,144)	3,060 (1,469-2,590)	3,060 (1,949-3,340)	3,060 (2,170-3,600)	3,060 (2,058-3,268)	3,060 (1,970-3,040)	3,060 (2,126-4,310)	3,060 (2,339-4,460)	3,060 (2,688-5,740)	3,060 (2,850-6,550)	3,060 (2,966-8,030)	3,060 (2,958-10,200)	3,060 (2,905-12,600)	3,060 (2,800-14,800)	3,060 (2,553-15,800)	3,060 (1,926-16,300)	46,000
Communicable, maternal, neonatal, and nutritional diseases	1,168 (1,019-1,408)	1,126 (1,026-1,270)	1,703 (1,610-1,802)	3,997 (3,864-4,130)	2,860 (2,777-2,950)	2,860 (2,777-2,950)	3,060 (2,977-3,144)	3,060 (1,469-2,590)	3,060 (1,949-3,340)	3,060 (2,170-3,600)	3,060 (2,058-3,268)	3,060 (1,970-3,040)	3,060 (2,126-4,310)	3,060 (2,339-4,460)	3,060 (2,688-5,740)	3,060 (2,850-6,550)	3,060 (2,966-8,030)	3,060 (2,958-10,200)	3,060 (2,905-12,600)	3,060 (2,800-14,800)	3,060 (2,553-15,800)	3,060 (1,926-16,300)	46,000
HIV/AIDS and sexually transmitted infections	0.4 (2.6-2.2) 0	2.4 (0.7-5.3) 0	0.5 (2.7-3.1) 0	1.4 (1.1-3.1) 0	0.9 (0.7-1.1) 0	1.0 (1.0-1.4) 0	1.6 (1.2-2.3) 0	5 (2.7-9.4) 0	6.4 (3.6-11.7) 0	15.6 (11.4-22.4) 0	14.6 (10.6-20.1) 0	13.4 (9.9-19.2) 0	9.6 (7.1-12.3) 0	4.9 (3.2-9.2) 0	4.9 (3.6-9.4) 0	3.4 (2.2-9.5) 0	2 (1.3-3) 0	1.1 (0.4-2.1) 0	0.6 (0.2-2.1) 0	0.4 (0.1-2.3) 0	0.2 (0.1-2.3) 0	113 (0.1-0.1) 0
HIV/AIDS	0.4 (2.6-2.2) 0	2.4 (0.7-5.3) 0	0.5 (2.7-3.1) 0	1.4 (1.1-3.1) 0	0.9 (0.7-1.1) 0	1.0 (1.0-1.4) 0	1.6 (1.2-2.3) 0	5 (2.7-9.4) 0	6.4 (3.6-11.7) 0	15.6 (11.4-22.4) 0	14.6 (10.6-20.1) 0	13.4 (9.9-19.2) 0	9.6 (7.1-12.3) 0	4.9 (3.2-9.2) 0	4.9 (3.6-9.4) 0	3.4 (2.2-9.5) 0	2 (1.3-3) 0	1.1 (0.4-2.1) 0	0.6 (0.2-2.1) 0	0.4 (0.1-2.3) 0	0.2 (0.1-2.3) 0	113 (0.1-0.1) 0
HIV/AIDS - Drug-susceptible Tuberculosis	0 (0-0.0) 0	0 (0-0.0) 0	0.4 (0.2-0.6) 0	0.2 (0.1-0.3) 0	0.1 (0.1-0.2) 0	0.2 (0.1-0.3) 0	0.1 (0.2-0.2) 0	0.4 (0.2-0.6) 0	0.6 (0.4-0.9) 0	1.3 (0.8-2.1) 0	1.1 (0.6-1.8) 0	1.1 (0.6-1.6) 0	0.7 (0.4-0.9) 0	0.6 (0.4-0.9) 0	0.4 (0.2-0.5) 0	0.3 (0.2-0.5) 0	0.2 (0.1-0.3) 0	0.1 (0.0-0.2) 0	0.1 (0.0-0.2) 0	0.1 (0.0-0.2) 0	0.1 (0.0-0.2) 0	7.5 (0.0-0.0) 0
HIV/AIDS - Multidrug-resistant Tuberculosis without extensive dr...	0 (0-0.0) 0	0 (0-0.0) 0	0 (0-0.0) 0	0 (0-0.0) 0	0 (0-0.0) 0	0 (0-0.0) 0	0 (0-0.0) 0	0 (0-0.0) 0	0 (0-0.0) 0	0 (0-0.0) 0	0 (0-0.0) 0	0 (0-0.0) 0	0 (0-0.0) 0	0 (0-0.1) 0	0 (0-0.1) 0	0 (0-0.1) 0	0 (0-0.1) 0	0 (0-0.1) 0	0 (0-0.1) 0	0 (0-0.1) 0	0 (0-0.1) 0	0 (0-0.1) 0	0.2 (0-0.1) 0
HIV/AIDS - Extensively drug-resistant Tuberculosis	0 (0-0.0) 0	0 (0-0.0) 0	0 (0-0.0) 0	0 (0-0.0) 0	0 (0-0.0) 0	0 (0-0.0) 0	0 (0-0.0) 0	0 (0-0.0) 0	0 (0-0.0) 0	0 (0-0.0) 0	0 (0-0.0) 0	0 (0-0.0) 0	0 (0-0.0) 0

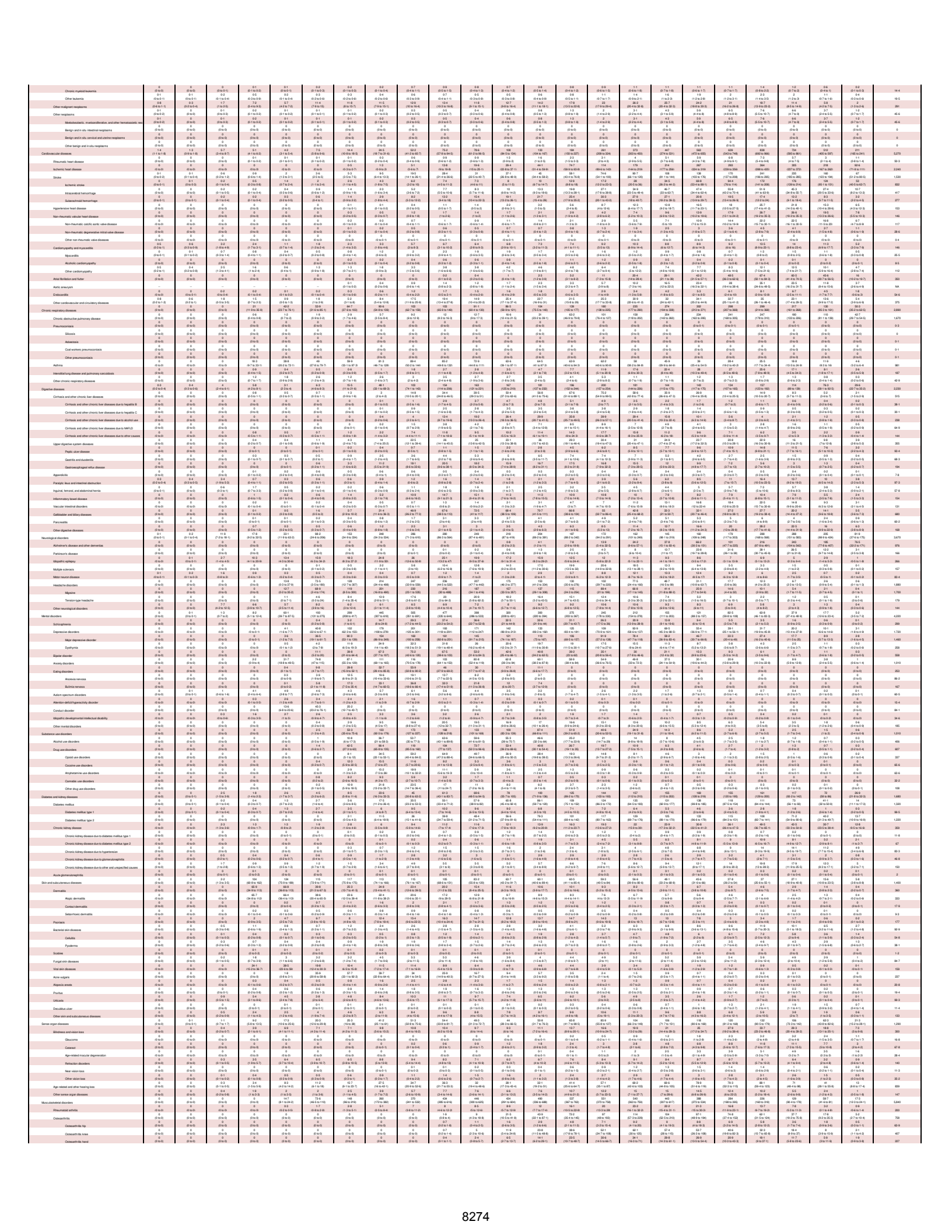

Osteoarthritis other	0 (0 to 0)	0 (0 to 0)	0 (0 to 0)

SR Table 2b: Warwickshire DALYS by cause and age group for females with 95% uncertainty intervals, 2019

Cause	Early Neonatal	Late Neonatal	Post Neonatal	1 to 4	5 to 9	10 to 14	15 to 19	20 to 24	25 to 29	30 to 34	35 to 39	40 to 44	45 to 49	50 to 54	55 to 59	60 to 64	65 to 69	70 to 74	75 to 79	80 to 84	85 to 89	90 to 94	95 plus	Total
All causes	1,501 (1,267 to 1,748)	1,107 (1,007 to 1,212)	2,183 (2,020 to 2,359)	2,161 (1,949 to 2,382)	1,468 (1,329 to 1,618)	1,164 (1,050 to 1,286)	1,150 (1,010 to 1,302)	1,310 (1,010 to 2,090)	1,599 (1,289 to 2,000)	2,060 (1,630 to 2,640)	2,360 (1,840 to 3,020)	2,945 (2,310 to 3,750)	3,515 (2,750 to 4,450)	4,260 (3,350 to 5,400)	5,175 (4,060 to 6,560)	6,170 (4,850 to 7,790)	7,340 (5,770 to 9,290)	8,400 (6,600 to 10,600)	9,200 (7,220 to 11,700)	8,400 (6,600 to 10,500)	7,040 (5,500 to 8,900)	4,640 (3,630 to 5,850)	87,000 (79,000 to 95,000)
Communicable, maternal, neonatal, and nutritional diseases	1,501 (1,267 to 1,748)	1,107 (1,007 to 1,212)	1,183 (1,020 to 1,359)	1,161 (949 to 1,382)	468 (329 to 618)	164 (50 to 316)	150 (44 to 304)	210 (53 to 557)	289 (84 to 742)	460 (98 to 1,170)	660 (97 to 1,660)	945 (147 to 2,357)	1,515 (210 to 3,780)	2,260 (313 to 5,631)	3,175 (440 to 7,917)	4,170 (577 to 10,400)	5,340 (739 to 13,300)	6,400 (886 to 15,900)	7,200 (1,000 to 17,900)	6,400 (889 to 15,900)	5,040 (699 to 12,500)	3,640 (505 to 9,060)	4,700 (152 to 388)
HIV/AIDS and sexually transmitted infections	9.6 (2.6 to 21.0)	2.6 (0.6 to 5.7)	3.9 (1.0 to 8.6)	0.5 (0.4 to 0.7)	0.4 (0.3 to 0.5)	0.5 (0.4 to 0.5)	1.1 (0.9 to 1.3)	3.2 (2.1 to 4.6)	2.1 (1.4 to 3.2)	10.3 (7.1 to 15.3)	11.6 (7.6 to 17.7)	11.9 (7.7 to 18.1)	9.6 (6.7 to 13.2)	6.2 (4.2 to 9.3)	3.7 (2.3 to 5.4)	2.9 (1.6 to 4.7)	1.6 (1.1 to 2.3)	0.7 (0.5 to 1.1)	0.4 (0.2 to 0.6)	0.2 (0.1 to 0.3)	98
HIV/AIDS	0 (0 to 0)	0 (0 to 0)	0.4 (0.0 to 0.7)	0.3 (0.2 to 0.4)	0.2 (0.2 to 0.3)	0.4 (0.3 to 0.5)	1.0 (0.8 to 1.2)	2.8 (2.0 to 4.2)	1.9 (1.3 to 2.9)	9.8 (6.8 to 14.8)	11.2 (7.4 to 17.1)	11.4 (7.4 to 17.5)	9.2 (6.4 to 12.8)	5.9 (4.0 to 8.9)	3.5 (2.2 to 5.2)	2.7 (1.5 to 4.5)	1.5 (1.0 to 2.2)	0.6 (0.4 to 1.0)	0.3 (0.2 to 0.5)	0.1 (0.1 to 0.2)	34.5
HIV/AIDS - Drug-susceptible Tuberculosis	0 (0 to 0)	0 (0 to 0)	0.0 (0.0 to 0.0)	0.0 (0.0 to 0.0)	0.0 (0.0 to 0.0)	0.0 (0.0 to 0.0)	0.1 (0.0 to 0.1)	0.2 (0.1 to 0.4)	0.2 (0.1 to 0.4)	0.5 (0.3 to 0.7)	0.5 (0.3 to 0.8)	0.5 (0.3 to 0.8)	0.5 (0.3 to 0.8)	0.3 (0.2 to 0.5)	0.4 (0.2 to 0.6)	0.2 (0.1 to 0.3)	0.2 (0.1 to 0.3)	0.1 (0.0 to 0.2)	0.0 (0.0 to 0.1)	0.0 (0.0 to 0.0)	0.0 (0.0 to 0.0)	3.6
HIV/AIDS - Multidrug-resistant Tuberculosis without extensive drug resistance	0 (0 to 0)	0 (0 to 0)	0.0 (0.0 to 0.0)	0.0 (0.0 to 0.0)	0.0 (0.0 to 0.0)	0.0 (0.0 to 0.0)	0.0 (0.0 to 0.0)	0.0 (0.0 to 0.0)	0.0 (0.0 to 0.0)	0.0 (0.0 to 0.0)	0.0 (0.0 to 0.0)	0.0 (0.0 to 0.0)	0.0 (0.0 to 0.0)	0.0 (0.0 to 0.0)	0.0 (0.0 to 0.0)	0.0 (0.0 to 0.0)	0.0 (0.0 to 0.0)	0.0 (0.0 to 0.0)	0.0 (0.0 to 0.0)	0.0 (0.0 to 0.0)	0.0 (0.0 to 0.0)	0.1
HIV/AIDS - Extensively drug-resistant Tuberculosis	0 (0 to 0)	0 (0 to 0)	0.0 (0.0 to 0.0)	0.0 (0.0 to 0.0)	0.0 (0.0 to 0.0)	0.0 (0.0 to 0.0)	0.0 (0.0 to 0.0)	0.0 (0.0 to 0.0)	0.0 (0.0 to 0.0)	0.0 (0.0 to 0.0)	0.0 (0.0 to 0.0)	0.0 (0.0 to 0.0)	0.0 (0.0 to 0.0)	0.0 (0.0 to 0.0)	0.0 (0.0 to 0.0)	0.0 (0.0 to 0.0)	0.0 (0.0 to 0.0)	0.0 (0.0 to 0.0)	0.0 (0.0 to 0.0)	0.0 (0.0 to 0.0)	0.0 (0.0 to 0.0)	0.0
HIV/AIDS resulting in other diseases	0 (0 to 0)	0 (0 to 0)	0.3 (0.0 to 0.6)	0.2 (0.2 to 0.3)	0.2 (0.1 to 0.2)	0.4 (0.3 to 0.5)	1.1 (0.9 to 1.4)	2.6 (1.9 to 3.5)	1.8 (1.2 to 2.5)	2.3 (2.0 to 2.7)	3.7 (2.9 to 5.4)	3.7 (2.9 to 5.4)	2.9 (2.6 to 3.2)	2.9 (1.9 to 4.4)	2.6 (1.1 to 3.2)	1.9 (1.1 to 3.4)	1.2 (0.4 to 2.5)	0.5 (0.1 to 1.1)	0.1 (0.0 to 0.3)	0.0 (0.0 to 0.1)	30.5
Sexually transmitted infections excluding HIV	9.6 (2.6 to 21.0)	2.6 (0.6 to 5.7)	0.9 (0.0 to 2.6)	0.1 (0.0 to 0.2)	0.1 (0.0 to 0.2)	0.1 (0.0 to 0.2)	0.1 (0.0 to 0.2)	0.4 (0.1 to 1.1)	0.3 (0.1 to 0.8)	0.4 (0.2 to 0.9)	0.4 (0.2 to 0.9)	0.4 (0.2 to 0.9)	0.4 (0.2 to 0.9)	0.4 (0.2 to 0.9)	0.4 (0.2 to 0.9)	0.4 (0.2 to 0.9)	0.4 (0.2 to 0.9)	0.2 (0.1 to 0.5)	0.1 (0.0 to 0.3)	0.1 (0.0 to 0.2)	0.1 (0.0 to 0.2)	6.0
Syphilis	9.6 (2.6 to 21.0)	2.6 (0.6 to 5.7)	0.4 (0.0 to 1.0)	0.1 (0.0 to 0.2)	0.1 (0.0 to 0.2)	0.1 (0.0 to 0.2)	0.1 (0.0 to 0.1)	0.1 (0.0 to 0.1)	0.1 (0.0 to 0.1)	0.1 (0.0 to 0.1)	0.1 (0.0 to 0.1)	0.1 (0.0 to 0.1)	0.1 (0.0 to 0.1)	0.1 (0.0 to 0.1)	0.1 (0.0 to 0.1)	0.1 (0.0 to 0.1)	0.1 (0.0 to 0.1)	0.1 (0.0 to 0.1)	0.1 (0.0 to 0.1)	0.0 (0.0 to 0.1)	0.0 (0.0 to 0.1)	0.0 (0.0 to 0.1)	16.2
Chlamydial infection	0 (0 to 0)	0 (0 to 0)	0.0 (0.0 to 0.0)	0.0 (0.0 to 0.0)	0.0 (0.0 to 0.0)	0.0 (0.0 to 0.0)	0.0 (0.0 to 0.0)	0.2 (0.2 to 0.3)	0.1 (0.1 to 0.2)	0.4 (0.3 to 0.5)	0.4 (0.3 to 0.5)	0.4 (0.3 to 0.5)	0.3 (0.2 to 0.4)	0.2 (0.1 to 0.3)	0.2 (0.1 to 0.3)	0.1 (0.0 to 0.2)	0.1 (0.0 to 0.1)	0.0 (0.0 to 0.1)	0.0 (0.0 to 0.1)	0.0 (0.0 to 0.0)	0.0 (0.0 to 0.0)	2.6
Gonococcal infection	0 (0 to 0)	0 (0 to 0)	0.0 (0.0 to 0.0)	0.0 (0.0 to 0.0)	0.0 (0.0 to 0.0)	0.0 (0.0 to 0.0)	0.0 (0.0 to 0.1)	0.1 (0.1 to 0.1)	0.0 (0.0 to 0.0)	0.2 (0.1 to 0.3)	0.2 (0.1 to 0.3)	0.2 (0.1 to 0.3)	0.2 (0.1 to 0.3)	0.2 (0.1 to 0.3)	0.2 (0.1 to 0.3)	0.2 (0.1 to 0.3)	0.2 (0.1 to 0.3)	0.2 (0.1 to 0.3)	0.1 (0.0 to 0.2)	0.1 (0.0 to 0.1)	0.0 (0.0 to 0.1)	1.4
Trichomoniasis	0 (0 to 0)	0 (0 to 0)	0.0 (0.0 to 0.0)	0.0 (0.0 to 0.0)	0.0 (0.0 to 0.0)	0.0 (0.0 to 0.0)	0.0 (0.0 to 0.0)	0.0 (0.0 to 0.0)	0.0 (0.0 to 0.0)	0.0 (0.0 to 0.0)	0.0 (0.0 to 0.0)	0.0 (0.0 to 0.0)	0.0 (0.0 to 0.0)	0.0 (0.0 to 0.0)	0.0 (0.0 to 0.0)	0.0 (0.0 to 0.0)	0.0 (0.0 to 0.0)	0.0 (0.0 to 0.0)	0.0 (0.0 to 0.0)	0.0 (0.0 to 0.0)	0.0 (0.0 to 0.0)	0.0
Genital herpes	0 (0 to 0)	0 (0 to 0)	0.0 (0.0 to 0.0)	0.0 (0.0 to 0.0)	0.0 (0.0 to 0.0)	0.0 (0.0 to 0.0)	0.0 (0.0 to 0.0)	0.1 (0.0 to 0.2)	0.1 (0.0 to 0.1)	0.4 (0.2 to 0.6)	0.4 (0.2 to 0.6)	0.4 (0.2 to 0.6)	0.4 (0.2 to 0.6)	0.2 (0.1 to 0.3)	0.2 (0.1 to 0.3)	0.1 (0.0 to 0.2)	0.1 (0.0 to 0.2)	0.0 (0.0 to 0.1)	0.0 (0.0 to 0.1)	0.0 (0.0 to 0.0)	0.0 (0.0 to 0.0)	1.9
Other sexually transmitted infections	0 (0 to 0)	0 (0 to 0)	0.0 (0.0 to 0.0)	0.0 (0.0 to 0.0)	0.0 (0.0 to 0.0)	0.0 (0.0 to 0.0)	0.0 (0.0 to 0.0)	0.0 (0.0 to 0.0)	0.0 (0.0 to 0.0)	0.0 (0.0 to 0.0)	0.0 (0.0 to 0.0)	0.0 (0.0 to 0.0)	0.0 (0.0 to 0.0)	0.0 (0.0 to 0.0)	0.0 (0.0 to 0.0)	0.0 (0.0 to 0.0)	0.0 (0.0 to 0.0)	0.0 (0.0 to 0.0)	0.0 (0.0 to 0.0)	0.0 (0.0 to 0.0)	0.0 (0.0 to 0.0)	0.0
Respiratory infections and tuberculosis	4.4 (2.1 to 8.2)	3.2 (2.1 to 4.3)	19.7 (12.3 to 29.9)	39.6 (21.9 to 66.5)	19.1 (10.6 to 32.1)	11.4 (6.4 to 19.3)	11.4 (6.4 to 19.1)	27.4 (16.4 to 37)	19.2 (10.7 to 29.3)	16.4 (9.4 to 25.7)	20.3 (12.0 to 32.7)	24.1 (14.4 to 37.2)	29.4 (17.2 to 44.9)	36.4 (21.2 to 55.7)	47.4 (27.2 to 72.3)	64.6 (37.2 to 98.7)	84.1 (47.9 to 129.1)	107 (62.0 to 163.7)	126 (72.1 to 192.1)	132 (75.1 to 201.1)	98.6 (56.1 to 150.1)	1,100 (1,000 to 1,200)	2,630
Tuberculosis	0 (0 to 0)	0 (0 to 0)	0.1 (0.0 to 0.1)	0.1 (0.0 to 0.2)	0.0 (0.0 to 0.2)	0.0 (0.0 to 0.2)	0.0 (0.0 to 0.2)	0.0 (0.0 to 0.1)	0.0 (0.0 to 0.1)	0.0 (0.0 to 0.1)	0.0 (0.0 to 0.1)	0.0 (0.0 to 0.1)	0.0 (0.0 to 0.1)	0.0 (0.0 to 0.1)	0.0 (0.0 to 0.1)	0.0 (0.0 to 0.1)	0.0 (0.0 to 0.1)	0.0 (0.0 to 0.1)	0.0 (0.0 to 0.1)	0.0 (0.0 to 0.1)	0.0 (0.0 to 0.1)	0.0 (0.0 to 0.1)	33.7
Latent tuberculosis infection	0 (0 to 0)	0 (0 to 0)	0.0 (0.0 to 0.0)	0.0 (0.0 to 0.0)	0.0 (0.0 to 0.0)	0.0 (0.0 to 0.0)	0.0 (0.0 to 0.0)	0.0 (0.0 to 0.0)	0.0 (0.0 to 0.0)	0.0 (0.0 to 0.0)	0.0 (0.0 to 0.0)	0.0 (0.0 to 0.0)	0.0 (0.0 to 0.0)	0.0 (0.0 to 0.0)	0.0 (0.0 to 0.0)	0.0 (0.0 to 0.0)	0.0 (0.0 to 0.0)	0.0 (0.0 to 0.0)	0.0 (0.0 to 0.0)	0.0 (0.0 to 0.0)	0.0 (0.0 to 0.



Osteoarthritis other	0 (0 to 0)	0 (0 to 0)	0 (0 to 0)	0 (0 to 0)	0 (0 to 0)	0 (0 to 0)	0 (0 to 0)	0 (0 to 0)	0 (0 to 0)	0-1 (0 to 2)	0-7 (0 to 1.7)	2-2 (0 to 5)	2-7 (3 4 to 13 1)	10-8 (4 8 to 23 4)	14-8 (9 4 to 31 9)	16-7 (7 7 to 39 2)	19 (9 1 to 38)	23 (11 1 to 48 1)	19-2 (9 5 to 39 2)	15-2 (7 4 to 31 2)	10-8 (5 5 to 20 5)	4 (2 to 11 9)	2 (1 to 4)		146
Low back pain	0 (0 to 0)	0 (0 to 0)	0 (0 to 0)	0 (0 to 0)	11-6 (5 4 to 20 7)	39-6 (24 1 to 59 9)	106 (62 to 171)	147 (85 6 to 231)	199 (117 to 309)	176 (106 to 291)	143 (78 to 260)	162 (84 2 to 274)	206 (98 to 348)	417 (201 to 707)	505 (265 to 838)	554 (315 to 745)	504 (331 to 682)	466 (325 to 726)	396 (228 to 527)	358 (160 to 580)	153 (67 2 to 223)	67 (42 to 98 1)	19 3 (11 6 to 27 4)		5,690
Neck pain	0 (0 to 0)	0 (0 to 0)	0 (0 to 0)	6-4 (2 2 to 13 7)	24-4 (17 9 to 44 1)	52-5 (38 2 to 67 5)	60-4 (39 5 to 119)	72-5 (34 6 to 140)	109 (57 2 to 203)	143 (70 to 260)	162 (84 2 to 274)	205 (98 to 348)	259 (108 to 446)	194 (104 to 374)	154 (93 3 to 322)	151 (77 4 to 358)	139 (75 5 to 334)	165 (91 2 to 405)	106 (53 5 to 194)	70 1 (36 to 129)	42 9 (22 6 to 70 4)	19 4 (10 2 to 32 4)	6 (3 1 to 10 2)		1,920
Gout	0 (0 to 0)	0 (0 to 0)	0 (0 to 0)	0 (0 to 0)	0 (0 to 0)	0 (0 to 0)	0 (0 to 0)	0 (0 to 0)	0-1 (0 to 1 4)	0-2 (0 to 1 7)	0-5 (0 to 1 1)	0 (0 to 2)	0-4 (0 to 3)	0-7 (0 to 4 5)	0-7 (0 to 4 1)	0-7 (0 to 4 5)	1-2 (0 to 7 3)	1-4 (0 to 9 3)	1-2 (0 to 7 3)	1-2 (0 to 6 3)	0-7 (0 to 4 5)	0-4 (0 to 3)	0-2 (0 to 1 3)		49 4
Other musculoskeletal disorders	0 (0 to 0)	0 (0 to 0)	0 (0 to 0)	0-4 (0 3 to 0 8)	2-4 (0 4 to 5 5)	20-4 (10 to 34 5)	47-1 (28 to 72 1)	85-5 (52 9 to 134)	119 (72 to 192)	135 (85 4 to 201)	139 (86 2 to 210)	178 (112 to 266)	192 (122 to 306)	292 (166 to 487)	192 (94 1 to 359)	166 (91 9 to 341)	157 (85 to 361)	159 (85 to 361)	107 (58 3 to 173)	59 (31 to 107)	29 1 (12 1 to 52 5)	18 9 (9 2 to 35 9)	8 6 (3 5 to 13 3)		1,930
Other non-communicable diseases	130 (90 1 to 176)	84-8 (63 5 to 110)	154 (107 to 214)	86 2 (61 6 to 118)	65 9 (47 8 to 90 3)	96-2 (70 1 to 129)	158 (106 to 213)	277 (189 to 392)	400 (272 to 579)	480 (335 to 667)	490 (340 to 687)	476 (332 to 664)	559 (389 to 757)	572 (396 to 782)	538 (372 to 733)	470 (327 to 656)	473 (333 to 648)	527 (378 to 712)	416 (308 to 547)	339 (249 to 450)	264 (193 to 372)	176 (128 to 232)	69 3 (49 4 to 90)		7,240
Congenital birth defects	127 (91 1 to 171)	49-3 (36 3 to 67 5)	108 (72 3 to 157)	49 1 (37 3 to 64 6)	29 5 (21 4 to 37 6)	29-7 (20 1 to 39 2)	22-9 (17 2 to 30 4)	20-3 (15 3 to 28 3)	20 7 (15 3 to 27 4)	21-2 (15 1 to 28 4)	15-1 (10 3 to 22 6)	20-8 (12 5 to 27 2)	24-5 (17 1 to 33 1)	26-8 (18 4 to 35 6)	26-7 (18 3 to 35 9)	20-8 (13 7 to 27 9)	19 (12 7 to 21 4)	9-9 (4 6 to 19 4)	2-8 (2 6 to 6 9)	1-6 (1 to 2 3)	0-8 (0 to 1 2)	0-2 (0 to 0 4)	649	
Neural tube defects	15-6 (8 4 to 26 7)	2-6 (1 0 to 4 7)	10-8 (4 9 to 21 9)	8-3 (4 3 to 13 6)	1-4 (0 6 to 2 6)	1-4 (0 6 to 2 6)	1-2 (0 6 to 2 1)	1-5 (0 9 to 2 2)	1-4 (0 9 to 2 2)	1-2 (0 7 to 1 8)	1-2 (0 7 to 2 1)	1 (0 4 to 1 4)	0-9 (0 5 to 1 6)	0-6 (0 4 to 1)	0-4 (0 2 to 0 7)	0-2 (0 1 to 0 4)	0-2 (0 1 to 0 5)	0-1 (0 to 0 1)	0-1 (0 to 0 1)	0-1 (0 to 0 1)	0 (0 to 0)	0 (0 to 0)	0 (0 to 0)		50-2
Congenital heart anomalies	29-1 (13 4 to 53 4)	20-2 (10 2 to 35 2)	9 (5 1 to 22 2)	5-1 (3 to 9 5)	4-9 (1 9 to 9 2)	4-6 (2 1 to 8 7)	3-1 (1 to 6 7)	4-2 (2 7 to 6 8)	4-2 (2 7 to 6 4)	4-1 (2 4 to 6 4)	4-7 (2 to 8 7)	5 (2 4 to 7 4)	5-3 (2 5 to 8 2)	4-7 (2 3 to 7 1)	4-4 (1 9 to 7 3)	3-2 (1 3 to 5 4)	3-1 (1 4 to 4 9)	2-5 (1 to 5)	0-7 (0 1 to 3)	0-2 (0 to 1 5)	0-1 (0 to 0 3)	0-2 (0 to 0 5)	0-1 (0 to 0 1)		153
Orofacial clefts	0 (0 to 0)	0 (0 to 0)	0-3 (0 1 to 0 6)	0-5 (0 1 to 1)	0-3 (0 1 to 0 7)	0-3 (0 1 to 0 7)	0-2 (0 to 0 4)	0-3 (0 1 to 0 5)	0-3 (0 to 0 6)	0-3 (0 1 to 0 6)	0-3 (0 1 to 0 6)	0-4 (0 2 to 0 8)	0-4 (0 2 to 0 8)	0-4 (0 2 to 0 6)	0-4 (0 2 to 0 7)	0-3 (0 2 to 0 5)	0-3 (0 2 to 0 5)	0-3 (0 2 to 0 5)	0-2 (0 1 to 0 4)	0-2 (0 1 to 0 3)	0-1 (0 to 0 2)	0-1 (0 to 0 1)	0 (0 to 0)		6-1
Down syndrome	3-3 (1 6 to 5 2)	0-8 (0 4 to 1 3)	2 (1 to 3 5)	1-4 (0 9 to 2 1)	1-2 (0 6 to 1 9)	1-2 (0 6 to 1 9)	1-3 (0 6 to 2)	1-6 (1 1 to 2 2)	1-6 (1 1 to 2 2)	1-8 (1 to 2 7)	1-9 (1 to 2 6)	2-1 (1 4 to 3)	3-4 (2 2 to 4 9)	7-1 (4 1 to 10 4)	5 (2 7 to 11 1)	7 (3 7 to 11 1)	3-8 (2 1 to 5 9)	2-5 (1 to 4 6)	2-3 (1 to 4 3)	1-9 (1 to 3 7)	1-2 (0 6 to 2 1)	0-5 (0 to 0 9)	0-2 (0 to 0 3)		50-7
Turner syndrome	0 (0 to 0)	0 (0 to 0)	0-1 (0 to 0 1)	0-2 (0 to 0 4)	0-2 (0 to 0 4)	0-2 (0 to 0 4)	0-2 (0 to 0 5)	0-2 (0 to 0 5)	0-2 (0 to 0 5)	0-2 (0 to 0 5)	0-2 (0 to 0 5)	0-1 (0 to 0 3)	0-1 (0 to 0 3)	0-1 (0 to 0 3)	0-1 (0 to 0 3)	0-1 (0 to 0 3)	0-1 (0 to 0 3)	0-1 (0 to 0 3)	0-1 (0 to 0 3)	0-1 (0 to 0 3)	0-1 (0 to 0 3)	0-1 (0 to 0 3)	0 (0 to 0)		2-1
Klinefelter syndrome	0 (0 to 0)	0 (0 to 0)	0 (0 to 0)	0 (0 to 0)	0 (0 to 0)	0 (0 to 0)	0 (0 to 0)	0 (0 to 0)	0 (0 to 0)	0 (0 to 0)	0 (0 to 0)	0 (0 to 0)	0 (0 to 0)	0 (0 to 0)	0 (0 to 0)	0 (0 to 0)	0 (0 to 0)	0 (0 to 0)	0 (0 to 0)	0 (0 to 0)	0 (0 to 0)	0 (0 to 0)	0 (0 to 0)		0
Other chromosomal abnormalities	19-2 (9 4 to 32 4)	11-3 (6 4 to 20 5)	22-5 (11 9 to 42 2)	5-8 (3 7 to 10 6)	2-5 (2 to 3 5)	3-2 (2 1 to 5 1)	2-9 (1 9 to 4 3)	2-5 (1 6 to 3 9)	2-6 (1 7 to 4)	2-6 (1 7 to 3 7)	2-6 (1 7 to 3 7)	2-3 (1 5 to 3 3)	2-7 (1 5 to 4 1)	2-3 (1 3 to 3 5)	1-9 (1 to 3 1)	1-2 (0 6 to 2 1)	1 (0 5 to 1 6)	0-8 (0 4 to 1 3)	0-5 (0 2 to 0 9)	0-3 (0 1 to 0 5)	0-2 (0 1 to 0 3)	0-1 (0 to 0 2)	0 (0 to 0)		90-7
Congenital musculoskeletal and limb anomalies	5-8 (3 8 to 8 5)	1-4 (0 8 to 2 1)	10-1 (5 4 to 16 5)	11-6 (6 3 to 18 2)	8-3 (4 7 to 12 5)	7-2 (3 9 to 11 1)	5-5 (3 5 to 8 1)	5-3 (3 5 to 7 6)	6-4 (3 9 to 9 2)	6-3 (3 7 to 8 9)	6-3 (3 8 to 8 9)	6 (3 3 to 8 1)	6-1 (4 1 to 10 8)	7-2 (4 to 11 1)	6-4 (3 2 to 10 1)	4-7 (2 7 to 7 5)	3-9 (2 1 to 7 3)	2-2 (1 to 3 7)	1-2 (0 6 to 2 3)	0-6 (0 3 to 1 1)	0-3 (0 1 to 0 7)	0-1 (0 to 0 2)	123	
Urogenital congenital anomalies	4-7 (2 1 to 10 5)	1 (0 5 to 2 2)	1-7 (1 to 3 9)	1-6 (0 8 to 3 6)	0-7 (0 4 to 1 1)	0-8 (0 5 to 1 6)	0-4 (0 2 to 0 7)	0-4 (0 2 to 0 8)	0-4 (0 2 to 0 8)	0-4 (0 2 to 0 8)	0-4 (0 2 to 0 8)	0-3 (0 2 to 0 6)	0-3 (0 2 to 0 6)	0-2 (0 2 to 0 5)	0-2 (0 1 to 0 3)	0-1 (0 1 to 0 3)	0-1 (0 to 0 2)	0-1 (0 to 0 2)	0-1 (0 to 0 2)	0-1 (0 to 0 1)	0 (0 to 0)	0 (0 to 0)	0 (0 to 0)		13-5
Digestive congenital anomalies	7-4 (3 4 to 13 9)	2 (0 9 to 4 2)	3-6 (1 6 to 7 9)	2-3 (0 9 to 4 7)	1-4 (0 6 to 3 3)	1-4 (0 6 to 3 1)	1-2 (0 5 to 2 6)	1-4 (0 6 to 3 1)	1-4 (0 6 to 3 1)	1-4 (0 6 to 3 1)	1-4 (0 6 to 3 1)	1-3 (0 5 to 3 1)	1-5 (0 6 to 3 6)	1-5 (0 6 to 3 6)	1-3 (0 6 to 3 1)	1-2 (0 5 to 3 1)	1-2 (0 5 to 3 1)	1-2 (0 5 to 3 1)	1-2 (0 5 to 3 1)	1-2 (0 5 to 3 1)	1-2 (0 5 to 3 1)	1-2 (0 5 to 3 1)	0-5 (0 2 to 1 2)		35-4
Other congenital birth defects	4-4 (1 9 to 8 3)	2-4 (1 to 4 5)	3-6 (1 6 to 7 3)	2-4 (1 to 4 5)	1-8 (0 9 to 3 6)	1-8 (0 9 to 3 5)	1-4 (0 6 to 2 7)	1-4 (0 6 to 2 7)	1-4 (0 6 to 2 7)	1-4 (0 6 to 2 7)	1-4 (0 6 to 2 7)	1-3 (0 6 to 2 6)	1-4 (0 6 to 2 6)	1-4 (0 6 to 3 1)	1-2 (0 6 to 2 6)	1-2 (0 6 to 2 6)	1-2 (0 6 to 2 6)	1-2 (0 6 to 2 6)	1-2 (0 6 to 2 6)	1-2 (0 6 to 2 6)	1-2 (0 6 to 2 6)	1-2 (0 6 to 2 6)	0-5 (0 2 to 1 2)		125
Urinary diseases and male infertility	3-2 (1 6 to 5 2)	0-2 (0 1 to 0 3)	0-8 (0 4 to 1 5)	1-4 (0 6 to 3 4)	1-2 (0 5 to 3 1)	1-3 (0 6 to 2 8)	1-2 (0 5 to 2 4)	2-1 (1 to 3 7)	2-2 (1 to 3 6)	2-3 (1 to 3 6)	2-4 (1 to 3 9)	2-4 (1 to 3 9)	2-6 (1 to 4 3)	2-6 (1 to 4 3)	1-5 (0 6 to 3 1)	1-2 (0 5 to 2 6)	1-2 (0 5 to 2 6)	1-2 (0 5 to 2 6)	1-2 (0 5 to 2 6)	1-2 (0 5 to 2 6)	1-2 (0 5 to 2 6)	1-2 (0 5 to 2 6)	0-5 (0 2 to 1 2)		64-4
Urolithiasis	0 (0 to 0)	0 (0 to 0)	0 (0 to 0)	0 (0 to 0)	0 (0 to 0 1)	0 (0 to 0 1)	0 (0 to 0 2)	0 (0 to 0 2)	0 (0 to 0 3)	0 (0 to 0 3)	0 (0 to 0 3)	0 (0 to 0 2)	0 (0 to 0 3)	0 (0 to 0 3)	0 (0 to 0 3)	0 (0 to 0 3)	0 (0 to 0 3)	0 (0 to 0 3)	0 (0 to 0 3)	0 (0 to 0 3)	0 (0 to 0 3)	0 (0 to 0 3)	0 (0 to 0 2)		26-3
Benign prostatic hyperplasia	0 (0 to 0)	0 (0 to 0)	0 (0 to 0)	0 (0 to 0)	0 (0 to 0)	0 (0 to 0)	0 (0 to 0)	0 (0 to 0)	0 (0 to 0)	0 (0 to 0)	0 (0 to 0)	0 (0 to 0)	0 (0 to 0)	0 (0 to 0)	0 (0 to 0)	0 (0 to 0)	0 (0 to 0)	0 (0 to 0)	0 (0 to 0)	0 (0 to 0)	0 (0 to 0)	0 (0 to 0)	0 (0 to 0)		0
Male infertility	–	–	–	–	–	–	–	–	–	–	–	–	–	–	–	–	–	–	–	–	–	–	–		NA
Other urinary diseases	0-1 (0 to 0 2)	0-1 (0 to 0 2)	0-3 (0 to 0 4)	0-2 (0 1 to 0 4)	0-2 (0 1 to 0 4)	0-3 (0 2 to 0 6)	0-4 (0 2 to 0 7)	0-4 (0 2 to 0 7)	0-7 (0 4 to 1)	1-1 (0 7 to 1 6)	0-9 (0 6 to 1 4)	0-8 (0 5 to 1 2)	1-1 (0 7 to 1 6)	1 (0 6 to 1 7)	0-9 (0 5 to 1 6)	1 (0 6 to 2 1)	0-9 (0 5 to 2)	1 (0 6 to 2)	1-5 (0 9 to 2 4)	1-2 (0 7 to 2 1)	1-3 (0 8 to 2 3)	0-8 (0 2 to 2 1)	0-3 (0 1 to 1 1)		16-7
Gynecological diseases	0 (0 to 0)	0 (0 to 0)	0 (0 to 0)	0 (0 to 0)	0-4 (0 2 to 0 9)	0-4 (0 2 to 0 9)	0-4 (0 2 to 0 9)	0-4 (0 2 to 0 9)	0-4 (0 2 to 0 9)	0-4 (0 2 to 0 9)	0-4 (0 2 to 0 9)	0-3 (0 2 to 0 8)	0-3 (0 2 to 0 8)	0-2 (0 1 to 0 6)	0-2 (0 1 to 0 5)	0-2 (0 1 to 0 5)	0-1 (0 1 to 0 4)	0-1 (0 to 0 3)	0-1 (0 to 0 3)	0-1 (0 to 0 3)	0-1 (0 to 0 3)	0-1 (0 to 0 3)	0 (0 to 0)		2,690
Uterine fibroids	0 (0 to 0)	0 (0 to 0)	0 (0 to 0)	0 (0 to 0)	0-2 (0 1 to 0 5)	0-2 (0 1 to 0 5)	0-4 (0 2 to 1)	0-5 (0 3 to 1 4)	0-7 (0 4 to 1 5)	0-7 (0 4 to 1 5)	0-7 (0 4 to 1 5)	0-6 (0 3 to 1 4)	0-7 (0 4 to 1 5)	0-8 (0 4 to 1 7)	0-7 (0 4 to 1 5)	0-6 (0 3 to 1 4)	0-5 (0 3 to 1 3)	0-5 (0 3 to 1 3)	0-5 (0 3 to 1 3)	0-5 (0 3 to 1 2)	0-4 (0 3 to 1 2)	0-3 (0 2 to 1 2)	0-1 (0 to 0 5)		88-8
Polycystic ovarian syndrome	0 (0 to 0)	0 (0 to 0)	0 (0 to 0)	0 (0 to 0)	0 (0 to 0)	0 (0 to 0)	0 (0 to 0 4)	0 (0 to 0 5)	0-1 (0 to 0 7)	0-1 (0 to 0 7)	0-1 (0 to 0 7)	0-1 (0 to 0 6)	0-1 (0 to 0 6)	0-2 (0 to 0 6)	0-2 (0 to 0 7)	0-1 (0 to 0 5)	0-1 (0 to 0 5)	0-1 (0 to 0 5)	0-1 (0 to 0 5)	0-1 (0 to 0 5)	0-1 (0 to 0 5)	0-1 (0 to 0 5)	0 (0 to 0)		84-9
Female infertility	0 (0 to 0)	0 (0 to 0)	0 (0 to 0)	0 (0 to 0)	0 (0 to 0)	0 (0 to 0)	0 (0 to 0)	1-4 (0 to 0 6)	2-5 (1 to 3)	4-2 (2 to 6)	4-6 (2 to 7)	4-6 (2 to 7)	6-6 (4 to 9)	10-4 (6 to 15)	9-5 (4 to 15)	10-3 (5 to 16)	8-4 (3 to 14)	6-4 (3 to 11)	4-5 (2 to 8)	3-2 (1 to 5)	1-8 (0 to 3)	0-7 (0 to 2)	0-3 (0 to 1)		21-2
Endometriosis	0 (0 to 0)	0 (0 to 0)	0 (0 to 0)	0 (0 to 0)	0 (0 to 0)	0 (0 to 0)	0 (0 to 0)	0 (0 to 0)	0-1 (0 to 0 3)	0-1 (0 to 0 3)	0-1 (0 to 0 3)	0-1 (0 to 0 3)	0-1 (0 to 0 3)	0-1 (0 to 0 3)	0-1 (0 to 0 3)	0-1 (0 to 0 3)	0-1 (0 to 0 3)	0-1 (0 to 0 3)	0-1 (0 to 0 3)	0-1 (0 to 0 3)	0-1 (0 to 0 3)	0-1 (0 to 0 3)	0 (0 to 0)		155
Genital prolapse	0 (0 to 0)	0 (0 to 0)	0 (0 to 0)	0 (0 to 0)	0 (0 to 0)	0 (0 to 0)	0 (0 to 0)	0 (0 to 0)	0 (0 to 0)	0 (0 to 0)	0 (0 to 0)	0 (0 to 0)	0 (0 to 0)	0 (0 to 0)	0 (0 to 0)	0 (0 to 0)	0 (0 to 0)	0 (0 to 0)	0 (0 to 0)	0 (0 to 0)	0 (0 to 0)	0 (0 to 0)	0 (0 to 0)		57-7
Premenstrual syndrome	0 (0 to 0)	0 (0 to 0)	0 (0 to 0)	0 (0 to 0)	21-4 (10 3 to 38 9)	40-2 (26 5 to 59 3)	61-9 (39 2 to 89 7)	88 (56 3 to 134)	69-3 (37 3 to 106)	76-1 (43 6 to 121)	72-9 (40 9 to 119)	64-3 (36 4 to 107)	24-8 (7 5 to 60)	0 (0 to 0)	0 (0 to 0)	0 (0 to 0)	0 (0 to 0)	0 (0 to 0)	0 (0 to 0)	0 (0 to 0)	0 (0 to 0)	0 (0 to 0)	0 (0 to 0)		503
Other gynecological diseases	0 (0 to 0)	0 (0 to 0)	0 (0 to 0)	0-7 (0 to 2)	16-5 (7 8 to 29 3)	88-2 (51 3 to 142)	221 (103 to 388)	220 (127 to 364)	172 (92 to 310)	204 (100 to 370)	172 (100 to 276)	202 (116 to 318)	259 (131 to 518)	111 (47 to 211)	154 (54 to 328)	106 (62 to 191)	86-9 (52 to 128)	78-7 (51 to 115)	48 (30 to 70 8)	28-7 (16 to 43 4)	16-7 (10 to 24 4)	7-5 (4 to 11 9)	2-1 (1 to 3 8)		1,830
Hemoglobinopathies and hemolytic anemias	0-1 (0 to 0 1)	0-1 (0 to 0 2)	0-7 (0 to 1 6)	0-7 (0 6 to 1 6)	0-8 (0 5 to 1 6)	0-8 (0 5 to 1 6)	0-9 (0 5 to 1 6)	0-9 (0 5 to 2)	7-9 (1 3 to 20 4)	7-5 (1 3 to 21 4)	7-4 (1 2 to 22 3)	4-9 (1 1 to 12 6)	4-6 (1 to 13 6)	0-5 (0 to 1 5)	4-5 (1 to 11 7)	4-3 (1 to 13 1)	4-6 (1 to 13)	5-1 (2 2 to 12 7)	4-1 (2 2 to 8 2)	4-2 (2 1 to 8 7)	3-6 (1 to 7)	2-2 (1 to 3 8)	0-9 (0 5 to 1 4)		91
Thalassemias	0 (0 to 0)	0 (0 to 0)	0-2 (0 1 to 0 4)	0-2 (0 1 to 0 5)	0-1 (0 to 0 2)	0-1 (0 to 0 2)	0-1 (0 to 0 2)	0-1 (0 to 0 1)	0-3 (0 to 0 5)	0-3 (0 to 0 5)	0-3 (0 to 0 5)	0-3 (0 to 0 5)	0-3 (0 to 0 5)	0-3 (0 to 0 5)	0-3 (0 to 0 5)	0-3 (0 to 0 5)	0-3 (0 to 0 5)	0-3 (0 to 0 5)	0-3 (0 to 0 5)	0-3 (0 to 0 5)	0-3 (0 to 0 5)	0-3 (0 to 0 5)	0-3 (0 to 0 5)		0-9
Thalassemias trait	0-3 (0 to 0 1)	0-3 (0 to 0 4)	1-4 (0 to 2 5)	2-5 (0 to 4 2)	1-6 (0 to 3 4)	2-3 (0 to 3 4)	2-3 (0 to 3 2)	2-3 (0 to 3 7)	3-4 (0 to 5 4)	2-8 (0 to 5 4)	2-8 (0 to 5 4)	1-6 (0 to 4 5)	1-7 (0 to 5 4)	2-2 (0 to 5 1)	1-5 (0 to 3 6)	1-1 (0 to 3 5)	0-9 (0 to 3)	0-8 (0 to 2 3)	0-6 (0 to 2 1)	0-7 (0 to 2)	0-3 (0 to 1 7)	0-1 (0 to 0 3)	0-1 (0 to 0 3)		29-6
Sickle cell disorders	0 (0 to 0)	0-1 (0 to 0 2)	0-3 (0 to 0 5)	0-4 (0 to 0 8)	0-5 (0 to 0 9)	0-5 (0 to 0 9)	0-5 (0 to 0 9)	0-4 (0 to 0 9)	0-4 (0 to 0 9)	0-3 (0 to 0 9)	0-3 (0 to 0 9)	0-3 (0 to 0 9)	0-3 (0 to 0 9)	0-3 (0 to 0 6)	0-3 (0 to 0 6)	0-2 (0 to 0 5)	0-1 (0 to 0 4)	0-1 (0 to 0 3)	0-1 (0 to 0 3)	0-1 (0 to 0 3)	0-1 (0 to 0 3)	0-1 (0 to 0 3)	0 (0 to 0)		4-7
Sickle cell trait	0 (0 to 0)	0-1 (0 to 0 3)	0-6 (0 to 1 3)	1-1 (0 to 2 4)	0-4 (0 to 1 4)	0-5 (0 to 1 5)	0-5 (0 to 1 3)	0-5 (0 to 1 2)	0-5 (0 to 1 2)	0-5 (0 to 1 2)	0-5 (0 to 1 2)	0-4 (0 to 1 2)	0-4 (0 to 1 2)	0-4 (0 to 1 2)	0-4 (0 to 1 2)	0-3 (0 to 1 2)	0-3 (0 to 1 2)	0-3 (0 to 1 2)	0-3 (0 to 1 2)	0-3 (0 to 1 2)	0-3 (0 to 1 2)	0-3 (0 to 1 2)	0-3 (0 to 1 2)		18-2
G6PD deficiency	0 (0 to 0)	0 (0 to 0)	0 (0 to 0)	0-1 (0 to 0 2)	0-1 (0 to 0 2)	0-1 (0 to 0 2)	0-1 (0 to 0 2)	0-7 (0 1 to 2 3)	0-5 (0 1 to 2 1)	0-5 (0 1 to 2 1)	0-5 (0 1 to 2 1)	0-5 (0 1 to 2 1)	0-6 (0 1 to 2 3)	0-6 (0 2 to 2 5)	0-3 (0 1 to 1 4)	0-2 (0 1 to 1 2)	0-2 (0 1 to 1 2)	0-2 (0 1 to 1 2)	0-2 (0 1 to 1 2)	0-1 (0 1 to 1 2)	0-1 (0 1 to 1 2)	0-1 (0 1 to 1 2)	0 (0 to 0 1)		3-9
G6PD trait	0 (0 to 0)	0 (0 to 0)	0 (0 to 0)	0 (0 to 0)	0 (0 to 0)	0 (0 to 0)	0 (0 to 0)	0 (0 to 0)	0 (0 to 0)	0 (0 to 0)	0 (0 to 0)	0 (0 to 0)	0 (0 to 0)	0 (0 to 0)	0 (0 to 0)	0 (0 to 0)	0 (0 to 0)	0 (0 to 0)	0 (0 to 0)	0 (0 to 0)	0 (0 to 0)	0 (0 to 0)	0 (0 to 0)		9-5
Other hemoglobinopathies and hemolytic anemias	0 (0 to 0)	0-3 (0 to 0 6)	1-2 (0 to 3 1)	0-9 (0 to 2 8)	0-6 (0 to 2 1)	0-6 (0 to 2 1)	0-7 (0 to 2 1)	0-7 (0 1 to 2 3)	0-5 (0 1 to 2 1)	0-5 (0 1 to 2 1)	0-6 (0 1 to 2 3)	1-8 (0 2 to 5 5)	1-6 (0 3 to 5 7)	2-2 (0 5 to 6 9)	1-9 (0 7 to 4 8)	2-4 (1 to 5 7)	2-9 (1 2 to 6 8)	3-6 (1 6 to 8 1)	3-1 (1 4 to 7 1)	2-7 (1 to 6 3)	1-7 (1 to 3 8)	0-7 (0 4 to 1 7)		33-3
Endocrine, metabolic, blood, and immune disorders	3-6 (2 1 to 5 5)	2-2 (1 to 3 5)	12-9 (8 to 20)	21-5 (14 7 to 31 5)	24-2 (16 to 35 8)	31-2 (20 8 to 45 4)	22-9 (15 7 to 32)	44-2 (28 3 to 63 2)	59-7 (35 4 to 85 7)	74-1 (44 8 to 113)	65-1 (40 5 to 108)	55-5 (34 1 to 92)	61-1 (36 1 to 100)	141 (86 to 215)	173 (103 to 266)	194 (122 to 300)	182 (114 to 281)	175 (113 to 256)	170 (111 to 241)	127 (82 2 to 185)	79-9 (52 6 to 117)	44-4 (30 4 to 67 1)	20-1 (12 to 32 9)		1,810
Oral disorders	0 (0 to 0)	0-3 (0 1 to 0 8)	1-3 (0 6 to 2 3)	7-3 (4 1 to 12 2)	9-4 (5 2 to 15 7)	12-2 (6 9 to 19 7)	18-1 (10 3 to 29 7)	25-6 (14 7 to 41 7)	34-4 (19 4 to 57 5)	40-9 (22 4 to 68 9)	46-6 (26 4 to 76)	68-1 (38 2 to 116)	94-5 (54 2 to 156)	116 (66 9 to 194)	132 (80 8 to 210)	158 (94 6 to 247)	164 (97 to 257)	159 (102 to 235)	117 (74 to 171)	75-6 (47 3 to 110)	38 (24 1 to 54 7)	17 (10 4 to 23 3)		1,370
Caries of deciduous teeth	0 (0 to 0)	0 (0 to 0)	0 (0 to 0)	0 (0 to 1 7)	0 (0 to 0)	0 (0 to 0)	0 (0 to 0)	0 (0 to 0)	0 (0 to 0)	0 (0 to 0)	0 (0 to 0)	0 (0 to 0)	0 (0 to 0)	0 (0 to 0)	0 (0 to 0)	0 (0 to 0)	0 (0 to 0)	0 (0 to 0)	0 (0 to 0)	0 (0 to 0)	0 (0 to 0)	0 (0 to 0)	0 (0 to 0)		1-7
Caries of permanent teeth	0 (0 to 0)	0 (0 to 0)	0 (0 to 0)	0 (0 to 0)	4-3 (1 6 to 8 9)	4-5 (1 7 to 9 9)	5-7 (2 2 to 12 4)	5-7 (2 2 to 12)	5-9 (2 4 to 12 1)	5-9 (2 4 to 11 7)	5-6 (2 2 to 11)	5-4 (2 2 to 11)	5-5 (2 3 to 12 9)	5-6 (2 4 to 13 6)	5-3 (2 to 12 6)	4-8 (2 to 11 4)	4-8 (2 to 10)	4-8 (2 to 10)	3-9 (1 4 to 8 5)	3-3 (1 4 to 6 5)	2-1 (0 9 to 4 4)	1-1 (0 5 to 2 3)	0-5 (0 2 to 1 1)		79
Periodontal diseases	0 (0 to 0)	0 (0 to 0)	0 (0 to 0)	0 (0 to 0)	0-4 (0 to 1 6)	0-4 (0 1 to 1 5)	0-5 (0 2 to 2 2)	0-6 (0 2 to 2 8)	0-8 (0 2 to 3 1)	0-8 (0 2 to 3 6)	0-7 (0 2 to 3 3)	0-6 (0 2 to 3 1)	0-7 (0 2 to 3 4)	0-8 (0 3 to 3 5)	0-7 (0 2 to 3 4)	0-6 (0 2 to 3 1)	0-6 (0 2 to 3 1)	0-6 (0 2 to 3 1)	0-5 (0 2 to 3 1)	0-5 (0 2 to 3 1)	0-5 (0 2 to 3 1)	0-5 (0 2 to 3 1)	0-3 (0 1 to 1 6)		191
Other oral disorders	0 (0 to 0)	0 (0 to 0)	0 (0 to 0)	0-9 (0 6 to 1 4)	0-9 (0 6 to 1 4)	0-9 (0 6 to 1 4)	0-9 (0 6 to 1 4)	0-9 (0 6 to 1 4)	0-9 (0 6 to 1 4)	0-9 (0 6 to 1 4)	0-9 (0 6 to 1 4)	0-8 (0 6 to 1 4)	0-9 (0 6 to 1 4)	0-9 (0 6 to 1 4)	0-8 (0 6 to 1 4)	0-8 (0 6 to 1 4)	0-8 (0 6 to 1 4)	0-8 (0 6 to 1 4)	0-8 (0 6 to 1 4)	0-8 (0 6 to 1 4)	0-8 (0 6 to 1 4)	0-8 (0 6 to 1 4)	0-3 (0 2 to 0 6)		179
Sudden infant death syndrome	4 (2 4 to 6 2)	4 (2 4 to 6 2)	4 (2 4 to 5 5)	–	–	–	–	–	–	–	–	–	–	–	–	–	–	–	–	–	–	–	–		NA
Injuries	1-4 (1 1 to 1 7)	1-5 (1 1 to 2 1)	34 (24 to 49 4)	34 (26 7 to 43 4)	51-6 (38 2 to 68)	70-7 (53 3 to 93)	113 (81 5 to 159)	152 (103 to 188)	159 (105 to 205)	181 (108 to 234)	209 (120 to 269)	221 (113 to 282)	287 (222 to 366)	318 (240 to 410)	318 (242 to 406)	316 (219 to 381)	291 (221 to 374)	315 (225 to 410)	299 (221 to 377)	291 (221 to 367)	410 (315 to 512)	389 (304 to 483)	263 (207 to 330)	164 (80 to 128)	4,690
Transport injuries	0-1 (0 1 to 0 1)	0-1 (0 1 to 0 1)	1 (0 4 to 1 6)	4-4 (2 1 to 6 2)	7-7 (3 9 to 10

SR Table 2b: Lithuania DALYS by cause and age group for females with 95% uncertainty intervals, 2019

Cause	Early Neonatal	Late Neonatal	Post-Neonatal	1 to 4	5 to 9	10 to 14	15 to 19	20 to 24	25 to 29	30 to 34	35 to 39	40 to 44	45 to 49	50 to 54	55 to 59	60 to 64	65 to 69	70 to 74	75 to 79	80 to 84	85 to 89	90 to 94	95 plus	Total
All causes	1,670 (1,270 to 1,990)	699 (599 to 809)	1,780 (1,590 to 2,030)	2,290 (1,810 to 3,020)	2,660 (2,250 to 3,280)	3,670 (2,770 to 4,720)	5,480 (4,270 to 7,260)	8,150 (6,270 to 10,200)	11,600 (9,060 to 14,600)	13,900 (10,900 to 16,800)	14,900 (12,100 to 18,200)	15,300 (12,000 to 19,000)	16,200 (12,600 to 20,400)	20,200 (15,900 to 25,900)	26,000 (20,000 to 31,900)	32,200 (26,400 to 38,400)	42,000 (34,000 to 50,000)	46,000 (37,700 to 55,900)	46,000 (36,700 to 56,200)	49,000 (38,000 to 60,800)	50,100 (38,000 to 66,400)	51,600 (39,700 to 70,500)	51,600 (39,600 to 68,400)	29,500 (23,900 to 38,300)	1,900 (1,500 to 2,300)	501,000
Communicable, maternal, neonatal, and nutritional diseases	888 (585 to 1,200)	295 (189 to 399)	579 (430 to 777)	605 (439 to 839)	490 (342 to 677)	429 (312 to 604)	542 (378 to 778)	719 (523 to 998)	997 (686 to 1,140)	1,030 (703 to 1,310)	1,090 (692 to 1,490)	1,290 (1,000 to 1,710)	1,670 (1,300 to 2,190)	1,990 (1,510 to 2,670)	2,190 (1,660 to 2,940)	2,170 (1,650 to 2,870)	2,190 (1,700 to 2,760)	1,970 (1,540 to 2,560)	1,770 (1,370 to 2,300)	1,610 (1,250 to 2,090)	1,360 (1,050 to 1,760)	1,010 (780 to 1,310)	922 (720 to 1,210)	753 (570 to 976)	401 (312 to 494)	89.6 (67.8 to 114)	19,700
HIV/AIDS and sexually transmitted infections	0 (0 to 0)	0 (0 to 0)	3.6 (1.1 to 9.2)	2 (1.7 to 2.3)	0.6 (0.7 to 0.6)	1.5 (1.2 to 2)	6.9 (4.7 to 9.6)	26.3 (22.2 to 31)	89.1 (68.5 to 121)	191 (157 to 216)	316 (259 to 379)	341 (288 to 407)	380 (325 to 452)	410 (350 to 487)	325 (283 to 375)	276 (240 to 316)	190 (158 to 228)	136 (116 to 159)	124 (97 to 163)	92.1 (71 to 118)	70.3 (53 to 113)	50.4 (38 to 81)	7.1 (5 to 11)	4 (2.3 to 7)	2 (1.5 to 3.1)	0.2 (0.2 to 0.2)	2,640
HIV/AIDS	0 (0 to 0)	0 (0 to 0)	3.6 (1.1 to 9.2)	2 (1.7 to 2.3)	0.6 (0.7 to 0.6)	0.6 (0.6 to 0.6)	0.6 (0.6 to 0.6)	17.3 (15.1 to 20)	69.4 (53.2 to 96.1)	153 (126 to 179)	270 (190 to 350)	291 (228 to 364)	379 (328 to 454)	352 (280 to 441)	280 (220 to 357)	239 (189 to 302)	159 (130 to 192)	120 (100 to 145)	109 (79.6 to 144)	79.6 (59.2 to 112)	60.1 (43 to 96.6)	43.1 (30 to 73.1)	6.2 (4 to 9.7)	3.5 (2 to 5.5)	1.7 (1.3 to 2.5)	0.2 (0.2 to 0.2)	1,770
HIV/AIDS - Drug-susceptible Tuberculosis	0 (0 to 0)	0 (0 to 0)	0.1 (0 to 0.1)	0.1 (0 to 0.1)	0 (0 to 0)	0 (0 to 0)	0.1 (0.1 to 0.2)	0.9 (0.6 to 1.3)	2.9 (1.9 to 4.4)	7.1 (4.7 to 10.1)	9.6 (6.3 to 14.1)	10.7 (6.9 to 15.3)	11.9 (8.1 to 16.9)	11.7 (8.1 to 16.5)	11.7 (8.1 to 16.5)	11.7 (8.1 to 16.5)	8.4 (5.8 to 11.9)	6.4 (4.4 to 9.1)	5.1 (3.5 to 7.2)	3.9 (2.7 to 5.5)	2.8 (1.9 to 4)	1.9 (1.3 to 2.7)	0.9 (0.6 to 1.3)	0.5 (0.3 to 0.7)	0.1 (0 to 0.1)	0.2 (0.2 to 0.2)	80.1
HIV/AIDS - Multidrug-resistant Tuberculosis without extensive	0 (0 to 0)	0 (0 to 0)	0 (0 to 0.1)	0 (0 to 0.1)	0 (0 to 0)	0 (0 to 0)	0 (0 to 0)	0.1 (0.2 to 0.7)	0.5 (0.2 to 2.9)	1.5 (0.6 to 6.4)	3.5 (1.4 to 14.1)	4.7 (2 to 18.9)	6.2 (2.7 to 23.1)	6.2 (2.7 to 23.1)	6.2 (2.7 to 23.1)	6.2 (2.7 to 23.1)	4.5 (2 to 16.7)	3.4 (1.5 to 12.4)	2.7 (1.2 to 9.8)	2.1 (0.9 to 7.6)	1.5 (0.7 to 5.4)	1 (0.4 to 3.6)	0.5 (0.2 to 1.8)	0.3 (0.1 to 1.1)	0 (0 to 0.1)	0 (0 to 0.1)	39.4
HIV/AIDS - Extensively drug-resistant Tuberculosis	0 (0 to 0)	0 (0 to 0)	0 (0 to 0)	0 (0 to 0)	0 (0 to 0)	0 (0 to 0)	0 (0 to 0)	0 (0 to 0.1)	0.1 (0 to 0.3)	0.3 (0.1 to 1)	0.6 (0.3 to 2.1)	0.8 (0.4 to 2.9)	1.1 (0.5 to 3.9)	1.1 (0.5 to 3.9)	1.1 (0.5 to 3.9)	1.1 (0.5 to 3.9)	0.8 (0.4 to 2.9)	0.6 (0.3 to 2.1)	0.5 (0.2 to 1.7)	0.4 (0.2 to 1.4)	0.3 (0.1 to 1)	0.2 (0.1 to 0.7)	0.1 (0 to 0.4)	0.1 (0 to 0.2)	0 (0 to 0)	0 (0 to 0)	0 (0 to 0)	17.7
HIV/AIDS resulting in other diseases	0 (0 to 0)	0 (0 to 0)	3.6 (1.1 to 9.2)	1.9 (1.7 to 2.2)	0.6 (0.6 to 0.6)	0.6 (0.6 to 0.6)	0.6 (0.6 to 0.6)	16.4 (14.3 to 18.6)	66.5 (51 to 92.1)	145 (120 to 169)	256 (180 to 332)	276 (216 to 345)	360 (311 to 430)	334 (266 to 419)	266 (209 to 339)	227 (179 to 287)	151 (123 to 182)	114 (94.6 to 137)	103 (75.1 to 136)	75.5 (56.2 to 107)	57 (40.8 to 91.6)	40.9 (28.5 to 69.3)	5.9 (3.8 to 9.2)	3.3 (1.9 to 5.2)	1.6 (1.2 to 2.4)	0.2 (0.2 to 0.2)	1,630
Sexually transmitted infections excluding HIV	0 (0 to 0)	0 (0 to 0)	0 (0 to 0)	0 (0 to 0)	0 (0 to 0)	0.9 (0.7 to 1.1)	6.3 (4.3 to 8.7)	8.8 (7.2 to 10.6)	23.2 (17.6 to 30.2)	38.1 (29.1 to 47.8)	44.1 (32.9 to 57.8)	50.7 (37.8 to 67.2)	43.7 (32.7 to 57.1)	56.1 (42.1 to 73.1)	64.9 (48.7 to 84.5)	74.1 (55.6 to 96.5)	57.8 (43.4 to 75.2)	49.8 (37.4 to 64.8)	43.7 (32.8 to 56.9)	33.4 (25.1 to 43.5)	26.5 (19.9 to 34.5)	19.1 (14.3 to 24.9)	12.7 (9.5 to 16.5)	7.1 (5.3 to 9.2)	3.4 (2.5 to 4.4)	0.2 (0.2 to 0.2)	571
Syphilis	0 (0 to 0)	0 (0 to 0)	0 (0 to 0)	0 (0 to 0)	0 (0 to 0)	0 (0 to 0)	0 (0 to 0)	0.3 (0.2 to 0.4)	0.9 (0.6 to 1.3)	1.5 (1 to 2.1)	2.1 (1.4 to 3)	2.5 (1.7 to 3.5)	3.4 (2.3 to 4.8)	3.4 (2.3 to 4.8)	3.4 (2.3 to 4.8)	3.4 (2.3 to 4.8)	2.5 (1.7 to 3.5)	1.9 (1.3 to 2.7)	1.6 (1.1 to 2.2)	1.2 (0.8 to 1.7)	0.9 (0.6 to 1.3)	0.6 (0.4 to 0.9)	0.3 (0.2 to 0.5)	0.2 (0.1 to 0.3)	0 (0 to 0)	0 (0 to 0)	0 (0 to 0)	0.9
Chlamydial infection	0 (0 to 0)	0 (0 to 0)	0 (0 to 0)	0 (0 to 0)	0 (0 to 0)	0.2 (0.1 to 0.2)	0.6 (0.4 to 0.8)	1.6 (1.3 to 2.1)	3 (1.9 to 4.5)	3.9 (2.5 to 5.7)	4.3 (2.5 to 6.7)	5.6 (3.4 to 8.5)	3.5 (2.1 to 5.6)	1.8 (1.1 to 2.8)	1.3 (0.8 to 1.9)	0.9 (0.5 to 1.4)	0.6 (0.3 to 0.9)	0.5 (0.2 to 0.8)	0.3 (0.1 to 0.5)	0.2 (0.1 to 0.4)	0.1 (0 to 0.3)	0.1 (0 to 0.2)	0.1 (0 to 0.2)	0.1 (0 to 0.2)	0 (0 to 0)	0 (0 to 0)	0 (0 to 0)	29.7
Gonococcal infection	0 (0 to 0)	0 (0 to 0)	0 (0 to 0)	0 (0 to 0)	0 (0 to 0)	0.1 (0.1 to 0.1)	0.4 (0.3 to 0.5)	0.7 (0.5 to 1.1)	2.1 (1.4 to 3.1)	2.5 (1.7 to 3.7)	3.1 (2.1 to 4.5)	3.4 (2.3 to 4.9)	2.5 (1.7 to 3.5)	1.8 (1.2 to 2.5)	1.4 (0.9 to 1.9)	1 (0.6 to 1.4)	0.7 (0.4 to 1)	0.5 (0.3 to 0.8)	0.4 (0.2 to 0.6)	0.3 (0.1 to 0.4)	0.2 (0.1 to 0.3)	0.1 (0 to 0.2)	0.1 (0 to 0.1)	0 (0 to 0.1)	0 (0 to 0)	0 (0 to 0)	0 (0 to 0)	20.1
Trichomoniasis	0 (0 to 0)	0 (0 to 0)	0 (0 to 0)	0 (0 to 0)	0 (0 to 0)	0.4 (0.3 to 0.5)	1.5 (1.1 to 2)	3.4 (2.4 to 4.7)	7.2 (5.1 to 10.3)	8.6 (6.1 to 12.1)	9.1 (6.4 to 13)	9.5 (6.7 to 13.7)	7.6 (5.4 to 10.7)	7.1 (5.1 to 10.1)	6.7 (4.7 to 9.5)	6.2 (4.4 to 8.8)	4.7 (3.3 to 6.7)	3.9 (2.7 to 5.5)	3.2 (2.2 to 4.5)	2.5 (1.7 to 3.5)	1.9 (1.3 to 2.7)	1.2 (0.8 to 1.7)	0.6 (0.4 to 0.9)	0.3 (0.2 to 0.5)	0 (0 to 0)	0 (0 to 0)	0 (0 to 0)	68.5
Genital herpes	0 (0 to 0)	0 (0 to 0)	0 (0 to 0)	0 (0 to 0)	0 (0 to 0)	0.2 (0.1 to 0.3)	0.7 (0.5 to 1)	1.6 (1.1 to 2.2)	3.5 (2.4 to 4.9)	4.7 (3.2 to 6.5)	5.1 (3.5 to 7.1)	5.3 (3.6 to 7.4)	4.2 (2.8 to 5.9)	3.9 (2.6 to 5.5)	3.7 (2.5 to 5.2)	3.4 (2.3 to 4.8)	2.6 (1.8 to 3.7)	2.1 (1.4 to 3)	1.8 (1.2 to 2.5)	1.4 (0.9 to 1.9)	1 (0.7 to 1.4)	0.7 (0.4 to 1)	0.3 (0.2 to 0.5)	0.2 (0.1 to 0.3)	0 (0 to 0)	0 (0 to 0)	0 (0 to 0)	17.7
Other sexually transmitted infections	0 (0 to 0)	0 (0 to 0)	0 (0 to 0)	0 (0 to 0)	0 (0 to 0)	0.1 (0 to 0.3)	0.7 (0.7 to 1.9)	1.2 (1 to 3.2)	1.9 (1.5 to 4.8)	2.2 (1.7 to 5.4)	2.5 (1.9 to 6.1)	2.7 (2.1 to 6.6)	2.5 (1.9 to 6.1)	2.5 (1.9 to 6.1)	2.5 (1.9 to 6.1)	2.5 (1.9 to 6.1)	1.9 (1.4 to 4.6)	1.5 (1.1 to 3.6)	1.2 (0.9 to 2.8)	0.9 (0.7 to 2.2)	0.7 (0.5 to 1.7)	0.4 (0.3 to 1)	0.2 (0.1 to 0.5)	0.1 (0 to 0.3)	0 (0 to 0)	0 (0 to 0)	0 (0 to 0)	69.7
Respiratory infections and tuberculosis	58.2 (39.5 to 87.1)	418 (327 to 527)	228 (138 to 356)	202 (160 to 262)	132 (91.5 to 196)	128 (78.4 to 196)	136 (87.4 to 175)	217 (139 to 334)	237 (159 to 356)	286 (198 to 399)	377 (259 to 509)	486 (339 to 669)	423 (293 to 585)	417 (292 to 565)	414 (293 to 548)	424 (304 to 574)	439 (316 to 592)	437 (316 to 592)	429 (309 to 589)	420 (299 to 589)	407 (289 to 580)	384 (271 to 561)	324 (228 to 484)	226 (161 to 331)	124 (87 to 181)	51.6 (36 to 75.6)	6,380
Tuberculosis	6.6 (0 to 0)	6.6 (0 to 0)	4.4 (0.2 to 9.8)	3.4 (0.2 to 9.2)	2.4 (1.6 to 3.4)	3.1 (2.6 to 3.7)	7 (3.6 to 12.1)	23.2 (20.1 to 30.1)	59.7 (39.5 to 86.2)	81.7 (60.6 to 103)	89.6 (66.1 to 120)	106 (78.1 to 142)	147 (108 to 196)	144 (106 to 193)	130 (96.1 to 174)	109 (80.7 to 146)	94.6 (69.9 to 126)	82.7 (61.1 to 110)	69.1 (51.1 to 92.3)	60.1 (44.4 to 80.3)	52.7 (38.9 to 70.4)	40.1 (29.6 to 53.6)	29.2 (21.6 to 39)	19.9 (14.7 to 26.6)	10.7 (7.9 to 14.3)	3.5 (2.6 to 4.7)	1,190
Latent tuberculosis infection	0 (0 to 0)	0 (0 to 0)	0 (0 to 0)	0 (0 to 0)	0 (0 to 0)	0 (0 to 0)	0 (0 to 0)





SR Table 2b: Herefordshire, County of DALYS by cause and age group for females with 95% uncertainty intervals, 2019

Cause	Early Neonatal	Late Neonatal	Post Neonatal	1 to 4	5 to 9	10 to 14	15 to 19	20 to 24	25 to 29	30 to 34	35 to 39	40 to 44	45 to 49	50 to 54	55 to 59	60 to 64	65 to 69	70 to 74	75 to 79	80 to 84	85 to 89	90 to 94	95 plus	Total
All causes	566.8 (479.1 to 671)	1,194.4 (1,041.2 to 1,364.5)	1,063.2 (1,040.9 to 1,084.2)	1,153.2 (1,125.2 to 1,179.8)	1,139.4 (1,109.4 to 1,169.2)	1,014.3 (984.2 to 1,043.2)	1,021.2 (991.1 to 1,049.8)	1,104.2 (1,072.4 to 1,135.4)	1,162.2 (1,129.9 to 1,193.9)	1,187.1 (1,154.9 to 1,218.6)	1,211.3 (1,179.1 to 1,242.8)	1,240.1 (1,208.1 to 1,271.6)	1,271.6 (1,240.1 to 1,303.1)	1,303.1 (1,272.1 to 1,334.6)	1,334.6 (1,303.6 to 1,366.1)	1,366.1 (1,335.1 to 1,397.6)	1,397.6 (1,366.6 to 1,429.1)	1,429.1 (1,398.1 to 1,460.6)	1,460.6 (1,429.6 to 1,492.1)	1,492.1 (1,461.1 to 1,523.6)	1,523.6 (1,492.6 to 1,555.1)	1,555.1 (1,524.1 to 1,586.6)	1,586.6 (1,555.6 to 1,618.1)	30,600
Communicable, maternal, neonatal, and nutritional diseases	448.5 (368.3 to 537.2)	1,014.4 (874.3 to 1,164.9)	844.2 (821.9 to 866.2)	914.2 (886.2 to 941.8)	894.4 (864.4 to 924.2)	766.3 (736.2 to 795.2)	767.2 (737.1 to 795.8)	844.2 (812.4 to 875.4)	897.2 (864.9 to 928.9)	917.1 (884.9 to 948.6)	936.3 (904.1 to 967.8)	960.1 (928.1 to 991.6)	986.6 (955.1 to 1,018.1)	1,013.1 (982.1 to 1,044.6)	1,039.6 (1,008.6 to 1,071.1)	1,066.1 (1,035.1 to 1,097.6)	1,092.6 (1,061.6 to 1,124.1)	1,119.1 (1,088.1 to 1,150.6)	1,145.6 (1,114.6 to 1,177.1)	1,172.1 (1,141.1 to 1,203.6)	1,198.6 (1,167.6 to 1,230.1)	1,225.1 (1,194.1 to 1,256.6)	1,251.6 (1,220.6 to 1,283.1)	1,400
HIV/AIDS and sexually transmitted infections	0.8 (0.6 to 0.2)	0.7 (0.2 to 1.7)	1.1 (0.4 to 2.4)	0.1 (0.1 to 0.2)	0.1 (0.1 to 0.1)	0.1 (0.1 to 0.1)	0.3 (0.2 to 0.4)	0.9 (0.4 to 1.5)	1.5 (1 to 2.4)	2.5 (1.6 to 3.9)	2.9 (1.9 to 4.5)	2.8 (1.7 to 4.5)	2.3 (1.5 to 3.8)	1.6 (1 to 2.6)	1.4 (0.9 to 2.2)	1.1 (0.7 to 1.7)	1.2 (0.7 to 1.9)	0.9 (0.5 to 1.4)	0.7 (0.4 to 1.1)	0.5 (0.3 to 0.7)	0.3 (0.2 to 0.5)	0.2 (0.1 to 0.3)	26
HIV/AIDS	0 (0 to 0)	0 (0 to 0)	0.2 (0.1 to 0.3)	0.1 (0.1 to 0.1)	0.1 (0.1 to 0.1)	0.1 (0.1 to 0.1)	0.3 (0.3 to 0.5)	0.6 (0.2 to 0.9)	0.7 (0.3 to 0.9)	0.7 (0.3 to 1.1)	0.7 (0.3 to 1.1)	0.7 (0.3 to 1.1)	0.7 (0.3 to 1.1)	0.7 (0.3 to 1.1)	0.8 (0.4 to 1.2)	0.8 (0.3 to 1.2)	0.8 (0.4 to 1.2)	0.7 (0.3 to 1.1)	0.6 (0.3 to 1.1)	0.5 (0.2 to 0.9)	0.3 (0.1 to 0.6)	0.2 (0.1 to 0.4)	9.6
HIV/AIDS - Drug-susceptible Tuberculosis	0 (0 to 0)	0 (0 to 0)	0 (0 to 0)	0 (0 to 0)	0 (0 to 0)	0 (0 to 0)	0 (0 to 0)	0 (0 to 0)	0 (0 to 0)	0 (0 to 0)	0 (0 to 0)	0 (0 to 0)	0 (0 to 0)	0 (0 to 0)	0 (0 to 0)	0 (0 to 0)	0 (0 to 0)	0 (0 to 0)	0 (0 to 0)	0 (0 to 0)	0 (0 to 0)	0 (0 to 0)	0 (0 to 0)	0.6
HIV/AIDS - Multidrug-resistant Tuberculosis without extensive dr...	0 (0 to 0)	0 (0 to 0)	0 (0 to 0)	0 (0 to 0)	0 (0 to 0)	0 (0 to 0)	0 (0 to 0)	0 (0 to 0)	0 (0 to 0)	0 (0 to 0)	0 (0 to 0)	0 (0 to 0)	0 (0 to 0)	0 (0 to 0)	0 (0 to 0)	0 (0 to 0)	0 (0 to 0)	0 (0 to 0)	0 (0 to 0)	0 (0 to 0)	0 (0 to 0)	0 (0 to 0)	0 (0 to 0)	0
HIV/AIDS - Extensively drug-resistant Tuberculosis	0 (0 to 0)	0 (0 to 0)	0 (0 to 0)	0 (0 to 0)	0 (0 to 0)	0 (0 to 0)	0 (0 to 0)	0 (0 to 0)	0 (0 to 0)	0 (0 to 0)	0 (0 to 0)	0 (0 to 0)	0 (0 to 0)	0 (0 to 0)	0 (0 to 0)	0 (0 to 0)	0 (0 to 0)	0 (0 to 0)	0 (0 to 0)	0 (0 to 0)	0 (0 to 0)	0 (0 to 0)	0 (0 to 0)	0
HIV/AIDS resulting in other diseases	0 (0 to 0)	0 (0 to 0)	0.1 (0 to 0.1)	0 (0 to 0)	0 (0 to 0)	0 (0 to 0)	0.1 (0 to 0.1)	0.2 (0.2 to 0.4)	0.3 (0.2 to 0.3)	0.4 (0.4 to 0.6)	0.4 (0.4 to 0.5)	0.4 (0.4 to 0.6)	0.4 (0.4 to 0.6)	0.5 (0.4 to 0.6)	0.5 (0.3 to 0.6)	0.4 (0.2 to 0.6)	0.4 (0.2 to 0.6)	0.3 (0.1 to 0.5)	0.3 (0.1 to 0.4)	0.2 (0 to 0.3)	0.1 (0 to 0.2)	0 (0 to 0.1)	5.8
Sexually transmitted infections excluding HIV	0.8 (0.6 to 0.2)	0.7 (0.2 to 1.7)	0.9 (0.3 to 2.2)	0 (0 to 0)	0 (0 to 0)	0 (0 to 0)	0.2 (0.1 to 0.3)	0.5 (0.2 to 0.9)	0.8 (0.4 to 1.3)	1.8 (1 to 3)	2.1 (1.2 to 3.5)	2.1 (1.2 to 3.5)	1.6 (0.9 to 2.9)	0.9 (0.5 to 1.7)	0.6 (0.3 to 1.2)	0.3 (0.2 to 0.7)	0.2 (0.1 to 0.5)	0.1 (0 to 0.3)	0.1 (0 to 0.2)	0 (0 to 0.1)	0 (0 to 0.1)	0 (0 to 0.1)	19.4
Syphilis	0.8 (0.6 to 0.2)	0.7 (0.2 to 1.7)	1 (0.3 to 2.2)	0 (0 to 0)	0 (0 to 0)	0 (0 to 0)	0 (0 to 0)	0 (0 to 0)	0 (0 to 0)	0 (0 to 0)	0 (0 to 0)	0 (0 to 0)	0 (0 to 0)	0 (0 to 0)	0 (0 to 0)	0 (0 to 0)	0 (0 to 0)	0 (0 to 0)	0 (0 to 0)	0 (0 to 0)	0 (0 to 0)	0 (0 to 0)	0 (0 to 0)	4.7
Chlamydial infection	0 (0 to 0)	0 (0 to 0)	0 (0 to 0)	0 (0 to 0)	0 (0 to 0)	0 (0 to 0)	0 (0 to 0)	0 (0 to 0)	0 (0 to 0)	0 (0 to 0)	0.4 (0.2 to 0.8)	0.5 (0.2 to 0.9)	0.5 (0.2 to 0.9)	0.3 (0.1 to 0.6)	0.1 (0 to 0.3)	0 (0 to 0.1)	0 (0 to 0.1)	0 (0 to 0.1)	0 (0 to 0.1)	0 (0 to 0.1)	0 (0 to 0.1)	0 (0 to 0.1)	0 (0 to 0.1)	2.6
Gonococcal infection	0 (0 to 0)	0 (0 to 0)	0 (0 to 0)	0 (0 to 0)	0 (0 to 0)	0 (0 to 0)	0 (0 to 0)	0 (0 to 0)	0 (0 to 0)	0 (0 to 0)	0 (0 to 0)	0 (0 to 0)	0 (0 to 0)	0 (0 to 0)	0 (0 to 0)	0 (0 to 0)	0 (0 to 0)	0 (0 to 0)	0 (0 to 0)	0 (0 to 0)	0 (0 to 0)	0 (0 to 0)	0 (0 to 0)	1.6
Trichomoniasis	0 (0 to 0)	0 (0 to 0)	0 (0 to 0)	0 (0 to 0)	0 (0 to 0)	0 (0 to 0)	0 (0 to 0)	0 (0 to 0)	0.2 (0 to 0.4)	0.3 (0.2 to 0.6)	0.3 (0.2 to 0.6)	0.2 (0 to 0.5)	0.2 (0 to 0.5)	0.2 (0 to 0.4)	0.2 (0 to 0.4)	0.2 (0 to 0.4)	0.2 (0 to 0.4)	0.1 (0 to 0.3)	0.1 (0 to 0.2)	0 (0 to 0.1)	0 (0 to 0.1)	0 (0 to 0.1)	0 (0 to 0.1)	2.4
Genital herpes	0 (0 to 0)	0 (0 to 0)	0 (0 to 0)	0 (0 to 0)	0 (0 to 0)	0 (0 to 0)	0 (0 to 0)	0 (0 to 0)	0 (0 to 0)	0 (0 to 0)	0 (0 to 0)	0 (0 to 0)	0 (0 to 0)	0 (0 to 0)	0 (0 to 0)	0 (0 to 0)	0 (0 to 0)	0 (0 to 0)	0 (0 to 0)	0 (0 to 0)	0 (0 to 0)	0 (0 to 0)	0 (0 to 0)	0
Other sexually transmitted infections	0 (0 to 0)	0 (0 to 0)	0 (0 to 0)	0 (0 to 0)	0 (0 to 0)	0 (0 to 0)	0 (0 to 0)	0 (0 to 0)	0 (0 to 0)	0 (0 to 0)	0 (0 to 0)	0 (0 to 0)	0 (0 to 0)	0 (0 to 0)	0 (0 to 0)	0 (0 to 0)	0 (0 to 0)	0 (0 to 0)	0 (0 to 0)	0 (0 to 0)	0 (0 to 0)	0 (0 to 0)	0 (0 to 0)	0
Respiratory infections and tuberculosis	6.7 (4.4 to 9.9)	6.7 (3.3 to 7.2)	7.2 (7.4 to 15.5)	4.2 (4.3 to 11.7)	1.5 (1.6 to 10.9)	0.7 (0.7 to 9)	0.7 (0.7 to 8.4)	0.8 (0.8 to 9)	0.9 (0.9 to 9.6)	1 (1 to 9.9)	1.1 (1.1 to 10.3)	1.2 (1.2 to 10.6)	1.3 (1.3 to 10.9)	1.4 (1.4 to 11.3)	1.5 (1.5 to 11.6)	1.6 (1.6 to 12)	1.7 (1.7 to 12.4)	1.8 (1.8 to 12.8)	1.9 (1.9 to 13.2)	2 (2 to 13.6)	2.1 (2.1 to 13.9)	2.2 (2.2 to 14.3)	853
Tuberculosis	0 (0 to 0)	0 (0 to 0)	0 (0 to 0)	0 (0 to 0)	0 (0 to 0)	0 (0 to 0)	0 (0 to 0)	0 (0 to 0)	0 (0 to 0)	0 (0 to 0)	0 (0 to 0)	0 (0 to 0)	0 (0 to 0)	0 (0 to 0)	0 (0 to 0)	0 (0 to 0)	0 (0 to 0)	0 (0 to 0)	0 (0 to 0)	0 (0 to 0)	0 (0 to 0)	0 (0 to 0)	0 (0 to 0)	11.2
Latent tuberculosis infection	0 (0 to 0)	0 (0 to 0)	0 (0 to 0)	0 (0 to 0)	0 (0 to 0)	0 (0 to 0)	0 (0 to 0)	0 (0 to 0)	0 (0 to 0)	0 (0 to 0)	0 (0 to 0)	0 (0 to 0)	0 (0 to 0)	0 (0 to 0)	0 (0 to 0)	0 (0 to 0)	0 (0 to 0)	0 (0 to 0)	0 (0 to 0)	0 (0 to 0)	0 (0 to 0)	0 (0 to 0)	0 (0 to 0)	0
Drug-susceptible tuberculosis	0 (0 to 0)	0 (0 to 0)	0 (0 to 0)	0 (0 to 0)	0 (0 to 0)	0 (0 to 0)	0 (0 to 0)	0 (0 to 0)	0 (0 to 0)	0 (0 to 0)	0 (0 to 0)	0 (0 to 0)	0 (0 to 0)	0 (0 to 0)	0 (0 to 0)	0 (0 to 0)	0 (0 to 0)	0 (0 to 0)	0 (0 to 0)	0 (0 to 0)	0 (0 to 0)	0 (0 to 0)	0 (0 to 0)	0
Multidrug-resistant tuberculosis without extensive drug-resistance	0 (0 to 0)	0 (0 to 0)	0 (0 to 0)	0 (0 to 0)	0 (0 to 0)	0 (0 to 0)	0 (0 to 0)	0 (0 to 0)	0 (0 to 0)	0 (0 to 0)	0 (0 to 0)	0 (0 to 0)	0 (0 to 0)	0 (0 to 0)	0 (0 to 0)	0 (0 to 0)	0 (0 to 0)	0 (0 to 0)	0 (0 to 0)	0 (0 to 0)	0 (0 to 0)	0 (0 to 0)	0 (0 to 0)	0
Extensively drug-resistant tuberculosis	0 (0 to 0)	0 (0 to 0)	0 (0 to 0)	0 (0 to 0)	0 (0 to 0)	0 (0 to 0)	0 (0 to 0)	0 (0 to 0)	0 (0 to 0)	0 (0 to 0)	0 (0 to 0)	0 (0 to 0)	0 (0 to 0)	0 (0 to 0)	0 (0 to 0)	0 (0 to 0)	0 (0 to 0)	0 (0 to 0)	0 (0 to 0)	0 (0 to 0)	0 (0 to 0)	0 (0 to 0)	0 (0 to 0)	0
Lower respiratory infections	6.6 (4.4 to 9.9)	6.6 (3.3 to 7.2)	6.6 (2.5 to 5.6)	3.9 (2.4 to 9.5)	1.4 (0.9 to 9.2)	0.7 (0.5 to 8.1)	0.7 (0.4 to 7.3)	0.8 (0.5 to 8.1)	0.8 (0.5 to 8.7)	0.9 (0.6 to 9.2)	1 (0.7 to 9.7)	1.1 (0.7 to 10.1)	1.2 (0.8 to 10.5)	1.3 (0.8 to 10.9)	1.4 (0.9 to 11.3)	1.5 (0.9 to 11.6)	1.6 (1 to 12)	1.7 (1 to 12.4)	1.8 (1.1 to 12.8)	1.9 (1.1 to 13.2)	2 (1.2 to 13.6)	2.1 (1.2 to 13.9)	757
Upper respiratory infections	0 (0 to 0)	0.1 (0 to 0.1)	1.1 (0.7 to 1.9)	0.5 (0.3 to 0.9)	0.4 (0.2 to 0.7)	0.4 (0.2 to 0.6)	4.7 (2.4 to 8.4)	4.6 (2.5 to 8.1)	4.6 (2.6 to 8.2)	4.6 (2.6 to 8.2)	4.6 (2.6 to 8.2)	4.6 (2.6 to 8.2)	4.6 (2.6 to 8.2)	4.7 (2.5 to 8.2)	4.7 (2.5 to 8.2)	4.7 (2.5 to 8.2)	4.7 (2.5 to 8.2)	4.7 (2.5 to 8.2)	4.7 (2.5 to 8.2)	4.7 (2.5 to 8.2)	4.7 (2.5 to 8.2)	4.7 (2.5 to 8.2)	79.5
Otitis media	0 (0 to 0)	0 (0 to 0)	0.2 (0.1 to 0.4)	1.6 (0.8 to 3.8)	1.6 (0.8 to 3.8)	1.6 (0.8 to 3.8)	1.6 (0.8 to 3.8)	1.6 (0.8 to 3.8)	1.6 (0.8 to 3.8)	1.6 (0.8 to 3.8)	1.6 (0.8 to 3.8)	1.6 (0.8 to 3.8)	1.6 (0.8 to 3.8)	1.6 (0.8 to 3.8)	1.6 (0.8 to 3.8)	1.6 (0.8 to 3.8)	1.6 (0.8 to 3.8)	1.6 (0.8 to 3.8)	1.6 (0.8 to 3.8)	1.6 (0.8 to 3.8)	1.6 (0.8 to 3.8)	1.6 (0.8 to 3.8)	19.1
Enteric infections	0.1 (0.1 to 0.1)	0.3 (0.2 to 0.5)	3.9 (2.6 to 5.7)	2.9 (1.9 to 3.9)	1.9 (1.5 to 4.7)	1.4 (1 to 3.3)	1.4 (0.9 to 3.3)	1.5 (0.9 to 3.4)	1.5 (0.9 to 3.5)	1.5 (0.9 to 3.5)	1.5 (0.9 to 3.5)	1.5 (0.9 to 3.5)	1.5 (0.9 to 3.5)	1.5 (0.9 to 3.5)	1.5 (0.9 to 3.5)	1.5 (0.9 to 3.5)	1.5 (0.9 to 3.5)	1.5 (0.9 to 3.5)	1.5 (0.9 to 3.5)	1.5 (0.9 to 3.5)	1.5 (0.9 to 3.5)	1.5 (0.9 to 3.5)	90.8
Diarrheal diseases	0.1 (0.1 to 0.1)	0.3 (0.2 to 0.5)	3.9 (2.6 to 5.6)	2.9 (2.0 to 3.8)	1.9 (1.5 to 4.6)	1.4 (1 to 3.3)	1.4 (0.9 to 3.3)	1.5 (0.9 to 3.4)	1.5 (0.9 to 3.5)	1.5 (0.9 to 3.5)	1.5 (0.9 to 3.5)	1.5 (0.9 to 3.5)	1.5 (0.9 to 3.5)	1.5 (0.9 to 3.5)	1.5 (0.9 to 3.5)	1.5 (0.9 to 3.5)	1.5 (0.9 to 3.5)	1.5 (0.9 to 3.5)	1.5 (0.9 to 3.5)	1.5 (0.9 to 3.5)	1.5 (0.9 to 3.5)	1.5 (0.9 to 3.5)	90.2
Typhoid and paraphoid	0 (0 to 0)	0 (0 to 0)	0 (0 to 0)	0 (0 to 0)	0 (0 to 0)	0 (0 to 0)	0 (0 to 0)	0 (0 to 0)	0 (0 to 0)	0 (0 to 0)	0 (0 to 0)	0 (0 to 0)	0 (0 to 0)	0 (0 to 0)	0 (0 to 0)	0 (0 to 0)	0 (0 to 0)	0 (0 to 0)	0 (0 to 0)	0 (0 to 0)	0 (0 to 0)	0 (0 to 0)	0 (0 to 0)	0
Typhoid fever	0 (0 to 0)	0 (0 to 0)	0 (0 to 0)	0 (0 to 0)	0 (0 to 0)	0 (0 to 0)	0 (0 to 0)	0 (0 to 0)	0 (0 to 0)	0 (0 to 0)	0 (0 to 0)	0 (0 to 0)	0 (0 to 0)	0 (0 to 0)	0 (0 to 0)	0 (0 to 0)	0 (0 to 0)	0 (0 to 0)	0 (0 to 0)	0 (0 to 0)	0 (0 to 0)	0 (0 to 0)	0 (0 to 0)	0
Paratyphoid fever	0 (0 to 0)	0 (0 to 0)	0 (0 to 0)	0 (0 to 0)	0 (0 to 0)	0 (0 to 0)	0 (0 to 0)	0 (0 to 0)	0 (0 to 0)	0 (0 to 0)	0 (0 to 0)	0 (0 to 0)	0 (0 to 0)	0 (0 to 0)	0 (0 to 0)	0 (0 to 0)	0 (0 to 0)	0 (0 to 0)	0 (0 to 0)	0 (0 to 0)	0 (0 to 0)	0 (0 to 0)	0 (0 to 0)	0
Invasive Non-typhoidal Salmonella (iNTS)	0 (0 to 0)	0 (0 to 0)	0 (0 to 0)	0 (0 to 0)	0 (0 to 0)	0 (0 to 0)	0 (0 to 0)	0 (0 to 0)	0 (0 to 0)	0 (0 to 0)	0 (0 to 0)	0 (0 to 0)	0 (0 to 0)	0 (0 to 0)	0 (0 to 0)	0 (0 to 0)	0 (0 to 0)	0 (0 to 0)	0 (0 to 0)	0 (0 to 0)	0 (0 to 0)	0 (0 to 0)	0 (0 to 0)	0.3
Other intestinal infectious diseases	0 (0 to 0)	0 (0 to 0)	0 (0 to 0)	0 (0 to 0)	0 (0 to 0)	0 (0 to 0)	0 (0 to 0)	0 (0 to 0)	0 (0 to 0)	0 (0 to 0)	0 (0 to 0)	0 (0 to 0)	0 (0 to 0)	0 (0 to 0)	0 (0 to 0)	0 (0 to 0)	0 (0 to 0)	0 (0 to 0)	0 (0 to 0)	0 (0 to 0)	0 (0 to 0)	0 (0 to 0)	0 (0 to 0)	0.2
Neglected tropical diseases and malaria	0 (0 to 0)	0 (0 to 0)	0.4 (0.1 to 0.9)	1.2 (0.2 to 3.1)	0.9 (0.1 to 2.3)	0.5 (0.1 to 1.3)	0.1 (0 to 0.3)	0.2 (0 to 0.6)	0.1 (0 to 0.4)	0.1 (0 to 0.4)	0.1 (0 to 0.4)	0.1 (0 to 0.4)	0.1 (0 to 0.4)	0.1 (0 to 0.4)	0.1 (0 to 0.4)	0.1 (0 to 0.4)	0.1 (0 to 0.4)	0.1 (0 to 0.4)	0.1 (0 to 0.4)	0.1 (0 to 0.4)	0.1 (0 to 0.4)	0.1 (0 to 0.4)	0.1 (0 to 0.4)	6.3
Malaria	0 (0 to 0)	0 (0 to 0)	0 (0 to 0)	0 (0 to 0)	0 (0 to 0)	0 (0 to 0)	0 (0 to 0)	0 (0 to 0)	0 (0 to 0)	0 (0 to 0)	0 (0 to 0)	0 (0 to 0)	0 (0 to 0)	0 (0 to 0)	0 (0 to 0)	0 (0 to 0)	0 (0 to 0)	0 (0 to 0)	0 (0 to 0)	0 (0 to 0)	0 (0 to 0)	0 (0 to 0)	0 (0 to 0)	0
Chagas disease	0 (0 to 0)	0 (0 to 0)	0 (0 to 0)	0 (0 to 0)	0 (0 to 0)	0 (0 to 0)	0 (0 to 0)	0 (0 to 0)	0 (0 to 0)	0 (0 to 0)	0 (0 to 0)	0 (0 to 0)	0 (0 to 0)	0 (0 to 0)	0 (0 to 0)	0 (0 to 0)	0 (0 to 0)	0 (0 to 0)	0 (0 to 0)	0 (0 to 0)	0 (0 to 0)	0 (0 to 0)	0 (0 to 0)	0
Leishmaniasis	0 (0 to 0)	0 (0 to 0)	0 (0 to 0)	0 (0 to 0)	0 (0 to 0)	0 (0 to 0)	0 (0 to 0)	0 (0 to 0)	0 (0 to 0)	0 (0 to 0)	0 (0 to 0)	0 (0 to 0)	0 (0 to 0)	0 (0 to 0)	0 (0 to 0)	0 (0 to 0)	0 (0 to 0)	0 (0 to 0)	0 (0 to 0)	0 (0 to 0)	0 (0 to 0)	0 (0 to 0)	0 (0 to 0)	0
Visceral leishmaniasis	0 (0 to 0)	0 (0 to 0)	0 (0 to 0)	0 (0 to 0)	0 (0 to 0)	0 (0 to 0)	0 (0 to 0)	0 (0 to 0)	0 (0 to 0)	0 (0 to 0)	0 (0 to 0)	0 (0 to 0)	0 (0 to 0)	0 (0 to 0)	0 (0 to 0)	0 (0 to 0)	0 (0 to 0)	0 (0 to 0)	0 (0 to 0)	0 (0 to 0)	0 (0 to 0)	0 (0 to 0)	0 (0 to 0)	0
Cutaneous and mucocutaneous leishmaniasis	0 (0 to 0)	0 (0 to 0)	0 (0 to 0)	0 (0 to 0)	0 (0 to 0)	0 (0 to 0)	0 (0 to 0)	0 (0 to 0)	0 (0 to 0)	0 (0 to 0)	0 (0 to 0)	0 (0 to 0)	0 (0 to 0)	0 (0 to 0)	0 (0 to 0)	0 (0 to 0)	0 (0 to 0)	0 (0 to 0)	0 (0 to 0)	0 (0 to 0)	0 (0 to 0)	0 (0 to 0)	0 (0 to 0)	0
African trypanosomiasis	0 (0 to 0)	0 (0 to 0)	0 (0 to 0)	0 (0 to 0)	0 (0 to 0)	0 (0 to 0)	0 (0 to 0)	0 (0 to 0)	0 (0 to 0)	0 (0 to 0)	0 (0 to 0)	0 (0 to 0)	0 (0 to 0)	0 (0 to 0)	0 (0 to 0)	0 (0 to 0)	0 (0 to 0)	0 (0 to 0)	0 (0 to 0)	0 (0 to 0)	0 (0 to 0)	0 (0 to 0)	0 (0 to 0)	0
Schistosomiasis	0 (0 to 0)	0 (0 to 0)	0 (0 to 0)	0 (0 to 0)	0 (0 to 0)	0 (0 to 0)	0 (0 to 0)	0 (0 to 0)	0 (0 to 0)	0 (0 to 0)	0 (0 to 0)	0 (0 to 0)	0 (0 to 0)	0 (0 to 0)	0 (0 to 0)	0 (0 to 0)	0 (0 to 0)	0 (0 to 0)	0 (0 to 0)	0 (0 to 0)	0 (0 to 0)	0 (0 to 0)	0 (0 to 0)	0
Cysticercosis	0 (0 to 0)	0 (0 to 0)	0 (0 to 0)	0 (0 to 0)	0 (0 to 0)	0 (0 to 0)	0 (0 to 0)	0 (0 to 0)	0 (0 to 0)	0 (0 to 0)	0 (0 to 0)	0 (0 to 0)	0 (0 to 0)	0 (0 to 0)	0 (0 to 0)	0 (0 to 0)	0 (0 to 0)	0 (0 to 0)	0 (0 to 0)	0 (0 to 0)	0 (0 to 0)	0 (0 to 0)	0 (0 to 0)	0
Cystic echinococcosis	0 (0 to 0)	0 (0 to 0)	0 (0 to 0)	0 (0 to 0)	0 (0 to 0)	0 (0 to 0)	0 (0 to 0)	0 (0 to 0)	0 (0 to 0)	0 (0 to 0)	0 (0 to 0)	0 (0 to 0)	0 (0 to 0)	0 (0 to 0)	0 (0 to 0)	0 (0 to 0)	0 (0 to 0)	0 (0 to 0)	0 (0 to 0)	0 (0 to 0)	0 (0 to 0)	0 (0 to 0)	0 (0 to 0)	0.1
Lymphatic filariasis	0 (0 to 0)	0 (0 to 0)	0 (0 to 0)	0 (0 to 0)	0 (0 to 0)	0 (0 to 0)	0 (0 to 0)	0 (0 to 0)	0 (0 to 0)	0 (0 to 0)	0 (0 to 0)	0 (0 to 0)	0 (0 to 0)	0 (0 to 0)	0 (0 to 0)	0 (0 to 0)	0 (0 to 0)	0 (0 to 0)	0 (0 to 0)	0 (0 to 0)	0 (0 to 0)	0 (0 to 0)	0 (0 to 0)	0
Onchocerciasis	0 (0 to 0)	0 (0 to 0)	0 (0 to 0)	0 (0 to 0)	0 (0 to 0)	0 (0 to 0)	0 (0 to 0)	0 (0 to 0)	0 (0 to 0)	0 (0 to 0)	0 (0 to 0)	0 (0 to 0)	0 (0 to 0)	0 (0 to 0)	0 (0 to 0)	0 (0 to 0)	0 (0 to 0)	0 (0 to 0)	0 (0 to 0)	0 (0 to 0)	0 (0 to 0)	0 (0 to 0)	0 (0 to 0)	0
Trachoma	0 (0 to 0)	0 (0 to 0)	0 (0 to 0)	0 (0 to 0)	0 (0 to 0)	0 (0 to 0)	0 (0 to 0)	0 (0 to 0)	0 (0 to 0)	0 (0 to 0)	0 (0 to 0)	0 (0 to 0)	0 (0 to 0)	0 (0 to 0)	0 (0 to 0)	0 (0 to 0)	0 (0 to 0)	0 (0 to 0)	0 (0 to 0)	0 (0 to 0)	0 (0 to 0)	0 (0 to 0)	0 (0 to 0)	0
Dengue	0 (0 to 0)	0 (0 to 0)	0 (0 to 0)	0 (0 to 0)	0 (0 to 0)	0 (0 to 0)	0 (0 to 0)	0 (0 to 0)	0 (0 to 0)	0 (0 to 0)	0 (0 to 0)	0 (0 to 0)	0 (0 to 0)	0 (0 to 0)	0 (0 to 0)	0 (0 to 0)	0 (0 to 0)	0 (0 to 0)	0 (0 to 0)	0 (0 to 0)	0 (0 to 0)	0 (0 to 0)	0 (0 to 0)	0
Yellow fever	0 (0 to 0)	0 (0 to 0)	0 (0 to 0)	0 (0 to 0)	0 (0 to 0)	0 (0 to 0)	0 (0 to 0)	0 (0 to 0)	0 (0 to 0)	0 (0 to 0)	0 (0 to 0)	0 (0 to 0)	0 (0 to 0)	0 (0 to 0)	0 (0 to 0)	0 (0 to 0)	0 (0 to 0)	0 (0 to 0)	0 (0 to 0)	0 (0 to 0)	0 (0 to 0)	0 (0 to 0)	0 (0 to 0)	0
Rabies	0 (0 to 0)	0 (0 to 0)	0 (0 to 0)	0 (0 to 0)	0 (0 to 0)	0 (0 to 0)	0 (0 to 0)	0 (0 to 0)	0 (0 to 0)	0 (0 to 0)	0 (0 to 0)	0 (0 to 0)	0 (0 to 0)	0 (0 to 0)	0 (0 to 0)	0 (0 to 0)	0 (0 to 0)	0 (0 to 0)	0 (0 to 0)	0 (0 to 0)	0 (0 to 0)	0 (0 to 0)	0 (0 to 0)	0
Intestinal nematode infections	0 (0 to 0)	0 (0 to 0)	0 (0 to 0)	0 (0 to 0)	0 (0 to 0)	0 (0 to 0)	0 (0 to 0)	0 (0 to 0)	0 (0 to 0)	0 (0 to 0)	0 (0 to 0)	0 (0 to 0)	0 (0 to 0)	0 (0 to 0)	0 (0 to 0)	0 (0 to 0)	0 (0 to 0)	0 (0 to 0)	0 (0 to 0)	0 (0 to 0)	0 (0 to 0)	0 (0 to 0)	0 (0 to 0)	0
Ascariasis	0 (0 to 0)	0 (0 to 0)	0 (0 to 0)	0 (0 to 0)	0 (0 to 0)	0 (0 to 0)	0 (0 to 0)	0 (0 to 0)	0 (0 to 0)	0 (0 to 0)	0 (0 to 0)	0 (0 to 0)	0 (0 to 0)	0 (0 to 0)	0 (0 to 0)	0 (0 to 0)	0 (0 to 0)	0 (0 to 0)	0 (0 to 0)	0 (0 to 0)	0 (0 to 0)	0 (0 to 0)	0 (0 to 0)	0
Trichuriasis	0 (0 to 0)	0 (0 to 0)	0 (0 to 0)	0 (0 to 0)	0 (0 to 0)	0 (0 to 0)	0 (0 to 0)	0 (0 to 0)	0 (0 to 0)	0 (0 to 0)	0 (0 to 0)	0 (0 to 0)	0 (0 to 0)	0 (0 to 0)	0 (0 to 0)	0 (0 to 0)	0 (0 to 0)	0 (0 to 0)	0 (0 to 0)	0 (0 to 0)	0 (0 to 0)	0 (0 to 0)	0 (0 to 0)	0
Hookworm disease	0 (0 to 0)	0 (0 to 0)	0 (0 to 0)	0 (0 to 0)	0 (0 to 0)	0 (0 to 0)	0 (0 to 0)	0 (0 to 0)	0 (0 to 0)	0 (0 to 0)	0 (0 to 0)	0 (0 to 0)	0 (0 to 0)	0 (0 to 0)	0 (0 to 0)	0 (0 to 0)	0 (0 to 0)	0 (0 to 0)	0 (0 to 0)	0 (0 to 0)	0 (0 to 0)	0 (0 to 0)	0 (0 to 0)	0
Food-borne trematodiases	0 (0 to 0)	0 (0 to 0)	0 (0 to 0)	0 (0 to 0)	0 (0 to 0)	0 (0 to 0)	0 (0 to 0)	0 (0 to

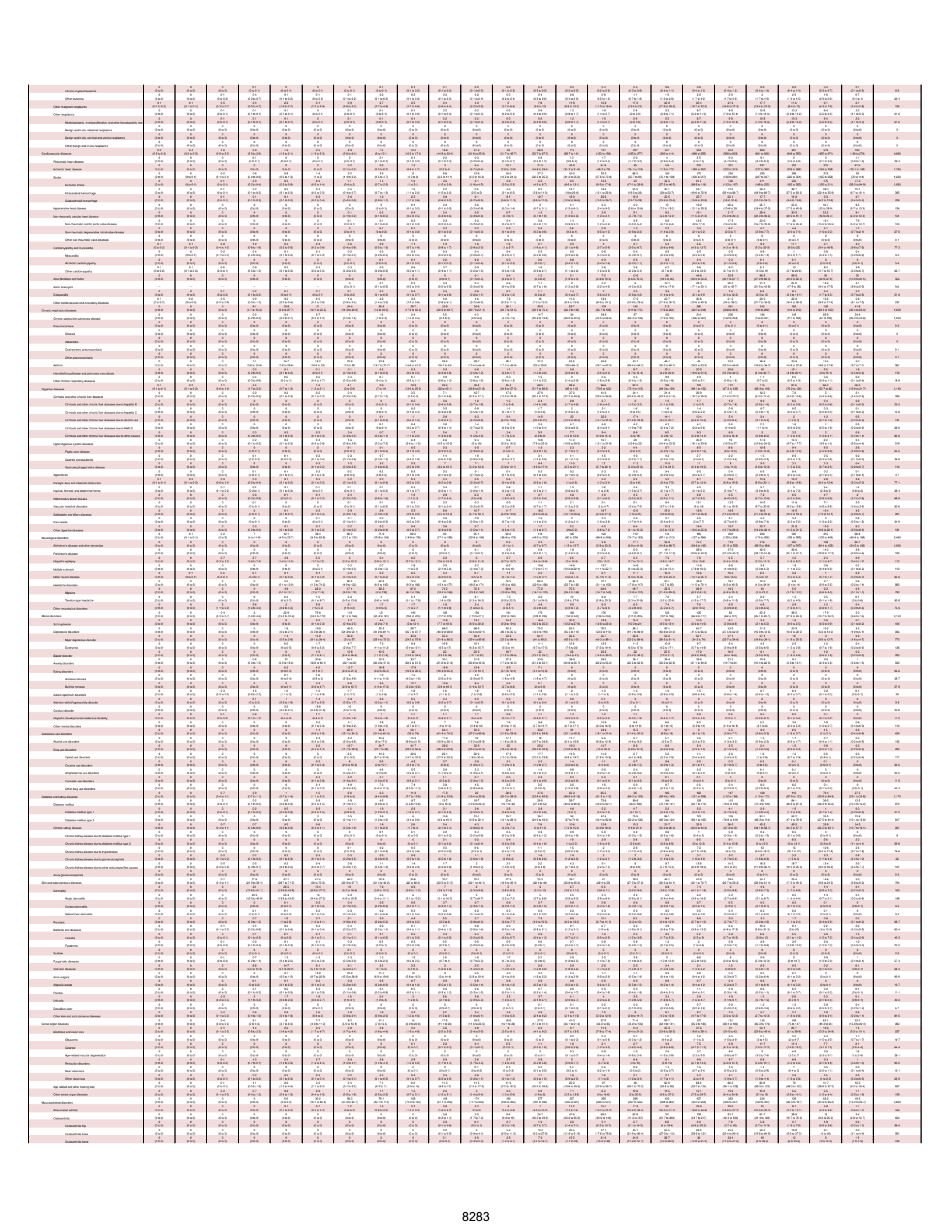

Osteoarthritis other	0 (0 to 0)	0 (0 to 0)	0 (0 to 0)	0 (0 to 0)	0 (0 to 0)	0 (0 to 0)	0 (0 to 0)	0 (0 to 0)	0 (0 to 0)	0 (0 to 0)	0 (0 to 1)	0.2 (0 to 0.5)	0.6 (0 to 1.4)	1.7 (0.7 to 3.6)	3.4 (1.4 to 7.2)	5.1 (2.3 to 10.9)	6.2 (2.9 to 12.8)	7.6 (3.7 to 15.8)	8.4 (4.2 to 17.4)	7 (3.5 to 14.8)	5.8 (3 to 11.9)	4.1 (2.1 to 9.2)	2.1 (1.1 to 4.3)	0.7 (0.4 to 1.4)	53-1
Low back pain	0 (0 to 0)	0 (0 to 0)	0 (0 to 0)	0 (0 to 0)	0.5 (1.7 to 6.2)	19.3 (10.7 to 29.5)	43.2 (19.7 to 64.3)	68.4 (25 to 89.6)	89.1 (33.4 to 92)	94.3 (44.9 to 114)	96.2 (52.6 to 131)	95.9 (55 to 137)	94.2 (54.2 to 136)	92.9 (77.4 to 156)	94 (102 to 233)	95.7 (119 to 262)	96.8 (119 to 263)	97.5 (119 to 277)	97.9 (116 to 270)	98.1 (85.5 to 198)	98.4 (61.4 to 140)	98.2 (36.8 to 83.4)	98.2 (15.4 to 35.4)	97.9 (4.2 to 10)	1,753
Neck pain	0 (0 to 0)	0 (0 to 0)	0 (0 to 0)	1.9 (0.7 to 3.9)	10.5 (5.3 to 19.4)	17.4 (9.6 to 30.7)	27.7 (8.7 to 33.7)	31.4 (10.4 to 40.5)	32.8 (17.2 to 60.1)	41.5 (21.6 to 69.8)	48.2 (23.4 to 78.3)	46.2 (23.4 to 78.2)	43.9 (23.2 to 110)	53.9 (33.2 to 112)	68 (34.6 to 132)	64.5 (37.7 to 113)	55.8 (49.4 to 98.7)	49.5 (47.2 to 93)	39.7 (29.9 to 88.4)	28.9 (19.9 to 71.5)	16.3 (13.5 to 46.4)	7.2 (6.4 to 27.4)	2.1 (3.7 to 11.7)	444
Gout	0 (0 to 0)	0 (0 to 0)	0 (0 to 0)	0 (0 to 0)	0 (0 to 0)	0 (0 to 0)	0 (0 to 0)	0 (0 to 0)	0 (0 to 0.1)	0.1 (0 to 0.3)	0.2 (0.1 to 0.5)	0.3 (0.1 to 0.8)	0.5 (0.2 to 0.9)	0.9 (0.3 to 1.4)	1.3 (0.5 to 2.1)	1.6 (0.5 to 3.1)	1.8 (0.5 to 3.6)	1.9 (0.5 to 4.6)	1.9 (0.5 to 4.6)	1.8 (0.5 to 4.1)	1.5 (0.5 to 3.4)	1.1 (0.4 to 2.6)	0.6 (0.3 to 1.3)	0.2 (0.1 to 0.5)	16.7
Other musculoskeletal disorders	0 (0 to 0)	0 (0 to 0)	0 (0 to 0)	0.1 (0.1 to 0.3)	0.7 (0.2 to 1.4)	6.4 (2.2 to 10.4)	13.7 (5.2 to 23.2)	25.2 (10.3 to 39.7)	36 (22.5 to 55.4)	38.6 (24.5 to 57.3)	39.5 (23.9 to 61.4)	39.5 (23.9 to 61.4)	33.6 (24 to 62.2)	60.4 (36.4 to 103)	67 (41.2 to 102)	62.9 (37.2 to 101)	55.1 (36.4 to 96.9)	49.5 (33.9 to 93.7)	40.3 (24.3 to 88)	25.6 (10.4 to 46.8)	12.8 (5.2 to 22.7)	5.2 (2 to 12)	2.7 (1.2 to 5.9)	629
Other non-communicable diseases	29.4 (21.5 to 40.7)	16.2 (12.6 to 21.4)	9.5 (94.5 to 97.9)	25.2 (98.6 to 99.2)	19.3 (13.7 to 26.6)	39 (29.1 to 52.2)	47.9 (33.3 to 64)	78.7 (53 to 108)	119 (73.5 to 159)	134 (92.5 to 192)	131 (91.9 to 182)	121 (84.3 to 168)	132 (92.2 to 182)	166 (108 to 228)	166 (115 to 218)	159 (110 to 207)	151 (106 to 197)	167 (114 to 227)	171 (120 to 232)	133 (96.7 to 173)	107 (80.1 to 139)	76.9 (58.2 to 98.4)	46.6 (35.2 to 59.2)	16.3 (12.6 to 22.6)	2,150
Congenital birth defects	28.6 (20.1 to 44.1)	13.9 (10.5 to 18.7)	33.4 (22.1 to 48.7)	22.4 (16.3 to 29.1)	8.4 (6.2 to 11.5)	8.2 (6 to 10.8)	7.6 (5.4 to 9.3)	5.4 (3.5 to 7.2)	5.1 (3.3 to 7.8)	4.6 (2.9 to 7.2)	4.1 (2.5 to 6.5)	3.5 (2.2 to 5.4)	3.2 (2.1 to 4.8)	2.2 (1.5 to 3.3)	2.4 (1.5 to 3.7)	2.3 (1.4 to 3.6)	2.1 (1.2 to 3.1)	1.9 (1 to 3)	1.7 (0.9 to 2.7)	1.5 (0.8 to 2.4)	1.3 (0.7 to 2.1)	1.1 (0.6 to 1.7)	0.9 (0.5 to 1.3)	0.6 (0.3 to 0.9)	0.1 (0 to 0.1)	208
Neural tube defects	2.4 (1.2 to 4)	0.5 (0.3 to 0.9)	3.5 (1.5 to 6.6)	1.6 (0.8 to 3.3)	0.3 (0.2 to 0.5)	0.3 (0.2 to 0.4)	0.3 (0.2 to 0.4)	0.4 (0.2 to 0.6)	0.4 (0.2 to 0.6)	0.3 (0.2 to 0.5)	0.3 (0.2 to 0.5)	0.3 (0.2 to 0.5)	0.2 (0.1 to 0.4)	0.2 (0.1 to 0.4)	0.2 (0.1 to 0.4)	0.2 (0.1 to 0.3)	0.1 (0.1 to 0.3)	0.1 (0 to 0.1)	0.1 (0 to 0.3)	0.1 (0 to 0.2)	0.1 (0 to 0.2)	0.1 (0 to 0.1)	0 (0 to 0.1)	0 (0 to 0.1)	0 (0 to 0.1)	11-6
Congenital heart anomalies	7.4 (4.3 to 17.4)	6.3 (4.4 to 10.8)	11.6 (6.7 to 20.3)	7.1 (4.7 to 9.9)	1.5 (1 to 2.2)	1.6 (1 to 2.7)	1.6 (1 to 2.4)	1.8 (1.1 to 2.6)	1.6 (1 to 2.4)	1.6 (1 to 2.3)	1.7 (1 to 2.3)	1.8 (1 to 2.7)	2.1 (1.4 to 3.9)	3.1 (1.8 to 3.3)	1.9 (0.9 to 3)	2 (0.7 to 3.3)	1.5 (0.5 to 2.6)	1.2 (0.4 to 2.4)	0.9 (0.3 to 2)	0.7 (0.2 to 1.6)	0.5 (0.1 to 0.9)	0.3 (0 to 0.5)	0.1 (0 to 0.1)	0 (0 to 0)	55-3
Orofacial clefts	0 (0 to 0)	0 (0 to 0)	0.1 (0 to 0.2)	0.2 (0.1 to 0.4)	0.2 (0 to 0.3)	0.2 (0 to 0.3)	0.2 (0 to 0.3)	0.2 (0 to 0.3)	0.2 (0 to 0.3)	0.2 (0 to 0.3)	0.2 (0 to 0.3)	0.2 (0 to 0.3)	0.1 (0 to 0.3)	0.2 (0 to 0.3)	0.2 (0 to 0.4)	0.2 (0 to 0.4)	0.2 (0 to 0.4)	0.2 (0 to 0.4)	0.2 (0 to 0.4)	0.2 (0 to 0.3)	0.1 (0 to 0.3)	0.1 (0 to 0.1)	0 (0 to 0.1)	0 (0 to 0.1)	0 (0 to 0.1)	2-8
Down syndrome	0.6 (0.3 to 0.9)	0.2 (0.1 to 0.3)	0.6 (0.3 to 1)	0.7 (0.3 to 0.7)	0.5 (0.3 to 0.7)	0.5 (0.3 to 0.8)	0.5 (0.4 to 0.9)	0.6 (0.4 to 0.9)	0.6 (0.4 to 0.9)	0.7 (0.5 to 1)	0.7 (0.5 to 1)	0.7 (0.5 to 1)	0.7 (0.5 to 1)	1.2 (0.8 to 1.7)	2.4 (1.4 to 3.4)	3.4 (1.9 to 4.9)	2.6 (1.4 to 4.2)	1.9 (1 to 3.4)	1.6 (0.9 to 2.5)	1.1 (0 to 2)	0.9 (0 to 1.5)	0.6 (0 to 1)	0.3 (0 to 0.5)	0.1 (0 to 0.2)	0 (0 to 0.1)	18-2
Turner syndrome	0 (0 to 0)	0 (0 to 0)	0 (0 to 0)	0 (0 to 0)	0 (0 to 0.1)	0 (0 to 0.1)	0 (0 to 0.2)	0 (0 to 0.1)	0 (0 to 0.1)	0 (0 to 0.1)	0 (0 to 0.1)	0 (0 to 0.1)	0 (0 to 0.1)	0 (0 to 0.1)	0 (0 to 0)	0 (0 to 0)	0 (0 to 0)	0 (0 to 0)	0 (0 to 0)	0 (0 to 0)	0 (0 to 0)	0 (0 to 0)	0 (0 to 0)	0 (0 to 0)	0 (0 to 0)	0 (0 to 0)	0-6
Klinefelter syndrome	0 (0 to 0)	0 (0 to 0)	0 (0 to 0)	0 (0 to 0)	0 (0 to 0)	0 (0 to 0)	0 (0 to 0)	0 (0 to 0)	0 (0 to 0)	0 (0 to 0)	0 (0 to 0)	0 (0 to 0)	0 (0 to 0)	0 (0 to 0)	0 (0 to 0)	0 (0 to 0)	0 (0 to 0)	0 (0 to 0)	0 (0 to 0)	0 (0 to 0)	0 (0 to 0)	0 (0 to 0)	0 (0 to 0)	0 (0 to 0)	0 (0 to 0)	0 (0 to 0)	0
Other chromosomal abnormalities	3.8 (1.7 to 10.4)	2.5 (1.3 to 5.5)	5.5 (2.9 to 11.4)	2.6 (1.4 to 4.2)	1.1 (0.7 to 1.7)	1 (0.4 to 1.6)	0.9 (0.4 to 1.4)	0.9 (0.4 to 1.3)	0.9 (0.4 to 1.3)	0.8 (0.5 to 1.2)	0.8 (0.5 to 1.2)	0.7 (0.5 to 1.1)	0.9 (0.5 to 1.5)	0.9 (0.5 to 1.3)	0.9 (0.5 to 1.3)	0.8 (0.4 to 1.2)	0.7 (0.3 to 0.9)	0.6 (0.2 to 0.7)	0.4 (0.2 to 0.7)	0.3 (0 to 0.6)	0.2 (0 to 0.4)	0.1 (0 to 0.3)	0 (0 to 0.1)	0 (0 to 0.1)	0 (0 to 0.1)	25-1
Congenital musculoskeletal and limb anomalies	1.5 (0.9 to 2.4)	0.5 (0.3 to 0.7)	3.5 (2.1 to 5.4)	2.4 (1.4 to 3.4)	2.3 (1.4 to 3.4)	2.3 (1.3 to 3.5)	1.9 (1.1 to 3.2)	1.8 (1 to 3.2)	1.8 (1 to 3.7)	2 (1 to 3.3)	1.9 (1 to 2.9)	1.7 (1 to 2.7)	2.2 (1.3 to 3.3)	2.4 (1.3 to 3.7)	2.3 (1.3 to 3.7)	2.1 (1.2 to 3.1)	1.9 (1 to 3)	1.4 (0.7 to 2.4)	0.8 (0.4 to 1.4)	0.5 (0.3 to 0.8)	0.2 (0 to 0.4)	0.1 (0 to 0.2)	0 (0 to 0.1)	0 (0 to 0)	40
Urogenital congenital anomalies	1.6 (0.7 to 3)	0.4 (0.2 to 0.6)	0.7 (0.3 to 1.3)	0.6 (0.3 to 0.9)	0.3 (0.2 to 0.5)	0.2 (0.1 to 0.3)	0.1 (0.1 to 0.2)	0.1 (0.1 to 0.2)	0.1 (0.1 to 0.2)	0.1 (0.1 to 0.2)	0.1 (0.1 to 0.2)	0.1 (0.1 to 0.2)	0.1 (0.1 to 0.2)	0.1 (0.1 to 0.2)	0.1 (0.1 to 0.2)	0.1 (0.1 to 0.2)	0 (0 to 0.1)	0 (0 to 0.1)	0 (0 to 0.1)	0 (0 to 0.1)	0 (0 to 0.1)	0 (0 to 0.1)	0 (0 to 0.1)	0 (0 to 0)	0 (0 to 0)	4-7
Digestive congenital anomalies	3.1 (2.4 to 3.3)	1.2 (0.9 to 2.7)	1.1 (1 to 5.4)	0.6 (0.3 to 0.9)	0.2 (0.2 to 0.5)	0.2 (0.1 to 0.4)	0.1 (0.1 to 0.4)	0.1 (0.1 to 0.3)	0.2 (0.1 to 0.3)	0.2 (0.1 to 0.3)	0.1 (0.1 to 0.3)	0.1 (0.1 to 0.2)	0.1 (0.1 to 0.2)	0.1 (0.1 to 0.2)	0.1 (0.1 to 0.2)	0.1 (0.1 to 0.2)	0.1 (0.1 to 0.4)	0.1 (0.1 to 0.3)	0.1 (0.1 to 0.3)	0.1 (0.1 to 0.3)	0.1 (0.1 to 0.3)	0.1 (0.1 to 0.3)	0.1 (0.1 to 0.3)	0.1 (0.1 to 0.2)	0.1 (0.1 to 0.2)	14-7
Other congenital birth defects	1.2 (0.4 to 10.4)	0.6 (0.2 to 2.7)	1.6 (0.6 to 5.6)	1.5 (0.6 to 3.2)	0.4 (0.2 to 0.9)	0.4 (0.2 to 0.8)	0.5 (0.2 to 0.9)	0.6 (0.2 to 1.1)	0.7 (0.3 to 1.4)	0.8 (0.3 to 1.6)	0.9 (0.4 to 1.9)	1 (0.4 to 1.9)	1.1 (0.5 to 1.7)	0.8 (0.4 to 1.2)	0.5 (0.2 to 0.8)	0.3 (0.1 to 0.6)	0.2 (0.1 to 0.4)	0.1 (0 to 0.3)	0.1 (0 to 0.2)	0.1 (0 to 0.2)	0.1 (0 to 0.2)	0.1 (0 to 0.2)	0 (0 to 0.1)	0 (0 to 0.1)	0 (0 to 0.1)	34-8
Urinary diseases and male infertility	0 (0 to 0)	0 (0 to 0)	0.2 (0 to 0.5)	0.3 (0 to 0.5)	0.2 (0 to 0.5)	0.2 (0 to 0.5)	0.2 (0 to 0.6)	0.3 (0 to 0.6)	0.3 (0.1 to 0.6)	0.4 (0.1 to 0.9)	0.4 (0.1 to 1)	0.4 (0.1 to 1)	0.5 (0.2 to 1.1)	0.7 (0.3 to 1.4)	0.7 (0.3 to 1.4)	0.7 (0.3 to 1.4)	0.6 (0.2 to 1.4)	0.5 (0.2 to 1.3)	0.4 (0.2 to 1.1)	0.3 (0.1 to 0.9)	0.2 (0.1 to 0.6)	0.1 (0 to 0.4)	0.1 (0 to 0.2)	0 (0 to 0.1)	0 (0 to 0.1)	146
Urolithiasis	0 (0 to 0)	0 (0 to 0)	0 (0 to 0)	0 (0 to 0)	0 (0 to 0)	0 (0 to 0.1)	0 (0 to 0.1)	0 (0 to 0.1)	0 (0 to 0.1)	0 (0 to 0.1)	0 (0 to 0.1)	0 (0 to 0.1)	0 (0 to 0.1)	0 (0 to 0.1)	0 (0 to 0.1)	0 (0 to 0.1)	0 (0 to 0.1)	0 (0 to 0.1)	0 (0 to 0.1)	0 (0 to 0.1)	0 (0 to 0.1)	0 (0 to 0.1)	0 (0 to 0.1)	0 (0 to 0.1)	0 (0 to 0.1)	0 (0 to 0.1)	8-4
Benign prostatic hyperplasia	0 (0 to 0)	0 (0 to 0)	0 (0 to 0)	0 (0 to 0)	0 (0 to 0)	0 (0 to 0)	0 (0 to 0)	0 (0 to 0)	0 (0 to 0)	0 (0 to 0)	0 (0 to 0)	0 (0 to 0)	0 (0 to 0)	0 (0 to 0)	0 (0 to 0)	0 (0 to 0)	0 (0 to 0)	0 (0 to 0)	0 (0 to 0)	0 (0 to 0)	0 (0 to 0)	0 (0 to 0)	0 (0 to 0)	0 (0 to 0)	0 (0 to 0)	0 (0 to 0)	0
Male infertility	–	–	–	–	–	–	–	–	–	–	–	–	–	–	–	–	–	–	–	–	–	–	–	–	–	NA
Other urinary diseases	0 (0 to 0)	0 (0 to 0)	0 (0 to 0.1)	0 (0 to 0.2)	0.1 (0 to 0.2)	0.1 (0 to 0.2)	0.1 (0 to 0.2)	0.2 (0 to 0.3)	0.2 (0 to 0.3)	0.2 (0 to 0.4)	0.2 (0 to 0.4)	0.2 (0 to 0.4)	0.2 (0 to 0.4)	0.3 (0 to 0.6)	0.3 (0 to 0.6)	0.3 (0 to 0.6)	0.3 (0 to 0.7)	0.3 (0 to 0.7)	0.3 (0 to 0.7)	0.4 (0 to 0.8)	0.4 (0 to 0.8)	0.3 (0 to 0.7)	0.3 (0 to 0.6)	0.2 (0 to 0.4)	0.1 (0 to 0.2)	4-7
Gynecological diseases	0 (0 to 0)	0 (0 to 0)	0 (0 to 0)	0 (0 to 0)	3.6 (2.9 to 13.1)	30.1 (15.9 to 42.4)	59.6 (35.1 to 77.7)	84 (52.1 to 118)	96.3 (62.4 to 141)	97.4 (67.4 to 137)	87.4 (58.3 to 127)	76 (48.7 to 111)	69.1 (45.1 to 122)	85 (53.1 to 122)	105 (43.2 to 210)	114 (61.1 to 232)	120 (71.5 to 253)	121 (72.4 to 253)	114 (70.1 to 246)	94.1 (62.9 to 224)	62.9 (42.2 to 152)	32.5 (27.9 to 84)	12.5 (14.4 to 51.2)	2.3 (7.7 to 34)	763
Uterine fibroids	0 (0 to 0)	0 (0 to 0)	0 (0 to 0)	0 (0 to 0)	0 (0 to 0.1)	0.1 (0 to 0.2)	0.2 (0.1 to 0.4)	0.5 (0.2 to 1)	1.2 (0.5 to 2.4)	2.1 (0.9 to 4.3)	3 (1.4 to 5.7)	3.4 (1.4 to 6.7)	3.3 (1.4 to 6.3)	2.8 (1.3 to 5.3)	1.8 (0.8 to 3.4)	1.2 (0.5 to 2.4)	0.8 (0.4 to 1.6)	0.6 (0.2 to 1.3)	0.4 (0.2 to 0.9)	0.3 (0.1 to 0.6)	0.2 (0.1 to 0.4)	0.1 (0 to 0.2)	0 (0 to 0.1)	0 (0 to 0)	0 (0 to 0)	23
Polycystic ovarian syndrome	0 (0 to 0)	0 (0 to 0)	0 (0 to 0)	0 (0 to 0)	0.2 (0.2 to 1.2)	2.2 (0.9 to 4.6)	3.3 (1.4 to 6.7)	3.5 (1.4 to 7.7)	3.4 (1.4 to 7.7)	3.4 (1.4 to 8.4)	3.2 (1.2 to 8.1)	2.9 (1.2 to 8.1)	2.4 (1.2 to 6.3)	2.3 (1.2 to 6.3)	2.1 (0.9 to 5.6)	1.8 (0.9 to 5.2)	1.5 (0.8 to 4.2)	1.2 (0.6 to 3.4)	0.9 (0.5 to 2.6)	0.6 (0.3 to 1.8)	0.4 (0.2 to 1.2)	0.2 (0.1 to 0.6)	0.1 (0 to 0.3)	0 (0 to 0.1)	0 (0 to 0)	23-7
Female infertility	0 (0 to 0)	0 (0 to 0)	0 (0 to 0)	0 (0 to 0)	0 (0 to 0)	0 (0 to 0)	0.4 (0 to 0.9)	1.1 (0 to 3.9)	1.2 (0 to 4.5)	1.2 (0 to 4.5)	1.2 (0 to 4.3)	1.1 (0 to 4.3)	1.1 (0 to 4.3)	0.9 (0 to 3.5)	0.6 (0 to 2.3)	0.4 (0 to 1.5)	0.3 (0 to 1.1)	0.2 (0 to 0.8)	0.2 (0 to 0.6)	0.1 (0 to 0.4)	0.1 (0 to 0.3)	0 (0 to 0.2)	0 (0 to 0.1)	0 (0 to 0)	0 (0 to 0)	6-5
Endometriosis	0 (0 to 0)	0 (0 to 0)	0 (0 to 0)	0 (0 to 0)	0 (0 to 0)	0 (0 to 0)	0.8 (0 to 1.9)	3.6 (1.4 to 7.3)	5.1 (2.1 to 10.4)	5.1 (2.1 to 10.4)	4.8 (2.1 to 9.9)	4.3 (2.1 to 9.9)	3.8 (2.1 to 8.6)	3.2 (1.7 to 7.1)	2.5 (1.4 to 5.6)	2 (1.1 to 4.4)	1.6 (0.9 to 3.6)	1.3 (0.7 to 2.9)	1 (0.5 to 2.3)	0.7 (0.4 to 1.6)	0.5 (0.2 to 1.1)	0.3 (0.1 to 0.7)	0.1 (0 to 0.3)	0 (0 to 0.1)	0 (0 to 0)	48-5
Genital prolapse	0 (0 to 0)	0 (0 to 0)	0 (0 to 0)	0 (0 to 0)	0 (0 to 0)	0 (0 to 0)	0 (0 to 0)	0 (0 to 0)	0 (0 to 0)	0 (0 to 0)	0 (0 to 0)	0 (0 to 0)	0 (0 to 0)	0 (0 to 0)	0 (0 to 0)	0 (0 to 0)	0 (0 to 0)	0 (0 to 0)	0 (0 to 0)	0 (0 to 0)	0 (0 to 0)	0 (0 to 0)	0 (0 to 0)	0 (0 to 0)	0 (0 to 0)	0 (0 to 0)	0
Premenstrual syndrome	0 (0 to 0)	0 (0 to 0)	0 (0 to 0)	0 (0 to 0)	0.7 (0.3 to 3.2)	4.9 (2.7 to 9.4)	10 (5.1 to 21.3)	19.6 (9.1 to 39.5)	21.3 (10.5 to 42)	22.4 (10.8 to 45.8)	21.1 (11.6 to 46.1)	19.6 (10.9 to 39.6)	9.1 (5.1 to 14.9)	4.6 (2.6 to 8.6)	2.1 (1.1 to 4.3)	1.1 (0.5 to 2.3)	0.6 (0.3 to 1.3)	0.3 (0.1 to 0.7)	0.2 (0 to 0.5)	0.1 (0 to 0.3)	0 (0 to 0.1)	0 (0 to 0.1)	0 (0 to 0.1)	0 (0 to 0)	0 (0 to 0)	151
Other gynecological diseases	0 (0 to 0)	0 (0 to 0)	0 (0 to 0)	0 (0 to 0)	0.2 (0 to 0.6)	4.6 (2.3 to 9.1)	22.6 (10.3 to 35.4)	47.1 (26.9 to 70.7)	62.2 (35.4 to 97.2)	61 (32.3 to 95.5)	51.1 (30.3 to 85.5)	41 (22.4 to 68.4)	31.5 (14.5 to 74)	54.8 (32.3 to 96.7)	43.9 (24.5 to 84)	31.6 (16.3 to 66.3)	27.8 (16.7 to 61.6)	23.6 (13.9 to 53.3)	13.8 (8.6 to 29.9)	8.5 (5.1 to 19.1)	5 (2.1 to 7.5)	2.2 (1.3 to 3.4)	0.6 (0.3 to 1.1)	491
Hemoglobinopathies and hemolytic anemias	0 (0 to 0)	0.3 (0.1 to 0.7)	1.2 (0.4 to 2.5)	1.5 (0.2 to 5.1)	0.8 (0.2 to 2.4)	0.2 (0.1 to 0.5)	0.2 (0 to 0.6)	2.3 (0.5 to 7.6)	2.3 (0.5 to 6.9)	2.2 (0.5 to 6.2)	2.2 (0.5 to 5.9)	1.4 (0.3 to 3.8)	1.4 (0.4 to 4.2)	1.9 (0.4 to 6.2)	1.5 (0.4 to 5.4)	1.4 (0.5 to 5.6)	1.2 (0.5 to 5.6)	1.1 (0.5 to 5.6)	1 (0.5 to 5.8)	1 (0.5 to 5.2)	1.1 (0.5 to 5.2)	1.2 (0.6 to 5.2)	0.7 (0.4 to 3.4)	0.3 (0.2 to 0.5)	30-3
Thalassemias	0 (0 to 0)	0 (0 to 0)	0.1 (0 to 0.2)	0.2 (0 to 0.6)	0 (0 to 0)	0 (0 to 0)	0 (0 to 0)	0 (0 to 0)	0 (0 to 0)	0 (0 to 0)	0 (0 to 0)	0 (0 to 0)	0 (0 to 0)	0 (0 to 0)	0 (0 to 0)	0 (0 to 0)	0 (0 to 0)	0 (0 to 0)	0 (0 to 0)	0 (0 to 0)	0 (0 to 0)	0 (0 to 0)	0 (0 to 0)	0 (0 to 0)	0 (0 to 0)	0 (0 to 0)	0-3
Thalassemias trait	0 (0 to 0)	0.1 (0 to 0.2)	0.4 (0 to 1.1)	0.6 (0.2 to 2)	0.6 (0.1 to 1.4)	0.2 (0 to 0.5)	1 (0.1 to 2.7)	1 (0.1 to 2.7)	1 (0.1 to 2.7)	0.8 (0.1 to 2.3)	0.6 (0.1 to 1.6)	0.5 (0 to 1.4)	0.4 (0 to 1.1)	0.7 (0.1 to 2.3)	0.5 (0 to 1.7)	0.4 (0 to 1.5)	0.4 (0 to 1.5)	0.4 (0 to 1.3)	0.3 (0 to 0.9)	0.3 (0 to 0.8)	0.2 (0 to 0.6)	0.1 (0 to 0.3)	0 (0 to 0.2)	0 (0 to 0.1)	0 (0 to 0.1)	9-8
Sickle cell disorders	0 (0 to 0)	0 (0 to 0)	0.1 (0 to 0.1)	0.1 (0 to 0.1)	0.1 (0 to 0.1)	0.1 (0 to 0.2)	0.1 (0 to 0.2)	0.1 (0 to 0.2)	0.1 (0 to 0.2)	0.1 (0 to 0.1)	0.1 (0 to 0.1)	0.1 (0 to 0.1)	0.1 (0 to 0.1)	0.1 (0 to 0.1)	0.1 (0 to 0.2)	0.1 (0 to 0.2)	0.1 (0 to 0.2)	0.1 (0 to 0.1)	0.1 (0 to 0.1)	0.1 (0 to 0.1)	0.1 (0 to 0.1)	0.1 (0 to 0.1)	0 (0 to 0.1)	0 (0 to 0.1)	0 (0 to 0)	1-4
Sickle cell trait	0 (0 to 0)	0 (0 to 0)	0.2 (0 to 0.4)	0.3 (0 to 1)	0.3 (0 to 0.6)	0.4 (0 to 0.8)	1 (0.4 to 2.2)	1.4 (0.5 to 3.2)	1.4 (0.5 to 3.2)	0.9 (0.3 to 2.1)	0.8 (0.3 to 1.8)	0.6 (0.2 to 1.4)	0.5 (0.2 to 1.1)	0.3 (0.1 to 0.7)	0.2 (0.1 to 0.5)	0.2 (0.1 to 0.4)	0.1 (0 to 0.3)	0.1 (0 to 0.3)	0.1 (0 to 0.2)	0.1 (0 to 0.2)	0.1 (0 to 0.2)	0.1 (0 to 0.1)	0 (0 to 0.1)	0 (0 to 0)	0 (0 to 0)	6-7
G6PD deficiency	0 (0 to 0)	0 (0 to 0)	0 (0 to 0)	0 (0 to 0)	0 (0 to 0)	0 (0 to 0)	0 (0 to 0.1)	0 (0 to 0.1)	0 (0 to 0.1)	0 (0 to 0.1)	0 (0 to 0.1)	0 (0 to 0.1)	0 (0 to 0.1)	0 (0 to 0.1)	0 (0 to 0.1)	0 (0 to 0.1)	0 (0 to 0.1)	0 (0 to 0.1)	0 (0 to 0.1)	0 (0 to 0.1)	0 (0 to 0.1)	0 (0 to 0.1)	0 (0 to 0.1)	0 (0 to 0.1)	0 (0 to 0)	0 (0 to 0)	1
G6PD trait	0 (0 to 0)	0 (0 to 0)	0 (0 to 0)	0 (0 to 0)	0 (0 to 0)	0 (0 to 0)	0 (0 to 0)	0 (0 to 0)	0 (0 to 0)	0 (0 to 0)	0 (0 to 0)	0 (0 to 0)	0 (0 to 0)	0 (0 to 0)	0 (0 to 0)	0 (0 to 0)	0 (0 to 0)	0 (0 to 0)	0 (0 to 0)	0 (0 to 0)	0 (0 to 0)	0 (0 to 0)	0 (0 to 0)	0 (0 to 0)	0 (0 to 0)	0 (0 to 0)	0-1
Other hemoglobinopathies and hemolytic anemias	0 (0 to 0)	0 (0 to 0)	0.4 (0 to 1.1)	0.3 (0 to 1.1)	0 (0 to 0.1)	0.2 (0 to 0.7)	0.2 (0 to 0.6)	0.2 (0 to 0.6)	0.1 (0 to 0.7)	0.1 (0 to 0.7)	0.2 (0 to 0.7)	0.2 (0 to 0.6)	0.5 (0 to 1.4)	0.5 (0 to 1.4)	0.7 (0.2 to 2.2)	0.8 (0.2 to 2.6)	0.8 (0.2 to 2.6)	1.2 (0.4 to 3)	1.2 (0.4 to 3)	1.1 (0.4 to 2.7)	1.1 (0.4 to 2.7)	0.9 (0.3 to 1.7)	0.6 (0.2 to 1)	0.2 (0 to 0.4)	0.1 (0 to 0.2)	11-2
Endocrine, metabolic, blood, and immune disorders	0.7 (0.4 to 1.1)	0.8 (0.4 to 0.8)	3.6 (2.4 to 5.6)	9.6 (4.3 to 16.1)	8.7 (4.4 to 12.2)	9.4 (5.5 to 12)	8.9 (5.5 to 12.6)	11.1 (7.2 to 16.4)	10.4 (6.6 to 16.2)	9.5 (5.9 to 15.2)	8.6 (5.4 to 13.7)	8.2 (5.1 to 13.2)	8.7 (5.3 to 13.6)	7.5 (4.7 to 12.4)	6.5 (3.9 to 11.2)	5.3 (3.2 to 9.8)	4.6 (2.7 to 8.7)	4.1 (2.4 to 8.1)	3.8 (2.2 to 7.6)	3.6 (2.1 to 7.2)	3.5 (2.1 to 7.1)	3.4 (2.1 to 6.8)	2.8 (1.7 to 5.3)	1.7 (1 to 3.2)	0.7 (0.4 to 1.3)	489
Oral disorders	0 (0 to 0)	1.6 (0.9 to 2.6)	2.3 (1.3 to 3.8)	2.1 (1.2 to 3.2)	1.7 (1 to 2.5)	3.4 (1.9 to 5.2)	5.7 (3.1 to 8.7)	7.7 (4.2 to 12.4)	10.5 (6.0 to 17.1)	12.1 (6.7 to 20.3)	13.4 (7.7 to 22.7)	20.9 (11.9 to 33.3)	31 (19.2 to 47.4)	49.4 (32.5 to 69.6)	58.6 (39.1 to 81.1)	64.4 (42.7 to 100)	67.9 (44.9 to 114)	69.3 (38.1 to 99.4)	65.9 (29.4 to 87)	59.3 (19.4 to 82.7)	46.7 (8.9 to 70.3)	28.1 (2.9 to 53.7)	14.1 (0.9 to 33.3)	4.4 (0.2 to 12.4)	498
Caries of deciduous teeth	0 (0 to 0)	0 (0 to 0)	0 (0 to 0)	0 (0 to 0.1)	0 (0 to 0.1)	0 (0 to 0.1)	0 (0 to 0.1)	0 (0 to 0.1)	0 (0 to 0.1)	0 (0 to 0.1)	0 (0 to 0.1)	0 (0 to 0.1)	0 (0 to 0.1)	0 (0 to 0.1)	0 (0 to 0)	0 (0 to 0)	0 (0 to 0)	0 (0 to 0)	0 (0 to 0)	0 (0 to 0)	0 (0 to 0)	0 (0 to 0)	0 (0 to 0)	0 (0 to 0)	0 (0 to 0)	0 (0 to 0)	0-6
Caries of permanent teeth	0 (0 to 0)	0 (0 to 0)	0 (0 to 0)	0 (0 to 0)	0.6 (0 to 1.5)	1.4 (0.5 to 2.9)	1.4 (0.5 to 3)	1.7 (0.7 to 3.2)	1.7 (0.7 to 3.4)	1.8 (0.7 to 3.6)	1.8 (0.7 to 3.6)	1.6 (0.7 to 3.3)	1.4 (0.6 to 3.4)	1.5 (0.6 to 3.7)	1.4 (0.6 to 3.5)	1.3 (0.6 to 3.3)	1.2 (0.6 to 3.2)	1.1 (0.6 to 3.2)	1 (0.6 to 3.2)	0.9 (0.5 to 2.8)	0.8 (0.4 to 2.5)	0.6 (0.3 to 1.8)	0.5 (0.2 to 1.5)	0.3 (0 to 0.9)	0.1 (0 to 0.1)

SR Table 2b: Solihull DALYS by cause and age group for females with 50% uncertainty intervals, 2019

Cause	Early Neonatal	Late Neonatal	Post Neonatal	1 to 4	5 to 9	10 to 14	15 to 19	20 to 24	25 to 29	30 to 34	35 to 39	40 to 44	45 to 49	50 to 54	55 to 59	60 to 64	65 to 69	70 to 74	75 to 79	80 to 84	85 plus	Total
All causes	1,186 (1,165 to 1,243)	1,186 (37 to 39)	1,186 (99 to 107)	1,186 (102 to 109)	1,186 (92 to 94)	1,186 (90 to 94)	1,186 (92 to 97)	1,186 (92 to 99)	1,186 (102 to 456)	1,186 (98 to 1,140)	1,186 (96 to 1,140)	1,186 (774 to 1,220)	1,186 (797 to 1,440)	1,186 (967 to 1,440)	1,186 (965 to 1,340)	1,186 (1,370 to 2,110)	1,186 (1,750 to 2,430)	1,186 (1,940 to 2,930)	1,186 (2,160 to 3,060)	1,186 (1,600 to 2,710)	1,186 (2,160 to 3,060)	1,186 (3,020 to 5,040)	1,186 (3,740 to 7,130)	1,186 (2,790 to 7,130)	1,186 (2,540 to 3,220)	1,186 (1,740 to 2,100)	1,186 (798 to 827)	33,300
Communicable, maternal, neonatal, and nutritional diseases	1,186 (139 to 178)	1,186 (19 to 32)	1,186 (9 to 16)	1,186 (24 to 49)	1,186 (36 to 60)	1,186 (29 to 56)	1,186 (24 to 57)	1,186 (23 to 56)	1,186 (25 to 94)	1,186 (28 to 136)	1,186 (30 to 134)	1,186 (51 to 238)	1,186 (51 to 218)	1,186 (51 to 214)	1,186 (39 to 174)	1,186 (39 to 180)	1,186 (45 to 191)	1,186 (49 to 204)	1,186 (41 to 179)	1,186 (49 to 207)	1,186 (79 to 335)	1,186 (91 to 392)	1,186 (122 to 528)	1,186 (102 to 427)	1,186 (141 to 596)	1,186 (61 to 255)	1,700
HIV/AIDS and sexually transmitted infections	3 (1 to 7.9)	3 0.9 (0.3 to 2)	3 1.5 (0.4 to 3.3)	3 0.2 (0.2 to 0.3)	3 0.1 (0.1 to 0.1)	3 0.1 (0.1 to 0.2)	3 0.1 (0.2 to 0.5)	3 0.4 (0.4 to 1.4)	3 1.9 (1.3 to 2.9)	3 3 (2 to 4.6)	3 3.3 (2.2 to 5.1)	3 3.4 (2.2 to 5.4)	3 2.8 (1.7 to 4.4)	3 2.1 (1.4 to 3.1)	3 1.5 (0.9 to 2.4)	3 1.5 (0.7 to 1.7)	3 1.1 (0.4 to 1.7)	3 0.8 (0.4 to 1.5)	3 0.5 (0.2 to 0.9)	3 0.2 (0.1 to 0.5)	3 0.1 (0.1 to 0.2)	3 0 (0 to 0)	3 29.6
HIV/AIDS	3 0 (0 to 0)	3 0 (0 to 0)	3 0 (0 to 0.2)	3 0.2 (0.1 to 0.2)	3 0.1 (0.1 to 0.1)	3 0.1 (0.1 to 0.1)	3 0.1 (0.2 to 0.5)	3 0.3 (0.3 to 0.5)	3 0.6 (0.5 to 0.9)	3 0.9 (0.6 to 1.5)	3 1.2 (0.9 to 1.6)	3 1.3 (0.9 to 1.8)	3 1.1 (0.8 to 1.5)	3 0.7 (0.5 to 1)	3 0.4 (0.3 to 0.6)	3 0.4 (0.2 to 0.6)	3 0.2 (0.1 to 0.4)	3 0.2 (0.1 to 0.4)	3 0.1 (0.1 to 0.3)	3 0.1 (0.1 to 0.2)	3 0 (0 to 0)	3 0 (0 to 0)	3 9.9
HIV/AIDS - Drug-susceptible Tuberculosis	3 0 (0 to 0)	3 0 (0 to 0)	3 0 (0 to 0)	3 0 (0 to 0)	3 0 (0 to 0)	3 0 (0 to 0)	3 0 (0 to 0)	3 0 (0 to 0)	3 0 (0 to 0.1)	3 0 (0 to 0.1)	3 0 (0 to 0.2)	3 0 (0 to 0.2)	3 0 (0 to 0.2)	3 0 (0 to 0.1)	3 0 (0 to 0.1)	3 0 (0 to 0.1)	3 0 (0 to 0.1)	3 0 (0 to 0.1)	3 0 (0 to 0.1)	3 0 (0 to 0.1)	3 0 (0 to 0)	3 0 (0 to 0)	3 1.1
HIV/AIDS - Multidrug-resistant Tuberculosis without extensive dr...	3 0 (0 to 0)	3 0 (0 to 0)	3 0 (0 to 0)	3 0 (0 to 0)	3 0 (0 to 0)	3 0 (0 to 0)	3 0 (0 to 0)	3 0 (0 to 0)

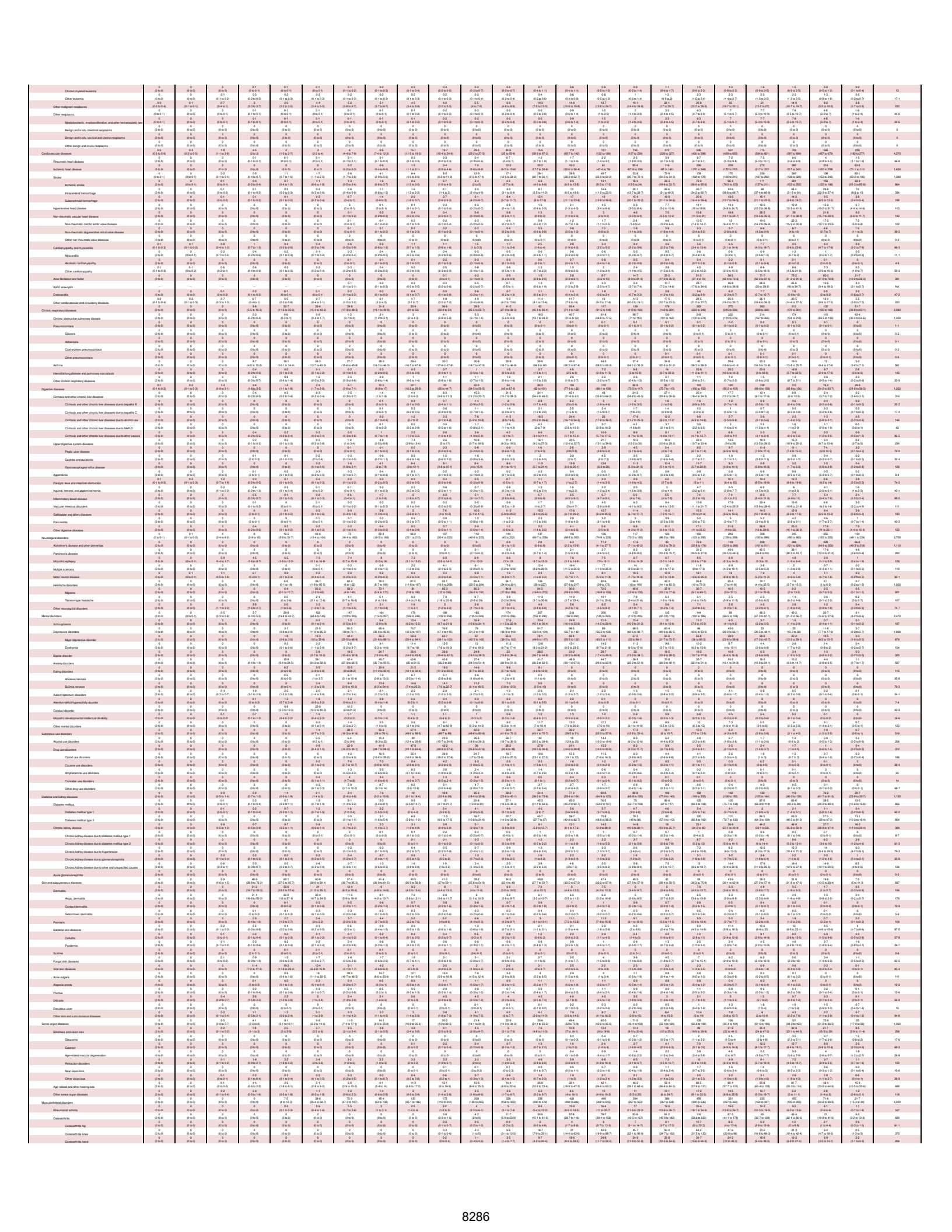

Osteoarthritis other	0 (0 to 0)	0 (0 to 0)	0 (0 to 0)	0 (0 to 0)	0 (0 to 0)	0 (0 to 0)	0 (0 to 0)	0 (0 to 0)	0 (0 to 0)	0 (0 to 0)	0 (0 to 1)	0 (0 to 1)	0 (0 to 0)	0.2 (0 to 0.4)	0.8 (0.3 to 1.8)	2.1 (0.9 to 4.7)	4.2 (1.8 to 9.2)	5.9 (2.4 to 12.9)	6.2 (2.9 to 13.5)	6.9 (3.3 to 14.5)	9.1 (4.3 to 19.8)	7.4 (3.7 to 15.4)	6.1 (2.9 to 12.5)	4.6 (2.3 to 9.2)	2.5 (1.3 to 5.1)	0.8 (0.4 to 1.4)	56-9
Low back pain	0 (0 to 0)	0 (0 to 0)	0 (0 to 0)	0 (0 to 0)	4.6 (2.3 to 8.2)	23.6 (14.1 to 37.1)	41.2 (24.7 to 66.3)	54 (32.4 to 84.8)	71.1 (42.4 to 111)	87.9 (51.4 to 132)	103 (61.5 to 159)	113 (69 to 171)	114 (69.3 to 235)	134 (72.3 to 266)	166 (122 to 266)	196 (122 to 266)	202 (127 to 297)	173 (109 to 252)	159 (109 to 246)	142 (99.1 to 203)	132 (94.2 to 181)	103 (71.4 to 152)	98.1 (68.5 to 151)	74 (41.4 to 132)	28.5 (18.5 to 41.1)	1,930
Neck pain	0 (0 to 0)	0 (0 to 0)	0 (0 to 0)	2.5 (0.4 to 5.3)	13.5 (7 to 25)	21.6 (10.5 to 37.4)	22.1 (11 to 42.3)	25.6 (13.2 to 49.7)	33.8 (20.1 to 70.7)	37.6 (20.1 to 70.7)	49.4 (25.6 to 84.5)	57 (29.4 to 96.4)	57 (29.4 to 96.4)	66.2 (40.2 to 137)	73.3 (41.3 to 146)	81.4 (47.2 to 146)	73.3 (39.7 to 139)	57 (28.9 to 97.1)	52.7 (26.7 to 94.7)	40.2 (20.9 to 73.9)	28.1 (14.4 to 51.3)	18.2 (9.2 to 34.1)	14.3 (6.9 to 27.1)	6.3 (2.9 to 13.4)	2.4 (1.3 to 4.3)	725
Gout	0 (0 to 0)	0 (0 to 0)	0 (0 to 0)	0 (0 to 0)	0 (0 to 0)	0 (0 to 0)	0 (0 to 0)	0 (0 to 0)	0 (0 to 0.1)	0 (0 to 0.1)	0 (0 to 0.1)	0 (0 to 0.2)	0 (0 to 0.6)	0 (0 to 0.5)	0 (0 to 0.6)	0 (0 to 0.5)	0 (0 to 0.6)	0 (0 to 0.8)	0 (0 to 0.8)	0 (0 to 0.5)	0 (0 to 0.4)	0 (0 to 0.4)	0 (0 to 0.2)	0 (0 to 0.1)	0 (0 to 0.1)	0 (0 to 0.1)	18.2
Other musculoskeletal disorders	0 (0 to 0)	0 (0 to 0)	0 (0 to 0)	0.2 (0 to 0.5)	0.9 (0.2 to 2.3)	0.8 (0.1 to 2.2)	17.3 (9.2 to 28.1)	39.8 (19.8 to 69.6)	41.9 (26.3 to 68.4)	46.5 (29 to 68)	46.9 (28.9 to 75)	48.6 (30.1 to 75)	77.9 (46.2 to 116)	75.7 (45 to 116)	41.7 (25.4 to 67.6)	56 (31.4 to 89.3)	69.1 (31.4 to 89.3)	39.2 (21.2 to 62.1)	20.6 (7.5 to 41.6)	12.5 (5.4 to 25.8)	9.9 (3.7 to 14.3)	6.1 (1.4 to 9.4)	679
Other non-communicable diseases	53.7 (29.1 to 71)	17.8 (13.4 to 22.6)	27.3 (24.4 to 30.9)	37.8 (30.7 to 46.9)	26.5 (19.4 to 35)	27.2 (20.9 to 33.7)	27.5 (20.9 to 31.9)	27.6 (20.9 to 33.6)	27.5 (20.9 to 33.6)	27.5 (20.9 to 33.6)	27.5 (20.9 to 33.6)	27.5 (20.9 to 33.6)	27.5 (20.9 to 33.6)	27.5 (20.9 to 33.6)	27.5 (20.9 to 33.6)	27.5 (20.9 to 33.6)	27.5 (20.9 to 33.6)	27.5 (20.9 to 33.6)	27.5 (20.9 to 33.6)	27.5 (20.9 to 33.6)	27.5 (20.9 to 33.6)	27.5 (20.9 to 33.6)	27.5 (20.9 to 33.6)	27.5 (20.9 to 33.6)	2,560
Congenital birth defects	51.4 (36.1 to 64.6)	15.7 (11.5 to 21.9)	40.7 (24.9 to 61.4)	24.6 (19.4 to 32.4)	11.2 (8.3 to 14.8)	10.4 (7.7 to 13.8)	9.5 (7.4 to 12.4)	8.8 (6.7 to 11.3)	7.9 (5.8 to 10.4)	7.7 (5.8 to 10.3)	7.6 (5.8 to 10.3)	7.6 (5.5 to 9.8)	9.3 (6.4 to 12.3)	10.4 (7.2 to 13.9)	10.7 (7.4 to 14.3)	7.6 (5.2 to 10.5)	5.8 (3.8 to 7.8)	2.7 (1.7 to 4.1)	1.7 (1.0 to 2.6)	1-1 (0.7 to 1.7)	0.7 (0.4 to 1.1)	0.3 (0.2 to 0.5)	0.1 (0.1 to 0.1)	264
Neural tube defects	4.5 (2.4 to 7.4)	0.6 (0.3 to 1.1)	4.9 (2.6 to 8.4)	5.7 (2.3 to 9.5)	0.5 (0.3 to 0.7)	0.4 (0.3 to 0.6)	0.4 (0.3 to 0.7)	0.5 (0.3 to 0.7)	0.4 (0.2 to 0.7)	0.3 (0.2 to 0.5)	0.3 (0.2 to 0.5)	0.2 (0.1 to 0.4)	0.2 (0.1 to 0.4)	0.2 (0.1 to 0.4)	0.2 (0.1 to 0.4)	0.1 (0.1 to 0.3)	0.1 (0.1 to 0.3)	0.1 (0.0 to 0.1)	0.1 (0.0 to 0.1)	0.1 (0.0 to 0.1)	0.1 (0.0 to 0.1)	0.1 (0.0 to 0.1)	0.1 (0.0 to 0.1)	0.1 (0.0 to 0.1)	19.5
Congenital heart anomalies	12.7 (7.8 to 22.9)	6.9 (4.5 to 12.1)	13.2 (7.5 to 24.4)	4.6 (2.2 to 7.7)	1.9 (1.1 to 2.9)	1.9 (1.1 to 2.9)	2 (1.2 to 2.9)	2 (1.2 to 2.9)	1.6 (1 to 2.5)	1.5 (1 to 2.3)	1.7 (1 to 2.5)	1.7 (1.1 to 2.4)	1.8 (1.2 to 2.6)	1.9 (1.2 to 2.7)	1.6 (0.9 to 2.5)	1.3 (0.7 to 2.2)	1.5 (0.8 to 2.4)	1.1 (0.6 to 1.8)	0.8 (0.4 to 1.4)	0.6 (0.3 to 1.2)	0.5 (0.2 to 1.1)	0.3 (0.1 to 0.6)	0.1 (0.1 to 0.2)	0.1 (0.0 to 0.1)	59-6
Orofacial clefts	0.7 (0 to 0)	0.1 (0 to 0.2)	0.2 (0 to 0.5)	0.1 (0 to 0.2)	0.1 (0 to 0.2)	0.1 (0 to 0.2)	0.1 (0 to 0.2)	0.1 (0 to 0.2)	0.1 (0 to 0.3)	0.1 (0 to 0.3)	0.1 (0 to 0.3)	0.1 (0 to 0.3)	0.1 (0 to 0.3)	0.1 (0 to 0.3)	0.2 (0 to 0.4)	0.2 (0 to 0.4)	0.1 (0 to 0.3)	0.2 (0 to 0.3)	0.1 (0 to 0.3)	0.2 (0 to 0.4)	0.1 (0 to 0.3)	0.1 (0 to 0.1)	0.1 (0 to 0.1)	0.1 (0 to 0.1)	0.1 (0 to 0.1)	2-3
Down syndrome	1-9 (1-1 to 3)	0.4 (0.2 to 0.6)	1-2 (0.4 to 1.4)	1 (0.4 to 1.4)	0.7 (0.4 to 1)	0.7 (0.4 to 1)	0.7 (0.5 to 1.1)	0.9 (0.4 to 1.3)	0.9 (0.4 to 1.2)	0.9 (0.4 to 1.3)	1 (0.4 to 1.4)	1-1 (0.7 to 1.5)	1-7 (1 to 2.2)	1-7 (1 to 2.2)	1-7 (1 to 2.2)	1-4 (0.9 to 2)	1-4 (0.8 to 2.1)	1-1 (0.6 to 1.7)	0.9 (0.5 to 1.4)	0.7 (0.3 to 1.1)	0.5 (0.2 to 0.9)	0.3 (0.1 to 0.5)	0.1 (0.1 to 0.2)	0.1 (0.0 to 0.1)	0.1 (0.0 to 0.1)	24-8
Turner syndrome	0 (0 to 0)	0 (0 to 0)	0 (0 to 0)	0 (0 to 0)	0 (0 to 0)	0 (0 to 0)	0 (0 to 0)	0 (0 to 0)	0 (0 to 0)	0 (0 to 0)	0 (0 to 0)	0 (0 to 0)	0 (0 to 0)	0 (0 to 0)	0 (0 to 0)	0 (0 to 0)	0 (0 to 0)	0 (0 to 0)	0 (0 to 0)	0 (0 to 0)	0 (0 to 0)	0 (0 to 0)	0 (0 to 0)	0 (0 to 0)	0 (0 to 0)	0 (0 to 0)	0-8
Klinefelter syndrome	0 (0 to 0)	0 (0 to 0)	0 (0 to 0)	0 (0 to 0)	0 (0 to 0)	0 (0 to 0)	0 (0 to 0)	0 (0 to 0)	0 (0 to 0)	0 (0 to 0)	0 (0 to 0)	0 (0 to 0)	0 (0 to 0)	0 (0 to 0)	0 (0 to 0)	0 (0 to 0)	0 (0 to 0)	0 (0 to 0)	0 (0 to 0)	0 (0 to 0)	0 (0 to 0)	0 (0 to 0)	0 (0 to 0)	0 (0 to 0)	0 (0 to 0)	0 (0 to 0)	0
Other chromosomal abnormalities	6-6 (3-3 to 10)	3 (1.5 to 4.4)	7 (3.4 to 10)	3-6 (1.7 to 6)	1-4 (0.9 to 2.2)	1-3 (0.8 to 2.1)	1-2 (0.7 to 1.8)	1-2 (0.7 to 1.8)	1 (0.4 to 1.5)	1 (0.7 to 1.5)	1 (0.4 to 1.4)	0-9 (0.5 to 1.3)	0-9 (0.4 to 1.5)	0-8 (0.4 to 1.5)	0-7 (0.3 to 0.7)	0-4 (0.2 to 0.5)	0-3 (0.2 to 0.5)	0-2 (0.1 to 0.5)	0-2 (0.1 to 0.5)	0-3 (0.1 to 0.5)	0-3 (0.1 to 0.5)	0-2 (0.1 to 0.5)	0-2 (0.1 to 0.5)	0-2 (0.1 to 0.5)	0-2 (0.1 to 0.5)	31-6
Congenital musculoskeletal and limb anomalies	2-9 (1.4 to 4.7)	0-9 (0.5 to 0.9)	4-2 (2.4 to 7.5)	4-7 (2.4 to 7.5)	3-3 (1.8 to 5.2)	3-4 (1.9 to 5.2)	2-9 (1.7 to 4.5)	2-2 (1.3 to 3.4)	2-1 (1.3 to 3.1)	2-2 (1.3 to 3.2)	2-2 (1.3 to 3.2)	2-1 (1.2 to 3.2)	2-2 (1.3 to 3.4)	2-8 (1.6 to 4.1)	2-8 (1.6 to 4.1)	1-9 (1.1 to 3.2)	1-5 (0.8 to 2.4)	0-9 (0.5 to 1.4)	0-5 (0.3 to 0.8)	0-3 (0.2 to 0.5)	0-3 (0.2 to 0.5)	0-1 (0.1 to 0.2)	0-1 (0.1 to 0.2)	0-1 (0.1 to 0.2)	0-1 (0.1 to 0.2)	47-8
Urogenital congenital anomalies	3.5 (1.4 to 5.8)	0.5 (0.3 to 0.9)	1 (0.5 to 1.7)	0.7 (0.4 to 1.1)	0.4 (0.2 to 0.6)	0.3 (0.2 to 0.5)	0.2 (0.1 to 0.3)	0.2 (0.1 to 0.3)	0.2 (0.1 to 0.3)	0.1 (0.1 to 0.2)	0.1 (0.1 to 0.2)	0.1 (0.1 to 0.2)	0.1 (0.1 to 0.2)	0.1 (0.1 to 0.2)	0.1 (0.1 to 0.2)	0.1 (0.0 to 0.1)	0.1 (0.0 to 0.1)	0.1 (0.0 to 0.1)	0.1 (0.0 to 0.1)	0.1 (0.0 to 0.1)	0.1 (0.0 to 0.1)	0.1 (0.0 to 0.1)	0.1 (0.0 to 0.1)	0.1 (0.0 to 0.1)	0.1 (0.0 to 0.1)	7-5
Digestive congenital anomalies	2-3 (2.4 to 2.3)	0-4 (0.3 to 0.5)	0-3 (1.2 to 0.6)	0-3 (0.2 to 0.6)	0-2 (0.1 to 0.3)	0-2 (0.1 to 0.4)	0-2 (0.1 to 0.4)	0-2 (0.1 to 0.4)	0-2 (0.1 to 0.3)	0-2 (0.1 to 0.3)	0-2 (0.1 to 0.3)	0-2 (0.1 to 0.2)	0-2 (0.1 to 0.2)	0-2 (0.1 to 0.2)	0-2 (0.1 to 0.2)	0-1 (0.1 to 0.2)	0-1 (0.1 to 0.2)	0-1 (0.0 to 0.1)	0-1 (0.0 to 0.1)	0-1 (0.0 to 0.1)	0-1 (0.0 to 0.1)	0-1 (0.0 to 0.1)	0-1 (0.0 to 0.1)	0-1 (0.0 to 0.1)	0-1 (0.0 to 0.1)	13-2
Other congenital birth defects	3-6 (0.3 to 20.6)	0-6 (1.4 to 4.2)	0-7 (3.7 to 11.4)	0-9 (1.1 to 4.9)	2-1 (1.4 to 3.2)	2-1 (1.5 to 2.8)	1-6 (1.1 to 2.4)	1-5 (0.9 to 2.4)	1-5 (0.9 to 2.1)	1-5 (0.9 to 2.1)	1-5 (0.9 to 2.2)	1-5 (0.7 to 2.2)	1-5 (0.9 to 2.2)	1-6 (0.9 to 2.4)	1-6 (0.7 to 2.5)	1-2 (0.5 to 2.1)	0-9 (0.4 to 2.1)	0-6 (0.3 to 1.4)	0-5 (0.2 to 1.1)	0-3 (0.2 to 0.8)	0-3 (0.1 to 0.6)	0-2 (0.1 to 0.5)	0-1 (0.0 to 0.3)	0-1 (0.0 to 0.2)	0-1 (0.0 to 0.1)	47
Urinary diseases and male infertility	0-1 (0 to 0.1)	0-1 (0 to 0.1)	0-3 (0 to 0.5)	0-3 (0.2 to 0.5)	0-4 (0.2 to 0.6)	0-4 (0.3 to 0.7)	0-7 (0.5 to 1.1)	1-1 (0.6 to 1.6)	1-7 (1 to 2.5)	2-1 (1.4 to 3)	2-2 (1.5 to 2.9)	2-2 (1.4 to 2.9)	2-2 (1.5 to 2.9)	2-2 (1.4 to 2.9)	2-2 (1.4 to 2.9)	1-5 (0.9 to 2.2)	1-4 (0.9 to 2.2)	1-1 (0.7 to 1.7)	0-9 (0.5 to 1.4)	0-7 (0.4 to 1.1)	0-5 (0.3 to 0.8)	0-3 (0.2 to 0.5)	0-2 (0.1 to 0.3)	0-1 (0.1 to 0.2)	0-1 (0.1 to 0.2)	283
Urolithiasis	0 (0 to 0)	0 (0 to 0)	0 (0 to 0)	0 (0 to 0)	0 (0 to 0)	0 (0 to 0)	0 (0 to 0.1)	0 (0 to 0.1)	0 (0 to 0.1)	0 (0 to 0.1)	0 (0 to 0.1)	0 (0 to 0.1)	0 (0 to 0.1)	0 (0 to 0.2)	0 (0 to 0.2)	0 (0 to 0.2)	0 (0 to 0.2)	0 (0 to 0.1)	0 (0 to 0.1)	0 (0 to 0.1)	0 (0 to 0.1)	0 (0 to 0.1)	0 (0 to 0.1)	0 (0 to 0.1)	0 (0 to 0.1)	0 (0 to 0.1)	7-9
Benign prostatic hyperplasia	0 (0 to 0)	0 (0 to 0)	0 (0 to 0)	0 (0 to 0)	0 (0 to 0)	0 (0 to 0)	0 (0 to 0)	0 (0 to 0)	0 (0 to 0)	0 (0 to 0)	0 (0 to 0)	0 (0 to 0)	0 (0 to 0)	0 (0 to 0)	0 (0 to 0)	0 (0 to 0)	0 (0 to 0)	0 (0 to 0)	0 (0 to 0)	0 (0 to 0)	0 (0 to 0)	0 (0 to 0)	0 (0 to 0)	0 (0 to 0)	0 (0 to 0)	0 (0 to 0)	0
Male infertility	–	–	–	–	–	–	–	–	–	–	–	–	–	–	–	–	–	–	–	–	–	–	–	–	–	–	NA
Other urinary diseases	0 (0 to 0.1)	0 (0 to 0)	0 (0 to 0.1)	0.1 (0 to 0.2)	0.1 (0 to 0.2)	0.1 (0 to 0.2)	0.2 (0 to 0.3)	0.1 (0 to 0.2)	0.2 (0 to 0.4)	0.3 (0 to 0.5)	0.4 (0.2 to 0.6)	0.3 (0 to 0.4)	0.2 (0 to 0.4)	0.4 (0.2 to 0.6)	0.3 (0.2 to 0.7)	0.2 (0 to 0.5)	0.3 (0 to 0.8)	0.3 (0 to 0.8)	0.3 (0.2 to 1.2)	0.4 (0.2 to 1.2)	0.3 (0 to 1.2)	0.3 (0 to 1.2)	0.3 (0 to 1.2)	0.3 (0 to 1.2)	0.2 (0 to 1)	0.1 (0 to 0.2)	5-1
Gynecological diseases	0 (0 to 0)	0 (0 to 0)	0 (0 to 0)	0 (0 to 0)	29.4 (17.9 to 46.3)	82.5 (47.6 to 134)	96.2 (45.5 to 164)	94.5 (49.6 to 140)	105 (49.6 to 150)	116 (72.1 to 191)	105 (49.6 to 150)	96.4 (64.8 to 140)	107 (69.7 to 152)	107 (69.7 to 152)	90.9 (54.4 to 137)	40 (23.2 to 67)	36.4 (22.3 to 57.4)	29.8 (19.1 to 45.5)	26.6 (19.5 to 40.2)	20.2 (15.5 to 25.8)	11.5 (7.1 to 17.2)	7.2 (4.5 to 10.6)	3.3 (2.1 to 5.2)	1.1 (0.6 to 1.8)	904
Uterine fibroids	0 (0 to 0)	0 (0 to 0)	0 (0 to 0)	0 (0 to 0)	0.1 (0 to 0.2)	0.2 (0 to 0.3)	0.3 (0.1 to 0.4)	0.4 (0.1 to 0.6)	1.5 (0.7 to 2.3)	2.7 (1.2 to 5.3)	3.8 (1.8 to 7.2)	3.8 (1.8 to 7.2)	4.8 (2.5 to 9.9)	2.3 (1.1 to 4.5)	1.7 (0.8 to 3.2)	1-1 (0.5 to 2.1)	0-9 (0.4 to 1.4)	0-5 (0.2 to 0.9)	0-3 (0.1 to 0.5)	0-3 (0 to 0.5)	0-2 (0 to 0.3)	0-1 (0 to 0.2)	0-1 (0 to 0.2)	0-1 (0 to 0.1)	0-1 (0 to 0.1)	27-2
Polycystic ovarian syndrome	0 (0 to 0)	0 (0 to 0)	0 (0 to 0)	0 (0 to 0)	2 (0.3 to 1.8)	3 (1.2 to 5)	4.5 (1.8 to 8.6)	4.7 (2 to 9.3)	4.7 (1.9 to 9.3)	4.3 (1.8 to 8.7)	3.8 (1.4 to 7.6)	3.4 (1.3 to 7.9)	1-1 (0.4 to 2.2)	0-8 (0.3 to 2)	0-5 (0.2 to 1.5)	0-3 (0.1 to 0.8)	0-3 (0.1 to 0.8)	0-2 (0.1 to 0.6)	0-2 (0.1 to 0.5)	0-2 (0.1 to 0.5)	0-2 (0.1 to 0.5)	0-2 (0.1 to 0.5)	0-2 (0.1 to 0.5)	0-2 (0.1 to 0.5)	0-2 (0.1 to 0.5)	38-9
Female infertility	0 (0 to 0)	0 (0 to 0)	0 (0 to 0)	0 (0 to 0)	0 (0 to 0)	0 (0 to 0)	0 (0 to 0)	0 (0 to 0)	0 (0 to 0)	0 (0 to 0)	0 (0 to 0)	0 (0 to 0)	0 (0 to 0)	0 (0 to 0)	0 (0 to 0)	0 (0 to 0)	0 (0 to 0)	0 (0 to 0)	0 (0 to 0)	0 (0 to 0)	0 (0 to 0)	0 (0 to 0)	0 (0 to 0)	0 (0 to 0)	0 (0 to 0)	0 (0 to 0)	8
Endometriosis	0 (0 to 0)	0 (0 to 0)	0 (0 to 0)	0 (0 to 0)	0 (0 to 0)	0 (0 to 0)	2-4 (0.9 to 4.5)	2-9 (1.1 to 5.4)	2-9 (1.1 to 5.4)	2-9 (1.2 to 5.2)	2-9 (1.2 to 5.2)	2-9 (1.2 to 5.2)	2-9 (1.2 to 5.2)	2-9 (1.2 to 5.2)	2-9 (1.2 to 5.2)	2-9 (1.2 to 5.2)	2-9 (1.2 to 5.2)	2-9 (1.2 to 5.2)	2-9 (1.2 to 5.2)	2-9 (1.2 to 5.2)	2-9 (1.2 to 5.2)	2-9 (1.2 to 5.2)	2-9 (1.2 to 5.2)	2-9 (1.2 to 5.2)	2-9 (1.2 to 5.2)	34-6
Genital prolapse	0 (0 to 0)	0 (0 to 0)	0 (0 to 0)	0 (0 to 0)	0 (0 to 0)	0 (0 to 0)	0 (0 to 0)	0 (0 to 0)	0 (0 to 0)	0 (0 to 0)	0 (0 to 0)	0 (0 to 0)	0 (0 to 0)	0 (0 to 0)	0 (0 to 0)	0 (0 to 0)	0 (0 to 0)	0 (0 to 0)	0 (0 to 0)	0 (0 to 0)	0 (0 to 0)	0 (0 to 0)	0 (0 to 0)	0 (0 to 0)	0 (0 to 0)	0 (0 to 0)	21
Premenstrual syndrome	0 (0 to 0)	0 (0 to 0)	0 (0 to 0)	0 (0 to 0)	0 (0 to 0)	0 (0 to 0)	22-4 (11.5 to 40.7)	22-4 (11.2 to 40.7)	23-8 (12.5 to 37.7)	26-1 (14.6 to 42.1)	25-9 (14.6 to 41.4)	25-9 (14.6 to 41.4)	22-9 (13.1 to 40.3)	0-7 (0 to 2.1)	0-6 (0 to 1.9)	0-5 (0 to 1.6)	0-5 (0 to 1.6)	0-3 (0 to 1.1)	0-3 (0 to 1.1)	0-3 (0 to 1.1)	0-3 (0 to 1.1)	0-3 (0 to 1.1)	0-3 (0 to 1.1)	0-3 (0 to 1.1)	0-3 (0 to 1.1)	0-3 (0 to 1.1)	181
Other gynecological diseases	0 (0 to 0)	0 (0 to 0)	0 (0 to 0)	0 (0 to 0)	0.2 (0 to 0.6)	0.2 (0 to 0.6)	28.7 (16.3 to 45.1)	59.1 (32.7 to 92.7)	73.1 (42.4 to 115)	64.6 (40 to 101)	55.4 (32.3 to 86.2)	48.2 (29.2 to 106)	71 (34.6 to 111)	71 (34.6 to 111)	54.6 (27.9 to 96.4)	34.6 (20.3 to 53.3)	27.4 (16.1 to 41.7)	26.5 (16.2 to 38.6)	15.7 (9.6 to 22.2)	9.7 (5.7 to 15.1)	6 (2.4 to 9.3)	2.7 (1.4 to 4.3)	0.7 (0.3 to 1.4)	623
Hemoglobinopathies and hemolytic anemias	0-4 (0 to 0.1)	0-4 (0 to 0.1)	1-6 (0.4 to 2.4)	1-1 (0.4 to 2.2)	0-4 (0.2 to 0.7)	0-4 (0.2 to 0.7)	3-5 (0.7 to 8.6)	2-7 (0.5 to 7.2)	2-6 (0.5 to 7.2)	2-6 (0.5 to 7.2)	1-8 (0.4 to 6.7)	1-8 (0.4 to 5)	2-3 (0.6 to 6.1)	2-3 (0.6 to 6.1)	1-7 (0.4 to 4.8)	1-3 (0.4 to 3.5)	1-2 (0.4 to 3.2)	1-8 (0.7 to 4.9)	2-2 (1.1 to 5.3)	1-9 (1 to 3.6)	1-9 (1 to 3.6)	1-1 (0.7 to 1.8)	0-4 (0.3 to 0.7)	37-5
Thalassemias	0 (0 to 0)	0-1 (0 to 0.1)	0-2 (0 to 0.5)	0-1 (0 to 0.2)	0-1 (0 to 0.1)	0-1 (0 to 0.1)	0-1 (0 to 0.1)	0-1 (0 to 0.1)	0 (0 to 0)	0 (0 to 0)	0 (0 to 0)	0 (0 to 0)	0 (0 to 0)	0 (0 to 0)	0 (0 to 0)	0 (0 to 0)	0 (0 to 0)	0 (0 to 0)	0 (0 to 0)	0 (0 to 0)	0 (0 to 0)	0 (0 to 0)	0 (0 to 0)	0 (0 to 0)	0 (0 to 0)	0 (0 to 0)	0-6
Thalassemias trait	0 (0 to 0)	0-1 (0 to 0.3)	0-5 (0 to 1.5)	0-9 (0.2 to 2.5)	0-4 (0 to 1.4)	0-4 (0 to 1.4)	1-2 (0.5 to 3.4)	1-2 (0.5 to 3.4)	1-2 (0.5 to 3.2)	1-2 (0.5 to 3.2)	1 (0.5 to 3.1)	0-9 (0.5 to 2.7)	0-6 (0.1 to 2)	0-6 (0.1 to 2)	0-6 (0.1 to 2)	0-4 (0.1 to 1.2)	0-4 (0.1 to 1.2)	0-4 (0.1 to 1.2)	0-4 (0.1 to 1.2)	0-2 (0 to 1)	0-3 (0 to 0.8)	0-3 (0 to 0.7)	0-1 (0 to 0.3)	0-1 (0 to 0.1)	0-1 (0 to 0.1)	11-3
Sickle cell disorders	0 (0 to 0)	0-1 (0 to 0.1)	0-2 (0 to 0.4)	0-2 (0 to 0.5)	0-2 (0 to 0.3)	0-2 (0 to 0.4)	0-2 (0 to 0.4)	0-2 (0 to 0.4)	0-2 (0 to 0.3)	0-1 (0 to 0.2)	0-1 (0 to 0.2)	0-1 (0 to 0.2)	0-2 (0 to 0.3)	0-2 (0 to 0.3)	0-1 (0 to 0.2)	0-1 (0 to 0.2)	0-1 (0 to 0.2)	0-1 (0 to 0.2)	0-1 (0 to 0.2)	0-1 (0 to 0.2)	0-1 (0 to 0.2)	0-1 (0 to 0.2)	0-1 (0 to 0.2)	0-1 (0 to 0.2)	0-1 (0 to 0.2)	2-3
Sickle cell trait	0 (0 to 0)	0 (0 to 0)	0-2 (0 to 0.5)	0-3 (0 to 1.4)	0-3 (0 to 0.6)	0-3 (0 to 0.6)	1-6 (0.1 to 4.4)	1 (0.3 to 3.2)	0-9 (0.3 to 3)	1-1 (0.3 to 3.9)	1-1 (0.3 to 3.9)	0-9 (0.3 to 3)	0-2 (0 to 0.7)	0-3 (0 to 0.9)	0-3 (0 to 0.9)	0-2 (0 to 0.6)	0-3 (0 to 0.8)	0-3 (0 to 0.8)	0-3 (0 to 0.8)	0-3 (0 to 0.8)	0-3 (0 to 0.8)	0-3 (0 to 0.8)	0-3 (0 to 0.8)	0-3 (0 to 0.8)	0-3 (0 to 0.8)	6-8
G6PD deficiency	0 (0 to 0)	0 (0 to 0)	0 (0 to 0)	0 (0 to 0)	0 (0 to 0)	0 (0 to 0)	0-1 (0 to 0.3)	0-1 (0 to 0.3)	0-1 (0 to 0.2)	0-1 (0 to 0.2)	0-1 (0 to 0.2)	0-1 (0 to 0.2)	0-1 (0 to 0.2)	0-1 (0 to 0.2)	0-1 (0 to 0.2)	0-1 (0 to 0.2)	0-1 (0 to 0.2)	0-1 (0 to 0.2)	0-1 (0 to 0.2)	0-1 (0 to 0.2)	0-1 (0 to 0.2)	0-1 (0 to 0.2)	0-1 (0 to 0.2)	0-1 (0 to 0.2)	0-1 (0 to 0.2)	0-1 (0 to 0.2)	1-7
G6PD trait	0 (0 to 0)	0 (0 to 0)	0 (0 to 0)	0 (0 to 0)	0 (0 to 0)	0 (0 to 0)	0 (0 to 0)	0 (0 to 0)	0 (0 to 0)	0 (0 to 0)	0 (0 to 0)	0 (0 to 0)	0 (0 to 0)	0 (0 to 0)	0 (0 to 0)	0 (0 to 0)	0 (0 to 0)	0 (0 to 0)	0 (0 to 0)	0 (0 to 0)	0 (0 to 0)	0 (0 to 0)	0 (0 to 0)	0 (0 to 0)	0 (0 to 0)	0 (0 to 0)	0-1
Other hemoglobinopathies and hemolytic anemias	0 (0 to 0)	0-1 (0 to 0.2)	0-5 (0 to 1.4)	0-4 (0 to 1.4)	0-2 (0 to 0.6)	0-2 (0 to 0.6)	0-3 (0 to 1.1)	0-3 (0 to 1.1)	0-2 (0 to 0.9)	0-2 (0 to 0.8)	0-2 (0 to 0.8)	0-2 (0 to 0.8)	0-7 (0 to 2.1)	0-7 (0 to 2.1)	0-9 (0 to 2.7)	0-9 (0 to 2.7)	0-9 (0 to 2.6)	1-1 (0 to 2.8)	0-9 (0 to 2.4)	1-5 (0 to 3.4)	1-5 (0 to 3.4)	1-4 (0 to 3.2)	0-9 (0 to 2.4)	0-4 (0 to 1.1)	0-4 (0 to 1.1)	14-7
Endocrine, metabolic, blood, and immune disorders	1-2 (0.6 to 1.8)	0-9 (0.5 to 1.5)	4-7 (2.9 to 7.2)	5-2 (3.3 to 8.3)	5-9 (3.5 to 9.2)	11-8 (7.7 to 17)	12-7 (8.5 to 18.7)	14-8 (9.8 to 21.4)	19-6 (12.5 to 28.2)	20-4 (12.6 to 32.4)	23-5 (14.3 to 34)	24-9 (15.2 to 36.2)	34-9 (21.3 to 52.2)	44-5 (27.6 to 66.4)	52-3 (32.2 to 80)	59-9 (37.5 to 88)	63-5 (39.9 to 92.3)	57-9 (37.5 to 86)	42-8 (27.5 to 62)	27-4 (17.6 to 40.9)	16-4 (11.1 to 24.9)	7-7 (5.3 to 11.2)	2-6 (1.6 to 3.8)	621
Oral disorders	0 (0 to 0)	0 (0 to 0)	2 (1.2 to 3.2)	2-8 (1.4 to 4.6)	3-6 (2.1 to 5.7)	3-9 (2.1 to 6.1)	4-6 (2.7 to 6.8)	4-7 (2.8 to 6.9)	5-2 (3.2 to 7.5)	5-1 (3.2 to 7.5)	4-9 (3.2 to 7.2)	4-6 (3.2 to 6.8)	4-3 (2.9 to 6.2)	3-7 (2.4 to 5.4)	3-1 (2.1 to 4.7)	2-7 (1.7 to 4.2)	2-4 (1.5 to 3.6)	2-2 (1.4 to 3.4)	1-9 (1.2 to 2.9)	1-7 (1.1 to 2.6)	1-5 (0.9 to 2.3)	1-3 (0.8 to 2)	1-1 (0.7 to 1.7)	0-9 (0.6 to 1.4)	0-7 (0.5 to 1.2)	530
Caries of deciduous teeth	0 (0 to 0)	0 (0 to 0)	0 (0 to 0)	0 (0 to 0)	0 (0 to 0.1)	0 (0 to 0.1)	0 (0 to 0)	0 (0 to 0)	0 (0 to 0)	0 (0 to 0)	0 (0 to 0)	0 (0 to 0)	0 (0 to 0)	0 (0 to 0)	0 (0 to 0)	0 (0 to 0)	0 (0 to 0)	0 (0 to 0)	0 (0 to 0)	0 (0 to 0)	0 (0 to 0)	0 (0 to 0)	0 (0 to 0)	0 (0 to 0)	0 (0 to 0)	0 (0 to 0)	0-5
Caries of permanent teeth	0 (0 to 0)	0 (0 to 0)	0 (0 to 0)	0 (0 to 0)	0-2 (0 to 1.2)	0-7 (0.7 to 2.5)	0-5 (0 to 1.7)	0-7 (0.7 to 2.5)	0-9 (0 to 4.1)	0-9 (0 to 4.4)

SR Table 2b: Shrooshire DALYS by cause and age group for females with 95% uncertainty intervals, 2019

Cause	Early Neonatal	Late Neonatal	Post Neonatal	1 to 4	5 to 9	10 to 14	15 to 19	20 to 24	25 to 29	30 to 34	35 to 39	40 to 44	45 to 49	50 to 54	55 to 59	60 to 64	65 to 69	70 to 74	75 to 79	80 to 84	85 to 89	90 to 94	95 plus	Total
All causes	1,760 (1,571-2,001)	1,220 (1,062-1,406)	1,760 (1,619-2,012)	5,160 (4,787-5,564)	3,460 (3,224-3,722)	3,140 (2,947-3,356)	3,220 (3,044-3,414)	3,160 (2,987-3,360)	3,220 (3,052-3,396)	3,220 (3,060-3,394)	3,220 (3,060-3,394)	3,220 (3,060-3,394)	3,220 (3,060-3,394)	3,220 (3,060-3,394)	3,220 (3,060-3,394)	3,220 (3,060-3,394)	3,220 (3,060-3,394)	3,220 (3,060-3,394)	3,220 (3,060-3,394)	3,220 (3,060-3,394)	3,220 (3,060-3,394)	3,220 (3,060-3,394)	50,800
Communicable, maternal, neonatal, and nutritional diseases	1,760 (1,571-2,001)	1,220 (1,062-1,406)	1,760 (1,619-2,012)	5,160 (4,787-5,564)	3,460 (3,224-3,722)	3,140 (2,947-3,356)	3,220 (3,044-3,414)	3,160 (2,987-3,360)	3,220 (3,052-3,396)	3,220 (3,060-3,394)	3,220 (3,060-3,394)	3,220 (3,060-3,394)	3,220 (3,060-3,394)	3,220 (3,060-3,394)	3,220 (3,060-3,394)	3,220 (3,060-3,394)	3,220 (3,060-3,394)	3,220 (3,060-3,394)	3,220 (3,060-3,394)	3,220 (3,060-3,394)	3,220 (3,060-3,394)	3,220 (3,060-3,394)	50,800
HIV/AIDS and sexually transmitted infections	4.5 (1.2 to 10.2)	1.2 (0.3 to 2.8)	1.9 (0.4 to 4.3)	0.2 (0.1 to 0.3)	0.1 (0.1 to 0.2)	0.2 (0.1 to 0.3)	0.2 (0.1 to 0.4)	0.3 (0.2 to 0.7)	0.4 (0.2 to 0.8)	0.5 (0.3 to 1.0)	0.6 (0.3 to 1.2)	0.8 (0.4 to 1.5)	1.0 (0.5 to 1.9)	1.2 (0.6 to 2.3)	1.5 (0.7 to 2.8)	1.8 (0.8 to 3.4)	2.1 (1.0 to 4.0)	2.4 (1.1 to 4.6)	2.7 (1.2 to 5.2)	3.0 (1.3 to 5.8)	3.3 (1.4 to 6.3)	3.6 (1.5 to 6.9)	40.1
HIV/AIDS	0 (0 to 0)	0 (0 to 0)	0 (0 to 0)	0 (0 to 0)	0 (0 to 0)	0 (0 to 0)	0 (0 to 0)	0 (0 to 0)	0 (0 to 0)	0 (0 to 0)	0 (0 to 0)	0 (0 to 0)	0 (0 to 0)	0 (0 to 0)	0 (0 to 0)	0 (0 to 0)	0 (0 to 0)	0 (0 to 0)	0 (0 to 0)	0 (0 to 0)	0 (0 to 0)	0 (0 to 0)	0 (0 to 0)	0
HIV/AIDS - Drug-susceptible Tuberculosis	0 (0 to 0)	0 (0 to 0)	0 (0 to 0)	0 (0 to 0)	0 (0 to 0)	0 (0 to 0)	0 (0 to 0)	0 (0 to 0)	0 (0 to 0)	0 (0 to 0)	0 (0 to 0)	0 (0 to 0)	0 (0 to 0)	0 (0 to 0)	0 (0 to 0)	0 (0 to 0)	0 (0 to 0)	0 (0 to 0)	0 (0 to 0)	0 (0 to 0)	0 (0 to 0)	0 (0 to 0)	0 (0 to 0)	0
HIV/AIDS - Multidrug-resistant Tuberculosis without extensive dr...	0 (0 to 0)	0 (0 to 0)	0 (0 to 0)	0 (0 to 0)	0 (0 to 0)	0 (0 to 0)	0 (0 to 0)	0 (0 to 0)	0 (0 to 0)	0 (0 to 0)	0 (0 to 0)	0 (0 to 0)	0 (0 to 0)	0 (0 to 0)	0 (0 to 0)	0 (0 to 0)	0 (0 to 0)	0 (0 to 0)	0 (0 to 0)	0 (0 to 0)	0 (0 to 0)	0 (0 to 0)	0 (0 to 0)	0
HIV/AIDS - Extensively drug-resistant Tuberculosis	0 (0 to 0)	0 (0 to 0)	0 (0 to 0)	0 (0 to 0)	0 (0 to 0)	0 (0 to 0)	0 (0 to 0)	0 (0 to 0)	0 (0 to 0)	0 (0 to 0)	0 (0 to 0)	0 (0 to 0)	0 (0 to 0)	0 (0 to 0)	0 (0 to 0)	0 (0 to 0)	0 (0 to 0)	0 (0 to 0)	0 (0 to 0)	0 (0 to 0)	0 (0 to 0)	0 (0 to 0)	0 (0 to 0)	0
HIV/AIDS resulting in other diseases	0 (0 to 0)	0 (0 to 0)	0 (0 to 0)	0 (0 to 0)	0 (0 to 0)	0 (0 to 0)	0 (0 to 0)	0 (0 to 0)	0 (0 to 0)	0 (0 to 0)	0 (0 to 0)	0 (0 to 0)	0 (0 to 0)	0 (0 to 0)	0 (0 to 0)	0 (0 to 0)	0 (0 to 0)	0 (0 to 0)	0 (0 to 0)	0 (0 to 0)	0 (0 to 0)	0 (0 to 0)	0 (0 to 0)	0
Sexually transmitted infections excluding HIV	4.5 (1.2 to 10.2)	1.2 (0.3 to 2.8)	1.9 (0.4 to 4.1)	0.1 (0 to 0.3)	0 (0 to 0.1)	0 (0 to 0.1)	0.1 (0.2 to 0.5)	0.3 (0 to 0.5)	0.4 (0.1 to 1.0)	0.5 (0.1 to 1.2)	0.6 (0.1 to 1.4)	0.8 (0.2 to 1.8)	1.0 (0.2 to 2.2)	1.2 (0.3 to 2.7)	1.5 (0.4 to 3.2)	1.8 (0.4 to 3.9)	2.1 (0.5 to 4.6)	2.4 (0.6 to 5.2)	2.7 (0.7 to 5.8)	3.0 (0.8 to 6.3)	3.3 (0.8 to 6.9)	3.6 (0.9 to 7.5)	39.2
Syphilis	4.5 (1.2 to 10.2)	1.2 (0.3 to 2.8)	1.8 (0.4 to 4.1)	0.1 (0 to 0.3)	0 (0 to 0.1)	0 (0 to 0.1)	0 (0 to 0.1)	0 (0 to 0.1)	0 (0 to 0.1)	0 (0 to 0.1)	0 (0 to 0.1)	0 (0 to 0.1)	0 (0 to 0.1)	0 (0 to 0.1)	0 (0 to 0.1)	0 (0 to 0.1)	0 (0 to 0.1)	0 (0 to 0.1)	0 (0 to 0.1)	0 (0 to 0.1)	0 (0 to 0.1)	0 (0 to 0.1)	0 (0 to 0.1)	7.9
Chlamydial infection	0 (0 to 0)	0 (0 to 0)	0 (0 to 0)	0 (0 to 0)	0 (0 to 0)	0 (0 to 0)	0 (0 to 0.1)	0 (0 to 0.1)	0 (0 to 0.1)	0 (0 to 0.1)	0 (0 to 0.1)	0 (0 to 0.1)	0 (0 to 0.1)	0 (0 to 0.1)	0 (0 to 0.1)	0 (0 to 0.1)	0 (0 to 0.1)	0 (0 to 0.1)	0 (0 to 0.1)	0 (0 to 0.1)	0 (0 to 0.1)	0 (0 to 0.1)	0 (0 to 0.1)	0
Gonococcal infection	0 (0 to 0)	0 (0 to 0)	0 (0 to 0)	0 (0 to 0)	0 (0 to 0)	0 (0 to 0)	0 (0 to 0.1)	0 (0 to 0.1)	0 (0 to 0.1)	0 (0 to 0.1)	0 (0 to 0.1)	0 (0 to 0.1)	0 (0 to 0.1)	0 (0 to 0.1)	0 (0 to 0.1)	0 (0 to 0.1)	0 (0 to 0.1)	0 (0 to 0.1)	0 (0 to 0.1)	0 (0 to 0.1)	0 (0 to 0.1)	0 (0 to 0.1)	0 (0 to 0.1)	4.4
Trichomoniasis	0 (0 to 0)	0 (0 to 0)	0 (0 to 0)	0 (0 to 0)	0 (0 to 0)	0 (0 to 0)	0 (0 to 0.1)	0 (0 to 0.1)	0 (0 to 0.1)	0 (0 to 0.1)	0 (0 to 0.1)	0 (0 to 0.1)	0 (0 to 0.1)	0 (0 to 0.1)	0 (0 to 0.1)	0 (0 to 0.1)	0 (0 to 0.1)	0 (0 to 0.1)	0 (0 to 0.1)	0 (0 to 0.1)	0 (0 to 0.1)	0 (0 to 0.1)	0 (0 to 0.1)	3.7
Genital herpes	0 (0 to 0)	0 (0 to 0)	0 (0 to 0)	0 (0 to 0)	0 (0 to 0)	0 (0 to 0)	0 (0 to 0.1)	0 (0 to 0.1)	0 (0 to 0.1)	0 (0 to 0.1)	0 (0 to 0.1)	0 (0 to 0.1)	0 (0 to 0.1)	0 (0 to 0.1)	0 (0 to 0.1)	0 (0 to 0.1)	0 (0 to 0.1)	0 (0 to 0.1)	0 (0 to 0.1)	0 (0 to 0.1)	0 (0 to 0.1)	0 (0 to 0.1)	0 (0 to 0.1)	4
Other sexually transmitted infections	0 (0 to 0)	0 (0 to 0)	0 (0 to 0)	0 (0 to 0)	0 (0 to 0)	0 (0 to 0)	0 (0 to 0.1)	0 (0 to 0.1)	0 (0 to 0.1)	0 (0 to 0.1)	0 (0 to 0.1)	0 (0 to 0.1)	0 (0 to 0.1)	0 (0 to 0.1)	0 (0 to 0.1)	0 (0 to 0.1)	0 (0 to 0.1)	0 (0 to 0.1)	0 (0 to 0.1)	0 (0 to 0.1)	0 (0 to 0.1)	0 (0 to 0.1)	0 (0 to 0.1)	5.1
Respiratory infections and tuberculosis	0 (0 to 0)	0 (0 to 0)	0 (0 to 0)	0 (0 to 0)	0 (0 to 0)	0 (0 to 0)	0 (0 to 0)	0 (0 to 0)	0 (0 to 0)	0 (0 to 0)	0 (0 to 0)	0 (0 to 0)	0 (0 to 0)	0 (0 to 0)	0 (0 to 0)	0 (0 to 0)	0 (0 to 0)	0 (0 to 0)	0 (0 to 0)	0 (0 to 0)	0 (0 to 0)	0 (0 to 0)	0 (0 to 0)	8.3
Respiratory infections and tuberculosis	0 (0 to 0)	0 (0 to 0)	0 (0 to 0)	0 (0 to 0)	0 (0 to 0)	0 (0 to 0)	0 (0 to 0)	0 (0 to 0)	0 (0 to 0)	0 (0 to 0)	0 (0 to 0)	0 (0 to 0)	0 (0 to 0)	0 (0 to 0)	0 (0 to 0)	0 (0 to 0)	0 (0 to 0)	0 (0 to 0)	0 (0 to 0)	0 (0 to 0)	0 (0 to 0)	0 (0 to 0)	0 (0 to 0)	8.3
Lower respiratory infections	1,160 (1,040-1,310)	804 (715-913)	1,160 (1,040-1,310)	3,400 (3,040-3,810)	2,280 (2,040-2,560)	2,070 (1,850-2,320)	2,120 (1,900-2,380)	2,080 (1,860-2,340)	2,120 (1,900-2,380)	2,120 (1,900-2,380)	2,120 (1,900-2,380)	2,120 (1,900-2,380)	2,120 (1,900-2,380)	2,120 (1,900-2,380)	2,120 (1,900-2,380)	2,120 (1,900-2,380)	2,120 (1,900-2,380)	2,120 (1,900-2,380)	2,120 (1,900-2,380)	2,120 (1,900-2,380)	2,120 (1,900-2,380)	2,120 (1,900-2,380)	33,500
Tuberculosis	0 (0 to 0)	0 (0 to 0)	0 (0 to 0)	0 (0 to 0)	0 (0 to 0)	0 (0 to 0)	0 (0 to 0)	0 (0 to 0)	0 (0 to 0)	0 (0 to 0)	0 (0 to 0)	0 (0 to 0)	0 (0 to 0)	0 (0 to 0)	0 (0 to 0)	0 (0 to 0)	0 (0 to 0)	0 (0 to 0)	0 (0 to 0)	0 (0 to 0)	0 (0 to 0)	0 (0 to 0)	0 (0 to 0)	0
Latent tuberculosis infection	0 (0 to 0)	0 (0 to 0)	0 (0 to 0)	0 (0 to 0)	0 (0 to 0)	0 (0 to 0)	0 (0 to 0)	0 (0 to 0)	0 (0 to 0)	0 (0 to 0)	0 (0 to 0)	0 (0 to 0)	0 (0 to 0)	0 (0 to 0)	0 (0 to 0)	0 (0 to 0)	0 (0 to 0)	0 (0 to 0)	0 (0 to 0)	0 (0 to 0)	0 (0 to 0)	0 (0 to 0)	0 (0 to 0)	0
Drug-susceptible tuberculosis	0 (0 to 0)	0 (0 to 0)	0 (0 to 0)	0 (0 to 0)	0 (0 to 0)	0 (0 to 0)	0 (0 to 0)	0 (0 to 0)	0 (0 to 0)	0 (0 to 0)	0 (0 to 0)	0 (0 to 0)	0 (0 to 0)	0 (0 to 0)	0 (0 to 0)	0 (0 to 0)	0 (0 to 0)	0 (0 to 0)	0 (0 to 0)	0 (0 to 0)	0 (0 to 0)	0 (0 to 0)	0 (0 to 0)	0
Multidrug-resistant tuberculosis without extensive drug-resistance	0 (0 to 0)	0 (0 to 0)	0 (0 to 0)	0 (0 to 0)	0 (0 to 0)	0 (0 to 0)	0 (0 to 0)	0 (0 to 0)	0 (0 to 0)	0 (0 to 0)	0 (0 to 0)	0 (0 to 0)	0 (0 to 0)	0 (0 to 0)	0 (0 to 0)	0 (0 to 0)	0 (0 to 0)	0 (0 to 0)	0 (0 to 0)	0 (0 to 0)	0 (0 to 0)	0 (0 to 0)	0 (0 to 0)	0
Extensively drug-resistant tuberculosis	0 (0 to 0)	0 (0 to 0)	0 (0 to 0)	0 (0 to 0)	0 (0 to 0)	0 (0 to 0)	0 (0 to 0)	0 (0 to 0)	0 (0 to 0)	0 (0 to 0)	0 (0 to 0)	0 (0 to 0)	0 (0 to 0)	0 (0 to 0)	0 (0 to 0)	0 (0 to 0)	0 (0 to 0)	0 (0 to 0)	0 (0 to 0)	0 (0 to 0)	0 (0 to 0)	0 (0 to 0)	0 (0 to 0)	0
Lower respiratory infections	1.3 (0.9 to 1.8)	1.1 (0.6 to 1.4)	7.7 (4.2 to 12)	4.8 (2.4 to 6.4)	1.6 (1.1 to 2.1)	1.2 (0.9 to 1.5)	1.9 (1.2 to 2.4)	2.7 (1.8 to 3.6)	3.2 (2.2 to 4.7)	4.2 (2.7 to 5.7)	5.3 (3.6 to 8.6)	6.3 (4.3 to 12.5)	7.3 (5.2 to 12.5)	8.3 (5.9 to 13.6)	9.3 (6.7 to 14.6)	10 (7.5 to 15.7)	11 (8.3 to 16.8)	12 (9.2 to 18.1)	13 (10.2 to 20.2)	14 (11.2 to 21.5)	15 (12.2 to 22.8)	16 (13.2 to 24.2)	270
Lower respiratory infections	0 (0 to 1.2)	0 (0 to 1.1)	1.8 (0.4 to 5.4)	0.9 (0.2 to 2.5)	0.3 (0.1 to 1.1)	0.2 (0.1 to 0.8)	0.3 (0.1 to 1.1)	0.4 (0.1 to 1.5)	0.5 (0.2 to 2.1)	0.6 (0.2 to 2.7)	0.8 (0.3 to 3.8)	1.0 (0.4 to 5.5)	1.2 (0.5 to 5.5)	1.4 (0.6 to 6.1)	1.6 (0.7 to 6.5)	1.8 (0.8 to 7.1)	2.1 (0.9 to 7.8)	2.4 (1.1 to 8.5)	2.7 (1.2 to 9.5)	3.1 (1.4 to 10.7)	3.5 (1.6 to 12.1)	3.9 (1.8 to 13.7)	63.3
Otitis media	0 (0 to 0)	0 (0 to 0)	0.4 (0.2 to 0.7)	0.7 (1.4 to 3)	0.5 (1.5 to 4.6)	0.4 (0.9 to 2.3)	0.4 (0.8 to 2.1)	0.4 (0.8 to 2.1)	0.4 (0.8 to 2.1)	0.4 (0.8 to 2.1)	0.4 (0.8 to 2.1)	0.4 (0.8 to 2.1)	0.4 (0.8 to 2.1)	0.4 (0.8 to 2.1)	0.4 (0.8 to 2.1)	0.4 (0.8 to 2.1)	0.4 (0.8 to 2.1)	0.4 (0.8 to 2.1)	0.4 (0.8 to 2.1)	0.4 (0.8 to 2.1)	0.4 (0.8 to 2.1)	0.4 (0.8 to 2.1)	28.2
Enteric infections	0.1 (0.1 to 0.2)	0.5 (0.4 to 0.7)	4.3 (4.9 to 9.2)	3.5 (5 to 14.9)	2.5 (4.9 to 9.4)	2.5 (4.7 to 7.7)	2.5 (5 to 6.4)	2.5 (5.1 to 6.9)	2.5 (5.1 to 6.9)	2.5 (5.1 to 6.9)	2.5 (5.1 to 6.9)	2.5 (5.1 to 6.9)	2.5 (5.1 to 6.9)	2.5 (5.1 to 6.9)	2.5 (5.1 to 6.9)	2.5 (5.1 to 6.9)	2.5 (5.1 to 6.9)	2.5 (5.1 to 6.9)	2.5 (5.1 to 6.9)	2.5 (5.1 to 6.9)	2.5 (5.1 to 6.9)	2.5 (5.1 to 6.9)	126
Diarrheal diseases	0.1 (0.1 to 0.2)	0.5 (0.4 to 0.7)	4.2 (4.9 to 9.2)	3.5 (5 to 14.9)	2.5 (3.5 to 8.4)	2.5 (4.7 to 7.7)	2.5 (5 to 6.4)	2.5 (5.1 to 6.9)	2.5 (5.1 to 6.9)	2.5 (5.1 to 6.9)	2.5 (5.1 to 6.9)	2.5 (5.1 to 6.9)	2.5 (5.1 to 6.9)	2.5 (5.1 to 6.9)	2.5 (5.1 to 6.9)	2.5 (5.1 to 6.9)	2.5 (5.1 to 6.9)	2.5 (5.1 to 6.9)	2.5 (5.1 to 6.9)	2.5 (5.1 to 6.9)	2.5 (5.1 to 6.9)	2.5 (5.1 to 6.9)	123
Typhoid and paratyphoid	0 (0 to 0)	0 (0 to 0)	0 (0 to 0)	0 (0 to 0)	0 (0 to 0)	0 (0 to 0)	0 (0 to 0)	0 (0 to 0)	0 (0 to 0)	0 (0 to 0)	0 (0 to 0)	0 (0 to 0)	0 (0 to 0)	0 (0 to 0)	0 (0 to 0)	0 (0 to 0)	0 (0 to 0)	0 (0 to 0)	0 (0 to 0)	0 (0 to 0)	0 (0 to 0)	0 (0 to 0)	0 (0 to 0)	0
Typhoid fever	0 (0 to 0)	0 (0 to 0)	0 (0 to 0)	0 (0 to 0)	0 (0 to 0)	0 (0 to 0)	0 (0 to 0)	0 (0 to 0)	0 (0 to 0)	0 (0 to 0)	0 (0 to 0)	0 (0 to 0)	0 (0 to 0)	0 (0 to 0)	0 (0 to 0)	0 (0 to 0)	0 (0 to 0)	0 (0 to 0)	0 (0 to 0)	0 (0 to 0)	0 (0 to 0)	0 (0 to 0)	0 (0 to 0)	0
Paratyphoid fever	0 (0 to 0)	0 (0 to 0)	0 (0 to 0)	0 (0 to 0)	0 (0 to 0)	0 (0 to 0)	0 (0 to 0)	0 (0 to 0)	0 (0 to 0)	0 (0 to 0)	0 (0 to 0)	0 (0 to 0)	0 (0 to 0)	0 (0 to 0)	0 (0 to 0)	0 (0 to 0)	0 (0 to 0)	0 (0 to 0)	0 (0 to 0)	0 (0 to 0)	0 (0 to 0)	0 (0 to 0)	0 (0 to 0)	0
Invasive Non-typhoidal Salmonella (iNTS)	0 (0 to 0)	0 (0 to 0)	0 (0 to 0)	0 (0 to 0)	0 (0 to 0)	0 (0 to 0)	0 (0 to 0)	0 (0 to 0)	0 (0 to 0)	0 (0 to 0)	0 (0 to 0)	0 (0 to 0)	0 (0 to 0)	0 (0 to 0)	0 (0 to 0)	0 (0 to 0)	0 (0 to 0)	0 (0 to 0)	0 (0 to 0)	0 (0 to 0)	0 (0 to 0)	0 (0 to 0)	0 (0 to 0)	0.3
Other intestinal infectious diseases	0 (0 to 0)	0 (0 to 0)	0 (0 to 0)	0 (0 to 0)	0 (0 to 0)	0 (0 to 0)	0 (0 to 0)	0 (0 to 0)	0 (0 to 0)	0 (0 to 0)	0 (0 to 0)	0 (0 to 0)	0 (0 to 0)	0 (0 to 0)	0 (0 to 0)	0 (0 to 0)	0 (0 to 0)	0 (0 to 0)	0 (0 to 0)	0 (0 to 0)	0 (0 to 0)	0 (0 to 0)	0 (0 to 0)	0.3
Neglected tropical diseases and malaria	0 (0 to 0)	0.4 (0 to 1.1)	1.5 (0.2 to 4.4)	1.2 (0.2 to 3.6)	0.7 (0.2 to 0.1)	0.2 (0 to 1)	0.1 (0 to 0.6)	0.1 (0 to 0.6)	0.2 (0 to 0.6)	0.4 (0.1 to 2.2)	0.5 (0.2 to 2.6)	0.6 (0.1 to 2.9)	0.6 (0.2 to 3.2)	0.7 (0.2 to 3.5)	0.8 (0.2 to 3.9)	0.9 (0.2 to 4.2)	0.9 (0.2 to 4.6)	1.0 (0.3 to 4.9)	1.1 (0.3 to 5.2)	1.2 (0.3 to 5.5)	1.3 (0.3 to 5.8)	1.4 (0.3 to 6.1)	7.9
Malaria	0 (0 to 0)	0 (0 to 0)	0 (0 to 0)	0 (0 to 0)	0 (0 to 0)	0 (0 to 0)	0 (0 to 0)	0 (0 to 0)	0 (0 to 0)	0 (0 to 0)	0 (0 to 0)	0 (0 to 0)	0 (0 to 0)	0 (0 to 0)	0 (0 to 0)	0 (0 to 0)	0 (0 to 0)	0 (0 to 0)	0 (0 to 0)	0 (0 to 0)	0 (0 to 0)	0 (0 to 0)	0 (0 to 0)	0
Chagas disease	0 (0 to 0)	0 (0 to 0)	0 (0 to 0)	0 (0 to 0)	0 (0 to 0)	0 (0 to 0)	0 (0 to 0)	0 (0 to 0)	0 (0 to 0)	0 (0 to 0)	0 (0 to 0)	0 (0 to 0)	0 (0 to 0)	0 (0 to 0)	0 (0 to 0)	0 (0 to 0)	0 (0 to 0)	0 (0 to 0)	0 (0 to 0)	0 (0 to 0)	0 (0 to 0)	0 (0 to 0)	0 (0 to 0)	0
Leishmaniasis	0 (0 to 0)	0 (0 to 0)	0 (0 to 0)	0 (0 to 0)	0 (0 to 0)	0 (0 to 0)	0 (0 to 0)	0 (0 to 0)	0 (0 to 0)	0 (0 to 0)	0 (0 to 0)	0 (0 to 0)	0 (0 to 0)	0 (0 to 0)	0 (0 to 0)	0 (0 to 0)	0 (0 to 0)	0 (0 to 0)	0 (0 to 0)	0 (0 to 0)	0 (0 to 0)	0 (0 to 0)	0 (0 to 0)	0
Visceral leishmaniasis	0 (0 to 0)	0 (0 to 0)	0 (0 to 0)	0 (0 to 0)	0 (0 to 0)	0 (0 to 0)	0 (0 to 0)	0 (0 to 0)	0 (0 to 0)	0 (0 to 0)	0 (0 to 0)	0 (0 to 0)	0 (0 to 0)	0 (0 to 0)	0 (0 to 0)	0 (0 to 0)	0 (0 to 0)	0 (0 to 0)	0 (0 to 0)	0 (0 to 0)	0 (0 to 0)	0 (0 to 0)	0 (0 to 0)	0
Cutaneous and mucocutaneous leishmaniasis	0 (0 to 0)	0 (0 to 0)	0 (0 to 0)	0 (0 to 0)	0 (0 to 0)	0 (0 to 0)	0 (0 to 0)	0 (0 to 0)	0 (0 to 0)	0 (0 to 0)	0 (0 to 0)	0 (0 to 0)	0 (0 to 0)	0 (0 to 0)	0 (0 to 0)	0 (0 to 0)	0 (0 to 0)	0 (0 to 0)	0 (0 to 0)	0 (0 to 0)	0 (0 to 0)	0 (0 to 0)	0 (0 to 0)	0
African trypanosomiasis	0 (0 to 0)	0 (0 to 0)	0 (0 to 0)	0 (0 to 0)	0 (0 to 0)	0 (0 to 0)	0 (0 to 0)	0 (0 to 0)	0 (0 to 0)	0 (0 to 0)	0 (0 to 0)	0 (0 to 0)	0 (0 to 0)	0 (0 to 0)	0 (0 to 0)	0 (0 to 0)	0 (0 to 0)	0 (0 to 0)	0 (0 to 0)	0 (0 to 0)	0 (0 to 0)	0 (0 to 0)	0 (0 to 0)	0
Schistosomiasis	0 (0 to 0)	0 (0 to 0)	0 (0 to 0)	0 (0 to 0)	0 (0 to 0)	0 (0 to 0)	0 (0 to 0)	0 (0 to 0)	0 (0 to 0)	0 (0 to 0)	0 (0 to 0)	0 (0 to 0)	0 (0 to 0)	0 (0 to 0)	0 (0 to 0)	0 (0 to 0)	0 (0 to 0)	0 (0 to 0)	0 (0 to 0)	0 (0 to 0)	0 (0 to 0)	0 (0 to 0)	0 (0 to 0)	0
Cysticercosis	0 (0 to 0)	0 (0 to 0)	0 (0 to 0)	0 (0 to 0)	0 (0 to 0)	0 (0 to 0)	0 (0 to 0)	0 (0 to 0)	0 (0 to 0)	0 (0 to 0)	0 (0 to 0)	0 (0 to 0)	0 (0 to 0)	0 (0 to 0)	0 (0 to 0)	0 (0 to 0)	0 (0 to 0)	0 (0 to 0)	0 (0 to 0)	0 (0 to 0)	0 (0 to 0)	0 (0 to 0)	0 (0 to 0)	0
Cystic echinococcosis	0 (0 to 0)	0 (0 to 0)	0 (0 to 0)	0 (0 to 0)	0 (0 to 0)	0 (0 to 0)	0 (0 to 0)	0 (0 to 0)	0 (0 to 0)	0 (0 to 0)	0 (0 to 0)	0 (0 to 0)	0 (0 to 0)	0 (0 to 0)	0 (0 to 0)	0 (0 to 0)	0 (0 to 0)	0 (0 to 0)	0 (0 to 0)	0 (0 to 0)	0 (0 to 0)	0 (0 to 0)	0 (0 to 0)	0.1
Lymphatic filariasis	0 (0 to 0)	0 (0 to 0)	0 (0 to 0)	0 (0 to 0)	0 (0 to 0)	0 (0 to 0)	0 (0 to 0)	0 (0 to 0)	0 (0 to 0)	0 (0 to 0)	0 (0 to 0)	0 (0 to 0)	0 (0 to 0)	0 (0 to 0)	0 (0 to 0)	0 (0 to 0)	0 (0 to 0)	0 (0 to 0)	0 (0 to 0)	0 (0 to 0)	0 (0 to 0)	0 (0 to 0)	0 (0 to 0)	0
Onchocerciasis	0 (0 to 0)	0 (0 to 0)	0 (0 to 0)	0 (0 to 0)	0 (0 to 0)	0 (0 to 0)	0 (0 to 0)	0 (0 to 0)	0 (0 to 0)	0 (0 to 0)	0 (0 to 0)	0 (0 to 0)	0 (0 to 0)	0 (0 to 0)	0 (0 to 0)	0 (0 to 0)	0 (0 to 0)	0 (0 to 0)	0 (0 to 0)	0 (0 to 0)	0 (0 to 0)	0 (0 to 0)	0 (0 to 0)	0
Trachoma	0 (0 to 0)	0 (0 to 0)	0 (0 to 0)	0 (0 to 0)	0 (0 to 0)	0 (0 to 0)	0 (0 to 0)	0 (0 to 0)	0 (0 to 0)	0 (0 to 0)	0 (0 to 0)	0 (0 to 0)	0 (0 to 0)	0 (0 to 0)	0 (0 to 0)	0 (0 to 0)	0 (0 to 0)	0 (0 to 0)	0 (0 to 0)	0 (0 to 0)	0 (0 to 0)	0 (0 to 0)	0 (0 to 0)	0
Dengue	0 (0 to 0)	0 (0 to 0)	0 (0 to 0)	0 (0 to 0)	0 (0 to 0)	0 (0 to 0)	0 (0 to 0)	0 (0 to 0)	0 (0 to 0)	0 (0 to 0)	0 (0 to 0)	0 (0 to 0)	0 (0 to 0)	0 (0 to 0)	0 (0 to 0)	0 (0 to 0)	0 (0 to 0)	0 (0 to 0)	0 (0 to 0)	0 (0 to 0)	0 (0 to 0)	0 (0 to 0)	0 (0 to 0)	0
Yellow fever	0 (0 to 0)	0 (0 to 0)	0 (0 to 0)	0 (0 to 0)	0 (0 to 0)	0 (0 to 0)	0 (0 to 0)	0 (0 to 0)	0 (0 to 0)	0 (0 to 0)	0 (0 to 0)	0 (0 to 0)	0 (0 to 0)	0 (0 to 0)	0 (0 to 0)	0 (0 to 0)	0 (0 to 0)	0 (0 to 0)	0 (0 to 0)	0 (0 to 0)	0 (0 to 0)	0 (0 to 0)	0 (0 to 0)	0
Rabies	0 (0 to 0)	0 (0 to 0)	0 (0 to 0)	0 (0 to 0)	0 (0 to 0)	0 (0 to 0)	0 (0 to 0)	0 (0 to 0)	0 (0 to 0)	0 (0 to 0)	0 (0 to 0)	0 (0 to 0)	0 (0 to 0)	0 (0 to 0)	0 (0 to 0)	0 (0 to 0)	0 (0 to 0)	0 (0 to 0)	0 (0 to 0)	0 (0 to 0)	0 (0 to 0)	0 (0 to 0)	0 (0 to 0)	0
Intestinal nematode infections	0 (0 to 0)	0 (0 to 0)	0 (0 to 0)	0 (0 to 0)	0 (0 to 0)	0 (0 to 0)	0 (0 to 0)	0 (0 to 0)	0 (0 to 0)	0 (0 to 0)	0 (0 to 0)	0 (0 to 0)	0 (0 to 0)	0 (0 to 0)	0 (0 to 0)	0 (0 to 0)	0 (0 to 0)	0 (0 to 0)	0 (0 to 0)	0 (0 to 0)	0 (0 to 0)	0 (0 to 0)	0 (0 to 0)	0
Ascariasis	0 (0 to 0)	0 (0 to 0)	0 (0 to 0)	0 (0 to 0)	0 (0 to 0)	0 (0 to 0)	0 (0 to 0)	0 (0 to 0)	0 (0 to 0)	0 (0 to 0)	0 (0 to 0)	0 (0 to 0)	0 (0 to 0)	0 (0 to 0)	0 (0 to 0)	0 (0 to 0)	0 (0 to 0)	0 (0 to 0)	0 (0 to 0)	0 (0 to 0)	0 (0 to 0)	0 (0 to 0)	0 (0 to 0)	0
Trichuriasis	0 (0 to 0)	0 (0 to 0)	0 (0 to 0)	0 (0 to 0)	0 (0 to 0)	0 (0 to 0)	0 (0 to 0)	0 (0 to 0)	0 (0 to 0)	0 (0 to 0)	0 (0 to 0)	0 (0 to 0)	0 (0 to 0)	0 (0 to 0)	0 (0 to 0)	0 (0 to 0)	0 (0 to 0)	0 (0 to 0)	0 (0 to 0)	0 (0 to 0)	0 (0 to 0)	0 (0 to 0)	0 (0 to 0)	0
Hookworm disease	0 (0 to 0)	0 (0 to 0)	0 (0 to 0)	0 (0 to 0)	0 (0 to 0)	0 (0 to 0)	0 (0 to 0)	0 (0 to 0)	0 (0 to 0)	0 (0 to 0)	0 (0 to 0)	0 (0 to 0)	0 (0 to 0)	0 (0 to 0)	0 (0 to 0)	0 (0 to 0)	0 (0 to 0)	0 (0 to 0)	0 (0 to 0)

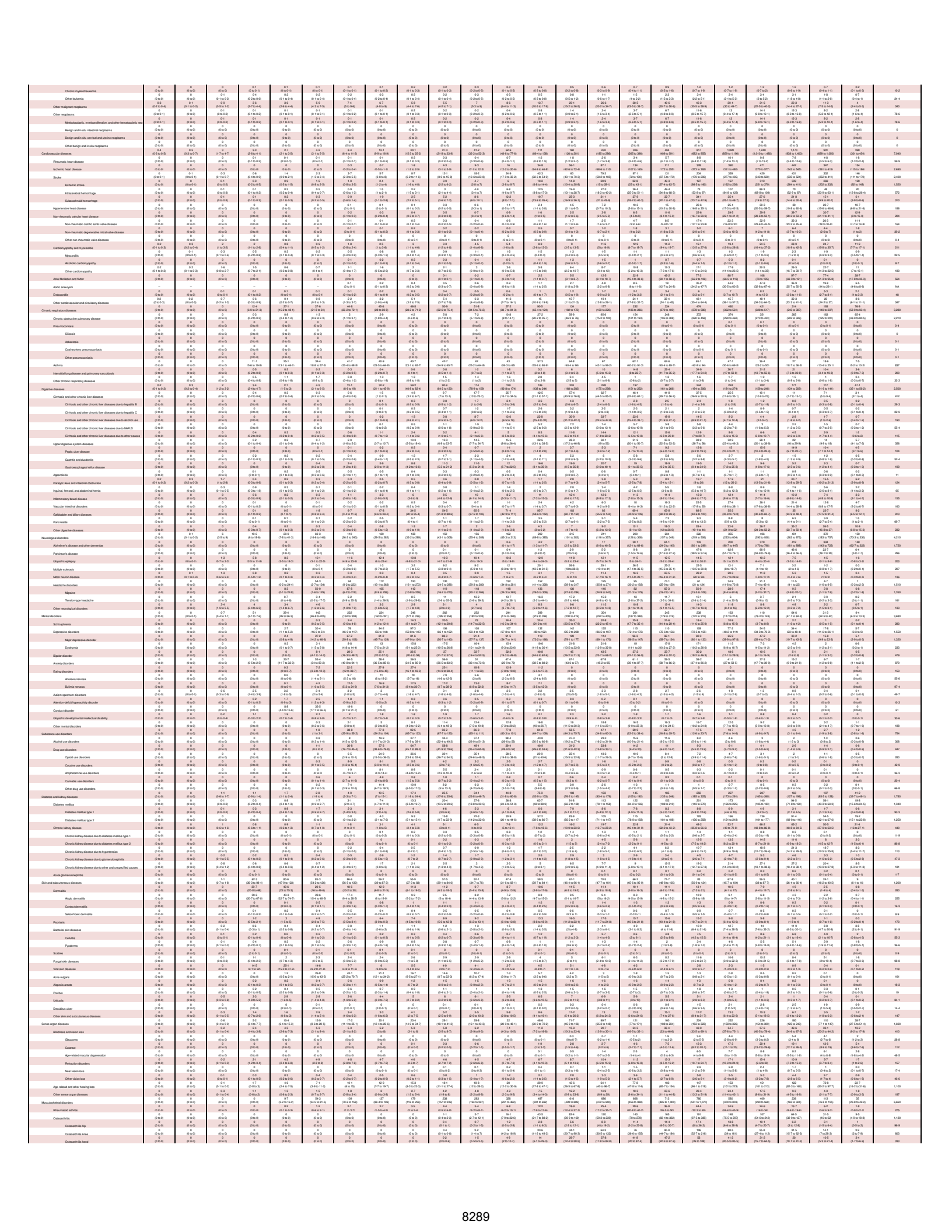

8289

Osteoarthritis other	0 (0 to 0)	0 (0 to 0)	0 (0 to 0)	0 (0 to 0)	0 (0 to 0)	0 (0 to 0)	0 (0 to 0)	0 (0 to 0)	0 (0 to 0)	0 (0 to 0)	0 (0 to 1)	0 (0 to 0)	0 (0 to 0.7)	1 (1 to 2.5)	1 (1 to 2.5)	3 (1.2 to 6.4)	3 (2.5 to 12)	6 (2.5 to 13)	8 (4 to 19.4)	8 (4 to 19.6)	10 (4 to 22.9)	12 (5 to 29.1)	15 (7.2 to 31.2)	12 (6.1 to 25.8)	10 (5.1 to 20.2)	6 (3 to 13.9)	3 (1.9 to 7.6)	1 (0.4 to 2.6)	91.6
Low back pain	0 (0 to 0)	0 (0 to 0)	0 (0 to 0)	0 (0 to 0)	0 (2.8 to 10.5)	39 (19.7 to 52.7)	62 (40.2 to 86.1)	77 (46.4 to 121)	97 (52.3 to 152)	120 (70.1 to 183)	140 (86 to 212)	167 (96.4 to 259)	220 (138 to 341)	239 (177 to 429)	266 (194 to 454)	308 (219 to 517)	299 (179 to 463)	291 (182 to 463)	288 (188 to 467)	274 (162 to 463)	241 (157 to 354)	171 (91 to 261)	87 (64 to 141)	67 (27 to 91.9)	62.6 (34 to 77.5)	11.7 (7.4 to 17.5)	2,990
Neck pain	0 (0 to 0)	0 (0 to 0)	0 (0 to 0)	0 (0 to 0)	2.3 (1 to 7)	18.6 (9.7 to 35.1)	30.6 (19.2 to 54.9)	31.7 (15.5 to 62)	33.7 (17.8 to 68.7)	52.7 (28.1 to 97.9)	67.4 (35.4 to 112)	79.4 (40 to 127)	115 (64.3 to 193)	118 (64.6 to 210)	112 (64.5 to 214)	95.6 (54.3 to 214)	116 (69.7 to 199)	112 (69.2 to 198)	116 (63.5 to 193)	83.4 (48.4 to 139)	55.6 (32.7 to 98.2)	30.9 (16.3 to 62.6)	18.2 (6.7 to 30.1)	7.9 (2.3 to 13.3)	1,130
Other musculoskeletal disorders	44.6 (21.2 to 71.2)	21.7 (14.1 to 31.2)	79.1 (54.5 to 110)	66 (34.6 to 92)	30.3 (20.2 to 42.2)	47.5 (32.9 to 64.3)	80.9 (55.6 to 117)	104 (66.4 to 161)	134 (92.6 to 208)	179 (122 to 258)	211 (146 to 304)	242 (147 to 395)	352 (148 to 664)	275 (190 to 475)	291 (189 to 485)	293 (203 to 494)	284 (180 to 387)	266 (203 to 409)	312 (218 to 434)	243 (173 to 325)	193 (145 to 255)	132 (100 to 168)	84.9 (64.2 to 107)	33.5 (24.5 to 43.3)	3,730
Congenital birth defects	43.9 (30.7 to 70.7)	19.4 (14.9 to 24.9)	27.2 (27 to 28)	31.1 (34.1 to 41.2)	14.5 (12.2 to 20.2)	14.5 (10.9 to 19.3)	13.9 (10.2 to 18.5)	12.3 (9.4 to 16)	10.7 (7.9 to 14)	7.9 (7.9 to 12.9)	10.7 (7.9 to 13.4)	10.5 (7.4 to 13.9)	7.4 (7.4 to 13.5)	10.3 (7.4 to 13.5)	13.2 (9.1 to 17.7)	14.8 (10.7 to 19.8)	16 (10.4 to 21.4)	13.1 (9.7 to 17.4)	10.7 (7.2 to 14.1)	7.4 (7.4 to 11.7)	4.5 (2.6 to 6.8)	2.9 (1.6 to 4.6)	1.1 (0.4 to 1.6)	0.5 (0.3 to 0.8)	0.1 (0.1 to 0.2)	327
Neural tube defects	0.7 (2.6 to 3.1)	1.1 (0.5 to 2)	7.7 (3.4 to 14.4)	0.4 (2.5 to 10.6)	0.8 (0.4 to 1.2)	0.9 (0.4 to 1.3)	0.7 (0.7 to 1.4)	0.7 (0.7 to 1.5)	0.9 (0.6 to 1.4)	0.7 (0.4 to 1.1)	0.7 (0.4 to 1.1)	0.7 (0.4 to 1.1)	0.6 (0.3 to 0.9)	0.6 (0.3 to 0.9)	0.6 (0.3 to 0.9)	0.4 (0.3 to 0.9)	0.3 (0.2 to 0.5)	0.2 (0.1 to 0.3)	0.2 (0.1 to 0.3)	0.1 (0.1 to 0.2)	0.1 (0.1 to 0.2)	0.1 (0.1 to 0.1)	0.1 (0.1 to 0.1)	0.1 (0.1 to 0.1)	0.1 (0.1 to 0.2)	29.5
Congenital heart anomalies	9.4 (4.6 to 20.4)	7.2 (4.2 to 15.5)	16.2 (8.9 to 33)	5.6 (3.5 to 11.3)	2.3 (1.1 to 4.4)	2.2 (1.2 to 4.1)	2.3 (1.5 to 4.3)	2.3 (1.5 to 3.5)	1.9 (1.1 to 3.1)	1.8 (1.1 to 2.8)	2 (1.3 to 2.8)	2.1 (1.3 to 3.1)	2.1 (1.3 to 3.1)	2.4 (1.3 to 3.7)	2.1 (1.2 to 3.3)	2.1 (1.2 to 3.3)	1.7 (0.8 to 2.8)	1.8 (0.8 to 2.7)	0.9 (0.1 to 0.7)	0.3 (0.1 to 0.7)	0.2 (0.1 to 0.3)	0.2 (0.1 to 0.3)	0.1 (0.1 to 0.1)	0.1 (0.1 to 0.2)	0.1 (0.1 to 0.2)	66.2
Orofacial clefts	0 (0 to 0)	0.1 (0.0 to 0.2)	0.2 (0 to 0.5)	0.1 (0 to 0.3)	0.1 (0.1 to 0.2)	0.1 (0.1 to 0.2)	0.1 (0.1 to 0.2)	0.1 (0.1 to 0.2)	0.1 (0.1 to 0.2)	0.1 (0.1 to 0.2)	0.1 (0.1 to 0.2)	0.1 (0.1 to 0.2)	0.1 (0.1 to 0.2)	0.2 (0.1 to 0.3)	0.2 (0.1 to 0.3)	0.2 (0.1 to 0.3)	0.2 (0.1 to 0.3)	0.2 (0.1 to 0.3)	0.2 (0.1 to 0.3)	0.2 (0.1 to 0.3)	0.1 (0.1 to 0.2)	0.1 (0.1 to 0.1)	0.1 (0.1 to 0.1)	0.1 (0.1 to 0.1)	0.1 (0.1 to 0.1)	2.6
Down syndrome	1.2 (0.6 to 2)	0.3 (0.2 to 0.4)	1.2 (0.6 to 2.2)	1.1 (0.5 to 1.9)	0.8 (0.4 to 1.3)	0.9 (0.4 to 1.4)	1.1 (0.6 to 1.6)	1.1 (0.7 to 1.6)	1.1 (0.7 to 1.5)	1.1 (0.7 to 1.6)	1.1 (0.7 to 1.6)	1.1 (0.7 to 1.6)	1.3 (0.8 to 1.9)	2.1 (1.4 to 3)	4.1 (2.4 to 6)	5.6 (3.1 to 9.1)	4.6 (2.4 to 7.1)	2.7 (1.5 to 4.2)	0.4 (0.1 to 0.9)	0.3 (0.1 to 0.8)	0.3 (0.1 to 0.8)	0.3 (0.1 to 0.8)	0.3 (0.1 to 0.8)	0.3 (0.1 to 0.8)	0.3 (0.1 to 0.8)	21.3
Turner syndrome	0 (0 to 0)	0 (0 to 0)	0.1 (0 to 0.2)	0.1 (0 to 0.2)	0.1 (0 to 0.2)	0.1 (0 to 0.2)	0.1 (0 to 0.2)	0.1 (0 to 0.2)	0.1 (0 to 0.2)	0.1 (0 to 0.2)	0.1 (0 to 0.2)	0.1 (0 to 0.2)	0.1 (0 to 0.2)	0.1 (0 to 0.1)	0.1 (0 to 0.1)	0.1 (0 to 0.1)	0 (0 to 0.1)	0 (0 to 0.1)	0 (0 to 0.1)	0 (0 to 0.1)	0 (0 to 0.1)	0 (0 to 0.1)	0 (0 to 0.1)	0 (0 to 0.1)	0 (0 to 0.1)	0 (0 to 0.1)	1.1
Klinefelter syndrome	0 (0 to 0)	0 (0 to 0)	0 (0 to 0)	0 (0 to 0)	0 (0 to 0)	0 (0 to 0)	0 (0 to 0)	0 (0 to 0)	0 (0 to 0)	0 (0 to 0)	0 (0 to 0)	0 (0 to 0)	0 (0 to 0)	0 (0 to 0)	0 (0 to 0)	0 (0 to 0)	0 (0 to 0)	0 (0 to 0)	0 (0 to 0)	0 (0 to 0)	0 (0 to 0)	0 (0 to 0)	0 (0 to 0)	0 (0 to 0)	0 (0 to 0)	0 (0 to 0)	0
Other chromosomal abnormalities	8.7 (4.8 to 16.7)	5.6 (3.1 to 8.8)	18.6 (7.7 to 32.3)	4.5 (2.8 to 6.4)	2 (1.4 to 3.1)	2 (1.4 to 3)	2.1 (1.4 to 3.1)	1.9 (1.2 to 2.8)	1.4 (1 to 2.2)	1.6 (1 to 2.4)	1.6 (1 to 2.2)	1.6 (1 to 2.2)	1.4 (0.8 to 2.1)	1.9 (1 to 2.8)	1.7 (0.9 to 2.6)	1.6 (0.9 to 2.6)	1.1 (0.5 to 1.8)	0.9 (0.4 to 1.4)	0.6 (0.3 to 1.4)	0.3 (0.2 to 0.6)	0.3 (0.1 to 0.5)	0.2 (0.1 to 0.4)	0.1 (0.1 to 0.2)	0.1 (0.1 to 0.2)	0.1 (0.1 to 0.2)	54.5
Congenital musculoskeletal and limb anomalies	2.1 (1.1 to 3.3)	0.6 (0.4 to 1)	0.2 (0.2 to 0.4)	0.1 (0.3 to 0.7)	0.2 (0.4 to 0.8)	0.2 (0.2 to 0.7)	0.2 (0.2 to 0.7)	0.1 (0.1 to 0.4)	0.2 (0.1 to 0.6)	0.2 (0.1 to 0.6)	0.2 (0.1 to 0.6)	0.2 (0.1 to 0.6)	0.2 (0.1 to 0.6)	0.2 (0.1 to 0.6)	0.2 (0.1 to 0.6)	0.2 (0.1 to 0.6)	0.2 (0.1 to 0.6)	0.2 (0.1 to 0.6)	0.2 (0.1 to 0.6)	0.2 (0.1 to 0.6)	0.2 (0.1 to 0.6)	0.2 (0.1 to 0.6)	0.2 (0.1 to 0.6)	0.2 (0.1 to 0.6)	0.2 (0.1 to 0.6)	66.5
Urogenital congenital anomalies	1.4 (0.7 to 2.8)	0.3 (0.1 to 0.8)	0.7 (0.5 to 1.5)	0.9 (0.5 to 1.5)	0.5 (0.2 to 0.7)	0.4 (0.2 to 0.7)	0.2 (0.2 to 0.5)	0.2 (0.2 to 0.4)	0.2 (0.1 to 0.3)	0.2 (0.1 to 0.3)	0.2 (0.1 to 0.3)	0.1 (0.1 to 0.2)	0.1 (0.1 to 0.2)	0.1 (0.1 to 0.2)	0.1 (0.1 to 0.2)	0.1 (0.1 to 0.2)	0.1 (0.1 to 0.2)	0 (0 to 0.1)	0 (0 to 0.1)	0 (0 to 0.1)	0 (0 to 0.1)	0 (0 to 0.1)	0 (0 to 0.1)	0 (0 to 0.1)	0 (0 to 0.1)	0 (0 to 0.1)	5.8
Digestive congenital anomalies	2.4 (0.9 to 12.7)	0.5 (0.3 to 0.8)	0.3 (0.1 to 0.9)	0.2 (0.4 to 1.4)	0.1 (0.2 to 0.6)	0.1 (0.2 to 0.6)	0.1 (0.2 to 0.4)	0.1 (0.2 to 0.4)	0.1 (0.1 to 0.3)	0.1 (0.1 to 0.3)	0.1 (0.1 to 0.3)	0.1 (0.1 to 0.3)	0.1 (0.1 to 0.2)	0.1 (0.1 to 0.2)	0.1 (0.1 to 0.2)	0.1 (0.1 to 0.2)	0.1 (0.1 to 0.2)	0.1 (0.1 to 0.2)	0.1 (0.1 to 0.2)	0.1 (0.1 to 0.2)	0.1 (0.1 to 0.2)	0.1 (0.1 to 0.2)	0.1 (0.1 to 0.2)	0.1 (0.1 to 0.2)	0.1 (0.1 to 0.2)	16
Other congenital birth defects	1 (0.6 to 2.4)	0.2 (0.2 to 0.4)	0.2 (0.4 to 1.6)	0.1 (0.4 to 1)	0.1 (0.6 to 0.7)	0.1 (0.6 to 0.7)	0.1 (0.6 to 0.7)	0.1 (0.2 to 0.3)	0.1 (0.2 to 0.4)	0.1 (0.2 to 0.4)	0.1 (0.2 to 0.4)	0.1 (0.2 to 0.4)	0.1 (0.2 to 0.4)	0.1 (0.2 to 0.4)	0.1 (0.2 to 0.4)	0.1 (0.2 to 0.4)	0.1 (0.2 to 0.4)	0.1 (0.2 to 0.4)	0.1 (0.2 to 0.4)	0.1 (0.2 to 0.4)	0.1 (0.2 to 0.4)	0.1 (0.2 to 0.4)	0.1 (0.2 to 0.4)	0.1 (0.2 to 0.4)	0.1 (0.2 to 0.4)	54.8
Urinary diseases and male infertility	0.1 (0 to 0.1)	0.1 (0 to 0.4)	0.4 (0.3 to 0.6)	0.4 (0.2 to 0.5)	0.6 (0.4 to 0.9)	0.6 (0.4 to 0.9)	1.4 (1.1 to 2.2)	1.6 (1.1 to 2.3)	2.3 (1.6 to 3.2)	2.9 (1.9 to 3.8)	2.8 (1.9 to 3.7)	2.8 (1.9 to 3.8)	2.8 (1.9 to 3.7)	4.2 (2.8 to 5.7)	5.9 (4.2 to 8)	5.4 (3.2 to 10.4)	3.4 (1.7 to 6.7)	2.7 (1.3 to 4.2)	1.4 (0.6 to 2.8)	0.6 (0.3 to 1.4)	0.5 (0.2 to 1.1)	0.3 (0.1 to 0.8)	0.2 (0.1 to 0.6)	0.1 (0.1 to 0.4)	0.1 (0.1 to 0.3)	277
Urolithiasis	0 (0 to 0)	0 (0 to 0)	0 (0 to 0)	0 (0 to 0)	0 (0 to 0.1)	0 (0 to 0.1)	0 (0 to 0.4)	0 (0 to 0.4)	0 (0 to 0.4)	0 (0 to 0.4)	0 (0 to 0.4)	0 (0 to 0.4)	0 (0 to 0.4)	0 (0 to 0.4)	0.7 (0.4 to 1)	0.7 (0.4 to 1.1)	0.7 (0.4 to 1.2)	0.5 (0.2 to 1)	0.4 (0.2 to 0.8)	0.2 (0.1 to 0.5)	0.1 (0.1 to 0.4)	0.1 (0.1 to 0.4)	0.1 (0.1 to 0.3)	0.1 (0.1 to 0.3)	0.1 (0.1 to 0.3)	0.1 (0.1 to 0.3)	21.4
Benign prostatic hyperplasia	0 (0 to 0)	0 (0 to 0)	0 (0 to 0)	0 (0 to 0)	0 (0 to 0)	0 (0 to 0)	0 (0 to 0)	0 (0 to 0)	0 (0 to 0)	0 (0 to 0)	0 (0 to 0)	0 (0 to 0)	0 (0 to 0)	0 (0 to 0)	0 (0 to 0)	0 (0 to 0)	0 (0 to 0)	0 (0 to 0)	0 (0 to 0)	0 (0 to 0)	0 (0 to 0)	0 (0 to 0)	0 (0 to 0)	0 (0 to 0)	0 (0 to 0)	0 (0 to 0)	0 (0 to 0)	0
Male infertility	–	–	–	–	–	–	–	–	–	–	–	–	–	–	–	–	–	–	–	–	–	–	–	–	–	–	NA
Other urinary diseases	0 (0 to 0)	0 (0 to 0)	0 (0 to 0)	0.1 (0 to 0.2)	0.1 (0 to 0.2)	0.2 (0 to 0.4)	0.2 (0 to 0.4)	0.2 (0 to 0.4)	0.3 (0.2 to 0.5)	0.5 (0.3 to 0.8)	0.4 (0.3 to 0.6)	0.3 (0.2 to 0.5)	0.5 (0.3 to 0.8)	0.5 (0.3 to 0.8)	0.5 (0.3 to 0.8)	0.6 (0.3 to 1.1)	0.5 (0.2 to 1.2)	0.6 (0.3 to 1.4)	0.7 (0.3 to 2)	0.6 (0.2 to 2)	0.6 (0.2 to 2)	0.5 (0.1 to 1.4)	0.4 (0.1 to 1.1)	0.1 (0 to 0.5)	8.1
Gynecological diseases	0 (0 to 0)	0 (0 to 0)	0 (0 to 0)	0 (0 to 0)	130 (71 to 231)	44.3 (25.4 to 70.4)	88.7 (54.6 to 135)	139 (82.6 to 192)	143 (97.3 to 224)	141 (95.4 to 205)	141 (96.4 to 190)	131 (96.4 to 190)	148 (94.5 to 212)	148 (74.6 to 197)	139 (53 to 225)	61.4 (27.1 to 92.2)	33.3 (21.1 to 79.2)	47.6 (30.2 to 68.7)	29.6 (18.9 to 43.7)	16.4 (11.3 to 28.2)	10.4 (4.4 to 15)	2.9 (0.9 to 5.7)	1.4 (0.6 to 2.5)	1.290	
Uterine fibroids	0 (0 to 0)	0 (0 to 0)	0 (0 to 0)	0 (0 to 0)	0 (0 to 0.1)	0 (0 to 0.1)	0 (0 to 0.4)	0 (0 to 1.9)	2.1 (0.9 to 4.4)	3.7 (1.6 to 7.7)	5.4 (2.5 to 10.5)	5.4 (2.5 to 10.5)	7.9 (3.7 to 15.1)	7.3 (3.4 to 13.7)	5.1 (2.3 to 9.9)	3.9 (1.6 to 8)	1.3 (0.5 to 2.6)	0.7 (0.3 to 1.4)	0.3 (0.1 to 0.8)	0.3 (0.1 to 0.8)	0.3 (0.1 to 0.8)	0.3 (0.1 to 0.8)	0.3 (0.1 to 0.8)	0.3 (0.1 to 0.8)	0.3 (0.1 to 0.8)	40.9
Polycystic ovarian syndrome	0 (0 to 0)	0 (0 to 0)	0 (0 to 0)	0 (0 to 0)	1.1 (0.4 to 2.4)	4.2 (1.8 to 9.8)	4.2 (2.3 to 8)	3.5 (2.3 to 11.9)	3.5 (2.4 to 12.3)	3.5 (2.3 to 11)	3.5 (2.3 to 11)	3.5 (2.1 to 10.2)	3.5 (2.3 to 11.1)	3.5 (2.3 to 11)	3.5 (1.4 to 9.2)	3.5 (0.9 to 8)	3.5 (0.9 to 8)	3.5 (0.9 to 8)	3.5 (0.9 to 8)	3.5 (0.9 to 8)	3.5 (0.9 to 8)	3.5 (0.9 to 8)	3.5 (0.9 to 8)	3.5 (0.9 to 8)	3.5 (0.9 to 8)	3.5 (0.9 to 8)	40.9
Female infertility	0 (0 to 0)	0 (0 to 0)	0 (0 to 0)	0 (0 to 0)	0 (0 to 0)	0 (0 to 0)	0 (0 to 0)	0 (0 to 0.3)	0 (0 to 0.3)	0 (0 to 0.3)	0 (0 to 0.3)	0 (0 to 0.3)	0 (0 to 0.3)	0 (0 to 0.3)	0 (0 to 0.3)	0 (0 to 0.3)	0 (0 to 0.3)	0 (0 to 0.3)	0 (0 to 0.3)	0 (0 to 0.3)	0 (0 to 0.3)	0 (0 to 0.3)	0 (0 to 0.3)	0 (0 to 0.3)	0 (0 to 0.3)	0 (0 to 0.3)	0 (0 to 0.3)	11
Endometriosis	0 (0 to 0)	0 (0 to 0)	0 (0 to 0)	0 (0 to 0)	0 (0 to 0)	0 (0 to 0)	0 (0 to 0.1)	0 (0 to 0.1)	0 (0 to 0.1)	0 (0 to 0.1)	0 (0 to 0.1)	0 (0 to 0.1)	0 (0 to 0.1)	0 (0 to 0.1)	0 (0 to 0.1)	0 (0 to 0.1)	0 (0 to 0.1)	0 (0 to 0.1)	0 (0 to 0.1)	0 (0 to 0.1)	0 (0 to 0.1)	0 (0 to 0.1)	0 (0 to 0.1)	0 (0 to 0.1)	0 (0 to 0.1)	0 (0 to 0.1)	0 (0 to 0.1)	49.4
Genital prolapse	0 (0 to 0)	0 (0 to 0)	0 (0 to 0)	0 (0 to 0)	0 (0 to 0)	0 (0 to 0)	0 (0 to 0)	0 (0 to 0.1)	0 (0 to 0.1)	0 (0 to 0.1)	0 (0 to 0.1)	0 (0 to 0.1)	0 (0 to 0.1)	0 (0 to 0.1)	0 (0 to 0.1)	0 (0 to 0.1)	0 (0 to 0.1)	0 (0 to 0.1)	0 (0 to 0.1)	0 (0 to 0.1)	0 (0 to 0.1)	0 (0 to 0.1)	0 (0 to 0.1)	0 (0 to 0.1)	0 (0 to 0.1)	0 (0 to 0.1)	0 (0 to 0.1)	28.6
Premenstrual syndrome	0 (0 to 0)	0 (0 to 0)	0 (0 to 0)	0 (0 to 0)	12.1 (5.4 to 21.7)	36.8 (13.7 to 46.3)	39.6 (16.5 to 57.3)	39.6 (17.9 to 55.4)	34 (15.1 to 57.7)	29.1 (20.7 to 57.4)	36.4 (20.9 to 57.9)	24.6 (14.6 to 57.5)	15 (5 to 57.5)	15 (5 to 57.5)	15 (5 to 57.5)	15 (5 to 57.5)	15 (5 to 57.5)	15 (5 to 57.5)	15 (5 to 57.5)	15 (5 to 57.5)	15 (5 to 57.5)	15 (5 to 57.5)	15 (5 to 57.5)	15 (5 to 57.5)	15 (5 to 57.5)	15 (5 to 57.5)	259
Other gynecological diseases	0 (0 to 0)	0 (0 to 0)	0 (0 to 0)	0 (0 to 0)	0.3 (0 to 1.2)	8.7 (4 to 18.1)	16 (7.4 to 28.6)	28.2 (14.4 to 62.2)	79.3 (40.4 to 128)	105 (57.2 to 158)	73.5 (42.3 to 132)	73.5 (42.3 to 114)	69.3 (34.9 to 140)	69.3 (34.9 to 151)	77.5 (42.4 to 116)	55 (32.4 to 89.8)	47.7 (28.6 to 72.6)	43.4 (25.6 to 63.5)	39.2 (14.1 to 64.4)	16 (9.7 to 25.3)	9.1 (5.4 to 13.7)	4.3 (2.5 to 6.8)	1.2 (0.4 to 2.3)	856	
Hemoglobinopathies and hemolytic anemias	0 (0 to 0)	0.1 (0 to 0.1)	0.5 (0.2 to 0.8)	1.9 (0.4 to 6.6)	2.5 (0.4 to 6.6)	1.4 (0.4 to 5.2)	2.5 (0.8 to 5.2)	3.5 (0.8 to 10.7)	3.4 (0.8 to 10.7)	3.4 (0.8 to 10.7)	3.2 (0.8 to 9.2)	2.3 (0.8 to 8.5)	2.3 (0.8 to 8.4)	2.1 (0.8 to 8.4)	2.5 (0.8 to 8.7)	2.5 (0.8 to 7.5)	2.4 (0.8 to 7.5)	2 (0.8 to 7.5)	3.2 (1.4 to 7.9)	2.6 (1.4 to 5.5)	2.5 (1.4 to 5.5)	2.2 (1.1 to 4.6)	1.4 (0.6 to 2.4)	0.5 (0.3 to 0.9)	50.1
Thalassemias	0 (0 to 0)	0.1 (0 to 0.1)	0.2 (0 to 0.5)	0.1 (0.1 to 0.2)	0.1 (0 to 0.1)	0.1 (0 to 0.1)	0.1 (0 to 0.1)	0 (0 to 0.1)	0 (0 to 0.1)	0 (0 to 0.1)	0 (0 to 0.1)	0 (0 to 0.1)	0 (0 to 0.1)	0 (0 to 0.1)	0 (0 to 0.1)	0 (0 to 0.1)	0 (0 to 0.1)	0 (0 to 0.1)	0 (0 to 0.1)	0 (0 to 0.1)	0 (0 to 0.1)	0 (0 to 0.1)	0 (0 to 0.1)	0 (0 to 0.1)	0 (0 to 0.1)	0 (0 to 0.1)	0.6
Thalassemias trait	0 (0 to 0)	0.2 (0 to 0.4)	0.7 (0.1 to 1.6)	1.2 (0.2 to 4.4)	0.6 (0.2 to 2.2)	0.6 (0.2 to 2.2)	0.6 (0.2 to 2.2)	1.5 (0.3 to 4.1)	1.5 (0.3 to 4.1)	1.5 (0.3 to 4.1)	1.5 (0.3 to 4.1)	1.5 (0.3 to 4.1)	0.9 (0.1 to 3.2)	0.9 (0.1 to 3.2)	1.2 (0.1 to 3.2)	0.8 (0.1 to 2.9)	0.8 (0.1 to 2.9)	0.5 (0.1 to 2.9)	0.4 (0.1 to 1.6)	0.5 (0.1 to 1.6)	0.4 (0.1 to 1.6)	0.2 (0.1 to 1.1)	0.1 (0.1 to 0.6)	0.1 (0.1 to 0.2)	0.1 (0.1 to 0.2)	15.8
Sickle cell disorders	0 (0 to 0)	0.1 (0 to 0.1)	0.2 (0.1 to 0.4)	0.2 (0.1 to 0.4)	0.2 (0.1 to 0.4)	0.2 (0.2 to 0.4)	0.3 (0.2 to 0.4)	0.3 (0.1 to 0.5)	0.2 (0.1 to 0.3)	0.2 (0.1 to 0.3)	0.2 (0.1 to 0.3)	0.2 (0.1 to 0.3)	0.1 (0.1 to 0.2)	0.1 (0.1 to 0.2)	0.2 (0.1 to 0.3)	0.1 (0.1 to 0.3)	0.1 (0.1 to 0.3)	0.1 (0.1 to 0.3)	0.1 (0.1 to 0.3)	0.1 (0.1 to 0.3)	0.1 (0.1 to 0.3)	0.1 (0.1 to 0.3)	0.1 (0.1 to 0.3)	0.1 (0.1 to 0.3)	0.1 (0.1 to 0.3)	0.1 (0.1 to 0.3)	2.5
Sickle cell trait	0 (0 to 0)	0 (0 to 0)	0.1 (0 to 0.2)	0.2 (0 to 0.6)	0.1 (0 to 0.4)	0.1 (0 to 0.4)	0.2 (0 to 0.5)	0.2 (0 to 0.5)	0.1 (0 to 0.4)	0.1 (0 to 0.4)	0.1 (0 to 0.4)	0.1 (0 to 0.4)	0.1 (0 to 0.3)	0.1 (0 to 0.3)	0.1 (0 to 0.3)	0.1 (0 to 0.3)	0.1 (0 to 0.3)	0.1 (0 to 0.3)	0.1 (0 to 0.3)	0.1 (0 to 0.3)	0.1 (0 to 0.3)	0.1 (0 to 0.3)	0.1 (0 to 0.3)	0.1 (0 to 0.3)	0.1 (0 to 0.3)	0.1 (0 to 0.3)	9.9
G6PD deficiency	0 (0 to 0)	0 (0 to 0)	0 (0 to 0)	0 (0 to 0)	0 (0 to 0)	0 (0 to 0)	0 (0 to 0.1)	0.1 (0 to 0.2)	0.1 (0 to 0.2)	0.1 (0 to 0.2)	0.1 (0 to 0.2)	0.1 (0 to 0.2)	0.1 (0 to 0.2)	0.1 (0 to 0.2)	0.1 (0 to 0.2)	0.1 (0 to 0.2)	0.1 (0 to 0.2)	0.1 (0 to 0.2)	0.1 (0 to 0.2)	0.1 (0 to 0.2)	0.1 (0 to 0.2)	0.1 (0 to 0.2)	0.1 (0 to 0.2)	0.1 (0 to 0.2)	0.1 (0 to 0.2)	0.1 (0 to 0.2)	1.6
G6PD trait	0 (0 to 0)	0 (0 to 0)	0 (0 to 0)	0 (0 to 0)	0 (0 to 0)	0 (0 to 0)	0 (0 to 0)	0 (0 to 0)	0 (0 to 0)	0 (0 to 0)	0 (0 to 0)	0 (0 to 0)	0 (0 to 0)	0 (0 to 0)	0 (0 to 0)	0 (0 to 0)	0 (0 to 0)	0 (0 to 0)	0 (0 to 0)	0 (0 to 0)	0 (0 to 0)	0 (0 to 0)	0 (0 to 0)	0 (0 to 0)	0 (0 to 0)	0 (0 to 0)	0 (0 to 0)	0.1
Other hemoglobinopathies and hemolytic anemias	0 (0 to 0)	0 (0 to 0)	0.6 (0.1 to 1.6)	0.5 (0.2 to 1.6)	0.3 (0.1 to 1.2)	0.3 (0.1 to 0.9)	0.3 (0.1 to 1.4)	0.2 (0.1 to 1.1)	0.2 (0.1 to 1.1)	0.2 (0.1 to 1.1)	0.3 (0.1 to 1.2)	0.3 (0.2 to 2.4)	0.8 (0.2 to 2.4)	0.8 (0.2 to 2.4)	1.2 (0.3 to 3.4)	1.1 (0.3 to 3.4)	1.4 (0.3 to 3.4)	1.9 (0.3 to 4.9)	2.2 (1.2 to 3.4)	1.9 (1.2 to 3.4)	2 (1.2 to 3.7)	1.6 (0.9 to 3.1)	0.4 (0.3 to 1.1)	0.4 (0.3 to 0.7)	0.4 (0.3 to 0.7)	19.4
Endocrine, metabolic, blood, and immune disorders	0.8 (0.5 to 1.1)	0.9 (0.3 to 2.2)	5.2 (4.6 to 14.5)	9.6 (6.9 to 14)	12 (7.6 to 17.4)	14 (11.1 to 20.1)	17.4 (11.1 to 25.1)	19.8 (12.4 to 30.5)	23.9 (15.2 to 39.4)	24.9 (15.2 to 39.4)	23.1 (20.4 to 32.8)	43.1 (25.5 to 66.1)	47.8 (42.6 to 102)	66.8 (36.3 to 137)	113 (68.1 to 176)	168 (98.5 to 271)	112 (66.1 to 167)	98.7 (61.8 to 152)	68.5 (42.3 to 104)	42.2 (26.5 to 64.2)	21 (13.9 to 34.2)	9.7 (4.8 to 14.6)	3.3 (2.3 to 5.1)	918	
Oral disorders	0 (0 to 0)	2.6 (1.5 to 4.1)	1.7 (1.2 to 2.2)	0.5 (0.2 to 0.9)	7.2 (2.9 to 14.4)	4.9 (1.7 to 7.7)	9.6 (5.5 to 15.7)	12.9 (7.2 to 20.5)	16.9 (9.4 to 27.3)	19.5 (10.4 to 33.3)	23.1 (12 to 40)	36.6 (21.2 to 62.2)	52.4 (32.9 to 88)	71.5 (44.1 to 113)	86.1 (51.4 to 137)	107 (62.9 to 165)	131 (81.4 to 199)	156 (97.1 to 239)	79.3 (50.3 to 115)	46.8 (30.5 to 74.4)	24.6 (15.4 to 32.3)	11.4 (4.8 to 17.2)	853	
Caries of deciduous teeth	0 (0 to 0)	0 (0 to 0)	0 (0 to 0)	0 (0 to 0.2)	0 (0 to 0.1)	0 (0 to 0)	0 (0 to 0)	0 (0 to 0)	0 (0 to 0)	0 (0 to 0)	0 (0 to 0)	0 (0 to 0)	0 (0 to 0)	0 (0 to 0)	0 (0 to 0)	0 (0 to 0)	0 (0 to 0)	0 (0 to 0)	0 (0 to 0)	0 (0 to 0)	0 (0 to 0)	0 (0 to 0)	0 (0 to 0)	0 (0 to 0)	0 (0 to 0)	0 (0 to 0)	0.6
Caries of permanent teeth	0 (0 to 0)	0 (0 to 0)	0 (0 to 0)	0 (0 to 0)	2.2 (0.9 to 5.2)	2.2 (0.9 to 5.2)	2.6 (1.1 to 5.3)	2.6 (1.2 to 5.7)	2.6 (1.1 to 6)	2.6 (1.2 to 6.1)	2.6 (1.2 to 6)	2.6 (1.2 to 5.8)	2.6 (1.2 to 5.8)	2.6 (1.4 to 7.1)	3.5 (1.4 to 7.2)	3.5 (1.4 to 7.2)	3.5 (1.4 to 7)	3.5 (1.4 to 7)	2.4 (1.0 to 4.7)	1.6 (0.4 to 3.2)	0.6 (0.3 to 1.7)	0.3 (0.1 to 0.8)	0.2 (0.1 to 0.6)	0.2 (0.1 to 0.6)	0.2 (0.1 to 0.6)	47.2
Periodontal diseases	0 (0 to 0)	0 (0 to 0)	0 (0 to 0)	0 (0 to 0)	0.6 (0 to 1.5)	0.6 (0 to 1.5)	0.6 (0.2 to 1.7)	0.6 (0.2 to 1.7)	0.6 (0.2 to 1.7)	0.6 (0.2 to 1.7)	0.6 (0.2 to 1.7)	0.6 (0.2 to 1.7)	0.6 (0.2 to 1.7)	0.6 (0.2 to 1.7)	0.6 (0.2 to

SR Table 2b: Worcestershire DALYS by cause and age group for females with 95% uncertainty intervals. 2019

Cause	Early Neonatal	Late Neonatal	Post Neonatal	1 to 4	5 to 9	10 to 14	15 to 19	20 to 24	25 to 29	30 to 34	35 to 39	40 to 44	45 to 49	50 to 54	55 to 59	60 to 64	65 to 69	70 to 74	75 to 79	80 to 84	85 to 89	90 to 94	95 plus	Total
All causes	2,861 (2,629 to 3,116)	1,160 (1,060 to 1,268)	2,078 (1,898 to 2,267)	3,267 (2,969 to 3,602)	2,169 (1,964 to 2,394)	2,180 (1,969 to 2,404)	2,800 (2,530 to 3,088)	3,150 (2,844 to 3,480)	3,150 (2,844 to 3,480)	3,150 (2,844 to 3,480)	3,150 (2,844 to 3,480)	3,150 (2,844 to 3,480)	3,150 (2,844 to 3,480)	3,150 (2,844 to 3,480)	3,150 (2,844 to 3,480)	3,150 (2,844 to 3,480)	3,150 (2,844 to 3,480)	3,150 (2,844 to 3,480)	3,150 (2,844 to 3,480)	3,150 (2,844 to 3,480)	3,150 (2,844 to 3,480)	3,150 (2,844 to 3,480)	96,800
Communicable, maternal, neonatal, and nutritional diseases	2,861 (2,629 to 3,116)	1,160 (1,060 to 1,268)	2,078 (1,898 to 2,267)	3,267 (2,969 to 3,602)	2,169 (1,964 to 2,394)	2,180 (1,969 to 2,404)	2,800 (2,530 to 3,088)	3,150 (2,844 to 3,480)	3,150 (2,844 to 3,480)	3,150 (2,844 to 3,480)	3,150 (2,844 to 3,480)	3,150 (2,844 to 3,480)	3,150 (2,844 to 3,480)	3,150 (2,844 to 3,480)	3,150 (2,844 to 3,480)	3,150 (2,844 to 3,480)	3,150 (2,844 to 3,480)	3,150 (2,844 to 3,480)	3,150 (2,844 to 3,480)	3,150 (2,844 to 3,480)	3,150 (2,844 to 3,480)	3,150 (2,844 to 3,480)	4,690
HIV/AIDS and sexually transmitted infections	0.4 (2.7 to 2.1)	2.5 (0.7 to 5.5)	6 (1.4 to 9.5)	0.5 (0.4 to 0.7)	0.2 (0.3 to 0.4)	0.5 (0.4 to 0.6)	1.2 (0.9 to 1.4)	3.2 (2.1 to 4.7)	3.6 (2.6 to 5.1)	9.4 (6.4 to 12.9)	10.7 (6.9 to 16.7)	11.3 (7.2 to 17.7)	9 (5.8 to 13.8)	6.2 (4.4 to 9.1)	4.5 (3 to 7)	2.7 (2.4 to 3.7)	3.1 (2.5 to 4.1)	2.1 (1.6 to 3.1)	1.4 (1.4 to 2.2)	0.6 (0.4 to 0.9)	0.2 (0.2 to 0.3)	94.8
HIV/AIDS	0 (0 to 0)	0 (0 to 0)	0.8 (0.7 to 0.9)	0.4 (0.3 to 0.5)	0.3 (0.2 to 0.3)	0.2 (0.2 to 0.2)	0.4 (0.3 to 0.5)	0.7 (0.7 to 1.4)	1.6 (1.1 to 2.1)	2.9 (2.1 to 3.9)	3.1 (2.1 to 4.3)	2.9 (2.2 to 4.4)	3.1 (2.4 to 4.3)	2.2 (2.2 to 4.1)	1.7 (1.4 to 2.9)	1.7 (1.1 to 2.6)	1.8 (1.3 to 2.3)	1.3 (0.9 to 2.2)	0.4 (0.4 to 1.1)	0.1 (0.1 to 0.2)	0 (0 to 0)	0 (0 to 0)	27
HIV/AIDS - Drug-susceptible Tuberculosis	0 (0 to 0)	0 (0 to 0)	0.2 (0.1 to 0.2)	0.1 (0.1 to 0.1)	0.1 (0.1 to 0.1)	0.1 (0.1 to 0.1)	0.1 (0.1 to 0.2)	0.2 (0.1 to 0.3)	0.5 (0.3 to 0.6)	0.8 (0.5 to 1.1)	0.9 (0.6 to 1.2)	0.8 (0.6 to 1.2)	0.9 (0.6 to 1.2)	0.6 (0.4 to 0.9)	0.5 (0.4 to 0.8)	0.2 (0.2 to 0.3)	0.2 (0.1 to 0.3)	0.1 (0.1 to 0.2)	0.1 (0.1 to 0.2)	0 (0 to 0)	0 (0 to 0)	0 (0 to 0)	3.2
HIV/AIDS - Multidrug-resistant Tuberculosis without extensive drug resistance	0 (0 to 0)	0 (0 to 0)	0 (0 to 0)	0 (0 to 0)	0 (0 to 0)	0 (0 to 0)	0 (0 to 0)	0 (0 to 0)	0 (0 to 0)	0 (0 to 0)	0 (0 to 0)	0 (0 to 0)	0 (0 to 0)	0 (0 to 0)	0 (0 to 0)	0 (0 to 0)	0 (0 to 0)	0 (0 to 0)	0 (0 to 0)	0 (0 to 0)	0 (0 to 0)	0 (0 to 0)	0 (0 to 0)	0.1
HIV/AIDS - Extensively drug-resistant Tuberculosis	0 (0 to 0)	0 (0 to 0)	0 (0 to 0)	0 (0 to 0)	0 (0 to 0)	0 (0 to 0)	0 (0 to 0)	0 (0 to 0)	0 (0 to 0)	0 (0 to 0)	0 (0 to 0)	0 (0 to 0)	0 (0 to 0)	0 (0 to 0)	0 (0 to 0)	0 (0 to 0)	0 (0 to 0)	0 (0 to 0)	0 (0 to 0)	0 (0 to 0)	0 (0 to 0)	0 (0 to 0)	0 (0 to 0)	0
HIV/AIDS resulting in other diseases	0 (0 to 0)	0 (0 to 0)	0.6 (0.4 to 0.8)	0.3 (0.2 to 0.4)	0.2 (0.1 to 0.2)	0.2 (0.2 to 0.3)	0.3 (0.3 to 0.5)	0.6 (0.6 to 1.2)	1.3 (0.9 to 1.7)	2.5 (1.7 to 3.5)	2.5 (1.7 to 3.4)	2.6 (1.8 to 4.1)	2.6 (1.9 to 3.6)	1.8 (1.3 to 2.4)	1.5 (1.2 to 2.3)	1.7 (1.2 to 2.1)	1.6 (1.1 to 2.1)	1 (0.7 to 1.7)	0.4 (0.3 to 0.8)	0.1 (0.1 to 0.2)	0 (0 to 0)	0 (0 to 0)	22.7
Sexually transmitted infections excluding HIV	0.4 (2.7 to 2.1)	2.5 (0.7 to 5.5)	5.2 (4.6 to 7.8)	0.1 (0.1 to 0.2)	0.2 (0.2 to 0.4)	0.3 (0.2 to 0.4)	0.8 (0.6 to 1.1)	2.5 (2.1 to 3.4)	2.1 (2.0 to 3.1)	6.5 (4.2 to 10.1)	7.7 (4.5 to 14.1)	8.1 (4.9 to 13.1)	5.8 (3.1 to 10.5)	3.9 (1.8 to 5.9)	2.5 (1.4 to 3.4)	1 (1.1 to 2.2)	1.4 (1.2 to 3.5)	1.1 (1.1 to 2.7)	1.7 (1.4 to 2.1)	1.4 (1.4 to 2.2)	0.6 (0.7 to 1.5)	0.2 (0.4 to 0.9)	67.9
Syphilis	0.4 (2.7 to 2.1)	2.5 (0.7 to 5.5)	3.2 (0.4 to 7.8)	0.1 (0.0 to 0.2)	0.1 (0.0 to 0.2)	0.1 (0.1 to 0.1)	0.1 (0.1 to 0.1)	0.1 (0.1 to 0.2)	0.1 (0.1 to 0.2)	0.1 (0.1 to 0.2)	0.1 (0.1 to 0.2)	0.1 (0.1 to 0.2)	0.1 (0.1 to 0.2)	0.1 (0.1 to 0.2)	0.1 (0.1 to 0.2)	0.1 (0.1 to 0.2)	0.1 (0.1 to 0.2)	0.1 (0.1 to 0.2)	0.1 (0.1 to 0.2)	0.1 (0.1 to 0.2)	0.1 (0.1 to 0.2)	0.1 (0.1 to 0.2)	15.7
Chlamydial infection	0 (0 to 0)	0 (0 to 0)	0 (0 to 0)	0 (0 to 0)	0 (0 to 0)	0 (0 to 0)	0.4 (0.1 to 0.6)	0.6 (0.2 to 1.1)	1.2 (0.4 to 2.1)	2.4 (0.8 to 3.7)	1.5 (0.5 to 2.8)	1.8 (0.6 to 3.1)	1.9 (0.6 to 3.2)	1.1 (0.3 to 2.1)	0.7 (0.2 to 1.4)	0.4 (0.1 to 0.9)	0.2 (0.1 to 0.5)	0.1 (0.1 to 0.3)	0.1 (0.1 to 0.2)	0 (0 to 0)	0 (0 to 0)	0 (0 to 0)	10
Gonococcal infection	0 (0 to 0)	0 (0 to 0)	0 (0 to 0)	0 (0 to 0)	0 (0 to 0)	0 (0 to 0)	0.1 (0.1 to 0.1)	0.1 (0.1 to 0.2)	0.2 (0.1 to 0.4)	0.4 (0.2 to 0.6)	0.4 (0.2 to 0.7)	0.4 (0.2 to 0.8)	0.4 (0.2 to 0.8)	0.3 (0.2 to 0.6)	0.3 (0.2 to 0.6)	0.2 (0.2 to 0.4)	0.2 (0.2 to 0.5)	0.2 (0.2 to 0.5)	0.2 (0.2 to 0.4)	0.2 (0.2 to 0.3)	0.2 (0.2 to 0.3)	0.1 (0.1 to 0.2)	6.2
Trichomoniasis	0 (0 to 0)	0 (0 to 0)	0 (0 to 0)	0 (0 to 0)	0 (0 to 0)	0 (0 to 0)	0.3 (0.1 to 0.6)	0.6 (0.2 to 1.3)	0.7 (0.2 to 1.6)	0.7 (0.2 to 1.8)	0.7 (0.2 to 1.8)	0.8 (0.2 to 1.8)	0.8 (0.2 to 1.7)	0.6 (0.2 to 1.2)	0.5 (0.2 to 1.1)	0.4 (0.2 to 1.1)	0.4 (0.2 to 1.1)	0.3 (0.1 to 0.8)	0.2 (0.1 to 0.4)	0.1 (0.1 to 0.2)	0.1 (0.1 to 0.2)	0 (0 to 0)	7.3
Genital herpes	0 (0 to 0)	0 (0 to 0)	0 (0 to 0)	0 (0 to 0)	0 (0 to 0)	0 (0 to 0)	0.2 (0.1 to 0.4)	0.4 (0.1 to 0.6)	0.6 (0.2 to 1.1)	0.7 (0.2 to 1.4)	0.7 (0.2 to 1.4)	0.7 (0.2 to 1.4)	0.8 (0.2 to 1.4)	0.6 (0.2 to 1.2)	0.5 (0.2 to 1.1)	0.4 (0.2 to 1.1)	0.4 (0.2 to 1.1)	0.3 (0.1 to 0.8)	0.2 (0.1 to 0.4)	0.1 (0.1 to 0.2)	0.1 (0.1 to 0.2)	0 (0 to 0)	9.1
Other sexually transmitted infections	0 (0 to 0)	0 (0 to 0)	0 (0 to 0)	0 (0 to 0)	0 (0 to 0)	0 (0 to 0)	0.2 (0.1 to 0.4)	0.4 (0.1 to 0.6)	0.6 (0.2 to 1.1)	0.7 (0.2 to 1.4)	0.7 (0.2 to 1.4)	0.7 (0.2 to 1.4)	0.8 (0.2 to 1.4)	0.6 (0.2 to 1.2)	0.5 (0.2 to 1.1)	0.4 (0.2 to 1.1)	0.4 (0.2 to 1.1)	0.3 (0.1 to 0.8)	0.2 (0.1 to 0.4)	0.1 (0.1 to 0.2)	0.1 (0.1 to 0.2)	0 (0 to 0)	9.1
Respiratory infections and tuberculosis	3.8 (2.5 to 5.4)	2.6 (1.7 to 3.6)	17.4 (10.4 to 25)	29.1 (20.1 to 47.6)	19.4 (12.7 to 28.2)	20.1 (13.1 to 28.9)	26.4 (17.6 to 38.6)	29.4 (20.1 to 41.1)	29.4 (20.1 to 41.1)	29.4 (20.1 to 41.1)	29.4 (20.1 to 41.1)	29.4 (20.1 to 41.1)	29.4 (20.1 to 41.1)	29.4 (20.1 to 41.1)	29.4 (20.1 to 41.1)	29.4 (20.1 to 41.1)	29.4 (20.1 to 41.1)	29.4 (20.1 to 41.1)	29.4 (20.1 to 41.1)	29.4 (20.1 to 41.1)	29.4 (20.1 to 41.1)	29.4 (20.1 to 41.1)	2,660
Tuberculosis	0 (0 to 0)	0 (0 to 0)	0 (0 to 0)	0 (0 to 0)	0 (0 to 0)	0 (0 to 0)	0 (0 to 0)	0.5 (0.5 to 1.1)	0.9 (0.6 to 2.4)	1.2 (0.8 to 1.7)	1.2 (0.7 to 1.6)	1.2 (0.7 to 1.6)	1.2 (0.7 to 1.6)	1.2 (0.7 to 1.6)	1.2 (0.7 to 1.6)	1.2 (0.7 to 1.6)	1.2 (0.7 to 1.6)	1.2 (0.7 to 1.6)	1.2 (0.7 to 1.6)	1.2 (0.7 to 1.6)	1.2 (0.7 to 1.6)	1.2 (0.7 to 1.6)	29
Latent tuberculosis infection	0 (0 to 0)	0 (0 to 0)	0 (0 to 0)	0 (0 to 0)	0 (0 to 0)	0 (0 to 0)	0 (0 to 0)	0 (0 to 0)	0 (0 to 0)	0 (0 to 0)	0 (0 to 0)	0 (0 to 0)	0 (0 to 0)	0 (0 to 0)	0 (0 to 0)	0 (0 to 0)	0 (0 to 0)	0 (0 to 0)	0 (0 to 0)	0 (0 to 0)	0 (0 to 0)	0 (0 to 0)	0 (0 to 0)	0
Drug-susceptible tuberculosis	0 (0 to 0)	0 (0 to 0)	0 (0 to 0)	0 (0 to 0)	0 (0 to 0)	0 (0 to 0)	0 (0 to 0)	0 (0 to 0)	0 (0 to 0)	0 (0 to 0)	0 (0 to 0)	0 (0 to 0)	0 (0 to 0)	0 (0 to 0)	0 (0 to 0)	0 (0 to 0)	0 (0 to 0)	0 (0 to 0)	0 (0 to 0)	0 (0 to 0)	0 (0 to 0)	0 (0 to 0)	0 (0 to 0)	0
Multidrug-resistant tuberculosis without extensive drug resistance	0 (0 to 0)	0 (0 to 0)	0 (0 to 0)	0 (0 to 0)	0 (0 to 0)	0 (0 to 0)	0 (0 to 0)	0 (0 to 0)	0 (0 to 0)	0 (0 to 0)	0 (0 to 0)	0 (0 to 0)	0 (0 to 0)	0 (0 to 0)	0 (0 to 0)	0 (0 to 0)	0 (0 to 0)	0 (0 to 0)	0 (0 to 0)	0 (0 to 0)	0 (0 to 0)	0 (0 to 0)	0 (0 to 0)	0
Extensively drug-resistant tuberculosis	0 (0 to 0)	0 (0 to 0)	0 (0 to 0)	0 (0 to 0)	0 (0 to 0)	0 (0 to 0)	0 (0 to 0)	0 (0 to 0)	0 (0 to 0)	0 (0 to 0)	0 (0 to 0)	0 (0 to 0)	0 (0 to 0)	0 (0 to 0)	0 (0 to 0)	0 (0 to 0)	0 (0 to 0)	0 (0 to 0)	0 (0 to 0)	0 (0 to 0)	0 (0 to 0)	0 (0 to 0)	0 (0 to 0)	0
Lower respiratory infections	3.8 (2.5 to 5.3)	2.6 (1.7 to 3.6)	12.5 (6.9 to 19.8)	9.4 (2.3 to 4.6)	2.7 (2.3 to 4.6)	2.7 (2.5 to 5.4)	9.7 (6.6 to 9.4)	9.5 (6.2 to 13.4)	9.5 (6.2 to 13.4)	9.5 (6.2 to 13.4)	9.5 (6.2 to 13.4)	9.5 (6.2 to 13.4)	9.5 (6.2 to 13.4)	9.5 (6.2 to 13.4)	9.5 (6.2 to 13.4)	9.5 (6.2 to 13.4)	9.5 (6.2 to 13.4)	9.5 (6.2 to 13.4)	9.5 (6.2 to 13.4)	9.5 (6.2 to 13.4)	9.5 (6.2 to 13.4)	9.5 (6.2 to 13.4)	2,530
Upper respiratory infections	0 (0 to 0)	0 (0 to 0)	4 (2.3 to 6.4)	19.1 (10.4 to 29.1)	16.2 (9.2 to 25.7)	17.4 (9.5 to 27.2)	15.7 (8.5 to 25.9)	15.7 (8.5 to 25.9)	15.7 (8.5 to 25.9)	15.7 (8.5 to 25.9)	15.7 (8.5 to 25.9)	15.7 (8.5 to 25.9)	14 (7.4 to 24.2)	10.6 (5.2 to 20.2)	10.1 (4.6 to 20)	7.2 (3.2 to 15.7)	7.2 (3.2 to 15.7)	7.2 (3.2 to 15.7)	7.2 (3.2 to 15.7)	7.2 (3.2 to 15.7)	7.2 (3.2 to 15.7)	7.2 (3.2 to 15.7)	249
Otitis media	0 (0 to 0)	0 (0 to 0)	0.8 (0.4 to 1.4)	3.3 (2.7 to 9.5)	2.3 (2.8 to 8.8)	2.3 (1.7 to 6)	2.7 (1.4 to 5.2)	2.7 (1.3 to 5.7)	2.7 (1.2 to 5.1)	2.7 (1.3 to 4.6)	2.7 (1.1 to 4.7)	2.7 (1.2 to 5.1)	2.7 (1.2 to 5.1)	2.7 (1.2 to 5.1)	2.7 (1.2 to 5.1)	2.7 (1.2 to 5.1)	2.7 (1.2 to 5.1)	2.7 (1.2 to 5.1)	2.7 (1.2 to 5.1)	2.7 (1.2 to 5.1)	2.7 (1.2 to 5.1)	2.7 (1.2 to 5.1)	51.3
Enteric infections	0.3 (0.2 to 0.4)	1.1 (0.6 to 1.5)	0.1 (0.6 to 1.9)	7.9 (10.2 to 29.1)	9.4 (3.3 to 15.9)	5.2 (3.6 to 8.1)	4.8 (2.6 to 7.4)	5.2 (3.6 to 8.1)	4.8 (2.6 to 7.4)	4.8 (2.6 to 7.4)	4.7 (2.4 to 7.4)	4.3 (2.4 to 6.6)	4.3 (2.4 to 6.6)	5.8 (3.2 to 7.9)	5.8 (3.4 to 9)	5.8 (3.4 to 9)	6.3 (3.5 to 11.9)	6.3 (3.5 to 11.9)	6.3 (3.5 to 11.9)	6.3 (3.5 to 11.9)	6.3 (3.5 to 11.9)	6.3 (3.5 to 11.9)	282
Diarrheal diseases	0.3 (0.2 to 0.4)	1.1 (0.6 to 1.5)	0.1 (9.5 to 19.9)	7.9 (10.2 to 29.1)	9.4 (3.3 to 15.9)	5.2 (3.6 to 8.1)	4.8 (2.6 to 7.4)	5.2 (3.6 to 8.1)	4.8 (2.6 to 7.4)	4.8 (2.6 to 7.4)	4.7 (2.4 to 7.4)	4.3 (2.4 to 6.6)	4.3 (2.4 to 6.6)	5.8 (3.2 to 7.9)	5.8 (3.4 to 9)	5.8 (3.4 to 9)	6.3 (3.5 to 11.9)	6.3 (3.5 to 11.9)	6.3 (3.5 to 11.9)	6.3 (3.5 to 11.9)	6.3 (3.5 to 11.9)	6.3 (3.5 to 11.9)	282
Typhoid and paratyphoid	0 (0 to 0)	0 (0 to 0)	0 (0 to 0)	0 (0 to 0)	0 (0 to 0)	0 (0 to 0)	0 (0 to 0)	0 (0 to 0)	0 (0 to 0)	0 (0 to 0)	0 (0 to 0)	0 (0 to 0)	0 (0 to 0)	0 (0 to 0)	0 (0 to 0)	0 (0 to 0)	0 (0 to 0)	0 (0 to 0)	0 (0 to 0)	0 (0 to 0)	0 (0 to 0)	0 (0 to 0)	0 (0 to 0)	0
Typhoid fever	0 (0 to 0)	0 (0 to 0)	0 (0 to 0)	0 (0 to 0)	0 (0 to 0)	0 (0 to 0)	0 (0 to 0)	0 (0 to 0)	0 (0 to 0)	0 (0 to 0)	0 (0 to 0)	0 (0 to 0)	0 (0 to 0)	0 (0 to 0)	0 (0 to 0)	0 (0 to 0)	0 (0 to 0)	0 (0 to 0)	0 (0 to 0)	0 (0 to 0)	0 (0 to 0)	0 (0 to 0)	0 (0 to 0)	0
Paratyphoid fever	0 (0 to 0)	0 (0 to 0)	0 (0 to 0)	0 (0 to 0)	0 (0 to 0)	0 (0 to 0)	0 (0 to 0)	0 (0 to 0)	0 (0 to 0)	0 (0 to 0)	0 (0 to 0)	0 (0 to 0)	0 (0 to 0)	0 (0 to 0)	0 (0 to 0)	0 (0 to 0)	0 (0 to 0)	0 (0 to 0)	0 (0 to 0)	0 (0 to 0)	0 (0 to 0)	0 (0 to 0)	0 (0 to 0)	0
Invasive Non-typhoidal Salmonella (iNTS)	0 (0 to 0)	0 (0 to 0)	0 (0 to 0)	0 (0 to 0)	0 (0 to 0)	0 (0 to 0)	0 (0 to 0)	0 (0 to 0)	0 (0 to 0)	0 (0 to 0)	0 (0 to 0)	0 (0 to 0)	0 (0 to 0)	0 (0 to 0)	0 (0 to 0)	0 (0 to 0)	0 (0 to 0)	0 (0 to 0)	0 (0 to 0)	0 (0 to 0)	0 (0 to 0)	0 (0 to 0)	0 (0 to 0)	0.6
Other intestinal infectious diseases	0 (0 to 0)	0 (0 to 0)	0.1 (0 to 0.2)	0 (0 to 0)	0 (0 to 0)	0 (0 to 0)	0 (0 to 0)	0 (0 to 0)	0 (0 to 0)	0 (0 to 0)	0 (0 to 0)	0 (0 to 0)	0 (0 to 0)	0 (0 to 0)	0 (0 to 0)	0 (0 to 0)	0 (0 to 0)	0 (0 to 0)	0 (0 to 0)	0 (0 to 0)	0 (0 to 0)	0 (0 to 0)	0 (0 to 0)	0.5
Neglected tropical diseases and malaria	0 (0 to 0)	0.8 (0.1 to 2.1)	5.1 (2.4 to 11.5)	2.5 (0.1 to 6.6)	1.4 (0.2 to 0.1)	2.5 (0.2 to 0.6)	0.4 (0.2 to 0.6)	0.3 (0.2 to 0.6)	0.6 (0.2 to 1.4)	1.2 (0.2 to 4.2)	1.2 (0.2 to 4.2)	1.1 (0.1 to 4.1)	1.1 (0.1 to 4.1)	1.5 (0.1 to 5.2)	1.5 (0.1 to 5.2)	0.4 (0.2 to 1.4)	0.4 (0.2 to 1.4)	0.3 (0.2 to 1.4)	0.2 (0.2 to 0.7)	0.2 (0.2 to 0.7)	0.2 (0.2 to 0.7)	0.2 (0.2 to 0.7)	10.7
Malaria	0 (0 to 0)	0 (0 to 0)	0 (0 to 0)	0 (0 to 0)	0 (0 to 0)	0 (0 to 0)	0 (0 to 0)	0 (0 to 0)	0 (0 to 0)	0 (0 to 0)	0 (0 to 0)	0 (0 to 0)	0 (0 to 0)	0 (0 to 0)	0 (0 to 0)	0 (0 to 0)	0 (0 to 0)	0 (0 to 0)	0 (0 to 0)	0 (0 to 0)	0 (0 to 0)	0 (0 to 0)	0 (0 to 0)	0
Chagas disease	0 (0 to 0)	0 (0 to 0)	0 (0 to 0)	0 (0 to 0)	0 (0 to 0)	0 (0 to 0)	0 (0 to 0)	0 (0 to 0)	0 (0 to 0)	0 (0 to 0)	0 (0 to 0)	0 (0 to 0)	0 (0 to 0)	0 (0 to 0)	0 (0 to 0)	0 (0 to 0)	0 (0 to 0)	0 (0 to 0)	0 (0 to 0)	0 (0 to 0)	0 (0 to 0)	0 (0 to 0)	0 (0 to 0)	0
Leishmaniasis	0 (0 to 0)	0 (0 to 0)	0 (0 to 0)	0 (0 to 0)	0 (0 to 0)	0 (0 to 0)	0 (0 to 0)	0 (0 to 0)	0 (0 to 0)	0 (0 to 0)	0 (0 to 0)	0 (0 to 0)	0 (0 to 0)	0 (0 to 0)	0 (0 to 0)	0 (0 to 0)	0 (0 to 0)	0 (0 to 0)	0 (0 to 0)	0 (0 to 0)	0 (0 to 0)	0 (0 to 0)	0 (0 to 0)	0
Visceral leishmaniasis	0 (0 to 0)	0 (0 to 0)	0 (0 to 0)	0 (0 to 0)	0 (0 to 0)	0 (0 to 0)	0 (0 to 0)	0 (0 to 0)	0 (0 to 0)	0 (0 to 0)	0 (0 to 0)	0 (0 to 0)	0 (0 to 0)	0 (0 to 0)	0 (0 to 0)	0 (0 to 0)	0 (0 to 0)	0 (0 to 0)	0 (0 to 0)	0 (0 to 0)	0 (0 to 0)	0 (0 to 0)	0 (0 to 0)	0
Cutaneous and mucocutaneous leishmaniasis	0 (0 to 0)	0 (0 to 0)	0 (0 to 0)	0 (0 to 0)	0 (0 to 0)	0 (0 to 0)	0 (0 to 0)	0 (0 to 0)	0 (0 to 0)	0 (0 to 0)	0 (0 to 0)	0 (0 to 0)	0 (0 to 0)	0 (0 to 0)	0 (0 to 0)	0 (0 to 0)	0 (0 to 0)	0 (0 to 0)	0 (0 to 0)	0 (0 to 0)	0 (0 to 0)	0 (0 to 0)	0 (0 to 0)	0
African trypanosomiasis	0 (0 to 0)	0 (0 to 0)	0 (0 to 0)	0 (0 to 0)	0 (0 to 0)	0 (0 to 0)	0 (0 to 0)	0 (0 to 0)	0 (0 to 0)	0 (0 to 0)	0 (0 to 0)	0 (0 to 0)	0 (0 to 0)	0 (0 to 0)	0 (0 to 0)	0 (0 to 0)	0 (0 to 0)	0 (0 to 0)	0 (0 to 0)	0 (0 to 0)	0 (0 to 0)	0 (0 to 0)	0 (0 to 0)	0
Schistosomiasis	0 (0 to 0)	0 (0 to 0)	0 (0 to 0)	0 (0 to 0)	0 (0 to 0)	0 (0 to 0)	0 (0 to 0)	0 (0 to 0)	0 (0 to 0)	0 (0 to 0)	0 (0 to 0)	0 (0 to 0)	0 (0 to 0)	0 (0 to 0)	0 (0 to 0)	0 (0 to 0)	0 (0 to 0)	0 (0 to 0)	0 (0 to 0)	0 (0 to 0)	0 (0 to 0)	0 (0 to 0)	0 (0 to 0)	0
Cysticercosis	0 (0 to 0)	0 (0 to 0)	0 (0 to 0)	0 (0 to 0)	0 (0 to 0)	0 (0 to 0)	0 (0 to 0)	0 (0 to 0)	0 (0 to 0)	0 (0 to 0)	0 (0 to 0)	0 (0 to 0)	0 (0 to 0)	0 (0 to 0)	0 (0 to 0)	0 (0 to 0)	0 (0 to 0)	0 (0 to 0)	0 (0 to 0)	0 (0 to 0)	0 (0 to 0)	0 (0 to 0)	0 (0 to 0)	0
Cystic echinococcosis	0 (0 to 0)	0 (0 to 0)	0 (0 to 0)	0 (0 to 0)	0 (0 to 0)	0 (0 to 0)	0 (0 to 0)	0 (0 to 0)	0 (0 to 0)	0 (0 to 0)	0 (0 to 0)	0 (0 to 0)	0 (0 to 0)	0 (0 to 0)	0 (0 to 0)	0 (0 to 0)	0 (0 to 0)	0 (0 to 0)	0 (0 to 0)	0 (0 to 0)	0 (0 to 0)	0 (0 to 0)	0 (0 to 0)	0.1
Lymphatic filariasis	0 (0 to 0)	0 (0 to 0)	0 (0 to 0)	0 (0 to 0)	0 (0 to 0)	0 (0 to 0)	0 (0 to 0)	0 (0 to 0)	0 (0 to 0)	0 (0 to 0)	0 (0 to 0)	0 (0 to 0)	0 (0 to 0)	0 (0 to 0)	0 (0 to 0)	0 (0 to 0)	0 (0 to 0)	0 (0 to 0)	0 (0 to 0)	0 (0 to 0)	0 (0 to 0)	0 (0 to 0)	0 (0 to 0)	0
Onchocerciasis	0 (0 to 0)	0 (0 to 0)	0 (0 to 0)	0 (0 to 0)	0 (0 to 0)	0 (0 to 0)	0 (0 to 0)	0 (0 to 0)	0 (0 to 0)	0 (0 to 0)	0 (0 to 0)	0 (0 to 0)	0 (0 to 0)	0 (0 to 0)	0 (0 to 0)	0 (0 to 0)	0 (0 to 0)	0 (0 to 0)	0 (0 to 0)	0 (0 to 0)	0 (0 to 0)	0 (0 to 0)	0 (0 to 0)	0
Trachoma	0 (0 to 0)	0 (0 to 0)	0 (0 to 0)	0 (0 to 0)	0 (0 to 0)	0 (0 to 0)	0 (0 to 0)	0 (0 to 0)	0 (0 to 0)	0 (0 to 0)	0 (0 to 0)	0 (0 to 0)	0 (0 to 0)	0 (0 to 0)	0 (0 to 0)	0 (0 to 0)	0 (0 to 0)	0 (0 to 0)	0 (0 to 0)	0 (0 to 0)	0 (0 to 0)	0 (0 to 0)	0 (0 to 0)	0
Dengue	0 (0 to 0)	0 (0 to 0)	0 (0 to 0)	0 (0 to 0)	0 (0 to 0)	0 (0 to 0)	0 (0 to 0)	0 (0 to 0)	0 (0 to 0)	0 (0 to 0)	0 (0 to 0)	0 (0 to 0)	0 (0 to 0)	0 (0 to 0)	0 (0 to 0)	0 (0 to 0)	0 (0 to 0)	0 (0 to 0)	0 (0 to 0)	0 (0 to 0)	0 (0 to 0)	0 (0 to 0)	0 (0 to 0)	0
Yellow fever	0 (0 to 0)	0 (0 to 0)	0 (0 to 0)	0 (0 to 0)	0 (0 to 0)	0 (0 to 0)	0 (0 to 0)	0 (0 to 0)	0 (0 to 0)	0 (0 to 0)	0 (0 to 0)	0 (0 to 0)	0 (0 to 0)	0 (0 to 0)	0 (0 to 0)	0 (0 to 0)	0 (0 to 0)	0 (0 to 0)	0 (0 to 0)	0 (0 to 0)	0 (0 to 0)	0 (0 to 0)	0 (0 to 0)	0
Rabies	0 (0 to 0)	0 (0 to 0)	0 (0 to 0)	0 (0 to 0)	0 (0 to 0)	0 (0 to 0)	0 (0 to 0)	0 (0 to 0)	0 (0 to 0)	0 (0 to 0)	0 (0 to 0)	0 (0 to 0)	0 (0 to 0)	0 (0 to 0)	0 (0 to 0)	0 (0 to 0)	0 (0 to 0)	0 (0 to 0)	0 (0 to 0)	0 (0 to 0)	0 (0 to 0)	0 (0 to 0)	0 (0 to 0)	0
Intestinal nematode infections	0 (0 to 0)	0 (0 to 0)	0 (0 to 0)	0 (0 to 0)	0 (0 to 0)	0 (0 to 0)	0 (0 to 0)	0 (0 to 0)	0 (0 to 0)	0 (0 to 0)	0 (0 to 0)	0 (0 to 0)	0 (0 to 0)	0 (0 to 0)	0 (0 to 0)	0 (0 to 0)	0 (0 to 0)	0 (0 to 0)	0 (0 to 0)	0 (0 to 0)	0 (0 to 0)	0 (0 to 0)	0 (0 to 0)	0
Ascariasis	0 (0 to 0)	0 (0 to 0)	0 (0 to 0)	0 (0 to 0)	0 (0 to 0)	0 (0 to 0)	0 (0 to 0)	0 (0 to 0)	0 (0 to 0)	0 (0 to 0)	0 (0 to 0)	0 (0 to 0)	0 (0 to 0)	0 (0 to 0)	0 (0 to 0)	0 (0 to 0)	0 (0 to 0)	0 (0 to 0)	0 (0 to 0)	0 (0 to 0)	0 (0 to 0)	0 (0 to 0)	0 (0 to 0)	0
Trichuriasis	0 (0 to 0)	0 (0 to 0)	0 (0 to 0)	0 (0 to 0)	0 (0 to 0)	0 (0 to 0)	0 (0 to 0)	0 (0 to 0)	0 (0 to 0)	0 (0 to 0)	0 (0 to 0)	0 (0 to 0)	0 (0 to 0)	0 (0 to 0)	0 (0 to 0)	0 (0 to 0)	0 (0 to 0)	0 (0 to 0)	0 (0 to 0)	0 (0 to 0)	0 (0 to 0)



Osteoarthritis other	0 (0 to 0)	0 (0 to 0)	0 (0 to 0)	0 (0 to 0)	0 (0 to 0)	0 (0 to 0)	0 (0 to 0)	0 (0 to 0)	0 (0 to 0)	0 (0 to 0)	0-1 (0 to 0.2)	2-5 (0 to 7.4)	6-10 (0 to 14)	11-20 (0 to 27)	21-50 (7 to 5)	51-100 (3 4 to 13 1)	101-200 (4 6 to 22 6)	201-500 511	501-1000 (9 7 to 31 4)	1001-2000 (14 to 50)	2001-5000 (9 8 to 32 2)	5001-10000 (6 2 to 25 2)	10001-20000 (5 2 to 22 5)	20001-50000 (5 2 to 23 1)	50001-100000 (5 2 to 23 1)	100001-200000 (5 2 to 23 1)	200001-500000 (5 2 to 23 1)	500001+ (5 2 to 23 1)	
Low back pain	0 (0 to 0)	0 (0 to 0)	0 (0 to 0)	0 (0 to 0)	11-3 (5 2 to 19 7)	59-4 (35 6 to 94)	144 (84 2 to 177)	199 (85 7 to 223)	222 (113 to 262)	220 (112 to 241)	227 (112 to 241)	274 (146 to 410)	267 (156 to 468)	418 (260 to 634)	511 (319 to 778)	532 (336 to 775)	496 (320 to 751)	519 (326 to 775)	480 (301 to 691)	440 (292 to 598)	399 (181 to 624)	175 (108 to 248)	74-7 (48 2 to 108)	11-5 to 28)	5,300
Neck pain	0 (0 to 0)	0 (0 to 0)	0 (0 to 0)	0-2 (0 2 to 13 5)	24-5 (15 to 62 5)	59-6 (38 1 to 99 1)	59-4 (35 4 to 114)	59-2 (34 to 120)	69-2 (34 to 133)	87-7 (52 1 to 160)	132 (69 9 to 219)	168 (91 2 to 262)	212 (116 to 344)	213 (116 to 350)	199 (108 to 387)	192 (95 6 to 331)	159 (84 to 282)	159 (86 5 to 277)	161 (88 to 280)	116 (58 9 to 211)	78-6 (40 to 146)	49 (25 5 to 92 7)	20-5 (11 4 to 39 2)	3-2 to 10 4)	1,660
Gout	0 (0 to 0)	0 (0 to 0)	0 (0 to 0)	0 (0 to 0)	0 (0 to 0)	0 (0 to 0)	0 (0 to 0)	0 (0 to 0)	0 (0 to 0)	0-1 (0 1 to 0 4)	0-2 (0 2 to 0 7)	0-3 (0 to 1 1)	0-4 (0 1 to 1 6)	0-5 (0 1 to 1 9)	0-6 (0 4 to 3)	0-7 (0 7 to 4 1)	0-8 (0 7 to 4 5)	0-9 (1 to 5 1)	0-10 (1 to 5 9)	0-11 (1 to 6 1)	0-12 (0 8 to 10 7)	0-13 (1 to 6 9)	0-14 (1 to 7 2)	0-15 (1 to 7 5)	0-16 (1 to 7 5)	0-17 (1 to 7 5)	0-18 (1 to 7 5)	0-19 (1 to 7 5)	40-8
Other musculoskeletal disorders	0 (0 to 0)	0 (0 to 0)	0 (0 to 0)	0-4 (0 2 to 9 6)	2-5 (0 7 to 5 4)	20-6 (10 4 to 34 4)	46-2 (27 8 to 72 5)	69-3 (34 6 to 124)	108 (57 8 to 195)	123 (78 2 to 192)	132 (78 6 to 203)	166 (109 to 259)	175 (107 to 302)	200 (118 to 350)	193 (115 to 350)	175 (102 to 312)	170 (102 to 275)	176 (102 to 272)	171 (98 4 to 260)	126 (68 3 to 192)	111 (58 9 to 178)	34-9 (14 5 to 61 3)	24-6 (10 1 to 39 9)	10-2 (3 4 to 19 1)	1,650
Other non-communicable diseases	116 (62 1 to 196)	49-8 (27 7 to 84)	129 (90 1 to 184)	88-8 (66 3 to 113)	62-7 (44 3 to 87 7)	99-7 (58 2 to 139)	164 (112 to 221)	299 (200 to 414)	411 (262 to 578)	457 (319 to 654)	470 (320 to 662)	466 (322 to 649)	559 (384 to 784)	573 (384 to 813)	534 (356 to 773)	493 (333 to 698)	427 (273 to 714)	374 (229 to 574)	327 (207 to 508)	253 (157 to 394)	204 (122 to 304)	94-9 (54 to 150)	7,450
Congenital birth defects	110 (79 to 153)	43-3 (22 1 to 82 9)	91-9 (61 1 to 140)	56-4 (42 2 to 71 3)	28 (20 3 to 39 2)	27-4 (20 1 to 37 4)	24-3 (18 4 to 31 2)	19-4 to 31 2)	22 (16 to 30 1)	19-9 (13 1 to 27 4)	20-9 (15 to 27 4)	20-5 (14 2 to 28 9)	19-7 (14 2 to 27 9)	20-5 (14 1 to 28 7)	19-5 (14 1 to 26 5)	19 (14 to 25)	21-0 (14 7 to 28 9)	19 (13 to 25 7)	18 (13 to 24 2)	15-4 (10 to 21 2)	7-6 (4 7 to 11 5)	4-8 (2 8 to 7 3)	2-7 (1 6 to 4 8)	0-8 (0 to 3 3)	0-2 (0 1 to 0 4)	625
Neural tube defects	14 (7 9 to 22 1)	2-4 (1 0 to 4 2)	11-6 (5 1 to 22 9)	10-6 (5 4 to 18)	1-4 (0 9 to 3 2)	1-4 (0 8 to 3 1)	1-4 (0 8 to 3 1)	1-8 (1 to 3 7)	1-8 (1 to 3 9)	1-2 (0 7 to 3)	1-2 (0 7 to 3)	1-1 (0 7 to 1 8)	0-9 (0 to 3 4)	0-8 (0 to 3 4)	0-6 (0 3 to 2 9)	0-4 (0 2 to 2 7)	0-2 (0 1 to 2 3)	0-2 (0 1 to 2 3)	0-1 (0 1 to 2 3)	0-1 (0 1 to 2 3)	0-1 (0 to 2 3)	0-1 (0 to 2 3)	0-1 (0 to 2 3)	0-1 (0 to 2 3)	0-1 (0 to 2 3)	52-1
Congenital heart anomalies	27-2 (15 7 to 58)	19-1 (12 4 to 38 4)	38-6 (16 4 to 64 5)	11-5 (5 6 to 23 8)	4-8 (2 7 to 11 7)	3-5 (2 1 to 10 2)	4-6 (2 8 to 9 4)	5-7 (3 to 9 3)	5-2 (3 2 to 7 9)	3-6 (2 to 6 2)	4-2 (2 4 to 6 1)	2-4 (1 4 to 5 4)	2-6 (1 4 to 5 4)	3-8 (2 4 to 5 4)	7-5 (4 3 to 11 1)	9-7 (5 4 to 13 9)	7-6 (4 1 to 11 9)	4-9 (2 6 to 7 3)	3-2 (1 5 to 5)	2-5 (1 2 to 4 2)	0-4 (0 1 to 3 4)	0-3 (0 1 to 3 4)	0-2 (0 1 to 3 4)	0-1 (0 to 3 4)	0-1 (0 to 3 4)	147
Orofacial clefts	0 (0 to 0)	0-3 (0 1 to 0 9)	0-5 (0 1 to 1 1)	0-3 (0 1 to 0 7)	0-3 (0 1 to 0 7)	0-3 (0 1 to 0 7)	0-3 (0 to 0 7)	0-4 (0 to 0 7)	0-4 (0 to 0 7)	0-3 (0 to 0 6)	0-3 (0 to 0 6)	0-3 (0 1 to 0 7)	0-4 (0 to 0 7)	0-4 (0 2 to 0 9)	0-4 (0 2 to 0 9)	0-4 (0 2 to 0 9)	0-3 (0 2 to 0 9)	0-3 (0 2 to 0 8)	0-3 (0 2 to 0 8)	0-4 (0 2 to 1)	0-3 (0 1 to 0 9)	0-3 (0 1 to 0 9)	0-2 (0 1 to 0 9)	0-1 (0 1 to 0 9)	0-1 (0 to 0 9)	6-2
Down syndrome	3-4 (1 6 to 5 4)	0-9 (0 5 to 1 5)	2-3 (1 4 to 3 2)	2-2 (1 to 3 4)	1-6 (1 1 to 2 7)	1-8 (1 1 to 2 7)	1-6 (1 to 2 7)	2-4 (1 4 to 3 4)	2-4 (1 4 to 3 4)	1-4 (0 to 2 5)	2-4 (1 4 to 3 4)	2-4 (1 4 to 3 4)	2-6 (1 4 to 3 7)	3-8 (2 4 to 5 4)	7-5 (4 3 to 11 1)	9-7 (5 4 to 13 9)	7-6 (4 1 to 11 9)	4-9 (2 6 to 7 3)	3-2 (1 5 to 5)	2-5 (1 2 to 4 2)	0-4 (0 to 3)	0-3 (0 to 3)	0-2 (0 to 3)	0-1 (0 to 3)	0-1 (0 to 3)	59-8
Turner syndrome	0 (0 to 0)	0 (0 to 0)	0-1 (0 to 0 1)	0-1 (0 to 0 1)	0-2 (0 to 0 4)	0-2 (0 to 0 4)	0-2 (0 to 0 4)	0-2 (0 to 0 5)	0-2 (0 to 0 5)	0-2 (0 to 0 5)	0-2 (0 to 0 4)	0-2 (0 to 0 4)	0-2 (0 to 0 4)	0-1 (0 to 0 3)	0-1 (0 to 0 1)	0-1 (0 to 0 1)	0-1 (0 to 0 1)	0-1 (0 to 0 1)	0-1 (0 to 0 1)	0-1 (0 to 0 1)	0-1 (0 to 0 1)	0-1 (0 to 0 1)	0-1 (0 to 0 1)	0-1 (0 to 0 1)	0-1 (0 to 0 1)	2
Klinefelter syndrome	0 (0 to 0)	0 (0 to 0)	0 (0 to 0)	0 (0 to 0)	0 (0 to 0)	0 (0 to 0)	0 (0 to 0)	0 (0 to 0)	0 (0 to 0)	0 (0 to 0)

SR Table 2b: Staffordshire DALYs by cause and age group for females with 95% uncertainty intervals, 2019

Cause	Early Neonatal (0-6 days)	Late Neonatal (7-27 days)	Post Neonatal (28-364 days)	1 to 4 (1-4 yrs)	5 to 9 (5-9 yrs)	10 to 14 (10-14 yrs)	15 to 19 (15-19 yrs)	20 to 24 (20-24 yrs)	25 to 29 (25-29 yrs)	30 to 34 (30-34 yrs)	35 to 39 (35-39 yrs)	40 to 44 (40-44 yrs)	45 to 49 (45-49 yrs)	50 to 54 (50-54 yrs)	55 to 59 (55-59 yrs)	60 to 64 (60-64 yrs)	65 to 69 (65-69 yrs)	70 to 74 (70-74 yrs)	75 to 79 (75-79 yrs)	80 to 84 (80-84 yrs)	85 to 89 (85-89 yrs)	90 to 94 (90-94 yrs)	95 plus (95 plus yrs)	Total
All causes	2,944 (2,944 to 2,944)	1,196 (1,196 to 1,196)	2,339 (2,339 to 2,339)	5,992 (5,992 to 5,992)	4,603 (4,603 to 4,603)	4,970 (4,970 to 4,970)	5,284 (5,284 to 5,284)	5,660 (5,660 to 5,660)	6,111 (6,111 to 6,111)	6,660 (6,660 to 6,660)	7,313 (7,313 to 7,313)	8,127 (8,127 to 8,127)	9,116 (9,116 to 9,116)	10,284 (10,284 to 10,284)	11,660 (11,660 to 11,660)	13,251 (13,251 to 13,251)	15,102 (15,102 to 15,102)	16,999 (16,999 to 16,999)	18,772 (18,772 to 18,772)	20,350 (20,350 to 20,350)	21,553 (21,553 to 21,553)	22,265 (22,265 to 22,265)	22,465 (22,465 to 22,465)	140,389 (140,389 to 140,389)
Communicable, maternal, neonatal, and nutritional diseases	658 (567 to 779)	139 (97.2 to 191)	162 (112 to 261)	196 (136 to 334)	169 (120 to 222)	152 (109 to 207)	133 (92.6 to 189)	158 (114 to 222)	173 (127 to 241)	189 (141 to 262)	196 (142 to 266)	209 (149 to 278)	241 (175 to 316)	276 (203 to 361)	299 (223 to 375)	293 (222 to 361)	301 (222 to 376)	427 (322 to 532)	496 (379 to 622)	736 (560 to 932)	844 (648 to 1,078)	722 (527 to 967)	282 (200 to 391)	7,396
HIV/AIDS and sexually transmitted infections	14.2 (11.7 to 21.4)	3.6 (1.1 to 9.1)	3.9 (2.1 to 12.4)	0.4 (0.4 to 0.6)	0.4 (0.3 to 0.6)	0.6 (0.5 to 0.8)	1.6 (1.1 to 2.2)	4.7 (3.1 to 6.8)	9.6 (6.1 to 14.1)	15 (9.1 to 21.4)	19.2 (12.1 to 27.5)	17.2 (11.2 to 23.7)	16.6 (10.3 to 26.4)	13.6 (8.9 to 21)	9 (6.3 to 13.3)	7.4 (5.2 to 10.6)	6.5 (4.5 to 9.2)	6.4 (3.5 to 9.6)	4.9 (2.9 to 7.8)	3.5 (2.3 to 5.3)	2.5 (1.6 to 3.9)	1.7 (1.1 to 2.5)	0.9 (0.4 to 1.3)	0.3 (0.2 to 0.5)	144
HIV/AIDS	0 (0 to 0)	0 (0 to 0)	0.4 (0.7 to 1)	0.4 (0.2 to 0.5)	0.3 (0.2 to 0.4)	0.2 (0.2 to 0.3)	0.2 (0.2 to 0.3)	0.4 (0.4 to 0.6)	1.2 (1.4 to 2.3)	2.4 (2.9 to 4.5)	3.2 (3.7 to 6.1)	3 (3.7 to 6.1)	2.9 (2.7 to 5.5)	4.2 (2.9 to 8.3)	3.6 (2.9 to 5.3)	2.1 (1.7 to 4.2)	2.1 (1.7 to 3.2)	1.2 (1.2 to 3.9)	1.2 (1.4 to 3.7)	0.6 (0.7 to 1.5)	0.1 (0.1 to 0.2)	0 (0 to 0.1)	0 (0 to 0)	39.5
HIV/AIDS - Drug-susceptible Tuberculosis	0 (0 to 0)	0 (0 to 0)	0.2 (0 to 0.3)	0.1 (0 to 0.1)	0.1 (0 to 0.1)	0 (0 to 0)	0 (0 to 0.1)	0.2 (0 to 0.3)	0.3 (0.2 to 0.5)	0.4 (0.2 to 0.7)	0.7 (0.4 to 1.1)	0.5 (0.3 to 0.9)	0.6 (0.3 to 0.9)	0.9 (0.5 to 1.5)	0.8 (0.3 to 1.4)	0.4 (0.2 to 0.7)	0.2 (0.1 to 0.4)	0.2 (0.1 to 0.3)	0.2 (0 to 0.5)	0.1 (0 to 0.3)	0 (0 to 0.2)	0 (0 to 0.1)	0 (0 to 0)	4.5
HIV/AIDS - Multidrug-resistant Tuberculosis without extensive drug resistance	0 (0 to 0)	0 (0 to 0)	0 (0 to 0)

Other neoplasms	0·2 (0·1 to 0·4)	0 (0 to 0)	0·2 (0·1 to 0·4)	0·2 (0·1 to 0·4)	0·4 (0·2 to 0·6)	0·4 (0·2 to 0·7)	0·2 (0·1 to 0·3)	0·3 (0·2 to 0·4)	0·5 (0·3 to 0·7)	0·8 (0·6 to 1·2)	0·9 (0·6 to 1·4)	1·2 (0·8 to 1·8)	2·7 (1·8 to 3·8)	4·7 (3·1 to 6·8)	7·7 (5·2 to 10·8)	11·2 (7·5 to 15·7)	19·2 (14·4 to 25·9)	33·1 (24·3 to 45·3)	59·4 (44·9 to 79·1)	89·7 (67·9 to 122·2)	139·7 (104·2 to 191·3)	199·9 (137·7 to 282·3)	267·7 (164·3 to 417·3)	217
Medulloblastoma, medulloblastoma and other hemangioblastic neoplasms	0 (0 to 0·1)	0 (0 to 0)	0 (0 to 0·1)	0 (0 to 0·1)	0 (0 to 0·1)	0 (0 to 0·1)	0 (0 to 0·1)	0 (0 to 0·1)	0 (0 to 0·1)	0 (0 to 0·1)	0 (0 to 0·1)	0 (0 to 0·1)	0 (0 to 0·1)	0 (0 to 0·1)	0 (0 to 0·1)	0 (0 to 0·1)	0 (0 to 0·1)	0 (0 to 0·1)	0 (0 to 0·1)	0 (0 to 0·1)	0 (0 to 0·1)	0 (0 to 0·1)	0 (0 to 0·1)	0 (0 to 0·1)	0 (0 to 0·1)	0
Benign and in situ cerebral neoplasms	0 (0 to 0)	0 (0 to 0)	0 (0 to 0)	0 (0 to 0)	0 (0 to 0)	0 (0 to 0)	0 (0 to 0)	0 (0 to 0)	0 (0 to 0)	0 (0 to 0)	0 (0 to 0)	0 (0 to 0)	0 (0 to 0)	0 (0 to 0)	0 (0 to 0)	0 (0 to 0)	0 (0 to 0)	0 (0 to 0)	0 (0 to 0)	0 (0 to 0)	0 (0 to 0)	0 (0 to 0)	0 (0 to 0)	0 (0 to 0)	0 (0 to 0)	0
Benign and in situ cerebral and uterine neoplasms	0 (0 to 0)	0 (0 to 0)	0 (0 to 0)	0 (0 to 0)	0 (0 to 0)	0 (0 to 0)	0 (0 to 0)	0 (0 to 0)	0 (0 to 0)	0 (0 to 0)	0 (0 to 0)	0 (0 to 0)	0 (0 to 0)	0 (0 to 0)	0 (0 to 0)	0 (0 to 0)	0 (0 to 0)	0 (0 to 0)	0 (0 to 0)	0 (0 to 0)	0 (0 to 0)	0 (0 to 0)	0 (0 to 0)	0 (0 to 0)	0 (0 to 0)	0
Other benign and in situ neoplasms	0 (0 to 0)	0 (0 to 0)	0 (0 to 0)	0 (0 to 0)	0 (0 to 0)	0 (0 to 0)	0 (0 to 0)	0 (0 to 0)	0 (0 to 0)	0 (0 to 0)	0 (0 to 0)	0 (0 to 0)	0 (0 to 0)	0 (0 to 0)	0 (0 to 0)	0 (0 to 0)	0 (0 to 0)	0 (0 to 0)	0 (0 to 0)	0 (0 to 0)	0 (0 to 0)	0 (0 to 0)	0 (0 to 0)	0 (0 to 0)	0 (0 to 0)	0
Cardiovascular diseases	2·2 (1·7 to 2·9)	0 (0 to 0·2)	8·6 (4·6 to 14·4)	7·2 (3·5 to 12·9)	9·8 (4·6 to 17·2)	13·6 (7·0 to 23·7)	20·9 (11·9 to 37·4)	40·1 (20·5 to 80·4)	71·1 (34·8 to 169·4)	109 (54·1 to 239·1)	134 (71·6 to 284·1)	146 (78·1 to 284·1)	192 (102·1 to 339·4)	239 (128·5 to 417·1)	329 (180·2 to 564·1)	502 (282·9 to 875)	702 (422·1 to 1,110)	969 (623·1 to 1,503)	1,286 (1,070·1 to 1,930)	2,050 (1,610·1 to 2,840)	2,620 (2,220·1 to 3,360)	3,260 (2,810·1 to 3,990)	3,170 (2,840·1 to 3,700)	2,220 (1,700·1 to 2,940)	908 (629·1 to 1,350)	18,800
Rheumatic heart disease	0 (0 to 0)	0 (0 to 0)	0 (0·0 to 0·4)	0 (0 to 0·2)	0·2 (0·0 to 0·6)	0·2 (0·0 to 0·7)	0·2 (0·0 to 0·8)	0·3 (0·0 to 1·0)	0·4 (0·1 to 1·4)	0·6 (0·1 to 1·7)	0·8 (0·2 to 2·1)	1·1 (0·3 to 2·8)	1·6 (0·4 to 4·0)	2·1 (0·6 to 5·3)	2·9 (0·8 to 7·2)	3·5 (1·0 to 8·9)	4·4 (1·3 to 11·1)	5·4 (1·6 to 13·9)	6·9 (2·1 to 17·4)	8·9 (2·7 to 22·1)	11·0 (3·4 to 27·4)	13·7 (4·3 to 33·9)	16·9 (5·3 to 41·8)	20·7 (6·4 to 51·2)	25·2 (7·8 to 62·3)	215
Ischemic heart disease	0 (0 to 0)	0 (0 to 0)	0 (0 to 0)	0 (0 to 0)	0 (0 to 0)	0 (0 to 0·1)	0 (0 to 0·1)	0·1 (0 to 0·4)	0·2 (0 to 0·8)	0·4 (0·1 to 1·4)	0·7 (0·2 to 2·4)	1·1 (0·3 to 3·4)	2·0 (0·6 to 5·7)	3·8 (1·2 to 10·7)	6·7 (2·1 to 18·7)	10·7 (3·4 to 29·8)	16·9 (5·4 to 46·9)	25·7 (8·2 to 71·3)	38·9 (12·4 to 107·8)	56·9 (18·2 to 157·5)	78·4 (25·1 to 216·9)	104·6 (33·5 to 289·4)	135·2 (43·3 to 374·1)	169·2 (54·2 to 468·1)	206·1 (66·0 to 570·3)	245·8 (78·7 to 680·1)	7,540
Stroke	0·2 (0·1 to 0·4)	0·3 (0·2 to 0·5)	1·1 (0·6 to 2·2)	1·6 (1·1 to 2·3)	4·3 (2·8 to 6·4)	7·4 (5·1 to 10·4)	9·1 (6·7 to 13·4)	17·2 (11·9 to 25·1)	33·9 (23·2 to 49·7)	49·1 (33·9 to 71·9)	62·6 (42·9 to 89·4)	71·9 (48·5 to 102·1)	123 (82·1 to 175·1)	169 (112·1 to 239·1)	238 (157·1 to 337·1)	298 (197·1 to 423·1)	345 (229·1 to 490·1)	425 (283·1 to 603·1)	511 (347·1 to 727·1)	1,070 (727·1 to 1,520)	775 (527·1 to 1,100)	599 (399·1 to 854·1)	464 (220·1 to 1,070)	147	6,240
Ischemic stroke	0 (0 to 0·2)	0 (0 to 0·2)	0·4 (0·2 to 1·1)	0·8 (0·4 to 1·4)	2·3 (1·5 to 3·5)	4·1 (2·7 to 6·1)	5·2 (3·9 to 7·5)	9·7 (7·0 to 14·1)	19·6 (14·2 to 28·1)	29·4 (21·2 to 41·5)	43 (30·9 to 60·2)	57·1 (39·4 to 79·8)	98·3 (68·3 to 137·2)	135 (93·1 to 189·1)	191 (131·1 to 267·1)	239 (164·1 to 335·1)	278 (191·1 to 389·1)	345 (237·1 to 482·1)	414 (285·1 to 579·1)	865 (597·1 to 1,210)	626 (432·1 to 875·1)	484 (333·1 to 677·1)	375 (181·1 to 864·1)	119	5,040
Intracerebral hemorrhage	0 (0 to 0)	0 (0·0 to 0·1)	0·2 (0·1 to 0·5)	0·3 (0·2 to 0·6)	0·9 (0·5 to 1·6)	1·6 (1·0 to 2·6)	1·9 (1·3 to 2·9)	3·5 (2·4 to 5·2)	6·9 (4·8 to 10·2)	10·4 (7·2 to 15·2)	13·3 (9·2 to 19·4)	15·2 (10·3 to 22·1)	26·1 (17·7 to 38·1)	35·8 (24·2 to 52·1)	50·6 (34·2 to 73·6)	63·3 (42·8 to 92·1)	73·4 (49·6 to 106·8)	91·2 (61·6 to 132·7)	109 (73·6 to 159·1)	229 (154·9 to 333·1)	165 (111·6 to 241·1)	128 (86·6 to 187·1)	99 (44·9 to 228·1)	31	1,310
Subarachnoid hemorrhage	0 (0 to 0·1)	0 (0 to 0)	0·1 (0 to 0·3)	0·2 (0·1 to 0·4)	0·5 (0·2 to 0·9)	0·8 (0·4 to 1·2)	1·0 (0·5 to 1·5)	1·8 (0·9 to 2·8)	3·5 (1·8 to 5·3)	5·4 (2·8 to 8·1)	6·9 (3·6 to 10·3)	8·1 (4·2 to 12·2)	13·6 (7·1 to 20·4)	18·4 (9·6 to 27·6)	26·1 (13·6 to 39·2)	32·7 (17·1 to 49·1)	37·8 (19·8 to 56·8)	47·0 (24·6 to 70·6)	56·2 (29·4 to 84·4)	118 (61·6 to 177·1)	85 (44·5 to 127·1)	66 (34·6 to 99·1)	51 (23·2 to 118·1)	16	675
Hypertensive heart disease	0 (0 to 0)	0 (0 to 0)	0 (0 to 0)	0 (0 to 0)	0 (0 to 0)	0 (0 to 0)	0 (0 to 0)	0 (0 to 0)	0 (0 to 0)	0 (0 to 0)	0 (0 to 0)	0 (0 to 0)	0 (0 to 0)	0 (0 to 0)	0 (0 to 0)	0 (0 to 0)	0 (0 to 0)	0 (0 to 0)	0 (0 to 0)	0 (0 to 0)	0 (0 to 0)	0 (0 to 0)	0 (0 to 0)	0 (0 to 0)	0 (0 to 0)	0
Non-rheumatic valvular heart disease	0 (0 to 0)	0 (0 to 0)	0 (0 to 0)	0 (0 to 0)	0 (0 to 0)	0 (0 to 0)	0 (0 to 0)	0 (0 to 0)	0 (0 to 0)	0 (0 to 0)	0 (0 to 0)	0 (0 to 0)	0 (0 to 0)	0 (0 to 0)	0 (0 to 0)	0 (0 to 0)	0 (0 to 0)	0 (0 to 0)	0 (0 to 0)	0 (0 to 0)	0 (0 to 0)	0 (0 to 0)	0 (0 to 0)	0 (0 to 0)	0 (0 to 0)	0
Non-rheumatic aortic valve disease	0 (0 to 0)	0 (0 to 0)	0 (0 to 0)	0 (0 to 0)	0 (0 to 0)	0 (0 to 0)	0 (0 to 0)	0 (0 to 0)	0 (0 to 0)	0 (0 to 0)	0 (0 to 0)	0 (0 to 0)	0 (0 to 0)	0 (0 to 0)	0 (0 to 0)	0 (0 to 0)	0 (0 to 0)	0 (0 to 0)	0 (0 to 0)	0 (0 to 0)	0 (0 to 0)	0 (0 to 0)	0 (0 to 0)	0 (0 to 0)	0 (0 to 0)	0
Non-rheumatic degenerative mitral valve disease	0 (0 to 0)	0 (0 to 0)	0 (0 to 0)	0 (0 to 0)	0 (0 to 0)	0 (0 to 0)	0 (0 to 0)	0 (0 to 0)	0 (0 to 0)	0 (0 to 0)	0 (0 to 0)	0 (0 to 0)	0 (0 to 0)	0 (0 to 0)	0 (0 to 0)	0 (0 to 0)	0 (0 to 0)	0 (0 to 0)	0 (0 to 0)	0 (0 to 0)	0 (0 to 0)	0 (0 to 0)	0 (0 to 0)	0 (0 to 0)	0 (0 to 0)	0
Other non-rheumatic valve diseases	0 (0 to 0)	0 (0 to 0)	0 (0 to 0)	0 (0 to 0)	0 (0 to 0)	0 (0 to 0)	0 (0 to 0·1)	0 (0 to 0·1)	0 (0 to 0·1)	0 (0 to 0·1)	0 (0 to 0·2)	0 (0 to 0·2)	0 (0 to 0·3)	0 (0 to 0·3)	0 (0 to 0·3)	0 (0 to 0·3)	0 (0 to 0·3)	0 (0 to 0·3)	0 (0 to 0·3)	0 (0 to 0·3)	0 (0 to 0·3)	0 (0 to 0·3)	0 (0 to 0·3)	0 (0 to 0·3)	0 (0 to 0·3)	0·9
Cardiomyopathy and myocarditis	2·0 (0·4 to 7·4)	0·2 (0·0 to 1·0)	2·3 (0·2 to 7·1)	2·1 (0·1 to 7·1)	1·7 (0·1 to 6·3)	1·4 (0·1 to 5·3)	1·3 (0·2 to 4·6)	2·9 (0·2 to 9·8)	3·7 (0·2 to 12·8)	4·5 (0·3 to 15·1)	5·2 (0·3 to 17·6)	5·9 (0·3 to 19·6)	8·3 (0·3 to 26·6)	10·3 (0·3 to 32·8)	12·5 (0·3 to 39·5)	12·9 (0·3 to 39·2)	13·3 (0·3 to 37·6)	13·7 (0·3 to 37·1)	14·1 (0·3 to 37·1)	14·5 (0·3 to 38·2)	14·9 (0·3 to 39·2)	15·3 (0·3 to 40·1)	15·7 (0·3 to 41·2)	16·2 (0·3 to 42·3)	304
Myocarditis	0 (0 to 0·1)	0 (0 to 0·2)	0·1 (0 to 0·5)	0·1 (0 to 0·4)	0·1 (0 to 0·4)	0·1 (0 to 0·3)	0·1 (0 to 0·3)	0·2 (0 to 0·6)	0·3 (0 to 0·9)	0·4 (0 to 1·2)	0·5 (0 to 1·5)	0·6 (0 to 1·8)	0·9 (0 to 2·6)	1·2 (0 to 3·4)	1·4 (0 to 4·1)	1·5 (0 to 4·1)	1·6 (0 to 4·1)	1·7 (0 to 4·1)	1·8 (0 to 4·1)	1·9 (0 to 4·2)	2·0 (0 to 4·3)	2·1 (0 to 4·4)	2·2 (0 to 4·5)	2·3 (0 to 4·7)	2·4 (0 to 4·9)	41
Alcoholic cardiomyopathy	0 (0 to 0)	0 (0 to 0)	0 (0 to 0·1)	0 (0 to 0·1)	0 (0 to 0·1)	0 (0 to 0·1)	0 (0 to 0·1)	0 (0 to 0·2)	0 (0 to 0·3)	0 (0 to 0·5)	0 (0 to 0·6)	0 (0 to 0·7)	0 (0 to 1·0)	0 (0 to 1·3)	0 (0 to 1·7)	0 (0 to 2·1)	0 (0 to 2·4)	0 (0 to 2·8)	0 (0 to 3·2)	0 (0 to 3·6)	0 (0 to 4·1)	0 (0 to 4·5)	0 (0 to 5·1)	0 (0 to 5·6)	0 (0 to 6·2)	0
Other cardiomyopathy	2·0 (0·4 to 7·3)	0·2 (0·0 to 1·0)	2·3 (0·2 to 7·1)	2·1 (0·1 to 7·1)	1·7 (0·1 to 6·3)	1·4 (0·1 to 5·3)	1·3 (0·2 to 4·6)	2·9 (0·2 to 9·8)	3·7 (0·2 to 12·8)	4·5 (0·3 to 15·1)	5·2 (0·3 to 17·6)	5·9 (0·3 to 19·6)	8·3 (0·3 to 26·6)	10·3 (0·3 to 32·8)	12·5 (0·3 to 39·5)	12·9 (0·3 to 39·2)	13·3 (0·3 to 37·6)	13·7 (0·3 to 37·1)	14·1 (0·3 to 37·1)	14·5 (0·3 to 38·2)	14·9 (0·3 to 39·2)	15·3 (0·3 to 40·1)	15·7 (0·3 to 41·2)	16·2 (0·3 to 42·3)	234
Atrial fibrillation and flutter	0 (0 to 0)	0 (0 to 0)	0 (0 to 0)	0 (0 to 0)	0 (0 to 0)	0 (0 to 0)	0 (0 to 0)	0 (0 to 0)	0 (0 to 0)	0 (0 to 0)	0 (0 to 0)	0 (0 to 0)	0 (0 to 0)	0 (0 to 0)	0 (0 to 0)	0 (0 to 0)	0 (0 to 0)	0 (0 to 0)	0 (0 to 0)	0 (0 to 0)	0 (0 to 0)	0 (0 to 0)	0 (0 to 0)	0 (0 to 0)	0 (0 to 0)	0
Aortic aneurysm	—	—	—	—	—	0·2 (0·1 to 0·2)	0·2 (0·1 to 0·3)	0·7 (0·3 to 1·1)	1·4 (0·6 to 2·2)	2 (1·2 to 3·3)	2·1 (1·4 to 3·1)	2·8 (1·8 to 4·2)	3·6 (2·4 to 5·4)	3·5 (2·3 to 5·2)	3·4 (2·3 to 5·2)	3·5 (2·3 to 5·2)	3·6 (2·4 to 5·4)	4·0 (2·7 to 5·9)	4·5 (3·0 to 6·7)	5·1 (3·4 to 7·5)	5·7 (3·8 to 8·4)	6·4 (4·2 to 9·3)	7·1 (4·6 to 10·3)	7·8 (5·1 to 11·3)	NA
Endocarditis	0 (0 to 0·1)	0 (0 to 0·1)	0·2 (0·2 to 0·4)	0·2 (0·1 to 0·4)	0·3 (0·2 to 0·5)	0·3 (0·2 to 0·5)	0·3 (0·2 to 0·5)	1 (0·4 to 1·4)	1·9 (0·8 to 2·7)	2·2 (0·9 to 3·2)	2·1 (0·9 to 3·1)	2·6 (1·0 to 3·9)	4·6 (1·8 to 6·9)	4·2 (1·6 to 6·3)	3·9 (1·5 to 5·9)	4·1 (1·6 to 6·2)	4·6 (1·8 to 6·9)	5·2 (2·0 to 7·8)	5·9 (2·3 to 8·9)	6·7 (2·6 to 10·1)	7·6 (2·9 to 11·4)	8·6 (3·3 to 12·9)	9·7 (3·7 to 14·6)	10·9 (4·1 to 16·4)	147
Other cardiovascular and circulatory diseases	1·2 (0·4 to 1·9)	0·6 (0·0 to 1·0)	2·9 (1·1 to 5·1)	1·9 (0·7 to 3·7)	2 (0·7 to 3·9)	2·6 (0·9 to 5·1)	7·5 (2·7 to 14·7)	12·3 (4·3 to 23·9)	22 (8·1 to 42·9)	29·2 (10·7 to 56·9)	31·7 (11·7 to 61·8)	29·6 (10·9 to 57·7)	47·1 (17·3 to 91·9)	52·7 (19·4 to 102·7)	54·8 (20·1 to 106·9)	62·2 (22·9 to 121·3)	64·8 (23·8 to 126·4)	68·2 (25·1 to 132·9)	71·9 (26·4 to 140·2)	76·1 (28·0 to 148·3)	80·7 (29·7 to 157·3)	85·9 (31·6 to 167·5)	91·8 (33·8 to 179·0)	98·4 (36·2 to 191·8)	1,230
Chronic respiratory diseases	39·4 (36·7 to 42·4)	0·6 (0·5 to 0·8)	60·1 (48·3 to 74·3)	107 (83·8 to 136)	131 (99·4 to 164)	138 (94·5 to 193)	184 (123·1 to 263)	159 (94·5 to 252)	167 (91·5 to 276)	176 (91·5 to 287)	217 (121·1 to 376)	271 (138·1 to 463)	382 (198·1 to 681)	493 (263·1 to 906)	620 (329·1 to 1,140)	906 (482·1 to 1,660)	1,330 (714·1 to 2,380)	1,230 (662·1 to 2,210)	913 (491·1 to 1,650)	511 (274·1 to 923)	294·1 (158·1 to 531)	166·1 (89·1 to 300)	82·1 (44·1 to 148)	29·1 (15·1 to 52·1)	9,170
Chronic obstructive pulmonary disease	0·9 (0·8 to 1·1)	0·4 (0·3 to 0·5)	2·3 (1·7 to 3·1)	2·1 (1·5 to 2·9)	3·1 (2·2 to 4·3)	3·4 (2·4 to 4·7)	3·7 (2·6 to 5·1)	4·1 (2·8 to 5·7)	4·5 (3·1 to 6·2)	4·9 (3·4 to 6·8)	5·3 (3·7 to 7·3)	5·8 (4·0 to 7·9)	6·8 (4·8 to 9·2)	7·8 (5·5 to 10·6)	8·9 (6·3 to 12·1)	9·5 (6·7 to 12·9)	10·2 (7·2 to 13·8)	10·9 (7·7 to 14·8)	11·7 (8·2 to 15·8)	12·5 (8·8 to 16·9)	13·3 (9·3 to 18·0)	14·2 (9·9 to 19·2)	15·1 (10·5 to 20·4)	16·1 (11·2 to 21·7)	6,290
Pneumoconiosis	0 (0 to 0)	0 (0 to 0)	0 (0 to 0)	0 (0 to 0)	0 (0 to 0)	0 (0 to 0)	0 (0 to 0·1)	0 (0 to 0·1)	0 (0 to 0·1)	0 (0 to 0·1)	0 (0 to 0·1)	0 (0 to 0·1)	0 (0 to 0·1)	0 (0 to 0·1)	0 (0 to 0·1)	0 (0 to 0·1)	0 (0 to 0·1)	0 (0 to 0·1)	0 (0 to 0·1)	0 (0 to 0·1)	0 (0 to 0·1)	0 (0 to 0·1)	0 (0 to 0·1)	0 (0 to 0·1)	0 (0 to 0·1)	5·3
Silicosis	0 (0 to 0)	0 (0 to 0)	0 (0 to 0)	0 (0 to 0)	0 (0 to 0)	0 (0 to 0)	0 (0 to 0·1)	0 (0 to 0·1)	0 (0 to 0·1)	0 (0 to 0·1)	0 (0 to 0·1)	0 (0 to 0·1)	0 (0 to 0·1)	0 (0 to 0·1)	0 (0 to 0·1)	0 (0 to 0·1)	0 (0 to 0·1)	0 (0 to 0·1)	0 (0 to 0·1)	0 (0 to 0·1)	0 (0 to 0·1)	0 (0 to 0·1)	0 (0 to 0·1)	0 (0 to 0·1)	0 (0 to 0·1)	1·4
Asbestosis	0 (0 to 0)	0 (0 to 0)	0 (0 to 0)	0 (0 to 0)	0 (0 to 0)	0 (0 to 0)	0 (0 to 0)	0 (0 to 0)	0 (0 to 0)	0 (0 to 0)	0 (0 to 0)	0 (0 to 0)	0 (0 to 0)	0 (0 to 0)	0 (0 to 0)	0 (0 to 0)	0 (0 to 0)	0 (0 to 0)	0 (0 to 0)	0 (0 to 0)	0 (0 to 0)	0 (0 to 0)	0 (0 to 0)	0 (0 to 0)	0 (0 to 0)	0
Coal workers pneumoconiosis	0 (0 to 0)	0 (0 to 0)	0 (0 to 0)	0 (0 to 0)	0 (0 to 0)	0 (0 to 0)	0 (0 to 0)	0 (0 to 0)	0 (0 to 0)	0 (0 to 0)	0 (0 to 0)	0 (0 to 0)	0 (0 to 0)	0 (0 to 0)	0 (0 to 0)	0 (0 to 0)	0 (0 to 0)	0 (0 to 0)	0 (0 to 0)	0 (0 to 0)	0 (0 to 0)	0 (0 to 0)	0 (0 to 0)	0 (0 to 0)	0 (0 to 0)	0·4
Other pneumoconiosis	0 (0 to 0)	0 (0 to 0)	0 (0 to 0)	0 (0 to 0)	0 (0 to 0)	0 (0 to 0)	0 (0 to 0)	0 (0 to 0)	0 (0 to 0)	0 (0 to 0)	0 (0 to 0)	0 (0 to 0)	0 (0 to 0)	0 (0 to 0)	0 (0 to 0)	0 (0 to 0)	0 (0 to 0)	0 (0 to 0)	0 (0 to 0)	0 (0 to 0)	0 (0 to 0)	0 (0 to 0)	0 (0 to 0)	0 (0 to 0)	0 (0 to 0)	0·9
Asthma	0 (0 to 0)	0 (0 to 0·1)	0·2 (0·0 to 0·5)	0·1 (0 to 0·4)	0·2 (0 to 0·5)	0·2 (0 to 0·5)	0·2 (0 to 0·5)	0·3 (0 to 0·6)	0·4 (0 to 0·8)	0·5 (0 to 1·0)	0·6 (0 to 1·2)	0·7 (0 to 1·4)	0·9 (0 to 1·8)	1·1 (0 to 2·2)	1·3 (0 to 2·6)	1·4 (0 to 2·8)	1·5 (0 to 2·9)	1·6 (0 to 3·1)	1·7 (0 to 3·3)	1·8 (0 to 3·5)	1·9 (0 to 3·7)	2·0 (0 to 3·9)	2·1 (0 to 4·1)	2·2 (0 to 4·3)	2·3 (0 to 4·5)	1·7
Interstitial lung disease and pulmonary sarcoidosis	0 (0 to 0)	0 (0 to 0)	0 (0 to 0·1)	0 (0 to 0·1)	0 (0 to 0·1)	0 (0 to 0·1)	0 (0 to 0·1)	0 (0 to 0·1)	0 (0 to 0·1)	0 (0 to 0·1)	0 (0 to 0·1)	0 (0 to 0·1)	0 (0 to 0·1)	0 (0 to 0·1)	0 (0 to 0·1)	0 (0 to 0·1)	0 (0 to 0·1)	0 (0 to 0·1)	0 (0 to 0·1)	0 (0 to 0·1)	0 (0 to 0·1)	0 (0 to 0·1)	0 (0 to 0·1)	0 (0 to 0·1)	0 (0 to 0·1)	1·7
Other chronic respiratory diseases	0·6 (0·5 to 0·7)	0·1 (0·1 to 0·2)	0·7 (0·5 to 1·0)	0·6 (0·4 to 0·9)	0·8 (0·5 to 1·2)	0·9 (0·6 to 1·3)	1·1 (0·7 to 1·6)	1·3 (0·8 to 1·9)	1·5 (0·9 to 2·2)	1·7 (1·0 to 2·5)	1·9 (1·1 to 2·8)	2·1 (1·2 to 3·1)	2·8 (1·6 to 4·1)	3·5 (2·0 to 5·1)	4·2 (2·4 to 6·1)	4·5 (2·6 to 6·5)	4·8 (2·8 to 6·9)	5·1 (2·9 to 7·3)	5·4 (3·1 to 7·8)	5·7 (3·3 to 8·2)	6·1 (3·5 to 8·7)	6·4 (3·7 to 9·2)	6·8 (3·9 to 9·7)	7·2 (4·2 to 10·3)	577
Digestive diseases	0·9 (0·5 to 2·1)	0·7 (0·7 to 0·8)	4·2 (2·6 to 6·1)	3·9 (2·4 to 5·7)	11·2 (7·1 to 16·1)	23·9 (16·1 to 33·1)	44·6 (30·6 to 66·7)	68·3 (44·2 to 102)	87·8 (54·1 to 136)	109 (67·6 to 169)	132 (81·1 to 205)	159 (94·5 to 246)	255 (151·1 to 375)	332 (197·1 to 490)	432 (257·1 to 636)	557 (332·1 to 821)	696 (415·1 to 1,030)	848 (507·1 to 1,270)	1,030 (613·1 to 1,540)	1,230 (733·1 to 1,850)	1,440 (858·1 to 2,170)	1,630 (971·1 to 2,450)	1,790 (1,060·1 to 2,700)	1,870 (1,110·1 to 2,810)	6,200
Cirrhosis and other chronic liver diseases	1 (0·4 to 1·7)	0 (0 to 0·1)	1·1 (0·4 to 1·9)	1·1 (0·4 to 1·9)	1·3 (0·5 to 2·1)	1·5 (0·6 to 2·4)	2·1 (0·8 to 3·3)	3·1 (1·2 to 4·9)	4·7 (1·8 to 7·3)	6·3 (2·4 to 9·8)	7·6 (2·9 to 11·8)	8·7 (3·3 to 13·5)	11·9 (4·5 to 18·4)	14·7 (5·6 to 22·7)	17·8 (6·8 to 27·4)	19·7 (7·5 to 30·3)	21·7 (8·3 to 33·4)	23·8 (9·1 to 36·6)	26·1 (9·9 to 40·1)	28·5 (10·8 to 43·8)	31·1 (11·8 to 47·8)	33·8 (12·8 to 51·9)	36·7 (13·9 to 56·4)	39·8 (15·1 to 61·1)	112
Cirrhosis and other chronic liver diseases due to hepatitis B	0 (0 to 0)	0 (0 to 0)	0 (0 to 0)	0 (0 to 0)	0 (0 to 0)	0 (0 to 0)	0 (0 to 0)	0 (0 to 0)	0 (0 to 0)	0 (0 to 0)	0 (0 to 0)	0 (0 to 0)	0 (0 to 0)	0 (0 to 0)	0 (0 to 0)	0 (0 to 0)	0 (0 to 0)	0 (0 to 0)	0 (0 to 0)	0 (0 to 0)	0 (0 to 0)	0 (0 to 0)	0 (0 to 0)	0 (0 to 0)	0 (0 to 0)	0
Cirrhosis and other chronic liver diseases due to hepatitis C	0 (0 to 0)	0 (0 to 0)	0 (0 to 0·1)	0 (0 to 0·1)	0 (0 to 0·1)	0 (0 to 0·1)	0 (0 to 0·2)	0 (0 to 0·3)	0 (0 to 0·4)	0 (0 to 0·5)	0 (0 to 0·6)	0 (0 to 0·7)	0 (0 to 1·0)	0 (0 to 1·3)	0 (0 to 1·7)	0 (0 to 2·1)	0 (0 to 2·4)	0 (0 to 2·8)	0 (0 to 3·2)	0 (0 to 3·6)	0 (0 to 4·1)	0 (0 to 4·5)	0 (0 to 5·1)	0 (0 to 5·6)	0 (0 to 6·2)	87·6
Cirrhosis and other chronic liver diseases due to alcohol use	0 (0 to 0)	0 (0 to 0)	0 (0 to 0)	0 (0 to 0)	0 (0 to 0)	0 (0 to 0)	0 (0 to 0·1)	0 (0 to 0·1)	0 (0 to 0·1)	0 (0 to 0·1)	0 (0 to 0·1)	0 (0 to 0·1)	0 (0 to 0·1)	0 (0 to 0·1)	0 (0 to 0·1)	0 (0 to 0·1)	0 (0 to 0·1)	0 (0 to 0·1)	0 (0 to 0·1)	0 (0 to 0·1)	0 (0 to 0·1)	0 (0 to 0·1)	0 (0 to 0·1)	0 (0 to 0·1)	0 (0 to 0·1)	0·7
Cirrhosis and other chronic liver diseases due to NAFLD	0 (0 to 0)	0 (0 to 0)	0 (0 to 0)	0 (0 to 0)	0 (0 to 0)	0 (0 to 0)	0 (0 to 0·1)	0 (0 to 0·2)	0 (0 to 0·3)	0 (0 to 0·4)	0 (0 to 0·5)	0 (0 to 0·6)	0 (0 to 0·9)	0 (0 to 1·2)	0 (0 to 1·5)	0 (0 to 1·9)	0 (0 to 2·2)	0 (0 to 2·6)	0 (0 to 3·0)	0 (0 to 3·4)	0 (0 to 3·9)	0 (0 to 4·4)	0 (0 to 5·0)	0 (0 to 5·5)	0 (0 to 6·1)	208
Cirrhosis and other chronic liver diseases due to other causes	0·1 (0 to 0·1)	0 (0 to 0)	0·1 (0 to 0·2)	0·1 (0 to 0·2)	0·2 (0 to 0·3)	0·2 (0 to 0·3)	0·3 (0 to 0·4)	0·4 (0 to 0·6)	0·6 (0 to 0·8)	0·8 (0 to 1·1)	1·0 (0 to 1·4)	1·2 (0 to 1·7)	1·7 (0 to 2·4)	2·1 (0 to 3·0)	2·6 (0 to 3·7)	2·8 (0 to 4·0)	3·1 (0 to 4·4)	3·4 (0 to 4·8)	3·7 (0 to 5·2)	4·1 (0 to 5·7)	4·5 (0 to 6·2)	4·9 (0 to 6·8)	5·4 (0 to 7·4)	5·9 (0 to 8·1)	435
Upper digestive system diseases	0·1 (0 to 0·2)	0 (0 to 0)	0·5 (0·3 to 1·2)	0·5 (0·3 to 1·1)	1·4 (0·9 to 2·3)	3·0 (2·0 to 4·4)	4·6 (3·1 to 6·7)	7·1 (4·6 to 10·4)	10·1 (6·6 to 15·1)	14·1 (9·2 to 20·9)	17·1 (11·2 to 25·4)	20·3 (13·2 to 30·1)	32·1 (20·9 to 47·5)	42·1 (27·4 to 62·4)	54·1 (35·2 to 80·1)	70·1 (45·6 to 103·8)	87·1 (56·7 to 128·9)	106·1 (69·1 to 157·1)	129·1 (84·1 to 191·1)	155·1 (101·1 to 229·1)	186·1 (121·1 to 275·1)	221·1 (144·1 to 327·1)	260·1 (169·1 to 385·1)	303·1 (197·1 to 449·1)	1,010
Peptic ulcer disease	0 (0 to 0·1)	0 (0 to 0)	0·1 (0 to 0·2)	0·1 (0 to 0·2)	0·1 (0 to 0·3)	0·1 (0 to 0·3)	0·1 (0 to 0·4)	0·2 (0 to 0·6)	0·3 (0 to 0·9)	0·4 (0 to 1·2)	0·5 (0 to 1·5)	0·6 (0 to 1·8)	0·9 (0 to 2·6)	1·2 (0 to 3·4)	1·4 (0 to 4·1)	1·5 (0 to 4·1)	1·6 (0 to 4·1)	1·7 (0 to 4·1)	1·8 (0 to 4·1)	1·9 (0 to 4·2)	2·0 (0 to 4·3)	2·1 (0 to 4·4)	2·2 (0 to 4·5)	2·3

Congenital birth defects	226 (172 to 302)	73 (56 to 104)	164 (103 to 260)	74 (56 to 110)	42 (31 to 58 0)	43 1 (29 4 to 53 4)	31 (22 6 to 41 4)	34 6 (25 0 to 44 9)	31 3 (23 4 to 41 2)	33 3 (24 9 to 44 1)	32 4 (23 6 to 42 5)	29 5 (21 4 to 38 4)	29 2 (21 to 38 4)	39 2 (29 1 to 50 4)	41 7 (29 1 to 64 7)	43 6 (29 6 to 58 2)	34 3 (22 7 to 45 5)	29 6 (17 to 39 9)	11 3 (6 9 to 17 3)	7 (4 2 to 10 4)	4 4 (2 4 to 6 6)	2 4 (1 4 to 3 8)	1 (0 6 to 1 4)	0 3 (0 2 to 0 4)		1,220
Neural tube defects	39 2 (21 4 to 69 7)	4 6 (2 5 to 8 5)	26 (10 6 to 48 1)	12 6 (6 8 to 21 1)	2 3 (1 4 to 3 5)	2 3 (1 3 to 3 2)	1 4 (0 9 to 2 2)	2 5 (1 6 to 4)	2 4 (1 6 to 3 9)	2 3 (1 3 to 3 8)	2 3 (1 3 to 3 8)	1 5 (0 9 to 2 4)	1 5 (0 8 to 2 4)	1 5 (0 8 to 2 6)	2 (1 to 3 5)	0 7 (0 3 to 1 3)	0 3 (0 2 to 0 6)	0 3 (0 1 to 0 6)	0 1 (0 0 to 0 3)	0 (0 0 to 0 2)	0 (0 0 to 0 1)	0 (0 0 to 0 1)	0 (0 0 to 0 1)	0 (0 0 to 0 1)		166
Congenital heart anomalies	24 (14 to 42 7)	2 6 (1 4 to 4 6)	16 (9 4 to 29 6)	7 (4 1 to 12 9)	3 (1 6 to 5 6)	2 (1 1 to 3 5)	2 (1 1 to 3 2)	2 (1 1 to 3 2)	2 (1 1 to 3 2)	2 (1 1 to 3 5)	2 (1 1 to 3 5)	2 (1 1 to 3 5)	2 (1 1 to 3 5)	2 (1 1 to 3 5)	2 (1 1 to 3 5)	2 (1 1 to 3 5)	2 (1 1 to 3 5)	2 (1 1 to 3 5)	2 (1 1 to 3 5)	2 (1 1 to 3 5)	2 (1 1 to 3 5)	2 (1 1 to 3 5)	2 (1 1 to 3 5)	2 (1 1 to 3 5)		247
Orofacial clefts	0 (0 to 0)	0 (0 to 0)	0 (0 1 to 0 6)	0 (0 2 to 1 0)	0 (0 1 to 0 7)	0 (0 1 to 0 7)	0 (0 1 to 0 5)	0 (0 1 to 0 6)	0 (0 1 to 0 5)	0 (0 1 to 0 6)	0 (0 1 to 0 5)	0 (0 1 to 0 5)	0 (0 1 to 0 5)	0 (0 1 to 0 5)	0 (0 1 to 0 5)	0 (0 1 to 0 6)	0 (0 1 to 0 6)	0 (0 1 to 0 6)	0 (0 1 to 0 6)	0 (0 1 to 0 6)	0 (0 1 to 0 6)	0 (0 1 to 0 6)	0 (0 1 to 0 6)	0 (0 1 to 0 6)		9 2
Down syndrome	8 2 (4 7 to 13 1)	1 9 (1 to 3)	4 8 (2 3 to 8 3)	2 9 (1 6 to 4 2)	2 2 (1 4 to 3 2)	2 2 (1 4 to 3 2)	2 (1 3 to 2 9)	3 1 (2 to 4 4)	2 4 (1 6 to 3 5)	3 6 (2 3 to 5 3)	2 6 (2 to 3 6)	3 9 (2 6 to 5 5)	2 6 (1 8 to 3 6)	6 9 (4 3 to 10 2)	12 9 (7 1 to 19 7)	17 7 (9 9 to 26 4)	13 6 (7 1 to 21 8)	7 6 (4 3 to 11 8)	3 (1 to 5 4)	2 (0 to 4)	0 (0 to 0)	0 (0 to 0)	0 (0 to 0)	0 (0 to 0)		100
Turner syndrome	0 (0 to 0)	0 (0 to 0)	0 (0 to 0 1)	0 2 (0 to 0 5)	0 2 (0 to 0 6)	0 2 (0 to 0 5)	0 2 (0 1 to 0 6)	0 2 (0 1 to 0 5)	0 2 (0 1 to 0 5)	0 2 (0 1 to 0 7)	0 3 (0 to 0 6)	0 2 (0 1 to 0 5)	0 2 (0 1 to 0 5)	0 2 (0 1 to 0 6)	0 1 (0 to 0 2)	0 1 (0 to 0 2)	0 1 (0 to 0 1)	0 1 (0 to 0 1)	0 (0 to 0 1)	0 (0 to 0 1)	0 (0 to 0)	0 (0 to 0)	0 (0 to 0)	0 (0 to 0)		3 1
Klinefelter syndrome	0 (0 to 0)	0 (0 to 0)	0 (0 to 0)	0 (0 to 0)	0 (0 to 0)	0 (0 to 0)	0 (0 to 0)	0 (0 to 0)	0 (0 to 0)	0 (0 to 0)	0 (0 to 0)	0 (0 to 0)	0 (0 to 0)	0 (0 to 0)	0 (0 to 0)	0 (0 to 0)	0 (0 to 0)	0 (0 to 0)	0 (0 to 0)	0 (0 to 0)	0 (0 to 0)	0 (0 to 0)	0 (0 to 0)	0 (0 to 0)		0
Other chromosomal abnormalities	22 6 (11 5 to 39 2)	11 8 (6 4 to 20 2)	22 6 (11 3 to 46 1)	7 6 (4 1 to 14 4)	4 7 (2 6 to 8 2)	4 1 (2 5 to 6 7)	3 6 (2 1 to 5 6)	3 4 (2 1 to 4 4)	3 5 (2 2 to 5 1)	3 3 (2 1 to 4 6)	2 8 (1 8 to 4)	2 4 (1 6 to 3 4)	2 2 (1 4 to 3 4)	2 1 (1 3 to 3 2)	2 (1 3 to 3 1)	1 9 (1 2 to 2 7)	1 6 (1 to 2 4)	1 3 (0 8 to 1 9)	0 5 (0 3 to 0 8)	0 3 (0 2 to 0 5)	0 3 (0 2 to 0 5)	0 2 (0 1 to 0 4)	0 1 (0 0 to 0 3)	0 1 (0 0 to 0 2)		107
Congenital musculoskeletal and limb anomalies	7 6 (4 4 to 12 8)	1 9 (1 0 to 2 8)	14 3 (7 6 to 25)	17 5 (9 4 to 29 6)	12 3 (7 2 to 19 2)	12 9 (7 7 to 19 7)	13 9 (8 1 to 17 7)	8 8 (5 2 to 13 2)	9 5 (5 8 to 13 6)	9 7 (4 7 to 13 6)	8 9 (4 9 to 14 2)	9 7 (4 9 to 13 4)	8 3 (4 5 to 12 9)	10 5 (6 to 16 8)	11 2 (6 2 to 16)	9 2 (5 7 to 13 6)	6 3 (3 5 to 9 7)	3 1 (1 9 to 4 9)	1 9 (1 to 3 2)	0 9 (0 5 to 1 6)	0 3 (0 2 to 0 5)	0 1 (0 0 to 0 2)		181
Urogenital congenital anomalies	7 7 (3 9 to 19 7)	1 6 (0 7 to 3 4)	2 5 (1 to 4 6)	2 4 (1 to 4 1)	1 5 (0 8 to 2 5)	1 1 (0 7 to 2 1)	0 7 (0 4 to 1 2)	0 7 (0 3 to 1 1)	0 6 (0 3 to 0 9)	0 5 (0 2 to 0 9)	0 4 (0 2 to 0 8)	0 5 (0 2 to 0 8)	0 4 (0 2 to 0 8)	0 3 (0 2 to 0 6)	0 2 (0 1 to 0 5)	0 1 (0 1 to 0 3)	0 1 (0 1 to 0 2)	0 1 (0 0 to 0 2)	0 (0 0 to 0)	0 (0 0 to 0)	0 (0 0 to 0)	0 (0 0 to 0)	0 (0 0 to 0)	0 (0 0 to 0)		20 9
Digestive congenital anomalies	13 3 (3 5 to 51)	3 (0 3 to 14 9)	9 2 (1 to 28 4)	3 3 (0 3 to 11)	1 (0 1 to 4 1)	0 7 (0 2 to 2 1)	0 5 (0 1 to 1 5)	0 7 (0 1 to 2 1)	0 7 (0 1 to 2 1)	0 6 (0 1 to 2 0)	0 5 (0 1 to 2 0)	0 5 (0 1 to 2 0)	0 5 (0 1 to 2 0)	0 5 (0 1 to 2 0)	0 5 (0 1 to 2 0)	0 5 (0 1 to 2 0)	0 5 (0 1 to 2 0)	0 5 (0 1 to 2 0)	0 5 (0 1 to 2 0)	0 5 (0 1 to 2 0)	0 5 (0 1 to 2 0)	0 5 (0 1 to 2 0)	0 5 (0 1 to 2 0)	0 5 (0 1 to 2 0)		0 5 1
Other congenital birth defects	62 2 (39 2 to 93 4)	12 6 (7 to 19 4)	27 1 (13 6 to 48 1)	13 5 (6 7 to 19 4)	8 (4 to 11 9)	6 4 (3 1 to 9 5)	5 2 (2 3 to 8)	5 2 (2 to 8 6)	5 2 (2 to 8 5)	5 4 (2 to 8 9)	5 4 (2 to 9 5)	5 4 (2 to 9 5)	5 4 (2 to 9 5)	5 4 (2 to 9 5)	4 7 (2 to 8 5)	3 9 (2 to 7 5)	3 3 (1 7 to 6 5)	2 6 (1 to 5 1)	2 (0 9 to 3 5)	1 6 (0 6 to 2 7)	1 (0 3 to 1 7)	0 6 (0 2 to 1 1)	0 3 (0 1 to 0 6)	0 2 (0 1 to 0 4)		196
Urinary diseases and male infertility	0 3 (0 1 to 0 4)	0 1 (0 1 to 0 3)	0 4 (0 to 0 2)	0 1 (0 to 0 2)	0 1 (0 to 0 2)	0 2 (0 1 to 0 3)	0 2 (0 1 to 0 3)	0 3 (0 1 to 0 6)	0 3 (0 1 to 0 6)	0 4 (0 2 to 0 7)	0 5 (0 2 to 0 9)	0 6 (0 3 to 1 0)	0 6 (0 3 to 1 0)	0 7 (0 3 to 1 2)	0 8 (0 3 to 1 3)	0 9 (0 4 to 1 5)	0 9 (0 4 to 1 5)	0 9 (0 4 to 1 5)	0 9 (0 4 to 1 5)	0 9 (0 4 to 1 5)	0 9 (0 4 to 1 5)	0 9 (0 4 to 1 5)	0 9 (0 4 to 1 5)	0 9 (0 4 to 1 5)		29 1
Urolithiasis	0 (0 to 0)	0 (0 to 0)	0 (0 to 0)	0 (0 to 0)	0 (0 to 0 2)	0 (0 1 to 0 3)	0 (0 1 to 0 4)	0 (0 to 0 1)	0 (0 to 0 1)	0 (0 to 0 1)	0 (0 to 0 1)	0 (0 to 0 1)	0 (0 to 0 1)	0 (0 to 0 1)	0 (0 to 0 1)	0 (0 to 0 1)	0 (0 to 0 1)	0 (0 to 0 1)	0 (0 to 0 1)	0 (0 to 0 1)	0 (0 to 0 1)	0 (0 to 0 1)	0 (0 to 0 1)	0 (0 to 0 1)		0
Benign prostatic hyperplasia	0 (0 to 0)	0 (0 to 0)	0 (0 to 0)	0 (0 to 0)	0 (0 to 0)	0 (0 to 0)	0 (0 to 0)	0 (0 to 0)	0 (0 to 0)	0 (0 to 0)	0 (0 to 0)	0 (0 to 0)	0 (0 to 0)	0 (0 to 0)	0 (0 to 0)	0 (0 to 0)	0 (0 to 0)	0 (0 to 0)	0 (0 to 0)	0 (0 to 0)	0 (0 to 0)	0 (0 to 0)	0 (0 to 0)	0 (0 to 0)		0
Male infertility	–	–	–	–	–	–	–	–	–	–	–	–	–	–	–	–	–	–	–	–	–	–	–	–		NA
Other urinary diseases	0 2 (0 to 0 3)	0 2 (0 1 to 0 5)	0 2 (0 1 to 0 6)	0 4 (0 2 to 0 6)	0 5 (0 3 to 0 8)	0 6 (0 3 to 0 9)	0 6 (0 4 to 0 9)	1 (0 6 to 1 4)	1 (0 6 to 1 3)	1 (0 6 to 1 7)	1 (0 6 to 1 7)	1 (0 6 to 1 7)	1 (0 6 to 1 7)	1 (0 6 to 1 8)	1 (0 6 to 1 8)	1 (0 6 to 1 8)	1 (0 6 to 1 8)	1 (0 7 to 1 9)	1 (0 7 to 1 9)	1 (0 7 to 1 9)	1 (0 7 to 1 8)	1 (0 6 to 1 8)	1 (0 6 to 1 9)	1 (0 6 to 1 9)		0 3
Gynecological diseases	0 (0 to 0)	0 (0 to 0)	0 (0 to 0)	0 (0 to 0)	0 (0 to 0)	0 (0 to 0)	0 (0 to 0)	0 (0 to 0)	0 (0 to 0)	0 (0 to 0)	0 (0 to 0)	0 (0 to 0)	0 (0 to 0)	0 (0 to 0)	0 (0 to 0)	0 (0 to 0)	0 (0 to 0)	0 (0 to 0)	0 (0 to 0)	0 (0 to 0)	0 (0 to 0)	0 (0 to 0)	0 (0 to 0)	0 (0 to 0)		23 6
Uterine fibroids	0 (0 to 0)	0 (0 to 0)	0 (0 to 0)	0 (0 to 0)	0 (0 to 0)	0 (0 to 0)	0 (0 to 0)	0 (0 to 0)	0 (0 to 0)	0 (0 to 0)	0 (0 to 0)	0 (0 to 0)	0 (0 to 0)	0 (0 to 0)	0 (0 to 0)	0 (0 to 0)	0 (0 to 0)	0 (0 to 0)	0 (0 to 0)	0 (0 to 0)	0 (0 to 0)	0 (0 to 0)	0 (0 to 0)	0 (0 to 0)		0
Polycystic ovarian syndrome	0 (0 to 0)	0 (0 to 0)	0 (0 to 0)	0 (0 to 0)	0 (0 to 0)	0 (0 to 0)	0 (0 to 0)	0 (0 to 0)	0 (0 to 0)	0 (0 to 0)	0 (0 to 0)	0 (0 to 0)	0 (0 to 0)	0 (0 to 0)	0 (0 to 0)	0 (0 to 0)	0 (0 to 0)	0 (0 to 0)	0 (0 to 0)	0 (0 to 0)	0 (0 to 0)	0 (0 to 0)	0 (0 to 0)	0 (0 to 0)		0
Female infertility	0 (0 to 0)	0 (0 to 0)	0 (0 to 0)	0 (0 to 0)	0 (0 to 0)	0 (0 to 0)	0 (0 to 0)	0 (0 to 0)	0 (0 to 0)	0 (0 to 0)	0 (0 to 0)	0 (0 to 0)	0 (0 to 0)	0 (0 to 0)	0 (0 to 0)	0 (0 to 0)	0 (0 to 0)	0 (0 to 0)	0 (0 to 0)	0 (0 to 0)	0 (0 to 0)	0 (0 to 0)	0 (0 to 0)	0 (0 to 0)		0
Endometriosis	0 (0 to 0)	0 (0 to 0)	0 (0 to 0)	0 (0 to 0)	0 (0 to 0)	0 (0 to 0)	0 (0 to 0)	0 (0 to 0)	0 (0 to 0)	0 (0 to 0)	0 (0 to 0)	0 (0 to 0)	0 (0 to 0)	0 (0 to 0)	0 (0 to 0)	0 (0 to 0)	0 (0 to 0)	0 (0 to 0)	0 (0 to 0)	0 (0 to 0)	0 (0 to 0)	0 (0 to 0)	0 (0 to 0)	0 (0 to 0)		0
Genital prolapse	0 (0 to 0)	0 (0 to 0)	0 (0 to 0)	0 (0 to 0)	0 (0 to 0)	0 (0 to 0)	0 (0 to 0)	0 (0 to 0)	0 (0 to 0)	0 (0 to 0)	0 (0 to 0)	0 (0 to 0)	0 (0 to 0)	0 (0 to 0)	0 (0 to 0)	0 (0 to 0)	0 (0 to 0)	0 (0 to 0)	0 (0 to 0)	0 (0 to 0)	0 (0 to 0)	0 (0 to 0)	0 (0 to 0)	0 (0 to 0)		0
Premenstrual syndrome	0 (0 to 0)	0 (0 to 0)	0 (0 to 0)	0 (0 to 0)	0 (0 to 0)	0 (0 to 0)	0 (0 to 0)	0 (0 to 0)	0 (0 to 0)	0 (0 to 0)	0 (0 to 0)	0 (0 to 0)	0 (0 to 0)	0 (0 to 0)	0 (0 to 0)	0 (0 to 0)	0 (0 to 0)	0 (0 to 0)	0 (0 to 0)	0 (0 to 0)	0 (0 to 0)	0 (0 to 0)	0 (0 to 0)	0 (0 to 0)		0
Other gynecological diseases	0 (0 to 0)	0 (0 to 0)	0 (0 to 0)	0 (0 to 0)	0 1 (0 to 0 2)	0 2 (0 1 to 0 4)	0 2 (0 1 to 0 4)	0 2 (0 1 to 0 4)	0 2 (0 1 to 0 4)	0 2 (0 1 to 0 4)	0 2 (0 1 to 0 4)	0 2 (0 1 to 0 4)	0 2 (0 1 to 0 4)	0 2 (0 1 to 0 4)	0 2 (0 1 to 0 4)	0 2 (0 1 to 0 4)	0 2 (0 1 to 0 4)	0 2 (0 1 to 0 4)	0 2 (0 1 to 0 4)	0 2 (0 1 to 0 4)	0 2 (0 1 to 0 4)	0 2 (0 1 to 0 4)	0 2 (0 1 to 0 4)	0 2 (0 1 to 0 4)		0
Hemoglobinopathies and hemolytic anemias	1 6 (0 7 to 3 2)	0 8 (0 3 to 1 7)	1 8 (0 8 to 3 2)	1 3 (0 6 to 2 3)	0 8 (0 4 to 1 3)	0 6 (0 3 to 1 1)	0 5 (0 2 to 0 9)	0 5 (0 2 to 0 9)	0 5 (0 2 to 0 9)	0 5 (0 2 to 0 9)	0 5 (0 2 to 0 9)	0 5 (0 2 to 0 9)	0 5 (0 2 to 0 9)	0 5 (0 2 to 0 9)	0 5 (0 2 to 0 9)	0 5 (0 2 to 0 9)	0 5 (0 2 to 0 9)	0 5 (0 2 to 0 9)	0 5 (0 2 to 0 9)	0 5 (0 2 to 0 9)	0 5 (0 2 to 0 9)	0 5 (0 2 to 0 9)	0 5 (0 2 to 0 9)	0 5 (0 2 to 0 9)		0
Thalassemias	0 (0 to 0)	0 (0 to 0)	0 (0 to 0 2)	0 (0 to 0 2)	0 (0 to 0 2)	0 (0 to 0 2)	0 (0 to 0 2)	0 (0 to 0 2)	0 (0 to 0 2)	0 (0 to 0 1)	0 (0 to 0 1)	0 (0 to 0 1)	0 (0 to 0 1)	0 (0 to 0 1)	0 (0 to 0 1)	0 (0 to 0 1)	0 (0 to 0 1)	0 (0 to 0 1)	0 (0 to 0 1)	0 (0 to 0 1)	0 (0 to 0 1)	0 (0 to 0 1)	0 (0 to 0 1)	0 (0 to 0 1)	0 (0 to 0 1)		1 4
Thalassemias trait	0 (0 to 0)	0 (0 to 0)	0 (0 to 0 2)	0 (0 to 0 4)	0 (0 to 0 3)	0 (0 to 0 3)	0 (0 to 0 3)	0 (0 to 0 3)	0 (0 to 0 3)	0 (0 to 0 3)	0 (0 to 0 3)	0 (0 to 0 3)	0 (0 to 0 3)	0 (0 to 0 3)	0 (0 to 0 3)	0 (0 to 0 3)	0 (0 to 0 3)	0 (0 to 0 3)	0 (0 to 0 3)	0 (0 to 0 3)	0 (0 to 0 3)	0 (0 to 0 3)	0 (0 to 0 3)	0 (0 to 0 3)	0 (0 to 0 3)		0
Sickle cell disorders	0 1 (0 to 0 1)	0 (0 to 0)	0 3 (0 2 to 0 5)	0 3 (0 to 0 7)	0 3 (0 to 0 6)	0 3 (0 to 0 6)	0 3 (0 to 0 6

SR Table 2b: Dudley DALYS by cause and age group for females with 95% uncertainty intervals, 2019

Cause	Early Neonatal	Late Neonatal	Post Neonatal	1 to 4	5 to 9	10 to 14	15 to 19	20 to 24	25 to 29	30 to 34	35 to 39	40 to 44	45 to 49	50 to 54	55 to 59	60 to 64	65 to 69	70 to 74	75 to 79	80 to 84	85 to 89	90 to 94	95 plus	Total
All causes	2,402 (2,162 to 2,659)	1,468 (644 to 2,462)	2,618 (158 to 276)	2,618 (362 to 432)	1,468 (362 to 432)	1,468 (477 to 557)	1,468 (662 to 1,215)	1,468 (662 to 1,550)	1,468 (662 to 1,550)	1,468 (1,110 to 1,910)	1,468 (1,260 to 2,110)	1,468 (1,468 to 2,270)	1,468 (1,540 to 2,600)	1,468 (2,120 to 3,270)	1,468 (2,600 to 3,960)	1,468 (2,710 to 3,930)	1,468 (2,770 to 3,990)	1,468 (3,310 to 4,530)	1,468 (4,060 to 5,640)	1,468 (4,140 to 6,410)	1,468 (4,220 to 6,470)	1,468 (3,620 to 6,540)	1,468 (2,120 to 5,360)	1,468 (746 to 4,180)	49,200
Communicable, maternal, neonatal, and nutritional diseases	2,402 (179 to 268)	1,468 (90 to 3,510)	2,618 (55 to 159)	2,618 (60 to 146)	1,468 (51 to 155)	1,468 (61 to 153)	1,468 (38 to 65)	1,468 (45 to 80)	1,468 (51 to 146)	1,468 (51 to 84)	1,468 (52 to 87)	1,468 (54 to 101)	1,468 (55 to 103)	1,468 (55 to 141)	1,468 (73 to 153)	1,468 (84 to 174)	1,468 (77 to 157)	1,468 (107 to 196)	1,468 (133 to 231)	1,468 (166 to 320)	1,468 (224 to 465)	1,468 (177 to 397)	1,468 (46 to 1,153)	2,660
HIV/AIDS and sexually transmitted infections	5.8 (1.7 to 12.9)	1.5 (0.4 to 3.3)	2.8 (1.2 to 5.6)	0.7 (0.4 to 0.9)	0.9 (0.7 to 1.1)	0.4 (0.4 to 0.5)	0.8 (0.6 to 1.1)	2.2 (1.5 to 3)	4 (2.6 to 5.6)	7.2 (5.2 to 10.1)	8 (5.6 to 11.4)	6.8 (5.6 to 11.4)	6.6 (4.6 to 9.7)	5.2 (3.6 to 7)	3.4 (2.4 to 4.8)	2.9 (1.9 to 4.5)	2.1 (1.2 to 3.5)	1.4 (0.8 to 2.1)	0.9 (0.6 to 1.2)	0.6 (0.4 to 0.9)	0.3 (0.2 to 0.4)	0.1 (0.1 to 0.1)	70.2
HIV/AIDS	0 (0 to 0)	0 (0 to 0)	0.7 (0.4 to 0.9)	0.7 (0.4 to 0.9)	0.8 (0.7 to 1)	0.3 (0.2 to 0.4)	0.4 (0.3 to 0.6)	1.1 (0.8 to 1.4)	2.1 (1.5 to 2.7)	3.8 (2.8 to 4.9)	3.9 (2.9 to 5.3)	3.2 (2.1 to 5.3)	2.5 (1.6 to 3.8)	2.5 (1.6 to 3.8)	2.5 (1.6 to 3.8)	2.4 (1.6 to 3.2)	1.9 (1.1 to 2.6)	1.2 (0.7 to 1.8)	0.8 (0.4 to 1.2)	0.4 (0.2 to 0.6)	0.1 (0.1 to 0.2)	0 (0 to 0)	33.1
HIV/AIDS - Drug-susceptible Tuberculosis	0 (0 to 0)	0 (0 to 0)	0 (0 to 0)	0 (0 to 0)	0 (0 to 0)	0 (0 to 0)	0 (0 to 0)	0 (0 to 0)	0 (0 to 0)	0 (0 to 0)	0 (0 to 0)	0 (0 to 0)	0 (0 to 0)	0 (0 to 0)	0 (0 to 0)	0 (0 to 0)	0 (0 to 0)	0 (0 to 0)	0 (0 to 0)	0 (0 to 0)	0 (0 to 0)	0 (0 to 0)	0 (0 to 0)	0
HIV/AIDS - Multidrug-resistant Tuberculosis without extensive dr...	0 (0 to 0)	0 (0 to 0)	0 (0 to 0)	0 (0 to 0)	0 (0 to 0)	0 (0 to 0)	0 (0 to 0)	0 (0 to 0)	0 (0 to 0)	0 (0 to 0)	0 (0 to 0)	0 (0 to 0)	0 (0 to 0)	0 (0 to 0)	0 (0 to 0)	0 (0 to 0)	0 (0 to 0)	0 (0 to 0)	0 (0 to 0)	0 (0 to 0)	0 (0 to 0)	0 (0 to 0)	0 (0 to 0)	0
HIV/AIDS - Extensively drug-resistant Tuberculosis	0 (0 to 0)	0 (0 to 0)	0 (0 to 0)	0 (0 to 0)	0 (0 to 0)	0 (0 to 0)	0 (0 to 0)	0 (0 to 0)	0 (0 to 0)	0 (0 to 0)	0 (0 to 0)	0 (0 to 0)	0 (0 to 0)	0 (0 to 0)	0 (0 to 0)	0 (0 to 0)	0 (0 to 0)	0 (0 to 0)	0 (0 to 0)	0 (0 to 0)	0 (0 to 0)	0 (0 to 0)	0 (0 to 0)	0
HIV/AIDS resulting in other diseases	0 (0 to 0)	0 (0 to 0)	0.6 (0.4 to 0.9)	0.5 (0.4 to 0.6)	0.6 (0.2 to 0.9)	0.2 (0.2 to 0.3)	0.4 (0.3 to 0.5)	0.9 (0.6 to 1.2)	1.4 (0.9 to 2)	2.2 (1.5 to 3)	2.6 (1.8 to 3.6)	3.4 (2.5 to 4.7)	3.3 (2.3 to 4.5)	2.3 (1.5 to 3)	2 (1.4 to 2.7)	1.4 (1.1 to 2.3)	1.2 (0.9 to 2)	1.1 (0.9 to 1.7)	0.8 (0.6 to 1.2)	0.4 (0.3 to 0.6)	0.1 (0.1 to 0.2)	0 (0 to 0)	28.5
Sexually transmitted infections excluding HIV	5.8 (1.7 to 12.9)	1.5 (0.4 to 3.3)	2.1 (0.4 to 4.9)	0.1 (0 to 0.2)	0.1 (0 to 0.1)	0.1 (0.1 to 0.1)	0.4 (0.2 to 0.6)	1.1 (0.6 to 1.6)	2.5 (1.4 to 4.1)	5.1 (2.9 to 8.1)	5.4 (2.9 to 7)	3.4 (1.9 to 5.4)	3.3 (1.6 to 5.4)	2.8 (1.4 to 5.4)	1.7 (0.9 to 3)	1.3 (0.6 to 2.6)	1.1 (0.4 to 2.6)	0.6 (0.2 to 1.6)	0.2 (0.1 to 0.6)	0.1 (0 to 0.3)	0.1 (0 to 0.2)	0 (0 to 0)	37.2
Syphilis	5.8 (1.7 to 12.9)	1.5 (0.4 to 3.3)	2.1 (0.4 to 4.9)	0.1 (0 to 0.2)	0.1 (0 to 0.1)	0.1 (0 to 0.1)	0.4 (0.2 to 0.6)	1.1 (0.6 to 1.6)	2.5 (1.4 to 4.1)	5.1 (2.9 to 8.1)	5.4 (2.9 to 7)	3.4 (1.9 to 5.4)	3.3 (1.6 to 5.4)	2.8 (1.4 to 5.4)	1.7 (0.9 to 3)	1.3 (0.6 to 2.6)	1.1 (0.4 to 2.6)	0.6 (0.2 to 1.6)	0.2 (0.1 to 0.6)	0.1 (0 to 0.3)	0.1 (0 to 0.2)	0 (0 to 0)	9.8
Chlamydial infection	0 (0 to 0)	0 (0 to 0)	0 (0 to 0)	0 (0 to 0)	0 (0 to 0)	0 (0 to 0)	0 (0 to 0)	0 (0 to 0)	0 (0 to 0)	0 (0 to 0)	0 (0 to 0)	0 (0 to 0)	0 (0 to 0)	0 (0 to 0)	0 (0 to 0)	0 (0 to 0)	0 (0 to 0)	0 (0 to 0)	0 (0 to 0)	0 (0 to 0)	0 (0 to 0)	0 (0 to 0)	0 (0 to 0)	0
Gonococcal infection	0 (0 to 0)	0 (0 to 0)	0 (0 to 0)	0 (0 to 0)	0 (0 to 0)	0 (0 to 0)	0 (0 to 0)	0 (0 to 0)	0 (0 to 0)	0 (0 to 0)	0 (0 to 0)	0 (0 to 0)	0 (0 to 0)	0 (0 to 0)	0 (0 to 0)	0 (0 to 0)	0 (0 to 0)	0 (0 to 0)	0 (0 to 0)	0 (0 to 0)	0 (0 to 0)	0 (0 to 0)	0 (0 to 0)	0
Trichomoniasis	0 (0 to 0)	0 (0 to 0)	0 (0 to 0)	0 (0 to 0)	0 (0 to 0)	0 (0 to 0)	0 (0 to 0)	0 (0 to 0)	0 (0 to 0)	0 (0 to 0)	0 (0 to 0)	0 (0 to 0)	0 (0 to 0)	0 (0 to 0)	0 (0 to 0)	0 (0 to 0)	0 (0 to 0)	0 (0 to 0)	0 (0 to 0)	0 (0 to 0)	0 (0 to 0)	0 (0 to 0)	0 (0 to 0)	0
Genital herpes	0 (0 to 0)	0 (0 to 0)	0 (0 to 0)	0 (0 to 0)	0 (0 to 0)	0 (0 to 0)	0 (0 to 0)	0 (0 to 0)	0 (0 to 0)	0 (0 to 0)	0 (0 to 0)	0 (0 to 0)	0 (0 to 0)	0 (0 to 0)	0 (0 to 0)	0 (0 to 0)	0 (0 to 0)	0 (0 to 0)	0 (0 to 0)	0 (0 to 0)	0 (0 to 0)	0 (0 to 0)	0 (0 to 0)	0
Other sexually transmitted infections	0 (0 to 0)	0 (0 to 0)	0 (0 to 0)	0 (0 to 0)	0 (0 to 0)	0 (0 to 0)	0 (0 to 0)	0 (0 to 0)	0 (0 to 0)	0 (0 to 0)	0 (0 to 0)	0 (0 to 0)	0 (0 to 0)	0 (0 to 0)	0 (0 to 0)	0 (0 to 0)	0 (0 to 0)	0 (0 to 0)	0 (0 to 0)	0 (0 to 0)	0 (0 to 0)	0 (0 to 0)	0 (0 to 0)	0
Respiratory infections and tuberculosis	1,468 (1,468 to 2,659)	1,468 (1 to 2)	2,617 (6.2 to 18.7)	1,468 (15.5 to 20.9)	1,468 (16.6 to 29.7)	1,468 (20.4 to 23.7)	1,468 (20.5 to 21.7)	1,468 (21.1 to 22.6)	1,468 (21.4 to 24.5)	1,468 (21.5 to 28.4)	1,468 (21.5 to 28.4)	1,468 (20.2 to 27.8)	1,468 (19.4 to 27.8)	1,468 (20.6 to 29.1)	1,468 (26.6 to 46.1)	1,468 (29.2 to 53.6)	1,468 (32.3 to 61.5)	1,468 (40.9 to 78.1)	1,468 (49.1 to 93.6)	1,468 (49.1 to 93.6)	1,468 (162.2 to 280)	1,468 (267.7 to 361)	1,468 (152.5 to 396)	1,410
Tuberculosis	0 (0 to 0)	0 (0 to 0)	0 (0 to 0)	0 (0 to 0)	0 (0 to 0)	0 (0 to 0)	0.3 (0.2 to 0.4)	0.6 (0.4 to 0.8)	0.6 (0.4 to 1.4)	0.6 (0.4 to 1.4)	0.7 (0.5 to 1)	0.7 (0.5 to 1)	0.9 (0.6 to 1.3)	1.1 (0.7 to 1.5)	1.3 (0.9 to 1.9)	1.7 (1.1 to 2.5)	1.7 (1.1 to 2.5)	1.7 (1.1 to 2.4)	1.7 (1.1 to 2.4)	1.7 (1.1 to 2.4)	1.7 (1.1 to 2.4)	0.4 (0.4 to 0.6)	0.2 (0.1 to 0.2)	26.4
Latent tuberculosis infection	0 (0 to 0)	0 (0 to 0)	0 (0 to 0)	0 (0 to 0)	0 (0 to 0)	0 (0 to 0)	0 (0 to 0)	0 (0 to 0)	0 (0 to 0)	0 (0 to 0)	0 (0 to 0)	0 (0 to 0)	0 (0 to 0)	0 (0 to 0)	0 (0 to 0)	0 (0 to 0)	0 (0 to 0)	0 (0 to 0)	0 (0 to 0)	0 (0 to 0)	0 (0 to 0)	0 (0 to 0)	0 (0 to 0)	0
Drug-susceptible tuberculosis	0 (0 to 0)	0 (0 to 0)	0 (0 to 0)	0 (0 to 0)	0 (0 to 0)	0 (0 to 0)	0 (0 to 0)	0.6 (0.4 to 0.8)	0.6 (0.4 to 1.4)	0.6 (0.4 to 1.4)	0.7 (0.5 to 1)	0.7 (0.5 to 1)	0.9 (0.6 to 1.3)	1.1 (0.7 to 1.5)	1.3 (0.9 to 1.9)	1.7 (1.1 to 2.5)	1.7 (1.1 to 2.5)	1.7 (1.1 to 2.4)	1.7 (1.1 to 2.4)	1.7 (1.1 to 2.4)	1.7 (1.1 to 2.4)	0.4 (0.4 to 0.6)	0.2 (0.1 to 0.2)	19.9
Multidrug-resistant tuberculosis without extensive drug-resistance	0 (0 to 0)	0 (0 to 0)	0 (0 to 0)	0 (0 to 0)	0 (0 to 0)	0 (0 to 0)	0 (0 to 0)	0 (0 to 0)	0 (0 to 0)	0 (0 to 0)	0 (0 to 0)	0 (0 to 0)	0 (0 to 0)	0 (0 to 0)	0 (0 to 0)	0 (0 to 0)	0 (0 to 0)	0 (0 to 0)	0 (0 to 0)	0 (0 to 0)	0 (0 to 0)	0 (0 to 0)	0 (0 to 0)	0.4
Extensively drug-resistant tuberculosis	0 (0 to 0)	0 (0 to 0)	0 (0 to 0)	0 (0 to 0)	0 (0 to 0)	0 (0 to 0)	0 (0 to 0)	0 (0 to 0)	0 (0 to 0)	0 (0 to 0)	0 (0 to 0)	0 (0 to 0)	0 (0 to 0)	0 (0 to 0)	0 (0 to 0)	0 (0 to 0)	0 (0 to 0)	0 (0 to 0)	0 (0 to 0)	0 (0 to 0)	0 (0 to 0)	0 (0 to 0)	0 (0 to 0)	0.1
Lower respiratory infections	2.5 (1.8 to 3.2)	1.4 (0.9 to 1.9)	7.2 (5.1 to 9.6)	7.2 (1.4 to 2.8)	1.9 (1.3 to 2.7)	2.4 (1.6 to 3.4)	3.7 (2.4 to 5.4)	4.6 (2.9 to 6.8)	5.3 (3.3 to 7.8)	6.5 (3.7 to 12.1)	9.7 (4.9 to 15.2)	10.7 (5.2 to 15.2)	11.5 (5.2 to 24.7)	12.7 (5.2 to 24.7)	15.2 (7.4 to 25.2)	17.2 (9.6 to 28.4)	19.6 (10.4 to 31.2)	21.1 (11.4 to 34.7)	20.1 (10.5 to 34.7)	20.1 (10.5 to 34.7)	20.1 (10.5 to 34.7)	20.1 (10.5 to 34.7)	1,220
Upper respiratory infections	0 (0 to 0)	0 (0 to 0)	2.4 (1.2 to 3.6)	11.2 (9.3 to 18.1)	13.6 (7.4 to 22.7)	11.6 (5.7 to 19.3)	3.2 (1.6 to 5.2)	1.6 (0.8 to 2.6)	1.1 (0.5 to 1.7)	1.1 (0.5 to 1.7)	1.1 (0.5 to 1.7)	1.1 (0.5 to 1.7)	1.1 (0.5 to 1.7)	1.1 (0.5 to 1.7)	1.1 (0.5 to 1.7)	1.1 (0.5 to 1.7)	1.1 (0.5 to 1.7)	1.1 (0.5 to 1.7)	1.1 (0.5 to 1.7)	1.1 (0.5 to 1.7)	1.1 (0.5 to 1.7)	1.1 (0.5 to 1.7)	141
Otitis media	0 (0 to 0)	0 (0 to 0)	0.3 (0.2 to 0.6)	0.3 (1.7 to 5.1)	0.3 (1.8 to 5.6)	0.3 (1.1 to 2.3)	0.3 (0.2 to 0.6)	0.3 (0.2 to 0.6)	0.3 (0.2 to 0.6)	0.3 (0.2 to 0.6)	0.3 (0.2 to 0.6)	0.3 (0.2 to 0.6)	0.3 (0.2 to 0.6)	0.3 (0.2 to 0.6)	0.3 (0.2 to 0.6)	0.3 (0.2 to 0.6)	0.3 (0.2 to 0.6)	0.3 (0.2 to 0.6)	0.3 (0.2 to 0.6)	0.3 (0.2 to 0.6)	0.3 (0.2 to 0.6)	0.3 (0.2 to 0.6)	39.6
Enteric infections	9.5 (0.1 to 0.3)	8.5 (5.4 to 12.4)	10.6 (7 to 19.8)	6.3 (3.5 to 10.8)	4.1 (2.2 to 7.2)	3.3 (1.8 to 5.1)	3.1 (1.7 to 4.9)	3.1 (1.8 to 4.8)	3.1 (1.8 to 4.8)	3.1 (1.8 to 4.8)	3.1 (1.8 to 4.8)	3.1 (1.8 to 4.8)	3.1 (1.8 to 4.8)	3.1 (1.8 to 4.8)	3.1 (2.2 to 5.2)	3.1 (2.2 to 5.2)	3.1 (2.2 to 5.2)	3.1 (2.2 to 5.2)	3.1 (2.2 to 5.2)	3.1 (2.2 to 5.2)	3.1 (2.2 to 5.2)	3.1 (2.2 to 5.2)	3.1 (2.2 to 5.2)	168
Diarrheal diseases	9.5 (0.1 to 0.3)	8.7 (5.5 to 12.4)	10.6 (4.9 to 19.8)	6.3 (3.5 to 10.8)	4.1 (2.2 to 7.2)	3.3 (1.8 to 5.1)	3.1 (1.7 to 4.9)	3.1 (1.8 to 4.8)	3.1 (1.8 to 4.8)	3.1 (1.8 to 4.8)	3.1 (1.8 to 4.8)	3.1 (1.8 to 4.8)	3.1 (1.8 to 4.8)	3.1 (1.8 to 4.8)	3.1 (2.2 to 5.2)	3.1 (2.2 to 5.2)	3.1 (2.2 to 5.2)	3.1 (2.2 to 5.2)	3.1 (2.2 to 5.2)	3.1 (2.2 to 5.2)	3.1 (2.2 to 5.2)	3.1 (2.2 to 5.2)	3.1 (2.2 to 5.2)	167
Typhoid and paraphoid	0 (0 to 0)	0 (0 to 0)	0 (0 to 0)	0 (0 to 0)	0 (0 to 0)	0 (0 to 0)	0 (0 to 0)	0 (0 to 0)	0 (0 to 0)	0 (0 to 0)	0 (0 to 0)	0 (0 to 0)	0 (0 to 0)	0 (0 to 0)	0 (0 to 0)	0 (0 to 0)	0 (0 to 0)	0 (0 to 0)	0 (0 to 0)	0 (0 to 0)	0 (0 to 0)	0 (0 to 0)	0 (0 to 0)	0
Typhoid fever	0 (0 to 0)	0 (0 to 0)	0 (0 to 0)	0 (0 to 0)	0 (0 to 0)	0 (0 to 0)	0 (0 to 0)	0 (0 to 0)	0 (0 to 0)	0 (0 to 0)	0 (0 to 0)	0 (0 to 0)	0 (0 to 0)	0 (0 to 0)	0 (0 to 0)	0 (0 to 0)	0 (0 to 0)	0 (0 to 0)	0 (0 to 0)	0 (0 to 0)	0 (0 to 0)	0 (0 to 0)	0 (0 to 0)	0
Paraphoid fever	0 (0 to 0)	0 (0 to 0)	0 (0 to 0)	0 (0 to 0)	0 (0 to 0)	0 (0 to 0)	0 (0 to 0)	0 (0 to 0)	0 (0 to 0)	0 (0 to 0)	0 (0 to 0)	0 (0 to 0)	0 (0 to 0)	0 (0 to 0)	0 (0 to 0)	0 (0 to 0)	0 (0 to 0)	0 (0 to 0)	0 (0 to 0)	0 (0 to 0)	0 (0 to 0)	0 (0 to 0)	0 (0 to 0)	0
Invasive Non-typhoidal Salmonella (iNTS)	0 (0 to 0)	0 (0 to 0)	0 (0 to 0)	0 (0 to 0)	0 (0 to 0)	0 (0 to 0)	0 (0 to 0)	0 (0 to 0)	0 (0 to 0)	0 (0 to 0)	0 (0 to 0)	0 (0 to 0)	0 (0 to 0)	0 (0 to 0)	0 (0 to 0)	0 (0 to 0)	0 (0 to 0)	0 (0 to 0)	0 (0 to 0)	0 (0 to 0)	0 (0 to 0)	0 (0 to 0)	0 (0 to 0)	0.5
Other intestinal infectious diseases	0 (0 to 0)	0 (0 to 0)	0.1 (0 to 0.1)	0 (0 to 0)	0 (0 to 0)	0 (0 to 0)	0 (0 to 0)	0 (0 to 0)	0 (0 to 0)	0 (0 to 0)	0 (0 to 0)	0 (0 to 0)	0 (0 to 0)	0 (0 to 0)	0 (0 to 0)	0 (0 to 0)	0 (0 to 0)	0 (0 to 0)	0 (0 to 0)	0 (0 to 0)	0 (0 to 0)	0 (0 to 0)	0 (0 to 0)	0.3
Neglected tropical diseases and malaria	0 (0 to 0)	0 (0 to 0)	0.2 (0 to 1.6)	0.8 (0.1 to 2.9)	0.1 (0 to 0.3)	0.1 (0 to 0.3)	0.3 (0 to 1.2)	0.2 (0 to 0.9)	0.2 (0 to 0.9)	0.2 (0 to 0.9)	0.8 (0.1 to 2.5)	0.7 (0.1 to 2.7)	0.7 (0.1 to 2.5)	0.6 (0.1 to 2.2)	0.6 (0.1 to 2.2)	0.6 (0.1 to 2.2)	0.2 (0 to 0.8)	0.2 (0 to 0.7)	0.1 (0 to 0.4)	0.1 (0 to 0.4)	0.1 (0 to 0.3)	0.1 (0 to 0.3)	0.1 (0 to 0.3)	11
Malaria	0 (0 to 0)	0 (0 to 0)	0 (0 to 0)	0 (0 to 0)	0 (0 to 0)	0 (0 to 0)	0 (0 to 0)	0 (0 to 0)	0 (0 to 0)	0 (0 to 0)	0 (0 to 0)	0 (0 to 0)	0 (0 to 0)	0 (0 to 0)	0 (0 to 0)	0 (0 to 0)	0 (0 to 0)	0 (0 to 0)	0 (0 to 0)	0 (0 to 0)	0 (0 to 0)	0 (0 to 0)	0 (0 to 0)	0
Chagas disease	0 (0 to 0)	0 (0 to 0)	0 (0 to 0)	0 (0 to 0)	0 (0 to 0)	0 (0 to 0)	0 (0 to 0)	0 (0 to 0)	0 (0 to 0)	0 (0 to 0)	0 (0 to 0)	0 (0 to 0)	0 (0 to 0)	0 (0 to 0)	0 (0 to 0)	0 (0 to 0)	0 (0 to 0)	0 (0 to 0)	0 (0 to 0)	0 (0 to 0)	0 (0 to 0)	0 (0 to 0)	0 (0 to 0)	0
Leishmaniasis	0 (0 to 0)	0 (0 to 0)	0 (0 to 0)	0 (0 to 0)	0 (0 to 0)	0 (0 to 0)	0 (0 to 0)	0 (0 to 0)	0 (0 to 0)	0 (0 to 0)	0 (0 to 0)	0 (0 to 0)	0 (0 to 0)	0 (0 to 0)	0 (0 to 0)	0 (0 to 0)	0 (0 to 0)	0 (0 to 0)	0 (0 to 0)	0 (0 to 0)	0 (0 to 0)	0 (0 to 0)	0 (0 to 0)	0
Visceral leishmaniasis	0 (0 to 0)	0 (0 to 0)	0 (0 to 0)	0 (0 to 0)	0 (0 to 0)	0 (0 to 0)	0 (0 to 0)	0 (0 to 0)	0 (0 to 0)	0 (0 to 0)	0 (0 to 0)	0 (0 to 0)	0 (0 to 0)	0 (0 to 0)	0 (0 to 0)	0 (0 to 0)	0 (0 to 0)	0 (0 to 0)	0 (0 to 0)	0 (0 to 0)	0 (0 to 0)	0 (0 to 0)	0 (0 to 0)	0
Cutaneous and mucocutaneous leishmaniasis	0 (0 to 0)	0 (0 to 0)	0 (0 to 0)	0 (0 to 0)	0 (0 to 0)	0 (0 to 0)	0 (0 to 0)	0 (0 to 0)	0 (0 to 0)	0 (0 to 0)	0 (0 to 0)	0 (0 to 0)	0 (0 to 0)	0 (0 to 0)	0 (0 to 0)	0 (0 to 0)	0 (0 to 0)	0 (0 to 0)	0 (0 to 0)	0 (0 to 0)	0 (0 to 0)	0 (0 to 0)	0 (0 to 0)	0
African trypanosomiasis	0 (0 to 0)	0 (0 to 0)	0 (0 to 0)	0 (0 to 0)	0 (0 to 0)	0 (0 to 0)	0 (0 to 0)	0 (0 to 0)	0 (0 to 0)	0 (0 to 0)	0 (0 to 0)	0 (0 to 0)	0 (0 to 0)	0 (0 to 0)	0 (0 to 0)	0 (0 to 0)	0 (0 to 0)	0 (0 to 0)	0 (0 to 0)	0 (0 to 0)	0 (0 to 0)	0 (0 to 0)	0 (0 to 0)	0
Schistosomiasis	0 (0 to 0)	0 (0 to 0)	0 (0 to 0)	0 (0 to 0)	0 (0 to 0)	0 (0 to 0)	0 (0 to 0)	0 (0 to 0)	0 (0 to 0)	0 (0 to 0)	0 (0 to 0)	0 (0 to 0)	0 (0 to 0)	0 (0 to 0)	0 (0 to 0)	0 (0 to 0)	0 (0 to 0)	0 (0 to 0)	0 (0 to 0)	0 (0 to 0)	0 (0 to 0)	0 (0 to 0)	0 (0 to 0)	0
Cysticercosis	0 (0 to 0)	0 (0 to 0)	0 (0 to 0)	0 (0 to 0)	0 (0 to 0)	0 (0 to 0)	0 (0 to 0)	0 (0 to 0)	0 (0 to 0)	0 (0 to 0)	0 (0 to 0)	0 (0 to 0)	0 (0 to 0)	0 (0 to 0)	0 (0 to 0)	0 (0 to 0)	0 (0 to 0)	0 (0 to 0)	0 (0 to 0)	0 (0 to 0)	0 (0 to 0)	0 (0 to 0)	0 (0 to 0)	0
Cystic echinococcosis	0 (0 to 0)	0 (0 to 0)	0 (0 to 0)	0 (0 to 0)	0 (0 to 0)	0 (0 to 0)	0 (0 to 0)	0 (0 to 0)	0 (0 to 0)	0 (0 to 0)	0 (0 to 0)	0 (0 to 0)	0 (0 to 0)	0 (0 to 0)	0 (0 to 0)	0 (0 to 0)	0 (0 to 0)	0 (0 to 0)	0 (0 to 0)	0 (0 to 0)	0 (0 to 0)	0 (0 to 0)	0 (0 to 0)	0.1
Lymphatic filariasis	0 (0 to 0)	0 (0 to 0)	0 (0 to 0)	0 (0 to 0)	0 (0 to 0)	0 (0 to 0)	0 (0 to 0)	0 (0 to 0)	0 (0 to 0)	0 (0 to 0)	0 (0 to 0)	0 (0 to 0)	0 (0 to 0)	0 (0 to 0)	0 (0 to 0)	0 (0 to 0)	0 (0 to 0)	0 (0 to 0)	0 (0 to 0)	0 (0 to 0)	0 (0 to 0)	0 (0 to 0)	0 (0 to 0)	0
Onchocerciasis	0 (0 to 0)	0 (0 to 0)	0 (0 to 0)	0 (0 to 0)	0 (0 to 0)	0 (0 to 0)	0 (0 to 0)	0 (0 to 0)	0 (0 to 0)	0 (0 to 0)	0 (0 to 0)	0 (0 to 0)	0 (0 to 0)	0 (0 to 0)	0 (0 to 0)	0 (0 to 0)	0 (0 to 0)	0 (0 to 0)	0 (0 to 0)	0 (0 to 0)	0 (0 to 0)	0 (0 to 0)	0 (0 to 0)	0
Trachoma	0 (0 to 0)	0 (0 to 0)	0 (0 to 0)	0 (0 to 0)	0 (0 to 0)	0 (0 to 0)	0 (0 to 0)	0 (0 to 0)	0 (0 to 0)	0 (0 to 0)	0 (0 to 0)	0 (0 to 0)	0 (0 to 0)	0 (0 to 0)	0 (0 to 0)	0 (0 to 0)	0 (0 to 0)	0 (0 to 0)	0 (0 to 0)	0 (0 to 0)	0 (0 to 0)	0 (0 to 0)	0 (0 to 0)	0
Dengue	0 (0 to 0)	0 (0 to 0)	0 (0 to 0)	0 (0 to 0)	0 (0 to 0)	0 (0 to 0)	0 (0 to 0)	0 (0 to 0)	0 (0 to 0)	0 (0 to 0)	0 (0 to 0)	0 (0 to 0)	0 (0 to 0)	0 (0 to 0)	0 (0 to 0)	0 (0 to 0)	0 (0 to 0)	0 (0 to 0)	0 (0 to 0)	0 (0 to 0)	0 (0 to 0)	0 (0 to 0)	0 (0 to 0)	0
Yellow fever	0 (0 to 0)	0 (0 to 0)	0 (0 to 0)	0 (0 to 0)	0 (0 to 0)	0 (0 to 0)	0 (0 to 0)	0 (0 to 0)	0 (0 to 0)	0 (0 to 0)	0 (0 to 0)	0 (0 to 0)	0 (0 to 0)	0 (0 to 0)	0 (0 to 0)	0 (0 to 0)	0 (0 to 0)	0 (0 to 0)	0 (0 to 0)	0 (0 to 0)	0 (0 to 0)	0 (0 to 0)	0 (0 to 0)	0
Rabies	0 (0 to 0)	0 (0 to 0)	0 (0 to 0)	0 (0 to 0)	0 (0 to 0)	0 (0 to 0)	0 (0 to 0)	0 (0 to 0)	0 (0 to 0)	0 (0 to 0)	0 (0 to 0)	0 (0 to 0)	0 (0 to 0)	0 (0 to 0)	0 (0 to 0)	0 (0 to 0)	0 (0 to 0)	0 (0 to 0)	0 (0 to 0)	0 (0 to 0)	0 (0 to 0)	0 (0 to 0)	0 (0 to 0)	0.1
Intestinal nematode infections	0 (0 to 0)	0 (0 to 0)	0 (0 to 0)	0 (0 to 0)	0 (0 to 0)	0 (0 to 0)	0 (0 to 0)	0 (0 to 0)	0 (0 to 0)	0 (0 to 0)	0 (0 to 0)	0 (0 to 0)	0 (0 to 0)	0 (0 to 0)	0 (0 to 0)	0 (0 to 0)	0 (0 to 0)	0 (0 to 0)	0 (0 to 0)	0 (0 to 0)	0 (0 to 0)	0 (0 to 0)	0 (0 to 0)	0
Ascariasis	0 (0 to 0)	0 (0 to 0)	0 (0 to 0)	0 (0 to 0)	0 (0 to 0)	0 (0 to 0)	0 (0 to 0)	0 (0 to 0)	0 (0 to 0)	0 (0 to 0)	0 (0 to 0)	0 (0 to 0)	0 (0 to 0)	0 (0 to 0)	0 (0 to 0)	0 (0 to 0)	0 (0 to 0)	0 (0 to 0)	0 (0 to 0)	0 (0 to 0)	0 (0 to 0)	0 (0 to 0)	0 (0 to 0)	0
Trichuriasis	0 (0 to 0)	0 (0 to 0)	0 (0 to 0)	0 (0 to 0)	0 (0 to 0)	0 (0 to 0)	0 (0 to 0)	0 (0 to 0)	0 (0 to 0)	0 (0 to 0)	0 (0 to 0)	0 (0 to 0)	0 (0 to 0)	0 (0 to 0)	0 (0 to 0)	0 (0 to 0)	0 (0 to 0)	0 (0 to 0)	0 (0 to 0)	0 (0 to 0)	0 (0 to 0)	0 (0 to 0)	0 (0 to 0)	0
Hookworm disease	0 (0 to 0)	0 (0 to 0)	0 (0 to 0)	0 (0 to 0)	0 (0 to 0)	0 (0 to 0)	0 (0 to 0)	0 (0 to 0)	0 (0 to 0)	0 (0 to 0)	0 (0 to 0)	0 (0 to 0)	0 (0 to 0)	0 (0 to 0)	0 (0 to 0)	0 (0 to 0)	0 (0 to 0)	0 (0 to 0)	0 (0 to 0)	0 (0 to 0)	0 (0 to 0)	0 (0 to 0)	0 (0 to 0)	0
Food-borne trematodiases	0 (0 to 0)	0 (0 to 0)	0 (0 to 0)	0 (0 to 0)	0 (0 to 0)	0 (0 to 0)	0 (0 to 0)	0 (0 to 0)	0 (0 to 0)	0 (0 to 0)

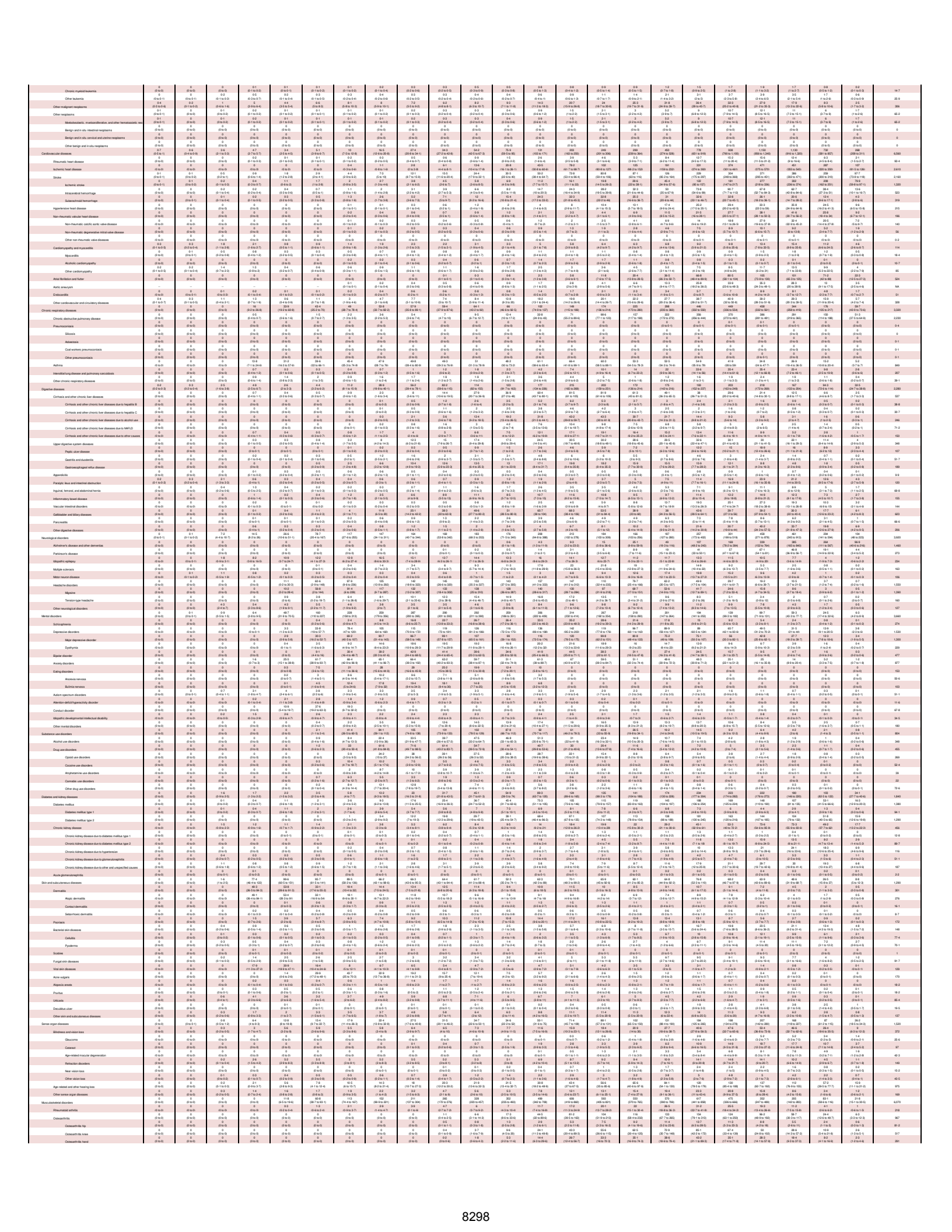

Osteoarthritis other	0 (0 to 0)	0 (0 to 0)	0 (0 to 0)	0 (0 to 0)	0 (0 to 0)	0 (0 to 0)	0 (0 to 0)	0 (0 to 0)	0 (0 to 0)	0 (0 to 0)	0 (0 to 0)	0 (0 to 1)	0.4 (0.1 to 0.9)	1.1 (0.4 to 2.6)	3.1 (1.3 to 7)	7.7 (3.4 to 16.3)	9.7 (4 to 17.8)	10.3 (4.9 to 20.5)	12 (5.9 to 24.6)	10.5 (5.2 to 21.2)	9 (4.5 to 18.1)	6.2 (3.2 to 12.3)	2.9 (1.5 to 5.6)	0.8 (0.4 to 1.7)		78.2
Low back pain	0 (0 to 0)	0 (0 to 0)	0 (0 to 0)	0 (0 to 0)	7.3 (3.5 to 12.9)	36.9 (18.4 to 64)	66 (33.8 to 104)	92 (50.8 to 140)	86.4 (52.7 to 129)	116 (79 to 200)	139 (100 to 247)	161 (103 to 257)	175 (102 to 332)	200 (113 to 421)	271 (138 to 568)	245 (112 to 559)	246 (107 to 577)	249 (113 to 630)	264 (120 to 663)	204 (97.7 to 554)	155 (72 to 434)	89.7 (39 to 259)	53.7 (21.9 to 169)	7.9 (3 to 31.9)		2,600
Neck pain	0 (0 to 0)	0 (0 to 0)	0 (0 to 0)	4 (1.4 to 8.6)	21.2 (11.1 to 38.2)	33.9 (19.5 to 60)	35.2 (17.7 to 67.7)	40.1 (21 to 80.5)	59.8 (30.3 to 111)	78.6 (41.6 to 132)	84.1 (44.7 to 147)	116 (49 to 221)	117 (58.5 to 233)	99.3 (49.2 to 173)	80.4 (41.2 to 137)	75.7 (40.3 to 139)	77.6 (40 to 134)	58.3 (29.6 to 108)	40.5 (21.7 to 79.3)	26.1 (13 to 49.6)	9.8 (5.1 to 16.4)	2.1 (1.3 to 4.4)		1,060
Gout	0 (0 to 0)	0 (0 to 0)	0 (0 to 0)	0 (0 to 0)	0 (0 to 0)	0 (0 to 0)	0 (0 to 0)	0 (0 to 0)	0 (0 to 0)	0 (0 to 0)	0 (0 to 0)	0 (0 to 0)	0 (0 to 0)	0 (0 to 0)	0.1 (0 to 0.4)	0.2 (0 to 0.6)	0.3 (0 to 0.9)	0.3 (0 to 0.9)	0.3 (0 to 0.9)	0.3 (0 to 0.9)	0.2 (0 to 0.7)	0.1 (0 to 0.5)	0.1 (0 to 0.3)	0 (0 to 0.1)		24.6
Other musculoskeletal disorders	0 (0 to 0)	0 (0 to 0)	0 (0 to 0)	0.2 (0.1 to 0.5)	1.4 (0.4 to 3.1)	12.1 (6.3 to 20.4)	26.6 (14.2 to 41.4)	49.4 (29.2 to 74)	63.1 (40.4 to 98.1)	72 (45.4 to 107)	71.5 (42.2 to 109)	99.5 (60.2 to 146)	159 (96.2 to 170)	198.5 (123 to 249)	267 (156 to 354)	234 (144 to 350)	245 (173 to 332)	276 (199 to 395)	298.5 (210.7 to 502.2)	35.6 (14.4 to 68.2)	17.6 (7.2 to 31.4)	10.1 (4 to 19.1)	2.6 (1.4 to 5.1)		974
Other non-communicable diseases	88.6 (67.6 to 117)	33.4 (25.1 to 43.6)	106 (74.3 to 149)	69.2 (56.1 to 85.2)	42.3 (31.3 to 57.7)	58.7 (43.2 to 78.8)	80.4 (60.2 to 104)	104 (78.6 to 135)	229 (157 to 327)	356 (177 to 564)	393 (185 to 644)	241 (167 to 392)	295 (210 to 495)	293 (210 to 416)	261 (196 to 354)	234 (164 to 350)	245 (173 to 332)	276 (199 to 395)	229 (170 to 350)	198 (152 to 253)	143 (110 to 192)	81.8 (61 to 116)	28.1 (18.9 to 39.2)		3,940
Congenital birth defects	85.9 (66.1 to 113)	28.5 (21.2 to 41)	77.6 (53.3 to 114)	46.6 (34.1 to 63.2)	19.2 (14.4 to 25.6)	17.4 (13 to 22.2)	16.1 (12.1 to 21)	15.6 (11.4 to 20)	14 (10.4 to 19.4)	13.1 (9.6 to 17.1)	10.6 (10.1 to 17.8)	12.4 (9.8 to 16.2)	10.4 (10.2 to 20.6)	10.8 (11.4 to 22.5)	16.1 (12.2 to 21.8)	12.2 (12 to 17.2)	9.6 (9 to 12.9)	3.6 (2.8 to 5.5)	2.4 (1.9 to 3.4)	1.6 (1 to 2.5)	0.9 (0.5 to 1.4)	0.4 (0.2 to 0.8)	0.1 (0 to 0.1)		428
Neural tube defects	13.9 (8.9 to 21.7)	1.9 (1 to 3.2)	11.2 (5 to 20.6)	9.9 (5.7 to 15.5)	1.2 (0 to 2.3)	1.1 (0.6 to 1.6)	1.2 (0.8 to 1.8)	1.4 (0.9 to 2.2)	1.3 (0.8 to 2.1)	1 (0.4 to 1.6)	1 (0.4 to 1.7)	0.7 (0.4 to 1.2)	0.7 (0.4 to 1.3)	0.5 (0.2 to 0.7)	0.3 (0.2 to 0.5)	0.2 (0 to 0.5)	0.1 (0 to 0.2)	0.1 (0 to 0.3)	0.1 (0 to 0.3)	0 (0 to 0)	0 (0 to 0)	0 (0 to 0)	0 (0 to 0)		48
Congenital heart anomalies	20.7 (13.2 to 29.2)	12.7 (8.4 to 22.4)	36.4 (15.5 to 46.5)	10.1 (6.5 to 15.9)	3.2 (2 to 5.1)	3 (1.8 to 5.5)	3.1 (2 to 5.4)	3.5 (2.1 to 5)	2.9 (1.9 to 4.2)	2.5 (1.5 to 3.8)	2.9 (1.7 to 4.4)	3 (1.4 to 4.5)	3.3 (1.4 to 5.4)	2.6 (1.1 to 4.3)	2.3 (0.9 to 3.9)	1.7 (0.4 to 3.2)	0.3 (0.1 to 0.5)	0.1 (0 to 0.4)	0.1 (0 to 0.3)	0.1 (0 to 0.3)	0 (0 to 0.1)	0 (0 to 0.1)	0 (0 to 0)		156
Orofacial clefts	0 (0 to 0)	0 (0 to 0)	0.2 (0.1 to 0.3)	0.3 (0.1 to 0.6)	0.2 (0 to 0.4)	0.2 (0 to 0.4)	0.2 (0 to 0.4)	0.2 (0 to 0.4)	0.2 (0 to 0.4)	0.2 (0 to 0.4)	0.2 (0 to 0.4)	0.2 (0 to 0.4)	0.2 (0 to 0.5)	0.2 (0 to 0.5)	0.2 (0 to 0.5)	0.2 (0 to 0.5)	0.1 (0 to 0.3)	0.2 (0 to 0.5)	0.1 (0 to 0.5)	0.1 (0 to 0.5)	0 (0 to 0.1)	0 (0 to 0.1)	0 (0 to 0)		3-4
Down syndrome	3 (1.6 to 4.9)	0.7 (0.4 to 1.1)	2.2 (1 to 3.7)	1.9 (1 to 2.9)	1.1 (0.7 to 1.6)	1.2 (0.8 to 1.8)	1.2 (1 to 1.5)	1.6 (1.1 to 2.3)	1.6 (1 to 2.3)	1.6 (1 to 2.3)	1.6 (1 to 2.3)	1.8 (1.1 to 2.5)	2.9 (1.5 to 4)	3.6 (1.9 to 4.9)	6.7 (3.5 to 10.3)	5.1 (2.5 to 9.1)	2.9 (1.5 to 4.7)	1.1 (0.6 to 2)	0.3 (0 to 0.5)	0.1 (0 to 0.3)	0 (0 to 0)	0 (0 to 0)	0 (0 to 0)		42-7
Turner syndrome	0 (0 to 0)	0 (0 to 0)	0.1 (0 to 0.1)	0.1 (0 to 0.3)	0.1 (0 to 0.3)	0.1 (0 to 0.3)	0.1 (0 to 0.3)	0.1 (0 to 0.3)	0.1 (0 to 0.3)	0.1 (0 to 0.3)	0.1 (0 to 0.3)	0.1 (0 to 0.3)	0.1 (0 to 0.4)	0.1 (0 to 0.5)	0.1 (0 to 0.5)	0.1 (0 to 0.5)	0 (0 to 0.1)	0 (0 to 0.1)	0 (0 to 0.1)	0 (0 to 0.1)	0 (0 to 0)	0 (0 to 0)	0 (0 to 0)		1-3
Klinefelter syndrome	0 (0 to 0)	0 (0 to 0)	0 (0 to 0)	0 (0 to 0)	0 (0 to 0)	0 (0 to 0)	0 (0 to 0)	0 (0 to 0)	0 (0 to 0)	0 (0 to 0)	0 (0 to 0)	0 (0 to 0)	0 (0 to 0)	0 (0 to 0)

SR Table 2b: Coventry DALYS by cause and age group for females with 95% uncertainty intervals, 2019

Cause	Early Neonatal	Late Neonatal	Post Neonatal	1 to 4	5 to 9	10 to 14	15 to 19	20 to 24	25 to 29	30 to 34	35 to 39	40 to 44	45 to 49	50 to 54	55 to 59	60 to 64	65 to 69	70 to 74	75 to 79	80 to 84	85 to 89	90 to 94	95 plus	Total
All causes	2,009 (2,003 to 2,022)	1,246 (1,226 to 1,276)	2,246 (2,222 to 2,262)	3,041 (3,013 to 3,052)	2,345 (2,326 to 2,359)	2,046 (2,029 to 2,064)	2,246 (2,227 to 2,266)	2,570 (2,552 to 2,589)	3,276 (3,255 to 3,296)	3,966 (3,945 to 3,987)	4,660 (4,639 to 4,681)	5,446 (5,424 to 5,468)	6,295 (6,272 to 6,318)	7,260 (7,236 to 7,284)	8,349 (8,324 to 8,374)	9,599 (9,572 to 9,626)	10,994 (10,965 to 11,023)	12,579 (12,547 to 12,611)	14,396 (14,360 to 14,432)	16,477 (16,435 to 16,519)	18,867 (18,815 to 18,919)	21,613 (21,550 to 21,676)	45,200
Communicable, maternal, neonatal, and nutritional diseases	1,977 (1,971 to 1,986)	1,222 (1,202 to 1,252)	1,211 (1,197 to 1,221)	1,000 (990 to 1,006)	478 (472 to 483)	344 (339 to 348)	406 (401 to 411)	450 (445 to 455)	511 (506 to 516)	599 (594 to 604)	699 (694 to 704)	799 (794 to 804)	1,000 (995 to 1,005)	1,202 (1,197 to 1,207)	1,403 (1,398 to 1,408)	1,603 (1,598 to 1,608)	1,804 (1,799 to 1,809)	2,005 (2,000 to 2,010)	2,206 (2,201 to 2,211)	2,406 (2,401 to 2,411)	2,607 (2,602 to 2,612)	2,807 (2,802 to 2,812)	2,670
HIV/AIDS and sexually transmitted infections	7.2 (3.6 to 14)	2 (0.4 to 4.5)	4.5 (2.2 to 8.2)	2.4 (1.2 to 3.7)	1.1 (0.6 to 1.5)	0.8 (0.4 to 0.9)	1.7 (1.1 to 2.3)	4.5 (3.4 to 6)	8.2 (6.1 to 11.4)	12.3 (9.1 to 16.5)	14.4 (10.7 to 19.5)	12.3 (9.1 to 17.1)	10.5 (7.5 to 15)	9.1 (5.3 to 13.2)	4.7 (2.5 to 8.4)	4.4 (2.1 to 8.1)	2.6 (1.2 to 4.4)	1.5 (0.6 to 2.8)	0.7 (0.3 to 1.1)	0.5 (0.2 to 0.7)	0.3 (0.2 to 0.4)	157
HIV/AIDS	0 (0 to 0)	0 (0 to 0)	1.9 (1.0 to 2.2)	1.2 (0.1 to 1.6)	0.6 (0.2 to 0.9)	0.6 (0.3 to 0.8)	1.3 (1.0 to 1.8)	3 (2.2 to 4)	5.9 (3.9 to 7)	7.9 (5.1 to 10.6)	8.7 (7.5 to 12.9)	7.7 (6.1 to 10.6)	6.6 (5.6 to 9.6)	5.6 (4.1 to 7.5)	2.5 (2.0 to 4.6)	2.5 (2.0 to 4.6)	1.6 (1.0 to 3.5)	1.0 (0.6 to 2.4)	0.5 (0.3 to 1.1)	0.3 (0.2 to 0.6)	0.2 (0.1 to 0.3)	66.2
HIV/AIDS - Drug-susceptible Tuberculosis	0 (0 to 0)	0 (0 to 0)	0.4 (0.2 to 0.4)	0.3 (0.2 to 0.4)	0.2 (0.1 to 0.3)	0.1 (0.1 to 0.2)	0.2 (0.2 to 0.3)	0.4 (0.3 to 0.4)	0.7 (0.4 to 1.1)	1.2 (0.7 to 1.8)	1.3 (0.8 to 2.1)	1.1 (0.7 to 1.8)	1.1 (0.7 to 1.7)	0.8 (0.5 to 1.2)	0.4 (0.2 to 0.7)	0.5 (0.3 to 0.7)	0.3 (0.2 to 0.5)	0.1 (0.0 to 0.1)	0.1 (0.0 to 0.1)	0 (0 to 0)	0 (0 to 0)	9.2
HIV/AIDS - Multidrug-resistant Tuberculosis without extensive dr...	0 (0 to 0)	0 (0 to 0)	0 (0 to 0)	0 (0 to 0)	0 (0 to 0)	0 (0 to 0)	0 (0 to 0)	0 (0 to 0)	0 (0 to 0)	0 (0 to 0)	0 (0 to 0)	0 (0 to 0)	0 (0 to 0)	0 (0 to 0)	0 (0 to 0)	0 (0 to 0)	0 (0 to 0)	0 (0 to 0)	0 (0 to 0)	0 (0 to 0)	0 (0 to 0)	0 (0 to 0)	0.3
HIV/AIDS - Extensively drug-resistant Tuberculosis	0 (0 to 0)	0 (0 to 0)	0 (0 to 0)	0 (0 to 0)	0 (0 to 0)	0 (0 to 0)	0 (0 to 0)	0 (0 to 0)	0 (0 to 0)	0 (0 to 0)	0 (0 to 0)	0 (0 to 0)	0 (0 to 0)	0 (0 to 0)	0 (0 to 0)	0 (0 to 0)	0 (0 to 0)	0 (0 to 0)	0 (0 to 0)	0 (0 to 0)	0 (0 to 0)	0 (0 to 0)	0.1
HIV/AIDS resulting in other diseases	0 (0 to 0)	1.4 (1.0 to 1.8)	1 (0.7 to 1.3)	0.6 (0.3 to 0.9)	0.3 (0.2 to 0.4)	0.1 (0.0 to 0.2)	0.2 (0.1 to 0.3)	0.6 (0.4 to 0.8)	1.1 (0.8 to 1.5)	1.6 (1.1 to 2.2)	1.8 (1.3 to 2.5)	1.6 (1.2 to 2.3)	1.4 (1.0 to 2.1)	1.1 (0.7 to 1.7)	0.5 (0.3 to 0.8)	0.5 (0.3 to 0.8)	0.3 (0.2 to 0.5)	0.2 (0.1 to 0.3)	0.1 (0.0 to 0.1)	0.1 (0.0 to 0.1)	0 (0 to 0)	56.7
Sexually transmitted infections excluding HIV	7.2 (3.6 to 14)	2 (0.4 to 4.5)	2.7 (0.7 to 6.4)	0.1 (0 to 0.5)	0.1 (0 to 0.5)	0.1 (0 to 0.5)	0.4 (0.2 to 0.6)	1.4 (0.6 to 2.3)	3.1 (1.6 to 5.1)	4.4 (2.0 to 7.3)	5.7 (2.9 to 9.4)	4.6 (2.4 to 7.6)	3.8 (1.9 to 6.2)	3.4 (1.6 to 5.5)	1.9 (0.9 to 3.2)	1.9 (0.9 to 3.2)	1.2 (0.5 to 1.7)	0.5 (0.2 to 0.8)	0.2 (0.1 to 0.3)	0.1 (0 to 0.2)	0 (0 to 0.1)	40.9
Syphilis	7.2 (3.6 to 14)	2 (0.4 to 4.5)	2.7 (0.7 to 6.4)	0.1 (0 to 0.5)	0.1 (0 to 0.5)	0.1 (0 to 0.5)	0.4 (0.2 to 0.6)	1.4 (0.6 to 2.3)	3.1 (1.6 to 5.1)	4.4 (2.0 to 7.3)	5.7 (2.9 to 9.4)	4.6 (2.4 to 7.6)	3.8 (1.9 to 6.2)	3.4 (1.6 to 5.5)	1.9 (0.9 to 3.2)	1.9 (0.9 to 3.2)	1.2 (0.5 to 1.7)	0.5 (0.2 to 0.8)	0.2 (0.1 to 0.3)	0.1 (0 to 0.2)	0 (0 to 0.1)	12.3
Chlamydial infection	0 (0 to 0)	0 (0 to 0)	0 (0 to 0)	0 (0 to 0)	0 (0 to 0)	0 (0 to 0)	0 (0 to 0)	0 (0 to 0)	0 (0 to 0)	0 (0 to 0)	0 (0 to 0)	0 (0 to 0)	0 (0 to 0)	0 (0 to 0)	0 (0 to 0)	0 (0 to 0)	0 (0 to 0)	0 (0 to 0)	0 (0 to 0)	0 (0 to 0)	0 (0 to 0)	0 (0 to 0)	0
Gonococcal infection	0 (0 to 0)	0 (0 to 0)	0 (0 to 0)	0 (0 to 0)	0 (0 to 0)	0 (0 to 0)	0 (0 to 0)	0 (0 to 0)	0 (0 to 0)	0 (0 to 0)	0 (0 to 0)	0 (0 to 0)	0 (0 to 0)	0 (0 to 0)	0 (0 to 0)	0 (0 to 0)	0 (0 to 0)	0 (0 to 0)	0 (0 to 0)	0 (0 to 0)	0 (0 to 0)	0 (0 to 0)	0
Trichomoniasis	0 (0 to 0)	0 (0 to 0)	0 (0 to 0)	0 (0 to 0)	0 (0 to 0)	0 (0 to 0)	0 (0 to 0)	0 (0 to 0)	0 (0 to 0)	0 (0 to 0)	0 (0 to 0)	0 (0 to 0)	0 (0 to 0)	0 (0 to 0)	0 (0 to 0)	0 (0 to 0)	0 (0 to 0)	0 (0 to 0)	0 (0 to 0)	0 (0 to 0)	0 (0 to 0)	0 (0 to 0)	0
Genital herpes	0 (0 to 0)	0 (0 to 0)	0 (0 to 0)	0 (0 to 0)	0 (0 to 0)	0 (0 to 0)	0 (0 to 0)	0 (0 to 0)	0 (0 to 0)	0 (0 to 0)	0 (0 to 0)	0 (0 to 0)	0 (0 to 0)	0 (0 to 0)	0 (0 to 0)	0 (0 to 0)	0 (0 to 0)	0 (0 to 0)	0 (0 to 0)	0 (0 to 0)	0 (0 to 0)	0 (0 to 0)	0
Other sexually transmitted infections	0 (0 to 0)	0 (0 to 0)	0 (0 to 0)	0 (0 to 0)	0 (0 to 0)	0 (0 to 0)	0 (0 to 0)	0 (0 to 0)	0 (0 to 0)	0 (0 to 0)	0 (0 to 0)	0 (0 to 0)	0 (0 to 0)	0 (0 to 0)	0 (0 to 0)	0 (0 to 0)	0 (0 to 0)	0 (0 to 0)	0 (0 to 0)	0 (0 to 0)	0 (0 to 0)	0 (0 to 0)	0
Respiratory infections and tuberculosis	2.9 (2.4 to 4.1)	2.4 (2.0 to 3.1)	18.5 (12 to 27.6)	26.4 (17.4 to 39.3)	13.4 (10.6 to 23.9)	8.4 (6.1 to 24.1)	8.6 (6.4 to 24.1)	7.9 (5.3 to 23.9)	7.9 (5.1 to 23.4)	8.2 (5.1 to 23.9)	8.5 (5.2 to 24.1)	8.9 (5.4 to 24.7)	9.2 (5.6 to 25.1)	9.7 (5.9 to 25.8)	10.4 (6.3 to 27.4)	11.2 (6.8 to 28.9)	12.5 (7.6 to 30.7)	14.4 (8.8 to 33.4)	16.9 (10.3 to 38.2)	20.1 (12.3 to 44.1)	24.7 (15.1 to 52.7)	1,160
Tuberculosis	0 (0 to 0)	0 (0 to 0)	0.1 (0 to 0.2)	0.2 (0 to 0.4)	0.2 (0 to 0.3)	0.2 (0.2 to 0.3)	0.5 (0.3 to 0.6)	1.1 (0.5 to 1.6)	1.6 (1 to 2)	1.5 (0.8 to 2.4)	1.5 (0.7 to 2.3)	1.2 (0.6 to 1.7)	1.2 (0.6 to 1.7)	1.4 (0.7 to 2)	1.4 (0.7 to 2)	1.6 (0.8 to 2.2)	1.8 (0.9 to 2.5)	2.2 (1.1 to 3.1)	2.5 (1.2 to 3.6)	2.8 (1.3 to 4)	3.2 (1.5 to 4.5)	28.8
Latent tuberculosis infection	0 (0 to 0)	0 (0 to 0)	0 (0 to 0)	0 (0 to 0)	0 (0 to 0)	0 (0 to 0)	0 (0 to 0)	0 (0 to 0)	0 (0 to 0)	0 (0 to 0)	0 (0 to 0)	0 (0 to 0)	0 (0 to 0)	0 (0 to 0)	0 (0 to 0)	0 (0 to 0)	0 (0 to 0)	0 (0 to 0)	0 (0 to 0)	0 (0 to 0)	0 (0 to 0)	0 (0 to 0)	0
Drug-susceptible tuberculosis	0 (0 to 0)	0 (0 to 0)	0.1 (0 to 0.2)	0.2 (0 to 0.4)	0.2 (0 to 0.2)	0.2 (0 to 0.3)	0.4 (0 to 0.6)	0.9 (0.5 to 1.6)	1.4 (0.9 to 2)	1.3 (0.7 to 2.2)	1.3 (0.7 to 2.1)	1.1 (0.6 to 1.8)	1.1 (0.6 to 1.8)	1.3 (0.7 to 2)	1.3 (0.7 to 2)	1.5 (0.8 to 2.2)	1.7 (0.9 to 2.5)	2.1 (1.1 to 3.2)	2.4 (1.2 to 3.6)	2.7 (1.3 to 4)	3.1 (1.5 to 4.5)	28
Multidrug-resistant tuberculosis without extensive drug-resistance	0 (0 to 0)	0 (0 to 0)	0 (0 to 0)	0 (0 to 0)	0 (0 to 0)	0 (0 to 0)	0 (0 to 0)	0 (0 to 0)	0 (0 to 0)	0 (0 to 0)	0 (0 to 0)	0 (0 to 0)	0 (0 to 0)	0 (0 to 0)	0 (0 to 0)	0 (0 to 0)	0 (0 to 0)	0 (0 to 0)	0 (0 to 0)	0 (0 to 0)	0 (0 to 0)	0 (0 to 0)	0.6
Extensively drug-resistant tuberculosis	0 (0 to 0)	0 (0 to 0)	0 (0 to 0)	0 (0 to 0)	0 (0 to 0)	0 (0 to 0)	0 (0 to 0)	0 (0 to 0)	0 (0 to 0)	0 (0 to 0)	0 (0 to 0)	0 (0 to 0)	0 (0 to 0)	0 (0 to 0)	0 (0 to 0)	0 (0 to 0)	0 (0 to 0)	0 (0 to 0)	0 (0 to 0)	0 (0 to 0)	0 (0 to 0)	0 (0 to 0)	0.2
Lower respiratory infections	2.9 (2.4 to 4.1)	2.4 (1.9 to 3.9)	14.8 (9.3 to 22.7)	23.7 (15.1 to 34.5)	12.2 (9.5 to 19.5)	7.5 (4.7 to 21.4)	7.7 (4.8 to 21.9)	6.7 (4.2 to 21.5)	6.7 (4.2 to 21.5)	6.9 (4.3 to 21.5)	7.1 (4.5 to 21.5)	7.5 (4.7 to 21.5)	7.7 (4.9 to 21.5)	8.1 (5.1 to 21.5)	8.7 (5.5 to 21.5)	9.3 (5.8 to 21.5)	10.4 (6.5 to 21.5)	11.6 (7.3 to 21.5)	13.2 (8.3 to 21.5)	15.4 (9.7 to 21.5)	18.4 (11.6 to 21.5)	964
Upper respiratory infections	0 (0 to 0)	0 (0 to 0.3)	0 (0 to 1.7)	0.2 (0 to 2.2)	0.2 (0 to 2.2)	0.2 (0 to 2.2)	0.2 (0 to 2.2)	0.2 (0 to 2.2)	0.2 (0 to 2.2)	0.2 (0 to 2.2)	0.2 (0 to 2.2)	0.2 (0 to 2.2)	0.2 (0 to 2.2)	0.2 (0 to 2.2)	0.2 (0 to 2.2)	0.2 (0 to 2.2)	0.2 (0 to 2.2)	0.2 (0 to 2.2)	0.2 (0 to 2.2)	0.2 (0 to 2.2)	0.2 (0 to 2.2)	150
Otitis media	0 (0 to 0)	0 (0 to 0)	4 (2.9 to 7.2)	3.7 (2.9 to 5)	2.1 (1.5 to 2.8)	1.2 (0.9 to 1.6)	1.1 (0.8 to 1.5)	1.1 (0.8 to 1.5)	1.1 (0.8 to 1.5)	1.1 (0.8 to 1.5)	1.1 (0.8 to 1.5)	1.1 (0.8 to 1.5)	1.1 (0.8 to 1.5)	1.1 (0.8 to 1.5)	1.1 (0.8 to 1.5)	1.1 (0.8 to 1.5)	1.1 (0.8 to 1.5)	1.1 (0.8 to 1.5)	1.1 (0.8 to 1.5)	1.1 (0.8 to 1.5)	1.1 (0.8 to 1.5)	39.5
Enteric infections	0 (0 to 0.4)	0 (0 to 0.1)	11.1 (7.4 to 15.5)	19.4 (13 to 21.6)	9.9 (7.4 to 11.4)	6.4 (4.2 to 7.1)	6.4 (4.2 to 7.1)	6.4 (4.2 to 7.1)	6.4 (4.2 to 7.1)	6.4 (4.2 to 7.1)	6.4 (4.2 to 7.1)	6.4 (4.2 to 7.1)	6.4 (4.2 to 7.1)	6.4 (4.2 to 7.1)	6.4 (4.2 to 7.1)	6.4 (4.2 to 7.1)	6.4 (4.2 to 7.1)	6.4 (4.2 to 7.1)	6.4 (4.2 to 7.1)	6.4 (4.2 to 7.1)	6.4 (4.2 to 7.1)	178
Diarrheal diseases	0.3 (0.2 to 0.4)	1 (0.7 to 1.4)	11.1 (7.3 to 15.4)	19.4 (12.9 to 21.5)	9.9 (7.3 to 11.3)	6.4 (4.2 to 7.1)	6.4 (4.2 to 7.1)	6.4 (4.2 to 7.1)	6.4 (4.2 to 7.1)	6.4 (4.2 to 7.1)	6.4 (4.2 to 7.1)	6.4 (4.2 to 7.1)	6.4 (4.2 to 7.1)	6.4 (4.2 to 7.1)	6.4 (4.2 to 7.1)	6.4 (4.2 to 7.1)	6.4 (4.2 to 7.1)	6.4 (4.2 to 7.1)	6.4 (4.2 to 7.1)	6.4 (4.2 to 7.1)	6.4 (4.2 to 7.1)	178
Typhoid and paraphoid	0 (0 to 0)	0 (0 to 0)	0 (0 to 0)	0 (0 to 0)	0 (0 to 0)	0 (0 to 0)	0 (0 to 0)	0 (0 to 0)	0 (0 to 0)	0 (0 to 0)	0 (0 to 0)	0 (0 to 0)	0 (0 to 0)	0 (0 to 0)	0 (0 to 0)	0 (0 to 0)	0 (0 to 0)	0 (0 to 0)	0 (0 to 0)	0 (0 to 0)	0 (0 to 0)	0 (0 to 0)	0
Typhoid fever	0 (0 to 0)	0 (0 to 0)	0 (0 to 0)	0 (0 to 0)	0 (0 to 0)	0 (0 to 0)	0 (0 to 0)	0 (0 to 0)	0 (0 to 0)	0 (0 to 0)	0 (0 to 0)	0 (0 to 0)	0 (0 to 0)	0 (0 to 0)	0 (0 to 0)	0 (0 to 0)	0 (0 to 0)	0 (0 to 0)	0 (0 to 0)	0 (0 to 0)	0 (0 to 0)	0 (0 to 0)	0
Paraphoid fever	0 (0 to 0)	0 (0 to 0)	0 (0 to 0)	0 (0 to 0)	0 (0 to 0)	0 (0 to 0)	0 (0 to 0)	0 (0 to 0)	0 (0 to 0)	0 (0 to 0)	0 (0 to 0)	0 (0 to 0)	0 (0 to 0)	0 (0 to 0)	0 (0 to 0)	0 (0 to 0)	0 (0 to 0)	0 (0 to 0)	0 (0 to 0)	0 (0 to 0)	0 (0 to 0)	0 (0 to 0)	0
Invasive Non-typhoidal Salmonella (iNTS)	0 (0 to 0)	0 (0 to 0)	0 (0 to 0)	0 (0 to 0.5)	0 (0 to 0.5)	0 (0 to 0.5)	0 (0 to 0.5)	0 (0 to 0.5)	0 (0 to 0.5)	0 (0 to 0.5)	0 (0 to 0.5)	0 (0 to 0.5)	0 (0 to 0.5)	0 (0 to 0.5)	0 (0 to 0.5)	0 (0 to 0.5)	0 (0 to 0.5)	0 (0 to 0.5)	0 (0 to 0.5)	0 (0 to 0.5)	0 (0 to 0.5)	0 (0 to 0.5)	0.4
Other intestinal infectious diseases	0 (0 to 0)	0 (0 to 0)	0 (0 to 0)	0 (0 to 0.1)	0 (0 to 0)	0 (0 to 0)	0 (0 to 0)	0 (0 to 0)	0 (0 to 0)	0 (0 to 0)	0 (0 to 0)	0 (0 to 0)	0 (0 to 0)	0 (0 to 0)	0 (0 to 0)	0 (0 to 0)	0 (0 to 0)	0 (0 to 0)	0 (0 to 0)	0 (0 to 0)	0 (0 to 0)	0 (0 to 0)	0.3
Neglected tropical diseases and malaria	0 (0 to 0)	0 (0 to 0)	0.7 (0.1 to 1.6)	2.6 (0.3 to 7.5)	1.9 (0.4 to 4.5)	0.5 (0 to 1.9)	0.5 (0 to 1.9)	0.3 (0 to 1.2)	0.3 (0 to 1.1)	0.3 (0 to 1.1)	0.6 (0.1 to 2.3)	0.7 (0.1 to 2.5)	0.8 (0.1 to 2.8)	0.7 (0.1 to 2.5)	0.5 (0.1 to 1.7)	0.2 (0 to 0.7)	0.1 (0 to 0.3)	0.1 (0 to 0.3)	0.1 (0 to 0.3)	0 (0 to 0.1)	0 (0 to 0.1)	11.1
Malaria	0 (0 to 0)	0 (0 to 0)	0 (0 to 0)	0 (0 to 0)	0 (0 to 0)	0 (0 to 0)	0 (0 to 0)	0 (0 to 0)	0 (0 to 0)	0 (0 to 0)	0 (0 to 0)	0 (0 to 0)	0 (0 to 0)	0 (0 to 0)	0 (0 to 0)	0 (0 to 0)	0 (0 to 0)	0 (0 to 0)	0 (0 to 0)	0 (0 to 0)	0 (0 to 0)	0 (0 to 0)	0
Chagas disease	0 (0 to 0)	0 (0 to 0)	0 (0 to 0)	0 (0 to 0)	0 (0 to 0)	0 (0 to 0)	0 (0 to 0)	0 (0 to 0)	0 (0 to 0)	0 (0 to 0)	0 (0 to 0)	0 (0 to 0)	0 (0 to 0)	0 (0 to 0)	0 (0 to 0)	0 (0 to 0)	0 (0 to 0)	0 (0 to 0)	0 (0 to 0)	0 (0 to 0)	0 (0 to 0)	0 (0 to 0)	0
Leishmaniasis	0 (0 to 0)	0 (0 to 0)	0 (0 to 0)	0 (0 to 0)	0 (0 to 0)	0 (0 to 0)	0 (0 to 0)	0 (0 to 0)	0 (0 to 0)	0 (0 to 0)	0 (0 to 0)	0 (0 to 0)	0 (0 to 0)	0 (0 to 0)	0 (0 to 0)	0 (0 to 0)	0 (0 to 0)	0 (0 to 0)	0 (0 to 0)	0 (0 to 0)	0 (0 to 0)	0 (0 to 0)	0
Visceral leishmaniasis	0 (0 to 0)	0 (0 to 0)	0 (0 to 0)	0 (0 to 0)	0 (0 to 0)	0 (0 to 0)	0 (0 to 0)	0 (0 to 0)	0 (0 to 0)	0 (0 to 0)	0 (0 to 0)	0 (0 to 0)	0 (0 to 0)	0 (0 to 0)	0 (0 to 0)	0 (0 to 0)	0 (0 to 0)	0 (0 to 0)	0 (0 to 0)	0 (0 to 0)	0 (0 to 0)	0 (0 to 0)	0
Cutaneous and mucocutaneous leishmaniasis	0 (0 to 0)	0 (0 to 0)	0 (0 to 0)	0 (0 to 0)	0 (0 to 0)	0 (0 to 0)	0 (0 to 0)	0 (0 to 0)	0 (0 to 0)	0 (0 to 0)	0 (0 to 0)	0 (0 to 0)	0 (0 to 0)	0 (0 to 0)	0 (0 to 0)	0 (0 to 0)	0 (0 to 0)	0 (0 to 0)	0 (0 to 0)	0 (0 to 0)	0 (0 to 0)	0 (0 to 0)	0
African trypanosomiasis	0 (0 to 0)	0 (0 to 0)	0 (0 to 0)	0 (0 to 0)	0 (0 to 0)	0 (0 to 0)	0 (0 to 0)	0 (0 to 0)	0 (0 to 0)	0 (0 to 0)	0 (0 to 0)	0 (0 to 0)	0 (0 to 0)	0 (0 to 0)	0 (0 to 0)	0 (0 to 0)	0 (0 to 0)	0 (0 to 0)	0 (0 to 0)	0 (0 to 0)	0 (0 to 0)	0 (0 to 0)	0
Schistosomiasis	0 (0 to 0)	0 (0 to 0)	0 (0 to 0)	0 (0 to 0)	0 (0 to 0)	0 (0 to 0)	0 (0 to 0)	0 (0 to 0)	0 (0 to 0)	0 (0 to 0)	0 (0 to 0)	0 (0 to 0)	0 (0 to 0)	0 (0 to 0)	0 (0 to 0)	0 (0 to 0)	0 (0 to 0)	0 (0 to 0)	0 (0 to 0)	0 (0 to 0)	0 (0 to 0)	0 (0 to 0)	0
Cysticercosis	0 (0 to 0)	0 (0 to 0)	0 (0 to 0)	0 (0 to 0)	0 (0 to 0)	0 (0 to 0)	0 (0 to 0)	0 (0 to 0)	0 (0 to 0)	0 (0 to 0)	0 (0 to 0)	0 (0 to 0)	0 (0 to 0)	0 (0 to 0)	0 (0 to 0)	0 (0 to 0)	0 (0 to 0)	0 (0 to 0)	0 (0 to 0)	0 (0 to 0)	0 (0 to 0)	0 (0 to 0)	0
Cystic echinococcosis	0 (0 to 0)	0 (0 to 0)	0 (0 to 0)	0 (0 to 0)	0 (0 to 0)	0 (0 to 0)	0 (0 to 0)	0 (0 to 0)	0 (0 to 0)	0 (0 to 0)	0 (0 to 0)	0 (0 to 0)	0 (0 to 0)	0 (0 to 0)	0 (0 to 0)	0 (0 to 0)	0 (0 to 0)	0 (0 to 0)	0 (0 to 0)	0 (0 to 0)	0 (0 to 0)	0 (0 to 0)	0.1
Lymphatic filariasis	0 (0 to 0)	0 (0 to 0)	0 (0 to 0)	0 (0 to 0)	0 (0 to 0)	0 (0 to 0)	0 (0 to 0)	0 (0 to 0)	0 (0 to 0)	0 (0 to 0)	0 (0 to 0)	0 (0 to 0)	0 (0 to 0)	0 (0 to 0)	0 (0 to 0)	0 (0 to 0)	0 (0 to 0)	0 (0 to 0)	0 (0 to 0)	0 (0 to 0)	0 (0 to 0)	0 (0 to 0)	0
Onchocerciasis	0 (0 to 0)	0 (0 to 0)	0 (0 to 0)	0 (0 to 0)	0 (0 to 0)	0 (0 to 0)	0 (0 to 0)	0 (0 to 0)	0 (0 to 0)	0 (0 to 0)	0 (0 to 0)	0 (0 to 0)	0 (0 to 0)	0 (0 to 0)	0 (0 to 0)	0 (0 to 0)	0 (0 to 0)	0 (0 to 0)	0 (0 to 0)	0 (0 to 0)	0 (0 to 0)	0 (0 to 0)	0
Trachoma	0 (0 to 0)	0 (0 to 0)	0 (0 to 0)	0 (0 to 0)	0 (0 to 0)	0 (0 to 0)	0 (0 to 0)	0 (0 to 0)	0 (0 to 0)	0 (0 to 0)	0 (0 to 0)	0 (0 to 0)	0 (0 to 0)	0 (0 to 0)	0 (0 to 0)	0 (0 to 0)	0 (0 to 0)	0 (0 to 0)	0 (0 to 0)	0 (0 to 0)	0 (0 to 0)	0 (0 to 0)	0
Dengue	0 (0 to 0)	0 (0 to 0)	0 (0 to 0)	0 (0 to 0)	0 (0 to 0)	0 (0 to 0)	0 (0 to 0)	0 (0 to 0)	0 (0 to 0)	0 (0 to 0)	0 (0 to 0)	0 (0 to 0)	0 (0 to 0)	0 (0 to 0)	0 (0 to 0)	0 (0 to 0)	0 (0 to 0)	0 (0 to 0)	0 (0 to 0)	0 (0 to 0)	0 (0 to 0)	0 (0 to 0)	0
Yellow fever	0 (0 to 0)	0 (0 to 0)	0 (0 to 0)	0 (0 to 0)	0 (0 to 0)	0 (0 to 0)	0 (0 to 0)	0 (0 to 0)	0 (0 to 0)	0 (0 to 0)	0 (0 to 0)	0 (0 to 0)	0 (0 to 0)	0 (0 to 0)	0 (0 to 0)	0 (0 to 0)	0 (0 to 0)	0 (0 to 0)	0 (0 to 0)	0 (0 to 0)	0 (0 to 0)	0 (0 to 0)	0
Rabies	0 (0 to 0)	0 (0 to 0)	0 (0 to 0)	0 (0 to 0)	0 (0 to 0)	0 (0 to 0)	0 (0 to 0)	0 (0 to 0)	0 (0 to 0)	0 (0 to 0)	0 (0 to 0)	0 (0 to 0)	0 (0 to 0)	0 (0 to 0)	0 (0 to 0)	0 (0 to 0)	0 (0 to 0)	0 (0 to 0)	0 (0 to 0)	0 (0 to 0)	0 (0 to 0)	0 (0 to 0)	0
Intestinal nematode infections	0 (0 to 0)	0 (0 to 0)	0 (0 to 0)	0 (0 to 0)	0 (0 to 0)	0 (0 to 0)	0 (0 to 0)	0 (0 to 0)	0 (0 to 0)	0 (0 to 0)	0 (0 to 0)	0 (0 to 0)	0 (0 to 0)	0 (0 to 0)	0 (0 to 0)	0 (0 to 0)	0 (0 to 0)	0 (0 to 0)	0 (0 to 0)	0 (0 to 0)	0 (0 to 0)	0 (0 to 0)	0
Ascariasis	0 (0 to 0)	0 (0 to 0)	0 (0 to 0)	0 (0 to 0)	0 (0 to 0)	0 (0 to 0)	0 (0 to 0)	0 (0 to 0)	0 (0 to 0)	0 (0 to 0)	0 (0 to 0)	0 (0 to 0)	0 (0 to 0)	0 (0 to 0)	0 (0 to 0)	0 (0 to 0)	0 (0 to 0)	0 (0 to 0)	0 (0 to 0)	0 (0 to 0)	0 (0 to 0)	0 (0 to 0)	0
Trichuriasis	0 (0 to 0)	0 (0 to 0)	0 (0 to 0)	0 (0 to 0)	0 (0 to 0)	0 (0 to 0)	0 (0 to 0)	0 (0 to 0)	0 (0 to 0)	0 (0 to 0)	0 (0 to 0)	0 (0 to 0)	0 (0 to 0)	0 (0 to 0)	0 (0 to 0)	0 (0 to 0)	0 (0 to 0)	0 (0 to 0)	0 (0 to 0)	0 (0 to 0)	0 (0 to 0)	0 (0 to 0)	0
Hookworm disease	0 (0 to 0)	0 (0 to 0)	0 (0 to 0)	0 (0 to 0)	0 (0 to 0)	0 (0 to 0)	0 (0 to 0)	0 (0 to 0)	0 (0 to 0)	0 (0 to 0)	0 (0 to 0)	0 (0 to 0)	0 (0 to 0)	0 (0 to 0)	0 (0 to 0)	0 (0 to 0)	0 (0 to 0)	0 (0 to 0)	0 (0 to 0)	0 (0 to 0)	0 (0 to 0)	0 (0 to 0)	0
Food-borne trematodiases	0 (0 to 0)	0 (0 to 0)	0 (0 to 0)	0 (0 to 0)	0 (0 to 0)	0 (0 to 0)	0 (0 to 0)	0 (0 to 0)	0 (0 to 0)	0 (0 to 0)	0 (0 to 0)	0 (0 to 0)	0 (0 to 0)	0 (0 to 0)	0 (0 to 0)	0 (0 to 0)	0 (0 to 0)	0 (0 to 0)	0 (0 to 0)	0 (0 to 0)	0 (0 to 0)	0 (0 to 0)	0
Leprosy	0 (0 to 0)	0 (0 to 0)	0 (0 to 0)	0 (0 to 0)	0 (0 to 0)	0 (0 to 0)	0 (0 to 0)	0 (0 to 0)	0 (0 to 0)	0 (0 to 0)	0 (0 to 0)	0 (0 to 0)	0 (0 to 0)	0 (0 to 0)	0 (0 to 0)	0 (0 to 0)	0 (0 to 0)	0 (0 to 0)	0 (0 to 0)	0 (0 to 0)	0 (0 to 0)	0 (0 to 0)	0
Ebola	0 (0 to 0)	0 (0 to 0)	0 (0 to 0)	0 (0 to 0)	0 (0 to 0)	0 (0 to 0)	0 (0 to 0)	0 (0 to 0)	0 (0 to 0)	0 (0 to 0)	0 (0 to 0)	0 (0 to 0)	0 (0 to 0)	0 (0 to 0)	0 (0 to 0)	0 (0 to 0)	0 (0

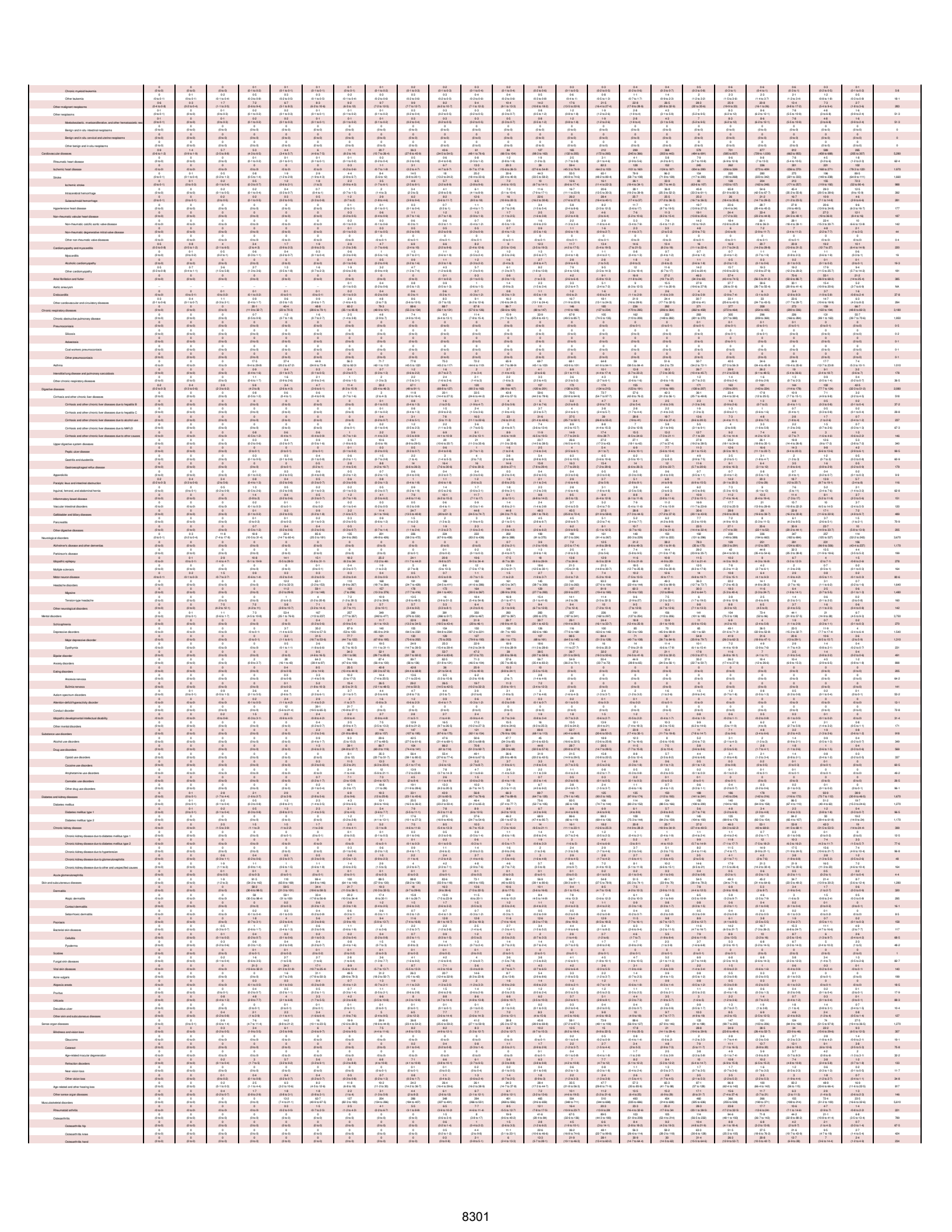

Osteoarthritis other	0 (0 to 0)	0 (0 to 0)	0 (0 to 0)	0 (0 to 0)	0 (0 to 0)	0 (0 to 0)	0 (0 to 0)	0 (0 to 0)	0 (0 to 0)	0 (0 to 0)	0 (0 to 0)	0-1 (0 to 2)	0-5 (0 to 11)	1-3 (0 to 3)	2-9 (1 to 4)	4-9 (2 to 10)	6-17 (3 to 19)	7-18 (3 to 19)	8 (3 to 16)	8-19 (4 to 19)	8-19 (4 to 19)	8-24 (3 to 12)	4-7 (2 to 9)	2-5 (1 to 3)	0-9 (0 to 1)	63-9						
Low back pain	0 (0 to 0)	0 (0 to 0)	0 (0 to 0)	0 (0 to 0)	0-1 (0 to 1)	39-4 (3 to 5)	70-2 (4 to 11)	115 (5 to 15)	167 to 185	192 to 214	178 (52 to 244)	176 (106 to 268)	196 (118 to 287)	182 (116 to 269)	202 (126 to 320)	239 (140 to 347)	268 (146 to 332)	215 (122 to 320)	194 (122 to 292)	194 (122 to 290)	184 (94 to 274)	153 (70 to 233)	133 (41 to 224)	98-7 (18 to 161.7)	29-8 (5.2 to 12.2)	9-3	2,660					
Neck pain	0 (0 to 0)	0 (0 to 0)	0 (0 to 0)	4-5 (1 to 9)	22-1 (4 to 40)	39 (9 to 69)	47-4 (9 to 84)	58-5 (20 to 97)	79-7 (28 to 138)	59-5 (34 to 93)	59-7 (34 to 140)	60-9 (40 to 92)	67-1 (49 to 158)	58 (30 to 92)	87 (50 to 160)	107 (54 to 187)	98 (49 to 173)	83 (43 to 144)	79-4 (42 to 144)	59 (26 to 123)	54-5 (31 to 98)	43-7 (20 to 84)	38-7 (18 to 72)	20-2 (4 to 37)	6-4 (4 to 13)	2-1 (1 to 4)	1,010					
Gout	0 (0 to 0)	0 (0 to 0)	0 (0 to 0)	0 (0 to 0)	0 (0 to 0)	0 (0 to 0)	0 (0 to 0)	0 (0 to 0)	0 (0 to 1)	0 (0 to 1)	0 (0 to 2)	0 (0 to 2)	0 (0 to 3)	0 (0 to 2)	0 (0 to 2)	0 (0 to 2)	0 (0 to 3)	0 (0 to 3)	0 (0 to 4)	0 (0 to 3)	0 (0 to 3)	0 (0 to 3)	0 (0 to 3)	0 (0 to 2)	0 (0 to 1)	0 (0 to 0)	20-4					
Other musculoskeletal disorders	0 (0 to 0)	0 (0 to 0)	0 (0 to 0)	0-3 (0 to 4)	1-7 (0 to 3)	14-1 (2 to 27)	23-1 (2 to 57)	47-7 (4 to 103)	67-7 (4 to 163)	85-2 (12 to 132)	88-5 (14 to 132)	92-6 (19 to 139)	91-1 (24 to 139)	93-1 (18 to 146)	87-5 (12 to 131)	78-7 (4 to 124)	68-5 (4 to 104)	64-2 (3 to 105)	47-2 (25 to 73.1)	28-1 (10 to 51.9)	12-3 (5 to 24)	4-1 (1 to 9)	963								
Other non-communicable diseases	132 (72 to 192)	59-3 (44 to 73.9)	158 (103 to 193)	76 (60 to 89.9)	48-5 (36.1 to 65.5)	60-6 (45.7 to 85.2)	102 (74 to 144)	137 (103 to 200)	196 (121 to 316)	207 (127 to 349)	304 (203 to 457)	270 (169 to 373)	273 (192 to 372)	260 (172 to 356)	230 (152 to 314)	220 (132 to 320)	217 (142 to 301)	200 (132 to 272)	154 (102 to 209)	101 (59 to 156)	116 (84 to 156)	95-4 (53 to 137.1)	24-6 (7.7 to 41.5)	3,600						
Congenital birth defects	69-3 (70.5 to 138)	49-8 (27.3 to 84.5)	107 (70 to 151)	49 (37 to 67.1)	21-4 (13 to 34.2)	18-2 (3.4 to 24.4)	17 (2.9 to 22)	18 (2.5 to 23.3)	15-6 (1.6 to 22.6)	15-7 (1.7 to 20.5)	14-6 (1.1 to 19.1)	11-9 (1 to 19.1)	12-8 (0.9 to 16.6)	13-2 (0.9 to 17.8)	12-6 (0.7 to 17)	12-7 (0.7 to 17.3)	10 (0.6 to 14)	6-9 (0.6 to 9.2)	2-6 (0.1 to 4)	1-8 (0.1 to 2.8)	1-2 (0.1 to 1)	0-7 (0 to 1.1)	0-3 (0 to 0.5)	0-1 (0.1 to 0.2)	502						
Neural tube defects	14-7 (8.4 to 23.2)	3-1 (1.6 to 5.3)	13-8 (6.7 to 25.2)	7-3 (3.6 to 13.3)	1-2 (0.7 to 1.7)	1-1 (0.7 to 1.7)	0-7 (0.3 to 1.8)	1-6 (0.6 to 3.4)	1-6 (1 to 2.6)	1-1 (0.7 to 1.9)	1-1 (0.6 to 1.9)	0-8 (0.5 to 1.2)	0-7 (0.3 to 1.1)	0-4 (0.2 to 0.9)	0-3 (0.1 to 0.6)	0-1 (0.1 to 0.2)	0-1 (0.1 to 0.1)	0-1 (0 to 0)	0-1 (0 to 0)	0-1 (0 to 0)	0-1 (0 to 0)	0-1 (0 to 0)	0-1 (0 to 0)	0-1 (0 to 0)	0-1 (0 to 0)	53-1					
Congenital heart anomalies	21-6 (11.9 to 42.7)	20-3 (12.1 to 31.1)	34-6 (19.4 to 59.2)	11-2 (6.9 to 19.6)	3-8 (2.3 to 6.6)	3-3 (2 to 5.1)	3-2 (1.5 to 5.7)	3-7 (2.2 to 5.9)	3-6 (2.2 to 5.4)	3-2 (1.9 to 4.6)	3 (1.6 to 4.3)	3 (1.7 to 4.5)	2-6 (1.4 to 4.2)	2-1 (1.1 to 3.3)	2 (0.9 to 3.3)	2 (0.9 to 3.2)	1-5 (0.8 to 2.6)	0-2 (0.1 to 0.4)	0-1 (0 to 0.3)	0-1 (0 to 0.2)	0-1 (0 to 0.1)	0-1 (0 to 0.2)	0-1 (0 to 0.1)	0-1 (0 to 0)	0-1 (0 to 0)	125					
Orofacial clefts	0 (0 to 0)	0 (0 to 0)	0-2 (0 to 0.4)	0-3 (0 to 0.7)	0-2 (0 to 0.6)	0-2 (0 to 0.4)	0-2 (0 to 0.4)	0-2 (0 to 0.5)	0-2 (0 to 0.5)	0-2 (0 to 0.5)	0-2 (0 to 0.5)	0-2 (0 to 0.5)	0-2 (0 to 0.5)	0-2 (0 to 0.5)	0-2 (0 to 0.5)	0-2 (0 to 0.5)	0-2 (0 to 0.5)	0-2 (0 to 0.5)	0-1 (0 to 0.5)	0-1 (0 to 0.5)	0-1 (0 to 0.5)	0-1 (0 to 0.5)	0-1 (0 to 0.5)	0-1 (0 to 0.5)	0-1 (0 to 0.5)	3-6					
Down syndrome	2-6 (1.4 to 4.2)	0-9 (0.5 to 1.4)	2-3 (1.2 to 3.6)	1-6 (1 to 2.4)	0-9 (0.6 to 1.3)	1 (0.6 to 1.4)	1-4 (0.9 to 1.9)	1-5 (0.9 to 2)	1-4 (0.9 to 2)	1-3 (0.9 to 2)	1-4 (0.9 to 2)	1-3 (0.9 to 2)	1-4 (1.2 to 2.1)	2 (1.2 to 2.9)	2-6 (1.5 to 3.7)	4-7 (2.9 to 5.7)	3-7 (1.8 to 5.8)	1-9 (0.9 to 2.8)	0-8 (0 to 1.6)	0-3 (0 to 0.7)	0-3 (0 to 0.6)	0-3 (0 to 0.6)	0-3 (0 to 0.6)	0-3 (0 to 0.6)	0-3 (0 to 0.6)	33					
Turner syndrome	0 (0 to 0)	0 (0 to 0)	0-1 (0 to 0.2)	0-1 (0 to 0.2)	0-1 (0 to 0.2)	0-1 (0 to 0.2)	0-2 (0 to 0.4)	0-2 (0 to 0.4)	0-2 (0 to 0.4)	0-2 (0 to 0.4)	0-2 (0 to 0.4)	0-1 (0 to 0.3)	0-1 (0 to 0.2)	0-1 (0 to 0.2)	0-1 (0 to 0.2)	0-1 (0 to 0.1)	0-1 (0 to 0.2)	0-1 (0 to 0.2)	0-1 (0 to 0.2)	0-1 (0 to 0.2)	0-1 (0 to 0.2)	0-1 (0 to 0.2)	0-1 (0 to 0.2)	0-1 (0 to 0.2)	0-1 (0 to 0.2)	1-5					
Klinefelter syndrome	0 (0 to 0)	0 (0 to 0)	0 (0 to 0)	0 (0 to 0)	0 (0 to 0)	0 (0 to 0)	0 (0 to 0)	0 (0 to 0)	0 (0 to 0)	0 (0 to 0)	0 (0 to 0)	0 (0 to 0)	0 (0 to 0)	0 (0 to 0)	0 (0 to 0)	0 (0 to 0)	0 (0 to 0)	0 (0 to 0)	0 (0 to 0)	0 (0 to 0)	0 (0 to 0)	0 (0 to 0)	0 (0 to 0)	0 (0 to 0)	0 (0 to 0)	0 (0 to 0)	6					
Other chromosomal abnormalities	13-6 (7.6 to 28.9)	10-2 (6.1 to 16.5)	22 (11.2 to 37.4)	2-7 (1.7 to 4.1)	2-2 (1.4 to 3.2)	2-2 (1.4 to 3.4)	2-3 (1.5 to 3.5)	2-1 (1.4 to 3.1)	1-9 (1.3 to 2.9)	1-7 (1.1 to 2.5)	1-7 (1.1 to 2.5)	1-4 (0.9 to 2)	1-4 (0.9 to 2)	1-4 (0.8 to 2.2)	1 (0.6 to 1.6)	0-9 (0.5 to 1.5)	0-8 (0.3 to 0.9)	0-5 (0.2 to 0.6)	0-4 (0.2 to 0.6)	0-3 (0.2 to 0.5)	0-3 (0.1 to 0.4)	0-3 (0.1 to 0.4)	0-2 (0 to 0.3)	0-1 (0 to 0.2)	0-1 (0 to 0.2)	70-9					
Congenital musculoskeletal and limb anomalies	4-9 (2.4 to 7.9)	1-5 (0.9 to 2.3)	9-4 (5.5 to 14.5)	6-8 (3.5 to 9.8)	4-2 (2.3 to 6.6)	3-6 (2.3 to 5.1)	5-2 (3.1 to 8.1)	4-7 (2.7 to 7.3)	4-7 (2.7 to 7.3)	4-5 (2.4 to 6.9)	4-1 (2.4 to 6.4)	3-6 (2.1 to 5.5)	3-5 (2.1 to 5.2)	3-6 (2.1 to 5.2)	3-3 (1.7 to 5.1)	3-1 (1.7 to 4.7)	2-5 (1.4 to 3.9)	1-9 (1.1 to 3.1)	1-4 (0.8 to 2.4)	0-9 (0.5 to 1.5)	0-5 (0.3 to 0.9)	0-3 (0.1 to 0.4)	0-1 (0.1 to 0.2)	0-1 (0 to 0.2)	81-7					
Urogenital congenital anomalies	3-5 (1.6 to 7.9)	0-9 (0.4 to 2.5)	1-5 (0.6 to 3.5)	1-3 (0.7 to 2.1)	0-7 (0.4 to 1.5)	0-5 (0.3 to 1.2)	0-4 (0.2 to 0.9)	0-3 (0.2 to 0.7)	0-3 (0.2 to 0.7)	0-3 (0.2 to 0.6)	0-2 (0.1 to 0.5)	0-1 (0.1 to 0.3)	0-1 (0.1 to 0.2)	0-1 (0.1 to 0.2)	0-1 (0.1 to 0.2)	0-1 (0.1 to 0.1)	0-1 (0 to 0.1)	0-1 (0 to 0.1)	0-1 (0 to 0.1)	0-1 (0 to 0.1)	0-1 (0 to 0.1)	0-1 (0 to 0.1)	0-1 (0 to 0.1)	0-1 (0 to 0.1)	0-1 (0 to 0.1)	10-4					
Digestive congenital anomalies	13-4 (7.4 to 23.7)	7-4 (3.9 to 13.1)	9-1 (4.4 to 17.1)	4-2 (2.1 to 7.2)	2-2 (1.2 to 3.7)	2-2 (1.2 to 3.5)	2-2 (1.2 to 3.6)	2-2 (1.2 to 3.6)	2-2 (1.2 to 3.6)	2-2 (1.2 to 3.6)	2-2 (1.2 to 3.6)	2-2 (1.2 to 3.6)	2-2 (1.2 to 3.6)	2-2 (1.2 to 3.6)	2-2 (1.2 to 3.6)	2-2 (1.2 to 3.6)	2-2 (1.2 to 3.6)	2-2 (1.2 to 3.6)	2-2 (1.2 to 3.6)	2-2 (1.2 to 3.6)	2-2 (1.2 to 3.6)	2-2 (1.2 to 3.6)	2-2 (1.2 to 3.6)	2-2 (1.2 to 3.6)	2-2 (1.2 to 3.6)	35-6					
Other congenital birth defects	7-8 (1.4 to 28.2)	1-8 (0.5 to 11.4)	1-6 (0.3 to 8.5)	1-5 (0.4 to 11)	0-9 (0.2 to 4.2)	0-8 (0.2 to 3.5)	0-7 (0.1 to 3.1)	0-6 (0.1 to 2.7)	0-6 (0.1 to 2.7)	0-5 (0.1 to 2.4)	0-5 (0.1 to 2.4)	0-4 (0.1 to 2.1)	0-4 (0.1 to 2.1)	0-4 (0.1 to 2.1)	0-3 (0.1 to 1.5)	0-3 (0.1 to 1.3)	0-3 (0.1 to 1.2)	0-2 (0 to 0.9)	0-2 (0 to 0.8)	0-2 (0 to 0.7)	0-2 (0 to 0.6)	0-2 (0 to 0.5)	0-2 (0 to 0.5)	0-2 (0 to 0.5)	0-2 (0 to 0.5)	90-9					
Urinary diseases and male infertility	0-1 (0 to 0.2)	0-3 (0.1 to 0.4)	1-1 (0.6 to 1.7)	0-6 (0.4 to 1.1)	0-6 (0.5 to 0.9)	0-6 (0.4 to 1.2)	1-4 (1 to 2.1)	2-7 (1.9 to 3.6)	3-1 (2 to 4.6)	2-7 (2 to 3.6)	2-7 (1.9 to 3.6)	2-7 (1.9 to 3.6)	2-7 (1.9 to 3.6)	2-7 (1.9 to 3.6)	2-7 (1.9 to 3.6)	2-7 (1.9 to 3.6)	2-7 (1.9 to 3.6)	2-7 (1.9 to 3.6)	2-7 (1.9 to 3.6)	2-7 (1.9 to 3.6)	2-7 (1.9 to 3.6)	2-7 (1.9 to 3.6)	2-7 (1.9 to 3.6)	2-7 (1.9 to 3.6)	383					
Urolithiasis	0 (0 to 0)	0 (0 to 0)	0 (0 to 0)	0 (0 to 0.1)	0 (0 to 0.1)	0 (0 to 0.1)	0 (0 to 0.2)	0 (0 to 0.2)	0 (0 to 0.3)	0 (0 to 0.3)	0 (0 to 0.3)	0 (0 to 0.3)	0 (0 to 0.3)	0 (0 to 0.3)	0 (0 to 0.3)	0 (0 to 0.3)	0 (0 to 0.3)	0 (0 to 0.3)	0 (0 to 0.3)	0 (0 to 0.3)	0 (0 to 0.3)	0 (0 to 0.3)	0 (0 to 0.3)	0 (0 to 0.3)	0 (0 to 0.3)	0 (0 to 0.3)	13-5					
Benign prostatic hyperplasia	0 (0 to 0)	0 (0 to 0)	0 (0 to 0)	0 (0 to 0.1)	0 (0 to 0)	0 (0 to 0)	0 (0 to 0)	0 (0 to 0)	0 (0 to 0)	0 (0 to 0)	0 (0 to 0)	0 (0 to 0)	0 (0 to 0)	0 (0 to 0)	0 (0 to 0)	0 (0 to 0)	0 (0 to 0)	0 (0 to 0)	0 (0 to 0)	0 (0 to 0)	0 (0 to 0)	0 (0 to 0)	0 (0 to 0)	0 (0 to 0)	0 (0 to 0)	0 (0 to 0)	0					
Male infertility	–	–	–	–	–	–	–	–	–	–	–	–	–	–	–	–	–	–	–	–	–	–	–	–	–	NA					
Other urinary diseases	0-1 (0 to 0.2)	0-2 (0 to 0.3)	0-2 (0.1 to 0.4)	0-2 (0.1 to 0.5)	0-2 (0.1 to 0.4)	0-2 (0.1 to 0.4)	0-3 (0.2 to 0.5)	0-3 (0.2 to 0.5)	0-4 (0.2 to 0.6)	0-4 (0.3 to 0.6)	0-8 (0.5 to 1.2)	0-5 (0.3 to 0.8)	0-7 (0.4 to 1)	0-5 (0.3 to 0.8)	0-7 (0.4 to 1)	0-5 (0.3 to 0.8)	0-6 (0.3 to 1.2)	0-5 (0.3 to 1.3)	0-7 (0.3 to 1.9)	0-6 (0.3 to 1.7)	0-6 (0.3 to 2)	0-7 (0.3 to 1.9)	0-6 (0.3 to 2)	0-4 (0.1 to 1.5)	0-2 (0.1 to 0.5)	10-1					
Gynecological diseases	0 (0 to 0)	0 (0 to 0)	0 (0 to 0)	0 (0 to 0)	0-1 (0 to 2.7)	0-3 (0 to 6.2)	0-3 (0 to 7.5)	139 (82 to 191)	200 (129 to 296)	216 (139 to 310)	193 (126 to 277)	158 (103 to 234)	142 (92 to 202)	116 (62 to 182)	96 (54 to 156)	68 (35 to 94.7)	57 (29 to 87.2)	46 (19 to 67.2)	31 (13 to 49.2)	11 (5 to 19)	6-7 (2 to 12)	2-7 (0 to 7.2)	0-4 (0 to 2.7)	0-1 (0 to 0.4)	0-1 (0 to 0.1)	1,410					
Uterine fibroids	0 (0 to 0)	0 (0 to 0)	0 (0 to 0)	0 (0 to 0)	0 (0 to 0)	0 (0 to 0)	0-3 (0 to 1.3)	1-6 (0.6 to 3.4)	3-5 (1.6 to 7.5)	4-1 (2.4 to 6.9)	7-8 (3.6 to 14.8)	8-6 (4.5 to 15.5)	8-6 (4.5 to 15.5)	8-6 (4.5 to 15.5)	8-6 (4.5 to 15.5)	8-6 (4.5 to 15.5)	8-6 (4.5 to 15.5)	8-6 (4.5 to 15.5)	8-6 (4.5 to 15.5)	8-6 (4.5 to 15.5)	8-6 (4.5 to 15.5)	8-6 (4.5 to 15.5)	8-6 (4.5 to 15.5)	8-6 (4.5 to 15.5)	8-6 (4.5 to 15.5)	45-9					
Polycystic ovarian syndrome	0 (0 to 0)	0 (0 to 0)	0 (0 to 0)	0 (0 to 0)	0-1 (0 to 2.9)	0-1 (0 to 3.5)	0-4 (0 to 1.9)	3-9 (1 to 19.9)	3-1 (0 to 20.4)	2-7 (0 to 19.9)	2-7 (0 to 19.9)	2-7 (0 to 19.9)	2-7 (0 to 19.9)	2-7 (0 to 19.9)	2-7 (0 to 19.9)	2-7 (0 to 19.9)	2-7 (0 to 19.9)	2-7 (0 to 19.9)	2-7 (0 to 19.9)	2-7 (0 to 19.9)	2-7 (0 to 19.9)	2-7 (0 to 19.9)	2-7 (0 to 19.9)	2-7 (0 to 19.9)	2-7 (0 to 19.9)	54-3					
Female infertility	0 (0 to 0)	0 (0 to 0)	0 (0 to 0)	0 (0 to 0)	0 (0 to 0)	0 (0 to 0)	0 (0 to 0)	1-1 (0 to 5.2)	2-8 (0 to 9.2)	3-1 (0 to 11.3)	3-1 (0 to 11.3)	3-1 (0 to 11.3)	3-1 (0 to 11.3)	3-1 (0 to 11.3)	3-1 (0 to 11.3)	3-1 (0 to 11.3)	3-1 (0 to 11.3)	3-1 (0 to 11.3)	3-1 (0 to 11.3)	3-1 (0 to 11.3)	3-1 (0 to 11.3)	3-1 (0 to 11.3)	3-1 (0 to 11.3)	3-1 (0 to 11.3)	3-1 (0 to 11.3)	15-1					
Endometriosis	0 (0 to 0)	0 (0 to 0)	0 (0 to 0)	0 (0 to 0)	0 (0 to 0)	0 (0 to 0)	0-1 (0 to 2.9)	1-2 (0.3 to 5.3)	2-2 (0.5 to 7.5)	2-6 (0.9 to 10.2)	3-1 (0.9 to 12.2)	2-8 (0.7 to 10.2)	2-6 (0.6 to 9.4)	2-4 (0.6 to 8.7)	2-1 (0.5 to 8)	1-8 (0.4 to 7.3)	1-5 (0.3 to 6.4)	1-1 (0.3 to 5.1)	0-9 (0.2 to 4.1)	0-7 (0.2 to 3.4)	0-6 (0.2 to 3.1)	0-5 (0.1 to 2.8)	0-4 (0.1 to 2.2)	0-2 (0 to 1.1)	0-1 (0 to 0.6)	62-3					
Genital prolapse	0 (0 to 0)	0 (0 to 0)	0 (0 to 0)	0 (0 to 0)	0 (0 to 0)	0 (0 to 0)	0 (0 to 0)	0 (0 to 0)	0 (0 to 0)	0 (0 to 0)	0 (0 to 0)	0 (0 to 0)	0 (0 to 0)	0 (0 to 0)	0 (0 to 0)	0 (0 to 0)	0 (0 to 0)	0 (0 to 0)	0 (0 to 0)	0 (0 to 0)	0 (0 to 0)	0 (0 to 0)	0 (0 to 0)	0 (0 to 0)	0 (0 to 0)	0 (0 to 0)	0					
Premenstrual syndrome	0 (0 to 0)	0 (0 to 0)	0 (0 to 0)	0 (0 to 0)	0 (0 to 0)	0 (0 to 0)	0-1 (0 to 2.5)	0-5 (0 to 11.4)	0-6 (0 to 14.4)	0-6 (0 to 14.7)	0-6 (0 to 14.7)	0-6 (0 to 14.7

SR Table 2b: Tellford and Winkin DALYS by cause and age groups for females with 95% uncertainty intervals, 2019

Cause	Early Neonatal	Late Neonatal	Post Neonatal	1 to 4	5 to 9	10 to 14	15 to 19	20 to 24	25 to 29	30 to 34	35 to 39	40 to 44	45 to 49	50 to 54	55 to 59	60 to 64	65 to 69	70 to 74	75 to 79	80 to 84	85 to 89	90 to 94	95 plus	Total
All causes	1,420 (1,200 - 1,660)	1,180 (477 - 2,180)	1,960 (1,410 - 2,610)	1,160 (1,020 - 1,310)	1,040 (916 - 1,180)	1,040 (916 - 1,180)	1,080 (954 - 1,220)	1,120 (984 - 1,270)	1,160 (1,020 - 1,310)	1,200 (1,060 - 1,360)	1,240 (1,090 - 1,400)	1,280 (1,130 - 1,450)	1,320 (1,160 - 1,490)	1,360 (1,200 - 1,540)	1,400 (1,230 - 1,580)	1,440 (1,270 - 1,630)	1,480 (1,300 - 1,670)	1,520 (1,340 - 1,720)	1,560 (1,370 - 1,760)	1,600 (1,400 - 1,810)	1,640 (1,440 - 1,850)	1,680 (1,470 - 1,900)	24,400
Communicable, maternal, neonatal, and nutritional diseases	1,420 (1,200 - 1,660)	1,180 (477 - 2,180)	1,960 (1,410 - 2,610)	1,160 (1,020 - 1,310)	1,040 (916 - 1,180)	1,040 (916 - 1,180)	1,080 (954 - 1,220)	1,120 (984 - 1,270)	1,160 (1,020 - 1,310)	1,200 (1,060 - 1,360)	1,240 (1,090 - 1,400)	1,280 (1,130 - 1,450)	1,320 (1,160 - 1,490)	1,360 (1,200 - 1,540)	1,400 (1,230 - 1,580)	1,440 (1,270 - 1,630)	1,480 (1,300 - 1,670)	1,520 (1,340 - 1,720)	1,560 (1,370 - 1,760)	1,600 (1,400 - 1,810)	1,640 (1,440 - 1,850)	1,680 (1,470 - 1,900)	1,200
HIV/AIDS and sexually transmitted infections	3.2 (0.6 to 7.1)	0.9 (0.2 to 2)	1.4 (0.6 to 3)	0.2 (0.1 to 0.5)	0.2 (0.1 to 0.5)	0.1 (0.1 to 0.2)	0.3 (0.2 to 0.5)	0.9 (0.4 to 1.9)	1.4 (0.7 to 2.4)	2.3 (1.0 to 3.9)	2.7 (1.7 to 4.1)	2.7 (1.6 to 4.5)	2.1 (1.2 to 3.5)	1.4 (0.7 to 2.1)	1 (0.7 to 1.4)	0.9 (0.5 to 1.3)	0.9 (0.5 to 1.4)	0.4 (0.4 to 1.1)	0.3 (0.3 to 0.7)	0.2 (0.2 to 0.4)	0.1 (0.1 to 0.2)	0 (0 to 0)	24.3
HIV/AIDS	0 (0 to 0)	0 (0 to 0)	0.2 (0.2 to 0.2)	0.1 (0.1 to 0.2)	0.1 (0.1 to 0.2)	0.1 (0 to 0.1)	0.3 (0.2 to 0.4)	0.9 (0.4 to 1.9)	0.8 (0.3 to 0.5)	0.6 (0.4 to 0.9)	0.7 (0.5 to 1)	0.7 (0.5 to 1)	0.7 (0.5 to 1)	0.6 (0.4 to 0.9)	0.4 (0.3 to 0.6)	0.3 (0.2 to 0.5)	0.4 (0.2 to 0.7)	0.2 (0.2 to 0.4)	0.1 (0.1 to 0.3)	0 (0 to 0.1)	0 (0 to 0)	0 (0 to 0)	5.8
HIV/AIDS - Drug-susceptible Tuberculosis	0 (0 to 0)	0 (0 to 0)	0 (0 to 0)	0 (0 to 0)	0 (0 to 0)	0 (0 to 0)	0 (0 to 0)	0 (0 to 0)	0 (0 to 0)	0 (0 to 0)	0 (0 to 0)	0 (0 to 0)	0 (0 to 0)	0 (0 to 0)	0 (0 to 0)	0 (0 to 0)	0 (0 to 0)	0 (0 to 0)	0 (0 to 0)	0 (0 to 0)	0 (0 to 0)	0 (0 to 0)	0 (0 to 0)	0.6
HIV/AIDS - Multidrug-resistant Tuberculosis without extensive dr...	0 (0 to 0)	0 (0 to 0)	0 (0 to 0)	0 (0 to 0)	0 (0 to 0)	0 (0 to 0)	0 (0 to 0)	0 (0 to 0)	0 (0 to 0)	0 (0 to 0)	0 (0 to 0)	0 (0 to 0)	0 (0 to 0)	0 (0 to 0)	0 (0 to 0)	0 (0 to 0)	0 (0 to 0)	0 (0 to 0)	0 (0 to 0)	0 (0 to 0)	0 (0 to 0)	0 (0 to 0)	0 (0 to 0)	0
HIV/AIDS - Extensively drug-resistant Tuberculosis	0 (0 to 0)	0 (0 to 0)	0 (0 to 0)	0 (0 to 0)	0 (0 to 0)	0 (0 to 0)	0 (0 to 0)	0 (0 to 0)	0 (0 to 0)	0 (0 to 0)	0 (0 to 0)	0 (0 to 0)	0 (0 to 0)	0 (0 to 0)	0 (0 to 0)	0 (0 to 0)	0 (0 to 0)	0 (0 to 0)	0 (0 to 0)	0 (0 to 0)	0 (0 to 0)	0 (0 to 0)	0 (0 to 0)	0
HIV/AIDS resulting in other diseases	0 (0 to 0)	0 (0 to 0)	0.2 (0 to 0.2)	0.1 (0 to 0.1)	0.1 (0 to 0.1)	0.1 (0 to 0.1)	0.1 (0 to 0.1)	0.2 (0.2 to 0.3)	0.3 (0.2 to 0.4)	0.5 (0.4 to 0.7)	0.6 (0.4 to 0.9)	0.6 (0.4 to 0.9)	0.6 (0.4 to 0.8)	0.5 (0.3 to 0.8)	0.4 (0.2 to 0.5)	0.3 (0.2 to 0.5)	0.4 (0.2 to 0.7)	0.2 (0.2 to 0.4)	0.1 (0 to 0.3)	0 (0 to 0.1)	0 (0 to 0)	0 (0 to 0)	5.2
Sexually transmitted infections excluding HIV	3.3 (0.6 to 7.1)	0.9 (0.2 to 2.0)	1.2 (0.5 to 2.6)	0.1 (0 to 0.1)	0.1 (0 to 0.1)	0.1 (0 to 0.1)	0.2 (0 to 0.2)	0.6 (0.3 to 1)	0.7 (0.3 to 1.1)	1.8 (1.0 to 2.9)	2 (1.1 to 3.4)	1.5 (0.8 to 2.7)	0.8 (0.4 to 1.5)	0.6 (0.3 to 1.1)	0.5 (0.3 to 0.9)	0.5 (0.2 to 0.9)	0.5 (0.2 to 0.9)	0.3 (0.2 to 0.4)	0.3 (0.1 to 0.6)	0.1 (0.1 to 0.2)	0.1 (0 to 0.2)	0 (0 to 0)	18.5
Syphilis	2.3 (0.6 to 7.1)	0.9 (0.2 to 2.8)	1.2 (0.5 to 2.6)	0.1 (0 to 0.1)	0.1 (0 to 0.1)	0.1 (0 to 0.1)	0.1 (0 to 0.1)	0.3 (0.1 to 0.5)	0.4 (0.2 to 0.7)	0.5 (0.2 to 0.9)	0.4 (0.2 to 0.8)	0.3 (0.1 to 0.6)	0.2 (0.1 to 0.4)	0.1 (0 to 0.3)	0.1 (0 to 0.2)	0.1 (0 to 0.2)	0.1 (0 to 0.2)	0.1 (0 to 0.1)	0 (0 to 0.1)	0 (0 to 0)	0 (0 to 0)	0 (0 to 0)	5.5
Chlamydial infection	0 (0 to 0)	0 (0 to 0)	0 (0 to 0)	0 (0 to 0)	0 (0 to 0)	0 (0 to 0)	0 (0 to 0.1)	0.2 (0.1 to 0.3)	0.3 (0.1 to 0.5)	0.4 (0.2 to 0.7)	0.5 (0.2 to 0.8)	0.4 (0.2 to 0.8)	0.3 (0.1 to 0.6)	0.1 (0 to 0.3)	0.1 (0 to 0.2)	0.1 (0 to 0.2)	0.1 (0 to 0.2)	0.1 (0 to 0.1)	0 (0 to 0.1)	0 (0 to 0)	0 (0 to 0)	0 (0 to 0)	0 (0 to 0)	2.4
Gonococcal infection	0 (0 to 0)	0 (0 to 0)	0 (0 to 0)	0 (0 to 0)	0 (0 to 0)	0 (0 to 0)	0 (0 to 0.1)	0.1 (0 to 0.2)	0.1 (0 to 0.2)	0.1 (0 to 0.2)	0.2 (0.1 to 0.4)	0.2 (0.1 to 0.4)	0.1 (0 to 0.2)	0.1 (0 to 0.2)	0.1 (0 to 0.1)	0.1 (0 to 0.1)	0.1 (0 to 0.2)	0.1 (0 to 0.1)	0 (0 to 0.1)	0 (0 to 0)	0 (0 to 0)	0 (0 to 0)	0 (0 to 0)	1.4
Trichomoniasis	0 (0 to 0)	0 (0 to 0)	0 (0 to 0)	0 (0 to 0)	0 (0 to 0)	0 (0 to 0)	0 (0 to 0.1)	0.1 (0 to 0.2)	0.2 (0.1 to 0.3)	0.2 (0.1 to 0.4)	0.2 (0.1 to 0.4)	0.2 (0.1 to 0.4)	0.2 (0.1 to 0.4)	0.2 (0.1 to 0.4)	0.2 (0.1 to 0.4)	0.2 (0.1 to 0.3)	0.2 (0.1 to 0.3)	0.1 (0 to 0.2)	0 (0 to 0.1)	0 (0 to 0)	0 (0 to 0)	0 (0 to 0)	0 (0 to 0)	2.1
Genital herpes	0 (0 to 0)	0 (0 to 0)	0 (0 to 0)	0 (0 to 0)	0 (0 to 0)	0 (0 to 0)	0 (0 to 0.1)	0.1 (0 to 0.2)	0.2 (0.1 to 0.4)	0.2 (0.1 to 0.5)	0.3 (0.1 to 0.6)	0.2 (0.1 to 0.5)	0.2 (0.1 to 0.4)	0.2 (0.1 to 0.4)	0.2 (0.1 to 0.3)	0.2 (0.1 to 0.3)	0.2 (0.1 to 0.4)	0.1 (0 to 0.2)	0 (0 to 0.1)	0 (0 to 0)	0 (0 to 0)	0 (0 to 0)	0 (0 to 0)	2.5
Other sexually transmitted infections	0 (0 to 0)	0 (0 to 0)	0 (0 to 0)	0 (0 to 0)	0 (0 to 0)	0 (0 to 0)	0 (0 to 0.1)	0.1 (0 to 0.2)	0.2 (0 to 0.3)	0.3 (0.1 to 0.6)	0.4 (0.2 to 0.7)	0.4 (0.2 to 0.8)	0.3 (0.1 to 0.6)	0.2 (0.1 to 0.4)	0.2 (0.1 to 0.3)	0.2 (0.1 to 0.3)	0.2 (0.1 to 0.4)	0.1 (0 to 0.2)	0 (0 to 0.1)	0 (0 to 0)	0 (0 to 0)	0 (0 to 0)	0 (0 to 0)	4.6
Respiratory infections and tuberculosis	0.4 (0.1 to 1.9)	1.6 (0.4 to 5.6)	7.6 (5 to 11.2)	9.6 (6.6 to 25.1)	6.2 (4.4 to 8.7)	3.1 (2.1 to 4.5)	2.6 (1.8 to 3.7)	3.6 (2.5 to 5.2)	4.6 (3.2 to 6.6)	5.9 (4.1 to 8.5)	7.4 (5.1 to 10.6)	8.9 (6.1 to 12.8)	10.7 (7.3 to 15.5)	12.7 (8.6 to 18.4)	15.4 (10.3 to 22.2)	18.6 (11.9 to 27.1)	22.6 (14.4 to 32.7)	26.6 (16.7 to 38.4)	30.6 (18.7 to 44.2)	34.5 (20.7 to 49.8)	38.5 (22.7 to 55.6)	42.5 (24.6 to 61.3)	457
Tuberculosis	0 (0 to 0)	0 (0 to 0)	0 (0 to 0)	0 (0 to 0.1)	0 (0 to 0)	0 (0 to 0)	0 (0 to 0.1)	0.3 (0.2 to 0.4)	0.4 (0.2 to 0.6)	0.5 (0.3 to 0.8)	0.6 (0.3 to 0.9)	0.7 (0.4 to 1)	0.8 (0.4 to 1.2)	0.9 (0.5 to 1.3)	1.1 (0.6 to 1.6)	1.3 (0.7 to 1.9)	1.5 (0.8 to 2.2)	1.7 (0.9 to 2.5)	1.9 (0.9 to 2.8)	2.1 (0.9 to 3.1)	2.3 (0.9 to 3.4)	2.5 (0.9 to 3.6)	9
Latent tuberculosis infection	0 (0 to 0)	0 (0 to 0)	0 (0 to 0)	0 (0 to 0)	0 (0 to 0)	0 (0 to 0)	0 (0 to 0)	0 (0 to 0)	0 (0 to 0)	0 (0 to 0)	0 (0 to 0)	0 (0 to 0)	0 (0 to 0)	0 (0 to 0)	0 (0 to 0)	0 (0 to 0)	0 (0 to 0)	0 (0 to 0)	0 (0 to 0)	0 (0 to 0)	0 (0 to 0)	0 (0 to 0)	0 (0 to 0)	0
Drug-susceptible tuberculosis	0 (0 to 0)	0 (0 to 0)	0 (0 to 0)	0 (0 to 0.1)	0 (0 to 0)	0 (0 to 0)	0 (0 to 0.1)	0.3 (0.2 to 0.4)	0.4 (0.2 to 0.6)	0.5 (0.3 to 0.8)	0.6 (0.3 to 0.9)	0.7 (0.4 to 1)	0.8 (0.4 to 1.2)	0.9 (0.5 to 1.3)	1.1 (0.6 to 1.6)	1.3 (0.7 to 1.9)	1.5 (0.8 to 2.2)	1.7 (0.9 to 2.5)	1.9 (0.9 to 2.8)	2.1 (0.9 to 3.1)	2.3 (0.9 to 3.4)	2.5 (0.9 to 3.6)	9
Multidrug-resistant tuberculosis without extensive drug-resistance	0 (0 to 0)	0 (0 to 0)	0 (0 to 0)	0 (0 to 0)	0 (0 to 0)	0 (0 to 0)	0 (0 to 0)	0 (0 to 0)	0 (0 to 0)	0 (0 to 0)	0 (0 to 0)	0 (0 to 0)	0 (0 to 0)	0 (0 to 0)	0 (0 to 0)	0 (0 to 0)	0 (0 to 0)	0 (0 to 0)	0 (0 to 0)	0 (0 to 0)	0 (0 to 0)	0 (0 to 0)	0 (0 to 0)	0.2
Extensively drug-resistant tuberculosis	0 (0 to 0)	0 (0 to 0)	0 (0 to 0)	0 (0 to 0)	0 (0 to 0)	0 (0 to 0)	0 (0 to 0)	0 (0 to 0)	0 (0 to 0)	0 (0 to 0)	0 (0 to 0)	0 (0 to 0)	0 (0 to 0)	0 (0 to 0)	0 (0 to 0)	0 (0 to 0)	0 (0 to 0)	0 (0 to 0)	0 (0 to 0)	0 (0 to 0)	0 (0 to 0)	0 (0 to 0)	0 (0 to 0)	0
Lower respiratory infections	1.4 (0.6 to 1.9)	1.1 (0.7 to 1.5)	5.9 (3.4 to 9.2)	9.3 (4.2 to 7.8)	6.1 (3.9 to 11.6)	3.1 (2.8 to 1.4)	2.5 (1.9 to 3.2)	3.4 (2.4 to 4.6)	4.4 (3.2 to 6.1)	5.7 (4.1 to 8.1)	7.2 (5.1 to 10.2)	8.7 (6.1 to 12.4)	10.5 (7.2 to 15.1)	12.5 (8.4 to 18.1)	15.2 (10.2 to 21.9)	18.3 (11.7 to 26.7)	22.3 (14.2 to 32.2)	26.2 (16.5 to 37.9)	30.2 (18.4 to 43.6)	34 (20.4 to 49.1)	37.9 (22.4 to 54.8)	41.9 (24.2 to 60.5)	555
Upper respiratory infections	0 (0 to 0)	0 (0 to 0.1)	1.4 (0.4 to 2.2)	6.6 (3.6 to 10.6)	7.6 (4.2 to 12.6)	6.2 (3.2 to 10.5)	5.2 (2.7 to 9.2)	5.3 (2.8 to 9.4)	5.4 (2.9 to 9.5)	5.5 (2.9 to 9.6)	5.6 (3 to 9.8)	5.7 (3 to 9.9)	5.8 (3 to 10)	5.9 (3 to 10.2)	6 (3.1 to 10.4)	6.1 (3.2 to 10.6)	6.2 (3.2 to 10.7)	6.3 (3.3 to 10.9)	6.4 (3.3 to 11)	6.5 (3.3 to 11.2)	6.6 (3.3 to 11.4)	6.7 (3.3 to 11.5)	79.4
Otitis media	0 (0 to 0)	0 (0 to 0)	0.3 (0.2 to 0.4)	1.9 (1.1 to 3.4)	1.6 (1 to 3.3)	1.2 (0.4 to 2.1)	1 (0.5 to 1.8)	1.1 (0.4 to 2)	1.2 (0.4 to 2.1)	1.3 (0.5 to 2.3)	1.4 (0.5 to 2.5)	1.5 (0.5 to 2.6)	1.6 (0.5 to 2.8)	1.7 (0.5 to 2.9)	1.8 (0.5 to 3.1)	1.9 (0.5 to 3.3)	2 (0.5 to 3.5)	2.1 (0.5 to 3.6)	2.2 (0.5 to 3.8)	2.3 (0.5 to 3.9)	2.4 (0.5 to 4)	2.5 (0.5 to 4.2)	16
Enteric infections	0.1 (0.1 to 0.1)	0.4 (0.2 to 0.5)	4.4 (2.6 to 6.5)	6.5 (3.6 to 10.5)	3.5 (1.8 to 5.8)	2.3 (1.2 to 3.9)	1.8 (1 to 2.9)	1.7 (1 to 2.7)	1.7 (1 to 2.7)	1.6 (1 to 2.5)	1.5 (1 to 2.4)	1.5 (0.9 to 2.3)	1.4 (0.8 to 2.2)	1.4 (0.8 to 2.2)	1.3 (0.7 to 2.1)	1.3 (0.7 to 2.1)	1.2 (0.7 to 2)	1.2 (0.6 to 2)	1.1 (0.6 to 1.9)	1.1 (0.6 to 1.8)	1.1 (0.6 to 1.8)	1.1 (0.6 to 1.8)	67
Diarrheal diseases	0.1 (0.1 to 0.1)	0.4 (0.2 to 0.5)	4.4 (2.6 to 6.5)	6.5 (3.6 to 10.5)	3.5 (1.8 to 5.8)	2.3 (1.2 to 3.9)	1.8 (1 to 2.9)	1.7 (1 to 2.7)	1.7 (1 to 2.7)	1.6 (1 to 2.5)	1.5 (1 to 2.4)	1.5 (0.9 to 2.3)	1.4 (0.8 to 2.2)	1.4 (0.8 to 2.2)	1.3 (0.7 to 2.1)	1.3 (0.7 to 2.1)	1.2 (0.7 to 2)	1.2 (0.6 to 2)	1.1 (0.6 to 1.9)	1.1 (0.6 to 1.8)	1.1 (0.6 to 1.8)	1.1 (0.6 to 1.8)	66.5
Typhoid and paratyphoid	0 (0 to 0)	0 (0 to 0)	0 (0 to 0)	0 (0 to 0)	0 (0 to 0)	0 (0 to 0)	0 (0 to 0)	0 (0 to 0)	0 (0 to 0)	0 (0 to 0)	0 (0 to 0)	0 (0 to 0)	0 (0 to 0)	0 (0 to 0)	0 (0 to 0)	0 (0 to 0)	0 (0 to 0)	0 (0 to 0)	0 (0 to 0)	0 (0 to 0)	0 (0 to 0)	0 (0 to 0)	0 (0 to 0)	0
Typhoid fever	0 (0 to 0)	0 (0 to 0)	0 (0 to 0)	0 (0 to 0)	0 (0 to 0)	0 (0 to 0)	0 (0 to 0)	0 (0 to 0)	0 (0 to 0)	0 (0 to 0)	0 (0 to 0)	0 (0 to 0)	0 (0 to 0)	0 (0 to 0)	0 (0 to 0)	0 (0 to 0)	0 (0 to 0)	0 (0 to 0)	0 (0 to 0)	0 (0 to 0)	0 (0 to 0)	0 (0 to 0)	0 (0 to 0)	0
Paratyphoid fever	0 (0 to 0)	0 (0 to 0)	0 (0 to 0)	0 (0 to 0)	0 (0 to 0)	0 (0 to 0)	0 (0 to 0)	0 (0 to 0)	0 (0 to 0)	0 (0 to 0)	0 (0 to 0)	0 (0 to 0)	0 (0 to 0)	0 (0 to 0)	0 (0 to 0)	0 (0 to 0)	0 (0 to 0)	0 (0 to 0)	0 (0 to 0)	0 (0 to 0)	0 (0 to 0)	0 (0 to 0)	0 (0 to 0)	0
Invasive Non-typhoidal Salmonella (iNTS)	0 (0 to 0)	0 (0 to 0)	0 (0 to 0)	0 (0 to 0)	0 (0 to 0)	0 (0 to 0)	0 (0 to 0)	0 (0 to 0)	0 (0 to 0)	0 (0 to 0)	0 (0 to 0)	0 (0 to 0)	0 (0 to 0)	0 (0 to 0)	0 (0 to 0)	0 (0 to 0)	0 (0 to 0)	0 (0 to 0)	0 (0 to 0)	0 (0 to 0)	0 (0 to 0)	0 (0 to 0)	0 (0 to 0)	0.3
Other intestinal infectious diseases	0 (0 to 0)	0 (0 to 0)	0 (0 to 0)	0 (0 to 0)	0 (0 to 0)	0 (0 to 0)	0 (0 to 0)	0 (0 to 0)	0 (0 to 0)	0 (0 to 0)	0 (0 to 0)	0 (0 to 0)	0 (0 to 0)	0 (0 to 0)	0 (0 to 0)	0 (0 to 0)	0 (0 to 0)	0 (0 to 0)	0 (0 to 0)	0 (0 to 0)	0 (0 to 0)	0 (0 to 0)	0 (0 to 0)	0.2
Neglected tropical diseases and malaria	0 (0 to 0)	0 (0 to 0)	0.3 (0.1 to 0.6)	1.1 (0.2 to 2.3)	0.9 (0.2 to 2)	0.5 (0 to 0.1)	0.5 (0 to 0.1)	0.5 (0 to 0.1)	0.6 (0 to 0.1)	0.7 (0 to 0.1)	0.8 (0 to 0.1)	0.9 (0 to 0.1)	0.9 (0 to 0.1)	0.9 (0 to 0.1)	0.9 (0 to 0.1)	0.9 (0 to 0.1)	0.9 (0 to 0.1)	0.9 (0 to 0.1)	0.9 (0 to 0.1)	0.9 (0 to 0.1)	0.9 (0 to 0.1)	0.9 (0 to 0.1)	0.9 (0 to 0.1)	5.3
Malaria	0 (0 to 0)	0 (0 to 0)	0 (0 to 0)	0 (0 to 0)	0 (0 to 0)	0 (0 to 0)	0 (0 to 0)	0 (0 to 0)	0 (0 to 0)	0 (0 to 0)	0 (0 to 0)	0 (0 to 0)	0 (0 to 0)	0 (0 to 0)	0 (0 to 0)	0 (0 to 0)	0 (0 to 0)	0 (0 to 0)	0 (0 to 0)	0 (0 to 0)	0 (0 to 0)	0 (0 to 0)	0 (0 to 0)	0
Chagas disease	0 (0 to 0)	0 (0 to 0)	0 (0 to 0)	0 (0 to 0)	0 (0 to 0)	0 (0 to 0)	0 (0 to 0)	0 (0 to 0)	0 (0 to 0)	0 (0 to 0)	0 (0 to 0)	0 (0 to 0)	0 (0 to 0)	0 (0 to 0)	0 (0 to 0)	0 (0 to 0)	0 (0 to 0)	0 (0 to 0)	0 (0 to 0)	0 (0 to 0)	0 (0 to 0)	0 (0 to 0)	0 (0 to 0)	0
Leishmaniasis	0 (0 to 0)	0 (0 to 0)	0 (0 to 0)	0 (0 to 0)	0 (0 to 0)	0 (0 to 0)	0 (0 to 0)	0 (0 to 0)	0 (0 to 0)	0 (0 to 0)	0 (0 to 0)	0 (0 to 0)	0 (0 to 0)	0 (0 to 0)	0 (0 to 0)	0 (0 to 0)	0 (0 to 0)	0 (0 to 0)	0 (0 to 0)	0 (0 to 0)	0 (0 to 0)	0 (0 to 0)	0 (0 to 0)	0
Visceral leishmaniasis	0 (0 to 0)	0 (0 to 0)	0 (0 to 0)	0 (0 to 0)	0 (0 to 0)	0 (0 to 0)	0 (0 to 0)	0 (0 to 0)	0 (0 to 0)	0 (0 to 0)	0 (0 to 0)	0 (0 to 0)	0 (0 to 0)	0 (0 to 0)	0 (0 to 0)	0 (0 to 0)	0 (0 to 0)	0 (0 to 0)	0 (0 to 0)	0 (0 to 0)	0 (0 to 0)	0 (0 to 0)	0 (0 to 0)	0
Cutaneous and mucocutaneous leishmaniasis	0 (0 to 0)	0 (0 to 0)	0 (0 to 0)	0 (0 to 0)	0 (0 to 0)	0 (0 to 0)	0 (0 to 0)	0 (0 to 0)	0 (0 to 0)	0 (0 to 0)	0 (0 to 0)	0 (0 to 0)	0 (0 to 0)	0 (0 to 0)	0 (0 to 0)	0 (0 to 0)	0 (0 to 0)	0 (0 to 0)	0 (0 to 0)	0 (0 to 0)	0 (0 to 0)	0 (0 to 0)	0 (0 to 0)	0
African trypanosomiasis	0 (0 to 0)	0 (0 to 0)	0 (0 to 0)	0 (0 to 0)	0 (0 to 0)	0 (0 to 0)	0 (0 to 0)	0 (0 to 0)	0 (0 to 0)	0 (0 to 0)	0 (0 to 0)	0 (0 to 0)	0 (0 to 0)	0 (0 to 0)	0 (0 to 0)	0 (0 to 0)	0 (0 to 0)	0 (0 to 0)	0 (0 to 0)	0 (0 to 0)	0 (0 to 0)	0 (0 to 0)	0 (0 to 0)	0
Schistosomiasis	0 (0 to 0)	0 (0 to 0)	0 (0 to 0)	0 (0 to 0)	0 (0 to 0)	0 (0 to 0)	0 (0 to 0)	0 (0 to 0)	0 (0 to 0)	0 (0 to 0)	0 (0 to 0)	0 (0 to 0)	0 (0 to 0)	0 (0 to 0)	0 (0 to 0)	0 (0 to 0)	0 (0 to 0)	0 (0 to 0)	0 (0 to 0)	0 (0 to 0)	0 (0 to 0)	0 (0 to 0)	0 (0 to 0)	0
Cysticercosis	0 (0 to 0)	0 (0 to 0)	0 (0 to 0)	0 (0 to 0)	0 (0 to 0)	0 (0 to 0)	0 (0 to 0)	0 (0 to 0)	0 (0 to 0)	0 (0 to 0)	0 (0 to 0)	0 (0 to 0)	0 (0 to 0)	0 (0 to 0)	0 (0 to 0)	0 (0 to 0)	0 (0 to 0)	0 (0 to 0)	0 (0 to 0)	0 (0 to 0)	0 (0 to 0)	0 (0 to 0)	0 (0 to 0)	0
Cystic echinococcosis	0 (0 to 0)	0 (0 to 0)	0 (0 to 0)	0 (0 to 0)	0 (0 to 0)	0 (0 to 0)	0 (0 to 0)	0 (0 to 0)	0 (0 to 0)	0 (0 to 0)	0 (0 to 0)	0 (0 to 0)	0 (0 to 0)	0 (0 to 0)	0 (0 to 0)	0 (0 to 0)	0 (0 to 0)	0 (0 to 0)	0 (0 to 0)	0 (0 to 0)	0 (0 to 0)	0 (0 to 0)	0 (0 to 0)	0
Lymphatic filariasis	0 (0 to 0)	0 (0 to 0)	0 (0 to 0)	0 (0 to 0)	0 (0 to 0)	0 (0 to 0)	0 (0 to 0)	0 (0 to 0)	0 (0 to 0)	0 (0 to 0)	0 (0 to 0)	0 (0 to 0)	0 (0 to 0)	0 (0 to 0)	0 (0 to 0)	0 (0 to 0)	0 (0 to 0)	0 (0 to 0)	0 (0 to 0)	0 (0 to 0)	0 (0 to 0)	0 (0 to 0)	0 (0 to 0)	0
Onchocerciasis	0 (0 to 0)	0 (0 to 0)	0 (0 to 0)	0 (0 to 0)	0 (0 to 0)	0 (0 to 0)	0 (0 to 0)	0 (0 to 0)	0 (0 to 0)	0 (0 to 0)	0 (0 to 0)	0 (0 to 0)	0 (0 to 0)	0 (0 to 0)	0 (0 to 0)	0 (0 to 0)	0 (0 to 0)	0 (0 to 0)	0 (0 to 0)	0 (0 to 0)	0 (0 to 0)	0 (0 to 0)	0 (0 to 0)	0
Trachoma	0 (0 to 0)	0 (0 to 0)	0 (0 to 0)	0 (0 to 0)	0 (0 to 0)	0 (0 to 0)	0 (0 to 0)	0 (0 to 0)	0 (0 to 0)	0 (0 to 0)	0 (0 to 0)	0 (0 to 0)	0 (0 to 0)	0 (0 to 0)	0 (0 to 0)	0 (0 to 0)	0 (0 to 0)	0 (0 to 0)	0 (0 to 0)	0 (0 to 0)	0 (0 to 0)	0 (0 to 0)	0 (0 to 0)	0
Dengue	0 (0 to 0)	0 (0 to 0)	0 (0 to 0)	0 (0 to 0)	0 (0 to 0)	0 (0 to 0)	0 (0 to 0)	0 (0 to 0)	0 (0 to 0)	0 (0 to 0)	0 (0 to 0)	0 (0 to 0)	0 (0 to 0)	0 (0 to 0)	0 (0 to 0)	0 (0 to 0)	0 (0 to 0)	0 (0 to 0)	0 (0 to 0)	0 (0 to 0)	0 (0 to 0)	0 (0 to 0)	0 (0 to 0)	0
Yellow fever	0 (0 to 0)	0 (0 to 0)	0 (0 to 0)	0 (0 to 0)	0 (0 to 0)	0 (0 to 0)	0 (0 to 0)	0 (0 to 0)	0 (0 to 0)	0 (0 to 0)	0 (0 to 0)	0 (0 to 0)	0 (0 to 0)	0 (0 to 0)	0 (0 to 0)	0 (0 to 0)	0 (0 to 0)	0 (0 to 0)	0 (0 to 0)	0 (0 to 0)	0 (0 to 0)	0 (0 to 0)	0 (0 to 0)	0
Rabies	0 (0 to 0)	0 (0 to 0)	0 (0 to 0)	0 (0 to 0)	0 (0 to 0)	0 (0 to 0)	0 (0 to 0)	0 (0 to 0)	0 (0 to 0)	0 (0 to 0)	0 (0 to 0)	0 (0 to 0)	0 (0 to 0)	0 (0 to 0)	0 (0 to 0)	0 (0 to 0)	0 (0 to 0)	0 (0 to 0)	0 (0 to 0)	0 (0 to 0)	0 (0 to 0)	0 (0 to 0)	0 (0 to 0)	0
Intestinal nematode infections	0 (0 to 0)	0 (0 to 0)	0 (0 to 0)	0 (0 to 0)	0 (0 to 0)	0 (0 to 0)	0 (0 to 0)	0 (0 to 0)	0 (0 to 0)	0 (0 to 0)	0 (0 to 0)	0 (0 to 0)	0 (0 to 0)	0 (0 to 0)	0 (0 to 0)	0 (0 to 0)	0 (0 to 0)	0 (0 to 0)	0 (0 to 0)	0 (0 to 0)	0 (0 to 0)	0 (0 to 0)	0 (0 to 0)	0
Ascariasis	0 (0 to 0)	0 (0 to 0)	0 (0 to 0)	0 (0 to 0)	0 (0 to 0)	0 (0 to 0)	0 (0 to 0)	0 (0 to 0)	0 (0 to 0)	0 (0 to 0)	0 (0 to 0)	0 (0 to 0)	0 (0 to 0)	0 (0 to 0)	0 (0 to 0)	0 (0 to 0)	0 (0 to 0)	0 (0 to 0)	0 (0 to 0)	0 (0 to 0)	0 (0 to 0)	0 (0 to 0)	0 (0 to 0)	0
Trichuriasis	0 (0 to 0)	0 (0 to 0)	0 (0 to 0)	0 (0 to 0)	0 (0 to 0)	0 (0 to 0)	0 (0 to 0)	0 (0 to 0)	0 (0 to 0)	0 (0 to 0)	0 (0 to 0)	0 (0 to 0)	0 (0 to 0)	0 (0 to 0)	0 (0 to 0)	0 (0 to 0)	0 (0 to 0)	0 (0 to 0)	0 (0 to 0)	0 (0 to 0)	0 (0 to 0)	0 (0 to 0)	0 (0 to 0)	0
Hookworm disease	0 (0 to 0)	0 (0 to 0)	0 (0 to 0)	0 (0 to 0)	0 (0 to 0)	0 (0 to 0)	0 (0 to 0)	0 (0 to 0)	0 (0 to 0)	0 (0 to 0)	0 (0 to 0)	0 (0 to 0)	0 (0 to 0)	0 (0 to 0)	0 (0 to 0)	0 (0 to 0)	0 (0 to 0)	0 (0 to 0)	0 (0 to 0

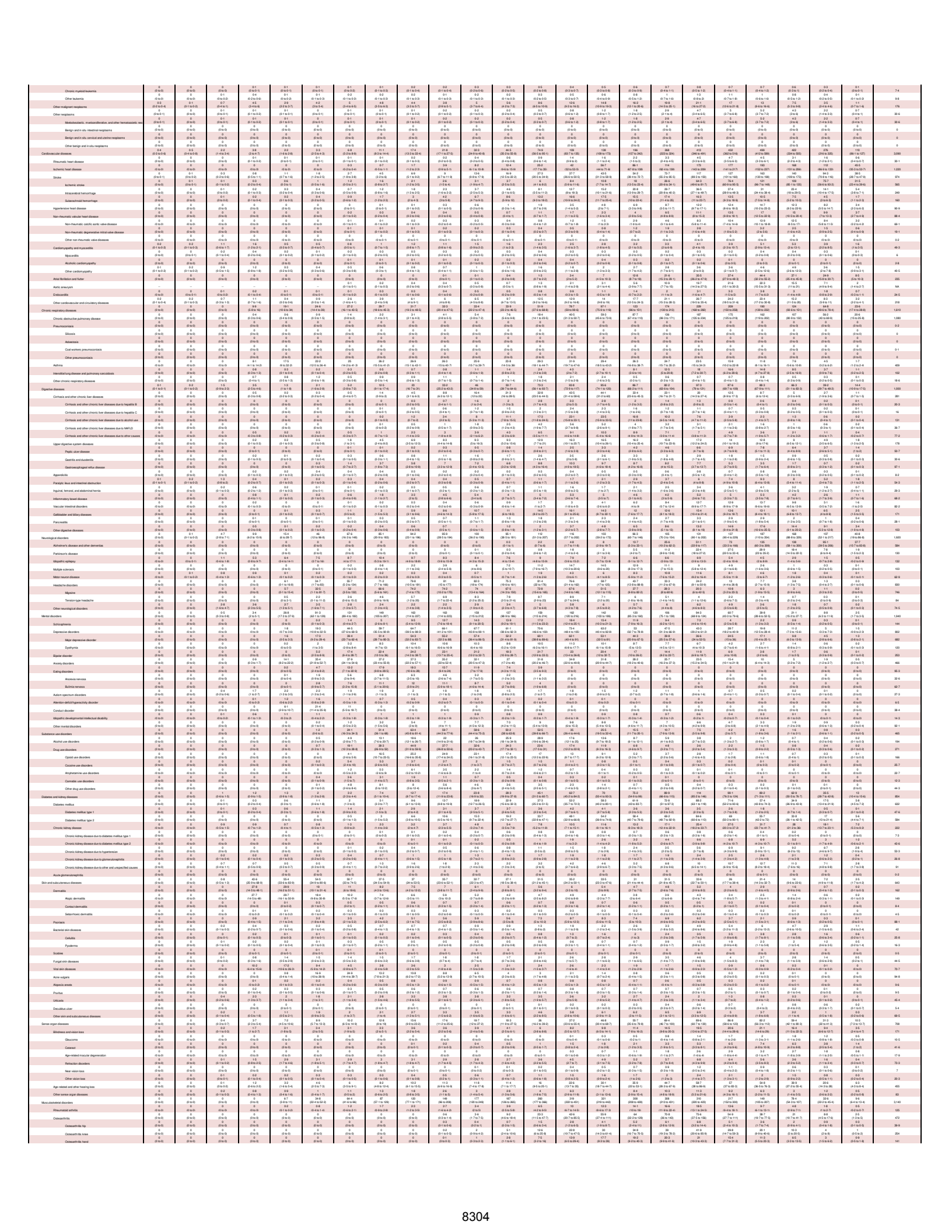

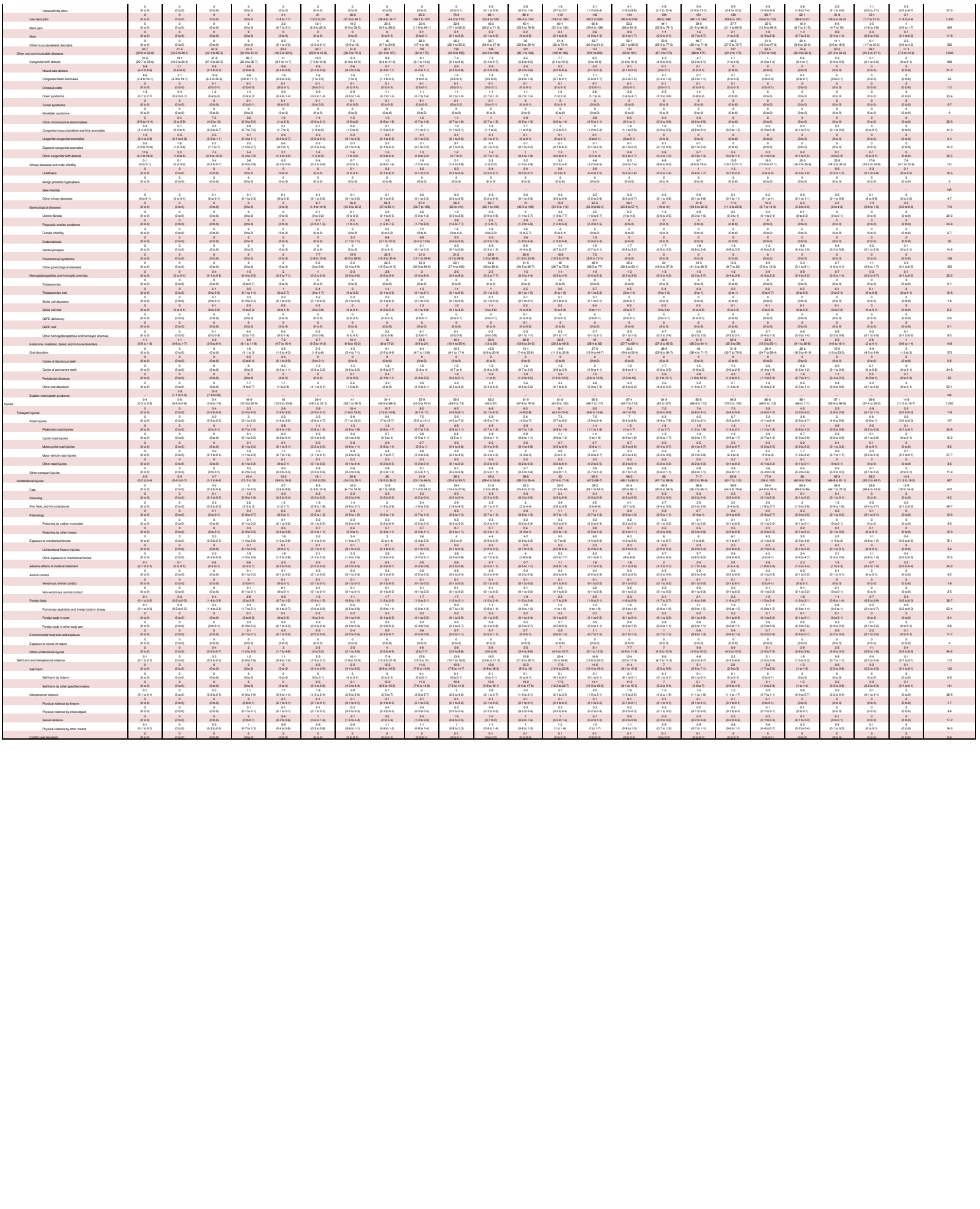

8305

SR Table 2b: Stoke-on-Trent DALYS by cause and age group for females with 95% uncertainty intervals. 2019

Cause	Early Neonatal	Late Neonatal	Post Neonatal	1 to 4	5 to 9	10 to 14	15 to 19	20 to 24	25 to 29	30 to 34	35 to 39	40 to 44	45 to 49	50 to 54	55 to 59	60 to 64	65 to 69	70 to 74	75 to 79	80 to 84	85 to 89	90 to 94	95 plus	Total
All causes	1,776 (1,492 to 2,061)	1,249 (1,109 to 1,418)	2,686 (2,129 to 3,306)	2,997 (2,641 to 3,392)	2,466 (2,172 to 2,809)	2,166 (1,847 to 2,553)	2,284 (1,977 to 2,655)	2,511 (2,189 to 2,896)	2,879 (2,509 to 3,294)	3,276 (2,859 to 3,732)	3,829 (3,344 to 4,360)	4,441 (3,870 to 5,060)	5,107 (4,450 to 5,814)	5,900 (5,144 to 6,720)	6,847 (5,966 to 7,797)	8,001 (6,973 to 9,114)	9,270 (8,076 to 10,562)	10,753 (9,370 to 12,252)	12,479 (10,873 to 14,220)	14,490 (12,630 to 16,510)	16,822 (14,660 to 19,167)	19,525 (17,021 to 22,250)	22,667 (19,761 to 25,824)	26,320 (22,945 to 29,989)	30,557 (26,640 to 34,816)	35,479 (30,931 to 40,420)	41,191 (35,914 to 46,936)	47,835 (41,707 to 54,510)	55,554 (48,432 to 63,292)	64,508 (56,234 to 73,499)	74,900 (65,296 to 85,356)	86,966 (75,819 to 99,104)	100,990 (88,044 to 115,060)	117,253 (102,234 to 133,594)	136,164 (118,722 to 155,139)	158,127 (137,882 to 180,161)	183,662 (160,166 to 209,264)	213,350 (186,024 to 243,119)	247,870 (216,115 to 282,470)	288,000 (251,109 to 328,204)	334,700 (291,844 to 381,440)	389,000 (339,154 to 443,270)	452,000 (394,078 to 515,000)	525,000 (457,761 to 598,000)	610,000 (531,844 to 695,000)	709,000 (618,122 to 808,000)	824,000 (718,433 to 939,000)	958,000 (835,153 to 1,092,000)	1,113,000 (970,477 to 1,269,000)	1,294,000 (1,128,000 to 1,475,000)	1,504,000 (1,311,000 to 1,714,000)	1,748,000 (1,524,000 to 1,992,000)	2,032,000 (1,772,000 to 2,316,000)	2,362,000 (2,060,000 to 2,693,000)	2,746,000 (2,394,000 to 3,130,000)	3,192,000 (2,783,000 to 3,639,000)	3,710,000 (3,234,000 to 4,229,000)	4,312,000 (3,759,000 to 4,916,000)	5,012,000 (4,369,000 to 5,714,000)	5,826,000 (5,078,000 to 6,643,000)	6,772,000 (5,903,000 to 7,721,000)	7,872,000 (6,860,000 to 8,975,000)	9,150,000 (7,975,000 to 10,433,000)	10,636,000 (9,270,000 to 12,128,000)	12,362,000 (10,774,000 to 14,097,000)	14,370,000 (12,521,000 to 16,382,000)	16,700,000 (14,552,000 to 19,040,000)	19,410,000 (16,914,000 to 22,134,000)	22,560,000 (19,658,000 to 25,724,000)	26,220,000 (22,850,000 to 29,900,000)	30,480,000 (26,560,000 to 34,750,000)	35,430,000 (30,870,000 to 40,400,000)	41,180,000 (35,880,000 to 46,960,000)	47,900,000 (41,730,000 to 54,620,000)	55,700,000 (48,520,000 to 63,500,000)	64,800,000 (56,450,000 to 73,900,000)	75,400,000 (65,670,000 to 85,900,000)	87,700,000 (76,400,000 to 100,000,000)	102,000,000 (88,900,000 to 116,000,000)	118,000,000 (103,000,000 to 135,000,000)	137,000,000 (119,000,000 to 156,000,000)	159,000,000 (138,000,000 to 181,000,000)	184,000,000 (160,000,000 to 210,000,000)	213,000,000 (185,000,000 to 243,000,000)	247,000,000 (215,000,000 to 282,000,000)	286,000,000 (249,000,000 to 326,000,000)	331,000,000 (288,000,000 to 378,000,000)	384,000,000 (334,000,000 to 438,000,000)	445,000,000 (387,000,000 to 508,000,000)	516,000,000 (449,000,000 to 589,000,000)	598,000,000 (520,000,000 to 683,000,000)	693,000,000 (603,000,000 to 791,000,000)	803,000,000 (698,000,000 to 917,000,000)	931,000,000 (810,000,000 to 1,063,000,000)	1,079,000,000 (939,000,000 to 1,232,000,000)	1,251,000,000 (1,089,000,000 to 1,428,000,000)	1,451,000,000 (1,263,000,000 to 1,656,000,000)	1,682,000,000 (1,464,000,000 to 1,920,000,000)	1,950,000,000 (1,697,000,000 to 2,225,000,000)	2,260,000,000 (1,967,000,000 to 2,580,000,000)	2,620,000,000 (2,280,000,000 to 2,990,000,000)	3,030,000,000 (2,640,000,000 to 3,460,000,000)	3,510,000,000 (3,060,000,000 to 4,010,000,000)	4,070,000,000 (3,540,000,000 to 4,650,000,000)	4,710,000,000 (4,100,000,000 to 5,380,000,000)	5,450,000,000 (4,740,000,000 to 6,230,000,000)	6,310,000,000 (5,490,000,000 to 7,210,000,000)	7,300,000,000 (6,350,000,000 to 8,340,000,000)	8,450,000,000 (7,350,000,000 to 9,650,000,000)	9,780,000,000 (8,510,000,000 to 11,200,000,000)	11,300,000,000 (9,850,000,000 to 12,900,000,000)	13,100,000,000 (11,400,000,000 to 14,900,000,000)	15,200,000,000 (13,200,000,000 to 17,300,000,000)	17,600,000,000 (15,300,000,000 to 20,000,000,000)	20,400,000,000 (17,700,000,000 to 23,200,000,000)	23,600,000,000 (20,500,000,000 to 26,900,000,000)	27,300,000,000 (23,800,000,000 to 31,100,000,000)	31,600,000,000 (27,500,000,000 to 36,000,000,000)	36,600,000,000 (31,900,000,000 to 41,700,000,000)	42,400,000,000 (36,900,000,000 to 48,300,000,000)	49,100,000,000 (42,800,000,000 to 55,900,000,000)	56,900,000,000 (49,600,000,000 to 64,800,000,000)	65,900,000,000 (57,400,000,000 to 75,000,000,000)	76,300,000,000 (66,500,000,000 to 86,900,000,000)	88,300,000,000 (77,000,000,000 to 101,000,000,000)	102,000,000,000 (89,000,000,000 to 116,000,000,000)	119,000,000,000 (103,000,000,000 to 135,000,000,000)	137,000,000,000 (120,000,000,000 to 156,000,000,000)	159,000,000,000 (139,000,000,000 to 181,000,000,000)	185,000,000,000 (161,000,000,000 to 210,000,000,000)	214,000,000,000 (187,000,000,000 to 244,000,000,000)	249,000,000,000 (217,000,000,000 to 283,000,000,000)	289,000,000,000 (252,000,000,000 to 329,000,000,000)	336,000,000,000 (293,000,000,000 to 382,000,000,000)	390,000,000,000 (340,000,000,000 to 444,000,000,000)	453,000,000,000 (395,000,000,000 to 516,000,000,000)	526,000,000,000 (459,000,000,000 to 599,000,000,000)	611,000,000,000 (533,000,000,000 to 696,000,000,000)	709,000,000,000 (619,000,000,000 to 808,000,000,000)	824,000,000,000 (719,000,000,000 to 939,000,000,000)	957,000,000,000 (835,000,000,000 to 1,090,000,000,000)	1,112,000,000,000 (970,000,000,000 to 1,266,000,000,000)	1,292,000,000,000 (1,127,000,000,000 to 1,472,000,000,000)	1,501,000,000,000 (1,309,000,000,000 to 1,710,000,000,000)	1,744,000,000,000 (1,521,000,000,000 to 1,987,000,000,000)	2,026,000,000,000 (1,767,000,000,000 to 2,308,000,000,000)	2,354,000,000,000 (2,053,000,000,000 to 2,682,000,000,000)	2,735,000,000,000 (2,385,000,000,000 to 3,116,000,000,000)	3,178,000,000,000 (2,771,000,000,000 to 3,621,000,000,000)	3,692,000,000,000 (3,220,000,000,000 to 4,207,000,000,000)	4,289,000,000,000 (3,740,000,000,000 to 4,889,000,000,000)	4,983,000,000,000 (4,345,000,000,000 to 5,680,000,000,000)	5,789,000,000,000 (5,048,000,000,000 to 6,600,000,000,000)	6,726,000,000,000 (5,865,000,000,000 to 7,668,000,000,000)	7,814,000,000,000 (6,814,000,000,000 to 8,909,000,000,000)	9,078,000,000,000 (7,916,000,000,000 to 10,350,000,000,000)	10,548,000,000,000 (9,197,000,000,000 to 12,026,000,000,000)	12,254,000,000,000 (10,685,000,000,000 to 13,972,000,000,000)	14,238,000,000,000 (12,413,000,000,000 to 16,233,000,000,000)	16,541,000,000,000 (14,422,000,000,000 to 18,860,000,000,000)	19,217,000,000,000 (16,755,000,000,000 to 21,913,000,000,000)	22,327,000,000,000 (19,465,000,000,000 to 25,460,000,000,000)	25,941,000,000,000 (22,617,000,000,000 to 29,581,000,000,000)	30,142,000,000,000 (26,280,000,000,000 to 34,374,000,000,000)	35,024,000,000,000 (30,535,000,000,000 to 39,938,000,000,000)	40,690,000,000,000 (35,470,000,000,000 to 46,400,000,000,000)	47,262,000,000,000 (41,200,000,000,000 to 53,900,000,000,000)	54,900,000,000,000 (47,900,000,000,000 to 62,600,000,000,000)	63,800,000,000,000 (55,600,000,000,000 to 72,700,000,000,000)	74,100,000,000,000 (64,600,000,000,000 to 84,500,000,000,000)	86,100,000,000,000 (75,000,000,000,000 to 98,200,000,000,000)	100,000,000,000,000 (87,200,000,000,000 to 114,000,000,000,000)	116,000,000,000,000 (101,000,000,000,000 to 132,000,000,000,000)	135,000,000,000,000 (118,000,000,000,000 to 154,000,000,000,000)	157,000,000,000,000 (137,000,000,000,000 to 179,000,000,000,000)	182,000,000,000,000 (159,000,000,000,000 to 208,000,000,000,000)	212,000,000,000,000 (185,000,000,000,000 to 242,000,000,000,000)	246,000,000,000,000 (215,000,000,000,000 to 281,000,000,000,000)	286,000,000,000,000 (250,000,000,000,000 to 327,000,000,000,000)	333,000,000,000,000 (291,000,000,000,000 to 380,000,000,000,000)	387,000,000,000,000 (338,000,000,000,000 to 442,000,000,000,000)	450,000,000,000,000 (393,000,000,000,000 to 514,000,000,000,000)	523,000,000,000,000 (457,000,000,000,000 to 597,000,000,000,000)	608,000,000,000,000 (531,000,000,000,000 to 694,000,000,000,000)	706,000,000,000,000 (617,000,000,000,000 to 806,000,000,000,000)	821,000,000,000,000 (717,000,000,000,000 to 937,000,000,000,000)	954,000,000,000,000 (834,000,000,000,000 to 1,089,000,000,000,000)	1,109,000,000,000,000 (969,000,000,000,000 to 1,266,000,000,000,000)	1,289,000,000,000,000 (1,126,000,000,000,000 to 1,471,000,000,000,000)	1,498,000,000,000,000 (1,309,000,000,000,000 to 1,710,000,000,000,000)	1,741,000,000,000,000 (1,521,000,000,000,000 to 1,987,000,000,000,000)	2,023,000,000,000,000 (1,767,000,000,000,000 to 2,308,000,000,000,000)	2,351,000,000,000,000 (2,053,000,000,000,000 to 2,682,000,000,000,000)	2,732,000,000,000,000 (2,385,000,000,000,000 to 3,116,000,000,000,000)	3,174,000,000,000,000 (2,771,000,000,000,000 to 3,621,000,000,000,000)	3,688,000,000,000,000 (3,220,000,000,000,000 to 4,207,000,000,000,000)	4,285,000,000,000,000 (3,740,000,000,000,000 to 4,889,000,000,000,000)	4,979,000,000,000,000 (4,345,000,000,000,000 to 5,680,000,000,000,000)	5,784,000,000,000,000 (5,048,000,000,000,000 to 6,600,000,000,000,000)	6,721,000,000,000,000 (5,865,000,000,000,000 to 7,668,000,000,000,000)	7,809,000,000,000,000 (6,814,000,000,000,000 to 8,909,000,000,000,000)	9,073,000,000,000,000 (7,916,000,000,000,000 to 10,350,000,000,000,000)	10,543,000,000,000,000 (9,197,000,000,000,000 to 12,026,000,000,000,000)	12,249,000,000,000,000 (10,685,000,000,000,000 to 13,972,000,000,000,000)	14,233,000,000,000,000 (12,413,000,000,000,000 to 16,233,000,000,000,000)	16,536,000,000,000,000 (14,422,000,000,000,000 to 18,860,000,000,000,000)	19,212,000,000,000,000 (16,755,000,000,000,000 to 21,913,000,000,000,000)	22,322,000,000,000,000 (19,465,000,000,000,000 to 25,460,000,000,000,000)	25,936,000,000,000,000 (22,617,000,000,000,000 to 29,581,000,000,000,000)	30,137,000,000,000,000 (26,280,000,000,000,000 to 34,374,000,000,000,000)	35,019,000,000,000,000 (30,535,000,000,000,000 to 39,938,000,000,000,000)	40,685,000,000,000,000 (35,470,000,000,000,000 to 46,400,000,000,000,000)	47,257,000,000,000,000 (41,200,000,000,000,000 to 53,900,000,000,000,000)	54,895,000,000,000,000 (47,900,000,000,000,000 to 62,600,000,000,000,000)	63,795,000,000,000,000 (55,600,000,000,000,000 to 72,700,000,000,000,000)	74,095,000,000,000,000 (64,600,000,000,000,000 to 84,500,000,000,000,000)	86,095,000,000,000,000 (75,000,000,000,000,000 to 98,200,000,000,000,000)	100,000,000,000,000,000 (87,200,000,000,000,000 to 114,000,000,000,000,000)	116,000,000,000,000,000 (101,000,000,000,000,000 to 132,000,000,000,000,000)	135,000,000,000,000,000 (118,000,000,000,000,000 to 154,000,000,000,000,000)	157,000,000,000,000,000 (137,000,000,000,000,000 to 179,000,000,000,000,000)	182,000,000,000,000,000 (159,000,000,000,000,000 to 208,000,000,000,000,000)	212,000,000,000,000,000 (185,000,000,000,000,000 to 242,000,000,000,000,000)	246,000,000,000,000,000 (215,000,000,000,000,000 to 281,000,000,000,000,000)	286,000,000,000,000,000 (250,000,000,000,000,000 to 327,000,000,000,000,000)	333,000,000,000,000,000 (291,000,000,000,000,000 to 380,000,000,000,000,000)	387,000,000,000,000,000 (338,000,000,000,000,000 to 442,000,000,000,000,000)	450,000,000,000,000,000 (393,000,000,000,000,000 to 514,000,000,000,000,000)	523,000,000,000,000,000 (457,000,000,000,000,000 to 597,000,000,000,000,000)	608,000,000,000,000,000 (531,000,000,000,000,000 to 694,000,000,000,000,000)	706,000,000,000,000,000 (617,000,000,000,000,000 to 806,000,000,000,000,000)	821,000,000,000,000,000 (717,000,000,000,000,000 to 937,000,000,000,000,000)	954,000,000,000,000,000 (834,000,000,000,000,000 to 1,089,000,000,000,000,000)	1,109,000,000,000,000,000 (969,000,000,000,000,000 to 1,266,000,000,000,000,000)	1,289,000,000,000,000,000 (1,126,000,000,000,000,000 to 1,471,000,000,000,000,000)	1,498,000,000,000,000,000 (1,309,000,000,000,000,000 to 1,710,000,000,000,000,000)	1,741,000,000,000,000,000 (1,521,000,000,000,000,000 to 1,987,000,000,000,000,000)	2,023,000,000,000,000,000 (1,767,000,000,000,000,000 to 2,308,000,000,000,000,000)	2,351,000,000,000,000,000 (2,053,000,000,000,000,000 to 2,682,000,000,000,000,000)	2,732,000,000,000,000,000 (2,385,000,000,000,000,000 to 3,116,000,000,000,000,000)	3,174,000,000,000,000,000 (2,771,000,000,000,000,000 to 3,621,000,000,000,000,000)	3,688,000,000,000,000,000 (3,220,000,000,000,000,000 to 4,207,000,000,000,000,000)	4,285,000,000,000,000,000 (3,740,000,000,000,000,000 to 4,889,000,000,000,000,000)	4,979,000,000,000,000,000 (4,345,000,000,000,000,000 to 5,680,000,000,000,000,000)	5,784,000,000,000,000,000 (5,048,000,000,000,000,000 to 6,600,000,000,000,000,000)	6,721,000,000,000,000,000 (5,865,000,000,000,000,000 to 7,668,000,000,000,000,000)	7,809,000,000,000,000,000 (6,814,000,000,000,000,000 to 8,909,000,000,000,000,000)	9,073,000,000,000,000,000 (7,916,000,000,000,000,000 to 10,350,000,000,000,000,000)	10,543,000,000,000,000,000 (9,197,000,000,000,000,000 to 12,026,000,000,000,000,000)	12,249,000,000,000,000,000 (10,685,000,000,000,000,000 to 13,972,000,000,000,000,000)	14,233,000,000,000,000,000 (12,413,000,000,000,000,000 to 16,233,000,000,000,000,000)	16,536,000,000,000,000,000 (14,422,000,000,000,000,000 to 18,860,000,000,000,000,000)	19,212,000,000,000,000,000 (16,755,000,000,000,000,000 to 21,913,000,000,000,000,000)	22,322,000,000,000,000,000 (19,465,000,000,000,000,000 to 25,460,000,000,000,000,000)	25,936,000,000,000,000,000 (22,617,000,000,000,000,000 to 29,581,000,000,000,000,000)	30,137,000,000,000,000,000 (26,280,000,000,000,000,000 to 34,374,000,000,000,000,000)	35,019,000,000,000,000,000 (30,535,000,000,000,000,000 to 39,938,000,000,000,000,000)	40,685,000,000,000,000,000 (35,470,000,000,000,000,000 to 46,400,000,000,000,000,000)	47,257,000,000,000,000,000 (41,200,000,000,000,000,000 to 53,900,000,000,000,000,000)	54,895,000,000,000,000,000 (47,900,000,000,000,000,000 to 62,600,000,000,000,000,000)	63,795,000,000,000,000,000 (55,600,000,000,000,000,000 to 72,700,000,000,000,000,000)	74,095,000,000,000,000,000 (64,600,000,000,000,000,000 to 84,500,000,000,000,000,000)	86,095,000,000,000,000,000 (75,000,000,000,000,000,000 to 98,200,000,000,000,000,000)	100,000,000,000,000,000,000 (87,200,000,000,000,000,000 to 114,000,000,000,000,000,000)	116,000,000,000,000,000,000 (101,000,000,000,000,000,000 to 132,000,000,000,000,000,000)	135,000,000,000,000,000,000 (118,000,000,000,000,000,000 to 154,000,000,000,000,000,000)	157,000,000,000,000,000,000 (137,000,000,000,000,000,000 to 179,000,000,000,000,000,000)	182,000,000,000,000,000,000 (159,000,000,000,000,000,000 to 208,000,000,000,000,000,000)	212,000,000,000,000,000,000 (185,000,000,000,000,000,000 to 242,000,000,000,000,000,000)	246,000,000,000,000,000,000 (215,000,000,000,000,000,000 to 281,000,000,000,000,000,000)	286,000,000,000,000,000,000 (250,000,000,000,000,000,000 to 327,000,000,000,000,000,000)	333,000,000,000,000,000,000 (291,000,000,000,000,000,000 to 380,000,000,000,000,000,000)	387,000,000,000,000,000,000 (338,000,000,000,000,000,000 to 442,000,000,000,000,000,000)	450,000,000,000,000,000,000 (393,000,000,000,000,000,000 to 514,000,000,000,000,000,000)	523,000,000,000,000,000,000 (457,000,000,000,000,000,000 to 597,000,000,000,000,000,000)	608,000,000,000,000,000,000 (531,000,000,000,000,000,000 to 694,000,000,000,000,000,000)	706,000,000,000,000,000,000 (617,000,000,000,000,000,000 to 806,000,000,000,000,000,000)	821,000,000,000,000,000,000 (717,000,000,000,000,000,000 to 937,000,000,000,000,000,000)	954,000,000,000,000,000,000 (834,000,000,000,000,000,000 to 1,089,000,000,000,000,000,000)	1,109,000,000,000,000,000,000 (969,000,000,000,000,000,000 to 1,266,000,000,000,000,000,000)	1,289,000,000,000,000,000,000 (1,126,000,000,000,000,000,000 to 1,471,000,000,000,000,000,000)	1,498,000,000,000,000,000,000 (1,309,000,000,000,000,000,000 to 1,710,000,000,000,000,000,000)	1,741,000,000,000,000,000,000 (1,521,000,000,000,000,000,000 to 1,987,000,000,000,000,000,000)	2,023,000,000,000,000,000,000 (1,767,000,000,000,000,000,000 to 2,308,000,000,000,000,000,000)	2,351,000,000,000,000,000,000 (2,053,000,000,000,000,000,000 to 2,682,000,000,000,000,000,000)	2,732,000,000,000,000,000,000 (2,385,000,000,000,000,000,000 to 3,116,000,000,000,000,000,000)	3,174,000,000,000,000,000,000 (2,771,000,000,000,000,000,000 to 3,621,000,000,000,000,000,000)	3,688,000,000,000,000,000,000 (3,220,000,000,000,000,000,000 to 4,207,000,000,000,000,000,000)	4,285,000,000,000,000,000,000 (3,740,000,000,000,000,000,000 to 4,889,000,000,000,000,000,000)	4,979,000,000,000,000,000,000 (4,345,000,000,000,000,000,000 to 5,680,000,000,000,000,000,000)	5,784,000,000,000,000,000,000 (5,048,000,000,000,000,000,000 to 6,600,000,000,000,000,000,000)	6,721,000,000,000,000,000,000 (5,865,000,000,000,000,000,000 to 7,668,000,000,000,000,000,000)	7,809,000,000,000,000,000,000 (6,814,000,000,000,000,000,000 to 8,909,000,000,000,000,000,000)	9,073,000,000,000,000,000,000 (7,916,000,000,000,000,000,000 to 10,350,000,000,000,000,000,000)	10,543,000,000,000,000,000,000 (9,197,000,000,000,000,000,000 to 12,026,000,000,000,000,000,000)	12,249,000,000,000,000,000,000 (10,685,000,000,000,000,000,000 to 13,972,000,000,000,000,000,000)	14,233,000,000,000,000,000,000 (12,413,000,000,000,000,000,000 to 16,233,000,000,000,000,000,000)	16,536,000,000,000,000,000,000 (14,422,000,000,000,000,000,000 to 18,860,000,000,000,000,000,000)	19,212,000,000,000,000,000,000 (16,755,000,000,000,000,000,000 to 21,913,000,000,000,000,000,000)	22,322,000,000,000,000,000,000 (19,465,000,000,000,000,000,000 to 25,460,000,000,000,000,000,000)	25,936,000,000,000,000,000,000 (22,617,000,000,000,000,000,000 to 29,581,000,000,000,000,000,000)	30,137,000,000,000,000,000,000 (26,280,000,000,000,000,000,000 to 34,374,000,000,000,000,000,000)	35,019,000,000,000,000,000,000 (30,535,000,000,000,000,000,000 to 39,938,000,000,000,000,000,000)	40,685,000,000,000,000,000,000 (35,470,000,000,000,000,000,000 to 46,400,000,000,000,000,000,000)	47,257,000,000,000,000,000,000 (41,200,000,000,000,000,000,000 to 53,900,000,000,000,000,000,000)	54,895,000,000,000,000,000,000 (47,900,000,000,000,000,000,000 to 62,600,000,000,000,000,000,000)	63,795,000,000,000,000,000,000 (55,600,000,000,000,000,000,000 to 72,700,000,000,000,000,000,000)	74,095,000,000,000,000,000,000 (64,600,000,000,000,000,000,000 to 84,500,000,000,000,000,000,000)	86,095,000,000,000,000,000,000 (75,000,000,000,000,000,000,000 to 98,200,000,000,000,000,000,000)	100,000,000,000,000,000,000,000 (87,200,000,000,000,000,000,000 to 114,000,000,000,000,000,000,000)	116,000,000,000,000,000,000,000 (101,000,000,000,000,000,000,000 to 132,000,000,000,000,000,000,000)	135,000,000,000,000,000,000,000 (118,000,000,000,000,000,000,000 to 154,000,000,000,000,000,000,000)	157,000,000,000,000,000,000,000 (137,000,000,000,000,000,000,000 to 179,000,000,000,000,000,000,000)	182,000,000,000,000,000,000,000 (159,000,000,000,000,000,000,000 to 208,000,000,000,000,000,000,000)	212,000,000,000,000,000,000,000 (185,000,000,000,000,000,000,000 to 242,000,000,000,000,000,000,000)	246,000,000,000,000,000,000,000 (215,000,000,000,000,000,000,000 to 281,000,000,000,000,000,000,000)	286,000,000,000,000,000,000,000 (250,000,000,000,000,000,000,000 to 327,000,000,000,000,000,000,000)	333,000,000,000,000,000,000,000 (291,000,000,000,000,000,000,000 to 380,000,000,000,000,000,000,000)	387,000,000,000,000,000,000,000 (338,000,000,000,000,000,000,000 to 442,000,000,000,000,000,000,000)	450,000,000,000,000,000,000,000 (393,000,000,000,000,000,000,000 to 514,000,000,000,000,000,000,000)	523,000,000,000,000,000,000,000 (457,000,000,000,000,000,000,000 to 597,000,000,000,000,000,000,000)	608,000,000,000,000,000,000,000 (531,000,000,000,000,000,000,000 to 694,000,000,000,000,000,000,000)	706,000,000,000,000,000,000,000 (617,000,000,000,000,000,000,000 to 806,000,000,000,000,000,000,000)	821,000,000,000,000,000,000,000 (717,000,000,000,000,000,000,000 to 937,000,000,000,000,000,000,000)	954,000,000,000,000,000,000,000 (834,000,000,000,000,000,000,000 to 1,089,000,000,000,000,000,000,000)	1,109,000,000,000,000,000,000,000 (969,000,000,000,000,000,000,000 to 1,266,000,000,000,000,000,000,000)	1,289,000,000,000,000,000,000,000 (1,126,000,000,000,000,000,000,000 to 1,471,000,000,000,000,000,000,000)	1,498,000,000,000,000,000,000,000 (1,309,000,000,000,000,000,000,000 to 1,710,000,000,000,000,000,000,000)	1,741,000,000,000,000,000,000,000 (1,521,000,000,000,000,000,000,000 to 1,987,000,000,000,000,000,000,000)	2,023,000,000,000,000,000,000,000 (1,767,000,000,000,000,000,000,000 to 2,308,000,000,000,000,000,000,000)	2,351,000,000,000,000,000,000,000 (2,053,000,000,000,000,000,000,000 to 2,682,000,000,000,000,000,000,000)	2,732,000,000,000,000,000,000,000 (2,385,000,000,000,000,000,000,000 to 3,116,000,000,000,000,000,000,000)	3,174,000,000,000,000,000,000,000 (2,771,000,000,000,000,000,000,000 to 3,621,000,000,000,000,000,000,000)	3,688,000,000,000,000,000,000,000 (3,220,000,000,000,000,000,000,000 to 4,207,000,000,000,000,000,000,000)	4,285,000,000,000,000,000,000,000 (3,740,000,000,000,000,000,000,000 to 4,889,000,000,000,000,000,000,000)	4,979,000,000,000,000,000,000,000 (4,345,000,000,000,000,000,000,000 to 5,680,000,000,000,000,000,000,000)	5,784,000,000,000,000,000,000,000 (5,048,000,000,000,000,000,000,000 to 6,600,000,000,000,000,000,000,000)	6,721,000,000,000,000,000,000,000 (5,865,000,000,000,000,000,000,000 to 7,668,000,000,000,000,000,000,000)	7,809,000,000,000,000,000,000,000 (6,814,000,000,000,000,000,000,000 to 8,909,000,000,000,000,000,000,000)	9,073,000,000,000,000,000,000,000 (7,916,000,000,000,000,000,000,000 to 10,350,000,000,000,000,000,000,000)	10,543,000,000,000,000,000,000,000 (9,197,000,000,000,000,000,000,000 to 12,026,000,000,000,000,000,000,000)	12,249,000,000,000,000,000,000,000 (10,685,000,000,000,000,000,000,000 to 13,972,000,000,000,000,000,000,000)	14,233,000,000,000,000,000,000,000 (12,413,000,000,000,000,000,000,000 to 16,233,000,000,000,000,000,000,000)	16,536,000,000,000,000,000,000,000 (14,422,000,000,000,000,000,000,000 to 18,860,000,000,000,000,000,000,000)	19,212,000,000,000,000,000,000,000 (16,755,000,000,000,000,000,000,000 to 21,913,000,000,000,000,000,000,000)	22,322,000,000,000,000,000,000,000 (19,465,000,000,000,000,000,000,000 to 25,460,000,000,000,000,000,000,000)	25,936,000,000,000,000,000,000,000 (22,617,000,000,000,000,000,000,000 to 29,581,000,000,000,000,000,000,000)	30,137,000,000,000,000,000,000,000 (26,280,000,000,000,000,000,000,000 to 34,374,000,000,000,000,000,000,000)	35,019,000,000,000,000,000,000,000 (30,535,000,000,000,000,000,000,000 to 39,938,000,000,000,000,000,000,000)	40,685,000,000,000,000,000,000,000 (35,470,000,000,000,000,000,000,000 to 46,400,000,000,000,000,000,000,000)	47,257,000,000,000,000,000,000,000 (41,200,000,000,000,000,000,000,000 to 53,900,000,000,000,000,000,000,000)	54,895,000,000,000,000,000,000,000 (47,900,000,000,000,000,000,000,000 to 62,600,000,000,000,000,000,000,000)	63,795,000,000,000,000,000,000,000 (55,600,000,000,000,000,000,000,000 to 72,700,000,000,000,000,000,000,000)	74,095,000,000,000,000,000,000,000 (64,600,000,000,000,000,000,000,000 to 84,500,000,000,000,000,000,000,000)	86,095,000,000,000,000,000,000,000 (75,000,000,000,000,000,000,000,000 to 98,200,000,000,000,000,000,000,000)	100,000,000,000,000,000,000,000,000 (87,200,000,000,000,000,000,000,000 to 114,000,000,000,000,000,000,000,000)	116,000,000,000,000,000,000,000,000 (101,000,000,000,000,000,000,000,000 to 132,000,000,000,000,000,000,000,000)	135,000,000,000,000,000,000,000,000 (118,000,000,000,000,000,000,000,000 to 154,000,000,000,000,000,000,000,000)	157,000,000,000,000,000,000,000,000 (137,000,000,000,000,000,000,000,000 to 179,000,000,000,000,000,000,000,000)	182,000,000,000,000,000,000,000,000 (159,000,000,000,000,000,000,000,000 to 208,000,000,000,000,000,000,000,000)	212,000,000,000,000,000,000,000,000 (185,000,000,000,000,000,000,000,000 to 242,000,000,000,000,000,000,000,000)	246,000,000,000,000,000,000,000,000 (215,000,000,000,000,000,000,000,000 to 281,000,000,000,000,000,000,000,000)	286,000,000,000,000,000,000,000,000 (250,000,000,000,000,000,000,000,000 to 327,000,000,000,000,000,000,000,000)	333,000,000,000,000,000,000,000,000 (291,000,000,000,000,000,000,000,000 to 380,000,000,000,000,000,000,000,000)	387,000,000,000,000,000,000,000,000 (338,000,000,000,000,000,000,000,000 to 442,000,000,000,000,000,000,000,000)	450,000,000,000,000,000,000,000,000 (393,000,000,000,000,000,000,000,000 to 514,000,000,000,000,000,000,000,000)	523,000,000,000,000,000,000,000,000 (457,000,000,000,000,000,000,000,000 to 597,000,000,000,000,000,000,000,000)	608,000,000,000,000,000,000,000,000 (531,000,000,000,000,000,000,000,000 to 694,000,000,000,000,000,000,000,000)	706,000,000,000,000,000,000,000,000 (617,000,000,000,000,000,000,000,000 to 806,000,000,000,000,000,000,000,000)	821,000,000,000,000,000,000,000,000 (717,000,000,000,000,000,000,000,000 to 937,000,000,000,000,000,000,000,000)	954,000,000,000,000,000,000,000,000 (834,000,000,000,000,000,000,000,000 to 1,089,000,000,000,000,000,000,000,000)	1,109,000,000,000,000,000,000,000,000 (969,000,000,000,000,000,000,000,000 to 1,266,000,000,000,000,000,000,000,000)	1,289,000,000,000,000,000,000,000,000 (1,126,000,000,000,000,000,000,000,000 to 1,471,000,000,000,000,000,000,000,000)	1,498,000,000,000,000,000,000,000,000 (1,309,000,000,000,000,000,000,000,000 to 1,710,000,000,000,000,000,000,000,000)	1,741,000,000,000,000,000,000,000,000 (1,521,000,000,000,000,000,000,000,000 to 1,987,000,000,000,000,000,000,000,000)	2,023,000,000,000,000,000,000,000,000 (1,767,000,000,000,000,000,000,000,000 to 2,308,000,000,000,000,000,000,000,000)	2,351,000,000,000,000,000,000,000,000 (2,053,000,000,000,000,000,000,000,000 to 2,682,000,000,000,000,000,000,000,000)	2,732,000,000,000,000,000,000,000,000 (2,385,000,000,000,000,000,000,000,000 to 3,116,000,000,000,000,000,000,000,000)	3,174,000,000,000,000,000,000,000,000 (2,771,000,000,000,000,000,000,000,000 to 3,621,000,000,000,000,000,000,000,000)	3,688,000,000,000,000,000,000,000,000 (3,220,000,000,000,000,000,000,000,000 to 4,207,000,000,000,000,000,000,000,000)	4,285,000,000,000,000,000,000,000,000 (3,740,000,000,000,000,000,000,000,000 to 4,889,000,000,000,000,000,000,000,000)	4,979,000,000,000,000,000,000,000,000 (4,345,000,000,000,000,000,000,000,000 to 5,680,000,000,000,000,000,000,000,000)	5,784,000,000,000,000,000,000,000,000 (5,048,000,000,000,000,000,000,000,000 to 6,600,000,000,000,000,000,000,000,000)	6,721,000,000,000,000,000,000,000,000 (5,865,000,000,000,000,000,000,000,000 to 7,668,000,000,000,000,000,000,000,000)	7,809,000,000,000,000,000,000,000,000 (6,814,000,000,000,000,000,000,000,000 to 8,909,000,000,000,000,000,000,000,000)	9,073,000,000,000,000,000,000,000,000 (7,916,000,000,000,000,000,000,000,000 to 10,350,000,000,000,000,000,000,000,000)	10,543,000,000,000,000,000,000,000,000 (9,197,000,000,000,000,000,000,000,000 to 12,026,000,000,000,000,000,000,000,000)	12,249,000,000,000,000,000,000,000,000 (10,685,000,000,000,000,000,000,000,000 to 13,972,000,000,000,000,000,000,000,000)	14,233,000,000,000,000,000,000,000,000 (12,413,000,000,000,000,000,000,000,000 to 16,233,000,000,000,000,000,000,000,000)	16,536,000,000,000,000,000,000,000,000 (14,422,000,000,000,000,000,000,000,000 to 18,860,000,000,000,000,000,000,000,000)	19,212,000,000,000,000,000,000,000,000 (16,755,000,000,000,000,000,000,000,000 to 21,913,000,000,000,000,000,000,000,000)	22,322,000,000,000,000,000,000,000,000 (19,465,000,000,000,000,000,000,000,000 to 25,460,000,000,000,000,000,000,000,000)	25,936,000,000,000,000,000,000,000,000 (22,617,000,000,000,000,000,000,000,000 to 29,581,000,000,000,000,000,000,000,000)	30,137,000,000,000,000,000,000,000,000 (26,280,000,000,000,000,000,000,000,000 to 34,374,000,000,000,000,000,000,000,000)	35,019,000,000,000,000,000,000,000,000 (30,535,000,000,000,000,000,000,000,000 to 39,938,000,000,000,000,000,000,000,000)	40,685,000,000,000,000,000,000,000,000 (35,470,000,000,000,000,000,000,000,000 to 46,400,000,000,000,000,000,000,000,000)	47,257,000,000,000,000,000,000,000,

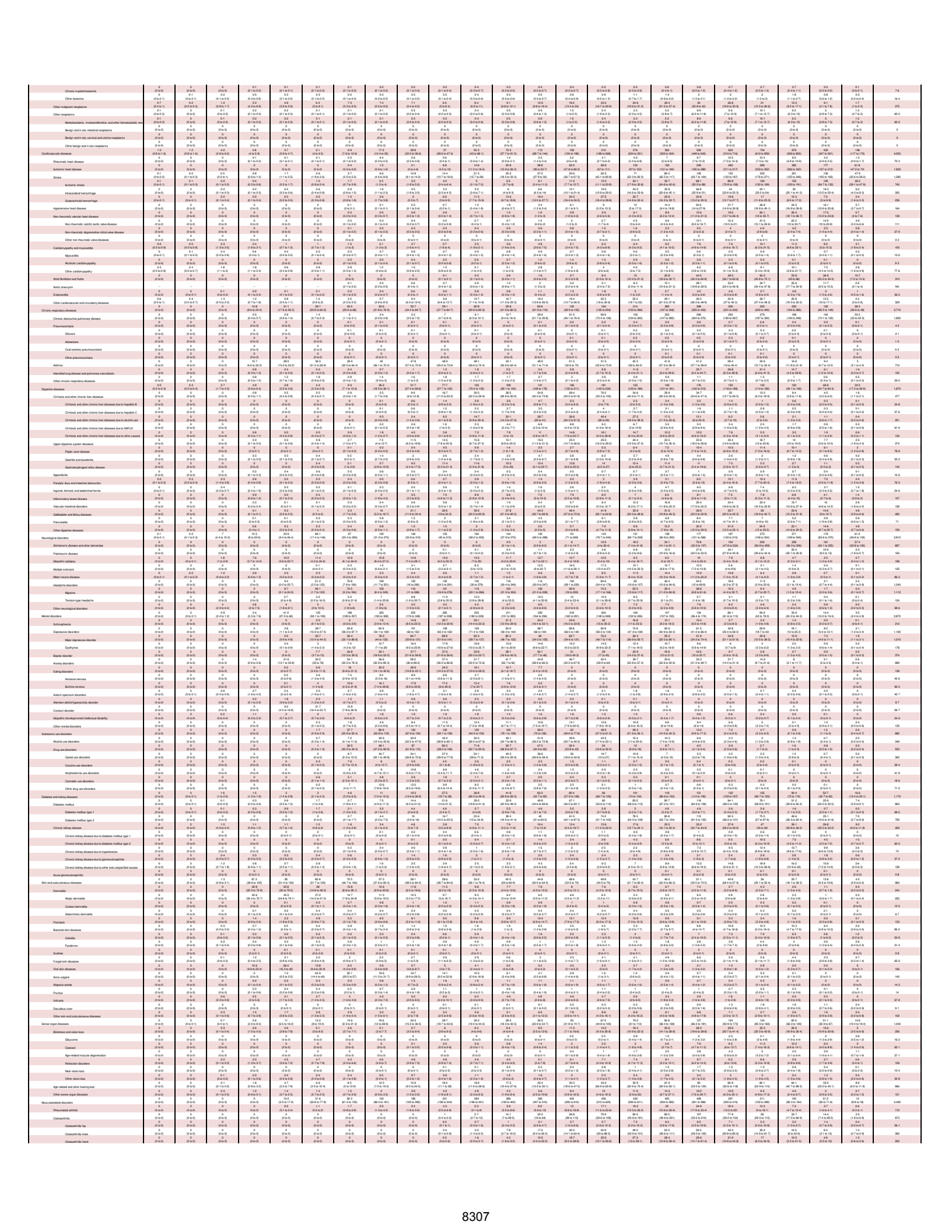

Osteoarthritis other	0 (0 to 0)	0 (0 to 0)	0 (0 to 0)	0 (0 to 0)	0 (0 to 0)	0 (0 to 0)	0 (0 to 0)	0 (0 to 0)	0 (0 to 0)	0 (0 to 0)	0 (0 to 1)	0 (0 to 0)	0 (0 to 0)	0 (0 to 0)	0 (0 to 0)	0 (0 to 0)	0 (0 to 0)	0 (0 to 0)	0 (0 to 0)	0 (0 to 0)	0 (0 to 0)	0 (0 to 0)	0 (0 to 0)	0 (0 to 0)	0 (0 to 0)	0 (0 to 0)	0 (0 to 0)	0 (0 to 0)	0 (0 to 0)	0 (0 to 0)	53-9
Low back pain	0 (0 to 0)	0 (0 to 0)	0 (0 to 0)	0 (0 to 0)	0 (0 to 0)	0 (0 to 0)	0 (0 to 0)	0 (0 to 0)	0 (0 to 0)	0 (0 to 0)	0 (0 to 0)	0 (0 to 0)	0 (0 to 0)	0 (0 to 0)	0 (0 to 0)	0 (0 to 0)	0 (0 to 0)	0 (0 to 0)	0 (0 to 0)

SR Table 2b: Walsall DALYS by cause and age group for females with 95% uncertainty intervals, 2019

Cause	Early Neonatal	Late Neonatal	Post Neonatal	1 to 4	5 to 9	10 to 14	15 to 19	20 to 24	25 to 29	30 to 34	35 to 39	40 to 44	45 to 49	50 to 54	55 to 59	60 to 64	65 to 69	70 to 74	75 to 79	80 to 84	85 to 89	90 to 94	95 plus	Total
All causes	1,192 (957 to 1,510)	1,108 (1,140 to 1,104)	2,560 (2,460 to 2,662)	3,792 (3,577 to 4,010)	2,787 (2,587 to 3,000)	2,722 (2,522 to 2,933)	3,116 (2,900 to 3,344)	3,742 (3,480 to 4,010)	4,124 (3,845 to 4,420)	4,660 (4,349 to 4,995)	5,242 (4,895 to 5,620)	5,910 (5,523 to 6,333)	6,710 (6,273 to 7,193)	7,660 (7,161 to 8,210)	8,772 (8,199 to 9,400)	9,944 (9,299 to 10,653)	11,279 (10,549 to 12,088)	12,779 (11,955 to 13,693)	14,502 (13,570 to 15,539)	16,502 (15,450 to 17,679)	18,777 (17,579 to 20,109)	21,350 (19,993 to 22,869)	42,700
Communicable, maternal, neonatal, and nutritional diseases	(227 to 378)	(67 to 188)	(68 to 143)	(51 to 133)	(42 to 97)	(38 to 94)	(42 to 97)	(52 to 104)	(52 to 104)	(54 to 106)	(54 to 106)	(54 to 106)	(56 to 107)	(58 to 107)	(60 to 110)	(63 to 114)	(66 to 120)	(70 to 127)	(74 to 135)	(79 to 144)	(84 to 154)	(90 to 166)	(96 to 178)	2,550
HIV/AIDS and sexually transmitted infections	6 (1 to 13.7)	1.7 (0.4 to 3.9)	2.3 (1.0 to 5.1)	0.4 (0.3 to 0.5)	0.2 (0.1 to 0.3)	0.2 (0.2 to 0.3)	0.5 (0.4 to 0.6)	1.4 (1 to 2.4)	3.6 (2.5 to 5.2)	5.1 (3.4 to 7.7)	5.8 (3.9 to 8.7)	5.2 (3.2 to 8.5)	4.1 (2.5 to 6.7)	2.7 (1.6 to 4.4)	1.6 (1 to 2.6)	1.2 (0.7 to 2)	0.8 (0.5 to 1.3)	0.5 (0.4 to 0.9)	0.4 (0.2 to 0.5)	0.2 (0.1 to 0.3)	0.1 (0.1 to 0.1)	48.9
HIV/AIDS	0 (0 to 0)	0 (0 to 0)	0.2 (0.2 to 0.3)	0.1 (0.1 to 0.1)	0.1 (0.1 to 0.1)	0.1 (0.1 to 0.1)	0.5 (0.3 to 0.6)	1.4 (1 to 2)	3.5 (2.5 to 5)	5.1 (3.4 to 7.7)	5.8 (3.9 to 8.7)	5.2 (3.2 to 8.5)	4.1 (2.5 to 6.7)	2.7 (1.6 to 4.4)	1.6 (1 to 2.6)	1.2 (0.7 to 2)	0.8 (0.5 to 1.3)	0.5 (0.4 to 0.9)	0.4 (0.2 to 0.5)	0.2 (0.1 to 0.3)	0.1 (0.1 to 0.1)	14.7
HIV/AIDS - Drug-susceptible Tuberculosis	0 (0 to 0)	0 (0 to 0)	0.2 (0.1 to 0.4)	0.1 (0 to 0.1)	0 (0 to 0)	0 (0 to 0)	0.1 (0.1 to 0.1)	0.2 (0.1 to 0.3)	0.3 (0.2 to 0.4)	0.3 (0.2 to 0.5)	0.3 (0.2 to 0.4)	0.3 (0.2 to 0.4)	0.3 (0.2 to 0.4)	0.2 (0.1 to 0.3)	0.1 (0.1 to 0.2)	0.1 (0.1 to 0.2)	0.1 (0.1 to 0.1)	0.1 (0.1 to 0.1)	0 (0 to 0)	0 (0 to 0)	0 (0 to 0)	0 (0 to 0)	2.6
HIV/AIDS - Multidrug-resistant Tuberculosis without extensive dr...	0 (0 to 0)	0 (0 to 0)	0 (0 to 0)	0 (0 to 0)	0 (0 to 0)	0 (0 to 0)	0 (0 to 0)	0 (0 to 0)	0 (0 to 0)	0 (0 to 0)	0 (0 to 0)	0 (0 to 0)	0 (0 to 0)	0 (0 to 0)	0 (0 to 0)	0 (0 to 0)	0 (0 to 0)	0 (0 to 0)	0 (0 to 0)	0 (0 to 0)	0 (0 to 0)	0 (0 to 0)	0 (0 to 0)	0.1
HIV/AIDS - Extensively drug-resistant Tuberculosis	0 (0 to 0)	0 (0 to 0)	0 (0 to 0)	0 (0 to 0)	0 (0 to 0)	0 (0 to 0)	0 (0 to 0)	0 (0 to 0)	0 (0 to 0)	0 (0 to 0)	0 (0 to 0)	0 (0 to 0)	0 (0 to 0)	0 (0 to 0)	0 (0 to 0)	0 (0 to 0)	0 (0 to 0)	0 (0 to 0)	0 (0 to 0)	0 (0 to 0)	0 (0 to 0)	0 (0 to 0)	0 (0 to 0)	0
HIV/AIDS resulting in other diseases	6 (1 to 13.7)	1.7 (0.4 to 3.9)	0.9 (0.4 to 0.9)	0.2 (0.1 to 0.3)	0.1 (0.1 to 0.2)	0.1 (0.1 to 0.2)	0.1 (0.1 to 0.2)	0.4 (0.2 to 0.6)	0.9 (0.6 to 1.3)	1.3 (0.8 to 1.9)	1.6 (1 to 2.3)	1.4 (0.9 to 2)	1.3 (0.8 to 1.9)	1.3 (0.8 to 1.9)	0.8 (0.5 to 1.2)	0.7 (0.4 to 1.2)	0.7 (0.3 to 1.2)	0.4 (0.1 to 0.9)	0.2 (0 to 0.4)	0.2 (0 to 0.4)	0.1 (0 to 0.1)	0.1 (0 to 0.1)	12
Sexually transmitted infections excluding HIV	0.1 (1.7 to 13.7)	0.1 (0.4 to 3.9)	0.4 (0.4 to 0.9)	0.2 (0.1 to 0.3)	0.1 (0.1 to 0.2)	0.1 (0.1 to 0.2)	0.1 (0.2 to 0.4)	0.4 (0.4 to 1.6)	2.4 (1.3 to 4.1)	3.5 (2.1 to 5.9)	3.8 (2.1 to 6.4)	3.5 (1.9 to 6.2)	2.5 (1.4 to 4.7)	1.4 (0.8 to 2.5)	0.8 (0.4 to 1.6)	0.4 (0.2 to 0.8)	0.3 (0.1 to 0.6)	0.1 (0.1 to 0.3)	0.1 (0 to 0.1)	0.1 (0 to 0.1)	0 (0 to 0.1)	0 (0 to 0.1)	34.2
Syphilis	0.1 (1.7 to 13.7)	0.1 (0.4 to 3.9)	0.4 (0.4 to 0.9)	0.1 (0 to 0.2)	0 (0 to 0)	0 (0 to 0)	0 (0 to 0.1)	0.1 (0 to 0.3)	0.3 (0 to 0.7)	0.5 (0 to 1.1)	0.6 (0 to 1.4)	0.5 (0 to 1.3)	0.4 (0 to 1.1)	0.2 (0 to 0.6)	0.1 (0 to 0.4)	0.1 (0 to 0.3)	0 (0 to 0.2)	0 (0 to 0.1)	0 (0 to 0.1)	0 (0 to 0.1)	0 (0 to 0)	0 (0 to 0)	0 (0 to 0)	10.5
Chlamydial infection	0 (0 to 0)	0 (0 to 0)	0 (0 to 0)	0 (0 to 0)	0 (0 to 0)	0 (0 to 0)	0 (0 to 0.1)	0.1 (0 to 0.2)	0.6 (0.3 to 1.1)	0.8 (0.4 to 1.4)	0.9 (0.4 to 1.6)	0.8 (0.4 to 1.6)	0.5 (0.2 to 1.1)	0.3 (0.1 to 0.7)	0.1 (0 to 0.3)	0.1 (0 to 0.2)	0 (0 to 0.1)	0 (0 to 0.1)	0 (0 to 0.1)	0 (0 to 0.1)	0 (0 to 0)	0 (0 to 0)	0 (0 to 0)	4.6
Gonococcal infection	0 (0 to 0)	0 (0 to 0)	0 (0 to 0)	0 (0 to 0)	0 (0 to 0)	0 (0 to 0)	0 (0 to 0.1)	0.1 (0 to 0.2)	0.2 (0.1 to 0.4)	0.2 (0.1 to 0.4)	0.2 (0.1 to 0.4)	0.2 (0.1 to 0.4)	0.2 (0.1 to 0.3)	0.1 (0.1 to 0.2)	0.1 (0 to 0.2)	0.1 (0 to 0.2)	0.1 (0 to 0.2)	0.1 (0 to 0.2)	0.1 (0 to 0.2)	0.1 (0 to 0.2)	0 (0 to 0.1)	0 (0 to 0.1)	0 (0 to 0.1)	2.4
Trichomoniasis	0 (0 to 0)	0 (0 to 0)	0 (0 to 0)	0 (0 to 0)	0 (0 to 0)	0 (0 to 0)	0 (0 to 0.1)	0.1 (0 to 0.2)	0.2 (0.1 to 0.5)	0.4 (0.1 to 1.1)	0.4 (0.1 to 1.1)	0.4 (0.1 to 1.1)	0.3 (0.1 to 0.8)	0.2 (0.1 to 0.5)	0.1 (0 to 0.3)	0.1 (0 to 0.2)	0 (0 to 0.1)	0 (0 to 0.1)	0 (0 to 0.1)	0 (0 to 0.1)	0 (0 to 0)	0 (0 to 0)	0 (0 to 0)	3.5
Genital herpes	0 (0 to 0)	0 (0 to 0)	0 (0 to 0)	0 (0 to 0)	0 (0 to 0)	0 (0 to 0)	0 (0 to 0.1)	0.1 (0 to 0.2)	0.2 (0.1 to 0.4)	0.3 (0.1 to 0.6)	0.3 (0.1 to 0.6)	0.4 (0.1 to 0.8)	0.3 (0.1 to 0.7)	0.2 (0.1 to 0.5)	0.1 (0 to 0.3)	0.1 (0 to 0.2)	0 (0 to 0.1)	0 (0 to 0.1)	0 (0 to 0.1)	0 (0 to 0.1)	0 (0 to 0)	0 (0 to 0)	0 (0 to 0)	4.2
Other sexually transmitted infections	0 (0 to 0)	0 (0 to 0)	0 (0 to 0)	0 (0 to 0)	0 (0 to 0)	0 (0 to 0)	0 (0 to 0.1)	0.1 (0 to 0.2)	0.4 (0.2 to 0.7)	0.6 (0.3 to 1.1)	0.7 (0.3 to 1.2)	0.6 (0.3 to 1.1)	0.5 (0.2 to 1)	0.3 (0.1 to 0.6)	0.2 (0.1 to 0.4)	0.1 (0 to 0.3)	0.1 (0 to 0.2)	0 (0 to 0.1)	0 (0 to 0.1)	0 (0 to 0.1)	0 (0 to 0)	0 (0 to 0)	0 (0 to 0)	3.5
Respiratory infections and tuberculosis	3.7 (2.6 to 5.1)	2.8 (2.1 to 4.1)	3.4 (1.5 to 7.3)	1.9 (0.9 to 4.2)	1.4 (0.6 to 3.2)	1.2 (0.5 to 2.7)	1.2 (0.5 to 2.6)	1.3 (0.6 to 2.8)	1.4 (0.6 to 3.1)	1.6 (0.7 to 3.5)	1.8 (0.8 to 3.9)	2.1 (0.9 to 4.5)	2.4 (1 to 5.2)	2.8 (1.2 to 6.1)	3.2 (1.4 to 7)	3.7 (1.6 to 8.1)	4.2 (1.8 to 9.2)	4.8 (2.1 to 10.5)	5.4 (2.3 to 11.8)	6.2 (2.7 to 13.5)	7.1 (3.1 to 15.4)	8.2 (3.6 to 17.8)	1,150
Tuberculosis	0 (0 to 0)	0 (0 to 0)	0 (0 to 0.2)	0 (0 to 0.1)	0 (0 to 0.1)	0 (0 to 0.2)	0.2 (0.2 to 0.4)	0.7 (0.5 to 0.9)	0.9 (0.6 to 1.3)	1.1 (0.7 to 1.6)	1.3 (0.8 to 1.9)	1.5 (0.9 to 2.2)	1.7 (1 to 2.6)	2 (1.2 to 3)	2.3 (1.4 to 3.4)	2.7 (1.6 to 4)	3.1 (1.8 to 4.7)	3.5 (2 to 5.3)	4 (2.3 to 6)	4.6 (2.6 to 6.9)	5.2 (2.9 to 7.8)	6 (3.3 to 9)	19.6
Latent tuberculosis infection	0 (0 to 0)	0 (0 to 0)	0 (0 to 0)	0 (0 to 0)	0 (0 to 0)	0 (0 to 0)	0 (0 to 0)	0 (0 to 0)	0 (0 to 0)	0 (0 to 0)	0 (0 to 0)	0 (0 to 0)	0 (0 to 0)	0 (0 to 0)	0 (0 to 0)	0 (0 to 0)	0 (0 to 0)	0 (0 to 0)	0 (0 to 0)	0 (0 to 0)	0 (0 to 0)	0 (0 to 0)	0 (0 to 0)	0
Drug-susceptible tuberculosis	0 (0 to 0)	0 (0 to 0)	0 (0 to 0.2)	0 (0 to 0.1)	0 (0 to 0.1)	0 (0 to 0.2)	0.2 (0.2 to 0.4)	0.7 (0.4 to 0.9)	0.9 (0.5 to 1.3)	1.1 (0.6 to 1.6)	1.3 (0.8 to 1.9)	1.5 (0.9 to 2.2)	1.7 (1 to 2.6)	2 (1.2 to 3)	2.3 (1.4 to 3.4)	2.7 (1.6 to 4)	3.1 (1.8 to 4.7)	3.5 (2 to 5.3)	4 (2.3 to 6)	4.6 (2.6 to 6.9)	5.2 (2.9 to 7.8)	6 (3.3 to 9)	19.1
Multidrug-resistant tuberculosis without extensive drug-resistance	0 (0 to 0)	0 (0 to 0)	0 (0 to 0)	0 (0 to 0)	0 (0 to 0)	0 (0 to 0)	0 (0 to 0.1)	0 (0 to 0.1)	0 (0 to 0.1)	0 (0 to 0.1)	0 (0 to 0.1)	0 (0 to 0.1)	0 (0 to 0.1)	0 (0 to 0.1)	0 (0 to 0.1)	0 (0 to 0.2)	0 (0 to 0.2)	0 (0 to 0.3)	0 (0 to 0.3)	0 (0 to 0.3)	0 (0 to 0.3)	0 (0 to 0.2)	0 (0 to 0.1)	0.4
Extensively drug-resistant tuberculosis	0 (0 to 0)	0 (0 to 0)	0 (0 to 0)	0 (0 to 0)	0 (0 to 0)	0 (0 to 0)	0 (0 to 0)	0 (0 to 0)	0 (0 to 0)	0 (0 to 0)	0 (0 to 0)	0 (0 to 0)	0 (0 to 0)	0 (0 to 0)	0 (0 to 0)	0 (0 to 0)	0 (0 to 0)	0 (0 to 0)	0 (0 to 0)	0 (0 to 0)	0 (0 to 0)	0 (0 to 0)	0 (0 to 0)	0
Lower respiratory infections	3.7 (2.6 to 5.1)	2.8 (1.9 to 4)	2.8 (1.2 to 6.3)	1.8 (0.8 to 4)	1.3 (0.5 to 2.9)	1.2 (0.5 to 2.5)	1.2 (0.5 to 2.6)	1.2 (0.5 to 2.6)	1.3 (0.5 to 2.9)	1.5 (0.6 to 3.2)	1.7 (0.7 to 3.6)	1.9 (0.8 to 4.1)	2.2 (0.9 to 4.8)	2.6 (1.1 to 5.7)	2.9 (1.2 to 6.4)	3.4 (1.4 to 7.5)	3.8 (1.6 to 8.4)	4.4 (1.8 to 9.7)	4.9 (2.1 to 10.8)	5.6 (2.3 to 12.4)	6.4 (2.7 to 14.1)	7.4 (3.1 to 16.3)	973
Upper respiratory infections	0 (0 to 0)	0 (0 to 0)	0.1 (0 to 0.2)	0.1 (0 to 0.2)	0.1 (0 to 0.2)	0.1 (0 to 0.2)	0.1 (0 to 0.2)	0.1 (0 to 0.2

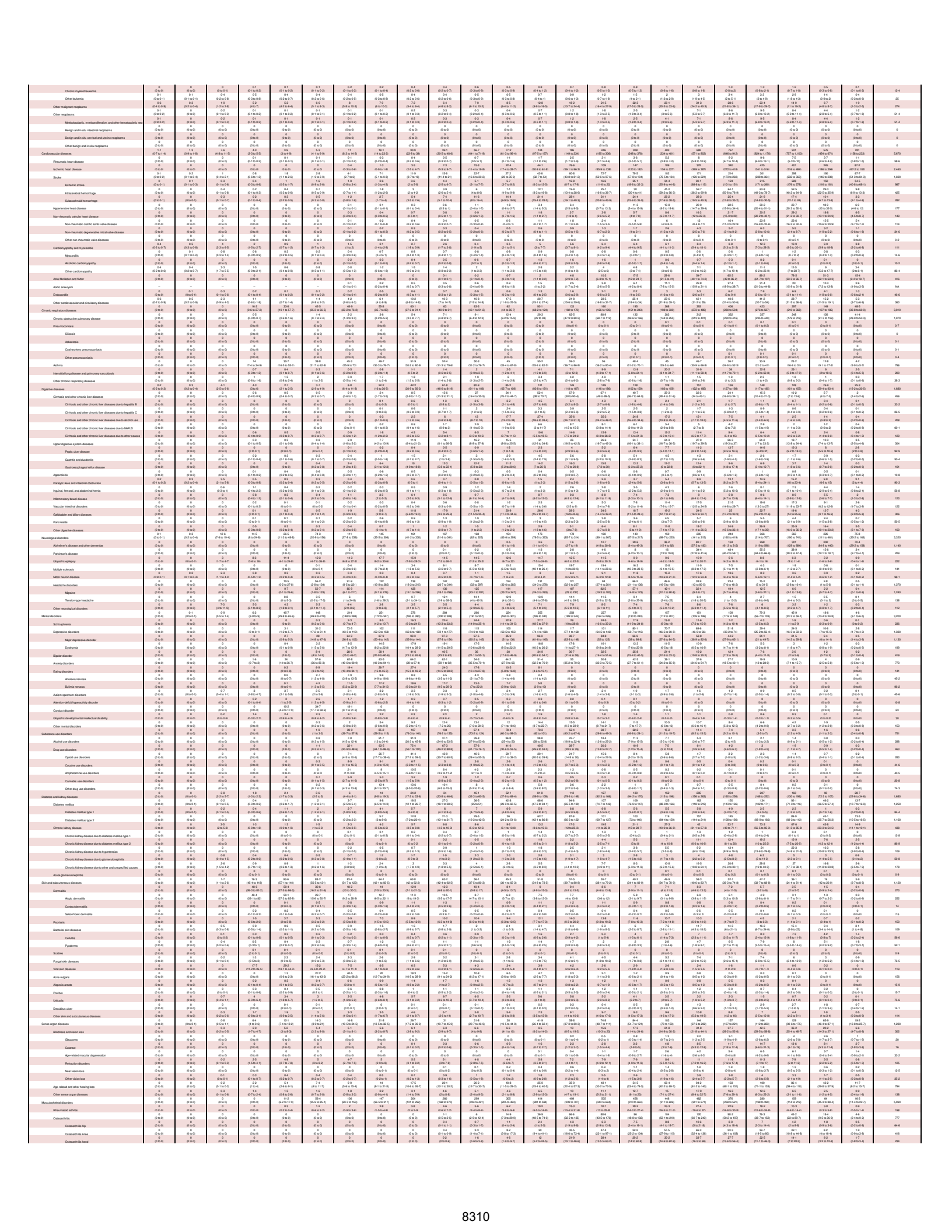

Chronic myeloid leukemia	0 (0 to 0)	0 (0 to 0)	0 (0 to 0)	0-1 (0 to 1)	0-1 (0 to 1)	0-1 (0 to 2)	0-2 (0 to 3)	0-3 (0 to 4)	0-4 (0 to 5)	0-4 (0 to 6)	0-5 (0 to 7)	0-6 (0 to 9)	0-5 (0 to 9)	0-6 (0 to 9)	0-7 (0 to 10)	0-8 (0 to 11)	0-8 (0 to 12)	0-9 (0 to 13)	0-8 (0 to 12)	0-8 (0 to 12)	1-3 (0 to 2)	1-3 (0 to 2)	1-2 (0 to 2)	0-5 (0 to 6)	0-5 (0 to 6)	0-1 (0 to 1)	0-2 (0 to 2)	12-4
Other leukemia	0-1 (0 to 0)	0-1 (0 to 1)	0-4 (0 to 2)	0-5 (0 to 3)	0-4 (0 to 2)	0-5 (0 to 3)	0-5 (0 to 4)	0-4 (0 to 3)	0-4 (0 to 4)	0-4 (0 to 4)	0-5 (0 to 5)	0-5 (0 to 6)	0-5 (0 to 6)	0-5 (0 to 6)	0-7 (0 to 8)	0-7 (0 to 9)	0-8 (0 to 10)	0-8 (0 to 11)	0-7 (0 to 10)	0-8 (0 to 11)	2 (1 to 3)	3-3 (2 to 4)	2-3 (1 to 4)	2-3 (1 to 3)	0-6 (0 to 8)	0-3 (0 to 4)	0-2 (0 to 3)	14 (8 to 21)	0-6 (0 to 8)	0-3 (0 to 4)	0-3 (0 to 4)	25
Other malignant neoplasms	0-6 (0 to 0)	0-3 (0 to 0)	1-9 (1 to 2)	2-2 (0 to 4)	3-3 (0 to 4)	4-6 (1 to 8)	7-2 (3 to 9)	5-4 (2 to 8)	4-6 (2 to 8)	5-2 (2 to 8)	4-4 (2 to 7)	5-2 (2 to 8)	4-4 (2 to 7)	5-2 (2 to 8)	10-2 (5 to 15)	11-2 (6 to 16)	10-2 (5 to 15)	21-5 (10 to 31)	22-3 (11 to 33)	36-1 (20 to 52)	31-5 (20 to 43)	28-6 (24 to 33)	22-4 (17 to 28)	14-9 (7 to 21)	67-1 (44 to 87)	1-6 (0 to 7)	1-3 (0 to 3)	274 (172 to 376)	1-6 (0 to 7)	1-3 (0 to 3)	1-3 (0 to 3)	274
Other neoplasms	0 (0 to 0)	0 (0 to 0)	0 (0 to 0)

Osteoarthritis other	0 (0 to 0)	0 (0 to 0)	0 (0 to 0)	0 (0 to 0)	0 (0 to 0)	0 (0 to 0)	0 (0 to 0)	0 (0 to 0)	0 (0 to 0)	0 (0 to 0)	0 (0 to 1)	0 (0 to 0)	0 (0 to 0)	1 (0 to 2)	2 (1 to 4)	4 (2 to 8)	6 (2 to 13)	6 (2 to 13)	7 (2 to 14)	7 (3 to 16)	9 (4 to 19)	8 (4 to 17)	7 (2 to 16)	8 (3 to 17)	6 (2 to 14)	2 (1 to 4)	0 (0 to 1)	62
Low back pain	0 (0 to 0)	0 (0 to 0)	0 (0 to 0)	0 (0 to 0)	9 (3 to 21)	9 (3 to 19)	34 (19 to 54)	62 (32 to 97)	66 (36 to 97)	74 (41 to 107)	76 (42 to 109)	74 (41 to 109)	74 (41 to 109)	74 (41 to 109)	74 (41 to 109)	74 (41 to 109)	74 (41 to 109)	74 (41 to 109)	74 (41 to 109)	74 (41 to 109)	74 (41 to 109)	74 (41 to 109)	74 (41 to 109)	74 (41 to 109)	74 (41 to 109)	74 (41 to 109)	2,370
Neck pain	0 (0 to 0)	0 (0 to 0)	0 (0 to 0)	0 (0 to 0)	2 (1 to 7)	2 (0 to 6)	9 (4 to 20)	17 (9 to 32)	18 (9 to 33)	20 (10 to 36)	21 (10 to 38)	20 (10 to 37)	20 (10 to 37)	20 (10 to 37)	20 (10 to 37)	20 (10 to 37)	20 (10 to 37)	20 (10 to 37)	20 (10 to 37)	20 (10 to 37)	20 (10 to 37)	20 (10 to 37)	20 (10 to 37)	20 (10 to 37)	20 (10 to 37)	20 (10 to 37)	650
Gout	0 (0 to 0)	0 (0 to 0)	0 (0 to 0)	0 (0 to 0)	0 (0 to 0)	0 (0 to 0)	0 (0 to 0)	0 (0 to 0)	0 (0 to 0)	0 (0 to 0)	0 (0 to 0)	0 (0 to 0)	0 (0 to 0)	0 (0 to 0)	0 (0 to 0)	0 (0 to 0)	0 (0 to 0)	0 (0 to 0)	0 (0 to 0)	0 (0 to 0)	0 (0 to 0)	0 (0 to 0)	0 (0 to 0)	0 (0 to 0)	0 (0 to 0)	0 (0 to 0)	0 (0 to 0)	19.7
Other musculoskeletal disorders	0 (0 to 0)	0 (0 to 0)	0 (0 to 0)	0 (0 to 0)	0 (0 to 0)	0 (0 to 0)	1 (0 to 4)	1 (0 to 4)	1 (0 to 4)	1 (0 to 4)	1 (0 to 4)	1 (0 to 4)	1 (0 to 4)	1 (0 to 4)	1 (0 to 4)	1 (0 to 4)	1 (0 to 4)	1 (0 to 4)	1 (0 to 4)	1 (0 to 4)	1 (0 to 4)	1 (0 to 4)	1 (0 to 4)	1 (0 to 4)	1 (0 to 4)	1 (0 to 4)	1 (0 to 4)	817
Other non-communicable diseases	159 (81.5 to 244)	51.5 (40.1 to 62.2)	171 (110 to 250)	65.5 (51.8 to 80.6)	44.6 (32.5 to 58.4)	50 (36.4 to 67.4)	96.2 (67.4 to 134)	168 (116 to 233)	176 (122 to 243)	208 (153 to 277)	238 (175 to 318)	251 (179 to 337)	253 (179 to 341)	253 (180 to 339)	246 (180 to 332)	270 (199 to 367)	232 (166 to 313)	206 (149 to 284)	202 (144 to 271)	216 (156 to 296)	182 (133 to 238)	159 (120 to 202)	116 (87 to 152)	65.5 (47 to 90.2)	21.7 (14.7 to 27.8)	3,660
Congenital birth defects	196 (77.9 to 342)	45.2 (33.9 to 58.5)	135 (81 to 178)	41.3 (31.6 to 52.7)	19.3 (14.6 to 25.7)	16.9 (12.5 to 22.5)	15.3 (11.6 to 20.1)	14.7 (11.1 to 19)	13.9 (10.6 to 17.6)	13.5 (9.9 to 16.5)	12.5 (9.3 to 15.9)	12.1 (9.1 to 15.9)	10.4 (7.7 to 13.6)	9.2 (6.9 to 12.1)	8.3 (6.2 to 11)	13 (9.6 to 17.5)	12.8 (9.4 to 17)	9.5 (6.9 to 12.9)	8.2 (5.9 to 11)	7.7 (5.5 to 10.5)	1.8 (1.1 to 2.8)	1.2 (0.6 to 1.9)	0.7 (0.4 to 1.1)	0.3 (0.2 to 0.4)	0.1 (0 to 0.1)	492
Neural tube defects	14.9 (8.6 to 22.5)	2.6 (1.5 to 4.3)	13.1 (5.4 to 24.3)	6.5 (2.4 to 11.1)	1 (0.4 to 1.6)	0.9 (0.4 to 1.4)	0.9 (0.4 to 1.4)	1.1 (0.7 to 1.6)	1.1 (0.6 to 1.7)	0.9 (0.6 to 1.3)	0.8 (0.5 to 1.3)	0.8 (0.5 to 1.3)	0.6 (0.3 to 0.9)	0.6 (0.3 to 0.9)	0.5 (0.3 to 0.8)	0.4 (0.2 to 0.6)	0.2 (0.1 to 0.3)	0.1 (0 to 0.1)	0.1 (0 to 0.1)	0 (0 to 0)	0 (0 to 0)	0 (0 to 0)	0 (0 to 0)	0 (0 to 0)	0 (0 to 0)	0 (0 to 0)	45.8
Congenital heart anomalies	24.5 (14.4 to 37)	19.4 (12.9 to 28.4)	45 (26.9 to 75.5)	6.4 (3.7 to 11.4)	2.6 (2.3 to 4.5)	3 (1.8 to 5.7)	3.1 (2.2 to 5.6)	3.3 (2.2 to 5.4)	2.9 (1.8 to 4.4)	2.8 (1.8 to 4.4)	2.6 (1.6 to 4.2)	2.5 (1.6 to 4.2)	2.1 (1.3 to 3.5)	2.7 (1.7 to 3.9)	2.6 (1.6 to 3.9)	2.8 (1.8 to 4.4)	2.5 (1.6 to 4.4)	2.3 (1.3 to 3.7)	1.4 (0.7 to 2.7)	1.5 (0.7 to 2.3)	0.2 (0.1 to 0.4)	0.1 (0 to 0.3)	0.1 (0 to 0.1)	0.1 (0 to 0.1)	0 (0 to 0)	0 (0 to 0)	133
Orofacial clefts	0 (0 to 0)	0 (0 to 0)	0.2 (0 to 0.5)	0.3 (0 to 0.9)	0.1 (0 to 0.4)	0.2 (0 to 0.4)	0.2 (0 to 0.4)	0.2 (0 to 0.4)	0.2 (0 to 0.4)	0.2 (0 to 0.4)	0.1 (0 to 0.3)	0.1 (0 to 0.3)	0.1 (0 to 0.2)	0.1 (0 to 0.2)	0.1 (0 to 0.2)	0.2 (0 to 0.4)	0.2 (0 to 0.4)	0.2 (0 to 0.4)	0.1 (0 to 0.3)	0.1 (0 to 0.2)	0.1 (0 to 0.2)	0.1 (0 to 0.2)	0.1 (0 to 0.2)	0.1 (0 to 0.1)	0 (0 to 0)	0 (0 to 0)	0 (0 to 0)	3.1
Down syndrome	2.3 (1.2 to 3.7)	0.6 (0.4 to 1)	2.2 (1.2 to 3.9)	1.4 (0.8 to 2.1)	1 (0.6 to 1.5)	0.9 (0.6 to 1.5)	0.7 (0.4 to 1.1)	1.2 (0.8 to 1.7)	1.2 (0.8 to 1.7)	1.3 (0.9 to 1.8)	1.3 (0.9 to 1.8)	1.2 (0.8 to 1.7)	1.2 (0.8 to 1.7)	1.1 (0.8 to 1.6)	1.1 (0.8 to 1.6)	1.7 (1.1 to 2.5)	2.3 (1.5 to 3.4)	4.2 (2.7 to 6)	3.2 (1.7 to 5)	1.6 (0.9 to 2.5)	0.1 (0 to 0.2)	0 (0 to 0)	0 (0 to 0)	0 (0 to 0)	0 (0 to 0)	0 (0 to 0)	29.4
Turner syndrome	0 (0 to 0)	0 (0 to 0)	0.1 (0 to 0.2)	0.1 (0 to 0.3)	0.1 (0 to 0.2)	0.1 (0 to 0.2)	0.1 (0 to 0.2)	0.1 (0 to 0.3)	0.1 (0 to 0.3)	0.1 (0 to 0.3)	0.1 (0 to 0.2)	0.1 (0 to 0.2)	0.1 (0 to 0.2)	0.1 (0 to 0.1)	0.1 (0 to 0.1)	0.1 (0 to 0.1)	0.1 (0 to 0.1)	0 (0 to 0)	0 (0 to 0)	0 (0 to 0)	0 (0 to 0)	0 (0 to 0)	0 (0 to 0)	0 (0 to 0)	0 (0 to 0)	0 (0 to 0)	0 (0 to 0)	1.2
Klinefelter syndrome	0 (0 to 0)	0 (0 to 0)	0 (0 to 0)	0 (0 to 0)	0 (0 to 0)	0 (0 to 0)	0 (0 to 0)	0 (0 to 0)	0 (0 to 0)	0 (0 to 0)	0 (0 to 0)	0 (0 to 0)	0 (0 to 0)	0 (0 to 0)	0 (0 to 0)	0 (0 to 0)	0 (0 to 0)	0 (0 to 0)	0 (0 to 0)	0 (0 to 0)	0 (0 to 0)	0 (0 to 0)	0 (0 to 0)	0 (0 to 0)	0 (0 to 0)	0 (0 to 0)	0 (0 to 0)	0
Other chromosomal abnormalities	13.5 (7.4 to 20.4)	9.7 (5.6 to 15.2)	22 (11.4 to 35.4)	2.4 (1.4 to 3.7)	2.1 (1.3 to 3.2)	2 (1.3 to 3.2)	2 (1.3 to 3.2)	2 (1.3 to 3.2)	1.8 (1.1 to 2.6)	1.7 (1.1 to 2.5)	1.6 (1 to 2.3)	1.6 (1 to 2.3)	1.2 (0.8 to 1.8)	1.4 (0.8 to 2.2)	1.2 (0.7 to 1.8)	1 (0.5 to 1.5)	0.6 (0.3 to 1)	0.5 (0.2 to 0.7)	0.2 (0 to 0.4)	0 (0 to 0)	0 (0 to 0)	0 (0 to 0)	0 (0 to 0)	0 (0 to 0)	0 (0 to 0)	0 (0 to 0)	68.6
Congenital musculoskeletal and limb anomalies	5.6 (3.6 to 9.2)	1.4 (0.9 to 2.3)	9.4 (5.4 to 16.2)	0.6 (0.4 to 0.9)	0.4 (0.3 to 0.6)	0.4 (0.3 to 0.6)	0.5 (0.3 to 0.8)	0.6 (0.4 to 0.9)	0.6 (0.4 to 0.9)	0.6 (0.4 to 0.9)	0.5 (0.3 to 0.8)	0.5 (0.3 to 0.8)	0.4 (0.2 to 0.6)	0.3 (0.2 to 0.5)	0.3 (0.2 to 0.5)	0.4 (0.2 to 0.6)	0.3 (0.2 to 0.5)	0.2 (0.1 to 0.4)	0.1 (0 to 0.2)	0 (0 to 0)	0 (0 to 0)	0 (0 to 0)	0 (0 to 0)	0 (0 to 0)	0 (0 to 0)	0 (0 to 0)	73.2
Urogenital congenital anomalies	4 (1.9 to 7.8)	0.9 (0.5 to 1.8)	1.8 (1 to 3.2)	1.1 (0.6 to 1.8)	0.6 (0.4 to 0.9)	0.4 (0.2 to 0.7)	0.3 (0.2 to 0.5)	0.3 (0.2 to 0.4)	0.2 (0.2 to 0.4)	0.2 (0.1 to 0.3)	0.2 (0.1 to 0.3)	0.2 (0.1 to 0.3)	0.1 (0.1 to 0.2)	0.1 (0.1 to 0.2)	0.1 (0.1 to 0.2)	0.1 (0.1 to 0.2)	0.1 (0.1 to 0.2)	0 (0 to 0.1)	0 (0 to 0.1)	0 (0 to 0)	0 (0 to 0)	0 (0 to 0)	0 (0 to 0)	0 (0 to 0)	0 (0 to 0)	0 (0 to 0)	10.5
Digestive congenital anomalies	4 (4.8 to 23.9)	1.3 (0.8 to 4)	2.6 (1.6 to 4.9)	0.5 (0.3 to 0.8)	0.3 (0.2 to 0.5)	0.3 (0.2 to 0.5)	0.3 (0.2 to 0.4)	0.3 (0.2 to 0.4)	0.3 (0.2 to 0.4)	0.2 (0.2 to 0.3)	0.2 (0.1 to 0.3)	0.2 (0.1 to 0.3)	0.2 (0.1 to 0.2)	0.1 (0.1 to 0.2)	0.1 (0.1 to 0.2)	0.1 (0.1 to 0.2)	0.1 (0.1 to 0.2)	0.1 (0.1 to 0.2)	0 (0 to 0.1)	0 (0 to 0)	0 (0 to 0)	0 (0 to 0)	0 (0 to 0)	0 (0 to 0)	0 (0 to 0)	0 (0 to 0)	24.8
Other congenital birth defects	21.4 (16.2 to 28.7)	2.8 (1.7 to 5.2)	20.3 (13.1 to 39.7)	4.1 (2.6 to 6.9)	1.1 (0.7 to 1.8)	0.8 (0.5 to 1.4)	0.7 (0.4 to 1.2)	0.6 (0.4 to 1.1)	0.6 (0.3 to 1)	0.5 (0.3 to 0.9)	0.5 (0.3 to 0.8)	0.4 (0.2 to 0.7)	0.3 (0.2 to 0.5)	0.3 (0.2 to 0.5)	0.3 (0.2 to 0.5)	0.3 (0.2 to 0.5)	0.3 (0.2 to 0.5)	0.2 (0.1 to 0.4)	0.1 (0 to 0.2)	0.1 (0 to 0.2)	0.1 (0 to 0.2)	0.1 (0 to 0.2)	0.1 (0 to 0.2)	0.1 (0 to 0.2)	0.1 (0 to 0.1)	0.1 (0 to 0.1)	152
Urinary diseases and male infertility	0.1 (0 to 0.2)	0.2 (0 to 0.4)	1.2 (0 to 3.1)	0.7 (0.4 to 0.9)	0.4 (0.3 to 0.6)	0.7 (0.5 to 1)	1.2 (0.8 to 1.7)	1.2 (0.8 to 1.7)	1.2 (0.8 to 1.6)	1.2 (0.8 to 1.7)	1.2 (0.8 to 1.7)	1.2 (0.8 to 1.7)	1.2 (0.8 to 1.7)	1.2 (0.8 to 1.7)	1.2 (0.8 to 1.7)	1.2 (0.8 to 1.7)	1.2 (0.8 to 1.7)	1.2 (0.8 to 1.7)	1.2 (0.8 to 1.7)	1.2 (0.8 to 1.7)	1.2 (0.8 to 1.7)	1.2 (0.8 to 1.7)	1.2 (0.8 to 1.7)	1.2 (0.8 to 1.7)	1.2 (0.8 to 1.7)	1.2 (0.8 to 1.7)	367
Urolithiasis	0 (0 to 0)	0 (0 to 0)	0 (0 to 0)	0 (0 to 0)	0 (0 to 0.1)	0 (0 to 0.1)	0 (0 to 0.2)	0 (0 to 0.2)	0 (0 to 0.2)	0 (0 to 0.2)	0 (0 to 0.1)	0 (0 to 0.1)	0 (0 to 0.1)	0 (0 to 0.1)	0 (0 to 0.1)	0 (0 to 0.1)	0 (0 to 0.1)	0 (0 to 0.1)	0 (0 to 0.1)	0 (0 to 0.1)	0 (0 to 0.1)	0 (0 to 0.1)	0 (0 to 0.1)	0 (0 to 0.1)	0 (0 to 0.1)	0 (0 to 0.1)	0 (0 to 0.1)	18.3
Benign prostatic hyperplasia	0 (0 to 0)	0 (0 to 0)	0 (0 to 0)	0 (0 to 0)	0 (0 to 0)	0 (0 to 0)	0 (0 to 0)	0 (0 to 0)	0 (0 to 0)	0 (0 to 0)	0 (0 to 0)	0 (0 to 0)	0 (0 to 0)	0 (0 to 0)	0 (0 to 0)	0 (0 to 0)	0 (0 to 0)	0 (0 to 0)	0 (0 to 0)	0 (0 to 0)	0 (0 to 0)	0 (0 to 0)	0 (0 to 0)	0 (0 to 0)	0 (0 to 0)	0 (0 to 0)	0 (0 to 0)	0
Male infertility	–	–	–	–	–	–	–	–	–	–	–	–	–	–	–	–	–	–	–	–	–	–	–	–	–	–	NA
Other urinary diseases	0.1 (0 to 0.2)	0.1 (0 to 0.2)	0.2 (0 to 0.6)	0.2 (0 to 0.3)	0.1 (0 to 0.1)	0.2 (0 to 0.2)	0.2 (0 to 0.4)	0.3 (0 to 0.4)	0.4 (0 to 0.6)	0.4 (0 to 0.6)	0.5 (0 to 0.7)	0.5 (0 to 0.7)	0.4 (0 to 0.6)	0.6 (0 to 0.9)	0.6 (0 to 0.9)	0.5 (0 to 0.8)	0.5 (0 to 0.7)	0.5 (0 to 0.8)	0.5 (0 to 0.8)	0.4 (0 to 0.6)	0.4 (0 to 0.6)	0.4 (0 to 0.6)	0.4 (0 to 0.6)	0.7 (0 to 0.9)	0.5 (0 to 0.8)	0.3 (0 to 0.4)	0.1 (0 to 0.4)	8.6
Gynecological diseases	0 (0 to 0)	0 (0 to 0)	0 (0 to 0)	0 (0 to 0)	0 (0 to 0)	0 (0 to 0)	7 (2 to 24.7)	47 (28.3 to 76.1)	166 (99.9 to 265)	166 (104 to 235)	166 (117 to 224)	166 (118 to 223)	166 (117 to 222)	166 (117 to 222)	166 (117 to 222)	166 (117 to 222)	166 (117 to 222)	166 (117 to 222)	166 (117 to 222)	166 (117 to 222)	166 (117 to 222)	166 (117 to 222)	166 (117 to 222)	166 (117 to 222)	166 (117 to 222)	166 (117 to 222)	1,270
Uterine fibroids	0 (0 to 0)	0 (0 to 0)	0 (0 to 0)	0 (0 to 0)	0 (0 to 0)	0 (0 to 0)	0 (0 to 0)	0 (0 to 0)	0.5 (0 to 1)	1.1 (0.5 to 2.2)	2.5 (1.1 to 5.2)	4.4 (2 to 9.1)	5.7 (2.6 to 10.6)	7.4 (3.4 to 14.2)	8.5 (4 to 15.8)	11.6 (4.7 to 23)	9.2 (4 to 18.5)	9.2 (4.1 to 18.2)	5.7 (2.3 to 11.4)	2.2 (0.9 to 4.5)	0.2 (0 to 0.5)	0.1 (0 to 0.3)	0.1 (0 to 0.3)	0.1 (0 to 0.3)	0 (0 to 0)	0 (0 to 0)	37.9
Polycystic ovarian syndrome	0 (0 to 0)	0 (0 to 0)	0 (0 to 0)	0 (0 to 0)	0 (0 to 0)	0.1 (0 to 0.2)	1.1 (0.4 to 2.2)	2.6 (1.6 to 3.9)	3.4 (2.6 to 12.2)	3.4 (2.7 to 13.2)	3.4 (2.7 to 12.4)	3.4 (2.9 to 11)	3.4 (2.9 to 11)	4.3 (1.8 to 9.9)	4.3 (1.7 to 9.7)	4.3 (1.1 to 11)	4.3 (1.1 to 11)	4.3 (1.1 to 11)	4.3 (1.1 to 11)	4.3 (1.1 to 11)	4.3 (1.1 to 11)	4.3 (1.1 to 11)	4.3 (1.1 to 11)	4.3 (1.1 to 11)	4.3 (1.1 to 11)	4.3 (1.1 to 11)	4.3 (1.1 to 11)	38.9
Female infertility	0 (0 to 0)	0 (0 to 0)	0 (0 to 0)	0 (0 to 0)	0 (0 to 0)	0 (0 to 0)	0 (0 to 0)	0 (0 to 0)	0 (0 to 0)	0 (0 to 0)	0 (0 to 0)	0 (0 to 0)	0 (0 to 0)	0 (0 to 0)	0 (0 to 0)	0 (0 to 0)	0 (0 to 0)	0 (0 to 0)	0 (0 to 0)	0 (0 to 0)	0 (0 to 0)	0 (0 to 0)	0 (0 to 0)	0 (0 to 0)	0 (0 to 0)	0 (0 to 0)	0 (0 to 0)	11.1
Endometriosis	0 (0 to 0)	0 (0 to 0)	0 (0 to 0)	0 (0 to 0)	0 (0 to 0)	0 (0 to 0)	0 (0 to 0)	0 (0 to 0)	0.1 (0 to 0.3)	0.4 (0.2 to 0.9)	1.1 (0.5 to 2.3)	1.7 (0.8 to 3.6)	2.1 (1 to 4.4)	2.3 (1 to 4.8)	2.3 (1 to 4.7)	2.8 (1 to 5.9)	2.8 (1 to 5.9)	2.8 (1 to 5.9)	2.8 (1 to 5.9)	2.8 (1 to 5.9)	2.8 (1 to 5.9)	2.8 (1 to 5.9)	2.8 (1 to 5.9)	2.8 (1 to 5.9)	2.8 (1 to 5.9)	2.8 (1 to 5.9)	2.8 (1 to 5.9)	88.1
Genital prolapse	0 (0 to 0)	0 (0 to 0)	0 (0 to 0)	0 (0 to 0)	0 (0 to 0)	0 (0 to 0)	0 (0 to 0)	0 (0 to 0)	0 (0 to 0)	0 (0 to 0)	0 (0 to 0)	0 (0 to 0)	0 (0 to 0)	0 (0 to 0)	0 (0 to 0)	0 (0 to 0)	0 (0 to 0)	0 (0 to 0)	0 (0 to 0)

SR Table 2b: Reasons of Moldova DALYs by cause and sex group for females with 95% uncertainty intervals, 2019

Cause	Early Neonatal	Late Neonatal	Post-Neonatal	1 to 4	5 to 9	10 to 14	15 to 19	20 to 24	25 to 29	30 to 34	35 to 39	40 to 44	45 to 49	50 to 54	55 to 59	60 to 64	65 to 69	70 to 74	75 to 79	80 to 84	85 to 89	90 to 94	95 plus	Total
All causes	7,070 (6,290 to 8,060)	2,669 (1,960 to 3,770)	2,670 (2,290 to 3,130)	4,666 (3,750 to 5,910)	4,610 (3,900 to 5,580)	6,430 (5,150 to 8,020)	9,450 (8,280 to 10,700)	10,700 (9,390 to 12,300)	10,900 (9,560 to 12,700)	10,900 (9,560 to 12,600)	11,400 (9,990 to 13,200)	12,600 (11,000 to 14,600)	14,900 (13,000 to 17,200)	17,500 (15,000 to 20,200)	21,400 (18,200 to 24,900)	27,000 (22,900 to 31,500)	34,000 (28,600 to 39,800)	41,000 (34,200 to 48,000)	49,100 (40,600 to 57,900)	59,000 (48,700 to 69,000)	74,000 (60,000 to 86,000)	94,000 (76,000 to 110,000)	29,700 (27,100 to 32,000)	19,700 (13,900 to 27,000)	9,600 (5,330 to 15,200)	634,000
Communicable, maternal, neonatal, and nutritional diseases	5,160 (4,160 to 6,370)	1,630 (929 to 2,770)	1,230 (930 to 1,690)	1,490 (1,100 to 1,970)	1,210 (910 to 1,700)	1,290 (899 to 1,880)	1,490 (1,190 to 1,880)	2,090 (1,620 to 2,660)	2,530 (2,020 to 3,170)	2,930 (2,330 to 3,650)	2,990 (2,380 to 3,730)	2,970 (2,370 to 3,700)	2,510 (1,970 to 3,190)	2,090 (1,710 to 2,570)	2,090 (1,720 to 2,620)	2,250 (1,720 to 2,990)	1,760 (1,340 to 2,430)	799 (564 to 994)	663 (463 to 779)	605 (401 to 787)	429 (327 to 562)	266 (215 to 367)	79.5 (49.5 to 109)	39,900
HIV/AIDS and sexually transmitted infections	61 (51 to 72)	20.1 (9 to 51)	1.6 (0.9 to 4.4)	1.6 (1.0 to 1.7)	3.6 (2.1 to 4.1)	8.1 (6.9 to 9.6)	77.8 (70.0 to 212)	127 (108 to 150)	209 (189 to 231)	307 (286 to 331)	464 (430 to 500)	593 (537 to 677)	701 (613 to 789)	791 (667 to 934)	1,090 (872 to 1,310)	1,170 (867 to 1,600)	1,190 (812 to 1,710)	1,010 (629 to 1,540)	1,000 (623 to 1,530)	1,010 (616 to 1,530)	1,010 (614 to 1,530)	1,010 (614 to 1,530)	1,010 (614 to 1,530)	2,870
HIV/AIDS	0 (0 to 0)	0 (0 to 0)	0 (0 to 0.4)	0 (0 to 1.7)	0 (0 to 3.6)	0 (0 to 9.6)	0 (0 to 12.5)	111 (98.3 to 126)	213 (192 to 236)	347 (326 to 372)	490 (456 to 528)	626 (567 to 699)	726 (637 to 836)	826 (697 to 1,000)	1,140 (907 to 1,450)	1,220 (897 to 1,700)	1,240 (837 to 1,800)	1,060 (657 to 1,650)	1,050 (653 to 1,650)	1,060 (646 to 1,650)	1,060 (644 to 1,650)	1,060 (644 to 1,650)	1,060 (644 to 1,650)	2,670
HIV/AIDS - Drug-susceptible Tuberculosis	0 (0 to 0)	0 (0 to 0)	0 (0 to 0)	0 (0 to 0)	0 (0 to 0)	0 (0 to 0)	0 (0 to 0)	2.2 (1.9 to 2.6)	4.2 (3.7 to 4.8)	6.9 (6.1 to 7.8)	9.7 (8.6 to 11.0)	12.4 (10.9 to 14.2)	14.4 (12.6 to 16.7)	16.4 (14.1 to 19.3)	22.6 (19.4 to 26.5)	24.2 (19.9 to 31.0)	24.6 (19.1 to 33.0)	21.0 (14.7 to 31.0)	20.8 (14.6 to 30.7)	21.0 (14.6 to 30.7)	21.0 (14.6 to 30.7)	21.0 (14.6 to 30.7)	21.0 (14.6 to 30.7)	49.6
HIV/AIDS - Multidrug-resistant Tuberculosis without extensive	0 (0 to 0)	0 (0 to 0)	0 (0 to 0.1)	0 (0 to 0.1)	0 (0 to 0.1)	0 (0 to 0.1)	0 (0 to 0.2)	0.2 (0.2 to 0.3)	0.4 (0.3 to 0.5)	0.6 (0.5 to 0.8)	0.9 (0.7 to 1.1)	1.1 (0.9 to 1.4)	1.3 (1.0 to 1.7)	1.5 (1.1 to 2.0)	2.0 (1.4 to 2.8)	2.2 (1.4 to 3.2)	2.2 (1.3 to 3.3)	1.9 (1.1 to 3.0)	1.9 (1.1 to 3.0)	1.9 (1.1 to 3.0)	1.9 (1.1 to 3.0)	1.9 (1.1 to 3.0)	1.9 (1.1 to 3.0)	73.3
HIV/AIDS - Extensively drug-resistant Tuberculosis	0 (0 to 0)	0 (0 to 0)	0 (0 to 0)	0 (0 to 0)	0 (0 to 0.1)	0 (0 to 0.1)	0 (0 to 0.2)	0.2 (0.2 to 0.3)	0.4 (0.3 to 0.5)	0.6 (0.5 to 0.8)	0.9 (0.7 to 1.1)	1.1 (0.9 to 1.4)	1.3 (1.0 to 1.7)	1.5 (1.1 to 2.0)	2.0 (1.4 to 2.8)	2.2 (1.4 to 3.2)	2.2 (1.3 to 3.3)	1.9 (1.1 to 3.0)	1.9 (1.1 to 3.0)	1.9 (1.1 to 3.0)	1.9 (1.1 to 3.0)	1.9 (1.1 to 3.0)	1.9 (1.1 to 3.0)	31.3
HIV/AIDS resulting in other diseases	0 (0 to 0)	0 (0 to 0)	0 (0 to 0.4)	0 (0 to 1.6)	0 (0 to 3.6)	0 (0 to 9.6)	0 (0 to 12.4)	109 (96.7 to 123)	209 (187 to 232)	341 (320 to 365)	481 (448 to 520)	615 (557 to 687)	713 (626 to 821)	812 (685 to 983)	1,120 (892 to 1,430)	1,200 (882 to 1,670)	1,220 (824 to 1,770)	1,040 (646 to 1,620)	1,030 (642 to 1,620)	1,040 (634 to 1,620)	1,040 (632 to 1,620)	1,040 (632 to 1,620)	1,040 (632 to 1,620)	2,510
Sexually transmitted infections excluding HIV	61 (51 to 72)	20.1 (9 to 51)	1.6 (0.9 to 4.4)	1.6 (1.0 to 1.7)	3.6 (2.1 to 4.1)	8.1 (6.9 to 9.6)	77.8 (70.0 to 212)	16 (13 to 20)	4.2 (3.5 to 5.2)	6.2 (5.2 to 7.5)	8.4 (7.0 to 10.2)	8.5 (7.0 to 10.2)	8.5 (7.0 to 10.2)	8.5 (7.0 to 10.2)	8.5 (7.0 to 10.2)	8.5 (7.0 to 10.2)	8.5 (7.0 to 10.2)	8.5 (7.0 to 10.2)	8.5 (7.0 to 10.2)	8.5 (7.0 to 10.2)	8.5 (7.0 to 10.2)	8.5 (7.0 to 10.2)	8.5 (7.0 to 10.2)	3.2
Syphilis	0 (0 to 0)	0 (0 to 0)	0 (0 to 0)	0 (0 to 0)	0 (0 to 0)	0 (0 to 0)	0 (0 to 0)

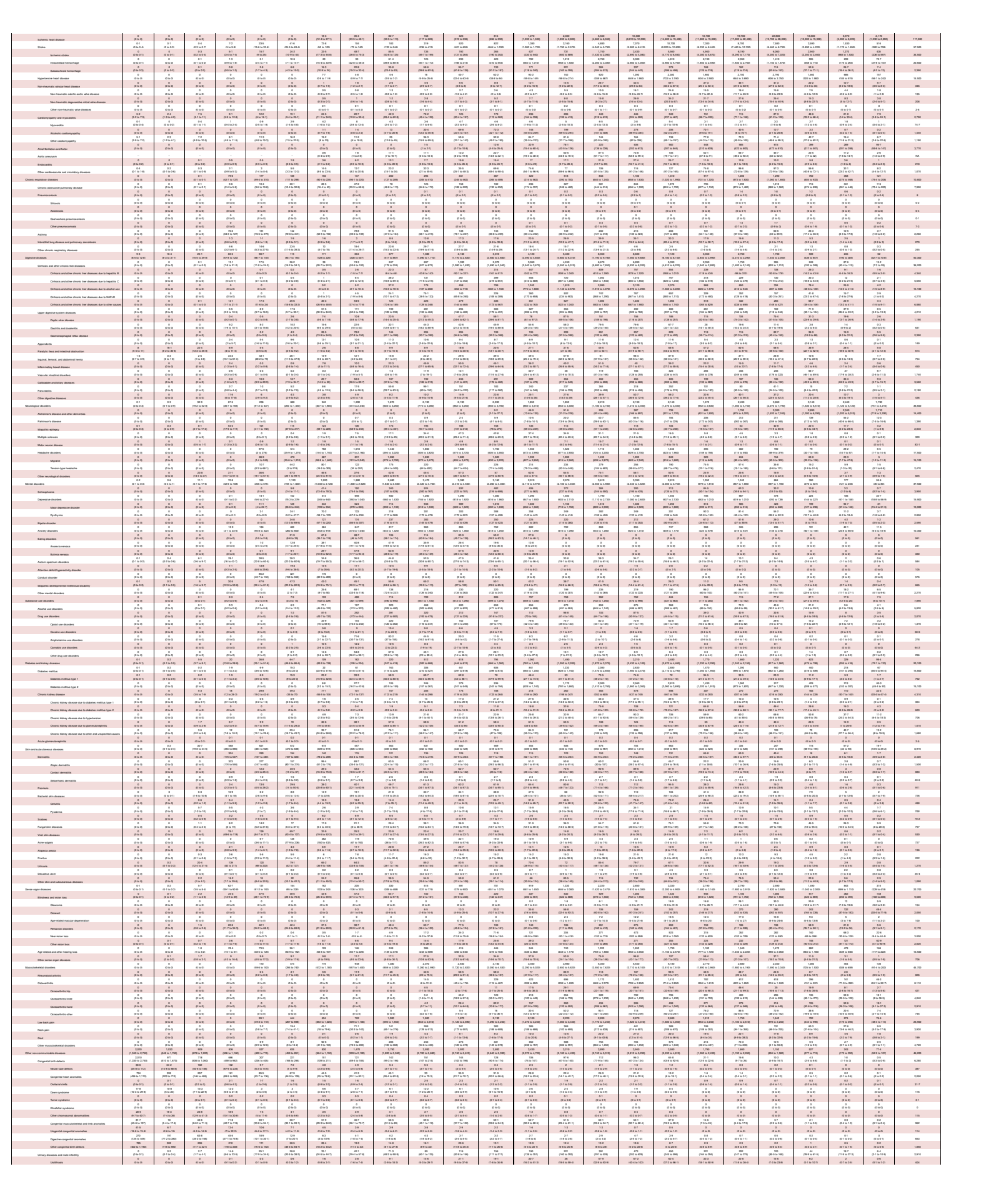



SR Table 2b: Wolverhampton DALYS by cause and age group for females with 95% uncertainty intervals, 2019

Cause	Early Neonatal	Late Neonatal	Post Neonatal	1 to 4	5 to 9	10 to 14	15 to 19	20 to 24	25 to 29	30 to 34	35 to 39	40 to 44	45 to 49	50 to 54	55 to 59	60 to 64	65 to 69	70 to 74	75 to 79	80 to 84	85 to 89	90 to 94	95 plus	Total
All causes	1,000 (949 to 1,049)	1,000 (951 to 1,049)	2,000 (1,900 to 2,101)	3,000 (2,900 to 3,100)	2,000 (1,900 to 2,100)	2,000 (1,900 to 2,100)	2,000 (1,900 to 2,100)	3,000 (2,900 to 3,100)	3,000 (2,900 to 3,200)	3,000 (2,900 to 3,200)	3,000 (2,900 to 3,200)	3,000 (2,900 to 3,200)	3,000 (2,900 to 3,200)	3,000 (2,900 to 3,200)	3,000 (2,900 to 3,200)	3,000 (2,900 to 3,200)	3,000 (2,900 to 3,200)	3,000 (2,900 to 3,200)	3,000 (2,900 to 3,200)	3,000 (2,900 to 3,200)	3,000 (2,900 to 3,200)	3,000 (2,900 to 3,200)	46,100
Communicable, maternal, neonatal, and nutritional diseases	1,000 (940 to 1,060)	1,000 (941 to 1,060)	2,000 (1,900 to 2,100)	3,000 (2,900 to 3,100)	2,000 (1,900 to 2,100)	2,000 (1,900 to 2,100)	2,000 (1,900 to 2,100)	3,000 (2,900 to 3,100)	3,000 (2,900 to 3,200)	3,000 (2,900 to 3,200)	3,000 (2,900 to 3,200)	3,000 (2,900 to 3,200)	3,000 (2,900 to 3,200)	3,000 (2,900 to 3,200)	3,000 (2,900 to 3,200)	3,000 (2,900 to 3,200)	3,000 (2,900 to 3,200)	3,000 (2,900 to 3,200)	3,000 (2,900 to 3,200)	3,000 (2,900 to 3,200)	3,000 (2,900 to 3,200)	3,000 (2,900 to 3,200)	3,000 (2,900 to 3,200)	3,610
HIV/AIDS and sexually transmitted infections	5.6 (1.4 to 12.0)	1.5 (0.4 to 3.3)	2.6 (1.2 to 5.3)	0.6 (0.4 to 0.7)	0.3 (0.3 to 0.4)	0.3 (0.3 to 0.4)	0.6 (0.4 to 1)	1.9 (1.4 to 2.7)	3.6 (2.6 to 5.4)	6.9 (5.0 to 9.3)	7.8 (5.6 to 11)	6.5 (4.6 to 9.5)	5.2 (3.6 to 7.5)	3.5 (2.5 to 5)	2.6 (2.0 to 3.4)	2.0 (1.6 to 2.7)	1.4 (1.0 to 1.9)	0.8 (0.6 to 1.3)	0.5 (0.3 to 0.7)	0.3 (0.2 to 0.5)	0.2 (0.1 to 0.3)	0.1 (0 to 0.1)	59.6
HIV/AIDS	0 (0 to 0)	0 (0 to 0)	0.7 (0.5 to 0.9)	0.5 (0.4 to 0.6)	0.3 (0.2 to 0.4)	0.2 (0.2 to 0.3)	0.3 (0.2 to 0.4)	1.6 (1.1 to 2.1)	3.4 (2.5 to 4.8)	6.6 (4.8 to 8.8)	7.5 (5.4 to 10)	6.2 (4.4 to 8.8)	4.9 (3.5 to 7)	3.3 (2.4 to 4.6)	2.3 (1.7 to 3.1)	1.8 (1.3 to 2.5)	1.2 (0.9 to 1.7)	0.7 (0.5 to 1.1)	0.4 (0.3 to 0.6)	0.3 (0.1 to 0.4)	0.1 (0 to 0.2)	0 (0 to 0)	29.3
HIV/AIDS - Drug-susceptible Tuberculosis	0 (0 to 0)	0 (0 to 0)	0.2 (0.1 to 0.3)	0.1 (0 to 0.1)	0.1 (0 to 0.1)	0.1 (0 to 0.1)	0.1 (0.1 to 0.2)	0.2 (0.2 to 0.4)	0.7 (0.4 to 1.1)	0.8 (0.5 to 1.3)	0.8 (0.5 to 1.2)	0.6 (0.4 to 1)	0.5 (0.3 to 0.8)	0.4 (0.2 to 0.5)	0.3 (0.2 to 0.5)	0.2 (0.2 to 0.4)	0.2 (0.1 to 0.3)	0.1 (0.1 to 0.2)	0.1 (0 to 0.1)	0 (0 to 0)	0 (0 to 0)	0 (0 to 0)	0 (0 to 0)	4.7
HIV/AIDS - Multidrug-resistant Tuberculosis without extensive dr...	0 (0 to 0)	0 (0 to 0)	0 (0 to 0)	0 (0 to 0)	0 (0 to 0)	0 (0 to 0)	0 (0 to 0)	0 (0 to 0)	0 (0 to 0)	0 (0 to 0)	0 (0 to 0)	0 (0 to 0)	0 (0 to 0)	0 (0 to 0)	0 (0 to 0)	0 (0 to 0)	0 (0 to 0)	0 (0 to 0)	0 (0 to 0)	0 (0 to 0)	0 (0 to 0)	0 (0 to 0)	0 (0 to 0)	0 (0 to 0)	0
HIV/AIDS - Extensively drug-resistant Tuberculosis	0 (0 to 0)	0 (0 to 0)	0 (0 to 0)	0 (0 to 0)	0 (0 to 0)	0 (0 to 0)	0 (0 to 0)	0 (0 to 0)	0 (0 to 0)	0 (0 to 0)	0 (0 to 0)	0 (0 to 0)	0 (0 to 0)	0 (0 to 0)	0 (0 to 0)	0 (0 to 0)	0 (0 to 0)	0 (0 to 0)	0 (0 to 0)	0 (0 to 0)	0 (0 to 0)	0 (0 to 0)	0 (0 to 0)	0 (0 to 0)	0
HIV/AIDS resulting in other diseases	0 (0 to 0)	0 (0 to 0)	0.5 (0.3 to 0.6)	0.4 (0.2 to 0.5)	0.2 (0.2 to 0.3)	0.2 (0.1 to 0.2)	0.4 (0.3 to 0.4)	0.6 (0.4 to 1.2)	1.5 (1 to 2.2)	3.3 (2.3 to 4.9)	3.8 (2.5 to 5.4)	2.9 (2 to 4.2)	2.6 (1.7 to 3.7)	2 (1.3 to 2.8)	1.6 (1 to 2.4)	1.4 (1 to 2.1)	1.7 (1.2 to 2.4)	0.8 (0.5 to 1.4)	0.3 (0.1 to 0.4)	0.1 (0 to 0.2)	0 (0 to 0)	0 (0 to 0)	0 (0 to 0)	24.5
Sexually transmitted infections excluding HIV	5.6 (1.4 to 12.0)	1.5 (0.4 to 3.3)	2 (0.5 to 4.6)	0.1 (0 to 0.2)	0 (0 to 0)	0 (0 to 0.1)	0 (0.2 to 0.5)	0.3 (0 to 0.5)	0.2 (0 to 0.4)	0.1 (0 to 0.3)	0.2 (0 to 0.4)	0.3 (0 to 0.6)	0.3 (0 to 0.6)	0.2 (0 to 0.4)	0.3 (0 to 0.6)	0.3 (0 to 0.6)	0.2 (0 to 0.5)	0.2 (0 to 0.5)	0.1 (0 to 0.3)	0.1 (0 to 0.2)	0 (0 to 0.1)	0 (0 to 0.1)	0 (0 to 0.1)	29.3
Syphilis	5.6 (1.4 to 12.0)	1.5 (0.4 to 3.3)	2 (0.5 to 4.4)	0.1 (0 to 0.2)	0 (0 to 0)	0 (0 to 0)	0 (0 to 0)	0 (0 to 0)	0 (0 to 0)	0 (0 to 0)	0 (0 to 0)	0 (0 to 0)	0 (0 to 0)	0 (0 to 0)	0 (0 to 0)	0 (0 to 0)	0 (0 to 0)	0 (0 to 0)	0 (0 to 0)	0 (0 to 0)	0 (0 to 0)	0 (0 to 0)	0 (0 to 0)	9.3
Chlamydial infection	0 (0 to 0)	0 (0 to 0)	0 (0 to 0)	0 (0 to 0)	0 (0 to 0)	0 (0 to 0)	0 (0 to 0.1)	0 (0 to 0.1)	0.5 (0.2 to 0.9)	0.6 (0.3 to 1.2)	0.7 (0.3 to 1.3)	0.7 (0.3 to 1.2)	0.4 (0.2 to 0.8)	0.1 (0 to 0.2)	0.1 (0 to 0.1)	0.1 (0 to 0.1)	0.1 (0 to 0.1)	0.1 (0 to 0.1)	0 (0 to 0.1)	0 (0 to 0)	0 (0 to 0)	0 (0 to 0)	0 (0 to 0)	3.7
Gonococcal infection	0 (0 to 0)	0 (0 to 0)	0 (0 to 0)	0 (0 to 0)	0 (0 to 0)	0 (0 to 0)	0 (0 to 0)	0 (0 to 0.1)	0 (0 to 0.2)	0 (0 to 0.2)	0 (0 to 0.3)	0 (0 to 0.2)	0 (0 to 0.2)	0 (0 to 0.1)	0 (0 to 0.1)	0 (0 to 0.1)	0 (0 to 0.1)	0 (0 to 0.1)	0 (0 to 0.1)	0 (0 to 0.2)	0 (0 to 0.1)	0 (0 to 0.1)	0 (0 to 0.1)	0 (0 to 0.1)	2
Trichomoniasis	0 (0 to 0)	0 (0 to 0)	0 (0 to 0)	0 (0 to 0)	0 (0 to 0)	0 (0 to 0)	0 (0 to 0.1)	0 (0 to 0.1)	0.2 (0.1 to 0.4)	0.3 (0.1 to 0.6)	0.4 (0.1 to 1)	0.4 (0.1 to 1)	0.3 (0.1 to 0.8)	0.2 (0 to 0.6)	0.2 (0 to 0.4)	0.1 (0 to 0.3)	0.1 (0 to 0.2)	0.1 (0 to 0.2)	0 (0 to 0.1)	0 (0 to 0.1)	0 (0 to 0.1)	0 (0 to 0.1)	0 (0 to 0.1)	0 (0 to 0.1)	3.3
Genital herpes	0 (0 to 0)	0 (0 to 0)	0 (0 to 0)	0 (0 to 0)	0 (0 to 0)	0 (0 to 0)	0 (0 to 0.1)	0 (0 to 0.2)	0.2 (0.1 to 0.4)	0.3 (0.1 to 0.6)	0.3 (0.1 to 0.6)	0.4 (0.1 to 0.9)	0.3 (0.1 to 0.6)	0.2 (0.1 to 0.4)	0.2 (0.1 to 0.4)	0.2 (0.1 to 0.4)	0.2 (0.1 to 0.4)	0.2 (0.1 to 0.4)	0.1 (0.1 to 0.2)	0.1 (0 to 0.2)	0 (0 to 0.1)	0 (0 to 0.1)	0 (0 to 0.1)	3.6
Other sexually transmitted infections	0 (0 to 0)	0 (0 to 0)	0 (0 to 0)	0 (0 to 0)	0 (0 to 0)	0 (0 to 0)	0 (0 to 0)	0 (0 to 0.1)	0.1 (0 to 0.2)	0.2 (0 to 0.4)	0.2 (0 to 0.4)	0.2 (0 to 0.4)	0.2 (0 to 0.4)	0.1 (0 to 0.3)	0.1 (0 to 0.2)	0.1 (0 to 0.2)	0.1 (0 to 0.2)	0.1 (0 to 0.2)	0.1 (0 to 0.2)	0 (0 to 0.1)	0 (0 to 0.1)	0 (0 to 0.1)	0 (0 to 0.1)	0 (0 to 0.1)	7.2
Respiratory infections and tuberculosis	3.8 (2.6 to 5.2)	2.3 (1.7 to 3.4)	16.2 (10.3 to 24.9)	12.7 (10.4 to 27.6)	3.2 (2.6 to 4.1)	3.1 (2.6 to 4.2)	3.2 (2.6 to 4.2)	3.6 (2.9 to 4.8)	4.2 (3.4 to 5.7)	5.2 (4.2 to 7.1)	6.2 (5.1 to 8.2)	7.2 (5.8 to 9.5)	8.2 (6.6 to 10.7)	9.2 (7.4 to 12)	10.2 (8.2 to 13.2)	11.2 (9.1 to 14.5)	12.2 (9.9 to 15.8)	13.2 (10.7 to 17.1)	14.2 (11.5 to 18.4)	15.2 (12.3 to 19.7)	16.2 (13.1 to 21)	17.2 (13.9 to 22.3)	392
Tuberculosis	0 (0 to 0)	0 (0 to 0)	0.1 (0 to 0.2)	0.2 (0 to 0.2)	0.1 (0 to 0.2)	0.2 (0 to 0.2)	0.3 (0.2 to 0.5)	0.8 (0.4 to 1.4)	1.4 (0.8 to 2.1)	1.2 (0.7 to 2)	1.2 (0.7 to 1.8)	1.3 (0.7 to 2)	1.3 (0.7 to 2.1)	1.4 (0.8 to 2.1)	1.6 (0.9 to 2.4)	1.7 (1 to 2.5)	1.8 (1.1 to 2.8)	1.9 (1.1 to 2.9)	2 (1.2 to 3.1)	2.1 (1.2 to 3.4)	2.2 (1.3 to 3.6)	2.3 (1.3 to 3.8)	25.7
Latent tuberculosis infection	0 (0 to 0)	0 (0 to 0)	0 (0 to 0)	0 (0 to 0)	0 (0 to 0)	0 (0 to 0)	0 (0 to 0)	0 (0 to 0)	0 (0 to 0)	0 (0 to 0)	0 (0 to 0)	0 (0 to 0)	0 (0 to 0)	0 (0 to 0)	0 (0 to 0)	0 (0 to 0)	0 (0 to 0)	0 (0 to 0)	0 (0 to 0)	0 (0 to 0)	0 (0 to 0)	0 (0 to 0)	0 (0 to 0)	0
Drug-susceptible tuberculosis	0 (0 to 0)	0 (0 to 0)	0.1 (0 to 0.1)	0.2 (0 to 0.2)	0.1 (0 to 0.2)	0.2 (0 to 0.2)	0.2 (0 to 0.5)	0.8 (0.4 to 1.4)	1.4 (0.8 to 2.1)	1.2 (0.7 to 1.9)	1.1 (0.6 to 1.8)	1.2 (0.7 to 1.9)	1.2 (0.6 to 1.9)	1.4 (0.8 to 2.1)	1.5 (0.8 to 2.3)	1.7 (1 to 2.5)	1.8 (1.1 to 2.8)	1.9 (1.1 to 2.9)	2 (1.2 to 3.1)	2.1 (1.2 to 3.4)	2.2 (1.3 to 3.6)	2.3 (1.3 to 3.8)	25.1
Multidrug-resistant tuberculosis without extensive drug-resistance	0 (0 to 0)	0 (0 to 0)	0 (0 to 0)	0 (0 to 0)	0 (0 to 0)	0 (0 to 0)	0 (0 to 0.1)	0 (0 to 0.1)	0 (0 to 0.1)	0 (0 to 0.1)	0 (0 to 0.1)	0 (0 to 0.1)	0 (0 to 0.2)	0 (0 to 0.2)	0 (0 to 0.2)	0 (0 to 0.2)	0 (0 to 0.2)	0 (0 to 0.3)	0 (0 to 0.4)	0 (0 to 0.4)	0 (0 to 0.4)	0 (0 to 0.4)	0 (0 to 0.5)	0.5
Extensively drug-resistant tuberculosis	0 (0 to 0)	0 (0 to 0)	0 (0 to 0)	0 (0 to 0)	0 (0 to 0)	0 (0 to 0)	0 (0 to 0)	0 (0 to 0)	0 (0 to 0)	0 (0 to 0)	0 (0 to 0)	0 (0 to 0)	0 (0 to 0)	0 (0 to 0)	0 (0 to 0)	0 (0 to 0)	0 (0 to 0)	0 (0 to 0)	0 (0 to 0)	0 (0 to 0)	0 (0 to 0)	0 (0 to 0)	0 (0 to 0)	0 (0 to 0)	0.1
Lower respiratory infections	3.8 (2.6 to 5.2)	2.3 (1.6 to 3.2)	16.2 (7.8 to 27.3)	12.5 (4.2 to 8.2)	3.2 (1.4 to 3.2)	3.1 (1.4 to 2.2)	3.2 (1.4 to 3.4)	3.6 (1.6 to 4.4)	4.2 (2.0 to 5.2)	5.2 (2.5 to 6.7)	6.2 (3.0 to 8.2)	7.2 (3.4 to 9.6)	8.2 (3.9 to 11.2)	9.2 (4.3 to 12.6)	10.2 (4.9 to 14.8)	11.2 (5.1 to 16.7)	12.2 (5.7 to 18.7)	13.2 (6.2 to 20.4)	14.2 (6.5 to 22.1)	15.2 (7.1 to 24.5)	16.2 (7.5 to 26.7)	17.2 (7.9 to 28.5)	382
Upper respiratory infections	0 (0 to 0)	0 (0 to 0)	0.1 (0.1 to 0.2)	0.2 (0.1 to 0.4)	0.2 (0.1 to 0.4)	0.2 (0.1 to 0.4)	0.2 (0.1 to 0.4)	0.4 (0.2 to 0.8)	0.8 (0.4 to 1.4)	0.8 (0.4 to 1.4)	0.8 (0.4 to 1.4)	0.8 (0.4 to 1.4)	0.8 (0.4 to 1.4)	0.8 (0.4 to 1.4)	0.8 (0.4 to 1.4)	0.8 (0.4 to 1.4)	0.8 (0.4 to 1.4)	0.8 (0.4 to 1.4)	0.8 (0.4 to 1.4)	0.8 (0.4 to 1.4)	0.8 (0.4 to 1.4)	0.8 (0.4 to 1.4)	0.8 (0.4 to 1.4)	119
Otitis media	0 (0 to 0)	0 (0 to 0)	0 (0 to 0.1)	0 (0 to 0.1)	0 (0 to 0.1)	0 (0 to 0.1)	0 (0 to 0.1)	0 (0 to 0.1)	0 (0 to 0.2)	0 (0 to 0.2)	0 (0 to 0.2)	0 (0 to 0.2)	0 (0 to 0.2)	0 (0 to 0.2)	0 (0 to 0.2)	0 (0 to 0.2)	0 (0 to 0.2)	0 (0 to 0.2)	0 (0 to 0.2)	0 (0 to 0.2)	0 (0 to 0.2)	0 (0 to 0.2)	0 (0 to 0.2)	0 (0 to 0.1)	25
Enteric infections	0.2 (0.2 to 0.3)	0.1 (0.1 to 0.1)	0.7 (0.5 to 1.1)	0.4 (0.2 to 0.9)	0.2 (0.2 to 0.3)	0.2 (0.2 to 0.3)	0.2 (0.2 to 0.3)	0.3 (0.2 to 0.4)	0.3 (0.2 to 0.4)	0.3 (0.2 to 0.4)	0.3 (0.2 to 0.4)	0.3 (0.2 to 0.4)	0.3 (0.2 to 0.4)	0.3 (0.2 to 0.4)	0.3 (0.2 to 0.4)	0.3 (0.2 to 0.4)	0.3 (0.2 to 0.4)	0.3 (0.2 to 0.4)	0.3 (0.2 to 0.4)	0.3 (0.2 to 0.4)	0.3 (0.2 to 0.4)	0.3 (0.2 to 0.4)	0.3 (0.2 to 0.4)	133
Diarrheal diseases	0.2 (0.2 to 0.3)	0.1 (0.1 to 0.1)	0.7 (0.5 to 1.1)	0.4 (0.2 to 0.9)	0.2 (0.2 to 0.3)	0.2 (0.2 to 0.3)	0.2 (0.2 to 0.3)	0.3 (0.2 to 0.4)	0.3 (0.2 to 0.4)	0.3 (0.2 to 0.4)	0.3 (0.2 to 0.4)	0.3 (0.2 to 0.4)	0.3 (0.2 to 0.4)	0.3 (0.2 to 0.4)	0.3 (0.2 to 0.4)	0.3 (0.2 to 0.4)	0.3 (0.2 to 0.4)	0.3 (0.2 to 0.4)	0.3 (0.2 to 0.4)	0.3 (0.2 to 0.4)	0.3 (0.2 to 0.4)	0.3 (0.2 to 0.4)	0.3 (0.2 to 0.4)	132
Typhoid and paraphoid	0 (0 to 0)	0 (0 to 0)	0 (0 to 0)	0 (0 to 0)	0 (0 to 0)	0 (0 to 0)	0 (0 to 0)	0 (0 to 0)	0 (0 to 0)	0 (0 to 0)	0 (0 to 0)	0 (0 to 0)	0 (0 to 0)	0 (0 to 0)	0 (0 to 0)	0 (0 to 0)	0 (0 to 0)	0 (0 to 0)	0 (0 to 0)	0 (0 to 0)	0 (0 to 0)	0 (0 to 0)	0 (0 to 0)	0
Typhoid fever	0 (0 to 0)	0 (0 to 0)	0 (0 to 0)	0 (0 to 0)	0 (0 to 0)	0 (0 to 0)	0 (0 to 0)	0 (0 to 0)	0 (0 to 0)	0 (0 to 0)	0 (0 to 0)	0 (0 to 0)	0 (0 to 0)	0 (0 to 0)	0 (0 to 0)	0 (0 to 0)	0 (0 to 0)	0 (0 to 0)	0 (0 to 0)	0 (0 to 0)	0 (0 to 0)	0 (0 to 0)	0 (0 to 0)	0
Paratyphoid fever	0 (0 to 0)	0 (0 to 0)	0 (0 to 0)	0 (0 to 0)	0 (0 to 0)	0 (0 to 0)	0 (0 to 0)	0 (0 to 0)	0 (0 to 0)	0 (0 to 0)	0 (0 to 0)	0 (0 to 0)	0 (0 to 0)	0 (0 to 0)	0 (0 to 0)	0 (0 to 0)	0 (0 to 0)	0 (0 to 0)	0 (0 to 0)	0 (0 to 0)	0 (0 to 0)	0 (0 to 0)	0 (0 to 0)	0
Invasive Non-typhoidal Salmonella (iNTS)	0 (0 to 0)	0 (0 to 0)	0 (0 to 0)	0 (0 to 0)	0 (0 to 0)	0 (0 to 0)	0 (0 to 0)	0 (0 to 0)	0 (0 to 0)	0 (0 to 0)	0 (0 to 0)	0 (0 to 0)	0 (0 to 0)	0 (0 to 0)	0 (0 to 0)	0 (0 to 0)	0 (0 to 0)	0 (0 to 0)	0 (0 to 0)	0 (0 to 0)	0 (0 to 0)	0 (0 to 0)	0 (0 to 0)	0.2
Other intestinal infectious diseases	0 (0 to 0)	0 (0 to 0)	0 (0 to 0)	0 (0 to 0)	0 (0 to 0)	0 (0 to 0)	0 (0 to 0)	0 (0 to 0)	0 (0 to 0)	0 (0 to 0)	0 (0 to 0)	0 (0 to 0)	0 (0 to 0)	0 (0 to 0)	0 (0 to 0)	0 (0 to 0)	0 (0 to 0)	0 (0 to 0)	0 (0 to 0)	0 (0 to 0)	0 (0 to 0)	0 (0 to 0)	0 (0 to 0)	0.3
Neglected tropical diseases and malaria	0 (0 to 0)	0 (0 to 0)	0.8 (0.2 to 1.7)	2.4 (0.2 to 7.3)	1.8 (0.1 to 3.9)	1.8 (0.2 to 3.5)	0.1 (0 to 0.2)	0.4 (0.1 to 1.2)	0.2 (0 to 0.6)	0.2 (0 to 0.5)	0.2 (0 to 0.7)	0.2 (0 to 0.6)	0.7 (0.1 to 2)	0.6 (0.1 to 1.8)	0.5 (0.1 to 1.5)	0.4 (0.1 to 1.2)	0.2 (0 to 0.7)	0.1 (0 to 0.4)	0.1 (0 to 0.3)	0.1 (0 to 0.3)	0.1 (0 to 0.3)	0.1 (0 to 0.3)	0.1 (0 to 0.3)	10.7
Malaria	0 (0 to 0)	0 (0 to 0)	0 (0 to 0)	0 (0 to 0)	0 (0 to 0)	0 (0 to 0)	0 (0 to 0)	0 (0 to 0)	0 (0 to 0)	0 (0 to 0)	0 (0 to 0)	0 (0 to 0)	0 (0 to 0)	0 (0 to 0)	0 (0 to 0)	0 (0 to 0)	0 (0 to 0)	0 (0 to 0)	0 (0 to 0)	0 (0 to 0)	0 (0 to 0)	0 (0 to 0)	0 (0 to 0)	0
Chagas disease	0 (0 to 0)	0 (0 to 0)	0 (0 to 0)	0 (0 to 0)	0 (0 to 0)	0 (0 to 0)	0 (0 to 0)	0 (0 to 0)	0 (0 to 0)	0 (0 to 0)	0 (0 to 0)	0 (0 to 0)	0 (0 to 0)	0 (0 to 0)	0 (0 to 0)	0 (0 to 0)	0 (0 to 0)	0 (0 to 0)	0 (0 to 0)	0 (0 to 0)	0 (0 to 0)	0 (0 to 0)	0 (0 to 0)	0
Leishmaniasis	0 (0 to 0)	0 (0 to 0)	0 (0 to 0)	0 (0 to 0)	0 (0 to 0)	0 (0 to 0)	0 (0 to 0)	0 (0 to 0)	0 (0 to 0)	0 (0 to 0)	0 (0 to 0)	0 (0 to 0)	0 (0 to 0)	0 (0 to 0)	0 (0 to 0)	0 (0 to 0)	0 (0 to 0)	0 (0 to 0)	0 (0 to 0)	0 (0 to 0)	0 (0 to 0)	0 (0 to 0)	0 (0 to 0)	0
Visceral leishmaniasis	0 (0 to 0)	0 (0 to 0)	0 (0 to 0)	0 (0 to 0)	0 (0 to 0)	0 (0 to 0)	0 (0 to 0)	0 (0 to 0)	0 (0 to 0)	0 (0 to 0)	0 (0 to 0)	0 (0 to 0)	0 (0 to 0)	0 (0 to 0)	0 (0 to 0)	0 (0 to 0)	0 (0 to 0)	0 (0 to 0)	0 (0 to 0)	0 (0 to 0)	0 (0 to 0)	0 (0 to 0)	0 (0 to 0)	0
Cutaneous and mucocutaneous leishmaniasis	0 (0 to 0)	0 (0 to 0)	0 (0 to 0)	0 (0 to 0)	0 (0 to 0)	0 (0 to 0)	0 (0 to 0)	0 (0 to 0)	0 (0 to 0)	0 (0 to 0)	0 (0 to 0)	0 (0 to 0)	0 (0 to 0)	0 (0 to 0)	0 (0 to 0)	0 (0 to 0)	0 (0 to 0)	0 (0 to 0)	0 (0 to 0)	0 (0 to 0)	0 (0 to 0)	0 (0 to 0)	0 (0 to 0)	0
African trypanosomiasis	0 (0 to 0)	0 (0 to 0)	0 (0 to 0)	0 (0 to 0)	0 (0 to 0)	0 (0 to 0)	0 (0 to 0)	0 (0 to 0)	0 (0 to 0)	0 (0 to 0)	0 (0 to 0)	0 (0 to 0)	0 (0 to 0)	0 (0 to 0)	0 (0 to 0)	0 (0 to 0)	0 (0 to 0)	0 (0 to 0)	0 (0 to 0)	0 (0 to 0)	0 (0 to 0)	0 (0 to 0)	0 (0 to 0)	0
Schistosomiasis	0 (0 to 0)	0 (0 to 0)	0 (0 to 0)	0 (0 to 0)	0 (0 to 0)	0 (0 to 0)	0 (0 to 0)	0 (0 to 0)	0 (0 to 0)	0 (0 to 0)	0 (0 to 0)	0 (0 to 0)	0 (0 to 0)	0 (0 to 0)	0 (0 to 0)	0 (0 to 0)	0 (0 to 0)	0 (0 to 0)	0 (0 to 0)	0 (0 to 0)	0 (0 to 0)	0 (0 to 0)	0 (0 to 0)	0
Cysticercosis	0 (0 to 0)	0 (0 to 0)	0 (0 to 0)	0 (0 to 0)	0 (0 to 0)	0 (0 to 0)	0 (0 to 0)	0 (0 to 0)	0 (0 to 0)	0 (0 to 0)	0 (0 to 0)	0 (0 to 0)	0 (0 to 0)	0 (0 to 0)	0 (0 to 0)	0 (0 to 0)	0 (0 to 0)	0 (0 to 0)	0 (0 to 0)	0 (0 to 0)	0 (0 to 0)	0 (0 to 0)	0 (0 to 0)	0
Cystic echinococcosis	0 (0 to 0)	0 (0 to 0)	0 (0 to 0)	0 (0 to 0)	0 (0 to 0)	0 (0 to 0)	0 (0 to 0)	0 (0 to 0)	0 (0 to 0)	0 (0 to 0)	0 (0 to 0)	0 (0 to 0)	0 (0 to 0)	0 (0 to 0)	0 (0 to 0)	0 (0 to 0)	0 (0 to 0)	0 (0 to 0)	0 (0 to 0)	0 (0 to 0)	0 (0 to 0)	0 (0 to 0)	0 (0 to 0)	0.1
Lymphatic filariasis	0 (0 to 0)	0 (0 to 0)	0 (0 to 0)	0 (0 to 0)	0 (0 to 0)	0 (0 to 0)	0 (0 to 0)	0 (0 to 0)	0 (0 to 0)	0 (0 to 0)	0 (0 to 0)	0 (0 to 0)	0 (0 to 0)	0 (0 to 0)	0 (0 to 0)	0 (0 to 0)	0 (0 to 0)	0 (0 to 0)	0 (0 to 0)	0 (0 to 0)	0 (0 to 0)	0 (0 to 0)	0 (0 to 0)	0
Onchocerciasis	0 (0 to 0)	0 (0 to 0)	0 (0 to 0)	0 (0 to 0)	0 (0 to 0)	0 (0 to 0)	0 (0 to 0)	0 (0 to 0)	0 (0 to 0)	0 (0 to 0)	0 (0 to 0)	0 (0 to 0)	0 (0 to 0)	0 (0 to 0)	0 (0 to 0)	0 (0 to 0)	0 (0 to 0)	0 (0 to 0)	0 (0 to 0)	0 (0 to 0)	0 (0 to 0)	0 (0 to 0)	0 (0 to 0)	0
Trachoma	0 (0 to 0)	0 (0 to 0)	0 (0 to 0)	0 (0 to 0)	0 (0 to 0)	0 (0 to 0)	0 (0 to 0)	0 (0 to 0)	0 (0 to 0)	0 (0 to 0)	0 (0 to 0)	0 (0 to 0)	0 (0 to 0)	0 (0 to 0)	0 (0 to 0)	0 (0 to 0)	0 (0 to 0)	0 (0 to 0)	0 (0 to 0)	0 (0 to 0)	0 (0 to 0)	0 (0 to 0)	0 (0 to 0)	0
Dengue	0 (0 to 0)	0 (0 to 0)	0 (0 to 0)	0 (0 to 0)	0 (0 to 0)	0 (0 to 0)	0 (0 to 0)	0 (0 to 0)	0 (0 to 0)	0 (0 to 0)	0 (0 to 0)	0 (0 to 0)	0 (0 to 0)	0 (0 to 0)	0 (0 to 0)	0 (0 to 0)	0 (0 to 0)	0 (0 to 0)	0 (0 to 0)	0 (0 to 0)	0 (0 to 0)	0 (0 to 0)	0 (0 to 0)	0
Yellow fever	0 (0 to 0)	0 (0 to 0)	0 (0 to 0)	0 (0 to 0)	0 (0 to 0)	0 (0 to 0)	0 (0 to 0)	0 (0 to 0)	0 (0 to 0)	0 (0 to 0)	0 (0 to 0)	0 (0 to 0)	0 (0 to 0)	0 (0 to 0)	0 (0 to 0)	0 (0 to 0)	0 (0 to 0)	0 (0 to 0)	0 (0 to 0)	0 (0 to 0)	0 (0 to 0)	0 (0 to 0)	0 (0 to 0)	0
Rabies	0 (0 to 0)	0 (0 to 0)	0 (0 to 0)	0 (0 to 0)	0 (0 to 0)	0 (0 to 0)	0 (0 to 0)	0 (0 to 0)	0 (0 to 0)	0 (0 to 0)	0 (0 to 0)	0 (0 to 0)	0 (0 to 0)	0 (0 to 0)	0 (0 to 0)	0 (0 to 0)	0 (0 to 0)	0 (0 to 0)	0 (0 to 0)	0 (0 to 0)	0 (0 to 0)	0 (0 to 0)	0 (0 to 0)	0
Intestinal nematode infections	0 (0 to 0)	0 (0 to 0)	0 (0 to 0)	0 (0 to 0)	0 (0 to 0)	0 (0 to 0)	0 (0 to 0)	0 (0 to 0)	0 (0 to 0)	0 (0 to 0)	0 (0 to 0)	0 (0 to 0)	0 (0 to 0)	0 (0 to 0)	0 (0 to 0)	0 (0 to 0)	0 (0 to 0)	0 (0 to 0)	0 (0 to 0)	0 (0 to 0)	0 (0 to 0)	0 (0 to 0)	0 (0 to 0)	0
Ascariasis	0 (0 to 0)	0 (0 to 0)	0 (0 to 0)	0 (0 to 0)	0 (0 to 0)	0 (0 to 0)	0 (0 to 0)	0 (0 to 0)	0 (0 to 0)	0 (0 to 0)	0 (0 to 0)	0 (0 to 0)	0 (0 to 0)	0 (0 to 0)	0 (0 to 0)	0 (0 to 0)	0 (0 to 0)	0 (0 to 0)	0 (0 to 0)	0 (0 to 0)	0 (0 to 0)	0 (0 to 0)	0 (0 to 0)	0
Trichuriasis	0 (0 to 0)	0 (0 to 0)	0 (0 to 0)	0 (0 to 0)	0 (0 to 0)	0 (0 to 0)	0 (0 to 0)	0 (0 to 0)	0 (0 to 0)	0 (0 to 0)	0 (0 to 0)	0 (0 to 0)	0 (0 to 0)	0 (0 to 0)	0 (0 to 0)	0 (0 to 0)	0 (0 to 0)	0 (0 to 0)	0 (0 to 0)	0 (0 to 0)	0 (0 to 0)	0 (0



Osteoarthritis other	0 (0 to 0)	0 (0 to 0)	0 (0 to 0)	0 (0 to 0)	0 (0 to 0)	0 (0 to 0)	0 (0 to 0)	0 (0 to 0)	0 (0 to 0)	0 (0 to 0)	0 (0 to 1)	0 (0 to 0)	0 (0.1 to 0.9)	1 (0 to 2.2)	2 (1 to 5.2)	4 (2 to 9.4)	5 (2.4 to 12.4)	6 (2.9 to 13.9)	7 (3.3 to 14.8)	7 (3.7 to 15.8)	7 (3.9 to 16.5)	6 (3.8 to 13.5)	6 (3.1 to 12.1)	4 (2 to 9.4)	2 (1.1 to 4.4)	0.4 (0.2 to 1.2)		55.3
Low back pain	0 (0 to 0)	0 (0 to 0)	0 (0 to 0)	0 (0 to 0)	4 (2 to 11.5)	31.0 (18.5 to 49.5)	59 (32.5 to 87.4)	78.7 (45.5 to 126)	109 (64 to 171)	139 (75 to 199)	147 (88.1 to 217)	146 (87.7 to 210)	139 (112 to 277)	122 (138 to 325)	104 (132 to 308)	89 (111 to 270)	74 (111 to 204)	61 (110 to 248)	52.3 (92.9 to 197)	46.0 (83.4 to 152)	42.2 (79.1 to 144)	38.0 (74.6 to 139)	34.1 (64.4 to 39.9)	30.4 (3.8 to 81.8)	2,153
Neck pain	0 (0 to 0)	0 (0 to 0)	0 (0 to 0)	2.5 (1.2 to 7.5)	17.9 (9 to 33.4)	28.2 (14 to 49.5)	32.0 (16.3 to 61.4)	39.4 (20 to 74.1)	53.3 (28.7 to 105)	69.5 (34.6 to 118)	73.5 (38.2 to 127)	81.7 (44.3 to 136)	74.8 (45.2 to 159)	69.9 (47.1 to 176)	59.9 (47.1 to 176)	52.3 (46.1 to 161)	46.0 (46.9 to 161)	39.9 (49.1 to 161)	32.3 (49.1 to 97)	28.6 (47.4 to 81.3)	27.4 (46.5 to 77.9)	24.1 (43.9 to 73.3)	21.4 (39.3 to 69.4)	19.3 (34.9 to 12.3)	1.3 (1 to 3.3)	829
Gout	0 (0 to 0)	0 (0 to 0)	0 (0 to 0)	0 (0 to 0)	0 (0 to 0)	0 (0 to 0)	0 (0 to 0)	0 (0 to 0)	0 (0 to 0)	0 (0 to 0)

S8 Table 2b: Birmingham DALYs by cause and age group for females with 95% uncertainty intervals, 2019

Cause	Early Neonatal (0-6 days)	Late Neonatal (7-27 days)	Post Neonatal (28-364 days)	1 to 4	5 to 9	10 to 14	15 to 19	20 to 24	25 to 29	30 to 34	35 to 39	40 to 44	45 to 49	50 to 54	55 to 59	60 to 64	65 to 69	70 to 74	75 to 79	80 to 84	85 to 89	90 to 94	95 plus	Total
All causes	2,116 (1,913, 2,362)	1,258 (1,114, 1,431)	1,313 (1,170 to 1,500)	1,504 (1,370 to 1,653)	1,828 (1,664 to 2,012)	1,964 (1,790 to 2,158)	2,124 (1,939 to 2,338)	2,167 (1,977, 2,382)	2,183 (1,990 to 2,400)	2,192 (1,997 to 2,410)	2,199 (2,000 to 2,422)	2,206 (2,000 to 2,433)	2,211 (2,000 to 2,443)	2,220 (2,000 to 2,455)	2,229 (2,000 to 2,466)	2,239 (2,000 to 2,479)	2,249 (2,000 to 2,494)	2,259 (2,000 to 2,510)	2,269 (2,000 to 2,526)	2,279 (2,000 to 2,542)	2,289 (2,000 to 2,558)	2,299 (2,000 to 2,574)	2,309 (2,000 to 2,590)	2,319 (2,000 to 2,606)	2,329 (2,000 to 2,622)	2,339 (2,000 to 2,638)	2,349 (2,000 to 2,654)	2,359 (2,000 to 2,670)	2,369 (2,000 to 2,686)	2,379 (2,000 to 2,702)	2,389 (2,000 to 2,718)	2,399 (2,000 to 2,734)	2,409 (2,000 to 2,750)	2,419 (2,000 to 2,766)	2,429 (2,000 to 2,782)	2,439 (2,000 to 2,798)	2,449 (2,000 to 2,814)	2,459 (2,000 to 2,830)	2,469 (2,000 to 2,846)	2,479 (2,000 to 2,862)	2,489 (2,000 to 2,878)	2,499 (2,000 to 2,894)	2,509 (2,000 to 2,910)	2,519 (2,000 to 2,926)	2,529 (2,000 to 2,942)	2,539 (2,000 to 2,958)	2,549 (2,000 to 2,974)	2,559 (2,000 to 2,990)	2,569 (2,000 to 3,006)	2,579 (2,000 to 3,022)	2,589 (2,000 to 3,038)	2,599 (2,000 to 3,054)	2,609 (2,000 to 3,070)	2,619 (2,000 to 3,086)	2,629 (2,000 to 3,102)	2,639 (2,000 to 3,118)	2,649 (2,000 to 3,134)	2,659 (2,000 to 3,150)	2,669 (2,000 to 3,166)	2,679 (2,000 to 3,182)	2,689 (2,000 to 3,198)	2,699 (2,000 to 3,214)	2,709 (2,000 to 3,230)	2,719 (2,000 to 3,246)	2,729 (2,000 to 3,262)	2,739 (2,000 to 3,278)	2,749 (2,000 to 3,294)	2,759 (2,000 to 3,310)	2,769 (2,000 to 3,326)	2,779 (2,000 to 3,342)	2,789 (2,000 to 3,358)	2,799 (2,000 to 3,374)	2,809 (2,000 to 3,390)	2,819 (2,000 to 3,406)	2,829 (2,000 to 3,422)	2,839 (2,000 to 3,438)	2,849 (2,000 to 3,454)	2,859 (2,000 to 3,470)	2,869 (2,000 to 3,486)	2,879 (2,000 to 3,502)	2,889 (2,000 to 3,518)	2,899 (2,000 to 3,534)	2,909 (2,000 to 3,550)	2,919 (2,000 to 3,566)	2,929 (2,000 to 3,582)	2,939 (2,000 to 3,598)	2,949 (2,000 to 3,614)	2,959 (2,000 to 3,630)	2,969 (2,000 to 3,646)	2,979 (2,000 to 3,662)	2,989 (2,000 to 3,678)	2,999 (2,000 to 3,694)	3,009 (2,000 to 3,710)	3,019 (2,000 to 3,726)	3,029 (2,000 to 3,742)	3,039 (2,000 to 3,758)	3,049 (2,000 to 3,774)	3,059 (2,000 to 3,790)	3,069 (2,000 to 3,806)	3,079 (2,000 to 3,822)	3,089 (2,000 to 3,838)	3,099 (2,000 to 3,854)	3,109 (2,000 to 3,870)	3,119 (2,000 to 3,886)	3,129 (2,000 to 3,902)	3,139 (2,000 to 3,918)	3,149 (2,000 to 3,934)	3,159 (2,000 to 3,950)	3,169 (2,000 to 3,966)	3,179 (2,000 to 3,982)	3,189 (2,000 to 3,998)	3,199 (2,000 to 4,014)	3,209 (2,000 to 4,030)	3,219 (2,000 to 4,046)	3,229 (2,000 to 4,062)	3,239 (2,000 to 4,078)	3,249 (2,000 to 4,094)	3,259 (2,000 to 4,110)	3,269 (2,000 to 4,126)	3,279 (2,000 to 4,142)	3,289 (2,000 to 4,158)	3,299 (2,000 to 4,174)	3,309 (2,000 to 4,190)	3,319 (2,000 to 4,206)	3,329 (2,000 to 4,222)	3,339 (2,000 to 4,238)	3,349 (2,000 to 4,254)	3,359 (2,000 to 4,270)	3,369 (2,000 to 4,286)	3,379 (2,000 to 4,302)	3,389 (2,000 to 4,318)	3,399 (2,000 to 4,334)	3,409 (2,000 to 4,350)	3,419 (2,000 to 4,366)	3,429 (2,000 to 4,382)	3,439 (2,000 to 4,398)	3,449 (2,000 to 4,414)	3,459 (2,000 to 4,430)	3,469 (2,000 to 4,446)	3,479 (2,000 to 4,462)	3,489 (2,000 to 4,478)	3,499 (2,000 to 4,494)	3,509 (2,000 to 4,510)	3,519 (2,000 to 4,526)	3,529 (2,000 to 4,542)	3,539 (2,000 to 4,558)	3,549 (2,000 to 4,574)	3,559 (2,000 to 4,590)	3,569 (2,000 to 4,606)	3,579 (2,000 to 4,622)	3,589 (2,000 to 4,638)	3,599 (2,000 to 4,654)	3,609 (2,000 to 4,670)	3,619 (2,000 to 4,686)	3,629 (2,000 to 4,702)	3,639 (2,000 to 4,718)	3,649 (2,000 to 4,734)	3,659 (2,000 to 4,750)	3,669 (2,000 to 4,766)	3,679 (2,000 to 4,782)	3,689 (2,000 to 4,798)	3,699 (2,000 to 4,814)	3,709 (2,000 to 4,830)	3,719 (2,000 to 4,846)	3,729 (2,000 to 4,862)	3,739 (2,000 to 4,878)	3,749 (2,000 to 4,894)	3,759 (2,000 to 4,910)	3,769 (2,000 to 4,926)	3,779 (2,000 to 4,942)	3,789 (2,000 to 4,958)	3,799 (2,000 to 4,974)	3,809 (2,000 to 4,990)	3,819 (2,000 to 5,006)	3,829 (2,000 to 5,022)	3,839 (2,000 to 5,038)	3,849 (2,000 to 5,054)	3,859 (2,000 to 5,070)	3,869 (2,000 to 5,086)	3,879 (2,000 to 5,102)	3,889 (2,000 to 5,118)	3,899 (2,000 to 5,134)	3,909 (2,000 to 5,150)	3,919 (2,000 to 5,166)	3,929 (2,000 to 5,182)	3,939 (2,000 to 5,198)	3,949 (2,000 to 5,214)	3,959 (2,000 to 5,230)	3,969 (2,000 to 5,246)	3,979 (2,000 to 5,262)	3,989 (2,000 to 5,278)	3,999 (2,000 to 5,294)	4,009 (2,000 to 5,310)	4,019 (2,000 to 5,326)	4,029 (2,000 to 5,342)	4,039 (2,000 to 5,358)	4,049 (2,000 to 5,374)	4,059 (2,000 to 5,390)	4,069 (2,000 to 5,406)	4,079 (2,000 to 5,422)	4,089 (2,000 to 5,438)	4,099 (2,000 to 5,454)	4,109 (2,000 to 5,470)	4,119 (2,000 to 5,486)	4,129 (2,000 to 5,502)	4,139 (2,000 to 5,518)	4,149 (2,000 to 5,534)	4,159 (2,000 to 5,550)	4,169 (2,000 to 5,566)	4,179 (2,000 to 5,582)	4,189 (2,000 to 5,598)	4,199 (2,000 to 5,614)	4,209 (2,000 to 5,630)	4,219 (2,000 to 5,646)	4,229 (2,000 to 5,662)	4,239 (2,000 to 5,678)	4,249 (2,000 to 5,694)	4,259 (2,000 to 5,710)	4,269 (2,000 to 5,726)	4,279 (2,000 to 5,742)	4,289 (2,000 to 5,758)	4,299 (2,000 to 5,774)	4,309 (2,000 to 5,790)	4,319 (2,000 to 5,806)	4,329 (2,000 to 5,822)	4,339 (2,000 to 5,838)	4,349 (2,000 to 5,854)	4,359 (2,000 to 5,870)	4,369 (2,000 to 5,886)	4,379 (2,000 to 5,902)	4,389 (2,000 to 5,918)	4,399 (2,000 to 5,934)	4,409 (2,000 to 5,950)	4,419 (2,000 to 5,966)	4,429 (2,000 to 5,982)	4,439 (2,000 to 5,998)	4,449 (2,000 to 6,014)	4,459 (2,000 to 6,030)	4,469 (2,000 to 6,046)	4,479 (2,000 to 6,062)	4,489 (2,000 to 6,078)	4,499 (2,000 to 6,094)	4,509 (2,000 to 6,110)	4,519 (2,000 to 6,126)	4,529 (2,000 to 6,142)	4,539 (2,000 to 6,158)	4,549 (2,000 to 6,174)	4,559 (2,000 to 6,190)	4,569 (2,000 to 6,206)	4,579 (2,000 to 6,222)	4,589 (2,000 to 6,238)	4,599 (2,000 to 6,254)	4,609 (2,000 to 6,270)	4,619 (2,000 to 6,286)	4,629 (2,000 to 6,302)	4,639 (2,000 to 6,318)	4,649 (2,000 to 6,334)	4,659 (2,000 to 6,350)	4,669 (2,000 to 6,366)	4,679 (2,000 to 6,382)	4,689 (2,000 to 6,398)	4,699 (2,000 to 6,414)	4,709 (2,000 to 6,430)	4,719 (2,000 to 6,446)	4,729 (2,000 to 6,462)	4,739 (2,000 to 6,478)	4,749 (2,000 to 6,494)	4,759 (2,000 to 6,510)	4,769 (2,000 to 6,526)	4,779 (2,000 to 6,542)	4,789 (2,000 to 6,558)	4,799 (2,000 to 6,574)	4,809 (2,000 to 6,590)	4,819 (2,000 to 6,606)	4,829 (2,000 to 6,622)	4,839 (2,000 to 6,638)	4,849 (2,000 to 6,654)	4,859 (2,000 to 6,670)	4,869 (2,000 to 6,686)	4,879 (2,000 to 6,702)	4,889 (2,000 to 6,718)	4,899 (2,000 to 6,734)	4,909 (2,000 to 6,750)	4,919 (2,000 to 6,766)	4,929 (2,000 to 6,782)	4,939 (2,000 to 6,798)	4,949 (2,000 to 6,814)	4,959 (2,000 to 6,830)	4,969 (2,000 to 6,846)	4,979 (2,000 to 6,862)	4,989 (2,000 to 6,878)	4,999 (2,000 to 6,894)	5,009 (2,000 to 6,910)	5,019 (2,000 to 6,926)	5,029 (2,000 to 6,942)	5,039 (2,000 to 6,958)	5,049 (2,000 to 6,974)	5,059 (2,000 to 6,990)	5,069 (2,000 to 7,006)	5,079 (2,000 to 7,022)	5,089 (2,000 to 7,038)	5,099 (2,000 to 7,054)	5,109 (2,000 to 7,070)	5,119 (2,000 to 7,086)	5,129 (2,000 to 7,102)	5,139 (2,000 to 7,118)	5,149 (2,000 to 7,134)	5,159 (2,000 to 7,150)	5,169 (2,000 to 7,166)	5,179 (2,000 to 7,182)	5,189 (2,000 to 7,198)	5,199 (2,000 to 7,214)	5,209 (2,000 to 7,230)	5,219 (2,000 to 7,246)	5,229 (2,000 to 7,262)	5,239 (2,000 to 7,278)	5,249 (2,000 to 7,294)	5,259 (2,000 to 7,310)	5,269 (2,000 to 7,326)	5,279 (2,000 to 7,342)	5,289 (2,000 to 7,358)	5,299 (2,000 to 7,374)	5,309 (2,000 to 7,390)	5,319 (2,000 to 7,406)	5,329 (2,000 to 7,422)	5,339 (2,000 to 7,438)	5,349 (2,000 to 7,454)	5,359 (2,000 to 7,470)	5,369 (2,000 to 7,486)	5,379 (2,000 to 7,502)	5,389 (2,000 to 7,518)	5,399 (2,000 to 7,534)	5,409 (2,000 to 7,550)	5,419 (2,000 to 7,566)	5,429 (2,000 to 7,582)	5,439 (2,000 to 7,598)	5,449 (2,000 to 7,614)	5,459 (2,000 to 7,630)	5,469 (2,000 to 7,646)	5,479 (2,000 to 7,662)	5,489 (2,000 to 7,678)	5,499 (2,000 to 7,694)	5,509 (2,000 to 7,710)	5,519 (2,000 to 7,726)	5,529 (2,000 to 7,742)	5,539 (2,000 to 7,758)	5,549 (2,000 to 7,774)	5,559 (2,000 to 7,790)	5,569 (2,000 to 7,806)	5,579 (2,000 to 7,822)	5,589 (2,000 to 7,838)	5,599 (2,000 to 7,854)	5,609 (2,000 to 7,870)	5,619 (2,000 to 7,886)	5,629 (2,000 to 7,902)	5,639 (2,000 to 7,918)	5,649 (2,000 to 7,934)	5,659 (2,000 to 7,950)	5,669 (2,000 to 7,966)	5,679 (2,000 to 7,982)	5,689 (2,000 to 7,998)	5,699 (2,000 to 8,014)	5,709 (2,000 to 8,030)	5,719 (2,000 to 8,046)	5,729 (2,000 to 8,062)	5,739 (2,000 to 8,078)	5,749 (2,000 to 8,094)	5,759 (2,000 to 8,110)	5,769 (2,000 to 8,126)	5,779 (2,000 to 8,142)	5,789 (2,000 to 8,158)	5,799 (2,000 to 8,174)	5,809 (2,000 to 8,190)	5,819 (2,000 to 8,206)	5,829 (2,000 to 8,222)	5,839 (2,000 to 8,238)	5,849 (2,000 to 8,254)	5,859 (2,000 to 8,270)	5,869 (2,000 to 8,286)	5,879 (2,000 to 8,302)	5,889 (2,000 to 8,318)	5,899 (2,000 to 8,334)	5,909 (2,000 to 8,350)	5,919 (2,000 to 8,366)	5,929 (2,000 to 8,382)	5,939 (2,000 to 8,398)	5,949 (2,000 to 8,414)	5,959 (2,000 to 8,430)	5,969 (2,000 to 8,446)	5,979 (2,000 to 8,462)	5,989 (2,000 to 8,478)	5,999 (2,000 to 8,494)	6,009 (2,000 to 8,510)	6,019 (2,000 to 8,526)	6,029 (2,000 to 8,542)	6,039 (2,000 to 8,558)	6,049 (2,000 to 8,574)	6,059 (2,000 to 8,590)	6,069 (2,000 to 8,606)	6,079 (2,000 to 8,622)	6,089 (2,000 to 8,638)	6,099 (2,000 to 8,654)	6,109 (2,000 to 8,670)	6,119 (2,000 to 8,686)	6,129 (2,000 to 8,702)	6,139 (2,000 to 8,718)	6,149 (2,000 to 8,734)	6,159 (2,000 to 8,750)	6,169 (2,000 to 8,766)	6,179 (2,000 to 8,782)	6,189 (2,000 to 8,798)	6,199 (2,000 to 8,814)	6,209 (2,000 to 8,830)	6,219 (2,000 to 8,846)	6,229 (2,000 to 8,862)	6,239 (2,000 to 8,878)	6,249 (2,000 to 8,894)	6,259 (2,000 to 8,910)	6,269 (2,000 to 8,926)	6,279 (2,000 to 8,942)	6,289 (2,000 to 8,958)	6,299 (2,000 to 8,974)	6,309 (2,000 to 8,990)	6,319 (2,000 to 9,006)	6,329 (2,000 to 9,022)	6,339 (2,000 to 9,038)	6,349 (2,000 to 9,054)	6,359 (2,000 to 9,070)	6,369 (2,000 to 9,086)	6,379 (2,000 to 9,102)	6,389 (2,000 to 9,118)	6,399 (2,000 to 9,134)	6,409 (2,000 to 9,150)	6,419 (2,000 to 9,166)	6,429 (2,000 to 9,182)	6,439 (2,000 to 9,198)	6,449 (2,000 to 9,214)	6,459 (2,000 to 9,230)	6,469 (2,000 to 9,246)	6,479 (2,000 to 9,262)	6,489 (2,000 to 9,278)	6,499 (2,000 to 9,294)	6,509 (2,000 to 9,310)	6,519 (2,000 to 9,326)	6,529 (2,000 to 9,342)	6,539 (2,000 to 9,358)	6,549 (2,000 to 9,374)	6,559 (2,000 to 9,390)	6,569 (2,000 to 9,406)	6,579 (2,000 to 9,422)	6,589 (2,000 to 9,438)	6,599 (2,000 to 9,454)	6,609 (2,000 to 9,470)	6,619 (2,000 to 9,486)	6,629 (2,000 to 9,502)	6,639 (2,000 to 9,518)	6,649 (2,000 to 9,534)	6,659 (2,000 to 9,550)	6,669 (2,000 to 9,566)	6,679 (2,000 to 9,582)	6,689 (2,000 to 9,598)	6,699 (2,000 to 9,614)	6,709 (2,000 to 9,630)	6,719 (2,000 to 9,646)	6,729 (2,000 to 9,662)	6,739 (2,000 to 9,678)	6,749 (2,000 to 9,694)	6,759 (2,000 to 9,710)	6,769 (2,000 to 9,726)	6,779 (2,000 to 9,742)	6,789 (2,000 to 9,758)	6,799 (2,000 to 9,774)	6,809 (2,000 to 9,790)	6,819 (2,000 to 9,806)	6,829 (2,000 to 9,822)	6,839 (2,000 to 9,838)	6,849 (2,000 to 9,854)	6,859 (2,000 to 9,870)	6,869 (2,000 to 9,886)	6,879 (2,000 to 9,902)	6,889 (2,000 to 9,918)	6,899 (2,000 to 9,934)	6,909 (2,000 to 9,950)	6,919 (2,000 to 9,966)	6,929 (2,000 to 9,982)	6,939 (2,000 to 9,998)	6,949 (2,000 to 10,014)	6,959 (2,000 to 10,030)	6,969 (2,000 to 10,046)	6,979 (2,000 to 10,062)	6,989 (2,000 to 10,078)	6,999 (2,000 to 10,094)	7,009 (2,000 to 10,110)	7,019 (2,000 to 10,126)	7,029 (2,000 to 10,142)	7,039 (2,000 to 10,158)	7,049 (2,000 to 10,174)	7,059 (2,000 to 10,190)	7,069 (2,000 to 10,206)	7,079 (2,000 to 10,222)	7,089 (2,000 to 10,238)	7,099 (2,000 to 10,254)	7,109 (2,000 to 10,270)	7,119 (2,000 to 10,286)	7,129 (2,000 to 10,302)	7,139 (2,000 to 10,318)	7,149 (2,000 to 10,334)	7,159 (2,000 to 10,350)	7,169 (2,000 to 10,366)	7,179 (2,000 to 10,382)	7,189 (2,000 to 10,398)	7,199 (2,000 to 10,414)	7,209 (2,000 to 10,430)	7,219 (2,000 to 10,446)	7,229 (2,000 to 10,462)	7,239 (2,000 to 10,478)	7,249 (2,000 to 10,494)	7,259 (2,000 to 10,510)	7,269 (2,000 to 10,526)	7,279 (2,000 to 10,542)	7,289 (2,000 to 10,558)	7,299 (2,000 to 10,574)	7,309 (2,000 to 10,590)	7,319 (2,000 to 10,606)	7,329 (2,000 to 10,622)	7,339 (2,000 to 10,638)	7,349 (2,000 to 10,654)	7,359 (2,000 to 10,670)	7,369 (2,000 to 10,686)	7,379 (2,000 to 10,702)	7,389 (2,000 to 10,718)	7,399 (2,000 to 10,734)	7,409 (2,000 to 10,750)	7,419 (2,000 to 10,766)	7,429 (2,000 to 10,782)	7,439 (2,000 to 10,798)	7,449 (2,000 to 10,814)	7,459 (2,000 to 10,830)	7,469 (2,000 to 10,846)	7,479 (2,000 to 10,862)	7,489 (2,000 to 10,878)	7,499 (2,000 to 10,894)	7,509 (2,000 to 10,910)	7,519 (2,000 to 10,926)	7,529 (2,000 to 10,942)	7,539 (2,000 to 10,958)	7,549 (2,000 to 10,974)	7,559 (2,000 to 10,990)	7,569 (2,000 to 11,006)	7,579 (2,000 to 11,022)	7,589 (2,000 to 11,038)	7,599 (2,000 to 11,054)	7,609 (2,000 to 11,070)	7,619 (2,000 to 11,086)	7,629 (2,000 to 11,102)	7,639 (2,000 to 11,118)	7,649 (2,000 to 11,134)	7,659 (2,000 to 11,150)	7,669 (2,000 to 11,166)	7,679 (2,000 to 11,182)	7,689 (2,000 to 11,198)	7,699 (2,000 to 11,214)	7,709 (2,000 to 11,230)	7,719 (2,000 to 11,246)	7,729 (2,000 to 11,262)	7,739 (2,000 to 11,278)	7,749 (2,000 to 11,294)	7,759 (2,000 to 11,310)	7,769 (2,000 to 11,326)	7,779 (2,000 to 11,342)	7,789 (2,000 to 11,358)	7,799 (2,000 to 11,374)	7,809 (2,000 to 11,390)	7,819 (2,000 to 11,406)	7,829 (2,000 to 11,422)	7,839 (2,000 to 11,438)	7,849 (2,000 to 11,454)	7,859 (2,000 to 11,470)	7,869 (2,000 to 11,486)	7,879 (2,000 to 11,502)	7,889 (2,000 to 11,518)	7,899 (2,000 to 11,534)	7,909 (2,000 to 11,550)	7,919 (2,000 to 11,566)	7,929 (2,000 to 11,582)	7,939 (2,000 to 11,598)	7,949 (2,000 to 11,614)	7,959 (2,000 to 11,630)	7,969 (2,000 to 11,646)	7,979 (2,000 to 11,662)	7,989 (2,000 to 11,678)	7,999 (2,000 to 11,694)	8,009 (2,000 to 11,710)	8,019 (2,000 to 11,726)	8,029 (2,000 to 11,742)	8,039 (2,000 to 11,758)	8,049 (2,000 to 11,774)	8,059 (2,000 to 11,790)	8,069 (2,000 to 11,806)	8,079 (2,000 to 11,822)	8,089 (2,000 to 11,838)	8,099 (2,000 to 11,854)	8,109 (2,000 to 11,870)	8,119 (2,000 to 11,886)	8,129 (2,000 to 11,902)	8,139 (2,000 to 11,918)	8,149 (2,000 to 11,934)	8,159 (2,000 to 11,950)	8,169 (2,000 to 11,966)	8,179 (2,000 to 11,982)	8,189 (2,000 to 11,998)	8,199 (2,000 to 12,014)	8,209 (2,000 to 12,030)	8,219 (2,000 to 12,046)	8,229 (2,000 to 12,062)	8,239 (2,000 to 12,078)	8,249 (2,000 to 12,094)	8,259 (2,000 to 12,110)	8,269 (2,000 to 12,126)	8,279 (2,000 to 12,142)	8,289 (2,000 to 12,158)	8,299 (2,000 to 12,174)	8,309 (2,000 to 12,190)	8,319 (2,000 to 12,206)	8,329 (2,000 to 12,222)	8,339 (2,000 to 12,238)	8,349 (2,000 to 12,254)	8,359 (2,000 to 12,270)	8,369 (2,000 to 12,286)	8,379 (2,000 to 12,302)	8,389 (2,000 to 12,318)	8,399 (2,000 to 12,334)	8,409 (2,000 to 12,350)	8,419 (2,000 to 12,366)	8,429 (2,000 to 12,382)	8,439 (2,000 to 12,398)	8,449 (2,000 to 12,414)	8,459 (2,000 to 12,430)	8,469 (2,000 to 12,446)	8,479 (2,000 to 12,462)	8,489 (2,000 to 12,478)	8,499 (2,000 to 12,494)	8,509 (2,000 to 12,510)	8,519 (2,000 to 12,526)	8,529 (2,000 to 12,542)	8,539 (2,000 to 12,558)	8,549 (2,000 to 12,574)	8,559 (2,000 to 12,590)	8,569 (2,000 to 12,606)	8,579 (2,000 to 12,622)	8,589 (2,000 to 12,638)	8,599 (2,000 to 12,654)	8,609 (2,000 to 12,670)	8,619 (2,000 to 12,686)	8,629 (2,000 to 12,702)	8,639 (2,000 to 12,718)	8,649 (2,000 to 12,734)	8,659 (2,000 to 12,750)	8,669 (2,000 to 12,766)	8,679 (2,000 to 12,782)	8,689 (2,000 to 12,798)	8,699 (2,000 to 12,814)	8,709 (2,000 to 12,830)	8,719 (2,000 to 12,846)	8,729 (2,000 to 12,862)	8,739 (2,000 to 12,878)	8,749 (2,000 to 12,894)	8,759 (2,000 to 12,910)	8,769 (2,000 to 12,926)	8,779 (2,000 to 12,942)	8,789 (2,000 to 12,958)	8,799 (2,000 to 12,974)	8,809 (2,000 to 12,990)	8,819 (2,000 to 13,006)	8,829 (2,000 to 13,022)	8,839 (2,000 to 13,038)	8,849 (2,000 to 13,054)	8,859 (2,000 to 13,070)	8,869 (2,000 to 13,086)	8,879 (2,000 to 13,102)	8,889 (2,000 to 13,118)	8,899 (2,000 to 13,134)	8,909 (2,000 to 13,150)	8,919 (2,000 to 13,166)	8,929 (2,000 to 13,182)	8,939 (2,000 to 13,198)	8,949 (2,000 to 13,214)	8,959 (2,000 to 13,230)	8,969 (2,000 to 13,246)	8,979 (2,000 to 13,262)	8,989 (2,000 to 13,278)	8,999 (2,000 to 13,294)	9,009 (2,000 to 13,310)	9,019 (2,000 to 13,326)	9,029 (2,000 to 13,342)	9,039 (2,000 to 13,358)	9,049 (2,000 to 13,374)	9,059 (2,000 to 13,390)	9,069 (2,000 to 13,406)	9,079 (2,000 to 13,422)	9,089 (2,000 to 13,438)	9,099 (2,000 to 13,454)	9,109 (2,000 to 13,470)	9,119 (2,000 to 13,486)	9,129 (2,000 to 13,502)	9,139 (2,000 to 13,518)	9,149 (2,000 to 13,534)	9,159 (2,000 to 13,550)	9,169 (2,000 to 13,566)	9,179 (2,000 to 13,582)	9,189 (2,000 to 13,598)	9,199 (2,000 to 13,614)	9,209 (2,000 to 13,630)	9,219 (2,000 to 13,646)	9,229 (2,000 to 13,662)	9,239 (2,000 to 13,678)	9,249 (2,000 to 13,694)	9,259 (2,000 to 13,710)	9,269 (2,000 to 13,726)	9,279 (2,000 to 13,742)	9,289 (2,000 to 13,758)	9,299 (2,000 to 13,774)	9,309 (2,000 to 13,790)	9,319 (2,000 to 13,806)	9,329 (2,000 to 13,822)	9,339 (2,000 to 13,838)	9,349 (2,000 to 13,854)	9,359 (2,000 to 13,870)	9,369 (2,000 to 13,886)	9,379 (2,000 to 13,902)	9,389 (2,000 to 13,918)	9,399 (2,000 to 13,934)	9,409 (2,000 to 13,950)	9,419 (2,000 to 13,966)	9,429 (2,000 to 13,982)	9,439 (2,000 to 13,998)	9,449 (2,000 to 14,014)	9,459 (2,000 to 14,030)	9,469 (2,000 to 14,046)	9,479 (2,000 to 14,062)	9,489 (2,000 to 14,078)	9,499 (2,000 to 14,094)	9,509 (2,000 to 14,110)	9,519 (2,000 to 14,126)	9,529 (2,000 to 14,142)	9,539 (2,000 to 14,158)	9,549 (2,000 to 14,174)	9,559 (2,000 to 14,190)	9,569 (2,000 to 14,206)	9,579 (2,000 to 14,222)	9,589 (2,000 to 14,238)	9,599 (2,000 to 14,254)	9,609 (2,000 to 14,270)	9,619 (2,000 to 14,286)	9,629 (2,000 to 14,302)	9,639 (2,000 to 14,318)	9,649 (2,000 to 14,334)	9,659 (2,000 to 14,350)	9,669 (2,000 to 14,366)	9,679 (2,000 to 14,382)	9,689 (2,000 to 14,398)	9,699 (2,000 to 14,414)	9,709 (2,000 to 14,430)	9,719 (2,000 to 14,446)	9,729 (2,000 to 14,462)	9,739 (2,000 to 14,478)	9,749 (2,000 to 14,494)	9,759 (2,000 to 14,510)	9,769 (2,000 to 14,526)	9,779 (2,000 to 14,542)	9,789 (2,000 to 14,558)	9,799 (2,000 to 14,574)	9,809 (2,000 to 14,590)	9,819 (2,000 to 14,606)	9,829 (2,000 to 14,622)	9,839 (2,000 to 14,638)	9,849 (2,000 to 14,654)	9,859 (2,000 to 14,670)	9,869 (2,000 to 14,686)	9,879 (2,000 to 14,702)	9,889 (2,000 to 14,718)	9,899 (2,000 to 14,734)	9,909 (2,000 to 14,750)	9,919 (2,000 to 14,766)	9,929 (2,000 to 14,782)	9,939 (2,000 to 14,798)	9,949 (2,000 to 14,814)	9,959 (2,000 to 14,830)	9,969 (2,000 to 14,846)	9,979 (2,000 to 14,862)	9,989 (2,000 to 14,878)	9,999 (2,000 to 14,894)	10,009 (2,000 to 14,910)	10,019 (2,000 to 14,926)	10,029 (2,000 to 14,942)	10,039 (2,000 to 14,958)	10,049 (2,000 to 14,974)	10,059 (2,000 to 14,990)	10,069 (2,000 to 15,006)	10,079 (2,000 to 15,022)	10,089 (2,000 to 15,038)	10,099 (2,000 to 15,054)	10,109 (2,000 to 15,070)	10,119 (2,000 to 15,086)	10,129 (2,000 to 15,102)	10,139 (2,000 to 15,118)	10,149 (2,000 to 15,134)	10,159 (2,000 to 15,150)	10,169 (2,000 to 15,166)	10,179 (2,000 to 15,182)	10,189 (2,000 to 15,198)	10,199 (2,000 to 15,214)	10,209 (2,000 to 15,230)	10,219 (2,000 to 15,246)	10,229 (2,000 to 15,262)	10,239 (2,000 to 15,278)	10,249 (2,000 to 15,294)	10,259 (2,000 to 15,310)	10,269 (2,000 to 15,326)	10,279 (2,000 to 15,342)	10,289 (2,000 to 15,358)	10,299 (2,000 to 15,374)	10,309 (2,000 to 15,390)	10,319 (2,000 to 15,406)	10,329 (2,000 to 15,422)	10,339 (2,000 to 15,438)	10,349 (2,000 to 15,454)	10,359 (2,000 to 15,470)	10,369 (2,000 to 15,486)	10,379 (2,000 to 15,502)	10,389 (2,000 to 15,518)	10,399 (2,000 to 15,534)	10,409 (2,000 to 15,550)	10,419 (2,000 to 15,566)	10,429 (2,000 to 15,582)	10,439 (2,000 to 15,598)	10,449 (2,000 to 15,614)	10,459 (2,000 to 15,630)	10,469 (2,000 to 15,646)	10,479 (2,000 to 15,662)	10,489 (2,000 to 15,678)	10,499 (2,000 to 15,694)	10,509 (2,000 to 15,710)	10,519 (2,000 to 15,726)	10,529 (2,000 to 15,742)	10,539 (2,000 to 15,758)	10,549 (2,000 to 15,774)	10,559 (2,000 to 15,790)	10,569 (2,000 to 15,806)	10,579 (2,000 to 15,822)	10,589 (2,000 to 15,838)	10,599 (2,000 to 15,854)	10,609 (2,000 to 15,870)	10,619 (2,000 to 15,886)	10,629 (2,000 to 15,902)	10,639 (2,000 to 15,918)	10,649 (2,000 to 15,934)	10,659 (2,000 to 15,950)	10,669 (2,000 to 15,966)	10,679 (2,000 to 15,982)	10,689 (2,000 to 15,998)	10,699 (2,000 to 16,014)	10,709 (2,000 to 16,030)	10,719 (2,000 to 16,046)	10,729 (2,000 to 16,062)	10,739 (2,000 to 16,078)	10,749 (2,000 to 16,094)	10,759 (2,000 to 16,110)	10,769 (2,000 to 16,126)	10,779 (2,000 to 16,142)	10,789 (2,000 to 16,158)	10,799 (2,000 to 16,174)	10,809 (2,000 to 16,190)	10,819 (2,000 to 16,206)	10,829 (2,000 to 16,222)	10,839 (2,000 to 16,238)	10,849 (2,000 to 16,254)	10,859 (2,000 to 16,270)	10,869 (2,000 to 16,286)	10,879 (2,000 to 16,302)	10,889 (2,000 to 16,318)	10,899 (2,000 to 16,334)	10,909 (2,000 to 16,350)	10,919 (2,000 to 16,366)	10,929 (2,000 to 16,382)	10,939 (2,000 to 16,398)	10,949 (2,000 to 16,414)	10,959 (2,000 to 16,430)	10,969 (2,000 to 16,446)	10,979 (2,000 to 16,462)	10,989 (2,000 to 16,478)	10,999 (2,000 to 16,494)	11,009 (2,000 to 16,510)	11,019 (2,000 to 16,526)	11,029 (2,000 to 16,542)	11,039 (2,000 to 16,558)	11,049 (2,000 to 16,574)	11,059 (2,000 to 16,590)	11,069 (2,000 to 16,606)	11,079 (2,000 to 16,622)	11,089 (2,000 to 16,638)	11,099 (2,000 to 16,654)	11,109 (2,000 to 16,670)	11,119 (2,000 to 16,686)	11,129 (2,000 to 16,702)	11,139 (2,000 to 16,718)	11,149 (2,000 to 16,734)	11,159 (2,000 to 16,750)	11,169 (2,000 to 16,766)	11,179 (2,000 to 16,782)	11,189 (2,000 to 16,798)	11,199 (2,000 to 16,814)	11,209 (2,000 to 16,830)	11,219 (2,000 to 16,846)	11,229 (2,000 to 16,862)	11,239 (2,000 to 16,878)	11,249 (2,000 to 16,894)	11,259 (2,000 to 16,910)	11,269 (2,000 to 16,926)	11,279 (2,000 to 16,942)	11,289 (2,000 to 16,958)	11,299 (2,000 to 16,974)	11,

Other neoplasms	0-6 (0 to 1.1)	0 (0 to 0)	0 (0-2 to 1.3)	0-7 (0-4 to 1.1)	0-7 (0-4 to 1)	0-3 (0-3 to 0.4)	0-5 (0-3 to 0.6)	0-6 (0-4 to 0.8)	1 (0 to 1.4)	1-4 (0 to 2.1)	1-6 (1-1 to 2.3)	2-1 (1-4 to 3)	3-4 (2-3 to 4.6)	5-2 (3-4 to 7.3)	7-6 (5-5 to 10.7)	10-6 (7-6 to 14.3)	13-5 (9-7 to 17.9)	17-4 (11-2 to 21.1)	20-2 (12-7 to 31.4)	24-7 (13-7 to 39.1)	29-6 (21-6 to 40.7)	28-5 (19-9 to 38.4)	17-8 (11-3 to 25.9)	6-7 (4-2 to 9.7)	185
Medulloblastoma, medulloblastoma, and other hemangioblastoma	0 (0 to 0)	0 (0 to 0)	0 (0 to 0)

Congenital birth defects	6/46 (494/9,955)	2/6 (19/9 to 29/1)	5/05 (392/9 to 481)	1/89 (144/9 to 240)	8/7-4 (64/3 to 114)	6/8-6 (49/4/9 to 80/7)	7/1-4 (57/7 to 92/3)	7/4-1 (55/5 to 94/4)	6/4-1 (48/9 to 83/2)	5/9-6 (44/5 to 79/3)	5/9-2 (43/4/9 to 76/1)	5/0-6 (38/9 to 67/4)	4/7-8 (33/2 to 63/1)	4/7 (33/7 to 62/4)	4/4-7 (29/4 to 61/0)	3/3-3 (21/9 to 44/7)	2/2-1 (14/9 to 29/5)	1/7-7 (4/7 to 11/4)	2/-2 (3/1 to 7/4)	1/-1 (0/4 to 1/4)	0/-3 (0/2 to 0/4)		2,300
Neural tube defects	79/-4 (60/9 to 122)	10/4 (5/4 to 18/4)	54/-1 (29/7 to 152)	6/2 (2/9 to 64/4)	4/6 (2/2/9 to 8)	3/6 (2/4 to 5/3)	4/3 (2/4 to 8/-1)	3/-3 (2/2 to 7/2)	3/-2 (2/2 to 7/3)	4/6 (2/2/9 to 9)	3/-5 (2/2 to 6/-4)	2/4 (1/5 to 3/9)	1/9 (1/1 to 3/1)	1/-1 (0/7 to 1/7)	0/7 (0/5 to 1/2)	0/4 (0/2 to 0/9)	0/3 (0/2 to 0/4)	0/2 (0/1 to 0/2)	0/-1 (0/0/1 to 0/1)	0/1 (0/0/1 to 0/1)	0/-1 (0/0/9 to 0/1)	0/-1 (0/0/9 to 0/1)		224
Congenital heart anomalies	0/-1 (0 to 0/1)	0/1 (0/0 to 0/1)	0/-6 (0/3 to 1/6)	1/2 (0/5 to 0/7)	0/-6 (0/2 to 0/3)	0/-6 (0/1 to 1/-6)	0/-6 (0/2 to 0/-6)	0/-6 (0/1/9 to 1/-2)	0/-6 (0/1/9 to 1/-1)	0/-6 (0/2 to 0/-6)	0/-6 (0/1/9 to 1/-1)	0/-6 (0/1/9 to 1/-1)	0/-7 (0/1/9 to 1/-1)	0/-7 (0/2 to 0/-6)	0/-6 (0/1/9 to 1/-1)	0/-5 (0/2 to 0/-6)	0/-4 (0/2 to 0/-6)	0/-3 (0/2 to 0/-6)	0/-2 (0/2 to 0/-6)	0/-1 (0/2 to 0/-6)	0/-2 (0/2 to 0/-6)	0/-1 (0/2 to 0/-6)		541
Orofacial clefts	0/-1 (0 to 0/1)	0/-1 (0/0 to 0/1)	0/-6 (0/3 to 1/6)	1/2 (0/5 to 0/7)	0/-6 (0/2 to 0/3)	0/-6 (0/1 to 1/-6)	0/-6 (0/2 to 0/-6)	0/-6 (0/1/9 to 1/-2)	0/-6 (0/1/9 to 1/-1)	0/-6 (0/2 to 0/-6)	0/-6 (0/1/9 to 1/-1)	0/-6 (0/1/9 to 1/-1)	0/-7 (0/1/9 to 1/-1)	0/-7 (0/2 to 0/-6)	0/-6 (0/1/9 to 1/-1)	0/-5 (0/2 to 0/-6)	0/-4 (0/2 to 0/-6)	0/-3 (0/2 to 0/-6)	0/-2 (0/2 to 0/-6)	0/-1 (0/2 to 0/-6)	0/-2 (0/2 to 0/-6)	0/-1 (0/2 to 0/-6)		129
Down syndrome	20/-2 (15/9 to 33/9)	4/7 (2/4/9 to 7/8)	13/-4 (7/3 to 22/-8)	7/-2 (4/4 to 15/-5)	4/-6 (2/4/9 to 7/-1)	3/-3 (2/4 to 7/-9)	7/-2 (4/7 to 14/-4)	4/-1 (4/4 to 10/-3)	7/-1 (4/4 to 15/-4)	4/-1 (4/4 to 10/-4)	7/-1 (4/4 to 16/-1)	4/-1 (4/4 to 10/-1)	8/-6 (5/7 to 13/-5)	14/-9 (8/4 to 21/-3)	17/-7 (9/9 to 26/-4)	13/-1 (9/3 to 19/-9)	9/-3 (3/4 to 14/-4)	2/-2 (0/4 to 3/-3)	0/-1 (0/0 to 0/-1)	0/-1 (0/0 to 0/-1)	0/-1 (0/0 to 0/-1)	0/-1 (0/0 to 0/-1)		157
Turner syndrome	0/-1 (0/0 to 0/-1)	0/-1 (0 to 0/-1)	0/-1 (0/0 to 0/-1)	0/-1 (0/1 to 1/-1)	0/-5 (0/1 to 1/-3)	0/-5 (0/0/1 to 0/-1)	0/-6 (0/1 to 0/-1)	0/-7 (0/2 to 0/-6)	0/-7 (0/2 to 0/-6)	0/-6 (0/1 to 1/-1)	0/-6 (0/1 to 1/-1)	0/-5 (0/2 to 0/-6)	0/-3 (0/1 to 0/-5)	0/-2 (0/1 to 0/-5)	0/-1 (0/0/1 to 0/-1)	0/-1 (0/0/1 to 0/-1)	0/-1 (0/0/1 to 0/-1)	0/-1 (0/0/1 to 0/-1)	0/-1 (0/0/1 to 0/-1)	0/-1 (0/0/1 to 0/-1)	0/-1 (0/0/1 to 0/-1)	0/-1 (0/0/1 to 0/-1)		5-9
Klinefelter syndrome	0 (0 to 0)	0 (0 to 0)	0 (0 to 0)	0 (0 to 0)	0 (0 to 0)	0 (0 to 0)	0 (0 to 0)	0 (0 to 0)	0 (0 to 0)	0 (0 to 0)	0 (0 to 0)	0 (0 to 0)	0 (0 to 0)	0 (0 to 0)	0 (0 to 0)	0 (0 to 0)	0 (0 to 0)	0 (0 to 0)	0 (0 to 0)	0 (0 to 0)	0 (0 to 0)	0 (0 to 0)		0
Other chromosomal abnormalities	62/-4 (46/9 to 1/48)	4/9 (2/9/9 to 7/5-5)	9/6-2 (5/7 to 15/5)	11/-4 (7/3 to 17/-4)	8/-8 (5/3/9 to 1/4)	9/-9 (6/3 to 15/)	9/-8 (6/9 to 15/-2)	8/-9 (5/4/9 to 13/-1)	8/-9 (5/4/9 to 13/1)	8/-3 (5/1 to 12/-3)	7/-8 (5/2 to 11/-1)	6/-3 (3/9/9 to 9/-1)	5/7 (3/3 to 8/-4)	4/-2 (2/9/9 to 6/-3)	3/-2 (1/7/9 to 5/)	2 (1/1 to 3/3)	1/-3 (0/7 to 2/-1)	0/-7 (0/3/9 to 1/-1)	0/-3 (0/1/9 to 0/-4)	0/-2 (0/1/9 to 0/-3)	0/-2 (0/1/9 to 0/-3)	0/-1 (0/1/9 to 0/-3)		336
Congenital musculoskeletal and limb anomalies	43/-9 (27/3 to 71/-4)	7/-9 (4/7 to 13)	43/-7 (29/1/9 to 66/-1)	36/-2 (20/4 to 57/-6)	23/-8 (12/9 to 37)	15/-6 (12/3 to 23/9)	20 (12/4 to 32/-1)	17/-8 (10/4 to 27/-2)	17/-1 (9/4/9 to 28/-9)	16/-6 (9/7 to 26/-2)	15/-9 (9/4/9 to 25)	13/-5 (8/2 to 22/-3)	12/-9 (7/9 to 19/-6)	11/-9 (6/9 to 18/7)	10/-4 (6/4 to 17/-3)	8/-1 (4/7 to 12/-7)	4/-2 (2/4/9 to 6/-9)	4/-2 (2/2 to 7/-2)	2/-5 (1/2/9 to 4/-1)	1/-9 (0/9/9 to 3/-6)	0/-8 (0/4/9 to 1/-3)	0/-3 (0/1/9 to 0/-7)		239
Urogenital congenital anomalies	19/-5 (9/3 to 31/-8)	3/-3 (1/4/9 to 6/-2)	3/-9 (1/7/9 to 7/-1)	4/-7 (2/1/9 to 8/-8)	2/-9 (1/1/9 to 5/-1)	1/-9 (1/1 to 3/-1)	1/-4 (0/9/9 to 2/-3)	1/-3 (0/9/9 to 2/-1)	1/-1 (0/7/9 to 1/-9)	1/-1 (0/6/9 to 1/-8)	0/-7 (0/3/9 to 1/-5)	0/-5 (0/2/9 to 1/-2)	0/-4 (0/2/9 to 1/-1)	0/-3 (0/2/9 to 0/-6)	0/-2 (0/1 to 0/-5)	0/-1 (0/0/1 to 0/-3)	0/-1 (0/0/1 to 0/-2)	0/-1 (0/0/1 to 0/-2)	0/-1 (0/0/1 to 0/-2)	0/-1 (0/0/1 to 0/-2)	0/-1 (0/0/1 to 0/-2)	0/-1 (0/0/1 to 0/-2)		44-2
Digestive congenital anomalies	1/-1 (0/1 to 1/94)	0/-1 (0/0 to 0/-1)	0/-2 (0/0/1 to 0/-2)	0/-2 (0/1 to 0/-2)	0/-2 (0/0/1 to 0/-2)	0/-2 (0/0/1 to 0/-2)	0/-2 (0/0/1 to 0/-2)	0/-2 (0/0/1 to 0/-2)	0/-2 (0/0/1 to 0/-2)	0/-2 (0/0/1 to 0/-2)	0/-2 (0/0/1 to 0/-2)	0/-2 (0/0/1 to 0/-2)	0/-2 (0/0/1 to 0/-2)	0/-2 (0/0/1 to 0/-2)	0/-2 (0/0/1 to 0/-2)	0/-2 (0/0/1 to 0/-2)	0/-2 (0/0/1 to 0/-2)	0/-2 (0/0/1 to 0/-2)	0/-2 (0/0/1 to 0/-2)	0/-2 (0/0/1 to 0/-2)	0/-2 (0/0/1 to 0/-2)	0/-2 (0/0/1 to 0/-2)		160
Other congenital birth defects	19/-8 (9/2 to 30/3)	4/2-6 (2/1 to 9/-6)	3/2-2 (1/2 to 7/-5)	2/7-3 (1/7 to 5/-9)	1/9-6 (1/2 to 3/-1)	1/2-6 (0/9/9 to 2/-5)	1/1-2 (0/7/9 to 1/-6)	0/9-2 (0/5 to 2/-1)	0/9-2 (0/5 to 2/-1)	0/8-1 (0/3 to 1/-7)	0/8-1 (0/3/9 to 1/-6)	0/7-1 (0/3 to 1/-5)	0/6-1 (0/3 to 1/-4)	0/5-1 (0/2/9 to 1/-2)	0/4-2 (0/2 to 1/-1)	0/4-2 (0/2 to 1/-1)	0/3-2 (0/1/9 to 1/-1)	0/2-2 (0/1 to 1/-1)	0/1-2 (0/0/1 to 0/-1)	0/1-2 (0/0/1 to 0/-1)	0/1-2 (0/0/1 to 0/-1)	0/1-2 (0/0/1 to 0/-1)		480
Urinary diseases and male infertility	0/-9 (0 2/-1 to 1/-4)	1/-1 (0/2 to 1/-9)	0/-4 (2/1 to 7)	2/-6 (2/3/9 to 5/-9)	2/-7 (1/4/9 to 4/-1)	2/-6 (1/9/9 to 4/-1)	5/-6 (2/9/9 to 8/-2)	13/-7 (7/1 to 24/-6)	10/-6 (10/2 to 20/7)	7/-4 (4/2 to 12/-2)	12/-6 (7/2 to 24/)	19/-5 (12/9/9 to 29/-2)	19/-5 (13/3/9 to 28/-2)	20/-3 (11/7 to 34/-4)	28/-1 (19/4 to 39/-2)	23/-7 (14/1 to 34/-4)	15/-4 (9/3 to 22/-6)	4/-2 (2/2/9 to 6/-4)	2/-1 (0/9/9 to 3/-2)	1/-2 (0/4 to 2/-1)	1/-1 (0/4 to 2/-1)	1/-1 (0/4 to 2/-1)		122 82/-2
Urolithiasis	0 (0 to 0)	0 (0 to 0)	0 (0 to 0)	0 (0 to 0)	0 (0 to 0/-1)	0 (0 to 0/-2)	0 (0 to 0/-1)	1/-7 (0 to 2/-1)	1/-2 (0 to 2/-1)	0 (0 to 0)	0 (0 to 0)	0 (0 to 0)	0 (0 to 0)	0 (0 to 0)	0 (0 to 0)	0 (0 to 0)	0 (0 to 0)	0 (0 to 0)	0 (0 to 0)	0 (0 to 0)	0 (0 to 0)	0 (0 to 0)		99-3
Benign prostatic hyperplasia	0 (0 to 0)	0 (0 to 0)	0 (0 to 0)	0 (0 to 0)	0 (0 to 0)	0 (0 to 0)	0 (0 to 0)	0 (0 to 0)	0 (0 to 0)	0 (0 to 0)	0 (0 to 0)	0 (0 to 0)	0 (0 to 0)	0 (0 to 0)	0 (0 to 0)	0 (0 to 0)	0 (0 to 0)	0 (0 to 0)	0 (0 to 0)	0 (0 to 0)	0 (0 to 0)	0 (0 to 0)		0
Male infertility	–	–	–	–	–	–	–	–	–	–	–	–	–	–	–	–	–	–	–	–	–	–		NA
Other urinary diseases	0/-6 (0 1 to 1)	0/-1 (0 1 to 1/2)	0/-8 (0 0/-1 to 1)	0/-9 (0 0/-1 to 1)	0/-7 (0 0/-1 to 1)	0/-8 (0 0/-1 to 1)	1/-1 (0 7 to 1/-1)	1/-1 (0 7 to 1/-1)	2/-1 (0 1/9 to 2)	2/-6 (0 1/9 to 4/-1)	2/-4 (0 1/9 to 3/-7)	1/-9 (0 1 to 3)	2/-3 (0 1/9 to 3/-4)	1/-8 (0 1/9 to 3/-4)	2 (0 1/9 to 3/-6)	1/-5 (0 1/9 to 2/-6)	1/-3 (0 1/9 to 2/-3)	1/-7 (0 7 to 2)	0/-5 (0 1/9 to 1/-4)	0/-1 (0 1/9 to 1/-3)	0/-5 (0 1/9 to 1/-4)	0/-1 (0 1/9 to 1/-3)		33-2
Gynecological diseases	0 (0 to 0)	0 (0 to 0)	0 (0 to 0)	0 (0 to 0)	0 (0 to 0)	0 (0 to 0)	0 (0 to 0)	0 (0 to 0)	0 (0 to 0)	0 (0 to 0)	0 (0 to 0)	0 (0 to 0)	0 (0 to 0)	0 (0 to 0)	0 (0 to 0)	0 (0 to 0)	0 (0 to 0)	0 (0 to 0)	0 (0 to 0)	0 (0 to 0)	0 (0 to 0)	0 (0 to 0)		69-4
Uterine fibroids	0 (0 to 0)	0 (0 to 0)	0 (0 to 0)	0 (0 to 0)	0 (0 to 0)	0 (0 to 0)	0 (0 to 0)	0 (0 to 0)	0 (0 to 0)	0 (0 to 0)	0 (0 to 0)	0 (0 to 0)	0 (0 to 0)	0 (0 to 0)	0 (0 to 0)	0 (0 to 0)	0 (0 to 0)	0 (0 to 0)	0 (0 to 0)	0 (0 to 0)	0 (0 to 0)	0 (0 to 0)		775
Polycystic ovarian syndrome	0 (0 to 0)	0 (0 to 0)	0 (0 to 0)	0 (0 to 0)	0 (0 to 0)	0 (0 to 0)	0 (0 to 0)	0 (0 to 0)	0 (0 to 0)	0 (0 to 0)	0 (0 to 0)	0 (0 to 0)	0 (0 to 0)	0 (0 to 0)	0 (0 to 0)	0 (0 to 0)	0 (0 to 0)	0 (0 to 0)	0 (0 to 0)	0 (0 to 0)	0 (0 to 0)	0 (0 to 0)		497
Female infertility	0 (0 to 0)	0 (0 to 0)	0 (0 to 0)	0 (0 to 0)	0 (0 to 0)	0 (0 to 0)	0 (0 to 0)	0 (0 to 0)	0 (0 to 0)	0 (0 to 0)	0 (0 to 0)	0 (0 to 0)	0 (0 to 0)	0 (0 to 0)	0 (0 to 0)	0 (0 to 0)	0 (0 to 0)	0 (0 to 0)	0 (0 to 0)	0 (0 to 0)	0 (0 to 0)	0 (0 to 0)		514
Endometriosis	0 (0 to 0)	0 (0 to 0)	0 (0 to 0)	0 (0 to 0)	0 (0 to 0)	0 (0 to 0)	0 (0 to 0)	0 (0 to 0)	0 (0 to 0)	0 (0 to 0)	0 (0 to 0)	0 (0 to 0)	0 (0 to 0)	0 (0 to 0)	0 (0 to 0)	0 (0 to 0)	0 (0 to 0)	0 (0 to 0)	0 (0 to 0)	0 (0 to 0)	0 (0 to 0)	0 (0 to 0)		232
Genital prolapse	0 (0 to 0)	0 (0 to 0)	0 (0 to 0)	0 (0 to 0)	0 (0 to 0)	0 (0 to 0)	0 (0 to 0)	0/-3 (0 to 0/-1)	1/-2 (0 to 0/-2)	2/-6 (0 to 1/-1)	1/-5 (0 to 0/-2)	1/-3 (0 to 0/-1)	0/-4 (0 to 0/-1)	0/-4 (0 to 0/-1)	0/-4 (0 to 0/-1)	0/-3 (0 to 0/-1)	0/-2 (0 to 0/-1)	0/-2 (0 to 0/-1)	0/-2 (0 to 0/-1)	0/-2 (0 to 0/-1)	0/-2 (0 to 0/-1)	0/-2 (0 to 0/-1)		89-6
Premenstrual syndrome	0 (0 to 0)	0 (0 to 0)	0 (0 to 0)	0 (0 to 0)	0 (0 to 0)	0 (0 to 0)	0 (0 to 0)	0 (0 to 0)	0 (0 to 0)	0 (0 to 0)	0 (0 to 0)	0 (0 to 0)	0 (0 to 0)	0 (0 to 0)	0 (0 to 0)	0 (0 to 0)	0 (0 to 0)	0 (0 to 0)	0 (0 to 0)	0 (0 to 0)	0 (0 to 0)	0 (0 to 0)		1,210
Other gynecological diseases	0 (0 to 0)	0 (0 to 0)	0 (0 to 0)	0 (0 to 0)	1-6 (0 to 0/-1)	0/-6 (0 to 0/-1)	4/-1 (1 to 9/-1)	3/-2 (1 to 7/-1)	3/-2 (1 to 7/-1)	3/-2 (1 to 7/-1)	3/-2 (1 to 7/-1)	3/-2 (1 to 7/-1)	3/-2 (1 to 7/-1)	3/-2 (1 to 7/-1)	3/-2 (1 to 7/-1)	3/-2 (1 to 7/-1)	3/-2 (1 to 7/-1)	3/-2 (1 to 7/-1)	3/-2 (1 to 7/-1)	3/-2 (1 to 7/-1)	3/-2 (1 to 7/-1)	3/-2 (1 to 7/-1)		3,370
Hemoglobinopathies and hemolytic anemias	2/-3 (0 2/-3 to 6)	0/-4 (0 to 0/-1)	1/-7 (1/4 to 4/-7)	1/2 (0 4/-7 to 4/-4)	1/-7 (3/9 to 4/9)	1/-6 (0 1/-5 to 2/-2)	3/-2 (1 to 7/-1)	2/-1 (2/1 to 7/-1)	2/-1 (2/1 to 7/-1)	2/-6 (1/4 to 6/-4)	2/-4 (1/2 to 5/-4)	1/-6 (0 1/9 to 4/-2)	1/-3 (0 1/9 to 3/-2)	1/-2 (0 1/9 to 3/-1)	1/-1 (0 1/9 to 2/-1)	0/-1 (0 1/9 to 1/-1)	0/-1 (0 1/9 to 1/-1)	0/-1 (0 1/9 to 1/-1)	0/-1 (0 1/9 to 1/-1)	0/-1 (0 1/9 to 1/-1)	0/-1 (0 1/9 to 1/-1)	0/-1 (0 1/9 to 1/-1)		242
Thalassemias	0 (0 to 0/-1)	0 (0 to 0)	0 (0 to 0/-1)	0 (0 to 0)	0/-1 (0 to 0/-1)	0/-1 (0 to 0/-1)	0/-1 (0 to 0/-1)	0/-1 (0 to 0/-1)	0/-1 (0 to 0/-1)	0/-1 (0 to 0/-1)	0/-1 (0 to 0/-1)	0/-1 (0 to 0/-1)	0/-1 (0 to 0/-1)	0/-1 (0 to 0/-1)	0/-1 (0 to 0/-1)	0/-1 (0 to 0/-1)	0/-1 (0 to 0/-1)	0/-1 (0 to 0/-1)	0/-1 (0 to 0/-1)	0/-1 (0 to 0/-1)	0/-1 (0 to 0/-1)	0/-1 (0 to 0/-1)		2-6
Thalassemias trait	0 (0 to 0)	0 (0 to 0)	0 (0 to 0)	0 (0/9 to 0/9)	0 (0 to 0/-1)	0 (0 to 0/-1)	0 (0 to 0)	0 (0 to 0)	0 (0 to 0)	0 (0 to 0)	0 (0 to 0)	0 (0 to 0)	0 (0 to 0)	0 (0 to 0)	0 (0 to 0)	0 (0 to 0)	0 (0 to 0)	0 (0 to 0)	0 (0 to 0)	0 (0 to 0)	0 (0 to 0)	0 (0 to 0)	0 (0 to 0)		79-6
Sickle cell disorders	2-3 (0 2 to 6/-4)	1/-1 (0/9 to 0/-1)	2/-6 (0/7 to 1/-6)	2-2 (1/3 to 4/-1)	1-6 (0/4/9 to 2/-2)	2-2 (1 2 to 3)	3-6 (1/5 to 3/-6)	3-6 (1/6 to 3/-8)	3-6 (1/9 to 3/-6)	3-6 (1/9 to 3/-6)	3-6 (1/9/9 to 3/-2)	3-6 (1/9 to 3/-6)	3-6 (1/9 to 3/-6)	3-6 (1/9 to 3/-6)	3-6 (1/9 to 3/-6)	3-6 (1/9 to 3/-6)	3-6 (1/9 to 3/-6)	3-6 (1/9 to 3/-6)	3-6 (1/9 to 3/-6)	3-6 (1/9 to 3/-6)	3-6 (1/9 to 3/-6)	3-6 (1/9 to 3/-6)		20-6
Sickle cell trait	0 (0 to 0)	0/-2 (0/1 to 0/-4)	0/-5 (0/4 to 0/-4)	0/-4 (0/4 to 0/-4)	0/-3 (0/1 to 0/-2)	0/-4 (0/3 to 0/-4)	0/-4 (0/3 to 0/-4)	0/-4 (1/3/9 to 0/-2)	0/-4 (1/3 to 0/-7)	0/-4 (0/7 to 0/-4)	0/-4 (0/7 to 0/-4)	0/-4 (0/7 to 0/-4)	0/-4 (0/7 to 0/-4)	0/-4 (0/7 to 0/-4)	0/-4 (0/7 to 0/-4)	0/-4 (0/7 to 0/-4)	0/-4 (0/7 to 0/-4)	0/-4 (0/7 to 0/-4)	0/-4 (0/7 to 0/-4)	0/-4 (0/7 to 0/-4)	0/-4 (0/7 to 0/-4)	0/-4 (0/7 to 0/-4)		64-9
G6PD deficiency	0 (0 to 0)	0 (0 to 0)	0 (0 to 0)	0 (0 to 0)	0 (0 to 0/-1)	0 (0 to 0/-1)	0 (0 to 0/-2)	0 (0 to 0/-1)	0 (0 to 0/-2)	0 (0 to 0/-1)	0 (0 to 0/-1)	0 (0 to 0/-1)	0 (0 to 0/-1)	0 (0 to 0/-1)	0 (0 to 0/-1)	0 (0 to 0/-1)	0 (0 to 0/-1)	0 (0 to 0/-1)	0 (0 to 0/-1)	0 (0 to 0/-1)	0 (0 to 0/-1)	0 (0 to 0/-1)		8-6
G6PD trait	0 (0 to 0)	0 (0 to 0)	0 (0 to 0)	0 (0 to 0)	0 (0 to 0)	0 (0 to 0)	0 (0 to 0/-1)	0 (0 to 0/-1)	0 (0 to 0)	0 (0 to 0)	0 (0 to 0)	0 (0 to 0)	0 (0 to 0/-1)	0 (0 to 0/-1)	0 (0 to 0/-1)	0 (0 to 0/-1)	0 (0 to 0/-1)	0 (0 to 0/-1)	0 (0 to 0/-1)	0 (0 to 0/-1)	0 (0 to 0/-1)	0 (0 to 0/-1)		0-6
Other hemoglobinopathies and hemolytic anemias	0 (0 to 0)	0 (0/9 to 2)	0 (0/1 to 2/-6)	2/-7 (0/9 to 9/-9)	1-6 (0 to 0/-1)	2-3 (0 2 to 6/-6)	2 (0 2 to 5/-6)	1-6 (0 3 to 5/-7)	1-6 (0 3/-1 to 5)	1-6 (0 3 to 5/-7)	1-6 (0 4 to 5/-6)	4-9 (0 6/-1 to 13)	4-3 (0 6 to 10/-3)	3-7 (1 1/9 to 11/-6)	3-4 (0 6 to 10/-3)	4-3 (1 1/9 to 8/-6)	3-5 (1 1/9 to 12/-4)	4-3 (2 to 9/-6)	4-3 (2 to 9/-6)	3-5 (1 1/9 to 8/-6)	2-3 (2 to 7/-6)	1-3 (1 1/9 to 4/-5)		64-4
Endocrine, metabolic, blood, and immune disorders	20-4 (9 2 to 36/-4)	19-8 (7 2/9 to 29/-4)	63-2 (29/2 to 93/-4)	34-6 (18/7 to 119)	19-8 (9/2 to 31/9)	15-6 (7/9 to 25/-4)	19-6 (10/1 to 29/-2)	14-6 (7/3 to 19/-6)	14-6 (8/2 to 20/3)	14-6 (10/1 to 20/2)	14-6 (7/2 to 19/-6)	20-2 (10/2 to 29/6)	20-2 (12/1 to 29/6)	20-2 (14/9 to 27/-6)	20-2 (14/9 to 27/-6)	20-2 (14/9 to 27/-6)	20-2 (14/9 to 27/-6)	20-2 (14/9 to 27/-6)	20-2 (14/9 to 27/-6)	20-2 (14/9 to 27/-6)	20-2 (14/9 to 27/-6)	20-2 (14/9 to 27/-6)		3,590
Clot disorders	0 (0 to 0)	0 (0 to 0)	0 (0 to 0)	0 (0 to 0)	0 (0 to 0/-1)	0 (0 to 0/-1)	0 (0 to 0/-1)	0 (0 to 0/-1)	0 (0 to 0/-1)	0 (0 to 0/-1)	0 (0 to 0/-1)	0 (0 to 0/-1)	0 (0 to 0/-1)	0 (0 to 0/-1)	0 (0 to 0/-1)	0 (0 to 0/-1)	0 (0 to 0/-1)	0 (0 to 0/-1)	0 (0 to 0/-1)	0 (0 to 0/-1)	0 (0 to 0/-1)	0 (0 to 0/-1)		2,148
Caries of deciduous teeth	0 (0 to 0)	0/-1 (0 to 0/-3)	1-2 (0/4 to 2/-6)	0/-6 (0 1/9 to 1/-6)	2-7 (1/1 to 4/-5)	2-6 (1/1 to 4/-1)	3-2 (1/3 to 5/-2)	2-6 (1/2 to 4/-1)	2-6 (1/2 to 4/-1)	2-6 (1/2 to 4/-1)	2-6 (1/2 to 4/-1)	2-6 (1/2 to 4/-1)	2-6 (1/2 to 4/-1)	2-6 (1/2 to 4/-1)	2-6 (1/2 to 4/-1)	2-6 (1/2 to 4/-1)	2-6 (1/2 to 4/-1)	2-6 (1/2 to 4/-1)	2-6 (1/2 to 4/-1)	2-6 (1/2 to 4/-1)	2-6 (1/2 to 4/-1)	2-6 (1/2 to 4/-1)		4-3
Caries of permanent teeth	0 (0 to 0)	0 (0 to 0)	0 (0 to 0)	2-6 (1/2 to 6/-2)	1-6 (0 2/9 to 4/-2)	2-7 (0 4/-2 to 5/-2)	10-7 (4/2 to 23/-5)	11-7 (4/9 to 22/-9)	10-6 (4/9 to 22/-9)	9-3 (4/4 to 22/-9)	10-6 (4/9 to 22/-9)	10-6 (4/9 to 22/-9)	10-6 (4/9 to 22/-9)	10-6 (4/9 to 22/-9)	10-6 (4/9 to 22/-9)	10-6 (4/9 to 22/-9)	10-6 (4/9 to 22/-9)	10-6 (4/9 to 22/-9)	10-6 (4/9 to 22/-9)	10-6 (4/9 to 22/-9)	10-6 (4/9 to 22/-9)	10-6 (4/9 to 22/-9)		166
Periodontal diseases	0 (0 to 0)	0 (0 to 0)	0 (0 to 0)	0 (0 to 0)	0 (0 to 0)	0 (0 to 0)	0 (0 to 0)	0 (0 to 0)	0 (0 to 0)	0 (0 to 0)	0 (0 to 0)	0 (0 to 0)	0 (0 to 0)	0 (0 to 0)	0 (0 to 0)	0 (0 to 0)	0 (0 to 0)	0 (0 to 0)	0 (0 to 0)	0 (0 to 0)	0 (0 to 0)	0 (0 to 0)	0 (0 to 0)		209
Other oral disorders	0 (0 to 0)	0 (0 to 0)	12/-9 (7 to 23/-2)	12-7 (7 1/-3 to 20)	14-3 (8/3 to 22/-6)	20 (11/9 to 29/-4)	27-9 (14/7 to 43/-9)	33-5 (20/-3 to 51/-4)	29-7 (21/6 to 39/-4)	33-2 (23/7 to 46/-4)	29-7 (19/7 to 41/-9)	28-3 (19/6 to 41/-9)	27-5 (17/1 to 42/-2)	24-8 (16/1 to 40/-6)	23-3 (13/1 to 42/-2)	15-2 (9/1 to 28/-6)	7-9 (4/-3 to 16/-4)	5 (2/3 to 7/-6)	2-8 (1/4 to 5/-6)	1-1 (0/7 to 1/-6)	0-4 (0 2 to 0/-6)		358
Sudden infant death syndrome	– –	17-2 (10/-5 to 36/-9)	135 (76/-6 to 241)	– –	– –	– –	– –	– –	– –	– –	– –	– –	– –	– –	– –	– –	– –

SR Table 2b: Sandwell DALYS by cause and age group for females with 95% uncertainty intervals, 2019

Cause	Early Neonatal	Late Neonatal	Post Neonatal	1 to 4	5 to 9	10 to 14	15 to 19	20 to 24	25 to 29	30 to 34	35 to 39	40 to 44	45 to 49	50 to 54	55 to 59	60 to 64	65 to 69	70 to 74	75 to 79	80 to 84	85 to 89	90 to 94	95 plus	Total
All causes	1,788 (1,588 to 2,004)	1,160 (1,146 to 2,231)	2,260 (2,236 to 4,918)	2,307 (2,212 to 3,031)	1,607 (1,467 to 1,746)	1,649 (1,549 to 1,816)	1,854 (1,754 to 1,981)	2,207 (2,074 to 2,350)	2,350 (2,209 to 2,509)	2,465 (2,317 to 2,630)	2,686 (2,525 to 2,866)	2,973 (2,797 to 3,160)	3,317 (3,124 to 3,527)	3,690 (3,479 to 3,924)	4,109 (3,875 to 4,370)	4,705 (4,439 to 5,000)	5,464 (5,149 to 5,809)	6,429 (6,055 to 6,833)	7,579 (7,134 to 8,060)	8,660 (8,150 to 9,211)	9,662 (9,090 to 10,276)	10,440 (9,822 to 11,103)	49,300 (46,400 to 52,400)
Communicable, maternal, neonatal, and nutritional diseases	1,624 (1,424 to 1,837)	1,041 (1,031 to 2,124)	1,966 (1,944 to 4,630)	1,884 (1,796 to 2,556)	1,139 (1,044 to 1,232)	1,009 (919 to 1,096)	1,009 (919 to 1,096)	1,009 (919 to 1,096)	1,009 (919 to 1,096)	1,009 (919 to 1,096)	1,009 (919 to 1,096)	1,009 (919 to 1,096)	1,009 (919 to 1,096)	1,009 (919 to 1,096)	1,009 (919 to 1,096)	1,009 (919 to 1,096)	1,009 (919 to 1,096)	1,009 (919 to 1,096)	1,009 (919 to 1,096)	1,009 (919 to 1,096)	1,009 (919 to 1,096)	1,009 (919 to 1,096)	3,160
HIV/AIDS and sexually transmitted infections	8.2 (2.4 to 18.4)	2.1 (0.6 to 5)	3.9 (1.6 to 7.4)	0.8 (0.7 to 1.1)	0.6 (0.5 to 0.8)	0.4 (0.4 to 0.5)	1 (0.9 to 1.4)	2.6 (2 to 3.8)	5.5 (3.6 to 7.9)	10.1 (7.4 to 14.2)	11.6 (8.2 to 16.4)	9.3 (6.7 to 13.4)	7.7 (5.5 to 10.8)	5.2 (3.9 to 7.2)	3.9 (3 to 5.1)	3.4 (2.7 to 4.2)	2.3 (2 to 2.9)	1.2 (1 to 1.5)	0.7 (0.6 to 1)	0.5 (0.4 to 0.7)	0.3 (0.2 to 0.4)	0.1 (0.1 to 0.1)	84.2
HIV/AIDS	0 (0 to 0)	0 (0 to 0)	1.1 (0.9 to 1.3)	0.7 (0.4 to 0.9)	0.6 (0.3 to 0.7)	0.3 (0.2 to 0.5)	0.6 (0.4 to 0.8)	1.5 (1.1 to 2)	3.3 (2.6 to 4.2)	5.1 (3.8 to 6.8)	6.1 (4.6 to 8.2)	4.6 (3.5 to 6.4)	3.6 (2.6 to 5.1)	2.6 (1.9 to 3.7)	2.3 (1.6 to 3.2)	2 (1.3 to 2.9)	1.5 (1 to 2.2)	0.8 (0.5 to 1.2)	0.5 (0.3 to 0.8)	0.3 (0.2 to 0.5)	0.2 (0.1 to 0.3)	0 (0 to 0)	39.5
HIV/AIDS - Drug-susceptible Tuberculosis	0 (0 to 0)	0 (0 to 0)	0.2 (0.1 to 0.4)	0.1 (0.1 to 0.2)	0.1 (0.1 to 0.2)	0.1 (0 to 0.1)	0.1 (0.1 to 0.2)	0.2 (0.2 to 0.4)	0.5 (0.3 to 0.8)	0.8 (0.5 to 1.2)	0.9 (0.6 to 1.4)	0.6 (0.4 to 0.9)	0.5 (0.3 to 0.8)	0.3 (0.2 to 0.5)	0.3 (0.2 to 0.4)	0.2 (0.2 to 0.4)	0.2 (0.1 to 0.3)	0.1 (0.1 to 0.2)	0.1 (0 to 0.1)	0 (0 to 0)	0 (0 to 0)	0 (0 to 0)	5.2
HIV/AIDS - Multidrug-resistant Tuberculosis without extensive drug resistance	0 (0 to 0)	0 (0 to 0)	0 (0 to 0)	0 (0 to 0)	0 (0 to 0)	0 (0 to 0)	0 (0 to 0)	0 (0 to 0)	0 (0 to 0)	0 (0 to 0)	0 (0 to 0)	0 (0 to 0)	0 (0 to 0)	0 (0 to 0)	0 (0 to 0)	0 (0 to 0)	0 (0 to 0)	0 (0 to 0)	0 (0 to 0)	0 (0 to 0)	0 (0 to 0)	0 (0 to 0)	0 (0 to 0)	0.1
HIV/AIDS - Extensively drug-resistant Tuberculosis	0 (0 to 0)	0 (0 to 0)	0 (0 to 0)	0 (0 to 0)	0 (0 to 0)	0 (0 to 0)	0 (0 to 0)	0 (0 to 0)	0 (0 to 0)	0 (0 to 0)	0 (0 to 0)	0 (0 to 0)	0 (0 to 0)	0 (0 to 0)	0 (0 to 0)	0 (0 to 0)	0 (0 to 0)	0 (0 to 0)	0 (0 to 0)	0 (0 to 0)	0 (0 to 0)	0 (0 to 0)	0 (0 to 0)	0
HIV/AIDS resulting in other diseases	8.2 (2.4 to 18.4)	2.1 (0.6 to 5)	0.8 (0.4 to 0.7)	0.1 (0 to 0.2)	0.1 (0 to 0.2)	0.1 (0 to 0.2)	0.3 (0.2 to 0.7)	1.1 (0.6 to 1.6)	1.9 (1.3 to 2.9)	4.4 (2.9 to 6.5)	4.6 (2.8 to 6.9)	4 (2.6 to 6.5)	3.1 (2.1 to 4.4)	2.3 (1.5 to 3.6)	1.6 (1 to 2.7)	1.3 (0.8 to 2)	0.8 (0.5 to 1.2)	0.4 (0.2 to 0.6)	0.2 (0.1 to 0.3)	0.1 (0 to 0.2)	0 (0 to 0.1)	0 (0 to 0)	34.2
Sexually transmitted infections excluding HIV	0 (0 to 0)	0 (0 to 0)	0 (0 to 0)	0 (0 to 0)	0 (0 to 0)	0 (0 to 0)	0 (0 to 0)	0 (0 to 0)	0 (0 to 0)	0 (0 to 0)	0 (0 to 0)	0 (0 to 0)	0 (0 to 0)	0 (0 to 0)	0 (0 to 0)	0 (0 to 0)	0 (0 to 0)	0 (0 to 0)	0 (0 to 0)	0 (0 to 0)	0 (0 to 0)	0 (0 to 0)	0 (0 to 0)	0
Syphilis	0 (0 to 0)	0 (0 to 0)	0 (0 to 0)	0 (0 to 0)	0 (0 to 0)	0 (0 to 0)	0 (0 to 0)	0 (0 to 0)	0 (0 to 0)	0 (0 to 0)	0 (0 to 0)	0 (0 to 0)	0 (0 to 0)	0 (0 to 0)	0 (0 to 0)	0 (0 to 0)	0 (0 to 0)	0 (0 to 0)	0 (0 to 0)	0 (0 to 0)	0 (0 to 0)	0 (0 to 0)	0 (0 to 0)	0
Chlamydial infection	0 (0 to 0)	0 (0 to 0)	0 (0 to 0)	0 (0 to 0)	0 (0 to 0)	0 (0 to 0)	0 (0 to 0)	0.4 (0.2 to 0.7)	0.8 (0.4 to 1.5)	1.1 (0.6 to 2.3)	1.2 (0.6 to 1.9)	1.1 (0.6 to 1.8)	0.9 (0.5 to 1.6)	0.2 (0.1 to 0.3)	0.1 (0 to 0.1)	0.1 (0 to 0.1)	0.1 (0 to 0.1)	0.1 (0 to 0.1)	0 (0 to 0)	0 (0 to 0)	0 (0 to 0)	0 (0 to 0)	0 (0 to 0)	6.1
Gonococcal infection	0 (0 to 0)	0 (0 to 0)	0 (0 to 0)	0 (0 to 0)	0 (0 to 0)	0 (0 to 0)	0 (0 to 0)	0.1 (0 to 0.1)	0.2 (0.1 to 0.3)	0.4 (0.2 to 0.6)	0.4 (0.2 to 0.6)	0.3 (0.2 to 0.5)	0.2 (0.1 to 0.4)	0.2 (0.1 to 0.4)	0.2 (0.1 to 0.4)	0.2 (0.1 to 0.4)	0.2 (0.1 to 0.4)	0.3 (0.2 to 0.5)	0.3 (0.2 to 0.5)	0.2 (0.1 to 0.4)	0.1 (0 to 0.2)	0 (0 to 0)	3.6
Trichomoniasis	0 (0 to 0)	0 (0 to 0)	0 (0 to 0)	0 (0 to 0)	0 (0 to 0)	0 (0 to 0)	0 (0 to 0)	0.1 (0 to 0.1)	0.5 (0.1 to 1.1)	0.6 (0.2 to 1.4)	0.6 (0.2 to 1.4)	0.5 (0.2 to 1.1)	0.5 (0.1 to 1.1)	0.4 (0.1 to 0.9)	0.3 (0.1 to 0.7)	0.2 (0.1 to 0.5)	0.1 (0 to 0.3)	0.1 (0 to 0.2)	0 (0 to 0.1)	0 (0 to 0.1)	0 (0 to 0.1)	0 (0 to 0)	0 (0 to 0)	4.2
Genital herpes	0 (0 to 0)	0 (0 to 0)	0 (0 to 0)	0 (0 to 0)	0 (0 to 0)	0 (0 to 0)	0 (0 to 0)	0.2 (0.1 to 0.4)	0.5 (0.1 to 0.9)	0.5 (0.2 to 1.1)	0.5 (0.2 to 1.1)	0.4 (0.1 to 1)	0.3 (0.1 to 0.8)	0.2 (0.1 to 0.6)	0.2 (0.1 to 0.5)	0.1 (0 to 0.4)	0.1 (0 to 0.3)	0.1 (0 to 0.2)	0 (0 to 0.1)	0 (0 to 0.1)	0 (0 to 0)	0 (0 to 0)	0 (0 to 0)	4.6
Other sexually transmitted infections	0 (0 to 0)	0 (0 to 0)	0 (0 to 0)	0 (0 to 0)	0 (0 to 0)	0 (0 to 0)	0 (0 to 0)	0.2 (0.1 to 0.4)	0.4 (0.2 to 0.8)	0.4 (0.2 to 0.9)	0.4 (0.2 to 0.9)	0.3 (0.1 to 0.8)	0.2 (0.1 to 0.6)	0.2 (0.1 to 0.5)	0.1 (0 to 0.4)	0.1 (0 to 0.3)	0.1 (0 to 0.2)	0 (0 to 0.1)	0 (0 to 0.1)	0 (0 to 0.1)	0 (0 to 0.1)	0 (0 to 0)	0 (0 to 0)	2.9
Respiratory infections and tuberculosis	9.2 (4.2 to 18.7)	4.2 (2.6 to 9.2)	29.2 (12.1 to 127.6)	26.1 (17.9 to 37.9)	12.6 (9.6 to 16.8)	10.7 (8.2 to 13.9)	10.4 (8.3 to 13.2)	10.2 (8.2 to 12.7)	10.6 (8.4 to 13.5)	11.4 (9.1 to 14.5)	12.1 (9.6 to 15.5)	12.8 (10.2 to 16.2)	13.7 (10.9 to 17.3)	14.7 (11.7 to 18.6)	15.9 (12.6 to 20.1)	17.4 (13.8 to 22)	19.4 (15.3 to 24.5)	22.7 (17.9 to 28.8)	27.1 (21.3 to 34.4)	32.6 (25.6 to 41.3)	39.1 (30.7 to 49.6)	44.6 (34.9 to 56.5)	1,390
Tuberculosis	0 (0 to 0)	0 (0 to 0)	0 (0 to 0.2)	0 (0 to 0.2)	0 (0 to 0.2)	0 (0 to 0.2)	0 (0 to 0.3)	0 (0 to 0.7)	0 (0 to 1.7)	0 (0 to 2.1)	0 (0 to 2.1)	0 (0 to 1.7)	0 (0 to 1.2)	0 (0 to 0.9)	0 (0 to 0.6)	0 (0 to 0.3)	0 (0 to 0.2)	0 (0 to 0.2)	0 (0 to 0.2)	0 (0 to 0.2)	0 (0 to 0.2)	0 (0 to 0.1)	0 (0 to 0.1)	0.4
Latent tuberculosis infection	0 (0 to 0)	0 (0 to 0)	0 (0 to 0)	0 (0 to 0)	0 (0 to 0)	0 (0 to 0)	0 (0 to 0)	0 (0 to 0)	0 (0 to 0)	0 (0 to 0)	0 (0 to 0)	0 (0 to 0)	0 (0 to 0)	0 (0 to 0)	0 (0 to 0)	0 (0 to 0)	0 (0 to 0)	0 (0 to 0)	0 (0 to 0)	0 (0 to 0)	0 (0 to 0)	0 (0 to 0)	0 (0 to 0)	0
Drug-susceptible tuberculosis	0 (0 to 0)	0 (0 to 0)	0 (0 to 0.2)	0 (0 to 0.2)	0 (0 to 0.2)	0 (0 to 0.2)	0 (0 to 0.3)	0 (0 to 0.7)	0 (0 to 1.7)	0 (0 to 2.1)	0 (0 to 2.1)	0 (0 to 1.7)	0 (0 to 1.2)	0 (0 to 0.9)	0 (0 to 0.6)	0 (0 to 0.3)	0 (0 to 0.2)	0 (0 to 0.2)	0 (0 to 0.2)	0 (0 to 0.2)	0 (0 to 0.2)	0 (0 to 0.1)	0 (0 to 0.1)	0
Multidrug-resistant tuberculosis without extensive drug resistance	0 (0 to 0)	0 (0 to 0)	0 (0 to 0)	0 (0 to 0)	0 (0 to 0)	0 (0 to 0)	0 (0 to 0)	0 (0 to 0.1)	0 (0 to 0.2)	0 (0 to 0.2)	0 (0 to 0.2)	0 (0 to 0.2)	0 (0 to 0.1)	0 (0 to 0.1)	0 (0 to 0.1)	0 (0 to 0.1)	0 (0 to 0.1)	0 (0 to 0.1)	0 (0 to 0.1)	0 (0 to 0.1)	0 (0 to 0.1)	0 (0 to 0.1)	0 (0 to 0)	0.6
Extensively drug-resistant tuberculosis	0 (0 to 0)	0 (0 to 0)	0 (0 to 0)	0 (0 to 0)	0 (0 to 0)	0 (0 to 0)	0 (0 to 0)	0 (0 to 0)	0 (0 to 0)	0 (0 to 0)	0 (0 to 0)	0 (0 to 0)	0 (0 to 0)	0 (0 to 0)	0 (0 to 0)	0 (0 to 0)	0 (0 to 0)	0 (0 to 0)	0 (0 to 0)	0 (0 to 0)	0 (0 to 0)	0 (0 to 0)	0 (0 to 0)	0.2
Lower respiratory infections	2.8 (2.2 to 3.7)	2.8 (2.4 to 5.1)	7.7 (5.4 to 11.5)	4.1 (2.8 to 5.7)	2.7 (1.8 to 3.9)	2.7 (1.8 to 3.9)	2.7 (1.8 to 3.9)	2.6 (1.8 to 3.6)	2.6 (1.8 to 3.6)	2.7 (1.9 to 3.8)	2.9 (2 to 4.2)	3.1 (2.1 to 4.5)	3.4 (2.3 to 4.9)	3.8 (2.6 to 5.5)	4.2 (2.9 to 6.1)	4.8 (3.3 to 6.9)	5.6 (3.9 to 8)	6.7 (4.6 to 9.6)	8.2 (5.6 to 11.8)	9.9 (6.8 to 14.2)	11.9 (8.2 to 17)	13.5 (9.3 to 19.3)	1,170
Upper respiratory infections	0 (0 to 0)	0 (0 to 0.3)	0.2 (0.1 to 0.3)	14.1 (9.9 to 23.1)	10.5 (6.9 to 29.3)	10.2 (6.5 to 21.1)	9.7 (5.7 to 17.7)	9.7 (5.7 to 17.7)	10.3 (6.1 to 19.2)	10.9 (6.5 to 20.2)	11.7 (6.9 to 19.7)	9.5 (4.6 to 15.3)	8.5 (4.6 to 14.2)	7.6 (4.4 to 12.3)	6.7 (3.9 to 10.7)	5.9 (3.4 to 9.2)	5.2 (2.9 to 8.2)	4.6 (2.5 to 7.2)	4.2 (2.2 to 6.4)	3.8 (1.9 to 5.9)	3.4 (1.6 to 5.4)	2.9 (1.3 to 4.6)	153
Otitis media	0 (0 to 0)	0 (0 to 0)	0.1 (0.1 to 0.2)	4.1 (2.1 to 7.5)	3.1 (2.2 to 7.1)	2.4 (1.2 to 4.2)	2.4 (1.3 to 3.4)	2.3 (1.2 to 3.3)	2.3 (1.2 to 3.3)	2.4 (1.2 to 3.4)	2.5 (1.3 to 3.6)	1.7 (0.8 to 2.6)	1.7 (0.8 to 2.6)	1.5 (0.7 to 2.3)	1.3 (0.6 to 2.1)	1.2 (0.5 to 2)	1.1 (0.5 to 1.9)	1 (0.4 to 1.8)	0.9 (0.4 to 1.7)	0.8 (0.3 to 1.6)	0.7 (0.3 to 1.5)	0.6 (0.2 to 1.4)	32.6
Enteric infections	0.3 (0.2 to 0.4)	0.7 (0.7 to 1.3)	16.7 (7.1 to 15.2)	14.3 (9.3 to 23.3)	7.9 (4.2 to 13.4)	4.8 (2.5 to 8.1)	2.5 (1.4 to 4.7)	2.5 (1.4 to 4.7)	2.6 (1.4 to 4.8)	2.8 (1.5 to 5.2)	3.2 (1.7 to 5.8)	3.6 (1.9 to 6.7)	3.8 (2 to 6.9)	4.2 (2.2 to 7.6)	4.6 (2.4 to 8.3)	5.1 (2.7 to 9.1)	5.7 (3 to 10.1)	6.4 (3.4 to 11.2)	7.3 (3.9 to 12.7)	8.4 (4.5 to 14.5)	9.6 (5.1 to 16.5)	10.5 (5.6 to 18.1)	149
Diarrheal diseases	0.3 (0.2 to 0.4)	1 (0.7 to 1.3)	7.1 (7.1 to 15.2)	7.9 (4.2 to 13.4)	4.8 (2.5 to 8.1)	4.7 (2.5 to 8.1)	2.4 (1.4 to 4.7)	2.4 (1.4 to 4.7)	2.5 (1.4 to 4.8)	2.8 (1.5 to 5.2)	3.2 (1.7 to 5.8)	3.6 (1.9 to 6.7)	3.8 (2 to 6.9)	4.2 (2.2 to 7.6)	4.6 (2.4 to 8.3)	5.1 (2.7 to 9.1)	5.7 (3 to 10.1)	6.4 (3.4 to 11.2)	7.3 (3.9 to 12.7)	8.4 (4.5 to 14.5)	9.6 (5.1 to 16.5)	10.5 (5.6 to 18.1)	149
Typhoid and paraphoid	0 (0 to 0)	0 (0 to 0)	0 (0 to 0)	0 (0 to 0)	0 (0 to 0)	0 (0 to 0)	0 (0 to 0)	0 (0 to 0)	0 (0 to 0)	0 (0 to 0)	0 (0 to 0)	0 (0 to 0)	0 (0 to 0)	0 (0 to 0)	0 (0 to 0)	0 (0 to 0)	0 (0 to 0)	0 (0 to 0)	0 (0 to 0)	0 (0 to 0)	0 (0 to 0)	0 (0 to 0)	0 (0 to 0)	0
Typhoid fever	0 (0 to 0)	0 (0 to 0)	0 (0 to 0)	0 (0 to 0)	0 (0 to 0)	0 (0 to 0)	0 (0 to 0)	0 (0 to 0)	0 (0 to 0)	0 (0 to 0)	0 (0 to 0)	0 (0 to 0)	0 (0 to 0)	0 (0 to 0)	0 (0 to 0)	0 (0 to 0)	0 (0 to 0)	0 (0 to 0)	0 (0 to 0)	0 (0 to 0)	0 (0 to 0)	0 (0 to 0)	0 (0 to 0)	0
Paratyphoid fever	0 (0 to 0)	0 (0 to 0)	0 (0 to 0)	0 (0 to 0)	0 (0 to 0)	0 (0 to 0)	0 (0 to 0)	0 (0 to 0)	0 (0 to 0)	0 (0 to 0)	0 (0 to 0)	0 (0 to 0)	0 (0 to 0)	0 (0 to 0)	0 (0 to 0)	0 (0 to 0)	0 (0 to 0)	0 (0 to 0)	0 (0 to 0)	0 (0 to 0)	0 (0 to 0)	0 (0 to 0)	0 (0 to 0)	0
Invasive Non-typhoidal Salmonella (iNTS)	0 (0 to 0)	0 (0 to 0)	0 (0 to 0)	0 (0 to 0)	0 (0 to 0)	0 (0 to 0)	0 (0 to 0)	0 (0 to 0)	0 (0 to 0)	0 (0 to 0)	0 (0 to 0)	0 (0 to 0)	0 (0 to 0)	0 (0 to 0)	0 (0 to 0)	0 (0 to 0)	0 (0 to 0)	0 (0 to 0)	0 (0 to 0)	0 (0 to 0)	0 (0 to 0)	0 (0 to 0)	0 (0 to 0)	0.4
Other intestinal infectious diseases	0 (0 to 0)	0 (0 to 0)	0 (0 to 0)	0 (0 to 0)	0 (0 to 0)	0 (0 to 0)	0 (0 to 0)	0 (0 to 0)	0 (0 to 0)	0 (0 to 0)	0 (0 to 0)	0 (0 to 0)	0 (0 to 0)	0 (0 to 0)	0 (0 to 0)	0 (0 to 0)	0 (0 to 0)	0 (0 to 0)	0 (0 to 0)	0 (0 to 0)	0 (0 to 0)	0 (0 to 0)	0 (0 to 0)	0.4
Neglected tropical diseases and malaria	0 (0 to 0)	0.8 (0.2 to 2.2)	3 (0.4 to 8.1)	2.5 (0.1 to 9.3)	1.3 (0.2 to 5.1)	1.3 (0.2 to 5.1)	0.3 (0.1 to 1.2)	0.3 (0.1 to 1.4)	0.3 (0.1 to 1.5)	0.4 (0.1 to 1.7)	1 (0.1 to 2.9)	0.8 (0.1 to 2.6)	1 (0.1 to 3.2)	0.8 (0.1 to 2.6)	0.7 (0.1 to 2.3)	0.6 (0.1 to 2)	0.5 (0.1 to 1.7)	0.4 (0.1 to 1.4)	0.3 (0.1 to 1.1)	0.2 (0.1 to 0.8)	0.2 (0.1 to 0.6)	0.1 (0 to 0.3)	13.4
Malaria	0 (0 to 0)	0 (0 to 0)	0 (0 to 0)	0 (0 to 0)	0 (0 to 0)	0 (0 to 0)	0 (0 to 0)	0 (0 to 0)	0 (0 to 0)	0 (0 to 0)	0 (0 to 0)	0 (0 to 0)	0 (0 to 0)	0 (0 to 0)	0 (0 to 0)	0 (0 to 0)	0 (0 to 0)	0 (0 to 0)	0 (0 to 0)	0 (0 to 0)	0 (0 to 0)	0 (0 to 0)	0 (0 to 0)	0
Chagas disease	0 (0 to 0)	0 (0 to 0)	0 (0 to 0)	0 (0 to 0)	0 (0 to 0)	0 (0 to 0)	0 (0 to 0)	0 (0 to 0)	0 (0 to 0)	0 (0 to 0)	0 (0 to 0)	0 (0 to 0)	0 (0 to 0)	0 (0 to 0)	0 (0 to 0)	0 (0 to 0)	0 (0 to 0)	0 (0 to 0)	0 (0 to 0)	0 (0 to 0)	0 (0 to 0)	0 (0 to 0)	0 (0 to 0)	0
Leishmaniasis	0 (0 to 0)	0 (0 to 0)	0 (0 to 0)	0 (0 to 0)	0 (0 to 0)	0 (0 to 0)	0 (0 to 0)	0 (0 to 0)	0 (0 to 0)	0 (0 to 0)	0 (0 to 0)	0 (0 to 0)	0 (0 to 0)	0 (0 to 0)	0 (0 to 0)	0 (0 to 0)	0 (0 to 0)	0 (0 to 0)	0 (0 to 0)	0 (0 to 0)	0 (0 to 0)	0 (0 to 0)	0 (0 to 0)	0
Visceral leishmaniasis	0 (0 to 0)	0 (0 to 0)	0 (0 to 0)	0 (0 to 0)	0 (0 to 0)	0 (0 to 0)	0 (0 to 0)	0 (0 to 0)	0 (0 to 0)	0 (0 to 0)	0 (0 to 0)	0 (0 to 0)	0 (0 to 0)	0 (0 to 0)	0 (0 to 0)	0 (0 to 0)	0 (0 to 0)	0 (0 to 0)	0 (0 to 0)	0 (0 to 0)	0 (0 to 0)	0 (0 to 0)	0 (0 to 0)	0
Cutaneous and mucocutaneous leishmaniasis	0 (0 to 0)	0 (0 to 0)	0 (0 to 0)	0 (0 to 0)	0 (0 to 0)	0 (0 to 0)	0 (0 to 0)	0 (0 to 0)	0 (0 to 0)	0 (0 to 0)	0 (0 to 0)	0 (0 to 0)	0 (0 to 0)	0 (0 to 0)	0 (0 to 0)	0 (0 to 0)	0 (0 to 0)	0 (0 to 0)	0 (0 to 0)	0 (0 to 0)	0 (0 to 0)	0 (0 to 0)	0 (0 to 0)	0
African trypanosomiasis	0 (0 to 0)	0 (0 to 0)	0 (0 to 0)	0 (0 to 0)	0 (0 to 0)	0 (0 to 0)	0 (0 to 0)	0 (0 to 0)	0 (0 to 0)	0 (0 to 0)	0 (0 to 0)	0 (0 to 0)	0 (0 to 0)	0 (0 to 0)	0 (0 to 0)	0 (0 to 0)	0 (0 to 0)	0 (0 to 0)	0 (0 to 0)	0 (0 to 0)	0 (0 to 0)	0 (0 to 0)	0 (0 to 0)	0
Schistosomiasis	0 (0 to 0)	0 (0 to 0)	0 (0 to 0)	0 (0 to 0)	0 (0 to 0)	0 (0 to 0)	0 (0 to 0)	0 (0 to 0)	0 (0 to 0)	0 (0 to 0)	0 (0 to 0)	0 (0 to 0)	0 (0 to 0)	0 (0 to 0)	0 (0 to 0)	0 (0 to 0)	0 (0 to 0)	0 (0 to 0)	0 (0 to 0)	0 (0 to 0)	0 (0 to 0)	0 (0 to 0)	0 (0 to 0)	0
Cysticercosis	0 (0 to 0)	0 (0 to 0)	0 (0 to 0)	0 (0 to 0)	0 (0 to 0)	0 (0 to 0)	0 (0 to 0)	0 (0 to 0)	0 (0 to 0)	0 (0 to 0)	0 (0 to 0)	0 (0 to 0)	0 (0 to 0)	0 (0 to 0)	0 (0 to 0)	0 (0 to 0)	0 (0 to 0)	0 (0 to 0)	0 (0 to 0)	0 (0 to 0)	0 (0 to 0)	0 (0 to 0)	0 (0 to 0)	0
Cystic echinococcosis	0 (0 to 0)	0 (0 to 0)	0 (0 to 0)	0 (0 to 0)	0 (0 to 0)	0 (0 to 0)	0 (0 to 0)	0 (0 to 0)	0 (0 to 0)	0 (0 to 0)	0 (0 to 0)	0 (0 to 0)	0 (0 to 0)	0 (0 to 0)	0 (0 to 0)	0 (0 to 0)	0 (0 to 0)	0 (0 to 0)	0 (0 to 0)	0 (0 to 0)	0 (0 to 0)	0 (0 to 0)	0 (0 to 0)	0.1
Lymphatic filariasis	0 (0 to 0)	0 (0 to 0)	0 (0 to 0)	0 (0 to 0)	0 (0 to 0)	0 (0 to 0)	0 (0 to 0)	0 (0 to 0)	0 (0 to 0)	0 (0 to 0)	0 (0 to 0)	0 (0 to 0)	0 (0 to 0)	0 (0 to 0)	0 (0 to 0)	0 (0 to 0)	0 (0 to 0)	0 (0 to 0)	0 (0 to 0)	0 (0 to 0)	0 (0 to 0)	0 (0 to 0)	0 (0 to 0)	0
Onchocerciasis	0 (0 to 0)	0 (0 to 0)	0 (0 to 0)	0 (0 to 0)	0 (0 to 0)	0 (0 to 0)	0 (0 to 0)	0 (0 to 0)	0 (0 to 0)	0 (0 to 0)	0 (0 to 0)	0 (0 to 0)	0 (0 to 0)	0 (0 to 0)	0 (0 to 0)	0 (0 to 0)	0 (0 to 0)	0 (0 to 0)	0 (0 to 0)	0 (0 to 0)	0 (0 to 0)	0 (0 to 0)	0 (0 to 0)	0
Trachoma	0 (0 to 0)	0 (0 to 0)	0 (0 to 0)	0 (0 to 0)	0 (0 to 0)	0 (0 to 0)	0 (0 to 0)	0 (0 to 0)	0 (0 to 0)	0 (0 to 0)	0 (0 to 0)	0 (0 to 0)	0 (0 to 0)	0 (0 to 0)	0 (0 to 0)	0 (0 to 0)	0 (0 to 0)	0 (0 to 0)	0 (0 to 0)	0 (0 to 0)	0 (0 to 0)	0 (0 to 0)	0 (0 to 0)	0
Dengue	0 (0 to 0)	0 (0 to 0)	0 (0 to 0)	0 (0 to 0)	0 (0 to 0)	0 (0 to 0)	0 (0 to 0)	0 (0 to 0)	0 (0 to 0)	0 (0 to 0)	0 (0 to 0)	0 (0 to 0)	0 (0 to 0)	0 (0 to 0)	0 (0 to 0)	0 (0 to 0)	0 (0 to 0)	0 (0 to 0)	0 (0 to 0)	0 (0 to 0)	0 (0 to 0)	0 (0 to 0)	0 (0 to 0)	0
Yellow fever	0 (0 to 0)	0 (0 to 0)	0 (0 to 0)	0 (0 to 0)	0 (0 to 0)	0 (0 to 0)	0 (0 to 0)	0 (0 to 0)	0 (0 to 0)	0 (0 to 0)	0 (0 to 0)	0 (0 to 0)	0 (0 to 0)	0 (0 to 0)	0 (0 to 0)	0 (0 to 0)	0 (0 to 0)	0 (0 to 0)	0 (0 to 0)	0 (0 to 0)	0 (0 to 0)	0 (0 to 0)	0 (0 to 0)	0
Rabies	0 (0 to 0)	0 (0 to 0)	0 (0 to 0)	0 (0 to 0)	0 (0 to 0)	0 (0 to 0)	0 (0 to 0)	0 (0 to 0)	0 (0 to 0)	0 (0 to 0)	0 (0 to 0)	0 (0 to 0)	0 (0 to 0)	0 (0 to 0)	0 (0 to 0)	0 (0 to 0)	0 (0 to 0)	0 (0 to 0)	0 (0 to 0)	0 (0 to 0)	0 (0 to 0)	0 (0 to 0)	0 (0 to 0)	0
Intestinal nematode infections	0 (0 to 0)	0 (0 to 0)	0 (0 to 0)	0 (0 to 0)	0 (0 to 0)	0 (0 to 0)	0 (0 to 0)	0 (0 to 0)	0 (0 to 0)	0 (0 to 0)	0 (0 to 0)	0 (0 to 0)	0 (0 to 0)	0 (0 to 0)	0 (0 to 0)	0 (0 to 0)	0 (0 to 0)	0 (0 to 0)	0 (0 to 0)	0 (0 to 0)	0 (0 to 0)	0 (0 to 0)	0 (0 to 0)	0
Ascariasis	0 (0 to 0)	0 (0 to 0)	0 (0 to 0)	0 (0 to 0)	0 (0 to 0)	0 (0 to 0)	0 (0 to 0)	0 (0 to 0)	0 (0 to 0)	0 (0 to 0)	0 (0 to 0)	0 (0 to 0)	0 (0 to 0)	0 (0 to 0)	0 (0 to 0)	0 (0 to 0)	0 (0 to 0)	0 (0 to 0)	0 (0 to 0)	0 (0 to 0)	0 (0 to 0)	0 (0 to 0)	0 (0 to 0)	0
Trichuriasis	0 (0 to 0)	0 (0 to 0)	0 (0 to 0)	0 (0 to 0)	0 (0 to 0)	0 (0 to 0)	0 (0 to 0)	0 (0 to 0)	0 (0 to 0)	0 (0 to 0)	0 (0 to 0)	0 (0 to 0)	0 (0 to 0)	0 (0 to 0)	0 (0 to 0)	0 (0 to 0)	0 (0 to 0)	0 (0 to 0)	0 (0 to 0)	0 (0 to 0)	0 (0 to 0)	0 (0 to 0)	0 (0 to 0)	0
Hookworm disease	0 (0 to 0)	0 (0 to 0)	0 (0 to 0)	0 (0 to 0)	0 (0 to 0)	0 (0 to 0)	0 (0 to 0)	0 (0 to 0)	0 (0 to 0)	0 (0 to 0)	0 (0 to 0)	0 (0 to 0)	0 (0 to 0)	0 (0 to 0)	0 (0 to 0)	0 (0 to 0)	0 (0 to 0)	0 (0 to 0)	0 (0 to 0)	0 (0 to 0)	0 (0 to 0)	0 (0 to 0)	0 (0 to 0)	0
Food-borne trematodiases

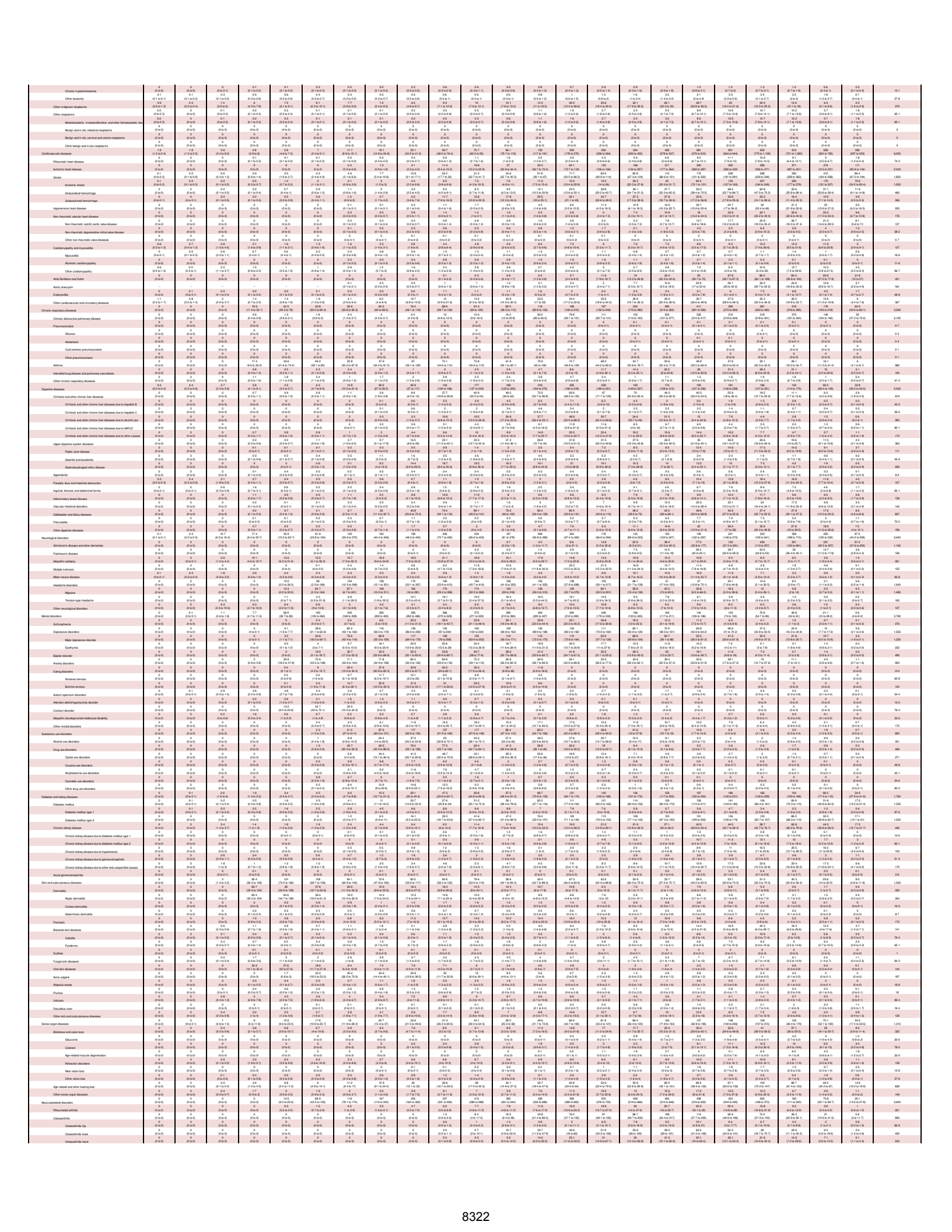

Chronic myeloid leukemia	0 (0 to 0)	0 (0 to 0)	0 (0 to 0)	0-1 (0 to 0.2)	0-1 (0 to 0.2)	0-2 (0 to 0.2)	0-2 (0 to 0.3)	0-2 (0 to 0.4)	0-2 (0 to 0.5)	0-3 (0 to 0.6)	0-3 (0 to 0.6)	0-4 (0 to 0.8)	0-4 (0 to 1.1)	0-5 (0 to 0.9)	0-5 (0 to 0.9)	0-6 (0 to 1.2)	0-7 (0 to 1.3)	0-8 (0 to 1.5)	0-9 (0 to 1.6)	0-9 (0 to 1.6)	0-9 (0 to 1.6)	1-2 (0 to 2.1)	1-2 (0 to 2.1)	1-2 (0 to 2.2)	1-3 (0 to 2.3)	1-2 (0 to 1.9)	0-4 (0 to 0.5)	0-2 (0 to 0.3)	13-1
Other leukemia	0-1 (0 to 0.2)	0-1 (0 to 0.2)	0-1 (0 to 0.2)	0-3 (0 to 0.6)	0-4 (0 to 0.9)	0-4 (0.2 to 0.7)	0-5 (0 to 0.7)	0-5 (0 to 0.8)	0-6 (0 to 0.9)	0-6 (0 to 1.1)	0-6 (0 to 1.1)	0-6 (0 to 1.1)	0-6 (0 to 1.1)	0-7 (0 to 1.2)	0-7 (0 to 1.2)	0-8 (0 to 1.3)	0-9 (0 to 1.5)	0-10 (0 to 1.6)	0-11 (0 to 1.8)	0-11 (0 to 1.8)	0-11 (0 to 1.8)	1-3 (0 to 2.3)	1-3 (0 to 2.4)	1-3 (0 to 2.5)	2-4 (0 to 2.7)	1-3 (0 to 2.1)	0-5 (0 to 0.6)	0-3 (0 to 0.4)	27-9
Other malignant neoplasms	9-9 (4.6 to 1.2)	9-9 (4.2 to 0.4)	9-9 (4.6 to 0.2)	7-8 (4.1 to 0.6)	8-1 (4.3 to 1.0)	7-7 (4.5 to 1.1)	7-5 (4.6 to 0.9)	8-3 (4.9 to 0.7)	8-3 (5.1 to 1.0)	8-3 (5.2 to 1.0)	8-3 (5.2 to 1.0)	8-3 (5.2 to 1.0)	8-3 (5.2 to 1.0)	8-3 (5.2 to 1.0)	8-3 (5.2 to 1.0)	8-3 (5.2 to 1.0)	8-3 (5.2 to 1.0)	8-3 (5.2 to 1.0)	8-3 (5.2 to 1.0)	8-3 (5.2 to 1.0)	8-3 (5.2 to 1.0)	8-3 (5.2 to 1.0)	8-3 (5.2 to 1.0)	8-3 (5.2 to 1.0)	8-3 (5.2 to 1.0)	8-3 (5.2 to 1.0)	8-3 (5.2 to 1.0)	8-3 (5.2 to 1.0)	279
Other neoplasms	0 (0 to 0.2)	0 (0 to 0)	0 (0 to 0)	0 (0 to 0.2)	0 (0 to 0.2)	0 (0 to 0.2

Osteoarthritis other	0 (0 to 0)	0 (0 to 0)	0 (0 to 0)	0 (0 to 0)	0 (0 to 0)	0 (0 to 0)	0 (0 to 0)	0 (0 to 0)	0 (0 to 0)	0 (0 to 0)	0 (0 to 0)	0-1 (0 to 2)	0-5 (0 to 1.1)	1-3 (0 to 2.9)	3 (1.2 to 6.4)	5-5 (2.4 to 11.6)	7-2 (3.2 to 15.2)	7-4 (3.4 to 15.4)	8-2 (3.9 to 17.4)	9 (4.4 to 19.8)	7-8 (3.9 to 16.2)	6-9 (3.4 to 14.1)	4-9 (2.5 to 9.6)	2-5 (1.3 to 4.9)	0-8 (0.4 to 1.4)	65
Low back pain	0 (0 to 0)	0 (0 to 0)	0 (0 to 0)	0 (0 to 0)	9-9 (4.3 to 15.7)	41-9 (24.5 to 68.4)	88-0 (41.2 to 110)	95-2 (57.1 to 149)	99-4 (63.4 to 219)	0-1 (0 to 2)	0-1 (0 to 2)	0-1 (0 to 2)	0-5 (0 to 1.1)	1-3 (0.5 to 2.9)	3 (1.2 to 6.4)	5-5 (2.4 to 11.6)	7-2 (3.2 to 15.2)	7-4 (3.4 to 15.4)	8-2 (3.9 to 17.4)	9 (4.4 to 19.8)	7-8 (3.9 to 16.2)	6-9 (3.4 to 14.1)	4-9 (2.5 to 9.6)	2-5 (1.3 to 4.9)	0-8 (0.4 to 1.4)	2,640
Neck pain	0 (0 to 0)	0 (0 to 0)	0 (0 to 0)	0 (0 to 0)	4-9 (1.6 to 10.3)	24 (10.2 to 44.3)	36 (17.7 to 62.3)	39-2 (19.2 to 76.5)	39-2 (18 to 89)	51-0 (27.3 to 113)	77-3 (41.3 to 140)	99-6 (52.4 to 162)	96-3 (48.6 to 162)	88-3 (46.8 to 162)	77-4 (39.7 to 152)	71-4 (36.7 to 151)	64-5 (32.7 to 151)	57-9 (31.3 to 151)	49-1 (27.1 to 144)	22-6 (9.2 to 67.9)	11-9 (5.5 to 32.7)	8-1 (3.5 to 12.5)	2-4 (1.4 to 5.3)	0-7 (0.5 to 1.2)	1,040
Gout	0 (0 to 0)	0 (0 to 0)	0 (0 to 0)	0 (0 to 0)	0 (0 to 0)	0 (0 to 0)	0 (0 to 0)	0 (0 to 0)	0 (0 to 0)	0 (0 to 0)	0 (0 to 0)	0 (0 to 0)	0 (0 to 0)	0 (0 to 0)	0 (0 to 0)	0 (0 to 0)	0 (0 to 0)	0 (0 to 0)	0 (0 to 0)	0 (0 to 0)	0 (0 to 0)	0 (0 to 0)	0 (0 to 0)	0 (0 to 0)	0 (0 to 0)	20-4
Other musculoskeletal disorders	0 (0 to 0)	0 (0 to 0)	0 (0 to 0)	0 (0 to 0)	0-4 (0.2 to 0.7)	1-5 (0.5 to 3.4)	12-5 (6.2 to 21.4)	28-1 (17.2 to 45.8)	57-8 (32.8 to 87.4)	82-4 (50.2 to 124)	99-3 (56.5 to 134)	99-7 (49.7 to 139)	92-7 (44.6 to 141)	71-4 (34.1 to 139)	60-7 (28.1 to 139)	50-7 (24.1 to 139)	44-5 (21.2 to 112)	41-3 (20.1 to 112)	37-9 (18.7 to 101)	37-9 (21.3 to 93.1)	40-1 (21.1 to 94.6)	22-6 (9.2 to 42.9)	11-9 (5.5 to 22.7)	8-1 (3.5 to 12.5)	2-4 (1.4 to 5.3)	917
Other non-communicable diseases	181 (126 to 239)	75-2 (58.3 to 95.4)	157 (107 to 228)	79-1 (62 to 100)	64-7 (46.2 to 84.7)	74-3 (54.2 to 98.2)	102 (72.2 to 145)	156 (122 to 202)	196 (151 to 256)	249 (193 to 324)	346 (262 to 455)	349 (253 to 465)	341 (241 to 479)	277 (190 to 392)	233 (152 to 356)	201 (127 to 318)	191 (120 to 298)	215 (133 to 352)	210 (129 to 349)	217 (129 to 356)	186 (101 to 353)	161 (102 to 255)	122 (69.7 to 192)	74-2 (53 to 103)	27-6 (19.1 to 39.6)	4,250
Congenital birth defects	174 (120 to 231)	64-3 (48.6 to 82.9)	109 (72.2 to 154)	46-7 (34.3 to 62.6)	26-9 (20.3 to 35.4)	21-8 (16.2 to 28.8)	17-1 (12.6 to 22.8)	16-1 (12.1 to 20.8)	15-6 (11.6 to 20.7)	18-8 (13.8 to 24.5)	13-9 (10.1 to 18.6)	10-9 (7.8 to 14.6)	10-4 (7.5 to 14.2)	9-1 (6.6 to 12.5)	7-7 (5.4 to 10.9)	7-4 (5.2 to 10.6)	7-0 (4.9 to 14.8)	6-9 (4.8 to 14.2)	7-5 (4.9 to 13.3)	7-1 (4.5 to 11.5)	7-7 (4.9 to 13.2)	6-1 (3.7 to 11.6)	3-3 (2.2 to 5.5)	0-9 (0.5 to 1.5)	616
Neural tube defects	27-6 (16.7 to 43.2)	4-5 (2.3 to 7.9)	2-2 (0.9 to 4.7)	1-8 (0.8 to 3.5)	1-6 (0.6 to 3.2)	1-3 (0.7 to 2.6)	0-7 (0.3 to 1.6)	1-1 (0.7 to 1.9)	1-1 (0.7 to 1.9)	1-3 (0.7 to 2.3)	1-2 (0.6 to 2.2)	0-7 (0.4 to 1.5)	0-6 (0.3 to 1.5)	0-5 (0.2 to 1.5)	0-4 (0.2 to 1.1)	0-3 (0.2 to 0.9)	0-2 (0.1 to 0.8)	0-1 (0 to 0.5)	0-1 (0 to 0.5)	0-1 (0 to 0.5)	0-1 (0 to 0.5)	0-1 (0 to 0.5)	0-1 (0 to 0.5)	0-1 (0 to 0.5)	0-1 (0 to 0.5)	63-5
Congenital heart anomalies	56-1 (20.3 to 68)	25-3 (16.5 to 39.2)	23-7 (18.6 to 60)	9-2 (5.2 to 20.3)	4-7 (2.7 to 9.5)	3-9 (2.4 to 9.7)	2-9 (1.8 to 5.6)	3 (2 to 4.6)	2-5 (1.6 to 4.2)	2-3 (1.5 to 3.8)	3-1 (2 to 4.9)	2-7 (1.5 to 4.1)	2-5 (1.2 to 4.1)	1-7 (0.9 to 2.7)	1-4 (0.8 to 2.5)	1-3 (0.6 to 2.5)	1-2 (0.6 to 2.5)	1-1 (0.6 to 2.5)	0-9 (0.4 to 1.6)	0-7 (0.4 to 1.2)	0-1 (0 to 0.3)	0-1 (0 to 0.3)	0-1 (0 to 0.3)	0-1 (0 to 0.3)	0-1 (0 to 0.3)	137
Orofacial clefts	0 (0 to 0)	0 (0 to 0)	0-2 (0 to 0.4)	0-4 (0 to 0.8)	0-3 (0 to 0.6)	0-2 (0 to 0.4)	0-2 (0 to 0.4)	0-2 (0 to 0.4)	0-2 (0 to 0.5)	0-2 (0 to 0.4)	0-2 (0 to 0.5)	0-2 (0 to 0.4)	0-2 (0 to 0.5)	0-2 (0 to 0.4)	0-2 (0 to 0.4)	0-2 (0 to 0.4)	0-2 (0 to 0.4)	0-1 (0 to 0.3)	0-1 (0 to 0.3)	0-1 (0 to 0.2)	0-1 (0 to 0.2)	0-1 (0 to 0.2)	0-1 (0 to 0.2)	0-1 (0 to 0.2)	0-1 (0 to 0.2)	3-7
Down syndrome	11-4 (4.5 to 19.4)	2-9 (1.5 to 7.1)	0-7 (0 to 3.9)	3-3 (1.9 to 5.1)	0-2 (0 to 1.3)	1-8 (1.1 to 2.9)	1-7 (1.1 to 2.5)	2-2 (1.4 to 3.1)	2-2 (1.5 to 3.2)	2-2 (1.5 to 3.2)	3 (2 to 4.3)	2-8 (1.8 to 4.1)	4-3 (2.6 to 6.4)	6-9 (3.7 to 10.2)	7-9 (4.5 to 12.2)	5-6 (3.1 to 9.5)	5-1 (2.9 to 8.5)	4-2 (2.4 to 7.2)	3-5 (1.9 to 6.2)	2-7 (1.5 to 4.5)	2-1 (1.1 to 3.5)	0-9 (0.5 to 1.5)	0-5 (0.3 to 0.8)	0-3 (0.2 to 0.5)	0-3 (0.2 to 0.5)	70
Turner syndrome	0 (0 to 0)	0 (0 to 0)	0-1 (0 to 0.3)	0-1 (0 to 0.3)	0-2 (0 to 0.4)	0-1 (0 to 0.4)	0-2 (0 to 0.4)	0-2 (0 to 0.4)	0-2 (0 to 0.4)	0-2 (0 to 0.4)	0-2 (0 to 0.4)	0-2 (0 to 0.4)	0-2 (0 to 0.4)	0-1 (0 to 0.3)	0-1 (0 to 0.3)	0-1 (0 to 0.3)	0-1 (0 to 0.3)	0-1 (0 to 0.2)	0-1 (0 to 0.2)	0-1 (0 to 0.2)	0-1 (0 to 0.2)	0-1 (0 to 0.2)	0-1 (0 to 0.2)	0-1 (0 to 0.2)	0-1 (0 to 0.2)	1-6
Klinefelter syndrome	0 (0 to 0)	0 (0 to 0)	0 (0 to 0)	0 (0 to 0)	0 (0 to 0)	0 (0 to 0)	0 (0 to 0)	0 (0 to 0)	0 (0 to 0)	0 (0 to 0)	0 (0 to 0)	0 (0 to 0)	0 (0 to 0)	0 (0 to 0)	0 (0 to 0)	0 (0 to 0)	0 (0 to 0)	0 (0 to 0)	0 (0 to 0)	0 (0 to 0)	0 (0 to 0)	0 (0 to 0)	0 (0 to 0)	0 (0 to 0)	0 (0 to 0)	0 (0 to 0)	6
Other chromosomal abnormalities	18 (10.1 to 32.6)	11-2 (6.4 to 18)	27-9 (19.2 to 39.2)	5-5 (3.6 to 8.6)	2-3 (1.2 to 4.9)	2-6 (1.7 to 4)	2-2 (1.5 to 3.1)	2-1 (1.3 to 3.1)	2 (1.3 to 3.1)	2-3 (1.4 to 3.4)	2-1 (1.3 to 3)	1-5 (0.9 to 2.2)	1-5 (0.9 to 2.2)	1-3 (0.7 to 1.9)	1-1 (0.7 to 1.6)	0-8 (0.5 to 1.1)	0-8 (0.5 to 1.2)	0-6 (0.3 to 0.7)	0-3 (0.2 to 0.5)	0-3 (0.2 to 0.5)	0-4 (0.2 to 0.6)	0-3 (0 to 0.5)	0-2 (0 to 0.4)	0-2 (0 to 0.4)	0-2 (0 to 0.4)	75
Congenital musculoskeletal and limb anomalies	6-1 (3.5 to 10.1)	1-4 (0.4 to 2.2)	0-3 (0 to 1.4)	0-3 (0 to 1.4)	0-4 (0 to 1.4)	0-4 (0 to 1.4)	0-4 (0 to 1.4)	0-4 (0 to 1.4)	0-4 (0 to 1.4)	0-4 (0 to 1.4)	0-4 (0 to 1.4)	0-4 (0 to 1.4)	0-4 (0 to 1.4)	0-5 (0 to 1.4)	0-5 (0 to 1.4)	0-4 (0 to 1.4)	0-4 (0 to 1.4)	0-3 (0 to 1.4)	0-3 (0 to 1.4)	0-3 (0 to 1.4)	0-4 (0 to 1.4)	0-3 (0 to 1.4)	0-3 (0 to 1.4)	0-3 (0 to 1.4)	0-3 (0 to 1.4)	84-2
Urogenital congenital anomalies	5 (2.1 to 14)	2-1 (0.5 to 6.2)	1-4 (0.4 to 4.6)	1-4 (0.7 to 2.5)	0-8 (0.4 to 1.6)	0-5 (0.2 to 0.9)	0-3 (0.2 to 0.5)	0-3 (0.2 to 0.5)	0-3 (0.2 to 0.4)	0-3 (0.2 to 0.5)	0-3 (0.2 to 0.4)	0-2 (0.1 to 0.3)	0-1 (0.1 to 0.2)	0-1 (0.1 to 0.2)	0-1 (0.1 to 0.2)	0-1 (0.1 to 0.2)	0-1 (0.1 to 0.2)	0-1 (0 to 0.1)	0-1 (0 to 0.1)	0-1 (0 to 0.1)	0-1 (0 to 0.1)	0-1 (0 to 0.1)	0-1 (0 to 0.1)	0-1 (0 to 0.1)	0-1 (0 to 0.1)	12
Digestive congenital anomalies	5-3 (3.0 to 10.4)	3-3 (1.2 to 7.6)	1-2 (0.6 to 4.2)	0-7 (0.4 to 1.9)	0-5 (0.2 to 1.1)	0-5 (0.2 to 1.1)	0-5 (0.2 to 1.1

SR Table 2b: Bedford DALYS by cause and sex aroun for females with 95% uncertainty intervals, 2019

Cause	Early Neonatal	Late Neonatal	Post Neonatal	1 to 4	5 to 9	10 to 14	15 to 19	20 to 24	25 to 29	30 to 34	35 to 39	40 to 44	45 to 49	50 to 54	55 to 59	60 to 64	65 to 69	70 to 74	75 to 79	80 to 84	85 plus	Total
All causes	1kk (1.03 to 2.03)	1kk (0.94 to 1.9)	824 (69 to 1.19k)	1.19k (1.09 to 1.29k)	1kk (942 to 1.05k)	1kk (2.07 to 2.16k)	1kk (2.03 to 2.45)	1kk (1.98 to 2.07k)	1kk (1.97 to 2.05k)	1kk (1.96 to 2.05k)	1kk (1.94 to 2.03k)	1kk (1.89 to 1.98k)	1kk (1.84 to 1.93k)	1kk (1.77 to 1.87k)	1kk (1.68 to 1.78k)	1kk (1.58 to 1.68k)	1kk (1.46 to 1.56k)	1kk (1.32 to 1.42k)	1kk (1.17 to 1.27k)	1kk (1.03 to 1.14k)	1kk (1.03 to 1.14k)	24,300
Communicable, maternal, neonatal, and nutritional diseases	1kk (944 to 1.03k)	1kk (17.7 to 30.4k)	824 (22k to 42.2)	1.19k (1.02 to 1.36k)	1kk (31.5 to 41.4k)	1kk (19.4 to 31.8k)	1kk (19.6 to 34.2)	1kk (22.7 to 35.2)	1kk (27.4 to 37.7)	1kk (28.6 to 38.6)	1kk (30.6 to 39.7)	1kk (31.1 to 39.7)	1kk (34.2 to 43.1)	1kk (33.2 to 41.6)	1kk (34.1 to 41.9)	1kk (34.2 to 41.2)	1kk (33.9 to 41.2)	1kk (32.9 to 40.2)	1kk (30.4 to 38.2)	1kk (26.4 to 34.1)	1kk (19.4 to 26.1)	1,270
HIV/AIDS and sexually transmitted infections	3.1 (0.9 to 7)	0.9 (0.2 to 1.8)	1.4k (1.7 to 3.9)	0.5 (0.4 to 0.6)	0.2 (0.2 to 0.3)	0.2 (0.2 to 0.2)	0.1 (0.2 to 0.4)	1.2 (0.8 to 1.4)	2 (1.4 to 2.4)	3.2 (2.3 to 4.5)	4 (2.8 to 5.8)	4.2 (2.9 to 6.1)	3.4 (2.6 to 5.1)	2.6 (1.7 to 3.3)	1.7 (1.2 to 2.4)	1.4 (1 to 2)	1.3 (0.9 to 2)	0.5 (0.3 to 0.8)	0.3 (0.2 to 0.5)	0.2 (0.1 to 0.3)	0.1 (0.1 to 0.2)	33.9
HIV/AIDS	3 (0.9 to 7)	0.9 (0.2 to 1.8)	1.4k (1.7 to 3.9)	0.5 (0.4 to 0.6)	0.2 (0.2 to 0.3)	0.1 (0.1 to 0.2)	0.1 (0.2 to 0.4)	0.9 (0.5 to 0.9)	1.6 (0.7 to 1.2)	1.6 (1.2 to 2.1)	2 (1.6 to 2.8)	2.2 (1.7 to 3)	2.1 (1.6 to 2.8)	1.6 (1.2 to 2.2)	1.1 (0.8 to 1.5)	0.8 (0.6 to 1.2)	0.9 (0.5 to 1.5)	0.5 (0.3 to 1.1)	0.3 (0.2 to 0.5)	0.2 (0.1 to 0.4)	0.1 (0.1 to 0.2)	16.5
HIV/AIDS - Drug-susceptible Tuberculosis	0 (0 to 0)	0 (0 to 0)	0 (0 to 0)	0 (0 to 0)	0 (0 to 0)	0 (0 to 0)	0 (0 to 0)	0 (0 to 0)	0 (0 to 0)	0 (0 to 0)	0 (0 to 0)	0 (0 to 0)	0 (0 to 0)	0 (0 to 0)	0 (0 to 0)	0 (0 to 0)	0 (0 to 0)	0 (0 to 0)	0 (0 to 0)	0 (0 to 0)	0 (0 to 0)	0 (0 to 0)	0
HIV/AIDS - Multidrug-resistant Tuberculosis without extensive dr...	0 (0 to 0)	0 (0 to 0)	0 (0 to 0)	0 (0 to 0)	0 (0 to 0)	0 (0 to 0)	0 (0 to 0)	0 (0 to 0)	0 (0 to 0)	0 (0 to 0)	0 (0 to 0)	0 (0 to 0)	0 (0 to 0)	0 (0 to 0)	0 (0 to 0)	0 (0 to 0)	0 (0 to 0)	0 (0 to 0)	0 (0 to 0)	0 (0 to 0)	0 (0 to 0)	0
HIV/AIDS - Extensively drug-resistant Tuberculosis	0 (0 to 0)	0 (0 to 0)	0 (0 to 0)	0 (0 to 0)	0 (0 to 0)	0 (0 to 0)	0 (0 to 0)	0 (0 to 0)	0 (0 to 0)	0 (0 to 0)	0 (0 to 0)	0 (0 to 0)	0 (0 to 0)	0 (0 to 0)	0 (0 to 0)	0 (0 to 0)	0 (0 to 0)	0 (0 to 0)	0 (0 to 0)	0 (0 to 0)	0 (0 to 0)	0
HIV/AIDS resulting in other diseases	0 (0 to 0)	0.4 (0.2 to 0.5)	0.4 (0.3 to 0.5)	0.2 (0.1 to 0.3)	0.1 (0.1 to 0.2)	0.2 (0.1 to 0.3)	0.6 (0.4 to 0.8)	0.6 (0.4 to 1.1)	1.4 (1 to 1.8)	1.9 (1.4 to 2.4)	1.9 (1.4 to 2.7)	1.9 (1.4 to 2.7)	1.8 (1.3 to 2.5)	1.4 (1 to 2)	1.1 (0.8 to 1.4)	0.8 (0.6 to 1.2)	0.6 (0.4 to 1.4)	0.5 (0.2 to 1.2)	0.2 (0.1 to 0.4)	0.2 (0.1 to 0.4)	0.1 (0.1 to 0.3)	14.4
Sexually transmitted infections excluding HIV	3.1 (0.9 to 7)	0.9 (0.2 to 1.8)	0.9 (0.3 to 2.2)	0.3 (0.1 to 0.5)	0.1 (0.1 to 0.3)	0.1 (0.1 to 0.2)	0.2 (0.1 to 0.4)	0.5 (0.2 to 0.9)	1.1 (0.4 to 1.8)	1.6 (0.6 to 2.6)	2 (0.7 to 3.3)	2.3 (0.8 to 3.8)	1.6 (0.7 to 2.7)	1.2 (0.4 to 1.9)	0.6 (0.2 to 0.9)	0.5 (0.2 to 0.8)	0.4 (0.2 to 0.8)	0.2 (0.1 to 0.5)	0.1 (0.1 to 0.3)	0.1 (0.1 to 0.2)	0.1 (0.1 to 0.2)	17.4
Syphilis	3.1 (0.9 to 7)	0.9 (0.2 to 1.8)	0.9 (0.3 to 2.2)	0.3 (0.1 to 0.5)	0.1 (0.1 to 0.3)	0.1 (0.1 to 0.2)	0.2 (0.1 to 0.4)	0.5 (0.2 to 0.9)	1.1 (0.4 to 1.8)	1.6 (0.6 to 2.6)	2 (0.7 to 3.3)	2.3 (0.8 to 3.8)	1.6 (0.7 to 2.7)	1.2 (0.4 to 1.9)	0.6 (0.2 to 0.9)	0.5 (0.2 to 0.8)	0.4 (0.2 to 0.8)	0.2 (0.1 to 0.5)	0.1 (0.1 to 0.3)	0.1 (0.1 to 0.2)	0.1 (0.1 to 0.2)	17.4
Chlamydial infection	0 (0 to 0)	0 (0 to 0)	0 (0 to 0)	0 (0 to 0)	0 (0 to 0)	0 (0 to 0)	0 (0 to 0)	0 (0 to 0)	0 (0 to 0)	0 (0 to 0)	0 (0 to 0)	0 (0 to 0)	0 (0 to 0)	0 (0 to 0)	0 (0 to 0)	0 (0 to 0)	0 (0 to 0)	0 (0 to 0)	0 (0 to 0)	0 (0 to 0)	0 (0 to 0)	0
Gonococcal infection	0 (0 to 0)	0 (0 to 0)	0 (0 to 0)	0 (0 to 0)	0 (0 to 0)	0 (0 to 0)	0 (0 to 0)	0 (0 to 0)	0 (0 to 0)	0 (0 to 0)	0 (0 to 0)	0 (0 to 0)	0 (0 to 0)	0 (0 to 0)	0 (0 to 0)	0 (0 to 0)	0 (0 to 0)	0 (0 to 0)	0 (0 to 0)	0 (0 to 0)	0 (0 to 0)	0
Trichomoniasis	0 (0 to 0)	0 (0 to 0)	0 (0 to 0)	0 (0 to 0)	0 (0 to 0)	0 (0 to 0)	0 (0 to 0)	0 (0 to 0)	0 (0 to 0)	0 (0 to 0)	0 (0 to 0)	0 (0 to 0)	0 (0 to 0)	0 (0 to 0)	0 (0 to 0)	0 (0 to 0)	0 (0 to 0)	0 (0 to 0)	0 (0 to 0)	0 (0 to 0)	0 (0 to 0)	0
Genital herpes	0 (0 to 0)	0 (0 to 0)	0 (0 to 0)	0 (0 to 0)	0 (0 to 0)	0 (0 to 0)	0 (0 to 0)	0 (0 to 0)	0 (0 to 0)	0 (0 to 0)	0 (0 to 0)	0 (0 to 0)	0 (0 to 0)	0 (0 to 0)	0 (0 to 0)	0 (0 to 0)	0 (0 to 0)	0 (0 to 0)	0 (0 to 0)	0 (0 to 0)	0 (0 to 0)	0
Other sexually transmitted infections	0 (0 to 0)	0 (0 to 0)	0 (0 to 0)	0 (0 to 0)	0 (0 to 0)	0 (0 to 0)	0 (0 to 0)	0 (0 to 0)	0 (0 to 0)	0 (0 to 0)	0 (0 to 0)	0 (0 to 0)	0 (0 to 0)	0 (0 to 0)	0 (0 to 0)	0 (0 to 0)	0 (0 to 0)	0 (0 to 0)	0 (0 to 0)	0 (0 to 0)	0 (0 to 0)	0
Respiratory infections and tuberculosis	0.6 (0.4 to 1.8)	0.5 (0.4 to 1.1)	0.4 (0.3 to 0.7)	0.4 (0.3 to 0.6)	0.3 (0.2 to 0.4)	0.3 (0.2 to 0.4)	0.3 (0.2 to 0.4)	0.4 (0.3 to 0.5)	0.5 (0.4 to 0.6)	0.6 (0.5 to 0.8)	0.7 (0.6 to 0.9)	0.8 (0.7 to 1)	0.9 (0.8 to 1.1)	0.9 (0.8 to 1.1)	0.9 (0.8 to 1.1)	0.9 (0.8 to 1.1)	0.9 (0.8 to 1.1)	0.9 (0.8 to 1.1)	0.9 (0.8 to 1.1)	0.9 (0.8 to 1.1)	0.9 (0.8 to 1.1)	13.6
Tuberculosis	0 (0 to 0)	0 (0 to 0)	0 (0 to 0)	0 (0 to 0)	0 (0 to 0)	0 (0 to 0)	0 (0 to 0)	0 (0 to 0)	0 (0 to 0)	0 (0 to 0)	0 (0 to 0)	0 (0 to 0)	0 (0 to 0)	0 (0 to 0)	0 (0 to 0)	0 (0 to 0)	0 (0 to 0)	0 (0 to 0)	0 (0 to 0)	0 (0 to 0)	0 (0 to 0)	0
Latent tuberculosis infection	0 (0 to 0)	0 (0 to 0)	0 (0 to 0)	0 (0 to 0)	0 (0 to 0)	0 (0 to 0)	0 (0 to 0)	0 (0 to 0)	0 (0 to 0)	0 (0 to 0)	0 (0 to 0)	0 (0 to 0)	0 (0 to 0)	0 (0 to 0)	0 (0 to 0)	0 (0 to 0)	0 (0 to 0)	0 (0 to 0)	0 (0 to 0)	0 (0 to 0)	0 (0 to 0)	0
Drug-susceptible tuberculosis	0 (0 to 0)	0 (0 to 0)	0 (0 to 0)	0 (0 to 0)	0 (0 to 0)	0 (0 to 0)	0 (0 to 0)	0 (0 to 0)	0 (0 to 0)	0 (0 to 0)	0 (0 to 0)	0 (0 to 0)	0 (0 to 0)	0 (0 to 0)	0 (0 to 0)	0 (0 to 0)	0 (0 to 0)	0 (0 to 0)	0 (0 to 0)	0 (0 to 0)	0 (0 to 0)	0
Multidrug-resistant tuberculosis without extensive drug-resistance	0 (0 to 0)	0 (0 to 0)	0 (0 to 0)	0 (0 to 0)	0 (0 to 0)	0 (0 to 0)	0 (0 to 0)	0 (0 to 0)	0 (0 to 0)	0 (0 to 0)	0 (0 to 0)	0 (0 to 0)	0 (0 to 0)	0 (0 to 0)	0 (0 to 0)	0 (0 to 0)	0 (0 to 0)	0 (0 to 0)	0 (0 to 0)	0 (0 to 0)	0 (0 to 0)	0
Extensively drug-resistant tuberculosis	0 (0 to 0)	0 (0 to 0)	0 (0 to 0)	0 (0 to 0)	0 (0 to 0)	0 (0 to 0)	0 (0 to 0)	0 (0 to 0)	0 (0 to 0)	0 (0 to 0)	0 (0 to 0)	0 (0 to 0)	0 (0 to 0)	0 (0 to 0)	0 (0 to 0)	0 (0 to 0)	0 (0 to 0)	0 (0 to 0)	0 (0 to 0)	0 (0 to 0)	0 (0 to 0)	0
Lower respiratory infections	1.2 (0.8 to 1.8)	0.7 (0.5 to 1)	3.7 (2.1 to 5.7)	0.9 (0.9 to 2.7)	0.8 (0.4 to 1.2)	0.7 (0.5 to 1)	1.2 (0.8 to 1.7)	1.6 (1.1 to 2.4)	2.2 (1.4 to 3.1)	2.6 (1.9 to 4)	4.1 (2.9 to 6)	5.4 (3.5 to 8)	6.4 (5.4 to 12.3)	8.6 (5.7 to 16.2)	11.1 (7.5 to 16.2)	13.7 (9.2 to 21)	17.1 (11.9 to 25.1)	22.3 (15.4 to 32.4)	29.5 (21.4 to 37.4)	38.6 (28.4 to 77.3)	52.8 (44.5 to 104)	583
Upper respiratory infections	0 (0 to 0)	0 (0 to 0)	1.2 (0.2 to 2.9)	0.8 (0.2 to 2.9)	0.6 (0.2 to 2.9)	0.4 (0.2 to 0.6)	0.5 (0.2 to 0.8)	0.5 (0.2 to 0.8)	0.5 (0.2 to 0.8)	0.5 (0.2 to 0.8)	0.5 (0.2 to 0.8)	0.5 (0.2 to 0.8)	0.5 (0.2 to 0.8)	0.5 (0.2 to 0.8)	0.5 (0.2 to 0.8)	0.5 (0.2 to 0.8)	0.5 (0.2 to 0.8)	0.5 (0.2 to 0.8)	0.5 (0.2 to 0.8)	0.5 (0.2 to 0.8)	0.5 (0.2 to 0.8)	73.5
Otitis media	0 (0 to 0)	0 (0 to 0)	0.3 (0.2 to 0.5)	1.8 (1 to 3.3)	1.7 (0.9 to 2.8)	0.9 (0.5 to 1.6)	0.6 (0.4 to 1.6)	0.6 (0.4 to 1.6)	0.7 (0.3 to 1.1)	0.7 (0.4 to 1.5)	0.7 (0.4 to 1.6)	0.7 (0.4 to 1.6)	0.7 (0.4 to 1.6)	0.7 (0.4 to 1.6)	0.7 (0.4 to 1.6)	0.7 (0.4 to 1.6)	0.7 (0.4 to 1.6)	0.7 (0.4 to 1.6)	0.7 (0.4 to 1.6)	0.7 (0.4 to 1.6)	0.7 (0.4 to 1.6)	15.2
Enteric infections	0.1 (0.1 to 0.1)	0.3 (0.2 to 0.3)	4.3 (2.6 to 6.3)	4.3 (3.7 to 10.3)	2 (1.4 to 3.1)	1.4 (1.1 to 3.3)	1.4 (0.9 to 2.5)	1.4 (0.9 to 2.5)	1.4 (0.9 to 2.5)	1.4 (0.9 to 2.5)	1.4 (0.9 to 2.5)	1.4 (0.9 to 2.5)	1.4 (0.9 to 2.5)	1.4 (0.9 to 2.5)	1.4 (0.9 to 2.5)	1.4 (0.9 to 2.5)	1.4 (0.9 to 2.5)	1.4 (0.9 to 2.5)	1.4 (0.9 to 2.5)	1.4 (0.9 to 2.5)	1.4 (0.9 to 2.5)	77.7
Diarrheal diseases	0.1 (0.1 to 0.1)	0.3 (0.2 to 0.3)	4.3 (2.6 to 6.2)	4.3 (3.7 to 10.3)	2 (1.4 to 3.1)	1.4 (1.1 to 3.3)	1.4 (0.9 to 2.5)	1.4 (0.9 to 2.5)	1.4 (0.9 to 2.5)	1.4 (0.9 to 2.5)	1.4 (0.9 to 2.5)	1.4 (0.9 to 2.5)	1.4 (0.9 to 2.5)	1.4 (0.9 to 2.5)	1.4 (0.9 to 2.5)	1.4 (0.9 to 2.5)	1.4 (0.9 to 2.5)	1.4 (0.9 to 2.5)	1.4 (0.9 to 2.5)	1.4 (0.9 to 2.5)	1.4 (0.9 to 2.5)	77.4
Typhoid and paratyphoid	0 (0 to 0)	0 (0 to 0)	0 (0 to 0)	0 (0 to 0)	0 (0 to 0)	0 (0 to 0)	0 (0 to 0)	0 (0 to 0)	0 (0 to 0)	0 (0 to 0)	0 (0 to 0)	0 (0 to 0)	0 (0 to 0)	0 (0 to 0)	0 (0 to 0)	0 (0 to 0)	0 (0 to 0)	0 (0 to 0)	0 (0 to 0)	0 (0 to 0)	0 (0 to 0)	0
Typhoid fever	0 (0 to 0)	0 (0 to 0)	0 (0 to 0)	0 (0 to 0)	0 (0 to 0)	0 (0 to 0)	0 (0 to 0)	0 (0 to 0)	0 (0 to 0)	0 (0 to 0)	0 (0 to 0)	0 (0 to 0)	0 (0 to 0)	0 (0 to 0)	0 (0 to 0)	0 (0 to 0)	0 (0 to 0)	0 (0 to 0)	0 (0 to 0)	0 (0 to 0)	0 (0 to 0)	0
Paratyphoid fever	0 (0 to 0)	0 (0 to 0)	0 (0 to 0)	0 (0 to 0)	0 (0 to 0)	0 (0 to 0)	0 (0 to 0)	0 (0 to 0)	0 (0 to 0)	0 (0 to 0)	0 (0 to 0)	0 (0 to 0)	0 (0 to 0)	0 (0 to 0)	0 (0 to 0)	0 (0 to 0)	0 (0 to 0)	0 (0 to 0)	0 (0 to 0)	0 (0 to 0)	0 (0 to 0)	0
Invasive Non-typhoidal Salmonella (iNTS)	0 (0 to 0)	0 (0 to 0)	0 (0 to 0)	0 (0 to 0)	0 (0 to 0)	0 (0 to 0)	0 (0 to 0)	0 (0 to 0)	0 (0 to 0)	0 (0 to 0)	0 (0 to 0)	0 (0 to 0)	0 (0 to 0)	0 (0 to 0)	0 (0 to 0)	0 (0 to 0)	0 (0 to 0)	0 (0 to 0)	0 (0 to 0)	0 (0 to 0)	0 (0 to 0)	0
Other intestinal infectious diseases	0 (0 to 0)	0 (0 to 0)	0 (0 to 0)	0 (0 to 0)	0 (0 to 0)	0 (0 to 0)	0 (0 to 0)	0 (0 to 0)	0 (0 to 0)	0 (0 to 0)	0 (0 to 0)	0 (0 to 0)	0 (0 to 0)	0 (0 to 0)	0 (0 to 0)	0 (0 to 0)	0 (0 to 0)	0 (0 to 0)	0 (0 to 0)	0 (0 to 0)	0 (0 to 0)	0
Neglected tropical diseases and malaria	0 (0 to 0)	0 (0 to 0)	0 (0 to 0)	0 (0 to 0)	0 (0 to 0)	0 (0 to 0)	0 (0 to 0)	0 (0 to 0)	0 (0 to 0)	0 (0 to 0)	0 (0 to 0)	0 (0 to 0)	0 (0 to 0)	0 (0 to 0)	0 (0 to 0)	0 (0 to 0)	0 (0 to 0)	0 (0 to 0)	0 (0 to 0)	0 (0 to 0)	0 (0 to 0)	0
Malaria	0 (0 to 0)	0 (0 to 0)	0 (0 to 0)	0 (0 to 0)	0 (0 to 0)	0 (0 to 0)	0 (0 to 0)	0 (0 to 0)	0 (0 to 0)	0 (0 to 0)	0 (0 to 0)	0 (0 to 0)	0 (0 to 0)	0 (0 to 0)	0 (0 to 0)	0 (0 to 0)	0 (0 to 0)	0 (0 to 0)	0 (0 to 0)	0 (0 to 0)	0 (0 to 0)	0
Chagas disease	0 (0 to 0)	0 (0 to 0)	0 (0 to 0)	0 (0 to 0)	0 (0 to 0)	0 (0 to 0)	0 (0 to 0)	0 (0 to 0)	0 (0 to 0)	0 (0 to 0)	0 (0 to 0)	0 (0 to 0)	0 (0 to 0)	0 (0 to 0)	0 (0 to 0)	0 (0 to 0)	0 (0 to 0)	0 (0 to 0)	0 (0 to 0)	0 (0 to 0)	0 (0 to 0)	0
Leishmaniasis	0 (0 to 0)	0 (0 to 0)	0 (0 to 0)	0 (0 to 0)	0 (0 to 0)	0 (0 to 0)	0 (0 to 0)	0 (0 to 0)	0 (0 to 0)	0 (0 to 0)	0 (0 to 0)	0 (0 to 0)	0 (0 to 0)	0 (0 to 0)	0 (0 to 0)	0 (0 to 0)	0 (0 to 0)	0 (0 to 0)	0 (0 to 0)	0 (0 to 0)	0 (0 to 0)	0
Visceral leishmaniasis	0 (0 to 0)	0 (0 to 0)	0 (0 to 0)	0 (0 to 0)	0 (0 to 0)	0 (0 to 0)	0 (0 to 0)	0 (0 to 0)	0 (0 to 0)	0 (0 to 0)	0 (0 to 0)	0 (0 to 0)	0 (0 to 0)	0 (0 to 0)	0 (0 to 0)	0 (0 to 0)	0 (0 to 0)	0 (0 to 0)	0 (0 to 0)	0 (0 to 0)	0 (0 to 0)	0
Cutaneous and mucocutaneous leishmaniasis	0 (0 to 0)	0 (0 to 0)	0 (0 to 0)	0 (0 to 0)	0 (0 to 0)	0 (0 to 0)	0 (0 to 0)	0 (0 to 0)	0 (0 to 0)	0 (0 to 0)	0 (0 to 0)	0 (0 to 0)	0 (0 to 0)	0 (0 to 0)	0 (0 to 0)	0 (0 to 0)	0 (0 to 0)	0 (0 to 0)	0 (0 to 0)	0 (0 to 0)	0 (0 to 0)	0
African trypanosomiasis	0 (0 to 0)	0 (0 to 0)	0 (0 to 0)	0 (0 to 0)	0 (0 to 0)	0 (0 to 0)	0 (0 to 0)	0 (0 to 0)	0 (0 to 0)	0 (0 to 0)	0 (0 to 0)	0 (0 to 0)	0 (0 to 0)	0 (0 to 0)	0 (0 to 0)	0 (0 to 0)	0 (0 to 0)	0 (0 to 0)	0 (0 to 0)	0 (0 to 0)	0 (0 to 0)	0
Schistosomiasis	0 (0 to 0)	0 (0 to 0)	0 (0 to 0)	0 (0 to 0)	0 (0 to 0)	0 (0 to 0)	0 (0 to 0)	0 (0 to 0)	0 (0 to 0)	0 (0 to 0)	0 (0 to 0)	0 (0 to 0)	0 (0 to 0)	0 (0 to 0)	0 (0 to 0)	0 (0 to 0)	0 (0 to 0)	0 (0 to 0)	0 (0 to 0)	0 (0 to 0)	0 (0 to 0)	0
Cysticercosis	0 (0 to 0)	0 (0 to 0)	0 (0 to 0)	0 (0 to 0)	0 (0 to 0)	0 (0 to 0)	0 (0 to 0)	0 (0 to 0)	0 (0 to 0)	0 (0 to 0)	0 (0 to 0)	0 (0 to 0)	0 (0 to 0)	0 (0 to 0)	0 (0 to 0)	0 (0 to 0)	0 (0 to 0)	0 (0 to 0)	0 (0 to 0)	0 (0 to 0)	0 (0 to 0)	0
Cystic echinococcosis	0 (0 to 0)	0 (0 to 0)	0 (0 to 0)	0 (0 to 0)	0 (0 to 0)	0 (0 to 0)	0 (0 to 0)	0 (0 to 0)	0 (0 to 0)	0 (0 to 0)	0 (0 to 0)	0 (0 to 0)	0 (0 to 0)	0 (0 to 0)	0 (0 to 0)	0 (0 to 0)	0 (0 to 0)	0 (0 to 0)	0 (0 to 0)	0 (0 to 0)	0 (0 to 0)	0
Lymphatic filariasis	0 (0 to 0)	0 (0 to 0)	0 (0 to 0)	0 (0 to 0)	0 (0 to 0)	0 (0 to 0)	0 (0 to 0)	0 (0 to 0)	0 (0 to 0)	0 (0 to 0)	0 (0 to 0)	0 (0 to 0)	0 (0 to 0)	0 (0 to 0)	0 (0 to 0)	0 (0 to 0)	0 (0 to 0)	0 (0 to 0)	0 (0 to 0)	0 (0 to 0)	0 (0 to 0)	0
Onchocerciasis	0 (0 to 0)	0 (0 to 0)	0 (0 to 0)	0 (0 to 0)	0 (0 to 0)	0 (0 to 0)	0 (0 to 0)	0 (0 to 0)	0 (0 to 0)	0 (0 to 0)	0 (0 to 0)	0 (0 to 0)	0 (0 to 0)	0 (0 to 0)	0 (0 to 0)	0 (0 to 0)	0 (0 to 0)	0 (0 to 0)	0 (0 to 0)	0 (0 to 0)	0 (0 to 0)	0
Trachoma	0 (0 to 0)	0 (0 to 0)	0 (0 to 0)	0 (0 to 0)	0 (0 to 0)	0 (0 to 0)	0 (0 to 0)	0 (0 to 0)	0 (0 to 0)	0 (0 to 0)	0 (0 to 0)	0 (0 to 0)	0 (0 to 0)	0 (0 to 0)	0 (0 to 0)	0 (0 to 0)	0 (0 to 0)	0 (0 to 0)	0 (0 to 0)	0 (0 to 0)	0 (0 to 0)	0
Dengue	0 (0 to 0)	0 (0 to 0)	0 (0 to 0)	0 (0 to 0)	0 (0 to 0)	0 (0 to 0)	0 (0 to 0)	0 (0 to 0)	0 (0 to 0)	0 (0 to 0)	0 (0 to 0)	0 (0 to 0)	0 (0 to 0)	0 (0 to 0)	0 (0 to 0)	0 (0 to 0)	0 (0 to 0)	0 (0 to 0)	0 (0 to 0)	0 (0 to 0)	0 (0 to 0)	0
Yellow fever	0 (0 to 0)	0 (0 to 0)	0 (0 to 0)	0 (0 to 0)	0 (0 to 0)	0 (0 to 0)	0 (0 to 0)	0 (0 to 0)	0 (0 to 0)	0 (0 to 0)	0 (0 to 0)	0 (0 to 0)	0 (0 to 0)	0 (0 to 0)	0 (0 to 0)	0 (0 to 0)	0 (0 to 0)	0 (0 to 0)	0 (0 to 0)	0 (0 to 0)	0 (0 to 0)	0
Rabies	0 (0 to 0)	0 (0 to 0)	0 (0 to 0)	0 (0 to 0)	0 (0 to 0)	0 (0 to 0)	0 (0 to 0)	0 (0 to 0)	0 (0 to 0)	0 (0 to 0)	0 (0 to 0)	0 (0 to 0)	0 (0 to 0)	0 (0 to 0)	0 (0 to 0)	0 (0 to 0)	0 (0 to 0)	0 (0 to 0)	0 (0 to 0)	0 (0 to 0)	0 (0 to 0)	0
Intestinal nematode infections	0 (0 to 0)	0 (0 to 0)	0 (0 to 0)	0 (0 to 0)	0 (0 to 0)	0 (0 to 0)	0 (0 to 0)	0 (0 to 0)	0 (0 to 0)	0 (0 to 0)	0 (0 to 0)	0 (0 to 0)	0 (0 to 0)	0 (0 to 0)	0 (0 to 0)	0 (0 to 0)	0 (0 to 0)	0 (0 to 0)	0 (0 to 0)	0 (0 to 0)	0 (0 to 0)	0
Ascariasis	0 (0 to 0)	0 (0 to 0)	0 (0 to 0)	0 (0 to 0)	0 (0 to 0)	0 (0 to 0)	0 (0 to 0)	0 (0 to 0)	0 (0 to 0)	0 (0 to 0)	0 (0 to 0)	0 (0 to 0)	0 (0 to 0)	0 (0 to 0)	0 (0 to 0)	0 (0 to 0)	0 (0 to 0)	0 (0 to 0)	0 (0 to 0)	0 (0 to 0)	0 (0 to 0)	0
Trichuriasis	0 (0 to 0)	0 (0 to 0)	0 (0 to 0)	0 (0 to 0)	0 (0 to 0)	0 (0 to 0)	0 (0 to 0)	0 (0 to 0)	0 (0 to 0)	0 (0 to 0)	0 (0 to 0)	0 (0 to 0)	0 (0 to 0)	0 (0 to 0)	0 (0 to 0)	0 (0 to 0)	0 (0 to 0)	0 (0 to 0)	0 (0 to 0)	0 (0 to 0)	0 (0 to 0)	0
Hookworm disease	0 (0 to 0)	0 (0 to 0)	0 (0 to 0)	0 (0 to 0)	0 (0 to 0)	0 (0 to 0)	0 (0 to 0)	0 (0 to 0)	0 (0 to 0)	0 (0 to 0)	0 (0 to 0)	0 (0 to 0)	0 (0 to 0)	0 (0 to 0)	0 (0 to 0)	0 (0 to 0)	0 (0 to 0)	0 (0 to 0)	0 (0 to 0)	0 (0 to 0)	0 (0 to 0)	0
Food-borne trematodiases	0 (0 to 0)	0 (0 to 0)	0 (0 to 0)	0 (0 to 0)	0 (0 to 0)	0 (0 to 0)	0 (0 to 0)	0 (0 to 0)	0 (0 to 0)	0 (0 to 0)	0 (0 to 0)	0 (0 to 0)	0 (0 to 0)	0 (0 to 0)	0 (0 to 0)	0 (0 to 0)	0 (0 to 0)	0 (0 to 0)	0 (0 to 0)	0 (0 to 0)	0 (0 to 0)	0
Leprosy	0 (0 to 0)	0 (0 to 0)	0 (0 to 0)	0 (0 to 0)	0 (0 to 0)	0 (0 to 0)	0 (0 to 0)	0 (0 to 0)	0 (0 to 0)	0 (0 to 0)	0 (0 to 0)	0 (0 to 0)	0 (0 to 0)	0 (0 to 0)	0 (0 to 0)	0 (0 to 0)	0 (0 to 0)	0 (0 to 0)	0 (0 to 0)	0 (0 to 0)	0 (0 to 0)	0
Ebola	0 (0 to 0)	0 (0 to 0)	0 (0 to 0)	0 (0 to 0)	0 (0 to 0)	0 (0 to 0)	0 (0 to 0)	0 (0 to 0)	0 (0 to 0)	0 (0 to 0)	0 (0 to 0)	0 (0 to 0)	0 (0 to 0)	0 (0 to 0)	0 (0 to 0)	0 (0 to 0)	0 (0 to 0)	0 (0 to 0)	0 (0 to 0)	0 (0 to 0)	0 (0 to 0)	0
Zika virus	0 (0 to 0)	0 (0 to 0)	0 (0 to 0)	0 (0 to 0)	0 (0 to 0)	0 (0 to 0)	0 (0 to 0)	0 (0 to 0)	0 (0 to 0)	0 (0 to 0)	0 (0 to 0)	0 (0 to 0)	0 (0 to 0)	0 (0 to 0)	0 (0 to 0)	0 (0 to 0)	0 (0 to 0)	0 (0 to 0)	0 (0 to 0)	0 (0 to 0)	0 (0 to 0)	0
Guinea worm disease	0 (0 to 0)	0 (0 to 0)	0 (0 to 0)	0 (0 to 0)	0 (0 to 0)	0 (0 to 0)	0 (0 to 0)	0 (0 to 0)	0 (0 to 0)	0 (0 to 0)	0 (0 to 0)	0 (0 to 0)	0 (0 to 0)	0 (0 to 0)	0 (0 to 0)	0 (0 to 0)	0 (0 to 0)	0 (0 to 0)	0 (0 to 0)	0 (0 to 0)	0 (0 to 0)	0
Other neglected tropical diseases	0 (0 to 0)	0 (0 to 0)	0 (0 to 0)	0 (0 to 0)	0 (0 to 0)	0 (0 to 0)	0 (0 to 0)	0 (0 to 0)	0 (0 to 0)	0 (0 to 0)	0 (0 to 0)	0 (0 to 0)	0 (0 to 0)	0 (0 to 0)	0 (0 to 0)	0 (0 to 0)	0 (0 to 0)	0 (0 to 0)	0 (0 to 0)	0 (0 to 0)	0

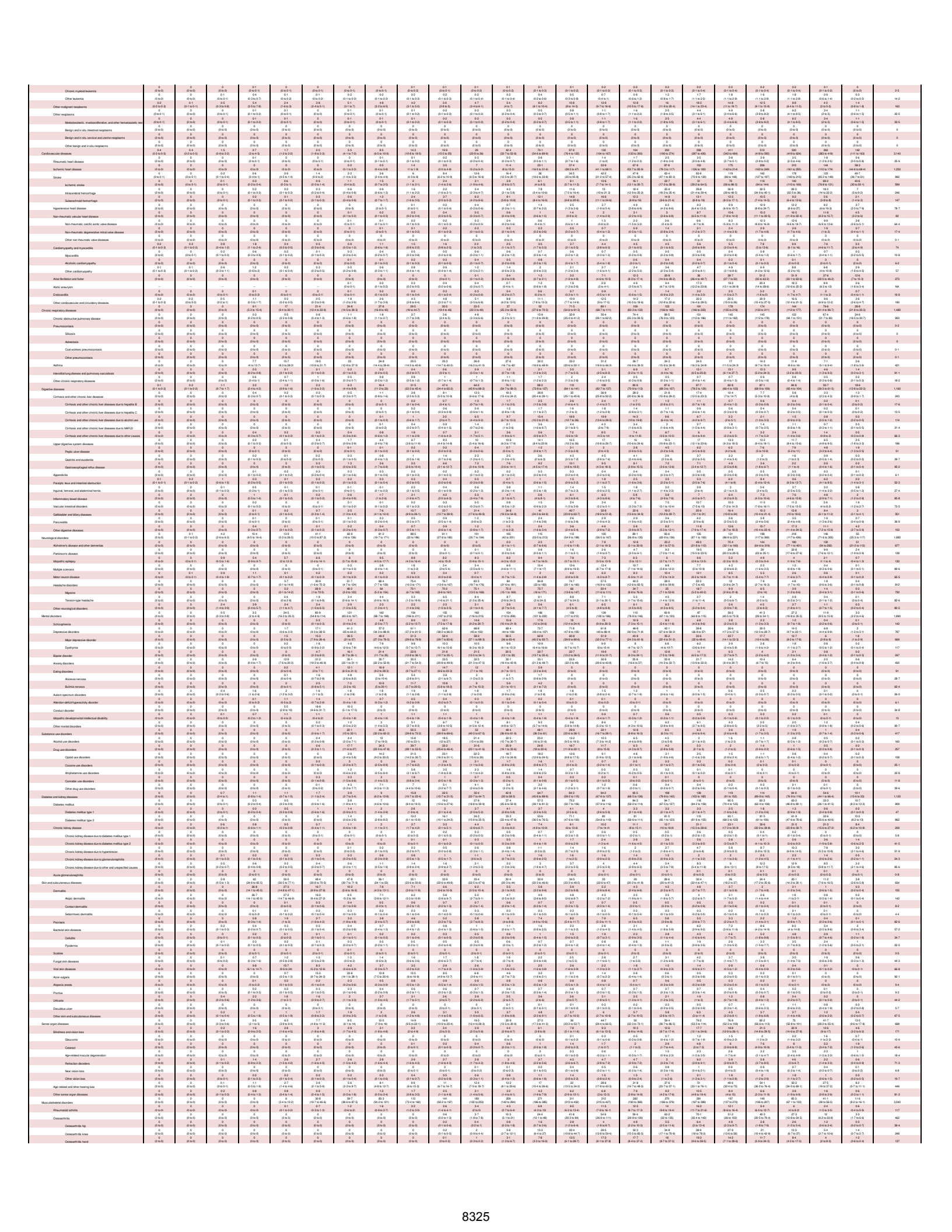

Osteoarthritis other	0 (0 to 0)	0 (0 to 0)	0 (0 to 0)	0 (0 to 0)	0 (0 to 0)	0 (0 to 0)	0 (0 to 0)	0 (0 to 0)	0 (0 to 0)	0 (0 to 0)	0 (0 to 1)	0 (0 to 0)	0.2 (0 to 0.5)	0.7 (0.2 to 1.5)	1.7 (0.7 to 3.4)	3 (1.3 to 6.4)	4.1 (1.8 to 8.4)	4.6 (2.0 to 9.2)	4.8 (2.2 to 10.1)	5.5 (2.7 to 11.1)	4.3 (2.2 to 9)	3.8 (1.9 to 7.9)	2.9 (1.5 to 5.8)	1.4 (0.7 to 2.8)	0.4 (0.2 to 0.8)		37.3
Low back pain	0 (0 to 0)	0 (0 to 0)	0 (0 to 0)	0 (0 to 0)	3.7 (1.8 to 6.8)	19.6 (10.9 to 29.1)	29.4 (20.7 to 54)	39 (26.4 to 79.5)	47.1 (32 to 95.5)	61.7 (40.7 to 110)	73.1 (54.5 to 133)	84.1 (62.1 to 151)	86.4 (62.1 to 151)	82.6 (60.7 to 154)	72 (53.7 to 138)	60.2 (44.7 to 104)	49.1 (38.8 to 83.2)	39.1 (30.5 to 69.2)	32.5 (25.4 to 59.3)	27.1 (21.1 to 49.2)	22.6 (17.5 to 39.3)	19.2 (14.9 to 32.9)	16.2 (12.5 to 27.4)	13.5 (10.5 to 23.4)	11.2 (8.6 to 19.2)	1,450
Neck pain	0 (0 to 0)	0 (0 to 0)	0 (0 to 0)	0 (0 to 0)	2 (0.7 to 4.5)	10.7 (5.4 to 19.5)	17.9 (9.9 to 31.4)	19.2 (9.6 to 37.3)	22.4 (11.3 to 43.7)	31.1 (16.3 to 57.5)	40 (22.4 to 71.2)	45.6 (26.2 to 86.5)	47.1 (26.2 to 86.5)	45 (25.5 to 88)	39.5 (23.1 to 76.1)	33.1 (20.1 to 63.1)	27.3 (17.1 to 52.6)	22.1 (14.1 to 42.5)	18.5 (12.1 to 35.4)	15.6 (10.4 to 29.6)	13.2 (8.9 to 25.1)	11.2 (7.6 to 21.3)	9.5 (6.4 to 18.1)	8 (5.4 to 15.2)	6.7 (4.5 to 12.7)	540
Gout	0 (0 to 0)	0 (0 to 0)	0 (0 to 0)	0 (0 to 0)	0 (0 to 0)	0 (0 to 0)	0 (0 to 0)	0 (0 to 0)	0 (0 to 0)	0 (0 to 0)	0 (0 to 0)	0 (0 to 0)	0 (0 to 0)	0 (0 to 0)	0 (0 to 0)	0 (0 to 0)	0 (0 to 0)	0 (0 to 0)	0 (0 to 0)	0 (0 to 0)	0 (0 to 0)	0 (0 to 0)	0 (0 to 0)	0 (0 to 0)	0 (0 to 0)	0 (0 to 0)	11.7
Other musculoskeletal disorders	0 (0 to 0)	0 (0 to 0)	0 (0 to 0)	0.1 (0.1 to 0.2)	0.6 (0.2 to 1.4)	4.7 (2.4 to 9.1)	15.2 (9.2 to 23.4)	29.4 (19.3 to 45.3)	34.2 (21.5 to 52.5)	40.3 (25.4 to 59.8)	45.8 (29.5 to 68.2)	52.2 (32.3 to 79.3)	57.3 (35.1 to 87.5)	53.6 (32.3 to 79.8)	45.1 (26.4 to 68.4)	38.6 (21.9 to 61.4)	32.5 (19.2 to 52.6)	27.1 (16.3 to 46.2)	23.2 (13.5 to 39.1)	19.7 (11.4 to 33.1)	16.8 (9.7 to 28.2)	14.2 (8.1 to 23.9)	12 (6.9 to 20.1)	9.9 (5.7 to 16.6)	8.1 (4.6 to 13.5)	323
Other non-communicable diseases	42.6 (30.7 to 60.4)	16.4 (12.3 to 22.6)	44.9 (32.1 to 61.2)	40.4 (32.5 to 50)	17.8 (13.1 to 23.1)	28.9 (19.5 to 39.3)	46.9 (32.8 to 64.3)	81.3 (57.3 to 116)	108 (75.9 to 154)	119 (81.9 to 173)	125 (84.9 to 174)	124 (86.3 to 173)	139 (95.4 to 196)	132 (90.2 to 177)	110 (71.6 to 157)	102 (65.7 to 135)	96.5 (62.3 to 128)	88 (57.7 to 116)	75.1 (47.9 to 97.1)	60.9 (38.6 to 78)	50.2 (31.7 to 64.2)	41.5 (26.1 to 53.1)	34.2 (21.5 to 43.8)	28.1 (17.6 to 36)	23.4 (14.6 to 30)	1,760
Congenital birth defects	41.5 (29.1 to 59.6)	14.2 (10.3 to 20.6)	31.2 (20.6 to 45.4)	27.6 (21.6 to 34.9)	8.7 (6.4 to 11.7)	8.3 (6.1 to 10.9)	7.6 (5.5 to 10.5)	7.5 (5.1 to 9.9)	6.9 (5.0 to 9.6)	6.6 (5.0 to 9.4)	6.7 (5.1 to 8.8)	6.5 (4.9 to 8.5)	7.5 (5.2 to 10.3)	7.5 (5.2 to 10)	7.7 (5.4 to 10.1)	7.6 (5.1 to 10.3)	7.6 (5.2 to 10.3)	7.5 (5.1 to 10.3)	7.4 (5.1 to 10.1)	7.2 (5.0 to 9.8)	6.9 (4.8 to 9.5)	6.6 (4.6 to 9.1)	6.4 (4.4 to 8.8)	6.2 (4.2 to 8.6)	6 (4.1 to 8.3)	210
Neural tube defects	2.8 (1.6 to 4.3)	0.4 (0.2 to 0.8)	0.2 (0.1 to 0.4)	0.4 (0.2 to 0.6)	0.4 (0.2 to 0.6)	0.4 (0.2 to 0.6)	0.4 (0.2 to 0.6)	0.4 (0.2 to 0.6)	0.4 (0.2 to 0.6)	0.4 (0.2 to 0.6)	0.3 (0.2 to 0.5)	0.3 (0.2 to 0.4)	0.2 (0.1 to 0.3)	0.2 (0.1 to 0.3)	0.1 (0.1 to 0.2)	0.1 (0.1 to 0.2)	0.1 (0.1 to 0.2)	0.1 (0.1 to 0.2)	0.1 (0.1 to 0.2)	0.1 (0.1 to 0.2)	0.1 (0.1 to 0.2)	0.1 (0.1 to 0.2)	0.1 (0.1 to 0.2)	0.1 (0.1 to 0.2)	0.1 (0.1 to 0.2)	12.4
Congenital heart anomalies	10.5 (6.1 to 20.4)	6.1 (3.9 to 11.4)	10.1 (5.4 to 17.7)	7.6 (5.1 to 11.2)	1.4 (0.9 to 2.2)	1.6 (1.1 to 2.4)	1.7 (1.1 to 2.5)	1.8 (1.2 to 2.6)	1.6 (1.1 to 2.4)	1.4 (1.0 to 2.1)	1.5 (1.0 to 2.2)	1.4 (1.0 to 2.1)	1.6 (1.0 to 2.4)	1.6 (1.0 to 2.5)	1.2 (0.8 to 1.9)	1.1 (0.8 to 1.8)	0.9 (0.6 to 1.4)	0.8 (0.6 to 1.2)	0.7 (0.5 to 1.2)	0.7 (0.5 to 1.1)	0.6 (0.4 to 1.1)	0.6 (0.4 to 1.1)	0.5 (0.4 to 1.1)	0.5 (0.4 to 1.1)	0.5 (0.4 to 1.1)	52.6
Orofacial clefts	0 (0 to 0)	0 (0 to 0)	0 (0 to 0)	0.2 (0 to 0.3)	0.1 (0.1 to 0.2)	0.1 (0.1 to 0.2)	0.1 (0.1 to 0.1)	0.1 (0.1 to 0.1)	0.1 (0.1 to 0.1)	0.1 (0.1 to 0.1)	0.1 (0.1 to 0.1)	0.1 (0.1 to 0.1)	0.1 (0.1 to 0.2)	0.1 (0.1 to 0.2)	0.1 (0.1 to 0.2)	0.1 (0.1 to 0.2)	0.1 (0.1 to 0.2)	0.1 (0.1 to 0.2)	0.1 (0.1 to 0.2)	0.1 (0.1 to 0.2)	0.1 (0.1 to 0.2)	0.1 (0.1 to 0.2)	0.1 (0.1 to 0.2)	0.1 (0.1 to 0.2)	0.1 (0.1 to 0.2)	1.6
Down syndrome	1.6 (0.6 to 2.5)	0.3 (0.2 to 0.5)	0.8 (0.4 to 1.5)	1.2 (0.3 to 0.7)	0.5 (0.3 to 0.9)	0.5 (0.3 to 0.9)	0.6 (0.4 to 0.9)	0.7 (0.5 to 1.1)	0.7 (0.5 to 1.1)	0.8 (0.5 to 1.2)	0.8 (0.5 to 1.2)	0.9 (0.6 to 1.3)	1.4 (0.9 to 2.2)	2.5 (1.4 to 3.9)	3.1 (1.7 to 4.7)	2.3 (1.3 to 3.6)	1.2 (0.7 to 2)	0.6 (0.3 to 1)	0.3 (0.2 to 0.5)	0.2 (0.1 to 0.3)	0.1 (0.1 to 0.2)	0.1 (0.1 to 0.2)	0.1 (0.1 to 0.2)	0.1 (0.1 to 0.2)	0.1 (0.1 to 0.2)	20.1
Turner syndrome	0 (0 to 0)	0 (0 to 0)	0 (0 to 0)	0 (0 to 0)	0.1 (0 to 0.1)	0.1 (0 to 0.2)	0.1 (0 to 0.2)	0.1 (0 to 0.2)	0.1 (0 to 0.2)	0.1 (0 to 0.1)	0.1 (0 to 0.1)	0.1 (0 to 0.1)	0 (0 to 0)	0 (0 to 0)	0 (0 to 0)	0 (0 to 0)	0 (0 to 0)	0 (0 to 0)	0 (0 to 0)	0 (0 to 0)	0 (0 to 0)	0 (0 to 0)	0 (0 to 0)	0 (0 to 0)	0 (0 to 0)	0 (0 to 0)	0.6
Klinefelter syndrome	0 (0 to 0)	0 (0 to 0)	0 (0 to 0)	0 (0 to 0)	0 (0 to 0)	0 (0 to 0)	0 (0 to 0)	0 (0 to 0)	0 (0 to 0)	0 (0 to 0)	0 (0 to 0)	0 (0 to 0)	0 (0 to 0)	0 (0 to 0)	0 (0 to 0)	0 (0 to 0)	0 (0 to 0)	0 (0 to 0)	0 (0 to 0)	0 (0 to 0)	0 (0 to 0)	0 (0 to 0)	0 (0 to 0)	0 (0 to 0)	0 (0 to 0)	0 (0 to 0)	6
Other chromosomal abnormalities	6 (3.1 to 10.2)	3 (1.6 to 4.2)	3.4 (2.2 to 5.1)	1.1 (0.7 to 1.7)	1.1 (0.7 to 1.7)	1.1 (0.7 to 1.6)	1.1 (0.7 to 1.5)	0.9 (0.6 to 1.3)	0.8 (0.5 to 1.2)	0.8 (0.5 to 1.2)	0.7 (0.5 to 1.1)	0.8 (0.5 to 1.2)	0.7 (0.5 to 1.2)	0.7 (0.4 to 0.9)	0.5 (0.3 to 0.8)	0.3 (0.2 to 0.5)	0.2 (0.1 to 0.4)	0.2 (0.1 to 0.4)	0.1 (0.1 to 0.4)	0.1 (0.1 to 0.3)	0.1 (0.1 to 0.3)	0.1 (0.1 to 0.3)	0.1 (0.1 to 0.3)	0.1 (0.1 to 0.3)	0.1 (0.1 to 0.3)	28.5
Congenital musculoskeletal and limb anomalies	0.4 (0.1 to 1.7)	0.3 (0.1 to 0.6)	3.3 (1.7 to 5.5)	4.4 (2.5 to 7.2)	2.5 (1.4 to 4.4)	2.3 (1.4 to 3.7)	1.8 (1.1 to 3)	1.8 (1.1 to 2.8)	1.8 (1.1 to 2.8)	1.8 (1.1 to 2.9)	1.8 (1.1 to 2.9)	1.6 (1.0 to 2.6)	2 (1.1 to 3.2)	1.1 (1.1 to 3.2)	1.1 (1.1 to 3.2)	1.2 (1.1 to 3.2)	1.1 (1.1 to 3.2)	1.1 (1.1 to 3.2)	1.1 (1.1 to 3.2)	1.1 (1.1 to 3.2)	1.1 (1.1 to 3.2)	1.1 (1.1 to 3.2)	1.1 (1.1 to 3.2)	1.1 (1.1 to 3.2)	1.1 (1.1 to 3.2)	36.1
Congenital anomalies	1.2 (0.4 to 2.8)	0.2 (0.1 to 0.4)	0.4 (0.2 to 0.8)	0.6 (0.3 to 1)	0.3 (0.2 to 0.5)	0.2 (0.1 to 0.4)	0.2 (0.1 to 0.3)	0.1 (0.1 to 0.2)	0.1 (0.1 to 0.2)	0.1 (0.1 to 0.2)	0.1 (0.1 to 0.2)	0.1 (0.1 to 0.1)	0.1 (0.1 to 0.1)	0.1 (0.1 to 0.1)	0.1 (0.1 to 0.1)	0.1 (0.1 to 0.1)	0.1 (0.1 to 0.1)	0.1 (0.1 to 0.1)	0.1 (0.1 to 0.1)	0.1 (0.1 to 0.1)	0.1 (0.1 to 0.1)	0.1 (0.1 to 0.1)	0.1 (0.1 to 0.1)	0.1 (0.1 to 0.1)	0.1 (0.1 to 0.1)	3.9
Digestive congenital anomalies	0.7 (0.4 to 1.2)	0.3 (0.1 to 0.6)	0.3 (0.1 to 0.6)	0.4 (0.2 to 0.6)	0.2 (0.1 to 0.5)	0.2 (0.1 to 0.4)	0.2 (0.1 to 0.5)	0.2 (0.1 to 0.5)	0.2 (0.1 to 0.5)	0.2 (0.1 to 0.5)	0.2 (0.1 to 0.5)	0.2 (0.1 to 0.5)	0.2 (0.1 to 0.5)	0.2 (0.1 to 0.5)	0.2 (0.1 to 0.5)	0.2 (0.1 to 0.5)	0.2 (0.1 to 0.5)	0.2 (0.1 to 0.5)	0.2 (0.1 to 0.5)	0.2 (0.1 to 0.5)	0.2 (0.1 to 0.5)	0.2 (0.1 to 0.5)	0.2 (0.1 to 0.5)	0.2 (0.1 to 0.5)	0.2 (0.1 to 0.5)	17
Other congenital birth defects	2.2 (1.4 to 3.3)	1.2 (0.7 to 1.8)	1.7 (0.9 to 2.7)	1.6 (0.9 to 2.5)	1.4 (0.9 to 2.2)	1.4 (0.9 to 2.2)	1.4 (0.9 to 2.2

SR Table 2b: Central Bedfordshire DALYS by cause and age group for females with 95% uncertainty intervals, 2019

Cause	Early Neonatal	Late Neonatal	Post Neonatal	1 to 4	5 to 9	10 to 14	15 to 19	20 to 24	25 to 29	30 to 34	35 to 39	40 to 44	45 to 49	50 to 54	55 to 59	60 to 64	65 to 69	70 to 74	75 to 79	80 to 84	85 to 89	90 to 94	95 plus	Total
All causes	1,186 (1,025 to 1,359)	445 (384 to 514)	1,116 (969 to 1,282)	1,844 (1,664 to 2,035)	1,344 (1,214 to 1,492)	1,144 (1,033 to 1,276)	1,440 (1,301 to 1,592)	1,844 (1,664 to 2,035)	2,144 (1,944 to 2,357)	2,344 (2,144 to 2,557)	2,844 (2,644 to 3,057)	3,344 (3,144 to 3,557)	3,844 (3,644 to 4,057)	4,344 (4,144 to 4,557)	4,844 (4,644 to 5,057)	5,344 (5,144 to 5,557)	5,844 (5,644 to 6,057)	6,344 (6,144 to 6,557)	6,844 (6,644 to 7,057)	7,344 (7,144 to 7,557)	7,844 (7,644 to 8,057)	8,344 (8,144 to 8,557)	8,844 (8,644 to 9,057)	37,100 (36,900 to 37,300)
Communicable, maternal, neonatal, and nutritional diseases	1,144 (974 to 1,344)	444 (372 to 536)	1,116 (969 to 1,282)	1,844 (1,664 to 2,035)	1,344 (1,214 to 1,492)	1,144 (1,033 to 1,276)	1,440 (1,301 to 1,592)	1,844 (1,664 to 2,035)	2,144 (1,944 to 2,357)	2,344 (2,144 to 2,557)	2,844 (2,644 to 3,057)	3,344 (3,144 to 3,557)	3,844 (3,644 to 4,057)	4,344 (4,144 to 4,557)	4,844 (4,644 to 5,057)	5,344 (5,144 to 5,557)	5,844 (5,644 to 6,057)	6,344 (6,144 to 6,557)	6,844 (6,644 to 7,057)	7,344 (7,144 to 7,557)	7,844 (7,644 to 8,057)	8,344 (8,144 to 8,557)	8,844 (8,644 to 9,057)	1,810 (1,610 to 2,010)
HIV/AIDS and sexually transmitted infections	4 (3 to 10)	1 (1 to 2)	2 (1 to 4)	1 (0 to 4)	1 (0 to 2)	2 (0 to 5)	5 (3 to 8)	9 (6 to 13)	14 (9 to 20)	19 (13 to 26)	24 (17 to 32)	29 (21 to 38)	34 (25 to 44)	39 (29 to 50)	44 (33 to 56)	49 (37 to 62)	54 (41 to 68)	59 (45 to 74)	64 (49 to 80)	69 (53 to 86)	74 (57 to 92)	79 (61 to 98)	84 (65 to 104)	1,010 (810 to 1,210)
HIV/AIDS	0 (0 to 0)	0 (0 to 0)	0 (0 to 0)

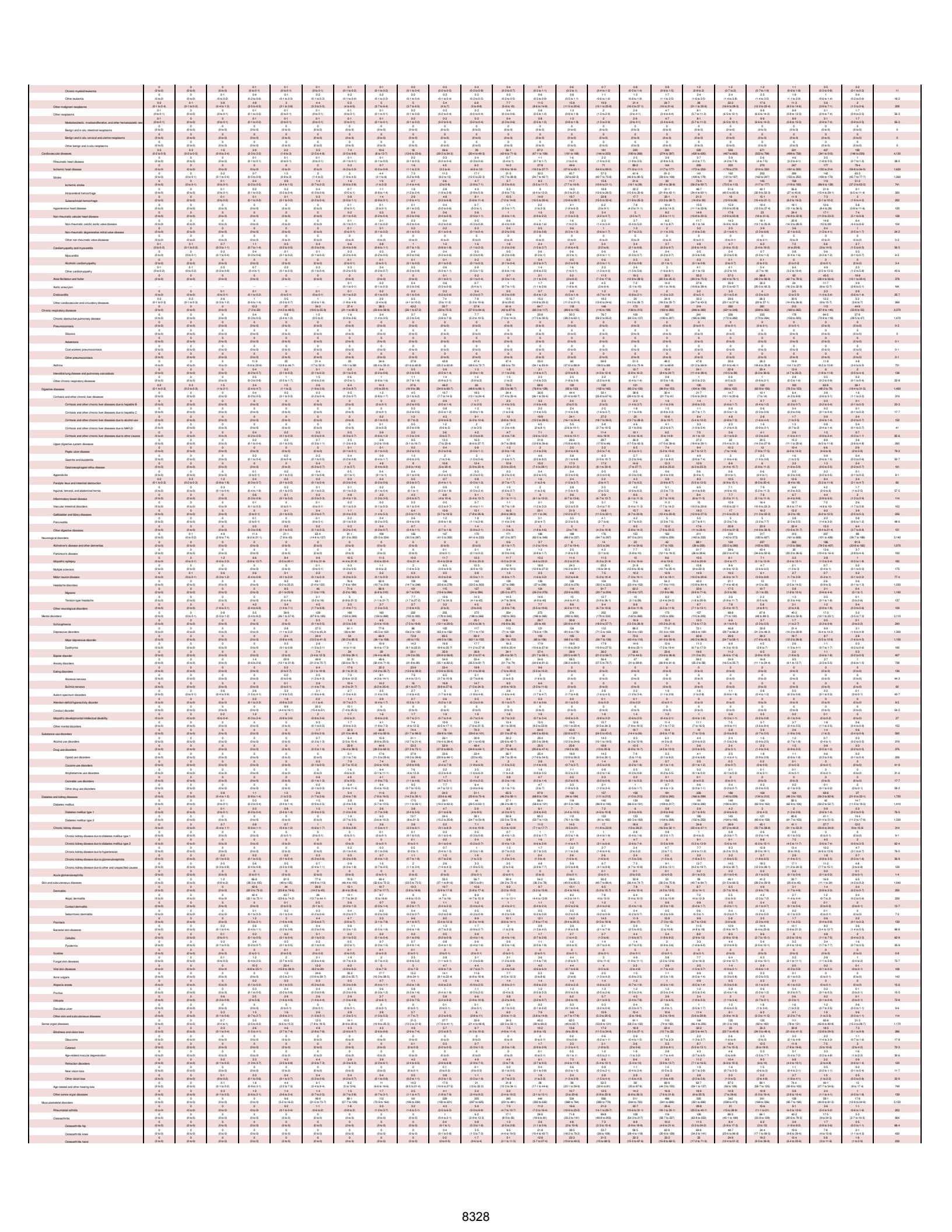

Chronic myeloid leukemia	0 (0 to 0)	0 (0 to 0)	0 (0 to 0)	0 (0 to 1)	0 (0 to 0)	0 (0 to 0)	0 (0 to 1)	0 (0 to 0)	0 (0 to 1)	0 (0 to 0)	0 (0 to 0)	0 (0 to 0)	0 (0 to 0)	0 (0 to 0)	0 (0 to 0)	0 (0 to 0)	0 (0 to 0)	0 (0 to 0)	0 (0 to 0)	0 (0 to 0)	0 (0 to 0)	0 (0 to 0)	0 (0 to 0)	0 (0 to 0)	0 (0 to 0)	0 (0 to 0)	0 (0 to 0)	0 (0 to 0)	0 (0 to 0)	0 (0 to 0)	0 (0 to 0)	11
Other leukemia	0 (0 to 0)	0 (0 to 0)	0 (0 to 0)	0 (0 to 2)	0 (0 to 0)	0 (0 to 0)	0 (0 to 0)	0 (0 to 0)	0 (0 to 0)	0 (0 to 0)	0 (0 to 0)	0 (0 to 0)	0 (0 to 0)	0 (0 to 0)	0 (0 to 0)	0 (0 to 0)	0 (0 to 0)	0 (0 to 0)	0 (0 to 0)	0 (0 to 0)	0 (0 to 0)	0 (0 to 0)	0 (0 to 0)	0 (0 to 0)	0 (0 to 0)	0 (0 to 0)	0 (0 to 0)	0 (0 to 0)	0 (0 to 0)	0 (0 to 0)	0 (0 to 0)	18
Other malignant neoplasms	0 (0 to 0)	0 (0 to 0)	0 (0 to 0)	0 (0 to 1)	0 (0 to 0)	0 (0 to 0)	0 (0 to 1)	0 (0 to 0)	0 (0 to 1)	0 (0 to 0)	0 (0 to 0)	0 (0 to 0)	0 (0 to 0)	0 (0 to 0)	0 (0 to 0)	0 (0 to 0)	0 (0 to 0)	0 (0 to 0)	0 (0 to 0)	0 (0 to 0)	0 (0 to 0)	0 (0 to 0)	0 (0 to 0)	0 (0 to 0)	0 (0 to 0)	0 (0 to 0)	0 (0 to 0)	0 (0 to 0)	0 (0 to 0)	0 (0 to 0)	0 (0 to 0)	0 (0 to 0)
Other neoplasms	0 (0 to 1)	0 (0 to 0)	0 (0 to 0)	0 (0 to 1)	0 (0 to 0)	0 (0 to 0)	0 (0 to 1)	0 (0 to 0)	0 (0 to 1)	0 (0 to 0)	0 (0 to 0)	0 (0 to 0)	0 (0 to 0)	0 (0 to 0)	0 (0 to 0)	0 (0 to 0)	0 (0 to 0)	0 (0 to 0)	0 (0 to 0)	0 (0 to 0)	0 (0 to 0)	0 (0 to 0)	0 (0 to 0)	0 (0 to 0)	0 (0 to 0)	0 (0 to 0)	0 (0 to 0)	0 (0 to 0)	0 (0 to 0)	0 (0 to 0)	0 (0 to 0)	0 (0 to 0)
Myelodysplastic, myeloproliferative, and other hematopoietic neo	0 (0 to 1)	0 (0 to 0)	0 (0 to 0)	0 (0 to 1)	0 (0 to 0)	0 (0 to 0)	0 (0 to 1)	0 (0 to 0)	0 (0 to 1)	0 (0 to 0)	0 (0 to 0)	0 (0 to 0)	0 (0 to 0)	0 (0 to 0)	0 (0 to 0)	0 (0 to 0)	0 (0 to 0)	0 (0 to 0)	0 (0 to 0)	0 (0 to 0)	0 (0 to 0)	0 (0 to 0)	0 (0 to 0)	0 (0 to 0)	0 (0 to 0)	0 (0 to 0)	0 (0 to 0)	0 (0 to 0)	0 (0 to 0)	0 (0 to 0)	0 (0 to 0)	0 (0 to 0)
Benign and in situ, intestinal neoplasms	0 (0 to 0)	0 (0 to 0)	0 (0 to 0)	0 (0 to 0)	0 (0 to 0)	0 (0 to 0)	0 (0 to 0)	0 (0 to 0)	0 (0 to 0)	0 (0 to 0)	0 (0 to 0)	0 (0 to 0)	0 (0 to 0)	0 (0 to 0)	0 (0 to 0)	0 (0 to 0)	0 (0 to 0)	0 (0 to 0)	0 (0 to 0)

Osteoarthritis other	0 (0 to 0)	0 (0 to 0)	0 (0 to 0)	0 (0 to 0)	0 (0 to 0)	0 (0 to 0)	0 (0 to 0)	0 (0 to 0)	0 (0 to 0)	0 (0 to 0)	0 (0 to 0)	0 (0 to 1)	0 (0 to 0)	1-1 (0 to 2)	2-6 (1 to 4)	5-2 (2 to 11)	7-3 (3 to 16)	8 (3 to 17)	8-8 (4 to 19)	7-5 (3 to 15)	6-2 (3 to 13)	4-2 (2 to 9)	2-1 (1 to 4)	0.7 (0 to 1)	64
Low back pain	0 (0 to 0)	0 (0 to 0)	0 (0 to 0)	0 (0 to 0)	6 (2 to 13)	29-6 (17 to 43)	46 (30 to 67)	32 (20 to 46)	89-5 (51 to 136)	117 (68 to 173)	152 (89 to 220)	185 (98 to 269)	233 (98 to 369)	246 (105 to 391)	246 (104 to 375)	220 (91 to 338)	204 (83 to 338)	188 (77 to 309)	169 (68 to 289)	145 (60 to 253)	105 (43 to 184)	68 (28 to 124)	44 (17 to 84)	30.3 (11 to 59)	2,370
Neck pain	0 (0 to 0)	0 (0 to 0)	0 (0 to 0)	0-3 (1 to 7)	17-1 (9 to 31)	36-2 (13 to 67)	39-4 (19 to 64)	33-2 (16 to 52)	50-9 (26 to 84)	68 (34 to 106)	79 (38 to 122)	89-9 (38 to 142)	108 (40 to 184)	118 (44 to 192)	102 (42 to 166)	92-9 (40 to 153)	79-9 (39 to 127)	62-2 (30 to 109)	41-5 (21 to 77.3)	28-9 (14 to 52.2)	17 (8 to 32)	9-9 (4 to 18)	6-9 (3 to 11)	4.1 (1 to 7.9)	910
Gout	0 (0 to 0)	0 (0 to 0)	0 (0 to 0)	0 (0 to 0)	0 (0 to 0)	0 (0 to 0)	0 (0 to 0)	0 (0 to 0)	0 (0 to 0)	0 (0 to 0)	0 (0 to 0)

SR Table 2b: Suffolk DALYs by cause and age group for females with 95% uncertainty intervals, 2019

Cause	Early Neonatal (0-6 days)	Late Neonatal (7-27 days)	Post Neonatal (28-364 days)	1 to 4	5 to 9	10 to 14	15 to 19	20 to 24	25 to 29	30 to 34	35 to 39	40 to 44	45 to 49	50 to 54	55 to 59	60 to 64	65 to 69	70 to 74	75 to 79	80 to 84	85 to 89	90 to 94	95 plus	Total
All causes	1,774 (1,714 to 1,831)	1,101 (1,061 to 1,141)	2,044 (1,944 to 2,142)	1,422 (1,372 to 1,472)	1,140 (1,097 to 1,184)	1,127 (1,082 to 1,172)	1,230 (1,183 to 1,277)	1,437 (1,382 to 1,493)	1,713 (1,650 to 1,777)	2,021 (1,951 to 2,091)	2,364 (2,283 to 2,446)	2,753 (2,659 to 2,847)	3,227 (3,120 to 3,340)	3,843 (3,716 to 3,971)	4,577 (4,426 to 4,730)	5,440 (5,264 to 5,620)	6,407 (6,200 to 6,620)	7,403 (7,166 to 7,645)	8,455 (8,183 to 8,730)	9,555 (9,250 to 9,870)	10,699 (10,356 to 11,050)	11,878 (11,500 to 12,263)	116,500 (112,540 to 120,560)
Communicable, maternal, neonatal, and nutritional diseases	336 (321 to 350)	613 (587 to 639)	113 (95.6 to 131)	106 (91 to 121)	77 (64.9 to 89)	127 (109 to 144)	113 (96.3 to 130)	129 (110 to 147)	148 (126 to 170)	158 (135 to 181)	152 (129 to 174)	159 (135 to 183)	168 (143 to 193)	220 (188 to 252)	214 (184 to 245)	259 (224 to 295)	334 (289 to 380)	357 (309 to 407)	415 (360 to 471)	580 (503 to 659)	723 (627 to 822)	668 (579 to 759)	5,860 (5,080 to 6,660)
HIV/AIDS and sexually transmitted infections	12 (9 to 16)	2 (0 to 7)	17 (11 to 23)	0 (0 to 0)	0 (0 to 0)	0 (0 to 0)	1 (0 to 1)	8 (3 to 13)	7 (3 to 11)	12 (7 to 18)	9 (3 to 15)	14 (9 to 20)	11 (6 to 17)	8 (4 to 13)	6 (3 to 10)	4 (2 to 7)	3 (1 to 5)	2 (1 to 4)	2 (1 to 3)	1 (0 to 2)	1 (0 to 1)	0 (0 to 0)	0 (0 to 0)	125 (73 to 181)
HIV/AIDS	0 (0 to 0)	0 (0 to 0)	0 (0 to 0)	0 (0 to 0)	0 (0 to 0)	0 (0 to 0)	0 (0 to 0)	1 (0 to 2)	1 (0 to 2)	2 (1 to 3)	2 (1 to 4)	3 (2 to 5)	4 (2 to 6)	5 (3 to 8)	7 (4 to 10)	6 (3 to 9)	5 (2 to 7)	3 (1 to 5)	2 (1 to 4)	1 (0 to 3)	0 (0 to 1)	0 (0 to 1)	0 (0 to 0)	41 (26 to 57)
HIV/AIDS - Drug-susceptible Tuberculosis	0 (0 to 0)	0 (0 to 1)	0 (0 to 0)	0 (0 to 0)	0 (0 to 0)	0 (0 to 0)	0 (0 to 1)	0 (0 to 1)	0 (0 to 2)	0 (0 to 1)	0 (0 to 1)	0 (0 to 1)	0 (0 to 1)	0 (0 to 1)	0 (0 to 1)	0 (0 to 1)	0 (0 to 1)	0 (0 to 0)	0 (0 to 0)	0 (0 to 0)	0 (0 to 0)	0 (0 to 0)	0 (0 to 0)	3 (1 to 6)
HIV/AIDS - Multidrug-resistant Tuberculosis without extensive drug resistance	0 (0 to 0)	0 (0 to 0)	0 (0 to 0)	0 (0 to 0)	0 (0 to 0)	0 (0 to 0)	0 (0 to 0)	0 (0 to 0)	0 (0 to 0)	0 (0 to 0)	0 (0 to 0)	0 (0 to 0)	0 (0 to 0)	0 (0 to 0)	0 (0 to 0)	0 (0 to 0)	0 (0 to 0)	0 (0 to 0)	0 (0 to 0)	0 (0 to 0)	0 (0 to 0)	0 (0 to 0)	0 (0 to 0)	0 (0 to 1)
HIV/AIDS - Extensively drug-resistant Tuberculosis	0 (0 to 0)	0 (0 to 0)	0 (0 to 0)	0 (0 to 0)	0 (0 to 0)	0 (0 to 0)	0 (0 to 0)	0 (0 to 0)	0 (0 to 0)	0 (0 to 0)	0 (0 to 0)	0 (0 to 0)	0 (0 to 0)	0 (0 to 0)	0 (0 to 0)	0 (0 to 0)	0 (0 to 0)	0 (0 to 0)	0 (0 to 0)

Other neoplasms	0·1 (0 to 0·2)	0 (0 to 0)	0·1 (0·1 to 0·2)	0·2 (0·1 to 0·4)	0·2 (0·1 to 0·2)	0·3 (0·2 to 0·4)	0·3 (0·3 to 0·4)	0·5 (0·3 to 0·9)	0·6 (0·5 to 1·1)	0·7 (0·4 to 1·1)	0·9 (0·6 to 1·5)	1·1 (0·8 to 1·5)	1·2 (1·0 to 1·4)	1·4 (1·2 to 1·7)	1·6 (1·4 to 2·0)	1·9 (1·6 to 2·3)	2·2 (1·9 to 2·5)	2·5 (2·1 to 3·1)	2·9 (2·4 to 3·5)	3·4 (2·9 to 4·0)	3·9 (3·4 to 4·6)	4·6 (3·9 to 5·4)	215
Myelodysplastic, myeloproliferative, and other hematopoietic neoplasms	0 (0 to 0·2)	0 (0 to 0)	0·1 (0·1 to 0·2)	0·2 (0·1 to 0·4)	0·2 (0·1 to 0·2)	0·3 (0·2 to 0·4)	0·3 (0·2 to 0·4)	0·5 (0·3 to 0·8)	0·6 (0·5 to 1·1)	0·7 (0·4 to 1·1)	0·9 (0·6 to 1·5)	1·1 (0·8 to 1·5)	1·2 (1·0 to 1·4)	1·4 (1·2 to 1·7)	1·6 (1·4 to 2·0)	1·9 (1·6 to 2·3)	2·2 (1·9 to 2·5)	2·5 (2·1 to 3·1)	2·9 (2·4 to 3·5)	3·4 (2·9 to 4·0)	3·9 (3·4 to 4·6)	4·6 (3·9 to 5·4)	215
Benign and in situ intestinal neoplasms	0 (0 to 0)	0 (0 to 0)	0 (0 to 0)	0 (0 to 0)	0 (0 to 0)	0 (0 to 0)	0 (0 to 0)	0 (0 to 0)	0 (0 to 0)	0 (0 to 0)	0 (0 to 0)	0 (0 to 0)	0 (0 to 0)	0 (0 to 0)	0 (0 to 0)	0 (0 to 0)	0 (0 to 0)	0 (0 to 0)	0 (0 to 0)	0 (0 to 0)	0 (0 to 0)	0 (0 to 0)	0 (0 to 0)	0
Benign and in situ cervical and uterine neoplasms	0 (0 to 0)	0 (0 to 0)	0 (0 to 0)	0 (0 to 0)	0 (0 to 0)	0 (0 to 0)	0 (0 to 0)	0 (0 to 0)	0 (0 to 0)	0 (0 to 0)	0 (0 to 0)	0 (0 to 0)	0 (0 to 0)	0 (0 to 0)	0 (0 to 0)	0 (0 to 0)	0 (0 to 0)	0 (0 to 0)	0 (0 to 0)	0 (0 to 0)	0 (0 to 0)	0 (0 to 0)	0 (0 to 0)	0
Other benign and in situ neoplasms	0 (0 to 0)	0 (0 to 0)	0 (0 to 0)	0 (0 to 0)	0 (0 to 0)	0 (0 to 0)	0 (0 to 0)	0 (0 to 0)	0 (0 to 0)	0 (0 to 0)	0 (0 to 0)	0 (0 to 0)	0 (0 to 0)	0 (0 to 0)	0 (0 to 0)	0 (0 to 0)	0 (0 to 0)	0 (0 to 0)	0 (0 to 0)	0 (0 to 0)	0 (0 to 0)	0 (0 to 0)	0 (0 to 0)	0
Cardiovascular diseases	1·7 (0·7 to 1·4)	1 (0·7 to 1·4)	1·6 (0·8 to 2·7)	2·6 (1·4 to 4·1)	4·1 (2·6 to 6·1)	9·7 (7·2 to 12·1)	24·2 (19·5 to 29·3)	34·0 (28·4 to 40·3)	59·7 (47·7 to 70·9)	79·2 (61·2 to 97·4)	93·4 (73·7 to 115)	143 (119 to 174)	237 (190 to 292)	379 (303 to 466)	506 (407 to 615)	663 (511 to 830)	1,075 (827 to 1,290)	1,650 (1,340 to 1,940)	2,150 (1,820 to 2,510)	2,700 (2,330 to 3,120)	2,930 (2,550 to 3,330)	2,220 (1,720 to 2,680)	19,000
Rheumatic heart disease	0 (0 to 0)	0 (0 to 0)	0·2 (0·1 to 0·3)	0·2 (0·1 to 0·3)	0·2 (0·2 to 0·3)	0·4 (0·3 to 0·6)	0·6 (0·4 to 0·9)	0·9 (0·6 to 1·2)	1·1 (0·7 to 1·6)	1·7 (1·1 to 2·4)	1·7 (1·0 to 2·4)	2·3 (1·6 to 4·4)	3 (1·9 to 4·6)	4·9 (3·1 to 7·1)	6·6 (4·1 to 9·2)	8·1 (5·1 to 11·1)	10·4 (6·9 to 15·1)	12·8 (8·1 to 18·1)	15·2 (9·2 to 21·9)	17·1 (10·2 to 23·9)	17·5 (10·4 to 23·1)	12·8 (7·5 to 17·1)	152
Ischemic heart disease	0 (0 to 0)	0 (0 to 0)	0·2 (0·1 to 0·3)	0·4 (0·2 to 0·6)	0·8 (0·4 to 1·2)	1·9 (1·4 to 2·7)	4·8 (3·5 to 6·4)	10·4 (8·0 to 13·1)	19·9 (15·5 to 25·4)	33 (25·6 to 41·5)	51·1 (39·4 to 64·7)	79 (60·7 to 97·7)	139 (107 to 172)	198 (156 to 239)	232 (183 to 281)	270 (213 to 330)	362 (277 to 445)	467 (357 to 568)	553 (421 to 681)	639 (481 to 781)	688 (511 to 845)	563 (391 to 698)	6,260
Stroke	0·1 (0·1 to 0·2)	0·1 (0·1 to 0·1)	0·2 (0·2 to 0·4)	0·3 (0·2 to 0·4)	0·7 (0·5 to 0·9)	1·4 (0·9 to 1·8)	3·3 (2·1 to 5·1)	6·6 (4·3 to 9·7)	13·6 (9·4 to 18·4)	22·1 (16·1 to 29·1)	32·1 (23·8 to 42·5)	45·1 (33·6 to 59·2)	60·7 (46·0 to 78·3)	85·1 (64·6 to 108)	102 (77·3 to 131)	132 (97·3 to 170)	167 (123·0 to 214)	213 (157·0 to 273)	266 (197·0 to 339)	316 (234·0 to 403)	347 (257·0 to 443)	299 (221·0 to 381)	4,910
Ischemic stroke	0 (0 to 0·1)	0 (0 to 0·1)	0·2 (0·1 to 0·3)	0·2 (0·1 to 0·3)	0·5 (0·3 to 0·7)	0·9 (0·6 to 1·2)	2·1 (1·4 to 3·2)	4·5 (3·0 to 6·5)	9·7 (6·7 to 13·4)	16·1 (11·7 to 21·5)	24·3 (18·0 to 32·3)	34·7 (26·0 to 45·3)	47·3 (36·0 to 61·2)	66·1 (50·3 to 84·5)	79·8 (60·4 to 101)	103 (77·9 to 131)	131 (96·8 to 167)	166 (123·0 to 212)	208 (154·0 to 265)	247 (183·0 to 314)	271 (201·0 to 346)	234 (173·0 to 298)	3,030
Intracerebral hemorrhage	0·1 (0·0 to 0·2)	0·1 (0·0 to 0·1)	0·2 (0·1 to 0·3)	0·2 (0·1 to 0·4)	0·3 (0·2 to 0·4)	0·5 (0·3 to 0·6)	1·1 (0·7 to 1·4)	2·1 (1·4 to 2·9)	3·6 (2·5 to 4·9)	5·6 (4·0 to 7·5)	7·9 (5·6 to 10·7)	11·1 (8·0 to 14·8)	15·1 (11·1 to 20·1)	21·1 (15·6 to 28·2)	25·4 (18·8 to 33·7)	32·9 (24·4 to 43·7)	41·6 (30·9 to 55·2)	53·1 (39·4 to 70·4)	66·2 (49·2 to 87·8)	77·7 (57·8 to 103)	86·4 (64·2 to 114)	74·5 (55·4 to 98·8)	1,210
Subarachnoid hemorrhage	0 (0 to 0·1)	0 (0 to 0)	0·1 (0·1 to 0·2)	0·1 (0·1 to 0·2)	0·2 (0·2 to 0·3)	0·3 (0·2 to 0·4)	0·5 (0·3 to 0·7)	0·8 (0·5 to 1·1)	1·2 (0·9 to 1·6)	1·9 (1·4 to 2·6)	2·6 (1·9 to 3·5)	3·6 (2·7 to 4·8)	4·9 (3·6 to 6·5)	6·8 (5·1 to 9·1)	8·2 (6·1 to 11·0)	10·6 (7·9 to 14·2)	13·4 (9·9 to 18·0)	17·1 (12·7 to 23·0)	21·3 (15·7 to 28·7)	25·0 (18·5 to 33·7)	27·9 (20·6 to 37·6)	24·0 (17·7 to 32·3)	676
Hypertensive heart disease	0 (0 to 0)	0 (0 to 0)	0 (0 to 0)	0 (0 to 0)	0 (0 to 0)	0 (0 to 0)	0·1 (0·1 to 0·2)	0·1 (0·1 to 0·2)	0·2 (0·1 to 0·3)	0·3 (0·2 to 0·4)	0·4 (0·3 to 0·5)	0·5 (0·4 to 0·7)	0·7 (0·5 to 1·0)	1·0 (0·7 to 1·4)	1·3 (0·9 to 1·8)	1·7 (1·2 to 2·4)	2·2 (1·5 to 3·1)	2·8 (1·9 to 3·9)	3·5 (2·4 to 4·9)	4·3 (2·9 to 6·0)	5·1 (3·4 to 7·2)	4·8 (3·2 to 6·8)	491
Non-rheumatic valvular heart disease	0 (0 to 0)	0 (0 to 0)	0 (0 to 0)	0 (0 to 0)	0 (0 to 0)	0 (0 to 0)	0·1 (0·1 to 0·2)	0·2 (0·1 to 0·3)	0·3 (0·2 to 0·4)	0·5 (0·3 to 0·6)	0·6 (0·4 to 0·8)	0·8 (0·6 to 1·1)	1·1 (0·8 to 1·4)	1·5 (1·1 to 2·0)	1·9 (1·4 to 2·5)	2·5 (1·8 to 3·3)	3·2 (2·3 to 4·2)	4·1 (2·9 to 5·4)	5·1 (3·7 to 6·7)	6·3 (4·6 to 8·2)	7·4 (5·4 to 9·6)	6·9 (5·1 to 9·0)	559
Non-rheumatic calcific aortic valve disease	0 (0 to 0)	0 (0 to 0)	0 (0 to 0)	0 (0 to 0)	0 (0 to 0)	0 (0 to 0)	0·1 (0·0 to 0·1)	0·1 (0·1 to 0·2)	0·2 (0·1 to 0·3)	0·3 (0·2 to 0·4)	0·4 (0·3 to 0·5)	0·5 (0·4 to 0·7)	0·7 (0·5 to 1·0)	1·0 (0·7 to 1·4)	1·3 (0·9 to 1·8)	1·7 (1·2 to 2·4)	2·2 (1·5 to 3·1)	2·8 (1·9 to 3·9)	3·5 (2·4 to 4·9)	4·3 (2·9 to 6·0)	5·1 (3·4 to 7·2)	4·8 (3·2 to 6·8)	449
Non-rheumatic degenerative mitral valve disease	0 (0 to 0)	0 (0 to 0)	0 (0 to 0)	0 (0 to 0)	0 (0 to 0)	0 (0 to 0)	0 (0 to 0)	0·1 (0·1 to 0·1)	0·2 (0·2 to 0·3)	0·3 (0·2 to 0·4)	0·4 (0·3 to 0·5)	0·5 (0·4 to 0·7)	0·7 (0·5 to 1·0)	1·0 (0·7 to 1·3)	1·3 (0·9 to 1·8)	1·7 (1·2 to 2·4)	2·2 (1·5 to 3·1)	2·8 (1·9 to 3·9)	3·5 (2·4 to 4·9)	4·3 (2·9 to 6·0)	5·1 (3·4 to 7·2)	4·8 (3·2 to 6·8)	109
Other non-rheumatic valve diseases	0 (0 to 0)	0 (0 to 0)	0 (0 to 0)	0 (0 to 0)	0 (0 to 0)	0 (0 to 0)	0 (0 to 0)	0 (0 to 0)	0·1 (0 to 0·1)	0·1 (0 to 0·1)	0·1 (0 to 0·1)	0·1 (0 to 0·1)	0·1 (0 to 0·1)	0·1 (0 to 0·1)	0·1 (0 to 0·1)	0·1 (0 to 0·1)	0·1 (0 to 0·1)	0·1 (0 to 0·1)	0·1 (0 to 0·2)	0·1 (0 to 0·2)	0·1 (0 to 0·2)	0·1 (0 to 0·1)	0·1 (0 to 0·1)	0·4
Cardiomyopathy and myocarditis	0·4 (0·2 to 0·7)	0·4 (0·2 to 0·7)	0·6 (0·3 to 0·9)	0·8 (0·4 to 1·2)	1·1 (0·6 to 1·6)	1·6 (0·9 to 2·4)	2·4 (1·4 to 3·5)	3·5 (2·1 to 5·1)	5·1 (3·0 to 7·4)	6·9 (4·2 to 9·9)	8·9 (5·4 to 12·7)	11·4 (6·9 to 16·2)	14·7 (8·9 to 20·7)	19 (11·5 to 26·7)	23·4 (14·2 to 32·8)	28·7 (17·3 to 40·3)	35·1 (21·2 to 49·2)	42·8 (25·7 to 59·9)	51·8 (31·2 to 72·5)	61·9 (37·3 to 86·7)	72·2 (43·5 to 101)	282
Myocarditis	0 (0 to 0·2)	0 (0 to 0·1)	0·1 (0 to 0·1)	0·1 (0 to 0·2)	0·2 (0·1 to 0·3)	0·3 (0·2 to 0·4)	0·4 (0·3 to 0·6)	0·6 (0·4 to 0·8)	0·8 (0·6 to 1·1)	1·1 (0·7 to 1·5)	1·4 (0·9 to 2·0)	1·8 (1·2 to 2·6)	2·3 (1·5 to 3·3)	3·1 (2·0 to 4·4)	3·8 (2·5 to 5·4)	4·7 (3·1 to 6·7)	5·8 (3·8 to 8·2)	7·1 (4·7 to 10·1)	8·6 (5·6 to 12·2)	10·3 (6·8 to 14·5)	12·0 (7·9 to 16·9)	10·1 (6·6 to 14·2)	410
Alcoholic cardiomyopathy	0 (0 to 0)	0 (0 to 0)	0 (0 to 0)	0 (0 to 0)	0 (0 to 0)	0 (0 to 0)	0 (0 to 0)	0 (0 to 0)	0·1 (0 to 0·1)	0·1 (0 to 0·1)	0·1 (0 to 0·1)	0·1 (0 to 0·1)	0·1 (0 to 0·1)	0·1 (0 to 0·1)	0·1 (0 to 0·1)	0·1 (0 to 0·1)	0·1 (0 to 0·1)	0·1 (0 to 0·1)	0·1 (0 to 0·1)	0·1 (0 to 0·1)	0·1 (0 to 0·1)	0·1 (0 to 0·1)	0·1 (0 to 0·1)	19
Other cardiomyopathy	0·4 (0·2 to 0·7)	0·3 (0·2 to 0·5)	0·5 (0·3 to 0·8)	0·6 (0·4 to 1·0)	0·9 (0·5 to 1·4)	1·3 (0·8 to 2·0)	1·9 (1·1 to 2·9)	2·7 (1·6 to 4·1)	3·9 (2·3 to 5·9)	5·3 (3·2 to 8·0)	6·9 (4·1 to 10·4)	8·8 (5·3 to 13·2)	11·4 (6·9 to 17·0)	14·7 (8·9 to 21·9)	18·1 (10·9 to 27·0)	22·2 (13·4 to 33·1)	27·2 (16·4 to 40·5)	33·1 (19·9 to 49·3)	39·9 (24·0 to 59·5)	47·8 (28·8 to 71·3)	55·8 (33·5 to 83·2)	46·9 (28·2 to 69·9)	225
Atrial fibrillation and flutter	0 (0 to 0)	0 (0 to 0)	0 (0 to 0)	0 (0 to 0)	0 (0 to 0)	0 (0 to 0)	0 (0 to 0)	0 (0 to 0)	0·2 (0·1 to 0·3)	0·3 (0·2 to 0·5)	0·4 (0·3 to 0·6)	0·6 (0·4 to 0·8)	0·8 (0·6 to 1·1)	1·1 (0·8 to 1·5)	1·4 (1·0 to 1·9)	1·8 (1·3 to 2·5)	2·3 (1·7 to 3·2)	3·0 (2·2 to 4·1)	3·8 (2·8 to 5·2)	4·7 (3·4 to 6·4)	5·6 (4·1 to 7·7)	5·1 (3·7 to 7·0)	1,260
Aortic aneurysm	—	—	—	—	—	—	0·3 (0·2 to 0·4)	0·7 (0·4 to 1·1)	1·3 (0·8 to 1·9)	1·7 (1·1 to 2·4)	1·9 (1·2 to 2·7)	2·4 (1·6 to 3·4)	3·1 (2·1 to 4·3)	4·5 (3·0 to 6·3)	5·8 (3·9 to 8·2)	7·2 (4·8 to 10·2)	8·7 (5·8 to 12·4)	10·4 (6·9 to 14·8)	12·4 (8·2 to 17·7)	14·3 (9·4 to 20·5)	16·2 (10·6 to 23·3)	14·1 (9·2 to 20·3)	NA
Endocarditis	0 (0 to 0)	0 (0 to 0)	0 (0 to 0)	0·1 (0·1 to 0·2)	0·1 (0·1 to 0·2)	0·2 (0·1 to 0·3)	0·3 (0·2 to 0·4)	0·4 (0·3 to 0·5)	0·6 (0·4 to 0·8)	0·8 (0·6 to 1·1)	1·0 (0·7 to 1·4)	1·3 (0·9 to 1·8)	1·6 (1·1 to 2·2)	2·0 (1·4 to 2·8)	2·5 (1·7 to 3·5)	3·2 (2·2 to 4·4)	4·0 (2·7 to 5·6)	5·0 (3·4 to 7·0)	6·2 (4·2 to 8·7)	7·5 (5·1 to 10·6)	8·9 (6·0 to 12·6)	7·7 (5·2 to 11·0)	135
Other cardiovascular and circulatory diseases	0·4 (0·2 to 0·6)	0·4 (0·1 to 0·7)	0·7 (0·4 to 1·2)	1·0 (0·5 to 1·7)	1·4 (0·8 to 2·3)	2·4 (1·4 to 3·8)	3·8 (2·3 to 5·9)	5·7 (3·5 to 8·6)	8·6 (5·3 to 12·7)	11·9 (7·4 to 17·3)	16·1 (10·1 to 23·2)	21·4 (13·6 to 30·7)	28·1 (17·9 to 39·9)	36·1 (23·1 to 50·9)	44·5 (28·6 to 62·3)	53·7 (34·5 to 74·9)	64·2 (41·2 to 89·1)	77·1 (49·7 to 106)	92·2 (59·4 to 126)	107·0 (68·9 to 145)	122·0 (78·6 to 165)	83·4 (53·7 to 113)	2,260
Chronic respiratory diseases	1·2 (0·9 to 1·5)	1·1 (0·9 to 1·4)	1·5 (1·2 to 1·9)	1·9 (1·5 to 2·4)	2·4 (1·9 to 3·0)	3·1 (2·5 to 3·8)	4·1 (3·3 to 5·0)	5·2 (4·2 to 6·4)	6·6 (5·3 to 8·1)	8·2 (6·6 to 10·1)	9·9 (7·9 to 12·2)	12·1 (9·6 to 14·9)	14·8 (11·8 to 18·2)	18·1 (14·4 to 22·2)	21·8 (17·3 to 26·7)	26·1 (20·7 to 32·0)	31·1 (24·6 to 38·1)	37·1 (29·4 to 45·4)	43·9 (34·8 to 53·7)	51·5 (40·8 to 63·0)	59·8 (47·4 to 73·1)	68·7 (54·4 to 84·0)	1,210
Chronic obstructive pulmonary disease	0·1 (0·1 to 0·2)	0·1 (0·1 to 0·2)	0·2 (0·1 to 0·3)	0·3 (0·2 to 0·4)	0·4 (0·3 to 0·5)	0·6 (0·4 to 0·8)	0·8 (0·6 to 1·0)	1·1 (0·8 to 1·4)	1·5 (1·1 to 2·0)	2·0 (1·5 to 2·6)	2·6 (1·9 to 3·4)	3·4 (2·5 to 4·4)	4·4 (3·2 to 5·7)	5·6 (4·1 to 7·3)	6·9 (5·1 to 9·0)	8·4 (6·2 to 11·0)	10·2 (7·5 to 13·2)	12·4 (9·1 to 16·1)	14·9 (10·9 to 19·4)	17·8 (13·0 to 23·1)	20·8 (15·2 to 27·0)	23·7 (17·3 to 30·8)	4,860
Pneumoconiosis	0 (0 to 0)	0 (0 to 0)	0 (0 to 0)	0 (0 to 0)	0 (0 to 0)	0 (0 to 0)	0 (0 to 0)	0 (0 to 0)	0 (0 to 0)	0 (0 to 0)	0 (0 to 0)	0 (0 to 0)	0 (0 to 0)	0 (0 to 0)	0 (0 to 0)	0 (0 to 0)	0 (0 to 0)	0 (0 to 0)	0 (0 to 0)	0 (0 to 0)	0 (0 to 0)	0 (0 to 0)	0 (0 to 0)	0·1
Silicosis	0 (0 to 0)	0 (0 to 0)	0 (0 to 0)	0 (0 to 0)	0 (0 to 0)	0 (0 to 0)	0 (0 to 0)	0 (0 to 0)	0 (0 to 0)	0 (0 to 0)	0 (0 to 0)	0 (0 to 0)	0 (0 to 0)	0 (0 to 0)	0 (0 to 0)	0 (0 to 0)	0 (0 to 0)	0 (0 to 0)	0 (0 to 0)	0 (0 to 0)	0 (0 to 0)	0 (0 to 0)	0 (0 to 0)	0·1
Asbestosis	0 (0 to 0)	0 (0 to 0)	0 (0 to 0)	0 (0 to 0)	0 (0 to 0)	0 (0 to 0)	0 (0 to 0)	0 (0 to 0)	0 (0 to 0)	0 (0 to 0)	0 (0 to 0)	0 (0 to 0)	0 (0 to 0)	0 (0 to 0)	0 (0 to 0)	0 (0 to 0)	0 (0 to 0)	0 (0 to 0)	0 (0 to 0)	0 (0 to 0)	0 (0 to 0)	0 (0 to 0)	0 (0 to 0)	0·2
Coal workers pneumoconiosis	0 (0 to 0)	0 (0 to 0)	0 (0 to 0)	0 (0 to 0)	0 (0 to 0)	0 (0 to 0)	0 (0 to 0)	0 (0 to 0)	0 (0 to 0)	0 (0 to 0)	0 (0 to 0)	0 (0 to 0)	0 (0 to 0)	0 (0 to 0)	0 (0 to 0)	0 (0 to 0)	0 (0 to 0)	0 (0 to 0)	0 (0 to 0)	0 (0 to 0)	0 (0 to 0)	0 (0 to 0)	0 (0 to 0)	0·2
Other pneumoconiosis	0 (0 to 0)	0 (0 to 0)	0 (0 to 0)	0 (0 to 0)	0 (0 to 0)	0 (0 to 0)	0 (0 to 0)	0 (0 to 0)	0 (0 to 0)	0 (0 to 0)	0 (0 to 0)	0 (0 to 0)	0 (0 to 0)	0 (0 to 0)	0 (0 to 0)	0 (0 to 0)	0 (0 to 0)	0 (0 to 0)	0 (0 to 0)	0 (0 to 0)	0 (0 to 0)	0 (0 to 0)	0 (0 to 0)	0·2
Asthma	67·5 (54·0 to 81·4)	66·5 (53·6 to 80·1)	69·4 (53·9 to 85·5)	72·6 (55·9 to 89·7)	76·1 (57·7 to 93·7)	80·4 (59·7 to 98·9)	84·9 (62·4 to 104)	89·7 (65·1 to 110)	93·9 (67·2 to 116)	97·3 (69·1 to 120)	100 (70·9 to 123)	103 (72·4 to 127)	106 (74·1 to 130)	108 (75·1 to 133)	109 (75·7 to 134)	110 (76·1 to 135)	111 (76·3 to 136)	111 (76·3 to 136)	111 (76·2 to 136)	111 (76·1 to 136)	110 (75·9 to 135)	72·2 (49·5 to 89·2)	2,000
Interstitial lung disease and pulmonary sarcoidosis	0·1 (0 to 0·2)	0·1 (0 to 0·2)	0·2 (0·1 to 0·3)	0·3 (0·2 to 0·4)	0·4 (0·3 to 0·5)	0·6 (0·4 to 0·8)	0·8 (0·6 to 1·0)	1·1 (0·8 to 1·4)	1·4 (1·0 to 1·8)	1·8 (1·3 to 2·3)	2·2 (1·6 to 2·9)	2·8 (2·0 to 3·6)	3·5 (2·6 to 4·5)	4·4 (3·2 to 5·7)	5·3 (3·9 to 6·9)	6·5 (4·7 to 8·4)	7·9 (5·7 to 10·3)	9·5 (6·9 to 12·4)	11·4 (8·2 to 14·8)	13·4 (9·6 to 17·4)	15·4 (11·0 to 20·0)	16·9 (12·0 to 21·9)	446
Other chronic respiratory diseases	0·5 (0·3 to 0·8)	0·5 (0·3 to 0·8)	0·7 (0·4 to 1·1)	0·9 (0·5 to 1·4)	1·2 (0·7 to 1·9)	1·7 (1·0 to 2·6)	2·4 (1·5 to 3·6)	3·4 (2·1 to 5·1)	4·7 (2·9 to 7·0)	6·5 (4·0 to 9·6)	8·6 (5·3 to 12·7)	11·2 (6·9 to 16·5)	14·3 (8·8 to 21·1)	18·1 (11·2 to 26·6)	22·3 (13·8 to 32·8)	27·5 (17·0 to 40·4)	33·7 (20·8 to 49·5)	41·1 (25·3 to 60·4)	49·7 (30·6 to 72·9)	59·5 (36·6 to 87·3)	70·1 (43·1 to 102)	79·7 (49·0 to 116)	1,760
Digestive diseases	0·9 (0·3 to 1·6)	0·7 (0·3 to 1·4)	0·9 (0·4 to 1·7)	1·4 (0·6 to 2·6)	2·1 (0·9 to 3·8)	3·1 (1·4 to 5·5)	4·5 (2·1 to 7·9)	6·5 (3·1 to 11·2)	9·1 (4·4 to 15·5)	12·2 (6·0 to 20·7)	16·1 (8·0 to 27·1)	20·9 (10·6 to 34·8)	26·9 (13·8 to 43·8)	34·2 (17·8 to 54·8)	42·3 (22·1 to 66·9)	51·8 (27·3 to 80·9)	63·2 (33·6 to 97·8)	77·2 (41·2 to 117)	93·1 (49·8 to 139)	111 (59·8 to 164)	130 (69·8 to 189)	141 (75·8 to 203)	5,060
Chronic and other chronic liver diseases due to hepatitis B	0·1 (0·0 to 0·2)	0·1 (0·0 to 0·2)	0·2 (0·1 to 0·3)	0·3 (0·2 to 0·4)	0·4 (0·3 to 0·6)	0·6 (0·4 to 0·8)	0·8 (0·6 to 1·1)	1·1 (0·8 to 1·5)	1·5 (1·1 to 2·0)	2·0 (1·5 to 2·6)	2·6 (1·9 to 3·4)	3·3 (2·5 to 4·3)	4·3 (3·2 to 5·6)	5·6 (4·1 to 7·3)	7·0 (5·1 to 9·1)	8·6 (6·2 to 11·2)	10·6 (7·6 to 13·8)	13·1 (9·4 to 17·0)	16·1 (11·5 to 20·9)	19·5 (13·9 to 25·3)	22·9 (16·3 to 29·7)	24·3 (17·3 to 31·5)	70·4
Chronic and other chronic liver diseases due to hepatitis C	0 (0 to 0)	0 (0 to 0)	0 (0 to 0)	0 (0 to 0)	0 (0 to 0)	0 (0 to 0)	0 (0 to 0)	0 (0 to 0)	0 (0 to 0)	0 (0 to 0)	0 (0 to 0)	0 (0 to 0)	0 (0 to 0)	0 (0 to 0)	0 (0 to 0)	0 (0 to 0)	0 (0 to 0)	0 (0 to 0)	0 (0 to 0)	0 (0 to 0)	0 (0 to 0)	0 (0 to 0)	0 (0 to 0)	0
Chronic and other chronic liver diseases due to alcohol use	0 (0 to 0)	0 (0 to 0)	0 (0 to 0)	0 (0 to 0)	0 (0 to 0)	0 (0 to 0)	0 (0 to 0)	0 (0 to 0)	0 (0 to 0)	0 (0 to 0)	0 (0 to 0)	0 (0 to 0)	0 (0 to 0)	0 (0 to 0)	0 (0 to 0)	0 (0 to 0)	0 (0 to 0)	0 (0 to 0)	0 (0 to 0)	0 (0 to 0)	0 (0 to 0)	0 (0 to 0)	0 (0 to 0)	0
Chronic and other chronic liver diseases due to NAFLD	0 (0 to 0)	0 (0 to 0)	0 (0 to 0)	0 (0 to 0)	0 (0 to 0)	0 (0 to 0)	0·1 (0 to 0·1)	0·1 (0 to 0·1)	0·2 (0 to 0·3)	0·3 (0 to 0·4)	0·4 (0 to 0·5)	0·5 (0 to 0·7)	0·7 (0 to 0·9)	0·9 (0 to 1·2)	1·1 (0 to 1·5)	1·4 (0 to 1·9)	1·7 (0 to 2·3)	2·2 (0 to 3·0)	2·8 (0 to 3·8)	3·5 (0 to 4·7)	4·3 (0 to 5·8)	3·9 (0 to 5·3)	131
Chronic and other chronic liver diseases due to other causes	0 (0 to 0)	0 (0 to 0)	0 (0 to 0)	0 (0 to 0)	0 (0 to 0)	0 (0 to 0)	0·1 (0 to 0·1)	0·1 (0 to 0·2)	0·2 (0 to 0·3)	0·3 (0 to 0·4)	0·4 (0 to 0·5)	0·5 (0 to 0·7)	0·7 (0 to 0·9)	0·9 (0 to 1·2)	1·1 (0 to 1·5)	1·4 (0 to 1·9)	1·7 (0 to 2·3)	2·2 (0 to 3·0)	2·8 (0 to 3·8)	3·5 (0 to 4·7)	4·3 (0 to 5·8)	3·9 (0 to 5·3)	280
Upper digestive system diseases	0·4 (0·2 to 0·6)	0·4 (0·2 to 0·6)	0·5 (0·3 to 0·8)	0·7 (0·4 to 1·1)	1·0 (0·6 to 1·5)	1·6 (1·0 to 2·4)	2·4 (1·5 to 3·6)	3·6 (2·3 to 5·4)	5·2 (3·4 to 7·8)	7·5 (4·9 to 11·2)	10·4 (6·8 to 15·4)	14·2 (9·3 to 20·9)	19·2 (12·6 to 28·1)	25·4 (16·8 to 36·8)	32·8 (21·8 to 47·2)	41·5 (27·6 to 59·4)	52·1 (34·7 to 74·3)	64·8 (43·2 to 91·9)	80·1 (53·4 to 113)	97·2 (64·8 to 137)	114 (76·1 to 161)	120 (80·4 to 169)	633
Peptic ulcer disease	0·1 (0 to 0·1)	0·1 (0 to 0·1)	0·1 (0 to 0·1)	0·2 (0·1 to 0·3)	0·3 (0·2 to 0·5)	0·5 (0·3 to 0·8)	0·8 (0·5 to 1·2)	1·2 (0·7 to 1·8)	1·8 (1·1 to 2·7)	2·7 (1·6 to 4·1)	3·8 (2·3 to 5·8)	5·3 (3·2 to 8·1)	7·4 (4·4 to 11·2)	10·1 (6·0 to 15·3)	13·4 (7·9 to 20·3)	17·6 (10·4 to 26·6)	22·9 (13·5 to 34·6)	29·5 (17·4 to 44·5)	37·4 (22·0 to 56·4)	46·5 (27·4 to 70·1)	56·5 (33·3 to 85·2)	63·1 (37·2 to 95·1)	1,160
Gastritis and duodenitis	0·1 (0 to 0·1)	0·1 (0 to 0·1)	0·1 (0 to 0·1)	0·1 (0 to 0·2)	0·2 (0 to 0·3)	0·3 (0·2 to 0·4)	0·4 (0·3 to 0·6)	0·6 (0·4 to 0·8)	0·8 (0·6 to 1·1)	1·1 (0·8 to 1·5)	1·4 (1·0 to 2·0)	1·9 (1·3 to 2·6)	2·5 (1·8 to 3·5)	3·4 (2·4 to 4·7)	4·4 (3·1 to 6·1)	5·8 (4·1 to 8·0)	7·6 (5·3 to 10·5)	9·8 (6·9 to 13·5)	12·4 (8·7 to 17·1)	15·4 (10·8 to 21·2)	18·8 (13·2 to 25·9)	21·0 (14·7 to 28·9)	115
Gastroesophageal reflux disease	0 (0 to 0)	0 (0 to 0)	0 (0 to 0)	0 (0 to 0)	0 (0 to 0)	0 (0 to 0)	0 (0 to 0)	0 (0 to 0)	0 (0 to 0)	0 (0 to 0)	0 (0 to 0)	0 (0 to 0)	0 (0 to 0)	0 (0 to 0)	0 (0 to 0)	0 (0 to 0)	0 (0 to 0)	0 (0 to 0)	0 (0 to 0)	0 (0 to 0)	0 (0 to 0)	0 (0 to 0)	0 (0 to 0)	467
Appendicitis	0 (0 to 0)	0 (0 to 0)	0 (0 to 0)	0 (0 to 0)	0·1 (0 to 0·1)	0·1 (0 to 0·1)	0·2 (0 to 0·3)	0·3 (0 to 0·4)	0·4 (0 to 0·6)	0·6 (0 to 0·8)	0·8 (0 to 1·1)	1·0 (0 to 1·4)	1·3 (0 to 1·8)	1·7 (0 to 2·3)	2·2 (0 to 2·9)	2·8 (0 to 3·7)	3·5 (0 to 4·6)	4·4 (0 to 5·8)	5·4 (0 to 7·1)	6·6 (0 to 8·6)	7·9 (0 to 10·3)	8·4 (0 to 11·2)	23·7
Paralytic ileus and intestinal obstruction	0·4 (0·3 to 0·6)	0·4 (0·3 to 0·6)	0·6 (0·4 to 0·9)	0·8 (0·5 to 1·2)	1

Congenital birth defects	124 (67.1 to 193)	43.2 (31.2 to 65.9)	114 (79.6 to 160)	60.6 (49.6 to 86.4)	34.1 (24.5 to 49.7)	32.7 (23.6 to 44.7)	34.9 (26.6 to 45.4)	29.6 (22.6 to 39.9)	28.2 (20.4 to 38.5)	29.6 (21.3 to 37.6)	26 (19.2 to 34.5)	24.4 (18 to 32.2)	30.5 (21.1 to 40.1)	33.6 (23.1 to 44.4)	39.4 (23.4 to 47.4)	28.8 (18.7 to 39.9)	23.5 (15.7 to 31.3)	9.8 (6 to 14.6)	6 (3.7 to 9.3)	3.9 (2.4 to 6.1)	2.4 (1.6 to 3.7)	1.1 (0.7 to 1.8)	0.3 (0.2 to 0.5)	757
Neural tube defects	13.1 (7.2 to 21)	2.1 (1.1 to 3.7)	17 (9.1 to 28.1)	10.9 (6.6 to 22.7)	1.6 (1.1 to 2.5)	1.5 (1 to 2.2)	1.9 (1.3 to 2.7)	1.9 (1.2 to 2.8)	1.8 (1.1 to 2.7)	1.5 (0.9 to 2.4)	1.2 (0.7 to 1.9)	0.9 (0.5 to 1.4)	2.1 (0.9 to 1.4)	0.5 (0.4 to 1.1)	0.5 (0.3 to 0.7)	0.3 (0.2 to 0.4)	0.3 (0.2 to 0.4)	0.1 (0.1 to 0.2)	0.1 (0.1 to 0.2)	0.1 (0.1 to 0.2)	0.1 (0.1 to 0.2)	0 (0 to 0.1)	0 (0 to 0.1)	62
Congenital heart anomalies	74 (14.6 to 69.9)	16.1 (11.7 to 39.7)	57 (39.2 to 79.5)	31.1 (4.9 to 19.3)	17.5 (3.3 to 10.6)	16.8 (3.3 to 10.6)	17.1 (3.5 to 11.5)	14.5 (3.6 to 9.6)	13.8 (3.6 to 9.4)	14.5 (3.6 to 9.6)	12.7 (3.1 to 7.4)	11.9 (2.9 to 7.3)	14.9 (2.6 to 9.9)	16.4 (3.4 to 9.1)	19.3 (3.4 to 9.1)	14.1 (1.6 to 6.1)	11.5 (1.7 to 6.1)	4.8 (0.9 to 2.7)	2.9 (0.5 to 1.7)	1.9 (0.3 to 1.2)	1.2 (0.2 to 0.8)	0.5 (0.1 to 0.3)	0.2 (0 to 0.1)	196
Orofacial clefts	0 (0 to 0)	0 (0 to 0)	0.2 (0.1 to 0.7)	0.6 (0.2 to 1.5)	0.4 (0.1 to 1)	0.4 (0.1 to 1)	0.6 (0.2 to 1.4)	0.5 (0.1 to 1.2)	0.4 (0.1 to 0.9)	0.4 (0.1 to 1)	0.4 (0.1 to 1)	0.4 (0.1 to 1)	0.5 (0.2 to 1.2)	0.6 (0.2 to 1.4)	0.6 (0.2 to 1.5)	0.5 (0.2 to 1.2)	0.5 (0.2 to 1.2)	0.3 (0.1 to 0.8)	0.2 (0.1 to 0.5)	0.2 (0.1 to 0.4)	0.2 (0.1 to 0.4)	0.1 (0.1 to 0.3)	0 (0 to 0.1)	8.1
Down syndrome	4.5 (2.3 to 4.9)	0.9 (0.5 to 1.9)	2.6 (1.6 to 4.8)	2.1 (1.4 to 3.1)	2.1 (1.3 to 3.2)	2.2 (1.4 to 3.4)	2.7 (1.7 to 3.8)	2.1 (1.4 to 3.2)	2.3 (1.5 to 4)	2.1 (1.4 to 3.2)	2.1 (1.4 to 3.2)	2.4 (1.6 to 3.7)	2.4 (1.5 to 3.6)	2.6 (1.6 to 4)	10.8 (6.4 to 14.9)	13.3 (7.9 to 19.8)	9.4 (5.4 to 13.3)	2.4 (0.9 to 4.7)	0.3 (0 to 0.5)	0.3 (0 to 0.5)	0.2 (0 to 0.5)	0.2 (0 to 0.5)	0.2 (0 to 0.5)	79.3
Turner syndrome	0 (0 to 0)	0 (0 to 0)	0 (0 to 0.1)	0.2 (0 to 0.6)	0.2 (0 to 0.6)	0.2 (0 to 0.6)	0.3 (0.1 to 0.8)	0.3 (0.1 to 0.8)	0.2 (0.1 to 0.7)	0.3 (0 to 0.7)	0.2 (0 to 0.6)	0.2 (0 to 0.6)	0.2 (0.1 to 0.5)	0.2 (0.1 to 0.5)	0.1 (0 to 0.1)	0.1 (0 to 0.1)	0.1 (0 to 0.1)	0 (0 to 0.1)	0 (0 to 0.1)	0 (0 to 0.1)	0 (0 to 0.1)	0 (0 to 0.1)	0 (0 to 0.1)	2.4
Klinefelter syndrome	0 (0 to 0)	0 (0 to 0)	0 (0 to 0)

SR Table 2b: Hertfordshire DALYS by cause and age group for females with 95% uncertainty intervals, 2019

Cause	Early Neonatal (0-6 days)	Late Neonatal (7-27 days)	Post Neonatal (28-364 days)	1 to 4	5 to 9	10 to 14	15 to 19	20 to 24	25 to 29	30 to 34	35 to 39	40 to 44	45 to 49	50 to 54	55 to 59	60 to 64	65 to 69	70 to 74	75 to 79	80 to 84	85 to 89	90 to 94	95 plus	Total
All causes	7,648 (7,648 to 7,648)	2,264 (2,264 to 2,264)	1,599 (1,599 to 1,599)	1,564 (1,564 to 1,564)	1,260 (1,260 to 1,260)	1,431 (1,431 to 1,431)	1,479 (1,479 to 1,479)	1,626 (1,626 to 1,626)	2,040 (2,040 to 2,040)	2,294 (2,294 to 2,294)	2,713 (2,713 to 2,713)	3,148 (3,148 to 3,148)	3,742 (3,742 to 3,742)	4,470 (4,470 to 4,470)	5,393 (5,393 to 5,393)	6,520 (6,520 to 6,520)	7,911 (7,911 to 7,911)	9,660 (9,660 to 9,660)	11,729 (11,729 to 11,729)	13,929 (13,929 to 13,929)	15,979 (15,979 to 15,979)	17,966 (17,966 to 17,966)	19,776 (19,776 to 19,776)	20,596 (20,596 to 20,596)	163,055
Communicable, maternal, neonatal, and nutritional diseases	6457 (6186 to 7185)	1664 (1261 to 2044)	1699 (1127 to 2068)	2222 (1563 to 2931)	2156 (1564 to 2931)	1761 (1218 to 2292)	1770 (1264 to 2314)	2164 (1564 to 2896)	2422 (1776 to 3209)	2663 (1912 to 3466)	2885 (2072 to 3744)	3211 (2274 to 4181)	3539 (2574 to 4602)	3222 (2272 to 4251)	3403 (2453 to 4500)	3446 (2561 to 4575)	3562 (2624 to 4662)	3539 (2620 to 4622)	3414 (2528 to 4455)	3141 (2353 to 4109)	2880 (2153 to 3773)	2453 (1832 to 3211)	1960 (1460 to 2565)	1,16,170 (2,09,144 to 2,24,196)
HIV/AIDS and sexually transmitted infections	22 (9.5 to 48.9)	9.9 (3.6 to 19.2)	(3.6 to 19.2)	1.8 (1.4 to 2.3)	1.2 (0.9 to 1.6)	1.3 (1.1 to 1.5)	2.8 (2.1 to 3.9)	7.4 (5.3 to 9.9)	14.9 (9.9 to 21.4)	24 (16.4 to 33.6)	27.1 (18.3 to 40.4)	29.7 (19.8 to 45.1)	29.5 (19.4 to 42.4)	22.6 (15.4 to 32.4)	14.6 (10.3 to 20.6)	10.9 (7.6 to 15.8)	8.4 (5.8 to 12.1)	8.4 (5.3 to 12.7)	9.8 (5.3 to 16.2)	3.6 (2.3 to 5.9)	2.2 (1.4 to 3.5)	1.6 (1.1 to 2.4)	1 (0.7 to 1.4)	227
HIV/AIDS	0 (0 to 0)	0 (0 to 0)	0 (0 to 0)	1.1 (1.4 to 2.1)	1.1 (0.8 to 1.4)	1.2 (0.9 to 1.5)	1.3 (1 to 1.6)	2 (1.5 to 2.6)	3.2 (2.5 to 4.1)	5.3 (3.9 to 7.3)	8.7 (6.2 to 11.9)	10.9 (7.6 to 14.8)	12.3 (8.3 to 16.9)	11.4 (8.3 to 15.1)	9.5 (6.2 to 13.4)	8.1 (4.9 to 12.6)	6.2 (3.8 to 9.6)	5.6 (3.2 to 8.9)	3.1 (1.5 to 6.4)	1.2 (0.6 to 2.5)	0.2 (0.1 to 0.4)	0.1 (0 to 0.2)	0 (0 to 0.1)	89.9
HIV/AIDS - Drug-susceptible Tuberculosis	0 (0 to 0)	0 (0 to 0)	0.2 (0.1 to 0.3)	0.1 (0 to 0.2)	0.1 (0.1 to 0.1)	0.1 (0.1 to 0.2)	0.1 (0.1 to 0.2)	0.4 (0.2 to 0.7)	0.9 (0.5 to 1.6)	1.6 (0.9 to 2.6)	2.5 (1.4 to 3.9)	1 (0.6 to 1.5)	1 (0.6 to 1.5)	0.7 (0.4 to 1.1)	0.4 (0.2 to 0.7)	0.4 (0.2 to 0.6)	0.2 (0.1 to 0.5)	0.1 (0 to 0.3)	0.1 (0 to 0.3)	0 (0 to 0.1)	0 (0 to 0.1)	0 (0 to 0)	0 (0 to 0)	7
HIV/AIDS - Multidrug-resistant Tuberculosis without extensive drug resistance	0 (0 to 0)	0 (0 to 0)	0 (0 to 0)	0 (0 to 0)	0 (0 to 0)	0 (0 to 0)	0 (0 to 0)	0 (0 to 0)	0 (0 to 0)	0 (0 to 0)	0 (0 to 0)	0 (0 to 0)	0 (0 to 0)	0 (0 to 0)	0 (0 to 0)	0 (0 to 0)	0 (0 to 0)	0 (0 to 0)	0 (0 to 0)	0 (0 to 0)	0 (0 to 0)	0 (0 to 0)	0 (0 to 0)	0 (0 to 0)	0
HIV/AIDS - Extensively drug-resistant Tuberculosis	0 (0 to 0)	0 (0 to 0)	0 (0 to 0)	0 (0 to 0)	0 (0 to 0)	0 (0 to 0)	0 (0 to 0)	0 (0 to 0)	0 (0 to 0)	0 (0 to 0)	0 (0 to 0)	0 (0 to 0)	0 (0 to 0)	0 (0 to 0)	0 (0 to 0)	0 (0 to 0)	0 (0 to 0)	0 (0 to 0)	0 (0 to 0)	0 (0 to 0)	0 (0 to 0)	0 (0 to 0)	0 (0 to 0)	0 (0 to 0)	0.2
HIV/AIDS resulting in other diseases	0 (0 to 0)	0 (0 to 0)	1.5 (1.2 to 1.8)	1.3 (1 to 1.6)	0.9 (0.7 to 1.1)	0.7 (0.6 to 0.8)	1.3 (1 to 1.6)	2.9 (2.3 to 3.4)	4.8 (3.8 to 5.6)	6.8 (5.3 to 8.1)	9.2 (7.1 to 11)	10.7 (8.3 to 12.9)	11.3 (8.8 to 13.6)	10.4 (7.9 to 13.1)	7.8 (5.6 to 9.8)	5.6 (3.8 to 7.2)	4.6 (3.2 to 6.1)	3.2 (2.1 to 4.5)	1.9 (1.2 to 2.9)	1.2 (0.8 to 1.8)	0.5 (0.3 to 0.8)	0.1 (0 to 0.2)	0 (0 to 0.1)	81.7
Sexually transmitted infections excluding HIV	0.9 (0.4 to 2.2)	1.4 (0.6 to 3.2)	0.7 (0.2 to 1.7)	0.2 (0.1 to 0.4)	0.1 (0.1 to 0.2)	0.1 (0.1 to 0.2)	0.3 (0.2 to 0.5)	0.7 (0.5 to 1.1)	0.9 (0.6 to 1.4)	1.3 (0.9 to 2)	1.6 (1.1 to 2.4)	1.9 (1.3 to 2.8)	1.7 (1.2 to 2.5)	1.4 (1 to 2.1)	1.1 (0.7 to 1.6)	0.9 (0.6 to 1.4)	0.7 (0.4 to 1.1)	0.6 (0.3 to 1.1)	0.4 (0.2 to 0.8)	0.3 (0.1 to 0.6)	0.2 (0.1 to 0.4)	0.1 (0 to 0.3)	0 (0 to 0.1)	138
Syphilis	0.9 (0.4 to 2.2)	1.4 (0.6 to 3.2)	0.7 (0.2 to 1.7)	0.2 (0.1 to 0.4)	0.1 (0.1 to 0.2)	0.1 (0.1 to 0.1)	0.2 (0.1 to 0.3)	0.6 (0.4 to 0.9)	0.8 (0.5 to 1.2)	1.1 (0.8 to 1.6)	1.4 (1 to 2)	1.6 (1.1 to 2.3)	1.4 (1 to 2.1)	1.2 (0.8 to 1.7)	0.9 (0.6 to 1.3)	0.7 (0.5 to 1.1)	0.6 (0.4 to 0.9)	0.5 (0.3 to 0.8)	0.3 (0.2 to 0.6)	0.2 (0.1 to 0.4)	0.1 (0.1 to 0.3)	0 (0 to 0.2)	0 (0 to 0.1)	11.4
Chlamydial infection	0 (0 to 0)	0 (0 to 0)	0 (0 to 0)	0 (0 to 0)	0 (0 to 0)	0 (0 to 0)	0 (0 to 0.1)	0.2 (0 to 0.7)	0.5 (0.1 to 1.3)	0.8 (0.3 to 1.9)	1.3 (0.5 to 3.2)	1.6 (0.6 to 3.9)	1.6 (0.6 to 3.9)	1.4 (0.6 to 3.4)	1.2 (0.5 to 2.9)	0.9 (0.4 to 2.1)	0.7 (0.3 to 1.7)	0.5 (0.2 to 1.2)	0.3 (0.1 to 0.8)	0.2 (0.1 to 0.5)	0.1 (0 to 0.3)	0 (0 to 0.1)	0 (0 to 0.1)	10.1
Gonococcal infection	0 (0 to 0)	0 (0 to 0)	0 (0 to 0)	0 (0 to 0)	0 (0 to 0)	0 (0 to 0.1)	0 (0 to 0.2)	0.2 (0.1 to 0.4)	0.3 (0.1 to 0.8)	0.5 (0.2 to 1.2)	0.7 (0.3 to 1.6)	0.9 (0.4 to 1.9)	0.9 (0.4 to 1.9)	0.8 (0.4 to 1.7)	0.6 (0.3 to 1.4)	0.5 (0.2 to 1.1)	0.4 (0.2 to 0.9)	0.3 (0.2 to 0.7)	0.2 (0.1 to 0.5)	0.1 (0.1 to 0.4)	0.1 (0 to 0.2)	0 (0 to 0.1)	0 (0 to 0.1)	10.1
Trichomoniasis	0 (0 to 0)	0 (0 to 0)	0 (0 to 0)	0 (0 to 0)	0 (0 to 0)	0 (0 to 0)	0 (0 to 0.1)	0.1 (0 to 0.4)	0.2 (0 to 0.7)	0.4 (0.1 to 1.1)	0.6 (0.2 to 1.6)	0.8 (0.3 to 2.1)	0.8 (0.3 to 2.1)	0.7 (0.3 to 1.8)	0.5 (0.2 to 1.4)	0.4 (0.2 to 1.1)	0.3 (0.1 to 0.8)	0.2 (0.1 to 0.6)	0.1 (0 to 0.4)	0.1 (0 to 0.3)	0 (0 to 0.1)	0 (0 to 0.1)	0 (0 to 0.1)	9.1
Genital herpes	0 (0 to 0)	0 (0 to 0)	0 (0 to 0)	0 (0 to 0)	0 (0 to 0)	0 (0 to 0.2)	0 (0 to 0.1)	0 (0 to 0.2)	0.1 (0 to 0.4)	0.2 (0 to 0.5)	0.3 (0 to 0.8)	0.4 (0 to 1)	0.4 (0 to 1)	0.3 (0 to 0.9)	0.3 (0 to 0.8)	0.2 (0 to 0.7)	0.2 (0 to 0.5)	0.1 (0 to 0.4)	0.1 (0 to 0.3)	0 (0 to 0.2)	0 (0 to 0.1)	0 (0 to 0.1)	0 (0 to 0.1)	0 (0 to 0.1)	1.8
Other sexually transmitted infections	0 (0 to 0)	0 (0 to 0)	0 (0 to 0)	0 (0 to 0)	0 (0 to 0)	0 (0 to 0.1)	0 (0 to 0.1)	0.1 (0 to 0.2)	0.1 (0 to 0.3)	0.2 (0 to 0.5)	0.2 (0 to 0.6)	0.3 (0 to 0.8)	0.3 (0 to 0.8)	0.3 (0 to 0.8)	0.2 (0 to 0.7)	0.2 (0 to 0.6)	0.1 (0 to 0.5)	0.1 (0 to 0.4)	0.1 (0 to 0.3)	0 (0 to 0.2)	0 (0 to 0.1)	0 (0 to 0.1)	0 (0 to 0.1)	0 (0 to 0.1)	3.2
Respiratory infections and tuberculosis	9 (6 to 12)	4 (1 to 9.9)	3 (2.6 to 3.4)	4 (3.6 to 4.6)	2 (1.7 to 2.3)	2 (1.7 to 2.3)	2 (1.7 to 2.4)	2 (1.7 to 2.6)	2 (1.7 to 2.7)	2 (1.8 to 2.8)	2 (1.8 to 2.9)	2 (1.8 to 3)	2 (1.8 to 3.1)	2 (1.8 to 3.2)	2 (1.8 to 3.3)	2 (1.8 to 3.4)	2 (1.8 to 3.5)	2 (1.8 to 3.6)	2 (1.8 to 3.6)	2 (1.8 to 3.6)	2 (1.8 to 3.6)	2 (1.8 to 3.6)	2 (1.8 to 3.6)	2 (1.8 to 3.6)	79
Tuberculosis	9 (6 to 12)	4 (1 to 9.9)	3 (2.6 to 3.4)	4 (3.6 to 4.6)	2 (1.7 to 2.3)	2 (1.7 to 2.3)	2 (1.7 to 2.4)	2 (1.7 to 2.6)	2 (1.7 to 2.7)	2 (1.8 to 2.8)	2 (1.8 to 2.9)	2 (1.8 to 3)	2 (1.8 to 3.1)	2 (1.8 to 3.2)	2 (1.8 to 3.3)	2 (1.8 to 3.4)	2 (1.8 to 3.5)	2 (1.8 to 3.6)	2 (1.8 to 3.6)	2 (1.8 to 3.6)	2 (1.8 to 3.6)	2 (1.8 to 3.6)	2 (1.8 to 3.6)	2 (1.8 to 3.6)	79
Latent tuberculosis infection	0 (0 to 0)	0 (0 to 0)	0 (0 to 0)	0 (0 to 0)	0 (0 to 0)	0 (0 to 0)	0 (0 to 0)	0 (0 to 0)	0 (0 to 0)	0 (0 to 0)	0 (0 to 0)	0 (0 to 0)	0 (0 to 0)	0 (0 to 0)	0 (0 to 0)	0 (0 to 0)	0 (0 to 0)	0 (0 to 0)	0 (0 to 0)	0 (0 to 0)	0 (0 to 0)	0 (0 to 0)	0 (0 to 0)	0 (0 to 0)	0
Drug-susceptible tuberculosis	0 (0 to 0)	0 (0 to 0)	0 (0 to 0)	0 (0 to 0)	0 (0 to 0)	0 (0 to 0)	0 (0 to 0)	0 (0 to 0)	0 (0 to 0)	0 (0 to 0)	0 (0 to 0)	0 (0 to 0)	0 (0 to 0)	0 (0 to 0)	0 (0 to 0)	0 (0 to 0)	0 (0 to 0)	0 (0 to 0)	0 (0 to 0)	0 (0 to 0)	0 (0 to 0)	0 (0 to 0)	0 (0 to 0)	0 (0 to 0)	0
Multidrug-resistant tuberculosis without extensive drug resistance	0 (0 to 0)	0 (0 to 0)	0 (0 to 0)	0 (0 to 0)	0 (0 to 0)	0 (0 to 0)	0 (0 to 0)	0 (0 to 0)	0 (0 to 0)	0 (0 to 0)	0 (0 to 0)	0 (0 to 0)	0 (0 to 0)	0 (0 to 0)	0 (0 to 0)	0 (0 to 0)	0 (0 to 0)	0 (0 to 0)	0 (0 to 0)	0 (0 to 0)	0 (0 to 0)	0 (0 to 0)	0 (0 to 0)	0 (0 to 0)	0
Extensively drug-resistant tuberculosis	0 (0 to 0)	0 (0 to 0)	0 (0 to 0)	0 (0 to 0)	0 (0 to 0)	0 (0 to 0)	0 (0 to 0)	0 (0 to 0)	0 (0 to 0)	0 (0 to 0)	0 (0 to 0)	0 (0 to 0)	0 (0 to 0)	0 (0 to 0)	0 (0 to 0)	0 (0 to 0)	0 (0 to 0)	0 (0 to 0)	0 (0 to 0)	0 (0 to 0)	0 (0 to 0)	0 (0 to 0)	0 (0 to 0)	0 (0 to 0)	0
Lower respiratory infections	8.6 (5.6 to 11.9)	4.3 (1 to 9.8)	2.5 (1.9 to 3.1)	3.5 (2.8 to 4.2)	1.8 (1.4 to 2.2)	1.6 (1.3 to 2)	1.6 (1.3 to 2)	1.7 (1.4 to 2.1)	1.8 (1.4 to 2.2)	1.9 (1.5 to 2.3)	2 (1.6 to 2.4)	2.1 (1.7 to 2.5)	2.1 (1.7 to 2.5)	2.1 (1.7 to 2.5)	2.1 (1.7 to 2.5)	2.1 (1.7 to 2.5)	2.1 (1.7 to 2.5)	2.1 (1.7 to 2.5)	2.1 (1.7 to 2.5)	2.1 (1.7 to 2.5)	2.1 (1.7 to 2.5)	2.1 (1.7 to 2.5)	2.1 (1.7 to 2.5)	2.1 (1.7 to 2.5)	62
Upper respiratory infections	0 (0 to 0.1)	0 (0 to 0.1)	0.2 (0 to 0.6)	0.2 (0.1 to 0.4)	0.1 (0 to 0.2)	0.1 (0 to 0.2)	0.1 (0 to 0.2

Other neoplasms	0·2 (0·1 to 0·4)	0 (0 to 0)	0 (0·1 to 0·6)	0·3 (0·2 to 0·4)	0·4 (0·3 to 0·7)	0·3 (0·2 to 0·4)	0·3 (0·3 to 0·4)	0·6 (0·4 to 0·9)	0·6 (0·5 to 0·8)	0·9 (0·6 to 1·4)	1 (0·6 to 1·6)	1·7 (1·1 to 2·5)	3·5 (2·3 to 4·9)	5·5 (3·7 to 8)	9·1 (6·2 to 12·6)	12·2 (8·8 to 16·6)	19·3 (14·0 to 25·1)	30·3 (22·2 to 41·5)	34·1 (25·1 to 45)	41·6 (29·7 to 58)	41·4 (29·7 to 59·4)	28·3 (17·6 to 41·2)	9·8 (5·1 to 13·4)	391
Medulloblastoma, medulloblastoma, and other hemangioblastoma	0 (0 to 0·4)	0 (0 to 0)	0 (0 to 0·6)	0 (0 to 0·7)	0·3 (0·2 to 0·5)	0·3 (0·2 to 0·5)	0·3 (0·3 to 0·5)	0·6 (0·4 to 0·9)	0·6 (0·4 to 0·9)	0·9 (0·6 to 1·4)	1 (0·6 to 1·6)	1·7 (1·1 to 2·5)	3·5 (2·3 to 4·9)	5·5 (3·7 to 8)	9·1 (6·2 to 12·6)	12·2 (8·8 to 16·6)	19·3 (14·0 to 25·1)	30·3 (22·2 to 41·5)	34·1 (25·1 to 45)	41·6 (29·7 to 58)	41·4 (29·7 to 59·4)	28·3 (17·6 to 41·2)	9·8 (5·1 to 13·4)	391
Benign and in situ intestinal neoplasms	0 (0 to 0)	0 (0 to 0)	0 (0 to 0)	0 (0 to 0)	0 (0 to 0)	0 (0 to 0)	0 (0 to 0)	0 (0 to 0)	0 (0 to 0)	0 (0 to 0)	0 (0 to 0)	0 (0 to 0)	0 (0 to 0)	0 (0 to 0)	0 (0 to 0)	0 (0 to 0)	0 (0 to 0)	0 (0 to 0)	0 (0 to 0)	0 (0 to 0)	0 (0 to 0)	0 (0 to 0)	0 (0 to 0)	0 (0 to 0)	0
Benign and in situ cervical and uterine neoplasms	0 (0 to 0)	0 (0 to 0)	0 (0 to 0)	0 (0 to 0)	0 (0 to 0)	0 (0 to 0)	0 (0 to 0)	0 (0 to 0)	0 (0 to 0)	0 (0 to 0)	0 (0 to 0)	0 (0 to 0)	0 (0 to 0)	0 (0 to 0)	0 (0 to 0)	0 (0 to 0)	0 (0 to 0)	0 (0 to 0)	0 (0 to 0)	0 (0 to 0)	0 (0 to 0)	0 (0 to 0)	0 (0 to 0)	0 (0 to 0)	0
Benign and in situ neoplasms	0 (0 to 0)	0 (0 to 0)	0 (0 to 0)	0 (0 to 0)	0 (0 to 0)	0 (0 to 0)	0 (0 to 0)	0 (0 to 0)	0 (0 to 0)	0 (0 to 0)	0 (0 to 0)	0 (0 to 0)	0 (0 to 0)	0 (0 to 0)	0 (0 to 0)	0 (0 to 0)	0 (0 to 0)	0 (0 to 0)	0 (0 to 0)	0 (0 to 0)	0 (0 to 0)	0 (0 to 0)	0 (0 to 0)	0 (0 to 0)	0
Other benign and in situ neoplasms	0 (0 to 0)	0 (0 to 0)	0 (0 to 0)	0 (0 to 0)	0 (0 to 0)	0 (0 to 0)	0 (0 to 0)	0 (0 to 0)	0 (0 to 0)	0 (0 to 0)	0 (0 to 0)	0 (0 to 0)	0 (0 to 0)	0 (0 to 0)	0 (0 to 0)	0 (0 to 0)	0 (0 to 0)	0 (0 to 0)	0 (0 to 0)	0 (0 to 0)	0 (0 to 0)	0 (0 to 0)	0 (0 to 0)	0 (0 to 0)	0
Cardiovascular diseases	1·9 (1·3 to 2·7)	2·3 (1·5 to 3·3)	9·9 (7·5 to 13·1)	8·7 (6·5 to 10·8)	11·4 (8·5 to 15)	15·5 (11·5 to 20·4)	28·4 (21·6 to 36·4)	49 (37·3 to 63·4)	87·2 (66·1 to 111·8)	99·8 (77·1 to 127·5)	152 (112·9 to 173·4)	251 (201·5 to 309)	398 (312·5 to 488)	648 (481·5 to 816)	797 (642·5 to 973)	824 (666·3 to 1,000)	1,170 (961·1 to 1,390)	1,830 (1,535·3 to 2,130)	2,338 (1,980·4 to 2,740)	2,338 (1,980·4 to 2,740)	3,370 (2,760·1 to 3,940)	2,710 (2,120·3 to 3,190)	1,120 (797·1 to 1,290)	19,900
Rheumatic heart disease	0 (0 to 0)	0 (0 to 0)	0 (0·2 to 0·5)	0·3 (0·2 to 0·4)	0·3 (0·3 to 0·4)	0·4 (0·4 to 0·6)	0·7 (0·6 to 0·9)	1 (0·7 to 1·3)	1·5 (1·2 to 2·1)	2 (1·6 to 2·6)	3 (2·3 to 3·7)	5 (3·7 to 6·3)	7 (4·8 to 9·3)	10 (7·5 to 14·4)	9·7 (7·4 to 12·6)	14·6 (11·1 to 18·9)	20·6 (15·6 to 27·3)	24·4 (18·1 to 33)	27·2 (19·7 to 36·4)	26·8 (19·4 to 35·1)	16·1 (11·6 to 21·3)	3·9 (2·8 to 5·1)	174
Ischemic heart disease	0 (0 to 0)	0 (0 to 0)	0 (0 to 0)	0 (0 to 0)	0·6 (0·4 to 0·8)	2·4 (1·7 to 3·4)	4·3 (3·1 to 5·9)	13 (9·4 to 17·4)	27·9 (20·6 to 36·9)	57·3 (44·3 to 72·5)	113 (86·2 to 150·3)	191 (146·9 to 236)	293 (228·1 to 360)	315 (256·9 to 382)	478 (386·1 to 570)	671 (570·6 to 800)	908 (742·1 to 1,100)	1,130 (932·1 to 1,350)	1,220 (1,000·4 to 1,450)	1,040 (852·2 to 1,260)	440 (352·3 to 530)	75 (52·2 to 98·2)	6,920
Stroke	0·1 (0 to 0·2)	0·2 (0·1 to 0·3)	0·6 (0·4 to 2·9)	0·9 (0·7 to 1·1)	1·1 (0·9 to 1·3)	11·7 (7·9 to 19·2)	19·7 (13·2 to 27·9)	27·3 (18·1 to 37·4)	41·1 (29·4 to 55)	69·1 (48·4 to 91)	91 (68·9 to 116)	162 (110·5 to 192)	186 (141·2 to 236)	248 (187·5 to 322)	224 (170·5 to 302)	283 (213·9 to 369)	502 (382·6 to 642)	663 (541·9 to 802)	1,010 (812·1 to 1,210)	1,220 (983·5 to 1,460)	884 (712·1 to 1,060)	327 (249·5 to 396)	5,910
Ischemic stroke	0 (0 to 0·1)	0·2 (0·1 to 0·4)	1·4 (0·9 to 2·1)	4 (2·7 to 5·1)	6·2 (4·6 to 7·8)	9·1 (6·9 to 11·6)	12·3 (9·2 to 15·7)	15·9 (11·5 to 20·1)	21·1 (15·6 to 27·1)	24·7 (18·4 to 31·9)	39·3 (29·8 to 50·4)	49·2 (37·2 to 61·1)	64·5 (49·5 to 81·2)	82·4 (61·7 to 107)	109 (80·9 to 139)	152 (113·1 to 196)	260 (193·6 to 335)	337 (250·9 to 433)	536 (399·1 to 688)	634 (472·1 to 814)	497 (370·1 to 638)	206 (153·3 to 265)	3,990
Intracerebral hemorrhage	0 (0 to 0·1)	0 (0 to 0·1)	0·2 (0·1 to 0·5)	0·3 (0·2 to 0·4)	0·4 (0·3 to 0·5)	0·7 (0·5 to 1·1)	1·2 (0·8 to 1·7)	2·1 (1·5 to 2·9)	3·3 (2·4 to 4·2)	4·6 (3·6 to 5·8)	6·1 (4·8 to 7·6)	9·1 (7·1 to 11·4)	12·1 (9·4 to 15·1)	16·1 (12·3 to 20·1)	21·1 (16·1 to 26·4)	27·3 (20·8 to 34·1)	37·4 (28·3 to 46·9)	47·3 (35·8 to 59·2)	59·2 (44·9 to 74·1)	69·2 (52·5 to 86·5)	72·1 (54·7 to 90·2)	59·4 (44·9 to 74·3)	1,410
Subarachnoid hemorrhage	0 (0 to 0·1)	0 (0 to 0)	0·1 (0 to 0·2)	0·2 (0·2 to 0·3)	0·3 (0·2 to 0·4)	0·4 (0·3 to 0·6)	0·6 (0·4 to 0·8)	0·9 (0·6 to 1·2)	1·3 (0·9 to 1·7)	1·8 (1·3 to 2·4)	2·4 (1·7 to 3·2)	3·5 (2·5 to 4·6)	4·6 (3·4 to 6·1)	6·2 (4·6 to 8·1)	8·1 (6·1 to 10·4)	10·5 (7·9 to 13·5)	14·4 (10·9 to 18·4)	18·2 (13·8 to 23·2)	22·8 (17·3 to 28·9)	26·7 (20·2 to 33·9)	27·8 (21·1 to 35·2)	22·9 (17·3 to 29·1)	5·4 (2·8 to 7·7)	369
Hypertensive heart disease	0 (0 to 0)	0 (0 to 0)	0 (0 to 0·1)	0 (0 to 0·1)	0 (0·1 to 0·1)	0·1 (0 to 0·2)	0·2 (0·1 to 0·3)	0·3 (0·2 to 0·5)	0·5 (0·3 to 0·7)	0·7 (0·5 to 1·0)	1 (0·7 to 1·4)	1·4 (1·0 to 2·0)	2·1 (1·5 to 2·9)	2·9 (2·0 to 4·0)	3·8 (2·7 to 5·2)	5·1 (3·6 to 6·9)	6·9 (4·9 to 9·3)	8·7 (6·2 to 11·6)	10·5 (7·5 to 13·9)	11·5 (8·2 to 15·2)	11·1 (7·9 to 14·6)	8·9 (6·3 to 11·7)	2·1 (1·1 to 3·1)	158
Non-rheumatic valvular heart disease	0 (0 to 0)	0 (0 to 0)	0 (0 to 0)	0 (0 to 0)	0 (0 to 0)	0·1 (0 to 0·1)	0·1 (0 to 0·1)	0·2 (0 to 0·3)	0·3 (0 to 0·4)	0·4 (0 to 0·5)	0·6 (0·4 to 0·8)	0·9 (0·6 to 1·2)	1·3 (0·9 to 1·7)	1·8 (1·3 to 2·4)	2·4 (1·7 to 3·2)	3·2 (2·3 to 4·2)	4·3 (3·1 to 5·7)	5·4 (3·9 to 7·2)	6·5 (4·7 to 8·7)	7·1 (5·1 to 9·5)	6·9 (4·9 to 9·2)	5·5 (3·9 to 7·3)	1·3 (0·7 to 1·9)	98
Non-rheumatic calcific aortic valve disease	0 (0 to 0)	0 (0 to 0)	0 (0 to 0)	0 (0 to 0)	0 (0 to 0)	0·1 (0 to 0·1)	0·1 (0 to 0·1)	0·2 (0 to 0·3)	0·3 (0 to 0·4)	0·4 (0 to 0·5)	0·5 (0 to 0·7)	0·8 (0·5 to 1·1)	1·1 (0·7 to 1·5)	1·5 (1·0 to 2·1)	2·1 (1·4 to 2·8)	2·8 (1·9 to 3·7)	3·8 (2·6 to 5)	4·8 (3·3 to 6·3)	5·8 (4·0 to 7·7)	6·3 (4·3 to 8·3)	6·1 (4·3 to 8·1)	4·8 (3·3 to 6·4)	1·1 (0·6 to 1·7)	86
Non-rheumatic degenerative mitral valve disease	0 (0 to 0)	0 (0 to 0)	0 (0 to 0)	0 (0 to 0)	0 (0 to 0)	0 (0 to 0)	0 (0 to 0·1)	0·1 (0 to 0·1)	0·1 (0 to 0·2)	0·2 (0 to 0·3)	0·3 (0 to 0·4)	0·4 (0·3 to 0·6)	0·6 (0·4 to 0·8)	0·8 (0·6 to 1·1)	1·1 (0·8 to 1·5)	1·5 (1·1 to 2·1)	2·1 (1·5 to 2·9)	2·8 (2·1 to 3·8)	3·7 (2·7 to 5)	4·2 (3·1 to 5·6)	4·2 (3·1 to 5·6)	3·6 (2·6 to 4·8)	0·9 (0·5 to 1·4)	46
Other non-rheumatic valve diseases	0 (0 to 0)	0 (0 to 0)	0 (0 to 0)	0 (0 to 0)	0 (0 to 0)	0 (0 to 0)	0 (0 to 0)	0 (0 to 0·1)	0 (0 to 0·1)	0 (0 to 0·1)	0 (0 to 0·2)	0 (0 to 0·2)	0 (0 to 0·3)	0 (0 to 0·3)	0 (0 to 0·3)	0 (0 to 0·3)	0 (0 to 0·3)	0 (0 to 0·3)	0 (0 to 0·3)	0 (0 to 0·3)	0 (0 to 0·3)	0 (0 to 0·3)	0 (0 to 0·2)	0 (0 to 0·1)	1
Cardiomyopathy and myocarditis	0·4 (0·3 to 1·2)	1·1 (0·7 to 1·6)	4 (1·4 to 9·7)	2·6 (2·4 to 5·2)	2·8 (1·7 to 3·9)	3·6 (2·3 to 5·5)	4·4 (2·5 to 6·5)	5·2 (3·6 to 7·1)	6·4 (4·4 to 11·4)	7·5 (4·9 to 12·7)	10·2 (6·9 to 22·2)	12·2 (8·6 to 22·2)	20 (14·1 to 28·9)	22 (15·2 to 30·4)	23·7 (16·2 to 32·5)	26·5 (17·4 to 36·7)	30·5 (20·1 to 42·1)	32·6 (21·9 to 45·1)	34·6 (23·2 to 48·1)	34·5 (23·1 to 48·1)	32·6 (21·9 to 45·1)	29·6 (19·9 to 41·2)	491
Myocarditis	0 (0 to 0·1)	0 (0 to 0·1)	0·1 (0 to 0·5)	0·1 (0 to 0·1)	0·1 (0 to 0·1)	0·1 (0 to 0·2)	0·2 (0 to 0·3)	0·2 (0 to 0·3)	0·3 (0 to 0·4)	0·3 (0 to 0·5)	0·4 (0 to 0·6)	0·5 (0 to 0·7)	0·7 (0 to 1·0)	0·9 (0 to 1·2)	1·1 (0 to 1·5)	1·4 (0 to 1·9)	1·8 (1 to 2·5)	2·2 (1·4 to 3·1)	2·6 (1·6 to 3·7)	2·8 (1·8 to 3·9)	2·8 (1·8 to 3·9)	2·5 (1·6 to 3·5)	1·1 (0·6 to 1·7)	49
Alcoholic cardiomyopathy	0 (0 to 0)	0 (0 to 0)	0 (0 to 0)	0 (0 to 0)	0 (0 to 0·1)	0 (0 to 0·1)	0 (0 to 0·1)	0 (0 to 0·1)	0 (0 to 0·1)	0 (0 to 0·1)	0 (0 to 0·1)	0 (0 to 0·1)	0 (0 to 0·1)	0 (0 to 0·1)	0 (0 to 0·1)	0 (0 to 0·1)	0 (0 to 0·1)	0 (0 to 0·1)	0 (0 to 0·1)	0 (0 to 0·1)	0 (0 to 0·1)	0 (0 to 0·1)	0 (0 to 0·1)	0 (0 to 0·1)	1
Other cardiomyopathy	0·4 (0·3 to 1·2)	1·1 (0·7 to 1·6)	4 (1·4 to 9·7)	2·6 (2·4 to 5·2)	2·8 (1·7 to 3·9)	3·6 (2·3 to 5·5)	4·4 (2·5 to 6·5)	5·2 (3·6 to 7·1)	6·4 (4·4 to 11·4)	7·5 (4·9 to 12·7)	10·2 (6·9 to 22·2)	12·2 (8·6 to 22·2)	20 (14·1 to 28·9)	22 (15·2 to 30·4)	23·7 (16·2 to 32·5)	26·5 (17·4 to 36·7)	30·5 (20·1 to 42·1)	32·6 (21·9 to 45·1)	34·6 (23·2 to 48·1)	34·5 (23·1 to 48·1)	32·6 (21·9 to 45·1)	29·6 (19·9 to 41·2)	491
Atrial fibrillation and flutter	0 (0 to 0)	0 (0 to 0)	0 (0 to 0)	0 (0 to 0)	0 (0 to 0)	0 (0 to 0)	0 (0 to 0)	0 (0 to 0)	0 (0 to 0)	0 (0 to 0)	0 (0 to 0)	0 (0 to 0)	0 (0 to 0)	0 (0 to 0)	0 (0 to 0)	0 (0 to 0)	0 (0 to 0)	0 (0 to 0)	0 (0 to 0)	0 (0 to 0)	0 (0 to 0)	0 (0 to 0)	0 (0 to 0)	0 (0 to 0)	0
Aortic aneurysm	..	..	..	..	..	..	..	..	..	..	..	..	..	..	..	..	..	..	..	..	..	..	..	..	NA
Endocarditis	0 (0 to 0)	0 (0 to 0)	0·2 (0·1 to 0·4)	0·2 (0·1 to 0·3)	0·3 (0·2 to 0·4)	0·5 (0·3 to 0·6)	1·1 (0·7 to 1·5)	2·1 (1·4 to 2·9)	3·2 (2·2 to 4·3)	4·7 (3·2 to 6·3)	6·2 (4·3 to 8·3)	9·3 (6·4 to 12·4)	12·3 (8·5 to 16·5)	16·5 (11·4 to 22·1)	22·1 (15·2 to 29·6)	29·6 (20·4 to 39·6)	41·2 (28·4 to 55·1)	53·2 (36·7 to 71·1)	67·2 (46·3 to 89·8)	76·2 (52·5 to 102)	77·2 (53·2 to 103)	66·2 (45·6 to 88·5)	24·2 (16·4 to 32·4)	1,060
Other cardiovascular and circulatory diseases	2·1 (1·3 to 3·1)	2 (1·1 to 3·1)	2·1 (1·1 to 3·5)	2·1 (1·1 to 3·4)	3·5 (1·9 to 5·4)	10·3 (5·7 to 16·2)	19·7 (10·4 to 33·4)	28·1 (14·1 to 47·8)	39 (20·1 to 66·1)	49 (25·1 to 82·9)	63·3 (32·6 to 106·9)	72·4 (37·2 to 122·3)	92·5 (47·5 to 156·3)	110·6 (56·8 to 186·9)	131·1 (67·3 to 221·6)	146 (75·1 to 247·1)	168 (86·5 to 284·5)	186 (95·6 to 314·7)	204 (104·8 to 345·1)	208 (106·8 to 351·8)	198 (101·7 to 335·1)	172 (88·4 to 291·1)	78·4 (40·3 to 132·6)	1,210
Hypertensive heart disease	0 (0 to 0)	0 (0 to 0)	0·1 (0 to 0·2)	0·1 (0 to 0·2)	0·1 (0 to 0·2)	0·2 (0 to 0·3)	0·3 (0 to 0·4)	0·4 (0 to 0·6)	0·6 (0 to 0·8)	0·8 (0·5 to 1·1)	1·1 (0·7 to 1·5)	1·5 (1·0 to 2·1)	2·1 (1·4 to 2·9)	2·9 (2·0 to 4·0)	3·8 (2·7 to 5·2)	5·1 (3·6 to 6·9)	6·9 (4·9 to 9·3)	8·7 (6·2 to 11·6)	10·5 (7·5 to 13·9)	11·5 (8·2 to 15·2)	11·1 (7·9 to 14·6)	8·9 (6·3 to 11·7)	2·1 (1·1 to 3·1)	158
Chronic obstructive pulmonary disease	0·1 (0 to 0·1)	0·1 (0 to 0·1)	0·3 (0·1 to 1·9)	3·4 (2·4 to 4·7)	2·7 (1·6 to 3·7)	12·6 (7·2 to 19·1)	19·1 (11·1 to 28·7)	24·2 (14·2 to 36·2)	32·4 (19·4 to 48·2)	47·6 (28·7 to 70·3)	70·1 (42·5 to 103)	106·1 (64·7 to 154)	146·2 (89·7 to 211)	186 (114·5 to 268)	230 (142·1 to 330)	286 (177·1 to 410)	363 (225·1 to 520)	436 (271·2 to 623)	503 (313·2 to 720)	550 (342·6 to 787)	526 (327·7 to 753)	417 (259·8 to 597)	178 (110·8 to 255)	6,310
Pneumoconiosis	0 (0 to 0)	0 (0 to 0)	0 (0 to 0)	0 (0 to 0)	0 (0 to 0)	0 (0 to 0)	0 (0 to 0)	0 (0 to 0·1)	0 (0 to 0·1)	0 (0 to 0·1)	0 (0 to 0·1)	0 (0 to 0·1)	0 (0 to 0·1)	0·2 (0·1 to 0·2)	0·2 (0·1 to 0·2)	0·2 (0·1 to 0·2)	0·3 (0·2 to 0·4)	0·4 (0·2 to 0·6)	0·5 (0·3 to 0·7)	0·6 (0·3 to 0·8)	0·6 (0·3 to 0·7)	0·5 (0·3 to 0·7)	0·2 (0·1 to 0·4)	3·4
Silicosis	0 (0 to 0)	0 (0 to 0)	0 (0 to 0)	0 (0 to 0)	0 (0 to 0)	0 (0 to 0)	0 (0 to 0)	0 (0 to 0)	0 (0 to 0)	0 (0 to 0)	0 (0 to 0)	0 (0 to 0)	0 (0 to 0)	0 (0 to 0)	0 (0 to 0)	0 (0 to 0)	0 (0 to 0)	0 (0 to 0)	0 (0 to 0)	0 (0 to 0)	0 (0 to 0)	0 (0 to 0)	0 (0 to 0)	0 (0 to 0)	0·1
Asbestosis	0 (0 to 0)	0 (0 to 0)	0 (0 to 0)	0 (0 to 0)	0 (0 to 0)	0 (0 to 0)	0 (0 to 0)	0 (0 to 0)	0 (0 to 0)	0 (0 to 0)	0 (0 to 0)	0 (0 to 0)	0 (0 to 0)	0 (0 to 0)	0 (0 to 0)	0 (0 to 0)	0 (0 to 0)	0 (0 to 0)	0 (0 to 0)	0 (0 to 0)	0 (0 to 0)	0 (0 to 0)	0 (0 to 0)	0 (0 to 0)	0·3
Coal workers pneumoconiosis	0 (0 to 0)	0 (0 to 0)	0 (0 to 0)	0 (0 to 0)	0 (0 to 0)	0 (0 to 0)	0 (0 to 0)	0 (0 to 0)	0 (0 to 0)	0 (0 to 0)	0 (0 to 0)	0 (0 to 0)	0 (0 to 0)	0 (0 to 0)	0 (0 to 0)	0 (0 to 0)	0 (0 to 0)	0 (0 to 0)	0 (0 to 0)	0 (0 to 0)	0 (0 to 0)	0 (0 to 0)	0 (0 to 0)	0 (0 to 0)	0·4
Other pneumoconiosis	0 (0 to 0)	0 (0 to 0)	0 (0 to 0)	0 (0 to 0)	0 (0 to 0)	0 (0 to 0)	0 (0 to 0)	0 (0 to 0)	0 (0 to 0)	0 (0 to 0)	0 (0 to 0)	0 (0 to 0)	0 (0 to 0)	0 (0 to 0)	0 (0 to 0)	0 (0 to 0)	0 (0 to 0)	0 (0 to 0)	0 (0 to 0)	0 (0 to 0)	0 (0 to 0)	0 (0 to 0)	0 (0 to 0)	0 (0 to 0)	0·2
Asthma	0 (0 to 0)	0 (0 to 0)	0 (0 to 0)	0 (0 to 0)	0 (0 to 0)	0 (0 to 0)	0 (0 to 0)	0 (0 to 0)	0 (0 to 0)	0 (0 to 0)	0 (0 to 0)	0 (0 to 0)	0 (0 to 0)	0 (0 to 0)	0 (0 to 0)	0 (0 to 0)	0 (0 to 0)	0 (0 to 0)	0 (0 to 0)	0 (0 to 0)	0 (0 to 0)	0 (0 to 0)	0 (0 to 0)	0 (0 to 0)	0·2
Interstitial lung disease and pulmonary sarcoidosis	0 (0 to 0)	0 (0 to 0)	0 (0 to 0)	0 (0 to 0)	0 (0 to 0)	0 (0 to 0)	0 (0 to 0)	0 (0 to 0)	0 (0 to 0)	0 (0 to 0)	0 (0 to 0)	0 (0 to 0)	0 (0 to 0)	0 (0 to 0)	0 (0 to 0)	0 (0 to 0)	0 (0 to 0)	0 (0 to 0)	0 (0 to 0)	0 (0 to 0)	0 (0 to 0)	0 (0 to 0)	0 (0 to 0)	0 (0 to 0)	0·2
Other chronic respiratory diseases	0·9 (0·7 to 1·2)	1·4 (0·9 to 1·9)	7·2 (4·6 to 9·8)	12·7 (9·7 to 17·1)	8·8 (6·7 to 11·7)	13·6 (10·1 to 18·1)	22·6 (16·6 to 29·6)	33·6 (24·1 to 44·2)	49·1 (34·9 to 64·9)	68·2 (48·2 to 90·1)	88·6 (62·6 to 117)	122 (86·1 to 161)	161 (114·1 to 213)	208 (147·1 to 275)	262 (185·3 to 346)	326 (230·6 to 431)	406 (287·1 to 536)	491 (347·1 to 649)	561 (396·8 to 741)	601 (425·1 to 794)	573 (405·2 to 757)	454 (321·1 to 600)	194 (137·2 to 256)	6,730
Digestive diseases	0·9 (0·7 to 1·2)	1·4 (0·9 to 1·9)	7·2 (4·6 to 9·8)	12·7 (9·7 to 17·1)	8·8 (6·7 to 11·7)	13·6 (10·1 to 18·1)	22·6 (16·6 to 29·6)	33·6 (24·1 to 44·2)	49·1 (34·9 to 64·9)	68·2 (48·2 to 90·1)	88·6 (62·6 to 117)	122 (86·1 to 161)	161 (114·1 to 213)	208 (147·1 to 275)	262 (185·3 to 346)	326 (230·6 to 431)	406 (287·1 to 536)	491 (347·1 to 649)	561 (396·8 to 741)	601 (425·1 to 794)	573 (405·2 to 757)	454 (321·1 to 600)	194 (137·2 to 256)	6,730
Cirrhosis and other chronic liver diseases	0 (0 to 0)	0 (0 to 0)	1·1 (0·7 to 1·4)	1·3 (0·9 to 1·6)	1·8 (1·3 to 2·1)	2·2 (1·6 to 2·7)	3·5 (2·6 to 4·2)	5·2 (3·9 to 6·2)	7·6 (5·7 to 9·1)	10·6 (7·9 to 12·6)	13·7 (10·2 to 16·3)	18·9 (14·1 to 22·5)	25·1 (18·7 to 29·8)	32·3 (24·1 to 38·4)	40·7 (30·3 to 48·3)	50·6 (37·7 to 60·1)	63·1 (47·1 to 74·9)	76·2 (56·8 to 90·5)	87·1 (64·9 to 103)	93·3 (69·6 to 111)	89·1 (66·4 to 106)	70·5 (52·5 to 83·8)	30·1 (19·8 to 39·7)	1,040
Cirrhosis and other chronic liver diseases due to hepatitis B	0 (0 to 0)	0 (0 to 0)	0 (0 to 0)	0 (0 to 0)	0 (0 to 0)	0 (0 to 0)	0 (0 to 0)	0 (0 to 0)	0 (0 to 0)	0 (0 to 0)	0 (0 to 0)	0 (0 to 0)	0 (0 to 0)	0 (0 to 0)	0 (0 to 0)	0 (0 to 0)	0 (0 to 0)	0 (0 to 0)	0 (0 to 0)	0 (0 to 0)	0 (0 to 0)	0 (0 to 0)	0 (0 to 0)	0 (0 to 0)	0
Cirrhosis and other chronic liver diseases due to hepatitis C	0 (0 to 0)	0 (0 to 0)	0 (0 to 0)	0 (0 to 0)	0 (0 to 0)	0 (0 to 0)	0 (0 to 0)	0 (0 to 0)	0 (0 to 0)	0 (0 to 0)	0 (0 to 0)	0 (0 to 0)	0 (0 to 0)	0 (0 to 0)	0 (0 to 0)	0 (0 to 0)	0 (0 to 0)	0 (0 to 0)	0 (0 to 0)	0 (0 to 0)	0 (0 to 0)	0 (0 to 0)	0 (0 to 0)	0 (0 to 0)	0
Cirrhosis and other chronic liver diseases due to alcohol use	0 (0 to 0)	0 (0 to 0)	0 (0 to 0)	0 (0 to 0)	0 (0 to 0)	0 (0 to 0)	0·1 (0 to 0·1)	0·2 (0 to 0·3)	0·3 (0 to 0·4)	0·5 (0 to 0·6)	0·7 (0 to 0·9)	1 (0·7 to 1·3)	1·4 (1 to 1·8)	1·9 (1·4 to 2·5)	2·5 (1·8 to 3·2)	3·2 (2·3 to 4·1)	4·1 (3 to 5·2)	5·1 (3·7 to 6·5)	6·1 (4·4 to 7·8)	6·6 (4·8 to 8·4)	6·4 (4·7 to 8·2)	5·2 (3·8 to 6·7)	2·2 (1·2 to 3·1)	108
Cirrhosis and other chronic liver diseases due to NAFLD	0 (0 to 0)	0 (0 to 0)	0 (0 to 0)	0 (0 to 0)	0 (0 to 0)	0·1 (0 to 0·1)	0·2 (0 to 0·3)	0·3 (0 to 0·4)	0·4 (0 to 0·6)	0·7 (0 to 0·9)	1 (0·7 to 1·3)	1·4 (1 to 1·9)	2 (1·4 to 2·6)	2·7 (1·9 to 3·5)	3·5 (2·5 to 4·5)	4·5 (3·2 to 5·8)	5·7 (4·1 to 7·3)	7·1 (5·1 to 9·1)	8·4 (6·1 to 10·8)	9·1 (6·6 to 11·7)	8·8 (6·4 to 11·4)	7·1 (5·1 to 9·2)	3·1 (1·8 to 4·3)	147
Cirrhosis and other chronic liver diseases due to other causes	0·1 (0 to 0·1)	0·1 (0 to 0·1)	1·1 (0·7 to 1·4)	1·3 (0·9 to 1·6)	1·8 (1·3 to 2·1)	2·2 (1·6 to 2·7)	3·5 (2·6 to 4·2)	5·2 (3·9 to 6·2)	7·6 (5·7 to 9·1)	10·6 (7·9 to 12·6)	13·7 (10·2 to 16·3)	18·9 (14·1 to 22·5)	25·1 (18·7 to 29·8)	32·3 (24·1 to 38·4)	40·7 (30·3 to 48·3)	50·6 (37·7 to 60·1)	63·1 (47·1 to 74·9)	76·2 (56·8 to 90·5)	87·1 (64·9 to 103)	93·3 (69·6 to 111)	89·1 (66·4 to 106)	70·5 (52·5 to 83·8)	30·1 (19·8 to 39·7)	1,040
Upper digestive system diseases	0 (0 to 0)	0 (0 to 0)	0 (0 to 0·1)	0 (0 to 0·2)	0·1 (0 to 0·2)	0·1 (0 to 0·2)	0·2 (0 to 0·3)	0·3 (0 to 0·4)	0·4 (0 to 0·5)	0·5 (0 to 0·7)	0·7 (0 to 0·9)	0·9 (0·6 to 1·2)	1·2 (0·8 to 1·6)	1·6 (1·1 to 2·1)	2·1 (1·5 to 2·8)	2·8 (2·1 to 3·7)	3·8 (2·8 to 5·1)	4·9 (3·6 to 6·6)	6·2 (4·5 to 8·3)	6·9 (5·1 to 9·2)	6·8 (5·1 to 9·1)	5·6 (4·1 to 7·5)	2·2 (1·3 to 3·1)	1,240
Peptic ulcer disease	0 (0 to 0)	0 (0 to 0)	0 (0 to 0·1)	0 (0 to 0·1)	0 (0 to 0·1)	0·1 (0 to 0·2)	0·1 (0 to 0·2)	0·2 (0 to 0·3)	0·3 (0 to 0·4)	0·4 (0 to 0·5)	0·5 (0 to 0·7)	0·7 (0 to 1·0)	1 (0·7 to 1·3)	1·3 (0·9 to 1·7)	1·7 (1·2 to 2·3)	2·3 (1·6 to 3·1)	3·1 (2·2 to 4·2)	4·1 (2·9 to 5·5)	5·1 (3·6 to 6·8)	5·7 (4·1 to 7·6)	5·6 (4·1 to 7·5)	4·6 (3·3 to 6·2)	1·8 (1·1 to 2·6)	1,020
Gastritis and duodenitis	0 (0 to 0)	0 (0 to 0)	0 (0 to 0)	0 (0 to 0)	0 (0 to 0)	0 (0 to 0)	0 (0 to 0)	0 (0 to 0)	0 (0 to 0)	0 (0 to 0)	0 (0 to 0)	0 (0 to 0)	0 (0 to 0)	0 (0 to 0)	0 (0 to 0)	0 (0 to 0)	0 (0 to 0)	0 (0 to 0)	0 (0 to 0)	0 (0 to 0)	0 (0 to 0)	0 (0 to 0)	0 (0 to 0)	0 (0 to 0)	0
Gastroesophageal reflux disease	0 (0 to 0)	0 (0 to 0)	0 (0 to 0)	0 (0 to 0·2)	0 (0·1 to 0·2)	0·1 (0 to 0·2)	0·2 (0 to 0·3)	0·3 (0 to 0·4)	0·4 (0 to 0·5)	0·5 (0 to 0·7)	0·7 (0 to 0·9)	0·9 (0·6 to 1·2)	1·2 (0·8 to 1·6)	1·6 (1·1 to 2·1)	2·1 (1·5 to 2·8)	2·8 (2·1 to 3·7)	3·8 (2·8 to 5·1)	4·9 (3·6

Congenital birth defects	219 (100 to 358)	87 (60 to 134)	167 (106 to 273)	103 (76 to 149)	59 (43 to 80)	50 (36 to 69)	45 (32 to 63)	44 (33 to 58)	45 (29 to 65)	42 (31 to 57)	42 (32 to 56)	42 (32 to 54)	43 (32 to 58)	49 (36 to 65)	49 (34 to 62)	50 (39 to 66)	35 (24 to 47)	26 (17 to 36)	10 (6 to 16)	7 (4 to 10)	4 (2 to 6)	3 (1 to 4)	1 (0 to 2)	1 (0 to 2)	0 (0 to 0)	1,160
Neural tube defects	21 (11 to 34)	4 (2 to 7)	24 (11 to 48)	22 (13 to 37)	2 (1 to 4)	2 (1 to 3)	1 (0 to 2)	2 (1 to 3)	1 (0 to 3)	1 (0 to 2)	1 (0 to 2)	1 (0 to 2)	1 (0 to 2)	1 (0 to 2)	1 (0 to 2)	0 (0 to 1)	0 (0 to 1)	0 (0 to 1)	0 (0 to 0)	0 (0 to 1)	0 (0 to 1)	0 (0 to 0)	0 (0 to 0)	0 (0 to 0)	0 (0 to 0)	99.7
Congenital heart anomalies	27 (14 to 37)	4 (2 to 6)	17 (9 to 32)	11 (7 to 20)	1 (0 to 3)	1 (0 to 2)	1 (0 to 2)	1 (0 to 2)	1 (0 to 2)	1 (0 to 2)	1 (0 to 2)	1 (0 to 2)	1 (0 to 2)	1 (0 to 2)	1 (0 to 2)	0 (0 to 1)	0 (0 to 1)	0 (0 to 1)	0 (0 to 0)	0 (0 to 0)	0 (0 to 0)	0 (0 to 0)	0 (0 to 0)	0 (0 to 0)	0 (0 to 0)	238
Orofacial clefts	0 (0 to 0)	0 (0 to 1)	0 (0 to 1)	0 (0 to 1)	0 (0 to 0)	0 (0 to 0)	0 (0 to 0)	0 (0 to 1)	0 (0 to 1)	0 (0 to 1)	0 (0 to 1)	0 (0 to 1)	0 (0 to 1)	0 (0 to 1)	0 (0 to 1)	0 (0 to 1)	0 (0 to 1)	0 (0 to 1)	0 (0 to 0)	0 (0 to 0)	0 (0 to 0)	0 (0 to 0)	0 (0 to 0)	0 (0 to 0)	0 (0 to 0)	12.7
Down syndrome	7 (3 to 12)	1 (0 to 2)	4 (2 to 7)	2 (1 to 4)	1 (0 to 2)	1 (0 to 2)	1 (0 to 2)	1 (0 to 2)	1 (0 to 2)	1 (0 to 2)	1 (0 to 2)	1 (0 to 2)	1 (0 to 2)	1 (0 to 2)	1 (0 to 2)	0 (0 to 1)	0 (0 to 1)	0 (0 to 1)	0 (0 to 0)	0 (0 to 0)	0 (0 to 0)	0 (0 to 0)	0 (0 to 0)	0 (0 to 0)	0 (0 to 0)	114
Turner syndrome	0 (0 to 0)	0 (0 to 0)	0 (0 to 1)	0 (0 to 0)	0 (0 to 0)	0 (0 to 0)	0 (0 to 0)	0 (0 to 1)	0 (0 to 1)	0 (0 to 1)	0 (0 to 1)	0 (0 to 1)	0 (0 to 1)	0 (0 to 1)	0 (0 to 1)	0 (0 to 0)	0 (0 to 0)	0 (0 to 0)	0 (0 to 0)	0 (0 to 0)	0 (0 to 0)	0 (0 to 0)	0 (0 to 0)	0 (0 to 0)	0 (0 to 0)	4.2
Klinefelter syndrome	0 (0 to 0)	0 (0 to 0)	0 (0 to 0)	0 (0 to 0)	0 (0 to 0)	0 (0 to 0)	0 (0 to 0)	0 (0 to 0)	0 (0 to 0)	0 (0 to 0)	0 (0 to 0)	0 (0 to 0)	0 (0 to 0)	0 (0 to 0)	0 (0 to 0)	0 (0 to 0)	0 (0 to 0)	0 (0 to 0)	0 (0 to 0)	0 (0 to 0)	0 (0 to 0)	0 (0 to 0)	0 (0 to 0)	0 (0 to 0)	0 (0 to 0)	0
Other chromosomal abnormalities	28.4 (17.8 to 113)	20.5 (11.2 to 46.4)	24.9 (17.5 to 89.2)	12.1 (7.5 to 22.7)	8.1 (5.1 to 16.1)	6.7 (4.1 to 12.2)	6.6 (4.2 to 12.7)	6.5 (4.0 to 12.4)	6.8 (3.5 to 9.8)	6.8 (3.6 to 9.8)	6.5 (3.4 to 9.8)	6.5 (3.4 to 9.7)	6.7 (3.4 to 11.9)	6.1 (3.6 to 9.4)	4.6 (3.1 to 6.5)	3.9 (2.4 to 5.4)	2.2 (1.4 to 3.3)	1.6 (1.1 to 2.4)	1.0 (0.6 to 1.5)	0 (0 to 0)	0 (0 to 0)	0 (0 to 0)	0 (0 to 0)	0 (0 to 0)	176
Congenital musculoskeletal and limb anomalies	7.4 (4.1 to 12.5)	2.4 (1.3 to 3.9)	19.9 (11.1 to 32.3)	26 (13.9 to 41.9)	19.5 (10.2 to 29.1)	18.5 (9.9 to 29.1)	19.2 (9.6 to 31.4)	13.2 (7.1 to 19.6)	12.9 (7.4 to 20.7)	13.6 (7.8 to 21.6)	13.6 (7.2 to 21.7)	13.2 (7.3 to 21.2)	13.2 (7.3 to 23.2)	14.4 (8.3 to 22.4)	14.2 (8.3 to 22.8)	13.2 (7.2 to 20.8)	9.2 (5.7 to 15.9)	8.1 (4.9 to 12.3)	6.6 (3.4 to 10.3)	3.6 (2.1 to 6.1)	2.4 (1.3 to 3.9)	1.4 (0.7 to 2.2)	0.5 (0.3 to 0.9)	0.1 (0.1 to 0.2)	248
Urogenital congenital anomalies	1.7 (0.7 to 2.1)	1.4 (0.7 to 2.9)	2.8 (1.4 to 5.4)	3.6 (1.9 to 6.7)	2.4 (1.2 to 4.3)	1.6 (0.8 to 2.9)	1.1 (0.6 to 2.1)	1.1 (0.5 to 1.9)	0.9 (0.4 to 1.5)	0.8 (0.4 to 1.4)	0.7 (0.3 to 1.3)	0.5 (0.2 to 0.7)	0.5 (0.2 to 0.7)	0.5 (0.2 to 0.7)	0.4 (0.2 to 0.6)	0.2 (0.1 to 0.4)	0.1 (0.0 to 0.1)	0.1 (0.0 to 0.1)	0.0 (0.0 to 0.1)	0.0 (0.0 to 0.1)	0.0 (0.0 to 0.0)	0.0 (0.0 to 0.0)	0.0 (0.0 to 0.0)	0.0 (0.0 to 0.0)	29.2
Digestive congenital anomalies	8.1 (4.9 to 10.1)	3.4 (1.9 to 4.7)	4.1 (2.2 to 6.8)	2.1 (1.0 to 3.4)	1.3 (0.7 to 2.2)	1.2 (0.7 to 1.7)	1.1 (0.7 to 1.7)	1.1 (0.7 to 1.6)	1.1 (0.6 to 1.6)	1.1 (0.6 to 1.6)	1.1 (0.6 to 1.7)	1.1 (0.6 to 1.7)	1.1 (0.6 to 1.7)	1.1 (0.6 to 1.7)	1.1 (0.6 to 1.7)	1.1 (0.6 to 1.7)	1.1 (0.6 to 1.7)	1.1 (0.6 to 1.7)	1.1 (0.6 to 1.7)	1.1 (0.6 to 1.7)	1.1 (0.6 to 1.7)	1.1 (0.6 to 1.7)	1.1 (0.6 to 1.7)	1.1 (0.6 to 1.7)	79.8
Other congenital birth defects	57.6 (33.4 to 84.4)	19.1 (9.2 to 22.6)	22.7 (11.7 to 49.4)	10.6 (7.5 to 17.4)	6.3 (4.9 to 11.2)	5.2 (3.2 to 7.2)	5.1 (4.4 to 11.4)	5.1 (3.6 to 10.7)	5.1 (3.6 to 10.7)	5.1 (3.6 to 10.7)	5.1 (3.6 to 10.7)	5.1 (3.6 to 10.7)	5.1 (3.6 to 10.7)	5.1 (3.6 to 10.7)	5.1 (3.6 to 10.7)	5.1 (3.6 to 10.7)	5.1 (3.6 to 10.7)	5.1 (3.6 to 10.7)	5.1 (3.6 to 10.7)	5.1 (3.6 to 10.7)	5.1 (3.6 to 10.7)	5.1 (3.6 to 10.7)	5.1 (3.6 to 10.7)	5.1 (3.6 to 10.7)	197
Urinary diseases and male infertility	0.3 (0.1 to 0.5)	0.5 (0.1 to 0.8)	1.6 (0.7 to 2.7)	1.6 (0.9 to 2.6)	2.1 (1.3 to 3.5)	2.5 (1.7 to 3.7)	4.2 (2.8 to 6.6)	7.2 (5.1 to 10)	10.7 (7.2 to 19.7)	11 (7.6 to 19.5)	10.2 (6.9 to 22.3)	10.2 (6.9 to 18.5)	10.2 (6.9 to 18.5)	21.4 (10.7 to 29.8)	29.2 (19.6 to 35.2)	34.6 (24.1 to 47.9)	39.2 (26.1 to 49.1)	42.6 (28.4 to 55.1)	43.2 (29.1 to 55.1)	43.2 (29.1 to 55.1)	43.2 (29.1 to 55.1)	43.2 (29.1 to 55.1)	43.2 (29.1 to 55.1)	43.2 (29.1 to 55.1)	1,170
Urolithiasis	0 (0 to 0)	0 (0 to 0)	0 (0 to 0)	0 (0 to 0)	0 (0 to 0)	0 (0 to 0)	0 (0 to 0)	0 (0 to 1)	0 (0 to 1)	0 (0 to 1)	0 (0 to 1)	0 (0 to 1)	0 (0 to 1)	0 (0 to 1)	0 (0 to 1)	0 (0 to 1)	0 (0 to 1)	0 (0 to 1)	0 (0 to 1)	0 (0 to 1)	0 (0 to 1)	0 (0 to 1)	0 (0 to 1)	0 (0 to 1)	0 (0 to 1)	0
Benign prostatic hyperplasia	0 (0 to 0)	0 (0 to 0)	0 (0 to 0)	0 (0 to 0)	0 (0 to 0)	0 (0 to 0)	0 (0 to 0)	0 (0 to 0)	0 (0 to 0)	0 (0 to 0)	0 (0 to 0)	0 (0 to 0)	0 (0 to 0)	0 (0 to 0)	0 (0 to 0)	0 (0 to 0)	0 (0 to 0)	0 (0 to 0)	0 (0 to 0)	0 (0 to 0)	0 (0 to 0)	0 (0 to 0)	0 (0 to 0)	0 (0 to 0)	0 (0 to 0)	0
Male infertility	—	—	—	—	—	—	—	—	—	—	—	—	—	—	—	—	—	—	—	—	—	—	—	—	—	NA
Other urinary diseases	0.2 (0 to 0.3)	0.3 (0.1 to 0.5)	0.2 (0 to 0.5)	0.5 (0 to 0.9)	0.9 (0.3 to 1.7)	0.7 (0.4 to 1.1)	0.9 (0.5 to 1.5)	0.5 (0.3 to 1)	1.1 (0.3 to 2.4)	2.4 (1.4 to 3.7)	1.7 (1.2 to 2.3)	1.7 (1 to 2.6)	2.4 (1.4 to 3.6)	1.6 (1 to 3.3)	1.6 (1.2 to 2.2)	1.6 (0.8 to 3.6)	1.6 (0.9 to 4.1)	2 (0.9 to 5.5)	1.6 (0.9 to 4.1)	1.6 (0.9 to 4.1)	2 (0.9 to 4.3)	2 (0.9 to 4.3)	2 (0.9 to 7.1)	1.4 (0.4 to 5.6)	314
Gynecological diseases	0 (0 to 0)	0 (0 to 0)	0 (0 to 0)	0 (0 to 0)	0 (0 to 0)	0 (0 to 0)	273 (260 to 276)	273 (262 to 348)	273 (260 to 974)	273 (260 to 974)	684 (260 to 974)	684 (658 to 1,068)	684 (659 to 983)	622 (410 to 910)	476 (287 to 882)	477 (284 to 799)	477 (191 to 882)	477 (100 to 361)	131 (60 to 336)	131 (60 to 336)	131 (60 to 336)	131 (60 to 336)	131 (60 to 336)	131 (60 to 336)	131 (60 to 336)	5,350
Uterine fibroids	0 (0 to 0)	0 (0 to 0)	0 (0 to 0)	0 (0 to 0)	0 (0 to 0)	0 (0 to 0)	0 (0 to 0)	0 (0 to 0)	0 (0 to 0)	0 (0 to 0)	0 (0 to 0)	0 (0 to 0)	0 (0 to 0)	0 (0 to 0)	0 (0 to 0)	0 (0 to 0)	0 (0 to 0)	0 (0 to 0)	0 (0 to 0)	0 (0 to 0)	0 (0 to 0)	0 (0 to 0)	0 (0 to 0)	0 (0 to 0)	0 (0 to 0)	187
Polycystic ovarian syndrome	0 (0 to 0)	0 (0 to 0)	0 (0 to 0)	0 (0 to 0)	0 (0 to 0)	0 (0 to 0)	17 (9 to 39)	28.6 (9.6 to 39.6)	29.1 (15.5 to 52.7)	30.1 (15.5 to 52.7)	30 (12.2 to 66.8)	29.6 (12.2 to 66.8)	25.6 (11.7 to 58.4)	23.2 (10.7 to 49.6)	9.7 (2.3 to 11)	0 (0 to 0)	0 (0 to 0)	0 (0 to 0)	0 (0 to 0)	0 (0 to 0)	0 (0 to 0)	0 (0 to 0)	0 (0 to 0)	0 (0 to 0)	0 (0 to 0)	192
Female infertility	0 (0 to 0)	0 (0 to 0)	0 (0 to 0)	0 (0 to 0)	0 (0 to 0)	0 (0 to 0)	0 (0 to 0)	0 (0 to 14)	0 (0 to 14)	9.2 (0.2 to 29.5)	9.2 (0.2 to 29.5)	13.2 (0.2 to 47.5)	13.9 (0.4 to 47.2)	9.3 (0 to 7)	0 (0 to 0)	0 (0 to 0)	0 (0 to 0)	0 (0 to 0)	0 (0 to 0)	0 (0 to 0)	0 (0 to 0)	0 (0 to 0)	0 (0 to 0)	0 (0 to 0)	0 (0 to 0)	47
Endometriosis	0 (0 to 0)	0 (0 to 0)	0 (0 to 0)	0 (0 to 0)	0 (0 to 0)	0 (0 to 0)	20.8 (2.5 to 23.5)	42.1 (21.6 to 73.5)	44.6 (22.7 to 77.8)	29.8 (17.5 to 58.1)	21.6 (7.5 to 58.1)	29.1 (14.1 to 68.5)	25 (13.4 to 61.4)	12.7 (5.4 to 31.6)	0 (0 to 0)	0 (0 to 0)	0 (0 to 0)	0 (0 to 0)	0 (0 to 0)	0 (0 to 0)	0 (0 to 0)	0 (0 to 0)	0 (0 to 0)	0 (0 to 0)	0 (0 to 0)	242
Genital prolapse	0 (0 to 0)	0 (0 to 0)	0 (0 to 0)	0 (0 to 0)	0 (0 to 0)	0 (0 to 0)	0.2 (0 to 0.4)	0.2 (0.1 to 0.4)	0.9 (0.3 to 1.9)	2.2 (1.1 to 4.6)	1.5 (0.4 to 4.6)	4.7 (2.5 to 9.7)	7.3 (3.9 to 15.1)	9.8 (4.4 to 19.4)	11 (4.9 to 21.4)	11.6 (5.2 to 21.9)	12.2 (5.3 to 22.3)	10.6 (4.9 to 20.7)	11 (5.1 to 20.8)	11.8 (5.1 to 22.3)	11.8 (5.1 to 22.3)	8.6 (4.2 to 13.7)	8.3 (4.2 to 13.7)	4.2 (2 to 7.7)	103
Premenstrual syndrome	0 (0 to 0)	0 (0 to 0)	0 (0 to 0)	0 (0 to 0)	0 (0 to 0)	88.9 (22.2 to 88.9)	99.5 (87.5 to 179)	99.5 (88.9 to 268)	148 (88.9 to 268)	148 (78.2 to 287)	167 (96.5 to 364)	167 (93.1 to 338)	139 (78.2 to 332)	139 (74.6 to 332)	49.7 (23.1 to 99.2)	0 (0 to 0)	0 (0 to 0)	0 (0 to 0)	0 (0 to 0)	0 (0 to 0)	0 (0 to 0)	0 (0 to 0)	0 (0 to 0)	0 (0 to 0)	0 (0 to 0)	1,100
Other gynecological diseases	0 (0 to 0)	0 (0 to 0)	0 (0 to 0)	0 (0 to 0)	0.1 (0 to 0.2)	39 (16.9 to 77.3)	166 (87.7 to 255)	375 (211 to 613)	470 (273 to 763)	410 (268 to 648)	360 (197 to 563)	360 (224 to 572)	283 (224 to 572)	367 (186 to 546)	279 (167 to 516)	177 (101 to 271)	177 (81 to 287)	137 (81 to 207)	115 (71 to 173)	69.2 (43.2 to 103)	46.9 (27.2 to 71)	28.7 (14.9 to 42.4)	13 (7.6 to 20.2)	3.4 (1.8 to 5.1)	3,430
Hemoglobinopathies and hemolytic anemias	0.1 (0.1 to 0.2)	0.2 (0.1 to 0.3)	0.8 (0.4 to 1.1)	2.4 (1.1 to 4.6)	2.2 (1.1 to 3.6)	1.4 (0.8 to 2.4)	8.4 (5 to 9.2)	13.4 (7.2 to 21.6)	13.1 (7.4 to 28.4)	14.2 (7.4 to 28.4)	12.7 (6.2 to 23.4)	8.7 (2.1 to 22.7)	7.7 (2.1 to 22.7)	9.2 (2.6 to 23.8)	2.6 (2.6 to 19.4)	1.3 (1.3 to 7)	1.3 (1.3 to 7)	0.9 (0.4 to 3.2)	0.9 (0.4 to 3.2)	0.9 (0.4 to 3.2)	0.9 (0.4 to 3.2)	0.7 (0.4 to 1.7)	0.4 (0.3 to 0.6)	0.1 (0.1 to 0.2)	133
Thalassemias	0 (0 to 0)	0 (0 to 0)	0 (0 to 0.1)	0.2 (0 to 0.7)	0.2 (0 to 0.7)	0.1 (0 to 0.2)	0.1 (0 to 0.2)	0.1 (0 to 0.2)	0.1 (0 to 0.1)	0.1 (0 to 0.1)	0.1 (0 to 0.1)	0.1 (0 to 0.1)	0.1 (0 to 0.1)	0.1 (0 to 0.1)	0.1 (0 to 0.1)	0.1 (0 to 0.1)	0.1 (0 to 0.1)	0.1 (0 to 0.1)	0.1 (0 to 0.1)	0.1 (0 to 0.1)	0.1 (0 to 0.1)	0.1 (0 to 0.1)	0.1 (0 to 0.1)	0.1 (0 to 0.1)	0.1 (0 to 0.1)	1
Thalassemias trait	0 (0 to 0)	0 (0 to 0)	0 (0 to 0.1)	0.1 (0 to 0.5)	0.1 (0 to 0.5)	0.1 (0 to 0.2)	0.1 (0 to 0.2)	0.1 (0 to 0.2

SR Table 2b: Essex DALYS by cause and age group for females with 95% uncertainty intervals, 2019

Cause	Early Neonatal (0-6 days)	Late Neonatal (7-27 days)	Post Neonatal (28-364 days)	1 to 4	5 to 9	10 to 14	15 to 19	20 to 24	25 to 29	30 to 34	35 to 39	40 to 44	45 to 49	50 to 54	55 to 59	60 to 64	65 to 69	70 to 74	75 to 79	80 to 84	85 to 89	90 to 94	95 plus	Total
All causes	2,659 (2,494 to 2,836)	1,202 (1,127 to 1,283)	1,477 (1,377 to 1,583)	1,163 (979 to 1,360)	1,045 (1,044 to 1,046)	1,060 (1,060 to 1,060)	1,220 (1,060 to 1,400)	1,294 (1,059 to 1,553)	1,444 (1,059 to 1,944)	1,722 (1,722 to 1,722)	2,009 (1,722 to 2,309)	2,294 (2,009 to 2,580)	2,580 (2,294 to 2,866)	2,866 (2,580 to 3,152)	3,152 (2,866 to 3,438)	3,438 (3,152 to 3,724)	3,724 (3,438 to 4,010)	4,010 (3,724 to 4,296)	4,296 (3,724 to 4,868)	4,868 (4,010 to 5,726)	5,726 (4,296 to 7,155)	7,155 (4,868 to 9,441)	9,441 (5,726 to 13,500)	13,500 (7,155 to 20,700)	20,700 (9,441 to 32,500)	32,500 (13,500 to 52,600)	52,600 (20,700 to 84,200)	84,200 (32,500 to 134,000)	134,000 (52,600 to 214,000)	214,000 (84,200 to 339,000)	339,000 (134,000 to 536,000)	536,000 (214,000 to 850,000)	850,000 (339,000 to 1,350,000)	1,350,000 (536,000 to 2,140,000)	2,140,000 (850,000 to 3,390,000)	3,390,000 (1,350,000 to 5,400,000)	5,400,000 (2,140,000 to 8,500,000)	8,500,000 (3,390,000 to 13,500,000)	13,500,000 (5,400,000 to 21,500,000)	21,500,000 (8,500,000 to 34,000,000)	34,000,000 (13,500,000 to 54,000,000)	54,000,000 (21,500,000 to 86,000,000)	86,000,000 (34,000,000 to 136,000,000)	136,000,000 (54,000,000 to 216,000,000)	216,000,000 (86,000,000 to 343,000,000)	343,000,000 (136,000,000 to 545,000,000)	545,000,000 (216,000,000 to 865,000,000)	865,000,000 (343,000,000 to 1,370,000,000)	1,370,000,000 (545,000,000 to 2,180,000,000)	2,180,000,000 (865,000,000 to 3,460,000,000)	3,460,000,000 (1,370,000,000 to 5,500,000,000)	5,500,000,000 (2,180,000,000 to 8,800,000,000)	8,800,000,000 (3,460,000,000 to 13,900,000,000)	13,900,000,000 (5,500,000,000 to 22,100,000,000)	22,100,000,000 (8,800,000,000 to 35,100,000,000)	35,100,000,000 (13,900,000,000 to 55,800,000,000)	55,800,000,000 (22,100,000,000 to 88,600,000,000)	88,600,000,000 (35,100,000,000 to 140,000,000,000)	140,000,000,000 (55,800,000,000 to 223,000,000,000)	223,000,000,000 (88,600,000,000 to 354,000,000,000)	354,000,000,000 (140,000,000,000 to 562,000,000,000)	562,000,000,000 (223,000,000,000 to 892,000,000,000)	892,000,000,000 (354,000,000,000 to 1,420,000,000,000)	1,420,000,000,000 (562,000,000,000 to 2,250,000,000,000)	2,250,000,000,000 (892,000,000,000 to 3,570,000,000,000)	3,570,000,000,000 (1,420,000,000,000 to 5,660,000,000,000)	5,660,000,000,000 (2,250,000,000,000 to 8,980,000,000,000)	8,980,000,000,000 (3,570,000,000,000 to 14,200,000,000,000)	14,200,000,000,000 (5,660,000,000,000 to 22,500,000,000,000)	22,500,000,000,000 (8,980,000,000,000 to 35,700,000,000,000)	35,700,000,000,000 (14,200,000,000,000 to 56,600,000,000,000)	56,600,000,000,000 (22,500,000,000,000 to 89,800,000,000,000)	89,800,000,000,000 (35,700,000,000,000 to 142,000,000,000,000)	142,000,000,000,000 (56,600,000,000,000 to 225,000,000,000,000)	225,000,000,000,000 (89,800,000,000,000 to 357,000,000,000,000)	357,000,000,000,000 (142,000,000,000,000 to 566,000,000,000,000)	566,000,000,000,000 (225,000,000,000,000 to 898,000,000,000,000)	898,000,000,000,000 (357,000,000,000,000 to 1,420,000,000,000,000)	1,420,000,000,000,000 (566,000,000,000,000 to 2,250,000,000,000,000)	2,250,000,000,000,000 (898,000,000,000,000 to 3,570,000,000,000,000)	3,570,000,000,000,000 (1,420,000,000,000,000 to 5,660,000,000,000,000)	5,660,000,000,000,000 (2,250,000,000,000,000 to 8,980,000,000,000,000)	8,980,000,000,000,000 (3,570,000,000,000,000 to 14,200,000,000,000,000)	14,200,000,000,000,000 (5,660,000,000,000,000 to 22,500,000,000,000,000)	22,500,000,000,000,000 (8,980,000,000,000,000 to 35,700,000,000,000,000)	35,700,000,000,000,000 (14,200,000,000,000,000 to 56,600,000,000,000,000)	56,600,000,000,000,000 (22,500,000,000,000,000 to 89,800,000,000,000,000)	89,800,000,000,000,000 (35,700,000,000,000,000 to 142,000,000,000,000,000)	142,000,000,000,000,000 (56,600,000,000,000,000 to 225,000,000,000,000,000)	225,000,000,000,000,000 (89,800,000,000,000,000 to 357,000,000,000,000,000)	357,000,000,000,000,000 (142,000,000,000,000,000 to 566,000,000,000,000,000)	566,000,000,000,000,000 (225,000,000,000,000,000 to 898,000,000,000,000,000)	898,000,000,000,000,000 (357,000,000,000,000,000 to 1,420,000,000,000,000,000)	1,420,000,000,000,000,000 (566,000,000,000,000,000 to 2,250,000,000,000,000,000)	2,250,000,000,000,000,000 (898,000,000,000,000,000 to 3,570,000,000,000,000,000)	3,570,000,000,000,000,000 (1,420,000,000,000,000,000 to 5,660,000,000,000,000,000)	5,660,000,000,000,000,000 (2,250,000,000,000,000,000 to 8,980,000,000,000,000,000)	8,980,000,000,000,000,000 (3,570,000,000,000,000,000 to 14,200,000,000,000,000,000)	14,200,000,000,000,000,000 (5,660,000,000,000,000,000 to 22,500,000,000,000,000,000)	22,500,000,000,000,000,000 (8,980,000,000,000,000,000 to 35,700,000,000,000,000,000)	35,700,000,000,000,000,000 (14,200,000,000,000,000,000 to 56,600,000,000,000,000,000)	56,600,000,000,000,000,000 (22,500,000,000,000,000,000 to 89,800,000,000,000,000,000)	89,800,000,000,000,000,000 (35,700,000,000,000,000,000 to 142,000,000,000,000,000,000)	142,000,000,000,000,000,000 (56,600,000,000,000,000,000 to 225,000,000,000,000,000,000)	225,000,000,000,000,000,000 (89,800,000,000,000,000,000 to 357,000,000,000,000,000,000)	357,000,000,000,000,000,000 (142,000,000,000,000,000,000 to 566,000,000,000,000,000,000)	566,000,000,000,000,000,000 (225,000,000,000,000,000,000 to 898,000,000,000,000,000,000)	898,000,000,000,000,000,000 (357,000,000,000,000,000,000 to 1,420,000,000,000,000,000,000)	1,420,000,000,000,000,000,000 (566,000,000,000,000,000,000 to 2,250,000,000,000,000,000,000)	2,250,000,000,000,000,000,000 (898,000,000,000,000,000,000 to 3,570,000,000,000,000,000,000)	3,570,000,000,000,000,000,000 (1,420,000,000,000,000,000,000 to 5,660,000,000,000,000,000,000)	5,660,000,000,000,000,000,000 (2,250,000,000,000,000,000,000 to 8,980,000,000,000,000,000,000)	8,980,000,000,000,000,000,000 (3,570,000,000,000,000,000,000 to 14,200,000,000,000,000,000,000)	14,200,000,000,000,000,000,000 (5,660,000,000,000,000,000,000 to 22,500,000,000,000,000,000,000)	22,500,000,000,000,000,000,000 (8,980,000,000,000,000,000,000 to 35,700,000,000,000,000,000,000)	35,700,000,000,000,000,000,000 (14,200,000,000,000,000,000,000 to 56,600,000,000,000,000,000,000)	56,600,000,000,000,000,000,000 (22,500,000,000,000,000,000,000 to 89,800,000,000,000,000,000,000)	89,800,000,000,000,000,000,000 (35,700,000,000,000,000,000,000 to 142,000,000,000,000,000,000,000)	142,000,000,000,000,000,000,000 (56,600,000,000,000,000,000,000 to 225,000,000,000,000,000,000,000)	225,000,000,000,000,000,000,000 (89,800,000,000,000,000,000,000 to 357,000,000,000,000,000,000,000)	357,000,000,000,000,000,000,000 (142,000,000,000,000,000,000,000 to 566,000,000,000,000,000,000,000)	566,000,000,000,000,000,000,000 (225,000,000,000,000,000,000,000 to 898,000,000,000,000,000,000,000)	898,000,000,000,000,000,000,000 (357,000,000,000,000,000,000,000 to 1,420,000,000,000,000,000,000,000)	1,420,000,000,000,000,000,000,000 (566,000,000,000,000,000,000,000 to 2,250,000,000,000,000,000,000,000)	2,250,000,000,000,000,000,000,000 (898,000,000,000,000,000,000,000 to 3,570,000,000,000,000,000,000,000)	3,570,000,000,000,000,000,000,000 (1,420,000,000,000,000,000,000,000 to 5,660,000,000,000,000,000,000,000)	5,660,000,000,000,000,000,000,000 (2,250,000,000,000,000,000,000,000 to 8,980,000,000,000,000,000,000,000)	8,980,000,000,000,000,000,000,000 (3,570,000,000,000,000,000,000,000 to 14,200,000,000,000,000,000,000,000)	14,200,000,000,000,000,000,000,000 (5,660,000,000,000,000,000,000,000 to 22,500,000,000,000,000,000,000,000)	22,500,000,000,000,000,000,000,000 (8,980,000,000,000,000,000,000,000 to 35,700,000,000,000,000,000,000,000)	35,700,000,000,000,000,000,000,000 (14,200,000,000,000,000,000,000,000 to 56,600,000,000,000,000,000,000,000)	56,600,000,000,000,000,000,000,000 (22,500,000,000,000,000,000,000,000 to 89,800,000,000,000,000,000,000,000)	89,800,000,000,000,000,000,000,000 (35,700,000,000,000,000,000,000,000 to 142,000,000,000,000,000,000,000,000)	142,000,000,000,000,000,000,000,000 (56,600,000,000,000,000,000,000,000 to 225,000,000,000,000,000,000,000,000)	225,000,000,000,000,000,000,000,000 (89,800,000,000,000,000,000,000,000 to 357,000,000,000,000,000,000,000,000)	357,000,000,000,000,000,000,000,000 (142,000,000,000,000,000,000,000,000 to 566,000,000,000,000,000,000,000,000)	566,000,000,000,000,000,000,000,000 (225,000,000,000,000,000,000,000,000 to 898,000,000,000,000,000,000,000,000)	898,000,000,000,000,000,000,000,000 (357,000,000,000,000,000,000,000,000 to 1,420,000,000,000,000,000,000,000,000)	1,420,000,000,000,000,000,000,000,000 (566,000,000,000,000,000,000,000,000 to 2,250,000,000,000,000,000,000,000,000)	2,250,000,000,000,000,000,000,000,000 (898,000,000,000,000,000,000,000,000 to 3,570,000,000,000,000,000,000,000,000)	3,570,000,000,000,000,000,000,000,000 (1,420,000,000,000,000,000,000,000,000 to 5,660,000,000,000,000,000,000,000,000)	5,660,000,000,000,000,000,000,000,000 (2,250,000,000,000,000,000,000,000,000 to 8,980,000,000,000,000,000,000,000,000)	8,980,000,000,000,000,000,000,000,000 (3,570,000,000,000,000,000,000,000,000 to 14,200,000,000,000,000,000,000,000,000)	14,200,000,000,000,000,000,000,000,000 (5,660,000,000,000,000,000,000,000,000 to 22,500,000,000,000,000,000,000,000,000)	22,500,000,000,000,000,000,000,000,000 (8,980,000,000,000,000,000,000,000,000 to 35,700,000,000,000,000,000,000,000,000)	35,700,000,000,000,000,000,000,000,000 (14,200,000,000,000,000,000,000,000,000 to 56,600,000,000,000,000,000,000,000,000)	56,600,000,000,000,000,000,000,000,000 (22,500,000,000,000,000,000,000,000,000 to 89,800,000,000,000,000,000,000,000,000)	89,800,000,000,000,000,000,000,000,000 (35,700,000,000,000,000,000,000,000,000 to 142,000,000,000,000,000,000,000,000,000)	142,000,000,000,000,000,000,000,000,000 (56,600,000,000,000,000,000,000,000,000 to 225,000,000,000,000,000,000,000,000,000)	225,000,000,000,000,000,000,000,000,000 (89,800,000,000,000,000,000,000,000,000 to 357,000,000,000,000,000,000,000,000,000)	357,000,000,000,000,000,000,000,000,000 (142,000,000,000,000,000,000,000,000,000 to 566,000,000,000,000,000,000,000,000,000)	566,000,000,000,000,000,000,000,000,000 (225,000,000,000,000,000,000,000,000,000 to 898,000,000,000,000,000,000,000,000,000)	898,000,000,000,000,000,000,000,000,000 (357,000,000,000,000,000,000,000,000,000 to 1,420,000,000,000,000,000,000,000,000,000)	1,420,000,000,000,000,000,000,000,000,000 (566,000,000,000,000,000,000,000,000,000 to 2,250,000,000,000,000,000,000,000,000,000)	2,250,000,000,000,000,000,000,000,000,000 (898,000,000,000,000,000,000,000,000,000 to 3,570,000,000,000,000,000,000,000,000,000)	3,570,000,000,000,000,000,000,000,000,000 (1,420,000,000,000,000,000,000,000,000,000 to 5,660,000,000,000,000,000,000,000,000,000)	5,660,000,000,000,000,000,000,000,000,000 (2,250,000,000,000,000,000,000,000,000,000 to 8,980,000,000,000,000,000,000,000,000,000)	8,980,000,000,000,000,000,000,000,000,000 (3,570,000,000,000,000,000,000,000,000,000 to 14,200,000,000,000,000,000,000,000,000,000)	14,200,000,000,000,000,000,000,000,000,000 (5,660,000,000,000,000,000,000,000,000,000 to 22,500,000,000,000,000,000,000,000,000,000)	22,500,000,000,000,000,000,000,000,000,000 (8,980,000,000,000,000,000,000,000,000,000 to 35,700,000,000,000,000,000,000,000,000,000)	35,700,000,000,000,000,000,000,000,000,000 (14,200,000,000,000,000,000,000,000,000,000 to 56,600,000,000,000,000,000,000,000,000,000)	56,600,000,000,000,000,000,000,000,000,000 (22,500,000,000,000,000,000,000,000,000,000 to 89,800,000,000,000,000,000,000,000,000,000)	89,800,000,000,000,000,000,000,000,000,000 (35,700,000,000,000,000,000,000,000,000,000 to 142,000,000,000,000,000,000,000,000,000,000)	142,000,000,000,000,000,000,000,000,000,000 (56,600,000,000,000,000,000,000,000,000,000 to 225,000,000,000,000,000,000,000,000,000,000)	225,000,000,000,000,000,000,000,000,000,000 (89,800,000,000,000,000,000,000,000,000,000 to 357,000,000,000,000,000,000,000,000,000,000)	357,000,000,000,000,000,000,000,000,000,000 (142,000,000,000,000,000,000,000,000,000,000 to 566,000,000,000,000,000,000,000,000,000,000)	566,000,000,000,000,000,000,000,000,000,000 (225,000,000,000,000,000,000,000,000,000,000 to 898,000,000,000,000,000,000,000,000,000,000)	898,000,000,000,000,000,000,000,000,000,000 (357,000,000,000,000,000,000,000,000,000,000 to 1,420,000,000,000,000,000,000,000,000,000,000)	1,420,000,000,000,000,000,000,000,000,000 (566,000,000,000,000,000,000,000,000,000,000 to 2,250,000,000,000,000,000,000,000,000,000,000)	2,250,000,000,000,000,000,000,000,000,000 (898,000,000,000,000,000,000,000,000,000,000 to 3,570,000,000,000,000,000,000,000,000,000,000)	3,570,000,000,000,000,000,000,000,000,000 (1,420,000,000,000,000,000,000,000,000,000 to 5,660,000,000,000,000,000,000,000,000,000,000)	5,660,000,000,000,000,000,000,000,000,000 (2,250,000,000,000,000,000,000,000,000,000 to 8,980,000,000,000,000,000,000,000,000,000,000)	8,980,000,000,000,000,000,000,000,000,000 (3,570,000,000,000,000,000,000,000,000,000 to 14,200,000,000,000,000,000,000,000,000,000,000)	14,200,000,000,000,000,000,000,000,000,000 (5,660,000,000,000,000,000,000,000,000,000 to 22,500,000,000,000,000,000,000,000,000,000,000)	22,500,000,000,000,000,000,000,000,000,000 (8,980,000,000,000,000,000,000,000,000,000 to 35,700,000,000,000,000,000,000,000,000,000,000)	35,700,000,000,000,000,000,000,000,000,000 (14,200,000,000,000,000,000,000,000,000,000 to 56,600,000,000,000,000,000,000,000,000,000,000)	56,600,000,000,000,000,000,000,000,000,000 (22,500,000,000,000,000,000,000,000,000,000 to 89,800,000,000,000,000,000,000,000,000,000,000)	89,800,000,000,000,000,000,000,000,000,000 (35,700,000,000,000,000,000,000,000,000,000 to 142,000,000,000,000,000,000,000,000,000,000,000)	142,000,000,000,000,000,000,000,000,000,000 (56,600,000,000,000,000,000,000,000,000,000 to 225,000,000,000,000,000,000,000,000,000,000,000)	225,000,000,000,000,000,000,000,000,000,000 (89,800,000,000,000,000,000,000,000,000,000 to 357,000,000,000,000,000,000,000,000,000,000,000)	357,000,000,000,000,000,000,000,000,000,000 (142,000,000,000,000,000,000,000,000,000,000 to 566,000,000,000,000,000,000,000,000,000,000,000)	566,000,000,000,000,000,000,000,000,000,000 (225,000,000,000,000,000,000,000,000,000,000 to 898,000

Other neoplasms	0·3 (0 to 0·4)	0 (0 to 0)	0·1 (0·1 to 0·1)	0·3 (0·3 to 0·7)	0·4 (0·4 to 0·1)	0·3 (0·3 to 0·4)	0·6 (0·3 to 1)	0·4 (0·4 to 0·5)	1·1 (0·7 to 1·4)	1·5 (1 to 2·3)	1·5 (1 to 2·1)	2·6 (1·7 to 3·7)	4·8 (3·3 to 6·9)	8·1 (5·4 to 11·4)	13 (9·1 to 17·7)	18·3 (13·4 to 23·8)	23·1 (22 to 29·6)	29·9 (29·9 to 38·9)	31·6 (38·9 to 48·9)	59·6 (41·6 to 73·4)	62·6 (49·6 to 84·6)	69·2 (49·3 to 92·7)	45 (29·9 to 63·7)	12·9 (9·6 to 19·4)	391
Medulloblastoma, medulloblastoma, and other hemangioblastoma	0 (0 to 0·4)	0 (0 to 0)	0 (0·1 to 0·1)	0 (0 to 0·7)	0 (0·4 to 0·1)	0 (0·3 to 0·4)	0 (0·3 to 0·6)	0 (0·4 to 0·5)	0 (0·7 to 1·4)	0 (1 to 2·3)	0 (1 to 2·1)	0 (1·7 to 3·7)	0 (2·3 to 4·8)	0 (3·4 to 8·1)	0 (5·4 to 11·4)	0 (9·1 to 17·7)	0 (13·4 to 23·8)	0 (22 to 29·6)	0 (29·9 to 38·9)	0 (38·9 to 48·9)	0 (41·6 to 73·4)	0 (49·6 to 84·6)	0 (49·3 to 92·7)	0 (29·9 to 63·7)	0 (9·6 to 19·4)	391
Meningioma and other meninges neoplasms	0 (0 to 0)	0 (0 to 0)	0 (0 to 0)	0 (0 to 0)	0 (0 to 0)	0 (0 to 0)	0 (0 to 0)	0 (0 to 0)	0 (0 to 0)	0 (0 to 0)	0 (0 to 0)	0 (0 to 0)	0 (0 to 0)	0 (0 to 0)	0 (0 to 0)	0 (0 to 0)	0 (0 to 0)	0 (0 to 0)	0 (0 to 0)	0 (0 to 0)	0 (0 to 0)	0 (0 to 0)	0 (0 to 0)	0 (0 to 0)	0 (0 to 0)	0
Meningioma and other central nervous system neoplasms	0 (0 to 0)	0 (0 to 0)	0 (0 to 0)	0 (0 to 0)	0 (0 to 0)	0 (0 to 0)	0 (0 to 0)	0 (0 to 0)	0 (0 to 0)	0 (0 to 0)	0 (0 to 0)	0 (0 to 0)	0 (0 to 0)	0 (0 to 0)	0 (0 to 0)	0 (0 to 0)	0 (0 to 0)	0 (0 to 0)	0 (0 to 0)	0 (0 to 0)	0 (0 to 0)	0 (0 to 0)	0 (0 to 0)	0 (0 to 0)	0 (0 to 0)	0
Meningioma and other cervical and uterine neoplasms	0 (0 to 0)	0 (0 to 0)	0 (0 to 0)	0 (0 to 0)	0 (0 to 0)	0 (0 to 0)	0 (0 to 0)	0 (0 to 0)	0 (0 to 0)	0 (0 to 0)	0 (0 to 0)	0 (0 to 0)	0 (0 to 0)	0 (0 to 0)	0 (0 to 0)	0 (0 to 0)	0 (0 to 0)	0 (0 to 0)	0 (0 to 0)	0 (0 to 0)	0 (0 to 0)	0 (0 to 0)	0 (0 to 0)	0 (0 to 0)	0 (0 to 0)	0
Other benign and in situ neoplasms	0 (0 to 0)	0 (0 to 0)	0 (0 to 0)	0 (0 to 0)	0 (0 to 0)	0 (0 to 0)	0 (0 to 0)	0 (0 to 0)	0 (0 to 0)	0 (0 to 0)	0 (0 to 0)	0 (0 to 0)	0 (0 to 0)	0 (0 to 0)	0 (0 to 0)	0 (0 to 0)	0 (0 to 0)	0 (0 to 0)	0 (0 to 0)	0 (0 to 0)	0 (0 to 0)	0 (0 to 0)	0 (0 to 0)	0 (0 to 0)	0 (0 to 0)	0
Cardiovascular diseases	2·4 (1·9 to 3·3)	2·2 (1·4 to 3·1)	10·1 (9·7 to 10·4)	11·4 (10·9 to 12·1)	16·5 (15·9 to 17·1)	17·9 (17·3 to 18·6)	47·2 (46·4 to 48·2)	73·6 (72·5 to 74·8)	122 (120·4 to 123·8)	168 (166·2 to 170·1)	272 (269·6 to 274·8)	382 (378·9 to 385·5)	514 (509·6 to 518·9)	741 (735·9 to 745·9)	1,078 (1,071·0 to 1,084·2)	1,392 (1,382·0 to 1,402·1)	1,748 (1,735·2 to 1,762·0)	2,140 (2,123·0 to 2,156·2)	2,628 (2,606·0 to 2,649·0)	3,282 (3,252·0 to 3,312·0)	4,710 (4,665·0 to 4,755·0)	5,690 (5,632·0 to 5,748·0)	6,840 (6,762·0 to 6,918·0)	3,440 (3,400·0 to 3,480·0)	28,400
Rheumatic heart disease	0 (0 to 0)	0 (0 to 0)	0 (0 to 0)	0 (0 to 0)	0 (0 to 0)	0 (0 to 0)	0 (0 to 0)	0 (0 to 0)	0 (0 to 0)	0 (0 to 0)	0 (0 to 0)	0 (0 to 0)	0 (0 to 0)	0 (0 to 0)	0 (0 to 0)	0 (0 to 0)	0 (0 to 0)	0 (0 to 0)	0 (0 to 0)	0 (0 to 0)	0 (0 to 0)	0 (0 to 0)	0 (0 to 0)	0 (0 to 0)	0 (0 to 0)	0
Ischemic heart disease	0 (0 to 0)	0 (0 to 0)	0 (0 to 0)	0·4 (0·3 to 0·5)	0·3 (0·2 to 0·4)	0·6 (0·5 to 0·7)	1·6 (1·3 to 1·8)	2·8 (2·3 to 3·4)	4·6 (3·8 to 5·5)	7·1 (5·9 to 8·5)	10·2 (8·5 to 12·1)	14·4 (12·1 to 17·2)	19·3 (16·2 to 23·1)	27·9 (23·4 to 33·4)	40·7 (34·1 to 48·7)	69·1 (57·9 to 82·6)	82·3 (68·9 to 98·5)	101·2 (84·7 to 121·1)	123·8 (103·6 to 148·1)	154·5 (129·3 to 184·8)	184·8 (154·6 to 221·1)	223·1 (186·6 to 266·9)	264·2 (220·9 to 316·1)	304·8 (254·9 to 364·6)	144·9 (121·2 to 173·3)	11,300
Stroke	0·1 (0·1 to 0·2)	0·2 (0·1 to 0·3)	1·1 (0·6 to 2·1)	2·4 (1·6 to 3·7)	7·5 (5·1 to 11·1)	10·6 (6·9 to 15·6)	19·1 (12·7 to 27·2)	30·1 (21·1 to 41·1)	50·4 (37·1 to 66·7)	69·9 (51·4 to 92·1)	92·4 (68·3 to 117·7)	132 (98·1 to 168·1)	188 (140·3 to 238·9)	248 (186·1 to 309·4)	348 (268·5 to 429·6)	447 (351·6 to 545·7)	566 (451·9 to 677·3)	698 (561·9 to 833·1)	846 (691·4 to 1,030)	1,046 (857·6 to 1,270)	1,430 (1,170·1 to 1,750)	1,680 (1,380·0 to 2,060)	1,220 (1,000·0 to 1,490)	556 (457·1 to 680·2)	6,730
Ischemic stroke	0 (0 to 0·2)	0·2 (0·1 to 0·4)	0·4 (0·2 to 0·8)	1·6 (1·1 to 2·3)	4·4 (3·2 to 6·1)	7·1 (5·1 to 9·6)	8·7 (6·1 to 11·4)	11·6 (8·3 to 15·6)	19·6 (13·7 to 26·1)	31·2 (23·1 to 41·2)	49·9 (36·6 to 65·4)	69·9 (51·4 to 91·6)	94·5 (69·5 to 123·8)	130 (96·1 to 170·1)	179 (132·1 to 234·1)	247 (182·1 to 323·1)	316 (233·1 to 413·1)	421 (310·1 to 551·1)	516 (380·1 to 675·1)	645 (475·1 to 844·1)	880 (648·1 to 1,150)	1,200 (884·1 to 1,570)	945 (696·1 to 1,230)	688 (507·1 to 900·1)	3,170
Intracerebral hemorrhage	0 (0 to 0·1)	0 (0 to 0·1)	0·2 (0·1 to 0·4)	0·5 (0·3 to 0·8)	1·4 (0·9 to 2·1)	2·2 (1·5 to 3·2)	3·4 (2·3 to 4·8)	4·8 (3·2 to 6·7)	7·2 (4·8 to 10·1)	9·8 (6·5 to 13·8)	13·4 (8·9 to 18·8)	17·9 (11·9 to 25·1)	23·7 (15·8 to 33·2)	30·9 (20·6 to 43·3)	39·7 (26·5 to 55·6)	51·2 (34·1 to 71·8)	64·2 (42·8 to 90·1)	79·2 (52·8 to 111·1)	97·2 (64·8 to 136·2)	119·2 (79·5 to 167·2)	146·2 (97·5 to 205·1)	179·2 (119·5 to 251·2)	220·9 (147·3 to 309·9)	272·5 (181·7 to 382·1)	2,190
Subarachnoid hemorrhage	0 (0 to 0·1)	0 (0 to 0·2)	0·1 (0·1 to 0·3)	0·2 (0·1 to 0·6)	0·5 (0·3 to 0·8)	0·8 (0·5 to 1·2)	1·2 (0·8 to 1·7)	1·7 (1·2 to 2·4)	2·6 (1·8 to 3·6)	3·6 (2·5 to 4·9)	4·9 (3·3 to 6·8)	6·6 (4·4 to 9·2)	8·7 (5·8 to 12·2)	11·4 (7·6 to 15·9)	14·6 (9·8 to 20·5)	18·8 (12·6 to 26·4)	23·6 (15·8 to 33·1)	29·1 (19·5 to 40·9)	35·7 (23·9 to 50·1)	43·8 (29·3 to 61·5)	53·8 (36·0 to 75·5)	65·9 (44·1 to 92·5)	81·2 (54·3 to 114·1)	100·2 (67·0 to 140·7)	805
Hypertensive heart disease	0 (0 to 0)	0 (0 to 0)	0 (0 to 0)	0 (0 to 0)	0 (0 to 0)	0 (0 to 0)	0·3 (0·2 to 0·5)	0·5 (0·3 to 0·9)	0·9 (0·6 to 1·3)	1·3 (0·9 to 1·9)	1·9 (1·3 to 2·7)	2·6 (1·8 to 3·7)	3·5 (2·4 to 4·9)	4·6 (3·2 to 6·5)	6·2 (4·3 to 8·7)	8·3 (5·7 to 11·7)	10·7 (7·4 to 15·1)	13·7 (9·4 to 19·3)	17·3 (11·9 to 24·3)	21·7 (14·9 to 30·5)	27·1 (18·6 to 38·1)	33·6 (23·1 to 47·2)	41·8 (28·7 to 58·8)	51·9 (35·6 to 72·9)	895
Non-rheumatic valvular heart disease	0 (0 to 0)	0 (0 to 0)	0 (0 to 0)	0 (0 to 0)	0 (0 to 0)	0 (0 to 0)	0·3 (0·1 to 0·6)	0·5 (0·2 to 1·1)	0·9 (0·4 to 2·1)	1·4 (0·5 to 3·3)	2·1 (0·8 to 5·1)	3·1 (1·1 to 7·5)	4·4 (1·6 to 10·6)	6·1 (2·2 to 14·6)	8·3 (3·1 to 19·9)	11·1 (4·1 to 26·6)	14·4 (5·3 to 34·6)	18·4 (6·8 to 44·2)	23·3 (8·6 to 56·1)	29·2 (10·8 to 70·2)	36·4 (13·5 to 87·5)	45·1 (16·7 to 108·5)	56·1 (20·8 to 135·1)	69·7 (25·8 to 167·8)	606
Non-rheumatic calcific aortic valve disease	0 (0 to 0)	0 (0 to 0)	0 (0 to 0)	0 (0 to 0)	0 (0 to 0)	0 (0 to 0)	0·5 (0·3 to 0·8)	1·1 (0·6 to 1·7)	1·9 (1·1 to 2·9)	2·9 (1·6 to 4·5)	4·3 (2·3 to 6·7)	5·9 (3·2 to 9·2)	8·1 (4·3 to 12·6)	10·7 (5·7 to 16·6)	14·1 (7·5 to 21·9)	18·3 (9·7 to 28·4)	23·3 (12·3 to 36·2)	29·4 (15·6 to 45·6)	36·6 (19·4 to 56·8)	45·2 (23·9 to 70·2)	55·4 (29·4 to 86·1)	67·4 (35·7 to 104·7)	81·5 (43·2 to 126·6)	98·1 (52·0 to 152·4)	729
Non-rheumatic degenerative mitral valve disease	0 (0 to 0)	0 (0 to 0)	0 (0 to 0)	0 (0 to 0)	0 (0 to 0)	0 (0 to 0)	0·4 (0·2 to 0·6)	0·7 (0·4 to 1·1)	1·1 (0·6 to 1·8)	1·7 (0·9 to 2·8)	2·5 (1·3 to 4·2)	3·5 (1·8 to 5·9)	4·8 (2·4 to 8·1)	6·4 (3·3 to 10·9)	8·4 (4·2 to 14·4)	10·9 (5·4 to 18·6)	13·8 (6·9 to 23·8)	17·4 (8·6 to 29·8)	21·6 (10·6 to 36·9)	26·8 (13·1 to 45·8)	32·8 (16·0 to 55·9)	39·9 (19·5 to 68·2)	48·2 (23·2 to 82·1)	58·1 (27·8 to 98·8)	205
Other non-rheumatic valve diseases	0 (0 to 0)	0 (0 to 0)	0 (0 to 0)	0 (0 to 0)	0 (0 to 0)	0 (0 to 0)	0 (0 to 0)	0 (0 to 0)	0 (0 to 0)	0 (0 to 0)	0 (0 to 0)	0 (0 to 0)	0 (0 to 0)	0 (0 to 0)	0 (0 to 0)	0 (0 to 0)	0 (0 to 0)	0 (0 to 0)	0 (0 to 0)	0 (0 to 0)	0 (0 to 0)	0 (0 to 0)	0 (0 to 0)	0 (0 to 0)	0 (0 to 0)	1·7
Cardiomyopathy and myocarditis	1 (0·4 to 1·4)	1·1 (0·7 to 1·5)	2·9 (2·4 to 3·7)	2·9 (2·4 to 3·5)	3·6 (2·9 to 4·5)	3·5 (2·9 to 4·3)	5·5 (4·5 to 7·0)	7·3 (5·9 to 9·2)	9·8 (7·9 to 12·4)	12·9 (10·4 to 16·2)	17·2 (13·8 to 21·6)	22·8 (18·3 to 28·6)	29·7 (23·8 to 37·2)	38·2 (30·6 to 47·8)	48·7 (39·0 to 60·8)	60·7 (48·6 to 75·6)	74·4 (59·5 to 92·5)	90·2 (72·1 to 112·1)	108·8 (87·0 to 134·9)	131·2 (104·9 to 162·5)	157·2 (125·7 to 194·5)	187·2 (149·7 to 231·6)	221·6 (177·3 to 274·1)	594
Myocarditis	0 (0 to 0·1)	0 (0 to 0·2)	0·1 (0 to 0·3)	0·1 (0·1 to 0·4)	0·2 (0·1 to 0·4)	0·2 (0·1 to 0·4)	0·3 (0·2 to 0·7)	0·4 (0·3 to 0·9)	0·6 (0·4 to 1·2)	0·8 (0·6 to 1·5)	1·1 (0·8 to 2·1)	1·5 (1·1 to 2·8)	2·1 (1·5 to 3·6)	2·8 (2·1 to 4·6)	3·7 (2·7 to 5·8)	4·8 (3·5 to 7·3)	6·2 (4·5 to 9·2)	7·8 (5·7 to 11·5)	9·8 (7·1 to 14·3)	12·2 (8·9 to 17·7)	15·1 (10·9 to 21·8)	18·4 (13·3 to 26·4)	22·3 (16·1 to 31·9)	27·1 (19·5 to 38·5)	155
Alcoholic cardiomyopathy	0 (0 to 0)	0 (0 to 0)	0 (0 to 0)	0 (0 to 0)	0 (0 to 0)	0 (0 to 0)	0 (0 to 0)	0 (0 to 0)	0 (0 to 0)	0 (0 to 0)	0 (0 to 0)	0 (0 to 0)	0 (0 to 0)	0 (0 to 0)	0 (0 to 0)	0 (0 to 0)	0 (0 to 0)	0 (0 to 0)	0 (0 to 0)	0 (0 to 0)	0 (0 to 0)	0 (0 to 0)	0 (0 to 0)	0 (0 to 0)	0 (0 to 0)	0
Other cardiomyopathy	1 (0·4 to 1·4)	0·8 (0·4 to 1·2)	3·4 (1·3 to 6·2)	2·1 (1 to 3·8)	3·9 (2 to 7)	3·6 (2 to 6·4)	5·2 (2·3 to 10·2)	7·3 (3·2 to 14·2)	9·8 (4·3 to 19·1)	12·9 (5·7 to 25·1)	16 (7·1 to 31·1)	19·4 (8·5 to 37·8)	23·5 (10·3 to 45·8)	28·4 (12·4 to 55·4)	34·3 (14·9 to 66·9)	41·1 (17·8 to 80·2)	48·9 (21·2 to 95·7)	57·8 (24·9 to 113·1)	67·9 (29·3 to 133·1)	79·3 (34·1 to 155·6)	92·1 (39·5 to 181·1)	106·5 (45·6 to 209·6)	123·1 (52·6 to 242·5)	142·2 (60·5 to 280·3)	459
Atrial fibrillation and flutter	0 (0 to 0)	0 (0 to 0)	0 (0 to 0)	0 (0 to 0)	0 (0 to 0)	0 (0 to 0)	0·2 (0 to 0·4)	0·4 (0·2 to 0·8)	0·6 (0·4 to 1·2)	1·1 (0·7 to 1·9)	1·6 (1·1 to 2·8)	2·4 (1·6 to 4·1)	3·4 (2·3 to 5·7)	4·8 (3·2 to 7·9)	6·6 (4·3 to 10·8)	8·9 (5·8 to 14·4)	11·8 (7·7 to 19·1)	15·3 (9·9 to 24·6)	19·6 (12·7 to 31·4)	24·8 (16·1 to 39·5)	31·1 (20·2 to 49·3)	38·7 (25·1 to 61·1)	48·1 (31·2 to 75·6)	59·5 (38·6 to 93·2)	2,320
Aortic aneurysm	..	..	..	..	..	..	0·6 (0·4 to 0·8)	1·4 (0·9 to 2·1)	2·7 (1·7 to 4)	3·3 (2·1 to 5)	3·9 (2·5 to 5·8)	4·9 (3·1 to 7·3)	6·4 (4·1 to 9·6)	8·4 (5·3 to 12·6)	10·9 (6·9 to 16·3)	14·6 (9·2 to 21·8)	19·3 (12·1 to 28·9)	24·9 (15·7 to 37·4)	31·8 (20·1 to 47·8)	40·2 (25·4 to 60·4)	50·6 (32·0 to 76·1)	63·6 (40·2 to 95·6)	79·8 (50·4 to 120·1)	100 (63·2 to 150·4)	47·9 (30·3 to 72·1)	NA
Endocarditis	0 (0 to 0)	0·1 (0 to 0·2)	0·3 (0 to 0·5)	0·5 (0·3 to 0·8)	0·8 (0·5 to 1·2)	1·1 (0·7 to 1·6)	1·8 (1·2 to 2·6)	2·6 (1·8 to 3·7)	3·7 (2·5 to 5·2)	5·1 (3·5 to 7·1)	6·9 (4·6 to 9·6)	9·2 (6·1 to 12·8)	12·1 (8·1 to 16·9)	15·8 (10·6 to 22·1)	20·7 (13·8 to 28·9)	26·9 (17·9 to 37·5)	33·9 (22·6 to 47·3)	42·7 (28·4 to 59·6)	52·9 (35·2 to 73·9)	64·9 (43·2 to 90·6)	78·9 (52·5 to 110·2)	95·2 (63·4 to 133·1)	114 (75·7 to 159·3)	136 (90·5 to 190·2)	729
Other cardiovascular and circulatory diseases	1·2 (0·6 to 1·9)	0·8 (0·3 to 1·4)	2·7 (1·4 to 3·9)	2·4 (1·2 to 3·7)	2·8 (1·4 to 4·4)	2·2 (1·1 to 3·4)	3·3 (1·7 to 5·1)	4·2 (2·2 to 6·4)	5·7 (3·1 to 8·5)	7·7 (4·3 to 11·4)	10·2 (5·8 to 15·1)	13·4 (7·8 to 19·6)	17·3 (10·4 to 25·1)	22·2 (13·8 to 32·1)	28·2 (17·7 to 40·5)	35·3 (22·3 to 50·1)	43·7 (27·5 to 61·8)	53·5 (33·9 to 75·3)	64·8 (40·9 to 90·8)	78·1 (49·2 to 109·1)	93·9 (58·8 to 130·5)	112 (70·1 to 155·2)	133 (83·1 to 184·1)	1,690
Chronic respiratory diseases	66·1 (59·3 to 73·2)	68·1 (60·3 to 76·2)	184 (163·0 to 208·0)	183 (160·0 to 208·0)	216 (189·0 to 246·0)	237 (207·0 to 270·0)	253 (221·0 to 289·0)	267 (233·0 to 305·0)	282 (246·0 to 322·0)	296 (258·0 to 338·0)	316 (275·0 to 361·0)	338 (294·0 to 386·0)	362 (314·0 to 413·0)	386 (335·0 to 441·0)	410 (355·0 to 468·0)	434 (376·0 to 496·0)	458 (396·0 to 523·0)	482 (417·0 to 551·0)	506 (438·0 to 578·0)	530 (459·0 to 606·0)	554 (480·0 to 633·0)	578 (501·0 to 661·0)	602 (522·0 to 689·0)	626 (543·0 to 716·0)	27,000
Chronic obstructive pulmonary disease	0 (0 to 0·1)	0 (0 to 0·1)	1·6 (1·4 to 1·9)	4·3 (3·8 to 4·9)	8·2 (7·3 to 9·3)	14·1 (12·6 to 15·9)	23·2 (20·7 to 26·1)	35·9 (32·1 to 40·3)	51·7 (46·2 to 58·1)	71·1 (63·5 to 79·9)	94·4 (84·3 to 106·0)	121 (108·0 to 136·0)	151 (135·0 to 170·0)	185 (165·0 to 208·0)	224 (200·0 to 252·0)	268 (239·0 to 301·0)	317 (283·0 to 356·0)	372 (332·0 to 418·0)	433 (386·0 to 487·0)	500 (446·0 to 562·0)	573 (511·0 to 644·0)	653 (582·0 to 734·0)	739 (659·0 to 830·0)	832 (742·0 to 935·0)	9,870
Pneumoconiosis	0 (0 to 0)	0 (0 to 0)	0 (0 to 0)	0 (0 to 0)	0 (0 to 0)	0 (0 to 0·1)	0 (0 to 0·1)	0 (0 to 0·1)	0 (0 to 0·1)	0 (0 to 0·1)	0 (0 to 0·1)	0 (0 to 0·1)	0 (0 to 0·1)	0 (0 to 0·1)	0 (0 to 0·1)	0 (0 to 0·2)	0 (0 to 0·2)	0 (0 to 0·2)	0 (0 to 0·3)	0 (0 to 0·4)	0 (0 to 0·5)	0 (0 to 0·6)	0 (0 to 0·8)	0 (0 to 1·0)	0 (0 to 1·2)	3·2
Silicosis	0 (0 to 0)	0 (0 to 0)	0 (0 to 0)	0 (0 to 0)	0 (0 to 0)	0 (0 to 0)	0 (0 to 0)	0 (0 to 0)	0 (0 to 0)	0 (0 to 0)	0 (0 to 0)	0 (0 to 0)	0 (0 to 0)	0 (0 to 0)	0 (0 to 0)	0 (0 to 0)	0 (0 to 0)	0 (0 to 0)	0 (0 to 0)	0 (0 to 0)	0 (0 to 0)	0 (0 to 0)	0 (0 to 0)	0 (0 to 0)	0 (0 to 0)	0·4
Asbestosis	0 (0 to 0)	0 (0 to 0)	0 (0 to 0)	0 (0 to 0)	0 (0 to 0)	0 (0 to 0)	0 (0 to 0·1)	0 (0 to 0·1)	0 (0 to 0)	0 (0 to 0)	0 (0 to 0)	0 (0 to 0)	0 (0 to 0)	0 (0 to 0)	0 (0 to 0)	0 (0 to 0·1)	0 (0 to 0·2)	0 (0 to 0·2)	0 (0 to 0·3)	0 (0 to 0·4)	0 (0 to 0·5)	0 (0 to 0·6)	0 (0 to 0·8)	0 (0 to 1·0)	0 (0 to 1·2)	1·5
Coal workers pneumoconiosis	0 (0 to 0)	0 (0 to 0)	0 (0 to 0)	0 (0 to 0)	0 (0 to 0)	0 (0 to 0)	0 (0 to 0)	0 (0 to 0)	0 (0 to 0)	0 (0 to 0)	0 (0 to 0)	0 (0 to 0)	0 (0 to 0)	0 (0 to 0)	0 (0 to 0)	0 (0 to 0)	0 (0 to 0)	0 (0 to 0)	0 (0 to 0)	0 (0 to 0)	0 (0 to 0)	0 (0 to 0)	0 (0 to 0)	0 (0 to 0)	0 (0 to 0)	0·6
Other pneumoconiosis	0 (0 to 0)	0 (0 to 0)	0 (0 to 0)	0 (0 to 0)	0 (0 to 0)	0 (0 to 0)	0 (0 to 0)	0 (0 to 0)	0 (0 to 0)	0 (0 to 0)	0 (0 to 0)	0 (0 to 0)	0 (0 to 0)	0 (0 to 0)	0 (0 to 0)	0 (0 to 0)	0 (0 to 0)	0 (0 to 0)	0 (0 to 0)	0 (0 to 0)	0 (0 to 0)	0 (0 to 0)	0 (0 to 0)	0 (0 to 0)	0 (0 to 0)	0·6
Asthma	68·9 (39·0 to 107)	133 (79·5 to 228)	168 (91·5 to 279)	201 (115·0 to 329)	213 (126 to 331)	222 (128 to 350)	227 (122 to 337)	229 (141 to 356)	231 (147 to 356)	232 (147 to 356)	232 (147 to 356)	233 (147 to 356)	234 (147 to 356)	235 (147 to 356)	236 (147 to 356)	237 (147 to 356)	238 (147 to 356)	239 (147 to 356)	240 (147 to 356)	241 (147 to 356)	242 (147 to 356)	243 (147 to 356)	244 (147 to 356)	245 (147 to 356)	68·9 (39·0 to 107)	3,990
Interstitial lung disease and pulmonary sarcoidosis	0 (0 to 0)	0 (0 to 0)	0 (0 to 0)	0 (0 to 0)	0 (0 to 0)	0 (0 to 0)	0 (0 to 0)	0 (0 to 0)	0 (0 to 0)	0 (0 to 0)	0 (0 to 0)	0 (0 to 0)	0 (0 to 0)	0 (0 to 0)	0 (0 to 0)	0 (0 to 0)	0 (0 to 0)	0 (0 to 0)	0 (0 to 0)	0 (0 to 0)	0 (0 to 0)	0 (0 to 0)	0 (0 to 0)	0 (0 to 0)	0 (0 to 0)	0
Other chronic respiratory diseases	1·1 (0·7 to 1·3)	1·4 (0·9 to 1·8)	6·1 (4·7 to 8·0)	10·9 (8·9 to 13·2)	13 (11·0 to 15·6)	17·2 (14·6 to 20·1)	30·6 (26·6 to 35·1)	49·3 (43·1 to 56·2)	71·1 (62·5 to 80·7)	97·1 (85·7 to 110·0)	127·0 (112·0 to 144·0)	164·0 (145·0 to 186·0)	208·0 (184·0 to 236·0)	260·0 (230·0 to 295·0)	322·0 (285·0 to 366·0)	394·0 (349·0 to 448·0)	476·0 (422·0 to 541·0)	569·0 (504·0 to 646·0)	673·0 (596·0 to 765·0)	789·0 (699·0 to 896·0)	917·0 (812·0 to 1,040)	1,060 (939·0 to 1,200)	1,220 (1,080·0 to 1,380)	1,400 (1,240·0 to 1,590)	12,200
Digestive diseases	7·5 (7·0 to 8·3)	7·9 (7·0 to 9·0)	23·3 (20·3 to 26·5)	31·5 (27·6 to 35·9)	41·9 (36·6 to 47·8)	51·4 (44·9 to 58·6)	67·1 (58·6 to 76·5)	85·6 (74·8 to 97·6)	107 (93·6 to 122)	132 (116·0 to 151)	164 (144·0 to 187)	203 (178·0 to 232)	249 (218·0 to 284)	302 (265·0 to 345)	363 (319·0 to 414)	432 (380·0 to 493)	509 (448·0 to 581)	595 (523·0 to 679)	690 (607·0 to 787)	795 (699·0 to 907)	911 (801·0 to 1,040)	1,040 (915·0 to 1,190)	1,180 (1,040·0 to 1,350)	1,340 (1,180·0 to 1,530)	9,870
Cirrhosis and other chronic liver diseases	1·5 (0·9 to 2·2)	1·9 (1·1 to 2·9)	2·1 (1·1 to 2·9)	1·4 (0·8 to 2·1)	2·4 (1·3 to 3·6)	3·6 (2·0 to 5·4)	5·4 (3·0 to 8·1)	8·1 (4·5 to 12·1)	11·9 (6·7 to 17·8)	16·9 (9·5 to 25·1)	23·9 (13·5 to 35·5)	33·2 (18·8 to 49·2)	45·2 (25·6 to 66·9)	60·5 (34·3 to 89·5)	78·5 (44·5 to 116·1)	100·1 (56·8 to 148·1)	125·6 (71·3 to 185·8)	154·9 (87·9 to 229·1)	188·4 (106·9 to 278·7)	227·1 (128·9 to 336·1)	271·4 (154·0 to 401·5)	322·1 (182·8 to 476·5)	379·9 (215·6 to 562·1)	444·8 (252·5 to 658·2)	2,190
Chronic and other chronic liver diseases due to hepatitis B	0 (0 to 0)	0 (0 to 0)	0 (0 to 0·1)	0 (0 to 0·1)	0 (0 to 0·1)	0 (0 to 0·1)	0·1 (0 to 0·2)	0·2 (0·1 to 0·4)	0·3 (0·2 to 0·6)	0·5 (0·3 to 0·9)	0·7 (0·4 to 1·3)	1·0 (0·6 to 1·8)	1·4 (0·8 to 2·4)	1·9 (1·1 to 3·2)	2·6 (1·5 to 4·3)	3·4 (1·9 to 5·6)	4·3 (2·4 to 7·1)	5·4 (3·0 to 8·9)	6·7 (3·7 to 11·1)	8·2 (4·5 to 13·6)	9·9 (5·5 to 16·5)	11·9 (6·6 to 19·8)	14·2 (7·9 to 23·7)	16·8 (9·3 to 28·1)	158
Chronic and other chronic liver diseases due to hepatitis C	0 (0 to 0)	0 (0 to 0)	0 (0 to 0)	0 (0 to 0)	0 (0 to 0)	0 (0 to 0)	0·1 (0 to 0·1)	0·2 (0 to 0·4)	0·3 (0·1 to 0·6)	0·5 (0·2 to 0·9)	0·7 (0·3 to 1·3)	1·0 (0·4 to 1·8)	1·4 (0·6 to 2·5)	1·9 (0·8 to 3·4)	2·6 (1·1 to 4·5)	3·4 (1·4 to 5·9)	4·3 (1·8 to 7·4)	5·4 (2·3 to 9·2)	6·7 (2·8 to 11·5)	8·2 (3·4 to 14·1)	9·9 (4·1 to 17·1)	11·9 (4·9 to 20·6)	14·2 (5·9 to 24·6)	16·8 (7·0 to 29·1)	120
Chronic and other chronic liver diseases due to alcohol use	0 (0 to 0)	0 (0 to 0)	0 (0 to 0)	0 (0 to 0)	0 (0 to 0)	0 (0 to 0)	0 (0 to 0·2)	0·2 (0 to 0·4)	0·4 (0·2 to 0·8)	0·7 (0·4 to 1·3)	1·0 (0·6 to 1·8)	1·5 (0·9 to 2·6)	2·1 (1·3 to 3·6)	2·9 (1·8 to 4·9)	3·9 (2·4 to 6·6)	5·1 (3·1 to 8·6)	6·5 (3·9 to 10·9)	8·1 (4·8 to 13·6)	10·1 (5·9 to 16·9)	12·3 (7·2 to 20·5)	14·9 (8·6 to 24·8)	17·9 (10·3 to 29·8)	21·3 (12·2 to 35·4)	25·2 (14·4 to 41·9)	1,010
Chronic and other chronic liver diseases due to NAFLD	0 (0 to 0)	0 (0 to 0)	0 (0 to 0)	0 (0 to 0)	0 (0 to 0)	0 (0 to 0)	0 (0 to 0)	0 (0 to 0)	0 (0 to 0)	0 (0 to 0)	0 (0 to 0)	0 (0 to 0)	0 (0 to 0)	0 (0 to 0)	0 (0 to 0)	0 (0 to 0)	0 (0 to 0)	0 (0 to 0)	0 (0 to 0)	0 (0 to 0)	0 (0 to 0)	0 (0 to 0)	0 (0 to 0)	0 (0 to 0)	0 (0 to 0)	0
Chronic and other chronic liver diseases due to other causes	1·5 (0·9 to 2·1)	1·9 (1·1 to 2·9)	2·1 (1·1 to 2·9)	1·4 (0·8 to 2·1)	2·4 (1·3 to 3·6)	3·6 (2·0 to 5·4)	5·4 (3·0 to 8·1)	8·1 (4·5 to 12·1)	11·9 (6·7 to 17·8)	16·9 (9·5 to 25·1)	23·9 (13·5 to 35·5)	33·2 (18·8 to 49·2)	45·2 (25·6 to 66·9)	60·5 (34·3 to 89·5)	78·5 (44·5 to 116·1)	100·1 (56·8 to 148·1)	125·6 (71·3 to 185·8)	154·9 (87·9 to 229·1)	188·4 (106·9 to 278·7)	227·1 (128·9 to 336·1)	271·4 (154·0 to 401·5)	322·1 (182·8 to 476·5)	379·9 (215·6 to 562·1)	444·8 (252·5 to 658·2)	2,190
Upper digestive system diseases	0 (0

Congenital birth defects	266 (192 to 427)	80·1 (66·3 to 144)	211 (124 to 349)	128 (97·1 to 192)	77·6 (57·9 to 105)	62·6 (44·3 to 89·4)	69·2 (51·6 to 91)	62·2 (47·1 to 80)	57·9 (46·3 to 75)	59·4 (42·4 to 73·7)	53·8 (40·3 to 68·7)	59·6 (40·6 to 73·2)	63·3 (44·5 to 82·1)	69·5 (49·7 to 89·8)	70·6 (48·9 to 99·4)	53·6 (34·7 to 72)	39·9 (27 to 53·1)	17·2 (11 to 23·3)	10·6 (8·4 to 15·9)	6·9 (4·1 to 10·5)	4·1 (2·5 to 6·3)	1·6 (1·1 to 2·9)	0·4 (0·3 to 0·7)		1,530
Neural tube defects	23·4 (13·1 to 39·1)	4 (1·9 to 7)	31·5 (14·9 to 60·2)	29·2 (15·9 to 41·3)	3·1 (2·0 to 4·6)	2·3 (1·4 to 3·2)	3·1 (2·1 to 4·6)	3·3 (2·1 to 4·5)	3·2 (2·3 to 5)	2·5 (1·5 to 4·1)	2·1 (1·3 to 3·5)	1·9 (1·1 to 2·9)	1·4 (0·8 to 2·4)	1 (0·6 to 1·6)	0·7 (0·4 to 1·2)	0·4 (0·2 to 0·9)	0·6 (0·3 to 1·2)	0·2 (0·1 to 0·3)	0·1 (0·1 to 0·2)	0 (0·0 to 0·1)	0 (0·0 to 0·1)	0 (0·0 to 0·1)	0 (0·0 to 0·1)		111
Congenital heart anomalies	157·4 (97 to 154)	46·2 (22·9 to 73·9)	117 (77 to 159)	71·2 (41·9 to 97·3)	43·2 (31·4 to 62·1)	34·8 (24·6 to 49·5)	38·4 (28·9 to 51·1)	34·5 (26·1 to 45·3)	32·1 (24·9 to 41·7)	33·1 (23·6 to 42·1)	29·9 (22·4 to 39·1)	33·1 (22·5 to 44·5)	35·1 (24·7 to 46·4)	38·6 (27·6 to 50·4)	39·2 (27·1 to 55·1)	29·8 (19·3 to 42·2)	22·2 (14·9 to 31·6)	9·6 (6·1 to 13·8)	5·9 (3·7 to 8·5)	3·8 (2·3 to 5·3)	2·3 (1·3 to 3·6)	0·9 (0·5 to 1·5)	0·2 (0·1 to 0·4)		323
Orofacial clefts	0 (0 to 0)	0 (0·0 to 0·1)	0·7 (0·2 to 1·6)	1·3 (0·6 to 2·6)	0·6 (0·2 to 2)	0·6 (0·2 to 2)	0·7 (0·3 to 1·7)	0·6 (0·3 to 1·4)	0·6 (0·3 to 1·6)	0·6 (0·2 to 1·6)	0·6 (0·2 to 1·7)	0·8 (0·3 to 1·9)	0·6 (0·2 to 1·7)	1·1 (0·4 to 2·6)	0·6 (0·2 to 1·8)	0·6 (0·2 to 1·8)	0·6 (0·2 to 1·7)	0·6 (0·2 to 1·3)	0·6 (0·2 to 1·6)	0·2 (0·0 to 0·7)	0·2 (0·0 to 0·6)	0·1 (0·0 to 0·5)	0·1 (0·0 to 0·2)		19·6
Down syndrome	10 (5·6 to 16)	2·2 (1·1 to 3·9)	9·5 (2·9 to 19·1)	2·2 (1·2 to 3·3)	4·7 (3·1 to 7)	4·6 (2·6 to 6·9)	5·9 (3·6 to 9·2)	6·4 (3·9 to 9·2)	6·9 (4·2 to 9·8)	7·2 (4·7 to 10·4)	8·3 (5·4 to 12)	13·1 (8 to 17·3)	12·1 (7·3 to 17·3)	20·7 (12·3 to 29·1)	28·9 (15·5 to 42·2)	21·4 (11·1 to 32·8)	11·2 (5·9 to 17·5)	5·6 (3 to 8·6)	3·2 (1·7 to 5·1)	1·6 (0·9 to 2·5)	0·7 (0·4 to 1·2)	0·2 (0·1 to 0·5)	0·1 (0·0 to 0·2)		167
Turner syndrome	0 (0 to 0)	0 (0·0 to 0)	0·1 (0·0 to 0·2)	0·2 (0·0 to 0·6)	0·4 (0·1 to 1·1)	0·4 (0·1 to 1·2)	0·5 (0·1 to 1·2)	0·5 (0·1 to 1·3)	0·5 (0·1 to 1·3)	0·5 (0·1 to 1·3)	0·4 (0·2 to 0·7)	0·4 (0·2 to 0·9)	0·4 (0·2 to 0·9)	2·2 (0·1 to 5·4)	0·1 (0·1 to 0·3)	0·1 (0 to 0·2)	0·2 (0 to 0·5)	0·1 (0 to 0·1)	0·1 (0 to 0·1)	0·1 (0 to 0·1)	0·1 (0 to 0·1)	0·1 (0 to 0·1)	0·1 (0 to 0·1)		5·1
Klinefelter syndrome	0 (0 to 0)	0 (0 to 0)	0 (0 to 0)

SH Table 2b: Cambridgeshire DALYS by cause and age arcoun for females with 95% uncertainty intervals. 2019

Cause	Early Neonatal	Late Neonatal	Post Neonatal	1 to 4	5 to 9	10 to 14	15 to 19	20 to 24	25 to 29	30 to 34	35 to 39	40 to 44	45 to 49	50 to 54	55 to 59	60 to 64	65 to 69	70 to 74	75 to 79	80 to 84	85 to 89	90 to 94	95 plus	Total
All causes	681 (564 to 823)	1,100 (1,100 to 1,100)	2,200 (2,200 to 2,200)	2,200 (1,900 to 2,500)	1,900 (1,600 to 2,200)	1,600 (1,300 to 1,900)	1,600 (1,300 to 1,900)	1,600 (1,600 to 2,300)	2,300 (2,300 to 3,000)	3,000 (2,300 to 3,700)	3,700 (3,000 to 4,400)	4,400 (3,700 to 5,200)	5,200 (4,400 to 6,000)	6,000 (5,200 to 6,900)	6,900 (6,000 to 7,800)	7,800 (6,900 to 8,900)	8,900 (7,800 to 10,400)	10,400 (8,900 to 12,000)	12,000 (9,700 to 13,900)	13,900 (10,900 to 16,600)	16,600 (12,400 to 20,100)	20,100 (14,600 to 25,000)	91,800
Communicable, maternal, neonatal, and nutritional diseases	681 (564 to 823)	1,100 (1,100 to 1,100)	2,200 (2,200 to 2,200)	2,200 (1,900 to 2,500)	1,900 (1,600 to 2,200)	1,600 (1,300 to 1,900)	1,600 (1,300 to 1,900)	1,600 (1,600 to 2,300)	2,300 (2,300 to 3,000)	3,000 (2,300 to 3,700)	3,700 (3,000 to 4,400)	4,400 (3,700 to 5,200)	5,200 (4,400 to 6,000)	6,000 (5,200 to 6,900)	6,900 (6,000 to 7,800)	7,800 (6,900 to 8,900)	8,900 (7,800 to 10,400)	10,400 (8,900 to 12,000)	12,000 (9,700 to 13,900)	13,900 (10,900 to 16,600)	16,600 (12,400 to 20,100)	20,100 (14,600 to 25,000)	4,500
HIV/AIDS and sexually transmitted infections	11 (9 to 13)	2 (2 to 2)	4 (3 to 5)	0.7 (0.6 to 1.0)	0.5 (0.4 to 0.6)	0.5 (0.4 to 0.6)	1.4 (1.1 to 1.9)	3.7 (2.4 to 5.5)	7 (4.4 to 10.6)	11.2 (7.0 to 16.5)	13.0 (8.6 to 19.7)	13.7 (9.9 to 21.3)	10.5 (7.2 to 16.5)	7.3 (5.0 to 10.9)	4.8 (3.3 to 7.2)	3.4 (2.7 to 4.4)	3.6 (2.5 to 5.7)	3.2 (1.9 to 5)	2.1 (1.3 to 3.2)	1.4 (0.8 to 2.2)	0.6 (0.4 to 0.9)	0.3 (0.2 to 0.4)	111
HIV/AIDS	0 (0 to 0)	0 (0 to 0)	0.7 (0.4 to 0.9)	0.6 (0.5 to 0.7)	0.4 (0.3 to 0.5)	0.2 (0.2 to 0.3)	0.7 (0.5 to 0.9)	1.3 (0.9 to 1.8)	2 (1.4 to 2.8)	2.8 (2.0 to 3.9)	4.3 (3.1 to 6)	4.6 (3.4 to 6.4)	3.5 (2.5 to 5)	2.5 (1.8 to 3.5)	1.6 (1.1 to 2.3)	1.2 (0.9 to 1.7)	1.2 (0.8 to 1.9)	1.2 (0.6 to 2.5)	0.8 (0.4 to 1.6)	0.5 (0.1 to 1)	0.2 (0.1 to 0.3)	0 (0 to 0)	35
HIV/AIDS - Drug-susceptible Tuberculosis	0 (0 to 0)	0 (0 to 0)	0 (0 to 0)	0 (0 to 0)	0 (0 to 0)	0 (0 to 0)	0 (0 to 0)	0 (0 to 0)	0 (0 to 0)	0 (0 to 0)	0 (0 to 0)	0 (0 to 0)	0 (0 to 0)	0 (0 to 0)	0 (0 to 0)	0 (0 to 0)	0 (0 to 0)	0 (0 to 0)	0 (0 to 0)	0 (0 to 0)	0 (0 to 0)	0 (0 to 0)	0 (0 to 0)	3.1
HIV/AIDS - Multidrug-resistant Tuberculosis without extensive dr...	0 (0 to 0)	0 (0 to 0)	0 (0 to 0)	0 (0 to 0)	0 (0 to 0)	0 (0 to 0)	0 (0 to 0)	0 (0 to 0)	0 (0 to 0)	0 (0 to 0)	0 (0 to 0)	0 (0 to 0)	0 (0 to 0)	0 (0 to 0)	0 (0 to 0)	0 (0 to 0)	0 (0 to 0)	0 (0 to 0)	0 (0 to 0)	0 (0 to 0)	0 (0 to 0)	0 (0 to 0)	0 (0 to 0)	0.1
HIV/AIDS - Extensively drug-resistant Tuberculosis	0 (0 to 0)	0 (0 to 0)	0 (0 to 0)	0 (0 to 0)	0 (0 to 0)	0 (0 to 0)	0 (0 to 0)	0 (0 to 0)	0 (0 to 0)	0 (0 to 0)	0 (0 to 0)	0 (0 to 0)	0 (0 to 0)	0 (0 to 0)	0 (0 to 0)	0 (0 to 0)	0 (0 to 0)	0 (0 to 0)	0 (0 to 0)	0 (0 to 0)	0 (0 to 0)	0 (0 to 0)	0 (0 to 0)	0
HIV/AIDS resulting in other diseases	0 (0 to 0)	0 (0 to 0)	0.6 (0.4 to 0.7)	0.5 (0.4 to 0.6)	0.3 (0.2 to 0.4)	0.2 (0.2 to 0.3)	0.4 (0.3 to 0.6)	1.2 (0.8 to 1.7)	1.8 (1.2 to 2.6)	2.4 (1.5 to 3.4)	3.9 (2.6 to 5.7)	4.2 (2.9 to 6)	4 (2.6 to 5.4)	3.7 (2.7 to 5.1)	2.3 (1.7 to 3.1)	1.6 (1.1 to 2.3)	1.9 (1.3 to 2.7)	1.1 (0.7 to 2.4)	0.8 (0.4 to 1.7)	0.5 (0.1 to 1)	0.2 (0.1 to 0.3)	0 (0 to 0)	31.8
Sexually transmitted infections excluding HIV	11.9 (3.5 to 36.7)	2.2 (0.9 to 7.2)	3.8 (1.1 to 9.7)	0.2 (0.1 to 0.4)	0.1 (0.0 to 0.2)	0.2 (0.2 to 0.3)	0.7 (0.5 to 1.2)	2.1 (1.5 to 3.1)	3.4 (2.5 to 4.6)	4.4 (3.2 to 6.2)	5.2 (3.8 to 7.4)	5.4 (3.9 to 7.8)	4.1 (2.9 to 6.1)	2.9 (2.1 to 4.4)	2 (1.4 to 3.2)	1.6 (1.1 to 2.6)	1.3 (0.9 to 2.3)	1.2 (0.8 to 2.2)	0.8 (0.5 to 1.7)	0.4 (0.2 to 1)	0.2 (0.1 to 0.5)	0.1 (0.0 to 0.2)	75.7
Syphilis	11.9 (3.5 to 36.7)	2.2 (0.9 to 7.2)	3.8 (1.1 to 9.7)	0.2 (0.1 to 0.4)	0.1 (0.0 to 0.2)	0.1 (0.1 to 0.1)	0.1 (0.1 to 0.1)	0.1 (0.1 to 0.2)	0.2 (0.1 to 0.3)	0.2 (0.1 to 0.3)	0.2 (0.1 to 0.3)	0.2 (0.1 to 0.3)	0.2 (0.1 to 0.3)	0.2 (0.1 to 0.3)	0.2 (0.1 to 0.3)	0.2 (0.1 to 0.3)	0.2 (0.1 to 0.3)	0.2 (0.1 to 0.3)	0.2 (0.1 to 0.3)	0.2 (0.1 to 0.3)	0.2 (0.1 to 0.3)	0 (0 to 0)	19.6
Chlamydial infection	0 (0 to 0)	0 (0 to 0)	0 (0 to 0)	0 (0 to 0)	0 (0 to 0)	0 (0 to 0)	0 (0 to 0)	0.6 (0.3 to 1.1)	1.2 (0.6 to 2.2)	1.6 (0.7 to 3)	2 (0.9 to 3.7)	2 (0.9 to 3.8)	1.1 (0.5 to 2.2)	0.7 (0.3 to 1.5)	0.3 (0.1 to 0.8)	0.1 (0.0 to 0.4)	0.1 (0.0 to 0.3)	0.1 (0.0 to 0.2)	0.1 (0.0 to 0.2)	0.1 (0.0 to 0.2)	0.1 (0.0 to 0.2)	0 (0 to 0)	10.4
Gonococcal infection	0 (0 to 0)	0 (0 to 0)	0 (0 to 0)	0 (0 to 0)	0 (0 to 0)	0 (0 to 0)	0 (0 to 0)	0.1 (0.1 to 0.1)	0.2 (0.2 to 0.4)	0.3 (0.2 to 0.5)	0.4 (0.3 to 0.6)	0.4 (0.3 to 0.6)	0.3 (0.2 to 0.5)	0.2 (0.1 to 0.4)	0.1 (0.1 to 0.3)	0.1 (0.0 to 0.2)	0.1 (0.0 to 0.2)	0.1 (0.0 to 0.2)	0.1 (0.0 to 0.2)	0.1 (0.0 to 0.2)	0.1 (0.0 to 0.2)	0 (0 to 0)	6.7
Trichomoniasis	0 (0 to 0)	0 (0 to 0)	0 (0 to 0)	0 (0 to 0)	0 (0 to 0)	0 (0 to 0)	0 (0 to 0)	0.4 (0.1 to 1)	0.8 (0.3 to 1.8)	1.1 (0.4 to 2.3)	1.5 (0.5 to 3.2)	1.5 (0.5 to 3.4)	0.9 (0.3 to 2.2)	0.5 (0.2 to 1.2)	0.2 (0.1 to 0.6)	0.1 (0.0 to 0.4)	0.1 (0.0 to 0.3)	0.1 (0.0 to 0.2)	0.1 (0.0 to 0.2)	0.1 (0.0 to 0.2)	0.1 (0.0 to 0.2)	0 (0 to 0)	8.6
Genital herpes	0 (0 to 0)	0 (0 to 0)	0 (0 to 0)	0 (0 to 0)	0 (0 to 0)	0 (0 to 0)	0 (0 to 0)	0.3 (0.1 to 0.6)	0.6 (0.2 to 1.4)	0.8 (0.3 to 1.9)	0.9 (0.3 to 2.3)	0.9 (0.3 to 2.3)	0.6 (0.2 to 1.6)	0.4 (0.1 to 1.1)	0.2 (0.1 to 0.6)	0.1 (0.0 to 0.4)	0.1 (0.0 to 0.3)	0.1 (0.0 to 0.2)	0.1 (0.0 to 0.2)	0.1 (0.0 to 0.2)	0.1 (0.0 to 0.2)	0 (0 to 0)	10.2
Other sexually transmitted infections	0 (0 to 0)	0 (0 to 0)	0 (0 to 0)	0 (0 to 0)	0 (0 to 0)	0 (0 to 0)	0 (0 to 0)	0.3 (0.1 to 0.4)	0.4 (0.1 to 0.7)	0.5 (0.2 to 0.8)	0.6 (0.2 to 0.9)	0.6 (0.2 to 1.1)	0.5 (0.2 to 0.9)	0.4 (0.1 to 0.8)	0.2 (0.1 to 0.5)	0.2 (0.1 to 0.4)	0.1 (0.0 to 0.3)	0.1 (0.0 to 0.2)	0.1 (0.0 to 0.2)	0.1 (0.0 to 0.2)	0.1 (0.0 to 0.2)	0 (0 to 0)	4.9
Respiratory infections and tuberculosis	29.1 (21.7 to 38.9)	17.2 (11.5 to 26.7)	32.5 (23.9 to 44.1)	26 (23.7 to 28.5)	21 (19.2 to 23)	16 (14.6 to 17.5)	15 (13.7 to 16.4)	22.7 (19.2 to 26.5)	31.7 (26.7 to 37.5)	43.9 (36.9 to 52.4)	59.7 (49.9 to 71.5)	80.2 (67.4 to 96.2)	104.3 (87.5 to 125.2)	131.2 (109.8 to 157.5)	164.6 (137.4 to 198.1)	203 (169.2 to 245.2)	249.1 (207.1 to 302.1)	304 (250.3 to 372.1)	369.2 (297.6 to 457.2)	444.1 (347.1 to 557.1)	533.1 (397.1 to 687.1)	644.9 (444.9 to 890)	2,380
Tuberculosis	0 (0 to 0)	0 (0 to 0)	0 (0 to 0)	0.1 (0 to 0.2)	0.1 (0 to 0.1)	0.1 (0 to 0.2)	0.4 (0.3 to 0.5)	0.6 (0.5 to 1.1)	1.1 (0.5 to 2.7)	1.1 (0.6 to 1.9)	1.1 (0.7 to 1.6)	1.1 (0.7 to 1.6)	0.9 (0.4 to 1.3)	0.8 (0.4 to 1.4)	0.6 (0.3 to 1.1)	0.5 (0.2 to 1)	0.5 (0.2 to 1.2)	0.4 (0.1 to 1.3)	0.3 (0.1 to 1.1)	0.2 (0.1 to 0.9)	0.1 (0.1 to 0.4)	0 (0 to 0)	27.3
Latent tuberculosis infection	0 (0 to 0)	0 (0 to 0)	0 (0 to 0)	0 (0 to 0)	0 (0 to 0)	0 (0 to 0)	0 (0 to 0)	0 (0 to 0)	0 (0 to 0)	0 (0 to 0)	0 (0 to 0)	0 (0 to 0)	0 (0 to 0)	0 (0 to 0)	0 (0 to 0)	0 (0 to 0)	0 (0 to 0)	0 (0 to 0)	0 (0 to 0)	0 (0 to 0)	0 (0 to 0)	0 (0 to 0)	0 (0 to 0)	0
Drug-susceptible tuberculosis	0 (0 to 0)	0 (0 to 0)	0 (0 to 0)	0.1 (0 to 0.2)	0.1 (0 to 0.1)	0.1 (0 to 0.2)	0.4 (0.3 to 0.5)	0.6 (0.5 to 1.1)	1.1 (0.5 to 2.7)	1.1 (0.6 to 1.9)	1.1 (0.7 to 1.6)	1.1 (0.7 to 1.6)	0.9 (0.4 to 1.3)	0.8 (0.4 to 1.4)	0.6 (0.3 to 1.1)	0.5 (0.2 to 1)	0.5 (0.2 to 1.2)	0.4 (0.1 to 1.3)	0.3 (0.1 to 1.1)	0.2 (0.1 to 0.9)	0.1 (0.1 to 0.4)	0 (0 to 0)	26.6
Multidrug-resistant tuberculosis without extensive drug-resistance	0 (0 to 0)	0 (0 to 0)	0 (0 to 0)	0 (0 to 0)	0 (0 to 0)	0 (0 to 0)	0 (0 to 0)	0 (0 to 0)	0 (0 to 0)	0 (0 to 0)	0 (0 to 0)	0 (0 to 0)	0 (0 to 0)	0 (0 to 0)	0 (0 to 0)	0 (0 to 0)	0 (0 to 0)	0 (0 to 0)	0 (0 to 0)	0 (0 to 0)	0 (0 to 0)	0 (0 to 0)	0 (0 to 0)	0.6
Extensively drug-resistant tuberculosis	0 (0 to 0)	0 (0 to 0)	0 (0 to 0)	0 (0 to 0)	0 (0 to 0)	0 (0 to 0)	0 (0 to 0)	0 (0 to 0)	0 (0 to 0)	0 (0 to 0)	0 (0 to 0)	0 (0 to 0)	0 (0 to 0)	0 (0 to 0)	0 (0 to 0)	0 (0 to 0)	0 (0 to 0)	0 (0 to 0)	0 (0 to 0)	0 (0 to 0)	0 (0 to 0)	0 (0 to 0)	0 (0 to 0)	0.1
Lower respiratory infections	4 (2.6 to 5.8)	2.6 (1.7 to 3.8)	11.6 (6.4 to 18.4)	7.8 (5.4 to 10.6)	2.3 (2.4 to 4.4)	2.2 (2 to 4)	4.1 (2.9 to 5.4)	9.3 (5.5 to 7.4)	14.2 (9.4 to 9.4)	19.9 (14.6 to 14.2)	27.5 (21.2 to 20.4)	38.8 (29.5 to 32.5)	50.4 (39.1 to 46.2)	64.1 (49.3 to 59.7)	80.9 (62.1 to 77.7)	100 (77.2 to 98)	127 (97.2 to 122)	164 (125.5 to 159)	208 (159.4 to 204)	264 (196.5 to 258)	334 (236.1 to 326)	427 (260 to 427)	2,010
Upper respiratory infections	0 (0 to 0)	0 (0 to 0)	0 (0 to 0)	0 (0 to 0)	0 (0 to 0)	0 (0 to 0)	0 (0 to 0)	0 (0 to 0)	0 (0 to 0)	0 (0 to 0)	0 (0 to 0)	0 (0 to 0)	0 (0 to 0)	0 (0 to 0)	0 (0 to 0)	0 (0 to 0)	0 (0 to 0)	0 (0 to 0)	0 (0 to 0)	0 (0 to 0)	0 (0 to 0)	0 (0 to 0)	0 (0 to 0)	0
Otitis media	0 (0 to 0)	0 (0 to 0)	1 (0.6 to 1.8)	2.5 (2.3 to 2.8)	2.3 (2.3 to 2.6)	1.6 (1.6 to 1.8)	0.6 (0.5 to 0.7)	0.3 (0.3 to 0.4)	0.3 (0.3 to 0.4)	0.3 (0.3 to 0.4)	0.3 (0.3 to 0.4)	0.3 (0.3 to 0.4)	0.3 (0.3 to 0.4)	0.3 (0.3 to 0.4)	0.3 (0.3 to 0.4)	0.3 (0.3 to 0.4)	0.3 (0.3 to 0.4)	0.3 (0.3 to 0.4)	0.3 (0.3 to 0.4)	0.3 (0.3 to 0.4)	0.3 (0.3 to 0.4)	0.3 (0.3 to 0.4)	0.3
Enteric infections	0.4 (0.3 to 0.6)	1.4 (1.1 to 1.9)	16.2 (10.4 to 24)	23.3 (12.1 to 34.6)	10.9 (5.7 to 19.1)	7 (3.7 to 12.1)	3.6 (2 to 6.4)	3.4 (2 to 5.6)	3.2 (2 to 5.1)	3.2 (2 to 5.1)	3.2 (2 to 5.1)	3.2 (2 to 5.1)	3.2 (2 to 5.1)	3.2 (2 to 5.1)	3.2 (2 to 5.1)	3.2 (2 to 5.1)	3.2 (2 to 5.1)	3.2 (2 to 5.1)	3.2 (2 to 5.1)	3.2 (2 to 5.1)	3.2 (2 to 5.1)	3.2 (2 to 5.1)	309
Diarrheal diseases	0.4 (0.3 to 0.6)	1.4 (1.1 to 1.9)	16.2 (10.4 to 24)	23.3 (12.1 to 34.6)	10.9 (5.7 to 19.1)	7 (3.7 to 12.1)	3.6 (2 to 6.4)	3.4 (2 to 5.6)	3.2 (2 to 5.1)	3.2 (2 to 5.1)	3.2 (2 to 5.1)	3.2 (2 to 5.1)	3.2 (2 to 5.1)	3.2 (2 to 5.1)	3.2 (2 to 5.1)	3.2 (2 to 5.1)	3.2 (2 to 5.1)	3.2 (2 to 5.1)	3.2 (2 to 5.1)	3.2 (2 to 5.1)	3.2 (2 to 5.1)	3.2 (2 to 5.1)	307
Typhoid and paratyphoid	0 (0 to 0)	0 (0 to 0)	0 (0 to 0)	0 (0 to 0)	0 (0 to 0)	0 (0 to 0)	0 (0 to 0)	0 (0 to 0)	0 (0 to 0)	0 (0 to 0)	0 (0 to 0)	0 (0 to 0)	0 (0 to 0)	0 (0 to 0)	0 (0 to 0)	0 (0 to 0)	0 (0 to 0)	0 (0 to 0)	0 (0 to 0)	0 (0 to 0)	0 (0 to 0)	0 (0 to 0)	0 (0 to 0)	0
Typhoid fever	0 (0 to 0)	0 (0 to 0)	0 (0 to 0)	0 (0 to 0)	0 (0 to 0)	0 (0 to 0)	0 (0 to 0)	0 (0 to 0)	0 (0 to 0)	0 (0 to 0)	0 (0 to 0)	0 (0 to 0)	0 (0 to 0)	0 (0 to 0)	0 (0 to 0)	0 (0 to 0)	0 (0 to 0)	0 (0 to 0)	0 (0 to 0)	0 (0 to 0)	0 (0 to 0)	0 (0 to 0)	0 (0 to 0)	0
Paratyphoid fever	0 (0 to 0)	0 (0 to 0)	0 (0 to 0)	0 (0 to 0)	0 (0 to 0)	0 (0 to 0)	0 (0 to 0)	0 (0 to 0)	0 (0 to 0)	0 (0 to 0)	0 (0 to 0)	0 (0 to 0)	0 (0 to 0)	0 (0 to 0)	0 (0 to 0)	0 (0 to 0)	0 (0 to 0)	0 (0 to 0)	0 (0 to 0)	0 (0 to 0)	0 (0 to 0)	0 (0 to 0)	0 (0 to 0)	0
Invasive Non-typhoidal Salmonella (iNTS)	0 (0 to 0)	0 (0 to 0)	0 (0 to 0)	0 (0 to 0)	0 (0 to 0)	0 (0 to 0)	0 (0 to 0)	0 (0 to 0)	0 (0 to 0)	0 (0 to 0)	0 (0 to 0)	0 (0 to 0)	0 (0 to 0)	0 (0 to 0)	0 (0 to 0)	0 (0 to 0)	0 (0 to 0)	0 (0 to 0)	0 (0 to 0)	0 (0 to 0)	0 (0 to 0)	0 (0 to 0)	0 (0 to 0)	0
Other intestinal infectious diseases	0 (0 to 0)	0 (0 to 0)	0.1 (0 to 0.2)	0 (0 to 0)	0 (0 to 0)	0 (0 to 0)	0 (0 to 0)	0 (0 to 0)	0 (0 to 0)	0 (0 to 0)	0 (0 to 0)	0 (0 to 0)	0 (0 to 0)	0 (0 to 0)	0 (0 to 0)	0 (0 to 0)	0 (0 to 0)	0 (0 to 0)	0 (0 to 0)	0 (0 to 0)	0 (0 to 0)	0 (0 to 0)	0 (0 to 0)	0.5
Neglected tropical diseases and malaria	0 (0 to 0)	0 (0 to 0)	0.5 (0 to 0.8)	0.2 (0 to 0.4)	0 (0 to 0)	0 (0 to 0)	0.7 (0 to 2.7)	0.4 (0 to 2.2)	0.3 (0 to 1.9)	0.4 (0 to 1.7)	1.5 (0.1 to 4.7)	1.2 (0.1 to 4.1)	1.4 (0.1 to 3.4)	1.1 (0.1 to 3.4)	0.7 (0 to 2.3)	0.5 (0 to 1.7)	0.3 (0 to 1.1)	0.1 (0 to 0.6)	0.2 (0 to 0.7)	0.2 (0 to 0.6)	0.1 (0 to 0.3)	0 (0 to 0)	9.3
Malaria	0 (0 to 0)	0 (0 to 0)	0 (0 to 0)	0 (0 to 0)	0 (0 to 0)	0 (0 to 0)	0 (0 to 0)	0 (0 to 0)	0 (0 to 0)	0 (0 to 0)	0 (0 to 0)	0 (0 to 0)	0 (0 to 0)	0 (0 to 0)	0 (0 to 0)	0 (0 to 0)	0 (0 to 0)	0 (0 to 0)	0 (0 to 0)	0 (0 to 0)	0 (0 to 0)	0 (0 to 0)	0 (0 to 0)	0
Chagas disease	0 (0 to 0)	0 (0 to 0)	0 (0 to 0)	0 (0 to 0)	0 (0 to 0)	0 (0 to 0)	0 (0 to 0)	0 (0 to 0)	0 (0 to 0)	0 (0 to 0)	0 (0 to 0)	0 (0 to 0)	0 (0 to 0)	0 (0 to 0)	0 (0 to 0)	0 (0 to 0)	0 (0 to 0)	0 (0 to 0)	0 (0 to 0)	0 (0 to 0)	0 (0 to 0)	0 (0 to 0)	0 (0 to 0)	0
Leishmaniasis	0 (0 to 0)	0 (0 to 0)	0 (0 to 0)	0 (0 to 0)	0 (0 to 0)	0 (0 to 0)	0 (0 to 0)	0 (0 to 0)	0 (0 to 0)	0 (0 to 0)	0 (0 to 0)	0 (0 to 0)	0 (0 to 0)	0 (0 to 0)	0 (0 to 0)	0 (0 to 0)	0 (0 to 0)	0 (0 to 0)	0 (0 to 0)	0 (0 to 0)	0 (0 to 0)	0 (0 to 0)	0 (0 to 0)	0
Visceral leishmaniasis	0 (0 to 0)	0 (0 to 0)	0 (0 to 0)	0 (0 to 0)	0 (0 to 0)	0 (0 to 0)	0 (0 to 0)	0 (0 to 0)	0 (0 to 0)	0 (0 to 0)	0 (0 to 0)	0 (0 to 0)	0 (0 to 0)	0 (0 to 0)	0 (0 to 0)	0 (0 to 0)	0 (0 to 0)	0 (0 to 0)	0 (0 to 0)	0 (0 to 0)	0 (0 to 0)	0 (0 to 0)	0 (0 to 0)	0
Cutaneous and mucocutaneous leishmaniasis	0 (0 to 0)	0 (0 to 0)	0 (0 to 0)	0 (0 to 0)	0 (0 to 0)	0 (0 to 0)	0 (0 to 0)	0 (0 to 0)	0 (0 to 0)	0 (0 to 0)	0 (0 to 0)	0 (0 to 0)	0 (0 to 0)	0 (0 to 0)	0 (0 to 0)	0 (0 to 0)	0 (0 to 0)	0 (0 to 0)	0 (0 to 0)	0 (0 to 0)	0 (0 to 0)	0 (0 to 0)	0 (0 to 0)	0
African trypanosomiasis	0 (0 to 0)	0 (0 to 0)	0 (0 to 0)	0 (0 to 0)	0 (0 to 0)	0 (0 to 0)	0 (0 to 0)	0 (0 to 0)	0 (0 to 0)	0 (0 to 0)	0 (0 to 0)	0 (0 to 0)	0 (0 to 0)	0 (0 to 0)	0 (0 to 0)	0 (0 to 0)	0 (0 to 0)	0 (0 to 0)	0 (0 to 0)	0 (0 to 0)	0 (0 to 0)	0 (0 to 0)	0 (0 to 0)	0
Schistosomiasis	0 (0 to 0)	0 (0 to 0)	0 (0 to 0)	0 (0 to 0)	0 (0 to 0)	0 (0 to 0)	0 (0 to 0)	0 (0 to 0)	0 (0 to 0)	0 (0 to 0)	0 (0 to 0)	0 (0 to 0)	0 (0 to 0)	0 (0 to 0)	0 (0 to 0)	0 (0 to 0)	0 (0 to 0)	0 (0 to 0)	0 (0 to 0)	0 (0 to 0)	0 (0 to 0)	0 (0 to 0)	0 (0 to 0)	0
Cysticercosis	0 (0 to 0)	0 (0 to 0)	0 (0 to 0)	0 (0 to 0)	0 (0 to 0)	0 (0 to 0)	0 (0 to 0)	0 (0 to 0)	0 (0 to 0)	0 (0 to 0)	0 (0 to 0)	0 (0 to 0)	0 (0 to 0)	0 (0 to 0)	0 (0 to 0)	0 (0 to 0)	0 (0 to 0)	0 (0 to 0)	0 (0 to 0)	0 (0 to 0)	0 (0 to 0)	0 (0 to 0)	0 (0 to 0)	0
Cystic echinococcosis	0 (0 to 0)	0 (0 to 0)	0 (0 to 0)	0 (0 to 0)	0 (0 to 0)	0 (0 to 0)	0 (0 to 0)	0 (0 to 0)	0 (0 to 0)	0 (0 to 0)	0 (0 to 0)	0 (0 to 0)	0 (0 to 0)	0 (0 to 0)	0 (0 to 0)	0 (0 to 0)	0 (0 to 0)	0 (0 to 0)	0 (0 to 0)	0 (0 to 0)	0 (0 to 0)	0 (0 to 0)	0 (0 to 0)	0.1
Lymphatic filariasis	0 (0 to 0)	0 (0 to 0)	0 (0 to 0)	0 (0 to 0)	0 (0 to 0)	0 (0 to 0)	0 (0 to 0)	0 (0 to 0)	0 (0 to 0)	0 (0 to 0)	0 (0 to 0)	0 (0 to 0)	0 (0 to 0)	0 (0 to 0)	0 (0 to 0)	0 (0 to 0)	0 (0 to 0)	0 (0 to 0)	0 (0 to 0)	0 (0 to 0)	0 (0 to 0)	0 (0 to 0)	0 (0 to 0)	0
Onchocerciasis	0 (0 to 0)	0 (0 to 0)	0 (0 to 0)	0 (0 to 0)	0 (0 to 0)	0 (0 to 0)	0 (0 to 0)	0 (0 to 0)	0 (0 to 0)	0 (0 to 0)	0 (0 to 0)	0 (0 to 0)	0 (0 to 0)	0 (0 to 0)	0 (0 to 0)	0 (0 to 0)	0 (0 to 0)	0 (0 to 0)	0 (0 to 0)	0 (0 to 0)	0 (0 to 0)	0 (0 to 0)	0 (0 to 0)	0
Trachoma	0 (0 to 0)	0 (0 to 0)	0 (0 to 0)	0 (0 to 0)	0 (0 to 0)	0 (0 to 0)	0 (0 to 0)	0 (0 to 0)	0 (0 to 0)	0 (0 to 0)	0 (0 to 0)	0 (0 to 0)	0 (0 to 0)	0 (0 to 0)	0 (0 to 0)	0 (0 to 0)	0 (0 to 0)	0 (0 to 0)	0 (0 to 0)	0 (0 to 0)	0 (0 to 0)	0 (0 to 0)	0 (0 to 0)	0
Dengue	0 (0 to 0)	0 (0 to 0)	0 (0 to 0)	0 (0 to 0)	0 (0 to 0)	0 (0 to 0)	0 (0 to 0)	0 (0 to 0)	0 (0 to 0)	0 (0 to 0)	0 (0 to 0)	0 (0 to 0)	0 (0 to 0)	0 (0 to 0)	0 (0 to 0)	0 (0 to 0)	0 (0 to 0)	0 (0 to 0)	0 (0 to 0)	0 (0 to 0)	0 (0 to 0)	0 (0 to 0)	0 (0 to 0)	0
Yellow fever	0 (0 to 0)	0 (0 to 0)	0 (0 to 0)	0 (0 to 0)	0 (0 to 0)	0 (0 to 0)	0 (0 to 0)	0 (0 to 0)	0 (0 to 0)	0 (0 to 0)	0 (0 to 0)	0 (0 to 0)	0 (0 to 0)	0 (0 to 0)	0 (0 to 0)	0 (0 to 0)	0 (0 to 0)	0 (0 to 0)	0 (0 to 0)	0 (0 to 0)	0 (0 to 0)	0 (0 to 0)	0 (0 to 0)	0
Rabies	0 (0 to 0)	0 (0 to 0)	0 (0 to 0)	0 (0 to 0)	0 (0 to 0)	0 (0 to 0)	0 (0 to 0)	0 (0 to 0)	0 (0 to 0)	0 (0 to 0)	0 (0 to 0)	0 (0 to 0)	0 (0 to 0)	0 (0 to 0)	0 (0 to 0)	0 (0 to 0)	0 (0 to 0)	0 (0 to 0)	0 (0 to 0)	0 (0 to 0)	0 (0 to 0)	0 (0 to 0)	0 (0 to 0)	0
Intestinal nematode infections	0 (0 to 0)	0 (0 to 0)	0 (0 to 0)	0 (0 to 0)	0 (0 to 0)	0 (0 to 0)	0 (0 to 0)	0 (0 to 0)	0 (0 to 0)	0 (0 to 0)	0 (0 to 0)	0 (0 to 0)	0 (0 to 0)	0 (0 to 0)	0 (0 to 0)	0 (0 to 0)	0 (0 to 0)	0 (0 to 0)	0 (0 to 0)	0 (0 to 0)	0 (0 to 0)	0 (0 to 0)	0 (0 to 0)	0
Ascariasis	0 (0 to 0)	0 (0 to 0)	0 (0 to 0)	0 (0 to 0)	0 (0 to 0)	0 (0 to 0)	0 (0 to 0)	0 (0 to 0)	0 (0 to 0)	0 (0 to 0)	0 (0 to 0)	0 (0 to 0)	0 (0 to 0)	0 (0 to 0)	0 (0 to 0)	0 (0 to 0)	0 (0 to 0)	0 (0 to 0)	0 (0 to 0)	0 (0 to 0)	0 (0 to 0)	0 (0 to 0)	0 (0 to 0)	0
Trichuriasis	0 (0 to 0)	0 (0 to 0)	0 (0 to 0)	0 (0 to 0)	0 (0 to 0)	0 (0 to 0)	0 (0 to 0)	0 (0 to 0)	0 (0 to 0)	0 (0 to 0)	0 (0 to 0)	0 (0 to 0)	0 (0 to 0)	0 (0 to 0)	0 (0 to 0)	0 (0 to 0)	0 (0 to 0)	0 (0 to 0)	0 (0 to 0)	0 (0 to 0)	0 (0 to 0)	0 (0 to 0)	0 (0 to 0)	0
Hookworm disease	0 (0 to 0)	0 (0 to 0)	0 (0 to 0)	0 (0 to 0)	0 (0 to 0)	0 (0 to 0)	0 (0 to 0)	0 (0 to 0)	0 (0 to 0)	0 (0 to 0)	0 (0 to 0)	0 (0 to 0)	0 (0 to 0)	0 (0 to 0)	0 (0 to 0)	0 (0 to 0)	0 (0 to 0)	0 (0 to 0)	0 (0 to 0)	0 (0 to 0)	0 (0 to 0)	0 (0 to 0)	0 (0 to 0)	0
Food

Chronic myeloid leukemia	0 (0 to 0)	0 (0 to 0)	0 (0 to 0)	0-1 (0 to 0.2)	0-2 (0 to 0.2)	0-2 (0 to 0.3)	0-3 (0.2 to 0.5)	0-5 (0.2 to 0.6)	0-4 (0.2 to 0.6)	0-6 (0.4 to 1.1)	0-7 (0.4 to 1.3)	0-8 (0.6 to 1.4)	1-9 (0.7 to 2.1)	1-2 (0.4 to 2.1)	1-5 (0.9 to 2.5)	1-7 (1.1 to 2.8)	2 (1.2 to 3.1)	2-9 (1.7 to 4.5)	2-9 (1.6 to 4.8)	3-1 (1.8 to 4.9)	2-9 (1.6 to 4.7)	1-6 (0.4 to 3.5)	0-5 (0.3 to 0.6)	25-2
Other leukemia	0-1 (0 to 0.1)	0-2 (0 to 0.1)	0-6 (0.1 to 0.4)	0-6 (0.3 to 0.8)	0-6 (0.2 to 0.7)	0-6 (0.4 to 0.9)	0-6 (0.3 to 0.8)	0-6 (0.4 to 1)	0-6 (0.3 to 1)	0-7 (0.4 to 1.1)	0-8 (0.4 to 1.1)	1-3 (0.4 to 1.7)	1-5 (1 to 2.3)	1-7 (1 to 2.3)	1-8 (1.1 to 2.6)	2-4 (1.2 to 3.1)	3-9 (1.6 to 4.5)	4 (2.1 to 5.8)	4-2 (2.1 to 5.9)	4-3 (2.1 to 6.1)	4-3 (2.1 to 6.1)	6-5 (3.3 to 9)	3-9 (2.1 to 5.6)	49-9
Other malignant neoplasms	0-8 (0.5 to 1.1)	1-1 (0.7 to 0.5)	1-8 (0.4 to 2.6)	2-5 (0.6 to 1.5)	3-8 (0.4 to 10.6)	11-8 (0.8 to 5.5)	15-0 (1.1 to 20)	14-2 (1.0 to 39.4)	12-1 (1.0 to 3.5)	13-5 (1.0 to 4.5)	14-5 (1.0 to 17.5)	7-3 (1.0 to 11.9)	16-6 (1.0 to 52.4)	7-5 (1.0 to 20.4)	12-7 (1.0 to 28.3)	43-3 (2.9 to 96.6)	46-0 (3.0 to 5.5)	5-4 (0.3 to 32.1)	70-9 (4.0 to 84.7)	59-6 (4.0 to 84.7)	33-2 (2.3 to 42.9)	18-9 (1.2 to 39.2)	2-1 (0.1 to 3.1)	144-9 (9.6 to 1.4)	566
Other neoplasms	0 (0 to 0.2)	0 (0 to 0.3)	0 (0 to 0.3)	0 (0 to 0.3)	0 (0 to 0.4)	0 (0 to 0.5)	0 (0 to 0.4)	0 (0 to 0.5)	0 (0 to 0.5)	0 (0 to 0.7)	0 (0 to 0.7)	0 (0 to 0.8)	0 (0 to 0.9)	0 (0 to 0.5)	0 (0 to 0.6)	0 (0 to 0.7)	0 (0 to 0.8)	0 (0 to 0.8)	0 (0 to 0.8)	0 (0 to 0.8)	0 (0 to 0.8)	0 (0 to 0.8)	0 (0 to 0.8)	0 (0 to 0.8)	0 (0 to 0.8)	163
Myelodysplastic, myeloproliferative, and other hematopoietic neo	0-1 (0 to 0.3)	0 (0 to 0.3)	0-1 (0 to 0.3)	0-2 (0.2 to 0.4)	0-2 (0.2 to 0.4)	0-2 (0.2 to 0.5)	0-3 (0.2 to 0.6)	0-4 (0.2 to 0.7)	0-7 (0.4 to 1.1)	0-7 (0.4 to 1.1)	0-7 (0.7 to 1.7)	1-1 (0.7 to 1.7)	2-2 (1.5 to 3.1)	2-7 (1.4 to 5.3)	3-6 (2.3 to 7.5)	4-1 (2.3 to 10.1)	5-2 (2.9 to 13.1)	6-4 (3.7 to 13.1)	13-9 (10.1 to 18.7)	24-7 (19.1 to 33.1)	29-1 (19.1 to 33.1)	25-4 (17.4 to 35.1)	16-4 (10.4 to 33.2)	5-9 (3.4 to 9.4)	163
Benign and in situ, intestinal neoplasms	0 (0 to 0)	0 (0 to 0)	0 (0 to 0)



SR Table 2b: Thurnock DALYS by cause and age group for females with 95% uncertainty intervals, 2019

Cause	Early Neonatal	Late Neonatal	Post Neonatal	1 to 4	5 to 9	10 to 14	15 to 19	20 to 24	25 to 29	30 to 34	35 to 39	40 to 44	45 to 49	50 to 54	55 to 59	60 to 64	65 to 69	70 to 74	75 to 79	80 to 84	85 to 89	90 to 94	95 plus	Total
All causes	1,110 (941-1,342)	1,107 (944-1,312)	2,207 (1,912-2,557)	3,267 (2,827-3,779)	2,170 (1,868-2,534)	2,170 (1,868-2,534)	2,170 (1,868-2,534)	2,170 (1,868-2,534)	2,170 (1,868-2,534)	2,170 (1,868-2,534)	2,170 (1,868-2,534)	2,170 (1,868-2,534)	2,170 (1,868-2,534)	2,170 (1,868-2,534)	2,170 (1,868-2,534)	2,170 (1,868-2,534)	2,170 (1,868-2,534)	2,170 (1,868-2,534)	2,170 (1,868-2,534)	2,170 (1,868-2,534)	2,170 (1,868-2,534)	2,170 (1,868-2,534)	21,400
Communicable, maternal, neonatal, and nutritional diseases	1,110 (944-1,310)	1,107 (944-1,312)	2,207 (1,912-2,557)	3,267 (2,827-3,779)	2,170 (1,868-2,534)	2,170 (1,868-2,534)	2,170 (1,868-2,534)	2,170 (1,868-2,534)	2,170 (1,868-2,534)	2,170 (1,868-2,534)	2,170 (1,868-2,534)	2,170 (1,868-2,534)	2,170 (1,868-2,534)	2,170 (1,868-2,534)	2,170 (1,868-2,534)	2,170 (1,868-2,534)	2,170 (1,868-2,534)	2,170 (1,868-2,534)	2,170 (1,868-2,534)	2,170 (1,868-2,534)	2,170 (1,868-2,534)	2,170 (1,868-2,534)	1,150
HIV/AIDS and sexually transmitted infections	0 (1.to 7.9)	0 (0.0 to 0)	0 (1.1 to 3.8)	0 (0.2 to 0.5)	0 (0.2 to 0.5)	0 (0.2 to 0.5)	0 (0.2 to 0.5)	0 (0.2 to 0.5)	0 (0.2 to 0.5)	0 (0.2 to 0.5)	0 (0.2 to 0.5)	0 (0.2 to 0.5)	0 (0.2 to 0.5)	0 (0.2 to 0.5)	0 (0.2 to 0.5)	0 (0.2 to 0.5)	0 (0.2 to 0.5)	0 (0.2 to 0.5)	0 (0.2 to 0.5)	0 (0.2 to 0.5)	0 (0.2 to 0.5)	0 (0.2 to 0.5)	36.6
HIV/AIDS	0 (0 to 0)	0 (0 to 0)	0 (0.0 to 0.6)	0 (0.2 to 0.4)	0 (0.1 to 0.2)	0 (0.1 to 0.2)	0 (0.2 to 0.4)	0 (0.4 to 0.8)	1 (0.7 to 1.3)	1 (0.4 to 2.4)	2 (1.6 to 3.3)	2 (1.9 to 3.4)	2 (1.8 to 3.1)	2 (1.9 to 3.4)	2 (1.8 to 3.1)	2 (1.9 to 3.4)	2 (1.8 to 3.1)	2 (1.9 to 3.4)	2 (1.8 to 3.1)	2 (1.9 to 3.4)	2 (1.8 to 3.1)	2 (1.9 to 3.4)	17.3
HIV/AIDS - Drug-susceptible Tuberculosis	0 (0 to 0)	0 (0 to 0)	0 (0.1 to 0.1)	0 (0 to 0)	0 (0 to 0)	0 (0 to 0)	0 (0 to 0)	0 (0 to 0.1)	0 (0 to 0.1)	0 (0.1 to 0.2)	0 (0.1 to 0.3)	0 (0.2 to 0.3)	0 (0.1 to 0.3)	0 (0.2 to 0.3)	0 (0.1 to 0.3)	0 (0.2 to 0.3)	0 (0.1 to 0.3)	0 (0.2 to 0.3)	0 (0.1 to 0.3)	0 (0.2 to 0.3)	0 (0.1 to 0.3)	0 (0.2 to 0.3)	1.2
HIV/AIDS - Multidrug-resistant Tuberculosis without extensive dr...	0 (0 to 0)	0 (0 to 0)	0 (0 to 0)	0 (0 to 0)	0 (0 to 0)	0 (0 to 0)	0 (0 to 0)	0 (0 to 0)	0 (0 to 0)	0 (0 to 0)	0 (0 to 0)	0 (0 to 0)	0 (0 to 0)	0 (0 to 0)	0 (0 to 0)	0 (0 to 0)	0 (0 to 0)	0 (0 to 0)	0 (0 to 0)	0 (0 to 0)	0 (0 to 0)	0 (0 to 0)	0
HIV/AIDS - Extensively drug-resistant Tuberculosis	0 (0 to 0)	0 (0 to 0)	0 (0 to 0)	0 (0 to 0)	0 (0 to 0)	0 (0 to 0)	0 (0 to 0)	0 (0 to 0)	0 (0 to 0)	0 (0 to 0)	0 (0 to 0)	0 (0 to 0)	0 (0 to 0)	0 (0 to 0)	0 (0 to 0)	0 (0 to 0)	0 (0 to 0)	0 (0 to 0)	0 (0 to 0)	0 (0 to 0)	0 (0 to 0)	0 (0 to 0)	0
HIV/AIDS resulting in other diseases	0 (0 to 0)	0 (0 to 0)	0 (0.0 to 0.6)	0 (0.2 to 0.4)	0 (0.1 to 0.2)	0 (0.1 to 0.2)	0 (0.2 to 0.3)	0 (0.4 to 0.7)	0 (0.6 to 1.2)	1 (0.7 to 2.3)	2 (1.7 to 3.1)	2 (1.7 to 3.1)	2 (1.7 to 3.1)	2 (1.7 to 3.1)	2 (1.7 to 3.1)	2 (1.7 to 3.1)	2 (1.7 to 3.1)	2 (1.7 to 3.1)	2 (1.7 to 3.1)	2 (1.7 to 3.1)	2 (1.7 to 3.1)	2 (1.7 to 3.1)	16
Sexually transmitted infections excluding HIV	0 (1.to 7.9)	0 (0.0 to 0)	0 (0.2 to 3.1)	0 (0.1 to 0.1)	0 (0 to 0)	0 (0.1 to 0.1)	0 (0.2 to 0.3)	0 (0.2 to 0.4)	0 (0.2 to 0.4)	0 (0.2 to 0.4)	0 (0.2 to 0.4)	0 (0.2 to 0.4)	0 (0.2 to 0.4)	0 (0.2 to 0.4)	0 (0.2 to 0.4)	0 (0.2 to 0.4)	0 (0.2 to 0.4)	0 (0.2 to 0.4)	0 (0.2 to 0.4)	0 (0.2 to 0.4)	0 (0.2 to 0.4)	0 (0.2 to 0.4)	19.3
Syphilis	0 (1.to 7.9)	0 (0.0 to 0)	0 (0.0 to 3.1)	0 (0 to 0)	0 (0 to 0)	0 (0 to 0)	0 (0 to 0)	0 (0 to 0)	0 (0 to 0)	0 (0 to 0)	0 (0 to 0)	0 (0 to 0)	0 (0 to 0)	0 (0 to 0)	0 (0 to 0)	0 (0 to 0)	0 (0 to 0)	0 (0 to 0)	0 (0 to 0)	0 (0 to 0)	0 (0 to 0)	0 (0 to 0)	5.8
Chlamydial infection	0 (0 to 0)	0 (0 to 0)	0 (0 to 0)	0 (0 to 0)	0 (0 to 0)	0 (0 to 0)	0 (0 to 0.1)	0 (0.1 to 0.2)	0 (0.2 to 0.4)	0 (0.2 to 0.5)	0 (0.2 to 0.6)	0 (0.3 to 1.1)	0 (0.2 to 0.6)	0 (0.3 to 1.1)	0 (0.2 to 0.6)	0 (0.3 to 1.1)	0 (0.2 to 0.6)	0 (0.3 to 1.1)	0 (0.2 to 0.6)	0 (0.3 to 1.1)	0 (0.2 to 0.6)	0 (0.3 to 1.1)	2.6
Gonococcal infection	0 (0 to 0)	0 (0 to 0)	0 (0 to 0)	0 (0 to 0)	0 (0 to 0)	0 (0 to 0)	0 (0 to 0)	0 (0 to 0.1)	0 (0 to 0.1)	0 (0.1 to 0.2)	0 (0.1 to 0.2)	0 (0.1 to 0.2)	0 (0.1 to 0.2)	0 (0.1 to 0.2)	0 (0.1 to 0.2)	0 (0.1 to 0.2)	0 (0.1 to 0.2)	0 (0.1 to 0.2)	0 (0.1 to 0.2)	0 (0.1 to 0.2)	0 (0.1 to 0.2)	0 (0.1 to 0.2)	1
Trichomoniasis	0 (0 to 0)	0 (0 to 0)	0 (0 to 0)	0 (0 to 0)	0 (0 to 0)	0 (0 to 0)	0 (0 to 0)	0 (0 to 0.1)	0 (0 to 0.2)	0 (0.1 to 0.3)	0 (0.2 to 0.4)	0 (0.2 to 0.4)	0 (0.2 to 0.4)	0 (0.2 to 0.4)	0 (0.2 to 0.4)	0 (0.2 to 0.4)	0 (0.2 to 0.4)	0 (0.2 to 0.4)	0 (0.2 to 0.4)	0 (0.2 to 0.4)	0 (0.2 to 0.4)	0 (0.2 to 0.4)	2.1
Genital herpes	0 (0 to 0)	0 (0 to 0)	0 (0 to 0)	0 (0 to 0)	0 (0 to 0)	0 (0 to 0)	0 (0 to 0)	0 (0 to 0.1)	0 (0 to 0.2)	0 (0.1 to 0.3)	0 (0.2 to 0.4)	0 (0.2 to 0.4)	0 (0.2 to 0.4)	0 (0.2 to 0.4)	0 (0.2 to 0.4)	0 (0.2 to 0.4)	0 (0.2 to 0.4)	0 (0.2 to 0.4)	0 (0.2 to 0.4)	0 (0.2 to 0.4)	0 (0.2 to 0.4)	0 (0.2 to 0.4)	2.5
Other sexually transmitted infections	0 (0 to 0)	0 (0 to 0)	0 (0 to 0)	0 (0 to 0)	0 (0 to 0)	0 (0 to 0)	0 (0 to 0)	0 (0 to 0.1)	0 (0.1 to 0.4)	0 (0.2 to 0.6)	0 (0.2 to 0.6)	0 (0.2 to 0.6)	0 (0.2 to 0.6)	0 (0.2 to 0.6)	0 (0.2 to 0.6)	0 (0.2 to 0.6)	0 (0.2 to 0.6)	0 (0.2 to 0.6)	0 (0.2 to 0.6)	0 (0.2 to 0.6)	0 (0.2 to 0.6)	0 (0.2 to 0.6)	5.3
Respiratory infections and tuberculosis	83 (64.to 1.5)	83 (64.to 0.9)	83 (5.3 to 11.7)	83 (12.4 to 24)	83 (7.to 19.2)	83 (5.4 to 14)	83 (4.9 to 12)	83 (5.5 to 12.4)	83 (4.7 to 9.9)	83 (5.4 to 11.7)	83 (7.4 to 15.9)	83 (9.2 to 18.2)	83 (9.7 to 19)	83 (12.2 to 22)	83 (13.9 to 24.6)	83 (15.9 to 26.7)	83 (14.9 to 26.2)	83 (15.7 to 26.3)	83 (14.9 to 24.9)	83 (15.9 to 26.7)	83 (14.9 to 24.9)	83 (15.7 to 26.3)	585
Tuberculosis	0 (0 to 0)	0 (0 to 0)	0 (0 to 0)	0 (0 to 0.1)	0 (0 to 0)	0 (0 to 0.1)	0 (0 to 0.2)	0 (0.2 to 0.3)	0 (0.2 to 0.6)	0 (0.3 to 0.9)	0 (0.3 to 0.9)	0 (0.3 to 0.9)	0 (0.3 to 0.9)	0 (0.3 to 0.9)	0 (0.3 to 0.9)	0 (0.3 to 0.9)	0 (0.3 to 0.9)	0 (0.3 to 0.9)	0 (0.3 to 0.9)	0 (0.3 to 0.9)	0 (0.3 to 0.9)	0 (0.3 to 0.9)	6.7
Latent tuberculosis infection	0 (0 to 0)	0 (0 to 0)	0 (0 to 0)	0 (0 to 0)	0 (0 to 0)	0 (0 to 0)	0 (0 to 0)	0 (0 to 0)	0 (0 to 0)	0 (0 to 0)	0 (0 to 0)	0 (0 to 0)	0 (0 to 0)	0 (0 to 0)	0 (0 to 0)	0 (0 to 0)	0 (0 to 0)	0 (0 to 0)	0 (0 to 0)	0 (0 to 0)	0 (0 to 0)	0 (0 to 0)	0 (0 to 0)	0
Drug-susceptible tuberculosis	0 (0 to 0)	0 (0 to 0)	0 (0 to 0)	0 (0.1 to 0.1)	0 (0 to 0)	0 (0 to 0)	0 (0 to 0.1)	0 (0.1 to 0.2)	0 (0.2 to 0.3)	0 (0.2 to 0.6)	0 (0.3 to 0.8)	0 (0.3 to 0.8)	0 (0.3 to 0.8)	0 (0.3 to 0.8)	0 (0.3 to 0.8)	0 (0.3 to 0.8)	0 (0.3 to 0.8)	0 (0.3 to 0.8)	0 (0.3 to 0.8)	0 (0.3 to 0.8)	0 (0.3 to 0.8)	0 (0.3 to 0.8)	6.5
Multidrug-resistant tuberculosis without extensive drug-resistance	0 (0 to 0)	0 (0 to 0)	0 (0 to 0)	0 (0 to 0)	0 (0 to 0)	0 (0 to 0)	0 (0 to 0)	0 (0 to 0)	0 (0 to 0)	0 (0 to 0)	0 (0 to 0)	0 (0 to 0)	0 (0 to 0)	0 (0 to 0)	0 (0 to 0)	0 (0 to 0)	0 (0 to 0)	0 (0 to 0)	0 (0 to 0)	0 (0 to 0)	0 (0 to 0)	0 (0 to 0)	0 (0 to 0)	0.1
Extensively drug-resistant tuberculosis	0 (0 to 0)	0 (0 to 0)	0 (0 to 0)	0 (0 to 0)	0 (0 to 0)	0 (0 to 0)	0 (0 to 0)	0 (0 to 0)	0 (0 to 0)	0 (0 to 0)	0 (0 to 0)	0 (0 to 0)	0 (0 to 0)	0 (0 to 0)	0 (0 to 0)	0 (0 to 0)	0 (0 to 0)	0 (0 to 0)	0 (0 to 0)	0 (0 to 0)	0 (0 to 0)	0 (0 to 0)	0 (0 to 0)	0
Lower respiratory infections	1 (0.4 to 1.2)	0.6 (0.3 to 0.8)	6.3 (3.4 to 9.7)	7.7 (5.2 to 10.6)	1.2 (0.8 to 1.7)	1.1 (0.8 to 1.4)	1.4 (1.1 to 2.2)	2.1 (1.4 to 3.2)	3 (2.1 to 4.2)	4.1 (2.8 to 5.8)	5.9 (4.1 to 8.2)	7.3 (4.9 to 10.6)	10.6 (6.7 to 15.3)	12.4 (8.3 to 17.8)	14.7 (9.8 to 21.4)	17.4 (11.6 to 25.3)	20.2 (12.4 to 29.4)	22.1 (12.1 to 31.3)	27.4 (15.1 to 37.4)	29.3 (15.1 to 39.2)	30.2 (15.1 to 40.1)	30.2 (15.1 to 40.1)	484
Upper respiratory infections	0 (0 to 0)	0 (0 to 0.1)	1.5 (0.4 to 2.4)	7.4 (4.3 to 12)	0.2 (0.1 to 0.4)	0.4 (0.3 to 0.7)	0.5 (0.3 to 0.8)	0.7 (0.5 to 1.1)	0.9 (0.6 to 1.4)	1.2 (0.8 to 1.9)	1.8 (1.2 to 2.8)	2.3 (1.5 to 3.6)	3.5 (2.1 to 5.4)	4.2 (2.2 to 7.2)	4.9 (2.6 to 8.4)	5.8 (3.2 to 9.8)	6.8 (3.4 to 11.3)	7.4 (3.4 to 12.1)	9.2 (4.3 to 14.9)	9.8 (4.3 to 15.7)	10.1 (4.3 to 16.2)	10.1 (4.3 to 16.2)	77.4
Otitis media	0 (0 to 0)	0 (0 to 0)	0.2 (0.1 to 0.5)	2.2 (1.1 to 4)	0.1 (0.1 to 0.3)	0.1 (0.1 to 0.2)	0.1 (0.1 to 0.3)	0.2 (0.1 to 0.4)	0.3 (0.1 to 0.7)	0.4 (0.1 to 1.1)	0.6 (0.2 to 1.7)	0.8 (0.2 to 2.2)	1 (0.3 to 2.8)	1.1 (0.3 to 3.2)	1.3 (0.4 to 3.8)	1.5 (0.4 to 4.4)	1.7 (0.4 to 5.1)	1.8 (0.4 to 5.6)	2.2 (0.4 to 6.8)	2.3 (0.4 to 7.1)	2.3 (0.4 to 7.1)	2.3 (0.4 to 7.1)	16.2
Enteric infections	0 (0.1 to 0.1)	0.4 (0.2 to 0.5)	3 (2.2 to 7.3)	77 (44.5 to 131)	3.6 (2.5 to 6)	2.4 (1.2 to 4)	1.7 (1.1 to 2.7)	1.6 (0.9 to 2.5)	1.7 (0.9 to 2.7)	1.6 (1.1 to 2.8)	1.8 (1.1 to 2.8)	1.8 (1.1 to 2.8)	1.8 (1.1 to 2.8)	1.6 (1.1 to 2.5)	1.5 (1.1 to 2.3)	1.3 (0.8 to 1.9)	1.3 (0.8 to 1.9)	1.4 (0.8 to 2.1)	1.5 (0.8 to 2.2)	1.5 (0.8 to 2.2)	1.5 (0.8 to 2.2)	1.5 (0.8 to 2.2)	62.6
Diarrheal diseases	0 (0.1 to 0.1)	0.4 (0.2 to 0.5)	3 (2.2 to 7.3)	77 (44.5 to 131)	3.6 (2.5 to 6)	2.4 (1.2 to 4)	1.7 (1.1 to 2.7)	1.6 (0.9 to 2.5)	1.7 (0.9 to 2.7)	1.6 (1.1 to 2.8)	1.8 (1.1 to 2.8)	1.8 (1.1 to 2.8)	1.8 (1.1 to 2.8)	1.6 (1.1 to 2.5)	1.5 (1.1 to 2.3)	1.3 (0.8 to 1.9)	1.3 (0.8 to 1.9)	1.4 (0.8 to 2.1)	1.5 (0.8 to 2.2)	1.5 (0.8 to 2.2)	1.5 (0.8 to 2.2)	1.5 (0.8 to 2.2)	62.3
Typhoid and paraphyoid	0 (0 to 0)	0 (0 to 0)	0 (0 to 0)	0 (0 to 0)	0 (0 to 0)	0 (0 to 0)	0 (0 to 0)	0 (0 to 0)	0 (0 to 0)	0 (0 to 0)	0 (0 to 0)	0 (0 to 0)	0 (0 to 0)	0 (0 to 0)	0 (0 to 0)	0 (0 to 0)	0 (0 to 0)	0 (0 to 0)	0 (0 to 0)	0 (0 to 0)	0 (0 to 0)	0 (0 to 0)	0 (0 to 0)	0
Typhoid fever	0 (0 to 0)	0 (0 to 0)	0 (0 to 0)	0 (0 to 0)	0 (0 to 0)	0 (0 to 0)	0 (0 to 0)	0 (0 to 0)	0 (0 to 0)	0 (0 to 0)	0 (0 to 0)	0 (0 to 0)	0 (0 to 0)	0 (0 to 0)	0 (0 to 0)	0 (0 to 0)	0 (0 to 0)	0 (0 to 0)	0 (0 to 0)	0 (0 to 0)	0 (0 to 0)	0 (0 to 0)	0 (0 to 0)	0
Paratyphoid fever	0 (0 to 0)	0 (0 to 0)	0 (0 to 0)	0 (0 to 0)	0 (0 to 0)	0 (0 to 0)	0 (0 to 0)	0 (0 to 0)	0 (0 to 0)	0 (0 to 0)	0 (0 to 0)	0 (0 to 0)	0 (0 to 0)	0 (0 to 0)	0 (0 to 0)	0 (0 to 0)	0 (0 to 0)	0 (0 to 0)	0 (0 to 0)	0 (0 to 0)	0 (0 to 0)	0 (0 to 0)	0 (0 to 0)	0
Invasive Non-typhoidal Salmonella (iNTS)	0 (0 to 0)	0 (0 to 0)	0 (0 to 0)	0 (0 to 0)	0 (0 to 0)	0 (0 to 0)	0 (0 to 0)	0 (0 to 0)	0 (0 to 0)	0 (0 to 0)	0 (0 to 0)	0 (0 to 0)	0 (0 to 0)	0 (0 to 0)	0 (0 to 0)	0 (0 to 0)	0 (0 to 0)	0 (0 to 0)	0 (0 to 0)	0 (0 to 0)	0 (0 to 0)	0 (0 to 0)	0 (0 to 0)	0.1
Other intestinal infectious diseases	0 (0 to 0)	0 (0 to 0)	0 (0 to 0)	0 (0 to 0)	0 (0 to 0)	0 (0 to 0)	0 (0 to 0)	0 (0 to 0)	0 (0 to 0)	0 (0 to 0)	0 (0 to 0)	0 (0 to 0)	0 (0 to 0)	0 (0 to 0)	0 (0 to 0)	0 (0 to 0)	0 (0 to 0)	0 (0 to 0)	0 (0 to 0)	0 (0 to 0)	0 (0 to 0)	0 (0 to 0)	0 (0 to 0)	0.2
Neglected tropical diseases and malaria	0 (0 to 0)	0 (0 to 0)	0 (0 to 0.1)	0.2 (0 to 1.2)	0 (0 to 0)	0.1 (0 to 0.2)	0 (0 to 0)	0 (0 to 0)	0 (0 to 0)	0 (0 to 0)	0.1 (0 to 0.3)	0.5 (0.1 to 1.4)	0.8 (0.2 to 2.4)	0.4 (0.1 to 1.2)	0.2 (0 to 0.6)	0.2 (0 to 0.5)	0.1 (0 to 0.3)	0.1 (0 to 0.3)	0.2 (0 to 0.5)	0.2 (0 to 0.5)	0.2 (0 to 0.5)	0.2 (0 to 0.5)	2.7
Malaria	0 (0 to 0)	0 (0 to 0)	0 (0 to 0)	0 (0 to 0)	0 (0 to 0)	0 (0 to 0)	0 (0 to 0)	0 (0 to 0)	0 (0 to 0)	0 (0 to 0)	0 (0 to 0)	0 (0 to 0)	0 (0 to 0)	0 (0 to 0)	0 (0 to 0)	0 (0 to 0)	0 (0 to 0)	0 (0 to 0)	0 (0 to 0)	0 (0 to 0)	0 (0 to 0)	0 (0 to 0)	0 (0 to 0)	0
Chagas disease	0 (0 to 0)	0 (0 to 0)	0 (0 to 0)	0 (0 to 0)	0 (0 to 0)	0 (0 to 0)	0 (0 to 0)	0 (0 to 0)	0 (0 to 0)	0 (0 to 0)	0 (0 to 0)	0 (0 to 0)	0 (0 to 0)	0 (0 to 0)	0 (0 to 0)	0 (0 to 0)	0 (0 to 0)	0 (0 to 0)	0 (0 to 0)	0 (0 to 0)	0 (0 to 0)	0 (0 to 0)	0 (0 to 0)	0
Leishmaniasis	0 (0 to 0)	0 (0 to 0)	0 (0 to 0)	0 (0 to 0)	0 (0 to 0)	0 (0 to 0)	0 (0 to 0)	0 (0 to 0)	0 (0 to 0)	0 (0 to 0)	0 (0 to 0)	0 (0 to 0)	0 (0 to 0)	0 (0 to 0)	0 (0 to 0)	0 (0 to 0)	0 (0 to 0)	0 (0 to 0)	0 (0 to 0)	0 (0 to 0)	0 (0 to 0)	0 (0 to 0)	0 (0 to 0)	0
Visceral leishmaniasis	0 (0 to 0)	0 (0 to 0)	0 (0 to 0)	0 (0 to 0)	0 (0 to 0)	0 (0 to 0)	0 (0 to 0)	0 (0 to 0)	0 (0 to 0)	0 (0 to 0)	0 (0 to 0)	0 (0 to 0)	0 (0 to 0)	0 (0 to 0)	0 (0 to 0)	0 (0 to 0)	0 (0 to 0)	0 (0 to 0)	0 (0 to 0)	0 (0 to 0)	0 (0 to 0)	0 (0 to 0)	0 (0 to 0)	0
Cutaneous and mucocutaneous leishmaniasis	0 (0 to 0)	0 (0 to 0)	0 (0 to 0)	0 (0 to 0)	0 (0 to 0)	0 (0 to 0)	0 (0 to 0)	0 (0 to 0)	0 (0 to 0)	0 (0 to 0)	0 (0 to 0)	0 (0 to 0)	0 (0 to 0)	0 (0 to 0)	0 (0 to 0)	0 (0 to 0)	0 (0 to 0)	0 (0 to 0)	0 (0 to 0)	0 (0 to 0)	0 (0 to 0)	0 (0 to 0)	0 (0 to 0)	0
African trypanosomiasis	0 (0 to 0)	0 (0 to 0)	0 (0 to 0)	0 (0 to 0)	0 (0 to 0)	0 (0 to 0)	0 (0 to 0)	0 (0 to 0)	0 (0 to 0)	0 (0 to 0)	0 (0 to 0)	0 (0 to 0)	0 (0 to 0)	0 (0 to 0)	0 (0 to 0)	0 (0 to 0)	0 (0 to 0)	0 (0 to 0)	0 (0 to 0)	0 (0 to 0)	0 (0 to 0)	0 (0 to 0)	0 (0 to 0)	0
Schistosomiasis	0 (0 to 0)	0 (0 to 0)	0 (0 to 0)	0 (0 to 0)	0 (0 to 0)	0 (0 to 0)	0 (0 to 0)	0 (0 to 0)	0 (0 to 0)	0 (0 to 0)	0 (0 to 0)	0 (0 to 0)	0 (0 to 0)	0 (0 to 0)	0 (0 to 0)	0 (0 to 0)	0 (0 to 0)	0 (0 to 0)	0 (0 to 0)	0 (0 to 0)	0 (0 to 0)	0 (0 to 0)	0 (0 to 0)	0
Cysticercosis	0 (0 to 0)	0 (0 to 0)	0 (0 to 0)	0 (0 to 0)	0 (0 to 0)	0 (0 to 0)	0 (0 to 0)	0 (0 to 0)	0 (0 to 0)	0 (0 to 0)	0 (0 to 0)	0 (0 to 0)	0 (0 to 0)	0 (0 to 0)	0 (0 to 0)	0 (0 to 0)	0 (0 to 0)	0 (0 to 0)	0 (0 to 0)	0 (0 to 0)	0 (0 to 0)	0 (0 to 0)	0 (0 to 0)	0
Cystic echinococcosis	0 (0 to 0)	0 (0 to 0)	0 (0 to 0)	0 (0 to 0)	0 (0 to 0)	0 (0 to 0)	0 (0 to 0)	0 (0 to 0)	0 (0 to 0)	0 (0 to 0)	0 (0 to 0)	0 (0 to 0)	0 (0 to 0)	0 (0 to 0)	0 (0 to 0)	0 (0 to 0)	0 (0 to 0)	0 (0 to 0)	0 (0 to 0)	0 (0 to 0)	0 (0 to 0)	0 (0 to 0)	0 (0 to 0)	0
Lymphatic filariasis	0 (0 to 0)	0 (0 to 0)	0 (0 to 0)	0 (0 to 0)	0 (0 to 0)	0 (0 to 0)	0 (0 to 0)	0 (0 to 0)	0 (0 to 0)	0 (0 to 0)	0 (0 to 0)	0 (0 to 0)	0 (0 to 0)	0 (0 to 0)	0 (0 to 0)	0 (0 to 0)	0 (0 to 0)	0 (0 to 0)	0 (0 to 0)	0 (0 to 0)	0 (0 to 0)	0 (0 to 0)	0 (0 to 0)	0
Onchocerciasis	0 (0 to 0)	0 (0 to 0)	0 (0 to 0)	0 (0 to 0)	0 (0 to 0)	0 (0 to 0)	0 (0 to 0)	0 (0 to 0)	0 (0 to 0)	0 (0 to 0)	0 (0 to 0)	0 (0 to 0)	0 (0 to 0)	0 (0 to 0)	0 (0 to 0)	0 (0 to 0)	0 (0 to 0)	0 (0 to 0)	0 (0 to 0)	0 (0 to 0)	0 (0 to 0)	0 (0 to 0)	0 (0 to 0)	0
Trachoma	0 (0 to 0)	0 (0 to 0)	0 (0 to 0)	0 (0 to 0)	0 (0 to 0)	0 (0 to 0)	0 (0 to 0)	0 (0 to 0)	0 (0 to 0)	0 (0 to 0)	0 (0 to 0)	0 (0 to 0)	0 (0 to 0)	0 (0 to 0)	0 (0 to 0)	0 (0 to 0)	0 (0 to 0)	0 (0 to 0)	0 (0 to 0)	0 (0 to 0)	0 (0 to 0)	0 (0 to 0)	0 (0 to 0)	0
Dengue	0 (0 to 0)	0 (0 to 0)	0 (0 to 0)	0 (0 to 0)	0 (0 to 0)	0 (0 to 0)	0 (0 to 0)	0 (0 to 0)	0 (0 to 0)	0 (0 to 0)	0 (0 to 0)	0 (0 to 0)	0 (0 to 0)	0 (0 to 0)	0 (0 to 0)	0 (0 to 0)	0 (0 to 0)	0 (0 to 0)	0 (0 to 0)	0 (0 to 0)	0 (0 to 0)	0 (0 to 0)	0 (0 to 0)	0
Yellow fever	0 (0 to 0)	0 (0 to 0)	0 (0 to 0)	0 (0 to 0)	0 (0 to 0)	0 (0 to 0)	0 (0 to 0)	0 (0 to 0)	0 (0 to 0)	0 (0 to 0)	0 (0 to 0)	0 (0 to 0)	0 (0 to 0)	0 (0 to 0)	0 (0 to 0)	0 (0 to 0)	0 (0 to 0)	0 (0 to 0)	0 (0 to 0)	0 (0 to 0)	0 (0 to 0)	0 (0 to 0)	0 (0 to 0)	0
Rabies	0 (0 to 0)	0 (0 to 0)	0 (0 to 0)	0 (0 to 0)	0 (0 to 0)	0 (0 to 0)	0 (0 to 0)	0 (0 to 0)	0 (0 to 0)	0 (0 to 0)	0 (0 to 0)	0 (0 to 0)	0 (0 to 0)	0 (0 to 0)	0 (0 to 0)	0 (0 to 0)	0 (0 to 0)	0 (0 to 0)	0 (0 to 0)	0 (0 to 0)	0 (0 to 0)	0 (0 to 0)	0 (0 to 0)	0
Intestinal nematode infections	0 (0 to 0)	0 (0 to 0)	0 (0 to 0)	0 (0 to 0)	0 (0 to 0)	0 (0 to 0)	0 (0 to 0)	0 (0 to 0)	0 (0 to 0)	0 (0 to 0)	0 (0 to 0)	0 (0 to 0)	0 (0 to 0)	0 (0 to 0)	0 (0 to 0)	0 (0 to 0)	0 (0 to 0)	0 (0 to 0)	0 (0 to 0)	0 (0 to 0)	0 (0 to 0)	0 (0 to 0)	0 (0 to 0)	0
Ascariasis	0 (0 to 0)	0 (0 to 0)	0 (0 to 0)	0 (0 to 0)	0 (0 to 0)	0 (0 to 0)	0 (0 to 0)	0 (0 to 0)	0 (0 to 0)	0 (0 to 0)	0 (0 to 0)	0 (0 to 0)	0 (0 to 0)	0 (0 to 0)	0 (0 to 0)	0 (0 to 0)	0 (0 to 0)	0 (0 to 0)	0 (0 to 0)	0 (0 to 0)	0 (0 to 0)	0 (0 to 0)	0 (0 to 0)	0
Trichuriasis	0 (0 to 0)	0 (0 to 0)	0 (0 to 0)	0 (0 to 0)	0 (0 to 0)	0 (0 to 0)	0 (0 to 0)	0 (0 to 0)	0 (0 to 0)	0 (0 to 0)	0 (0 to 0)	0 (0 to 0)	0 (0 to 0)	0 (0 to 0)	0 (0 to 0)	0 (0 to 0)	0 (0 to 0)	0 (0 to 0)	0 (0 to 0)	0 (0 to 0)	0 (0 to 0)	0 (0 to 0)	0 (0 to 0)	0
Hookworm disease	0 (0 to 0)	0 (0 to 0)	0 (0 to 0)	0 (0 to 0)	0 (0 to 0)	0 (0 to 0)	0 (0 to 0)	0 (0 to 0)	0 (0 to 0)	0 (0 to 0)	0 (0 to 0)	0 (0 to 0)	0 (0 to 0)	0 (0 to 0)	0 (0 to 0)	0 (0 to 0)	0 (0 to 0)	0 (0 to 0)	0 (0 to 0)	0 (0 to 0)	0 (0 to 0)	0 (0 to 0)	0 (0 to 0)	0
Food-borne trematodiases	0 (0 to 0)	0 (0 to 0)	0 (0 to 0)	0 (0 to 0)	0 (0 to 0)	0 (0 to 0)	0 (0 to 0)	0 (0 to 0)	0 (0 to 0)	0 (0 to 0)	0 (0 to 0)	0 (0 to 0)	0 (0 to 0)	0 (0 to 0)	0 (0 to 0)	0 (0 to 0)	0 (0 to 0)	0 (0 to 0)	0 (0 to 0)	0 (0 to 0)	0 (0 to 0)	0 (0 to 0)	0 (0 to 0)	0
Leprosy	0 (0 to 0)	0 (0 to 0)	0 (0 to 0)	0 (0 to 0)	0 (0 to 0)	0 (0 to 0)	0 (0 to 0)	0 (0 to 0)	0 (0 to 0)	0

8343

Osteoarthritis other	0 (0 to 0)	0 (0 to 0)	0 (0 to 0)	0 (0 to 0)	0 (0 to 0)	0 (0 to 0)	0 (0 to 0)	0 (0 to 0)	0 (0 to 0)	0 (0 to 0)	0 (0 to 0)	0 (0 to 0)	0.2 (0 to 0.44)	0.7 (0.3 to 1.6)	1.6 (0.7 to 3.4)	2.9 (1.2 to 6.1)	3.6 (1.4 to 7.7)	3.9 (1.6 to 8.2)	4.1 (2.0 to 8.4)	4.7 (2.3 to 9.2)	3.5 (1.6 to 7.1)	2.8 (1.4 to 5.7)	1.9 (0.9 to 3.8)	1.1 (0.5 to 2.1)	0.4 (0.2 to 0.7)	31.5
Low back pain	0 (0 to 0)	0 (0 to 0)	0 (0 to 0)	0 (0 to 0)	4.5 (2.2 to 8.2)	21.6 (12.3 to 34.9)	35.2 (20.9 to 57.3)	45.9 (27.7 to 73.7)	64.2 (37.7 to 98.9)	0 (0 to 0)	0 (0 to 0)	0 (0 to 0)	106 (48 to 193)	112 (58 to 193)	131 (68 to 198)	138 (65.5 to 210)	139 (65.5 to 208)	137 (68 to 192)	132 (66.1 to 192)	127 (65.5 to 192)	87.6 (43.1 to 136.4)	46.3 (20.7 to 88.9)	27.3 (16.9 to 38.8)	12.2 (7.9 to 17.7)	3.2 (2 to 5)	1,340
Neck pain	0 (0 to 0)	0 (0 to 0)	0 (0 to 0)	2.4 (0.9 to 5.3)	12.6 (5.6 to 23.2)	18.5 (9.3 to 32.7)	19 (9.3 to 36.5)	23.3 (11.7 to 43.4)	33.4 (16.4 to 64.9)	0 (0 to 0)	0 (0 to 0)	0 (0 to 0)	51 (26.6 to 89)	54.6 (29.4 to 96.1)	66 (34.4 to 116)	72.4 (38.7 to 124)	73.4 (39.4 to 124)	72.4 (38.6 to 124)	70.4 (38.6 to 121)	57.5 (30.7 to 97.3)	30.4 (17 to 51.7)	19.4 (10 to 35.4)	7.6 (4.7 to 12.3)	3.5 (1.9 to 5.6)	0.4 (0.2 to 0.7)	530
Gout	0 (0 to 0)	0 (0 to 0)	0 (0 to 0)	0 (0 to 0)	0 (0 to 0)	0 (0 to 0)	0 (0 to 0)	0 (0 to 0)	0 (0 to 0)	0 (0 to 0)	0 (0 to 0)	0 (0 to 0)	0.1 (0 to 0.3)	0.3 (0 to 1.3)	0.6 (0 to 1.9)	1.1 (0 to 3.1)	1.3 (0 to 3.5)	1.4 (0 to 3.7)	1.4 (0 to 3.7)	1.3 (0 to 3.5)	0.9 (0 to 2.6)	0.5 (0 to 1.6)	0.3 (0 to 0.9)	0.1 (0 to 0.4)	0 (0 to 0.1)	0 (0 to 0.1)	9.6
Other musculoskeletal disorders	0 (0 to 0)	0 (0 to 0)	0 (0 to 0)	0.1 (0.1 to 0.3)	0.6 (0.2 to 1.3)	4.7 (2.4 to 11)	14.5 (8.9 to 22.4)	27.2 (16.9 to 41.6)	39.5 (24.5 to 59.2)	0 (0 to 0)	0 (0 to 0)	0 (0 to 0)	47 (29.4 to 73.4)	47 (29.4 to 72.7)	44.6 (34.5 to 63.4)	54 (32.7 to 82.6)	57 (32.7 to 82.6)	59.2 (33.2 to 91.9)	58.2 (33.2 to 91.9)	52.6 (32.7 to 82.6)	34.6 (20.1 to 52.4)	20.6 (10.7 to 32.8)	8.7 (4.9 to 12.7)	3.7 (2.2 to 5.4)	1.6 (0.9 to 2.4)	489
Other non-communicable diseases	28.2 (16.3 to 53.3)	11.3 (7.1 to 18)	59.5 (41.9 to 91.1)	40.1 (27.3 to 58.4)	19.6 (14.5 to 25.5)	29.6 (21.9 to 40.2)	48.6 (36.2 to 66.7)	82 (57.7 to 114)	119 (81.8 to 170)	146 (101 to 207)	160 (110 to 223)	152 (105 to 207)	147 (106 to 198)	137 (98 to 188)	119 (81.9 to 167)	110 (75.1 to 154)	102 (71.8 to 141)	96.2 (68.4 to 132)	87.3 (62.1 to 120)	152 (73.9 to 136)	74.9 (52.9 to 97.4)	46.7 (46.9 to 77.4)	44.7 (32.9 to 57.5)	32 (21.9 to 45.1)	12.5 (8.3 to 15.9)	1,830
Congenital birth defects	27.2 (17.7 to 44.4)	9.5 (6.2 to 16.9)	39.6 (24.3 to 62.2)	30.1 (22.9 to 42.3)	9.9 (7.1 to 13.6)	9 (6.5 to 12.5)	7.9 (5.6 to 10.4)	7.2 (5.2 to 9.4)	6.6 (4.9 to 8.6)	7.2 (5.3 to 9.4)	7.6 (5.7 to 9.9)	8.9 (6.5 to 11.8)	7.3 (5.3 to 9.6)	6.7 (4.9 to 8.8)	6.7 (4.2 to 9.1)	4.6 (3.1 to 6.1)	3.2 (2.2 to 4.2)	1.3 (0.8 to 2)	0.7 (0.3 to 1.1)	0.5 (0.3 to 0.7)	0.3 (0.2 to 0.4)	0.1 (0 to 0.2)	0 (0 to 0.1)	199
Neural tube defects	2.1 (1.1 to 3.4)	0.3 (0.2 to 0.7)	4.1 (1.8 to 7.9)	3.5 (1.8 to 6.3)	0.4 (0.2 to 0.8)	0.4 (0.2 to 0.5)	0.4 (0.2 to 0.6)	0.4 (0.2 to 0.6)	0.3 (0.2 to 0.5)	0.3 (0.2 to 0.5)	0.3 (0.2 to 0.5)	0.3 (0.2 to 0.4)	0.2 (0.1 to 0.4)	0.1 (0 to 0.1)	0.1 (0 to 0.1)	0.1 (0 to 0.1)	0.1 (0 to 0.1)	0 (0 to 0.1)	0 (0 to 0.1)	0 (0 to 0)	0 (0 to 0)	0 (0 to 0)	0 (0 to 0)	0 (0 to 0)	0 (0 to 0)	13.4
Congenital heart anomalies	4.5 (2.6 to 22.5)	2.6 (1.6 to 12.3)	11.9 (6.1 to 22.8)	7.4 (4.4 to 12.9)	1.5 (0.8 to 2.3)	1.5 (0.9 to 2.3)	1.5 (0.9 to 2.4)	1.4 (0.8 to 2.2)	1.4 (0.8 to 2.2)	1.6 (1 to 2.5)	1.6 (1 to 2.4)	1.6 (1.1 to 2.3)	1.6 (1 to 2.3)	1.6 (1 to 2.5)	1.3 (0.8 to 1.9)	1.1 (0.6 to 1.6)	0.8 (0.4 to 1.2)	0.7 (0.4 to 1)	0.1 (0 to 0.2)	0.1 (0 to 0.1)	0.1 (0 to 0.1)	0 (0 to 0)	0 (0 to 0)	0 (0 to 0)	0 (0 to 0)	47.5
Orofacial clefts	0 (0 to 0)	0 (0 to 0)	0.1 (0 to 0.2)	0.1 (0 to 0.2)	0.1 (0 to 0.1)	0.1 (0 to 0.1)	0.1 (0 to 0.1)	0.1 (0 to 0.1)	0.1 (0 to 0.1)	0.1 (0 to 0.1)	0.1 (0 to 0.1)	0.1 (0 to 0.1)	0.1 (0 to 0.1)	0.1 (0 to 0.1)	0.1 (0 to 0.1)	0.1 (0 to 0.1)	0.1 (0 to 0.1)	0.1 (0 to 0.1)	0 (0 to 0.1)	0 (0 to 0.1)	0 (0 to 0)	0 (0 to 0)	0 (0 to 0)	0 (0 to 0)	0 (0 to 0)	0 (0 to 0)	1.3
Down syndrome	0.2 (0.1 to 0.7)	0.1 (0.1 to 0.2)	0.5 (0.3 to 0.9)	0.8 (0.5 to 1.1)	0.5 (0.3 to 0.8)	0.5 (0.3 to 0.8)	0.5 (0.3 to 0.8)	0.6 (0.4 to 0.8)	0.6 (0.4 to 0.8)	0.6 (0.4 to 0.8)	0.7 (0.5 to 1)	0.7 (0.5 to 1)	0.7 (0.5 to 1)	0.7 (0.5 to 1)	0.9 (0.6 to 1.2)	1.4 (0.9 to 2)	1.6 (1 to 2.5)	1.2 (0.7 to 1.9)	0.6 (0.3 to 0.9)	0.2 (0.1 to 0.3)	0.1 (0 to 0.2)	0 (0 to 0)	0 (0 to 0)	0 (0 to 0)	0 (0 to 0)	12.4
Turner syndrome	0.4 (0 to 0)	0.1 (0 to 0)	0.5 (0 to 0.1)	0.8 (0 to 0.1)	0.5 (0 to 0.1)	0.5 (0 to 0.1)	0.5 (0 to 0.2)	0.6 (0 to 0.2)	0.6 (0 to 0.2)	0.7 (0 to 0.2)	0.7 (0 to 0.2)	0.7 (0 to 0.2)	0.7 (0 to 0.2)	0.7 (0 to 0.2)	0.9 (0 to 0.1)	1.4 (0 to 0.2)	1.6 (0 to 0.2)	1.2 (0 to 0.2)	0.6 (0 to 0.1)	0.2 (0 to 0.1)	0.1 (0 to 0.1)	0 (0 to 0)	0 (0 to 0)	0 (0 to 0)	0 (0 to 0)	0.7
Klinefelter syndrome	0 (0 to 0)	0 (0 to 0)	0 (0 to 0)	0 (0 to 0)	0 (0 to 0)	0 (0 to 0)	0 (0 to 0)	0 (0 to 0)	0 (0 to 0)	0 (0 to 0)	0 (0 to 0)	0 (0 to 0)	0 (0 to 0)	0 (0 to 0)	0 (0 to 0)	0 (0 to 0)	0 (0 to 0)	0 (0 to 0)	0 (0 to 0)	0 (0 to 0)	0 (0 to 0)	0 (0 to 0)	0 (0 to 0)	0 (0 to 0)	0 (0 to 0)	0 (0 to 0)	0
Other chromosomal abnormalities	5.1 (2.3 to 13)	2.6 (1.2 to 5.4)	9.3 (5.3 to 15.4)	4.4 (2.8 to 6.6)	1.5 (0.9 to 2.2)	1.3 (0.8 to 2)	1.2 (0.8 to 1.7)	1 (0.7 to 1.5)	1.1 (0.7 to 1.6)	1.1 (0.7 to 1.7)	1.1 (0.7 to 1.7)	1 (0.6 to 1.4)	1.1 (0.6 to 1.6)	0.8 (0.4 to 1.2)	0.6 (0.3 to 0.9)	0.4 (0.2 to 0.6)	0.3 (0.1 to 0.4)	0.1 (0 to 0.3)	0 (0 to 0)	0 (0 to 0)	0 (0 to 0)	0 (0 to 0)	0 (0 to 0)	0 (0 to 0)	0 (0 to 0)	33.8
Congenital musculoskeletal and limb anomalies	0.8 (0.4 to 1.3)	0.4 (0.2 to 0.6)	4.2 (2.4 to 6.6)	5.4 (3.1 to 8.4)	3.1 (1.7 to 4.7)	2.4 (1.3 to 3.7)	1.9 (1 to 2.9)	1.8 (0.9 to 2.7)	1.8 (1 to 2.8)	2 (1.1 to 3.2)	2 (1.1 to 3.1)	2 (1.1 to 3.1)	2.1 (1.2 to 3.2)	1.9 (1 to 2.9)	1.6 (1 to 2.1)	1.2 (0.7 to 1.9)	0.9 (0.5 to 1.5)	0.8 (0.4 to 1.2)	0.4 (0.2 to 0.7)	0.2 (0.1 to 0.4)	0.1 (0 to 0.2)	0 (0 to 0)	0 (0 to 0)	0 (0 to 0)	0 (0 to 0)	38.4
Urogenital congenital anomalies	1 (0.3 to 2.4)	0.2 (0.1 to 0.4)	0.5 (0.2 to 1.1)	0.7 (0.3 to 1.7)	0.4 (0.2 to 0.9)	0.2 (0.2 to 0.4)	0.2 (0.1 to 0.5)	0.1 (0.1 to 0.2)	0.1 (0.1 to 0.2)	0.1 (0.1 to 0.2)	0.1 (0.1 to 0.2)	0.1 (0.1 to 0.2)	0.1 (0.1 to 0.2)	0.1 (0.1 to 0.1)	0.1 (0.1 to 0.1)	0.1 (0 to 0.1)	0 (0 to 0.1)	0 (0 to 0.1)	0 (0 to 0)	0 (0 to 0)	0 (0 to 0)	0 (0 to 0)	0 (0 to 0)	0 (0 to 0)	0 (0 to 0)	0 (0 to 0)	4
Digestive congenital anomalies	0.2 (0.1 to 0.4)	0.1 (0 to 0.2)	0.3 (0.1 to 0.7)	0.3 (0.1 to 0.7)	0.2 (0.1 to 0.5)	0.2 (0.1 to 0.5)	0.2 (0.1 to 0.5)	0.2 (0.1 to 0.5)	0.2 (0.1 to 0.5)	0.2 (0.1 to 0.5)	0.2 (0.1 to 0.5)	0.2 (0.1 to 0.5)	0.2 (0.1 to 0.5)	0.2 (0.1 to 0.5)	0.2 (0.1 to 0.5)	0.2 (0.1 to 0.5)	0.1 (0 to 0.3)	0.1 (0 to 0.3)	0 (0 to 0.1)	0 (0 to 0.1)	0 (0 to 0.1)	0 (0 to 0)	0 (0 to 0)	0 (0 to 0)	0 (0 to 0)	12.6
Other congenital birth defects	7.3 (3.7 to 11.6)	3.4 (1.7 to 7.2)	9.4 (3.5 to 7.9)	5.4 (1.5 to 2.7)	1.6 (1 to 2.4)	1.6 (0.9 to 2.1)	1.6 (0.9 to 2.1)	1.6 (0.8 to 2.2)	1.6 (0.8 to 1.9)	1.6 (0.7 to 2)	1.6 (0.7 to 2)	1.6 (0.8 to 1.9)	1.6 (0.8 to 1.9)	1.6 (0.8 to 1.9)	1.6 (0.8 to 1.9)	1.6 (0.5 to 1.6)	1.6 (0.4 to 1.2)	0.8 (0.3 to 0.9)	0.5 (0.1 to 0.7)	0.3 (0.1 to 0.5)	0.1 (0.1 to 0.3)	0.1 (0 to 0.1)	0.1 (0 to 0.1)	0.1 (0 to 0.1)	0.1 (0 to 0.1)	35.2
Urinary diseases and male infertility	0 (0 to 0)	0 (0 to 0)	0.4 (0 to 0.7)	0.7 (0.3 to 1)	0.4 (0.2 to 0.5)	0.4 (0.3 to 0.6)	1.1 (0.6 to 1.5)	1.6 (1 to 2.2)	2.4 (1.4 to 3.3)	2.6 (1.6 to 3.5)	2.6 (1.6 to 3.5)	2.5 (1.4 to 3.4)	2.5 (1.4 to 3.4)	2.4 (1.4 to 3.2)	2.4 (1.4 to 3.2)	2.4 (1.4 to 3.2)	2.3 (1.4 to 3.1)	1.9 (1.2 to 2.7)	1.2 (0.7 to 1.9)	0.6 (0.3 to 0.9)	0.2 (0.1 to 0.3)	0.1 (0 to 0.2)	0.1 (0 to 0.1)	0.1 (0 to 0.1)	0.1 (0 to 0.1)	131
Urolithiasis	0 (0 to 0)	0 (0 to 0)	0 (0 to 0)	0 (0 to 0)	0 (0 to 0)	0 (0 to 0)	0 (0 to 0.1)	0 (0 to 0.1)	0 (0 to 0.2)	0 (0 to 0.2)	0 (0 to 0.2)	0 (0 to 0.2)	0 (0 to 0.2)	0 (0 to 0.2)	0 (0 to 0.2)	0 (0 to 0.2)	0 (0 to 0.2)	0 (0 to 0.2)	0 (0 to 0.2)	0 (0 to 0.1)	0 (0 to 0.1)	0 (0 to 0.1)	0 (0 to 0.1)	0 (0 to 0.1)	0 (0 to 0.1)	0 (0 to 0.1)	5.3
Benign prostatic hyperplasia	0 (0 to 0)	0 (0 to 0)	0 (0 to 0)	0 (0 to 0)	0 (0 to 0)	0 (0 to 0)	0 (0 to 0)	0 (0 to 0)	0 (0 to 0)	0 (0 to 0)	0 (0 to 0)	0 (0 to 0)	0 (0 to 0)	0 (0 to 0)	0 (0 to 0)	0 (0 to 0)	0 (0 to 0)	0 (0 to 0)	0 (0 to 0)	0 (0 to 0)	0 (0 to 0)	0 (0 to 0)	0 (0 to 0)	0 (0 to 0)	0 (0 to 0)	0 (0 to 0)	0
Male infertility	–	–	–	–	–	–	–	–	–	–	–	–	–	–	–	–	–	–	–	–	–	–	–	–	–	NA
Other urinary diseases	0 (0 to 0)	0 (0 to 0)	0.2 (0.1 to 0.4)	0.1 (0 to 0.2)	0.1 (0.1 to 0.2)	0.1 (0.1 to 0.2)	0.1 (0.1 to 0.2)	0.3 (0.2 to 0.4)	0.4 (0.3 to 0.6)	0.4 (0.2 to 0.6)	0.3 (0.2 to 0.5)	0.4 (0.2 to 0.5)	0.4 (0.2 to 0.7)	0.3 (0.2 to 0.5)	0.2 (0.1 to 0.4)	0.2 (0.1 to 0.3)	0.1 (0.1 to 0.3)	0.1 (0 to 0.2)	0.1 (0 to 0.2)	0.1 (0 to 0.1)	0.1 (0 to 0.1)	0.1 (0 to 0.2)	0.2 (0.1 to 0.4)	0.1 (0 to 0.2)	0.1 (0 to 0.2)	5.4
Gynecological diseases	0 (0 to 0)	0 (0 to 0)	0 (0 to 0)	0 (0 to 0)	0.6 (0.4 to 15.3)	26.7 (14.9 to 40.4)	39.7 (23.4 to 59.3)	51 (31.6 to 77.6)	73.2 (52.7 to 122)	89.2 (63.2 to 147)	103 (69.5 to 151)	91 (64 to 133)	94 (64 to 134)	86 (64 to 124)	69 (46.2 to 90.7)	48 (32.6 to 61)	31 (20.1 to 39.2)	16.3 (9.9 to 24.3)	7.6 (4.7 to 12.1)	2.7 (1.7 to 3.9)	0 (0 to 0)	0 (0 to 0)	0 (0 to 0)	0 (0 to 0)	0 (0 to 0)	709
Uterine fibroids	0 (0 to 0)	0 (0 to 0)	0 (0 to 0)	0 (0 to 0)	0.1 (0 to 0.2)	0.1 (0 to 0.2)	0.1 (0 to 0.3)	0.3 (0 to 0.6)	0.4 (0 to 0.8)	0.4 (0 to 0.8)	0.4 (0 to 0.8)	0.4 (0 to 0.8)	0.4 (0 to 0.8)	0.4 (0 to 0.8)	0.4 (0 to 0.7)	0.3 (0 to 0.5)	0.2 (0 to 0.4)	0.1 (0 to 0.3)	0.1 (0 to 0.2)	0 (0 to 0.1)	0 (0 to 0.1)	0 (0 to 0)	0 (0 to 0)	0 (0 to 0)	0 (0 to 0)	0 (0 to 0)	26.9
Polycystic ovarian syndrome	0 (0 to 0)	0 (0 to 0)	0 (0 to 0)	0 (0 to 0)	0 (0 to 0.1)	0.2 (0 to 0.5)	3.5 (1.6 to 6.8)	3.9 (1.7 to 7.7)	4.1 (1.7 to 7.7)	4.1 (1.7 to 7.9)	4.1 (1.7 to 7.9)	4.1 (1.7 to 8.2)	4.1 (1.7 to 8.2)	4.1 (1.7 to 8.2)	3.1 (1.3 to 6.2)	2.1 (0.9 to 4.1)	1.2 (0.5 to 2.4)	0.6 (0.3 to 1.1)	0.3 (0.1 to 0.5)	0.1 (0 to 0.2)	0 (0 to 0.1)	0 (0 to 0)	0 (0 to 0)	0 (0 to 0)	0 (0 to 0)	25.8
Female infertility	0 (0 to 0)	0 (0 to 0)	0 (0 to 0)	0 (0 to 0)	0 (0 to 0)	0 (0 to 0)	0 (0 to 0.2)	0.1 (0 to 0.4)	0.2 (0 to 0.5)	0.2 (0 to 0.5)	0.2 (0 to 0.7)	0.2 (0 to 0.7)	0.2 (0 to 0.7)	0.2 (0 to 0.7)	0.2 (0 to 0.5)	0.2 (0 to 0.5)	0.2 (0 to 0.5)	0.2 (0 to 0.5)	0.2 (0 to 0.5)	0.2 (0 to 0.5)	0.2 (0 to 0.5)	0.2 (0 to 0.5)	0.2 (0 to 0.5)	0.2 (0 to 0.5)	0.2 (0 to 0.5)	0.2 (0 to 0.5)	7.6
Endometriosis	0 (0 to 0)	0 (0 to 0)	0 (0 to 0)	0 (0 to 0)	0 (0 to 0)	0 (0 to 0)	0.2 (1.2 to 3.7)	1.2 (0.4 to 3.1)	2.2 (0.9 to 5.1)	2.2 (0.9 to 5.1)	2.2 (0.9 to 5.1)	2.2 (0.9 to 5.1)	2.2 (0.9 to 5.1)	2.2 (0.9 to 5.1)	2.2 (0.9 to 5.1)	2.2 (0.9 to 5.1)	2.2 (0.9 to 5.1)	2.2 (0.9 to 5.1)	2.2 (0.9 to 5.1)	2.2 (0.9 to 5.1)	2.2 (0.9 to 5.1)	2.2 (0.9 to 5.1)	2.2 (0.9 to 5.1)	2.2 (0.9 to 5.1)	2.2 (0.9 to 5.1)	40.3
Genital prolapse	0 (0 to 0)	0 (0 to 0)	0 (0 to 0)	0 (0 to 0)	0 (0 to 0)	0 (0 to 0)	0 (0 to 0)	0 (0 to 0.1)	0 (0 to 0.1)	0 (0 to 0.2)	0 (0 to 0.2)	0 (0 to 0.2)	0 (0 to 0.2)	0 (0 to 0.2)	0 (0 to 0.2)	0 (0 to 0.2)	0 (0 to 0.2)	0 (0 to 0.2)	0 (0 to 0.2)	0 (0 to 0.2)	0 (0 to 0.2)	0 (0 to 0.2)	0 (0 to 0.2)	0 (0 to 0.2)	0 (0 to 0.2)	0 (0 to 0.2)	0.4
Premenstrual syndrome	0 (0 to 0)	0 (0 to 0)	0 (0 to 0)	0 (0 to 0)	0.1 (0 to 0.1)	0.1 (0 to 0.1)	0.1 (0 to 0.1)	0.1 (0 to 0.1)	0.1 (0 to 0.1)	0.1 (0 to 0.1)	0.1 (0 to 0.1)	0.1 (0 to 0.1)	0.1 (0 to 0.1)	0.1 (0 to 0.1)	0.1 (0 to 0.1)	0.1 (0 to 0.1)	0.1 (0 to 0.1)	0.1 (0 to 0.1

SR Table 2b: Taiwan (Province of China) DALYS by cause and age group for both sexes with 95% uncertainty intervals, 2019

Cause	Early Neonatal	Late Neonatal	Post Neonatal	1 to 4	5 to 9	10 to 14	15 to 19	20 to 24	25 to 29	30 to 34	35 to 39	40 to 44	45 to 49	50 to 54	55 to 59	60 to 64	65 to 69	70 to 74	75 to 79	80 to 84	85 to 89	90 to 94	95 plus	Total
All causes	12,000 (9,900 to 14,500)	3,750 (3,130 to 4,500)	11,100 (9,300 to 13,300)	19,100 (12,200 to 28,400)	17,900 (12,100 to 25,900)	25,300 (16,900 to 36,900)	43,800 (28,200 to 67,400)	49,100 (32,600 to 68,200)	49,900 (33,900 to 70,200)	55,000 (37,900 to 78,000)	58,200 (39,900 to 82,000)	70,200 (47,900 to 97,000)	110,000 (74,000 to 151,000)	140,000 (96,000 to 193,000)	210,000 (143,000 to 293,000)	277,000 (179,000 to 394,000)	356,000 (230,000 to 505,000)	435,000 (284,000 to 614,000)	496,000 (326,000 to 693,000)	529,000 (351,000 to 737,000)	519,000 (345,000 to 722,000)	499,000 (332,000 to 695,000)	2,860,000 (1,900,000 to 3,980,000)
Communicable, maternal, neonatal, and nutritional diseases	9,190 (7,470 to 11,100)	2,350 (1,970 to 2,800)	2,740 (2,150 to 3,700)	4,920 (3,450 to 6,720)	2,150 (1,660 to 2,700)	2,660 (1,900 to 3,700)	3,440 (2,450 to 4,800)	3,150 (2,660 to 3,800)	4,430 (3,800 to 5,200)	4,660 (3,870 to 5,600)	4,350 (3,610 to 5,200)	4,740 (3,900 to 5,800)	6,180 (5,160 to 7,400)	7,060 (5,760 to 8,600)	7,410 (5,900 to 9,080)	8,290 (6,260 to 10,700)	8,740 (6,600 to 11,100)	8,740 (7,010 to 12,200)	8,910 (6,900 to 11,200)	11,300 (8,660 to 14,400)	13,060 (10,100 to 17,100)	12,600 (9,560 to 16,100)	4,380 (3,450 to 5,300)	192,000 (160,000 to 230,000)
HIV/AIDS and sexually transmitted infections	0 (0 to 1)	0 (0 to 0)	20.2 (9.2 to 37.2)	12.0 (5.6 to 23.1)	1.6 (0.8 to 3.2)	16.4 (7.7 to 29.6)	51.1 (23.1 to 97.1)	97.7 (43.9 to 177)	164 (72.7 to 305)	276 (120 to 504)	403 (171 to 731)	624 (271 to 1,100)	942 (405 to 1,600)	1,340 (577 to 2,270)	1,900 (814 to 3,200)	2,600 (1,110 to 4,400)	3,400 (1,450 to 5,700)	4,300 (1,850 to 7,200)	5,200 (2,240 to 8,700)	6,200 (2,660 to 10,400)	7,200 (3,090 to 12,000)	8,200 (3,530 to 13,700)	2,760
HIV/AIDS	0 (0 to 0)	0 (0 to 0)	17.8 (7.9 to 33.7)	3.5 (1.6 to 7.6)	1.6 (0.8 to 3.2)	16.3 (7.7 to 29.5)	51.0 (23.1 to 96.9)	97.6 (43.9 to 177)	164 (72.7 to 305)	276 (120 to 504)	403 (171 to 731)	624 (271 to 1,100)	942 (405 to 1,600)	1,340 (577 to 2,270)	1,900 (814 to 3,200)	2,600 (1,110 to 4,400)	3,400 (1,450 to 5,700)	4,300 (1,850 to 7,200)	5,200 (2,240 to 8,700)	6,200 (2,660 to 10,400)	7,200 (3,090 to 12,000)	8,200 (3,530 to 13,700)	759
HIV/AIDS - Drug-susceptible Tuberculosis	0 (0 to 0)	0 (0 to 0.5)	3.9 (1.1 to 7.9)	1.9 (1.0 to 3)	1.5 (0.8 to 2.3)	2.6 (0.9 to 5.1)	2.6 (1.0 to 5.1)	2.6 (1.0 to 5)	6.5 (2.5 to 12.7)	14.6 (5.6 to 28.5)	12 (4.6 to 23.6)	19.6 (7.6 to 37.9)	11.2 (4.3 to 21.6)	11.5 (4.4 to 22.4)	11.5 (4.4 to 22.5)	10.9 (4.2 to 21.2)	10.4 (4.0 to 20.1)	10.2 (3.9 to 19.8)	10.1 (3.9 to 19.6)	10.1 (3.9 to 19.6)	10.1 (3.9 to 19.6)	10.1 (3.9 to 19.6)	119
HIV/AIDS - Multidrug-resistant Tuberculosis without extensi	0 (0 to 0)	0 (0 to 0)	0 (0 to 0.1)	0 (0 to 0)	0 (0 to 0)	0 (0 to 0)	0 (0 to 0)	0 (0 to 0)	0 (0 to 0)	0 (0 to 0)	0 (0 to 0)	0 (0 to 0)	0 (0 to 0)	0 (0 to 0)	0 (0 to 0)	0 (0 to 0)	0 (0 to 0)	0 (0 to 0)	0 (0 to 0)	0 (0 to 0)	0 (0 to 0)	0 (0 to 0)	0 (0 to 0)	0.2
HIV/AIDS - Extensively drug-resistant Tuberculosis	0 (0 to 0)	0 (0 to 0)	0 (0 to 0.1)	0 (0 to 0)	0 (0 to 0)	0 (0 to 0)	0 (0 to 0)	0 (0 to 0)	0 (0 to 0)	0 (0 to 0)	0 (0 to 0)	0 (0 to 0)	0 (0 to 0)	0 (0 to 0)	0 (0 to 0)	0 (0 to 0)	0 (0 to 0)	0 (0 to 0)	0 (0 to 0)	0 (0 to 0)	0 (0 to 0)	0 (0 to 0)	0 (0 to 0)	1.1
HIV/AIDS resulting in other diseases	0 (0 to 0)	0 (0 to 0)	20.3 (9.2 to 34.5)	12.4 (5.6 to 21.8)	1.6 (0.8 to 3.2)	16.4 (7.7 to 29.6)	51.1 (23.1 to 97.1)	97.7 (43.9 to 177)	164 (72.7 to 305)	276 (120 to 504)	403 (171 to 731)	624 (271 to 1,100)	942 (405 to 1,600)	1,340 (577 to 2,270)	1,900 (814 to 3,200)	2,600 (1,110 to 4,400)	3,400 (1,450 to 5,700)	4,300 (1,850 to 7,200)	5,200 (2,240 to 8,700)	6,200 (2,660 to 10,400)	7,200 (3,090 to 12,000)	8,200 (3,530 to 13,700)	629
Sexually transmitted infections excluding HIV	0.1 (0 to 0.2)	0 (0 to 0)	2.3 (0.7 to 5.2)	9.9 (4.5 to 18.2)	0.1 (0 to 0.2)	23.6 (10.2 to 46.2)	79.2 (27.7 to 187)	102 (28.9 to 264)	179 (49.9 to 464)	257 (74.6 to 654)	314 (92.1 to 797)	371 (109 to 939)	427 (126 to 1,080)	505 (149 to 1,280)	573 (171 to 1,450)	730 (217 to 1,850)	1,030 (306 to 2,610)	1,400 (417 to 3,540)	1,800 (536 to 4,560)	2,200 (655 to 5,570)	2,600 (774 to 6,580)	3,000 (893 to 7,600)	2,030
Syphilis	0 (0.1 to 0.2)	0 (0 to 0.1)	0.2 (0 to 0.5)	2.2 (0 to 5)	0.1 (0 to 0.2)	0.4 (0 to 1.2)	2.4 (0.6 to 5.7)	4.2 (0.9 to 9.5)	7.5 (1.6 to 16.5)	11.2 (2.4 to 24.3)	14.5 (3.1 to 31.3)	17.5 (3.8 to 37.7)	20.5 (4.5 to 44.1)	24.5 (5.4 to 52.6)	28.5 (6.3 to 61.2)	37.2 (8.3 to 79.9)	52.4 (11.7 to 112)	71.2 (15.9 to 153)	91.6 (20.4 to 196)	112 (24.9 to 240)	132 (29.5 to 283)	153 (34.1 to 327)	90.9
Chlamydial infection	0 (0 to 0)	0 (0 to 0)	0 (0 to 0)	0 (0 to 0)	0 (0 to 0)	0.6 (0.4 to 0.8)	1.9 (1 to 2.4)	2.4 (0.9 to 4.6)	4.3 (0.9 to 7.7)	6.5 (1.3 to 12.2)	8.4 (1.7 to 15.7)	10.1 (2.1 to 18.9)	12.1 (2.5 to 22.6)	14.2 (2.9 to 26.5)	16.1 (3.3 to 30.1)	20 (4.1 to 37.5)	27.6 (5.6 to 51.8)	37.5 (7.6 to 70.3)	48.2 (9.8 to 90.3)	59 (12 to 110)	69.5 (14.1 to 130)	80.5 (16.4 to 151)	132
Gonococcal infection	0 (0 to 0)	0 (0 to 0)	0 (0 to 0)	0 (0 to 0)	0 (0 to 0)	0 (0 to 0)	0 (0 to 0)	0 (0 to 0)	0 (0 to 0)	0 (0 to 0)	0 (0 to 0)	0 (0 to 0)	0 (0 to 0)	0 (0 to 0)	0 (0 to 0)	0 (0 to 0)	0 (0 to 0)	0 (0 to 0)	0 (0 to 0)	0 (0 to 0)	0 (0 to 0)	0 (0 to 0)	0 (0 to 0)	128
Trichomoniasis	0 (0 to 0)	0 (0 to 0)	0 (0 to 0)	0 (0 to 0)	0 (0 to 0)	0 (0 to 1.7)	0 (0 to 0)	0 (0 to 0)	0 (0 to 0)	0 (0 to 0)	0 (0 to 0)	0 (0 to 0)	0 (0 to 0)	0 (0 to 0)	0 (0 to 0)	0 (0 to 0)	0 (0 to 0)	0 (0 to 0)	0 (0 to 0)	0 (0 to 0)	0 (0 to 0)	0 (0 to 0)	0 (0 to 0)	0.8
Genital herpes	0 (0 to 0)	0 (0 to 0)	0 (0 to 0)	0 (0 to 0)	0 (0 to 0)	0.9 (0.2 to 2.6)	5.4 (1.7 to 13.4)	14.4 (4.5 to 33.6)	29.1 (9.1 to 68.3)	39.8 (12.4 to 93.6)	47.1 (14.7 to 110)	52.6 (16.4 to 123)	58 (18.1 to 136)	64.5 (20.1 to 151)	71.5 (22.3 to 168)	84.2 (26.3 to 198)	107 (33.4 to 251)	135 (42.1 to 317)	167 (52.1 to 392)	199 (62.1 to 467)	231 (72.1 to 542)	263 (82.1 to 617)	499
Other sexually transmitted infections	0 (0 to 0)	0 (0 to 0)	0 (0 to 0)	0 (0 to 0)	0 (0 to 0)	1.1 (0.3 to 1.4)	2.2 (0.7 to 3.6)	3.9 (1.2 to 6.2)	6.7 (2.1 to 10.6)	9.5 (2.9 to 15.1)	12.3 (3.8 to 19.6)	15.1 (4.7 to 24)	18.1 (5.6 to 28.8)	21.2 (6.6 to 33.7)	24.4 (7.6 to 38.8)	28.2 (8.8 to 44.8)	34.2 (10.7 to 54.4)	41.2 (12.9 to 65.5)	48.2 (15.1 to 76.6)	55.2 (17.2 to 87.7)	62.2 (19.4 to 98.8)	69.2 (21.6 to 110)	439
Respiratory infections and tuberculosis	871 (677 to 1,090)	1,600 (1,270 to 2,040)	1,270 (1,010 to 1,600)	1,200 (944 to 1,500)	660 (509 to 862)	661 (505 to 865)	767 (585 to 1,000)	1,000 (764 to 1,300)	1,240 (945 to 1,600)	1,240 (945 to 1,600)	1,660 (1,270 to 2,150)	1,900 (1,450 to 2,450)	2,140 (1,630 to 2,770)	2,420 (1,840 to 3,120)	2,620 (1,990 to 3,380)	2,870 (2,170 to 3,700)	3,210 (2,430 to 4,140)	3,720 (2,810 to 4,800)	4,370 (3,300 to 5,640)	5,120 (3,870 to 6,610)	5,980 (4,520 to 7,710)	6,980 (5,280 to 9,000)	76,900
Tuberculosis	871 (676 to 1,090)	1,600 (1,270 to 2,040)	1,270 (1,010 to 1,600)	1,200 (944 to 1,500)	660 (509 to 862)	661 (505 to 865)	767 (585 to 1,000)	1,000 (764 to 1,300)	1,240 (945 to 1,600)	1,240 (945 to 1,600)	1,660 (1,270 to 2,150)	1,900 (1,450 to 2,450)	2,140 (1,630 to 2,770)	2,420 (1,840 to 3,120)	2,620 (1,990 to 3,380)	2,870 (2,170 to 3,700)	3,210 (2,430 to 4,140)	3,720 (2,810 to 4,800)	4,370 (3,300 to 5,640)	5,120 (3,870 to 6,610)	5,980 (4,520 to 7,710)	6,980 (5,280 to 9,000)	7,370
Latent tuberculosis infection	0 (0 to 0)	0 (0 to 0)	0 (0 to 0)	0 (0 to 0)	0 (0 to 0)	0 (0 to 0)	0 (0 to 0)	0 (0 to 0)	0 (0 to 0)	0 (0 to 0)	0 (0 to 0)	0 (0 to 0)	0 (0 to 0)	0 (0 to 0)	0 (0 to 0)	0 (0 to 0)	0 (0 to 0)	0 (0 to 0)	0 (0 to 0)	0 (0 to 0)	0 (0 to 0)	0 (0 to 0)	0 (0 to 0)	0
Drug-susceptible tuberculosis	871 (676 to 1,090)	1,600 (1,270 to 2,040)	1,270 (1,010 to 1,600)	1,200 (944 to 1,500)	660 (509 to 862)	661 (505 to 865)	767 (585 to 1,000)	1,000 (764 to 1,300)	1,240 (945 to 1,600)	1,240 (945 to 1,600)	1,660 (1,270 to 2,150)	1,900 (1,450 to 2,450)	2,140 (1,630 to 2,770)	2,420 (1,840 to 3,120)	2,620 (1,990 to 3,380)	2,870 (2,170 to 3,700)	3,210 (2,430 to 4,140)	3,720 (2,810 to 4,800)	4,370 (3,300 to 5,640)	5,120 (3,870 to 6,610)	5,980 (4,520 to 7,710)	6,980 (5,280 to 9,000)	7,050
Multidrug-resistant tuberculosis without extensive drug-res	0 (0 to 0)	0 (0 to 0)	0.7 (0.1 to 2.7)	1.8 (0.2 to 5.1)	1.2 (0.1 to 4.7)	1.7 (0.2 to 6.1)	0.8 (0.2 to 2.9)	0.2 (0 to 0.8)	0.2 (0 to 0.8)	0.1 (0 to 0.5)	0.1 (0 to 0.4)	0.1 (0 to 0.4)	0.1 (0 to 0.4)	0.1 (0 to 0.4)	0.1 (0 to 0.4)	0.1 (0 to 0.4)	0.1 (0 to 0.4)	0.1 (0 to 0.4)	0.1 (0 to 0.4)	0.1 (0 to 0.4)	0.1 (0 to 0.4)	0.1 (0 to 0.4)	3.9
Extensively drug-resistant tuberculosis	0 (0 to 0)	0 (0 to 0)	0.2 (0 to 0.6)	0.2 (0 to 0.6)	0.2 (0 to 0.6)	0.2 (0 to 0.6)	0.2 (0 to 0.6)	0.2 (0 to 0.6)	0.2 (0 to 0.6)	0.1 (0 to 0.5)	0.1 (0 to 0.5)	0.1 (0 to 0.5)	0.1 (0 to 0.5)	0.1 (0 to 0.5)	0.1 (0 to 0.5)	0.1 (0 to 0.5)	0.1 (0 to 0.5)	0.1 (0 to 0.5)	0.1 (0 to 0.5)	0.1 (0 to 0.5)	0.1 (0 to 0.5)	0.1 (0 to 0.5)	37.9
Lower respiratory infections	861 (667 to 1,080)	1,590 (1,260 to 2,030)	711 (557 to 1,000)	693 (545 to 886)	394 (304 to 504)	394 (304 to 504)	394 (304 to 504)	470 (364 to 600)	627 (485 to 800)	727 (562 to 928)	882 (682 to 1,120)	1,010 (781 to 1,290)	1,140 (882 to 1,460)	1,290 (997 to 1,650)	1,400 (1,080 to 1,790)	1,530 (1,180 to 1,960)	1,710 (1,320 to 2,190)	1,980 (1,530 to 2,540)	2,330 (1,800 to 2,980)	2,730 (2,110 to 3,500)	3,190 (2,460 to 4,080)	3,720 (2,870 to 4,760)	63,300
Upper respiratory infections	0.4 (0.4 to 1.1)	0.2 (0.2 to 0.6)	0.2 (0.2 to 0.6)	0.2 (0.2 to 0.6





Old Texts By Region Publication £30.09 buy abuse and ask areas by lessons with 90 Lancashire University. 2013.

Causes	Early Neonatal	Late Neonatal	Post Neonatal	1 to 2	3 to 9	10 to 14	15 to 19	20 to 24	25 to 29	30 to 34	35 to 39	40 to 44	45 to 49	50 to 54	55 to 59	60 to 64	65 to 69	70 to 74	75 to 79	80 to 84	85 to 89	90 to 94	95 plus	Total
All causes	414,000	51,400	200,000	196,000	220,000	206,000	271,000	322,000	391,000	499,000	634,000	844,000	1,070,000	1,340,000	1,610,000	1,940,000	2,250,000	2,630,000	2,950,000	3,050,000	2,490,000	1,560,000	1,160,000	27,600,000
Communicable, maternal, neonatal, and nutritional diseases	120,000	22,900	73,300	54,100	43,000	28,000	31,000	35,000	46,000	66,000	110,000	180,000	280,000	410,000	570,000	770,000	1,010,000	1,300,000	1,600,000	1,800,000	1,500,000	1,000,000	1,160,000	12,000,000
HIV/AIDS and sexually transmitted infections	19,700,000	69,100	1,400,000	3,200,000	1,700,000	2,600,000	2,100,000	1,900,000	1,600,000	1,300,000	1,000,000	720,000	450,000	270,000	150,000	80,000	40,000	20,000	9,000	4,000	2,000	1,000	1,000	35,000,000
HIV/AIDS	8,000	4,000	53,000	3,000	1,000	2,000	5,000	14,000	39,000	89,000	170,000	270,000	370,000	450,000	500,000	510,000	500,000	470,000	410,000	330,000	230,000	150,000	110,000	4,700,000
HIV/AIDS - Drug-susceptible Tuberculosis	19,000,000	65,000	1,300,000	3,100,000	1,700,000	2,600,000	2,100,000	1,900,000	1,600,000	1,300,000	1,000,000	720,000	450,000	270,000	150,000	80,000	40,000	20,000	9,000	4,000	2,000	1,000	1,000	35,000,000
HIV/AIDS - Multidrug-resistant Tuberculosis without extensive drug resistance	19,000	65,000	1,300,000	3,100,000	1,700,000	2,600,000	2,100,000	1,900,000	1,600,000	1,300,000	1,000,000	720,000	450,000	270,000	150,000	80,000	40,000	20,000	9,000	4,000	2,000	1,000	1,000	35,000,000
HIV/AIDS - Extensively drug-resistant Tuberculosis	19,000,000	65,000	1,300,000	3,100,000	1,700,000	2,600,000	2,100,000	1,900,000	1,600,000	1,300,000	1,000,000	720,000	450,000	270,000	150,000	80,000	40,000	20,000	9,000	4,000	2,000	1,000	1,000	35,000,000
HIV/AIDS resulting in other diseases	19,000,000	65,000	1,300,000	3,100,000	1,700,000	2,600,000	2,100,000	1,900,000	1,600,000	1,300,000	1,000,000	720,000	450,000	270,000	150,000	80,000	40,000	20,000	9,000	4,000	2,000	1,000	1,000	35,000,000
Tuberculosis	1,000,000	4,000	4,000	1,000	1,000	1,000	1,000	2,000	3,000	5,000	8,000	12,000	17,000	23,000	30,000	38,000	47,000	57,000	67,000	76,000	82,000	84,000	84,000	1,600,000
Sexually transmitted infections, excluding HIV	1,000,000	4,000	4,000	1,000	1,000	1,000	1,000	2,000	3,000	5,000	8,000	12,000	17,000	23,000	30,000	38,000	47,000	57,000	67,000	76,000	82,000	84,000	84,000	1,600,000
Syphilis	1,000,000	4,000	4,000	1,000	1,000	1,000	1,000	2,000	3,000	5,000	8,000	12,000	17,000	23,000	30,000	38,000	47,000	57,000	67,000	76,000	82,000	84,000	84,000	1,600,000
Chlamydial infection	1,000,000	4,000	4,000	1,000	1,000	1,000	1,000	2,000	3,000	5,000	8,000	12,000	17,000	23,000	30,000	38,000	47,000	57,000	67,000	76,000	82,000	84,000	84,000	1,600,000
Gonococcal infection	1,000,000	4,000	4,000	1,000	1,000	1,000	1,000	2,000	3,000	5,000	8,000	12,000	17,000	23,000	30,000	38,000	47,000	57,000	67,000	76,000	82,000	84,000	84,000	1,600,000
Trichomoniasis	1,000,000	4,000	4,000	1,000	1,000	1,000	1,000	2,000	3,000	5,000	8,000	12,000	17,000	23,000	30,000	38,000	47,000	57,000	67,000	76,000	82,000	84,000	84,000	1,600,000
Genital herpes	1,000,000	4,000	4,000	1,000	1,000	1,000	1,000	2,000	3,000	5,000	8,000	12,000	17,000	23,000	30,000	38,000	47,000	57,000	67,000	76,000	82,000	84,000	84,000	1,600,000
Other sexually transmitted infections	1,000,000	4,000	4,000	1,000	1,000	1,000	1,000	2,000	3,000	5,000	8,000	12,000	17,000	23,000	30,000	38,000	47,000	57,000	67,000	76,000	82,000	84,000	84,000	1,600,000
Respiratory infections and tuberculosis	12,000,000	1,000,000	1,000,000	1,000,000	1,000,000	1,000,000	1,000,000	1,000,000	1,000,000	1,000,000	1,000,000	1,000,000	1,000,000	1,000,000	1,000,000	1,000,000	1,000,000	1,000,000	1,000,000	1,000,000	1,000,000	1,000,000	1,000,000	17,000,000
Tuberculosis	2,000,000	4,000	4,000	1,000	1,000	1,000	1,000	2,000	3,000	5,000	8,000	12,000	17,000	23,000	30,000	38,000	47,000	57,000	67,000	76,000	82,000	84,000	84,000	1,600,000
Sexually transmitted infections, excluding HIV	1,000,000	4,000	4,000	1,000	1,000	1,000	1,000	2,000	3,000	5,000	8,000	12,000	17,000	23,000	30,000	38,000	47,000	57,000	67,000	76,000	82,000	84,000	84,000	1,600,000
Syphilis	1,000,000	4,000	4,000	1,000	1,000	1,000	1,000	2,000	3,000	5,000	8,000	12,000	17,000	23,000	30,000	38,000	47,000	57,000	67,000	76,000	82,000	84,000	84,000	1,600,000
Chlamydial infection	1,000,000	4,000	4,000	1,000	1,000	1,000	1,000	2,000	3,000	5,000	8,000	12,000	17,000	23,000	30,000	38,000	47,000	57,000	67,000	76,000	82,000	84,000	84,000	1,600,000
Gonococcal infection	1,000,000	4,000	4,000	1,000	1,000	1,000	1,000	2,000	3,000	5,000	8,000	12,000	17,000	23,000	30,000	38,000	47,000	57,000	67,000	76,000	82,000	84,000	84,000	1,600,000
Trichomoniasis	1,000,000	4,000	4,000	1,000	1,000	1,000	1,000	2,000	3,000	5,000	8,000	12,000	17,000	23,000	30,000	38,000	47,000	57,000	67,000	76,000	82,000	84,000	84,000	1,600,000
Genital herpes	1,000,000	4,000	4,000	1,000	1,000	1,000	1,000	2,000	3,000	5,000	8,000	12,000	17,000	23,000	30,000	38,000	47,000	57,000	67,000	76,000	82,000	84,000	84,000	1,600,000
Other sexually transmitted infections	1,000,000	4,000	4,000	1,000	1,000	1,000	1,000	2,000	3,000	5,000	8,000	12,000	17,000	23,000	30,000	38,000	47,000	57,000	67,000	76,000	82,000	84,000	84,000	1,600,000
Respiratory infections and tuberculosis	12,000,000	1,000,000	1,000,000	1,000,000	1,000,000	1,000,000	1,000,000	1,000,000	1,000,000	1,000,000	1,000,000	1,000,000	1,000,000	1,000,000	1,000,000	1,000,000	1,000,000	1,000,000	1,000,000	1,000,000	1,000,000	1,000,000	1,000,000	17,000,000
Tuberculosis	2,000,000	4,000	4,000	1,000	1,000	1,000	1,000	2,000	3,000	5,000	8,000	12,000	17,000	23,000	30,000	38,000	47,000	57,000	67,000	76,000	82,000	84,000	84,000	1,600,000
Latent tuberculosis infection	1,000,000	4,000	4,000	1,000	1,000	1,000	1,000	2,000	3,000	5,000	8,000	12,000	17,000	23,000	30,000	38,000	47,000	57,000	67,000	76,000	82,000	84,000	84,000	1,600,000
Drug-susceptible tuberculosis	1,000,000	4,000	4,000	1,000	1,000	1,000	1,000	2,000	3,000	5,000	8,000	12,000	17,000	23,000	30,000	38,000	47,000	57,000	67,000	76,000	82,000	84,000	84,000	1,600,000
Multidrug-resistant tuberculosis without extensive drug resistance	1,000,000	4,000	4,000	1,000	1,000	1,000	1,000	2,000	3,000	5,000	8,000	12,000	17,000	23,000	30,000	38,000	47,000	57,000	67,000	76,000	82,000	84,000	84,000	1,600,000
Extensively drug-resistant tuberculosis	1,000,000	4,000	4,000	1,000	1,000	1,000	1,000	2,000	3,000	5,000	8,000	12,000	17,000	23,000	30,000	38,000	47,000	57,000	67,000	76,000	82,000	84,000	84,000	1,600,000
Lower respiratory infections	12,000,000	1,000,000	1,000,000	1,000,000	1,000,000	1,000,000	1,000,000	1,000,000	1,000,000	1,000,000	1,000,000	1,000,000	1,000,000	1,000,000	1,000,000	1,000,000	1,000,000	1,000,000	1,000,000	1,000,000	1,000,000	1,000,000	1,000,000	17,000,000
Upper respiratory infections	12,000,000	1,000,000	1,000,000	1,000,000	1,000,000	1,000,000	1,000,000	1,000,000	1,000,000	1,000,000	1,000,000	1,000,000	1,000,000	1,000,000	1,000,000	1,000,000	1,000,000	1,000,000	1,000,000	1,000,000	1,000,000	1,000,000	1,000,000	17,000,000
Otitis media	1,000,000	4,000	4,000	1,000	1,000	1,000	1,000	2,000	3,000	5,000	8,000	12,000	17,000	23,000	30,000	38,000	47,000	57,000	67,000	76,000	82,000	84,000	84,000	1,600,000
Enteric infections	1,000,000	4,000	4,000	1,000	1,000	1,000	1,000	2,000	3,000	5,000	8,000	12,000	17,000	23,000	30,000	38,000	47,000	57,000	67,000	76,000	82,000	84,000	84,000	1,600,000
Diarrheal diseases	1,000,000	4,000	4,000	1,000	1,000	1,000	1,000	2,000	3,000	5,000	8,000	12,000	17,000	23,000	30,000	38,000	47,000	57,000	67,000	76,000	82,000	84,000	84,000	1,600,000
Typhoid and paratyphoid fever	1,000,000	4,000	4,000	1,000	1,000	1,000	1,000	2,000	3,000	5,000	8,000	12,000	17,000	23,000	30,000	38,000	47,000	57,000	67,000	76,000	82,000	84,000	84,000	1,600,000
Typhoid fever	1,000,000	4,000	4,000	1,000	1,000	1,000	1,000	2,000	3,000	5,000	8,000	12,000	17,000	23,000	30,000	38,000	47,000	57,000	67,000	76,000	82,000	84,000	84,000	1,600,000
Paratyphoid fever	1,000,000	4,000	4,000	1,000	1,000	1,000	1,000	2,000	3,000	5,000	8,000	12,000	17,000	23,000	30,000	38,000	47,000	57,000	67,000	76,000	82,000	84,000	84,000	1,600,000
Invasive Non-Typhoidal Salmonella (iNTS)	1,000,000	4,000	4,000	1,000	1,000	1,000	1,000	2,000	3,000	5,000	8,000	12,000	17,000	23,000	30,000	38,000	47,000	57,000	67,000	76,000	82,000	84,000	84,000	1,600,000
Other intestinal infectious diseases	1,000,000	4,000	4,000	1,000	1,000	1,000	1,000	2,000	3,000	5,000	8,000	12,000	17,000	23,000	30,000	38,000	47,000	57,000	67,000	76,000	82,000	84,000	84,000	1,600,000
Neglected tropical diseases and malaria	1,000,000	4,000	4,000	1,000	1,000	1,000	1,000	2,000	3,000	5,000	8,000	12,000	17,000	23,000	30,000	38,000	47,000	57,000	67,000	76,000	82,000	84,000	84,000	1,600,000
Malaria	1,000,000	4,000	4,000	1,000	1,000	1,000	1,000	2,000	3,000	5,000	8,000	12,000	17,000	23,000	30,000	38,000	47,000	57,000	67,000	76,000	82,000	84,000	84,000	1,600,000
Chagas disease	1,000,000	4,000	4,000	1,000	1,000	1,000	1,000	2,000	3,000	5,000	8,000	12,000	17,000	23,000	30,000	38,000	47,000	57,000	67,000	76,000	82,000	84,000	84,000	1,600,000
Leishmaniasis	1,000,000	4,000	4,000	1,000	1,000	1,000	1,000	2,000	3,000	5,000	8,000	12,000	17,000	23,000	30,000	38,000	47,000	57,000	67,000	76,000	82,000	84,000	84,000	1,600,000
Visceral leishmaniasis	1,000,000	4,000	4,000	1,000	1,000	1,000	1,000	2,000	3,000	5,000	8,000	12,000	17,000	23,000	30,000	38,000	47,000	57,000	67,000	76,000	82,000	84,000	84,000	1,600,000
Cutaneous and mucocutaneous leishmaniasis	1,000,000	4,000	4,000	1,000	1,000	1,000	1,000	2,000	3,000	5,000	8,000	12,000	17,000	23,000	30,000	38,000	47,000	57,000	67,000	76,000	82,000	84,000	84,000	1,600,000
African trypanosomiasis	1,000,000	4,000	4,000	1,000	1,000	1,000	1,000	2,000	3,000	5,000	8,000	12,000	17,000	23,000	30,000	38,000	47,000	57,000	67,000	76,000	82,000	84,000	84,000	1,600,000
Schistosomiasis	1,000,000	4,000	4,000	1,000	1,000	1,000	1,000	2,000	3,000	5,000	8,000	12,000	17,000	23,000	30,000	38,000	47,000	57,000	67,000	76,000	82,000	84,000	84,000	1,600,000
Cysticercosis	1,000,000	4,000	4,000	1,000	1,000	1,000	1,000	2,000	3,000	5,000	8,000	12,000	17,000	23,000	30,000	38,000	47,000	57,000	67,000	76,000	82,000	84,000	84,000	1,600,000
Cystic echinococcosis	1,000,000	4,000	4,000	1,000	1,000	1,000	1,000	2,000	3,000	5,000	8,000	12,000	17,000	23,000	30,000	38,000	47,000	57,000	67,000	76,000	82,000	84,000	84,000	1,600,000
Lymphatic filariasis	1,000,000	4,000	4,000	1,000	1,000	1,000	1,000	2,000	3,000	5,000	8,000	12,000	17,000	23,000	30,000	38,000	47,000	57,000	67,000	76,000	82,000	84,000	84,000	1,600,000
Onchocerciasis	1,000,000	4,000	4,000	1,000	1,000	1,000	1,000	2,000	3,000	5,000	8,000	12,000	17,000	23,000	30,000	38,000	47,000	57,000	67,000	76,000	82,000	84,000	84,000	1,600,000
Trachoma	1,000,000	4,000	4,000	1,000	1,000	1,000	1,000	2,000	3,000	5,000	8,000	12,000	17,000	23,000	30,000	38,000	47,000	57,000	67,000	76,000	82,000	84,000	84,000	1,600,000
Dengue	1,000,000	4,000	4,000	1,000	1,000	1,000	1,000	2,000	3,000	5,000	8,000	12,000	17,000	23,000	30,000	38,000	47,000	57,000	67,000	76,000	82,000	84,000	84,000	1,600,000
Yellow fever	1,000,000	4,000	4,000	1,000	1,000	1,000	1,000	2,000	3,000	5,000	8,000	12,000	17,000	23,000	30,000	38,000	47,000	57,000	67,000	76,000	82,000	84,000	84,000	1,600,000
Rabies	1,000,000	4,000	4,000	1,000	1,000	1,000	1,000	2,000	3,000	5,000	8,000	12,000	17,000	23,000	30,000	38,000	47,000	57,000	67,000	76,000	82,000	84,000	84,000	1,600,000
Intestinal nematode infections	1,000,000	4,000	4,000	1,000	1,000	1,000	1,000	2,000	3,000	5,000	8,000	12,000	17,000	23,000	30,000	38,000	47,000	57,000	67,000	76,000	82,000	84,000	84,000	1,600,000
Ascariasis	1,000,000	4,000	4,000	1,000	1,000	1,000	1,000	2,000	3,000	5,000	8,000	12,000	17,000	23,000	30,000	38,000	47,000	57,000	67,000	76,000	82,000	84,000	84,000	1,600,000
Trichuriasis	1,000,000	4,000	4,000	1,000	1,000	1,000	1,000	2,000	3,000	5,000	8,000	12,000	17,000	23,000	30,000	38,000	47,000	57,000	67,000	76,000	82,000	84,000	84,000	1,600,000
Hookworm disease	1,000,000	4,000	4,000	1,000	1,000	1,000	1,000	2,000	3,000	5,000	8,000	12,000	17,000	23,000	30,000	38,000	47,000	57,000	67,000	76,000	82,000	84,000	84,000	1,600,000
Food-borne trematodiases	1,000,000	4,000	4,000	1,000	1,000	1,000	1,000	2,000	3,000	5,000	8,000	12,000	17,000	23,000	30,000	38,000	47,000	57,000	67,000	76,000	82,000	84,000	84,000	1,600,000
Leprosy	1,000,000	4,000	4,000	1,000	1,000	1,000	1,000	2,000	3,000	5,000	8,000	12,000	17,000	23,000	30,000	38,000	47,000	57,000	67,000	76,000	82,000	84,000	84,000	1,600,000
Ebola	1,000,000	4,000	4,000	1,000	1,000	1,000	1,000	2,000	3,000	5,000	8,000	12,000	17,000	23,000	30,000	38,000	47,000	57,000	67,000	76,000	82,000	84,000	84,000	1,600,000
Zika virus	1,000,000	4,000	4,000	1,000	1,000	1,000	1,000	2,000	3,000	5,000	8,000	12,000	17,000	23,000	30,000	38,000	47,000	57,000	67,000	76,000	82,000	84,000	84,000	1,600,000
Guinea worm disease	1,000,000	4,000	4,000	1,000	1,000	1,000	1,000	2,000	3,000	5,000	8,000	12,000	17,000	23,000	30,000	38,000	47,000	57,000	67,000	76,000	82,000	84,000	84,000	1,600,000
Other neglected tropical diseases	1,000,000	4,000	4,000	1,000	1,000	1,000	1,000	2,000	3,000	5,000	8,000	12,000	17,000	23,000	30,000	38,000	47,000	57,000	67,000	76,000	82,000	84,000	84,000	1,600,000
Other infectious diseases	1,000,000	4,000	4,000	1,000	1,000	1,000	1,000	2,000	3,000	5,000	8,000	12,000	17,000	23,000	30,000	38,000	47,000	57,000	67,000	76,000	82,000	84,000	84,000	1,600,000
Meningitis	1,000,000	4,000	4,000	1,000	1,000	1,000	1,000	2,000	3,000	5,000	8,000	12,000	17,000	23,000	30,000	38,000	47,000	57,000	67,000	76,000	82,000	84,000	84,000	1,600,000
Encephalitis	1,000,000	4,000	4,000	1,000	1,000	1,000	1,000	2,000	3,000	5,000	8,000	12,000	17,000	23,000	30,000	38,000	47,000	57,000	67,000	76,000	82,000	84,000	84,000	1,600,000
Diphtheria	1,000,000	4,000	4,000	1,000	1,000	1,000	1,000	2,000	3,000	5,000	8,000	12,000	17,000	23,000	30,000	38,000	47,000	57,000	67,000	76,000	82,000	84,000	84,000	1,600,000
Tetanus	1,000,000	4,000	4,000	1,000	1,000	1,000	1,000	2,000	3,000	5,000	8,000	12,000	17,000	23,000	30,000	38,000	47,000	57,000	67,000	76,000	82,000	84,000	84,000	1,600,000
Measles	1,000,000	4,000	4,000	1,000	1,000	1,000	1,000	2,000	3,000	5,000	8,000	12,000	17,000	23,000	30,000	38,000	47,000	57,000	67,000	76,000	82,000	84,000	84,000	1,600,000
Varicella and herpes zoster	1,000,000	4,000	4,000	1,000	1,000	1,000	1,000	2,000	3,000	5,000	8,000	12,000	17,000	23,000	30,000	38,000	47,000	57,000	67,000	76,000	82,000	84,000	84,000	1,600,000
Acute hepatitis	1,000,000	4,000	4,000	1,000	1,000	1,000	1,000	2,000	3,000	5,000	8,000	12,000	17,000	23,000	30,000	38,000	47,000	57,000	67,000	76,000	82,000	84,000	84,000	1,600,000
Acute hepatitis A	1,000,000	4,000	4,000	1,000	1,000	1,000	1,000	2,000	3,000	5,000	8,000	12,000	17,000	23,000	30,000	38,000	47,000	57,000	67,000	76,000	82,000	84,000	84,000	1,600,000
Acute hepatitis B	1,000,000	4,000	4,000	1,000	1,000	1,000	1,000	2,000	3,000	5,000	8,000	12,000	17,000	23,000	30,000	38,000	47,000	57,000	67,000	76,000	82,000	84,000	84,000	1,600,000
Acute hepatitis C	1,000,000	4,000	4,000	1,000	1,000	1,000	1,000	2,000	3,000	5,000	8,000	12,000	17,000	23,000	30,000	38,000	47,000	57,000	67,000	76,000	82,000	84,000	84,000	1,600,000
Other unspecified infectious diseases	1,000,000	4,000	4,000	1,000	1,000	1,000	1,000	2,000	3,000	5,000	8,000	12,000	17,000	23,000	30,000	38,000	47,000	57,000	67,000	76,000	82,000	84,000	84,000	1,600,000
Maternal and neonatal disorders	1,000,000	4,000	4,000	1,000	1,000	1,000	1,000	2,000	3,000	5,000	8,000	12,000	17,000	23,000	30,000	38,000	47,000	57,000	67,000	76,000	82,000	84,000	84,000	1,600,000
Maternal disorders	1,000,000	4,000	4,000	1,000	1,000	1,000	1,000	2,000	3,000	5,000	8,000	12,000	17,000	23,000	30,000	38,000	47,000	57,000	67,000	76,000	82,000	84,000	84,000	1,600,000
Maternal hemorrhage	1,000,000	4,000	4,000	1,000	1,000	1,000	1,000	2,000	3,000	5,000	8,000	12,000	17,000	23,000	30,000	38,000	47,000	57,000	67,000	76,000	82,000	84,000	84,000	1,600,000
Maternal sepsis and other maternal infections	1,000,000	4,000	4,000	1,000	1,000	1,000	1,000	2,000	3,000	5,000	8,000	12,000	17,000	23,000	30,000	38,000	47,000	57,000	67,000	76,000	82,000	84,000	84,000	1,600,000
Maternal hypertensive disorders	1,000,000	4,000	4,000	1,000	1,000	1,000	1,000	2,000	3,000	5,000	8,000	12,000	17,000	23,000	30,000	38,000	47,000	57,000	67,000	76,000	82,000	84,000	84,000	1,600,000
Maternal obstructed labor and uterine rupture	1,000,000	4,000	4,000	1,000	1,000	1,000	1,000	2,000	3,000	5,000	8,000	12,000	17,000	23,000	30,000	38,000	47,000	57,000	67,000	76,000	82,000	84,000	84,000	1,600,000
Maternal abortion and miscarriage	1,000,000	4,000	4,000	1,000	1,000	1,000	1,000	2,000	3,000	5,000	8,000	12,000	17,000	23,000	30,000	38,000	47,000	57,000	67,000	76,000	82,000	84,000	84,000	1,600,000
Ectopic pregnancy	1,000,000	4,000	4,000	1,000	1,000	1,000	1,000	2,000	3,000	5,000	8,000	12,000	17,000	23,000	30,000	38,000	47,000	57,000	67,000	76,000	82,000	84,000	84,000	1,600,000
Indirect maternal deaths	1,000,000	4,000	4,000	1,000	1,000	1,000	1,000	2,000	3,000	5,000	8,000	12,000	17,000	23,000	30,000	38,000	47,000	57,000	67,000	76,000	82,000	84,000	84,000	1,600,000
Late maternal deaths	—	—	—	—	—	—	—	—	—	—	—	—	—	—	—	—	—	—	—	—	—	—	—	NA
Neonatal disorders	50,000	24,000	17,000	10,000	10,000	10,000	10,000	10,000	10,000	10,000	10,000	10,000	10,000	10,000	10,000	10,000	10,000	10,000	10,000	10,000	10,000	10,000	10,000	340,000
Neonatal preterm birth	25,000,000	1,000,000	1,000,000	1,000,000	1,000,000	1,000,000	1,000,000	1,000,000	1,000,000	1,000,000	1,000,000	1,000,000	1,000,000	1,000,000	1,000,000	1,000,000	1,000,000	1,000,000	1,000,000	1,000,000	1,000,000	1,000,000	1,000,000	17,000,000
Neonatal encephalopathy due to birth asphyxia and trauma	1,000,000	4,000	4,000	1,000	1,000	1,000	1,000	2,000	3,000	5,000	8,000	12,000	17,000	23,000	30,000	38,000	47,000	57,000	67,000	76,000	82,000	84,000	84,000	1,600,000
Neonatal sepsis and other neonatal infections	1,000,000	4,000	4,000	1,000	1,000	1,000	1,000	2,000	3,000	5,000	8,000	12,000	17,000	23,000	30,000	38,000	47,000	57,000	67,000	76,000	82,000	84,000	84,000	1,600,000
Hemolytic disease and other neonatal jaundice	1,000,000	4,000	4,000	1,000	1,000	1,000	1,000	2,000	3,000	5,000	8,000	12,000	17,000	23,000	30,000	38,000	47,000	57,000	67,000	76,000	82,000	84,000	84,000	1,600,000
Other neonatal disorders	1,000,000	4,000	4,000	1,000	1,000	1,000	1,000	2,000	3,000	5,000	8,000	12,000	17,000	23,000	30,000	38,000	47,000	57,000	67,000	76,000	82,000	84,000	84,000	1,600,000
Nutritional deficiencies	1,000,000	4,000	4,000	1,000	1,000	1,000	1,000	2,000	3,000	5,000	8,000	12,000	17,000	23,000	30,000	38,000	47,000	57,000	67,



SR Table 2b: Norfolk DALYs by cause and age group for females with 95% uncertainty intervals, 2019

Cause	Early Neonatal (0-6 days)	Late Neonatal (7-27 days)	Post Neonatal (28-364 days)	1 to 4	5 to 9	10 to 14	15 to 19	20 to 24	25 to 29	30 to 34	35 to 39	40 to 44	45 to 49	50 to 54	55 to 59	60 to 64	65 to 69	70 to 74	75 to 79	80 to 84	85 to 89	90 to 94	95 plus	Total
All causes	452 (414 to 744)	169 (156 to 189)	1,020 (934 to 1,064)	1,364 (961 to 1,905)	2,099 (1,659 to 2,772)	2,139 (1,700 to 2,666)	2,328 (1,842 to 2,940)	2,342 (1,842 to 2,940)	2,342 (1,842 to 2,940)	2,342 (1,842 to 2,940)	2,342 (1,842 to 2,940)	2,342 (1,842 to 2,940)	2,342 (1,842 to 2,940)	2,342 (1,842 to 2,940)	2,342 (1,842 to 2,940)	2,342 (1,842 to 2,940)	2,342 (1,842 to 2,940)	2,342 (1,842 to 2,940)	2,342 (1,842 to 2,940)	2,342 (1,842 to 2,940)	2,342 (1,842 to 2,940)	2,342 (1,842 to 2,940)	142,000
Communicable, maternal, neonatal, and nutritional diseases	452 (347 to 592)	169 (92 to 132)	148 (105 to 196)	149 (111 to 206)	149 (105 to 195)	137 (99.2 to 189)	128 (90.2 to 182)	162 (119 to 226)	184 (137 to 251)	189 (141 to 256)	189 (143 to 262)	193 (157 to 264)	196 (160 to 268)	236 (192 to 322)	263 (214 to 360)	264 (216 to 361)	264 (216 to 361)	264 (216 to 361)	264 (216 to 361)	264 (216 to 361)	264 (216 to 361)	264 (216 to 361)	264 (216 to 361)	6,896
HIV/AIDS and sexually transmitted infections	14.3 (11.9 to 22.4)	3.7 (1.9 to 6.2)	0.9 (0.2 to 2.5)	0.9 (0.7 to 1.1)	0.5 (0.4 to 0.6)	0.7 (0.4 to 0.9)	1.7 (1.2 to 2.4)	3 (2.1 to 4.1)	5 (3.5 to 7.4)	7.1 (4.9 to 10.5)	9.5 (7.0 to 12.1)	10.5 (7.7 to 13.5)	17.9 (12.2 to 24.9)	17.4 (11.9 to 24.4)	16 (10.9 to 22.2)	11 (7.6 to 15.1)	7.6 (5.2 to 10.7)	8.6 (5.9 to 12.3)	7.6 (5.2 to 10.7)	3.9 (2.3 to 6.1)	2.5 (1.4 to 3.9)	1.8 (1.2 to 2.7)	156
HIV/AIDS	0 (0 to 0)	0 (0 to 0)	0.9 (0.2 to 2.5)	0.7 (0.6 to 0.8)	0.4 (0.3 to 0.4)	0.4 (0.3 to 0.5)	0.6 (0.4 to 0.8)	1.6 (1.1 to 2.4)	3.2 (2.1 to 4.5)	5 (3.5 to 7.2)	6.5 (4.5 to 9.4)	7.2 (5.1 to 10.3)	6.7 (4.4 to 10.1)	6.8 (4.1 to 10.5)	6.2 (3.6 to 9.8)	4.5 (2.5 to 6.7)	4.4 (2.1 to 6.4)	3.9 (1.9 to 7.4)	2.3 (1.1 to 4.2)	0.8 (0.3 to 1.6)	0.1 (0 to 0.3)	0.1 (0 to 0.1)	59
HIV/AIDS - Drug-susceptible Tuberculosis	0 (0 to 0)	0 (0 to 0)	0 (0 to 0)	0 (0 to 0)	0 (0 to 0)	0 (0 to 0)	0 (0 to 0)	0 (0 to 0)	0 (0 to 0)	0 (0 to 0)	0 (0 to 0)	0 (0 to 0)	0 (0 to 0)	0 (0 to 0)	0 (0 to 0)	0 (0 to 0)	0 (0 to 0)	0 (0 to 0)	0 (0 to 0)	0 (0 to 0)	0 (0 to 0)	0 (0 to 0)	0 (0 to 0)	0
HIV/AIDS - Multidrug-resistant Tuberculosis without extensive drug resistance	0 (0 to 0)	0 (0 to 0)	0 (0 to 0)	0 (0 to 0)	0 (0 to 0)	0 (0 to 0)	0 (0 to 0)	0 (0 to 0)	0 (0 to 0)	0 (0 to 0)	0 (0 to 0)	0 (0 to 0)	0 (0 to 0)	0 (0 to 0)	0 (0 to 0)	0 (0 to 0)	0 (0 to 0)	0 (0 to 0)	0 (0 to 0)	0 (0 to 0)	0 (0 to 0)	0 (0 to 0)	0 (0 to 0)	0
HIV/AIDS - Extensively drug-resistant Tuberculosis	0 (0 to 0)	0 (0 to 0)	0 (0 to 0)	0 (0 to 0)	0 (0 to 0)	0 (0 to 0)	0 (0 to 0)	0 (0 to 0)	0 (0 to 0)	0 (0 to 0)	0 (0 to 0)	0 (0 to 0)	0 (0 to 0)	0 (0 to 0)	0 (0 to 0)	0 (0 to 0)	0 (0 to 0)	0 (0 to 0)	0 (0 to 0)	0 (0 to 0)	0 (0 to 0)	0 (0 to 0)	0 (0 to 0)	0
HIV/AIDS resulting in other diseases	0 (0 to 0)	0 (0 to 0)	0 (0 to 0)	0 (0 to 0)	0 (0 to 0)	0 (0 to 0)	0 (0 to 0)	0 (0 to 0)	0 (0 to 0)	0 (0 to 0)	0 (0 to 0)	0 (0 to 0)	0 (0 to 0)	0 (0 to 0)	0 (0 to 0)	0 (0 to 0)	0 (0 to 0)	0 (0 to 0)	0 (0 to 0)	0 (0 to 0)	0 (0 to 0)	0 (0 to 0)	0 (0 to 0)	0
Sexually transmitted infections excluding HIV	14.3 (11.9 to 22.4)	3.7 (1.9 to 6.2)	0 (0 to 0)	0.2 (0 to 0.4)	0.1 (0 to 0.2)	0.3 (0.1 to 0.5)	1.1 (0.8 to 1.7)	1.4 (1.0 to 2.1)	1.8 (1.3 to 2.7)	2.1 (1.5 to 3.1)	3 (2.1 to 4.3)	3.3 (2.4 to 4.8)	11.2 (8.1 to 16.1)	10.7 (7.8 to 15.4)	9.8 (7.1 to 14.1)	6.5 (4.6 to 9.4)	3.2 (2.3 to 4.7)	4.7 (3.4 to 6.9)	5.3 (3.8 to 7.8)	3.1 (1.8 to 4.9)	2.4 (1.4 to 4.1)	1.7 (1 to 2.7)	100
Syphilis	2.7 (1.9 to 3.9)	0.7 (0.3 to 1.1)	0 (0 to 0)	0.1 (0 to 0.4)	0.1 (0 to 0.3)	0.2 (0.1 to 0.5)	0.7 (0.4 to 1.1)	0.9 (0.5 to 1.4)	1.1 (0.6 to 1.7)	1.3 (0.8 to 2)	1.8 (1.1 to 2.8)	2.1 (1.3 to 3.2)	2.7 (1.6 to 4.1)	2.6 (1.5 to 4)	2.4 (1.4 to 3.7)	1.6 (0.9 to 2.5)	0.8 (0.4 to 1.3)	0.8 (0.4 to 1.4)	0.5 (0.2 to 1)	0.2 (0 to 0.5)	0.1 (0 to 0.2)	0 (0 to 0.1)	23.6
Chlamydial infection	0 (0 to 0)	0 (0 to 0)	0 (0 to 0)	0 (0 to 0)	0 (0 to 0)	0 (0 to 0)	0 (0 to 0)	0 (0 to 0)	0 (0 to 0)	0 (0 to 0)	0 (0 to 0)	0 (0 to 0)	0 (0 to 0)	0 (0 to 0)	0 (0 to 0)	0 (0 to 0)	0 (0 to 0)	0 (0 to 0)	0 (0 to 0)	0 (0 to 0)	0 (0 to 0)	0 (0 to 0)	0 (0 to 0)	0
Gonococcal infection	0 (0 to 0)	0 (0 to 0)	0 (0 to 0)	0 (0 to 0)	0 (0 to 0)	0 (0 to 0)	0 (0 to 0.1)	0 (0 to 0.1)	0 (0 to 0.3)	0 (0 to 0.6)	0 (0 to 1)	0 (0 to 1.1)	0 (0 to 1.1)	0 (0 to 1.1)	0 (0 to 1.1)	0 (0 to 1.1)	0 (0 to 1.1)	0 (0 to 1.1)	0 (0 to 1.1)	0 (0 to 1.1)	0 (0 to 1.1)	0 (0 to 1.1)	0 (0 to 1.1)	0
Trichomoniasis	0 (0 to 0)	0 (0 to 0)	0 (0 to 0)	0 (0 to 0)	0 (0 to 0)	0 (0 to 0)	0 (0 to 0)	0 (0 to 0)	0 (0 to 0)	0 (0 to 0)	0 (0 to 0)	0 (0 to 0)	0 (0 to 0)	0 (0 to 0)	0 (0 to 0)	0 (0 to 0)	0 (0 to 0)	0 (0 to 0)	0 (0 to 0)	0 (0 to 0)	0 (0 to 0)	0 (0 to 0)	0 (0 to 0)	0
Genital herpes	0 (0 to 0)	0 (0 to 0)	0 (0 to 0)	0 (0 to 0)	0 (0 to 0)	0 (0 to 0)	0 (0 to 0)	0 (0 to 0)	0 (0 to 0)	0 (0 to 0)	0 (0 to 0)	0 (0 to 0)	0 (0 to 0)	0 (0 to 0)	0 (0 to 0)	0 (0 to 0)	0 (0 to 0)	0 (0 to 0)	0 (0 to 0)	0 (0 to 0)	0 (0 to 0)	0 (0 to 0)	0 (0 to 0)	0
Other sexually transmitted infections	0 (0 to 0)	0 (0 to 0)	0 (0 to 0)	0 (0 to 0)	0 (0 to 0)	0.1 (0 to 0.2)	0.3 (0.2 to 0.5)	0.5 (0.3 to 0.8)	0.6 (0.4 to 1)	0.8 (0.5 to 1.2)	1.2 (0.8 to 1.8)	1.2 (0.8 to 1.8)	4.5 (3.1 to 6.7)	4 (2.7 to 6.1)	3.4 (2.3 to 5.2)	2.1 (1.3 to 3.2)	1.1 (0.6 to 1.8)	1.9 (1.1 to 3.1)	2.8 (1.7 to 4.5)	2.3 (1.3 to 3.7)	2.3 (1.3 to 3.7)	1.7 (0.9 to 2.8)	39.4
Respiratory infections and tuberculosis	47 (31.9 to 66)	29 (19.6 to 39.4)	43 (27.9 to 65.2)	33 (25.7 to 44.2)	27 (20.7 to 35.1)	28 (21.5 to 36.4)	28 (21.5 to 36.4)	27 (20.7 to 35.1)	28 (21.5 to 36.4)	28 (21.5 to 36.4)	28 (21.5 to 36.4)	28 (21.5 to 36.4)	28 (21.5 to 36.4)	28 (21.5 to 36.4)	28 (21.5 to 36.4)	28 (21.5 to 36.4)	28 (21.5 to 36.4)	28 (21.5 to 36.4)	28 (21.5 to 36.4)	28 (21.5 to 36.4)	28 (21.5 to 36.4)	28 (21.5 to 36.4)	3,672
Tuberculosis	0 (0 to 0)	0 (0 to 0)	0 (0 to 0)	0 (0 to 0)	0 (0 to 0)	0 (0 to 0)	0 (0 to 0)	0 (0 to 0)	0 (0 to 0)	0 (0 to 0)	0 (0 to 0)	0 (0 to 0)	0 (0 to 0)	0 (0 to 0)	0 (0 to 0)	0 (0 to 0)	0 (0 to 0)	0 (0 to 0)	0 (0 to 0)	0 (0 to 0)	0 (0 to 0)	0 (0 to 0)	0 (0 to 0)	0
Latent tuberculosis infection	0 (0 to 0)	0 (0 to 0)	0 (0 to 0)	0 (0 to 0)	0 (0 to 0)	0 (0 to 0)	0 (0 to 0)	0 (0 to 0)	0 (0 to 0)	0 (0 to 0)	0 (0 to 0)	0 (0 to 0)	0 (0 to 0)	0 (0 to 0)	0 (0 to 0)	0 (0 to 0)	0 (0 to 0)	0 (0 to 0)	0 (0 to 0)	0 (0 to 0)	0 (0 to 0)	0 (0 to 0)	0 (0 to 0)	0
Drug-susceptible tuberculosis	0 (0 to 0)	0 (0 to 0)	0 (0 to 0)	0 (0 to 0)	0 (0 to 0)	0 (0 to 0)	0 (0 to 0)	0 (0 to 0)	0 (0 to 0)	0 (0 to 0)	0 (0 to 0)	0 (0 to 0)	0 (0 to 0)	0 (0 to 0)	0 (0 to 0)	0 (0 to 0)	0 (0 to 0)	0 (0 to 0)	0 (0 to 0)	0 (0 to 0)	0 (0 to 0)	0 (0 to 0)	0 (0 to 0)	0
Multidrug-resistant tuberculosis without extensive drug resistance	0 (0 to 0)	0 (0 to 0)	0 (0 to 0)	0 (0 to 0)	0 (0 to 0)	0 (0 to 0)	0 (0 to 0)	0 (0 to 0)	0 (0 to 0)	0 (0 to 0)	0 (0 to 0)	0 (0 to 0)	0 (0 to 0)	0 (0 to 0)	0 (0 to 0)	0 (0 to 0)	0 (0 to 0)	0 (0 to 0)	0 (0 to 0)	0 (0 to 0)	0 (0 to 0)	0 (0 to 0)	0 (0 to 0)	0
Extensively drug-resistant tuberculosis	0 (0 to 0)	0 (0 to 0)	0 (0 to 0)	0 (0 to 0)	0 (0 to 0)	0 (0 to 0)	0 (0 to 0)	0 (0 to 0)	0 (0 to 0)	0 (0 to 0)	0 (0 to 0)	0 (0 to 0)	0 (0 to 0)	0 (0 to 0)	0 (0 to 0)	0 (0 to 0)	0 (0 to 0)	0 (0 to 0)	0 (0 to 0)	0 (0 to 0)	0 (0 to 0)	0 (0 to 0)	0 (0 to 0)	0
Lower respiratory infections	4.6 (3.2 to 6.4)	2.6 (1.6 to 3.7)	19.1 (12.1 to 28.4)	7.9 (5.5 to 10.8)	3.4 (2.4 to 4.6)	3.2 (2.2 to 4.4)	2.9 (2 to 4)	2.6 (1.8 to 3.6)	2.5 (1.7 to 3.4)	2.4 (1.7 to 3.3)	2.4 (1.7 to 3.3)	2.4 (1.7 to 3.3)	2.4 (1.7 to 3.3)	2.4 (1.7 to 3.3)	2.4 (1.7 to 3.3)	2.4 (1.7 to 3.3)	2.4 (1.7 to 3.3)	2.4 (1.7 to 3.3)	2.4 (1.7 to 3.3)	2.4 (1.7 to 3.3)	2.4 (1.7 to 3.3)	2.4 (1.7 to 3.3)	226
Upper respiratory infections	0 (0 to 0.1)	0 (0 to 0)	0.3 (0.2 to 0.5)	0.3 (0.2 to 0.4)	0.2 (0.1 to 0.3)	0.2 (0.1 to 0.3)	0.2 (0.1 to 0.3)	0.2 (0.1 to 0.3)	0.2 (0.1 to 0.3)	0.2 (0.1 to 0.3)	0.2 (0.1 to 0.3)	0.2 (0.1 to 0.3)	0.2 (0.1 to 0.3)	0.2 (0.1 to 0.3)	0.2 (0.1 to 0.3)	0.2 (0.1 to 0.3)	0.2 (0.1 to 0.3)	0.2 (0.1 to 0.3)	0.2 (0.1 to 0.3)	0.2 (0.1 to 0.3)	0.2 (0.1 to 0.3)	0.2 (0.1 to 0.3)	3.2
Otitis media	4.6 (3.2 to 6.4)	2.6 (1.6 to 3.7)	19.1 (12.1 to 28.4)	7.9 (5.5 to 10.8)	3.4 (2.4 to 4.6)	3.2 (2.2 to 4.4)	2.9 (2 to 4)	2.6 (1.8 to 3.6)	2.5 (1.7 to 3.4)	2.4 (1.7 to 3.3)	2.4 (1.7 to 3.3)	2.4 (1.7 to 3.3)	2.4 (1.7 to 3.3)	2.4 (1.7 to 3.3)	2.4 (1.7 to 3.3)	2.4 (1.7 to 3.3)	2.4 (1.7 to 3.3)	2.4 (1.7 to 3.3)	2.4 (1.7 to 3.3)	2.4 (1.7 to 3.3)	2.4 (1.7 to 3.3)	2.4 (1.7 to 3.3)	226
Enteric infections	3.5 (2.5 to 4.9)	1.9 (1.1 to 2.8)	23.1 (13.9 to 39.9)	14.2 (10.1 to 19.4)	6.5 (4.8 to 8.6)	4.4 (3.2 to 5.9)	1.4 (1 to 1.9)	0.7 (0.5 to 0.9)	0.7 (0.5 to 0.9)	0.7 (0.5 to 0.9)	0.7 (0.5 to 0.9)	0.7 (0.5 to 0.9)	0.7 (0.5 to 0.9)	0.7 (0.5 to 0.9)	0.7 (0.5 to 0.9)	0.7 (0.5 to 0.9)	0.7 (0.5 to 0.9)	0.7 (0.5 to 0.9)	0.7 (0.5 to 0.9)	0.7 (0.5 to 0.9)	0.7 (0.5 to 0.9)	0.7 (0.5 to 0.9)	43.1
Diarrheal diseases	3.5 (2.5 to 4.9)	1.9 (1.1 to 2.8)	23.1 (13.9 to 39.9)	14.2 (10.1 to 19.4)	6.5 (4.8 to 8.6)	4.4 (3.2 to 5.9)	1.4 (1 to 1.9)	0.7 (0.5 to 0.9)	0.7 (0.5 to 0.9)	0.7 (0.5 to 0.9)	0.7 (0.5 to 0.9)	0.7 (0.5 to 0.9)	0.7 (0.5 to 0.9)	0.7 (0.5 to 0.9)	0.7 (0.5 to 0.9)	0.7 (0.5 to 0.9)	0.7 (0.5 to 0.9)	0.7 (0.5 to 0.9)	0.7 (0.5 to 0.9)	0.7 (0.5 to 0.9)	0.7 (0.5 to 0.9)	0.7 (0.5 to 0.9)	43.1
Typhoid and paratyphoid	0 (0 to 0)	0 (0 to 0)	0 (0 to 0)	0 (0 to 0)	0 (0 to 0)	0 (0 to 0)	0 (0 to 0)	0 (0 to 0)	0 (0 to 0)	0 (0 to 0)	0 (0 to 0)	0 (0 to 0)	0 (0 to 0)	0 (0 to 0)	0 (0 to 0)	0 (0 to 0)	0 (0 to 0)	0 (0 to 0)	0 (0 to 0)	0 (0 to 0)	0 (0 to 0)	0 (0 to 0)	0 (0 to 0)	0
Typhoid fever	0 (0 to 0)	0 (0 to 0)	0 (0 to 0)	0 (0 to 0)	0 (0 to 0)	0 (0 to 0)	0 (0 to 0)	0 (0 to 0)	0 (0 to 0)	0 (0 to 0)	0 (0 to 0)	0 (0 to 0)	0 (0 to 0)	0 (0 to 0)	0 (0 to 0)	0 (0 to 0)	0 (0 to 0)	0 (0 to 0)	0 (0 to 0)	0 (0 to 0)	0 (0 to 0)	0 (0 to 0)	0 (0 to 0)	0
Paratyphoid fever	0 (0 to 0)	0 (0 to 0)	0 (0 to 0)	0 (0 to 0)	0 (0 to 0)	0 (0 to 0)	0 (0 to 0)	0 (0 to 0)	0 (0 to 0)	0 (0 to 0)	0 (0 to 0)	0 (0 to 0)	0 (0 to 0)	0 (0 to 0)	0 (0 to 0)	0 (0 to 0)	0 (0 to 0)	0 (0 to 0)	0 (0 to 0)	0 (0 to 0)	0 (0 to 0)	0 (0 to 0)	0 (0 to 0)	0
Other sexually transmitted infections	0 (0 to 0)	0 (0 to 0)	0 (0 to 0)	0 (0 to 0)	0 (0 to 0)	0.1 (0 to 0.2)	0.3 (0.2 to 0.5)	0.5 (0.3 to 0.8)	0.6 (0.4 to 1)	0.8 (0.5 to 1.2)	1.2 (0.8 to 1.8)	1.2 (0.8 to 1.8)	4.5 (3.1 to 6.7)	4 (2.7 to 6.1)	3.4 (2.3 to 5.2)	2.1 (1.3 to 3.2)	1.1 (0.6 to 1.8)	1.9 (1.1 to 3.1)	2.8 (1.7 to 4.5)	2.3 (1.3 to 3.7)	2.3 (1.3 to 3.7)	1.7 (0.9 to 2.8)	39.4
Neglected tropical diseases and malaria	0 (0 to 0)	0 (0 to 0)	0 (0 to 0)	0 (0 to 0)	0 (0 to 0)	0 (0 to 0)	0 (0 to 0)	0 (0 to 0)	0 (0 to 0)	0 (0 to 0)	0 (0 to 0)	0 (0 to 0)	0 (0 to 0)	0 (0 to 0)	0 (0 to 0)	0 (0 to 0)	0 (0 to 0)	0 (0 to 0)	0 (0 to 0)	0 (0 to 0)	0 (0 to 0)	0 (0 to 0)	0 (0 to 0)	0
Malaria	0 (0 to 0)	0 (0 to 0)	0 (0 to 0)	0 (0 to 0)	0 (0 to 0)	0 (0 to 0)	0 (0 to 0)	0 (0 to 0)	0 (0 to 0)	0 (0 to 0)	0 (0 to 0)	0 (0 to 0)	0 (0 to 0)	0 (0 to 0)	0 (0 to 0)	0 (0 to 0)	0 (0 to 0)	0 (0 to 0)	0 (0 to 0)	0 (0 to 0)	0 (0 to 0)	0 (0 to 0)	0 (0 to 0)	0
Chagas disease	0 (0 to 0)	0 (0 to 0)	0 (0 to 0)	0 (0 to 0)	0 (0 to 0)	0 (0 to 0)	0 (0 to 0)	0 (0 to 0)	0 (0 to 0)	0 (0 to 0)	0 (0 to 0)	0 (0 to 0)	0 (0 to 0)	0 (0 to 0)	0 (0 to 0)	0 (0 to 0)	0 (0 to 0)	0 (0 to 0)	0 (0 to 0)	0 (0 to 0)	0 (0 to 0)	0 (0 to 0)	0 (0 to 0)	0
Leishmaniasis	0 (0 to 0)	0 (0 to 0)	0 (0 to 0)	0 (0 to 0)	0 (0 to 0)	0 (0 to 0)	0 (0 to 0)	0 (0 to 0)	0 (0 to 0)	0 (0 to 0)	0 (0 to 0)	0 (0 to 0)	0 (0 to 0)	0 (0 to 0)	0 (0 to 0)	0 (0 to 0)	0 (0 to 0)	0 (0 to 0)	0 (0 to 0)	0 (0 to 0)	0 (0 to 0)	0 (0 to 0)	0 (0 to 0)	0
Visceral leishmaniasis	0 (0 to 0)	0 (0 to 0)	0 (0 to 0)	0 (0 to 0)	0 (0 to 0)	0 (0 to 0)	0 (0 to 0)	0 (0 to 0)	0 (0 to 0)	0 (0 to 0)	0 (0 to 0)	0 (0 to 0)	0 (0 to 0)	0 (0 to 0)	0 (0 to 0)	0 (0 to 0)	0 (0 to 0)	0 (0 to 0)	0 (0 to 0)	0 (0 to 0)	0 (0 to 0)	0 (0 to 0)	0 (0 to 0)	0
Cutaneous and mucocutaneous leishmaniasis	0 (0 to 0)	0 (0 to 0)	0 (0 to 0)	0 (0 to 0)	0 (0 to 0)	0 (0 to 0)	0 (0 to 0)	0 (0 to 0)	0 (0 to 0)	0 (0 to 0)	0 (0 to 0)	0 (0 to 0)	0 (0 to 0)	0 (0 to 0)	0 (0 to 0)	0 (0 to 0)	0 (0 to 0)	0 (0 to 0)	0 (0 to 0)	0 (0 to 0)	0 (0 to 0)	0 (0 to 0)	0 (0 to 0)	0
African trypanosomiasis	0 (0 to 0)	0 (0 to 0)	0 (0 to 0)	0 (0 to 0)	0 (0 to 0)	0 (0 to 0)	0 (0 to 0)	0 (0 to 0)	0 (0 to 0)	0 (0 to 0)	0 (0 to 0)	0 (0 to 0)	0 (0 to 0)	0 (0 to 0)	0 (0 to 0)	0 (0 to 0)	0 (0 to 0)	0 (0 to 0)	0 (0 to 0)	0 (0 to 0)	0 (0 to 0)	0 (0 to 0)	0 (0 to 0)	0
Schistosomiasis	0 (0 to 0)	0 (0 to 0)	0 (0 to 0)	0 (0 to 0)	0 (0 to 0)	0 (0 to 0)	0 (0 to 0)	0 (0 to 0)	0 (0 to 0)	0 (0 to 0)	0 (0 to 0)	0 (0 to 0)	0 (0 to 0)	0 (0 to 0)	0 (0 to 0)	0 (0 to 0)	0 (0 to 0)	0 (0 to 0)	0 (0 to 0)	0 (0 to 0)	0 (0 to 0)	0 (0 to 0)	0 (0 to 0)	0
Cysticercosis	0 (0 to 0)	0 (0 to 0)	0 (0 to 0)	0 (0 to 0)	0 (0 to 0)	0 (0 to 0)	0 (0 to 0)	0 (0 to 0)	0 (0 to 0)	0 (0 to 0)	0 (0 to 0)	0 (0 to 0)	0 (0 to 0)	0 (0 to 0)	0 (0 to 0)	0 (0 to 0)	0 (0 to 0)	0 (0 to 0)	0 (0 to 0)	0 (0 to 0)	0 (0 to 0)	0 (0 to 0)	0 (0 to 0)	0
Cystic echinococcosis	0 (0 to 0)	0 (0 to 0)	0 (0 to 0)	0 (0 to 0)	0 (0 to 0)	0 (0 to 0)	0 (0 to 0)	0 (0 to 0)	0 (0 to 0)	0 (0 to 0)	0 (0 to 0)	0 (0 to 0)	0 (0 to 0)	0 (0 to 0)	0 (0 to 0)	0 (0 to 0)	0 (0 to 0)	0 (0 to 0)	0 (0 to 0)	0 (0 to 0)	0 (0 to 0)	0 (0 to 0)	0 (0 to 0)	0
Lymphatic filariasis	0 (0 to 0)	0 (0 to 0)	0 (0 to 0)	0 (0 to 0)	0 (0 to 0)	0 (0 to 0)	0 (0 to 0)	0 (0 to 0)	0 (0 to 0)	0 (0 to 0)	0 (0 to 0)	0 (0 to 0)	0 (0 to 0)	0 (0 to 0)	0 (0 to 0)	0 (0 to 0)	0 (0 to 0)	0 (0 to 0)	0 (0 to 0)	0 (0 to 0)	0 (0 to 0)	0 (0 to 0)	0 (0 to 0)	0
Onchocerciasis	0 (0 to 0)	0 (0 to 0)	0 (0 to 0)	0 (0 to 0)	0 (0 to 0)	0 (0 to 0)	0 (0 to 0)	0 (0 to 0)	0 (0 to 0)	0 (0 to 0)	0 (0 to 0)	0 (0 to 0)	0 (0 to 0)	0 (0 to 0)	0 (0 to 0)	0 (0 to 0)	0 (0 to 0)	0 (0 to 0)	0 (0 to 0)	0 (0 to 0)	0 (0 to 0)	0 (0 to 0)	0 (0 to 0)	0
Trachoma	0 (0 to 0)	0 (0 to 0)	0 (0 to 0)	0 (0 to 0)	0 (0 to 0)	0 (0 to 0)	0 (0 to 0)	0 (0 to 0)	0 (0 to 0)	0 (0 to 0)	0 (0 to 0)	0 (0 to 0)	0 (0 to 0)	0 (0 to 0)	0 (0 to 0)	0 (0 to 0)	0 (0 to 0)	0 (0 to 0)	0 (0 to 0)	0 (0 to 0)	0 (0 to 0)	0 (0 to 0)	0 (0 to 0)	0
Dengue	0 (0 to 0)	0 (0 to 0)	0 (0 to 0)	0 (0 to 0)	0 (0 to 0)	0 (0 to 0)	0 (0 to 0)	0 (0 to 0)	0 (0 to 0)	0 (0 to 0)	0 (0 to 0)	0 (0 to 0)	0 (0 to 0)	0 (0 to 0)	0 (0 to 0)	0 (0 to 0)	0 (0 to 0)	0 (0 to 0)	0 (0 to 0)	0 (0 to 0)	0 (0 to 0)	0 (0 to 0)	0 (0 to 0)	0
Yellow fever	0 (0 to 0)	0 (0 to 0)	0 (0 to 0)	0 (0 to 0)	0 (0 to 0)	0 (0 to 0)	0 (0 to 0)	0 (0 to 0)	0 (0 to 0)	0 (0 to 0)	0 (0 to 0)	0 (0 to 0)	0 (0 to 0)	0 (0 to 0)	0 (0 to 0)	0 (0 to 0)	0 (0 to 0)	0 (0 to 0)	0 (0 to 0)	0 (0 to 0)	0 (0 to 0)	0 (0 to 0)	0 (0 to 0)	0
Rabies	0 (0 to 0)	0 (0 to 0)	0 (0 to 0)	0 (0 to 0)	0 (0 to 0)	0 (0 to 0)	0 (0 to 0)	0 (0 to 0)	0 (0 to 0)	0 (0 to 0)	0 (0 to 0)	0 (0 to 0)	0 (0 to 0)	0 (0 to 0)	0 (0 to 0)	0 (0 to 0)	0 (0 to 0)	0 (0 to 0)	0 (0 to 0)	0 (0 to 0)	0 (0 to 0)	0 (0 to 0)	0 (0 to 0)	0
Intestinal nematode infections	0 (0 to 0)	0 (0 to 0)	0 (0 to 0)	0 (0 to 0)	0 (0 to 0)	0 (0 to 0)	0 (0 to 0)	0 (0 to 0)	0 (0 to 0)	0 (0 to 0)	0 (0 to 0)	0 (0 to 0)	0 (0 to 0)	0 (0 to 0)	0 (0 to 0)	0 (0 to 0)	0 (0 to 0)	0 (0 to 0)	0 (0 to 0)	0 (0 to 0)	0 (0 to 0)	0 (0 to 0)	0 (0 to 0)	0
Ascariasis	0 (0 to 0)	0 (0 to 0)	0 (0 to 0)	0 (0 to 0)	0 (0 to 0)	0 (0 to 0)	0 (0 to 0)	0 (0 to 0)	0 (0 to 0)	0 (0 to 0)	0 (0 to 0)	0 (0 to 0)	0 (0 to 0)	0 (0 to 0)	0 (0 to 0)	0 (0 to 0)	0 (0 to 0)	0 (0 to 0)	0 (0 to 0)	0 (0 to 0)	0 (0 to 0)	0 (0 to 0)	0 (0 to 0)	0
Trichuriasis	0 (0 to 0)	0 (0 to 0)	0 (0 to 0)	0 (0 to 0)	0 (0 to 0)	0 (0 to 0)	0 (0 to 0)	0 (0 to 0)	0 (0 to 0)	0 (0 to 0)	0 (0 to 0)	0 (0 to 0)	0 (0 to 0)	0 (0 to 0)	0 (0 to 0)	0 (0 to 0)	0 (0 to 0)	0 (0 to 0)	0 (0 to 0)	0 (0 to 0)	0 (0 to 0)	0 (0 to 0)	0 (0 to 0)	0
Hookworm disease	0 (0 to 0)	0 (0 to 0)	0 (0 to 0)	0 (0 to 0)	0 (0 to 0)	0 (0 to 0)	0 (0 to 0)	0 (0 to 0)	0 (0 to 0)	0 (0 to 0)	0 (0 to 0)	0 (0 to 0)	0 (0 to 0)	0 (0 to 0)	0 (0 to 0)	0 (0 to 0)	0 (0 to 0)	0 (0 to 0)	0 (0 to 0)	0 (0 to 0)	0 (0 to 0)	0 (0 to 0)	0 (0 to 0)	0
Food-borne trematodiases	0 (0 to 0)	0 (0 to 0)	0 (0 to 0)	0 (0 to 0)	0 (0 to 0)	0 (0 to 0)	0 (0 to 0)	0 (0 to 0)	0 (0 to 0)	0 (0 to 0)	0 (0 to 0)	0 (0 to 0)	0 (0 to 0)	0 (0 to 0)	0 (0 to 0)	0 (0 to 0)	0 (0 to 0)	0 (0 to 0)	0 (0 to 0)	0 (0 to 0)	0 (0 to 0)	0 (0 to 0)	0 (0 to 0)	0
Leprosy	0 (0 to 0)	0 (0 to 0)	0 (0 to 0)	0 (0 to 0)	0 (0 to 0)	0 (0 to 0)	0 (0 to 0)	0 (0 to 0)	0 (0 to 0)	0 (0 to 0)	0 (0 to 0)	0 (0 to 0)	0 (0 to 0)	0 (0 to 0)	0 (0 to 0)	0 (0 to 0)	0 (0 to 0)	0 (0 to 0)	0 (0 to 0)	0 (0 to 0)	0 (0 to 0)	0 (0 to 0)	0 (0 to 0)	0
Ebola	0 (0 to 0)	0 (0 to 0)	0 (0 to 0)	0 (0 to 0)	0 (0 to 0)	0 (0 to 0)	0 (0 to 0)	0 (0 to 0)	0 (0 to 0)	0 (0 to 0)	0 (0 to 0)	0 (0 to 0)	0 (0 to 0)	0 (0 to 0)	0 (0 to 0)	0 (0 to 0)	0 (0 to 0)	0 (

Other neoplasms	0-2 (0 to 0.4)	0 (0 to 0)	0 (0 to 0.6)	0-2 (0 to 0.4)	0-2 (0 to 0.5)	0-3 (0 to 0.6)	0-3 (0 to 0.6)	0-5 (0 to 0.7)	0-6 (0 to 0.9)	0-6 (0 to 1.0)	1-2 (0 to 1.7)	2-6 (1 to 3.4)	4-8 (2 to 4.9)	7-13 (3 to 10.5)	11-19 (6 to 15.9)	19-31 (10 to 26)	33-51 (19 to 44.9)	39-59 (23 to 49.8)	41-62 (24 to 52.4)	43-64 (25 to 53.9)	38 (17 to 49.2)	9-13 (5 to 13.2)	
Melodysplastic, myeloproliferative and other hematopoietic	0-2 (0 to 0.4)	0-2 (0 to 0)	0-3 (0 to 0.6)	0-3 (0 to 0.6)	0-3 (0 to 0.6)	0-3 (0 to 0.6)	0-3 (0 to 0.6)	0-5 (0 to 0.7)	0-6 (0 to 0.9)	0-6 (0 to 1.0)	1-2 (0 to 1.7)	2-6 (1 to 3.4)	4-8 (2 to 4.9)	7-13 (3 to 10.5)	11-19 (6 to 15.9)	19-31 (10 to 26)	33-51 (19 to 44.9)	39-59 (23 to 49.8)	41-62 (24 to 52.4)	43-64 (25 to 53.9)	38 (17 to 49.2)	9-13 (5 to 13.2)	244
Benign and in situ intestinal neoplasms	0 (0 to 0)	0 (0 to 0)	0 (0 to 0)	0 (0 to 0)	0 (0 to 0)	0 (0 to 0)	0 (0 to 0)	0 (0 to 0)	0 (0 to 0)	0 (0 to 0)	0 (0 to 0)	0 (0 to 0)	0 (0 to 0)	0 (0 to 0)	0 (0 to 0)	0 (0 to 0)	0 (0 to 0)	0 (0 to 0)	0 (0 to 0)	0 (0 to 0)	0 (0 to 0)	0 (0 to 0)	
Benign and in situ cervical and uterine neoplasms	0 (0 to 0)	0 (0 to 0)	0 (0 to 0)	0 (0 to 0)	0 (0 to 0)	0 (0 to 0)	0 (0 to 0)	0 (0 to 0)	0 (0 to 0)	0 (0 to 0)	0 (0 to 0)	0 (0 to 0)	0 (0 to 0)	0 (0 to 0)	0 (0 to 0)	0 (0 to 0)	0 (0 to 0)	0 (0 to 0)	0 (0 to 0)	0 (0 to 0)	0 (0 to 0)	0 (0 to 0)	0
Other benign and in situ neoplasms	0 (0 to 0)	0 (0 to 0)	0 (0 to 0)	0 (0 to 0)	0 (0 to 0)	0 (0 to 0)	0 (0 to 0)	0 (0 to 0)	0 (0 to 0)	0 (0 to 0)	0 (0 to 0)	0 (0 to 0)	0 (0 to 0)	0 (0 to 0)	0 (0 to 0)	0 (0 to 0)	0 (0 to 0)	0 (0 to 0)	0 (0 to 0)	0 (0 to 0)	0 (0 to 0)	0 (0 to 0)	
Cardiovascular diseases	1-5 (1 to 2.1)	1-3 (0 to 1.6)	0-7 (0 to 2.5)	4-7 (0 to 2.8)	12-1 (1 to 3.5)	20-2 (2 to 3.5)	27 (2 to 3.4)	39-3 (4 to 3.7)	64-6 (6 to 4.5)	104 (10 to 5.5)	170 (15 to 7.3)	324 (29 to 9.7)	494 (37 to 12.5)	667 (43 to 16.2)	922 (53 to 19.3)	1,199 (69 to 23.1)	2,160 (1,020 to 2,310)	2,410 (2,050 to 2,800)	2,150 (2,800 to 4,130)	3,010 (2,200 to 3,240)	2,600 (1,900 to 2,800)	1,130 (861 to 1,290)	19,200
Rheumatic heart disease	0 (0 to 0)	0 (0 to 0)	0 (0 to 0.4)	0 (0 to 0.2)	0-2 (0 to 0.3)	0-2 (0 to 0.4)	0-4 (0 to 0.6)	0-6 (0 to 0.9)	0-8 (0 to 1.1)	1-2 (0 to 1.6)	1-5 (0 to 2.5)	2-9 (1 to 3.9)	5-16 (2 to 6.5)	7-31 (3 to 9.7)	13-61 (5 to 14.8)	22-9 (7 to 20.3)	24-2 (7 to 23.6)	25-1 (10 to 33.4)	23-9 (9 to 32.2)	14-5 (10 to 19.2)	9-1 (3 to 12.6)	160
Ischemic heart disease	0 (0 to 0)	0 (0 to 0)	0 (0 to 0)	0-1 (0 to 0.4)	0-8 (0 to 3.2)	2 (1 to 2.9)	4-9 (2 to 6.4)	13-4 (5 to 17.8)	28-2 (10 to 37.5)	59-9 (20 to 69.4)	99-2 (32 to 113)	167 (52 to 211)	250 (62 to 311)	322 (73 to 403)	454 (85 to 545)	661 (105 to 1,010)	928 (78 to 1,100)	1,160 (1,060 to 1,440)	1,260 (1,060 to 1,440)	1,160 (880 to 1,440)	470 (358 to 583)	78 (58 to 97)	7,340
Stroke	0-1 (0 to 0.2)	0-2 (0 to 0.4)	0-9 (1 to 2.1)	1-5 (0 to 2.7)	2-7 (0 to 4.1)	6-7 (1 to 4.9)	10-5 (1 to 6.2)	16 (1 to 7.2)	25-2 (2 to 9.2)	39-6 (3 to 12.5)	53 (3 to 16.7)	67-4 (4 to 23.2)	108 (5 to 34.1)	170 (7 to 49.1)	320 (9 to 72.4)	544 (10 to 109)	721 (12 to 151)	1,020 (13 to 185)	1,190 (14 to 205)	968 (13 to 182)	292 (8 to 55)	46 (2 to 8.6)	4,180
Ischemic stroke	0-1 (0 to 0.1)	0-1 (0 to 0.3)	0-3 (0 to 0.9)	0-9 (0 to 1.4)	2-5 (0 to 2.6)	7 (1 to 3.9)	7-7 (2 to 5.2)	11-6 (3 to 7.9)	19-3 (5 to 12.9)	29-8 (8 to 20.5)	43-7 (11 to 29.7)	63-9 (17 to 42.7)	96-4 (24 to 63.7)	144 (30 to 92.6)	211 (36 to 129)	317 (42 to 183)	442 (46 to 258)	554 (52 to 332)	615 (54 to 376)	577 (52 to 356)	198 (18 to 122)	28 (3 to 17)	2,800
Intracerebral hemorrhage	0 (0 to 0)	0 (0 to 0)	0-2 (0 to 0.4)	0-4 (0 to 1.1)	1-1 (0 to 2.1)	2-3 (0 to 3.4)	3-3 (0 to 4.4)	4-4 (0 to 4.6)	5-5 (0 to 5.2)	6-5 (0 to 5.7)	7-5 (0 to 6.7)	9-5 (0 to 7.7)	12-1 (0 to 10.7)	15-7 (0 to 13.7)	20-5 (0 to 17.6)	26-5 (0 to 22.1)	33-2 (0 to 27.6)	36-7 (0 to 30.5)	38-2 (0 to 31.8)	37-5 (0 to 31.2)	32-1 (0 to 26.7)	17-3 (0 to 14.4)	1,540
Subarachnoid hemorrhage	0 (0 to 0.1)	0 (0 to 0)	0-1 (0 to 0.4)	0-2 (0 to 0.7)	0-7 (0 to 1.6)	1-2 (0 to 2.1)	2-2 (0 to 3.4)	3-7 (0 to 4.6)	5-7 (0 to 6.9)	8-2 (0 to 9.8)	11-5 (1 to 13.7)	17-6 (1 to 20.3)	25-3 (2 to 29.2)	36-4 (2 to 42.1)	49-7 (3 to 57.3)	66-2 (3 to 76.2)	73-2 (4 to 84.2)	80-2 (4 to 92.3)	77-2 (4 to 88.9)	69-1 (3 to 79.5)	60-2 (3 to 69.2)	32-5 (2 to 37.4)	842
Hypertensive heart disease	0 (0 to 0)	0 (0 to 0)	0 (0 to 0)	0 (0 to 0)	0-1 (0 to 0.2)	0-1 (0 to 0.2)	0-1 (0 to 0.3)	0-2 (0 to 0.3)	0-3 (0 to 0.4)	0-4 (0 to 0.5)	0-7 (0 to 1.0)	1-2 (0 to 1.6)	2-4 (0 to 3.4)	3-8 (0 to 6.1)	6-15 (0 to 12.1)	12-4 (0 to 24.6)	16-4 (0 to 32.4)	19-4 (0 to 38.2)	20-4 (0 to 40.1)	19-4 (0 to 38.2)	15-4 (0 to 30.4)	8-2 (0 to 16.2)	677
Non-rheumatic valvular heart disease	0 (0 to 0)	0 (0 to 0)	0 (0 to 0)	0 (0 to 0)	0-1 (0 to 0.6)	0-2 (0 to 0.8)	0-3 (0 to 1.2)	0-5 (0 to 1.9)	1-2 (0 to 2.4)	2-3 (0 to 3.2)	3-5 (1 to 4.1)	5-8 (2 to 7.1)	8-13 (3 to 11.5)	12-2 (3 to 17)	19-2 (4 to 26.1)	28-3 (5 to 39.2)	36-5 (6 to 50.1)	39-5 (6 to 54.9)	38-5 (6 to 53.1)	34-7 (5 to 47.9)	28-1 (4 to 38.8)	15-1 (2 to 20.9)	436
Non-rheumatic calcific aortic valve disease	0 (0 to 0)	0 (0 to 0)	0 (0 to 0)	0 (0 to 0)	0-1 (0 to 0.6)	0-3 (0 to 0.8)	0-4 (0 to 1.1)	0-7 (0 to 1.7)	0-10 (0 to 2.2)	0-14 (0 to 3.1)	0-21 (0 to 4.6)	1-6 (0 to 9.2)	2-13 (0 to 19.5)	3-23 (1 to 31.1)	5-41 (1 to 53.9)	8-72 (2 to 93.6)	11-9 (3 to 116)	13-2 (3 to 129)	12-8 (3 to 124)	11-4 (3 to 110)	9-4 (2 to 90.6)	5-1 (1 to 49.5)	1,270
Non-rheumatic degenerative mitral valve disease	0 (0 to 0)	0 (0 to 0)	0 (0 to 0)	0 (0 to 0)	0-1 (0 to 0.4)	0-2 (0 to 0.6)	0-3 (0 to 0.9)	0-5 (0 to 1.4)	0-7 (0 to 2.1)	0-10 (0 to 3.1)	0-15 (0 to 4.6)	1-5 (0 to 7.1)	2-9 (1 to 10.7)	3-16 (1 to 24.1)	5-28 (1 to 41.7)	8-49 (2 to 72.6)	11-6 (2 to 99.6)	13-2 (3 to 114)	12-8 (3 to 110)	11-4 (3 to 97.6)	9-4 (2 to 80.2)	5-1 (1 to 44.1)	1,190
Other non-rheumatic valve diseases	0 (0 to 0)	0 (0 to 0)	0 (0 to 0)	0 (0 to 0)	0 (0 to 0.1)	0 (0 to 0.1)	0 (0 to 0.1)	0 (0 to 0.1)	0 (0 to 0.1)	0 (0 to 0.1)	0 (0 to 0.1)	0 (0 to 0.1)	0 (0 to 0.1)	0 (0 to 0.1)	0 (0 to 0.1)	0 (0 to 0.1)	0 (0 to 0.1)	0 (0 to 0.1)	0 (0 to 0.1)	0 (0 to 0.1)	0 (0 to 0.1)	0 (0 to 0.1)	0
Cardiomyopathy and myocarditis	0-4 (0 to 1)	0-4 (0 to 0.9)	2-6 (1 to 1.9)	3-6 (1 to 1.9)	4-6 (2 to 2.6)	5-6 (2 to 3.1)	6-7 (2 to 3.5)	7-8 (2 to 3.9)	8-9 (3 to 4.5)	9-10 (3 to 5.1)	10-11 (4 to 6.1)	11-12 (4 to 7.3)	12-13 (5 to 9.2)	13-14 (5 to 11.7)	14-15 (6 to 14.9)	15-16 (6 to 19.2)	16-17 (7 to 24.9)	17-18 (7 to 32.1)	18-19 (8 to 41.2)	19-20 (8 to 52.7)	20-21 (9 to 67.1)	21-22 (9 to 85.2)	337
Myocarditis	0 (0 to 0.1)	0 (0 to 0.3)	0-1 (0 to 0.9)	0-2 (0 to 1.4)	0-3 (0 to 1.7)	0-4 (0 to 2.1)	0-5 (0 to 2.6)	0-6 (0 to 3.1)	0-7 (0 to 3.7)	0-8 (0 to 4.4)	0-9 (0 to 5.2)	0-10 (0 to 6.1)	0-11 (0 to 7.3)	0-12 (0 to 8.7)	0-13 (0 to 10.4)	0-14 (0 to 12.5)	0-15 (0 to 15.1)	0-16 (0 to 18.4)	0-17 (0 to 22.3)	0-18 (0 to 27.1)	0-19 (0 to 33.1)	0-20 (0 to 41.4)	514
Alcoholic cardiomyopathy	0 (0 to 0)	0 (0 to 0)	0-1 (0 to 0.6)	0-2 (0 to 0.8)	0-3 (0 to 1.1)	0-4 (0 to 1.4)	0-5 (0 to 1.7)	0-6 (0 to 2.1)	0-8 (0 to 2.6)	0-9 (0 to 3.2)	1-10 (0 to 4.1)	1-12 (0 to 5.2)	2-14 (0 to 6.8)	2-17 (0 to 9.1)	3-20 (0 to 12.1)	4-24 (0 to 16.3)	5-29 (0 to 22.1)	6-34 (0 to 30.1)	7-39 (0 to 41.1)	8-45 (0 to 56.2)	9-52 (0 to 77.1)	10-60 (0 to 106)	24-2
Other cardiomyopathy	0-2 (0 to 0.4)	0-2 (0 to 0.7)	0-4 (0 to 1.4)	0-6 (0 to 2.1)	0-8 (0 to 2.8)	1-10 (0 to 3.7)	1-12 (0 to 4.7)	2-15 (0 to 6.1)	2-18 (0 to 7.8)	3-22 (0 to 9.8)	4-27 (0 to 12.4)	5-33 (0 to 15.7)	6-41 (0 to 20.1)	7-51 (0 to 25.9)	8-64 (0 to 33.4)	9-80 (0 to 43.3)	10-100 (0 to 56.4)	11-124 (0 to 73.5)	12-154 (0 to 96.5)	13-192 (0 to 127)	14-241 (0 to 169)	15-303 (0 to 224)	251
Atrial fibrillation and flutter	0 (0 to 0)	0 (0 to 0)	0 (0 to 0)	0 (0 to 0)	0 (0 to 0)	0 (0 to 0)	0 (0 to 0)	0 (0 to 0)	0 (0 to 0)	0 (0 to 0)	0 (0 to 0)	0 (0 to 0)	0 (0 to 0)	0 (0 to 0)	0 (0 to 0)	0 (0 to 0)	0 (0 to 0)	0 (0 to 0)	0 (0 to 0)	0 (0 to 0)	0 (0 to 0)	0 (0 to 0)	0 (0 to 0)	0
Aortic aneurysm	—	—	—	—	—	—	—	—	—	—	—	—	—	—	—	—	—	—	—	—	—	—	—
Endocarditis	0 (0 to 0)	0 (0 to 0)	0 (0 to 0)	0-1 (0 to 0.2)	0-3 (0 to 0.4)	0-4 (0 to 0.7)	0-5 (0 to 0.9)	0-7 (0 to 1.2)	0-9 (0 to 1.4)	0-12 (0 to 1.9)	0-16 (0 to 2.6)	1-22 (0 to 3.6)	2-29 (0 to 5.1)	3-41 (0 to 7.2)	5-56 (0 to 9.8)	7-75 (0 to 13.4)	9-97 (0 to 18.4)	11-124 (0 to 24.6)	13-154 (0 to 32.4)	15-192 (0 to 42.6)	16-241 (0 to 56.4)	19-301 (0 to 74.5)	42
Other cardiovascular and circulatory diseases	0-7 (0 to 2.1)	0-2 (0 to 0.8)	1-2 (0 to 0.7)	1-3 (0 to 0.8)	2-9 (0 to 1.5)	8-7 (0 to 2.5)	13-2 (1 to 3.4)	19-7 (2 to 4.6)	22 (2 to 6.3)	23-9 (3 to 8.7)	26-1 (3 to 12.1)	33-3 (4 to 17.2)	47 (5 to 24.5)	64-5 (6 to 34.7)	86 (8 to 47.2)	114 (9 to 63.9)	133 (10 to 74.6)	140 (10 to 78.6)	135 (10 to 75.8)	124 (9 to 69.6)	111 (8 to 62.3)	74-2 (5 to 41.6)	1,100
Chronic respiratory diseases	0 (0 to 0)	0-4 (0 to 0.6)	7-7 (1 to 1.2)	20-4 (4 to 3.3)	77-3 (15 to 12.6)	152 (29 to 24.8)	119 (23 to 19.5)	139 (27 to 22.6)	152 (29 to 24.8)	170 (33 to 27.7)	193 (37 to 31.5)	231 (44 to 37.7)	291 (56 to 47.5)	351 (67 to 57.2)	427 (82 to 69.7)	504 (96 to 82.2)	609 (116 to 99.3)	683 (130 to 111)	1,260 (1,080 to 1,260)	1,170 (1,080 to 1,260)	1,130 (1,080 to 1,260)	941 (1,080 to 1,260)	405
Chronic obstructive pulmonary disease	0 (0 to 0)	0-1 (0 to 0.2)	3-1 (0 to 0.8)	11-5 (2 to 2.6)	46-9 (8 to 10.7)	93-3 (16 to 21.2)	73 (13 to 16.6)	85-3 (15 to 19.4)	93-3 (16 to 21.2)	104 (18 to 23.7)	118 (20 to 26.9)	142 (24 to 32.3)	178 (30 to 40.5)	215 (36 to 48.9)	262 (44 to 59.6)	309 (52 to 70.3)	373 (63 to 84.9)	419 (71 to 95.3)	772 (1,080 to 1,140)	716 (1,080 to 1,140)	692 (1,080 to 1,140)	576 (1,080 to 1,140)	248
Pneumoconiosis	0 (0 to 0)	0 (0 to 0)	0 (0 to 0)	0 (0 to 0)	0 (0 to 0)	0 (0 to 0)	0 (0 to 0)	0 (0 to 0)	0 (0 to 0)	0 (0 to 0)	0 (0 to 0)	0 (0 to 0)	0 (0 to 0)	0 (0 to 0)	0 (0 to 0)	0 (0 to 0)	0 (0 to 0)	0 (0 to 0)	0 (0 to 0)	0 (0 to 0)	0 (0 to 0)	0 (0 to 0)	0 (0 to 0)	0
Silicosis	0 (0 to 0)	0 (0 to 0)	0 (0 to 0)	0 (0 to 0)	0 (0 to 0)	0 (0 to 0)	0 (0 to 0)	0 (0 to 0)	0 (0 to 0)	0 (0 to 0)	0 (0 to 0)	0 (0 to 0)	0 (0 to 0)	0 (0 to 0)	0 (0 to 0)	0 (0 to 0)	0 (0 to 0)	0 (0 to 0)	0 (0 to 0)	0 (0 to 0)	0 (0 to 0)	0 (0 to 0)	0 (0 to 0)	0-1
Asbestosis	0 (0 to 0)	0 (0 to 0)	0 (0 to 0)	0 (0 to 0)	0 (0 to 0)	0 (0 to 0)	0 (0 to 0)	0 (0 to 0)	0 (0 to 0)	0 (0 to 0)	0 (0 to 0)	0 (0 to 0)	0 (0 to 0)	0 (0 to 0)	0 (0 to 0)	0 (0 to 0)	0 (0 to 0)	0 (0 to 0)	0 (0 to 0)	0 (0 to 0)	0 (0 to 0)	0 (0 to 0)	0 (0 to 0)	0-2
Coal workers pneumoconiosis	0 (0 to 0)	0 (0 to 0)	0 (0 to 0)	0 (0 to 0)	0 (0 to 0)	0 (0 to 0)	0 (0 to 0)	0 (0 to 0)	0 (0 to 0)	0 (0 to 0)	0 (0 to 0)	0 (0 to 0)	0 (0 to 0)	0 (0 to 0)	0 (0 to 0)	0 (0 to 0)	0 (0 to 0)	0 (0 to 0)	0 (0 to 0)	0 (0 to 0)	0 (0 to 0)	0 (0 to 0)	0 (0 to 0)	0
Other pneumoconiosis	0 (0 to 0)	0 (0 to 0)	0 (0 to 0)	0 (0 to 0)	0 (0 to 0)	0 (0 to 0)	0 (0 to 0)	0 (0 to 0)	0 (0 to 0)	0 (0 to 0)	0 (0 to 0)	0 (0 to 0)	0 (0 to 0)	0 (0 to 0)	0 (0 to 0)	0 (0 to 0)	0 (0 to 0)	0 (0 to 0)	0 (0 to 0)	0 (0 to 0)	0 (0 to 0)	0 (0 to 0)	0 (0 to 0)	0-2
Asthma	0 (0 to 0)	0 (0 to 0)	2-6 (1 to 1.9)	11-4 (2 to 3.6)	27-2 (5 to 8.5)	51-1 (9 to 16)	72 (13 to 22.7)	96 (17 to 30.1)	128 (23 to 40.1)	164 (29 to 51.6)	192 (34 to 60.4)	244 (43 to 76.8)	316 (56 to 99.6)	384 (68 to 121)	464 (82 to 146)	557 (99 to 175)	672 (119 to 211)	755 (134 to 237)	1,130 (1,080 to 1,140)	1,080 (1,080 to 1,140)	1,040 (1,080 to 1,140)	847 (1,080 to 1,140)	2,470
Interstitial lung disease and pulmonary sarcoidosis	0 (0 to 0)	0 (0 to 0)	0 (0 to 0.1)	0-1 (0 to 0.6)	0-2 (0 to 0.8)	0-3 (0 to 1.1)	0-4 (0 to 1.4)	0-5 (0 to 1.8)	0-6 (0 to 2.3)	0-7 (0 to 2.9)	0-8 (0 to 3.7)	0-9 (0 to 4.7)	0-10 (0 to 6.1)	0-11 (0 to 7.8)	0-12 (0 to 9.9)	0-13 (0 to 12.5)	0-14 (0 to 15.9)	0-15 (0 to 20.2)	0-16 (0 to 25.8)	0-17 (0 to 33.1)	0-18 (0 to 42.7)	0-19 (0 to 55.3)	96
Other chronic respiratory diseases	0-1 (0 to 0.3)	0-1 (0 to 0.7)	1-1 (0 to 0.6)	2-3 (0 to 1.1)	5-2 (1 to 2.1)	9-2 (2 to 3.7)	13-3 (3 to 5.4)	17-4 (4 to 7.1)	23-5 (5 to 9.6)	30-6 (7 to 12.5)	38-8 (9 to 16)	49-9 (11 to 20.9)	65-13 (15 to 27.9)	82-16 (19 to 35.5)	103-20 (24 to 44.8)	128-25 (30 to 56.1)	159-31 (37 to 70.3)	185-36 (43 to 82.4)	183-36 (43 to 82.4)	170-33 (40 to 76.8)	150-29 (35 to 68.2)	83-16 (19 to 37.9)	2,100
Digestive diseases	0 (0 to 0.2)	0-7 (0 to 0.9)	2-9 (0 to 1.5)	5-9 (1 to 2.1)	9-9 (2 to 3.2)	22-3 (4 to 6.1)	34-9 (6 to 9.2)	49-1 (9 to 12.6)	68-3 (12 to 17.1)	91-5 (16 to 22.5)	119 (21 to 29.1)	153 (27 to 37.1)	203 (36 to 48.8)	253 (45 to 60.3)	317 (56 to 74.8)	387 (68 to 90.8)	477 (84 to 111)	545 (96 to 127)	1,080 (1,080 to 1,140)	1,080 (1,080 to 1,140)	1,080 (1,080 to 1,140)	1,080 (1,080 to 1,140)	5,600
Cirrhosis and other chronic liver diseases	0 (0 to 0.1)	0 (0 to 0.4)	0-4 (0 to 1.1)	1-8 (0 to 2.1)	2-7 (0 to 3.4)	4-9 (1 to 5.8)	7-3 (1 to 8.9)	10-4 (2 to 12.8)	14-6 (3 to 17.8)	20-4 (4 to 24.8)	27-9 (5 to 33.8)	38-2 (7 to 46.2)	53-9 (10 to 64.8)	71-4 (13 to 85.8)	93-6 (17 to 112)	120 (21 to 143)	151 (26 to 180)	175 (30 to 208)	169 (29 to 201)	154 (26 to 183)	134 (23 to 159)	74-2 (13 to 88.1)	1,130
Chronic and other chronic liver diseases due to hepatitis B	0 (0 to 0)	0 (0 to 0)	0 (0 to 0)	0 (0 to 0)	0 (0 to 0.1)	0 (0 to 0.2)	0 (0 to 0.3)	0 (0 to 0.4)	0 (0 to 0.5)	0 (0 to 0.6)	0 (0 to 0.8)	0 (0 to 1.1)	0 (0 to 1.5)	0 (0 to 2.1)	0 (0 to 2.8)	0 (0 to 3.8)	0 (0 to 5.1)	0 (0 to 6.8)	0 (0 to 9.1)	0 (0 to 12.2)	0 (0 to 16.3)	0 (0 to 21.8)	83
Chronic and other chronic liver diseases due to hepatitis C	0 (0 to 0)	0 (0 to 0)	0 (0 to 0)	0 (0 to 0)	0 (0 to 0)	0 (0 to 0)	0 (0 to 0)	0 (0 to 0)	0 (0 to 0)	0 (0 to 0)	0 (0 to 0)	0 (0 to 0)	0 (0 to 0)	0 (0 to 0)	0 (0 to 0)	0 (0 to 0)	0 (0 to 0)	0 (0 to 0)	0 (0 to 0)	0 (0 to 0)	0 (0 to 0)	0 (0 to 0)	0 (0 to 0)	0
Chronic and other chronic liver diseases due to alcohol use	0 (0 to 0)	0 (0 to 0)	0 (0 to 0)	0 (0 to 0)	0 (0 to 0)	0 (0 to 0)	0 (0 to 0)	0 (0 to 0)	0 (0 to 0)	0 (0 to 0)	0 (0 to 0)	0 (0 to 0)	0 (0 to 0)	0 (0 to 0)	0 (0 to 0)	0 (0 to 0)	0 (0 to 0)	0 (0 to 0)	0 (0 to 0)	0 (0 to 0)	0 (0 to 0)	0 (0 to 0)	0 (0 to 0)	0
Chronic and other chronic liver diseases due to NAFLD	0 (0 to 0)	0 (0 to 0)	0 (0 to 0)	0 (0 to 0)	0-1 (0 to 0.3)	0-1 (0 to 0.5)	0-2 (0 to 0.6)	0-3 (0 to 0.8)	0-4 (0 to 1.1)	0-6 (0 to 1.4)	0-7 (0 to 1.9)	0-10 (0 to 2.6)	0-13 (0 to 3.5)	0-17 (0 to 4.7)	0-22 (0 to 6.2)	0-28 (0 to 8.1)	0-35 (0 to 10.2)	0-43 (0 to 12.6)	0-52 (0 to 15.4)	0-63 (0 to 19.1)	0-77 (0 to 23.8)	0-96 (0 to 30.1)	154
Chronic and other chronic liver diseases due to other causes	0 (0 to 0)	0 (0 to 0)	0 (0 to 0)	0-1 (0 to 0.4)	0-2 (0 to 0.6)	0-3 (0 to 0.8)	0-4 (0 to 1.1)	0-5 (0 to 1.4)	0-7 (0 to 1.8)	0-9 (0 to 2.4)	0-12 (0 to 3.2)	0-15 (0 to 4.3)	0-20 (0 to 5.8)	0-26 (0 to 7.6)	0-34 (0 to 9.9)	0-43 (0 to 12.8)	0-54 (0 to 16.3)	0-66 (0 to 20.2)	0-80 (0 to 25.1)	0-98 (0 to 31.4)	0-120 (0 to 39.6)	0-149 (0 to 50.4)	325
Upper digestive system diseases	0 (0 to 0)	0 (0 to 0)	0-1 (0 to 0.3)	0-3 (0 to 0.8)	1-3 (0 to 1.5)	2-3 (0 to 2.1)	3-3 (0 to 2.7)	4-3 (1 to 3.4)	5-3 (1 to 4.2)	6-3 (1 to 5.2)	7-3 (1 to 6.4)	8-3 (1 to 7.9)	9-3 (1 to 9.8)	10-3 (1 to 12.1)	11-3 (1 to 14.9)	12-3 (1 to 18.3)	13-3 (1 to 22.5)	14-3 (1 to 27.6)	15-3 (1 to 33.8)	16-3 (1 to 41.4)	17-3 (1 to 50.7)	18-3 (1 to 62.1)	992
Peptic ulcer disease	0 (0 to 0)	0 (0 to 0)	0 (0 to 0)	0 (0 to 0)	0 (0 to 0.1)	0 (0 to 0.1)	0 (0 to 0.2)	0 (0 to 0.2)	0-1 (0 to 0.3)	0-1 (0 to 0.4)	0-2 (0 to 0.5)	0-2 (0 to 0.7)	0-3 (0 to 0.9)	0-4 (0 to 1.2)	0-5 (0 to 1.6)	0-6 (0 to 2.1)	0-7 (0 to 2.8)	0-8 (0 to 3.6)	0-9 (0 to 4.6)	0-10 (0 to 5.8)	0-11 (0 to 7.4)	0-12 (0 to 9.4)	299
Gastritis and duodenitis	0 (0 to 0)	0 (0 to 0)	0 (0 to 0.1)	0-2 (0 to 0.1)	1-2 (0 to 0.6)	2-3 (0 to 1.2)	3-3 (0 to 1.6)	4-3 (1 to 2.2)	5-3 (1 to 2.9)	6-3 (1 to 3.8)	7-3 (1 to 4.9)	8-3 (1 to 6.2)	9-3 (1 to 7.8)	10-3 (1 to 9.8)	11-3 (1 to 12.2)	12-3 (1 to 15.2)	13-3 (1 to 18.9)	14-3 (1 to 23.4)	15-3 (1 to 28.9)	16-3 (1 to 35.6)	17-3 (1 to 44.1)	18-3 (1 to 54.6)	1,130
Gastroesophageal reflex disease	0 (0 to 0)	0 (0 to 0)	0 (0 to 0)	0 (0 to 0.2)	1-1 (0 to 0.7)	1-2 (0 to 1.6)	2-2 (0 to 2.6)	3-2 (0 to 3.8)	4-2 (0 to 5.2)	5-2 (0 to 6.9)	6-2 (0 to 8.9)	7-2 (0 to 11.5)	8-2 (0 to 15.1)	9-2 (0 to 20.1)	10-2 (0 to 26.6)	11-2 (0 to 34.6)	12-2 (0 to 44.7)	13-2 (0 to 57.6)	14-2 (0 to 73.9)	15-2 (0 to 94.5)	16-2 (0 to 120)	17-2 (0 to 153)	552
Appendicitis	0-1 (0 to 0.2)	0 (0 to 0)	0-3 (0 to 0.6)	0-6 (0 to 1.3)	1-8 (0 to 2.1)	3-8 (0 to 3.4)	5-8 (0 to 4.5)	7-8 (0 to 5.9)	9-8 (0 to 7.6)	11-8 (0 to 9.8)	13-8 (0 to 12.7)	15-8 (0 to 16.5)	17-8 (0 to 21.7)	19-8 (0 to 28.7)	21-8 (0 to 38.1)	23-8 (0 to 50.8)	25-8 (0 to 67.9)	27-8 (0 to 91.1)	29-8 (0 to 123)	31-8 (0 to 166)	33-8 (0 to 224)	35-8 (0 to 303)	313
Paralytic ileus and intestinal obstruction	0-1 (0 to 0.7)	0-1 (0 to 1.1)	1-4 (0 to 2.9)	2-6 (0 to 3.7)	3-8 (0 to 5.1)	5-8 (0 to 6.1)	6-8 (0 to 7.1)	7-8 (0 to 8.2)	8-8 (0 to 9.5)	9-8 (1 to 11.2)	10-8 (1 to 13.2)	11-8 (1 to 15.8)	12-8 (1 to 19.5)	13-8 (1 to 24.5)	14-8 (1 to 31.1)	15-8 (1 to 39.9)	16-8 (1 to 51.4)	17-8 (1 to 66.4)	18-8 (1 to 86.4)	19-8 (1 to 113)	20-8 (1 to 149)	21-8 (1 to 198)	375
Inguinal, femoral, and abdominal hernia	0 (0 to 0)	0-1 (0 to 0.1)	0-3 (0 to 1.4)	1-1 (0 to 2.1)	2-2 (0 to 3.1)	3-2 (0 to 4.1)	4-2 (0 to 5.1)	5-2 (0 to 6.4)	6-2 (0 to 8.1)	7-2 (0 to 10.2)	8-2 (0 to 12.9)	9-2 (0 to 16.4)	10-2 (0 to 21.3)	11-2 (0 to 27.8)	12-2 (0 to 36.4)	13-2 (0 to 47.8)	14-2 (0 to 62.8)	15-2 (0 to 82.6)	16-2 (0 to 109)	17-2 (0 to 143)	18-2 (0 to 189)	19-2 (0 to 250)	223
Inflammatory bowel disease	0 (0 to 0)	0 (0 to 0)	0 (0 to 0.1)	0 (0 to 0.2)	0-1 (0 to 0.4)	0-1 (0 to 0.6)	0-2 (0 to 0.8)	0-2 (0 to 1.1)	0-3 (0 to 1.4)	0-4 (0 to 1.8)	0-5 (0 to 2.4)	0-6 (0 to 3.2)	0-7 (0 to 4.2)	0-8 (0 to 5.5)	0-9 (0 to 7.1)	0-10 (0 to 9.2)	0-11 (0 to 11.8)	0-12 (0 to 15.1)	0-13 (0 to 19.3)	0-14 (0 to 24.7)	0-15 (0 to 31.8)	0-16 (0 to 40.9)	496
Vascular intestinal disorders	0 (0 to 0)	0 (0 to 0)	0 (0 to 0)	0 (0 to 0)	0 (0 to 0)	0 (0 to 0)	0 (0 to 0)	0 (0 to 0)	0 (0 to 0)	0 (0 to 0)	0 (0 to 0)	0 (0 to 0)	0 (0 to 0)	0 (0 to 0)	0 (0 to 0)	0 (0 to 0)	0 (0 to 0)	0 (0 to 0)	0 (0 to 0)	0 (0 to 0)	0 (0 to 0)	0

Congenital birth defects	162 (116 to 240)	54 3 (39 7 to 81 5)	147 (99 5 to 223)	68 9 (50 9 to 98 1)	37 1 (26 6 to 51 1)	37 7 (28 2 to 49 4)	39 (27 6 to 47 4)	34 2 (25 5 to 44 3)	31 4 (23 5 to 42 2)	31 5 (23 7 to 41 6)	30 9 (22 9 to 40 2)	28 1 (20 6 to 39 4)	39 1 (25 to 69 1)	40 4 (27 8 to 63 4)	41 1 (27 1 to 68 4)	23 9 (16 2 to 40 5)	29 5 (18 to 39 2)	11 6 (7 2 to 19)	7 4 (4 6 to 11 4)	5 (3 1 to 7 5)	3 (1 8 to 4 8)	1 3 (0 8 to 2 1)	0 3 (0 2 to 0 4)		906
Neural tube defects	19 2 (10 8 to 30 2)	3 6 (1 3 to 7 4)	20 (9 4 to 39 4)	10 (5 2 to 19 6)	1 4 (0 9 to 2 1)	1 6 (1 0 to 2 7)	1 9 (1 2 to 2 9)	2 (1 3 to 3 1)	1 9 (1 1 to 3 1)	1 6 (1 to 2 7)	1 4 (0 9 to 2 7)	1 2 (0 7 to 1 9)	1 3 (0 7 to 2 3)	0 4 (0 to 1 4)	0 3 (0 to 1 1)	0 3 (0 to 0 9)	0 1 (0 to 0 5)	0 1 (0 to 0 5)	0 1 (0 to 0 5)	0 1 (0 to 0 5)	0 (0 to 0 5)	0 (0 to 0 5)		99 1
Congenital heart anomalies	23 1 (14 to 36 1)	7 5 (3 4 to 14 6)	20 (9 4 to 39 7)	7 3 (3 2 to 15 4)	3 4 (1 4 to 7 1 0)	3 2 (1 4 to 7 1 0)	3 2 (1 4 to 7 1 0)	3 2 (1 4 to 7 1 0)	3 2 (1 4 to 7 1 0)	3 2 (1 4 to 7 1 0)	3 2 (1 4 to 7 1 0)	3 2 (1 4 to 7 1 0)	3 2 (1 4 to 7 1 0)	3 2 (1 4 to 7 1 0)	3 2 (1 4 to 7 1 0)	3 2 (1 4 to 7 1 0)	3 2 (1 4 to 7 1 0)	3 2 (1 4 to 7 1 0)	3 2 (1 4 to 7 1 0)	3 2 (1 4 to 7 1 0)	3 2 (1 4 to 7 1 0)	3 2 (1 4 to 7 1 0)	3 2 (1 4 to 7 1 0)		209
Orofacial clefts	0 (0 to 0 1)	0 (0 to 0 1)	0 4 (0 1 to 0 8)	0 (0 2 to 1 6)	0 5 (0 1 to 1 2)	0 5 (0 1 to 1 2)	0 5 (0 1 to 1 2)	0 5 (0 1 to 1 2)	0 5 (0 1 to 1 2)	0 5 (0 1 to 1 2)	0 5 (0 1 to 1 2)	0 5 (0 1 to 1 2)	0 5 (0 1 to 1 2)	0 5 (0 1 to 1 2)	0 5 (0 1 to 1 2)	0 5 (0 1 to 1 2)	0 5 (0 1 to 1 2)	0 5 (0 1 to 1 2)	0 5 (0 1 to 1 2)	0 5 (0 1 to 1 2)	0 2 (0 1 to 0 3)	0 1 (0 1 to 0 2)	0 1 (0 1 to 0 2)		9 6
Cleft palate	4 6 (2 7 to 8 6)	1 (0 4 to 1 7)	3 3 (1 8 to 6 4)	2 6 (1 7 to 3 9)	2 3 (1 5 to 3 6)	2 5 (1 6 to 3 8)	2 8 (1 7 to 3 8)	2 3 (1 5 to 3 4)	2 3 (1 5 to 3 4)	2 5 (1 6 to 3 5)	2 5 (1 6 to 3 6)	2 6 (1 6 to 3 9)	2 5 (1 4 to 3 9)	3 6 (2 to 5 9)	2 5 (1 4 to 4 1)	1 6 (0 9 to 2 7)	1 9 (1 to 3 2)	0 8 (0 4 to 1 4)	0 5 (0 to 1 2)	0 5 (0 to 1 2)	0 3 (0 to 0 8)	0 2 (0 to 0 5)	0 2 (0 to 0 5)		87 7
Down syndrome	0 (0 to 0)	0 (0 to 0)	0 2 (0 to 0 1)	0 2 (0 to 0 7)	0 2 (0 to 0 6)	0 3 (0 to 0 7)	0 3 (0 1 to 0 9)	0 3 (0 1 to 0 8)	0 3 (0 1 to 0 8)	0 3 (0 1 to 0 9)	0 2 (0 to 0 6)	0 2 (0 1 to 0 6)	0 2 (0 1 to 0 6)	0 1 (0 to 0 2)	0 2 (0 to 0 2)	0 1 (0 to 0 1)	0 1 (0 to 0 1)	0 (0 to 0 1)	0 (0 to 0 1)	0 (0 to 0 1)	0 (0 to 0)	0 (0 to 0)	0 (0 to 0)		3 1
Klinefelter syndrome	0 (0 to 0)	0 (0 to 0)	0 (0 to 0)	0 (0 to 0)	0 (0 to 0)	0 (0 to 0)	0 (0 to 0)	0 (0 to 0)	0 (0 to 0)	0 (0 to 0)	0 (0 to 0)	0 (0 to 0)	0 (0 to 0)	0 (0 to 0)	0 (0 to 0)	0 (0 to 0)	0 (0 to 0)	0 (0 to 0)	0 (0 to 0)	0 (0 to 0)	0 (0 to 0)	0 (0 to 0)	0 (0 to 0)		0
Other chromosomal abnormalities	23 3 (13 4 to 52 3)	13 6 (8 4 to 22 4)	29 2 (18 3 to 51 6)	8 7 (5 3 to 13 7)	5 (3 2 to 7 9)	5 (3 2 to 7 9)	5 1 (3 4 to 7 4)	4 6 (3 to 6 7)	4 6 (2 8 to 6 5)	4 3 (2 7 to 6 4)	4 2 (2 7 to 6 2)	3 5 (2 1 to 5 2)	4 5 (2 5 to 8 4)	3 9 (2 2 to 6 9)	3 2 (1 7 to 6 6)	2 3 (1 2 to 3 9)	1 7 (0 9 to 2 8)	0 9 (0 to 2 1)	0 5 (0 to 1 3)	0 3 (0 to 0 8)	0 2 (0 to 0 5)	0 1 (0 to 0 3)	0 1 (0 to 0 3)		128
Congenital musculoskeletal and limb anomalies	9 7 (3 8 to 10 8)	1 6 (1 1 to 2 6)	14 8 (9 2 to 22 3)	17 7 (9 7 to 29 7)	12 1 (6 7 to 19 4)	10 9 (6 9 to 19 0)	9 1 (5 3 to 14 4)	9 2 (5 to 13 2)	9 2 (5 1 to 14 2)	8 2 (4 8 to 12 6)	8 7 (4 8 to 13 6)	8 1 (4 1 to 12 8)	9 7 (4 7 to 13 7)	10 3 (5 1 to 19 4)	9 6 (5 to 19 4)	5 1 (2 8 to 9 2)	7 (3 7 to 11 3)	2 4 (1 2 to 4 6)	1 2 (0 7 to 2 2)	0 5 (0 2 to 0 9)	0 1 (0 1 to 0 2)		183
Urogenital congenital anomalies	4 7 (1 9 to 14 4)	0 8 (0 3 to 2 5)	2 5 (1 1 to 7 8)	1 5 (0 6 to 4 4)	1 (0 4 to 3 1)	0 8 (0 3 to 2 2)	0 7 (0 3 to 1 7)	0 6 (0 2 to 1 5)	0 5 (0 2 to 1 3)	0 4 (0 2 to 0 9)	0 3 (0 1 to 0 8)	0 3 (0 1 to 0 8)	0 3 (0 1 to 0 8)	0 3 (0 1 to 0 9)	0 2 (0 1 to 0 6)	0 1 (0 to 0 3)	0 1 (0 to 0 3)	0 (0 to 0)	0 (0 to 0)	0 (0 to 0)	0 (0 to 0)	0 (0 to 0)	0 (0 to 0)		19 8
Digestive congenital anomalies	11 4 (5 4 to 23 4)	4 6 (2 4 to 11 2)	9 5 (5 4 to 19 5)	3 4 (1 7 to 8 2)	2 7 (1 3 to 6 2)	2 5 (1 3 to 5 6)	2 5 (1 3 to 5 2)	2 2 (1 to 5 2)	2 2 (1 to 5 2)	2 1 (0 9 to 5 1)	2 1 (0 9 to 5 1)	2 1 (0 9 to 5 1)	2 1 (0 9 to 5 1)	2 1 (0 9 to 5 1)	2 1 (0 9 to 5 1)	2 1 (0 9 to 5 1)	2 1 (0 9 to 5 1)	2 1 (0 9 to 5 1)	2 1 (0 9 to 5 1)	2 1 (0 9 to 5 1)	2 1 (0 9 to 5 1)	2 1 (0 9 to 5 1)	2 1 (0 9 to 5 1)		63 9
Other congenital birth defects	48 5 (22 4 to 81 4)	7 8 (4 6 to 13 7)	30 7 (11 7 to 59 4)	9 3 (5 2 to 13)	6 4 (4 1 to 9 7)	6 4 (4 1 to 9 7)	6 3 (3 1 to 9 6)	5 7 (2 7 to 9 1)	5 8 (2 8 to 9 6)	5 5 (2 6 to 7 8)	5 4 (2 6 to 7 8)	4 7 (2 1 to 7)	5 8 (2 7 to 8 7)	4 7 (2 5 to 8 6)	4 3 (2 2 to 8 2)	2 8 (1 5 to 5 2)	3 7 (1 9 to 7 4)	2 3 (1 to 4 6)	1 3 (0 6 to 2 7)	1 1 (0 4 to 2 5)	0 6 (0 2 to 1 2)	0 3 (0 1 to 0 6)	0 3 (0 1 to 0 5)		149
Urinary diseases and male infertility	0 2 (0 to 0 3)	0 2 (0 1 to 0 3)	1 (0 5 to 1 7)	0 6 (0 3 to 1 1)	0 6 (0 3 to 1 2)	1 6 (1 to 4 2)	2 6 (1 9 to 4 2)	4 6 (3 1 to 6 7)	5 2 (3 9 to 7 3)	6 3 (4 9 to 10 4)	6 4 (4 9 to 9 9)	6 4 (4 9 to 11 9)	13 1 (9 5 to 17 8)	18 4 (13 1 to 24 7)	21 4 (15 1 to 29 3)	20 2 (16 9 to 25 3)	30 4 (27 to 48)	39 4 (30 2 to 54 9)	48 7 (35 to 69)	57 2 (39 5 to 77 2)	61 8 (39 5 to 113)	182 (107 to 319)	167 6 (97 5 to 293)		842
Urolithiasis	0 (0 to 0)	0 (0 to 0)	0 (0 to 0)	0 (0 to 0)	0 (0 to 0 1)	0 (0 to 0 1)	0 (0 1 to 0 4)	0 2 (0 1 to 0 6)	0 7 (0 4 to 1)	1 3 (0 6 to 2 4)	1 6 (0 6 to 3 6)	1 8 (0 8 to 3 5)	2 7 (1 1 to 5 1)	2 7 (1 6 to 4 3)	3 3 (2 to 5 6)	3 6 (2 to 5 9)	4 4 (2 5 to 7 4)	4 6 (2 to 7 2)	3 3 (1 8 to 5 4)	2 1 (1 to 4 5)	1 1 (0 6 to 3)	49 2 (16 to 115)			45 2
Benign prostatic hyperplasia	0 (0 to 0)	0 (0 to 0)	0 (0 to 0)	0 (0 to 0)	0 (0 to 0)	0 (0 to 0)	0 (0 to 0)	0 (0 to 0)	0 (0 to 0)	0 (0 to 0)	0 (0 to 0)	0 (0 to 0)	0 (0 to 0)	0 (0 to 0)	0 (0 to 0)	0 (0 to 0)	0 (0 to 0)	0 (0 to 0)	0 (0 to 0)	0 (0 to 0)	0 (0 to 0)	0 (0 to 0)	0 (0 to 0)		0
Male infertility	—	—	—	—	—	—	—	—	—	—	—	—	—	—	—	—	—	—	—	—	—	—	—		NA
Other urinary diseases	0 1 (0 to 0 2)	0 1 (0 to 0 2)	0 2 (0 1 to 0 4)	0 3 (0 2 to 0 4)	0 3 (0 2 to 0 4)	0 4 (0 2 to 0 7)	0 6 (0 4 to 0 9)	0 6 (0 4 to 0 8)	1 1 (0 7 to 1 4)	1 7 (1 to 2 5)	1 5 (0 9 to 2 2)	1 1 (0 7 to 1 8)	1 6 (1 to 2 7)	1 6 (1 to 2 7)	1 6 (0 9 to 2 4)	1 7 (1 to 2 5)	1 6 (0 9 to 2 4)	1 7 (1 to 2 5)	2 3 (1 1 to 3 5)	1 8 (0 8 to 3 5)	2 5 (0 8 to 4 9)	1 9 (0 7 to 3 9)	0 5 (0 4 to 3 1)		29 1
Gynecological diseases	0 (0 to 0)	0 (0 to 0)	0 (0 to 0)	0 (0 to 0)	0 (0 to 0)	0 (0 to 0)	0 (17 4 to 98 4)	0 (47 4 to 181)	0 (172 to 421)	0 (369 to 813)	0 (383 to 886)	0 (383 to 881)	0 (249 to 552)	0 (267 to 572)	0 (202 to 496)	0 (139 to 323)	0 (161 to 399)	0 (97 to 243)	0 (69 to 190)	0 (51 to 131)	0 (29 to 85)	0 (21 to 68)	0 (12 to 52)		3 672
Uterine fibroids	0 (0 to 0)	0 (0 to 0)	0 (0 to 0)	0 (0 to 0)	0 (0 to 0)	0 (0 to 0)	0 (1 to 4 2)	0 (1 to 4 2)	0 (1 to 4 4)	0 (1 to 4 4)	0 (1 to 4 4)	0 (1 to 4 4)	0 (1 to 4 4)	0 (1 to 4 4)	0 (1 to 4 4)	0 (1 to 4 4)	0 (1 to 4 4)	0 (1 to 4 4)	0 (1 to 4 4)	0 (1 to 4 4)	0 (1 to 4 4)	0 (1 to 4 4)	0 (1 to 4 4)		18 6
Polycystic ovarian syndrome	0 (0 to 0)	0 (0 to 0)	0 (0 to 0)	0 (0 to 0)	0 (0 to 0)	0 (0 to 0)	0 (0 to 0)	0 (0 to 0)	0 (0 to 0)	0 (0 to 0)	0 (0 to 0)	0 (0 to 0)	0 (0 to 0)	0 (0 to 0)	0 (0 to 0)	0 (0 to 0)	0 (0 to 0)	0 (0 to 0)	0 (0 to 0)	0 (0 to 0)	0 (0 to 0)	0 (0 to 0)	0 (0 to 0)		118
Female infertility	0 (0 to 0)	0 (0 to 0)	0 (0 to 0)	0 (0 to 0)	0 (0 to 0)	0 (0 to 0)	2 3 (0 1 to 10 4)	5 6 (2 2 to 19 7)	9 5 (3 2 to 29 8)	8 4 (3 2 to 24 6)	8 7 (3 2 to 28 7)	8 4 (3 2 to 24 6)	9 2 (3 to 31 6)	0 2 (0 to 0 4)	0 (0 to 0)	0 (0 to 0)	0 (0 to 0)	0 (0 to 0)	0 (0 to 0)	0 (0 to 0)	0 (0 to 0)	0 (0 to 0)	0 (0 to 0)		31 9
Endometriosis	0 (0 to 0)	0 (0 to 0)	0 (0 to 0)	0 (0 to 0)	0 (0 to 0)	0 (0 to 0)	11 6 (4 1 to 34 6)	27 6 (13 4 to 69 1)	33 (14 9 to 81 4)	28 8 (14 to 69 1)	33 (15 8 to 82 4)	30 7 (14 6 to 81 4)	16 9 (6 4 to 55 1)	14 3 (6 4 to 27 6)	8 8 (4 2 to 19 4)	4 2 (1 9 to 9 2)	3 (1 4 to 6 4)	2 (0 to 4 2)	1 (0 to 3 2)	0 5 (0 to 1 4)	0 3 (0 to 0 8)	0 2 (0 to 0 5)	0 1 (0 to 0 4)		152
Genital prolapse	0 (0 to 0)	0 (0 to 0)	0 (0 to 0)	0 (0 to 0)	0 (0 to 0)	0 (0 to 0)	0 (0 to 0)	0 2 (0 to 0 4)	0 6 (0 to 2 1)	1 4 (0 6 to 3)	2 6 (1 to 6 3)	4 3 (1 9 to 9 2)	11 6 (4 5 to 28)	9 5 (3 9 to 23)	7 7 (3 4 to 19 1)	5 2 (2 to 13 2)	11 3 (4 4 to 31)	4 1 (1 6 to 10 6)	4 6 (1 9 to 12)	3 9 (1 6 to 9 7)	2 7 (1 to 7)	1 8 (0 6 to 5 4)	0 6 (0 2 to 2 5)		82 1
Premenstrual syndrome	0 (0 to 0)	0 (0 to 0)	0 (0 to 0)	0 (0 to 0)	31 9 (14 4 to 64 7)	69 8 (30 2 to 125)	104 (50 2 to 175)	104 (50 4 to 172)	104 (50 5 to 172)	104 (50 5 to 172)	104 (50 5 to 172)	104 (50 5 to 172)	104 (50 5 to 172)	93 2 (52 2 to 162)	24 7 (11 8 to 49 2)	0 (0 to 0)	0 (0 to 0)	0 (0 to 0)	0 (0 to 0)	0 (0 to 0)	0 (0 to 0)	0 (0 to 0)	0 (0 to 0)		751
Other gynecological diseases	0 (0 to 0)	0 (0 to 0)	0 (0 to 0)	0 (0 to 0)	0 1 (0 to 0 3)	0 5 (0 2 to 1 2)	22 7 (10 1 to 47 7)	130 (69 9 to 188)	251 (140 to 369)	249 (140 to 368)	265 (147 to 384)	262 (152 to 383)	209 (120 to 333)	151 (147 to 386)	252 (135 to 451)	135 (119 to 287)	199 (110 to 384)	116 (62 3 to 225)	117 (74 2 to 188)	71 1 (42 4 to 107)	66 3 (27 to 179)	28 2 (17 3 to 52 3)	13 2 (7 3 to 29 1)		2 418
Hemoglobinopathies and hemolytic anemias	0 1 (0 1 to 0 1)	0 1 (0 to 0 1)	0 7 (0 3 to 1 7)	1 6 (0 6 to 3 6)	1 4 (0 7 to 3 6)	1 6 (0 8 to 2 8)	1 6 (1 to 2 2)	1 7 (1 2 to 2 2)	1 8 (1 2 to 2 2)	1 7 (1 2 to 2 2)	1 8 (1 2 to 2 2)	1 8 (1 2 to 2 2)	1 7 (1 to 2 2)	1 3 (0 8 to 2 2)	0 7 (0 4 to 1 4)	0 4 (0 2 to 0 8)	0 3 (0 2 to 0 6)	0 2 (0 1 to 0 4)	0 2 (0 1 to 0 4)	0 1 (0 to 0 3)	0 1 (0 to 0 2)	0 1 (0 to 0 2)	0 1 (0 to 0 2)		1 2
Thalassemias	0 (0 to 0)	0 (0 to 0)	0 (0 to 0)	0 (0 to 0)	0 (0 to 0)	0 (0 to 0)	0 (0 to 0)	0 (0 to 0)	0 (0 to 0)	0 (0 to 0)	0 (0 to 0)	0 (0 to 0)	0 (0 to 0)	0 (0 to 0)	0 (0 to 0)	0 (0 to 0)	0 (0 to 0)	0 (0 to 0)	0 (0 to 0)	0 (0 to 0)	0 (0 to 0)	0 (0 to 0)	0 (0 to 0)		1 3
Thalassemias trait	0 (0 to 0)	0 (0 to 0 1)	0 (0 to 0)	0 (0 to 0)	0 (0 to 0 2)	0 1 (0 to 0 5)	0 3 (0 to 0 5)	0 4 (0 to 0 10)	0 4 (0 2 to 0 10)	0 4 (0 2 to 0 9)	0 4 (0 2 to 0 9)	0 4 (0 2 to 0 9)	0 4 (0 2 to 0 9)	0 3 (0 2 to 0 6)	0 3 (0 1 to 0 6)	0 2 (0 1 to 0 5)	0 2 (0 1 to 0 5)	0 2 (0 1 to 0 5)	0 2 (0 1 to 0 5)	0 2 (0 1 to 0 5)	0 2 (0 1 to 0 5)	0 2 (0 1 to 0 5)	0 2 (0 1 to 0 5)		30 6
Sickle cell disorders	0 (0 to 0 1)	0 (0 to 0)	0 1 (0 1 to 0 4)	0 3 (0 to 0 9)	0 3 (0 to 0 9)	0 5 (0 to 1 3)	0 8 (0 to 1 3)	0 8 (0 to 1 3)	0 8 (0 to 1 3)	0 8 (0 4 to 1)	0 7 (0 4 to 1 1)	0 7 (0 3 to 0 9)	0 5 (0 to 0 9)	0 4 (0 to 1 1)	0 4 (0 to 1 1)	0 3 (0 to 0 9)	0 3 (0 to 0 8)	0 2 (0 to 0 6)	0 2 (0 to 0 5)	0 1 (0 to 0 3)	0 1 (0 to 0 3)	0 1 (0 to 0 3)	0 1 (0 to 0 3)		9 7
Sickle cell trait	0 (0 to 0)	0 (0 to 0 1)	0 1 (0 to 0 4)	0 2 (0 to 0 5)	0 2 (0 to 0 5)	0 3 (0 to 0 7)	0 5 (0 to 1 2)	0 5 (0 to 1 2)	0 5 (0 2 to 1 2)	0 5 (0 2 to 1 2)	0 5 (0 2 to 1 2)	0 5 (0 2 to 1 2)	0 5 (0 to 1 3)	0 5 (0 to 1 3)	0 5 (0 to 1 3)	0 5 (0 to 1 3)	0 5 (0 to 1 3)	0 5 (0 to 1 3)	0 5 (0 to 1 3)	0 5 (0 to 1 3)	0 5 (0 to 1 3)	0 5 (0 to 1 3)	0 5 (0 to 1 3)		25 1
G6PD deficiency	0 (0 to 0)	0 (0 to 0)	0 (0 to 0)	0 (0 to 0)	0 (0 to 0 1)	0 (0 to 0 2)	0 2 (0 1 to 0 6)	0 3 (0 1 to 0 6)	0 3 (0 2 to 0 8)	0 3 (0 2 to 0 7)	0 3 (0 2 to 0 8)	0 3 (0 2 to 0 8)	0 3 (0 2 to 0 8)	0 3 (0 2 to 0 8)	0 3 (0 2 to 0 8)	0 3 (0 2 to 0 8)	0 3 (0 2 to 0 8)	0 3 (0 2 to 0 8)	0 3 (0 2 to 0 8)	0 3 (0 2 to 0 8)	0 3 (0 2 to 0 8)	0 3 (0 2 to 0 8)	0 3 (0 2 to 0 8)		6 5
G6PD trait	0 (0 to 0)	0 (0 to 0)	0 (0 to 0)	0 (0 to 0)	0 (0 to 0)	0 (0 to 0)	0 (0 to 0)	0 (0 to 0)	0 (0 to 0)	0 (0 to 0)	0 (0 to 0)	0 (0 to 0)	0 (0 to 0)	0 (0 to 0)	0 (0 to 0)	0 (0 to 0)	0 (0 to 0)	0 (0 to 0)	0 (0 to 0)

SR Table 2b: Southend-on-Sea DALYS by cause and age group for females with 95% uncertainty intervals. 2019

Cause	Early Neonatal	Late Neonatal	Post Neonatal	1 to 4	5 to 9	10 to 14	15 to 19	20 to 24	25 to 29	30 to 34	35 to 39	40 to 44	45 to 49	50 to 54	55 to 59	60 to 64	65 to 69	70 to 74	75 to 79	80 to 84	85 to 89	90 to 94	95 plus	Total
All causes	158 (153 to 158)	260 (251 to 264)	311 (302 to 316)	167 (155 to 242)	96 (87 to 200)	73 (66 to 147)	82 (73 to 164)	107 (93 to 207)	124 (103 to 240)	153 (126 to 290)	194 (161 to 360)	244 (203 to 452)	307 (257 to 564)	387 (326 to 703)	487 (414 to 880)	607 (519 to 1,092)	760 (649 to 1,360)	1,000 (857 to 1,780)	1,229 (1,050 to 2,180)	1,465 (1,270 to 2,580)	1,677 (1,460 to 2,940)	1,823 (1,599 to 3,200)	1,847 (1,620 to 3,240)	26,559
Communicable, maternal, neonatal, and nutritional diseases	67.1 (57.1 to 117)	15.0 (13.0 to 38.3)	7.1 (6.1 to 46.1)	3.4 (3.0 to 72.1)	1.7 (1.5 to 70.1)	1.3 (1.1 to 69.8)	1.4 (1.2 to 70.1)	1.8 (1.5 to 71.2)	2.1 (1.8 to 72.1)	2.6 (2.2 to 73.1)	3.3 (2.8 to 74.1)	4.2 (3.6 to 75.2)	5.3 (4.5 to 76.7)	6.7 (5.7 to 78.9)	8.4 (7.2 to 81.9)	10.5 (8.9 to 86.4)	13.1 (11.1 to 93.6)	17.3 (14.6 to 106)	21.2 (17.9 to 120)	25.3 (21.3 to 135)	29.0 (24.4 to 149)	31.5 (26.5 to 161)	31.9 (26.8 to 163)	1,650
HIV/AIDS and sexually transmitted infections	3.4 (1.to 7.7)	0.9 (0.3 to 2)	1.7 (0.6 to 3.8)	0.7 (0.3 to 1.6)	0.2 (0.2 to 0.5)	0.2 (0.2 to 0.5)	0.5 (0.4 to 0.7)	1.4 (1 to 2)	2.7 (1.8 to 3.8)	4.5 (3.3 to 6.2)	6.2 (4.5 to 8.7)	9.3 (6.9 to 13)	14.0 (10.4 to 19.4)	20.1 (14.9 to 27.6)	27.7 (20.7 to 37.8)	37.8 (28.2 to 51.2)	49.6 (37.2 to 66.7)	63.3 (47.6 to 84.5)	77.6 (58.4 to 103)	91.3 (68.9 to 121)	101 (76.3 to 134)	107 (80.5 to 142)	107 (80.5 to 142)	1,000
HIV/AIDS	0 (0 to 0)	0 (0 to 0)	0 (0 to 0)	0 (0 to 0)	0 (0 to 0)	0 (0 to 0)	0 (0 to 0)	0.6 (0.4 to 1.1)	1.4 (1 to 2.3)	2.6 (1.9 to 3.8)	3.7 (2.8 to 4.9)	5.2 (4.1 to 6.8)	7.3 (5.8 to 9.5)	10.2 (8.2 to 13.2)	14.3 (11.4 to 18.4)	19.8 (15.8 to 25.4)	26.8 (21.4 to 34.2)	35.4 (28.3 to 45.1)	45.1 (36.1 to 57.3)	54.8 (43.9 to 69.4)	63.8 (51.2 to 80.5)	70.6 (56.7 to 88.8)	72.1 (57.9 to 90.6)	25.5
HIV/AIDS - Drug-susceptible Tuberculosis	0 (0 to 0)	0 (0 to 0)	0 (0 to 0)	0 (0 to 0)	0 (0 to 0)	0 (0 to 0)	0 (0 to 0)	0 (0 to 0)	0 (0 to 0)	0 (0 to 0)	0 (0 to 0)	0 (0 to 0)	0 (0 to 0)	0 (0 to 0)	0 (0 to 0)	0 (0 to 0)	0 (0 to 0)	0 (0 to 0)	0 (0 to 0)	0 (0 to 0)	0 (0 to 0)	0 (0 to 0)	0 (0 to 0)	0 (0 to 0)	0
HIV/AIDS - Multidrug-resistant Tuberculosis without extensive dr...	0 (0 to 0)	0 (0 to 0)	0 (0 to 0)	0 (0 to 0)	0 (0 to 0)	0 (0 to 0)	0 (0 to 0)	0 (0 to 0)	0 (0 to 0)	0 (0 to 0)	0 (0 to 0)	0 (0 to 0)	0 (0 to 0)	0 (0 to 0)	0 (0 to 0)	0 (0 to 0)	0 (0 to 0)	0 (0 to 0)	0 (0 to 0)	0 (0 to 0)	0 (0 to 0)	0 (0 to 0)	0 (0 to 0)	0 (0 to 0)	0
HIV/AIDS - Extensively drug-resistant Tuberculosis	0 (0 to 0)	0 (0 to 0)	0 (0 to 0)	0 (0 to 0)	0 (0 to 0)	0 (0 to 0)	0 (0 to 0)	0 (0 to 0)	0 (0 to 0)	0 (0 to 0)	0 (0 to 0)	0 (0 to 0)	0 (0 to 0)	0 (0 to 0)	0 (0 to 0)	0 (0 to 0)	0 (0 to 0)	0 (0 to 0)	0 (0 to 0)	0 (0 to 0)	0 (0 to 0)	0 (0 to 0)	0 (0 to 0)	0 (0 to 0)	0
HIV/AIDS resulting in other diseases	0 (0 to 0)	0 (0 to 0)	0 (0 to 0)	0 (0 to 0)	0 (0 to 0)	0 (0 to 0)	0 (0 to 0)	0.7 (0.5 to 1)	1.2 (0.9 to 1.7)	2.2 (1.6 to 3)	3.2 (2.4 to 4.3)	4.6 (3.5 to 6.1)	6.4 (4.9 to 8.5)	8.9 (6.8 to 11.8)	12.4 (9.5 to 16.3)	17.1 (13.1 to 22.6)	23.1 (17.6 to 30.6)	30.4 (23.2 to 40.3)	38.6 (29.5 to 51.2)	47.1 (36 to 62.5)	54.8 (41.9 to 72.8)	60.6 (46.3 to 80.5)	61.8 (47.2 to 82.1)	22
Sexually transmitted infections excluding HIV	3.4 (1.to 7.7)	0.9 (0.3 to 2)	1.7 (0.6 to 3.8)	0.7 (0.3 to 1.6)	0.2 (0.2 to 0.5)	0.2 (0.2 to 0.5)	0.5 (0.4 to 0.7)	0.8 (0.6 to 1)	1.5 (1 to 2)	2 (1.5 to 2.6)	2.5 (1.9 to 3.3)	3.4 (2.6 to 4.5)	4.6 (3.5 to 6.1)	6.2 (4.8 to 8.2)	8.2 (6.3 to 10.8)	10.7 (8.2 to 14.2)	13.7 (10.5 to 18.2)	17.4 (13.3 to 23.1)	21.1 (16.1 to 28)	24.4 (18.6 to 32.4)	26.9 (20.5 to 35.8)	28.1 (21.4 to 37.4)	28.1 (21.4 to 37.4)	261
Syphilis	0 (0 to 0)	0 (0 to 0)	0 (0 to 0)	0 (0 to 0)	0 (0 to 0)	0 (0 to 0)	0 (0 to 0)	0 (0 to 0)	0 (0 to 0)	0 (0 to 0)	0 (0 to 0)	0 (0 to 0)	0 (0 to 0)	0 (0 to 0)	0 (0 to 0)	0 (0 to 0)	0 (0 to 0)	0 (0 to 0)	0 (0 to 0)	0 (0 to 0)	0 (0 to 0)	0 (0 to 0)	0 (0 to 0)	0 (0 to 0)	0
Chlamydial infection	0 (0 to 0)	0 (0 to 0)	0 (0 to 0)	0 (0 to 0)	0 (0 to 0)	0 (0 to 0)	0 (0 to 0)	0.2 (0.1 to 0.3)	0.2 (0.2 to 0.4)	0.4 (0.3 to 0.6)	0.6 (0.4 to 0.9)	0.9 (0.7 to 1.3)	1.3 (0.9 to 1.8)	1.8 (1.3 to 2.5)	2.5 (1.8 to 3.4)	3.4 (2.5 to 4.6)	4.6 (3.4 to 6.3)	6.1 (4.5 to 8.3)	7.8 (5.8 to 10.6)	9.5 (7.1 to 12.8)	11 (8.2 to 14.8)	12.2 (9.1 to 16.4)	12.5 (9.3 to 16.8)	3.7
Gonococcal infection	0 (0 to 0)	0 (0 to 0)	0 (0 to 0)	0 (0 to 0)	0 (0 to 0)	0 (0 to 0)	0 (0 to 0)	0 (0 to 0)	0 (0 to 0)	0 (0 to 0)	0 (0 to 0)	0 (0 to 0)	0 (0 to 0)	0 (0 to 0)	0 (0 to 0)	0 (0 to 0)	0 (0 to 0)	0 (0 to 0)	0 (0 to 0)	0 (0 to 0)	0 (0 to 0)	0 (0 to 0)	0 (0 to 0)	0 (0 to 0)	0
Trichomoniasis	0 (0 to 0)	0 (0 to 0)	0 (0 to 0)	0 (0 to 0)	0 (0 to 0)	0 (0 to 0)	0 (0 to 0)	0 (0 to 0)	0 (0 to 0)	0 (0 to 0)	0 (0 to 0)	0 (0 to 0)	0 (0 to 0)	0 (0 to 0)	0 (0 to 0)	0 (0 to 0)	0 (0 to 0)	0 (0 to 0)	0 (0 to 0)	0 (0 to 0)	0 (0 to 0)	0 (0 to 0)	0 (0 to 0)	0 (0 to 0)	0
Genital herpes	0 (0 to 0)	0 (0 to 0)	0 (0 to 0)	0 (0 to 0)	0 (0 to 0)	0 (0 to 0)	0 (0 to 0)	0 (0 to 0)	0 (0 to 0)	0 (0 to 0)	0 (0 to 0)	0 (0 to 0)	0 (0 to 0)	0 (0 to 0)	0 (0 to 0)	0 (0 to 0)	0 (0 to 0)	0 (0 to 0)	0 (0 to 0)	0 (0 to 0)	0 (0 to 0)	0 (0 to 0)	0 (0 to 0)	0 (0 to 0)	0
Other sexually transmitted infections	3.4 (1.to 7.7)	0.9 (0.3 to 2)	1.7 (0.6 to 3.8)	0.7 (0.3 to 1.6)	0.2 (0.2 to 0.5)	0.2 (0.2 to 0.5)	0.5 (0.4 to 0.7)	0.8 (0.6 to 1)	1.5 (1 to 2)	2 (1.5 to 2.6)	2.5 (1.9 to 3.3)	3.4 (2.6 to 4.5)	4.6 (3.5 to 6.1)	6.2 (4.8 to 8.2)	8.2 (6.3 to 10.8)	10.7 (8.2 to 14.2)	13.7 (10.5 to 18.2)	17.4 (13.3 to 23.1)	21.1 (16.1 to 28)	24.4 (18.6 to 32.4)	26.9 (20.5 to 35.8)	28.1 (21.4 to 37.4)	28.1 (21.4 to 37.4)	261
Respiratory infections and tuberculosis	7.2 (6.1 to 7.7)	2.3 (1.9 to 2.5)	1.3 (0.9 to 1.5)	0.6 (0.4 to 0.8)	0.2 (0.2 to 0.3)	0.2 (0.2 to 0.3)	0.3 (0.2 to 0.4)	0.4 (0.3 to 0.5)	0.5 (0.4 to 0.7)	0.7 (0.5 to 0.9)	0.9 (0.7 to 1.2)	1.2 (0.9 to 1.6)	1.6 (1.2 to 2.1)	2.1 (1.6 to 2.8)	2.8 (2.1 to 3.7)	3.7 (2.8 to 4.9)	4.9 (3.7 to 6.5)	6.4 (4.8 to 8.5)	8.1 (6.1 to 10.8)	9.8 (7.4 to 13)	11.3 (8.5 to 15)	12.4 (9.3 to 16.5)	12.6 (9.5 to 16.8)	984
Tuberculosis	0 (0 to 0)	0 (0 to 0)	0 (0 to 0)	0 (0 to 0)	0 (0 to 0)	0 (0 to 0)	0 (0 to 0)	0.2 (0.2 to 0.4)	0.4 (0.2 to 0.6)	0.5 (0.3 to 0.7)	0.6 (0.3 to 0.9)	0.8 (0.4 to 1.2)	1.1 (0.6 to 1.6)	1.5 (0.8 to 2.2)	2.1 (1.1 to 3.1)	2.8 (1.5 to 4.1)	3.8 (2 to 5.6)	5.1 (2.7 to 7.5)	6.6 (3.5 to 9.8)	8.1 (4.3 to 12)	9.3 (5 to 13.8)	10.3 (5.5 to 15.3)	10.5 (5.6 to 15.6)	9.9
Latent tuberculosis infection	0 (0 to 0)	0 (0 to 0)	0 (0 to 0)	0 (0 to 0)	0 (0 to 0)	0 (0 to 0)	0 (0 to 0)	0 (0 to 0)	0 (0 to 0)	0 (0 to 0)	0 (0 to 0)	0 (0 to 0)	0 (0 to 0)	0 (0 to 0)	0 (0 to 0)	0 (0 to 0)	0 (0 to 0)	0 (0 to 0)	0 (0 to 0)	0 (0 to 0)	0 (0 to 0)	0 (0 to 0)	0 (0 to 0)	0 (0 to 0)	0
Drug-susceptible tuberculosis	0 (0 to 0)	0 (0 to 0)	0 (0 to 0)	0 (0 to 0)	0 (0 to 0)	0 (0 to 0)	0 (0 to 0)	0.2 (0.2 to 0.4)	0.4 (0.2 to 0.6)	0.5 (0.3 to 0.7)	0.6 (0.3 to 0.9)	0.8 (0.4 to 1.2)	1.1 (0.6 to 1.6)	1.5 (0.8 to 2.2)	2.1 (1.1 to 3.1)	2.8 (1.5 to 4.1)	3.8 (2 to 5.6)	5.1 (2.7 to 7.5)	6.6 (3.5 to 9.8)	8.1 (4.3 to 12)	9.3 (5 to 13.8)	10.3 (5.5 to 15.3)	10.5 (5.6 to 15.6)	9.7
Multidrug-resistant tuberculosis without extensive drug-resistance	0 (0 to 0)	0 (0 to 0)	0 (0 to 0)	0 (0 to 0)	0 (0 to 0)	0 (0 to 0)	0 (0 to 0)	0 (0 to 0)	0 (0 to 0)	0 (0 to 0)	0 (0 to 0)	0 (0 to 0)	0 (0 to 0)	0 (0 to 0)	0 (0 to 0)	0 (0 to 0)	0 (0 to 0)	0 (0 to 0)	0 (0 to 0)	0 (0 to 0)	0 (0 to 0)	0 (0 to 0)	0 (0 to 0)	0 (0 to 0)	0.2
Extensively drug-resistant tuberculosis	0 (0 to 0)	0 (0 to 0)	0 (0 to 0)	0 (0 to 0)	0 (0 to 0)	0 (0 to 0)	0 (0 to 0)	0 (0 to 0)	0 (0 to 0)	0 (0 to 0)	0 (0 to 0)	0 (0 to 0)	0 (0 to 0)	0 (0 to 0)	0 (0 to 0)	0 (0 to 0)	0 (0 to 0)	0 (0 to 0)	0 (0 to 0)	0 (0 to 0)	0 (0 to 0)	0 (0 to 0)	0 (0 to 0)	0 (0 to 0)	0
Lower respiratory infections	1.1 (0.7 to 1.4)	0.8 (0.5 to 1.1)	0.5 (0.2 to 0.7)	0.1 (0.1 to 0.2)	0.1 (0.1 to 0.2)	0.1 (0.1 to 0.2)	0.2 (0.1 to 0.3)	0.3 (0.2 to 0.4)	0.4 (0.3 to 0.5)	0.5 (0.3 to 0.7)	0.6 (0.4 to 0.9)	0.8 (0.5 to 1.1)	1.1 (0.7 to 1.5)	1.5 (0.9 to 2.1)	2.1 (1.3 to 2.9)	2.8 (1.7 to 3.9)	3.8 (2.3 to 5.3)	5.1 (3.1 to 7.1)	6.6 (4 to 9.2)	8.1 (4.9 to 11.3)	9.3 (5.6 to 13)	10.3 (6.2 to 14.4)	10.5 (6.3 to 14.7)	875
Upper respiratory infections	0 (0 to 0)	0 (0 to 0)	0 (0 to 0)	0 (0 to 0)	0 (0 to 0)	0 (0 to 0)	0 (0 to 0)	0 (0 to 0)	0 (0 to 0)	0 (0 to 0)	0 (0 to 0)	0 (0 to 0)	0 (0 to 0)	0 (0 to 0)	0 (0 to 0)	0 (0 to 0)	0 (0 to 0)	0 (0 to 0)	0 (0 to 0)	0 (0 to 0)	0 (0 to 0)	0 (0 to 0)	0 (0 to 0)	0 (0 to 0)	0
Otitis media	0 (0 to 0)	0.3 (0.2 to 0.4)	0.2 (1 to 3.7)	1.6 (1 to 3.2)	1.2 (0.4 to 2.1)	1.1 (0.5 to 1.7)	0.7 (0.4 to 1)	0.5 (0.4 to 0.6)	0.4 (0.4 to 0.5)	0.4 (0.4 to 0.5)	0.4 (0.3 to 0.5)	0.4 (0.3 to 0.5)	0.4 (0.3 to 0.5)	0.4 (0.3 to 0.5)	0.4 (0.3 to 0.5)	0.4 (0.3 to 0.5)	0.4 (0.3 to 0.5)	0.4 (0.3 to 0.5)	0.3 (0.2 to 0.4)	0.3 (0.2 to 0.4)	0.3 (0.1 to 0.5)	0.3 (0.1 to 0.5)	0.3 (0.1 to 0.5)	17.4
Enteric infections	0.1 (0.1 to 0.2)	0.4 (0.3 to 0.5)	4.9 (3.2 to 7.1)	3.6 (1.4 to 10.9)	2.2 (0.8 to 9.8)	1.7 (0.6 to 9.6)	1.6 (0.6 to 9.6)	1.9 (0.7 to 9.6)	2.1 (0.8 to 9.6)	2.4 (0.9 to 9.6)	2.8 (1.1 to 9.6)	3.3 (1.2 to 9.6)	3.9 (1.5 to 9.6)	4.6 (1.8 to 9.6)	5.4 (2.1 to 9.6)	6.3 (2.5 to 9.6)	7.3 (2.9 to 9.6)	8.3 (3.3 to 9.6)	9.4 (3.8 to 9.6)	9.4 (3.8 to 9.6)	9.4 (3.8 to 9.6)	9.4 (3.8 to 9.6)	9.4 (3.8 to 9.6)	85
Diarrheal diseases	0.1 (0.1 to 0.2)	0.4 (0.3 to 0.5)	4.9 (3.1 to 7.1)	3.6 (1.4 to 10.9)	2.2 (0.8 to 9.8)	1.7 (0.6 to 9.6)	1.6 (0.6 to 9.6)	1.9 (0.7 to 9.6)	2.1 (0.8 to 9.6)	2.4 (0.9 to 9.6)	2.8 (1.1 to 9.6)	3.3 (1.2 to 9.6)	3.9 (1.5 to 9.6)	4.6 (1.8 to 9.6)	5.4 (2.1 to 9.6)	6.3 (2.5 to 9.6)	7.3 (2.9 to 9.6)	8.3 (3.3 to 9.6)	9.4 (3.8 to 9.6)	9.4 (3.8 to 9.6)	9.4 (3.8 to 9.6)	9.4 (3.8 to 9.6)	9.4 (3.8 to 9.6)	84.6
Typhoid and paraphyoid	0 (0 to 0)	0 (0 to 0)	0 (0 to 0)	0 (0 to 0)	0 (0 to 0)	0 (0 to 0)	0 (0 to 0)	0 (0 to 0)	0 (0 to 0)	0 (0 to 0)	0 (0 to 0)	0 (0 to 0)	0 (0 to 0)	0 (0 to 0)	0 (0 to 0)	0 (0 to 0)	0 (0 to 0)	0 (0 to 0)	0 (0 to 0)	0 (0 to 0)	0 (0 to 0)	0 (0 to 0)	0 (0 to 0)	0 (0 to 0)	0
Typhoid fever	0 (0 to 0)	0 (0 to 0)	0 (0 to 0)	0 (0 to 0)	0 (0 to 0)	0 (0 to 0)	0 (0 to 0)	0 (0 to 0)	0 (0 to 0)	0 (0 to 0)	0 (0 to 0)	0 (0 to 0)	0 (0 to 0)	0 (0 to 0)	0 (0 to 0)	0 (0 to 0)	0 (0 to 0)	0 (0 to 0)	0 (0 to 0)	0 (0 to 0)	0 (0 to 0)	0 (0 to 0)	0 (0 to 0)	0 (0 to 0)	0
Paratyphoid fever	0 (0 to 0)	0 (0 to 0)	0 (0 to 0)	0 (0 to 0)	0 (0 to 0)	0 (0 to 0)	0 (0 to 0)	0 (0 to 0)	0 (0 to 0)	0 (0 to 0)	0 (0 to 0)	0 (0 to 0)	0 (0 to 0)	0 (0 to 0)	0 (0 to 0)	0 (0 to 0)	0 (0 to 0)	0 (0 to 0)	0 (0 to 0)	0 (0 to 0)	0 (0 to 0)	0 (0 to 0)	0 (0 to 0)	0 (0 to 0)	0
Invasive Non-typhoidal Salmonella (iNTS)	0 (0 to 0)	0 (0 to 0)	0 (0 to 0)	0 (0 to 0)	0 (0 to 0)	0 (0 to 0)	0 (0 to 0)	0 (0 to 0)	0 (0 to 0)	0 (0 to 0)	0 (0 to 0)	0 (0 to 0)	0 (0 to 0)	0 (0 to 0)	0 (0 to 0)	0 (0 to 0)	0 (0 to 0)	0 (0 to 0)	0 (0 to 0)	0 (0 to 0)	0 (0 to 0)	0 (0 to 0)	0 (0 to 0)	0 (0 to 0)	0.2
Other intestinal infectious diseases	0 (0 to 0)	0 (0 to 0)	0 (0 to 0)	0 (0 to 0)	0 (0 to 0)	0 (0 to 0)	0 (0 to 0)	0 (0 to 0)	0 (0 to 0)	0 (0 to 0)	0 (0 to 0)	0 (0 to 0)	0 (0 to 0)	0 (0 to 0)	0 (0 to 0)	0 (0 to 0)	0 (0 to 0)	0 (0 to 0)	0 (0 to 0)	0 (0 to 0)	0 (0 to 0)	0 (0 to 0)	0 (0 to 0)	0 (0 to 0)	0.2
Neglected tropical diseases and malaria	0 (0 to 0)	0 (0 to 0)	0.2 (0 to 0.4)	0.1 (0 to 1)	0.1 (0 to 0.4)	0.1 (0 to 0.4)	0.1 (0 to 0.4)	0.2 (0 to 0.4)	0.2 (0 to 0.5)	0.1 (0 to 0.7)	0.1 (0 to 0.7)	0.1 (0 to 0.7)	0.5 (0.1 to 1.6)	0.4 (0.1 to 1.6)	0.5 (0.1 to 1.6)	0.3 (0 to 1.6)	0.4 (0 to 1.6)	0.3 (0 to 1.6)	0.3 (0 to 1.6)	0.2 (0 to 1.6)	0.1 (0 to 1.6)	0.1 (0 to 1.6)	0.1 (0 to 1.6)	0.1 (0 to 1.6)	3.6
Malaria	0 (0 to 0)	0 (0 to 0)	0 (0 to 0)	0 (0 to 0)	0 (0 to 0)	0 (0 to 0)	0 (0 to 0)	0 (0 to 0)	0 (0 to 0)	0 (0 to 0)	0 (0 to 0)	0 (0 to 0)	0 (0 to 0)	0 (0 to 0)	0 (0 to 0)	0 (0 to 0)	0 (0 to 0)	0 (0 to 0)	0 (0 to 0)	0 (0 to 0)	0 (0 to 0)	0 (0 to 0)	0 (0 to 0)	0 (0 to 0)	0
Chagas disease	0 (0 to 0)	0 (0 to 0)	0 (0 to 0)	0 (0 to 0)	0 (0 to 0)	0 (0 to 0)	0 (0 to 0)	0 (0 to 0)	0 (0 to 0)	0 (0 to 0)	0 (0 to 0)	0 (0 to 0)	0 (0 to 0)	0 (0 to 0)	0 (0 to 0)	0 (0 to 0)	0 (0 to 0)	0 (0 to 0)	0 (0 to 0)	0 (0 to 0)	0 (0 to 0)	0 (0 to 0)	0 (0 to 0)	0 (0 to 0)	0
Leishmaniasis	0 (0 to 0)	0 (0 to 0)	0 (0 to 0)	0 (0 to 0)	0 (0 to 0)	0 (0 to 0)	0 (0 to 0)	0 (0 to 0)	0 (0 to 0)	0 (0 to 0)	0 (0 to 0)	0 (0 to 0)	0 (0 to 0)	0 (0 to 0)	0 (0 to 0)	0 (0 to 0)	0 (0 to 0)	0 (0 to 0)	0 (0 to 0)	0 (0 to 0)	0 (0 to 0)	0 (0 to 0)	0 (0 to 0)	0 (0 to 0)	0
Visceral leishmaniasis	0 (0 to 0)	0 (0 to 0)	0 (0 to 0)	0 (0 to 0)	0 (0 to 0)	0 (0 to 0)	0 (0 to 0)	0 (0 to 0)	0 (0 to 0)	0 (0 to 0)	0 (0 to 0)	0 (0 to 0)	0 (0 to 0)	0 (0 to 0)	0 (0 to 0)	0 (0 to 0)	0 (0 to 0)	0 (0 to 0)	0 (0 to 0)	0 (0 to 0)	0 (0 to 0)	0 (0 to 0)	0 (0 to 0)	0 (0 to 0)	0
Cutaneous and mucocutaneous leishmaniasis	0 (0 to 0)	0 (0 to 0)	0 (0 to 0)	0 (0 to 0)	0 (0 to 0)	0 (0 to 0)	0 (0 to 0)	0 (0 to 0)	0 (0 to 0)	0 (0 to 0)	0 (0 to 0)	0 (0 to 0)	0 (0 to 0)	0 (0 to 0)	0 (0 to 0)	0 (0 to 0)	0 (0 to 0)	0 (0 to 0)	0 (0 to 0)	0 (0 to 0)	0 (0 to 0)	0 (0 to 0)	0 (0 to 0)	0 (0 to 0)	0
African trypanosomiasis	0 (0 to 0)	0 (0 to 0)	0 (0 to 0)	0 (0 to 0)	0 (0 to 0)	0 (0 to 0)	0 (0 to 0)	0 (0 to 0)	0 (0 to 0)	0 (0 to 0)	0 (0 to 0)	0 (0 to 0)	0 (0 to 0)	0 (0 to 0)	0 (0 to 0)	0 (0 to 0)	0 (0 to 0)	0 (0 to 0)	0 (0 to 0)	0 (0 to 0)	0 (0 to 0)	0 (0 to 0)	0 (0 to 0)	0 (0 to 0)	0
Schistosomiasis	0 (0 to 0)	0 (0 to 0)	0 (0 to 0)	0 (0 to 0)	0 (0 to 0)	0 (0 to 0)	0 (0 to 0)	0 (0 to 0)	0 (0 to 0)	0 (0 to 0)	0 (0 to 0)	0 (0 to 0)	0 (0 to 0)	0 (0 to 0)	0 (0 to 0)	0 (0 to 0)	0 (0 to 0)	0 (0 to 0)	0 (0 to 0)	0 (0 to 0)	0 (0 to 0)	0 (0 to 0)	0 (0 to 0)	0 (0 to 0)	0
Cysticercosis	0 (0 to 0)	0 (0 to 0)	0 (0 to 0)	0 (0 to 0)	0 (0 to 0)	0 (0 to 0)	0 (0 to 0)	0 (0 to 0)	0 (0 to 0)	0 (0 to 0)	0 (0 to 0)	0 (0 to 0)	0 (0 to 0)	0 (0 to 0)	0 (0 to 0)	0 (0 to 0)	0 (0 to 0)	0 (0 to 0)	0 (0 to 0)	0 (0 to 0)	0 (0 to 0)	0 (0 to 0)	0 (0 to 0)	0 (0 to 0)	0
Cystic echinococcosis	0 (0 to 0)	0 (0 to 0)	0 (0 to 0)	0 (0 to 0)	0 (0 to 0)	0 (0 to 0)	0 (0 to 0)	0 (0 to 0)	0 (0 to 0)	0 (0 to 0)	0 (0 to 0)	0 (0 to 0)	0 (0 to 0)	0 (0 to 0)	0 (0 to 0)	0 (0 to 0)	0 (0 to 0)	0 (0 to 0)	0 (0 to 0)	0 (0 to 0)	0 (0 to 0)	0 (0 to 0)	0 (0 to 0)	0 (0 to 0)	0
Lymphatic filariasis	0 (0 to 0)	0 (0 to 0)	0 (0 to 0)	0 (0 to 0)	0 (0 to 0)	0 (0 to 0)	0 (0 to 0)	0 (0 to 0)	0 (0 to 0)	0 (0 to 0)	0 (0 to 0)	0 (0 to 0)	0 (0 to 0)	0 (0 to 0)	0 (0 to 0)	0 (0 to 0)	0 (0 to 0)	0 (0 to 0)	0 (0 to 0)	0 (0 to 0)	0 (0 to 0)	0 (0 to 0)	0 (0 to 0)	0 (0 to 0)	0
Onchocerciasis	0 (0 to 0)	0 (0 to 0)	0 (0 to 0)	0 (0 to 0)	0 (0 to 0)	0 (0 to 0)	0 (0 to 0)	0 (0 to 0)	0 (0 to 0)	0 (0 to 0)	0 (0 to 0)	0 (0 to 0)	0 (0 to 0)	0 (0 to 0)	0 (0 to 0)	0 (0 to 0)	0 (0 to 0)	0 (0 to 0)	0 (0 to 0)	0 (0 to 0)	0 (0 to 0)	0 (0 to 0)	0 (0 to 0)	0 (0 to 0)	0
Trachoma	0 (0 to 0)	0 (0 to 0)	0 (0 to 0)	0 (0 to 0)	0 (0 to 0)	0 (0 to 0)	0 (0 to 0)	0 (0 to 0)	0 (0 to 0)	0 (0 to 0)	0 (0 to 0)	0 (0 to 0)	0 (0 to 0)	0 (0 to 0)	0 (0 to 0)	0 (0 to 0)	0 (0 to 0)	0 (0 to 0)	0 (0 to 0)	0 (0 to 0)	0 (0 to 0)	0 (0 to 0)	0 (0 to 0)	0 (0 to 0)	0
Dengue	0 (0 to 0)	0 (0 to 0)	0 (0 to 0)	0 (0 to 0)	0 (0 to 0)	0 (0 to 0)	0 (0 to 0)	0 (0 to 0)	0 (0 to 0)	0 (0 to 0)	0 (0 to 0)	0 (0 to 0)	0 (0 to 0)	0 (0 to 0)	0 (0 to 0)	0 (0 to 0)	0 (0 to 0)	0 (0 to 0)	0 (0 to 0)	0 (0 to 0)	0 (0 to 0)	0 (0 to 0)	0 (0 to 0)	0 (0 to 0)	0
Yellow fever	0 (0 to 0)	0 (0 to 0)	0 (0 to 0)	0 (0 to 0)	0 (0 to 0)	0 (0 to 0)	0 (0 to 0)	0 (0 to 0)	0 (0 to 0)	0 (0 to 0)	0 (0 to 0)	0 (0 to 0)	0 (0 to 0)	0 (0 to 0)	0 (0 to 0)	0 (0 to 0)	0 (0 to 0)	0 (0 to 0)	0 (0 to 0)	0 (0 to 0)	0 (0 to 0)	0 (0 to 0)	0 (0 to 0)	0 (0 to 0)	0
Rabies	0 (0 to 0)	0 (0 to 0)	0 (0 to 0)	0 (0 to 0)	0 (0 to 0)	0 (0 to 0)	0 (0 to 0)	0 (0 to 0)	0 (0 to 0)	0 (0 to 0)	0 (0 to 0)	0 (0 to 0)	0 (0 to 0)	0 (0 to 0)	0 (0 to 0)	0 (0 to 0)	0 (0 to 0)	0 (0 to 0)	0 (0 to 0)	0 (0 to 0)	0 (0 to 0)	0 (0 to 0)	0 (0 to 0)	0 (0 to 0)	0.1
Intestinal nematode infections	0 (0 to 0)	0 (0 to 0)	0 (0 to 0)	0 (0 to 0)	0 (0 to 0)	0 (0 to 0)	0 (0 to 0)	0 (0 to 0)	0 (0 to 0)	0 (0 to 0)	0 (0 to 0)	0 (0 to 0)	0 (0 to 0)	0 (0 to 0)	0 (0 to 0)	0 (0 to 0)	0 (0 to 0)	0 (0 to 0)	0 (0 to 0)	0 (0 to 0)	0 (0 to 0)	0 (0 to 0)	0 (0 to 0)	0 (0 to 0)	0
Ascariasis	0 (0 to 0)	0 (0 to 0)	0 (0 to 0)	0 (0 to 0)	0 (0 to 0)	0 (0 to 0)	0 (0 to 0)	0 (0 to 0)	0 (0 to 0)	0 (0 to 0)	0 (0 to 0)	0 (0 to 0)	0 (0 to 0)	0 (0 to 0)	0 (0 to 0)	0 (0 to 0)	0 (0 to 0)	0 (0 to 0)	0 (0 to 0)	0 (0 to 0)	0 (0 to 0)	0 (0 to 0)	0 (0 to 0)	0 (0 to 0)	0
Trichuriasis	0 (0 to 0)	0 (0 to 0)	0 (0 to 0)	0 (0 to 0)	0 (0 to 0)	0 (0 to 0)	0 (0 to 0)	0 (0 to 0)	0 (0 to 0)	0 (0 to 0)	0 (0 to 0)	0 (0 to 0)	0 (0 to 0)	0 (0 to 0)	0 (0 to 0)	0 (0 to 0)	0 (0 to 0)	0 (0 to 0)	0 (0 to 0)	0 (0 to 0)	0 (0 to 0)	0 (0 to 0)	0 (0 to 0)

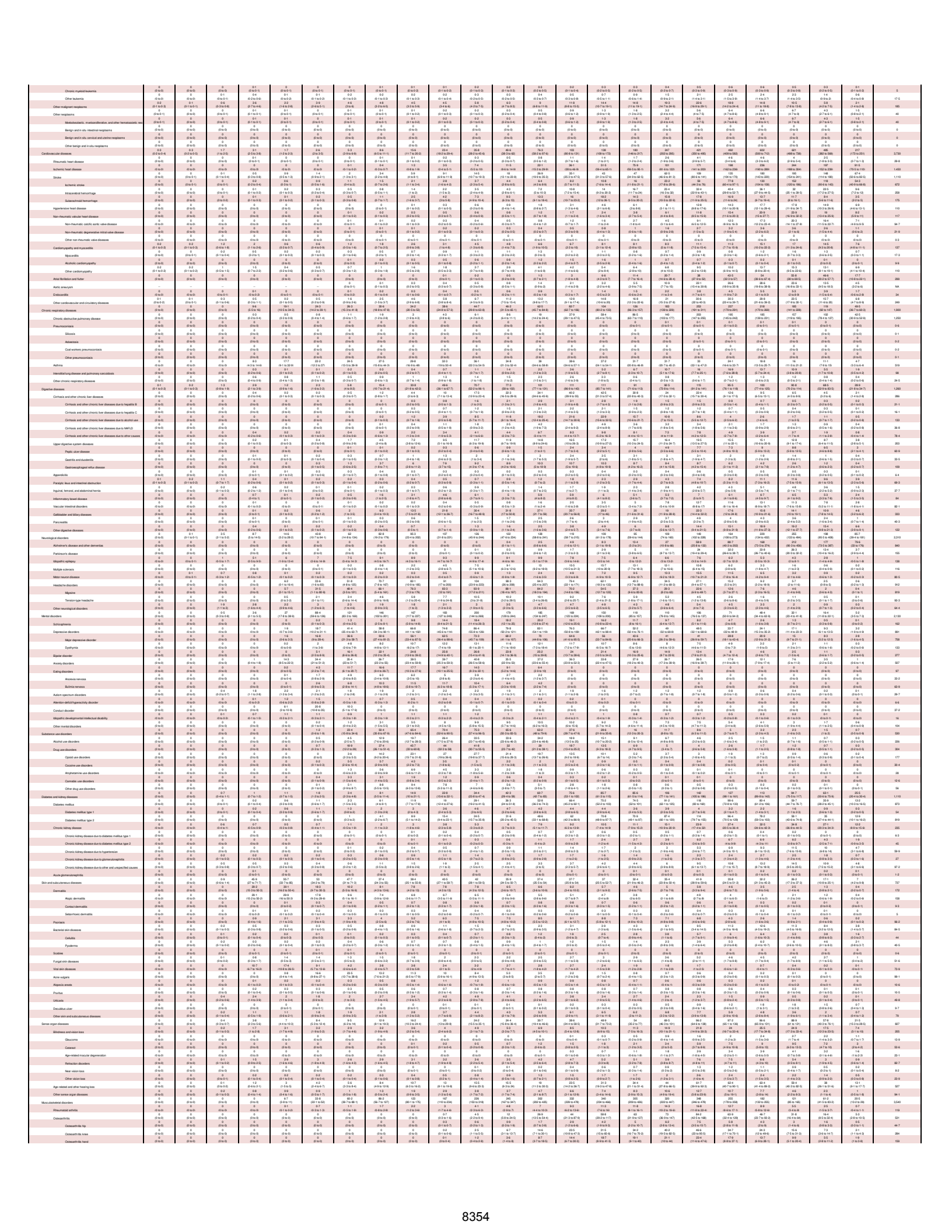

Osteoarthritis other	0 (0 to 0)	0	0 (0 to 0)	0	0 (0 to 0)	0	0 (0 to 0)	0	0 (0 to 0)	0	0 (0 to 0)	0	0 (0 to 0)	0	0 (0 to 0)	0	0 (0 to 0)	0	0 (0 to 0)	0	0 (0 to 0)	0	0 (0 to 0)	0	0 (0 to 0)	0	0 (0 to 0)	0	0 (0 to 0)	0	42-9
Low back pain	0 (0 to 0)	0	0 (0 to 0)	0	4 (1 to 11)	0	20.4 (11.6 to 31.9)	0	34.2 (20.4 to 52.3)	0	49.6 (29.4 to 78)	0	67.2 (40.1 to 105)	0	85.5 (53.3 to 130)	0	113 (68.5 to 168)	0	117 (72.3 to 175)	0	138 (84.8 to 210)	0	152 (95.3 to 228)	0	168 (104 to 255)	0	175 (92.8 to 312)	0	180.2 (97.1 to 311)	0	1,660
Neck pain	0 (0 to 0)	0	0 (0 to 0)	0	2.3 (0.4 to 4.7)	0	11.7 (5.6 to 21.9)	0	19 (9.6 to 32.1)	0	25 (9.8 to 39.8)	0	34.9 (13.2 to 56.3)	0	46.3 (19.7 to 68.3)	0	53.7 (28.4 to 80.5)	0	54.9 (30.4 to 82)	0	69.9 (36.5 to 104)	0	53.3 (27.3 to 87.4)	0	40 (20.3 to 74.5)	0	41.3 (22 to 81)	0	29.7 (15.3 to 54.9)	0	614
Gout	0 (0 to 0)	0	0 (0 to 0)	0	0 (0 to 0)	0	0 (0 to 0)	0	0 (0 to 0)	0	0 (0 to 0)	0	0 (0 to 0)	0	0 (0 to 0)	0	0 (0 to 0)	0	0 (0 to 0)	0	0 (0 to 0)	0	0 (0 to 0)	0	0 (0 to 0)	0	0 (0 to 0)	0	0 (0 to 0)	0	13.6
Other musculoskeletal disorders	0 (0 to 0)	0	0 (0 to 0)	0	0.2 (0 to 0.3)	0	1 (0.2 to 2)	0	6.8 (2.7 to 11.5)	0	15.6 (9.6 to 24.4)	0	29.2 (18.3 to 45.2)	0	40.9 (26.1 to 61.8)	0	50.7 (31.6 to 73.7)	0	51.2 (31.7 to 78)	0	68 (38.2 to 99.6)	0	63 (34.9 to 97.5)	0	61 (34.5 to 91.4)	0	57.2 (30.1 to 96.2)	0	49.2 (25.5 to 82.1)	0	655
Other non-communicable diseases	34.9 (24.1 to 50.6)	0	15.8 (11.6 to 22.4)	0	39.2 (42.7 to 78.3)	0	40.8 (34.6 to 52)	0	22.3 (32.6 to 44.1)	0	49.6 (36.8 to 66.8)	0	88 (61.8 to 124)	0	127 (86.7 to 181)	0	167 (109 to 215)	0	167 (118 to 232)	0	194 (116 to 286)	0	150 (105 to 206)	0	132 (84.5 to 196)	0	115 (61.5 to 157)	0	139 (101 to 195)	0	118 (88.1 to 154)	0	2,150
Congenital birth defects	34 (22.3 to 52.9)	0	13.3 (9.5 to 20.3)	0	39.1 (27.5 to 58.4)	0	26.7 (15 to 45.1)	0	13.1 (4.4 to 17.3)	0	12.4 (4.9 to 16.8)	0	10.6 (2.7 to 13.4)	0	11.3 (2.7 to 13.6)	0	10.2 (1.7 to 14.2)	0	11.4 (0.5 to 15.1)	0	13.1 (1.9 to 14.7)	0	10.7 (1.5 to 14.3)	0	10.5 (1.5 to 14.3)	0	7.6 (1.1 to 10.7)	0	6.3 (1.2 to 9.3)	0	2.7 (1.1 to 4.1)	0	360
Neural tube defects	2 (1.1 to 2.3)	0	0.5 (0.2 to 0.9)	0	4.5 (2.6 to 7.5)	0	4.6 (2.4 to 7.5)	0	0.3 (0.2 to 0.5)	0	0.3 (0.2 to 0.5)	0	0.3 (0.2 to 0.5)	0	0.3 (0.2 to 0.5)	0	0.3 (0.2 to 0.5)	0	0.3 (0.2 to 0.6)	0	0.2 (0.1 to 0.5)	0	0.1 (0.1 to 0.1)	0	0.1 (0.1 to 0.1)	0	0.1 (0.1 to 0.1)	0	0.1 (0.1 to 0.1)	0	0.1 (0.1 to 0.1)	0	14.5
Congenital heart anomalies	8.5 (4.7 to 21.4)	0	5.6 (3.4 to 11.3)	0	11.9 (6.9 to 24)	0	6.5 (4.2 to 9.5)	0	1.6 (1.1 to 2.3)	0	1.7 (1.1 to 2.4)	0	1.7 (1.1 to 2.5)	0	2 (1.3 to 2.9)	0	1.7 (1.1 to 2.7)	0	1.8 (1.1 to 2.9)	0	1.9 (1.1 to 2.9)	0	1.8 (0.9 to 2.7)	0	1.7 (0.9 to 2.7)	0	1.1 (0.5 to 1.8)	0	0.7 (0.3 to 1.2)	0	0.6 (0.3 to 1)	0	52.5
Orofacial clefts	0 (0 to 0)	0	0 (0 to 0)	0	0.1 (0.0 to 0.2)	0	0.2 (0.1 to 0.5)	0	0.2 (0.1 to 0.4)	0	0.2 (0.1 to 0.4)	0	0.2 (0.1 to 0.4)	0	0.2 (0.1 to 0.3)	0	0.2 (0.1 to 0.4)	0	0.2 (0.1 to 0.4)	0	0.2 (0.1 to 0.4)	0	0.2 (0.1 to 0.4)	0	0.2 (0.1 to 0.4)	0	0.2 (0.1 to 0.4)	0	0.2 (0.1 to 0.4)	0	0.2 (0.1 to 0.4)	0	2.7
Down syndrome	1.8 (1.0 to 2.8)	0	0.4 (0.2 to 0.7)	0	1.6 (0.9 to 2.7)	0	2 (1.3 to 2.9)	0	1.2 (0.7 to 1.7)	0	1.2 (0.7 to 1.7)	0	1.2 (0.7 to 1.7)	0	1.4 (0.9 to 2.1)	0	1.6 (1.0 to 2.3)	0	1.7 (1.1 to 2.5)	0	1.9 (1.2 to 2.7)	0	2.5 (1.4 to 3.6)	0	3.6 (2.2 to 5)	0	4.2 (2.4 to 6.2)	0	3.1 (1.6 to 4.5)	0	1.9 (1.1 to 2.8)	0	33
Turner syndrome	0 (0 to 0)	0	0 (0 to 0)	0	0 (0 to 0)	0	0.1 (0 to 0.1)	0	0.1 (0 to 0.1)	0	0.1 (0 to 0.2)	0	0.1 (0 to 0.2)	0	0.1 (0 to 0.2)	0	0.1 (0 to 0.2)	0	0.1 (0 to 0.2)	0	0.1 (0 to 0.1)	0	0 (0 to 0)	0	0 (0 to 0)	0	0 (0 to 0)	0	0 (0 to 0)	0	0 (0 to 0)	0	0.7
Klinefelter syndrome	0 (0 to 0)	0	0 (0 to 0)	0	0 (0 to 0)	0	0 (0 to 0)	0	0 (0 to 0)	0	0 (0 to 0)	0	0 (0 to 0)	0	0 (0 to 0)	0	0 (0 to 0)	0	0 (0 to 0)	0	0 (0 to 0)	0	0 (0 to 0)	0	0 (0 to 0)	0	0 (0 to 0)	0	0 (0 to 0)	0	0 (0 to 0)	0	6
Other chromosomal abnormalities	4.4 (1.6 to 14.9)	0	2.4 (1.1 to 6.1)	0	6.1 (3.4 to 15.2)	0	3.4 (2.2 to 5.5)	0	1.7 (0.9 to 2.2)	0	1.5 (0.8 to 2.2)	0	1.4 (0.8 to 2.2)	0	1.4 (0.8 to 2.1)	0	1.5 (0.8 to 2.2)	0	1.5 (0.8 to 2.3)	0	1.6 (0.8 to 2.3)	0	1.3 (0.6 to 1.9)	0	1.2 (0.6 to 1.8)	0	1 (0.4 to 1.3)	0	0.8 (0.3 to 1.2)	0	0.5 (0.2 to 0.8)	0	31.9
Congenital musculoskeletal and limb anomalies	1.4 (0.4 to 2.2)	0	0.6 (0.1 to 0.9)	0	5.6 (2.5 to 8.9)	0	8 (4.6 to 12.6)	0	5.1 (2.6 to 8.6)	0	4.1 (2.4 to 6.4)	0	3.4 (2.2 to 5.1)	0	3.4 (2.2 to 5.1)	0	3.7 (2.2 to 5.7)	0	4 (2.4 to 6)	0	3.6 (2.2 to 5.6)	0	2.8 (1.4 to 4.2)	0	2.4 (1.2 to 3.6)	0	1.9 (0.9 to 2.9)	0	1.1 (0.4 to 1.7)	0	0.6 (0.2 to 1)	0	68.1
Urogenital congenital anomalies	1.1 (0.4 to 2.5)	0	0.2 (0.1 to 0.6)	0	0.5 (0.3 to 1.1)	0	0.6 (0.3 to 1.2)	0	0.3 (0.2 to 0.6)	0	0.2 (0.1 to 0.5)	0	0.1 (0.1 to 0.3)	0	0.1 (0.1 to 0.2)	0	0.1 (0.1 to 0.2)	0	0.1 (0.1 to 0.3)	0	0.1 (0.1 to 0.2)	0	0.1 (0.1 to 0.1)	0	0.1 (0.1 to 0.1)	0	0 (0 to 0)	0	0 (0 to 0)	0	0 (0 to 0)	0	3.9
Digestive congenital anomalies	6.4 (2.7 to 10.2)	0	3.4 (1.4 to 5.7)	0	7.1 (4.1 to 9.6)	0	4.9 (2.9 to 6.4)	0	1.9 (0.9 to 2.6)	0	1.6 (0.8 to 2.2)	0	1.5 (0.7 to 2.1)	0	1.5 (0.8 to 2.2)	0	1.6 (0.8 to 2.2)	0	1.7 (0.9 to 2.3)	0	1.7 (0.9 to 2.3)	0	1.5 (0.7 to 2.1)	0	1.4 (0.7 to 2.1)	0	1.1 (0.5 to 1.6)	0	0.8 (0.3 to 1.2)	0	0.5 (0.2 to 0.8)	0	14.6
Other congenital birth defects	9.4 (4.7 to 13.9)	0	5.6 (1.1 to 3.4)	0	1.2 (2.2 to 9.6)	0	1.2 (2.8 to 9.1)	0	1.2 (1.1 to 2.7)	0	1.2 (0.9 to 2.1)	0	1.2 (0.8 to 2.1)	0	1.2 (0.8 to 2.2)	0	1.2 (0.8 to 2.2)	0	1.2 (0.7 to 2.2)	0	1.1 (0.6 to 2.2)	0	0.9 (0.4 to 1.8)	0	0.8 (0.4 to 1.5)	0	0.6 (0.3 to 1.2)	0	0.5 (0.2 to 1.1)	0	0.3 (0.1 to 0.8)	0	40.9
Urinary diseases and male infertility	0 (0 to 0)	0	0 (0 to 0)	0	0.4 (0.4 to 0.9)	0	0.6 (0.2 to 0.4)	0	0.4 (0.3 to 0.6)	0	0.5 (0.3 to 0.6)	0	0.5 (0.3 to 0.6)	0	1.3 (0.9 to 1.6)	0	2.6 (1.7 to 3.2)	0	2.6 (1.8 to 3.4)	0	2.6 (1.9 to 3.6)	0	2.8 (1.7 to 3.7)	0	3.1 (1.9 to 4.1)	0	3.2 (1.9 to 4.4)	0	2.7 (1.2 to 3.7)	0	2.1 (0.9 to 2.7)	0	220
Urolithiasis	0 (0 to 0)	0	0 (0 to 0)	0	0 (0 to 0)	0	0 (0 to 0)	0	0 (0 to 0)	0	0 (0 to 0)	0	0 (0 to 0)	0	0 (0 to 0)	0	0 (0 to 0)	0	0 (0 to 0)	0	0 (0 to 0)	0	0 (0 to 0)	0	0 (0 to 0)	0	0 (0 to 0)	0	0 (0 to 0)	0	0 (0 to 0)	0	12.5
Benign prostatic hyperplasia	0 (0 to 0)	0	0 (0 to 0)	0	0 (0 to 0)	0	0 (0 to 0)	0	0 (0 to 0)	0	0 (0 to 0)	0	0 (0 to 0)	0	0 (0 to 0)	0	0 (0 to 0)	0	0 (0 to 0)	0	0 (0 to 0)	0	0 (0 to 0)	0	0 (0 to 0)	0	0 (0 to 0)	0	0 (0 to 0)	0	0 (0 to 0)	0	0
Male infertility	–	–	–	–	–	–	–	–	–	–	–	–	–	–	–	–	–	–	–	–	–	–	–	–	–	–	–	–	–	–	–	NA
Other urinary diseases	0 (0 to 0.1)	0	0.1 (0 to 0.2)	0	0.2 (0.1 to 0.4)	0	0.1 (0 to 0.2)	0	0.1 (0 to 0.2)	0	0.1 (0 to 0.2)	0	0.2 (0 to 0.4)	0	0.3 (0.2 to 0.4)	0	0.4 (0.2 to 0.6)	0	0.4 (0.2 to 0.5)	0	0.3 (0.2 to 0.5)	0	0.5 (0.2 to 0.8)	0	0.4 (0.2 to 0.7)	0	0.5 (0.2 to 0.8)	0	0.4 (0.2 to 1.1)	0	0.5 (0.2 to 1.1)	0	7.1
Gynecological diseases	0 (0 to 0)	0	0 (0 to 0)	0	0 (0 to 0)	0	0 (0 to 0)	0	8.2 (4.1 to 14.5)	0	26.2 (14.2 to 39.4)	0	55.2 (35.2 to 80.7)	0	88 (54.6 to 123)	0	106 (69 to 158)	0	111 (74.1 to 161)	0	96.7 (62.2 to 139)	0	90.1 (59.3 to 128)	0	69.1 (39 to 97.4)	0	49 (25.5 to 84.9)	0	34.4 (15.7 to 65.1)	0	17.7 (5.1 to 33.2)	0	781
Uterine fibroids	0 (0 to 0)	0	0 (0 to 0)	0	0 (0 to 0)	0	0 (0 to 0)	0	0.1 (0 to 0.2)	0	0.1 (0 to 0.3)	0	0.7 (0.1 to 1.4)	0	1.6 (0.8 to 3.4)	0	3.4 (1.6 to 7.5)	0	4.5 (2.2 to 9.4)	0	4.7 (2.2 to 9.6)	0	4.7 (1.4 to 9.7)	0	4.2 (1.7 to 9.1)	0	3.7 (1.4 to 8.2)	0	2.4 (0.9 to 5.7)	0	0.9 (0.2 to 2.1)	0	29.4
Polycystic ovarian syndrome	0 (0 to 0)	0	0 (0 to 0)	0	0 (0 to 0)	0	0 (0 to 0)	0	0 (0.2 to 1.5)	0	0.2 (0.1 to 0.4)	0	1.7 (0.7 to 3.5)	0	4.2 (1.7 to 9.2)	0	5.3 (1.9 to 11.6)	0	3.7 (1.3 to 7.6)	0	3.7 (1.4 to 8.1)	0	3.3 (1.1 to 8.6)	0	2.6 (0.9 to 6.1)	0	1.4 (0.5 to 3.2)	0	0.9 (0.3 to 2.2)	0	0.5 (0.2 to 1.1)	0	26.7
Female infertility	0 (0 to 0)	0	0 (0 to 0)	0	0 (0 to 0)	0	0 (0 to 0)	0	0 (0 to 0)	0	0 (0 to 0)	0	0 (0 to 0)	0	0 (0 to 0)	0	0 (0 to 0)	0	0 (0 to 0)	0	0 (0 to 0)	0	0 (0 to 0)	0	0 (0 to 0)	0	0 (0 to 0)	0	0 (0 to 0)	0	0 (0 to 0)	0	8
Endometriosis	0 (0 to 0)	0	0 (0 to 0)	0	0 (0 to 0)	0	0 (0 to 0)	0	2.4 (0.9 to 5.5)	0	5.5 (2.5 to 9.9)	0	8 (2.9 to 15.4)	0	9.5 (2.9 to 19.1)	0	9.5 (2.9 to 19.1)	0	8.2 (2.9 to 17.2)	0	7.1 (1.4 to 14.9)	0	5.7 (1.4 to 12.7)	0	4.5 (1.4 to 9.6)	0	3.5 (1.4 to 7.5)	0	2.4 (1.4 to 5.1)	0	1.4 (1.4 to 2.9)	0	32.5
Genital prolapse	0 (0 to 0)	0	0 (0 to 0)	0	0 (0 to 0)	0	0 (0 to 0)	0	0 (0 to 0)	0	0 (0 to 0)	0	0.1 (0 to 0.1)	0	0.2 (0 to 0.3)	0	0.3 (0 to 0.6)	0	0.3 (0 to 1.0)	0	0.3 (0 to 0.6)	0	0.3 (0 to 0.6)	0	0.3 (0 to 0.6)	0	0.3 (0 to 0.6)	0	0.3 (0 to 0.6)	0	0.3 (0 to 0.6)	0	15.1
Premenstrual syndrome	0 (0 to 0)	0	0 (0 to 0)	0	0 (0 to 0)	0	0 (0 to 0)	0	14.8 (5.5 to 31.5)	0	26.6 (7.5 to 56.1)	0	22.1 (10.2 to 36.2)	0	23.7 (10.7 to 36)	0	29.9 (16.2 to 46.4)	0	27.3 (15.1 to 46.1)	0	21.6 (10.1 to 36.6)	0	7.6 (3.9 to 13.3)	0	0.2 (0 to 0.6)	0	0 (0 to 0)	0	0 (0 to 0)	0	0 (0 to 0)	0	174
Other gynecological diseases	0 (0 to 0)	0	0 (0 to 0)	0	0 (0 to 0)	0	0 (0 to 0)	0	4.7 (2.9 to 7)	0	24.6 (14.4 to 38.5)	0	54 (32.7 to 88.6)	0	76 (41.2 to 112)	0	66.3 (40 to 106)	0	52.1 (29.2 to 82.4)	0	54.4 (31.2 to 84.1)	0	49.7 (23.2 to 76.2)	0	35.9 (11.1 to 59.4)	0	23.2 (7.3 to 34.5)	0	17.4 (5.1 to 29)	0	10.6 (4.4 to 15.7)	0	683
Hemoglobinopathies and hemolytic anemias	0 (0 to 0.1)	0	0 (0 to 0.1)	0	0.4 (0.2 to 1.6)	0	0.4 (0.1 to 0.9)	0	0.2 (0.1 to 0.5)	0	0.2 (0.1 to 0.5)	0	0.2 (0.1 to 0.5)	0	0.2 (0.1 to 0.5)	0	0.2 (0.1 to 0.5)	0	0.2 (0.1 to 0.5)	0	0.2 (0.1 to 0.5)	0	0.2 (0.1 to 0.5)	0	0.2 (0.1 to 0.5)	0	0.2 (0.1 to 0.5)	0	0.2 (0.1 to 0.5)	0	0.2 (0.1 to 0.5)	0	25.6
Thalassemias	0 (0 to 0)	0	0 (0 to 0)	0	0 (0 to 0)	0	0 (0 to 0)	0	0 (0 to 0)	0	0 (0 to 0)	0	0 (0 to 0)	0	0 (0 to 0)	0	0 (0 to 0)	0	0 (0 to 0)	0	0 (0 to 0)	0	0 (0 to 0)	0	0 (0 to 0)	0	0 (0 to 0)	0	0 (0 to 0)	0	0 (0 to 0)	0	0.2
Thalassemias trait	0 (0 to 0)	0	0 (0 to 0)	0	0 (0 to 0.7)	0	0 (0 to 0.2)	0	0 (0 to 0)	0	0 (0 to 0)	0	0.9 (0.1 to 2.2)	0	0.9 (0.1 to 2.2)	0	0.9 (0.1 to 2.2)	0	1.1 (0.1 to 2.8)	0	0.4 (0 to 1.3)	0	0.5 (0 to 1.5)	0	0.9 (0 to 2.9)	0	0.2 (0 to 0.7)	0	0.2 (0 to 0.6)	0	0.1 (0 to 0.4)	0	6.8
Sickle cell disorders	0 (0 to 0)	0	0 (0 to 0)	0	0.2 (0 to 0.4)	0	0.1 (0 to 0.2)	0	0.1 (0 to 0.2)	0	0.2 (0 to 0.5)	0	0.1 (0 to 0.3)	0	0.1 (0 to 0.2)	0	0.1 (0 to 0.2)	0	0.1 (0 to 0.2)	0	0.1 (0 to 0.2)	0	0.1 (0 to 0.1)	0	0.1 (0 to 0.1)	0	0.1 (0 to 0.1)	0	0.1 (0 to 0.1)	0	0.1 (0 to 0.1)	0	1.7
Sickle cell trait	0 (0 to 0)	0	0 (0 to 0)	0	0 (0 to 0)	0	0 (0 to 0)	0	0 (0 to 0)	0	0 (0 to 0)	0	1.2 (0.1 to 3.1)	0	1.1 (0.1 to 3.1)	0	1.1 (0.1 to 3.1)	0	1.2 (0.1 to 4.9)	0	0.2 (0 to 0.9)	0	0.3 (0 to 1.5)	0	0.2 (0 to 0.9)	0	0.2 (0 to 0.5)	0	0.1 (0 to 0.5)	0	0.1 (0 to 0.5)	0	6.6
G6PD deficiency	0 (0 to 0)	0	0 (0 to 0)	0	0 (0 to 0)	0	0 (0 to 0)	0	0 (0 to 0)	0	0 (0 to 0)	0	0 (0 to 0)	0	0 (0 to 0)	0	0 (0 to 0)	0	0 (0 to 0)	0	0 (0 to 0)	0	0 (0 to 0)	0	0 (0 to 0)	0	0 (0 to 0)	0	0 (0 to 0)	0	0 (0 to 0)	0	1
G6PD trait	0 (0 to 0)	0	0 (0 to 0)	0	0 (0 to 0)	0	0 (0 to 0)	0	0 (0 to 0)	0	0 (0 to 0)	0	0 (0 to 0)	0	0 (0 to 0)	0	0 (0 to 0)	0	0 (0 to 0)	0	0 (0 to 0)	0	0 (0 to 0)	0	0 (0 to 0)	0	0 (0 to 0)	0	0 (0 to 0)	0	0 (0 to 0)	0	0.1
Other hemoglobinopathies and hemolytic anemias	0 (0 to 0)	0	0 (0 to 0)	0	0.1 (0 to 0.2)	0	0 (0 to 0.1)	0	0 (0 to 0)	0	0.1 (0 to 0.4)	0	0.2 (0 to 0.7)	0	0.2 (0 to 0.9)	0	0.2 (0 to 1)	0	0.2 (0 to 1.2)	0	0.4 (0 to 1.4)	0	0.7 (0 to 2.1)	0	0.9 (0 to 2.3)	0	1 (0 to 2.2)	0	0.9 (0 to 1.7)	0	0.6 (0 to 1.5)	0	9.2
Endocrine, metabolic, blood, and immune disorders	0.8 (0.4 to 1.3)	0	3.6 (2.4 to 5.6)	0	7.9 (5.7 to 10.8)	0	3.8 (2.4 to 5.6)	0	4 (2.4 to 6.1)	0	9.8 (6.5 to 14.4)	0	13.6 (8.8 to 19.5)	0	15.9 (9.9 to 24.2)	0	19.6 (11.7 to 28.4)	0	23.2 (13.5 to 36.4)	0	30.1 (16.1 to 38.2)	0	29.2 (14.3 to 42.1)	0	28.4 (12.4 to 37.6)	0	24.1 (8.5 to 35)	0	19.6 (7.1 to 28.4)	0	12.3 (4.5 to 18)	0	423
Oral disorders	0 (0 to 0)	0	1.9 (1.1 to 3.1)	0	2.5 (1.4 to 4.1)	0	3.3 (1.9 to 5.4)	0	3.6 (2.1 to 6.4)	0	4 (2.4 to 6.7)	0	4 (2.4 to 6.4)	0	4.1 (2.4 to 6.9)	0	4.1 (2.4 to 6.9)	0	15.3 (8.7 to 25.5)	0	6.9 (4.4 to 29.2)	0	22.5 (12.9 to 27.3)	0	28.5 (17.7 to 46.7)	0	25.1 (14.4 to 39.6)	0	38.6 (22.4 to 58.3)	0	48 (28.4 to 69.9)	0	35 (22.3 to 51.2)	0	84.4 (51.4 to 126.4)	0	43 (27.3 to 63.4)	0	425
Caries of deciduous teeth	0 (0 to 0)	0	0 (0 to 0)	0	0 (0 to 0)	0	0 (0 to 0)	0	0 (0 to 0)	0	0 (0 to 0)	0	0 (0 to 0)	0	0 (0 to 0)	0	0 (0 to 0)	0	0 (0 to 0)	0	0 (0 to 0)	0	0 (0 to 0)	0	0 (0 to 0)	0	0 (0 to 0)	0	0 (0 to 0)	0	0 (0 to 0)	0	0.6
Caries of permanent teeth	0 (0 to 0)	0	0 (0 to 0)	0	0.6 (0 to 1)	0	1.3 (0.5 to 2.3)	0	1.7 (0.6 to 2.7)	0	1.7 (0.7 to 2.4)	0	1.8 (0.7 to 2.9)	0	1.8 (0.9 to 2.9)	0	2.1 (0.9 to 3.2)	0	2.1 (0.9 to 4.3)	0	2.1 (0.8 to 3.6)	0	1.6 (0.6 to 4.1)	0	1.4 (0.5 to 3.1)	0	1.4 (0.5 to 2.8)	0	1.4 (0.6 to 2.6)	0	0.9 (0.4 to 1.8)	0	24.3
Periodontal diseases	0 (0 to 0)	0	0 (0 to 0)	0	0 (0 to 0)	0	0 (0 to 0)	0	0 (0 to 0)	0	0 (0 to 0)	0	0.1 (0 to 0.1)	0	0.3 (0 to 0.5)	0	0.4 (0.1 to 0.7)	0	0.5 (0.2 to 1.1)	0	0.4 (0.2 to 1.1)	0	0.3 (0.1 to 0.8)	0	0.2 (0.1 to 0.6)	0	0.2 (0.1 to 0.5)	0	0.1 (0.1 to 0.4)	0	0.1 (0.1 to 0.3)	0	56.5
Other oral disorders	0 (0 to 0)	0	0 (0 to 0)	0	1.6 (1.0 to 2.8)	0	1.7 (1.1 to 3.1)	0	1.8 (1.1 to 3.4)	0	2.3 (1.4 to 3.7)	0	2.5 (1.5 to 3.9)	0	2.6 (1.6 to 4.2)	0	2.7 (1.6 to 4.2)	0	2.8 (1.7 to 4.6)	0	2.9 (1.7 to 4.2)	0	2.2 (1.2 to 3.7)	0	2.1 (1.1 to 3.6)	0	2.1 (1.1 to 3.3)	0	1.8 (0.9 to 3.1)	0	1.1 (0.6 to 1.8)	0	59.2
Sudden infant death syndrome	1.6 (0.9 to 2.5)	0	1.6 (0.9 to 2.5)	0	–	–	–	–	–	–	–	–	–	–	–	–	–	–	–	–	–	–	–	–	–	–	–	–	–	–	–	NA
Injuries	0.4 (0.3 to 0.5)	0	0.4 (0.3 to 0.5)	0	4.6 (3.6 to 6.1)	0	16.5 (13.3 to 20.1)	0	16.4 (11.9 to 22.4)	0	22.6 (17.2 to 30.4)	0	40.6 (32.8 to 49.4)	0	57.2 (46.4 to 69.3)	0	73.7 (59.4 to 91.1)	0	85.9 (68.9 to 105)	0	88.8 (68.2 to 107)	0	97.5 (79.6 to 126)	0	92 (75.4 to 118)	0	79.7 (60.7 to 104)	0	85.1 (65.5 to 110)	0	101 (77.8 to 131)	0	92.7 (71.1 to 122)	0	1,390
Transport injuries	0 (0 to 0)	0	0 (0 to 0)	0	0.3 (0.2 to 0.4)	0	0.5 (0.3 to 0.7)	0	1.9 (1.4 to 2.4)	0	3 (2.2 to 3.9)	0	5.3 (3.8 to 7)	0	7.4 (5.3 to 9.7)	0	7.7 (5.6 to 10)	0	7.4 (5.4 to 9.3)	0	7.4 (5.4 to 9.6)	0	6.9 (4.5 to 10.1)	0	6.4 (4.5 to 9.7)	0	5.9 (3.9 to 9.4)	0	6.3 (4.1 to 10.2)	0	6.7 (3.9 to 9.4)	0	5.3 (2.9 to 8.2)	0	121
Road injuries	0 (0 to 0)	0	0 (0 to 0)	0	0.3 (0.1 to 0.4)	0	1.4 (0.9 to 2.1)	0	1.8 (1.2 to 2.4)	0	2.8 (2.0 to 3.7)	0	3.9 (2.7 to 5.1)	0	5.1 (3.7 to 6.8)	0	5.5 (3.9 to 7.3)	0	6.7 (5.1 to 8.6)	0	6.9 (5.1 to 8.9)	0	6.4 (4.6 to 9.2)	0	5.5 (3.9 to 8.1)	0	4.7 (3.1 to 7.4)	0	4.6 (2.9 to 7.3)	0	4.5 (2.7 to 6.9)	0	3.5 (2.0 to 5.6)	0	110
Pedestrian road injuries	0 (0 to 0)	0	0 (0 to 0)	0	0.1 (0 to 0.1)	0	0.4 (0.2 to 0.6)	0	0.6 (0.4 to 1.1)	0	0.8 (0.6 to 1.1)	0	1.1 (0.8 to 1.4)	0	1.4 (1.0 to 2.4)	0	1.6 (1.1 to 2.4)	0	1.9 (1.3 to 2.7)	0	1.9 (1.3 to 2.6)	0	1.7 (1.1 to 2.6)	0	1.7 (1.1 to 2.6)	0	1.4 (0.9 to 2.2)	0	1.2 (0.7 to 2.1)	0	1.2 (0.7 to 2.1)	0	1.1 (0.6 to 2.2)	0	29.4
Cyclist road injuries	0 (0 to 0)	0	0 (0 to 0)	0	0 (0 to 0.2)	0	0.3 (0.2 to 0.4)	0	0.3 (0.2 to 0.6)	0	0.5 (0.3 to 0.7)	0	0.6 (0.4 to 1.1)	0	0.9 (0.6 to 1.2)	0	1.1 (0.7 to 1.7)	0	1.1 (0.8 to 1.5)	0	1.1 (0.8 to 1.6)	0	1.1 (0.7 to 1.6)	0	1.1 (0.7 to 1.6)	0	0.9 (0.5 to 1.4)	0	0.8 (0.4 to 1.3)	0	0.8 (0.4 to 1.1)	0	0.5 (0.2 to 0.9)	0	17.6
Motorcyclist road injuries	0 (0 to 0)	0	0 (0 to 0)	0	0 (0 to 0.1)	0	0 (0 to 0.2)	0	0.1 (0 to 0.2)	0	0.2 (0 to 0.4)	0	0.3 (0 to 0.6)	0	0.4 (0 to 0.8)	0	0.5 (0 to 0.9)	0	0.5 (0 to 0.9)	0	0.

SR Table 2b: Peterborough DALYS by cause and age group for females with 95% uncertainty intervals, 2019

Cause	Early Neonatal	Late Neonatal	Post Neonatal	1 to 4	5 to 9	10 to 14	15 to 19	20 to 24	25 to 29	30 to 34	35 to 39	40 to 44	45 to 49	50 to 54	55 to 59	60 to 64	65 to 69	70 to 74	75 to 79	80 to 84	85 plus	Total
All causes	1,662 (1,620-1,708)	1,344 (1,312-1,376)	2,183 (1,999-2,368)	1,744 (1,669-1,822)	1,000 (958-1,044)	1,004 (958-1,051)	1,277 (1,222-1,334)	1,617 (1,545-1,691)	2,017 (1,925-2,112)	2,440 (2,327-2,557)	3,010 (2,870-3,154)	3,744 (3,569-3,924)	4,660 (4,441-4,882)	5,844 (5,569-6,122)	7,468 (7,109-7,836)	9,373 (8,917-9,847)	11,509 (10,944-12,100)	13,729 (13,045-14,437)	15,973 (15,173-16,800)	18,225 (17,299-19,175)	20,477 (19,427-21,548)	129,000
Communicable, maternal, neonatal, and nutritional diseases	(1,662-1,708)	(1,344-1,376)	(1,183-1,368)	(1,744-1,822)	(1,000-1,044)	(1,004-1,051)	(1,277-1,334)	(1,617-1,691)	(2,017-2,112)	(2,440-2,557)	(3,010-3,154)	(3,744-3,924)	(4,660-4,882)	(5,844-6,122)	(7,468-7,836)	(9,373-9,847)	(11,509-12,100)	(13,729-14,437)	(15,973-16,800)	(18,225-19,175)	(20,477-21,548)	1,650
HIV/AIDS and sexually transmitted infections	5 (4.4-5.7)	1.3 (0.4-3)	2.1 (0.6-4.4)	0.4 (0.2-0.9)	0.3 (0.2-0.5)	0.3 (0.2-0.5)	0.5 (0.3-0.8)	1.4 (1.1-2)	2.6 (1.7-3.9)	4.2 (2.9-6.2)	4.8 (3.1-7.2)	4.2 (2.8-6.3)	3.1 (2.1-4.6)	1.9 (1.2-3.1)	1.4 (0.8-2.1)	1.3 (0.8-1.7)	0.7 (0.4-1.2)	0.5 (0.3-0.8)	0.3 (0.2-0.5)	0.2 (0.2-0.3)	0.1 (0.1-0.2)	37.9
HIV/AIDS	0 (0-0)	0 (0-0)	0.4 (0.2-0.6)	0.4 (0.2-0.6)	0.2 (0.2-0.3)	0.2 (0.2-0.3)	0.2 (0.2-0.3)	0.8 (0.6-1)	1.7 (1.1-2.3)	1.5 (1.1-2)	1.7 (1.2-2.3)	1.6 (1.2-2.2)	1.4 (1.1-1.8)	1.4 (0.7-1.8)	1.1 (0.5-1.6)	0.8 (0.5-1.2)	0.3 (0.1-0.7)	0.1 (0-0.3)	0 (0-0)	0 (0-0)	0 (0-0)	12.9
HIV/AIDS - Drug-susceptible Tuberculosis	0 (0-0)	0 (0-0)	0 (0-0.1)	0 (0-0.1)	0 (0-0)	0 (0-0)	0 (0-0)	0 (0-0.1)	0 (0-0.1)	0 (0-0.1)	0 (0-0.2)	0 (0-0.1)	0 (0-0.1)	0 (0-0.1)	0 (0-0.1)	0 (0-0.1)	0 (0-0.1)	0 (0-0.1)	0 (0-0)	0 (0-0)	0 (0-0)	0 (0-0)	1.1
HIV/AIDS - Multidrug-resistant Tuberculosis without extensive dr...	0 (0-0)	0 (0-0)	0 (0-0)	0 (0-0)	0 (0-0)	0 (0-0)	0 (0-0)	0 (0-0)	0 (0-0)	0 (0-0)	0 (0-0)	0 (0-0)	0 (0-0)	0 (0-0)	0 (0-0)	0 (0-0)	0 (0-0)	0 (0-0)	0 (0-0)	0 (0-0)	0 (0-0)	0 (0-0)	0
HIV/AIDS - Extensively drug-resistant Tuberculosis	0 (0-0)	0 (0-0)	0 (0-0)	0 (0-0)	0 (0-0)	0 (0-0)	0 (0-0)	0 (0-0)	0 (0-0)	0 (0-0)	0 (0-0)	0 (0-0)	0 (0-0)	0 (0-0)	0 (0-0)	0 (0-0)	0 (0-0)	0 (0-0)	0 (0-0)	0 (0-0)	0 (0-0)	0 (0-0)	0
HIV/AIDS resulting in other diseases	0 (0-0)	0 (0-0)	0 (0-0)	0 (0-0)	0.2 (0.2-0.3)	0.2 (0.1-0.2)	0.2 (0.2-0.3)	0.7 (0.5-0.9)	0.9 (0.6-1.3)	1.4 (0.9-2.1)	1.6 (1.1-2.2)	1.5 (1.1-2.1)	1.3 (0.9-1.8)	0.9 (0.7-1.3)	0.4 (0.4-0.9)	0.4 (0.3-0.5)	0.3 (0.1-0.7)	0.1 (0-0.3)	0 (0-0)	0 (0-0)	0 (0-0)	11.8
Sexually transmitted infections excluding HIV	5 (1.4-11.3)	1.3 (0.4-3)	1.7 (0.5-4.1)	0.1 (0-0.5)	0 (0-0.1)	0 (0-0.1)	0.2 (0.1-0.5)	0.7 (0.4-1.1)	1.7 (0.9-2.8)	2.7 (1.4-4.4)	3.1 (1.7-5.2)	2.6 (1.4-4.4)	1.7 (0.9-3.2)	0.9 (0.4-1.9)	0.5 (0.2-1.1)	0.5 (0.2-0.9)	0.4 (0.2-0.8)	0.3 (0.2-0.6)	0.2 (0.1-0.4)	0.1 (0.1-0.3)	0.1 (0.1-0.2)	25
Syphilis	0 (0-0)	0 (0-0)	0 (0-0)	0 (0-0)	0 (0-0)	0 (0-0)	0 (0-0)	0 (0-0)	0 (0-0)	0 (0-0)	0 (0-0)	0 (0-0)	0 (0-0)	0 (0-0)	0 (0-0)	0 (0-0)	0 (0-0)	0 (0-0)	0 (0-0)	0 (0-0)	0 (0-0)	0 (0-0)	0
Chlamydial infection	0 (0-0)	0 (0-0)	0 (0-0)	0 (0-0)	0 (0-0)	0 (0-0)	0 (0-0.1)	0 (0-0.1)	0.4 (0.2-0.7)	0.6 (0.3-1.1)	0.7 (0.3-1.2)	0.6 (0.3-1.1)	0.3 (0.1-0.6)	0.1 (0-0.1)	0 (0-0)	0 (0-0)	0 (0-0)	0 (0-0)	0 (0-0)	0 (0-0)	0 (0-0)	0 (0-0)	3.1
Gonococcal infection	0 (0-0)	0 (0-0)	0 (0-0)	0 (0-0)	0 (0-0)	0 (0-0)	0 (0-0.1)	0 (0-0.1)	0.1 (0-0.1)	0.2 (0.1-0.3)	0.2 (0.1-0.3)	0.2 (0.1-0.3)	0.2 (0.1-0.3)	0.1 (0.1-0.2)	0.1 (0.1-0.1)	0.1 (0-0.1)	0.1 (0-0.1)	0.1 (0-0.2)	0.1 (0-0.1)	0.1 (0-0.1)	0 (0-0)	1.6
Trichomoniasis	0 (0-0)	0 (0-0)	0 (0-0)	0 (0-0)	0 (0-0)	0 (0-0)	0 (0-0.1)	0 (0-0.1)	0.3 (0.1-0.6)	0.4 (0.1-0.9)	0.4 (0.1-0.9)	0.3 (0.1-0.7)	0.2 (0.1-0.4)	0.1 (0.1-0.3)	0.1 (0.1-0.2)	0.1 (0-0.2)	0.1 (0-0.2)	0.1 (0-0.2)	0 (0-0.1)	0 (0-0)	0 (0-0)	2.6
Genital herpes	0 (0-0)	0 (0-0)	0 (0-0)	0 (0-0)	0 (0-0)	0 (0-0)	0 (0-0.1)	0 (0-0.1)	0.2 (0.1-0.3)	0.3 (0.1-0.7)	0.3 (0.1-0.8)	0.3 (0.1-0.7)	0.3 (0.1-0.6)	0.3 (0.1-0.6)	0.3 (0.1-0.6)	0.2 (0.1-0.5)	0.2 (0.1-0.4)	0.1 (0-0.3)	0.1 (0-0.2)	0 (0-0)	0 (0-0)	3
Other sexually transmitted infections	0 (0-0)	0 (0-0)	0 (0-0)	0 (0-0)	0 (0-0)	0 (0-0)	0 (0-0)	0 (0-0.1)	0.1 (0-0.2)	0.1 (0-0.2)	0.1 (0-0.2)	0.1 (0-0.2)	0.1 (0-0.2)	0.1 (0-0.2)	0.1 (0-0.2)	0.1 (0-0.2)	0.1 (0-0.2)	0.1 (0-0.2)	0 (0-0.1)	0 (0-0)	0 (0-0)	0.9
Respiratory infections and tuberculosis	2.2 (1.5-3.2)	1.3 (1-2)	17.1 (7.3-33.7)	10.7 (5.2-23.4)	10.4 (6.5-16.4)	9.5 (5.5-14.1)	9.6 (6.8-13.4)	11.3 (7.9-15.6)	13.7 (9.7-19.4)	17.4 (10.9-22.5)	17.4 (12.4-24.6)	17.3 (10.7-23.2)	15.3 (13.8-20)	16.1 (10.7-23.4)	19.1 (12.9-26.5)	20.1 (13.7-28.6)	26.5 (20.5-36.5)	34 (22.6-46.7)	41.7 (32.7-52.6)	47.4 (38.8-59.5)	152 (113.9-192)	819
Tuberculosis	0 (0-0)	0 (0-0)	0 (0-0.1)	0 (0-0.2)	0 (0-0)	0 (0-0.1)	0 (0-0.1)	0.2 (0.1-0.3)	0.4 (0.2-0.6)	0.8 (0.4-1.3)	0.9 (0.4-1.4)	0.8 (0.3-1.2)	0.7 (0.4-1.2)	0.6 (0.4-0.9)	0.6 (0.4-0.9)	0.7 (0.4-1.3)	0.9 (0.5-1.2)	1.1 (0.6-1.8)	1.1 (0.7-1.7)	0.9 (0.6-1.4)	0.6 (0.4-1.2)	12.1
Latent tuberculosis infection	0 (0-0)	0 (0-0)	0 (0-0)	0 (0-0)	0 (0-0)	0 (0-0)	0 (0-0)	0 (0-0)	0 (0-0)	0 (0-0)	0 (0-0)	0 (0-0)	0 (0-0)	0 (0-0)	0 (0-0)	0 (0-0)	0 (0-0)	0 (0-0)	0 (0-0)	0 (0-0)	0 (0-0)	0 (0-0)	0
Drug-susceptible tuberculosis	0 (0-0)	0 (0-0)	0 (0-0.1)	0 (0-0.2)	0 (0-0)	0 (0-0.1)	0 (0-0.1)	0.2 (0.1-0.3)	0.4 (0.2-0.6)	0.8 (0.3-1.2)	0.9 (0.4-1.4)	0.8 (0.3-1.2)	0.7 (0.3-1.2)	0.5 (0.2-0.8)	0.6 (0.4-0.9)	0.7 (0.4-1.2)	0.8 (0.5-1.1)	1.1 (0.6-1.8)	1.1 (0.7-1.6)	0.9 (0.6-1.4)	0.6 (0.4-1.2)	11.8
Multidrug-resistant tuberculosis without extensive drug-resistance	0 (0-0)	0 (0-0)	0 (0-0)	0 (0-0)	0 (0-0)	0 (0-0)	0 (0-0)	0 (0-0)	0 (0-0.1)	0 (0-0.1)	0 (0-0.1)	0 (0-0.1)	0 (0-0.1)	0 (0-0.1)	0 (0-0.1)	0 (0-0.1)	0 (0-0.1)	0 (0-0.1)	0 (0-0.1)	0 (0-0.2)	0 (0-0.2)	0 (0-0.1)	0.3
Extensively drug-resistant tuberculosis	0 (0-0)	0 (0-0)	0 (0-0)	0 (0-0)	0 (0-0)	0 (0-0)	0 (0-0)	0 (0-0)	0 (0-0)	0 (0-0)	0 (0-0)	0 (0-0)	0 (0-0)	0 (0-0)	0 (0-0)	0 (0-0)	0 (0-0)	0 (0-0)	0 (0-0)	0 (0-0)	0 (0-0)	0 (0-0)	0.1
Lower respiratory infections	2.2 (1.5-3.2)	1.3 (0.9-1.9)	8.4 (4.1-13.4)	4.9 (2.9-8.1)	1.5 (1.1-2.1)	1.4 (1-2)	1.8 (1.2-2.4)	2.5 (1.6-3.8)	3.6 (2.5-5.4)	5.5 (3.7-8.2)	7.7 (5.1-11.5)	8.1 (5.2-12.4)	11.9 (9.1-17.5)	14.4 (10.5-22.3)	18.1 (13.1-28.8)	19.5 (14.1-34.4)	25.9 (16.3-39.4)	32.6 (20.4-42.4)	39.5 (29.6-49.6)	44.7 (33.7-56.1)	142 (92.5-191)	682
Upper respiratory infections	0 (0-0)	0 (0-0)	2 (1.2-3.2)	0.9 (0.2-2.3)	0.6 (0.4-1.1)	0.5 (0.4-1.2)	0.5 (0.3-1.1)	0.3 (0.2-0.5)	0.4 (0.2-0.8)	0.5 (0.2-1.2)	0.7 (0.3-1.6)	0.6 (0.2-1.4)	0.6 (0.2-1.4)	0.5 (0.2-1.2)	0.5 (0.2-1.2)	0.5 (0.2-1.2)	0.5 (0.2-1.2)	0.5 (0.2-1.2)	0.5 (0.2-1.2)	0.5 (0.2-1.2)	0.5 (0.2-1.2)	96
Otitis media	0 (0-0)	0 (0-0)	0.6 (0.2-1)	0.7 (1.4-0.4)	0.4 (1.3-0.4)	0.4 (0.7-0.2)	0.4 (0.5-0.2)	0.5 (0.6-0.2)	0.5 (0.6-0.2)	0.5 (0.6-0.2)	0.5 (0.6-0.2)	0.5 (0.6-0.2)	0.5 (0.5-1.9)	0.5 (0.4-0.2)	0.5 (0.4-0.1)	0.5 (0.3-1.4)	0.5 (0.3-1.4)	0.5 (0.3-1.4)	0.5 (0.3-1.4)	0.5 (0.3-1.4)	0.5 (0.3-1.4)	19.5
Enteric infections	0.2 (0.1-0.3)	0.4 (0.4-0.9)	7.2 (4.8-10.5)	5.6 (3.4-9.9)	4.6 (2.3-7.8)	2.8 (1.4-5.4)	2.1 (1.2-3.2)	2 (1.1-3.2)	2.4 (1.4-3.6)	2.6 (1.5-4)	2.5 (1.6-3.8)	2.6 (1.6-3.9)	2.5 (1.5-3.9)	2.6 (1.5-4)	2.6 (1.5-4)	2.6 (1.5-4)	2.6 (1.5-4)	2.6 (1.5-4)	2.6 (1.5-4)	2.6 (1.5-4)	2.6 (1.5-4)	99
Diarrheal diseases	0.2 (0.1-0.3)	0.4 (0.4-0.9)	7.2 (4.8-10.5)	5.6 (3.4-9.9)	4.6 (2.3-7.8)	2.8 (1.4-5.4)	2.1 (1.2-3.2)	2 (1.1-3.2)	2.4 (1.4-3.6)	2.6 (1.5-4)	2.5 (1.6-3.8)	2.6 (1.6-3.9)	2.5 (1.5-3.9)	2.6 (1.5-4)	2.6 (1.5-4)	2.6 (1.5-4)	2.6 (1.5-4)	2.6 (1.5-4)	2.6 (1.5-4)	2.6 (1.5-4)	2.6 (1.5-4)	98.6
Typhoid and paraphyoid	0 (0-0)	0 (0-0)	0 (0-0)	0 (0-0)	0 (0-0)	0 (0-0)	0 (0-0)	0 (0-0)	0 (0-0)	0 (0-0)	0 (0-0)	0 (0-0)	0 (0-0)	0 (0-0)	0 (0-0)	0 (0-0)	0 (0-0)	0 (0-0)	0 (0-0)	0 (0-0)	0 (0-0)	0 (0-0)	0
Typhoid fever	0 (0-0)	0 (0-0)	0 (0-0)	0 (0-0)	0 (0-0)	0 (0-0)	0 (0-0)	0 (0-0)	0 (0-0)	0 (0-0)	0 (0-0)	0 (0-0)	0 (0-0)	0 (0-0)	0 (0-0)	0 (0-0)	0 (0-0)	0 (0-0)	0 (0-0)	0 (0-0)	0 (0-0)	0 (0-0)	0
Paratyphoid fever	0 (0-0)	0 (0-0)	0 (0-0)	0 (0-0)	0 (0-0)	0 (0-0)	0 (0-0)	0 (0-0)	0 (0-0)	0 (0-0)	0 (0-0)	0 (0-0)	0 (0-0)	0 (0-0)	0 (0-0)	0 (0-0)	0 (0-0)	0 (0-0)	0 (0-0)	0 (0-0)	0 (0-0)	0 (0-0)	0
Invasive Non-typhoidal Salmonella (iNTS)	0 (0-0)	0 (0-0)	0 (0-0)	0 (0-0)	0 (0-0)	0 (0-0)	0 (0-0)	0 (0-0)	0 (0-0)	0 (0-0)	0 (0-0)	0 (0-0)	0 (0-0)	0 (0-0)	0 (0-0)	0 (0-0)	0 (0-0)	0 (0-0)	0 (0-0)	0 (0-0)	0 (0-0)	0 (0-0)	0.3
Other intestinal infectious diseases	0 (0-0)	0 (0-0)	0 (0-0)	0 (0-0)	0 (0-0)	0 (0-0)	0 (0-0)	0 (0-0)	0 (0-0)	0 (0-0)	0 (0-0)	0 (0-0)	0 (0-0)	0 (0-0)	0 (0-0)	0 (0-0)	0 (0-0)	0 (0-0)	0 (0-0)	0 (0-0)	0 (0-0)	0 (0-0)	0.2
Neglected tropical diseases and malaria	0 (0-0)	0 (0-0)	0.3 (0-1.3)	0.1 (0-0.3)	0.1 (0-0.2)	0 (0-0)	0 (0-0)	0 (0-0)	0 (0-0.1)	0.2 (0-0.7)	0.2 (0-0.9)	0.2 (0-1)	0.5 (0-1.9)	0.5 (0-1.8)	0.5 (0-1.6)	0.3 (0-1.2)	0.3 (0-0.9)	0.1 (0-0.4)	0.1 (0-0.3)	0.1 (0-0.3)	0.1 (0-0.2)	0.1 (0-0.3)	3.4
Malaria	0 (0-0)	0 (0-0)	0 (0-0)	0 (0-0)	0 (0-0)	0 (0-0)	0 (0-0)	0 (0-0)	0 (0-0)	0 (0-0)	0 (0-0)	0 (0-0)	0 (0-0)	0 (0-0)	0 (0-0)	0 (0-0)	0 (0-0)	0 (0-0)	0 (0-0)	0 (0-0)	0 (0-0)	0 (0-0)	0
Chagas disease	0 (0-0)	0 (0-0)	0 (0-0)	0 (0-0)	0 (0-0)	0 (0-0)	0 (0-0)	0 (0-0)	0 (0-0)	0 (0-0)	0 (0-0)	0 (0-0)	0 (0-0)	0 (0-0)	0 (0-0)	0 (0-0)	0 (0-0)	0 (0-0)	0 (0-0)	0 (0-0)	0 (0-0)	0 (0-0)	0
Leishmaniasis	0 (0-0)	0 (0-0)	0 (0-0)	0 (0-0)	0 (0-0)	0 (0-0)	0 (0-0)	0 (0-0)	0 (0-0)	0 (0-0)	0 (0-0)	0 (0-0)	0 (0-0)	0 (0-0)	0 (0-0)	0 (0-0)	0 (0-0)	0 (0-0)	0 (0-0)	0 (0-0)	0 (0-0)	0 (0-0)	0
Visceral leishmaniasis	0 (0-0)	0 (0-0)	0 (0-0)	0 (0-0)	0 (0-0)	0 (0-0)	0 (0-0)	0 (0-0)	0 (0-0)	0 (0-0)	0 (0-0)	0 (0-0)	0 (0-0)	0 (0-0)	0 (0-0)	0 (0-0)	0 (0-0)	0 (0-0)	0 (0-0)	0 (0-0)	0 (0-0)	0 (0-0)	0
Cutaneous and mucocutaneous leishmaniasis	0 (0-0)	0 (0-0)	0 (0-0)	0 (0-0)	0 (0-0)	0 (0-0)	0 (0-0)	0 (0-0)	0 (0-0)	0 (0-0)	0 (0-0)	0 (0-0)	0 (0-0)	0 (0-0)	0 (0-0)	0 (0-0)	0 (0-0)	0 (0-0)	0 (0-0)	0 (0-0)	0 (0-0)	0 (0-0)	0
African trypanosomiasis	0 (0-0)	0 (0-0)	0 (0-0)	0 (0-0)	0 (0-0)	0 (0-0)	0 (0-0)	0 (0-0)	0 (0-0)	0 (0-0)	0 (0-0)	0 (0-0)	0 (0-0)	0 (0-0)	0 (0-0)	0 (0-0)	0 (0-0)	0 (0-0)	0 (0-0)	0 (0-0)	0 (0-0)	0 (0-0)	0
Schistosomiasis	0 (0-0)	0 (0-0)	0 (0-0)	0 (0-0)	0 (0-0)	0 (0-0)	0 (0-0)	0 (0-0)	0 (0-0)	0 (0-0)	0 (0-0)	0 (0-0)	0 (0-0)	0 (0-0)	0 (0-0)	0 (0-0)	0 (0-0)	0 (0-0)	0 (0-0)	0 (0-0)	0 (0-0)	0 (0-0)	0
Cysticercosis	0 (0-0)	0 (0-0)	0 (0-0)	0 (0-0)	0 (0-0)	0 (0-0)	0 (0-0)	0 (0-0)	0 (0-0)	0 (0-0)	0 (0-0)	0 (0-0)	0 (0-0)	0 (0-0)	0 (0-0)	0 (0-0)	0 (0-0)	0 (0-0)	0 (0-0)	0 (0-0)	0 (0-0)	0 (0-0)	0
Cystic echinococcosis	0 (0-0)	0 (0-0)	0 (0-0)	0 (0-0)	0 (0-0)	0 (0-0)	0 (0-0)	0 (0-0)	0 (0-0)	0 (0-0)	0 (0-0)	0 (0-0)	0 (0-0)	0 (0-0)	0 (0-0)	0 (0-0)	0 (0-0)	0 (0-0)	0 (0-0)	0 (0-0)	0 (0-0)	0 (0-0)	0
Lymphatic filariasis	0 (0-0)	0 (0-0)	0 (0-0)	0 (0-0)	0 (0-0)	0 (0-0)	0 (0-0)	0 (0-0)	0 (0-0)	0 (0-0)	0 (0-0)	0 (0-0)	0 (0-0)	0 (0-0)	0 (0-0)	0 (0-0)	0 (0-0)	0 (0-0)	0 (0-0)	0 (0-0)	0 (0-0)	0 (0-0)	0
Onchocerciasis	0 (0-0)	0 (0-0)	0 (0-0)	0 (0-0)	0 (0-0)	0 (0-0)	0 (0-0)	0 (0-0)	0 (0-0)	0 (0-0)	0 (0-0)	0 (0-0)	0 (0-0)	0 (0-0)	0 (0-0)	0 (0-0)	0 (0-0)	0 (0-0)	0 (0-0)	0 (0-0)	0 (0-0)	0 (0-0)	0
Trachoma	0 (0-0)	0 (0-0)	0 (0-0)	0 (0-0)	0 (0-0)	0 (0-0)	0 (0-0)	0 (0-0)	0 (0-0)	0 (0-0)	0 (0-0)	0 (0-0)	0 (0-0)	0 (0-0)	0 (0-0)	0 (0-0)	0 (0-0)	0 (0-0)	0 (0-0)	0 (0-0)	0 (0-0)	0 (0-0)	0
Dengue	0 (0-0)	0 (0-0)	0 (0-0)	0 (0-0)	0 (0-0)	0 (0-0)	0 (0-0)	0 (0-0)	0 (0-0)	0 (0-0)	0 (0-0)	0 (0-0)	0 (0-0)	0 (0-0)	0 (0-0)	0 (0-0)	0 (0-0)	0 (0-0)	0 (0-0)	0 (0-0)	0 (0-0)	0 (0-0)	0
Yellow fever	0 (0-0)	0 (0-0)	0 (0-0)	0 (0-0)	0 (0-0)	0 (0-0)	0 (0-0)	0 (0-0)	0 (0-0)	0 (0-0)	0 (0-0)	0 (0-0)	0 (0-0)	0 (0-0)	0 (0-0)	0 (0-0)	0 (0-0)	0 (0-0)	0 (0-0)	0 (0-0)	0 (0-0)	0 (0-0)	0
Rabies	0 (0-0)	0 (0-0)	0 (0-0)	0 (0-0)	0 (0-0)	0 (0-0)	0 (0-0)	0 (0-0)	0 (0-0)	0 (0-0)	0 (0-0)	0 (0-0)	0 (0-0)	0 (0-0)	0 (0-0)	0 (0-0)	0 (0-0)	0 (0-0)	0 (0-0)	0 (0-0)	0 (0-0)	0 (0-0)	0
Intestinal nematode infections	0 (0-0)	0 (0-0)	0 (0-0)	0 (0-0)	0 (0-0)	0 (0-0)	0 (0-0)	0 (0-0)	0 (0-0)	0 (0-0)	0 (0-0)	0 (0-0)	0 (0-0)	0 (0-0)	0 (0-0)	0 (0-0)	0 (0-0)	0 (0-0)	0 (0-0)	0 (0-0)	0 (0-0)	0 (0-0)	0
Ascariasis	0 (0-0)	0 (0-0)	0 (0-0)	0 (0-0)	0 (0-0)	0 (0-0)	0 (0-0)	0 (0-0)	0 (0-0)	0 (0-0)	0 (0-0)	0 (0-0)	0 (0-0)	0 (0-0)	0 (0-0)	0 (0-0)	0 (0-0)	0 (0-0)	0 (0-0)	0 (0-0)	0 (0-0)	0 (0-0)	0
Trichuriasis	0 (0-0)	0 (0-0)	0 (0-0)	0 (0-0)	0 (0-0)	0 (0-0)	0 (0-0)	0 (0-0)	0 (0-0)	0 (0-0)	0 (0-0)	0 (0-0)	0 (0-0)	0 (0-0)	0 (0-0)	0 (0-0)	0 (0-0)	0 (0-0)	0 (0-0)	0 (0-0)	0 (0-0)	0 (0-0)	0
Hookworm disease	0 (0-0)	0 (0-0)	0 (0-0)	0 (0-0)	0 (0-0)	0 (0-0)	0 (0-0)	0 (0-0)	0 (0-0)	0 (0-0)	0 (0-0)	0 (0-0)	0 (0-0)	0 (0-0)	0 (0-0)	0 (0-0)	0 (0-0)	0 (0-0)	0 (0-0)	0 (0-0)	0 (0-0)	0 (0-0)	0
Food-borne trematodiases	0 (0-0)	0 (0-0)	0 (0-0)	0 (0-0)	0 (0-0)	0 (0-0)	0 (0-0)	0 (0-0)	0 (0-0)	0 (0-0)	0 (0-0)	0 (0-0)	0 (0-0)	0 (0-0)	0 (0-0)	0 (0-0)	0 (0-0)	0 (0-0)	0 (0-0)	0 (0-0)	0 (0-0)	0 (0-0)	0
Leprosy	0 (0-0)	0 (0-0)	0 (0-0)	0 (0-0)	0 (0-0)	0 (0-0)	0 (0-0)	0 (0-0)	0 (0-0)	0 (0-0)	0 (0-0)	0 (0-0)	0 (0-0)	0 (0-0)	0 (0-0)	0 (0-0)	0 (0-0)	0 (0-0)	0 (0-0)	0 (0-0)	0 (0-0)	0 (0-0)	0
Ebola	0 (0-0)	0 (0-0)	0 (0-0)	0 (0-0)	0 (0-0)	0 (0-0)	0 (0-0)	0 (0-0)	0 (0-0)	0 (0-0)	0 (0-0)	0 (0-0)	0 (0-0)	0 (0-0)	0 (0-0)	0 (0-0)	0 (0-0)	0 (0-0)	0 (0-0)	0 (0-0)	0 (0-0)	0 (0-0)	0
Zika virus	0 (0-0)	0 (0-0)	0 (0-0)	0 (0-0)	0 (0-0)	0 (0-0)	0 (0-0)	0 (0-0)	0 (0-0)	0 (0-0)	0 (0-0)	0 (0-0)	0 (0-0)	0 (0-0)	0 (0-0)	0 (0-0)	0 (0-0)	0 (0-0)	0 (0-0)	0 (0-0)	0 (0-0)	0 (0-0)	0
Guinea worm disease	0 (0-0)	0 (0-0)	0 (0-0)	0 (0-0)	0 (0-0)	0 (0-0)	0 (0-0)	0 (0-0)	0 (0-0)	0 (0-0)	0 (0-0)	0 (0-0)	0 (0-0)	0 (0-0)	0 (0-0)	0 (0-0)	0 (0-0)	0 (0-0)	0 (0-0)	0 (0-0)	0 (0-0)	0 (0-0)	0
Other neglected tropical diseases	0 (0-0)	0 (0-0)	0 (0-0)	0 (0-0)	0 (0-0)	0 (0-0)	0 (0-0)	0 (0-0)	0 (0-0)	0 (0-0)	0 (0-0)	0 (0-0)	0 (0-0)	0 (0-0)	0 (0-0)	0 (0-0)	0 (0-0)	0 (0-0)	0 (0-0)	0 (0-0)	0 (0-0)	0 (0-0)	0
Other infectious diseases	0.9 (0.4-1.3)	1.5 (0.7-2.4)	4.4 (2.5-6.7)	4.6 (2.3-9.1)	2 (1.5-2.7)	2.4 (1.6-3.1)	2.5 (1.8-3.1)	2.5 (2-3.4)	2.7 (2-3.6)	3.1 (2.2-4.2)	3.1 (2.2-4.4)	2.7 (1.9-4.2)	3 (2.2-4.4)	3.4 (2.4-4.8)	3.4 (2.4-4.3)	3.2 (2.4-4.2)	3.3 (2.4-4.2)	3.1 (2.2-4)	2.4 (1.8-3.3)	2.2 (1.6-3.1)	1.7 (1.1-2.7)	59
Meningitis	0.2 (0.1-0.3)	0.4 (0.2-0.5)	1.5 (0.6-2.3)	1.9 (1.2-2.9)	0.3 (0.3-0.4)	0.4 (0.3-0.5)	0.5 (0.4-0.7)	0.7 (0.5-0.9)	0.7 (0.5-0.9)	0.8 (0.6-1)	0.8 (0.6-1)	0.6 (0.4-0.9)	0.7 (0.5-0.9)	0.6 (0.4-0.8)	0.6 (0.4-0.8)	0.5 (0.4-0.6)	0.4 (0.3-0.5)	0.3 (0.2-0.4)	0.2 (0.2-0.3)	0.2 (0.1-0.2)	0.1 (0.1-0.2)	14.3
Encephalitis	0 (0-0)	0.1 (0-0.1)	0.5 (0.2-1)	0.7 (0.3-1.3)	0.3 (0.2-0.4)	0.4 (0.2-0.7)	0.5 (0.3-0.7)	0.5 (0.3-0.7)	0.6 (0.4-0.9)	0.6 (0.4-0.9)	0.6 (0.3-0.9)	0.4 (0.2-0.6)	0.4 (0.3-0.7)	0.5 (0.3-0.7)	0.4 (0.3-0.7)	0.5 (0.3-0.7)	0.6 (0.3-0.9)	0.5 (0.3-0.8)	0.5 (0.3-0.8)	0.5 (0.3-0.8)	0.4 (0.1-0.9)	9.5
Diphtheria	0 (0-0)	0 (0-0)	0 (0-0)	0 (0-0)	0 (0-0)	0 (0-0)	0 (0-0)	0 (0-0)	0 (0-0)	0 (0-0)	0 (0-0)	0 (0-0)	0 (0-0)	0 (0-0)	0 (0-0)	0 (0-0)	0 (0-0)	0 (0-0)	0 (0-0)	0 (0-0)	0 (0-0)	0 (0-0)	0
Tetanus	0 (0-0)	0 (0-0)	0 (0-0)	0 (0-0)	0 (0-0)	0 (0-0)	0 (0-0)	0 (0-0)	0 (0-0)	0 (0-0)	0 (0-0)	0 (0-0)	0 (0-0)	0 (0-0)	0 (0-0)	0 (0-0)	0 (0-0)	0 (0-0)	0 (0-0)	0 (0-0)	0 (0-0)	0 (0-0)	0
Measles	0 (0-0)	0 (0-0)	0 (0-0)	0 (0-0)	0 (0-0)	0 (0-0)	0 (0-0)	0 (0-0)	0 (0-0)	0 (0-0)	0 (0-0)	0 (0-0)	0 (0-0)	0 (0-0)	0 (0-0)	0 (0-0)	0 (0-0)	0 (0-0)	0 (0-0)	0 (0-0)	0 (0-0)	0 (0-0)	0
Varicella and herpes zoster	0 (0-0.1)	0.1 (0.1-0.2)	0.3 (0.1-0.6)	0.2 (0.1-0.3)	0.1 (0.1-0.2)	0.1 (0.1-0.2)	0.2 (0.1-0.3)	0.2 (0.1-0.3)	0.2 (0.1-0.3)	0.2 (0.1-0.3)	0.2 (0.1-0



Osteoarthritis other	0 (0 to 0)	0 (0 to 0)	0 (0 to 0)	0 (0 to 0)	0 (0 to 0)	0 (0 to 0)	0 (0 to 0)	0 (0 to 0)	0 (0 to 0)	0 (0 to 0)	0 (0 to 1)	0 (0 to 0)	0 (0 to 0)	0 (0 to 0)	0 (0 to 0)	0 (0 to 0)	0 (0 to 0)	0 (0 to 0)	0 (0 to 0)	0 (0 to 0)	0 (0 to 0)	0 (0 to 0)	0 (0 to 0)	0 (0 to 0)	0 (0 to 0)	0 (0 to 0)	40
Low back pain	0 (0 to 0)	0 (0 to 0)	0 (0 to 0)	0 (0 to 0)	0.3 (2.4 to 9.5)	20.4 (15.3 to 40.4)	41.6 (34.7 to 67.8)	59 (53 to 99.5)	89.7 (82.5 to 139)	117 (108.7 to 191)	139 (82.9 to 210)	123 (73.4 to 188)	104 (65.1 to 234)	141 (85.1 to 234)	158 (98.5 to 236)	156 (99.2 to 229)	137 (85.5 to 204)	127 (80.9 to 192)	107 (73.4 to 168)	92 (52.7 to 124)	82 (40.4 to 98.3)	80.9 (36.9 to 91.4)	67.8 (31.1 to 85.2)	48.9 (27.7 to 61.8)	17.3 (2.7 to 6.4)	4.3 1,650
Neck pain	0 (0 to 0)	0 (0 to 0)	0 (0 to 0)	0 (0 to 0)	3 (1 to 6.1)	14.7 (7.4 to 30.7)	21.9 (10.9 to 39.8)	39.3 (21 to 70)	53.1 (29.2 to 91.9)	58.7 (35.3 to 112)	53.6 (29.3 to 93.2)	46.4 (25.9 to 81)	58.7 (32.4 to 100)	71.5 (39.7 to 122)	66.1 (39.4 to 116)	59.6 (39.6 to 97.6)	45.2 (23.4 to 79.6)	39 (21.1 to 64.9)	33.6 (18.6 to 55.1)	19.9 (9.4 to 36)	12.1 (4.3 to 20.2)	4.3 (3.5 to 9.4)	1.3 (0.7 to 2.4)	0.3 (0.1 to 0.6)	0 (0 to 0)	649
Gout	0 (0 to 0)	0 (0 to 0)	0 (0 to 0)	0 (0 to 0)	0 (0 to 0)	0 (0 to 0)	0 (0 to 0)	0 (0 to 0)	0.1 (0 to 0.1)	0.1 (0 to 0.3)	0.1 (0 to 0.3)	0.1 (0 to 0.3)	0.1 (0 to 0.3)	0.1 (0 to 0.3)	0.1 (0 to 0.1)	0.1 (0 to 0.1)	0.1 (0 to 0.1)	0.1 (0 to 0.1)	0.1 (0 to 0.1)	0.1 (0 to 0.1)	0.1 (0 to 0.1)	0.1 (0 to 0.1)	0.1 (0 to 0.1)	0.1 (0 to 0.1)	0 (0 to 0)	12.6
Other musculoskeletal disorders	0 (0 to 0)	0 (0 to 0)	0 (0 to 0)	0 (0 to 0)	0.1 (0.1 to 0.3)	0.1 (0.2 to 0.3)	7.6 (4 to 13.3)	18.6 (10.9 to 28.3)	27.2 (22.4 to 37.4)	54.9 (34.4 to 82.9)	54.9 (28.4 to 91)	41.6 (20.1 to 80.7)	52.8 (31.3 to 80.7)	59.3 (36.7 to 93.1)	62.5 (37.6 to 96.1)	57.8 (34.9 to 87.2)	42.6 (28.3 to 76.3)	42.7 (25.1 to 65.5)	35.2 (19.8 to 59.3)	23.4 (12.2 to 37.2)	14.7 (5.5 to 27.9)	7.6 (3.5 to 13.8)	4.8 (2.1 to 7.9)	0.8 (0.4 to 2.3)	583
Other non-communicable diseases	59.1 (41.9 to 84.9)	24.1 (19 to 33)	30.6 (27.7 to 108)	47.4 (38 to 58.8)	25.7 (19.9 to 34.1)	27.6 (27.2 to 59.8)	58.8 (41.9 to 82.5)	104 (73.3 to 146)	192 (111 to 330)	286 (146 to 388)	199 (139 to 277)	155 (109 to 214)	196 (106 to 272)	144 (110 to 196)	139 (97.1 to 177)	110 (82.7 to 157)	106 (77.9 to 146)	105 (77.1 to 138)	87.2 (62.9 to 113)	63 (42.5 to 106)	48.4 (31.7 to 86)	43.1 (26.9 to 64.6)	15.5 (10.5 to 20)	2,210
Congenital birth defects	57.1 (39.1 to 82.7)	20.4 (14.6 to 28.7)	54.4 (29.9 to 72.3)	30.5 (23.3 to 41.3)	12.2 (7.7 to 14.4)	10.7 (7.7 to 14.4)	9.3 (6.2 to 12.2)	8.9 (6.7 to 11.4)	9.5 (6.9 to 12.5)	11.5 (8 to 14)	10.6 (7.5 to 13.4)	8.4 (5.4 to 10.3)	7.8 (5.4 to 10.3)	8.3 (5.4 to 11.2)	8.2 (5.4 to 10.8)	8.1 (5.4 to 10.8)	6 (3.4 to 9.1)	4.9 (2.5 to 7.7)	3.5 (1.5 to 6.2)	1.5 (0.5 to 3.2)	0.9 (0.4 to 1.4)	0.4 (0.2 to 0.6)	0.2 (0.1 to 0.3)	0 (0 to 0.1)	280
Neural tube defects	5.1 (2.6 to 9.1)	0.9 (0.5 to 1.4)	0.7 (3 to 12.6)	4.5 (2.3 to 7.3)	2.9 (0.4 to 6.4)	0.4 (0.2 to 0.5)	0.4 (0.2 to 0.6)	0.4 (0.2 to 0.6)	0.5 (0.3 to 0.8)	0.5 (0.3 to 0.7)	0.4 (0.2 to 0.6)	0.2 (0.1 to 0.4)	0.2 (0.1 to 0.4)	0.2 (0.1 to 0.4)	0.1 (0.1 to 0.2)	0.1 (0 to 0.1)	0.1 (0 to 0.1)	0 (0 to 0.1)	0 (0 to 0.1)	0 (0 to 0.1)	0 (0 to 0.1)	0 (0 to 0.1)	0 (0 to 0.1)	0 (0 to 0.1)	0 (0 to 0)	20.8
Congenital heart anomalies	13.8 (7.4 to 27.2)	8.6 (5.5 to 15.5)	17.4 (9.4 to 31.9)	6.6 (4.4 to 10.7)	1.9 (1.1 to 3.6)	1.6 (1 to 2.6)	1.6 (1 to 2.6)	1.9 (1.2 to 2.9)	2 (1.3 to 3)	2.3 (1.5 to 3.4)	2.2 (1.4 to 3.2)	1.6 (1 to 2.3)	1.8 (1.1 to 2.8)	1.8 (0.9 to 2.8)	1.4 (0.7 to 2.1)	1.3 (0.4 to 2.1)	0.8 (0.3 to 1.4)	0.6 (0.3 to 1.2)	0.8 (0.3 to 2)	0.1 (0 to 0.3)	0.1 (0 to 0.1)	0.1 (0 to 0.1)	0 (0 to 0)	0 (0 to 0)	0 (0 to 0)	68.8
Orofacial clefts	0 (0 to 0)	0 (0 to 0)	0.1 (0.1 to 0.3)	0.2 (0.1 to 0.5)	0.2 (0 to 0.2)	0.1 (0 to 0.2)	0.1 (0 to 0.2)	0.1 (0.1 to 0.2)	0.1 (0.1 to 0.2)	0.2 (0.1 to 0.3)	0.2 (0.1 to 0.3)	0.2 (0.1 to 0.3)	0.1 (0.1 to 0.2)	0.1 (0.1 to 0.2)	0.1 (0.1 to 0.2)	0.1 (0 to 0.1)	0.1 (0 to 0.1)	0.1 (0 to 0.1)	0.1 (0 to 0.1)	0.1 (0 to 0.1)	0.1 (0 to 0.1)	0.1 (0 to 0.1)	0.1 (0 to 0.1)	0.1 (0 to 0.1)	0 (0 to 0)	2.3
Down syndrome	1.6 (0.9 to 2.9)	0.4 (0.2 to 0.6)	1.2 (0.7 to 2.1)	1.2 (0.8 to 1.7)	0.7 (0.4 to 1.1)	0.7 (0.4 to 1.1)	0.9 (0.6 to 1.2)	1 (0.6 to 1.5)	1.2 (0.8 to 1.7)	1.2 (0.7 to 1.7)	1 (0.7 to 1.4)	0.8 (0.5 to 1.1)	1 (0.7 to 1.4)	1.4 (0.9 to 2.1)	2.4 (1.4 to 3.5)	1.7 (1.2 to 2.5)	2.2 (1.3 to 3.5)	1.1 (0.6 to 1.7)	0.6 (0.3 to 1)	0.3 (0.1 to 0.6)	0.1 (0 to 0.2)	0.1 (0 to 0.2)	0 (0 to 0.1)	0 (0 to 0)	0 (0 to 0)	21.7
Turner syndrome	0 (0 to 0)	0 (0 to 0)	0 (0 to 0)	0.1 (0 to 0.2)	0.1 (0 to 0.2)	0.1 (0 to 0.2)	0.1 (0 to 0.2)	0.1 (0 to 0.2)	0.1 (0 to 0.2)	0.1 (0 to 0.2)	0.1 (0 to 0.2)	0.1 (0 to 0.2)	0.1 (0 to 0.1)	0.1 (0 to 0.1)	0 (0 to 0.1)	0 (0 to 0)	0 (0 to 0)	0 (0 to 0)	0 (0 to 0)	0 (0 to 0)	0 (0 to 0)	0 (0 to 0)	0 (0 to 0)	0 (0 to 0)	0 (0 to 0)	0 (0 to 0)	0.2
Klinefelter syndrome	0 (0 to 0)	0 (0 to 0)	0 (0 to 0)	0 (0 to 0)	0 (0 to 0)	0 (0 to 0)	0 (0 to 0)	0 (0 to 0)	0 (0 to 0)	0 (0 to 0)	0 (0 to 0)	0 (0 to 0)	0 (0 to 0)	0 (0 to 0)	0 (0 to 0)

SR Table 2b: Luton DALYS by cause and age group for females with 95% uncertainty intervals. 2019

Cause	Early Neonatal	Late Neonatal	Post Neonatal	1 to 4	5 to 9	10 to 14	15 to 19	20 to 24	25 to 29	30 to 34	35 to 39	40 to 44	45 to 49	50 to 54	55 to 59	60 to 64	65 to 69	70 to 74	75 to 79	80 to 84	85 to 89	90 to 94	95 plus	Total
All causes	720 (557 to 930)	1,100 (843 to 1,400)	2,600 (1,900 to 3,600)	3,100 (2,300 to 4,200)	2,100 (1,600 to 2,800)	2,000 (1,500 to 2,700)	2,400 (1,800 to 3,200)	2,900 (2,200 to 3,900)	3,100 (2,300 to 4,200)	3,200 (2,400 to 4,300)	3,400 (2,500 to 4,500)	3,600 (2,700 to 4,800)	3,900 (2,900 to 5,200)	4,200 (3,100 to 5,600)	4,600 (3,400 to 6,100)	5,000 (3,700 to 6,700)	5,400 (3,900 to 7,200)	5,700 (4,100 to 7,600)	5,900 (4,200 to 7,900)	6,000 (4,200 to 8,000)	6,000 (4,100 to 8,000)	6,000 (4,000 to 8,000)	6,000 (3,900 to 8,000)	6,000 (3,900 to 8,000)	6,000 (3,900

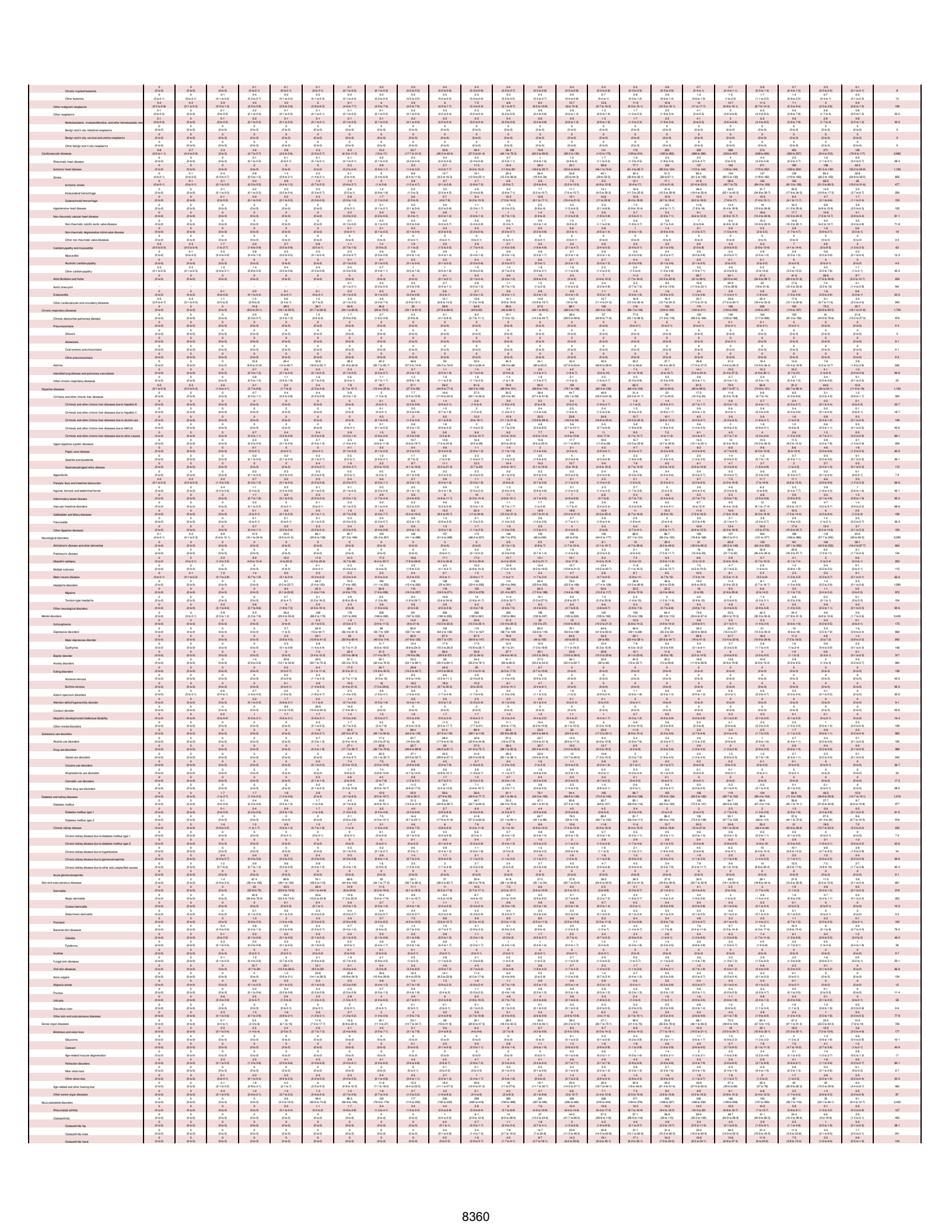

Osteoarthritis other	0 (0 to 0)	0 (0 to 0)	0 (0 to 0)	0 (0 to 0)	0 (0 to 0)	0 (0 to 0)	0 (0 to 0)	0 (0 to 0)	0 (0 to 0)	0 (0 to 0)	0 (0 to 1)	0.3 (0.1 to 0.9)	0.9 (0.3 to 2.2)	0.9 (0.4 to 1.9)	1.9 (0.8 to 4.1)	3.2 (1.4 to 6.9)	4.3 (1.9 to 9.1)	4.2 (2.0 to 9.2)	4.3 (2.1 to 9.6)	4.7 (2.3 to 9.4)	4.1 (2.1 to 8.4)	3.9 (2.0 to 7.8)	2.6 (1.3 to 5.2)	1.1 (0.4 to 2.3)	0.3 (0.2 to 0.7)	36
Low back pain	0 (0 to 0)	0 (0 to 0)	0 (0 to 0)	0.9 (2.8 to 10.6)	2.9 (10.6 to 47.3)	29.2 (29.5 to 78.8)	49.3 (46.4 to 109)	69.8 (47.4 to 109)	87 (52.3 to 132)	120 (68.9 to 182)	146 (90.4 to 227)	135 (80.4 to 209)	99 (55.8 to 155)	69.9 (37.2 to 108)	53.1 (26.1 to 92.1)	42.2 (19.3 to 77.3)	36.7 (15.2 to 69.2)	36.2 (14.2 to 72.1)	36.2 (14.1 to 72.3)	36.2 (14.1 to 72.3)	36.5 (14.1 to 72.3)	36.7 (14.1 to 72.3)	36.7 (22.8 to 53.7)	19 (9.4 to 33.7)	2.9 (2.5 to 4.8)	1,610
Neck pain	0 (0 to 0)	0 (0 to 0)	0 (0 to 0)	0.2 (1.1 to 4.6)	16.9 (9.6 to 31.3)	25.8 (19.1 to 46.4)	28.4 (14 to 53.7)	32 (17.4 to 66.7)	35 (17.4 to 73.4)	37 (17.4 to 77.6)	37 (17.4 to 77.6)	37 (17.4 to 77.6)	37 (17.4 to 77.6)	37 (17.4 to 77.6)	37 (17.4 to 77.6)	37 (17.4 to 77.6)	37 (17.4 to 77.6)	37 (17.4 to 77.6)	37 (17.4 to 77.6)	37 (17.4 to 77.6)	37 (17.4 to 77.6)	37 (17.4 to 77.6)	37 (17.4 to 77.6)	37 (17.4 to 77.6)	37 (17.4 to 77.6)	445
Gout	0 (0 to 0)	0 (0 to 0)	0 (0 to 0)	0 (0 to 0)	0 (0 to 0)	0 (0 to 0)	0 (0 to 0)	0 (0 to 0)	0 (0 to 0)	0 (0 to 0)	0 (0 to 0)	0 (0 to 0)	0 (0 to 0)	0 (0 to 0)	0 (0 to 0)	0 (0 to 0)	0 (0 to 0)	0 (0 to 0)	0 (0 to 0)	0 (0 to 0)	0 (0 to 0)	0 (0 to 0)	0 (0 to 0)	0 (0 to 0)	0 (0 to 0)	0 (0 to 0)	11.5
Other musculoskeletal disorders	0 (0 to 0)	0 (0 to 0)	0 (0 to 0)	0.2 (0.1 to 0.4)	1.2 (0.3 to 2.9)	2.8 (0.5 to 5.5)	22.1 (13.2 to 34.3)	41.2 (23.2 to 63.2)	57.3 (35.4 to 87.3)	66.8 (42.6 to 101)	69 (44.9 to 102.4)	59.6 (37.2 to 88.6)	39.5 (22.7 to 63.6)	30.4 (16.2 to 54.2)	24.5 (10.5 to 44.6)	22.5 (8.4 to 44.6)	21.6 (7.1 to 44.6)	20.4 (6.1 to 44.6)	20.5 (5.8 to 44.6)	20.5 (5.8 to 44.6)	20.5 (5.8 to 44.6)	20.5 (5.8 to 44.6)	20.5 (5.8 to 44.6)	20.5 (5.8 to 44.6)	20.5 (5.8 to 44.6)	589
Other non-communicable diseases	94.6 (66 to 135)	31.1 (22.5 to 42.3)	102 (71.5 to 138)	94.7 (59.1 to 132)	34.3 (20.7 to 49.6)	49.6 (29.6 to 74.6)	73 (51.7 to 102)	102 (66.8 to 151)	129 (79.1 to 192)	154 (94.1 to 231)	177 (104.9 to 268)	177 (100.9 to 267)	167 (100.9 to 257)	152 (97.1 to 236)	136 (94.5 to 219)	122 (91.7 to 203)	108 (87.3 to 195)	99.5 (77.9 to 193)	92 (70.7 to 186)	89.3 (70.7 to 179)	89.1 (69.7 to 179)	89.1 (69.7 to 179)	89.1 (69.7 to 179)	89.1 (69.7 to 179)	89.1 (69.7 to 179)	2,410
Congenital birth defects	91.3 (66.2 to 122)	29.7 (19.2 to 38.1)	71.6 (49.3 to 103)	40.4 (22.7 to 62)	13.1 (5.5 to 17.8)	13.1 (5.5 to 17.8)	11.8 (5.5 to 14.2)	11.3 (5.5 to 14.2)	10.9 (5.1 to 14.1)	10.9 (5.1 to 14.1)	11.5 (5.5 to 14.9)	11.5 (5.5 to 15.1)	9.4 (4.6 to 12.2)	8.3 (3.7 to 11)	8.7 (3.4 to 11.6)	8.3 (3.7 to 11)	8.2 (3.7 to 11.1)	7.5 (3.4 to 10.1)	5.6 (2.4 to 7.6)	3.7 (2.4 to 4.9)	1.3 (0.5 to 1.3)	0.9 (0.4 to 1.1)	0.5 (0.2 to 0.8)	0.3 (0.2 to 0.5)	0.1 (0 to 0.1)	363
Neural tube defects	7.1 (4.1 to 11.4)	0.9 (0.4 to 1.4)	6.3 (2.5 to 12.7)	6.6 (3.4 to 11.3)	0.5 (0.4 to 0.5)	0.5 (0.3 to 0.6)	0.5 (0.3 to 0.6)	0.6 (0.4 to 0.9)	0.6 (0.4 to 0.9)	0.6 (0.3 to 0.9)	0.5 (0.3 to 0.7)	0.5 (0.2 to 0.7)	0.3 (0.2 to 0.5)	0.2 (0.1 to 0.4)	0.2 (0.1 to 0.4)	0.1 (0.1 to 0.2)	0.1 (0.1 to 0.2)	0.1 (0.1 to 0.2)	0.1 (0.1 to 0.2)	0.1 (0.1 to 0.2)	0.1 (0.1 to 0.2)	0.1 (0.1 to 0.2)	0.1 (0.1 to 0.2)	0.1 (0.1 to 0.2)	0.1 (0.1 to 0.2)	25.6
Congenital heart anomalies	17.4 (9.1 to 29.9)	8.8 (4.6 to 16.3)	18.9 (9.9 to 37.3)	8.1 (5 to 13)	2.1 (1.1 to 2.9)	1.9 (1.1 to 2.9)	2 (1.3 to 3.4)	2.1 (1.4 to 3.2)	2.1 (1.4 to 3.2)	2.1 (1.4 to 3.2)	2.2 (1.4 to 3.2)	2.2 (1.4 to 3.2)	1.8 (1.1 to 2.7)	1.6 (0.8 to 2.5)	1.6 (0.8 to 2.5)	1.1 (0.4 to 1.7)	0.7 (0.3 to 1.1)	0.6 (0.3 to 1)	0.6 (0.3 to 0.9)	0.6 (0.3 to 0.9)	0.6 (0.3 to 0.9)	0.6 (0.3 to 0.9)	0.6 (0.3 to 0.9)	0.6 (0.3 to 0.9)	0.6 (0.3 to 0.9)	74.7
Orofacial clefts	0 (0 to 0)	0.1 (0.0 to 0.2)	0.3 (0.1 to 0.4)	0.2 (0.0 to 0.4)	0.2 (0.0 to 0.4)	0.2 (0.0 to 0.4)	0.2 (0.1 to 0.3)	0.2 (0.0 to 0.3)	0.2 (0.0 to 0.4)	0.2 (0.0 to 0.4)	0.2 (0.0 to 0.4)	0.2 (0.0 to 0.4)	0.1 (0.1 to 0.3)	0.1 (0.1 to 0.2)	0.1 (0.1 to 0.2)	0.1 (0.1 to 0.2)	0.1 (0.1 to 0.2)	0.1 (0.1 to 0.2)	0.1 (0.1 to 0.2)	0.1 (0.1 to 0.2)	0.1 (0.1 to 0.2)	0.1 (0.1 to 0.2)	0.1 (0.1 to 0.2)	0.1 (0.1 to 0.2)	0.1 (0.1 to 0.2)	2.4
Down syndrome	3 (1.4 to 4.7)	0.6 (0.3 to 0.9)	1.8 (1 to 3.1)	1.7 (1.1 to 2.5)	0.9 (0.4 to 1.3)	0.9 (0.4 to 1.4)	1.2 (0.6 to 1.7)	1.2 (0.6 to 1.7)	1.3 (0.6 to 1.7)	1.4 (0.6 to 2)	1.4 (0.6 to 2)	1.3 (0.6 to 1.9)	1.6 (0.7 to 2.4)	2.7 (1.6 to 4)	3.3 (1.7 to 5.1)	2.2 (1.1 to 3.5)	1.1 (0.4 to 1.7)	0.6 (0.2 to 1)	0.3 (0.1 to 0.5)	0.3 (0.1 to 0.5)	0.3 (0.1 to 0.5)	0.3 (0.1 to 0.5)	0.3 (0.1 to 0.5)	0.3 (0.1 to 0.5)	0.3 (0.1 to 0.5)	27.4
Turner syndrome	0 (0 to 0)	0 (0 to 0)	0 (0 to 0)	0.1 (0 to 0.2)	0.1 (0 to 0.2)	0.1 (0 to 0.2)	0.1 (0 to 0.2)	0.1 (0 to 0.2)	0.1 (0 to 0.3)	0.1 (0 to 0.3)	0.1 (0 to 0.2)	0.1 (0 to 0.2)	0.1 (0 to 0.1)	0.1 (0 to 0.1)	0.1 (0 to 0.1)	0 (0 to 0)	0 (0 to 0)	0 (0 to 0)	0 (0 to 0)	0 (0 to 0)	0 (0 to 0)	0 (0 to 0)	0 (0 to 0)	0 (0 to 0)	0 (0 to 0)	0 (0 to 0)	1
Klinefelter syndrome	0 (0 to 0)	0 (0 to 0)	0 (0 to 0)	0 (0 to 0)	0 (0 to 0)	0 (0 to 0)	0 (0 to 0)	0 (0 to 0)	0 (0 to 0)	0 (0 to 0)	0 (0 to 0)	0 (0 to 0)	0 (0 to 0)	0 (0 to 0)	0 (0 to 0)	0 (0 to 0)	0 (0 to 0)	0 (0 to 0)	0 (0 to 0)	0 (0 to 0)	0 (0 to 0)	0 (0 to 0)	0 (0 to 0)	0 (0 to 0)	0 (0 to 0)	0 (0 to 0)	0
Other chromosomal abnormalities	17.8 (10.3 to 28)	8.3 (4.5 to 12.4)	19.6 (11.9 to 29.4)	6.6 (2.7 to 9.6)	2.3 (1.4 to 3.2)	2.1 (1.4 to 3.2)	2 (1.3 to 2.9)	2 (1.3 to 2.9)	1.8 (1.1 to 2.6)	1.8 (1.1 to 2.7)	1.9 (1.1 to 2.7)	1.9 (1.1 to 2.7)	1.4 (0.8 to 2.1)	1.3 (0.6 to 2.1)	0.9 (0.4 to 1.5)	0.7 (0.3 to 1.2)	0.4 (0.2 to 0.7)	0.3 (0.1 to 0.5)	0.1 (0.1 to 0.5)	0.1 (0.1 to 0.5)	0.1 (0.1 to 0.5)	0.1 (0.1 to 0.5)	0.1 (0.1 to 0.5)	0.1 (0.1 to 0.5)	0.1 (0.1 to 0.5)	71.5
Congenital musculoskeletal and limb anomalies	3.5 (2.1 to 5.4)	0.8 (0.5 to 1.1)	6.3 (3.7 to 9.8)	7.2 (4.1 to 11.2)	4.4 (2.4 to 7)	4.2 (2.4 to 6.7)	3.5 (2.1 to 5.3)	2.8 (1.6 to 4.4)	2.8 (1.6 to 4.4)	3 (1.7 to 4.7)	3.1 (1.8 to 4.9)	2.9 (1.6 to 4.5)	2.3 (1.3 to 3.6)	2.1 (1.2 to 3.3)	1.9 (1 to 3)	1.6 (0.8 to 2.5)	1.1 (0.5 to 1.8)	0.8 (0.4 to 1.2)	0.4 (0.2 to 0.7)	0.3 (0.1 to 0.5)	0.1 (0 to 0.2)	0.1 (0 to 0.2)	0.1 (0 to 0.2)	0.1 (0 to 0.2)	0.1 (0 to 0.2)	54.5
Urogenital congenital anomalies	2.4 (0.6 to 7.3)	0.4 (0.1 to 1.1)	0.9 (0.4 to 1.5)	0.9 (0.4 to 1.5)	0.5 (0.3 to 0.8)	0.3 (0.2 to 0.5)	0.2 (0.1 to 0.3)	0.2 (0.1 to 0.3)	0.2 (0.1 to 0.3)	0.2 (0.1 to 0.3)	0.2 (0.1 to 0.3)	0.1 (0.1 to 0.2)	0.1 (0.1 to 0.2)	0.1 (0.1 to 0.1)	0.1 (0.1 to 0.1)	0 (0 to 0)	0 (0 to 0)	0 (0 to 0)	0 (0 to 0)	0 (0 to 0)	0 (0 to 0)	0 (0 to 0)	0 (0 to 0)	0 (0 to 0)	0 (0 to 0)	0 (0 to 0)	6.4
Digestive congenital anomalies	1.2 (0.6 to 2)	0.2 (0.1 to 0.4)	0.3 (0.1 to 0.6)	0.3 (0.1 to 0.5)	0.2 (0.1 to 0.4)	0.2 (0.1 to 0.3)	0.2 (0.1 to 0.3)	0.2 (0.1 to 0.3)	0.2 (0.1 to 0.3)	0.2 (0.1 to 0.3)	0.2 (0.1 to 0.4)	0.2 (0.1 to 0.4)	0.1 (0.1 to 0.3)	0.1 (0.1 to 0.2)	0.1 (0.1 to 0.2)	0.1 (0.1 to 0.2)	0.1 (0.1 to 0.2)	0.1 (0.1 to 0.2)	0.1 (0.1 to 0.2)	0.1 (0.1 to 0.2)	0.1 (0.1 to 0.2)	0.1 (0.1 to 0.2)	0.1 (0.1 to 0.2)	0.1 (0.1 to 0.2)	0.1 (0.1 to 0.2)	30.6
Other congenital birth defects	38.4 (14.2 to 69)	15.5 (4.5 to 38.2)	31.5 (4.2 to 91.7)	27 (1.9 to 78)	2.6 (1.5 to 3.4)	2.6 (1.5 to 3.4)	2.6 (1.3 to 3.1)	2.6 (1.1 to 3)	2.6 (1.1 to 3)	2.6 (1.1 to 3)	2.6 (1 to 2.7)	2.6 (1 to 2.7)	2.6 (1 to 2.7)	2.6 (0.9 to 2.7)	2.6 (0.7 to 2.7)	2.6 (0.5 to 2.8)	2.6 (0.5 to 2.8)	2.6 (0.5 to 2.8)	2.6 (0.5 to 2.8)	2.6 (0.5 to 2.8)	2.6 (0.5 to 2.8)	2.6 (0.5 to 2.8)	2.6 (0.5 to 2.8)	2.6 (0.5 to 2.8)	2.6 (0.5 to 2.8)	68.5
Urinary diseases and male infertility	0.2 (0 to 0.3)	0.2 (0 to 0.3)	0.8 (0.3 to 1.5)	0.9 (0.4 to 1.3)	0.5 (0.4 to 0.7)	0.7 (0.5 to 1)	1.2 (0.8 to 1.6)	1.8 (1.3 to 2.5)	2.9 (2 to 4)	2.9 (2 to 4)	3.2 (2.7 to 5.3)	3.2 (2.9 to 5.7)	3.7 (2.5 to 5.1)	4.5 (2.9 to 6.2)	5.2 (3.4 to 8.1)	5.1 (3.2 to 8.1)	4.9 (3.2 to 8.1)	4.9 (3.2 to 8.1)	4.9 (3.2 to 8.1)	4.9 (3.2 to 8.1)	4.9 (3.2 to 8.1)	4.9 (3.2 to 8.1)	4.9 (3.2 to 8.1)	4.9 (3.2 to 8.1)	4.9 (3.2 to 8.1)	268
Urolithiasis	0 (0 to 0)	0 (0 to 0)	0 (0 to 0)	0 (0 to 0)	0 (0 to 0.1)	0 (0 to 0.1)	0 (0 to 0.2)	0 (0 to 0.2)	0 (0 to 0.2)	0 (0 to 0.1)	0 (0 to 0.1)	0 (0 to 0.1)	0 (0 to 0.1)	0 (0 to 0.1)	0 (0 to 0.1)	0 (0 to 0.1)	0 (0 to 0.1)	0 (0 to 0.1)	0 (0 to 0.1)	0 (0 to 0.1)	0 (0 to 0.1)	0 (0 to 0.1)	0 (0 to 0.1)	0 (0 to 0.1)	0 (0 to 0.1)	0 (0 to 0.1)	12.3
Benign prostatic hyperplasia	0 (0 to 0)	0 (0 to 0)	0 (0 to 0)	0 (0 to 0)	0 (0 to 0)	0 (0 to 0)	0 (0 to 0)	0 (0 to 0)	0 (0 to 0)	0 (0 to 0)	0 (0 to 0)	0 (0 to 0)	0 (0 to 0)	0 (0 to 0)	0 (0 to 0)	0 (0 to 0)	0 (0 to 0)	0 (0 to 0)	0 (0 to 0)	0 (0 to 0)	0 (0 to 0)	0 (0 to 0)	0 (0 to 0)	0 (0 to 0)	0 (0 to 0)	0 (0 to 0)	0
Male infertility	–	–	–	–	–	–	–	–	–	–	–	–	–	–	–	–	–	–	–	–	–	–	–	–	–	–	NA
Other urinary diseases	0.1 (0 to 0.2)	0.1 (0 to 0.2)	0.2 (0 to 0.4)	0.2 (0.1 to 0.5)	0.1 (0.1 to 0.3)	0.2 (0.1 to 0.3)	0.2 (0.1 to 0.3)	0.2 (0.1 to 0.4)	0.4 (0.2 to 0.6)	0.6 (0.4 to 0.9)	0.5 (0.3 to 0.9)	0.4 (0.2 to 0.7)	0.5 (0.2 to 0.9)	0.4 (0.2 to 0.8)	0.5 (0.2 to 0.8)	0.4 (0.2 to 0.7)	0.4 (0.2 to 0.7)	0.5 (0.2 to 0.9)	0.4 (0.2 to 1.2)	0.4 (0.2 to 1.2)	0.4 (0.2 to 1.5)	0.5 (0.2 to 1.5)	0.4 (0.1 to 1.3)	0.2 (0.1 to 0.6)	0.1 (0.1 to 0.3)	7.4
Gynecological diseases	0 (0 to 0)	0 (0 to 0)	0 (0 to 0)	0 (0 to 0)	0 (0 to 0)	0 (0 to 0)	32.4 (19.4 to 54.5)	74 (46.5 to 107)	116 (73.7 to 173)	137 (88.8 to 203)	138 (90.7 to 203)	104 (68.2 to 154)	64 (37.4 to 104)	39.6 (22.9 to 64.5)	27.3 (12.2 to 54.1)	19.2 (10.1 to 39.4)	13.3 (8.3 to 19.2)	8.7 (5.4 to 12.5)	3.6 (3.6 to 5.5)	2 (2 to 5.1)	0.5 (0.5 to 1.5)	0.2 (0.2 to 0.6)	0 (0 to 0)	0 (0 to 0)	0 (0 to 0)	870
Uterine fibroids	0 (0 to 0)	0 (0 to 0)	0 (0 to 0)	0 (0 to 0)	0 (0 to 0)	0 (0 to 0)	0.4 (0 to 0.6)	1.1 (0.4 to 2.2)	2.6 (1.2 to 5.7)	3.3 (1.6 to 7.2)	3.4 (1.6 to 7.2)	2.5 (1.2 to 5.3)	1.5 (0.7 to 3.2)	0.9 (0.4 to 2.1)	0.6 (0.2 to 1.4)	0.4 (0.1 to 1.1)	0.3 (0.1 to 0.9)	0.2 (0.1 to 0.6)	0.1 (0 to 0.4)	0.1 (0 to 0.4)	0.1 (0 to 0.4)	0.1 (0 to 0.4)	0.1 (0 to 0.4)	0.1 (0 to 0.4)	0.1 (0 to 0.4)	0.1 (0 to 0.4)	34.3
Polycystic ovarian syndrome	0 (0 to 0)	0 (0 to 0)	0 (0 to 0)	0 (0 to 0)	0.1 (0 to 0.2)	0.1 (0 to 0.2)	0.1 (0 to 0.1)	0.1 (0 to 0.2)	0.1 (0 to 0.2)	0.1 (0 to 0.2)	0.1 (0 to 0.2)	0.1 (0 to 0.2)	0.1 (0 to 0.2)	0.1 (0 to 0.2)	0.1 (0 to 0.2)	0.1 (0 to 0.2)	0.1 (0 to 0.2)	0.1 (0 to 0.2)	0.1 (0 to 0.2)	0.1 (0 to 0.2)	0.1 (0 to 0.2)	0.1 (0 to 0.2)	0.1 (0 to 0.2)	0.1 (0 to 0.2)	0.1 (0 to 0.2)	0.1 (0 to 0.2)	36.9
Female infertility	0 (0 to 0)	0 (0 to 0)	0 (0 to 0)	0 (0 to 0)	0 (0 to 0)	0 (0 to 0)	0 (0 to 0)	0 (0 to 0)	0 (0 to 0)	0 (0 to 0)	0 (0 to 0)	0 (0 to 0)	0 (0 to 0)	0 (0 to 0)	0 (0 to 0)	0 (0 to 0)	0 (0 to 0)	0 (0 to 0)	0 (0 to 0)	0 (0 to 0)	0 (0 to 0)	0 (0 to 0)	0 (0 to 0)	0 (0 to 0)	0 (0 to 0)	0 (0 to 0)	10.9
Endometriosis	0 (0 to 0)	0 (0 to 0)	0 (0 to 0)	0 (0 to 0)	0 (0 to 0)	0 (0 to 0)	0.7 (1.6 to 7.4)	1.8 (3.6 to 13.9)	2.2 (4.6 to 17.1)	2.2 (4.6 to 17.1)	2.2 (4.6 to 17.1)	2.2 (4.6 to 17.1)	2.2 (4.6 to 17.1)	2.2 (4.6 to 17.1)	2.2 (4.6 to 17.1)	2.2 (4.6 to 17.1)	2.2 (4.6 to 17.1)	2.2 (4.6 to 17.1)	2.2 (4.6 to 17.1)	2.2 (4.6 to 17.1)	2.2 (4.6 to 17.1)	2.2 (4.6 to 17.1)	2.2 (4.6 to 17.1)	2.2 (4.6 to 17.1)	2.2 (4.6 to 17.1)	42.5
Genital prolapse	0 (0 to 0)	0 (0 to 0)	0 (0 to 0)	0 (0 to 0)	0 (0 to 0)	0 (0 to 0)	0 (0 to 0)	0 (0 to 0)	0 (0 to 0)	0 (0 to 0)	0 (0 to 0)	0 (0 to 0)	0 (0 to 0)	0 (0 to 0)	0 (0 to 0)	0 (0 to 0)	0 (0 to 0)	0 (0 to 0)	0 (0 to 0)	0 (0 to 0)	0 (0 to 0)	0 (0 to 0)	0 (0 to 0)	0 (0 to 0)	0 (0 to 0)	0 (0 to 0)	0
Premenstrual syndrome	0 (0 to 0)	0 (0 to 0)	0 (0 to 0)	0 (0 to 0)	0 (0 to 0)	0 (0 to 0)	10.7 (5.1 to 19.1)	21.2 (10.9 to 37.3)	29.1 (14.4 to 51.2)	31 (15.9 to 51.2)	32.6 (17 to 53.4)	31.4 (17.6 to 50.1)	27.5 (17.6 to 50.1)	24.5 (15.9 to 50.4)	21.5 (13.7 to 50.4)	17.5 (10.2 to 43.9)	14.5 (7.5 to 37.1)	12.4 (5.7 to 32.1)	11.2 (5.7 to 27.7)	7.3 (4.6 to 11.1)	5.2 (2.3 to 8.2)	3 (1.6 to 4.5)	1.1 (0.4 to 1.8)	0.3 (0.1 to 0.5)	0 (0 to 0)	203
Other gynecological diseases	0 (0 to 0)	0 (0 to 0)	0 (0 to 0)	0 (0 to 0)	0 (0 to 0)	0 (0 to 0)	5.1 (2.1 to 9.4)	29.1 (14.4 to 45)	68.9 (27.4 to 108)	89.2 (48.6 to 139)	79.7 (45 to 120)	62.8 (28.4 to 82)	44.9 (27.2 to 74.4)	30.1 (17.2 to 53.9)	22.4 (13.5 to 42.7)	19 (10.4 to 39.9)	13.6 (7.3 to 29.8)	11.2 (7.1 to 16.9)	7.3 (4.6 to 11.1)	5.2 (2.1 to 8.2)	3 (1.6 to 4.5)	1.1 (0.4 to 1.8)	0.3 (0.1 to 0.5)	506
Hemoglobinopathies and hemolytic anemias	0.3 (0 to 1.1)	0.3 (0.1 to 0.9)	0.3 (0.1 to 0.8)	0.4 (0.2 to 0.8)	0.4 (0.2 to 0.7)	0.4 (0.2 to 0.6)	0.4 (0.2 to 0.6)	0.4 (0.2 to 0.7)	0.4 (0.2 to 0.7)	0.5 (0.2 to 0.8)	0.5 (0.2 to 0.8)	0.4 (0.2 to 0.8)	0.3 (0.2 to 0.7)	0.3 (0.2 to 0.6)	0.3 (0.2 to 0.6)	0.3 (0.2 to 0.6)	0.3 (0.2 to 0.6)	0.3 (0.2 to 0.6)	0.3 (0.2 to 0.6)	0.3 (0.2 to 0.6)	0.3 (0.2 to 0.6)	0.3 (0.2 to 0.6)	0.3 (0.2 to 0.6)	0.3 (0.2 to 0.6)	0.3 (0.2 to 0.6)	35.8
Thalassemias	0 (0 to 0)	0 (0 to 0)	0 (0 to 0)	0 (0 to 0)	0 (0 to 0)	0 (0 to 0)	0 (0 to 0)	0 (0 to 0)	0 (0 to 0)	0 (0 to 0)	0 (0 to 0)	0 (0 to 0)	0 (0 to 0)	0 (0 to 0)	0 (0 to 0)	0 (0 to 0)	0 (0 to 0)	0 (0 to 0)	0 (0 to 0)	0 (0 to 0)	0 (0 to 0)	0 (0 to 0)	0 (0 to 0)	0 (0 to 0)	0 (0 to 0)	0 (0 to 0)	0.3
Thalassemias trait	0.1 (0 to 0.2)	0.1 (0 to 0.2)	0.2 (0 to 1.1)	0.1 (0 to 1.3)	0.2 (0 to 0.3)	0.2 (0 to 0.3)	0.4 (0 to 1.1)	0.4 (0 to 1.2)	1.4 (0.1 to 3.2)	1.5 (0.2 to 3.2)	1.5 (0.2 to 3.2)	1.4 (0.1 to 3.1)	1.7 (0.1 to 4.1)	0.5 (0.1 to 1.4)	0.4 (0.1 to 1.4)	0.2 (0.1 to 0.6)	0.3 (0.1 to 0.6)	0.2 (0.1 to 0.6)	0.2 (0.1 to 0.6)	0.1 (0.1 to 0.6)	0.1 (0.1 to 0.6)	0.1 (0.1 to 0.6)	0.1 (0.1 to 0.6)	0.1 (0.1 to 0.6)	0.1 (0.1 to 0.6)	9.1
Sickle cell disorders	0.1 (0 to 0.1)	0.2 (0 to 0.2)	0.7 (0.4 to 1.2)	0.4 (0.2 to 0.6)	0.4 (0.2 to 0.6)	0.4 (0.2 to 0.6)	0.4 (0.2 to 0.7)	0.4 (0.2 to 0.6)	0.4 (0.2 to 0.6)	0.4 (0.2 to 0.6)	0.4 (0.2 to 0.6)	0.4 (0.2 to 0.6)	0.2 (0.1 to 0.3)	0.2 (0.1 to 0.3)	0.2 (0.1 to 0.3)	0.2 (0.1 to 0.3)	0.1 (0.1 to 0.3)	0.1 (0.1 to 0.3)	0.1 (0.1 to 0.3)	0.1 (0.1 to 0.3)	0.1 (0.1 to 0.3)	0.1 (0.1 to 0.3)	0.1 (0.1 to 0.3)	0.1 (0.1 to 0.3)	0.1 (0.1 to 0.3)	4.4
Sickle cell trait	0 (0 to 0)	0 (0 to 0)	0 (0 to 0)	0.2 (0 to 0.5)	0.1 (0 to 0.3)	0 (0 to 0)	0 (0 to 0)	0 (0 to 0.1)	0 (0 to 0.1)	0 (0 to 0.1)	0 (0 to 0.1)	0 (0 to 0.1)	0 (0 to 0.1)	0 (0 to 0.1)	0 (0 to 0.1)	0 (0 to 0.1)	0 (0 to 0.1)	0 (0 to 0.1)	0 (0 to 0.1)	0 (0 to 0.1)	0 (0 to 0.1)	0 (0 to 0.1)	0 (0 to 0.1)	0 (0 to 0.1)	0 (0 to 0.1)	0 (0 to 0.1)	9.5
G6PD deficiency	0 (0 to 0)	0 (0 to 0)	0 (0 to 0)	0 (0 to 0)	0 (0 to 0)	0 (0 to 0)	0 (0 to 0)	0 (0 to 0)	0 (0 to 0)	0 (0 to 0)	0 (0 to 0)	0 (0 to 0)	0 (0 to 0)	0 (0 to 0)	0 (0 to 0)	0 (0 to 0)	0 (0 to 0)	0 (0 to 0)	0 (0 to 0)	0 (0 to 0)	0 (0 to 0)	0 (0 to 0)	0 (0 to 0)	0 (0 to 0)	0 (0 to 0)	0 (0 to 0)	1.7
G6PD trait	0 (0 to 0)	0 (0 to 0)	0 (0 to 0)	0 (0 to 0)	0 (0 to 0)	0 (0 to 0)	0 (0 to 0)	0 (0 to 0)	0 (0 to 0)	0 (0 to 0)	0 (0 to 0)	0 (0 to 0)	0 (0 to 0)	0 (0 to 0)	0 (0 to 0)	0 (0 to 0)	0 (0 to 0)	0 (0 to 0)	0 (0 to 0)	0 (0 to 0)	0 (0 to 0)	0 (0 to 0)	0 (0 to 0)	0 (0 to 0)	0 (0 to 0)	0 (0 to 0)	0.1
Other hemoglobinopathies and hemolytic anemias	0 (0 to 0)	0 (0 to 0)	0.1 (0 to 0.2)	0.1 (0 to 0.3)	0.1 (0 to 0.1)	0.1 (0 to 0.1)	0.2 (0 to 0.4)	0.2 (0 to 0.4)	0.3 (0.1 to 1.3)	0.3 (0.1 to 1.2)	0.4 (0.1 to 1.3)	0.3 (0.1 to 1.2)	0.4 (0.2 to 2.7)	0.7 (0.1 to 2.1)	0.8 (0.2 to 2.1)	0.7 (0.2 to 2.1)	0.6 (0.2 to 2.1)	0.9 (0.4 to 2.2)	1 (0.4 to 2.2)	0.9 (0.4 to 1.9)	1.1 (0.7 to 2)	0.9 (0.5 to 1.4)	0.5 (0.3 to 0.7)	0.2 (0.1 to 0.3)	10.7
Endocrine, metabolic, blood, and immune disorders	3.1 (1.3 to 6.7)	2.1 (1 to 3.5)	9.9 (6.9 to 15.2)	16.2 (12.6 to 20.2)	14.4 (9.4 to 21.6)	18.9 (12.7 to 27.6)	20.5 (13.3 to 29.7)	22.3 (15.3 to 34.4)	26 (16.3 to 39.6)	30.6 (20.5 to 47.5)	27.9 (24.3 to 56.3)	27.5 (22.8 to 56.3)	24.2 (16.9 to 51.9)	42.5 (27.3 to 63.9)	44.4 (28.6 to 66.4)	40.7 (26.1 to 63.5)	37 (20.8 to 58.8)	28 (15.3 to 47.3)	28 (15.3 to 47.3)	28 (15.3 to 47.3)	17.5 (12.1 to 25.1)	9.4 (4.6 to 13.5)	4.1 (2.9 to 5.7)	1.3 (0.9 to 1.8)	527
Oral disorders	7 (3.1 to 11.7)	2 (1.1 to 3.4)	7 (3.1 to 11.7)	3.9 (1.9 to 6.4)	2.5 (1.1 to 4.4)	4.9 (2.5 to 8.1)	2.5 (1.1 to 4.4)	9.5 (4.9 to 13.8)	12.4 (7.2 to 20.1)	16.5 (9.4 to 27.2)	20.5 (11.4 to 35.2)	19.9 (11.2 to 34)	22.6 (13.1 to 37.4)	28.3 (16.2 to 46.6)	33.7 (19.3 to 57.1)	34.9 (20.8 to 58.4)	36.5 (22.1 to 58.9)	40.7 (25.2 to 62.3)	39.6 (21.6 to 61.4)	39.2 (19.4 to 61.4)	39.3 (11.5 to 28.7)	7.5 (4.6 to 10.6)	2.1 (1.3 to 3.1)	384
Caries of deciduous teeth	0 (0 to 0)	0 (0 to 0)	0 (0 to 0)	0 (0 to 1.9)	0 (0 to 0.1)	0 (0 to 0.1)	0 (0 to 0)	0 (0 to 0)	0 (0 to 0)	0 (0 to 0)	0 (0 to 0)	0 (0 to 0)	0 (0 to 0)	0 (0 to 0)	0 (0 to 0)	0 (0 to 0)	0 (0 to 0)	0 (0 to 0)	0 (0 to 0)	0 (0 to 0)	0 (0 to 0)	0 (0 to 0)	0 (0 to 0)	0 (0 to 0)	0 (0 to 0)	0 (0 to 0)	1.2
Caries of permanent teeth	0 (0 to 0)	0 (0 to 0)	0 (0 to 0)	0 (0 to 0)	2.5 (0.2 to 7.4)	2.5 (0.8 to 4.2)	2.5 (0

SR Table 2b: Richmond upon Thames DALYS by cause and age arouse for females with 95% uncertainty intervals, 2019

Cause	Early Neonatal	Late Neonatal	Post Neonatal	1 to 4	5 to 9	10 to 14	15 to 19	20 to 24	25 to 29	30 to 34	35 to 39	40 to 44	45 to 49	50 to 54	55 to 59	60 to 64	65 to 69	70 to 74	75 to 79	80 to 84	85 to 89	90 to 94	95 plus	Total
All causes	1,161 (963 to 1,381)	1,161 (32 to 2,617)	1,161 (63 to 1,938)	1,161 (747 to 1,606)	1,161 (764 to 1,574)	1,161 (774 to 1,552)	1,161 (820 to 1,541)	1,161 (829 to 1,539)	1,161 (849 to 1,539)	1,161 (872 to 1,560)	1,161 (902 to 1,630)	1,161 (1,030 to 1,810)	1,161 (1,132 to 1,910)	1,161 (1,200 to 2,010)	1,161 (1,340 to 2,140)	1,161 (1,458 to 2,282)	1,161 (1,539 to 2,342)	1,161 (1,540 to 2,360)	1,161 (1,552 to 2,377)	1,161 (1,557 to 2,383)	1,161 (1,560 to 2,382)	1,161 (1,560 to 2,382)	1,161 (1,560 to 2,382

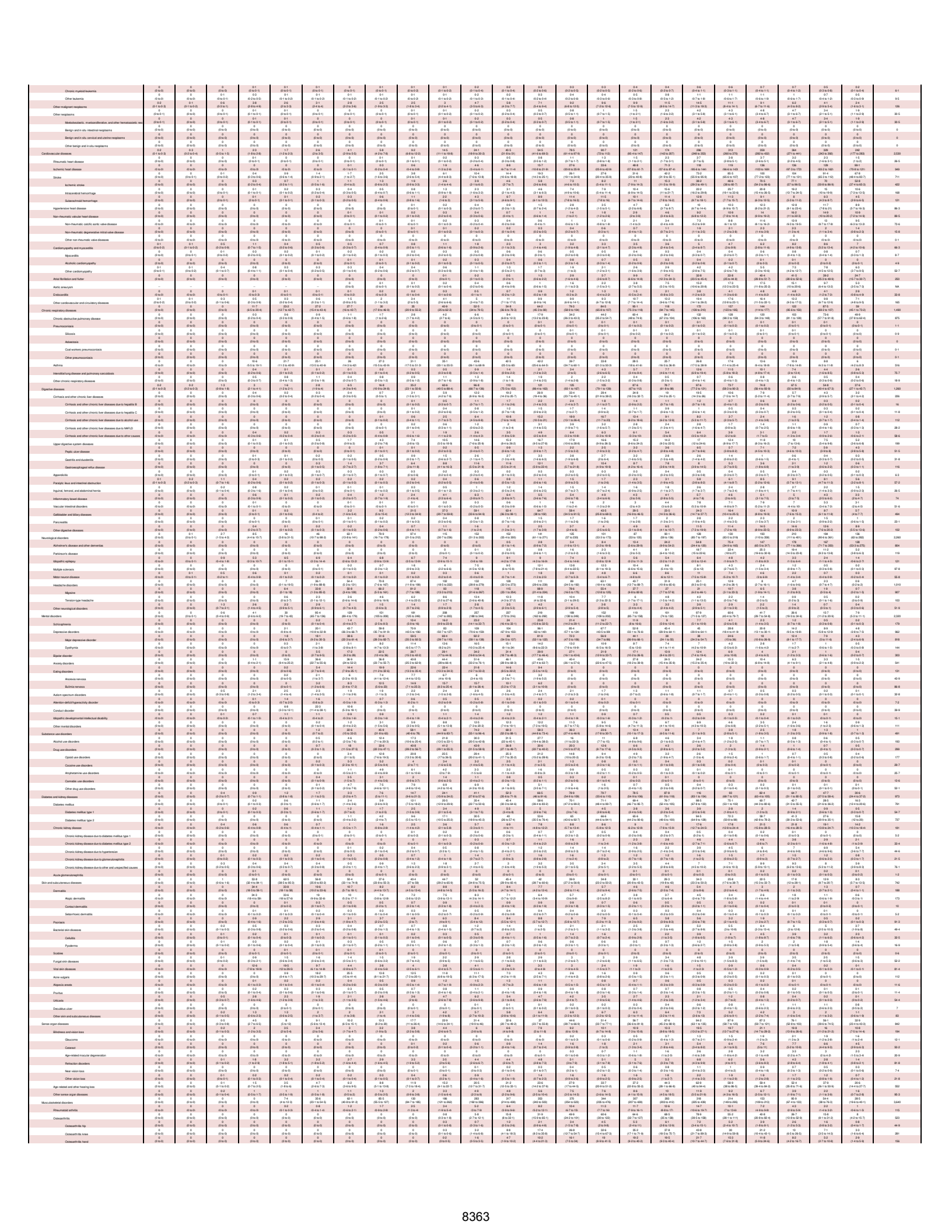

Osteoarthritis other	0 (0 to 0)	0 (0 to 0)	0 (0 to 0)	0 (0 to 0)	0 (0 to 0)	0 (0 to 0)	0 (0 to 0)	0 (0 to 0)	0 (0 to 0)	0 (0 to 0)	0 (0 to 1)	0 (0 to 0)	0 (0 to 0)	0 (0 to 0)	0 (0 to 0)	0 (0 to 0)	0 (0 to 0)	0 (0 to 0)	0 (0 to 0)	0 (0 to 0)	0 (0 to 0)	0 (0 to 0)	0 (0 to 0)	0 (0 to 0)	0 (0 to 0)	0 (0 to 0)	0 (0 to 0)	0 (0 to 0)	0 (0 to 0)	0 (0 to 0)	42-1
Low back pain	0 (0 to 0)	0 (0 to 0)	0 (0 to 0)	0 (0 to 0)	4.5 (2 to 7.7)	21.2 (12.6 to 34.4)	34.9 (20.3 to 55.8)	47.5 (28.2 to 75.2)	69.4 (41.4 to 107)	92.7 (54.4 to 137)	119 (65.1 to 209)	146 (89.6 to 255)	158 (94.4 to 246)	158 (105 to 247)	152 (95.5 to 224)	132 (80.7 to 200)	132 (78.7 to 185)	132 (84.8 to 196)	132 (84.4 to 194)	132 (81.2 to 193)	132 (82.9 to 127)	87.2 (52.9 to 127)	89.4 (39.7 to 92.2)	89.3 (34.6 to 84.5)	89.3 (13.3 to 39.3)	89.3 (6.1 to 14.3)	1,640
Neck pain	0 (0 to 0)	0 (0 to 0)	0 (0 to 0)	2.5 (0.4 to 5.5)	10.6 (6.4 to 23.1)	19.8 (9.7 to 33.2)	20.1 (9.9 to 39.2)	22.6 (12.8 to 49.4)	41.3 (21.9 to 76.5)	67.8 (35.4 to 113)	94.6 (39.7 to 152)	77.2 (39.7 to 152)	84.8 (40.5 to 142)	70.6 (35.4 to 136)	59.1 (27.4 to 97.6)	44 (22.4 to 75.4)	39.1 (21.7 to 63.9)	38.2 (20.6 to 64.7)	25.4 (12.9 to 46.3)	17.7 (9 to 32.2)	11.2 (5.6 to 19.9)	6.2 (2.9 to 10.2)	7.2 (1.7 to 5.5)	680
Gout	0 (0 to 0)	0 (0 to 0)	0 (0 to 0)	0 (0 to 0)	0 (0 to 0)	0 (0 to 0)	0 (0 to 0)	0 (0 to 0)	0 (0 to 0)	0 (0 to 0)	0 (0 to 0)	0 (0 to 0)	0 (0 to 0)	0 (0 to 0)	0 (0 to 0)	0 (0 to 0)	0 (0 to 0)	0 (0 to 0)	0 (0 to 0)	0 (0 to 0)	0 (0 to 0)	0 (0 to 0)	0 (0 to 0)	0 (0 to 0)	0 (0 to 0)	0 (0 to 0)	0 (0 to 0)	13.3
Other musculoskeletal disorders	0 (0 to 0)	0 (0 to 0)	0 (0 to 0)	0.2 (0.1 to 0.5)	0.2 (0 to 0.5)	7.2 (3.9 to 11.4)	16.2 (9.4 to 25.2)	21.7 (9.2 to 48)	21.7 (10.2 to 43)	47.2 (20.3 to 73)	66.2 (42 to 99.3)	69 (42.6 to 107)	72.6 (48.9 to 110)	72.6 (48.1 to 110)	72.6 (48.1 to 110)	62.9 (34.1 to 93.6)	52.4 (32.5 to 83.1)	49.4 (30.7 to 74.4)	51.6 (31.9 to 81)	23 (10.9 to 36.4)	23.9 (20.2 to 32.4)	10.4 (5.2 to 22.2)	8.6 (3.9 to 14.7)	8.3 (3.1 to 10.3)	686
Other non-communicable diseases	51.2 (21.5 to 53)	14.9 (11 to 22.1)	37.9 (24.8 to 54.1)	37.4 (26.1 to 47.5)	30.1 (22.6 to 40.7)	47.8 (32.8 to 76.3)	39.2 (32.3 to 112)	119 (66.8 to 173)	119 (100 to 219)	192 (126 to 277)	196 (126 to 272)	192 (126 to 272)	185 (127 to 267)	159 (110 to 222)	132 (92.7 to 182)	118 (82 to 164)	113 (77.8 to 155)	122 (85.1 to 173)	113 (87.1 to 152)	76.1 (54.6 to 96.2)	59.8 (46.5 to 77.1)	49.3 (42.9 to 60.6)	20.1 (12.3 to 39.6)	2,110
Congenital birth defects	39.5 (20.9 to 52.5)	13.1 (9.4 to 20.9)	27.6 (18.5 to 40)	24.6 (18.9 to 32.1)	9.8 (7 to 13.6)	8.6 (6.1 to 11.7)	6.7 (4.6 to 9.2)	6.1 (4.4 to 8.1)	6.2 (4.6 to 8.4)	7.1 (5.1 to 9.7)	8.7 (6.2 to 11.4)	8.5 (6.2 to 11.1)	8.4 (6.1 to 11.3)	8.1 (5.9 to 10.8)	7 (5.3 to 9.1)	5.3 (3.7 to 7.1)	3.9 (2.7 to 5.2)	1.8 (1.1 to 2.8)	1.1 (0.7 to 1.6)	0.7 (0.4 to 1.1)	0.4 (0.3 to 0.7)	0.2 (0.1 to 0.3)	0.1 (0.1 to 0.2)	185
Neural tube defects	2 (0.7 to 3.4)	0.5 (0.2 to 1)	1 (1 to 1.9)	0.3 (0.2 to 0.4)	0.3 (0.2 to 0.4)	0.3 (0.1 to 0.5)	0.2 (0.1 to 0.3)	0.2 (0.1 to 0.3)	0.2 (0.1 to 0.3)	0.2 (0.1 to 0.3)	0.2 (0.1 to 0.3)	0.2 (0.1 to 0.3)	0.2 (0.1 to 0.3)	0.1 (0.1 to 0.2)	0.1 (0.1 to 0.2)	0.1 (0.1 to 0.1)	0.1 (0 to 0.1)	0 (0 to 0)	0 (0 to 0)	0 (0 to 0)	0 (0 to 0)	0 (0 to 0)	0 (0 to 0)	0 (0 to 0)	14
Congenital heart anomalies	6 (2.6 to 10.7)	4.4 (2 to 11.3)	6.4 (3.6 to 16.6)	4.1 (1.7 to 9.3)	1.3 (0.7 to 2.4)	1.2 (0.5 to 2.2)	0.9 (0.5 to 1.6)	0.9 (0.5 to 1.6)	1 (0.5 to 1.9)	1 (0.4 to 1.9)	1.3 (0.7 to 2.1)	1.5 (0.8 to 2.3)	1.4 (0.6 to 2.2)	1.2 (0.6 to 1.9)	0.9 (0.4 to 1.5)	0.7 (0.3 to 1.1)	0.6 (0.2 to 1)	0.1 (0 to 0.3)	0.1 (0 to 0.2)	0.1 (0 to 0.1)	0.1 (0 to 0.1)	0 (0 to 0.1)	0 (0 to 0.1)	0 (0 to 0)	35.3
Orofacial clefts	0 (0 to 0)	0.1 (0 to 0.2)	0.2 (0 to 0.4)	0.1 (0 to 0.2)	0.1 (0 to 0.1)	0.1 (0 to 0.1)	0.1 (0 to 0.1)	0.1 (0 to 0.2)	0.1 (0 to 0.2)	0.1 (0 to 0.2)	0.1 (0 to 0.2)	0.1 (0 to 0.2)	0.1 (0 to 0.2)	0.1 (0 to 0.2)	0.1 (0 to 0.2)	0.1 (0 to 0.1)	0.1 (0 to 0.1)	0 (0 to 0.1)	0 (0 to 0.1)	0 (0 to 0.1)	0 (0 to 0.1)	0 (0 to 0.1)	0 (0 to 0.1)	0 (0 to 0.1)	1.9
Down syndrome	0.8 (0.3 to 1.3)	0.2 (0.1 to 0.4)	0.5 (0.2 to 0.9)	0.6 (0.4 to 0.9)	0.4 (0.3 to 0.6)	0.5 (0.3 to 0.7)	0.6 (0.3 to 0.8)	0.6 (0.4 to 0.8)	0.6 (0.4 to 0.9)	0.7 (0.4 to 1)	0.9 (0.6 to 1.3)	1 (0.7 to 1.4)	1.2 (0.8 to 1.6)	1.2 (0.8 to 1.6)	1.2 (0.8 to 1.6)	1.2 (0.8 to 1.6)	1.2 (0.8 to 1.6)	1.2 (0.8 to 1.6)	1.2 (0.8 to 1.6)	1.2 (0.8 to 1.6)	1.2 (0.8 to 1.6)	1.2 (0.8 to 1.6)	1.2 (0.8 to 1.6)	1.2 (0.8 to 1.6)	15.8
Turner syndrome	0 (0 to 0)	0 (0 to 0)	0 (0 to 0)	0 (0 to 0)	0 (0 to 0)	0 (0 to 0)	0 (0 to 0)	0 (0 to 0)	0 (0 to 0)	0 (0 to 0)	0 (0 to 0)	0 (0 to 0)	0 (0 to 0)	0 (0 to 0)	0 (0 to 0)	0 (0 to 0)	0 (0 to 0)	0 (0 to 0)	0 (0 to 0)	0 (0 to 0)	0 (0 to 0)	0 (0 to 0)	0 (0 to 0)	0 (0 to 0)	0 (0 to 0)	0.7
Klinefelter syndrome	0 (0 to 0)	0 (0 to 0)	0 (0 to 0)	0 (0 to 0)	0 (0 to 0)	0 (0 to 0)	0 (0 to 0)	0 (0 to 0)	0 (0 to 0)	0 (0 to 0)	0 (0 to 0)	0 (0 to 0)	0 (0 to 0)	0 (0 to 0)	0 (0 to 0)	0 (0 to 0)	0 (0 to 0)	0 (0 to 0)	0 (0 to 0)	0 (0 to 0)	0 (0 to 0)	0 (0 to 0)	0 (0 to 0)	0 (0 to 0)	0 (0 to 0)	0
Other chromosomal abnormalities	7.3 (2.8 to 9.8)	4.1 (1.4 to 10.7)	6.8 (3.1 to 16.7)	3.6 (2 to 9.1)	1.5 (0.8 to 2.4)	1.3 (0.7 to 2.2)	1.1 (0.4 to 2.1)	1 (0.4 to 2)	1.1 (0.4 to 2.1)	1.1 (0.4 to 2.1)	1.3 (0.5 to 2.4)	1.2 (0.7 to 2.1)	1.2 (0.6 to 1.8)	0.9 (0.4 to 1.4)	0.8 (0.3 to 1.2)	0.4 (0.2 to 0.7)	0.3 (0.2 to 0.5)	0.2 (0 to 0.5)	0.1 (0 to 0.3)	0.1 (0 to 0.2)	0.1 (0 to 0.2)	0 (0 to 0.1)	0 (0 to 0.1)	0 (0 to 0.1)	34.9
Congenital musculoskeletal and limb anomalies	1.4 (0.5 to 2.5)	0.4 (0.1 to 0.7)	0.7 (0.1 to 0.9)	4.8 (2.4 to 7.7)	2.7 (1.4 to 4.1)	2.3 (1.2 to 3.6)	1.9 (1.1 to 2.9)	2.1 (1.2 to 3.4)	2.1 (1.2 to 3.4)	2.4 (1.2 to 3.7)	2.9 (1.7 to 4.4)	2.9 (1.6 to 4.3)	2.7 (1.5 to 4.2)	2.4 (1.4 to 3.6)	1.9 (1.1 to 2.9)	1.4 (0.8 to 2.1)	1.1 (0.6 to 1.8)	0.8 (0.4 to 1.3)	0.6 (0.3 to 1)	0.3 (0.2 to 0.6)	0.2 (0.1 to 0.3)	0.1 (0.1 to 0.2)	0.1 (0 to 0.1)	42.9
Urogenital congenital anomalies	0.8 (0.3 to 0.9)	0.2 (0.1 to 0.4)	0.5 (0.1 to 0.6)	0.7 (0.4 to 1.2)	0.4 (0.2 to 0.6)	0.3 (0.1 to 0.5)	0.2 (0.1 to 0.2)	0.1 (0.1 to 0.2)	0.1 (0.1 to 0.2)	0.1 (0.1 to 0.2)	0.1 (0.1 to 0.2)	0.1 (0.1 to 0.2)	0.1 (0.1 to 0.2)	0.1 (0.1 to 0.1)	0.1 (0.1 to 0.1)	0.1 (0 to 0.1)	0 (0 to 0.1)	0 (0 to 0.1)	0 (0 to 0.1)	0 (0 to 0.1)	0 (0 to 0.1)	0 (0 to 0.1)	0 (0 to 0.1)	0 (0 to 0.1)	3.6
Digestive congenital anomalies	4.8 (1.4 to 9.9)	1.5 (0.4 to 4.2)	1.4 (0.4 to 4.3)	0.9 (0.4 to 1.4)	0.5 (0.2 to 0.7)	0.5 (0.2 to 0.7)	0.5 (0.2 to 0.6)	0.5 (0.2 to 0.6)	0.5 (0.2 to 0.6)	0.5 (0.2 to 0.6)	0.5 (0.2 to 0.6)	0.5 (0.2 to 0.6)	0.5 (0.2 to 0.6)	0.5 (0.2 to 0.6)	0.5 (0.2 to 0.6)	0.5 (0.2 to 0.6)	0.5 (0.2 to 0.6)	0.5 (0.2 to 0.6)	0.5 (0.2 to 0.6)	0.5 (0.2 to 0.6)	0.5 (0.2 to 0.6)	0.5 (0.2 to 0.6)	0.5 (0.2 to 0.6)	0.5 (0.2 to 0.6)	14.2
Other congenital birth defects	7.3 (3.2 to 12.1)	2.3 (1.7 to 7.6)	1.3 (1.9 to 4.8)	1.6 (0.9 to 2.3)	1.6 (0.8 to 2.6)	1.6 (0.8 to 2.7)	1.6 (0.8 to 2.6)	1.6 (0.8 to 2.7)	1.6 (0.8 to 2.7)	1.6 (0.8 to 2.7)	1.6 (0.8 to 2.7)	1.6 (0.8 to 2.7)	1.6 (0.8 to 2.7)	1.6 (0.8 to 2.7)	1.6 (0.8 to 2.7)	1.6 (0.8 to 2.7)	1.6 (0.8 to 2.7)	1.6 (0.8 to 2.7)	1.6 (0.8 to 2.7)	1.6 (0.8 to 2.7)	1.6 (0.8 to 2.7)	1.6 (0.8 to 2.7)	1.6 (0.8 to 2.7)	1.6 (0.8 to 2.7)	31
Urinary diseases and male infertility	0.1 (0 to 0.1)	0.1 (0 to 0.1)	0.2 (0 to 0.5)	0.4 (0.3 to 0.6)	0.3 (0.2 to 0.4)	0.4 (0.3 to 0.6)	0.6 (0.4 to 0.9)	0.9 (0.6 to 1.4)	1.5 (1 to 2.2)	2.1 (1.4 to 3.1)	2.5 (1.7 to 3.5)	2.5 (1.7 to 3.5)	2.5 (1.6 to 3.5)	2.5 (1.6 to 3.4)	2.4 (1.6 to 3.3)	2.4 (1.6 to 3.3)	2.4 (1.6 to 3.3)	2.4 (1.6 to 3.3)	2.4 (1.6 to 3.3)	2.4 (1.6 to 3.3)	2.4 (1.6 to 3.3)	2.4 (1.6 to 3.3)	2.4 (1.6 to 3.3)	2.4 (1.6 to 3.3)	150
Urolithiasis	0 (0 to 0)	0 (0 to 0)	0 (0 to 0)	0 (0 to 0)	0 (0 to 0)	0 (0 to 0)	0 (0 to 0)	0 (0 to 0)	0 (0 to 0)	0 (0 to 0)	0 (0 to 0)	0 (0 to 0)	0 (0 to 0)	0 (0 to 0)	0 (0 to 0)	0 (0 to 0)	0 (0 to 0)	0 (0 to 0)	0 (0 to 0)	0 (0 to 0)	0 (0 to 0)	0 (0 to 0)	0 (0 to 0)	0 (0 to 0)	0 (0 to 0)	4.6
Benign prostatic hyperplasia	0 (0 to 0)	0 (0 to 0)	0 (0 to 0)	0 (0 to 0)	0 (0 to 0)	0 (0 to 0)	0 (0 to 0)	0 (0 to 0)	0 (0 to 0)	0 (0 to 0)	0 (0 to 0)	0 (0 to 0)	0 (0 to 0)	0 (0 to 0)	0 (0 to 0)	0 (0 to 0)	0 (0 to 0)	0 (0 to 0)	0 (0 to 0)	0 (0 to 0)	0 (0 to 0)	0 (0 to 0)	0 (0 to 0)	0 (0 to 0)	0 (0 to 0)	0
Male infertility	–	–	–	–	–	–	–	–	–	–	–	–	–	–	–	–	–	–	–	–	–	–	–	–	–	NA
Other urinary diseases	0 (0 to 0)	0 (0 to 0)	0 (0 to 0)	0.1 (0 to 0.2)	0.1 (0 to 0.2)	0.1 (0 to 0.2)	0.1 (0 to 0.2)	0.2 (0 to 0.3)	0.2 (0 to 0.4)	0.3 (0.2 to 0.5)	0.4 (0.2 to 0.6)	0.3 (0.2 to 0.5)	0.3 (0.2 to 0.5)	0.2 (0.2 to 0.5)	0.2 (0.1 to 0.5)	0.2 (0.1 to 0.4)	0.2 (0.1 to 0.3)	0.2 (0.1 to 0.3)	0.2 (0.1 to 0.3)	0.2 (0.1 to 0.4)	0.1 (0.1 to 0.4)	0.1 (0.1 to 0.3)	0.1 (0.1 to 0.4)	0.1 (0.1 to 0.4)	4
Gynecological diseases	0 (0 to 0)	0 (0 to 0)	0 (0 to 0)	0 (0 to 0)	8.4 (4.5 to 15.3)	29.1 (14.4 to 39.7)	39.1 (22.1 to 75)	116 (58.1 to 153)	116 (68 to 155)	156 (93.5 to 195)	156 (94.6 to 195)	117 (76.5 to 173)	64 (32.2 to 133)	192 (45.2 to 144)	192 (41.8 to 154)	192 (25.1 to 154)	192 (16.2 to 42)	4 (2.7 to 5.2)	4 (3.6 to 5.6)	4 (2.5 to 5.6)	4 (1.4 to 5.4)	4 (0.4 to 11.6)	857
Uterine fibroids	0 (0 to 0)	0 (0 to 0)	0 (0 to 0)	0 (0 to 0)	0.1 (0 to 0.2)	0.1 (0 to 0.3)	0.3 (0.1 to 0.5)	0.7 (0.3 to 1.4)	1.6 (0.8 to 3.8)	4.4 (1.8 to 9.1)	6.4 (2.5 to 13.2)	6.4 (3.2 to 13.2)	6.4 (3.2 to 13.2)	6.4 (2.4 to 10.1)	6.4 (1.4 to 5.6)	4.7 (0.7 to 3.2)	3.3 (0.4 to 1.9)	2.3 (0.1 to 0.4)	1.5 (0.1 to 0.1)	0.9 (0.1 to 0.1)	0.5 (0.1 to 0.1)	0.2 (0.1 to 0.1)	0.1 (0.1 to 0.1)	0.1 (0.1 to 0.1)	32.6
Polycystic ovarian syndrome	0 (0 to 0)	0 (0 to 0)	0 (0 to 0)	0 (0 to 0)	0 (0.2 to 1.8)	0 (0.1 to 5.5)	0.2 (0.1 to 4.6)	0.2 (0.1 to 4.6)	0.2 (0.1 to 5.9)	0.2 (0.2 to 5.2)	0.2 (0.2 to 5.2)	0.2 (0.2 to 5.2)	0.2 (0.2 to 5.2)	0.2 (0.2 to 5.2)	0.2 (0.2 to 5.2)	0.2 (0.2 to 5.2)	0.2 (0.2 to 5.2)	0.2 (0.2 to 5.2)	0.2 (0.2 to 5.2)	0.2 (0.2 to 5.2)	0.2 (0.2 to 5.2)	0.2 (0.2 to 5.2)	0.2 (0.2 to 5.2)	0.2 (0.2 to 5.2)	34.5
Female infertility	0 (0 to 0)	0 (0 to 0)	0 (0 to 0)	0 (0 to 0)	0 (0 to 0)	0 (0 to 0)	0.3 (0 to 2.1)	1.3 (0.4 to 4)	1.7 (0.6 to 4.1)	1.7 (0.6 to 4.1)	1.7 (0.7 to 3.5)	1.7 (0.7 to 3.5)	3.2 (1.6 to 10)	3.2 (1.6 to 10)	3.2 (1.6 to 10)	3.2 (1.6 to 10)	3.2 (1.6 to 10)	3.2 (1.6 to 10)	3.2 (1.6 to 10)	3.2 (1.6 to 10)	3.2 (1.6 to 10)	3.2 (1.6 to 10)	3.2 (1.6 to 10)	3.2 (1.6 to 10)	3.2 (1.6 to 10)	9.6
Endometriosis	0 (0 to 0)	0 (0 to 0)	0 (0 to 0)	0 (0 to 0)	0 (0 to 0)	2.4 (0.9 to 5.7)	5.5 (2.7 to 10.1)	6.6 (3.1 to 13.1)	6.6 (3.1 to 13.1)	6.6 (2.7 to 13.1)	6.6 (2.6 to 12.9)	6.4 (2.7 to 12.9)	6.2 (2.6 to 12.9)	6.2 (2.6 to 12.9)	6.2 (2.6 to 12.9)	6.2 (2.6 to 12.9)	6.2 (2.6 to 12.9)	6.2 (2.6 to 12.9)	6.2 (2.6 to 12.9)	6.2 (2.6 to 12.9)	6.2 (2.6 to 12.9)	6.2 (2.6 to 12.9)	6.2 (2.6 to 12.9)	6.2 (2.6 to 12.9)	37.3
Genital prolapse	0 (0 to 0)	0 (0 to 0)	0 (0 to 0)	0 (0 to 0)	0 (0 to 0)	0 (0 to 0)	0 (0 to 0)	0 (0 to 0)	0 (0 to 0)	0 (0 to 0)	0 (0 to 0)	0 (0 to 0)	0 (0 to 0)	0 (0 to 0)	0 (0 to 0)	0 (0 to 0)	0 (0 to 0)	0 (0 to 0)	0 (0 to 0)	0 (0 to 0)	0 (0 to 0)	0 (0 to 0)	0 (0 to 0)	0 (0 to 0)	0 (0 to 0)	1.6
Premenstrual syndrome	0 (0 to 0)	0 (0 to 0)	0 (0 to 0)	0 (0 to 0)	0 (0 to 0)	15.6 (3.9 to 14.1)	24.1 (7.9 to 36.6)	34.6 (10.3 to 37)	112 (14.2 to 40.4)	258 (13.3 to 63)	258 (19.2 to 55.9)	34.7 (19.5 to 55.9)	36.5 (19.2 to 55.9)	35 (13.9 to 41.2)	42 (13.9 to 54.5)	42 (13.9 to 54.5)	42 (13.9 to 54.5)	42 (13.9 to 54.5)	42 (13.9 to 54.5)	42 (13.9 to 54.5)	42 (13.9 to 54.5)	42 (13.9 to 54.5)	42 (13.9 to 54.5)	42 (13.9 to 54.5)	167
Other gynecological diseases	0 (0 to 0)	0 (0 to 0)	0 (0 to 0)	0 (0 to 0)	3.9 (1.9 to 6.8)	0.3 (0.2 to 1.5)	0.3 (0.2 to 0.5)	3.7 (1.4 to 4.8)	18.6 (10.8 to 29.5)	45.8 (25.7 to 75.7)	64.2 (32.7 to 103)	64 (34.9 to 97.4)	58.4 (32.6 to 89.1)	52 (24.5 to 82.3)	45.4 (24.5 to 64.4)	26.2 (12.7 to 37.9)	24.4 (12.7 to 37.9)	18.6 (11.1 to 28.8)	16.5 (9.4 to 19.7)	9.2 (5.4 to 13.7)	5.6 (3.2 to 8.4)	3.4 (2.1 to 5.1)	1.9 (1.1 to 3)	0.9 (0.4 to 1.7)	491
Hemoglobinopathies and hemolytic anemias	0.1 (0 to 0.1)	0.4 (0.1 to 0.8)	1.5 (0.5 to 2.7)	3.9 (2.3 to 5.5)	0.3 (0.2 to 0.5)	0.3 (0.2 to 0.5)	1.1 (0.2 to 3.1)	2.6 (0.4 to 8.1)	2.6 (0.5 to 8.9)	3 (0.5 to 9.6)	4 (0.4 to 14.2)	2.6 (0.3 to 7.1)	2.1 (0.5 to 6.1)	2.1 (0.5 to 6.1)	1.4 (0.4 to 3.8)	1.2 (0.4 to 3.6)	1.2 (0.4 to 3.6)	1.2 (0.4 to 3.6)	1 (0.3 to 2.2)	0.9 (0.4 to 1.8)	0.9 (0.3 to 1.2)	0.7 (0.2 to 1.2)	0.4 (0.2 to 0.8)	33.3
Thalassemias	0 (0 to 0)	0 (0 to 0)	0.1 (0 to 0.1)	0 (0 to 0)	0 (0 to 0)	0 (0 to 0)	0 (0 to 0)	0 (0 to 0)	0 (0 to 0)	0 (0 to 0)	0 (0 to 0)	0 (0 to 0)	0 (0 to 0)	0 (0 to 0)	0 (0 to 0)	0 (0 to 0)	0 (0 to 0)	0 (0 to 0)	0 (0 to 0)	0 (0 to 0)	0 (0 to 0)	0 (0 to 0)	0 (0 to 0)	0 (0 to 0)	0 (0 to 0)	0.1
Thalassemias trait	0.1 (0 to 0.1)	0.1 (0 to 0.2)	0.4 (0 to 1.1)	1.4 (0.3 to 2.2)	0.4 (0 to 0.9)	0.1 (0 to 0.4)	0.3 (0 to 0.9)	1.3 (0.1 to 3.2)	1.3 (0.1 to 3.2)	1.2 (0.1 to 4.5)	1.7 (0.1 to 6)	0.7 (0.1 to 2)	0.7 (0.1 to 2.2)	0.7 (0.1 to 2.2)	0.4 (0.1 to 2.2)	0.3 (0.1 to 1)	0.3 (0.1 to 1)	0.2 (0 to 0.9)	0.2 (0 to 0.9)	0.1 (0 to 0.5)	0.2 (0 to 0.6)	0.2 (0 to 0.6)	0.1 (0 to 0.3)	0.1 (0 to 0.2)	10.3
Sickle cell disorders	0 (0 to 0)	0 (0 to 0)	0.4 (0 to 0.9)	0.3 (0.2 to 0.5)	0.3 (0.2 to 0.4)	0.3 (0.2 to 0.4)	0.2 (0.2 to 0.3)	0.2 (0.1 to 0.3)	0.2 (0.1 to 0.3)	0.2 (0.2 to 0.4)	0.2 (0.2 to 0.3)	0.2 (0.2 to 0.3)	0.2 (0.2 to 0.3)	0.2 (0.2 to 0.3)	0.2 (0.2 to 0.3)	0.2 (0.1 to 0.3)	0.1 (0.1 to 0.2)	0.1 (0 to 0.1)	0.1 (0 to 0.1)	0.1 (0 to 0.1)	0.1 (0 to 0.1)	0.1 (0 to 0.1)	0.1 (0 to 0.1)	0.1 (0 to 0.1)	3.5
Sickle cell trait	0 (0 to 0)	0 (0 to 0)	0.3 (0 to 1)	1.2 (0.2 to 2.8)	0.1 (0 to 0.5)	0.1 (0 to 0.5)	0.2 (0 to 0.6)	0.9 (0.1 to 2.3)	0.9 (0.1 to 2.3)	1.4 (0.1 to 5.2)	1.9 (0.1 to 7.4)	0.9 (0.1 to 3)	0.9 (0.1 to 3)	0.4 (0.1 to 1.9)	0.2 (0 to 0.9)	0.2 (0 to 0.9)	0.2 (0 to 0.9)	0.2 (0 to 0.7)	0.1 (0 to 0.4)	0.1 (0 to 0.5)	0.1 (0 to 0.4)	0.1 (0 to 0.4)	0.1 (0 to 0.4)	0.1 (0 to 0.4)	9.2
G6PD deficiency	0 (0 to 0)	0 (0 to 0)	0 (0 to 0)	0 (0 to 0)	0 (0 to 0)	0 (0 to 0)	0 (0 to 0)	0 (0 to 0)	0 (0 to 0)	0 (0 to 0)	0 (0 to 0)	0 (0 to 0)	0 (0 to 0)	0 (0 to 0)	0 (0 to 0)	0 (0 to 0)	0 (0 to 0)	0 (0 to 0)	0 (0 to 0)	0 (0 to 0)	0 (0 to 0)	0 (0 to 0)	0 (0 to 0)	0 (0 to 0)	0 (0 to 0)	0.9
G6PD trait	0 (0 to 0)	0 (0 to 0)	0 (0 to 0)	0 (0 to 0)	0 (0 to 0)	0 (0 to 0)	0 (0 to 0)	0 (0 to 0)	0 (0 to 0)	0 (0 to 0)	0 (0 to 0)	0 (0 to 0)	0 (0 to 0)	0 (0 to 0)	0 (0 to 0)	0 (0 to 0)	0 (0 to 0)	0 (0 to 0)	0 (0 to 0)	0 (0 to 0)	0 (0 to 0)	0 (0 to 0)	0 (0 to 0)	0 (0 to 0)	0 (0 to 0)	0.2
Other hemoglobinopathies and hemolytic anemias	0 (0 to 0)	0 (0 to 0)	0.3 (0 to 0.9)	0.9 (0.1 to 2.4)	0.1 (0 to 0.2)	0 (0 to 0.2)	0 (0 to 0.2)	0 (0 to 0.2)	0 (0 to 0.7)	0 (0 to 0.5)	0 (0 to 0.6)	0 (0 to 0.6)	0.7 (0.1 to 2.4)	0.5 (0.1 to 1.6)	0.4 (0.1 to 1.4)	0.4 (0.1 to 1.4)	0.4 (0.1 to 1.4)	0.4 (0.1 to 1.7)	0.6 (0.1 to 1.7)	0.8 (0.4 to 1.7)	0.7 (0.4 to 1.2)	0.7 (0.4 to 1.2)	0.6 (0.4 to 1.2)	0.5 (0.3 to 0.8)	0.3 (0.2 to 0.4)	8.9
Endocrine, metabolic, blood, and immune disorders	0.7 (0.4 to 1.1)	0.7 (0.4 to 1.2)	2.2 (2 to 5.5)	9.6 (5.8 to 13.1)	9.2 (5.6 to 13.1)	10.1 (7.1 to 17.7)	11.5 (7.1 to 17.7)	13.6 (8.6 to 21.2)	16 (9.5 to 25.4)	21.8 (13.2 to 34.7)	25.6 (21.5 to 54.7)	40.7 (25.1 to 96.9)	46.2 (12.2 to 44.4)	44.3 (38.9 to 98.1)	41.7 (27.7 to 70.1)	40 (27.7 to 70.1)	41.3 (25.2 to 64.4)	38.6 (22.3 to 56.2)	38.2 (24.3 to 59.1)	25.8 (16.4 to 38.5)	17.7 (11.4 to 26.9)	10.6 (7 to 16.6)	4.6 (4.5 to 7.5)	489
Oral disorders	2.3 (1.3 to 3.4)	2.3 (1.4 to 4.4)	2.9 (1.6 to 4.9)	3.5 (1.9 to 5.4)	4.1 (2.3 to 6.8)	4.1 (2.3 to 7)	5.1 (2.9 to 9.7)	5.1 (2.9 to 10)	5.1 (2.9 to 10)	13 (7.1 to 21.3)	19.3 (10.4 to 32.7)	22.1 (12.3 to 38.4)	26.4 (12.2 to 44.4)	31.7 (18.1 to 51.4)	35.3 (20.2 to 60.2)	38.4 (20.2 to 60.2)	43.3 (24.7 to 67.4)	52.8 (32.4 to 81)	39.4 (18.8 to 63)	39.7 (12.3 to 68)	42 (7.5 to 77.4)	44.2 (4.2 to 77.4)	416
Caries of deciduous teeth	0 (0 to 0)	0 (0 to 0)	0 (0 to 0)	0 (0 to 0.1)	0 (0 to 0.1)	0 (0 to 0.1)	0 (0 to 0)	0 (0 to 0)	0 (0 to 0)	0 (0 to 0)	0 (0 to 0)	0 (0 to 0)	0 (0 to 0)	0 (0 to 0)	0 (0 to 0)	0 (0 to 0)	0 (0 to 0)	0 (0 to 0)	0 (0 to 0)	0 (0 to 0)	0 (0 to 0)	0 (0 to 0)	0 (0 to 0)	0 (0 to 0)	0 (0 to 0)	0.7
Caries of permanent teeth	0 (0 to 0)	0 (0 to 0)	0 (0 to 0)	0 (0 to 0)	0.4 (0.2 to 1.1)	1.4 (0.4 to 3.2)	1.4 (0.4 to 3.2)	1.7 (0.7 to 3.4)	2.2 (0.8 to 4)	2.7 (0.9 to 4.5)	3.1 (1.1 to 5.6)	2.4 (0.8 to 4.6)	2.4 (1.0 to 4.6)	2.4 (0.9 to 4.6)	2.2 (0.9 to 4.2)	1.5 (0.7 to 2.6)	1.5 (0.6 to 2.6)	1.5 (0.5 to 2.7)	1.5 (0.5 to 2.6)	0.8 (0.3 to 1.5)	0.5 (0.2 to 1.1)	0.3 (0 to 0.9)	0.3 (0 to 0.7)	0.3 (0 to 0.7)	26.4
Periodontal diseases	0 (0 to 0)	0 (0 to 0)	0 (0 to 0)	0 (0 to 0)	0.1 (0 to 0.2)	0.4 (0 to 0.9)	0.4 (0 to 0.9)	0.4 (0.1 to 1.1)	0.4 (0.2 to 1)	0.4 (0.2 to 1)	0.4 (0.2 to 1)	0.4 (0.2 to 1)	0.4 (0.2 to 1)	0.4 (0.2 to 1)	0.4 (0.2 to 1)	0.4 (0.2 to 1)	0.4 (0.2 to 1)	0.4 (0.2 to 1)	0.4 (0.2 to 1)	0.4 (0.2 to 1)	0.4 (0.2 to 1)	0.4 (0.2 to 1)	0.4 (0.2 to 1)	0.4 (0.2 to 1)	64.7
Other oral disorders	0 (0 to 0)	0 (0 to 0)	0 (0 to 0)	0.1 (0.1 to 2.3)	1.9 (1.1 to 3.1)	2.

SR Table 2b: Kensington and Chelsea DALYS by cause and age arouse for females with 95% uncertainty intervals, 2019

Cause	Early Neonatal	Late Neonatal	Post Neonatal	1 to 4	5 to 9	10 to 14	15 to 19	20 to 24	25 to 29	30 to 34	35 to 39	40 to 44	45 to 49	50 to 54	55 to 59	60 to 64	65 to 69	70 to 74	75 to 79	80 to 84	85 to 89	90 to 94	95 plus	Total
All causes	950.3 (729.6 to 1169)	1,200 (914 to 2,202)	431 (66 to 1,012)	1,010 (729 to 1,562)	1,160 (764 to 2,255)	1,140 (749 to 2,284)	1,240 (840 to 2,406)	1,290 (867 to 2,610)	1,360 (879 to 2,770)	1,360 (921 to 2,598)	1,360 (1,070 to 1,780)	1,360 (1,060 to 1,820)	1,360 (1,040 to 1,840)	1,360 (1,130 to 1,740)	1,360 (1,070 to 1,830)	1,360 (1,150 to 1,640)	1,360 (1,060 to 1,800)	1,360 (1,020 to 1,400)	1,360 (1,040 to 1,970)	1,360 (1,030 to 1,810)	1,360 (991 to 1,770)	1,360 (729 to 927)	1,360 (607 to 797)	1,360 (477 to 593)	19,200
Communicable, maternal, neonatal, and nutritional diseases	950.3 (51.3 to 56.7)	1,200 (11.3 to 20.6)	431 (9.4 to 45.2)	1,010 (39.4 to 53.9)	1,160 (19.2 to 65.7)	1,140 (11.7 to 26.4)	1,240 (10.1 to 21.4)	1,290 (19.7 to 40.4)	1,360 (39.3 to 59.4)	1,360 (35.2 to 54.6)	1,360 (36.1 to 48.9)	1,360 (33.8 to 46.1)	1,360 (31.1 to 43.2)	1,360 (34.4 to 39.2)	1,360 (25.7 to 41.4)	1,360 (26.4 to 34.2)	1,360 (22.3 to 28.4)	1,360 (19.7 to 27.7)	1,360 (20.3 to 28.1)	1,360 (20.3 to 28.1)	1,360 (20.3 to 28.1)	1,360 (48.2 to 67.4)	1,360 (47.5 to 53.7)	960
HIV/AIDS and sexually transmitted infections	3 (0.9 to 6.7)	0.8 (0.2 to 1.7)	1.5 (0.7 to 3)	0.4 (0.2 to 0.9)	0.2 (0.1 to 0.5)	0.1 (0.1 to 0.1)	0.1 (0.1 to 0.2)	0.3 (0.2 to 0.5)	1 (0.7 to 1.4)	2.2 (1.5 to 3.2)	4.2 (2.9 to 6)	5.9 (4.2 to 7.7)	8.5 (6.2 to 10.7)	5.5 (4.2 to 7.1)	9.5 (7.2 to 11.8)	7 (5.4 to 8.6)	11.3 (8.7 to 13.9)	8.2 (6.2 to 10.1)	5.3 (4.1 to 6.5)	3.2 (2.5 to 3.9)	2.2 (1.7 to 2.7)	1.1 (0.9 to 1.4)	0.5 (0.4 to 0.6)	0.1 (0.1 to 0.1)	33.8
HIV/AIDS	0 (0 to 0)	0 (0 to 0)	0.4 (0.4 to 0.5)	0.2 (0.2 to 0.3)	0.1 (0.1 to 0.1)	0.1 (0.1 to 0.1)	0.1 (0.1 to 0.2)	0.2 (0.1 to 0.3)	0.6 (0.4 to 0.7)	1.1 (0.7 to 1.4)	2.1 (1.5 to 2.8)	2.7 (2 to 3.4)	3.7 (2.7 to 4.5)	2.7 (2 to 3.4)	3.9 (2.9 to 4.8)	3.3 (2.5 to 4.1)	4.3 (3.3 to 5.1)	3.2 (2.4 to 3.9)	2.1 (1.6 to 2.6)	1.3 (1 to 1.6)	0.9 (0.7 to 1.1)	0.5 (0.4 to 0.6)	0.2 (0.2 to 0.3)	0.1 (0.1 to 0.1)	16
HIV/AIDS - Drug-susceptible Tuberculosis	0 (0 to 0)	0 (0 to 0)	0 (0 to 0)	0 (0 to 0)	0 (0 to 0)	0 (0 to 0)	0 (0 to 0)	0 (0 to 0)	0 (0 to 0)	0 (0 to 0)	0 (0 to 0)	0 (0 to 0)	0 (0 to 0)	0 (0 to 0)	0 (0 to 0)	0 (0 to 0)	0 (0 to 0)	0 (0 to 0)	0 (0 to 0)	0 (0 to 0)	0 (0 to 0)	0 (0 to 0)	0 (0 to 0)	0 (0 to 0)	0 (0 to 0)	0
HIV/AIDS - Multidrug-resistant Tuberculosis without extensive dr...	0 (0 to 0)	0 (0 to 0)	0 (0 to 0)	0 (0 to 0)	0 (0 to 0)	0 (0 to 0)	0 (0 to 0)	0 (0 to 0)	0 (0 to 0)	0 (0 to 0)	0 (0 to 0)	0 (0 to 0)	0 (0 to 0)	0 (0 to 0)	0 (0 to 0)	0 (0 to 0)	0 (0 to 0)	0 (0 to 0)	0 (0 to 0)	0 (0 to 0)	0 (0 to 0)	0 (0 to 0)	0 (0 to 0)	0 (0 to 0)	0 (0 to 0)	0
HIV/AIDS - Extensively drug-resistant Tuberculosis	0 (0 to 0)	0 (0 to 0)	0 (0 to 0)	0 (0 to 0)	0 (0 to 0)	0 (0 to 0)	0 (0 to 0)	0 (0 to 0)	0 (0 to 0)	0 (0 to 0)	0 (0 to 0)	0 (0 to 0)	0 (0 to 0)	0 (0 to 0)	0 (0 to 0)	0 (0 to 0)	0 (0 to 0)	0 (0 to 0)	0 (0 to 0)	0 (0 to 0)	0 (0 to 0)	0 (0 to 0)	0 (0 to 0)	0 (0 to 0)	0 (0 to 0)	0
HIV/AIDS resulting in other diseases	0 (0 to 0)	0.4 (0 to 0.5)	0.3 (0 to 0.4)	0.1 (0 to 0.1)	0.1 (0 to 0.1)	0.1 (0 to 0.2)	0.1 (0 to 0.2)	0.1 (0 to 0.1)	0.6 (0.4 to 0.7)	0.9 (0.7 to 1.3)	2 (1.4 to 2.7)	2.5 (1.8 to 3.4)	2.5 (1.8 to 3.4)	2 (1.5 to 2.4)	1.2 (0.9 to 1.7)	0.8 (0.6 to 1)	0.4 (0.3 to 0.6)	0.5 (0.3 to 0.7)	0.3 (0.1 to 0.5)	0.1 (0 to 0.3)	0.1 (0 to 0.2)	0 (0 to 0.1)	0 (0 to 0)	0 (0 to 0)	14.9
Sexually transmitted infections excluding HIV	0 (0 to 0.7)	0.2 (0 to 1.7)	1.1 (0.3 to 2.5)	0.2 (0 to 0.5)	0 (0 to 0.1)	0 (0 to 0.1)	0 (0 to 0.2)	0.2 (0.2 to 0.3)	0.4 (0.2 to 0.6)	1.1 (0.4 to 2)	2.1 (1.2 to 3.2)	3.2 (1.4 to 4.5)	6 (2.9 to 8.4)	3.5 (1.2 to 4.9)	8.3 (4.2 to 11.4)	6.4 (3.2 to 8.6)	11.3 (6.2 to 14.8)	8.2 (4.1 to 10.6)	5.3 (2.6 to 6.8)	3.2 (1.6 to 4.1)	2.2 (1.1 to 2.8)	1.1 (0.5 to 1.4)	0.5 (0.2 to 0.6)	0.1 (0 to 0.2)	17.8
Syphilis	3 (0.9 to 6.7)	0.8 (0.2 to 1.7)	1.1 (0.3 to 2.5)	0.2 (0 to 0.5)	0 (0 to 0.1)	0 (0 to 0.1)	0 (0 to 0.2)	0 (0 to 0.1)	0 (0 to 0.1)	0 (0 to 0.2)	0 (0 to 0.2)	0 (0 to 0.2)	0 (0 to 0.2)	0 (0 to 0.2)	0 (0 to 0.2)	0 (0 to 0.2)	0 (0 to 0.2)	0 (0 to 0.2)	0 (0 to 0.2)	0 (0 to 0.2)	0 (0 to 0.2)	0 (0 to 0.2)	0 (0 to 0.2)	0 (0 to 0.2)	0 (0 to 0.2)	4.9
Chlamydial infection	0 (0 to 0)	0 (0 to 0)	0 (0 to 0)	0 (0 to 0)	0 (0 to 0)	0 (0 to 0)	0 (0 to 0.1)	0 (0 to 0.2)	0 (0 to 0.2)	0 (0 to 0.2)	0.5 (0.2 to 0.9)	0.6 (0.3 to 1.1)	0.6 (0.3 to 1)	0.3 (0.1 to 0.4)	0.9 (0.4 to 1.5)	0.6 (0.3 to 1)	0.3 (0.1 to 0.5)	0.2 (0 to 0.4)	0.1 (0 to 0.3)	0 (0 to 0.2)	0 (0 to 0.2)	0 (0 to 0.2)	0 (0 to 0.2)	0 (0 to 0.2)	0 (0 to 0.2)	2.6
Gonococcal infection	0 (0 to 0)	0 (0 to 0)	0 (0 to 0)	0 (0 to 0)	0 (0 to 0)	0 (0 to 0)	0 (0 to 0.1)	0 (0 to 0.2)	0 (0 to 0.2)	0 (0 to 0.2)	0.2 (0 to 0.5)	0.2 (0 to 0.4)	0.2 (0 to 0.5)	0.1 (0 to 0.2)	0.3 (0 to 0.6)	0.2 (0 to 0.4)	0.1 (0 to 0.3)	0.1 (0 to 0.2)	0.1 (0 to 0.2)	0 (0 to 0.1)	0 (0 to 0.1)	0 (0 to 0.1)	0 (0 to 0.1)	0 (0 to 0.1)	0 (0 to 0.1)	1.4
Trichomoniasis	0 (0 to 0)	0 (0 to 0)	0 (0 to 0)	0 (0 to 0)	0 (0 to 0)	0 (0 to 0)	0 (0 to 0.2)	0 (0 to 0.2)	0 (0 to 0.4)	0.3 (0 to 0.8)	0.8 (0.3 to 1.5)	0.4 (0.2 to 0.8)	0.3 (0.1 to 0.7)	0.2 (0.1 to 0.4)	0.5 (0.2 to 1)	0.3 (0.1 to 0.6)	0.2 (0.1 to 0.4)	0.1 (0 to 0.3)	0.1 (0 to 0.2)	0 (0 to 0.1)	0 (0 to 0.1)	0 (0 to 0.1)	0 (0 to 0.1)	0 (0 to 0.1)	0 (0 to 0.1)	2.2
Genital herpes	0 (0 to 0)	0 (0 to 0)	0 (0 to 0)	0 (0 to 0)	0 (0 to 0)	0 (0 to 0)	0 (0 to 0.1)	0 (0 to 0.2)	0 (0 to 0.2)	0 (0 to 0.2)	0.2 (0 to 0.4)	0.2 (0 to 0.4)	0.2 (0 to 0.4)	0.1 (0 to 0.2)	0.3 (0 to 0.7)	0.3 (0 to 0.6)	0.2 (0 to 0.5)	0.2 (0 to 0.4)	0.1 (0 to 0.3)	0 (0 to 0.2)	0 (0 to 0.2)	0 (0 to 0.2)	0 (0 to 0.2)	0 (0 to 0.2)	0 (0 to 0.2)	2.5
Other sexually transmitted infections	0 (0 to 0)	0 (0 to 0)	0 (0 to 0)	0 (0 to 0)	0 (0 to 0)	0 (0 to 0)	0 (0 to 0)	0 (0 to 0)	0 (0 to 0)	0 (0 to 0)	0 (0 to 0)	0 (0 to 0)	0 (0 to 0)	0 (0 to 0)	0 (0 to 0)	0 (0 to 0)	0 (0 to 0)	0 (0 to 0)	0 (0 to 0)	0 (0 to 0)	0 (0 to 0)	0 (0 to 0)	0 (0 to 0)	0 (0 to 0)	0 (0 to 0)	4.2
Respiratory infections and tuberculosis	0.7 (0.5 to 1)	0.2 (0 to 0.7)	0.7 (0.4 to 0.9)	0.4 (0.4 to 0.5)	0.5 (0.4 to 0.6)	0.5 (0.7 to 7.2)	0.4 (0.7 to 7.3)	0.5 (0.4 to 0.7)	0.6 (0.5 to 0.8)	0.6 (0.4 to 0.9)	0.6 (0.5 to 0.8)	0.6 (0.4 to 0.8)	0.6 (0.4 to 0.8)	0.6 (0.5 to 0.8)	0.6 (0.4 to 0.8)	0.6 (0.5 to 0.8)	0.6 (0.4 to 0.8)	0.6 (0.4 to 0.8)	0.6 (0.4 to 0.8)	0.6 (0.4 to 0.8)	0.6 (0.4 to 0.8)	0.6 (0.4 to 0.8)	0.6 (0.4 to 0.8)	0.6 (0.4 to 0.8)	438
Tuberculosis	0 (0 to 0)	0 (0 to 0)	0 (0 to 0)	0 (0 to 0.2)	0 (0 to 0)	0 (0 to 0.1)	0 (0 to 0.1)	0 (0 to 0.2)	0 (0 to 0.4)	0 (0 to 0.2)	0 (0 to 0.1)	0 (0 to 0.1)	0 (0 to 0.2)	0 (0 to 0.1)	0 (0 to 0.2)	0 (0 to 0.1)	0 (0 to 0.2)	0 (0 to 0.1)	0 (0 to 0.1)	0 (0 to 0.1)	0 (0 to 0.1)	0 (0 to 0.1)	0 (0 to 0.1)	0 (0 to 0.1)	0 (0 to 0.1)	10.8
Latent tuberculosis infection	0 (0 to 0)	0 (0 to 0)	0 (0 to 0)	0 (0 to 0)	0 (0 to 0)	0 (0 to 0)	0 (0 to 0)	0 (0 to 0)	0 (0 to 0)	0 (0 to 0)	0 (0 to 0)	0 (0 to 0)	0 (0 to 0)	0 (0 to 0)	0 (0 to 0)	0 (0 to 0)	0 (0 to 0)	0 (0 to 0)	0 (0 to 0)	0 (0 to 0)	0 (0 to 0)	0 (0 to 0)	0 (0 to 0)	0 (0 to 0)	0 (0 to 0)	0
Drug-susceptible tuberculosis	0 (0 to 0)	0 (0 to 0)	0 (0 to 0)	0 (0 to 0.2)	0 (0 to 0)	0 (0 to 0.1)	0 (0 to 0.1)	0 (0 to 0.2)	0 (0 to 0.4)	0 (0 to 0.2)	0 (0 to 0.1)	0 (0 to 0.1)	0 (0 to 0.2)	0 (0 to 0.1)	0 (0 to 0.2)	0 (0 to 0.1)	0 (0 to 0.2)	0 (0 to 0.1)	0 (0 to 0.1)	0 (0 to 0.1)	0 (0 to 0.1)	0 (0 to 0.1)	0 (0 to 0.1)	0 (0 to 0.1)	0 (0 to 0.1)	10.5
Multidrug-resistant tuberculosis without extensive drug-resistance	0 (0 to 0)	0 (0 to 0)	0 (0 to 0)	0 (0 to 0)	0 (0 to 0)	0 (0 to 0)	0 (0 to 0)	0 (0 to 0)	0 (0 to 0)	0 (0 to 0)	0 (0 to 0)	0 (0 to 0)	0 (0 to 0)	0 (0 to 0)	0 (0 to 0)	0 (0 to 0)	0 (0 to 0)	0 (0 to 0)	0 (0 to 0)	0 (0 to 0)	0 (0 to 0)	0 (0 to 0)	0 (0 to 0)	0 (0 to 0)	0 (0 to 0)	0.2
Extensively drug-resistant tuberculosis	0 (0 to 0)	0 (0 to 0)	0 (0 to 0)	0 (0 to 0)	0 (0 to 0)	0 (0 to 0)	0 (0 to 0)	0 (0 to 0)	0 (0 to 0)	0 (0 to 0)	0 (0 to 0)	0 (0 to 0)	0 (0 to 0)	0 (0 to 0)	0 (0 to 0)	0 (0 to 0)	0 (0 to 0)	0 (0 to 0)	0 (0 to 0)	0 (0 to 0)	0 (0 to 0)	0 (0 to 0)	0 (0 to 0)	0 (0 to 0)	0 (0 to 0)	0.1
Lower respiratory infections	0.7 (0.4 to 1)	0.5 (0.3 to 0.7)	4.2 (2.4 to 6.6)	4.7 (3.4 to 6.2)	4.2 (3.4 to 5.6)	4.4 (3.4 to 6.6)	3.3 (2.3 to 6.7)	3.3 (2.3 to 6.6)	3.3 (2.3 to 6.5)	3.3 (2.3 to 6.6)	3.3 (2.3 to 6.5)	3.3 (2.3 to 6.6)	3.3 (2.3 to 6.5)	3.3 (2.3 to 6.6)	3.3 (2.3 to 6.5)	3.3 (2.3 to 6.6)	3.3 (2.3 to 6.5)	3.3 (2.3 to 6.6)	3.3 (2.3 to 6.5)	3.3 (2.3 to 6.6)	3.3 (2.3 to 6.5)	3.3 (2.3 to 6.6)	3.3 (2.3 to 6.5)	3.3 (2.3 to 6.6)	349
Upper respiratory infections	0 (0 to 0)	0.1 (0 to 0.1)	1.2 (0.2 to 9.4)	0.2 (0 to 0.7)	0.7 (0.5 to 7.9)	0.4 (0.8 to 5.9)	3.3 (1.7 to 6)	0.4 (0.8 to 6.6)	0.4 (0.8 to 6.5)	0.4 (0.8 to 6.6)	0.4 (0.8 to 6.5)	0.4 (0.8 to 6.6)	0.4 (0.8 to 6.5)	0.4 (0.8 to 6.6)	0.4 (0.8 to 6.5)	0.4 (0.8 to 6.6)	0.4 (0.8 to 6.5)	0.4 (0.8 to 6.6)	0.4 (0.8 to 6.5)	0.4 (0.8 to 6.6)	0.4 (0.8 to 6.5)	0.4 (0.8 to 6.6)	0.4 (0.8 to 6.5)	0.4 (0.8 to 6.6)	69.4
Otitis media	0 (0 to 0)	0 (0 to 0)	0.3 (0.1 to 0.5)	1.4 (0.7 to 2.6)	1.4 (0.4 to 1.9)	1.4 (0.3 to 1)	0.3 (0.2 to 0.5)	0.3 (0.2 to 0.5)	0.3 (0.2 to 0.5)	0.3 (0.2 to 0.5)	0.3 (0.2 to 0.5)	0.3 (0.2 to 0.5)	0.3 (0.2 to 0.5)	0.3 (0.2 to 0.5)	0.3 (0.2 to 0.5)	0.3 (0.2 to 0.5)	0.3 (0.2 to 0.5)	0.3 (0.2 to 0.5)	0.3 (0.2 to 0.5)	0.3 (0.2 to 0.5)	0.3 (0.2 to 0.5)	0.3 (0.2 to 0.5)	0.3 (0.2 to 0.5)	0.3 (0.2 to 0.5)	11.2
Enteric infections	0.1 (0.1 to 0.1)	0.3 (0.2 to 0.4)	3.6 (2.3 to 5.2)	4.7 (2.8 to 7.5)	1.6 (1 to 3.3)	1.1 (0.4 to 1.8)	1.1 (0.4 to 1.5)	1.1 (0.7 to 2.1)	1.7 (0.9 to 2.6)	1.7 (1.2 to 3.1)	2 (1.2 to 3.1)	1.9 (1.1 to 3)	1.9 (1.2 to 3)	1.9 (1.2 to 3)	1.9 (0.8 to 1.9)	1.9 (1.2 to 2.5)	1.9 (1.2 to 2.5)	1.9 (1.2 to 2.5)	1.9 (1.2 to 2.5)	1.9 (1.2 to 2.5)	1.9 (1.2 to 2.5)	1.9 (1.2 to 2.5)	1.9 (1.2 to 2.5)	1.9 (1.2 to 2.5)	54.9
Diarrheal diseases	0.1 (0.1 to 0.1)	0.3 (0.2 to 0.4)	3.6 (2.3 to 5.2)	4.7 (2.8 to 7.4)	1.6 (1 to 3.3)	1.1 (0.4 to 1.8)	1.1 (0.4 to 1.5)	1.1 (0.7 to 2.1)	1.7 (0.9 to 2.6)	1.7 (1.2 to 3.1)	2 (1.2 to 3.1)	1.9 (1.1 to 3)	1.9 (1.2 to 3)	1.9 (1.2 to 3)	1.9 (0.8 to 1.9)	1.9 (1.2 to 2.5)	1.9 (1.2 to 2.5)	1.9 (1.2 to 2.5)	1.9 (1.2 to 2.5)	1.9 (1.2 to 2.5)	1.9 (1.2 to 2.5)	1.9 (1.2 to 2.5)	1.9 (1.2 to 2.5)	1.9 (1.2 to 2.5)	54.4
Typhoid and paratyphoid	0 (0 to 0)	0 (0 to 0)	0 (0 to 0)	0 (0 to 0)	0 (0 to 0)	0 (0 to 0)	0 (0 to 0)	0 (0 to 0)	0 (0 to 0)	0 (0 to 0)	0 (0 to 0)	0 (0 to 0)	0 (0 to 0)	0 (0 to 0)	0 (0 to 0)	0 (0 to 0)	0 (0 to 0)	0 (0 to 0)	0 (0 to 0)	0 (0 to 0)	0 (0 to 0)	0 (0 to 0)	0 (0 to 0)	0 (0 to 0)	0 (0 to 0)	0
Typhoid fever	0 (0 to 0)	0 (0 to 0)	0 (0 to 0)	0 (0 to 0)	0 (0 to 0)	0 (0 to 0)	0 (0 to 0)	0 (0 to 0)	0 (0 to 0)	0 (0 to 0)	0 (0 to 0)	0 (0 to 0)	0 (0 to 0)	0 (0 to 0)	0 (0 to 0)	0 (0 to 0)	0 (0 to 0)	0 (0 to 0)	0 (0 to 0)	0 (0 to 0)	0 (0 to 0)	0 (0 to 0)	0 (0 to 0)	0 (0 to 0)	0 (0 to 0)	0
Paratyphoid fever	0 (0 to 0)	0 (0 to 0)	0 (0 to 0)	0 (0 to 0)	0 (0 to 0)	0 (0 to 0)	0 (0 to 0)	0 (0 to 0)	0 (0 to 0)	0 (0 to 0)	0 (0 to 0)	0 (0 to 0)	0 (0 to 0)	0 (0 to 0)	0 (0 to 0)	0 (0 to 0)	0 (0 to 0)	0 (0 to 0)	0 (0 to 0)	0 (0 to 0)	0 (0 to 0)	0 (0 to 0)	0 (0 to 0)	0 (0 to 0)	0 (0 to 0)	0
Invasive Non-typhoidal Salmonella (iNTS)	0 (0 to 0)	0 (0 to 0)	0 (0 to 0)	0 (0 to 0)	0 (0 to 0)	0 (0 to 0)	0 (0 to 0)	0 (0 to 0)	0 (0 to 0)	0 (0 to 0)	0 (0 to 0)	0 (0 to 0)	0 (0 to 0)	0 (0 to 0)	0 (0 to 0)	0 (0 to 0)	0 (0 to 0)	0 (0 to 0)	0 (0 to 0)	0 (0 to 0)	0 (0 to 0)	0 (0 to 0)	0 (0 to 0)	0 (0 to 0)	0 (0 to 0)	0.1
Other intestinal infectious diseases	0 (0 to 0)	0 (0 to 0)	0 (0 to 0)	0 (0 to 0)	0 (0 to 0)	0 (0 to 0)	0 (0 to 0)	0 (0 to 0)	0 (0 to 0)	0 (0 to 0)	0 (0 to 0)	0 (0 to 0)	0 (0 to 0)	0 (0 to 0)	0 (0 to 0)	0 (0 to 0)	0 (0 to 0)	0 (0 to 0)	0 (0 to 0)	0 (0 to 0)	0 (0 to 0)	0 (0 to 0)	0 (0 to 0)	0 (0 to 0)	0 (0 to 0)	0.1
Neglected tropical diseases and malaria	0 (0 to 0)	0.1 (0 to 0.4)	0.5 (0 to 1.6)	1.3 (0.2 to 3.2)	0.2 (0 to 0.2)	0 (0 to 0)	0 (0 to 0)	0.2 (0 to 0.4)	0.2 (0 to 0.6)	0.2 (0 to 0.5)	0.1 (0 to 0.1)	0.1 (0 to 0.1)	0.1 (0 to 0.1)	0.3 (0 to 0.1)	0.1 (0 to 0.1)	0.1 (0 to 0.1)	0.1 (0 to 0.2)	0.1 (0 to 0.2)	0.1 (0 to 0.2)	0.1 (0 to 0.2)	0.1 (0 to 0.2)	0.1 (0 to 0.1)	0 (0 to 0.1)	0 (0 to 0.1)	0 (0 to 0.1)	3.7
Malaria	0 (0 to 0)	0 (0 to 0)	0 (0 to 0)	0 (0 to 0)	0 (0 to 0)	0 (0 to 0)	0 (0 to 0)	0 (0 to 0)	0 (0 to 0)	0 (0 to 0)	0 (0 to 0)	0 (0 to 0)	0 (0 to 0)	0 (0 to 0)	0 (0 to 0)	0 (0 to 0)	0 (0 to 0)	0 (0 to 0)	0 (0 to 0)	0 (0 to 0)	0 (0 to 0)	0 (0 to 0)	0 (0 to 0)	0 (0 to 0)	0 (0 to 0)	0
Chagas disease	0 (0 to 0)	0 (0 to 0)	0 (0 to 0)	0 (0 to 0)	0 (0 to 0)	0 (0 to 0)	0 (0 to 0)	0 (0 to 0)	0 (0 to 0)	0 (0 to 0)	0 (0 to 0)	0 (0 to 0)	0 (0 to 0)	0 (0 to 0)	0 (0 to 0)	0 (0 to 0)	0 (0 to 0)	0 (0 to 0)	0 (0 to 0)	0 (0 to 0)	0 (0 to 0)	0 (0 to 0)	0 (0 to 0)	0 (0 to 0)	0 (0 to 0)	0
Leishmaniasis	0 (0 to 0)	0 (0 to 0)	0 (0 to 0)	0 (0 to 0)	0 (0 to 0)	0 (0 to 0)	0 (0 to 0)	0 (0 to 0)	0 (0 to 0)	0 (0 to 0)	0 (0 to 0)	0 (0 to 0)	0 (0 to 0)	0 (0 to 0)	0 (0 to 0)	0 (0 to 0)	0 (0 to 0)	0 (0 to 0)	0 (0 to 0)	0 (0 to 0)	0 (0 to 0)	0 (0 to 0)	0 (0 to 0)	0 (0 to 0)	0 (0 to 0)	0
Visceral leishmaniasis	0 (0 to 0)	0 (0 to 0)	0 (0 to 0)	0 (0 to 0)	0 (0 to 0)	0 (0 to 0)	0 (0 to 0)	0 (0 to 0)	0 (0 to 0)	0 (0 to 0)	0 (0 to 0)	0 (0 to 0)	0 (0 to 0)	0 (0 to 0)	0 (0 to 0)	0 (0 to 0)	0 (0 to 0)	0 (0 to 0)	0 (0 to 0)	0 (0 to 0)	0 (0 to 0)	0 (0 to 0)	0 (0 to 0)	0 (0 to 0)	0 (0 to 0)	0
Cutaneous and mucocutaneous leishmaniasis	0 (0 to 0)	0 (0 to 0)	0 (0 to 0)	0 (0 to 0)	0 (0 to 0)	0 (0 to 0)	0 (0 to 0)	0 (0 to 0)	0 (0 to 0)	0 (0 to 0)	0 (0 to 0)	0 (0 to 0)	0 (0 to 0)	0 (0 to 0)	0 (0 to 0)	0 (0 to 0)	0 (0 to 0)	0 (0 to 0)	0 (0 to 0)	0 (0 to 0)	0 (0 to 0)	0 (0 to 0)	0 (0 to 0)	0 (0 to 0)	0 (0 to 0)	0
African trypanosomiasis	0 (0 to 0)	0 (0 to 0)	0 (0 to 0)	0 (0 to 0)	0 (0 to 0)	0 (0 to 0)	0 (0 to 0)	0 (0 to 0)	0 (0 to 0)	0 (0 to 0)	0 (0 to 0)	0 (0 to 0)	0 (0 to 0)	0 (0 to 0)	0 (0 to 0)	0 (0 to 0)	0 (0 to 0)	0 (0 to 0)	0 (0 to 0)	0 (0 to 0)	0 (0 to 0)	0 (0 to 0)	0 (0 to 0)	0 (0 to 0)	0 (0 to 0)	0
Schistosomiasis	0 (0 to 0)	0 (0 to 0)	0 (0 to 0)	0 (0 to 0)	0 (0 to 0)	0 (0 to 0)	0 (0 to 0)	0 (0 to 0)	0 (0 to 0)	0 (0 to 0)	0 (0 to 0)	0 (0 to 0)	0 (0 to 0)	0 (0 to 0)	0 (0 to 0)	0 (0 to 0)	0 (0 to 0)	0 (0 to 0)	0 (0 to 0)	0 (0 to 0)	0 (0 to 0)	0 (0 to 0)	0 (0 to 0)	0 (0 to 0)	0 (0 to 0)	0
Cysticercosis	0 (0 to 0)	0 (0 to 0)	0 (0 to 0)	0 (0 to 0)	0 (0 to 0)	0 (0 to 0)	0 (0 to 0)	0 (0 to 0)	0 (0 to 0)	0 (0 to 0)	0 (0 to 0)	0 (0 to 0)	0 (0 to 0)	0 (0 to 0)	0 (0 to 0)	0 (0 to 0)	0 (0 to 0)	0 (0 to 0)	0 (0 to 0)	0 (0 to 0)	0 (0 to 0)	0 (0 to 0)	0 (0 to 0)	0 (0 to 0)	0 (0 to 0)	0
Cystic echinococcosis	0 (0 to 0)	0 (0 to 0)	0 (0 to 0)	0 (0 to 0)	0 (0 to 0)	0 (0 to 0)	0 (0 to 0)	0 (0 to 0)	0 (0 to 0)	0 (0 to 0)	0 (0 to 0)	0 (0 to 0)	0 (0 to 0)	0 (0 to 0)	0 (0 to 0)	0 (0 to 0)	0 (0 to 0)	0 (0 to 0)	0 (0 to 0)	0 (0 to 0)	0 (0 to 0)	0 (0 to 0)	0 (0 to 0)	0 (0 to 0)	0 (0 to 0)	0
Lymphatic filariasis	0 (0 to 0)	0 (0 to 0)	0 (0 to 0)	0 (0 to 0)	0 (0 to 0)	0 (0 to 0)	0 (0 to 0)	0 (0 to 0)	0 (0 to 0)	0 (0 to 0)	0 (0 to 0)	0 (0 to 0)	0 (0 to 0)	0 (0 to 0)	0 (0 to 0)	0 (0 to 0)	0 (0 to 0)	0 (0 to 0)	0 (0 to 0)	0 (0 to 0)	0 (0 to 0)	0 (0 to 0)	0 (0 to 0)	0 (0 to 0)	0 (0 to 0)	0
Onchocerciasis	0 (0 to 0)	0 (0 to 0)	0 (0 to 0)	0 (0 to 0)	0 (0 to 0)	0 (0 to 0)	0 (0 to 0)	0 (0 to 0)	0 (0 to 0)	0 (0 to 0)	0 (0 to 0)	0 (0 to 0)	0 (0 to 0)	0 (0 to 0)	0 (0 to 0)	0 (0 to 0)	0 (0 to 0)	0 (0 to 0)	0 (0 to 0)	0 (0 to 0)	0 (0 to 0)	0 (0 to 0)	0 (0 to 0)	0 (0 to 0)	0 (0 to 0)	0
Trachoma	0 (0 to 0)	0 (0 to 0)	0 (0 to 0)	0 (0 to 0)	0 (0 to 0)	0 (0 to 0)	0 (0 to 0)	0 (0 to 0)	0 (0 to 0)	0 (0 to 0)	0 (0 to 0)	0 (0 to 0)	0 (0 to 0)	0 (0 to 0)	0 (0 to 0)	0 (0 to 0)	0 (0 to 0)	0 (0 to 0)	0 (0 to 0)	0 (0 to 0)	0 (0 to 0)	0 (0 to 0)	0 (0 to 0)	0 (0 to 0)	0 (0 to 0)	0
Dengue	0 (0 to 0)	0 (0 to 0)	0 (0 to 0)	0 (0 to 0)	0 (0 to 0)	0 (0 to 0)	0 (0 to 0)	0 (0 to 0)	0 (0 to 0)	0 (0 to 0)	0 (0 to 0)	0 (0 to 0)	0 (0 to 0)	0 (0 to 0)	0 (0 to 0)	0 (0 to 0)	0 (0 to 0)	0 (0 to 0)	0 (0 to 0)	0 (0 to 0)	0 (0 to 0)	0 (0 to 0)	0 (0 to 0)	0 (0 to 0)	0 (0 to 0)	0
Yellow fever	0 (0 to 0)	0 (0 to 0)	0 (0 to 0)	0 (0 to 0)	0 (0 to 0)	0 (0 to 0)	0 (0 to 0)	0 (0 to 0)	0 (0 to 0)	0 (0 to 0)	0 (0 to 0)	0 (0 to 0)	0 (0 to 0)	0 (0 to 0)	0 (0 to 0)	0 (0 to 0)	0 (0 to 0)	0 (0 to 0)	0 (0 to 0)	0 (0 to 0)	0 (0 to 0)	0 (0 to 0)	0 (0 to 0)	0 (0 to 0)	0 (0 to 0)	0
Rabies	0 (0 to 0)	0 (0 to 0)	0 (0 to 0)	0 (0 to 0)	0 (0 to 0)	0 (0 to 0)	0 (0 to 0)	0 (0 to 0)	0 (0 to 0)	0 (0 to 0)	0 (0 to 0)	0 (0 to 0)	0 (0 to 0)	0 (0 to 0)	0 (0 to 0)	0 (0 to 0)	0 (0 to 0)	0 (0 to 0)	0 (0 to 0)	0 (0 to 0)	0 (0 to 0)	0 (0 to 0)	0 (0 to 0)	0 (0 to 0)	0 (0 to 0)	0

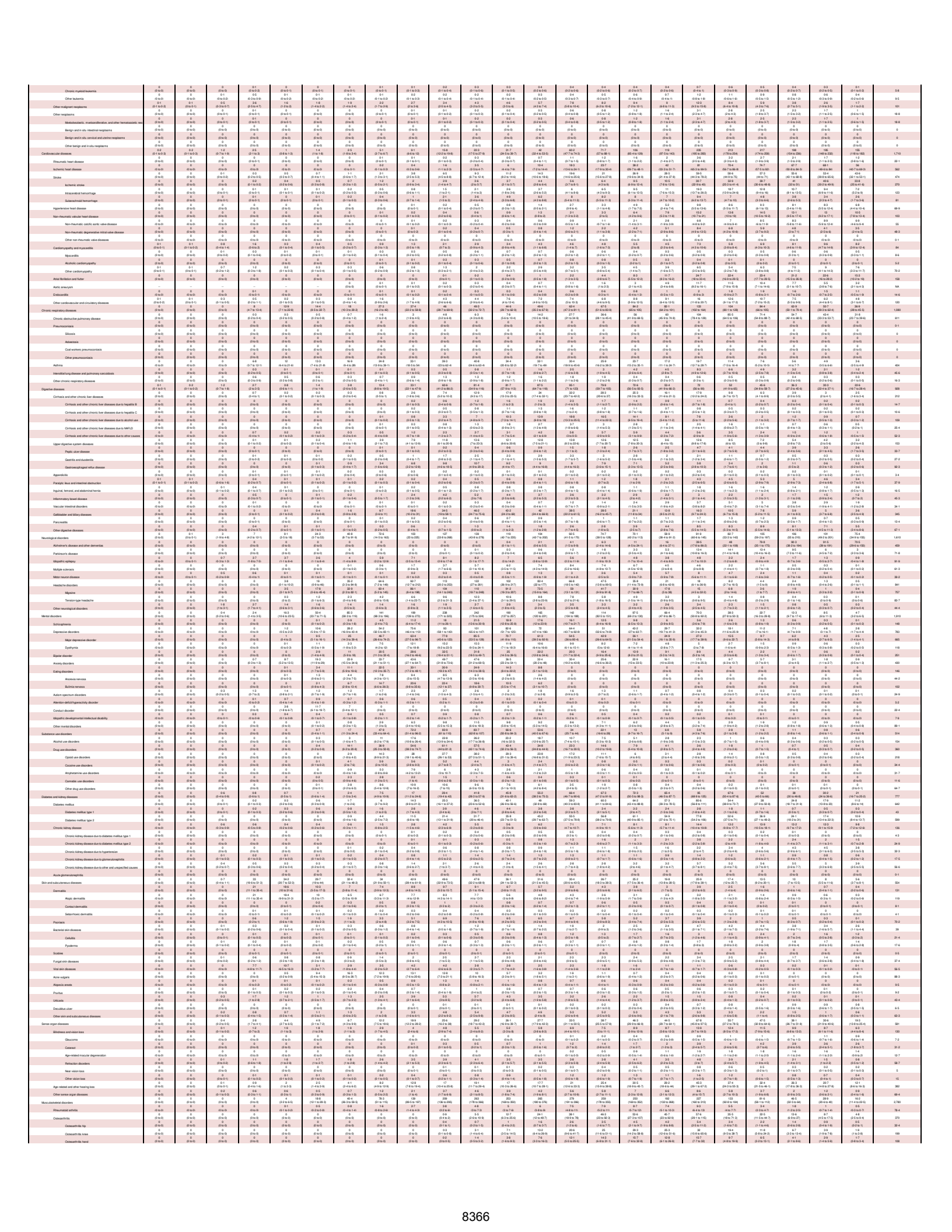

Osteoarthritis other	0 (0 to 0)	0 (0 to 0)	0 (0 to 0)	0 (0 to 0)	0 (0 to 0)	0 (0 to 0)	0 (0 to 0)	0 (0 to 0)	0 (0 to 0)	0 (0 to 0)	0 (0 to 1)	0 (0 to 0.7)	0 (0 to 0.7)	0 (0 to 1)	0.8 (0.3 to 1.9)	1.7 (0.7 to 3.6)	2.6 (1.2 to 4)	3.5 (1.5 to 7.4)	4 (1.9 to 8.4)	3.5 (1.7 to 7.3)	4.5 (2.2 to 9.4)	3 (1.5 to 6.2)	2.1 (1.1 to 4.4)	1.4 (0.7 to 2.9)	1 (0.5 to 2.1)	0.6 (0.3 to 1.2)		29.3
Low back pain	0 (0 to 0)	0 (0 to 0)	0 (0 to 0)	0 (0 to 0)	2.5 (1.2 to 4.4)	11.2 (6.7 to 17.8)	22.7 (10.4 to 36.9)	43.5 (26.1 to 69.3)	74.4 (44.1 to 117)	104 (60.7 to 160)	138 (76.6 to 193)	118 (72.7 to 180)	110 (70.3 to 160)	82.5 (51.3 to 120)	61.3 (31.4 to 104)	52.1 (22.3 to 98)	42.3 (17.4 to 91)	32.5 (11.1 to 68.6)	25.1 (7.6 to 62.3)	19.5 (3.7 to 58)	14.5 (0.8 to 52.1)	9.8 (0.8 to 38.2)	5.7 (0.8 to 30.7)	3.4 (0.8 to 27.1)	1.9 (0.7 to 16.7)	1.1 (0.5 to 8.8)		1,270
Neck pain	0 (0 to 0)	0 (0 to 0)	0 (0 to 0)	1.4 (0.5 to 2.9)	6.4 (3.4 to 12.3)	12.2 (5.6 to 21.4)	19.3 (9 to 34.8)	27.5 (13.5 to 52.9)	46 (24.5 to 88.1)	62.6 (32 to 106)	82.8 (39.1 to 137)	81.3 (31.4 to 154)	81.3 (27.1 to 160)	72.1 (21.3 to 158)	63.1 (16.1 to 157)	53.1 (12.1 to 146)	39 (9.7 to 122)	25.2 (3.4 to 82.3)	18.1 (1.5 to 68.1)	12.1 (0.5 to 54.6)	8.1 (0.5 to 39.6)	4.9 (0.5 to 23.6)	3.4 (0.5 to 16.1)	2.4 (0.5 to 11.6)	1.6 (0.5 to 8.2)	1.1 (0.5 to 5.6)		513
Gout	0 (0 to 0)	0 (0 to 0)	0 (0 to 0)	0 (0 to 0)	0 (0 to 0)	0 (0 to 0)	0 (0 to 0)	0 (0 to 0)	0 (0 to 0.1)	0 (0 to 0.1)	0 (0 to 0.3)	0 (0 to 0.5)	0 (0 to 0.5)	0 (0 to 0.5)	0 (0 to 0.5)	0 (0 to 0.5)	0 (0 to 0.6)	0 (0 to 0.6)	0 (0 to 0.6)	0 (0 to 0.6)	0 (0 to 0.6)	0 (0 to 0.6)	0 (0 to 0.6)	0 (0 to 0.6)	0 (0 to 0.6)	0 (0 to 0.6)	0 (0 to 0.6)		9.2
Other musculoskeletal disorders	0 (0 to 0)	0 (0 to 0)	0 (0 to 0)	0 (0 to 0)	0.1 (0 to 0.3)	0.5 (0.1 to 1.1)	4.7 (2.4 to 7.8)	14.6 (9 to 22.1)	34.1 (21.1 to 52)	63.4 (33.2 to 93.2)	91.9 (38.6 to 138)	92.4 (33.6 to 146.3)	92.3 (34.9 to 153.9)	85.3 (33.2 to 146.2)	77.4 (31.4 to 138)	69.9 (29.4 to 131)	59.9 (26.1 to 117)	47.3 (22.2 to 98.5)	36.7 (19.1 to 77.3)	26.6 (16.9 to 53.6)	18.9 (15.2 to 36.6)	12.2 (11.8 to 25.9)	8 (7.7 to 18.3)	5.1 (5.1 to 13.2)	3.1 (3.1 to 9.2)	2 (2.1 to 6.9)		536
Other non-communicable diseases	20.7 (12.7 to 35.3)	9.3 (6.5 to 16.3)	38.4 (26.5 to 58.1)	59 (33.8 to 93.5)	13.8 (9.4 to 19.6)	16 (11.2 to 21.8)	29.1 (19.8 to 41.8)	76.2 (47.9 to 99.2)	139 (87.9 to 187)	159 (101 to 220)	168 (106 to 232)	158 (110 to 221)	150 (104 to 206)	130 (90 to 180)	109 (74 to 150)	104 (73 to 147)	104 (74 to 147)	78.7 (54.3 to 107)	64.2 (42.7 to 92.7)	60.1 (44.1 to 82.2)	41.9 (31.5 to 56.4)	29.8 (22.2 to 39.6)	23.7 (17.5 to 30.1)	17.3 (12.4 to 22.7)	1,709
Congenital birth defects	20 (13 to 34.7)	7.9 (5.1 to 12.3)	25 (16.2 to 38.8)	19.1 (14.5 to 26.1)	5.4 (3.2 to 9.4)	4.6 (2.2 to 9.6)	4.1 (2.9 to 5.5)	5.1 (3.7 to 6.9)	6.9 (4.4 to 9.7)	7.5 (5.4 to 10.1)	7.6 (5.4 to 10.2)	8.3 (6.4 to 9.8)	9.1 (6.9 to 11.6)	9.1 (6.9 to 11.6)	9.8 (7.2 to 12.7)	9.8 (7.2 to 12.7)	9.8 (7.2 to 12.7)	9.8 (7.2 to 12.7)	9.8 (7.2 to 12.7)	9.8 (7.2 to 12.7)	9.8 (7.2 to 12.7)	9.8 (7.2 to 12.7)	9.8 (7.2 to 12.7)	9.8 (7.2 to 12.7)	9.8 (7.2 to 12.7)	9.8 (7.2 to 12.7)		144
Neural tube defects	0.9 (0.5 to 1.7)	0.3 (0.1 to 0.6)	0.9 (0.5 to 1.7)	0.6 (0.3 to 1.2)	0.2 (0.1 to 0.5)	0.1 (0.1 to 0.2)	0.1 (0.1 to 0.2)	0.2 (0.1 to 0.2)	0.2 (0.1 to 0.3)	0.2 (0.1 to 0.3)	0.2 (0.1 to 0.3)	0.1 (0.1 to 0.2)	0.1 (0.1 to 0.2)	0.1 (0.1 to 0.2)	0.1 (0.1 to 0.2)	0.1 (0.1 to 0.2)	0.1 (0.1 to 0.2)	0.1 (0.1 to 0.2)	0.1 (0.1 to 0.2)	0.1 (0.1 to 0.2)	0.1 (0.1 to 0.2)	0.1 (0.1 to 0.2)	0.1 (0.1 to 0.2)	0.1 (0.1 to 0.2)	0.1 (0.1 to 0.2)	0.1 (0.1 to 0.2)		11.3
Congenital heart anomalies	3.7 (1.7 to 13.4)	2.5 (1.3 to 7.5)	5.9 (3.1 to 15.4)	3.3 (2.1 to 6.8)	0.7 (0.4 to 1.6)	0.6 (0.4 to 1.2)	0.5 (0.3 to 1.3)	0.7 (0.4 to 1.5)	0.9 (0.5 to 2.1)	1 (0.6 to 2.2)	1.1 (0.7 to 1.8)	1.1 (0.7 to 1.6)	1.1 (0.6 to 1.6)	1.1 (0.7 to 1.7)	1.1 (0.7 to 1.7)	1.1 (0.6 to 1.6)	1.1 (0.6 to 1.6)	0.8 (0.4 to 1.2)	0.6 (0.3 to 0.9)	0.5 (0.3 to 0.8)	0.4 (0.2 to 0.6)	0.3 (0.1 to 0.5)	0.2 (0.1 to 0.4)	0.2 (0.1 to 0.3)	0.1 (0.1 to 0.2)	0.1 (0.1 to 0.2)		26.9
Orofacial clefts	0 (0 to 0)	0 (0 to 0)	0 (0 to 0)	0 (0 to 0)	0 (0 to 0)	0 (0 to 0)	0 (0 to 0)	0 (0 to 0)	0 (0 to 0)	0 (0 to 0)	0 (0 to 0)	0 (0 to 0)	0 (0 to 0)	0 (0 to 0)	0 (0 to 0)	0 (0 to 0)	0 (0 to 0)	0 (0 to 0)	0 (0 to 0)	0 (0 to 0)	0 (0 to 0)	0 (0 to 0)	0 (0 to 0)	0 (0 to 0)	0 (0 to 0)	0 (0 to 0)	0 (0 to 0)		1.6
Down syndrome	0.3 (0.1 to 0.5)	0.1 (0 to 0.2)	0.3 (0.1 to 0.4)	0.4 (0.2 to 0.5)	0.3 (0.2 to 0.4)	0.3 (0.2 to 0.4)	0.3 (0.2 to 0.4)	0.4 (0.3 to 0.7)	0.6 (0.4 to 0.9)	0.7 (0.5 to 1)	0.7 (0.4 to 1.1)	0.7 (0.4 to 1)	0.6 (0.4 to 0.9)	0.5 (0.3 to 0.7)	0.6 (0.4 to 0.9)	0.6 (0.4 to 0.9)	0.6 (0.4 to 0.9)	0.5 (0.3 to 0.7)	0.5 (0.3 to 0.8)	0.2 (0.1 to 0.3)	0.2 (0.1 to 0.3)	0.1 (0.1 to 0.2)	0.1 (0.1 to 0.2)	0.1 (0.1 to 0.2)	0.1 (0.1 to 0.2)	0.1 (0.1 to 0.2)		7
Turner syndrome	0 (0 to 0)	0 (0 to 0)	0 (0 to 0)	0 (0 to 0)	0 (0 to 0)	0 (0 to 0)	0 (0 to 0)	0 (0 to 0)	0 (0 to 0)	0 (0 to 0)	0 (0 to 0)	0 (0 to 0)	0 (0 to 0)	0 (0 to 0)	0 (0 to 0)	0 (0 to 0)	0 (0 to 0)	0 (0 to 0)	0 (0 to 0)	0 (0 to 0)	0 (0 to 0)	0 (0 to 0)	0 (0 to 0)	0 (0 to 0)	0 (0 to 0)	0 (0 to 0)	0 (0 to 0)		0.6
Klinefelter syndrome	0 (0 to 0)	0 (0 to 0)	0 (0 to 0)	0 (0 to 0)	0 (0 to 0)	0 (0 to 0)	0 (0 to 0)	0 (0 to 0)	0 (0 to 0)	0 (0 to 0)	0 (0 to 0)	0 (0 to 0)	0 (0 to 0)	0 (0 to 0)	0 (0 to 0)	0 (0 to 0)	0 (0 to 0)	0 (0 to 0)	0 (0 to 0)	0 (0 to 0)	0 (0 to 0)	0 (0 to 0)	0 (0 to 0)	0 (0 to 0)	0 (0 to 0)	0 (0 to 0)	0 (0 to 0)		0
Other chromosomal abnormalities	4.9 (1.7 to 18.2)	2.6 (1.1 to 6.9)	6.1 (2.4 to 17.4)	2.7 (1.4 to 7.7)	0.8 (0.4 to 1.7)	0.7 (0.4 to 1.4)	0.7 (0.4 to 1.4)	0.8 (0.5 to 1.7)	1 (0.4 to 2)	1.2 (0.7 to 2.2)	1.2 (0.7 to 2.2)	0.9 (0.4 to 1.7)	0.9 (0.4 to 1.4)	0.7 (0.3 to 1.3)	0.6 (0.3 to 1.2)	0.4 (0.2 to 0.8)	0.2 (0.1 to 0.4)	0.1 (0.1 to 0.4)	0.1 (0.1 to 0.3)	0.1 (0.1 to 0.3)	0.1 (0.1 to 0.3)	0.1 (0.1 to 0.3)	0.1 (0.1 to 0.3)	0.1 (0.1 to 0.3)	0.1 (0.1 to 0.3)	0.1 (0.1 to 0.3)		26.4
Congenital musculoskeletal and limb anomalies	0.2 (0 to 0.4)	0.2 (0.1 to 0.4)	0.3 (0.1 to 0.6)	0.1 (0.1 to 0.4)	0.2 (0.1 to 0.4)	0.2 (0.1 to 0.4)	0.2 (0.1 to 0.4)	0.2 (0.1 to 0.4)	0.3 (0.1 to 0.6)	0.3 (0.1 to 0.6)	0.3 (0.1 to 0.6)	0.2 (0.1 to 0.4)	0.2 (0.1 to 0.4)	0.2 (0.1 to 0.4)	0.2 (0.1 to 0.4)	0.2 (0.1 to 0.4)	0.2 (0.1 to 0.4)	0.2 (0.1 to 0.4)	0.2 (0.1 to 0.4)	0.2 (0.1 to 0.4)	0.2 (0.1 to 0.4)	0.2 (0.1 to 0.4)	0.2 (0.1 to 0.4)	0.2 (0.1 to 0.4)	0.2 (0.1 to 0.4)	0.2 (0.1 to 0.4)		29
Urogenital congenital anomalies	0.7 (0.3 to 2)	0.1 (0 to 0.4)	0.4 (0.2 to 0.7)	0.4 (0.2 to 0.7)	0.2 (0.1 to 0.5)	0.1 (0.1 to 0.2)	0.1 (0.1 to 0.2)	0.1 (0.1 to 0.2)	0.1 (0.1 to 0.2)	0.1 (0.1 to 0.2)	0.1 (0.1 to 0.2)	0.1 (0.1 to 0.2)	0.1 (0.1 to 0.2)	0.1 (0.1 to 0.2)	0.1 (0.1 to 0.2)	0.1 (0.1 to 0.2)	0.1 (0.1 to 0.2)	0.1 (0.1 to 0.2)	0.1 (0.1 to 0.2)	0.1 (0.1 to 0.2

SR Table 2b: Barnet DALYS by cause and age group for females with 95% uncertainty intervals, 2019

Cause	Early Neonatal	Late Neonatal	Post Neonatal	1 to 4	5 to 9	10 to 14	15 to 19	20 to 24	25 to 29	30 to 34	35 to 39	40 to 44	45 to 49	50 to 54	55 to 59	60 to 64	65 to 69	70 to 74	75 to 79	80 to 84	85 to 89	90 to 94	95 plus	Total
All causes	2,010 (2,010 to 2,010)	2,010 (1,010 to 4,010)	3,010 (1,010 to 5,010)	1,010 (1,010 to 1,010)	1,010 (1,010 to 1,010)	1,010 (1,010 to 1,010)	1,010 (1,010 to 1,010)	1,010 (1,010 to 1,010)	2,010 (1,010 to 3,010)	2,010 (1,010 to 3,010)	2,010 (1,010 to 3,010)	2,010 (1,010 to 3,010)	2,010 (1,010 to 3,010)	2,010 (1,010 to 3,010)	2,010 (1,010 to 3,010)	2,010 (1,010 to 3,010)	2,010 (1,010 to 3,010)	2,010 (1,010 to 3,010)	2,010 (1,010 to 3,010)	2,010 (1,010 to 3,010)	2,010 (1,010 to 3,010)	2,010 (1,010 to 3,010)	47,320
Communicable, maternal, neonatal, and nutritional diseases	1,647 (1,647 to 1,647)	1,647 (32 to 65,3)	1,647 (99.1 to 127)	1,647 (81.1 to 202)	1,647 (47.1 to 67.6)	1,647 (41.4 to 73.1)	1,647 (53.4 to 118)	1,647 (67.1 to 132)	1,647 (77.1 to 145)	1,647 (83.7 to 156)	1,647 (78.4 to 166)	1,647 (73.2 to 161)	1,647 (67.4 to 151)	1,647 (60.1 to 136)	1,647 (53.1 to 122)	1,647 (47.9 to 111)	1,647 (43.1 to 101)	1,647 (39.1 to 93.1)	1,647 (35.5 to 85.1)	1,647 (32.3 to 77.9)	1,647 (29.4 to 71.1)	1,647 (26.8 to 65.3)	3,670
HIV/AIDS and sexually transmitted infections	8.4 (2.4 to 18.2)	2.1 (0.4 to 4.6)	4.9 (2.4 to 9.1)	1.7 (1.4 to 2.1)	1.1 (0.9 to 1.3)	0.9 (0.7 to 1.1)	1.3 (1 to 1.7)	2.7 (2.1 to 3)	7 (5.7 to 8)	11.9 (9.6 to 14.4)	15.4 (11.1 to 22.3)	15.1 (11.2 to 22.3)	10.9 (8.2 to 14.6)	7.9 (6.1 to 10.2)	3.3 (2.7 to 4.1)	2.7 (2.3 to 3.4)	1.7 (1.3 to 2.6)	1.1 (0.9 to 1.4)	0.5 (0.3 to 0.8)	0.3 (0.2 to 0.6)	0.2 (0.1 to 0.3)	0.1 (0.1 to 0.2)	107
HIV/AIDS	0 (0 to 0)	0 (0 to 0)	1.6 (1.3 to 1.9)	1.6 (1.3 to 1.9)	0.7 (0.6 to 0.8)	0.6 (0.5 to 0.8)	2.3 (1.8 to 3)	2.5 (2.1 to 3)	3.4 (2.8 to 4)	6.6 (5.5 to 7.7)	8.7 (6.9 to 11.2)	8.6 (7 to 11.7)	7.3 (5.6 to 9.4)	4.2 (3.2 to 5.4)	2.4 (1.9 to 3.1)	2.1 (1.6 to 2.8)	1.2 (0.9 to 1.6)	0.9 (0.6 to 1.2)	0.4 (0.2 to 0.7)	0.2 (0.1 to 0.5)	0.1 (0 to 0.3)	0 (0 to 0)	58.7
HIV/AIDS - Drug-susceptible Tuberculosis	0 (0 to 0)	0 (0 to 0)	0.2 (0.1 to 0.4)	0.2 (0.1 to 0.3)	0.1 (0 to 0.1)	0.1 (0 to 0.1)	0.2 (0.1 to 0.3)	0.3 (0.2 to 0.4)	0.6 (0.4 to 0.9)	0.9 (0.6 to 1.2)	0.7 (0.5 to 1)	0.8 (0.6 to 1.2)	0.6 (0.4 to 0.9)	0.5 (0.3 to 0.8)	0.3 (0.2 to 0.5)	0.2 (0.1 to 0.3)	0.2 (0.1 to 0.3)	0.1 (0 to 0.2)	0.1 (0 to 0.1)	0 (0 to 0.1)	0 (0 to 0.1)	0 (0 to 0.1)	5.1
HIV/AIDS - Multidrug-resistant Tuberculosis without extensive dr...	0 (0 to 0)	0 (0 to 0)	0 (0 to 0)	0 (0 to 0)	0 (0 to 0)	0 (0 to 0)	0 (0 to 0)	0 (0 to 0)	0 (0 to 0)	0 (0 to 0)	0 (0 to 0)	0 (0 to 0)	0 (0 to 0)	0 (0 to 0)	0 (0 to 0)	0 (0 to 0)	0 (0 to 0)	0 (0 to 0)	0 (0 to 0)	0 (0 to 0)	0 (0 to 0)	0 (0 to 0)	0 (0 to 0)	0.1
HIV/AIDS - Extensively drug-resistant Tuberculosis	0 (0 to 0)	0 (0 to 0)	0 (0 to 0)	0 (0 to 0)	0 (0 to 0)	0 (0 to 0)	0 (0 to 0)	0 (0 to 0)	0 (0 to 0)	0 (0 to 0)	0 (0 to 0)	0 (0 to 0)	0 (0 to 0)	0 (0 to 0)	0 (0 to 0)	0 (0 to 0)	0 (0 to 0)	0 (0 to 0)	0 (0 to 0)	0 (0 to 0)	0 (0 to 0)	0 (0 to 0)	0 (0 to 0)	0
HIV/AIDS resulting in other diseases	1.6 (0 to 5)	1.6 (1 to 2.3)	1.4 (1.1 to 1.7)	0.9 (0.7 to 1.1)	0.4 (0.3 to 0.5)	0.4 (0.4 to 1.1)	0.7 (0.5 to 0.9)	0.9 (0.6 to 2.6)	1.4 (0.9 to 4.3)	3.5 (2.2 to 9.3)	5.9 (4.4 to 7.8)	8 (5.4 to 10.4)	8.1 (6.2 to 10.6)	6.7 (4.6 to 9.6)	4.7 (3.2 to 6.7)	3.3 (2.1 to 4.5)	2.2 (1.4 to 3.2)	1.8 (1.2 to 2.7)	0.9 (0.4 to 1.7)	0.4 (0.1 to 0.7)	0.1 (0 to 0.3)	0 (0 to 0.1)	53.5
Sexually transmitted infections excluding HIV	6.4 (2.4 to 18.2)	2.1 (0.4 to 4.6)	3 (0.6 to 7.2)	0.1 (0 to 0.3)	0.1 (0 to 0.2)	0.2 (0 to 0.4)	0.4 (0 to 0.7)	1.4 (0.6 to 2.3)	3.5 (2 to 5.8)	5.4 (3 to 8.8)	6.7 (3.6 to 11.4)	6.2 (3.4 to 11.2)	3.6 (1.9 to 6.7)	1.8 (0.9 to 3.3)	1.3 (0.7 to 2.4)	0.6 (0.3 to 1.4)	0.7 (0.4 to 1.4)	0.6 (0.3 to 1.1)	0.5 (0.2 to 1.1)	0.3 (0.1 to 0.6)	0.2 (0 to 0.5)	0.1 (0 to 0.3)	48.3
Syphilis	6.4 (2.4 to 18.2)	2.1 (0.4 to 4.6)	3 (0.6 to 7.2)	0.1 (0 to 0.3)	0.1 (0 to 0.2)	0.2 (0 to 0.1)	0.4 (0 to 0.7)	1.4 (0.6 to 2.3)	3.5 (2 to 5.8)	5.4 (3 to 8.8)	6.7 (3.6 to 11.4)	6.2 (3.4 to 11.2)	3.6 (1.9 to 6.7)	1.8 (0.9 to 3.3)	1.3 (0.7 to 2.4)	0.6 (0.3 to 1.4)	0.7 (0.4 to 1.4)	0.6 (0.3 to 1.1)	0.5 (0.2 to 1.1)	0.3 (0.1 to 0.6)	0.2 (0 to 0.5)	0.1 (0 to 0.3)	48.3
Chlamydial infection	0 (0 to 0)	0 (0 to 0)	0 (0 to 0)	0 (0 to 0)	0 (0 to 0)	0 (0 to 0)	0 (0 to 0)	0.4 (0 to 1.2)	0.2 (0 to 0.6)	0.4 (0 to 1.7)	0.7 (0 to 2.4)	0.4 (0 to 2.1)	0.3 (0 to 1.6)	0.2 (0 to 1.1)	0.1 (0 to 0.6)	0.1 (0 to 0.5)	0.1 (0 to 0.5)	0.1 (0 to 0.4)	0.1 (0 to 0.3)	0 (0 to 0.2)	0 (0 to 0.1)	0 (0 to 0.1)	0 (0 to 0.1)	7.7
Gonococcal infection	0 (0 to 0)	0 (0 to 0)	0 (0 to 0)	0 (0 to 0)	0 (0 to 0)	0 (0 to 0)	0 (0 to 0)	0.1 (0 to 0.4)	0.2 (0 to 0.5)	0.2 (0 to 0.5)	0.5 (0 to 1.2)	0.4 (0 to 1.1)	0.3 (0 to 0.9)	0.2 (0 to 0.6)	0.1 (0 to 0.4)	0.1 (0 to 0.3)	0.1 (0 to 0.3)	0.1 (0 to 0.2)	0.1 (0 to 0.2)	0 (0 to 0.1)	0 (0 to 0.1)	0 (0 to 0.1)	0 (0 to 0.1)	3.6
Trichomoniasis	0 (0 to 0)	0 (0 to 0)	0 (0 to 0)	0 (0 to 0)	0 (0 to 0)	0 (0 to 0)	0 (0 to 0)	0.4 (0 to 1.2)	0.2 (0 to 0.6)	0.4 (0 to 1.7)	0.7 (0 to 2.4)	0.4 (0 to 2.1)	0.3 (0 to 1.6)	0.2 (0 to 1.1)	0.1 (0 to 0.6)	0.1 (0 to 0.5)	0.1 (0 to 0.5)	0.1 (0 to 0.4)	0.1 (0 to 0.3)	0 (0 to 0.2)	0 (0 to 0.1)	0 (0 to 0.1)	0 (0 to 0.1)	5.1
Genital herpes	0 (0 to 0)	0 (0 to 0)	0 (0 to 0)	0 (0 to 0)	0 (0 to 0)	0 (0 to 0)	0 (0 to 0)	0.2 (0 to 0.5)	0.4 (0 to 1.1)	0.6 (0 to 1.7)	0.7 (0 to 2.4)	0.6 (0 to 2.1)	0.4 (0 to 1.6)	0.3 (0 to 1.1)	0.2 (0 to 0.6)	0.1 (0 to 0.5)	0.1 (0 to 0.5)	0.1 (0 to 0.4)	0.1 (0 to 0.3)	0 (0 to 0.2)	0 (0 to 0.1)	0 (0 to 0.1)	0 (0 to 0.1)	5.8
Other sexually transmitted infections	0 (0 to 0)	0 (0 to 0)	0 (0 to 0)	0 (0 to 0)	0 (0 to 0)	0 (0 to 0)	0 (0 to 0)	0.2 (0 to 0.5)	0.1 (0 to 0.7)	0.1 (0 to 2.3)	0.1 (0 to 3.7)	0.1 (0 to 4.6)	0.1 (0 to 4.4)	0.1 (0 to 4.6)	0.1 (0 to 3.8)	0.1 (0 to 3.2)	0.1 (0 to 2.6)	0.1 (0 to 2.1)	0.1 (0 to 1.6)	0 (0 to 1.1)	0 (0 to 0.6)	0 (0 to 0.3)	0 (0 to 0.1)	12.1
Respiratory infections and tuberculosis	7.9 (1.7 to 20.7)	16.5 (1.2 to 2.6)	16.5 (10.6 to 24.6)	24.4 (16.5 to 41.7)	7.2 (5.1 to 9.5)	5.3 (3.9 to 24.4)	5.7 (3.7 to 8.2)	6.2 (3.8 to 9.3)	7.2 (4.1 to 11.2)	8.2 (4.5 to 13.2)	9.2 (5.1 to 15.1)	10.1 (5.6 to 16.9)	12.1 (6.9 to 19.9)	15.1 (8.8 to 24.6)	21 (12.5 to 34.1)	29.1 (16.1 to 47.3)	44.6 (24.5 to 71.6)	68.2 (36.1 to 107.9)	105 (53.4 to 167)	157 (75.4 to 243)	230 (110 to 356)	326 (154 to 503)	1,310
Tuberculosis	0 (0 to 0)	0 (0 to 0)	0 (0 to 0.1)	0 (0 to 0.2)	0 (0 to 0.2)	0 (0 to 0.2)	0 (0 to 0.2)	0.7 (0.5 to 1.1)	1.2 (0.5 to 2.5)	1.9 (0.6 to 3.3)	2.3 (0.9 to 4.2)	2.5 (0.9 to 4.2)	2.7 (0.7 to 4.5)	3.1 (0.9 to 5.1)	3.6 (1 to 5.8)	4.2 (1.1 to 6.9)	5.2 (1.2 to 8.4)	6.4 (1.4 to 10.3)	7.9 (1.6 to 13.1)	9.5 (1.9 to 16.2)	11.2 (2.1 to 19.7)	12.9 (2.2 to 23.1)	14.6 (2.2 to 26.9)	23.9
Latent tuberculosis infection	0 (0 to 0)	0 (0 to 0)	0 (0 to 0)	0 (0 to 0)	0 (0 to 0)	0 (0 to 0)	0 (0 to 0)	0 (0 to 0)	0 (0 to 0)	0 (0 to 0)	0 (0 to 0)	0 (0 to 0)	0 (0 to 0)	0 (0 to 0)	0 (0 to 0)	0 (0 to 0)	0 (0 to 0)	0 (0 to 0)	0 (0 to 0)	0 (0 to 0)	0 (0 to 0)	0 (0 to 0)	0 (0 to 0)	0
Drug-susceptible tuberculosis	0 (0 to 0)	0 (0 to 0)	0 (0 to 0.1)	0 (0 to 0.2)	0 (0 to 0.2)	0 (0 to 0.2)	0 (0 to 0.2)	0.7 (0.5 to 1.1)	1.2 (0.5 to 2.4)	1.9 (0.6 to 3.3)	2.3 (0.9 to 4.2)	2.5 (0.9 to 4.2)	2.7 (0.7 to 4.5)	3.1 (0.9 to 5.1)	3.6 (1 to 5.8)	4.2 (1.1 to 6.9)	5.2 (1.2 to 8.4)	6.4 (1.4 to 10.3)	7.9 (1.6 to 13.1)	9.5 (1.9 to 16.2)	11.2 (2.1 to 19.7)	12.9 (2.2 to 23.1)	14.6 (2.2 to 26.9)	23.4
Multidrug-resistant tuberculosis without extensive drug-resistance	0 (0 to 0)	0 (0 to 0)	0 (0 to 0)	0 (0 to 0)	0 (0 to 0)	0 (0 to 0)	0 (0 to 0)	0 (0 to 0)	0 (0 to 0)	0 (0 to 0)	0 (0 to 0)	0 (0 to 0)	0 (0 to 0)	0 (0 to 0)	0 (0 to 0)	0 (0 to 0)	0 (0 to 0)	0 (0 to 0)	0 (0 to 0)	0 (0 to 0)	0 (0 to 0)	0 (0 to 0)	0 (0 to 0)	0.4
Extensively drug-resistant tuberculosis	0 (0 to 0)	0 (0 to 0)	0 (0 to 0)	0 (0 to 0)	0 (0 to 0)	0 (0 to 0)	0 (0 to 0)	0 (0 to 0)	0 (0 to 0)	0 (0 to 0)	0 (0 to 0)	0 (0 to 0)	0 (0 to 0)	0 (0 to 0)	0 (0 to 0)	0 (0 to 0)	0 (0 to 0)	0 (0 to 0)	0 (0 to 0)	0 (0 to 0)	0 (0 to 0)	0 (0 to 0)	0 (0 to 0)	0.1
Lower respiratory infections	2.6 (1.6 to 3.7)	1.7 (1.1 to 2.4)	10.5 (7.2 to 15.4)	14.9 (14.9 to 14.9)	2.4 (2.5 to 4.6)	2.1 (1.8 to 2.9)	2.1 (1.4 to 2.9)	2.7 (1.8 to 3.8)	3.4 (2.3 to 5)	5.4 (3.8 to 8.1)	6.9 (4.1 to 12.4)	8.2 (4.1 to 13.4)	9.2 (4.1 to 15.7)	12.2 (5.2 to 22.2)	16.3 (10.9 to 23.5)	22.1 (15.2 to 33.5)	32.7 (19.2 to 45.3)	46.9 (26.1 to 67.2)	69.2 (34.5 to 97.1)	100 (47.7 to 137)	150 (70.2 to 201)	200 (102 to 281)	1,070
Upper respiratory infections	0 (0 to 0)	0 (0 to 0.3)	0.5 (0.1 to 0.5)	10.2 (9.7 to 25.6)	0.8 (0.6 to 0.9)	0.6 (0.4 to 19.1)	0.4 (0.3 to 0.5)	0.4 (0.3 to 0.5)	0.4 (0.3 to 0.5)	0.4 (0.3 to 0.5)	0.4 (0.3 to 0.5)	0.4 (0.3 to 0.5)	0.4 (0.3 to 0.5)	0.4 (0.3 to 0.5)	0.4 (0.3 to 0.5)	0.4 (0.3 to 0.5)	0.4 (0.3 to 0.5)	0.4 (0.3 to 0.5)	0.4 (0.3 to 0.5)	0.4 (0.3 to 0.5)	0.4 (0.3 to 0.5)	0.4 (0.3 to 0.5)	180
Otitis media	0 (0 to 0)	0 (0 to 0)	0.5 (0.3 to 1.2)	4.8 (2.5 to 9)	2.2 (2.5 to 2.5)	2.1 (1.2 to 4.7)	2.1 (1.3 to 2.9)	2.3 (1.6 to 3.2)	2.4 (1.5 to 3.5)	2.4 (1.5 to 3.5)	2.4 (1.5 to 3.5)	2.4 (1.5 to 3.5)	2.4 (1.5 to 3.5)	2.4 (1.5 to 3.5)	2.4 (1.5 to 3.5)	2.4 (1.5 to 3.5)	2.4 (1.5 to 3.5)	2.4 (1.5 to 3.5)	2.4 (1.5 to 3.5)	2.4 (1.5 to 3.5)	2.4 (1.5 to 3.5)	2.4 (1.5 to 3.5)	36.4
Enteric infections	0.3 (0.2 to 0.4)	0.9 (0.6 to 1.2)	11.3 (7.1 to 16.8)	10.7 (9.6 to 29.6)	7.6 (4.1 to 13.5)	4.7 (2.4 to 9.2)	3.4 (2.5 to 5.4)	3.7 (2.5 to 5.7)	4.3 (2.6 to 6.9)	4.3 (2.5 to 6.9)	4.3 (2.5 to 6.7)	3.4 (2.5 to 5.2)	3.4 (2.5 to 5.1)	3.4 (2.5 to 5.1)	3.4 (1.8 to 4.9)	3.4 (1.8 to 4.9)	3.4 (1.5 to 3.9)	3.4 (2.1 to 5.1)	5.9 (4.1 to 8.1)	9.1 (6.4 to 12.4)	10.1 (7.3 to 13.4)	11.7 (8.2 to 15.9)	12.1 (8.5 to 16.3)	140
Diarrheal diseases	0.3 (0.2 to 0.4)	0.9 (0.6 to 1.2)	11.2 (7.1 to 16.7)	10.7 (9.7 to 29.5)	4.7 (2.4 to 9.2)	3.4 (2.5 to 5.2)	2.7 (2 to 3.7)	2.7 (2.5 to 3.7)	3.4 (2.6 to 4.9)	3.4 (2.5 to 4.9)	3.4 (2.5 to 4.9)	3.4 (2.5 to 4.9)	3.4 (2.5 to 4.9)	3.4 (2.5 to 4.9)	3.4 (1.8 to 4.9)	3.4 (1.8 to 4.9)	3.4 (1.5 to 3.9)	3.4 (2.1 to 5.1)	5.9 (4.1 to 8.1)	9.1 (6.4 to 12.4)	10.1 (7.3 to 13.4)	11.7 (8.2 to 15.9)	12.1 (8.5 to 16.3)	139
Typhoid and paraphoid	0 (0 to 0)	0 (0 to 0)	0 (0 to 0)	0 (0 to 0)	0 (0 to 0)	0 (0 to 0)	0 (0 to 0)	0 (0 to 0)	0 (0 to 0)	0 (0 to 0)	0 (0 to 0)	0 (0 to 0)	0 (0 to 0)	0 (0 to 0)	0 (0 to 0)	0 (0 to 0)	0 (0 to 0)	0 (0 to 0)	0 (0 to 0)	0 (0 to 0)	0 (0 to 0)	0 (0 to 0)	0 (0 to 0)	0
Typhoid fever	0 (0 to 0)	0 (0 to 0)	0 (0 to 0)	0 (0 to 0)	0 (0 to 0)	0 (0 to 0)	0 (0 to 0)	0 (0 to 0)	0 (0 to 0)	0 (0 to 0)	0 (0 to 0)	0 (0 to 0)	0 (0 to 0)	0 (0 to 0)	0 (0 to 0)	0 (0 to 0)	0 (0 to 0)	0 (0 to 0)	0 (0 to 0)	0 (0 to 0)	0 (0 to 0)	0 (0 to 0)	0 (0 to 0)	0
Paratyphoid fever	0 (0 to 0)	0 (0 to 0)	0 (0 to 0)	0 (0 to 0)	0 (0 to 0)	0 (0 to 0)	0 (0 to 0)	0 (0 to 0)	0 (0 to 0)	0 (0 to 0)	0 (0 to 0)	0 (0 to 0)	0 (0 to 0)	0 (0 to 0)	0 (0 to 0)	0 (0 to 0)	0 (0 to 0)	0 (0 to 0)	0 (0 to 0)	0 (0 to 0)	0 (0 to 0)	0 (0 to 0)	0 (0 to 0)	0
Invasive Non-typhoidal Salmonella (iNTS)	0 (0 to 0)	0 (0 to 0)	0 (0 to 0)	0 (0 to 0)	0 (0 to 0)	0 (0 to 0)	0 (0 to 0)	0 (0 to 0)	0 (0 to 0)	0 (0 to 0)	0 (0 to 0)	0 (0 to 0)	0 (0 to 0)	0 (0 to 0)	0 (0 to 0)	0 (0 to 0)	0 (0 to 0)	0 (0 to 0)	0 (0 to 0)	0 (0 to 0)	0 (0 to 0)	0 (0 to 0)	0 (0 to 0)	0.2
Other intestinal infectious diseases	0 (0 to 0)	0 (0 to 0)	0.1 (0 to 0.1)	0 (0 to 0)	0 (0 to 0)	0 (0 to 0)	0 (0 to 0)	0 (0 to 0)	0 (0 to 0)	0 (0 to 0)	0 (0 to 0)	0 (0 to 0)	0 (0 to 0)	0 (0 to 0)	0 (0 to 0)	0 (0 to 0)	0 (0 to 0)	0 (0 to 0)	0 (0 to 0)	0 (0 to 0)	0 (0 to 0)	0 (0 to 0)	0 (0 to 0)	0.3
Neglected tropical diseases and malaria	0 (0 to 0)	0 (0 to 0)	0.7 (0.1 to 1.6)	2 (0.4 to 5.6)	0.5 (0 to 1.4)	0.4 (0 to 0.9)	0.3 (0 to 0.7)	0.5 (0 to 1.1)	0.6 (0 to 1.2)	0.7 (0 to 1.1)	0.9 (0 to 1.2)	0.9 (0 to 1.2)	0.9 (0 to 1.2)	0.8 (0 to 1.2)	0.6 (0 to 1.1)	0.5 (0 to 1)	0.4 (0 to 0.9)	0.3 (0 to 0.7)	0.2 (0 to 0.5)	0.1 (0 to 0.4)	0.1 (0 to 0.3)	0 (0 to 0.1)	0 (0 to 0.1)	13.4
Malaria	0 (0 to 0)	0 (0 to 0)	0 (0 to 0)	0 (0 to 0)	0 (0 to 0)	0 (0 to 0)	0 (0 to 0)	0 (0 to 0)	0 (0 to 0)	0 (0 to 0)	0 (0 to 0)	0 (0 to 0)	0 (0 to 0)	0 (0 to 0)	0 (0 to 0)	0 (0 to 0)	0 (0 to 0)	0 (0 to 0)	0 (0 to 0)	0 (0 to 0)	0 (0 to 0)	0 (0 to 0)	0 (0 to 0)	0
Chagas disease	0 (0 to 0)	0 (0 to 0)	0 (0 to 0)	0 (0 to 0)	0 (0 to 0)	0 (0 to 0)	0 (0 to 0)	0 (0 to 0)	0 (0 to 0)	0 (0 to 0)	0 (0 to 0)	0 (0 to 0)	0 (0 to 0)	0 (0 to 0)	0 (0 to 0)	0 (0 to 0)	0 (0 to 0)	0 (0 to 0)	0 (0 to 0)	0 (0 to 0)	0 (0 to 0)	0 (0 to 0)	0 (0 to 0)	0
Leishmaniasis	0 (0 to 0)	0 (0 to 0)	0 (0 to 0)	0 (0 to 0)	0 (0 to 0)	0 (0 to 0)	0 (0 to 0)	0 (0 to 0)	0 (0 to 0)	0 (0 to 0)	0 (0 to 0)	0 (0 to 0)	0 (0 to 0)	0 (0 to 0)	0 (0 to 0)	0 (0 to 0)	0 (0 to 0)	0 (0 to 0)	0 (0 to 0)	0 (0 to 0)	0 (0 to 0)	0 (0 to 0)	0 (0 to 0)	0
Visceral leishmaniasis	0 (0 to 0)	0 (0 to 0)	0 (0 to 0)	0 (0 to 0)	0 (0 to 0)	0 (0 to 0)	0 (0 to 0)	0 (0 to 0)	0 (0 to 0)	0 (0 to 0)	0 (0 to 0)	0 (0 to 0)	0 (0 to 0)	0 (0 to 0)	0 (0 to 0)	0 (0 to 0)	0 (0 to 0)	0 (0 to 0)	0 (0 to 0)	0 (0 to 0)	0 (0 to 0)	0 (0 to 0)	0 (0 to 0)	0
Cutaneous and mucocutaneous leishmaniasis	0 (0 to 0)	0 (0 to 0)	0 (0 to 0)	0 (0 to 0)	0 (0 to 0)	0 (0 to 0)	0 (0 to 0)	0 (0 to 0)	0 (0 to 0)	0 (0 to 0)	0 (0 to 0)	0 (0 to 0)	0 (0 to 0)	0 (0 to 0)	0 (0 to 0)	0 (0 to 0)	0 (0 to 0)	0 (0 to 0)	0 (0 to 0)	0 (0 to 0)	0 (0 to 0)	0 (0 to 0)	0 (0 to 0)	0
African trypanosomiasis	0 (0 to 0)	0 (0 to 0)	0 (0 to 0)	0 (0 to 0)	0 (0 to 0)	0 (0 to 0)	0 (0 to 0)	0 (0 to 0)	0 (0 to 0)	0 (0 to 0)	0 (0 to 0)	0 (0 to 0)	0 (0 to 0)	0 (0 to 0)	0 (0 to 0)	0 (0 to 0)	0 (0 to 0)	0 (0 to 0)	0 (0 to 0)	0 (0 to 0)	0 (0 to 0)	0 (0 to 0)	0 (0 to 0)	0
Schistosomiasis	0 (0 to 0)	0 (0 to 0)	0 (0 to 0)	0 (0 to 0)	0 (0 to 0)	0 (0 to 0)	0 (0 to 0)	0 (0 to 0)	0 (0 to 0)	0 (0 to 0)	0 (0 to 0)	0 (0 to 0)	0 (0 to 0)	0 (0 to 0)	0 (0 to 0)	0 (0 to 0)	0 (0 to 0)	0 (0 to 0)	0 (0 to 0)	0 (0 to 0)	0 (0 to 0)	0 (0 to 0)	0 (0 to 0)	0
Cysticercosis	0 (0 to 0)	0 (0 to 0)	0 (0 to 0)	0 (0 to 0)	0 (0 to 0)	0 (0 to 0)	0 (0 to 0)	0 (0 to 0)	0 (0 to 0)	0 (0 to 0)	0 (0 to 0)	0 (0 to 0)	0 (0 to 0)	0 (0 to 0)	0 (0 to 0)	0 (0 to 0)	0 (0 to 0)	0 (0 to 0)	0 (0 to 0)	0 (0 to 0)	0 (0 to 0)	0 (0 to 0)	0 (0 to 0)	0
Cystic echinococcosis	0 (0 to 0)	0 (0 to 0)	0 (0 to 0)	0 (0 to 0)	0 (0 to 0)	0 (0 to 0)	0 (0 to 0)	0 (0 to 0)	0 (0 to 0)	0 (0 to 0)	0 (0 to 0)	0 (0 to 0)	0 (0 to 0)	0 (0 to 0)	0 (0 to 0)	0 (0 to 0)	0 (0 to 0)	0 (0 to 0)	0 (0 to 0)	0 (0 to 0)	0 (0 to 0)	0 (0 to 0)	0 (0 to 0)	0.1
Lymphatic filariasis	0 (0 to 0)	0 (0 to 0)	0 (0 to 0)	0 (0 to 0)	0 (0 to 0)	0 (0 to 0)	0 (0 to 0)	0 (0 to 0)	0 (0 to 0)	0 (0 to 0)	0 (0 to 0)	0 (0 to 0)	0 (0 to 0)	0 (0 to 0)	0 (0 to 0)	0 (0 to 0)	0 (0 to 0)	0 (0 to 0)	0 (0 to 0)	0 (0 to 0)	0 (0 to 0)	0 (0 to 0)	0 (0 to 0)	0
Onchocerciasis	0 (0 to 0)	0 (0 to 0)	0 (0 to 0)	0 (0 to 0)	0 (0 to 0)	0 (0 to 0)	0 (0 to 0)	0 (0 to 0)	0 (0 to 0)	0 (0 to 0)	0 (0 to 0)	0 (0 to 0)	0 (0 to 0)	0 (0 to 0)	0 (0 to 0)	0 (0 to 0)	0 (0 to 0)	0 (0 to 0)	0 (0 to 0)	0 (0 to 0)	0 (0 to 0)	0 (0 to 0)	0 (0 to 0)	0
Trachoma	0 (0 to 0)	0 (0 to 0)	0 (0 to 0)	0 (0 to 0)	0 (0 to 0)	0 (0 to 0)	0 (0 to 0)	0 (0 to 0)	0 (0 to 0)	0 (0 to 0)	0 (0 to 0)	0 (0 to 0)	0 (0 to 0)	0 (0 to 0)	0 (0 to 0)	0 (0 to 0)	0 (0 to 0)	0 (0 to 0)	0 (0 to 0)	0 (0 to 0)	0 (0 to 0)	0 (0 to 0)	0 (0 to 0)	0
Dengue	0 (0 to 0)	0 (0 to 0)	0 (0 to 0)	0 (0 to 0)	0 (0 to 0)	0 (0 to 0)	0 (0 to 0)	0 (0 to 0)	0 (0 to 0)	0 (0 to 0)	0 (0 to 0)	0 (0 to 0)	0 (0 to 0)	0 (0 to 0)	0 (0 to 0)	0 (0 to 0)	0 (0 to 0)	0 (0 to 0)	0 (0 to 0)	0 (0 to 0)	0 (0 to 0)	0 (0 to 0)	0 (0 to 0)	0
Yellow fever	0 (0 to 0)	0 (0 to 0)	0 (0 to 0)	0 (0 to 0)	0 (0 to 0)	0 (0 to 0)	0 (0 to 0)	0 (0 to 0)	0 (0 to 0)	0 (0 to 0)	0 (0 to 0)	0 (0 to 0)	0 (0 to 0)	0 (0 to 0)	0 (0 to 0)	0 (0 to 0)	0 (0 to 0)	0 (0 to 0)	0 (0 to 0)	0 (0 to 0)	0 (0 to 0)	0 (0 to 0)	0 (0 to 0)	0
Rabies	0 (0 to 0)	0 (0 to 0)	0 (0 to 0)	0 (0 to 0)	0 (0 to 0)	0 (0 to 0)	0 (0 to 0)	0 (0 to 0)	0 (0 to 0)	0 (0 to 0)	0 (0 to 0)	0 (0 to 0)	0 (0 to 0)	0 (0 to 0)	0 (0 to 0)	0 (0 to 0)	0 (0 to 0)	0 (0 to 0)	0 (0 to 0)	0 (0 to 0)	0 (0 to 0)	0 (0 to 0)	0 (0 to 0)	0
Intestinal nematode infections	0 (0 to 0)	0 (0 to 0)	0 (0 to 0)	0 (0 to 0)	0 (0 to 0)	0 (0 to 0)	0 (0 to 0)	0 (0 to 0)	0 (0 to 0)	0 (0 to 0)	0 (0 to 0)	0 (0 to 0)	0 (0 to 0)	0 (0 to 0)	0 (0 to 0)	0 (0 to 0)	0 (0 to 0)	0 (0 to 0)	0 (0 to 0)	0 (0 to 0)	0 (0 to 0)	0 (0 to 0)	0 (0 to 0)	0
Ascariasis	0 (0 to 0)	0 (0 to 0)	0 (0 to 0)	0 (0 to 0)	0 (0 to 0)	0 (0 to 0)	0 (0 to 0)	0 (0 to 0)	0 (0 to 0)	0 (0 to 0)	0 (0 to 0)	0 (0 to 0)	0 (0 to 0)	0 (0 to 0)	0 (0 to 0)	0 (0 to 0)	0 (0 to 0)	0 (0 to 0)	0 (0 to 0)	0 (0 to 0)	0 (0 to 0)	0 (0 to 0)	0 (0 to 0)	0
Trichuriasis	0 (0 to 0)	0 (0 to 0)	0 (0 to 0)	0 (0 to 0)	0 (0 to 0)	0 (0 to 0)	0 (0 to 0)	0 (0 to 0)	0 (0 to 0)	0 (0 to 0)	0 (0 to 0)	0 (0 to 0)	0 (0 to 0)	0 (0 to 0)	0 (0 to 0)	0 (0 to 0)	0 (0 to 0)	0 (0 to 0)	0 (0 to 0)	0 (0 to 0)	0 (0 to 0)	0 (0 to 0)	0 (0 to 0)	0
Hookworm disease



8369

Osteoarthritis other	0 (0 to 0)	0 (0 to 0)	0 (0 to 0)

SII Table 2b: Westminster DALYS by cause and age group for females with 95% uncertainty intervals, 2019

Cause	Early Neonatal	Late Neonatal	Post Neonatal	1 to 4	5 to 9	10 to 14	15 to 19	20 to 24	25 to 29	30 to 34	35 to 39	40 to 44	45 to 49	50 to 54	55 to 59	60 to 64	65 to 69	70 to 74	75 to 79	80 to 84	85 to 89	90 to 94	95 plus	Total
All causes	192 (129 to 180)	192 (90 to 337)	596 (324 to 1,102)	1,064 (744 to 1,452)	1,067 (773 to 1,397)	1,067 (842 to 1,439)	1,067 (844 to 1,401)	1,067 (776 to 1,370)	1,067 (1,067 to 1,067)	1,067 (1,067 to 1,067)	1,067 (1,067 to 1,067)	1,067 (1,067 to 1,067)	1,067 (1,067 to 1,067)	1,067 (1,067 to 1,067)	1,067 (1,067 to 1,067)	1,067 (1,067 to 1,067)	1,067 (1,067 to 1,067)	1,067 (1,067 to 1,067)	1,067 (1,067 to 1,067)	1,067 (1,067 to 1,067)	1,067 (1,067 to 1,067)	1,067 (1,067 to 1,067)	26,020 (24,647 to 27,393)
Communicable, maternal, neonatal, and nutritional diseases	192 (89 to 180)	192 (22 to 28)	596 (21 to 57.3)	1,064 (37.2 to 70.1)	1,067 (33 to 196)	1,067 (29.9 to 36.5)	1,067 (29 to 36.2)	1,067 (27.7 to 74.9)	1,067 (54 to 137)	1,067 (59.2 to 152)	1,067 (58.5 to 156)	1,067 (59.4 to 159)	1,067 (60.4 to 157.6)	1,067 (61.2 to 79.7)	1,067 (30 to 56.1)	1,067 (34 to 58.4)	1,067 (36.3 to 73.7)	1,067 (46.8 to 73.7)	1,067 (54.3 to 73.6)	1,067 (59.2 to 132)	1,067 (59.2 to 73.6)	1,067 (59.2 to 73.6)	1,070 (59.2 to 73.6)
HIV/AIDS and sexually transmitted infections	4.4 (1.3 to 9.5)	1.2 (0.3 to 2.6)	2.9 (1.7 to 5)	1.2 (1.1 to 1.4)	0.8 0.7 to 1	0.6 (0.5 to 0.7)	1 (0.8 to 1.4)	3.2 (2.4 to 4.2)	6.2 (4.4 to 8.4)	10 (7.4 to 13.3)	12.6 (9.7 to 17.4)	10.9 (8.2 to 14.7)	8.4 (6.5 to 10.9)	6.2 (4.9 to 7.9)	3.2 (2.3 to 4.3)	2.4 (1.8 to 3.2)	1.7 (1.2 to 2.4)	1.1 (0.8 to 1.6)	0.5 (0.3 to 0.9)	0.2 (0.1 to 0.4)	0.1 (0.1 to 0.1)	0.1 (0.1 to 0.1)	79.3 (0.1 to 0.1)
HIV/AIDS	0 (0 to 0)	0 (0 to 0)	1.3 (1.1 to 1.6)	1.2 (0.9 to 0.9)	0.8 (0.5 to 0.9)	0.6 (0.5 to 0.7)	0.8 (0.6 to 1.1)	2.3 (1.8 to 3)	5.7 (3.7 to 8.9)	9.4 (6.6 to 13.7)	11.9 (8.6 to 17.3)	10.4 (7.7 to 14.8)	8.1 (6.2 to 10.6)	6.1 (4.8 to 7.8)	3.2 (2.3 to 4.2)	2.3 (1.6 to 3.1)	1.6 (1.1 to 2.4)	1.1 (0.8 to 1.5)	0.5 (0.3 to 0.9)	0.2 (0.1 to 0.4)	0.1 (0.1 to 0.1)	0.1 (0.1 to 0.1)	52 (0.1 to 0.1)
HIV/AIDS - Drug-susceptible Tuberculosis	0 (0 to 0)	0 (0 to 0)	0.2 (0 to 0.2)	0.1 (0.1 to 0.2)	0.1 (0.1 to 0.1)	0.1 (0 to 0.1)	0.1 (0 to 0.1)	0.2 (0.1 to 0.3)	0.2 (0.2 to 0.4)	0.5 (0.3 to 0.7)	0.7 (0.4 to 1)	0.7 (0.4 to 1)	0.6 (0.3 to 0.8)	0.5 (0.3 to 0.6)	0.3 (0.2 to 0.4)	0.2 (0.1 to 0.2)	0.1 (0.1 to 0.2)	0.1 (0.1 to 0.2)	0.1 (0.1 to 0.1)	0.1 (0 to 0.1)	0 (0 to 0)	0 (0 to 0)	4 (0 to 0)
HIV/AIDS - Multidrug-resistant Tuberculosis without extensive dr...	0 (0 to 0)	0 (0 to 0)	0 (0 to 0)

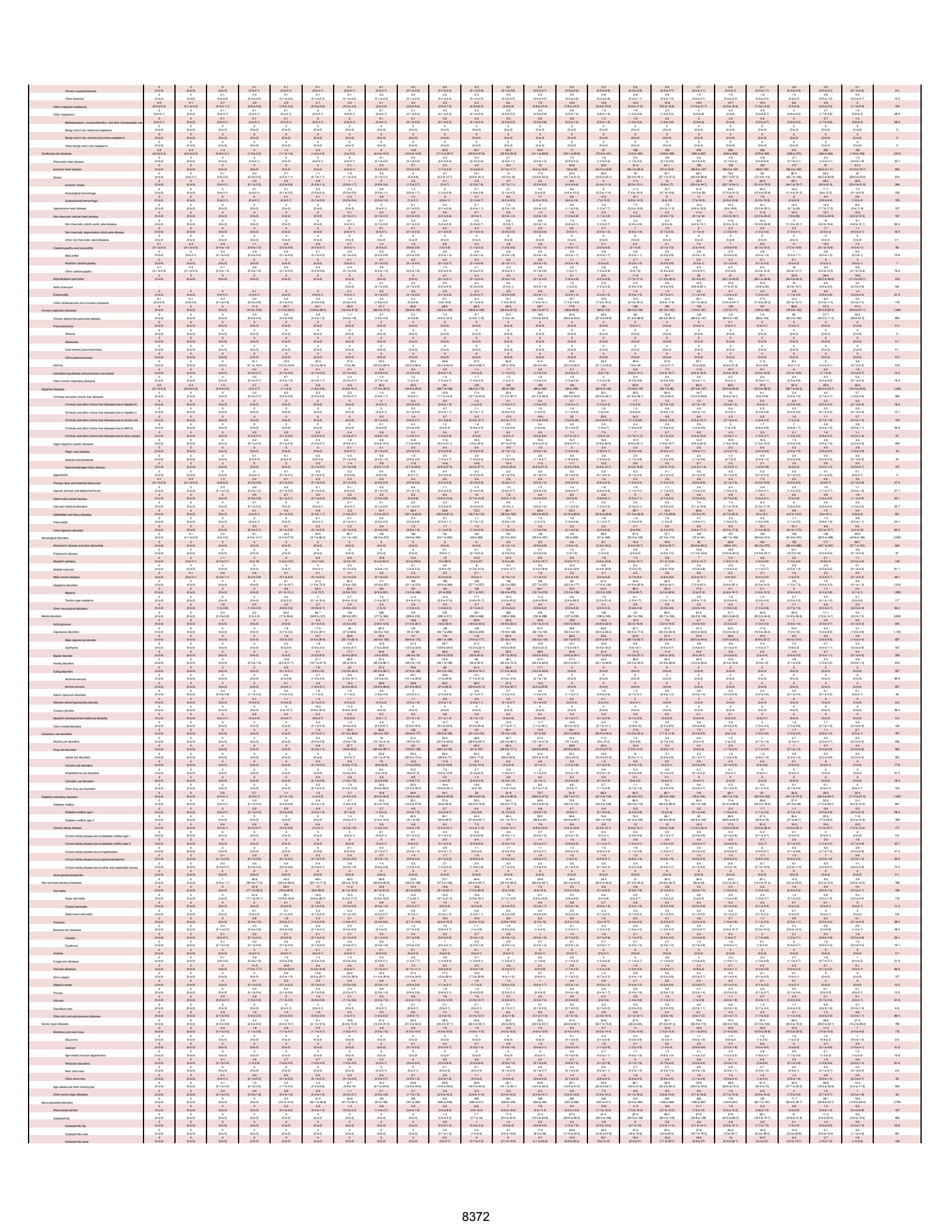

| | | |

SR Table 2b: Bromley DALYS by cause and age group for females with 95% uncertainty intervals, 2019

Cause	Early Neonatal	Late Neonatal	Post Neonatal	1 to 4	5 to 9	10 to 14	15 to 19	20 to 24	25 to 29	30 to 34	35 to 39	40 to 44	45 to 49	50 to 54	55 to 59	60 to 64	65 to 69	70 to 74	75 to 79	80 to 84	85 to 89	90 to 94	95 plus	Total
All causes	1,180 (1,140 to 1,220)	1,180 (1,140 to 1,220)	1,180 (1,140 to 1,220)



Osteoarthritis other	0 (0 to 0)	0 (0 to 0)	0 (0 to 0)	0 (0 to 0)	0 (0 to 0)	0 (0 to 0)	0 (0 to 0)	0 (0 to 0)	0 (0 to 0)	0 (0 to 0)	0 (0 to 0)	0.4 (0 to 1)	1.4 (0 to 3)	3.5 (1 to 7)	6.2 (2 to 13)	8.3 (3 to 17)	8.6 (3 to 18)	9.4 (4 to 19)	11.2 (5 to 22)	9.1 (4 to 19)	8 (3 to 16)	6.1 (3 to 12)	3.9 (2 to 7)	1.8 (0 to 3)	78
Low back pain	0 (0 to 0)	0 (0 to 0)	0 (0 to 0)	0 (0 to 0)	7.2 (3 to 13)	35.2 (20 to 57)	92.6 (56 to 136)	149 (97 to 208)	187.4 (116 to 276)	185.6 (109 to 270)	174 (102 to 252)	156 (92 to 228)	138 (82 to 205)	120 (72 to 178)	104 (62 to 153)	89 (53 to 132)	78 (46 to 116)	69 (41 to 102)	62 (36 to 92)	63 (37 to 94)	63 (37 to 94)	63 (37 to 93)	62 (36 to 92)	59 (34 to 87)	2,600
Neck pain	0 (0 to 0)	0 (0 to 0)	0 (0 to 0)	0 (0 to 0)	4 (1 to 9)	20.4 (10 to 39)	52.6 (31 to 81)	84.1 (51 to 128)	107.3 (64 to 162)	108 (64 to 162)	108 (65 to 164)	108 (64 to 164)	108 (64 to 164)	108 (64 to 164)	104 (62 to 163)	99 (59 to 153)	90 (53 to 140)	80 (47 to 126)	70 (39 to 116)	72 (40 to 119)	72 (40 to 119)	72 (40 to 119)	72 (40 to 119)	72 (40 to 119)	1,110
Gout	0 (0 to 0)	0 (0 to 0)	0 (0 to 0)	0 (0 to 0)	0 (0 to 0)	0 (0 to 0)	0 (0 to 0)	0 (0 to 0)	0 (0 to 0)	0 (0 to 0)	0 (0 to 0)	0 (0 to 0)	0 (0 to 0)	0 (0 to 0)	0 (0 to 0)	0 (0 to 0)	0 (0 to 0)	0 (0 to 0)	0 (0 to 0)	0 (0 to 0)	0 (0 to 0)	0 (0 to 0)	0 (0 to 0)	0 (0 to 0)	0 (0 to 0)	24.4
Other musculoskeletal disorders	0 (0 to 0)	0 (0 to 0)	0 (0 to 0)	0.2 (0 to 0.5)	1.5 (0.4 to 3.5)	12 (6 to 20)	29.7 (16 to 47.5)	55.2 (30.1 to 77.3)	70.2 (43.3 to 108)	86.3 (52.1 to 126)	93.5 (55.4 to 142)	111 (68.4 to 167)	122 (75.6 to 185)	114 (71.6 to 169)	93.7 (55.2 to 147)	86 (51.2 to 130)	88.9 (53.9 to 140)	91.2 (54.4 to 146)	89.1 (54.2 to 136)	49.1 (19.6 to 104)	25.1 (11.2 to 47.3)	14.1 (5.5 to 33.7)	8.6 (3 to 19)	1,110
Other non-communicable diseases	62 (28.1 to 92.3)	23.6 (17.3 to 37.5)	39.8 (29.2 to 59.6)	66.8 (52.9 to 85.2)	62.2 (49.3 to 79.2)	55.6 (38.1 to 79.7)	59.9 (44.9 to 131)	160 (110 to 222)	246 (166 to 355)	256 (202 to 423)	256 (227 to 458)	241 (205 to 477)	229 (192 to 434)	263 (220 to 477)	263 (207 to 394)	243 (197 to 394)	282 (197 to 394)	259 (170 to 394)	282 (200 to 393)	212 (152 to 283)	132 (98 to 177)	64 (46 to 77)	54.4 (28.1 to 79.8)	4,360
Congenital birth defects	40.9 (27 to 61.5)	20.7 (14.5 to 32.8)	42.8 (29.1 to 61.1)	43.3 (32.3 to 57.5)	15.9 (11.3 to 22.4)	14.4 (10.4 to 19.4)	11.9 (8.7 to 16.4)	10.5 (7.7 to 14.4)	10.2 (7.2 to 14.3)	11 (7.6 to 15.1)	11.6 (8.1 to 15.6)	11.8 (8.6 to 15.7)	13.2 (9.7 to 17.7)	14.2 (10.1 to 19.7)	13.7 (9.7 to 17.5)	9.6 (6.6 to 12.6)	7.1 (5.1 to 9.3)	3.4 (2.1 to 5.1)	2.1 (1.1 to 3.3)	1.5 (0.9 to 2.2)	0.9 (0.4 to 1.4)	0.5 (0.3 to 0.8)	0.2 (0.1 to 0.3)	211
Neural tube defects	4.5 (1.9 to 7.6)	1.2 (0.5 to 2.3)	0.9 (0.4 to 1.9)	0.8 (0.4 to 1.4)	0.7 (0.3 to 1.1)	0.7 (0.3 to 1.1)	0.6 (0.4 to 0.9)	0.6 (0.4 to 0.9)	0.5 (0.3 to 0.8)	0.5 (0.3 to 0.8)	0.5 (0.3 to 0.8)	0.4 (0.3 to 0.7)	0.4 (0.3 to 0.7)	0.3 (0.2 to 0.5)	0.2 (0.1 to 0.3)	0.1 (0.1 to 0.2)	0.1 (0.1 to 0.1)	0.1 (0.1 to 0.1)	0.1 (0.1 to 0.1)	0 (0 to 0)	0 (0 to 0)	0 (0 to 0)	0 (0 to 0)	0 (0 to 0)	27.1
Congenital heart anomalies	7.9 (3.1 to 22.2)	6.8 (2.7 to 19.8)	9.4 (4.4 to 20.1)	7.7 (4.5 to 14.6)	2.1 (1.1 to 4.6)	1.7 (1 to 4.4)	1.6 (0.9 to 3.8)	1.4 (0.8 to 3.2)	1.6 (1 to 3.1)	1.7 (1 to 3.1)	1.9 (1.2 to 3)	2 (1.1 to 3)	1.9 (1.2 to 2.7)	1.5 (0.9 to 2.3)	1.1 (0.6 to 1.7)	0.7 (0.4 to 1.1)	0.5 (0.1 to 0.9)	0.2 (0 to 0.6)	0.1 (0 to 0.3)	0 (0 to 0)	0 (0 to 0)	0 (0 to 0)	0 (0 to 0)	0 (0 to 0)	53.7
Orofacial clefts	0 (0 to 0)	0 (0 to 0)	0.2 (0.1 to 0.4)	0.4 (0.1 to 0.7)	0.2 (0.1 to 0.5)	0.2 (0.1 to 0.5)	0.2 (0 to 0.4)	0.2 (0 to 0.4)	0.2 (0 to 0.5)	0.2 (0 to 0.5)	0.2 (0.1 to 0.5)	0.2 (0.1 to 0.5)	0.3 (0.1 to 0.6)	0.3 (0.1 to 0.6)	0.2 (0 to 0.5)	0.2 (0 to 0.5)	0.2 (0 to 0.5)	0.2 (0 to 0.5)	0.1 (0 to 0.3)	0.1 (0 to 0.3)	0.1 (0 to 0.2)	0.1 (0 to 0.1)	0 (0 to 0)	0 (0 to 0)	3.9
Down syndrome	1.2 (0.5 to 2.1)	0.4 (0.2 to 0.6)	0.9 (0.5 to 1.5)	1.5 (0.9 to 2.3)	0.9 (0.4 to 1.3)	0.6 (0.3 to 1.2)	0.6 (0.3 to 1.2)	0.6 (0.3 to 1.2)	1 (0.5 to 1.6)	1.1 (0.7 to 1.6)	1.2 (0.8 to 1.8)	1.4 (0.9 to 1.9)	2.1 (1.3 to 2.9)	3.8 (2.4 to 5.4)	4.4 (2.8 to 6.3)	3.2 (1.8 to 5)	1.7 (0.8 to 3)	0 (0 to 0)	0 (0 to 0)	0 (0 to 0)	0 (0 to 0)	0 (0 to 0)	0 (0 to 0)	0 (0 to 0)	27.3
Turner syndrome	0 (0 to 0)	0 (0 to 0)	0 (0 to 0)	0.1 (0 to 0.2)	0.1 (0 to 0.3)	0.1 (0 to 0.3)	0.1 (0 to 0.3)	0.1 (0 to 0.3)	0.1 (0 to 0.3)	0.1 (0 to 0.3)	0.1 (0 to 0.3)	0.1 (0 to 0.2)	0.1 (0 to 0.2)	0.1 (0 to 0.2)	0.1 (0 to 0.1)	0 (0 to 0)	0 (0 to 0)	0 (0 to 0)	0 (0 to 0)	0 (0 to 0)	0 (0 to 0)	0 (0 to 0)	0 (0 to 0)	0 (0 to 0)	1.1
Klinefelter syndrome	0 (0 to 0)	0 (0 to 0)	0 (0 to 0)	0 (0 to 0)	0 (0 to 0)	0 (0 to 0)	0 (0 to 0)	0 (0 to 0)	0 (0 to 0)	0 (0 to 0)	0 (0 to 0)	0 (0 to 0)	0 (0 to 0)	0 (0 to 0)	0 (0 to 0)	0 (0 to 0)	0 (0 to 0)	0 (0 to 0)	0 (0 to 0)	0 (0 to 0)	0 (0 to 0)	0 (0 to 0)	0 (0 to 0)	0 (0 to 0)	0
Other chromosomal abnormalities	9.9 (3.8 to 20.8)	6.2 (2.3 to 14.4)	10.4 (4.5 to 21.8)	8.4 (4.5 to 17.1)	2.4 (1.2 to 4.6)	2.1 (1 to 4.2)	1.8 (1 to 3.6)	1.6 (1 to 3.2)	1.6 (1 to 2.8)	1.5 (0.9 to 2.5)	1.6 (1 to 2.6)	1.7 (1 to 2.6)	1.7 (1 to 2.6)	1.6 (1 to 2.6)	1.5 (1 to 2.2)	1.2 (0.7 to 1.8)	0.7 (0.4 to 1.1)	0.5 (0.3 to 0.8)	0.2 (0 to 0.4)	0.1 (0 to 0.3)	0 (0 to 0)	0 (0 to 0)	0 (0 to 0)	0 (0 to 0)	52
Congenital musculoskeletal and limb anomalies	1.9 (0.4 to 3.4)	0.7 (0.1 to 1.2)	0.9 (0.3 to 1.6)	1.6 (0.6 to 2.8)	4.6 (2.6 to 7.8)	2.6 (1.4 to 4.3)	3.2 (1.8 to 5.2)	3.4 (2 to 5.2)	3.7 (2.2 to 5.3)	3.9 (2.2 to 5.7)	3.9 (2.2 to 5.7)	4.2 (2.4 to 6.1)	4.2 (2.4 to 6.1)	4.2 (2.4 to 6.1)	3.7 (2.1 to 5.4)	2.9 (1.6 to 4.4)	2.4 (1.4 to 3.7)	1.9 (1.1 to 3.2)	1.1 (0.4 to 1.9)	0.7 (0.4 to 1.2)	0.4 (0.2 to 0.7)	0.2 (0.1 to 0.3)	0.1 (0 to 0.1)	79.5
Urogenital congenital anomalies	1.4 (0.4 to 3.1)	0.3 (0 to 1)	0.7 (0.2 to 1.8)	1.1 (0.4 to 2.5)	0.6 (0.2 to 1.5)	0.4 (0.2 to 0.7)	0.3 (0.2 to 0.5)	0.3 (0.2 to 0.4)	0.2 (0 to 0.4)	0.2 (0 to 0.4)	0.2 (0 to 0.4)	0.2 (0 to 0.4)	0.1 (0 to 0.3)	0.1 (0 to 0.2)	0.1 (0 to 0.2)	0 (0 to 0.1)	0 (0 to 0.1)	0 (0 to 0.1)	0 (0 to 0.1)	0 (0 to 0.1)	0 (0 to 0.1)	0 (0 to 0.1)	0 (0 to 0.1)	0 (0 to 0.1)	6.3
Digestive congenital anomalies	3.1 (1.4 to 6.3)	1.1 (0.4 to 2.5)	1.4 (0.5 to 3.8)	1.2 (0.6 to 2.6)	0.4 (0.2 to 1.1)	0.3 (0.1 to 0.8)	0.3 (0.1 to 0.7)	0.3 (0.1 to 0.6)	0.3 (0.2 to 0.5)	0.3 (0.1 to 0.5)	0.3 (0.2 to 0.5)	0.3 (0.2 to 0.5)	0.3 (0.1 to 0.5)	0.3 (0.1 to 0.5)	0.2 (0.1 to 0.4)	0.1 (0.1 to 0.3)	0.1 (0.1 to 0.2)	0.1 (0 to 0.2)	0 (0 to 0.1)	0 (0 to 0.1)	0 (0 to 0.1)	0 (0 to 0.1)	0 (0 to 0.1)	0 (0 to 0.1)	17
Other congenital birth defects	2.7 (1.1 to 5.7)	1.2 (0.3 to 3.1)	1.2 (0.4 to 3.6)	1.2 (0.6 to 2.6)	0.6 (0.3 to 1.4)	0.5 (0.2 to 1.1)	0.5 (0.2 to 1.1)	0.5 (0.2 to 1.1)	0.5 (0.2 to 1.1)	0.5 (0.2 to 1.1)	0.5 (0.2 to 1.1)	0.5 (0.2 to 1.1)	0.5 (0.2 to 1.1)	0.5 (0.2 to 1.1)	0.5 (0.2 to 1.1)	0.5 (0.2 to 1.1)	0.5 (0.2 to 1.1)	0.5 (0.2 to 1.1)	0.5 (0.2 to 1.1)	0.5 (0.2 to 1.1)	0.5 (0.2 to 1.1)	0.5 (0.2 to 1.1)	0.5 (0.2 to 1.1)	52.1
Urinary diseases and male infertility	0.1 (0 to 0.1)	0 (0 to 0.2)	0 (0 to 0.4)	0.2 (0 to 0.5)	0.2 (0 to 0.6)	0.2 (0 to 0.6)	1.1 (0.7 to 1.7)	1.7 (1 to 2.4)	2.6 (1.7 to 3.8)	3.5 (2 to 5.1)	3.6 (2 to 5.1)	3.6 (2 to 5.1)	3.6 (2 to 5.1)	3.6 (2 to 5.1)	3.6 (2 to 5.1)	3.6 (2 to 5.1)	3.6 (2 to 5.1)	3.6 (2 to 5.1)	3.6 (2 to 5.1)	3.6 (2 to 5.1)	3.6 (2 to 5.1)	3.6 (2 to 5.1)	3.6 (2 to 5.1)	3.6 (2 to 5.1)	284
Urolithiasis	0 (0 to 0)	0 (0 to 0)	0 (0 to 0)	0 (0 to 0)	0 (0 to 0)	0 (0 to 0)	0 (0 to 0.1)	0.2 (0 to 0.3)	0.2 (0 to 0.5)	0.2 (0 to 0.5)	0.2 (0 to 0.5)	0.2 (0 to 0.5)	0.2 (0 to 0.5)	0.2 (0 to 0.5)	0.2 (0 to 0.5)	0.2 (0 to 0.5)	0.2 (0 to 0.5)	0.2 (0 to 0.5)	0.2 (0 to 0.5)	0.2 (0 to 0.5)	0.2 (0 to 0.5)	0.2 (0 to 0.5)	0.2 (0 to 0.5)	0.2 (0 to 0.5)	10.7
Benign prostatic hyperplasia	0 (0 to 0)	0 (0 to 0)	0 (0 to 0)	0 (0 to 0)	0 (0 to 0)	0 (0 to 0)	0 (0 to 0)	0 (0 to 0)	0 (0 to 0)	0 (0 to 0)	0 (0 to 0)	0 (0 to 0)	0 (0 to 0)	0 (0 to 0)	0 (0 to 0)	0 (0 to 0)	0 (0 to 0)	0 (0 to 0)	0 (0 to 0)	0 (0 to 0)	0 (0 to 0)	0 (0 to 0)	0 (0 to 0)	0 (0 to 0)	0
Male infertility	–	–	–	–	–	–	–	–	–	–	–	–	–	–	–	–	–	–	–	–	–	–	–	–	NA
Other urinary diseases	0 (0 to 0.1)	0 (0 to 0.1)	0.1 (0 to 0.1)	0.2 (0.1 to 0.4)	0.1 (0.1 to 0.2)	0.2 (0 to 0.4)	0.3 (0.1 to 0.6)	0.2 (0 to 0.4)	0.4 (0.3 to 0.6)	0.6 (0.4 to 1)	0.5 (0.3 to 0.8)	0.5 (0.3 to 0.8)	0.6 (0.4 to 1)	0.5 (0.3 to 1)	0.5 (0.3 to 1)	0.4 (0.2 to 1)	0.4 (0.2 to 1)	0.4 (0.2 to 1.1)	0.5 (0.2 to 1.1)	0.4 (0.1 to 1.1)	0.3 (0.1 to 1.1)	0.2 (0.1 to 0.7)	0.1 (0 to 0.3)	8.1
Gynecological diseases	0 (0 to 0)	0 (0 to 0)	0 (0 to 0)	0 (0 to 0)	0 (0 to 0)	14.4 (7.5 to 25.9)	107 (49.6 to 154)	(29.7 to 77.4)	107 (49.6 to 154)	175 (112 to 258)	256 (133 to 384)	256 (143 to 384)	256 (135 to 384)	256 (134 to 384)	256 (132 to 241)	193 (94 to 154)	142 (62 to 106)	99.2 (34.6 to 81.6)	59.3 (22 to 71.7)	29.5 (10.9 to 42.6)	12 (4.7 to 17.4)	4.2 (1.8 to 6.2)	1.2 (0.4 to 1.8)	1,690
Uterine fibroids	0 (0 to 0)	0 (0 to 0)	0 (0 to 0)	0 (0 to 0)	0 (0 to 0)	0.3 (0.1 to 0.7)	0.4 (0.2 to 1.2)	1.5 (0.4 to 3.3)	3.9 (1.7 to 8.2)	7.4 (3.4 to 15.3)	7.4 (3.4 to 15.3)	7.4 (3.4 to 15.3)	7.4 (3.4 to 15.3)	7.4 (3.4 to 15.3)	7.4 (3.4 to 15.3)	4.4 (2 to 9.1)	2.7 (1.2 to 5.4)	1.9 (0.8 to 3.7)	1.2 (0.5 to 2.3)	0.6 (0.1 to 1.4)	0.2 (0 to 0.6)	0.1 (0 to 0.2)	0 (0 to 0)	73.2
Polycystic ovarian syndrome	0 (0 to 0)	0 (0 to 0)	0 (0 to 0)	0 (0 to 0)	0 (0 to 0)	0 (0 to 0.2)	0 (0 to 0.3)	0 (0 to 0.3)	0 (0 to 0.3)	0 (0 to 0.3)	0 (0 to 0.3)	0 (0 to 0.3)	0 (0 to 0.3)	0 (0 to 0.3)	0 (0 to 0.3)	0 (0 to 0.3)	0 (0 to 0.3)	0 (0 to 0.2)	0 (0 to 0.2)	0 (0 to 0.1)	0 (0 to 0.1)	0 (0 to 0.1)	0 (0 to 0.1)	0 (0 to 0.1)	0 (0 to 0.1)	49.7
Female infertility	0 (0 to 0)	0 (0 to 0)	0 (0 to 0)	0 (0 to 0)	0 (0 to 0)	0 (0 to 0)	0 (0 to 0.3)	2 (0.1 to 4.9)	2 (0.1 to 6.3)	2.4 (0.1 to 8.3)	3 (0.1 to 10)	3.5 (0.1 to 12)	3.8 (0.1 to 13)	3.8 (0.1 to 13)	3.8 (0.1 to 13)	3.8 (0.1 to 13)	3.8 (0.1 to 13)	3.8 (0.1 to 13)	3.8 (0.1 to 13)	3.8 (0.1 to 13)	3.8 (0.1 to 13)	3.8 (0.1 to 13)	3.8 (0.1 to 13)	3.8 (0.1 to 13)	12.4
Endometriosis	0 (0 to 0)	0 (0 to 0)	0 (0 to 0)	0 (0 to 0)	0 (0 to 0)	0 (0 to 0)	0 (0 to 0.1)	14 (2.9 to 44.2)	10 (1 to 37.2)	14 (1.9 to 49.3)	14 (1.9 to 49.3)	14 (1.9 to 49.3)	14 (1.9 to 49.3)	14 (1.9 to 49.3)	14 (1.9 to 49.3)	14 (1.9 to 49.3)	14 (1.9 to 49.3)	14 (1.9 to 49.3)	14 (1.9 to 49.3)	14 (1.9 to 49.3)	14 (1.9 to 49.3)	14 (1.9 to 49.3)	14 (1.9 to 49.3)	14 (1.9 to 49.3)	84.6
Genital prolapse	0 (0 to 0)	0 (0 to 0)	0 (0 to 0)	0 (0 to 0)	0 (0 to 0)	0 (0 to 0)	0 (0 to 0)	0 (0 to 0.1)	0 (0 to 0.2)	0 (0 to 0.2)	0 (0 to 0.2)	0 (0 to 0.2)	0 (0 to 0.2)	0 (0 to 0.2)	0 (0 to 0.2)	0 (0 to 0.2)	0 (0 to 0.2)	0 (0 to 0.2)	0 (0 to 0.2)	0 (0 to 0.2)	0 (0 to 0.2)	0 (0 to 0.2)	0 (0 to 0.2)	0 (0 to 0.2)	0 (0 to 0.2)	0.3
Premenstrual syndrome	0 (0 to 0)	0 (0 to 0)	0 (0 to 0)	0 (0 to 0)	13.3 (3.3 to 34.1)	27 (10.4 to 69.4)	35.6 (18.1 to 92.2)	39.2 (22.5 to 94.2)	39.4 (22.5 to 94.4)	46.5 (26.4 to 75.2)	49.1 (27.5 to 79.7)	49 (27.5 to 79.7)	49 (27.5 to 79.7)	49 (27.5 to 79.7)	49 (27.5 to 79.7)	49 (27.5 to 79.7)	49 (27.5 to 79.7)	49 (27.5 to 79.7)	49 (27.5 to 79.7)	49 (27.5 to 79.7)	49 (27.5 to 79.7)	49 (27.5 to 79.7)	49 (27.5 to 79.7)	49 (27.5 to 79.7)	365
Other gynecological diseases	0 (0 to 0)	0 (0 to 0)	0 (0 to 0)	0 (0 to 0)	0 (0 to 0.1)	0 (0 to 0.4)	49.6 (28.9 to 79)	109 (64.3 to 173)	138 (82.8 to 215)	134 (82.3 to 204)	122 (75.6 to 187)	122 (75.6 to 187)	122 (75.6 to 187)	122 (75.6 to 187)	122 (75.6 to 187)	96 (57.4 to 143)	69.6 (38.3 to 95.6)	49.8 (29.2 to 73.7)	43.2 (27.4 to 64.9)	25.6 (16.2 to 37.9)	10.4 (6.4 to 15.5)	5.6 (3.2 to 9.3)	2.1 (1.1 to 3.6)	1,130
Hemoglobinopathies and hemolytic anemias	0.1 (0.0 to 0.2)	0.5 (0.2 to 1.2)	0.4 (0.1 to 0.9)	0.2 (0.1 to 0.4)	0.2 (0.1 to 0.4)	0.2 (0.1 to 0.4)	0.2 (0.1 to 0.5)	0.2 (0.1 to 0.5)	0.3 (0.1 to 0.6)	0.5 (0.2 to 1.2)	0.5 (0.2 to 1.2)	0.5 (0.2 to 1.2)	0.5 (0.2 to 1.2)	0.5 (0.2 to 1.2)	0.5 (0.2 to 1.2)	0.5 (0.2 to 1.2)	0.5 (0.2 to 1.2)	0.5 (0.2 to 1.2)	0.5 (0.2 to 1.2)	0.5 (0.2 to 1.2)	0.5 (0.2 to 1.2)	0.5 (0.2 to 1.2)	0.5 (0.2 to 1.2)	0.5 (0.2 to 1.2)	52.1
Thalassemias	0 (0 to 0)	0 (0 to 0)	0 (0 to 0.1)	0 (0 to 0.1)	0 (0 to 0)	0 (0 to 0)	0 (0 to 0)	0 (0 to 0)	0 (0 to 0)	0 (0 to 0)	0 (0 to 0)	0 (0 to 0)	0 (0 to 0)	0 (0 to 0)	0 (0 to 0)	0 (0 to 0)	0 (0 to 0)	0 (0 to 0)	0 (0 to 0)	0 (0 to 0)	0 (0 to 0)	0 (0 to 0)	0 (0 to 0)	0 (0 to 0)	0.2
Thalassemias trait	0 (0 to 0.4)	0.2 (0 to 0.6)	0.7 (0.1 to 1.9)	2.2 (0.4 to 5.2)	0.2 (0 to 0.9)	0.1 (0 to 0.5)	0.5 (0 to 1.4)	1.4 (0.1 to 3.6)	1.9 (0.1 to 5.4)	2.1 (0.2 to 5.7)	1.1 (0.1 to 3.3)	1.1 (0.1 to 3.3)	1.2 (0.1 to 3.6)	1.2 (0.1 to 3.6)	1.2 (0.1 to 3.6)	0.9 (0.1 to 2.8)	0.5 (0.1 to 1.6)	0.4 (0.1 to 1.2)	0.3 (0.1 to 0.8)	0.2 (0 to 0.6)	0.1 (0 to 0.4)	0.1 (0 to 0.2)	0.1 (0 to 0.2)	19.1
Sickle cell disorders	0 (0 to 0)	0.1 (0 to 0.4)	0.6 (0.1 to 1.6)	0.5 (0.2 to 1.1)	0.4 (0.2 to 0.9)	0.5 (0.2 to 0.9)	0.4 (0.2 to 0.9)	0.3 (0.2 to 0.7)	0.3 (0.2 to 0.6)	0.3 (0.2 to 0.6)	0.3 (0.2 to 0.6)	0.3 (0.2 to 0.6)	0.3 (0.2 to 0.6)	0.3 (0.2 to 0.6)	0.3 (0.2 to 0.6)	0.3 (0.2 to 0.6)	0.2 (0.1 to 0.5)	0.1 (0 to 0.3)	0.1 (0 to 0.3)	0.1 (0 to 0.3)	0.1 (0 to 0.3)	0.1 (0 to 0.3)	0.1 (0 to 0.3)	0.1 (0 to 0.3)	4.9
Sickle cell trait	0 (0 to 0.1)	0.1 (0 to 0.4)	0.4 (0.1 to 1.1)	1.9 (0.3 to 4.3)	0.1 (0 to 0.5)	0.1 (0 to 0.5)	0.1 (0 to 0.5)	1.6 (0 to 7.1)	2.1 (0.1 to 9.3)	2.1 (0.2 to 9.3)	2.3 (0.2 to 9.3)	2.3 (0.2 to 9.3)	0.7 (0.1 to 2.9)	0.9 (0.1 to 3.9)	0.7 (0.1 to 2.9)	0.4 (0.1 to 1.5)	0.4 (0.1 to 1.5)	0.4 (0.1 to 1.6)	0.2 (0 to 0.8)	0.3 (0 to 1.1)	0.3 (0 to 1.1)	0.2 (0 to 0.8)	0.2 (0 to 0.8)	0.2 (0 to 0.8)	14.5
G6PD deficiency	0 (0 to 0)	0 (0 to 0)	0 (0 to 0)	0 (0 to 0)	0 (0 to 0)	0 (0 to 0)	0 (0 to 0)	0.4 (0 to 1.2)	0.2 (0 to 1)	0.2 (0 to 0.9)	0.2 (0 to 0.9)	0.2 (0 to 0.9)	0.4 (0 to 1.2)	0 (0 to 0.1)	0 (0 to 0.1)	0 (0 to 0.1)	0 (0 to 0.1)	0 (0 to 0.1)	0 (0 to 0.1)	0 (0 to 0.1)	0 (0 to 0.1)	0 (0 to 0.1)	0 (0 to 0.1)	0 (0 to 0.1)	0 (0 to 0.1)	1.2
G6PD trait	0 (0 to 0)	0 (0 to 0)	0 (0 to 0)	0 (0 to 0)	0 (0 to 0)	0 (0 to 0)	0 (0 to 0)	0 (0 to 0.1)	0 (0 to 0.3)	0 (0 to 0.3)	0 (0 to 0.3)	0 (0 to 0.3)	0 (0 to 0.3)	0 (0 to 0.3)	0 (0 to 0.3)	0 (0 to 0.3)	0 (0 to 0.3)	0 (0 to 0.3)	0 (0 to 0.3)	0 (0 to 0.3)	0 (0 to 0.3)	0 (0 to 0.3)	0 (0 to 0.3)	0 (0 to 0.3)	0 (0 to 0.3)	0.3
Other hemoglobinopathies and hemolytic anemias	0 (0 to 0)	0 (0 to 0)	0 (0 to 0)	0.5 (0.1 to 1.4)	0.3 (0 to 0.9)	0.3 (0 to 0.9)	0.3 (0 to 0.9)	0.4 (0 to 1.4)	0.2 (0 to 0.7)	0.2 (0 to 0.9)	0.2 (0 to 0.9)	0.2 (0 to 0.9)	0.9 (0.1 to 2.3)	0.9 (0.1 to 2.3)	0.8 (0.1 to 2.3)	0.6 (0.2 to 2.1)	0.3 (0 to 1.1)	0.3 (0 to 1.1)	0.2 (0 to 0.8)	0.1 (0 to 0.4)	0.1 (0 to 0.4)	0.1 (0 to 0.4)	0.1 (0 to 0.4)	0.1 (0 to 0.4)	14.8
Endocrine, metabolic, blood, and immune disorders	1 (0.5 to 1.7)	1.2 (0.4 to 1.9)	5.4 (1.4 to 8.4)	16.7 (7.7 to 22.8)	15.4 (9.5 to 22.4)	19.2 (12.5 to 28.2)	22.6 (14.3 to 34.1)	29.8 (17.5 to 44.1)	38.6 (22.5 to 56.8)	52.3 (31.1 to 78.7)	68.9 (42.1 to 107)	85.1 (51.9 to 128)	111 (68.9 to 170)	137 (82.7 to 210)	144 (86.7 to 220)	132 (79.9 to 199)	112 (68.2 to 168)	106 (64.7 to 159)	73 (45.5 to 109)	49.7 (31.3 to 73.2)	24.6 (17.7 to 34.1)	13.6 (9.3 to 18.4)	6.7 (4.3 to 8.6)	1,240
Oral disorders	0 (0 to 0)	3.6 (1.7 to 6.4)	7.1 (2.7 to 12.7)	9.4 (2.2 to 18)	7.2 (1.4 to 17.7)	10.2 (1.9 to 28.2)	15 (4.4 to 39.3)	20.1 (11.4 to 33.2)	25.9 (14.6 to 44.3)	31.2 (17.3 to 52.9)	43.2 (24.1 to 71.2)	58.4 (32.9 to 92.1)	67.4 (40.4 to 109)	70.9 (43.6 to 111)	68.9 (41.4 to 102)	77.5 (49.7 to 116)	62.6 (40.2 to 92.3)	49.7 (27.9 to 84.1)	25.3 (14.7 to 39.7)	11.3 (7.2 to 16.4)	3.1 (1.7 to 4.7)	0.8 (0.4 to 1.2)	0.2 (0.1 to 0.4)	761
Caries of deciduous teeth	0 (0 to 0)	0 (0 to 0)	0 (0 to 0.8)	0.6 (0.1 to 1.6)	0.2 (0 to 0.6)	0.1 (0 to 0.3)	0 (0 to 0)	0 (0 to 0)	0 (0 to 0)	0 (0 to 0)	0 (0 to 0)	0 (0 to 0)	0 (0 to 0)	0 (0 to 0)	0 (0 to 0)	0 (0 to 0)	0 (0 to 0)	0 (0 to 0)	0 (0 to 0)	0 (0 to 0)	0 (0 to 0)	0 (0 to 0)	0 (0 to 0)	0 (0 to 0)	1.1
Caries of permanent teeth	0 (0 to 0)	0 (0 to 0)	0 (0 to 0)	0.6 (0.3 to 1.9)	2.5 (1 to 5.4)	2.5 (1 to 5.1)	3.4 (1.2 to 5.7)	3.5 (1.3 to 6.7)	3.5 (1.4 to 7.4)	3.6 (1.5 to 7.8)	3.6 (1.5 to 7.3)	3.6 (1.6 to 7.6)	3.6 (1.6 to 7.6)	3.6 (1.6 to 7.6)	3.6 (1.6 to 7.6)	3.6 (1.6 to 7.6)	3.6 (1.6 to 7.6)	3.6 (1.6 to 7.6)	3.6 (1.6 to 7.6)	3.6 (1.6 to 7.6)	3.6 (1.6 to 7.6)	3.6 (1.6 to 7.6)	3.6 (1.6 to 7.6)	3.6 (1.6 to 7.6)	45.6
Periodontal diseases	0 (0 to 0)	0 (0 to 0)	0 (0 to 0)	0 (0 to 0)	0 (0 to 0)	0 (0 to 0)	0 (0 to 0.1)	0.1 (0 to 0.4)	0.2 (0 to 0.6)	0.2 (0 to 0.7)	0.2 (0 to 0.7)	0.2 (0 to 0.7)	0.2 (0 to 0.7)	0.2 (0 to 0.7)	0.2 (0 to 0.7)	0.2 (0 to 0.7)	0.2 (0 to 0.7)	0.2 (0 to 0.7)	0.2 (0 to 0.7)	0.2 (0 to 0.7)	0.2 (0 to 0.7)	0.2 (0 to 0.7)	0.2 (0 to 0.7)	0.2 (0 to 0.7)	0.8
Other oral disorders	0 (0 to 0)	0 (0 to 0)	3.3 (2 to 5.2)	3.1 (1.6 to 4.9)	3.4 (2 to 5.5)	4.4 (2 to 7.1)	7.1 (3.4 to 9.4)	8.2 (4.2 to 12.9)	8.7 (4.8 to 12.2)	8.7 (5.2 to 13.2)	8.7 (5.3 to 13.1)	9.6 (5.6 to 14.3)	9.7 (5.9 to 14.7)	9.6 (5.2 to 13.1)	8.7 (4.9 to 9)	6.6 (3.4 to 9.4)	5.1 (3 to 7.7)	3.6 (1.9 to 4.7)	2.1 (1.2 to 2.9)	1.1 (0.7 to 1.6)	0.6 (0.3 to 0.8)	0.2 (0.1 to 0.4)	105
Sudden infant death syndrome	– (4.6 to 2.3)	1.5 (4.6 to 17.4)	9.7 (4.6 to 17.4)	–	–	–	–	–	–	–	–	–	–	–	–	–	–	–	–	–	–	–	–	NA
Injuries	0.5 (0.3 to 0.9)	0.4 (0.4 to 0.8)	28.3 (7.9 to 7.3)	23.1 (23 to 35.1)	29.4 (

SR Table 2b: Bexley DALYS by cause and age group for females with 95% uncertainty intervals, 2019

Cause	Early Neonatal	Late Neonatal	Post Neonatal	1 to 4	5 to 9	10 to 14	15 to 19	20 to 24	25 to 29	30 to 34	35 to 39	40 to 44	45 to 49	50 to 54	55 to 59	60 to 64	65 to 69	70 to 74	75 to 79	80 to 84	85 to 89	90 to 94	95 plus	Total
All causes	191 (167 to 226)	360 (55 to 1e+4)	708 (90 to 1e+4)	1,040 (861 to 1,200)	1,040 (852 to 1,240)	1,010 (819 to 1,220)	1,010 (824 to 1,220)	1,010 (824 to 1,220)	1,010 (824 to 1,220)	1,010 (824 to 1,220)	1,010 (824 to 1,220)	1,010 (824 to 1,220)	1,010 (824 to 1,220)	1,010 (824 to 1,220)	1,010 (824 to 1,220)	1,010 (824 to 1,220)	1,010 (824 to 1,220)	1,010 (824 to 1,220)	1,010 (824 to 1,220)	1,010 (824 to 1,220)	1,010 (824 to 1,220)	1,010 (824 to 1,220)	34,700
Communicable, maternal, neonatal, and nutritional diseases	191 (167 to 226)	360 (55 to 1e+4)	708 (90 to 1e+4)	1,040 (861 to 1,200)	1,040 (852 to 1,240)	1,010 (819 to 1,220)	1,010 (824 to 1,220)	1,010 (824 to 1,220)	1,010 (824 to 1,220)	1,010 (824 to 1,220)	1,010 (824 to 1,220)	1,010 (824 to 1,220)	1,010 (824 to 1,220)	1,010 (824 to 1,220)	1,010 (824 to 1,220)	1,010 (824 to 1,220)	1,010 (824 to 1,220)	1,010 (824 to 1,220)	1,010 (824 to 1,220)	1,010 (824 to 1,220)	1,010 (824 to 1,220)	1,010 (824 to 1,220)	1,670
HIV/AIDS and sexually transmitted infections	0.2 (1.5e-11:0)	1.4 (0.4 to 3.2)	2.7 (1.2 to 5.5)	0.6 (0.5 to 0.7)	0.2 (0.2 to 0.4)	0.4 (0.3 to 0.4)	0.5 (0.4 to 0.7)	1.7 (1.1 to 2.5)	3.2 (2.1 to 4.9)	5 (3.3 to 7.5)	5.8 (3.9 to 8.7)	6.3 (4.1 to 9.7)	4.8 (3.2 to 6.9)	3.5 (2.5 to 4.7)	2.5 (1.8 to 3.4)	1.4 (0.9 to 2)	1.1 (0.6 to 1.7)	0.6 (0.4 to 1.4)	0.6 (0.4 to 1.4)	0.4 (0.2 to 0.9)	0.3 (0.2 to 0.6)	0.2 (0.1 to 0.3)	48.7
HIV/AIDS	0 (0 to 0)	0 (0 to 0)	0.7 (0.4 to 0.9)	0.6 (0.4 to 0.8)	0.2 (0.1 to 0.3)	0.2 (0.2 to 0.3)	0.2 (0.1 to 0.2)	0.4 (0.4 to 0.7)	0.8 (0.6 to 1.2)	1.6 (1.2 to 2.1)	2.4 (1.9 to 3.2)	2.3 (1.5 to 3.2)	2.1 (1.6 to 2.8)	1.5 (1.1 to 1.9)	0.8 (0.6 to 1)	0.6 (0.4 to 0.9)	0.5 (0.3 to 0.8)	0.3 (0.1 to 0.6)	0.1 (0.1 to 0.3)	0.2 (0 to 0.3)	0 (0 to 0)	0 (0 to 0)	17
HIV/AIDS - Drug-susceptible Tuberculosis	0 (0 to 0)	0 (0 to 0)	0 (0 to 0)	0.1 (0 to 0.1)	0 (0 to 0)	0 (0 to 0)	0 (0 to 0)	0 (0 to 0.1)	0 (0 to 0.1)	0 (0 to 0.1)	0 (0 to 0.2)	0.2 (0.1 to 0.3)	0.2 (0.1 to 0.3)	0.1 (0 to 0.2)	0.1 (0 to 0.2)	0 (0 to 0.1)	0 (0 to 0.1)	0 (0 to 0)	0 (0 to 0)	0 (0 to 0)	0 (0 to 0)	0 (0 to 0)	0 (0 to 0)	1.6
HIV/AIDS - Multidrug-resistant Tuberculosis without extensive dr...	0 (0 to 0)	0 (0 to 0)	0 (0 to 0)	0 (0 to 0)	0 (0 to 0)	0 (0 to 0)	0 (0 to 0)	0 (0 to 0)	0 (0 to 0)	0 (0 to 0)	0 (0 to 0)	0 (0 to 0)	0 (0 to 0)	0 (0 to 0)	0 (0 to 0)	0 (0 to 0)	0 (0 to 0)	0 (0 to 0)	0 (0 to 0)	0 (0 to 0)	0 (0 to 0)	0 (0 to 0)	0 (0 to 0)	0
HIV/AIDS - Extensively drug-resistant Tuberculosis	0 (0 to 0)	0 (0 to 0)	0 (0 to 0)	0 (0 to 0)	0 (0 to 0)	0 (0 to 0)	0 (0 to 0)	0 (0 to 0)	0 (0 to 0)	0 (0 to 0)	0 (0 to 0)	0 (0 to 0)	0 (0 to 0)	0 (0 to 0)	0 (0 to 0)	0 (0 to 0)	0 (0 to 0)	0 (0 to 0)	0 (0 to 0)	0 (0 to 0)	0 (0 to 0)	0 (0 to 0)	0 (0 to 0)	0
HIV/AIDS resulting in other diseases	0 (0 to 0)	0.6 (0 to 0.8)	0.4 (0 to 0.5)	0.1 (0 to 0.2)	0.2 (0.2 to 0.2)	0.2 (0.1 to 0.2)	0.1 (0 to 0.2)	0.5 (0.4 to 0.7)	0.8 (0.6 to 1.1)	1.4 (1.1 to 2)	1.9 (1.3 to 2.5)	2.1 (1.5 to 3)	2.1 (1.5 to 2.7)	1.9 (1.4 to 2.4)	1.4 (1 to 1.9)	0.7 (0.5 to 1)	0.6 (0.4 to 0.9)	0.3 (0 to 0.5)	0.1 (0 to 0.3)	0.1 (0 to 0.3)	0 (0 to 0)	0 (0 to 0)	15.4
Sexually transmitted infections excluding HIV	0.2 (1.5e-11:0.2)	1.4 (0.4 to 3.2)	1.9 (0.5 to 4.6)	0.1 (0 to 0.1)	0 (0 to 0.1)	0.1 (0 to 0.1)	0.4 (0.2 to 0.6)	1.1 (0.6 to 1.9)	2.4 (1.4 to 3.9)	3.4 (1.9 to 5.5)	3.8 (2.1 to 6.3)	4 (2.1 to 7)	2.5 (1.3 to 4.2)	1.3 (0.7 to 2.4)	0.5 (0.3 to 1.2)	0.4 (0.2 to 0.9)	0.3 (0.2 to 0.6)	0.1 (0 to 0.4)	0.1 (0 to 0.3)	0.1 (0 to 0.3)	0 (0 to 0.2)	0 (0 to 0.1)	31.6
Syphilis	0.2 (1.5e-11:0.2)	1.4 (0.4 to 3.2)	1.9 (0.5 to 4.6)	0.1 (0 to 0.2)	0 (0 to 0.1)	0 (0 to 0.1)	0 (0 to 0.1)	0 (0 to 0.1)	0 (0 to 0.1)	0 (0 to 0.1)	0 (0 to 0.1)	0 (0 to 0.1)	0 (0 to 0.1)	0 (0 to 0.1)	0 (0 to 0.1)	0 (0 to 0.1)	0 (0 to 0.1)	0 (0 to 0.1)	0 (0 to 0.1)	0 (0 to 0.1)	0 (0 to 0.1)	0 (0 to 0.1)	0 (0 to 0.1)	8.8
Chlamydial infection	0 (0 to 0)	0 (0 to 0)	0 (0 to 0)	0 (0 to 0)	0 (0 to 0)	0 (0 to 0.1)	0 (0 to 0.1)	0 (0 to 0.2)	0.7 (0.2 to 1.3)	0.9 (0.3 to 1.6)	1 (0.3 to 1.8)	1.1 (0.4 to 1.9)	0.8 (0.4 to 1.4)	0.2 (0.2 to 1.1)	0.1 (0 to 0.5)	0 (0 to 0.1)	0 (0 to 0.1)	0 (0 to 0.1)	0 (0 to 0.1)	0 (0 to 0.1)	0 (0 to 0.1)	0 (0 to 0)	0 (0 to 0)	5.2
Gonococcal infection	0 (0 to 0)	0 (0 to 0)	0 (0 to 0)	0 (0 to 0)	0 (0 to 0)	0 (0 to 0.1)	0 (0 to 0.1)	0 (0 to 0.2)	0.2 (0.1 to 0.3)	0.3 (0.2 to 0.4)	0.3 (0.2 to 0.4)	0.3 (0.2 to 0.4)	0.2 (0.1 to 0.4)	0.1 (0 to 0.3)	0.1 (0 to 0.3)	0 (0 to 0.1)	0 (0 to 0.1)	0 (0 to 0.1)	0 (0 to 0.1)	0 (0 to 0.1)	0 (0 to 0.1)	0 (0 to 0)	0 (0 to 0)	2.5
Trichomoniasis	0 (0 to 0)	0 (0 to 0)	0 (0 to 0)	0 (0 to 0)	0 (0 to 0)	0 (0 to 0.1)	0 (0 to 0.1)	0.2 (0.1 to 0.4)	0.3 (0.2 to 0.7)	0.4 (0.2 to 0.8)	0.4 (0.1 to 0.9)	0.4 (0.1 to 0.9)	0.3 (0.1 to 0.8)	0.2 (0.1 to 0.4)	0.1 (0 to 0.3)	0 (0 to 0.1)	0 (0 to 0.1)	0 (0 to 0.1)	0 (0 to 0.1)	0 (0 to 0.1)	0 (0 to 0.1)	0 (0 to 0)	0 (0 to 0)	3.2
Genital herpes	0 (0 to 0)	0 (0 to 0)	0 (0 to 0)	0 (0 to 0)	0 (0 to 0)	0 (0 to 0.1)	0 (0 to 0.1)	0 (0 to 0.3)	0.2 (0.1 to 0.5)	0.3 (0.1 to 0.7)	0.3 (0.1 to 0.8)	0.3 (0.1 to 0.8)	0.4 (0.1 to 0.9)	0.4 (0.1 to 0.9)	0.4 (0.1 to 0.9)	0.3 (0.1 to 0.8)	0.2 (0.1 to 0.6)	0.2 (0.1 to 0.4)	0.1 (0 to 0.4)	0.1 (0 to 0.3)	0 (0 to 0.2)	0 (0 to 0)	0 (0 to 0)	3.7
Other sexually transmitted infections	0 (0 to 0)	0 (0 to 0)	0 (0 to 0)	0 (0 to 0)	0 (0 to 0)	0 (0 to 0)	0 (0 to 0)	0 (0 to 0.1)	0 (0 to 0.1)	0 (0 to 0.1)	0 (0 to 0.2)	0 (0 to 0.2)	0 (0 to 0.2)	0 (0 to 0.2)	0 (0 to 0.2)	0 (0 to 0.1)	0 (0 to 0.1)	0 (0 to 0.1)	0 (0 to 0.1)	0 (0 to 0.1)	0 (0 to 0.1)	0 (0 to 0)	0 (0 to 0)	0.2
Respiratory infections and tuberculosis	1.2 (1 to 1.4)	1.1 (0.4 to 1.9)	1.1 (0.2 to 2.2)	1.3 (0.7 to 1.9)	0.3 (0.2 to 0.4)	0.2 (0.2 to 0.3)	0.2 (0.1 to 0.3)	0.3 (0.2 to 0.4)	0.3 (0.2 to 0.5)	0.3 (0.2 to 0.5)	0.3 (0.2 to 0.5

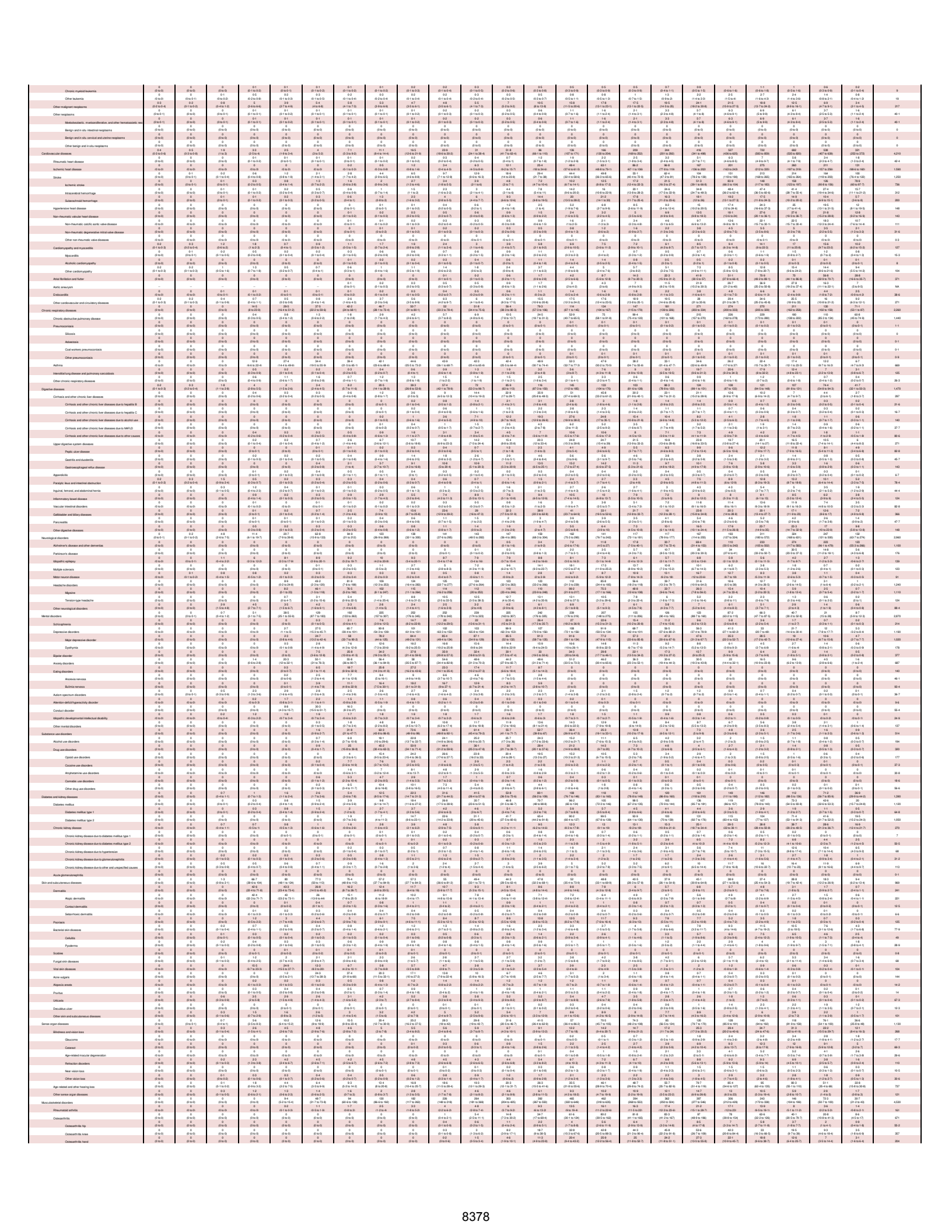

Chronic myeloid leukemia	0 (0 to 0)	0 (0 to 0)	0 (0 to 0)	0-1 (0 to 0.2)	0-1 (0 to 0.2)	0-1 (0 to 0.2)	0-1 (0 to 0.2)	0-1 (0 to 0.2)	0-2 (0 to 0.2)	0-2 (0 to 0.4)	0-2 (0 to 0.5)	0-3 (0 to 0.5)	0-3 (0 to 0.6)	0-5 (0 to 0.9)	0-5 (0 to 0.9)	0-5 (0 to 0.9)	0-5 (0 to 0.9)	0-7 (0 to 1.1)	0-9 (0 to 1.2)	1 (0 to 1.4)	1-1 (0 to 1.6)	1 (0 to 1.6)	0-6 (0 to 0.9)	0-2 (0 to 0.4)	9
Other leukemia	0 (0 to 0)	0 (0 to 0)	0 (0 to 0)	0-1 (0 to 0.2)	0-1 (0 to 0.2)	0-1 (0 to 0.2)	0-1 (0 to 0.4)	0-1 (0 to 0.4)	0-2 (0 to 0.4)	0-2 (0 to 0.4)	0-2 (0 to 0.5)	0-3 (0 to 0.5)	0-5 (0 to 0.7)	0-5 (0 to 1.1)	0-5 (0 to 1.3)	0-7 (0 to 1.5)	0-9 (0 to 2)	0-11 (0 to 2.3)	0-11 (0 to 2.4)	2-7 (1 to 3.4)	2-8 (1 to 3.6)	2-7 (1 to 3.4)	1-4 (0 to 2.1)	0-4 (0 to 1.2)	19
Other malignant neoplasms	0-3 (0.2 to 0.4)	0-3 (0.1 to 0.2)	0-6 (0.4 to 1.2)	3-9 (2 to 4.6)	3-9 (2 to 4.6)	5-11 (4 to 6.8)	4-7 (3 to 5.1)	4-8 (3 to 5.6)	5-9 (4 to 6.1)	5-11 (4 to 7.3)	5-13 (4 to 7.2)	5-13 (4 to 7.2)	6-15 (5 to 8.2)	10-24 (8 to 13.8)	10-24 (8 to 13.5)	11-26 (9 to 14.5)	12-28 (10 to 15.9)	13-30 (11 to 16.9)	14-33 (12 to 18.2)	15-35 (13 to 19.2)	15-37 (13 to 20.2)	15-35 (13 to 19.2)	10-25 (8 to 13.6)	5-14 (4 to 7.9)	267
Other neoplasms	0 (0 to 0.1)	0 (0 to 0)	0 (0 to 0.1)	0-1 (0 to 0.2)	0-1 (0 to 0.2)	0-1 (0 to 0.2)	0-1 (0 to 0.2)	0-1 (0 to 0.2)	0-1 (0 to 0.2)	0-1 (0 to 0.2)	0-2 (0 to 0.3)	0-2 (0 to 0.3)	0-3 (0 to 0.4)	0-5 (0 to 0.7)	0-5 (0 to 0.7)	0-6 (0 to 0.8)	0-7 (0 to 1.1)	0-8 (0 to 1.2)	0-9 (0 to 1.3)	0-10 (0 to 1.4)	0-10 (0 to 1.5)	0-9 (0 to 1.4)	0-5 (0 to 0.8)	0-2 (0 to 0.4)	40-1
Myelodysplastic, myeloproliferative, and other hematopoietic neo	0 (0 to 0)	0 (0 to 0)	0 (0 to 0)	0-1 (0 to 0.2)	0-1 (0 to 0.2)	0-1 (0 to 0.2)	0-1 (0 to 0.2)	0-1 (0 to 0.2)	0-2 (0 to 0.3)	0-2 (0 to 0.3)	0-2 (0 to 0.3)	0-3 (0 to 0.4)	0-4 (0 to 0.5)	1-7 (0 to 1.1)	1-8 (0 to 1.2)	2-9 (1 to 1.4)	2-11 (1 to 1.7)	3-13 (2 to 1.9)	3-14 (2 to 2)	4-15 (2 to 2.2)	4-16 (2 to 2.4)	4-15 (2 to 2.2)	3-10 (1 to 1.6)	1-6 (0 to 0.9)	40-1
Benign and in situ, intestinal neoplasms	0 (0 to 0)	0 (0 to 0)	0 (0 to 0)	0 (0 to 0)	0 (0 to 0)	0 (0 to 0)	0 (0 to 0)	0 (0 to 0)	0 (0 to 0)	0 (0 to 0)	0 (0 to 0)	0 (0 to 0)	0 (0 to 0)	0 (0 to 0)	0 (0 to 0)	0 (0 to 0)	0 (0 to 0)	0 (0 to 0)	0 (0 to 0)	0 (0 to 0)	0 (0 to 0)	0 (0 to 0)	0 (0 to 0)	0 (0 to 0)	0
Benign and in situ, cervical and uterine neoplasms	0 (0 to 0)	0 (0 to 0)	0 (0 to 0)	0 (0 to 0)	0 (0 to 0)	0 (0 to 0)	0 (0 to 0)	0 (0 to 0)	0 (0 to 0)	0 (0 to 0)	0 (0 to 0)	0 (0 to 0)	0 (0 to 0)	0 (0 to 0)	0 (0 to 0)	0 (0 to 0)	0 (0 to 0)	0 (0 to 0)	0 (0 to 0)	0 (0 to 0)	0 (0 to 0)	0 (0 to 0)	0 (0 to 0)	0 (0 to 0)	0
Other benign and in situ neoplasms	0 (0 to 0)	0 (0 to 0)	0 (0 to 0)	0 (0 to 0)	0 (0 to 0)	0 (0 to 0)	0 (0 to 0)	0 (0 to 0)	0 (0 to 0)	0 (0 to 0)	0 (0 to 0)	0 (0 to 0)	0 (0 to 0)	0 (0 to 0)	0 (0 to 0)	0 (0 to 0)	0 (0 to 0)	0 (0 to 0)	0 (0 to 0)	0 (0 to 0)	0 (0 to 0)	0 (0 to 0)	0 (0 to 0)	0 (0 to 0)	0
Cardiovascular diseases	0.4 (0.3 to 0.6)	0.5 (0.3 to 0.8)	1-9 (1 to 3)	3-3 (2.5 to 4)	2-5 (1.9 to 3.4)	7-1 (2 to 5.2)	11-1 (8.4 to 14.4)	19-5 (13.9 to 21.9)	22-9 (18.5 to 26.1)	31 (24.9 to 36.4)	37-8 (31.7 to 42.6)	46 (39.1 to 51.7)	57-2 (49.1 to 64.2)	96 (84.1 to 107)	107 (97 to 117)	136 (126 to 149)	166 (156 to 182)	200 (189 to 222)	244 (232 to 268)	276 (261 to 302)	316 (301 to 346)	527 (508 to 557)	722 (703 to 757)	592 (570 to 620)	538 (521 to 562)	331 (320 to 372)	4,210
Rheumatic heart disease	0 (0 to 0)	0 (0 to 0)	0-1 (0 to 0.2)	0-1 (0 to 0.1)	0-1 (0 to 0.1)	0-1 (0 to 0.2)	0-1 (0 to 0.2)	0-2 (0 to 0.2)	0-2 (0 to 0.3)	0-2 (0 to 0.4)	0-3 (0 to 0.4)	0-4 (0 to 0.5)	0-7 (0 to 0.8)	1-12 (0 to 1.2)	1-16 (0 to 1.6)	2-21 (1 to 2.1)	2-25 (1 to 2.5)	3-31 (2 to 3.1)	3-37 (2 to 3.6)	4-43 (3 to 4.2)	5-48 (4 to 4.7)	6-53 (4 to 5.2)	4-39 (3 to 3.7)	2-16 (1 to 2.1)	42-4
Ischemic heart disease	0 (0 to 0)	0 (0 to 0)	0 (0 to 0)	0-2 (0 to 0.2)	0-5 (0 to 0.6)	0-10 (0 to 1.2)	1-2 (0 to 1.4)	3-4 (2 to 4.5)	6-9 (4 to 10.2)	12-1 (9 to 15.7)	25-4 (18 to 34.4)	49-6 (38 to 64.1)	63-1 (47 to 84.1)	96-2 (72 to 128)	86-3 (67 to 106)	77-8 (60 to 97)	69-8 (53 to 89)	62-7 (48 to 80)	56-8 (43 to 73)	51-2 (39 to 66)	47 (36 to 60)	167 (129 to 214)	201 (153 to 260)	275 (213 to 353)	360 (283 to 463)	211 (163 to 271)	131 (101 to 168)	1,590
Stroke	0 (0 to 0)	0-1 (0 to 0.1)	0-2 (0 to 0.4)	0-6 (0 to 0.9)	1-2 (0.4 to 1.6)	2-1 (1 to 3.1)	2-8 (1.7 to 4.2)	4-4 (2.9 to 6.5)	4-6 (3 to 6.9)	5-9 (4 to 8.7)	7-1 (5 to 10.8)	9-7 (7 to 12.8)	12-9 (9 to 16.3)	18-6 (14 to 23.6)	29-4 (24 to 36)	44-4 (37 to 54)	58-6 (49 to 72)	72-1 (60 to 87)	87-1 (72 to 106)	104 (86 to 126)	119 (98 to 145)	151 (118 to 190)	213 (160 to 280)	214 (162 to 284)	194 (148 to 255)	160 (118 to 209)	1,250
Ischemic stroke	0 (0 to 0)	0-1 (0 to 0.1)	0-3 (0 to 0.5)	1-3 (0.4 to 1.4)	1-3 (0.7 to 2.2)	1-6 (0.6 to 2.8)	2-7 (1 to 3.4)	3-9 (2.1 to 5.6)	4-9 (2.7 to 6.7)	6-8 (3.9 to 9.7)	7-3 (4.7 to 11.4)	8-9 (5.7 to 13.6)	10-2 (6.6 to 15.2)	12-5 (8.1 to 17.2)	17-2 (11.4 to 23.2)	19-3 (12.9 to 25.4)	21-1 (14.3 to 27.9)	22-9 (15.3 to 29.9)	24-6 (16.3 to 32.1)	26-1 (17.1 to 34.2)	27-5 (17.8 to 36.2)	28-1 (17.9 to 36.9)	22-9 (14.2 to 30.1)	148 (99.3 to 196)	158 (102 to 197)	126 (83.2 to 163)	78-9 (50.3 to 97.7)	736
Intracerebral hemorrhage	0 (0 to 0)	0-1 (0 to 0.1)	0-1 (0 to 0.2)	0-2 (0.2 to 0.4)	0-3 (0.3 to 0.7)	0-5 (0.4 to 0.9)	1-5 (0.7 to 1.4)	1-5 (0.7 to 1.3)	2-3 (1.4 to 3.2)	2-3 (1.4 to 4.1)	3-4 (1.9 to 4.8)	4-4 (2.6 to 5.8)	7-8 (4.4 to 9.1)	14-2 (9.8 to 16.2)	15 (10.6 to 17.2)	20-1 (14.1 to 22.9)	24-6 (17.3 to 27.9)	27-1 (19.2 to 30.7)	29-6 (21.1 to 33.4)	31-5 (22.6 to 35.4)	34-8 (24.7 to 39.1)	48-4 (34.3 to 54.4)	47-4 (34.3 to 53.4)	31-4 (22.8 to 35.4)	27-4 (19.4 to 30.8)	15-7 (11.1 to 21.2)	312
Subarachnoid hemorrhage	0 (0 to 0)	0 (0 to 0)	0 (0 to 0)	0-2 (0.2 to 0.4)	0-3 (0.3 to 0.7)	0-5 (0.4 to 0.9)	1-3 (0.6 to 1.2)	2-3 (1.4 to 2.8)	2-4 (1.4 to 3.5)	3-4 (2.1 to 4.7)	3-5 (2.2 to 5.3)	4-6 (2.8 to 6.7)	5-8 (3.6 to 8.2)	8-14 (6.1 to 13.2)	9-14 (6.9 to 13.5)	11-20 (8.5 to 19.2)	13-24 (10.1 to 23.3)	15-27 (11.7 to 26.4)	17-31 (13.2 to 30.4)	19-35 (14.7 to 34.2)	21-39 (16.2 to 38.1)	19-32 (14.7 to 31.9)	19-27 (14.7 to 27.3)	17-23 (13.1 to 23.9)	14-20 (10.4 to 20.6)	9-14 (6.9 to 14.2)	0-7 (0.4 to 2.6)	260
Hypertensive heart disease	0 (0 to 0)	0 (0 to 0)	0 (0 to 0)	0 (0 to 0)	0 (0 to 0)	0-1 (0 to 0.1)	0-1 (0 to 0.1)	0-1 (0 to 0.2)	0-2 (0 to 0.2)	0-2 (0 to 0.3)	0-2 (0 to 0.3)	0-3 (0 to 0.4)	0-4 (0 to 0.5)	0-7 (0 to 0.8)	1-12 (0 to 1.2)	2-15 (1 to 1.6)	2-18 (1 to 1.9)	3-22 (2 to 2.3)	4-25 (2 to 2.7)	4-29 (2 to 3.1)	5-32 (2 to 3.4)	6-35 (2 to 3.7)	5-26 (2 to 2.8)	3-16 (1 to 1.7)	148
Non-rheumatic valvular heart disease	0 (0 to 0)	0 (0 to 0)	0 (0 to 0)	0 (0 to 0)	0 (0 to 0)	0-1 (0 to 0.1)	0-1 (0 to 0.1)	0-2 (0 to 0.2)	0-2 (0 to 0.2)	0-2 (0 to 0.3)	0-3 (0 to 0.4)	0-4 (0 to 0.5)	0-6 (0 to 0.7)	0-9 (0 to 1.1)	0-9 (0 to 1.1)	0-11 (0 to 1.3)	0-13 (0 to 1.5)	0-15 (0 to 1.8)	0-17 (0 to 2)	0-19 (0 to 2.2)	0-21 (0 to 2.4)	0-23 (0 to 2.6)	0-18 (0 to 2.1)	0-11 (0 to 1.3)	143
Non-rheumatic aortic valve disease	0 (0 to 0)	0 (0 to 0)	0 (0 to 0)	0 (0 to 0)	0 (0 to 0)	0 (0 to 0)	0-1 (0 to 0.1)	0-1 (0 to 0.2)	0-2 (0 to 0.2)	0-2 (0 to 0.2)	0-2 (0 to 0.3)	0-3 (0 to 0.4)	0-4 (0 to 0.5)	0-6 (0 to 0.8)	0-6 (0 to 0.8)	0-7 (0 to 1.0)	0-8 (0 to 1.2)	0-9 (0 to 1.3)	0-10 (0 to 1.4)	0-11 (0 to 1.5)	0-12 (0 to 1.7)	0-13 (0 to 1.8)	0-10 (0 to 1.4)	0-6 (0 to 0.9)	111
Non-rheumatic degenerative mitral valve disease	0 (0 to 0)	0 (0 to 0)	0 (0 to 0)	0 (0 to 0)	0 (0 to 0)	0 (0 to 0)	0 (0 to 0)	0-1 (0 to 0.2)	0-1 (0 to 0.2)	0-1 (0 to 0.2)	0-2 (0 to 0.3)	0-2 (0 to 0.3)	0-3 (0 to 0.4)	0-5 (0 to 0.6)	0-5 (0 to 0.6)	0-6 (0 to 0.8)	0-7 (0 to 0.9)	0-8 (0 to 1.1)	0-9 (0 to 1.2)	0-10 (0 to 1.3)	0-11 (0 to 1.4)	0-12 (0 to 1.5)	0-9 (0 to 1.2)	0-5 (0 to 0.7)	21-5
Other non-rheumatic valve diseases	0 (0 to 0)	0 (0 to 0)	0 (0 to 0)	0 (0 to 0)	0 (0 to 0)	0 (0 to 0)	0 (0 to 0)	0 (0 to 0)	0 (0 to 0)	0 (0 to 0)	0 (0 to 0)	0 (0 to 0)	0 (0 to 0)	0 (0 to 0)	0 (0 to 0)	0 (0 to 0)	0 (0 to 0)	0 (0 to 0)	0 (0 to 0)	0 (0 to 0)	0 (0 to 0)	0 (0 to 0)	0 (0 to 0)	0 (0 to 0)	0-3
Cardiomyopathy and myocarditis	0 (0 to 0.2)	0-2 (0 to 0.4)	1-8 (0.4 to 2)	1-7 (0.4 to 1.5)	0-5 (0 to 1.5)	1-5 (0.7 to 2.4)	2-6 (0.9 to 2.6)	2-8 (1 to 3.4)	3-8 (1.4 to 4.6)	4-8 (1.9 to 5.6)	5-9 (2.3 to 6.7)	6-9 (2.7 to 7.2)	7-9 (3.3 to 8.1)	9-10 (4.1 to 9.2)	9-11 (4.2 to 9.9)	10-12 (4.8 to 11.2)	11-13 (5.2 to 12.1)	11-14 (5.5 to 12.8)	12-15 (5.8 to 13.7)	12-16 (6.1 to 14.3)	13-17 (6.4 to 15.1)	11-14 (5.4 to 12.6)	6-9 (2.9 to 6.7)	127
Myocarditis	0 (0 to 0)	0-1 (0 to 0.1)	0-2 (0 to 0.5)	0-3 (0 to 0.4)	0-3 (0 to 0.4)	0-3 (0 to 0.6)	0-4 (0 to 0.6)	0-4 (0 to 0.6)	0-5 (0 to 0.7)	0-6 (0 to 0.9)	0-7 (0 to 1.1)	0-8 (0 to 1.1)	0-9 (0 to 1.4)	1-11 (0 to 2.2)	1-11 (0 to 2.2)	1-12 (0 to 2.4)	1-14 (0 to 2.6)	1-15 (0 to 2.9)	1-16 (0 to 3.1)	1-17 (0 to 3.3)	1-18 (0 to 3.5)	1-19 (0 to 3.7)	1-15 (0 to 3.1)	0-8 (0 to 1.7)	15-3
Alcoholic cardiomyopathy	0 (0 to 0)	0 (0 to 0)	0 (0 to 0)	0 (0 to 0)	0 (0 to 0)	0 (0 to 0.2)	0 (0 to 0.1)	0-1 (0 to 0.4)	0-1 (0 to 0.5)	0-1 (0 to 0.5)	0-2 (0 to 0.6)	0-2 (0 to 0.7)	0-3 (0 to 0.8)	0-4 (0 to 1.1)	0-4 (0 to 1.1)	0-5 (0 to 1.2)	0-5 (0 to 1.4)	0-6 (0 to 1.5)	0-6 (0 to 1.6)	0-7 (0 to 1.7)	0-7 (0 to 1.8)	0-8 (0 to 1.9)	0-6 (0 to 1.5)	0-3 (0 to 0.9)	8
Other cardiomyopathy	0-2 (0 to 0.2)	0-2 (0 to 0.3)	1 (0 to 1.6)	1-3 (0.7 to 1.8)	0-7 (0 to 2.7)	0-8 (0.4 to 3.1)	0-9 (0.4 to 3.2)	1-11 (0.5 to 3.9)	1-11 (0.5 to 3.9)	1-12 (0.6 to 3.2)	1-13 (0.6 to 3.5)	1-8 (0.6 to 3.2)	2-9 (0.9 to 3.5)	2-11 (0.9 to 4.2)	2-11 (0.9 to 4.2)	2-12 (0.9 to 4.6)	2-13 (0.9 to 4.9)	2-14 (0.9 to 5.2)	2-15 (0.9 to 5.5)	2-16 (0.9 to 5.8)	2-17 (0.9 to 6.1)	2-18 (0.9 to 6.4)	2-12 (0.8 to 4.6)	1-6 (0.5 to 2.5)	104
Atrial fibrillation and flutter	0 (0 to 0)	0 (0 to 0)	0 (0 to 0)	0 (0 to 0)	0 (0 to 0)	0 (0 to 0)	0 (0 to 0)	0 (0 to 0)	0 (0 to 0)	0 (0 to 0)	0 (0 to 0)	0 (0 to 0)	0 (0 to 0)	0 (0 to 0)	0 (0 to 0)	0 (0 to 0)	0 (0 to 0)	0 (0 to 0)	0 (0 to 0)	0 (0 to 0)	0 (0 to 0)	0 (0 to 0)	0 (0 to 0)	0 (0 to 0)	8
Aortic aneurysm	–	0-1 (0 to 0.1)	0-1 (0 to 0.1)	0-1 (0 to 0.1)	0-1 (0 to 0.1)	0-1 (0 to 0.2)	0-1 (0 to 0.2)	0-2 (0 to 0.2)	0-2 (0 to 0.3)	0-3 (0 to 0.3)	0-3 (0 to 0.4)	0-4 (0 to 0.5)	0-5 (0 to 0.6)	0-7 (0 to 0.9)	0-7 (0 to 0.9)	0-8 (0 to 1.1)	0-9 (0 to 1.2)	0-10 (0 to 1.3)	0-11 (0 to 1.4)	0-12 (0 to 1.5)	0-13 (0 to 1.6)	0-14 (0 to 1.7)	0-11 (0 to 1.4)	0-7 (0 to 0.9)	NA
Endocarditis	0 (0 to 0)	0 (0 to 0)	0 (0 to 0)	0-1 (0 to 0.1)	0-1 (0 to 0.1)	0-1 (0 to 0.2)	0-1 (0 to 0.2)	0-2 (0 to 0.2)	0-2 (0 to 0.3)	0-3 (0 to 0.3)	0-3 (0 to 0.4)	0-4 (0 to 0.5)	0-5 (0 to 0.6)	0-7 (0 to 0.9)	0-7 (0 to 0.9)	0-8 (0 to 1.1)	0-9 (0 to 1.2)	0-10 (0 to 1.3)	0-11 (0 to 1.4)	0-12 (0 to 1.5)	0-13 (0 to 1.6)	0-14 (0 to 1.7)	0-11 (0 to 1.4)	0-7 (0 to 0.9)	38-6
Other cardiovascular and circulatory diseases	0-1 (0 to 0.2)	0-1 (0 to 0.2)	0-4 (0 to 0.9)	0-7 (0 to 0.9)	0-8 (0 to 1.1)	0-9 (0 to 1.2)	2-7 (1 to 3.1)	3-7 (2 to 4.5)	3-8 (2 to 4.5)	4-9 (2 to 5.7)	4-10 (2 to 6.2)	5-10 (3 to 6.5)	6-11 (3 to 7.2)	8-13 (5 to 9.2)	8-13 (5 to 9.2)	9-14 (5 to 10.1)	10-15 (6 to 11.2)	11-16 (6 to 12.2)	12-17 (7 to 13.2)	13-18 (7 to 14.2)	14-19 (8 to 15.2)	15-20 (8 to 16.2)	12-16 (6 to 12.2)	7-10 (4 to 7.5)	271
Chronic respiratory diseases	0-2 (0 to 0.3)	0-3 (0 to 0.4)	0-4 (0.2 to 0.8)	0-5 (0.3 to 0.9)	0-6 (0.3 to 1.1)	0-7 (0.4 to 1.3)	0-8 (0.4 to 1.4)	0-9 (0.5 to 1.6)	0-9 (0.5 to 1.6)	0-10 (0.5 to 1.8)	0-11 (0.6 to 1.9)	0-12 (0.6 to 2.1)	0-13 (0.7 to 2.3)	0-15 (0.8 to 2.6)	0-16 (0.8 to 2.8)	0-17 (0.9 to 3.1)	0-18 (0.9 to 3.3)	0-19 (1 to 3.5)	0-20 (1 to 3.7)	0-21 (1 to 3.9)	0-22 (1 to 4.1)	0-23 (1 to 4.3)	0-18 (0.9 to 3.3)	0-11 (0.5 to 2.1)	2,260
Chronic obstructive pulmonary disease	0 (0 to 0)	0 (0 to 0)	0-4 (0.2 to 0.8)	0-5 (0.3 to 0.9)	0-6 (0.3 to 1.1)	0-7 (0.4 to 1.3)	0-8 (0.4 to 1.4)	0-9 (0.5 to 1.6)	0-9 (0.5 to 1.6)	0-10 (0.5 to 1.8)	0-11 (0.6 to 1.9)	0-12 (0.6 to 2.1)	0-13 (0.7 to 2.3)	0-15 (0.8 to 2.6)	0-16 (0.8 to 2.8)	0-17 (0.9 to 3.1)	0-18 (0.9 to 3.3)	0-19 (1 to 3.5)	0-20 (1 to 3.7)	0-21 (1 to 3.9)	0-22 (1 to 4.1)	0-23 (1 to 4.3)	0-18 (0.9 to 3.3)	0-11 (0.5 to 2.1)	1,440
Pneumoconiosis	0 (0 to 0)	0 (0 to 0)	0 (0 to 0)	0 (0 to 0)	0 (0 to 0)	0 (0 to 0)	0 (0 to 0)	0 (0 to 0)	0 (0 to 0)	0 (0 to 0)	0 (0 to 0)	0 (0 to 0)	0 (0 to 0)	0 (0 to 0)	0 (0 to 0)	0 (0 to 0)	0 (0 to 0)	0 (0 to 0)	0 (0 to 0)	0 (0 to 0)	0 (0 to 0)	0 (0 to 0)	0 (0 to 0)	0 (0 to 0)	1-1
Silicosis	0 (0 to 0)	0 (0 to 0)	0 (0 to 0)	0 (0 to 0)	0 (0 to 0)	0 (0 to 0)	0 (0 to 0)	0 (0 to 0)	0 (0 to 0)	0 (0 to 0)	0 (0 to 0)	0 (0 to 0)	0 (0 to 0)	0 (0 to 0)	0 (0 to 0)	0 (0 to 0)	0 (0 to 0)	0 (0 to 0)	0 (0 to 0)	0 (0 to 0)	0 (0 to 0)	0 (0 to 0)	0 (0 to 0)	0 (0 to 0)	0
Asbestosis	0 (0 to 0)	0 (0 to 0)	0 (0 to 0)	0 (0 to 0)	0 (0 to 0)	0 (0 to 0)	0 (0 to 0)	0 (0 to 0)	0 (0 to 0)	0 (0 to 0)	0 (0 to 0)	0 (0 to 0)	0 (0 to 0)	0 (0 to 0)	0 (0 to 0)	0 (0 to 0)	0 (0 to 0)	0 (0 to 0)	0 (0 to 0)	0 (0 to 0)	0 (0 to 0)	0 (0 to 0)	0 (0 to 0)	0 (0 to 0)	0-1
Coal workers pneumoconiosis	0 (0 to 0)	0 (0 to 0)	0 (0 to 0)	0 (0 to 0)	0 (0 to 0)	0 (0 to 0)	0 (0 to 0)	0 (0 to 0)	0 (0 to 0)	0 (0 to 0)	0 (0 to 0)	0 (0 to 0)	0 (0 to 0)	0 (0 to 0)	0 (0 to 0)	0 (0 to 0)	0 (0 to 0)	0 (0 to 0)	0 (0 to 0)	0 (0 to 0)	0 (0 to 0)	0 (0 to 0)	0 (0 to 0)	0 (0 to 0)	0-1
Other pneumoconiosis	0 (0 to 0)	0 (0 to 0)	0 (0 to 0)	0 (0 to 0)	0 (0 to 0)	0 (0 to 0)	0 (0 to 0)	0 (0 to 0)	0 (0 to 0)	0 (0 to 0)	0 (0 to 0)	0 (0 to 0)	0 (0 to 0)	0 (0 to 0)	0 (0 to 0)	0 (0 to 0)	0 (0 to 0)	0 (0 to 0)	0 (0 to 0)	0 (0 to 0)	0 (0 to 0)	0 (0 to 0)	0 (0 to 0)	0 (0 to 0)	0-1
Asthma	0 (0 to 0)	0 (0 to 0)	27-4 (14.6 to 49.4)	34-6 (19.5 to 53.9)	39-4 (22.6 to 59.6)	40-1 (23.5 to 73.2)	44-6 (26.1 to 68.7)	43-9 (25.4 to 65.4)	42-3 (25.4 to 63.6)	40-4 (25.5 to 59.4)	49-9 (32.1 to 70.6)	52-3 (34.2 to 73.7)	47-9 (32.2 to 70.4)	36-2 (25.1 to 51.9)	22-4 (15.7 to 30.7)	17-4 (12.2 to 23.5)	12-2 (8.7 to 16.2)	6-7 (4.9 to 8.9)	669
Interstitial lung disease and pulmonary sarcoidosis	0 (0 to 0)	0-5 (0.2 to 0.8)	2-2 (0.9 to 3.5)	0-4 (0.2 to 0.7)	0-4 (0.2 to 0.7)	0-4 (0.2 to 0.7)	0-6 (0.3 to 1.1)	0-6 (0.3 to 1.1)	0-8 (0.4 to 1.3)	0-9 (0.5 to 1.4)	0-10 (0.5 to 1.6)	0-11 (0.6 to 1.8)	0-12 (0.6 to 2.1)	0-14 (0.7 to 2.4)	0-15 (0.8 to 2.6)	0-16 (0.8 to 2.8)	0-17 (0.9 to 3.1)	0-18 (0.9 to 3.3)	0-19 (1 to 3.5)	0-20 (1 to 3.7)	0-21 (1 to 3.9)	0-22 (1 to 4.1)	0-17 (0.9 to 3.1)	0-10 (0.5 to 2.1)	125
Other chronic respiratory diseases	0 (0 to 0)	0-6 (0.3 to 1.1)	1-1 (0.6 to 2.1)	0-7 (0.4 to 1.4)	1-2 (0.7 to 2.6)	1-2 (0.7 to 2.6)	1-3 (0.8 to 3.1)	1-5 (0.9 to 3.6)	1-5 (0.9 to 3.6)	2-5 (1.1 to 3.7)	2-6 (1.1 to 4.2)	2-7 (1.4 to 5.1)	3-8 (1.6 to 5.4)	3-9 (1.8 to 6.2)	4-10 (2.1 to 7.1)	4-11 (2.3 to 7.8)	4-12 (2.4 to 8.2)	4-13 (2.5 to 8.6)	4-14 (2.6 to 9.1)	4-15 (2.8 to 9.5)	4-16 (2.9 to 9.9)	4-14 (2.6 to 9.1)	3-9 (1.7 to 6.2)	4-7 (2.2 to 5.2)	26-3
Digestive diseases	0-2 (0.1 to 0.3)	0-3 (0.2 to 0.4)	1-8 (1 to 2.8)	2-4 (1.2 to 3.5)	2-6 (1.4 to 4.2)	2-7 (1.5 to 4.6)	3-4 (1.9 to 5.2)	3-6 (2.1 to 6.3)	4-7 (2.6 to 7.5)	5-7 (3.1 to 8.2)	5-8 (3.4 to 9.2)	6-9 (3.7 to 9.9)	7-10 (4.2 to 11.2)	9-12 (5.5 to 14.2)	9-13 (5.6 to 14.2)	10-14 (6.1 to 15.2)	11-15 (6.6 to 16.2)	12-16 (7.1 to 17.2)	13-17 (7.6 to 18.2)	14-18 (8.1 to 19.2)	15-19 (8.6 to 20.2)	13-17 (7.6 to 18.2)	9-12 (5.2 to 12.7)	4-7 (2.3 to 5.7)	1,470
Cirrhosis and other chronic liver diseases	0 (0 to 0)	0 (0 to 0)	0-3 (0.2 to 0.4)	0-3 (0.2 to 0.4)	0-3 (0.2 to 0.4)	0-3 (0.2 to 0.6)	0-4 (0.2 to 0.7)	0-4 (0.2 to 0.7)	0-5 (0.3 to 0.8)	0-6 (0.3 to 0.9)	0-7 (0.4 to 1.1)	0-8 (0.4 to 1.2)	0-9 (0.5 to 1.4)	1-11 (0.6 to 1.7)	1-12 (0.6 to 1.8)	1-13 (0.7 to 2)	1-14 (0.7 to 2.1)	1-15 (0.8 to 2.3)	1-16 (0.8 to 2.4)	1-17 (0.9 to 2.6)	1-18 (0.9 to 2.7)	1-15 (0.8 to 2.3)	0-9 (0.5 to 1.4)	297
Cirrhosis and other chronic liver diseases due to hepatitis B	0 (0 to 0)	0 (0 to 0)	0 (0 to 0)	0 (0 to 0)	0 (0 to 0)	0 (0 to 0)	0 (0 to 0.1)	0-1 (0 to 0.1)	0-2 (0 to 0.2)	0-2 (0 to 0.2)	0-2 (0 to 0.3)	0-3 (0 to 0.3)	0-4 (0 to 0.4)	0-5 (0 to 0.6)	0-5 (0 to 0.6)	0-6 (0 to 0.7)	0-7 (0 to 0.8)	0-8 (0 to 0.9)	0-8 (0 to 1)	0-9 (0 to 1.1)	0-10 (0 to 1.2)	0-11 (0 to 1.3)	0-8 (0 to 1)	0-5 (0 to 0.6)	21-6
Cirrhosis and other chronic liver diseases due to hepatitis C	0 (0 to 0)	0 (0 to 0)	0 (0 to 0)	0 (0 to 0)	0 (0 to 0)	0 (0 to 0)	0 (0 to 0)	0-1 (0 to 0.1)	0-1 (0 to 0.2)	0-2 (0 to 0.2)	0-2 (0 to 0.2)	0-3 (0 to 0.3)	0-4 (0 to 0.4)	0-5 (0 to 0.6)	0-5 (0 to 0.6)	0-6 (0 to 0.7)	0-7 (0 to 0.8)	0-8 (0 to 0.9)	0-8 (0 to 1)	0-9 (0 to 1.1)	0-10 (0 to 1.2)	0-11 (0 to 1.3)	0-8 (0 to 1)	0-5 (0 to 0.6)	16-7
Cirrhosis and other chronic liver diseases due to alcohol use	0 (0 to 0)	0 (0 to 0)	0 (0 to 0)	0 (0 to 0)	0 (0 to 0)	0 (0 to 0)	0 (0 to 0)	0-1 (0 to 0.1)	0-1 (0 to 0.2)	0-2 (0 to 0.2)	0-2 (0 to 0.2)	0-3 (0 to 0.3)	0-4 (0 to 0.4)	0-5 (0 to 0.6)	0-5 (0 to 0.6)	0-6 (0 to 0.7)	0-7 (0 to 0.8)	0-8 (0 to 0.9)	0-8 (0 to 1)	0-9 (0 to 1.1)	0-10 (0 to 1.2)	0-11 (0 to 1.3)	0-8 (0 to 1)	0-5 (0 to 0.6)	140
Cirrhosis and other chronic liver diseases due to NAFLD	0 (0 to 0)	0 (0 to 0)	0 (0 to 0)	0-1 (0 to 0.2)	0-1 (0 to 0.2)	0-1 (0 to 0.2)	0-2 (0 to 0.2)	0-2 (0 to 0.3)	0-3 (0 to 0.4)	0-4 (0 to 0.5)	0-5 (0 to 0.6)	0-6 (0 to 0.7)	0-7 (0 to 0.9)	0-9 (0 to 1.2)	0-10 (0 to 1.3)	0-11 (0 to 1.4)	0-12 (0 to 1.5)	0-13 (0 to 1.7)	0-14 (0 to 1.8)	0-15 (0 to 1.9)	0-16 (0 to 2)	0-17 (0 to 2.2)	0-13 (0 to 1.7)	0-8 (0 to 1)	37-7

Osteoarthritis other	0 (0 to 0)	0 (0 to 0)	0 (0 to 0)	0 (0 to 0)	0 (0 to 0)	29.0 (29.0 to 29.0)	0 (0 to 0)	0 (0 to 0)	0 (0 to 0)	0 (0 to 0)	0 (0 to 1)	0.3 (0.1 to 0.7)	1 (0.3 to 2.3)	2.4 (1 to 5.3)	4.4 (1.9 to 9.5)	5.9 (2.4 to 12.4)	6.3 (2.9 to 12.3)	6.3 (3 to 12)	7.6 (3.4 to 15.9)	6.6 (3.3 to 13.4)	6 (3 to 12.1)	4.3 (2.2 to 8.5)	2.5 (1.3 to 5)	1.2 (0.6 to 2.3)	54.6
Low back pain	0 (0 to 0)	0 (0 to 0)	0 (0 to 0)	0 (0 to 0)	5.8 (2.7 to 10.6)	29.2 (17.4 to 46.9)	29.4 (21.7 to 47.2)	29.4 (4.6 to 117)	29.7 (5.2 to 122)	29.7 (5.2 to 122)	29.7 (5.2 to 122)	29.7 (5.2 to 122)	29.7 (5.2 to 122)	29.7 (5.2 to 122)	29.7 (5.2 to 122)	29.7 (5.2 to 122)	29.7 (5.2 to 122)	29.7 (5.2 to 122)	29.7 (5.2 to 122)	29.7 (5.2 to 122)	29.7 (5.2 to 122)	29.7 (5.2 to 122)	29.7 (5.2 to 122)	29.7 (5.2 to 122)	2,670
Neck pain	0 (0 to 0)	0 (0 to 0)	0 (0 to 0)	0.2 (0 to 0.9)	17.2 (9.6 to 31.9)	29.4 (14.1 to 50)	29.4 (14.9 to 59.7)	29.7 (10.6 to 71.5)	29.7 (10.6 to 71.5)	29.7 (10.6 to 71.5)	29.7 (10.6 to 71.5)	29.7 (10.6 to 71.5)	29.7 (10.6 to 71.5)	29.7 (10.6 to 71.5)	29.7 (10.6 to 71.5)	29.7 (10.6 to 71.5)	29.7 (10.6 to 71.5)	29.7 (10.6 to 71.5)	29.7 (10.6 to 71.5)	29.7 (10.6 to 71.5)	29.7 (10.6 to 71.5)	29.7 (10.6 to 71.5)	29.7 (10.6 to 71.5)	29.7 (10.6 to 71.5)	893
Gout	0 (0 to 0)	0 (0 to 0)	0 (0 to 0)	0 (0 to 0)	0 (0 to 0)	0 (0 to 0)	0 (0 to 0)	0 (0 to 0)	0 (0 to 0)	0 (0 to 0)	0 (0 to 0)	0 (0 to 0)	0 (0 to 0)	0 (0 to 0)	0 (0 to 0)	0 (0 to 0)	0 (0 to 0)	0 (0 to 0)	0 (0 to 0)	0 (0 to 0)	0 (0 to 0)	0 (0 to 0)	0 (0 to 0)	0 (0 to 0)	0 (0 to 0)	17.1
Other musculoskeletal disorders	0 (0 to 0)	0 (0 to 0)	0 (0 to 0)	0.2 (0.1 to 0.4)	1.3 (0.4 to 2.9)	29.8 (4.1 to 37)	29.8 (4.1 to 37)	42 (29.8 to 66.1)	69.4 (34.4 to 84.6)	69.7 (38.7 to 85.8)	69.8 (34.4 to 100)	77.6 (48.6 to 117)	87.6 (52 to 135)	91.4 (52.4 to 133)	92.6 (58.2 to 150)	92.6 (57.9 to 151)	69.4 (30.1 to 94.8)	45.3 (27.1 to 68.3)	39.3 (15 to 53.1)	38.4 (19.6 to 61.4)	19.4 (7.2 to 31.1)	10.4 (3.4 to 17.6)	9.2 (1.6 to 15.9)	852
Other non-communicable diseases	42.9 (28.6 to 77.6)	22.3 (16.3 to 28.7)	36.8 (29.3 to 50.2)	46.2 (35.4 to 60.9)	34.8 (21 to 58)	43.9 (27.6 to 70.2)	75.2 (52.2 to 107)	134 (91.7 to 187)	197 (134 to 279)	217 (149 to 307)	219 (146 to 293)	208 (146 to 288)	236 (166 to 332)	241 (166 to 338)	219 (151 to 308)	182 (127 to 261)	166 (115 to 235)	160 (101 to 234)	152 (113 to 199)	133 (101 to 171)	103 (78.6 to 131)	68.1 (52.6 to 88.1)	38.5 (24.5 to 52.3)	3,010
Congenital birth defects	41.6 (27.1 to 64)	18.9 (12.9 to 22.2)	38.1 (25.2 to 52.3)	28.3 (20.9 to 37)	13 (9.3 to 18.6)	12.4 (9 to 17.2)	10.8 (7.9 to 15.3)	9.9 (7.4 to 13.5)	9.4 (6.9 to 13.1)	9.2 (6.7 to 12.9)	8.5 (6.2 to 11.7)	8.4 (6.2 to 11)	7.7 (5.7 to 10.7)	10.5 (7.8 to 13.7)	9.7 (7.2 to 12.3)	9.5 (7.1 to 12.1)	1.5 (0.9 to 2.4)	1.1 (0.7 to 1.7)	0.6 (0.4 to 1)	0.3 (0.2 to 0.5)	0.1 (0.1 to 0.2)	256
Neural tube defects	1.9 (1 to 3.2)	0.7 (0.3 to 1.3)	4.7 (1.9 to 8.9)	3.6 (1.9 to 6.3)	0.4 (0.2 to 0.8)	0.4 (0.2 to 0.7)	0.4 (0.2 to 0.7)	0.3 (0.2 to 0.4)	0.2 (0.2 to 0.3)	0.2 (0.1 to 0.3)	0.2 (0.1 to 0.3)	0.2 (0.1 to 0.3)	0.2 (0.1 to 0.3)	0.1 (0.1 to 0.2)	0.1 (0.1 to 0.1)	0.1 (0.1 to 0.1)	0 (0 to 0.1)	0 (0 to 0.1)	0 (0 to 0)	0 (0 to 0)	0 (0 to 0)	14
Congenital heart anomalies	11.1 (5.5 to 20)	8 (4.7 to 17.9)	11.5 (6.9 to 20.2)	6.2 (3.5 to 14.6)	2.1 (1.1 to 5.2)	2.2 (1.2 to 4.1)	2 (1.2 to 4)	2 (1.2 to 4)	1.8 (1.1 to 3.6)	1.7 (1.1 to 2.9)	1.7 (1.1 to 2.9)	1.9 (1.2 to 2.7)	2.1 (1.3 to 3.1)	1.9 (1.2 to 2.7)	2.1 (1.3 to 3.1)	2.1 (1.3 to 3.1)	1.2 (0.7 to 1.9)	1 (0.6 to 1.4)	0.9 (0.5 to 1.4)	0.2 (0.1 to 0.4)	0.1 (0 to 0.3)	0.1 (0 to 0.2)	0.1 (0 to 0.2)	60.9
Orofacial clefts	0 (0 to 0)	0.1 (0 to 0.3)	0.3 (0 to 1.9)	0.2 (0 to 0.4)	0.2 (0 to 0.5)	0.2 (0 to 0.5)	0.1 (0 to 0.3)	0.1 (0 to 0.4)	0.2 (0 to 0.4)	0.2 (0 to 0.4)	0.2 (0 to 0.5)	0.2 (0 to 0.5)	0.2 (0 to 0.5)	0.2 (0 to 0.5)	0.2 (0 to 0.5)	0.2 (0 to 0.5)	0.1 (0 to 0.2)	0.1 (0 to 0.2)	0.1 (0 to 0.2)	0.1 (0 to 0.1)	0 (0 to 0.1)	0 (0 to 0.1)	0 (0 to 0.1)	0 (0 to 0.1)	2.7
Down syndrome	0.6 (0.3 to 1)	0 (0 to 0.3)	0.5 (0.3 to 0.8)	0.8 (0.4 to 1.1)	0.7 (0.4 to 1.1)	0.7 (0.4 to 1.1)	0.8 (0.5 to 1.2)	0.8 (0.5 to 1.2)	0.8 (0.5 to 1.2)	0.8 (0.5 to 1.1)	0.8 (0.5 to 1.1)	1 (0.6 to 1.5)	1.1 (0.7 to 1.5)	1 (0.6 to 1.5)	1.1 (0.7 to 1.5)	1.1 (0.7 to 1.5)	0.6 (0.3 to 1.1)	0.5 (0.2 to 1)	0.4 (0.2 to 0.8)	0.2 (0.1 to 0.4)	0.1 (0 to 0.3)	0 (0 to 0.2)	0 (0 to 0.1)	0 (0 to 0.1)	16
Turner syndrome	0 (0 to 0)	0 (0 to 0)	0 (0 to 0)	0.1 (0 to 0.2)	0.1 (0 to 0.2)	0.1 (0 to 0.2)	0.1 (0 to 0.2)	0.1 (0 to 0.3)	0.1 (0 to 0.3)	0.1 (0 to 0.2)	0.1 (0 to 0.2)	0.1 (0 to 0.2)	0.1 (0 to 0.1)	0.1 (0 to 0.1)	0.1 (0 to 0.1)	0 (0 to 0.1)	0 (0 to 0)	0 (0 to 0)	0 (0 to 0)	0 (0 to 0)	0 (0 to 0)	0 (0 to 0)	0 (0 to 0)	0 (0 to 0)	0 (0 to 0)	1
Klinefelter syndrome	0 (0 to 0)	0 (0 to 0)	0 (0 to 0)	0 (0 to 0)	0 (0 to 0)	0 (0 to 0)	0 (0 to 0)	0 (0 to 0)	0 (0 to 0)	0 (0 to 0)	0 (0 to 0)	0 (0 to 0)	0 (0 to 0)	0 (0 to 0)	0 (0 to 0)	0 (0 to 0)	0 (0 to 0)	0 (0 to 0)	0 (0 to 0)	0 (0 to 0)	0 (0 to 0)	0 (0 to 0)	0 (0 to 0)	0 (0 to 0)	0 (0 to 0)	0
Other chromosomal abnormalities	7.8 (3.6 to 20.4)	4.6 (2.3 to 10.2)	8 (4.9 to 18.1)	3.9 (2.3 to 7)	1.8 (1.1 to 3.3)	1.7 (1 to 3)	1.6 (0.9 to 2.9)	1.5 (1 to 2.5)	1.4 (0.8 to 2.2)	1.3 (0.8 to 2.1)	1.3 (0.8 to 1.9)	1.2 (0.7 to 1.6)	1.2 (0.8 to 1.6)	1.2 (0.8 to 1.7)	1.2 (0.8 to 1.7)	1 (0.6 to 1.4)	0.6 (0.4 to 0.9)	0.4 (0.2 to 0.6)	0.2 (0 to 0.5)	0.1 (0 to 0.3)	0 (0 to 0.1)	0 (0 to 0.1)	0 (0 to 0.1)	0 (0 to 0.1)	40.2
Congenital musculoskeletal and limb anomalies	1.5 (0.5 to 3.5)	0.5 (0.1 to 0.9)	0.7 (0.4 to 1.4)	0.1 (0.1 to 0.7)	0.2 (0.2 to 0.4)	0.2 (0.2 to 0.5)	0.2 (0.1 to 0.4)	0.2 (0.1 to 0.4)	0.2 (0.1 to 0.4)	0.2 (0.1 to 0.4)	0.2 (0.1 to 0.4)	0.2 (0.1 to 0.4)	0.2 (0.1 to 0.4)	0.2 (0.1 to 0.4)	0.2 (0.1 to 0.4)	0.2 (0.1 to 0.4)	0.1 (0.1 to 0.3)	0.1 (0.1 to 0.2)	0.1 (0.1 to 0.2)	0.1 (0.1 to 0.2)	0.1 (0.1 to 0.2)	0.1 (0.1 to 0.2)	0.1 (0.1 to 0.2)	0.1 (0.1 to 0.2)	54.1
Urogenital congenital anomalies	1.5 (0.5 to 3)	0.3 (0.1 to 0.9)	0.6 (0.3 to 1.6)	0.9 (0.5 to 1.6)	0.5 (0.2 to 1.2)	0.4 (0.2 to 0.9)	0.3 (0.2 to 0.6)	0.2 (0.1 to 0.4)	0.2 (0.1 to 0.3)	0.2 (0.1 to 0.3)	0.2 (0.1 to 0.3)	0.1 (0.1 to 0.2)	0.1 (0.1 to 0.2)	0.1 (0.1 to 0.1)	0.1 (0.1 to 0.1)	0.1 (0.1 to 0.1)	0 (0 to 0.1)	0 (0 to 0.1)	0 (0 to 0.1)	0 (0 to 0.1)	0 (0 to 0.1)	0 (0 to 0.1)	0 (0 to 0.1)	0 (0 to 0.1)	0 (0 to 0.1)	5.6
Digestive congenital anomalies	6.6 (3.4 to 10.8)	3.4 (1.6 to 7.4)	3.7 (1.4 to 4.5)	2.1 (0.5 to 3.5)	0.5 (0.3 to 0.8)	0.5 (0.3 to 0.8)	0.4 (0.2 to 0.7)	0.4 (0.2 to 0.7)	0.4 (0.2 to 0.6)	0.4 (0.2 to 0.6)	0.4 (0.2 to 0.6)	0.4 (0.2 to 0.6)	0.4 (0.2 to 0.6)	0.4 (0.2 to 0.6)	0.4 (0.2 to 0.6)	0.4 (0.2 to 0.6)	0.2 (0.1 to 0.4)	0.2 (0.1 to 0.4)	0.1 (0.1 to 0.3)	0.1 (0.1 to 0.2)	0.1 (0.1 to 0.2)	0.1 (0.1 to 0.2)	0.1 (0.1 to 0.2)	0.1 (0.1 to 0.2)	17.7
Other congenital birth defects	2.7 (1.1 to 4.7)	1.2 (0.5 to 2.6)	1.4 (0.4 to 2.4)	2.3 (1.4 to 3.6)	1.4 (1.1 to 1.9)	1.4 (1.1 to 2.1)	1.4 (1 to 2.7)	1.4 (1 to 2.7)	1.4 (0.9 to 2.7)	1.4 (0.9 to 2.7)	1.4 (0.9 to 2.7)	1.4 (0.9 to 2.7)	1.4 (0.9 to 2.7)	1.4 (0.9 to 2.7)	1.4 (0.9 to 2.7)	1.4 (0.9 to 2.7)	1.4 (0.9 to 2.7)	1.4 (0.9 to 2.7)	1.4 (0.9 to 2.7)	1.4 (0.9 to 2.7)	1.4 (0.9 to 2.7)	1.4 (0.9 to 2.7)	1.4 (0.9 to 2.7)	1.4 (0.9 to 2.7)	43.7
Urinary diseases and male infertility	0.1 (0 to 0.1)	0.1 (0 to 0.2)	0.2 (0 to 0.7)	0.4 (0.4 to 0.9)	0.6 (0.3 to 0.9)	0.6 (0.4 to 0.9)	1.1 (0.7 to 1.5)	1.7 (1.2 to 2.4)	3.5 (1.7 to 3.6)	3.6 (2.1 to 4.2)	3.6 (2.1 to 4.2)	3.6 (2.1 to 4.2)	3.6 (2.1 to 4.2)	3.6 (2.1 to 4.2)	3.6 (2.1 to 4.2)	3.6 (2.1 to 4.2)	3.6 (2.1 to 4.2)	3.6 (2.1 to 4.2)	3.6 (2.1 to 4.2)	3.6 (2.1 to 4.2)	3.6 (2.1 to 4.2)	3.6 (2.1 to 4.2)	3.6 (2.1 to 4.2)	3.6 (2.1 to 4.2)	347
Urolithiasis	0 (0 to 0)	0 (0 to 0)	0 (0 to 0)	0 (0 to 0)	0 (0 to 0.1)	0 (0 to 0.1)	0 (0 to 0.4)	0 (0 to 0.5)	0 (0 to 0.6)	0 (0 to 0.6)	0 (0 to 0.6)	0 (0 to 0.6)	0 (0 to 0.6)	0 (0 to 0.6)	0 (0 to 0.6)	0 (0 to 0.6)	0 (0 to 0.6)	0 (0 to 0.6)	0 (0 to 0.6)	0 (0 to 0.6)	0 (0 to 0.6)	0 (0 to 0.6)	0 (0 to 0.6)	0 (0 to 0.6)	0 (0 to 0.6)	13.4
Benign prostatic hyperplasia	0 (0 to 0)	0 (0 to 0)	0 (0 to 0)	0 (0 to 0)	0 (0 to 0)	0 (0 to 0)	0 (0 to 0)	0 (0 to 0)	0 (0 to 0)	0 (0 to 0)	0 (0 to 0)	0 (0 to 0)	0 (0 to 0)	0 (0 to 0)	0 (0 to 0)	0 (0 to 0)	0 (0 to 0)	0 (0 to 0)	0 (0 to 0)	0 (0 to 0)	0 (0 to 0)	0 (0 to 0)	0 (0 to 0)	0 (0 to 0)	0 (0 to 0)	0
Male infertility	–	–	–	–	–	–	–	–	–	–	–	–	–	–	–	–	–	–	–	–	–	–	–	–	–	NA
Other urinary diseases	0 (0 to 0)	0 (0 to 0)	0 (0 to 0)	0.2 (0 to 0.3)	0 (0 to 0)	0.2 (0 to 0.4)	0.2 (0 to 0.4)	0.2 (0 to 0.4)	0.4 (0 to 0.6)	0.5 (0 to 0.8)	0.5 (0 to 0.8)	0.4 (0 to 0.6)	0.4 (0 to 0.6)	0.5 (0 to 0.6)	0.5 (0 to 0.8)	0.5 (0 to 0.8)	0.4 (0 to 0.6)	0.4 (0 to 0.6)	0.5 (0 to 0.8)	0.5 (0 to 0.8)	0.5 (0 to 1)	0.4 (0 to 1)	0.3 (0 to 1)	0.2 (0 to 0.4)	7.2
Gynecological diseases	9 (0 to 0)	0 (0 to 0)	0 (0 to 0)	12.2 (0 to 0)	41.1 (24.8 to 66.2)	41 (24.8 to 66.2)	140 (98.6 to 202)	141 (98.6 to 203)	154 (99.5 to 222)	154 (99.5 to 222)	129 (94.7 to 188)	129 (94.7 to 188)	132 (96.5 to 192)	132 (96.5 to 192)	109 (80.7 to 161)	109 (80.7 to 161)	72 (49.4 to 99.2)	72 (49.4 to 99.2)	72 (49.4 to 99.2)	72 (49.4 to 99.2)	72 (49.4 to 99.2)	72 (49.4 to 99.2)	72 (49.4 to 99.2)	72 (49.4 to 99.2)	1,160
Uterine fibroids	0 (0 to 0)	0 (0 to 0)	0 (0 to 0)	0 (0 to 0)	0.1 (0 to 0.4)	0.3 (0 to 0.6)	1.3 (0.6 to 2.6)	1.3 (0.6 to 2.6)	3 (1.3 to 6.3)	3 (1.3 to 6.3)	3 (1.3 to 6.3)	3 (1.3 to 6.3)	3 (1.3 to 6.3)	3 (1.3 to 6.3)	3 (1.3 to 6.3)	3 (1.3 to 6.3)	1.7 (0.7 to 3.7)	1.7 (0.7 to 3.7)	0.4 (0.3 to 1.2)	0.4 (0.3 to 1.2)	0.3 (0.1 to 0.7)	0 (0 to 0.3)	0 (0 to 0.1)	0 (0 to 0.1)	51
Polycystic ovarian syndrome	0 (0 to 0)	0 (0 to 0)	0 (0 to 0)	0 (0 to 0)	0.5 (0.4 to 2.1)	0.5 (0.4 to 1.7)	2.2 (0.8 to 11.2)	2.2 (0.8 to 11.2)	2.2 (0.8 to 11.2)	2.2 (0.8 to 11.2)	2.2 (0.8 to 11.2)	2.2 (0.8 to 11.2)	2.2 (0.8 to 11.2)	2.2 (0.8 to 11.2)	2.2 (0.8 to 11.2)	2.2 (0.8 to 11.2)	1.3 (0.6 to 3.7)	1.3 (0.6 to 3.7)	0.6 (0.3 to 1.8)	0.6 (0.3 to 1.8)	0.4 (0.2 to 1.3)	0.2 (0.1 to 0.6)	0.2 (0.1 to 0.6)	0.2 (0.1 to 0.6)	36.3
Female infertility	0 (0 to 0)	0 (0 to 0)	0 (0 to 0)	0 (0 to 0)	0 (0 to 0)	0 (0 to 0)	0.7 (0 to 2.3)	1.8 (0.1 to 6.9)	1.9 (0.1 to 6.9)	2.5 (0.1 to 9.5)	2.5 (0.1 to 9.5)	2.4 (0.1 to 9.5)	2.4 (0.1 to 9.5)	2.4 (0.1 to 9.5)	2.4 (0.1 to 9.5)	2.4 (0.1 to 9.5)	1.2 (0.1 to 4.7)	1.2 (0.1 to 4.7)	0.6 (0.1 to 2.1)	0.6 (0.1 to 2.1)	0.4 (0.1 to 1.4)	0.2 (0.1 to 0.7)	0.2 (0.1 to 0.7)	0.2 (0.1 to 0.7)	0.2 (0.1 to 0.7)	9.6
Endometriosis	0 (0 to 0)	0 (0 to 0)	0 (0 to 0)	0 (0 to 0)	0 (0 to 0)	0 (0 to 0)	0.7 (0 to 2.5)	1.2 (0.3 to 3.9)	2.6 (0.6 to 8.6)	3.5 (0.9 to 11.1)	3.5 (0.9 to 11.1)	3.4 (0.9 to 11.1)	3.4 (0.9 to 11.1)	3.4 (0.9 to 11.1)	3.4 (0.9 to 11.1)	3.4 (0.9 to 11.1)	1.7 (0.5 to 5.5)	1.7 (0.5 to 5.5)	0.8 (0.2 to 2.6)	0.8 (0.2 to 2.6)	0.6 (0.2 to 1.8)	0.3 (0.1 to 0.9)	0.3 (0.1 to 0.9)	0.3 (0.1 to 0.9)	0.3 (0.1 to 0.9)	62.9
Genital prolapse	0 (0 to 0)	0 (0 to 0)	0 (0 to 0)	0 (0 to 0)	0 (0 to 0)	0 (0 to 0)	0 (0 to 0)	0 (0 to 0)	0 (0 to 0.1)	0 (0 to 0.2)	0 (0 to 0.2)	0 (0 to 0.2)	0 (0 to 0.2)	0 (0 to 0.2)	0 (0 to 0.2)	0 (0 to 0.2)	0 (0 to 0.2)	0 (0 to 0.2)	0 (0 to 0.2)	0 (0 to 0.2)	0 (0 to 0.2)	0 (0 to 0.2)	0 (0 to 0.2)	0 (0 to 0.2)	0 (0 to 0.2)	0.9
Premenstrual syndrome	0 (0 to 0)	0 (0 to 0)	0 (0 to 0)	0 (0 to 0)	11.1 (5.2 to 20.2)	22.7 (10.1 to 40.5)	29.6 (15.6 to 55.5)	29.6 (15.6 to 55.5)	29.6 (15.6 to 55.5)	29.6 (15.6 to 55.5)	29.6 (15.6 to 55.5)	34 (19.3 to 54.3)	29.6 (15.6 to 47.6)	28.2 (15.6 to 45.1)	10.7 (5.9 to 19)	0 (0 to 0)	0 (0 to 0)	0 (0 to 0)	0 (0 to 0)	0 (0 to 0)	0 (0 to 0)	0 (0 to 0)	0 (0 to 0)	0 (0 to 0)	0 (0 to 0)	239
Other gynecological diseases	0 (0 to 0)	0 (0 to 0)	0 (0 to 0)	0 (0 to 0)	0.1 (0 to 0.4)	8.2 (2.7 to 14.9)	39.6 (22.3 to 61.4)	39.6 (22.3 to 61.4)	69.4 (49.9 to 108)	69.4 (50.2 to 107)	69.4 (50.2 to 107)	71.4 (40.4 to 112)	81.5 (47 to 122)	81.5 (47 to 127)	59.6 (41.5 to 89.1)	27 (21.5 to 37)	27.6 (19.4 to 41.4)	24.7 (15.4 to 39.3)	15.6 (9.9 to 23.3)	10.6 (6.4 to 16.4)	6.3 (4 to 9.6)	3 (1.8 to 4.7)	1.1 (0.7 to 2.2)	0.4 (0.2 to 0.6)	740
Hemoglobinopathies and hemolytic anemias	0.1 (0.1 to 0.2)	0.5 (0.2 to 1.1)	1.9 (0.4 to 4.6)	0.8 (1.3 to 10.6)	0.6 (0.4 to 0.8)	0.4 (0.4 to 0.7)	1.9 (0.6 to 4.7)	3.9 (2.3 to 13.7)	3.9 (2.3 to 13.7)	3.3 (1.9 to 11.9)	2.6 (1.5 to 9.4)	2.6 (1.5 to 9.4)	2.6 (1.5 to 9.4)	2.6 (1.5 to 9.4)	2.6 (1.5 to 9.4)	2.6 (1.5 to 9.4)	1.3 (0.8 to 4.6)	1.7 (0.5 to 4.8)	1.3 (0.8 to 4.6)	1.8 (0.9 to 4.9)	1.5 (0.8 to 3.2)	1.8 (0.9 to 3.1)	1 (0.5 to 1.7)	1.6 (0.9 to 3.1)	43.5
Thalassemias	0 (0 to 0)	0 (0 to 0)	0 (0 to 0)	0.1 (0 to 0.1)	0 (0 to 0)	0 (0 to 0)	0 (0 to 0)	0 (0 to 0)	0 (0 to 0)	0 (0 to 0)	0 (0 to 0)	0 (0 to 0)	0 (0 to 0)	0 (0 to 0)	0 (0 to 0)	0 (0 to 0)	0 (0 to 0)	0 (0 to 0)	0 (0 to 0)	0 (0 to 0)	0 (0 to 0)	0 (0 to 0)	0 (0 to 0)	0 (0 to 0)	0 (0 to 0)	0.2
Thalassemias trait	0 (0 to 0)	0.5 (0 to 1.5)	1.6 (0.4 to 4)	0.6 (0 to 0.9)	0.5 (0 to 0.1)	0.5 (0 to 1.2)	0.5 (0.1 to 1.4)	0.5 (0.1 to 1.4)	1.6 (0.1 to 4.4)	1.3 (0.1 to 3.6)	0.8 (0.1 to 2.2)	1 (0.1 to 2.6)	0.8 (0.1 to 2.2)	1 (0.1 to 2.6)	0.8 (0.1 to 2.2)	0.6 (0 to 1.6)	0.6 (0 to 1.6)	0.6 (0 to 1.7)	0.2 (0 to 0.7)	0.3 (0 to 0.8)	0.3 (0 to 0.7)	0.3 (0 to 0.7)	0.1 (0 to 0.4)	0.1 (0 to 0.2)	12.6
Sickle cell disorders	0 (0 to 0)	0.1 (0 to 0.2)	0.4 (0.3 to 0.7)	0.5 (0.3 to 0.7)	0.5 (0.3 to 0.7)	0.5 (0.3 to 0.6)	0.4 (0.2 to 0.6)	0.4 (0.2 to 0.6)	0.3 (0.3 to 0.4)	0.3 (0.2 to 0.4)	0.3 (0.2 to 0.4)	0.3 (0.2 to 0.4)	0.4 (0.2 to 0.5)	0.4 (0.3 to 0.6)	0.3 (0.2 to 0.5)	0.2 (0.1 to 0.3)	0.1 (0.1 to 0.2)	0.1 (0.1 to 0.2)	0.1 (0.1 to 0.2)	0.1 (0.1 to 0.2)	0.1 (0.1 to 0.2)	0.1 (0.1 to 0.2)	0.1 (0.1 to 0.2)	0.1 (0.1 to 0.2)	5.3
Sickle cell trait	0 (0 to 0)	0 (0 to 0)	0.4 (0.1 to 1.1)	1.4 (0.2 to 3.7)	0.1 (0 to 0.4)	0.1 (0 to 0.1)	0.1 (0 to 0.3)	0.1 (0 to 0.3)	0.1 (0 to 0.4)	0.1 (0 to 0.3)	0.1 (0 to 0.3)	0.1 (0 to 0.3)	0.1 (0 to 0.3)	0.1 (0 to 0.3)	0.1 (0 to 0.3)	0.1 (0 to 0.3)	0.1 (0 to 0.2)	0.1 (0 to 0.2)	0.1 (0 to 0.2)	0.1 (0 to 0.2)	0.1 (0 to 0.2)	0.1 (0 to 0.2)	0.1 (0 to 0.2)	0.1 (0 to 0.2)	0.1 (0 to 0.2)	11.1
G6PD deficiency	0 (0 to 0)	0 (0 to 0)	0 (0 to 0)	0 (0 to 0)	0 (0 to 0)	0 (0 to 0)	0 (0 to 0)	0 (0 to 0.1)	0 (0 to 0.1)	0 (0 to 0.1)	0 (0 to 0.1)	0 (0 to 0.1)	0 (0 to 0.1)	0 (0 to 0.1)	0 (0 to 0.1)	0 (0 to 0.1)	0 (0 to 0.1)	0 (0 to 0.1)	0 (0 to 0.1)	0 (0 to 0.1)	0 (0 to 0.1)	0 (0 to 0.1)	0 (0 to 0.1)	0 (0 to 0.1)	0 (0 to 0.1)	1.2
G6PD trait	0 (0 to 0)	0 (0 to 0)	0 (0 to 0)	0 (0 to 0)	0 (0 to 0)	0 (0 to 0)	0 (0 to 0)	0 (0 to 0.1)	0 (0 to 0.1)	0 (0 to 0.1)	0 (0 to 0.1)	0 (0 to 0.1)	0 (0 to 0.1)	0 (0 to 0.1)	0 (0 to 0.1)	0 (0 to 0.1)	0 (0 to 0.1)	0 (0 to 0.1)	0 (0 to 0.1)	0 (0 to 0.1)	0 (0 to 0.1)	0 (0 to 0.1)	0 (0 to 0.1)	0 (0 to 0.1)	0 (0 to 0.1)	0.3
Other hemoglobinopathies and hemolytic anemias	0 (0 to 0)	0 (0 to 0)	0.4 (0.1 to 1.3)	1.3 (0.2 to 2.4)	0.6 (0 to 2.3)	0.6 (0.3 to 2.3)	0.4 (0 to 1.4)	0.2 (0 to 0.8)	0.2 (0 to 0.8)	0.2 (0 to 0.7)	0.2 (0 to 0.6)	0.2 (0 to 0.6)	0.7 (0.1 to 2.2)	0.6 (0.1 to 2.1)	0.8 (0.2 to 2.5)	0.6 (0.1 to 1.8)	0.9 (0.2 to 2.4)	0.8 (0.2 to 2.4)	1.2 (0.4 to 2.4)	1.1 (0.7 to 2)	1.2 (0.7 to 2.2)	1.1 (0.6 to 2)	0.7 (0.4 to 1.1)	0.4 (0.2 to 0.6)	12.9
Endocrine, metabolic, blood, and immune disorders	1.2 (0.4 to 1.8)	1.3 (0.4 to 2.1)	0.1 (0 to 7.7)	12.5 (8.5 to 17.5)	12.9 (8.9 to 18.6)	14.7 (9.5 to 21.6)	20.7 (13.2 to 30)	27.1 (16.7 to 42.5)	31.1 (18.7 to 53)	28.6 (22.9 to 57.2)	34 (19.3 to 54.3)	27.5 (27.1 to 46.9)	27.5 (5.7 to 78)	23.5 (4.6 to 113)	82.6 (59.9 to 131)	71.7 (48 to 112)	49.7 (36.6 to 91.5)	45.7 (40.4 to 83.2)	22.2 (21.5 to 49)	17 (11.5 to 35.5)	9.4 (5.7 to 11.6)	3.6 (2.4 to 5.3)	736
Oral disorders	0 (0 to 0)	2.9 (1.7 to 4.7)	3.8 (1.9 to 6.4)	4.9 (2.4 to 9.3)	6.2 (3.1 to 10.1)	9.2 (5.2 to 15.1)	13 (7.5 to 22.5)	16 (9.4 to 26.5)	18.3 (10.5 to 30.7)	21.3 (12.1 to 36.4)	29.6 (17.1 to 49.2)	40.5 (24.9 to 67.3)	48.7 (29.1 to 77)	50.6 (30.6 to 80.8)	47.6 (28.6 to 76.3)	42.7 (25.6 to 68.4)	39.9 (24.1 to 63.7)	32.5 (19.6 to 51.4)	27.8 (16.7 to 43.9)	24.7 (14.8 to 39.3)	18.5 (11.1 to 29.2)	10.5 (6.3 to 16.7)	7 (4.1 to 10.3)	547
Caries of deciduous teeth	0 (0 to 0)	0 (0 to 0)	0 (0 to 0)	0 (0 to 1.9)	0 (0 to 0.7)	0 (0 to 0.1)	0 (0 to 0)	0 (0 to 0)	0 (0 to 0)	0 (0 to 0)	0 (0 to 0)	0 (0 to 0)	0 (0 to 0)	0 (0 to 0)	0 (0 to 0)	0 (0 to 0)	0 (0 to 0)	0 (0 to 0)	0 (0 to 0)	0 (0 to 0)	0 (0 to 0)	0 (0 to 0)	0 (0 to 0)	0 (0 to 0)	0 (0 to 0)	1.1
Caries of permanent teeth	0 (0 to 0)	0 (0 to 0)	0 (0 to 0)	0 (0 to 0)	2.7 (0.9 to 4.4)	2.7 (0.9 to 4.4)	2.8 (1.1 to 5.4)	2.8 (1.1 to 5.4)	2.7 (1.1 to 5.2)	2.7 (1.1 to 5.2)	2.6 (1.1 to 5.2)	2.6 (1.1 to 5.2)	2.6 (1.1 to 5.2)	2.6 (1.1 to 5.2)	2.6 (1.1 to 5.2)	2.6 (1.1 to 5.2)	1.5 (0.7 to 4.1)	1.5 (0.7 to 4.1)	1.5 (0.7 to 4.1)	1.5 (0.7 to 4.1)	1.5 (0.7 to 4.1)	1.5 (0.7 to 4.1)	1.5 (0.7 to 4.1)	1.5 (0.7 to 4.1)	1.5 (0.7 to 4.1)	33.2
Periodontal diseases	0 (0 to 0)	0 (0 to 0)	0 (0 to 0)	0 (0 to 0)	0.6 (0 to 0.9)	0.6 (0 to 0.9)	0.6 (0 to 1.6)	0.6 (0.5 to 4.1)	0.6 (0.5 to 7.7)	0.6 (0.5 to 7.7)	0.6 (0.5 to 7.7)	0.6 (0.5 to 7.7)	0.6 (0.5 to 7.7)	0.6 (0.5 to 7.7)	0.6 (0.5 to 7.7)	0.6 (0.5 to 7.7)	0.6 (0.5 to 7.7)	0.6 (0.5 to 7.7)	0.6 (0.5 to 7.7)	0.6

All Table 2b. Ukraine DALYS by cause and age group for females with 95% uncertainty intervals, 2019

Cause	Early Neonatal	Late Neonatal	Post Neonatal	1 to 5	5 to 9	10 to 14	15 to 19	20 to 24	25 to 29	30 to 34	35 to 39	40 to 44	45 to 49	50 to 54	55 to 59	60 to 64	65 to 69	70 to 74	75 to 79	80 to 84	85 to 89	90 to 94	95 plus	Total
All causes	57,000 (54,000 to 59,000)	16,100 (13,000 to 20,000)	53,400 (39,000 to 71,000)	62,100 (43,700 to 82,000)	64,100 (44,000 to 86,000)	70,700 (49,000 to 92,000)	103,000 (72,000 to 137,000)	158,000 (110,000 to 211,000)	206,000 (139,000 to 279,000)	249,000 (170,000 to 329,000)	423,000 (298,000 to 558,000)	666,000 (466,000 to 868,000)	994,000 (699,000 to 1,300,000)	1,320,000 (939,000 to 1,700,000)	1,700,000 (1,200,000 to 2,200,000)	1,900,000 (1,300,000 to 2,500,000)	2,000,000 (1,400,000 to 2,600,000)	1,900,000 (1,300,000 to 2,500,000)	1,900,000 (1,300,000 to 2,500,000)	1,900,000 (1,300,000 to 2,500,000)	870,000 (600,000 to 1,100,000)	961,000 (671,000 to 1,200,000)	1,070,000 (626,000 to 1,210,000)	536,000 (334,000 to 630,000)	240,000 (154,000 to 276,000)	59,800 (43,900 to 64,300)	19,426,000
Communicable, maternal, neonatal, and nutritional diseases	37,000 (34,000 to 39,000)	9,690 (7,000 to 13,000)	17,600 (11,000 to 27,000)	13,700 (8,700 to 20,000)	8,700 (5,500 to 13,000)	8,700 (5,600 to 13,000)	9,200 (6,000 to 14,000)	11,000 (7,000 to 16,000)	13,000 (8,000 to 20,000)	16,000 (10,000 to 25,000)	17,000 (11,000 to 26,000)	18,000 (12,000 to 28,000)	20,000 (13,000 to 30,000)	20,000 (13,000 to 30,000)	20,000 (13,000 to 30,000)	19,000 (12,000 to 29,000)	19,000 (12,000 to 29,000)	17,000 (11,000 to 26,000)	15,000 (9,100 to 23,000)	12,000 (7,000 to 18,000)	8,000 (4,700 to 12,000)	7,910 (4,600 to 11,000)	6,000 (3,500 to 8,300)	3,600 (2,100 to 4,900)	900 (530 to 1,130)	400,000
HIV/AIDS and sexually transmitted infections	0.2 (0.1 to 0.4)	0.2 (0.1 to 0.3)	297 (671 to 765)	254 (549 to 691)	242 (219 to 266)	497 (207 to 261)	2,200 (477 to 1,900)	13,400 (7,700 to 3,240)	21,400 (9,010 to 12,100)	27,500 (37,300 to 37,600)	34,800 (54,200 to 51,300)	34,800 (37,800 to 33,300)	34,800 (14,400 to 27,300)	34,800 (14,600 to 23,400)	34,800 (14,600 to 23,400)	34,800 (14,600 to 23,400)	34,800 (14,600 to 23,400)	34,800 (14,600 to 23,400)	34,800 (14,600 to 23,400)	34,800 (14,600 to 23,400)	34,800 (14,600 to 23,400)	34,800 (14,600 to 23,400)	34,800 (14,600 to 23,400)	34,800 (14,600 to 23,400)	34,800 (14,600 to 23,400)	34,800 (14,600 to 23,400)	1,000,000
HIV/AIDS	0.2 (0.1 to 0.4)	0.2 (0.1 to 0.3)	297 (671 to 765)	254 (549 to 691)	242 (219 to 266)	497 (207 to 261)	2,200 (477 to 1,900)	13,400 (7,700 to 3,240)	21,400 (9,010 to 12,100)	27,500 (37,300 to 37,600)	34,800 (54,200 to 51,300)	34,800 (37,800 to 33,300)	34,800 (14,400 to 27,300)	34,800 (14,600 to 23,400)	34,800 (14,600 to 23,400)	34,800 (14,600 to 23,400)	34,800 (14,600 to 23,400)	34,800 (14,600 to 23,400)	34,800 (14,600 to 23,400)	34,800 (14,600 to 23,400)	34,800 (14,600 to 23,400)	34,800 (14,600 to 23,400)	34,800 (14,600 to 23,400)	34,800 (14,600 to 23,400)	34,800 (14,600 to 23,400)	34,800 (14,600 to 23,400)	1,000,000
HIV/AIDS - Drug-susceptible Tuberculosis	0 (0 to 0)	0 (0 to 0)	1.3 (0 to 12.7)	0.6 (0 to 13.7)	7.4 (0 to 12.7)	14.2 (0.2 to 6.9)	69.4 (20.1 to 126)	397.1 (197 to 650)	629 (277 to 1,120)	823 (374 to 1,530)	1,030 (577 to 1,730)	1,030 (1,030 to 1,760)	1,030 (560 to 1,760)	1,030 (720 to 1,760)	1,030 (720 to 1,760)	1,030 (720 to 1,760)	1,030 (720 to 1,760)	1,030 (720 to 1,760)	1,030 (720 to 1,760)	1,030 (720 to 1,760)	1,030 (720 to 1,760)	1,030 (720 to 1,760)	1,030 (720 to 1,760)	1,030 (720 to 1,760)	1,030 (720 to 1,760)	1,030 (720 to 1,760)	29,600
HIV/AIDS - Multidrug resistant Tuberculosis without extensive drug resistance	0 (0 to 0)	0 (0 to 0)	22.3 (0.7 to 60.9)	12.6 (0.9 to 20.2)	8.1 (0.4 to 22.4)	7 (0.3 to 12.3)	13.8 (0.4 to 24.7)	67.4 (28.9 to 109)	126 (54.6 to 204)	183 (78.6 to 296)	263 (113 to 426)	263 (113 to 426)	263 (113 to 426)	263 (113 to 426)	263 (113 to 426)	263 (113 to 426)	263 (113 to 426)	263 (113 to 426)	263 (113 to 426)	263 (113 to 426)	263 (113 to 426)	263 (113 to 426)	263 (113 to 426)	263 (113 to 426)	263 (113 to 426)	263 (113 to 426)	6,130
HIV/AIDS - Extensively drug-resistant Tuberculosis	0 (0 to 0)	0 (0 to 0)	1.3 (0 to 3.8)	0.6 (0 to 1.4)	0.4 (0 to 1.4)	0.7 (0.1 to 1.2)	3.4 (1.2 to 6.1)	16.6 (7.2 to 27.4)	31.5 (13.6 to 51.2)	45.8 (19.7 to 74.1)	65.8 (28.3 to 106)	65.8 (28.3 to 106)	65.8 (28.3 to 106)	65.8 (28.3 to 106)	65.8 (28.3 to 106)	65.8 (28.3 to 106)	65.8 (28.3 to 106)	65.8 (28.3 to 106)	65.8 (28.3 to 106)	65.8 (28.3 to 106)	65.8 (28.3 to 106)	65.8 (28.3 to 106)	65.8 (28.3 to 106)	65.8 (28.3 to 106)	65.8 (28.3 to 106)	65.8 (28.3 to 106)	1,830
HIV/AIDS resulting in other illnesses	0 (0 to 0.2)	0 (0 to 0.1)	293 (661 to 739)	253 (539 to 676)	234 (199 to 270)	276 (116 to 241)	1,200 (220 to 1,000)	8,200 (3,900 to 7,200)	13,000 (4,600 to 9,200)	16,000 (5,200 to 11,000)	20,000 (7,200 to 14,000)	20,000 (7,200 to 14,000)	20,000 (7,200 to 14,000)	20,000 (8,270 to 14,000)	20,000 (8,270 to 14,000)	20,000 (7,900 to 13,000)	20,000 (7,900 to 13,000)	20,000 (7,900 to 13,000)	20,000 (7,900 to 13,000)	20,000 (7,900 to 13,000)	20,000 (7,900 to 13,000)	20,000 (7,900 to 13,000)	20,000 (7,900 to 13,000)	20,000 (7,900 to 13,000)	20,000 (7,900 to 13,000)	20,000 (7,900 to 13,000)	20,000 (7,900 to 13,000)	717,000
Sexually transmitted infections, excluding HIV	0.1 (0.1 to 0.2)	0.1 (0 to 0.1)	3.4 (0.9 to 9.1)	0.9 (0.3 to 2.4)	0.5 (0.3 to 0.8)	0.5 (0.3 to 0.7)	0.8 (0.3 to 2.3)	2.1 (0.8 to 5.6)	3.4 (1.3 to 9.1)	4.5 (1.7 to 12.1)	5.5 (2.1 to 14.8)	6.5 (2.5 to 17.5)	7.5 (2.9 to 20.2)	8.5 (3.3 to 22.9)	9.5 (3.7 to 25.6)	10 (3.9 to 27.6)	10 (3.9 to 27.6)	10 (3.9 to 27.6)	10 (3.9 to 27.6)	10 (3.9 to 27.6)	10 (3.9 to 27.6)	10 (3.9 to 27.6)	10 (3.9 to 27.6)	10 (3.9 to 27.6)	10 (3.9 to 27.6)	10 (3.9 to 27.6)	5,400
Syphilis	0 (0 to 0.1)	0 (0 to 0.1)	0.1 (0 to 0.1)	0.1 (0 to 0.2)	0.1 (0 to 0.2)	0.1 (0 to 0.2



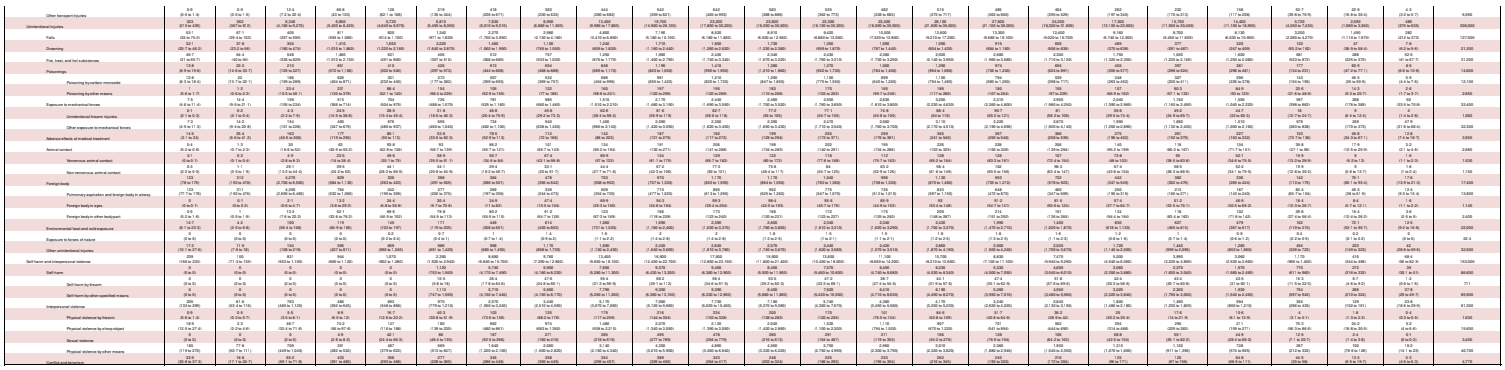

SR Table 2b: Redbridge DALYS by cause and age group for females with 95% uncertainty intervals. 2019

Cause	Early Neonatal	Late Neonatal	Post Neonatal	1 to 4	5 to 9	10 to 14	15 to 19	20 to 24	25 to 29	30 to 34	35 to 39	40 to 44	45 to 49	50 to 54	55 to 59	60 to 64	65 to 69	70 to 74	75 to 79	80 to 84	85 to 89	90 to 94	95 plus	Total
All causes	296 (254 to 343)	296 (241 to 372)	296 (161 to 382)	296 (97 to 531)	296 (89 to 746)	296 (64 to 975)	296 (61 to 1,264)	296 (62 to 1,420)	296 (72 to 1,228)	296 (72 to 1,192)	296 (77 to 1,260)	296 (76 to 1,360)	296 (78 to 1,262)	296 (77 to 1,260)	296 (73



Osteoarthritis other	0 (0 to 0)	0 (0 to 0)	0 (0 to 0)	0 (0 to 0)	0 (0 to 0)	0 (0 to 0)	0 (0 to 0)	0 (0 to 0)	0 (0 to 0)	0 (0 to 0)	0-1 (0 to 0)	0-5 (0 to 1)	1-4 (0 to 3)	1-4 (0 to 3)	2-8 (1 to 4)	4-5 (2 to 10)	6-1 (7 to 13)	4-1 (2 to 10)	6-5 (3 to 13)	6-2 (3 to 12)	6-7 (3 to 13)	5-4 (2 to 11)	4-8 (2 to 9)	3-6 (1 to 7)	2-3 (1 to 4)	1-2 (0 to 2)		52
Low back pain	0 (0 to 0)	0 (0 to 0)	0 (0 to 0)	0 (0 to 0)	4 (4 to 11)	9 (4 to 17)	14 (8 to 21)	19 (11 to 31)	39 (19 to 71)	51 (27 to 96)	75 (42 to 132)	137 (78 to 230)	176 (104 to 267)	204 (123 to 309)	256 (124 to 316)	214 (130 to 320)	212 (120 to 320)	191 (117 to 299)	162 (98 to 231)	162 (94 to 224)	154 (94 to 224)	155 (91 to 219)	164 (91 to 253)	204 (114 to 338)	214 (119 to 353)	2,350
Neck pain	0 (0 to 0)	0 (0 to 0)	0 (0 to 0)	0 (0 to 0)	4 (1 to 10)	8 (3 to 16)	24 (13 to 44)	36 (19 to 64)	73 (39 to 121)	91 (49 to 162)	106 (54 to 176)	156 (84 to 262)	196 (98 to 332)	196 (94 to 316)	196 (94 to 316)	196 (94 to 316)	196 (94 to 316)	91 (46 to 162)	79 (40 to 139)	74 (41 to 130)	74 (41 to 130)	74 (41 to 130)	74 (41 to 130)	74 (41 to 130)	74 (41 to 130)	959
Gout	0 (0 to 0)	0 (0 to 0)	0 (0 to 0)	0 (0 to 0)	0 (0 to 0)	0 (0 to 0)	0 (0 to 0)	0 (0 to 0)	0 (0 to 0)	0 (0 to 0)

SII Table 2b: Merton DALYS by cause and age group for females with 95% uncertainty intervals, 2019

Cause	Early Neonatal	Late Neonatal	Post Neonatal	1 to 4	5 to 9	10 to 14	15 to 19	20 to 24	25 to 29	30 to 34	35 to 39	40 to 44	45 to 49	50 to 54	55 to 59	60 to 64	65 to 69	70 to 74	75 to 79	80 to 84	85 to 89	90 to 94	95 plus	Total
All causes	1,187 (1,081 to 1,298)	1,102 (941 to 1,274)	1,660 (1,520 to 2,004)	5,196 (4,934 to 5,504)	3,787 (3,594 to 4,000)	3,586 (3,396 to 3,795)	4,284 (4,054 to 4,545)	5,127 (4,864 to 5,402)	5,966 (5,674 to 6,283)	6,911 (6,583 to 7,240)	8,107 (7,715 to 8,494)	9,460 (9,009 to 9,922)	11,214 (10,679 to 11,777)	13,260 (12,622 to 13,940)	15,844 (15,082 to 16,679)	18,860 (17,960 to 19,813)	22,600 (21,510 to 23,760)	26,900 (25,600 to 28,300)	31,370 (29,800 to 33,000)	35,900 (34,100 to 37,900)	39,900 (37,800 to 42,200)	43,000 (40,600 to 45,600)	44,000 (41,100 to 47,100)	14,000 (11,700 to 16,800)	5,000 (3,900 to 6,400)	1,400 (1,000 to 1,900)	1,400 (1,100 to 1,800)	1,400 (1,100 to 1,800)	1,400 (1,100 to 1,800

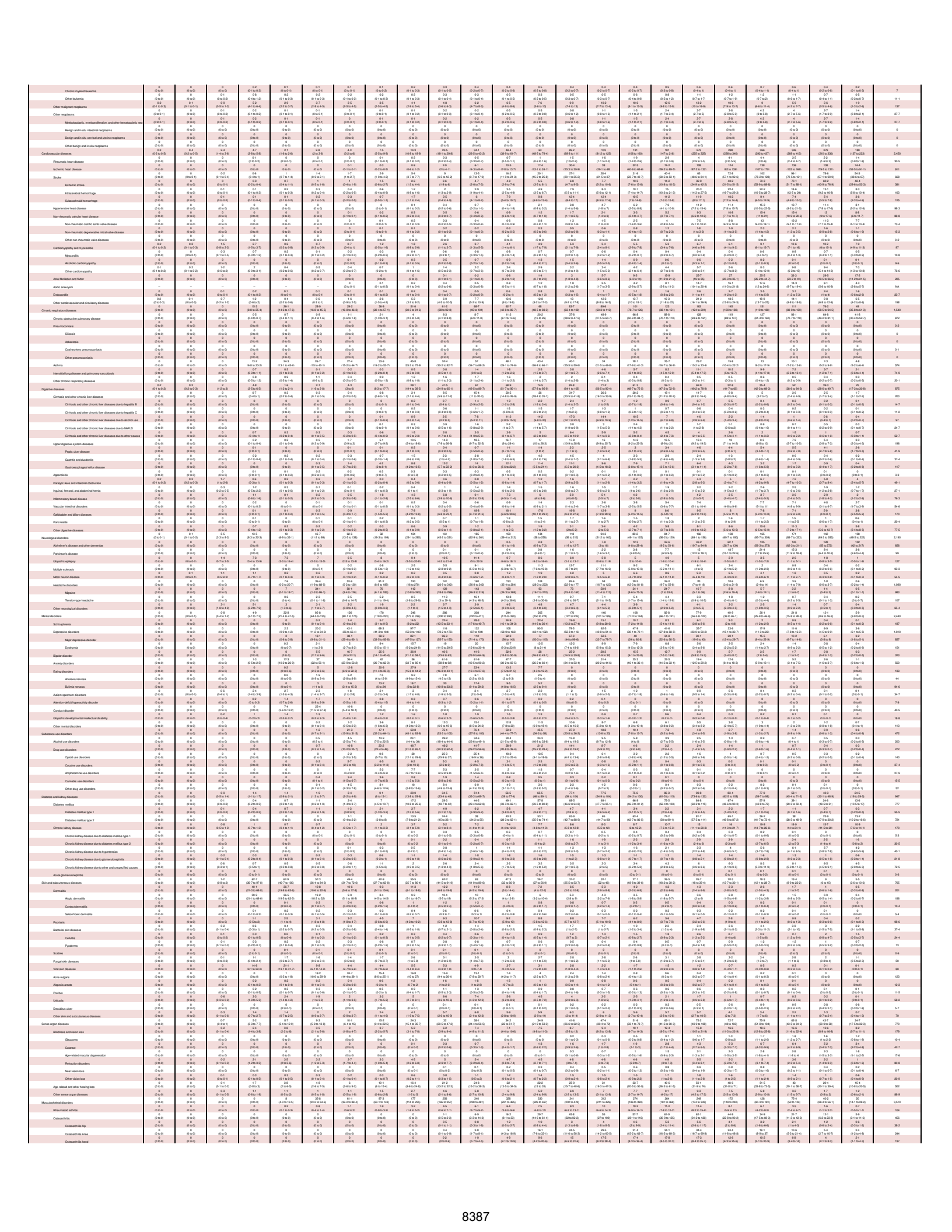

Osteoarthritis other	0 (0 to 0)	0 (0 to 0)	0 (0 to 0)	0 (0 to 0)	0 (0 to 0)	0 (0 to 0)	0 (0 to 0)	0 (0 to 0)	0 (0 to 0)	0 (0 to 0)	0 (0 to 1)	0.4 (0 to 1)	1-1 (0 to 2.5)	2-1 (0 to 4.4)	2-3 (1 to 7.2)	4 (1 to 9.9)	4-2 (2 to 9.2)	4-7 (2 to 9.7)	4-8 (2 to 10.1)	3-8 (1 to 7.4)	3-3 (1 to 6.7)	2-3 (1 to 4.9)	1-4 (0 to 3)	0.6 (0.4 to 1.4)		36-2
Low back pain	0 (0 to 0)	0 (0 to 0)	0 (0 to 0)	4-9 (2 to 9.8)	21-4 (12.6 to 34.3)	34-5 (21.9 to 56.1)	54-6 (31.9 to 89)	39-4 (22.3 to 70.1)	23 (12.4 to 43.3)	33-6 (17.9 to 63)	139 (76.7 to 194)	147 (99.2 to 251)	155 (92.3 to 234)	146 (90.7 to 231)	155 (97.9 to 234)	146 (96.5 to 267)	159 (97.3 to 180)	119 (71.2 to 170)	112 (67.3 to 152)	105 (44.5 to 169)	84.9 (33.9 to 79.9)	58.2 (19.9 to 96.4)	14.1 (10.4 to 23.1)	7.2 (4.5 to 10.5)	1,630
Neck pain	0 (0 to 0)	0 (0 to 0)	0 (0 to 0)	2-7 (1 to 5.7)	12-7 (5.6 to 22.7)	19-6 (9.3 to 32.6)	22 (11.1 to 40.3)	23-4 (11.7 to 47.9)	27-3 (13.7 to 57.1)	32-6 (16.4 to 67.9)	80 (40.9 to 140)	80-4 (41.7 to 137)	77-2 (40.2 to 134)	77-3 (40.1 to 134)	82-6 (43.4 to 141)	78-4 (45.6 to 137)	39-9 (20.5 to 68.6)	35 (19.9 to 58)	31-1 (17.4 to 50.1)	29-9 (10.4 to 38.2)	15-3 (7.4 to 28.2)	9-2 (4.4 to 15.6)	4-8 (3.5 to 7.4)	2.2 (1.2 to 4.1)	483
Gout	0 (0 to 0)	0 (0 to 0)	0 (0 to 0)	0 (0 to 0)	0 (0 to 0)	0 (0 to 0)	0 (0 to 0)	0 (0 to 0)	0 (0 to 0)	0 (0 to 0)	0 (0 to 0)	0 (0 to 0)	0 (0 to 0)	0 (0 to 0)	0 (0 to 0)	0 (0 to 0)	0 (0 to 0)	0 (0 to 0)	0 (0 to 0)	0 (0 to 0)	0 (0 to 0)	0 (0 to 0)	0 (0 to 0)	0 (0 to 0)	0 (0 to 0)	11-6
Other musculoskeletal disorders	0 (0 to 0)	0 (0 to 0)	0 (0 to 0)	0-2 (0 to 0.1)	0 (0 to 0)	0-9 (0.2 to 0.1)	0-9 (0.2 to 1.4)	1-2 (0.5 to 2.7)	40-3 (23.2 to 65.5)	63-9 (38.3 to 98.4)	78 (49 to 115)	69-7 (42.4 to 107)	66-1 (41.6 to 102)	65 (40.4 to 100)	55-3 (34.5 to 81.1)	45-8 (26.8 to 72.1)	49-2 (24.5 to 62.4)	37-2 (21 to 60.4)	24-6 (14 to 38.1)	15-8 (9.4 to 26.9)	8 (3.5 to 14.2)	0-2 (2 to 3.3)	3-6 (1.3 to 5.8)	649
Other non-communicable diseases	62-7 (29.7 to 98.4)	19-8 (13.4 to 27.3)	74-5 (51.7 to 100)	39-5 (26.3 to 72.9)	32-1 (22.9 to 46.5)	32-4 (22.9 to 44.1)	45-3 (31.5 to 65)	89-7 (60.9 to 127)	171 (116 to 247)	224 (156 to 320)	249 (170 to 351)	211 (148 to 296)	186 (121 to 256)	156 (97.1 to 227)	118 (80.1 to 163)	113 (75.5 to 156)	156 (75.5 to 194)	80-6 (59 to 116)	69-2 (51.2 to 97)	49-9 (27.2 to 84.2)	26-4 (16.2 to 46.6)	22-4 (10.9 to 32.9)	2,030
Congenital birth defects	41-5 (26.7 to 64.8)	16-5 (11.3 to 25.7)	32-8 (24.3 to 77.9)	26-4 (21.3 to 39.7)	11-6 (8.4 to 15.6)	9-2 (6.4 to 12.4)	7-1 (5.5 to 9.6)	7-4 (5.4 to 10.2)	8-9 (6.4 to 12.3)	9-6 (7.5 to 13.8)	11 (8.2 to 14.8)	9-2 (6.7 to 12.2)	8-3 (5.9 to 11)	7-9 (5.7 to 10.5)	6-8 (4.9 to 9)	5 (3.4 to 6.9)	3-7 (2.4 to 4.9)	1-4 (0.9 to 2.1)	0-9 (0.5 to 1.3)	0-6 (0.4 to 0.9)	0-3 (0.2 to 0.5)	0-2 (0.1 to 0.3)	0-1 (0.1 to 0.1)	260
Neural tube defects	3-1 (1.4 to 5.4)	0-6 (0.2 to 1.1)	4-9 (1.9 to 9.5)	7-3 (3.1 to 11.4)	0-4 (0.2 to 0.6)	0-3 (0.2 to 0.4)	0-2 (0.2 to 0.4)	0-3 (0.2 to 0.5)	0-3 (0.2 to 0.5)	0-3 (0.2 to 0.5)	0-3 (0.2 to 0.5)	0-3 (0.2 to 0.5)	0-2 (0.1 to 0.4)	0-1 (0.1 to 0.3)	0-1 (0.1 to 0.2)	0-1 (0.1 to 0.2)	0-1 (0 to 0.1)	0-1 (0 to 0.1)	0-1 (0 to 0.1)	0-1 (0 to 0.1)	0-1 (0 to 0.1)	0-1 (0 to 0.1)	0-1 (0 to 0.1)	18-8
Congenital heart anomalies	9-3 (5.2 to 24.8)	6-3 (3.4 to 14.5)	16-1 (8.9 to 38.9)	9-2 (5.3 to 19.1)	1-8 (1 to 2.8)	1-5 (0.9 to 3)	1-2 (0.7 to 2.5)	1-3 (0.8 to 2.4)	1-4 (0.8 to 3)	1-7 (1 to 2.8)	2 (1.1 to 3)	1-7 (1 to 2.8)	1-6 (1 to 2.7)	1-3 (0.7 to 2.2)	1-2 (0.6 to 1.9)	0-7 (0.3 to 1.2)	0-6 (0.3 to 1)	0-3 (0 to 0.5)	0-1 (0 to 0.1)	0-1 (0 to 0.1)	0-1 (0 to 0.1)	0-1 (0 to 0.1)	0-1 (0 to 0.1)	59-2
Orofacial clefts	0 (0 to 0)	0-1 (0 to 0.2)	0-2 (0 to 0.5)	0-1 (0 to 0.2)	0-1 (0 to 0.2)	0-1 (0 to 0.2)	0-1 (0 to 0.2)	0-2 (0 to 0.4)	0-2 (0 to 0.4)	0-2 (0 to 0.4)	0-2 (0 to 0.4)	0-2 (0 to 0.4)	0-1 (0 to 0.3)	0-1 (0 to 0.3)	0-1 (0 to 0.2)	0-1 (0 to 0.2)	0-1 (0 to 0.1)	0-1 (0 to 0.1)	0-1 (0 to 0.1)	0-1 (0 to 0.1)	0-1 (0 to 0.1)	0-1 (0 to 0.1)	0-1 (0 to 0.1)	2-3
Down syndrome	1-2 (0.4 to 2)	0-3 (0.1 to 0.5)	1-2 (0.4 to 2)	1-4 (0.5 to 2.2)	0-7 (0.4 to 0.9)	0-6 (0.4 to 0.8)	0-5 (0.3 to 0.7)	0-7 (0.4 to 1)	0-9 (0.6 to 1.2)	1-1 (0.7 to 1.6)	1-2 (0.8 to 1.6)	1-1 (0.8 to 1.5)	1-3 (0.8 to 1.7)	2-1 (1.3 to 3.1)	2-3 (1.4 to 3.4)	1-7 (0.9 to 2.6)	0-9 (0.5 to 1.3)	0-6 (0.3 to 1)	0-3 (0.2 to 0.6)	0-2 (0.1 to 0.4)	0-1 (0 to 0.2)	0-1 (0 to 0.2)	19-2
Turner syndrome	0 (0 to 0)	0 (0 to 0)	0-1 (0 to 0.1)	0-1 (0 to 0.1)	0-1 (0 to 0.1)	0-1 (0 to 0.1)	0-1 (0 to 0.2)	0-1 (0 to 0.2)	0-1 (0 to 0.2)	0-1 (0 to 0.2)	0-1 (0 to 0.3)	0-1 (0 to 0.3)	0-1 (0 to 0.3)	0-1 (0 to 0.3)	0 (0 to 0.2)	0 (0 to 0.2)	0 (0 to 0.2)	0 (0 to 0.2)	0 (0 to 0.2)	0 (0 to 0.2)	0 (0 to 0.2)	0 (0 to 0.2)	0 (0 to 0.2)	0-8
Klinefelter syndrome	0 (0 to 0)	0 (0 to 0)	0 (0 to 0)	0 (0 to 0)	0 (0 to 0)	0 (0 to 0)	0 (0 to 0)	0 (0 to 0)	0 (0 to 0)	0 (0 to 0)	0 (0 to 0)	0 (0 to 0)	0 (0 to 0)	0 (0 to 0)	0 (0 to 0)	0 (0 to 0)	0 (0 to 0)	0 (0 to 0)	0 (0 to 0)	0 (0 to 0)	0 (0 to 0)	0 (0 to 0)	0 (0 to 0)	0
Other chromosomal abnormalities	7-8 (3.1 to 20.4)	4-5 (2.2 to 11.3)	12-2 (5.1 to 28)	5-2 (3.1 to 11.1)	1-7 (1.1 to 2.5)	1-3 (0.8 to 2.2)	1-1 (0.7 to 2.1)	1-1 (0.8 to 2.4)	1-2 (0.8 to 2.4)	1-5 (0.9 to 2.4)	1-6 (1 to 2.5)	1-2 (0.8 to 1.8)	1 (0.7 to 1.5)	0-8 (0.5 to 1.1)	0-5 (0.3 to 0.8)	0-3 (0.2 to 0.5)	0-2 (0.2 to 0.4)	0-2 (0.2 to 0.4)	0-1 (0.1 to 0.3)	0-1 (0.1 to 0.3)	0-1 (0.1 to 0.2)	0-1 (0.1 to 0.2)	0-1 (0.1 to 0.2)	43-3
Congenital musculoskeletal and limb anomalies	2-3 (1.1 to 3.9)	0-7 (0.4 to 1.1)	6-3 (3.2 to 9.6)	2-7 (1.7 to 4.6)	2-1 (1.4 to 3.1)	2-2 (1.6 to 3.1)	2-2 (1.2 to 3.4)	2-8 (1.6 to 4.1)	3-3 (1.9 to 5.1)	3-3 (1.9 to 5.1)	3-5 (2.1 to 5.3)	2-9 (1.6 to 4.6)	2-5 (1.5 to 4)	2-2 (1.3 to 3.4)	1-9 (1.1 to 2.9)	1-2 (0.6 to 1.9)	0-8 (0.4 to 1.4)	0-5 (0.3 to 0.7)	0-3 (0.1 to 0.5)	0-2 (0.1 to 0.3)	0-1 (0.1 to 0.2)	0-1 (0.1 to 0.2)	0-1 (0.1 to 0.2)	49-5
Urogenital congenital anomalies	1-3 (0.6 to 2.9)	0-3 (0.1 to 0.7)	0-7 (0.4 to 1.3)	0-8 (0.4 to 1.4)	0-4 (0.2 to 0.7)	0-3 (0.2 to 0.6)	0-2 (0.1 to 0.5)	0-3 (0.1 to 0.5)	0-2 (0.1 to 0.3)	0-2 (0.1 to 0.3)	0-3 (0.1 to 0.3)	0-2 (0.1 to 0.3)	0-1 (0.1 to 0.2)	0-1 (0.1 to 0.1)	0-1 (0.1 to 0.1)	0-1 (0 to 0.1)	0-1 (0 to 0.1)	0-1 (0 to 0.1)	0-1 (0 to 0.1)	0-1 (0 to 0.1)	0-1 (0 to 0.1)	0-1 (0 to 0.1)	0-1 (0 to 0.1)	5-1
Digestive congenital anomalies	4-8 (2.4 to 11.1)	1-2 (0.7 to 3)	3-4 (1.6 to 7.4)	1-7 (1.1 to 4.2)	0-9 (0.4 to 1.3)	0-7 (0.2 to 0.7)	0-5 (0.2 to 0.8)	0-6 (0.2 to 1.1)	0-7 (0.2 to 1.3)	0-8 (0.2 to 1.5)	0-9 (0.3 to 1.7)	0-7 (0.2 to 1.3)	0-6 (0.2 to 1.1)	0-5 (0.2 to 1)	0-4 (0.1 to 0.8)	0-3 (0.1 to 0.6)	0-2 (0 to 0.4)	0-2 (0 to 0.4)	0-1 (0 to 0.3)	0-1 (0 to 0.2)	0-1 (0 to 0.2)	0-1 (0 to 0.2)	0-1 (0 to 0.2)	14-9
Other congenital birth defects	3-1 (1.4 to 7.4)	1-2 (0.6 to 3)	3-6 (1.4 to 9.2)	2-1 (1.1 to 5.2)	0-7 (0.4 to 1.1)	0-6 (0.4 to 0.9)	0-5 (0.2 to 0.7)	0-7 (0.4 to 1)	0-8 (0.4 to 1.2)	0-9 (0.5 to 1.3)	1 (0.5 to 2)	0-8 (0.4 to 1.5)	0-7 (0.3 to 1.2)	0-6 (0.2 to 1.1)	0-4 (0.2 to 0.8)	0-3 (0.1 to 0.6)	0-2 (0.1 to 0.4)	0-2 (0.1 to 0.4)	0-1 (0 to 0.3)	0-1 (0 to 0.3)	0-1 (0 to 0.3)	0-1 (0 to 0.3)	0-1 (0 to 0.3)	47-2
Urinary diseases and male infertility	0-1 (0 to 0.1)	0-1 (0 to 0.1)	0-5 (0.2 to 0.6)	0-6 (0.3 to 0.6)	0-4 (0.2 to 0.5)	0-4 (0.3 to 0.6)	0-5 (0.3 to 0.6)	0-7 (0.4 to 1.1)	0-9 (0.5 to 1.4)	0-9 (0.5 to 1.3)	1-2 (0.6 to 1.7)	0-9 (0.5 to 1.4)	0-9 (0.5 to 1.4)	0-8 (0.4 to 1.2)	0-6 (0.3 to 0.9)	0-4 (0.2 to 0.7)	0-3 (0.2 to 0.5)	0-3 (0.1 to 0.5)	0-2 (0.1 to 0.4)	0-2 (0.1 to 0.4)	0-1 (0.1 to 0.3)	0-1 (0.1 to 0.3)	0-1 (0.1 to 0.3)	137
Urolithiasis	0 (0 to 0)	0 (0 to 0)	0 (0 to 0)	0 (0 to 0)	0 (0 to 0)	0 (0 to 0)	0 (0 to 0.1)	0 (0 to 0.1)	0 (0 to 0.1)	0 (0 to 0.1)	0 (0 to 0.2)	0 (0 to 0.2)	0 (0 to 0.1)	0 (0 to 0.1)	0 (0 to 0.1)	0 (0 to 0.1)	0 (0 to 0.1)	0 (0 to 0.1)	0 (0 to 0.1)	0 (0 to 0.1)	0 (0 to 0.1)	0 (0 to 0.1)	0 (0 to 0.1)	0 (0 to 0.1)	6-1
Benign prostatic hyperplasia	0 (0 to 0)	0 (0 to 0)	0 (0 to 0)	0 (0 to 0)	0 (0 to 0)	0 (0 to 0)	0 (0 to 0)	0 (0 to 0)	0 (0 to 0)	0 (0 to 0)	0 (0 to 0)	0 (0 to 0)	0 (0 to 0)	0 (0 to 0)	0 (0 to 0)	0 (0 to 0)	0 (0 to 0)	0 (0 to 0)	0 (0 to 0)	0 (0 to 0)	0 (0 to 0)	0 (0 to 0)	0 (0 to 0)	0 (0 to 0)	0
Male infertility	–	–	–	–	–	–	–	–	–	–	–	–	–	–	–	–	–	–	–	–	–	–	–	–	NA
Other urinary diseases	0 (0 to 0.1)	0 (0 to 0.1)	0 (0 to 0.1)	0-2 (0 to 0.4)	0-1 (0 to 0.2)	0-1 (0 to 0.2)	0-1 (0 to 0.2)	0-1 (0 to 0.2)	0-2 (0 to 0.3)	0-2 (0 to 0.4)	0-3 (0 to 0.5)	0-4 (0 to 0.6)	0-4 (0 to 0.6)	0-4 (0 to 0.7)	0-3 (0 to 0.5)	0-2 (0 to 0.4)	0-2 (0 to 0.4)	0-3 (0 to 0.5)	0-2 (0 to 0.4)	0-2 (0 to 0.4)	0-1 (0 to 0.3)	0-2 (0 to 0.4)	0-2 (0 to 0.3)	0-1 (0 to 0.2)	5-4
Gynecological diseases	0 (0 to 0)	0 (0 to 0)	0 (0 to 0)	0 (0 to 0)	0-5 (0 to 15.2)	24-5 (14.6 to 39.1)	90-2 (59.3 to 89.9)	112 (81.3 to 167)	139 (103 to 222)	164 (116 to 229)	128 (82.6 to 187)	108 (72.9 to 154)	101 (64.2 to 144)	101 (62.3 to 152)	89-9 (58.2 to 132)	84-2 (54.7 to 127)	39-7 (15 to 37.1)	19-2 (11.7 to 28.2)	8-5 (4.4 to 12.2)	3-3 (1.4 to 6.2)	2-3 (1 to 4.7)	1-1 (0.5 to 2.2)	961
Uterine fibroids	0 (0 to 0)	0 (0 to 0)	0 (0 to 0)	0-1 (0 to 0.2)	0-1 (0 to 0.2)	0-4 (0.1 to 0.6)	0-4 (0.1 to 0.6)	0-5 (0.2 to 0.7)	0-7 (0.3 to 0.9)	0-8 (0.3 to 1.1)	0-9 (0.4 to 1.3)	0-7 (0.3 to 1)	0-7 (0.3 to 1)	0-6 (0.3 to 0.9)	0-5 (0.2 to 0.7)	0-4 (0.2 to 0.6)	0-3 (0.1 to 0.5)	0-3 (0.1 to 0.4)	0-2 (0.1 to 0.3)	0-2 (0.1 to 0.3)	0-1 (0 to 0.3)	0-1 (0 to 0.3)	0-1 (0 to 0.3)	41-9
Polycystic ovarian syndrome	0 (0 to 0)	0 (0 to 0)	0 (0 to 0)	0 (0 to 0)	0 (0.3 to 1.7)	0 (0.5 to 2.2)	0-4 (0.9 to 1.9)	0-3 (0.6 to 1.2)	0-3 (0.6 to 1.3)	0-3 (0.6 to 1.3)	0-3 (0.6 to 1.3)	0-3 (0.6 to 1.2)	0-3 (0.6 to 1.2)	0-3 (0.7 to 1.5)	0-3 (0.6 to 1.2)	0-3 (0.6 to 1.2)	0-2 (0.5 to 1.1)	0-2 (0.5 to 1)	0-2 (0.5 to 1)	0-2 (0.5 to 1)	0-2 (0.5 to 1)	0-2 (0.5 to 1)	0-2 (0.5 to 1)	38-1
Female infertility	0 (0 to 0)	0 (0 to 0)	0 (0 to 0)	0 (0 to 0)	0 (0 to 0)	0 (0 to 0)	0 (0 to 0)	0 (0 to 0.2)	0 (0 to 0.2)	0 (0 to 0.1)	0 (0 to 0.1)	0 (0 to 0.1)	0 (0 to 0.1)	0 (0 to 0.1)	0 (0 to 0.1)	0 (0 to 0.1)	0 (0 to 0.1)	0 (0 to 0.1)	0 (0 to 0.1)	0 (0 to 0.1)	0 (0 to 0.1)	0 (0 to 0.1)	0 (0 to 0.1)	0 (0 to 0.1)	11-9
Endometriosis	0 (0 to 0)	0 (0 to 0)	0 (0 to 0)	0 (0 to 0)	0 (0 to 0)	2-3 (0.7 to 5.2)	2-8 (0.8 to 5.6)	3-6 (1.1 to 7.4)	4-1 (1.4 to 8.3)	3-9 (1.3 to 8.2)	3-3 (1.2 to 7.1)	2-9 (1.1 to 6.2)	2-7 (1 to 5.7)	2-6 (0.9 to 5.1)	2-3 (0.8 to 4.7)	2-1 (0.8 to 4.3)	1-1 (0.4 to 2.3)	0-9 (0.3 to 1.8)	0-6 (0.2 to 1.3)	0-4 (0.2 to 0.9)	0-2 (0.1 to 0.5)	0-2 (0.1 to 0.4)	0-2 (0.1 to 0.4)	41-2
Genital prolapse	0 (0 to 0)	0 (0 to 0)	0 (0 to 0)	0 (0 to 0)	0 (0 to 0)	0 (0 to 0)	0 (0 to 0)	0 (0 to 0.1)	0 (0 to 0.1)	0 (0 to 0.1)	0 (0 to 0.2)	0 (0 to 0.1)	0 (0 to 0.1)	0 (0 to 0.1)	0 (0 to 0.1)	0 (0 to 0.1)	0 (0 to 0.1)	0 (0 to 0.1)	0 (0 to 0.1)	0 (0 to 0.1)	0 (0 to 0.1)	0 (0 to 0.1)	0 (0 to 0.1)	0 (0 to 0.1)	13-9
Premenstrual syndrome	0 (0 to 0)	0 (0 to 0)	0 (0 to 0)	0 (0 to 0)	0-1 (0.4 to 14.3)	15-2 (7.7 to 34.4)	23-9 (12.1 to 43.1)	33-3 (19.1 to 54.1)	39-5 (19.1 to 83)	43-6 (24.5 to 88.7)	66-1 (34.5 to 128)	48-3 (26.4 to 102.5)	39-3 (22.1 to 84.2)	23-7 (13.2 to 39.8)	7-6 (4.5 to 14.3)	0-5 (0 to 1.2)	0-3 (0 to 0.6)	0-2 (0 to 0.5)	0-1 (0 to 0.4)	0-1 (0 to 0.3)	0-1 (0 to 0.2)	0-1 (0 to 0.2)	0-1 (0 to 0.2)	227
Other gynecological diseases	0 (0 to 0)	0 (0 to 0)	0 (0 to 0)	0 (0 to 0)	0-3 (0 to 0.2)	0-7 (0.1 to 0.4)	4-7 (2.1 to 8.6)	28-1 (16.4 to 45.1)	74-5 (42.1 to 118)	102 (58.1 to 162)	96-1 (57.4 to 148)	69-3 (39.1 to 107)	60-3 (34.4 to 91.6)	52-1 (27 to 83.7)	34-4 (21 to 52.1)	21-6 (12.4 to 33.2)	16-6 (10.1 to 25.2)	13-8 (7.9 to 19.2)	7-3 (4.5 to 10.7)	4-7 (2.8 to 7.2)	2-6 (1.7 to 4.5)	1-5 (0.9 to 2.4)	0-7 (0.3 to 1.3)	587
Hemoglobinopathies and hemolytic anemias	0-1 (0 to 1.1)	0-5 (0.2 to 1.1)	2 (0.8 to 4.4)	4-3 (1.1 to 9.7)	0-6 (0.3 to 1.6)	0-4 (0.2 to 0.5)	1-4 (0.4 to 3.4)	3-2 (1.2 to 7.5)	4-3 (1.7 to 10.1)	5-1 (1.9 to 16.1)	2-9 (1 to 7.7)	2-9 (1 to 7.1)	2-1 (0.6 to 5.4)	1-4 (0.4 to 3.4)	1-2 (0.4 to 2.6)	1-1 (0.4 to 2.3)	0-8 (0.3 to 1.7)	0-9 (0.4 to 2.1)	0-8 (0.4 to 1.6)	0-5 (0.2 to 1.2)	0-3 (0.2 to 0.6)	37-2
Thalassemias	0 (0 to 0)	0 (0 to 0)	0-1 (0 to 0.2)	0 (0 to 0.1)	0 (0 to 0)	0 (0 to 0)	0 (0 to 0)	0 (0 to 0)	0 (0 to 0)	0 (0 to 0)	0 (0 to 0)	0 (0 to 0)	0 (0 to 0)	0 (0 to 0)	0 (0 to 0)	0 (0 to 0)	0 (0 to 0)	0 (0 to 0)	0 (0 to 0)	0 (0 to 0)	0 (0 to 0)	0 (0 to 0)	0 (0 to 0)	0 (0 to 0)	0-2
Thalassemias trait	0 (0 to 0)	0-5 (0 to 1.5)	1-6 (0.3 to 3.5)	0-6 (0 to 0.7)	0-1 (0 to 0.3)	0-1 (0 to 0.3)	0-3 (0.1 to 1)	1-3 (0.1 to 4.1)	1-7 (0.1 to 4.6)	2 (0.2 to 5.3)	0-9 (0.1 to 2.5)	0-9 (0.1 to 2.5)	0-7 (0.1 to 2.2)	0-7 (0.1 to 2.1)	0-5 (0.1 to 1.6)	0-4 (0 to 1.2)	0-2 (0 to 0.6)	0-2 (0 to 0.5)	0-1 (0 to 0.4)	0-1 (0 to 0.4)	0-1 (0 to 0.2)	0-1 (0 to 0.2)	0-1 (0 to 0.2)	11-9
Sickle cell disorders	0 (0 to 0)	0-1 (0 to 0.2)	0-7 (0 to 1.5)	0-4 (0 to 0.9)	0-3 (0 to 0.6)	0-3 (0.2 to 0.4)	0-3 (0.2 to 0.4)	0-3 (0.2 to 0.4)	0-3 (0.2 to 0.4)	0-3 (0.2 to 0.5)	0-3 (0.2 to 0.5)	0-3 (0.2 to 0.4)	0-3 (0.2 to 0.4)	0-2 (0.1 to 0.3)	0-2 (0.1 to 0.3)	0-1 (0.1 to 0.2)	0-1 (0.1 to 0.2)	0-1 (0 to 0.2)	0-1 (0 to 0.2)	0-1 (0 to 0.2)	0-1 (0 to 0.2)	0-1 (0 to 0.2)	0-1 (0 to 0.2)	4-4
Sickle cell trait	0 (0 to 0)	0-1 (0 to 0.3)	0-4 (0 to 1.1)	1-2 (0.2 to 2.7)	0-1 (0 to 0.5)	0-1 (0 to 0.5)	0-1 (0 to 0.5)	0-2 (0 to 0.6)	0-3 (0 to 0.8)	0-3 (0 to 0.7)	2 (0.4 to 4)	0-4 (0 to 1.2)	0-5 (0 to 1.4)	0-5 (0 to 1.3)	0-5 (0 to 1.2)	0-4 (0 to 1.1)	0-2 (0 to 0.8)	0-2 (0 to 0.8)	0-2 (0 to 0.6)	0-1 (0 to 0.4)	0-1 (0 to 0.3)	0-1 (0 to 0.3)	0-1 (0 to 0.3)	10-4
G6PD deficiency	0 (0 to 0)	0 (0 to 0)	0 (0 to 0)	0 (0 to 0)	0 (0 to 0)	0 (0 to 0)	0 (0 to 0)	0 (0 to 0)	0 (0 to 0)	0 (0 to 0)	0 (0 to 0)	0 (0 to 0)	0 (0 to 0)	0 (0 to 0)	0 (0 to 0)	0 (0 to 0)	0 (0 to 0)	0 (0 to 0)	0 (0 to 0)	0 (0 to 0)	0 (0 to 0)	0 (0 to 0)	0 (0 to 0)	0 (0 to 0)	1
G6PD trait	0 (0 to 0)	0 (0 to 0)	0 (0 to 0)	0 (0 to 0)	0 (0 to 0)	0 (0 to 0)	0 (0 to 0)	0 (0 to 0)	0 (0 to 0)	0 (0 to 0)	0 (0 to 0)	0 (0 to 0)	0 (0 to 0)	0 (0 to 0)	0 (0 to 0)	0 (0 to 0)	0 (0 to 0)	0 (0 to 0)	0 (0 to 0)	0 (0 to 0)	0 (0 to 0)	0 (0 to 0)	0 (0 to 0)	0 (0 to 0)	0-3
Other hemoglobinopathies and hemolytic anemias	0 (0 to 0)	0-1 (0 to 0.2)	0-4 (0 to 1.3)	1-1 (0 to 2.5)	0 (0 to 0.2)	0 (0 to 0.2)	0 (0 to 0.1)	0-2 (0 to 0.5)	0-2 (0 to 0.6)	0-2 (0 to 0.6)	0-3 (0 to 0.7)	0-3 (0 to 0.6)	0-3 (0 to 0.6)	0-5 (0 to 1.1)	0-4 (0 to 1.1)	0-4 (0 to 1.2)	0-3 (0 to 1.7)	0-6 (0 to 1.4)	0-7 (0 to 1.4)	0-6 (0 to 1.2)	0-5 (0 to 1.1)	0-3 (0 to 0.7)	0-2 (0 to 0.4)	9-1
Endocrine, metabolic, blood, and immune disorders	1 (0.4 to 1.9)	0-5 (0.1 to 1.7)	2-7 (1.3 to 6.2)	0-7 (0.3 to 1.7)	0-5 (0.2 to 1.4)	0-4 (0.2 to 1.2)	0-4 (0.2 to 1.1)	0-5 (0.2 to 1.7)	0-6 (0.2 to 2)	0-7 (0.3 to 2.1)	0-8 (0.3 to 2.4)	0-9 (0.3 to 2.2)	0-8 (0.3 to 2.1)	0-7 (0.3 to 2.1)	0-6 (0.2 to 1.8)	0-5 (0.2 to 1.6)	0-4 (0.2 to 1.3)	0-4 (0.2 to 1.2)	0-3 (0.1 to 1.1)	0-3 (0.1 to 1)	0-2 (0.1 to 0.8)	0-2 (0.1 to 0.7)	0-2 (0.1 to 0.6)	9-1
Oral disorders	1 (0.4 to 1.9)	0-7 (0.3 to 1.8)	2-7 (1.1 to 6.1)	3-2 (1.4 to 7.4)	2-5 (1.1 to 5.2)	1-9 (0.9 to 4.4)	1-7 (0.8 to 3.9)	2-2 (1 to 5.2)	2-4 (1.1 to 5.6)	2-6 (1.2 to 6.1)	2-9 (1.3 to 6.7)	2-6 (1.2 to 6.1)	2-3 (1 to 5.4)	2-1 (0.9 to 4.9)	1-8 (0.8 to 4.2)	1-6 (0.7 to 3.8)	1-4 (0.6 to 3.4)	1-3 (0.6 to 3.1)	1-1 (0.5 to 2.7)	0-9 (0.4 to 2.2)	0-6 (0.3 to 1.5)	0-4 (0.2 to 1.1)	0-3 (0.1 to 0.8)	391
Caries of deciduous teeth	0 (0 to 0)	0 (0 to 0)	0 (0 to 0)	0 (0 to 0.1)	0 (0 to 0.1)	0 (0 to 0.1)	0 (0 to 0.1)	0 (0 to 0.1)	0 (0 to 0.1)	0 (0 to 0.1)	0 (0 to 0.1)	0 (0 to 0.1)	0 (0 to 0.1)	0 (0 to 0.1)	0 (0 to 0.1)	0 (0 to 0.1)	0 (0 to 0.1)	0 (0 to 0.1)	0 (0 to 0.1)	0 (0 to 0.1)	0 (0 to 0.1)	0 (0 to 0.1)	0 (0 to 0.1)	0 (0 to 0.1)	0-8
Caries of permanent teeth	0 (0 to 0)	0 (0 to 0)	0 (0 to 0)	0-3 (0 to 1.2)	1-4 (0.4 to 3.3)	1-4 (0.6 to 2.9)	1-8 (0.8 to 4)	2-5 (1.1 to 5.4)	3-1 (1.3 to 6.5)	3-5 (1.4 to 6.5)	3-5 (1.5 to 6.5)	2-6 (1 to 5.5)	2-4 (0.9 to 4.4)	2-1 (0.8 to 4.1)	1-7 (0.7 to 3.4)	1-3 (0.5 to 2.9)	1-2 (0.5 to 2.4)	1-1 (0.4 to 2.1)	0-9 (0.3 to 1.7)	0-8 (0.3 to 1.4)	0-4 (0.2 to 0.9)	0-3 (0.1 to 0.6)	0-2 (0.1 to 0.5)	27-9
Periodontal diseases	0 (0 to 0)	0 (0 to 0)	0 (0 to 0)	0 (0 to 0)	0 (0 to 0)	0 (0 to 0)	0 (0 to 0)	0 (0 to 0)	0 (0 to 0)	0 (0 to 0)	0 (0 to 0)	0 (0 to 0)	0 (0 to 0)	0 (0 to 0)	0 (0 to 0)	0 (0 to 0)	0 (0 to 0)	0 (0 to 0)	0 (0 to 0)	0 (0 to 0)	0 (0 to 0)	0 (0 to 0)	0 (0 to 0)	0 (0 to 0)	61-1
Other oral disorders	0 (0 to 0)	0 (0 to 0)	0 (0 to 0)	0-4 (0.1 to 3.9)	2-1 (1.2 to 3.3)	2-1 (1.2 to 3.3)	3-7 (1.5 to 3.9)	3-7 (2.0 to 5.7)	5-9 (3.4 to 8.9)	7-3 (4.6 to 11.4)	7-9 (4.7 to 11.8)	6-5 (3.9 to 9.7)	5-7 (3.5 to 8.5)	5-7 (3.1 to 7.7)	4-2 (2.4 to 6.4)	3-3 (2 to 4.9)	2-8 (1.6 to 4.2)	1-3 (0.8 to 1.9)	0-7 (0.5 to 1.2)	0-4 (0.2 to 0.6)	0-3 (0.1 to 0.5)	0-2 (0.1 to 0.3)	66-6
Sudden infant death syndrome	– (? to 2)	1-8 (? to 35.4)	–	–	–	–	–	–	–	–	–	–	–	–	–	–	–	–	–	–	–	–	–	NA
Injuries	0-5 (0.4 to 0.6)	0-5 (0.4 to 0.7)	6-9 (4.7 to 9.7)	27-8 (22.2 to 33.3)	21-5 (16.6 to 29)	25-5 (19.2 to 33.9)	36-4 (28.5 to 45.1)	52-2 (41.1 to 64.7)	71

SR Table 2b: Brent DALYS by cause and age group for females with 95% uncertainty intervals. 2019

Cause	Early Neonatal	Late Neonatal	Post Neonatal	1 to 4	5 to 9	10 to 14	15 to 19	20 to 24	25 to 29	30 to 34	35 to 39	40 to 44	45 to 49	50 to 54	55 to 59	60 to 64	65 to 69	70 to 74	75 to 79	80 to 84	85 to 89	90 to 94	95 plus	Total
All causes	2,966 (2,966-2,966)	1,390 (1,390-1,390)	2,967 (2,967-2,967)	10,514 (10,514-10,514)	7,973 (7,973-7,973)	7,388 (7,388-7,388)	7,580 (7,580-7,580)	7,280 (7,280-7,280)	7,280 (7,280-7,280)	7,280 (7,280-7,280)	7,280 (7,280-7,280)	7,280 (7,280-7,280)	7,280 (7,280-7,280)	7,280 (7,280-7,280)	7,280 (7,280-7,280)	7,280 (7,280-7,280)	7,280 (7,280-7,280)	7,280 (7,280-7,280)	7,280 (7,280-7,280)	7,280 (7,280-7,280)	7,280 (7,280-7,280)	7,280 (7,280-7,280)	7,280 (7,280-7,280)	39,700
Communicable, maternal, neonatal, and nutritional diseases	2,966 (2,966-2,966)	1,390 (1,390-1,390)	2,967 (2,967-2,967)	10,514 (10,514-10,514)	7,973 (7,973-7,973)	7,388 (7,388-7,388)	7,580 (7,580-7,580)	7,280 (7,280-7,280)	7,280 (7,280-7,280)	7,280 (7,280-7,280)	7,280 (7,280-7,280)	7,280 (7,280-7,280)	7,280 (7,280-7,280)	7,280 (7,280-7,280)	7,280 (7,280-7,280)	7,280 (7,280-7,280)	7,280 (7,280-7,280)	7,280 (7,280-7,280)	7,280 (7,280-7,280)	7,280 (7,280-7,280)	7,280 (7,280-7,280)	7,280 (7,280-7,280)	7,280 (7,280-7,280)	2,310
HIV/AIDS and sexually transmitted infections	8.4 (2.4 to 18.4)	2.4 (0.7 to 5.2)	6.1 (1.9 to 13.7)	2.2 (1.9 to 2.7)	1.1 (0.9 to 1.4)	0.8 (0.7 to 1)	1.3 (1 to 1.7)	3.5 (2.5 to 4.8)	7 (4.9 to 9.9)	12.1 (8.9 to 16.9)	15.7 (11.7 to 21.9)	19.8 (13.3 to 28.6)	10.1 (4.4 to 20.1)	4.3 (1.4 to 9.1)	3.2 (1.2 to 6.8)	2.2 (1.4 to 4.2)	1.3 (1.4 to 3.1)	0.8 (0.8 to 1.2)	0.5 (0.3 to 0.7)	0.3 (0.2 to 0.4)	0.2 (0.1 to 0.3)	0.1 (0.1 to 0.1)	102
HIV/AIDS	0 (0 to 0)	2.9 (0.4 to 9.3)	2.2 (1.7 to 2.8)	0.9 (0.9 to 1.3)	0.7 (0.5 to 0.8)	0.6 (0.7 to 1.1)	2.1 (1.6 to 2.8)	3.5 (2.5 to 4.8)	6.8 (5.2 to 8.7)	12.2 (7.2 to 12.2)	15.6 (8.6 to 21.1)	8.4 (4.4 to 15.4)	3.8 (2.2 to 6.4)	2.1 (1.2 to 3.4)	2.3 (1.2 to 3.1)	1.6 (0.2 to 1.3)	0.7 (0.1 to 0.9)	0.3 (0.1 to 0.5)	0.2 (0.1 to 0.3)	0 (0 to 0.1)	0 (0 to 0)	0 (0 to 0)	57.1
HIV/AIDS - Drug-susceptible Tuberculosis	0 (0 to 0)	0.5 (0.3 to 0.7)	0.3 (0.2 to 0.5)	0.2 (0.1 to 0.3)	0.1 (0.1 to 0.2)	0.1 (0.1 to 0.2)	0.2 (0.2 to 0.3)	0.3 (0.2 to 0.4)	0.7 (0.5 to 1.1)	0.9 (0.6 to 1.4)	0.9 (0.5 to 1.5)	0.8 (0.3 to 1.5)	0.4 (0.2 to 0.8)	0.3 (0.2 to 0.4)	0.2 (0.1 to 0.4)	0.2 (0.1 to 0.3)	0.2 (0.1 to 0.2)	0.1 (0.1 to 0.2)	0 (0 to 0)	0 (0 to 0)	0 (0 to 0)	0 (0 to 0)	4.2
HIV/AIDS - Multidrug-resistant Tuberculosis without extensive drug resistance	0 (0 to 0)	0 (0 to 0)	0 (0 to 0)	0 (0 to 0)	0 (0 to 0)	0 (0 to 0)	0 (0 to 0)	0 (0 to 0)	0 (0 to 0)	0 (0 to 0)	0 (0 to 0)	0 (0 to 0)	0 (0 to 0)	0 (0 to 0)	0 (0 to 0)	0 (0 to 0)	0 (0 to 0)	0 (0 to 0)	0 (0 to 0)	0 (0 to 0)	0 (0 to 0)	0 (0 to 0)	0 (0 to 0)	0.2
HIV/AIDS - Extensively drug-resistant Tuberculosis	0 (0 to 0)	0 (0 to 0)	0 (0 to 0)	0 (0 to 0)	0 (0 to 0)	0 (0 to 0)	0 (0 to 0)	0 (0 to 0)	0 (0 to 0)	0 (0 to 0)	0 (0 to 0)	0 (0 to 0)	0 (0 to 0)	0 (0 to 0)	0 (0 to 0)	0 (0 to 0)	0 (0 to 0)	0 (0 to 0)	0 (0 to 0)	0 (0 to 0)	0 (0 to 0)	0 (0 to 0)	0 (0 to 0)	0
HIV/AIDS resulting in other diseases	0 (0 to 0)	2.4 (1.6 to 3.4)	1.8 (1.4 to 2.4)	0.6 (0.4 to 1.1)	0.4 (0.4 to 0.7)	0.7 (0.5 to 1)	1.9 (1.3 to 2.6)	3.2 (2.2 to 4.5)	6 (4.3 to 8)	9.3 (6.1 to 11.3)	7.4 (3.4 to 10)	6.2 (4.6 to 8.2)	4 (2.8 to 5.4)	2.6 (2.1 to 2.9)	2 (1.5 to 2.6)	1.4 (0.9 to 2.1)	0.7 (0.3 to 1.3)	0.3 (0.1 to 0.5)	0.1 (0 to 0.1)	0 (0 to 0)	0 (0 to 0)	0 (0 to 0)	59.7
Sexually transmitted infections excluding HIV	8.4 (2.4 to 18.4)	2.4 (0.7 to 5.2)	3.1 (0.9 to 7.9)	0.3 (0.3 to 0.3)	0.3 (0.2 to 0.3)	0.2 (0.1 to 0.2)	0.4 (0.2 to 0.7)	1.4 (0.8 to 2.1)	1.9 (1.1 to 2.9)	3.4 (2.1 to 5.4)	8.4 (4.6 to 10.7)	13.6 (6.6 to 21.5)	6.3 (3.1 to 11.4)	1.7 (0.6 to 3.7)	1.2 (0.7 to 2.2)	0.8 (0.5 to 1.6)	0.6 (0.2 to 1.1)	0.5 (0.1 to 1.1)	0.4 (0.1 to 0.9)	0.3 (0.1 to 0.6)	0.2 (0.1 to 0.4)	0.1 (0 to 0.1)	49.1
Syphilis	8.4 (2.4 to 18.4)	2.4 (0.7 to 5.2)	3.1 (0.9 to 7.9)	0.1 (0.0 to 0.2)	0.1 (0.0 to 0.1)	0.1 (0.0 to 0.1)	0.2 (0.1 to 0.3)	0.9 (0.5 to 1.3)	1.3 (0.7 to 2.1)	1.9 (1.1 to 3.1)	4.4 (2.3 to 6.1)	7.1 (3.4 to 9.1)	3.2 (1.6 to 5.8)	0.9 (0.3 to 1.9)	0.6 (0.4 to 1.1)	0.4 (0.2 to 0.8)	0.3 (0.1 to 0.6)	0.2 (0.1 to 0.4)	0.2 (0.1 to 0.3)	0.1 (0.1 to 0.2)	0.1 (0 to 0.1)	0 (0 to 0)	14.2
Chlamydial infection	0 (0 to 0)	0 (0 to 0)	0 (0 to 0)	0 (0 to 0)	0 (0 to 0)	0 (0 to 0.1)	0.1 (0 to 0.2)	0.4 (0.2 to 0.6)	0.5 (0.3 to 1.7)	1.3 (0.4 to 2.4)	1.6 (0.4 to 3)	1.4 (0.7 to 2.2)	0.7 (0.3 to 1.3)	0.3 (0.2 to 0.5)	0.1 (0.1 to 0.2)	0.1 (0.1 to 0.2)	0.1 (0.1 to 0.2)	0.1 (0 to 0.1)	0 (0 to 0.1)	0 (0 to 0)	0 (0 to 0)	0 (0 to 0)	0 (0 to 0)	7.2
Gonococcal infection	0 (0 to 0)	0 (0 to 0)	0 (0 to 0)	0 (0 to 0)	0 (0 to 0)	0 (0 to 0.1)	0.1 (0 to 0.2)	0.3 (0.2 to 0.5)	0.6 (0.3 to 1)	0.6 (0.3 to 1)	0.5 (0.2 to 0.9)	0.3 (0.2 to 0.5)	0.1 (0.1 to 0.2)	0.1 (0.1 to 0.2)	0.2 (0.1 to 0.2)	0.2 (0.1 to 0.2)	0.2 (0.1 to 0.2)	0.1 (0.1 to 0.2)	0.1 (0 to 0.1)	0 (0 to 0.1)	0 (0 to 0.1)	0 (0 to 0)	0 (0 to 0)	3.9
Trichomoniasis	0 (0 to 0)	0 (0 to 0)	0 (0 to 0)	0 (0 to 0)	0 (0 to 0)	0 (0 to 0.1)	0.1 (0 to 0.2)	0.2 (0.1 to 0.3)	0.5 (0.2 to 1.3)	0.7 (0.2 to 1.7)	0.7 (0.2 to 1.7)	0.5 (0.2 to 1.1)	0.4 (0.1 to 1.1)	0.3 (0.1 to 0.7)	0.2 (0.1 to 0.5)	0.2 (0.1 to 0.5)	0.2 (0.1 to 0.5)	0.1 (0 to 0.3)	0.1 (0 to 0.2)	0 (0 to 0.1)	0 (0 to 0.1)	0 (0 to 0)	0 (0 to 0)	4.4
Genital herpes	0 (0 to 0)	0 (0 to 0)	0 (0 to 0)	0 (0 to 0)	0 (0 to 0)	0 (0 to 0.2)	0.1 (0 to 0.2)	0.4 (0.1 to 0.6)	0.6 (0.2 to 1.4)	0.6 (0.2 to 1.4)	0.5 (0.2 to 1.2)	0.3 (0.2 to 0.7)	0.2 (0.1 to 0.5)	0.1 (0.1 to 0.3)	0.1 (0.1 to 0.3)	0.1 (0.1 to 0.3)	0.1 (0.1 to 0.3)	0.1 (0 to 0.2)	0 (0 to 0.1)	0 (0 to 0.1)	0 (0 to 0.1)	0 (0 to 0)	0 (0 to 0)	4.9
Other sexually transmitted infections	0 (0 to 0)	0 (0 to 0)	0 (0 to 0)	0 (0 to 0)	0 (0 to 0)	0 (0 to 0.2)	0.1 (0 to 0.2)	0.4 (0.1 to 0.7)	0.6 (0.2 to 1.4)	0.6 (0.2 to 1.3)	0.5 (0.2 to 1.4)	0.4 (0.2 to 0.8)	0.2 (0.1 to 0.7)	0.2 (0.1 to 0.5)	0.1 (0.1 to 0.3)	0.1 (0.1 to 0.3)	0.1 (0.1 to 0.3)	0.1 (0 to 0.2)	0 (0 to 0.1)	0 (0 to 0.1)	0 (0 to 0.1)	0 (0 to 0)	0 (0 to 0)	11.4
Respiratory infections and tuberculosis	2 (1.6 to 2.5)	1.2 (2.5 to 4.8)	1.2 (11 to 25.3)	2.6 (2.6 to 4.46)	1.6 (1.4 to 2.4)	1.2 (1.3 to 2.4)	1.2 (1.4 to 2.4)	1.2 (1.4 to 2.4)	1.2 (1.4 to 2.4)	1.2 (1.4 to 2.4)	1.2 (1.4 to 2.4)	1.2 (1.4 to 2.4)	1.2 (1.4 to 2.4)	1.2 (1.4 to 2.4)	1.2 (1.4 to 2.4)	1.2 (1.4 to 2.4)	1.2 (1.4 to 2.4)	1.2 (1.4 to 2.4)	1.2 (1.4 to 2.4)	1.2 (1.4 to 2.4)	1.2 (1.4 to 2.4)	1.2 (1.4 to 2.4)	1.2 (1.4 to 2.4)	896
Tuberculosis	0 (0 to 0.2)	0.2 (0 to 0.6)	0.2 (0.4 to 0.7)	0.2 (0.2 to 0.4)	0.1 (0.3 to 0.7)	0.1 (0.4 to 0.9)	0.1 (0.4 to 1.7)	0.1 (0.4 to 2.9)	0.1 (1.1 to 3.1)	0.2 (1.6 to 4.2)	0.2 (1.9 to 5.1)	0.2 (1.9 to 4.5)	0.2 (1.1 to 2.4)	0.2 (1.1 to 2.1)	0.2 (1.1 to 2.4)	0.2 (1.1 to 2.6)	0.2 (1.1 to 2.6)	0.2 (1.1 to 2.6)	0.2 (1.1 to 2.6)	0.2 (1.1 to 2.6)	0.2 (1.1 to 2.6)	0.2 (1.1 to 2.6)	0.2 (1.1 to 2.6)	28.5
Latent tuberculosis infection	0 (0 to 0)	0 (0 to 0)	0 (0 to 0)	0 (0 to 0)	0 (0 to 0)	0 (0 to 0)	0 (0 to 0)	0 (0 to 0)	0 (0 to 0)	0 (0 to 0)	0 (0 to 0)	0 (0 to 0)	0 (0 to 0)	0 (0 to 0)	0 (0 to 0)	0 (0 to 0)	0 (0 to 0)	0 (0 to 0)	0 (0 to 0)	0 (0 to 0)	0 (0 to 0)	0 (0 to 0)	0 (0 to 0)	0 (0 to 0)	0
Active tuberculosis	0 (0 to 0.2)	0 (0 to 0.6)	0 (0.4 to 0.7)	0.2 (0.2 to 0.4)	0.1 (0.3 to 0.7)	0.1 (0.4 to 0.9)	0.1 (0.4 to 1.7)	0.1 (0.4 to 2.9)	0.1 (1.1 to 3.1)	0.2 (1.6 to 4.2)	0.2 (1.9 to 5.1)	0.2 (1.9 to 4.5)	0.2 (1.1 to 2.4)	0.2 (1.1 to 2.1)	0.2 (1.1 to 2.4)	0.2 (1.1 to 2.6)	0.2 (1.1 to 2.6)	0.2 (1.1 to 2.6)	0.2 (1.1 to 2.6)	0.2 (1.1 to 2.6)	0.2 (1.1 to 2.6)	0.2 (1.1 to 2.6)	0.2 (1.1 to 2.6)	28.5
Drug-susceptible tuberculosis	0 (0 to 0)	0 (0 to 0.2)	0 (0.4 to 0.7)	0.2 (0.2 to 0.3)	0.1 (0.2 to 0.4)	0.1 (0.3 to 0.7)	0.1 (0.4 to 1.7)	0.1 (0.4 to 2.8)	0.1 (1 to 3)	0.2 (1.6 to 4.2)	0.2 (1.8 to 5.1)	0.2 (1.9 to 4.5)	0.2 (1.1 to 2.4)	0.2 (1.1 to 2.1)	0.2 (1.1 to 2.4)	0.2 (1.1 to 2.6)	0.2 (1.1 to 2.6)	0.2 (1.1 to 2.6)	0.2 (1.1 to 2.6)	0.2 (1.1 to 2.6)	0.2 (1.1 to 2.6)	0.2 (1.1 to 2.6)	0.2 (1.1 to 2.6)	27.8
Multidrug-resistant tuberculosis without extensive drug resistance	0 (0 to 0)	0 (0 to 0)	0 (0 to 0.1)	0 (0 to 0)	0 (0 to 0)	0 (0 to 0.1)	0 (0 to 0.1)	0 (0 to 0.2)	0 (0 to 0.1)	0 (0 to 0.2)	0 (0 to 0.1)	0 (0 to 0.2)	0 (0 to 0.2)	0 (0 to 0.2)	0 (0 to 0.2)	0 (0 to 0.2)	0 (0 to 0.2)	0 (0 to 0.2)	0 (0 to 0.2)	0 (0 to 0.2)	0 (0 to 0.2)	0 (0 to 0.2)	0 (0 to 0.1)	0 (0 to 0.1)	0.5
Extensively drug-resistant tuberculosis	0 (0 to 0)	0 (0 to 0)	0 (0 to 0)	0 (0 to 0)	0 (0 to 0)	0 (0 to 0)	0 (0 to 0)	0 (0 to 0)	0 (0 to 0)	0 (0 to 0)	0 (0 to 0)	0 (0 to 0)	0 (0 to 0)	0 (0 to 0)	0 (0 to 0)	0 (0 to 0)	0 (0 to 0)	0 (0 to 0)	0 (0 to 0)	0 (0 to 0)	0 (0 to 0)	0 (0 to 0)	0 (0 to 0)	0 (0 to 0)	0.1
Lower respiratory infections	2.7 (1.8 to 3.8)	1.2 (2.3 to 4.6)	1.2 (10.2 to 24.7)	2.2 (2.2 to 4.3)	1.4 (1.4 to 2.5)	1.1 (1.1 to 2.3)	1.1 (1.1 to 2.3)	1.1 (1.1 to 2.3)	1.1 (1.1 to 2.3)	1.1 (1.1 to 2.3)	1.1 (1.1 to 2.3)	1.1 (1.1 to 2.3)	1.1 (1.1 to 2.3)	1.1 (1.1 to 2.3)	1.1 (1.1 to 2.3)	1.1 (1.1 to 2.3)	1.1 (1.1 to 2.3)	1.1 (1.1 to 2.3)	1.1 (1.1 to 2.3)	1.1 (1.1 to 2.3)	1.1 (1.1 to 2.3)	1.1 (1.1 to 2.3)	1.1 (1.1 to 2.3)	679
Upper respiratory infections	0 (0 to 0)	0.2 (0.1 to 0.3)	0.1 (1 to 5.2)	0.8 (0.8 to 2.3)	0.6 (0.5 to 1.6)	0.5 (0.5 to 1.6)	0.5 (0.5 to 1.6)	0.5 (0.5 to 1.6)	0.5 (0.5 to 1.6)	0.5 (0.5 to 1.6)	0.5 (0.5 to 1.6)	0.5 (0.5 to 1.6)	0.5 (0.5 to 1.6)	0.5 (0.5 to 1.6)	0.5 (0.5 to 1.6)	0.5 (0.5 to 1.6)	0.5 (0.5 to 1.6)	0.5 (0.5 to 1.6)	0.5 (0.5 to 1.6)	0.5 (0.5 to 1.6)	0.5 (0.5 to 1.6)	0.5 (0.5 to 1.6)	0.5 (0.5 to 1.6)	157
Otitis media	0 (0 to 0)	0 (0 to 0.1)	0.7 (0.4 to 1.3)	3.6 (2.3 to 5)	2.9 (2.1 to 4.7)	1.6 (1.1 to 4)	1.6 (0.9 to 3.3)	2.1 (0.9 to 4.1)	2.1 (1.1 to 4.5)	2.1 (0.9 to 4.4)	2.1 (1 to 4.1)	2.1 (0.9 to 3.4)	1.9 (0.9 to 3.6)	1.9 (0.9 to 3.6)	1.9 (0.9 to 3.6)	1.9 (0.9 to 3.6)	1.9 (0.9 to 3.6)	1.9 (0.9 to 3.6)	1.9 (0.9 to 3.6)	1.9 (0.9 to 3.6)	1.9 (0.9 to 3.6)	1.9 (0.9 to 3.6)	1.9 (0.9 to 3.6)	32
Enteric infections	0.2 (0.2 to 0.3)	1 (0.7 to 1.4)	10.8 (4.9 to 15.7)	14.6 (8.5 to 23.2)	4.3 (3.5 to 11.6)	3.2 (2.1 to 7.5)	3.5 (2.1 to 9.2)	3.5 (2.1 to 9.2)	4.2 (2.4 to 9.6)	4.2 (2.4 to 9.6)	4.2 (2.4 to 9.6)	4.2 (2.4 to 9.6)	4.2 (2.4 to 9.6)	4.2 (2.4 to 9.6)	4.2 (2.4 to 9.6)	4.2 (2.4 to 9.6)	4.2 (2.4 to 9.6)	4.2 (2.4 to 9.6)	4.2 (2.4 to 9.6)	4.2 (2.4 to 9.6)	4.2 (2.4 to 9.6)	4.2 (2.4 to 9.6)	4.2 (2.4 to 9.6)	116
Diarrheal diseases	0.2 (0.2 to 0.3)	1 (0.7 to 1.4)	10.8 (4.9 to 15.6)	14.6 (8.5 to 23.2)	4.3 (3.5 to 11.5)	3.2 (2.1 to 7.4)	3.5 (2.1 to 9.1)	3.5 (2.1 to 9.2)	4.2 (2.4 to 9.6)	4.2 (2.4 to 9.6)	4.2 (2.4 to 9.6)	4.2 (2.4 to 9.6)	4.2 (2.4 to 9.6)	4.2 (2.4 to 9.6)	4.2 (2.4 to 9.6)	4.2 (2.4 to 9.6)	4.2 (2.4 to 9.6)	4.2 (2.4 to 9.6)	4.2 (2.4 to 9.6)	4.2 (2.4 to 9.6)	4.2 (2.4 to 9.6)	4.2 (2.4 to 9.6)	4.2 (2.4 to 9.6)	116
Typhoid and paratyphoid	0 (0 to 0)	0 (0 to 0)	0 (0 to 0)	0 (0 to 0)	0 (0 to 0)	0 (0 to 0)	0 (0 to 0)	0 (0 to 0)	0 (0 to 0)	0 (0 to 0)	0 (0 to 0)	0 (0 to 0)	0 (0 to 0)	0 (0 to 0)	0 (0 to 0)	0 (0 to 0)	0 (0 to 0)	0 (0 to 0)	0 (0 to 0)	0 (0 to 0)	0 (0 to 0)	0 (0 to 0)	0 (0 to 0)	0 (0 to 0)	0
Typhoid fever	0 (0 to 0)	0 (0 to 0)	0 (0 to 0)	0 (0 to 0)	0 (0 to 0)	0 (0 to 0)	0 (0 to 0)	0 (0 to 0)	0 (0 to 0)	0 (0 to 0)	0 (0 to 0)	0 (0 to 0)	0 (0 to 0)	0 (0 to 0)	0 (0 to 0)	0 (0 to 0)	0 (0 to 0)	0 (0 to 0)	0 (0 to 0)	0 (0 to 0)	0 (0 to 0)	0 (0 to 0)	0 (0 to 0)	0 (0 to 0)	0
Paratyphoid fever	0 (0 to 0)	0 (0 to 0)	0 (0 to 0)	0 (0 to 0)	0 (0 to 0)	0 (0 to 0)	0 (0 to 0)	0 (0 to 0)	0 (0 to 0)	0 (0 to 0)	0 (0 to 0)	0 (0 to 0)	0 (0 to 0)	0 (0 to 0)	0 (0 to 0)	0 (0 to 0)	0 (0 to 0)	0 (0 to 0)	0 (0 to 0)	0 (0 to 0)	0 (0 to 0)	0 (0 to 0)	0 (0 to 0)	0 (0 to 0)	0
Invasive Non-typhoidal Salmonella (iNTS)	0 (0 to 0)	0 (0 to 0)	0 (0 to 0.2)	0 (0 to 0.1)	0 (0 to 0.1)	0 (0 to 0.1)	0 (0 to 0.1)	0 (0 to 0.1)	0 (0 to 0.1)	0 (0 to 0.1)	0 (0 to 0.1)	0 (0 to 0.1)	0 (0 to 0.1)	0 (0 to 0.1)	0 (0 to 0.1)	0 (0 to 0.1)	0 (0 to 0.1)	0 (0 to 0.1)	0 (0 to 0.1)	0 (0 to 0.1)	0 (0 to 0.1)	0 (0 to 0.1)	0 (0 to 0.1)	0 (0 to 0.1)	0.2
Other intestinal infectious diseases	0 (0 to 0)	0 (0 to 0)	0.1 (0 to 0.2)	0 (0 to 0.1)	0 (0 to 0.1)	0 (0 to 0.1)	0 (0 to 0.1)	0 (0 to 0.1)	0 (0 to 0.1)	0 (0 to 0.1)	0 (0 to 0.1)	0 (0 to 0.1)	0 (0 to 0.1)	0 (0 to 0.1)	0 (0 to 0.1)	0 (0 to 0.1)	0 (0 to 0.1)	0 (0 to 0.1)	0 (0 to 0.1)	0 (0 to 0.1)	0 (0 to 0.1)	0 (0 to 0.1)	0 (0 to 0.1)	0 (0 to 0.1)	0.3
Neglected tropical diseases and malaria	0 (0 to 0.2)	0.7 (0.4 to 1.2)	2.6 (0.4 to 7.5)	4.2 (2.5 to 6.2)	0.4 (0.2 to 1.9)	0.4 (0.3 to 0.6)	0.4 (0.6 to 1.7)	0.2 (0.2 to 0.2)	0.2 (0.1 to 0.3)	0.3 (0.2 to 0.5)	0.7 (0.3 to 1.2)	0.5 (0.2 to 1.1)	0.4 (0.1 to 1.2)	0.3 (0.1 to 0.8)	0.2 (0.1 to 0.5)	0.2 (0.1 to 0.4)	0.1 (0.1 to 0.3)	0.1 (0.1 to 0.2)	0.1 (0.1 to 0.2)	0.1 (0.1 to 0.2)	0.1 (0.1 to 0.2)	0.1 (0.1 to 0.2)	0.1 (0.1 to 0.2)	11.9
Malaria	0 (0 to 0)	0 (0 to 0)	0 (0 to 0)	0 (0 to 0)	0 (0 to 0)	0 (0 to 0)	0 (0 to 0)	0 (0 to 0)	0 (0 to 0)	0 (0 to 0)	0 (0 to 0)	0 (0 to 0)	0 (0 to 0)	0 (0 to 0)	0 (0 to 0)	0 (0 to 0)	0 (0 to 0)	0 (0 to 0)	0 (0 to 0)	0 (0 to 0)	0 (0 to 0)	0 (0 to 0)	0 (0 to 0)	0 (0 to 0)	0
Chagas disease	0 (0 to 0)	0 (0 to 0)	0 (0 to 0)	0 (0 to 0)	0 (0 to 0)	0 (0 to 0)	0 (0 to 0)	0 (0 to 0)	0 (0 to 0)	0 (0 to 0)	0 (0 to 0)	0 (0 to 0)	0 (0 to 0)	0 (0 to 0)	0 (0 to 0)	0 (0 to 0)	0 (0 to 0)	0 (0 to 0)	0 (0 to 0)	0 (0 to 0)	0 (0 to 0)	0 (0 to 0)	0 (0 to 0)	0 (0 to 0)	0
Leishmaniasis	0 (0 to 0)	0 (0 to 0)	0 (0 to 0)	0 (0 to 0)	0 (0 to 0)	0 (0 to 0)	0 (0 to 0)	0 (0 to 0)	0 (0 to 0)	0 (0 to 0)	0 (0 to 0)	0 (0 to 0)	0 (0 to 0)	0 (0 to 0)	0 (0 to 0)	0 (0 to 0)	0 (0 to 0)	0 (0 to 0)	0 (0 to 0)	0 (0 to 0)	0 (0 to 0)	0 (0 to 0)	0 (0 to 0)	0 (0 to 0)	0
Visceral leishmaniasis	0 (0 to 0)	0 (0 to 0)	0 (0 to 0)	0 (0 to 0)	0 (0 to 0)	0 (0 to 0)	0 (0 to 0)	0 (0 to 0)	0 (0 to 0)	0 (0 to 0)	0 (0 to 0)	0 (0 to 0)	0 (0 to 0)	0 (0 to 0)	0 (0 to 0)	0 (0 to 0)	0 (0 to 0)	0 (0 to 0)	0 (0 to 0)	0 (0 to 0)	0 (0 to 0)	0 (0 to 0)	0 (0 to 0)	0 (0 to 0)	0
Cutaneous and mucocutaneous leishmaniasis	0 (0 to 0)	0 (0 to 0)	0 (0 to 0)	0 (0 to 0)	0 (0 to 0)	0 (0 to 0)	0 (0 to 0)	0 (0 to 0)	0 (0 to 0)	0 (0 to 0)	0 (0 to 0)	0 (0 to 0)	0 (0 to 0)	0 (0 to 0)	0 (0 to 0)	0 (0 to 0)	0 (0 to 0)	0 (0 to 0)	0 (0 to 0)	0 (0 to 0)	0 (0 to 0)	0 (0 to 0)	0 (0 to 0)	0 (0 to 0)	0
African trypanosomiasis	0 (0 to 0)	0 (0 to 0)	0 (0 to 0)	0 (0 to 0)	0 (0 to 0)	0 (0 to 0)	0 (0 to 0)	0 (0 to 0)	0 (0 to 0)	0 (0 to 0)	0 (0 to 0)	0 (0 to 0)	0 (0 to 0)	0 (0 to 0)	0 (0 to 0)	0 (0 to 0)	0 (0 to 0)	0 (0 to 0)	0 (0 to 0)	0 (0 to 0)	0 (0 to 0)	0 (0 to 0)	0 (0 to 0)	0 (0 to 0)	0
Schistosomiasis	0 (0 to 0)	0 (0 to 0)	0 (0 to 0)	0 (0 to 0)	0 (0 to 0)	0 (0 to 0)	0 (0 to 0)	0 (0 to 0)	0 (0 to 0)	0 (0 to 0)	0 (0 to 0)	0 (0 to 0)	0 (0 to 0)	0 (0 to 0)	0 (0 to 0)	0 (0 to 0)	0 (0 to 0)	0 (0 to 0)	0 (0 to 0)	0 (0 to 0)	0 (0 to 0)	0 (0 to 0)	0 (0 to 0)	0 (0 to 0)	0
Cysticercosis	0 (0 to 0)	0 (0 to 0)	0 (0 to 0)	0 (0 to 0)	0 (0 to 0)	0 (0 to 0)	0 (0 to 0)	0 (0 to 0)	0 (0 to 0)	0 (0 to 0)	0 (0 to 0)	0 (0 to 0)	0 (0 to 0)	0 (0 to 0)	0 (0 to 0)	0 (0 to 0)	0 (0 to 0)	0 (0 to 0)	0 (0 to 0)	0 (0 to 0)	0 (0 to 0)	0 (0 to 0)	0 (0 to 0)	0 (0 to 0)	0
Cystic echinococcosis	0 (0 to 0)	0 (0 to 0)	0 (0 to 0)	0 (0 to 0)	0 (0 to 0)	0 (0 to 0)	0 (0 to 0)	0 (0 to 0)	0 (0 to 0)	0 (0 to 0)	0 (0 to 0)	0 (0 to 0)	0 (0 to 0)	0 (0 to 0)	0 (0 to 0)	0 (0 to 0)	0 (0 to 0)	0 (0 to 0)	0 (0 to 0)	0 (0 to 0)	0 (0 to 0)	0 (0 to 0)	0 (0 to 0)	0 (0 to 0)	0.1
Lymphatic filariasis	0 (0 to 0)	0 (0 to 0)	0 (0 to 0)	0 (0 to 0)	0 (0 to 0)	0 (0 to 0)	0 (0 to 0)	0 (0 to 0)	0 (0 to 0)	0 (0 to 0)	0 (0 to 0)	0 (0 to 0)	0 (0 to 0)	0 (0 to 0)	0 (0 to 0)	0 (0 to 0)	0 (0 to 0)	0 (0 to 0)	0 (0 to 0)	0 (0 to 0)	0 (0 to 0)	0 (0 to 0)	0 (0 to 0)	0 (0 to 0)	0
Onchocerciasis	0 (0 to 0)	0 (0 to 0)	0 (0 to 0)	0 (0 to 0)	0 (0 to 0)	0 (0 to 0)	0 (0 to 0)	0 (0 to 0)	0 (0 to 0)	0 (0 to 0)	0 (0 to 0)	0 (0 to 0)	0 (0 to 0)	0 (0 to 0)	0 (0 to 0)	0 (0 to 0)	0 (0 to 0)	0 (0 to 0)	0 (0 to 0)	0 (0 to 0)	0 (0 to 0)	0 (0 to 0)	0 (0 to 0)	0 (0 to 0)	0
Trachoma	0 (0 to 0)	0 (0 to 0)	0 (0 to 0)	0 (0 to 0)	0 (0 to 0)	0 (0 to 0)	0 (0 to 0)	0 (0 to 0)	0 (0 to 0)	0 (0 to 0)	0 (0 to 0)	0 (0 to 0)	0 (0 to 0)	0 (0 to 0)	0 (0 to 0)	0 (0 to 0)	0 (0 to 0)	0 (0 to 0)	0 (0 to 0)	0 (0 to 0)	0 (0 to 0)	0 (0 to 0)	0 (0 to 0)	0 (0 to 0)	0
Dengue	0 (0 to 0)	0 (0 to 0)	0 (0 to 0)	0 (0 to 0)	0 (0 to 0)	0 (0 to 0)	0 (0 to 0)	0 (0 to 0)	0 (0 to 0)	0 (0 to 0)	0 (0 to 0)	0 (0 to 0)	0 (0 to 0)	0 (0 to 0)	0 (0 to 0)	0 (0 to 0)	0 (0 to 0)	0 (0 to 0)	0 (0 to 0)	0 (0 to 0)	0 (0 to 0)	0 (0 to 0)	0 (0 to 0)	0 (0 to 0)	0
Yellow fever	0 (0 to 0)	0 (0 to 0)	0 (0 to 0)	0 (0 to 0)	0 (0 to 0)	0 (0 to 0)	0 (0 to 0)	0 (0 to 0)	0 (0 to 0)	0 (0 to 0)	0 (0 to 0)	0 (0 to 0)	0 (0 to 0)	0 (0 to 0)	0 (0 to 0)	0 (0 to 0)	0 (0 to 0)	0 (0 to 0)	0 (0 to 0)	0 (0 to 0)	0 (0 to 0)	0 (0 to 0)	0 (0 to 0)	0 (0 to 0)	0
Rabies	0 (0 to 0)	0 (0 to 0)	0 (0 to



Osteoarthritis other	0 (0 to 0)	0 (0 to 0)	0 (0 to 0)	0 (0 to 0)	0 (0 to 0)	0 (0 to 0)	0 (0 to 0)	0 (0 to 0)	0 (0 to 0)	0-1 (0 to 0.2)	0-6 (0.2 to 1.4)	1-4 (0.5 to 2.3)	3 (1.2 to 4.8)	4-9 (2.1 to 10.9)	6-9 (3 to 15)	7-7 (3.4 to 16.4)	6-6 (2.1 to 13.2)	6-7 (3.3 to 12.4)	5-6 (2.6 to 11.4)	5 (2.5 to 9.4)	3-4 (1.7 to 6.4)	1-9 (0.9 to 3.8)	1 (0.5 to 1.8)	54-6
Low back pain	0 (0 to 0)	0 (0 to 0)	0 (0 to 0)	0 (0 to 0)	0 (0.6 to 14.8)	0 (22.2 to 61.9)	0 (56.7 to 107)	0 (64.5 to 173)	0 (102 to 264)	0 (119 to 319)	0 (145 to 368)	0 (131 to 332)	0 (132 to 339)	0 (143 to 343)	0 (145 to 344)	0 (134 to 323)	0 (99.5 to 236)	0 (91 to 211)	0 (66.6 to 158)	0 (52.5 to 122)	0 (30.3 to 67.7)	0 (13.4 to 30.4)	0 (5.5 to 12.9)	2,520
Neck pain	0 (0 to 0)	0 (0 to 0)	0 (0 to 0)	0 (0 to 0)	4-6 (1.4 to 9.4)	23-3 (10.1 to 42.1)	44-6 (17.7 to 82.9)	64-6 (22.3 to 89.2)	82-7 (31.1 to 119)	91-5 (49 to 170)	120 (62.2 to 202)	116 (56.2 to 186)	114 (59 to 200)	97-4 (48.6 to 175)	86-9 (44.2 to 152)	71-7 (37.2 to 125)	46 (26.3 to 81.7)	42-8 (24 to 86.2)	39-1 (24 to 74.1)	22-2 (13.2 to 42.4)	13-6 (7.5 to 25.1)	6-2 (3.2 to 10.4)	2-4 (1.1 to 4.4)	1,030
Gout	0 (0 to 0)	0 (0 to 0)	0 (0 to 0)	0 (0 to 0)	0 (0 to 0)	0 (0 to 0)	0 (0 to 0)	0 (0 to 0)	0 (0 to 0)	0 (0 to 0.1)	0 (0.1 to 0.3)	0 (0.2 to 0.6)	0 (0.2 to 0.6)	0 (0.2 to 0.6)	0 (0.2 to 0.7)	0 (0.2 to 0.7)	0 (0.1 to 0.4)	0 (0.1 to 0.3)	0 (0.1 to 0.3)	0 (0.1 to 0.3)	0 (0.1 to 0.3)	0 (0.2 to 0.5)	0 (0.1 to 0.3)	17
Other musculoskeletal disorders	0 (0 to 0)	0 (0 to 0)	0 (0 to 0)	0 (0.2 to 0.7)	1-9 (0.4 to 4.1)	13-3 (7.1 to 22.6)	34-9 (20.4 to 54.8)	73-4 (43.9 to 114)	101 (61.5 to 153)	113 (70.4 to 171)	96-6 (59.1 to 146)	99-8 (62.4 to 146)	95-3 (59.1 to 144)	89-3 (57.1 to 140)	69-3 (49.2 to 128)	52-8 (37.4 to 98.7)	38-1 (26.2 to 58.2)	26 (20.7 to 38.2)	13-4 (13.4 to 42.2)	5-8 (3.4 to 10.7)	2-7 (1.4 to 4.6)	1,000
Other non-cardiovascular diseases	85 (58.7 to 123)	59-2 (46.1 to 76.2)	125 (89.7 to 171)	93-1 (72.2 to 116)	54-5 (39.7 to 74.1)	66-4 (47.5 to 88.9)	95-5 (67 to 127)	187 (128 to 262)	324 (229 to 471)	393 (273 to 561)	405 (281 to 573)	299 (207 to 465)	317 (219 to 456)	259 (180 to 366)	267 (184 to 368)	208 (150 to 304)	176 (119 to 259)	168 (119 to 227)	132 (96.7 to 175)	107 (79 to 141)	69-2 (52.1 to 89.6)	39-9 (29.3 to 52.6)	23-3 (16.9 to 31.3)	4,040
Congenital birth defects	83-1 (57.1 to 122)	52-4 (40.3 to 68)	99-9 (68.7 to 134)	60 (42.3 to 82.7)	18-3 (12.5 to 24.4)	11-9 (7.5 to 17.5)	14-9 (11 to 20.1)	11-1 (10.4 to 18.7)	15 (10.4 to 22.6)	17 (12.4 to 22.5)	15-9 (11.5 to 21.1)	13-3 (9.6 to 17.3)	12-7 (9.6 to 16.9)	11-8 (9.2 to 15.1)	9-1 (6.1 to 12.3)	6-1 (4.2 to 8.9)	2 (1.2 to 3)	1-3 (0.8 to 1.9)	0-9 (0.5 to 1.3)	0-5 (0.3 to 0.8)	0-2 (0.1 to 0.4)	0-1 (0.1 to 0.2)	476
Neural tube defects	5-3 (2.6 to 9.1)	1-6 (0.9 to 3.1)	5-7 (3 to 10.6)	11-2 (6.2 to 18)	0-6 (0.5 to 1.1)	0-6 (0.4 to 1.1)	0-5 (0.3 to 0.7)	0-5 (0.3 to 0.7)	0-5 (0.3 to 0.8)	0-4 (0.3 to 0.8)	0-4 (0.3 to 0.7)	0-3 (0.2 to 0.5)	0-3 (0.2 to 0.6)	0-3 (0.1 to 0.4)	0-2 (0.1 to 0.3)	0-1 (0.1 to 0.2)	0-1 (0 to 0.1)	0-1 (0 to 0.1)	0-1 (0 to 0.1)	0-1 (0 to 0.1)	0-1 (0 to 0.1)	0-1 (0 to 0.1)	22-9
Congenital heart anomalies	18-5 (10.3 to 40)	21-1 (14.7 to 32.3)	28-2 (19.2 to 47.6)	13-6 (9 to 20)	4-4 (2.3 to 7.7)	3-3 (2 to 6)	2-5 (1.7 to 5.4)	2-5 (1.5 to 4.6)	2-2 (1.3 to 3.6)	2-3 (1.6 to 4.4)	2-9 (1.9 to 5)	2-7 (1.5 to 5)	2-3 (1.1 to 3.7)	1-7 (0.8 to 2.8)	1-5 (0.7 to 3.4)	1-1 (0.5 to 1.9)	0-8 (0.3 to 1.3)	0-6 (0.3 to 2)	0-1 (0 to 0.2)	0-1 (0 to 0.2)	0-1 (0 to 0.1)	0-1 (0 to 0.1)	112
Orofacial clefts	0 (0 to 0)	0 (0 to 0)	0-2 (0.1 to 0.4)	0-4 (0.1 to 0.7)	0-2 (0 to 0.6)	0-2 (0 to 0.5)	0-2 (0 to 0.4)	0-2 (0 to 0.5)	0-3 (0 to 0.6)	0-3 (0 to 0.7)	0-3 (0.2 to 0.5)	0-2 (0 to 0.4)	0-2 (0.1 to 0.3)	0-2 (0 to 0.3)	0-2 (0.1 to 0.3)	0-2 (0 to 0.2)	0-1 (0 to 0.1)	0-1 (0 to 0.1)	0-1 (0 to 0.1)	0-1 (0 to 0.1)	0-1 (0 to 0.1)	0-1 (0 to 0.1)	3-7
Down syndrome	3-4 (1.6 to 5.4)	1-3 (0.7 to 2.1)	2-8 (1.4 to 4.8)	2-7 (1.7 to 4)	1-4 (0.9 to 2.2)	1-3 (0.6 to 1.8)	1-2 (0.8 to 1.8)	1-5 (0.9 to 2.1)	1-7 (1 to 2.7)	2-1 (1.4 to 3)	2 (1.3 to 2.9)	1-7 (1.3 to 2.6)	2-5 (1.6 to 3.6)	3-9 (2.3 to 5.5)	4-6 (2.9 to 6.8)	3-5 (1.8 to 5.4)	1-4 (0.9 to 2.1)	0-8 (0.5 to 1.5)	0-3 (0.2 to 0.8)	0-3 (0.2 to 0.8)	0-2 (0.1 to 0.5)	0-3 (0.2 to 0.8)	39-8
Turner syndrome	0 (0 to 0)	0 (0 to 0)	0 (0 to 0)	0-1 (0 to 0.3)	0-1 (0 to 0.3)	0-1 (0 to 0.3)	0-1 (0 to 0.3)	0-2 (0 to 0.4)	0-2 (0 to 0.4)	0-2 (0 to 0.5)	0-2 (0 to 0.4)	0-2 (0 to 0.4)	0-1 (0 to 0.3)	0-1 (0 to 0.3)	0-1 (0 to 0.3)	0-1 (0 to 0.3)	0-1 (0 to 0.2)	0-1 (0 to 0.2)	0-1 (0 to 0.2)	0-1 (0 to 0.2)	0-1 (0 to 0.2)	0-1 (0 to 0.2)	1-4
Klinefelter syndrome	0 (0 to 0)	0 (0 to 0)	0 (0 to 0)	0 (0 to 0)	0 (0 to 0)	0 (0 to 0)	0 (0 to 0)	0 (0 to 0)	0 (0 to 0)	0 (0 to 0)	0 (0 to 0)	0 (0 to 0)	0 (0 to 0)	0 (0 to 0)	0 (0 to 0)	0 (0 to 0)	0 (0 to 0)	0 (0 to 0)	0 (0 to 0)	0 (0 to 0)	0 (0 to 0)	0 (0 to 0)	0 (0 to 0)	0
Other chromosomal abnormalities	14-4 (9.7 to 26.3)	11-6 (8.5 to 22.7)	19-2 (13.4 to 40.4)	7-7 (4.8 to 13.2)	3-2 (1.9 to 6)	2-6 (1.5 to 4.6)	2-2 (1.3 to 3.9)	2-1 (1.3 to 3.5)	2-2 (1.3 to 3.2)	2-4 (1.5 to 3.8)	2-2 (1.4 to 3.2)	1-7 (1.1 to 2.6)	1-5 (1 to 2.2)	1-7 (1.1 to 2.6)	0-8 (0.5 to 1.5)	0-5 (0.3 to 0.9)	0-3 (0.2 to 0.4)	0-2 (0.1 to 0.4)	0-1 (0 to 0.3)	0-1 (0 to 0.3)	0-1 (0 to 0.3)	0-1 (0 to 0.3)	75-6
Congenital musculoskeletal and limb anomalies	3-2 (1.4 to 5.3)	1-2 (0.6 to 1.9)	4-5 (2.6 to 7.2)	3-4 (2.2 to 5.4)	0-6 (0.3 to 1.4)	0-5 (0.2 to 1.2)	0-6 (0.4 to 1.3)	0-7 (0.4 to 1.4)	0-7 (0.4 to 1.5)	0-7 (0.4 to 1.5)	0-7 (0.4 to 1.5)	0-6 (0.4 to 1.3)	0-6 (0.3 to 1.3)	0-5 (0.3 to 1.2)	0-4 (0.2 to 1.1)	0-3 (0.1 to 0.8)	0-2 (0.1 to 0.6)	0-2 (0.1 to 0.5)	0-1 (0.1 to 0.4)	0-1 (0 to 0.3)	0-1 (0 to 0.3)	0-1 (0 to 0.3)	77-5
Urogenital congenital anomalies	2-9 (1.1 to 7.3)	2-6 (0.9 to 7.2)	1-3 (0.7 to 2.2)	1-3 (0.4 to 3.3)	0-6 (0.2 to 2.6)	0-4 (0.2 to 2.2)	0-3 (0.2 to 2.1)	0-3 (0.2 to 2.1)	0-3 (0.2 to 2.1)	0-3 (0.2 to 2.1)	0-2 (0.2 to 2.1)	0-2 (0.1 to 2.1)	0-2 (0.1 to 2.1)	0-1 (0.1 to 2.1)	0-1 (0.1 to 2.1)	0-1 (0.1 to 2.1)	0-1 (0 to 2.1)	0-1 (0 to 2.1)	0-1 (0 to 2.1)	0-1 (0 to 2.1)	0-1 (0 to 2.1)	0-1 (0 to 2.1)	9-6
Digestive congenital anomalies	12-2 (4.7 to 32.3)	2-2 (2.3 to 9.7)	3-9 (3.9 to 13.6)	2-3 (1.1 to 7.4)	0-6 (0.4 to 1.7)	0-6 (0.4 to 2.1)	0-6 (0.4 to 2.1)	0-6 (0.4 to 2.1)	0-6 (0.4 to 2.1)	0-6 (0.4 to 2.1)	0-6 (0.4 to 2.1)	0-6 (0.3 to 2.1)	0-6 (0.3 to 2.1)	0-6 (0.3 to 2.1)	0-6 (0.3 to 2.1)	0-6 (0.3 to 2.1)	0-6 (0.3 to 2.1)	0-6 (0.3 to 2.1)	0-6 (0.3 to 2.1)	0-6 (0.3 to 2.1)	0-6 (0.3 to 2.1)	0-6 (0.3 to 2.1)	35-2
Other congenital birth defects	14-4 (11.9 to 39)	9-6 (5.4 to 13.3)	14-4 (9.6 to 23.9)	9-6 (4.5 to 13.7)	3-2 (2 to 5.2)	2-3 (1.3 to 4)	2-2 (1.6 to 4)	2-2 (1.3 to 4.4)	2-2 (1.3 to 4.4)	2-2 (1.4 to 4.5)	2-2 (1.4 to 4.5)	2-2 (1.1 to 3.6)	1-9 (1.1 to 3.4)	1-6 (0.8 to 2.9)	1-4 (0.7 to 2.5)	1-2 (0.6 to 2.1)	0-8 (0.4 to 1.5)	0-6 (0.3 to 1.1)	0-3 (0.1 to 0.6)	0-3 (0.1 to 0.6)	0-3 (0.1 to 0.6)	0-3 (0.1 to 0.6)	87-6
Urinary diseases and male infertility	0-1 (0 to 0.1)	0-1 (0 to 0.4)	0-2 (0.3 to 1.2)	0-7 (0.7 to 1.4)	0-7 (0.5 to 0.9)	0-8 (0.6 to 1.2)	1-2 (0.8 to 1.9)	1-2 (1.4 to 3.1)	2-1 (1.5 to 5.7)	2-6 (3.5 to 7.6)	3-1 (2.9 to 6.6)	3-2 (2.8 to 5.7)	3-4 (3.3 to 6.7)	3-5 (2.9 to 7.1)	3-4 (2.6 to 7.6)	3-2 (2.5 to 10.7)	2-1 (1.4 to 5.8)	1-7 (1.1 to 3.9)	0-9 (0.5 to 1.9)	0-5 (0.3 to 1.1)	0-2 (0.1 to 0.5)	0-2 (0.1 to 0.5)	19-6
Urolithiasis	0 (0 to 0)	0 (0 to 0)	0 (0 to 0)	0 (0 to 0)	0 (0 to 0)	0 (0 to 0)	0 (0 to 0.1)	0 (0.1 to 0.4)	0 (0.1 to 0.4)	0 (0.3 to 0.8)	0 (0.3 to 1)	0 (0.3 to 0.9)	0 (0.3 to 0.8)	0 (0.4 to 1.8)	0 (0.2 to 1.6)	0 (0.4 to 1.5)	0 (0.3 to 1.1)	0 (0.3 to 1.1)	0 (0.3 to 0.9)	0 (0.2 to 0.8)	0 (0.1 to 0.5)	0 (0.1 to 0.5)	9-6
Benign prostatic hyperplasia	0 (0 to 0)	0 (0 to 0)	0 (0 to 0)	0 (0 to 0)	0 (0 to 0)	0 (0 to 0)	0 (0 to 0)	0 (0 to 0)	0 (0 to 0)	0 (0 to 0)	0 (0 to 0)	0 (0 to 0)	0 (0 to 0)	0 (0 to 0)	0 (0 to 0)	0 (0 to 0)	0 (0 to 0)	0 (0 to 0)	0 (0 to 0)	0 (0 to 0)	0 (0 to 0)	0 (0 to 0)	0 (0 to 0)	0
Male infertility	– –	– –	– –	– –	– –	– –	– –	– –	– –	– –	– –	– –	– –	– –	– –	1 (0 to 1)	– –	– –	– –	– –	– –	– –	NA
Other urinary diseases	0-1 (0 to 0.1)	0-1 (0 to 0.2)	0-1 (0.1 to 0.3)	0-3 (0.1 to 0.5)	0-2 (0.1 to 0.4)	0-2 (0.1 to 0.4)	0-3 (0.2 to 0.5)	0-3 (0.2 to 0.4)	0-4 (0.4 to 0.9)	0-4 (0.4 to 0.9)	0-8 (0.5 to 1.1)	0-6 (0.4 to 0.9)	0-6 (0.3 to 0.8)	0-6 (0.4 to 1)	0-5 (0.3 to 0.8)	0-5 (0.3 to 0.7)	0-4 (0.2 to 0.7)	0-3 (0.2 to 0.7)	0-3 (0.2 to 0.6)	0-3 (0.1 to 0.6)	0-3 (0.1 to 0.6)	0-2 (0 to 0.4)	0-1 (0 to 0.3)	8-5
Gynecological diseases	0 (0 to 0)	0 (0 to 0)	0 (0 to 0)	0 (0 to 0)	0 (0 to 0)	0 (0 to 0)	135 (79.9 to 192)	135 (79.9 to 192)	272 (148 to 394)	272 (177 to 393)	392 (175 to 582)	196 (129 to 296)	172 (112 to 243)	125 (75.5 to 187)	75 (52.1 to 122)	54 (35.4 to 89.5)	39-1 (22.2 to 51.9)	29-7 (16.7 to 37.7)	19-7 (10.4 to 22.4)	10-7 (6.4 to 16)	5-4 (3.8 to 8.7)	2-7 (1.7 to 4)	1-1 (0.6 to 1.6)	1,690
Uterine fibroids	0 (0 to 0)	0 (0 to 0)	0 (0 to 0)	0 (0 to 0)	0 (0 to 0)	0 (0.1 to 0.4)	1 (0.4 to 2.1)	2-6 (1.1 to 6.1)	3-9 (1.9 to 9.4)	5-4 (2.9 to 13.7)	7-7 (3.7 to 21)	7-1 (3.3 to 21.4)	10-6 (4.5 to 27.6)	12-5 (5.7 to 33.4)	9 (3.7 to 25.4)	5 (1.9 to 17.4)	2-4 (0.9 to 8.5)	1-4 (0.7 to 5.4)	0-7 (0.3 to 2.3)	0-4 (0.2 to 0.8)	0-1 (0 to 0.3)	0-1 (0 to 0.3)	0-1 (0 to 0.1)	89-7
Polycystic ovarian syndrome	0 (0 to 0)	0 (0 to 0)	0 (0 to 0)	0 (0 to 0)	0 (0 to 0)	0 (0.1 to 0.3)	0 (0.6 to 2.6)	0 (0.5 to 2.1)	0 (0.5 to 1.7)	0 (0.4 to 2.2)	0 (0.4 to 2.2)	0 (0.4 to 2.2)	0 (0.4 to 2.2)	0 (0.4 to 2.2)	0 (0.4 to 2.2)	0 (0.4 to 2.2)	0 (0.4 to 2.2)	0 (0.4 to 2.2)	0 (0.4 to 2.2)	0 (0.4 to 2.2)	0 (0.4 to 2.2)	0 (0.4 to 2.2)	59-2
Female infertility	0 (0 to 0)	0 (0 to 0)	0 (0 to 0)	0 (0 to 0)	0 (0 to 0)	0 (0 to 0)	1-1 (0 to 3)	1-1 (0 to 3)	3-2 (1 to 7.3)	3-7 (1 to 13)	4-2 (1 to 13.3)	4-2 (1 to 13.3)	4-2 (1 to 13.3)	4-2 (1 to 13.3)	4-2 (1 to 13.3)	4-2 (1 to 13.3)	4-2 (1 to 13.3)	4-2 (1 to 13.3)	4-2 (1 to 13.3)	4-2 (1 to 13.3)	4-2 (1 to 13.3)	4-2 (1 to 13.3)	17-3
Endometriosis	0 (0 to 0)	0 (0 to 0)	0 (0 to 0)	0 (0 to 0)	0 (0 to 0)	0 (0 to 0)	12-1 (3.9 to 19.4)	4-4 (1.5 to 8.2)	10-2 (7.2 to 20.2)	12-1 (5.7 to 32.1)	10-1 (5 to 19.1)	7-1 (3.4 to 12.6)	5-2 (2.9 to 9.1)	5-2 (1.1 to 14.5)	0-6 (0 to 2.5)	0-6 (0 to 2.5)	0-6 (0 to 2.5)	0-6 (0 to 2.5)	0-6 (0 to 2.5)	0-6 (0 to 2.5)	0-6 (0 to 2.5)	0-6 (0 to 2.5)	0-6 (0 to 2.5)	68-6
Genital prolapse	0 (0 to 0)	0 (0 to 0)	0 (0 to 0)	0 (0 to 0)	0 (0 to 0)	0 (0 to 0)	0 (0 to 0)	0 (0 to 0)	0 (0 to 0)	0 (0 to 0)	0 (0 to 0)	0 (0 to 0)	0 (0 to 0)	0 (0 to 0)	0 (0 to 0)	0 (0 to 0)	0 (0 to 0)	0 (0 to 0)	0 (0 to 0)	0 (0 to 0)	0 (0 to 0)	0 (0 to 0)	0 (0 to 0)	0
Premenstrual syndrome	0 (0 to 0)	0 (0 to 0)	0 (0 to 0)	0 (0 to 0)	14-9 (7.3 to 30.7)	29-5 (14.9 to 52)	45-8 (24.6 to 82)	57-7 (32.5 to 93.7)	69-3 (37.1 to 106)	60-5 (34.5 to 102)	49-7 (28.1 to 86)	38-8 (23.4 to 64.5)	32-6 (19.3 to 56.4)	11-6 (5.4 to 29.5)	0-6 (0 to 2.5)	0-6 (0 to 2.5)	0-6 (0 to 2.5)	0-6 (0 to 2.5)	0-6 (0 to 2.5)	0-6 (0 to 2.5)	0-6 (0 to 2.5)	0-6 (0 to 2.5)	0-6 (0 to 2.5)	347
Other gynecological diseases	0 (0 to 0)	0 (0 to 0)	0 (0 to 0)	0 (0 to 0)	0 (0 to 0.4)	0 (0 to 0.6)	0 (0 to 0.6)	0 (44 to 19.4)	0 (4.6 to 19.4)	0 (5.2 to 27.5)	0 (6.2 to 32.7)	0 (6.6 to 32.7)	0 (6.6 to 32.7)	0 (6.6 to 32.7)	0 (6.6 to 32.7)	0 (6.6 to 32.7)	0 (6.6 to 32.7)	0 (6.6 to 32.7)	0 (6.6 to 32.7)	0 (6.6 to 32.7)	0 (6.6 to 32.7)	0 (6.6 to 32.7)	0 (6.6 to 32.7)	1,070
Hemoglobinopathies and hemolytic anemias	1-2 (0.5 to 2.1)	4-8 (2.4 to 9.2)	7-4 (3.7 to 15)	1-6 (0.7 to 3.2)	0-7 (0.3 to 1.5)	0-6 (0.3 to 1.2)	0-6 (0.3 to 1.3)	0-6 (0.3 to 1.2)	0-6 (0.3 to 1.2)	0-6 (0.3 to 1.2)	0-6 (0.3 to 1.2)	0-6 (0.3 to 1.2)	0-6 (0.3 to 1.2)	0-6 (0.3 to 1.2)	0-6 (0.3 to 1.2)	0-6 (0.3 to 1.2)	0-6 (0.3 to 1.2)	0-6 (0.3 to 1.2)	0-6 (0.3 to 1.2)	0-6 (0.3 to 1.2)	0-6 (0.3 to 1.2)	0-6 (0.3 to 1.2)	0-6 (0.3 to 1.2)	0-4 (0.2 to 0.7)	63-7
Thalassemias	0 (0 to 0)	0 (0 to 0)	0-1 (0.1 to 0.2)	0-1 (0 to 0.1)	0 (0 to 0.1)	0 (0 to 0)	0 (0 to 0)	0 (0 to 0)	0 (0 to 0)	0 (0 to 0)	0 (0 to 0)	0 (0 to 0)	0 (0 to 0)	0 (0 to 0)	0 (0 to 0)	0 (0 to 0)	0 (0 to 0)	0 (0 to 0)	0 (0 to 0)	0 (0 to 0)	0 (0 to 0)	0 (0 to 0)	0 (0 to 0)	0 (0 to 0)	0-3
Thalassemias trait	0 (0 to 0.1)	0-4 (0.1 to 0.9)	1-4 (0.2 to 2.3)	2-7 (0.4 to 4.4)	0-5 (0.2 to 2.1)	0-2 (0 to 0.2)	1-8 (0.2 to 2.1)	2-6 (0.2 to 7.8)	2-7 (0.2 to 7.8)	2-3 (0.2 to 7.1)	2-3 (0.1 to 2.4)	1-2 (0.1 to 2.4)	1-1 (0.1 to 2.3)	0-7 (0.1 to 2.2)	0-7 (0.1 to 2.2)	0-5 (0 to 1.7)	0-4 (0 to 1.4)	0-3 (0 to 0.9)	0-2 (0 to 0.7)	0-2 (0 to 0.6)	0-2 (0 to 0.6)	0-1 (0 to 0.3)	0-2 (0 to 0.5)	20-5
Sickle cell disorders	0 (0 to 0.1)	0-3 (0.2 to 0.5)	1-2 (0.6 to 1.9)	0-9 (0.4 to 1.7)	0-6 (0.3 to 1.1)	0-6 (0.3 to 1.1)	0-7 (0.4 to 1.3)	0-6 (0.4 to 0.9)	0-6 (0.4 to 0.9)	0-7 (0.5 to 1)	0-5 (0.4 to 0.9)	0-5 (0.3 to 0.7)	0-5 (0.3 to 0.7)	0-4 (0.3 to 0.7)	0-4 (0.2 to 0.6)	0-3 (0.1 to 0.5)	0-3 (0.1 to 0.4)	0-1 (0 to 0.3)	0-1 (0 to 0.2)	0-1 (0 to 0.2)	0-1 (0 to 0.2)	0-1 (0 to 0.2)	0-1 (0 to 0.2)	8-7
Sickle cell trait	0 (0 to 0.1)	0-3 (0.2 to 0.5)	1-1 (0.5 to 1.5)	2-1 (0.9 to 3.1)	0-3 (0.1 to 0.5)	0-3 (0 to 0.4)	0-6 (0.3 to 0.8)	3-3 (1.6 to 5.4)	3-1 (1.6 to 4.9)	2-5 (1.3 to 4.2)	0-6 (0.3 to 1.4)	0-6 (0.3 to 1.4)	0-8 (0.3 to 1.7)	0-8 (0.3 to 1.7)	0-5 (0.2 to 1.2)	0-5 (0.2 to 1.3)	0-3 (0.1 to 1)	0-2 (0 to 0.6)	0-2 (0 to 0.5)	0-2 (0 to 0.5)	0-1 (0 to 0.3)	0-2 (0 to 0.5)	0-1 (0 to 0.3)	17-7
G6PD deficiency	0 (0 to 0)	0 (0 to 0)	0 (0 to 0)	0 (0 to 0)	0 (0 to 0)	0 (0 to 0)	0 (0 to 0.1)	0 (0 to 0.1)	0 (0 to 0.1)	0 (0 to 0.1)	0 (0 to 0.1)	0 (0 to 0.1)	0 (0 to 0.1)	0 (0 to 0.1)	0 (0 to 0.1)	0 (0 to 0.1)	0 (0 to 0.1)	0 (0 to 0.1)	0 (0 to 0.1)	0 (0 to 0.1)	0 (0 to 0.1)	0 (0 to 0.1)	0 (0 to 0.1)	1-8
G6PD trait	0 (0 to 0)	0 (0 to 0.3)	0 (0 to 0.2)	0 (0 to 0.4)	0 (0 to 0.1)	0 (0 to 0.2)	0 (0 to 0.4)	0 (0 to 0.4)	0 (0 to 0.4)	0 (0 to 0.4)	0 (0 to 0.4)	0 (0 to 0.4)	0 (0 to 0.4)	0 (0 to 0.4)	0 (0 to 0.4)	0 (0 to 0.4)	0 (0 to 0.4)	0 (0 to 0.4)	0 (0 to 0.4)	0 (0 to 0.4)	0 (0 to 0.4)	0 (0 to 0.4)	0 (0 to 0.4)	0-4
Other hemoglobinopathies and hemolytic anemias	0 (0 to 0.1)	0-3 (0.1 to 0.7)	0-7 (0.1 to 1.7)	1-6 (0.2 to 3.8)	0-2 (0 to 0.6)	0-2 (0 to 0.6)	0-6 (0.1 to 1.2)	0-3 (0.2 to 0.8)	0-3 (0.2 to 0.8)	0-4 (0.1 to 1.1)	0-5 (0.1 to 1.3)	0-5 (0.1 to 1.2)	0-6 (0.1 to 1.4)	0-6 (0.1 to 1.4)	0-5 (0.1 to 1.2)	0-5 (0.1 to 1.2)	0-4 (0.1 to 1.2)	0-3 (0.1 to 1.2)	0-3 (0.1 to 1.2)	0-3 (0.1 to 1.2)	0-3 (0.1 to 1.2)	0-3 (0.1 to 1.2)	0-3 (0.1 to 1.2)	14-2
Endocrine, metabolic, blood, and immune disorders	1-8 (1 to 3)	2-6 (1.5 to 4.4)	4-9 (3 to 10)	22-1 (15.6 to 30.2)	10 (7.1 to 13.9)	21-8 (14.9 to 29.2)	29-5 (19.9 to 37.1)	40-4 (27.5 to 53.4)	62 (37.4 to 84.9)	81-3 (49.2 to 108)	79-7 (48.6 to 121)	69-5 (43.1 to 105)	68-2 (43.1 to 100)	64-5 (39.9 to 100)	57-5 (36.7 to 91)	47-7 (30.1 to 74.1)	36-4 (22.5 to 49.9)	30-7 (20.3 to 40.7)	14-6 (9.7 to 19.4)	5-9 (4 to 7.7)	2-6 (1.9 to 3.4)	1,020
Oral disorders	0 (0 to 0)	0 (0 to 0)	4-2 (2.4 to 7.1)	2-4 (1.4 to 3.5)	0-4 (0.2 to 11.2)	0-6 (0.3 to 11.2)	0-6 (0.3 to 11.2)	13-4 (7.4 to 22.9)	22-2 (12.4 to 33.4)	29 (16.7 to 46.2)	39 (21.2 to 59.1)	34-4 (19.2 to 59.1)	31-6 (17.9 to 54.2)	26-9 (15.2 to 46.2)	21-1 (12.1 to 36.5)	44-2 (25.7 to 72.3)	32-4 (20.7 to 47.4)	42-1 (34.1 to 59.7)	59-2 (

SR Table 2b: Hillmodon DALYS by cause and age group for females with 95% uncertainty intervals. 2019

Cause	Early Neonatal	Late Neonatal	Post Neonatal	1 to 4	5 to 9	10 to 14	15 to 19	20 to 24	25 to 29	30 to 34	35 to 39	40 to 44	45 to 49	50 to 54	55 to 59	60 to 64	65 to 69	70 to 74	75 to 79	80 to 84	85 to 89	90 to 94	95 plus	Total
All causes	2,000 (2,000-2,000)	2,000 (1,000-3,000)	2,000 (1,000-3,000)	2,000 (2,000-2,000)	2,000 (2,000-2,000)	2,000 (2,000-2,000)	2,000 (1,000-3,000)	2,000 (1,000-3,000)	2,000 (1,000-3,000)	2,000 (1,000-3,000)	2,000 (1,000-3,000)	2,000 (1,000-3,000)	2,000 (1,000-3,000)	2,000 (1,000-3,000)	2,000 (1,000-3,000)	2,000 (1,000-3,000)	2,000 (1,000-3,000)	2,000 (1,000-3,000)	2,000 (1,000-3,000)	2,000 (1,000-3,000)	2,000 (1,000-3,000)	2,000 (1,000-3,000)	37,200
Communicable, maternal, neonatal, and nutritional diseases	1,780 (1,780-1,780)	1,780 (1,780-1,780)	1,780 (1,780-1,780)

Chronic myeloid leukemia	0 (0 to 0)	0 (0 to 0)	0 (0 to 0)	0-1 (0 to 0.2)	0-1 (0 to 0.2)	0-1 (0 to 0.2)	0-1 (0 to 0.2)	0-1 (0 to 0.3)	0-2 (0 to 0.4)	0-2 (0 to 0.4)	0-3 (0 to 0.5)	0-3 (0 to 0.6)	0-4 (0 to 0.7)	0-5 (0 to 0.8)	0-5 (0 to 0.9)	0-5 (0 to 0.9)	0-5 (0 to 0.9)	0-6 (0 to 1.1)	0-8 (0 to 1.4)	0-8 (0 to 1.4)	0-8 (0 to 1.4)	0-9 (0 to 1.6)	0-8 (0 to 1.5)	0-8 (0 to 1.5)	0-4 (0 to 0.9)	0-1 (0 to 0.2)	8-4
Other leukemia	0 (0 to 0)	0-2 (0 to 0.1)	0-6 (0 to 1.4)	0-5 (0 to 1.4)	0-2 (0 to 0.6)	0-3 (0 to 0.6)	0-3 (0 to 0.6)	0-3 (0 to 0.5)	0-3 (0 to 0.5)	0-3 (0 to 0.6)	0-4 (0 to 0.9)	0-5 (0 to 0.9)	0-5 (0 to 0.7)	0-5 (0 to 1.1)	0-6 (0 to 1.3)	0-5 (0 to 1.1)	0-5 (0 to 1.3)	0-4 (0 to 1.0)	0-6 (0 to 1.6)	0-5 (0 to 1.1)	1-3 (0 to 2.1)	0-5 (0 to 1.2)	0-4 (0 to 1.0)	0-4 (0 to 1.0)	0-3 (0 to 0.7)	17-4
Other malignant neoplasms	0-4 (0.3 to 0.4)	0-3 (0 to 0.3)	1-4 (0.4 to 2.1)	0-7 (0.1 to 1.1)	7-2 (3 to 7.2)	7-3 (3 to 9.1)	7-3 (3 to 9.4)	8-3 (3 to 9.7)	8-9 (3 to 9.8)	8-9 (3 to 9.8)	8-9 (3 to 9.8)	8-9 (3 to 9.8)	8-9 (3 to 9.8)	9-10 (3 to 9.8)	9-11 (3 to 9.8)	9-11 (3 to 9.8)	9-11 (3 to 9.8)	9-11 (3 to 9.8)	9-11 (3 to 9.8)	9-11 (3 to 9.8)	9-11 (3 to 9.8)	9-11 (3 to 9.8)	9-11 (3 to 9.8)	9-11 (3 to 9.8)	9-11 (3 to 9.8)	232
Other neoplasms	0 (0 to 0)	0 (0 to 0)	0 (0 to 0)	0 (0 to 0)	0 (0 to 0)	0 (0 to 0)	0 (0 to 0)	0 (0 to 0)	0 (0 to 0)	0 (0 to 0)	0 (0 to 0)	0 (0 to 0)	0 (0 to 0)	0 (0 to 0)	0 (0 to 0)	0 (0 to 0)	0 (0 to 0)	0 (0 to 0)	0 (0 to 0)	0 (0 to 0)	0 (0 to 0)	0 (0 to 0)	0 (0 to 0)	0 (0 to 0)	0 (0 to 0)	0 (0 to 0)	0
Myelodysplastic, myeloproliferative, and other hematopoietic neo	0-1 (0 to 0.1)	0 (0 to 0)	0-2 (0 to 0.2)	0-1 (0.1 to 0.1)	0-1 (0 to 0.1)	0-1 (0 to 0.1)	0-2 (0 to 0.2)	0-3 (0 to 0.4)	0-3 (0 to 0.4)	0-4 (0 to 0.6)	2-7 (0 to 0.6)	2-7 (0.5 to 1.1)	2-9 (0.9 to 1.9)	1-8 (0.2 to 2.1)	1-8 (0.2 to 2.1)	2-8 (0.3 to 2.1)	3-8 (0.4 to 2.1)	4-8 (0.5 to 2.1)	4-8 (0.5 to 2.1)	4-8 (0.5 to 2.1)	6-7 (0.8 to 2.1)	7-8 (0.9 to 2.1)	6-8 (0.8 to 2.1)	6-8 (0.8 to 2.1)	3-7 (0.3 to 0.9)	44-1
Benign and in situ, intestinal neoplasms	0 (0 to 0)	0 (0 to 0)	0 (0 to 0)	0 (0 to 0)	0 (0 to 0)	0 (0 to 0)	0 (0 to 0)	0 (0 to 0)	0 (0 to 0)	0 (0 to 0)	0 (0 to 0)	0 (0 to 0)	0 (0 to 0)	0 (0 to 0)	0 (0 to 0)	0 (0 to 0)	0 (0 to 0)	0 (0 to 0)	0 (0 to 0)	0 (0 to 0)	0 (0 to 0)	0 (0 to 0)	0 (0 to 0)	0 (0 to 0)	0 (0 to 0)	0 (0 to 0)	0
Benign and in situ, cervical and uterine neoplasms	0 (0 to 0)	0 (0 to 0)	0 (0 to 0)	0 (0 to 0)	0 (0 to 0)	0 (0 to 0)	0 (0 to 0)	0 (0 to 0)	0 (0 to 0)	0 (0 to 0)	0 (0 to 0)	0 (0 to 0)	0 (0 to 0)	0 (0 to 0)	0 (0 to 0)	0 (0 to 0)	0 (0 to 0)	0 (0 to 0)	0 (0 to 0)	0 (0 to 0)	0 (0 to 0)	0 (0 to 0)	0 (0 to 0)	0 (0 to 0)	0 (0 to 0)	0 (0 to 0)	0
Other benign and in situ neoplasms	0 (0 to 0)	0 (0 to 0)	0 (0 to 0)	0 (0 to 0)	0 (0 to 0)	0 (0 to 0)	0 (0 to 0)	0 (0 to 0)	0 (0 to 0)	0 (0 to 0)	0 (0 to 0)	0 (0 to 0)	0 (0 to 0)	0 (0 to 0)	0 (0 to 0)	0 (0 to 0)	0 (0 to 0)	0 (0 to 0)	0 (0 to 0)	0 (0 to 0)	0 (0 to 0)	0 (0 to 0)	0 (0 to 0)	0 (0 to 0)	0 (0 to 0)	0 (0 to 0)	0
Cardiovascular diseases	0-6 (0.4 to 0.8)	0-7 (0.5 to 1)	3-5 (2.1 to 5.4)	2-3 (1.2 to 4.2)	4-6 (2.4 to 6.4)	7-9 (4.1 to 10.3)	16-21 (11.1 to 19.4)	21-7 (16.6 to 27.4)	33-7 (27.1 to 42.4)	43-5 (34.5 to 54)	67-3 (52.4 to 84.3)	99-3 (78.3 to 126)	152 (126 to 190)	191 (154 to 234)	225 (182 to 272)	266 (216 to 324)	407 (331 to 497)	543 (438 to 660)	669 (537 to 800)	830 (663 to 1,000)	936 (737 to 1,140)	1,040 (818 to 1,270)	1,110 (873 to 1,360)	1,110 (873 to 1,360)	194 (152 to 236)	4,100
Rheumatic heart disease	0 (0 to 0)	0 (0 to 0)	0-1 (0 to 0.2)	0-1 (0 to 0.1)	0-1 (0 to 0.1)	0-1 (0 to 0.2)	0-2 (0 to 0.2)	0-3 (0 to 0.3)	0-5 (0 to 0.7)	0-6 (0 to 1.2)	1-8 (0.6 to 1.6)	1-12 (0.8 to 1.6)	2-1 (1.4 to 3.2)	2-4 (1.6 to 3.7)	2-4 (1.6 to 3.7)	2-7 (1.7 to 5.2)	3-7 (2.1 to 5.2)	5-4 (3.2 to 7.4)	6-2 (4.1 to 9.2)	6-6 (4.7 to 9.2)	6-2 (3.7 to 7.1)	2-6 (1.5 to 3.5)	41-4			
Ischemic heart disease	0 (0 to 0)	0 (0 to 0)	0-1 (0 to 0.2)	0-5 (0.4 to 1.1)	0-5 (0.4 to 1.1)	0-6 (0.4 to 1.3)	4-2 (2.9 to 6.2)	7-6 (5.5 to 11)	14-6 (10.2 to 19.2)	20-4 (15.2 to 26.2)	29-4 (21.9 to 38.1)	39-5 (29.5 to 51.2)	51-7 (38.4 to 66.4)	68-4 (50.8 to 88.2)	84-2 (62.9 to 109)	122 (91.1 to 157)	189 (141 to 243)	215 (161 to 280)	266 (201 to 345)	322 (242 to 417)	147 (110 to 190)	72-6 (54.1 to 93.7)	1,490			
Stroke	0-1 (0 to 0.1)	0-2 (0 to 0.7)	0-7 (0.4 to 1.2)	1-5 (0.2 to 1.5)	2-3 (1.5 to 2.9)	3-1 (1.9 to 3.5)	5-4 (3.6 to 7.3)	8-3 (5.6 to 11.5)	12-6 (9.1 to 17.4)	16-2 (11.7 to 22)	21-4 (15.4 to 28.9)	30-8 (22.1 to 42.2)	47-2 (34.4 to 62.6)	51-9 (38.2 to 70)	53 (39.5 to 70.4)	67 (50.4 to 87.1)	111 (81.9 to 147)	148 (114 to 173)	188 (152 to 229)	150 (124 to 182)	181 (140 to 222)	111 (84.9 to 136)	1,110			
Ischemic stroke	0 (0 to 0.1)	0-1 (0 to 0.3)	0-4 (0.2 to 0.9)	1-1 (0.4 to 2.1)	1-5 (0.8 to 2.5)	2-2 (1.2 to 3.3)	3-6 (2.2 to 4.8)	4-8 (3.2 to 6.5)	7-3 (5.2 to 9.5)	9-3 (6.7 to 12)	12-6 (9.1 to 16)	17-5 (12.7 to 22.3)	23-8 (17.5 to 30.4)	29-5 (21.7 to 38.1)	33-5 (24.7 to 43.1)	41-3 (30.4 to 53.2)	57-9 (42.9 to 74.4)	79-8 (59.4 to 96.3)	132 (98.6 to 160)	124 (92.8 to 150)	84-7 (62.3 to 102)	42-2 (30.2 to 51.2)	632			
Intracerebral hemorrhage	0 (0 to 0)	0-1 (0 to 0.2)	0-4 (0.1 to 0.9)	0-3 (0.2 to 0.7)	0-2 (0 to 0.5)	0-3 (0.1 to 0.6)	1-2 (0.6 to 1.4)	1-9 (1.3 to 2.7)	2-9 (2 to 3.9)	3-7 (2.5 to 4.9)	5-1 (3.4 to 7.4)	6-1 (4.3 to 9.2)	7-9 (5.5 to 10.5)	8-1 (5.7 to 11)	14-9 (10.4 to 20.1)	16-3 (11.2 to 21.9)	18-4 (12.9 to 24.8)	24-8 (17.2 to 34.6)	34-6 (24.4 to 46.7)	42-6 (29.4 to 57.4)	40-9 (28.1 to 55.2)	34-6 (24.1 to 46.5)	19-8 (13.7 to 26.6)	8-6 (6.1 to 10.5)	280
Subarachnoid hemorrhage	0 (0 to 0)	0-1 (0 to 0.2)	0-1 (0 to 0.2)	0-2 (0 to 0.2)	0-3 (0 to 0.4)	0-4 (0 to 0.6)	0-6 (0 to 0.9)	1-2 (0.4 to 1.6)	1-7 (0.6 to 2.4)	2-6 (1 to 3.5)	4-9 (2 to 6.7)	7-2 (3.1 to 9.8)	9-4 (4.1 to 12.5)	14-7 (6.7 to 17.1)	21-1 (9.6 to 24.9)	22-1 (10.1 to 26.2)	16-7 (7.7 to 19.5)	17-7 (8.1 to 20.2)	19-6 (9.1 to 22.1)	17-5 (8.1 to 20.4)	15-4 (7.1 to 18.2)	10-9 (5.1 to 12.3)	7-2 (3.3 to 8.1)	3-2 (1.5 to 3.6)	194
Hypertensive heart disease	0 (0 to 0)	0 (0 to 0)	0 (0 to 0)	0 (0 to 0)	0-1 (0 to 0.1)	0-1 (0 to 0.1)	0-1 (0 to 0.1)	0-1 (0 to 0.1)	0-2 (0 to 0.2)	0-3 (0 to 0.4)	0-7 (0 to 1.1)	1-4 (0.5 to 1.7)	2-5 (1 to 2.7)	3-4 (1.4 to 3.8)	4-7 (2 to 10.2)	5-4 (2.3 to 10.2)	9-5 (3.9 to 10.2)	11 (4.6 to 12.3)	14-2 (5.9 to 15.9)	17 (7.1 to 19.1)	11-4 (4.8 to 23.2)	21-6 (9.1 to 24.2)	15-2 (6.4 to 17.1)	21-4 (9.1 to 24.2)	14-2 (6.1 to 16.2)	133
Non-rheumatic valvular heart disease	0 (0 to 0)	0 (0 to 0)	0 (0 to 0)	0 (0 to 0)	0-1 (0 to 0.1)	0-1 (0 to 0.1)	0-2 (0 to 0.2)	0-2 (0 to 0.4)	0-3 (0 to 0.6)	0-4 (0 to 0.8)	0-5 (0 to 1.1)	0-7 (0 to 1.5)	0-9 (0 to 1.9)	1-1 (0 to 2.4)	1-3 (0 to 2.8)	1-4 (0 to 3.1)	1-6 (0 to 3.6)	2-1 (0 to 4.5)	2-5 (0 to 5.3)	3-1 (0 to 6.5)	3-5 (0 to 7.4)	4-1 (0 to 8.6)	3-5 (0 to 7.4)	4-2 (0 to 8.9)	2-8 (0 to 6.1)	132
Non-rheumatic calcific aortic valve disease	0 (0 to 0)	0 (0 to 0)	0 (0 to 0)	0 (0 to 0)	0 (0 to 0)	0-1 (0 to 0.2)	0-1 (0 to 0.3)	0-1 (0 to 0.4)	0-2 (0 to 0.7)	0-3 (0 to 0.7)	0-4 (0 to 1)	0-6 (0.1 to 1.4)	0-8 (0.1 to 1.8)	0-9 (0.1 to 2.1)	1-1 (0.2 to 2.6)	1-3 (0.2 to 3.2)	1-5 (0.2 to 3.7)	1-7 (0.3 to 4.2)	2-1 (0.3 to 5.1)	2-5 (0.3 to 5.8)	2-9 (0.4 to 6.7)	3-4 (0.5 to 7.8)	3-1 (0.4 to 7.2)	3-5 (0.5 to 8.2)	2-3 (0.3 to 5.3)	105
Non-rheumatic degenerative mitral valve disease	0 (0 to 0)	0 (0 to 0)	0 (0 to 0)	0 (0 to 0)	0 (0 to 0)	0-1 (0 to 0.2)	0-1 (0 to 0.2)	0-1 (0 to 0.3)	0-1 (0 to 0.4)	0-2 (0 to 0.5)	0-2 (0 to 0.7)	0-3 (0 to 0.9)	0-4 (0 to 1.1)	0-5 (0 to 1.3)	0-6 (0 to 1.6)	0-7 (0 to 1.8)	0-8 (0 to 2)	0-9 (0 to 2.3)	0-10 (0 to 2.6)	0-11 (0 to 2.9)	0-12 (0 to 3.3)	0-13 (0 to 3.7)	0-12 (0 to 3.3)	0-13 (0 to 3.7)	0-9 (0 to 2.5)	39-5
Other non-rheumatic valve diseases	0 (0 to 0)	0 (0 to 0)	0 (0 to 0)	0 (0 to 0)	0 (0 to 0)	0 (0 to 0)	0 (0 to 0)	0 (0 to 0)	0 (0 to 0)	0 (0 to 0)	0 (0 to 0)	0 (0 to 0)	0 (0 to 0)	0 (0 to 0)	0 (0 to 0)	0 (0 to 0)	0 (0 to 0)	0 (0 to 0)	0 (0 to 0)	0 (0 to 0)	0 (0 to 0)	0 (0 to 0)	0 (0 to 0)	0 (0 to 0)	0 (0 to 0)	0 (0 to 0)	0-2
Cardiomyopathy and myocarditis	0-4 (0.2 to 0.4)	2-8 (1.3 to 4.5)	6-6 (3.9 to 9.6)	1-4 (0.4 to 1.9)	1-7 (0.7 to 2.2)	2-3 (0.7 to 3.3)	4-1 (1.1 to 5.7)	3-2 (1.4 to 7.4)	4-1 (1.6 to 10.7)	4-3 (1.7 to 13.3)	4-6 (1.8 to 14.6)	5-1 (2 to 16.4)	5-5 (2.1 to 17.9)	6-1 (2.4 to 19.8)	6-5 (2.5 to 21.1)	6-9 (2.7 to 22.3)	7-3 (2.9 to 23.6)	8-2 (3.2 to 26.5)	9-2 (3.6 to 29.7)	10-1 (4.1 to 32.6)	10-7 (4.2 to 34.7)	11-2 (4.4 to 36.5)	10-7 (4.2 to 34.7)	11-2 (4.4 to 36.5)	4-6 (1.8 to 14.9)	280
Myocarditis	0-1 (0 to 0.2)	0-1 (0.1 to 1.4)	0-4 (0.3 to 2.3)	0-3 (0 to 2.1)	0-3 (0 to 1.8)	0-3 (0.2 to 1.6)	0-3 (0.2 to 1.6)	0-3 (0.2 to 1.6)	0-3 (0.2 to 1.7)	0-3 (0.2 to 1.7)	0-3 (0.2 to 1.7)	0-3 (0.2 to 1.7)	0-3 (0.2 to 1.7)	0-3 (0.2 to 1.7)	0-3 (0.2 to 1.7)	0-3 (0.2 to 1.7)	0-3 (0.2 to 1.7)	0-3 (0.2 to 1.7)	0-3 (0.2 to 1.7)	0-3 (0.2 to 1.7)	0-3 (0.2 to 1.7)	0-3 (0.2 to 1.7)	0-3 (0.2 to 1.7)	0-3 (0.2 to 1.7)	0-3 (0.2 to 1.7)	44-6
Alcoholic cardiomyopathy	0 (0 to 0)	0 (0 to 0)	0 (0 to 0)	0 (0 to 0)	0 (0 to 0)	0 (0 to 0)	0 (0 to 0)	0 (0 to 0)	0 (0 to 0)	0 (0 to 0)	0 (0 to 0)	0 (0 to 0)	0 (0 to 0)	0 (0 to 0)	0 (0 to 0)	0 (0 to 0)	0 (0 to 0)	0 (0 to 0)	0 (0 to 0)	0 (0 to 0)	0 (0 to 0)	0 (0 to 0)	0 (0 to 0)	0 (0 to 0)	0 (0 to 0)	0 (0 to 0)	0
Other cardiomyopathy	0-4 (0.2 to 0.4)	0-4 (0.2 to 0.7)	2-3 (0.9 to 3.6)	2-0 (1.0 to 4.3)	1-3 (0.5 to 3.1)	1-3 (0.5 to 3.2)	2-4 (0.5 to 4.4)	2-4 (0.5 to 4.6)	2-5 (0.7 to 5.6)	2-5 (0.8 to 6.3)	2-5 (0.8 to 6.3)	2-5 (0.8 to 6.3)	2-5 (0.8 to 6.3)	2-5 (0.8 to 6.3)	2-5 (0.8 to 6.3)	2-5 (0.8 to 6.3)	2-5 (0.8 to 6.3)	2-5 (0.8 to 6.3)	2-5 (0.8 to 6.3)	2-5 (0.8 to 6.3)	2-5 (0.8 to 6.3)	2-5 (0.8 to 6.3)	2-5 (0.8 to 6.3)	2-5 (0.8 to 6.3)	2-5 (0.8 to 6.3)	367
Atrial fibrillation and flutter	0 (0 to 0)	0 (0 to 0)	0 (0 to 0)	0 (0 to 0)	0 (0 to 0)	0 (0 to 0)	0 (0 to 0)	0 (0 to 0)	0 (0 to 0)	0 (0 to 0)	0 (0 to 0)	0 (0 to 0)	0 (0 to 0)	0 (0 to 0)	0 (0 to 0)	0 (0 to 0)	0 (0 to 0)	0 (0 to 0)	0 (0 to 0)	0 (0 to 0)	0 (0 to 0)	0 (0 to 0)	0 (0 to 0)	0 (0 to 0)	0 (0 to 0)	0 (0 to 0)	9
Aortic aneurysm	—	—	0-1 (0 to 0.1)	0-1 (0 to 0.1)	0-1 (0 to 0.1)	0-1 (0 to 0.1)	0-2 (0 to 0.2)	0-2 (0 to 0.3)	0-3 (0 to 0.4)	0-3 (0 to 0.5)	0-4 (0 to 0.7)	0-5 (0 to 0.9)	0-7 (0 to 1.1)	0-8 (0 to 1.2)	1-8 (0 to 2.6)	1-9 (0 to 2.8)	2-1 (0 to 3.1)	2-4 (0 to 3.6)	2-7 (0 to 4.2)	3-1 (0 to 4.8)	3-5 (0 to 5.5)	3-9 (0 to 6.2)	3-5 (0 to 5.5)	3-9 (0 to 6.2)	2-5 (0 to 4.1)	105
Endocarditis	0 (0 to 0)	0 (0 to 0)	0-1 (0 to 0.2)	0-1 (0 to 0.1)	0-1 (0 to 0.1)	0-1 (0 to 0.2)	0-2 (0 to 0.2)	0-2 (0 to 0.3)	0-2 (0 to 0.4)	0-3 (0 to 0.5)	0-4 (0 to 0.6)	0-5 (0 to 0.8)	0-6 (0 to 0.9)	0-7 (0 to 1.1)	0-8 (0 to 1.2)	0-9 (0 to 1.3)	0-10 (0 to 1.4)	0-11 (0 to 1.6)	0-12 (0 to 1.8)	0-13 (0 to 1.9)	0-14 (0 to 2.1)	0-15 (0 to 2.3)	0-14 (0 to 2.1)	0-15 (0 to 2.3)	0-11 (0 to 1.7)	39-3
Other cardiovascular and circulatory diseases	0-2 (0 to 0.3)	0-1 (0 to 0.2)	0-5 (0.1 to 1.2)	0-3 (0 to 0.8)	0-3 (0 to 0.8)	0-3 (0.1 to 1.0)	2-2 (0.5 to 3.6)	2-2 (0.5 to 3.6)	2-2 (0.5 to 3.6)	2-2 (0.5 to 3.6)	2-2 (0.5 to 3.6)	2-2 (0.5 to 3.6)	2-2 (0.5 to 3.6)	2-2 (0.5 to 3.6)	2-2 (0.5 to 3.6)	2-2 (0.5 to 3.6)	2-2 (0.5 to 3.6)	2-2 (0.5 to 3.6)	2-2 (0.5 to 3.6)	2-2 (0.5 to 3.6)	2-2 (0.5 to 3.6)	2-2 (0.5 to 3.6)	2-2 (0.5 to 3.6)	2-2 (0.5 to 3.6)	2-2 (0.5 to 3.6)	259
Chronic respiratory diseases	0 (0 to 0)	0 (0 to 0)	0-1 (0.1 to 0.4)	0-4 (0.2 to 0.9)	0-4 (0.2 to 0.9)	0-5 (0.2 to 1.1)	0-6 (0.3 to 1.3)	0-7 (0.3 to 1.5)	0-8 (0.4 to 1.7)	0-9 (0.4 to 2.1)	0-11 (0.5 to 2.5)	0-13 (0.6 to 2.9)	0-15 (0.7 to 3.4)	0-17 (0.8 to 3.9)	0-19 (0.9 to 4.3)	0-21 (1 to 4.8)	0-23 (1.1 to 5.3)	0-26 (1.2 to 5.9)	0-29 (1.4 to 6.6)	0-32 (1.5 to 7.3)	0-35 (1.7 to 8)	0-38 (1.8 to 8.7)	0-41 (1.9 to 9.4)	0-44 (2.1 to 10)	0-20 (0.9 to 4.6)	2,230
Chronic obstructive pulmonary disease	0 (0 to 0)	0 (0 to 0)	0-6 (0.3 to 1.4)	1-5 (0.7 to 3.2)	1-5 (0.7 to 3.2)	2-1 (1.0 to 4.3)	3-7 (1.7 to 7.1)	3-7 (1.7 to 8.4)	5-5 (2.6 to 11.2)	6-5 (3.1 to 13.2)	8-5 (4.0 to 17.2)	9-5 (4.5 to 19.2)	12-9 (6.1 to 25.9)	16-9 (8.1 to 33.8)	20-2 (9.6 to 40.5)	26-2 (12.5 to 52.3)	39 (18.7 to 78.1)	59 (28.3 to 118)	79-1 (37.9 to 158)	104 (50.1 to 208)	87-1 (41.9 to 174)	132 (63.5 to 264)	182 (87.6 to 364)	194 (93.4 to 388)	147 (70.8 to 294)	1,270
Pneumoconioses	0 (0 to 0)	0 (0 to 0)	0 (0 to 0)	0 (0 to 0)	0 (0 to 0)	0 (0 to 0)	0 (0 to 0)	0 (0 to 0)	0 (0 to 0)	0 (0 to 0)	0 (0 to 0)	0 (0 to 0)	0 (0 to 0)	0 (0 to 0)	0 (0 to 0)	0 (0 to 0)	0 (0 to 0)	0 (0 to 0)	0 (0 to 0)	0 (0 to 0)	0 (0 to 0)	0 (0 to 0)	0 (0 to 0)	0 (0 to 0)	0 (0 to 0)	0 (0 to 0)	0-2
Silicosis	0 (0 to 0)	0 (0 to 0)	0 (0 to 0)	0 (0 to 0)	0 (0 to 0)	0 (0 to 0)	0 (0 to 0)	0 (0 to 0)	0 (0 to 0)	0 (0 to 0)	0 (0 to 0)	0 (0 to 0)	0 (0 to 0)	0 (0 to 0)	0 (0 to 0)	0 (0 to 0)	0 (0 to 0)	0 (0 to 0)	0 (0 to 0)	0 (0 to 0)	0 (0 to 0)	0 (0 to 0)	0 (0 to 0)	0 (0 to 0)	0 (0 to 0)	0 (0 to 0)	0
Asbestosis	0 (0 to 0)	0 (0 to 0)	0 (0 to 0)	0 (0 to 0)	0 (0 to 0)	0 (0 to 0)	0 (0 to 0)	0 (0 to 0)	0 (0 to 0)	0 (0 to 0)	0 (0 to 0)	0 (0 to 0)	0 (0 to 0)	0 (0 to 0)	0 (0 to 0)	0 (0 to 0)	0 (0 to 0)	0 (0 to 0)	0 (0 to 0)	0 (0 to 0)	0 (0 to 0)	0 (0 to 0)	0 (0 to 0)	0 (0 to 0)	0 (0 to 0)	0 (0 to 0)	0-1
Coal workers pneumoconiosis	0 (0 to 0)	0 (0 to 0)	0 (0 to 0)	0 (0 to 0)	0 (0 to 0)	0 (0 to 0)	0 (0 to 0)	0 (0 to 0)	0 (0 to 0)	0 (0 to 0)	0 (0 to 0)	0 (0 to 0)	0 (0 to 0)	0 (0 to 0)	0 (0 to 0)	0 (0 to 0)	0 (0 to 0)	0 (0 to 0)	0 (0 to 0)	0 (0 to 0)	0 (0 to 0)	0 (0 to 0)	0 (0 to 0)	0 (0 to 0)	0 (0 to 0)	0 (0 to 0)	0-1
Other pneumoconiosis	0 (0 to 0)	0 (0 to 0)	0 (0 to 0)	0 (0 to 0)	0 (0 to 0)	0 (0 to 0)	0 (0 to 0)	0 (0 to 0)	0 (0 to 0)	0 (0 to 0)	0 (0 to 0)	0 (0 to 0)	0 (0 to 0)	0 (0 to 0)	0 (0 to 0)	0 (0 to 0)	0 (0 to 0)	0 (0 to 0)	0 (0 to 0)	0 (0 to 0)	0 (0 to 0)	0 (0 to 0)	0 (0 to 0)	0 (0 to 0)	0 (0 to 0)	0 (0 to 0)	0-1
Asthma	0 (0 to 0)	0-5 (0.3 to 0.9)	27-1 (19.5 to 40.4)	43-4 (34.6 to 71.1)	49-7 (37.6 to 80.4)	59-4 (44.7 to 92.6)	64-4 (49.1 to 97.6)	67-3 (51.1 to 101)	68-5 (52.1 to 103)	66-2 (50.2 to 99.6)	61-7 (46.9 to 92.6)	56 (42.3 to 84.7)	57-7 (43.3 to 87.5)	59-2 (44.2 to 89.6)	54-2 (40.3 to 82.1)	44-1 (32.6 to 67.1)	39-4 (28.9 to 60.3)	33-9 (24.6 to 52.3)	29-8 (21.5 to 46.3)	26-1 (18.7 to 40.7)	24-5 (17.4 to 38.4)	20-8 (14.5 to 32.6)	19-5 (13.4 to 30.7)	17-4 (11.9 to 27.5)	5-4 (3.7 to 8.6)	817
Interstitial lung disease and pulmonary sarcoidosis	0 (0 to 0)	0-8 (0.4 to 1.5)	0-3 (0.2 to 0.6)	0-3 (0.2 to 0.6)	0-3 (0.2 to 0.6)	0-3 (0.2 to 0.6)	0-4 (0.2 to 0.8)	0-5 (0.3 to 1.1)	0-6 (0.3 to 1.2)	0-7 (0.4 to 1.4)	0-8 (0.4 to 1.6)	0-9 (0.5 to 1.8)	0-10 (0.5 to 2)	0-11 (0.6 to 2.2)	0-12 (0.6 to 2.4)	0-13 (0.7 to 2.6)	0-14 (0.7 to 2.8)	0-15 (0.8 to 3)	0-16 (0.8 to 3.2)	0-17 (0.9 to 3.4)	0-18 (0.9 to 3.6)	0-19 (1 to 3.8)	0-18 (0.9 to 3.6)	0-19 (1 to 3.8)	0-14 (0.7 to 2.8)	116
Other chronic respiratory diseases	0 (0 to 0)	0 (0 to 0)	1-9 (0.7 to 2.2)	1-9 (0.9 to 2.3)	2-3 (1.4 to 3.2)	2-4 (1.6 to 3.4)	3-2 (2.1 to 4.4)	3-8 (2.5 to 5.1)	4-4 (2.9 to 5.7)	4-9 (3.2 to 6.4)	5-3 (3.5 to 7.1)	5-8 (3.8 to 7.8)	6-3 (4.2 to 8.5)	6-8 (4.5 to 9.2)	7-3 (4.8 to 9.9)	7-8 (5.1 to 10.5)	8-3 (5.4 to 11.2)	8-8 (5.8 to 11.9)	9-3 (6.1 to 12.6)	9-8 (6.4 to 13.3)	10-2 (6.7 to 13.9)	10-7 (7 to 14.5)	11-2 (7.3 to 15.1)	11-7 (7.6 to 15.8)	4-6 (3 to 6.3)	26-5
Digestive diseases	0-3 (0.2 to 0.4)	0-4 (0.3 to 0.6)	2-9 (1.4 to 4.4)	6-1 (4.3 to 8.2)	2-7 (1.5 to 3.6)	4-4 (3.1 to 5.8)	10-8 (7.5 to 14.2)	21 (15 to 28)	42-8 (30.4 to 57.4)	65-4 (46.5 to 87.5)	98-6 (68.2 to 133)	137 (97.7 to 183)	182 (129 to 243)	222 (158 to 297)	244 (173 to 326)	268 (190 to 358)	322 (229 to 430)	384 (273 to 513)	446 (317 to 595)	511 (363 to 683)	564 (401 to 753)	606 (431 to 809)	644 (458 to 860)	667 (474 to 890)	667 (474 to 890)	1,600
Cirrhosis and other chronic liver diseases	0-3 (0.2 to 0.4)	0-4 (0.3 to 0.6)	2-4 (1.4 to 3.4)	4-4 (3.2 to 6.1)	3-4 (2.5 to 4.7)	3-5 (2.5 to 5.1)	5-3 (3.8 to 7.1)	5-7 (3.7 to 7.8)	7-7 (5.1 to 10.5)	8-5 (5.6 to 11.7)	9-5 (6.4 to 12.9)	10-9 (7.3 to 14.7)	12-9 (8.6 to 17.5)	14-9 (9.8 to 20)	16-9 (11.2 to 22.6)	18-7 (12.3 to 25.1)	21-2 (14.1 to 28.4)	24-3 (16.2 to 32.1)	27-1 (18.2 to 36.2)	29-4 (19.8 to 39.1)	31-4 (21.2 to 41.6)	33-2 (22.5 to 43.8)	34-6 (23.5 to 45.6)	35-7 (24.3 to 47)	35-7 (24.3 to 47)	3,600
Cirrhosis and other chronic liver diseases due to hepatitis B	0 (0 to 0)	0 (0 to 0)	0 (0 to 0)	0 (0 to 0)	0-1 (0 to 0.1)	0-1 (0 to 0.1)	0-1 (0 to 0.2)	0-1 (0 to 0.2)	0-1 (0 to 0.2)	0-1 (0 to 0.2

Osteoarthritis other	0 (0 to 0)	0 (0 to 0)	0 (0 to 0)

SR Table 2b: Haverina DALYS by cause and age group for females with 95% uncertainty intervals, 2019

Cause	Early Neonatal	Late Neonatal	Post Neonatal	1 to 4	5 to 9	10 to 14	15 to 19	20 to 24	25 to 29	30 to 34	35 to 39	40 to 44	45 to 49	50 to 54	55 to 59	60 to 64	65 to 69	70 to 74	75 to 79	80 to 84	85 to 89	90 to 94	95 plus	Total
All causes	1922 (1,591-2,181)	1,191 (1,000-1,414)	1,922 (1,610-2,267)	1,944 (1,644-2,300)	1,344 (1,144-1,600)	1,243 (1,063-1,481)	1,511 (1,319-1,801)	1,701 (1,500-1,955)	1,955 (1,698-2,270)	2,161 (1,845-2,600)	2,384 (2,000-2,880)	2,660 (2,222-3,208)	3,000 (2,500-3,620)	3,400 (2,820-4,100)	3,880 (3,210-4,690)	4,460 (3,670-5,390)	5,140 (4,220-6,210)	5,920 (4,850-7,140)	6,820 (5,600-8,220)	7,870 (6,470-9,490)	9,070 (7,450-10,900)	10,450 (8,600-12,600)	36,900
Communicable, maternal, neonatal, and nutritional diseases	1,922 (1,591-2,181)	1,191 (1,000-1,414)	1,922 (1,610-2,267)	1,944 (1,644-2,300)	1,344 (1,144-1,600)	1,243 (1,063-1,481)	1,511 (1,319-1,801)	1,701 (1,500-1,955)	1,955 (1,698-2,270)	2,161 (1,845-2,600)	2,384 (2,000-2,880)	2,660 (2,222-3,208)	3,000 (2,500-3,620)	3,400 (2,820-4,100)	3,880 (3,210-4,690)	4,460 (3,670-5,390)	5,140 (4,220-6,210)	5,920 (4,850-7,140)	6,820 (5,600-8,220)	7,870 (6,470-9,490)	9,070 (7,450-10,900)	10,450 (8,600-12,600)	36,900
HIV/AIDS and sexually transmitted infections	52 (14.9-117)	1-4 (0.4-3.1)	2-3 (0.9-6.8)	0-4 (0.2-9.2)	0-2 (0.2-5.2)	0-2 (0.2-5.2)	0-2 (0.4-5.8)	1-9 (0.4-20.7)	2-5 (0.2-5.1)	3-5 (2.4-5.7)	5-1 (4.4-9.6)	9-3 (4.9-17.1)	6-4 (2.2-14.6)	2-0 (2.4-14.4)	2-4 (1.7-14.1)	1-6 (1.1-12.2)	1-2 (0.4-9.1)	0-7 (0.4-12.1)	0-5 (0.2-10.7)	0-3 (0.2-9.5)	0-2 (0.1-10.3)	0-1 (0.1-10.1)	49-2
HIV/AIDS	0 (0-0)	0 (0-0)	0-2 (0.4-5.5)	0-2 (0.2-5.2)	0-2 (0.1-5.2)	0-1 (0.1-5.2)	0-2 (0.2-5.2)	0-8 (0.6-11.1)	0-1 (0.1-5.1)	0-2 (0.1-5.2)	0-2 (1.6-5.2)	2-1 (1.4-5.3)	2-2 (1.6-5.2)	2-1 (1.6-5.2)	1-9 (1.5-5.2)	1-6 (1.1-5.2)	1-1 (0.4-5.2)	0-6 (0.4-5.1)	0-2 (0.1-5.2)	0-1 (0.1-5.2)	0-1 (0.1-5.2)	0-1 (0.1-5.2)	17-1
HIV/AIDS - Drug-susceptible Tuberculosis	0 (0-0)	0 (0-0)	0-1 (0-0.1)	0-1 (0-0.1)	0 (0-0)	0 (0-0)	0-1 (0-0.1)	0-1 (0-0.1)	0-2 (0.1-5.2)	0-2 (0.1-5.2)	0-2 (0.1-5.2)	0-2 (0.1-5.4)	0-2 (0.1-5.2)	0-2 (0.1-5.4)	0-2 (0.1-5.2)	0-1 (0.1-5.2)	0-1 (0.1-5.2)	0-1 (0.1-5.2)	0-1 (0.1-5.2)	0 (0-0)	0 (0-0)	0 (0-0)	1-9
HIV/AIDS - Multidrug-resistant Tuberculosis without extensive dr...	0 (0-0)	0 (0-0)	0 (0-0)	0 (0-0)	0 (0-0)	0 (0-0)	0 (0-0)	0 (0-0)	0 (0-0)	0 (0-0)	0 (0-0)	0 (0-0)	0 (0-0)	0 (0-0)	0 (0-0)	0 (0-0)	0 (0-0)	0 (0-0)	0 (0-0)	0 (0-0)	0 (0-0)	0 (0-0)	0 (0-0)	0
HIV/AIDS - Extensively drug-resistant Tuberculosis	0 (0-0)	0 (0-0)	0 (0-0)	0 (0-0)	0 (0-0)	0 (0-0)	0 (0-0)	0 (0-0)	0 (0-0)	0 (0-0)	0 (0-0)	0 (0-0)	0 (0-0)	0 (0-0)	0 (0-0)	0 (0-0)	0 (0-0)	0 (0-0)	0 (0-0)	0 (0-0)	0 (0-0)	0 (0-0)	0 (0-0)	0
HIV/AIDS resulting in other diseases	0 (0-0)	0 (0-0)	0-4 (0.2-9.4)	0-3 (0.2-9.4)	0-1 (0.1-5.2)	0-1 (0.1-5.2)	0-2 (0.2-5.2)	0-7 (0.5-11)	0-9 (0.6-11.2)	1-4 (1.1-5.2)	1-9 (1.3-5.2)	2 (1.4-5.2)	1-9 (1.4-5.2)	1-7 (1.2-5.2)	1-3 (0.7-5.2)	0-9 (0.4-5.2)	0-6 (0.2-5.2)	0-3 (0.1-5.2)	0-2 (0.1-5.2)	0-1 (0.1-5.2)	0 (0-0)	0 (0-0)	15-1
Sexually transmitted infections excluding HIV	52 (14.9-117)	1-4 (0.4-3.1)	1-9 (0.7-6.6)	0-1 (0-0.1)	0 (0-0)	0-1 (0-0.1)	0-2 (0.2-5.2)	1-1 (0.4-5.2)	2-4 (1.4-5.2)	3-5 (2.2-5.7)	3-9 (2.9-9.6)	6-8 (2.9-17.1)	4-4 (2.2-14.6)	1-3 (0.7-12.2)	0-5 (0.2-14.4)	0-3 (0.2-12.1)	0-2 (0.2-9.1)	0-6 (0.2-12.1)	0-5 (0.2-10.7)	0-4 (0.2-9.5)	0-2 (0.1-9.3)	0-2 (0.1-10.1)	32-1
Syphilis	52 (14.9-117)	1-4 (0.4-3.1)	1-9 (0.6-6.2)	0-1 (0-0.2)	0 (0-0)	0 (0-0)	0-1 (0-0.1)	0-4 (0.2-5.2)	0-5 (0.2-5.2)	0-5 (0.2-5.2)	0-5 (0.2-5.2)	0-5 (0.2-5.2)	0-5 (0.2-5.2)	0-5 (0.2-5.2)	0-5 (0.2-5.2)	0-5 (0.2-5.2)	0-5 (0.2-5.2)	0-5 (0.2-5.2)	0-5 (0.2-5.2)	0-5 (0.2-5.2)	0-5 (0.2-5.2)	0-5 (0.2-5.2)	8-8
Chlamydial infection	0 (0-0)	0 (0-0)	0 (0-0)	0 (0-0)	0 (0-0)	0 (0-0)	0-1 (0-0.2)	0-2 (0.2-5.2)	0-4 (0.4-5.2)	0-7 (0.4-5.2)	0-9 (0.5-5.2)	1 (0.5-5.2)	0-9 (0.4-5.2)	0-5 (0.2-5.1)	0-2 (0.2-5.1)	0-1 (0.1-5.2)	0-1 (0.1-5.2)	0-1 (0.1-5.2)	0-1 (0.1-5.2)	0-1 (0.1-5.2)	0-1 (0.1-5.2)	0-1 (0.1-5.2)	5-2
Gonococcal infection	0 (0-0)	0 (0-0)	0 (0-0)	0 (0-0)	0 (0-0)	0 (0-0)	0-1 (0-0.1)	0-1 (0.1-5.2)	0-2 (0.1-5.2)	0-4 (0.2-5.2)	0-3 (0.2-5.2)	0-3 (0.2-5.2)	0-3 (0.2-5.2)	0-2 (0.1-5.2)	0-1 (0.1-5.2)	0-1 (0.1-5.2)	0-1 (0.1-5.2)	0-1 (0.1-5.2)	0-1 (0.1-5.2)	0-1 (0.1-5.2)	0-1 (0.1-5.2)	0-1 (0.1-5.2)	2-6
Trichomoniasis	0 (0-0)	0 (0-0)	0 (0-0)	0 (0-0)	0 (0-0)	0 (0-0)	0 (0-0.1)	0-2 (0.1-5.2)	0-3 (0.1-5.2)	0-4 (0.1-5.2)	0-3 (0.1-5.2)	0-4 (0.1-5.2)	0-3 (0.1-5.2)	0-3 (0.1-5.2)	0-3 (0.1-5.2)	0-2 (0.1-5.2)	0-2 (0.1-5.2)	0-1 (0.1-5.2)	0-1 (0.1-5.2)	0-1 (0.1-5.2)	0-1 (0.1-5.2)	0-1 (0.1-5.2)	3-3
Genital herpes	0 (0-0)	0 (0-0)	0 (0-0)	0 (0-0)	0 (0-0)	0 (0-0)	0 (0-0.1)	0-1 (0-0.3)	0-2 (0.1-5.2)	0-3 (0.1-5.2)	0-3 (0.1-5.2)	0-3 (0.1-5.2)	0-4 (0.1-5.2)	0-4 (0.1-5.2)	0-4 (0.1-5.2)	0-3 (0.1-5.2)	0-3 (0.1-5.2)	0-2 (0.1-5.2)	0-2 (0.1-5.2)	0-1 (0.1-5.2)	0-1 (0.1-5.2)	0-1 (0.1-5.2)	4
Other sexually transmitted infections	0 (0-0)	0 (0-0)	0 (0-0)	0 (0-0)	0 (0-0)	0 (0-0)	0 (0-0.1)	0-1 (0-0.3)	0-1 (0.1-5.2)	0-2 (0.1-5.2)	0-2 (0.1-5.2)	0-2 (0.1-5.2)	0-3 (0.1-5.2)	0-3 (0.1-5.2)	0-3 (0.1-5.2)	0-2 (0.1-5.2)	0-2 (0.1-5.2)	0-1 (0.1-5.2)	0-1 (0.1-5.2)	0-1 (0.1-5.2)	0-1 (0.1-5.2)	0-1 (0.1-5.2)	8-2
Respiratory infections and tuberculosis	1-3 (1.1-5.2)	0-5 (0.4-1.9)	16-5 (5.9-33.6)	10-6 (3.6-23.4)	11-3 (6.6-16.8)	11-3 (6.6-16.8)	8-3 (5.5-12.4)	9-6 (7.8-12.9)	10-4 (7.8-13.8)	10-4 (7.8-13.9)	10-4 (7.8-13.9)	10-4 (7.8-13.9)	10-4 (7.8-13.9)	10-4 (7.8-13.9)	10-4 (7.8-13.9)	10-4 (7.8-13.9)	10-4 (7.8-13.9)	10-4 (7.8-13.9)	10-4 (7.8-13.9)	10-4 (7.8-13.9)	10-4 (7.8-13.9)	10-4 (7.8-13.9)	1,280
Tuberculosis	0 (0-0)	0 (0-0)	0 (0-0)	0 (0-0)	0 (0-0)	0-1 (0-1.0)	0-2 (0.1-5.2)	0-4 (0.2-5.5)	0-6 (0.4-5.2)	0-7 (0.4-5.2)	0-7 (0.4-5.2)	0-7 (0.4-5.2)	0-7 (0.4-5.2)	0-7 (0.4-5.2)	0-6 (0.4-5.2)	0-5 (0.4-5.1)	0-5 (0.4-5.1)	0-3 (0.2-5.1)	0-2 (0.1-5.1)	0-1 (0.1-5.1)	0-1 (0.1-5.1)	0-1 (0.1-5.1)	12-5
Latent tuberculosis infection	0 (0-0)	0 (0-0)	0 (0-0)	0 (0-0)	0 (0-0)	0 (0-0)	0 (0-0)	0 (0-0)	0 (0-0)	0 (0-0)	0 (0-0)	0 (0-0)	0 (0-0)	0 (0-0)	0 (0-0)	0 (0-0)	0 (0-0)	0 (0-0)	0 (0-0)	0 (0-0)	0 (0-0)	0 (0-0)	0 (0-0)	0
Active tuberculosis	0 (0-0)	0 (0-0)	0 (0-0)	0-1 (0-0.1)	0-1 (0-0.1)	0-1 (0-0.1)	0-2 (0.1-5.2)	0-4 (0.2-5.5)	0-6 (0.2-5.2)	0-7 (0.4-5.2)	0-7 (0.4-5.2)	0-7 (0.4-5.2)	0-7 (0.4-5.2)	0-7 (0.4-5.2)	0-6 (0.4-5.2)	0-5 (0.4-5.1)	0-5 (0.4-5.1)	0-3 (0.2-5.1)	0-2 (0.1-5.1)	0-1 (0.1-5.1)	0-1 (0.1-5.1)	0-1 (0.1-5.1)	12-5
Drug-susceptible tuberculosis	0 (0-0)	0 (0-0)	0 (0-0)	0-1 (0-0.1)	0-1 (0-0.1)	0-1 (0-0.1)	0-2 (0.1-5.2)	0-4 (0.2-5.5)	0-6 (0.2-5.2)	0-7 (0.4-5.2)	0-7 (0.4-5.2)	0-7 (0.4-5.2)	0-7 (0.4-5.2)	0-7 (0.4-5.2)	0-6 (0.4-5.2)	0-5 (0.4-5.1)	0-5 (0.4-5.1)	0-3 (0.2-5.1)	0-2 (0.1-5.1)	0-1 (0.1-5.1)	0-1 (0.1-5.1)	0-1 (0.1-5.1)	12-2
Multidrug-resistant tuberculosis without extensive drug-resistance	0 (0-0)	0 (0-0)	0 (0-0)	0 (0-0)	0 (0-0)	0 (0-0)	0 (0-0)	0 (0-0.1)	0 (0-0.1)	0 (0-0)	0 (0-0)	0 (0-0)	0 (0-0)	0 (0-0)	0 (0-0)	0 (0-0)	0 (0-0)	0 (0-0)	0 (0-0)	0 (0-0)	0 (0-0)	0 (0-0)	0 (0-0)	0-2
Extensively drug-resistant tuberculosis	0 (0-0)	0 (0-0)	0 (0-0)	0 (0-0)	0 (0-0)	0 (0-0)	0 (0-0)	0 (0-0)	0 (0-0)	0 (0-0)	0 (0-0)	0 (0-0)	0 (0-0)	0 (0-0)	0 (0-0)	0 (0-0)	0 (0-0)	0 (0-0)	0 (0-0)	0 (0-0)	0 (0-0)	0 (0-0)	0 (0-0)	0-1
Lower respiratory infections	1-5 (0.9-2.1)	1-3 (0.6-1.8)	6-7 (2.7-13.4)	5-4 (2.9-9.7)	5-4 (1.1-9.2)	5-4 (1.1-9.2)	7-7 (1.1-19.2)	2-5 (0.6-3.6)	2-7 (0.7-4.2)	4-2 (1.8-9.3)	5-2 (2.2-9.6)	6-8 (2.8-9.6)	7-9 (3.1-19.7)	7-9 (3.1-19.7)	8-3 (3.2-19.6)	12-8 (3.2-27.6)	10-2 (2.5-23.7)	7-8 (1.5-33.7)	8-3 (1.9-19.6)	12-6 (2.6-27.6)	227 (172-291)	229 (168-306)	1,130
Upper respiratory infections	0 (0-0)	0-1 (0.1-0.2)	2-2 (1.2-3.6)	10 (5.6-19.2)	10-7 (5.6-19.2)	8-1 (4.3-14.2)	7-2 (3.9-12.4)	5-6 (4.2-13.4)	5-4 (4.2-13.4)	5-4 (4.2-13.4)	5-4 (4.2-13.4)	5-4 (4.2-13.4)	6-5 (3.4-11.6)	7-9 (3.4-11.7)	6-5 (3.4-11.7)	7-9 (3.5-11.7)	6-6 (3.4-11.3)	4-4 (2.4-7.2)	3-8 (2.3-5.4)	2-6 (2.1-4.5)	1-2 (1.0-3.4)	0-7 (0.7-2.1)	116
Otitis media	0 (0-0)	0 (0-0)	0 (0-0.2)	1-1 (1.0-5.4)	0-7 (0.4-4.6)	1-1 (0.6-2.3)	1-4 (0.7-3.2)	1-4 (0.6-3.2)	1-4 (0.6-3.2)	1-2 (0.6-3.2)	1-2 (0.6-3.2)	1-2 (0.6-3.2)	1-2 (0.6-3.2)	1-1 (0.6-3.2)	1-1 (0.6-3.2)	1-1 (0.6-3.2)	1-1 (0.5-3.1)	0-7 (0.3-2.1)	0-5 (0.2-1.7)	0-4 (0.2-1.1)	0-2 (0.1-1.0)	0-1 (0.1-0.5)	24
Enteric infections	0-2 (0.1-0.2)	0-6 (0.4-0.9)	7 (4.4-10.4)	10 (5.6-19.6)	4-8 (2.5-8.2)	3 (1.6-5.2)	2-4 (1.4-3.9)	2-4 (1.4-3.9)	2-4 (1.4-3.9)	2-4 (1.5-3.9)	2-4 (1.5-3.9)	2-3 (1.4-3.7)	2 (1.2-3.1)	2 (1.2-3.1)	2 (1.2-3.3)	2 (1.2-3.3)	2 (1.2-3.3)	2 (1.2-3.3)	2 (1.2-3.3)	2 (1.2-3.3)	2 (1.2-3.3)	2 (1.2-3.3)	108
Diarrheal diseases	0-2 (0.1-0.2)	0-6 (0.4-0.9)	7 (4.4-10.4)	10 (5.7-19.6)	4-8 (2.5-8.2)	3 (1.6-5.2)	2-4 (1.4-3.9)	2-4 (1.4-3.9)	2-4 (1.5-3.9)	2-4 (1.5-3.9)	2-4 (1.5-3.9)	2-3 (1.4-3.7)	2 (1.2-3.1)	2 (1.2-3.1)	2 (1.2-3.3)	2 (1.2-3.3)	2 (1.2-3.3)	2 (1.2-3.3)	2 (1.2-3.3)	2 (1.2-3.3)	2 (1.2-3.3)	2 (1.2-3.3)	107
Typhoid and paratyphoid	0 (0-0)	0 (0-0)	0 (0-0)	0 (0-0)	0 (0-0)	0 (0-0)	0 (0-0)	0 (0-0)	0 (0-0)	0 (0-0)	0 (0-0)	0 (0-0)	0 (0-0)	0 (0-0)	0 (0-0)	0 (0-0)	0 (0-0)	0 (0-0)	0 (0-0)	0 (0-0)	0 (0-0)	0 (0-0)	0 (0-0)	0
Typhoid fever	0 (0-0)	0 (0-0)	0 (0-0)	0 (0-0)	0 (0-0)	0 (0-0)	0 (0-0)	0 (0-0)	0 (0-0)	0 (0-0)	0 (0-0)	0 (0-0)	0 (0-0)	0 (0-0)	0 (0-0)	0 (0-0)	0 (0-0)	0 (0-0)	0 (0-0)	0 (0-0)	0 (0-0)	0 (0-0)	0 (0-0)	0
Paratyphoid fever	0 (0-0)	0 (0-0)	0 (0-0)	0 (0-0)	0 (0-0)	0 (0-0)	0 (0-0)	0 (0-0)	0 (0-0)	0 (0-0)	0 (0-0)	0 (0-0)	0 (0-0)	0 (0-0)	0 (0-0)	0 (0-0)	0 (0-0)	0 (0-0)	0 (0-0)	0 (0-0)	0 (0-0)	0 (0-0)	0 (0-0)	0
Invasive Non-typhoidal Salmonella (iNTS)	0 (0-0)	0 (0-0)	0 (0-0)	0 (0-0)	0 (0-0)	0 (0-0)	0 (0-0)	0 (0-0)	0 (0-0)	0 (0-0)	0 (0-0)	0 (0-0)	0 (0-0)	0 (0-0)	0 (0-0)	0 (0-0)	0 (0-0)	0 (0-0)	0 (0-0)	0 (0-0)	0 (0-0)	0 (0-0)	0 (0-0)	0-2
Other intestinal infectious diseases	0 (0-0)	0 (0-0)	0 (0-0)	0 (0-0)	0 (0-0)	0 (0-0)	0 (0-0)	0 (0-0)	0 (0-0)	0 (0-0)	0 (0-0)	0 (0-0)	0 (0-0)	0 (0-0)	0 (0-0)	0 (0-0)	0 (0-0)	0 (0-0)	0 (0-0)	0 (0-0)	0 (0-0)	0 (0-0)	0 (0-0)	0-2
Neglected tropical diseases and malaria	0 (0-0)	0-3 (0.1-10.3)	1-1 (0.5-3.9)	2-3 (0.9-6.6)	0-1 (0-0.1)	0 (0-0)	0-1 (0-0.1)	0-1 (0-0.7)	0-1 (0-0.6)	0-2 (0.1-5.2)	0-5 (0.1-5.7)	0-5 (0.1-5.2)	0-6 (0.1-5.2)	0-6 (0.1-5.2)	0-6 (0.1-5.2)	0-5 (0.1-5.2)	0-5 (0.1-5.2)	0-3 (0.1-5.2)	0-2 (0.1-5.2)	0-1 (0.1-5.2)	0-1 (0.1-5.2)	0-1 (0.1-5.2)	8-2
Malaria	0 (0-0)	0 (0-0)	0 (0-0)	0 (0-0)	0 (0-0)	0 (0-0)	0 (0-0)	0 (0-0)	0 (0-0)	0 (0-0)	0 (0-0)	0 (0-0)	0 (0-0)	0 (0-0)	0 (0-0)	0 (0-0)	0 (0-0)	0 (0-0)	0 (0-0)	0 (0-0)	0 (0-0)	0 (0-0)	0 (0-0)	0
Chagas disease	0 (0-0)	0 (0-0)	0 (0-0)	0 (0-0)	0 (0-0)	0 (0-0)	0 (0-0)	0 (0-0)	0 (0-0)	0 (0-0)	0 (0-0)	0 (0-0)	0 (0-0)	0 (0-0)	0 (0-0)	0 (0-0)	0 (0-0)	0 (0-0)	0 (0-0)	0 (0-0)	0 (0-0)	0 (0-0)	0 (0-0)	0
Leishmaniasis	0 (0-0)	0 (0-0)	0 (0-0)	0 (0-0)	0 (0-0)	0 (0-0)	0 (0-0)	0 (0-0)	0 (0-0)	0 (0-0)	0 (0-0)	0 (0-0)	0 (0-0)	0 (0-0)	0 (0-0)	0 (0-0)	0 (0-0)	0 (0-0)	0 (0-0)	0 (0-0)	0 (0-0)	0 (0-0)	0 (0-0)	0
Visceral leishmaniasis	0 (0-0)	0 (0-0)	0 (0-0)	0 (0-0)	0 (0-0)	0 (0-0)	0 (0-0)	0 (0-0)	0 (0-0)	0 (0-0)	0 (0-0)	0 (0-0)	0 (0-0)	0 (0-0)	0 (0-0)	0 (0-0)	0 (0-0)	0 (0-0)	0 (0-0)	0 (0-0)	0 (0-0)	0 (0-0)	0 (0-0)	0
Cutaneous and mucocutaneous leishmaniasis	0 (0-0)	0 (0-0)	0 (0-0)	0 (0-0)	0 (0-0)	0 (0-0)	0 (0-0)	0 (0-0)	0 (0-0)	0 (0-0)	0 (0-0)	0 (0-0)	0 (0-0)	0 (0-0)	0 (0-0)	0 (0-0)	0 (0-0)	0 (0-0)	0 (0-0)	0 (0-0)	0 (0-0)	0 (0-0)	0 (0-0)	0
African trypanosomiasis	0 (0-0)	0 (0-0)	0 (0-0)	0 (0-0)	0 (0-0)	0 (0-0)	0 (0-0)	0 (0-0)	0 (0-0)	0 (0-0)	0 (0-0)	0 (0-0)	0 (0-0)	0 (0-0)	0 (0-0)	0 (0-0)	0 (0-0)	0 (0-0)	0 (0-0)	0 (0-0)	0 (0-0)	0 (0-0)	0 (0-0)	0
Schistosomiasis	0 (0-0)	0 (0-0)	0 (0-0)	0 (0-0)	0 (0-0)	0 (0-0)	0 (0-0)	0 (0-0)	0 (0-0)	0 (0-0)	0 (0-0)	0 (0-0)	0 (0-0)	0 (0-0)	0 (0-0)	0 (0-0)	0 (0-0)	0 (0-0)	0 (0-0)	0 (0-0)	0 (0-0)	0 (0-0)	0 (0-0)	0
Cysticercosis	0 (0-0)	0 (0-0)	0 (0-0)	0 (0-0)	0 (0-0)	0 (0-0)	0 (0-0)	0 (0-0)	0 (0-0)	0 (0-0)	0 (0-0)	0 (0-0)	0 (0-0)	0 (0-0)	0 (0-0)	0 (0-0)	0 (0-0)	0 (0-0)	0 (0-0)	0 (0-0)	0 (0-0)	0 (0-0)	0 (0-0)	0
Cystic echinococcosis	0 (0-0)	0 (0-0)	0 (0-0)	0 (0-0)	0 (0-0)	0 (0-0)	0 (0-0)	0 (0-0)	0 (0-0)	0 (0-0)	0 (0-0)	0 (0-0)	0 (0-0)	0 (0-0)	0 (0-0)	0 (0-0)	0 (0-0)	0 (0-0)	0 (0-0)	0 (0-0)	0 (0-0)	0 (0-0)	0 (0-0)	0-1
Lymphatic filariasis	0 (0-0)	0 (0-0)	0 (0-0)	0 (0-0)	0 (0-0)	0 (0-0)	0 (0-0)	0 (0-0)	0 (0-0)	0 (0-0)	0 (0-0)	0 (0-0)	0 (0-0)	0 (0-0)	0 (0-0)	0 (0-0)	0 (0-0)	0 (0-0)	0 (0-0)	0 (0-0)	0 (0-0)	0 (0-0)	0 (0-0)	0
Onchocerciasis	0 (0-0)	0 (0-0)	0 (0-0)	0 (0-0)	0 (0-0)	0 (0-0)	0 (0-0)	0 (0-0)	0 (0-0)	0 (0-0)	0 (0-0)	0 (0-0)	0 (0-0)	0 (0-0)	0 (0-0)	0 (0-0)	0 (0-0)	0 (0-0)	0 (0-0)	0 (0-0)	0 (0-0)	0 (0-0)	0 (0-0)	0
Trachoma	0 (0-0)	0 (0-0)	0 (0-0)	0 (0-0)	0 (0-0)	0 (0-0)	0 (0-0)	0 (0-0)	0 (0-0)	0 (0-0)	0 (0-0)	0 (0-0)	0 (0-0)	0 (0-0)	0 (0-0)	0 (0-0)	0 (0-0)	0 (0-0)	0 (0-0)	0 (0-0)	0 (0-0)	0 (0-0)	0 (0-0)	0
Dengue	0 (0-0)	0 (0-0)	0 (0-0)	0 (0-0)	0 (0-0)	0 (0-0)	0 (0-0)	0 (0-0)	0 (0-0)	0 (0-0)	0 (0-0)	0 (0-0)	0 (0-0)	0 (0-0)	0 (0-0)	0 (0-0)	0 (0-0)	0 (0-0)	0 (0-0)	0 (0-0)	0 (0-0)	0 (0-0)	0 (0-0)	0
Yellow fever	0 (0-0)	0 (0-0)	0 (0-0)	0 (0-0)	0 (0-0)	0 (0-0)	0 (0-0)	0 (0-0)	0 (0-0)	0 (0-0)	0 (0-0)	0 (0-0)	0 (0-0)	0 (0-0)	0 (0-0)	0 (0-0)	0 (0-0)	0 (0-0)	0 (0-0)	0 (0-0)	0 (0-0)	0 (0-0)	0 (0-0)	0
Rabies	0 (0-0)	0 (0-0)	0 (0-0)	0 (0-0)	0 (0-0)	0 (0-0)	0 (0-0)	0 (0-0)	0 (0-0)	0 (0-0)	0 (0-0)	0 (0-0)	0 (0-0)	0 (0-0)	0 (0-0)	0 (0-0)	0 (0-0)	0 (0-0)	0 (0-0)	0 (0-0)	0 (0-0)	0 (0-0)	0 (0-0)	0
Intestinal nematode infections	0 (0-0)	0 (0-0)	0 (0-0)	0 (0-0)	0 (0-0)	0 (0-0)	0 (0-0)	0 (0-0)	0 (0-0)	0 (0-0)	0 (0-0)	0 (0-0)	0 (0-0)	0 (0-0)	0 (0-0)	0 (0-0)	0 (0-0)	0 (0-0)	0 (0-0)	0 (0-0)	0 (0-0)	0 (0-0)	0 (0-0)	0
Ascariasis	0 (0-0)	0 (0-0)	0 (0-0)	0 (0-0)	0 (0-0)	0 (0-0)	0 (0-0)	0 (0-0)	0 (0-0)	0 (0-0)	0 (0-0)	0 (0-0)	0 (0-0)	0 (0-0)	0 (0-0)	0 (0-0)	0 (0-0)	0 (0-0)	0 (0-0)	0 (0-0)	0 (0-0)	0 (0-0)	0 (0-0)	0
Trichuriasis	0 (0-0)	0 (0-0)	0 (0-0)	0 (0-0)	0 (0-0)	0 (0-0)	0 (0-0)	0 (0-0)	0 (0-0)	0 (0-0)	0 (0-0)	0 (0-0)	0 (0-0)	0 (0-0)	0 (0-0)	0 (0-0)	0 (0-0)	0 (0-0)	0 (0-0)	0 (0-0)	0 (0-0)	0 (0-0)	0 (0-0)	0
Hookworm disease	0 (0-0)	0 (0-0)	0 (0-0)	0 (0-0)	0 (0-0)	0 (0-0)	0 (0-0)	0 (0-0)	0 (0-0)	0 (0-0)	0 (0-0)	0 (0-0)	0 (0-0)	0 (0-0)	0 (0-0)	0 (0-0)	0 (0-0)	0 (0-0)	0 (0-0)	0 (0-0)	0 (0-0)	0 (0-0)	0 (0-0)	0
Food-borne trematodiases	0 (0-0)	0 (0-0)	0 (0-0)	0 (0-0)	0 (0-0)	0 (0-0)	0 (0-0)	0 (0-0)	0 (0-0)	0 (0-0)	0 (0-0)	0 (0-0)	0 (0-0)	0 (0-0)	0 (0-0)	0 (0-0)	0 (0-0)	0 (0-0)	0 (0-0)	0 (0-0)	0 (0-0)	0 (0-0)	0 (0-0)	0
Leprosy	0 (0-0)	0 (0-0)	0 (0-0)	0 (0-0)	0 (0-0)	0 (0-0)	0 (0-0)	0 (0-0)	0 (0-0)	0 (0-0)	0 (0-0)	0 (0-0)	0 (0-0)	0 (0-0)	0 (0-0)	0 (0-0)	0 (0-0)	0 (0-0)	0 (0-0)	0 (0-0)	0 (0-0)	0 (0-0)	0 (0-0)	0
Ebola	0 (0-0)	0 (0-0)	0 (0-0)	0 (0-0)	0 (0-0)	0 (0-0)	0 (0-0)	0 (0-0)	0 (0-0)	0 (0-0)	0 (0-0)	0 (0-0)	0 (0-0)	0 (0-0)	0 (0-0)	0 (0-0)	0 (0-0)	0 (0-0)	0 (0-0)	0 (0-0)	0 (0-0)	0 (0-0)	0 (0-0)	0
Zika virus	0 (0-0)	0 (0-0)	0 (0-0)	0 (0-0)	0 (0-0)	0 (0-0)	0 (0-0)	0 (0-0)	0 (0-0)	0 (0-0)	0 (0-0)	0 (0-0)	0 (0-0)	0 (0-0)	0 (0-0)	0 (0-0)	0 (0-0)	0 (0-0)	0 (0-0)	0 (0-0)	0 (0-0)	0 (0-0)	0 (0-0)	0
Guinea worm disease	0 (0-0)	0 (0-0)	0 (0-0)	0 (0-0)	0 (0-0)	0 (0-0)	0 (0-0)	0 (0-0)	0 (0-0)	0 (0-0)	0 (0-0)	0 (0-0)	0 (0-0)	0 (0-0)	0 (0-0)	0 (0-0)	0 (0-0)	0 (0-0)	0 (0-0)	0 (0-0)	0 (0-0)	0 (0-0)	0 (0-0)	0
Other neglected tropical diseases	0 (0-0)	0 (0-0)	0-3 (0.0-0.9)	2-3 (0.5-6.6)	0-1 (0-0.1)	0 (0-0)	0-1 (0-0.1)	0-1 (0-0.7)	0-1 (0-0.6)	0-2 (0.1-5.2)	0-5 (0.1-5.7)	0-5 (0.1-5.2)	0-6 (0.1-5.2)	0-6 (0.1-5.2)	0-6 (0.1-5.2)	0-5 (0.1-5.2)	0-5 (0.1-5.2)	0-3 (0.1-5.2)	0-2 (0.1-5.2)	0-1 (0.1-5.2)	0-1 (0.1-5.2)	0-1 (0.1-5.2)	8-1
Other infectious diseases	0-8 (0.6-1.2)	1-6 (0.9-3.7)	6-3 (3.0-9.7)	4-6 (2.4-9.4)	2-6 (2.0-3.2)	2-6 (2.4-3.4)	3-2 (2.4-4.4)	3-2 (2.6-4.4)	2-9 (2.2-3.9)	3-2 (2.4-4.2)	3-2 (2.4-4.2)	3-1 (2.4-4.1)	3-2 (2.3-4.2)	3-2 (2.3-4.2



Chronic myeloid leukemia	0 (0 to 0)	0 (0 to 0)	0 (0 to 0)	0 (0 to 1)	0 (0 to 0)	0 (0 to 0)	0 (0 to 1)	0 (0 to 1)	0 (0 to 0)	0 (0 to 0)	0 (0 to 0)	0 (0 to 0)	0 (0 to 0)	0 (0 to 0)	0 (0 to 0)	0 (0 to 0)	0 (0 to 0)	0 (0 to 0)	0 (0 to 0)	0 (0 to 0)	0 (0 to 0)	0 (0 to 0)	0 (0 to 0)	0 (0 to 0)	11
Other leukemia	0 (0 to 0)	0 (0 to 0)	0 (0 to 0)	0 (0 to 0)	0 (0 to 0)	0 (0 to 0)	0 (0 to 0)	0 (0 to 0)	0 (0 to 0)	0 (0 to 0)	0 (0 to 0)	0 (0 to 0)	0 (0 to 0)	0 (0 to 0)	0 (0 to 0)	0 (0 to 0)	0 (0 to 0)	0 (0 to 0)	0 (0 to 0)	0 (0 to 0)	0 (0 to 0)	0 (0 to 0)	0 (0 to 0)	0 (0 to 0)	17-2
Other malignant neoplasms	0-2 (0 to 0-4)	0-1 (0 to 0-2)	0-9 (0 to 1-4)	4-7 (3 to 4-9)	3-5 (3 to 4-4)	4-3 (3 to 5-3)	4-4 (3 to 6-0)	4-6 (3 to 6-0)	4-6 (3 to 5-8)	4-6 (3 to 6-0)	4-6 (3 to 6-0)	4-6 (3 to 6-0)	4-6 (3 to 6-0)	4-6 (3 to 6-0)	4-6 (3 to 6-0)	4-6 (3 to 6-0)	4-6 (3 to 6-0)	4-6 (3 to 6-0)	4-6 (3 to 6-0)	4-6 (3 to 6-0)	4-6 (3 to 6-0)	4-6 (3 to 6-0)	4-6 (3 to 6-0)	283
Other neoplasms	0 (0 to 0)	0 (0 to 0)	0 (0 to 0)	0 (0 to 0)	0 (0 to 0)	0 (0 to 0)	0 (0 to 0)	0 (0 to 0)	0 (0 to 0)	0 (0 to 0)	0 (0 to 0)	0 (0 to 0)	0 (0 to 0)	0 (0 to 0)	0 (0 to 0)	0 (0 to 0)	0 (0 to 0)	0 (0 to 0)	0 (0 to 0)	0 (0 to 0)	0 (0 to 0)	0 (0 to 0)	0 (0 to 0)	0 (0 to 0)	52-5
Myelodysplastic, myeloproliferative, and other hematopoietic neo	0 (0 to 0)	0 (0 to 0)	0 (0 to 0)	0 (0 to 0)	0 (0 to 0)	0 (0 to 0)	0 (0 to 0)	0 (0 to 0)	0 (0 to 0)	0 (0 to 0)	0 (0 to 0)	0 (0 to 0)	0 (0 to 0)	0 (0 to 0)	0 (0 to 0)	0 (0 to 0)	0 (0 to 0)	0 (0 to 0)	0 (0 to 0)	0 (0 to 0)	0 (0 to 0)	0 (0 to 0)	0 (0 to 0)	0 (0 to 0)	52-5
Benign and in situ, intestinal neoplasms	0 (0 to 0)	0 (0 to 0)	0 (0 to 0)	0 (0 to 0)	0 (0 to 0)	0 (0 to 0)	0 (0 to 0)	0 (0 to 0)	0 (0 to 0)	0 (0 to 0)	0 (0 to 0)	0 (0 to 0)	0 (0 to 0)	0 (0 to 0)	0 (0 to 0)	0 (0 to 0)	0 (0 to 0)	0 (0 to 0)	0 (0 to 0)	0 (0 to 0)	0 (0 to 0)	0 (0 to 0)	0 (0 to 0)	0 (0 to 0)	0
Benign and in situ, cervical and uterine neoplasms	0 (0 to 0)	0 (0 to 0)	0 (0 to 0)	0 (0 to 0)	0 (0 to 0)	0 (0 to 0)	0 (0 to 0)	0 (0 to 0)	0 (0 to 0)	0 (0 to 0)	0 (0 to 0)	0 (0 to 0)	0 (0 to 0)	0 (0 to 0)	0 (0 to 0)	0 (0 to 0)	0 (0 to 0)	0 (0 to 0)	0 (0 to 0)	0 (0 to 0)	0 (0 to 0)	0 (0 to 0)	0 (0 to 0)	0 (0 to 0)	0
Other benign and in situ neoplasms	0 (0 to 0)	0 (0 to 0)	0 (0 to 0)	0 (0 to 0)	0 (0 to 0)	0 (0 to 0)	0 (0 to 0)	0 (0 to 0)	0 (0 to 0)	0 (0 to 0)	0 (0 to 0)	0 (0 to 0)	0 (0 to 0)	0 (0 to 0)	0 (0 to 0)	0 (0 to 0)	0 (0 to 0)	0 (0 to 0)	0 (0 to 0)	0 (0 to 0)	0 (0 to 0)	0 (0 to 0)	0 (0 to 0)	0 (0 to 0)	0
Cardiovascular diseases	0-3 (0-2 to 0-5)	0-5 (0-3 to 0-7)	1-9 (1 to 2-8)	2-6 (2-1 to 3-4)	2-2 (2-0 to 4-4)	3-5 (2-3 to 6-3)	6-5 (4-8 to 8-4)	17-9 (11-7 to 23-2)	15-6 (11-5 to 20-5)	23-1 (18-3 to 29-4)	29-1 (22-7 to 36-2)	46-5 (36-7 to 57-9)	72-9 (58-2 to 93-1)	118 (96-1 to 146)	153 (126 to 189)	204 (164 to 252)	270 (207 to 337)	472 (361 to 594)	548 (423 to 694)	728 (561 to 903)	915 (710 to 1135)	1,140 (882 to 1,420)	242 (186 to 299)	4,420
Rheumatic heart disease	0 (0 to 0)	0 (0 to 0)	0-1 (0 to 0)	0-1 (0 to 0)	0-1 (0 to 0)	0-1 (0 to 0)	0-1 (0 to 0)	0-2 (0 to 0)	0-2 (0 to 0)	0-3 (0 to 0)	0-5 (0 to 0)	0-6 (0 to 0)	0-9 (0 to 0)	0-9 (0 to 0)	1-6 (1 to 2)	1-9 (1 to 2)	2-3 (1 to 3)	3-3 (2 to 4)	5-3 (4 to 6)	6-2 (4 to 8)	6-6 (4 to 8)	7-0 (4 to 10)	7-5 (4 to 10)	1-8 (1 to 2)	41-2
Ischemic heart disease	0-2 (0 to 0)	0-2 (0 to 0)	0-9 (0 to 1)	2-7 (1 to 3)	2-3 (1 to 3)	3-4 (2 to 4)	5-5 (4 to 6)	11-4 (9 to 14)	22-1 (18 to 27)	44-1 (37 to 53)	82 (67 to 97)	169 (139 to 202)	337 (278 to 403)	694 (572 to 830)	1,110 (915 to 1,330)	1,610 (1,330 to 1,930)	2,220 (1,830 to 2,650)	3,220 (2,650 to 3,850)	4,110 (3,390 to 4,910)	5,060 (4,170 to 6,040)	6,110 (5,040 to 7,300)	7,250 (5,980 to 8,660)	2,060 (1,700 to 2,460)	1,650
Stroke	0-1 (0 to 0)	0-2 (0 to 0)	0-6 (0 to 0)	1-2 (0 to 2)	1-9 (1 to 2)	2-7 (2 to 3)	4-3 (3 to 5)	6-5 (5 to 8)	9-7 (7 to 12)	12-7 (9 to 16)	18-6 (14 to 23)	26-1 (20 to 34)	39-5 (30 to 52)	59-5 (46 to 77)	48-4 (36 to 64)	52-7 (40 to 71)	68-9 (51 to 92)	116 (86 to 153)	162 (120 to 207)	215 (160 to 276)	227 (169 to 292)	194 (144 to 250)	155 (116 to 199)	1,200
Ischemic stroke	0 (0 to 0)	0 (0 to 0)	0-3 (0 to 0)	0-8 (0 to 2)	1-2 (0 to 2)	1-5 (1 to 2)	2-6 (2 to 3)	3-5 (2 to 5)	4-6 (3 to 6)	4-7 (3 to 6)	6-8 (5 to 9)	9-6 (7 to 13)	12-5 (9 to 17)	18-1 (13 to 25)	19-2 (14 to 26)	20-1 (14 to 28)	22-9 (16 to 32)	30-9 (21 to 43)	40-4 (28 to 56)	52-9 (37 to 73)	63-2 (44 to 88)	72-3 (51 to 100)	153 (109 to 211)	171 (122 to 232)	443
Intracerebral hemorrhage	0 (0 to 0)	0 (0 to 0)	0-1 (0 to 0)	0-2 (0 to 0)	0-2 (0 to 0)	0-4 (0 to 0)	1-1 (0 to 1)	1-4 (1 to 2)	2-2 (1 to 3)	2-8 (2 to 3)	3-5 (2 to 5)	4-7 (3 to 6)	6-6 (4 to 9)	11-9 (8 to 16)	14-1 (10 to 20)	16-3 (11 to 23)	25 (17 to 34)	35-7 (25 to 49)	47-2 (34 to 63)	64-1 (46 to 87)	81-3 (59 to 110)	97-5 (70 to 132)	29-2 (21 to 39)	15-5 (11 to 21)	351
Subarachnoid hemorrhage	0 (0 to 0)	0 (0 to 0)	0-1 (0 to 0)	0-1 (0 to 0)	0-3 (0 to 0)	0-4 (0 to 0)	1-3 (0 to 1)	2-3 (1 to 3)	4-1 (2 to 5)	5-5 (4 to 7)	8-5 (6 to 11)	12-6 (9 to 17)	17-8 (13 to 24)	27-6 (20 to 37)	19-6 (14 to 27)	17-1 (11 to 25)	17-9 (11 to 26)	20-2 (13 to 29)	23-3 (14 to 35)	30-1 (18 to 46)	32-5 (19 to 50)	33-9 (20 to 52)	11-6 (7 to 16)	10-5 (6 to 15)	200
Hypertensive heart disease	0 (0 to 0)	0 (0 to 0)	0 (0 to 0)	0 (0 to 0)	0 (0 to 0)	0 (0 to 1)	0 (0 to 1)	0 (0 to 1)	0 (0 to 1)	0 (0 to 1)	0 (0 to 1)	0 (0 to 1)	1 (0 to 1)	1 (0 to 2)	1-3 (1 to 2)	1-9 (1 to 2)	2-4 (1 to 3)	3-3 (2 to 4)	4-4 (3 to 5)	5-4 (3 to 7)	6-4 (4 to 8)	7-3 (4 to 10)	3-8 (2 to 5)	1-9 (1 to 2)	139
Non-rheumatic valvular heart disease	0 (0 to 0)	0 (0 to 0)	0 (0 to 0)	0 (0 to 0)	0 (0 to 0)	0 (0 to 0)	0 (0 to 0)	0 (0 to 0)	0 (0 to 0)	0 (0 to 0)	0 (0 to 0)	0 (0 to 0)	0 (0 to 0)	0 (0 to 0)	0 (0 to 0)	0 (0 to 0)	0 (0 to 0)	0 (0 to 0)	0 (0 to 0)	0 (0 to 0)	0 (0 to 0)	0 (0 to 0)	0 (0 to 0)	0 (0 to 0)	126
Non-rheumatic calcific aortic valve disease	0 (0 to 0)	0 (0 to 0)	0 (0 to 0)	0 (0 to 0)	0 (0 to 0)	0 (0 to 0)	0 (0 to 1)	0 (0 to 1)	0 (0 to 1)	0-2 (0 to 0)	0-3 (0 to 0)	0-4 (0 to 0)	0-6 (0 to 0)	0-9 (0 to 0)	0-9 (0 to 1)	1-2 (0 to 1)	1-4 (0 to 2)	2-0 (1 to 3)	2-8 (1 to 4)	3-7 (2 to 5)	4-5 (2 to 6)	5-3 (2 to 7)	1-8 (1 to 2)	99-7
Non-rheumatic degenerative mitral valve disease	0 (0 to 0)	0 (0 to 0)	0 (0 to 0)	0 (0 to 0)	0 (0 to 0)	0 (0 to 0)	0 (0 to 1)	0 (0 to 1)	0 (0 to 1)	0 (0 to 1)	0 (0 to 1)	0 (0 to 1)	0 (0 to 1)	0 (0 to 1)	0 (0 to 1)	0 (0 to 1)	0 (0 to 1)	0 (0 to 1)	0 (0 to 1)	0 (0 to 1)	0 (0 to 1)	0 (0 to 1)	0 (0 to 1)	0 (0 to 1)	26-2
Other non-rheumatic valve diseases	0 (0 to 0)	0 (0 to 0)	0 (0 to 0)	0 (0 to 0)	0 (0 to 0)	0 (0 to 0)	0 (0 to 1)	0 (0 to 1)	0 (0 to 1)	0 (0 to 1)	0 (0 to 1)	0 (0 to 1)	0 (0 to 1)	0 (0 to 1)	0 (0 to 1)	0 (0 to 1)	0 (0 to 1)	0 (0 to 1)	0 (0 to 1)	0 (0 to 1)	0 (0 to 1)	0 (0 to 1)	0 (0 to 1)	0 (0 to 1)	0-3
Cardiomyopathy and myocarditis	0-1 (0 to 0-2)	1 (0 to 2-3)	1-3 (0 to 14)	0-5 (0 to 1-9)	0-6 (0 to 1-5)	0-8 (0 to 1-1)	0-9 (0 to 1-1)	1-5 (0 to 1-6)	1-6 (0 to 2-2)	1-9 (1 to 2-7)	2-2 (1 to 2-3)	2-5 (1 to 3-4)	2-8 (1 to 3-5)	3-5 (2 to 4-4)	3-5 (2 to 4-7)	3-9 (2 to 5-1)	4-4 (2 to 5-9)	5-2 (2 to 6-8)	6-1 (3 to 8)	6-9 (3 to 9-2)	7-5 (3 to 10)	8-1 (3 to 11)	2-5 (1 to 3-4)	89-4
Myocarditis	0 (0 to 0)	0-2 (0 to 0-4)	0-4 (0 to 0-5)	0-1 (0 to 0-2)	0-3 (0 to 0-4)	0-3 (0 to 0-5)	0-4 (0 to 0-5)	0-4 (0 to 0-6)	0-4 (0 to 0-6)	0-4 (0 to 0-7)	0-5 (0 to 0-7)	0-6 (0 to 0-9)	0-6 (0 to 0-9)	0-6 (0 to 0-9)	0-6 (0 to 0-9)	0-6 (0 to 0-9)	0-6 (0 to 0-9)	0-6 (0 to 0-9)	0-6 (0 to 0-9)	0-6 (0 to 0-9)	0-6 (0 to 0-9)	0-6 (0 to 0-9)	0-6 (0 to 0-9)	10-1
Alcoholic cardiomyopathy	0 (0 to 0)	0 (0 to 0)	0 (0 to 0)	0 (0 to 0)	0 (0 to 0)	0 (0 to 0)	0 (0 to 1)	0 (0 to 1)	0 (0 to 1)	0 (0 to 1)	0 (0 to 1)	0 (0 to 1)	0 (0 to 1)	0 (0 to 1)	0 (0 to 1)	0 (0 to 1)	0 (0 to 1)	0 (0 to 1)	0 (0 to 1)	0 (0 to 1)	0 (0 to 1)	0 (0 to 1)	0 (0 to 1)	0 (0 to 1)	5-1
Other cardiomyopathy	0-1 (0 to 0-2)	0-2 (0 to 0-2)	0-8 (0 to 1-3)	0-9 (0 to 0-5)	0-5 (0 to 0-7)	0-5 (0 to 0-8)	0-6 (0 to 1)	0-9 (0 to 1)	1-1 (0 to 1-3)	1-4 (0 to 1-8)	1-6 (0 to 1-9)	1-9 (0 to 2-3)	2-1 (1 to 3-2)	2-6 (1 to 3-6)	2-7 (1 to 3-8)	2-9 (1 to 4)	3-1 (1 to 4-3)	3-7 (2 to 5)	4-1 (2 to 5-5)	4-5 (2 to 6)	4-9 (2 to 6-5)	5-2 (2 to 7)	1-2 (0 to 2)	74-2
Atrial fibrillation and flutter	0 (0 to 0)	0 (0 to 0)	0 (0 to 0)	0 (0 to 0)	0 (0 to 0)	0 (0 to 0)	0 (0 to 0)	0 (0 to 0)	0 (0 to 0)	0 (0 to 1)	0 (0 to 1)	0 (0 to 1)	0 (0 to 1)	0 (0 to 1)	0 (0 to 1)	0 (0 to 1)	0 (0 to 1)	0 (0 to 1)	0 (0 to 1)	0 (0 to 1)	0 (0 to 1)	0 (0 to 1)	0 (0 to 1)	0 (0 to 1)	383
Aortic aneurysm	–	–	0 (0 to 0)	0 (0 to 0)	0 (0 to 0)	0 (0 to 0)	0 (0 to 0)	0 (0 to 0)	0 (0 to 0)	0 (0 to 0)	0 (0 to 0)	0 (0 to 0)	0 (0 to 0)	0 (0 to 0)	0 (0 to 0)	0 (0 to 0)	0 (0 to 0)	0 (0 to 0)	0 (0 to 0)	0 (0 to 0)	0 (0 to 0)	0 (0 to 0)	0 (0 to 0)	0 (0 to 0)	NA
Endocarditis	0 (0 to 0)	0 (0 to 0)	0-1 (0 to 0-2)	0-2 (0 to 0-3)	0-1 (0 to 0-2)	0-1 (0 to 0-1)	0-1 (0 to 0-1)	0-1 (0 to 0-2)	0-2 (0 to 0-3)	0-2 (0 to 0-3)	0-3 (0 to 0-4)	0-4 (0 to 0-5)	0-5 (0 to 0-7)	0-6 (0 to 0-9)	0-6 (0 to 0-9)	0-7 (0 to 0-9)	0-8 (0 to 1)	0-9 (0 to 1)	1-0 (0 to 1-3)	1-2 (0 to 1-5)	1-3 (0 to 1-6)	1-4 (0 to 1-8)	0-4 (0 to 0-6)	41-7
Other cardiovascular and circulatory diseases	0-3 (0 to 0-3)	0-2 (0 to 0-3)	0-4 (0 to 0-5)	0-4 (0 to 0-6)	0-4 (0 to 0-6)	0-5 (0 to 0-7)	0-6 (0 to 0-8)	0-8 (0 to 1)	0-9 (0 to 1)	1-1 (0 to 1-4)	1-3 (0 to 1-6)	1-6 (0 to 1-9)	1-9 (0 to 2-3)	2-3 (1 to 2-8)	2-5 (1 to 3-1)	2-7 (1 to 3-4)	3-0 (1 to 3-8)	3-4 (1 to 4-2)	3-8 (1 to 4-7)	4-2 (1 to 5-2)	4-6 (1 to 5-7)	4-9 (1 to 6-1)	1-5 (0 to 1-9)	253
Chronic respiratory diseases	0 (0 to 0)	0 (0 to 0)	0 (0 to 0)	0 (0 to 0)	0 (0 to 0)	0 (0 to 0)	0 (0 to 0)	0 (0 to 0)	0 (0 to 0)	0 (0 to 0)	0 (0 to 0)	0 (0 to 0)	0 (0 to 0)	0 (0 to 0)	0 (0 to 0)	0 (0 to 0)	0 (0 to 0)	0 (0 to 0)	0 (0 to 0)	0 (0 to 0)	0 (0 to 0)	0 (0 to 0)	0 (0 to 0)	0 (0 to 0)	2,440
Chronic obstructive pulmonary disease	0 (0 to 0)	0 (0 to 0)	0-4 (0 to 0-5)	0-9 (0 to 1-3)	1-1 (0 to 1-5)	1-7 (1 to 2-1)	2-8 (2 to 4-2)	4-9 (3 to 6-2)	6-1 (4 to 8-1)	7-2 (4 to 9-7)	10-3 (7 to 13)	15-3 (11 to 19)	22-1 (16 to 28)	32-3 (24 to 41)	37-1 (27 to 47)	41-3 (30 to 52)	46-3 (33 to 58)	52-4 (38 to 66)	57-1 (41 to 72)	61-3 (44 to 77)	65-1 (47 to 82)	68-5 (49 to 86)	19-1 (14 to 24)	74-4
Pneumoconiosis	0 (0 to 0)	0 (0 to 0)	0 (0 to 0)	0 (0 to 0)	0 (0 to 0)	0 (0 to 0)	0 (0 to 0)	0 (0 to 0)	0 (0 to 0)	0 (0 to 0)	0 (0 to 0)	0 (0 to 0)	0 (0 to 0)	0 (0 to 0)	0 (0 to 0)	0 (0 to 0)	0 (0 to 0)	0 (0 to 0)	0 (0 to 0)	0 (0 to 0)	0 (0 to 0)	0 (0 to 0)	0 (0 to 0)	0 (0 to 0)	1-5
Silicosis	0 (0 to 0)	0 (0 to 0)	0 (0 to 0)	0 (0 to 0)	0 (0 to 0)	0 (0 to 0)	0 (0 to 0)	0 (0 to 0)	0 (0 to 0)	0 (0 to 0)	0 (0 to 0)	0 (0 to 0)	0 (0 to 0)	0 (0 to 0)	0 (0 to 0)	0 (0 to 0)	0 (0 to 0)	0 (0 to 0)	0 (0 to 0)	0 (0 to 0)	0 (0 to 0)	0 (0 to 0)	0 (0 to 0)	0 (0 to 0)	0-1
Asbestosis	0 (0 to 0)	0 (0 to 0)	0 (0 to 0)	0 (0 to 0)	0 (0 to 0)	0 (0 to 0)	0 (0 to 0)	0 (0 to 0)	0 (0 to 0)	0 (0 to 0)	0 (0 to 0)	0 (0 to 0)	0 (0 to 0)	0 (0 to 0)	0 (0 to 0)	0 (0 to 0)	0 (0 to 0)	0 (0 to 0)	0 (0 to 0)	0 (0 to 0)	0 (0 to 0)	0 (0 to 0)	0 (0 to 0)	0 (0 to 0)	0-9
Coal workers pneumoconiosis	0 (0 to 0)	0 (0 to 0)	0 (0 to 0)	0 (0 to 0)	0 (0 to 0)	0 (0 to 0)	0 (0 to 0)	0 (0 to 0)	0 (0 to 0)	0 (0 to 0)	0 (0 to 0)	0 (0 to 0)	0 (0 to 0)	0 (0 to 0)	0 (0 to 0)	0 (0 to 0)	0 (0 to 0)	0 (0 to 0)	0 (0 to 0)	0 (0 to 0)	0 (0 to 0)	0 (0 to 0)	0 (0 to 0)	0 (0 to 0)	0-3
Other pneumoconiosis	0 (0 to 0)	0 (0 to 0)	0 (0 to 0)	0 (0 to 0)	0 (0 to 0)	0 (0 to 0)	0 (0 to 0)	0 (0 to 0)	0 (0 to 0)	0 (0 to 0)	0 (0 to 0)	0 (0 to 0)	0 (0 to 0)	0 (0 to 0)	0 (0 to 0)	0 (0 to 0)	0 (0 to 0)	0 (0 to 0)	0 (0 to 0)	0 (0 to 0)	0 (0 to 0)	0 (0 to 0)	0 (0 to 0)	0 (0 to 0)	0-2
Asthma	0 (0 to 0)	0 (0 to 0)	0-9 (0 to 1-3)	2-6 (1 to 4-9)	1-9 (0 to 4-2)	1-5 (0 to 3-7)	2-1 (0 to 4-9)	3-2 (1 to 6-7)	4-5 (2 to 9)	4-9 (2 to 9-7)	5-4 (2 to 10)	5-8 (2 to 11)	6-1 (2 to 12)	6-3 (2 to 12)	6-4 (2 to 12)	6-5 (2 to 12)	6-6 (2 to 12)	6-6 (2 to 12)	6-6 (2 to 12)	6-6 (2 to 12)	6-6 (2 to 12)	6-6 (2 to 12)	6-6 (2 to 12)	6-6 (2 to 12)	668
Interstitial lung disease and pulmonary sarcoidosis	0 (0 to 0)	0 (0 to 0)	0-5 (0 to 0-6)	0-2 (0 to 0-5)	0-3 (0 to 0-5)	0-4 (0 to 0-7)	0-5 (0 to 1)	0-8 (0 to 1-1)	0-9 (0 to 1-4)	1-1 (0 to 1-6)	1-4 (0 to 1-9)	1-6 (1 to 2-2)	2-0 (1 to 2-6)	2-4 (1 to 3-1)	2-5 (1 to 3-3)	2-7 (1 to 3-6)	2-9 (1 to 3-9)	3-1 (1 to 4-2)	3-4 (1 to 4-6)	3-7 (1 to 5)	3-9 (1 to 5-3)	4-1 (1 to 5-6)	1-1 (0 to 1-5)	120
Other chronic respiratory diseases	0 (0 to 0)	0 (0 to 0)	0-6 (0 to 0-8)	0-6 (0 to 0-9)	0-7 (0 to 1-1)	0-8 (0 to 1-1)	1-2 (0 to 1-6)	1-7 (1 to 2-3)	2-3 (1 to 3-1)	3-0 (1 to 4)	3-9 (1 to 5-1)	5-1 (1 to 6-8)	6-8 (2 to 9)	9-1 (3 to 12)	9-7 (3 to 13)	10-1 (3 to 14)	10-5 (3 to 14)	10-8 (3 to 15)	11-1 (3 to 15)	11-3 (3 to 15)	11-5 (3 to 15)	11-6 (3 to 15)	3-8 (1 to 5)	24-9
Digestive diseases	0-2 (0 to 0-2)	0-3 (0 to 0-4)	1-8 (1 to 2-7)	2-4 (1 to 3-6)	2-6 (1 to 3-8)	4-7 (3 to 6-5)	17-2 (11 to 24-3)	32-4 (22 to 44-6)	59-1 (39 to 80-4)	91-8 (63 to 123)	143 (98 to 193)	224 (154 to 302)	348 (239 to 469)	541 (372 to 730)	728 (501 to 980)	1,010 (696 to 1,360)	1,350 (931 to 1,810)	1,810 (1,250 to 2,430)	2,350 (1,620 to 3,150)	2,960 (2,040 to 3,970)	3,650 (2,520 to 4,900)	4,430 (3,060 to 5,940)	1,430	44-2 (30 to 59)	1,430
Cirrhosis and other chronic liver diseases	0 (0 to 0)	0 (0 to 0)	0-4 (0 to 0-5)	0-5 (0 to 0-7)	0-5 (0 to 0-7)	0-6 (0 to 0-8)	0-7 (0 to 1)	0-9 (0 to 1-2)	1-1 (0 to 1-5)	1-4 (0 to 2)	1-8 (1 to 2-5)	2-4 (1 to 3-3)	3-3 (2 to 4-5)	4-5 (3 to 6)	5-4 (3 to 7)	6-4 (4 to 8)	7-5 (5 to 10)	9-3 (6 to 12)	11-4 (7 to 15)	13-6 (9 to 18)	15-9 (10 to 21)	18-3 (12 to 24)	5-1 (3 to 7)	283
Cirrhosis and other chronic liver diseases due to hepatitis B	0 (0 to 0)	0 (0 to 0)	0 (0 to 0)	0 (0 to 0)	0 (0 to 0)	0 (0 to 0)	0 (0 to 1)	0-2 (0 to 0)	0-3 (0 to 1)	0-4 (0 to 1)	0-6 (0 to 1)	0-8 (0 to 1)	1-1 (0 to 2)	1-5 (0 to 2)	1-8 (1 to 3)	2-1 (1 to 3)	2-5 (1 to 4)	3-1 (1 to 4)	3-8 (1 to 5)	4-6 (2 to 6)	5-4 (2 to 7)	6-3 (2 to 8)	7-2 (3 to 9)	1-8 (1 to 2)	21-3
Cirrhosis and other chronic liver diseases due to hepatitis C	0 (0 to 0)	0 (0 to 0)	0 (0 to 0)	0 (0 to 0)	0 (0 to 0)	0 (0 to 0)	0 (0 to 0)	0 (0 to 0)	0 (0 to 0)	0 (0 to 0)	0 (0 to 0)	0 (0 to 0)	0 (0 to 0)	0 (0 to 0)	0 (0 to 0)	0 (0 to 0)	0 (0 to 0)	0 (0 to 0)	0 (0 to 0)	0 (0 to 0)	0 (0 to 0)	0 (0 to 0)	0 (0 to 0)	0 (0 to 0)	16-4
Cirrhosis and other chronic liver diseases due to alcohol use	0 (0 to 0)	0 (0 to 0)	0 (0 to 0)	0 (0 to 0)	0 (0 to 0)	0 (0 to 0)	0 (0 to 0)	0-2 (0 to 0)	0-3 (0 to 0)	0-4 (0 to 1)	0-6 (0 to 1)	0-8 (0 to 1)	1-1 (0 to 2)	1-5 (0 to 2)	1-8 (1 to 3)	2-1 (1 to 3)	2-5 (1 to 4)	3-1 (1 to 4)	3-8 (1 to 5)	4-6 (2 to 6)	5-4 (2 to 7)	6-3 (2 to 8)	7-2 (3 to 9)	1-8 (1 to 2)	136
Cirrhosis and other chronic liver diseases due to NAFLD	0 (0 to 0)	0 (0 to 0)	0 (0 to 0)	0 (0 to 0)	0 (0 to 0)	0 (0 to 0)	0 (0 to 0)	0 (0 to 0)	0 (0 to 0)	0 (0 to 0)	0 (0 to 0)	0 (0 to 0)	0 (0 to 0)	0 (0 to 0)	0 (0 to 0)	0 (0 to 0)	0 (0 to 0)	0 (0 to 0)	0 (0 to 0)	0 (0 to 0)	0 (0 to 0)	0 (0 to 0)	0 (0 to 0)	0 (0 to 0)	37-9
Cirrhosis and other chronic liver diseases due to other causes	0 (0 to 0)	0-4 (0 to 0-6)	0-9 (0 to 1-4)	0-9 (0 to 1-3)	0-8 (0 to 1-2)	0-9 (0 to 1-4)	1-1 (0 to 1-6)	1-5 (0 to 2)	1-9 (1 to 2-7)	2-2 (1 to 3-2)	2-6 (1 to 3-7)	3-2 (2 to 4-5)	3-9 (2 to 5-6)	4-6 (3 to 6-5)	5-3 (3 to 7-5)	6-1 (3 to 8-5)	6-8 (3 to 9-3)	7-5 (3 to 10)	8-2 (3 to 11)	8-8 (3 to 12)	9-4 (3 to 13)	9-9 (3 to 13)	2-5 (1 to 3-3)	81-3
Upper digestive system diseases	0 (0 to 0)	0 (0 to 0)	0 (0 to 0)	0-2 (0 to 0-4)	0-4 (0 to 0-6)	0-9 (0 to 1-4)	2-1 (1 to 3-5)	4-1 (2 to 6-5)	7-1 (4 to 11)	11-4 (7 to 17)	17-6 (11 to 25)	26-3 (17 to 37)	38-5 (25 to 53)	54-1 (36 to 73)	69-1 (47 to 92)	84-3 (58 to 110)	101 (70 to 131)	120 (83 to 154)	139 (96 to 178)	158 (109 to 198)	176 (122 to 221)	192 (133 to 241)	57-9 (40 to 73)	275
Peptic ulcer disease	0 (0 to 0)	0 (0 to 0)	0 (0 to 0)	0 (0 to 0)	0 (0 to 0)	0 (0 to 0)	0 (0 to 0)	0-2 (0 to 0)	0-3 (0 to 0)	0-3 (0 to 0)	0-5 (0 to 0)	0-7 (0 to 1)	0-9 (0 to 1)	1-1 (0 to 1)	1-3 (0 to 2)	1-5 (0 to 2)	1-7 (0 to 2)	2-0 (0 to 2)	2-3 (0 to 3)	2-6 (0 to 3)	2-9 (0 to 3)	3-2 (0 to 4)	3-5 (0 to 4)	0-8 (0 to 1)	81-3
Gastritis and duodenitis	0 (0 to 0)	0 (0 to 0)	0 (0 to 0)	0 (0 to 0)	0 (0 to 0)	0 (0 to 0)	0 (0 to 0)	0-1 (0 to 0)	0-1 (0 to 0)	0-1 (0 to 0)	0-1 (0 to 0)	0-1 (0 to 0)	0-1 (0 to 0)	0-1 (0 to 0)	0-1 (0 to 0)	0-1 (0 to 0)	0-1 (0 to 0)	0-1 (0 to 0)	0-1 (0 to 0)	0-1 (0 to 0)	0-1 (0 to 0)	0-1 (0 to 0)	0-1 (0 to 0)	0-1 (0 to 0)	42-3
Gastroesophageal reflux disease	0 (0 to 0)	0 (0 to 0)	0 (0 to 0)	0 (0 to 0)	0 (0 to 0)	0 (0 to 0)	0 (0 to 0)	0 (0 to 0)	0 (0 to 0)	0 (0 to 0)	0 (0 to 0)	0 (0 to 0)	0 (0 to 0)	0 (0 to 0)	0 (0 to 0)	0 (0 to 0)	0 (0 to 0)	0 (0 to 0)	0 (0 to 0)	0 (0 to 0)	0 (0 to 0)	0 (0 to 0)	0 (0 to 0)	0 (0 to 0)	152
Appendicitis	0 (0 to 0)	0 (0 to 0)	0 (0 to 0-1)	0 (0 to 0)	0 (0 to 0)	0 (0 to 0)	0 (0 to 0)	0 (0 to 0)	0 (0 to 0)	0 (0 to 0)	0 (0 to 0)	0 (0 to 0)	0 (0 to 0)	0 (0 to 0)	0 (0 to 0)	0 (0 to 0)	0 (0 to 0)	0 (0 to 0)	0 (0 to 0)	0 (0 to 0)	0 (0 to 0)	0 (0 to 0)	0 (0 to 0)	0 (0 to 0)	5-6
Paralytic ileus and intestinal obstruction	0-2 (0 to 0-2)	0-3 (0 to 0-4)	1-5 (0 to 3-2)	0-9 (0 to 1-3)	0-9 (0 to 1-2)	0-9 (0 to 2-0)	1-1 (0 to 2-5)	1-4 (0 to 3-1)	1-6 (0 to 3-5)	1-8 (0 to 3-7)	2-0 (0 to 4-1)	2-2 (0 to 4-5)	2-4 (0 to 4-9)	2-6 (0 to 5-1)	2-7 (0 to 5-3)	2-8 (0 to 5-5)

Osteoarthritis other	0 (0 to 0)	0 (0 to 0)	0 (0 to 0)	0 (0 to 0)	0 (0 to 0)	0 (0 to 0)	0 (0 to 0)	0 (0 to 0)	0 (0 to 0)	0 (0 to 0)	0 (0 to 1)	0 (0 to 0)	0 (0 to 0.4)	0 (0 to 0.4)	0 (0 to 0.4)	0 (0 to 0.4)	0 (0 to 0.4)	0 (0 to 0.4)	0 (0 to 0.4)	0 (0 to 0.4)	0 (0 to 0.4)	0 (0 to 0.4)	0 (0 to 0.4)	0 (0 to 0.4)	0 (0 to 0.4)	0 (0 to 0.4)	0 (0 to 0.4)	0 (0 to 0.4)	0 (0 to 0.4)	0 (0 to 0.4)	0 (0 to 0.4)	0 (0 to 0.4)
Low back pain	0 (0 to 0)	0 (0 to 0)	0 (0 to 0)	0 (0 to 0)	0 (24 to 10 2)	0 (15 to 42 8)	0 (39 to 76 8)	0 (41 to 113)	0 (62 2 to 139)	0 (69 8 to 162)	0 (82 to 185)	0 (83 to 205)	0 (86 2 to 210)	0 (106 to 270)	0 (125 to 320)	0 (132 to 318)	0 (122 to 294)	0 (114 to 275)	0 (121 to 288)	0 (90 4 to 213)	0 (72 7 to 173)	0 (47 6 to 104)	0 (23 2 to 53)	0 (8 to 18)	2 2 (1 0 to 4 7)
Neck pain	0 (0 to 0)	0 (0 to 0)	0 (0 to 0)	2 1 (1 2 to 4 6)	15 7 (9 4 to 28 7)	29 4 (19 9 to 46 3)	39 2 (26 to 57 8)	37 1 (18 4 to 71 2)	53 3 (28 1 to 101)	47 (26 5 to 91)	51 3 (35 5 to 111)	73 (37 5 to 124)	74 (46 4 to 157)	89 3 (46 4 to 197)	69 (44 6 to 161)	79 1 (39 4 to 138)	64 3 (32 9 to 110)	55 4 (29 5 to 91 5)	41 9 (21 6 to 77 8)	22 4 (10 4 to 38 7)	21 6 (9 to 37 1)	10 8 (4 5 to 17 6)	4 1 (2 2 to 7 2)	0 (0 to 0)
Gout	0 (0 to 0)	0 (0 to 0)	0 (0 to 0)	0 (0 to 0)	0 (0 to 0)	0 (0 to 0)	0 (0 to 0)	0 (0 to 0)	0 (0 to 0)	0 (0 to 0)	0 (0 to 0)	0 (0 to 0)	0 (0 to 0)	0 (0 to 0)	0 (0 to 0)	0 (0 to 0)	0 (0 to 0)	0 (0 to 0)	0 (0 to 0)	0 (0 to 0)	0 (0 to 0)	0 (0 to 0)	0 (0 to 0)	0 (0 to 0)	0 (0 to 0)
Other musculoskeletal disorders	0 (0 to 0)	0 (0 to 0)	0 (0 to 0)	0 (0 to 0)	0 (0 to 0)	1 1 (0 2 to 2 5)	9 5 (4 7 to 16)	22 6 (13 2 to 34 8)	43 8 (23 7 to 69 7)	57 9 (35 4 to 90 3)	61 7 (37 to 102 2)	61 4 (37 1 to 96 4)	74 5 (47 6 to 115)	84 9 (51 7 to 131)	80 8 (49 2 to 133)	68 4 (40 2 to 110)	63 3 (33 7 to 105)	60 8 (37 2 to 95 4)	59 7 (32 7 to 93)	44 (24 4 to 70)	28 7 (11 to 51 9)	14 5 (6 3 to 27 2)	8 (3 7 to 13 6)	4 6 (1 9 to 7 6)	782
Other non-communicable diseases	41 4 (26 3 to 73 3)	22 1 (14 1 to 32 6)	16 2 (4 3 to 46 7)	46 3 (36 4 to 59 7)	22 7 (20 5 to 26 1)	41 8 (34 9 to 58 8)	71 9 (60 4 to 103)	130 (90 6 to 182)	190 2 (132 to 266)	196 (129 to 282)	236 (159 to 330)	221 (150 to 310)	256 (143 to 396)	231 (162 to 355)	240 (167 to 336)	225 (156 to 312)	201 (140 to 275)	167 (121 to 225)	208 (149 to 282)	172 (120 to 234)	157 (115 to 202)	130 (89 5 to 168)	89 4 (61 to 115)	45 5 (29 5 to 60 1)	3,160
Congenital birth defects	46 3 (27 3 to 72 7)	19 5 (14 1 to 31)	43 8 (29 3 to 66 9)	36 3 (23 to 51 4)	13 2 (9 4 to 18 3)	12 (8 to 17)	11 (8 to 15 2)	10 7 (7 3 to 14 2)	10 2 (7 to 13 8)	7 6 (5 2 to 10 8)	9 5 (6 5 to 13 4)	7 5 (5 to 10 5)	9 7 (6 5 to 11 4)	10 (7 to 12 7)	11 1 (7 to 14 4)	10 8 (7 to 14 4)	9 4 (6 to 11 1)	8 (4 3 to 8 8)	6 (3 to 7 1)	4 (1 7 to 6 1)	3 (1 to 5 3)	2 (0 6 to 3 5)	0 6 (0 2 to 1 4)	0 2 (0 1 to 0 3)	273
Neural tube defects	1 4 2 (21 to 7 2)	1 1 (0 4 to 1 8)	1 5 (2 to 10 2)	0 6 (0 to 3 3)	0 9 (0 4 to 1 2)	0 9 (0 4 to 1 2)	0 6 (0 3 to 1 1)	0 6 (0 3 to 1 1)	0 6 (0 3 to 1 1)	0 6 (0 4 to 0 9)	0 5 (0 4 to 0 9)	0 5 (0 3 to 0 8)	0 4 (0 3 to 0 6)	0 4 (0 2 to 0 6)	0 3 (0 2 to 0 5)	0 2 (0 2 to 0 5)	0 2 (0 1 to 0 5)	0 1 (0 1 to 0 3)	0 1 (0 1 to 0 3)	0 1 (0 to 0 3)	0 1 (0 to 0 3)	0 (0 to 0)	0 (0 to 0)	0 (0 to 0)	24 1
Congenital heart anomalies	10 7 (5 4 to 33)	9 (5 4 to 19 1)	15 3 (8 4 to 33 4)	6 1 (2 to 13 5)	2 1 (1 3 to 4 3)	2 1 (1 2 to 4 3)	2 2 (1 3 to 4 2)	1 9 (1 to 4)	1 8 (1 to 4)	1 9 (1 to 3 8)	1 8 (1 to 3 8)	1 9 (1 to 3 6)	1 9 (1 to 3 6)	2 (1 to 3 2)	1 8 (0 9 to 2 8)	1 6 (0 7 to 2 7)	1 2 (0 5 to 2)	1 1 (0 5 to 1 7)	0 7 (0 1 to 0 9)	0 1 (0 to 0 3)	0 1 (0 to 0 2)	0 (0 to 0 1)	0 (0 to 0)	0 (0 to 0)	65 3
Orofacial clefts	0 1 (0 to 0)	0 1 (0 to 0 2)	0 2 (0 1 to 0 5)	0 2 (0 to 0 4)	0 1 (0 to 0 2)	0 1 (0 to 0 3)	0 1 (0 to 0 3)	0 2 (0 to 0 4)	0 2 (0 to 0 4)	0 2 (0 to 0 4)	0 2 (0 1 to 0 3)	0 1 (0 to 0 3)	0 1 (0 to 0 2)	0 2 (0 1 to 0 3)	0 2 (0 1 to 0 3)	0 2 (0 1 to 0 3)	0 1 (0 to 0 2)	0 1 (0 to 0 2)	0 1 (0 to 0 2)	0 1 (0 to 0 2)	0 1 (0 to 0 1)	0 (0 to 0 1)	0 (0 to 0)	0 (0 to 0)	2 8
Down syndrome	1 2 (0 4 to 1 9)	0 4 (0 to 1 6)	1 1 (0 to 1 5)	1 (0 7 to 1 5)	0 7 (0 5 to 1 1)	0 5 (0 3 to 1 1)	0 6 (0 4 to 1 1)	1 1 (0 4 to 1 4)	1 1 (0 4 to 1 4)	1 1 (0 5 to 2)	1 1 (0 6 to 2)	1 1 (0 7 to 1 6)	1 1 (0 7 to 1 5)	1 1 (0 7 to 1 5)	1 6 (1 to 2 3)	2 1 (1 3 to 3 4)	3 7 (2 1 to 5 4)	2 6 (1 5 to 4 3)	1 5 (0 9 to 2 2)	0 9 (0 6 to 1 4)	0 5 (0 3 to 0 8)	0 2 (0 1 to 0 4)	0 1 (0 to 0 3)	0 (0 to 0)	23 6
Turner syndrome	0 (0 to 0)	0 (0 to 0)	0 (0 to 0)	0 1 (0 to 0 2)	0 1 (0 to 0 2)	0 1 (0 to 0 2)	0 1 (0 to 0 2)	0 1 (0 to 0 2)	0 1 (0 to 0 3)	0 1 (0 to 0 3)	0 1 (0 to 0 2)	0 1 (0 to 0 2)	0 1 (0 to 0 2)	0 1 (0 to 0 2)	0 1 (0 to 0 1)	0 1 (0 to 0 1)	0 (0 to 0)	0 (0 to 0)	0 (0 to 0)	0 (0 to 0)	0 (0 to 0)	0 (0 to 0)	0 (0 to 0)	0 (0 to 0)	0 (0 to 0)	1
Klinefelter syndrome	0 (0 to 0)	0 (0 to 0)	0 (0 to 0)	0 (0 to 0)	0 (0 to 0)	0 (0 to 0)	0 (0 to 0)	0 (0 to 0)	0 (0 to 0)	0 (0 to 0)	0 (0 to 0)	0 (0 to 0)	0 (0 to 0)	0 (0 to 0)	0 (0 to 0)	0 (0 to 0)	0 (0 to 0)	0 (0 to 0)	0 (0 to 0)	0 (0 to 0)	0 (0 to 0)	0 (0 to 0)	0 (0 to 0)	0 (0 to 0)	0 (0 to 0)	0
Other chromosomal abnormalities	4 8 (1 6 to 20 4)	3 (1 to 10)	6 2 (2 4 to 18 7)	2 8 (1 7 to 5 6)	1 5 (0 9 to 2 3)	1 3 (0 7 to 2 2)	1 3 (0 7 to 2 3)	1 2 (0 7 to 2 1)	1 2 (0 7 to 2 1)	1 2 (0 7 to 2)	1 1 (0 7 to 1 7)	0 9 (0 6 to 1 4)	1 (0 7 to 1 4)	0 9 (0 6 to 1 3)	0 8 (0 5 to 1 1)	0 6 (0 3 to 0 7)	0 4 (0 2 to 0 5)	0 3 (0 1 to 0 5)	0 2 (0 1 to 0 4)	0 1 (0 to 0 3)	0 1 (0 to 0 2)	0 (0 to 0 1)	0 (0 to 0)	0 (0 to 0)	30 3
Congenital musculoskeletal and limb anomalies	0 9 (0 6 to 1 4)	0 5 (0 3 to 0 8)	0 8 (0 4 to 2)	0 2 (0 1 to 0 5)	3 7 (2 to 5 6)	2 5 (1 4 to 3 7)	2 1 (1 4 to 3 4)	2 1 (1 4 to 3 1)	2 1 (1 4 to 3 1)	2 1 (1 4 to 3 2)	2 (1 4 to 2 9)	2 (1 4 to 2 8)	2 (1 4 to 2 8)	2 (1 4 to 2 8)	2 (1 to 2 7)	1 7 (1 2 to 2 4)	1 5 (1 to 2 3)	1 2 (0 8 to 1 8)	1 (0 7 to 1 5)	0 8 (0 5 to 1 2)	0 6 (0 3 to 1 1)	0 4 (0 2 to 0 6)	0 1 (0 1 to 0 2)	0 (0 to 0 1)	53 9
Urogenital congenital anomalies	1 4 (0 4 to 5 1)	0 2 (0 1 to 0 7)	0 7 (0 3 to 1 5)	0 9 (0 3 to 1 5)	0 5 (0 2 to 0 8)	0 5 (0 2 to 0 8)	0 2 (0 1 to 0 4)	0 2 (0 1 to 0 4)	0 2 (0 1 to 0 3)	0 2 (0 1 to 0 3)	0 2 (0 1 to 0 3)	0 1 (0 1 to 0 2)	0 1 (0 1 to 0 2)	0 1 (0 1 to 0 2)	0 1 (0 1 to 0 2)	0 1 (0 1 to 0 1)	0 1 (0 to 0 1)	0 (0 to 0 1)	0 (0 to 0 1)	0 (0 to 0)	0 (0 to 0)	0 (0 to 0)	0 (0 to 0)	0 (0 to 0)	5 6
Digestive congenital anomalies	2 4 (0 9 to 6 4)	1 (0 4 to 2 4)	1 7 (0 7 to 3 9)	1 3 (0 4 to 3 2)	0 9 (0 3 to 2 2)	0 7 (0 2 to 2 0)	0 5 (0 2 to 1 5)	0 4 (0 2 to 1 2)	0 4 (0 2 to 1 1)	0 3 (0 2 to 1 1)	0 3 (0 1 to 0 9)	0 2 (0 1 to 0 8)	0 2 (0 1 to 0 8)	0 2 (0 1 to 0 8)	0 2 (0 1 to 0 8)	0 2 (0 1 to 0 8)	0 2 (0 1 to 0 8)	0 2 (0 1 to 0 8)	0 2 (0 1 to 0 8)	0 2 (0 1 to 0 8)	0 2 (0 1 to 0 8)	0 2 (0 1 to 0 8)	0 2 (0 1 to 0 8)	0 2 (0 1 to 0 8)	15 2
Other congenital birth defects	5 2 (2 2 to 12 5)	2 (1 7 to 6 1)	7 5 (4 to 13 4)	4 2 (2 7 to 6 2)	2 5 (1 6 to 3 8)	2 5 (1 5 to 3 5)	2 1 (1 4 to 3)	2 1 (1 4 to 3)	2 1 (1 4 to 2 9)	2 1 (1 4 to 2 9)	2 1 (1 4 to 2 9)	2 1 (1 4 to 2 9)	2 1 (1 4 to 2 9)	2 1 (1 4 to 2 9)	2 1 (1 4 to 2 9)	2 1 (1 4 to 2 9)	2 1 (1 4 to 2 9)	2 1 (1 4 to 2 9)	2 1 (1 4 to 2 9)	2 1 (1 4 to 2 9)	2 1 (1 4 to 2 9)	2 1 (1 4 to 2 9)	2 1 (1 4 to 2 9)	2 1 (1 4 to 2 9)	51
Urinary diseases and male infertility	0 1 (0 to 0 1)	0 1 (0 to 0 2)	0 4 (0 2 to 0 8)	0 4 (0 3 to 0 7)	0 4 (0 3 to 0 5)	0 4 (0 4 to 0 6)	1 7 (1 1 to 2 4)	2 6 (1 7 to 3 6)	3 4 (2 3 to 4 8)	3 7 (2 5 to 5)	3 7 (2 5 to 4 3)	3 7 (2 6 to 4 2)	3 7 (2 6 to 4 3)	3 7 (2 6 to 4 3)	3 7 (2 6 to 4 3)	3 7 (2 6 to 4 3)	3 7 (2 6 to 4 3)	3 7 (2 6 to 4 3)	3 7 (2 6 to 4 3)	3 7 (2 6 to 4 3)	3 7 (2 6 to 4 3)	3 7 (2 6 to 4 3)	3 7 (2 6 to 4 3)	3 7 (2 6 to 4 3)	302
Urolithiasis	0 (0 to 0)	0 (0 to 0)	0 (0 to 0)	0 (0 to 0)	0 (0 to 0)	0 (0 to 0)	0 (0 to 0 1)	0 (0 to 0 1)	0 (0 to 0 2)	0 (0 to 0 2)	0 (0 to 0 3)	0 (0 to 0 3)	0 (0 to 0 3)	0 (0 to 0 3)	0 (0 to 0 3)	0 (0 to 0 3)	0 (0 to 0 3)	0 (0 to 0 3)	0 (0 to 0 3)	0 (0 to 0 3)	0 (0 to 0 3)	0 (0 to 0 3)	0 (0 to 0 3)	0 (0 to 0 3)	0 (0 to 0 3)	12 3
Benign prostatic hyperplasia	0 (0 to 0)	0 (0 to 0)	0 (0 to 0)	0 (0 to 0)	0 (0 to 0)	0 (0 to 0)	0 (0 to 0)	0 (0 to 0)	0 (0 to 0)	0 (0 to 0)	0 (0 to 0)	0 (0 to 0)	0 (0 to 0)	0 (0 to 0)	0 (0 to 0)	0 (0 to 0)	0 (0 to 0)	0 (0 to 0)	0 (0 to 0)	0 (0 to 0)	0 (0 to 0)	0 (0 to 0)	0 (0 to 0)	0 (0 to 0)	0 (0 to 0)	0
Male infertility	–	–	–	–	–	–	–	–	–	–	–	–	–	–	–	–	–	–	–	–	–	–	–	–	NA
Other urinary diseases	0 (0 to 0 1)	0 1 (0 to 0 2)	0 1 (0 to 0 2)	0 2 (0 1 to 0 3)	0 1 (0 1 to 0 2)	0 1 (0 1 to 0 2)	0 2 (0 1 to 0 3)	0 3 (0 2 to 0 4)	0 4 (0 2 to 0 6)	0 5 (0 3 to 0 9)	0 5 (0 3 to 0 8)	0 4 (0 2 to 0 6)	0 5 (0 3 to 0 8)	0 5 (0 3 to 0 8)	0 5 (0 3 to 0 8)	0 5 (0 3 to 0 8)	0 5 (0 2 to 0 8)	0 5 (0 2 to 0 7)	0 4 (0 2 to 0 6)	0 4 (0 2 to 0 6)	0 4 (0 2 to 0 6)	0 7 (0 3 to 1)	0 3 (0 2 to 0 5)	0 2 (0 1 to 0 3)	8 4
Gynecological diseases	0 (0 to 0)	0 (0 to 0)	0 (0 to 0)	11 2 (5 5 to 19 7)	26 2 (20 3 to 40 2)	26 2 (20 3 to 40 2)	18 (13 to 27)	140 (93 1 to 211)	140 (106 to 240)	106 (100 to 210)	106 (96 5 to 189)	106 (96 5 to 189)	131 (96 5 to 185)	131 (96 5 to 185)	107 (84 5 to 157)	107 (84 5 to 157)	84 (63 6 to 150)	84 (63 6 to 150)	84 (63 6 to 150)	84 (63 6 to 150)	84 (63 6 to 150)	84 (63 6 to 150)	84 (63 6 to 150)	84 (63 6 to 150)	84 (63 6 to 150)	1,250
Uterine fibroids	0 (0 to 0)	0 (0 to 0)	0 (0 to 0)	0 (0 to 0)	0 (0 to 0)	0 (0 to 0)	0 (0 to 0)	0 4 (0 2 to 1)	1 1 (0 4 to 2 2)	2 7 (1 2 to 5 7)	5 1 (2 1 to 10 7)	7 3 (3 2 to 13 8)	7 6 (3 4 to 14 9)	7 6 (3 4 to 14 9)	6 7 (3 to 12 8)	5 (2 4 to 10)	3 (1 to 5 8)	2 (0 8 to 3 4)	2 (0 8 to 3 4)	2 (0 8 to 3 4)	2 (0 8 to 3 4)	2 (0 8 to 3 4)	2 (0 8 to 3 4)	2 (0 8 to 3 4)	46 4
Polycystic ovarian syndrome	0 (0 to 0)	0 (0 to 0)	0 (0 to 0)	0 (0 to 0)	0 (0 to 1 9)	0 (0 to 2 1)	0 4 (0 to 2 1)	0 4 (0 to 2 1)	0 4 (0 to 2 1)	0 4 (0 to 2 1)	0 4 (0 to 2 1)	0 4 (0 to 2 1)	0 4 (0 to 2 1)	0 4 (0 to 2 1)	0 4 (0 to 2 1)	0 4 (0 to 2 1)	0 4 (0 to 2 1)	0 4 (0 to 2 1)	0 4 (0 to 2 1)	0 4 (0 to 2 1)	0 4 (0 to 2 1)	0 4 (0 to 2 1)	0 4 (0 to 2 1)	0 4 (0 to 2 1)	36 5
Female infertility	0 (0 to 0)	0 (0 to 0)	0 (0 to 0)	0 (0 to 0)	0 (0 to 0)	0 (0 to 0)	0 (0 to 0 3)	0 7 (0 1 to 0 3)	1 8 (0 1 to 0 3)	2 1 (0 1 to 0 3)	2 7 (0 1 to 0 3)	2 6 (0 1 to 0 3)	2 6 (0 1 to 0 3)	2 6 (0 1 to 0 3)	2 6 (0 1 to 0 3)	2 6 (0 1 to 0 3)	2 6 (0 1 to 0 3)	2 6 (0 1 to 0 3)	2 6 (0 1 to 0 3)	2 6 (0 1 to 0 3)	2 6 (0 1 to 0 3)	2 6 (0 1 to 0 3)	2 6 (0 1 to 0 3)	2 6 (0 1 to 0 3)	9 9
Endometriosis	0 (0 to 0)	0 (0 to 0)	0 (0 to 0)	0 (0 to 0)	0 (0 to 0)	0 (0 to 0)	0 (1 9 to 10)	0 (3 5 to 19 7)	0 (4 9 to 21)	0 (5 to 17)	0 (4 1 to 13 4)	0 (3 5 to 10 6)	0 (3 to 9 4)	0 (3 to 9 4)	0 (1 4 to 5 2)	0 (0 to 0)	0 (0 to 0)	0 (0 to 0)	0 (0 to 0)	0 (0 to 0)	0 (0 to 0)	0 (0 to 0)	0 (0 to 0)	0 (0 to 0)	0 (0 to 0)	68 9
Genital prolapse	0 (0 to 0)	0 (0 to 0)	0 (0 to 0)	0 (0 to 0)	0 (0 to 0)	0 (0 to 0)	0 (0 to 0)	0 (0 to 0)	0 (0 to 0)	0 (0 to 0)	0 (0 to 0 1)	0 (0 to 0 1)	0 (0 to 0 1)	0 (0 to 0 1)	0 (0 to 0 1)	0 (0 to 0 1)	0 (0 to 0 1)	0 (0 to 0 1)	0 (0 to 0 1)	0 (0 to 0 1)	0 (0 to 0 1)	0 (0 to 0 1)	0 (0 to 0 1)	0 (0 to 0 1)	0 (0 to 0 1)	24 5
Premenstrual syndrome	0 (0 to 0)	0 (0 to 0)	0 (0 to 0)	0 (0 to 0)	0 (0 to 0)	10 1 (4 6 to 18 3)	21 9 (11 to 39 4)	36 6 (19 7 to 55 4)	39 8 (19 7 to 63)	39 6 (17 6 to 64 8)	35 2 (20 1 to 58 7)	33 2 (19 7 to 52 4)	27 5 (15 2 to 45 7)	27 5 (15 2 to 45 7)	19 7 (9 to 33 5)	19 7 (9 to 33 5)	19 7 (9 to 33 5)	19 7 (9 to 33 5)	19 7 (9 to 33 5)	19 7 (9 to 33 5)	19 7 (9 to 33 5)	19 7 (9 to 33 5)	19 7 (9 to 33 5)	19 7 (9 to 33 5)	207
Other gynecological diseases	0 (0 to 0)	0 (0 to 0)	0 (0 to 0)	0 (0 to 0)	0 (0 to 0)	0 (0 to 0)	0 5 (0 to 14 5)	7 6 (2 7 to 20 5)	39 2 (22 7 to 65 5)	108 (62 8 to 169)	108 (62 8 to 169)	89 3 (58 1 to 142)	74 6 (45 9 to 119)	89 2 (47 7 to 128)	64 1 (41 1 to 102)	63 (41 1 to 102)	40 3 (19 5 to 69 3)	33 (16 5 to 59 3)	29 6 (16 5 to 53)	18 9 (11 6 to 28)	13 2 (7 7 to 20 7)	8 3 (5 1 to 12 6)	4 1 (2 4 to 6 4)	1 4 (0 7 to 2 3)	788
Hemoglobinopathies and hemolytic anemias	0 5 (0 1 to 1 2)	0 5 (0 1 to 1 2)	1 9 (0 6 to 4 6)	1 9 (1 4 to 2 6)	0 7 (0 3 to 2 2)	0 3 (0 2 to 0 7)	2 (0 6 to 4 8)	4 1 (1 4 to 9 6)	6 2 (1 7 to 12 6)	7 3 (1 9 to 12 4)	3 7 (1 4 to 12 4)	2 7 (1 to 7 2)	2 5 (0 9 to 7)	2 2 (0 7 to 6)	2 2 (0 6 to 5 6)	2 (0 6 to 5 2)	2 (0 6 to 5 7)	2 (0 6 to 5 6)	2 (0 6 to 5 6)	1 6 (0 4 to 3 7)	1 6 (0 4 to 3 7)	1 6 (0 4 to 3 7)	1 (0 3 to 2 2)	0 6 (0 2 to 1 1)	45 7
Thalassemias	0 (0 to 0)	0 (0 to 0)	0 1 (0 to 0 1)	0 1 (0 to 0 1)	0 (0 to 0)	0 (0 to 0)	0 (0 to 0)	0 (0 to 0)	0 (0 to 0)	0 (0 to 0)	0 (0 to 0)	0 (0 to 0)	0 (0 to 0)	0 (0 to 0)	0 (0 to 0)	0 (0 to 0)	0 (0 to 0)	0 (0 to 0)	0 (0 to 0)	0 (0 to 0)	0 (0 to 0)	0 (0 to 0)	0 (0 to 0)	0 (0 to 0)	0 (0 to 0)	0 2
Thalassemias trait	0 (0 to 0)	0 (0 to 0)	1 8 (0 1 to 1 6)	1 8 (0 4 to 4 2)	0 2 (0 to 0 6)	0 2 (0 to 0 5)	0 5 (0 1 to 1)	0 6 (0 1 to 1 5)	1 6 (0 1 to 4 4)	1 7 (0 1 to 4 4)	1 4 (0 1 to 4 4)	0 8 (0 1 to 2 6)	0 8 (0 1 to 2 6)	0 8 (0 1 to 2 6)	0 7 (0 1 to 2 1)	0 7 (0 to 1 4)	0 5 (0 to 1 5)	0 4 (0 to 1 3)	0 3 (0 to 1)	0 3 (0 to 0 9)	0 3 (0 to 1)	0 2 (0 to 0 6)	0 2 (0 to 0 5)	0 1 (0 to 0 2)	13 8
Sickle cell disorders	0 (0 to 0)	0 1 (0 1 to 0 2)	0 4 (0 2 to 0 9)	0 4 (0 2 to 0 9)	0 4 (0 2 to 0 9)	0 4 (0 2 to 0 9)	0 4 (0 2 to 0 9)	0 3 (0 2 to 0 5)	0 3 (0 2 to 0 5)	0 3 (0 2 to 0 5)	0 3 (0 2 to 0 4)	0 2 (0 2 to 0 3)	0 2 (0 2 to 0 3)	0 3 (0 2 to 0 4)	0 3 (0 2 to 0 4)	0 3 (0 2 to 0 4)	0 2 (0 1 to 0 3)	0 1 (0 1 to 0 2)	0 1 (0 1 to 0 2)	0 1 (0 to 0 1)	0 1 (0 to 0 1)	0 (0 to 0 1)	0 (0 to 0)	0 (0 to 0)	4 5
Sickle cell trait	0 (0 to 0)	0 (0 to 0)	0 5 (0 1 to 1 2)	1 5 (0 3 to 3 4)	0 5 (0 to 0 7)	0 5 (0 to 0 9)	0 6 (0 to 0 9)	0 6 (0 to 0 9)	0 6 (0 to 0 9)	0 6 (0 to 0 9)	0 6 (0 to 0 9)	0 6 (0 to 0 9)	0 7 (0 1 to 2)	0 6 (0 to 1 7)	0 5 (0 to 1 3)	0 4 (0 to 1 2)	0 4 (0 to 1 3)	0 3 (0 to 1)	0 3 (0 to 0 9)	0 3 (0 to 0 7)	0 3 (0 to 0 8)	0 2 (0 to 0 6)	0 2 (0 to 0 5)	0 1 (0 to 0 3)	12 5
G6PD deficiency	0 (0 to 0)	0 (0 to 0)	0 (0 to 0)	0 (0 to 0)	0 (0 to 0)	0 (0 to 0)	0 (0 to 0)	0 4 (0 to 1 4)	0 4 (0 to 1 4)	0 4 (0 to 1 4)	0 4 (0 to 1 4)	0 4 (0 to 1 4)	0 4 (0 to 1 4)	0 4 (0 to 1 4)	0 4 (0 to 1 4)	0 4 (0 to 1 4)	0 4 (0 to 1 4)	0 4 (0 to 1 4)	0 4 (0 to 1 4)	0 4 (0 to 1 4)	0 4 (0 to 1 4)	0 4 (0 to 1 4)	0 4 (0 to 1 4)	0 4 (0 to 1 4)	1 1
G6PD trait	0 (0 to 0)	0 (0 to 0)	0 (0 to 0)	0 (0 to 0)	0 (0 to 0)	0 (0 to 0)	0 (0 to 0)	0 1 (0 to 0 3)	0 2 (0 to 0 5)	0 2 (0 to 0 5)	0 2 (0 to 0 5)	0 2 (0 to 0 5)	0 2 (0 to 0 5)	0 2 (0 to 0 5)	0 2 (0 to 0 5)	0 2 (0 to 0 5)	0 2 (0 to 0 5)	0 2 (0 to 0 5)	0 2 (0 to 0 5)	0 2 (0 to 0 5)	0 2 (0 to 0 5)	0 2 (0 to 0 5)	0 2 (0 to 0 5)	0 2 (0 to 0 5)	0 3
Other hemoglobinopathies and hemolytic anemias	0 (0 to 0)	0 (0 to 0)	0 4 (0 to 1 4)	1 2 (0 2 to 3 1)	0 (0 to 0)	0 1 (0 to 0 3)	0 (0 to 1 4)	0 2 (0 to 0 9)	0 2 (0 to 0 8)	0 2 (0 to 0 8)	0 2 (0 to 1)	0 2 (0 to 0 7)	0 4 (0 1 to 2 4)	0 4 (0 1 to 2 2)	0 3 (0 to 2 1)	0 3 (0 to 2 1)	0 3 (0 to 2 1)	0 3 (0 to 2 1)	0 2 (0 to 2 1)	0 2 (0 to 2 1)	0 2 (0 to 2 1)	0 2 (0 to 2 1)	0 2 (0 to 2 1)	0 2 (0 to 2 1)	13 4
Endocrine, metabolic, blood, and immune disorders	1 1 (0 4 to 1 9)	1 2 (0 4 to 1 9)	2 2 (1 to 3 8)	10 7 (7 3 to 15 2)	12 6 (9 2 to 16 3)	12 9 (9 6 to 16 5)	16 3 (12 to 20 5)	19 (13 to 26 5)	22 2 (15 to 30 2)	23 6 (17 to 31 7)	25 6 (17 to 34 7)	25 6 (17 to 33 5)	30 1 (21 to 40 1)	30 1 (21 to 40 1)	24 2 (16 to 33 5)	24 2 (16 to 33 5)	24 2 (16 to 33 5)	24 2 (16 to 33 5)	24 2 (16 to 33 5)	24 2 (16 to 33 5)	24 2 (16 to 33 5)	24 2 (16 to 33 5)	24 2 (16 to 33 5)	24 2 (16 to 33 5)	741
Oral disorders	2 9 (1 7 to 4 5)	2 9 (1 7 to 4 5)	3 6 (2 to 5 8)	4 4 (2 4 to 7 2)	7 6 (3 2 to 9 8)	8 8 (5 1 to 14 6)	13 1 (7 5 to 21 2)	16 9 (9 4 to 28 2)	19 2 (10 4 to 32 3)	21 (11 to 36)	28 9 (12 4 to 49 4)	40 2 (20 6 to 67)	53 5 (24 7 to 90 2)	57 (24 7 to 90 2)	64 1 (30 2 to 103)	78 6 (48 6 to 128)	64 8 (41 2 to 97)	55 (35 3 to 81 4)	48 6 (34 4 to 68 3)	21 2 (13 3 to 34)	8 4 (5 1 to 13 5)	3 1 (1 8 to 5)	603
Caries of deciduous teeth	0 (0 to 0)	0 (0 to 0)	0 (0 to 0)	0 (0 to 0)	0 (0 to 0)	0 (0 to 0)	0 (0 to 0)	0 (0 to 0)	0 (0 to 0)	0 (0 to 0)	0 (0 to 0)	0 (0 to 0)	0 (0 to 0)	0 (0 to 0)	0 (0 to 0)	0 (0 to 0)	0 (0 to 0)	0 (0 to 0)	0 (0 to 0)	0 (0 to 0)	0 (0 to 0)	0 (0 to 0)	0 (0 to 0)	0 (0 to 0)	0 (0 to 0)	0 9
Caries of permanent teeth	0 (0 to 0)	0 (0 to 0)	0 (0 to 0)	0 (0 to 0)	1 6 (0 2 to 1 4)	1 6 (0 7 to 4)	2 6 (0 8 to 4 1)	2 6 (1 to 5 2)	2 6 (1 to 5 9)	2 7 (1 to 5 2)	2 7 (1 to 5 4)	2 7 (1 to 5)	2 3 (1 to 5 2)	2 5 (1 to 5 2)	2 2 (0 8 to 4 6)	2 2 (0 8 to 4 6)	1 9 (0 7 to 3 9)	1 6 (0 7 to 3 9)	1 5 (0 6 to 3 2)	1 3 (0 5 to 2 6)	0 9 (0 4 to 2)	0 6 (0 2 to 1 1)	0 3 (0 1 to 0 6)	0 1 (0 to 0 2)	34 5
Periodontal diseases	0 (0 to 0)	0 (0 to 0)	0 (0 to 0)	0 (0 to 0)	0 (0 to 0)	0 (0 to 0)	0 (0 to 0)	0 (0 to 0)	0 (0 to 0)	0 (0 to 0)	0 (0 to 0)	0 (0 to 0)	0 (0 to 0)	0 (0 to 0)	0 (0 to 0)	0 (0 to 0)	0 (0 to 0)	0 (0 to 0)	0 (0 to 0)	0 (0 to 0)	0 (0 to 0)	0 (0 to 0)	0 (0 to 0)	0 (0 to 0)	0 (0 to 0)	80 9
Other oral disorders	0 (0 to 0)	0 (0 to 0)	0 (0 to 0)	0 4 (0 1 to 0 9)	2 6 (1 to 4 3)	3 6 (2 1 to 5 7)	3 6 (2 to 5 7)	4 6 (2 to 7 4)	5 6 (3 to 9 4)	6 4 (4 1 to 10 4)	6 4 (3 to 9 7)	6 5 (3 to 9 8)	6 5 (3 to 9 7)	7 (4 3 to 10 4

SII Table 2b: Kinneton upon Thames DALYS by cause and age group for females with 95% uncertainty intervals. 2019

Cause	Early Neonatal	Late Neonatal	Post Neonatal	1 to 4	5 to 9	10 to 14	15 to 19	20 to 24	25 to 29	30 to 34	35 to 39	40 to 44	45 to 49	50 to 54	55 to 59	60 to 64	65 to 69	70 to 74	75 to 79	80 to 84	85 plus	Total
All causes	1,192 (1,149 to 1,236)	1,160 (1,103 to 1,214)	1,168 (1,103 to 1,232)	1,192 (1,103 to 1,284)	1,192 (1,104 to 1,284)	1,192 (1,104 to 1,284)	1,192 (1,104 to 1,284)	1,192 (1,104 to 1,284)	1,192 (1,104 to 1,284)	1,192 (1,104 to 1,284)	1,192 (1,104 to 1,284)	1,192 (1,104 to 1,284)	1,192 (1,104 to 1,284)	1,192 (1,104 to 1,284)	1,192 (1,104 to 1,284)	1,192 (1,104 to 1,284)	1,192 (1,104 to 1,284)	1,192 (1,104 to 1,284)	1,192 (1,104 to 1,284)	1,192 (1,104 to 1,284)	1,192 (1,104 to 1,284)	20,600
Communicable, maternal, neonatal, and nutritional diseases	1,192 (1,151 to 1,234)	1,160 (1,104 to 1,214)	1,168 (1,104 to 1,232)	1,192 (1,104 to 1,284)	1,192 (1,104 to 1,284)	1,192 (1,104 to 1,284)	1,192 (1,104 to 1,284)	1,192 (1,104 to 1,284)	1,192 (1,104 to 1,284)	1,192 (1,104 to 1,284)	1,192 (1,104 to 1,284)	1,192 (1,104 to 1,284)	1,192 (1,104 to 1,284)	1,192 (1,104 to 1,284)	1,192 (1,104 to 1,284)	1,192 (1,104 to 1,284)	1,192 (1,104 to 1,284)	1,192 (1,104 to 1,284)	1,192 (1,104 to 1,284)	1,192 (1,104 to 1,284)	1,192 (1,104 to 1,284)	1,350
HIV/AIDS and sexually transmitted infections	3.9 (1.1 to 8.5)	1 (0.3 to 2.2)	1.8 (0.7 to 3.8)	0.4 (0.2 to 0.9)	0.3 (0.2 to 0.5)	0.2 (0.1 to 0.3)	0.6 (0.4 to 0.7)	1.3 (0.9 to 1.9)	2.2 (1.4 to 3.2)	3.2 (2.1 to 4.8)	3.8 (2.4 to 5.7)	4.6 (2.2 to 8.6)	3.1 (2.2 to 4.6)	2.1 (1.4 to 2.9)	1.2 (0.9 to 1.7)	0.8 (0.6 to 1.2)	0.6 (0.4 to 0.9)	0.4 (0.3 to 0.6)	0.3 (0.2 to 0.4)	0.2 (0.1 to 0.3)	0.1 (0.1 to 0.2)	22
HIV/AIDS	0 (0 to 0)	0 (0 to 0)	0.4 (0.2 to 0.9)	0.2 (0.2 to 0.3)	0.2 (0.2 to 0.3)	0.1 (0.1 to 0.1)	0.4 (0.3 to 0.5)	0.7 (0.5 to 0.8)	1.1 (0.8 to 1.4)	1.5 (1.1 to 2)	2.1 (1.6 to 2.8)	1.6 (1.2 to 2.2)	1.4 (1.1 to 1.8)	0.9 (0.6 to 0.9)	0.5 (0.4 to 0.7)	0.5 (0.3 to 0.7)	0.2 (0.1 to 0.4)	0.1 (0 to 0.3)	0.1 (0 to 0.2)	0 (0 to 0)	0 (0 to 0)	12.4
HIV/AIDS - Drug-susceptible Tuberculosis	0 (0 to 0)	0 (0 to 0)	0 (0 to 0)	0 (0 to 0)	0 (0 to 0)	0 (0 to 0)	0 (0 to 0)	0 (0 to 0)	0 (0 to 0)	0 (0 to 0)	0 (0 to 0)	0 (0 to 0)	0 (0 to 0)	0 (0 to 0)	0 (0 to 0)	0 (0 to 0)	0 (0 to 0)	0 (0 to 0)	0 (0 to 0)	0 (0 to 0)	0 (0 to 0)	0 (0 to 0)	0.7
HIV/AIDS - Multidrug-resistant Tuberculosis without extensive dr...	0 (0 to 0)	0 (0 to 0)	0 (0 to 0)	0 (0 to 0)	0 (0 to 0)	0 (0 to 0)	0 (0 to 0)	0 (0 to 0)	0 (0 to 0)	0 (0 to 0)	0 (0 to 0)	0 (0 to 0)	0 (0 to 0)	0 (0 to 0)	0 (0 to 0)	0 (0 to 0)	0 (0 to 0)	0 (0 to 0)	0 (0 to 0)	0 (0 to 0)	0 (0 to 0)	0 (0 to 0)	0
HIV/AIDS - Extensively drug-resistant Tuberculosis	0 (0 to 0)	0 (0 to 0)	0 (0 to 0)	0 (0 to 0)	0 (0 to 0)	0 (0 to 0)	0 (0 to 0)	0 (0 to 0)	0 (0 to 0)	0 (0 to 0)	0 (0 to 0)	0 (0 to 0)	0 (0 to 0)	0 (0 to 0)	0 (0 to 0)	0 (0 to 0)	0 (0 to 0)	0 (0 to 0)	0 (0 to 0)	0 (0 to 0)	0 (0 to 0)	0 (0 to 0)	0
HIV/AIDS resulting in other diseases	0 (0 to 0)	0 (0 to 0)	0.3 (0.3 to 0.4)	0.3 (0.3 to 0.4)	0.2 (0.2 to 0.3)	0.1 (0.1 to 0.1)	0.3 (0.3 to 0.3)	0.6 (0.4 to 0.8)	0.7 (0.5 to 1)	1.1 (0.8 to 1.5)	1.4 (1 to 1.9)	2 (1.4 to 2.7)	1.5 (1.1 to 2)	1.3 (1 to 1.7)	0.8 (0.6 to 0.9)	0.5 (0.3 to 0.7)	0.4 (0.2 to 0.6)	0.2 (0.1 to 0.4)	0.1 (0 to 0.3)	0 (0 to 0)	0 (0 to 0)	11.7
Sexually transmitted infections excluding HIV	3.9 (1.1 to 8.5)	1 (0.3 to 2.2)	1.4 (0.4 to 3.4)	0.1 (0 to 0.5)	0 (0 to 0.1)	0 (0 to 0.1)	0.2 (0 to 0.5)	0.7 (0.2 to 1.1)	1.4 (0.8 to 2.2)	2.1 (1.2 to 3.3)	2.3 (1.3 to 4)	2.5 (1.4 to 4.5)	1.5 (0.8 to 2.8)	0.7 (0.4 to 1.3)	0.5 (0.2 to 0.9)	0.3 (0.2 to 0.6)	0.2 (0.2 to 0.7)	0.2 (0.2 to 0.4)	0.2 (0.2 to 0.3)	0.1 (0.1 to 0.2)	0.1 (0.1 to 0.2)	20.6
Syphilis	3.9 (1.1 to 8.5)	1 (0.3 to 2.2)	1.4 (0.4 to 3.4)	0.1 (0 to 0.5)	0 (0 to 0.1)	0 (0 to 0)	0 (0 to 0)	0 (0 to 0)	0 (0 to 0)	0 (0 to 0)	0 (0 to 0)	0 (0 to 0)	0 (0 to 0)	0 (0 to 0)	0 (0 to 0)	0 (0 to 0)	0 (0 to 0)	0 (0 to 0)	0 (0 to 0)	0 (0 to 0)	0 (0 to 0)	0 (0 to 0)	6.5
Chlamydial infection	0 (0 to 0)	0 (0 to 0)	0 (0 to 0)	0 (0 to 0)	0 (0 to 0)	0 (0 to 0)	0 (0 to 0)	0.4 (0 to 1)	0.4 (0.2 to 0.7)	0.5 (0.2 to 0.9)	0.6 (0.3 to 1)	0.3 (0.2 to 1)	0.1 (0 to 0.4)	0 (0 to 0)	0 (0 to 0)	0 (0 to 0)	0 (0 to 0)	0 (0 to 0)	0 (0 to 0)	0 (0 to 0)	0 (0 to 0)	0 (0 to 0)	2.9
Gonococcal infection	0 (0 to 0)	0 (0 to 0)	0 (0 to 0)	0 (0 to 0)	0 (0 to 0)	0 (0 to 0)	0 (0 to 0)	0 (0 to 0)	0 (0 to 0)	0 (0 to 0)	0 (0 to 0)	0 (0 to 0)	0 (0 to 0)	0 (0 to 0)	0 (0 to 0)	0 (0 to 0)	0 (0 to 0)	0 (0 to 0)	0 (0 to 0)	0 (0 to 0)	0 (0 to 0)	0 (0 to 0)	1.9
Trichomoniasis	0 (0 to 0)	0 (0 to 0)	0 (0 to 0)	0 (0 to 0)	0 (0 to 0)	0 (0 to 0)	0 (0 to 0)	0 (0 to 0)	0 (0 to 0)	0 (0 to 0)	0 (0 to 0)	0 (0 to 0)	0 (0 to 0)	0 (0 to 0)	0 (0 to 0)	0 (0 to 0)	0 (0 to 0)	0 (0 to 0)	0 (0 to 0)	0 (0 to 0)	0 (0 to 0)	0 (0 to 0)	2.2
Genital herpes	0 (0 to 0)	0 (0 to 0)	0 (0 to 0)	0 (0 to 0)	0 (0 to 0)	0 (0 to 0)	0 (0 to 0)	0 (0 to 0)	0 (0 to 0)	0 (0 to 0)	0 (0 to 0)	0 (0 to 0)	0 (0 to 0)	0 (0 to 0)	0 (0 to 0)	0 (0 to 0)	0 (0 to 0)	0 (0 to 0)	0 (0 to 0)	0 (0 to 0)	0 (0 to 0)	0 (0 to 0)	2.5
Other sexually transmitted infections	0 (0 to 0)	0 (0 to 0)	0 (0 to 0)	0 (0 to 0)	0 (0 to 0)	0 (0 to 0)	0 (0 to 0)	0 (0 to 0)	0 (0 to 0)	0 (0 to 0)	0 (0 to 0)	0 (0 to 0)	0 (0 to 0)	0 (0 to 0)	0 (0 to 0)	0 (0 to 0)	0 (0 to 0)	0 (0 to 0)	0 (0 to 0)	0 (0 to 0)	0 (0 to 0)	0 (0 to 0)	4.5
Respiratory infections and tuberculosis	1 (1.2 to 2.5)	0.3 (0.4 to 1.8)	0.3 (0.4 to 1.5)	0.4 (0.6 to 4.4)	0.4 (0.6 to 4.4)	0.4 (0.6 to 4.4)	0.4 (0.6 to 4.4)	0.4 (0.6 to 4.4)	0.4 (0.6 to 4.4)	0.4 (0.6 to 4.4)	0.4 (0.6 to 4.4)	0.4 (0.6 to 4.4)	0.4 (0.6 to 4.4)	0.4 (0.6 to 4.4)	0.4 (0.6 to 4.4)	0.4 (0.6 to 4.4)	0.4 (0.6 to 4.4)	0.4 (0.6 to 4.4)	0.4 (0.6 to 4.4)	0.4 (0.6 to 4.4)	0.4 (0.6 to 4.4)	656
Tuberculosis	0 (0 to 0)	0 (0 to 0)	0 (0 to 0)	0 (0 to 0.1)	0 (0 to 0.1)	0 (0 to 0.1)	0 (0 to 0.2)	0.2 (0.2 to 0.4)	0.4 (0.1 to 1)	0.5 (0.1 to 0.9)	0.6 (0.2 to 0.9)	0.3 (0.2 to 0.4)	0.2 (0.2 to 0.4)	0.3 (0.2 to 0.4)	0.2 (0.2 to 0.4)	0.3 (0.2 to 0.4)	0.4 (0.3 to 0.6)	0.5 (0.3 to 0.7)	0.5 (0.3 to 0.7)	0.4 (0.2 to 0.5)	0.2 (0.1 to 0.3)	5.6
Latent tuberculosis infection	0 (0 to 0)	0 (0 to 0)	0 (0 to 0)	0 (0 to 0)	0 (0 to 0)	0 (0 to 0)	0 (0 to 0)	0 (0 to 0)	0 (0 to 0)	0 (0 to 0)	0 (0 to 0)	0 (0 to 0)	0 (0 to 0)	0 (0 to 0)	0 (0 to 0)	0 (0 to 0)	0 (0 to 0)	0 (0 to 0)	0 (0 to 0)	0 (0 to 0)	0 (0 to 0)	0 (0 to 0)	0
Drug-susceptible tuberculosis	0 (0 to 0)	0 (0 to 0)	0 (0 to 0)	0 (0 to 0)	0 (0 to 0)	0 (0 to 0)	0 (0 to 0)	0.2 (0.2 to 0.4)	0.4 (0.1 to 0.9)	0.4 (0.1 to 0.8)	0.5 (0.2 to 0.8)	0.3 (0.2 to 0.4)	0.2 (0.2 to 0.4)	0.3 (0.2 to 0.4)	0.2 (0.2 to 0.4)	0.3 (0.2 to 0.4)	0.4 (0.3 to 0.6)	0.5 (0.3 to 0.7)	0.5 (0.3 to 0.7)	0.4 (0.2 to 0.5)	0.2 (0.1 to 0.3)	5.5
Multidrug-resistant tuberculosis without extensive drug-resistance	0 (0 to 0)	0 (0 to 0)	0 (0 to 0)	0 (0 to 0)	0 (0 to 0)	0 (0 to 0)	0 (0 to 0)	0 (0 to 0)	0 (0 to 0)	0 (0 to 0)	0 (0 to 0)	0 (0 to 0)	0 (0 to 0)	0 (0 to 0)	0 (0 to 0)	0 (0 to 0)	0 (0 to 0)	0 (0 to 0)	0 (0 to 0)	0 (0 to 0)	0 (0 to 0)	0 (0 to 0)	0.1
Extensively drug-resistant tuberculosis	0 (0 to 0)	0 (0 to 0)	0 (0 to 0)	0 (0 to 0)	0 (0 to 0)	0 (0 to 0)	0 (0 to 0)	0 (0 to 0)	0 (0 to 0)	0 (0 to 0)	0 (0 to 0)	0 (0 to 0)	0 (0 to 0)	0 (0 to 0)	0 (0 to 0)	0 (0 to 0)	0 (0 to 0)	0 (0 to 0)	0 (0 to 0)	0 (0 to 0)	0 (0 to 0)	0 (0 to 0)	0
Lower respiratory infections	1.6 (1.2 to 2.2)	1.2 (0.6 to 1.7)	7.3 (4.2 to 11.4)	6.7 (4 to 7.4)	7.0 (4.9 to 7.8)	7.1 (5.1 to 7.8)	7.1 (5.6 to 7.8)	7.1 (5.6 to 7.8)	7.1 (5.6 to 7.8)	7.1 (5.6 to 7.8)	7.1 (5.6 to 7.8)	7.1 (5.6 to 7.8)	7.1 (5.6 to 7.8)	7.1 (5.6 to 7.8)	7.1 (5.6 to 7.8)	7.1 (5.6 to 7.8)	7.1 (5.6 to 7.8)	7.1 (5.6 to 7.8)	7.1 (5.6 to 7.8)	7.1 (5.6 to 7.8)	7.1 (5.6 to 7.8)	109
Upper respiratory infections	0 (0 to 0)	0.1 (0 to 0.1)	1.5 (0.6 to 2.4)	0.7 (0.7 to 1.9)	1.0 (0.8 to 1.4)	1.4 (2.8 to 2.9)	0.4 (0.5 to 0.6)	0.4 (0.4 to 1.1)	0.7 (0.8 to 1.1)	0.8 (1.1 to 1.5)	0.5 (0.5 to 1.1)	0.4 (0.4 to 1.1)	0.4 (0.4 to 1.1)	0.4 (0.4 to 1.1)	0.4 (0.4 to 1.1)	0.4 (0.4 to 1.1)	0.4 (0.4 to 1.1)	0.4 (0.4 to 1.1)	0.4 (0.4 to 1.1)	0.4 (0.4 to 1.1)	0.4 (0.4 to 1.1)	10.5
Otitis media	0 (0 to 0)	0 (0 to 0)	0.5 (0.2 to 0.7)	0.4 (1.1 to 3.7)	0.1 (0.9 to 3.1)	0.1 (0.5 to 1.7)	0.1 (0.4 to 1.6)	0.1 (0.5 to 2.1)	0.1 (0.5 to 2)	0.1 (0.4 to 1.9)	0.1 (0.4 to 1.7)	0.1 (0.5 to 1.9)	0.1 (0.5 to 1.8)	0.1 (0.5 to 1.8)	0.1 (0.4 to 1.3)	0.1 (0.2 to 1)	0.1 (0.1 to 0.5)	0.1 (0.1 to 0.5)	0.1 (0.1 to 0.5)	0.1 (0.1 to 0.5)	0.1 (0.1 to 0.5)	15.5
Enteric infections	0.2 (0.1 to 0.2)	0.5 (0.3 to 0.7)	5.5 (3.4 to 7.6)	4.6 (3.9 to 10.7)	2.1 (1.4 to 5.3)	1.5 (0.9 to 3.1)	1.5 (0.9 to 2.4)	1.8 (1.1 to 2.9)	1.9 (1.1 to 3)	1.9 (1.1 to 3.1)	1.9 (1.1 to 3.1)	1.9 (1.1 to 3.1)	1.9 (1.1 to 3.1)	1.9 (1.1 to 3.1)	1.9 (1.1 to 3.1)	1.9 (1.1 to 3.1)	1.9 (1.1 to 3.1)	1.9 (1.1 to 3.1)	1.9 (1.1 to 3.1)	1.9 (1.1 to 3.1)	1.9 (1.1 to 3.1)	70.7
Diarrheal diseases	0.2 (0.1 to 0.2)	0.5 (0.3 to 0.7)	5.5 (3.4 to 7.6)	4.6 (3.9 to 10.7)	2.1 (1.4 to 5.3)	1.5 (0.9 to 3.1)	1.5 (0.9 to 2.4)	1.8 (1.1 to 2.9)	1.9 (1.1 to 3)	1.9 (1.1 to 3.1)	1.9 (1.1 to 3.1)	1.9 (1.1 to 3.1)	1.9 (1.1 to 3.1)	1.9 (1.1 to 3.1)	1.9 (1.1 to 3.1)	1.9 (1.1 to 3.1)	1.9 (1.1 to 3.1)	1.9 (1.1 to 3.1)	1.9 (1.1 to 3.1)	1.9 (1.1 to 3.1)	1.9 (1.1 to 3.1)	70.2
Typhoid and paraphoid	0 (0 to 0)	0 (0 to 0)	0 (0 to 0)	0 (0 to 0)	0 (0 to 0)	0 (0 to 0)	0 (0 to 0)	0 (0 to 0)	0 (0 to 0)	0 (0 to 0)	0 (0 to 0)	0 (0 to 0)	0 (0 to 0)	0 (0 to 0)	0 (0 to 0)	0 (0 to 0)	0 (0 to 0)	0 (0 to 0)	0 (0 to 0)	0 (0 to 0)	0 (0 to 0)	0 (0 to 0)	0
Typhoid fever	0 (0 to 0)	0 (0 to 0)	0 (0 to 0)	0 (0 to 0)	0 (0 to 0)	0 (0 to 0)	0 (0 to 0)	0 (0 to 0)	0 (0 to 0)	0 (0 to 0)	0 (0 to 0)	0 (0 to 0)	0 (0 to 0)	0 (0 to 0)	0 (0 to 0)	0 (0 to 0)	0 (0 to 0)	0 (0 to 0)	0 (0 to 0)	0 (0 to 0)	0 (0 to 0)	0 (0 to 0)	0
Paraphoid fever	0 (0 to 0)	0 (0 to 0)	0 (0 to 0)	0 (0 to 0)	0 (0 to 0)	0 (0 to 0)	0 (0 to 0)	0 (0 to 0)	0 (0 to 0)	0 (0 to 0)	0 (0 to 0)	0 (0 to 0)	0 (0 to 0)	0 (0 to 0)	0 (0 to 0)	0 (0 to 0)	0 (0 to 0)	0 (0 to 0)	0 (0 to 0)	0 (0 to 0)	0 (0 to 0)	0 (0 to 0)	0
Invasive Non-typhoidal Salmonella (iNTS)	0 (0 to 0)	0 (0 to 0)	0 (0 to 0)	0 (0 to 0)	0 (0 to 0)	0 (0 to 0)	0 (0 to 0)	0 (0 to 0)	0 (0 to 0)	0 (0 to 0)	0 (0 to 0)	0 (0 to 0)	0 (0 to 0)	0 (0 to 0)	0 (0 to 0)	0 (0 to 0)	0 (0 to 0)	0 (0 to 0)	0 (0 to 0)	0 (0 to 0)	0 (0 to 0)	0 (0 to 0)	0.1
Other intestinal infectious diseases	0 (0 to 0)	0 (0 to 0)	0 (0 to 0)	0 (0 to 0)	0 (0 to 0)	0 (0 to 0)	0 (0 to 0)	0 (0 to 0)	0 (0 to 0)	0 (0 to 0)	0 (0 to 0)	0 (0 to 0)	0 (0 to 0)	0 (0 to 0)	0 (0 to 0)	0 (0 to 0)	0 (0 to 0)	0 (0 to 0)	0 (0 to 0)	0 (0 to 0)	0 (0 to 0)	0 (0 to 0)	0.1
Neglected tropical diseases and malaria	0 (0 to 0)	0.2 (0.1 to 0.6)	0.6 (0.3 to 0.8)	2.2 (0.6 to 3.6)	0.1 (0 to 0.4)	0 (0 to 0)	0.2 (0 to 1)	0.1 (0 to 0.5)	0.1 (0 to 0.5)	0.1 (0 to 0.5)	0.1 (0 to 0.5)	0.1 (0 to 0.5)	0.1 (0 to 0.5)	0.3 (0.1 to 1)	0.1 (0 to 0.5)	0.2 (0 to 0.5)	0.1 (0 to 0.3)	0.2 (0 to 0.3)	0.1 (0 to 0.3)	0.1 (0 to 0.1)	0.1 (0 to 0.5)	5.4
Malaria	0 (0 to 0)	0 (0 to 0)	0 (0 to 0)	0 (0 to 0)	0 (0 to 0)	0 (0 to 0)	0 (0 to 0)	0 (0 to 0)	0 (0 to 0)	0 (0 to 0)	0 (0 to 0)	0 (0 to 0)	0 (0 to 0)	0 (0 to 0)	0 (0 to 0)	0 (0 to 0)	0 (0 to 0)	0 (0 to 0)	0 (0 to 0)	0 (0 to 0)	0 (0 to 0)	0 (0 to 0)	0
Chagas disease	0 (0 to 0)	0 (0 to 0)	0 (0 to 0)	0 (0 to 0)	0 (0 to 0)	0 (0 to 0)	0 (0 to 0)	0 (0 to 0)	0 (0 to 0)	0 (0 to 0)	0 (0 to 0)	0 (0 to 0)	0 (0 to 0)	0 (0 to 0)	0 (0 to 0)	0 (0 to 0)	0 (0 to 0)	0 (0 to 0)	0 (0 to 0)	0 (0 to 0)	0 (0 to 0)	0 (0 to 0)	0
Leishmaniasis	0 (0 to 0)	0 (0 to 0)	0 (0 to 0)	0 (0 to 0)	0 (0 to 0)	0 (0 to 0)	0 (0 to 0)	0 (0 to 0)	0 (0 to 0)	0 (0 to 0)	0 (0 to 0)	0 (0 to 0)	0 (0 to 0)	0 (0 to 0)	0 (0 to 0)	0 (0 to 0)	0 (0 to 0)	0 (0 to 0)	0 (0 to 0)	0 (0 to 0)	0 (0 to 0)	0 (0 to 0)	0
Visceral leishmaniasis	0 (0 to 0)	0 (0 to 0)	0 (0 to 0)	0 (0 to 0)	0 (0 to 0)	0 (0 to 0)	0 (0 to 0)	0 (0 to 0)	0 (0 to 0)	0 (0 to 0)	0 (0 to 0)	0 (0 to 0)	0 (0 to 0)	0 (0 to 0)	0 (0 to 0)	0 (0 to 0)	0 (0 to 0)	0 (0 to 0)	0 (0 to 0)	0 (0 to 0)	0 (0 to 0)	0 (0 to 0)	0
Cutaneous and mucocutaneous leishmaniasis	0 (0 to 0)	0 (0 to 0)	0 (0 to 0)	0 (0 to 0)	0 (0 to 0)	0 (0 to 0)	0 (0 to 0)	0 (0 to 0)	0 (0 to 0)	0 (0 to 0)	0 (0 to 0)	0 (0 to 0)	0 (0 to 0)	0 (0 to 0)	0 (0 to 0)	0 (0 to 0)	0 (0 to 0)	0 (0 to 0)	0 (0 to 0)	0 (0 to 0)	0 (0 to 0)	0 (0 to 0)	0
African trypanosomiasis	0 (0 to 0)	0 (0 to 0)	0 (0 to 0)	0 (0 to 0)	0 (0 to 0)	0 (0 to 0)	0 (0 to 0)	0 (0 to 0)	0 (0 to 0)	0 (0 to 0)	0 (0 to 0)	0 (0 to 0)	0 (0 to 0)	0 (0 to 0)	0 (0 to 0)	0 (0 to 0)	0 (0 to 0)	0 (0 to 0)	0 (0 to 0)	0 (0 to 0)	0 (0 to 0)	0 (0 to 0)	0
Schistosomiasis	0 (0 to 0)	0 (0 to 0)	0 (0 to 0)	0 (0 to 0)	0 (0 to 0)	0 (0 to 0)	0 (0 to 0)	0 (0 to 0)	0 (0 to 0)	0 (0 to 0)	0 (0 to 0)	0 (0 to 0)	0 (0 to 0)	0 (0 to 0)	0 (0 to 0)	0 (0 to 0)	0 (0 to 0)	0 (0 to 0)	0 (0 to 0)	0 (0 to 0)	0 (0 to 0)	0 (0 to 0)	0
Cysticercosis	0 (0 to 0)	0 (0 to 0)	0 (0 to 0)	0 (0 to 0)	0 (0 to 0)	0 (0 to 0)	0 (0 to 0)	0 (0 to 0)	0 (0 to 0)	0 (0 to 0)	0 (0 to 0)	0 (0 to 0)	0 (0 to 0)	0 (0 to 0)	0 (0 to 0)	0 (0 to 0)	0 (0 to 0)	0 (0 to 0)	0 (0 to 0)	0 (0 to 0)	0 (0 to 0)	0 (0 to 0)	0
Cystic echinococcosis	0 (0 to 0)	0 (0 to 0)	0 (0 to 0)	0 (0 to 0)	0 (0 to 0)	0 (0 to 0)	0 (0 to 0)	0 (0 to 0)	0 (0 to 0)	0 (0 to 0)	0 (0 to 0)	0 (0 to 0)	0 (0 to 0)	0 (0 to 0)	0 (0 to 0)	0 (0 to 0)	0 (0 to 0)	0 (0 to 0)	0 (0 to 0)	0 (0 to 0)	0 (0 to 0)	0 (0 to 0)	0
Lymphatic filariasis	0 (0 to 0)	0 (0 to 0)	0 (0 to 0)	0 (0 to 0)	0 (0 to 0)	0 (0 to 0)	0 (0 to 0)	0 (0 to 0)	0 (0 to 0)	0 (0 to 0)	0 (0 to 0)	0 (0 to 0)	0 (0 to 0)	0 (0 to 0)	0 (0 to 0)	0 (0 to 0)	0 (0 to 0)	0 (0 to 0)	0 (0 to 0)	0 (0 to 0)	0 (0 to 0)	0 (0 to 0)	0
Onchocerciasis	0 (0 to 0)	0 (0 to 0)	0 (0 to 0)	0 (0 to 0)	0 (0 to 0)	0 (0 to 0)	0 (0 to 0)	0 (0 to 0)	0 (0 to 0)	0 (0 to 0)	0 (0 to 0)	0 (0 to 0)	0 (0 to 0)	0 (0 to 0)	0 (0 to 0)	0 (0 to 0)	0 (0 to 0)	0 (0 to 0)	0 (0 to 0)	0 (0 to 0)	0 (0 to 0)	0 (0 to 0)	0
Trachoma	0 (0 to 0)	0 (0 to 0)	0 (0 to 0)	0 (0 to 0)	0 (0 to 0)	0 (0 to 0)	0 (0 to 0)	0 (0 to 0)	0 (0 to 0)	0 (0 to 0)	0 (0 to 0)	0 (0 to 0)	0 (0 to 0)	0 (0 to 0)	0 (0 to 0)	0 (0 to 0)	0 (0 to 0)	0 (0 to 0)	0 (0 to 0)	0 (0 to 0)	0 (0 to 0)	0 (0 to 0)	0
Dengue	0 (0 to 0)	0 (0 to 0)	0 (0 to 0)	0 (0 to 0)	0 (0 to 0)	0 (0 to 0)	0 (0 to 0)	0 (0 to 0)	0 (0 to 0)	0 (0 to 0)	0 (0 to 0)	0 (0 to 0)	0 (0 to 0)	0 (0 to 0)	0 (0 to 0)	0 (0 to 0)	0 (0 to 0)	0 (0 to 0)	0 (0 to 0)	0 (0 to 0)	0 (0 to 0)	0 (0 to 0)	0
Yellow fever	0 (0 to 0)	0 (0 to 0)	0 (0 to 0)	0 (0 to 0)	0 (0 to 0)	0 (0 to 0)	0 (0 to 0)	0 (0 to 0)	0 (0 to 0)	0 (0 to 0)	0 (0 to 0)	0 (0 to 0)	0 (0 to 0)	0 (0 to 0)	0 (0 to 0)	0 (0 to 0)	0 (0 to 0)	0 (0 to 0)	0 (0 to 0)	0 (0 to 0)	0 (0 to 0)	0 (0 to 0)	0
Rabies	0 (0 to 0)	0 (0 to 0)	0 (0 to 0)	0 (0 to 0)	0 (0 to 0)	0 (0 to 0)	0 (0 to 0)	0 (0 to 0)	0 (0 to 0)	0 (0 to 0)	0 (0 to 0)	0 (0 to 0)

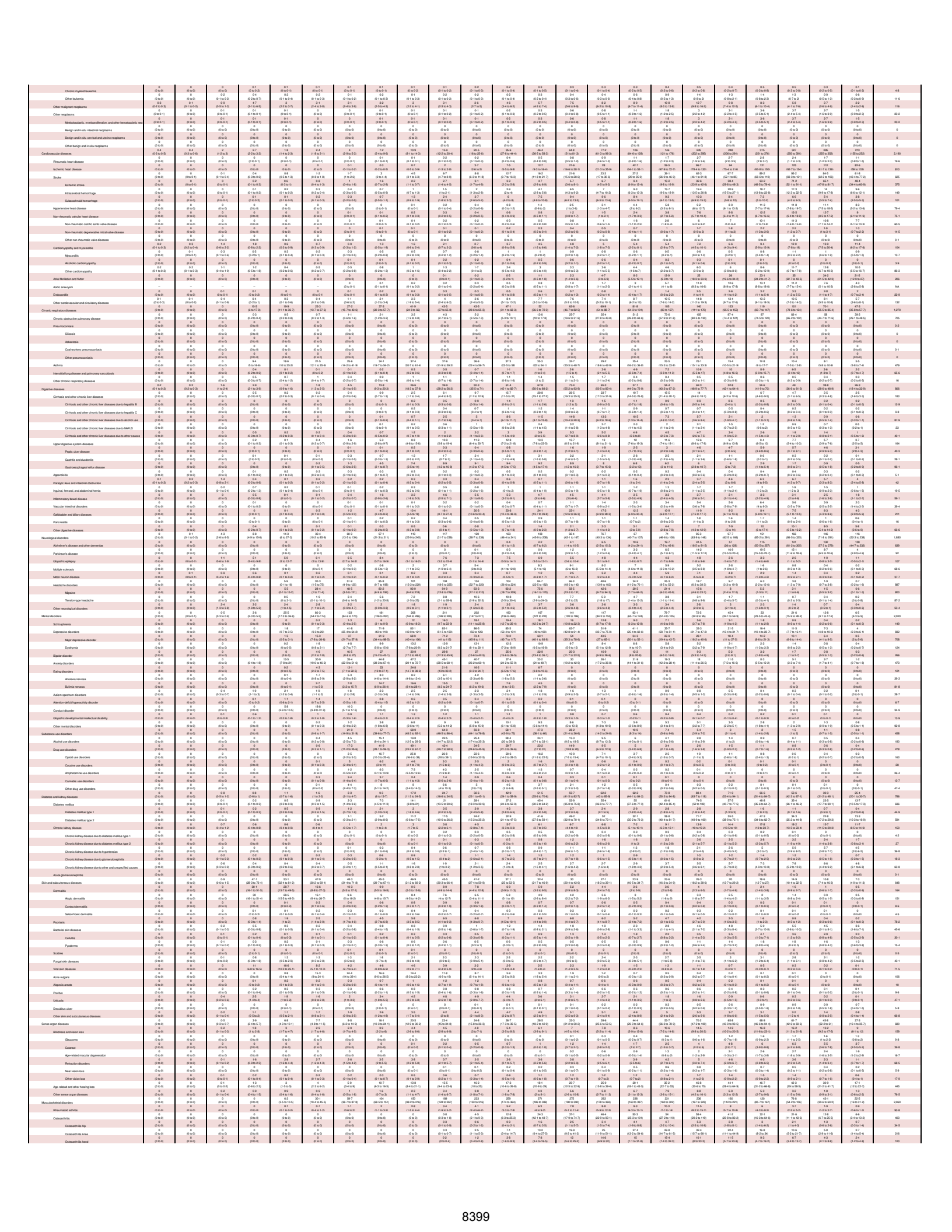

Osteoarthritis other	0 (0 to 0)	0 (0 to 0)	0 (0 to 0)	0 (0 to 0)	0 (0 to 0)	0 (0 to 0)	0 (0 to 0)	0 (0 to 0)	0 (0 to 0)	0 (0 to 0)	0 (0 to 0)	0 (0 to 1)	0 (0 to 0)	0 (0 to 0)	0 (0 to 0)	0 (0 to 0)	0 (0 to 0)	0 (0 to 0)	0 (0 to 0)	0 (0 to 0)	0 (0 to 0)	0 (0 to 0)	0 (0 to 0)	0 (0 to 0)	0 (0 to 0)	0 (0 to 0)	0 (0 to 0)	0 (0 to 0)	0 (0 to 0)	0 (0 to 0)	32-4
Low back pain	0 (0 to 0)	0 (0 to 0)	0 (0 to 0)	0 (0 to 0)	3-6 (1-8 to 6-8)	19 (10-6 to 28-9)	29-6 (19-9 to 54-9)	58 (32-7 to 90-1)	98-6 (48-6 to 139)	30-1 (14-2 to 49)	90-6 (57-7 to 140)	110 (64-3 to 160)	110 (76-3 to 160)	122 (75-6 to 184)	132 (75-6 to 197)	128 (76-5 to 197)	117 (73-9 to 173)	104 (72-3 to 158)	92 (64-4 to 138)	84 (61-1 to 147)	92 (62-2 to 144)	97 (60-7 to 153)	97 (61-2 to 154)	84 (53-1 to 140)	84 (53-2 to 140)	84 (53-2 to 140)	84 (53-2 to 140)	84 (53-2 to 140)	84 (53-2 to 140)	1,350
Neck pain	0 (0 to 0)	0 (0 to 0)	0 (0 to 0)	2-1 (0 to 7-4)	19-6 (5-5 to 49-7)	19 (9-3 to 39)	18 (11-7 to 47-4)	39-1 (14-7 to 84-6)	42 (21-6 to 79-6)	42 (21-6 to 79-6)	53-5 (28-1 to 92-4)	62-9 (32-4 to 107)	62-9 (32-4 to 107)	62-7 (33-9 to 106)	53-6 (34-4 to 93-3)	52-8 (34-4 to 93-3)	43-1 (31-4 to 76-5)	38-4 (31-4 to 76-5)	37-9 (31-3 to 76-5)	38-9 (16-1 to 84-9)	39-2 (16-3 to 92-7)	19-1 (9-9 to 32)	19-1 (9-9 to 32)	19-1 (9-9 to 32)	19-1 (9-9 to 32)	19-1 (9-9 to 32)	19-1 (9-9 to 32)	19-1 (9-9 to 32)	19-1 (9-9 to 32)	546
Gout	0 (0 to 0)	0 (0 to 0)	0 (0 to 0)	0 (0 to 0)	0 (0 to 0)	0 (0 to 0)	0 (0 to 0)	0 (0 to 0)	0 (0 to 0)	0 (0 to 0)	0 (0 to 0)	0 (0 to 0)	0 (0 to 0)	0 (0 to 0)	0 (0 to 0)	0 (0 to 0)	0 (0 to 0)	0 (0 to 0)

SR Table 2b: Sutton DALYS by cause and age group for females with 95% uncertainty intervals, 2019

Cause	Early Neonatal	Late Neonatal	Post Neonatal	1 to 4	5 to 9	10 to 14	15 to 19	20 to 24	25 to 29	30 to 34	35 to 39	40 to 44	45 to 49	50 to 54	55 to 59	60 to 64	65 to 69	70 to 74	75 to 79	80 to 84	85 to 89	90 to 94	95 plus	Total
All causes	1,130 (1,111 to 1,158)	1,042 (1,025 to 1,060)	1,746 (1,692 to 1,794)	1,797 (1,622 to 2,004)	1,296 (964 to 1,594)	1,196 (899 to 1,522)	1,284 (967 to 1,715)	1,512 (1,124 to 1,932)	1,784 (1,324 to 2,260)	2,067 (1,576 to 2,640)	2,441 (1,845 to 3,240)	2,977 (2,244 to 3,968)	3,660 (2,744 to 4,900)	4,554 (3,400 to 6,132)	5,660 (4,222 to 7,660)	6,997 (5,144 to 9,600)	8,660 (6,257 to 12,000)	10,600 (7,600 to 14,800)	12,800 (9,000 to 17,900)	15,200 (10,400 to 21,400)	17,600 (11,800 to 25,000)	19,800 (12,900 to 28,900)	21,600 (13,900 to 31,400)	27,100 (16,700 to 39,100)
Communicable, maternal, neonatal, and nutritional diseases	1,130 (1,111 to 1,158)	1,042 (1,025 to 1,060)	1,746 (1,692 to 1,794)	1,797 (1,622 to 2,004)	1,296 (964 to 1,594)	1,196 (899 to 1,522)	1,284 (967 to 1,715)	1,512 (1,124 to 1,932)	1,784 (1,324 to 2,260)	2,067 (1,576 to 2,640)	2,441 (1,845 to 3,240)	2,977 (2,244 to 3,968)	3,660 (2,744 to 4,900)	4,554 (3,400 to 6,132)	5,660 (4,222 to 7,660)	6,997 (5,144 to 9,600)	8,660 (6,257 to 12,000)	10,600 (7,600 to 14,800)	12,800 (9,000 to 17,900)	15,200 (10,400 to 21,400)	17,600 (11,800 to 25,000)	19,800 (12,900 to 28,900)	21,600 (13,900 to 31,400)	27,100 (16,700 to 39,100)	1,530 (984 to 2,189)
HIV/AIDS and sexually transmitted infections	4.2 (1.2 to 9.1)	1.1 (0.3 to 2.3)	2.3 (1.1 to 4.4)	0.6 (0.4 to 0.9)	0.6 (0.5 to 0.8)	0.0 (0.2 to 0.3)	0.5 (0.3 to 0.8)	1.3 (0.9 to 1.8)	2.6 (1.7 to 3.7)	4.5 (2.9 to 6.2)	5.7 (3.7 to 8)	6.1 (4.2 to 8.9)	4.9 (3.5 to 6.9)	2.6 (2.7 to 4.7)	1.2 (1.5 to 2.9)	1.2 (1.9 to 3)	0.6 (0.8 to 1.4)	0.5 (0.3 to 0.8)	0.3 (0.2 to 0.5)	0.2 (0.2 to 0.3)	0.1 (0.1 to 0.2)	0.1 (0.1 to 0.1)	45.2
HIV/AIDS	0 (0 to 0)	0 (0 to 0)	0.7 (0.4 to 0.9)	0.4 (0.4 to 0.5)	0.4 (0.3 to 0.5)	0.2 (0.2 to 0.3)	0.4 (0.4 to 0.6)	0.8 (0.6 to 1.4)	2.2 (1.7 to 2.8)	3.1 (2.4 to 4.2)	3.8 (2.9 to 5.2)	4.1 (2.9 to 5.9)	2.9 (2.2 to 3.8)	2.6 (2.6 to 3.3)	1.3 (0.9 to 1.7)	0.8 (0.7 to 1.2)	0.6 (0.6 to 1.1)	0.4 (0.1 to 0.7)	0.2 (0.1 to 0.3)	0.1 (0.1 to 0.2)	0 (0 to 0)	0 (0 to 0)	21.3
HIV/AIDS - Drug-susceptible Tuberculosis	0 (0 to 0)	0 (0 to 0)	0.1 (0.1 to 0.2)	0.1 (0.1 to 0.2)	0.1 (0.1 to 0.2)	0.1 (0 to 0)	0.1 (0 to 0)	0.1 (0 to 0.1)	0.2 (0.1 to 0.3)	0.2 (0.1 to 0.4)	0.2 (0.2 to 0.5)	0.3 (0.2 to 0.5)	0.3 (0.2 to 0.5)	0.3 (0.2 to 0.5)	0.1 (0.1 to 0.2)	0.1 (0.1 to 0.2)	0.1 (0.1 to 0.2)	0.1 (0 to 0.1)	0.1 (0 to 0.1)	0 (0 to 0)	0 (0 to 0)	0 (0 to 0)	0 (0 to 0)	2.4
HIV/AIDS - Multidrug-resistant Tuberculosis without extensive dr...	0 (0 to 0)	0 (0 to 0)	0 (0 to 0)	0 (0 to 0)

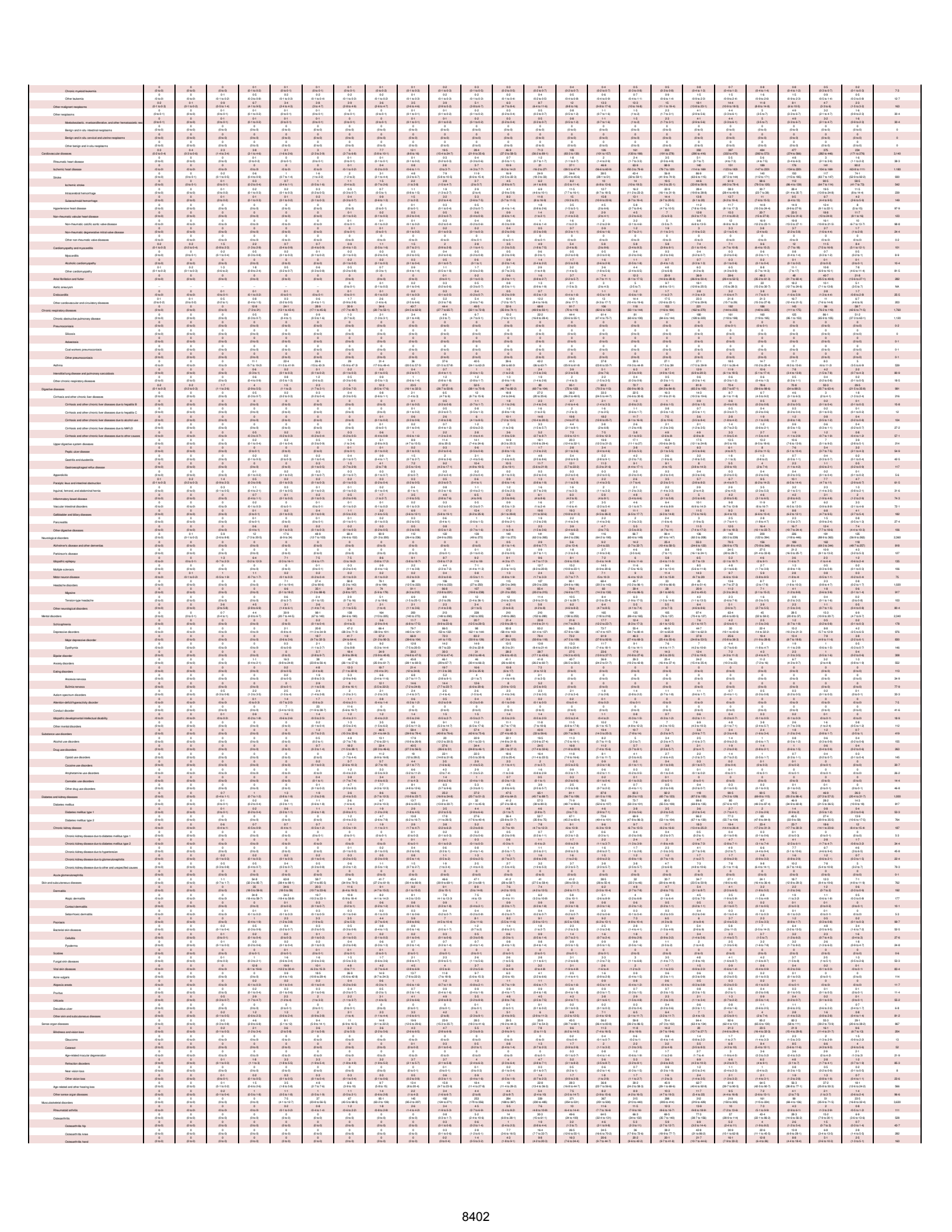

Osteoarthritis other	0 (0 to 0)	0 (0 to 0)	0 (0 to 0)	0 (0 to 0)	0 (0 to 0)	0 (0 to 0)	0 (0 to 0)	0 (0 to 0)	0 (0 to 0)	0 (0 to 0)	0 (0 to 1)	0 (0 to 0.7)	0 (0 to 0.7)	0 (0 to 2.3)	0 (0 to 2.3)	2-1 (0 to 6.4)	3-6 (1 to 9.8)	4-8 (2 to 10.3)	5 (2 to 10.4)	5-2 (2 to 11.2)	5-2 (3 to 11.2)	6 (3 to 12.8)	4-8 (2 to 10.1)	4-1 (2 to 9.4)	3 (1 to 9.2)	1-8 (0 to 9.7)	0-9 (0 to 5.1)	42-6
Low back pain	0 (0 to 0)	0 (0 to 0)	0 (0 to 0)	0 (0 to 0)	4-6 (2 to 9.4)	22-2 (13 to 34.1)	22-4 (13 to 34.1)	29-1 (20 to 40.1)	39-7 (30 to 50.1)	37-2 (27 to 47)	43 (32 to 54)	134 (112 to 157)	134 (112 to 157)	133 (111 to 156)	108 (83 to 135)	108 (83 to 135)	108 (83 to 135)	108 (83 to 135)	108 (83 to 135)	107 (82 to 134)	107 (82 to 134)	107 (82 to 134)	107 (82 to 134)	89 (63 to 115)	84 (59 to 111)	84 (59 to 111)	84 (59 to 111)	1,470
Neck pain	0 (0 to 0)	0 (0 to 0)	0 (0 to 0)	0 (0 to 0)	2-6 (0 to 9.4)	13 (5 to 23.8)	20-3 (10 to 35.9)	22-4 (11 to 33.4)	29-1 (14 to 50.4)	43 (23 to 63.1)	61-1 (32 to 104)	79-2 (46 to 139)	79-2 (46 to 139)	71-7 (35 to 139)	60-9 (30 to 119)	60-9 (30 to 119)	46-3 (20 to 78.4)	60-9 (30 to 119)	60-9 (30 to 119)	39-2 (21 to 68.4)	39-2 (21 to 68.4)	39-5 (21 to 68.4)	29-7 (13 to 48.8)	18-1 (9 to 32.3)	12-1 (6 to 20.2)	2-4 (1 to 5.4)	664
Gout	0 (0 to 0)	0 (0 to 0)	0 (0 to 0)	0 (0 to 0)	0 (0 to 0)	0 (0 to 0)	0 (0 to 0)	0 (0 to 0)	0 (0 to 0)	0 (0 to 0)

SR Table 2b: Harrow DALYS by cause and age group for females with 95% uncertainty intervals, 2019

Cause	Early Neonatal	Late Neonatal	Post Neonatal	1 to 4	5 to 9	10 to 14	15 to 19	20 to 24	25 to 29	30 to 34	35 to 39	40 to 44	45 to 49	50 to 54	55 to 59	60 to 64	65 to 69	70 to 74	75 to 79	80 to 84	85 to 89	90 to 94	95 plus	Total
All causes	2,867 (2,669 to 3,077)	1,767 (1,623 to 1,914)	3,197 (3,029 to 3,357)	2,507 (2,370 to 2,650)	1,551 (1,466 to 1,644)	1,766 (1,677 to 1,859)	2,153 (2,053 to 2,257)	2,761 (2,647 to 2,880)	3,301 (3,169 to 3,430)	3,991 (3,841 to 4,139)	4,777 (4,602 to 4,950)	5,691 (5,488 to 5,900)	6,777 (6,536 to 7,022)	8,107 (7,815 to 8,403)	9,511 (9,169 to 9,866)	11,127 (10,724 to 11,542)	12,945 (12,475 to 13,430)	14,977 (14,435 to 15,541)	17,210 (16,588 to 17,852)	19,577 (18,870 to 20,300)	21,762 (20,979 to 22,570)	23,440 (22,600 to 24,316)	32,800
Communicable, maternal, neonatal, and nutritional diseases	1,830 (1,664 to 2,003)	1,124 (1,014 to 1,239)	1,000 (895 to 1,109)	1,004 (904 to 1,110)	384 (344 to 426)	251 (224 to 282)	230 (204 to 258)	261 (231 to 294)	281 (248 to 316)	307 (271 to 345)	337 (297 to 380)	369 (325 to 416)	403 (355 to 455)	441 (389 to 498)	484 (427 to 546)	533 (469 to 601)	589 (519 to 665)	652 (574 to 736)	722 (636 to 815)	799 (703 to 902)	882 (776 to 995)	971 (854 to 1,095)	1,060
HIV/AIDS and sexually transmitted infections	6.2 (1.6 to 14.3)	1.7 (0.5 to 3.9)	2.1 (1.4 to 3.0)	0.6 (0.5 to 0.7)	0.6 (0.5 to 0.7)	0.4 (0.4 to 0.5)	0.6 (0.5 to 0.8)	2.1 (1.5 to 3)	4.1 (2.9 to 5.9)	6.8 (4.8 to 9.7)	8.5 (5.9 to 12.4)	9 (5.5 to 11.4)	5.8 (2.9 to 9)	4.2 (2.2 to 6.4)	2.6 (1.3 to 4.3)	1.6 (1.1 to 2.4)	1.1 (0.7 to 1.7)	0.7 (0.5 to 1.1)	0.5 (0.3 to 0.7)	0.3 (0.2 to 0.5)	0.2 (0.1 to 0.3)	0.1 (0.1 to 0.2)	62.4
HIV/AIDS	0 (0 to 0)	0 (0 to 0)	0.9 (0.7 to 1.1)	0.8 (0.7 to 0.9)	0.5 (0.4 to 0.6)	0.3 (0.3 to 0.4)	0.4 (0.3 to 0.5)	1.1 (0.9 to 1.5)	1.7 (1.3 to 2.3)	2.3 (1.8 to 3)	3 (2.4 to 3.8)	3.6 (2.9 to 4.5)	3.9 (3.1 to 4.9)	3.4 (2.6 to 4.3)	2.6 (1.9 to 3.5)	1.9 (1.4 to 2.6)	1.3 (0.9 to 1.8)	1.2 (0.7 to 1.6)	0.9 (0.5 to 1.4)	0.6 (0.3 to 0.9)	0.2 (0.1 to 0.4)	0 (0 to 0)	27.5
HIV/AIDS - Drug-susceptible Tuberculosis	0 (0 to 0)	0 (0 to 0)	0 (0 to 0)	0 (0 to 0)	0 (0 to 0)	0 (0 to 0)	0 (0 to 0)	0 (0 to 0)	0 (0 to 0)	0 (0 to 0)	0 (0 to 0)	0 (0 to 0)	0 (0 to 0)	0 (0 to 0)	0 (0 to 0)	0 (0 to 0)	0 (0 to 0)	0 (0 to 0)	0 (0 to 0)	0 (0 to 0)	0 (0 to 0)	0 (0 to 0)	0 (0 to 0)	0
HIV/AIDS - Multidrug-resistant Tuberculosis without extensive dr...	0 (0 to 0)	0 (0 to 0)	0 (0 to 0)	0 (0 to 0)	0 (0 to 0)	0 (0 to 0)	0 (0 to 0)	0 (0 to 0)	0 (0 to 0)	0 (0 to 0)	0 (0 to 0)	0 (0 to 0)	0 (0 to 0)	0 (0 to 0)	0 (0 to 0)	0 (0 to 0)	0 (0 to 0)	0 (0 to 0)	0 (0 to 0)	0 (0 to 0)	0 (0 to 0)	0 (0 to 0)	0 (0 to 0)	0
HIV/AIDS - Extensively drug-resistant Tuberculosis	0 (0 to 0)	0 (0 to 0)	0 (0 to 0)	0 (0 to 0)	0 (0 to 0)	0 (0 to 0)	0 (0 to 0)	0 (0 to 0)	0 (0 to 0)	0 (0 to 0)	0 (0 to 0)	0 (0 to 0)	0 (0 to 0)	0 (0 to 0)	0 (0 to 0)	0 (0 to 0)	0 (0 to 0)	0 (0 to 0)	0 (0 to 0)	0 (0 to 0)	0 (0 to 0)	0 (0 to 0)	0 (0 to 0)	0
HIV/AIDS resulting in other diseases	0 (0 to 0)	0 (0 to 0)	0.7 (0.4 to 0.9)	0.7 (0.5 to 0.9)	0.4 (0.3 to 0.5)	0.2 (0.2 to 0.2)	0.4 (0.3 to 0.5)	1 (0.7 to 1.3)	1.5 (1.1 to 2.1)	2.7 (1.9 to 3.7)	3.5 (2.5 to 4.9)	3.5 (2.5 to 4.7)	3 (2.2 to 4)	2.7 (2 to 3.5)	1.4 (1 to 1.9)	1.1 (0.7 to 1.5)	0.9 (0.6 to 1.4)	0.4 (0.2 to 0.8)	0.2 (0.1 to 0.4)	0.1 (0 to 0.3)	0 (0 to 0)	0 (0 to 0)	24.3
Sexually transmitted infections excluding HIV	6.3 (1.6 to 14.3)	1.7 (0.5 to 3.9)	2.2 (0.4 to 5.4)	0.1 (0 to 0.3)	0.1 (0 to 0.3)	0.1 (0 to 0.3)	0.2 (0.2 to 0.5)	1 (0.4 to 1.7)	2.4 (1.3 to 4.1)	3.8 (2.2 to 5.9)	4.6 (2.7 to 7)	4 (2.2 to 7.1)	2.4 (1.2 to 4.2)	1.2 (0.7 to 2.2)	0.5 (0.2 to 1.4)	0.3 (0.1 to 1.4)	0.2 (0.1 to 1.4)	0.1 (0 to 1.4)	0.1 (0 to 1.4)	0 (0 to 0.4)	0 (0 to 0.4)	0 (0 to 0.3)	34.9
Syphilis	6.3 (1.6 to 14.3)	1.7 (0.5 to 3.9)	2.2 (0.4 to 5.4)	0.1 (0 to 0.3)	0.1 (0 to 0.3)	0.1 (0 to 0.3)	0.2 (0 to 0.5)	1 (0.4 to 1.7)	2.4 (1.3 to 4.1)	3.8 (2.2 to 5.9)	4.6 (2.7 to 7)	4 (2.2 to 7.1)	2.4 (1.2 to 4.2)	1.2 (0.7 to 2.2)	0.5 (0.2 to 1.4)	0.3 (0.1 to 1.4)	0.2 (0.1 to 1.4)	0.1 (0 to 1.4)	0.1 (0 to 1.4)	0 (0 to 0.4)	0 (0 to 0.4)	0 (0 to 0.3)	10.6
Chlamydial infection	0 (0 to 0)	0 (0 to 0)	0 (0 to 0)	0 (0 to 0)	0 (0 to 0)	0 (0 to 0)	0 (0 to 0)	0 (0 to 0)	0 (0 to 0)	0 (0 to 0)	0 (0 to 0)	0 (0 to 0)	0 (0 to 0)	0 (0 to 0)	0 (0 to 0)	0 (0 to 0)	0 (0 to 0)	0 (0 to 0)	0 (0 to 0)	0 (0 to 0)	0 (0 to 0)	0 (0 to 0)	0 (0 to 0)	0
Gonococcal infection	0 (0 to 0)	0 (0 to 0)	0 (0 to 0)	0 (0 to 0)	0 (0 to 0)	0 (0 to 0)	0 (0 to 0)	0 (0 to 0)	0 (0 to 0)	0 (0 to 0)	0 (0 to 0)	0 (0 to 0)	0 (0 to 0)	0 (0 to 0)	0 (0 to 0)	0 (0 to 0)	0 (0 to 0)	0 (0 to 0)	0 (0 to 0)	0 (0 to 0)	0 (0 to 0)	0 (0 to 0)	0 (0 to 0)	0
Trichomoniasis	0 (0 to 0)	0 (0 to 0)	0 (0 to 0)	0 (0 to 0)	0 (0 to 0)	0 (0 to 0)	0 (0 to 0)	0 (0 to 0)	0 (0 to 0)	0 (0 to 0)	0 (0 to 0)	0 (0 to 0)	0 (0 to 0)	0 (0 to 0)	0 (0 to 0)	0 (0 to 0)	0 (0 to 0)	0 (0 to 0)	0 (0 to 0)	0 (0 to 0)	0 (0 to 0)	0 (0 to 0)	0 (0 to 0)	0
Genital herpes	0 (0 to 0)	0 (0 to 0)	0 (0 to 0)	0 (0 to 0)	0 (0 to 0)	0 (0 to 0)	0 (0 to 0)	0 (0 to 0)	0 (0 to 0)	0 (0 to 0)	0 (0 to 0)	0 (0 to 0)	0 (0 to 0)	0 (0 to 0)	0 (0 to 0)	0 (0 to 0)	0 (0 to 0)	0 (0 to 0)	0 (0 to 0)	0 (0 to 0)	0 (0 to 0)	0 (0 to 0)	0 (0 to 0)	0
Other sexually transmitted infections	0 (0 to 0)	0 (0 to 0)	0 (0 to 0)	0 (0 to 0)	0 (0 to 0)	0 (0 to 0)	0 (0 to 0)	0 (0 to 0)	0 (0 to 0)	0 (0 to 0)	0 (0 to 0)	0 (0 to 0)	0 (0 to 0)	0 (0 to 0)	0 (0 to 0)	0 (0 to 0)	0 (0 to 0)	0 (0 to 0)	0 (0 to 0)	0 (0 to 0)	0 (0 to 0)	0 (0 to 0)	0 (0 to 0)	0
Respiratory infections and tuberculosis	2.7 (1.9 to 3.8)	2.4 (1.6 to 3.5)	12.7 (9.2 to 16.5)	13.4 (10.4 to 16.7)	6.2 (4.8 to 7.8)	4.6 (3.6 to 5.8)	5.2 (4.1 to 6.5)	6.2 (4.9 to 7.8)	7.4 (5.9 to 9.2)	8.9 (7.1 to 11)	10.2 (8.2 to 12.6)	11.4 (9.2 to 14)	12.7 (10.3 to 15.6)	14.2 (11.4 to 17.4)	15.8 (12.8 to 19.4)	17.6 (14.2 to 21.5)	19.2 (15.6 to 23.4)	20.8 (16.9 to 25.2)	22.3 (18.1 to 26.9)	23.6 (19.3 to 28.3)	24.6 (20.3 to 29.3)	25.2 (20.9 to 29.8)	852
Tuberculosis	0 (0 to 0)	0 (0 to 0)	0 (0 to 0.1)	0 (0 to 0.2)	0 (0 to 0.2)	0 (0 to 0.2)	0 (0 to 0.2)	0.3 (0.2 to 0.4)	0.5 (0.3 to 0.7)	0.5 (0.2 to 1.1)	0.5 (0.3 to 1.1)	0.6 (0.4 to 1.5)	0.7 (0.5 to 1.5)	0.6 (0.5 to 1.1)	0.6 (0.4 to 1.1)	0.6 (0.4 to 1.2)	0.6 (0.4 to 1.2)	0.6 (0.4 to 1.2)	0.6 (0.4 to 1.2)	0.6 (0.4 to 1.2)	0.6 (0.4 to 1.2)	0.6 (0.4 to 1.2)	18
Latent tuberculosis infection	0 (0 to 0)	0 (0 to 0)	0 (0 to 0)	0 (0 to 0)	0 (0 to 0)	0 (0 to 0)	0 (0 to 0)	0 (0 to 0)	0 (0 to 0)	0 (0 to 0)	0 (0 to 0)	0 (0 to 0)	0 (0 to 0)	0 (0 to 0)	0 (0 to 0)	0 (0 to 0)	0 (0 to 0)	0 (0 to 0)	0 (0 to 0)	0 (0 to 0)	0 (0 to 0)	0 (0 to 0)	0 (0 to 0)	0
Drug-susceptible tuberculosis	0 (0 to 0)	0 (0 to 0)	0 (0 to 0.1)	0 (0 to 0.2)	0 (0 to 0.2)	0 (0 to 0.2)	0 (0 to 0.2)	0.3 (0.2 to 0.4)	0.5 (0.2 to 0.7)	0.5 (0.2 to 1.1)	0.5 (0.3 to 1.1)	0.6 (0.4 to 1.5)	0.7 (0.5 to 0.9)	0.6 (0.5 to 1.1)	0.6 (0.4 to 1.1)	0.6 (0.4 to 1.2)	0.6 (0.4 to 1.2)	0.6 (0.4 to 1.2)	0.6 (0.4 to 1.2)	0.6 (0.4 to 1.2)	0.6 (0.4 to 1.2)	0.6 (0.4 to 1.2)	17.5
Multidrug-resistant tuberculosis without extensive drug-resistance	0 (0 to 0)	0 (0 to 0)	0 (0 to 0)	0 (0 to 0)	0 (0 to 0)	0 (0 to 0)	0 (0 to 0)	0 (0 to 0)	0 (0 to 0)	0 (0 to 0)	0 (0 to 0)	0 (0 to 0)	0 (0 to 0)	0 (0 to 0)	0 (0 to 0)	0 (0 to 0)	0 (0 to 0)	0 (0 to 0)	0 (0 to 0)	0 (0 to 0)	0 (0 to 0)	0 (0 to 0)	0 (0 to 0)	0.3
Extensively drug-resistant tuberculosis	0 (0 to 0)	0 (0 to 0)	0 (0 to 0)	0 (0 to 0)	0 (0 to 0)	0 (0 to 0)	0 (0 to 0)	0 (0 to 0)	0 (0 to 0)	0 (0 to 0)	0 (0 to 0)	0 (0 to 0)	0 (0 to 0)	0 (0 to 0)	0 (0 to 0)	0 (0 to 0)	0 (0 to 0)	0 (0 to 0)	0 (0 to 0)	0 (0 to 0)	0 (0 to 0)	0 (0 to 0)	0 (0 to 0)	0.1
Lower respiratory infections	2.7 (1.9 to 3.8)	2.4 (1.7 to 3.4)	9.7 (6.4 to 14.7)	9.7 (7.4 to 12.7)	5.7 (4.3 to 7.2)	4.3 (3.3 to 5.6)	4.8 (3.7 to 6.2)	5.6 (4.3 to 7.2)	6.7 (5.2 to 8.6)	8.1 (6.3 to 10.2)	9.2 (7.2 to 11.6)	10.3 (8.1 to 13)	11.5 (9.2 to 14.5)	12.9 (10.2 to 16.2)	14.4 (11.4 to 18)	16 (12.6 to 20.1)	17.5 (13.8 to 22)	19 (14.9 to 23.8)	20.4 (15.9 to 25.5)	21.6 (16.9 to 26.9)	22.5 (17.7 to 28.2)	23 (18.2 to 28.6)	684
Upper respiratory infections	0 (0 to 0)	0 (0 to 0)	2.5 (1.1 to 4.1)	11.2 (4.5 to 19.1)	6.5 (2.6 to 11)	4.7 (1.9 to 8)	5.2 (2.1 to 8.9)	6.2 (2.5 to 10.6)	7.4 (3 to 12.7)	8.8 (3.6 to 15)	10.1 (4.1 to 17.2)	11.3 (4.6 to 19.2)	12.6 (5.2 to 21.4)	14 (5.8 to 23.8)	15.6 (6.5 to 26.5)	17.3 (7.2 to 29.4)	18.9 (7.9 to 32.1)	20.5 (8.6 to 34.8)	22 (9.2 to 37.4)	23.3 (9.8 to 39.6)	24.3 (10.2 to 41.3)	24.8 (10.4 to 42.2)	124
Otitis media	0 (0 to 0)	0 (0 to 0)	0.7 (0.3 to 1.2)	0.4 (0.1 to 0.9)	0.2 (0 to 0.5)	0.1 (0 to 0.3)	0.1 (0 to 0.3)	0.1 (0 to 0.3)	0.1 (0 to 0.3)	0.1 (0 to 0.3)	0.1 (0 to 0.3)	0.1 (0 to 0.3)	0.1 (0 to 0.3)	0.1 (0 to 0.3)	0.1 (0 to 0.3)	0.1 (0 to 0.3)	0.1 (0 to 0.3)	0.1 (0 to 0.3)	0.1 (0 to 0.3)	0.1 (0 to 0.3)	0.1 (0 to 0.3)	0.1 (0 to 0.3)	0.1 (0 to 0.1)	26.2
Enteric infections	0.2 (0 to 0.3)	0.7 (0.5 to 1)	10.3 (6.7 to 19.2)	5.5 (3 to 9.5)	3.4 (1.8 to 5.8)	2.4 (1.3 to 4.1)	2.6 (1.4 to 4.4)	2.8 (1.5 to 4.7)	2.9 (1.7 to 4.5)	3 (1.7 to 4.7)	2.9 (1.7 to 4.4)	2.9 (1.7 to 4.4)	2.9 (1.7 to 4.4)	2.9 (1.7 to 4.4)	2.9 (1.7 to 4.4)	2.9 (1.7 to 4.4)	2.9 (1.7 to 4.4)	2.9 (1.7 to 4.4)	2.9 (1.7 to 4.4)	2.9 (1.7 to 4.4)	2.9 (1.7 to 4.4)	2.9 (1.7 to 4.4)	108
Diarrheal diseases	0.2 (0 to 0.3)	0.7 (0.5 to 1)	8.3 (5.4 to 14.5)	4.3 (2.3 to 7.4)	2.5 (1.3 to 4.3)	1.8 (0.9 to 3.1)	2 (1 to 3.4)	2.2 (1.1 to 3.7)	2.3 (1.2 to 3.8)	2.4 (1.2 to 3.8)	2.3 (1.2 to 3.7)	2.3 (1.2 to 3.7)	2.3 (1.2 to 3.7)	2.3 (1.2 to 3.7)	2.3 (1.2 to 3.7)	2.3 (1.2 to 3.7)	2.3 (1.2 to 3.7)	2.3 (1.2 to 3.7)	2.3 (1.2 to 3.7)	2.3 (1.2 to 3.7)	2.3 (1.2 to 3.7)	2.3 (1.2 to 3.7)	107
Typhoid and paraphoid	0 (0 to 0)	0 (0 to 0)	0 (0 to 0)	0 (0 to 0)	0 (0 to 0)	0 (0 to 0)	0 (0 to 0)	0 (0 to 0)	0 (0 to 0)	0 (0 to 0)	0 (0 to 0)	0 (0 to 0)	0 (0 to 0)	0 (0 to 0)	0 (0 to 0)	0 (0 to 0)	0 (0 to 0)	0 (0 to 0)	0 (0 to 0)	0 (0 to 0)	0 (0 to 0)	0 (0 to 0)	0 (0 to 0)	0
Typhoid fever	0 (0 to 0)	0 (0 to 0)	0 (0 to 0)	0 (0 to 0)	0 (0 to 0)	0 (0 to 0)	0 (0 to 0)	0 (0 to 0)	0 (0 to 0)	0 (0 to 0)	0 (0 to 0)	0 (0 to 0)	0 (0 to 0)	0 (0 to 0)	0 (0 to 0)	0 (0 to 0)	0 (0 to 0)	0 (0 to 0)	0 (0 to 0)	0 (0 to 0)	0 (0 to 0)	0 (0 to 0)	0 (0 to 0)	0
Paratyphoid fever	0 (0 to 0)	0 (0 to 0)	0 (0 to 0)	0 (0 to 0)	0 (0 to 0)	0 (0 to 0)	0 (0 to 0)	0 (0 to 0)	0 (0 to 0)	0 (0 to 0)	0 (0 to 0)	0 (0 to 0)	0 (0 to 0)	0 (0 to 0)	0 (0 to 0)	0 (0 to 0)	0 (0 to 0)	0 (0 to 0)	0 (0 to 0)	0 (0 to 0)	0 (0 to 0)	0 (0 to 0)	0 (0 to 0)	0
Invasive Non-typhoidal Salmonella (iNTS)	0 (0 to 0)	0 (0 to 0)	0 (0 to 0)	0 (0 to 0)	0 (0 to 0)	0 (0 to 0)	0 (0 to 0)	0 (0 to 0)	0 (0 to 0)	0 (0 to 0)	0 (0 to 0)	0 (0 to 0)	0 (0 to 0)	0 (0 to 0)	0 (0 to 0)	0 (0 to 0)	0 (0 to 0)	0 (0 to 0)	0 (0 to 0)	0 (0 to 0)	0 (0 to 0)	0 (0 to 0)	0 (0 to 0)	0.2
Other intestinal infectious diseases	0 (0 to 0)	0 (0 to 0)	0.1 (0 to 0.2)	0 (0 to 0)	0 (0 to 0)	0 (0 to 0)	0 (0 to 0)	0 (0 to 0)	0 (0 to 0)	0 (0 to 0)	0 (0 to 0)	0 (0 to 0)	0 (0 to 0)	0 (0 to 0)	0 (0 to 0)	0 (0 to 0)	0 (0 to 0)	0 (0 to 0)	0 (0 to 0)	0 (0 to 0)	0 (0 to 0)	0 (0 to 0)	0 (0 to 0)	0.2
Neglected tropical diseases and malaria	0 (0 to 0)	0 (0 to 0)	0.3 (0 to 0.9)	1.1 (0.1 to 3.5)	2.6 (0.5 to 5.5)	2.1 (0.5 to 4.2)	0.3 (0 to 1)	0.1 (0 to 0.4)	0.1 (0 to 0.6)	0.2 (0 to 0.7)	0.5 (0 to 1.7)	0.4 (0 to 1.5)	0.4 (0 to 1.7)	0.5 (0 to 1.7)	0.5 (0 to 1.7)	0.5 (0 to 1.7)	0.5 (0 to 1.7)	0.5 (0 to 1.7)	0.5 (0 to 1.7)	0.5 (0 to 1.7)	0.5 (0 to 1.7)	0.5 (0 to 1.7)	0.5 (0 to 1)	8.2
Malaria	0 (0 to 0)	0 (0 to 0)	0 (0 to 0)	0 (0 to 0)	0 (0 to 0)	0 (0 to 0)	0 (0 to 0)	0 (0 to 0)	0 (0 to 0)	0 (0 to 0)	0 (0 to 0)	0 (0 to 0)	0 (0 to 0)	0 (0 to 0)	0 (0 to 0)	0 (0 to 0)	0 (0 to 0)	0 (0 to 0)	0 (0 to 0)	0 (0 to 0)	0 (0 to 0)	0 (0 to 0)	0 (0 to 0)	0
Chagas disease	0 (0 to 0)	0 (0 to 0)	0 (0 to 0)	0 (0 to 0)	0 (0 to 0)	0 (0 to 0)	0 (0 to 0)	0 (0 to 0)	0 (0 to 0)	0 (0 to 0)	0 (0 to 0)	0 (0 to 0)	0 (0 to 0)	0 (0 to 0)	0 (0 to 0)	0 (0 to 0)	0 (0 to 0)	0 (0 to 0)	0 (0 to 0)	0 (0 to 0)	0 (0 to 0)	0 (0 to 0)	0 (0 to 0)	0
Leishmaniasis	0 (0 to 0)	0 (0 to 0)	0 (0 to 0)	0 (0 to 0)	0 (0 to 0)	0 (0 to 0)	0 (0 to 0)	0 (0 to 0)	0 (0 to 0)	0 (0 to 0)	0 (0 to 0)	0 (0 to 0)	0 (0 to 0)	0 (0 to 0)	0 (0 to 0)	0 (0 to 0)	0 (0 to 0)	0 (0 to 0)	0 (0 to 0)	0 (0 to 0)	0 (0 to 0)	0 (0 to 0)	0 (0 to 0)	0
Visceral leishmaniasis	0 (0 to 0)	0 (0 to 0)	0 (0 to 0)	0 (0 to 0)	0 (0 to 0)	0 (0 to 0)	0 (0 to 0)	0 (0 to 0)	0 (0 to 0)	0 (0 to 0)	0 (0 to 0)	0 (0 to 0)	0 (0 to 0)	0 (0 to 0)	0 (0 to 0)	0 (0 to 0)	0 (0 to 0)	0 (0 to 0)	0 (0 to 0)	0 (0 to 0)	0 (0 to 0)	0 (0 to 0)	0 (0 to 0)	0
Cutaneous and mucocutaneous leishmaniasis	0 (0 to 0)	0 (0 to 0)	0 (0 to 0)	0 (0 to 0)	0 (0 to 0)	0 (0 to 0)	0 (0 to 0)	0 (0 to 0)	0 (0 to 0)	0 (0 to 0)	0 (0 to 0)	0 (0 to 0)	0 (0 to 0)	0 (0 to 0)	0 (0 to 0)	0 (0 to 0)	0 (0 to 0)	0 (0 to 0)	0 (0 to 0)	0 (0 to 0)	0 (0 to 0)	0 (0 to 0)	0 (0 to 0)	0
African trypanosomiasis	0 (0 to 0)	0 (0 to 0)	0 (0 to 0)	0 (0 to 0)	0 (0 to 0)	0 (0 to 0)	0 (0 to 0)	0 (0 to 0)	0 (0 to 0)	0 (0 to 0)	0 (0 to 0)	0 (0 to 0)	0 (0 to 0)	0 (0 to 0)	0 (0 to 0)	0 (0 to 0)	0 (0 to 0)	0 (0 to 0)	0 (0 to 0)	0 (0 to 0)	0 (0 to 0)	0 (0 to 0)	0 (0 to 0)	0
Schistosomiasis	0 (0 to 0)	0 (0 to 0)	0 (0 to 0)	0 (0 to 0)	0 (0 to 0)	0 (0 to 0)	0 (0 to 0)	0 (0 to 0)	0 (0 to 0)	0 (0 to 0)	0 (0 to 0)	0 (0 to 0)	0 (0 to 0)	0 (0 to 0)	0 (0 to 0)	0 (0 to 0)	0 (0 to 0)	0 (0 to 0)	0 (0 to 0)	0 (0 to 0)	0 (0 to 0)	0 (0 to 0)	0 (0 to 0)	0
Cysticercosis	0 (0 to 0)	0 (0 to 0)	0 (0 to 0)	0 (0 to 0)	0 (0 to 0)	0 (0 to 0)	0 (0 to 0)	0 (0 to 0)	0 (0 to 0)	0 (0 to 0)	0 (0 to 0)	0 (0 to 0)	0 (0 to 0)	0 (0 to 0)	0 (0 to 0)	0 (0 to 0)	0 (0 to 0)	0 (0 to 0)	0 (0 to 0)	0 (0 to 0)	0 (0 to 0)	0 (0 to 0)	0 (0 to 0)	0
Cystic echinococcosis	0 (0 to 0)	0 (0 to 0)	0 (0 to 0)	0 (0 to 0)	0 (0 to 0)	0 (0 to 0)	0 (0 to 0)	0 (0 to 0)	0 (0 to 0)	0 (0 to 0)	0 (0 to 0)	0 (0 to 0)	0 (0 to 0)	0 (0 to 0)	0 (0 to 0)	0 (0 to 0)	0 (0 to 0)	0 (0 to 0)	0 (0 to 0)	0 (0 to 0)	0 (0 to 0)	0 (0 to 0)	0 (0 to 0)	0.1
Lymphatic filariasis	0 (0 to 0)	0 (0 to 0)	0 (0 to 0)	0 (0 to 0)	0 (0 to 0)	0 (0 to 0)	0 (0 to 0)	0 (0 to 0)	0 (0 to 0)	0 (0 to 0)	0 (0 to 0)	0 (0 to 0)	0 (0 to 0)	0 (0 to 0)	0 (0 to 0)	0 (0 to 0)	0 (0 to 0)	0 (0 to 0)	0 (0 to 0)	0 (0 to 0)	0 (0 to 0)	0 (0 to 0)	0 (0 to 0)	0
Onchocerciasis	0 (0 to 0)	0 (0 to 0)	0 (0 to 0)	0 (0 to 0)	0 (0 to 0)	0 (0 to 0)	0 (0 to 0)	0 (0 to 0)	0 (0 to 0)	0 (0 to 0)	0 (0 to 0)	0 (0 to 0)	0 (0 to 0)	0 (0 to 0)	0 (0 to 0)	0 (0 to 0)	0 (0 to 0)	0 (0 to 0)	0 (0 to 0)	0 (0 to 0)	0 (0 to 0)	0 (0 to 0)	0 (0 to 0)	0
Trachoma	0 (0 to 0)	0 (0 to 0)	0 (0 to 0)	0 (0 to 0)	0 (0 to 0)	0 (0 to 0)	0 (0 to 0)	0 (0 to 0)	0 (0 to 0)	0 (0 to 0)	0 (0 to 0)	0 (0 to 0)	0 (0 to 0)	0 (0 to 0)	0 (0 to 0)	0 (0 to 0)	0 (0 to 0)	0 (0 to 0)	0 (0 to 0)	0 (0 to 0)	0 (0 to 0)	0 (0 to 0)	0 (0 to 0)	0
Dengue	0 (0 to 0)	0 (0 to 0)	0 (0 to 0)	0 (0 to 0)	0 (0 to 0)	0 (0 to 0)	0 (0 to 0)	0 (0 to 0)	0 (0 to 0)	0 (0 to 0)	0 (0 to 0)	0 (0 to 0)	0 (0 to 0)	0 (0 to 0)	0 (0 to 0)	0 (0 to 0)	0 (0 to 0)	0 (0 to 0)	0 (0 to 0)	0 (0 to 0)	0 (0 to 0)	0 (0 to 0)	0 (0 to 0)	0
Yellow fever	0 (0 to 0)	0 (0 to 0)	0 (0 to 0)	0 (0 to 0)	0 (0 to 0)	0 (0 to 0)	0 (0 to 0)	0 (0 to 0)	0 (0 to 0)	0 (0 to 0)	0 (0 to 0)	0 (0 to 0)	0 (0 to 0)	0 (0 to 0)	0 (0 to 0)	0 (0 to 0)	0 (0 to 0)	0 (0 to 0)	0 (0 to 0)	0 (0 to 0)	0 (0 to 0)	0 (0 to 0)	0 (0 to 0)	0
Rabies	0 (0 to 0)	0 (0 to 0)	0 (0 to 0)	0 (0 to 0)	0 (0 to 0)	0 (0 to 0)	0 (0 to 0)	0 (0 to 0)	0 (0 to 0)	0 (0 to 0)	0 (0 to 0)	0 (0 to 0)	0 (0 to 0)	0 (0 to 0)	0 (0 to 0)	0 (0 to 0)	0 (0 to 0)	0 (0 to 0)	0 (0 to 0)	0 (0 to 0)	0 (0 to 0)	0 (0 to 0)	0 (0 to 0)	0
Intestinal nematode infections	0 (0 to 0)	0 (0 to 0)	0 (0 to 0)	0 (0 to 0)	0 (0 to 0)	0 (0 to 0)	0 (0 to 0)	0 (0 to 0)	0 (0 to 0)	0 (0 to 0)	0 (0 to 0)	0 (0 to 0)	0 (0 to 0)	0 (0 to 0)	0 (0 to 0)	0 (0 to 0)	0 (0 to 0)	0 (0 to 0)	0 (0 to 0)	0 (0 to 0)	0 (0 to 0)	0 (0 to 0)	0 (0 to 0)	0
Ascariasis	0 (0 to 0)	0 (0 to 0)	0 (0 to 0)	0 (0 to 0)	0 (0 to 0)	0 (0 to 0)	0 (0 to 0)	0 (0 to 0)	0 (0 to 0)	0 (0 to 0)	0 (0 to 0)	0 (0 to 0)	0 (0 to 0)	0 (0 to 0)	0 (0 to 0)	0 (0 to 0)	0 (0 to 0)	0 (0 to 0)	0 (0 to 0)	0 (0 to 0)	0 (0 to 0)	0 (0 to 0)	0 (0 to 0)	0
Trichuriasis	0 (0 to 0)	0 (0 to 0)	0 (0 to 0)	0 (0 to 0)	0 (0 to 0)	0 (0 to 0)	0 (0 to 0)	0 (0 to 0)	0 (0 to 0)	0 (0 to 0)	0 (0 to 0)	0 (0 to 0)	0 (0 to 0)	0 (0 to 0)	0 (0 to 0)	0 (0 to 0)	0 (0 to 0)	0 (0 to 0)	0 (0 to 0)	0 (0 to 0)	0 (0 to 0)	0 (0 to 0)	0 (0 to 0)	0
Hookworm disease	0 (0 to 0)	0 (0 to 0)	0 (0 to 0)	0 (0 to 0)	0 (0 to 0)	0 (0 to 0)	0 (0 to 0)	0 (0 to 0)	0 (0 to 0)	0 (0 to 0)	0 (0 to 0)	0 (0 to 0)	0 (0 to 0)	0 (0 to 0)	0 (0 to 0)	0 (0 to 0)	0 (0 to 0)	0 (0 to 0)	0 (0 to 0)	0 (0 to 0)	0 (0 to 0)	0 (0 to 0)	0 (0 to 0)	0
Food-borne trematodiases	0 (0 to 0)	0 (0 to 0)	0 (0 to 0)	0 (0 to 0)	0 (0 to 0)	0 (0 to 0)	0 (0 to 0)	0 (0 to 0)	0 (0 to 0)	0 (0 to 0)	0 (0 to 0)	0 (0 to 0)	0 (0 to 0)	0 (0 to 0)	0 (0 to 0)	0 (0 to 0)	0 (0 to 0)	0 (0 to 0)	0 (0 to 0)	0 (0 to 0)	0 (0 to 0)	0 (0 to 0)	0 (0 to 0)	0
Leprosy	0 (0 to 0)	0 (0 to 0)	0 (0 to 0)	0 (0 to 0)	0 (0 to 0)

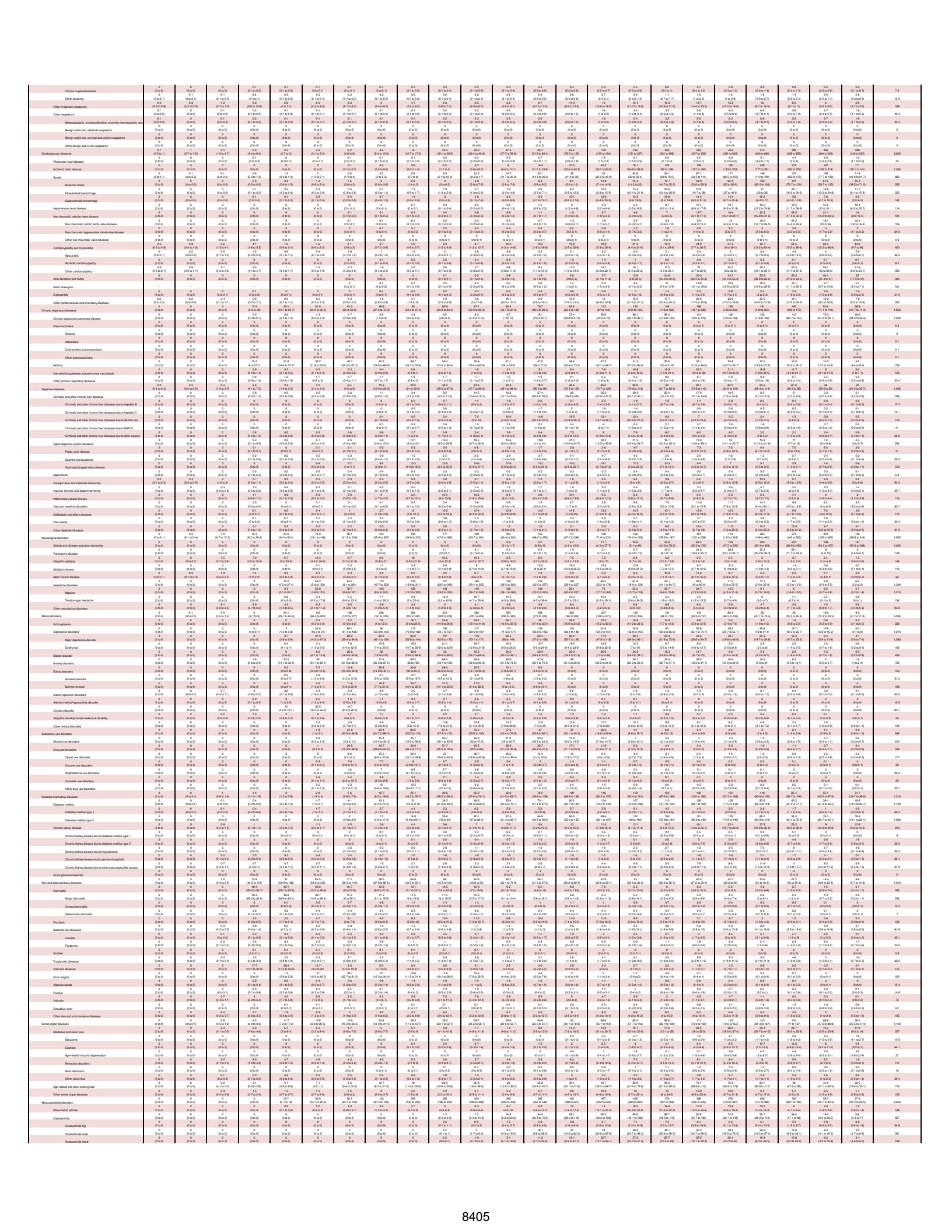

Osteoarthritis other	0 (0 to 0)	0 (0 to 0)	0 (0 to 0)	0 (0 to 0)	0 (0 to 0)	0 (0 to 0)	0 (0 to 0)	0 (0 to 0)	0 (0 to 0)	0 (0 to 0)	0 (0 to 1)	0.4 (0 to 1)	1.1 (0 to 2.7)	2.4 (1 to 5.2)	4.2 (1.8 to 9.2)	5.9 (2.7 to 12.4)	6.7 (3.1 to 13.9)	6.7 (3.2 to 14.1)	7.1 (3.5 to 15)	6.1 (3.1 to 12.5)	5.3 (2.7 to 10.9)	3.7 (1.9 to 7.6)	2.2 (1.1 to 4.4)	1.1 (0.6 to 2.3)	53.1
Low back pain	0 (0 to 0)	0 (0 to 0)	0 (0 to 0)	0 (0 to 0)	0.6 (2.9 to 12.1)	3.4 (10 to 33.3)	5.4 (12 to 46.8)	7.4 (16 to 66)	9.2 (19 to 82)	10.1 (20 to 89)	10.3 (20 to 91)	10.2 (20 to 89)	9.8 (19 to 86)	9.4 (18 to 82)	9.1 (18 to 80)	8.9 (17 to 78)	8.7 (17 to 77)	8.5 (17 to 75)	8.3 (17 to 74)	8.1 (16 to 72)	7.9 (16 to 70)	7.7 (15 to 68)	7.5 (15 to 66)	7.3 (14 to 64)	2,130
Neck pain	0 (0 to 0)	0 (0 to 0)	0 (0 to 0)	2.7 (1.2 to 5)	19.6 (9 to 34.5)	29.2 (14 to 51.4)	31.2 (15 to 55.1)	29.5 (14 to 52.6)	27.3 (13 to 49.7)	25.2 (12 to 46.4)	23.4 (11 to 43.3)	21.9 (10 to 41)	20.7 (9.6 to 39)	19.7 (9.1 to 37.2)	18.9 (8.7 to 35.8)	18.3 (8.4 to 34.7)	17.8 (8.2 to 33.8)	17.4 (8.1 to 33.1)	17.1 (8 to 32.6)	16.8 (7.9 to 32.1)	16.6 (7.8 to 31.8)	16.4 (7.8 to 31.6)	16.3 (7.8 to 31.5)	16.3 (7.8 to 31.5)	650
Gout	0 (0 to 0)	0 (0 to 0)	0 (0 to 0)	0 (0 to 0)	0 (0 to 0)	0 (0 to 0)	0 (0 to 0)	0 (0 to 0)	0 (0 to 0)	0 (0 to 0)	0 (0 to 0)	0 (0 to 0)	0 (0 to 0)	0 (0 to 0)	0 (0 to 0)	0 (0 to 0)	0 (0 to 0)	0 (0 to 0)	0 (0 to 0)	0 (0 to 0)	0 (0 to 0)	0 (0 to 0)	0 (0 to 0)	0 (0 to 0)	0 (0 to 0)	16.7
Other musculoskeletal disorders	0 (0 to 0)	0 (0 to 0)	0 (0 to 0)	0.2 (0.1 to 0.5)	1.4 (0.3 to 3)	10.8 (3.5 to 19.3)	24.3 (14.1 to 37.4)	49.7 (29.1 to 75)	79.2 (42.9 to 108)	80.1 (50 to 121)	71.5 (42.2 to 111)	76.4 (48.1 to 115)	81.7 (48.5 to 126)	79.9 (48.7 to 119)	76.4 (48.9 to 113)	74.4 (48.9 to 109)	72.6 (48.8 to 106)	70.9 (48.7 to 103)	69.4 (48.6 to 100)	68.1 (48.5 to 98)	66.9 (48.4 to 96)	65.8 (48.3 to 94)	64.9 (48.2 to 93)	64.2 (48.1 to 92)	815
Other non-communicable diseases	60.6 (40.6 to 109)	44.1 (34.5 to 58)	57 (49.1 to 133)	47.1 (34.2 to 82.4)	42.3 (29.6 to 67.6)	49.6 (34.7 to 77.5)	74.7 (47.3 to 107)	104 (67.3 to 178)	203 (107 to 299)	256 (127 to 384)	258 (128 to 384)	268 (130 to 392)	227 (130 to 314)	227 (130 to 299)	229 (130 to 296)	213 (130 to 283)	199 (130 to 268)	192 (117 to 251)	186 (115 to 239)	182 (117 to 231)	179 (115 to 230)	177 (114 to 227)	176 (113 to 226)	175 (112 to 225)	3,110
Congenital birth defects	78.6 (58.1 to 107)	38.5 (28.7 to 52.2)	69.3 (47.5 to 103)	40.9 (34.2 to 50.8)	16.4 (11.9 to 22)	13.8 (10 to 18.6)	11.2 (7.1 to 13.4)	9.6 (7.5 to 12.1)	9.4 (7.2 to 11.4)	9.8 (7.5 to 12.1)	10.1 (7.5 to 12.4)	9.3 (6.9 to 12.5)	9.7 (7.1 to 13)	9.6 (7.1 to 12.9)	9.6 (7.2 to 12.9)	9.5 (7.2 to 12.7)	9.4 (7.2 to 12.5)	9.3 (7.2 to 12.3)	9.2 (7.2 to 12.1)	9.1 (7.2 to 12)	9.1 (7.2 to 12)	9.1 (7.2 to 12)	9.1 (7.2 to 12)	9.1 (7.2 to 12)	370
Neural tube defects	7.1 (3.6 to 11.7)	1.6 (0.8 to 2.8)	7.5 (3.2 to 15.9)	4.7 (2.3 to 9.2)	2.3 (1.1 to 4.5)	0.6 (0.3 to 1.2)	0.5 (0.4 to 0.8)	0.6 (0.3 to 0.7)	0.6 (0.3 to 0.7)	0.6 (0.3 to 0.7)	0.6 (0.3 to 0.8)	0.6 (0.3 to 0.8)	0.6 (0.3 to 0.8)	0.6 (0.3 to 0.8)	0.6 (0.3 to 0.8)	0.6 (0.3 to 0.8)	0.6 (0.3 to 0.8)	0.6 (0.3 to 0.8)	0.6 (0.3 to 0.8)	0.6 (0.3 to 0.8)	0.6 (0.3 to 0.8)	0.6 (0.3 to 0.8)	0.6 (0.3 to 0.8)	0.6 (0.3 to 0.8)	25.7
Congenital heart anomalies	16.5 (9.1 to 33)	14.5 (9.4 to 22.2)	20.2 (11.4 to 39.4)	10.6 (9.6 to 14.6)	2.7 (1.3 to 4.5)	2.2 (1.2 to 4.1)	1.8 (1.1 to 4.2)	1.6 (0.9 to 3.5)	1.4 (0.8 to 3.7)	1.7 (1 to 3.3)	1.7 (1 to 3.2)	1.6 (0.9 to 3.2)	1.5 (0.7 to 2.3)	1.3 (0.7 to 2)	1.1 (0.6 to 1.8)	0.8 (0.4 to 1.2)	0.8 (0.4 to 1.2)	0.8 (0.4 to 1.2)	0.8 (0.4 to 1.2)	0.8 (0.4 to 1.2)	0.8 (0.4 to 1.2)	0.8 (0.4 to 1.2)	0.8 (0.4 to 1.2)	0.8 (0.4 to 1.2)	82.6
Orofacial clefts	0 (0 to 0)	0.2 (0.1 to 0.3)	0.3 (0.1 to 0.6)	0.2 (0.2 to 0.4)	0.2 (0.1 to 0.3)	0.2 (0.1 to 0.3)	0.2 (0.2 to 0.3)	0.2 (0.2 to 0.3)	0.2 (0.2 to 0.4)	0.2 (0.2 to 0.4)	0.2 (0.1 to 0.4)	0.2 (0.1 to 0.4)	0.2 (0.1 to 0.4)	0.2 (0.1 to 0.4)	0.2 (0.1 to 0.4)	0.2 (0.1 to 0.4)	0.2 (0.1 to 0.4)	0.2 (0.1 to 0.4)	0.2 (0.1 to 0.4)	0.2 (0.1 to 0.4)	0.2 (0.1 to 0.4)	0.2 (0.1 to 0.4)	0.2 (0.1 to 0.4)	0.2 (0.1 to 0.4)	2.9
Down syndrome	2.8 (1.4 to 4.5)	0.8 (0.5 to 1.4)	1.9 (1 to 3.4)	1.9 (1.2 to 2.9)	1.1 (0.7 to 1.6)	0.9 (0.4 to 1.4)	1 (0.4 to 1.5)	0.9 (0.4 to 1.5)	1 (0.7 to 1.4)	1.3 (0.4 to 1.9)	1.3 (0.4 to 1.9)	1.3 (0.4 to 1.9)	1.4 (0.4 to 1.9)	1.4 (0.4 to 1.9)	1.4 (0.4 to 1.9)	1.4 (0.4 to 1.9)	1.4 (0.4 to 1.9)	1.4 (0.4 to 1.9)	1.4 (0.4 to 1.9)	1.4 (0.4 to 1.9)	1.4 (0.4 to 1.9)	1.4 (0.4 to 1.9)	1.4 (0.4 to 1.9)	1.4 (0.4 to 1.9)	28.1
Turner syndrome	0 (0 to 0)	0 (0 to 0)	0 (0 to 0)	0.1 (0 to 0.2)	0.1 (0 to 0.2)	0.1 (0 to 0.2)	0.1 (0 to 0.2)	0.1 (0 to 0.2)	0.1 (0 to 0.3)	0.1 (0 to 0.3)	0.1 (0 to 0.3)	0.1 (0 to 0.2)	0.1 (0 to 0.2)	0.1 (0 to 0.2)	0.1 (0 to 0.2)	0.1 (0 to 0.2)	0.1 (0 to 0.2)	0.1 (0 to 0.2)	0.1 (0 to 0.2)	0.1 (0 to 0.2)	0.1 (0 to 0.2)	0.1 (0 to 0.2)	0.1 (0 to 0.2)	0.1 (0 to 0.2)	0.1 (0 to 0.2)	1
Klinefelter syndrome	0 (0 to 0)	0 (0 to 0)	0 (0 to 0)	0 (0 to 0)	0 (0 to 0)	0 (0 to 0)	0 (0 to 0)	0 (0 to 0)	0 (0 to 0)	0 (0 to 0)	0 (0 to 0)	0 (0 to 0)	0 (0 to 0)	0 (0 to 0)	0 (0 to 0)	0 (0 to 0)	0 (0 to 0)	0 (0 to 0)	0 (0 to 0)	0 (0 to 0)	0 (0 to 0)	0 (0 to 0)	0 (0 to 0)	0 (0 to 0)	0 (0 to 0)	0
Other chromosomal abnormalities	13.6 (7.7 to 20.2)	9.7 (5.4 to 16.1)	16.2 (9.7 to 30.1)	9.7 (4.2 to 19.7)	2.4 (1.2 to 3.4)	2 (1.2 to 3.2)	1.7 (1 to 2)	1.5 (0.9 to 2.2)	1.5 (0.9 to 2.2)	1.6 (1 to 2.3)	1.6 (1 to 2.4)	1.6 (1 to 2.4)	1.3 (0.8 to 1.8)	1.2 (0.8 to 1.6)	1 (0.6 to 1.5)	0.8 (0.5 to 1.2)	0.7 (0.3 to 0.9)	0.6 (0.2 to 0.8)	0.6 (0.2 to 0.8)	0.5 (0.2 to 0.7)	0.5 (0.2 to 0.7)	0.5 (0.2 to 0.7)	0.5 (0.2 to 0.7)	0.5 (0.2 to 0.7)	63.9
Congenital musculoskeletal and limb anomalies	3.1 (1.6 to 5)	0.9 (0.4 to 1.4)	6.1 (3.5 to 9.6)	3.6 (1.8 to 7.1)	4.3 (2.3 to 7.1)	3.5 (1.9 to 5.7)	2.9 (1.6 to 4.5)	2.9 (1.6 to 4.5)	2.9 (1.7 to 4.6)	2.9 (1.7 to 4.6)	3.1 (1.7 to 4.6)	3.6 (1.9 to 5.2)	2.8 (1.7 to 4.6)	2.8 (1.6 to 4.4)	2.8 (1.6 to 4.4)	2.8 (1.6 to 4.4)	2.8 (1.6 to 4.4)	2.8 (1.6 to 4.4)	2.8 (1.6 to 4.4)	2.8 (1.6 to 4.4)	2.8 (1.6 to 4.4)	2.8 (1.6 to 4.4)	2.8 (1.6 to 4.4)	2.8 (1.6 to 4.4)	61
Urogenital congenital anomalies	2.9 (1.5 to 5.1)	0.7 (0.4 to 1.4)	1.1 (0.6 to 2.1)	0.7 (0.4 to 1.5)	0.6 (0.3 to 1.1)	0.4 (0.2 to 0.8)	0.2 (0.1 to 0.4)	0.2 (0.1 to 0.4)	0.2 (0.1 to 0.3)	0.2 (0.1 to 0.3)	0.2 (0.1 to 0.3)	0.2 (0.1 to 0.3)	0.1 (0.1 to 0.2)	0.1 (0.1 to 0.2)	0.1 (0.1 to 0.2)	0.1 (0.1 to 0.2)	0.1 (0.1 to 0.2)	0.1 (0.1 to 0.2)	0.1 (0.1 to 0.2)	0.1 (0.1 to 0.2)	0.1 (0.1 to 0.2)	0.1 (0.1 to 0.2)	0.1 (0.1 to 0.2)	0.1 (0.1 to 0.2)	8.2
Digestive congenital anomalies	11.8 (6.9 to 19)	4.2 (2.4 to 6.4)	5.2 (3.2 to 11.2)	2.1 (1.2 to 4.5)	0.9 (0.4 to 1.7)	0.7 (0.3 to 0.9)	0.5 (0.2 to 0.8)	0.5 (0.2 to 0.8)	0.5 (0.2 to 0.8)	0.5 (0.2 to 0.8)	0.5 (0.2 to 0.8)	0.5 (0.2 to 0.8)	0.5 (0.2 to 0.8)	0.5 (0.2 to 0.8)	0.5 (0.2 to 0.8)	0.5 (0.2 to 0.8)	0.5 (0.2 to 0.8)	0.5 (0.2 to 0.8)	0.5 (0.2 to 0.8)	0.5 (0.2 to 0.8)	0.5 (0.2 to 0.8)	0.5 (0.2 to 0.8)	0.5 (0.2 to 0.8)	0.5 (0.2 to 0.8)	29.1
Other congenital birth defects	250.4 (132.2 to 418.8)	6.1 (3.4 to 9.9)	16.4 (9.4 to 29.4)	7.7 (5 to 11)	2.1 (0.9 to 3.8)	1.6 (0.8 to 3.3)	1.5 (1 to 3.1)	1.5 (0.9 to 2.7)	1.5 (0.9 to 2.9)	1.5 (0.9 to 2.9)	1.5 (0.9 to 2.9)	1.5 (0.9 to 2.9)	1.5 (0.9 to 2.9)	1.5 (0.9 to 2.9)	1.5 (0.9 to 2.9)	1.5 (0.9 to 2.9)	1.5 (0.9 to 2.9)	1.5 (0.9 to 2.9)	1.5 (0.9 to 2.9)	1.5 (0.9 to 2.9)	1.5 (0.9 to 2.9)	1.5 (0.9 to 2.9)	1.5 (0.9 to 2.9)	1.5 (0.9 to 2.9)	67.7
Urinary diseases and male infertility	0.1 (0 to 0.2)	0.2 (0 to 0.3)	0.6 (0 to 1)	0.6 (0.4 to 1.1)	0.5 (0.3 to 0.7)	0.6 (0.4 to 0.9)	0.6 (0.4 to 1)	0.6 (0.5 to 2.1)	1.5 (1.1 to 3.9)	2.6 (1.7 to 3.9)	2.6 (2.4 to 5.2)	3.4 (2.4 to 4.8)	3.4 (2.3 to 5)	3.4 (2.3 to 4.9)	3.4 (2.3 to 4.9)	3.4 (2.3 to 4.9)	3.4 (2.3 to 4.9)	3.4 (2.3 to 4.9)	3.4 (2.3 to 4.9)	3.4 (2.3 to 4.9)	3.4 (2.3 to 4.9)	3.4 (2.3 to 4.9)	3.4 (2.3 to 4.9)	3.4 (2.3 to 4.9)	166
Urolithiasis	0 (0 to 0)	0 (0 to 0)	0 (0 to 0)	0 (0 to 0)	0 (0 to 0)	0 (0 to 0)	0 (0 to 0.1)	0 (0 to 0.1)	0 (0 to 0.2)	0 (0 to 0.2)	0 (0 to 0.2)	0 (0 to 0.1)	0 (0 to 0.2)	0 (0 to 0.2)	0 (0 to 0.2)	0 (0 to 0.2)	0 (0 to 0.2)	0 (0 to 0.2)	0 (0 to 0.2)	0 (0 to 0.2)	0 (0 to 0.2)	0 (0 to 0.2)	0 (0 to 0.2)	0 (0 to 0.2)	0 (0 to 0.2)	7
Benign prostatic hyperplasia	0 (0 to 0)	0 (0 to 0)	0 (0 to 0)	0 (0 to 0)	0 (0 to 0)	0 (0 to 0)	0 (0 to 0)	0 (0 to 0)	0 (0 to 0)	0 (0 to 0)	0 (0 to 0)	0 (0 to 0)	0 (0 to 0)	0 (0 to 0)	0 (0 to 0)	0 (0 to 0)	0 (0 to 0)	0 (0 to 0)	0 (0 to 0)	0 (0 to 0)	0 (0 to 0)	0 (0 to 0)	0 (0 to 0)	0 (0 to 0)	0 (0 to 0)	0
Male infertility	–	–	–	–	–	–	–	–	–	–	–	–	–	–	–	–	–	–	–	–	–	–	–	–	–	NA
Other urinary diseases	0.1 (0 to 0.1)	0.1 (0 to 0.2)	0.1 (0 to 0.2)	0.2 (0.1 to 0.4)	0.1 (0.1 to 0.3)	0.2 (0.1 to 0.3)	0.2 (0.1 to 0.3)	0.2 (0.1 to 0.4)	0.4 (0.3 to 0.6)	0.7 (0.4 to 1)	0.6 (0.4 to 0.9)	0.4 (0.2 to 0.6)	0.4 (0.2 to 0.6)	0.5 (0.2 to 0.7)	0.4 (0.2 to 0.6)	0.4 (0.2 to 0.6)	0.3 (0.2 to 0.5)	0.3 (0.2 to 0.5)	0.4 (0.2 to 0.6)	0.3 (0.2 to 0.5)	0.4 (0.1 to 1.1)	0.3 (0.1 to 1)	0.2 (0.1 to 0.7)	0.1 (0.0 to 0.4)	4.9
Gynecological diseases	0 (0 to 0)	0 (0 to 0)	0 (0 to 0)	0 (0 to 0)	0.6 (0.4 to 22.2)	3.4 (0.7 to 60.7)	8.2 (0.7 to 106)	18.4 (0.7 to 196)	36.2 (0.7 to 329)	58.2 (0.7 to 359)	74.2 (0.7 to 359)	92 (0.7 to 359)	108 (0.7 to 359)	120 (0.7 to 359)	128 (0.7 to 359)	133 (0.7 to 359)	136 (0.7 to 359)	138 (0.7 to 359)	139 (0.7 to 359)	140 (0.7 to 359)	140 (0.7 to 359)	140 (0.7 to 359)	140 (0.7 to 359)	140 (0.7 to 359)	140 (0.7 to 359)	1,240
Uterine fibroids	0 (0 to 0)	0 (0 to 0)	0 (0 to 0)	0 (0 to 0)	0.4 (0 to 0.4)	0.3 (0 to 0.4)	0.4 (0 to 0.5)	0.4 (0 to 1.1)	0.4 (0 to 1.6)	0.6 (0 to 2.4)	0.7 (0 to 3.2)	0.8 (0 to 3.5)	0.9 (0 to 3.8)	0.9 (0 to 3.9)	0.9 (0 to 3.9)	0.9 (0 to 3.9)	0.9 (0 to 3.9)	0.9 (0 to 3.9)	0.9 (0 to 3.9)	0.9 (0 to 3.9)	0.9 (0 to 3.9)	0.9 (0 to 3.9)	0.9 (0 to 3.9)	0.9 (0 to 3.9)	53.1
Polycystic ovarian syndrome	0 (0 to 0)	0 (0 to 0)	0 (0 to 0)	0 (0 to 0)	0 (0 to 0)	0 (0 to 0)	0 (0 to 0)	0 (0 to 0)	0 (0 to 0)	0 (0 to 0)	0 (0 to 0)	0 (0 to 0)	0 (0 to 0)	0 (0 to 0)	0 (0 to 0)	0 (0 to 0)	0 (0 to 0)	0 (0 to 0)	0 (0 to 0)	0 (0 to 0)	0 (0 to 0)	0 (0 to 0)	0 (0 to 0)	0 (0 to 0)	0 (0 to 0)	42.4
Female infertility	0 (0 to 0)	0 (0 to 0)	0 (0 to 0)	0 (0 to 0)	0 (0 to 0)	0 (0 to 0)	0 (0 to 0)	0 (0 to 0)	0 (0 to 0)	0 (0 to 0)	0 (0 to 0)	0 (0 to 0)	0 (0 to 0)	0 (0 to 0)	0 (0 to 0)	0 (0 to 0)	0 (0 to 0)	0 (0 to 0)	0 (0 to 0)	0 (0 to 0)	0 (0 to 0)	0 (0 to 0)	0 (0 to 0)	0 (0 to 0)	0 (0 to 0)	12.3
Endometriosis	0 (0 to 0)	0 (0 to 0)	0 (0 to 0)	0 (0 to 0)	0 (0 to 0)	0.4 (0 to 4.4)	2.1 (0 to 9.5)	8.7 (1 to 19.1)	19.1 (5.1 to 39.3)	31.1 (6.1 to 59.1)	42.3 (6.1 to 75.3)	51.4 (7.9 to 91.1)	57 (7.9 to 102)	60.7 (8.4 to 109)	64 (8.4 to 115)	66.4 (8.4 to 119)	68.2 (8.4 to 122)	69.6 (8.4 to 125)	70.8 (8.4 to 127)	71.8 (8.4 to 129)	72.6 (8.4 to 130)	73.3 (8.4 to 131)	73.8 (8.4 to 132)	74.2 (8.4 to 133)	74.5 (8.4 to 133)	91.2
Genital prolapse	0 (0 to 0)	0 (0 to 0)	0 (0 to 0)	0 (0 to 0)	0 (0 to 0)	0 (0 to 0)	0 (0 to 0)	0 (0 to 0)	0 (0 to 0)	0 (0 to 0)	0 (0 to 0)	0 (0 to 0)	0 (0 to 0)	0 (0 to 0)	0 (0 to 0)	0 (0 to 0)	0 (0 to 0)	0 (0 to 0)	0 (0 to 0)	0 (0 to 0)	0 (0 to 0)	0 (0 to 0)	0 (0 to 0)	0 (0 to 0)	0 (0 to 0)	21
Premenstrual syndrome	0 (0 to 0)	0 (0 to 0)	0 (0 to 0)	0 (0 to 0)	12.1 (5.4 to 21.5)	24.2 (10.3 to 40.5)	32.4 (16.3 to 57)	37.7 (21.6 to 61.1)	40.3 (26.6 to 65.3)	45.2 (25.5 to 73.3)	39.2 (21 to 61)	27.6 (15.7 to 49.3)	15 (5 to 34)	10.1 (3 to 24)	7.5 (2 to 18)	6.2 (2 to 15)	5.4 (2 to 13)	4.8 (2 to 12)	4.4 (2 to 11)	4.1 (2 to 10)	3.9 (2 to 10)	3.8 (2 to 9)	3.7 (2 to 9)	3.6 (2 to 9)	3.5 (2 to 9)	268
Other gynecological diseases	0 (0 to 0)	0 (0 to 0)	0 (0 to 0)	0 (0 to 0)	0.2 (0 to 0.4)	0.2 (0 to 0.4)	38.2 (22.7 to 59.2)	90.8 (51.8 to 147)	119 (68.6 to 185)	108 (64.5 to 167)	79.2 (45.3 to 126)	79.9 (46.1 to 121)	76.4 (39.9 to 120)	68 (34.1 to 97.7)	60 (29.3 to 89.9)	41.2 (19.3 to 64.9)	29.8 (13.9 to 46.8)	23.3 (10.7 to 34.2)	19.6 (9.1 to 28.9)	14.6 (6.9 to 21.9)	9.3 (5.4 to 14.3)	5.3 (2.3 to 7.8)	2.6 (1.4 to 4.1)	1.1 (0.6 to 2.1)	788
Hemoglobinopathies and hemolytic anemias	0 (0 to 0)	0.4 (0.2 to 1.3)	2.3 (0.8 to 5.5)	5.8 (1.5 to 12.7)	5.8 (3.4 to 9.2)	5.8 (3.2 to 9.7)	3.8 (2.1 to 6.4)	3.7 (2 to 6.4)	4.5 (2.5 to 7.3)	3.7 (1.8 to 7.6)	2.9 (1.4 to 7.5)	2.9 (1.4 to 7.5)	2.3 (1 to 7)	2.6 (0.6 to 7.2)	2.5 (0.5 to 6.5)	1.9 (0.5 to 5.5)	1.8 (0.5 to 5.5)	1.7 (0.5 to 4.8)	1.5 (0.5 to 4.8)	1.3 (0.4 to 3.7)	1.2 (0.4 to 3.1)	1.2 (0.4 to 3.1)	1.4 (0.4 to 3.1)	0.7 (0.4 to 1.5)	0.4 (0.2 to 0.8)	43.5
Thalassemias	0 (0 to 0)	0 (0 to 0)	0.1 (0 to 0.2)	0 (0 to 0.1)	0 (0 to 0)	0 (0 to 0)	0 (0 to 0)	0 (0 to 0)	0 (0 to 0)	0 (0 to 0)	0 (0 to 0)	0 (0 to 0)	0 (0 to 0)	0 (0 to 0)	0 (0 to 0)	0 (0 to 0)	0 (0 to 0)	0 (0 to 0)	0 (0 to 0)	0 (0 to 0)	0 (0 to 0)	0 (0 to 0)	0 (0 to 0)	0 (0 to 0)	0 (0 to 0)	0.2
Thalassemias trait	0.2 (0 to 0.4)	0 (0 to 0.4)	0.6 (0 to 1.9)	2.1 (0.4 to 4.8)	0.2 (0 to 0.9)	0.2 (0 to 0.5)	0.2 (0 to 1.2)	0.5 (0 to 1.5)	0.5 (0.1 to 1.5)	1.8 (0.3 to 5.2)	1.6 (0.3 to 4.6)	0.9 (0.2 to 2.5)	0.9 (0.2 to 2.5)	0.8 (0.2 to 2.2)	0.8 (0.2 to 2.2)	0.8 (0.2 to 2.2)	0.8 (0.2 to 2.2)	0.8 (0.2 to 2.2)	0.8 (0.2 to 2.2)	0.8 (0.2 to 2.2)	0.8 (0.2 to 2.2)	0.8 (0.2 to 2.2)	0.8 (0.2 to 2.2)	0.8 (0.2 to 2.2)	13.5
Sickle cell disorders	0 (0 to 0)	0.2 (0 to 0.2)	0.7 (0.4 to 1)	0.6 (0.4 to 0.9)	0.5 (0.3 to 0.7)	0.4 (0.3 to 0.5)	0.3 (0.2 to 0.5)	0.3 (0.2 to 0.5)	0.3 (0.2 to 0.5)	0.3 (0.2 to 0.5)	0.3 (0.2 to 0.4)	0.2 (0.2 to 0.3)	0.2 (0.2 to 0.3)	0.3 (0.2 to 0.4)	0.3 (0.2 to 0.4)	0.3 (0.2 to 0.4)	0.3 (0.2 to 0.4)	0.3 (0.2 to 0.4)	0.3 (0.2 to 0.4)	0.3 (0.2 to 0.4)	0.3 (0.2 to 0.4)	0.3 (0.2 to 0.4)	0.3 (0.2 to 0.4)	0.3 (0.2 to 0.4)	5
Sickle cell trait	0 (0 to 0)	0 (0 to 0)	0.5 (0.1 to 1.4)	1.7 (0.3 to 3.9)	0.3 (0 to 0.8)	0.3 (0 to 0.5)	0.3 (0 to 0.5)	0.3 (0 to 0.7)	1.7 (0.1 to 7.1)	2.1 (0.1 to 8.5)	1.6 (0.1 to 6.4)	0.9 (0.1 to 3.6)	0.9 (0.1 to 3.6)	0.6 (0.1 to 2.3)	0.5 (0.1 to 2)	0.4 (0.1 to 1.5)	0.3 (0.1 to 1.2)	0.3 (0.1 to 1)	0.2 (0.1 to 0.9)	0.2 (0.1 to 0.8)	0.2 (0.1 to 0.7)	0.2 (0.1 to 0.6)	0.2 (0.1 to 0.6)	0.1 (0.1 to 0.5)	12
G6PD deficiency	0 (0 to 0)	0 (0 to 0)	0 (0 to 0)	0 (0 to 0)	0 (0 to 0)	0 (0 to 0)	0 (0 to 0)	0 (0 to 0.1)	0 (0 to 0.1)	0 (0 to 0.1)	0 (0 to 0.1)	0 (0 to 0.1)	0 (0 to 0.1)	0 (0 to 0.1)	0 (0 to 0.1)	0 (0 to 0.1)	0 (0 to 0.1)	0 (0 to 0.1)	0 (0 to 0.1)	0 (0 to 0.1)	0 (0 to 0.1)	0 (0 to 0.1)	0 (0 to 0.1)	0 (0 to 0.1)	0 (0 to 0.1)	1.1
G6PD trait	0 (0 to 0)	0 (0 to 0)	0 (0 to 0)	0 (0 to 0)	0 (0 to 0)	0 (0 to 0)	0 (0 to 0)	0 (0 to 0)	0 (0 to 0)	0 (0 to 0)	0 (0 to 0)	0 (0 to 0)	0 (0 to 0)	0 (0 to 0)	0 (0 to 0)	0 (0 to 0)	0 (0 to 0)	0 (0 to 0)	0 (0 to 0)	0 (0 to 0)	0 (0 to 0)	0 (0 to 0)	0 (0 to 0)	0 (0 to 0)	0 (0 to 0)	0.3
Other hemoglobinopathies and hemolytic anemias	0 (0 to 0)	0.4 (0.1 to 1.4)	1.4 (0.2 to 3.7)	2.2 (0.3 to 5.7)	0.1 (0 to 0.4)	0.1 (0 to 0.4)	0.1 (0 to 0.4)	0.2 (0 to 0.8)	0.2 (0 to 0.9)	0.2 (0 to 1)	0.2 (0 to 1)	0.8 (0 to 3.2)	0.8 (0 to 3.2)	0.6 (0 to 2.2)	0.7 (0 to 2.1)	0.4 (0 to 1.7)	0.6 (0 to 2.2)	0.8 (0 to 2.2)	0.9 (0 to 2.2)	0.9 (0 to 2.2)	0.9 (0 to 2.2)	0.9 (0 to 2.2)	0.8 (0 to 2.2)	0.5 (0 to 1.5)	0.3 (0 to 0.9)	11.4
Endocrine, metabolic, blood, and immune disorders	1.9 (1.5 to 2.6)	2.1 (1.1 to 3.4)	7.2 (4.7 to 11)	16.8 (11.9 to 22.8)	15.3 (9.9 to 20.7)	10.4 (5.1 to 20.2)	10.4 (6.7 to 22.1)	12.4 (7.5 to 20.9)	17.5 (10.9 to 26.3)	22 (14.5 to 32.1)	24.3 (16.1 to 34.1)	25 (16.5 to 35.2)	25.1 (16.5 to 35.4)	24.5 (16.2 to 34.6)	23.8 (15.9 to 33.8)	23.2 (15.7 to 33)	22.7 (15.5 to 32.3)	22.3 (15.3 to 31.7)	21.9 (15.1 to 31.2)	21.6 (14.9 to 30.7)	21.4 (14.8 to 30.4)	21.2 (14.7 to 30.2)	21.1 (14.6 to 30)	21 (14.6 to 29.9)	726
Oral disorders	0 (0 to 0)	0.3 (0.1 to 0.7)	4.4 (2.4 to 7.2)	2.3 (1.2 to 3.2)	2.3 (1.2 to 3.2)	6.4 (3.4 to 10.6)	9.4 (5.4 to 15.3)	14.6 (8.2 to 23.4)	20.1 (11.4 to 33.7)	24.4 (13.8 to 41.5)	24 (13.4 to 40.9)	20.2 (11.3 to 34.8)	16.8 (9.2 to 28.5)	14.2 (7.8 to 23.8)	12.1 (6.7 to 20.2)	10.4 (5.7 to 17.4)	9.1 (5 to 15.2)	8.1 (4.4 to 13.5)	7.3 (4 to 12.1)	6.6 (3.6 to 10.9)	6.1 (3.3 to 10.1)	5.7 (3.1 to 9.4)	5.4 (3 to 8.9)	5.2 (2.9 to 8.6)	548
Caries of deciduous teeth	0 (0 to 0)	0 (0 to 0)	0 (0 to 0)	0 (0 to 0.9)	0 (0 to 0.1)	0 (0 to 0.1)	0 (0 to 0.1)	0 (0 to 0.1)	0 (0 to 0.1)	0 (0 to 0.1)	0 (0 to 0.1)	0 (0 to 0.1)	0 (0 to 0.1)	0 (0 to 0.1)	0 (0 to 0.1)	0 (0 to 0.1)	0 (0 to 0.1)	0 (0 to 0.1)	0 (0 to 0.1)	0 (0 to 0.1)	0 (0 to 0.1)	0 (0 to 0.1)	0 (0 to 0.1)	0 (0 to 0.1)	0 (0 to 0.1)	1.3
Caries of permanent teeth	0 (0 to 0)	0 (0 to 0)	0 (0 to 0)	0.2 (0 to 1.6)	2.2 (0.9 to 5.1)	2.2 (0.9 to 4.7)	2.7 (1 to 5.5)	3.1 (1.2 to 6.6)	3.4 (1.4 to 6.9)	3.5 (1.4 to 7.1)	3.4 (1.4 to 7)	3.5 (1.5 to 7.2)	3.5 (1.5 to 7.2)	3.5 (1.5 to 7.2)	3.5 (1.5 to 7.2)	3.5 (1.5 to 7.2)	3.5 (1.5 to 7.2)	3.5 (1.5 to 7.2)	3.5 (1.5 to 7.2)	3.5 (1.5 to 7.2)	3.5 (1.5 to 7.2)	3.5 (1.5 to 7.2)	3.5 (1.5 to 7.2)	3.5 (1.5 to 7.2)	35.7
Periodontal diseases	0 (0 to 0)	0 (0 to 0)	0 (0 to 0)	0 (0 to 0)	0 (0 to 0.6)	0 (0 to 0.5)	0 (0 to 0.5)	0.1 (0 to 1)	0.5 (0 to 1.9)	0.9 (0 to 3.1)	0.9 (0 to 3.1)	0.9 (0 to 3.1)	0.9 (0 to 3.1)	0.9 (0 to 3.1)	0.9 (0 to 3.1)	0.9 (0 to 3.1)

SR Table 2b: Enfield DALYs by cause and age group for females with 95% uncertainty intervals, 2019

Cause	Early Neonatal	Late Neonatal	Post Neonatal	1 to 4	5 to 9	10 to 14	15 to 19	20 to 24	25 to 29	30 to 34	35 to 39	40 to 44	45 to 49	50 to 54	55 to 59	60 to 64	65 to 69	70 to 74	75 to 79	80 to 84	85 to 89	90 to 94	95 plus	Total
All causes	1,592 (279 to 2,992)	1,592 (977 to 2,992)	2,992 (2,992 to 3,992)	3,992 (3,992 to 4,992)	3,992 (3,992 to 4,992)	3,992 (3,992 to 4,992)	4,992 (4,992 to 5,992)	4,992 (4,992 to 5,992)	4,992 (4,992 to 5,992)	4,992 (4,992 to 5,992)	4,992 (4,992 to 5,992)	4,992 (4,992 to 5,992)	4,992 (4,992 to 5,992)	4,992 (4,992 to 5,992)	4,992 (4,992 to 5,992)	4,992 (4,992 to 5,992)	4,992 (4,992 to 5,992)	4,992 (4,992 to 5,992)	4,992 (4,992 to 5,992)	4,992 (4,992 to 5,992)	4,992 (4,992 to 5,992)	4,992 (4,992 to 5,992)	42,000
Communicable, maternal, neonatal, and nutritional diseases	1,592 (1,592 to 1,592)	1,592 (1,592 to 1,592)	2,992 (2,992 to 2,992)	3,992 (3,992 to 3,992)	3,992 (3,992 to 3,992)	3,992 (3,992 to 3,992)	4,992 (4,992 to 4,992)	4,992 (4,992 to 4,992)	4,992 (4,992 to 4,992)	4,992 (4,992 to 4,992)	4,992 (4,992 to 4,992)	4,992 (4,992 to 4,992)	4,992 (4,992 to 4,992)	4,992 (4,992 to 4,992)	4,992 (4,992 to 4,992)	4,992 (4,992 to 4,992)	4,992 (4,992 to 4,992)	4,992 (4,992 to 4,992)	4,992 (4,992 to 4,992)	4,992 (4,992 to 4,992)	4,992 (4,992 to 4,992)	4,992 (4,992 to 4,992)	2,600
HIV/AIDS and sexually transmitted infections	8.5 (2.5 to 18.7)	2.3 (0.7 to 4.9)	0.4 (2 to 0.9)	1.6 (1.2 to 1.9)	1.5 (1.2 to 1.8)	0.6 (0.5 to 0.8)	1.3 (1 to 1.7)	3.5 (2.6 to 4.6)	6.2 (4.3 to 9.2)	10.9 (8 to 15)	13.3 (9.4 to 18.4)	13.2 (9.7 to 18.1)	10.1 (7.4 to 13.8)	6.2 (4.6 to 8.4)	4.7 (3.5 to 6.2)	2.5 (2.2 to 4.1)	2.3 (1.4 to 3.3)	1.3 (0.7 to 2.1)	0.9 (0.5 to 1.3)	0.4 (0.3 to 0.7)	0.2 (0.2 to 0.4)	0.1 (0.1 to 0.1)	97.7
HIV/AIDS	0 (0 to 0)	0 (0 to 0)	0.2 (1 to 0.2)	1.4 (1.2 to 1.7)	1.5 (1.2 to 1.8)	0.5 (0.4 to 0.6)	0.6 (0.5 to 0.7)	2.6 (2 to 3.2)	5.9 (4.5 to 7.4)	9.9 (7.5 to 12.5)	12.3 (9.1 to 15.2)	12.2 (9 to 15.2)	9.3 (6.9 to 11.8)	5.7 (4.2 to 7.3)	4.5 (3.3 to 5.7)	2.4 (1.9 to 2.9)	2.1 (1.3 to 2.8)	1.2 (0.7 to 1.7)	0.8 (0.4 to 1.1)	0.4 (0.2 to 0.5)	0.2 (0.1 to 0.3)	0.1 (0 to 0.1)	52.2
HIV/AIDS - Drug-susceptible Tuberculosis	0 (0 to 0)	0 (0 to 0)	0 (0 to 0)	0 (0 to 0)	0 (0 to 0)	0 (0 to 0)	0 (0 to 0)	0 (0 to 0)	0 (0 to 0)	0 (0 to 0)	0 (0 to 0)	0 (0 to 0)	0 (0 to 0)	0 (0 to 0)	0 (0 to 0)	0 (0 to 0)	0 (0 to 0)	0 (0 to 0)	0 (0 to 0)	0 (0 to 0)	0 (0 to 0)	0 (0 to 0)	0 (0 to 0)	0
HIV/AIDS - Multidrug-resistant Tuberculosis without extensive dr...	0 (0 to 0)	0 (0 to 0)	0 (0 to 0)	0 (0 to 0)	0 (0 to 0)	0 (0 to 0)	0 (0 to 0)	0 (0 to 0)	0 (0 to 0)	0 (0 to 0)	0 (0 to 0)	0 (0 to 0)	0 (0 to 0)	0 (0 to 0)	0 (0 to 0)	0 (0 to 0)	0 (0 to 0)	0 (0 to 0)	0 (0 to 0)	0 (0 to 0)	0 (0 to 0)	0 (0 to 0)	0 (0 to 0)	0
HIV/AIDS - Extensively drug-resistant Tuberculosis	0 (0 to 0)	0 (0 to 0)	0 (0 to 0)	0 (0 to 0)	0 (0 to 0)	0 (0 to 0)	0 (0 to 0)	0 (0 to 0)	0 (0 to 0)	0 (0 to 0)	0 (0 to 0)	0 (0 to 0)	0 (0 to 0)	0 (0 to 0)	0 (0 to 0)	0 (0 to 0)	0 (0 to 0)	0 (0 to 0)	0 (0 to 0)	0 (0 to 0)	0 (0 to 0)	0 (0 to 0)	0 (0 to 0)	0
HIV/AIDS resulting in other diseases	0 (0 to 0)	0 (0 to 0)	0 (0 to 0)	0 (0 to 0)	0 (0 to 0)	0 (0 to 0)	0 (0 to 0)	0 (0 to 0)	0 (0 to 0)	0 (0 to 0)	0 (0 to 0)	0 (0 to 0)	0 (0 to 0)	0 (0 to 0)	0 (0 to 0)	0 (0 to 0)	0 (0 to 0)	0 (0 to 0)	0 (0 to 0)	0 (0 to 0)	0 (0 to 0)	0 (0 to 0)	0 (0 to 0)	0
Sexually transmitted infections excluding HIV	8.5 (2.5 to 18.7)	2.3 (0.7 to 4.9)	0.1 (0 to 0.2)	0.1 (0 to 0.2)	0.1 (0 to 0.2)	0.2 (0 to 0.3)	0.5 (0.3 to 0.8)	0.9 (0.6 to 1.3)	0.3 (0.1 to 0.6)	1 (0.5 to 2)	1 (0.5 to 2)	1 (0.5 to 2)	0.8 (0.4 to 1.4)	0.5 (0.2 to 1.2)	0.2 (0.1 to 0.6)	0.1 (0 to 0.4)	0.2 (0.1 to 0.5)	0.1 (0 to 0.3)	0.1 (0 to 0.3)	0.1 (0 to 0.2)	0.1 (0 to 0.2)	0.1 (0 to 0.1)	45.5
Syphilis	8.5 (2.5 to 18.7)	2.3 (0.7 to 4.9)	0.1 (0 to 0.2)	0.1 (0 to 0.2)	0.1 (0 to 0.2)	0.2 (0 to 0.3)	0.5 (0 to 0.1)	0.9 (0 to 1.3)	0.3 (0 to 0.6)	1 (0 to 2)	1 (0 to 2)	1 (0 to 2)	0.8 (0 to 1.4)	0.5 (0 to 1.2)	0.2 (0 to 0.6)	0.1 (0 to 0.4)	0.2 (0 to 0.5)	0.1 (0 to 0.3)	0.1 (0 to 0.3)	0.1 (0 to 0.2)	0.1 (0 to 0.2)	0.1 (0 to 0.1)	14.3
Chlamydial infection	0 (0 to 0)	0 (0 to 0)	0 (0 to 0)	0 (0 to 0)	0 (0 to 0)	0 (0 to 0)	0.2 (0 to 0.2)	0.5 (0 to 0.8)	0.2 (0 to 0.4)	0.7 (0 to 1.2)	1.3 (0 to 2.2)	1.4 (0 to 2.5)	0.7 (0 to 1.4)	0.2 (0 to 0.6)	0.1 (0 to 0.4)	0.1 (0 to 0.3)	0.1 (0 to 0.3)	0 (0 to 0.1)	0 (0 to 0.1)	0 (0 to 0)	0 (0 to 0)	0 (0 to 0)	0 (0 to 0)	7.1
Gonococcal infection	0 (0 to 0)	0 (0 to 0)	0 (0 to 0)	0 (0 to 0)	0 (0 to 0)	0 (0 to 0)	0 (0 to 0)	0.1 (0 to 0.2)	0.2 (0 to 0.3)	0.5 (0 to 0.9)	0.5 (0 to 0.9)	0.5 (0 to 0.9)	0.3 (0 to 0.6)	0.1 (0 to 0.3)	0.1 (0 to 0.2)	0.1 (0 to 0.2)	0.1 (0 to 0.2)	0.1 (0 to 0.2)	0.1 (0 to 0.2)	0.1 (0 to 0.2)	0.1 (0 to 0.2)	0.1 (0 to 0.1)	0 (0 to 0.1)	3.4
Trichomoniasis	0 (0 to 0)	0 (0 to 0)	0 (0 to 0)	0 (0 to 0)	0 (0 to 0)	0 (0 to 0)	0 (0 to 0)	0.1 (0 to 0.2)	0.2 (0 to 0.4)	0.5 (0 to 1.2)	0.6 (0 to 1.4)	0.6 (0 to 1.4)	0.5 (0 to 1.2)	0.2 (0 to 0.6)	0.1 (0 to 0.4)	0.1 (0 to 0.3)	0.1 (0 to 0.3)	0 (0 to 0.1)	0 (0 to 0.1)	0 (0 to 0)	0 (0 to 0)	0 (0 to 0)	0 (0 to 0)	4.5
Genital herpes	0 (0 to 0)	0 (0 to 0)	0 (0 to 0)	0 (0 to 0)	0 (0 to 0)	0 (0 to 0)	0 (0 to 0)	0.2 (0 to 0.3)	0.4 (0 to 0.6)	0.6 (0 to 1.1)	0.5 (0 to 1.2)	0.6 (0 to 1.4)	0.5 (0 to 1.2)	0.2 (0 to 0.6)	0.1 (0 to 0.4)	0.1 (0 to 0.3)	0.2 (0 to 0.5)	0.1 (0 to 0.3)	0.1 (0 to 0.3)	0.1 (0 to 0.2)	0.1 (0 to 0.2)	0 (0 to 0)	0 (0 to 0)	5.1
Other sexually transmitted infections	0 (0 to 0)	0 (0 to 0)	0 (0 to 0)	0 (0 to 0)	0 (0 to 0)	0 (0 to 0)	0 (0 to 0)	0.1 (0 to 0.2)	0.2 (0 to 0.4)	0.3 (0 to 0.7)	0.3 (0 to 0.8)	0.3 (0 to 0.8)	0.2 (0 to 0.6)	0.1 (0 to 0.4)	0.1 (0 to 0.3)	0.1 (0 to 0.3)	0.1 (0 to 0.3)	0 (0 to 0.1)	0 (0 to 0.1)	0 (0 to 0.1)	0 (0 to 0.1)	0 (0 to 0.1)	0 (0 to 0)	11.1
Respiratory infections and tuberculosis	1,592 (2.1 to 4.3)	1,592 (1.6 to 3.6)	2,992 (12.5 to 28.3)	2,992 (20.1 to 49.4)	2,992 (15.5 to 39.7)	2,992 (11.5 to 30.1)	2,992 (8.4 to 25.1)	2,992 (11.7 to 28.5)	2,992 (12.7 to 30.6)	2,992 (14.5 to 32.4)	2,992 (15.4 to 34.7)	2,992 (16.8 to 37.6)	2,992 (20.1 to 39.3)	2,992 (25.6 to 47.2)	2,992 (35.8 to 57.1)	2,992 (49.3 to 68.9)	2,992 (64.4 to 84.2)	2,992 (82.1 to 97.9)	2,992 (97.6 to 99.9)	2,992 (100 to 100)	1,124 (124 to 220)	1,130 (133 to 140)	1,130
Tuberculosis	0 (0 to 0)	0 (0 to 0)	0 (0 to 0)	0 (0 to 0)	0 (0 to 0)	0 (0 to 0)	0.2 (0 to 0.4)	0.6 (0 to 0.9)	0.6 (0 to 1.1)	0.9 (0 to 1.9)	0.9 (0 to 1.8)	0.7 (0 to 1.7)	0.6 (0 to 1.4)	0.6 (0 to 1.6)	0.7 (0 to 1.5)	0.7 (0 to 1.5)	0.7 (0 to 1.5)	0.6 (0 to 1.2)	0.7 (0 to 1.7)	0.7 (0 to 1.4)	0.7 (0 to 1.4)	0.4 (0 to 1)	0.2 (0 to 0.5)	12.2
Latent tuberculosis infection	0 (0 to 0)	0 (0 to 0)	0 (0 to 0)	0 (0 to 0)	0 (0 to 0)	0 (0 to 0)	0 (0 to 0)	0 (0 to 0)	0 (0 to 0)	0 (0 to 0)	0 (0 to 0)	0 (0 to 0)	0 (0 to 0)	0 (0 to 0)	0 (0 to 0)	0 (0 to 0)	0 (0 to 0)	0 (0 to 0)	0 (0 to 0)	0 (0 to 0)	0 (0 to 0)	0 (0 to 0)	0 (0 to 0)	0 (0 to 0)	0
Drug-susceptible tuberculosis	0 (0 to 0)	0 (0 to 0)	0 (0 to 0)	0 (0 to 0)	0 (0 to 0)	0 (0 to 0)	0 (0 to 0)	0 (0 to 0)	0 (0 to 0)	0 (0 to 0)	0 (0 to 0)	0 (0 to 0)	0 (0 to 0)	0 (0 to 0)	0 (0 to 0)	0 (0 to 0)	0 (0 to 0)	0 (0 to 0)	0 (0 to 0)	0 (0 to 0)	0 (0 to 0)	0 (0 to 0)	0 (0 to 0)	0
Multidrug-resistant tuberculosis without extensive drug-resistance	0 (0 to 0)	0 (0 to 0)	0 (0 to 0)	0 (0 to 0)	0 (0 to 0)	0 (0 to 0)	0 (0 to 0)	0 (0 to 0)	0 (0 to 0)	0 (0 to 0)	0 (0 to 0)	0 (0 to 0)	0 (0 to 0)	0 (0 to 0)	0 (0 to 0)	0 (0 to 0)	0 (0 to 0)	0 (0 to 0)	0 (0 to 0)	0 (0 to 0)	0 (0 to 0)	0 (0 to 0)	0 (0 to 0)	0
Extensively drug-resistant tuberculosis	0 (0 to 0)	0 (0 to 0)	0 (0 to 0)	0 (0 to 0)	0 (0 to 0)	0 (0 to 0)	0 (0 to 0)	0 (0 to 0)	0 (0 to 0)	0 (0 to 0)	0 (0 to 0)	0 (0 to 0)	0 (0 to 0)	0 (0 to 0)	0 (0 to 0)	0 (0 to 0)	0 (0 to 0)	0 (0 to 0)	0 (0 to 0)	0 (0 to 0)	0 (0 to 0)	0 (0 to 0)	0 (0 to 0)	0
Lower respiratory infections	3 (2.1 to 4.3)	2.4 (1.6 to 3.4)	14.9 (9.5 to 23.4)	8.4 (5.4 to 11.3)	2.4 (2.1 to 4.2)	2.4 (1.8 to 3.7)	2.3 (1.7 to 3.5)	2.7 (2.1 to 4.4)	3.7 (2.5 to 5.4)	5.4 (3.8 to 8.1)	6.6 (5.1 to 12.2)	7.3 (5.2 to 15.2)	6.5 (4.6 to 13.6)	6.4 (4.5 to 13.2)	6.4 (4.4 to 13.2)	6.5 (4.5 to 13.2)	6.4 (4.4 to 13.2)	6.5 (4.5 to 13.2)	6.4 (4.4 to 13.2)	6.5 (4.5 to 13.2)	6.4 (4.4 to 13.2)	6.5 (4.5 to 13.2)	963
Upper respiratory infections	0 (0 to 0)	0 (0 to 0)	0.5 (0.1 to 0.3)	15.7 (2.1 to 54)	17.5 (4.5 to 29.7)	12.6 (7 to 22)	10.9 (6.8 to 20.5)	12.3 (7.9 to 22.4)	13.4 (7.3 to 22.4)	13.5 (7.2 to 22.7)	12.2 (6.4 to 21.7)	10 (5.4 to 17.7)	7.2 (3.7 to 14.4)	4.7 (2.4 to 10.4)	3.4 (1.8 to 7.6)	2.9 (1.5 to 6.4)	2.5 (1.3 to 5.6)	1.7 (0.9 to 3.9)	1.3 (0.6 to 3.1)	1 (0.5 to 2.7)	0.6 (0.3 to 1.7)	0.4 (0.2 to 0.5)	167
Otitis media	0 (0 to 0)	0 (0 to 0)	0.7 (0.4 to 1.3)	4.7 (2.4 to 8.5)	4.7 (2.4 to 7.4)	2.2 (1.1 to 3.9)	2.2 (1.1 to 3.9)	2.2 (0.9 to 4.5)	2.2 (1 to 4.2)	2.2 (0.8 to 4)	2.1 (1 to 3.9)	1.9 (0.9 to 3.7)	1.4 (0.6 to 2.9)	1.4 (0.6 to 2.9)	1.4 (0.6 to 2.9)	1.4 (0.6 to 2.9)	1.4 (0.6 to 2.9)	1.4 (0.6 to 2.9)	1.4 (0.6 to 2.9)	1.4 (0.6 to 2.9)	1.4 (0.6 to 2.9)	1.4 (0.6 to 2.9)	34.6
Enteric infections	0.3 (0.2 to 0.3)	0.9 (0.6 to 1.3)	11.2 (7.4 to 16.2)	10.2 (9.1 to 24.9)	7.7 (3.9 to 12.6)	4.8 (2.5 to 9.2)	3.4 (1.5 to 5.8)	3.7 (1.5 to 6.8)	4.1 (2.3 to 6.5)	4 (2.4 to 6.3)	3.8 (2.3 to 5.8)	3.7 (1.8 to 6.4)	3 (1.4 to 4.6)	2.5 (1.2 to 3.8)	2.4 (1.2 to 3.6)	2.3 (1.2 to 3.4)	2.3 (1.2 to 3.4)	2.2 (1.2 to 3.3)	2.2 (1.2 to 3.3)	2.2 (1.2 to 3.3)	2.2 (1.2 to 3.3)	2.2 (1.2 to 3.3)	130
Diarrheal diseases	0.3 (0.2 to 0.3)	0.9 (0.6 to 1.3)	11.2 (7.3 to 16.2)	10.2 (9.1 to 24.9)	7.7 (3.9 to 12.6)	4.8 (2.5 to 9.2)	3.4 (1.5 to 5.8)	3.7 (1.5 to 6.8)	4.1 (2.3 to 6.5)	4 (2.4 to 6.3)	3.8 (2.3 to 5.8)	3.7 (1.8 to 6.4)	3 (1.4 to 4.6)	2.5 (1.2 to 3.8)	2.4 (1.2 to 3.6)	2.3 (1.2 to 3.4)	2.3 (1.2 to 3.4)	2.2 (1.2 to 3.3)	2.2 (1.2 to 3.3)	2.2 (1.2 to 3.3)	2.2 (1.2 to 3.3)	2.2 (1.2 to 3.3)	130
Typhoid and paratyphoid	0 (0 to 0)	0 (0 to 0)	0 (0 to 0)	0 (0 to 0)	0 (0 to 0)	0 (0 to 0)	0 (0 to 0)	0 (0 to 0)	0 (0 to 0)	0 (0 to 0)	0 (0 to 0)	0 (0 to 0)	0 (0 to 0)	0 (0 to 0)	0 (0 to 0)	0 (0 to 0)	0 (0 to 0)	0 (0 to 0)	0 (0 to 0)	0 (0 to 0)	0 (0 to 0)	0 (0 to 0)	0 (0 to 0)	0
Paratyphoid fever	0 (0 to 0)	0 (0 to 0)	0 (0 to 0)	0 (0 to 0)	0 (0 to 0)	0 (0 to 0)	0 (0 to 0)	0 (0 to 0)	0 (0 to 0)	0 (0 to 0)	0 (0 to 0)	0 (0 to 0)	0 (0 to 0)	0 (0 to 0)	0 (0 to 0)	0 (0 to 0)	0 (0 to 0)	0 (0 to 0)	0 (0 to 0)	0 (0 to 0)	0 (0 to 0)	0 (0 to 0)	0 (0 to 0)	0
Paratyphoid fever	0 (0 to 0)	0 (0 to 0)	0 (0 to 0)	0 (0 to 0)	0 (0 to 0)	0 (0 to 0)	0 (0 to 0)	0 (0 to 0)	0 (0 to 0)	0 (0 to 0)	0 (0 to 0)	0 (0 to 0)	0 (0 to 0)	0 (0 to 0)	0 (0 to 0)	0 (0 to 0)	0 (0 to 0)	0 (0 to 0)	0 (0 to 0)	0 (0 to 0)	0 (0 to 0)	0 (0 to 0)	0 (0 to 0)	0
Invasive Non-typhoidal Salmonella (iNTS)	0 (0 to 0)	0 (0 to 0)	0 (0 to 0)	0 (0 to 0)	0 (0 to 0)	0 (0 to 0)	0 (0 to 0)	0 (0 to 0)	0 (0 to 0)	0 (0 to 0)	0 (0 to 0)	0 (0 to 0)	0 (0 to 0)	0 (0 to 0)	0 (0 to 0)	0 (0 to 0)	0 (0 to 0)	0 (0 to 0)	0 (0 to 0)	0 (0 to 0)	0 (0 to 0)	0 (0 to 0)	0 (0 to 0)	0.3
Other intestinal infectious diseases	0 (0 to 0)	0 (0 to 0)	0.1 (0 to 0.1)	0 (0 to 0)	0 (0 to 0)	0 (0 to 0)	0 (0 to 0)	0 (0 to 0)	0 (0 to 0)	0 (0 to 0)	0 (0 to 0)	0 (0 to 0)	0 (0 to 0)	0 (0 to 0)	0 (0 to 0)	0 (0 to 0)	0 (0 to 0)	0 (0 to 0)	0 (0 to 0)	0 (0 to 0)	0 (0 to 0)	0 (0 to 0)	0 (0 to 0)	0.3
Neglected tropical diseases and malaria	0 (0 to 0)	0 (0 to 0)	0.4 (0.1 to 1.2)	1.6 (1.1 to 4.5)	0.1 (0.7 to 1.4)	0.2 (0 to 0.7)	0.1 (0 to 0.5)	0.4 (0.1 to 1.2)	0.2 (0 to 0.9)	0.2 (0 to 0.8)	0.2 (0 to 1.1)	0.7 (0.2 to 2.4)	0.6 (0.2 to 2.4)	0.7 (0.2 to 2.6)	0.4 (0.1 to 2.6)	0.4 (0.1 to 2.6)	0.1 (0 to 0.5)	0.1 (0 to 0.3)	0.1 (0 to 0.3)	0.1 (0 to 0.3)	0.1 (0 to 0.3)	0.1 (0 to 0.1)	11.4
Malaria	0 (0 to 0)	0 (0 to 0)	0 (0 to 0)	0 (0 to 0)	0 (0 to 0)	0 (0 to 0)	0 (0 to 0)	0 (0 to 0)	0 (0 to 0)	0 (0 to 0)	0 (0 to 0)	0 (0 to 0)	0 (0 to 0)	0 (0 to 0)	0 (0 to 0)	0 (0 to 0)	0 (0 to 0)	0 (0 to 0)	0 (0 to 0)	0 (0 to 0)	0 (0 to 0)	0 (0 to 0)	0 (0 to 0)	0
Chagas disease	0 (0 to 0)	0 (0 to 0)	0 (0 to 0)	0 (0 to 0)	0 (0 to 0)	0 (0 to 0)	0 (0 to 0)	0 (0 to 0)	0 (0 to 0)	0 (0 to 0)	0 (0 to 0)	0 (0 to 0)	0 (0 to 0)	0 (0 to 0)	0 (0 to 0)	0 (0 to 0)	0 (0 to 0)	0 (0 to 0)	0 (0 to 0)	0 (0 to 0)	0 (0 to 0)	0 (0 to 0)	0 (0 to 0)	0
Leishmaniasis	0 (0 to 0)	0 (0 to 0)	0 (0 to 0)	0 (0 to 0)	0 (0 to 0)	0 (0 to 0)	0 (0 to 0)	0 (0 to 0)	0 (0 to 0)	0 (0 to 0)	0 (0 to 0)	0 (0 to 0)	0 (0 to 0)	0 (0 to 0)	0 (0 to 0)	0 (0 to 0)	0 (0 to 0)	0 (0 to 0)	0 (0 to 0)	0 (0 to 0)	0 (0 to 0)	0 (0 to 0)	0 (0 to 0)	0
Visceral leishmaniasis	0 (0 to 0)	0 (0 to 0)	0 (0 to 0)	0 (0 to 0)	0 (0 to 0)	0 (0 to 0)	0 (0 to 0)	0 (0 to 0)	0 (0 to 0)	0 (0 to 0)	0 (0 to 0)	0 (0 to 0)	0 (0 to 0)	0 (0 to 0)	0 (0 to 0)	0 (0 to 0)	0 (0 to 0)	0 (0 to 0)	0 (0 to 0)	0 (0 to 0)	0 (0 to 0)	0 (0 to 0)	0 (0 to 0)	0
Cutaneous and mucocutaneous leishmaniasis	0 (0 to 0)	0 (0 to 0)	0 (0 to 0)	0 (0 to 0)	0 (0 to 0)	0 (0 to 0)	0 (0 to 0)	0 (0 to 0)	0 (0 to 0)	0 (0 to 0)	0 (0 to 0)	0 (0 to 0)	0 (0 to 0)	0 (0 to 0)	0 (0 to 0)	0 (0 to 0)	0 (0 to 0)	0 (0 to 0)	0 (0 to 0)	0 (0 to 0)	0 (0 to 0)	0 (0 to 0)	0 (0 to 0)	0
African trypanosomiasis	0 (0 to 0)	0 (0 to 0)	0 (0 to 0)	0 (0 to 0)	0 (0 to 0)	0 (0 to 0)	0 (0 to 0)	0 (0 to 0)	0 (0 to 0)	0 (0 to 0)	0 (0 to 0)	0 (0 to 0)	0 (0 to 0)	0 (0 to 0)	0 (0 to 0)	0 (0 to 0)	0 (0 to 0)	0 (0 to 0)	0 (0 to 0)	0 (0 to 0)	0 (0 to 0)	0 (0 to 0)	0 (0 to 0)	0
Schistosomiasis	0 (0 to 0)	0 (0 to 0)	0 (0 to 0)	0 (0 to 0)	0 (0 to 0)	0 (0 to 0)	0 (0 to 0)	0 (0 to 0)	0 (0 to 0)	0 (0 to 0)	0 (0 to 0)	0 (0 to 0)	0 (0 to 0)	0 (0 to 0)	0 (0 to 0)	0 (0 to 0)	0 (0 to 0)	0 (0 to 0)	0 (0 to 0)	0 (0 to 0)	0 (0 to 0)	0 (0 to 0)	0 (0 to 0)	0
Cysticercosis	0 (0 to 0)	0 (0 to 0)	0 (0 to 0)	0 (0 to 0)	0 (0 to 0)	0 (0 to 0)	0 (0 to 0)	0 (0 to 0)	0 (0 to 0)	0 (0 to 0)	0 (0 to 0)	0 (0 to 0)	0 (0 to 0)	0 (0 to 0)	0 (0 to 0)	0 (0 to 0)	0 (0 to 0)	0 (0 to 0)	0 (0 to 0)	0 (0 to 0)	0 (0 to 0)	0 (0 to 0)	0 (0 to 0)	0
Cystic echinococcosis	0 (0 to 0)	0 (0 to 0)	0 (0 to 0)	0 (0 to 0)	0 (0 to 0)	0 (0 to 0)	0 (0 to 0)	0 (0 to 0)	0 (0 to 0)	0 (0 to 0)	0 (0 to 0)	0 (0 to 0)	0 (0 to 0)	0 (0 to 0)	0 (0 to 0)	0 (0 to 0)	0 (0 to 0)	0 (0 to 0)	0 (0 to 0)	0 (0 to 0)	0 (0 to 0)	0 (0 to 0)	0 (0 to 0)	0.2
Lymphatic filariasis	0 (0 to 0)	0 (0 to 0)	0 (0 to 0)	0 (0 to 0)	0 (0 to 0)	0 (0 to 0)	0 (0 to 0)	0 (0 to 0)	0 (0 to 0)	0 (0 to 0)	0 (0 to 0)	0 (0 to 0)	0 (0 to 0)	0 (0 to 0)	0 (0 to 0)	0 (0 to 0)	0 (0 to 0)	0 (0 to 0)	0 (0 to 0)	0 (0 to 0)	0 (0 to 0)	0 (0 to 0)	0 (0 to 0)	0
Onchocerciasis	0 (0 to 0)	0 (0 to 0)	0 (0 to 0)	0 (0 to 0)	0 (0 to 0)	0 (0 to 0)	0 (0 to 0)	0 (0 to 0)	0 (0 to 0)	0 (0 to 0)	0 (0 to 0)	0 (0 to 0)	0 (0 to 0)	0 (0 to 0)	0 (0 to 0)	0 (0 to 0)	0 (0 to 0)	0 (0 to 0)	0 (0 to 0)	0 (0 to 0)	0 (0 to 0)	0 (0 to 0)	0 (0 to 0)	0
Trachoma	0 (0 to 0)	0 (0 to 0)	0 (0 to 0)	0 (0 to 0)	0 (0 to 0)	0 (0 to 0)	0 (0 to 0)	0 (0 to 0)	0 (0 to 0)	0 (0 to 0)	0 (0 to 0)	0 (0 to 0)	0 (0 to 0)	0 (0 to 0)	0 (0 to 0)	0 (0 to 0)	0 (0 to 0)	0 (0 to 0)	0 (0 to 0)	0 (0 to 0)	0 (0 to 0)	0 (0 to 0)	0 (0 to 0)	0
Dengue	0 (0 to 0)	0 (0 to 0)	0 (0 to 0)	0 (0 to 0)	0 (0 to 0)	0 (0 to 0)	0 (0 to 0)	0 (0 to 0)	0 (0 to 0)	0 (0 to 0)	0 (0 to 0)	0 (0 to 0)	0 (0 to 0)	0 (0 to 0)	0 (0 to 0)	0 (0 to 0)	0 (0 to 0)	0 (0 to 0)	0 (0 to 0)	0 (0 to 0)	0 (0 to 0)	0 (0 to 0)	0 (0 to 0)	0
Yellow fever	0 (0 to 0)	0 (0 to 0)	0 (0 to 0)	0 (0 to 0)	0 (0 to 0)	0 (0 to 0)	0 (0 to 0)	0 (0 to 0)	0 (0 to 0)	0 (0 to 0)	0 (0 to 0)	0 (0 to 0)	0 (0 to 0)	0 (0 to 0)	0 (0 to 0)	0 (0 to 0)	0 (0 to 0)	0 (0 to 0)	0 (0 to 0)	0 (0 to 0)	0 (0 to 0)	0 (0 to 0)	0 (0 to 0)	0
Rabies	0 (0 to 0)	0 (0 to 0)	0 (0 to 0)	0 (0 to 0)	0 (0 to 0)	0 (0 to 0)	0 (0 to 0)	0 (0 to 0)	0 (0 to 0)	0 (0 to 0)	0 (0 to 0)	0 (0 to 0)	0 (0 to 0)	0 (0 to 0)	0 (0 to 0)	0 (0 to 0)	0 (0 to 0)	0 (0 to 0)	0 (0 to 0)	0 (0 to 0)	0 (0 to 0)	0 (0 to 0)	0 (0 to 0)	0
Intestinal nematode infections	0 (0 to 0)	0 (0 to 0)	0 (0 to 0)	0 (0 to 0)	0 (0 to 0)	0 (0 to 0)	0 (0 to 0)	0 (0 to 0)	0 (0 to 0)	0 (0 to 0)	0 (0 to 0)	0 (0 to 0)	0 (0 to 0)	0 (0 to 0)	0 (0 to 0)	0 (0 to 0)	0 (0 to 0)	0 (0 to 0)	0 (0 to 0)	0 (0 to 0)	0 (0 to 0)	0 (0 to 0)	0 (0 to 0)	0
Ascariasis	0 (0 to 0)	0 (0 to 0)	0 (0 to 0)	0 (0 to 0)	0 (0 to 0)	0 (0 to 0)	0 (0 to 0)	0 (0 to 0)	0 (0 to 0)	0 (0 to 0)	0 (0 to 0)	0 (0 to 0)	0 (0 to 0)	0 (0 to 0)	0 (0 to 0)	0 (0 to 0)	0 (0 to 0)	0 (0 to 0)	0 (0 to 0)	0 (0 to 0)	0 (0 to 0)	0 (0 to 0)	0 (0 to 0)	0
Trichuriasis	0 (0 to 0)	0 (0 to 0)	0 (0 to 0)	0 (0 to 0)	0 (0 to 0)	0 (0 to 0)	0 (0 to 0)	0 (0 to 0)	0 (0 to 0)	0 (0 to 0)	0 (0 to 0)	0 (0 to 0)	0 (0 to 0)	0 (0 to 0)	0 (0 to 0)	0 (0 to 0)	0 (0 to 0)	0 (0 to 0)	0 (0 to 0)	0 (0 to 0)	0 (0 to 0)	0 (0 to 0)	0 (0 to 0)	0
Hookworm disease	0 (0 to 0)	0 (0 to 0)	0 (0 to 0)	0 (0 to 0)	0 (0 to 0)	0 (0 to 0)	0 (0 to 0)	0 (0 to 0)	0 (0 to 0)	0 (0 to 0)	0 (0 to 0)	0 (0 to 0)	0 (0 to 0)	0 (0 to 0)	0 (0 to 0)	0 (0 to 0)	0 (0 to 0)	0 (0 to 0)	0 (0 to 0)	0 (0 to 0)	0 (0 to 0)	0 (0 to 0)	0 (0 to 0)	0
Food-borne trematodiases	0 (0 to 0)	0 (0 to 0)	0 (0 to 0)	0 (0 to 0)	0 (0 to 0)	0 (0 to 0)	0 (0 to 0)	0 (0 to 0)	0 (0 to 0)	0 (0 to 0)	0 (0 to 0)	0 (0



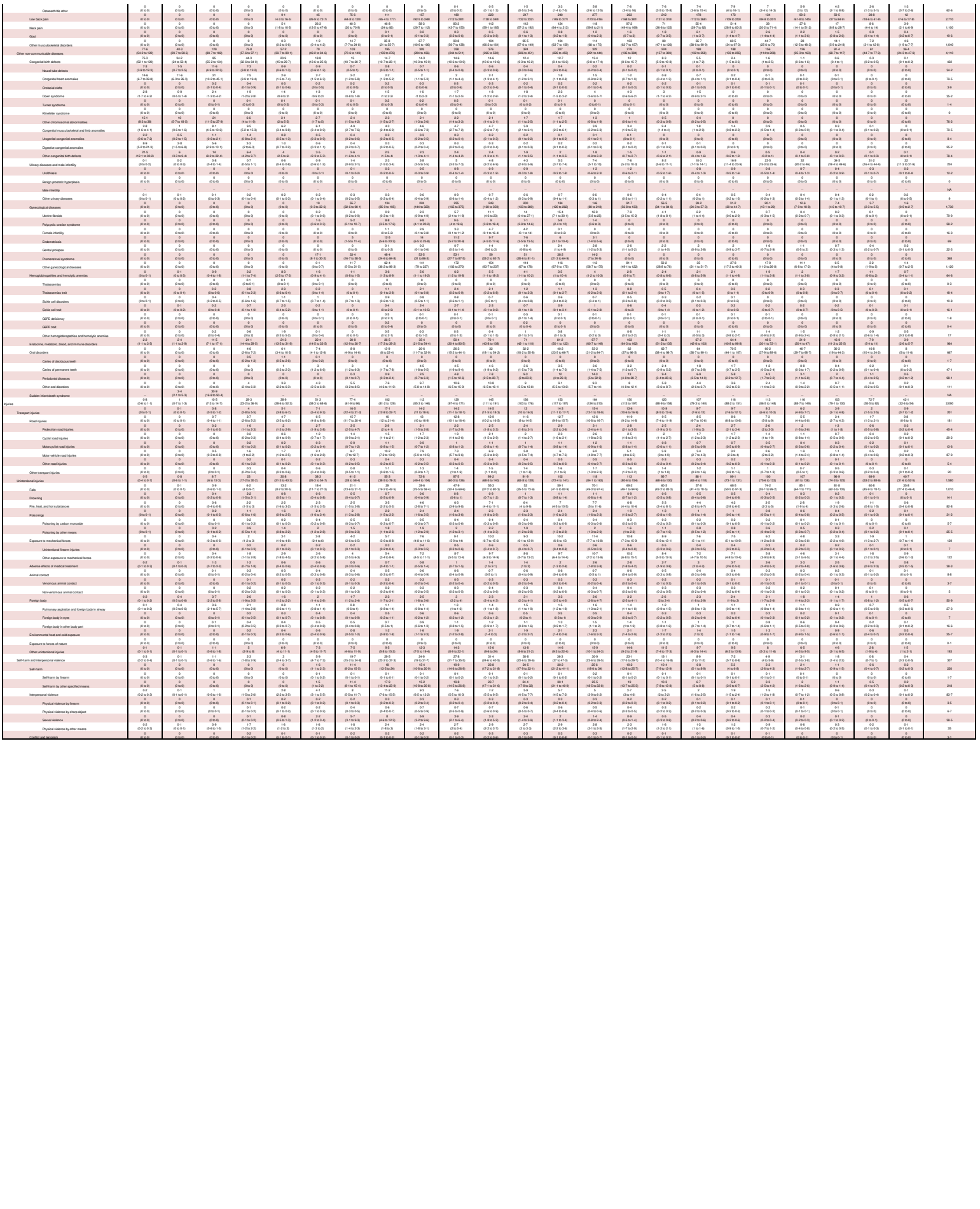

| | | |

SR Table 2b: Crovdon DALYS by cause and age group for females with 95% uncertainty intervals, 2019

Cause	Early Neonatal	Late Neonatal	Post Neonatal	1 to 4	5 to 9	10 to 14	15 to 19	20 to 24	25 to 29	30 to 34	35 to 39	40 to 44	45 to 49	50 to 54	55 to 59	60 to 64	65 to 69	70 to 74	75 to 79	80 to 84	85 to 89	90 to 94	95 plus	Total
All causes	1,662 (1,369 to 2,023)	1,146 (1,002 to 1,309)	2,649 (1,989 to 3,521)	3,946 (3,649 to 4,268)	2,660 (2,464 to 2,866)	2,662 (2,464 to 2,866)	3,174 (2,979 to 3,376)	4,170 (3,950 to 4,394)	4,870 (4,609 to 5,134)	5,660 (5,360 to 5,970)	6,450 (6,118 to 6,792)	7,170 (6,800 to 7,550)	7,980 (7,570 to 8,400)	8,980 (8,520 to 9,450)	9,700 (9,210 to 10,210)	10,730 (10,190 to 11,290)	11,730 (11,140 to 12,350)	12,730 (12,090 to 13,400)	13,730 (13,040 to 14,450)	14,730 (13,990 to 15,500)	15,730 (14,940 to 16,550)	16,730 (15,890 to 17,600)	51,800 (49,200 to 54,500)
Communicable, maternal, neonatal, and nutritional diseases	1,662 (1,369 to 2,023)	1,146 (1,002 to 1,309)	2,649 (1,989 to 3,521)	3,946 (3,649 to 4,268)	2,660 (2,464 to 2,866)	2,662 (2,464 to 2,866)	3,174 (2,979 to 3,376)	4,170 (3,950 to 4,394)	4,870 (4,609 to 5,134)	5,660 (5,360 to 5,970)	6,450 (6,118 to 6,792)	7,170 (6,800 to 7,550)	7,980 (7,570 to 8,400)	8,980 (8,520 to 9,450)	9,700 (9,210 to 10,210)	10,730 (10,190 to 11,290)	11,730 (11,140 to 12,350)	12,730 (12,090 to 13,400)	13,730 (13,040 to 14,450)	14,730 (13,990 to 15,500)	15,730 (14,940 to 16,550)	16,730 (15,890 to 17,600)	3,030
HIV/AIDS and sexually transmitted infections	9.7 (2.8 to 21.7)	2.6 (0.4 to 5.7)	6 (1.7 to 13.9)	7.1 (1.9 to 14.1)	1.1 (0.1 to 3.4)	1.2 (0.1 to 3.6)	2.2 (0.7 to 3.9)	5.5 (1.1 to 12.2)	9.7 (1.5 to 13.1)	16.4 (3.2 to 22.5)	19.6 (4.4 to 27.3)	19.9 (5.1 to 26.9)	15.1 (3.9 to 20.4)	10.2 (2.6 to 13.6)	7.6 (2.0 to 9.9)	4.8 (1.4 to 6.2)	3.9 (0.9 to 5.3)	2.1 (0.2 to 3.4)	1.3 (0.2 to 1.9)	0.7 (0.1 to 1.1)	0.4 (0.2 to 0.7)	0.2 (0.2 to 0.4)	0.1 (0.1 to 0.2)	142
HIV/AIDS	0 (0 to 0)	0 (0 to 0)	1.9 (1.6 to 2.2)	1.9 (0.8 to 3.2)	1.1 (0.6 to 1.8)	1.2 (0.6 to 1.9)	2.1 (1.2 to 2.8)	3.7 (2.0 to 4.6)	5.7 (4.0 to 7.7)	10.3 (7.6 to 12.5)	12.4 (9.3 to 16.4)	13.2 (10.0 to 17.2)	11.2 (8.7 to 14.6)	7.3 (5.4 to 9.6)	5.2 (3.6 to 7.4)	3.7 (2.3 to 5.6)	3 (1.5 to 4.2)	1.2 (0.5 to 2.4)	0.5 (0.2 to 1.1)	0.1 (0 to 0.3)	0 (0 to 0.1)	0 (0 to 0)	0 (0 to 0)	86.3
HIV/AIDS - Drug-susceptible Tuberculosis	0 (0 to 0)	0 (0 to 0)	0.2 (0.1 to 0.4)	0.2 (0.1 to 0.3)	0.1 (0 to 0.1)	0.1 (0 to 0.1)	0.1 (0 to 0.1)	0.2 (0.2 to 0.4)	0.3 (0.2 to 0.4)	0.6 (0.4 to 0.9)	0.6 (0.4 to 0.9)	0.6 (0.4 to 1)	0.7 (0.5 to 1.1)	0.7 (0.5 to 1.1)	0.4 (0.3 to 0.6)	0.3 (0.2 to 0.5)	0.2 (0.1 to 0.4)	0.2 (0.1 to 0.3)	0.1 (0 to 0.2)	0 (0 to 0.1)	0 (0 to 0)	0 (0 to 0)	0 (0 to 0)	5
HIV/AIDS - Multidrug-resistant Tuberculosis without extensive dr...	0 (0 to 0)	0 (0 to 0)	0 (0 to 0)	0 (0 to 0)	0 (0 to 0)	0 (0 to 0)	0 (0 to 0)	0 (0 to 0)	0 (0 to 0)	0 (0 to 0)	0 (0 to 0)	0 (0 to 0)	0 (0 to 0)	0 (0 to 0)	0 (0 to 0)	0 (0 to 0)	0 (0 to 0)	0 (0 to 0)	0 (0 to 0)	0 (0 to 0)	0 (0 to 0)	0 (0 to 0)	0 (0 to 0)	0 (0 to 0)	0.1
HIV/AIDS - Extensively drug-resistant Tuberculosis	0 (0 to 0)	0 (0 to 0)	0 (0 to 0)	0 (0 to 0)	0 (0 to 0)	0 (0 to 0)	0 (0 to 0)	0 (0 to 0)	0 (0 to 0)	0 (0 to 0)	0 (0 to 0)	0 (0 to 0)	0 (0 to 0)	0 (0 to 0)	0 (0 to 0)	0 (0 to 0)	0 (0 to 0)	0 (0 to 0)	0 (0 to 0)	0 (0 to 0)	0 (0 to 0)	0 (0 to 0)	0 (0 to 0)	0 (0 to 0)	0
HIV/AIDS resulting in other diseases	2.4 (0.5 to 6)	1.8 (1.4 to 2.2)	0.9 (0.7 to 1.2)	0.9 (0.7 to 1.1)	1.5 (1.1 to 2.1)	3.5 (2.5 to 4.6)	5.4 (4.0 to 7.4)	9.7 (7.1 to 12.9)	11.7 (8.4 to 15.8)	12.5 (9.0 to 16.4)	10.5 (7.6 to 14.5)	6.9 (5.0 to 9.4)	5.5 (4.1 to 7.3)	3.4 (2.5 to 4.5)	2.8 (2.0 to 3.8)	1.2 (0.8 to 1.7)	0.5 (0.3 to 1.1)	0.1 (0 to 0.3)	0 (0 to 0.1)	0 (0 to 0)	0 (0 to 0)	0 (0 to 0)	0 (0 to 0)	81.2
Sexually transmitted infections excluding HIV	9.7 (2.8 to 21.7)	2.6 (0.4 to 5.7)	3.4 (0.9 to 8.1)	0.1 (0 to 0.2)	0 (0 to 0)	0.1 (0.2 to 0.2)	0.1 (0 to 0.1)	1.8 (1.1 to 2.9)	4 (2.2 to 6.2)	6.1 (3.5 to 9.8)	7.2 (4.0 to 12.1)	6.7 (3.7 to 11.4)	4 (2.2 to 7.1)	2.2 (1.2 to 3.7)	1.7 (0.9 to 3.1)	1.1 (0.5 to 2.1)	0.9 (0.4 to 1.6)	0.9 (0.5 to 1.2)	0.5 (0.3 to 1.2)	0.4 (0.4 to 0.6)	0.4 (0.2 to 0.6)	0.2 (0.1 to 0.3)	0.1 (0.1 to 0.2)	52.4
Syphilis	9.7 (2.8 to 21.7)	2.6 (0.4 to 5.7)	3.4 (0.9 to 8.1)	0.1 (0 to 0.2)	0 (0 to 0)	0.1 (0.2 to 0.2)	0 (0 to 0.1)	0.1 (0 to 0.1)	0.1 (0 to 0.2)	0.1 (0 to 0.2)	0.1 (0 to 0.2)	0.1 (0 to 0.2)	0.1 (0 to 0.2)	0.1 (0 to 0.2)	0.1 (0 to 0.2)	0.1 (0 to 0.2)	0.1 (0 to 0.2)	0.1 (0 to 0.2)	0 (0 to 0.1)	0 (0 to 0.1)	0 (0 to 0.1)	0 (0 to 0.1)	0 (0 to 0.1)	0 (0 to 0.1)	16.2
Chlamydial infection	0 (0 to 0)	0 (0 to 0)	0 (0 to 0)	0 (0 to 0)	0 (0 to 0)	0 (0 to 0)	0.1 (0 to 0.1)	0.6 (0.3 to 1.1)	1.1 (0.5 to 2.2)	1.6 (0.8 to 2.6)	1.9 (1.1 to 2.9)	1.8 (1.1 to 2.8)	1.8 (1.1 to 2.8)	1.1 (0.7 to 1.6)	0.8 (0.5 to 1.2)	0.5 (0.3 to 0.8)	0.3 (0.2 to 0.5)	0.2 (0.1 to 0.4)	0.1 (0 to 0.2)	0.1 (0 to 0.1)	0 (0 to 0.1)	0 (0 to 0.1)	0 (0 to 0.1)	0 (0 to 0.1)	9.1
Gonococcal infection	0 (0 to 0)	0 (0 to 0)	0 (0 to 0)	0 (0 to 0)	0 (0 to 0)	0 (0 to 0)	0 (0 to 0.1)	0.2 (0.1 to 0.3)	0.4 (0.1 to 0.9)	0.7 (0.3 to 1.2)	0.7 (0.4 to 1.1)	0.4 (0.3 to 0.7)	0.2 (0.2 to 0.3)	0.2 (0.1 to 0.3)	0.2 (0.1 to 0.3)	0.2 (0.1 to 0.4)	0.2 (0.1 to 0.4)	0.2 (0.1 to 0.4)	0.3 (0.2 to 0.4)	0.2 (0.1 to 0.3)	0.2 (0.1 to 0.3)	0.1 (0.1 to 0.1)	0.1 (0 to 0.1)	5.1
Trichomoniasis	0 (0 to 0)	0 (0 to 0)	0 (0 to 0)	0 (0 to 0)	0 (0 to 0)	0 (0 to 0)	0 (0 to 0.2)	0.3 (0.1 to 0.4)	0.5 (0.2 to 1.3)	0.7 (0.2 to 1.6)	0.7 (0.2 to 1.7)	0.6 (0.2 to 1.5)	0.5 (0.2 to 1.2)	0.5 (0.1 to 1.1)	0.3 (0.1 to 0.7)	0.2 (0.1 to 0.5)	0.1 (0 to 0.3)	0.1 (0 to 0.2)	0 (0 to 0.1)	0 (0 to 0.1)	0 (0 to 0.1)	0 (0 to 0.1)	0 (0 to 0.1)	0 (0 to 0.1)	5.1
Genital herpes	0 (0 to 0)	0 (0 to 0)	0 (0 to 0)	0 (0 to 0)	0 (0 to 0)	0 (0 to 0)	0.2 (0.1 to 0.5)	0.6 (0.2 to 1.4)	0.9 (0.3 to 2.1)	1.2 (0.4 to 2.8)	1.4 (0.5 to 3.4)	1.2 (0.4 to 2.9)	0.8 (0.3 to 2.1)	0.6 (0.2 to 1.6)	0.4 (0.1 to 1.1)	0.3 (0.1 to 0.8)	0.2 (0.1 to 0.5)	0.1 (0 to 0.3)	0.1 (0 to 0.2)	0 (0 to 0.1)	0 (0 to 0.1)	0 (0 to 0.1)	0 (0 to 0.1)	0 (0 to 0.1)	5.8
Other sexually transmitted infections	0 (0 to 0)	0 (0 to 0)	0 (0 to 0)	0 (0 to 0)	0 (0 to 0)	0 (0 to 0)	0 (0 to 0.2)	0.2 (0.1 to 0.5)	0.5 (0.2 to 1.3)	0.9 (0.3 to 2.4)	1.1 (0.4 to 3.2)	1.1 (0.4 to 3.2)	0.9 (0.3 to 2.7)	0.6 (0.2 to 1.8)	0.4 (0.1 to 1.2)	0.3 (0.1 to 0.8)	0.2 (0.1 to 0.5)	0.1 (0 to 0.3)	0.1 (0 to 0.2)	0 (0 to 0.1)	0 (0 to 0.1)	0 (0 to 0.1)	0 (0 to 0.1)	0 (0 to 0.1)	14.2
Respiratory infections and tuberculosis	4.1 (2.4 to 5.7)	16.5 (10.4 to 24.9)	166.5 (39.4 to 455.4)	1,191.6 (1,161 to 1,222.2)	1,152.6 (1,129.2 to 1,176.3)	1,152.6 (1,129.2 to 1,176.3)	1,151.2 (1,129.2 to 1,176.3)	1,150.2 (1,129.2 to 1,176.3)	1,149.2 (1,129.2 to 1,176.3)	1,148.2 (1,129.2 to 1,176.3)	1,147.2 (1,129.2 to 1,176.3)	1,146.2 (1,129.2 to 1,176.3)	1,145.2 (1,129.2 to 1,176.3)	1,144.2 (1,129.2 to 1,176.3)	1,143.2 (1,129.2 to 1,176.3)	1,142.2 (1,129.2 to 1,176.3)	1,141.2 (1,129.2 to 1,176.3)	1,140.2 (1,129.2 to 1,176.3)	1,139.2 (1,129.2 to 1,176.3)	1,138.2 (1,129.2 to 1,176.3)	1,137.2 (1,129.2 to 1,176.3)	1,136.2 (1,129.2 to 1,176.3)	1,135.2 (1,129.2 to 1,176.3)	1,539
Tuberculosis	0 (0 to 0)	0 (0 to 0)	0 (0 to 0.1)	0 (0 to 0.3)	0.2 (0 to 0.5)	0.2 (0 to 0.5)	0.4 (0.3 to 0.6)	0.8 (0.5 to 1.4)	1.4 (0.7 to 2.5)	1.3 (0.6 to 2.4)	1.3 (0.4 to 2)	1.1 (0.4 to 1.7)	0.9 (0.4 to 1.4)	0.7 (0.3 to 1.1)	0.6 (0.3 to 1)	0.5 (0.2 to 0.8)	0.4 (0.2 to 0.7)	0.3 (0.2 to 0.6)	0.3 (0.2 to 0.5)	0.2 (0.1 to 0.4)	0.2 (0.1 to 0.3)	0.1 (0.1 to 0.2)	0.1 (0.1 to 0.2)	0.1 (0.1 to 0.2)	22.7
Latent tuberculosis infection	0 (0 to 0)	0 (0 to 0)	0 (0 to 0)	0 (0 to 0)	0 (0 to 0)	0 (0 to 0)	0 (0 to 0)	0 (0 to 0)	0 (0 to 0)	0 (0 to 0)	0 (0 to 0)	0 (0 to 0)	0 (0 to 0)	0 (0 to 0)	0 (0 to 0)	0 (0 to 0)	0 (0 to 0)	0 (0 to 0)	0 (0 to 0)	0 (0 to 0)	0 (0 to 0)	0 (0 to 0)	0 (0 to 0)	0 (0 to 0)	0
Drug-susceptible tuberculosis	0 (0 to 0)	0 (0 to 0)	0 (0 to 0.1)	0 (0 to 0.3)	0.2 (0 to 0.5)	0.2 (0 to 0.5)	0.4 (0.3 to 0.6)	0.8 (0.5 to 1.4)	1.4 (0.6 to 2.5)	1.3 (0.5 to 2.4)	1.3 (0.4 to 2)	1.1 (0.4 to 1.7)	0.9 (0.4 to 1.4)	0.7 (0.3 to 1.1)	0.6 (0.2 to 1)	0.5 (0.2 to 0.8)	0.4 (0.2 to 0.7)	0.3 (0.2 to 0.6)	0.3 (0.2 to 0.5)	0.2 (0.1 to 0.4)	0.2 (0.1 to 0.3)	0.1 (0.1 to 0.2)	0.1 (0.1 to 0.2)	0.1 (0.1 to 0.2)	22.2
Multidrug-resistant tuberculosis without extensive drug-resistance	0 (0 to 0)	0 (0 to 0)	0 (0 to 0)	0 (0 to 0)	0 (0 to 0)	0 (0 to 0)	0 (0 to 0.1)	0 (0 to 0.1)	0 (0 to 0.1)	0 (0 to 0.1)	0 (0 to 0.1)	0 (0 to 0.1)	0 (0 to 0.1)	0 (0 to 0.1)	0 (0 to 0.1)	0 (0 to 0.1)	0 (0 to 0.1)	0 (0 to 0.1)	0 (0 to 0.1)	0 (0 to 0.1)	0 (0 to 0.1)	0 (0 to 0.1)	0 (0 to 0.1)	0 (0 to 0.1)	0.4
Extensively drug-resistant tuberculosis	0 (0 to 0)	0 (0 to 0)	0 (0 to 0)	0 (0 to 0)	0 (0 to 0)	0 (0 to 0)	0 (0 to 0)	0 (0 to 0)	0 (0 to 0)	0 (0 to 0)	0 (0 to 0)	0 (0 to 0)	0 (0 to 0)	0 (0 to 0)	0 (0 to 0)	0 (0 to 0)	0 (0 to 0)	0 (0 to 0)	0 (0 to 0)	0 (0 to 0)	0 (0 to 0)	0 (0 to 0)	0 (0 to 0)	0 (0 to 0)	0.1
Lower respiratory infections	4 (2.8 to 5.7)	9.8 (5.5 to 15.1)	11.8 (4.5 to 18.7)	7.6 (4.8 to 11.4)	3.7 (2.5 to 5.1)	3 (2.1 to 4.3)	4.5 (2.9 to 6.4)	7.6 (4.2 to 9.8)	7.6 (5.2 to 10.8)	10.3 (6.7 to 14.8)	14.7 (9.5 to 21.5)	22.1 (15.2 to 33.1)	32.8 (21.8 to 47.6)	42.1 (27.4 to 60.1)	49.6 (31.9 to 67.2)	58.2 (37.1 to 77.3)	67.8 (41.2 to 91.4)	76.4 (39.7 to 104.2)	85.4 (43.1 to 116.5)	92.9 (46.1 to 126.8)	100 (47.9 to 136.6)	106.9 (50.2 to 146.1)	1,270
Upper respiratory infections	0 (0 to 0.1)	0.2 (0.1 to 0.2)	17.4 (9.9 to 29.1)	9.6 (7.7 to 12)	2.1 (1.7 to 2.5)	1.6 (1.3 to 2)	2.1 (1.7 to 2.5)	3.4 (2.7 to 4.2)	3.4 (2.7 to 4.2)	4.2 (3.3 to 5.2)	5.4 (4.2 to 6.8)	7.4 (5.9 to 9.5)	10.4 (8.2 to 13.4)	12.4 (9.5 to 16.2)	14.5 (10.7 to 19.2)	16.5 (11.6 to 22.1)	18.4 (12.1 to 25.1)	20.1 (12.1 to 28.7)	21.6 (12.1 to 31.6)	22.8 (12.1 to 34.1)	23.7 (12.1 to 36.1)	24.4 (12.1 to 37.3)	24.9 (12.1 to 38.1)	185
Otitis media	0 (0 to 0)	0 (0 to 0.1)	0.5 (0.5 to 1.4)	2.9 (2.9 to 10.1)	2.3 (2.3 to 7.8)	2.3 (2.3 to 7.7)	2.3 (2.3 to 7.5)	2.3 (2.3 to 7.4)	2.3 (2.3 to 7.4)	2.3 (2.3 to 7.4)	2.3 (2.3 to 7.4)	2.3 (2.3 to 7.4)	2.3 (2.3 to 7.4)	2.3 (2.3 to 7.4)	2.3 (2.3 to 7.4)	2.3 (2.3 to 7.4)	2.3 (2.3 to 7.4)	2.3 (2.3 to 7.4)	2.3 (2.3 to 7.4)	2.3 (2.3 to 7.4)	2.3 (2.3 to 7.4)	2.3 (2.3 to 7.4)	2.3 (2.3 to 7.4)	2.3 (2.3 to 7.4)	39.9
Enteric infections	0.3 (0.2 to 0.4)	1.1 (0.6 to 1.5)	18 (7.4 to 33)	18 (10.4 to 29.6)	8.8 (4.5 to 14.9)	5.3 (2.7 to 9.2)	3.9 (2.2 to 6.1)	3.8 (2.1 to 5.9)	4.3 (2.5 to 6.9)	4.4 (2.4 to 7)	4.2 (2.5 to 6.5)	4.2 (2.5 to 6.5)	3.9 (2.3 to 6.1)	3.6 (2.1 to 5.7)	3.3 (1.9 to 5.3)	3.1 (1.7 to 5)	2.9 (1.6 to 4.8)	2.7 (1.4 to 4.5)	2.5 (1.3 to 4.3)	2.4 (1.2 to 4.1)	2.2 (1.1 to 3.9)	2.1 (1.1 to 3.8)	2 (1.1 to 3.7)	148
Diarrheal diseases	0.3 (0.2 to 0.4)	1.1 (0.6 to 1.5)	17.6 (7.1 to 32.9)	17.6 (10.2 to 29.2)	8.7 (4.4 to 14.8)	5.2 (2.7 to 9.2)	3.8 (2.1 to 6)	3.8 (2.1 to 5.9)	4.3 (2.5 to 6.9)	4.4 (2.4 to 7)	4.2 (2.5 to 6.5)	4.2 (2.5 to 6.5)	3.9 (2.3 to 6.1)	3.6 (2.1 to 5.7)	3.3 (1.9 to 5.3)	3.1 (1.7 to 5)	2.9 (1.6 to 4.8)	2.7 (1.4 to 4.5)	2.5 (1.3 to 4.3)	2.4 (1.2 to 4.1)	2.2 (1.1 to 3.9)	2.1 (1.1 to 3.8)	2 (1.1 to 3.7)	147
Typhoid and paratyphoid	0 (0 to 0)	0 (0 to 0)	0 (0 to 0)	0 (0 to 0)	0 (0 to 0)	0 (0 to 0)	0 (0 to 0)	0 (0 to 0)	0 (0 to 0)	0 (0 to 0)	0 (0 to 0)	0 (0 to 0)	0 (0 to 0)	0 (0 to 0)	0 (0 to 0)	0 (0 to 0)	0 (0 to 0)	0 (0 to 0)	0 (0 to 0)	0 (0 to 0)	0 (0 to 0)	0 (0 to 0)	0 (0 to 0)	0 (0 to 0)	0
Typhoid fever	0 (0 to 0)	0 (0 to 0)	0 (0 to 0)	0 (0 to 0)	0 (0 to 0)	0 (0 to 0)	0 (0 to 0)	0 (0 to 0)	0 (0 to 0)	0 (0 to 0)	0 (0 to 0)	0 (0 to 0)	0 (0 to 0)	0 (0 to 0)	0 (0 to 0)	0 (0 to 0)	0 (0 to 0)	0 (0 to 0)	0 (0 to 0)	0 (0 to 0)	0 (0 to 0)	0 (0 to 0)	0 (0 to 0)	0 (0 to 0)	0
Paratyphoid fever	0 (0 to 0)	0 (0 to 0)	0 (0 to 0)	0 (0 to 0)	0 (0 to 0)	0 (0 to 0)	0 (0 to 0)	0 (0 to 0)	0 (0 to 0)	0 (0 to 0)	0 (0 to 0)	0 (0 to 0)	0 (0 to 0)	0 (0 to 0)	0 (0 to 0)	0 (0 to 0)	0 (0 to 0)	0 (0 to 0)	0 (0 to 0)	0 (0 to 0)	0 (0 to 0)	0 (0 to 0)	0 (0 to 0)	0 (0 to 0)	0
Invasive Non-typhoidal Salmonella (iNTS)	0 (0 to 0)	0 (0 to 0)	0 (0 to 0)	0 (0 to 0)	0 (0 to 0)	0 (0 to 0)	0 (0 to 0)	0 (0 to 0)	0 (0 to 0)	0 (0 to 0)	0 (0 to 0)	0 (0 to 0)	0 (0 to 0)	0 (0 to 0)	0 (0 to 0)	0 (0 to 0)	0 (0 to 0)	0 (0 to 0)	0 (0 to 0)	0 (0 to 0)	0 (0 to 0)	0 (0 to 0)	0 (0 to 0)	0 (0 to 0)	0.3
Other intestinal infectious diseases	0 (0 to 0)	0 (0 to 0)	0.1 (0 to 0.1)	0 (0 to 0)	0 (0 to 0)	0 (0 to 0)	0 (0 to 0)	0 (0 to 0)	0 (0 to 0)	0 (0 to 0)	0 (0 to 0)	0 (0 to 0)	0 (0 to 0)	0 (0 to 0)	0 (0 to 0)	0 (0 to 0)	0 (0 to 0)	0 (0 to 0)	0 (0 to 0)	0 (0 to 0)	0 (0 to 0)	0 (0 to 0)	0 (0 to 0)	0 (0 to 0)	0.4
Neglected tropical diseases and malaria	0 (0 to 0)	0 (0 to 0)	0.2 (0 to 1.6)	4.6 (1.1 to 17)	0.5 (0 to 2.5)	0.5 (0 to 2.5)	0.4 (0 to 2.1)	0.4 (0 to 1.4)	0.3 (0 to 1.1)	0.3 (0 to 1.2)	0.3 (0 to 1.1)	0.3 (0 to 1.2)	0.7 (0.1 to 2.6)	0.9 (0.1 to 3.2)	0.6 (0 to 2.2)	0.6 (0 to 2.2)	0.2 (0 to 0.9)	0.1 (0 to 0.4)	0.1 (0 to 0.3)	0.1 (0 to 0.3)	0.1 (0 to 0.3)	0 (0 to 0.1)	0 (0 to 0.1)	0 (0 to 0.1)	15.7
Malaria	0 (0 to 0)	0 (0 to 0)	0 (0 to 0)	0 (0 to 0)	0 (0 to 0)	0 (0 to 0)	0 (0 to 0)	0 (0 to 0)	0 (0 to 0)	0 (0 to 0)	0 (0 to 0)	0 (0 to 0)	0 (0 to 0)	0 (0 to 0)	0 (0 to 0)	0 (0 to 0)	0 (0 to 0)	0 (0 to 0)	0 (0 to 0)	0 (0 to 0)	0 (0 to 0)	0 (0 to 0)	0 (0 to 0)	0 (0 to 0)	0
Chagas disease	0 (0 to 0)	0 (0 to 0)	0 (0 to 0)	0 (0 to 0)	0 (0 to 0)	0 (0 to 0)	0 (0 to 0)	0 (0 to 0)	0 (0 to 0)	0 (0 to 0)	0 (0 to 0)	0 (0 to 0)	0 (0 to 0)	0 (0 to 0)	0 (0 to 0)	0 (0 to 0)	0 (0 to 0)	0 (0 to 0)	0 (0 to 0)	0 (0 to 0)	0 (0 to 0)	0 (0 to 0)	0 (0 to 0)	0 (0 to 0)	0
Leishmaniasis	0 (0 to 0)	0 (0 to 0)	0 (0 to 0)	0 (0 to 0)	0 (0 to 0)	0 (0 to 0)	0 (0 to 0)	0 (0 to 0)	0 (0 to 0)	0 (0 to 0)	0 (0 to 0)	0 (0 to 0)	0 (0 to 0)	0 (0 to 0)	0 (0 to 0)	0 (0 to 0)	0 (0 to 0)	0 (0 to 0)	0 (0 to 0)	0 (0 to 0)	0 (0 to 0)	0 (0 to 0)	0 (0 to 0)	0 (0 to 0)	0
Visceral leishmaniasis	0 (0 to 0)	0 (0 to 0)	0 (0 to 0)	0 (0 to 0)	0 (0 to 0)	0 (0 to 0)	0 (0 to 0)	0 (0 to 0)	0 (0 to 0)	0 (0 to 0)	0 (0 to 0)	0 (0 to 0)	0 (0 to 0)	0 (0 to 0)	0 (0 to 0)	0 (0 to 0)	0 (0 to 0)	0 (0 to 0)	0 (0 to 0)	0 (0 to 0)	0 (0 to 0)	0 (0 to 0)	0 (0 to 0)	0 (0 to 0)	0
Cutaneous and mucocutaneous leishmaniasis	0 (0 to 0)	0 (0 to 0)	0 (0 to 0)	0 (0 to 0)	0 (0 to 0)	0 (0 to 0)	0 (0 to 0)	0 (0 to 0)	0 (0 to 0)	0 (0 to 0)	0 (0 to 0)	0 (0 to 0)	0 (0 to 0)	0 (0 to 0)	0 (0 to 0)	0 (0 to 0)	0 (0 to 0)	0 (0 to 0)	0 (0 to 0)	0 (0 to 0)	0 (0 to 0)	0 (0 to 0)	0 (0 to 0)	0 (0 to 0)	0
African trypanosomiasis	0 (0 to 0)	0 (0 to 0)	0 (0 to 0)	0 (0 to 0)	0 (0 to 0)	0 (0 to 0)	0 (0 to 0)	0 (0 to 0)	0 (0 to 0)	0 (0 to 0)	0 (0 to 0)	0 (0 to 0)	0 (0 to 0)	0 (0 to 0)	0 (0 to 0)	0 (0 to 0)	0 (0 to 0)	0 (0 to 0)	0 (0 to 0)	0 (0 to 0)	0 (0 to 0)	0 (0 to 0)	0 (0 to 0)	0 (0 to 0)	0
Schistosomiasis	0 (0 to 0)	0 (0 to 0)	0 (0 to 0)	0 (0 to 0)	0 (0 to 0)	0 (0 to 0)	0 (0 to 0)	0 (0 to 0)	0 (0 to 0)	0 (0 to 0)	0 (0 to 0)	0 (0 to 0)	0 (0 to 0)	0 (0 to 0)	0 (0 to 0)	0 (0 to 0)	0 (0 to 0)	0 (0 to 0)	0 (0 to 0)	0 (0 to 0)	0 (0 to 0)	0 (0 to 0)	0 (0 to 0)	0 (0 to 0)	0
Cysticercosis	0 (0 to 0)	0 (0 to 0)	0 (0 to 0)	0 (0 to 0)	0 (0 to 0)	0 (0 to 0)	0 (0 to 0)	0 (0 to 0)	0 (0 to 0)	0 (0 to 0)	0 (0 to 0)	0 (0 to 0)	0 (0 to 0)	0 (0 to 0)	0 (0 to 0)	0 (0 to 0)	0 (0 to 0)	0 (0 to 0)	0 (0 to 0)	0 (0 to 0)	0 (0 to 0)	0 (0 to 0)	0 (0 to 0)	0 (0 to 0)	0
Cystic echinococcosis	0 (0 to 0)	0 (0 to 0)	0 (0 to 0)	0 (0 to 0)	0 (0 to 0)	0 (0 to 0)	0 (0 to 0)	0 (0 to 0)	0 (0 to 0)	0 (0 to 0)	0 (0 to 0)	0 (0 to 0)	0 (0 to 0)	0 (0 to 0)	0 (0 to 0)	0 (0 to 0)	0 (0 to 0)	0 (0 to 0)	0 (0 to 0)	0 (0 to 0)	0 (0 to 0)	0 (0 to 0)	0 (0 to 0)	0 (0 to 0)	0.1
Lymphatic filariasis	0 (0 to 0)	0 (0 to 0)	0 (0 to 0)	0 (0 to 0)	0 (0 to 0)	0 (0 to 0)	0 (0 to 0)	0 (0 to 0)	0 (0 to 0)	0 (0 to 0)	0 (0 to 0)	0 (0 to 0)	0 (0 to 0)	0 (0 to 0)	0 (0 to 0)	0 (0 to 0)	0 (0 to 0)	0 (0 to 0)	0 (0 to 0)	0 (0 to 0)	0 (0 to 0)	0 (0 to 0)	0 (0 to 0)	0 (0 to 0)	0
Onchocerciasis	0 (0 to 0)	0 (0 to 0)	0 (0 to 0)	0 (0 to 0)	0 (0 to 0)	0 (0 to 0)	0 (0 to 0)	0 (0 to 0)	0 (0 to 0)	0 (0 to 0)	0 (0 to 0)	0 (0 to 0)	0 (0 to 0)	0 (0 to 0)	0 (0 to 0)	0 (0 to 0)	0 (0 to 0)	0 (0 to 0)	0 (0 to 0)	0 (0 to 0)	0 (0 to 0)	0 (0 to 0)	0 (0 to 0)	0 (0 to 0)	0
Trachoma	0 (0 to 0)	0 (0 to 0)	0 (0 to 0)	0 (0 to 0)	0 (0 to 0)	0 (0 to 0)	0 (0 to 0)	0 (0 to 0)	0 (0 to 0)	0 (0 to 0)	0 (0 to 0)	0 (0 to 0)	0 (0 to 0)	0 (0 to 0)	0 (0 to 0)	0 (0 to 0)	0 (0 to 0)	0 (0 to 0)	0 (0 to 0)	0 (0 to 0)	0 (0 to 0)	0 (0 to 0)	0 (0 to 0)	0 (0 to 0)	0
Dengue	0 (0 to 0)	0 (0 to 0)	0 (0 to 0)	0 (0 to 0)	0 (0 to 0)	0 (0 to 0)	0 (0 to 0)	0 (0 to 0)	0 (0 to 0)	0 (0 to 0)	0 (0 to 0)	0 (0 to 0)	0 (0 to 0)	0 (0 to 0)	0 (0 to 0)	0 (0 to 0)	0 (0 to 0)	0 (0 to 0)	0 (0 to 0)	0 (0 to 0)	0 (0 to 0)	0 (0 to 0)	0 (0 to 0)	0 (0 to 0)	0
Yellow fever	0 (0 to 0)	0 (0 to 0)	0 (0 to 0)	0 (0 to 0)	0 (0 to 0)	0 (0 to 0)	0 (0 to 0)	0 (0 to 0)	0 (0 to 0)	0 (0 to 0)	0 (0 to 0)	0 (0 to 0)	0 (0 to 0)	0 (0 to 0)	0 (0 to 0)	0 (0 to 0)	0 (0 to 0)	0 (0 to 0)	0 (0 to 0)	0 (0 to 0)	0 (0 to 0)	0 (0 to 0)	0 (0 to 0)	0 (0 to 0)	0
Rabies	0 (0 to 0)	0 (0 to 0)	0 (0 to 0)	0 (0 to 0)	0 (0 to 0)	0 (0 to 0)	0 (0 to 0)	0 (0 to 0)	0 (0 to 0)	0 (0 to 0)	0 (0 to 0)	0 (0 to 0)	0 (0 to 0)	0 (0 to 0)	0 (0 to 0)	0 (0 to 0)	0 (0 to 0)	0 (0 to 0)	0 (0 to 0)	0 (0 to 0)

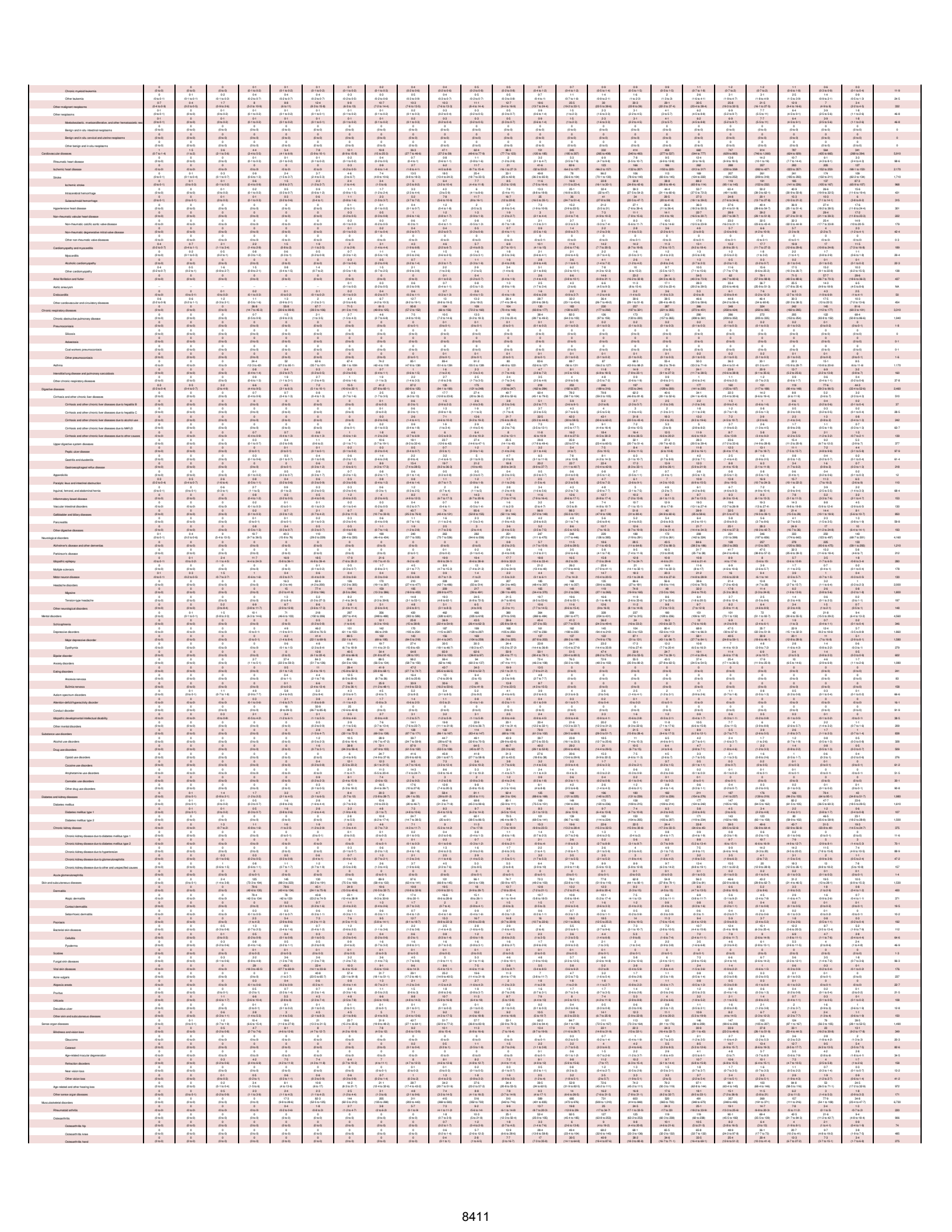



DA Table_3b_ High-income DSL YS by cause and sex across for locations with 50% uncertainty intervals, 2019

Cause	Early Neonatal	Late Neonatal	Post Neonatal	1 to 4	5 to 9	10 to 14	15 to 19	20 to 24	25 to 29	30 to 34	35 to 39	40 to 44	45 to 49	50 to 54	55 to 59	60 to 64	65 to 69	70 to 74	75 to 79	80 to 84	85 to 89	90 to 94	95 plus	Total
All causes	844,000 (844,000 to 844,000)	264,000 (264,000 to 264,000)	408,000 (408,000 to 408,000)	765,000 (765,000 to 765,000)	468,000 (468,000 to 468,000)	1,140,000 (1,140,000 to 1,140,000)	1,210,000 (1,210,000 to 1,210,000)	1,220,000 (1,220,000 to 1,220,000)	1,220,000 (1,220,000 to 1,220,000)	1,220,000 (1,220,000 to 1,220,000)	1,220,000 (1,220,000 to 1,220,000)	1,220,000 (1,220,000 to 1,220,000)	1,220,000 (1,220,000 to 1,220,000)	1,220,000 (1,220,000 to 1,220,000)	1,220,000 (1,220,000 to 1,220,000)	1,220,000 (1,220,000 to 1,220,000)	1,220,000 (1,220,000 to 1,220,000)	1,220,000 (1,220,000 to 1,220,000)	1,220,000 (1,220,000 to 1,220,000)	1,220,000 (1,220,000 to 1,220,000)	1,220,000 (1,220,000 to 1,220,000)	1,220,000 (1,220,000 to 1,220,000)	190,000,000 (190,000,000 to 190,000,000)
Communicable, maternal, neonatal, and nutritional diseases	844,000 (844,000 to 844,000)	264,000 (264,000 to 264,000)	408,000 (408,000 to 408,000)	765,000 (765,000 to 765,000)	468,000 (468,000 to 468,000)	1,140,000 (1,140,000 to 1,140,000)	1,210,000 (1,210,000 to 1,210,000)	1,220,000 (1,220,000 to 1,220,000)	1,220,000 (1,220,000 to 1,220,000)	1,220,000 (1,220,000 to 1,220,000)	1,220,000 (1,220,000 to 1,220,000)	1,220,000 (1,220,000 to 1,220,000)	1,220,000 (1,220,000 to 1,220,000)	1,220,000 (1,220,000 to 1,220,000)	1,220,000 (1,220,000 to 1,220,000)	1,220,000 (1,220,000 to 1,220,000)	1,220,000 (1,220,000 to 1,220,000)	1,220,000 (1,220,000 to 1,220,000)	1,220,000 (1,220,000 to 1,220,000)	1,220,000 (1,220,000 to 1,220,000)	1,220,000 (1,220,000 to 1,220,000)	1,220,000 (1,220,000 to 1,220,000)	1,210,000 (1,210,000 to 1,210,000)
HIV/AIDS and sexually transmitted infections	0 (0 to 0)	0 (0 to 0)	0 (0 to 0)	0 (0 to 0)	1,170 (1,170 to 1,170)	1,980 (1,980 to 1,980)	4,250 (4,250 to 4,250)	10,400 (10,400 to 10,400)	20,900 (20,900 to 20,900)	38,100 (38,100 to 38,100)	64,700 (64,700 to 64,700)	97,200 (97,200 to 97,200)	140,000 (140,000 to 140,000)	191,000 (191,000 to 191,000)	241,000 (241,000 to 241,000)	286,000 (286,000 to 286,000)	324,000 (324,000 to 324,000)	353,000 (353,000 to 353,000)	373,000 (373,000 to 373,000)	385,000 (385,000 to 385,000)	391,000 (391,000 to 391,000)	394,000 (394,000 to 394,000)	319,000 (319,000 to 319,000)
HIV/AIDS	0 (0 to 0)	0 (0 to 0)	0 (0 to 0)	0 (0 to 0)	1,170 (1,170 to 1,170)	1,980 (1,980 to 1,980)	4,250 (4,250 to 4,250)	10,400 (10,400 to 10,400)	20,900 (20,900 to 20,900)	38,100 (38,100 to 38,100)	64,700 (64,700 to 64,700)	97,200 (97,200 to 97,200)	140,000 (140,000 to 140,000)	191,000 (191,000 to 191,000)	241,000 (241,000 to 241,000)	286,000 (286,000 to 286,000)	324,000 (324,000 to 324,000)	353,000 (353,000 to 353,000)	373,000 (373,000 to 373,000)	385,000 (385,000 to 385,000)	391,000 (391,000 to 391,000)	394,000 (394,000 to 394,000)	319,000 (319,000 to 319,000)
HIV/AIDS - Drug-susceptible Tuberculosis	0 (0 to 0)	0 (0 to 0)	0 (0 to 0)	0 (0 to 0)	0 (0 to 0)	0 (0 to 0)	0 (0 to 0)	0 (0 to 0)	0 (0 to 0)	0 (0 to 0)	0 (0 to 0)	0 (0 to 0)	0 (0 to 0)	0 (0 to 0)	0 (0 to 0)	0 (0 to 0)	0 (0 to 0)	0 (0 to 0)	0 (0 to 0)	0 (0 to 0)	0 (0 to 0)	0 (0 to 0)	0 (0 to 0)	0 (0 to 0)
HIV/AIDS - Multidrug-resistant Tuberculosis without extensive drug resistance	0 (0 to 0)	0 (0 to 0)	0 (0 to 0)	0 (0 to 0)	0 (0 to 0)	0 (0 to 0)	0 (0 to 0)	0 (0 to 0)	0 (0 to 0)	0 (0 to 0)	0 (0 to 0)	0 (0 to 0)	0 (0 to 0)	0 (0 to 0)	0 (0 to 0)	0 (0 to 0)	0 (0 to 0)	0 (0 to 0)	0 (0 to 0)	0 (0 to 0)	0 (0 to 0)	0 (0 to 0)	0 (0 to 0)	0 (0 to 0)
HIV/AIDS - Extensively drug-resistant Tuberculosis	0 (0 to 0)	0 (0 to 0)	0 (0 to 0)	0 (0 to 0)	0 (0 to 0)	0 (0 to 0)	0 (0 to 0)	0 (0 to 0)	0 (0 to 0)	0 (0 to 0)	0 (0 to 0)	0 (0 to 0)	0 (0 to 0)	0 (0 to 0)	0 (0 to 0)	0 (0 to 0)	0 (0 to 0)	0 (0 to 0)	0 (0 to 0)	0 (0 to 0)	0 (0 to 0)	0 (0 to 0)	0 (0 to 0)	0 (0 to 0)
HIV/AIDS resulting in other diseases	0 (0 to 0)	0 (0 to 0)	0 (0 to 0)	0 (0 to 0)	0 (0 to 0)	0 (0 to 0)	0 (0 to 0)	0 (0 to 0)	0 (0 to 0)	0 (0 to 0)	0 (0 to 0)	0 (0 to 0)	0 (0 to 0)	0 (0 to 0)	0 (0 to 0)	0 (0 to 0)	0 (0 to 0)	0 (0 to 0)	0 (0 to 0)	0 (0 to 0)	0 (0 to 0)	0 (0 to 0)	0 (0 to 0)	0 (0 to 0)
Sexually transmitted infections excluding HIV	0 (0 to 0)	0 (0 to 0)	0 (0 to 0)	0 (0 to 0)	0 (0 to 0)	0 (0 to 0)	0 (0 to 0)	0 (0 to 0)	0 (0 to 0)	0 (0 to 0)	0 (0 to 0)	0 (0 to 0)	0 (0 to 0)	0 (0 to 0)	0 (0 to 0)	0 (0 to 0)	0 (0 to 0)	0 (0 to 0)	0 (0 to 0)	0 (0 to 0)	0 (0 to 0)	0 (0 to 0)	0 (0 to 0)	0 (0 to 0)
Syphilis	0 (0 to 0)	0 (0 to 0)	0 (0 to 0)	0 (0 to 0)	0 (0 to 0)	0 (0 to 0)	0 (0 to 0)	0 (0 to 0)	0 (0 to 0)	0 (0 to 0)	0 (0 to 0)	0 (0 to 0)	0 (0 to 0)	0 (0 to 0)	0 (0 to 0)	0 (0 to 0)	0 (0 to 0)	0 (0 to 0)	0 (0 to 0)	0 (0 to 0)	0 (0 to 0)	0 (0 to 0)	0 (0 to 0)	0 (0 to 0)
Chlamydial infection	0 (0 to 0)	0 (0 to 0)	0 (0 to 0)	0 (0 to 0)	0 (0 to 0)	0 (0 to 0)	0 (0 to 0)	0 (0 to 0)	0 (0 to 0)	0 (0 to 0)	0 (0 to 0)	0 (0 to 0)	0 (0 to 0)	0 (0 to 0)	0 (0 to 0)	0 (0 to 0)	0 (0 to 0)	0 (0 to 0)	0 (0 to 0)	0 (0 to 0)	0 (0 to 0)	0 (0 to 0)	0 (0 to 0)	0 (0 to 0)
Gonococcal infection	0 (0 to 0)	0 (0 to 0)	0 (0 to 0)	0 (0 to 0)	0 (0 to 0)	0 (0 to 0)	0 (0 to 0)	0 (0 to 0)	0 (0 to 0)	0 (0 to 0)	0 (0 to 0)	0 (0 to 0)	0 (0 to 0)	0 (0 to 0)	0 (0 to 0)	0 (0 to 0)	0 (0 to 0)	0 (0 to 0)	0 (0 to 0)	0 (0 to 0)	0 (0 to 0)	0 (0 to 0)	0 (0 to 0)	0 (0 to 0)
Trichomoniasis	0 (0 to 0)	0 (0 to 0)	0 (0 to 0)	0 (0 to 0)	0 (0 to 0)	0 (0 to 0)	0 (0 to 0)	0 (0 to 0)	0 (0 to 0)	0 (0 to 0)	0 (0 to 0)	0 (0 to 0)	0 (0 to 0)	0 (0 to 0)	0 (0 to 0)	0 (0 to 0)	0 (0 to 0)	0 (0 to 0)	0 (0 to 0)	0 (0 to 0)	0 (0 to 0)	0 (0 to 0)	0 (0 to 0)	0 (0 to 0)
Genital herpes	0 (0 to 0)	0 (0 to 0)	0 (0 to 0)	0 (0 to 0)	0 (0 to 0)	0 (0 to 0)	0 (0 to 0)	0 (0 to 0)	0 (0 to 0)	0 (0 to 0)	0 (0 to 0)	0 (0 to 0)	0 (0 to 0)	0 (0 to 0)	0 (0 to 0)	0 (0 to 0)	0 (0 to 0)	0 (0 to 0)	0 (0 to 0)	0 (0 to 0)	0 (0 to 0)	0 (0 to 0)	0 (0 to 0)	0 (0 to 0)
Other sexually transmitted infections	0 (0 to 0)	0 (0 to 0)	0 (0 to 0)	0 (0 to 0)	0 (0 to 0)	0 (0 to 0)	0 (0 to 0)	0 (0 to 0)	0 (0 to 0)	0 (0 to 0)	0 (0 to 0)	0 (0 to 0)	0 (0 to 0)	0 (0 to 0)	0 (0 to 0)	0 (0 to 0)	0 (0 to 0)	0 (0 to 0)	0 (0 to 0)	0 (0 to 0)	0 (0 to 0)	0 (0 to 0)	0 (0 to 0)	0 (0 to 0)
Respiratory infections and tuberculosis	22,400 (14,900 to 30,900)	14,400 (9,410 to 19,700)	24,000 (16,000 to 33,000)	256,000 (179,000 to 342,000)	29,100 (19,400 to 39,400)	29,100 (19,400 to 39,400)	29,100 (19,400 to 39,400)	29,100 (19,400 to 39,400)	29,100 (19,400 to 39,400)	29,100 (19,400 to 39,400)	29,100 (19,400 to 39,400)	29,100 (19,400 to 39,400)	29,100 (19,400 to 39,400)	29,100 (19,400 to 39,400)	29,100 (19,400 to 39,400)	29,100 (19,400 to 39,400)	29,100 (19,400 to 39,400)	29,100 (19,400 to 39,400)	29,100 (19,400 to 39,400)	29,100 (19,400 to 39,400)	29,100 (19,400 to 39,400)	29,100 (19,400 to 39,400)	3,000,000 (3,000,000 to 3,000,000)
Tuberculosis	0 (0 to 0)	0 (0 to 0)	0 (0 to 0)	0 (0 to 0)	0 (0 to 0)	0 (0 to 0)	0 (0 to 0)	0 (0 to 0)	0 (0 to 0)	0 (0 to 0)	0 (0 to 0)	0 (0 to 0)	0 (0 to 0)	0 (0 to 0)	0 (0 to 0)	0 (0 to 0)	0 (0 to 0)	0 (0 to 0)	0 (0 to 0)	0 (0 to 0)	0 (0 to 0)	0 (0 to 0)	0 (0 to 0)	0 (0 to 0)
Latent tuberculosis infection	0 (0 to 0)	0 (0 to 0)	0 (0 to 0)	0 (0 to 0)	0 (0 to 0)	0 (0 to 0)	0 (0 to 0)	0 (0 to 0)	0 (0 to 0)	0 (0 to 0)	0 (0 to 0)	0 (0 to 0)	0 (0 to 0)	0 (0 to 0)	0 (0 to 0)	0 (0 to 0)	0 (0 to 0)	0 (0 to 0)	0 (0 to 0)	0 (0 to 0)	0 (0 to 0)	0 (0 to 0)	0 (0 to 0)	0 (0 to 0)
Drug-susceptible tuberculosis	0 (0 to 0)	0 (0 to 0)	0 (0 to 0)	0 (0 to 0)	0 (0 to 0)	0 (0 to 0)	0 (0 to 0)	0 (0 to 0)	0 (0 to 0)	0 (0 to 0)	0 (0 to 0)	0 (0 to 0)	0 (0 to 0)	0 (0 to 0)	0 (0 to 0)	0 (0 to 0)	0 (0 to 0)	0 (0 to 0)	0 (0 to 0)	0 (0 to 0)	0 (0 to 0)	0 (0 to 0)	0 (0 to 0)	0 (0 to 0)
Multidrug-resistant tuberculosis without extensive drug resistance	0 (0 to 0)	0 (0 to 0)	0 (0 to 0)	0 (0 to 0)	0 (0 to 0)	0 (0 to 0)	0 (0 to 0)	0 (0 to 0)	0 (0 to 0)	0 (0 to 0)	0 (0 to 0)	0 (0 to 0)	0 (0 to 0)	0 (0 to 0)	0 (0 to 0)	0 (0 to 0)	0 (0 to 0)	0 (0 to 0)	0 (0 to 0)	0 (0 to 0)	0 (0 to 0)	0 (0 to 0)	0 (0 to 0)	0 (0 to 0)
Extensively drug-resistant tuberculosis	0 (0 to 0)	0 (0 to 0)	0 (0 to 0)	0 (0 to 0)	0 (0 to 0)	0 (0 to 0)	0 (0 to 0)	0 (0 to 0)	0 (0 to 0)	0 (0 to 0)	0 (0 to 0)	0 (0 to 0)	0 (0 to 0)	0 (0 to 0)	0 (0 to 0)	0 (0 to 0)	0 (0 to 0)	0 (0 to 0)	0 (0 to 0)	0 (0 to 0)	0 (0 to 0)	0 (0 to 0)	0 (0 to 0)	0 (0 to 0)
Diarrheal diseases	164,000 (164,000 to 164,000)	29,100 (29,100 to 29,100)	29,100 (29,100 to 29,100)	29,100 (29,100 to 29,100



SR Table 2b: Hemmerniith and Fulham DALYS by cause and age group for females with 95% uncertainty intervals, 2019

Cause	Early Neonatal	Late Neonatal	Post Neonatal	1 to 4	5 to 9	10 to 14	15 to 19	20 to 24	25 to 29	30 to 34	35 to 39	40 to 44	45 to 49	50 to 54	55 to 59	60 to 64	65 to 69	70 to 74	75 to 79	80 to 84	85 to 89	90 to 94	95 plus	Total
All causes	1,615 (1,193 to 2,108)	1,466 (1,082 to 1,914)	2,966 (2,191 to 3,872)	1,944 (1,435 to 2,538)	1,162 (858 to 1,517)	1,060 (783 to 1,384)	1,153 (851 to 1,505)	1,277 (943 to 1,667)	1,403 (1,036 to 1,831)	1,465 (1,082 to 1,912)	1,502 (1,109 to 1,960)	1,540 (1,137 to 2,010)	1,577 (1,165 to 2,059)	1,615 (1,193 to 2,108)	1,653 (1,221 to 2,158)	1,692 (1,250 to 2,208)	1,731 (1,279 to 2,259)	1,770 (1,308 to 2,310)	1,809 (1,337 to 2,361)	1,849 (1,366 to 2,413)	1,889 (1,396 to 2,465)	1,929 (1,426 to 2,517)	21,600
Communicable, maternal, neonatal, and nutritional diseases	1,615 (1,193 to 2,108)	1,466 (1,082 to 1,914)	2,966 (2,191 to 3,872)	1,944 (1,435 to 2,538)	1,162 (858 to 1,517)	1,060 (783 to 1,384)	1,153 (851 to 1,505)	1,277 (943 to 1,667)	1,403 (1,036 to 1,831)	1,465 (1,082 to 1,912)	1,502 (1,109 to 1,960)	1,540 (1,137 to 2,010)	1,577 (1,165 to 2,059)	1,615 (1,193 to 2,108)	1,653 (1,221 to 2,158)	1,692 (1,250 to 2,208)	1,731 (1,279 to 2,259)	1,770 (1,308 to 2,310)	1,809 (1,337 to 2,361)	1,849 (1,366 to 2,413)	1,889 (1,396 to 2,465)	1,929 (1,426 to 2,517)	21,600
HIV/AIDS and sexually transmitted infections	4.5 (1.3 to 10)	1.2 (0.3 to 2.7)	2.4 (1.2 to 4.5)	0.9 (0.7 to 1.1)	0.3 (0.3 to 0.4)	0.3 (0.2 to 0.3)	0.5 (0.4 to 0.7)	2.1 (1.4 to 2.9)	5.6 (4 to 7.8)	9.7 (7.1 to 13.3)	15.2 (10.8 to 20.8)	20.3 (14.2 to 28.1)	24.6 (17.1 to 33.8)	28.5 (19.6 to 39.3)	31.7 (21.6 to 44.1)	34.2 (23.1 to 48.1)	35.9 (24.1 to 50.8)	36.8 (24.5 to 52.4)	36.9 (24.5 to 52.8)	36.2 (24 to 52.1)	34.8 (23 to 50.7)	32.5 (21.5 to 47.6)	183.5
HIV/AIDS	0 (0 to 0)	0 (0 to 0)	0 (0 to 0)	0 (0 to 0)	0 (0 to 0)	0 (0 to 0)	0 (0 to 0)	1.4 (1 to 1.9)	3.2 (2.4 to 4.3)	6.1 (4.6 to 8)	9.6 (7.2 to 12.9)	12.8 (9.6 to 17.2)	15.5 (11.6 to 20.8)	17.9 (13.4 to 24)	19.9 (14.9 to 26.7)	21.5 (16.1 to 28.8)	22.6 (16.9 to 30.3)	23.1 (17.3 to 31)	23.2 (17.3 to 31.1)	22.8 (17 to 30.6)	21.9 (16.3 to 29.4)	20.4 (15.2 to 27.4)	37.6
HIV/AIDS - Drug-susceptible Tuberculosis	0 (0 to 0)	0 (0 to 0)	0 (0 to 0)	0 (0 to 0)	0 (0 to 0)	0 (0 to 0)	0 (0 to 0)	0 (0 to 0)	0.2 (0.1 to 0.2)	0.3 (0.2 to 0.5)	0.5 (0.3 to 0.7)	0.7 (0.5 to 1)	0.9 (0.6 to 1.2)	1 (0.7 to 1.4)	1.1 (0.8 to 1.5)	1.2 (0.9 to 1.6)	1.3 (0.9 to 1.7)	1.3 (0.9 to 1.8)	1.3 (0.9 to 1.8)	1.3 (0.9 to 1.8)	1.2 (0.9 to 1.7)	1.1 (0.8 to 1.6)	2
HIV/AIDS - Multidrug-resistant Tuberculosis without extensive drug resistance	0 (0 to 0)	0 (0 to 0)	0 (0 to 0)	0 (0 to 0)	0 (0 to 0)	0 (0 to 0)	0 (0 to 0)	0 (0 to 0)	0 (0 to 0)	0 (0 to 0)	0 (0 to 0)	0 (0 to 0)	0 (0 to 0)	0 (0 to 0)	0 (0 to 0)	0 (0 to 0)	0 (0 to 0)	0 (0 to 0)	0 (0 to 0)	0 (0 to 0)	0 (0 to 0)	0 (0 to 0)	0 (0 to 0)	0
HIV/AIDS - Extensively drug-resistant Tuberculosis	0 (0 to 0)	0 (0 to 0)	0 (0 to 0)	0 (0 to 0)	0 (0 to 0)	0 (0 to 0)	0 (0 to 0)	0 (0 to 0)	0 (0 to 0)	0 (0 to 0)	0 (0 to 0)	0 (0 to 0)	0 (0 to 0)	0 (0 to 0)	0 (0 to 0)	0 (0 to 0)	0 (0 to 0)	0 (0 to 0)	0 (0 to 0)	0 (0 to 0)	0 (0 to 0)	0 (0 to 0)	0 (0 to 0)	0
HIV/AIDS resulting in other diseases	4.5 (1.3 to 10)	1.2 (0.3 to 2.7)	2.4 (1.2 to 4.5)	0.9 (0.7 to 1.1)	0.3 (0.3 to 0.4)	0.3 (0.2 to 0.3)	0.5 (0.4 to 0.7)	0.8 (0.5 to 1.2)	2.4 (1.6 to 3.4)	3.6 (2.5 to 5)	5.1 (3.6 to 7.1)	7 (4.9 to 9.6)	8.6 (5.9 to 11.9)	9.6 (6.6 to 13.4)	10.8 (7.3 to 15.1)	11.5 (7.8 to 16.1)	12.1 (8.1 to 17)	12.4 (8.3 to 17.4)	12.4 (8.3 to 17.5)	12.2 (8.2 to 17.2)	11.7 (7.9 to 16.5)	10.9 (7.3 to 15.4)	35.6
Sexually transmitted infections excluding HIV	4.5 (1.3 to 10)	1.2 (0.3 to 2.7)	2.4 (1.2 to 4.5)	0.9 (0.7 to 1.1)	0.3 (0.3 to 0.4)	0.3 (0.2 to 0.3)	0.5 (0.4 to 0.7)	0.7 (0.5 to 1)	2.4 (1.6 to 3.4)	3.6 (2.5 to 5)	5.1 (3.6 to 7.1)	7 (4.9 to 9.6)	8.6 (5.9 to 11.9)	9.6 (6.6 to 13.4)	10.8 (7.3 to 15.1)	11.5 (7.8 to 16.1)	12.1 (8.1 to 17)	12.4 (8.3 to 17.4)	12.4 (8.3 to 17.5)	12.2 (8.2 to 17.2)	11.7 (7.9 to 16.5)	10.9 (7.3 to 15.4)	25.9
Syphilis	4.5 (1.3 to 10)	1.2 (0.3 to 2.7)	2.4 (1.2 to 4.5)	0.9 (0.7 to 1.1)	0.3 (0.3 to 0.4)	0.3 (0.2 to 0.3)	0.5 (0.4 to 0.7)	0.7 (0.5 to 1)	2.4 (1.6 to 3.4)	3.6 (2.5 to 5)	5.1 (3.6 to 7.1)	7 (4.9 to 9.6)	8.6 (5.9 to 11.9)	9.6 (6.6 to 13.4)	10.8 (7.3 to 15.1)	11.5 (7.8 to 16.1)	12.1 (8.1 to 17)	12.4 (8.3 to 17.4)	12.4 (8.3 to 17.5)	12.2 (8.2 to 17.2)	11.7 (7.9 to 16.5)	10.9 (7.3 to 15.4)	7.4
Chlamydial infection	0 (0 to 0)	0 (0 to 0)	0 (0 to 0)	0 (0 to 0)	0 (0 to 0)	0 (0 to 0)	0 (0 to 0)	0.2 (0.1 to 0.4)	0.6 (0.4 to 1.2)	0.8 (0.6 to 1.6)	0.9 (0.6 to 1.8)	0.9 (0.6 to 1.8)	0.9 (0.6 to 1.8)	0.9 (0.6 to 1.8)	0.9 (0.6 to 1.8)	0.9 (0.6 to 1.8)	0.9 (0.6 to 1.8)	0.9 (0.6 to 1.8)	0.9 (0.6 to 1.8)	0.9 (0.6 to 1.8)	0.9 (0.6 to 1.8)	0.9 (0.6 to 1.8)	4.1
Gonococcal infection	0 (0 to 0)	0 (0 to 0)	0 (0 to 0)	0 (0 to 0)	0 (0 to 0)	0 (0 to 0)	0 (0 to 0)	0 (0 to 0)	0.2 (0.1 to 0.4)	0.3 (0.2 to 0.6)	0.3 (0.2 to 0.6)	0.3 (0.2 to 0.6)	0.3 (0.2 to 0.6)	0.2 (0.1 to 0.5)	0.1 (0.1 to 0.3)	0.1 (0.1 to 0.3)	0.1 (0.1 to 0.3)	0.1 (0.1 to 0.3)	0.1 (0.1 to 0.3)	0.1 (0.1 to 0.3)	0.1 (0.1 to 0.3)	0.1 (0.1 to 0.3)	2.2
Trichomoniasis	0 (0 to 0)	0 (0 to 0)	0 (0 to 0)	0 (0 to 0)	0 (0 to 0)	0 (0 to 0)	0 (0 to 0)	0 (0 to 0)	0.4 (0.1 to 1)	0.5 (0.2 to 1.3)	0.5 (0.1 to 1.1)	0.4 (0.1 to 1)	0.3 (0.1 to 0.8)	0.2 (0.1 to 0.6)	0.2 (0.1 to 0.5)	0.1 (0.1 to 0.4)	0.1 (0.1 to 0.3)	0.1 (0.1 to 0.3)	0.1 (0.1 to 0.3)	0.1 (0.1 to 0.3)	0.1 (0.1 to 0.3)	0.1 (0.1 to 0.3)	2.8
Genital herpes	0 (0 to 0)	0 (0 to 0)	0 (0 to 0)	0 (0 to 0)	0 (0 to 0)	0 (0 to 0)	0 (0 to 0)	0 (0 to 0)	0.4 (0.1 to 0.7)	0.4 (0.1 to 1)	0.3 (0.1 to 0.7)	0.3 (0.1 to 0.6)	0.2 (0.1 to 0.5)	0.2 (0.1 to 0.4)	0.1 (0.1 to 0.3)	0.1 (0.1 to 0.3)	0.1 (0.1 to 0.3)	0.1 (0.1 to 0.3)	0.1 (0.1 to 0.3)	0.1 (0.1 to 0.3)	0.1 (0.1 to 0.3)	0.1 (0.1 to 0.3)	3
Other sexually transmitted infections	0 (0 to 0)	0 (0 to 0)	0 (0 to 0)	0 (0 to 0)	0 (0 to 0)	0 (0 to 0)	0 (0 to 0)	0 (0 to 0)	0.1 (0 to 0.4)	0.1 (0 to 0.5)	0.1 (0 to 0.4)	0.1 (0 to 0.4)	0.1 (0 to 0.3)	0.1 (0 to 0.2)	0.1 (0 to 0.2)	0.1 (0 to 0.2)	0.1 (0 to 0.2)	0.1 (0 to 0.2)	0.1 (0 to 0.2)	0.1 (0 to 0.2)	0.1 (0 to 0.2)	0.1 (0 to 0.2)	0.1 (0 to 0.2)	6.5
Respiratory infections and tuberculosis	0.6 (0.2 to 1.3)	0.7 (0.7 to 1.4)	2.7 (1.7 to 3.9)	1.1 (0.5 to 1.7)	0.4 (0.3 to 0.5)	0.4 (0.3 to 0.5)	0.5 (0.3 to 0.8)	0.6 (0.3 to 1.1)	0.9 (0.4 to 1.8)	1.2 (0.5 to 2.4)	1.6 (0.7 to 3.2)	2.1 (0.9 to 4.2)	2.7 (1.2 to 5.4)	3.4 (1.5 to 6.8)	4.2 (1.8 to 8.4)	5.1 (2.2 to 10.1)	6.1 (2.6 to 12.1)	7.2 (3.1 to 14.2)	8.4 (3.6 to 16.6)	9.7 (4.1 to 19.1)	11.1 (4.7 to 21.8)	12.6 (5.3 to 24.8)	458
Tuberculosis	0 (0 to 0)	0 (0 to 0)	0 (0 to 0)	0 (0 to 0)	0 (0 to 0)	0 (0 to 0)	0 (0 to 0)	0.4 (0 to 0.6)	0.8 (0.4 to 1.8)	1.2 (0.6 to 2.6)	1.6 (0.8 to 3.4)	2.1 (1 to 4.4)	2.7 (1.3 to 5.6)	3.4 (1.6 to 7.1)	4.2 (2 to 8.8)	5.1 (2.4 to 10.6)	6.1 (2.9 to 12.7)	7.2 (3.4 to 14.9)	8.4 (3.9 to 17.4)	9.7 (4.5 to 20.1)	11.1 (5.1 to 23)	12.6 (5.8 to 26.1)	11
Latent tuberculosis infection	0 (0 to 0)	0 (0 to 0)	0 (0 to 0)	0 (0 to 0)	0 (0 to 0)	0 (0 to 0)	0 (0 to 0)	0 (0 to 0)	0 (0 to 0)	0 (0 to 0)	0 (0 to 0)	0 (0 to 0)	0 (0 to 0)	0 (0 to 0)	0 (0 to 0)	0 (0 to 0)	0 (0 to 0)	0 (0 to 0)	0 (0 to 0)	0 (0 to 0)	0 (0 to 0)	0 (0 to 0)	0 (0 to 0)	0
Drug-susceptible tuberculosis	0 (0 to 0)	0 (0 to 0)	0 (0 to 0)	0 (0 to 0)	0 (0 to 0)	0 (0 to 0)	0 (0 to 0)	0.4 (0 to 0.6)	0.8 (0.4 to 1.8)	1.2 (0.6 to 2.6)	1.6 (0.8 to 3.4)	2.1 (1 to 4.4)	2.7 (1.3 to 5.6)	3.4 (1.6 to 7.1)	4.2 (2 to 8.8)	5.1 (2.4 to 10.6)	6.1 (2.9 to 12.7)	7.2 (3.4 to 14.9)	8.4 (3.9 to 17.4)	9.7 (4.5 to 20.1)	11.1 (5.1 to 23)	12.6 (5.8 to 26.1)	10.8
Multidrug-resistant tuberculosis without extensive drug resistance	0 (0 to 0)	0 (0 to 0)	0 (0 to 0)	0 (0 to 0)	0 (0 to 0)	0 (0 to 0)	0 (0 to 0)	0 (0 to 0)	0 (0 to 0)	0 (0 to 0)	0 (0 to 0)	0 (0 to 0)	0 (0 to 0)	0 (0 to 0)	0 (0 to 0)	0 (0 to 0)	0 (0 to 0)	0 (0 to 0)	0 (0 to 0)	0 (0 to 0)	0 (0 to 0)	0 (0 to 0)	0 (0 to 0)	0.2
Extensively drug-resistant tuberculosis	0 (0 to 0)	0 (0 to 0)	0 (0 to 0)	0 (0 to 0)	0 (0 to 0)	0 (0 to 0)	0 (0 to 0)	0 (0 to 0)	0 (0 to 0)	0 (0 to 0)	0 (0 to 0)	0 (0 to 0)	0 (0 to 0)	0 (0 to 0)	0 (0 to 0)	0 (0 to 0)	0 (0 to 0)	0 (0 to 0)	0 (0 to 0)	0 (0 to 0)	0 (0 to 0)	0 (0 to 0)	0 (0 to 0)	0.1
Lower respiratory infections	1.2 (0.6 to 1.7)	0.9 (0.6 to 1.3)	2.6 (2 to 3.7)	0.9 (0.6 to 1.3)	0.3 (0.3 to 0.5)	0.3 (0.3 to 0.5)	0.4 (0.3 to 0.7)	0.5 (0.3 to 1.1)	0.8 (0.4 to 2.2)	1.2 (0.5 to 3.2)	1.5 (0.6 to 4.2)	2 (0.8 to 5.7)	2.6 (1 to 7.7)	3.3 (1.3 to 9.4)	4 (1.5 to 11.4)	4.9 (1.8 to 13.7)	5.8 (2.1 to 16.1)	6.9 (2.5 to 19.2)	8 (2.9 to 22.1)	9.3 (3.3 to 25.6)	10.7 (3.8 to 29.3)	12.1 (4.3 to 33.2)	344
Upper respiratory infections	0 (0 to 0)	0 (0 to 0)	0 (0 to 0)	0 (0 to 0)	0 (0 to 0)	0 (0 to 0)	0 (0 to 0)	0 (0 to 0)	0 (0 to 0)	0 (0 to 0)	0 (0 to 0)	0 (0 to 0)	0 (0 to 0)	0 (0 to 0)	0 (0 to 0)	0 (0 to 0)	0 (0 to 0)	0 (0 to 0)	0 (0 to 0)	0 (0 to 0)	0 (0 to 0)	0 (0 to 0)	0 (0 to 0)	0
Otitis media	0 (0 to 0)	0 (0 to 0)	0.3 (0.1 to 0.6)	1.4 (1 to 2.1)	0.6 (0.4 to 0.9)	0.4 (0.3 to 0.6)	0.4 (0.3 to 1.2)	0.5 (0.4 to 1.9)	0.7 (0.4 to 2.6)	0.9 (0.5 to 3.2)	1 (0.5 to 3.8)	1.1 (0.5 to 4.1)	1.2 (0.6 to 4.6)	1.3 (0.6 to 4.9)	1.4 (0.7 to 5.2)	1.5 (0.7 to 5.5)	1.6 (0.8 to 5.8)	1.7 (0.8 to 6.1)	1.8 (0.8 to 6.4)	1.8 (0.8 to 6.6)	1.9 (0.8 to 6.8)	1.9 (0.8 to 6.9)	14.7
Enteric infections	0.1 (0.1 to 0.2)	0.5 (0.3 to 0.8)	3.6 (3.6 to 7.6)	4.6 (4.6 to 9.8)	1.6 (1.6 to 3.4)	0.6 (0.6 to 1.3)	0.7 (0.7 to 1.5)	1.9 (1.9 to 4.1)	3.1 (3.1 to 6.7)	4.9 (4.9 to 10.4)	6.8 (6.8 to 14.5)	9.1 (9.1 to 19.4)	11.6 (11.6 to 24.8)	14.3 (14.3 to 30.5)	17.2 (17.2 to 36.8)	20.3 (20.3 to 43.4)	23.6 (23.6 to 50.4)	27.1 (27.1 to 57.9)	30.8 (30.8 to 65.8)	34.7 (34.7 to 74.1)	38.8 (38.8 to 82.9)	43 (43 to 91.8)	71.7
Diarrheal diseases	0.1 (0.1 to 0.2)	0.5 (0.3 to 0.8)	3.6 (3.6 to 7.6)	4.6 (4.6 to 9.8)	1.6 (1.6 to 3.4)	0.6 (0.6 to 1.3)	0.7 (0.7 to 1.5)	1.9 (1.9 to 4.1)	3.1 (3.1 to 6.7)	4.9 (4.9 to 10.4)	6.8 (6.8 to 14.5)	9.1 (9.1 to 19.4)	11.6 (11.6 to 24.8)	14.3 (14.3 to 30.5)	17.2 (17.2 to 36.8)	20.3 (20.3 to 43.4)	23.6 (23.6 to 50.4)	27.1 (27.1 to 57.9)	30.8 (30.8 to 65.8)	34.7 (34.7 to 74.1)	38.8 (38.8 to 82.9)	43 (43 to 91.8)	71.5
Typhoid and paratyphoid	0 (0 to 0)	0 (0 to 0)	0 (0 to 0)	0 (0 to 0)	0 (0 to 0)	0 (0 to 0)	0 (0 to 0)	0 (0 to 0)	0 (0 to 0)	0 (0 to 0)	0 (0 to 0)	0 (0 to 0)	0 (0 to 0)	0 (0 to 0)	0 (0 to 0)	0 (0 to 0)	0 (0 to 0)	0 (0 to 0)	0 (0 to 0)	0 (0 to 0)	0 (0 to 0)	0 (0 to 0)	0 (0 to 0)	0
Typhoid fever	0 (0 to 0)	0 (0 to 0)	0 (0 to 0)	0 (0 to 0)	0 (0 to 0)	0 (0 to 0)	0 (0 to 0)	0 (0 to 0)	0 (0 to 0)	0 (0 to 0)	0 (0 to 0)	0 (0 to 0)	0 (0 to 0)	0 (0 to 0)	0 (0 to 0)	0 (0 to 0)	0 (0 to 0)	0 (0 to 0)	0 (0 to 0)	0 (0 to 0)	0 (0 to 0)	0 (0 to 0)	0 (0 to 0)	0
Paratyphoid fever	0 (0 to 0)	0 (0 to 0)	0 (0 to 0)	0 (0 to 0)	0 (0 to 0)	0 (0 to 0)	0 (0 to 0)	0 (0 to 0)	0 (0 to 0)	0 (0 to 0)	0 (0 to 0)	0 (0 to 0)	0 (0 to 0)	0 (0 to 0)	0 (0 to 0)	0 (0 to 0)	0 (0 to 0)	0 (0 to 0)	0 (0 to 0)	0 (0 to 0)	0 (0 to 0)	0 (0 to 0)	0 (0 to 0)	0
Invasive Non-typhoidal Salmonella (iNTS)	0 (0 to 0)	0 (0 to 0)	0 (0 to 0)	0 (0 to 0)	0 (0 to 0)	0 (0 to 0)	0 (0 to 0)	0 (0 to 0)	0 (0 to 0)	0 (0 to 0)	0 (0 to 0)	0 (0 to 0)	0 (0 to 0)	0 (0 to 0)	0 (0 to 0)	0 (0 to 0)	0 (0 to 0)	0 (0 to 0)	0 (0 to 0)	0 (0 to 0)	0 (0 to 0)	0 (0 to 0)	0 (0 to 0)	0.1
Other intestinal infectious diseases	0 (0 to 0)	0 (0 to 0)	0 (0 to 0)	0 (0 to 0)	0 (0 to 0)	0 (0 to 0)	0 (0 to 0)	0 (0 to 0)	0 (0 to 0)	0 (0 to 0)	0 (0 to 0)	0 (0 to 0)	0 (0 to 0)	0 (0 to 0)	0 (0 to 0)	0 (0 to 0)	0 (0 to 0)	0 (0 to 0)	0 (0 to 0)	0 (0 to 0)	0 (0 to 0)	0 (0 to 0)	0 (0 to 0)	0.1
Neglected tropical diseases and malaria	0 (0 to 0)	0.2 (0 to 0.4)	0.7 (0.1 to 2.2)	2.1 (0.3 to 6.6)	0.1 (0 to 0.4)	0 (0 to 0)	0 (0 to 0)	0.2 (0 to 0.9)	0.3 (0.1 to 1.4)	0.2 (0 to 0.9)	0.2 (0 to 0.9)	0.5 (0.1 to 1.6)	0.3 (0 to 1.1)	0.3 (0 to 1.2)	0.3 (0 to 1.2)	0.3 (0 to 1.2)	0.3 (0 to 1.2)	0.3 (0 to 1.2)	0.3 (0 to 1.2)	0.3 (0 to 1.2)	0.3 (0 to 1.2)	0.3 (0 to 1.2)	5.6
Malaria	0 (0 to 0)	0 (0 to 0)	0 (0 to 0)	0 (0 to 0)	0 (0 to 0)	0 (0 to 0)	0 (0 to 0)	0 (0 to 0)	0 (0 to 0)	0 (0 to 0)	0 (0 to 0)	0 (0 to 0)	0 (0 to 0)	0 (0 to 0)	0 (0 to 0)	0 (0 to 0)	0 (0 to 0)	0 (0 to 0)	0 (0 to 0)	0 (0 to 0)	0 (0 to 0)	0 (0 to 0)	0 (0 to 0)	0
Chagas disease	0 (0 to 0)	0 (0 to 0)	0 (0 to 0)	0 (0 to 0)	0 (0 to 0)	0 (0 to 0)	0 (0 to 0)	0 (0 to 0)	0 (0 to 0)	0 (0 to 0)	0 (0 to 0)	0 (0 to 0)	0 (0 to 0)	0 (0 to 0)	0 (0 to 0)	0 (0 to 0)	0 (0 to 0)	0 (0 to 0)	0 (0 to 0)	0 (0 to 0)	0 (0 to 0)	0 (0 to 0)	0 (0 to 0)	0
Leishmaniasis	0 (0 to 0)	0 (0 to 0)	0 (0 to 0)	0 (0 to 0)	0 (0 to 0)	0 (0 to 0)	0 (0 to 0)	0 (0 to 0)	0 (0 to 0)	0 (0 to 0)	0 (0 to 0)	0 (0 to 0)	0 (0 to 0)	0 (0 to 0)	0 (0 to 0)	0 (0 to 0)	0 (0 to 0)	0 (0 to 0)	0 (0 to 0)	0 (0 to 0)	0 (0 to 0)	0 (0 to 0)	0 (0 to 0)	0
Visceral leishmaniasis	0 (0 to 0)	0 (0 to 0)	0 (0 to 0)	0 (0 to 0)	0 (0 to 0)	0 (0 to 0)	0 (0 to 0)	0 (0 to 0)	0 (0 to 0)	0 (0 to 0)	0 (0 to 0)	0 (0 to 0)	0 (0 to 0)	0 (0 to 0)	0 (0 to 0)	0 (0 to 0)	0 (0 to 0)	0 (0 to 0)	0 (0 to 0)	0 (0 to 0)	0 (0 to 0)	0 (0 to 0)	0 (0 to 0)	0
Cutaneous and mucocutaneous leishmaniasis	0 (0 to 0)	0 (0 to 0)	0 (0 to 0)	0 (0 to 0)	0 (0 to 0)	0 (0 to 0)	0 (0 to 0)	0 (0 to 0)	0 (0 to 0)	0 (0 to 0)	0 (0 to 0)	0 (0 to 0)	0 (0 to 0)	0 (0 to 0)	0 (0 to 0)	0 (0 to 0)	0 (0 to 0)	0 (0 to 0)	0 (0 to 0)	0 (0 to 0)	0 (0 to 0)	0 (0 to 0)	0 (0 to 0)	0
African trypanosomiasis	0 (0 to 0)	0 (0 to 0)	0 (0 to 0)	0 (0 to 0)	0 (0 to 0)	0 (0 to 0)	0 (0 to 0)	0 (0 to 0)	0 (0 to 0)	0 (0 to 0)	0 (0 to 0)	0 (0 to 0)	0 (0 to 0)	0 (0 to 0)	0 (0 to 0)	0 (0 to 0)	0 (0 to 0)	0 (0 to 0)	0 (0 to 0)	0 (0 to 0)	0 (0 to 0)	0 (0 to 0)	0 (0 to 0)	0
Schistosomiasis	0 (0 to 0)	0 (0 to 0)	0 (0 to 0)	0 (0 to 0)	0 (0 to 0)	0 (0 to 0)	0 (0 to 0)	0 (0 to 0)	0 (0 to 0)	0 (0 to 0)	0 (0 to 0)	0 (0 to 0)	0 (0 to 0)	0 (0 to 0)	0 (0 to 0)	0 (0 to 0)	0 (0 to 0)	0 (0 to 0)	0 (0 to 0)	0 (0 to 0)	0 (0 to 0)	0 (0 to 0)	0 (0 to 0)	0
Cysticercosis	0 (0 to 0)	0 (0 to 0)	0 (0 to 0)	0 (0 to 0)	0 (0 to 0)	0 (0 to 0)	0 (0 to 0)	0 (0 to 0)	0 (0 to 0)	0 (0 to 0)	0 (0 to 0)	0 (0 to 0)	0 (0 to 0)	0 (0 to 0)	0 (0 to 0)	0 (0 to 0)	0 (0 to 0)	0 (0 to 0)	0 (0 to 0)	0 (0 to 0)	0 (0 to 0)	0 (0 to 0)	0 (0 to 0)	0
Cystic echinococcosis	0 (0 to 0)	0 (0 to 0)	0 (0 to 0)	0 (0 to 0)	0 (0 to 0)	0 (0 to 0)	0 (0 to 0)	0 (0 to 0)	0 (0 to 0)	0 (0 to 0)	0 (0 to 0)	0 (0 to 0)	0 (0 to 0)	0 (0 to 0)	0 (0 to 0)	0 (0 to 0)	0 (0 to 0)	0 (0 to 0)	0 (0 to 0)	0 (0 to 0)	0 (0 to 0)	0 (0 to 0)	0 (0 to 0)	0
Lymphatic filariasis	0 (0 to 0)	0 (0 to 0)	0 (0 to 0)	0 (0 to 0)	0 (0 to 0)	0 (0 to 0)	0 (0 to 0)	0 (0 to 0)	0 (0 to 0)	0 (0 to 0)	0 (0 to 0)	0 (0 to 0)	0 (0 to 0)	0 (0 to 0)	0 (0 to 0)	0 (0 to 0)	0 (0 to 0)	0 (0 to 0)	0 (0 to 0)	0 (0 to 0)	0 (0 to 0)	0 (0 to 0)	0 (0 to 0)	0
Onchocerciasis	0 (0 to 0)	0 (0 to 0)	0 (0 to 0)	0 (0 to 0)	0 (0 to 0)	0 (0 to 0)	0 (0 to 0)	0 (0 to 0)	0 (0 to 0)	0 (0 to 0)	0 (0 to 0)	0 (0 to 0)	0 (0 to 0)	0 (0 to 0)	0 (0 to 0)	0 (0 to 0)	0 (0 to 0)	0 (0 to 0)	0 (0 to 0)	0 (0 to 0)	0 (0 to 0)	0 (0 to 0)	0 (0 to 0)	0
Trachoma	0 (0 to 0)	0 (0 to 0)	0 (0 to 0)	0 (0 to 0)	0 (0 to 0)	0 (0 to 0)	0 (0 to 0)	0 (0 to 0)	0 (0 to 0)	0 (0 to 0)	0 (0 to 0)	0 (0 to 0)	0 (0 to 0)	0 (0 to 0)	0 (0 to 0)	0 (0 to 0)	0 (0 to 0)	0 (0 to 0)	0 (0 to 0)	0 (0 to 0)	0 (0 to 0)	0 (0 to 0)	0 (0 to 0)	0
Dengue	0 (0 to 0)	0 (0 to 0)	0 (0 to 0)	0 (0 to 0)	0 (0 to 0)	0 (0 to 0)	0 (0 to 0)	0 (0 to 0)	0 (0 to 0)	0 (0 to 0)	0 (0 to 0)	0 (0 to 0)	0 (0 to 0)	0 (0 to 0)	0 (0 to 0)	0 (0 to 0)	0 (0 to 0)	0 (0 to 0)	0 (0 to 0)	0 (0 to 0)	0 (0 to 0)	0 (0 to 0)	0 (0 to 0)	0
Yellow fever	0 (0 to 0)	0 (0 to 0)	0 (0 to 0)	0 (0 to 0)	0 (0 to 0)	0 (0 to 0)	0 (0 to 0)	0 (0 to 0)	0 (0 to 0)	0 (0 to 0)	0 (0 to 0)	0 (0 to 0)	0 (0 to 0)	0 (0 to 0)	0 (0 to 0)	0 (0 to 0)	0 (0 to 0)	0 (0 to 0)	0 (0 to 0)	0 (0 to 0)	0 (0 to 0)	0 (0 to 0)	0 (0 to 0)	0
Rabies	0 (0 to 0)	0 (0 to 0)	0 (0 to 0)	0 (0 to 0)	0 (0 to 0)	0 (0 to 0)	0 (0 to 0)	0 (0 to 0)	0 (0 to 0)	0 (0 to 0)	0 (0 to 0)	0 (0 to 0)	0 (0 to 0)	0 (0 to 0)	0 (0 to 0)	0 (0 to 0)	0 (0 to 0)	0 (0 to 0)	0 (0 to 0)	0 (0 to 0)	0 (0 to 0)	0 (0 to 0)	0 (0 to 0)	0
Intestinal nematode infections	0 (0 to 0)	0 (0 to 0)	0 (0 to 0)	0 (0 to 0)	0 (0 to 0)	0 (0 to 0)	0 (0 to 0)	0 (0 to 0)	0 (0 to 0)	0 (0 to 0)	0 (0 to 0)	0 (0 to 0)	0 (0 to 0)	0 (0 to 0)	0 (0 to 0)	0 (0 to 0)	0 (0 to 0)	0 (0 to 0)	0 (0 to 0)	0 (0 to 0)	0 (0 to 0)	0 (0 to 0)	0 (0 to 0)	0
Ascariasis	0 (0 to 0)	0 (0 to 0)	0 (0 to 0)	0 (0 to 0)	0 (0 to 0)	0 (0 to 0)	0 (0 to 0)	0 (0 to 0)	0 (0 to 0)	0 (0 to 0)	0 (0 to 0)	0 (0 to 0)	0 (0 to 0)	0 (0 to 0)	0 (0 to 0)	0 (0 to 0)	0 (0 to 0)	0 (0 to 0)	0 (0 to 0)	0 (0 to 0)	0 (0 to 0)	0 (0 to 0)	0 (0 to 0)	0
Trichuriasis	0 (0 to 0)	0 (0 to 0)	0 (0 to 0)	0 (0 to 0)	0 (0 to 0)	0 (0 to 0)	0 (0 to 0)	0 (0 to 0)	0 (0 to 0)	0 (0 to 0)	0 (0 to 0)	0 (0 to 0)	0 (0 to 0)	0 (0 to 0)	0 (0 to 0)	0 (0 to 0)	0 (0 to 0)	0 (0 to 0)	0 (0 to 0)	0 (0 to 0)	0 (0 to 0)	0 (0 to 0)	0 (0 to 0)	0
Hookworm disease	0 (0 to 0)	0 (0 to 0)	0 (0 to 0)	0 (0 to 0)	0 (0 to 0)	0 (0 to 0)	0 (0 to 0)	0 (0 to 0)	0 (0 to 0)	0 (0 to 0)	0 (0 to 0)	0 (0 to 0)	0 (0

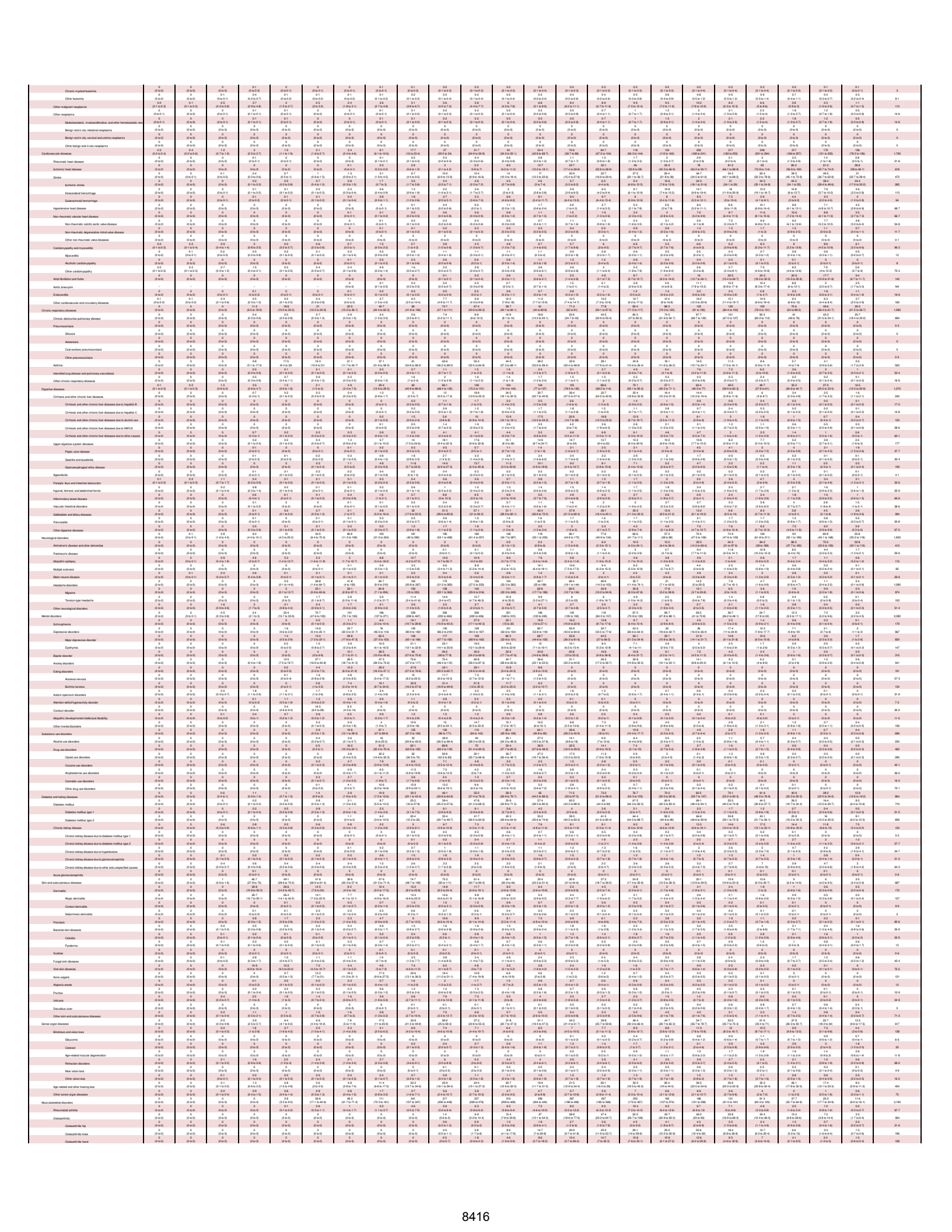

8416

| | | |

SR Table 2b: Eskino DALYS by cause and age group for females with 95% uncertainty intervals, 2019

Cause	Early Neonatal	Late Neonatal	Post Neonatal	1 to 4	5 to 9	10 to 14	15 to 19	20 to 24	25 to 29	30 to 34	35 to 39	40 to 44	45 to 49	50 to 54	55 to 59	60 to 64	65 to 69	70 to 74	75 to 79	80 to 84	85 to 89	90 to 94	95 plus	Total
All causes	2,510 (2,510-2,510)	1,180 (1,180-1,180)	1,180 (1,180-1,180)	3,770 (3,770-3,770)	4,660 (4,660-4,660)	4,660 (4,660-4,660)	4,660 (4,660-4,660



8419



SR Table 2b: Greenwich DALYS by cause and age group for females with 95% uncertainty intervals, 2019

Cause	Early Neonatal	Late Neonatal	Post Neonatal	1 to 4	5 to 9	10 to 14	15 to 19	20 to 24	25 to 29	30 to 34	35 to 39	40 to 44	45 to 49	50 to 54	55 to 59	60 to 64	65 to 69	70 to 74	75 to 79	80 to 84	85 to 89	90 to 94	95 plus	Total
All causes	492 (340 to 665)	1,197 (796 to 1,727)	1,570 (1,170 to 2,061)	566 (398 to 691)	335 (235 to 455)	462 (332 to 600)	1,124 (811 to 1,479)	1,276 (920 to 1,640)	1,525 (1,089 to 2,010)	1,746 (1,246 to 2,315)	2,040 (1,458 to 2,698)	2,340 (1,678 to 3,092)	2,746 (1,960 to 3,630)	3,240 (2,312 to 4,280)	3,960 (2,820 to 5,230)	4,910 (3,490 to 6,490)	5,910 (4,190 to 7,810)	6,910 (4,900 to 9,130)	7,910 (5,610 to 10,450)	8,910 (6,320 to 11,770)	9,910 (7,030 to 13,090)	10,910 (7,740 to 14,410)	34,000
Communicable, maternal, neonatal, and nutritional diseases	492 (340 to 665)	1,197 (796 to 1,727)	1,570 (1,170 to 2,061)	566 (398 to 691)	335 (235 to 455)	462 (332 to 600)	1,124 (811 to 1,479)	1,276 (920 to 1,640)	1,525 (1,089 to 2,010)	1,746 (1,246 to 2,315)	2,040 (1,458 to 2,698)	2,340 (1,678 to 3,092)	2,746 (1,960 to 3,630)	3,240 (2,312 to 4,280)	3,960 (2,820 to 5,230)	4,910 (3,490 to 6,490)	5,910 (4,190 to 7,810)	6,910 (4,900 to 9,130)	7,910 (5,610 to 10,450)	8,910 (6,320 to 11,770)	9,910 (7,030 to 13,090)	10,910 (7,740 to 14,410)	34,000
HIV/AIDS and sexually transmitted infections	8.4 (2.5 to 18.4)	2.2 (0.4 to 4.9)	5.5 (2.2 to 9.4)	2.5 (0.9 to 4.9)	2.3 (0.9 to 4.1)	1.1 (0.5 to 2.0)	0.6 (0.3 to 1.2)	1.7 (1.0 to 2.2)	4.4 (2.5 to 7.1)	3.5 (2.0 to 5.2)	7.0 (3.9 to 10.2)	13.7 (8.0 to 19.3)	17 (10.7 to 22.9)	17 (10.7 to 22.9)	17 (10.7 to 22.9)	12.9 (5.5 to 24.6)	4.7 (2.7 to 8.2)	3.4 (2.0 to 5.3)	2.7 (1.5 to 4.2)	1.5 (0.8 to 2.3)	0.9 (0.4 to 1.4)	0.5 (0.2 to 0.7)	158
HIV/AIDS	0 (0 to 0)	0 (0 to 0)	2.5 (1.1 to 2.8)	2.3 (1.0 to 2.6)	1.1 (0.5 to 1.3)	0.5 (0.2 to 0.6)	1.3 (0.6 to 1.5)	3.1 (1.5 to 4.0)	4.3 (2.1 to 5.6)	3.2 (1.5 to 4.2)	6.6 (3.1 to 8.6)	8.6 (4.5 to 11.1)	11.1 (6.0 to 14.4)	11.1 (6.0 to 14.4)	8.6 (4.6 to 11.2)	3.6 (1.9 to 4.7)	2.6 (1.4 to 3.4)	2.6 (1.5 to 3.3)	2.1 (1.2 to 2.7)	0.8 (0.4 to 1.1)	0.4 (0.2 to 0.5)	0.1 (0.0 to 0.1)	71.4
HIV/AIDS - Drug-susceptible Tuberculosis	0 (0 to 0)	0 (0 to 0)	0.2 (0.1 to 0.4)	0.2 (0.1 to 0.4)	0.1 (0.1 to 0.2)	0.1 (0.0 to 0.1)	0.1 (0.0 to 0.1)	0.2 (0.1 to 0.3)	0.2 (0.2 to 0.4)	0.2 (0.2 to 0.4)	0.5 (0.3 to 0.8)	0.5 (0.3 to 0.8)	0.7 (0.4 to 1.1)	0.7 (0.4 to 1.1)	0.6 (0.4 to 1.0)	0.3 (0.2 to 0.5)	0.2 (0.1 to 0.3)	0.1 (0.1 to 0.2)	0.1 (0.1 to 0.2)	0.1 (0.0 to 0.1)	0.0 (0.0 to 0.1)	0.0 (0.0 to 0.0)	4.6
HIV/AIDS - Multidrug-resistant Tuberculosis without extensive dr...	0 (0 to 0)	0 (0 to 0)	0 (0 to 0)	0 (0 to 0)	0 (0 to 0)	0 (0 to 0)	0 (0 to 0)	0 (0 to 0)	0 (0 to 0)	0 (0 to 0)	0 (0 to 0)	0 (0 to 0)	0 (0 to 0)	0 (0 to 0)	0 (0 to 0)	0 (0 to 0)	0 (0 to 0)	0 (0 to 0)	0 (0 to 0)	0 (0 to 0)	0 (0 to 0)	0 (0 to 0)	0 (0 to 0)	0.1
HIV/AIDS - Extensively drug-resistant Tuberculosis	0 (0 to 0)	0 (0 to 0)	0 (0 to 0)	0 (0 to 0)	0 (0 to 0)	0 (0 to 0)	0 (0 to 0)	0 (0 to 0)	0 (0 to 0)	0 (0 to 0)	0 (0 to 0)	0 (0 to 0)	0 (0 to 0)	0 (0 to 0)	0 (0 to 0)	0 (0 to 0)	0 (0 to 0)	0 (0 to 0)	0 (0 to 0)	0 (0 to 0)	0 (0 to 0)	0 (0 to 0)	0 (0 to 0)	0
HIV/AIDS resulting in other diseases	8.4 (2.5 to 18.4)	2.2 (0.4 to 4.9)	2.9 (1.0 to 6.7)	0.1 (0.0 to 0.3)	0.1 (0.0 to 0.1)	0.1 (0.1 to 0.2)	0.1 (0.0 to 0.1)	0.4 (0.2 to 0.6)	0.9 (0.4 to 2.1)	1.3 (0.6 to 3.2)	3.2 (1.5 to 7.9)	5.9 (2.9 to 14.5)	5.9 (2.9 to 14.5)	5.9 (2.9 to 14.5)	5.9 (2.9 to 14.5)	3.2 (1.6 to 7.9)	1.5 (0.7 to 3.7)	0.7 (0.4 to 1.8)	0.4 (0.2 to 1.0)	0.2 (0.1 to 0.5)	0.1 (0.0 to 0.3)	0.0 (0.0 to 0.1)	66.6
Sexually transmitted infections excluding HIV	0 (0 to 0)	0 (0 to 0)	0 (0 to 0)	0 (0 to 0)	0 (0 to 0)	0 (0 to 0)	0 (0 to 0)	0 (0 to 0)	0 (0 to 0)	0 (0 to 0)	0 (0 to 0)	0 (0 to 0)	0 (0 to 0)	0 (0 to 0)	0 (0 to 0)	0 (0 to 0)	0 (0 to 0)	0 (0 to 0)	0 (0 to 0)	0 (0 to 0)	0 (0 to 0)	0 (0 to 0)	0 (0 to 0)	0
Syphilis	0 (0 to 0)	0 (0 to 0)	0 (0 to 0)	0 (0 to 0)	0 (0 to 0)	0 (0 to 0)	0 (0 to 0)	0 (0 to 0)	0 (0 to 0)	0 (0 to 0)	0 (0 to 0)	0 (0 to 0)	0 (0 to 0)	0 (0 to 0)	0 (0 to 0)	0 (0 to 0)	0 (0 to 0)	0 (0 to 0)	0 (0 to 0)	0 (0 to 0)	0 (0 to 0)	0 (0 to 0)	0 (0 to 0)	0
Chlamydial infection	0 (0 to 0)	0 (0 to 0)	0 (0 to 0)	0 (0 to 0)	0 (0 to 0)	0 (0 to 0)	0 (0 to 0)	0 (0 to 0)	0.4 (0.2 to 0.7)	0.3 (0.1 to 0.4)	0.6 (0.3 to 0.9)	1.3 (0.7 to 2.3)	1.3 (0.7 to 2.3)	1.3 (0.7 to 2.3)	1.3 (0.7 to 2.3)	1.4 (0.4 to 2.7)	0.7 (0.2 to 1.2)	0.6 (0.2 to 1.0)	0.5 (0.2 to 0.9)	0.3 (0.1 to 0.5)	0.1 (0.0 to 0.1)	0.0 (0.0 to 0.1)	0.0 (0.0 to 0.0)	7.9
Gonococcal infection	0 (0 to 0)	0 (0 to 0)	0 (0 to 0)	0 (0 to 0)	0 (0 to 0)	0 (0 to 0)	0 (0 to 0)	0 (0 to 0)	0.1 (0.0 to 0.2)	0.1 (0.0 to 0.2)	0.2 (0.1 to 0.4)	0.4 (0.2 to 0.6)	0.4 (0.2 to 0.6)	0.4 (0.2 to 0.6)	0.4 (0.2 to 0.6)	0.2 (0.1 to 0.3)	0.2 (0.1 to 0.3)	0.2 (0.1 to 0.3)	0.2 (0.1 to 0.3)	0.2 (0.1 to 0.3)	0.2 (0.1 to 0.3)	0.2 (0.1 to 0.3)	0.0 (0.0 to 0.0)	4.5
Trichomoniasis	0 (0 to 0)	0 (0 to 0)	0 (0 to 0)	0 (0 to 0)	0 (0 to 0)	0 (0 to 0)	0 (0 to 0)	0 (0 to 0)	0.2 (0.1 to 0.5)	0.2 (0.1 to 0.5)	0.4 (0.2 to 1.0)	0.6 (0.3 to 1.4)	0.6 (0.3 to 1.4)	0.6 (0.3 to 1.4)	0.5 (0.2 to 1.2)	0.3 (0.1 to 0.7)	0.2 (0.1 to 0.4)	0.1 (0.1 to 0.3)	0.1 (0.0 to 0.2)	0.1 (0.0 to 0.1)	0.0 (0.0 to 0.1)	0.0 (0.0 to 0.0)	0.0 (0.0 to 0.0)	3.8
Genital herpes	0 (0 to 0)	0 (0 to 0)	0 (0 to 0)	0 (0 to 0)	0 (0 to 0)	0 (0 to 0)	0 (0 to 0)	0 (0 to 0)	0.2 (0.1 to 0.2)	0.2 (0.1 to 0.2)	0.5 (0.2 to 0.6)	0.5 (0.2 to 0.6)	0.5 (0.2 to 0.6)	0.5 (0.2 to 0.6)	0.5 (0.2 to 1.2)	0.4 (0.1 to 0.7)	0.3 (0.1 to 0.5)	0.2 (0.1 to 0.4)	0.2 (0.1 to 0.3)	0.1 (0.0 to 0.1)	0.0 (0.0 to 0.1)	0.0 (0.0 to 0.0)	0.0 (0.0 to 0.0)	4.1
Other sexually transmitted infections	0 (0 to 0)	0 (0 to 0)	0 (0 to 0)	0 (0 to 0)	0 (0 to 0)	0 (0 to 0)	0 (0 to 0)	0 (0 to 0)	0.2 (0.1 to 0.3)	0.2 (0.1 to 0.3)	0.4 (0.2 to 0.6)	0.4 (0.2 to 0.6)	0.4 (0.2 to 0.6)	0.4 (0.2 to 0.6)	0.4 (0.2 to 0.6)	0.2 (0.1 to 0.4)	0.2 (0.1 to 0.3)	0.1 (0.1 to 0.2)	0.1 (0.1 to 0.2)	0.1 (0.0 to 0.1)	0.0 (0.0 to 0.1)	0.0 (0.0 to 0.0)	0.0 (0.0 to 0.0)	11.3
Respiratory infections and tuberculosis	2.7 (2.0 to 3.3)	2.3 (1.6 to 3.6)	2.3 (0.4 to 5.2)	27.6 (19.5 to 38.6)	19.1 (12.7 to 32.1)	10.1 (6.9 to 23.5)	7.2 (3.6 to 20.2)	6.2 (3.1 to 18.4)	6.5 (3.3 to 24)	7.2 (3.6 to 26.4)	8.2 (4.1 to 30.1)	9.2 (4.6 to 34.3)	10.2 (5.1 to 38.1)	11.2 (5.6 to 41.9)	12.2 (6.1 to 45.6)	13.2 (6.6 to 49.4)	14.2 (7.1 to 53.1)	15.2 (7.6 to 56.8)	16.2 (8.1 to 60.6)	17.2 (8.6 to 64.3)	18.2 (9.1 to 68.1)	19.2 (9.6 to 71.8)	871
Tuberculosis	0 (0 to 0)	0 (0 to 0)	0.1 (0.0 to 0.4)	0.1 (0.0 to 0.4)	0.1 (0.0 to 0.2)	0.2 (0.1 to 0.5)	0.2 (0.1 to 0.5)	0.4 (0.2 to 0.9)	0.5 (0.2 to 1.2)	0.6 (0.3 to 1.4)	0.7 (0.3 to 1.7)	0.8 (0.4 to 1.9)	0.9 (0.4 to 2.1)	1.0 (0.5 to 2.3)	1.1 (0.5 to 2.6)	1.2 (0.6 to 2.8)	1.3 (0.6 to 3.1)	1.4 (0.7 to 3.3)	1.5 (0.7 to 3.5)	1.6 (0.8 to 3.8)	1.7 (0.8 to 4.0)	1.8 (0.9 to 4.2)	29.5
Latent tuberculosis infection	0 (0 to 0)	0 (0 to 0)	0 (0 to 0)	0 (0 to 0)	0 (0 to 0)	0 (0 to 0)	0 (0 to 0)	0 (0 to 0)	0 (0 to 0)	0 (0 to 0)	0 (0 to 0)	0 (0 to 0)	0 (0 to 0)	0 (0 to 0)	0 (0 to 0)	0 (0 to 0)	0 (0 to 0)	0 (0 to 0)	0 (0 to 0)	0 (0 to 0)	0 (0 to 0)	0 (0 to 0)	0 (0 to 0)	0
Drug-susceptible tuberculosis	0 (0 to 0)	0 (0 to 0)	0.1 (0.1 to 0.1)	0.3 (0.2 to 0.4)	0.2 (0.1 to 0.2)	0.2 (0.1 to 0.3)	0.2 (0.1 to 0.3)	0.4 (0.2 to 0.6)	0.5 (0.2 to 0.8)	0.6 (0.3 to 0.9)	0.7 (0.3 to 1.1)	0.8 (0.4 to 1.2)	0.9 (0.4 to 1.3)	1.0 (0.5 to 1.5)	1.1 (0.5 to 1.6)	1.2 (0.6 to 1.8)	1.3 (0.6 to 1.9)	1.4 (0.7 to 2.1)	1.5 (0.7 to 2.2)	1.6 (0.8 to 2.4)	1.7 (0.8 to 2.5)	1.8 (0.9 to 2.6)	20
Multidrug-resistant tuberculosis without extensive drug-resistance	0 (0 to 0)	0 (0 to 0)	0 (0 to 0)	0 (0 to 0)	0 (0 to 0)	0 (0 to 0)	0 (0 to 0)	0 (0 to 0)	0 (0 to 0)	0 (0 to 0)	0 (0 to 0)	0 (0 to 0)	0 (0 to 0)	0 (0 to 0)	0 (0 to 0)	0 (0 to 0)	0 (0 to 0)	0 (0 to 0)	0 (0 to 0)	0 (0 to 0)	0 (0 to 0)	0 (0 to 0)	0 (0 to 0)	0.4
Extensively drug-resistant tuberculosis	0 (0 to 0)	0 (0 to 0)	0 (0 to 0)	0 (0 to 0)	0 (0 to 0)	0 (0 to 0)	0 (0 to 0)	0 (0 to 0)	0 (0 to 0)	0 (0 to 0)	0 (0 to 0)	0 (0 to 0)	0 (0 to 0)	0 (0 to 0)	0 (0 to 0)	0 (0 to 0)	0 (0 to 0)	0 (0 to 0)	0 (0 to 0)	0 (0 to 0)	0 (0 to 0)	0 (0 to 0)	0 (0 to 0)	0.1
Lower respiratory infections	2.7 (2.0 to 3.2)	2.4 (1.6 to 3.4)	2.4 (0.3 to 15.4)	27.4 (12.6 to 134.4)	19.0 (7.6 to 27.4)	9.8 (3.9 to 14.2)	7.0 (2.8 to 10.1)	5.8 (2.3 to 8.4)	5.9 (2.3 to 8.5)	6.5 (2.6 to 9.4)	7.4 (2.9 to 10.7)	8.3 (3.3 to 12.1)	9.3 (3.7 to 13.4)	10.2 (4.1 to 14.8)	11.2 (4.5 to 16.2)	12.1 (4.8 to 17.5)	13.1 (5.2 to 18.9)	14.0 (5.6 to 20.2)	15.0 (6.0 to 21.6)	15.9 (6.4 to 23.0)	16.9 (6.7 to 24.4)	17.8 (7.1 to 25.7)	484
Upper respiratory infections	0 (0 to 0)	0 (0 to 0)	0.1 (0.0 to 0.3)	0.4 (0.2 to 1.6)	0.2 (0.1 to 0.4)	0.2 (0.1 to 0.4)	0.2 (0.1 to 0.4)	0.3 (0.1 to 0.5)	0.3 (0.1 to 0.5)	0.3 (0.1 to 0.5)	0.3 (0.1 to 0.5)	0.3 (0.1 to 0.5)	0.3 (0.1 to 0.5)	0.3 (0.1 to 0.5)	0.3 (0.1 to 0.5)	0.3 (0.1 to 0.5)	0.3 (0.1 to 0.5)	0.3 (0.1 to 0.5)	0.3 (0.1 to 0.5)	0.3 (0.1 to 0.5)	0.3 (0.1 to 0.5)	0.3 (0.1 to 0.5)	0.0 (0.0 to 0.0)	139
Otitis media	0 (0 to 0)	0 (0 to 0)	0.1 (0.0 to 0.1)	0.3 (0.1 to 1.3)	0.2 (0.1 to 0.2)	0.2 (0.1 to 0.2)	0.2 (0.1 to 0.2)	0.2 (0.1 to 0.3)	0.2 (0.1 to 0.3)	0.2 (0.1 to 0.3)	0.2 (0.1 to 0.3)	0.2 (0.1 to 0.3)	0.2 (0.1 to 0.3)	0.2 (0.1 to 0.3)	0.2 (0.1 to 0.3)	0.2 (0.1 to 0.3)	0.2 (0.1 to 0.3)	0.2 (0.1 to 0.3)	0.2 (0.1 to 0.3)	0.2 (0.1 to 0.3)	0.2 (0.1 to 0.3)	0.2 (0.1 to 0.3)	0.0 (0.0 to 0.1)	39.1
Enteric infections	0.3 (0.2 to 0.4)	0.9 (0.7 to 1.2)	10.3 (9.4 to 15.1)	10.4 (9.1 to 22.3)	6.2 (3.3 to 10.4)	3.7 (1.9 to 6.3)	2.9 (1.6 to 4.6)	3.1 (1.8 to 4.8)	3.5 (2.0 to 5.7)	3.8 (2.2 to 5.9)	4.2 (2.3 to 6.6)	4.6 (2.6 to 7.4)	5.0 (2.8 to 8.0)	5.4 (3.0 to 8.6)	5.8 (3.2 to 9.2)	6.2 (3.5 to 9.9)	6.6 (3.7 to 10.5)	7.0 (3.9 to 11.1)	7.5 (4.2 to 11.9)	7.9 (4.4 to 12.6)	8.3 (4.7 to 13.2)	8.8 (5.0 to 13.9)	107
Diarrheal diseases	0.3 (0.2 to 0.4)	0.9 (0.7 to 1.2)	10.3 (9.4 to 15.1)	10.4 (9.1 to 22.3)	6.2 (3.3 to 10.4)	3.7 (1.9 to 6.3)	2.9 (1.6 to 4.6)	3.1 (1.8 to 4.8)	3.5 (2.0 to 5.7)	3.8 (2.2 to 5.9)	4.2 (2.3 to 6.6)	4.6 (2.6 to 7.4)	5.0 (2.8 to 8.0)	5.4 (3.0 to 8.6)	5.8 (3.2 to 9.2)	6.2 (3.5 to 9.9)	6.6 (3.7 to 10.5)	7.0 (3.9 to 11.1)	7.5 (4.2 to 11.9)	7.9 (4.4 to 12.6)	8.3 (4.7 to 13.2)	8.8 (5.0 to 13.9)	159
Typhoid and paratyphoid	0 (0 to 0)	0 (0 to 0)	0 (0 to 0)	0 (0 to 0)	0 (0 to 0)	0 (0 to 0)	0 (0 to 0)	0 (0 to 0)	0 (0 to 0)	0 (0 to 0)	0 (0 to 0)	0 (0 to 0)	0 (0 to 0)	0 (0 to 0)	0 (0 to 0)	0 (0 to 0)	0 (0 to 0)	0 (0 to 0)	0 (0 to 0)	0 (0 to 0)	0 (0 to 0)	0 (0 to 0)	0 (0 to 0)	0
Typhoid fever	0 (0 to 0)	0 (0 to 0)	0 (0 to 0)	0 (0 to 0)	0 (0 to 0)	0 (0 to 0)	0 (0 to 0)	0 (0 to 0)	0 (0 to 0)	0 (0 to 0)	0 (0 to 0)	0 (0 to 0)	0 (0 to 0)	0 (0 to 0)	0 (0 to 0)	0 (0 to 0)	0 (0 to 0)	0 (0 to 0)	0 (0 to 0)	0 (0 to 0)	0 (0 to 0)	0 (0 to 0)	0 (0 to 0)	0
Paratyphoid fever	0 (0 to 0)	0 (0 to 0)	0 (0 to 0)	0 (0 to 0)	0 (0 to 0)	0 (0 to 0)	0 (0 to 0)	0 (0 to 0)	0 (0 to 0)	0 (0 to 0)	0 (0 to 0)	0 (0 to 0)	0 (0 to 0)	0 (0 to 0)	0 (0 to 0)	0 (0 to 0)	0 (0 to 0)	0 (0 to 0)	0 (0 to 0)	0 (0 to 0)	0 (0 to 0)	0 (0 to 0)	0 (0 to 0)	0
Invasive Non-typhoidal Salmonella (iNTS)	0 (0 to 0)	0 (0 to 0)	0 (0 to 0)	0 (0 to 0)	0 (0 to 0)	0 (0 to 0)	0 (0 to 0)	0 (0 to 0)	0 (0 to 0)	0 (0 to 0)	0 (0 to 0)	0 (0 to 0)	0 (0 to 0)	0 (0 to 0)	0 (0 to 0)	0 (0 to 0)	0 (0 to 0)	0 (0 to 0)	0 (0 to 0)	0 (0 to 0)	0 (0 to 0)	0 (0 to 0)	0 (0 to 0)	0.3
Other intestinal infectious diseases	0 (0 to 0)	0 (0 to 0)	0.1 (0.0 to 0.3)	0 (0 to 0)	0 (0 to 0)	0 (0 to 0)	0 (0 to 0)	0 (0 to 0)	0 (0 to 0)	0 (0 to 0)	0 (0 to 0)	0 (0 to 0)	0 (0 to 0)	0 (0 to 0)	0 (0 to 0)	0 (0 to 0)	0 (0 to 0)	0 (0 to 0)	0 (0 to 0)	0 (0 to 0)	0 (0 to 0)	0 (0 to 0)	0 (0 to 0)	0.3
Neglected tropical diseases and malaria	0 (0 to 0)	0.8 (0.1 to 1.6)	2.5 (0.5 to 4.6)	4.9 (1.1 to 7.8)	0.6 (0.2 to 1.1)	0.2 (0.0 to 0.3)	0.4 (0.1 to 0.7)	0.3 (0.1 to 0.5)	0.3 (0.1 to 0.5)	0.3 (0.1 to 0.5)	0.3 (0.1 to 0.5)	0.9 (0.2 to 2.4)	0.9 (0.2 to 2.4)	0.9 (0.2 to 2.4)	0.9 (0.2 to 2.4)	0.7 (0.1 to 1.9)	0.4 (0.1 to 1.1)	0.2 (0.0 to 0.6)	0.1 (0.0 to 0.3)	0.1 (0.0 to 0.2)	0.0 (0.0 to 0.1)	0.0 (0.0 to 0.1)	0.0 (0.0 to 0.1)	13.6
Malaria	0 (0 to 0)	0 (0 to 0)	0 (0 to 0)	0 (0 to 0)	0 (0 to 0)	0 (0 to 0)	0 (0 to 0)	0 (0 to 0)	0 (0 to 0)	0 (0 to 0)	0 (0 to 0)	0 (0 to 0)	0 (0 to 0)	0 (0 to 0)	0 (0 to 0)	0 (0 to 0)	0 (0 to 0)	0 (0 to 0)	0 (0 to 0)	0 (0 to 0)	0 (0 to 0)	0 (0 to 0)	0 (0 to 0)	0
Chagas disease	0 (0 to 0)	0 (0 to 0)	0 (0 to 0)	0 (0 to 0)	0 (0 to 0)	0 (0 to 0)	0 (0 to 0)	0 (0 to 0)	0 (0 to 0)	0 (0 to 0)	0 (0 to 0)	0 (0 to 0)	0 (0 to 0)	0 (0 to 0)	0 (0 to 0)	0 (0 to 0)	0 (0 to 0)	0 (0 to 0)	0 (0 to 0)	0 (0 to 0)	0 (0 to 0)	0 (0 to 0)	0 (0 to 0)	0
Leishmaniasis	0 (0 to 0)	0 (0 to 0)	0 (0 to 0)	0 (0 to 0)	0 (0 to 0)	0 (0 to 0)	0 (0 to 0)	0 (0 to 0)	0 (0 to 0)	0 (0 to 0)	0 (0 to 0)	0 (0 to 0)	0 (0 to 0)	0 (0 to 0)	0 (0 to 0)	0 (0 to 0)	0 (0 to 0)	0 (0 to 0)	0 (0 to 0)	0 (0 to 0)	0 (0 to 0)	0 (0 to 0)	0 (0 to 0)	0
Visceral leishmaniasis	0 (0 to 0)	0 (0 to 0)	0 (0 to 0)	0 (0 to 0)	0 (0 to 0)	0 (0 to 0)	0 (0 to 0)	0 (0 to 0)	0 (0 to 0)	0 (0 to 0)	0 (0 to 0)	0 (0 to 0)	0 (0 to 0)	0 (0 to 0)	0 (0 to 0)	0 (0 to 0)	0 (0 to 0)	0 (0 to 0)	0 (0 to 0)	0 (0 to 0)	0 (0 to 0)	0 (0 to 0)	0 (0 to 0)	0
Cutaneous and mucocutaneous leishmaniasis	0 (0 to 0)	0 (0 to 0)	0 (0 to 0)	0 (0 to 0)	0 (0 to 0)	0 (0 to 0)	0 (0 to 0)	0 (0 to 0)	0 (0 to 0)	0 (0 to 0)	0 (0 to 0)	0 (0 to 0)	0 (0 to 0)	0 (0 to 0)	0 (0 to 0)	0 (0 to 0)	0 (0 to 0)	0 (0 to 0)	0 (0 to 0)	0 (0 to 0)	0 (0 to 0)	0 (0 to 0)	0 (0 to 0)	0
African trypanosomiasis	0 (0 to 0)	0 (0 to 0)	0 (0 to 0)	0 (0 to 0)	0 (0 to 0)	0 (0 to 0)	0 (0 to 0)	0 (0 to 0)	0 (0 to 0)	0 (0 to 0)	0 (0 to 0)	0 (0 to 0)	0 (0 to 0)	0 (0 to 0)	0 (0 to 0)	0 (0 to 0)	0 (0 to 0)	0 (0 to 0)	0 (0 to 0)	0 (0 to 0)	0 (0 to 0)	0 (0 to 0)	0 (0 to 0)	0
Schistosomiasis	0 (0 to 0)	0 (0 to 0)	0 (0 to 0)	0 (0 to 0)	0 (0 to 0)	0 (0 to 0)	0 (0 to 0)	0 (0 to 0)	0 (0 to 0)	0 (0 to 0)	0 (0 to 0)	0 (0 to 0)	0 (0 to 0)	0 (0 to 0)	0 (0 to 0)	0 (0 to 0)	0 (0 to 0)	0 (0 to 0)	0 (0 to 0)	0 (0 to 0)	0 (0 to 0)	0 (0 to 0)	0 (0 to 0)	0
Cysticercosis	0 (0 to 0)	0 (0 to 0)	0 (0 to 0)	0 (0 to 0)	0 (0 to 0)	0 (0 to 0)	0 (0 to 0)	0 (0 to 0)	0 (0 to 0)	0 (0 to 0)	0 (0 to 0)	0 (0 to 0)	0 (0 to 0)	0 (0 to 0)	0 (0 to 0)	0 (0 to 0)	0 (0 to 0)	0 (0 to 0)	0 (0 to 0)	0 (0 to 0)	0 (0 to 0)	0 (0 to 0)	0 (0 to 0)	0
Cystic echinococcosis	0 (0 to 0)	0 (0 to 0)	0 (0 to 0)	0 (0 to 0)	0 (0 to 0)	0 (0 to 0)	0 (0 to 0)	0 (0 to 0)	0 (0 to 0)	0 (0 to 0)	0 (0 to 0)	0 (0 to 0)	0 (0 to 0)	0 (0 to 0)	0 (0 to 0)	0 (0 to 0)	0 (0 to 0)	0 (0 to 0)	0 (0 to 0)	0 (0 to 0)	0 (0 to 0)	0 (0 to 0)	0 (0 to 0)	0
Lymphatic filariasis	0 (0 to 0)	0 (0 to 0)	0 (0 to 0)	0 (0 to 0)	0 (0 to 0)	0 (0 to 0)	0 (0 to 0)	0 (0 to 0)	0 (0 to 0)	0 (0 to 0)	0 (0 to 0)	0 (0 to 0)	0 (0 to 0)	0 (0 to 0)	0 (0 to 0)	0 (0 to 0)	0 (0 to 0)	0 (0 to 0)	0 (0 to 0)	0 (0 to 0)	0 (0 to 0)	0 (0 to 0)	0 (0 to 0)	0
Onchocerciasis	0 (0 to 0)	0 (0 to 0)	0 (0 to 0)	0 (0 to 0)	0 (0 to 0)	0 (0 to 0)	0 (0 to 0)	0 (0 to 0)	0 (0 to 0)	0 (0 to 0)	0 (0 to 0)	0 (0 to 0)	0 (0 to 0)	0 (0 to 0)	0 (0 to 0)	0 (0 to 0)	0 (0 to 0)	0 (0 to 0)	0 (0 to 0)	0 (0 to 0)	0 (0 to 0)	0 (0 to 0)	0 (0 to 0)	0
Trachoma	0 (0 to 0)	0 (0 to 0)	0 (0 to 0)	0 (0 to 0)	0 (0 to 0)	0 (0 to 0)	0 (0 to 0)	0 (0 to 0)	0 (0 to 0)	0 (0 to 0)	0 (0 to 0)	0 (0 to 0)	0 (0 to 0)	0 (0 to 0)	0 (0 to 0)	0 (0 to 0)	0 (0 to 0)	0 (0 to 0)	0 (0 to 0)	0 (0 to 0)	0 (0 to 0)	0 (0 to 0)	0 (0 to 0)	0
Dengue	0 (0 to 0)	0 (0 to 0)	0 (0 to 0)	0 (0 to 0)	0 (0 to 0)	0 (0 to 0)	0 (0 to 0)	0 (0 to 0)	0 (0 to 0)	0 (0 to 0)	0 (0 to 0)	0 (0 to 0)	0 (0 to 0)	0 (0 to 0)	0 (0 to 0)	0 (0 to 0)	0 (0 to 0)	0 (0 to 0)	0 (0 to 0)	0 (0 to 0)	0 (0 to 0)	0 (0 to 0)	0 (0 to 0)	0
Yellow fever	0 (0 to 0)	0 (0 to 0)	0 (0 to 0)	0 (0 to 0)	0 (0 to 0)	0 (0 to 0)	0 (0 to 0)	0 (0 to 0)	0 (0 to 0)	0 (0 to 0)	0 (0 to 0)	0 (0 to 0)	0 (0 to 0)	0 (0 to 0)	0 (0 to 0)	0 (0 to 0)	0 (0 to 0)	0 (0 to 0)	0 (0 to 0)	0 (0 to 0)	0 (0 to 0)	0 (0 to 0)	0 (0 to 0)	0
Rabies	0 (0 to 0)	0 (0 to 0)	0 (0 to 0)	0 (0 to 0)	0 (0 to 0)	0 (0 to 0)	0 (0 to 0)	0 (0 to 0)	0 (0 to 0)	0 (0 to 0)	0 (0 to 0)	0 (0 to 0)	0 (0 to 0)	0 (0 to 0)	0 (0 to 0)	0 (0 to 0)	0 (0 to 0)	0 (0 to 0)	0 (0 to 0)	0 (0 to 0)	0 (0 to 0)	0 (0 to 0)	0 (0 to 0)	0
Intestinal nematode infections	0 (0 to 0)	0 (0 to 0)	0 (0 to 0)	0 (0 to 0)	0 (0 to 0)	0 (0 to 0)	0 (0 to 0)	0 (0 to 0)	0 (0 to 0)	0 (0 to 0)	0 (0 to 0)	0 (0 to 0)	0 (0 to 0)	0 (0 to 0)	0 (0 to 0)	0 (0 to 0)	0 (0 to 0)	0 (0 to 0)	0 (0 to 0)	0 (0 to 0)	0 (0 to 0)	0 (0 to 0)	0 (0 to 0)	0
Ascariasis	0 (0 to 0)	0 (0 to 0)	0 (0 to 0)	0 (0 to 0)	0 (0 to 0)	0 (0 to 0)	0 (0 to 0)	0 (0 to 0)	0 (0 to 0)	0 (0 to 0)	0 (0 to 0)	0 (0 to 0)	0 (0 to 0)	0 (0 to 0)	0 (0 to 0)	0 (0 to 0)	0 (0 to 0)	0 (0 to 0)	0 (0 to 0)	0 (0 to 0)	0 (0 to 0)	0 (0 to 0)	0 (0 to 0)	0
Trichuriasis	0 (0 to 0)	0 (0 to 0)	0 (0 to 0)	0 (0 to 0)	0 (0 to 0)	0 (0 to 0)	0 (0 to 0)	0 (0 to 0)	0 (0 to 0)	0 (0 to 0)	0 (0 to 0)	0 (0 to 0)	0 (0 to 0)	0 (0 to 0)	0 (0 to 0)	0 (0 to 0)	0 (0 to 0)	0

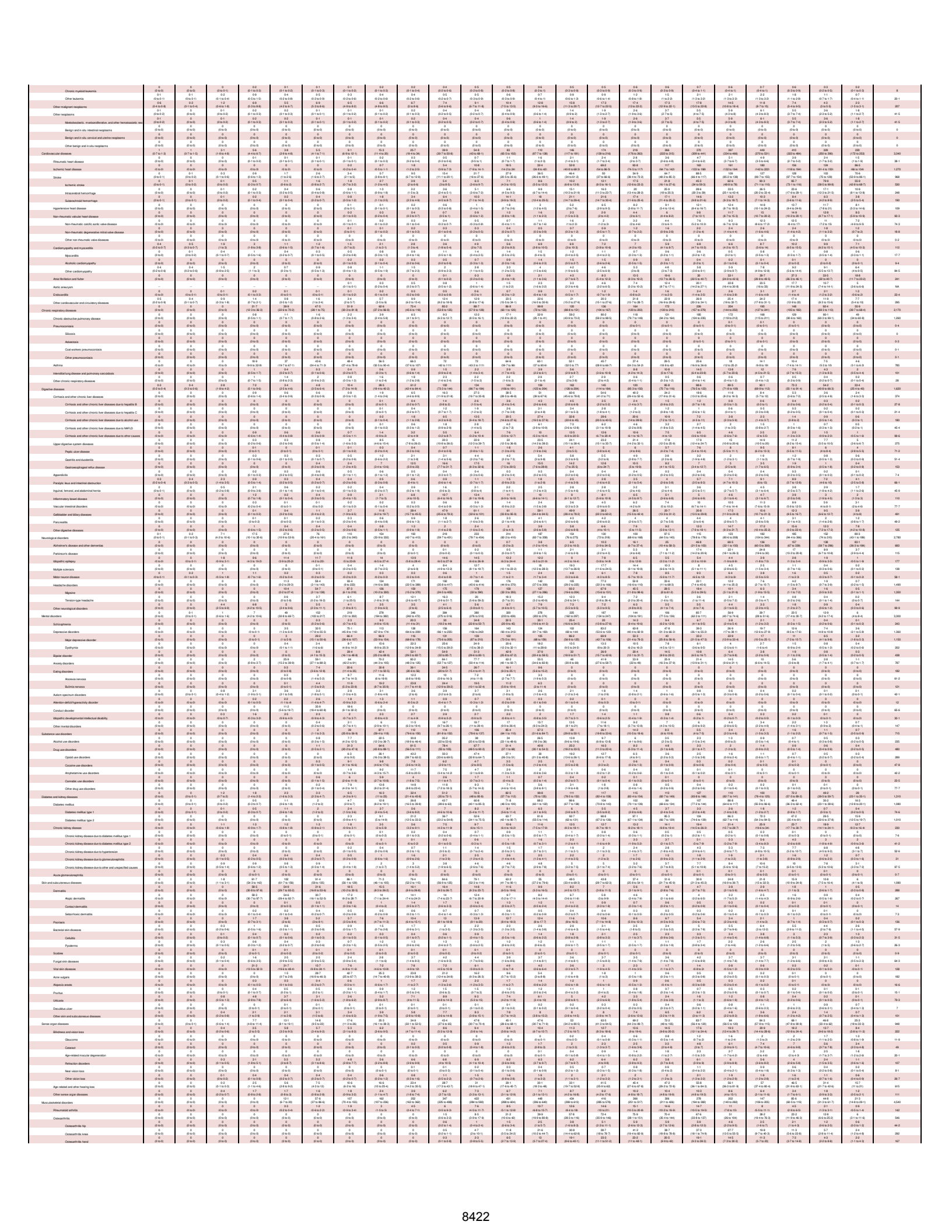

Osteoarthritis other	0 (0 to 0)	0 (0 to 0)	0 (0 to 0)	0 (0 to 0)	0 (0 to 0)	0 (0 to 0)	0 (0 to 0)	0 (0 to 0)	0 (0 to 0)	0 (0 to 0)	0 (0 to 0)	0 (0 to 0)	0 (0 to 0)	0 (0 to 0)	0 (0 to 0)	0 (0 to 0)	0 (0 to 0)	0 (0 to 0)	0 (0 to 0)	0 (0 to 0)	0 (0 to 0)	0 (0 to 0)	0 (0 to 0)	0 (0 to 0)	0 (0 to 0)	0 (0 to 0)	43-1
Low back pain	0 (0 to 0)	0 (0 to 0)	0 (0 to 0)	0 (0 to 0)	7.0 (3.4 to 13.1)	7.0 (2.0 to 22.9)	34.4 (26.4 to 46.9)	60.4 (52.6 to 140)	90.7 (82.8 to 214)	137 (119 to 263)	176 (124 to 311)	210 (120 to 350)	206 (120 to 350)	202 (125 to 332)	192 (124 to 292)	196 (124 to 292)	196 (119 to 272)	162 (98.8 to 237)	158 (81.2 to 192)	139 (74.3 to 171)	116 (51.2 to 121)	89.2 (38.5 to 89.2)	81 (29.7 to 69.7)	74.9 (21.7 to 59.1)	73.3 (11.1 to 25.1)	74.9 (14.6 to 19.9)	2,110
Neck pain	0 (0 to 0)	0 (0 to 0)	4.1 (1.4 to 8.4)	20.2 (10.5 to 37.2)	32.4 (15.9 to 58.7)	38.1 (16.4 to 71.6)	53.6 (25.2 to 98.2)	77.9 (40.9 to 144)	102 (54.2 to 177)	106 (54.6 to 178)	106 (54.7 to 181)	82.6 (42.5 to 151)	69.4 (34.5 to 116)	62.2 (27.4 to 111)	58.7 (27.1 to 107)	50.1 (21.5 to 94.2)	40.3 (17.5 to 67.4)	34.1 (12.6 to 64.4)	34.5 (10.1 to 52.8)	29.1 (8.43 to 39.1)	16.9 (5.61 to 19.6)	14.2 (3.44 to 8.3)	11.2 (2.13 to 4.2)	8.6 (0.92 to 2.1)	8.6 (0.92 to 2.1)	873
Gout	0 (0 to 0)	0 (0 to 0)	0 (0 to 0)	0 (0 to 0)	0 (0 to 0)	0 (0 to 0)	0 (0 to 0)	0 (0 to 0)	0 (0 to 0)	0 (0 to 0)	0 (0 to 0)	0 (0 to 0)	0 (0 to 0)	0 (0 to 0)	0 (0 to 0)	0 (0 to 0)	0 (0 to 0)	0 (0 to 0)	0 (0 to 0)	0 (0 to 0)	0 (0 to 0)	0 (0 to 0)	0 (0 to 0)	0 (0 to 0)	0 (0 to 0)	0 (0 to 0)	13-6
Other musculoskeletal disorders	0 (0 to 0)	0 (0 to 0)	0 (0 to 0)	0.3 (0.2 to 0.6)	1.7 (0.4 to 3.3)	4.1 (0.6 to 19.7)	12.1 (2.2 to 59.7)	29.6 (9.1 to 47.1)	59.3 (32.2 to 91.2)	85.4 (52.2 to 134)	96.1 (59 to 163)	91.1 (55 to 156)	89.3 (57.2 to 134)	82.6 (50.2 to 127)	74.4 (46.4 to 111)	62.6 (37.6 to 96.3)	49.7 (25.7 to 67.3)	31.3 (18.9 to 46.2)	21.5 (11.1 to 33)	12.2 (5.1 to 19.9)	7 (2.4 to 12)	4.5 (1.3 to 7.2)	855
Other non-communicable diseases	67.3 (70.5 to 145)	43.6 (31.9 to 60.1)	34.6 (64.3 to 130)	76 (38.7 to 92.9)	48.7 (34.2 to 66.4)	57.9 (31.7 to 76.1)	89.5 (53.1 to 127)	164 (113 to 232)	262 (173 to 378)	335 (227 to 467)	334 (232 to 469)	269 (205 to 419)	272 (190 to 372)	230 (158 to 316)	196 (135 to 268)	164 (116 to 226)	138 (87.5 to 185)	120 (75.1 to 163)	103 (76 to 135)	89.2 (67.6 to 113)	84.5 (65.7 to 92)	45.3 (28.6 to 58.2)	29.3 (17.6 to 37.5)	3,350
Congenital birth defects	94.9 (68.3 to 142)	39.6 (29.1 to 54.4)	66.4 (42.1 to 100)	48.4 (34.9 to 66.1)	19.1 (13.9 to 29.2)	17 (12.4 to 22.3)	13.5 (9.9 to 18.2)	13.3 (9.7 to 17.7)	13.9 (9.9 to 18.6)	15.2 (11.3 to 20.1)	15 (11.1 to 19.8)	13.2 (9.83 to 18.6)	12.3 (9.13 to 16.6)	11.1 (8.14 to 14.6)	10 (7 to 13)	9.1 (6.3 to 12.5)	8 (5.2 to 11.2)	7.1 (4.52 to 11.4)	6 (3.64 to 11)	5.1 (2.89 to 10.2)	4.5 (2.23 to 9.3)	3.9 (1.82 to 8.3)	3.3 (1.53 to 7.6)	3.1 (1.53 to 7.6)	414
Neural tube defects	100.1 (5.43 to 16.2)	1.7 (0.9 to 3)	9.6 (3.9 to 19.3)	0.7 (4.2 to 12.8)	0.7 (1.5 to 4.1)	0.7 (1.5 to 3.6)	0.6 (0.4 to 0.8)	0.6 (0.4 to 1)	0.6 (0.4 to 1)	0.6 (0.3 to 1)	0.6 (0.3 to 0.9)	0.6 (0.3 to 0.9)	0.6 (0.3 to 0.7)	0.3 (0.2 to 0.6)	0.2 (0.1 to 0.3)	0.1 (0.1 to 0.2)	0.1 (0 to 0.1)	0.1 (0 to 0.1)	0 (0 to 0)	0 (0 to 0)	0 (0 to 0)	0 (0 to 0)	0 (0 to 0)	0 (0 to 0)	0 (0 to 0)	34-6
Congenital heart anomalies	23.1 (14.5 to 42.8)	15.4 (10.1 to 26.7)	19 (10.2 to 39.7)	10.7 (6.6 to 18.5)	3.2 (2.9 to 5.2)	3.2 (2.9 to 5.2)	2.4 (1.4 to 4.7)	2.4 (1.5 to 4.1)	2.3 (1.4 to 4.4)	2.3 (1.5 to 4.1)	2.6 (1.7 to 3.9)	2.6 (1.6 to 3.8)	2.6 (1.6 to 3.8)	2.2 (1.1 to 3.4)	1.5 (0.8 to 2.3)	1.2 (0.6 to 1.9)	0.8 (0.4 to 1.4)	0.7 (0.3 to 1.1)	0.7 (0.3 to 1)	0.6 (0.3 to 1)	0.5 (0.2 to 0.9)	0.5 (0.2 to 0.9)	0.5 (0.2 to 0.9)	0.5 (0.2 to 0.9)	0.5 (0.2 to 0.9)	96
Orofacial clefts	0 (0 to 0)	0 (0 to 0)	0.2 (0.1 to 0.4)	0.4 (0.1 to 0.9)	0.3 (0.1 to 0.6)	0.3 (0.1 to 0.6)	0.2 (0.1 to 0.4)	0.2 (0 to 0.5)	0.3 (0.1 to 0.6)	0.3 (0.1 to 0.6)	0.3 (0.1 to 0.6)	0.2 (0 to 0.5)	0.2 (0 to 0.5)	0.2 (0 to 0.4)	0.2 (0 to 0.4)	0.1 (0 to 0.3)	0.1 (0 to 0.3)	0.1 (0 to 0.2)	0.1 (0 to 0.2)	0.1 (0 to 0.1)	0.1 (0 to 0.1)	0.1 (0 to 0.1)	0.1 (0 to 0.1)	0.1 (0 to 0.1)	0.1 (0 to 0.1)	3-5
Down syndrome	3.8 (2.1 to 6)	1 (0.5 to 1.6)	2 (1.1 to 3.4)	2.5 (0.9 to 2.3)	1.5 (0.9 to 2.6)	1.4 (0.9 to 2.2)	1.3 (0.9 to 2.1)	1.7 (1.1 to 2.4)	1.9 (1.1 to 2.6)	2.2 (1.4 to 3.1)	2.2 (1.4 to 3.2)	2.2 (1.4 to 3.1)	2.2 (1.4 to 3.1)	2.6 (1.7 to 3.7)	2.5 (1.6 to 3.4)	4.1 (2.7 to 6.2)	7.4 (4.9 to 11.1)	12.6 (7.7 to 20)	14 (8.6 to 22.3)	0 (0 to 0)	0 (0 to 0)	0 (0 to 0)	0 (0 to 0)	0 (0 to 0)	0 (0 to 0)	38-1
Turner syndrome	0 (0 to 0)	0 (0 to 0)	0.1 (0 to 0.1)	0.1 (0 to 0.2)	0.1 (0 to 0.2)	0.1 (0 to 0.2)	0.1 (0 to 0.3)	0.2 (0 to 0.4)	0.2 (0 to 0.4)	0.2 (0 to 0.4)	0.1 (0 to 0.3)	0.1 (0 to 0.2)	0.1 (0 to 0.2)	0.1 (0 to 0.1)	0.1 (0 to 0.1)	0 (0 to 0.1)	0 (0 to 0)	0 (0 to 0)	0 (0 to 0)	0 (0 to 0)	0 (0 to 0)	0 (0 to 0)	0 (0 to 0)	0 (0 to 0)	0 (0 to 0)	0 (0 to 0)	1-3
Klinefelter syndrome	0 (0 to 0)	0 (0 to 0)	0 (0 to 0)	0 (0 to 0)	0 (0 to 0)	0 (0 to 0)	0 (0 to 0)	0 (0 to 0)	0 (0 to 0)	0 (0 to 0)	0 (0 to 0)	0 (0 to 0)	0 (0 to 0)	0 (0 to 0)	0 (0 to 0)	0 (0 to 0)	0 (0 to 0)	0 (0 to 0)	0 (0 to 0)	0 (0 to 0)	0 (0 to 0)	0 (0 to 0)	0 (0 to 0)	0 (0 to 0)	0 (0 to 0)	0 (0 to 0)	0
Other chromosomal abnormalities	15.2 (7.9 to 44.2)	8.4 (4.4 to 18.5)	13.2 (6.4 to 32.4)	9.6 (4.9 to 19.8)	2.9 (1.7 to 5.4)	2.5 (1.5 to 4.6)	2.1 (1.2 to 3.5)	2.1 (1.2 to 3.5)	2.2 (1.4 to 3.7)	2.4 (1.5 to 3.7)	2.3 (1.4 to 3.4)	1.8 (1.2 to 2.6)	1.6 (1 to 2.3)	1.1 (0.8 to 1.6)	0.9 (0.6 to 1.4)	0.5 (0.3 to 0.8)	0.3 (0.2 to 0.5)	0.3 (0.2 to 0.5)	0.3 (0.2 to 0.5)	0.3 (0.2 to 0.5)	0.3 (0.2 to 0.5)	0.3 (0.2 to 0.5)	0.3 (0.2 to 0.5)	0.3 (0.2 to 0.5)	0.3 (0.2 to 0.5)	66-3
Congenital musculoskeletal and limb anomalies	3.8 (2.1 to 6.3)	1.1 (0.4 to 1.6)	0.7 (0.3 to 2.5)	0.1 (0 to 0.9)	0.3 (0.2 to 0.8)	0.4 (0.2 to 0.8)	0.3 (0.1 to 0.5)	0.3 (0.1 to 0.5)	0.4 (0.2 to 0.6)	0.4 (0.2 to 0.6)	0.4 (0.2 to 0.6)	0.3 (0.2 to 0.5)	0.3 (0.2 to 0.4)	0.3 (0.2 to 0.4)	0.2 (0.1 to 0.4)	0.2 (0.1 to 0.4)	0.2 (0.1 to 0.3)	0.2 (0.1 to 0.3)	0.2 (0.1 to 0.3)	0.2 (0.1 to 0.3)	0.2 (0.1 to 0.3)	0.2 (0.1 to 0.3)	0.2 (0.1 to 0.3)	0.2 (0.1 to 0.3)	0.2 (0.1 to 0.3)	69-6
Urogenital congenital anomalies	2.6 (0.6 to 8.1)	0.5 (0.2 to 1.5)	0.9 (0.2 to 3.5)	1.2 (0.7 to 2.1)	0.6 (0.4 to 1.1)	0.4 (0.2 to 0.7)	0.3 (0.2 to 0.4)	0.3 (0.2 to 0.4)	0.3 (0.2 to 0.4)	0.2 (0.2 to 0.4)	0.2 (0.1 to 0.3)	0.2 (0.1 to 0.3)	0.1 (0.1 to 0.2)	0.1 (0.1 to 0.2)	0.1 (0 to 0.2)	0 (0 to 0.1)	0 (0 to 0.1)	0 (0 to 0.1)	0 (0 to 0.1)	0 (0 to 0.1)	0 (0 to 0.1)	0 (0 to 0.1)	0 (0 to 0.1)	0 (0 to 0.1)	0 (0 to 0.1)	0 (0 to 0.1)	8-1
Digestive congenital anomalies	11.2 (4.7 to 22.1)	4.8 (1.4 to 9.9)	3.6 (2.1 to 10.3)	2.5 (2.5 to 6.8)	1.6 (0.9 to 4.2)	1.5 (0.9 to 3.6)	1.2 (0.9 to 2.6)	1.2 (0.9 to 2.4)	1.2 (0.9 to 2.4)	1.2 (0.9 to 2.4)	1.2 (0.9 to 2.4)	1.2 (0.9 to 2.4)	1.2 (0.9 to 2.4)	1.2 (0.9 to 2.4)	1.2 (0.9 to 2.4)	1.2 (0.9 to 2.4)	1.2 (0.9 to 2.4)	1.2 (0.9 to 2.4)	1.2 (0.9 to 2.4)	1.2 (0.9 to 2.4)	1.2 (0.9 to 2.4)	1.2 (0.9 to 2.4)	1.2 (0.9 to 2.4)	1.2 (0.9 to 2.4)	1.2 (0.9 to 2.4)	25-2
Other congenital birth defects	9.8 (16.1 to 26.6)	6.6 (3.4 to 9)	9.6 (4.6 to 16.7)	9.6 (2 to 2.3)	2.1 (1.9 to 4.4)	1.9 (1.9 to 3.3)	1.9 (1.2 to 3.4)	2.1 (1.2 to 3.4)	2.1 (1.2 to 3.4)	2.1 (1.2 to 3.4)	2.1 (1.2 to 3.4)	2.1 (1.2 to 3.4)	2.1 (1.2 to 3.4)	1.6 (1 to 2.3)	1.6 (0.9 to 2.3)	1.6 (0.9 to 2.3)	1.6 (0.9 to 2.3)	1.6 (0.9 to 2.3)	1.6 (0.9 to 2.3)	1.6 (0.9 to 2.3)	1.6 (0.9 to 2.3)	1.6 (0.9 to 2.3)	1.6 (0.9 to 2.3)	1.6 (0.9 to 2.3)	1.6 (0.9 to 2.3)	71-7
Urinary diseases and male infertility	0.2 (0 to 0.3)	0.2 (0 to 0.4)	0.8 (0.2 to 1.3)	1.1 (0.7 to 1.5)	0.7 (0.5 to 0.9)	0.8 (0.4 to 1.2)	1.2 (0.8 to 1.8)	2.2 (1.5 to 3)	3.6 (2.4 to 5.2)	3.4 (2.5 to 4.7)	2.2 (1.6 to 3)	2.2 (1.4 to 3.2)	2.2 (1.4 to 3.1)	2.6 (1.7 to 3.7)	2.6 (1.7 to 3.7)	4.1 (2.5 to 5.4)	6 (4 to 8.1)	9.5 (6.1 to 11.9)	11.5 (7.1 to 16)	13.4 (8.4 to 20.3)	14.2 (7.9 to 22.2)	12.6 (6.5 to 20.2)	11.3 (5.2 to 18.4)	10.3 (4.2 to 16.4)	27.4 (12.9 to 39.3)	220
Urolithiasis	0 (0 to 0)	0 (0 to 0)	0 (0 to 0)	0 (0 to 0)	0 (0 to 0.1)	0 (0 to 0.1)	0 (0 to 0.2)	0 (0 to 0.2)	0 (0 to 0.3)	0 (0 to 0.7)	0 (0 to 1.1)	0 (0 to 1.1)	0 (0 to 1.1)	0 (0 to 1.1)	0 (0 to 1.1)	0 (0 to 1.1)	0 (0 to 1.1)	0 (0 to 1.1)	0 (0 to 1.1)	0 (0 to 1.1)	0 (0 to 1.1)	0 (0 to 1.1)	0 (0 to 1.1)	0 (0 to 1.1)	0 (0 to 1.1)	0 (0 to 1.1)	15-4
Benign prostatic hyperplasia	0 (0 to 0)	0 (0 to 0)	0 (0 to 0)	0 (0 to 0)	0 (0 to 0)	0 (0 to 0)	0 (0 to 0)	0 (0 to 0)	0 (0 to 0)	0 (0 to 0)	0 (0 to 0)	0 (0 to 0)	0 (0 to 0)	0 (0 to 0)	0 (0 to 0)	0 (0 to 0)	0 (0 to 0)	0 (0 to 0)	0 (0 to 0)	0 (0 to 0)	0 (0 to 0)	0 (0 to 0)	0 (0 to 0)	0 (0 to 0)	0 (0 to 0)	0 (0 to 0)	0
Male infertility	–	–	–	–	–	–	–	–	–	–	–	–	–	–	–	–	–	–	–	–	–	–	–	–	–	–	NA
Other urinary diseases	0.1 (0 to 0.2)	0.1 (0 to 0.2)	0.1 (0 to 0.3)	0.3 (0.1 to 0.6)	0.2 (0.1 to 0.3)	0.2 (0.1 to 0.4)	0.2 (0.1 to 0.4)	0.2 (0.2 to 0.4)	0.5 (0.2 to 0.8)	0.8 (0.5 to 1.3)	0.8 (0.5 to 1.3)	0.7 (0.4 to 1)	0.7 (0.3 to 0.9)	0.5 (0.2 to 0.8)	0.6 (0.2 to 1.1)	0.4 (0.2 to 0.9)	0.2 (0.1 to 0.6)	0.2 (0.1 to 0.5)	0.2 (0.1 to 0.5)	0.2 (0.1 to 0.5)	0.3 (0.1 to 0.5)	0.3 (0.1 to 0.5)	0.3 (0.1 to 0.5)	0.2 (0 to 0.5)	0.1 (0 to 0.5)	7-8
Gynecological diseases	0 (0 to 0)	0 (0 to 0)	0 (0 to 0)	0 (0 to 0)	0.4 (0.1 to 25.2)	0.4 (0.1 to 72)	0.6 (0.1 to 68)	107 (68 to 158)	197 (121 to 286)	232 (157 to 342)	221 (146 to 319)	184 (121 to 263)	161 (98.7 to 217)	131 (80.6 to 196)	101 (64.6 to 146)	77 (47.6 to 112)	58 (34.7 to 84.1)	42 (23.1 to 57.7)	29 (14.9 to 37.9)	17.7 (7.4 to 16.8)	7.5 (4.6 to 11.2)	4.2 (2.8 to 6.2)	2.5 (1.4 to 3.3)	1.7 (0.4 to 1.7)	1,410
Uterine fibroids	0 (0 to 0)	0 (0 to 0)	0 (0 to 0)	0 (0 to 0)	0 (0 to 0.6)	0 (0 to 0.6)	0 (0 to 0.8)	0 (0 to 0.4)	0 (0 to 0.4)	0 (0 to 0.4)	0 (0 to 0.4)	0 (0 to 0.4)	0 (0 to 0.4)	0 (0 to 0.4)	0 (0 to 0.4)	0 (0 to 0.4)	0 (0 to 0.4)	0 (0 to 0.4)	0 (0 to 0.4)	0 (0 to 0.4)	0 (0 to 0.4)	0 (0 to 0.4)	0 (0 to 0.4)	0 (0 to 0.4)	0 (0 to 0.4)	0 (0 to 0.4)	69-1
Polycystic ovarian syndrome	0 (0 to 0)	0 (0 to 0)	0 (0 to 0)	0 (0 to 0)	0.8 (0.1 to 4.2)	0.8 (0.1 to 4.2)	0.8 (0.1 to 4)	0.8 (0.2 to 3.8)	0.8 (0.2 to 3.5)	0.8 (0.2 to 3.5)	0.8 (0.2 to 3.7)	0.8 (0.2 to 3.7)	0.8 (0.2 to 3.7)	0.8 (0.2 to 3.7)	0.8 (0.2 to 3.7)	0.8 (0.2 to 3.7)	0.8 (0.2 to 3.7)	0.8 (0.2 to 3.7)	0.8 (0.2 to 3.7)	0.8 (0.2 to 3.7)	0.8 (0.2 to 3.7)	0.8 (0.2 to 3.7)	0.8 (0.2 to 3.7)	0.8 (0.2 to 3.7)	0.8 (0.2 to 3.7)	49-1
Female infertility	0 (0 to 0)	0 (0 to 0)	0 (0 to 0)	0 (0 to 0)	0 (0 to 0)	0 (0 to 0)	0 (0 to 0.3)	2.2 (0.1 to 9.4)	3.4 (1.1 to 9.6)	2.1 (0.1 to 10.8)	2.1 (0.1 to 10)	2.2 (0.1 to 10)	2.2 (0.1 to 10)	2.2 (0.1 to 10)	2.2 (0.1 to 10)	2.2 (0.1 to 10)	2.2 (0.1 to 10)	2.2 (0.1 to 10)	2.2 (0.1 to 10)	2.2 (0.1 to 10)	2.2 (0.1 to 10)	2.2 (0.1 to 10)	2.2 (0.1 to 10)	2.2 (0.1 to 10)	2.2 (0.1 to 10)	2.2 (0.1 to 10)	14-7
Endometriosis	0 (0 to 0)	0 (0 to 0)	0 (0 to 0)	0 (0 to 0)	0 (0 to 0)	0 (0 to 0)	0.2 (0.2 to 11.4)	12.2 (9.8 to 21.4)	19.5 (9.9 to 23.5)	11.9 (4.9 to 22.5)	10 (4.2 to 20.4)	7.6 (3.4 to 17.4)	5.7 (3.4 to 14.1)	4.1 (3.4 to 10.1)	3.4 (3.4 to 7.4)	3.4 (3.4 to 5.4)	3.4 (3.4 to 5.4)	3.4 (3.4 to 5.4)	3.4 (3.4 to 5.4)	3.4 (3.4 to 5.4)	3.4 (3.4 to 5.4)	3.4 (3.4 to 5.4)	3.4 (3.4 to 5.4)	3.4 (3.4 to 5.4)	3.4 (3.4 to 5.4)	3.4 (3.4 to 5.4)	69-8
Genital prolapse	0 (0 to 0)	0 (0 to 0)	0 (0 to 0)	0 (0 to 0)	0 (0 to 0)	0 (0 to 0)	0 (0 to 0.3)	0.2 (0.1 to 0.4)	0.2 (0.1 to 0.7)	0.2 (0.2 to 1.7)	0.2 (0.2 to 1.7)	0.2 (0.2 to 1.7)	0.2 (0.2 to 1.7)	0.2 (0.2 to 1.7)	0.2 (0.2 to 1.7)	0.2 (0.2 to 1.7)	0.2 (0.2 to 1.7)	0.2 (0.2 to 1.7)	0.2 (0.2 to 1.7)	0.2 (0.2 to 1.7)	0.2 (0.2 to 1.7)	0.2 (0.2 to 1.7)	0.2 (0.2 to 1.7)	0.2 (0.2 to 1.7)	0.2 (0.2 to 1.7)	21-9
Premenstrual syndrome	0 (0 to 0)	0 (0 to 0)	0 (0 to 0)	0 (0 to 0)	13.1 (9.1 to 20.4)	39.5 (13.4 to 47.8)	49.6 (19.6 to 73.3)	49.6 (24.4 to 76.1)	49.6 (25.4 to 79.3)	10 (5.1 to 19.5)	10 (5.1 to 19.5)	8.2 (4.2 to 16.4)	8.2 (4.2 to 16.4)	8.7 (4.1 to 16.9)	10.1 (5.2 to 18.3)	10.1 (5.2 to 18.3)	10.1 (5.2 to 18.3)	10.1 (5.2 to 18.3)	10.1 (5.2 to 18.3)	10.1 (5.2 to 18.3)	10.1 (5.2 to 18.3)	10.1 (5.2 to 18.3)	10.1 (5.2 to 18.3)	10.1 (5.2 to 18.3)	10.1 (5.2 to 18.3)	203
Other gynecological diseases	0 (0 to 0)	0 (0 to 0)	0 (0 to 0)	0 (0 to 0)	8.5 (2.9 to 15.7)	8.5 (2.9 to 15.7)	46.4 (27.5 to 73.5)	46.4 (27.5 to 73.5)	132 (66.2 to 196)	132 (90.2 to 242)	133 (88.1 to 205)	101 (57.1 to 160)	99.7 (57.1 to 161)	73.4 (39.2 to 115)	74.1 (39.2 to 117)	51.7 (27.2 to 77)	32.9 (16.9 to 50.4)	22.4 (10.1 to 33.1)	16.5 (10.5 to 24.1)	9.9 (6.3 to 14.8)	6.3 (3.6 to 9.8)	3.6 (2.2 to 5.4)	1.8 (1.1 to 2.8)	0.8 (0.4 to 1.5)	869
Hemoglobinopathies and hemolytic anemias	0.1 (0 to 0.1)	0.8 (0.2 to 1.8)	2.2 (1 to 7)	7.5 (2.1 to 16)	1.2 (0.4 to 2.2)	0.8 (0.3 to 1.1)	3.3 (1.5 to 5)	5.6 (3.6 to 8.4)	6.6 (3.9 to 10.4)	6.2 (3.9 to 10.7)	5.6 (3.6 to 9)	4.5 (1.9 to 11.1)	3.3 (1.9 to 6.9)	2.2 (0.8 to 6.2)	2.2 (0.7 to 6.2)	2.1 (0.4 to 5.6)	1.6 (0.3 to 5.1)	1.4 (0.3 to 5.1)	1.4 (0.4 to 3.4)	1.1 (0.4 to 2.6)	1 (0.4 to 1.9)	0.9 (0.3 to 1.9)	0.6 (0.2 to 1.7)	0.4 (0.2 to 0.7)	56
Thalassemias	0 (0 to 0)	0 (0 to 0)	0.1 (0 to 0.1)	0.1 (0 to 0.1)	0 (0 to 0)	0 (0 to 0)	0 (0 to 0)	0 (0 to 0)	0 (0 to 0)	0 (0 to 0)	0 (0 to 0)	0 (0 to 0)	0 (0 to 0)	0 (0 to 0)	0 (0 to 0)	0 (0 to 0)	0 (0 to 0)	0 (0 to 0)	0 (0 to 0)	0 (0 to 0)	0 (0 to 0)	0 (0 to 0)	0 (0 to 0)	0 (0 to 0)	0 (0 to 0)	0 (0 to 0)	0-2
Thalassemias trait	0.2 (0 to 0.1)	0.2 (0 to 0.6)	0.6 (0 to 2.2)	2.5 (0 to 11.1)	0.2 (0 to 0.1)	0.2 (0 to 0.1)	0.2 (0 to 0.1)	0.2 (0 to 0.1)	2 (0.2 to 6.6)	2.6 (0.2 to 8.4)	2.6 (0.2 to 8.4)	2.5 (0.2 to 7.2)	1.3 (0.1 to 3.4)	1 (0.1 to 3.2)	1 (0.1 to 2.8)	0.6 (0 to 1.6)	0.4 (0 to 1.1)	0.2 (0 to 0.6)	0.2 (0 to 0.6)	0.2 (0 to 0.6)	0.2 (0 to 0.6)	0.2 (0 to 0.6)	0.2 (0 to 0.6)	0.1 (0 to 0.6)	0.1 (0 to 0.6)	17-4
Sickle cell disorders	0 (0 to 0)	0.2 (0 to 0.5)	0.9 (0.4 to 1.4)	0.8 (0.2 to 2.2)	0.5 (0.3 to 1.1)	0.7 (0.3 to 0.9)	0.6 (0.4 to 0.9)	0.6 (0.4 to 0.9)	0.6 (0.4 to 0.9)	0.6 (0.4 to 0.9)	0.5 (0.4 to 0.8)	0.5 (0.3 to 0.7)	0.5 (0.3 to 0.7)	0.4 (0.2 to 0.6)	0.3 (0.2 to 0.5)	0.2 (0.2 to 0.3)	0.2 (0.1 to 0.3)	0.1 (0.1 to 0.2)	0.1 (0.1 to 0.2)	0.1 (0 to 0.1)	0.1 (0 to 0.1)	0.1 (0 to 0.1)	0.1 (0 to 0.1)	0.1 (0 to 0.1)	0.1 (0 to 0.1)	7-7
Sickle cell trait	0 (0 to 0)	0.1 (0 to 0.2)	0.6 (0.1 to 1.5)	2.4 (0.5 to 5.4)	0.2 (0 to 0.1)	0.2 (0 to 0.1)	0.7 (0.5 to 0.9)	1.7 (0.5 to 3.1)	2.7 (1.5 to 4.2)	2.7 (1.5 to 4.2)	2.2 (1.5 to 3.4)	2.2 (1.5 to 3.4)	2.2 (1.5 to 3.4)	1 (0.1 to 2.9)	1 (0.1 to 2.9)	1 (0.1 to 2.9)	1 (0.1 to 2.9)	1 (0.1 to 2.9)	1 (0.1 to 2.9)	1 (0.1 to 2.9)	1 (0.1 to 2.9)	1 (0.1 to 2.9)	1 (0.1 to 2.9)	1 (0.1 to 2.9)	1 (0.1 to 2.9)	1 (0.1 to 2.9)	16-1
G6PD deficiency	0 (0 to 0)	0 (0 to 0)	0 (0 to 0)	0 (0 to 0)	0 (0 to 0)	0 (0 to 0)	0 (0 to 0)	0 (0 to 1.8)	0.5 (0 to 1.3)	0.1 (0 to 1.1)	0.1 (0 to 1.1)	0.1 (0 to 1.1)	0.1 (0 to 1.1)	0 (0 to 1.1)	0 (0 to 1.1)	0 (0 to 1.1)	0 (0 to 1.1)	0 (0 to 1.1)	0 (0 to 1.1)	0 (0 to 1.1)	0 (0 to 1.1)	0 (0 to 1.1)	0 (0 to 1.1)	0 (0 to 1.1)	0 (0 to 1.1)	0 (0 to 1.1)	1-6
G6PD trait	0 (0 to 0)	0 (0 to 0)	0 (0 to 0)	0 (0 to 0)	0 (0 to 0)	0 (0 to 0)	0 (0 to 0)	0 (0 to 0)	0 (0 to 0)	0 (0 to 0)	0 (0 to 0)	0 (0 to 0)	0 (0 to 0)	0 (0 to 0)	0 (0 to 0)	0 (0 to 0)	0 (0 to 0)	0 (0 to 0)	0 (0 to 0)	0 (0 to 0)	0 (0 to 0)	0 (0 to 0)	0 (0 to 0)	0 (0 to 0)	0 (0 to 0)	0 (0 to 0)	0-4
Other hemoglobinopathies and hemolytic anemias	0 (0 to 0)	0 (0 to 0)	0.6 (0 to 1.8)	1.7 (0.2 to 4.4)	0.4 (0 to 1.1)	0.5 (0 to 0.9)	0.5 (0 to 1.9)	0.3 (0 to 1.3)	0.2 (0 to 1.1)	0.3 (0 to 1.4)	0.3 (0 to 1.4)	0.2 (0 to 1.1)	0.2 (0 to 1.1)	0.2 (0 to 1.1)	0.2 (0 to 1.1)	0.2 (0 to 1.1)	0.2 (0 to 1.1)	0.2 (0 to 1.1)	0.2 (0 to 1.1)	0.2 (0 to 1.1)	0.2 (0 to 1.1)	0.2 (0 to 1.1)	0.2 (0 to 1.1)	0.2 (0 to 1.1)	0.2 (0 to 1.1)	0.2 (0 to 1.1)	12-7
Endocrine, metabolic, blood, and immune disorders	2.2 (1.2 to 3.2)	1 (1 to 2.2)	1 (0.5 to 10.5)	17.4 (12 to 24.2)	16.4 (10.4 to 27)	18.5 (10.7 to 27.2)	21.1 (13.2 to 29.3)	26.8 (16.8 to 40.2)	32.8 (19.8 to 52.3)	43.3 (26.4 to 68.6)	47.9 (29.5 to 68.8)	42.6 (27.4 to 66)	42.6 (27.4 to 66)	40.8 (26.7 to 70)	71.1 (46.7 to 110)	72.2 (46.7 to 113)	61.8 (38.1 to 96.1)	47.8 (30.3 to 72.8)	41.8 (26.4 to 63.2)	28.4 (18.6 to 42)	19.1 (12.4 to 28.7)	9.6 (6.4 to 14.6)	4.7 (2.3 to 8.6)	2.3 (1.4 to 3.2)	734
Oral disorders	3 (1.7 to 5.1)	1 (0.5 to 1.7)	4 (2.3 to 6.7)	4.9 (2.9 to 7.7)	5.6 (3.4 to 11.7)	5.6 (3.4 to 11.7)	11.4 (8.4 to 19.4)	11.4 (8.4 to 19.4)	17.8 (10.7 to 28.9)	24.4 (14.2 to 40.4)	29.1 (16.4 to 48.3)	30.2 (17 to 52)	32.6 (17.9 to 57)	37.9 (20.8 to 66.1)	43.8 (24.1 to 76.4)	47.5 (26.2 to 74.3)	46.8 (26.4 to 71.4)	47.4 (26.7 to 72.7)	37.6 (23.5 to 55.7)	29 (18.7 to 41.9)	18 (11.6 to 25.9)	10.2 (6.5 to 14.7)	4.1 (1.5 to 7.2)	491
Caries of deciduous teeth	0 (0 to 0)	0 (0 to 0)	0 (0 to 0)	0 (0 to 2.2)	0 (0 to 0.2)	0 (0 to 0.2)	0 (0 to 0)	0 (0 to 0)	0 (0 to 0)	0 (0 to 0)	0 (0 to 0)	0 (0 to 0)	0 (0 to 0)	0 (0 to 0)	0 (0 to 0)	0 (0 to 0)	0 (0 to 0)	0 (0 to 0)	0 (0 to 0)	0 (0 to 0)	0 (0 to 0)	0 (0 to 0)	0 (0 to 0)	0 (0 to 0)	0 (0 to 0)	0 (0 to 0)	1-6
Caries of permanent teeth	0 (0 to 0)	0 (0 to 0)	0 (0 to 0)	2.2 (0.9 to 4.9)	2.4 (0.9 to 4.9)	2.4 (1 to 5)	3.6 (1.3 to 6.5)	3.6 (1.3 to 6.5)	4.4 (1.5 to 7.8)	4

SR Table 2b: Wandsworth DALYS by cause and age group for females with 95% uncertainty intervals, 2019

Cause	Early Neonatal	Late Neonatal	Post Neonatal	1 to 4	5 to 9	10 to 14	15 to 19	20 to 24	25 to 29	30 to 34	35 to 39	40 to 44	45 to 49	50 to 54	55 to 59	60 to 64	65 to 69	70 to 74	75 to 79	80 to 84	85 to 89	90 to 94	95 plus	Total
All causes	390 (246 to 541)	1,007 (967 to 1,051)	1,162 (1,042 to 1,284)	1,562 (1,382 to 1,743)	1,158 (1,063 to 1,258)	1,139 (1,044 to 1,237)	1,554 (1,429 to 1,686)	1,911 (1,758 to 2,070)	2,153 (1,982 to 2,332)	2,360 (2,168 to 2,560)	2,468 (2,260 to 2,684)	2,600 (2,400 to 2,810)	2,720 (2,520 to 2,940)	2,847 (2,646 to 3,062)	2,977 (2,769 to 3,199)	3,110 (2,895 to 3,342)	3,247 (3,027 to 3,487)	3,387 (3,159 to 3,639)	3,530 (3,293 to 3,793)	3,677 (3,430 to 3,951)	3,827 (3,570 to 4,113)	3,980 (3,711 to 4,278)	4,137 (3,856 to 4,447)	39,700
Communicable, maternal, neonatal, and nutritional diseases	209 (166 to 277)	274 (244 to 306)	179 (154 to 205)	140 (120 to 161)	70 (58 to 84)	58 (48 to 70)	73 (61 to 86)	92 (78 to 107)	103 (87 to 120)	113 (96 to 132)	125 (106 to 146)	138 (118 to 161)	151 (129 to 176)	165 (142 to 191)	179 (154 to 207)	194 (167 to 224)	210 (181 to 243)	227 (196 to 262)	245 (212 to 282)	264 (229 to 303)	284 (246 to 326)	305 (264 to 350)	327 (283 to 376)	2,310
HIV/AIDS and sexually transmitted infections	8.2 (2.4 to 18.3)	2.2 (0.4 to 4.9)	4.4 (2.4 to 8.3)	1.6 (1.2 to 1.9)	1 (0.6 to 1.6)	0.7 (0.4 to 0.8)	6.1 (3.5 to 9.1)	6.1 (3.5 to 9.1)	10.7 (7.7 to 14.7)	17.3 (12.7 to 22.1)	19.5 (14.7 to 26.6)	17.2 (12.9 to 22.3)	13.9 (10.5 to 18.3)	11 (8.4 to 14.4)	9.6 (7.4 to 12.5)	9.8 (7.5 to 12.7)	9.2 (7.1 to 11.7)	8.6 (6.8 to 11.2)	8.2 (6.5 to 10.7)	8.1 (6.4 to 10.4)	8.2 (6.4 to 10.6)	8.1 (6.1 to 10.5)	1,117
HIV/AIDS	1.6 (1.4 to 2.2)	1.6 (1.2 to 1.7)	1.4 (1.2 to 1.7)	0.9 (0.8 to 1.1)	0.6 (0.5 to 0.7)	0.6 (0.4 to 1.1)	2.7 (2.3 to 3.5)	4.1 (3.5 to 5.1)	6.1 (4.9 to 8.1)	7.9 (6.4 to 10.4)	9.3 (7.5 to 12.5)	8.8 (6.9 to 11.6)	7.3 (5.9 to 10.2)	5.6 (4.5 to 7.8)	4.7 (3.8 to 6.5)	4.6 (3.7 to 6.3)	4.3 (3.5 to 5.9)	4.1 (3.3 to 5.6)	4 (3.2 to 5.5)	3.9 (3.2 to 5.3)	3.9 (3.2 to 5.3)	3.8 (3.1 to 5.2)	68.8
HIV/AIDS - Drug-susceptible Tuberculosis	0 (0 to 0)	0 (0 to 0)	0 (0 to 0)	0 (0 to 0)	0 (0 to 0)	0 (0 to 0)	0 (0 to 0)	0 (0 to 0)	0 (0 to 0)	0 (0 to 0)	0 (0 to 0)	0 (0 to 0)	0 (0 to 0)	0 (0 to 0)	0 (0 to 0)	0 (0 to 0)	0 (0 to 0)	0 (0 to 0)	0 (0 to 0)	0 (0 to 0)	0 (0 to 0)	0 (0 to 0)	0 (0 to 0)	0
HIV/ADS - Multidrug-resistant Tuberculosis without extensive drug resistance	0 (0 to 0)	0 (0 to 0)	0 (0 to 0)	0 (0 to 0)	0 (0 to 0)	0 (0 to 0)	0 (0 to 0)	0 (0 to 0)	0 (0 to 0)	0 (0 to 0)	0 (0 to 0)	0 (0 to 0)	0 (0 to 0)	0 (0 to 0)	0 (0 to 0)	0 (0 to 0)	0 (0 to 0)	0 (0 to 0)	0 (0 to 0)	0 (0 to 0)	0 (0 to 0)	0 (0 to 0)	0 (0 to 0)	0
HIV/AIDS - Extensively drug-resistant Tuberculosis	0 (0 to 0)	0 (0 to 0)	0 (0 to 0)	0 (0 to 0)	0 (0 to 0)	0 (0 to 0)	0 (0 to 0)	0 (0 to 0)	0 (0 to 0)	0 (0 to 0)	0 (0 to 0)	0 (0 to 0)	0 (0 to 0)	0 (0 to 0)	0 (0 to 0)	0 (0 to 0)	0 (0 to 0)	0 (0 to 0)	0 (0 to 0)	0 (0 to 0)	0 (0 to 0)	0 (0 to 0)	0 (0 to 0)	0
HIV/AIDS resulting in other diseases	1.5 (1.2 to 1.9)	1.5 (1.2 to 1.9)	1.3 (1.1 to 1.6)	0.8 (0.7 to 1)	0.5 (0.4 to 0.6)	0.6 (0.4 to 1)	2.5 (1.9 to 3.4)	2.5 (1.9 to 3.4)	4.7 (3.5 to 6.7)	5.8 (4.1 to 7.8)	10 (7.4 to 13.1)	11.6 (8.7 to 15.4)	10.7 (8.2 to 14.1)	7.5 (5.9 to 9.7)	4.5 (3.2 to 6.1)	2.6 (1.9 to 3.4)	2 (1.5 to 2.6)	1.7 (1.1 to 2.4)	1.6 (1.1 to 2.3)	1.6 (1.1 to 2.3)	1.6 (1.1 to 2.3)	1.6 (1.1 to 2.3)	65.2
Sexually transmitted infections excluding HIV	6.2 (2.4 to 16.3)	0.7 (0.4 to 4.9)	3.2 (0.6 to 8.3)	0.7 (0.3 to 2.2)	0.4 (0.1 to 0.6)	0.1 (0.2 to 0.5)	3.4 (2.2 to 5.2)	3.6 (2.4 to 5.4)	6 (4.2 to 8.7)	9.5 (6.7 to 13.7)	9.5 (6.7 to 13.6)	6.4 (4.1 to 12.3)	3.2 (2.2 to 4.6)	3.4 (2.3 to 4.9)	5.1 (3.4 to 7.4)	7.2 (4.9 to 10.3)	7.2 (4.9 to 10.3)	6.8 (4.6 to 9.8)	6.6 (4.5 to 9.5)	6.5 (4.4 to 9.4)	6.4 (4.3 to 9.2)	6.3 (4.2 to 9.1)	49.1
Syphilis	0.2 (0.2 to 0.3)	0.2 (0.2 to 0.3)	0.1 (0.1 to 0.2)	0.1 (0.1 to 0.2)	0 (0 to 0)	0 (0 to 0)	0.1 (0.1 to 0.1)	0.1 (0.1 to 0.1)	0 (0 to 0)	0 (0 to 0)	0 (0 to 0)	0 (0 to 0)	0 (0 to 0)	0 (0 to 0)	0 (0 to 0)	0 (0 to 0)	0 (0 to 0)	0 (0 to 0)	0 (0 to 0)	0 (0 to 0)	0 (0 to 0)	0 (0 to 0)	0 (0 to 0)	0
Chlamydial infection	0 (0 to 0)	0 (0 to 0)	0 (0 to 0)	0 (0 to 0)	0 (0 to 0)	0 (0 to 0)	0 (0 to 0)	0.4 (0.2 to 0.8)	0.2 (0.2 to 0.4)	1.2 (0.8 to 1.8)	1.6 (1.1 to 2.3)	1.8 (1.3 to 2.5)	1.5 (1.1 to 2.1)	0.6 (0.3 to 1.2)	0.3 (0.2 to 0.6)	0.1 (0.1 to 0.1)	0.1 (0.1 to 0.1)	0.1 (0.1 to 0.1)	0.1 (0.1 to 0.1)	0.1 (0.1 to 0.1)	0.1 (0.1 to 0.1)	0.1 (0.1 to 0.1)	0.1 (0.1 to 0.1)	7.9
Gonococcal infection	0 (0 to 0)	0 (0 to 0)	0 (0 to 0)	0 (0 to 0)	0 (0 to 0)	0 (0 to 0)	0 (0 to 0)	0.1 (0.1 to 0.2)	0.4 (0.2 to 0.7)	0.7 (0.4 to 1.3)	0.7 (0.4 to 1.3)	0.6 (0.3 to 1.2)	0.3 (0.2 to 0.5)	0.2 (0.1 to 0.3)	0.1 (0.1 to 0.2)	0.1 (0.1 to 0.2)	0.2 (0.1 to 0.2)	0.2 (0.1 to 0.3)	0.2 (0.1 to 0.3)	0.2 (0.1 to 0.3)	0.1 (0.1 to 0.2)	0.1 (0.1 to 0.1)	4.2
Trichomoniasis	0 (0 to 0)	0 (0 to 0)	0 (0 to 0)	0 (0 to 0)	0 (0 to 0)	0 (0 to 0)	0 (0 to 0)	0.3 (0.1 to 0.6)	0.8 (0.3 to 1.8)	0.9 (0.3 to 2.1)	0.9 (0.3 to 2.1)	0.6 (0.2 to 1.4)	0.5 (0.1 to 1.1)	0.3 (0.1 to 0.6)	0.2 (0.1 to 0.4)	0.2 (0.1 to 0.4)	0.2 (0.1 to 0.4)	0.2 (0.1 to 0.4)	0.2 (0.1 to 0.4)	0.2 (0.1 to 0.4)	0.2 (0.1 to 0.4)	0.2 (0.1 to 0.4)	0.2 (0.1 to 0.4)	5
Genital herpes	0 (0 to 0)	0 (0 to 0)	0 (0 to 0)	0 (0 to 0)	0 (0 to 0)	0 (0 to 0)	0 (0 to 0)	0.1 (0.1 to 0.1)	0.2 (0.1 to 0.3)	0.3 (0.2 to 0.5)	0.7 (0.3 to 1.4)	0.8 (0.3 to 1.8)	0.6 (0.2 to 1.5)	0.5 (0.2 to 1.2)	0.4 (0.1 to 1)	0.3 (0.1 to 0.8)	0.2 (0.1 to 0.6)	0.2 (0.1 to 0.5)	0.2 (0.1 to 0.5)	0.1 (0.1 to 0.4)	0.1 (0.1 to 0.3)	0.1 (0.1 to 0.3)	0.1 (0.1 to 0.3)	5.1
Other sexually transmitted infections	0 (0 to 0)	0 (0 to 0)	0 (0 to 0)	0 (0 to 0)	0 (0 to 0)	0 (0 to 0)	0 (0 to 0)	0 (0 to 0)	0 (0 to 0)	0 (0 to 0)	0 (0 to 0)	0 (0 to 0)	0 (0 to 0)	0 (0 to 0)	0 (0 to 0)	0 (0 to 0)	0 (0 to 0)	0 (0 to 0)	0 (0 to 0)	0 (0 to 0)	0 (0 to 0)	0 (0 to 0)	0 (0 to 0)	0 (0 to 0)	0
Respiratory infections and tuberculosis	21.5 (21.5 to 21.5)	2.7 (1.9 to 3.9)	2.4 (1.9 to 2.9)	4.6 (4.6 to 4.6)	1.2 (1.2 to 1.2)	0.9 (0.9 to 0.9)	1.4 (1.4 to 1.4)	1.4 (1.4 to 1.4)	1.4 (1.4 to 1.4)	1.4 (1.4 to 1.4)	1.4 (1.4 to 1.4)	1.4 (1.4 to 1.4)	1.4 (1.4 to 1.4)	1.4 (1.4 to 1.4)	1.4 (1.4 to 1.4)	1.4 (1.4 to 1.4)	1.4 (1.4 to 1.4)	1.4 (1.4 to 1.4)	1.4 (1.4 to 1.4)	1.4 (1.4 to 1.4)	1.4 (1.4 to 1.4)	1.4 (1.4 to 1.4)	1.4 (1.4 to 1.4)	960
Tuberculosis	0 (0 to 0)	0 (0 to 0)	0 (0 to 0)	0 (0 to 0)	0 (0 to 0)	0 (0 to 0)	0 (0 to 0)	0.2 (0.2 to 0.4)	0.4 (0.4 to 1.2)	0.9 (0.9 to 2.4)	1.3 (1.3 to 3.4)	1.2 (1.2 to 3.2)	1 (0.9 to 2.6)	0.8 (0.8 to 2.1)	0.8 (0.8 to 2.1)	0.8 (0.8 to 2.1)	0.8 (0.8 to 2.1)	0.8 (0.8 to 2.1)	0.8 (0.8 to 2.1)	0.8 (0.8 to 2.1)	0.8 (0.8 to 2.1)	0.8 (0.8 to 2.1)	0.8 (0.8 to 2.1)	29.4
Latent tuberculosis infection	0 (0 to 0)	0 (0 to 0)	0 (0 to 0)	0 (0 to 0)	0 (0 to 0)	0 (0 to 0)	0 (0 to 0)	0 (0 to 0)	0 (0 to 0)	0 (0 to 0)	0 (0 to 0)	0 (0 to 0)	0 (0 to 0)	0 (0 to 0)	0 (0 to 0)	0 (0 to 0)	0 (0 to 0)	0 (0 to 0)	0 (0 to 0)	0 (0 to 0)	0 (0 to 0)	0 (0 to 0)	0 (0 to 0)	0 (0 to 0)	0
Drug-susceptible tuberculosis	0 (0 to 0)	0 (0 to 0)	0 (0 to 0)	0 (0 to 0)	0 (0 to 0)	0 (0 to 0)	0 (0 to 0)	0.2 (0.2 to 0.3)	0.4 (0.4 to 1.1)	0.9 (0.9 to 2.3)	1.3 (1.3 to 3.3)	1.2 (1.2 to 3.1)	1 (0.9 to 2.6)	0.8 (0.8 to 2.1)	0.8 (0.8 to 2.1)	0.8 (0.8 to 2.1)	0.8 (0.8 to 2.1)	0.8 (0.8 to 2.1)	0.8 (0.8 to 2.1)	0.8 (0.8 to 2.1)	0.8 (0.8 to 2.1)	0.8 (0.8 to 2.1)	0.8 (0.8 to 2.1)	29.4
Multidrug-resistant tuberculosis without extensive drug resistance	0 (0 to 0)	0 (0 to 0)	0 (0 to 0)	0 (0 to 0)	0 (0 to 0)	0 (0 to 0)	0 (0 to 0)	0 (0 to 0)	0 (0 to 0)	0 (0 to 0)	0 (0 to 0)	0 (0 to 0)	0 (0 to 0)	0 (0 to 0)	0 (0 to 0)	0 (0 to 0)	0 (0 to 0)	0 (0 to 0)	0 (0 to 0)	0 (0 to 0)	0 (0 to 0)	0 (0 to 0)	0 (0 to 0)	0 (0 to 0)	0.4
Extensively drug-resistant tuberculosis	0 (0 to 0)	0 (0 to 0)	0 (0 to 0)	0 (0 to 0)	0 (0 to 0)	0 (0 to 0)	0 (0 to 0)	0 (0 to 0)	0 (0 to 0)	0 (0 to 0)	0 (0 to 0)	0 (0 to 0)	0 (0 to 0)	0 (0 to 0)	0 (0 to 0)	0 (0 to 0)	0 (0 to 0)	0 (0 to 0)	0 (0 to 0)	0 (0 to 0)	0 (0 to 0)	0 (0 to 0)	0 (0 to 0)	0 (0 to 0)	0.1
Lower respiratory infections	3 (2.9 to 4.2)	2.5 (1.7 to 3.5)	2.3 (1.9 to 14.2)	1.7 (1.4 to 2.3)	1.7 (1.2 to 2.9)	1.7 (1.2 to 2.4)	1.7 (1.2 to 2.3)	1.7 (1.2 to 2.4)	1.7 (1.2 to 2.4)	1.7 (1.2 to 2.4)	1.7 (1.2 to 2.4)	1.7 (1.2 to 2.4)	1.7 (1.2 to 2.4)	1.7 (1.2 to 2.4)	1.7 (1.2 to 2.4)	1.7 (1.2 to 2.4)	1.7 (1.2 to 2.4)	1.7 (1.2 to 2.4)	1.7 (1.2 to 2.4)	1.7 (1.2 to 2.4)	1.7 (1.2 to 2.4)	1.7 (1.2 to 2.4)	1.7 (1.2 to 2.4)	747
Upper respiratory infections	0 (0 to 0)	0 (0 to 0.3)	0 (0 to 1.1)	0 (0 to 0.2)	0 (0 to 0.2)	0 (0 to 0.2)	0 (0 to 0.2)	0 (0 to 0.2)	0 (0 to 0.2)	0 (0 to 0.2)	0 (0 to 0.2)	0 (0 to 0.2)	0 (0 to 0.2)	0 (0 to 0.2)	0 (0 to 0.2)	0 (0 to 0.2)	0 (0 to 0.2)	0 (0 to 0.2)	0 (0 to 0.2)	0 (0 to 0.2)	0 (0 to 0.2)	0 (0 to 0.2)	0 (0 to 0.2)	0 (0 to 0.2)	0.1
Otitis media	0 (0 to 0)	0 (0 to 0)	0 (0 to 0.1)	0 (0 to 0.1)	0 (0 to 0.1)	0 (0 to 0.1)	0 (0 to 0.1)	0 (0 to 0.1)	0 (0 to 0.1)	0 (0 to 0.1)	0 (0 to 0.1)	0 (0 to 0.1)	0 (0 to 0.1)	0 (0 to 0.1)	0 (0 to 0.1)	0 (0 to 0.1)	0 (0 to 0.1)	0 (0 to 0.1)	0 (0 to 0.1)	0 (0 to 0.1)	0 (0 to 0.1)	0 (0 to 0.1)	0 (0 to 0.1)	0 (0 to 0.1)	0.1
Enteric infections	0.2 (0.2 to 0.3)	0.9 (0.6 to 1.2)	10.4 (6.4 to 15.3)	5.3 (3.7 to 21.2)	3 (2.1 to 5.6)	2.3 (1.6 to 3.4)	2.3 (1.6 to 3.4)	2.3 (1.6 to 3.4)	2.3 (1.6 to 3.4)	2.3 (1.6 to 3.4)	2.3 (1.6 to 3.4)	2.3 (1.6 to 3.4)	2.3 (1.6 to 3.4)	2.3 (1.6 to 3.4)	2.3 (1.6 to 3.4)	2.3 (1.6 to 3.4)	2.3 (1.6 to 3.4)	2.3 (1.6 to 3.4)	2.3 (1.6 to 3.4)	2.3 (1.6 to 3.4)	2.3 (1.6 to 3.4)	2.3 (1.6 to 3.4)	2.3 (1.6 to 3.4)	122
Diarrheal diseases	0.2 (0.2 to 0.3)	0.9 (0.6 to 1.2)	10.4 (6.4 to 15.2)	5.3 (3.7 to 21.2)	3 (2.1 to 5.6)	2.3 (1.6 to 3.4)	2.3 (1.6 to 3.4)	2.3 (1.6 to 3.4)	2.3 (1.6 to 3.4)	2.3 (1.6 to 3.4)	2.3 (1.6 to 3.4)	2.3 (1.6 to 3.4)	2.3 (1.6 to 3.4)	2.3 (1.6 to 3.4)	2.3 (1.6 to 3.4)	2.3 (1.6 to 3.4)	2.3 (1.6 to 3.4)	2.3 (1.6 to 3.4)	2.3 (1.6 to 3.4)	2.3 (1.6 to 3.4)	2.3 (1.6 to 3.4)	2.3 (1.6 to 3.4)	2.3 (1.6 to 3.4)	121
Typhoid and paraphoid	0 (0 to 0)	0 (0 to 0)	0 (0 to 0)	0 (0 to 0)	0 (0 to 0)	0 (0 to 0)	0 (0 to 0)	0 (0 to 0)	0 (0 to 0)	0 (0 to 0)	0 (0 to 0)	0 (0 to 0)	0 (0 to 0)	0 (0 to 0)	0 (0 to 0)	0 (0 to 0)	0 (0 to 0)	0 (0 to 0)	0 (0 to 0)	0 (0 to 0)	0 (0 to 0)	0 (0 to 0)	0 (0 to 0)	0 (0 to 0)	0
Typhoid fever	0 (0 to 0)	0 (0 to 0)	0 (0 to 0)	0 (0 to 0)	0 (0 to 0)	0 (0 to 0)	0 (0 to 0)	0 (0 to 0)	0 (0 to 0)	0 (0 to 0)	0 (0 to 0)	0 (0 to 0)	0 (0 to 0)	0 (0 to 0)	0 (0 to 0)	0 (0 to 0)	0 (0 to 0)	0 (0 to 0)	0 (0 to 0)	0 (0 to 0)	0 (0 to 0)	0 (0 to 0)	0 (0 to 0)	0 (0 to 0)	0
Paratyphoid fever	0 (0 to 0)	0 (0 to 0)	0 (0 to 0)	0 (0 to 0)	0 (0 to 0)	0 (0 to 0)	0 (0 to 0)	0 (0 to 0)	0 (0 to 0)	0 (0 to 0)	0 (0 to 0)	0 (0 to 0)	0 (0 to 0)	0 (0 to 0)	0 (0 to 0)	0 (0 to 0)	0 (0 to 0)	0 (0 to 0)	0 (0 to 0)	0 (0 to 0)	0 (0 to 0)	0 (0 to 0)	0 (0 to 0)	0 (0 to 0)	0
Invasive Non-typhoidal Salmonella (iNTS)	0 (0 to 0)	0 (0 to 0)	0 (0 to 0.1)	0 (0 to 0.1)	0 (0 to 0)	0 (0 to 0)	0 (0 to 0)	0 (0 to 0)	0 (0 to 0)	0 (0 to 0)	0 (0 to 0)	0 (0 to 0)	0 (0 to 0)	0 (0 to 0.1)	0 (0 to 0)	0 (0 to 0.1)	0 (0 to 0.1)	0 (0 to 0.1)	0 (0 to 0.1)	0 (0 to 0.1)	0 (0 to 0.1)	0 (0 to 0.1)	0 (0 to 0.1)	0 (0 to 0.1)	0.2
Other intestinal infectious diseases	0 (0 to 0)	0 (0 to 0)	0 (0 to 0.1)	0 (0 to 0)	0 (0 to 0)	0 (0 to 0)	0 (0 to 0)	0 (0 to 0)	0 (0 to 0)	0 (0 to 0)	0 (0 to 0)	0 (0 to 0)	0 (0 to 0)	0 (0 to 0)	0 (0 to 0)	0 (0 to 0)	0 (0 to 0)	0 (0 to 0)	0 (0 to 0)	0 (0 to 0)	0 (0 to 0)	0 (0 to 0)	0 (0 to 0)	0 (0 to 0)	0.2
Neglected tropical diseases and malaria	0 (0 to 0)	0 (0 to 0)	0.4 (0.2 to 0.6)	1.4 (0.4 to 10.6)	2.9 (0.5 to 9.6)	0.1 (0 to 0.6)	0 (0 to 0)	0.4 (0.1 to 1.6)	0.4 (0.2 to 2.7)	0.3 (0.1 to 2.1)	0.3 (0.1 to 2.1)	0.9 (0.2 to 6.2)	0.6 (0.2 to 4.2)	0.4 (0.1 to 2.8)	0.3 (0.1 to 2.1)	0.3 (0.1 to 2.1)	0.3 (0.1 to 2.1)	0.3 (0.1 to 2.1)	0.3 (0.1 to 2.1)	0.3 (0.1 to 2.1)	0.3 (0.1 to 2.1)	0.3 (0.1 to 2.1)	0.3 (0.1 to 2.1)	10.4
Malaria	0 (0 to 0)	0 (0 to 0)	0 (0 to 0)	0 (0 to 0)	0 (0 to 0)	0 (0 to 0)	0 (0 to 0)	0 (0 to 0)	0 (0 to 0)	0 (0 to 0)	0 (0 to 0)	0 (0 to 0)	0 (0 to 0)	0 (0 to 0)	0 (0 to 0)	0 (0 to 0)	0 (0 to 0)	0 (0 to 0)	0 (0 to 0)	0 (0 to 0)	0 (0 to 0)	0 (0 to 0)	0 (0 to 0)	0 (0 to 0)	0
Chagas disease	0 (0 to 0)	0 (0 to 0)	0 (0 to 0)	0 (0 to 0)	0 (0 to 0)	0 (0 to 0)	0 (0 to 0)	0 (0 to 0)	0 (0 to 0)	0 (0 to 0)	0 (0 to 0)	0 (0 to 0)	0 (0 to 0)	0 (0 to 0)	0 (0 to 0)	0 (0 to 0)	0 (0 to 0)	0 (0 to 0)	0 (0 to 0)	0 (0 to 0)	0 (0 to 0)	0 (0 to 0)	0 (0 to 0)	0 (0 to 0)	0
Leishmaniasis	0 (0 to 0)	0 (0 to 0)	0 (0 to 0)	0 (0 to 0)	0 (0 to 0)	0 (0 to 0)	0 (0 to 0)	0 (0 to 0)	0 (0 to 0)	0 (0 to 0)	0 (0 to 0)	0 (0 to 0)	0 (0 to 0)	0 (0 to 0)	0 (0 to 0)	0 (0 to 0)	0 (0 to 0)	0 (0 to 0)	0 (0 to 0)	0 (0 to 0)	0 (0 to 0)	0 (0 to 0)	0 (0 to 0)	0 (0 to 0)	0
Visceral leishmaniasis	0 (0 to 0)	0 (0 to 0)	0 (0 to 0)	0 (0 to 0)	0 (0 to 0)	0 (0 to 0)	0 (0 to 0)	0 (0 to 0)	0 (0 to 0)	0 (0 to 0)	0 (0 to 0)	0 (0 to 0)	0 (0 to 0)	0 (0 to 0)	0 (0 to 0)	0 (0 to 0)	0 (0 to 0)	0 (0 to 0)	0 (0 to 0)	0 (0 to 0)	0 (0 to 0)	0 (0 to 0)	0 (0 to 0)	0 (0 to 0)	0
Cutaneous and mucocutaneous leishmaniasis	0 (0 to 0)	0 (0 to 0)	0 (0 to 0)	0 (0 to 0)	0 (0 to 0)	0 (0 to 0)	0 (0 to 0)	0 (0 to 0)	0 (0 to 0)	0 (0 to 0)	0 (0 to 0)	0 (0 to 0)	0 (0 to 0)	0 (0 to 0)	0 (0 to 0)	0 (0 to 0)	0 (0 to 0)	0 (0 to 0)	0 (0 to 0)	0 (0 to 0)	0 (0 to 0)	0 (0 to 0)	0 (0 to 0)	0 (0 to 0)	0
African trypanosomiasis	0 (0 to 0)	0 (0 to 0)	0 (0 to 0)	0 (0 to 0)	0 (0 to 0)	0 (0 to 0)	0 (0 to 0)	0 (0 to 0)	0 (0 to 0)	0 (0 to 0)	0 (0 to 0)	0 (0 to 0)	0 (0 to 0)	0 (0 to 0)	0 (0 to 0)	0 (0 to 0)	0 (0 to 0)	0 (0 to 0)	0 (0 to 0)	0 (0 to 0)	0 (0 to 0)	0 (0 to 0)	0 (0 to 0)	0 (0 to 0)	0
Schistosomiasis	0 (0 to 0)	0 (0 to 0)	0 (0 to 0)	0 (0 to 0)	0 (0 to 0)	0 (0 to 0)	0 (0 to 0)	0 (0 to 0)	0 (0 to 0)	0 (0 to 0)	0 (0 to 0)	0 (0 to 0)	0 (0 to 0)	0 (0 to 0)	0 (0 to 0)	0 (0 to 0)	0 (0 to 0)	0 (0 to 0)	0 (0 to 0)	0 (0 to 0)	0 (0 to 0)	0 (0 to 0)	0 (0 to 0)	0 (0 to 0)	0
Cysticercosis	0 (0 to 0)	0 (0 to 0)	0 (0 to 0)	0 (0 to 0)	0 (0 to 0)	0 (0 to 0)	0 (0 to 0)	0 (0 to 0)	0 (0 to 0)	0 (0 to 0)	0 (0 to 0)	0 (0 to 0)	0 (0 to 0)	0 (0 to 0)	0 (0 to 0)	0 (0 to 0)	0 (0 to 0)	0 (0 to 0)	0 (0 to 0)	0 (0 to 0)	0 (0 to 0)	0 (0 to 0)	0 (0 to 0)	0 (0 to 0)	0
Cystic echinococcosis	0 (0 to 0)	0 (0 to 0)	0 (0 to 0)	0 (0 to 0)	0 (0 to 0)	0 (0 to 0)	0 (0 to 0)	0 (0 to 0)	0 (0 to 0)	0 (0 to 0)	0 (0 to 0)	0 (0 to 0)	0 (0 to 0)	0 (0 to 0)	0 (0 to 0)	0 (0 to 0)	0 (0 to 0)	0 (0 to 0)	0 (0 to 0)	0 (0 to 0)	0 (0 to 0)	0 (0 to 0)	0 (0 to 0)	0 (0 to 0)	0.1
Lymphatic filariasis	0 (0 to 0)	0 (0 to 0)	0 (0 to 0)	0 (0 to 0)	0 (0 to 0)	0 (0 to 0)	0 (0 to 0)	0 (0 to 0)	0 (0 to 0)	0 (0 to 0)	0 (0 to 0)	0 (0 to 0)	0 (0 to 0)	0 (0 to 0)	0 (0 to 0)	0 (0 to 0)	0 (0 to 0)	0 (0 to 0)	0 (0 to 0)	0 (0 to 0)	0 (0 to 0)	0 (0 to 0)	0 (0 to 0)	0 (0 to 0)	0
Onchocerciasis	0 (0 to 0)	0 (0 to 0)	0 (0 to 0)	0 (0 to 0)	0 (0 to 0)	0 (0 to 0)	0 (0 to 0)	0 (0 to 0)	0 (0 to 0)	0 (0 to 0)	0 (0 to 0)	0 (0 to 0)	0 (0 to 0)	0 (0 to 0)	0 (0 to 0)	0 (0 to 0)	0 (0 to 0)	0 (0 to 0)	0 (0 to 0)	0 (0 to 0)	0 (0 to 0)	0 (0 to 0)	0 (0 to 0)	0 (0 to 0)	0
Trachoma	0 (0 to 0)	0 (0 to 0)	0 (0 to 0)	0 (0 to 0)	0 (0 to 0)	0 (0 to 0)	0 (0 to 0)	0 (0 to 0)	0 (0 to 0)	0 (0 to 0)	0 (0 to 0)	0 (0 to 0)	0 (0 to 0)	0 (0 to 0)	0 (0 to 0)	0 (0 to 0)	0 (0 to 0)	0 (0 to 0)	0 (0 to 0)	0 (0 to 0)	0 (0 to 0)	0 (0 to 0)	0 (0 to 0)	0 (0 to 0)	0
Dengue	0 (0 to 0)	0 (0 to 0)	0 (0 to 0)	0 (0 to 0)	0 (0 to 0)	0 (0 to 0)	0 (0 to 0)	0 (0 to 0)	0 (0 to 0)	0 (0 to 0)	0 (0 to 0)	0 (0 to 0)	0 (0 to 0)	0 (0 to 0)	0 (0 to 0)	0 (0 to 0)	0 (0 to 0)	0 (0 to 0)	0 (0 to 0)	0 (0 to 0)	0 (0 to 0)	0 (0 to 0)	0 (0 to 0)	0 (0 to 0)	0
Yellow fever	0 (0 to 0)	0 (0 to 0)	0 (0 to 0)	0 (0 to 0)	0 (0 to 0)	0 (0 to 0)	0 (0 to 0)	0 (0 to 0)	0 (0 to 0)	0 (0 to 0)	0 (0 to 0)	0 (0 to 0)	0 (0 to 0)	0 (0 to 0)	0 (0 to 0)	0 (0 to 0)	0 (0 to 0)	0 (0 to 0)	0 (0 to 0)	0 (0 to 0)	0 (0 to 0)	0 (0 to 0)	0 (0 to 0)	0 (0 to 0)	0
Rabies	0 (0 to 0)	0 (0 to 0)	0 (0 to 0)	0 (0 to 0)	0 (0 to 0)	0 (0 to 0)	0 (0 to 0)	0 (0 to 0)	0 (0 to 0)	0 (0 to 0)	0 (0 to 0)	0 (0 to 0)	0 (0 to 0)	0 (0 to 0)	0 (0 to 0)	0 (0 to 0)	0 (0 to 0)	0 (0 to 0)	0 (0 to 0)	0 (0 to 0)	0 (0 to 0)	0 (0 to 0)	0 (0 to 0)	0 (0 to 0)	0
Intestinal nematode infections	0 (0 to 0)	0 (0 to 0)	0 (0 to 0)	0 (0 to 0)	0 (0 to 0)	0 (0 to 0)	0 (0 to 0)	0 (0 to 0)	0 (0 to 0)	0 (0 to 0)	0 (0 to 0)	0 (0 to 0)	0 (0 to 0)	0 (0 to 0)	0 (0 to 0)	0 (0 to 0)	0 (0 to 0)	0 (0 to 0)	0 (0 to 0)	0 (0 to 0)	0 (0 to 0)	0 (0 to 0)	0 (0 to 0)	0 (0 to 0)	0
Ascariasis	0 (0 to 0)	0 (0 to 0)	0 (0 to 0)	0 (0 to 0)	0 (0 to 0)	0 (0 to 0)	0 (0 to 0)	0 (0 to 0)	0 (0 to 0)	0 (0 to 0)	0 (0 to 0)	0 (0 to 0)	0 (0 to 0)	0 (0 to 0)	0 (0 to 0)	0 (0 to 0)	0 (0 to 0)	0 (0 to 0)	0 (0 to 0)	0 (0 to 0)	0 (0 to 0)	0 (0 to 0)	0 (0 to 0)	0 (0 to 0)	0
Trichuriasis	0 (0 to 0)	0 (0 to 0)	0 (0 to 0)	0 (0 to 0)	0 (0 to 0)	0 (0 to 0)	0 (0 to 0)	0 (0 to 0)



Osteoarthritis other	0 (0 to 0)	0 (0 to 0)	0 (0 to 0)	0 (0 to 0)	0 (0 to 0)	0 (0 to 0)	0 (0 to 0)	0 (0 to 0)	0 (0 to 0)	0-1 (0 to 0.3)	0-7 (0 to 1.7)	1-8 (0 to 4)	1-8 (0 to 4)	3-2 (1.2 to 4.9)	4-8 (2.1 to 10.4)	5-6 (2.5 to 12.5)	5-8 (2.7 to 12.4)	5-8 (2.7 to 12.2)	6-2 (3.2 to 12.6)	4-9 (2.4 to 10.2)	3-9 (2 to 7.8)	2-4 (1.2 to 4.4)	1-5 (0.7 to 3.2)	0-8 (0 to 4.1)	4.5
Low back pain	0 (0 to 0)	0 (0 to 0)	0 (0 to 0)	0 (0 to 0)	0-6 (0 to 13.4)	0-4 (0 to 7.4)	0 (0 to 0)	0-3 (0 to 6.3)	0-3 (0 to 6.3)	0-1 (0 to 0.3)	0-5 (0 to 1.5)	0-7 (0 to 1.7)	0-7 (0 to 1.7)	0-7 (0 to 1.7)	0-7 (0 to 1.7)	0-7 (0 to 1.7)	0-7 (0 to 1.7)	0-7 (0 to 1.7)	0-7 (0 to 1.7)	0-7 (0 to 1.7)	0-7 (0 to 1.7)	0-7 (0 to 1.7)	0-7 (0 to 1.7)	0-7 (0 to 1.7)	2.540
Neck pain	0 (0 to 0)	0 (0 to 0)	0 (0 to 0)	0 (0 to 0)	3-6 (1.2 to 9.2)	17-2 (9.7 to 31)	27 (13.5 to 47.4)	47-5 (23.2 to 90.7)	87-1 (43.9 to 167)	107 (53.5 to 222)	141 (61 to 294)	118 (57.2 to 235)	132 (59.5 to 266)	146 (67.1 to 296)	92-5 (47.1 to 196)	48-4 (24.5 to 102)	32-7 (17 to 67)	28-3 (14.9 to 54.1)	24-5 (13.9 to 46.7)	36-7 (21.8 to 64.1)	17-9 (9.2 to 32.7)	6-5 (3.5 to 12.3)	4-9 (2.5 to 9.2)	2-1 (1.3 to 3.4)	1,060
Gout	0 (0 to 0)	0 (0 to 0)	0 (0 to 0)	0 (0 to 0)	0 (0 to 0)	0 (0 to 0)	0 (0 to 0)	0 (0 to 0)	0 (0 to 0.1)	0 (0 to 0.1)	0 (0 to 0.3)	0-1 (0 to 1.5)	0-1 (0 to 1.5)	0-1 (0 to 1.5)	0-1 (0 to 1.5)	0-1 (0 to 1.5)	0-1 (0 to 1.5)	0-1 (0 to 1.5)	0-1 (0 to 1.5)	0-1 (0 to 1.5)	0-1 (0 to 1.5)	0-1 (0 to 1.5)	0-1 (0 to 1.5)	0-1 (0 to 1.5)	0-1 (0 to 1.5)	15.4
Other musculoskeletal disorders	0 (0 to 0)	0 (0 to 0)	0 (0 to 0)	0-2 (0 to 4.9)	1-4 (0.4 to 2.6)	4-9 (2.4 to 9.6)	38-5 (22.7 to 59.8)	107 (64.9 to 163)	141 (88.3 to 213)	148 (93 to 218)	118 (72 to 180)	72-5 (43.2 to 107)	84-9 (52.7 to 126)	103 (64.3 to 157)	84-9 (58.7 to 146)	76-9 (47.4 to 114)	63-4 (37.9 to 97)	54 (32.3 to 81.1)	59 (28.9 to 79.4)	39 (20.1 to 58.7)	22-6 (11.7 to 33.7)	9-4 (4.2 to 15.6)	4-2 (1.4 to 9.1)	1-2 (0.5 to 2.4)	1,080
Other non-communicable diseases	75-1 (52.1 to 115)	39 (28.8 to 54.3)	61 (37.2 to 113)	66-5 (41.6 to 93.8)	36-8 (27.4 to 52)	44-6 (32.2 to 60.1)	68-8 (47.7 to 96)	196 (133 to 275)	436 (296 to 632)	553 (349 to 771)	687 (392 to 996)	557 (331 to 870)	592 (350 to 896)	687 (421 to 1,000)	397 (167 to 720)	241 (120 to 394)	162 (53.5 to 364)	113 (15 to 230)	164 (50 to 194)	146 (89 to 195)	110 (68 to 165)	47-7 (26 to 72.1)	22-5 (9.2 to 37.5)	9-2 (3.1 to 17.5)	2,870
Congenital birth defects	73-1 (52.5 to 114)	33-7 (24 to 50.9)	57-1 (39.1 to 92)	62-4 (37.1 to 101)	15-7 (11.5 to 21.1)	13-1 (8.5 to 17.3)	10-7 (7.9 to 14.1)	16 (11.6 to 20.9)	22-6 (16.4 to 30.4)	23-1 (16.4 to 32.6)	21-4 (15.6 to 27.8)	16 (12 to 20.6)	12-5 (9.6 to 16)	13-3 (9.4 to 17.4)	13-2 (9.6 to 17.5)	9-8 (7.2 to 13.3)	7-1 (4.7 to 9.5)	4-7 (3.2 to 6.2)	3-2 (1.9 to 4.9)	1-1 (0.7 to 1.6)	0-7 (0 to 1.5)	0-3 (0.2 to 0.5)	0-2 (0.1 to 0.3)	0-1 (0 to 0.1)	396
Neural tube defects	4-6 (1.6 to 7.8)	1-2 (0.5 to 2.2)	7-5 (2.4 to 16.2)	6-7 (3.3 to 10.3)	0-5 (0.3 to 0.7)	0-4 (0.2 to 0.6)	0-4 (0.4 to 0.9)	0-8 (0.5 to 1.3)	0-7 (0.4 to 1)	0-6 (0.4 to 0.9)	0-6 (0.3 to 0.9)	0-4 (0.2 to 0.6)	0-2 (0.1 to 0.4)	0-2 (0.1 to 0.4)	0-1 (0.1 to 0.3)	0-1 (0.1 to 0.3)	0-1 (0 to 0.1)	0 (0 to 0)	0 (0 to 0)	0 (0 to 0)	0 (0 to 0)	0 (0 to 0)	0 (0 to 0)	0 (0 to 0)	25-1
Congenital heart anomalies	14-3 (7.9 to 27.2)	12 (7 to 22.2)	13-5 (4.6 to 34.1)	7-5 (1.9 to 14)	2-0 (1.2 to 3)	2-1 (1.3 to 3.4)	1-7 (1.1 to 2.7)	2-6 (1.6 to 4.2)	3-4 (2.2 to 5.4)	3-5 (2.2 to 5.4)	3-4 (2.2 to 5.4)	2-6 (1.5 to 4.1)	2-1 (1.3 to 3.2)	2-1 (1.3 to 3.2)	1-4 (0.7 to 2.2)	0-9 (0.4 to 1.5)	0-6 (0.2 to 1.1)	0-6 (0.3 to 1)	0-5 (0.2 to 1)	0-1 (0 to 0.2)	0-1 (0 to 0.1)	0-1 (0 to 0.1)	0-1 (0 to 0.1)	0-1 (0 to 0.1)	74-8
Orofacial clefts	0 (0 to 0)	0-2 (0 to 0.6)	0-3 (0 to 1.1)	0-2 (0 to 0.7)	0-2 (0 to 0.4)	0-1 (0 to 0.3)	0-2 (0 to 0.5)	0-2 (0 to 0.5)	0-3 (0 to 0.6)	0-3 (0 to 0.6)	0-4 (0 to 0.9)	0-3 (0 to 0.6)	0-2 (0 to 0.4)	0-2 (0 to 0.5)	0-2 (0 to 0.5)	0-1 (0 to 0.2)	0-1 (0 to 0.2)	0-1 (0 to 0.1)	0-1 (0 to 0.1)	0-1 (0 to 0.1)	0 (0 to 0)	0 (0 to 0)	0 (0 to 0)	0 (0 to 0)	3-7
Down syndrome	4-3 (1.6 to 7.3)	1-3 (0.4 to 2.1)	2-3 (1 to 4.1)	2-4 (1.5 to 3.4)	1-2 (0.7 to 1.8)	1 (0.7 to 1.5)	1 (0.3 to 2.9)	2 (0.4 to 4.5)	3 (0.7 to 6.4)	3-4 (2.1 to 5.2)	3-3 (2.1 to 4.7)	2-9 (1.9 to 4.2)	3-3 (2.1 to 4.7)	4-7 (2.9 to 6.7)	4-5 (2.6 to 6.4)	3-2 (1.9 to 4.5)	2 (1.1 to 3.2)	1-6 (0.9 to 2.5)	0 (0 to 0)	0 (0 to 0)	0-7 (0.3 to 1.5)	0-2 (0 to 0.5)	0 (0 to 0)	0 (0 to 0)	45-5
Turner syndrome	0 (0 to 0)	0 (0 to 0)	0-1 (0 to 0.3)	0-1 (0 to 0.3)	0-1 (0 to 0.2)	0-1 (0 to 0.2)	0-2 (0 to 0.4)	0-2 (0 to 0.4)	0-2 (0 to 0.5)	0-2 (0 to 0.5)	0-2 (0 to 0.5)	0-1 (0 to 0.3)	0-1 (0 to 0.3)	0-1 (0 to 0.3)	0-1 (0 to 0.3)	0 (0 to 0.1)	0 (0 to 0.1)	0 (0 to 0.1)	0 (0 to 0.1)	0 (0 to 0.1)	0 (0 to 0)	0 (0 to 0)	0 (0 to 0)	0 (0 to 0)	1-5
Klinefelter syndrome	0 (0 to 0)	0 (0 to 0)	0 (0 to 0)	0 (0 to 0)	0 (0 to 0)	0 (0 to 0)	0 (0 to 0)	0 (0 to 0)	0 (0 to 0)	0 (0 to 0)	0 (0 to 0)	0 (0 to 0)	0 (0 to 0)	0 (0 to 0)	0 (0 to 0)	0 (0 to 0)	0 (0 to 0)	0 (0 to 0)	0 (0 to 0)	0 (0 to 0)	0 (0 to 0)	0 (0 to 0)	0 (0 to 0)	0 (0 to 0)	0 (0 to 0)	0
Other chromosomal abnormalities	14-2 (5.4 to 32.1)	9-6 (4 to 22.9)	12-7 (5.8 to 34)	2-4 (1.1 to 4.5)	1-8 (1.1 to 2.8)	1-7 (0.9 to 3.5)	2-5 (1.5 to 5)	3-5 (2 to 6.8)	3-4 (2 to 6.2)	3-1 (1.9 to 5.2)	2-1 (1.3 to 3.3)	1-6 (0.7 to 3.1)	1 (0.7 to 1.5)	0-6 (0.4 to 0.9)	0-4 (0.2 to 0.6)	0-2 (0.1 to 0.4)	0-2 (0.1 to 0.4)	0-1 (0 to 0.3)	0 (0 to 0)	0 (0 to 0)	0 (0 to 0)	0 (0 to 0)	0 (0 to 0)	0 (0 to 0)	65-9
Congenital musculoskeletal and limb anomalies	3-1 (1.3 to 5.2)	1 (0.4 to 1.6)	7-5 (4.1 to 12.4)	8-1 (2.7 to 17.5)	4-1 (2.3 to 6.5)	3-3 (1.9 to 5.1)	4-5 (2.5 to 7.1)	6-9 (3.9 to 11.2)	7 (4.5 to 11.2)	6-5 (3.5 to 10.4)	4-7 (2.5 to 7.4)	3-7 (2 to 5.8)	3-1 (1.6 to 5)	4-1 (2.2 to 6.8)	2-4 (1.4 to 3.8)	1-8 (1 to 2.9)	1-4 (0.8 to 2.2)	1 (0.4 to 1.7)	0-7 (0.3 to 1.4)	0-6 (0.2 to 1.5)	0-3 (0.1 to 0.7)	0-1 (0 to 0.2)	0-1 (0 to 0.1)	0-1 (0 to 0.1)	79-3
Urogenital congenital anomalies	2-4 (1.1 to 5.8)	0-8 (0.3 to 1.8)	0-9 (0.5 to 1.6)	1-1 (0.5 to 2.6)	0-6 (0.2 to 1.4)	0-4 (0.2 to 1)	0-5 (0.2 to 1.5)	0-5 (0.3 to 1.5)	0-8 (0.3 to 2.4)	0-3 (0.2 to 0.9)	0-2 (0.1 to 0.6)	0-1 (0.1 to 0.3)	0-1 (0.1 to 0.2)	0-1 (0.1 to 0.3)	0-1 (0.1 to 0.2)	0 (0 to 0.1)	0 (0 to 0.1)	0 (0 to 0.1)	0 (0 to 0.1)	0 (0 to 0.1)	0 (0 to 0)	0 (0 to 0)	0 (0 to 0)	0 (0 to 0)	8-2
Digestive congenital anomalies	10-6 (4.5 to 20.1)	4-1 (1.7 to 8.7)	7-5 (2.4 to 15.8)	4-7 (0.7 to 12.2)	0-5 (0.2 to 1.1)	0-4 (0.2 to 1.1)	0-5 (0.2 to 1.3)	0-7 (0.4 to 1.6)	0-7 (0.4 to 1.6)	0-6 (0.3 to 1.6)	0-5 (0.2 to 1.3)	0-4 (0.2 to 0.9)	0-3 (0.2 to 0.6)	0-3 (0.2 to 0.6)	0-2 (0.1 to 0.4)	0-1 (0 to 0.2)	0-1 (0 to 0.2)	0 (0 to 0.1)	0 (0 to 0.1)	0 (0 to 0.1)	0 (0 to 0)	0 (0 to 0)	0 (0 to 0)	0 (0 to 0)	28-5
Other congenital birth defects	19-1 (10.7 to 33.7)	7-8 (3.9 to 15.4)	14-6 (7.6 to 28.8)	9-1 (3.7 to 21.6)	2-1 (0.9 to 3.6)	2-1 (1 to 3.7)	2-1 (1.1 to 3.8)	2-6 (1.3 to 4.2)	3-1 (1.6 to 5.3)	3-1 (1.6 to 5.3)	2-6 (1.4 to 4.2)	2-2 (1.1 to 3.6)	1-8 (1 to 3.1)	1-8 (0.7 to 2.5)	1-5 (0.7 to 2.5)	0-9 (0.5 to 1.9)	0-8 (0.4 to 1.5)	0-6 (0.3 to 1.1)	0-5 (0.2 to 1)	0-3 (0.1 to 0.7)	0-1 (0 to 0.3)	0-1 (0 to 0.2)	0-1 (0 to 0.2)	0-1 (0 to 0.2)	66-8
Urinary diseases and male infertility	0-1 (0 to 0.2)	0 (0 to 0.2)	0-5 (0 to 1.5)	0-5 (0 to 0.9)	0-4 (0 to 0.8)	0-4 (0 to 1.3)	0-6 (0 to 1.4)	0-9 (0 to 2.4)	0-8 (0 to 2.1)	0-8 (0 to 1.9)	0-7 (0 to 1.7)	0-6 (0 to 1.5)	0-5 (0 to 1.2)	0-5 (0 to 1.2)	0-4 (0 to 0.9)	0-3 (0 to 0.6)	0-3 (0 to 0.6)	0-2 (0 to 0.5)	0-2 (0 to 0.5)	0-2 (0 to 0.5)	0-1 (0 to 0.3)	0-1 (0 to 0.3)	0-1 (0 to 0.3)	0-1 (0 to 0.3)	21-8
Urolithiasis	0 (0 to 0)	0 (0 to 0)	0 (0 to 0)	0 (0 to 0)	0 (0 to 0)	0 (0 to 0)	0 (0 to 0.1)	0 (0 to 0.1)	0-1 (0 to 0.2)	0-1 (0 to 0.3)	0-1 (0 to 0.4)	0-1 (0 to 0.3)	0-1 (0 to 0.2)	0-1 (0 to 0.2)	0-1 (0 to 0.2)	0-1 (0 to 0.2)	0-1 (0 to 0.2)	0-1 (0 to 0.2)	0-1 (0 to 0.2)	0-1 (0 to 0.2)	0-1 (0 to 0.2)	0-1 (0 to 0.2)	0-1 (0 to 0.2)	0-1 (0 to 0.2)	0-1 (0 to 0.2)	13-8
Benign prostatic hyperplasia	0 (0 to 0)	0 (0 to 0)	0 (0 to 0)	0 (0 to 0)	0 (0 to 0)	0 (0 to 0)	0 (0 to 0)	0 (0 to 0)	0 (0 to 0)	0 (0 to 0)	0 (0 to 0)	0 (0 to 0)	0 (0 to 0)	0 (0 to 0)	0 (0 to 0)	0 (0 to 0)	0 (0 to 0)	0 (0 to 0)	0 (0 to 0)	0 (0 to 0)	0 (0 to 0)	0 (0 to 0)	0 (0 to 0)	0 (0 to 0)	0 (0 to 0)	0
Male infertility	–	–	–	–	–	–	–	–	–	–	–	–	–	–	–	–	–	–	–	–	–	–	–	–	–	NA
Other urinary diseases	0-1 (0 to 0.1)	0 (0 to 0.2)	0-2 (0.1 to 0.4)	0-1 (0.1 to 0.2)	0-1 (0 to 0.2)	0-2 (0.1 to 0.3)	0-3 (0.2 to 0.5)	0-6 (0.4 to 1.3)	1-3 (0.8 to 1.9)	0-8 (0.5 to 1.6)	1 (0.7 to 1.5)	0-7 (0.4 to 1)	0-7 (0.4 to 1.1)	0-7 (0.4 to 1.1)	0-5 (0.3 to 0.8)	0-5 (0.3 to 0.8)	0-4 (0.2 to 0.6)	0-4 (0.2 to 0.6)	0-5 (0.2 to 0.9)	0-4 (0.2 to 0.8)	0-5 (0.2 to 0.9)	0-3 (0.1 to 0.6)	0-2 (0.1 to 0.4)	0-2 (0.1 to 0.5)	9-8
Gynecological diseases	0 (0 to 0)	0 (0 to 0)	0 (0 to 0)	0 (0 to 0)	0 (0 to 0)	36-4 (21.2 to 57.4)	138 (82.2 to 197)	299 (197 to 454)	347 (222 to 525)	376 (238 to 467)	276 (144 to 516)	158 (101 to 222)	139 (81.5 to 199)	155 (91.2 to 222)	82-4 (54.1 to 146)	39 (24.1 to 60.1)	25 (11.5 to 51)	19-7 (10.3 to 36.6)	11-2 (12.5 to 28)	11-2 (7.3 to 16)	9-6 (4.1 to 16.8)	3-8 (2.2 to 5.5)	1-8 (1.1 to 2.8)	0-8 (0.5 to 1.5)	1,780
Uterine fibroids	0 (0 to 0)	0 (0 to 0)	0 (0 to 0)	0 (0 to 0)	0 (0 to 0)	0-2 (0 to 0.4)	0-6 (0.3 to 1.7)	3-1 (1.3 to 6.5)	7-3 (3.1 to 15.2)	13 (5.3 to 29.6)	14-5 (5.4 to 37.8)	12-6 (5.9 to 24.8)	5-9 (2.4 to 12.3)	7-4 (3.2 to 15.8)	2-6 (1.1 to 5)	1-4 (0.6 to 2.8)	0-8 (0.4 to 1.5)	0-4 (0.2 to 0.8)	0-5 (0.2 to 0.9)	0-4 (0.2 to 0.8)	0-2 (0 to 0.4)	0-1 (0 to 0.1)	0-1 (0 to 0.1)	0-1 (0 to 0.1)	71-1
Polycystic ovarian syndrome	0 (0 to 0)	0 (0 to 0)	0 (0 to 0)	0 (0 to 0)	0 (0 to 0)	0-4 (0.2 to 2.6)	1-6 (0.9 to 3.1)	10 (4.6 to 20.4)	14 (6.7 to 32.3)	13 (5.7 to 27.9)	9-4 (3.8 to 19.2)	6-2 (2.6 to 12.5)	4-2 (1.8 to 9.2)	5-2 (2.3 to 12.1)	3-2 (1.3 to 7.5)	2-1 (0.9 to 4.5)	1-5 (0.6 to 3)	1-2 (0.5 to 2.5)	1-1 (0.5 to 2.2)	0-9 (0.4 to 1.8)	0-5 (0.2 to 1.1)	0-2 (0.1 to 0.5)	0-2 (0.1 to 0.5)	0-2 (0.1 to 0.5)	78-1
Female infertility	0 (0 to 0)	0 (0 to 0)	0 (0 to 0)	0 (0 to 0)	0 (0 to 0)	0 (0 to 0)	0-1 (0 to 0.5)	4-2 (1.6 to 9.6)	5 (1 to 10)	6-4 (2.6 to 13.2)	7-2 (2.9 to 16.7)	6-7 (2.7 to 15.1)	5 (2.1 to 11.2)	6-5 (2.6 to 15.1)	4-5 (1.8 to 10.5)	3-6 (1.5 to 8.1)	2-8 (1.1 to 6.5)	2-4 (1 to 5.3)	2-1 (0.9 to 4.8)	1-8 (0.8 to 4.1)	1-2 (0.5 to 2.6)	0-6 (0.3 to 1.4)	0-4 (0.2 to 0.9)	0-3 (0.1 to 0.7)	21-8
Endometriosis	0 (0 to 0)	0 (0 to 0)	0 (0 to 0)	0 (0 to 0)	0 (0 to 0)	0-3 (0 to 1.7)	0-9 (0.3 to 3.9)	2-3 (0.9 to 5.3)	2-6 (1.1 to 6.2)	2-6 (1.1 to 6.2)	2-4 (1 to 5.6)	2-1 (0.9 to 4.8)	1-6 (0.7 to 3.6)	1-9 (0.8 to 4.2)	1-4 (0.6 to 3.1)	1-1 (0.5 to 2.5)	0-9 (0.4 to 2.1)	0-8 (0.3 to 1.8)	0-7 (0.3 to 1.6)	0-6 (0.3 to 1.4)	0-4 (0.2 to 0.9)	0-2 (0.1 to 0.5)	0-2 (0.1 to 0.5)	0-2 (0.1 to 0.5)	81-6
Genital prolapse	0 (0 to 0)	0 (0 to 0)	0 (0 to 0)	0 (0 to 0)	0 (0 to 0)	0 (0 to 0)	0 (0 to 0)	0-3 (0 to 0.7)	0-3 (0 to 0.7)	0-3 (0 to 0.7)	0-3 (0 to 0.7)	0-3 (0 to 0.7)	0-3 (0 to 0.7)	0-3 (0 to 0.7)	0-3 (0 to 0.7)	0-3 (0 to 0.7)	0-3 (0 to 0.7)	0-3 (0 to 0.7)	0-3 (0 to 0.7)	0-3 (0 to 0.7)	0-3 (0 to 0.7)	0-3 (0 to 0.7)	0-3 (0 to 0.7)	0-3 (0 to 0.7)	0-3 (0 to 0.7)	22-4
Premenstrual syndrome	0 (0 to 0)	0 (0 to 0)	0 (0 to 0)	0 (0 to 0)	0 (0 to 0)	10-7 (5.2 to 19.2)	32-1 (17.3 to 60.4)	92 (52.5 to 159.1)	84-1 (49.4 to 137)	79-7 (41.9 to 133)	56-9 (34.4 to 106)	39-8 (23.2 to 65.6)	32-4 (19.7 to 58.1)	40-9 (25.5 to 68.3)	10-9 (5.5 to 20.1)	7-5 (3.7 to 15.1)	5-5 (2.6 to 11.2)	4-4 (2.1 to 8.7)	3-5 (1.6 to 7.4)	3-2 (1.5 to 6.7)	2-3 (1.1 to 4.6)	0-9 (0.4 to 1.9)	0-6 (0.3 to 1.3)	0-3 (0.1 to 0.7)	431
Other gynecological diseases	0 (0 to 0)	0 (0 to 0)	0 (0 to 0)	0 (0 to 0)	0 (0 to 0)	0-3 (0 to 2.3)	0-9 (0.4 to 4.8)	2-6 (1.1 to 10.1)	3-9 (2.1 to 16.4)	4-2 (2.2 to 18.2)	3-6 (1.9 to 15.1)	2-8 (1.5 to 11.4)	2-2 (1.2 to 9.2)	2-6 (1.4 to 10.6)	1-6 (0.8 to 6.5)	1-2 (0.6 to 4.8)	0-9 (0.5 to 3.6)	0-8 (0.4 to 3.2)	0-7 (0.4 to 2.8)	0-6 (0.3 to 2.3)	0-4 (0.2 to 1.6)	0-2 (0.1 to 0.8)	0-2 (0.1 to 0.8)	0-2 (0.1 to 0.8)	22-4
Hemoglobinopathies and hemolytic anemias	0-1 (0 to 0.1)	0-7 (0.2 to 1.7)	2-6 (0.9 to 6.1)	0-2 (0.1 to 1.5)	0-2 (0 to 0.6)	0-6 (0.2 to 2.6)	0-9 (0.4 to 2.8)	3-1 (1.1 to 8.2)	4-7 (1.4 to 12.8)	8-4 (2.5 to 23.6)	11-5 (3.3 to 32.5)	9-6 (2.8 to 27.3)	3-4 (1 to 9.6)	3-3 (0.9 to 9.3)	2-1 (0.7 to 5.6)	1-8 (0.6 to 4.9)	1-4 (0.5 to 3.8)	1-7 (0.6 to 4.3)	1-3 (0.4 to 3.7)	1-3 (0.7 to 2.5)	1-3 (0.7 to 2.7)	0-7 (0.5 to 1.8)	0-7 (0.3 to 1.7)	0-7 (0.3 to 2.1)	69-3
Thalassemias	0 (0 to 0)	0-1 (0 to 0.2)	0-2 (0 to 0.7)	0-2 (0 to 0.1)	0 (0 to 0)	0 (0 to 0)	0 (0 to 0)	0 (0 to 0)	0 (0 to 0)	0 (0 to 0)	0 (0 to 0)	0 (0 to 0)	0 (0 to 0)	0 (0 to 0)	0 (0 to 0)	0 (0 to 0)	0 (0 to 0)	0 (0 to 0)	0 (0 to 0)	0 (0 to 0)	0 (0 to 0)	0 (0 to 0)	0 (0 to 0)	0 (0 to 0)	0 (0 to 0)	0-3
Thalassemias trait	0-2 (0 to 0.9)	0-2 (0 to 0.6)	0-5 (0.1 to 2.2)	0-2 (0 to 0.5)	0-2 (0 to 1)	0-2 (0 to 0.5)	0-3 (0 to 0.8)	0-7 (0.2 to 2.1)	0-9 (0.3 to 2.5)	1-1 (0.4 to 2.9)	1-4 (0.5 to 3.5)	1-1 (0.4 to 2.9)	0-9 (0.3 to 2.3)	1-1 (0.4 to 2.9)	0-5 (0.2 to 1.3)	0-5 (0.2 to 1.3)	0-4 (0.2 to 1.1)	0-3 (0.1 to 0.9)	0-3 (0.1 to 0.8)	0-2 (0 to 0.6)	0-2 (0 to 0.6)	0-1 (0 to 0.4)	0-1 (0 to 0.3)	0-1 (0 to 0.3)	17-7
Sickle cell disorders	0-2 (0 to 0.5)	0-2 (0 to 0.6)	0-5 (0.1 to 1.3)	0-4 (0.1 to 1.2)	0-5 (0.1 to 1.3)	0-5 (0.4 to 0.7)	0-6 (0.4 to 0.9)	0-8 (0.5 to 1.1)	1-1 (0.7 to 1.4)	1-1 (0.7 to 1.5)	0-9 (0.6 to 1.2)	0-8 (0.5 to 1.2)	0-6 (0.4 to 0.9)	0-6 (0.4 to 0.9)	0-5 (0.3 to 0.7)	0-4 (0.2 to 0.6)	0-3 (0.1 to 0.4)	0-2 (0.1 to 0.4)	0-1 (0 to 0.3)	0-1 (0 to 0.3)	0-1 (0 to 0.2)	0-1 (0 to 0.2)	0-1 (0 to 0.2)	0-1 (0 to 0.2)	8-8
Sickle cell trait	0 (0 to 0)	0-1 (0 to 0.3)	0-2 (0 to 0.7)	0-4 (0 to 1.3)	1-8 (0.5 to 3.9)	0-1 (0 to 0.5)	0-4 (0 to 1.1)	0-6 (0 to 1.4)	0-6 (0 to 2.1)	0-7 (0 to 1.6)	0-6 (0 to 1.3)	0-7 (0 to 1.6)	0-7 (0 to 1.6)	0-9 (0 to 2.1)	0-6 (0 to 1.5)	0-5 (0 to 1.4)	0-5 (0 to 1.4)	0-3 (0 to 1)	0-3 (0 to 1)	0-2 (0 to 0.6)	0-1 (0 to 0.4)	0-1 (0 to 0.3)	0-1 (0 to 0.3)	0-1 (0 to 0.3)	15-7
G6PD deficiency	0 (0 to 0)	0 (0 to 0)	0 (0 to 0)	0 (0 to 0)	0 (0 to 0)	0 (0 to 0)	0 (0 to 0)	0-3 (0 to 1.1)	0-7 (0 to 2.7)	0-7 (0 to 2.7)	0-7 (0 to 2.7)	0-7 (0 to 2.7)	0-7 (0 to 2.7)	0-7 (0 to 2.7)	0-7 (0 to 2.7)	0-7 (0 to 2.7)	0-7 (0 to 2.7)	0-7 (0 to 2.7)	0-7 (0 to 2.7)	0-7 (0 to 2.7)	0-7 (0 to 2.7)	0-7 (0 to 2.7)	0-7 (0 to 2.7)	0-7 (0 to 2.7)	2-6
G6PD trait	0 (0 to 0)	0 (0 to 0)	0 (0 to 0)	0 (0 to 0)	0 (0 to 0)	0 (0 to 0)	0 (0 to 0)	0-2 (0 to 0.4)	0-3 (0 to 0.6)	0-3 (0 to 0.6)	0-2 (0 to 0.5)	0-2 (0 to 0.5)	0-2 (0 to 0.5)	0-3 (0 to 0.6)	0-2 (0 to 0.5)	0-2 (0 to 0.5)	0-2 (0 to 0.5)	0-2 (0 to 0.5)	0-2 (0 to 0.5)	0-2 (0 to 0.5)	0-2 (0 to 0.5)	0-2 (0 to 0.5)	0-2 (0 to 0.5)	0-2 (0 to 0.5)	9-7
Other hemoglobinopathies and hemolytic anemias	0 (0 to 0)	0-2 (0 to 0.7)	0-5 (0.1 to 1.7)	0-5 (0.1 to 1.3)	0-1 (0 to 0.3)	0-3 (0 to 0.9)	0-4 (0.1 to 1.1)	0-3 (0.1 to 0.7)	0-4 (0.1 to 0.9)	0-5 (0.1 to 1.2)	0-5 (0.1 to 1.2)	0-5 (0.1 to 1.2)	1-3 (0.2 to 4.1)	0-8 (0.1 to 2.4)	0-8 (0.2 to 2.7)	0-6 (0.2 to 2.1)	0-8 (0.2 to 2.3)	0-9 (0.2 to 2.3)	0-9 (0.4 to 2.1)	1-1 (0.4 to 2.4)	0-6 (0.4 to 1.4)	0-7 (0.4 to 1.3)	0-5 (0.2 to 1.2)	0-3 (0.2 to 0.8)	14-5
Endocrine, metabolic, blood, and immune disorders	1-9 (1.1 to 2.9)	2-1 (1.2 to 3.3)	7-2 (4.6 to 11.5)	10-7 (4.9 to 22.6)	12 (8 to 20.2)	13-7 (8.5 to 19.1)	18-4 (9.3 to 31.4)	31 (19.5 to 46.9)	70-9 (39.2 to 99.9)	77-9 (47.6 to 124)	89-5 (55.8 to 142)	76-4 (46.7 to 115)	71-1 (44.2 to 108)	75-4 (48 to 115)	46-1 (27.5 to 71.1)	35-7 (20.7 to 57.1)	27-1 (14.9 to 50.1)	19-3 (10.4 to 37.1)	23 (14.9 to 34.1)	20-6 (12.9 to 32.2)	10-3 (6.9 to 15.6)	3-5 (2.5 to 7.2)	2-7 (1.9 to 3.8)	873
Oral disorders	0 (0 to 0)	0 (0 to 0)	0-3 (0.2 to 0.8)	0-2 (0.1 to 0.4)	4-8 (2.4 to 9.3)	5-9 (3.2 to 10)	14-2 (8.6 to 22.1)	30-6 (17.7 to 50.5)	39-7 (22.2 to 62.2)	40-4 (24.2 to 74.7)	27-7 (17.2 to 67.7)	37-4 (21.4 to 141)	41-6 (24.3 to 69.1)	49-3 (27.4 to 87.9)	26-5 (17.1 to 72.3)	45-7 (28.1 to 74)	46 (29.5 to 73.6)	29-9 (20 to 61)	40-5 (25.4 to 68.4)	29-7 (19.9 to 43.5)	19-6 (10.5 to 34.2)	9-5 (5.5 to 19.7)	4-9 (3 to 7.1)	554
Caries of deciduous teeth	0 (0 to 0)	0 (0 to 0)	0 (0 to 0)	0 (0 to 0)	0 (0 to 0)	0 (0 to 0)	0 (0 to 0)	0 (0 to 0)	0 (0 to 0)	0 (0 to 0)	0 (0 to 0)	0 (0 to 0)	0 (0 to 0)	0 (0 to 0)	0 (0 to 0)	0 (0 to 0)	0 (0 to 0)	0 (0 to 0)	0 (0 to 0)	0 (0 to 0)	0 (0 to 0)	0 (0 to 0)	0 (0 to 0)	0 (0 to 0)	0 (0 to 0)	1-2
Caries of permanent teeth	0 (0 to 0)	0 (0 to 0)	0 (0 to 0)	0-2 (0 to 1.7)	0-6 (0 to 4.5)	0-6 (0 to 4.2)	4-1 (1.7 to 8.2)	9-3 (4.7 to 14)	14-5 (7.6 to 19.9)	16-5 (9.5 to 22.5)	13-6 (7.6 to 19.9)	9-7 (5.7 to 14.9)	8-3 (4.9 to 12.4)	9-3 (5.3 to 14.1)	5-2 (3.1 to 8.6)	3-8 (1.9 to 6.2)	2-8 (1.4 to 4.6)	2-3 (0.9 to 3.9)	1-8 (0.7 to 3.4)	1-4 (0.6 to 2.3)	0-9 (0.3 to 1.6)	0-5 (0.2 to 1.1)	0-3 (0.1 to 0.6)	0-3 (0.1 to 0.6)	47-3
Periodontal diseases	0 (0 to 0)	0 (0 to 0)	0 (0 to 0)	0 (0 to 0)	0 (0 to 0)	0 (0 to 0)	0-3 (0 to 2.4)	4 (2.1 to 9.9)	11 (5.4 to 19.8)	11 (5.4 to 19.8)	11 (5.4 to 20.2)	9-3 (4.5 to 17.2)	7-4 (3.6 to 14.2)

SR Table 2b: Waltham Forest DALYS by cause and age group for females with 95% uncertainty intervals, 2019

Cause	Early Neonatal	Late Neonatal	Post Neonatal	1 to 4	5 to 9	10 to 14	15 to 19	20 to 24	25 to 29	30 to 34	35 to 39	40 to 44	45 to 49	50 to 54	55 to 59	60 to 64	65 to 69	70 to 74	75 to 79	80 to 84	85 to 89	90 to 94	95 plus	Total
All causes	1,900 (1,600-2,300)	1,700 (1,500-1,900)	3,200 (2,900-3,500)	2,700 (2,500-2,900)	1,600 (1,500-1,800)	1,600 (1,500-1,800)	2,000 (1,900-2,200)	2,400 (2,200-2,600)	2,900 (2,700-3,100)	3,400 (3,200-3,600)	3,900 (3,600-4,200)	4,400 (4,100-4,700)	5,000 (4,700-5,300)	5,600 (5,300-5,900)	6,400 (6,000-6,800)	7,200 (6,800-7,600)	8,000 (7,600-8,500)	8,900 (8,400-9,400)	9,800 (9,200-10,400)	10,600 (9,900-11,200)	11,200 (10,400-11,900)	11,400 (10,600-12,100)	33,400
Communicable, maternal, neonatal, and nutritional diseases	1,900 (1,600-2,300)	1,700 (1,500-1,900)	2,900 (2,600-3,200)	2,400 (2,200-2,600)	1,200 (1,100-1,300)	1,100 (1,000-1,200)	1,200 (1,100-1,300)	1,200 (1,100-1,300)	1,300 (1,200-1,400)	1,400 (1,300-1,500)	1,500 (1,400-1,600)	1,600 (1,500-1,700)	1,700 (1,600-1,800)	1,800 (1,700-1,900)	1,900 (1,800-2,000)	2,000 (1,900-2,100)	2,100 (1,900-2,300)	2,200 (1,900-2,400)	2,200 (1,800-2,500)	2,100 (1,800-2,500)	1,900 (1,600-2,300)	1,600 (1,400-1,900)	4,700
HIV/AIDS and sexually transmitted infections	0.2 (0.2-0.3)	2.3 (2.0-2.5)	5.8 (5.5-6.2)	1.9 (1.6-2.4)	1.1 (0.9-1.3)	0.7 (0.6-0.8)	0.6 (0.5-0.8)	1 (0.8-1.4)	1.1 (0.7-1.4)	3.6 (2.7-4.7)	7.5 (5.4-10.2)	12.3 (9.1-16.7)	17.5 (11.9-25.5)	19.6 (14.5-27.1)	19.2 (14.3-26.5)	17.7 (13.2-24.5)	15.2 (11.3-21.1)	12.5 (9.2-17.3)	9.8 (7.1-13.6)	7.7 (5.6-10.6)	4.2 (3.2-5.6)	2.3 (1.7-3.1)	104
HIV/AIDS	0 (0-0)	0 (0-0)	2.7 (2.2-3.2)	1.8 (1.5-2.2)	0.9 (0.8-1.2)	0.6 (0.5-0.7)	0.6 (0.5-0.8)	2.3 (1.8-3.1)	4.2 (2.1-5.7)	7.2 (5.0-9.5)	9.3 (7.3-12.1)	7.6 (5.7-9.9)	5.4 (3.9-7.2)	7.3 (5.2-9.8)	4 (2.7-5.7)	2.3 (1.6-3.2)	1.3 (0.9-1.8)	0.8 (0.5-1.1)	0.4 (0.3-0.6)	0.2 (0.1-0.3)	0.1 (0.1-0.2)	0.1 (0-0.1)	59.4
HIV/AIDS - Drug-susceptible Tuberculosis	0 (0-0)	0 (0-0)	0.2 (0.1-0.3)	0.1 (0.1-0.2)	0.1 (0-0.1)	0 (0-0.1)	0 (0-0.1)	0.1 (0.1-0.2)	0.2 (0.2-0.4)	0.4 (0.2-0.6)	0.5 (0.3-0.8)	0.4 (0.3-0.6)	0.4 (0.3-0.6)	0.3 (0.2-0.5)	0.2 (0.1-0.2)	0.1 (0.1-0.2)	0.1 (0.1-0.2)	0.1 (0.1-0.2)	0 (0-0.1)	0 (0-0.1)	0 (0-0)	0 (0-0)	3.4
HIV/AIDS - Multidrug-resistant Tuberculosis without extensive drug-resistance	0 (0-0)	0 (0-0)	0 (0-0)	0 (0-0)	0 (0-0)	0 (0-0)	0 (0-0)	0 (0-0)	0 (0-0)	0 (0-0)	0 (0-0)	0 (0-0)	0 (0-0)	0 (0-0)	0 (0-0)	0 (0-0)	0 (0-0)	0 (0-0)	0 (0-0)	0 (0-0)	0 (0-0)	0 (0-0)	0 (0-0)	0.1
HIV/AIDS - Extensively drug-resistant Tuberculosis	0 (0-0)	0 (0-0)	0 (0-0)	0 (0-0)	0 (0-0)	0 (0-0)	0 (0-0)	0 (0-0)	0 (0-0)	0 (0-0)	0 (0-0)	0 (0-0)	0 (0-0)	0 (0-0)	0 (0-0)	0 (0-0)	0 (0-0)	0 (0-0)	0 (0-0)	0 (0-0)	0 (0-0)	0 (0-0)	0 (0-0)	0
HIV/AIDS resulting in other diseases	0 (0-0)	0 (0-0)	2.5 (2.0-3.1)	1.7 (1.4-2.1)	0.9 (0.7-1.1)	0.5 (0.4-0.6)	0.6 (0.4-0.8)	2.2 (1.7-2.9)	4 (2.0-5.2)	6.8 (5.1-8.9)	8.8 (6.7-11.7)	7.2 (5.3-9.4)	5.2 (3.8-6.8)	6.8 (4.8-8.7)	3.7 (2.6-5.2)	2.2 (1.7-3)	1.2 (0.9-1.7)	0.7 (0.5-1)	0.3 (0.2-0.5)	0.2 (0.1-0.3)	0.1 (0-0.1)	0 (0-0)	55.9
Sexually transmitted infections excluding HIV	0.2 (2.4 to 18.2)	2.3 (0.4 to 5.2)	3.1 (0.6 to 7.3)	0.1 (0.0 to 0.3)	0.1 (0.0 to 0.2)	0.1 (0.1 to 0.2)	0.4 (0.2 to 0.6)	0.7 (0.3 to 1.2)	1.1 (0.6 to 2.2)	1.6 (0.9 to 3.2)	2.1 (1.2 to 3.9)	3.1 (1.9 to 5.4)	3.6 (2.2 to 6.2)	3.1 (1.8 to 5.2)	2.6 (1.5 to 4.2)	1.6 (0.9 to 2.6)	0.9 (0.4 to 1.6)	0.4 (0.2 to 0.7)	0.2 (0.1 to 0.4)	0.1 (0.0 to 0.2)	0 (0.0 to 0.1)	0 (0.0 to 0.1)	44.9
Syphilis	0.2 (2.4 to 18.2)	2.3 (0.4 to 5.2)	3.1 (0.6 to 7.3)	0.1 (0.0 to 0.3)	0.1 (0.0 to 0.2)	0.1 (0.0 to 0.1)	0.1 (0.1 to 0.1)	0.1 (0.1 to 0.1)	0.1 (0.1 to 0.2)	0.1 (0.1 to 0.2)	0.1 (0.1 to 0.2)	0.1 (0.1 to 0.2)	0.1 (0.1 to 0.2)	0.1 (0.1 to 0.2)	0.1 (0.1 to 0.2)	0.1 (0.1 to 0.2)	0.1 (0.1 to 0.2)	0.1 (0.1 to 0.2)	0.1 (0.1 to 0.2)	0.1 (0.1 to 0.2)	0 (0.0 to 0.1)	0 (0.0 to 0.1)	14
Chlamydial infection	0 (0-0)	0 (0-0)	0 (0-0)	0 (0-0)	0 (0-0)	0 (0-0)	0 (0-0)	0.1 (0.1-0.2)	0.4 (0.2-0.7)	0.9 (0.4-1.2)	1.2 (0.4-2.2)	1.4 (0.4-2.4)	1.3 (0.4-2.4)	0.6 (0.2-1.2)	0.1 (0.1-0.2)	0 (0-0.1)	0 (0-0.1)	0 (0-0.1)	0 (0-0.1)	0 (0-0.1)	0 (0-0.1)	0 (0-0.1)	0 (0-0.1)	6.9
Gonococcal infection	0 (0-0)	0 (0-0)	0 (0-0)	0 (0-0)	0 (0-0)	0 (0-0)	0 (0-0)	0.1 (0.1-0.2)	0.2 (0.1-0.3)	0.4 (0.2-0.5)	0.4 (0.4-0.7)	0.4 (0.4-0.6)	0.4 (0.4-0.6)	0.3 (0.2-0.4)	0.2 (0.2-0.3)	0.2 (0.2-0.3)	0.2 (0.2-0.3)	0.2 (0.2-0.3)	0.2 (0.2-0.3)	0.2 (0.2-0.3)	0.2 (0.1-0.2)	0.1 (0.1-0.1)	5.2
Trichomoniasis	0 (0-0)	0 (0-0)	0 (0-0)	0 (0-0)	0 (0-0)	0 (0-0)	0 (0-0)	0.2 (0.1-0.3)	0.5 (0.2-1.1)	0.6 (0.2-1.4)	0.6 (0.2-1.5)	0.5 (0.1-1.1)	0.4 (0.1-1)	0.3 (0.1-0.8)	0.2 (0.1-0.4)	0.2 (0.1-0.4)	0.1 (0.1-0.2)	0.1 (0.1-0.2)	0 (0-0.1)	0 (0-0.1)	0 (0-0.1)	0 (0-0)	0 (0-0)	3.8
Genital herpes	0 (0-0)	0 (0-0)	0 (0-0)	0 (0-0)	0 (0-0)	0 (0-0)	0 (0-0)	0.2 (0.1-0.4)	0.2 (0.1-0.4)	0.2 (0.1-0.5)	0.2 (0.1-0.5)	0.2 (0.1-0.5)	0.2 (0.1-0.5)	0.1 (0.1-0.4)	0.1 (0.1-0.3)	0.1 (0.1-0.3)	0.1 (0.1-0.2)	0.1 (0.1-0.2)	0.1 (0.1-0.2)	0.1 (0.1-0.2)	0.1 (0.1-0.2)	0 (0-0.1)	0 (0-0.1)	4.2
Other sexually transmitted infections	0 (0-0)	0 (0-0)	0 (0-0)	0 (0-0)	0 (0-0)	0 (0-0)	0 (0-0)	0.1 (0.1-0.2)	0.2 (0.1-0.4)	0.3 (0.1-0.6)	0.4 (0.2-1.1)	0.4 (0.2-1.1)	0.3 (0.2-0.9)	0.3 (0.1-0.8)	0.2 (0.1-0.6)	0.2 (0.1-0.5)	0.1 (0.1-0.3)	0.1 (0.1-0.2)	0.1 (0.1-0.2)	0.1 (0.1-0.2)	0.1 (0.1-0.1)	0 (0-0.1)	0.1
Respiratory infections and tuberculosis	2.7 (1.6 to 3.9)	2.2 (2.1 to 4.2)	20.1 (12.4 to 29.4)	15.2 (10.4 to 20.7)	6.5 (4.5 to 9.2)	3.5 (2.4 to 4.7)	3.6 (2.4 to 5.1)	4.1 (2.7 to 5.9)	4.5 (2.9 to 6.5)	5.1 (3.2 to 7.5)	5.7 (3.5 to 8.4)	6.3 (3.9 to 9.2)	7.1 (4.4 to 10.4)	8.1 (5.1 to 11.8)	9.2 (5.8 to 13.2)	10.3 (6.6 to 14.7)	11.4 (7.3 to 16.2)	12.3 (7.9 to 17.4)	13.1 (8.4 to 18.4)	13.6 (8.7 to 19)	13.6 (8.7 to 19)	13.1 (8.4 to 18.2)	153
Tuberculosis	0 (0-0)	0 (0-0)	0.1 (0-0.1)	0.1 (0-0.2)	0.1 (0-0.1)	0.1 (0-0.1)	0.2 (0.2-0.4)	0.4 (0.2-1.2)	0.5 (0.2-1.2)	0.5 (0.2-1.3)	0.5 (0.2-1.3)	0.5 (0.2-1.2)	0.5 (0.2-1.1)	0.5 (0.2-1.1)	0.5 (0.2-1.1)	0.5 (0.2-1.1)	0.5 (0.2-1.1)	0.5 (0.2-1.1)	0.5 (0.2-1.1)	0.5 (0.2-1.1)	0.5 (0.2-1.1)	0.5 (0.2-1.1)	15.7
Latent tuberculosis infection	0 (0-0)	0 (0-0)	0 (0-0)	0 (0-0)	0 (0-0)	0 (0-0)	0 (0-0)	0 (0-0)	0 (0-0)	0 (0-0)	0 (0-0)	0 (0-0)	0 (0-0)	0 (0-0)	0 (0-0)	0 (0-0)	0 (0-0)	0 (0-0)	0 (0-0)	0 (0-0)	0 (0-0)	0 (0-0)	0 (0-0)	0
Drug-susceptible tuberculosis	0 (0-0)	0 (0-0)	0 (0-0)	0 (0-0)	0 (0-0)	0 (0-0)	0 (0-0)	0.4 (0.2-1.2)	0.5 (0.2-1.2)	0.5 (0.2-1.3)	0.5 (0.2-1.3)	0.5 (0.2-1.2)	0.5 (0.2-1.1)	0.5 (0.2-1.1)	0.5 (0.2-1.1)	0.5 (0.2-1.1)	0.5 (0.2-1.1)	0.5 (0.2-1.1)	0.5 (0.2-1.1)	0.5 (0.2-1.1)	0.5 (0.2-1.1)	0.5 (0.2-1.1)	15.4
Multidrug-resistant tuberculosis without extensive drug-resistance	0 (0-0)	0 (0-0)	0 (0-0)	0 (0-0)	0 (0-0)	0 (0-0)	0 (0-0)	0 (0-0)	0 (0-0)	0 (0-0)	0 (0-0)	0 (0-0)	0 (0-0)	0 (0-0)	0 (0-0)	0 (0-0)	0 (0-0)	0 (0-0)	0 (0-0)	0 (0-0)	0 (0-0)	0 (0-0)	0 (0-0)	0.3
Extensively drug-resistant tuberculosis	0 (0-0)	0 (0-0)	0 (0-0)	0 (0-0)	0 (0-0)	0 (0-0)	0 (0-0)	0 (0-0)	0 (0-0)	0 (0-0)	0 (0-0)	0 (0-0)	0 (0-0)	0 (0-0)	0 (0-0)	0 (0-0)	0 (0-0)	0 (0-0)	0 (0-0)	0 (0-0)	0 (0-0)	0 (0-0)	0 (0-0)	0.1
Lower respiratory infections	2.7 (1.7 to 3.9)	2.2 (1.9 to 4)	19.1 (14.9 to 25.5)	15.1 (11.7 to 19.4)	6.3 (5.3 to 7.7)	3.4 (2.7 to 3.9)	3.4 (2.8 to 3.9)	3.9 (2.9 to 5)	4.3 (2.9 to 5.7)	4.9 (2.9 to 7.1)	5.4 (2.9 to 8.2)	5.9 (2.9 to 8.9)	6.7 (3.4 to 10.1)	7.7 (3.9 to 11.6)	8.7 (4.4 to 13.2)	9.8 (5.1 to 14.9)	10.9 (5.6 to 16.7)	11.8 (6.1 to 17.8)	12.6 (6.5 to 18.9)	13.1 (6.7 to 19.5)	13.1 (6.7 to 19.5)	12.6 (6.5 to 18.7)	145
Upper respiratory infections	0 (0-0)	0 (0-0)	0.2 (0-0.3)	0.2 (0-0.3)	0.1 (0-0.2)	0.1 (0-0.1)	0.1 (0-0.1)	0.1 (0-0.1)	0.1 (0-0.1)	0.1 (0-0.1)	0.1 (0-0.1)	0.1 (0-0.1)	0.1 (0-0.1)	0.1 (0-0.1)	0.1 (0-0.1)	0.1 (0-0.1)	0.1 (0-0.1)	0.1 (0-0.1)	0.1 (0-0.1)	0.1 (0-0.1)	0.1 (0-0.1)	0 (0-0.1)	0 (0-0.1)	0.9
Otitis media	0 (0-0)	0 (0-0)	0.9 (0.4-1.2)	0.7 (0.1-1.7)	0.3 (0-1.1)	0.1 (0-0.6)	0.1 (0-0.5)	0.1 (0-0.5)	0.2 (0-0.8)	0.2 (0-0.8)	0.2 (0-0.8)	0.2 (0-0.8)	0.2 (0-0.8)	0.2 (0-0.8)	0.2 (0-0.8)	0.2 (0-0.8)	0.2 (0-0.8)	0.2 (0-0.8)	0.2 (0-0.8)	0.2 (0-0.8)	0.2 (0-0.8)	0.2 (0-0.8)	0.2 (0-0.8)	3.3
Enteric infections	0.2 (0.2 to 0.3)	0.4 (0.4 to 1.2)	10.7 (7.5 to 14)	12.5 (8.9 to 21.7)	6.5 (4.9 to 11.2)	3.9 (2.9 to 6.2)	2.9 (1.9 to 4.5)	3.1 (1.7 to 4.7)	3.4 (2.0 to 6.2)	3.7 (2.4 to 6.3)	4.2 (2.6 to 6.3)	4.6 (2.7 to 6.9)	5.2 (2.9 to 7.8)	5.8 (3.2 to 8.7)	6.5 (3.6 to 9.8)	7.2 (3.9 to 10.9)	7.9 (4.2 to 12.1)	8.5 (4.4 to 13.1)	9.1 (4.6 to 14.1)	9.4 (4.7 to 14.7)	9.4 (4.6 to 14.7)	8.9 (4.3 to 13.9)	118
Diarrheal diseases	0.2 (0.2 to 0.3)	0.4 (0.4 to 1.2)	10.7 (7.5 to 14)	12.4 (8.9 to 21.7)	6.5 (4.9 to 11.2)	3.9 (2.9 to 6.2)	2.9 (1.9 to 4.5)	3.1 (1.7 to 4.7)	3.4 (2.0 to 6.2)	3.7 (2.4 to 6.3)	4.2 (2.6 to 6.3)	4.6 (2.7 to 6.9)	5.2 (2.9 to 7.8)	5.8 (3.2 to 8.7)	6.5 (3.6 to 9.8)	7.2 (3.9 to 10.9)	7.9 (4.2 to 12.1)	8.5 (4.4 to 13.1)	9.1 (4.6 to 14.1)	9.4 (4.7 to 14.7)	9.4 (4.6 to 14.7)	8.9 (4.3 to 13.9)	118
Typhoid and paratyphoid	0 (0-0)	0 (0-0)	0 (0-0)	0 (0-0)	0 (0-0)	0 (0-0)	0 (0-0)	0 (0-0)	0 (0-0)	0 (0-0)	0 (0-0)	0 (0-0)	0 (0-0)	0 (0-0)	0 (0-0)	0 (0-0)	0 (0-0)	0 (0-0)	0 (0-0)	0 (0-0)	0 (0-0)	0 (0-0)	0 (0-0)	0
Typhoid fever	0 (0-0)	0 (0-0)	0 (0-0)	0 (0-0)	0 (0-0)	0 (0-0)	0 (0-0)	0 (0-0)	0 (0-0)	0 (0-0)	0 (0-0)	0 (0-0)	0 (0-0)	0 (0-0)	0 (0-0)	0 (0-0)	0 (0-0)	0 (0-0)	0 (0-0)	0 (0-0)	0 (0-0)	0 (0-0)	0 (0-0)	0
Paratyphoid fever	0 (0-0)	0 (0-0)	0 (0-0)	0 (0-0)	0 (0-0)	0 (0-0)	0 (0-0)	0 (0-0)	0 (0-0)	0 (0-0)	0 (0-0)	0 (0-0)	0 (0-0)	0 (0-0)	0 (0-0)	0 (0-0)	0 (0-0)	0 (0-0)	0 (0-0)	0 (0-0)	0 (0-0)	0 (0-0)	0 (0-0)	0
Invasive Non-typhoidal Salmonella (iNTS)	0 (0-0)	0 (0-0)	0 (0-0)	0 (0-0)	0 (0-0)	0 (0-0)	0 (0-0)	0 (0-0)	0 (0-0)	0 (0-0)	0 (0-0)	0 (0-0)	0 (0-0)	0 (0-0)	0 (0-0)	0 (0-0)	0 (0-0)	0 (0-0)	0 (0-0)	0 (0-0)	0 (0-0)	0 (0-0)	0 (0-0)	0.1
Other intestinal infectious diseases	0 (0-0)	0 (0-0)	0 (0-0)	0 (0-0)	0 (0-0)	0 (0-0)	0 (0-0)	0 (0-0)	0 (0-0)	0 (0-0)	0 (0-0)	0 (0-0)	0 (0-0)	0 (0-0)	0 (0-0)	0 (0-0)	0 (0-0)	0 (0-0)	0 (0-0)	0 (0-0)	0 (0-0)	0 (0-0)	0 (0-0)	0.3
Neglected tropical diseases and malaria	0 (0-0)	0 (0-0)	0.4 (0.1-0.8)	1.5 (1.1-2.2)	4.6 (3.4-6.2)	2.8 (2.1-3.8)	0.2 (0-0.6)	0.2 (0-0.6)	0.2 (0-0.6)	0.2 (0-0.6)	0.2 (0-0.6)	0.7 (0.1-2)	0.2 (0-0.6)	0.5 (0.1-1.4)	0.4 (0.1-1.1)	0.4 (0.1-1.1)	0.3 (0.1-0.9)	0.1 (0-0.5)	0.1 (0-0.3)	0.1 (0-0.3)	0 (0-0.1)	0 (0-0.1)	0 (0-0.1)	19.3
Malaria	0 (0-0)	0 (0-0)	0 (0-0)	0 (0-0)	0 (0-0)	0 (0-0)	0 (0-0)	0 (0-0)	0 (0-0)	0 (0-0)	0 (0-0)	0 (0-0)	0 (0-0)	0 (0-0)	0 (0-0)	0 (0-0)	0 (0-0)	0 (0-0)	0 (0-0)	0 (0-0)	0 (0-0)	0 (0-0)	0 (0-0)	0
Chagas disease	0 (0-0)	0 (0-0)	0 (0-0)	0 (0-0)	0 (0-0)	0 (0-0)	0 (0-0)	0 (0-0)	0 (0-0)	0 (0-0)	0 (0-0)	0 (0-0)	0 (0-0)	0 (0-0)	0 (0-0)	0 (0-0)	0 (0-0)	0 (0-0)	0 (0-0)	0 (0-0)	0 (0-0)	0 (0-0)	0 (0-0)	0
Leishmaniasis	0 (0-0)	0 (0-0)	0 (0-0)	0 (0-0)	0 (0-0)	0 (0-0)	0 (0-0)	0 (0-0)	0 (0-0)	0 (0-0)	0 (0-0)	0 (0-0)	0 (0-0)	0 (0-0)	0 (0-0)	0 (0-0)	0 (0-0)	0 (0-0)	0 (0-0)	0 (0-0)	0 (0-0)	0 (0-0)	0 (0-0)	0
Visceral leishmaniasis	0 (0-0)	0 (0-0)	0 (0-0)	0 (0-0)	0 (0-0)	0 (0-0)	0 (0-0)	0 (0-0)	0 (0-0)	0 (0-0)	0 (0-0)	0 (0-0)	0 (0-0)	0 (0-0)	0 (0-0)	0 (0-0)	0 (0-0)	0 (0-0)	0 (0-0)	0 (0-0)	0 (0-0)	0 (0-0)	0 (0-0)	0
Cutaneous and mucocutaneous leishmaniasis	0 (0-0)	0 (0-0)	0 (0-0)	0 (0-0)	0 (0-0)	0 (0-0)	0 (0-0)	0 (0-0)	0 (0-0)	0 (0-0)	0 (0-0)	0 (0-0)	0 (0-0)	0 (0-0)	0 (0-0)	0 (0-0)	0 (0-0)	0 (0-0)	0 (0-0)	0 (0-0)	0 (0-0)	0 (0-0)	0 (0-0)	0
African trypanosomiasis	0 (0-0)	0 (0-0)	0 (0-0)	0 (0-0)	0 (0-0)	0 (0-0)	0 (0-0)	0 (0-0)	0 (0-0)	0 (0-0)	0 (0-0)	0 (0-0)	0 (0-0)	0 (0-0)	0 (0-0)	0 (0-0)	0 (0-0)	0 (0-0)	0 (0-0)	0 (0-0)	0 (0-0)	0 (0-0)	0 (0-0)	0
Schistosomiasis	0 (0-0)	0 (0-0)	0 (0-0)	0 (0-0)	0 (0-0)	0 (0-0)	0 (0-0)	0 (0-0)	0 (0-0)	0 (0-0)	0 (0-0)	0 (0-0)	0 (0-0)	0 (0-0)	0 (0-0)	0 (0-0)	0 (0-0)	0 (0-0)	0 (0-0)	0 (0-0)	0 (0-0)	0 (0-0)	0 (0-0)	0
Cysticercosis	0 (0-0)	0 (0-0)	0 (0-0)	0 (0-0)	0 (0-0)	0 (0-0)	0 (0-0)	0 (0-0)	0 (0-0)	0 (0-0)	0 (0-0)	0 (0-0)	0 (0-0)	0 (0-0)	0 (0-0)	0 (0-0)	0 (0-0)	0 (0-0)	0 (0-0)	0 (0-0)	0 (0-0)	0 (0-0)	0 (0-0)	0
Cystic echinococcosis	0 (0-0)	0 (0-0)	0 (0-0)	0 (0-0)	0 (0-0)	0 (0-0)	0 (0-0)	0 (0-0)	0 (0-0)	0 (0-0)	0 (0-0)	0 (0-0)	0 (0-0)	0 (0-0)	0 (0-0)	0 (0-0)	0 (0-0)	0 (0-0)	0 (0-0)	0 (0-0)	0 (0-0)	0 (0-0)	0 (0-0)	0.1
Lymphatic filariasis	0 (0-0)	0 (0-0)	0 (0-0)	0 (0-0)	0 (0-0)	0 (0-0)	0 (0-0)	0 (0-0)	0 (0-0)	0 (0-0)	0 (0-0)	0 (0-0)	0 (0-0)	0 (0-0)	0 (0-0)	0 (0-0)	0 (0-0)	0 (0-0)	0 (0-0)	0 (0-0)	0 (0-0)	0 (0-0)	0 (0-0)	0
Onchocerciasis	0 (0-0)	0 (0-0)	0 (0-0)	0 (0-0)	0 (0-0)	0 (0-0)	0 (0-0)	0 (0-0)	0 (0-0)	0 (0-0)	0 (0-0)	0 (0-0)	0 (0-0)	0 (0-0)	0 (0-0)	0 (0-0)	0 (0-0)	0 (0-0)	0 (0-0)	0 (0-0)	0 (0-0)	0 (0-0)	0 (0-0)	0
Trachoma	0 (0-0)	0 (0-0)	0 (0-0)	0 (0-0)	0 (0-0)	0 (0-0)	0 (0-0)	0 (0-0)	0 (0-0)	0 (0-0)	0 (0-0)	0 (0-0)	0 (0-0)	0 (0-0)	0 (0-0)	0 (0-0)	0 (0-0)	0 (0-0)	0 (0-0)	0 (0-0)	0 (0-0)	0 (0-0)	0 (0-0)	0
Dengue	0 (0-0)	0 (0-0)	0 (0-0)	0 (0-0)	0 (0-0)	0 (0-0)	0 (0-0)	0 (0-0)	0 (0-0)	0 (0-0)	0 (0-0)	0 (0-0)	0 (0-0)	0 (0-0)	0 (0-0)	0 (0-0)	0 (0-0)	0 (0-0)	0 (0-0)	0 (0-0)	0 (0-0)	0 (0-0)	0 (0-0)	0
Yellow fever	0 (0-0)	0 (0-0)	0 (0-0)	0 (0-0)	0 (0-0)	0 (0-0)	0 (0-0)	0 (0-0)	0 (0-0)	0 (0-0)	0 (0-0)	0 (0-0)	0 (0-0)	0 (0-0)	0 (0-0)	0 (0-0)	0 (0-0)	0 (0-0)	0 (0-0)	0 (0-0)	0 (0-0)	0 (0-0)	0 (0-0)	0
Rabies	0 (0-0)	0 (0-0)	0 (0-0)	0 (0-0)	0 (0-0)	0 (0-0)	0 (0-0)	0 (0-0)	0 (0-0)	0 (0-0)	0 (0-0)	0 (0-0)	0 (0-0)	0 (0-0)	0 (0-0)	0 (0-0)	0 (0-0)	0 (0-0)	0 (0-0)	0 (0-0)	0 (0-0)	0 (0-0)	0 (0-0)	0
Intestinal nematode infections	0 (0-0)	0 (0-0)	0 (0-0)	0 (0-0)	0 (0-0)	0 (0-0)	0 (0-0)	0 (0-0)	0 (0-0)	0 (0-0)	0 (0-0)	0 (0-0)	0 (0-0)	0 (0-0)	0 (0-0)	0 (0-0)	0 (0-0)	0 (0-0)	0 (0-0)	0 (0-0)	0 (0-0)	0 (0-0)	0 (0-0)	0
Ascariasis	0 (0-0)	0 (0-0)	0 (0-0)	0 (0-0)	0 (0-0)	0 (0-0)	0 (0-0)	0 (0-0)	0 (0-0)	0 (0-0)	0 (0-0)	0 (0-0)	0 (0-0)	0 (0-0)	0 (0-0)	0 (0-0)	0 (0-0)	0 (0-0)	0 (0-0)	0 (0-0)	0 (0-0)	0 (0-0)	0 (0-0)	0
Trichuriasis	0 (0-0)	0 (0-0)	0 (0-0)	0 (0-0)	0 (0-0)	0 (0-0)	0 (0-0)	0 (0-0)	0 (0-0)	0 (0-0)	0 (0-0)	0 (0-0)	0 (0-0)	0 (0-0)	0 (0-0)	0 (0-0)	0 (0-0)	0 (0-0)	0 (0-0)	0 (0-0)	0 (0-0)	0 (0-0)	0 (0-0)	0
Hookworm disease	0 (0-0)	0 (0-0)	0 (0-0)	0 (0-0)	0 (0-0)	0 (0-0)	0 (0-0)	0 (0-0)	0 (0-0)	0 (0-0)	0 (0-0)	0 (0-0)	0 (0-0)	0 (0-0)	0 (0-0)	0 (0-0)	0 (0-0)	0 (0-0)	0 (0-0)	0 (0-0)	0 (0-0)	0 (0-0)	0 (0-0)	0
Food-borne trematodiases	0 (0-0)	0 (0-0)	0 (0-0)	0 (0-0)	0 (0-0)	0 (0-0)	0 (0-0)	0 (0-0)	0 (0-0)	0 (0-0)	0 (0-0)	0 (0-0)	0 (0-0)	0 (0-0)	0 (0-0)	0 (0-0)	0 (0-0)	0 (0-0)	0 (0-0)	0 (0-0)	0 (0-0)	0 (0-0)	0 (0-0)	0
Leprosy	0 (0-0)	0 (0-0)	0 (0-0)	0 (0-0)	0 (0-0)	0 (0-0)	0 (0-0)	0 (0-0)	0 (0-0)	0 (0-0)	0 (0-0)	0 (0-0)	0 (0-0)	0 (0-0)	0 (0-0)	0 (0-0)	0 (0-0)	0 (0-0)	0 (0-0)	0 (0-0)	0 (0-0)	0 (0-0)	0 (0-0)	0
Ebola	0 (0-0)	0 (0-0)	0 (0-0)	0 (0-0)	0 (0-0)	0 (0-0)	0 (0-0)	0 (0-0)	0 (0-0)	0 (0-0)	0 (0-0)	0 (0-0)	0 (0-0)	0 (0-0)	0 (0-0)	0 (0-0)	0 (0-0)	0 (0-0)	0 (0-0)	0 (0-0)	0 (0-0)	0 (0-0)	0 (0-0)	0
Zika virus	0 (0-0)	0 (0-0)	0 (0-0)	0 (0-0)	0 (0-0)	0 (0-0)	0 (0-0)	0 (0-0)	0 (0-0)	0 (0-0)	0 (0-0)	0 (0-0)	0 (0-0)	0 (0-0)	0 (0-0)	0 (0-0)	0 (0-0)	0 (0-0)	0 (0-0)	0 (0-0)	0 (0-0)	0 (0-0)	0 (0-0)	0
Guinea worm disease	0 (0-0)	0 (0-0)	0 (0-0)	0 (0-0)	0 (0-0)	0 (0-0)	0 (0-0)	0 (0-0)	0 (0-0)	0 (0-0)	0 (0-0)	0 (0-0)	0 (0-0)	0 (0-0)	0 (0-0)	0 (0-0)	0 (0-0)	0 (0-0)	0 (0-0)	0 (0-0)	0 (0-0)	0 (0-0)	0 (0-0)	0
Other neglected tropical diseases	0 (0-0)	0 (0-0)	0.4 (0.1-0.8)	1.5 (1.1-2.2)	4.6 (3.4-6.2)	2.8 (2.1-3.8)	0.2 (0-0.6)	0.2 (0-0.6)	0.2 (0-0.6)	0.2 (0-0.6)	0.2 (0-0.6)	0.7 (0.1-2)	0.2 (0-0.6)	0.5 (0.1-1.4)	0.4 (0.1-1.1)	0.4 (0.1-1.1)	0.3 (0.1-0.9)	0.1 (0-0.5)	0.1 (0-0.3)	0.1 (0-0.3)	0 (0-0.1)	0 (0-0.1)	0 (0-0.1)	10.1
Other infectious diseases	1.2 (0.4 to 1.7)	2.6 (1.4 to 4.7)	10.3 (5.8 to 15.6)	8.8 (4.1 to 15.1)	4.6 (2.1 to 7.9)	3.4 (2.0 to 4.8)	4 (2.1 to 5)	4.1 (2.3 to 5.3)	4.8 (2.5 to 6.4)	5.3 (3.0 to 7.4)	5.2 (2.9 to 7.2)	4.7 (2.6 to 6.4)	4.8 (2.5 to 6.7)	5.2 (2.9 to 7.2)	5.1 (2.9 to 7.2)	5.1 (2.9 to 7.2)	4.4 (2.5 to 6

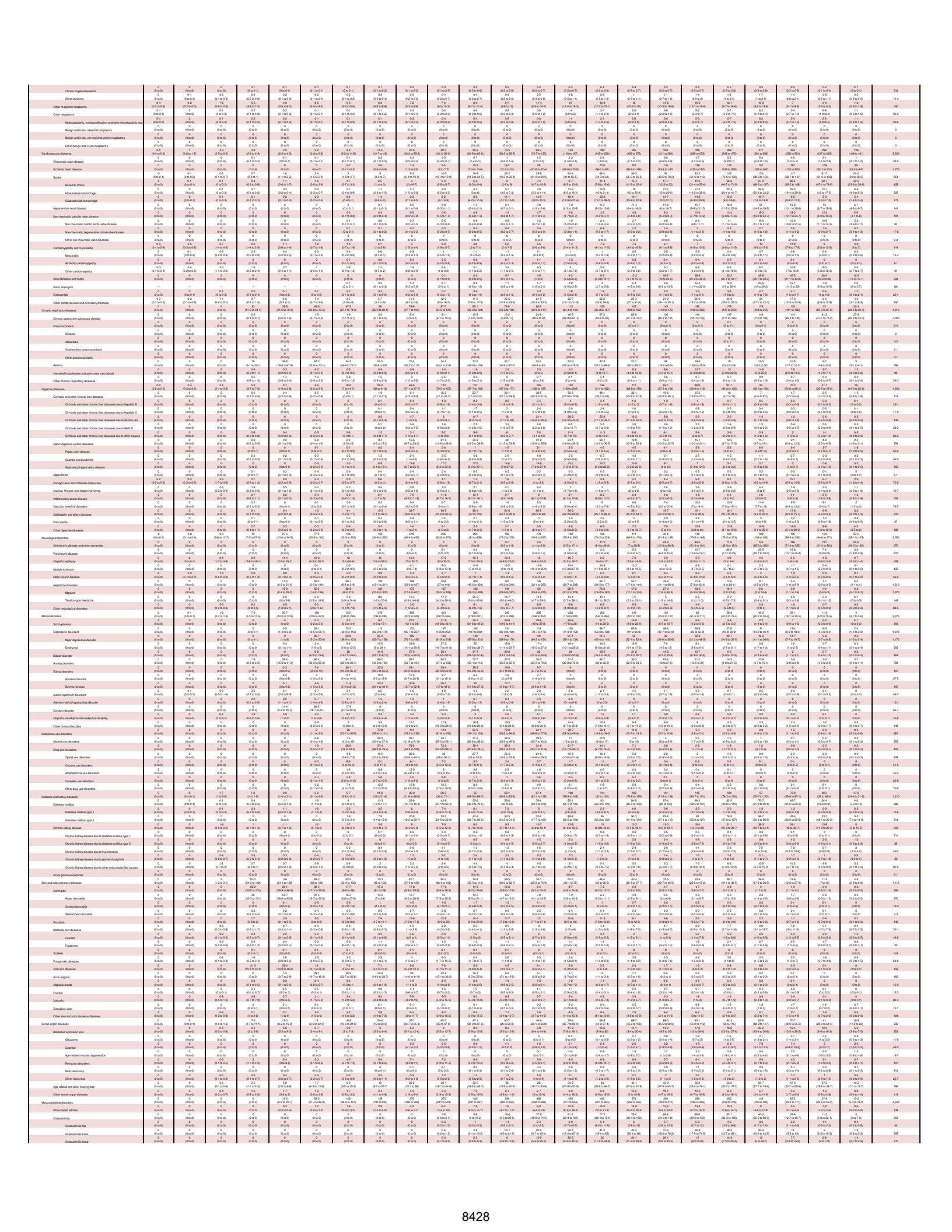

8428

Osteoarthritis other	0 (0 to 0)	0 (0 to 0)	0 (0 to 0)	0 (0 to 0)	0 (0 to 0)	0 (0 to 0)	0 (0 to 0)	0 (0 to 0)	0 (0 to 0)	0-1 (0 to 0.2)	0-5 (0 to 1.2)	1-3 (0.5 to 2.1)	1-3 (0.5 to 2.1)	2-6 (1.1 to 5.7)	4-11 (2.2 to 9.7)	5-7 (2.5 to 12.3)	5-8 (2.7 to 12)	5-2 (2.5 to 10.8)	5-2 (2.5 to 10.9)	4-4 (2.2 to 9.1)	3-8 (1.9 to 7.8)	2-6 (1.3 to 5.2)	1-4 (0.7 to 2.7)	0-5 (0.3 to 1.1)		43-4
Low back pain	0 (0 to 0)	0 (0 to 0)	0 (0 to 0)	7-5 (0 to 0)	35-1 (3.4 to 9.9)	37-6 (3.6 to 9.9)	89-3 (8.7 to 23)	152 (14.9 to 40)	193 (19 to 50)	186 (17.9 to 48)	212 (20 to 55)	187 (17.7 to 49)	194 (18.3 to 51)	209 (19.7 to 54)	196 (18.5 to 51)	209 (19.7 to 54)	164 (15.5 to 43)	127 (12 to 33)	115 (10.9 to 30)	84-8 (7.9 to 22)	64-4 (6.1 to 17)	37-2 (3.5 to 9.6)	10-5 (0.9 to 2.7)	4-3 (0.4 to 1.1)		2,140
Neck pain	0 (0 to 0)	0 (0 to 0)	0 (0 to 0)	0 (0 to 0)	20-4 (1.4 to 3.2)	20-7 (1.4 to 3.2)	57-6 (3.8 to 9.1)	97 (6.4 to 15)	122 (8 to 19)	103 (6.8 to 16)	97-2 (6.4 to 15)	83 (5.4 to 13)	89 (5.8 to 14)	73-7 (4.8 to 11)	72-3 (4.7 to 11)	52-2 (3.4 to 8.1)	39-4 (2.6 to 6.1)	34 (2.2 to 5.3)	34-7 (2.3 to 5.4)	17-9 (1.2 to 2.8)	19-4 (1.3 to 3)	4-5 (0.3 to 0.7)	4-3 (0.3 to 0.7)	0-2 (0 to 0.2)		882
Gout	0 (0 to 0)	0 (0 to 0)	0 (0 to 0)	0 (0 to 0)	0 (0 to 0)	0 (0 to 0)	0 (0 to 0)	0 (0 to 0)	0 (0 to 0)

SR Table 2b: Camden DALYS by cause and age group for females with 95% uncertainty intervals, 2019

Cause	Early Neonatal	Late Neonatal	Post Neonatal	1 to 4	5 to 9	10 to 14	15 to 19	20 to 24	25 to 29	30 to 34	35 to 39	40 to 44	45 to 49	50 to 54	55 to 59	60 to 64	65 to 69	70 to 74	75 to 79	80 to 84	85 to 89	90 to 94	95 plus	Total
All causes	1,197 (1,013 to 1,403)	1,197 (984 to 1,414)	906 (691 to 1,150)	1,129 (1,049 to 1,211)	1,077 (1,013 to 1,146)	1,077 (1,013 to 1,146)	1,077 (1,013 to 1,146)	1,077 (999 to 1,160)	1,077 (1,001 to 1,159)	1,077 (1,002 to 1,160)	1,077 (1,002 to 1,160)	1,077 (1,002 to 1,160)	1,077 (1,002 to 1,160)	1,077 (1,002 to 1,160)	1,077 (1,002 to 1,160)	1,077 (1,002 to 1,160)	1,077 (1,002 to 1,160)	1,077 (1,002 to 1,160)	1,077 (1,002 to 1,160)	1,077 (1,002 to 1,160)	1,077 (1,002 to 1,160)	1,077 (1,002 to 1,160)	29,200
Communicable, maternal, neonatal, and nutritional diseases	1,197 (79.7 to 129)	1,197 (89.7 to 36.1)	906 (39.4 to 57.3)	1,129 (33.9 to 156)	1,077 (20.6 to 37.3)	1,077 (20.1 to 46.4)	1,077 (20.1 to 46.4)	1,077 (40.4 to 85.1)	1,077 (41.1 to 87)	1,077 (42.5 to 112)	1,077 (42.5 to 112)	1,077 (27.6 to 102)	1,077 (51 to 106)	1,077 (45.1 to 99.5)	1,077 (39.4 to 79.1)	1,077 (29.5 to 64.5)	1,077 (18.4 to 39.6)	1,077 (9.44 to 19.6)	1,077 (3.33 to 7.1)	1,077 (0.94 to 2.16)	1,077 (0.14 to 0.36)	1,077 (77.6 to 139)	1,520
HIV/AIDS and sexually transmitted infections	4.6 (1.4 to 10.2)	1.2 (0.3 to 2.7)	2.5 (1.4 to 4.6)	1 (0.6 to 1.2)	0.4 (0.3 to 0.4)	0.2 (0.2 to 0.3)	0.2 (0.2 to 0.3)	0.9 (0.7 to 1.2)	2 (2.2 to 4)	6.4 (4.6 to 9.6)	19.1 (12.9 to 13.7)	11.1 (8.4 to 15.3)	19.5 (7.9 to 14.1)	8.1 (6.2 to 10.8)	4.4 (3.3 to 6)	2.8 (2.1 to 3.4)	1.2 (1.1 to 2.1)	0.8 (0.6 to 1.2)	0.4 (0.3 to 0.6)	0.3 (0.3 to 0.4)	0.1 (0.2 to 0.4)	0.2 (0.1 to 0.3)	74.5
HIV/AIDS	0 (0 to 0)	0 (0 to 0)	0.9 (0.8 to 1.1)	0.3 (0.3 to 0.4)	0.2 (0.2 to 0.3)	0.2 (0.2 to 0.3)	0.2 (0.2 to 0.3)	0.7 (0.5 to 1)	2.1 (1.5 to 2.8)	6.2 (4.7 to 9)	18.9 (14.3 to 24.8)	8.2 (5.7 to 9.4)	7.4 (5.4 to 9.1)	7.1 (4.6 to 7.8)	3.5 (2.7 to 4.4)	2.2 (1.6 to 2.7)	1.2 (1.2 to 2.3)	1.3 (0.9 to 1.9)	0.7 (0.5 to 1.1)	0.3 (0.1 to 0.4)	0.1 (0 to 0.1)	0 (0 to 0)	65.7
HIV/AIDS - Drug-susceptible Tuberculosis	0 (0 to 0)	0 (0 to 0)	0.1 (0.1 to 0.2)	0.1 (0.1 to 0.2)	0 (0 to 0.1)	0 (0 to 0)	0.1 (0.1 to 0.2)	0.2 (0.2 to 0.3)	0.3 (0.2 to 0.5)	0.6 (0.4 to 0.9)	1.8 (1.4 to 2.5)	0.7 (0.5 to 0.9)	0.7 (0.4 to 1.1)	0.6 (0.4 to 0.8)	0.3 (0.2 to 0.5)	0.2 (0.1 to 0.3)	0.1 (0.1 to 0.2)	0.1 (0.1 to 0.2)	0 (0 to 0.1)	0 (0 to 0)	0 (0 to 0)	0 (0 to 0)	4.3
HIV/AIDS - Multidrug-resistant Tuberculosis without extensive drug-resistance	0 (0 to 0)	0 (0 to 0)	0 (0 to 0)	0 (0 to 0)	0 (0 to 0)	0 (0 to 0)	0 (0 to 0)	0 (0 to 0)	0 (0 to 0)	0 (0 to 0)	0 (0 to 0)	0 (0 to 0)	0 (0 to 0)	0 (0 to 0)	0 (0 to 0)	0 (0 to 0)	0 (0 to 0)	0 (0 to 0)	0 (0 to 0)	0 (0 to 0)	0 (0 to 0)	0 (0 to 0)	0 (0 to 0)	0.1
HIV/AIDS - Extensively drug-resistant Tuberculosis	0 (0 to 0)	0 (0 to 0)	0 (0 to 0)	0 (0 to 0)	0 (0 to 0)	0 (0 to 0)	0 (0 to 0)	0 (0 to 0)	0 (0 to 0)	0 (0 to 0)	0 (0 to 0)	0 (0 to 0)	0 (0 to 0)	0 (0 to 0)	0 (0 to 0)	0 (0 to 0)	0 (0 to 0)	0 (0 to 0)	0 (0 to 0)	0 (0 to 0)	0 (0 to 0)	0 (0 to 0)	0 (0 to 0)	0
HIV/AIDS resulting in other diseases	0 (0 to 0)	0 (0 to 0)	0.8 (0.6 to 1)	0.8 (0.6 to 1)	0.3 (0.2 to 0.4)	0.2 (0.1 to 0.2)	0.4 (0.3 to 0.5)	1.9 (1.4 to 2.6)	3.4 (2.3 to 4.7)	5.7 (4.1 to 7.7)	6.7 (4.9 to 8.9)	6.7 (4.7 to 8.4)	6.4 (4.7 to 8.4)	5.5 (4.1 to 7.2)	3.2 (2.3 to 4.5)	1.6 (1.1 to 2.1)	1.2 (0.9 to 1.8)	0.7 (0.5 to 1.1)	0.3 (0.1 to 0.4)	0.1 (0 to 0.1)	0 (0 to 0)	0 (0 to 0)	41.3
Sexually transmitted infections excluding HIV	4.6 (1.4 to 10.2)	1.2 (0.3 to 2.7)	1.6 (0.4 to 3.6)	0.1 (0 to 0.2)	0 (0 to 0)	0 (0 to 0)	0 (0 to 0)	0.2 (0 to 0.5)	0.9 (0.5 to 1.4)	2.7 (1.5 to 4.6)	3.8 (2 to 6.4)	3.4 (1.9 to 5.6)	11.9 (6.5 to 20.5)	2 (1.1 to 3.5)	0.5 (0.3 to 1.4)	0.7 (0.4 to 1.7)	0.4 (0.2 to 1.1)	0.5 (0.2 to 0.8)	0.4 (0.2 to 0.6)	0.3 (0.2 to 0.7)	0.2 (0.2 to 0.5)	0.1 (0.1 to 0.2)	28.8
Syphilis	4.6 (1.4 to 10.2)	1.2 (0.3 to 2.7)	1.6 (0.4 to 3.6)	0.1 (0 to 0.2)	0 (0 to 0)	0 (0 to 0)	0 (0 to 0)	0 (0 to 0.1)	0 (0 to 0.1)	0 (0 to 0)	0 (0 to 0)	0 (0 to 0)	0 (0 to 0)	0 (0 to 0)	0 (0 to 0)	0 (0 to 0)	0 (0 to 0)	0 (0 to 0)	0 (0 to 0)	0 (0 to 0)	0 (0 to 0)	0 (0 to 0)	0 (0 to 0)	7.6
Chlamydial infection	0 (0 to 0)	0 (0 to 0)	0 (0 to 0)	0 (0 to 0)	0 (0 to 0)	0 (0 to 0)	0 (0 to 0)	0 (0 to 0.1)	0.7 (0.3 to 1.3)	0.9 (0.4 to 1.7)	0.9 (0.4 to 1.7)	0.8 (0.4 to 1.5)	0.4 (0.2 to 0.8)	0.4 (0.2 to 0.8)	0.1 (0.1 to 0.2)	0.1 (0.1 to 0.2)	0.1 (0 to 0.1)	0.1 (0 to 0.1)	0 (0 to 0.1)	0 (0 to 0)	0 (0 to 0)	0 (0 to 0)	4.5
Gonococcal infection	0 (0 to 0)	0 (0 to 0)	0 (0 to 0)	0 (0 to 0)	0 (0 to 0)	0 (0 to 0)	0 (0 to 0.1)	0.2 (0.1 to 0.4)	0.4 (0.3 to 0.6)	0.4 (0.3 to 0.6)	0.3 (0.2 to 0.5)	0.2 (0.1 to 0.3)	0.1 (0.1 to 0.2)	0.1 (0.1 to 0.2)	0.1 (0.1 to 0.2)	0.1 (0.1 to 0.2)	0.1 (0.1 to 0.2)	0.2 (0.1 to 0.3)	0.2 (0.1 to 0.3)	0.1 (0.1 to 0.2)	0.1 (0.1 to 0.2)	0 (0 to 0)	2.6
Trichomoniasis	0 (0 to 0)	0 (0 to 0)	0 (0 to 0)	0 (0 to 0)	0 (0 to 0)	0 (0 to 0)	0 (0 to 0.1)	0.2 (0.1 to 0.5)	0.5 (0.2 to 1.1)	0.5 (0.2 to 1.2)	0.4 (0.2 to 0.8)	0.3 (0.1 to 0.5)	0.2 (0.1 to 0.4)	0.1 (0.1 to 0.3)	0.1 (0.1 to 0.2)	0.1 (0.1 to 0.2)	0.1 (0.1 to 0.2)	0.1 (0.1 to 0.2)	0.1 (0.1 to 0.2)	0.1 (0.1 to 0.2)	0 (0 to 0)	0 (0 to 0)	3.2
Genital herpes	0 (0 to 0)	0 (0 to 0)	0 (0 to 0)	0 (0 to 0)	0 (0 to 0)	0 (0 to 0)	0 (0 to 0.1)	0.2 (0.1 to 0.4)	0.4 (0.3 to 0.5)	0.4 (0.3 to 0.5)	0.3 (0.2 to 0.4)	0.2 (0.1 to 0.3)	0.1 (0.1 to 0.2)	0.1 (0.1 to 0.2)	0.1 (0.1 to 0.2)	0.1 (0.1 to 0.2)	0.1 (0.1 to 0.2)	0.1 (0.1 to 0.2)	0.1 (0.1 to 0.2)	0.1 (0.1 to 0.2)	0 (0 to 0)	0 (0 to 0)	3.5
Other sexually transmitted infections	0 (0 to 0)	0 (0 to 0)	0 (0 to 0)	0 (0 to 0)	0 (0 to 0)	0 (0 to 0)	0 (0 to 0)	0 (0 to 0.1)	0.1 (0 to 0.2)	0.2 (0.1 to 0.4)	0.2 (0.1 to 0.4)	0.2 (0.1 to 0.4)	0.1 (0.1 to 0.3)	0.1 (0.1 to 0.2)	0.1 (0.1 to 0.2)	0.1 (0.1 to 0.2)	0.1 (0.1 to 0.2)	0.1 (0.1 to 0.2)	0.1 (0.1 to 0.2)	0.1 (0.1 to 0.2)	0 (0 to 0)	0 (0 to 0)	7.1
Respiratory infections and tuberculosis	10.6 (0.6 to 1.9)	1.3 (0.7 to 1.4)	5.3 (4.1 to 6.9)	10.4 (9.2 to 11.9)	7.2 (6.1 to 8.1)	4.6 (4.6 to 4.6)	4.6 (4.6 to 4.6)	4.6 (4.5 to 4.6)	4.6 (4.5 to 4.7)	4.6 (4.5 to 4.8)	4.6 (4.5 to 4.8)	4.6 (4.5 to 4.8)	4.7 (4.6 to 4.8)	4.7 (4.6 to 4.8)	4.7 (4.6 to 4.8)	4.7 (4.6 to 4.8)	4.7 (4.6 to 4.8)	4.7 (4.6 to 4.8)	4.7 (4.6 to 4.8)	4.7 (4.6 to 4.8)	4.7 (4.6 to 4.8)	4.7 (4.6 to 4.8)	715
Tuberculosis	0.6 (0 to 0)	0.1 (0 to 0)	0.1 (0 to 0.2)	0.1 (0 to 0.1)	0.1 (0 to 0.1)	0.1 (0 to 0.1)	0.2 (0 to 0.3)	0.4 (0.4 to 0.6)	1.2 (0.6 to 2.1)	0.6 (0.4 to 2)	0.6 (0.4 to 2)	0.6 (0.4 to 1.2)	0.9 (0.7 to 1.3)	0.9 (0.6 to 1.4)	1.3 (0.9 to 1.9)	1.3 (0.9 to 1.9)	1.2 (0.9 to 1.6)	1.2 (0.9 to 1.6)	1.2 (0.9 to 1.6)	1.2 (0.9 to 1.6)	1.2 (0.9 to 1.6)	0.2 (0.1 to 0.3)	19.8
Latent tuberculosis infection	0 (0 to 0)	0 (0 to 0)	0 (0 to 0)	0 (0 to 0)	0 (0 to 0)	0 (0 to 0)	0 (0 to 0)	0 (0 to 0)	0 (0 to 0)	0 (0 to 0)	0 (0 to 0)	0 (0 to 0)	0 (0 to 0)	0 (0 to 0)	0 (0 to 0)	0 (0 to 0)	0 (0 to 0)	0 (0 to 0)	0 (0 to 0)	0 (0 to 0)	0 (0 to 0)	0 (0 to 0)	0 (0 to 0)	0
Drug-susceptible tuberculosis	0.6 (0 to 0)	0.1 (0 to 0)	0.1 (0 to 0.2)	0.1 (0 to 0.1)	0.1 (0 to 0.1)	0.1 (0 to 0.1)	0.2 (0 to 0.3)	0.4 (0.4 to 0.6)	1.2 (0.6 to 2.1)	0.6 (0.4 to 2)	0.6 (0.4 to 2)	0.6 (0.4 to 1.2)	0.9 (0.7 to 1.3)	0.9 (0.6 to 1.4)	1.3 (0.9 to 1.9)	1.3 (0.9 to 1.9)	1.2 (0.9 to 1.6)	1.2 (0.9 to 1.6)	1.2 (0.9 to 1.6)	1.2 (0.9 to 1.6)	1.2 (0.9 to 1.6)	0.2 (0.1 to 0.3)	18.3
Multidrug-resistant tuberculosis without extensive drug-resistance	0 (0 to 0)	0 (0 to 0)	0 (0 to 0)	0 (0 to 0)	0 (0 to 0)	0 (0 to 0)	0 (0 to 0.1)	0 (0 to 0.1)	0 (0 to 0.1)	0 (0 to 0.1)	0 (0 to 0.1)	0 (0 to 0.1)	0 (0 to 0.1)	0 (0 to 0.1)	0 (0 to 0.1)	0 (0 to 0.2)	0 (0 to 0.2)	0 (0 to 0.2)	0 (0 to 0.2)	0 (0 to 0.2)	0 (0 to 0.2)	0 (0 to 0.2)	0 (0 to 0.1)	0.4
Extensively drug-resistant tuberculosis	0 (0 to 0)	0 (0 to 0)	0 (0 to 0)	0 (0 to 0)	0 (0 to 0)	0 (0 to 0)	0 (0 to 0.1)	0 (0 to 0.1)	0 (0 to 0.1)	0 (0 to 0.1)	0 (0 to 0.1)	0 (0 to 0.1)	0 (0 to 0.1)	0 (0 to 0.1)	0 (0 to 0.1)	0 (0 to 0.1)	0 (0 to 0.1)	0 (0 to 0.1)	0 (0 to 0.1)	0 (0 to 0.1)	0 (0 to 0.1)	0 (0 to 0.1)	0 (0 to 0.1)	0.1
Lower respiratory infections	1.1 (0.8 to 1.4)	0.9 (0.6 to 1.2)	4.2 (2.3 to 6.7)	3.7 (2.4 to 5.2)	2.2 (0.7 to 1.4)	1.1 (0.7 to 1.5)	2.2 (1.5 to 3.2)	3.4 (2.3 to 5)	4.9 (3.2 to 7)	4.9 (3.2 to 7)	4.9 (3.2 to 7)	4.9 (3.2 to 7)	7.9 (5.2 to 11.4)	10.5 (6.8 to 15.4)	12.1 (7.9 to 21.2)	14.6 (9.7 to 21.2)	16.1 (12.2 to 28.1)	22.2 (14.6 to 32.1)	32.1 (21.1 to 51.6)	63 (43.5 to 86.8)	112 (82.2 to 146)	98.3 (92.1 to 118)	579
Upper respiratory infections	0 (0 to 0)	0 (0 to 0)	1.6 (1.0 to 2.8)	7.5 (4.4 to 13.1)	7.7 (4.2 to 12.7)	5.4 (3.1 to 9.6)	3.5 (2.2 to 5.6)	12.8 (7.2 to 21.3)	9.8 (4.4 to 20.4)	9.8 (4.6 to 16.7)	7.3 (3.9 to 12.9)	5.9 (3.1 to 9.6)	3.5 (1.9 to 6.1)	4.6 (2.5 to 8)	2.5 (1.3 to 5.1)	2.4 (1.2 to 4)	1.6 (1.2 to 4.2)	1.4 (1.1 to 4.2)	1.1 (0.8 to 2.4)	0.4 (0.3 to 1)	0.4 (0.3 to 1)	0.2 (0.2 to 0.4)	104
Otitis media	0 (0 to 0)	0 (0 to 0)	0.3 (0.2 to 0.4)	0.2 (1 to 2.9)	0.1 (0.9 to 2.9)	0.1 (0.4 to 1.5)	0.1 (0.4 to 1.5)	0.1 (0.4 to 2.4)	0.1 (0.4 to 2.4)	0.1 (0.3 to 2.4)	0.1 (0.3 to 2.4)	0.1 (0.3 to 1.9)	0.1 (0.3 to 1.9)	0.1 (0.4 to 1.7)	0.1 (0.4 to 1.6)	0.1 (0.3 to 1.1)	0.1 (0.2 to 0.9)	0.1 (0.1 to 0.5)	0.1 (0.1 to 0.5)	0.1 (0.1 to 0.3)	0.1 (0.1 to 0.3)	0.1 (0.1 to 0.3)	14.9
Enteric infections	0.1 (0.1 to 0.2)	0.4 (0.3 to 0.4)	0.3 (3.4 to 7.7)	4.8 (4.9 to 11.2)	1.9 (1.4 to 5.5)	1.9 (0.9 to 3.3)	1.9 (1.8 to 2.8)	2.6 (1.4 to 4.1)	2.6 (1.4 to 4.1)	2.6 (1.3 to 4.1)	2.6 (1.3 to 4.1)	2.6 (1.3 to 4.1)	2.6 (1.3 to 4.1)	2.6 (1.3 to 4.1)	1.6 (1.1 to 2.7)	1.3 (1.1 to 2.7)	2.2 (1.1 to 3.4)	3.5 (1.4 to 6.9)	7.5 (4.6 to 14.6)	15.3 (9.6 to 31.4)	29.6 (16.1 to 52.1)	8.2 (4.1 to 9.3)	83.5
Diarrheal diseases	0.1 (0.1 to 0.2)	0.4 (0.3 to 0.4)	0.3 (3.4 to 7.7)	4.8 (3.4 to 11.2)	1.9 (1.4 to 5.5)	1.9 (0.9 to 3.3)	1.9 (1.8 to 2.8)	2.6 (1.4 to 4.1)	2.6 (1.4 to 4.1)	2.6 (1.3 to 4.1)	2.6 (1.3 to 4.1)	2.6 (1.3 to 4.1)	2.6 (1.3 to 4.1)	2.6 (1.3 to 4.1)	1.6 (1.1 to 2.7)	1.3 (0.9 to 2.7)	2.2 (1.1 to 3.4)	3.5 (1.4 to 6.9)	7.5 (4.6 to 14.6)	15.3 (9.6 to 31.4)	29.6 (16.1 to 52.1)	8.2 (4.1 to 9.3)	83.2
Typhoid and paraphoid	0 (0 to 0)	0 (0 to 0)	0 (0 to 0)	0 (0 to 0)	0 (0 to 0)	0 (0 to 0)	0 (0 to 0)	0 (0 to 0)	0 (0 to 0)	0 (0 to 0)	0 (0 to 0)	0 (0 to 0)	0 (0 to 0)	0 (0 to 0)	0 (0 to 0)	0 (0 to 0)	0 (0 to 0)	0 (0 to 0)	0 (0 to 0)	0 (0 to 0)	0 (0 to 0)	0 (0 to 0)	0 (0 to 0)	0
Typhoid fever	0 (0 to 0)	0 (0 to 0)	0 (0 to 0)	0 (0 to 0)	0 (0 to 0)	0 (0 to 0)	0 (0 to 0)	0 (0 to 0)	0 (0 to 0)	0 (0 to 0)	0 (0 to 0)	0 (0 to 0)	0 (0 to 0)	0 (0 to 0)	0 (0 to 0)	0 (0 to 0)	0 (0 to 0)	0 (0 to 0)	0 (0 to 0)	0 (0 to 0)	0 (0 to 0)	0 (0 to 0)	0 (0 to 0)	0
Paratyphoid fever	0 (0 to 0)	0 (0 to 0)	0 (0 to 0)	0 (0 to 0)	0 (0 to 0)	0 (0 to 0)	0 (0 to 0)	0 (0 to 0)	0 (0 to 0)	0 (0 to 0)	0 (0 to 0)	0 (0 to 0)	0 (0 to 0)	0 (0 to 0)	0 (0 to 0)	0 (0 to 0)	0 (0 to 0)	0 (0 to 0)	0 (0 to 0)	0 (0 to 0)	0 (0 to 0)	0 (0 to 0)	0 (0 to 0)	0
Invasive Non-typhoidal Salmonella (iNTS)	0 (0 to 0)	0 (0 to 0)	0 (0 to 0)	0 (0 to 0)	0 (0 to 0)	0 (0 to 0)	0 (0 to 0)	0 (0 to 0)	0 (0 to 0)	0 (0 to 0)	0 (0 to 0)	0 (0 to 0)	0 (0 to 0)	0 (0 to 0)	0 (0 to 0)	0 (0 to 0)	0 (0 to 0)	0 (0 to 0)	0 (0 to 0)	0 (0 to 0)	0 (0 to 0)	0 (0 to 0)	0 (0 to 0)	0.1
Other intestinal infectious diseases	0 (0 to 0)	0 (0 to 0)	0 (0 to 0)	0 (0 to 0)	0 (0 to 0)	0 (0 to 0)	0 (0 to 0)	0 (0 to 0)	0 (0 to 0)	0 (0 to 0)	0 (0 to 0)	0 (0 to 0)	0 (0 to 0)	0 (0 to 0)	0 (0 to 0)	0 (0 to 0)	0 (0 to 0)	0 (0 to 0)	0 (0 to 0)	0 (0 to 0)	0 (0 to 0)	0 (0 to 0)	0 (0 to 0)	0.1
Neglected tropical diseases and malaria	0 (0 to 0)	0 (0 to 0)	0.6 (0 to 2.7)	2.3 (0.4 to 6.4)	0.1 (0 to 0.6)	0 (0 to 0)	0 (0 to 0)	0.3 (0 to 1.2)	0.4 (0 to 1.7)	0.2 (0 to 0.9)	0.2 (0 to 0.9)	0.5 (0 to 1.8)	0.4 (0 to 1.6)	0.4 (0 to 1.2)	0.2 (0 to 0.8)	0.2 (0 to 0.6)	0.1 (0 to 0.4)	0.1 (0 to 0.2)	0 (0 to 0.1)	0 (0 to 0.1)	0 (0 to 0)	0 (0 to 0)	6.4
Malaria	0 (0 to 0)	0 (0 to 0)	0 (0 to 0)	0 (0 to 0)	0 (0 to 0)	0 (0 to 0)	0 (0 to 0)	0 (0 to 0)	0 (0 to 0)	0 (0 to 0)	0 (0 to 0)	0 (0 to 0)	0 (0 to 0)	0 (0 to 0)	0 (0 to 0)	0 (0 to 0)	0 (0 to 0)	0 (0 to 0)	0 (0 to 0)	0 (0 to 0)	0 (0 to 0)	0 (0 to 0)	0 (0 to 0)	0
Chagas disease	0 (0 to 0)	0 (0 to 0)	0 (0 to 0)	0 (0 to 0)	0 (0 to 0)	0 (0 to 0)	0 (0 to 0)	0 (0 to 0)	0 (0 to 0)	0 (0 to 0)	0 (0 to 0)	0 (0 to 0)	0 (0 to 0)	0 (0 to 0)	0 (0 to 0)	0 (0 to 0)	0 (0 to 0)	0 (0 to 0)	0 (0 to 0)	0 (0 to 0)	0 (0 to 0)	0 (0 to 0)	0 (0 to 0)	0
Leishmaniasis	0 (0 to 0)	0 (0 to 0)	0 (0 to 0)	0 (0 to 0)	0 (0 to 0)	0 (0 to 0)	0 (0 to 0)	0 (0 to 0)	0 (0 to 0)	0 (0 to 0)	0 (0 to 0)	0 (0 to 0)	0 (0 to 0)	0 (0 to 0)	0 (0 to 0)	0 (0 to 0)	0 (0 to 0)	0 (0 to 0)	0 (0 to 0)	0 (0 to 0)	0 (0 to 0)	0 (0 to 0)	0 (0 to 0)	0
Visceral leishmaniasis	0 (0 to 0)	0 (0 to 0)	0 (0 to 0)	0 (0 to 0)	0 (0 to 0)	0 (0 to 0)	0 (0 to 0)	0 (0 to 0)	0 (0 to 0)	0 (0 to 0)	0 (0 to 0)	0 (0 to 0)	0 (0 to 0)	0 (0 to 0)	0 (0 to 0)	0 (0 to 0)	0 (0 to 0)	0 (0 to 0)	0 (0 to 0)	0 (0 to 0)	0 (0 to 0)	0 (0 to 0)	0 (0 to 0)	0
Cutaneous and mucocutaneous leishmaniasis	0 (0 to 0)	0 (0 to 0)	0 (0 to 0)	0 (0 to 0)	0 (0 to 0)	0 (0 to 0)	0 (0 to 0)	0 (0 to 0)	0 (0 to 0)	0 (0 to 0)	0 (0 to 0)	0 (0 to 0)	0 (0 to 0)	0 (0 to 0)	0 (0 to 0)	0 (0 to 0)	0 (0 to 0)	0 (0 to 0)	0 (0 to 0)	0 (0 to 0)	0 (0 to 0)	0 (0 to 0)	0 (0 to 0)	0
African trypanosomiasis	0 (0 to 0)	0 (0 to 0)	0 (0 to 0)	0 (0 to 0)	0 (0 to 0)	0 (0 to 0)	0 (0 to 0)	0 (0 to 0)	0 (0 to 0)	0 (0 to 0)	0 (0 to 0)	0 (0 to 0)	0 (0 to 0)	0 (0 to 0)	0 (0 to 0)	0 (0 to 0)	0 (0 to 0)	0 (0 to 0)	0 (0 to 0)	0 (0 to 0)	0 (0 to 0)	0 (0 to 0)	0 (0 to 0)	0
Schistosomiasis	0 (0 to 0)	0 (0 to 0)	0 (0 to 0)	0 (0 to 0)	0 (0 to 0)	0 (0 to 0)	0 (0 to 0)	0 (0 to 0)	0 (0 to 0)	0 (0 to 0)	0 (0 to 0)	0 (0 to 0)	0 (0 to 0)	0 (0 to 0)	0 (0 to 0)	0 (0 to 0)	0 (0 to 0)	0 (0 to 0)	0 (0 to 0)	0 (0 to 0)	0 (0 to 0)	0 (0 to 0)	0 (0 to 0)	0
Cysticercosis	0 (0 to 0)	0 (0 to 0)	0 (0 to 0)	0 (0 to 0)	0 (0 to 0)	0 (0 to 0)	0 (0 to 0)	0 (0 to 0)	0 (0 to 0)	0 (0 to 0)	0 (0 to 0)	0 (0 to 0)	0 (0 to 0)	0 (0 to 0)	0 (0 to 0)	0 (0 to 0)	0 (0 to 0)	0 (0 to 0)	0 (0 to 0)	0 (0 to 0)	0 (0 to 0)	0 (0 to 0)	0 (0 to 0)	0
Cystic echinococcosis	0 (0 to 0)	0 (0 to 0)	0 (0 to 0)	0 (0 to 0)	0 (0 to 0)	0 (0 to 0)	0 (0 to 0)	0 (0 to 0)	0 (0 to 0)	0 (0 to 0)	0 (0 to 0)	0 (0 to 0)	0 (0 to 0)	0 (0 to 0)	0 (0 to 0)	0 (0 to 0)	0 (0 to 0)	0 (0 to 0)	0 (0 to 0)	0 (0 to 0)	0 (0 to 0)	0 (0 to 0)	0 (0 to 0)	0.1
Lymphatic filariasis	0 (0 to 0)	0 (0 to 0)	0 (0 to 0)	0 (0 to 0)	0 (0 to 0)	0 (0 to 0)	0 (0 to 0)	0 (0 to 0)	0 (0 to 0)	0 (0 to 0)	0 (0 to 0)	0 (0 to 0)	0 (0 to 0)	0 (0 to 0)	0 (0 to 0)	0 (0 to 0)	0 (0 to 0)	0 (0 to 0)	0 (0 to 0)	0 (0 to 0)	0 (0 to 0)	0 (0 to 0)	0 (0 to 0)	0
Onchocerciasis	0 (0 to 0)	0 (0 to 0)	0 (0 to 0)	0 (0 to 0)	0 (0 to 0)	0 (0 to 0)	0 (0 to 0)	0 (0 to 0)	0 (0 to 0)	0 (0 to 0)	0 (0 to 0)	0 (0 to 0)	0 (0 to 0)	0 (0 to 0)	0 (0 to 0)	0 (0 to 0)	0 (0 to 0)	0 (0 to 0)	0 (0 to 0)	0 (0 to 0)	0 (0 to 0)	0 (0 to 0)	0 (0 to 0)	0
Trachoma	0 (0 to 0)	0 (0 to 0)	0 (0 to 0)	0 (0 to 0)	0 (0 to 0)	0 (0 to 0)	0 (0 to 0)	0 (0 to 0)	0 (0 to 0)	0 (0 to 0)	0 (0 to 0)	0 (0 to 0)	0 (0 to 0)	0 (0 to 0)	0 (0 to 0)	0 (0 to 0)	0 (0 to 0)	0 (0 to 0)	0 (0 to 0)	0 (0 to 0)	0 (0 to 0)	0 (0 to 0)	0 (0 to 0)	0
Dengue	0 (0 to 0)	0 (0 to 0)	0 (0 to 0)	0 (0 to 0)	0 (0 to 0)	0 (0 to 0)	0 (0 to 0)	0 (0 to 0)	0 (0 to 0)	0 (0 to 0)	0 (0 to 0)	0 (0 to 0)	0 (0 to 0)	0 (0 to 0)	0 (0 to 0)	0 (0 to 0)	0 (0 to 0)	0 (0 to 0)	0 (0 to 0)	0 (0 to 0)	0 (0 to 0)	0 (0 to 0)	0 (0 to 0)	0
Yellow fever	0 (0 to 0)	0 (0 to 0)	0 (0 to 0)	0 (0 to 0)	0 (0 to 0)	0 (0 to 0)	0 (0 to 0)	0 (0 to 0)	0 (0 to 0)	0 (0 to 0)	0 (0 to 0)	0 (0 to 0)	0 (0 to 0)	0 (0 to 0)	0 (0 to 0)	0 (0 to 0)	0 (0 to 0)	0 (0 to 0)	0 (0 to 0)	0 (0 to 0)	0 (0 to 0)	0 (0 to 0)	0 (0 to 0)	0
Rabies	0 (0 to 0)	0 (0 to 0)	0 (0 to 0)	0 (0 to 0)	0 (0 to 0)	0 (0 to 0)	0 (0 to 0)	0 (0 to 0)	0 (0 to 0)	0 (0 to 0)	0 (0 to 0)	0 (0 to 0)	0 (0 to 0)	0 (0 to 0)	0 (0 to 0)	0 (0 to 0)	0 (0 to 0)	0 (0 to 0)	0 (0 to 0)	0 (0 to 0)	0 (0 to 0)	0 (0 to 0)	0 (0 to 0)	0
Intestinal nematode infections	0 (0 to 0)	0 (0 to 0)	0 (0 to 0)	0 (0 to 0)	0 (0 to 0)	0 (0 to 0)	0 (0 to 0)	0 (0 to 0)	0 (0 to 0)	0 (0 to 0)	0 (0 to 0)	0 (0 to 0)	0 (0 to 0)	0 (0 to 0)	0 (0 to 0)	0 (0 to 0)	0 (0 to 0)	0 (0 to 0)	0 (0 to 0)	0 (0 to 0)	0 (0 to 0)	0 (0 to 0)	0 (0 to 0)	0
Ascariasis	0 (0 to 0)	0 (0 to 0)	0 (0 to 0)	0 (0 to 0)	0 (0 to 0)	0 (0 to 0)	0 (0 to 0)	0 (0 to 0)	0 (0 to 0)	0 (0 to 0)	0 (0 to 0)	0 (0 to 0)	0 (0 to 0)	0 (0 to 0)	0 (0 to 0)	0 (0 to 0)	0 (0 to 0)	0 (0 to 0)	0 (0 to 0)	0 (0 to 0)	0 (0 to 0)	0 (0 to 0)	0 (0 to 0)	0
Trichuriasis	0 (0 to 0)	0 (0 to 0)	0 (0 to 0)	0 (0 to 0)	0 (0 to 0)	0 (0 to 0)	0 (0 to 0)	0 (0 to 0)	0 (0 to 0)	0 (0 to 0)	0 (0 to 0)	0 (0 to 0)	0 (0 to 0)	0 (0 to 0)	0 (0 to 0)	0 (0 to 0)	0 (0 to 0)	0 (0 to 0)	0 (0 to 0)	0 (0 to 0)	0 (0 to 0)	0 (0 to 0)	0 (0 to 0)	0
Hookworm disease	0 (0 to 0)	0 (0 to 0)	0 (0 to 0)	0 (0 to 0)	0 (0 to 0)	0 (0

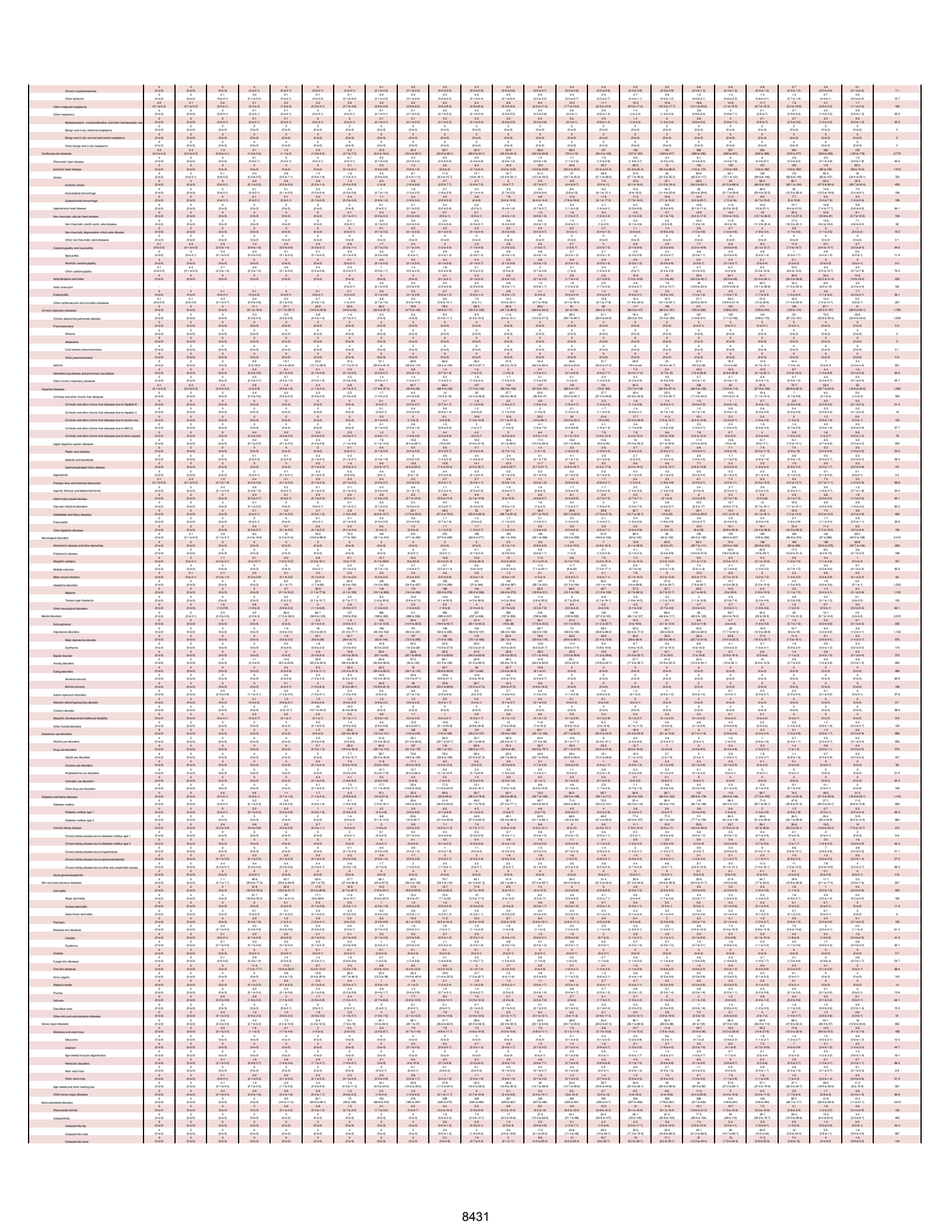

| | | |

Osteoarthritis other	0 (0 to 0)	0 (0 to 0)	0 (0 to 0)	0 (0 to 0)	0 (0 to 0)	0 (0 to 0)	0 (0 to 0)	0 (0 to 0)	0 (0 to 0)	0 (0 to 0)	0-1 (0 to 2)	0-4 (0 to 1)	1-1 (0 to 2)	2-2 (1 to 4)	3-2 (1 to 6)	4-3 (1 to 9)	4-3 (2 to 10)	4-7 (2 to 9)	6-1 (3 to 13)	4-7 (2 to 9)	3-7 (1 to 7)	2-6 (1 to 5)	1-5 (0 to 3)	0-6 (0 to 1)	39-7
Low back pain	0 (0 to 0)	0 (0 to 0)	0 (0 to 0)	0 (0 to 0)	4 (1 to 7)	14 (11 to 18)	41-2 (26-7 to 64)	85-7 (52 to 132)	148 (98 to 220)	146 (99 to 202)	170 (100 to 259)	158 (94 to 259)	158 (94 to 259)	153 (94 to 234)	146 (89 to 219)	133 (82 to 197)	130 (81 to 196)	127 (80 to 193)	127 (80 to 197)	127 (82 to 189)	129 (82 to 194)	130 (83 to 196)	131 (83 to 194)	131 (83 to 194)	1,850
Neck pain	0 (0 to 0)	0 (0 to 0)	0 (0 to 0)	2-3 (0 to 4)	11-2 (7 to 20)	21-9 (11 to 38)	35-4 (17 to 68)	52-1 (27 to 107)	74-1 (38 to 137)	82-5 (43 to 139)	82-5 (43 to 139)	81-3 (41 to 132)	81-3 (41 to 132)	79 (40 to 136)	61-4 (31 to 107)	49-3 (25 to 86)	40-3 (20 to 74)	37-7 (19 to 64)	37-7 (21 to 64)	34-9 (19 to 58)	35-1 (19 to 61)	36-1 (20 to 62)	34-7 (19 to 61)	34-7 (19 to 61)	727
Gout	0 (0 to 0)	0 (0 to 0)	0 (0 to 0)	0 (0 to 0)	0 (0 to 0)	0 (0 to 0)	0 (0 to 0)	0 (0 to 0)	0 (0 to 0)	0 (0 to 0)	0 (0 to 0)	0 (0 to 0)	0 (0 to 0)	0 (0 to 0)	0 (0 to 0)	0 (0 to 0)	0 (0 to 0)	0 (0 to 0)	0 (0 to 0)	0 (0 to 0)	0 (0 to 0)	0 (0 to 0)	0 (0 to 0)	0 (0 to 0)	0
Other musculoskeletal disorders	0 (0 to 0)	0 (0 to 0)	0 (0 to 0)	0-1 (0 to 3)	0-9 (0 to 3)	8-4 (4 to 14)	29-2 (17 to 45)	68-3 (41 to 105)	85-9 (52 to 131)	81-4 (50 to 131)	72-3 (44 to 110)	70-5 (43 to 108)	63-3 (39 to 97)	53-6 (34 to 82)	52-9 (31 to 82)	49-3 (28 to 82)	48-3 (27 to 76)	49-3 (28 to 82)	49-3 (27 to 76)	49-3 (28 to 82)	50-3 (28 to 82)	50-4 (28 to 82)	50-4 (28 to 82)	50-4 (28 to 82)	753
Other non-communicable diseases	21-9 (21 to 27)	15-9 (11 to 22)	46-7 (31 to 66)	15-7 (9 to 22)	23-3 (16 to 32)	29-2 (19 to 41)	53-8 (37 to 77)	142 (97 to 200)	266 (183 to 378)	266 (202 to 415)	266 (202 to 415)	249 (179 to 352)	214 (149 to 298)	196 (136 to 287)	159 (106 to 231)	139 (87 to 213)	128 (80 to 196)	109 (70 to 166)	129 (82 to 174)	86-3 (71 to 137)	78-7 (59 to 101)	87-4 (44 to 73)	87-2 (52 to 118)	87-2 (52 to 118)	2,030
Congenital birth defects	30-9 (20 to 52)	13-4 (10 to 18)	38-9 (19 to 66)	20-6 (10 to 37)	8-7 (5 to 12)	7-8 (5 to 10)	7-7 (5 to 10)	10-6 (7 to 14)	13-3 (9 to 17)	13-8 (9 to 17)	13-8 (9 to 17)	10-6 (7 to 14)	8-5 (5 to 12)	8-1 (5 to 10)	7 (5 to 9)	6-2 (4 to 8)	6-2 (4 to 8)	5-2 (3 to 6)	3-4 (2 to 4)	1-7 (1 to 2)	1 (0 to 1)	0-6 (0 to 1)	0-4 (0 to 0)	0-2 (0 to 1)	0-1 (0 to 1)	210
Neural tube defects	1-8 (0 to 2)	0-5 (0 to 0)	2-9 (0 to 7)	0-9 (0 to 3)	0-3 (0 to 1)	0-2 (0 to 1)	0-2 (0 to 1)	0-4 (0 to 1)	0-4 (0 to 1)	0-3 (0 to 1)	0-3 (0 to 1)	0-3 (0 to 1)	0-2 (0 to 1)	0-1 (0 to 1)	0-1 (0 to 1)	0-1 (0 to 1)	0-1 (0 to 1)	0-1 (0 to 1)	0-1 (0 to 1)	0-1 (0 to 1)	0-1 (0 to 1)	0-1 (0 to 1)	0-1 (0 to 1)	0-1 (0 to 1)	11-8
Congenital heart anomalies	4-5 (2 to 8)	4-9 (2 to 9)	8-3 (4 to 22)	3-4 (2 to 7)	1-1 (0 to 2)	1-1 (0 to 2)	1-1 (0 to 2)	1-7 (1 to 3)	2 (1 to 3)	1-9 (1 to 3)	1-7 (1 to 2)	1-7 (1 to 2)	1-5 (0 to 2)	0-9 (0 to 2)	0-8 (0 to 1)	0-4 (0 to 2)	0-4 (0 to 2)	0-3 (0 to 2)	0-1 (0 to 2)	0-1 (0 to 1)	0-1 (0 to 1)	0-1 (0 to 1)	0-1 (0 to 1)	0-1 (0 to 1)	40-8
Orofacial clefts	0-7 (0 to 2)	0-2 (0 to 0)	0-6 (0 to 2)	0-7 (0 to 2)	0-5 (0 to 1)	0-5 (0 to 2)	0-6 (0 to 2)	0-2 (0 to 1)	0-3 (0 to 1)	0-3 (0 to 1)	0-2 (0 to 1)	0-2 (0 to 1)	0-2 (0 to 1)	0-2 (0 to 1)	0-2 (0 to 1)	0-1 (0 to 1)	0-1 (0 to 1)	0-1 (0 to 1)	0-1 (0 to 1)	0-1 (0 to 1)	0-1 (0 to 1)	0-1 (0 to 1)	0-1 (0 to 1)	0-1 (0 to 1)	2-4
Down syndrome	0 (0 to 1)	0 (0 to 0)	0 (0 to 1)	0 (0 to 1)	0-5 (0 to 2)	0-5 (0 to 2)	0-6 (0 to 2)	1 (0 to 4)	1-3 (0 to 4)	1-3 (0 to 4)	1 (0 to 3)	1-1 (0 to 4)	1 (0 to 3)	1-2 (0 to 4)	0-7 (0 to 1)	0-9 (0 to 2)	0-8 (0 to 2)	0-7 (0 to 2)	0-9 (0 to 1)	0-8 (0 to 2)	0-9 (0 to 1)	0-9 (0 to 2)	0-9 (0 to 2)	0-9 (0 to 2)	14-7
Turner syndrome	0 (0 to 0)	0 (0 to 0)	0 (0 to 0)	0 (0 to 1)	0 (0 to 1)	0 (0 to 0)	0 (0 to 0)	0 (0 to 0)	0 (0 to 0)	0 (0 to 0)	0 (0 to 0)	0 (0 to 0)	0 (0 to 0)	0 (0 to 0)	0 (0 to 0)	0 (0 to 0)	0 (0 to 0)	0 (0 to 0)	0 (0 to 0)	0 (0 to 0)	0 (0 to 0)	0 (0 to 0)	0 (0 to 0)	0 (0 to 0)	1
Klinefelter syndrome	0 (0 to 0)	0 (0 to 0)	0 (0 to 0)	0 (0 to 0)	0 (0 to 0)	0 (0 to 0)	0 (0 to 0)	0 (0 to 0)	0 (0 to 0)	0 (0 to 0)	0 (0 to 0)	0 (0 to 0)	0 (0 to 0)	0 (0 to 0)	0 (0 to 0)	0 (0 to 0)	0 (0 to 0)	0 (0 to 0)	0 (0 to 0)	0 (0 to 0)	0 (0 to 0)	0 (0 to 0)	0 (0 to 0)	0 (0 to 0)	0
Other chromosomal abnormalities	5-8 (1 to 12)	3-3 (1 to 10)	6-9 (2 to 20)	2-7 (1 to 7)	1-3 (0 to 4)	1-1 (0 to 3)	1-1 (0 to 3)	1-6 (1 to 3)	2 (1 to 3)	1-9 (1 to 3)	1-9 (1 to 3)	1-5 (0 to 3)	1-2 (0 to 3)	1 (0 to 3)	0-6 (0 to 1)	0-5 (0 to 2)	0-3 (0 to 2)	0-2 (0 to 1)	0-2 (0 to 1)	0-1 (0 to 2)	0-1 (0 to 2)	0-1 (0 to 2)	0-1 (0 to 2)	0-1 (0 to 2)	33
Congenital musculoskeletal and limb anomalies	1-2 (0 to 2)	0-5 (0 to 2)	0-9 (0 to 3)	2-2 (1 to 4)	2-6 (1 to 4)	2-7 (1 to 4)	1-5 (1 to 4)	3-3 (1 to 5)	4-3 (2 to 6)	4-2 (2 to 6)	3-5 (2 to 5)	2-2 (1 to 4)	2-5 (1 to 4)	2-1 (1 to 3)	2-2 (1 to 3)	1-7 (1 to 3)	1-7 (1 to 3)	1-5 (1 to 2)	1-1 (0 to 1)	0-5 (0 to 1)	0-3 (0 to 0)	0-2 (0 to 1)	0-1 (0 to 0)	0-1 (0 to 0)	47-2
Urogenital congenital anomalies	1 (0 to 2)	0-2 (0 to 0)	0-5 (0 to 2)	0-6 (0 to 1)	0-3 (0 to 1)	0-2 (0 to 1)	0-2 (0 to 1)	0-4 (0 to 1)	0-3 (0 to 1)	0-3 (0 to 1)	0-2 (0 to 1)	0-2 (0 to 1)	0-1 (0 to 1)	0-1 (0 to 1)	0-1 (0 to 1)	0-1 (0 to 1)	0-1 (0 to 1)	0-1 (0 to 1)	0-1 (0 to 1)	0-1 (0 to 1)	0-1 (0 to 1)	0-1 (0 to 1)	0-1 (0 to 1)	0-1 (0 to 1)	4-3
Digestive congenital anomalies	5-2 (2 to 9)	2-9 (1 to 5)	7-3 (2 to 18)	1-5 (0 to 4)	1-3 (0 to 2)	0-9 (0 to 2)	0-9 (0 to 2)	0-5 (0 to 2)	0-4 (0 to 2)	0-4 (0 to 2)	0-3 (0 to 2)	0-3 (0 to 2)	0-3 (0 to 2)	0-3 (0 to 2)	0-3 (0 to 1)	0-3 (0 to 1)	0-3 (0 to 1)	0-3 (0 to 1)	0-3 (0 to 1)	0-3 (0 to 1)	0-3 (0 to 1)	0-3 (0 to 1)	0-3 (0 to 1)	0-3 (0 to 1)	16-1
Other congenital birth defects	8-6 (4 to 13)	3-2 (2 to 6)	4-7 (2 to 9)	2-7 (1 to 4)	1-4 (0 to 2)	0-9 (0 to 2)	0-9 (0 to 2)	1-1 (1 to 2)	1-6 (1 to 3)	1-3 (1 to 2)	1-1 (1 to 2)	0-9 (0 to 2)	0-8 (0 to 2)	0-7 (0 to 2)	0-5 (0 to 1)	0-5 (0 to 1)	0-5 (0 to 1)	0-4 (0 to 1)	0-4 (0 to 1)	0-4 (0 to 1)	0-4 (0 to 1)	0-4 (0 to 1)	0-4 (0 to 1)	0-4 (0 to 1)	37
Urinary diseases and male infertility	0-1 (0 to 1)	0-3 (0 to 0)	0-3 (0 to 2)	0-2 (0 to 1)	0-7 (0 to 3)	0-4 (0 to 1)	1-7 (1 to 2)	3-5 (2 to 5)	4-2 (3 to 6)	3-5 (2 to 4)	3-5 (2 to 4)	3-1 (2 to 4)	2-7 (2 to 4)	2-5 (2 to 4)	1-9 (1 to 3)	1-5 (1 to 3)	1-4 (1 to 2)	1-3 (1 to 2)	1-4 (1 to 2)	1-3 (1 to 2)	1-4 (1 to 2)	1-4 (1 to 2)	1-4 (1 to 2)	1-4 (1 to 2)	160
Urolithiasis	0 (0 to 0)	0 (0 to 0)	0 (0 to 0)	0 (0 to 0)	0 (0 to 0)	0 (0 to 0)	0 (0 to 1)	0-2 (0 to 0)	0-2 (0 to 1)	0-3 (0 to 1)	0-3 (0 to 1)	0-4 (0 to 1)	0-3 (0 to 1)	0-7 (0 to 2)	0-7 (0 to 3)	0-7 (0 to 2)	0-6 (0 to 1)	0-5 (0 to 1)	0-5 (0 to 1)	0-6 (0 to 1)	0-5 (0 to 1)	0-6 (0 to 2)	0-7 (0 to 2)	0-6 (0 to 2)	13-1
Benign prostatic hyperplasia	0 (0 to 0)	0 (0 to 0)	0 (0 to 0)	0 (0 to 0)	0 (0 to 0)	0 (0 to 0)	0 (0 to 0)	0 (0 to 0)	0 (0 to 0)	0 (0 to 0)	0 (0 to 0)	0 (0 to 0)	0 (0 to 0)	0 (0 to 0)	0 (0 to 0)	0 (0 to 0)	0 (0 to 0)	0 (0 to 0)	0 (0 to 0)	0 (0 to 0)	0 (0 to 0)	0 (0 to 0)	0 (0 to 0)	0 (0 to 0)	0
Male infertility	–	–	–	–	–	–	–	–	–	–	–	–	–	–	–	–	–	–	–	–	–	–	–	–	NA
Other urinary diseases	0 (0 to 1)	0-1 (0 to 1)	0-1 (0 to 2)	0-1 (0 to 2)	0-1 (0 to 2)	0-2 (0 to 2)	0-2 (0 to 3)	0-5 (0 to 2)	0-8 (0 to 3)	0-8 (0 to 3)	0-6 (0 to 2)	0-4 (0 to 2)	0-5 (0 to 2)	0-3 (0 to 2)	0-4 (0 to 2)	0-3 (0 to 2)	0-3 (0 to 2)	0-3 (0 to 1)	0-3 (0 to 1)	0-3 (0 to 1)	0-4 (0 to 1)	0-3 (0 to 1)	0-4 (0 to 2)	0-3 (0 to 2)	4-5
Gynecological diseases	0 (0 to 0)	0 (0 to 0)	0 (0 to 0)	0 (0 to 0)	0 (0 to 0)	4 (2 to 13)	96-7 (47 to 46)	191 (97 to 140)	198 (122 to 281)	202 (120 to 294)	183 (111 to 259)	159 (94 to 169)	109 (64 to 168)	101 (64 to 141)	85-6 (27 to 92)	69 (22 to 92)	64 (16 to 84)	61-5 (16 to 84)	65 (17 to 84)	59-5 (15 to 79)	64 (16 to 84)	65 (4 to 85)	65 (4 to 85)	65 (4 to 85)	1,150
Uterine fibroids	0 (0 to 0)	0 (0 to 0)	0 (0 to 0)	0 (0 to 0)	0 (0 to 0)	0 (0 to 1)	0-2 (0 to 1)	1-7 (0 to 3)	2-6 (1 to 6)	4-3 (2 to 12)	3-8 (2 to 9)	3-4 (1 to 8)	2-7 (1 to 6)	2-3 (1 to 5)	2-1 (0 to 4)	2 (0 to 4)	1 (0 to 2)	1 (0 to 2)	1 (0 to 2)	1 (0 to 2)	1 (0 to 2)	1 (0 to 2)	1 (0 to 2)	1 (0 to 2)	41-2
Polycystic ovarian syndrome	0 (0 to 0)	0 (0 to 0)	0 (0 to 0)	0 (0 to 0)	0 (0 to 0)	0 (0 to 1)	0-3 (0 to 2)	1-1 (0 to 3)	1-6 (0 to 3)	2-1 (0 to 5)	1-6 (0 to 3)	1-2 (0 to 3)	0-9 (0 to 3)	0-7 (0 to 2)	0-7 (0 to 2)	0-6 (0 to 2)	0-5 (0 to 1)	0-4 (0 to 1)	0-4 (0 to 1)	0-4 (0 to 1)	0-4 (0 to 1)	0-4 (0 to 1)	0-4 (0 to 1)	0-4 (0 to 1)	55-4
Female infertility	0 (0 to 0)	0 (0 to 0)	0 (0 to 0)	0 (0 to 0)	0 (0 to 0)	0 (0 to 0)	0 (0 to 0)	0-7 (0 to 3)	2-4 (1 to 5)	2-9 (1 to 10)	2-1 (1 to 10)	1-7 (1 to 10)	1-4 (0 to 6)	1-3 (0 to 6)	0-9 (0 to 5)	0-7 (0 to 4)	0-6 (0 to 3)	0-5 (0 to 3)	0-5 (0 to 3)	0-5 (0 to 3)	0-5 (0 to 3)	0-5 (0 to 3)	0-5 (0 to 3)	0-5 (0 to 3)	12-9
Endometriosis	0 (0 to 0)	0 (0 to 0)	0 (0 to 0)	0 (0 to 0)	0 (0 to 0)	0 (0 to 0)	0 (0 to 1)	0-7 (0 to 3)	2-4 (1 to 5)	2-9 (1 to 10)	2-1 (1 to 10)	1-7 (1 to 10)	1-4 (0 to 6)	1-3 (0 to 6)	0-9 (0 to 5)	0-7 (0 to 4)	0-6 (0 to 3)	0-5 (0 to 3)	0-5 (0 to 3)	0-5 (0 to 3)	0-5 (0 to 3)	0-5 (0 to 3)	0-5 (0 to 3)	0-5 (0 to 3)	53-9
Genital prolapse	0 (0 to 0)	0 (0 to 0)	0 (0 to 0)	0 (0 to 0)	0 (0 to 0)	0 (0 to 0)	0 (0 to 0)	0 (0 to 1)	0 (0 to 1)	0 (0 to 1)	0 (0 to 1)	0 (0 to 1)	0 (0 to 1)	0 (0 to 1)	0 (0 to 1)	0 (0 to 1)	0 (0 to 1)	0 (0 to 1)	0 (0 to 1)	0 (0 to 1)	0 (0 to 1)	0 (0 to 1)	0 (0 to 1)	0 (0 to 1)	0
Premenstrual syndrome	0 (0 to 0)	0 (0 to 0)	0 (0 to 0)	0 (0 to 0)	0-3 (0 to 1)	0-9 (0 to 3)	17-9 (9 to 32)	37-4 (19 to 64)	59-4 (29 to 95)	67-9 (33 to 112)	60 (29 to 104)	46-2 (20 to 73)	36-2 (20 to 57)	23-7 (13 to 39)	17-1 (9 to 29)	13-4 (6 to 24)	11-6 (5 to 20)	10-3 (5 to 18)	9-6 (5 to 17)	9-2 (5 to 16)	9-2 (5 to 16)	9-2 (5 to 16)	9-2 (5 to 16)	9-2 (5 to 16)	273
Other gynecological diseases	0 (0 to 0)	0 (0 to 0)	0 (0 to 0)	0 (0 to 0)	0 (0 to 0)	0 (0 to 0)	2-5 (0 to 6)	5-2 (2 to 14)	9-6 (4 to 25)	10-7 (4 to 28)	9-4 (4 to 25)	8-3 (3 to 22)	6-3 (3 to 16)	4-6 (2 to 12)	3-4 (1 to 9)	2-5 (1 to 7)	2-2 (1 to 6)	1-9 (1 to 5)	1-8 (1 to 5)	1-7 (1 to 5)	1-7 (1 to 5)	1-7 (1 to 5)	1-7 (1 to 5)	1-7 (1 to 5)	65-4
Hemoglobinopathies and hemolytic anemias	0-1 (0 to 1)	0-4 (0 to 1)	1-5 (0 to 4)	2-5 (0 to 7)	0-9 (0 to 3)	0-6 (0 to 2)	2-1 (0 to 7)	2-8 (0 to 8)	4-1 (0 to 14)	3-6 (0 to 14)	3-9 (0 to 13)	3 (0 to 7)	2-3 (0 to 8)	2-5 (0 to 6)	1-9 (0 to 4)	1-4 (0 to 4)	1-4 (0 to 4)	1-2 (0 to 3)	1-2 (0 to 4)	1-4 (0 to 3)	1-1 (0 to 3)	1-1 (0 to 3)	0-6 (0 to 1)	0-3 (0 to 1)	35-7
Thalassemias	0 (0 to 0)	0 (0 to 0)	0 (0 to 0)	0 (0 to 0)	0 (0 to 0)	0 (0 to 0)	0 (0 to 0)	0 (0 to 0)	0 (0 to 0)	0 (0 to 0)	0 (0 to 0)	0 (0 to 0)	0 (0 to 0)	0 (0 to 0)	0 (0 to 0)	0 (0 to 0)	0 (0 to 0)	0 (0 to 0)	0 (0 to 0)	0 (0 to 0)	0 (0 to 0)	0 (0 to 0)	0 (0 to 0)	0 (0 to 0)	0-1
Thalassemias trait	0-1 (0 to 1)	0-1 (0 to 1)	1-2 (0 to 2)	0-1 (0 to 2)	0-5 (0 to 1)	0-7 (0 to 3)	0-5 (0 to 2)	0-7 (0 to 3)	1-7 (0 to 5)	1-7 (0 to 5)	1-7 (0 to 5)	1-7 (0 to 4)	0-6 (0 to 2)	0-6 (0 to 2)	0-3 (0 to 1)	0-3 (0 to 1)	0-2 (0 to 1)	0-2 (0 to 1)	0-2 (0 to 1)	0-2 (0 to 1)	0-1 (0 to 1)	0-1 (0 to 1)	0-1 (0 to 1)	0-1 (0 to 1)	10-1
Sickle cell disorders	0 (0 to 0)	0-1 (0 to 0)	0-4 (0 to 1)	0-3 (0 to 2)	0-3 (0 to 1)	0-4 (0 to 2)	0-5 (0 to 3)	0-6 (0 to 3)	0-6 (0 to 3)	0-6 (0 to 3)	0-4 (0 to 3)	0-3 (0 to 3)	0-2 (0 to 3)	0-2 (0 to 3)	0-3 (0 to 1)	0-3 (0 to 1)	0-2 (0 to 1)	0-2 (0 to 1)	0-2 (0 to 1)	0-2 (0 to 1)	0-2 (0 to 1)	0-2 (0 to 1)	0-2 (0 to 1)	0-2 (0 to 1)	5-1
Sickle cell trait	0 (0 to 0)	0-1 (0 to 0)	0-4 (0 to 1)	1-1 (0 to 3)	0-1 (0 to 1)	0-5 (0 to 2)	0-4 (0 to 2)	0-3 (0 to 1)	0-6 (0 to 2)	1-6 (0 to 7)	1-6 (0 to 7)	1-6 (0 to 4)	0-5 (0 to 1)	0-6 (0 to 1)	0-5 (0 to 1)	0-5 (0 to 1)	0-3 (0 to 1)	0-3 (0 to 1)	0-2 (0 to 1)	0-2 (0 to 1)	0-1 (0 to 1)	0-1 (0 to 1)	0-1 (0 to 1)	0-1 (0 to 1)	8-6
G6PD deficiency	0 (0 to 0)	0 (0 to 0)	0 (0 to 0)	0 (0 to 0)	0 (0 to 0)	0 (0 to 0)	0 (0 to 0)	0-2 (0 to 0)	0-5 (0 to 1)	0-6 (0 to 1)	0-3 (0 to 1)	0-3 (0 to 1)	0-4 (0 to 1)	0-5 (0 to 1)	0-5 (0 to 1)	0-5 (0 to 1)	0-5 (0 to 1)	0-5 (0 to 1)	0-5 (0 to 1)	0-5 (0 to 1)	0-5 (0 to 1)	0-5 (0 to 1)	0-5 (0 to 1)	0-5 (0 to 1)	1-5
G6PD trait	0 (0 to 0)	0 (0 to 0)	0 (0 to 0)	0 (0 to 0)	0 (0 to 0)	0 (0 to 0)	0 (0 to 0)	0-1 (0 to 0)	0-5 (0 to 2)	0-5 (0 to 2)	0-3 (0 to 1)	0-3 (0 to 1)	0-3 (0 to 1)	0-4 (0 to 1)	0-5 (0 to 1)	0-5 (0 to 1)	0-5 (0 to 1)	0-5 (0 to 1)	0-5 (0 to 1)	0-5 (0 to 1)	0-5 (0 to 1)	0-5 (0 to 1)	0-5 (0 to 1)	0-5 (0 to 1)	0-4
Other hemoglobinopathies and hemolytic anemias	0 (0 to 0)	0-1 (0 to 2)	0-3 (0 to 1)	0-8 (0 to 2)	0-1 (0 to 0)	0-3 (0 to 1)	0-4 (0 to 1)	0-5 (0 to 2)	0-2 (0 to 1)	0-3 (0 to 1)	0-3 (0 to 1)	0-3 (0 to 1)	0-5 (0 to 1)	0-5 (0 to 1)	0-5 (0 to 1)	0-4 (0 to 1)	0-4 (0 to 1)	0-3 (0 to 1)	0-3 (0 to 1)	0-3 (0 to 1)	0-3 (0 to 1)	0-3 (0 to 1)	0-3 (0 to 1)	0-3 (0 to 1)	9-9
Endocrine, metabolic, blood, and immune disorders	1 (0 to 1)	0-4 (0 to 1)	0-4 (0 to 1)	0-2 (0 to 1)	0-9 (0 to 3)	1-1 (0 to 3)	0-4 (0 to 1)	0-6 (0 to 2)	0-7 (0 to 2)	0-7 (0 to 2)	0-6 (0 to 2)	0-5 (0 to 2)	0-5 (0 to 2)	0-4 (0 to 2)	0-4 (0 to 2)	0-3 (0 to 2)	0-3 (0 to 2)	0-3 (0 to 2)	0-3 (0 to 2)	0-3 (0 to 2)	0-3 (0 to 2)	0-3 (0 to 2)	0-3 (0 to 2)	0-3 (0 to 2)	9-9
Endocrine, metabolic, blood, and immune disorders	1 (0 to 1)	4-4 (2 to 7)	9-2 (4 to 15)	5-1 (2 to 9)	9-1 (5 to 14)	10-1 (6 to 15)	20-6 (13 to 30)	27-6 (15 to 51)	22-8 (12 to 39)	46-1 (28 to 73)	44-2 (26 to 67)	40-5 (28 to 70)	38-5 (23 to 70)	34-7 (21 to 58)	33-4 (21 to 57)	32-7 (21 to 57)	31-7 (21 to 56)	43 (27 to 65)	27-9 (18 to 43)	43-6 (28 to 68)	29-4 (19 to 43)	29-4 (19 to 43)	29-4 (19 to 43)	29-4 (19 to 43)	680
Oral disorders	0 (0 to 0)	2-1 (1 to 3)	2-6 (1 to 4)	3-2 (1 to 7)	1-7 (1 to 4)	4-6 (2 to 7)	10-7 (4 to 17)	19-5 (11 to 32)	23-5 (13 to 41)	23-9 (13 to 42)	20-9 (12 to 37)	20-9 (12 to 41)	20-9 (14 to 40)	27-4 (17 to 45)	29-9 (19 to 46)	30-4 (21 to 54)	32-3 (21 to 56)	32-3 (22 to 52)	47-4 (26 to 73)	35-3 (22 to 52)	28-4 (17 to 39)	46-7 (16 to 24)	8-7 (5 to 14)	3-3 (2 to 4)	456
Caries of deciduous teeth	0 (0 to 0)	0 (0 to 0)	0 (0 to 0)	0 (0 to 1)	0 (0 to 0)	0 (0 to 1)	0 (0 to 1)	0 (0 to 1)	0 (0 to 1)	0 (0 to 1)	0 (0 to 1)	0 (0 to 1)	0 (0 to 1)	0 (0 to 1)	0 (0 to 1)	0 (0 to 1)	0 (0 to 1)	0 (0 to 1)	0 (0 to 1)	0 (0 to 1)	0 (0 to 1)	0 (0 to 1)	0 (0 to 1)	0 (0 to 1)	0-6
Caries of permanent teeth	0 (0 to 0)	0 (0 to 0)	0 (0 to 0)	0-2 (0 to 1)	1-7 (0 to 3)	2-1 (0 to 6)	3-1 (1 to 8)	4-3 (1 to 9)	3 (1 to 8)	2-4 (1 to 7)	2-2 (1 to 5)	2-7 (1 to 5)	2-7 (1 to 4)	3-3 (0 to 8)	1-7 (0 to 5)	1-5 (0 to 3)	1-5 (0 to 3)	1-5 (0 to 3)	1-5 (0 to 3)	0-8 (0 to 3)	0-8 (0 to 3)	0-5 (0 to 1)	0-3 (0 to 1)	0-3 (0 to 1)	32-6
Periodontal diseases	0 (0 to 0)	0 (0 to 0)	0 (0 to 0)	0 (0 to 0)	0 (0 to 0)	0 (0 to 0)	0 (0 to 0)	0-2 (0 to 0)	0-4 (0 to 2)	0-3 (0 to 2)	0-3 (0 to 2)	0-3 (0 to 2)	0-3 (0 to 2)	0-3 (0 to 2)	0-3 (0 to 2)	0-3 (0 to 2)	0-3 (0 to 2)	0-3 (0 to 2)	0-3 (0 to 2)	0-3 (0 to 2)	0-3 (0 to 2)	0-3 (0 to 2)	0-3 (0 to 2)	0-3 (0 to 2)	76-1
Other oral disorders	0 (0 to 0)	0 (0 to 0)	0 (0 to 0)	1-6 (1 to 3)	1-7 (1 to 2)	1-8 (1 to 2)	3 (1 to 4)	5-9 (3 to 9)	9-2 (5 to 14)	9-4 (5 to 21)	7-9 (4 to 11)	6-6 (3 to 9)	6-6 (3 to 9)	5-8 (3 to 8)	5-8 (3 to 7)	5-7 (3 to 8)	5-7 (3 to 8)	5-7 (3 to 8)	5-7 (3 to 8)	5-7 (3 to 8)	5-7 (3 to 8)	5-7 (3 to 8)	5-7 (3 to 8)	5-7 (3 to 8)	74-3
Sudden infant death syndrome	–	1-4 (0 to 2.2)	10-7 (5 to 19)	–	–	–	–	–	–	–	–	–	–	–	–	–	–	–	–	–	–	–	–	–	NA
Injuries	0-5 (0 to 0.7)	0-6 (0 to 0)	0-7 (0 to 0.2)	17-6 (14 to 23)	17-5 (12 to 23)	24-1 (18 to 31)	45-4 (27 to 56)	90-6 (73 to 113)	134 (96 to 156)	134 (105 to 170)	126 (98 to 161)	120 (92 to 151)	121 (94 to 153)	105 (82 to 133)	92-3 (72 to 117)	88-6 (68 to 110)	77-9 (59 to 100)	76 (60 to 96)	94-2 (73 to 121)	87 (74 to 103)	86-8 (68 to 109)	59-9 (46 to 74)	28-7 (22 to 35)	1,660
Transport injuries	0 (0 to 0)	0 (0 to 0)	0 (0 to 0)	2 (1 to 3)	1-9 (1 to 3)	3-2 (2 to 4)	8 (5 to 10)	12-6 (9 to 17)	13 (10 to 16)	13 (10 to 16)	10-9 (8 to 13)	9-7 (7 to 12)	9-6 (7 to 12)	9-4 (7 to 11)	7-2 (5 to 9)	6-7 (4 to 8)	6-1 (4 to 8)	5-5 (4 to 7)	5-7 (4 to 7)	4-7 (3 to 6)	4-7 (3 to 6)	4-7 (3 to 6)	4-7 (3 to 6)	4-7 (3 to 6)	136
Road injuries	0 (0 to 0)	0 (0 to 0)	0-3 (0 to 1)	1-7 (1 to 3)	1-6 (1 to 3)	2-8 (2 to 3)	7-2 (5 to 9)	11-5 (8 to 15)	12-1 (9 to 15)	11-3 (8 to 14)	10-3 (7 to 14)	8-3 (5 to 12)	8-3 (5 to 10)	8-3 (6 to 10)	7-3 (5 to 9)	6-2 (4 to 7)	6-1 (4 to 7)	5-4 (3 to 7)	5-2 (3 to 6)	5-2 (4 to 6)	3-9 (3 to 4)	2-4 (1 to 2)	0-9 (0 to 1)	0-4 (0 to 1)	119
Pedestrian road injuries	0 (0 to 0)	0 (0 to 0)	0 (0 to 0)	0-5 (0 to 1)	0-6 (0 to 2)	0-9 (0 to 2)	2-5 (1 to 3)	3-6 (2 to 5)	3-6 (2 to 5)	3-4 (2 to 5)	3-1 (2 to 4)	2-5 (1 to 4)	2-5 (1 to 4)	2-6 (1 to 4)	2-2 (1 to 3)	1-8 (1 to 3)	1-7 (1 to 3)	1-6 (1 to 2)	1-7 (1 to 3)	1-7 (1 to 3)	1-1 (1 to 2)	0-7 (0 to 1)	0-3 (0 to 1)	0-2 (0 to 1)	21-9
Cyclist road injuries	0 (0 to 0)	0 (0 to 0)	0 (0 to 0)	0-1 (0 to 1)	0-3 (0 to 2)	0-6 (0 to 2)	0-9 (0 to 4)	1-4 (0 to 4)	1-9 (1 to 5)	1-9 (1 to 4)	1-7 (1 to 4)	1-6 (1 to 3)	1-6 (1 to 3)	1-6 (1 to 3)	1-5 (1 to 2)	1-2 (0 to 2)	1-1 (0 to 2)	1-1 (0 to 1)	1-1 (0 to 2)	1-1 (0 to 2)	0-7 (0 to 1)	0-4 (0 to 0)	0-2 (0 to 0)

SR Table 2b: Lambeth DALYS by cause and age group for females with 95% uncertainty intervals, 2019

Cause	Early Neonatal 0d-6d	Late Neonatal 7d-27d	Post Neonatal 28d-364d	1 to 4 1-4	5 to 9 5-9	10 to 14 10-14	15 to 19 15-19	20 to 24 20-24	25 to 29 25-29	30 to 34 30-34	35 to 39 35-39	40 to 44 40-44	45 to 49 45-49	50 to 54 50-54	55 to 59 55-59	60 to 64 60-64	65 to 69 65-69	70 to 74 70-74	75 to 79 75-79	80 to 84 80-84	85 to 89 85-89	90 to 94 90-94	95 plus 95+	Total
All causes	1,400 (1,250-1,550)	1,200 (944-1,520)	2,100 (1,700-2,600)	3,900 (2,700-4,900)	2,300 (1,900-2,700)	2,200 (1,800-2,600)	3,000 (2,500-3,500)	4,000 (3,300-4,700)	5,000 (4,200-5,900)	5,700 (4,800-6,800)	6,200 (5,200-7,400)	6,600 (5,500-7,900)	7,000 (5,800-8,400)	7,400 (6,100-8,900)	7,800 (6,400-9,400)	8,200 (6,700-9,900)	8,600 (7,000-10,400)	8,900 (7,200-10,800)	9,200 (7,400-11,100)	9,400 (7,600-11,300)	9,600 (7,700-11,500)	9,700 (7,800-11,600)	36,200
Communicable, maternal, neonatal, and nutritional diseases	1,400 (1,250-1,550)	1,200 (944-1,520)	1,200 (1,000-1,500)	1,200 (1,000-1,500)	1,200 (1,000-1,500

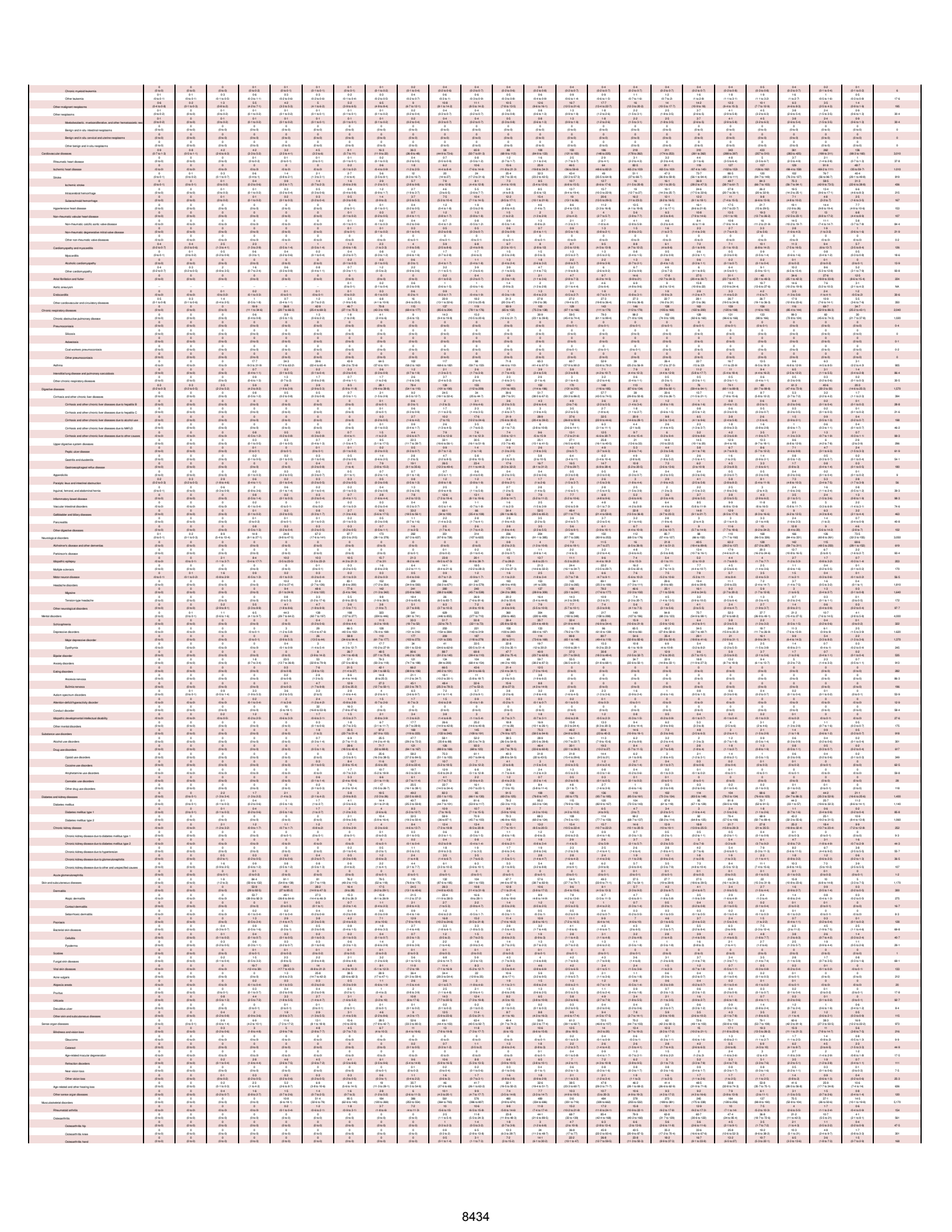

8434

Osteoarthritis other	0 (0 to 0)	0 (0 to 0)	0 (0 to 0)	0 (0 to 0)	0 (0 to 0)	0 (0 to 0)	0 (0 to 0)	0 (0 to 0)	0 (0 to 0)	0-1 (0 to 0-3)	0-7 (0 to 1-4)	1-6 (0 to 3-9)	3-1 (1 to 7)	5 (2 to 10-4)	6-4 (2 to 13-4)	6 (2 to 12-8)	4-9 (2 to 10-3)	4-8 (2 to 10-2)	4 (2 to 9-1)	3-5 (1 to 7-1)	2-2 (1 to 4-5)	1-3 (0 to 2-6)	0-5 (0 to 1-1)		44-1
Low back pain	0 (0 to 0)	0 (0 to 0)	0 (0 to 0)	0 (0 to 0)	6-5 (2 to 15-7)	39-4 (17 to 69-2)	52-7 (21 to 87)	102 (59 to 158)	207 (121 to 324)	386 (196 to 634)	737 (416 to 1,227)	1,124 (657 to 1,737)	1,117 (724 to 1,634)	1,110 (749 to 1,545)	1,103 (748 to 1,532)	1,096 (732 to 1,542)	1,089 (732 to 1,542)	1,082 (732 to 1,542)	1,075 (732 to 1,542)	1,068 (732 to 1,542)	1,061 (732 to 1,542)	1,054 (732 to 1,542)	1,047 (732 to 1,542)		2,410
Neck pain	0 (0 to 0)	0 (0 to 0)	0 (0 to 0)	0-7 (1-2 to 7-6)	19 (9 to 33-5)	28-9 (14 to 51-4)	40-1 (21 to 69-8)	70-6 (38 to 118)	134 (64 to 221)	137 (73 to 229)	140 (75 to 231)	143 (77 to 236)	146 (78 to 241)	149 (80 to 246)	152 (81 to 251)	155 (83 to 256)	158 (84 to 261)	161 (86 to 266)	164 (87 to 271)	167 (89 to 276)	170 (90 to 281)	173 (92 to 286)	176 (94 to 291)		1,010
Gout	0 (0 to 0)	0 (0 to 0)	0 (0 to 0)	0 (0 to 0)	0 (0 to 0)	0 (0 to 0)	0 (0 to 0)	0 (0 to 0)	0 (0 to 0)	0 (0 to 0)	0 (0 to 0)	0 (0 to 0)	0 (0 to 0)	0 (0 to 0)	0 (0 to 0)	0 (0 to 0)	0 (0 to 0)	0 (0 to 0)	0 (0 to 0)	0 (0 to 0)	0 (0 to 0)	0 (0 to 0)	0 (0 to 0)		14
Other musculoskeletal disorders	0 (0 to 0)	0 (0 to 0)	0 (0 to 0)	0-3 (0-2 to 0-5)	1-6 (0 to 3-9)	11-2 (5-6 to 18-2)	24-6 (12-8 to 34-3)	44-7 (24-4 to 147)	140 (66-6 to 217)	135 (65-9 to 201)	104 (64 to 159)	104 (64 to 159)	98-4 (59-9 to 154)	97-8 (53-4 to 151)	94-7 (58-1 to 151)	44-7 (27-7 to 62-3)	39-2 (22-1 to 59-7)	27-7 (17-1 to 42-3)	19-7 (9-7 to 31-3)	9-4 (3-6 to 15-6)	0-7 (2 to 0-3)	3-1 (1-1 to 5)	1,030
Other non-communicable diseases	66-7 (46-5 to 143)	35-6 (25-1 to 69-6)	126 (84-3 to 179)	92-8 (46-7 to 202-2)	41-2 (19-4 to 37-4)	46-3 (22-1 to 91-6)	73-6 (32-9 to 154)	160 (122 to 204)	396 (268 to 570)	396 (266 to 753)	539 (328 to 648)	458 (220 to 649)	342 (205 to 477)	271 (167 to 370)	226 (136 to 308)	171 (119 to 236)	133 (85 to 194)	115 (80 to 158)	77-5 (54 to 100)	53-2 (40 to 68)	26-2 (20 to 45-6)	17-9 (11-8 to 22-9)	3,870
Congenital birth defects	69-4 (42 to 141)	29-7 (19-9 to 44-4)	78-9 (52-3 to 121)	38-6 (26-2 to 52-1)	15-3 (11 to 20-9)	12-9 (9 to 17-6)	10-5 (7 to 14-3)	12-6 (9 to 17-2)	18 (12-8 to 24-7)	20-6 (15 to 27-8)	15 (10-2 to 22-1)	16-9 (9 to 27-6)	12-3 (9-2 to 16-1)	11-3 (8 to 14-9)	10-9 (8 to 14-3)	9-7 (7 to 12-7)	8-3 (6 to 9-5)	3-5 (2 to 4-6)	1-3 (0 to 2)	0-9 (0 to 1-3)	0-3 (0 to 0-5)	0-2 (0 to 0)	0-1 (0 to 0-1)	404
Neural tube defects	0 (0 to 0)	0-9 (0 to 1-7)	7-8 (3 to 16-1)	4-7 (2 to 9-5)	2-3 (1 to 4-3)	0-4 (0 to 0-9)	0-3 (0 to 0-5)	0-2 (0 to 0-7)	0-6 (0 to 1)	0-6 (0 to 1)	0-5 (0 to 0-9)	0-5 (0 to 0-9)	0-3 (0 to 0-5)	0-3 (0 to 0-5)	0-2 (0 to 0-4)	0-1 (0 to 0-3)	0-1 (0 to 0-2)	0-1 (0 to 0-1)	0-1 (0 to 0)	0-1 (0 to 0)	0-1 (0 to 0)	0 (0 to 0)	0 (0 to 0)	23-7
Congenital heart anomalies	18-8 (10-3 to 37-2)	9-9 (5-4 to 21-4)	21 (11 to 39-4)	7-7 (4-6 to 16-2)	2-4 (1 to 4-8)	2-1 (1 to 3-7)	1-7 (1 to 4-2)	2-2 (1 to 4-2)	3-5 (1 to 8-7)	3-5 (2 to 6-2)	2-4 (1 to 5-8)	3 (1 to 6-4)	2-5 (1 to 5-8)	2-3 (1 to 5-4)	2 (1 to 5-3)	1-7 (1 to 4-2)	0-9 (0 to 2-4)	0-7 (0 to 1-6)	0-5 (0 to 1-1)	0-1 (0 to 0-1)	0-1 (0 to 0-1)	0 (0 to 0)	0 (0 to 0)	85-9
Orofacial clefts	0 (0 to 0)	0-2 (0 to 0-6)	0-3 (0 to 0-7)	0-2 (0 to 0-4)	0-2 (0 to 0-6)	0-2 (0 to 0-5)	0-2 (0 to 0-5)	0-2 (0 to 0-5)	0-4 (0 to 0-9)	0-4 (0 to 0-9)	0-3 (0 to 0-8)	0-3 (0 to 0-7)	0-3 (0 to 0-5)	0-2 (0 to 0-4)	0-2 (0 to 0-4)	0-1 (0 to 0-2)	0-1 (0 to 0-2)	0-1 (0 to 0-2)	0-1 (0 to 0)	0-1 (0 to 0)	0-1 (0 to 0)	0 (0 to 0)	0 (0 to 0)	3-5
Down syndrome	1-3 (0-7 to 2-1)	0-3 (0 to 0-5)	0-9 (0-5 to 1-6)	0-8 (0-3 to 0-7)	0-5 (0-3 to 0-9)	0-4 (0-3 to 0-6)	0-4 (0-3 to 0-6)	0-7 (0-4 to 1)	1 (0-5 to 1-7)	1-3 (0-7 to 1-5)	1-1 (0-6 to 1-5)	0-9 (0-5 to 1-3)	1-1 (0-7 to 1-5)	0-9 (0-6 to 1-3)	1-4 (0-7 to 1-8)	2 (1 to 2-7)	1-4 (0-9 to 2-5)	0-9 (0-6 to 1-4)	0-6 (0-3 to 0-9)	0-3 (0 to 0-5)	0-2 (0 to 0-3)	0 (0 to 0)	0 (0 to 0)	17-3
Turner syndrome	0 (0 to 0)	0 (0 to 0)	0-1 (0 to 0-2)	0-1 (0 to 0-2)	0-1 (0 to 0-2)	0-1 (0 to 0-2)	0-2 (0 to 0-3)	0-2 (0 to 0-4)	0-2 (0 to 0-6)	0-2 (0 to 0-6)	0-2 (0 to 0-5)	0-2 (0 to 0-5)	0-1 (0 to 0-2)	0-1 (0 to 0-2)	0-1 (0 to 0-2)	0 (0 to 0-1)	0 (0 to 0)	0 (0 to 0)	0 (0 to 0)	0 (0 to 0)	0 (0 to 0)	0 (0 to 0)	0 (0 to 0)	0 (0 to 0)	1-5
Klinefelter syndrome	0 (0 to 0)	0 (0 to 0)	0 (0 to 0)	0 (0 to 0)	0 (0 to 0)	0 (0 to 0)	0 (0 to 0)	0 (0 to 0)	0 (0 to 0)	0 (0 to 0)	0 (0 to 0)	0 (0 to 0)	0 (0 to 0)	0 (0 to 0)	0 (0 to 0)	0 (0 to 0)	0 (0 to 0)	0 (0 to 0)	0 (0 to 0)	0 (0 to 0)	0 (0 to 0)	0 (0 to 0)	0 (0 to 0)	0 (0 to 0)	0
Other chromosomal abnormalities	21-7 (10-6 to 59-1)	10-2 (5-3 to 26-7)	22-3 (11-5 to 47-4)	6-6 (3-7 to 12-6)	2-4 (1-4 to 4-4)	2 (1-2 to 4-1)	1-7 (1 to 3-3)	2-1 (1-2 to 4)	2-7 (1-4 to 5-2)	3 (1-6 to 5-2)	3 (1-6 to 5-2)	2-5 (1-4 to 4)	1-7 (1 to 2-7)	1-6 (1 to 2-6)	1-2 (0-7 to 2)	1 (0-5 to 1-7)	0-9 (0-5 to 1-4)	0-8 (0-4 to 1-3)	0-6 (0-3 to 0-9)	0-3 (0 to 0-5)	0-2 (0 to 0-4)	0 (0 to 0)	0 (0 to 0)	80-4
Congenital musculoskeletal and limb anomalies	3 (1-5 to 4-9)	0-9 (0 to 1-3)	6 (4 to 12-2)	4-8 (2-6 to 7-7)	4-5 (2-6 to 7-2)	3-7 (2 to 5-9)	2-1 (1 to 3-3)	4 (2 to 6-4)	5-7 (3 to 8-4)	4 (2 to 6-3)	3-3 (1 to 5-2)	3-2 (1 to 5-2)	2-3 (1 to 3-6)	3-6 (2 to 5-7)	2-3 (1 to 3-5)	1-9 (1 to 3-1)	1-1 (0 to 1-8)	0-8 (0 to 1-2)	0-4 (0 to 0-7)	0-3 (0 to 0-5)	0-1 (0 to 0-2)	0 (0 to 0)	0 (0 to 0)	73-2
Urogenital congenital anomalies	3-6 (1 to 8-8)	0-9 (0 to 1-7)	1-3 (0 to 2-8)	1-1 (0 to 1-8)	0-6 (0 to 1-2)	0-4 (0 to 0-9)	0-2 (0 to 0-5)	0-4 (0 to 0-8)	0-3 (0 to 0-7)	0-4 (0 to 0-9)	0-3 (0 to 0-6)	0-3 (0 to 0-6)	0-2 (0 to 0-5)	0-1 (0 to 0-3)	0-1 (0 to 0-3)	0-1 (0 to 0-2)	0-1 (0 to 0-2)	0 (0 to 0-1)	0 (0 to 0)	0 (0 to 0)	0 (0 to 0)	0 (0 to 0)	0 (0 to 0)	9-7
Digestive congenital anomalies	14-6 (7-9 to 28-3)	7-4 (4-5 to 14-5)	16 (9-2 to 29-5)	5-7 (3-6 to 12)	2-2 (1-2 to 4-2)	1-7 (1 to 3-4)	1-2 (0-7 to 2-4)	1-7 (1 to 3-6)	2-1 (1 to 4-7)	2-1 (1 to 4-5)	1-7 (1 to 3-6)	1-6 (1 to 3-4)	1-3 (0-8 to 2-7)	1-3 (0-8 to 2-7)	1-2 (0-7 to 2-4)	1-1 (0-6 to 2-2)	0-9 (0-5 to 1-8)	0-7 (0-4 to 1-5)	0-5 (0-3 to 1-1)	0-3 (0 to 0-6)	0-2 (0 to 0-4)	0 (0 to 0)	0 (0 to 0)	39-5
Other congenital birth defects	2-1 (1-2 to 5-6)	1-3 (0-6 to 2-7)	3-5 (1-6 to 7)	2-5 (1-3 to 5-3)	2-3 (1-6 to 3-3)	2-3 (1-6 to 3-2)	2-3 (1 to 3-6)	2-3 (1-4 to 3-2)	2-3 (1-4 to 3-2)	2-3 (1-4 to 3-2)	2-2 (1-4 to 3-2)	2-2 (1-4 to 3-2)	2-2 (1-3 to 3-2)	2-2 (1-3 to 3-2)	2-2 (1-3 to 3-2)	2-1 (1-3 to 3-2)	2-1 (1-3 to 3-2)	2-1 (1-3 to 3-2)	2-1 (1-3 to 3-2)	2-1 (1-3 to 3-2)	2-1 (1-3 to 3-2)	2-1 (1-3 to 3-2)	2-1 (1-3 to 3-2)	72-1
Urinary diseases and male infertility	0-2 (0 to 0-2)	0-2 (0 to 0-3)	0-9 (0-4 to 1-6)	0-7 (0-5 to 1-1)	0-5 (0-3 to 0-7)	0-6 (0-4 to 0-9)	2-3 (1-5 to 3-2)	2-3 (1-5 to 3-2)	3-4 (2 to 5-1)	7-5 (5-1 to 10-8)	4-3 (2 to 6-6)	4-9 (3 to 7-4)	4-6 (3 to 7-4)	1-4 (0-9 to 2-1)	1-4 (1 to 2-1)	1-3 (0-9 to 2-1)	0-8 (0-5 to 1-4)	0-6 (0-4 to 1-1)	0-5 (0-3 to 0-8)	0-3 (0 to 0-5)	0-2 (0 to 0-3)	0-1 (0 to 0-2)	0-1 (0 to 0-2)	17-4
Urolithiasis	0 (0 to 0)	0 (0 to 0)	0 (0 to 0)	0 (0 to 0)	0 (0 to 0-1)	0 (0 to 0-1)	0 (0 to 0-1)	0 (0 to 0-2)	0 (0 to 0-5)	0 (0 to 0-4)	0 (0 to 1)	0 (0 to 0-5)	0 (0 to 1-1)	0 (0 to 0-6)	0 (0 to 1)	0 (0 to 0-4)	0 (0 to 0-7)	0 (0 to 0-4)	0 (0 to 0-4)	0 (0 to 0-3)	0 (0 to 0-2)	0 (0 to 0-1)	0 (0 to 0-1)	0 (0 to 0-1)	13-7
Benign prostatic hyperplasia	0 (0 to 0)	0 (0 to 0)	0 (0 to 0)	0 (0 to 0)	0 (0 to 0)	0 (0 to 0)	0 (0 to 0)	0 (0 to 0)	0 (0 to 0)	0 (0 to 0)	0 (0 to 0)	0 (0 to 0)	0 (0 to 0)	0 (0 to 0)	0 (0 to 0)	0 (0 to 0)	0 (0 to 0)	0 (0 to 0)	0 (0 to 0)	0 (0 to 0)	0 (0 to 0)	0 (0 to 0)	0 (0 to 0)	0 (0 to 0)	0
Male infertility	–	–	–	–	–	–	–	–	–	–	–	–	–	–	–	–	–	–	–	–	–	–	–	NA
Other urinary diseases	0-1 (0 to 0-2)	0-1 (0 to 0-3)	0-3 (0 to 0-6)	0-2 (0 to 0-4)	0-1 (0 to 0-3)	0-2 (0 to 0-4)	0-2 (0 to 0-4)	0-3 (0 to 0-6)	0-7 (0 to 1-1)	1-2 (0 to 2-1)	1-3 (0 to 2-6)	0-9 (0 to 1-3)	0-6 (0 to 1-2)	0-6 (0 to 1-1)	0-5 (0 to 0-9)	0-3 (0 to 0-6)	0-5 (0 to 0-9)	0-3 (0 to 0-6)	0-2 (0 to 0-4)	0-1 (0 to 0-3)	0-2 (0 to 0-3)	0-2 (0 to 0-3)	0-1 (0 to 0-2)	7-9
Gynecological diseases	0 (0 to 0)	0 (0 to 0)	0 (0 to 0)	127 (49 to 241-8)	39-4 (22-8 to 62-3)	119 (79-7 to 174)	210 (160 to 417)	282 (237 to 332)	292 (186 to 421)	261 (132 to 392)	192 (107 to 222)	192 (107 to 222)	177 (70-3 to 132)	177 (70-3 to 132)	177 (70-3 to 132)	177 (70-3 to 132)	177 (70-3 to 132)	177 (70-3 to 132)	177 (70-3 to 132)	177 (70-3 to 132)	177 (70-3 to 132)	177 (70-3 to 132)	177 (70-3 to 132)	1,760
Uterine fibroids	0 (0 to 0)	0 (0 to 0)	0 (0 to 0)	0 (0 to 0)	0 (0 to 0)	0 (0 to 0)	3-4 (1-4 to 7-4)	9-5 (4-1 to 19-7)	15-8 (6-4 to 32)	15-8 (6-1 to 32)	14-4 (7-9 to 31-4)	14-4 (7-9 to 31-4)	12-4 (5-6 to 23-5)	12-4 (5-6 to 23-5)	7-5 (3-4 to 14-1)	1-6 (0-7 to 3-2)	1-7 (0-7 to 3-2)	0-3 (0 to 1-1)	0-3 (0 to 1-1)	0-1 (0 to 0-3)	0-1 (0 to 0-3)	0 (0 to 0-1)	0 (0 to 0)	91-3
Polycystic ovarian syndrome	0 (0 to 0)	0 (0 to 0)	0 (0 to 0)	0 (0 to 0)	1-2 (0-4 to 2-4)	4-5 (1-7 to 9-3)	8-9 (3-7 to 17-5)	13-5 (6 to 23)	14-5 (6-6 to 32-7)	12-4 (5-3 to 25-4)	8-3 (3-4 to 16-6)	8-3 (3-4 to 16-6)	2-5 (0-9 to 5-2)	2-5 (0-9 to 5-2)	1-4 (0-5 to 2-6)	0-4 (0 to 1)	0-4 (0 to 1)	0-4 (0 to 1)	0-4 (0 to 1)	0-4 (0 to 1)	0-4 (0 to 1)	0-4 (0 to 1)	0-4 (0 to 1)	72-5
Female infertility	0 (0 to 0)	0 (0 to 0)	0 (0 to 0)	0 (0 to 0)	0 (0 to 0)	0 (0 to 0)	0-9 (0 to 2-4)	3-7 (1-1 to 12-9)	4-8 (1-1 to 17-7)	5-5 (1-5 to 19-9)	4-3 (1-1 to 14-5)	4-3 (1-1 to 14-5)	0-1 (0 to 0-3)	0-1 (0 to 0-3)	0-1 (0 to 0-3)	0-1 (0 to 0-3)	0-1 (0 to 0-3)	0-1 (0 to 0-3)	0-1 (0 to 0-3)	0-1 (0 to 0-3)	0-1 (0 to 0-3)	0-1 (0 to 0-3)	0-1 (0 to 0-3)	19-3
Endometriosis	0 (0 to 0)	0 (0 to 0)	0 (0 to 0)	0 (0 to 0)	0 (0 to 0)	2-5 (1-1 to 7-6)	10-7 (4-9 to 19-2)	17 (8-2 to 31-8)	10-6 (7-6 to 27-4)	10-6 (5-7 to 19-9)	7-7 (3-6 to 13-2)	7-7 (3-6 to 13-2)	5-4 (1-2 to 9-4)	5-4 (1-2 to 9-4)	0 (0 to 0)	0 (0 to 0)	0 (0 to 0)	0 (0 to 0)	0 (0 to 0)	0 (0 to 0)	0 (0 to 0)	0 (0 to 0)	0 (0 to 0)	0 (0 to 0)	73-8
Genital prolapse	0 (0 to 0)	0 (0 to 0)	0 (0 to 0)	0 (0 to 0)	0 (0 to 0)	0 (0 to 0)	0 (0 to 0)	0-2 (0 to 1)	0-2 (0 to 1)	0-3 (0 to 2)	0-3 (0 to 1-2)	0-3 (0 to 1-2)	0-2 (0 to 0-8)	0-2 (0 to 0-8)	0-2 (0 to 0-8)	0-2 (0 to 0-8)	0-2 (0 to 0-8)	0-2 (0 to 0-8)	0-2 (0 to 0-8)	0-2 (0 to 0-8)	0-2 (0 to 0-8)	0-2 (0 to 0-8)	0-2 (0 to 0-8)	0-2 (0 to 0-8)	2-9
Premenstrual syndrome	0 (0 to 0)	0 (0 to 0)	0 (0 to 0)	11-2 (5-3 to 20)	23-4 (10-1 to 40-4)	44-6 (20-4 to 78-6)	73-4 (41-5 to 130)	89-2 (40 to 130)	73-2 (41-1 to 116)	52-3 (29-1 to 84-3)	24-4 (15-1 to 36-4)	11-4 (6 to 19-5)	0 (0 to 0)	0 (0 to 0)	0 (0 to 0)	0 (0 to 0)	0 (0 to 0)	0 (0 to 0)	0 (0 to 0)	0 (0 to 0)	0 (0 to 0)	0 (0 to 0)	0 (0 to 0)	0 (0 to 0)	405
Other gynecological diseases	0 (0 to 0)	0 (0 to 0)	0 (0 to 0)	8-1 (2-7 to 14-9)	8-1 (2-7 to 14-9)	8-1 (2-7 to 14-9)	53 (21 to 81-7)	167 (94-7 to 270)	235 (127 to 373)	173 (105 to 260)	159 (92-4 to 173)	159 (92-4 to 173)	98-4 (54-2 to 150)	98-4 (54-2 to 150)	60 (34-5 to 90-1)	34-2 (21 to 51-2)	18-9 (12-2 to 26)	14-5 (9-4 to 21-4)	9 (5-4 to 13-2)	5-8 (3-5 to 8-8)	2-2 (1 to 4-4)	1-5 (0-9 to 2-3)	0-5 (0-3 to 0-7)	1,080
Hemoglobinopathies and hemolytic anemias	0-1 (0 to 0-1)	1 (0-4 to 2-1)	2-3 (1 to 7)	1-7 (0-2 to 14-2)	1-4 (0-8 to 2-5)	0-9 (0-7 to 1-3)	3-3 (1-2 to 8-1)	5 (1-6 to 15-2)	7-7 (2 to 22-2)	7-2 (1-4 to 21-8)	5-1 (1-5 to 13-6)	5-1 (1-5 to 13-6)	2-6 (1 to 10-2)	2-6 (1 to 10-2)	2-3 (0-9 to 6-4)	2-3 (1 to 5-7)	1-7 (0-7 to 4-2)	1-6 (0-6 to 3-2)	1-4 (0-6 to 2-6)	1-5 (0-6 to 2-7)	1-2 (0-7 to 2-1)	0-7 (0-4 to 1-2)	0-4 (0 to 0-6)	62-4
Thalassemias	0 (0 to 0)	0 (0 to 0)	0-1 (0 to 0-1)	0-1 (0 to 0-1)	0-1 (0 to 0-1)	0 (0 to 0)	0 (0 to 0)	0 (0 to 0)	0 (0 to 0)	0 (0 to 0)	0 (0 to 0)	0 (0 to 0)	0 (0 to 0)	0 (0 to 0)	0 (0 to 0)	0 (0 to 0)	0 (0 to 0)	0 (0 to 0)	0 (0 to 0)	0 (0 to 0)	0 (0 to 0)	0 (0 to 0)	0 (0 to 0)	0 (0 to 0)	0-2
Thalassemias trait	0 (0 to 0)	0-2 (0 to 0-6)	0-6 (0-1 to 2-7)	2-3 (0-5 to 5-1)	0-7 (0 to 2)	0-7 (0 to 2-1)	1-2 (0 to 3-2)	2-1 (0 to 6)	3-1 (1 to 10-4)	3-1 (1 to 9-2)	1-4 (0 to 4-3)	2-8 (1 to 7-3)	1-1 (0 to 3-3)	1-1 (0 to 3-3)	0-7 (0 to 2-1)	0-5 (0 to 1-1)	0-3 (0 to 0-7)	0-2 (0 to 0-5)	0-1 (0 to 0-4)	0-1 (0 to 0-3)	0-1 (0 to 0-3)	0-1 (0 to 0-2)	0-1 (0 to 0-1)	17-4
Sickle cell disorders	0-1 (0 to 0-1)	0-5 (0 to 0-7)	1-2 (0 to 1-9)	1-1 (0-7 to 1-5)	0-9 (0-6 to 1-2)	0-9 (0-6 to 1-2)	1 (0-7 to 1-5)	1-2 (0-9 to 1-7)	1-5 (1 to 2-2)	1-5 (1 to 2-2)	1-1 (0-7 to 1-5)	0-9 (0-5 to 1-1)	0-5 (0-3 to 0-8)	0-7 (0-5 to 1-1)	0-5 (0-3 to 0-8)	0-3 (0-2 to 0-5)	0-2 (0-1 to 0-3)	0-1 (0 to 0-2)	0-1 (0 to 0-2)	0-1 (0 to 0-2)	0-1 (0 to 0-2)	0-1 (0 to 0-2)	0-1 (0 to 0-1)	12-8
Sickle cell trait	0 (0 to 0)	0-1 (0 to 0-2)	0-2 (0 to 0-7)	0-7 (0 to 2-1)	0-4 (0 to 1-4)	0-6 (0 to 2-1)	0-6 (0 to 2-1)	0-6 (0 to 2-3)	0-8 (0 to 2-3)	0-8 (0 to 2-3)	0-5 (0 to 1-5)	0-5 (0 to 1-5)	0-3 (0 to 1-1)	0-4 (0 to 1-1)	0-3 (0 to 1-1)	0-2 (0 to 0-7)	0-2 (0 to 0-6)	0-1 (0 to 0-5)	0-1 (0 to 0-4)	0-1 (0 to 0-3)	0-1 (0 to 0-3)	0-1 (0 to 0-3)	0-1 (0 to 0-2)	14-1
G6PD deficiency	0 (0 to 0)	0 (0 to 0)	0 (0 to 0)	0 (0 to 0)	0 (0 to 0)	0 (0 to 0)	0-4 (0 to 1-3)	0-6 (0 to 2-2)	0-9 (0 to 2-5)	0-7 (0 to 2-1)	0-5 (0 to 1-6)	0-5 (0 to 1-6)	0-3 (0 to 1-1)	0-3 (0 to 1-1)	0-2 (0 to 0-8)	0-2 (0 to 0-7)	0-2 (0 to 0-6)	0-1 (0 to 0-5)	0-1 (0 to 0-4)	0-1 (0 to 0-3)	0-1 (0 to 0-3)	0-1 (0 to 0-3)	0-1 (0 to 0-2)	2-8
G6PD trait	0 (0 to 0)	0 (0 to 0)	0 (0 to 0)	0 (0 to 0)	0 (0 to 0)	0 (0 to 0)	0 (0 to 0)	0 (0 to 0)	0 (0 to 0)	0 (0 to 0)	0 (0 to 0)	0 (0 to 0)	0 (0 to 0)	0 (0 to 0)	0 (0 to 0)	0 (0 to 0)	0 (0 to 0)	0 (0 to 0)	0 (0 to 0)	0 (0 to 0)	0 (0 to 0)	0 (0 to 0)	0 (0 to 0)	0-7
Other hemoglobinopathies and hemolytic anemias	0 (0 to 0)	0 (0 to 0)	0-5 (0 to 1-4)	1-5 (0-2 to 3-5)	0-9 (0 to 2)	0-5 (0 to 1-6)	0-5 (0 to 1-6)	0-9 (0 to 2-7)	0-5 (0 to 2-3)	0-5 (0 to 1-8)	1-2 (0-2 to 3-7)	0-8 (0 to 2-7)	0-9 (0-2 to 2-4)	0-9 (0 to 2-1)	1-1 (0 to 2-6)	0-9 (0 to 2-3)	0-7 (0 to 1-8)	1-1 (0 to 2-3)	0-7 (0 to 1-9)	0-6 (0 to 1-4)	0-4 (0 to 0-9)	0-3 (0 to 0-6)	0-3 (0 to 0-4)	15-3
Endocrine, metabolic, blood, and immune disorders	3 (1-4 to 4-9)	2-3 (1 to 3-9)	10-9 (6-8 to 16-7)	16-6 (11-5 to 23-4)	14-2 (9-1 to 19-4)	13-6 (9 to 18-2)	15-3 (10-4 to 23-4)	29-6 (19 to 43-3)	63-5 (37-1 to 94-3)	90-4 (58 to 140)	98-3 (59-3 to 151)	82-6 (50 to 126)	57-1 (35-4 to 88-6)	57-1 (35-4 to 88-6)	47-1 (30-2 to 72)	38-6 (24-1 to 58-2)	27-1 (17-1 to 40)	28-2 (17-7 to 41-2)	19-7 (12-7 to 28-9)	9-4 (4 to 14-1)	4-2 (2 to 6)	1-8 (1-2 to 2-4)	958
Oral disorders	0 (0 to 0)	0-6 (0-1 to 1-6)	2-1 (0-6 to 5-4)	4-3 (1-2 to 9-4)	2-7 (0-7 to 6-4)	6-2 (2 to 10-3)	7-3 (3 to 12-4)	27 (15-4 to 42-7)	39 (22-7 to 64-9)	39 (21-9 to 69)	39-1 (21-9 to 69)	39-1 (19-9 to 56-4)	36-5 (21 to 60-8)	43-6 (24 to 71-6)	49-3 (28 to 78)	46-8 (26-1 to 82)	39-8 (24-1 to 62)	40-1 (25-4 to 57-7)	32-9 (20-7 to 48-4)	24-3 (17 to 35-2)	15-6 (9-8 to 22-3)	8-1 (5-1 to 11-7)	3-2 (1 to 4-7)	513
Caries of deciduous teeth	0 (0 to 0)	0 (0 to 0)	0 (0 to 0)	0 (0 to 0-1)	0 (0 to 0-1)	0 (0 to 0-1)	0 (0 to 0-1)	0 (0 to 0-1)	0 (0 to 0-1)	0 (0 to 0-1)	0 (0 to 0-1)	0 (0 to 0-1)	0 (0 to 0-1)	0 (0 to 0-1)	0 (0 to 0-1)	0 (0 to 0-1)	0 (0 to 0-1)	0 (0 to 0-1)	0 (0 to 0-1)	0 (0 to 0-1)	0 (0 to 0-1)	0 (0 to 0-1)	0 (0 to 0-1)	0 (0 to 0-1)	1-1
Caries of permanent teeth	0 (0 to 0)	0 (0 to 0)	0 (0 to 0)	0-7 (0-2 to 1-6)	0-7 (0-6 to 4-5)	2-7 (0-9 to 4-2)	3-6 (1-5 to 7-1)	5-4 (2 to 9-4)	7-7 (2-9 to 20-3)	7-7 (2-4 to 20-3)	5-4 (2 to 11-1)	5-4 (1-4 to 7-3)	3-5 (1-2 to 6-6)	3-5 (1-1 to 5-9)	2-2 (0-7 to 3-8)	1-5 (0-5 to 2-6)	1-2 (0-4 to 2-2)	0-7 (0-3 to 1-3)	0-5 (0-2 to 0-9)	0-3 (0 to 0-5)	0-2 (0 to 0-3)	0-1 (0 to 0-1)	43-8
Periodontal diseases	0 (0 to 0)	0 (0 to 0)	0 (0 to 0)	0 (0 to 0)	0 (0 to 0)	0 (0 to 0)	0 (0 to 0-5)	0 (0 to 2-4)	0 (0 to 9-8)	0 (0 to 7-4)	0 (0 to 6-2)	0 (0 to 6-2)	0 (0 to 3-4)	0 (0 to 3-4)	0 (0 to 2-4)	0 (0 to 1-7)	0 (0 to 1-5)	0 (0 to 1-4)	0 (0 to 1-1)	0 (0 to 0-7)	0 (0 to 0-4)	0 (0 to 0-2)	0 (0 to 0-2)	0 (0 to 0-1)	89-3
Other oral disorders	0 (0 to 0)	0 (0 to 0)	0 (0 to 0)	3-3 (1-9 to 5-1)	3-8 (1-7 to 6-4)	3-9 (1-7 to 6-4)	3-9 (2-3 to 6-1)	7 (4-2 to 10-6)	13-2 (7-6 to 19-7)	13-2 (7-6 to 19-4)	9-4 (5-4 to 14)	9-4 (5-4 to 14)	8-3 (5-1 to 12-2)	7-5 (4-6 to 11-5)	4-3 (2-7 to 6-9)	4-3 (2-7 to 6-9)	2-8 (1-8 to 4-2)	3-1 (1-9 to 3-2)	1-3 (0-8 to 2)	0-8 (0-5 to 1-3)	0-4 (0-2 to 0-6)	0-2 (0-1 to 0-3)	0-1 (0 to 0-1)	156
Sudden infant death syndrome	32-9 (21-5 to 52-2)	32-9 (19-1 to 55-9)	–	–	–	–	–	–	–	–	–	–	–	–	–	–	–	–	–	–	–	–	–	NA
Injuries	1-4 (1 to 1-9)	1-1 (0-6 to 1-4)	0-7 (0-4 to 1-1)	31 (25-4 to 37-4)	31-8 (24-2 to 41-5)	39-2 (30-3 to 51-4)	59-7 (47-6 to 72-7)	101 (79 to 125)	157 (120 to 204)	207 (157 to 266)	192 (147 to 246)	155 (120 to 197)	155 (120 to 192)	135 (116 to 156)	132 (104 to 172)	132 (76-6 to 132)	77-3 (58-2 to 99-7)	79-2 (60 to 102)	78-8 (64 to 98-3)	69-6 (57-7 to 85-9)	49-9 (38 to 64)	23-9 (18-6 to 30)	1,990
Transport injuries	0-1 (0 to 0-1)	0-1 (0 to 0-1)	0-7 (0-4 to 1-2)	2-9 (2-4 to 5-2)	3-9 (2-8 to 5-2)	5-5 (4-1 to 7-1)	12-4 (9 to 16-5)	16-4 (12-1 to 21-7)	19-2 (14-6 to 25-1)	21-5 (16 to 27-2)	17-9 (13-6 to 22-4)	12-7 (10-1 to 17-2)	12-7 (10-4 to 16-7)	10-9 (10 to 11-8)	10-1 (8-5 to 12-4)	6-1 (4-5 to 10-2)	5-7 (4-5 to 7-7)	4-5 (3 to 6-7)	3-7 (2 to 5-4)	2-7 (1 to 3-7)	1-7 (0-8 to 3)	0-4 (0 to 0-7)	0-3 (0 to 0-5)	185

SR Table 2b: Lewisham DALYS by cause and age group for females with 95% uncertainty intervals. 2019

Cause	Early Neonatal	Late Neonatal	Post Neonatal	1 to 4	5 to 9	10 to 14	15 to 19	20 to 24	25 to 29	30 to 34	35 to 39	40 to 44	45 to 49	50 to 54	55 to 59	60 to 64	65 to 69	70 to 74	75 to 79	80 to 84	85 to 89	90 to 94	95 plus	Total
All causes	2,700 (2,600-2,800)	1,400 (1,300-1,500)	1,500 (1,400-1,600)	3,400 (3,300-3,500)	2,600 (2,500-2,700)	2,600 (2,500-2,700)	3,000 (2,900-3,100)	4,000 (3,900-4,200)	5,200 (5,000-5,400)	6,200 (6,000-6,400)	7,200 (7,000-7,500)	8,200 (8,000-8,500)	9,200 (9,000-9,500)	10,000 (9,800-10,200)	10,000 (9,800-10,200)	10,000 (9,800-10,200)	9,900 (9,700-10,100)	9,700 (9,500-9,900)	9,400 (9,200-9,600)	8,900 (8,700-9,100)	8,200 (8,000-8,400)	7,200 (7,000-7,400)	35,900 (35,900-35,900)
Communicable, maternal, neonatal, and nutritional diseases	2,700 (2,600-2,800)	1,400 (1,300-1,500)	1,500 (1,400-1,600)	3,400 (3,300-3,500)	2,600 (2,500-2,700)	2,600 (2,500-2,700)	3,000 (2,900-3,100)	4,000 (3,900-4,200)	5,200 (5,000-5,400)	6,200 (6,000-6,400)	7,200 (7,000-7,500)	8,200 (8,000-8,500)	9,200 (9,000-9,500)	10,000 (9,800-10,200)	10,000 (9,800-10,200)	10,000 (9,800-10,200)	9,900 (9,700-10,100)	9,700 (9,500-9,900)	9,400 (9,200-9,600)	8,900 (8,700-9,100)	8,200 (8,000-8,400)	7,200 (7,000-7,400)	3,450 (3,450-3,450)
HIV/AIDS and sexually transmitted infections	7.7 (2.2 to 17)	2 (0.4 to 4.5)	0.6 (0.2 to 1.5)	3.1 (0.5 to 7.7)	1.2 (0.1 to 3.1)	1.5 (0.2 to 3.6)	2 (0.4 to 4.6)	9 (2.7 to 17)	11.9 (3.6 to 23)	29.4 (9.6 to 53.4)	25.2 (8.5 to 45.2)	25.4 (9.4 to 45.3)	19.9 (7.2 to 35.2)	14.9 (5.2 to 26.4)	12.2 (4.1 to 19)	8.4 (3.1 to 11)	6.2 (2.1 to 9.7)	3.8 (1.2 to 6.1)	1.9 (0.7 to 3.2)	1.1 (0.3 to 1.7)	0.3 (0.2 to 0.5)	0.2 (0.1 to 0.3)	0.1 (0.1 to 0.1)	166
HIV/AIDS	0 (0 to 0)	0 (0 to 0)	3.9 (2.2 to 6.7)	3 (2.4 to 3.8)	1.2 (0.9 to 1.5)	1.4 (1.1 to 1.8)	1.6 (1.3 to 2.2)	4.7 (3.6 to 6.1)	8.7 (6.4 to 11.4)	15.5 (11.9 to 20.1)	19.4 (14.5 to 25.4)	20 (15.4 to 26.3)	15.6 (12.5 to 20.3)	10.7 (8.2 to 14.6)	7.2 (5.4 to 9.3)	4.7 (3.4 to 6.4)	3.2 (2.4 to 4.5)	1.3 (0.9 to 2.5)	0.6 (0.3 to 1.2)	0.1 (0 to 0.3)	0 (0 to 0)	0 (0 to 0)	123
HIV/AIDS - Drug-susceptible Tuberculosis	0 (0 to 0)	0 (0 to 0)	0.3 (0 to 1.2)	0.2 (0 to 0.9)	0.1 (0 to 0.2)	0.1 (0 to 0.2)	0.1 (0 to 0.2)	0.2 (0 to 0.5)	0.4 (0.1 to 0.9)	0.7 (0.2 to 1.5)	0.9 (0.3 to 1.7)	1 (0.4 to 1.6)	0.8 (0.3 to 1.3)	0.5 (0.2 to 0.8)	0.3 (0.1 to 0.6)	0.2 (0.1 to 0.4)	0.2 (0.1 to 0.3)	0.1 (0 to 0.2)	0 (0 to 0.1)	0 (0 to 0)	0 (0 to 0)	0 (0 to 0)	6.2
HIV/AIDS - Multidrug-resistant Tuberculosis without extensive drug-resistance	0 (0 to 0)	0 (0 to 0)	0 (0 to 0)	0 (0 to 0)	0 (0 to 0)	0 (0 to 0)	0 (0 to 0)	0 (0 to 0)	0 (0 to 0)	0 (0 to 0)	0 (0 to 0)	0 (0 to 0)	0 (0 to 0)	0 (0 to 0)	0 (0 to 0)	0 (0 to 0)	0 (0 to 0)	0 (0 to 0)	0 (0 to 0)	0 (0 to 0)	0 (0 to 0)	0 (0 to 0)	0 (0 to 0)	0.2
HIV/AIDS - Extensively drug-resistant Tuberculosis	0 (0 to 0)	0 (0 to 0)	0 (0 to 0)	0 (0 to 0)	0 (0 to 0)	0 (0 to 0)	0 (0 to 0)	0 (0 to 0)	0 (0 to 0)	0 (0 to 0)	0 (0 to 0)	0 (0 to 0)	0 (0 to 0)	0 (0 to 0)	0 (0 to 0)	0 (0 to 0)	0 (0 to 0)	0 (0 to 0)	0 (0 to 0)	0 (0 to 0)	0 (0 to 0)	0 (0 to 0)	0 (0 to 0)	0
HIV/AIDS resulting in other diseases	0 (0 to 0)	0 (0 to 0)	3.6 (2.9 to 4.4)	2.7 (2.2 to 3.4)	1.1 (0.8 to 1.4)	1.2 (1 to 1.4)	1.6 (1.2 to 2.1)	4.5 (3.4 to 5.9)	8.3 (6 to 11)	14.7 (11.1 to 19.5)	18.4 (13.7 to 24.4)	19 (14.4 to 24.3)	15 (11.5 to 19.3)	10.2 (7.7 to 13.5)	6.9 (5.2 to 8.9)	4.4 (3.4 to 5.7)	3.1 (2.3 to 4.4)	1.3 (0.9 to 2.3)	0.6 (0.3 to 1.2)	0.1 (0 to 0.3)	0 (0 to 0)	0 (0 to 0)	117
Sexually transmitted infections excluding HIV	7.7 (2.2 to 17)	2 (0.4 to 4.5)	2.7 (0.7 to 6.3)	0.1 (0 to 0.3)	0.1 (0 to 0.3)	0.1 (0 to 0.3)	0.4 (0.2 to 0.6)	1.3 (0.7 to 2)	2.2 (1.6 to 3.4)	3.2 (2.6 to 4.6)	5.9 (4.6 to 7.5)	5.4 (4.2 to 6.9)	3 (2.4 to 3.9)	1.5 (1.2 to 2)	1.2 (0.9 to 1.6)	0.8 (0.6 to 1.1)	0.6 (0.3 to 1)	0.4 (0.3 to 0.7)	0.5 (0.3 to 0.8)	0.4 (0.2 to 0.6)	0.2 (0.1 to 0.4)	0.2 (0.1 to 0.3)	42.9
Syphilis	7.7 (2.2 to 17)	2 (0.4 to 4.5)	2.7 (0.7 to 6.3)	0.1 (0 to 0.3)	0.1 (0 to 0.3)	0.1 (0 to 0.3)	0.4 (0.2 to 0.6)	1.3 (0.7 to 2)	2.2 (1.6 to 3.4)	3.2 (2.6 to 4.6)	5.9 (4.6 to 7.5)	5.4 (4.2 to 6.9)	3 (2.4 to 3.9)	1.5 (1.2 to 2)	1.2 (0.9 to 1.6)	0.8 (0.6 to 1.1)	0.6 (0.3 to 1)	0.4 (0.3 to 0.7)	0.5 (0.3 to 0.8)	0.4 (0.2 to 0.6)	0.2 (0.1 to 0.4)	0.2 (0.1 to 0.3)	12.7
Chlamydial infection	0 (0 to 0)	0 (0 to 0)	0 (0 to 0)	0 (0 to 0)	0 (0 to 0)	0 (0 to 0)	0 (0 to 0)	0.4 (0.1 to 0.9)	0.9 (0.2 to 2)	1.2 (0.4 to 2.2)	1 (0.3 to 2)	1.4 (0.7 to 2.5)	0.8 (0.4 to 1.2)	0.5 (0.2 to 0.8)	0.3 (0.1 to 0.5)	0.2 (0 to 0.4)	0.1 (0 to 0.3)	0.1 (0 to 0.2)	0 (0 to 0.1)	0 (0 to 0.1)	0 (0 to 0.1)	0 (0 to 0)	0 (0 to 0)	6.6
Gonococcal infection	0 (0 to 0)	0 (0 to 0)	0 (0 to 0)	0 (0 to 0)	0 (0 to 0)	0 (0 to 0)	0 (0 to 0)	0.1 (0 to 0.2)	0.2 (0.1 to 0.3)	0.5 (0.3 to 0.9)	0.4 (0.3 to 1)	0.6 (0.4 to 0.9)	0.4 (0.3 to 0.6)	0.2 (0.1 to 0.4)	0.1 (0 to 0.3)	0.1 (0 to 0.2)	0.1 (0 to 0.2)	0.1 (0 to 0.2)	0 (0 to 0.1)	0 (0 to 0.1)	0 (0 to 0.1)	0 (0 to 0)	0 (0 to 0)	4.1
Trichomoniasis	0 (0 to 0)	0 (0 to 0)	0 (0 to 0)	0 (0 to 0)	0 (0 to 0)	0 (0 to 0)	0 (0 to 0)	0.2 (0 to 0.5)	0.5 (0.1 to 1.1)	0.6 (0.2 to 1.5)	0.6 (0.2 to 1.5)	0.6 (0.2 to 1.5)	0.4 (0.2 to 1.1)	0.3 (0.1 to 0.8)	0.2 (0 to 0.5)	0.1 (0 to 0.4)	0.1 (0 to 0.3)	0.1 (0 to 0.2)	0 (0 to 0.1)	0 (0 to 0.1)	0 (0 to 0.1)	0 (0 to 0)	0 (0 to 0)	4
Genital herpes	0 (0 to 0)	0 (0 to 0)	0 (0 to 0)	0 (0 to 0)	0 (0 to 0)	0 (0 to 0)	0 (0 to 0)	0.2 (0 to 0.4)	0.2 (0.1 to 0.4)	0.3 (0.2 to 0.5)	0.5 (0.2 to 1.2)	0.6 (0.3 to 1.4)	0.5 (0.2 to 1.2)	0.3 (0.1 to 0.7)	0.2 (0.1 to 0.5)	0.1 (0 to 0.4)	0.1 (0 to 0.3)	0.1 (0 to 0.2)	0 (0 to 0.1)	0 (0 to 0.1)	0 (0 to 0.1)	0 (0 to 0)	0 (0 to 0)	4.4
Other sexually transmitted infections	0 (0 to 0)	0 (0 to 0)	0 (0 to 0)	0 (0 to 0)	0 (0 to 0)	0 (0 to 0)	0 (0 to 0)	0.1 (0 to 0.2)	0.2 (0.1 to 0.4)	0.3 (0.1 to 0.6)	0.3 (0.1 to 0.8)	0.4 (0.2 to 0.9)	0.3 (0.1 to 0.7)	0.2 (0.1 to 0.5)	0.1 (0 to 0.3)	0.1 (0 to 0.2)	0.1 (0 to 0.2)	0.1 (0 to 0.2)	0 (0 to 0.1)	0 (0 to 0.1)	0 (0 to 0.1)	0 (0 to 0)	0 (0 to 0)	10.8
Respiratory infections and tuberculosis	2,300 (2,200-2,400)	1,300 (1,200-1,400)	1,400 (1,400-1,500)	3,200 (3,100-3,300)	2,500 (2,400-2,600)	2,500 (2,400-2,600)	2,900 (2,800-3,000)	3,900 (3,800-4,000)	5,100 (4,900-5,200)	6,100 (5,900-6,200)	7,100 (6,900-7,300)	8,100 (7,900-8,300)	9,100 (8,900-9,300)	9,900 (9,700-10,100)	9,900 (9,700-10,100)	9,900 (9,700-10,100)	9,800 (9,600-10,000)	9,600 (9,400-9,800)	9,300 (9,100-9,500)	8,800 (8,600-9,000)	8,100 (7,900-8,300)	7,100 (6,900-7,300)	1,070 (1,070-1,070)
Tuberculosis	0 (0 to 0)	0 (0 to 0)	0 (0 to 0)	0 (0 to 0)	0 (0 to 0)	0 (0 to 0)	0.3 (0.2 to 0.4)	0.6 (0.2 to 1.2)	1.1 (0.4 to 2.1)	1.1 (0.5 to 2.1)	1.1 (0.5 to 1.9)	0.9 (0.4 to 1.3)	0.7 (0.3 to 1.4)	0.5 (0.2 to 1.1)	0.3 (0.1 to 0.8)	0.2 (0 to 0.6)	0.1 (0 to 0.4)	0.1 (0 to 0.2)	0 (0 to 0.1)	0 (0 to 0.1)	0 (0 to 0.1)	0 (0 to 0)	0.2 (0.1 to 0.3)	17.2
Latent tuberculosis infection	0 (0 to 0)	0 (0 to 0)	0 (0 to 0)	0 (0 to 0)	0 (0 to 0)	0 (0 to 0)	0 (0 to 0)	0 (0 to 0)	0 (0 to 0)	0 (0 to 0)	0 (0 to 0)	0 (0 to 0)	0 (0 to 0)	0 (0 to 0)	0 (0 to 0)	0 (0 to 0)	0 (0 to 0)	0 (0 to 0)	0 (0 to 0)	0 (0 to 0)	0 (0 to 0)	0 (0 to 0)	0 (0 to 0)	0
Drug-susceptible tuberculosis	0 (0 to 0)	0 (0 to 0)	0 (0 to 0)	0.2 (0 to 0.3)	0.1 (0 to 0.2)	0.1 (0 to 0.2)	0.3 (0.2 to 0.4)	0.6 (0.2 to 1.2)	1.1 (0.4 to 2.1)	1.1 (0.5 to 2.1)	1.1 (0.5 to 1.9)	0.9 (0.4 to 1.3)	0.7 (0.3 to 1.4)	0.5 (0.2 to 1.1)	0.3 (0.1 to 0.8)	0.2 (0 to 0.6)	0.1 (0 to 0.4)	0.1 (0 to 0.2)	0 (0 to 0.1)	0 (0 to 0.1)	0 (0 to 0.1)	0 (0 to 0)	0 (0 to 0)	16.8
Multidrug-resistant tuberculosis without extensive drug-resistance	0 (0 to 0)	0 (0 to 0)	0 (0 to 0)	0 (0 to 0)	0 (0 to 0)	0 (0 to 0)	0 (0 to 0)	0 (0 to 0)	0 (0 to 0)	0 (0 to 0)	0 (0 to 0)	0 (0 to 0)	0 (0 to 0)	0 (0 to 0)	0 (0 to 0)	0 (0 to 0)	0 (0 to 0)	0 (0 to 0)	0 (0 to 0)	0 (0 to 0)	0 (0 to 0)	0 (0 to 0)	0 (0 to 0)	0.3
Extensively drug-resistant tuberculosis	0 (0 to 0)	0 (0 to 0)	0 (0 to 0)	0 (0 to 0)	0 (0 to 0)	0 (0 to 0)	0 (0 to 0)	0 (0 to 0)	0 (0 to 0)	0 (0 to 0)	0 (0 to 0)	0 (0 to 0)	0 (0 to 0)	0 (0 to 0)	0 (0 to 0)	0 (0 to 0)	0 (0 to 0)	0 (0 to 0)	0 (0 to 0)	0 (0 to 0)	0 (0 to 0)	0 (0 to 0)	0 (0 to 0)	0.1
Lower respiratory infections	2,300 (2,200-2,400)	1,300 (1,200-1,400)	1,400 (1,400-1,500)	3,200 (3,100-3,300)	2,500 (2,400-2,600)	2,500 (2,400-2,600)	2,900 (2,800-3,000)	3,900 (3,800-4,000)	5,100 (4,900-5,200)	6,100 (5,900-6,200)	7,100 (6,900-7,300)	8,100 (7,900-8,300)	9,100 (8,900-9,300)	9,900 (9,700-10,100)	9,900 (9,700-10,100)	9,900 (9,700-10,100)	9,800 (9,600-10,000)	9,600 (9,400-9,800)	9,300 (9,100-9,500)	8,800 (8,600-9,000)	8,100 (7,900-8,300)	7,100 (6,900-7,300)	884
Upper respiratory infections	0.2 (0 to 0.3)	0.2 (0.1 to 0.3)	0.5 (0.1 to 0.9)	14 (7.9 to 22.2)	7.9 (5.1 to 11.2)	8 (5.2 to 12.1)	9 (5.2 to 13.4)	12.9 (7.2 to 21.2)	12.9 (7.1 to 22.4)	13.3 (7.1 to 22.6)	13 (6.9 to 22.7)	10.2 (5.3 to 17.6)	8.2 (4.3 to 14.1)	6.2 (3.2 to 9.4)	4.6 (2.4 to 6.5)	3.2 (1.6 to 4.6)	2.3 (1.2 to 3.6)	1.4 (0.8 to 2.7)	0.8 (0.3 to 1.7)	0.4 (0.2 to 0.8)	0.2 (0.1 to 0.4)	0.2 (0.1 to 0.3)	142
Otitis media	0 (0 to 0)	0 (0 to 0)	0.3 (0 to 1.1)	2 (1 to 7.5)	1.1 (0 to 4.6)	1.4 (0.6 to 3.2)	1.4 (0.6 to 3.2)	2.1 (0.8 to 5.3)	2.1 (0.8 to 5.1)	2.1 (0.8 to 4.1)	1.9 (0.8 to 3.6)	1.4 (0.6 to 2.7)	1.2 (0.5 to 2.2)	0.9 (0.3 to 1.7)	0.6 (0.3 to 1.2)	0.4 (0.2 to 0.9)	0.3 (0.1 to 0.6)	0.2 (0.1 to 0.5)	0.1 (0 to 0.3)	0.1 (0 to 0.2)	0.1 (0 to 0.2)	0 (0 to 0.1)	39.9
Enteric infections	0.8 (0.2 to 0.3)	0.8 (0.4 to 1.1)	9.9 (4.9 to 14.4)	10.4 (7.4 to 13)	6.2 (3.3 to 10.5)	3.4 (1.8 to 5.3)	2.4 (1.3 to 3.5)	4 (1.7 to 6.8)	4 (2.2 to 6.2)	4 (2.3 to 6.1)	3 (2 to 5)	3 (1.9 to 4.7)	2.7 (1.8 to 4.1)	2.3 (1.4 to 3.3)	2.3 (1.4 to 3.3)	2.3 (1.4 to 3.3)	2.3 (1.4 to 3.3)	2.3 (1.4 to 3.3)	2.3 (1.4 to 3.3)	2.3 (1.4 to 3.3)	2.3 (1.4 to 3.3)	2.3 (1.4 to 3.3)	107
Diarrheal diseases	0.8 (0.2 to 0.3)	0.8 (0.4 to 1.1)	9.9 (4.9 to 14.4)	10.4 (7.4 to 13)	6.2 (3.3 to 10.5)	3.4 (1.8 to 5.3)	2.4 (1.3 to 3.5)	4 (1.7 to 6.8)	4 (2.2 to 6.2)	4 (2.3 to 6.1)	3 (2 to 5)	3 (1.9 to 4.7)	2.7 (1.8 to 4.1)	2.3 (1.4 to 3.3)	2.3 (1.4 to 3.3)	2.3 (1.4 to 3.3)	2.3 (1.4 to 3.3)	2.3 (1.4 to 3.3)	2.3 (1.4 to 3.3)	2.3 (1.4 to 3.3)	2.3 (1.4 to 3.3)	2.3 (1.4 to 3.3)	107
Typhoid and paraphyoid	0 (0 to 0)	0 (0 to 0)	0 (0 to 0)	0 (0 to 0)	0 (0 to 0)	0 (0 to 0)	0 (0 to 0)	0 (0 to 0)	0 (0 to 0)	0 (0 to 0)	0 (0 to 0)	0 (0 to 0)	0 (0 to 0)	0 (0 to 0)	0 (0 to 0)	0 (0 to 0)	0 (0 to 0)	0 (0 to 0)	0 (0 to 0)	0 (0 to 0)	0 (0 to 0)	0 (0 to 0)	0 (0 to 0)	0
Typhoid fever	0 (0 to 0)	0 (0 to 0)	0 (0 to 0)	0 (0 to 0)	0 (0 to 0)	0 (0 to 0)	0 (0 to 0)	0 (0 to 0)	0 (0 to 0)	0 (0 to 0)	0 (0 to 0)	0 (0 to 0)	0 (0 to 0)	0 (0 to 0)	0 (0 to 0)	0 (0 to 0)	0 (0 to 0)	0 (0 to 0)	0 (0 to 0)	0 (0 to 0)	0 (0 to 0)	0 (0 to 0)	0 (0 to 0)	0
Paratyphoid fever	0 (0 to 0)	0 (0 to 0)	0 (0 to 0)	0 (0 to 0)	0 (0 to 0)	0 (0 to 0)	0 (0 to 0)	0 (0 to 0)	0 (0 to 0)	0 (0 to 0)	0 (0 to 0)	0 (0 to 0)	0 (0 to 0)	0 (0 to 0)	0 (0 to 0)	0 (0 to 0)	0 (0 to 0)	0 (0 to 0)	0 (0 to 0)	0 (0 to 0)	0 (0 to 0)	0 (0 to 0)	0 (0 to 0)	0
Invasive Non-typhoidal Salmonella (iNTS)	0 (0 to 0)	0 (0 to 0)	0 (0 to 0)	0 (0 to 0)	0 (0 to 0)	0 (0 to 0)	0 (0 to 0)	0 (0 to 0)	0 (0 to 0)	0 (0 to 0)	0 (0 to 0)	0 (0 to 0)	0 (0 to 0)	0 (0 to 0)	0 (0 to 0)	0 (0 to 0)	0 (0 to 0)	0 (0 to 0)	0 (0 to 0)	0 (0 to 0)	0 (0 to 0)	0 (0 to 0)	0 (0 to 0)	0.2
Other intestinal infectious diseases	0 (0 to 0)	0 (0 to 0)	0.1 (0 to 0.3)	0 (0 to 0)	0 (0 to 0)	0 (0 to 0)	0 (0 to 0)	0 (0 to 0)	0 (0 to 0)	0 (0 to 0)	0 (0 to 0)	0 (0 to 0)	0 (0 to 0)	0 (0 to 0)	0 (0 to 0)	0 (0 to 0)	0 (0 to 0)	0 (0 to 0)	0 (0 to 0)	0 (0 to 0)	0 (0 to 0)	0 (0 to 0)	0 (0 to 0)	0.3
Neglected tropical diseases and malaria	0 (0 to 0)	0 (0 to 0)	0.5 (0.1 to 1.4)	1.6 (0.3 to 4.6)	4.6 (0.7 to 12)	0.2 (0 to 0.7)	0.2 (0 to 0.5)	0.2 (0 to 0.5)	0.2 (0 to 1.1)	0.2 (0 to 0.5)	0.4 (0.1 to 1.4)	0.8 (0.1 to 2.4)	0.7 (0.1 to 2.2)	0.6 (0.1 to 2.1)	0.5 (0.1 to 1.6)	0.5 (0.1 to 1.5)	0.3 (0 to 1)	0.1 (0 to 0.3)	0.1 (0 to 0.3)	0.1 (0 to 0.3)	0 (0 to 0)	0 (0 to 0)	11.6
Malaria	0 (0 to 0)	0 (0 to 0)	0 (0 to 0)	0 (0 to 0)	0 (0 to 0)	0 (0 to 0)	0 (0 to 0)	0 (0 to 0)	0 (0 to 0)	0 (0 to 0)	0 (0 to 0)	0 (0 to 0)	0 (0 to 0)	0 (0 to 0)	0 (0 to 0)	0 (0 to 0)	0 (0 to 0)	0 (0 to 0)	0 (0 to 0)	0 (0 to 0)	0 (0 to 0)	0 (0 to 0)	0 (0 to 0)	0
Chagas disease	0 (0 to 0)	0 (0 to 0)	0 (0 to 0)	0 (0 to 0)	0 (0 to 0)	0 (0 to 0)	0 (0 to 0)	0 (0 to 0)	0 (0 to 0)	0 (0 to 0)	0 (0 to 0)	0 (0 to 0)	0 (0 to 0)	0 (0 to 0)	0 (0 to 0)	0 (0 to 0)	0 (0 to 0)	0 (0 to 0)	0 (0 to 0)	0 (0 to 0)	0 (0 to 0)	0 (0 to 0)	0 (0 to 0)	0
Leishmaniasis	0 (0 to 0)	0 (0 to 0)	0 (0 to 0)	0 (0 to 0)	0 (0 to 0)	0 (0 to 0)	0 (0 to 0)	0 (0 to 0)	0 (0 to 0)	0 (0 to 0)	0 (0 to 0)	0 (0 to 0)	0 (0 to 0)	0 (0 to 0)	0 (0 to 0)	0 (0 to 0)	0 (0 to 0)	0 (0 to 0)	0 (0 to 0)	0 (0 to 0)	0 (0 to 0)	0 (0 to 0)	0 (0 to 0)	0
Visceral leishmaniasis	0 (0 to 0)	0 (0 to 0)	0 (0 to 0)	0 (0 to 0)	0 (0 to 0)	0 (0 to 0)	0 (0 to 0)	0 (0 to 0)	0 (0 to 0)	0 (0 to 0)	0 (0 to 0)	0 (0 to 0)	0 (0 to 0)	0 (0 to 0)	0 (0 to 0)	0 (0 to 0)	0 (0 to 0)	0 (0 to 0)	0 (0 to 0)	0 (0 to 0)	0 (0 to 0)	0 (0 to 0)	0 (0 to 0)	0
Cutaneous and mucocutaneous leishmaniasis	0 (0 to 0)	0 (0 to 0)	0 (0 to 0)	0 (0 to 0)	0 (0 to 0)	0 (0 to 0)	0 (0 to 0)	0 (0 to 0)	0 (0 to 0)	0 (0 to 0)	0 (0 to 0)	0 (0 to 0)	0 (0 to 0)	0 (0 to 0)	0 (0 to 0)	0 (0 to 0)	0 (0 to 0)	0 (0 to 0)	0 (0 to 0)	0 (0 to 0)	0 (0 to 0)	0 (0 to 0)	0 (0 to 0)	0
African trypanosomiasis	0 (0 to 0)	0 (0 to 0)	0 (0 to 0)	0 (0 to 0)	0 (0 to 0)	0 (0 to 0)	0 (0 to 0)	0 (0 to 0)	0 (0 to 0)	0 (0 to 0)	0 (0 to 0)	0 (0 to 0)	0 (0 to 0)	0 (0 to 0)	0 (0 to 0)	0 (0 to 0)	0 (0 to 0)	0 (0 to 0)	0 (0 to 0)	0 (0 to 0)	0 (0 to 0)	0 (0 to 0)	0 (0 to 0)	0
Schistosomiasis	0 (0 to 0)	0 (0 to 0)	0 (0 to 0)	0 (0 to 0)	0 (0 to 0)	0 (0 to 0)	0 (0 to 0)	0 (0 to 0)	0 (0 to 0)	0 (0 to 0)	0 (0 to 0)	0 (0 to 0)	0 (0 to 0)	0 (0 to 0)	0 (0 to 0)	0 (0 to 0)	0 (0 to 0)	0 (0 to 0)	0 (0 to 0)	0 (0 to 0)	0 (0 to 0)	0 (0 to 0)	0 (0 to 0)	0
Cysticercosis	0 (0 to 0)	0 (0 to 0)	0 (0 to 0)	0 (0 to 0)	0 (0 to 0)	0 (0 to 0)	0 (0 to 0)	0 (0 to 0)	0 (0 to 0)	0 (0 to 0)	0 (0 to 0)	0 (0 to 0)	0 (0 to 0)	0 (0 to 0)	0 (0 to 0)	0 (0 to 0)	0 (0 to 0)	0 (0 to 0)	0 (0 to 0)	0 (0 to 0)	0 (0 to 0)	0 (0 to 0)	0 (0 to 0)	0
Cystic echinococcosis	0 (0 to 0)	0 (0 to 0)	0 (0 to 0)	0 (0 to 0)	0 (0 to 0)	0 (0 to 0)	0 (0 to 0)	0 (0 to 0)	0 (0 to 0)	0 (0 to 0)	0 (0 to 0)	0 (0 to 0)	0 (0 to 0)	0 (0 to 0)	0 (0 to 0)	0 (0 to 0)	0 (0 to 0)	0 (0 to 0)	0 (0 to 0)	0 (0 to 0)	0 (0 to 0)	0 (0 to 0)	0 (0 to 0)	0
Lymphatic filariasis	0 (0 to 0)	0 (0 to 0)	0 (0 to 0)	0 (0 to 0)	0 (0 to 0)	0 (0 to 0)	0 (0 to 0)	0 (0 to 0)	0 (0 to 0)	0 (0 to 0)	0 (0 to 0)	0 (0 to 0)	0 (0 to 0)	0 (0 to 0)	0 (0 to 0)	0 (0 to 0)	0 (0 to 0)	0 (0 to 0)	0 (0 to 0)	0 (0 to 0)	0 (0 to 0)	0 (0 to 0)	0 (0 to 0)	0
Onchocerciasis	0 (0 to 0)	0 (0 to 0)	0 (0 to 0)	0 (0 to 0)	0 (0 to 0)	0 (0 to 0)	0 (0 to 0)	0 (0 to 0)	0 (0 to 0)	0 (0 to 0)	0 (0 to 0)	0 (0 to 0)	0 (0 to 0)	0 (0 to 0)	0 (0 to 0)	0 (0 to 0)	0 (0 to 0)	0 (0 to 0)	0 (0 to 0)	0 (0 to 0)	0 (0 to 0)	0 (0 to 0)	0 (0 to 0)	0
Trachoma	0 (0 to 0)	0 (0 to 0)	0 (0 to 0)	0 (0 to 0)	0 (0 to 0)	0 (0 to 0)	0 (0 to 0)	0 (0 to 0)	0 (0 to 0)	0 (0 to 0)	0 (0 to 0)	0 (0 to 0)	0 (0 to 0)	0 (0 to 0)	0 (0 to 0)	0 (0 to 0)	0 (0 to 0)	0 (0 to 0)	0 (0 to 0)	0 (0 to 0)	0 (0 to 0)	0 (0 to 0)	0 (0 to 0)	0
Dengue	0 (0 to 0)	0 (0 to 0)	0 (0 to 0)	0 (0 to 0)	0 (0 to 0)	0 (0 to 0)	0 (0 to 0)	0 (0 to 0)	0 (0 to 0)	0 (0 to 0)	0 (0 to 0)	0 (0 to 0)	0 (0 to 0)	0 (0 to 0)	0 (0 to 0)	0 (0 to 0)	0 (0 to 0)	0 (0 to 0)	0 (0 to 0)	0 (0 to 0)	0 (0 to 0)	0 (0 to 0)	0 (0 to 0)	0
Yellow fever	0 (0 to 0)	0 (0 to 0)	0 (0 to 0)	0 (0 to 0)	0 (0 to 0)	0 (0 to 0)	0 (0 to 0)	0 (0 to 0)	0 (0 to 0)	0 (0 to 0)	0 (0 to 0)	0 (0 to 0)	0 (0 to 0)	0 (0 to 0)	0 (0 to 0)	0 (0 to 0)	0 (0 to 0)	0 (0 to 0)	0 (0 to 0)	0 (0 to 0)	0 (0 to 0)	0 (0 to 0)	0 (0 to 0)	0
Rabies	0 (0 to 0)	0 (0 to 0)	0 (0 to 0.1)	0 (0 to 0.1)	0 (0 to 0.2)	0 (0 to 0.1)	0 (0 to 0.1)	0 (0 to 0.2)	0 (0 to 0.2)	0 (0 to 0.2)	0 (0 to 0.3)	0 (0 to 0.3)	0 (0 to 0.3)	0 (0 to 0.2)	0 (0 to 0.2)	0 (0 to 0.2)	0 (0 to 0.2)	0 (0 to 0.1)	0 (0 to 0.1)	0 (0 to 0.1)	0 (0 to 0.1)	0 (0 to 0)	0 (0 to 0)	0.9
Intestinal nematode infections	0 (0 to 0)	0 (0 to 0)	0 (0 to 0)	0 (0 to 0)	0 (0 to 0)	0 (0 to 0)	0 (0 to 0)	0 (0 to 0)	0 (0 to 0)	0 (0 to 0)	0 (0 to 0)	0 (0 to 0)	0 (0 to 0)	0 (0 to 0)	0 (0 to 0)	0 (0 to 0)	0 (0 to 0)	0 (0 to 0)	0 (0 to 0)	0 (0 to 0)	0 (0 to 0)	0 (0 to 0)	0 (0 to 0)	0
Ascariasis	0 (0 to 0)	0 (0 to 0)	0 (0 to 0)	0 (0 to 0)	0 (0 to 0)	0 (0 to 0)	0 (0 to 0)	0 (0 to 0)	0 (0 to 0)	0 (0 to 0)	0 (0 to 0)	0 (0 to 0)	0 (0 to 0)	0 (0 to 0)	0 (0 to 0)	0 (0 to 0)	0 (0 to 0)	0 (0 to 0)	0 (0 to 0)	0 (0 to 0)	0 (0 to 0)	0 (0 to 0)	0 (0 to 0)	0
Trichuriasis	0 (0 to 0)	0 (0 to 0)	0 (0 to 0)	0 (0 to 0)	0 (0 to 0)	0 (0 to 0)	0 (0 to 0)	0 (0 to 0)	0 (0 to 0)	0 (0 to 0)	0 (0 to 0)	0 (0 to 0)	0 (0 to 0)	0 (0 to 0)	0 (0 to 0)	0 (0 to 0)	0 (0 to 0)	0 (0 to 0)	0 (0 to 0)	0 (0 to 0)	0 (0 to 0)	0 (0 to 0)	0 (0 to 0)	0
Hookworm disease	0 (0 to 0)	0 (0 to 0)	0 (0 to 0)	0 (0 to 0)	0 (0 to 0)	0 (0 to 0)	0 (0 to 0)	0 (0 to 0)	0 (0 to 0)	0 (0 to 0)	0 (0 to 0)	0 (0 to 0)	0 (0 to 0)	0 (0 to 0)	0 (0 to 0)	0 (0 to 0)	0 (0 to 0

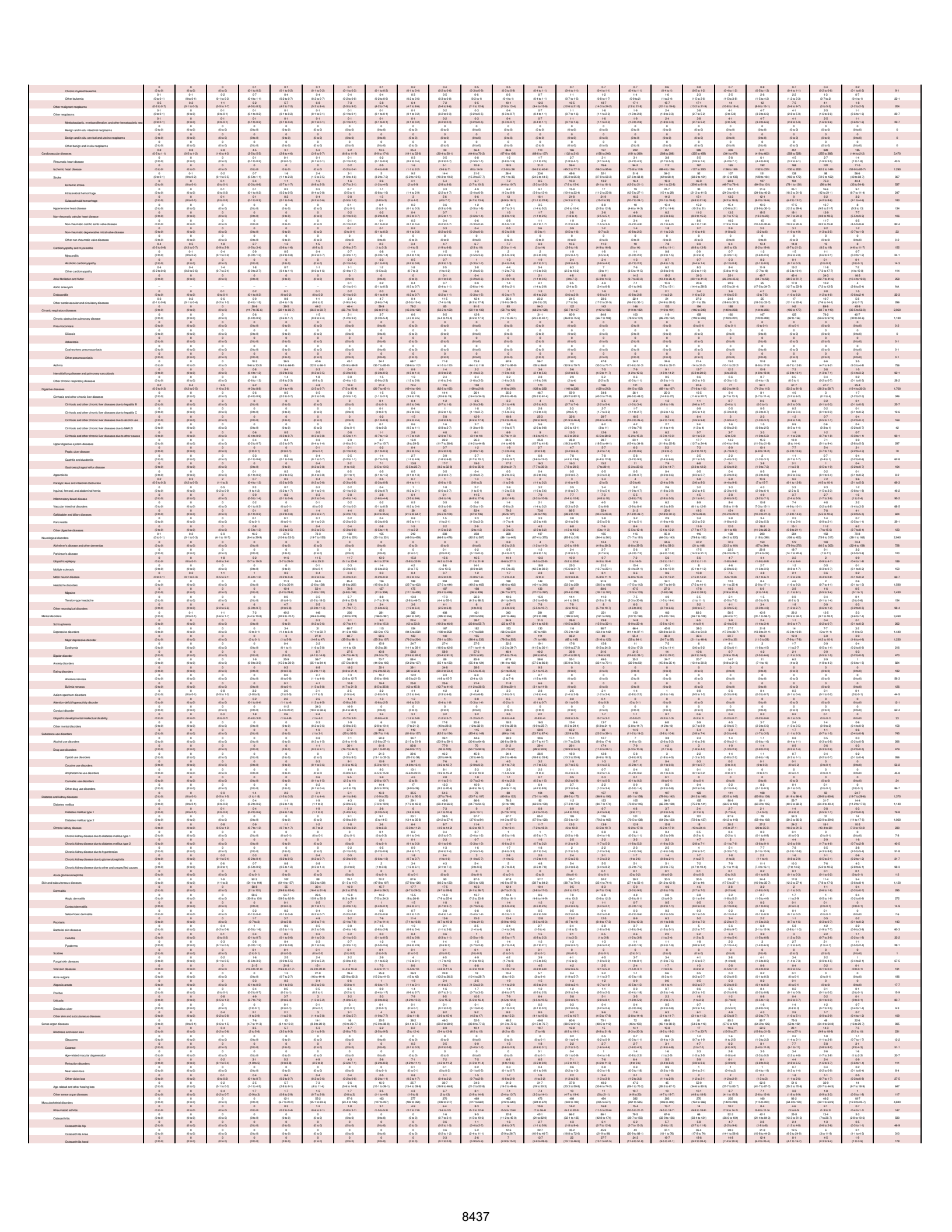

| | | |

SR Table 2b: Hounsfield DALYS by cause and age group for females with 95% uncertainty intervals, 2019

Cause	Early Neonatal	Late Neonatal	Post Neonatal	1 to 4	5 to 9	10 to 14	15 to 19	20 to 24	25 to 29	30 to 34	35 to 39	40 to 44	45 to 49	50 to 54	55 to 59	60 to 64	65 to 69	70 to 74	75 to 79	80 to 84	85 to 89	90 to 94	95 plus	Total
All causes	1,000 (940 to 1,067)	1,000 (939 to 1,061)	1,000 (934 to 1,068)	1,000 (944 to 1,060)	1,000 (939 to 1,061)	1,000 (939 to 1,064)	1,000 (947 to 1,065)	1,000 (931 to 1,071)	1,000 (919 to 1,082)	1,000 (911 to 1,090)	1,000 (902 to 1,098)	1,000 (892 to 1,108)	1,000 (880 to 1,120)	1,000 (870 to 1,130)	1,000 (859 to 1,141)	1,000 (847 to 1,153)	1,000 (835 to 1,165)	1,000 (823 to 1,177)	1,000 (810 to 1,190)	1,000 (796 to 1,204)	1,000 (779 to 1,221)	1,000 (760 to 1,240)	32,700
Communicable, maternal, neonatal, and nutritional diseases	1,000 (930 to 1,073)	1,000 (943 to 1,061)	1,000 (891 to 1,106)	1,000 (872 to 1,109)	1,000 (861 to 1,106)	1,000 (855 to 1,105)	1,000 (861 to 1,106)	1,000 (872 to 1,106)	1,000 (872 to 1,106)	1,000 (872 to 1,106)	1,000 (872 to 1,106)	1,000 (872 to 1,106)	1,000 (872 to 1,106)	1,000 (872 to 1,106)	1,000 (872 to 1,106)	1,000 (872 to 1,106)	1,000 (872 to 1,106)	1,000 (872 to 1,106)	1,000 (872 to 1,106)	1,000 (872 to 1,106)	1,000 (872 to 1,106)	1,000 (872 to 1,106)	2,050
HIV/AIDS and sexually transmitted infections	7.6 (2.2 to 17.4)	2 (0.4 to 4.4)	2.9 (2 to 7.4)	1.3 (1 to 1.5)	0.7 (0.4 to 0.9)	0.5 (0.4 to 0.6)	0.9 (0.7 to 1.1)	2.4 (0.9 to 3.3)	3.1 (1.2 to 3.8)	4.9 (1.9 to 6.1)	6.2 (2.4 to 7.7)	10.6 (4.1 to 13.2)	9.4 (3.7 to 11.7)	9.6 (3.7 to 12)	5.2 (2 to 6.5)	4.7 (1.9 to 6)	2.9 (1.2 to 3.7)	2.1 (0.9 to 2.6)	1.7 (0.7 to 2.2)	1 (0.4 to 1.4)	0.6 (0.2 to 0.9)	0.3 (0.2 to 0.5)	73.1
HIV/AIDS	0 (0 to 0)	0 (0 to 0)	1 (1 to 1.5)	0.6 (0.4 to 0.7)	0.4 (0.3 to 0.5)	0.4 (0.3 to 0.5)	0.7 (0.5 to 0.8)	1.4 (1.1 to 1.6)	2.2 (1.6 to 2.6)	3.9 (2.9 to 4.5)	5.5 (4.2 to 7.3)	9.1 (6.8 to 9.8)	8.1 (6.1 to 9.6)	8.6 (6.4 to 9.5)	4.6 (3.4 to 5.4)	4.2 (2.9 to 4.9)	2.6 (1.9 to 3.2)	1.9 (1.3 to 2.2)	1.5 (1.1 to 1.9)	0.9 (0.6 to 1.1)	0.5 (0.3 to 0.7)	0.2 (0.1 to 0.3)	35.8
HIV/AIDS - Drug-susceptible Tuberculosis	0 (0 to 0)	0 (0 to 0)	0 (0 to 0)	0 (0 to 0)	0 (0 to 0)	0 (0 to 0)	0 (0 to 0)	0 (0 to 0)	0 (0 to 0)	0 (0 to 0)	0 (0 to 0)	0 (0 to 0)	0 (0 to 0)	0 (0 to 0)	0 (0 to 0)	0 (0 to 0)	0 (0 to 0)	0 (0 to 0)	0 (0 to 0)	0 (0 to 0)	0 (0 to 0)	0 (0 to 0)	0 (0 to 0)	0
HIV/AIDS - Multidrug-resistant Tuberculosis without extensive drug resistance	0 (0 to 0)	0 (0 to 0)	0 (0 to 0)	0 (0 to 0)	0 (0 to 0)	0 (0 to 0)	0 (0 to 0)	0 (0 to 0)	0 (0 to 0)	0 (0 to 0)	0 (0 to 0)	0 (0 to 0)	0 (0 to 0)	0 (0 to 0)	0 (0 to 0)	0 (0 to 0)	0 (0 to 0)	0 (0 to 0)	0 (0 to 0)	0 (0 to 0)	0 (0 to 0)	0 (0 to 0)	0 (0 to 0)	0
HIV/AIDS - Extensively drug-resistant Tuberculosis	0 (0 to 0)	0 (0 to 0)	0 (0 to 0)	0 (0 to 0)	0 (0 to 0)	0 (0 to 0)	0 (0 to 0)	0 (0 to 0)	0 (0 to 0)	0 (0 to 0)	0 (0 to 0)	0 (0 to 0)	0 (0 to 0)	0 (0 to 0)	0 (0 to 0)	0 (0 to 0)	0 (0 to 0)	0 (0 to 0)	0 (0 to 0)	0 (0 to 0)	0 (0 to 0)	0 (0 to 0)	0 (0 to 0)	0
HIV/AIDS resulting in other diseases	1 (0 to 1.4)	1 (0 to 1.4)	1 (0.6 to 1.2)	0.5 (0.4 to 0.6)	0.3 (0.3 to 0.4)	0.3 (0.3 to 0.4)	0.5 (0.4 to 0.7)	1 (0.9 to 1.2)	2 (1.4 to 2.4)	3.6 (2.5 to 4.3)	5.1 (3.7 to 6.9)	8.4 (5.9 to 9.4)	7.5 (5.2 to 8.6)	8.1 (5.5 to 9.2)	4.3 (2.9 to 4.9)	3.9 (2.6 to 4.5)	2.4 (1.6 to 2.8)	1.8 (1.2 to 2.1)	1.4 (0.9 to 1.7)	0.9 (0.5 to 1.1)	0.5 (0.3 to 0.6)	0.2 (0.1 to 0.3)	32.5
Sexually transmitted infections excluding HIV	2 (2.0 to 17.4)	2 (0.4 to 4.4)	2.7 (0.7 to 6.2)	0.1 (0 to 0.3)	0.1 (0 to 0.1)	0.1 (0 to 0.1)	0.2 (0.2 to 0.5)	1 (0.5 to 1.6)	2 (1.0 to 4.2)	4.3 (2.1 to 8.9)	5.2 (2.4 to 10.7)	4.3 (2.2 to 8.9)	3.4 (1.7 to 7.1)	3.4 (1.6 to 7.2)	1.1 (0.5 to 2.3)	0.8 (0.4 to 1.7)	0.4 (0.2 to 0.9)	0.3 (0.1 to 0.7)	0.2 (0.1 to 0.5)	0.1 (0 to 0.3)	0.1 (0 to 0.2)	0.1 (0 to 0.1)	37.3
Syphilis	2 (2.0 to 17.4)	2 (0.4 to 4.4)	2.7 (0.7 to 6.2)	0.1 (0 to 0.3)	0.1 (0 to 0.1)	0.1 (0 to 0.1)	0.2 (0.2 to 0.5)	1 (0.5 to 1.6)	2 (1.0 to 4.2)	4.3 (2.1 to 8.9)	5.2 (2.4 to 10.7)	4.3 (2.2 to 8.9)	3.4 (1.7 to 7.1)	3.4 (1.6 to 7.2)	1.1 (0.5 to 2.3)	0.8 (0.4 to 1.7)	0.4 (0.2 to 0.9)	0.3 (0.1 to 0.7)	0.2 (0.1 to 0.5)	0.1 (0 to 0.3)	0.1 (0 to 0.2)	0.1 (0 to 0.1)	12.7
Chlamydial infection	0 (0 to 0)	0 (0 to 0)	0 (0 to 0)	0 (0 to 0)	0 (0 to 0)	0 (0 to 0)	0 (0 to 0)	0 (0 to 0)	0 (0 to 0)	0 (0 to 0)	0 (0 to 0)	0 (0 to 0)	0 (0 to 0)	0 (0 to 0)	0 (0 to 0)	0 (0 to 0)	0 (0 to 0)	0 (0 to 0)	0 (0 to 0)	0 (0 to 0)	0 (0 to 0)	0 (0 to 0)	0 (0 to 0)	0
Gonococcal infection	0 (0 to 0)	0 (0 to 0)	0 (0 to 0)	0 (0 to 0)	0 (0 to 0)	0 (0 to 0)	0 (0 to 0)	0 (0 to 0)	0 (0 to 0)	0 (0 to 0)	0 (0 to 0)	0 (0 to 0)	0 (0 to 0)	0 (0 to 0)	0 (0 to 0)	0 (0 to 0)	0 (0 to 0)	0 (0 to 0)	0 (0 to 0)	0 (0 to 0)	0 (0 to 0)	0 (0 to 0)	0 (0 to 0)	0
Trichomoniasis	0 (0 to 0)	0 (0 to 0)	0 (0 to 0)	0 (0 to 0)	0 (0 to 0)	0 (0 to 0)	0 (0 to 0)	0 (0 to 0)	0 (0 to 0)	0 (0 to 0)	0 (0 to 0)	0 (0 to 0)	0 (0 to 0)	0 (0 to 0)	0 (0 to 0)	0 (0 to 0)	0 (0 to 0)	0 (0 to 0)	0 (0 to 0)	0 (0 to 0)	0 (0 to 0)	0 (0 to 0)	0 (0 to 0)	0
Genital herpes	0 (0 to 0)	0 (0 to 0)	0 (0 to 0)	0 (0 to 0)	0 (0 to 0)	0 (0 to 0)	0 (0 to 0)	0 (0 to 0)	0 (0 to 0)	0 (0 to 0)	0 (0 to 0)	0 (0 to 0)	0 (0 to 0)	0 (0 to 0)	0 (0 to 0)	0 (0 to 0)	0 (0 to 0)	0 (0 to 0)	0 (0 to 0)	0 (0 to 0)	0 (0 to 0)	0 (0 to 0)	0 (0 to 0)	0
Other sexually transmitted infections	0 (0 to 0)	0 (0 to 0)	0 (0 to 0)	0 (0 to 0)	0 (0 to 0)	0 (0 to 0)	0 (0 to 0)	0 (0 to 0)	0 (0 to 0)	0 (0 to 0)	0 (0 to 0)	0 (0 to 0)	0 (0 to 0)	0 (0 to 0)	0 (0 to 0)	0 (0 to 0)	0 (0 to 0)	0 (0 to 0)	0 (0 to 0)	0 (0 to 0)	0 (0 to 0)	0 (0 to 0)	0 (0 to 0)	0
Respiratory infections and tuberculosis	7.6 (2.7 to 21.3)	2 (1.0 to 2.9)	0.8 (0.4 to 1.9)	0.5 (0.4 to 0.6)	0.4 (0.3 to 0.5)	0.4 (0.3 to 0.5)	0.4 (0.4 to 0.5)	0.7 (0.6 to 0.8)	0.9 (0.7 to 1.1)	1.2 (0.9 to 1.4)	1.6 (1.2 to 1.9)	2.2 (1.6 to 2.6)	2.7 (2 to 3.2)	3.4 (2.5 to 4)	3.9 (2.9 to 4.6)	4.4 (3.2 to 5.2)	4.7 (3.4 to 5.5)	5.1 (3.7 to 6)	5.3 (3.8 to 6.2)	5.4 (3.9 to 6.3)	5.4 (3.9 to 6.3)	5.3 (3.8 to 6.2)	83
Tuberculosis	0 (0 to 0)	0 (0 to 0)	0 (0 to 0)	0 (0 to 0)	0 (0 to 0)	0 (0 to 0)	0 (0 to 0)	0 (0 to 0)	0 (0 to 0)	0 (0 to 0)	0 (0 to 0)	0 (0 to 0)	0 (0 to 0)	0 (0 to 0)	0 (0 to 0)	0 (0 to 0)	0 (0 to 0)	0 (0 to 0)	0 (0 to 0)	0 (0 to 0)	0 (0 to 0)	0 (0 to 0)	0 (0 to 0)	0
Latent tuberculosis infection	0 (0 to 0)	0 (0 to 0)	0 (0 to 0)	0 (0 to 0)	0 (0 to 0)	0 (0 to 0)	0 (0 to 0)	0 (0 to 0)	0 (0 to 0)	0 (0 to 0)	0 (0 to 0)	0 (0 to 0)	0 (0 to 0)	0 (0 to 0)	0 (0 to 0)	0 (0 to 0)	0 (0 to 0)	0 (0 to 0)	0 (0 to 0)	0 (0 to 0)	0 (0 to 0)	0 (0 to 0)	0 (0 to 0)	0
Drug-susceptible tuberculosis	0 (0 to 0)	0 (0 to 0)	0 (0 to 0)	0 (0 to 0)	0 (0 to 0)	0 (0 to 0)	0 (0 to 0)	0 (0 to 0)	0 (0 to 0)	0 (0 to 0)	0 (0 to 0)	0 (0 to 0)	0 (0 to 0)	0 (0 to 0)	0 (0 to 0)	0 (0 to 0)	0 (0 to 0)	0 (0 to 0)	0 (0 to 0)	0 (0 to 0)	0 (0 to 0)	0 (0 to 0)	0 (0 to 0)	0
Multidrug-resistant tuberculosis without extensive drug resistance	0 (0 to 0)	0 (0 to 0)	0 (0 to 0)	0 (0 to 0)	0 (0 to 0)	0 (0 to 0)	0 (0 to 0)	0 (0 to 0)	0 (0 to 0)	0 (0 to 0)	0 (0 to 0)	0 (0 to 0)	0 (0 to 0)	0 (0 to 0)	0 (0 to 0)	0 (0 to 0)	0 (0 to 0)	0 (0 to 0)	0 (0 to 0)	0 (0 to 0)	0 (0 to 0)	0 (0 to 0)	0 (0 to 0)	0
Extensively drug-resistant tuberculosis	0 (0 to 0)	0 (0 to 0)	0 (0 to 0)	0 (0 to 0)	0 (0 to 0)	0 (0 to 0)	0 (0 to 0)	0 (0 to 0)	0 (0 to 0)	0 (0 to 0)	0 (0 to 0)	0 (0 to 0)	0 (0 to 0)	0 (0 to 0)	0 (0 to 0)	0 (0 to 0)	0 (0 to 0)	0 (0 to 0)	0 (0 to 0)	0 (0 to 0)	0 (0 to 0)	0 (0 to 0)	0 (0 to 0)	0
Lower respiratory infections	3.8 (2.6 to 5.2)	2 (1.4 to 2.8)	0.8 (0.4 to 1.5)	0.1 (0 to 0.3)	0.1 (0 to 0.2)	0.1 (0 to 0.2)	0.1 (0 to 0.2)	0.4 (0.3 to 0.5)	0.5 (0.4 to 0.7)	0.7 (0.5 to 0.9)	1 (0.7 to 1.3)	1.4 (1 to 1.8)	1.8 (1.3 to 2.3)	2.3 (1.6 to 2.9)	2.8 (2 to 3.6)	3.3 (2.3 to 4.2)	3.7 (2.6 to 4.7)	4.1 (2.9 to 5.2)	4.3 (3 to 5.4)	4.4 (3.1 to 5.5)	4.4 (3.1 to 5.5)	4.3 (3 to 5.4)	67
Upper respiratory infections	0 (0 to 0)	0 (0 to 0)	0 (0 to 0)	0 (0 to 0)	0 (0 to 0)	0 (0 to 0)	0 (0 to 0)	0 (0 to 0)	0 (0 to 0)	0 (0 to 0)	0 (0 to 0)	0 (0 to 0)	0 (0 to 0)	0 (0 to 0)	0 (0 to 0)	0 (0 to 0)	0 (0 to 0)	0 (0 to 0)	0 (0 to 0)	0 (0 to 0)	0 (0 to 0)	0 (0 to 0)	0 (0 to 0)	0
Otitis media	0 (0 to 0)	0 (0 to 0)	0 (0 to 0)	0 (0 to 0)	0 (0 to 0)	0 (0 to 0)	0 (0 to 0)	0 (0 to 0)	0 (0 to 0)	0 (0 to 0)	0 (0 to 0)	0 (0 to 0)	0 (0 to 0)	0 (0 to 0)	0 (0 to 0)	0 (0 to 0)	0 (0 to 0)	0 (0 to 0)	0 (0 to 0)	0 (0 to 0)	0 (0 to 0)	0 (0 to 0)	0 (0 to 0)	0
Enteric infections	0.3 (0.2 to 0.4)	0.8 (0.6 to 1)	10.1 (6.7 to 14.6)	10.6 (7.6 to 14.2)	3.4 (2.9 to 3.9)	2.4 (1.8 to 3.8)	2.4 (1.7 to 3.9)	2.7 (1.9 to 4.2)	3.1 (2.2 to 4.8)	3.4 (2.4 to 5.2)	3.7 (2.6 to 5.6)	3.6 (2.5 to 5.4)	3.5 (2.4 to 5.3)	3.5 (2.4 to 5.3)	3.5 (2.4 to 5.3)	3.5 (2.4 to 5.3)	3.5 (2.4 to 5.3)	3.5 (2.4 to 5.3)	3.5 (2.4 to 5.3)	3.5 (2.4 to 5.3)	3.5 (2.4 to 5.3)	3.5 (2.4 to 5.3)	122
Diarrheal diseases	0.3 (0.2 to 0.4)	0.8 (0.6 to 1)	10.1 (6.7 to 14.6)	10.6 (7.6 to 14.2)	3.4 (2.9 to 3.9)	2.4 (1.8 to 3.8)	2.4 (1.7 to 3.9)	2.7 (1.9 to 4.2)	3.1 (2.2 to 4.8)	3.4 (2.4 to 5.2)	3.7 (2.6 to 5.6)	3.6 (2.5 to 5.4)	3.5 (2.4 to 5.3)	3.5 (2.4 to 5.3)	3.5 (2.4 to 5.3)	3.5 (2.4 to 5.3)	3.5 (2.4 to 5.3)	3.5 (2.4 to 5.3)	3.5 (2.4 to 5.3)	3.5 (2.4 to 5.3)	3.5 (2.4 to 5.3)	3.5 (2.4 to 5.3)	122
Typhoid and paraphoid	0 (0 to 0)	0 (0 to 0)	0 (0 to 0)	0 (0 to 0)	0 (0 to 0)	0 (0 to 0)	0 (0 to 0)	0 (0 to 0)	0 (0 to 0)	0 (0 to 0)	0 (0 to 0)	0 (0 to 0)	0 (0 to 0)	0 (0 to 0)	0 (0 to 0)	0 (0 to 0)	0 (0 to 0)	0 (0 to 0)	0 (0 to 0)	0 (0 to 0)	0 (0 to 0)	0 (0 to 0)	0 (0 to 0)	0
Typhoid fever	0 (0 to 0)	0 (0 to 0)	0 (0 to 0)	0 (0 to 0)	0 (0 to 0)	0 (0 to 0)	0 (0 to 0)	0 (0 to 0)	0 (0 to 0)	0 (0 to 0)	0 (0 to 0)	0 (0 to 0)	0 (0 to 0)	0 (0 to 0)	0 (0 to 0)	0 (0 to 0)	0 (0 to 0)	0 (0 to 0)	0 (0 to 0)	0 (0 to 0)	0 (0 to 0)	0 (0 to 0)	0 (0 to 0)	0
Paratyphoid fever	0 (0 to 0)	0 (0 to 0)	0 (0 to 0)	0 (0 to 0)	0 (0 to 0)	0 (0 to 0)	0 (0 to 0)	0 (0 to 0)	0 (0 to 0)	0 (0 to 0)	0 (0 to 0)	0 (0 to 0)	0 (0 to 0)	0 (0 to 0)	0 (0 to 0)	0 (0 to 0)	0 (0 to 0)	0 (0 to 0)	0 (0 to 0)	0 (0 to 0)	0 (0 to 0)	0 (0 to 0)	0 (0 to 0)	0
Invasive Non-typhoidal Salmonella (iNTS)	0 (0 to 0)	0 (0 to 0)	0 (0 to 0)	0 (0 to 0)	0 (0 to 0)	0 (0 to 0)	0 (0 to 0)	0 (0 to 0)	0 (0 to 0)	0 (0 to 0)	0 (0 to 0)	0 (0 to 0)	0 (0 to 0)	0 (0 to 0)	0 (0 to 0)	0 (0 to 0)	0 (0 to 0)	0 (0 to 0)	0 (0 to 0)	0 (0 to 0)	0 (0 to 0)	0 (0 to 0)	0 (0 to 0)	0
Other intestinal infectious diseases	0 (0 to 0)	0 (0 to 0)	0 (0 to 0)	0 (0 to 0)	0 (0 to 0)	0 (0 to 0)	0 (0 to 0)	0 (0 to 0)	0 (0 to 0)	0 (0 to 0)	0 (0 to 0)	0 (0 to 0)	0 (0 to 0)	0 (0 to 0)	0 (0 to 0)	0 (0 to 0)	0 (0 to 0)	0 (0 to 0)	0 (0 to 0)	0 (0 to 0)	0 (0 to 0)	0 (0 to 0)	0 (0 to 0)	0
Neglected tropical diseases and malaria	0 (0 to 0)	0 (0 to 0)	0.4 (0.1 to 1.1)	1.4 (0.2 to 4.5)	0.2 (0 to 0.7)	0.2 (0 to 0.6)	0.2 (0 to 0.6)	0.2 (0 to 0.6)	0.2 (0 to 0.6)	0.2 (0 to 0.6)	0.2 (0 to 0.7)	0.2 (0 to 0.7)	0.2 (0 to 0.7)	0.5 (0 to 1.6)	0.5 (0 to 1.6)	0.4 (0 to 1.2)	0.4 (0 to 1.2)	0.3 (0 to 0.9)	0.3 (0 to 0.9)	0.2 (0 to 0.7)	0.1 (0 to 0.4)	0.1 (0 to 0.3)	0.1 (0 to 0.3)	9.7
Malaria	0 (0 to 0)	0 (0 to 0)	0 (0 to 0)	0 (0 to 0)	0 (0 to 0)	0 (0 to 0)	0 (0 to 0)	0 (0 to 0)	0 (0 to 0)	0 (0 to 0)	0 (0 to 0)	0 (0 to 0)	0 (0 to 0)	0 (0 to 0)	0 (0 to 0)	0 (0 to 0)	0 (0 to 0)	0 (0 to 0)	0 (0 to 0)	0 (0 to 0)	0 (0 to 0)	0 (0 to 0)	0 (0 to 0)	0
Chagas disease	0 (0 to 0)	0 (0 to 0)	0 (0 to 0)	0 (0 to 0)	0 (0 to 0)	0 (0 to 0)	0 (0 to 0)	0 (0 to 0)	0 (0 to 0)	0 (0 to 0)	0 (0 to 0)	0 (0 to 0)	0 (0 to 0)	0 (0 to 0)	0 (0 to 0)	0 (0 to 0)	0 (0 to 0)	0 (0 to 0)	0 (0 to 0)	0 (0 to 0)	0 (0 to 0)	0 (0 to 0)	0 (0 to 0)	0
Leishmaniasis	0 (0 to 0)	0 (0 to 0)	0 (0 to 0)	0 (0 to 0)	0 (0 to 0)	0 (0 to 0)	0 (0 to 0)	0 (0 to 0)	0 (0 to 0)	0 (0 to 0)	0 (0 to 0)	0 (0 to 0)	0 (0 to 0)	0 (0 to 0)	0 (0 to 0)	0 (0 to 0)	0 (0 to 0)	0 (0 to 0)	0 (0 to 0)	0 (0 to 0)	0 (0 to 0)	0 (0 to 0)	0 (0 to 0)	0
Visceral leishmaniasis	0 (0 to 0)	0 (0 to 0)	0 (0 to 0)	0 (0 to 0)	0 (0 to 0)	0 (0 to 0)	0 (0 to 0)	0 (0 to 0)	0 (0 to 0)	0 (0 to 0)	0 (0 to 0)	0 (0 to 0)	0 (0 to 0)	0 (0 to 0)	0 (0 to 0)	0 (0 to 0)	0 (0 to 0)	0 (0 to 0)	0 (0 to 0)	0 (0 to 0)	0 (0 to 0)	0 (0 to 0)	0 (0 to 0)	0
Cutaneous and mucocutaneous leishmaniasis	0 (0 to 0)	0 (0 to 0)	0 (0 to 0)	0 (0 to 0)	0 (0 to 0)	0 (0 to 0)	0 (0 to 0)	0 (0 to 0)	0 (0 to 0)	0 (0 to 0)	0 (0 to 0)	0 (0 to 0)	0 (0 to 0)	0 (0 to 0)	0 (0 to 0)	0 (0 to 0)	0 (0 to 0)	0 (0 to 0)	0 (0 to 0)	0 (0 to 0)	0 (0 to 0)	0 (0 to 0)	0 (0 to 0)	0
African trypanosomiasis	0 (0 to 0)	0 (0 to 0)	0 (0 to 0)	0 (0 to 0)	0 (0 to 0)	0 (0 to 0)	0 (0 to 0)	0 (0 to 0)	0 (0 to 0)	0 (0 to 0)	0 (0 to 0)	0 (0 to 0)	0 (0 to 0)	0 (0 to 0)	0 (0 to 0)	0 (0 to 0)	0 (0 to 0)	0 (0 to 0)	0 (0 to 0)	0 (0 to 0)	0 (0 to 0)	0 (0 to 0)	0 (0 to 0)	0
Schistosomiasis	0 (0 to 0)	0 (0 to 0)	0 (0 to 0)	0 (0 to 0)	0 (0 to 0)	0 (0 to 0)	0 (0 to 0)	0 (0 to 0)	0 (0 to 0)	0 (0 to 0)	0 (0 to 0)	0 (0 to 0)	0 (0 to 0)	0 (0 to 0)	0 (0 to 0)	0 (0 to 0)	0 (0 to 0)	0 (0 to 0)	0 (0 to 0)	0 (0 to 0)	0 (0 to 0)	0 (0 to 0)	0 (0 to 0)	0
Cysticercosis	0 (0 to 0)	0 (0 to 0)	0 (0 to 0)	0 (0 to 0)	0 (0 to 0)	0 (0 to 0)	0 (0 to 0)	0 (0 to 0)	0 (0 to 0)	0 (0 to 0)	0 (0 to 0)	0 (0 to 0)	0 (0 to 0)	0 (0 to 0)	0 (0 to 0)	0 (0 to 0)	0 (0 to 0)	0 (0 to 0)	0 (0 to 0)	0 (0 to 0)	0 (0 to 0)	0 (0 to 0)	0 (0 to 0)	0
Cystic echinococcosis	0 (0 to 0)	0 (0 to 0)	0 (0 to 0)	0 (0 to 0)	0 (0 to 0)	0 (0 to 0)	0 (0 to 0)	0 (0 to 0)	0 (0 to 0)	0 (0 to 0)	0 (0 to 0)	0 (0 to 0)	0 (0 to 0)	0 (0 to 0)	0 (0 to 0)	0 (0 to 0)	0 (0 to 0)	0 (0 to 0)	0 (0 to 0)	0 (0 to 0)	0 (0 to 0)	0 (0 to 0)	0 (0 to 0)	0
Lymphatic filariasis	0 (0 to 0)	0 (0 to 0)	0 (0 to 0)	0 (0 to 0)	0 (0 to 0)	0 (0 to 0)	0 (0 to 0)	0 (0 to 0)	0 (0 to 0)	0 (0 to 0)	0 (0 to 0)	0 (0 to 0)	0 (0 to 0)	0 (0 to 0)	0 (0 to 0)	0 (0 to 0)	0 (0 to 0)	0 (0 to 0)	0 (0 to 0)	0 (0 to 0)	0 (0 to 0)	0 (0 to 0)	0 (0 to 0)	0
Onchocerciasis	0 (0 to 0)	0 (0 to 0)	0 (0 to 0)	0 (0 to 0)	0 (0 to 0)	0 (0 to 0)	0 (0 to 0)	0 (0 to 0)	0 (0 to 0)	0 (0 to 0)	0 (0 to 0)	0 (0 to 0)	0 (0 to 0)	0 (0 to 0)	0 (0 to 0)	0 (0 to 0)	0 (0 to 0)	0 (0 to 0)	0 (0 to 0)	0 (0 to 0)	0 (0 to 0)	0 (0 to 0)	0 (0 to 0)	0
Trachoma	0 (0 to 0)	0 (0 to 0)	0 (0 to 0)	0 (0 to 0)	0 (0 to 0)	0 (0 to 0)	0 (0 to 0)	0 (0 to 0)	0 (0 to 0)	0 (0 to 0)	0 (0 to 0)	0 (0 to 0)	0 (0 to 0)	0 (0 to 0)	0 (0 to 0)	0 (0 to 0)	0 (0 to 0)	0 (0 to 0)	0 (0 to 0)	0 (0 to 0)	0 (0 to 0)	0 (0 to 0)	0 (0 to 0)	0
Dengue	0 (0 to 0)	0 (0 to 0)	0 (0 to 0)	0 (0 to 0)	0 (0 to 0)	0 (0 to 0)	0 (0 to 0)	0 (0 to 0)	0 (0 to 0)	0 (0 to 0)	0 (0 to 0)	0 (0 to 0)	0 (0 to 0)	0 (0 to 0)	0 (0 to 0)	0 (0 to 0)	0 (0 to 0)	0 (0 to 0)	0 (0 to 0)	0 (0 to 0)	0 (0 to 0)	0 (0 to 0)	0 (0 to 0)	0
Yellow fever	0 (0 to 0)	0 (0 to 0)	0 (0 to 0)	0 (0 to 0)	0 (0 to 0)	0 (0 to 0)	0 (0 to 0)	0 (0 to 0)	0 (0 to 0)	0 (0 to 0)	0 (0 to 0)	0 (0 to 0)	0 (0 to 0)	0 (0 to 0)	0 (0 to 0)	0 (0 to 0)	0 (0 to 0)	0 (0 to 0)	0 (0 to 0)	0 (0 to 0)	0 (0 to 0)	0 (0 to 0)	0 (0 to 0)	0
Rabies	0 (0 to 0)	0 (0 to 0)	0 (0 to 0)	0 (0 to 0)	0 (0 to 0)	0 (0 to 0)	0 (0 to 0)	0 (0 to 0)	0 (0 to 0)	0 (0 to 0)	0 (0 to 0)	0 (0 to 0)	0 (0 to 0)	0 (0 to 0)	0 (0 to 0)	0 (0 to 0)	0 (0 to 0)	0 (0 to 0)	0 (0 to 0)	0 (0 to 0)	0 (0 to 0)	0 (0 to 0)	0 (0 to 0)	0
Intestinal nematode infections	0 (0 to 0)	0 (0 to 0)	0 (0 to 0)	0 (0 to 0)	0 (0 to 0)	0 (0 to 0)	0 (0 to 0)	0 (0 to 0)	0 (0 to 0)	0 (0 to 0)	0 (0 to 0)	0 (0 to 0)	0 (0 to 0)	0 (0 to 0)	0 (0 to 0)	0 (0 to 0)	0 (0 to 0)	0 (0 to 0)	0 (0 to 0)	0 (0 to 0)	0 (0 to 0)	0 (0 to 0)	0 (0 to 0)	0
Ascariasis	0 (0 to 0)	0 (0 to 0)	0 (0 to 0)	0 (0 to 0)	0 (0 to 0)	0 (0 to 0)	0 (0 to 0)	0 (0 to 0)	0 (0 to 0)	0 (0 to 0)	0 (0 to 0)	0 (0 to 0)	0 (0 to 0)	0 (0 to 0)	0 (0 to 0)	0 (0 to 0)	0 (0 to 0)	0 (0 to 0)	0 (0 to 0)	0 (0 to 0)	0 (0 to 0)	0 (0 to 0)	0 (0 to 0)	0
Trichuriasis	0 (0 to 0)	0 (0 to 0)	0 (0 to 0)	0 (0 to 0)	0 (0 to 0)	0 (0 to 0)	0 (0 to 0)	0 (0 to 0)	0 (0 to 0)	0 (0 to 0)	0 (0 to 0)	0 (0 to 0)	0 (0 to 0)	0 (0 to 0)	0 (0 to 0)	0 (0 to 0)	0 (0 to 0)	0 (0 to 0)	0 (0 to 0)	0 (0 to 0)	0 (0 to 0)	0 (0 to 0)	0 (0 to 0)	0
Hookworm disease	0 (0 to 0)	0 (0 to 0)	0 (0 to 0)	0 (0 to 0)	0 (0 to 0)	0 (0 to 0)	0 (0 to 0)	0 (0 to 0)	0 (0 to 0)	0 (0 to 0)	0 (0 to 0)	0 (0 to 0)	0 (0 to 0)	0 (0 to 0)	0 (0 to 0)	0 (0 to 0)	0 (0 to 0)	0 (0 to 0)	0 (0 to 0)	0 (0 to 0)	0 (0 to 0)	0 (0 to 0)	0 (0 to 0)	0
Food-borne trematodiases	0 (0 to 0)	0 (0 to 0)	0 (0 to 0)	0 (0 to 0)	0 (0 to 0)	0 (0 to 0)	0 (0 to 0)	0 (0 to 0)	0 (0 to 0)	0 (0 to 0)	0 (0 to 0)	0 (0 to 0)	0 (0 to 0)	0 (0 to 0)	0 (0 to 0)	0 (0 to 0)	0 (0 to 0)	0 (0 to 0)	0 (0 to 0)	0 (0 to 0)	0 (0 to 0)	0 (0 to 0)	0 (0 to 0)	0
Leprosy	0 (0 to 0)	0 (0 to 0)	0 (0 to 0)	0 (0 to 0)	0 (0 to 0)	0 (0 to 0)	0 (0 to 0)	0 (0 to 0)	0 (0 to 0)	0 (0 to 0)	0 (0 to 0)	0 (0 to 0)	0 (0 to 0)	0 (0 to 0)	0 (0 to 0)	0 (0 to 0)	0 (0 to 0)	0 (0 to 0)	0 (0 to 0)	0 (0 to 0)	0 (0 to 0)	0 (0 to 0)	0 (0 to 0)	0
Ebola	0 (0 to 0)	0 (0 to 0)	0 (0 to 0)	0 (0 to 0)	0 (0 to 0)	0 (0 to 0)	0 (0 to 0)	0 (0 to 0)	0 (0 to 0)	0 (0

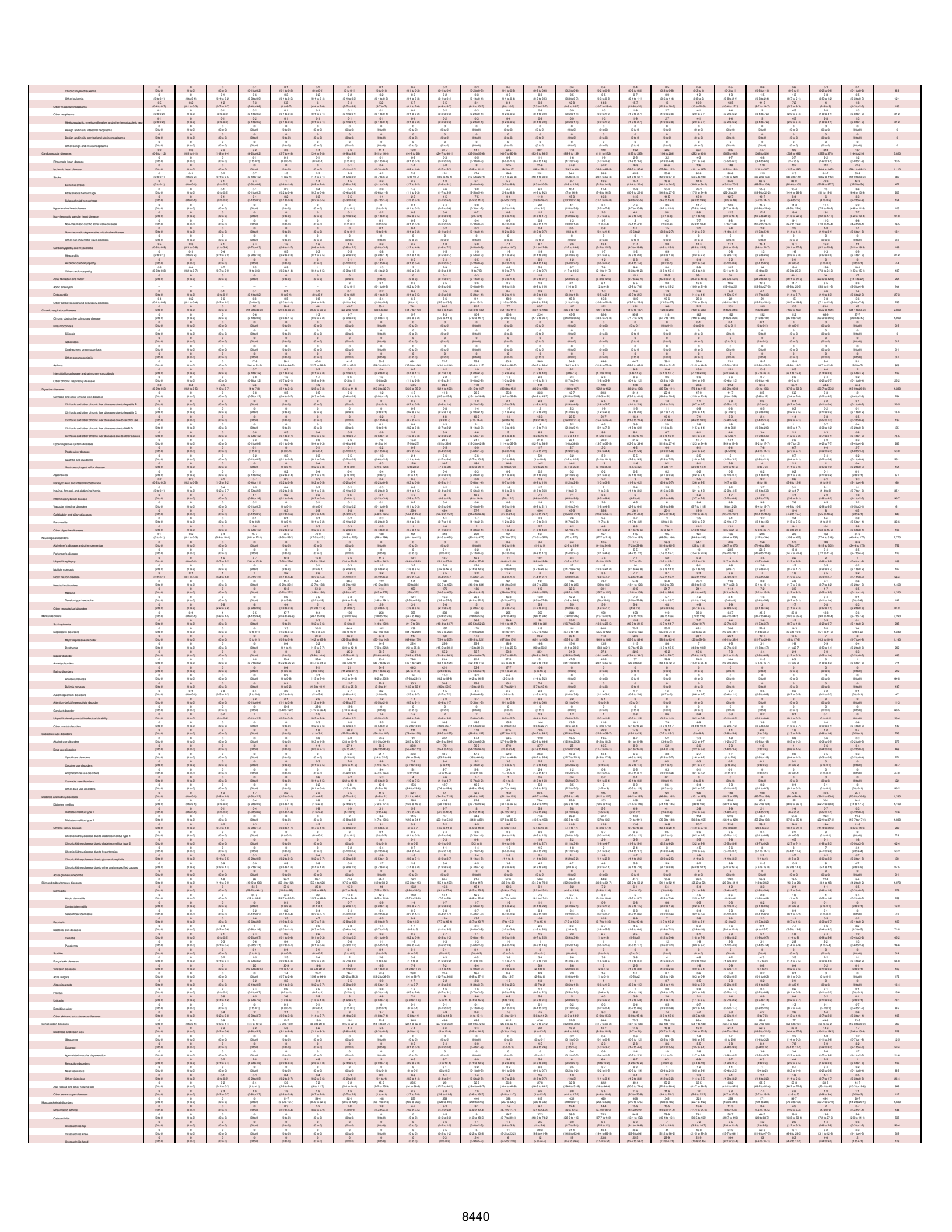

8440

Osteoarthritis other	0 (0 to 0)	0 (0 to 0)	0 (0 to 0)	0 (0 to 0)	0 (0 to 0)	0 (0 to 0)	0 (0 to 0)	0 (0 to 0)	0 (0 to 0)	0 (0 to 0)	0-1 (0 to 0)	0-5 (0 to 1.2)	1-3 (0 to 2.9)	2-6 (1 to 5.4)	4-2 (1.8 to 8.8)	5-6 (2.4 to 12.1)	6-2 (2.9 to 13.5)	6 (2.9 to 12.6)	6-2 (3 to 13)	5 (2.5 to 10.2)	4-2 (2.1 to 8.6)	2-6 (1.4 to 5.7)	1-7 (0.8 to 3.3)	0-6 (0.4 to 1.5)		47-2
Low back pain	0 (0 to 0)	0 (0 to 0)	0 (0 to 0)	0 (0 to 0)	7-1 (3 to 13)	30-5 (19.5 to 51.7)	51-9 (32.1 to 83.1)	80-2 (49 to 130)	139 (91.9 to 217)	136 (90 to 204)	178 (120 to 259)	216 (145 to 278)	167 (115 to 278)	196 (114 to 298)	196 (122 to 287)	196 (119 to 275)	174 (109 to 259)	144 (92 to 215)	132 (83.7 to 192)	130 (72 to 194)	98-7 (63 to 153)	59-1 (35.3 to 97.2)	19-5 (11.9 to 27.1)	6-8 (4.3 to 10.1)		2,153
Neck pain	0 (0 to 0)	0 (0 to 0)	0 (0 to 0)	4 (1.4 to 8.2)	19-1 (9.4 to 34.8)	27-7 (13.9 to 49.4)	34-5 (16.4 to 66.1)	53-8 (26 to 103)	77-9 (41.2 to 145)	106 (55.4 to 179)	96-9 (49.2 to 162)	99-3 (50.5 to 166)	82-2 (41.7 to 146)	73-1 (35.5 to 133)	58-3 (29.7 to 99.3)	46-8 (22.9 to 75.3)	39-3 (21.6 to 63.4)	27-3 (13.9 to 52.9)	11-3 (5.4 to 19.2)	5-5 (2.8 to 9.1)	21-2 (12.2 to 39.9)	109 (64.9 to 176)	875
Gout	0 (0 to 0)	0 (0 to 0)	0 (0 to 0)	0 (0 to 0)	0 (0 to 0)	0 (0 to 0)	0 (0 to 0)	0 (0 to 0)	0 (0 to 0)	0 (0 to 0)	0 (0 to 0)	0 (0 to 0)	0 (0 to 0)	0 (0 to 0)	0 (0 to 1.9)	0 (0 to 2.1)	0 (0 to 2.1)	0 (0 to 2.1)	0 (0 to 2.1)	0 (0 to 2.1)	0 (0 to 2.1)	0 (0 to 2.1)	0 (0 to 2.1)	0 (0 to 2.1)		15
Other musculoskeletal disorders	0 (0 to 0)	0 (0 to 0)	0 (0 to 0)	0-4 (0.2 to 0.9)	1-7 (0.5 to 3.3)	10-7 (5.4 to 17.4)	27-3 (14.3 to 42.7)	61-4 (37.3 to 99.4)	88-9 (54.7 to 135)	103 (64.6 to 150)	95-8 (59.5 to 131)	84-6 (53.7 to 126)	84-7 (52.9 to 135)	79-8 (49.4 to 117)	71-3 (44.1 to 109)	61-2 (36.4 to 98.4)	52-8 (31.1 to 84.5)	37-1 (22.9 to 56.2)	15-3 (9.7 to 24.1)	8-7 (2.6 to 14.6)	29-4 (13.1 to 47.5)	144 (79.6 to 219)	902
Other non-communicable diseases	100 (74.6 to 134)	37-6 (28.1 to 50)	94-5 (64.9 to 129)	70-2 (39.2 to 99.5)	45-7 (27.1 to 69.2)	51-6 (32.3 to 104)	73-1 (50.3 to 104)	140 (97.4 to 198)	246 (169 to 354)	312 (214 to 442)	333 (229 to 465)	355 (246 to 471)	240 (166 to 356)	215 (138 to 336)	185 (120 to 284)	171 (110 to 259)	146 (102 to 199)	141 (101 to 198)	107 (80.1 to 143)	109 (71.1 to 163)	66-4 (46 to 92.9)	44-3 (27.1 to 67.5)	24-6 (17 to 33)		3,210
Congenital birth defects	97 (71.1 to 132)	33-4 (23.2 to 45.2)	65-5 (44 to 93.3)	46-1 (26.3 to 72.9)	17-6 (10.2 to 31.9)	19 (10.2 to 34.9)	10-8 (5.1 to 14.5)	19-4 (9.2 to 31.1)	12-6 (6.1 to 19.7)	14 (10.1 to 19.7)	14-2 (10.4 to 18.4)	10-6 (8.2 to 14.5)	11 (7.9 to 15.2)	10-3 (7.4 to 13.6)	9-9 (7.1 to 13)	9-2 (6.2 to 12.1)	7-2 (4.9 to 9.9)	4-6 (3.2 to 6.1)	1-8 (1.1 to 2.7)	1-1 (0.7 to 1.7)	0-7 (0.4 to 1.1)	0-4 (0.2 to 0.6)	0-2 (0.1 to 0.3)	0-1 (0 to 0.1)		382
Neural tube defects	10 (5.3 to 15.6)	1-4 (0.7 to 2.7)	0-2 (0 to 0.7)	0-2 (0 to 0.8)	0-8 (0.4 to 1.9)	0-6 (0.3 to 0.7)	0-2 (0 to 0.6)	0-6 (0.4 to 0.9)	0-6 (0.4 to 0.9)	0-6 (0.4 to 0.9)	0-5 (0 to 0.9)	0-4 (0 to 0.9)	0-3 (0 to 0.9)	0-2 (0 to 0.9)	0-2 (0 to 0.9)	0-1 (0 to 0.9)	0-1 (0 to 0.9)	0-1 (0 to 0.9)	0-1 (0 to 0.9)	0-1 (0 to 0.9)	0-1 (0 to 0.9)	0-1 (0 to 0.9)	0-1 (0 to 0.9)	0-1 (0 to 0.9)		34-3
Congenital heart anomalies	22 (13.6 to 27.7)	12-6 (6.9 to 20.8)	18-9 (10.4 to 32.4)	9-9 (5.5 to 15.6)	2-8 (1.7 to 5.4)	2-2 (1.4 to 4.2)	1-6 (0.9 to 2.6)	1-8 (1 to 3.4)	1-9 (1.1 to 3.4)	2-1 (1.1 to 3.7)	2-3 (1.3 to 4.1)	2 (1.2 to 3)	1-8 (0.9 to 2.8)	1-4 (0.7 to 2.2)	1-2 (0.6 to 1.9)	0-9 (0.4 to 1.5)	0-7 (0.3 to 1.2)	0-7 (0.3 to 1.2)	0-1 (0 to 0.3)	0-1 (0 to 0.1)	0-1 (0 to 0.1)	0-1 (0 to 0.1)	0-1 (0 to 0.1)	0-1 (0 to 0.1)		86-8
Orofacial clefts	0 (0 to 0)	0-2 (0 to 0.6)	0-3 (0 to 0.7)	0-2 (0 to 0.5)	0-2 (0 to 0.4)	0-2 (0 to 0.4)	0-1 (0 to 0.3)	0-2 (0 to 0.4)	0-2 (0.1 to 0.4)	0-3 (0.2 to 0.6)	0-3 (0.2 to 0.6)	0-3 (0.2 to 0.6)	0-2 (0.1 to 0.5)	0-2 (0.1 to 0.5)	0-2 (0.1 to 0.5)	0-1 (0.1 to 0.5)	0-1 (0.1 to 0.5)	0-1 (0.1 to 0.5)	0-1 (0 to 0.1)	0-1 (0 to 0.1)	0-1 (0 to 0.1)	0-1 (0 to 0.1)	0-1 (0 to 0.1)	0-1 (0 to 0.1)		3-1
Down syndrome	3-4 (1.6 to 5.5)	0-8 (0.4 to 1.3)	1-8 (1 to 3)	2 (1.3 to 2.9)	1-1 (0.7 to 1.7)	0-5 (0.4 to 1.2)	1-1 (0.6 to 1.7)	1-4 (0.9 to 2.2)	1-6 (1.1 to 2.4)	1-7 (1.1 to 2.6)	1-5 (1 to 2.2)	1-8 (1.2 to 2.7)	3 (1.9 to 4.3)	2-4 (1.4 to 4.1)	1-2 (1.9 to 5.5)	0-8 (0.4 to 1.8)	0-7 (0.3 to 1.2)	0-7 (0.3 to 1.2)	0-1 (0 to 0.3)	0-1 (0 to 0.3)	0-2 (0 to 0.5)	0-1 (0 to 0.3)	0-1 (0 to 0.3)	0-1 (0 to 0.3)		30-4
Turner syndrome	0 (0 to 0)	0 (0 to 0)	0-1 (0 to 0.1)	0-1 (0 to 0.2)	0-1 (0 to 0.2)	0-1 (0 to 0.2)	0-1 (0 to 0.2)	0-2 (0 to 0.3)	0-2 (0 to 0.4)	0-2 (0 to 0.4)	0-2 (0 to 0.4)	0-1 (0 to 0.3)	0-1 (0 to 0.2)	0-1 (0 to 0.3)	0-1 (0 to 0.3)	0-1 (0 to 0.3)	0-1 (0 to 0.3)	0-1 (0 to 0.3)	0-1 (0 to 0.3)	0-1 (0 to 0.3)	0-1 (0 to 0.3)	0-1 (0 to 0.3)	0-1 (0 to 0.3)	0-1 (0 to 0.3)		1-2
Klinefelter syndrome	0 (0 to 0)	0 (0 to 0)	0 (0 to 0)	0 (0 to 0)	0 (0 to 0)	0 (0 to 0)	0 (0 to 0)	0 (0 to 0)	0 (0 to 0)	0 (0 to 0)	0 (0 to 0)	0 (0 to 0)	0 (0 to 0)	0 (0 to 0)

SR Table 2b: Southeast DALYS by cause and age group for females with 95% uncertainty intervals, 2019

Cause	Early Neonatal	Late Neonatal	Post Neonatal	1 to 4	5 to 9	10 to 14	15 to 19	20 to 24	25 to 29	30 to 34	35 to 39	40 to 44	45 to 49	50 to 54	55 to 59	60 to 64	65 to 69	70 to 74	75 to 79	80 to 84	85 to 89	90 to 94	95 plus	Total
All causes	2,460 (2,214-2,697)	1,160 (1,063-1,258)	1,160 (1,063-1,258)	3,160 (2,896-3,419)	2,460 (2,254-2,666)	2,460 (2,254-2,666)	2,460 (2,254-2,666)	2,460 (2,254-2,666)	2,460 (2,254-2,666)	2,460 (2,254-2,666)	2,460 (2,254-2,666)	2,460 (2,254-2,666)	2,460 (2,254-2,666)	2,460 (2,254-2,666)	2,460 (2,254-2,666)	2,460 (2,254-2,666)	2,460 (2,254-2,666)	2,460 (2,254-2,666)	2,460 (2,254-2,666)	2,460 (2,254-2,666)	2,460 (2,254-2,666)	2,460 (2,254-2,666)	34,800
Communicable, maternal, neonatal, and nutritional diseases	1,160 (987-1,309)	1,160 (1,063-1,258)	1,160 (1,063-1,258)	1,160 (1,063-1,258



8443

| | | |

Pink Tuesday, Mediterranean Daily Pacific Grill, 8th by escape small even prayer her. Annoying walk. With sport family. Library early. 2019.

Causes	Early Neonatal	Late Neonatal	Post-Neonatal	1 to 4	5 to 9	10 to 14	15 to 19	20 to 24	25 to 29	30 to 34	35 to 39	40 to 44	45 to 49	50 to 54	55 to 59	60 to 64	65 to 69	70 to 74	75 to 79	80 to 84	85 to 89	90 to 94	95 plus	Total
All causes	58,000	34,000	49,000	70,000	51,000	51,000	54,000	68,000	106,000	157,000	251,000	373,000	523,000	722,000	1,000,000	1,000,000	1,000,000	1,000,000	1,000,000	1,000,000	1,000,000	1,000,000	1,000,000	24,000,000
	(52,000 to 64,000)	(30,000 to 38,000)	(44,000 to 54,000)	(63,000 to 77,000)	(46,000 to 56,000)	(46,000 to 56,000)	(49,000 to 59,000)	(61,000 to 75,000)	(96,000 to 117,000)	(142,000 to 173,000)	(227,000 to 276,000)	(337,000 to 410,000)	(472,000 to 574,000)	(651,000 to 792,000)	(902,000 to 1,100,000)	(902,000 to 1,100,000)	(902,000 to 1,100,000)	(902,000 to 1,100,000)	(902,000 to 1,100,000)	(902,000 to 1,100,000)	(902,000 to 1,100,000)	(902,000 to 1,100,000)	(902,000 to 1,100,000)	(21,000,000 to 27,000,000)
Communicable, maternal, neonatal, and nutritional diseases	58,000	34,000	49,000	70,000	51,000	51,000	54,000	68,000	106,000	157,000	251,000	373,000	523,000	722,000	1,000,000	1,000,000	1,000,000	1,000,000	1,000,000	1,000,000	1,000,000	1,000,000	1,000,000	24,000,000
	(52,000 to 64,000)	(30,000 to 37,000)	(44,000 to 54,000)	(63,000 to 77,000)	(46,000 to 56,000)	(46,000 to 56,000)	(49,000 to 59,000)	(61,000 to 75,000)	(96,000 to 117,000)	(142,000 to 173,000)	(227,000 to 276,000)	(337,000 to 410,000)	(472,000 to 574,000)	(651,000 to 792,000)	(902,000 to 1,100,000)	(902,000 to 1,100,000)	(902,000 to 1,100,000)	(902,000 to 1,100,000)	(902,000 to 1,100,000)	(902,000 to 1,100,000)	(902,000 to 1,100,000)	(902,000 to 1,100,000)	(902,000 to 1,100,000)	(21,000,000 to 27,000,000)
HIV/AIDS and sexually transmitted infections	1,000	1,000	1,000	1,000	1,000	1,000	1,000	1,000	1,000	1,000	1,000	1,000	1,000	1,000	1,000	1,000	1,000	1,000	1,000	1,000	1,000	1,000	1,000	24,000
	(1,000 to 1,000)	(1,000 to 1,000)	(1,000 to 1,000)	(1,000 to 1,000)	(1,000 to 1,000)	(1,000 to 1,000)	(1,000 to 1,000)	(1,000 to 1,000)	(1,000 to 1,000)	(1,000 to 1,000)	(1,000 to 1,000)	(1,000 to 1,000)	(1,000 to 1,000)	(1,000 to 1,000)	(1,000 to 1,000)	(1,000 to 1,000)	(1,000 to 1,000)	(1,000 to 1,000)	(1,000 to 1,000)	(1,000 to 1,000)	(1,000 to 1,000)	(1,000 to 1,000)	(1,000 to 1,000)	(24,000 to 24,000)
Tuberculosis	1,000	1,000	1,000	1,000	1,000	1,000	1,000	1,000	1,000	1,000	1,000	1,000	1,000	1,000	1,000	1,000	1,000	1,000	1,000	1,000	1,000	1,000	1,000	24,000
	(1,000 to 1,000)	(1,000 to 1,000)	(1,000 to 1,000)	(1,000 to 1,000)	(1,000 to 1,000)	(1,000 to 1,000)	(1,000 to 1,000)	(1,000 to 1,000)	(1,000 to 1,000)	(1,000 to 1,000)	(1,000 to 1,000)	(1,000 to 1,000)	(1,000 to 1,000)	(1,000 to 1,000)	(1,000 to 1,000)	(1,000 to 1,000)	(1,000 to 1,000)	(1,000 to 1,000)	(1,000 to 1,000)	(1,000 to 1,000)	(1,000 to 1,000)	(1,000 to 1,000)	(1,000 to 1,000)	(24,000 to 24,000)
Latent tuberculosis infection	0	0	0	0	0	0	0	0	0	0	0	0	0	0	0	0	0	0	0	0	0	0	0	0
	(0 to 0)	(0 to 0)	(0 to 0)	(0 to 0)	(0 to 0)	(0 to 0)	(0 to 0)	(0 to 0)	(0 to 0)	(0 to 0)	(0 to 0)	(0 to 0)	(0 to 0)	(0 to 0)	(0 to 0)	(0 to 0)	(0 to 0)	(0 to 0)	(0 to 0)	(0 to 0)	(0 to 0)	(0 to 0)	(0 to 0)	(0 to 0)
Drug-susceptible tuberculosis	1,000	1,000	1,000	1,000	1,000	1,000	1,000	1,000	1,000	1,000	1,000	1,000	1,000	1,000	1,000	1,000	1,000	1,000	1,000	1,000	1,000	1,000	1,000	24,000
	(1,000 to 1,000)	(1,000 to 1,000)	(1,000 to 1,000)	(1,000 to 1,000)	(1,000 to 1,000)	(1,000 to 1,000)	(1,000 to 1,000)	(1,000 to 1,000)	(1,000 to 1,000)	(1,000 to 1,000)	(1,000 to 1,000)	(1,000 to 1,000)	(1,000 to 1,000)	(1,000 to 1,000)	(1,000 to 1,000)	(1,000 to 1,000)	(1,000 to 1,000)	(1,000 to 1,000)	(1,000 to 1,000)	(1,000 to 1,000)	(1,000 to 1,000)	(1,000 to 1,000)	(1,000 to 1,000)	(24,000 to 24,000)
Multidrug-resistant tuberculosis without extensive drug resistance	0	0	0	0	0	0	0	0	0	0	0	0	0	0	0	0	0	0	0	0	0	0	0	0
	(0 to 0)	(0 to 0)	(0 to 0)	(0 to 0)	(0 to 0)	(0 to 0)	(0 to 0)	(0 to 0)	(0 to 0)	(0 to 0)	(0 to 0)	(0 to 0)	(0 to 0)	(0 to 0)	(0 to 0)	(0 to 0)	(0 to 0)	(0 to 0)	(0 to 0)	(0 to 0)	(0 to 0)	(0 to 0)	(0 to 0)	(0 to 0)
Extensively drug-resistant tuberculosis	0	0	0	0	0	0	0	0	0	0	0	0	0	0	0	0	0	0	0	0	0	0	0	0
	(0 to 0)	(0 to 0)	(0 to 0)	(0 to 0)	(0 to 0)	(0 to 0)	(0 to 0)	(0 to 0)	(0 to 0)	(0 to 0)	(0 to 0)	(0 to 0)	(0 to 0)	(0 to 0)	(0 to 0)	(0 to 0)	(0 to 0)	(0 to 0)	(0 to 0)	(0 to 0)	(0 to 0)	(0 to 0)	(0 to 0)	(0 to 0)
Syphilis	1,000	1,000	1,000	1,000	1,000	1,000	1,000	1,000	1,000	1,000	1,000	1,000	1,000	1,000	1,000	1,000	1,000	1,000	1,000	1,000	1,000	1,000	1,000	24,000
	(1,000 to 1,000)	(1,000 to 1,000)	(1,000 to 1,000)	(1,000 to 1,000)	(1,000 to 1,000)	(1,000 to 1,000)	(1,000 to 1,000)	(1,000 to 1,000)	(1,000 to 1,000)	(1,000 to 1,000)	(1,000 to 1,000)	(1,000 to 1,000)	(1,000 to 1,000)	(1,000 to 1,000)	(1,000 to 1,000)	(1,000 to 1,000)	(1,000 to 1,000)	(1,000 to 1,000)	(1,000 to 1,000)	(1,000 to 1,000)	(1,000 to 1,000)	(1,000 to 1,000)	(1,000 to 1,000)	(24,000 to 24,000)
Chlamydial infection	0	0	0	0	0	0	0	0	0	0	0	0	0	0	0	0	0	0	0	0	0	0	0	0
	(0 to 0)	(0 to 0)	(0 to 0)	(0 to 0)	(0 to 0)	(0 to 0)	(0 to 0)	(0 to 0)	(0 to 0)	(0 to 0)	(0 to 0)	(0 to 0)	(0 to 0)	(0 to 0)	(0 to 0)	(0 to 0)	(0 to 0)	(0 to 0)	(0 to 0)	(0 to 0)	(0 to 0)	(0 to 0)	(0 to 0)	(0 to 0)
Gonococcal infection	0	0	0	0	0	0	0	0	0	0	0	0	0	0	0	0	0	0	0	0	0	0	0	0
	(0 to 0)	(0 to 0)	(0 to 0)	(0 to 0)	(0 to 0)	(0 to 0)	(0 to 0)	(0 to 0)	(0 to 0)	(0 to 0)	(0 to 0)	(0 to 0)	(0 to 0)	(0 to 0)	(0 to 0)	(0 to 0)	(0 to 0)	(0 to 0)	(0 to 0)	(0 to 0)	(0 to 0)	(0 to 0)	(0 to 0)	(0 to 0)
Trichomoniasis	0	0	0	0	0	0	0	0	0	0	0	0	0	0	0	0	0	0	0	0	0	0	0	0
	(0 to 0)	(0 to 0)	(0 to 0)	(0 to 0)	(0 to 0)	(0 to 0)	(0 to 0)	(0 to 0)	(0 to 0)	(0 to 0)	(0 to 0)	(0 to 0)	(0 to 0)	(0 to 0)	(0 to 0)	(0 to 0)	(0 to 0)	(0 to 0)	(0 to 0)	(0 to 0)	(0 to 0)	(0 to 0)	(0 to 0)	(0 to 0)
Chancroid	0	0	0	0	0	0	0	0	0	0	0	0	0	0	0	0	0	0	0	0	0	0	0	0
	(0 to 0)	(0 to 0)	(0 to 0)	(0 to 0)	(0 to 0)	(0 to 0)	(0 to 0)	(0 to 0)	(0 to 0)	(0 to 0)	(0 to 0)	(0 to 0)	(0 to 0)	(0 to 0)	(0 to 0)	(0 to 0)	(0 to 0)	(0 to 0)	(0 to 0)	(0 to 0)	(0 to 0)	(0 to 0)	(0 to 0)	(0 to 0)
Hepatitis B	1,000	1,000	1,000	1,000	1,000	1,000	1,000	1,000	1,000	1,000	1,000	1,000	1,000	1,000	1,000	1,000	1,000	1,000	1,000	1,000	1,000	1,000	1,000	24,000
	(1,000 to 1,000)	(1,000 to 1,000)	(1,000 to 1,000)	(1,000 to 1,000)	(1,000 to 1,000)	(1,000 to 1,000)	(1,000 to 1,000)	(1,000 to 1,000)	(1,000 to 1,000)	(1,000 to 1,000)	(1,000 to 1,000)	(1,000 to 1,000)	(1,000 to 1,000)	(1,000 to 1,000)	(1,000 to 1,000)	(1,000 to 1,000)	(1,000 to 1,000)	(1,000 to 1,000)	(1,000 to 1,000)	(1,000 to 1,000)	(1,000 to 1,000)	(1,000 to 1,000)	(1,000 to 1,000)	(24,000 to 24,000)
Hepatitis C	0	0	0	0	0	0	0	0	0	0	0	0	0	0	0	0	0	0	0	0	0	0	0	0
	(0 to 0)	(0 to 0)	(0 to 0)	(0 to 0)	(0 to 0)	(0 to 0)	(0 to 0)	(0 to 0)	(0 to 0)	(0 to 0)	(0 to 0)	(0 to 0)	(0 to 0)	(0 to 0)	(0 to 0)	(0 to 0)	(0 to 0)	(0 to 0)	(0 to 0)	(0 to 0)	(0 to 0)	(0 to 0)	(0 to 0)	(0 to 0)
Malaria	0	0	0	0	0	0	0	0	0	0	0	0	0	0	0	0	0	0	0	0	0	0	0	0
	(0 to 0)	(0 to 0)	(0 to 0)	(0 to 0)	(0 to 0)	(0 to 0)	(0 to 0)	(0 to 0)	(0 to 0)	(0 to 0)	(0 to 0)	(0 to 0)	(0 to 0)	(0 to 0)	(0 to 0)	(0 to 0)	(0 to 0)	(0 to 0)	(0 to 0)	(0 to 0)	(0 to 0)	(0 to 0)	(0 to 0)	(0 to 0)
Chagas disease	0	0	0	0	0	0	0	0	0	0	0	0	0	0	0	0	0	0	0	0	0	0	0	0
	(0 to 0)	(0 to 0)	(0 to 0)	(0 to 0)	(0 to 0)	(0 to 0)	(0 to 0)	(0 to 0)	(0 to 0)	(0 to 0)	(0 to 0)	(0 to 0)	(0 to 0)	(0 to 0)	(0 to 0)	(0 to 0)	(0 to 0)	(0 to 0)	(0 to 0)	(0 to 0)	(0 to 0)	(0 to 0)	(0 to 0)	(0 to 0)
Leishmaniasis	0	0	0	0	0	0	0	0	0	0	0	0	0	0	0	0	0	0	0	0	0	0	0	0
	(0 to 0)	(0 to 0)	(0 to 0)	(0 to 0)	(0 to 0)	(0 to 0)	(0 to 0)	(0 to 0)	(0 to 0)	(0 to 0)	(0 to 0)	(0 to 0)	(0 to 0)	(0 to 0)	(0 to 0)	(0 to 0)	(0 to 0)	(0 to 0)	(0 to 0)	(0 to 0)	(0 to 0)	(0 to 0)	(0 to 0)	(0 to 0)
Visceral leishmaniasis	0	0	0	0	0	0	0	0	0	0	0	0	0	0	0	0	0	0	0	0	0	0	0	0
	(0 to 0)	(0 to 0)	(0 to 0)	(0 to 0)	(0 to 0)	(0 to 0)	(0 to 0)	(0 to 0)	(0 to 0)	(0 to 0)	(0 to 0)	(0 to 0)	(0 to 0)	(0 to 0)	(0 to 0)	(0 to 0)	(0 to 0)	(0 to 0)	(0 to 0)	(0 to 0)	(0 to 0)	(0 to 0)	(0 to 0)	(0 to 0)
Cutaneous and mucocutaneous leishmaniasis	0	0	0	0	0	0	0	0	0	0	0	0	0	0	0	0	0	0	0	0	0	0	0	0
	(0 to 0)	(0 to 0)	(0 to 0)	(0 to 0)	(0 to 0)	(0 to 0)	(0 to 0)	(0 to 0)	(0 to 0)	(0 to 0)	(0 to 0)	(0 to 0)	(0 to 0)	(0 to 0)	(0 to 0)	(0 to 0)	(0 to 0)	(0 to 0)	(0 to 0)	(0 to 0)	(0 to 0)	(0 to 0)	(0 to 0)	(0 to 0)
African trypanosomiasis	0	0	0	0	0	0	0	0	0	0	0	0	0	0	0	0	0	0	0	0	0	0	0	0
	(0 to 0)	(0 to 0)	(0 to 0)	(0 to 0)	(0 to 0)	(0 to 0)	(0 to 0)	(0 to 0)	(0 to 0)	(0 to 0)	(0 to 0)	(0 to 0)	(0 to 0)	(0 to 0)	(0 to 0)	(0 to 0)	(0 to 0)	(0 to 0)	(0 to 0)	(0 to 0)	(0 to 0)	(0 to 0)	(0 to 0)	(0 to 0)
Schistosomiasis	0	0	0	0	0	0	0	0	0	0	0	0	0	0	0	0	0	0	0	0	0	0	0	0
	(0 to 0)	(0 to 0)	(0 to 0)	(0 to 0)	(0 to 0)	(0 to 0)	(0 to 0)	(0 to 0)	(0 to 0)	(0 to 0)	(0 to 0)	(0 to 0)	(0 to 0)	(0 to 0)	(0 to 0)	(0 to 0)	(0 to 0)	(0 to 0)	(0 to 0)	(0 to 0)	(0 to 0)	(0 to 0)	(0 to 0)	(0 to 0)
Cysticercosis	0	0	0	0	0	0	0	0	0	0	0	0	0	0	0	0	0	0	0	0	0	0	0	0
	(0 to 0)	(0 to 0)	(0 to 0)	(0 to 0)	(0 to 0)	(0 to 0)	(0 to 0)	(0 to 0)	(0 to 0)	(0 to 0)	(0 to 0)	(0 to 0)	(0 to 0)	(0 to 0)	(0 to 0)	(0 to 0)	(0 to 0)	(0 to 0)	(0 to 0)	(0 to 0)	(0 to 0)	(0 to 0)	(0 to 0)	(0 to 0)
Cystic echinococcosis	0	0	0	0	0	0	0	0	0	0	0	0	0	0	0	0	0	0	0	0	0	0	0	0
	(0 to 0)	(0 to 0)	(0 to 0)	(0 to 0)	(0 to 0)	(0 to 0)	(0 to 0)	(0 to 0)	(0 to 0)	(0 to 0)	(0 to 0)	(0 to 0)	(0 to 0)	(0 to 0)	(0 to 0)	(0 to 0)	(0 to 0)	(0 to 0)	(0 to 0)	(0 to 0)	(0 to 0)	(0 to 0)	(0 to 0)	(0 to 0)
Lymphatic filariasis	0	0	0	0	0	0	0	0	0	0	0	0	0	0	0	0	0	0	0	0	0	0	0	0
	(0 to 0)	(0 to 0)	(0 to 0)	(0 to 0)	(0 to 0)	(0 to 0)	(0 to 0)	(0 to 0)	(0 to 0)	(0 to 0)	(0 to 0)	(0 to 0)	(0 to 0)	(0 to 0)	(0 to 0)	(0 to 0)	(0 to 0)	(0 to 0)	(0 to 0)	(0 to 0)	(0 to 0)	(0 to 0)	(0 to 0)	(0 to 0)
Onchocerciasis	0	0	0	0	0	0	0	0	0	0	0	0	0	0	0	0	0	0	0	0	0	0	0	0
	(0 to 0)	(0 to 0)	(0 to 0)	(0 to 0)	(0 to 0)	(0 to 0)	(0 to 0)	(0 to 0)	(0 to 0)	(0 to 0)	(0 to 0)	(0 to 0)	(0 to 0)	(0 to 0)	(0 to 0)	(0 to 0)	(0 to 0)	(0 to 0)	(0 to 0)	(0 to 0)	(0 to 0)	(0 to 0)	(0 to 0)	(0 to 0)
Trachoma	0	0	0	0	0	0	0	0	0	0	0	0	0	0	0	0	0	0	0	0	0	0	0	0
	(0 to 0)	(0 to 0)	(0 to 0)	(0 to 0)	(0 to 0)	(0 to 0)	(0 to 0)	(0 to 0)	(0 to 0)	(0 to 0)	(0 to 0)	(0 to 0)	(0 to 0)	(0 to 0)	(0 to 0)	(0 to 0)	(0 to 0)	(0 to 0)	(0 to 0)	(0 to 0)	(0 to 0)	(0 to 0)	(0 to 0)	(0 to 0)
Dengue	0	0	0	0	0	0	0	0	0	0	0	0	0	0	0	0	0	0	0	0	0	0	0	0
	(0 to 0)	(0 to 0)	(0 to 0)	(0 to 0)	(0 to 0)	(0 to 0)	(0 to 0)	(0 to 0)	(0 to 0)	(0 to 0)	(0 to 0)	(0 to 0)	(0 to 0)	(0 to 0)	(0 to 0)	(0 to 0)	(0 to 0)	(0 to 0)	(0 to 0)	(0 to 0)	(0 to 0)	(0 to 0)	(0 to 0)	(0 to 0)
Yellow fever	0	0	0	0	0	0	0	0	0	0	0	0	0	0	0	0	0	0	0	0	0	0	0	0
	(0 to 0)	(0 to 0)	(0 to 0)	(0 to 0)	(0 to 0)	(0 to 0)	(0 to 0)	(0 to 0)	(0 to 0)	(0 to 0)	(0 to 0)	(0 to 0)	(0 to 0)	(0 to 0)	(0 to 0)	(0 to 0)	(0 to 0)	(0 to 0)	(0 to 0)	(0 to 0)	(0 to 0)	(0 to 0)	(0 to 0)	(0 to 0)
Rabies	0	0	0	0	0	0	0	0	0	0	0	0	0	0	0	0	0	0	0	0	0	0	0	0
	(0 to 0)	(0 to 0)	(0 to 0)	(0 to 0)	(0 to 0)	(0 to 0)	(0 to 0)	(0 to 0)	(0 to 0)	(0 to 0)	(0 to 0)	(0 to 0)	(0 to 0)	(0 to 0)	(0 to 0)	(0 to 0)	(0 to 0)	(0 to 0)	(0 to 0)	(0 to 0)	(0 to 0)	(0 to 0)	(0 to 0)	(0 to 0)
Intestinal nematode infections	0	0	0	0	0	0	0	0	0	0	0	0	0	0	0	0	0	0	0	0	0	0	0	0
	(0 to 0)	(0 to 0)	(0 to 0)	(0 to 0)	(0 to 0)	(0 to 0)	(0 to 0)	(0 to 0)	(0 to 0)	(0 to 0)	(0 to 0)	(0 to 0)	(0 to 0)	(0 to 0)	(0 to 0)	(0 to 0)	(0 to 0)	(0 to 0)	(0 to 0)	(0 to 0)	(0 to 0)	(0 to 0)	(0 to 0)	(0 to 0)
Ascariasis	0	0	0	0	0	0	0	0	0	0	0	0	0	0	0	0	0	0	0	0	0	0	0	0
	(0 to 0)	(0 to 0)	(0 to 0)	(0 to 0)	(0 to 0)	(0 to 0)	(0 to 0)	(0 to 0)	(0 to 0)	(0 to 0)	(0 to 0)	(0 to 0)	(0 to 0)	(0 to 0)	(0 to 0)	(0 to 0)	(0 to 0)	(0 to 0)	(0 to 0)	(0 to 0)	(0 to 0)	(0 to 0)	(0 to 0)	(0 to 0)
Trichuriasis	0	0	0	0	0	0	0	0	0	0	0	0	0	0	0	0	0	0	0	0	0	0	0	0
	(0 to 0)	(0 to 0)	(0 to 0)	(0 to 0)	(0 to 0)	(0 to 0)	(0 to 0)	(0 to 0)	(0 to 0)	(0 to 0)	(0 to 0)	(0 to 0)	(0 to 0)	(0 to 0)	(0 to 0)	(0 to 0)	(0 to 0)	(0 to 0)	(0 to 0)	(0 to 0)	(0 to 0)	(0 to 0)	(0 to 0)	(0 to 0)
Hookworm disease	0	0	0	0	0	0	0	0	0	0	0	0	0	0	0	0	0	0	0	0	0	0	0	0
	(0 to 0)	(0 to 0)	(0 to 0)	(0 to 0)	(0 to 0)	(0 to 0)	(0 to 0)	(0 to 0)	(0 to 0)	(0 to 0)	(0 to 0)	(0 to 0)	(0 to 0)	(0 to 0)	(0 to 0)	(0 to 0)	(0 to 0)	(0 to 0)	(0 to 0)	(0 to 0)	(0 to 0)	(0 to 0)	(0 to 0)	(0 to 0)
Food-borne trematodiases	0	0	0	0	0	0	0	0	0	0	0	0	0	0	0	0	0	0	0	0	0	0	0	0
	(0 to 0)	(0 to 0)	(0 to 0)	(0 to 0)	(0 to 0)	(0 to 0)	(0 to 0)	(0 to 0)	(0 to 0)	(0 to 0)	(0 to 0)	(0 to 0)	(0 to 0)	(0 to 0)	(0 to 0)	(0 to 0)	(0 to 0)	(0 to 0)	(0 to 0)	(0 to 0)	(0 to 0)	(0 to 0)	(0 to 0)	(0 to 0)
Leprosy	0	0	0	0	0	0	0	0	0	0	0	0	0	0	0	0	0	0	0	0	0	0	0	0
	(0 to 0)	(0 to 0)	(0 to 0)	(0 to 0)	(0 to 0)	(0 to 0)	(0 to 0)	(0 to 0)	(0 to 0)	(0 to 0)	(0 to 0)	(0 to 0)	(0 to 0)	(0 to 0)	(0 to 0)	(0 to 0)	(0 to 0)	(0 to 0)	(0 to 0)	(0 to 0)	(0 to 0)	(0 to 0)	(0 to 0)	(0 to 0)
Rabies	0	0	0	0	0	0	0	0	0	0	0	0	0	0	0	0	0	0	0	0	0	0	0	0
	(0 to 0)	(0 to 0)	(0 to 0)	(0 to 0)	(0 to 0)	(0 to 0)	(0 to 0)	(0 to 0)	(0 to 0)	(0 to 0)	(0 to 0)	(0 to 0)	(0 to 0)	(0 to 0)	(0 to 0)	(0 to 0)	(0 to 0)	(0 to 0)	(0 to 0)	(0 to 0)	(0 to 0)	(0 to 0)	(0 to 0)	(0 to 0)
Zika virus	0	0	0	0	0	0	0	0	0	0	0	0	0	0	0	0	0	0	0	0	0	0	0	0
	(0 to 0)	(0 to 0)	(0 to 0)	(0 to 0)	(0 to 0)	(0 to 0)	(0 to 0)	(0 to 0)	(0 to 0)	(0 to 0)	(0 to 0)	(0 to 0)	(0 to 0)	(0 to 0)	(0 to 0)	(0 to 0)	(0 to 0)	(0 to 0)	(0 to 0)	(0 to 0)	(0 to 0)	(0 to 0)	(0 to 0)	(0 to 0)
Guinea worm disease	0	0	0	0	0	0	0	0	0	0	0	0	0	0	0	0	0	0	0	0	0	0	0	0
	(0 to 0)	(0 to 0)	(0 to 0)	(0 to 0)	(0 to 0)	(0 to 0)	(0 to 0)	(0 to 0)	(0 to 0)	(0 to 0)	(0 to 0)	(0 to 0)	(0 to 0)	(0 to 0)	(0 to 0)	(0 to 0)	(0 to 0)	(0 to 0)	(0 to 0)	(0 to 0)	(0 to 0)	(0 to 0)	(0 to 0)	(0 to 0)
Other neglected tropical diseases	1,000	1,000	1,000	1,000	1,000	1,000	1,000	1,000	1,000	1,000	1,000	1,000	1,000	1,000	1,000	1,000	1,000	1,000	1,000	1,000	1,000	1,000	1,000	24,000
	(1,000 to 1,000)	(1,000 to 1,000)	(1,000 to 1,000)	(1,000 to 1,000)	(1,000 to 1,000)	(1,000 to 1,000)	(1,000 to 1,000)	(1,000 to 1,000)	(1,000 to 1,000)	(1,000 to 1,000)	(1,000 to 1,000)	(1,000 to 1,000)	(1,000 to 1,000)	(1,000 to 1,000)	(1,000 to 1,000)	(1,000 to 1,000)	(1,000 to 1,000)	(1,000 to 1,000)	(1,000 to 1,000)	(1,000 to 1,000)	(1,000 to 1,000)	(1,000 to 1,000)	(1,000 to 1,000)	(24,000 to 24,000)
Other infectious diseases	1,000	1,000	1,000	1,000	1,000	1,000	1,000	1,000	1,000	1,000	1,000	1,000	1,000	1,000	1,000	1,000	1,000	1,000	1,000	1,000	1,000	1,000	1,000	24,000
	(1,000 to 1,000)	(1,000 to 1,000)	(1,000 to 1,000)	(1,000 to 1,000)	(1,000 to 1,000)	(1,000 to 1,000)	(1,000 to 1,000)	(1,000 to 1,000)	(1,000 to 1,000)	(1,000 to 1,000)	(1,000 to 1,000)	(1,000 to 1,000)	(1,000 to 1,000)	(1,000 to 1,000)	(1,000 to 1,000)	(1,000 to 1,000)	(1,000 to 1,000)	(1,000 to 1,000)	(1,000 to 1,000)	(1,000 to 1,000)	(1,000 to 1,000)	(1,000 to 1,000)	(1,000 to 1,000)	(24,000 to 24,000)
Respiratory infections and tuberculosis	4,000	1,000	1,000	1,000	1,000	1,000	1,000	1,000	1,000	1,000	1,000	1,000	1,000	1,000	1,000	1,000	1,000	1,000	1,000	1,000	1,000	1,000	1,000	24,000
	(4,000 to 4,000)	(1,000 to 1,000)	(1,000 to 1,000)	(1,000 to 1,000)	(1,000 to 1,000)	(1,000 to 1,000)	(1,000 to 1,000)	(1,000 to 1,000)	(1,000 to 1,000)	(1,000 to 1,000)	(1,000 to 1,000)	(1,000 to 1,000)	(1,000 to 1,000)	(1,000 to 1,000)	(1,000 to 1,000)	(1,000 to 1,000)	(1,000 to 1,000)	(1,000 to 1,000)	(1,000 to 1,000)	(1,000 to 1,000)	(1,000 to 1,000)	(1,000 to 1,000)	(1,000 to 1,000)	(24,000 to 24,000)
Tuberculosis	1,000	1,000	1,000	1,000	1,000	1,000	1,000	1,000	1,000	1,000	1,000	1,000	1,000	1,000	1,000	1,000	1,000	1,000	1,000	1,000	1,000	1,000	1,000	24,000
	(1,000 to 1,000)	(1,000 to 1,000)	(1,000 to 1,000)	(1,000 to 1,000)	(1,000 to 1,000)	(1,000 to 1,000)	(1,000 to 1,000)	(1,000 to 1,000)	(1,000 to 1,000)	(1,000 to 1,000)	(1,000 to 1,000)	(1,000 to 1,000)	(1,000 to 1,000)	(1,000 to 1,000)	(1,000 to 1,000)	(1,000 to 1,000)	(1,000 to 1,000)	(1,000 to 1,000)	(1,000 to 1,000)	(1,000 to 1,000)	(1,000 to 1,000)	(1,000 to 1,000)	(1,000 to 1,000)	(24,000 to 24,000)
Latent tuberculosis infection	0	0	0	0	0	0	0	0	0	0	0	0	0	0	0	0	0	0	0	0	0	0	0	0
	(0 to 0)	(0 to 0)	(0 to 0)	(0 to 0)	(0 to 0)	(0 to 0)	(0 to 0)	(0 to 0)	(0 to 0)	(0 to 0)	(0 to 0)	(0 to 0)	(0 to 0)	(0 to 0)	(0 to 0)	(0 to 0)	(0 to 0)	(0 to 0)	(0 to 0)	(0 to 0)	(0 to 0)	(0 to 0)	(0 to 0)	(0 to 0)
Drug-susceptible tuberculosis	1,000	1,000	1,000	1,000	1,000	1,000	1,000	1,000	1,000	1,000	1,000	1,000	1,000	1,000	1,000	1,000	1,000	1,000	1,000	1,000	1,000	1,000	1,000	24,000
	(1,000 to 1,000)	(1,000 to 1,000)	(1,000 to 1,000)	(1,000 to 1,000)	(1,000 to 1,000)	(1,000 to 1,000)	(1,000 to 1,000)	(1,000 to 1,000)	(1,000 to 1,000)	(1,000 to 1,000)	(1,000 to 1,000)	(1,000 to 1,000)	(1,000 to 1,000)	(1,000 to 1,000)	(1,000 to 1,000)	(1,000 to 1,000)	(1,000 to 1,000)	(1,000 to 1,000)	(1,000 to 1,000)	(1,000 to 1,000)	(1,000 to 1,000)	(1,000 to 1,000)	(1,000 to 1,000)	(24,000 to 24,000)
Multidrug-resistant tuberculosis without extensive drug resistance	0	0	0	0	0	0	0	0	0	0	0	0	0	0	0	0	0	0	0	0	0	0	0	0
	(0 to 0)	(0 to 0)	(0 to 0)	(0 to 0)	(0 to 0)	(0 to 0)	(0 to 0)	(0 to 0)	(0 to 0)	(0 to 0)	(0 to 0)	(0 to 0)	(0 to 0)



SR Table 2b: Newham DALYS by cause and age group for females with 95% uncertainty intervals, 2019

Cause	Early Neonatal	Late Neonatal	Post Neonatal	1 to 4	5 to 9	10 to 14	15 to 19	20 to 24	25 to 29	30 to 34	35 to 39	40 to 44	45 to 49	50 to 54	55 to 59	60 to 64	65 to 69	70 to 74	75 to 79	80 to 84	85 to 89	90 to 94	95 plus	Total
All causes	2,758 (2,321-3,445)	1,204 (1,040-1,562)	1,945 (1,802-2,102)	1,586 (1,386-1,829)	1,000 (920-1,091)	1,000 (921-1,093)	1,000 (921-1,093)	1,000 (921-1,093)	1,000 (921-1,093)	1,000 (921-1,093)	1,000 (921-1,093)	1,000 (921-1,093)	1,000 (921-1,093)	1,000 (921-1,093)	1,000 (921-1,093)	1,000 (921-1,093)	1,000 (921-1,093)	1,000 (921-1,093)	1,000 (921-1,093)	1,000 (921-1,093)	1,000 (921-1,093)	1,000 (921-1,093)	35,000
Communicable, maternal, neonatal, and nutritional diseases	2,758 (2,321-3,445)	1,204 (1,040-1,562)	1,945 (1,802-2,102)	1,586 (1,386-1,829)	1,000 (920-1,091)	1,000 (921-1,093)	1,000 (921-1,093)	1,000 (921-1,093)	1,000 (921-1,093)	1,000 (921-1,093)	1,000 (921-1,093)	1,000 (921-1,093)	1,000 (921-1,093)	1,000 (921-1,093)	1,000 (921-1,093)	1,000 (921-1,093)	1,000 (921-1,093)	1,000 (921-1,093)	1,000 (921-1,093)	1,000 (921-1,093)	1,000 (921-1,093)	1,000 (921-1,093)	2,460
HIV/AIDS and sexually transmitted infections	11.5 (3.5-22.9)	2.2 (0.9-3.7)	11.9 (8.2-16.1)	4.6 (2.7-7.2)	2.3 (1.9-2.7)	1.6 (1.2-2.2)	1.9 (1.4-2.5)	6.3 (4.6-8.2)	11.2 (8.3-14.2)	22.1 (16.7-28.2)	25.2 (19.1-33.2)	19.9 (12.5-32.2)	14.1 (10.9-19.4)	9.4 (7.2-12.1)	4.3 (3.4-5.7)	3.3 (2.5-4.5)	1.4 (0.8-2.3)	0.7 (0.3-1.1)	0.3 (0.2-0.5)	0.2 (0.1-0.3)	0.1 (0.1-0.1)	0.1 (0.1-0.1)	159
HIV/AIDS	0 (0-0)	0 (0-0)	7.5 (5.1-9.8)	4.3 (2.5-6.5)	2.2 (1.8-2.6)	1.4 (1.1-1.8)	1.8 (1.1-2.3)	6.2 (3.8-8.6)	11.1 (6.8-15.2)	22.1 (12.1-29.1)	25.2 (14.1-32.6)	19.9 (9.4-29.2)	14.1 (8.2-19.4)	9.4 (5.5-12.9)	4.3 (2.5-5.9)	3.3 (1.9-4.5)	1.4 (0.7-2.1)	0.7 (0.3-1.1)	0.3 (0.1-0.5)	0.2 (0.1-0.3)	0.1 (0.0-0.1)	0.1 (0.0-0.1)	156
HIV/AIDS - Drug-susceptible Tuberculosis	0 (0-0)	0.7 (0.4-1.2)	0.4 (0.2-0.7)	0.2 (0.1-0.4)	0.1 (0.1-0.2)	0.1 (0.1-0.1)	0.1 (0.1-0.1)	0.5 (0.2-0.7)	0.4 (0.2-0.7)	0.7 (0.3-1.1)	1.1 (0.7-1.6)	1.4 (0.9-2.2)	0.8 (0.5-1.3)	0.7 (0.4-1.1)	0.5 (0.3-0.7)	0.4 (0.2-0.6)	0.2 (0.2-0.4)	0.2 (0.1-0.3)	0.1 (0.0-0.2)	0.1 (0.0-0.1)	0.0 (0.0-0.0)	0.0 (0.0-0.0)	7.8
HIV/AIDS - Multidrug-resistant Tuberculosis without extensive dr...	0 (0-0)	0 (0-0)	0 (0-0.1)	0 (0-0.1)	0 (0-0)	0 (0-0)	0 (0-0)	0 (0-0)	0 (0-0)	0 (0-0)	0 (0-0)	0 (0-0)	0 (0-0)	0 (0-0)	0 (0-0)	0 (0-0)	0 (0-0)	0 (0-0)	0 (0-0)	0 (0-0)	0 (0-0)	0 (0-0)	0 (0-0)	0.2
HIV/AIDS - Extensively drug-resistant Tuberculosis	0 (0-0)	0 (0-0)	0 (0-0)	0 (0-0)	0 (0-0)	0 (0-0)	0 (0-0)	0 (0-0)	0 (0-0)	0 (0-0)	0 (0-0)	0 (0-0)	0 (0-0)	0 (0-0)	0 (0-0)	0 (0-0)	0 (0-0)	0 (0-0)	0 (0-0)	0 (0-0)	0 (0-0)	0 (0-0)	0 (0-0)	0
HIV/AIDS resulting in other diseases	0 (0-0)	0.7 (0.3-0.9)	3.8 (2.1-5.4)	1.0 (0.5-2.4)	1.3 (1.0-1.4)	1.4 (1.1-1.9)	4.3 (2.3-5.4)	6.9 (3.6-9.3)	14.6 (10.9-19.1)	17 (12.7-22.4)	11 (8.6-14.4)	10.7 (8.1-13.9)	7.6 (5.4-10.1)	5.1 (3.8-6.6)	3.3 (2.5-4.5)	2.6 (1.8-3.4)	0.9 (0.4-1.4)	0.4 (0.2-0.6)	0.2 (0.1-0.3)	0.1 (0.0-0.1)	0.0 (0.0-0.0)	0.0 (0.0-0.0)	69.6
Sexually transmitted infections excluding HIV	11.5 (3.5-22.9)	2.2 (0.9-3.7)	4.4 (1.2-9.1)	0.3 (0.1-0.9)	0.1 (0.0-0.2)	0.1 (0.1-0.2)	0.1 (0.2-0.3)	0.1 (0.1-0.4)	0.1 (0.2-0.6)	0.1 (0.4-0.9)	0.1 (0.4-1.1)	0.1 (0.7-1.8)	2.8 (1.7-3.7)	1.0 (0.5-1.4)	0.7 (0.4-1.1)	0.3 (0.2-0.5)	0.3 (0.2-0.4)	0.1 (0.0-0.2)	0.1 (0.0-0.2)	0.1 (0.1-0.2)	0.0 (0.0-0.1)	0.0 (0.0-0.1)	51
Syphilis	0 (0-0)	0 (0-0)	0.2 (0.1-0.4)	0.1 (0-0.4)	0.1 (0-0.1)	0.1 (0-0.1)	0.1 (0-0.1)	0.1 (0.1-0.1)	0.1 (0-0.1)	0.1 (0-0.1)	0.1 (0-0.1)	0.1 (0-0.1)	0.1 (0-0.1)	0.1 (0-0.1)	0.1 (0-0.1)	0.1 (0-0.1)	0.1 (0-0.1)	0.1 (0-0.1)	0.1 (0-0.1)	0.1 (0-0.1)	0.1 (0-0.1)	0.1 (0-0.1)	0.1 (0-0.1)	19.7
Chlamydial infection	0 (0-0)	0 (0-0)	0 (0-0)	0 (0-0)	0 (0-0)	0 (0-0)	0 (0-0.1)	0.1 (0.1-0.2)	0.4 (0.2-0.6)	0.5 (0.3-0.8)	0.7 (0.4-1.2)	1.5 (0.7-2.8)	1.7 (0.9-3.2)	1.3 (0.6-2.2)	0.6 (0.3-1.0)	0.2 (0.2-0.1)	0.1 (0.1-0.1)	0.1 (0.0-0.1)	0.1 (0.0-0.1)	0.1 (0.0-0.1)	0.1 (0.0-0.1)	0.1 (0.0-0.1)	0.1 (0.0-0.1)	7.2
Gonococcal infection	0 (0-0)	0 (0-0)	0 (0-0)	0 (0-0)	0 (0-0)	0 (0-0)	0 (0-0.1)	0 (0-0.1)	0.1 (0-0.1)	0.2 (0-0.5)	0.3 (0-0.8)	0.7 (0-1.8)	0.6 (0-1.5)	0.3 (0-0.9)	0.2 (0-0.5)	0.1 (0-0.3)	0.1 (0-0.2)	0.2 (0-0.3)	0.1 (0-0.1)	0.1 (0-0.1)	0.1 (0-0.1)	0.1 (0-0.1)	0.1 (0-0.1)	3.9
Trichomoniasis	0 (0-0)	0 (0-0)	0 (0-0)	0 (0-0)	0 (0-0)	0 (0-0)	0.1 (0-0.1)	0.2 (0-0.5)	0.3 (0-0.7)	0.6 (0-1.2)	0.8 (0-2.1)	0.8 (0-2.4)	0.5 (0-1.6)	0.3 (0-1.0)	0.2 (0-0.7)	0.1 (0-0.4)	0.1 (0-0.3)	0.1 (0-0.2)	0.1 (0-0.1)	0.1 (0-0.1)	0.0 (0-0.1)	0.0 (0-0.0)	0.0 (0-0.0)	4.5
Genital herpes	0 (0-0)	0 (0-0)	0 (0-0)	0 (0-0)	0 (0-0)	0 (0-0)	0 (0-0.2)	0.2 (0-0.5)	0.4 (0-1.0)	0.7 (0-2.1)	0.7 (0-2.4)	0.7 (0-2.7)	0.5 (0-2.1)	0.3 (0-1.2)	0.2 (0-0.9)	0.1 (0-0.5)	0.1 (0-0.3)	0.2 (0-0.3)	0.1 (0-0.2)	0.1 (0-0.1)	0.0 (0-0.1)	0.0 (0-0.0)	0.0 (0-0.0)	4.6
Other sexually transmitted infections	0 (0-0)	0 (0-0)	0 (0-0)	0 (0-0)	0 (0-0)	0 (0-0)	0 (0-0.2)	0.1 (0-0.4)	0.1 (0-0.4)	0.1 (0-0.4)	0.1 (0-0.4)	0.1 (0-0.4)	0.1 (0-0.4)	0.1 (0-0.4)	0.1 (0-0.4)	0.1 (0-0.4)	0.1 (0-0.4)	0.1 (0-0.4)	0.1 (0-0.4)	0.1 (0-0.4)	0.1 (0-0.4)	0.1 (0-0.4)	0.1 (0-0.4)	11.2
Respiratory infections and tuberculosis	2.8 (2.0-3.2)	28.5 (19.2-39.4)	29.6 (24.9-34.8)	48.9 (39.1-59.8)	19.1 (16.1-22.5)	9.4 (7.9-11.9)	11.6 (10.5-25.8)	21.4 (14.2-29.8)	29.4 (18.2-40.1)	39.5 (22.5-56.7)	39.5 (23.1-64.7)	39.5 (20.6-59.2)	28.6 (21.4-39.6)	22.4 (16.7-30.4)	16.4 (12.4-21.4)	12.4 (9.6-16.7)	8.1 (6.4-10.4)	5.4 (4.1-7.1)	3.2 (2.2-4.5)	1.6 (1.1-2.3)	0.7 (0.4-1.1)	0.2 (0.1-0.3)	336
Tuberculosis	0 (0-0)	0.3 (0.2-0.4)	0.3 (0.4-0.7)	0.5 (0.4-0.7)	0.5 (0.2-0.5)	0.5 (0.4-0.6)	0.6 (0.7-1.1)	1.0 (0.7-2.3)	2.4 (1.5-4.3)	1.7 (1.2-2.5)	2.2 (1.5-3.2)	1.7 (1.1-2.4)	1.8 (1.2-2.5)	1.6 (1.2-2.1)	1.4 (1.0-2.0)	1.1 (0.7-1.6)	0.9 (0.6-1.3)	0.6 (0.4-0.9)	0.4 (0.2-0.6)	0.2 (0.1-0.3)	0.1 (0.0-0.2)	0.0 (0.0-0.1)	39.1
Latent tuberculosis infection	0 (0-0)	0 (0-0)	0 (0-0)	0 (0-0)	0 (0-0)	0 (0-0)	0 (0-0)	0 (0-0)	0 (0-0)	0 (0-0)	0 (0-0)	0 (0-0)	0 (0-0)	0 (0-0)	0 (0-0)	0 (0-0)	0 (0-0)	0 (0-0)	0 (0-0)	0 (0-0)	0 (0-0)	0 (0-0)	0 (0-0)	0
Drug-susceptible tuberculosis	0 (0-0)	0.3 (0.2-0.4)	0.3 (0.4-0.7)	0.5 (0.4-0.7)	0.5 (0.2-0.4)	0.5 (0.4-0.6)	0.6 (0.7-1.1)	1.0 (0.7-2.3)	2.4 (1.5-4.2)	1.7 (1.2-2.5)	2.1 (1.4-3.2)	1.7 (1.1-2.4)	1.8 (1.2-2.5)	1.6 (1.2-2.1)	1.4 (1.0-2.0)	1.1 (0.7-1.6)	0.9 (0.6-1.3)	0.6 (0.4-0.9)	0.4 (0.2-0.6)	0.2 (0.1-0.3)	0.1 (0.0-0.2)	0.0 (0.0-0.1)	29.4
Multidrug-resistant tuberculosis without extensive drug-resistance	0 (0-0)	0 (0-0)	0 (0-0.1)	0 (0-0.1)	0 (0-0)	0 (0-0.1)	0 (0-0.1)	0 (0-0.1)	0 (0-0.2)	0 (0-0.2)	0 (0-0.2)	0 (0-0.2)	0 (0-0.2)	0 (0-0.2)	0 (0-0.2)	0 (0-0.2)	0 (0-0.2)	0 (0-0.2)	0 (0-0.2)	0 (0-0.2)	0 (0-0.1)	0 (0-0.1)	0 (0-0.0)	0 (0-0.0)	0.5
Extensively drug-resistant tuberculosis	0 (0-0)	0 (0-0)	0 (0-0)	0 (0-0)	0 (0-0)	0 (0-0)	0 (0-0)	0 (0-0)	0 (0-0)	0 (0-0)	0 (0-0)	0 (0-0)	0 (0-0)	0 (0-0)	0 (0-0)	0 (0-0)	0 (0-0)	0 (0-0)	0 (0-0)	0 (0-0)	0 (0-0)	0 (0-0)	0 (0-0)	0.1
Lower respiratory infections	2.7 (2.0-3.2)	28 (2.4-3.2)	29.4 (14.4-37.2)	48.5 (34.5-57.4)	19.1 (3.5-24)	9.4 (2.2-12.4)	11.1 (4.6-12.4)	20.4 (2.9-24.4)	27.1 (4.3-32.6)	37.8 (6.8-52.4)	37.4 (9.1-52.2)	37.8 (9.5-51.2)	26.8 (9.9-34.2)	20.7 (8.7-26.1)	15.2 (6.7-19.4)	11.4 (5.1-14.4)	7.4 (3.4-9.6)	4.9 (2.4-6.4)	2.9 (1.4-3.8)	1.4 (0.7-1.9)	0.6 (0.3-0.9)	0.2 (0.1-0.3)	0.0 (0.0-0.1)	322
Upper respiratory infections	0 (0-0)	0 (0-1.1)	0 (0-2.3)	0 (0-6.4)	0 (0-2.3)	0 (0-1.4)	0 (0-2.2)	0 (0-2.4)	0 (0-2.4)	0 (0-2.4)	0 (0-2.4)	0 (0-2.4)	0 (0-2.4)	0 (0-2.4)	0 (0-2.4)	0 (0-2.4)	0 (0-2.4)	0 (0-2.4)	0 (0-2.4)	0 (0-2.4)	0 (0-2.4)	0 (0-2.4)	0 (0-2.4)	0 (0-2.4)	0
Otitis media	0 (0-0)	0 (0-0.1)	0 (0-1.5)	0 (0-7.9)	0 (0-2.4)	0 (0-1.7)	0 (0-2.4)	0 (0-2.4)	0 (0-2.4)	0 (0-2.4)	0 (0-2.4)	0 (0-2.4)	0 (0-2.4)	0 (0-2.4)	0 (0-2.4)	0 (0-2.4)	0 (0-2.4)	0 (0-2.4)	0 (0-2.4)	0 (0-2.4)	0 (0-2.4)	0 (0-2.4)	0 (0-2.4)	0 (0-2.4)	0
Enteric infections	0.3 (0.2-0.4)	1.2 (0.9-1.6)	14.2 (9.2-20.1)	7.9 (4.9-29.9)	4.4 (4.2-13.2)	3.7 (2.5-7.8)	2.2 (2.2-5.8)	1.9 (2.1-5.2)	1.7 (2.1-5.2)	1.5 (2.1-5.2)	1.5 (2.1-5.2)	1.5 (2.1-5.2)	1.5 (2.1-5.2)	1.5 (2.1-5.2)	1.5 (2.1-5.2)	1.5 (2.1-5.2)	1.5 (2.1-5.2)	1.5 (2.1-5.2)	1.5 (2.1-5.2)	1.5 (2.1-5.2)	1.5 (2.1-5.2)	1.5 (2.1-5.2)	135
Diarrheal diseases	0.3 (0.2-0.4)	1.2 (0.9-1.6)	14.2 (9.1-20.2)	7.9 (4.9-29.9)	4.4 (4.2-13.2)	3.7 (2.5-7.8)	2.2 (2.1-5.8)	1.9 (2.1-5.2)	1.7 (2.1-5.2)	1.5 (2.1-5.2)	1.5 (2.1-5.2)	1.5 (2.1-5.2)	1.5 (2.1-5.2)	1.5 (2.1-5.2)	1.5 (2.1-5.2)	1.5 (2.1-5.2)	1.5 (2.1-5.2)	1.5 (2.1-5.2)	1.5 (2.1-5.2)	1.5 (2.1-5.2)	1.5 (2.1-5.2)	1.5 (2.1-5.2)	135
Typhoid and paraphyoid	0 (0-0)	0 (0-0)	0 (0-0)	0 (0-0)	0 (0-0)	0 (0-0)	0 (0-0)	0 (0-0)	0 (0-0)	0 (0-0)	0 (0-0)	0 (0-0)	0 (0-0)	0 (0-0)	0 (0-0)	0 (0-0)	0 (0-0)	0 (0-0)	0 (0-0)	0 (0-0)	0 (0-0)	0 (0-0)	0 (0-0)	0.4
Typhoid fever	0 (0-0)	0 (0-0)	0 (0-0)	0 (0-0)	0 (0-0)	0 (0-0)	0 (0-0)	0 (0-0)	0 (0-0)	0 (0-0)	0 (0-0)	0 (0-0)	0 (0-0)	0 (0-0)	0 (0-0)	0 (0-0)	0 (0-0)	0 (0-0)	0 (0-0)	0 (0-0)	0 (0-0)	0 (0-0)	0 (0-0)	0.1
Paratyphoid fever	0 (0-0)	0 (0-0)	0 (0-0)	0 (0-0)	0 (0-0)	0 (0-0)	0 (0-0)	0 (0-0)	0 (0-0)	0 (0-0)	0 (0-0)	0 (0-0)	0 (0-0)	0 (0-0)	0 (0-0)	0 (0-0)	0 (0-0)	0 (0-0)	0 (0-0)	0 (0-0)	0 (0-0)	0 (0-0)	0 (0-0)	0.4
Invasive Non-typhoidal Salmonella (iNTS)	0 (0-0)	0 (0-0)	0 (0-0)	0 (0-0)	0 (0-0)	0 (0-0)	0 (0-0)	0 (0-0)	0 (0-0)	0 (0-0)	0 (0-0)	0 (0-0)	0 (0-0)	0 (0-0)	0 (0-0)	0 (0-0)	0 (0-0)	0 (0-0)	0 (0-0)	0 (0-0)	0 (0-0)	0 (0-0)	0 (0-0)	0.2
Other intestinal infectious diseases	0 (0-0)	0 (0-0)	0.1 (0-0.2)	0 (0-0.2)	0 (0-0.1)	0 (0-0.1)	0 (0-0.1)	0 (0-0.1)	0 (0-0.1)	0 (0-0.1)	0 (0-0.1)	0 (0-0.1)	0 (0-0.1)	0 (0-0.1)	0 (0-0.1)	0 (0-0.1)	0 (0-0.1)	0 (0-0.1)	0 (0-0.1)	0 (0-0.1)	0 (0-0.1)	0 (0-0.1)	0 (0-0.1)	0.3
Neglected tropical diseases and malaria	0 (0-0)	0.6 (0.0-1.0)	1.9 (0.2-3.6)	5.6 (0.8-13.9)	0.2 (0.2-1.2)	0.2 (0.2-0.2)	0.1 (0.0-0.1)	0.3 (0.0-1.0)	0.3 (0.0-1.0)	0.3 (0.0-1.0)	0.6 (0.0-2.0)	0.6 (0.0-2.0)	0.4 (0.0-1.4)	0.4 (0.0-1.4)	0.1 (0.0-0.5)	0.1 (0.0-0.5)	0.1 (0.0-0.2)	0.1 (0.0-0.2)	0.1 (0.0-0.1)	0.1 (0.0-0.1)	0.0 (0.0-0.0)	0.0 (0.0-0.0)	0.0 (0.0-0.0)	12.2
Malaria	0 (0-0)	0 (0-0)	0 (0-0)	0 (0-0)	0 (0-0)	0 (0-0)	0 (0-0)	0 (0-0)	0 (0-0)	0 (0-0)	0 (0-0)	0 (0-0)	0 (0-0)	0 (0-0)	0 (0-0)	0 (0-0)	0 (0-0)	0 (0-0)	0 (0-0)	0 (0-0)	0 (0-0)	0 (0-0)	0 (0-0)	0
Chagas disease	0 (0-0)	0 (0-0)	0 (0-0)	0 (0-0)	0 (0-0)	0 (0-0)	0 (0-0)	0 (0-0)	0 (0-0)	0 (0-0)	0 (0-0)	0 (0-0)	0 (0-0)	0 (0-0)	0 (0-0)	0 (0-0)	0 (0-0)	0 (0-0)	0 (0-0)	0 (0-0)	0 (0-0)	0 (0-0)	0 (0-0)	0
Leishmaniasis	0 (0-0)	0 (0-0)	0 (0-0)	0 (0-0)	0 (0-0)	0 (0-0)	0 (0-0)	0 (0-0)	0 (0-0)	0 (0-0)	0 (0-0)	0 (0-0)	0 (0-0)	0 (0-0)	0 (0-0)	0 (0-0)	0 (0-0)	0 (0-0)	0 (0-0)	0 (0-0)	0 (0-0)	0 (0-0)	0 (0-0)	0
Visceral leishmaniasis	0 (0-0)	0 (0-0)	0 (0-0)	0 (0-0)	0 (0-0)	0 (0-0)	0 (0-0)	0 (0-0)	0 (0-0)	0 (0-0)	0 (0-0)	0 (0-0)	0 (0-0)	0 (0-0)	0 (0-0)	0 (0-0)	0 (0-0)	0 (0-0)	0 (0-0)	0 (0-0)	0 (0-0)	0 (0-0)	0 (0-0)	0
Cutaneous and mucocutaneous leishmaniasis	0 (0-0)	0 (0-0)	0 (0-0)	0 (0-0)	0 (0-0)	0 (0-0)	0 (0-0)	0 (0-0)	0 (0-0)	0 (0-0)	0 (0-0)	0 (0-0)	0 (0-0)	0 (0-0)	0 (0-0)	0 (0-0)	0 (0-0)	0 (0-0)	0 (0-0)	0 (0-0)	0 (0-0)	0 (0-0)	0 (0-0)	0
African trypanosomiasis	0 (0-0)	0 (0-0)	0 (0-0)	0 (0-0)	0 (0-0)	0 (0-0)	0 (0-0)	0 (0-0)	0 (0-0)	0 (0-0)	0 (0-0)	0 (0-0)	0 (0-0)	0 (0-0)	0 (0-0)	0 (0-0)	0 (0-0)	0 (0-0)	0 (0-0)	0 (0-0)	0 (0-0)	0 (0-0)	0 (0-0)	0
Schistosomiasis	0 (0-0)	0 (0-0)	0 (0-0)	0 (0-0)	0 (0-0)	0 (0-0)	0 (0-0)	0 (0-0)	0 (0-0)	0 (0-0)	0 (0-0)	0 (0-0)	0 (0-0)	0 (0-0)	0 (0-0)	0 (0-0)	0 (0-0)	0 (0-0)	0 (0-0)	0 (0-0)	0 (0-0)	0 (0-0)	0 (0-0)	0
Cysticercosis	0 (0-0)	0 (0-0)	0 (0-0)	0 (0-0)	0 (0-0)	0 (0-0)	0 (0-0)	0 (0-0)	0 (0-0)	0 (0-0)	0 (0-0)	0 (0-0)	0 (0-0)	0 (0-0)	0 (0-0)	0 (0-0)	0 (0-0)	0 (0-0)	0 (0-0)	0 (0-0)	0 (0-0)	0 (0-0)	0 (0-0)	0
Cystic echinococcosis	0 (0-0)	0 (0-0)	0 (0-0)	0 (0-0)	0 (0-0)	0 (0-0)	0 (0-0)	0 (0-0)	0 (0-0)	0 (0-0)	0 (0-0)	0 (0-0)	0 (0-0)	0 (0-0)	0 (0-0)	0 (0-0)	0 (0-0)	0 (0-0)	0 (0-0)	0 (0-0)	0 (0-0)	0 (0-0)	0 (0-0)	0
Lymphatic filariasis	0 (0-0)	0 (0-0)	0 (0-0)	0 (0-0)	0 (0-0)	0 (0-0)	0 (0-0)	0 (0-0)	0 (0-0)	0 (0-0)	0 (0-0)	0 (0-0)	0 (0-0)	0 (0-0)	0 (0-0)	0 (0-0)	0 (0-0)	0 (0-0)	0 (0-0)	0 (0-0)	0 (0-0)	0 (0-0)	0 (0-0)	0
Onchocerciasis	0 (0-0)	0 (0-0)	0 (0-0)	0 (0-0)	0 (0-0)	0 (0-0)	0 (0-0)	0 (0-0)	0 (0-0)	0 (0-0)	0 (0-0)	0 (0-0)	0 (0-0)	0 (0-0)	0 (0-0)	0 (0-0)	0 (0-0)	0 (0-0)	0 (0-0)	0 (0-0)	0 (0-0)	0 (0-0)	0 (0-0)	0
Trachoma	0 (0-0)	0 (0-0)	0 (0-0)	0 (0-0)	0 (0-0)	0 (0-0)	0 (0-0)	0 (0-0)	0 (0-0)	0 (0-0)	0 (0-0)	0 (0-0)	0 (0-0)	0 (0-0)	0 (0-0)	0 (0-0)	0 (0-0)	0 (0-0)	0 (0-0)	0 (0-0)	0 (0-0)	0 (0-0)	0 (0-0)	0
Dengue	0 (0-0)	0 (0-0)	0 (0-0)	0 (0-0)	0 (0-0)	0 (0-0)	0 (0-0)	0 (0-0)	0 (0-0)	0 (0-0)	0 (0-0)	0 (0-0)	0 (0-0)	0 (0-0)	0 (0-0)	0 (0-0)	0 (0-0)	0 (0-0)	0 (0-0)	0 (0-0)	0 (0-0)	0 (0-0)	0 (0-0)	0
Yellow fever	0 (0-0)	0 (0-0)	0 (0-0)	0 (0-0)	0 (0-0)	0 (0-0)	0 (0-0)	0 (0-0)	0 (0-0)	0 (0-0)	0 (0-0)	0 (0-0)	0 (0-0)	0 (0-0)	0 (0-0)	0 (0-0)	0 (0-0)	0 (0-0)	0 (0-0)	0 (0-0)	0 (0-0)	0 (0-0)	0 (0-0)	0
Rabies	0 (0-0)	0 (0-0)	0 (0-0)	0 (0-0)	0 (0-0)	0 (0-0)	0 (0-0)	0 (0-0)	0 (0-0)	0 (0-0)	0 (0-0)	0 (0-0)	0 (0-0)	0 (0-0)	0 (0-0)	0 (0-0)	0 (0-0)	0 (0-0)	0 (0-0)	0 (0-0)	0 (0-0)	0 (0-0)	0 (0-0)	0
Intestinal nematode infections	0 (0-0)	0 (0-0)	0 (0-0)	0 (0-0)	0 (0-0)	0 (0-0)	0 (0-0)	0 (0-0)	0 (0-0)	0 (0-0)	0 (0-0)	0 (0-0)	0 (0-0)	0 (0-0)	0 (0-0)	0 (0-0)	0 (0-0)	0 (0-0)	0 (0-0)	0 (0-0)	0 (0-0)	0 (0-0)	0 (0-0)	0
Ascariasis	0 (0-0)	0 (0-0)	0 (0-0)	0 (0-0)	0 (0-0)	0 (0-0)	0 (0-0)	0 (0-0)	0 (0-0)	0 (0-0)	0 (0-0)	0 (0-0)	0 (0-0)	0 (0-0)	0 (0-0)	0 (0-0)	0 (0-0)	0 (0-0)	0 (0-0)	0 (0-0)	0 (0-0)	0 (0-0)	0 (0-0)	0
Trichuriasis	0 (0-0)	0 (0-0)	0 (0-0)	0 (0-0)	0 (0-0)	0 (0-0)	0 (0-0)	0 (0-0)	0



Osteoarthritis other	0 (0 to 0)	0 (0 to 0)	0 (0 to 0)	0 (0 to 0)	0 (0 to 0)	0 (0 to 0)	0 (0 to 0)	0 (0 to 0)	0 (0 to 0)	0-1 (0 to 0.2)	0-6 (0 to 1.4)	1-5 (0 to 3.4)	2-7 (1.1 to 4.2)	4-2 (1.8 to 9.1)	5-4 (2.4 to 12.1)	5-8 (2.6 to 12.2)	5 (2.4 to 10.2)	4-3 (2 to 9.6)	3-3 (1.4 to 9.4)	2-9 (1.4 to 6)	1-8 (0.9 to 3.5)	1 (0.5 to 1.9)	0-5 (0.2 to 0.9)		38-9
Low back pain	0 (0 to 0)	0 (0 to 0)	0 (0 to 0)	0 (0 to 0)	9 (3 to 16.1)	40-8 (24 to 65.6)	74 (42 to 119)	119 (70 to 186)	193 (115 to 297)	257 (151 to 388)	274 (162 to 412)	245 (128 to 331)	222 (122 to 312)	197 (119 to 286)	186 (116 to 274)	166 (98 to 234)	158 (76 to 193)	139 (59 to 143)	120 (39 to 132)	93 (39 to 92.4)	82 (39 to 82.4)	69.2 (39 to 72.6)	44.6 (25 to 46)	11 (7 to 15.9)	4.3 (2.7 to 6.4)	2,390
Neck pain	0 (0 to 0)	0 (0 to 0)	0 (0 to 0)	0 (0 to 0)	5-1 (1 to 10.9)	24 (12 to 44.5)	39-5 (19 to 69.7)	49-5 (24.5 to 84.8)	70-9 (35.4 to 138)	113 (60.1 to 210)	134 (71 to 238)	111 (54.4 to 196)	109 (53.7 to 176)	83-9 (42.9 to 152)	89 (50.2 to 131)	94-2 (54 to 131)	87-5 (46.1 to 120)	74 (37.6 to 91.5)	68-3 (30.2 to 82.9)	53-4 (24.9 to 64.6)	47-1 (21.9 to 58.3)	37-1 (17.3 to 46.6)	23-3 (10.6 to 31.5)	7-1 (3.2 to 9.6)	2-3 (1.1 to 3.2)	666
Gout	0 (0 to 0)	0 (0 to 0)	0 (0 to 0)	0 (0 to 0)	0 (0 to 0)	0 (0 to 0)	0 (0 to 0)	0 (0 to 0)	0 (0 to 0)

SR Table 2b: Barkina and Deoenham DALYS by cause and age group for females with 95% uncertainty intervals. 2019

Cause	Early Neonatal	Late Neonatal	Post Neonatal	1 to 4	5 to 9	10 to 14	15 to 19	20 to 24	25 to 29	30 to 34	35 to 39	40 to 44	45 to 49	50 to 54	55 to 59	60 to 64	65 to 69	70 to 74	75 to 79	80 to 84	85 plus	Total
All causes	788 (169 to 2 278)	1 118 (67 to 4 364)	2 007 (144 to 6 287)	1 966 (365 to 4 990)	1 446 (339 to 4 046)	1 166 (266 to 3 751)	1 284 (224 to 4 609)	1 384 (309 to 4 213)	1 703 (305 to 7 310)	1 955 (397 to 7 960)	2 208 (439 to 8 910)	2 579 (513 to 10 180)	3 129 (629 to 12 160)	3 943 (793 to 15 100)	4 860 (1 000 to 18 100)	5 911 (1 200 to 21 600)	7 129 (1 500 to 25 600)	8 129 (1 600 to 28 600)	9 467 (1 800 to 33 400)	10 267 (1 900 to 36 600)	11 467 (1 900 to 40 200)	25,000
Communicable, maternal, neonatal, and nutritional diseases	788 (124 to 2 278)	1 118 (94 2 to 4 364)	2 007 (99 3 to 6 287)	1 966 (63 to 4 990)	1 446 (64 to 4 046)	1 166 (64 to 4 046)	1 284 (27 2 to 4 609)	1 384 (27 2 to 4 609)	1 703 (27 2 to 7 310)	1 955 (27 2 to 7 960)	2 208 (27 2 to 8 910)	2 579 (27 2 to 10 180)	3 129 (27 2 to 12 160)	3 943 (27 2 to 15 100)	4 860 (27 2 to 18 100)	5 911 (27 2 to 21 600)	7 129 (27 2 to 25 600)	8 129 (27 2 to 28 600)	9 467 (27 2 to 33 400)	10 267 (27 2 to 36 600)	11 467 (27 2 to 40 200)	1,710
HIV/AIDS and sexually transmitted infections	6.2 (1 6 to 13 0)	1 6 (0 6 to 3 7)	4 1 (2 0 to 7 3)	1 6 (1 2 to 1 9)	1 5 (1 2 to 1 8)	0 6 (0 4 to 0 8)	1 1 (0 8 to 1 4)	2 8 (2 1 to 3 7)	4 6 (3 3 to 6 0)	7 6 (5 7 to 10 7)	11 7 (8 8 to 15 8)	19 1 (7 3 to 13 8)	32 5 (12 4 to 23 9)	50 1 (19 2 to 36 7)	77 (29 5 to 56 8)	110 (42 to 81 3)	150 (57 to 111)	190 (72 to 140)	230 (87 to 170)	270 (100 to 200)	300 (110 to 220)	76 2
HIV/AIDS	1 9 (1 0 to 3 3)	1 6 (0 6 to 3 7)	1 4 (0 6 to 3 7)	0 5 (0 4 to 0 6)	0 6 (0 4 to 0 8)	1 0 (0 8 to 1 4)	2 6 (1 9 to 3 5)	4 5 (3 4 to 5 9)	7 4 (5 7 to 9 5)	11 (8 4 to 14 2)	16 (12 to 20 7)	24 (18 to 31 2)	35 (26 to 45 3)	49 (37 to 63 5)	67 (51 to 86 5)	89 (67 to 115)	110 (83 to 140)	130 (98 to 170)	150 (110 to 190)	170 (120 to 210)	180 (130 to 230)	44 6
HIV/AIDS - Drug-susceptible Tuberculosis	0 (0 to 0)	0 (0 to 0)	0 2 (0 1 to 0 3)	0 2 (0 1 to 0 3)	0 2 (0 1 to 0 3)	0 1 (0 0 to 0 1)	0 1 (0 1 to 0 2)	0 2 (0 1 to 0 3)	0 3 (0 2 to 0 5)	0 5 (0 3 to 0 8)	0 8 (0 5 to 1 2)	1 2 (0 8 to 1 8)	1 8 (1 2 to 2 7)	2 6 (1 8 to 3 8)	3 6 (2 5 to 5 1)	4 8 (3 3 to 6 8)	6 1 (4 2 to 8 6)	7 4 (5 1 to 10 4)	8 6 (6 to 12 1)	9 4 (6 5 to 13 2)	10 (7 to 14 2)	3 3
HIV/AIDS - Multidrug-resistant Tuberculosis without extensive dr...	0 (0 to 0)	0 (0 to 0)	0 (0 to 0)	0 (0 to 0)	0 (0 to 0)	0 (0 to 0)	0 (0 to 0)	0 (0 to 0)	0 (0 to 0)	0 (0 to 0)	0 (0 to 0)	0 (0 to 0)	0 (0 to 0)	0 (0 to 0)	0 (0 to 0)	0 (0 to 0)	0 (0 to 0)	0 (0 to 0)	0 (0 to 0)	0 (0 to 0)	0 (0 to 0)	0 (0 to 0)	0 1
HIV/AIDS - Extensively drug-resistant Tuberculosis	0 (0 to 0)	0 (0 to 0)	0 (0 to 0)	0 (0 to 0)	0 (0 to 0)	0 (0 to 0)	0 (0 to 0)	0 (0 to 0)	0 (0 to 0)	0 (0 to 0)	0 (0 to 0)	0 (0 to 0)	0 (0 to 0)	0 (0 to 0)	0 (0 to 0)	0 (0 to 0)	0 (0 to 0)	0 (0 to 0)	0 (0 to 0)	0 (0 to 0)	0 (0 to 0)	0 (0 to 0)	0
HIV/AIDS resulting in other diseases	1 6 (0 to 3 3)	1 6 (0 to 3 7)	1 3 (1 0 to 1 6)	1 3 (1 0 to 1 6)	0 5 (0 4 to 0 6)	0 7 (0 5 to 0 9)	1 7 (1 2 to 2 3)	2 4 (1 7 to 3 3)	4 2 (3 0 to 5 7)	6 8 (5 1 to 9 1)	9 8 (7 3 to 13 4)	15 (11 to 20 7)	23 (17 to 31 2)	34 (25 to 46 3)	49 (37 to 66 7)	68 (51 to 91 2)	89 (67 to 120)	110 (83 to 150)	130 (98 to 180)	150 (110 to 200)	160 (120 to 210)	41 2
Sexually transmitted infections excluding HIV	4 6 (1 6 to 13 0)	1 0 (0 3 to 3 7)	2 1 (0 6 to 5 2)	0 1 (0 0 to 0 1)	0 1 (0 0 to 0 1)	0 1 (0 1 to 0 2)	0 1 (0 2 to 0 5)	0 1 (0 2 to 0 5)	0 2 (0 4 to 0 6)	0 3 (0 6 to 0 9)	0 4 (0 8 to 1 2)	0 6 (1 1 to 1 7)	0 9 (1 6 to 2 7)	1 3 (2 4 to 3 7)	1 9 (3 4 to 5 4)	2 6 (4 6 to 7 4)	3 4 (6 1 to 9 7)	4 3 (7 6 to 12 3)	5 2 (9 to 14 7)	5 8 (10 to 16 5)	6 2 (10 to 17 5)	31 6
Syphilis	0 6 (0 1 to 3 3)	0 6 (0 1 to 3 7)	2 3 (0 6 to 5 2)	0 1 (0 0 to 0 1)	0 1 (0 0 to 0 1)	0 1 (0 0 to 0 1)	0 1 (0 0 to 0 1)	0 1 (0 0 to 0 1)	0 2 (0 0 to 0 3)	0 3 (0 0 to 0 5)	0 4 (0 1 to 0 7)	0 6 (0 1 to 1 0)	0 9 (0 2 to 1 4)	1 3 (0 3 to 2 0)	1 9 (0 5 to 2 9)	2 6 (0 7 to 4 0)	3 4 (0 9 to 5 3)	4 3 (1 1 to 6 7)	5 2 (1 4 to 8 1)	5 8 (1 5 to 9 1)	6 2 (1 6 to 9 7)	10 4
Chlamydial infection	0 (0 to 0)	0 (0 to 0)	0 (0 to 0)	0 (0 to 0)	0 (0 to 0)	0 (0 to 0)	0 (0 to 0)	0 2 (0 1 to 0 3)	0 3 (0 2 to 0 5)	0 4 (0 3 to 0 6)	0 8 (0 4 to 1 1)	1 1 (0 6 to 1 6)	1 6 (0 9 to 2 4)	2 3 (1 3 to 3 4)	3 3 (1 9 to 4 8)	4 5 (2 6 to 6 5)	5 8 (3 3 to 8 3)	7 4 (4 2 to 10 6)	8 8 (5 to 12 6)	9 9 (5 6 to 14 1)	10 (5 8 to 14 8)	4 9
Gonococcal infection	0 (0 to 0)	0 (0 to 0)	0 (0 to 0)	0 (0 to 0)	0 (0 to 0)	0 (0 to 0)	0 (0 to 0)	0 1 (0 1 to 0 1)	0 1 (0 1 to 0 2)	0 2 (0 1 to 0 4)	0 4 (0 2 to 0 7)	0 6 (0 3 to 0 9)	0 9 (0 5 to 1 3)	1 3 (0 8 to 1 9)	1 9 (1 1 to 2 7)	2 6 (1 5 to 3 7)	3 4 (2 to 4 8)	4 3 (2 5 to 6 1)	5 2 (3 to 7 3)	5 8 (3 3 to 8 1)	6 2 (3 5 to 8 7)	3 2
Trichomoniasis	0 (0 to 0)	0 (0 to 0)	0 (0 to 0)	0 (0 to 0)	0 (0 to 0)	0 (0 to 0)	0 (0 to 0)	0 1 (0 0 to 0 1)	0 1 (0 1 to 0 2)	0 2 (0 1 to 0 3)	0 4 (0 2 to 0 6)	0 6 (0 3 to 0 9)	0 9 (0 5 to 1 3)	1 3 (0 8 to 1 9)	1 9 (1 1 to 2 7)	2 6 (1 5 to 3 7)	3 4 (2 to 4 8)	4 3 (2 5 to 6 1)	5 2 (3 to 7 3)	5 8 (3 3 to 8 1)	6 2 (3 5 to 8 7)	2 6
Genital herpes	0 (0 to 0)	0 (0 to 0)	0 (0 to 0)	0 (0 to 0)	0 (0 to 0)	0 (0 to 0)	0 (0 to 0)	0 1 (0 0 to 0 1)	0 1 (0 1 to 0 2)	0 2 (0 1 to 0 3)	0 3 (0 2 to 0 5)	0 4 (0 3 to 0 6)	0 6 (0 4 to 0 9)	0 9 (0 6 to 1 3)	1 3 (0 9 to 1 8)	1 8 (1 2 to 2 6)	2 4 (1 6 to 3 4)	3 (2 to 4 3)	3 7 (2 4 to 5 3)	4 1 (2 7 to 5 8)	4 4 (2 9 to 6 2)	2 8
Other sexually transmitted infections	0 (0 to 0)	0 (0 to 0)	0 (0 to 0)	0 (0 to 0)	0 (0 to 0)	0 (0 to 0)	0 (0 to 0)	0 1 (0 0 to 0 1)	0 1 (0 0 to 0 1)	0 2 (0 1 to 0 3)	0 3 (0 2 to 0 5)	0 4 (0 3 to 0 6)	0 6 (0 4 to 0 9)	0 9 (0 6 to 1 3)	1 3 (0 9 to 1 8)	1 8 (1 2 to 2 6)	2 4 (1 6 to 3 4)	3 (2 to 4 3)	3 7 (2 4 to 5 3)	4 1 (2 7 to 5 8)	4 4 (2 9 to 6 2)	7 8
Respiratory infections and tuberculosis	13 (4 6 to 23 3)	14 0 (3 3 to 27 0)	27 (9 2 to 50 6)	27 (19 2 to 37 6)	20 (11 7 to 29 2)	15 (8 5 to 24 4)	15 (8 8 to 24 6)	16 (9 3 to 25 7)	18 (9 9 to 29 0)	20 (11 1 to 32 7)	23 (13 to 37 5)	27 (16 to 42 9)	32 (19 to 49 7)	38 (23 to 57 4)	45 (27 to 66 5)	52 (32 to 77 3)	60 (37 to 89 3)	68 (42 to 100)	77 (48 to 110)	85 (51 to 120)	91 (54 to 130)	1,164
Tuberculosis	0 (0 to 0)	0 (0 to 0)	0 (0 to 0)	0 (0 to 0)	0 (0 to 0)	0 (0 to 0)	0 2 (0 0 to 0 4)	0 5 (0 2 to 1 0)	0 8 (0 3 to 1 4)	1 2 (0 4 to 2 1)	1 8 (0 6 to 3 0)	2 6 (0 9 to 4 3)	3 6 (1 2 to 5 9)	4 8 (1 6 to 7 8)	6 2 (2 1 to 10 1)	7 8 (2 7 to 12 7)	9 6 (3 3 to 15 5)	11 (3 8 to 17 8)	12 (4 2 to 19 3)	13 (4 6 to 20 8)	14 (4 9 to 22 3)	767
Latent tuberculosis infection	0 (0 to 0)	0 (0 to 0)	0 (0 to 0)	0 (0 to 0)	0 (0 to 0)	0 (0 to 0)	0 (0 to 0)	0 (0 to 0)	0 (0 to 0)	0 (0 to 0)	0 (0 to 0)	0 (0 to 0)	0 (0 to 0)	0 (0 to 0)	0 (0 to 0)	0 (0 to 0)	0 (0 to 0)	0 (0 to 0)	0 (0 to 0)	0 (0 to 0)	0 (0 to 0)	0
Drug-susceptible tuberculosis	0 (0 to 0)	0 (0 to 0)	0 1 (0 0 to 0 1)	0 2 (0 2 to 0 3)	0 2 (0 1 to 0 2)	0 2 (0 2 to 0 4)	0 4 (0 2 to 0 6)	0 5 (0 2 to 1 0)	0 8 (0 3 to 1 4)	1 2 (0 4 to 2 1)	1 8 (0 6 to 3 0)	2 6 (0 9 to 4 3)	3 6 (1 2 to 5 9)	4 8 (1 6 to 7 8)	6 2 (2 1 to 10 1)	7 8 (2 7 to 12 7)	9 6 (3 3 to 15 5)	11 (3 8 to 17 8)	12 (4 2 to 19 3)	13 (4 6 to 20 8)	14 (4 9 to 22 3)	11 5
Multidrug-resistant tuberculosis without extensive drug-resistance	0 (0 to 0)	0 (0 to 0)	0 (0 to 0)	0 (0 to 0)	0 (0 to 0)	0 (0 to 0)	0 (0 to 0)	0 (0 to 0)	0 (0 to 0)	0 (0 to 0)	0 (0 to 0)	0 (0 to 0)	0 (0 to 0)	0 (0 to 0)	0 (0 to 0)	0 (0 to 0)	0 (0 to 0)	0 (0 to 0)	0 (0 to 0)	0 (0 to 0)	0 (0 to 0)	0 2
Extensively drug-resistant tuberculosis	0 (0 to 0)	0 (0 to 0)	0 (0 to 0)	0 (0 to 0)	0 (0 to 0)	0 (0 to 0)	0 (0 to 0)	0 (0 to 0)	0 (0 to 0)	0 (0 to 0)	0 (0 to 0)	0 (0 to 0)	0 (0 to 0)	0 (0 to 0)	0 (0 to 0)	0 (0 to 0)	0 (0 to 0)	0 (0 to 0)	0 (0 to 0)	0 (0 to 0)	0 (0 to 0)	0 1
Lower respiratory infections	2 3 (1 0 to 3 2)	1 9 (1 1 to 2 5)	11 3 (6 4 to 17 5)	11 6 (9 4 to 15 4)	2 2 (1 7 to 3 4)	2 3 (1 7 to 3 2)	3 2 (2 4 to 3 9)	3 7 (2 8 to 4 7)	4 6 (3 4 to 5 8)	5 8 (4 3 to 7 5)	7 3 (5 4 to 9 5)	9 1 (6 7 to 12 0)	11 4 (8 to 15 2)	13 (9 6 to 17 5)	15 (10 to 22 2)	17 (12 to 24 6)	20 (14 to 28 4)	21 (15 to 30 2)	24 (16 to 33 7)	26 (17 to 36 7)	27 (17 to 38 2)	420
Upper respiratory infections	0 (0 to 0)	0 1 (0 1 to 0 2)	0 4 (0 3 to 0 6)	11 5 (9 3 to 18 8)	10 (7 1 to 22)	6 8 (4 8 to 16 2)	6 8 (5 0 to 12)	7 3 (3 9 to 12 7)	7 6 (4 1 to 12 4)	8 5 (4 6 to 14 3)	9 5 (5 to 16 2)	10 (5 4 to 17 4)	11 (6 3 to 18 3)	12 (6 9 to 20 1)	13 (7 to 21 3)	14 (7 to 22 4)	15 (7 to 23 7)	15 (7 to 24 1)	16 (7 to 24 7)	16 (7 to 25 1)	16 (7 to 25 3)	152
Otitis media	0 (0 to 0)	0 (0 to 0)	0 (0 to 0)	1 9 (0 9 to 4)	1 6 (1 0 to 2 5)	1 0 (0 9 to 2 2)	1 0 (0 7 to 2 5)	1 0 (0 6 to 2 9)	1 0 (0 6 to 2 9)	1 0 (0 5 to 2 9)	1 0 (0 5 to 2 9)	1 0 (0 5 to 2 9)	1 0 (0 5 to 2 9)	1 0 (0 5 to 2 9)	1 0 (0 5 to 2 9)	1 0 (0 5 to 2 9)	1 0 (0 5 to 2 9)	1 0 (0 5 to 2 9)	1 0 (0 5 to 2 9)	1 0 (0 5 to 2 9)	1 0 (0 5 to 2 9)	22 6
Enteric infections	0 2 (0 1 to 0 3)	0 4 (0 3 to 0 5)	0 6 (0 4 to 0 9)	1 0 (0 7 to 2 0)	0 2 (0 2 to 0 4)	0 3 (0 2 to 0 5)	0 4 (0 3 to 0 6)	0 4 (0 3 to 0 6)	0 4 (0 3 to 0 7)	0 5 (0 4 to 0 8)	0 6 (0 4 to 0 9)	0 8 (0 5 to 1 2)	1 0 (0 7 to 1 5)	1 3 (0 9 to 1 9)	1 6 (1 to 2 3)	1 9 (1 2 to 2 8)	2 3 (1 4 to 3 3)	2 6 (1 6 to 3 8)	3 1 (1 9 to 4 4)	3 4 (2 to 4 9)	3 6 (2 to 5 2)	88 6
Diarrheal diseases	0 7 (0 1 to 0 3)	0 5 (0 3 to 1 0)	0 5 (0 3 to 1 0)	0 4 (0 3 to 0 7)	0 2 (0 1 to 0 3)	0 2 (0 1 to 0 3)	0 3 (0 1 to 0 4)	0 4 (0 2 to 0 6)	0 5 (0 3 to 0 7)	0 6 (0 4 to 0 9)	0 8 (0 5 to 1 1)	1 0 (0 7 to 1 4)	1 3 (0 9 to 1 8)	1 6 (1 to 2 3)	2 (1 3 to 2 8)	2 4 (1 6 to 3 4)	3 1 (2 to 4 3)	3 8 (2 4 to 5 3)	4 4 (2 8 to 6 2)	5 (3 to 7 1)	5 5 (3 to 7 8)	88 2
Typhoid and paraphoid	0 (0 to 0)	0 (0 to 0)	0 (0 to 0)	0 (0 to 0)	0 (0 to 0)	0 (0 to 0)	0 (0 to 0)	0 (0 to 0)	0 (0 to 0)	0 (0 to 0)	0 (0 to 0)	0 (0 to 0)	0 (0 to 0)	0 (0 to 0)	0 (0 to 0)	0 (0 to 0)	0 (0 to 0)	0 (0 to 0)	0 (0 to 0)	0 (0 to 0)	0 (0 to 0)	0
Typhoid fever	0 (0 to 0)	0 (0 to 0)	0 (0 to 0)	0 (0 to 0)	0 (0 to 0)	0 (0 to 0)	0 (0 to 0)	0 (0 to 0)	0 (0 to 0)	0 (0 to 0)	0 (0 to 0)	0 (0 to 0)	0 (0 to 0)	0 (0 to 0)	0 (0 to 0)	0 (0 to 0)	0 (0 to 0)	0 (0 to 0)	0 (0 to 0)	0 (0 to 0)	0 (0 to 0)	0
Paratyphoid fever	0 (0 to 0)	0 (0 to 0)	0 (0 to 0)	0 (0 to 0)	0 (0 to 0)	0 (0 to 0)	0 (0 to 0)	0 (0 to 0)	0 (0 to 0)	0 (0 to 0)	0 (0 to 0)	0 (0 to 0)	0 (0 to 0)	0 (0 to 0)	0 (0 to 0)	0 (0 to 0)	0 (0 to 0)	0 (0 to 0)	0 (0 to 0)	0 (0 to 0)	0 (0 to 0)	0
Invasive Non-typhoidal Salmonella (iNTS)	0 (0 to 0)	0 (0 to 0)	0 (0 to 0)	0 (0 to 0)	0 (0 to 0)	0 (0 to 0)	0 (0 to 0)	0 (0 to 0)	0 (0 to 0)	0 (0 to 0)	0 (0 to 0)	0 (0 to 0)	0 (0 to 0)	0 (0 to 0)	0 (0 to 0)	0 (0 to 0)	0 (0 to 0)	0 (0 to 0)	0 (0 to 0)	0 (0 to 0)	0 (0 to 0)	0 1
Other intestinal infectious diseases	0 (0 to 0)	0 (0 to 0)	0 1 (0 to 0 2)	0 (0 to 0)	0 (0 to 0)	0 (0 to 0)	0 (0 to 0)	0 (0 to 0)	0 (0 to 0)	0 (0 to 0)	0 (0 to 0)	0 (0 to 0)	0 (0 to 0)	0 (0 to 0)	0 (0 to 0)	0 (0 to 0)	0 (0 to 0)	0 (0 to 0)	0 (0 to 0)	0 (0 to 0)	0 (0 to 0)	0 2
Neglected tropical diseases and malaria	0 (0 to 0)	0 4 (0 1 to 1 1)	1 6 (0 2 to 5 1)	4 6 (0 7 to 11 6)	0 2 (0 0 to 0 6)	0 (0 0 to 0 7)	0 1 (0 0 to 0 6)	0 1 (0 0 to 0 7)	0 2 (0 0 to 0 7)	0 4 (0 1 to 1 2)	0 6 (0 1 to 1 6)	0 9 (0 2 to 2 2)	1 3 (0 3 to 3 2)	1 9 (0 4 to 4 5)	2 6 (0 6 to 6 1)	3 4 (0 8 to 7 9)	4 3 (1 to 9 7)	5 2 (1 2 to 11 5)	6 (1 4 to 13 2)	6 5 (1 5 to 14 3)	6 8 (1 6 to 15 1)	9 5
Malaria	0 (0 to 0)	0 (0 to 0)	0 (0 to 0)	0 (0 to 0)	0 (0 to 0)	0 (0 to 0)	0 (0 to 0)	0 (0 to 0)	0 (0 to 0)	0 (0 to 0)	0 (0 to 0)	0 (0 to 0)	0 (0 to 0)	0 (0 to 0)	0 (0 to 0)	0 (0 to 0)	0 (0 to 0)	0 (0 to 0)	0 (0 to 0)	0 (0 to 0)	0 (0 to 0)	0
Chagas disease	0 (0 to 0)	0 (0 to 0)	0 (0 to 0)	0 (0 to 0)	0 (0 to 0)	0 (0 to 0)	0 (0 to 0)	0 (0 to 0)	0 (0 to 0)	0 (0 to 0)	0 (0 to 0)	0 (0 to 0)	0 (0 to 0)	0 (0 to 0)	0 (0 to 0)	0 (0 to 0)	0 (0 to 0)	0 (0 to 0)	0 (0 to 0)	0 (0 to 0)	0 (0 to 0)	0
Leishmaniasis	0 (0 to 0)	0 (0 to 0)	0 (0 to 0)	0 (0 to 0)	0 (0 to 0)	0 (0 to 0)	0 (0 to 0)	0 (0 to 0)	0 (0 to 0)	0 (0 to 0)	0 (0 to 0)	0 (0 to 0)	0 (0 to 0)	0 (0 to 0)	0 (0 to 0)	0 (0 to 0)	0 (0 to 0)	0 (0 to 0)	0 (0 to 0)	0 (0 to 0)	0 (0 to 0)	0
Visceral leishmaniasis	0 (0 to 0)	0 (0 to 0)	0 (0 to 0)	0 (0 to 0)	0 (0 to 0)	0 (0 to 0)	0 (0 to 0)	0 (0 to 0)	0 (0 to 0)	0 (0 to 0)	0 (0 to 0)	0 (0 to 0)	0 (0 to 0)	0 (0 to 0)	0 (0 to 0)	0 (0 to 0)	0 (0 to 0)	0 (0 to 0)	0 (0 to 0)	0 (0 to 0)	0 (0 to 0)	0
Cutaneous and mucocutaneous leishmaniasis	0 (0 to 0)	0 (0 to 0)	0 (0 to 0)	0 (0 to 0)	0 (0 to 0)	0 (0 to 0)	0 (0 to 0)	0 (0 to 0)	0 (0 to 0)	0 (0 to 0)	0 (0 to 0)	0 (0 to 0)	0 (0 to 0)	0 (0 to 0)	0 (0 to 0)	0 (0 to 0)	0 (0 to 0)	0 (0 to 0)	0 (0 to 0)	0 (0 to 0)	0 (0 to 0)	0
African trypanosomiasis	0 (0 to 0)	0 (0 to 0)	0 (0 to 0)	0 (0 to 0)	0 (0 to 0)	0 (0 to 0)	0 (0 to 0)	0 (0 to 0)	0 (0 to 0)	0 (0 to 0)	0 (0 to 0)	0 (0 to 0)	0 (0 to 0)	0 (0 to 0)	0 (0 to 0)	0 (0 to 0)	0 (0 to 0)	0 (0 to 0)	0 (0 to 0)	0 (0 to 0)	0 (0 to 0)	0
Schistosomiasis	0 (0 to 0)	0 (0 to 0)	0 (0 to 0)	0 (0 to 0)	0 (0 to 0)	0 (0 to 0)	0 (0 to 0)	0 (0 to 0)	0 (0 to 0)	0 (0 to 0)	0 (0 to 0)	0 (0 to 0)	0 (0 to 0)	0 (0 to 0)	0 (0 to 0)	0 (0 to 0)	0 (0 to 0)	0 (0 to 0)	0 (0 to 0)	0 (0 to 0)	0 (0 to 0)	0
Cysticercosis	0 (0 to 0)	0 (0 to 0)	0 (0 to 0)	0 (0 to 0)	0 (0 to 0)	0 (0 to 0)	0 (0 to 0)	0 (0 to 0)	0 (0 to 0)	0 (0 to 0)	0 (0 to 0)	0 (0 to 0)	0 (0 to 0)	0 (0 to 0)	0 (0 to 0)	0 (0 to 0)	0 (0 to 0)	0 (0 to 0)	0 (0 to 0)	0 (0 to 0)	0 (0 to 0)	0
Cystic echinococcosis	0 (0 to 0)	0 (0 to 0)	0 (0 to 0)	0 (0 to 0)	0 (0 to 0)	0 (0 to 0)	0 (0 to 0)	0 (0 to 0)	0 (0 to 0)	0 (0 to 0)	0 (0 to 0)	0 (0 to 0)	0 (0 to 0)	0 (0 to 0)	0 (0 to 0)	0 (0 to 0)	0 (0 to 0)	0 (0 to 0)	0 (0 to 0)	0 (0 to 0)	0 (0 to 0)	0 1
Lymphatic filariasis	0 (0 to 0)	0 (0 to 0)	0 (0 to 0)	0 (0 to 0)	0 (0 to 0)	0 (0 to 0)	0 (0 to 0)	0 (0 to 0)	0 (0 to 0)	0 (0 to 0)	0 (0 to 0)	0 (0 to 0)	0 (0 to 0)	0 (0 to 0)	0 (0 to 0)	0 (0 to 0)	0 (0 to 0)	0 (0 to 0)	0 (0 to 0)	0 (0 to 0)	0 (0 to 0)	0
Onchocerciasis	0 (0 to 0)	0 (0 to 0)	0 (0 to 0)	0 (0 to 0)	0 (0 to 0)	0 (0 to 0)	0 (0 to 0)	0 (0 to 0)	0 (0 to 0)	0 (0 to 0)	0 (0 to 0)	0 (0 to 0)	0 (0 to 0)	0 (0 to 0)	0 (0 to 0)	0 (0 to 0)	0 (0 to 0)	0 (0 to 0)	0 (0 to 0)	0 (0 to 0)	0 (0 to 0)	0
Trachoma	0 (0 to 0)	0 (0 to 0)	0 (0 to 0)	0 (0 to 0)	0 (0 to 0)	0 (0 to 0)	0 (0 to 0)	0 (0 to 0)	0 (0 to 0)	0 (0 to 0)	0 (0 to 0)	0 (0 to 0)	0 (0 to 0)	0 (0 to 0)	0 (0 to 0)	0 (0 to 0)	0 (0 to 0)	0 (0 to 0)	0 (0 to 0)	0 (0 to 0)	0 (0 to 0)	0
Dengue	0 (0 to 0)	0 (0 to 0)	0 (0 to 0)	0 (0 to 0)	0 (0 to 0)	0 (0 to 0)	0 (0 to 0)	0 (0 to 0)	0 (0 to 0)	0 (0 to 0)	0 (0 to 0)	0 (0 to 0)	0 (0 to 0)	0 (0 to 0)	0 (0 to 0)	0 (0 to 0)	0 (0 to 0)	0 (0 to 0)	0 (0 to 0)	0 (0 to 0)	0 (0 to 0)	0
Yellow fever	0 (0 to 0)	0 (0 to 0)	0 (0 to 0)	0 (0 to 0)	0 (0 to 0)	0 (0 to 0)	0 (0 to 0)	0 (0 to 0)	0 (0 to 0)	0 (0 to 0)	0 (0 to 0)	0 (0 to 0)	0 (0 to 0)	0 (0 to 0)	0 (0 to 0)	0 (0 to 0)	0 (0 to 0)	0 (0 to 0)	0 (0 to 0)	0 (0 to 0)	0 (0 to 0)	0
Rabies	0 (0 to 0)	0 (0 to 0)	0 (0 to 0)	0 (0 to 0)	0 (0 to 0)	0 (0 to 0)	0 (0 to 0)	0 (0 to 0)	0 (0 to 0)	0 (0 to 0)	0 (0 to 0)	0 (0 to 0)	0 (0 to 0)	0 (0 to 0)	0 (0 to 0)	0 (0 to 0)	0 (0 to 0)	0 (0 to 0)	0 (0 to 0)	0 (0 to 0)	0 (0 to 0)	0
Intestinal nematode infections	0 (0 to 0)	0 (0 to 0)	0 (0 to 0)	0 (0 to 0)	0 (0 to 0)	0 (0 to 0)	0 (0 to 0)	0 (0 to 0)	0 (0 to 0)	0 (0 to 0)	0 (0 to 0)	0 (0 to 0)	0 (0 to 0)	0 (0 to 0)	0 (0 to 0)	0 (0 to 0)	0 (0 to 0)	0 (0 to 0)	0 (0 to 0)	0 (0 to 0)	0 (0 to 0)	0
Ascariasis	0 (0 to 0)	0 (0 to 0)	0 (0 to 0)	0 (0 to 0)	0 (0 to 0)	0 (0 to 0)	0 (0 to 0)	0 (0 to 0)	0 (0 to 0)	0 (0 to 0)	0 (0 to 0)	0 (0 to 0)	0 (0 to 0)	0 (0 to 0)	0 (0 to 0)	0 (0 to 0)	0 (0 to 0)	0 (0 to 0)	0 (0 to 0)	0 (0 to 0)	0 (0 to 0)	0
Trichuriasis	0 (0 to 0)	0 (0 to 0)	0 (0 to 0)	0 (0 to 0)	0 (0 to 0)	0 (0 to 0)	0 (0 to 0)	0 (0 to 0)	0 (0 to 0)	0 (0 to 0)	0 (0 to 0)	0 (0 to 0)	0 (0 to 0)	0 (0 to 0)	0 (0 to 0)	0 (0 to 0)	0 (0 to 0)	0 (0 to 0)	0 (0 to 0)	0 (0 to 0)	0 (0 to 0)	0
Hookworm disease	0 (0 to 0)	0 (0 to 0)	0 (0 to 0)	0 (0 to 0)	0 (0 to 0)	0 (0 to 0)	0 (0 to 0)	0 (0 to 0)	0 (0 to 0)	0 (0 to 0)	0 (0 to 0)	0 (0 to 0)	0 (0 to 0)	0 (0 to 0)	0 (0 to 0)	0 (0 to 0)	0 (0 to 0)	0 (0 to 0)	0 (0 to 0)	0 (0 to 0)	0 (0 to 0)	0
Food-borne trematodiases	0 (0 to 0)	0 (0 to 0)	0 (0 to 0)	0 (0 to 0)	0 (0 to 0)	0 (0 to 0)	0 (0 to 0)	0 (0 to 0)	0 (0 to 0)	0 (0 to 0)	0 (0 to 0)	0 (0 to 0)	0 (0 to 0)	0 (0 to 0)	0 (0 to 0)	0 (0 to 0)	0 (0 to 0)	0 (0 to 0)	0 (0 to 0)	0 (0 to 0)	0 (0 to 0)	0
Leprosy	0 (0 to 0)	0 (0 to 0)	0 (0 to 0)	0 (0 to 0)	0 (0 to 0)	0 (0 to 0)	0 (0 to 0)	0 (0 to 0)	0 (0 to 0)	0 (0 to 0)	0 (0 to 0)	0 (0 to 0)	0 (0 to 0)	0 (0 to 0)	0 (0 to 0)	0 (0 to 0)	0 (0 to 0)	0 (0 to 0)	0 (0 to 0)	0 (0 to 0)	0 (0 to 0)	0
Ebola	0 (0 to 0)	0 (0 to 0)	0 (0 to 0)	0 (0 to 0)	0 (0 to 0)	0 (0 to 0)	0 (0 to 0)	0 (0 to 0)	0 (0 to 0)	0 (0 to 0)	0 (0 to 0)	0 (0 to 0)	0 (0 to 0)	0 (0 to 0)	0 (0 to 0)	0 (0 to 0)	0 (0 to 0)	0 (0 to 0)	0 (0 to 0)	0 (0 to 0)	0 (0 to 0)	0
Zika virus	0 (0 to 0)	0 (0 to 0)	0 (0 to 0)	0 (0 to 0)	0 (0 to 0)	0 (0 to 0)	0 (0 to 0)	0 (0 to 0)	0 (0 to 0)	0 (0 to 0)	0 (0 to 0)	0 (0 to 0)



Osteoarthritis other	0 (0 to 0)	0 (0 to 0)	0 (0 to 0)	0 (0 to 0)	0 (0 to 0)	0 (0 to 0)	0 (0 to 0)	0 (0 to 0)	0 (0 to 0)	0 (0 to 0)	0 (0 to 1)	0 (0 to 0)	0 (0 to 0)	0 (0 to 0)	0 (0 to 0)	0 (0 to 0)	0 (0 to 0)	0 (0 to 0)	0 (0 to 0)	0 (0 to 0)	0 (0 to 0)	0 (0 to 0)	0 (0 to 0)	0 (0 to 0)	0 (0 to 0)	0 (0 to 0)	28-9
Low back pain	0 (0 to 0)	0 (0 to 0)	0 (0 to 0)	0 (0 to 0)	9 (3 to 19)	9 (3 to 22)	30 (19 to 48)	47 (30 to 69)	104 (52 to 139)	98 (64 to 129)	104 (66 to 172)	73 (46 to 107)	72 (38 to 121)	109 (85 to 250)	139 (67 to 222)	146 (90 to 219)	146 (74 to 259)	139 (61 to 195)	109 (62 to 174)	75 (51 to 123)	75 (48 to 111)	53 (33 to 80)	39 (25 to 61)	48 (26 to 77)	1,460
Neck pain	0 (0 to 0)	0 (0 to 0)	0 (0 to 0)	3 (1 to 8)	17 (6 to 32)	25 (10 to 44)	27 (12 to 54)	32 (16 to 54)	50 (26 to 85)	52 (28 to 82)	54 (34 to 82)	66 (40 to 99)	59 (36 to 92)	40 (30 to 57)	60 (37 to 93)	74 (38 to 138)	64 (30 to 116)	47 (26 to 84)	32 (16 to 55)	25 (13 to 41)	22 (12 to 35)	15 (9 to 26)	11 (6 to 19)	7 (4 to 12)	729
Gout	0 (0 to 0)	0 (0 to 0)	0 (0 to 0)	0 (0 to 0)	0 (0 to 0)	0 (0 to 0)	0 (0 to 0)	0 (0 to 0)	0 (0 to 0)	0 (0 to 0)	0 (0 to 0)	0 (0 to 0)	0 (0 to 0)	0 (0 to 0)	0 (0 to 0)	0 (0 to 1)	0 (0 to 1)	0 (0 to 1)	0 (0 to 1)	0 (0 to 1)	0 (0 to 1)	0 (0 to 1)	0 (0 to 1)	0 (0 to 1)	0 (0 to 1)	6
Other musculoskeletal disorders	0 (0 to 0)	0 (0 to 0)	0 (0 to 0)	0 (0 to 0)	0 (0 to 0)	0 (0 to 0)	0 (0 to 0)	0 (0 to 0)	0 (0 to 0)	0 (0 to 0)	0 (0 to 0)	0 (0 to 0)	0 (0 to 0)	0 (0 to 0)	0 (0 to 0)	0 (0 to 0)	0 (0 to 0)	0 (0 to 0)	0 (0 to 0)	0 (0 to 0)	0 (0 to 0)	0 (0 to 0)	0 (0 to 0)	0 (0 to 0)	0 (0 to 0)	0 (0 to 0)	0 (0 to 0)
Other non-communicable diseases	58.6 (40.7 to 86.2)	29.6 (22.5 to 43.1)	36.2 (98 to 100)	71.5 (57.7 to 97.9)	49.9 (34.7 to 69.7)	47.4 (34.1 to 63)	69.6 (46.3 to 98.9)	122 (82.3 to 173)	176 (119 to 247)	216 (151 to 312)	247 (174 to 344)	208 (146 to 288)	192 (127 to 266)	192 (98 to 295)	197 (126 to 285)	197 (98 to 305)	159 (84.5 to 165)	139 (71 to 196)	100 (71 to 136)	85.3 (61 to 114)	84.7 (62.2 to 112)	69.5 (51 to 91.2)	46.2 (28.3 to 66.4)	57.9 (38.1 to 79.9)	43.2 (30.7 to 56.1)	2,410
Congenital birth defects	58.9 (39.9 to 84.9)	35.5 (14.3 to 59.9)	66.9 (44 to 97.9)	48 (27 to 72.4)	17.7 (12.7 to 24.2)	14.9 (10.6 to 20.2)	11.5 (8.5 to 15.2)	9.9 (7.2 to 13.6)	9.8 (7.2 to 12.8)	10.8 (8 to 14.2)	11.7 (8.7 to 15.1)	9.3 (7.4 to 12.1)	7.4 (5.6 to 9.5)	9.6 (7.4 to 12.6)	9.4 (6.4 to 12.6)	9 (6.2 to 11.9)	7.7 (5.3 to 10.4)	6.5 (4.4 to 9.2)	3 (2.1 to 4)	2 (1.5 to 2.7)	1 (0.6 to 1.5)	0.6 (0.4 to 0.9)	0.4 (0.3 to 0.7)	0.3 (0.2 to 0.6)	0.1 (0 to 0.2)	0.1 (0 to 0.1)	330
Neural tube defects	4.3 (2.4 to 7.1)	1 (0.5 to 1.7)	7.9 (3.5 to 15)	7.7 (4.5 to 12.9)	0.6 (0.4 to 0.9)	0.5 (0.3 to 0.8)	0.4 (0.3 to 0.6)	0.5 (0.3 to 0.8)	0.4 (0.3 to 0.7)	0.4 (0.3 to 0.6)	0.4 (0.3 to 0.7)	0.4 (0.3 to 0.6)	0.4 (0.3 to 0.7)	0.2 (0.1 to 0.4)	0.2 (0.1 to 0.4)	0.1 (0.1 to 0.2)	0.1 (0 to 0.1)	0.1 (0 to 0.1)	0 (0 to 0.1)	0 (0 to 0)	0 (0 to 0)	0 (0 to 0)	0 (0 to 0)	0 (0 to 0)	0 (0 to 0)	0 (0 to 0)	24.9
Congenital heart anomalies	13 (9.4 to 20.2)	9.8 (5.4 to 20.8)	19.1 (10.4 to 39)	10.4 (6.1 to 17.4)	2.6 (1.6 to 4.1)	2.6 (1.6 to 4.1)	2.1 (1.3 to 3.9)	2.2 (1.4 to 3.2)	1.6 (1 to 2.1)	2 (1.3 to 3)	2.2 (1.4 to 3.1)	2.2 (1.2 to 3.1)	2.1 (1.2 to 3.1)	1.8 (0.9 to 2.9)	1.3 (0.6 to 2.1)	1.3 (0.6 to 2.1)	1.1 (0.4 to 1.6)	0.6 (0.3 to 1)	0.5 (0.2 to 0.8)	0.3 (0 to 0.5)	0.2 (0 to 0.3)	0.1 (0 to 0.1)	0.1 (0 to 0.1)	0.1 (0 to 0.1)	0 (0 to 0)	0 (0 to 0)	75.5
Orofacial clefts	0 (0 to 0)	0.2 (0 to 0.5)	0.3 (0 to 0.7)	0.2 (0 to 0.6)	0.2 (0 to 0.4)	0.2 (0 to 0.4)	0.1 (0 to 0.3)	0.1 (0 to 0.3)	0.2 (0 to 0.4)	0.2 (0 to 0.4)	0.2 (0 to 0.4)	0.1 (0 to 0.3)	0.1 (0 to 0.3)	0.1 (0 to 0.2)	0.1 (0 to 0.2)	0.1 (0 to 0.2)	0.1 (0 to 0.2)	0.1 (0 to 0.2)	0.1 (0 to 0.1)	0 (0 to 0.1)	0 (0 to 0.1)	0 (0 to 0.1)	0 (0 to 0)	0 (0 to 0)	0 (0 to 0)	0 (0 to 0)	2-4
Down syndrome	2.2 (1.2 to 3.9)	0.6 (0.3 to 1)	2 (1 to 3.3)	2.3 (1.5 to 3.5)	1.4 (0.8 to 2.2)	1.2 (0.7 to 1.9)	1.1 (0.7 to 1.6)	1.3 (0.8 to 1.9)	1.5 (0.9 to 2.1)	1.6 (0.9 to 2.3)	1.7 (1 to 2.4)	1.7 (1 to 2.6)	1.7 (1 to 2.4)	2.1 (1.3 to 3)	2.3 (1.4 to 3.2)	2.1 (1.3 to 3.1)	1.9 (1 to 3.1)	1.5 (0.8 to 1.4)	1 (0.5 to 1.4)	0.6 (0.3 to 1)	0.5 (0.3 to 0.7)	0.3 (0.2 to 0.5)	0.2 (0.1 to 0.3)	0.2 (0.1 to 0.3)	0.1 (0 to 0.1)	30
Turner syndrome	0 (0 to 0)	0 (0 to 0)	0.1 (0 to 0.1)	0.1 (0 to 0.2)	0.1 (0 to 0.2)	0.1 (0 to 0.2)	0.1 (0 to 0.2)	0.1 (0 to 0.3)	0.1 (0 to 0.3)	0.1 (0 to 0.2)	0.1 (0 to 0.2)	0.1 (0 to 0.2)	0.1 (0 to 0.2)	0 (0 to 0)	0 (0 to 0)	0 (0 to 0)	0 (0 to 0)	0 (0 to 0)	0 (0 to 0)	0 (0 to 0)	0 (0 to 0)	0 (0 to 0)	0 (0 to 0)	0 (0 to 0)	0 (0 to 0)	0 (0 to 0)	1
Klinefelter syndrome	0 (0 to 0)	0 (0 to 0)	0 (0 to 0)	0 (0 to 0)	0 (0 to 0)	0 (0 to 0)	0 (0 to 0)	0 (0 to 0)	0 (0 to 0)	0 (0 to 0)	0 (0 to 0)	0 (0 to 0)	0 (0 to 0)	0 (0 to 0)	0 (0 to 0)	0 (0 to 0)	0 (0 to 0)	0 (0 to 0)	0 (0 to 0)	0 (0 to 0)	0 (0 to 0)	0 (0 to 0)	0 (0 to 0)	0 (0 to 0)	0 (0 to 0)	0 (0 to 0)	0
Other chromosomal abnormalities	10.5 (5.4 to 22)	6.6 (3.4 to 11.7)	14.6 (8.4 to 26.7)	9.9 (4.5 to 18.5)	2.8 (1.8 to 4.6)	2.3 (1.5 to 3.6)	1.9 (1.2 to 2.8)	1.8 (1.2 to 2.7)	1.6 (1 to 2.3)	1.7 (1.1 to 2.4)	1.8 (1.2 to 2.7)	1.4 (0.9 to 2.1)	1.3 (0.7 to 2)	0.9 (0.5 to 1.5)	0.7 (0.3 to 1.4)	0.4 (0.2 to 0.9)	0.2 (0.1 to 0.3)	0.1 (0 to 0.3)	0 (0 to 0)	0 (0 to 0)	0 (0 to 0)	0 (0 to 0)	0 (0 to 0)	0 (0 to 0)	0 (0 to 0)	0 (0 to 0)	57-9
Congenital musculoskeletal and limb anomalies	1.1 (0.7 to 1.9)	0.6 (0.4 to 1)	0.5 (0.4 to 10.3)	0.5 (0.7 to 1.8)	0.2 (0.2 to 0.4)	0.2 (0.1 to 0.2)	0.2 (0.1 to 0.4)	0.2 (0.1 to 0.4)	0.2 (0.1 to 0.4)	0.2 (0.1 to 0.4)	0.2 (0.1 to 0.4)	0.2 (0.1 to 0.4)	0.2 (0.1 to 0.4)	0.1 (0.1 to 0.3)	0.1 (0.1 to 0.3)	0.1 (0.1 to 0.2)	0.1 (0 to 0.1)	0 (0 to 0.1)	0 (0 to 0.1)	0 (0 to 0)	0 (0 to 0)	0 (0 to 0)	0 (0 to 0)	0 (0 to 0)	0 (0 to 0)	0 (0 to 0)	52-4
Urogenital congenital anomalies	2 (0.7 to 4)	0.4 (0.2 to 1.1)	0.9 (0.4 to 1.9)	1.1 (0.4 to 1.9)	0.4 (0.2 to 0.8)	0.4 (0.2 to 0.6)	0.2 (0.1 to 0.5)	0.2 (0.1 to 0.5)	0.2 (0.1 to 0.3)	0.2 (0.1 to 0.3)	0.2 (0.1 to 0.3)	0.2 (0.1 to 0.3)	0.2 (0.1 to 0.3)	0.1 (0.1 to 0.2)	0.1 (0.1 to 0.2)	0.1 (0 to 0.1)	0 (0 to 0.1)	0 (0 to 0.1)	0 (0 to 0.1)	0 (0 to 0)	0 (0 to 0)	0 (0 to 0)	0 (0 to 0)	0 (0 to 0)	0 (0 to 0)	0 (0 to 0)	6-8
Digestive congenital anomalies	5.7 (4.4 to 7.5)	1.4 (1.1 to 2.2)	1.9 (1.3 to 3)	1.7 (1.3 to 2.9)	0.7 (0.5 to 0.9)	0.6 (0.5 to 0.8)	0.5 (0.4 to 0.6)	0.5 (0.4 to 0.6)	0.5 (0.4 to 0.6)	0.5 (0.4 to 0.6)	0.5 (0.4 to 0.6)	0.5 (0.4 to 0.6)	0.5 (0.4 to 0.6)	0.4 (0.3 to 0.5)	0.4 (0.3 to 0.5)	0.4 (0.3 to 0.5)	0.3 (0.2 to 0.4)	0.3 (0.2 to 0.4)	0.2 (0.1 to 0.3)	0.1 (0 to 0.2)	0.1 (0 to 0.2)	0.1 (0 to 0.2)	0.1 (0 to 0.2)	0.1 (0 to 0.2)	0.1 (0 to 0.2)	0.1 (0 to 0.2)	24-5
Other congenital birth defects	16.4 (8.5 to 27.8)	3.7 (2.2 to 6.2)	5.3 (3.1 to 9.2)	4.4 (4.5 to 10.2)	1.7 (1.6 to 3.9)	1.7 (1.6 to 3.6)	1.7 (1.1 to 2.7)	1.7 (1.1 to 2.6)	1.7 (1.1 to 2.6)	1.7 (1.2 to 2.6)	1.7 (1.2 to 2.6)	1.7 (1.2 to 2.6)	1.7 (1.2 to 2.6)	1.4 (1 to 2.1)	1.4 (1 to 2.1)	1.4 (1 to 2.1)	1.3 (0.9 to 2.1)	1.1 (0.7 to 1.7)	0.9 (0.5 to 1.4)	0.6 (0.3 to 1)	0.5 (0.3 to 0.8)	0.4 (0.2 to 0.6)	0.3 (0.2 to 0.5)	0.3 (0.1 to 0.4)	0.3 (0.1 to 0.4)	0.3 (0.1 to 0.5)	54-8
Urinary diseases and male infertility	0.1 (0 to 0.2)	0.2 (0 to 0.3)	0.8 (0.2 to 1.4)	1.1 (0.7 to 1.6)	0.6 (0.4 to 0.8)	0.6 (0.4 to 0.1)	1.1 (0.8 to 1.6)	1.5 (1.0 to 2.6)	2.8 (1.9 to 4)	2.4 (2.4 to 5.5)	4.5 (3 to 6.1)	4.2 (2.7 to 5.6)	4.2 (2.7 to 5.4)	5.5 (3.4 to 7.5)	7.2 (4.2 to 10.1)	7.2 (4 to 10)	7.3 (3.6 to 10.2)	6.2 (3.4 to 9.1)	4.4 (2.3 to 6.6)	3.2 (1.5 to 5)	2.6 (1.2 to 3.8)	1.8 (0.9 to 2.7)	1.4 (0.7 to 2.2)	1.1 (0.5 to 1.7)	0.9 (0.4 to 1.4)	0.8 (0.3 to 1.2)	195
Urolithiasis	0 (0 to 0)	0 (0 to 0)	0 (0 to 0)	0 (0 to 0)	0 (0 to 0)	0 (0 to 0.1)	0 (0 to 0.1)	0 (0 to 0.1)	0 (0 to 0.4)	0 (0 to 0.6)	0 (0 to 0.6)	0 (0 to 0.6)	0 (0 to 0.6)	0 (0 to 0.6)	0 (0 to 1.3)	0 (0 to 1.4)	0 (0 to 1.5)	0 (0 to 1.1)	0 (0 to 0.9)	0 (0 to 0.6)	0 (0 to 0.4)	0 (0 to 0.3)	0 (0 to 0.1)	0 (0 to 0.2)	0 (0 to 0.1)	0 (0 to 0.1)	0 (0 to 0.2)	7-9
Benign prostatic hyperplasia	0 (0 to 0)	0 (0 to 0)	0 (0 to 0)	0 (0 to 0)	0 (0 to 0)	0 (0 to 0)	0 (0 to 0)	0 (0 to 0)	0 (0 to 0)	0 (0 to 0)	0 (0 to 0)	0 (0 to 0)	0 (0 to 0)	0 (0 to 0)	0 (0 to 0)	0 (0 to 0)	0 (0 to 0)	0 (0 to 0)	0 (0 to 0)	0 (0 to 0)	0 (0 to 0)	0 (0 to 0)	0 (0 to 0)	0 (0 to 0)	0 (0 to 0)	0 (0 to 0)	0 (0 to 0)	0
Male infertility	–	–	–	–	–	–	–	–	–	–	–	–	–	–	–	–	–	–	–	–	–	–	–	–	–	–	NA
Other urinary diseases	0.1 (0 to 0.1)	0.1 (0 to 0.2)	0.3 (0 to 0.6)	0.1 (0 to 0.4)	0.1 (0 to 0.3)	0.2 (0 to 0.3)	0.2 (0 to 0.4)	0.2 (0 to 0.4)	0.4 (0.2 to 0.6)	0.4 (0.2 to 0.6)	0.5 (0.3 to 0.8)	0.4 (0.2 to 0.6)	0.4 (0.2 to 0.6)	0.5 (0.2 to 0.8)	0.5 (0.2 to 1)	0.4 (0.2 to 1)	0.4 (0.2 to 1.1)	0.3 (0.1 to 1)	0.3 (0.1 to 0.9)	0.3 (0.1 to 0.8)	0.3 (0.1 to 0.7)	0.3 (0.1 to 0.6)	0.3 (0.1 to 0.6)	0.3 (0.1 to 0.6)	0.2 (0.1 to 0.5)	0.1 (0 to 0.4)	6-8
Gynecological diseases	0 (0 to 0)	0 (0 to 0)	0 (0 to 0)	0 (0 to 0)	12.6 (4.6 to 22)	30.2 (21.2 to 52.2)	84 (52.9 to 119)	116 (81.1 to 165)	154 (101 to 220)	154 (101 to 224)	183 (111 to 274)	156 (93 to 197)	116 (69.1 to 167)	156 (99.5 to 191)	196 (99.5 to 191)	214 (43.6 to 197)	191 (44.9 to 57.6)	161 (12.3 to 39.4)	124 (7.5 to 22)	91 (7.5 to 22)	73 (7.4 to 19.8)	54 (4.7 to 15.6)	41 (3 to 7.4)	31 (2 to 6.4)	23 (1.5 to 5)	17 (1 to 3.5)	984
Uterine fibroids	0 (0 to 0)	0 (0 to 0)	0 (0 to 0)	0 (0 to 0)	0 (0 to 0.4)	0 (0 to 0.4)	0 (0 to 0.4)	0 (0 to 0.4)	0 (0 to 0.4)	0 (0 to 0.4)	0 (0 to 0.4)	0 (0 to 0.4)	0 (0 to 0.4)	0 (0 to 0.4)	0 (0 to 0.4)	0 (0 to 0.4)	0 (0 to 0.4)	0 (0 to 0.4)	0 (0 to 0.4)	0 (0 to 0.4)	0 (0 to 0.4)	0 (0 to 0.4)	0 (0 to 0.4)	0 (0 to 0.4)	0 (0 to 0.4)	0 (0 to 0.4)	0 (0 to 0.4)	43-2
Polycystic ovarian syndrome	0 (0 to 0)	0 (0 to 0)	0 (0 to 0)	0 (0 to 0)	1 (0.4 to 2)	1 (1.3 to 4.2)	1 (0.6 to 2)	1 (0.6 to 1.9)	1 (0.5 to 1.7)	1 (0.5 to 1.7)	1 (0.5 to 1.7)	1 (0.5 to 1.7)	1 (0.5 to 1.7)	1 (0.5 to 1.7)	1 (0.5 to 1.8)	1 (0.5 to 1.8)	1 (0.5 to 1.8)	1 (0.5 to 1.8)	1 (0.5 to 1.8)	1 (0.5 to 1.8)	1 (0.5 to 1.8)	1 (0.5 to 1.8)	1 (0.5 to 1.8)	1 (0.5 to 1.8)	1 (0.5 to 1.8)	1 (0.5 to 1.8)	33
Female infertility	0 (0 to 0)	0 (0 to 0)	0 (0 to 0)	0 (0 to 0)	0 (0 to 0)	0 (0 to 0)	0 (0 to 0)	0 (0 to 0.2)	0.7 (0.1 to 1.4)	1.7 (0.1 to 3.4)	2 (0.1 to 7.6)	2 (0.1 to 7.6)	2 (0.1 to 10.3)	2 (0.1 to 10.3)	2 (0.1 to 10.3)	2 (0.1 to 10.3)	2 (0.1 to 10.3)	2 (0.1 to 10.3)	2 (0.1 to 10.3)	2 (0.1 to 10.3)	2 (0.1 to 10.3)	2 (0.1 to 10.3)	2 (0.1 to 10.3)	2 (0.1 to 10.3)	2 (0.1 to 10.3)	2 (0.1 to 10.3)	10
Endometriosis	0 (0 to 0)	0 (0 to 0)	0 (0 to 0)	0 (0 to 0)	0 (0 to 0)	0 (0 to 0)	0 (0 to 0)	0 (0 to 0)	0 (0 to 0)	0 (0 to 0)	0 (0 to 0)	0 (0 to 0)	0 (0 to 0)	0 (0 to 0)	0 (0 to 0)	0 (0 to 0)	0 (0 to 0)	0 (0 to 0)	0 (0 to 0)

SR Table 2b: Harmony DALYS by cause and age group for females with 95% uncertainty intervals, 2019

Cause	Early Neonatal	Late Neonatal	Post Neonatal	1 to 4	5 to 9	10 to 14	15 to 19	20 to 24	25 to 29	30 to 34	35 to 39	40 to 44	45 to 49	50 to 54	55 to 59	60 to 64	65 to 69	70 to 74	75 to 79	80 to 84	85 to 89	90 to 94	95 plus	Total
All causes	3,686 (3,686 to 3,686)	2,746 (2,746 to 2,746)	5,137 (5,137 to 5,137)	10,277 (9,850 to 10,277)	6,487 (6,487 to 6,487)	6,487 (6,487 to 6,487)	7,229 (6,984 to 7,229)	8,480 (8,480 to 8,480)	9,730 (9,730 to 9,730)	11,230 (11,230 to 11,230)	12,980 (12,980 to 12,980)	14,730 (14,730 to 14,730)	16,480 (16,480 to 16,480)	18,230 (18,230 to 18,230)	19,980 (19,980 to 19,980)	21,730 (21,730 to 21,730)	23,480 (23,480 to 23,480)	25,230 (25,230 to 25,230)	26,980 (26,980 to 26,980)	28,730 (28,730 to 28,730)	30,480 (30,480 to 30,480)	32,230 (32,230 to 32,230)	33,980 (33,980 to 33,980)	31,400 (29,400 to 33,980)
Communicable, maternal, neonatal, and nutritional diseases	3,686 (3,686 to 3,686)	2,746 (2,746 to 2,746)	5,137 (5,137 to 5,137)	10,277 (9,850 to 10,277)	6,487 (6,487 to 6,487)	6,487 (6,487 to 6,487)	7,229 (6,984 to 7,229)	8,480 (8,480 to 8,480)	9,730 (9,730 to 9,730)	11,230 (11,230 to 11,230)	12,980 (12,980 to 12,980)	14,730 (14,730 to 14,730)	16,480 (16,480 to 16,480)	18,230 (18,230 to 18,230)	19,980 (19,980 to 19,980)	21,730 (21,730 to 21,730)	23,480 (23,480 to 23,480)	25,230 (25,230 to 25,230)	26,980 (26,980 to 26,980)	28,730 (28,730 to 28,730)	30,480 (30,480 to 30,480)	32,230 (32,230 to 32,230)	33,980 (33,980 to 33,980)	1,650 (1,400 to 1,650)
HIV/AIDS and sexually transmitted infections	0 (0 to 0)	0 (0 to 0)	0 (0 to 0)



Osteoarthritis other	0 (0 to 0)	0 (0 to 0)	0 (0 to 0)

SR Table 2b: Hackney DALYS by cause and age group for females with 95% uncertainty intervals, 2019

Cause	Early Neonatal	Late Neonatal	Post Neonatal	1 to 4	5 to 9	10 to 14	15 to 19	20 to 24	25 to 29	30 to 34	35 to 39	40 to 44	45 to 49	50 to 54	55 to 59	60 to 64	65 to 69	70 to 74	75 to 79	80 to 84	85 to 89	90 to 94	95 plus	Total
All causes	468 (347 to 601)	1,041 (788 to 1,334)	2,067 (1,555 to 2,679)	1,264 (966 to 1,662)	1,006 (766 to 1,308)	1,008 (768 to 1,305)	1,355 (1,031 to 1,755)	1,997 (1,520 to 2,585)	2,280 (1,710 to 2,970)	2,580 (1,935 to 3,360)	2,880 (2,158 to 3,757)	3,167 (2,370 to 4,170)	3,460 (2,580 to 4,600)	3,716 (2,740 to 4,960)	3,940 (2,900 to 5,240)	4,153 (3,060 to 5,560)	4,364 (3,200 to 5,850)	4,547 (3,330 to 6,090)	4,687 (3,430 to 6,280)	4,760 (3,480 to 6,380)	4,807 (3,510 to 6,450)	4,841 (3,530 to 6,500)	31,400
Communicable, maternal, neonatal, and nutritional diseases	468 (347 to 601)	1,041 (788 to 1,334)	2,067 (1,555 to 2,679)	1,264 (966 to 1,662)	1,006 (766 to 1,308)	1,008 (768 to 1,305)	1,355 (1,031 to 1,755)	1,997 (1,520 to 2,585)	2,280 (1,710 to 2,970)	2,580 (1,935 to 3,360)	2,880 (2,158 to 3,757)	3,167 (2,370 to 4,170)	3,460 (2,580 to 4,600)	3,716 (2,740 to 4,960)	3,940 (2,900 to 5,240)	4,153 (3,060 to 5,560)	4,364 (3,200 to 5,850)	4,547 (3,330 to 6,090)	4,687 (3,430 to 6,280)	4,760 (3,480 to 6,380)	4,807 (3,510 to 6,450)	4,841 (3,530 to 6,500)	2,053
HIV/AIDS and sexually transmitted infections	8.64 (2.5 to 19.4)	2.3 (0.7 to 5)	6 (2.6 to 10.2)	2.2 (1.9 to 2.8)	1.5 (1.2 to 1.9)	0.9 (0.6 to 1.2)	1.3 (1 to 1.7)	4 (2.5 to 5.3)	9.7 (6.2 to 13.2)	14.6 (10.1 to 20.3)	19.1 (14.5 to 26.2)	16.2 (10.7 to 19.1)	9.7 (7.5 to 12.1)	7.2 (4.6 to 7.8)	3.6 (2.7 to 4.6)	2.5 (1.9 to 3.2)	1.9 (1.4 to 2.7)	1 (0.6 to 1.6)	0.6 (0.4 to 0.8)	0.3 (0.2 to 0.4)	0.2 (0.1 to 0.3)	0.1 (0.1 to 0.1)	109
HIV/AIDS	0 (0 to 0)	0 (0 to 0)	3 (2.5 to 3.6)	2.2 (1.9 to 2.7)	1.4 (1.1 to 1.7)	0.9 (0.7 to 1.1)	1.3 (1 to 1.6)	2.8 (2.1 to 3.4)	8.2 (6.2 to 9.7)	8.2 (6.1 to 9.7)	8.2 (6.1 to 9.6)	7.2 (5.4 to 8.5)	7.2 (5.4 to 8.5)	4.9 (3.7 to 5.7)	2.9 (2.2 to 3.4)	1.5 (1.1 to 2.2)	1.5 (1.1 to 2.2)	0.6 (0.3 to 1.1)	0.3 (0.1 to 0.5)	0.1 (0 to 0.2)	0 (0 to 0)	0 (0 to 0)	55
HIV/AIDS - Drug-susceptible Tuberculosis	0 (0 to 0)	0 (0 to 0)	0.3 (0.2 to 0.4)	0.2 (0.1 to 0.2)	0.1 (0 to 0.1)	0.1 (0 to 0.1)	0.1 (0.1 to 0.2)	0.2 (0.2 to 0.4)	0.5 (0.3 to 0.7)	0.5 (0.3 to 0.7)	0.7 (0.5 to 1.1)	0.6 (0.4 to 0.8)	0.5 (0.3 to 0.7)	0.3 (0.2 to 0.5)	0.2 (0.1 to 0.2)	0.1 (0.1 to 0.1)	0.1 (0.1 to 0.1)	0.1 (0 to 0.1)	0 (0 to 0)	0 (0 to 0)	0 (0 to 0)	0 (0 to 0)	4.1
HIV/AIDS - Multidrug-resistant Tuberculosis without extensive dr...	0 (0 to 0)	0 (0 to 0)	0 (0 to 0)	0 (0 to 0)	0 (0 to 0)	0 (0 to 0)	0 (0 to 0)	0 (0 to 0)	0 (0 to 0)	0 (0 to 0)	0 (0 to 0)	0 (0 to 0)	0 (0 to 0)	0 (0 to 0)	0 (0 to 0)	0 (0 to 0)	0 (0 to 0)	0 (0 to 0)	0 (0 to 0)	0 (0 to 0)	0 (0 to 0)	0 (0 to 0)	0 (0 to 0)	0.1
HIV/AIDS - Extensively drug-resistant Tuberculosis	0 (0 to 0)	0 (0 to 0)	0 (0 to 0)	0 (0 to 0)	0 (0 to 0)	0 (0 to 0)	0 (0 to 0)	0 (0 to 0)	0 (0 to 0)	0 (0 to 0)	0 (0 to 0)	0 (0 to 0)	0 (0 to 0)	0 (0 to 0)	0 (0 to 0)	0 (0 to 0)	0 (0 to 0)	0 (0 to 0)	0 (0 to 0)	0 (0 to 0)	0 (0 to 0)	0 (0 to 0)	0 (0 to 0)	0
HIV/AIDS resulting in other diseases	8.64 (2.5 to 19.4)	2.3 (0.7 to 5)	2 (1.6 to 2.5)	1.3 (1 to 1.6)	0.9 (0.6 to 1.2)	0.6 (0.4 to 0.8)	0.9 (0.7 to 1.2)	2.6 (1.9 to 3.5)	6.7 (4.9 to 8.2)	7.8 (5.6 to 10.4)	11.4 (8.5 to 15.2)	8.6 (6.5 to 11.5)	4.7 (3.1 to 6.8)	4.6 (3.4 to 6.1)	2.3 (1.7 to 3.2)	1.6 (1.2 to 2.4)	1.4 (1 to 2.1)	0.6 (0.2 to 1.1)	0.3 (0 to 0.7)	0.1 (0 to 0.2)	0 (0 to 0)	0 (0 to 0)	60.8
Sexually transmitted infections excluding HIV	0 (0 to 0)	0 (0 to 0)	0 (0 to 0)	0 (0 to 0)	0.1 (0.1 to 0.2)	0.1 (0 to 0.2)	0.2 (0.2 to 0.5)	0.3 (0.2 to 0.7)	1.5 (0.7 to 2.1)	2.7 (1.5 to 4.1)	3.7 (2.1 to 5.6)	3.5 (2.1 to 5.1)	2.5 (1.5 to 3.7)	1.1 (0.7 to 1.9)	0.8 (0.4 to 1.3)	0.4 (0.2 to 0.7)	0.4 (0.2 to 0.7)	0.3 (0.2 to 0.4)	0.2 (0.1 to 0.3)	0.1 (0 to 0.2)	0.1 (0.1 to 0.1)	0.1 (0 to 0.1)	44.4
Syphilis	0 (0 to 0)	0 (0 to 0)	0 (0 to 0)	0 (0 to 0)	0 (0 to 0)	0 (0 to 0)	0 (0 to 0)	0 (0 to 0)	0 (0 to 0)	0 (0 to 0)	0 (0 to 0)	0 (0 to 0)	0 (0 to 0)	0 (0 to 0)	0 (0 to 0)	0 (0 to 0)	0 (0 to 0)	0 (0 to 0)	0 (0 to 0)	0 (0 to 0)	0 (0 to 0)	0 (0 to 0)	0 (0 to 0)	14.2
Chlamydial infection	0 (0 to 0)	0 (0 to 0)	0 (0 to 0)	0 (0 to 0)	0 (0 to 0)	0 (0 to 0)	0 (0 to 0)	0.4 (0.2 to 0.7)	1 (0.4 to 1.4)	1.6 (0.8 to 2.7)	1.8 (0.9 to 3.2)	1.3 (0.6 to 2.2)	0.5 (0.2 to 1)	0.1 (0 to 0.2)	0.1 (0 to 0.1)	0 (0 to 0.1)	0 (0 to 0.1)	0 (0 to 0.1)	0 (0 to 0.1)	0 (0 to 0.1)	0 (0 to 0.1)	0 (0 to 0.1)	0 (0 to 0.1)	7.1
Gonococcal infection	0 (0 to 0)	0 (0 to 0)	0 (0 to 0)	0 (0 to 0)	0 (0 to 0)	0 (0 to 0)	0 (0 to 0)	0.1 (0 to 0.2)	0.3 (0.2 to 0.5)	0.5 (0.2 to 0.8)	0.7 (0.3 to 1.1)	0.5 (0.2 to 0.8)	0.3 (0.2 to 0.5)	0.1 (0 to 0.2)	0.1 (0 to 0.1)	0 (0 to 0.1)	0 (0 to 0.1)	0 (0 to 0.1)	0 (0 to 0.1)	0 (0 to 0.1)	0 (0 to 0.1)	0 (0 to 0.1)	0 (0 to 0.1)	3.7
Trichomoniasis	0 (0 to 0)	0 (0 to 0)	0 (0 to 0)	0 (0 to 0)	0 (0 to 0)	0 (0 to 0)	0 (0 to 0)	0 (0 to 0.1)	0.2 (0.1 to 0.5)	0.4 (0.2 to 1.3)	0.6 (0.2 to 1.4)	0.5 (0.2 to 1.2)	0.3 (0.1 to 0.6)	0.1 (0 to 0.2)	0 (0 to 0.1)	0 (0 to 0.1)	0 (0 to 0.1)	0 (0 to 0.1)	0 (0 to 0.1)	0 (0 to 0.1)	0 (0 to 0.1)	0 (0 to 0.1)	0 (0 to 0.1)	4
Genital herpes	0 (0 to 0)	0 (0 to 0)	0 (0 to 0)	0 (0 to 0)	0 (0 to 0)	0 (0 to 0)	0 (0 to 0)	0.4 (0.2 to 0.6)	0.4 (0.2 to 0.6)	0.6 (0.3 to 1.4)	0.7 (0.3 to 1.7)	0.5 (0.2 to 1.2)	0.4 (0.2 to 0.8)	0.3 (0.1 to 0.6)	0.2 (0.1 to 0.4)	0.1 (0 to 0.3)	0.1 (0 to 0.2)	0.1 (0 to 0.2)	0 (0 to 0.1)	0 (0 to 0.1)	0 (0 to 0.1)	0 (0 to 0.1)	0 (0 to 0.1)	4.1
Other sexually transmitted infections	0 (0 to 0)	0 (0 to 0)	0 (0 to 0)	0 (0 to 0)	0 (0 to 0)	0 (0 to 0)	0 (0 to 0)	0 (0 to 0.1)	0.1 (0 to 0.4)	0.2 (0.1 to 0.6)	0.4 (0.2 to 1.1)	0.4 (0.2 to 1.1)	0.3 (0.1 to 0.8)	0.2 (0.1 to 0.5)	0.1 (0 to 0.3)	0.1 (0 to 0.2)	0.1 (0 to 0.2)	0.1 (0 to 0.2)	0 (0 to 0.1)	0 (0 to 0.1)	0 (0 to 0.1)	0 (0 to 0.1)	0 (0 to 0.1)	11.3
Respiratory infections and tuberculosis	3.94 (2.5 to 5.5)	2.6 (2.2 to 3)	19.6 (12.8 to 29.3)	16.7 (12.7 to 22)	11.7 (7.5 to 18.4)	7.3 (4.3 to 16.4)	6.3 (3.8 to 12.5)	7.2 (4.2 to 14.7)	10.4 (6.7 to 22.5)	11.4 (7.4 to 23.7)	21.2 (14.1 to 31.4)	24.7 (17.4 to 33.7)	28.7 (20.7 to 37.7)	29.6 (21.2 to 38.6)	29.2 (19.2 to 38.6)	27 (18.7 to 36.8)	26.4 (18.5 to 35.9)	25.4 (18.1 to 34.5)	23.4 (16.2 to 32.1)	20.4 (12.4 to 30.1)	15.4 (8.2 to 25.5)	9.2 (4.1 to 17.6)	679
Tuberculosis	0 (0 to 0)	0 (0 to 0)	0 (0 to 0.2)	0 (0 to 0.2)	0 (0 to 0)	0 (0 to 0.2)	0.3 (0.2 to 0.4)	0.8 (0.4 to 1.4)	2.4 (0.9 to 3)	2.1 (1.1 to 3.5)	2.7 (0.9 to 3.7)	1.2 (0.4 to 1.7)	1.2 (0.4 to 1.7)	1.2 (0.4 to 1.6)	1.3 (0.5 to 1.8)	1.1 (0.4 to 1.6)	1.1 (0.4 to 1.6)	1.1 (0.4 to 1.6)	1 (0.3 to 1.5)	0.7 (0.2 to 1.1)	0.3 (0.1 to 0.6)	0.1 (0.1 to 0.2)	19.5
Latent tuberculosis infection	0 (0 to 0)	0 (0 to 0)	0 (0 to 0)	0 (0 to 0)	0 (0 to 0)	0 (0 to 0)	0 (0 to 0)	0 (0 to 0)	0 (0 to 0)	0 (0 to 0)	0 (0 to 0)	0 (0 to 0)	0 (0 to 0)	0 (0 to 0)	0 (0 to 0)	0 (0 to 0)	0 (0 to 0)	0 (0 to 0)	0 (0 to 0)	0 (0 to 0)	0 (0 to 0)	0 (0 to 0)	0 (0 to 0)	0
Drug-susceptible tuberculosis	0 (0 to 0)	0 (0 to 0)	0 (0 to 0.2)	0 (0 to 0.2)	0 (0 to 0)	0 (0 to 0.2)	0.3 (0.2 to 0.4)	0.8 (0.3 to 1.4)	2.4 (0.9 to 2.9)	2.1 (1.1 to 3.5)	2.7 (0.9 to 3.6)	1.2 (0.4 to 1.6)	1.2 (0.4 to 1.6)	1.2 (0.4 to 1.6)	1.3 (0.5 to 1.7)	1.1 (0.4 to 1.5)	1.1 (0.4 to 1.5)	1.1 (0.4 to 1.5)	1 (0.3 to 1.4)	0.7 (0.2 to 1.1)	0.3 (0.1 to 0.6)	0.1 (0.1 to 0.2)	19.1
Multidrug-resistant tuberculosis without extensive drug-resistance	0 (0 to 0)	0 (0 to 0)	0 (0 to 0)	0 (0 to 0)	0 (0 to 0)	0 (0 to 0)	0 (0 to 0)	0 (0 to 0)	0 (0 to 0)	0 (0 to 0)	0 (0 to 0)	0 (0 to 0)	0 (0 to 0)	0 (0 to 0)	0 (0 to 0)	0 (0 to 0)	0 (0 to 0)	0 (0 to 0)	0 (0 to 0)	0 (0 to 0)	0 (0 to 0)	0 (0 to 0)	0 (0 to 0)	0.4
Extensively drug-resistant tuberculosis	0 (0 to 0)	0 (0 to 0)	0 (0 to 0)	0 (0 to 0)	0 (0 to 0)	0 (0 to 0)	0 (0 to 0)	0 (0 to 0)	0 (0 to 0)	0 (0 to 0)	0 (0 to 0)	0 (0 to 0)	0 (0 to 0)	0 (0 to 0)	0 (0 to 0)	0 (0 to 0)	0 (0 to 0)	0 (0 to 0)	0 (0 to 0)	0 (0 to 0)	0 (0 to 0)	0 (0 to 0)	0 (0 to 0)	0.1
Lower respiratory infections	3.9 (2.6 to 5.2)	2.7 (1.9 to 3.6)	18.4 (9.9 to 24.8)	16.4 (9.4 to 11.2)	11.6 (1.5 to 3)	7.2 (1.8 to 2.4)	6 (1.4 to 2.1)	6.4 (1.5 to 2.5)	7.9 (1.9 to 3.1)	9.2 (2.4 to 3.6)	12.6 (3.2 to 5.1)	12.3 (3.1 to 5.2)	13.3 (3.4 to 5.7)	12.3 (3.2 to 5.4)	11.4 (2.9 to 5.1)	10.2 (2.6 to 4.7)	9.6 (2.4 to 4.5)	8.9 (2.2 to 4.3)	7.5 (1.9 to 3.8)	6.1 (1.5 to 3.2)	3.6 (0.8 to 2.1)	1.3 (0.3 to 0.8)	123
Upper respiratory infections	0 (0 to 0)	0 (0 to 0)	0.1 (0 to 0.2)	0.5 (0.1 to 0.8)	1.1 (0.4 to 2.2)	0.9 (0.4 to 2.1)	0.3 (0.1 to 0.8)	0.2 (0.1 to 0.4)	0.2 (0.1 to 0.4)	0.2 (0.1 to 0.4)	0.2 (0.1 to 0.4)	0.2 (0.1 to 0.4)	0.2 (0.1 to 0.4)	0.2 (0.1 to 0.4)	0.2 (0.1 to 0.4)	0.2 (0.1 to 0.4)	0.2 (0.1 to 0.4)	0.2 (0.1 to 0.4)	0.2 (0.1 to 0.4)	0.2 (0.1 to 0.4)	0.2 (0.1 to 0.4)	0.1 (0 to 0.2)	5.4
Otitis media	0 (0 to 0)	0 (0 to 0)	0.1 (0 to 0.1)	0.9 (0.4 to 1.7)	1.1 (0.3 to 2.6)	0.8 (0.3 to 2.1)	0.3 (0.1 to 0.7)	0.2 (0.1 to 0.4)	0.2 (0.1 to 0.4)	0.2 (0.1 to 0.4)	0.2 (0.1 to 0.4)	0.2 (0.1 to 0.4)	0.2 (0.1 to 0.4)	0.2 (0.1 to 0.4)	0.2 (0.1 to 0.4)	0.2 (0.1 to 0.4)	0.2 (0.1 to 0.4)	0.2 (0.1 to 0.4)	0.2 (0.1 to 0.4)	0.2 (0.1 to 0.4)	0.2 (0.1 to 0.4)	0.1 (0 to 0.1)	1.9
Enteric infections	0.3 (0.2 to 0.4)	0.9 (0.6 to 1.2)	7 (4.9 to 10.1)	12 (7.2 to 19.4)	12 (7.9 to 20.2)	3 (1.4 to 5.1)	2.4 (1.3 to 3.6)	1.7 (1.0 to 2.4)	2.2 (1.4 to 3.1)	2.2 (1.3 to 3.2)	2.2 (1.3 to 3.2)	2.2 (1.3 to 3.2)	2.2 (1.3 to 3.2)	2.2 (1.3 to 3.2)	2.2 (1.3 to 3.2)	2.2 (1.3 to 3.2)	2.2 (1.3 to 3.2)	2.2 (1.3 to 3.2)	2.2 (1.3 to 3.2)	2.2 (1.3 to 3.2)	2.2 (1.3 to 3.2)	2.2 (1.3 to 3.2)	96.5
Diarrheal diseases	0.3 (0.2 to 0.4)	0.9 (0.6 to 1.2)	7 (4.9 to 10.1)	12 (7.2 to 19.4)	12 (7.9 to 20.2)	3 (1.4 to 5.1)	2.4 (1.3 to 3.6)	1.7 (1.0 to 2.4)	2.2 (1.4 to 3.1)	2.2 (1.3 to 3.2)	2.2 (1.3 to 3.2)	2.2 (1.3 to 3.2)	2.2 (1.3 to 3.2)	2.2 (1.3 to 3.2)	2.2 (1.3 to 3.2)	2.2 (1.3 to 3.2)	2.2 (1.3 to 3.2)	2.2 (1.3 to 3.2)	2.2 (1.3 to 3.2)	2.2 (1.3 to 3.2)	2.2 (1.3 to 3.2)	2.2 (1.3 to 3.2)	96.1
Typhoid and paraphyoid	0 (0 to 0)	0 (0 to 0)	0 (0 to 0)	0 (0 to 0)	0 (0 to 0)	0 (0 to 0)	0 (0 to 0)	0 (0 to 0)	0 (0 to 0)	0 (0 to 0)	0 (0 to 0)	0 (0 to 0)	0 (0 to 0)	0 (0 to 0)	0 (0 to 0)	0 (0 to 0)	0 (0 to 0)	0 (0 to 0)	0 (0 to 0)	0 (0 to 0)	0 (0 to 0)	0 (0 to 0)	0 (0 to 0)	0
Typhoid fever	0 (0 to 0)	0 (0 to 0)	0 (0 to 0)	0 (0 to 0)	0 (0 to 0)	0 (0 to 0)	0 (0 to 0)	0 (0 to 0)	0 (0 to 0)	0 (0 to 0)	0 (0 to 0)	0 (0 to 0)	0 (0 to 0)	0 (0 to 0)	0 (0 to 0)	0 (0 to 0)	0 (0 to 0)	0 (0 to 0)	0 (0 to 0)	0 (0 to 0)	0 (0 to 0)	0 (0 to 0)	0 (0 to 0)	0
Paratyphoid fever	0 (0 to 0)	0 (0 to 0)	0 (0 to 0)	0 (0 to 0)	0 (0 to 0)	0 (0 to 0)	0 (0 to 0)	0 (0 to 0)	0 (0 to 0)	0 (0 to 0)	0 (0 to 0)	0 (0 to 0)	0 (0 to 0)	0 (0 to 0)	0 (0 to 0)	0 (0 to 0)	0 (0 to 0)	0 (0 to 0)	0 (0 to 0)	0 (0 to 0)	0 (0 to 0)	0 (0 to 0)	0 (0 to 0)	0
Invasive Non-typhoidal Salmonella (iNTS)	0 (0 to 0)	0 (0 to 0)	0 (0 to 0)	0 (0 to 0)	0 (0 to 0)	0 (0 to 0)	0 (0 to 0)	0 (0 to 0)	0 (0 to 0)	0 (0 to 0)	0 (0 to 0)	0 (0 to 0)	0 (0 to 0)	0 (0 to 0)	0 (0 to 0)	0 (0 to 0)	0 (0 to 0)	0 (0 to 0)	0 (0 to 0)	0 (0 to 0)	0 (0 to 0)	0 (0 to 0)	0 (0 to 0)	0.2
Other intestinal infectious diseases	0 (0 to 0)	0 (0 to 0)	0.1 (0 to 0.1)	0 (0 to 0)	0 (0 to 0)	0 (0 to 0)	0 (0 to 0)	0 (0 to 0)	0 (0 to 0)	0 (0 to 0)	0 (0 to 0)	0 (0 to 0)	0 (0 to 0)	0 (0 to 0)	0 (0 to 0)	0 (0 to 0)	0 (0 to 0)	0 (0 to 0)	0 (0 to 0)	0 (0 to 0)	0 (0 to 0)	0 (0 to 0)	0 (0 to 0)	0.2
Neglected tropical diseases and malaria	0 (0 to 0)	0.4 (0.1 to 1.2)	1.5 (0.2 to 4.6)	2.9 (0.4 to 8.9)	0.2 (0 to 0.6)	0 (0 to 0.2)	0.2 (0 to 0.6)	0.3 (0 to 1.2)	0.4 (0 to 1.7)	0.3 (0 to 1.2)	0.7 (0.1 to 2.5)	0.5 (0.1 to 2)	0.5 (0.1 to 1.9)	0.5 (0.1 to 1.9)	0.3 (0 to 1.4)	0.3 (0 to 1.2)	0.3 (0 to 1.2)	0.3 (0 to 1.2)	0.3 (0 to 1.2)	0.3 (0 to 1.2)	0.3 (0 to 1.2)	0.3 (0 to 1.2)	9.5
Malaria	0 (0 to 0)	0 (0 to 0)	0 (0 to 0)	0 (0 to 0)	0 (0 to 0)	0 (0 to 0)	0 (0 to 0)	0 (0 to 0)	0 (0 to 0)	0 (0 to 0)	0 (0 to 0)	0 (0 to 0)	0 (0 to 0)	0 (0 to 0)	0 (0 to 0)	0 (0 to 0)	0 (0 to 0)	0 (0 to 0)	0 (0 to 0)	0 (0 to 0)	0 (0 to 0)	0 (0 to 0)	0 (0 to 0)	0
Chagas disease	0 (0 to 0)	0 (0 to 0)	0 (0 to 0)	0 (0 to 0)	0 (0 to 0)	0 (0 to 0)	0 (0 to 0)	0 (0 to 0)	0 (0 to 0)	0 (0 to 0)	0 (0 to 0)	0 (0 to 0)	0 (0 to 0)	0 (0 to 0)	0 (0 to 0)	0 (0 to 0)	0 (0 to 0)	0 (0 to 0)	0 (0 to 0)	0 (0 to 0)	0 (0 to 0)	0 (0 to 0)	0 (0 to 0)	0
Leishmaniasis	0 (0 to 0)	0 (0 to 0)	0 (0 to 0)	0 (0 to 0)	0 (0 to 0)	0 (0 to 0)	0 (0 to 0)	0 (0 to 0)	0 (0 to 0)	0 (0 to 0)	0 (0 to 0)	0 (0 to 0)	0 (0 to 0)	0 (0 to 0)	0 (0 to 0)	0 (0 to 0)	0 (0 to 0)	0 (0 to 0)	0 (0 to 0)	0 (0 to 0)	0 (0 to 0)	0 (0 to 0)	0 (0 to 0)	0
Visceral leishmaniasis	0 (0 to 0)	0 (0 to 0)	0 (0 to 0)	0 (0 to 0)	0 (0 to 0)	0 (0 to 0)	0 (0 to 0)	0 (0 to 0)	0 (0 to 0)	0 (0 to 0)	0 (0 to 0)	0 (0 to 0)	0 (0 to 0)	0 (0 to 0)	0 (0 to 0)	0 (0 to 0)	0 (0 to 0)	0 (0 to 0)	0 (0 to 0)	0 (0 to 0)	0 (0 to 0)	0 (0 to 0)	0 (0 to 0)	0
Cutaneous and mucocutaneous leishmaniasis	0 (0 to 0)	0 (0 to 0)	0 (0 to 0)	0 (0 to 0)	0 (0 to 0)	0 (0 to 0)	0 (0 to 0)	0 (0 to 0)	0 (0 to 0)	0 (0 to 0)	0 (0 to 0)	0 (0 to 0)	0 (0 to 0)	0 (0 to 0)	0 (0 to 0)	0 (0 to 0)	0 (0 to 0)	0 (0 to 0)	0 (0 to 0)	0 (0 to 0)	0 (0 to 0)	0 (0 to 0)	0 (0 to 0)	0
African trypanosomiasis	0 (0 to 0)	0 (0 to 0)	0 (0 to 0)	0 (0 to 0)	0 (0 to 0)	0 (0 to 0)	0 (0 to 0)	0 (0 to 0)	0 (0 to 0)	0 (0 to 0)	0 (0 to 0)	0 (0 to 0)	0 (0 to 0)	0 (0 to 0)	0 (0 to 0)	0 (0 to 0)	0 (0 to 0)	0 (0 to 0)	0 (0 to 0)	0 (0 to 0)	0 (0 to 0)	0 (0 to 0)	0 (0 to 0)	0
Schistosomiasis	0 (0 to 0)	0 (0 to 0)	0 (0 to 0)	0 (0 to 0)	0 (0 to 0)	0 (0 to 0)	0 (0 to 0)	0 (0 to 0)	0 (0 to 0)	0 (0 to 0)	0 (0 to 0)	0 (0 to 0)	0 (0 to 0)	0 (0 to 0)	0 (0 to 0)	0 (0 to 0)	0 (0 to 0)	0 (0 to 0)	0 (0 to 0)	0 (0 to 0)	0 (0 to 0)	0 (0 to 0)	0 (0 to 0)	0
Cysticercosis	0 (0 to 0)	0 (0 to 0)	0 (0 to 0)	0 (0 to 0)	0 (0 to 0)	0 (0 to 0)	0 (0 to 0)	0 (0 to 0)	0 (0 to 0)	0 (0 to 0)	0 (0 to 0)	0 (0 to 0)	0 (0 to 0)	0 (0 to 0)	0 (0 to 0)	0 (0 to 0)	0 (0 to 0)	0 (0 to 0)	0 (0 to 0)	0 (0 to 0)	0 (0 to 0)	0 (0 to 0)	0 (0 to 0)	0
Cystic echinococcosis	0 (0 to 0)	0 (0 to 0)	0 (0 to 0)	0 (0 to 0)	0 (0 to 0)	0 (0 to 0)	0 (0 to 0)	0 (0 to 0)	0 (0 to 0)	0 (0 to 0)	0 (0 to 0)	0 (0 to 0)	0 (0 to 0)	0 (0 to 0)	0 (0 to 0)	0 (0 to 0)	0 (0 to 0)	0 (0 to 0)	0 (0 to 0)	0 (0 to 0)	0 (0 to 0)	0 (0 to 0)	0 (0 to 0)	0.1
Lymphatic filariasis	0 (0 to 0)	0 (0 to 0)	0 (0 to 0)	0 (0 to 0)	0 (0 to 0)	0 (0 to 0)	0 (0 to 0)	0 (0 to 0)	0 (0 to 0)	0 (0 to 0)	0 (0 to 0)	0 (0 to 0)	0 (0 to 0)	0 (0 to 0)	0 (0 to 0)	0 (0 to 0)	0 (0 to 0)	0 (0 to 0)	0 (0 to 0)	0 (0 to 0)	0 (0 to 0)	0 (0 to 0)	0 (0 to 0)	0
Onchocerciasis	0 (0 to 0)	0 (0 to 0)	0 (0 to 0)	0 (0 to 0)	0 (0 to 0)	0 (0 to 0)	0 (0 to 0)	0 (0 to 0)	0 (0 to 0)	0 (0 to 0)	0 (0 to 0)	0 (0 to 0)	0 (0 to 0)	0 (0 to 0)	0 (0 to 0)	0 (0 to 0)	0 (0 to 0)	0 (0 to 0)	0 (0 to 0)	0 (0 to 0)	0 (0 to 0)	0 (0 to 0)	0 (0 to 0)	0
Trachoma	0 (0 to 0)	0 (0 to 0)	0 (0 to 0)	0 (0 to 0)	0 (0 to 0)	0 (0 to 0)	0 (0 to 0)	0 (0 to 0)	0 (0 to 0)	0 (0 to 0)	0 (0 to 0)	0 (0 to 0)	0 (0 to 0)	0 (0 to 0)	0 (0 to 0)	0 (0 to 0)	0 (0 to 0)	0 (0 to 0)	0 (0 to 0)	0 (0 to 0)	0 (0 to 0)	0 (0 to 0)	0 (0 to 0)	0
Dengue	0 (0 to 0)	0 (0 to 0)	0 (0 to 0)	0 (0 to 0)	0 (0 to 0)	0 (0 to 0)	0 (0 to 0)	0 (0 to 0)	0 (0 to 0)	0 (0 to 0)	0 (0 to 0)	0 (0 to 0)	0 (0 to 0)	0 (0 to 0)	0 (0 to 0)	0 (0 to 0)	0 (0 to 0)	0 (0 to 0)	0 (0 to 0)	0 (0 to 0)	0 (0 to 0)	0 (0 to 0)	0 (0 to 0)	0
Yellow fever	0 (0 to 0)	0 (0 to 0)	0 (0 to 0)	0 (0 to 0)	0 (0 to 0)	0 (0 to 0)	0 (0 to 0)	0 (0 to 0)	0 (0 to 0)	0 (0 to 0)	0 (0 to 0)	0 (0 to 0)	0 (0 to 0)	0 (0 to 0)	0 (0 to 0)	0 (0 to 0)	0 (0 to 0)	0 (0 to 0)	0 (0 to 0)	0 (0 to 0)	0 (0 to 0)	0 (0 to 0)	0 (0 to 0)	0
Rabies	0 (0 to 0)	0 (0 to 0)	0 (0 to 0)	0 (0 to 0)	0 (0 to 0)	0 (0 to 0)	0 (0 to 0)	0 (0 to 0)	0 (0 to 0)	0 (0 to 0)	0 (0 to 0)	0 (0 to 0)	0 (0 to 0)	0 (0 to 0)	0 (0 to 0)	0 (0 to 0)	0 (0 to 0)	0 (0 to 0)	0 (0 to 0)	0 (0 to 0)	0 (0 to 0)	0 (0 to 0)	0 (0 to 0)	0
Intestinal nematode infections	0 (0 to 0)	0 (0 to 0)	0 (0 to 0)	0 (0 to 0)	0 (0 to 0)	0 (0 to 0)	0 (0 to 0)	0 (0 to 0)	0 (0 to 0)	0 (0 to 0)	0 (0 to 0)	0 (0 to 0)	0 (0 to 0)	0 (0 to 0)	0 (0 to 0)	0 (0 to 0)	0 (0 to 0)	0 (0 to 0)	0 (0 to 0)	0 (0 to 0)	0 (0 to 0)	0 (0 to 0)	0 (0 to 0)	0
Ascariasis	0 (0 to 0)	0 (0 to 0)	0 (0 to 0)	0 (0 to 0)	0 (0 to 0)	0 (0 to 0)	0 (0 to 0)	0 (0 to 0)	0 (0 to 0)	0 (0 to 0)	0 (0 to 0)	0 (0 to 0)	0 (0 to 0)	0 (0 to 0)	0 (0 to 0)	0 (0 to 0)	0 (0 to 0)	0 (0 to 0)	0 (0 to 0)	0 (0 to 0)	0 (0 to 0)	0 (0 to 0)	0 (0 to 0)	0
Trichuriasis	0 (0 to 0)	0 (0 to 0)	0 (0 to 0)	0 (0 to 0)	0 (0 to 0)	0 (0 to 0)	0 (0 to 0)	0 (0 to 0)	0 (0 to 0)	0 (0 to 0)	0 (0 to 0)	0 (0 to 0)	0 (0 to 0)	0 (0 to 0)	0 (0 to 0)	0 (0 to 0)	0 (0 to 0)	0 (0 to 0)	0 (0 to 0)	0 (0 to 0)	0 (0 to 0)	0 (0 to 0)	0 (0 to 0)	0
Hookworm disease	0 (0 to 0)	0 (0 to 0)	0 (0 to 0)	0 (0 to 0)	0 (0 to 0)	0 (0 to 0)	0 (0 to 0)	0 (0 to 0)	0 (0 to 0)	0 (0 to 0)	0 (0 to 0)	0 (0 to 0)	0 (0 to 0)	0 (0 to 0)	0 (0 to 0)	0 (0 to 0)	0



Osteoarthritis other	0 (0 to 0)	0 (0 to 0)	0 (0 to 0)	0 (0 to 0)	0 (0 to 0)	0 (0 to 0)	0 (0 to 0)	0 (0 to 0)	0 (0 to 0)	0 (0 to 0)	0-1 (0 to 2)	0-6 (0 to 1 to 12)	1-4 (0 to 3 to 22)	2-5 (1 to 5 to 23)	3-7 (1 to 6 to 7 to 19)	4-8 (1 to 10 to 4)	4-6 (1 to 9 to 19)	4-1 (2 to 9 to 0)	4 (1 to 9 to 8)	3-1 (1 to 5 to 6 to 2)	2-4 (1 to 2 to 4 to 9)	1-5 (0 to 1 to 3 to 5)	0-8 (0 to 4 to 1 to 4)	0-4 (0 to 2 to 0 to 7)		33-9
Low back pain	0 (0 to 0)	0 (0 to 0)	0 (0 to 0)	0 (0 to 0)	0-4 (0 to 11 to 7)	29-8 (16 to 7 to 47 to 3)	37-6 (20 to 82 to 4)	90-3 (52 to 141)	178 (103 to 279)	346 (192 to 538)	270 (142 to 458)	199 (122 to 356)	175 (109 to 297)	167 (105 to 254)	159 (98 to 235)	134 (77 to 197)	99 (52 to 134)	96 (61 to 145)	89 (53 to 124)	57 (36 to 84)	39-6 (35 to 59 to 2)	26-6 (13 to 39 to 4)	9-1 (4 to 13 to 1)	3-4 (2 to 5)		2,010
Neck pain	0 (0 to 0)	0 (0 to 0)	0 (0 to 0)	2-5 (1 to 3 to 7)	16-8 (9 to 31 to 4)	27-2 (13 to 49 to 4)	37-6 (16 to 73 to 1)	60-7 (31 to 127)	108 (57 to 202)	134 (76 to 3 to 199)	139 (81 to 2 to 192)	91-6 (55 to 141)	79-7 (49 to 118)	70 (44 to 110)	66-3 (41 to 97 to 4)	51 (30 to 79 to 4)	39 (23 to 58 to 7)	23 (20 to 1 to 53 to 8)	23-6 (14 to 34 to 4)	16-4 (9 to 24 to 2)	10-9 (5 to 19 to 1)	6-8 (4 to 9 to 2)	2-7 (1 to 4 to 1 to 8)		845
Gout	0 (0 to 0)	0 (0 to 0)	0 (0 to 0)	0 (0 to 0)	0 (0 to 0)	0 (0 to 0)	0 (0 to 0)	0 (0 to 1)	0 (0 to 1 to 4)	0-1 (0 to 4)	0-2 (0 to 1 to 5)	0-3 (0 to 1)	0-3 (0 to 1 to 5)	0-3 (0 to 1 to 6)	0-3 (0 to 1 to 6)	0-3 (0 to 2)	0-3 (0 to 2)	0-3 (0 to 2 to 1)	0-3 (0 to 2 to 1)	0-3 (0 to 2 to 1)	0-3 (0 to 2 to 1)	0-3 (0 to 2 to 1)	0-3 (0 to 2 to 1)	0-3 (0 to 2 to 1)		11-1
Other musculoskeletal disorders	0 (0 to 0)	0 (0 to 0)	0 (0 to 0)	0-3 (0 to 1 to 6)	1-5 (0 to 2 to 1 to 4)	10-4 (5 to 17 to 4)	20-4 (9 to 40 to 4)	79-7 (49 to 122)	134 (76 to 3 to 199)	139 (81 to 2 to 192)	91-6 (55 to 141)	79-7 (49 to 118)	73 (44 to 110)	66-3 (41 to 97 to 4)	61 (35 to 79 to 4)	39 (23 to 58 to 7)	23 (20 to 1 to 53 to 8)	14-7 (14 to 34 to 4)	7-5 (7 to 1 to 22 to 7)	4-2 (1 to 9 to 4 to 9)	2-3 (0 to 5 to 3 to 7)	1-4 (0 to 3 to 2 to 3)	0-6 (0 to 2 to 1 to 2)		860
Other non-communicable diseases	90-1 (62 to 137)	44-2 (32 to 60 to 4)	136 (93 to 186)	38-7 (22 to 57 to 9)	49-9 (33 to 68 to 6)	66-5 (33 to 92 to 2)	70-9 (50 to 102)	152 (109 to 209)	338 (203 to 477)	482 (321 to 690)	438 (286 to 615)	297 (207 to 410)	245 (172 to 336)	201 (140 to 278)	170 (120 to 236)	136 (93 to 190)	111 (77 to 153)	98 (72 to 132)	71-9 (53 to 95)	56-6 (40 to 72-7)	36-2 (27 to 46)	20-9 (16 to 30 to 3)	10-3 (6 to 16 to 4)		3,360
Congenital birth defects	66-7 (34 to 135)	35-7 (24 to 52 to 9)	60-8 (32 to 101)	39-7 (24 to 62 to 1)	15-3 (11 to 20 to 4)	13-1 (6 to 17 to 5)	10-5 (5 to 14)	12-4 (5 to 19 to 5)	17 (10 to 22 to 8)	20 (14 to 1 to 28 to 7)	17-9 (10 to 2 to 4)	12 (6 to 16)	9-8 (5 to 13 to 1)	8-6 (5 to 11 to 4)	7-8 (3 to 10 to 3)	5-1 (2 to 9 to 9)	3 (2 to 4)	1-1 (0 to 1 to 4)	0-6 (0 to 4 to 1)	0-2 (0 to 1 to 2)	0-1 (0 to 1 to 2)	0-1 (0 to 1 to 2)	0-1 (0 to 0 to 1)		388
Neural tube defects	0-2 (0 to 0 to 1)	1-1 (0 to 2 to 1)	2-7 (1 to 7 to 7)	0-5 (0 to 3 to 1)	0-4 (0 to 2 to 0 to 1)	0-3 (0 to 2 to 0 to 1)	0-4 (0 to 2 to 1)	0-4 (0 to 2 to 1)	0-5 (0 to 3 to 1)	0-5 (0 to 3 to 1)	0-5 (0 to 3 to 1)	0-4 (0 to 2 to 1)	0-2 (0 to 1 to 1)	0-1 (0 to 1 to 0 to 2)	0-1 (0 to 1 to 0 to 2)	0-1 (0 to 1 to 0 to 1)	0-1 (0 to 1 to 0 to 1)	0-1 (0 to 1 to 0 to 1)	0-1 (0 to 1 to 0 to 1)	0-1 (0 to 1 to 0 to 1)	0-1 (0 to 1 to 0 to 1)	0-1 (0 to 1 to 0 to 1)	0-1 (0 to 1 to 0 to 1)		20
Congenital heart anomalies	19-6 (11 to 27 to 4)	13-7 (8 to 20 to 3)	23-5 (13 to 39 to 9)	8 (4 to 14)	2-3 (1 to 4 to 2 to 5)	2-2 (1 to 4 to 2 to 5)	1-8 (1 to 3 to 2 to 9)	2-2 (1 to 5 to 4)	2-9 (1 to 6 to 4)	3-4 (2 to 1 to 4 to 3)	3-2 (2 to 1 to 4 to 7)	2-5 (1 to 3 to 7)	2 (1 to 2 to 3)	1-5 (0 to 6 to 2 to 3)	1-3 (0 to 4 to 2 to 1)	0-6 (0 to 2 to 1 to 4)	0-4 (0 to 2 to 0 to 2)	0-1 (0 to 0 to 2)	0-1 (0 to 0 to 1)	0-1 (0 to 0 to 1)	0-1 (0 to 0 to 1)	0-1 (0 to 0 to 1)	0-1 (0 to 0 to 1)		94-7
Orofacial clefts	0 (0 to 0)	0-2 (0 to 1 to 0 to 4)	0-3 (0 to 1 to 0 to 4)	0-2 (0 to 1 to 0 to 2)	0-2 (0 to 1 to 0 to 2)	0-1 (0 to 1 to 0 to 2)	0-2 (0 to 1 to 0 to 3)	0-3 (0 to 2 to 0 to 4)	0-3 (0 to 2 to 0 to 4)	0-3 (0 to 2 to 0 to 5)	0-3 (0 to 2 to 0 to 5)	0-3 (0 to 2 to 0 to 5)	0-2 (0 to 1 to 0 to 4)	0-1 (0 to 1 to 0 to 3)	0-1 (0 to 1 to 0 to 3)	0-1 (0 to 1 to 0 to 2)	0-1 (0 to 1 to 0 to 2)	0-1 (0 to 0 to 1)	0-1 (0 to 0 to 1)	0-1 (0 to 0 to 1)	0-1 (0 to 0 to 1)	0-1 (0 to 0 to 1)	0-1 (0 to 0 to 1)		29
Down syndrome	1-9 (1 to 3 3)	0-5 (0 2 to 0 8)	1-4 (0 to 7 to 2 4)	1-4 (0 to 5 to 1 3)	0-9 (0 to 5 to 1 3)	0-8 (0 to 4 to 1 1)	1-1 (0 to 4 to 1 1)	1-7 (0 to 7 to 1 4)	2-1 (1 to 5 3)	1-9 (1 to 2 to 0 3)	1-4 (0 to 4 to 0 3)	2-1 (0 to 5 3)	1-9 (0 to 3 3)	1-4 (0 to 3 3)	2-1 (1 to 3 3)	2-5 (0 to 6 2 1)	1-6 (0 to 3 3)	0-6 (0 to 2 to 0 3)	0-3 (0 to 1 3)	0-1 (0 to 0 3)	0-1 (0 to 0 3)	0-1 (0 to 0 3)	0-1 (0 to 0 3)		24
Turner syndrome	0 (0 to 0)	0-1 (0 to 0 1)	0-1 (0 to 0 1)	0-1 (0 to 0 2)	0-1 (0 to 0 2)	0-1 (0 to 0 2)	0-1 (0 to 0 3)	0-2 (0 to 0 5)	0-2 (0 to 0 5)	0-2 (0 to 0 4)	0-2 (0 to 0 4)	0-1 (0 to 0 2)	0-1 (0 to 0 2)	0-1 (0 to 0 2)	0-1 (0 to 0 2)	0-1 (0 to 0 2)	0-1 (0 to 0 2)	0-1 (0 to 0 2)	0-1 (0 to 0 2)	0-1 (0 to 0 2)	0-1 (0 to 0 2)	0-1 (0 to 0 2)	0-1 (0 to 0 2)		1-4
Klinefelter syndrome	0 (0 to 0)	0 (0 to 0)	0 (0 to 0)	0 (0 to 0)	0 (0 to 0)	0 (0 to 0)	0 (0 to 0)	0 (0 to 0)	0 (0 to 0)	0 (0 to 0)	0 (0 to 0)	0 (0 to 0)	0 (0 to 0)	0 (0 to 0)	0 (0 to 0)	0 (0 to 0)	0 (0 to 0)	0 (0 to 0)	0 (0 to 0)	0 (0 to 0)	0 (0 to 0)	0 (0 to 0)	0 (0 to 0)		6
Other chromosomal abnormalities	18-2 (8 to 33 2)	10-2 (5 to 20 4)	19-7 (10 to 40 6)	6-3 (3 to 12 1)	2-4 (1 to 4 4)	1-7 (1 to 3 3)	2-1 (1 to 3 4)	2-7 (1 to 4 5)	3-1 (2 to 5 1)	2-8 (1 to 4 3)	1-7 (1 to 3 7)	1-3 (0 to 2)	0-9 (0 to 1 4)	0-8 (0 to 2 3)	0-3 (0 to 1 2)	0-2 (0 to 1 2)	0-1 (0 to 1 2)	0-1 (0 to 0 3)	0-1 (0 to 0 2)	0-1 (0 to 0 2)	0-1 (0 to 0 2)	0-1 (0 to 0 2)	0-1 (0 to 0 2)		76-3
Congenital musculoskeletal and limb anomalies	3-2 (1 to 5 4)	1-1 (0 to 2 1)	7-7 (4 to 12 5)	4-2 (2 to 7 6)	4-1 (2 to 6 3)	3-5 (1 to 6 3)	3-5 (1 to 6 3)	5-1 (2 to 8 3)	5-1 (3 to 8 7)	5-5 (3 to 8 7)	5-3 (3 to 8 7)	3-5 (2 to 6 3)	2-8 (1 to 4 7)	2-4 (1 to 4 7)	2-1 (1 to 3 7)	1-5 (0 to 3 3)	0-9 (0 to 2 3)	0-2 (0 to 1 3)	0-2 (0 to 1 3)	0-1 (0 to 0 2)	0-1 (0 to 0 2)	0-1 (0 to 0 2)	0-1 (0 to 0 2)		67
Urogenital congenital anomalies	2-4 (0 to 7 5)	0-5 (0 to 2 1)	1-1 (0 to 3)	1-1 (0 to 3)	0-6 (0 to 2 2)	0-3 (0 to 1 2)	0-2 (0 to 1 2)	0-4 (0 to 2 1)	0-4 (0 to 2 1)	0-3 (0 to 2 1)	0-3 (0 to 2 1)	0-1 (0 to 1)	0-1 (0 to 1)	0-1 (0 to 1)	0-1 (0 to 1)	0-1 (0 to 1)	0-1 (0 to 1)	0-1 (0 to 1)	0-1 (0 to 1)	0-1 (0 to 1)	0-1 (0 to 1)	0-1 (0 to 1)	0-1 (0 to 1)		7-8
Digestive congenital anomalies	10-8 (6 to 20 2)	2-9 (1 4 to 6)	5-3 (2 9 to 11 3)	1-7 (0 8 to 4 9)	0-9 (0 5 to 1 7)	0-7 (0 3 to 2)	0-5 (0 2 to 1 5)	0-4 (0 2 to 1)	0-4 (0 2 to 1)	0-4 (0 2 to 1)	0-3 (0 2 to 0 9)	0-3 (0 1 to 0 9)	0-3 (0 1 to 0 9)	0-3 (0 1 to 0 9)	0-3 (0 1 to 0 9)	0-3 (0 1 to 0 9)	0-3 (0 1 to 0 9)	0-3 (0 1 to 0 9)	0-3 (0 1 to 0 9)	0-3 (0 1 to 0 9)	0-3 (0 1 to 0 9)	0-3 (0 1 to 0 9)	0-3 (0 1 to 0 9)		26-4
Other congenital birth defects	25-3 (15 to 39 8)	12-6 (7 2 to 21 5)	9-6 (4 9 to 18 4)	3-6 (1 6 to 8 5)	2-6 (1 5 to 3 5)	2-2 (1 1 to 3 4)	2-1 (1 2 to 3 4)	1-9 (1 0 to 3 4)	1-6 (1 0 to 2 7)	1-4 (1 0 to 2 3)	1-2 (0 9 to 2 1)	1-1 (0 8 to 2)	0-9 (0 6 to 2)	0-7 (0 5 to 1 7)	0-6 (0 4 to 1 3)	0-5 (0 3 to 1 1)	0-3 (0 2 to 0 9)	0-3 (0 1 to 0 6)	0-3 (0 1 to 0 6)	0-3 (0 1 to 0 6)	0-3 (0 1 to 0 6)	0-3 (0 1 to 0 6)	0-3 (0 1 to 0 6)		75-3
Urinary diseases and male infertility	0-2 (0 to 0 2)	0-2 (0 to 0 4)	0-9 (0 4 to 1 5)	0-6 (0 3 to 1 5)	0-5 (0 3 to 0 7)	0-5 (0 3 to 0 7)	0-6 (0 4 to 0 9)	0-7 (0 4 to 1 4)	0-9 (0 6 to 2)	0-9 (0 6 to 2)	0-8 (0 5 to 1 7)	0-7 (0 4 to 1 4)	0-6 (0 3 to 1 2)	0-5 (0 3 to 1 2)	0-4 (0 2 to 1 1)	0-3 (0 2 to 0 8)	0-3 (0 2 to 0 8)	0-3 (0 2 to 0 8)	0-3 (0 2 to 0 8)	0-3 (0 2 to 0 8)	0-3 (0 2 to 0 8)	0-3 (0 2 to 0 8)	0-3 (0 2 to 0 8)		139
Urolithiasis	0 (0 to 0)	0 (0 to 0)	0 (0 to 0)	0 (0 to 0)	0 (0 to 0 1)	0 (0 to 0 2)	0 (0 to 0 2)	0 (0 to 0 3)	0 (0 to 0 3)	0 (0 to 0 3)	0 (0 to 0 3)	0 (0 to 0 2)	0 (0 to 0 1)	0 (0 to 0 1)	0 (0 to 0 1)	0 (0 to 0 2)	0 (0 to 0 2)	0 (0 to 0 2)	0 (0 to 0 2)	0 (0 to 0 2)	0 (0 to 0 2)	0 (0 to 0 2)	0 (0 to 0 2)	0 (0 to 0 2)		12-5
Benign prostatic hyperplasia	0 (0 to 0)	0 (0 to 0)	0 (0 to 0)	0 (0 to 0)	0 (0 to 0)	0 (0 to 0)	0 (0 to 0)	0 (0 to 0)	0 (0 to 0)	0 (0 to 0)	0 (0 to 0)	0 (0 to 0)	0 (0 to 0)	0 (0 to 0)	0 (0 to 0)	0 (0 to 0)	0 (0 to 0)	0 (0 to 0)	0 (0 to 0)	0 (0 to 0)	0 (0 to 0)	0 (0 to 0)	0 (0 to 0)	0 (0 to 0)		0
Male infertility	–	–	–	–	–	–	–	–	–	–	–	–	–	–	–	–	–	–	–	–	–	–	–	–		NA
Other urinary diseases	0-1 (0 to 0 2)	0-1 (0 to 0 2)	0-2 (0 1 to 0 4)	0-2 (0 to 0 4)	0-1 (0 1 to 0 3)	0-2 (0 to 0 3)	0-2 (0 to 0 3)	0-2 (0 to 0 4)	0-4 (0 to 0 4)	0-6 (0 to 1)	1-1 (0 to 1)	0-9 (0 to 1)	0-5 (0 to 0 8)	0-6 (0 2 to 0 9)	0-4 (0 2 to 0 7)	0-4 (0 2 to 0 7)	0-3 (0 1 to 0 6)	0-2 (0 to 0 5)	0-2 (0 to 0 5)	0-2 (0 to 0 4)	0-2 (0 to 0 4)	0-1 (0 to 0 3)	0-1 (0 to 0 2)		7-3
Gynecological diseases	0 (0 to 0)	0 (0 to 0)	0 (0 to 0 4)	0 (0 to 0)	0 (0 to 0)	11-9 (4 2 to 21)	27-1 (21 9 to 39 4)	107 (67 2 to 156)	278 (182 to 391)	278 (220 to 457)	174 (127 to 238)	174 (116 to 253)	127 (82 5 to 191)	92-2 (60 7 to 134)	74 (51 1 to 73 5)	49 (32 to 72 6)	32 (17 4 to 44)	16-6 (8 4 to 19 1)	7-7 (4 9 to 11 1)	4-4 (2 6 to 6 7)	2-4 (1 5 to 3 4)	1-1 (0 2 to 0 7)	0-4 (0 2 to 0 7)		1,550
Uterine fibroids	0 (0 to 0)	0 (0 to 0)	0 (0 to 0)	0 (0 to 0)	0 (0 to 0 4)	0-2 (0 1 to 0 7)	0-3 (0 1 to 0 7)	2-7 (1 1 to 5 7)	7-6 (3 3 to 16)	13-9 (7 5 to 28 1)	13-8 (9 2 to 20 4)	12 (7 to 22)	10-2 (5 7 to 15 5)	8-2 (3 6 to 13 9)	6-3 (2 9 to 11 4)	4-3 (1 9 to 8)	3 (1 1 to 5)	1-3 (0 6 to 2 5)	0-7 (0 2 to 1 3)	0-3 (0 1 to 0 6)	0-2 (0 1 to 0 3)	0-2 (0 1 to 0 3)	0-2 (0 1 to 0 3)		69-7
Polycystic ovarian syndrome	0 (0 to 0)	0 (0 to 0)	0 (0 to 0)	0 (0 to 0)	0 (0 to 0)	0 (0 to 0 2)	0 (0 to 0 2)	0-1 (0 to 0 4)	0-2 (0 to 0 4)	0-3 (0 to 0 4)	0-3 (0 to 0 4)	0-2 (0 to 0 3)	0-2 (0 to 0 3)	0-2 (0 to 1 0 4)	0-2 (0 to 0 3)	0-1 (0 to 0 3)	0-1 (0 to 0 2)	0-1 (0 to 0 2)	0-1 (0 to 0 2)	0-1 (0 to 0 2)	0-1 (0 to 0 2)	0-1 (0 to 0 2)	0-1 (0 to 0 2)		70
Female infertility	0 (0 to 0)	0 (0 to 0)	0 (0 to 0)	0 (0 to 0)	0 (0 to 0)	0 (0 to 0)	0 (0 to 0)	0-3 (0 to 2)	0-5 (0 1 to 1 4)	0-6 (0 1 to 1 4)	0-7 (0 1 to 1 4)	0-7 (0 1 to 1 4)	0-6 (0 1 to 1 3)	0-5 (0 1 to 1 3)	0-4 (0 1 to 1 2)	0-3 (0 1 to 0 9)	0-3 (0 1 to 0 9)	0-2 (0 1 to 0 8)	0-2 (0 1 to 0 7)	0-2 (0 1 to 0 6)	0-2 (0 1 to 0 6)	0-2 (0 1 to 0 6)	0-2 (0 1 to 0 6)	0-2 (0 1 to 0 6)		16-9
Endometriosis	0 (0 to 0)	0 (0 to 0)	0 (0 to 0)	0 (0 to 0)	0 (0 to 0)	0 (0 to 0)	0 (0 to 0)	0-4 (0 to 3)	0-4 (0 1 to 1 4)	0-4 (0 1 to 1 4)	0-4 (0 1 to 1 4)	0-3 (0 1 to 1 3)	0-3 (0 1 to 1 3)	0-3 (0 1 to 1 3)	0-3 (0 1 to 1 3)	0-3 (0 1 to 1 3)	0-3 (0 1 to 1 3)	0-3 (0 1 to 1 3)	0-3 (0 1 to 1 3)	0-3 (0 1 to 1 3)	0-3 (0 1 to 1 3)	0-3 (0 1 to 1 3)	0-3 (0 1 to 1 3)	0-3 (0 1 to 1 3)		66-5
Genital prolapse	0 (0 to 0)	0 (0 to 0)	0 (0 to 0)	0 (0 to 0)	0 (0 to 0)	0 (0 to 0)	0 (0 to 0)	0 (0 to 0)	0 (0 to 0)	0 (0 to 0)	0 (0 to 0)	0 (0 to 0)	0 (0 to 0)	0 (0 to 0)	0 (0 to 0)	0 (0 to 0)	0 (0 to 0)	0 (0 to 0)	0 (0 to 0)	0 (0 to 0)	0 (0 to 0)	0 (0 to 0)	0 (0 to 0)	0 (0 to 0)		13-7
Premenstrual syndrome	0 (0 to 0)	0 (0 to 0)	0 (0 to 0)	0 (0 to 0)	0-4 (0 to 1 1)	10-4 (4 to 19 5)	21-9 (11 to 39 1)	38-2 (19 1 to 67 4)	61 (34 7 to 95 5)	70-4 (32 6 to 114)	68-3 (38 9 to 109)	45-3 (25 4 to 73 5)	37-4 (22 to 59)	26-6 (15 2 to 44 6)	19 (10 to 31 4)	13 (6 to 20 5)	9 (4 to 13 7)	5 (2 to 8)	3 (1 to 5)	2 (1 to 3)	1 (0 to 2)	1 (0 to 2)	0 (0 to 1)	0 (0 to 1)		351
Other gynecological diseases	0 (0 to 0)	0 (0 to 0)	0 (0 to 0)	0 (0 to 0)	0-1 (0 to 0 2)	7-7 (3 to 14 1)	15-5 (8 7 to 27 3)	48-2 (27 8 to 74 7)	140 (76 5 to 227)	202 (115 to 329)	163 (98 4 to 253)	95 (54 4 to 148)	76-8 (45 to 116)	61-4 (31 5 to 96 4)	43-5 (24 to 65 5)	30-6 (14 4 to 54 1)	19-4 (7 9 to 34)	11-7 (7 3 to 17 3)	6-7 (4 2 to 10)	4 (2 4 to 6 1)	2-1 (1 3 to 3 1)	1 (0 6 to 1 5)	0-4 (0 2 to 0 7)		900
Hemoglobinopathies and hemolytic anemias	0-1 (0 1 to 0 1)	1-2 (0 to 3 2)	2-9 (1 7 to 5)	2-4 (0 5 to 4 6)	7-4 (3 4 to 12 5)	1-5 (0 4 to 3 1)	0-8 (0 3 to 1 5)	1-3 (0 7 to 1 5)	1-6 (0 9 to 2 3)	2-3 (1 1 to 3 2)	7-2 (3 1 to 12)	2-1 (0 8 to 3 1)	2-5 (1 to 3 9)	2-4 (1 to 3 4)	2-1 (1 to 3 1)	1-7 (0 8 to 2 6)	1-7 (0 8 to 2 4)	1-7 (1 to 2 3)	1-4 (0 6 to 2 2)	1-4 (0 6 to 2 2)	1 (0 4 to 1 7)	0-6 (0 4 to 1 4)	0-3 (0 2 to 0 5)		71-4
Thalassemias	0 (0 to 0)	0 (0 to 0)	0-1 (0 to 0 1)	0-1 (0 to 0)	0-2 (0 to 0)	0-2 (0 to 0)	0-3 (0 to 0)	0-3 (0 to 0)	0-3 (0 to 0)	0-3 (0 to 0)	0-3 (0 to 0)	0-3 (0 to 0)	0-3 (0 to 0)	0-3 (0 to 0)	0-3 (0 to 0)	0-3 (0 to 0)	0-3 (0 to 0)	0-3 (0 to 0)	0-3 (0 to 0)	0-3 (0 to 0)	0-3 (0 to 0)	0-3 (0 to 0)	0-3 (0 to 0)	0-3 (0 to 0)		0-3
Thalassemias trait	0-2 (0 to 0 1)	0-2 (0 to 0 4)	0-6 (0 1 to 2 1)	2-2 (0 to 1)	0-2 (0 to 0 1)	0-2 (0 to 0 1)	0-2 (0 to 0 2)	0-3 (0 to 0 4)	0-4 (0 to 0 4)	0-4 (0 to 0 4)	0-3 (0 to 0 4)	0-3 (0 to 0 3)	0-2 (0 to 0 3)	0-2 (0 to 0 3)	0-2 (0 to 0 3)	0-2 (0 to 0 3)	0-2 (0 to 0 3)	0-2 (0 to 0 3)	0-2 (0 to 0 3)	0-2 (0 to 0 3)	0-2 (0 to 0 3)	0-2 (0 to 0 3)	0-2 (0 to 0 3)	0-2 (0 to 0 3)		19-1
Sickle cell disorders	0-1 (0 1 to 0 1)	0-4 (0 to 0 9)	1-6 (1 to 2 3)	1-2 (0 4 to 1 9)	1-1 (0 7 to 1 4)	1-1 (0 7 to 1 4)	1-3 (0 8 to 1 6)	1-5 (1 to 2 1)	1-9 (1 to 2 7)	1-4 (0 9 to 2 2)	1 (0 6 to 1 4)	0-9 (0 6 to 1 3)	0-8 (0 5 to 1 2)	0-6 (0 4 to 1 0)	0-5 (0 3 to 0 9)	0-3 (0 2 to 0 7)	0-3 (0 2 to 0 6)	0-2 (0 1 to 0 5)	0-2 (0 1 to 0 5)	0-2 (0 1 to 0 5)	0-2 (0 1 to 0 5)	0-2 (0 1 to 0 5)	0-2 (0 1 to 0 5)		15-5
Sickle cell trait	0 (0 to 0)	0-1 (0 to 0 2)	0-2 (0 to 0 4)	0-2 (0 to 0 3)	0-2 (0 to 0 3)	0-2 (0 to 0 3)	0-2 (0 to 0 4)	0-3 (0 to 0 4)	0-4 (0 to 0 4)	0-4 (0 to 0 4)	0-3 (0 to 0 4)	0-3 (0 to 0 3)	0-2 (0 to 0 3)	0-2 (0 to 0 3)	0-2 (0 to 0 3)	0-2 (0 to 0 3)	0-2 (0 to 0 3)	0-2 (0 to 0 3)	0-2 (0 to 0 3)	0-2 (0 to 0 3)	0-2 (0 to 0 3)	0-2 (0 to 0 3)	0-2 (0 to 0 3)	0-2 (0 to 0 3)		20-2
G6PD deficiency	0 (0 to 0)	0 (0 to 0)	0 (0 to 0)	0 (0 to 0)	0 (0 to 0)	0 (0 to 0)	0 (0 to 0 1)	0 (0 to 0 2)	0 (0 to 0 2)	0-1 (0 to 0 3)	0-1 (0 to 0 3)	0-1 (0 to 0 2)	0-1 (0 to 0 2)	0-1 (0 to 0 2)	0-1 (0 to 0 2)	0-1 (0 to 0 2)	0-1 (0 to 0 2)	0-1 (0 to 0 2)	0-1 (0 to 0 2)	0-1 (0 to 0 2)	0-1 (0 to 0 2)	0-1 (0 to 0 2)	0-1 (0 to 0 2)	0-1 (0 to 0 2)		1-9
G6PD trait	0 (0 to 0)	0 (0 to 0)	0 (0 to 0)	0 (0 to 0)	0 (0 to 0)	0 (0 to 0)	0 (0 to 0)	0 (0 to 0)	0 (0 to 0)	0 (0 to 0)	0 (0 to 0)	0 (0 to 0)	0 (0 to 0)	0 (0 to 0)	0 (0 to 0)	0 (0 to 0)	0 (0 to 0)	0 (0 to 0)	0 (0 to 0)	0 (0 to 0)	0 (0 to 0)	0 (0 to 0)	0 (0 to 0)	0 (0 to 0)		0-2
Other hemoglobinopathies and hemolytic anemias	0 (0 to 0)	0-2 (0 to 0 4)	0-6 (0 to 1 7)	1-5 (0 2 to 3 4)	0-2 (0 to 0 2)	0-1 (0 to 0 2)	0-2 (0 to 1)	0-4 (0 1 to 1 7)	0-6 (0 1 to 2 2)	0-5 (0 1 to 2 3)	0-5 (0 1 to 2 3)	1-1 (0 2 to 3)	0-7 (0 1 to 2 2)	0-8 (0 2 to 2 3)	0-7 (0 1 to 2 1)	1-3 (0 2 to 3 2)	0-9 (0 2 to 2 4)	1 (0 2 to 3 1)	1-2 (0 4 to 3 2)	1-1 (0 7 to 1 9)	0-6 (0 5 to 1 2)	0-5 (0 3 to 0 7)	0-3 (0 2 to 0 4)		14-2
Endocrine, metabolic, blood, and immune disorders	3-2 (1 6 to 4 7)	2-1 (1 0 to 4 9)	12-9 (6 2 to 18 5)	20-7 (14 to 29)	15-5 (10 1 to 22 2)	14-6 (9 to 21 6)	16-7 (9 to 27 6)	23-5 (15 6 to 34 4)	45-7 (29 4 to 70 1)	78 (49 1 to 120)	91-2 (54 1 to 139)	71-4 (42 2 to 110)	70-8 (43 to 107)	68-4 (42 4 to 106)	68-8 (43 8 to 104)	67-3 (41 7 to 97)	59-2 (36 to 82)	48 (31 5 to 77)	35 (26 9 to 52 4)	21 (14 to 32)	11 (6 to 18)	3-1 (1 5 to 4 2)	1-4 (0 6 to 2)		808
Oral disorders	0 (0 to 0)	0-7 (0 1 to 1 9)	4-3 (2 to 7 2)	2-7 (1 2 to 4 7)	2-1 (1 2 to 3 7)	3-1 (1 6 to 5 1)	11-3 (6 2 to 18)	23 (13 7 to 35 1)	34-3 (19 4 to 55 3)	38-1 (20 6 to 58 1)	30 (15 4 to 54 1)	29-4 (16 2 to 51 4)	31-4 (17 7 to 53 1)	35-1 (20 1 to 52)	33-2 (19 1 to 52)	30-7 (19 to 47 9)	30-2 (19 1 to 46 9)	22-6 (14 1 to 34 1)	16-6 (10 4 to 26 4)	9-4 (6 to 13 6)	4-8 (3 to 6 9)	2-3 (1 to 3)		401
Caries of deciduous teeth	0 (0 to 0)	0 (0 to 0)	0-5 (0 2 to 1 1)	0-2 (0 to 0 4)	0 (0 to 0)	0 (0 to 0)	0 (0 to 0)	0 (0 to 0)	0 (0 to 0)	0 (0 to 0)	0 (0 to 0)	0 (0 to 0)	0 (0 to 0)	0 (0 to 0)	0 (0 to 0)	0 (0 to 0)	0 (0 to 0)	0 (0 to 0)	0 (0 to 0)	0 (0 to 0)	0 (0 to 0)	0 (0 to 0)	0 (0 to 0)	0 (0 to 0)		1-4
Caries of permanent teeth	0 (0 to 0)	0 (0 to 0)	0-7 (0 to 0 3)	0-2 (0 to 1 4)	0-1 (0 to 0 4)	0-5 (0 to 4 1)	3-5 (1 4 to 6 2)	10-9 (5 to 17 1)	16-5 (9 to 25 1)	22-4 (14 to 31 7)	19-2 (11 to 30 7)	13-4 (7 to 21)	9-5 (5 to 14 4)	7-2 (3 to 11 4)	5-4 (2 to 8 4)	3-8 (1 to 6 1)	2-8 (1 to 4 3)	2-1 (1 to 3 4)	1-6 (1 to 2 4)	1-1 (0 to 1 7)	0-8 (0 to 1 3)	0-5 (0 to 0 8)	0-3 (0 to 0 5)		37-9
Periodontal diseases	0 (0 to 0)	0 (0 to 0)	0 (0 to 0)	0 (0 to 0)	0 (0 to 0)	0 (0 to 0)	0 (0 to 0)	0-3 (0 to 2 5)	1-1 (0 to 3 9)	2-3 (1 to 4)	2-1 (1 to 3 6)	1-4 (0 to 2 4)	1-1 (0 to 2 1)	0-9 (0 to 1 7)	0-7 (0 to 1 4)	0-5 (0 to 1 2)	0-4 (0 to 1 1)	0-3 (0 to 0 9)	0-3 (0 to 0 8)	0-2 (0 to 0 6)	0-2 (0 to 0 5)	0-2 (0 to 0 5)	0-2 (0 to 0 5)	0-2 (0 to 0 5)		88-4
Other oral disorders	0 (0 to 0)	0 (0 to 0)	0 (0 to 0)	0-2 (1 9 to 5 1)	0-7 (1 4 to 4 3)	2-6 (1 6 to 4 4)	3-7 (2 2 to 5 7)	6-2 (3 7 to 9 5)	10-9 (6 5 to 16 5)	13-8 (8 3 to 21 4)	12-6 (7 5 to 19)	9-2 (4 9 to 12 2)	8-6 (4 to 13)	7-6 (3 4 to 12 9)	6-6 (2 8 to 12 7)	5-4 (2 to 10 1)	4-8 (1 4 to 11 2)

SR Table 2b: Islington DALYS by cause and age group for females with 95% uncertainty intervals, 2019

Cause	Early Neonatal	Late Neonatal	Post Neonatal	1 to 4	5 to 9	10 to 14	15 to 19	20 to 24	25 to 29	30 to 34	35 to 39	40 to 44	45 to 49	50 to 54	55 to 59	60 to 64	65 to 69	70 to 74	75 to 79	80 to 84	85 to 89	90 to 94	95 plus	Total
All causes	192 (169 to 198)<	138 (52 to 214)	160 (103 to 174)	161 (161 to 350)	116 (115 to 232)	109 (109 to 407)	1,119 (570 to 1,477)	1,419 (810 to 1,433)	1,579 (1,549 to 2,560)	1,579 (1,510 to 2,360)	1,579 (1,579 to 2,696)	1,579 (1,360 to 2,203)	1,579 (1,310 to 2,203)	1,579 (1,468 to 2,192)	1,579 (1,449 to 2,162)	1,579 (1,370 to 1,938)	1,579 (1,169 to 1,630)	1,579 (1,476 to 1,940)	1,579 (1,276 to 1,687)	1,579 (1,208 to 1,720)	1,579 (904 to 1,460)	1,579 (584 to 1,707)	26,300
Communicable, maternal, neonatal, and nutritional diseases	192 (169 to 198)<	138 (52 to 214)	160 (103 to 174)	161 (161 to 350)	116 (115 to 232)	109 (109 to 407)	1,119 (570 to 1,477)	1,419 (810 to 1,433)	1,579 (1,549 to 2,560)	1,579 (1,510 to 2,360)	1,579 (1,579 to 2,696)	1,579 (1,360 to 2,203)	1,579 (1,310 to 2,203)	1,579 (1,468 to 2,192)	1,579 (1,449 to 2,162)	1,579 (1,370 to 1,938)	1,579 (1,169 to 1,630)	1,579 (1,476 to 1,940)	1,579 (1,276 to 1,687)	1,579 (1,208 to 1,720)	1,579 (904 to 1,460)	1,579 (584 to 1,707)	26,300
HIV/AIDS and sexually transmitted infections	0 (0 to 0)	0 (0 to 0)	0 (0 to 0)	0 (0 to 0)	0 (0 to 0)	0 (0 to 0)	0 (0 to 0)	0 (0 to 0)	0 (0 to 0)	0 (0 to 0)	0 (0 to 0)	0 (0 to 0)	0 (0 to 0)	0 (0 to 0)	0 (0 to 0)	0 (0 to 0)	0 (0 to 0)	0 (0 to 0)	0 (0 to 0)	0 (0 to 0)	0 (0 to 0)	0 (0 to 0)	0 (0 to 0)	0
HIV/AIDS	0 (0 to 0)	0 (0 to 0)	0 (0 to 0)	0 (0 to 0)	0 (0 to 0)	0 (0 to 0)	0 (0 to 0)	0 (0 to 0)	0 (0 to 0)	0 (0 to 0)	0 (0 to 0)	0 (0 to 0)	0 (0 to 0)	0 (0 to 0)	0 (0 to 0)	0 (0 to 0)	0 (0 to 0)	0 (0 to 0)	0 (0 to 0)	0 (0 to 0)	0 (0 to 0)	0 (0 to 0)	0 (0 to 0)	0
HIV/AIDS - Drug-susceptible Tuberculosis	0 (0 to 0)	0 (0 to 0)	0 (0 to 0)	0 (0 to 0)	0 (0 to 0)	0 (0 to 0)	0 (0 to 0)	0 (0 to 0)	0 (0 to 0)	0 (0 to 0)	0 (0 to 0)	0 (0 to 0)	0 (0 to 0)	0 (0 to 0)	0 (0 to 0)	0 (0 to 0)	0 (0 to 0)	0 (0 to 0)	0 (0 to 0)	0 (0 to 0)	0 (0 to 0)	0 (0 to 0)	0 (0 to 0)	0
HIV/AIDS - Multidrug-resistant Tuberculosis without extensive dr...	0 (0 to 0)	0 (0 to 0)	0 (0 to 0)	0 (0 to 0)	0 (0 to 0)	0 (0 to 0)	0 (0 to 0)	0 (0 to 0)	0 (0 to 0)	0 (0 to 0)	0 (0 to 0)	0 (0 to 0)	0 (0 to 0)	0 (0 to 0)	0 (0 to 0)	0 (0 to 0)	0 (0 to 0)	0 (0 to 0)	0 (0 to 0)	0 (0 to 0)	0 (0 to 0)	0 (0 to 0)	0 (0 to 0)	0
HIV/AIDS - Extensively drug-resistant Tuberculosis	0 (0 to 0)	0 (0 to 0)	0 (0 to 0)	0 (0 to 0)	0 (0 to 0)	0 (0 to 0)	0 (0 to 0)	0 (0 to 0)	0 (0 to 0)	0 (0 to 0)	0 (0 to 0)	0 (0 to 0)	0 (0 to 0)	0 (0 to 0)	0 (0 to 0)	0 (0 to 0)	0 (0 to 0)	0 (0 to 0)	0 (0 to 0)	0 (0 to 0)	0 (0 to 0)	0 (0 to 0)	0 (0 to 0)	0
HIV/AIDS resulting in other diseases	0 (0 to 0)	0 (0 to 0)	0 (0 to 0)	0 (0 to 0)	0 (0 to 0)	0 (0 to 0)	0 (0 to 0)	0 (0 to 0)	0 (0 to 0)	0 (0 to 0)	0 (0 to 0)	0 (0 to 0)	0 (0 to 0)	0 (0 to 0)	0 (0 to 0)	0 (0 to 0)	0 (0 to 0)	0 (0 to 0)	0 (0 to 0)	0 (0 to 0)	0 (0 to 0)	0 (0 to 0)	0 (0 to 0)	0
Sexually transmitted infections excluding HIV	0 (0 to 0)	0 (0 to 0)	0 (0 to 0)	0 (0 to 0)	0 (0 to 0)	0 (0 to 0)	0 (0 to 0)	0 (0 to 0)	0 (0 to 0)	0 (0 to 0)	0 (0 to 0)	0 (0 to 0)	0 (0 to 0)	0 (0 to 0)	0 (0 to 0)	0 (0 to 0)	0 (0 to 0)	0 (0 to 0)	0 (0 to 0)	0 (0 to 0)	0 (0 to 0)	0 (0 to 0)	0 (0 to 0)	0
Syphilis	0 (0 to 0)	0 (0 to 0)	0 (0 to 0)	0 (0 to 0)	0 (0 to 0)	0 (0 to 0)	0 (0 to 0)	0 (0 to 0)	0 (0 to 0)	0 (0 to 0)	0 (0 to 0)	0 (0 to 0)	0 (0 to 0)	0 (0 to 0)	0 (0 to 0)	0 (0 to 0)	0 (0 to 0)	0 (0 to 0)	0 (0 to 0)	0 (0 to 0)	0 (0 to 0)	0 (0 to 0)	0 (0 to 0)	0
Chlamydial infection	0 (0 to 0)	0 (0 to 0)	0 (0 to 0)	0 (0 to 0)	0 (0 to 0)	0 (0 to 0)	0 (0 to 0)	0 (0 to 0)	0 (0 to 0)	0 (0 to 0)	0 (0 to 0)	0 (0 to 0)	0 (0 to 0)	0 (0 to 0)	0 (0 to 0)	0 (0 to 0)	0 (0 to 0)	0 (0 to 0)	0 (0 to 0)	0 (0 to 0)	0 (0 to 0)	0 (0 to 0)	0 (0 to 0)	0
Gonococcal infection	0 (0 to 0)	0 (0 to 0)	0 (0 to 0)	0 (0 to 0)	0 (0 to 0)	0 (0 to 0)	0 (0 to 0)	0 (0 to 0)	0 (0 to 0)	0 (0 to 0)	0 (0 to 0)	0 (0 to 0)	0 (0 to 0)	0 (0 to 0)	0 (0 to 0)	0 (0 to 0)	0 (0 to 0)	0 (0 to 0)	0 (0 to 0)	0 (0 to 0)	0 (0 to 0)	0 (0 to 0)	0 (0 to 0)	0
Trichomoniasis	0 (0 to 0)	0 (0 to 0)	0 (0 to 0)	0 (0 to 0)	0 (0 to 0)	0 (0 to 0)	0 (0 to 0)	0 (0 to 0)	0 (0 to 0)	0 (0 to 0)	0 (0 to 0)	0 (0 to 0)	0 (0 to 0)	0 (0 to 0)	0 (0 to 0)	0 (0 to 0)	0 (0 to 0)	0 (0 to 0)	0 (0 to 0)	0 (0 to 0)	0 (0 to 0)	0 (0 to 0)	0 (0 to 0)	0
Genital herpes	0 (0 to 0)	0 (0 to 0)	0 (0 to 0)	0 (0 to 0)	0 (0 to 0)	0 (0 to 0)	0 (0 to 0)	0 (0 to 0)	0 (0 to 0)	0 (0 to 0)	0 (0 to 0)	0 (0 to 0)	0 (0 to 0)	0 (0 to 0)	0 (0 to 0)	0 (0 to 0)	0 (0 to 0)	0 (0 to 0)	0 (0 to 0)	0 (0 to 0)	0 (0 to 0)	0 (0 to 0)	0 (0 to 0)	0
Other sexually transmitted infections	0 (0 to 0)	0 (0 to 0)	0 (0 to 0)	0 (0 to 0)	0 (0 to 0)	0 (0 to 0)	0 (0 to 0)	0 (0 to 0)	0 (0 to 0)	0 (0 to 0)	0 (0 to 0)	0 (0 to 0)	0 (0 to 0)	0 (0 to 0)	0 (0 to 0)	0 (0 to 0)	0 (0 to 0)	0 (0 to 0)	0 (0 to 0)	0 (0 to 0)	0 (0 to 0)	0 (0 to 0)	0 (0 to 0)	0
Respiratory infections and tuberculosis	10 (0 to 12.7)	1 (1 to 2)	1 (0 to 1.5)	1 (1 to 1)	1 (1 to 1)	1 (1 to 1)	1 (1 to 1)	1 (1 to 1)	1 (1 to 1)	1 (1 to 1)	1 (1 to 1)	1 (1 to 1)	1 (1 to 1)	1 (1 to 1)	1 (1 to 1)	1 (1 to 1)	1 (1 to 1)	1 (1 to 1)	1 (1 to 1)	1 (1 to 1)	1 (1 to 1)	1 (1 to 1)	1 (1 to 1)	1
Lower respiratory infections	10 (0 to 12.7)	1 (1 to 2)	1 (0 to 1.5)	1 (1 to 1)	1 (1 to 1)	1 (1 to 1)	1 (1 to 1)	1 (1 to 1)	1 (1 to 1)	1 (1 to 1)	1 (1 to 1)	1 (1 to 1)	1 (1 to 1)	1 (1 to 1)	1 (1 to 1)	1 (1 to 1)	1 (1 to 1)	1 (1 to 1)	1 (1 to 1)	1 (1 to 1)	1 (1 to 1)	1 (1 to 1)	1 (1 to 1)	1
Upper respiratory infections	0 (0 to 0)	0 (0 to 0)	0 (0 to 0)	0 (0 to 0)	0 (0 to 0)	0 (0 to 0)	0 (0 to 0)	0 (0 to 0)	0 (0 to 0)	0 (0 to 0)	0 (0 to 0)	0 (0 to 0)	0 (0 to 0)	0 (0 to 0)	0 (0 to 0)	0 (0 to 0)	0 (0 to 0)	0 (0 to 0)	0 (0 to 0)	0 (0 to 0)	0 (0 to 0)	0 (0 to 0)	0 (0 to 0)	0
Otitis media	0 (0 to 0)	0 (0 to 0)	0 (0 to 0)	0 (0 to 0)	0 (0 to 0)	0 (0 to 0)	0 (0 to 0)	0 (0 to 0)	0 (0 to 0)	0 (0 to 0)	0 (0 to 0)	0 (0 to 0)	0 (0 to 0)	0 (0 to 0)	0 (0 to 0)	0 (0 to 0)	0 (0 to 0)	0 (0 to 0)	0 (0 to 0)	0 (0 to 0)	0 (0 to 0)	0 (0 to 0)	0 (0 to 0)	0
Enteric infections	0 (0 to 0.2)	0 (0 to 0.7)	0 (0 to 0.3)	0 (0 to 0.7)	0 (0 to 0.7)	0 (0 to 0.7

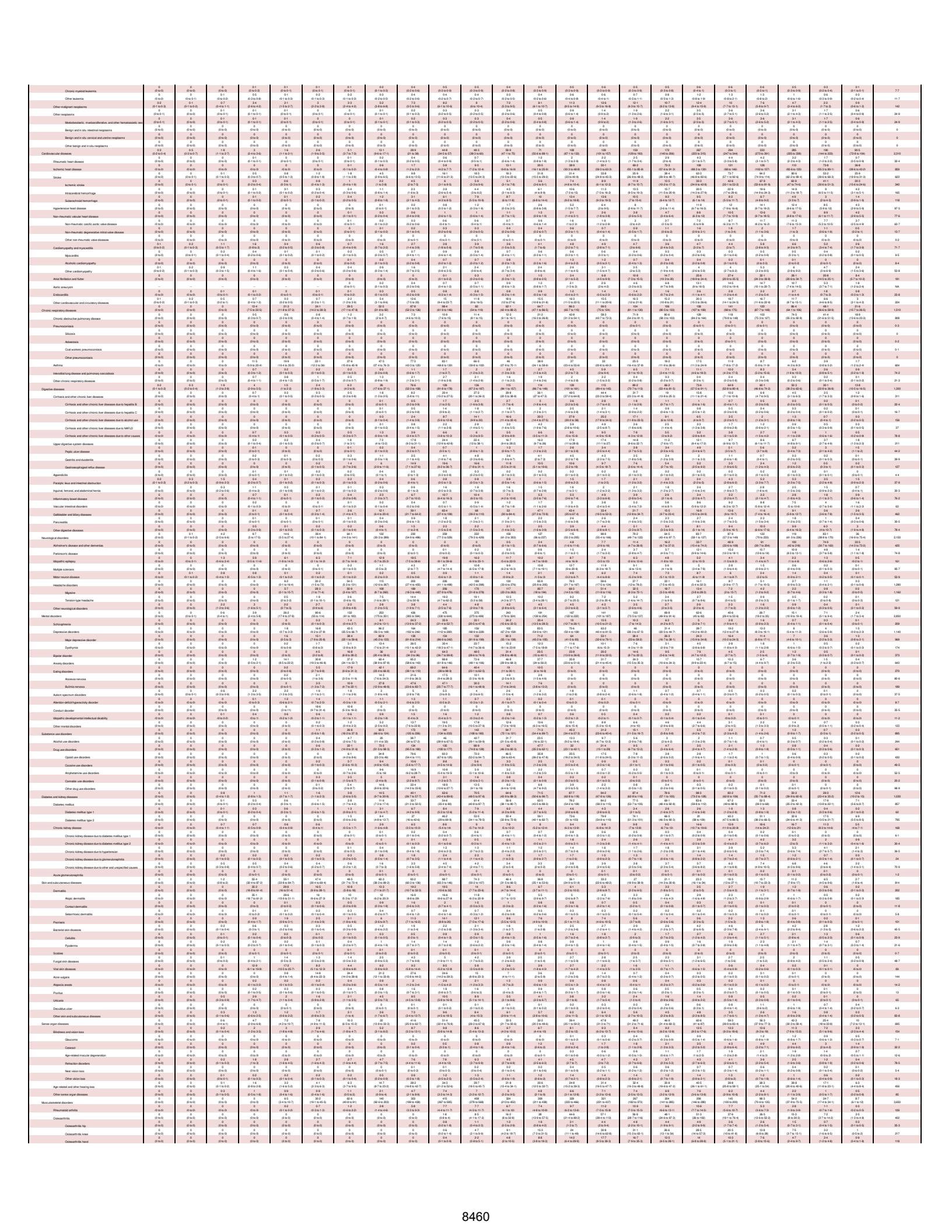

Osteoarthritis other	0 (0 to 0)	0 (0 to 0)	0 (0 to 0)

SR Table 2b: Tower Hamlets DALYS by cause and age group for females with 95% uncertainty intervals. 2019

Cause	Early Neonatal	Late Neonatal	Post Neonatal	1 to 4	5 to 9	10 to 14	15 to 19	20 to 24	25 to 29	30 to 34	35 to 39	40 to 44	45 to 49	50 to 54	55 to 59	60 to 64	65 to 69	70 to 74	75 to 79	80 to 84	85 to 89	90 to 94	95 plus	Total
All causes	1,861 (1,649 to 2,023)	1,183 (1,048 to 1,287)	1,827 (1,620 to 1,986)	2,060 (1,826 to 2,239)	1,760 (1,560 to 1,913)	1,627 (1,442 to 1,768)	1,771 (1,570 to 1,924)	2,107 (1,869 to 2,290)	2,380 (2,111 to 2,585)	2,760 (2,447 to 2,997)	3,260 (2,892 to 3,541)	3,736 (3,312 to 4,060)	4,301 (3,814 to 4,673)	4,977 (4,414 to 5,408)	5,760 (5,108 to 6,260)	6,729 (5,966 to 7,312)	7,729 (6,853 to 8,398)	7,729 (6,853 to 8,398)	7,220 (6,403 to 7,847)	6,691 (5,933 to 7,270)	5,934 (5,262 to 6,448)	4,997 (4,431 to 5,429)	4,997 (4,431 to 5,429)	29,000
Communicable, maternal, neonatal, and nutritional diseases	1,861 (1,649 to 2,023)	1,183 (1,048 to 1,287)	1,827 (1,620 to 1,986)	1,999 (1,771 to 2,173)	1,760 (1,560 to 1,913)	1,627 (1,442 to 1,768)	1,771 (1,570 to 1,924)	2,107 (1,869 to 2,290)	2,380 (2,111 to 2,585)	2,760 (2,447 to 2,997)	3,260 (2,892 to 3,541)	3,736 (3,312 to 4,060)	4,301 (3,814 to 4,673)	4,977 (4,414 to 5,408)	5,760 (5,108 to 6,260)	6,729 (5,966 to 7,312)	7,729 (6,853 to 8,398)	7,729 (6,853 to 8,398)	7,220 (6,403 to 7,847)	6,691 (5,933 to 7,270)	5,934 (5,262 to 6,448)	4,997 (4,431 to 5,429)	1,910
HIV/AIDS and sexually transmitted infections	9.2 (2.6 to 20.7)	2.5 (0.7 to 5.5)	0.2 (0.2 to 0.7)	1.9 (1.5 to 2.2)	0.8 (0.6 to 1.0)	0.6 (0.5 to 0.7)	1 (0.8 to 1.4)	3.9 (3.2 to 5.0)	9.8 (7.9 to 12.4)	13.3 (10.7 to 16.4)	16.1 (12.9 to 20.1)	11.3 (9.4 to 13.7)	7.2 (5.5 to 9.5)	3.4 (2.5 to 4.4)	2.2 (1.7 to 3.2)	1.3 (1.0 to 2.2)	0.7 (0.4 to 1.2)	0.4 (0.2 to 0.6)	0.3 (0.2 to 0.4)	0.2 (0.1 to 0.3)	0.1 (0.1 to 0.2)	0.1 (0.0 to 0.1)	66
HIV/AIDS	0 (0 to 0)	0 (0 to 0)	0.1 (0 to 0.3)	1.7 (1.4 to 2.1)	0.7 (0.4 to 0.9)	0.4 (0.4 to 0.6)	0.7 (0.5 to 1)	2.5 (2.0 to 3.4)	7.4 (5.9 to 9.4)	11 (8.8 to 14.3)	9.9 (7.5 to 13.2)	6.9 (5.3 to 9.2)	5.1 (3.9 to 6.5)	2.5 (1.9 to 3.2)	1.6 (1.2 to 2.1)	1.2 (0.9 to 1.6)	0.9 (0.6 to 1.3)	0.5 (0.3 to 0.9)	0.3 (0.1 to 0.4)	0.2 (0.1 to 0.3)	0 (0 to 0)	0 (0 to 0)	32.1
HIV/AIDS - Drug-susceptible Tuberculosis	0 (0 to 0)	0 (0 to 0)	0.2 (0.1 to 0.4)	0.2 (0.1 to 0.3)	0.1 (0 to 0.1)	0.1 (0 to 0.1)	0.1 (0 to 0.2)	0.2 (0.1 to 0.3)	0.4 (0.2 to 0.6)	0.8 (0.5 to 1.2)	0.5 (0.3 to 0.8)	0.7 (0.4 to 1.1)	0.5 (0.3 to 0.8)	0.4 (0.2 to 0.6)	0.3 (0.1 to 0.5)	0.1 (0 to 0.1)	0.1 (0 to 0.1)	0.1 (0 to 0.2)	0.1 (0 to 0.1)	0 (0 to 0)	0 (0 to 0)	0 (0 to 0)	0 (0 to 0)	4.1
HIV/AIDS - Multidrug-resistant Tuberculosis without extensive drug-resistance	0 (0 to 0)	0 (0 to 0)	0 (0 to 0)	0 (0 to 0)	0 (0 to 0)	0 (0 to 0)	0 (0 to 0)	0 (0 to 0)	0 (0 to 0)	0 (0 to 0)	0 (0 to 0)	0 (0 to 0)	0 (0 to 0)	0 (0 to 0)	0 (0 to 0)	0 (0 to 0)	0 (0 to 0)	0 (0 to 0)	0 (0 to 0)	0 (0 to 0)	0 (0 to 0)	0 (0 to 0)	0 (0 to 0)	0.1
HIV/AIDS - Extensively drug-resistant Tuberculosis	0 (0 to 0)	0 (0 to 0)	0 (0 to 0)	0 (0 to 0)	0 (0 to 0)	0 (0 to 0)	0 (0 to 0)	0 (0 to 0)	0 (0 to 0)	0 (0 to 0)	0 (0 to 0)	0 (0 to 0)	0 (0 to 0)	0 (0 to 0)	0 (0 to 0)	0 (0 to 0)	0 (0 to 0)	0 (0 to 0)	0 (0 to 0)	0 (0 to 0)	0 (0 to 0)	0 (0 to 0)	0 (0 to 0)	0
HIV/AIDS resulting in other diseases	9.2 (2.6 to 20.7)	2.5 (0.7 to 5.5)	0.1 (0 to 0.3)	0.2 (0 to 0.3)	0.1 (0 to 0.2)	0.1 (0 to 0.2)	0.3 (0.2 to 0.5)	1.4 (1.1 to 1.9)	2.4 (1.7 to 3.2)	2 (1.5 to 2.7)	6.4 (4.5 to 9.1)	4.4 (3.1 to 6.2)	2.1 (1.5 to 2.9)	0.9 (0.6 to 1.2)	0.6 (0.4 to 0.8)	0.2 (0.1 to 0.3)	0.1 (0 to 0.2)	0 (0 to 0.1)	0 (0 to 0.1)	0 (0 to 0.1)	0 (0 to 0.1)	0 (0 to 0.1)	0 (0 to 0.1)	48.8
Sexually transmitted infections excluding HIV	0 (0 to 0)	0 (0 to 0)	0 (0 to 0)	0 (0 to 0)	0 (0 to 0)	0 (0 to 0)	0 (0 to 0)	0 (0 to 0)	0 (0 to 0)	0 (0 to 0)	0 (0 to 0)	0 (0 to 0)	0 (0 to 0)	0 (0 to 0)	0 (0 to 0)	0 (0 to 0)	0 (0 to 0)	0 (0 to 0)	0 (0 to 0)	0 (0 to 0)	0 (0 to 0)	0 (0 to 0)	0 (0 to 0)	0
Syphilis	0 (0 to 0)	0 (0 to 0)	0 (0 to 0)	0 (0 to 0)	0 (0 to 0)	0 (0 to 0)	0 (0 to 0)	0 (0 to 0)	0 (0 to 0)	0 (0 to 0)	0 (0 to 0)	0 (0 to 0)	0 (0 to 0)	0 (0 to 0)	0 (0 to 0)	0 (0 to 0)	0 (0 to 0)	0 (0 to 0)	0 (0 to 0)	0 (0 to 0)	0 (0 to 0)	0 (0 to 0)	0 (0 to 0)	44.9
Chlamydial infection	0 (0 to 0)	0 (0 to 0)	0 (0 to 0)	0 (0 to 0)	0 (0 to 0)	0 (0 to 0)	0 (0 to 0)	0 (0 to 0)	0 (0 to 0)	0 (0 to 0)	0 (0 to 0)	0 (0 to 0)	0 (0 to 0)	0 (0 to 0)	0 (0 to 0)	0 (0 to 0)	0 (0 to 0)	0 (0 to 0)	0 (0 to 0)	0 (0 to 0)	0 (0 to 0)	0 (0 to 0)	0 (0 to 0)	15.5
Gonococcal infection	0 (0 to 0)	0 (0 to 0)	0 (0 to 0)	0 (0 to 0)	0 (0 to 0)	0 (0 to 0)	0 (0 to 0)	0 (0 to 0)	0 (0 to 0)	0 (0 to 0)	0 (0 to 0)	0 (0 to 0)	0 (0 to 0)	0 (0 to 0)	0 (0 to 0)	0 (0 to 0)	0 (0 to 0)	0 (0 to 0)	0 (0 to 0)	0 (0 to 0)	0 (0 to 0)	0 (0 to 0)	0 (0 to 0)	6.9
Trichomoniasis	0 (0 to 0)	0 (0 to 0)	0 (0 to 0)	0 (0 to 0)	0 (0 to 0)	0 (0 to 0)	0 (0 to 0)	0 (0 to 0)	0 (0 to 0)	0 (0 to 0)	0 (0 to 0)	0 (0 to 0)	0 (0 to 0)	0 (0 to 0)	0 (0 to 0)	0 (0 to 0)	0 (0 to 0)	0 (0 to 0)	0 (0 to 0)	0 (0 to 0)	0 (0 to 0)	0 (0 to 0)	0 (0 to 0)	4
Genital herpes	0 (0 to 0)	0 (0 to 0)	0 (0 to 0)	0 (0 to 0)	0 (0 to 0)	0 (0 to 0)	0 (0 to 0)	0 (0 to 0)	0 (0 to 0)	0 (0 to 0)	0 (0 to 0)	0 (0 to 0)	0 (0 to 0)	0 (0 to 0)	0 (0 to 0)	0 (0 to 0)	0 (0 to 0)	0 (0 to 0)	0 (0 to 0)	0 (0 to 0)	0 (0 to 0)	0 (0 to 0)	0 (0 to 0)	3.9
Other sexually transmitted infections	0 (0 to 0)	0 (0 to 0)	0 (0 to 0)	0 (0 to 0)	0 (0 to 0)	0 (0 to 0)	0 (0 to 0)	0 (0 to 0)	0 (0 to 0)	0 (0 to 0)	0 (0 to 0)	0 (0 to 0)	0 (0 to 0)	0 (0 to 0)	0 (0 to 0)	0 (0 to 0)	0 (0 to 0)	0 (0 to 0)	0 (0 to 0)	0 (0 to 0)	0 (0 to 0)	0 (0 to 0)	0 (0 to 0)	10.8
Respiratory infections and tuberculosis	42 (2.6 to 5.9)	39 (2.1 to 4.3)	146.2 (10.5 to 22.9)	127.2 (9.4 to 20.5)	11 (1.1 to 28.3)	10.3 (0.8 to 26.1)	7.3 (0.6 to 18)	11.1 (0.9 to 27.7)	16.4 (1.1 to 39.4)	20.4 (1.5 to 48.6)	25.5 (2.1 to 52.7)	30.4 (2.7 to 61.4)	39.2 (3.7 to 72.3)	50.1 (4.7 to 92.2)	64.1 (6.3 to 117.3)	82.1 (8.2 to 147.3)	102.6 (10.4 to 184.1)	102.6 (10.4 to 184.1)	98.1 (9.9 to 177.2)	93.6 (9.4 to 169.1)	82.6 (8.3 to 149.3)	70.4 (7.1 to 127.1)	684
Tuberculosis	0 (0 to 0)	0 (0 to 0)	0.2 (0.1 to 0.2)	0.2 (0.1 to 0.3)	0.2 (0.1 to 0.2)	0.2 (0.2 to 0.2)	0.4 (0.3 to 0.4)	1.2 (0.9 to 1.4)	2.7 (2.1 to 3.2)	3.1 (2.4 to 3.8)	3.1 (2.4 to 3.8)	3.1 (2.4 to 3.8)	3.1 (2.4 to 3.8)	3.1 (2.4 to 3.8)	3.1 (2.4 to 3.8)	3.1 (2.4 to 3.8)	3.1 (2.4 to 3.8)	3.1 (2.4 to 3.8)	3.1 (2.4 to 3.8)	3.1 (2.4 to 3.8)	3.1 (2.4 to 3.8)	3.1 (2.4 to 3.8)	34.1
Latent tuberculosis infection	0 (0 to 0)	0 (0 to 0)	0 (0 to 0)	0 (0 to 0)	0 (0 to 0)	0 (0 to 0)	0 (0 to 0)	0 (0 to 0)	0 (0 to 0)	0 (0 to 0)	0 (0 to 0)	0 (0 to 0)	0 (0 to 0)	0 (0 to 0)	0 (0 to 0)	0 (0 to 0)	0 (0 to 0)	0 (0 to 0)	0 (0 to 0)	0 (0 to 0)	0 (0 to 0)	0 (0 to 0)	0 (0 to 0)	0
Drug-susceptible tuberculosis	0 (0 to 0)	0 (0 to 0)	0.1 (0.1 to 0.2)	0.4 (0.3 to 0.5)	0.2 (0 to 0.2)	0.2 (0.2 to 0.2)	0.4 (0.3 to 0.4)	1.2 (0.9 to 1.4)	2.6 (2.1 to 3.2)	3.1 (2.4 to 3.8)	3.1 (2.4 to 3.8)	3.1 (2.4 to 3.8)	3.1 (2.4 to 3.8)	3.1 (2.4 to 3.8)	3.1 (2.4 to 3.8)	3.1 (2.4 to 3.8)	3.1 (2.4 to 3.8)	3.1 (2.4 to 3.8)	3.1 (2.4 to 3.8)	3.1 (2.4 to 3.8)	3.1 (2.4 to 3.8)	3.1 (2.4 to 3.8)	23.5
Multidrug-resistant tuberculosis without extensive drug-resistance	0 (0 to 0)	0 (0 to 0)	0 (0 to 0)	0 (0 to 0)	0 (0 to 0)	0 (0 to 0)	0 (0 to 0)	0 (0 to 0)	0 (0 to 0)	0 (0 to 0)	0 (0 to 0)	0 (0 to 0)	0 (0 to 0)	0 (0 to 0)	0 (0 to 0)	0 (0 to 0)	0 (0 to 0)	0 (0 to 0)	0 (0 to 0)	0 (0 to 0)	0 (0 to 0)	0 (0 to 0)	0 (0 to 0)	0.5
Extensively drug-resistant tuberculosis	0 (0 to 0)	0 (0 to 0)	0 (0 to 0)	0 (0 to 0)	0 (0 to 0)	0 (0 to 0)	0 (0 to 0)	0 (0 to 0)	0 (0 to 0)	0 (0 to 0)	0 (0 to 0)	0 (0 to 0)	0 (0 to 0)	0 (0 to 0)	0 (0 to 0)	0 (0 to 0)	0 (0 to 0)	0 (0 to 0)	0 (0 to 0)	0 (0 to 0)	0 (0 to 0)	0 (0 to 0)	0 (0 to 0)	0.1
Lower respiratory infections	4 (2.6 to 5.9)	2.8 (1.9 to 4)	11.9 (8.4 to 16.5)	11.9 (7.2 to 13.1)	2.2 (1.4 to 2.9)	2.1 (1.4 to 2.9)	2.1 (1.4 to 2.9)	2.4 (1.6 to 3.4)	2.4 (1.6 to 3.4)	2.5 (1.7 to 3.5)	2.5 (1.7 to 3.5)	2.5 (1.7 to 3.5)	2.5 (1.7 to 3.5)	2.5 (1.7 to 3.5)	2.5 (1.7 to 3.5)	2.5 (1.7 to 3.5)	2.5 (1.7 to 3.5)	2.5 (1.7 to 3.5)	2.5 (1.7 to 3.5)	2.5 (1.7 to 3.5)	2.5 (1.7 to 3.5)	2.5 (1.7 to 3.5)	40.3
Upper respiratory infections	0 (0 to 0)	0 (0 to 0)	0.3 (0.1 to 0.5)	0.2 (0.1 to 0.3)	0.1 (0 to 0.2)	0.1 (0 to 0.2)	0.2 (0.1 to 0.3)	0.2 (0.1 to 0.3)	0.2 (0.1 to 0.3)	0.2 (0.1 to 0.3)	0.2 (0.1 to 0.3)	0.2 (0.1 to 0.3)	0.2 (0.1 to 0.3)	0.2 (0.1 to 0.3)	0.2 (0.1 to 0.3)	0.2 (0.1 to 0.3)	0.2 (0.1 to 0.3)	0.2 (0.1 to 0.3)	0.2 (0.1 to 0.3)	0.2 (0.1 to 0.3)	0.2 (0.1 to 0.3)	0.2 (0.1 to 0.3)	1.1
Otitis media	0 (0 to 0)	0 (0 to 0)	0.1 (0 to 0.3)	0.6 (0.3 to 1.1)	0.4 (0.2 to 0.7)	0.4 (0.2 to 0.6)	0.4 (0.2 to 0.6)	0.4 (0.2 to 0.6)	0.4 (0.2 to 0.6)	0.4 (0.2 to 0.6)	0.4 (0.2 to 0.6)	0.4 (0.2 to 0.6)	0.4 (0.2 to 0.6)	0.4 (0.2 to 0.6)	0.4 (0.2 to 0.6)	0.4 (0.2 to 0.6)	0.4 (0.2 to 0.6)	0.4 (0.2 to 0.6)	0.4 (0.2 to 0.6)	0.4 (0.2 to 0.6)	0.4 (0.2 to 0.6)	0.4 (0.2 to 0.6)	1.4
Enteric infections	0.3 (0.2 to 0.4)	0.3 (0.1 to 0.3)	1.2 (0.6 to 1.8)	0.7 (0.3 to 1.1)	0.3 (0.1 to 0.5)	0.3 (0.1 to 0.5)	0.3 (0.1 to 0.5)	0.3 (0.1 to 0.5)	0.3 (0.1 to 0.5)	0.3 (0.1 to 0.5)	0.3 (0.1 to 0.5)	0.3 (0.1 to 0.5)	0.3 (0.1 to 0.5)	0.3 (0.1 to 0.5)	0.3 (0.1 to 0.5)	0.3 (0.1 to 0.5)	0.3 (0.1 to 0.5)	0.3 (0.1 to 0.5)	0.3 (0.1 to 0.5)	0.3 (0.1 to 0.5)	0.3 (0.1 to 0.5)	0.3 (0.1 to 0.5)	2.1
Diarrheal diseases	0.3 (0.2 to 0.4)	1 (0.7 to 1.3)	9.6 (7.1 to 12.5)	6.4 (4.2 to 8.7)	2.3 (1.5 to 3.1)	2.3 (1.5 to 3.1)	2.3 (1.5 to 3.1)	2.3 (1.5 to 3.1)	2.3 (1.5 to 3.1)	2.3 (1.5 to 3.1)	2.3 (1.5 to 3.1)	2.3 (1.5 to 3.1)	2.3 (1.5 to 3.1)	2.3 (1.5 to 3.1)	2.3 (1.5 to 3.1)	2.3 (1.5 to 3.1)	2.3 (1.5 to 3.1)	2.3 (1.5 to 3.1)	2.3 (1.5 to 3.1)	2.3 (1.5 to 3.1)	2.3 (1.5 to 3.1)	2.3 (1.5 to 3.1)	34
Typhoid and paraphoid	0 (0 to 0)	0 (0 to 0)	0 (0 to 0)	0 (0 to 0)	0 (0 to 0)	0 (0 to 0)	0 (0 to 0)	0 (0 to 0)	0 (0 to 0)	0 (0 to 0)	0 (0 to 0)	0 (0 to 0)	0 (0 to 0)	0 (0 to 0)	0 (0 to 0)	0 (0 to 0)	0 (0 to 0)	0 (0 to 0)	0 (0 to 0)	0 (0 to 0)	0 (0 to 0)	0 (0 to 0)	0 (0 to 0)	0
Typhoid fever	0 (0 to 0)	0 (0 to 0)	0 (0 to 0)	0 (0 to 0)	0 (0 to 0)	0 (0 to 0)	0 (0 to 0)	0 (0 to 0)	0 (0 to 0)	0 (0 to 0)	0 (0 to 0)	0 (0 to 0)	0 (0 to 0)	0 (0 to 0)	0 (0 to 0)	0 (0 to 0)	0 (0 to 0)	0 (0 to 0)	0 (0 to 0)	0 (0 to 0)	0 (0 to 0)	0 (0 to 0)	0 (0 to 0)	0
Paratyphoid fever	0 (0 to 0)	0 (0 to 0)	0 (0 to 0)	0 (0 to 0)	0 (0 to 0)	0 (0 to 0)	0 (0 to 0)	0 (0 to 0)	0 (0 to 0)	0 (0 to 0)	0 (0 to 0)	0 (0 to 0)	0 (0 to 0)	0 (0 to 0)	0 (0 to 0)	0 (0 to 0)	0 (0 to 0)	0 (0 to 0)	0 (0 to 0)	0 (0 to 0)	0 (0 to 0)	0 (0 to 0)	0 (0 to 0)	0
Invasive Non-typhoidal Salmonella (iNTS)	0 (0 to 0)	0 (0 to 0)	0 (0 to 0)	0 (0 to 0)	0 (0 to 0)	0 (0 to 0)	0 (0 to 0)	0 (0 to 0)	0 (0 to 0)	0 (0 to 0)	0 (0 to 0)	0 (0 to 0)	0 (0 to 0)	0 (0 to 0)	0 (0 to 0)	0 (0 to 0)	0 (0 to 0)	0 (0 to 0)	0 (0 to 0)	0 (0 to 0)	0 (0 to 0)	0 (0 to 0)	0 (0 to 0)	0.2
Other intestinal infectious diseases	0 (0 to 0)	0 (0 to 0)	0.1 (0 to 0.2)	0 (0 to 0)	0 (0 to 0)	0 (0 to 0)	0 (0 to 0)	0 (0 to 0)	0 (0 to 0)	0 (0 to 0)	0 (0 to 0)	0 (0 to 0)	0 (0 to 0)	0 (0 to 0)	0 (0 to 0)	0 (0 to 0)	0 (0 to 0)	0 (0 to 0)	0 (0 to 0)	0 (0 to 0)	0 (0 to 0)	0 (0 to 0)	0 (0 to 0)	0.2
Neglected tropical diseases and malaria	0 (0 to 0)	0 (0 to 0)	0.5 (0.1 to 1.4)	0.6 (0.2 to 1.5)	0.2 (0 to 0.5)	0.2 (0 to 0.5)	0.5 (0.1 to 1.8)	0.4 (0.1 to 1.3)	0.4 (0.1 to 1.6)	0.3 (0.1 to 1.4)	0.7 (0.1 to 2.2)	0.4 (0.1 to 2.2)	0.4 (0.1 to 2.2)	0.4 (0.1 to 2.2)	0.4 (0.1 to 2.2)	0.4 (0.1 to 2.2)	0.4 (0.1 to 2.2)	0.4 (0.1 to 2.2)	0.4 (0.1 to 2.2)	0.4 (0.1 to 2.2)	0.4 (0.1 to 2.2)	0.4 (0.1 to 2.2)	9.9
Malaria	0 (0 to 0)	0 (0 to 0)	0 (0 to 0)	0 (0 to 0)	0 (0 to 0)	0 (0 to 0)	0 (0 to 0)	0 (0 to 0)	0 (0 to 0)	0 (0 to 0)	0 (0 to 0)	0 (0 to 0)	0 (0 to 0)	0 (0 to 0)	0 (0 to 0)	0 (0 to 0)	0 (0 to 0)	0 (0 to 0)	0 (0 to 0)	0 (0 to 0)	0 (0 to 0)	0 (0 to 0)	0 (0 to 0)	0
Chagas disease	0 (0 to 0)	0 (0 to 0)	0 (0 to 0)	0 (0 to 0)	0 (0 to 0)	0 (0 to 0)	0 (0 to 0)	0 (0 to 0)	0 (0 to 0)	0 (0 to 0)	0 (0 to 0)	0 (0 to 0)	0 (0 to 0)	0 (0 to 0)	0 (0 to 0)	0 (0 to 0)	0 (0 to 0)	0 (0 to 0)	0 (0 to 0)	0 (0 to 0)	0 (0 to 0)	0 (0 to 0)	0 (0 to 0)	0
Leishmaniasis	0 (0 to 0)	0 (0 to 0)	0 (0 to 0)	0 (0 to 0)	0 (0 to 0)	0 (0 to 0)	0 (0 to 0)	0 (0 to 0)	0 (0 to 0)	0 (0 to 0)	0 (0 to 0)	0 (0 to 0)	0 (0 to 0)	0 (0 to 0)	0 (0 to 0)	0 (0 to 0)	0 (0 to 0)	0 (0 to 0)	0 (0 to 0)	0 (0 to 0)	0 (0 to 0)	0 (0 to 0)	0 (0 to 0)	0
Visceral leishmaniasis	0 (0 to 0)	0 (0 to 0)	0 (0 to 0)	0 (0 to 0)	0 (0 to 0)	0 (0 to 0)	0 (0 to 0)	0 (0 to 0)	0 (0 to 0)	0 (0 to 0)	0 (0 to 0)	0 (0 to 0)	0 (0 to 0)	0 (0 to 0)	0 (0 to 0)	0 (0 to 0)	0 (0 to 0)	0 (0 to 0)	0 (0 to 0)	0 (0 to 0)	0 (0 to 0)	0 (0 to 0)	0 (0 to 0)	0
Cutaneous and mucocutaneous leishmaniasis	0 (0 to 0)	0 (0 to 0)	0 (0 to 0)	0 (0 to 0)	0 (0 to 0)	0 (0 to 0)	0 (0 to 0)	0 (0 to 0)	0 (0 to 0)	0 (0 to 0)	0 (0 to 0)	0 (0 to 0)	0 (0 to 0)	0 (0 to 0)	0 (0 to 0)	0 (0 to 0)	0 (0 to 0)	0 (0 to 0)	0 (0 to 0)	0 (0 to 0)	0 (0 to 0)	0 (0 to 0)	0 (0 to 0)	0
African trypanosomiasis	0 (0 to 0)	0 (0 to 0)	0 (0 to 0)	0 (0 to 0)	0 (0 to 0)	0 (0 to 0)	0 (0 to 0)	0 (0 to 0)	0 (0 to 0)	0 (0 to 0)	0 (0 to 0)	0 (0 to 0)	0 (0 to 0)	0 (0 to 0)	0 (0 to 0)	0 (0 to 0)	0 (0 to 0)	0 (0 to 0)	0 (0 to 0)	0 (0 to 0)	0 (0 to 0)	0 (0 to 0)	0 (0 to 0)	0
Schistosomiasis	0 (0 to 0)	0 (0 to 0)	0 (0 to 0)	0 (0 to 0)	0 (0 to 0)	0 (0 to 0)	0 (0 to 0)	0 (0 to 0)	0 (0 to 0)	0 (0 to 0)	0 (0 to 0)	0 (0 to 0)	0 (0 to 0)	0 (0 to 0)	0 (0 to 0)	0 (0 to 0)	0 (0 to 0)	0 (0 to 0)	0 (0 to 0)	0 (0 to 0)	0 (0 to 0)	0 (0 to 0)	0 (0 to 0)	0
Cysticercosis	0 (0 to 0)	0 (0 to 0)	0 (0 to 0)	0 (0 to 0)	0 (0 to 0)	0 (0 to 0)	0 (0 to 0)	0 (0 to 0)	0 (0 to 0)	0 (0 to 0)	0 (0 to 0)	0 (0 to 0)	0 (0 to 0)	0 (0 to 0)	0 (0 to 0)	0 (0 to 0)	0 (0 to 0)	0 (0 to 0)	0 (0 to 0)	0 (0 to 0)	0 (0 to 0)	0 (0 to 0)	0 (0 to 0)	0
Cystic echinococcosis	0 (0 to 0)	0 (0 to 0)	0 (0 to 0)	0 (0 to 0)	0 (0 to 0)	0 (0 to 0)	0 (0 to 0)	0 (0 to 0)	0 (0 to 0)	0 (0 to 0)	0 (0 to 0)	0 (0 to 0)	0 (0 to 0)	0 (0 to 0)	0 (0 to 0)	0 (0 to 0)	0 (0 to 0)	0 (0 to 0)	0 (0 to 0)	0 (0 to 0)	0 (0 to 0)	0 (0 to 0)	0 (0 to 0)	0.1
Lymphatic filariasis	0 (0 to 0)	0 (0 to 0)	0 (0 to 0)	0 (0 to 0)	0 (0 to 0)	0 (0 to 0)	0 (0 to 0)	0 (0 to 0)	0 (0 to 0)	0 (0 to 0)	0 (0 to 0)	0 (0 to 0)	0 (0 to 0)	0 (0 to 0)	0 (0 to 0)	0 (0 to 0)	0 (0 to 0)	0 (0 to 0)	0 (0 to 0)	0 (0 to 0)	0 (0 to 0)	0 (0 to 0)	0 (0 to 0)	0
Onchocerciasis	0 (0 to 0)	0 (0 to 0)	0 (0 to 0)	0 (0 to 0)	0 (0 to 0)	0 (0 to 0)	0 (0 to 0)	0 (0 to 0)	0 (0 to 0)	0 (0 to 0)	0 (0 to 0)	0 (0 to 0)	0 (0 to 0)	0 (0 to 0)	0 (0 to 0)	0 (0 to 0)	0 (0 to 0)	0 (0 to 0)	0 (0 to 0)	0 (0 to 0)	0 (0 to 0)	0 (0 to 0)	0 (0 to 0)	0
Trachoma	0 (0 to 0)	0 (0 to 0)	0 (0 to 0)	0 (0 to 0)	0 (0 to 0)	0 (0 to 0)	0 (0 to 0)	0 (0 to 0)	0 (0 to 0)	0 (0 to 0)	0 (0 to 0)	0 (0 to 0)	0 (0 to 0)	0 (0 to 0)	0 (0 to 0)	0 (0 to 0)	0 (0 to 0)	0 (0 to 0)	0 (0 to 0)	0 (0 to 0)	0 (0 to 0)	0 (0 to 0)	0 (0 to 0)	0
Dengue	0 (0 to 0)	0 (0 to 0)	0 (0 to 0)	0 (0 to 0)	0 (0 to 0)	0 (0 to 0)	0 (0 to 0)	0 (0 to 0)	0 (0 to 0)	0 (0 to 0)	0 (0 to 0)	0 (0 to 0)	0 (0 to 0)	0 (0 to 0)	0 (0 to 0)	0 (0 to 0)	0 (0 to 0)	0 (0 to 0)	0 (0 to 0)	0 (0 to 0)	0 (0 to 0)	0 (0 to 0)	0 (0 to 0)	0
Yellow fever	0 (0 to 0)	0 (0 to 0)	0 (0 to 0)	0 (0 to 0)	0 (0 to 0)	0 (0 to 0)	0 (0 to 0)	0 (0 to 0)	0 (0 to 0)	0 (0 to 0)	0 (0 to 0)	0 (0 to 0)	0 (0 to 0)	0 (0 to 0)	0 (0 to 0)	0 (0 to 0)	0 (0 to 0)	0 (0 to 0)	0 (0 to 0)	0 (0 to 0)	0 (0 to 0)	0 (0 to 0)	0 (0 to 0)	0
Rabies	0 (0 to 0)	0 (0 to 0)	0 (0 to 0)	0 (0 to 0)	0 (0 to 0)	0 (0 to 0)	0 (0 to 0)	0 (0 to 0)	0 (0 to 0)	0 (0 to 0)	0 (0 to 0)	0 (0 to 0)	0 (0 to 0)	0 (0 to 0)	0 (0 to 0)	0 (0 to 0)	0 (0 to 0)	0 (0 to 0)	0 (0 to 0)	0 (0 to 0)	0 (0 to 0)	0 (0 to 0)	0 (0 to 0)	0
Intestinal nematode infections	0 (0 to 0)	0 (0 to 0)	0 (0 to 0)	0 (0 to 0)	0 (0 to 0)	0 (0 to 0)	0 (0 to 0)	0 (0 to 0)	0 (0 to 0)	0 (0 to 0)	0 (0 to 0)	0 (0 to 0)	0 (0 to 0)	0 (0 to 0)	0 (0 to 0)	0 (0 to 0)	0 (0 to 0)	0 (0 to 0)	0 (0 to 0)	0 (0 to 0)	0 (0 to 0)	0 (0 to 0)	0 (0 to 0)	0
Ascariasis	0 (0 to 0)	0 (0 to 0)	0 (0 to 0)	0 (0 to 0)	0 (0 to 0)	0 (0 to 0)	0 (0 to 0)	0 (0 to 0)	0 (0 to 0)	0 (0 to 0)	0 (0 to 0)	0 (0 to 0)	0 (0 to 0)	0 (0 to 0)	0 (0 to 0)	0 (0 to 0)	0 (0 to 0)	0 (0 to 0)	0 (0 to 0)	0 (0 to 0)	0 (0 to 0)	0 (0 to 0)	0 (0 to 0)	0
Trichuriasis	0 (0 to 0)	0 (0 to 0)	0 (0 to 0)	0 (0 to 0)	0 (0 to 0)	0 (0 to 0)	0 (0 to 0)	0 (0 to 0)	0 (0 to 0)	0 (0 to 0)	0 (0 to 0)	0 (0 to 0)	0 (0 to 0)	0 (0 to 0)	0 (0 to 0)	0 (0 to 0)	0 (0 to 0)	0 (0 to 0)	0 (0 to 0)	0 (0 to 0)	0 (0 to 0)	0 (0 to 0)	0 (0 to 0)	0
Hookworm disease	0 (0 to 0)	0 (0 to 0)	0 (0 to 0)	0 (0 to 0)	0 (0 to 0)	0 (0 to 0)	0 (0 to 0)	0 (0 to 0)	0 (0 to 0)	0 (0 to 0)	0 (0 to 0)	0 (0 to 0)	0 (0 to 0)	0 (0 to 0)	0 (0 to 0)	0 (0 to 0)	0 (0 to 0)	0 (0 to 0)	0 (0 to 0)	0 (0 to 0)	0 (0 to 0)	0 (0 to 0)	0 (0 to 0)	0
Food-borne trematodiases	0 (0 to 0)	0 (0 to 0)	0 (0 to 0)	0 (0 to 0)	0 (0 to 0)	0 (0 to 0)	0 (0 to 0)	0 (0 to 0)	0 (0 to 0)	0 (0 to 0)	0 (0 to 0)	0 (0 to 0)	0 (0 to 0)	0 (0

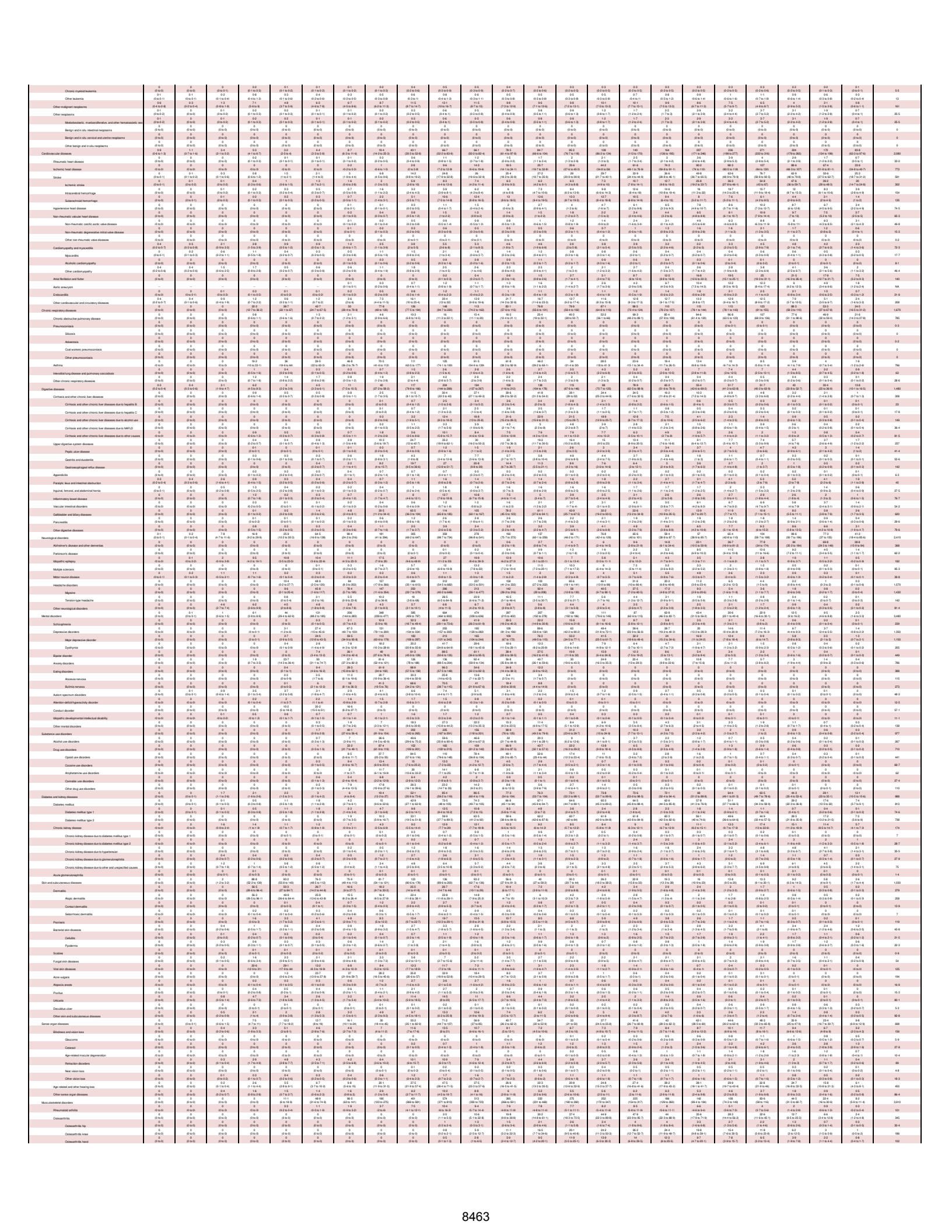

Osteoarthritis other	0 (0 to 0)	0 (0 to 0)	0 (0 to 0)

SR Table 2b: Wokingham DALYS by cause and age group for females with 95% uncertainty intervals, 2019

Cause	Early Neonatal	Late Neonatal	Post Neonatal	1 to 4	5 to 9	10 to 14	15 to 19	20 to 24	25 to 29	30 to 34	35 to 39	40 to 44	45 to 49	50 to 54	55 to 59	60 to 64	65 to 69	70 to 74	75 to 79	80 to 84	85 to 89	90 to 94	95 plus	Total
All causes	1,501 (1,313 to 1,696)	1,067 (937 to 1,198)	1,997 (1,749 to 2,246)	1,101 (1,027 to 1,176)	1,019 (1,000 to 1,038)	1,004 (984 to 1,023)	1,010 (990 to 1,030)	1,017 (997 to 1,037)	1,023 (1,003 to 1,043)	1,029 (1,009 to 1,049)	1,035 (1,015 to 1,055)	1,041 (1,021 to 1,061)	1,047 (1,027 to 1,067)	1,053 (1,033 to 1,073)	1,059 (1,039 to 1,079)	1,065 (1,045 to 1,085)	1,071 (1,051 to 1,091)	1,077 (1,057 to 1,097)	1,083 (1,063 to 1,103)	1,089 (1,069 to 1,109)	1,095 (1,075 to 1,115)	1,101 (1,081 to 1,121)	20,400
Communicable, maternal, neonatal, and nutritional diseases	1,501 (1,313 to 1,696)	1,067 (937 to 1,198)	1,997 (1,749 to 2,246)	1,101 (1,027 to 1,176)	1,019 (1,000 to 1,038)	1,004 (984 to 1,023)	1,010 (990 to 1,030)	1,017 (997 to 1,037)	1,023 (1,003 to 1,043)	1,029 (1,009 to 1,049)	1,035 (1,015 to 1,055)	1,041 (1,021 to 1,061)	1,047 (1,027 to 1,067)	1,053 (1,033 to 1,073)	1,059 (1,039 to 1,079)	1,065 (1,045 to 1,085)	1,071 (1,051 to 1,091)	1,077 (1,057 to 1,097)	1,083 (1,063 to 1,103)	1,089 (1,069 to 1,109)	1,095 (1,075 to 1,115)	1,101 (1,081 to 1,121)	1,050
HIV/AIDS and sexually transmitted infections	2.5 (2.1 to 3.0)	0.7 (0.2 to 1.5)	1.1 (0.5 to 2.4)	0.2 (0.2 to 0.3)	0.1 (0.1 to 0.2)	0.2 (0.2 to 0.4)	0.7 (0.5 to 1.0)	0.3 (0.2 to 0.5)	1.1 (0.7 to 1.7)	1.9 (1.2 to 2.9)	2.7 (1.8 to 4.1)	2.3 (1.5 to 3.5)	2.6 (1.7 to 3.9)	1.5 (1.1 to 2.2)	1.2 (0.8 to 1.8)	0.9 (0.6 to 1.4)	0.6 (0.4 to 1.0)	0.4 (0.2 to 0.7)	0.2 (0.2 to 0.4)	0.2 (0.1 to 0.4)	0.1 (0.1 to 0.1)	23.0
HIV/AIDS	0.3 (0.2 to 0.5)	0.3 (0.2 to 0.5)	0.2 (0.1 to 0.5)	0.1 (0.1 to 0.1)	0.1 (0.1 to 0.1)	0.1 (0.1 to 0.1)	0.3 (0.2 to 0.4)	0.3 (0.2 to 0.5)	0.6 (0.3 to 0.9)	1.1 (0.7 to 1.6)	1.6 (1.0 to 2.5)	1.2 (0.9 to 1.7)	1.2 (0.9 to 1.7)	0.8 (0.6 to 1.1)	0.6 (0.4 to 0.9)	0.5 (0.3 to 0.8)	0.3 (0.2 to 0.5)	0.2 (0.1 to 0.4)	0.1 (0.1 to 0.2)	0.1 (0.0 to 0.2)	0.0 (0.0 to 0.1)	8.3
HIV/AIDS - Drug-susceptible Tuberculosis	0 (0 to 0)	0 (0 to 0)	0 (0 to 0)	0 (0 to 0)	0 (0 to 0)	0 (0 to 0)	0 (0 to 0)	0 (0 to 0)	0 (0 to 0)	0 (0 to 0)	0 (0 to 0)	0 (0 to 0)	0 (0 to 0)	0 (0 to 0)	0 (0 to 0)	0 (0 to 0)	0 (0 to 0)	0 (0 to 0)	0 (0 to 0)	0 (0 to 0)	0 (0 to 0)	0 (0 to 0)	0 (0 to 0)	0.9
HIV/AIDS - Multidrug-resistant Tuberculosis without extensive drug-resistance	0 (0 to 0)	0 (0 to 0)	0 (0 to 0)	0 (0 to 0)	0 (0 to 0)	0 (0 to 0)	0 (0 to 0)	0 (0 to 0)	0 (0 to 0)	0 (0 to 0)	0 (0 to 0)	0 (0 to 0)	0 (0 to 0)	0 (0 to 0)	0 (0 to 0)	0 (0 to 0)	0 (0 to 0)	0 (0 to 0)	0 (0 to 0)	0 (0 to 0)	0 (0 to 0)	0 (0 to 0)	0 (0 to 0)	0
HIV/AIDS - Extensively drug-resistant Tuberculosis	0 (0 to 0)	0 (0 to 0)	0 (0 to 0)	0 (0 to 0)	0 (0 to 0)	0 (0 to 0)	0 (0 to 0)	0 (0 to 0)	0 (0 to 0)	0 (0 to 0)	0 (0 to 0)	0 (0 to 0)	0 (0 to 0)	0 (0 to 0)	0 (0 to 0)	0 (0 to 0)	0 (0 to 0)	0 (0 to 0)	0 (0 to 0)	0 (0 to 0)	0 (0 to 0)	0 (0 to 0)	0 (0 to 0)	0
HIV/AIDS resulting in other diseases	0 (0 to 0)	0.2 (0.1 to 0.4)	0.2 (0.1 to 0.4)	0.1 (0 to 0.1)	0.1 (0 to 0.1)	0.1 (0.1 to 0.1)	0.3 (0.2 to 0.3)	0.3 (0.2 to 0.4)	0.6 (0.4 to 0.9)	0.9 (0.6 to 1.3)	1.1 (0.7 to 1.6)	1.1 (0.7 to 1.5)	1.4 (0.9 to 2.0)	0.7 (0.4 to 1.1)	0.6 (0.3 to 0.9)	0.5 (0.2 to 0.8)	0.3 (0.2 to 0.5)	0.2 (0.1 to 0.4)	0.1 (0.1 to 0.2)	0.1 (0.0 to 0.2)	0.0 (0.0 to 0.1)	7.4
Sexually transmitted infections excluding HIV	2.5 (2.1 to 3.0)	0.7 (0.2 to 1.5)	0.9 (0.3 to 2.1)	0.1 (0 to 0.1)	0 (0 to 0)	0.1 (0 to 0.1)	0.4 (0.2 to 0.7)	0.1 (0 to 0.2)	0.4 (0.1 to 1.0)	0.7 (0.2 to 1.8)	1.2 (0.4 to 3.0)	1.2 (0.4 to 3.0)	1.2 (0.4 to 3.1)	0.8 (0.3 to 2.1)	0.6 (0.2 to 1.6)	0.4 (0.2 to 1.0)	0.3 (0.1 to 0.7)	0.2 (0.1 to 0.5)	0.1 (0.1 to 0.3)	0.1 (0.0 to 0.2)	0.0 (0.0 to 0.1)	14.9
Syphilis	2.5 (2.1 to 3.0)	0.7 (0.2 to 1.5)	0.9 (0.3 to 2.1)	0 (0 to 0)	0 (0 to 0)	0 (0 to 0)	0 (0 to 0)	0 (0 to 0)	0 (0 to 0)	0 (0 to 0)	0 (0 to 0)	0 (0 to 0)	0 (0 to 0)	0 (0 to 0)	0 (0 to 0)	0 (0 to 0)	0 (0 to 0)	0 (0 to 0)	0 (0 to 0)	0 (0 to 0)	0 (0 to 0)	0 (0 to 0)	0 (0 to 0)	4.1
Chlamydial infection	0 (0 to 0)	0 (0 to 0)	0 (0 to 0)	0 (0 to 0)	0 (0 to 0)	0 (0 to 0)	0 (0 to 0)	0.1 (0 to 0.2)	0.2 (0.1 to 0.3)	0.3 (0.2 to 0.5)	0.4 (0.2 to 0.7)	0.4 (0.2 to 0.6)	0.5 (0.2 to 0.8)	0.3 (0.1 to 0.5)	0.2 (0.1 to 0.4)	0.2 (0.1 to 0.3)	0.1 (0.1 to 0.2)	0.1 (0 to 0.2)	0 (0 to 0.1)	0 (0 to 0.1)	0 (0 to 0.1)	0 (0 to 0.1)	1.8
Gonococcal infection	0 (0 to 0)	0 (0 to 0)	0 (0 to 0)	0 (0 to 0)	0 (0 to 0)	0 (0 to 0)	0 (0 to 0)	0 (0 to 0)	0 (0 to 0)	0 (0 to 0)	0 (0 to 0)	0 (0 to 0)	0 (0 to 0)	0 (0 to 0)	0 (0 to 0)	0 (0 to 0)	0 (0 to 0)	0 (0 to 0)	0 (0 to 0)	0 (0 to 0)	0 (0 to 0)	0 (0 to 0)	0 (0 to 0)	0.8
Trichomoniasis	0 (0 to 0)	0 (0 to 0)	0 (0 to 0)	0 (0 to 0)	0 (0 to 0)	0 (0 to 0)	0 (0 to 0)	0 (0 to 0)	0 (0 to 0)	0 (0 to 0)	0 (0 to 0)	0 (0 to 0)	0 (0 to 0)	0 (0 to 0)	0 (0 to 0)	0 (0 to 0)	0 (0 to 0)	0 (0 to 0)	0 (0 to 0)	0 (0 to 0)	0 (0 to 0)	0 (0 to 0)	0 (0 to 0)	0
Genital herpes	0 (0 to 0)	0 (0 to 0)	0 (0 to 0)	0 (0 to 0)	0 (0 to 0)	0 (0 to 0)	0 (0 to 0)	0 (0 to 0)	0 (0 to 0)	0 (0 to 0)	0 (0 to 0)	0 (0 to 0)	0 (0 to 0)	0 (0 to 0)	0 (0 to 0)	0 (0 to 0)	0 (0 to 0)	0 (0 to 0)	0 (0 to 0)	0 (0 to 0)	0 (0 to 0)	0 (0 to 0)	0 (0 to 0)	2.4
Other sexually transmitted infections	0 (0 to 0)	0 (0 to 0)	0 (0 to 0)	0 (0 to 0)	0 (0 to 0)	0 (0 to 0)	0 (0 to 0)	0 (0 to 0)	0 (0 to 0)	0 (0 to 0)	0 (0 to 0)	0 (0 to 0)	0 (0 to 0)	0 (0 to 0)	0 (0 to 0)	0 (0 to 0)	0 (0 to 0)	0 (0 to 0)	0 (0 to 0)	0 (0 to 0)	0 (0 to 0)	0 (0 to 0)	0 (0 to 0)	3.7
Respiratory infections and tuberculosis	6.4 (4.4 to 9.2)	4.5 (2.9 to 6.7)	3.5 (1.5 to 7.5)	5.6 (4.5 to 14.6)	2.5 (1.8 to 12.2)	1.6 (1.2 to 10.7)	1.6 (1.2 to 10.7)	1.6 (1.2 to 10.7)	1.6 (1.2 to 10.7)	1.6 (1.2 to 10.7)	1.6 (1.2 to 10.7)	1.6 (1.2 to 10.7)	1.6 (1.2 to 10.7)	1.6 (1.2 to 10.7)	1.6 (1.2 to 10.7)	1.6 (1.2 to 10.7)	1.6 (1.2 to 10.7)	1.6 (1.2 to 10.7)	1.6 (1.2 to 10.7)	1.6 (1.2 to 10.7)	1.6 (1.2 to 10.7)	583
Tuberculosis	0 (0 to 0)	0 (0 to 0)	0 (0 to 0)	0 (0 to 0)	0 (0 to 0)	0 (0 to 0)	0 (0 to 0)	0 (0 to 0)	0 (0 to 0)	0 (0 to 0)	0 (0 to 0)	0 (0 to 0)	0 (0 to 0)	0 (0 to 0)	0 (0 to 0)	0 (0 to 0)	0 (0 to 0)	0 (0 to 0)	0 (0 to 0)	0 (0 to 0)	0 (0 to 0)	0 (0 to 0)	0 (0 to 0)	7.7
Latent tuberculosis infection	0 (0 to 0)	0 (0 to 0)	0 (0 to 0)	0 (0 to 0)	0 (0 to 0)	0 (0 to 0)	0 (0 to 0)	0 (0 to 0)	0 (0 to 0)	0 (0 to 0)	0 (0 to 0)	0 (0 to 0)	0 (0 to 0)	0 (0 to 0)	0 (0 to 0)	0 (0 to 0)	0 (0 to 0)	0 (0 to 0)	0 (0 to 0)	0 (0 to 0)	0 (0 to 0)	0 (0 to 0)	0 (0 to 0)	0
Drug-susceptible tuberculosis	0 (0 to 0)	0 (0 to 0)	0 (0 to 0)	0 (0 to 0)	0 (0 to 0)	0 (0 to 0)	0 (0 to 0)	0 (0 to 0)	0 (0 to 0)	0 (0 to 0)	0 (0 to 0)	0 (0 to 0)	0 (0 to 0)	0 (0 to 0)	0 (0 to 0)	0 (0 to 0)	0 (0 to 0)	0 (0 to 0)	0 (0 to 0)	0 (0 to 0)	0 (0 to 0)	0 (0 to 0)	0 (0 to 0)	7.5
Multidrug-resistant tuberculosis without extensive drug-resistance	0 (0 to 0)	0 (0 to 0)	0 (0 to 0)	0 (0 to 0)	0 (0 to 0)	0 (0 to 0)	0 (0 to 0)	0 (0 to 0)	0 (0 to 0)	0 (0 to 0)	0 (0 to 0)	0 (0 to 0)	0 (0 to 0)	0 (0 to 0)	0 (0 to 0)	0 (0 to 0)	0 (0 to 0)	0 (0 to 0)	0 (0 to 0)	0 (0 to 0)	0 (0 to 0)	0 (0 to 0)	0 (0 to 0)	0.2
Extensively drug-resistant tuberculosis	0 (0 to 0)	0 (0 to 0)	0 (0 to 0)	0 (0 to 0)	0 (0 to 0)	0 (0 to 0)	0 (0 to 0)	0 (0 to 0)	0 (0 to 0)	0 (0 to 0)	0 (0 to 0)	0 (0 to 0)	0 (0 to 0)	0 (0 to 0)	0 (0 to 0)	0 (0 to 0)	0 (0 to 0)	0 (0 to 0)	0 (0 to 0)	0 (0 to 0)	0 (0 to 0)	0 (0 to 0)	0 (0 to 0)	0
Lower respiratory infections	6.4 (4.4 to 9.2)	4.5 (2.9 to 6.6)	3.2 (1.4 to 7.5)	5.6 (4.5 to 14.6)	2.5 (1.8 to 12.2)	1.6 (1.2 to 10.7)	1.6 (1.2 to 10.7)	1.6 (1.2 to 10.7)	1.6 (1.2 to 10.7)	1.6 (1.2 to 10.7)	1.6 (1.2 to 10.7)	1.6 (1.2 to 10.7)	1.6 (1.2 to 10.7)	1.6 (1.2 to 10.7)	1.6 (1.2 to 10.7)	1.6 (1.2 to 10.7)	1.6 (1.2 to 10.7)	1.6 (1.2 to 10.7)	1.6 (1.2 to 10.7)	1.6 (1.2 to 10.7)	1.6 (1.2 to 10.7)	482
Upper respiratory infections	0 (0 to 0)	0.1 (0 to 0.1)	1.1 (0.4 to 1.7)	0.1 (0 to 0.2)	0.1 (0 to 0.2)	0.1 (0 to 0.2)	0.2 (0.1 to 0.3)	0.2 (0.1 to 0.3)	0.2 (0.1 to 0.4)	0.2 (0.1 to 0.4)	0.2 (0.1 to 0.4)	0.2 (0.1 to 0.4)	0.2 (0.1 to 0.4)	0.2 (0.1 to 0.4)	0.2 (0.1 to 0.4)	0.2 (0.1 to 0.4)	0.2 (0.1 to 0.4)	0.2 (0.1 to 0.4)	0.2 (0.1 to 0.4)	0.2 (0.1 to 0.4)	0.2 (0.1 to 0.4)	69.1
Otitis media	0 (0 to 0)	0 (0 to 0)	0.2 (0.1 to 0.4)	1.5 (0.7 to 2.7)	0.3 (0.1 to 0.6)	0.1 (0 to 0.3)	0.1 (0 to 0.2)	0.1 (0 to 0.2)	0.1 (0 to 0.2)	0.1 (0 to 0.2)	0.1 (0 to 0.2)	0.1 (0 to 0.2)	0.1 (0 to 0.2)	0.1 (0 to 0.2)	0.1 (0 to 0.2)	0.1 (0 to 0.2)	0.1 (0 to 0.2)	0.1 (0 to 0.2)	0.1 (0 to 0.2)	0.1 (0 to 0.2)	0.1 (0 to 0.2)	0.1 (0 to 0.1)	12.7
Enteric infections	0.1 (0.1 to 0.1)	0.1 (0.2 to 0.4)	2.5 (2.3 to 3.2)	2.5 (2.9 to 6.3)	2.6 (1.4 to 4.8)	1.9 (0.9 to 3.3)	1.4 (0.6 to 2.2)	1.1 (0.5 to 1.8)	1.1 (0.5 to 1.8)	1.1 (0.5 to 1.8)	1.1 (0.5 to 1.8)	1.1 (0.5 to 1.8)	1.1 (0.5 to 1.8)	1.2 (0.5 to 2.1)	1.2 (0.5 to 2.1)	1.2 (0.5 to 2.1)	1.2 (0.5 to 2.1)	1.2 (0.5 to 2.1)	1.2 (0.5 to 2.1)	1.2 (0.5 to 2.1)	1.2 (0.5 to 2.1)	1.2 (0.5 to 2.1)	59.8
Diarrheal diseases	0.1 (0.1 to 0.1)	0.1 (0.2 to 0.4)	2.5 (2.3 to 3.2)	2.5 (2.9 to 6.3)	2.6 (1.4 to 4.8)	1.9 (0.9 to 3.3)	1.4 (0.6 to 2.2)	1.1 (0.5 to 1.8)	1.1 (0.5 to 1.8)	1.1 (0.5 to 1.8)	1.1 (0.5 to 1.8)	1.1 (0.5 to 1.8)	1.1 (0.5 to 1.8)	1.2 (0.5 to 2.1)	1.2 (0.5 to 2.1)	1.2 (0.5 to 2.1)	1.2 (0.5 to 2.1)	1.2 (0.5 to 2.1)	1.2 (0.5 to 2.1)	1.2 (0.5 to 2.1)	1.2 (0.5 to 2.1)	1.2 (0.5 to 2.1)	59.6
Typhoid and paratyphoid	0 (0 to 0)	0 (0 to 0)	0 (0 to 0)	0 (0 to 0)	0 (0 to 0)	0 (0 to 0)	0 (0 to 0)	0 (0 to 0)	0 (0 to 0)	0 (0 to 0)	0 (0 to 0)	0 (0 to 0)	0 (0 to 0)	0 (0 to 0)	0 (0 to 0)	0 (0 to 0)	0 (0 to 0)	0 (0 to 0)	0 (0 to 0)	0 (0 to 0)	0 (0 to 0)	0 (0 to 0)	0 (0 to 0)	0
Typhoid fever	0 (0 to 0)	0 (0 to 0)	0 (0 to 0)	0 (0 to 0)	0 (0 to 0)	0 (0 to 0)	0 (0 to 0)	0 (0 to 0)	0 (0 to 0)	0 (0 to 0)	0 (0 to 0)	0 (0 to 0)	0 (0 to 0)	0 (0 to 0)	0 (0 to 0)	0 (0 to 0)	0 (0 to 0)	0 (0 to 0)	0 (0 to 0)	0 (0 to 0)	0 (0 to 0)	0 (0 to 0)	0 (0 to 0)	0
Paratyphoid fever	0 (0 to 0)	0 (0 to 0)	0 (0 to 0)	0 (0 to 0)	0 (0 to 0)	0 (0 to 0)	0 (0 to 0)	0 (0 to 0)	0 (0 to 0)	0 (0 to 0)	0 (0 to 0)	0 (0 to 0)	0 (0 to 0)	0 (0 to 0)	0 (0 to 0)	0 (0 to 0)	0 (0 to 0)	0 (0 to 0)	0 (0 to 0)	0 (0 to 0)	0 (0 to 0)	0 (0 to 0)	0 (0 to 0)	0
Invasive Non-typhoidal Salmonella (iNTS)	0 (0 to 0)	0 (0 to 0)	0 (0 to 0.1)	0 (0 to 0)	0 (0 to 0)	0 (0 to 0)	0 (0 to 0)	0 (0 to 0)	0 (0 to 0)	0 (0 to 0)	0 (0 to 0)	0 (0 to 0)	0 (0 to 0)	0 (0 to 0)	0 (0 to 0)	0 (0 to 0)	0 (0 to 0)	0 (0 to 0)	0 (0 to 0)	0 (0 to 0)	0 (0 to 0)	0 (0 to 0)	0 (0 to 0)	0.1
Other intestinal infectious diseases	0 (0 to 0)	0 (0 to 0)	0 (0 to 0.1)	0 (0 to 0)	0 (0 to 0)	0 (0 to 0)	0 (0 to 0)	0 (0 to 0)	0 (0 to 0)	0 (0 to 0)	0 (0 to 0)	0 (0 to 0)	0 (0 to 0)	0 (0 to 0)	0 (0 to 0)	0 (0 to 0)	0 (0 to 0)	0 (0 to 0)	0 (0 to 0)	0 (0 to 0)	0 (0 to 0)	0 (0 to 0)	0 (0 to 0)	0.1
Neglected tropical diseases and malaria	0 (0 to 0)	0.4 (0.3 to 0.5)	1.7 (1.3 to 2.2)	0.4 (0.3 to 0.4)	0.1 (0 to 0.1)	0.1 (0 to 0.1)	0.1 (0 to 0.1)	0.1 (0 to 0.1)	0.1 (0 to 0.1)	0.1 (0 to 0.1)	0.4 (0.1 to 0.8)	0.3 (0 to 1.2)	0.4 (0.1 to 1.4)	0.2 (0 to 0.9)	0.2 (0 to 0.9)	0.1 (0 to 0.5)	0.1 (0 to 0.3)	0.1 (0 to 0.3)	0 (0 to 0.1)	0 (0 to 0.1)	0 (0 to 0.1)	0 (0 to 0.1)	4.5
Malaria	0 (0 to 0)	0 (0 to 0)	0 (0 to 0)	0 (0 to 0)	0 (0 to 0)	0 (0 to 0)	0 (0 to 0)	0 (0 to 0)	0 (0 to 0)	0 (0 to 0)	0 (0 to 0)	0 (0 to 0)	0 (0 to 0)	0 (0 to 0)	0 (0 to 0)	0 (0 to 0)	0 (0 to 0)	0 (0 to 0)	0 (0 to 0)	0 (0 to 0)	0 (0 to 0)	0 (0 to 0)	0 (0 to 0)	0
Chagas disease	0 (0 to 0)	0 (0 to 0)	0 (0 to 0)	0 (0 to 0)	0 (0 to 0)	0 (0 to 0)	0 (0 to 0)	0 (0 to 0)	0 (0 to 0)	0 (0 to 0)	0 (0 to 0)	0 (0 to 0)	0 (0 to 0)	0 (0 to 0)	0 (0 to 0)	0 (0 to 0)	0 (0 to 0)	0 (0 to 0)	0 (0 to 0)	0 (0 to 0)	0 (0 to 0)	0 (0 to 0)	0 (0 to 0)	0
Leishmaniasis	0 (0 to 0)	0 (0 to 0)	0 (0 to 0)	0 (0 to 0)	0 (0 to 0)	0 (0 to 0)	0 (0 to 0)	0 (0 to 0)	0 (0 to 0)	0 (0 to 0)	0 (0 to 0)	0 (0 to 0)	0 (0 to 0)	0 (0 to 0)	0 (0 to 0)	0 (0 to 0)	0 (0 to 0)	0 (0 to 0)	0 (0 to 0)	0 (0 to 0)	0 (0 to 0)	0 (0 to 0)	0 (0 to 0)	0
Visceral leishmaniasis	0 (0 to 0)	0 (0 to 0)	0 (0 to 0)	0 (0 to 0)	0 (0 to 0)	0 (0 to 0)	0 (0 to 0)	0 (0 to 0)	0 (0 to 0)	0 (0 to 0)	0 (0 to 0)	0 (0 to 0)	0 (0 to 0)	0 (0 to 0)	0 (0 to 0)	0 (0 to 0)	0 (0 to 0)	0 (0 to 0)	0 (0 to 0)	0 (0 to 0)	0 (0 to 0)	0 (0 to 0)	0 (0 to 0)	0
Cutaneous and mucocutaneous leishmaniasis	0 (0 to 0)	0 (0 to 0)	0 (0 to 0)	0 (0 to 0)	0 (0 to 0)	0 (0 to 0)	0 (0 to 0)	0 (0 to 0)	0 (0 to 0)	0 (0 to 0)	0 (0 to 0)	0 (0 to 0)	0 (0 to 0)	0 (0 to 0)	0 (0 to 0)	0 (0 to 0)	0 (0 to 0)	0 (0 to 0)	0 (0 to 0)	0 (0 to 0)	0 (0 to 0)	0 (0 to 0)	0 (0 to 0)	0
African trypanosomiasis	0 (0 to 0)	0 (0 to 0)	0 (0 to 0)	0 (0 to 0)	0 (0 to 0)	0 (0 to 0)	0 (0 to 0)	0 (0 to 0)	0 (0 to 0)	0 (0 to 0)	0 (0 to 0)	0 (0 to 0)	0 (0 to 0)	0 (0 to 0)	0 (0 to 0)	0 (0 to 0)	0 (0 to 0)	0 (0 to 0)	0 (0 to 0)	0 (0 to 0)	0 (0 to 0)	0 (0 to 0)	0 (0 to 0)	0
Schistosomiasis	0 (0 to 0)	0 (0 to 0)	0 (0 to 0)	0 (0 to 0)	0 (0 to 0)	0 (0 to 0)	0 (0 to 0)	0 (0 to 0)	0 (0 to 0)	0 (0 to 0)	0 (0 to 0)	0 (0 to 0)	0 (0 to 0)	0 (0 to 0)	0 (0 to 0)	0 (0 to 0)	0 (0 to 0)	0 (0 to 0)	0 (0 to 0)	0 (0 to 0)	0 (0 to 0)	0 (0 to 0)	0 (0 to 0)	0
Cysticercosis	0 (0 to 0)	0 (0 to 0)	0 (0 to 0)	0 (0 to 0)	0 (0 to 0)	0 (0 to 0)	0 (0 to 0)	0 (0 to 0)	0 (0 to 0)	0 (0 to 0)	0 (0 to 0)	0 (0 to 0)	0 (0 to 0)	0 (0 to 0)	0 (0 to 0)	0 (0 to 0)	0 (0 to 0)	0 (0 to 0)	0 (0 to 0)	0 (0 to 0)	0 (0 to 0)	0 (0 to 0)	0 (0 to 0)	0
Cystic echinococcosis	0 (0 to 0)	0 (0 to 0)	0 (0 to 0)	0 (0 to 0)	0 (0 to 0)	0 (0 to 0)	0 (0 to 0)	0 (0 to 0)	0 (0 to 0)	0 (0 to 0)	0 (0 to 0)	0 (0 to 0)	0 (0 to 0)	0 (0 to 0)	0 (0 to 0)	0 (0 to 0)	0 (0 to 0)	0 (0 to 0)	0 (0 to 0)	0 (0 to 0)	0 (0 to 0)	0 (0 to 0)	0 (0 to 0)	0
Lymphatic filariasis	0 (0 to 0)	0 (0 to 0)	0 (0 to 0)	0 (0 to 0)	0 (0 to 0)	0 (0 to 0)	0 (0 to 0)	0 (0 to 0)	0 (0 to 0)	0 (0 to 0)	0 (0 to 0)	0 (0 to 0)	0 (0 to 0)	0 (0 to 0)	0 (0 to 0)	0 (0 to 0)	0 (0 to 0)	0 (0 to 0)	0 (0 to 0)	0 (0 to 0)	0 (0 to 0)	0 (0 to 0)	0 (0 to 0)	0
Onchocerciasis	0 (0 to 0)	0 (0 to 0)	0 (0 to 0)	0 (0 to 0)	0 (0 to 0)	0 (0 to 0)	0 (0 to 0)	0 (0 to 0)	0 (0 to 0)	0 (0 to 0)	0 (0 to 0)	0 (0 to 0)	0 (0 to 0)	0 (0 to 0)	0 (0 to 0)	0 (0 to 0)	0 (0 to 0)	0 (0 to 0)	0 (0 to 0)	0 (0 to 0)	0 (0 to 0)	0 (0 to 0)	0 (0 to 0)	0
Trachoma	0 (0 to 0)	0 (0 to 0)	0 (0 to 0)	0 (0 to 0)	0 (0 to 0)	0 (0 to 0)	0 (0 to 0)	0 (0 to 0)	0 (0 to 0)	0 (0 to 0)	0 (0 to 0)	0 (0 to 0)	0 (0 to 0)	0 (0 to 0)	0 (0 to 0)	0 (0 to 0)	0 (0 to 0)	0 (0 to 0)	0 (0 to 0)	0 (0 to 0)	0 (0 to 0)	0 (0 to 0)	0 (0 to 0)	0
Dengue	0 (0 to 0)	0 (0 to 0)	0 (0 to 0)	0 (0 to 0)	0 (0 to 0)	0 (0 to 0)	0 (0 to 0)	0 (0 to 0)	0 (0 to 0)	0 (0 to 0)	0 (0 to 0)	0 (0 to 0)	0 (0 to 0)	0 (0 to 0)	0 (0 to 0)	0 (0 to 0)	0 (0 to 0)	0 (0 to 0)	0 (0 to 0)	0 (0 to 0)	0 (0 to 0)	0 (0 to 0)	0 (0 to 0)	0
Yellow fever	0 (0 to 0)	0 (0 to 0)	0 (0 to 0)	0 (0 to 0)	0 (0 to 0)	0 (0 to 0)	0 (0 to 0)	0 (0 to 0)	0 (0 to 0)	0 (0 to 0)	0 (0 to 0)	0 (0 to 0)	0 (0 to 0)	0 (0 to 0)	0 (0 to 0)	0 (0 to 0)	0 (0 to 0)	0 (0 to 0)	0 (0 to 0)	0 (0 to 0)	0 (0 to 0)	0 (0 to 0)	0 (0 to 0)	0
Rabies	0 (0 to 0)	0 (0 to 0)	0 (0 to 0)	0 (0 to 0)	0 (0 to 0)	0 (0 to 0)	0 (0 to 0)	0 (0 to 0)	0 (0 to 0)	0 (0 to 0)	0 (0 to 0)	0 (0 to 0)	0 (0 to 0)	0 (0 to 0)	0 (0 to 0)	0 (0 to 0)	0 (0 to 0)	0 (0 to 0)	0 (0 to 0)	0 (0 to 0)	0 (0 to 0)	0 (0 to 0)	0 (0 to 0)	0
Intestinal nematode infections	0 (0 to 0)	0 (0 to 0)	0 (0 to 0)	0 (0 to 0)	0 (0 to 0)	0 (0 to 0)	0 (0 to 0)	0 (0 to 0)	0 (0 to 0)	0 (0 to 0)	0 (0 to 0)	0 (0 to 0)	0 (0 to 0)	0 (0 to 0)	0 (0 to 0)	0 (0 to 0)	0 (0 to 0)	0 (0 to 0)	0 (0 to 0)	0 (0 to 0)	0 (0 to 0)	0 (0 to 0)	0 (0 to 0)	0
Ascariasis	0 (0 to 0)	0 (0 to 0)	0 (0 to 0)	0 (0 to 0)	0 (0 to 0)	0 (0 to 0)	0 (0 to 0)	0 (0 to 0)	0 (0 to 0)	0 (0 to 0)	0 (0 to 0)	0 (0 to 0)	0 (0 to 0)	0 (0 to 0)	0 (0 to 0)	0 (0 to 0)	0 (0 to 0)	0 (0 to 0)	0 (0 to 0)	0 (0 to 0)	0 (0 to 0)	0 (0 to 0)	0 (0 to 0)	0
Trichuriasis	0 (0 to 0)	0 (0 to 0)	0 (0 to 0)	0 (0 to 0)	0 (0 to 0)	0 (0 to 0)	0 (0 to 0)	0 (0 to 0)	0 (0 to 0)	0 (0 to 0)	0 (0 to 0)	0 (0 to 0)	0 (0 to 0)	0 (0 to 0)	0 (0 to 0)	0 (0 to 0)	0 (0 to 0)	0 (0 to 0)	0 (0 to 0)	0 (0 to 0)	0 (0 to 0)	0 (0 to 0)	0 (0 to 0)	0
Hookworm disease	0 (0 to 0)	0 (0 to 0)	0 (0 to 0)	0 (0 to 0)	0 (0 to 0)	0 (0 to 0)	0 (0 to 0)	0 (0 to 0)	0 (0 to 0)	0 (0 to 0)	0 (0 to 0)	0 (0 to 0)	0 (0 to 0)	0 (0 to 0)	0 (0 to 0)	0 (0 to 0)	0 (0 to 0)	0 (0 to 0)	0 (0 to 0)	0 (0 to 0)	0 (0 to 0)	0 (0 to 0)	0 (0 to 0)	0
Food-borne trematodiases	0 (0 to 0)	0 (0 to 0)	0 (0 to 0)	0 (0 to 0)	0 (0 to 0)	0 (0 to 0)	0 (0 to 0)	0 (0 to 0)	0 (0 to 0)	0 (0 to 0)	0 (0 to 0)	0 (0 to 0)	0 (0 to 0)	0 (0 to 0)	0 (0 to 0)	0 (0 to 0)	0 (0 to 0)	0 (0 to 0)	0 (0 to 0)	0 (0 to 0)	0 (0 to 0)	0 (0 to 0)	0 (0 to 0)	0
Leprosy	0 (0 to 0)	0 (0 to 0)	0 (0 to 0)	0 (0 to 0)	0 (0 to 0)	0 (0 to 0)	0 (0 to 0)	0 (0 to 0)	0 (0 to 0)	0 (0 to 0)	0 (0 to 0)	0 (0 to 0)	0 (0 to 0)	0 (0 to 0)	0 (0 to 0)



Osteoarthritis other	0 (0 to 0)	0 (0 to 0)	0 (0 to 0)	0 (0 to 0)	0 (0 to 0)	0 (0 to 0)	0 (0 to 0)	0 (0 to 0)	0 (0 to 0)	0 (0 to 0)	0 (0 to 0)	0-2 (0 to 5)	0-2 (0 to 5)	0-7 (0 to 1)	1-8 (0 to 4)	3 (1 to 4)	4-2 (1 to 3)	4-6 (1 to 9)	4-8 (2 to 9)	5-7 (2 to 12)	4-7 (2 to 9)	3-9 (2 to 8)	2-8 (1 to 5)	1-4 (0 to 2)	0-5 (0 to 1)		39-4
Low back pain	0 (0 to 0)	0 (0 to 0)	0 (0 to 0)	0 (0 to 0)	3-6 (1 to 9)	19-4 (10 to 31)	32-3 (19 to 51)	39-6 (21 to 59)	40-9 (25 to 58)	53-3 (32 to 84)	69-8 (43 to 108)	106 (79 to 150)	137 (95 to 195)	144 (97 to 210)	142 (89 to 208)	142 (89 to 208)	156 (98 to 228)	139 (73 to 230)	134 (73 to 230)	138 (79 to 194)	98-7 (54 to 139)	64-5 (42 to 97)	37 (25 to 52)	10-8 (10 to 22)	1 (0 to 7)	1,370
Neck pain	0 (0 to 0)	0 (0 to 0)	0 (0 to 0)	0 (0 to 0)	2 (0 to 5)	11-2 (5 to 20)	17-1 (9 to 30)	14-7 (7 to 28)	15-9 (8 to 30)	24 (12 to 40)	40-5 (21 to 66)	53-8 (33 to 90)	64-8 (33 to 110)	59-7 (29 to 107)	52 (26 to 91)	41-7 (21 to 73)	43 (21 to 81)	38-4 (20 to 73)	35-1 (19 to 58)	38-4 (20 to 59)	25-5 (13 to 46)	18-3 (9 to 33)	11-2 (5 to 19)	4-7 (2 to 7)	0 (0 to 2)	531
Gout	0 (0 to 0)	0 (0 to 0)	0 (0 to 0)	0 (0 to 0)	0 (0 to 0)	0 (0 to 0)	0 (0 to 0)	0 (0 to 0)	0 (0 to 0)	0 (0 to 0)	0 (0 to 0)

SR Table 2b: Buckinghamshire DALYS by cause and age group for females with 95% uncertainty intervals, 2019

Cause	Early Neonatal	Late Neonatal	Post Neonatal	1 to 4	5 to 9	10 to 14	15 to 19	20 to 24	25 to 29	30 to 34	35 to 39	40 to 44	45 to 49	50 to 54	55 to 59	60 to 64	65 to 69	70 to 74	75 to 79	80 to 84	85 to 89	90 to 94	95 plus	Total
All causes	1,000 (439 to 1,699)	1,000 (96 to 2,114)	1,000 (350 to 4,622)	1,000 (394 to 1,703)	1,000 (475 to 898)	1,000 (751 to 1,436)	1,000 (1,169 to 2,042)	1,000 (1,266 to 2,310)	1,000 (1,329 to 2,710)	1,000 (1,600 to 2,580)	1,000 (2,148 to 3,548)	1,000 (2,910 to 4,660)	1,000 (3,306 to 5,230)	1,000 (4,000 to 6,080)	1,000 (4,339 to 6,268)	1,000 (4,713 to 6,010)	1,000 (4,709 to 5,496)	1,000 (4,665 to 5,160)	1,000 (4,227 to 4,627)	1,000 (3,422 to 3,767)	1,000 (1,620 to 1,807)	1,000 (5,758 to 7,420)	72,900
Communicable, maternal, neonatal, and nutritional diseases	1,000 (309 to 647)	1,000 (52 to 537)	1,000 (91 to 1,135)	1,000 (101 to 370)	1,000 (79 to 177)	1,000 (61 to 113)	1,000 (60 to 135)	1,000 (68 to 128)	1,000 (68 to 227)	1,000 (72 to 198)	1,000 (78 to 167)	1,000 (87 to 168)	1,000 (99 to 206)	1,000 (108 to 222)	1,000 (115 to 213)	1,000 (115 to 196)	1,000 (101 to 171)	1,000 (98 to 161)	1,000 (94 to 149)	1,000 (82 to 134)	1,000 (66 to 108)	1,000 (39 to 63)	1,000 (258 to 1,000)	4,050
HIV/AIDS and sexually transmitted infections	9 (2.4 to 20.3)	2.4 (0.7 to 5.5)	3.9 (1.4 to 8.6)	0.7 (0.4 to 0.9)	0.5 (0.4 to 0.6)	0.5 (0.4 to 0.6)	1.1 (0.9 to 1.4)	2.6 (2 to 4.3)	5.1 (3.3 to 7.4)	7.5 (4.9 to 11.1)	9.5 (6.4 to 14.3)	10.3 (6.8 to 15.9)	9.7 (6.7 to 13.1)	8.5 (5.7 to 12.1)	6.7 (3.9 to 9.3)	4 (2.1 to 6.1)	2.1 (0.7 to 4.1)	2.9 (1.3 to 4.9)	2.2 (1.3 to 3.9)	1.5 (0.8 to 2.4)	0.9 (0.6 to 1.2)	0.6 (0.4 to 1)	0.3 (0.2 to 0.5)	81.1 (61.1 to 91.2)	93.4
HIV/AIDS	0 (0 to 0)	0 (0 to 0)	0.6 (0.2 to 1.5)	0.6 (0.3 to 0.7)	0.4 (0.3 to 0.5)	0.2 (0.2 to 0.3)	0.5 (0.4 to 0.6)	1.3 (1 to 1.8)	3.1 (1.9 to 4)	4.9 (2.9 to 6.5)	6.7 (3.9 to 8.9)	7.5 (4.3 to 10.2)	7.1 (3.7 to 9.7)	6.3 (2.9 to 8.8)	4.8 (1.9 to 7.2)	2.7 (0.9 to 4.8)	1.4 (0.3 to 3.2)	1.7 (0.4 to 3.6)	1.4 (0.3 to 3.2)	0.9 (0.2 to 2)	0.5 (0.1 to 1.2)	0.4 (0.1 to 0.9)	0.2 (0 to 0.5)	28.8 (7.1 to 65.1)	28.8
HIV/AIDS - Drug-susceptible Tuberculosis	0 (0 to 0)	0 (0 to 0)	0 (0 to 0)	0 (0 to 0)	0 (0 to 0)	0 (0 to 0)	0 (0 to 0)	0 (0 to 0)	0 (0 to 0)	0 (0 to 0)	0 (0 to 0)	0 (0 to 0)	0 (0 to 0)	0 (0 to 0)	0 (0 to 0)	0 (0 to 0)	0 (0 to 0)	0 (0 to 0)	0 (0 to 0)	0 (0 to 0)	0 (0 to 0)	0 (0 to 0)	0 (0 to 0)	0 (0 to 0)	0 (0 to 0)	0
HIV/AIDS - Multidrug-resistant Tuberculosis without extensive drug-resistance	0 (0 to 0)	0 (0 to 0)	0 (0 to 0)	0 (0 to 0)	0 (0 to 0)	0 (0 to 0)	0 (0 to 0)	0 (0 to 0)	0 (0 to 0)	0 (0 to 0)	0 (0 to 0)	0 (0 to 0)	0 (0 to 0)	0 (0 to 0)	0 (0 to 0)	0 (0 to 0)	0 (0 to 0)	0 (0 to 0)	0 (0 to 0)	0 (0 to 0)	0 (0 to 0)	0 (0 to 0)	0 (0 to 0)	0 (0 to 0)	0 (0 to 0)	0
HIV/AIDS - Extensively drug-resistant Tuberculosis	0 (0 to 0)	0 (0 to 0)	0 (0 to 0)	0 (0 to 0)	0 (0 to 0)	0 (0 to 0)	0 (0 to 0)	0 (0 to 0)	0 (0 to 0)	0 (0 to 0)	0 (0 to 0)	0 (0 to 0)	0 (0 to 0)	0 (0 to 0)	0 (0 to 0)	0 (0 to 0)	0 (0 to 0)	0 (0 to 0)	0 (0 to 0)	0 (0 to 0)	0 (0 to 0)	0 (0 to 0)	0 (0 to 0)	0 (0 to 0)	0 (0 to 0)	0
HIV/AIDS resulting in other diseases	0 (0 to 0)	0 (0 to 0)	0 (0 to 0)	0 (0 to 0)	0 (0 to 0)	0 (0 to 0)	0 (0 to 0)	0 (0 to 0)	0 (0 to 0)	0 (0 to 0)	0 (0 to 0)	0 (0 to 0)	0 (0 to 0)	0 (0 to 0)	0 (0 to 0)	0 (0 to 0)	0 (0 to 0)	0 (0 to 0)	0 (0 to 0)	0 (0 to 0)	0 (0 to 0)	0 (0 to 0)	0 (0 to 0)	0 (0 to 0)	0 (0 to 0)	26.1
Sexually transmitted infections excluding HIV	9 (2.4 to 20.3)	2.4 (0.7 to 5.5)	3.3 (0.9 to 7.8)	0.1 (0 to 0.2)	0.1 (0 to 0.2)	0.3 (0.2 to 0.3)	0.6 (0.4 to 1)	1.3 (0.6 to 2.6)	2 (0.9 to 3.7)	2.6 (1.1 to 5.1)	2.8 (1.2 to 5.6)	2.8 (1.2 to 5.7)	2.6 (1.1 to 5.4)	2.2 (0.9 to 4.6)	1.9 (0.7 to 3.9)	1.3 (0.5 to 2.7)	0.7 (0.2 to 1.7)	0.8 (0.3 to 1.8)	0.7 (0.3 to 1.5)	0.5 (0.2 to 1.1)	0.3 (0.1 to 0.6)	0.2 (0.1 to 0.5)	0.1 (0 to 0.2)	54.8 (32.6 to 74.5)	54.8
Syphilis	9 (2.4 to 20.3)	2.4 (0.7 to 5.5)	3.3 (0.9 to 7.8)	0.1 (0 to 0.2)	0.1 (0 to 0.2)	0.1 (0 to 0.1)	0.2 (0 to 0.1)	0.5 (0 to 0.3)	0.9 (0.2 to 0.6)	1.1 (0.3 to 0.8)	1.2 (0.3 to 0.9)	1.2 (0.3 to 0.9)	1.1 (0.3 to 0.8)	0.9 (0.2 to 0.7)	0.8 (0.2 to 0.6)	0.5 (0.1 to 0.4)	0.3 (0.1 to 0.3)	0.3 (0.1 to 0.3)	0.3 (0.1 to 0.3)	0.2 (0.1 to 0.2)	0.1 (0 to 0.2)	0.1 (0 to 0.1)	0 (0 to 0)	15.3 (6.1 to 29.1)	15.3
Chlamydial infection	0 (0 to 0)	0 (0 to 0)	0 (0 to 0)	0 (0 to 0)	0 (0 to 0)	0 (0 to 0)	0 (0 to 0)	0 (0 to 0)	0 (0 to 0)	0 (0 to 0)	0 (0 to 0)	0 (0 to 0)	0 (0 to 0)	0 (0 to 0)	0 (0 to 0)	0 (0 to 0)	0 (0 to 0)	0 (0 to 0)	0 (0 to 0)	0 (0 to 0)	0 (0 to 0)	0 (0 to 0)	0 (0 to 0)	0 (0 to 0)	0 (0 to 0)	0
Gonococcal infection	0 (0 to 0)	0 (0 to 0)	0 (0 to 0)	0 (0 to 0)	0 (0 to 0)	0 (0 to 0)	0 (0 to 0)	0 (0 to 0)	0 (0 to 0)	0 (0 to 0)	0 (0 to 0)	0 (0 to 0)	0 (0 to 0)	0 (0 to 0)	0 (0 to 0)	0 (0 to 0)	0 (0 to 0)	0 (0 to 0)	0 (0 to 0)	0 (0 to 0)	0 (0 to 0)	0 (0 to 0)	0 (0 to 0)	0 (0 to 0)	0 (0 to 0)	0
Trichomoniasis	0 (0 to 0)	0 (0 to 0)	0 (0 to 0)	0 (0 to 0)	0 (0 to 0)	0 (0 to 0)	0 (0 to 0)	0 (0 to 0)	0 (0 to 0)	0 (0 to 0)	0 (0 to 0)	0 (0 to 0)	0 (0 to 0)	0 (0 to 0)	0 (0 to 0)	0 (0 to 0)	0 (0 to 0)	0 (0 to 0)	0 (0 to 0)	0 (0 to 0)	0 (0 to 0)	0 (0 to 0)	0 (0 to 0)	0 (0 to 0)	0 (0 to 0)	0
Genital herpes	0 (0 to 0)	0 (0 to 0)	0 (0 to 0)	0 (0 to 0)	0 (0 to 0)	0 (0 to 0)	0 (0 to 0)	0 (0 to 0)	0 (0 to 0)	0 (0 to 0)	0 (0 to 0)	0 (0 to 0)	0 (0 to 0)	0 (0 to 0)	0 (0 to 0)	0 (0 to 0)	0 (0 to 0)	0 (0 to 0)	0 (0 to 0)	0 (0 to 0)	0 (0 to 0)	0 (0 to 0)	0 (0 to 0)	0 (0 to 0)	0 (0 to 0)	0
Other sexually transmitted infections	0 (0 to 0)	0 (0 to 0)	0 (0 to 0)	0 (0 to 0)	0 (0 to 0)	0 (0 to 0)	0 (0 to 0)	0 (0 to 0)	0 (0 to 0)	0 (0 to 0)	0 (0 to 0)	0 (0 to 0)	0 (0 to 0)	0 (0 to 0)	0 (0 to 0)	0 (0 to 0)	0 (0 to 0)	0 (0 to 0)	0 (0 to 0)	0 (0 to 0)	0 (0 to 0)	0 (0 to 0)	0 (0 to 0)	0 (0 to 0)	0 (0 to 0)	0
Respiratory infections and tuberculosis	4.6 (3.2 to 6.5)	22 (19.5 to 24.9)	22 (19.4 to 32.9)	24.4 (21.4 to 27.4)	19.6 (16.9 to 22.1)	16.4 (14.2 to 18.6)	13.7 (12.1 to 15.4)	12.1 (10.7 to 13.6)	11.2 (9.9 to 12.6)	10.6 (9.4 to 11.9)	10.2 (9.1 to 11.5)	10.1 (9 to 11.4)	10.2 (9.1 to 11.5)	10.4 (9.2 to 11.7)	10.6 (9.4 to 11.9)	10.8 (9.6 to 12.1)	10.9 (9.7 to 12.2)	11 (9.8 to 12.3)	11.1 (9.9 to 12.4)	11.2 (10 to 12.5)	11.2 (10 to 12.5)	11.2 (10 to 12.5)	11.2 (10 to 12.5)	2,160
Tuberculosis	0 (0 to 0)	0 (0 to 0)	0 (0 to 0)	0 (0 to 0)	0 (0 to 0)	0 (0 to 0)	0 (0 to 0)	0 (0 to 0)	0 (0 to 0)	0 (0 to 0)	0 (0 to 0)	0 (0 to 0)	0 (0 to 0)	0 (0 to 0)	0 (0 to 0)	0 (0 to 0)	0 (0 to 0)	0 (0 to 0)	0 (0 to 0)	0 (0 to 0)	0 (0 to 0)	0 (0 to 0)	0 (0 to 0)	0 (0 to 0)	0 (0 to 0)	0
Latent tuberculosis infection	0 (0 to 0)	0 (0 to 0)	0 (0 to 0)	0 (0 to 0)	0 (0 to 0)	0 (0 to 0)	0 (0 to 0)	0 (0 to 0)	0 (0 to 0)	0 (0 to 0)	0 (0 to 0)	0 (0 to 0)	0 (0 to 0)	0 (0 to 0)	0 (0 to 0)	0 (0 to 0)	0 (0 to 0)	0 (0 to 0)	0 (0 to 0)	0 (0 to 0)	0 (0 to 0)	0 (0 to 0)	0 (0 to 0)	0 (0 to 0)	0 (0 to 0)	0
Drug-susceptible tuberculosis	0 (0 to 0)	0 (0 to 0)	0 (0 to 0)	0 (0 to 0)	0 (0 to 0)	0 (0 to 0)	0 (0 to 0)	0 (0 to 0)	0 (0 to 0)	0 (0 to 0)	0 (0 to 0)	0 (0 to 0)	0 (0 to 0)	0 (0 to 0)	0 (0 to 0)	0 (0 to 0)	0 (0 to 0)	0 (0 to 0)	0 (0 to 0)	0 (0 to 0)	0 (0 to 0)	0 (0 to 0)	0 (0 to 0)	0 (0 to 0)	0 (0 to 0)	0
Multidrug-resistant tuberculosis without extensive drug-resistance	0 (0 to 0)	0 (0 to 0)	0 (0 to 0)	0 (0 to 0)	0 (0 to 0)	0 (0 to 0)	0 (0 to 0)	0 (0 to 0)	0 (0 to 0)	0 (0 to 0)	0 (0 to 0)	0 (0 to 0)	0 (0 to 0)	0 (0 to 0)	0 (0 to 0)	0 (0 to 0)	0 (0 to 0)	0 (0 to 0)	0 (0 to 0)	0 (0 to 0)	0 (0 to 0)	0 (0 to 0)	0 (0 to 0)	0 (0 to 0)	0 (0 to 0)	0
Extensively drug-resistant tuberculosis	0 (0 to 0)	0 (0 to 0)	0 (0 to 0)	0 (0 to 0)	0 (0 to 0)	0 (0 to 0)	0 (0 to 0)	0 (0 to 0)	0 (0 to 0)	0 (0 to 0)	0 (0 to 0)	0 (0 to 0)	0 (0 to 0)	0 (0 to 0)	0 (0 to 0)	0 (0 to 0)	0 (0 to 0)	0 (0 to 0)	0 (0 to 0)	0 (0 to 0)	0 (0 to 0)	0 (0 to 0)	0 (0 to 0)	0 (0 to 0)	0 (0 to 0)	0
Lower respiratory infections	4.7 (2.3 to 6.2)	2.7 (1.7 to 4)	16.6 (9.4 to 31.7)	24.1 (14.1 to 33)	19.4 (11.9 to 26.9)	16.2 (9.9 to 22.5)	13.5 (8.2 to 18.8)	11.9 (7.2 to 16.5)	11.1 (6.7 to 15.4)	10.5 (6.3 to 14.6)	10.1 (6.1 to 14)	10 (6 to 13.9)	10.1 (6.1 to 14)	10.3 (6.2 to 14.3)	10.5 (6.3 to 14.6)	10.7 (6.4 to 14.8)	10.8 (6.5 to 14.9)	10.9 (6.6 to 15)	11 (6.6 to 15.2)	11.1 (6.7 to 15.3)	11.1 (6.7 to 15.3)	11.1 (6.7 to 15.3)	11.1 (6.7 to 15.3)	1,860
Upper respiratory infections	0 (0 to 0.1)	0.2 (0.1 to 0.3)	4.2 (2.4 to 6.6)	18.9 (11.9 to 29.2)	21.8 (15.5 to 29.5)	18.2 (12.8 to 25.1)	15.5 (11.1 to 21.3)	14.2 (9.9 to 20.2)	14.3 (9.7 to 20.4)	14.2 (9.5 to 20.2)	14.2 (9.5 to 20.2)	14.2 (9.5 to 20.2)	14.2 (9.5 to 20.2)	14.2 (9.5 to 20.2)	14.2 (9.5 to 20.2)	14.2 (9.5 to 20.2)	14.2 (9.5 to 20.2)	14.2 (9.5 to 20.2)	14.2 (9.5 to 20.2)	14.2 (9.5 to 20.2)	14.2 (9.5 to 20.2)	14.2 (9.5 to 20.2)	14.2 (9.5 to 20.2)	232
Otitis media	0 (0 to 0)	0 (0 to 0)	0.2 (0.2 to 0.5)	0.2 (0.2 to 0.6)	3.2 (2.4 to 3.7)	3.2 (2.4 to 3.7)	2.6 (1.9 to 3.4)	2.4 (1.7 to 3.2)	2.4 (1.7 to 3.2)	2.4 (1.7 to 3.2)	2.4 (1.7 to 3.2)	2.4 (1.7 to 3.2)	2.4 (1.7 to 3.2)	2.4 (1.7 to 3.2)	2.4 (1.7 to 3.2)	2.4 (1.7 to 3.2)	2.4 (1.7 to 3.2)	2.4 (1.7 to 3.2)	2.4 (1.7 to 3.2)	2.4 (1.7 to 3.2)	2.4 (1.7 to 3.2)	2.4 (1.7 to 3.2)	2.4 (1.7 to 3.2)	44.9
Enteric infections	0.4 (0.3 to 0.5)	1.1 (0.6 to 1.9)	0.5 (0.9 to 19.1)	0.2 (0.1 to 0.4)	0.2 (0.1 to 0.3)	0.2 (0.1 to 0.3)	0.2 (0.1 to 0.3)	0.2 (0.1 to 0.3)	0.2 (0.1 to 0.3)	0.2 (0.1 to 0.3)	0.2 (0.1 to 0.3)	0.2 (0.1 to 0.3)	0.2 (0.1 to 0.3)	0.2 (0.1 to 0.3)	0.2 (0.1 to 0.3)	0.2 (0.1 to 0.3)	0.2 (0.1 to 0.3)	0.2 (0.1 to 0.3)	0.2 (0.1 to 0.3)	0.2 (0.1 to 0.3)	0.2 (0.1 to 0.3)	0.2 (0.1 to 0.3)	0.2 (0.1 to 0.3)	223
Diarrheal diseases	0.4 (0.3 to 0.5)	1.1 (0.6 to 1.9)	0.5 (9.4 to 19.1)	0.2 (0.1 to 0.4)	0.2 (0.1 to 0.3)	0.2 (0.1 to 0.3)	0.2 (0.1 to 0.3)	0.2 (0.1 to 0.3)	0.2 (0.1 to 0.3)	0.2 (0.1 to 0.3)	0.2 (0.1 to 0.3)	0.2 (0.1 to 0.3)	0.2 (0.1 to 0.3)	0.2 (0.1 to 0.3)	0.2 (0.1 to 0.3)	0.2 (0.1 to 0.3)	0.2 (0.1 to 0.3)	0.2 (0.1 to 0.3)	0.2 (0.1 to 0.3)	0.2 (0.1 to 0.3)	0.2 (0.1 to 0.3)	0.2 (0.1 to 0.3)	0.2 (0.1 to 0.3)	222
Typhoid and paratyphoid	0 (0 to 0)	0 (0 to 0)	0 (0 to 0)	0 (0 to 0)	0 (0 to 0)	0 (0 to 0)	0 (0 to 0)	0 (0 to 0)	0 (0 to 0)	0 (0 to 0)	0 (0 to 0)	0 (0 to 0)	0 (0 to 0)	0 (0 to 0)	0 (0 to 0)	0 (0 to 0)	0 (0 to 0)	0 (0 to 0)	0 (0 to 0)	0 (0 to 0)	0 (0 to 0)	0 (0 to 0)	0 (0 to 0)	0 (0 to 0)	0
Typhoid fever	0 (0 to 0)	0 (0 to 0)	0 (0 to 0)	0 (0 to 0)	0 (0 to 0)	0 (0 to 0)	0 (0 to 0)	0 (0 to 0)	0 (0 to 0)	0 (0 to 0)	0 (0 to 0)	0 (0 to 0)	0 (0 to 0)	0 (0 to 0)	0 (0 to 0)	0 (0 to 0)	0 (0 to 0)	0 (0 to 0)	0 (0 to 0)	0 (0 to 0)	0 (0 to 0)	0 (0 to 0)	0 (0 to 0)	0 (0 to 0)	0
Paratyphoid fever	0 (0 to 0)	0 (0 to 0)	0 (0 to 0)	0 (0 to 0)	0 (0 to 0)	0 (0 to 0)	0 (0 to 0)	0 (0 to 0)	0 (0 to 0)	0 (0 to 0)	0 (0 to 0)	0 (0 to 0)	0 (0 to 0)	0 (0 to 0)	0 (0 to 0)	0 (0 to 0)	0 (0 to 0)	0 (0 to 0)	0 (0 to 0)	0 (0 to 0)	0 (0 to 0)	0 (0 to 0)	0 (0 to 0)	0 (0 to 0)	0
Invasive Non-typhoidal Salmonella (iNTS)	0 (0 to 0)	0 (0 to 0)	0 (0 to 0)	0 (0 to 0)	0 (0 to 0)	0 (0 to 0)	0 (0 to 0)	0 (0 to 0)	0 (0 to 0)	0 (0 to 0)	0 (0 to 0)	0 (0 to 0)	0 (0 to 0)	0 (0 to 0)	0 (0 to 0)	0 (0 to 0)	0 (0 to 0)	0 (0 to 0)	0 (0 to 0)	0 (0 to 0)	0 (0 to 0)	0 (0 to 0)	0 (0 to 0)	0 (0 to 0)	0.7
Other intestinal infectious diseases	0 (0 to 0)	0 (0 to 0)	0 (0 to 0)	0 (0 to 0)	0 (0 to 0)	0 (0 to 0)	0 (0 to 0)	0 (0 to 0)	0 (0 to 0)	0 (0 to 0)	0 (0 to 0)	0 (0 to 0)	0 (0 to 0)	0 (0 to 0)	0 (0 to 0)	0 (0 to 0)	0 (0 to 0)	0 (0 to 0)	0 (0 to 0)	0 (0 to 0)	0 (0 to 0)	0 (0 to 0)	0 (0 to 0)	0 (0 to 0)	0.4
Neglected tropical diseases and malaria	0 (0 to 0)	0.1 (0.04 to 0.2)	1.4 (1.2 to 1.6)	0.9 (0.1 to 0.9)	1.5 (1.1 to 1.6)	0.2 (0 to 1.1)	0.4 (0.2 to 1.6)	0.2 (0.1 to 0.4)	0.2 (0.1 to 0.3)	0.2 (0.1 to 0.3)	0.3 (0.1 to 0.6)	1.1 (0.1 to 2.4)	1 (0.1 to 2.4)	1.4 (0.1 to 3.4)	0.8 (0.1 to 2.1)	0.3 (0.1 to 1.1)	0.2 (0.1 to 0.5)	0.2 (0.1 to 0.5)	0.2 (0.1 to 0.5)	0.2 (0.1 to 0.5)	0.1 (0.1 to 0.3)	0.1 (0.1 to 0.2)	0.1 (0 to 0.1)	15.8
Malaria	0 (0 to 0)	0 (0 to 0)	0 (0 to 0)	0 (0 to 0)	0 (0 to 0)	0 (0 to 0)	0 (0 to 0)	0 (0 to 0)	0 (0 to 0)	0 (0 to 0)	0 (0 to 0)	0 (0 to 0)	0 (0 to 0)	0 (0 to 0)	0 (0 to 0)	0 (0 to 0)	0 (0 to 0)	0 (0 to 0)	0 (0 to 0)	0 (0 to 0)	0 (0 to 0)	0 (0 to 0)	0 (0 to 0)	0 (0 to 0)	0
Chagas disease	0 (0 to 0)	0 (0 to 0)	0 (0 to 0)	0 (0 to 0)	0 (0 to 0)	0 (0 to 0)	0 (0 to 0)	0 (0 to 0)	0 (0 to 0)	0 (0 to 0)	0 (0 to 0)	0 (0 to 0)	0 (0 to 0)	0 (0 to 0)	0 (0 to 0)	0 (0 to 0)	0 (0 to 0)	0 (0 to 0)	0 (0 to 0)	0 (0 to 0)	0 (0 to 0)	0 (0 to 0)	0 (0 to 0)	0 (0 to 0)	0
Leishmaniasis	0 (0 to 0)	0 (0 to 0)	0 (0 to 0)	0 (0 to 0)	0 (0 to 0)	0 (0 to 0)	0 (0 to 0)	0 (0 to 0)	0 (0 to 0)	0 (0 to 0)	0 (0 to 0)	0 (0 to 0)	0 (0 to 0)	0 (0 to 0)	0 (0 to 0)	0 (0 to 0)	0 (0 to 0)	0 (0 to 0)	0 (0 to 0)	0 (0 to 0)	0 (0 to 0)	0 (0 to 0)	0 (0 to 0)	0 (0 to 0)	0
Visceral leishmaniasis	0 (0 to 0)	0 (0 to 0)	0 (0 to 0)	0 (0 to 0)	0 (0 to 0)	0 (0 to 0)	0 (0 to 0)	0 (0 to 0)	0 (0 to 0)	0 (0 to 0)	0 (0 to 0)	0 (0 to 0)	0 (0 to 0)	0 (0 to 0)	0 (0 to 0)	0 (0 to 0)	0 (0 to 0)	0 (0 to 0)	0 (0 to 0)	0 (0 to 0)	0 (0 to 0)	0 (0 to 0)	0 (0 to 0)	0 (0 to 0)	0
Cutaneous and mucocutaneous leishmaniasis	0 (0 to 0)	0 (0 to 0)	0 (0 to 0)	0 (0 to 0)	0 (0 to 0)	0 (0 to 0)	0 (0 to 0)	0 (0 to 0)	0 (0 to 0)	0 (0 to 0)	0 (0 to 0)	0 (0 to 0)	0 (0 to 0)	0 (0 to 0)	0 (0 to 0)	0 (0 to 0)	0 (0 to 0)	0 (0 to 0)	0 (0 to 0)	0 (0 to 0)	0 (0 to 0)	0 (0 to 0)	0 (0 to 0)	0 (0 to 0)	0
African trypanosomiasis	0 (0 to 0)	0 (0 to 0)	0 (0 to 0)	0 (0 to 0)	0 (0 to 0)	0 (0 to 0)	0 (0 to 0)	0 (0 to 0)	0 (0 to 0)	0 (0 to 0)	0 (0 to 0)	0 (0 to 0)	0 (0 to 0)	0 (0 to 0)	0 (0 to 0)	0 (0 to 0)	0 (0 to 0)	0 (0 to 0)	0 (0 to 0)	0 (0 to 0)	0 (0 to 0)	0 (0 to 0)	0 (0 to 0)	0 (0 to 0)	0
Schistosomiasis	0 (0 to 0)	0 (0 to 0)	0 (0 to 0)	0 (0 to 0)	0 (0 to 0)	0 (0 to 0)	0 (0 to 0)	0 (0 to 0)	0 (0 to 0)	0 (0 to 0)	0 (0 to 0)	0 (0 to 0)	0 (0 to 0)	0 (0 to 0)	0 (0 to 0)	0 (0 to 0)	0 (0 to 0)	0 (0 to 0)	0 (0 to 0)	0 (0 to 0)	0 (0 to 0)	0 (0 to 0)	0 (0 to 0)	0 (0 to 0)	0
Cysticercosis	0 (0 to 0)	0 (0 to 0)	0 (0 to 0)	0 (0 to 0)	0 (0 to 0)	0 (0 to 0)	0 (0 to 0)	0 (0 to 0)	0 (0 to 0)	0 (0 to 0)	0 (0 to 0)	0 (0 to 0)	0 (0 to 0)	0 (0 to 0)	0 (0 to 0)	0 (0 to 0)	0 (0 to 0)	0 (0 to 0)	0 (0 to 0)	0 (0 to 0)	0 (0 to 0)	0 (0 to 0)	0 (0 to 0)	0 (0 to 0)	0
Cystic echinococcosis	0 (0 to 0)	0 (0 to 0)	0 (0 to 0)	0 (0 to 0)	0 (0 to 0)	0 (0 to 0)	0 (0 to 0)	0 (0 to 0)	0 (0 to 0)	0 (0 to 0)	0 (0 to 0)	0 (0 to 0)	0 (0 to 0)	0 (0 to 0)	0 (0 to 0)	0 (0 to 0)	0 (0 to 0)	0 (0 to 0)	0 (0 to 0)	0 (0 to 0)	0 (0 to 0)	0 (0 to 0)	0 (0 to 0)	0 (0 to 0)	0.1
Lymphatic filariasis	0 (0 to 0)	0 (0 to 0)	0 (0 to 0)	0 (0 to 0)	0 (0 to 0)	0 (0 to 0)	0 (0 to 0)	0 (0 to 0)	0 (0 to 0)	0 (0 to 0)	0 (0 to 0)	0 (0 to 0)	0 (0 to 0)	0 (0 to 0)	0 (0 to 0)	0 (0 to 0)	0 (0 to 0)	0 (0 to 0)	0 (0 to 0)	0 (0 to 0)	0 (0 to 0)	0 (0 to 0)	0 (0 to 0)	0 (0 to 0)	0
Onchocerciasis	0 (0 to 0)	0 (0 to 0)	0 (0 to 0)	0 (0 to 0)	0 (0 to 0)	0 (0 to 0)	0 (0 to 0)	0 (0 to 0)	0 (0 to 0)	0 (0 to 0)	0 (0 to 0)	0 (0 to 0)	0 (0 to 0)	0 (0 to 0)	0 (0 to 0)	0 (0 to 0)	0 (0 to 0)	0 (0 to 0)	0 (0 to 0)	0 (0 to 0)	0 (0 to 0)	0 (0 to 0)	0 (0 to 0)	0 (0 to 0)	0
Trachoma	0 (0 to 0)	0 (0 to 0)	0 (0 to 0)	0 (0 to 0)	0 (0 to 0)	0 (0 to 0)	0 (0 to 0)	0 (0 to 0)	0 (0 to 0)	0 (0 to 0)	0 (0 to 0)	0 (0 to 0)	0 (0 to 0)	0 (0 to 0)	0 (0 to 0)	0 (0 to 0)	0 (0 to 0)	0 (0 to 0)	0 (0 to 0)	0 (0 to 0)	0 (0 to 0)	0 (0 to 0)	0 (0 to 0)	0 (0 to 0)	0
Dengue	0 (0 to 0)	0 (0 to 0)	0 (0 to 0)	0 (0 to 0)	0 (0 to 0)	0 (0 to 0)	0 (0 to 0)	0 (0 to 0)	0 (0 to 0)	0 (0 to 0)	0 (0 to 0)	0 (0 to 0)	0 (0 to 0)	0 (0 to 0)	0 (0 to 0)	0 (0 to 0)	0 (0 to 0)	0 (0 to 0)	0 (0 to 0)	0 (0 to 0)	0 (0 to 0)	0 (0 to 0)	0 (0 to 0)	0 (0 to 0)	0
Yellow fever	0 (0 to 0)	0 (0 to 0)	0 (0 to 0)	0 (0 to 0)	0 (0 to 0)	0 (0 to 0)	0 (0 to 0)	0 (0 to 0)	0 (0 to 0)	0 (0 to 0)	0 (0 to 0)	0 (0 to 0)	0 (0 to 0)	0 (0 to 0)	0 (0 to 0)	0 (0 to 0)	0 (0 to 0)	0 (0 to 0)	0 (0 to 0)	0 (0 to 0)	0 (0 to 0)	0 (0 to 0)	0 (0 to 0)	0 (0 to 0)	0
Rabies	0 (0 to 0)	0 (0 to 0)	0 (0 to 0)	0 (0 to 0)	0 (0 to 0)	0 (0 to 0)	0 (0 to 0)	0 (0 to 0)	0 (0 to 0)	0 (0 to 0)	0 (0 to 0)	0 (0 to 0)	0 (0 to 0)	0 (0 to 0)	0 (0 to 0)	0 (0 to 0)	0 (0 to 0)	0 (0 to 0)	0 (0 to 0)	0 (0 to 0)	0 (0 to 0)	0 (0 to 0)	0 (0 to 0)	0 (0 to 0)	0
Intestinal nematode infections	0 (0 to 0)	0 (0 to 0)	0 (0 to 0)	0 (0 to 0)	0 (0 to 0)	0 (0 to 0)	0 (0 to 0)	0 (0 to 0)	0 (0 to 0)	0 (0 to 0)	0 (0 to 0)	0 (0 to 0)	0 (0 to 0)	0 (0 to 0)	0 (0 to 0)	0 (0 to 0)	0 (0 to 0)	0 (0 to 0)	0 (0 to 0)	0 (0 to 0)	0 (0 to 0)	0 (0 to 0)	0 (0 to 0)	0 (0 to 0)	0
Ascariasis	0 (0 to 0)	0 (0 to 0)	0 (0 to 0)	0 (0 to 0)	0 (0 to 0)	0 (0 to 0)	0 (0 to 0)	0 (0 to 0)	0 (0 to 0)	0 (0 to 0)	0 (0 to 0)	0 (0 to 0)	0 (0 to 0)	0 (0 to 0)	0 (0 to 0)	0 (0 to 0)	0 (0 to 0)	0 (0 to 0)	0 (0 to 0)	0 (0 to 0)	0 (0 to 0)	0 (0 to 0)	0 (0 to 0)	0 (0 to 0)	0
Trichuriasis	0 (0 to 0)	0 (0 to 0)	0 (0 to 0)	0 (0 to 0)	0 (0 to 0)	0 (0 to 0)	0 (0 to 0)	0 (0 to 0)	0 (0 to 0)	0 (0 to 0)	0 (0 to 0)	0 (0 to 0)	0 (0 to 0)	0 (0 to 0)	0 (0 to 0)	0 (0 to 0)	0 (0 to 0)	0 (0 to 0)



8469



SR Table 2b: Survey DALYS by cause and age group for females with 95% uncertainty intervals, 2019

Cause	Early Neonatal (0-6 days)	Late Neonatal (7-27 days)	Post Neonatal (28-364 days)	1 to 4	5 to 9	10 to 14	15 to 19	20 to 24	25 to 29	30 to 34	35 to 39	40 to 44	45 to 49	50 to 54	55 to 59	60 to 64	65 to 69	70 to 74	75 to 79	80 to 84	85 to 89	90 to 94	95 plus	Total
All causes	1,000 (1,000 to 1,000)	1,000 (1,000 to 1,000)	1,000 (1,000 to 1,000)

Other neoplasms	0·2 (0·1 to 0·3)	0 (0 to 0)	0·2 (0·1 to 0·4)	0·2 (0·2 to 0·4)	0·4 (0·3 to 0·6)	0·3 (0·3 to 0·4)	0·3 (0·2 to 0·5)	0·3 (0·2 to 0·4)	0·4 (0·3 to 0·4)	0·6 (0·4 to 0·9)	0·7 (0·5 to 1·1)	1·0 (0·6 to 1·4)	1·4 (0·9 to 2·3)	2·0 (1·3 to 3·0)	2·9 (1·9 to 4·5)	5·3 (3·6 to 7·4)	8·4 (5·9 to 12·3)	11·7 (8·2 to 16·6)	18·1 (13·0 to 23·2)	21·1 (23 to 42·9)	29·7 (26·3 to 49·1)	39·6 (29·9 to 51·1)	41·7 (29·6 to 56·7)	28·3 (19·2 to 40·1)	9·7 (9·0 to 14·3)	
Mesothelioma; mesothelioma of the pericardium and tunica vaginalis	0·0 (0·0 to 0·0)	0 (0 to 0)	0·0 (0·0 to 0·0)	0·0 (0·0 to 0·0)	0·0 (0·0 to 0·

Congenital birth defects	194 (139 to 271)	89·2 (66·1 to 120)	155 (104 to 247)	93·2 (66·9 to 132)	82·8 (46·4 to 81·7)	57·6 (42·6 to 79·5)	45·3 (32·2 to 61·5)	47·4 (35·7 to 60)	39·8 (29·4 to 51·5)	39·2 (29·3 to 51·2)	29·9 (29·7 to 52·5)	41·5 (30·9 to 54·3)	48·2 (34·2 to 63·3)	51·6 (36·4 to 69·8)	51·9 (34·7 to 69·4)	39·4 (29·3 to 52)	27·8 (19 to 39·7)	11·8 (7·5 to 17·4)	7·4 (4·5 to 11·3)	5 (3·1 to 7·5)	3·1 (2 to 4·7)	1·4 (0·9 to 2·2)	0·4 (0·2 to 0·7)	1,150
Neural tube defects	19·6 (9·1 to 37·6)	4 (1·6 to 7·2)	21·9 (9·2 to 42·6)	6·6 (2·3 to 12·6)	2·3 (1·4 to 3·2)	2·3 (1·2 to 3·6)	1·6 (1·1 to 2·3)	2·5 (1 to 3)	1·5 (0·9 to 2·3)	1·4 (0·8 to 2·1)	1·2 (0·7 to 1·8)	1·2 (0·7 to 1·8)	0·8 (0·4 to 1·2)	0·6 (0·4 to 0·9)	0·6 (0·4 to 0·9)	0·3 (0·2 to 0·4)	0·3 (0·2 to 0·5)	0·2 (0·1 to 0·3)	0·1 (0 to 0·1)	0·1 (0 to 0·1)	0 (0 to 0·1)	0 (0 to 0·1)	0 (0 to 0·1)	0 (0 to 0·1)	417
Congenital heart anomalies	0 (20·2 to 113)	0 (22·4 to 69)	0 (22·5 to 111)	0 (9·4 to 44·4)	0 (6 to 33·7)	0 (9·2 to 17·6)	0 (4·2 to 15·3)	0 (6 to 17·6)	0 (4·6 to 11·7)	0 (4·6 to 11·7)	0 (4·6 to 11·7)	0 (4·6 to 11·7)	0 (4·6 to 11·7)	0 (4·6 to 11·7)	0 (4·6 to 11·7)	0 (4·6 to 11·7)	0 (4·6 to 11·7)	0 (4·6 to 11·7)	0 (4·6 to 11·7)	0 (4·6 to 11·7)	0 (4·6 to 11·7)	0 (4·6 to 11·7)	0 (4·6 to 11·7)	0 (4·6 to 11·7)	239
Orofacial clefts	0 (0 to 0·1)	0 (0 to 0·1)	0·6 (0·2 to 1·6)	1·1 (0·3 to 2·3)	0·7 (0·1 to 1·7)	0·7 (0·1 to 1·7)	0·6 (0·1 to 1·5)	0·6 (0·1 to 1·5)	0·6 (0·1 to 1·5)	0·7 (0·1 to 1·6)	0·8 (0·5 to 1·1)	0·8 (0·5 to 1·2)	0·6 (0·3 to 1·3)	0·6 (0·3 to 1·3)	0·6 (0·3 to 1·3)	0·6 (0·3 to 1·4)	0·6 (0·3 to 1·5)	0·6 (0·3 to 1·5)	0·4 (0·2 to 1·1)	0·3 (0·2 to 0·8)	0·2 (0·1 to 0·6)	0·1 (0 to 0·3)	0·1 (0 to 0·2)	0·1 (0 to 0·2)	12·7
Down syndrome	8 (4 to 13·4)	2·2 (1·2 to 3·9)	4·4 (2·2 to 7·4)	4·6 (2·3 to 8·4)	3·9 (2 to 6·8)	4·1 (2·7 to 6·1)	3·6 (2·4 to 5·1)	5·2 (3·6 to 7·2)	3·6 (2·5 to 5·1)	4·6 (3·2 to 7·2)	5·1 (3·7 to 7·2)	6·1 (4·1 to 8·6)	5·4 (3·6 to 7·5)	19·6 (8·9 to 29·4)	20·9 (10·9 to 31·1)	19·6 (7·4 to 29·7)	9 (4·2 to 13·3)	3 (0 to 5)	0 (0 to 0)	0 (0 to 0)	0 (0 to 0)	0 (0 to 0)	0 (0 to 0)	0 (0 to 0)	0 (0 to 0)	128
Turner syndrome	0 (0 to 0)	0 (0 to 0)	0·1 (0 to 0·2)	0·2 (0 to 0·6)	0·2 (0 to 0·6)	0·2 (0 to 0·6)	0·4 (0·1 to 1)	0·4 (0·1 to 0·9)	0·4 (0·1 to 1)	0·4 (0·1 to 0·9)	0·4 (0 to 0·9)	0·3 (0 to 0·8)	0·3 (0·1 to 0·8)	0·2 (0·1 to 0·5)	0·1 (0 to 0·3)	0·1 (0 to 0·3)	0·1 (0 to 0·3)	0·1 (0 to 0·3)	0 (0 to 0·1)	0 (0 to 0·1)	0 (0 to 0)	0 (0 to 0)	0 (0 to 0)	0 (0 to 0)	0 (0 to 0)	4
Klinefelter syndrome	0 (0 to 0)	0 (0 to 0)	0 (0 to 0)	0 (0 to 0)	0 (0 to 0)	0 (0 to 0)	0 (0 to 0)

SR Table 2b: Windsor and Meiderhead DALYS by cause and age group for females with 95% uncertainty intervals. 2019

Cause	Early Neonatal	Late Neonatal	Post Neonatal	1 to 4	5 to 9	10 to 14	15 to 19	20 to 24	25 to 29	30 to 34	35 to 39	40 to 44	45 to 49	50 to 54	55 to 59	60 to 64	65 to 69	70 to 74	75 to 79	80 to 84	85 to 89	90 to 94	95 plus	Total
All causes	1,000 (749.5 to 1,150)	1,000 (22.1 to 22.7)	1,000 (54.9 to 56.9)	1,000 (109.9 to 113)	1,000 (101 to 104)	1,000 (93.5 to 96)	1,000 (91.5 to 94.7)	1,000 (97.2 to 100)	1,000 (96.7 to 101)	1,000 (98.1 to 103)	1,000 (101 to 107)	1,000 (107 to 113)	1,000 (116 to 123)	1,000 (129 to 137)	1,000 (146 to 156)	1,000 (166 to 178)	1,000 (189 to 203)	1,000 (214 to 230)	1,000 (242 to 260)	1,000 (274 to 295)	1,000 (310 to 334)	1,000 (350 to 378)	1,000 (398 to 430)	21,200
Communicable, maternal, neonatal, and nutritional diseases	1,000 (464 to 630)	1,000 (10.6 to 12.6)	1,000 (20.2 to 24.6)	1,000 (30.7 to 35.9)	1,000 (18.5 to 46.4)	1,000 (16.1 to 39.8)	1,000 (16.1 to 39.3)	1,000 (16.9 to 39.2)	1,000 (16.8 to 37.3)	1,000 (17.1 to 37.5)	1,000 (17.8 to 38.4)	1,000 (18.8 to 40.2)	1,000 (20.3 to 43.1)	1,000 (22.6 to 47.7)	1,000 (25.6 to 53.6)	1,000 (29.2 to 60.4)	1,000 (33.2 to 68.5)	1,000 (37.6 to 77.3)	1,000 (42.6 to 87.7)	1,000 (48.2 to 99.2)	1,000 (54.7 to 112)	1,000 (62.7 to 128)	1,000 (70.1 to 144)	1,160
HIV/AIDS and sexually transmitted infections	2.6 (0.6 to 5.8)	0.7 (0.2 to 1.5)	1 (0.4 to 2.2)	0.2 (0.2 to 0.4)	0.1 (0.1 to 0.2)	0.1 (0.1 to 0.2)	0.1 (0.2 to 0.4)	0.7 (0.3 to 1.5)	1.2 (0.9 to 2)	2.3 (1.6 to 3.4)	3.1 (2.1 to 4.6)	3.4 (2.2 to 5.1)	2.7 (1.8 to 4)	1.6 (1.2 to 2.4)	1.2 (0.8 to 1.8)	0.9 (0.6 to 1.4)	0.7 (0.4 to 1.2)	0.4 (0.2 to 0.7)	0.3 (0.2 to 0.4)	0.2 (0.1 to 0.3)	0.1 (0.1 to 0.2)	0.1 (0 to 0.1)	25.3
HIV/AIDS	0 (0 to 0)	0 (0 to 0)	0.2 (0.2 to 0.3)	0.2 (0.2 to 0.3)	0.1 (0.1 to 0.1)	0.1 (0.1 to 0.1)	0.1 (0.1 to 0.2)	0.3 (0.2 to 0.4)	0.6 (0.3 to 0.9)	0.9 (0.7 to 1.2)	1.5 (1.1 to 2)	1.3 (1 to 1.8)	1.2 (1 to 1.6)	0.7 (0.6 to 1)	0.5 (0.4 to 0.7)	0.4 (0.3 to 0.6)	0.3 (0.2 to 0.5)	0.2 (0.1 to 0.4)	0.1 (0.1 to 0.3)	0.1 (0 to 0.2)	0 (0 to 0.1)	0 (0 to 0)	10
HIV/AIDS - Drug-susceptible Tuberculosis	0 (0 to 0)	0 (0 to 0)	0 (0 to 0)	0 (0 to 0)	0 (0 to 0)	0 (0 to 0)	0 (0 to 0)	0 (0 to 0)	0 (0 to 0.1)	0 (0 to 0.1)	0 (0 to 0.2)	0 (0 to 0.2)	0 (0 to 0.1)	0 (0 to 0.1)	0 (0 to 0.1)	0 (0 to 0.1)	0 (0 to 0.1)	0 (0 to 0.1)	0 (0 to 0.1)	0 (0 to 0.1)	0 (0 to 0.1)	0 (0 to 0)	0 (0 to 0)	0.9
HIV/AIDS - Multidrug-resistant Tuberculosis without extensive dr...	0 (0 to 0)	0 (0 to 0)	0 (0 to 0)	0 (0 to 0)	0 (0 to 0)	0 (0 to 0)	0 (0 to 0)	0 (0 to 0)	0 (0 to 0)	0 (0 to 0)	0 (0 to 0)	0 (0 to 0)	0 (0 to 0)	0 (0 to 0)	0 (0 to 0)	0 (0 to 0)	0 (0 to 0)	0 (0 to 0)	0 (0 to 0)	0 (0 to 0)	0 (0 to 0)	0 (0 to 0)	0 (0 to 0)	0
HIV/AIDS - Extensively drug-resistant Tuberculosis	0 (0 to 0)	0 (0 to 0)	0 (0 to 0)	0 (0 to 0)	0 (0 to 0)	0 (0 to 0)	0 (0 to 0)	0 (0 to 0)	0 (0 to 0)	0 (0 to 0)	0 (0 to 0)	0 (0 to 0)	0 (0 to 0)	0 (0 to 0)	0 (0 to 0)	0 (0 to 0)	0 (0 to 0)	0 (0 to 0)	0 (0 to 0)	0 (0 to 0)	0 (0 to 0)	0 (0 to 0)	0 (0 to 0)	0
HIV/AIDS resulting in other diseases	0 (0 to 0)	0 (0 to 0)	0.2 (0.1 to 0.2)	0.2 (0.2 to 0.3)	0.1 (0.1 to 0.1)	0.1 (0.1 to 0.1)	0.1 (0.1 to 0.1)	0.2 (0.2 to 0.4)	0.4 (0.3 to 0.6)	0.8 (0.6 to 1.2)	1.2 (0.8 to 1.7)	1.3 (1 to 1.8)	1.2 (0.9 to 1.6)	1.1 (0.8 to 1.4)	0.9 (0.6 to 1.3)	0.5 (0.3 to 0.9)	0.5 (0.3 to 0.8)	0.3 (0.1 to 0.6)	0.1 (0 to 0.3)	0.1 (0 to 0.3)	0 (0 to 0.2)	0 (0 to 0.1)	0 (0 to 0)	9.1
Sexually transmitted infections excluding HIV	2.6 (0.6 to 5.8)	0.7 (0.2 to 1.5)	0.9 (0.2 to 2)	0 (0 to 0.1)	0 (0 to 0)	0.1 (0 to 0.2)	0.2 (0.2 to 0.4)	0.4 (0.2 to 0.7)	0.9 (0.5 to 1.4)	1.4 (0.7 to 2.3)	1.8 (1 to 3.1)	1.9 (1 to 3.3)	1.3 (0.7 to 2.2)	0.7 (0.3 to 1.3)	0.5 (0.2 to 0.9)	0.4 (0.2 to 0.7)	0.2 (0.2 to 0.5)	0.2 (0.1 to 0.4)	0.2 (0.1 to 0.3)	0.2 (0.1 to 0.3)	0 (0 to 0.2)	0 (0 to 0.1)	0 (0 to 0)	15.3
Syphilis	2.6 (0.6 to 5.8)	0.7 (0.2 to 1.5)	0.9 (0.2 to 2)	0 (0 to 0.1)	0 (0 to 0)	0 (0 to 0)	0 (0 to 0)	0 (0 to 0)	0 (0 to 0)	0 (0 to 0)	0 (0 to 0)	0 (0 to 0)	0 (0 to 0)	0 (0 to 0)	0 (0 to 0)	0 (0 to 0)	0 (0 to 0)	0 (0 to 0)	0 (0 to 0)	0 (0 to 0)	0 (0 to 0)	0 (0 to 0)	0 (0 to 0)	0 (0 to 0)	4.3
Chlamydial infection	0 (0 to 0)	0 (0 to 0)	0 (0 to 0)	0 (0 to 0)	0 (0 to 0)	0 (0 to 0)	0 (0 to 0.1)	0 (0 to 0.2)	0.2 (0.1 to 0.4)	0.3 (0.1 to 0.5)	0.4 (0.2 to 0.7)	0.4 (0.2 to 0.6)	0.2 (0.1 to 0.4)	0 (0 to 0.1)	0 (0 to 0)	0 (0 to 0)	0 (0 to 0)	0 (0 to 0)	0 (0 to 0)	0 (0 to 0)	0 (0 to 0)	0 (0 to 0)	0 (0 to 0)	0 (0 to 0)	1.9
Gonococcal infection	0 (0 to 0)	0 (0 to 0)	0 (0 to 0)	0 (0 to 0)	0 (0 to 0)	0 (0 to 0)	0 (0 to 0.1)	0 (0 to 0.2)	0.1 (0 to 0.4)	0.2 (0.1 to 0.5)	0.2 (0.1 to 0.6)	0.2 (0.1 to 0.6)	0.1 (0 to 0.4)	0 (0 to 0.1)	0 (0 to 0.1)	0 (0 to 0.1)	0 (0 to 0.1)	0 (0 to 0.1)	0 (0 to 0.1)	0 (0 to 0.1)	0 (0 to 0.1)	0 (0 to 0)	0 (0 to 0)	1
Trichomoniasis	0 (0 to 0)	0 (0 to 0)	0 (0 to 0)	0 (0 to 0)	0 (0 to 0)	0 (0 to 0)	0 (0 to 0.1)	0 (0 to 0.2)	0.2 (0.1 to 0.4)	0.2 (0.1 to 0.5)	0.2 (0.1 to 0.6)	0.2 (0.1 to 0.6)	0.2 (0.1 to 0.4)	0 (0 to 0.1)	0 (0 to 0.1)	0 (0 to 0.1)	0 (0 to 0.1)	0 (0 to 0.1)	0 (0 to 0.1)	0 (0 to 0.1)	0 (0 to 0.1)	0 (0 to 0)	0 (0 to 0)	2
Genital herpes	0 (0 to 0)	0 (0 to 0)	0 (0 to 0)	0 (0 to 0)	0 (0 to 0)	0 (0 to 0)	0 (0 to 0.1)	0 (0 to 0.2)	0.2 (0.1 to 0.4)	0.2 (0.1 to 0.4)	0.2 (0.1 to 0.4)	0.2 (0.1 to 0.4)	0.2 (0.1 to 0.4)	0.1 (0 to 0.1)	0 (0 to 0.1)	0 (0 to 0.1)	0 (0 to 0.1)	0 (0 to 0.1)	0 (0 to 0.1)	0 (0 to 0.1)	0 (0 to 0.1)	0 (0 to 0)	0 (0 to 0)	2.4
Other sexually transmitted infections	0 (0 to 0)	0 (0 to 0)	0 (0 to 0)	0 (0 to 0)	0 (0 to 0)	0 (0 to 0)	0 (0 to 0.1)	0 (0 to 0.2)	0.2 (0.1 to 0.4)	0.4 (0.2 to 0.6)	0.6 (0.3 to 1)	0.7 (0.4 to 1.1)	0.6 (0.4 to 1)	0.5 (0.3 to 0.8)	0.4 (0.2 to 0.6)	0.3 (0.2 to 0.5)	0.2 (0.1 to 0.4)	0.2 (0.1 to 0.3)	0.1 (0 to 0.2)	0.1 (0 to 0.2)	0 (0 to 0.1)	0 (0 to 0)	0 (0 to 0)	3.6
Respiratory infections and tuberculosis	67.7 (47.7 to 91.5)	10.6 (4.9 to 21.1)	5.2 (2.3 to 7.8)	10.6 (8.5 to 15.2)	4.2 (1.5 to 13.2)	3.1 (1.4 to 11.1)	3.2 (1.4 to 9.9)	4.2 (1.9 to 9.6)	4.7 (2.2 to 9.5)	5.1 (2.4 to 10.1)	5.6 (2.6 to 12.2)	6.2 (2.7 to 13.9)	6.8 (2.9 to 15.4)	7.4 (3.1 to 16.9)	8.1 (3.4 to 18.9)	9.1 (3.8 to 20.9)	10.1 (4.2 to 23.5)	11.2 (4.6 to 26)	12.5 (5.1 to 29.1)	14.1 (5.8 to 32.5)	15.8 (6.5 to 36.4)	17.8 (7.3 to 40.9)	19.8 (8.1 to 45.5)	488
Tuberculosis	0 (0 to 0)	0 (0 to 0)	0 (0 to 0)	0.1 (0 to 0.1)	0 (0 to 0)	0.2 (0 to 0.1)	0.2 (0 to 0.1)	0.4 (0.1 to 0.6)	0.6 (0.2 to 0.9)	0.8 (0.3 to 1.2)	1 (0.4 to 1.5)	1.2 (0.5 to 1.8)	1.4 (0.6 to 2)	1.6 (0.7 to 2.3)	1.8 (0.8 to 2.6)	2 (0.9 to 2.9)	2.3 (1 to 3.3)	2.6 (1.2 to 3.8)	2.9 (1.3 to 4.2)	3.3 (1.5 to 4.8)	3.7 (1.7 to 5.4)	4.2 (1.9 to 6.1)	4.7 (2.1 to 6.9)	9.4
Latent tuberculosis infection	0 (0 to 0)	0 (0 to 0)	0 (0 to 0)	0 (0 to 0)	0 (0 to 0)	0 (0 to 0)	0 (0 to 0)	0 (0 to 0)	0 (0 to 0)	0 (0 to 0)	0 (0 to 0)	0 (0 to 0)	0 (0 to 0)	0 (0 to 0)	0 (0 to 0)	0 (0 to 0)	0 (0 to 0)	0 (0 to 0)	0 (0 to 0)

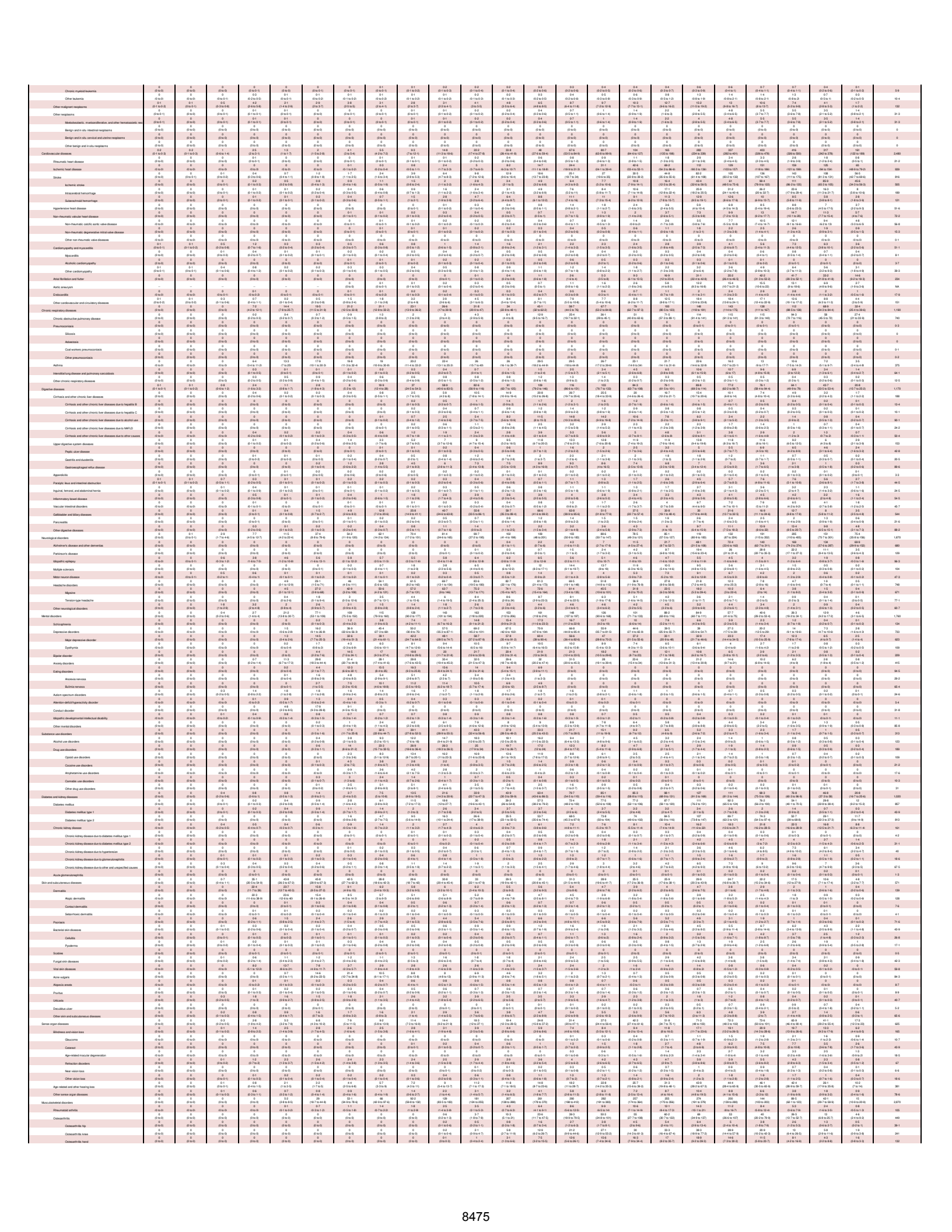

Osteoarthritis other	0 (0 to 0)	0 (0 to 0)	0 (0 to 0)

SR Table 2b: Brunei Darussalam DALYS by cause and age arouse for females with 95% uncertainty intervals, 2019

Cause	Early Neonatal	Late Neonatal	Post Neonatal	1 to 4	5 to 9	10 to 14	15 to 19	20 to 24	25 to 29	30 to 34	35 to 39	40 to 44	45 to 49	50 to 54	55 to 59	60 to 64	65 to 69	70 to 74	75 to 79	80 to 84	85 to 89	90 to 94	95 plus	Total
All causes	846 (454 to 1,496)	296 (164 to 477)	686 (386 to 1,092)	1,012 (563 to 1,660)	570 (316 to 940)	1,110 (602 to 1,736)	1,384 (1,022 to 2,100)	1,747 (1,120 to 2,806)	1,660 (1,060 to 2,594)	1,809 (1,169 to 2,777)	1,939 (1,309 to 2,940)	2,370 (1,633 to 3,440)	3,335 (2,332 to 4,840)	3,966 (2,668 to 5,600)	4,670 (2,745 to 6,470)	5,477 (3,266 to 7,650)	6,460 (3,844 to 9,060)	7,448 (4,422 to 10,220)	8,465 (4,966 to 11,720)	9,480 (5,329 to 13,060)	10,497 (5,665 to 14,720)	11,520 (5,966 to 16,220)	12,540 (6,269 to 17,720)	13,560 (6,569 to 19,220)	14,580 (6,869 to 20,720)	15,600 (7,169 to 22,220)	16,620 (7,469 to 23,720)	17,640 (7,769 to 25,220)	18,660 (8,069 to 26,720)	19,680 (8,369 to 28,220)	20,700 (8,669 to 29,720)	21,720 (8,969 to 31,220)	22,740 (9,269 to 32,720)	23,760 (9,569 to 34,220)	45,360 (23,160 to 65,220)
Communicable, maternal, neonatal, and nutritional diseases	1,691 (1,169 to 2,506)	1,296 (958 to 1,882)	1,686 (1,152 to 2,578)	1,012 (563 to 1,660)	570 (316 to 940)	1,110 (602 to 1,736)	1,384 (1,022 to 2,100)	1,747 (1,120 to 2,806)	1,660 (1,060 to 2,594)	1,809 (1,169 to 2,777)	1,939 (1,309 to 2,940)	2,370 (1,633 to 3,440)	3,335 (2,332 to 4,840)	3,966 (2,668 to 5,600)	4,670 (2,745 to 6,470)	5,477 (3,266 to 7,650)	6,460 (3,844 to 9,060)	7,448 (4,422 to 10,220)	8,465 (4,966 to 11,720)	9,480 (5,329 to 13,060)	10,497 (5,665 to 14,720)	11,520 (5,966 to 16,220)	12,540 (6,269 to 17,720)	13,560 (6,569 to 19,220)	14,580 (6,869 to 20,720)	15,600 (7,169 to 22,220)	16,620 (7,469 to 23,720)	17,640 (7,769 to 25,220)	18,660 (8,069 to 26,720)	19,680 (8,369 to 28,220)	20,700 (8,669 to 29,720)	21,720 (8,969 to 31,220)	22,740 (9,269 to 32,720)	23,760 (9,569 to 34,220)	45,360
HIV/AIDS and sexually transmitted infections	11.7 (3.2 to 26.7)	3.1 (0.9 to 7.4)	10.2 (2.7 to 23.2)	2.9 (0.8 to 6.7)	1.6 (1.2 to 2.3)	1.1 (0.9 to 1.4)	2.4 (2.0 to 3.1)	7.8 (5.4 to 11)	13.5 (10.3 to 19.4)	19.2 (15.4 to 28.3)	19.9 (14.5 to 27.5)	17.6 (12.9 to 27.3)	19.2 (13.2 to 30.3)	19.9 (13.7 to 31.2)	19.9 (13.7 to 31.2)	12.9 (9.9 to 17.3)	9.5 (7.4 to 12.5)	11.8 (9.0 to 15)	12.7 (9.6 to 16.1)	13.2 (9.9 to 17.2)	13.5 (9.7 to 18.4)	13.7 (9.8 to 18.7)	13.8 (9.9 to 18.9)	13.9 (9.9 to 19.1)	14.0 (9.9 to 19.2)	14.0 (9.9 to 19.2)	14.0 (9.9 to 19.2)	14.0 (9.9 to 19.2)	14.0 (9.9 to 19.2)	14.0 (9.9 to 19.2)	14.0 (9.9 to 19.2)	14.0 (9.9 to 19.2)	14.0 (9.9 to 19.2)	176
HIV/AIDS	0 (0 to 0)	0 (0 to 0)	0 (0 to 0)



Osteoarthritis other	0 (0 to 0)	0 (0 to 0)	0 (0 to 0)

SR Table 2b: West Berkshire DALYS by cause and age group for females with 95% uncertainty intervals. 2019

Cause	Early Neonatal	Late Neonatal	Post Neonatal	1 to 4	5 to 9	10 to 14	15 to 19	20 to 24	25 to 29	30 to 34	35 to 39	40 to 44	45 to 49	50 to 54	55 to 59	60 to 64	65 to 69	70 to 74	75 to 79	80 to 84	85 to 89	90 to 94	95 plus	Total
All causes	99.5 (79.9 to 117)	99.5 (77.6 to 114)	99.5 (59.7 to 131)	99.5 (116 to 212)	99.5 (103 to 244)	99.5 (209 to 402)	99.5 (205 to 422)	99.5 (389 to 679)	99.5 (423 to 732)	99.5 (546 to 833)	99.5 (722 to 1,000)	99.5 (822 to 1,200)	99.5 (1,100 to 1,700)	99.5 (1,290 to 1,960)	99.5 (1,590 to 2,330)	99.5 (1,960 to 2,950)	99.5 (1,920 to 2,720)	99.5 (1,880 to 2,550)	99.5 (1,540 to 2,080)	99.5 (1,490 to 1,990)	99.5 (1,300 to 1,700)	99.5 (693 to 1,080)	99.5 (334 to 440)	21,800
Communicable, maternal, neonatal, and nutritional diseases	99.5 (53.7 to 90.5)	99.5 (14.5 to 33.4)	99.5 (22 to 42.7)	99.5 (38.4 to 79.1)	99.5 (20.2 to 54.5)	99.5 (17.2 to 33.1)	99.5 (16.3 to 29.8)	99.5 (19.9 to 34.4)	99.5 (17.6 to 31.2)	99.5 (20.5 to 40.7)	99.5 (29.5 to 59.3)	99.5 (44.5 to 84.4)	99.5 (54.9 to 98.4)	99.5 (39.4 to 82.7)	99.5 (30.7 to 76.3)	99.5 (26.9 to 72.2)	99.5 (43.4 to 104)	99.5 (47.9 to 98.9)	99.5 (63.2 to 113)	99.5 (74.9 to 161)	99.5 (70.9 to 132)	99.5 (37.4 to 58.1)	1,070
HIV/AIDS and sexually transmitted infections	2.7 (0.6 to 5)	0.7 (0.2 to 1.6)	1.4 (0.4 to 2.9)	0.5 (0.4 to 0.5)	0.3 (0.2 to 0.3)	0.2 (0.2 to 0.3)	0.5 (0.4 to 0.7)	1 (0.8 to 1.4)	1.7 (1.2 to 2.4)	2.7 (1.9 to 3.8)	4 (2.9 to 5.7)	4.2 (2.9 to 6)	3.8 (2.6 to 5.3)	2.6 (2.3 to 3.7)	1.8 (1.3 to 2.4)	1.5 (1 to 2.2)	1.5 (1 to 2.4)	1 (0.6 to 1.8)	0.6 (0.3 to 0.9)	0.3 (0.2 to 0.4)	0.2 (0.1 to 0.3)	0.1 (0.1 to 0.1)	33.4
HIV/AIDS	0 (0 to 0)	0 (0 to 0)	0.4 (0.2 to 0.6)	0.4 (0.2 to 0.5)	0.2 (0.2 to 0.3)	0.2 (0.1 to 0.2)	0.2 (0.2 to 0.4)	0.6 (0.5 to 0.8)	0.6 (0.6 to 1.1)	1.4 (1 to 1.9)	2.3 (1.7 to 3)	2.4 (1.8 to 3.1)	2.4 (1.8 to 3.1)	1.9 (1.4 to 2.5)	1.2 (0.8 to 1.7)	1.1 (0.7 to 1.6)	1.1 (0.7 to 1.6)	0.6 (0.3 to 1.2)	0.2 (0.1 to 0.3)	0 (0 to 0)	0 (0 to 0)	0 (0 to 0)	17.5
HIV/AIDS - Drug-susceptible Tuberculosis	0 (0 to 0)	0 (0 to 0)	0 (0 to 0)	0 (0 to 0)	0 (0 to 0)	0 (0 to 0)	0 (0 to 0)	0 (0 to 0)	0 (0 to 0.1)	0 (0 to 0.1)	0 (0 to 0.2)	0 (0 to 0.2)	0 (0 to 0.2)	0 (0 to 0.1)	0 (0 to 0.1)	0 (0 to 0.1)	0 (0 to 0.1)	0 (0 to 0.1)	0 (0 to 0.1)	0 (0 to 0.1)	0 (0 to 0)	0 (0 to 0)	0 (0 to 0)	0.7
HIV/AIDS - Multidrug-resistant Tuberculosis without extensive dr...	0 (0 to 0)	0 (0 to 0)	0 (0 to 0)	0 (0 to 0)	0 (0 to 0)	0 (0 to 0)	0 (0 to 0)	0 (0 to 0)	0 (0 to 0)	0 (0 to 0)	0 (0 to 0)	0 (0 to 0)	0 (0 to 0)	0 (0 to 0)	0 (0 to 0)	0 (0 to 0)	0 (0 to 0)	0 (0 to 0)	0 (0 to 0)	0 (0 to 0)	0 (0 to 0)	0 (0 to 0)	0 (0 to 0)	0
HIV/AIDS - Extensively drug-resistant Tuberculosis	0 (0 to 0)	0 (0 to 0)	0 (0 to 0)	0 (0 to 0)	0 (0 to 0)	0 (0 to 0)	0 (0 to 0)	0 (0 to 0)	0 (0 to 0)	0 (0 to 0)	0 (0 to 0)	0 (0 to 0)	0 (0 to 0)	0 (0 to 0)	0 (0 to 0)	0 (0 to 0)	0 (0 to 0)	0 (0 to 0)	0 (0 to 0)	0 (0 to 0)	0 (0 to 0)	0 (0 to 0)	0 (0 to 0)	0
HIV/AIDS resulting in other diseases	0 (0 to 0)	0 (0 to 0)	0.3 (0 to 0.4)	0.4 (0 to 0.5)	0.2 (0.2 to 0.3)	0.1 (0.1 to 0.2)	0.3 (0.2 to 0.4)	0.6 (0.4 to 0.8)	0.6 (0.6 to 1.1)	1.4 (1 to 1.8)	2.2 (1.6 to 2.9)	2.2 (1.7 to 3)	2.3 (1.7 to 3)	1.8 (1.3 to 2.3)	1.1 (0.7 to 1.5)	1 (0.7 to 1.5)	1.1 (0.6 to 1.6)	0.6 (0.3 to 1.2)	0.2 (0.1 to 0.3)	0 (0 to 0)	0 (0 to 0)	0 (0 to 0)	16.7
Sexually transmitted infections excluding HIV	0.6 (0 to 0)	0.2 (0 to 1.6)	0.3 (0 to 2.3)	0.1 (0 to 0.1)	0 (0 to 0)	0.1 (0 to 0.3)	0.2 (0 to 0.5)	0.4 (0.2 to 0.7)	1.1 (0.5 to 1.4)	1.3 (0.7 to 2.2)	1.8 (0.9 to 3)	2 (1 to 3.3)	1.6 (0.7 to 2.4)	0.8 (0.4 to 1.5)	0.6 (0.2 to 0.9)	0.5 (0.2 to 0.8)	0.4 (0.2 to 0.8)	0.4 (0.2 to 0.7)	0.3 (0.2 to 0.4)	0.2 (0.1 to 0.3)	0.2 (0.1 to 0.2)	0.1 (0.1 to 0.1)	15.9
Syphilis	0.7 (0 to 1.6)	0.7 (0 to 1.6)	1 (0 to 2.3)	0 (0 to 0.1)	0 (0 to 0)	0 (0 to 0)	0 (0 to 0)	0 (0 to 0)	0 (0 to 0)	0 (0 to 0)	0 (0 to 0)	0 (0 to 0)	0 (0 to 0)	0 (0 to 0)	0 (0 to 0)	0 (0 to 0)	0 (0 to 0)	0 (0 to 0)	0 (0 to 0)	0 (0 to 0)	0 (0 to 0)	0 (0 to 0)	0 (0 to 0)	4.6
Chlamydial infection	0 (0 to 0)	0 (0 to 0)	0 (0 to 0)	0 (0 to 0)	0 (0 to 0)	0 (0 to 0)	0 (0 to 0.1)	0 (0 to 0.1)	0.2 (0 to 0.5)	0.3 (0 to 0.5)	0.4 (0.2 to 0.7)	0.4 (0.2 to 0.6)	0.3 (0 to 0.6)	0.1 (0 to 0.3)	0.1 (0 to 0.1)	0 (0 to 0.1)	0 (0 to 0.1)	0 (0 to 0.1)	0 (0 to 0.1)	0 (0 to 0.1)	0 (0 to 0)	0 (0 to 0)	0 (0 to 0)	2
Gonococcal infection	0 (0 to 0)	0 (0 to 0)	0 (0 to 0)	0 (0 to 0)	0 (0 to 0)	0 (0 to 0)	0 (0 to 0)	0 (0 to 0)	0 (0 to 0.1)	0 (0 to 0.1)	0 (0 to 0.1)	0 (0 to 0.1)	0 (0 to 0.1)	0 (0 to 0.1)	0 (0 to 0.1)	0 (0 to 0.1)	0 (0 to 0.1)	0 (0 to 0.1)	0 (0 to 0.1)	0 (0 to 0.1)	0 (0 to 0)	0 (0 to 0)	0 (0 to 0)	1.1
Trichomoniasis	0 (0 to 0)	0 (0 to 0)	0 (0 to 0)	0 (0 to 0)	0 (0 to 0)	0 (0 to 0)	0 (0 to 0.1)	0 (0 to 0.1)	0.2 (0 to 0.3)	0.2 (0 to 0.4)	0.2 (0 to 0.5)	0.2 (0 to 0.5)	0.3 (0 to 0.6)	0.3 (0 to 0.6)	0.2 (0 to 0.4)	0.2 (0 to 0.3)	0.2 (0 to 0.3)	0.1 (0 to 0.3)	0.1 (0 to 0.2)	0 (0 to 0.1)	0 (0 to 0)	0 (0 to 0)	0 (0 to 0)	2
Genital herpes	0 (0 to 0)	0 (0 to 0)	0 (0 to 0)	0 (0 to 0)	0 (0 to 0)	0 (0 to 0)	0 (0 to 0.1)	0 (0 to 0.2)	0.2 (0 to 0.3)	0.2 (0 to 0.4)	0.2 (0 to 0.5)	0.2 (0 to 0.4)	0.2 (0 to 0.5)	0.2 (0 to 0.4)	0.2 (0 to 0.4)	0.2 (0 to 0.4)	0.2 (0 to 0.4)	0.2 (0 to 0.5)	0.2 (0 to 0.4)	0.1 (0 to 0.2)	0 (0 to 0.1)	0 (0 to 0)	0 (0 to 0)	2.5
Other sexually transmitted infections	0 (0 to 0)	0 (0 to 0)	0 (0 to 0)	0 (0 to 0)	0 (0 to 0)	0 (0 to 0)	0 (0 to 0)	0 (0 to 0.1)	0.1 (0 to 0.4)	0.2 (0 to 0.6)	0.3 (0 to 0.8)	0.3 (0 to 0.8)	0.3 (0 to 0.8)	0.2 (0 to 0.6)	0.2 (0 to 0.5)	0.1 (0 to 0.4)	0.1 (0 to 0.3)	0 (0 to 0.1)	0 (0 to 0.1)	0 (0 to 0)	0 (0 to 0)	0 (0 to 0)	0 (0 to 0)	3.6
Respiratory infections and tuberculosis	0.4 (0.3 to 1.2)	0.3 (0 to 1)	0.6 (0.2 to 1.2)	0.6 (0.4 to 14.3)	0.6 (0.3 to 1.6)	7.2 (4.2 to 11.9)	0.6 (0.3 to 1.5)	0.6 (0.3 to 1.2)	0.6 (0.3 to 1.2)	0.6 (0.3 to 1.2)	0.7 (0.4 to 1.4)	0.7 (0.4 to 1.4)	0.7 (0.4 to 1.4)	0.7 (0.4 to 1.4)	0.7 (0.4 to 1.4)	0.7 (0.4 to 1.4)	0.7 (0.4 to 1.4)	0.7 (0.4 to 1.4)	0.7 (0.4 to 1.4)	0.7 (0.4 to 1.4)	0.7 (0.4 to 1.4)	0.7 (0.4 to 1.4)	580
Tuberculosis	0 (0 to 0)	0 (0 to 0)	0 (0 to 0)	0 (0 to 0)	0 (0 to 0)	0 (0 to 0.1)	0 (0 to 0.1)	0 (0 to 0.1)	0 (0 to 0.2)	0 (0 to 0.2)	0 (0 to 0.3)	0 (0 to 0.3)	0 (0 to 0.3)	0 (0 to 0.3)	0 (0 to 0.3)	0 (0 to 0.3)	0 (0 to 0.3)	0 (0 to 0.3)	0 (0 to 0.3)	0 (0 to 0.3)	0 (0 to 0.3)	0 (0 to 0.3)	0 (0 to 0.3)	4.4
Latent tuberculosis infection	0 (0 to 0)	0 (0 to 0)	0 (0 to 0)	0 (0 to 0)	0 (0 to 0)	0 (0 to 0)	0 (0 to 0)	0 (0 to 0)	0 (0 to 0)	0 (0 to 0)	0 (0 to 0)	0 (0 to 0)	0 (0 to 0)	0 (0 to 0)	0 (0 to 0)	0 (0 to 0)	0 (0 to 0)	0 (0 to 0)	0 (0 to 0)	0 (0 to 0)	0 (0 to 0)	0 (0 to 0)	0 (0 to 0)	0
Drug-susceptible tuberculosis	0 (0 to 0)	0 (0 to 0)	0 (0 to 0)	0 (0 to 0)	0 (0 to 0)	0 (0 to 0)	0 (0 to 0.1)	0 (0 to 0.2)	0 (0 to 0.4)	0 (0 to 0.3)	0 (0 to 0.3)	0 (0 to 0.3)	0 (0 to 0.3)	0 (0 to 0.3)	0 (0 to 0.3)	0 (0 to 0.3)	0 (0 to 0.3)	0 (0 to 0.3)	0 (0 to 0.3)	0 (0 to 0.3)	0 (0 to 0.3)	0 (0 to 0.3)	0 (0 to 0.3)	4.3
Multidrug-resistant tuberculosis without extensive drug-resistance	0 (0 to 0)	0 (0 to 0)	0 (0 to 0)	0 (0 to 0)	0 (0 to 0)	0 (0 to 0)	0 (0 to 0)	0 (0 to 0)	0 (0 to 0)	0 (0 to 0)	0 (0 to 0)	0 (0 to 0)	0 (0 to 0)	0 (0 to 0)	0 (0 to 0)	0 (0 to 0)	0 (0 to 0)	0 (0 to 0)	0 (0 to 0)	0 (0 to 0)	0 (0 to 0)	0 (0 to 0)	0 (0 to 0)	0.1
Extensively drug-resistant tuberculosis	0 (0 to 0)	0 (0 to 0)	0 (0 to 0)	0 (0 to 0)	0 (0 to 0)	0 (0 to 0)	0 (0 to 0)	0 (0 to 0)	0 (0 to 0)	0 (0 to 0)	0 (0 to 0)	0 (0 to 0)	0 (0 to 0)	0 (0 to 0)	0 (0 to 0)	0 (0 to 0)	0 (0 to 0)	0 (0 to 0)	0 (0 to 0)	0 (0 to 0)	0 (0 to 0)	0 (0 to 0)	0 (0 to 0)	0
Lower respiratory infections	0.6 (0.5 to 1.2)	0.7 (0.5 to 1)	2.4 (1.9 to 5.4)	2.8 (2 to 3.7)	0.7 (0.5 to 1)	0.6 (0.4 to 0.8)	0.6 (0.4 to 1.4)	1.5 (0.7 to 1.6)	1.5 (0.9 to 2.1)	2.1 (1.4 to 3)	3.2 (2.1 to 4.6)	4.5 (2.9 to 6.8)	7 (4.4 to 10.3)	6.4 (4.1 to 10.2)	5.2 (3.1 to 7.4)	5.2 (2.9 to 7.5)	5.2 (2.9 to 7.5)	5.2 (2.7 to 7.5)	5.2 (2.7 to 7.5)	5.2 (2.7 to 7.5)	5.2 (2.7 to 7.5)	5.2 (2.7 to 7.5)	473
Upper respiratory infections	0 (0 to 0)	0 (0 to 0)	1.1 (0.4 to 1.6)	0.5 (0.1 to 0.8)	0.4 (0.3 to 0.5)	0.7 (0.5 to 0.9)	0.4 (0.3 to 0.5)	0.2 (0.2 to 0.3)	0.2 (0.2 to 0.3)	0.2 (0.2 to 0.3)	0.2 (0.2 to 0.3)	0.2 (0.2 to 0.3)	0.2 (0.2 to 0.3)	0.2 (0.2 to 0.3)	0.2 (0.2 to 0.3)	0.2 (0.2 to 0.3)	0.2 (0.2 to 0.3)	0.2 (0.2 to 0.3)	0.2 (0.2 to 0.3)	0.2 (0.2 to 0.3)	0.2 (0.2 to 0.3)	0.2 (0.2 to 0.3)	70.1
Otitis media	0 (0 to 0)	0 (0 to 0)	0.3 (0.1 to 0.5)	1.5 (0.7 to 2.6)	0.5 (0.4 to 2.4)	0.5 (0.5 to 1.7)	0.5 (0.4 to 1.4)	0.5 (0.3 to 1.2)	0.5 (0.3 to 1)	0.5 (0.3 to 1)	0.5 (0.3 to 1)	0.5 (0.3 to 1)	0.5 (0.3 to 1)	0.5 (0.3 to 1.4)	0.5 (0.3 to 1.4)	0.5 (0.3 to 1.4)	0.5 (0.3 to 1.2)	0.5 (0.3 to 1.2)	0.5 (0.3 to 1.2)	0.5 (0.3 to 1.2)	0.5 (0.3 to 1.2)	0.5 (0.3 to 1.2)	12.4
Enteric infections	0.1 (0.1 to 0.1)	0.2 (0.2 to 0.4)	0.7 (0.2 to 5.4)	0.3 (0.2 to 6.6)	0.2 (0.2 to 1.4)	0.2 (0.2 to 1.5)	0.2 (0.2 to 1.4)	0.2 (0.2 to 1.5)	0.2 (0.2 to 1.1)	0.2 (0.2 to 1.2)	0.2 (0.2 to 1.2)	0.2 (0.2 to 1.2)	0.2 (0.2 to 1.2)	0.2 (0.2 to 1.2)	0.2 (0.2 to 1.2)	0.2 (0.2 to 1.2)	0.2 (0.2 to 1.2)	0.2 (0.2 to 1.2)	0.2 (0.2 to 1.2)	0.2 (0.2 to 1.2)	0.2 (0.2 to 1.2)	0.2 (0.2 to 1.2)	63
Diarrheal diseases	0.1 (0.1 to 0.1)	0.3 (0.2 to 0.4)	2.3 (2 to 5.4)	2.3 (1.9 to 6.6)	0.4 (0.3 to 1.4)	0.4 (0.3 to 1.5)	0.4 (0.3 to 1.4)	0.4 (0.3 to 1.5)	0.4 (0.3 to 1.1)	0.4 (0.3 to 1.2)	0.4 (0.3 to 1.2)	0.4 (0.3 to 1.2)	0.4 (0.3 to 1.2)	0.4 (0.3 to 1.2)	0.4 (0.3 to 1.2)	0.4 (0.3 to 1.2)	0.4 (0.3 to 1.2)	0.4 (0.3 to 1.2)	0.4 (0.3 to 1.2)	0.4 (0.3 to 1.2)	0.4 (0.3 to 1.2)	0.4 (0.3 to 1.2)	62.8
Typhoid and paraphoid	0 (0 to 0)	0 (0 to 0)	0 (0 to 0)	0 (0 to 0)	0 (0 to 0)	0 (0 to 0)	0 (0 to 0)	0 (0 to 0)	0 (0 to 0)	0 (0 to 0)	0 (0 to 0)	0 (0 to 0)	0 (0 to 0)	0 (0 to 0)	0 (0 to 0)	0 (0 to 0)	0 (0 to 0)	0 (0 to 0)	0 (0 to 0)	0 (0 to 0)	0 (0 to 0)	0 (0 to 0)	0 (0 to 0)	0
Typhoid fever	0 (0 to 0)	0 (0 to 0)	0 (0 to 0)	0 (0 to 0)	0 (0 to 0)	0 (0 to 0)	0 (0 to 0)	0 (0 to 0)	0 (0 to 0)	0 (0 to 0)	0 (0 to 0)	0 (0 to 0)	0 (0 to 0)	0 (0 to 0)	0 (0 to 0)	0 (0 to 0)	0 (0 to 0)	0 (0 to 0)	0 (0 to 0)	0 (0 to 0)	0 (0 to 0)	0 (0 to 0)	0 (0 to 0)	0
Paratyphoid fever	0 (0 to 0)	0 (0 to 0)	0 (0 to 0)	0 (0 to 0)	0 (0 to 0)	0 (0 to 0)	0 (0 to 0)	0 (0 to 0)	0 (0 to 0)	0 (0 to 0)	0 (0 to 0)	0 (0 to 0)	0 (0 to 0)	0 (0 to 0)	0 (0 to 0)	0 (0 to 0)	0 (0 to 0)	0 (0 to 0)	0 (0 to 0)	0 (0 to 0)	0 (0 to 0)	0 (0 to 0)	0 (0 to 0)	0
Invasive Non-typhoidal Salmonella (iNTS)	0 (0 to 0)	0 (0 to 0)	0 (0 to 0)	0 (0 to 0)	0 (0 to 0)	0 (0 to 0)	0 (0 to 0)	0 (0 to 0)	0 (0 to 0)	0 (0 to 0)	0 (0 to 0)	0 (0 to 0)	0 (0 to 0)	0 (0 to 0)	0 (0 to 0)	0 (0 to 0)	0 (0 to 0)	0 (0 to 0)	0 (0 to 0)	0 (0 to 0)	0 (0 to 0)	0 (0 to 0)	0 (0 to 0)	0.1
Other intestinal infectious diseases	0 (0 to 0)	0 (0 to 0)	0 (0 to 0)	0 (0 to 0)	0 (0 to 0)	0 (0 to 0)	0 (0 to 0)	0 (0 to 0)	0 (0 to 0)	0 (0 to 0)	0 (0 to 0)	0 (0 to 0)	0 (0 to 0)	0 (0 to 0)	0 (0 to 0)	0 (0 to 0)	0 (0 to 0)	0 (0 to 0)	0 (0 to 0)	0 (0 to 0)	0 (0 to 0)	0 (0 to 0)	0 (0 to 0)	0.1
Neglected tropical diseases and malaria	0 (0 to 0)	0 (0 to 0)	0 (0 to 1.1)	0 (0 to 1.9)	0 (0 to 0.2)	0 (0 to 0.2)	0 (0 to 0.2)	0 (0 to 0.2)	0 (0 to 0.4)	0 (0 to 0.4)	0 (0 to 0.4)	0 (0 to 0.4)	0 (0 to 0.4)	0 (0 to 0.4)	0 (0 to 0.4)	0 (0 to 0.4)	0 (0 to 0.4)	0 (0 to 0.4)	0 (0 to 0.4)	0 (0 to 0.4)	0 (0 to 0.4)	0 (0 to 0.4)	0 (0 to 0.4)	5.8
Malaria	0 (0 to 0)	0 (0 to 0)	0 (0 to 0)	0 (0 to 0)	0 (0 to 0)	0 (0 to 0)	0 (0 to 0)	0 (0 to 0)	0 (0 to 0)	0 (0 to 0)	0 (0 to 0)	0 (0 to 0)	0 (0 to 0)	0 (0 to 0)	0 (0 to 0)	0 (0 to 0)	0 (0 to 0)	0 (0 to 0)	0 (0 to 0)	0 (0 to 0)	0 (0 to 0)	0 (0 to 0)	0 (0 to 0)	0
Chagas disease	0 (0 to 0)	0 (0 to 0)	0 (0 to 0)	0 (0 to 0)	0 (0 to 0)	0 (0 to 0)	0 (0 to 0)	0 (0 to 0)	0 (0 to 0)	0 (0 to 0)	0 (0 to 0)	0 (0 to 0)	0 (0 to 0)	0 (0 to 0)	0 (0 to 0)	0 (0 to 0)	0 (0 to 0)	0 (0 to 0)	0 (0 to 0)	0 (0 to 0)	0 (0 to 0)	0 (0 to 0)	0 (0 to 0)	0
Leishmaniasis	0 (0 to 0)	0 (0 to 0)	0 (0 to 0)	0 (0 to 0)	0 (0 to 0)	0 (0 to 0)	0 (0 to 0)	0 (0 to 0)	0 (0 to 0)	0 (0 to 0)	0 (0 to 0)	0 (0 to 0)	0 (0 to 0)	0 (0 to 0)	0 (0 to 0)	0 (0 to 0)	0 (0 to 0)	0 (0 to 0)	0 (0 to 0)	0 (0 to 0)	0 (0 to 0)	0 (0 to 0)	0 (0 to 0)	0
Visceral leishmaniasis	0 (0 to 0)	0 (0 to 0)	0 (0 to 0)	0 (0 to 0)	0 (0 to 0)	0 (0 to 0)	0 (0 to 0)	0 (0 to 0)	0 (0 to 0)	0 (0 to 0)	0 (0 to 0)	0 (0 to 0)	0 (0 to 0)	0 (0 to 0)	0 (0 to 0)	0 (0 to 0)	0 (0 to 0)	0 (0 to 0)	0 (0 to 0)	0 (0 to 0)	0 (0 to 0)	0 (0 to 0)	0 (0 to 0)	0
Cutaneous and mucocutaneous leishmaniasis	0 (0 to 0)	0 (0 to 0)	0 (0 to 0)	0 (0 to 0)	0 (0 to 0)	0 (0 to 0)	0 (0 to 0)	0 (0 to 0)	0 (0 to 0)	0 (0 to 0)	0 (0 to 0)	0 (0 to 0)	0 (0 to 0)	0 (0 to 0)	0 (0 to 0)	0 (0 to 0)	0 (0 to 0)	0 (0 to 0)	0 (0 to 0)	0 (0 to 0)	0 (0 to 0)	0 (0 to 0)	0 (0 to 0)	0
African trypanosomiasis	0 (0 to 0)	0 (0 to 0)	0 (0 to 0)	0 (0 to 0)	0 (0 to 0)	0 (0 to 0)	0 (0 to 0)	0 (0 to 0)	0 (0 to 0)	0 (0 to 0)	0 (0 to 0)	0 (0 to 0)	0 (0 to 0)	0 (0 to 0)	0 (0 to 0)	0 (0 to 0)	0 (0 to 0)	0 (0 to 0)	0 (0 to 0)	0 (0 to 0)	0 (0 to 0)	0 (0 to 0)	0 (0 to 0)	0
Schistosomiasis	0 (0 to 0)	0 (0 to 0)	0 (0 to 0)	0 (0 to 0)	0 (0 to 0)	0 (0 to 0)	0 (0 to 0)	0 (0 to 0)	0 (0 to 0)	0 (0 to 0)	0 (0 to 0)	0 (0 to 0)	0 (0 to 0)	0 (0 to 0)	0 (0 to 0)	0 (0 to 0)	0 (0 to 0)	0 (0 to 0)	0 (0 to 0)	0 (0 to 0)	0 (0 to 0)	0 (0 to 0)	0 (0 to 0)	0
Cysticercosis	0 (0 to 0)	0 (0 to 0)	0 (0 to 0)	0 (0 to 0)	0 (0 to 0)	0 (0 to 0)	0 (0 to 0)	0 (0 to 0)	0 (0 to 0)	0 (0 to 0)	0 (0 to 0)	0 (0 to 0)	0 (0 to 0)	0 (0 to 0)	0 (0 to 0)	0 (0 to 0)	0 (0 to 0)	0 (0 to 0)	0 (0 to 0)	0 (0 to 0)	0 (0 to 0)	0 (0 to 0)	0 (0 to 0)	0
Cystic echinococcosis	0 (0 to 0)	0 (0 to 0)	0 (0 to 0)	0 (0 to 0)	0 (0 to 0)	0 (0 to 0)	0 (0 to 0)	0 (0 to 0)	0 (0 to 0)	0 (0 to 0)	0 (0 to 0)	0 (0 to 0)	0 (0 to 0)	0 (0 to 0)	0 (0 to 0)	0 (0 to 0)	0 (0 to 0)	0 (0 to 0)	0 (0 to 0)	0 (0 to 0)	0 (0 to 0)	0 (0 to 0)	0 (0 to 0)	0
Lymphatic filariasis	0 (0 to 0)	0 (0 to 0)	0 (0 to 0)	0 (0 to 0)	0 (0 to 0)	0 (0 to 0)	0 (0 to 0)	0 (0 to 0)	0 (0 to 0)	0 (0 to 0)	0 (0 to 0)	0 (0 to 0)	0 (0 to 0)	0 (0 to 0)	0 (0 to 0)	0 (0 to 0)	0 (0 to 0)	0 (0 to 0)	0 (0 to 0)	0 (0 to 0)	0 (0 to 0)	0 (0 to 0)	0 (0 to 0)	0
Onchocerciasis	0 (0 to 0)	0 (0 to 0)	0 (0 to 0)	0 (0 to 0)	0 (0 to 0)	0 (0 to 0)	0 (0 to 0)	0 (0 to 0)	0 (0 to 0)	0 (0 to 0)	0 (0 to 0)	0 (0 to 0)	0 (0 to 0)	0 (0 to 0)	0 (0 to 0)	0 (0 to 0)	0 (0 to 0)	0 (0 to 0)	0 (0 to 0)	0 (0 to 0)	0 (0 to 0)	0 (0 to 0)	0 (0 to 0)	0
Trachoma	0 (0 to 0)	0 (0 to 0)	0 (0 to 0)	0 (0 to 0)	0 (0 to 0)	0 (0 to 0)	0 (0 to 0)	0 (0 to 0)	0 (0 to 0)	0 (0 to 0)	0 (0 to 0)	0 (0 to 0)	0 (0 to 0)	0 (0 to 0)	0 (0 to 0)	0 (0 to 0)	0 (0 to 0)	0 (0 to 0)	0 (0 to 0)	0 (0 to 0)	0 (0 to 0)	0 (0 to 0)	0 (0 to 0)	0
Dengue	0 (0 to 0)	0 (0 to 0)	0 (0 to 0)	0 (0 to 0)	0 (0 to 0)	0 (0 to 0)	0 (0 to 0)	0 (0 to 0)	0 (0 to 0)	0 (0 to 0)	0 (0 to 0)	0 (0 to 0)	0 (0 to 0)	0 (0 to 0)	0 (0 to 0)	0 (0 to 0)	0 (0 to 0)	0 (0 to 0)	0 (0 to 0)	0 (0 to 0)	0 (0 to 0)	0 (0 to 0)	0 (0 to 0)	0
Yellow fever	0 (0 to 0)	0 (0 to 0)	0 (0 to 0)	0 (0 to 0)	0 (0 to 0)	0 (0 to 0)	0 (0 to 0)	0 (0 to 0)	0 (0 to 0)	0 (0 to 0)	0 (0 to 0)	0 (0 to 0)	0 (0 to 0)	0 (0 to 0)	0 (0 to 0)	0 (0 to 0)	0 (0 to 0)	0 (0 to 0)	0 (0 to 0)	0 (0 to 0)	0 (0 to 0)	0 (0 to 0)	0 (0 to 0)	0
Rabies	0 (0 to 0)	0 (0 to 0)	0 (0 to 0)	0 (0 to 0)	0 (0 to 0)	0 (0 to 0)	0 (0 to 0)	0 (0 to 0)	0 (0 to 0)	0 (0 to 0)	0 (0 to 0)	0 (0 to 0)	0 (0 to 0)	0 (0 to 0)	0 (0 to 0)	0 (0 to 0)	0 (0 to 0)	0 (0 to 0)	0 (0 to 0)	0 (0 to 0)	0 (0 to 0)	0 (0 to 0)	0 (0 to 0)	0
Intestinal nematode infections	0 (0 to 0)	0 (0 to 0)	0 (0 to 0)	0 (0 to 0)	0 (0 to 0)	0 (0 to 0)	0 (0 to 0)	0 (0 to 0)	0 (0 to 0)	0 (0 to 0)	0 (0 to 0)	0 (0 to 0)	0 (0 to 0)	0 (0 to 0)	0 (0 to 0)	0 (0 to 0)	0 (0 to 0)	0 (0 to 0)	0 (0 to 0)	0 (0 to 0)	0 (0 to 0)	0 (0 to 0)	0 (0 to 0)	0
Ascariasis	0 (0 to 0)	0 (0 to 0)	0 (0 to 0)	0 (0 to 0)	0 (0 to 0)	0 (0 to 0)	0 (0 to 0)	0 (0 to 0)	0 (0 to 0)	0 (0 to 0)	0 (0 to 0)	0 (0 to 0)	0 (0 to 0)	0 (0 to 0)	0 (0 to 0)	0 (0 to 0)	0 (0 to 0)	0 (0 to 0)	0 (0 to 0)	0 (0 to 0)	0 (0 to 0)	0 (0 to 0)	0 (0 to 0)	0
Trichuriasis	0 (0 to 0)	0 (0 to 0)	0 (0 to 0)	0 (0 to 0)	0 (0 to 0)	0 (0 to 0)	0 (0 to 0)	0 (0 to 0)	0 (0 to 0)	0 (0 to 0)	0 (0 to 0)	0 (0 to 0)	0 (0 to 0)	0 (0 to 0)	0 (0 to 0)	0 (0 to 0)	0 (0 to 0)	0 (0 to 0)	0 (0 to 0)	0 (0 to 0)	0 (0 to 0)	0 (0 to 0)	0 (0 to 0)	0
Hookworm disease	0 (0 to 0)	0 (0 to 0)	0 (0 to 0)	0 (0 to 0)	0 (0 to 0)	0 (0 to 0)	0 (0 to 0)	0 (0 to 0)	0 (0 to 0)	0 (0 to 0)	0 (0 to 0)	0 (0 to 0)	0 (0 to 0)	0 (0 to 0)	0 (0 to 0)	0 (0 to 0)	0 (0 to 0)	0 (0 to 0)	0 (0 to 0)	0 (0 to 0)	0 (0 to 0)	0 (0 to 0)	0 (0 to 0)	0
Food-borne trematodiases	0 (0 to 0)	0 (0 to 0)	0 (0 to 0)	0 (0 to 0)	0 (0 to 0)	0 (0 to 0)	0 (0 to 0)	0 (0 to 0)	0 (0 to 0)	0 (0 to 0)	0 (0 to 0)	0 (0 to 0)	0 (0 to 0)	0 (0 to 0)	0 (0 to 0)	0 (0 to 0)	0 (0 to 0)	0 (0 to 0)	0 (0 to 0)	0

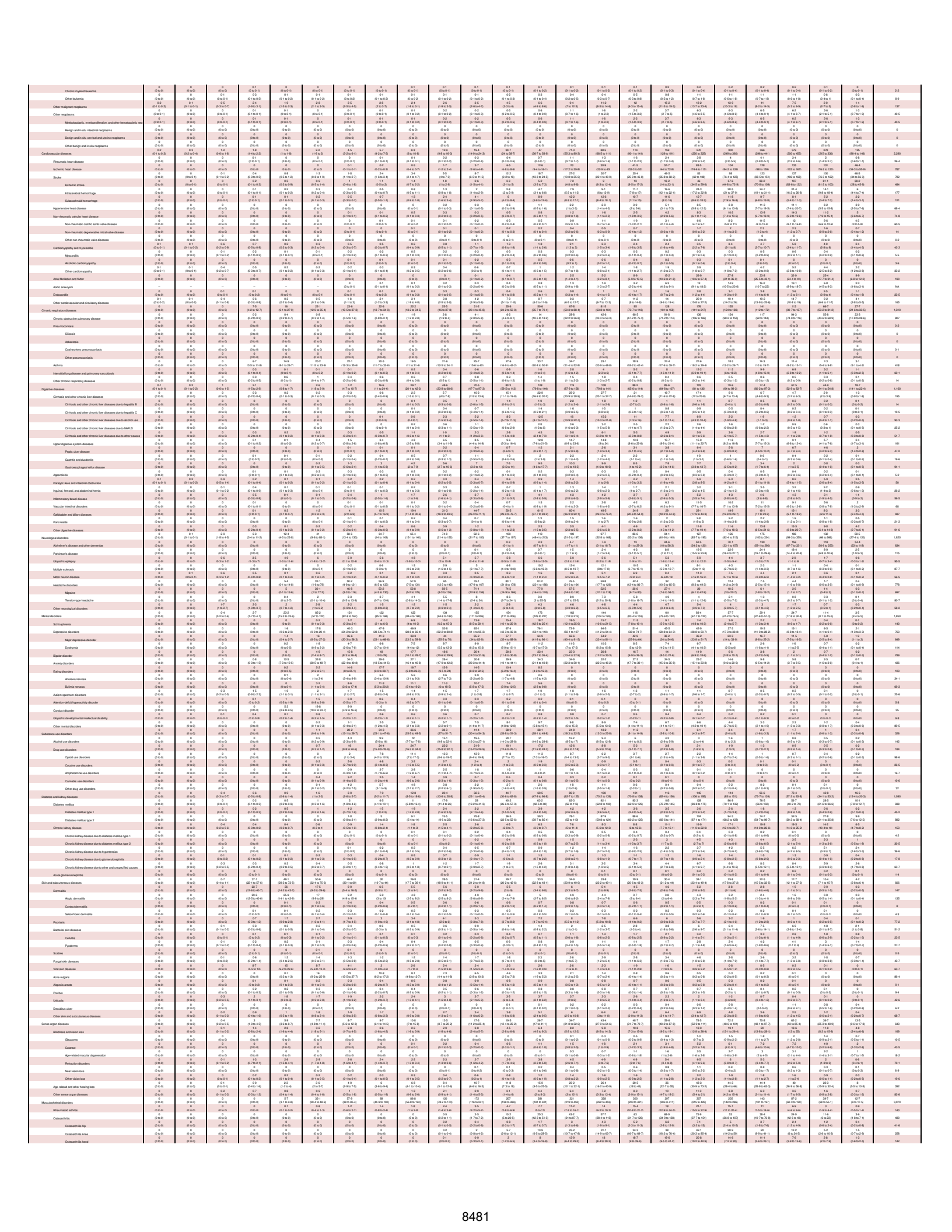

Osteoarthritis other	0 (0 to 0)	0 (0 to 0)	0 (0 to 0)	0 (0 to 0)	0 (0 to 0)	0 (0 to 0)	0 (0 to 0)	0 (0 to 0)	0 (0 to 0)	0 (0 to 0)	0 (0 to 0)	0 (0 to 1)	0 (0 to 0)	0.2 (0.1 to 0.5)	0.7 (0.2 to 1.6)	1.8 (0.7 to 3.4)	3.1 (1.4 to 6.4)	4.3 (1.9 to 9.1)	4.7 (1.9 to 10.1)	5.2 (2.0 to 11)	5.9 (2.9 to 12.4)	4.5 (2.2 to 9.4)	3.6 (1.6 to 7.2)	2.6 (1.3 to 5.4)	1.4 (0.7 to 2.7)	0.5 (0.2 to 1)	38.5
Low back pain	0 (0 to 0)	0 (0 to 0)	0 (0 to 0)	0 (0 to 0)	3.5 (1.6 to 6.4)	19.3 (11.5 to 28.5)	19.4 (12.1 to 27.6)	32.6 (21.6 to 44.2)	39.7 (27.5 to 52.4)	47 (32.6 to 61.4)	60.9 (42.5 to 77.2)	84.8 (57.4 to 107)	96.1 (62.5 to 130)	127 (78.6 to 159)	146 (89.7 to 207)	146 (92.7 to 215)	133 (85.4 to 198)	130 (80.5 to 196)	109 (62.1 to 168)	82.9 (52.5 to 123)	80.2 (38 to 89.9)	67.1 (23.4 to 53.1)	37.1 (10.1 to 22.4)	10.4 (2.8 to 6.4)	4.4 (0.8 to 2.6)	1,390
Neck pain	0 (0 to 0)	0 (0 to 0)	0 (0 to 0)	0 (0 to 0)	0 (0.4 to 4.1)	1.1 (0.6 to 20.7)	11.2 (6.5 to 38.4)	17.3 (9.6 to 31.1)	16.1 (8.5 to 31)	17.1 (8.5 to 32.4)	19.7 (10.9 to 50.1)	29.4 (13.9 to 50.1)	30.7 (21.4 to 68)	40.7 (25.4 to 84.1)	39.4 (25.4 to 84.1)	44.6 (33.2 to 112)	52.6 (30.5 to 159)	60.8 (30.5 to 159)	52.1 (29.7 to 141)	46.7 (29.4 to 72.7)	38.3 (20.1 to 43.9)	27.4 (20.9 to 40.4)	24.2 (12.5 to 44.3)	16.4 (8.6 to 33.4)	10.4 (5.5 to 17.2)	4.6 (0.9 to 2.7)	535
Gout	0 (0 to 0)	0 (0 to 0)	0 (0 to 0)	0 (0 to 0)	0 (0 to 0)	0 (0 to 0)	0 (0 to 0)	0 (0 to 0)	0 (0 to 0)	0 (0 to 0)	0 (0 to 0)	0 (0 to 0)	0 (0 to 0)	0 (0 to 0)	0 (0 to 0)	0 (0 to 0)	0 (0 to 0)	0 (0 to 0)	0 (0 to 0)	0 (0 to 0)	0 (0 to 0)	0 (0 to 0)	0 (0 to 0)	0 (0 to 0)	0 (0 to 0)	0 (0 to 0)	0 (0 to 0)	12
Other musculoskeletal disorders	0 (0 to 0)	0 (0 to 0)	0 (0 to 0)	0 (0 to 0)	0.1 (0.1 to 0.2)	0.8 (0.2 to 1.6)	4.5 (2.4 to 11)	12.6 (7.7 to 19.2)	20.8 (10.7 to 32)	29.7 (18.4 to 45.2)	39 (24.2 to 58)	49.7 (29.9 to 88)	55.6 (34.9 to 84.6)	59.9 (36.5 to 93.3)	59.9 (34.7 to 95.1)	58.3 (37.4 to 75.3)	46.7 (27.8 to 75.3)	49.3 (23 to 89.4)	44.7 (26.1 to 66.4)	39.2 (23 to 58.6)	25.7 (14 to 41)	14.6 (5.3 to 26)	6.9 (2.6 to 13.2)	4.5 (1.8 to 7.5)	2.2 (0.6 to 3.4)	324
Other non-communicable diseases	23.4 (16.1 to 38.7)	13.2 (8.8 to 17.9)	26.3 (24.6 to 33.4)	26.9 (26.2 to 33.5)	15.1 (13.8 to 20.7)	20.4 (17.6 to 24.7)	42.0 (28.8 to 61.2)	66.4 (44.1 to 91)	89.4 (54.6 to 114)	98 (68.5 to 143)	119 (82.4 to 167)	122 (84.8 to 173)	139 (95.5 to 198)	159 (97.6 to 193)	152 (94.8 to 199)	159 (97.6 to 194)	112 (73.9 to 154)	115 (71.2 to 155)	115 (61.8 to 157)	81.4 (49.1 to 107)	66.2 (49.7 to 86.7)	51.3 (28.4 to 62.7)	32 (22.4 to 40.7)	15.7 (9.5 to 17.7)	1,640
Congenital birth defects	22.7 (15.1 to 38.1)	10.4 (7.2 to 16.3)	24 (15.4 to 39.2)	16 (11.9 to 27.7)	7.1 (5.1 to 9.9)	7.2 (5.1 to 9.8)	6.5 (4.7 to 8.6)	5.2 (3.6 to 6.9)	3.6 (2.3 to 5)	4.5 (3.1 to 6.2)	4.8 (3.3 to 6.5)	5.5 (4 to 7.2)	4.1 (2.9 to 7.3)	6.4 (4.7 to 8.5)	6.6 (4.9 to 9.7)	9.3 (6.1 to 9.3)	4.6 (3.2 to 6.5)	3.7 (2.7 to 4.8)	2.7 (1.9 to 3.5)	1.6 (1 to 2)	0.9 (0.4 to 1.4)	0.6 (0.4 to 0.9)	0.4 (0.2 to 0.5)	0.2 (0.1 to 0.3)	0.1 (0 to 0.1)	151
Neural tube defects	1.6 (0.6 to 2.7)	0.4 (0.2 to 0.8)	2.7 (1.1 to 5.6)	1.6 (0.6 to 2.9)	0.2 (0.2 to 0.3)	0.2 (0.2 to 0.3)	0.2 (0.1 to 0.3)	0.2 (0.1 to 0.3)	0.2 (0.1 to 0.3)	0.2 (0.1 to 0.3)	0.2 (0.1 to 0.3)	0.2 (0.1 to 0.3)	0.2 (0.1 to 0.3)	0.2 (0.1 to 0.3)	0.2 (0.1 to 0.3)	0.1 (0.1 to 0.2)	0.1 (0.1 to 0.1)	0.1 (0.1 to 0.1)	0.1 (0.1 to 0.1)	0 (0 to 0)	0 (0 to 0)	0 (0 to 0)	0 (0 to 0)	0 (0 to 0)	0 (0 to 0)	0 (0 to 0)	8.4
Congenital heart anomalies	5.5 (2.9 to 14.9)	4.3 (2.4 to 9.2)	7.4 (4.9 to 16)	3.6 (2.3 to 7)	1.1 (0.7 to 2.4)	1.1 (0.7 to 2.3)	1.2 (0.7 to 2.3)	1 (0.6 to 1.6)	0.9 (0.5 to 1.4)	0.9 (0.5 to 1.4)	1 (0.7 to 1.4)	1.1 (0.7 to 1.7)	1.1 (0.7 to 1.7)	1.3 (0.7 to 1.9)	1.2 (0.7 to 1.8)	1.1 (0.6 to 1.7)	0.8 (0.4 to 1.2)	0.7 (0.4 to 1.1)	0.7 (0.4 to 1.1)	0.5 (0.3 to 0.9)	0.1 (0.1 to 0.2)	0.1 (0.1 to 0.1)	0.1 (0.1 to 0.1)	0 (0 to 0)	0 (0 to 0)	0 (0 to 0)	34.4
Orofacial clefts	0 (0 to 0)	0 (0 to 0)	0.1 (0.0 to 0.1)	0.1 (0.0 to 0.2)	0.1 (0.1 to 0.2)	0.1 (0.1 to 0.2)	0.1 (0.1 to 0.1)	0.1 (0.0 to 0.1)	0.1 (0.0 to 0.1)	0.1 (0.1 to 0.1)	0.1 (0.1 to 0.1)	0.1 (0.1 to 0.1)	0.1 (0.1 to 0.1)	0.1 (0.1 to 0.2)	0.1 (0.1 to 0.2)	0.1 (0.1 to 0.2)	0.1 (0.1 to 0.1)	0.1 (0.1 to 0.1)	0.1 (0.1 to 0.1)	0.1 (0.0 to 0.1)	0.1 (0.0 to 0.1)	0.1 (0.0 to 0.1)	0.1 (0.0 to 0.1)	0 (0 to 0)	0 (0 to 0)	0 (0 to 0)	1.6
Down syndrome	0.4 (0.2 to 0.9)	0.1 (0.1 to 0.2)	0.4 (0.2 to 0.6)	0.5 (0.3 to 0.7)	0.4 (0.3 to 0.5)	0.4 (0.3 to 0.5)	0.4 (0.3 to 0.6)	0.4 (0.3 to 0.6)	0.5 (0.3 to 0.7)	0.5 (0.3 to 0.8)	0.5 (0.4 to 0.8)	0.5 (0.4 to 0.8)	0.6 (0.4 to 0.8)	0.8 (0.5 to 1.1)	1.3 (0.9 to 1.9)	1.6 (1 to 2.5)	1.3 (0.7 to 2)	0.7 (0.4 to 1.1)	0.4 (0.2 to 0.7)	0.2 (0.1 to 0.4)	0.1 (0 to 0.2)	0 (0 to 0)	0 (0 to 0)	0 (0 to 0)	0 (0 to 0)	0 (0 to 0)	10.7
Turner syndrome	0 (0 to 0)	0 (0 to 0)	0 (0 to 0)	0 (0 to 0)	0 (0 to 0.1)	0 (0 to 0.1)	0 (0 to 0.1)	0 (0 to 0.1)	0 (0 to 0.1)	0 (0 to 0.1)	0 (0 to 0.1)	0 (0 to 0.1)	0 (0 to 0.1)	0 (0 to 0.1)	0 (0 to 0.1)	0 (0 to 0.1)	0 (0 to 0)	0 (0 to 0)	0 (0 to 0)	0 (0 to 0)	0 (0 to 0)	0 (0 to 0)	0 (0 to 0)	0 (0 to 0)	0 (0 to 0)	0 (0 to 0)	0 (0 to 0)	0.5
Klinefelter syndrome	0 (0 to 0)	0 (0 to 0)	0 (0 to 0)	0 (0 to 0)	0 (0 to 0)	0 (0 to 0)	0 (0 to 0)	0 (0 to 0)	0 (0 to 0)	0 (0 to 0)	0 (0 to 0)	0 (0 to 0)	0 (0 to 0)	0 (0 to 0)	0 (0 to 0)	0 (0 to 0)	0 (0 to 0)	0 (0 to 0)	0 (0 to 0)	0 (0 to 0)	0 (0 to 0)	0 (0 to 0)	0 (0 to 0)	0 (0 to 0)	0 (0 to 0)	0 (0 to 0)	0 (0 to 0)	0
Other chromosomal abnormalities	4 (1.6 to 11.5)	2.5 (1.5 to 12.3)	5 (2.5 to 12.3)	2.2 (1.4 to 5.4)	1 (0.4 to 1.8)	0.9 (0.4 to 1.7)	0.9 (0.5 to 1.6)	0.8 (0.5 to 1.2)	0.7 (0.4 to 1)	0.7 (0.4 to 1)	0.8 (0.5 to 1.1)	0.7 (0.5 to 1.1)	0.7 (0.5 to 1.1)	0.9 (0.6 to 1.2)	0.7 (0.5 to 1.1)	0.6 (0.4 to 0.9)	0.4 (0.2 to 0.6)	0.3 (0.2 to 0.4)	0.2 (0.1 to 0.4)	0.1 (0 to 0.2)	0 (0 to 0)	0 (0 to 0)	0 (0 to 0)	0 (0 to 0)	0 (0 to 0)	0 (0 to 0)	23.2
Congenital musculoskeletal and limb anomalies	1.6 (0.9 to 2.7)	0.4 (0.1 to 0.7)	3 (1.4 to 4.6)	2.7 (2.1 to 5.6)	1.1 (0.4 to 2.4)	1.2 (0.5 to 3.4)	1.6 (1.1 to 2.5)	1.2 (0.5 to 2.1)	1.6 (0.9 to 2.2)	1.6 (0.9 to 2.5)	1.8 (1.1 to 2.9)	1.8 (1.1 to 2.9)	1.9 (1.1 to 2.9)	2.2 (1.3 to 2.4)	2.1 (1.2 to 2.4)	2 (1.2 to 3.1)	1.4 (0.9 to 2.5)	1.3 (0.8 to 1.7)	0.8 (0.5 to 1.1)	0.5 (0.3 to 0.9)	0.3 (0.2 to 0.5)	0.2 (0.1 to 0.3)	0.1 (0.1 to 0.2)	0.1 (0 to 0.1)	0 (0 to 0)	36
Urogenital congenital anomalies	0.7 (0.2 to 2.4)	0.2 (0.1 to 0.5)	0.3 (0.2 to 0.7)	0.5 (0.2 to 0.9)	0.3 (0.1 to 0.5)	0.2 (0.1 to 0.5)	0.1 (0.1 to 0.2)	0.1 (0.1 to 0.1)	0.1 (0.1 to 0.1)	0.1 (0.1 to 0.1)	0.1 (0.1 to 0.1)	0.1 (0.1 to 0.1)	0.1 (0.1 to 0.1)	0.1 (0.1 to 0.1)	0.1 (0.1 to 0.1)	0.1 (0.1 to 0.1)	0 (0 to 0.1)	0 (0 to 0.1)	0 (0 to 0.1)	0 (0 to 0.1)	0 (0 to 0)	0 (0 to 0)	0 (0 to 0)	0 (0 to 0)	0 (0 to 0)	0 (0 to 0)	2.9
Digestive congenital anomalies	0.2 (0 to 0.7)	0.2 (0 to 0.4)	0.2 (0 to 0.6)	0.2 (0 to 0.6)	0.2 (0 to 0.5)	0.2 (0 to 0.5)	0.2 (0 to 0.5)	0.2 (0 to 0.5)	0.2 (0 to 0.5)	0.2 (0 to 0.5)	0.2 (0 to 0.5)	0.2 (0 to 0.5)	0.2 (0 to 0.5)	0.2 (0 to 0.5)	0.2 (0 to 0.5)	0.2 (0 to 0.5)	0.1 (0 to 0.2)	0.1 (0 to 0.2)	0.1 (0 to 0.2)	0.1 (0 to 0.2)	0 (0 to 0)	0 (0 to 0)	0 (0 to 0)	0 (0 to 0)	0 (0 to 0)	0 (0 to 0)	9.3
Other congenital birth defects	3.5 (1.6 to 9.5)	2.3 (0.9 to 4.9)	3.2 (1.7 to 9.6)	2.2 (1.4 to 3.9)	0.8 (0.7 to 1.7)	0.7 (0.6 to 1.5)	0.7 (0.6 to 1.5)	0.7 (0.4 to 1.2)	0.6 (0.4 to 1)	0.7 (0.4 to 1.1)	0.7 (0.4 to 1.2)	0.7 (0.4 to 1.2)	0.7 (0.4 to 1.2)	0.8 (0.4 to 1.4)	0.7 (0.4 to 1.2)	0.6 (0.3 to 1.1)	0.5 (0.2 to 0.9)	0.3 (0.2 to 0.6)	0.3 (0.1 to 0.7)	0.2 (0.1 to 0.5)	0.1 (0.1 to 0.3)	0.1 (0.1 to 0.2)	0.1 (0.1 to 0.1)	0 (0 to 0)	0 (0 to 0)	0 (0 to 0)	23.7
Urinary diseases and male infertility	0 (0 to 0)	0.1 (0 to 0.1)	0.2 (0.1 to 0.4)	0.3 (0.2 to 0.5)	0.3 (0.1 to 0.5)	0.4 (0.2 to 0.6)	0.4 (0.4 to 0.9)	0.8 (0.5 to 1.1)	1.1 (0.7 to 1.5)	1.5 (1 to 2.1)	1.7 (1.1 to 2.4)	1.7 (1.1 to 2.4)	1.7 (1.1 to 2.4)	1.7 (1.1 to 2.3)	1.6 (1 to 2.4)	1.4 (0.9 to 2.1)	1.1 (0.7 to 1.6)	0.8 (0.5 to 1.2)	0.6 (0.3 to 0.9)	0.4 (0.2 to 0.6)	0.2 (0.1 to 0.4)	0.2 (0.1 to 0.3)	0.1 (0.1 to 0.2)	0 (0 to 0)	0 (0 to 0)	0 (0 to 0)	124
Urolithiasis	0 (0 to 0)	0 (0 to 0)	0 (0 to 0)	0 (0 to 0)	0 (0 to 0)	0 (0 to 0)	0 (0 to 0.1)	0 (0 to 0.1)	0 (0 to 0.2)	0 (0 to 0.2)	0 (0 to 0.3)	0 (0 to 0.3)	0 (0 to 0.3)	0 (0 to 0.5)	0 (0 to 0.5)	0 (0 to 0.6)	0 (0 to 0.6)	0 (0 to 0.6)	0 (0 to 0.5)	0 (0 to 0.4)	0 (0 to 0.3)	0 (0 to 0.1)	0 (0 to 0.1)	0 (0 to 0.1)	0 (0 to 0.1)	0 (0 to 0.1)	0 (0 to 0.1)	7
Benign prostatic hyperplasia	0 (0 to 0)	0 (0 to 0)	0 (0 to 0)	0 (0 to 0)	0 (0 to 0)	0 (0 to 0)	0 (0 to 0)	0 (0 to 0)	0 (0 to 0)	0 (0 to 0)	0 (0 to 0)	0 (0 to 0)	0 (0 to 0)	0 (0 to 0)	0 (0 to 0)	0 (0 to 0)	0 (0 to 0)	0 (0 to 0)	0 (0 to 0)	0 (0 to 0)	0 (0 to 0)	0 (0 to 0)	0 (0 to 0)	0 (0 to 0)	0 (0 to 0)	0 (0 to 0)	0 (0 to 0)	0
Male infertility	–	–	–	–	–	–	–	–	–	–	–	–	–	–	–	–	–	–	–	–	–	–	–	–	–	–	NA
Other urinary diseases	0 (0 to 0)	0 (0 to 0)	0 (0 to 0.1)	0 (0 to 0.2)	0 (0 to 0.2)	0 (0 to 0.2)	0 (0 to 0.2)	0 (0 to 0.2)	0.2 (0.1 to 0.4)	0.2 (0.1 to 0.4)	0.2 (0.1 to 0.4)	0.2 (0.1 to 0.4)	0.2 (0.1 to 0.4)	0.3 (0.2 to 0.4)	0.2 (0.1 to 0.4)	0.2 (0.1 to 0.4)	0.2 (0.1 to 0.3)	0.2 (0.1 to 0.3)	0.3 (0.1 to 0.5)	0.2 (0.1 to 0.4)	0.2 (0.1 to 0.4)	0.2 (0.1 to 0.4)	0.2 (0.1 to 0.4)	0.2 (0.1 to 0.4)	0.1 (0.0 to 0.2)	0.1 (0.0 to 0.2)	3.5
Gynecological diseases	0 (0 to 0)	0 (0 to 0)	0 (0 to 0)	7.3 (2.9 to 9)	29.5 (13.9 to 37.3)	49.2 (27.8 to 63.5)	49.2 (27.8 to 64)	79.3 (47.2 to 93.4)	79.3 (45.9 to 103)	79.6 (52.7 to 115)	78.4 (52.9 to 113)	78.4 (50.4 to 113)	80.2 (51.4 to 113)	80.2 (51.4 to 113)	81.4 (51.3 to 113)	81.4 (27.5 to 92.1)	81.4 (24.2 to 57.5)	81.4 (22.7 to 36.7)	81.4 (15.7 to 46.7)	81.4 (13.3 to 23.2)	81.4 (3.4 to 8.7)	81.4 (2.2 to 5.2)	81.4 (1.9 to 3.6)	81.4 (0.3 to 0.8)	81.4 (0.3 to 0.8)	626
Uterine fibroids	0 (0 to 0)	0 (0 to 0)	0 (0 to 0)	0 (0 to 0)	0 (0 to 0.2)	0 (0 to 0.2)	0 (0 to 0.4)	0 (0 to 0.6)	0 (0 to 0.8)	0 (0 to 1)	0 (0 to 1.1)	0 (0 to 1.1)	0 (0 to 1.1)	0 (0 to 1.1)	0 (0 to 1.1)	0 (0 to 1.1)	0 (0 to 1.1)	0 (0 to 1.1)	0 (0 to 1.1)	0 (0 to 1.1)	0 (0 to 1.1)	0 (0 to 1.1)	0 (0 to 1.1)	0 (0 to 1.1)	0 (0 to 1.1)	0 (0 to 1.1)	0 (0 to 1.1)	18.4
Polycystic ovarian syndrome	0 (0 to 0)	0 (0 to 0)	0 (0 to 0)	0 (0 to 0)	0 (0 to 0)	0 (0 to 0.1)	0 (0 to 0.6)	0.3 (0.2 to 0.5)	0.3 (0.2 to 0.5)	0.3 (0.2 to 0.5)	0.3 (0.2 to 0.5)	0.3 (0.2 to 0.5)	0.3 (0.2 to 0.5)	0.3 (0.2 to 0.5)	0.3 (0.2 to 0.5)	0.3 (0.2 to 0.5)	0.3 (0.2 to 0.5)	0.3 (0.2 to 0.5)	0.3 (0.2 to 0.5)	0.3 (0.2 to 0.5)	0.3 (0.2 to 0.5)	0.3 (0.2 to 0.5)	0.3 (0.2 to 0.5)	0.3 (0.2 to 0.5)	0.3 (0.2 to 0.5)	0.3 (0.2 to 0.5)	24
Female infertility	0 (0 to 0)	0 (0 to 0)	0 (0 to 0)	0 (0 to 0)	0 (0 to 0)	0 (0 to 0)	0 (0 to 0)	0.4 (0.3 to 0.7)	0.9 (0.6 to 2.9)	1.1 (0.6 to 3.6)	1.8 (0.9 to 4.3)	2.1 (1.1 to 4.7)	2.1 (1.1 to 4.7)	2.1 (1.1 to 4.7)	2.1 (1.1 to 4.7)	2.1 (1.1 to 4.7)	2.1 (1.1 to 4.7)	2.1 (1.1 to 4.7)	2.1 (1.1 to 4.7)	2.1 (1.1 to 4.7)	2.1 (1.1 to 4.7)	2.1 (1.1 to 4.7)	2.1 (1.1 to 4.7)	2.1 (1.1 to 4.7)	2.1 (1.1 to 4.7)	2.1 (1.1 to 4.7)	9.2
Endometriosis	0 (0 to 0)	0 (0 to 0)	0 (0 to 0)	0 (0 to 0)	0 (0 to 0)	0 (0 to 0)	2.7 (0.9 to 5.7)	3.4 (2.1 to 5.7)	4.1 (2.6 to 6.4)	4.1 (2.6 to 6.4)	4.1 (2.6 to 6.4)	4.1 (2.6 to 6.4)	4.1 (2.6 to 6.4)	3.9 (2.6 to 6.4)	3.6 (2.6 to 6.4)	3.6 (1.9 to 6.1)	3.6 (1.9 to 6.1)	3.6 (1.9 to 6.1)	3.6 (1.9 to 6.1)	3.6 (1.9 to 6.1)	3.6 (1.9 to 6.1)	3.6 (1.9 to 6.1)	3.6 (1.9 to 6.1)	3.6 (1.9 to 6.1)	3.6 (1.9 to 6.1)	3.6 (1.9 to 6.1)	30
Genital prolapse	0 (0 to 0)	0 (0 to 0)	0 (0 to 0)	0 (0 to 0)	0 (0 to 0)	0 (0 to 0)	0 (0 to 0)	0 (0 to 0)	0 (0 to 0)	0 (0 to 0)	0 (0 to 0)	0 (0 to 0)	0 (0 to 0)	0 (0 to 0)	0 (0 to 0)	0 (0 to 0)	0 (0 to 0)	0 (0 to 0)	0 (0 to 0)	0 (0 to 0)	0 (0 to 0)	0 (0 to 0)	0 (0 to 0)	0 (0 to 0)	0 (0 to 0)	0 (0 to 0)	0 (0 to 0)	0
Premenstrual syndrome	0 (0 to 0)	0 (0 to 0)	0 (0 to 0)	0 (0 to 0)	0 (0 to 0)	0 (0 to 0)	1 (0.4 to 2.3)	10.6 (5.3 to 20.3)	19.5 (9.6 to 35.5)	19.5 (9.6 to 37.2)	21.2 (12.2 to 34.7)	22.8 (12.9 to 36.2)	21.2 (12.9 to 36.2)	19.6 (11.1 to 33.7)	7.2 (3.9 to 18.3)	0 (0 to 0)	0 (0 to 0)	0 (0 to 0)	0 (0 to 0)	0 (0 to 0)	0 (0 to 0)	0 (0 to 0)	0 (0 to 0)	0 (0 to 0)	0 (0 to 0)	0 (0 to 0)	0 (0 to 0)	141
Other gynecological diseases	0 (0 to 0)	0 (0 to 0)	0 (0 to 0)	0 (0 to 0)	0 (0 to 0.1)	4.1 (1.9 to 7.7)	17.7 (10.4 to 26.6)	33.4 (19.1 to 54.2)	44.3 (25.7 to 71.3)	45.1 (27.5 to 70.4)	46.2 (27.6 to 73.6)	49.2 (27.6 to 73.6)	49.2 (27.6 to 73.6)	1.2 (0.6 to 2.4)	1.2 (0.6 to 2.4)	1.2 (0.6 to 2.4)	1.2 (0.6 to 2.4)	1.2 (0.6 to 2.4)	1.2 (0.6 to 2.4)	1.2 (0.6 to 2.4)	1.2 (0.6 to 2.4)	1.2 (0.6 to 2.4)	1.2 (0.6 to 2.4)	1.2 (0.6 to 2.4)	1.2 (0.6 to 2.4)	1.2 (0.6 to 2.4)	381
Hemoglobinopathies and hemolytic anemias	0 (0 to 0)	0.3 (0 to 0.9)	1.3 (0.4 to 2.6)	0.6 (0.1 to 2.2)	0.2 (0.1 to 0.5)	0.2 (0.1 to 0.5)	0.2 (0.2 to 0.5)	1.3 (0.2 to 3.5)	1.3 (0.3 to 3.5)	1.3 (0.3 to 3.5)	1.7 (0.3 to 4.9)	1.7 (0.3 to 4.9)	1 (0.2 to 2.8)	1.2 (0.2 to 2.6)	1.2 (0.2 to 2.6)	0.9 (0.3 to 2.6)	0.9 (0.3 to 2.6)	0.9 (0.3 to 2.6)	0.9 (0.3 to 2.6)	1 (0.5 to 2.4)	1 (0.4 to 1.5)	0.7 (0.4 to 1.5)	0.8 (0.4 to 1.6)	0.7 (0.4 to 1.2)	0.4 (0.2 to 0.7)	0.2 (0.1 to 0.3)	18.1
Thalassemias	0 (0 to 0)	0 (0 to 0)	0.1 (0 to 0.1)	0 (0 to 0)	0 (0 to 0)	0 (0 to 0)	0 (0 to 0)	0 (0 to 0)	0 (0 to 0)	0 (0 to 0)	0 (0 to 0)	0 (0 to 0)	0 (0 to 0)	0 (0 to 0)	0 (0 to 0)	0 (0 to 0)	0 (0 to 0)	0 (0 to 0)	0 (0 to 0)	0 (0 to 0)	0 (0 to 0)	0 (0 to 0)	0 (0 to 0)	0 (0 to 0)	0 (0 to 0)	0 (0 to 0)	0 (0 to 0)	0.2
Thalassemias trait	0 (0 to 0)	0.1 (0 to 0.2)	0.2 (0 to 0.6)	0.2 (0 to 0.2)	0.2 (0 to 0.2)	0.2 (0 to 0.2)	0.2 (0 to 0.2)	0.4 (0.1 to 1.4)	0.5 (0.1 to 1.2)	0.5 (0.1 to 1.2)	0.7 (0.1 to 1.7)	0.7 (0.2 to 1.6)	0.6 (0.2 to 1.6)	0.2 (0.1 to 0.7)	0.3 (0.1 to 0.9)	0.3 (0.1 to 0.9)	0.2 (0.1 to 0.6)	0.1 (0.1 to 0.4)	0.1 (0.1 to 0.4)	0.1 (0.1 to 0.3)	0.1 (0.1 to 0.2)	0.1 (0.1 to 0.2)	0.1 (0.1 to 0.2)	0.1 (0.1 to 0.2)	0.1 (0.1 to 0.2)	0.1 (0.1 to 0.2)	4.3
Sickle cell disorders	0 (0 to 0)	0 (0 to 0)	0.1 (0 to 0.2)	0.1 (0 to 0.2)	0.1 (0 to 0.2)	0.1 (0 to 0.2)	0.1 (0 to 0.1)	0.1 (0 to 0.1)	0.1 (0 to 0.1

SI Table 2b: Hampshire DALYS by cause and age group for females with 95% uncertainty intervals, 2019

Cause	Early Neonatal (0-6 days)	Late Neonatal (7-27 days)	Post Neonatal (28-364 days)	1 to 4	5 to 9	10 to 14	15 to 19	20 to 24	25 to 29	30 to 34	35 to 39	40 to 44	45 to 49	50 to 54	55 to 59	60 to 64	65 to 69	70 to 74	75 to 79	80 to 84	85 to 89	90 to 94	95 plus	Total
All causes	2,974 (2,774 to 3,202)	1,007 (941 to 1,077)	1,553 (1,449 to 1,664)	1,344 (1,273 to 1,422)	1,329 (1,259 to 1,402)	1,511 (1,430 to 1,592)	1,930 (1,830 to 2,034)	2,203 (2,090 to 2,320)	2,719 (2,582 to 2,863)	3,132 (2,974 to 3,300)	3,579 (3,400 to 3,770)	4,220 (4,007 to 4,441)	4,978 (4,729 to 5,240)	5,944 (5,650 to 6,253)	6,947 (6,605 to 7,309)	8,004 (7,610 to 8,423)	8,974 (8,534 to 9,444)	9,844 (9,364 to 10,360)	10,599 (10,084 to 11,155)	11,109 (10,570 to 11,690)	11,369 (10,815 to 11,963)	11,363 (10,809 to 11,957)	11,363 (10,809 to 11,957)	257,093
Communicable, maternal, neonatal, and nutritional diseases	774 (619 to 938)	323 (252 to 392)	219 (155 to 310)	396 (289 to 546)	262 (172 to 429)	223 (150 to 372)	192 (120 to 292)	226 (156 to 326)	262 (186 to 361)	273 (191 to 373)	262 (181 to 366)	320 (224 to 442)	322 (222 to 446)	347 (240 to 480)	350 (242 to 484)	376 (261 to 527)	351 (242 to 493)	356 (246 to 502)	337 (232 to 481)	307 (210 to 440)	271 (185 to 387)	198 (135 to 283)	198 (135 to 283)	10,600
HIV/AIDS and sexually transmitted infections	23 (9 to 51)	6.3 (1.9 to 14.2)	3 (0.2 to 10.2)	1.4 (0 to 1.8)	0.9 (0.7 to 1.1)	1.3 (1 to 1.6)	2 (1.5 to 2.4)	7.8 (5.2 to 11.4)	13.1 (9.1 to 17.9)	24.5 (16.8 to 34.6)	29.6 (20.3 to 41.3)	31.4 (20.9 to 47.4)	24.7 (16.9 to 36.4)	17.2 (11.5 to 24.5)	14.3 (10.4 to 20.5)	10.9 (8.5 to 14.1)	9.9 (8.3 to 12.1)	9.5 (8.2 to 11.7)	9.2 (8.1 to 11.4)	9.1 (8.1 to 11.2)	9.1 (8.1 to 11.2)	9.1 (8.1 to 11.2)	9.1 (8.1 to 11.2)	230
HIV/AIDS	0 (0 to 0)	0 (0 to 0)	1.2 (1 to 1.4)	0.9 (0.6 to 1.3)	0.7 (0.5 to 0.9)	0.7 (0.5 to 0.9)	1.2 (0.8 to 1.6)	2.8 (1.9 to 3.8)	4.7 (3.2 to 6.4)	6.6 (4.5 to 9.1)	8.6 (5.9 to 11.7)	11 (7.5 to 15)	8.2 (5.6 to 11.2)	10.4 (7.1 to 14.1)	7.1 (4.9 to 9.6)	8.4 (5.8 to 11.4)	7.6 (5.2 to 10.3)	8.4 (5.8 to 11.4)	7.8 (5.4 to 10.7)	8.2 (5.6 to 11.1)	8.1 (5.6 to 11)	8.1 (5.6 to 11)	8.1 (5.6 to 11)	84.4
HIV/AIDS - Drug-susceptible Tuberculosis	0 (0 to 0)	0 (0 to 0)	0.2 (0.1 to 0.3)	0.2 (0.1 to 0.3)	0.1 (0.1 to 0.2)	0.1 (0.1 to 0.2)	0.1 (0.1 to 0.2)	0.4 (0.2 to 0.6)	0.7 (0.4 to 1)	0.9 (0.6 to 1.3)	1.1 (0.7 to 1.6)	1.1 (0.7 to 1.7)	0.9 (0.6 to 1.3)	1.1 (0.7 to 1.6)	0.8 (0.5 to 1.2)	0.9 (0.6 to 1.4)	0.8 (0.5 to 1.2)	0.9 (0.6 to 1.4)	0.8 (0.5 to 1.2)	0.9 (0.6 to 1.4)	0.9 (0.6 to 1.4)	0.9 (0.6 to 1.4)	0.9 (0.6 to 1.4)	8
HIV/AIDS - Multidrug-resistant Tuberculosis without extensive drug resistance	0 (0 to 0)	0 (0 to 0)	0 (0 to 0)	0 (0 to 0)	0 (0 to 0)	0 (0 to 0)	0 (0 to 0)	0 (0 to 0)	0 (0 to 0)	0 (0 to 0)	0 (0 to 0)	0 (0 to 0)	0 (0 to 0)	0 (0 to 0)	0 (0 to 0)	0 (0 to 0)	0 (0 to 0)	0 (0 to 0)	0 (0 to 0)	0 (0 to 0)	0 (0 to 0)	0 (0 to 0)	0 (0 to 0)	0
HIV/AIDS - Extensively drug-resistant Tuberculosis	0 (0 to 0)	0 (0 to 0)	0 (0 to 0)	0 (0 to 0)	0 (0 to 0)	0 (0 to 0)	0 (0 to 0)	0 (0 to 0)	0 (0 to 0)	0 (0 to 0)	0 (0 to 0)	0 (0 to 0)	0 (0 to 0)	0 (0 to 0)	0 (0 to 0)	0 (0 to 0)	0 (0 to 0)	0 (0 to 0)	0 (0 to 0)	0 (0 to 0)	0 (0 to 0)	0 (0 to 0)	0 (0 to 0)	0 (0 to 0)	0.2
HIV/AIDS resulting in other diseases	0 (0 to 0)	0 (0 to 0)	0.1 (0 to 0.2)	0.4 (0.2 to 0.7)	0.2 (0.1 to 0.4)	0.5 (0.3 to 0.8)	1.1 (0.6 to 1.6)	2.5 (1.6 to 3.6)	4.2 (2.8 to 6)	5.9 (3.9 to 8.3)	7.7 (5.1 to 10.7)	9.7 (6.4 to 13.7)	7.7 (5.1 to 10.9)	9.3 (6.2 to 13.1)	6.7 (4.5 to 9.4)	7.9 (5.3 to 10.9)	7.1 (4.8 to 10)	7.9 (5.3 to 10.9)	7.3 (4.9 to 10.2)	7.7 (5.2 to 10.7)	7.6 (5.1 to 10.6)	7.6 (5.1 to 10.6)	7.6 (5.1 to 10.6)	79.1
Sexually transmitted infections excluding HIV	23 (9 to 51)	6.3 (1.9 to 14.2)	1.8 (0.1 to 7.9)	0.5 (0 to 0.6)	0.2 (0 to 0.3)	0.6 (0 to 0.8)	0.8 (0.1 to 2.6)	5.4 (1.8 to 8.9)	8.4 (3.1 to 13.7)	18.6 (7.1 to 30.1)	21.9 (8.2 to 35.7)	20.4 (7.7 to 33)	16.8 (6.3 to 27.2)	7.8 (2.9 to 12.6)	7.4 (2.8 to 11.9)	2.5 (0.9 to 4.1)	2.1 (0.8 to 3.4)	1.6 (0.6 to 2.6)	1.5 (0.6 to 2.4)	1.4 (0.5 to 2.3)	1.4 (0.5 to 2.3)	1.4 (0.5 to 2.3)	1.4 (0.5 to 2.3)	166
Syphilis	0 (0 to 0)	0 (0 to 0)	0 (0 to 0)	0 (0 to 0)	0 (0 to 0)	0 (0 to 0)	0 (0 to 0)	0 (0 to 0)	0 (0 to 0)	0 (0 to 0)	0 (0 to 0)	0 (0 to 0)	0 (0 to 0)	0 (0 to 0)	0 (0 to 0)	0 (0 to 0)	0 (0 to 0)	0 (0 to 0)	0 (0 to 0)	0 (0 to 0)	0 (0 to 0)	0 (0 to 0)	0 (0 to 0)	0 (0 to 0)	39.9
Chlamydial infection	0 (0 to 0)	0 (0 to 0)	0 (0 to 0)	0 (0 to 0)	0 (0 to 0)	0 (0 to 0)	0 (0 to 0)	0 (0 to 0)	0 (0 to 0)	0 (0 to 0)	0 (0 to 0)	0 (0 to 0)	0 (0 to 0)	0 (0 to 0)	0 (0 to 0)	0 (0 to 0)	0 (0 to 0)	0 (0 to 0)	0 (0 to 0)	0 (0 to 0)	0 (0 to 0)	0 (0 to 0)	0 (0 to 0)	0 (0 to 0)	24.4
Gonococcal infection	0 (0 to 0)	0 (0 to 0)	0 (0 to 0)	0 (0 to 0)	0 (0 to 0)	0 (0 to 0)	0 (0 to 0)	0 (0 to 0)	0 (0 to 0)	0 (0 to 0)	0 (0 to 0)	0 (0 to 0)	0 (0 to 0)	0 (0 to 0)	0 (0 to 0)	0 (0 to 0)	0 (0 to 0)	0 (0 to 0)	0 (0 to 0)	0 (0 to 0)	0 (0 to 0)	0 (0 to 0)	0 (0 to 0)	0 (0 to 0)	19.2
Trichomoniasis	0 (0 to 0)	0 (0 to 0)	0 (0 to 0)	0 (0 to 0)	0 (0 to 0)	0 (0 to 0)	0 (0 to 0)	0 (0 to 0)	0 (0 to 0)	0 (0 to 0)	0 (0 to 0)	0 (0 to 0)	0 (0 to 0)	0 (0 to 0)	0 (0 to 0)	0 (0 to 0)	0 (0 to 0)	0 (0 to 0)	0 (0 to 0)	0 (0 to 0)	0 (0 to 0)	0 (0 to 0)	0 (0 to 0)	0 (0 to 0)	17.4
Genital herpes	0 (0 to 0)	0 (0 to 0)	0 (0 to 0)	0 (0 to 0)	0 (0 to 0)	0 (0 to 0)	0 (0 to 0.1)	0.1 (0 to 0.2)	0.1 (0 to 0.2)	0.1 (0 to 0.2)	0.1 (0 to 0.3)	0.1 (0 to 0.3)	0.1 (0 to 0.2)	0.1 (0 to 0.2)	0.1 (0 to 0.2)	0.1 (0 to 0.2)	0.1 (0 to 0.2)	0.1 (0 to 0.2)	0.1 (0 to 0.2)	0.1 (0 to 0.2)	0.1 (0 to 0.2)	0.1 (0 to 0.2)	0.1 (0 to 0.2)	0.1 (0 to 0.2)	21.6
Other sexually transmitted infections	0 (0 to 0)	0 (0 to 0)	0 (0 to 0)	0 (0 to 0)	0 (0 to 0)	0 (0 to 0)	0.1 (0 to 0.1)	0.4 (0.1 to 0.7)	0.7 (0.3 to 1.1)	1.1 (0.4 to 1.8)	1.4 (0.5 to 2.3)	1.9 (0.6 to 3.2)	1.6 (0.5 to 2.7)	1.9 (0.6 to 3.2)	1.5 (0.5 to 2.5)	1.2 (0.4 to 2)	0.9 (0.3 to 1.6)	0.7 (0.2 to 1.3)	0.6 (0.2 to 1.1)	0.5 (0.2 to 0.9)	0.5 (0.2 to 0.9)	0.5 (0.2 to 0.9)	0.5 (0.2 to 0.9)	47.4
Respiratory infections and tuberculosis	7 (5 to 12)	7.2 (5 to 9)	29 (20 to 43)	67.5 (49.3 to 93)	71.2 (50.8 to 98)	69.8 (49.8 to 96)	60.9 (42.4 to 87.9)	61 (42.9 to 86.9)	61.1 (42.3 to 89.1)	70.1 (48.7 to 101)	77.8 (53.9 to 112)	106 (73.8 to 149)	94.7 (65.3 to 135)	135 (93.2 to 189)	129 (89.1 to 179)	156 (107 to 216)	147 (101 to 203)	161 (111 to 222)	146 (100 to 201)	137 (94.2 to 189)	122 (83.9 to 169)	97 (66.7 to 135)	1,180 (810 to 1,633)	1,870
Tuberculosis	0 (0 to 0)	0 (0 to 0)	0.2 (0.1 to 0.3)	0.2 (0.1 to 0.3)	0.2 (0.1 to 0.3)	0.2 (0.1 to 0.3)	0.2 (0.1 to 0.3)	0.3 (0.1 to 0.5)	0.4 (0.2 to 0.6)	0.5 (0.3 to 0.8)	0.6 (0.3 to 0.9)	0.8 (0.4 to 1.2)	0.7 (0.3 to 1.1)	0.9 (0.4 to 1.4)	0.8 (0.4 to 1.2)	1 (0.5 to 1.5)	0.9 (0.4 to 1.4)	1 (0.5 to 1.5)	0.9 (0.4 to 1.4)	0.9 (0.4 to 1.4)	0.8 (0.4 to 1.3)	0.8 (0.4 to 1.3)	0.8 (0.4 to 1.3)	9.8
Latent tuberculosis infection	0 (0 to 0)	0 (0 to 0)	0 (0 to 0)	0 (0 to 0)	0 (0 to 0)	0 (0 to 0)	0 (0 to 0)	0 (0 to 0)	0 (0 to 0)	0 (0 to 0)	0 (0 to 0)	0 (0 to 0)	0 (0 to 0)	0 (0 to 0)	0 (0 to 0)	0 (0 to 0)	0 (0 to 0)	0 (0 to 0)	0 (0 to 0)	0 (0 to 0)	0 (0 to 0)	0 (0 to 0)	0 (0 to 0)	0 (0 to 0)	0
Drug-susceptible tuberculosis	0 (0 to 0)	0 (0 to 0)	0 (0 to 0)	0 (0 to 0)	0 (0 to 0)	0 (0 to 0)	0 (0 to 0)	0 (0 to 0)	0 (0 to 0)	0 (0 to 0)	0 (0 to 0)	0 (0 to 0)	0 (0 to 0)	0 (0 to 0)	0 (0 to 0)	0 (0 to 0)	0 (0 to 0)	0 (0 to 0)	0 (0 to 0)	0 (0 to 0)	0 (0 to 0)	0 (0 to 0)	0 (0 to 0)	0 (0 to 0)	0
Multidrug-resistant tuberculosis without extensive drug resistance	0 (0 to 0)	0 (0 to 0)	0 (0 to 0)	0 (0 to 0)	0 (0 to 0)	0 (0 to 0)	0 (0 to 0)	0 (0 to 0)	0 (0 to 0)	0 (0 to 0)	0 (0 to 0)	0 (0 to 0)	0 (0 to 0)	0 (0 to 0)	0 (0 to 0)	0 (0 to 0)	0 (0 to 0)	0 (0 to 0)	0 (0 to 0)	0 (0 to 0)	0 (0 to 0)	0 (0 to 0)	0 (0 to 0)	0 (0 to 0)	0
Extensively drug-resistant tuberculosis	0 (0 to 0)	0 (0 to 0)	0 (0 to 0)	0 (0 to 0)	0 (0 to 0)	0 (0 to 0)	0 (0 to 0)	0 (0 to 0)	0 (0 to 0)	0 (0 to 0)	0 (0 to 0)	0 (0 to 0)	0 (0 to 0)	0 (0 to 0)	0 (0 to 0)	0 (0 to 0)	0 (0 to 0)	0 (0 to 0)	0 (0 to 0)	0 (0 to 0)	0 (0 to 0)	0 (0 to 0)	0 (0 to 0)	0 (0 to 0)	0
Lower respiratory infections	6.6 (3.6 to 12.1)	6.6 (4.5 to 9.2)	21.3 (11.5 to 38.6)	19.3 (12.4 to 29.9)	6 (3.4 to 9.4)	5.4 (3.4 to 7.9)	7.1 (4.5 to 10.3)	9.2 (6.1 to 12.7)	16.4 (10.9 to 23.3)	20.2 (13.2 to 28.6)	26.4 (17.5 to 37.5)	37.3 (23.5 to 52.8)	32.6 (20.5 to 50.6)	57.3 (38.5 to 80.6)	60.2 (39.6 to 83.9)	110 (74.6 to 152)	139 (92.3 to 196)	192 (122 to 262)	222 (137 to 302)	435 (257 to 593)	764 (416 to 1,033)	1,179 (670 to 1,478)	1,120 (647 to 1,462)	523 (307 to 692)	5,155
Upper respiratory infections	0 (0 to 0.1)	0.5 (0.2 to 0.9)	4.3 (2.1 to 7.7)	43.6 (31.3 to 61.3)	52.8 (38.1 to 73.2)	44 (32.6 to 59.1)	37.1 (26.1 to 51.1)	39.7 (28.3 to 53.9)	37.1 (26.3 to 50.4)	39.1 (27.5 to 53.6)	39.2 (27.5 to 54.1)	56.6 (38.4 to 80.3)	51.4 (33.9 to 73.6)	67.9 (45.3 to 96.1)	57.3 (38.3 to 82.1)	59.1 (39.4 to 84.1)	32.9 (21.4 to 47.8)	25.6 (16.1 to 40.8)	23.7 (13.6 to 41.3)	24.2 (12.9 to 42.3)	19.8 (9.1 to 36.2)	10.7 (4.5 to 19.2)	6.9 (2.9 to 11.7)	3.4 (1.5 to 5.5)	11 (6.4 to 17.4)	696
Otitis media	0 (0 to 0)	0 (0 to 0)	12.3 (5.9 to 22.7)	13.2 (8.9 to 20.2)	7.9 (4.9 to 11.8)	4.7 (2.9 to 6.9)	6.3 (3.9 to 9.2)	5.4 (3.4 to 7.9)	5.8 (3.7 to 8.5)	6.4 (4.1 to 9.4)	8.5 (5.4 to 12.4)	8.5 (5.4 to 12.5)	9.7 (6.1 to 14.4)	9.7 (6.1 to 14.4)	8.3 (5.2 to 12.4)	9.3 (5.7 to 13.9)	4.2 (2.5 to 6.4)	3.3 (1.9 to 5.2)	2.2 (1.2 to 3.6)	1.7 (0.9 to 2.8)	1.1 (0.5 to 2)	0.7 (0.3 to 1.2)	0.3 (0.1 to 0.5)	117
Enteric infections	6.6 (3.6 to 12.1)	2 (1 to 4)	43.2 (20.1 to 84.4)	23.6 (15.7 to 34.2)	11.7 (7.6 to 17.5)	10.1 (6.7 to 15.1)	11.4 (7.5 to 17.1)	11.3 (7.5 to 16.9)	11.2 (7.4 to 16.7)	11.3 (7.4 to 17.1)	10.4 (6.8 to 15.7)	10.4 (6.8 to 15.6)	11.6 (7.5 to 17.5)	12.4 (8.1 to 18.6)	11.9 (7.7 to 18.2)	13.2 (8.5 to 20.4)	12.3 (7.9 to 19.2)	11.6 (7.4 to 18.4)	10.9 (6.8 to 17.5)	9.2 (5.6 to 15.2)	6.9 (3.7 to 11.7)	4.3 (2.1 to 7.5)	2.1 (0.9 to 3.8)	591
Diarrheal diseases	6.6 (3.6 to 12.1)	2 (1 to 4)	39 (20.1 to 79.9)	22.8 (15.2 to 33.1)	11.4 (7.4 to 17.1)	9.8 (6.5 to 14.7)	11.1 (7.3 to 16.7)	11.1 (7.3 to 16.6)	11.2 (7.4 to 16.7)	11.3 (7.4 to 17.1)	10.4 (6.8 to 15.7)	10.4 (6.8 to 15.6)	11.6 (7.5 to 17.5)	12.4 (8.1 to 18.6)	11.9 (7.7 to 18.2)	13.2 (8.5 to 20.4)	12.3 (7.9 to 19.2)	11.6 (7.4 to 18.4)	10.9 (6.8 to 17.5)	9.2 (5.6 to 15.2)	6.9 (3.7 to 11.7)	4.3 (2.1 to 7.5)	2.1 (0.9 to 3.8)	589
Typhoid and paratyphoid	0 (0 to 0)	0 (0 to 0)	0 (0 to 0)	0 (0 to 0)	0 (0 to 0)	0 (0 to 0)	0 (0 to 0)	0 (0 to 0)	0 (0 to 0)	0 (0 to 0)	0 (0 to 0)	0 (0 to 0)	0 (0 to 0)	0 (0 to 0)	0 (0 to 0)	0 (0 to 0)	0 (0 to 0)	0 (0 to 0)	0 (0 to 0)	0 (0 to 0)	0 (0 to 0)	0 (0 to 0)	0 (0 to 0)	0 (0 to 0)	0
Typhoid fever	0 (0 to 0)	0 (0 to 0)	0 (0 to 0)	0 (0 to 0)	0 (0 to 0)	0 (0 to 0)	0 (0 to 0)	0 (0 to 0)	0 (0 to 0)	0 (0 to 0)	0 (0 to 0)	0 (0 to 0)	0 (0 to 0)	0 (0 to 0)	0 (0 to 0)	0 (0 to 0)	0 (0 to 0)	0 (0 to 0)	0 (0 to 0)	0 (0 to 0)	0 (0 to 0)	0 (0 to 0)	0 (0 to 0)	0 (0 to 0)	0
Paratyphoid fever	0 (0 to 0)	0 (0 to 0)	0 (0 to 0)	0 (0 to 0)	0 (0 to 0)	0 (0 to 0)	0 (0 to 0)	0 (0 to 0)	0 (0 to 0)	0 (0 to 0)	0 (0 to 0)	0 (0 to 0)	0 (0 to 0)	0 (0 to 0)	0 (0 to 0)	0 (0 to 0)	0 (0 to 0)	0 (0 to 0)	0 (0 to 0)	0 (0 to 0)	0 (0 to 0)	0 (0 to 0)	0 (0 to 0)	0 (0 to 0)	0
Invasive Non-typhoidal Salmonella (iNTS)	0 (0 to 0)	0 (0 to 0)	0 (0 to 0)	0 (0 to 0)	0 (0 to 0)	0 (0 to 0)	0 (0 to 0)	0 (0 to 0)	0 (0 to 0)	0 (0 to 0)	0 (0 to 0)	0 (0 to 0)	0 (0 to 0)	0 (0 to 0)	0 (0 to 0)	0 (0 to 0)	0 (0 to 0)	0 (0 to 0)	0 (0 to 0)	0 (0 to 0)	0 (0 to 0)	0 (0 to 0)	0 (0 to 0)	0 (0 to 0)	0
Other intestinal infectious diseases	0 (0 to 0)	0 (0 to 0)	0 (0 to 0)	0 (0 to 0)	0 (0 to 0)	0 (0 to 0)	0 (0 to 0)	0 (0 to 0)	0 (0 to 0)	0 (0 to 0)	0 (0 to 0)	0 (0 to 0)	0 (0 to 0)	0 (0 to 0)	0 (0 to 0)	0 (0 to 0)	0 (0 to 0)	0 (0 to 0)	0 (0 to 0)	0 (0 to 0)	0 (0 to 0)	0 (0 to 0)	0 (0 to 0)	0 (0 to 0)	1.1
Neglected tropical diseases and malaria	0 (0 to 0)	0 (0 to 0)	0.2 (0 to 0.7)	2.9 (2.7 to 3.4)	2.6 (2.4 to 2.9)	2.6 (2.4 to 2.9)	2.6 (2.4 to 2.9)	2.6 (2.4 to 2.9)	2.6 (2.4 to 2.9)	2.6 (2.4 to 2.9)	2.7 (2.4 to 3)	2.7 (2.4 to 3)	2.7 (2.4 to 3)	2.7 (2.4 to 3)	2.7 (2.4 to 3)	2.7 (2.4 to 3)	2.7 (2.4 to 3)	2.7 (2.4 to 3)	2.7 (2.4 to 3)	2.7 (2.4 to 3)	2.7 (2.4 to 3)	2.7 (2.4 to 3)	2.7 (2.4 to 3)	2.7 (2.4 to 3)	31.7
Malaria	0 (0 to 0)	0 (0 to 0)	0 (0 to 0)	0 (0 to 0)	0 (0 to 0)	0 (0 to 0)	0 (0 to 0)	0 (0 to 0)	0 (0 to 0)	0 (0 to 0)	0 (0 to 0)	0 (0 to 0)	0 (0 to 0)	0 (0 to 0)	0 (0 to 0)	0 (0 to 0)	0 (0 to 0)	0 (0 to 0)	0 (0 to 0)	0 (0 to 0)	0 (0 to 0)	0 (0 to 0)	0 (0 to 0)	0 (0 to 0)	0
Chagas disease	0 (0 to 0)	0 (0 to 0)	0 (0 to 0)	0 (0 to 0)	0 (0 to 0)	0 (0 to 0)	0 (0 to 0)	0 (0 to 0)	0 (0 to 0)	0 (0 to 0)	0 (0 to 0)	0 (0 to 0)	0 (0 to 0)	0 (0 to 0)	0 (0 to 0)	0 (0 to 0)	0 (0 to 0)	0 (0 to 0)	0 (0 to 0)	0 (0 to 0)	0 (0 to 0)	0 (0 to 0)	0 (0 to 0)	0 (0 to 0)	0
Leishmaniasis	0 (0 to 0)	0 (0 to 0)	0 (0 to 0)	0 (0 to 0)	0 (0 to 0)	0 (0 to 0)	0 (0 to 0)	0 (0 to 0)	0 (0 to 0)	0 (0 to 0)	0 (0 to 0)	0 (0 to 0)	0 (0 to 0)	0 (0 to 0)	0 (0 to 0)	0 (0 to 0)	0 (0 to 0)	0 (0 to 0)	0 (0 to 0)	0 (0 to 0)	0 (0 to 0)	0 (0 to 0)	0 (0 to 0)	0 (0 to 0)	0
Visceral leishmaniasis	0 (0 to 0)	0 (0 to 0)	0 (0 to 0)	0 (0 to 0)	0 (0 to 0)	0 (0 to 0)	0 (0 to 0)	0 (0 to 0)	0 (0 to 0)	0 (0 to 0)	0 (0 to 0)	0 (0 to 0)	0 (0 to 0)	0 (0 to 0)	0 (0 to 0)	0 (0 to 0)	0 (0 to 0)	0 (0 to 0)	0 (0 to 0)	0 (0 to 0)	0 (0 to 0)	0 (0 to 0)	0 (0 to 0)	0 (0 to 0)	0
Cutaneous and mucocutaneous leishmaniasis	0 (0 to 0)	0 (0 to 0)	0 (0 to 0)	0 (0 to 0)	0 (0 to 0)	0 (0 to 0)	0 (0 to 0)	0 (0 to 0)	0 (0 to 0)	0 (0 to 0)	0 (0 to 0)	0 (0 to 0)	0 (0 to 0)	0 (0 to 0)	0 (0 to 0)	0 (0 to 0)	0 (0 to 0)	0 (0 to 0)	0 (0 to 0)	0 (0 to 0)	0 (0 to 0)	0 (0 to 0)	0 (0 to 0)	0 (0 to 0)	0
African trypanosomiasis	0 (0 to 0)	0 (0 to 0)	0 (0 to 0)	0 (0 to 0)	0 (0 to 0)	0 (0 to 0)	0 (0 to 0)	0 (0 to 0)	0 (0 to 0)	0 (0 to 0)	0 (0 to 0)	0 (0 to 0)	0 (0 to 0)	0 (0 to 0)	0 (0 to 0)	0 (0 to 0)	0 (0 to 0)	0 (0 to 0)	0 (0 to 0)	0 (0 to 0)	0 (0 to 0)	0 (0 to 0)	0 (0 to 0)	0 (0 to 0)	0
Schistosomiasis	0 (0 to 0)	0 (0 to 0)	0 (0 to 0)	0 (0 to 0)	0 (0 to 0)	0 (0 to 0)	0 (0 to 0)	0 (0 to 0)	0 (0 to 0)	0 (0 to 0)	0 (0 to 0)	0 (0 to 0)	0 (0 to 0)	0 (0 to 0)	0 (0 to 0)	0 (0 to 0)	0 (0 to 0)	0 (0 to 0)	0 (0 to 0)	0 (0 to 0)	0 (0 to 0)	0 (0 to 0)	0 (0 to 0)	0 (0 to 0)	0
Cysticercosis	0 (0 to 0)	0 (0 to 0)	0 (0 to 0)	0 (0 to 0)	0 (0 to 0)	0 (0 to 0)	0 (0 to 0)	0 (0 to 0)	0 (0 to 0)	0 (0 to 0)	0 (0 to 0)	0 (0 to 0)	0 (0 to 0)	0 (0 to 0)	0 (0 to 0)	0 (0 to 0)	0 (0 to 0)	0 (0 to 0)	0 (0 to 0)	0 (0 to 0)	0 (0 to 0)	0 (0 to 0)	0 (0 to 0)	0 (0 to 0)	0
Cystic echinococcosis	0 (0 to 0)	0 (0 to 0)	0 (0 to 0)	0 (0 to 0)	0 (0 to 0)	0 (0 to 0)	0 (0 to 0)	0 (0 to 0)	0 (0 to 0)	0 (0 to 0)	0 (0 to 0)	0 (0 to 0)	0 (0 to 0)	0 (0 to 0)	0 (0 to 0)	0 (0 to 0)	0 (0 to 0)	0 (0 to 0)	0 (0 to 0)	0 (0 to 0)	0 (0 to 0)	0 (0 to 0)	0 (0 to 0)	0 (0 to 0)	0.2
Lymphatic filariasis	0 (0 to 0)	0 (0 to 0)	0 (0 to 0)	0 (0 to 0)	0 (0 to 0)	0 (0 to 0)	0 (0 to 0)	0 (0 to 0)	0 (0 to 0)	0 (0 to 0)	0 (0 to 0)	0 (0 to 0)	0 (0 to 0)	0 (0 to 0)	0 (0 to 0)	0 (0 to 0)	0 (0 to 0)	0 (0 to 0)	0 (0 to 0)	0 (0 to 0)	0 (0 to 0)	0 (0 to 0)	0 (0 to 0)	0 (0 to 0)	0
Onchocerciasis	0 (0 to 0)	0 (0 to 0)	0 (0 to 0)	0 (0 to 0)	0 (0 to 0)	0 (0 to 0)	0 (0 to 0)	0 (0 to 0)	0 (0 to 0)	0 (0 to 0)	0 (0 to 0)	0 (0 to 0)	0 (0 to 0)	0 (0 to 0)	0 (0 to 0)	0 (0 to 0)	0 (0 to 0)	0 (0 to 0)	0 (0 to 0)	0 (0 to 0)	0 (0 to 0)	0 (0 to 0)	0 (0 to 0)	0 (0 to 0)	0
Trachoma	0 (0 to 0)	0 (0 to 0)	0 (0 to 0)	0 (0 to 0)	0 (0 to 0)	0 (0 to 0)	0 (0 to 0)	0 (0 to 0)	0 (0 to 0)	0 (0 to 0)	0 (0 to 0)	0 (0 to 0)	0 (0 to 0)	0 (0 to 0)	0 (0 to 0)	0 (0 to 0)	0 (0 to 0)	0 (0 to 0)	0 (0 to 0)	0 (0 to 0)	0 (0 to 0)	0 (0 to 0)	0 (0 to 0)	0 (0 to 0)	0
Dengue	0 (0 to 0)	0 (0 to 0)	0 (0 to 0)	0 (0 to 0)	0 (0 to 0)	0 (0 to 0)	0 (0 to 0)	0 (0 to 0)	0 (0 to 0)	0 (0 to 0)	0 (0 to 0)	0 (0 to 0)	0 (0 to 0)	0 (0 to 0)	0 (0 to 0)	0 (0 to 0)	0 (0 to 0)	0 (0 to 0)	0 (0 to 0)	0 (0 to 0)	0 (0 to 0)	0 (0 to 0)	0 (0 to 0)	0 (0 to 0)	0
Yellow fever	0 (0 to 0)	0 (0 to 0)	0 (0 to 0)	0 (0 to 0)	0 (0 to 0)	0 (0 to 0)	0 (0 to 0)	0 (0 to 0)	0 (0 to 0)	0 (0 to 0)	0 (0 to 0)	0 (0 to 0)	0 (0 to 0)	0 (0 to 0)	0 (0 to 0)	0 (0 to 0)	0 (0 to 0)	0 (0 to 0)	0 (0 to 0)	0 (0 to 0)	0 (0 to 0)	0 (0 to 0)	0 (0 to 0)	0 (0 to 0)	0
Rabies	0 (0 to 0)	0 (0 to 0)	0 (0 to 0)	0 (0 to 0)	0 (0 to 0)	0 (0 to 0)	0 (0 to 0)	0 (0 to 0)	0 (0 to 0)	0 (0 to 0)	0 (0 to 0)	0 (0 to 0)	0 (0 to 0)	0 (0 to 0)	0 (0 to 0)	0 (0 to 0)	0 (0 to 0)	0 (0 to 0)	0 (0 to 0)	0 (0 to 0)	0 (0 to 0)	0 (0 to 0)	0 (0 to 0)	0 (0 to 0)	0
Intestinal nematode infections	0 (0 to 0)	0 (0 to 0)	0 (0 to 0)	0 (0 to 0)	0 (0 to 0)	0 (0 to 0)	0 (0 to 0)	0 (0 to 0)	0 (0 to 0)	0 (0 to 0)	0 (0 to 0)	0 (0 to 0)	0 (0 to 0)	0 (0 to 0)	0 (0 to 0)	0 (0 to 0)	0 (0 to 0)	0 (0 to 0)	0 (0 to 0)	0 (0 to 0)	0 (0 to 0)	0 (0 to 0)	0 (0 to 0)	0 (0 to 0)	0
Ascariasis	0 (0 to 0)	0 (0 to 0)	0 (0 to 0)	0 (0 to 0)	0 (0 to 0)	0 (0 to 0)	0 (0 to 0)	0 (0 to 0)	0 (0 to 0)	0 (0 to 0)	0 (0 to 0)	0 (0 to 0)	0 (0 to 0)	0 (0 to 0)	0 (0 to 0)	0 (0 to 0)	0 (0 to 0)	0 (0 to 0)	0 (0 to 0)	0 (0 to 0)	0 (0 to 0)	0 (0 to 0)	0 (0 to 0)	0 (0 to 0)	0
Trichuriasis	0 (0 to 0)	0 (0 to 0)	0 (0 to 0)	0 (0 to 0)	0 (0 to 0)	0 (0 to 0)	0 (0 to 0)	0 (0 to 0)	0 (0 to 0)	0 (0 to 0)	0 (0 to 0)	0 (0 to

Other neoplasms	0-3 (0 to 0.4)	0 (0 to 0)	0-1 (0-1 to 0.6)	0-4 (0-2 to 0.4)	0-4 (0-3 to 0.7)	0-3 (0-3 to 0.4)	0-4 (0-3 to 0.4)	0-4 (0-3 to 0.4)	0-3 (0-3 to 0.4)	0-5 (0-5 to 1.3)	1-2 (0-6 to 1.4)	1-2 (0-6 to 1.6)	2 (1-4 to 3)	3-9 (2-9 to 5.4)	6-7 (4-9 to 9.4)	11-1 (7-16 to 19.2)	15-9 (11-23 to 22.1)	29-2 (18-7 to 34.3)	43-4 (32-6 to 57.1)	49-4 (39-5 to 66.2)	56-9 (40-4 to 78)	58 (43-6 to 78.4)	39-6 (23-6 to 58.2)	12-5 (7-2 to 19.1)	339
Medulloblastoma, medulloblastoma, and other hemangioblastoma	0-3 (0 to 0.5)	0 (0 to 0)	0-2 (0-1 to 0.6)	0-4 (0-2 to 0.6)	0-4 (0-3 to 0.7)	0-3 (0-3 to 0.6)	0-4 (0-3 to 0.6)	0-4 (0-3 to 0.6)	0-3 (0-3 to 0.5)	0-5 (0-4 to 1.1)	1-2 (0-6 to 1.6)	1-2 (0-6 to 1.6)	2 (1-4 to 3)	3-9 (2-9 to 5.4)	6-7 (4-9 to 9.4)	11-1 (7-16 to 19.2)	15-9 (11-23 to 22.1)	29-2 (18-7 to 34.3)	43-4 (32-6 to 57.1)	49-4 (39-5 to 66.2)	56-9 (40-4 to 78)	58 (43-6 to 78.4)	39-6 (23-6 to 58.2)	12-5 (7-2 to 19.1)	339
Benign and in situ intestinal neoplasms	0 (0 to 0)	0 (0 to 0)	0 (0 to 0)	0 (0 to 0)	0 (0 to 0)	0 (0 to 0)	0 (0 to 0)	0 (0 to 0)	0 (0 to 0)	0 (0 to 0)	0 (0 to 0)	0 (0 to 0)	0 (0 to 0)	0 (0 to 0)	0 (0 to 0)	0 (0 to 0)	0 (0 to 0)	0 (0 to 0)	0 (0 to 0)	0 (0 to 0)	0 (0 to 0)	0 (0 to 0)	0 (0 to 0)	0 (0 to 0)	0
Benign and in situ cervical and uterine neoplasms	0 (0 to 0)	0 (0 to 0)	0 (0 to 0)	0 (0 to 0)	0 (0 to 0)	0 (0 to 0)	0 (0 to 0)	0 (0 to 0)	0 (0 to 0)	0 (0 to 0)	0 (0 to 0)	0 (0 to 0)	0 (0 to 0)	0 (0 to 0)	0 (0 to 0)	0 (0 to 0)	0 (0 to 0)	0 (0 to 0)	0 (0 to 0)	0 (0 to 0)	0 (0 to 0)	0 (0 to 0)	0 (0 to 0)	0 (0 to 0)	0
Other benign and in situ neoplasms	0 (0 to 0)	0 (0 to 0)	0 (0 to 0)	0 (0 to 0)	0 (0 to 0)	0 (0 to 0)	0 (0 to 0)	0 (0 to 0)	0 (0 to 0)	0 (0 to 0)	0 (0 to 0)	0 (0 to 0)	0 (0 to 0)	0 (0 to 0)	0 (0 to 0)	0 (0 to 0)	0 (0 to 0)	0 (0 to 0)	0 (0 to 0)	0 (0 to 0)	0 (0 to 0)	0 (0 to 0)	0 (0 to 0)	0 (0 to 0)	0
Cardiovascular diseases	2-5 (1-7 to 3.4)	2-1 (2-1 to 4.2)	7-6 (3-9 to 12.1)	10-8 (7-9 to 13.9)	11-1 (8-3 to 14.9)	17-6 (12-9 to 22.9)	26-7 (20-5 to 34.4)	50-4 (37-7 to 63.4)	102 (76-8 to 129)	132 (106 to 166)	170 (132 to 212)	271 (221 to 336)	422 (339 to 527)	692 (538 to 892)	910 (716 to 1,150)	1,140 (910 to 1,430)	1,460 (1,240 to 1,760)	2,480 (2,270 to 2,720)	3,270 (2,770 to 3,770)	4,260 (3,520 to 4,940)	4,640 (3,980 to 5,460)	3,660 (2,960 to 4,550)	1,560 (1,220 to 1,900)	20,700
Rheumatic heart disease	0 (0 to 0)	0 (0 to 0)	0 (0-2 to 0.6)	0 (0 to 0)	0 (0-2 to 0.6)	0 (0-2 to 0.6)	0 (0 to 0)	0 (0 to 0)	0 (0 to 0)	0 (0 to 0)	0 (0 to 0)	0 (0 to 0)	0 (0 to 0)	0 (0 to 0)	0 (0 to 0)	0 (0 to 0)	0 (0 to 0)	0 (0 to 0)	0 (0 to 0)	0 (0 to 0)	0 (0 to 0)	0 (0 to 0)	0 (0 to 0)	0 (0 to 0)	0
Ischemic heart disease	0 (0 to 0)	0 (0 to 0)	0 (0 to 0)	0 (0 to 0)	0-3 (0 to 0.8)	2-4 (1-6 to 3.9)	8-6 (4-9 to 11.8)	20-1 (14-7 to 26.6)	36-9 (27-2 to 47.2)	62-1 (48-6 to 78.1)	96-4 (74-5 to 122)	122 (96-4 to 152)	190 (154 to 235)	246 (192 to 323)	330 (264 to 406)	407 (329 to 504)	439 (357 to 532)	592 (485 to 720)	947 (760 to 1,160)	1,158 (909 to 1,370)	1,490 (1,180 to 1,800)	1,680 (1,280 to 2,080)	1,290 (1,020 to 1,570)	612 (472 to 758)	9,120
Stroke	0-1 (0-1 to 0.4)	0 (0 to 0)	0-2 (0-1 to 0.4)	0-2 (0-1 to 0.6)	1-2 (0-4 to 1.1)	2-5 (1-9 to 3.4)	6-5 (4-5 to 10.2)	21-5 (14-4 to 30.2)	41-4 (30-2 to 55.4)	54-6 (40-2 to 70.4)	72-9 (54-7 to 97.4)	100 (77-9 to 129)	154 (111 to 204)	249 (182 to 323)	307 (224 to 396)	334 (245 to 427)	324 (246 to 446)	453 (346 to 584)	742 (564 to 897)	1,030 (797 to 1,230)	1,490 (1,140 to 1,740)	1,810 (1,240 to 1,940)	1,260 (1,060 to 1,460)	501 (419 to 582)	8,440
Ischemic stroke	0 (0 to 0.2)	0-2 (0-1 to 0.4)	0-3 (0-1 to 0.6)	1-3 (0-2 to 1.1)	4-1 (2-1 to 5.7)	6-6 (3-7 to 11.1)	7-6 (4-1 to 13.2)	9-8 (4-9 to 17.4)	17-3 (12-4 to 24.6)	21-3 (15-1 to 30.4)	29-9 (21-1 to 42.1)	42-1 (27-5 to 60.4)	67-1 (43-6 to 95.1)	80-1 (51-6 to 113)	80-6 (51-7 to 115)	114 (73-1 to 162)	134 (86-1 to 191)	272 (174-9 to 388)	533 (342-9 to 758)	988 (635-1 to 1,400)	1,210 (778-1 to 1,720)	997 (643-1 to 1,420)	449 (289-1 to 639)	5,145
Intracerebral hemorrhage	0 (0 to 0)	0-1 (0-1 to 0.2)	0-2 (0-1 to 0.4)	0-2 (0-1 to 0.5)	0-3 (0-2 to 0.6)	0-4 (0-3 to 0.9)	0-6 (0-4 to 1.4)	0-7 (0-4 to 1.7)	0-7 (0-4 to 1.7)	0-7 (0-4 to 1.7)	0-7 (0-4 to 1.7)	0-7 (0-4 to 1.7)	0-7 (0-4 to 1.7)	0-7 (0-4 to 1.7)	0-7 (0-4 to 1.7)	0-7 (0-4 to 1.7)	0-7 (0-4 to 1.7)	0-7 (0-4 to 1.7)	0-7 (0-4 to 1.7)	0-7 (0-4 to 1.7)	0-7 (0-4 to 1.7)	0-7 (0-4 to 1.7)	0-7 (0-4 to 1.7)	0-7 (0-4 to 1.7)	0
Subarachnoid hemorrhage	0 (0 to 0.2)	0 (0 to 0)	0 (0-1 to 0.2)	0 (0-1 to 0.3)	0-1 (0-1 to 0.5)	0-2 (0-2 to 0.8)	0-3 (0-2 to 1.2)	0-4 (0-3 to 1.6)	0-5 (0-3 to 2.1)	0-6 (0-4 to 2.5)	0-7 (0-5 to 3.1)	0-8 (0-5 to 3.6)	0-9 (0-6 to 4.2)	0-9 (0-6 to 4.2)	0-9 (0-6 to 4.2)	0-9 (0-6 to 4.2)	0-9 (0-6 to 4.2)	0-9 (0-6 to 4.2)	0-9 (0-6 to 4.2)	0-9 (0-6 to 4.2)	0-9 (0-6 to 4.2)	0-9 (0-6 to 4.2)	0-9 (0-6 to 4.2)	0-9 (0-6 to 4.2)	0
Hypertensive heart disease	0 (0 to 0)	0 (0 to 0)	0 (0 to 0)	0 (0 to 0)	0 (0 to 0)	0-2 (0 to 0.3)	0-2 (0-2 to 0.6)	0-3 (0-2 to 0.7)	0-4 (0-3 to 1.1)	0-6 (0-3 to 1.6)	0-8 (0-5 to 2.1)	0-9 (0-6 to 2.5)	1-2 (0-7 to 3.1)	1-3 (0-8 to 3.8)	1-3 (0-8 to 3.8)	1-3 (0-8 to 3.8)	1-3 (0-8 to 3.8)	1-3 (0-8 to 3.8)	1-3 (0-8 to 3.8)	1-3 (0-8 to 3.8)	1-3 (0-8 to 3.8)	1-3 (0-8 to 3.8)	1-3 (0-8 to 3.8)	1-3 (0-8 to 3.8)	0
Non-rheumatic valvular heart disease	0 (0 to 0)	0 (0 to 0)	0 (0 to 0)	0 (0 to 0)	0 (0 to 0)	0-1 (0 to 0.2)	0-2 (0-1 to 0.5)	0-2 (0-2 to 0.7)	0-3 (0-2 to 0.9)	0-4 (0-2 to 1.1)	0-5 (0-3 to 1.4)	0-7 (0-4 to 1.7)	0-8 (0-5 to 2.1)	0-8 (0-5 to 2.1)	0-8 (0-5 to 2.1)	0-8 (0-5 to 2.1)	0-8 (0-5 to 2.1)	0-8 (0-5 to 2.1)	0-8 (0-5 to 2.1)	0-8 (0-5 to 2.1)	0-8 (0-5 to 2.1)	0-8 (0-5 to 2.1)	0-8 (0-5 to 2.1)	0-8 (0-5 to 2.1)	0
Non-rheumatic calcific aortic valve disease	0 (0 to 0)	0 (0 to 0)	0 (0 to 0)	0 (0 to 0)	0 (0 to 0)	0-1 (0 to 0.7)	0-2 (0-1 to 1.1)	0-3 (0-2 to 1.7)	0-4 (0-2 to 2.2)	0-5 (0-3 to 2.9)	0-6 (0-4 to 3.5)	0-8 (0-5 to 4.2)	0-9 (0-6 to 5.1)	0-9 (0-6 to 5.1)	0-9 (0-6 to 5.1)	0-9 (0-6 to 5.1)	0-9 (0-6 to 5.1)	0-9 (0-6 to 5.1)	0-9 (0-6 to 5.1)	0-9 (0-6 to 5.1)	0-9 (0-6 to 5.1)	0-9 (0-6 to 5.1)	0-9 (0-6 to 5.1)	0-9 (0-6 to 5.1)	0
Non-rheumatic degenerative mitral valve disease	0 (0 to 0)	0 (0 to 0)	0 (0 to 0)	0 (0 to 0)	0 (0 to 0)	0 (0-2 to 0.5)	0-1 (0-1 to 0.9)	0-1 (0-1 to 1.5)	0-2 (0-1 to 2.1)	0-3 (0-2 to 2.8)	0-4 (0-2 to 3.5)	0-5 (0-3 to 4.2)	0-6 (0-4 to 5.2)	0-6 (0-4 to 5.2)	0-6 (0-4 to 5.2)	0-6 (0-4 to 5.2)	0-6 (0-4 to 5.2)	0-6 (0-4 to 5.2)	0-6 (0-4 to 5.2)	0-6 (0-4 to 5.2)	0-6 (0-4 to 5.2)	0-6 (0-4 to 5.2)	0-6 (0-4 to 5.2)	0-6 (0-4 to 5.2)	0
Other non-rheumatic valve diseases	0 (0 to 0)	0 (0 to 0)	0 (0 to 0)	0 (0 to 0)	0 (0 to 0)	0 (0 to 0.1)	0 (0 to 0.1)	0 (0 to 0.2)	0 (0 to 0.2)	0 (0 to 0.3)	0 (0 to 0.4)	0 (0 to 0.5)	0 (0 to 0.6)	0 (0 to 0.8)	0 (0 to 0.8)	0 (0 to 0.8)	0 (0 to 0.8)	0 (0 to 0.8)	0 (0 to 0.8)	0 (0 to 0.8)	0 (0 to 0.8)	0 (0 to 0.8)	0 (0 to 0.8)	0 (0 to 0.8)	0 (0 to 0.8)	1-3
Cardiomyopathy and myocarditis	0-4 (0-4 to 1.4)	0-3 (0-3 to 1.1)	1-3 (1-3 to 4.4)	2-3 (1-3 to 4.1)	2-5 (1-4 to 5.1)	3-6 (2-4 to 6.7)	5-7 (3-5 to 8.7)	7-7 (5-5 to 10.7)	10-9 (7-5 to 14.3)	13-7 (9-4 to 18.9)	17-3 (11-9 to 24.2)	21-9 (14-5 to 30.4)	28-9 (17-5 to 39.9)	37-3 (22-5 to 51.6)	42-1 (27-5 to 57.8)	47-3 (30-4 to 64.9)	49-2 (32-3 to 67.5)	52-4 (34-4 to 71.9)	53-2 (34-9 to 73)	53-5 (35-1 to 73.4)	53-6 (35-2 to 73.6)	53-6 (35-2 to 73.6)	53-6 (35-2 to 73.6)	53-6 (35-2 to 73.6)	532
Myocarditis	0 (0 to 0.1)	0 (0 to 0.2)	0 (0 to 0.3)	0 (0 to 0.4)	0 (0 to 0.5)	0 (0 to 0.6)	0 (0 to 0.8)	0 (0 to 1.1)	0 (0 to 1.4)	0 (0 to 1.8)	0 (0 to 2.3)	0 (0 to 2.9)	0 (0 to 3.7)	0 (0 to 4.7)	0 (0 to 5.3)	0 (0 to 5.9)	0 (0 to 6.4)	0 (0 to 6.8)	0 (0 to 7.1)	0 (0 to 7.3)	0 (0 to 7.4)	0 (0 to 7.4)	0 (0 to 7.4)	0 (0 to 7.4)	0 (0 to 7.4)	0
Alcoholic cardiomyopathy	0 (0 to 0)	0 (0 to 0)	0 (0 to 0)	0 (0 to 0)	0 (0 to 0)	0 (0 to 0.1)	0 (0 to 0.2)	0 (0 to 0.3)	0 (0 to 0.5)	0 (0 to 0.7)	0 (0 to 0.9)	0 (0 to 1.2)	0 (0 to 1.6)	0 (0 to 2.1)	0 (0 to 2.5)	0 (0 to 2.8)	0 (0 to 3.1)	0 (0 to 3.3)	0 (0 to 3.5)	0 (0 to 3.6)	0 (0 to 3.6)	0 (0 to 3.6)	0 (0 to 3.6)	0 (0 to 3.6)	0 (0 to 3.6)	0
Other cardiomyopathy	0-4 (0-4 to 1.4)	0-3 (0-3 to 1.1)	1-3 (1-3 to 4.4)	1-5 (0-4 to 5.2)	2-5 (1-4 to 6.2)	2-3 (1-3 to 4.1)	2-3 (1-3 to 3.9)	1-2 (1-2 to 3.1)	1-2 (0-2 to 2.8)	1-2 (0-2 to 2.6)	1-2 (0-2 to 2.6)	1-2 (0-2 to 2.6)	1-2 (0-2 to 2.6)	1-2 (0-2 to 2.6)	1-2 (0-2 to 2.6)	1-2 (0-2 to 2.6)	1-2 (0-2 to 2.6)	1-2 (0-2 to 2.6)	1-2 (0-2 to 2.6)	1-2 (0-2 to 2.6)	1-2 (0-2 to 2.6)	1-2 (0-2 to 2.6)	1-2 (0-2 to 2.6)	1-2 (0-2 to 2.6)	0
Atrial fibrillation and flutter	0 (0 to 0)	0 (0 to 0)	0 (0 to 0)	0 (0 to 0)	0 (0 to 0)	0 (0 to 0)	0 (0 to 0)	0 (0 to 0)	0 (0 to 0)	0 (0 to 0)	0 (0 to 0)	0 (0 to 0)	0 (0 to 0)	0 (0 to 0)	0 (0 to 0)	0 (0 to 0)	0 (0 to 0)	0 (0 to 0)	0 (0 to 0)	0 (0 to 0)	0 (0 to 0)	0 (0 to 0)	0 (0 to 0)	0 (0 to 0)	0 (0 to 0)	0
Aortic aneurysm	--	--	--	--	--	--	--	--	--	--	--	--	--	--	--	--	--	--	--	--	--	--	--	--	--	NA
Endocarditis	0 (0 to 0)	0-1 (0 to 0.3)	0-3 (0 to 0.6)	0-3 (0 to 0.6)	0-3 (0-2 to 0.6)	0-3 (0-2 to 0.5)	0-4 (0 to 1.1)	0-5 (0 to 1.4)	0-7 (0-3 to 1.8)	0-8 (0-4 to 2.1)	0-9 (0-5 to 2.4)	0-9 (0-5 to 2.5)	1-2 (0-6 to 3.1)	1-2 (0-6 to 3.1)	1-2 (0-6 to 3.1)	1-2 (0-6 to 3.1)	1-2 (0-6 to 3.1)	1-2 (0-6 to 3.1)	1-2 (0-6 to 3.1)	1-2 (0-6 to 3.1)	1-2 (0-6 to 3.1)	1-2 (0-6 to 3.1)	1-2 (0-6 to 3.1)	1-2 (0-6 to 3.1)	1-2
Other cardiovascular and circulatory diseases	1-4 (0-5 to 2.2)	1-2 (0-4 to 2.1)	2-5 (0-6 to 4.5)	2-9 (1-6 to 4.4)	2-1 (1-4 to 3.1)	4-1 (2-7 to 6.1)	12-7 (7-19 to 17.5)	17-7 (10-7 to 27.5)	22-9 (22-2 to 36.4)	34-1 (20-4 to 49.9)	33-9 (21-4 to 49.2)	67-8 (46-4 to 89.7)	64-4 (44-3 to 89.7)	76-5 (52-6 to 104)	82-9 (57-1 to 112)	94-5 (64-1 to 127)	99-9 (67-7 to 134)	137 (92-1 to 186)	208 (139 to 287)	268 (183 to 364)	265 (182 to 365)	168 (112 to 230)	100 (67-1 to 137)	42-1 (28-1 to 57.6)	1,840
Chronic respiratory diseases	0 (0 to 0)	0 (0 to 0)	689* (389 to 1,160)	159 (85-1 to 283)	253 (128 to 437)	234 (120 to 394)	343 (174 to 579)	258 (129 to 441)	275 (138 to 467)	284 (139 to 493)	319 (153 to 553)	428 (204 to 743)	594 (287 to 1,030)	737 (367 to 1,280)	884 (447 to 1,530)	1,150 (588 to 1,980)	1,860 (1,020 to 2,930)	1,700 (1,020 to 2,530)	1,370 (1,040 to 1,750)	1,240 (1,040 to 1,450)	1,220 (1,040 to 1,410)	893 (746 to 1,040)	433 (362 to 504)	217 (181 to 253)	13,400
Chronic obstructive pulmonary disease	0 (0 to 0)	0 (0 to 0)	1-5 (0 to 3.6)	3-5 (2-4 to 6.4)	4-6 (2-4 to 8.2)	6-9 (3-5 to 12.6)	12-8 (6-7 to 19.6)	19-8 (10-4 to 29.8)	33-4 (17-6 to 50.2)	49-7 (26-1 to 74.8)	70-4 (37-1 to 106)	109 (57-4 to 163)	153 (81-1 to 229)	222 (117 to 333)	297 (157 to 445)	402 (213 to 602)	540 (286 to 810)	1,060 (640 to 1,560)	1,360 (1,060 to 1,660)	1,370 (1,060 to 1,680)	1,210 (940 to 1,480)	1,030 (799 to 1,260)	829 (643 to 1,010)	8,240
Pneumoconiosis	0 (0 to 0)	0 (0 to 0)	0 (0 to 0)	0 (0 to 0)	0 (0 to 0)	0 (0 to 0)	0 (0 to 0)	0 (0 to 0)	0 (0 to 0)	0 (0 to 0)	0 (0 to 0)	0 (0 to 0)	0 (0 to 0)	0 (0 to 0)	0 (0 to 0)	0 (0 to 0)	0 (0 to 0)	0 (0 to 0)	0 (0 to 0)	0 (0 to 0)	0 (0 to 0)	0 (0 to 0)	0 (0 to 0)	0 (0 to 0)	0 (0 to 0)	3
Silicosis	0 (0 to 0)	0 (0 to 0)	0 (0 to 0)	0 (0 to 0)	0 (0 to 0)	0 (0 to 0)	0 (0 to 0)	0 (0 to 0)	0 (0 to 0)	0 (0 to 0)	0 (0 to 0)	0 (0 to 0)	0 (0 to 0)	0 (0 to 0)	0 (0 to 0)	0 (0 to 0)	0 (0 to 0)	0 (0 to 0)	0 (0 to 0)	0 (0 to 0)	0 (0 to 0)	0 (0 to 0)	0 (0 to 0)	0 (0 to 0)	0 (0 to 0)	0-2
Asbestosis	0 (0 to 0)	0 (0 to 0)	0 (0 to 0)	0 (0 to 0)	0 (0 to 0)	0 (0 to 0)	0 (0 to 0)	0 (0 to 0)	0 (0 to 0)	0 (0 to 0)	0 (0 to 0)	0 (0 to 0)	0 (0 to 0)	0 (0 to 0)	0 (0 to 0)	0 (0 to 0)	0 (0 to 0)	0 (0 to 0)	0 (0 to 0)	0 (0 to 0)	0 (0 to 0)	0 (0 to 0)	0 (0 to 0)	0 (0 to 0)	0 (0 to 0)	0
Coal workers pneumoconiosis	0 (0 to 0)	0 (0 to 0)	0 (0 to 0)	0 (0 to 0)	0 (0 to 0)	0 (0 to 0)	0 (0 to 0)	0 (0 to 0)	0 (0 to 0)	0 (0 to 0)	0 (0 to 0)	0 (0 to 0)	0 (0 to 0)	0 (0 to 0)	0 (0 to 0)	0 (0 to 0)	0 (0 to 0)	0 (0 to 0)	0 (0 to 0)	0 (0 to 0)	0 (0 to 0)	0 (0 to 0)	0 (0 to 0)	0 (0 to 0)	0 (0 to 0)	0-4
Other pneumoconiosis	0 (0 to 0)	0 (0 to 0)	0 (0 to 0)	0 (0 to 0)	0 (0 to 0)	0 (0 to 0)	0 (0 to 0)	0 (0 to 0)	0 (0 to 0)	0 (0 to 0)	0 (0 to 0)	0 (0 to 0)	0 (0 to 0)	0 (0 to 0)	0 (0 to 0)	0 (0 to 0)	0 (0 to 0)	0 (0 to 0)	0 (0 to 0)	0 (0 to 0)	0 (0 to 0)	0 (0 to 0)	0 (0 to 0)	0 (0 to 0)	0 (0 to 0)	1-2
Asthma	0 (0 to 0)	0 (0 to 0)	0-6 (2-9 to 11)	0-6 (7-7 to 3.73)	0-4 (108 to 320)	222 (121 to 367)	224 (128 to 337)	231 (120 to 369)	239 (141 to 376)	253 (154 to 386)	194 (109 to 314)	184 (89 to 464)	320 (183 to 491)	328 (201 to 470)	316 (177 to 482)	275 (177 to 402)	324 (186 to 477)	339 (187 to 478)	382 (197 to 578)	139 (176 to 306)	59-7 (111 to 277)	57-4 (99-9 to 192)	27-4 (70-2 to 134)	29-6 (59-9 to 92.2)	4,190
Interstitial lung disease and pulmonary sarcoidosis	0 (0 to 0)	0 (0 to 0)	0 (0 to 0)	0 (0 to 0)	0 (0 to 0)	0 (0 to 0)	0 (0 to 0)	0 (0 to 0)	0 (0 to 0)	0 (0 to 0)	0 (0 to 0)	0 (0 to 0)	0 (0 to 0)	0 (0 to 0)	0 (0 to 0)	0 (0 to 0)	0 (0 to 0)	0 (0 to 0)	0 (0 to 0)	0 (0 to 0)	0 (0 to 0)	0 (0 to 0)	0 (0 to 0)	0 (0 to 0)	0 (0 to 0)	0
Other chronic respiratory diseases	0 (0 to 0)	0 (0 to 0)	0 (0 to 0)	0 (0 to 0)	0 (0 to 0)	0 (0 to 0)	0 (0 to 0)	0 (0 to 0)	0 (0 to 0)	0 (0 to 0)	0 (0 to 0)	0 (0 to 0)	0 (0 to 0)	0 (0 to 0)	0 (0 to 0)	0 (0 to 0)	0 (0 to 0)	0 (0 to 0)	0 (0 to 0)	0 (0 to 0)	0 (0 to 0)	0 (0 to 0)	0 (0 to 0)	0 (0 to 0)	0 (0 to 0)	0
Digestive diseases	1-1 (0-7 to 1.3)	1-5 (1-1 to 3)	7-3 (4-6 to 9.8)	9-3 (6-7 to 12.2)	14-4 (11-5 to 18.2)	43-7 (33-6 to 56.2)	108 (73-8 to 154)	219 (150 to 302)	223 (153 to 309)	337 (242 to 464)	384 (264 to 534)	504 (344 to 701)	689 (464 to 961)	1,040 (703 to 1,440)	784 (529 to 1,070)	912 (629 to 1,230)	1,020 (704 to 1,360)	699 (484 to 934)	618 (428 to 824)	782 (539 to 1,040)	805 (555 to 1,080)	732 (505 to 978)	459 (316 to 613)	272 (187 to 364)	8,190
Cirrhosis and other chronic liver diseases	0 (0 to 0)	0 (0 to 0)	1-5 (0 to 3.6)	1-2 (0-1 to 2.7)	1-3 (0 to 3.4)	2-5 (1-3 to 5.3)	5-6 (2-9 to 9.6)	27-9 (16-9 to 41.2)	50-7 (32-6 to 73.4)	79-4 (51-6 to 109)	106 (77-6 to 134)	168 (131 to 208)	209 (162 to 256)	254 (192 to 324)	254 (194 to 326)	201 (144 to 264)	137 (96-1 to 186)	168 (116 to 230)	118 (74-9 to 174)	74-6 (41-4 to 113)	73-9 (41-3 to 113)	64-4 (37-7 to 97)	39-2 (21-7 to 59.1)	19-6 (10-7 to 29.5)	1,890
Cirrhosis and other chronic liver diseases due to hepatitis B	0 (0 to 0)	0 (0 to 0)	0 (0 to 0)	0 (0 to 0)	0 (0 to 0)	0 (0-2 to 0.6)	0-1 (0 to 1.4)	0-3 (0 to 2.9)	0-4 (0-2 to 4.2)	0-5 (0-3 to 5.7)	0-6 (0-4 to 7.2)	0-8 (0-5 to 9.3)	0-9 (0-6 to 11.2)	0-9 (0-6 to 11.2)	0-9 (0-6 to 11.2)	0-9 (0-6 to 11.2)	0-9 (0-6 to 11.2)	0-9 (0-6 to 11.2)	0-9 (0-6 to 11.2)	0-9 (0-6 to 11.2)	0-9 (0-6 to 11.2)	0-9 (0-6 to 11.2)	0-9 (0-6 to 11.2)	0-9 (0-6 to 11.2)	121
Cirrhosis and other chronic liver diseases due to hepatitis C	0 (0 to 0)	0 (0 to 0)	0 (0 to 0)	0 (0 to 0)	0 (0 to 0)	0 (0 to 0)	0 (0 to 0)	0-1 (0 to 1.6)	0-2 (0 to 3.6)	0-3 (0 to 4.8)	0-4 (0 to 6.2)	0-5 (0 to 7.8)	0-6 (0 to 9.2)	0-6 (0 to 9.2)	0-6 (0 to 9.2)	0-6 (0 to 9.2)	0-6 (0 to 9.2)	0-6 (0 to 9.2)	0-6 (0 to 9.2)	0-6 (0 to 9.2)	0-6 (0 to 9.2)	0-6 (0 to 9.2)	0-6 (0 to 9.2)	0-6 (0 to 9.2)	92-9
Cirrhosis and other chronic liver diseases due to alcohol use	0 (0 to 0)	0 (0 to 0)	0 (0 to 0)	0 (0 to 0)	0 (0 to 0)	0 (0 to 0)	0-7 (0 to 1.3)	7-8 (4-6 to 12.1)	20-4 (12-6 to 32.4)	37-7 (22-5 to 56.9)	52-9 (32-6 to 78.6)	66-9 (42-5 to 98.2)	86-4 (52-6 to 125)	112 (70-2 to 161)	136 (86-1 to 191)	154 (97-8 to 215)	163 (103 to 227)	161 (101 to 224)	139 (87-9 to 194)	110 (69-1 to 154)	83-4 (52-4 to 116)	59-7 (37-5 to 83.2)	32-8 (20-4 to 45.6)	14-2 (8-9 to 19.8)	775
Cirrhosis and other chronic liver diseases due to NAFLD	0 (0 to 0)	0 (0 to 0)	0 (0 to 0)	0 (0 to 0)	0 (0 to 0)	0-1 (0 to 0.4)	0-4 (0-2 to 1.1)	2-8 (1-4 to 4.1)	5-6 (3-4 to 8.1)	8 (5-1 to 11.6)	11-6 (7-4 to 16.4)	15-9 (9-9 to 22.5)	20-5 (12-9 to 28.9)	26 (16-4 to 36.8)	29-6 (18-7 to 41.8)	31 (19-6 to 44.1)	29-8 (18-7 to 42.5)	26-4 (16-4 to 38.1)	19-2 (11-9 to 27.7)	13-6 (8-3 to 19.7)	10-4 (6-3 to 15.2)	7-4 (4-4 to 10.9)	3-5 (2-1 to 5.2)	1-6 (0-9 to 2.4)	224
Cirrhosis and other chronic liver diseases due to other causes	0 (0 to 0)	0 (0 to 0)	1-2 (0 to 3.1)	1-3 (0-1 to 3.4)	2-4 (1-2 to 5.1)	4-1 (2-2 to 6.9)	7-3 (4-3 to 12.1)	13-6 (8-1 to 20.7)	21-3 (12-9 to 32.1)	30-6 (18-4 to 46.3)	41-3 (24-8 to 62.5)	53-9 (32-3 to 81.5)	69-2 (41-5 to 104)	89-7 (53-8 to 135)	107 (64-2 to 161)	120 (72-1 to 180)	123 (74-1 to 185)	118 (71-1 to 177)	101 (60-8 to 151)	80-1 (48-2 to 120)	60-4 (36-3 to 90.5)	43-2 (26-1 to 64.6)	22-2 (13-4 to 33.2)	10-4 (6-2 to 15.5)	473
Upper digestive system diseases	0 (0 to 0)	0 (0 to 0)	0-1 (0-1 to 0.4)	0-1 (0 to 0.5)	0-1 (0 to 0.6)	0-2 (0 to 0.8)	0-4 (0-2 to 1.1)	0-5 (0-3 to 1.5)	0-7 (0-4 to 2.1)	0-9 (0-5 to 2.7)	0-9 (0-6 to 3.4)	0-9 (0-6 to 4.1)	0-9 (0-6 to 4.9)	0-9 (0-6 to 5.6)	0-9 (0-6 to 6.1)	0-9 (0-6 to 6.4)	0-9 (0-6 to 6.6)	0-9 (0-6 to 6.7)	0-9 (0-6 to 6.8)	0-9 (0-6 to 6.8)	0-9 (0-6 to 6.8)	0-9 (0-6 to 6.8)	0-9 (0-6 to 6.8)	0-9 (0-6 to 6.8)	1,320
Peptic ulcer disease	0 (0 to 0)	0 (0 to 0)	0 (0 to 0)	0 (0 to 0)	0 (0-1 to 0.2)	0-1 (0 to 0.5)	0-2 (0 to 0.9)	0-3 (0-2 to 1.4)	0-4 (0-2 to 2.1)	0-5 (0-3 to 2.8)	0-6 (0-4 to 3.5)	0-7 (0-4 to 4.3)	0-8 (0-5 to 5.2)	0-8 (0-5 to 5.2)	0-8 (0-5 to 5.2)	0-8 (0-5 to 5.2)	0-8 (0-5 to 5.2)	0-8 (0-5 to 5.2)	0-8 (0-5 to 5.2)	0-8 (0-5 to 5.2)	0-8 (0-5 to 5.2)	0-8 (0-5 to 5.2)	0-8 (0-5 to 5.2)	0-8 (0-5 to 5.2)	492
Gastritis and duodenitis	0 (0 to 0)	0 (0 to 0)	0 (0 to 0)	0 (0 to 0)	0 (0 to 0)	0 (0 to 0.1)	0 (0 to 0.2)	0-1 (0 to 0.5)	0-1 (0 to 0.8)	0-2 (0 to 1.1)	0-2 (0 to 1.5)	0-3 (0 to 2.1)	0-4 (0 to 2.8)	0-4 (0 to 3.4)	0-5 (0 to 3.8)	0-5 (0 to 4.1)	0-5 (0 to 4.3)	0-5 (0 to 4.4)	0-5 (0 to 4.5)	0-5 (0 to 4.5)	0-5 (0 to 4.5)	0-5 (0 to 4.5)	0-5 (0 to 4.5)	0-5 (0 to 4.5)	0-5 (0 to 4.5)	0
Gastroesophageal reflex disease	0 (0 to 0)	0 (0 to 0)	0 (0 to 0)	0 (0 to 0)	0 (0-1 to 0.3)	0-1 (0 to 0.6)	0-2 (0-1 to 1.1)	0-3 (0-2 to 1.7)	0-4 (0-2

Congenital birth defects	244 (172 to 281)	108 (77 to 160)	168 (102 to 279)	112 (63 to 164)	60 (43 to 65 to 65)	57 (41 to 61 to 2)	52 (38 to 72 to 5)	49 (34 to 3 to 61 2)	47 (34 to 5 to 62 2)	47 (34 to 62 2)	47 (34 to 62 2)	46 (34 to 62 2)	46 (34 to 62 2)	46 (34 to 62 2)	46 (34 to 62 2)	46 (34 to 62 2)	46 (34 to 62 2)	46 (34 to 62 2)	46 (34 to 62 2)	46 (34 to 62 2)	46 (34 to 62 2)	46 (34 to 62 2)	1,220
Neural tube defects	29 1 (16 to 49 to 45)	9 2 (3 to 18 to 49)	28 6 (12 to 59 to 3)	29 6 (17 to 46)	29 6 (16 to 3 to 7)	2 6 (1 to 9 to 2)	2 6 (1 to 8 to 2)	2 5 (1 to 8 to 2)	3 1 (1 to 5 to 2)	2 6 (1 to 4 to 2)	2 1 (1 to 3 to 2)	1 6 (1 to 3 to 2)	1 7 (1 to 2 to 2)	1 1 (0 to 2 to 2)	0 1 (0 to 1 to 2)	0 1 (0 to 1 to 2)	0 1 (0 to 1 to 2)	0 1 (0 to 1 to 2)	0 1 (0 to 1 to 2)	0 1 (0 to 1 to 2)	0 1 (0 to 1 to 2)	0 1 (0 to 1 to 2)	117
Congenital heart anomalies	0 (20 to 121)	0 (29 to 7 to 6)	0 (19 to 54 to 19)	0 (9 to 39 to 2)	0 (4 to 22 to 2)	0 (4 to 4 to 22)	0 (5 to 18 to 2)	0 (5 to 13 to 2)	0 (5 to 13 to 2)	0 (5 to 13 to 2)	0 (5 to 11 to 2)	0 (5 to 11 to 2)	0 (5 to 11 to 2)	0 (4 to 11 to 2)	0 (3 to 11 to 2)	0 (3 to 11 to 2)	0 (3 to 11 to 2)	0 (3 to 11 to 2)	0 (3 to 11 to 2)	0 (3 to 11 to 2)	0 (3 to 11 to 2)	0 (3 to 11 to 2)	237
Orofacial clefts	0 (0 to 0.1)	0 (0 to 0)	0 (0 to 0.2)	0 (0 to 0.2)	0 (0 to 1 to 8)	0 (0 to 1 to 8)	0 (0 to 1 to 1)	0 (0 to 1 to 1)	0 (0 to 1 to 1)	0 (0 to 1 to 1)	0 (0 to 1 to 1)	0 (0 to 1 to 1)	0 (0 to 1 to 1)	0 (0 to 1 to 1)	0 (0 to 1 to 1)	0 (0 to 1 to 1)	0 (0 to 1 to 1)	0 (0 to 1 to 1)	0 (0 to 1 to 1)	0 (0 to 1 to 1)	0 (0 to 1 to 1)	0 (0 to 1 to 1)	14.0
Down syndrome	8 6 (5 1 to 14 1)	2 6 (1 0 to 4 2)	4 5 (2 4 to 7 1)	4 6 (2 7 to 9 6)	4 5 (2 7 to 7 1)	4 7 (2 7 to 7 9)	4 8 (2 6 to 7 2)	5 4 (2 9 to 8 1)	5 9 (3 2 to 9 2)	4 5 (2 1 to 8 4)	4 3 (2 0 to 8 2)	7 4 (4 1 to 10 2)	7 4 (4 0 to 10 2)	7 4 (3 9 to 10 2)	11 (7 1 to 15 4)	19 6 (11 6 to 29 3)	24 0 (14 0 to 34 4)	19 1 (9 8 to 27)	10 3 (5 7 to 15 3)	0 0 (0 0 to 0)	0 0 (0 0 to 0)	0 0 (0 0 to 0)	148
Turner syndrome	0 (0 to 0)	0 (0 to 0)	0 1 (0 to 0.2)	0 2 (0 0 to 0)	0 2 (0 0 to 1)	0 2 (0 0 to 1)	0 6 (0 1 to 1 1)	0 6 (0 1 to 1 1)	0 6 (0 1 to 1 1)	0 4 (0 1 to 1)	0 4 (0 1 to 1)	0 4 (0 1 to 1)	0 4 (0 1 to 1)	0 4 (0 1 to 1)	0 3 (0 0 to 0 9)	0 3 (0 0 to 0 9)	0 2 (0 1 to 0 3)	0 1 (0 0 to 0 3)	0 1 (0 0 to 0 1)	0 1 (0 0 to 0 1)	0 1 (0 0 to 0 1)	0 1 (0 0 to 0 1)	4.5
Klinefelter syndrome	0 (0 to 0)	0 (0 to 0)	0 (0 to 0)	0 (0 to 0)	0 (0 to 0)	0 (0 to 0)	0 (0 to 0)	0 (0 to 0)	0 (0 to 0)	0 (0 to 0)	0 (0 to 0)	0 (0 to 0)	0 (0 to 0)	0 (0 to 0)	0 (0 to 0)	0 (0 to 0)	0 (0 to 0)	0 (0 to 0)	0 (0 to 0)	0 (0 to 0)	0 (0 to 0)	0 (0 to 0)	0 (0 to 0)	148
Benign prostatic hyperplasia	40 3 (21 2 to 105)	29 5 (14 9 to 46 3)	24 7 (17 1 to 75 4)	12 7 (8 2 to 22 1)	8 (5 1 to 15 4)	8 3 (5 to 14 4)	8 1 (5 1 to 12 6)	7 3 (4 7 to 11)	7 (4 3 to 10 1)	7 1 (4 5 to 10 5)	6 8 (4 4 to 9 6)	6 6 (4 1 to 9 3)	7 3 (4 5 to 10 7)	6 1 (3 8 to 8 7)	6 1 (3 8 to 8 7)	5 (3 1 to 7 3)	3 2 (1 5 to 5 3)	2 5 (1 to 3 7)	1 6 (0 to 3)	0 (0 to 0)	0 (0 to 0)	0 (0 to 0)	197
Congenital musculoskeletal and limb anomalies	9 1 (4 2 to 14 4)	2 9 (1 to 4 3)	3 0 (1 0 to 3 2)	2 0 (0 4 to 3 2)	2 4 (1 0 to 3 6)	2 7 (1 0 to 4 1)	3 1 (1 3 to 4 7)	3 1 (1 4 to 4 7)	3 1 (1 3 to 4 7)	3 1 (1 3 to 4 7)	3 1 (1 3 to 4 7)	3 1 (1 3 to 4 7)	3 1 (1 3 to 4 7)	3 1 (1 3 to 4 7)	3 1 (1 3 to 4 7)	3 1 (1 3 to 4 7)	3 1 (1 3 to 4 7)	3 1 (1 3 to 4 7)	3 1 (1 3 to 4 7)	3 1 (1 3 to 4 7)	3 1 (1 3 to 4 7)	3 1 (1 3 to 4 7)	278
Urogenital congenital anomalies	7 2 (2 9 to 23 2)	1 7 (0 6 to 9 9)	2 9 (1 0 to 9 6)	1 4 (0 4 to 7)	2 4 (1 0 to 5 5)	1 3 (0 4 to 5 1)	1 1 (0 3 to 5 1)	0 7 (0 2 to 3 7)	0 9 (0 3 to 3 9)	0 8 (0 3 to 3 5)	0 7 (0 2 to 3 1)	0 6 (0 2 to 3 1)	0 6 (0 2 to 3 1)	0 6 (0 2 to 3 1)	0 4 (0 2 to 2 6)	0 4 (0 2 to 2 6)	0 3 (0 2 to 2 6)	0 3 (0 2 to 2 6)	0 1 (0 0 to 2 6)	0 1 (0 0 to 2 6)	0 1 (0 0 to 2 6)	0 1 (0 0 to 2 6)	277
Digestive congenital anomalies	19 8 (5 9 to 29 3)	5 (3 to 9 2)	5 (2 to 9 2)	4 (1 to 9 2)	3 (1 to 9 2)	2 (1 to 9 2)	2 (1 to 9 2)	2 (1 to 9 2)	2 (1 to 9 2)	2 (1 to 9 2)	2 (1 to 9 2)	2 (1 to 9 2)	2 (1 to 9 2)	2 (1 to 9 2)	2 (1 to 9 2)	2 (1 to 9 2)	2 (1 to 9 2)	2 (1 to 9 2)	2 (1 to 9 2)	2 (1 to 9 2)	2 (1 to 9 2)	2 (1 to 9 2)	219
Other congenital birth defects	68 (39 7 to 93 9)	17 6 (10 4 to 27 4)	22 2 (10 4 to 49)	13 6 (9 6 to 17 6)	9 6 (6 3 to 16 6)	8 7 (4 4 to 13 9)	8 7 (4 7 to 11 8)	8 1 (4 to 10 6)	8 1 (3 9 to 10 4)	8 1 (3 9 to 10 4)	8 1 (3 9 to 10 4)	8 1 (3 3 to 10 2)	8 1 (3 to 10 2)	8 1 (3 to 10 2)	8 1 (2 8 to 10 8)	8 1 (2 8 to 10 8)	8 1 (2 8 to 10 8)	8 1 (2 1 to 9 3)	8 1 (1 5 to 7 7)	8 1 (0 to 9 6)	8 1 (0 to 9 6)	8 1 (0 to 9 6)	209
Urinary diseases and male infertility	0 3 (0 1 to 0 9)	0 3 (0 1 to 0 8)	1 2 (0 to 3 2)	1 4 (0 to 3 2)	1 7 (0 to 4 1)	2 1 (0 4 to 4 1)	2 6 (0 6 to 5 2)	2 8 (0 6 to 5 6)	3 1 (0 7 to 6 2)	3 4 (0 8 to 6 8)	3 6 (0 9 to 7 2)	3 8 (0 9 to 7 6)	4 (0 9 to 7 9)	4 2 (0 9 to 8 3)	4 3 (0 9 to 8 5)	4 4 (0 9 to 8 7)	4 5 (0 9 to 8 9)	4 6 (0 9 to 9)	4 7 (0 9 to 9 2)	4 8 (0 9 to 9 4)	4 8 (0 9 to 9 4)	4 8 (0 9 to 9 4)	1,160
Urolithiasis	0 (0 to 0)	0 (0 to 0)	0 (0 to 0)	0 (0 to 0)	0 (0 to 0)	0 (0 to 0.1)	0 (0 to 0.2)	0 (0 to 0.2)	0 (0 to 1 to 4)	0 (0 to 1 to 4)	0 (0 to 2 to 5)	0 (0 to 2 to 5)	0 (0 to 2 to 5)	0 (0 to 2 to 5)	0 (0 to 2 to 5)	0 (0 to 2 to 5)	0 (0 to 2 to 5)	0 (0 to 2 to 5)	0 (0 to 2 to 5)	0 (0 to 2 to 5)	0 (0 to 2 to 5)	0 (0 to 2 to 5)	76
Benign prostatic hyperplasia	0 (0 to 0)	0 (0 to 0)	0 (0 to 0)	0 (0 to 0)	0 (0 to 0)	0 (0 to 0)	0 (0 to 0)	0 (0 to 0)	0 (0 to 0)	0 (0 to 0)	0 (0 to 0)	0 (0 to 0)	0 (0 to 0)	0 (0 to 0)	0 (0 to 0)	0 (0 to 0)	0 (0 to 0)	0 (0 to 0)	0 (0 to 0)	0 (0 to 0)	0 (0 to 0)	0 (0 to 0)	0 (0 to 0)	0
Male infertility	–	–	–	–	–	–	–	–	–	–	–	–	–	–	–	–	–	–	–	–	–	–	–	NA
Other urinary diseases	0 2 (0 to 0 3)	0 3 (0 1 to 0 6)	0 2 (0 1 to 0 4)	0 6 (0 4 to 0 9)	0 6 (0 4 to 0 9)	0 8 (0 4 to 1 3)	1 (0 6 to 1 4)	0 9 (1 to 2 3)	1 0 (0 6 to 1 5)	2 5 (1 4 to 3 7)	2 1 (1 3 to 3 4)	1 8 (1 to 3)	2 5 (1 4 to 3 7)	2 4 (1 3 to 4 3)	2 4 (1 3 to 4 3)	2 (1 to 4 4)	2 1 (1 1 to 4 3)	2 1 (1 1 to 4 3)	2 3 (1 3 to 4 6)	2 5 (1 to 5 6)	2 5 (1 to 5 6)	2 5 (1 to 5 6)	0 7 (0 2 to 2 2)	39 7
Gynecological diseases	0 (0 to 0)	0 (0 to 0)	0 (0 to 0)	0 (0 to 0)	0 (0 to 0)	0 (0 to 0)	0 (0 to 0)	0 (0 to 0)	0 (0 to 0)	0 (0 to 0)	0 (0 to 0)	0 (0 to 0)	0 (0 to 0)	0 (0 to 0)	0 (0 to 0)	0 (0 to 0)	0 (0 to 0)	0 (0 to 0)	0 (0 to 0)	0 (0 to 0)	0 (0 to 0)	0 (0 to 0)	0 (0 to 0)	0
Uterine fibroids	0 (0 to 0)	0 (0 to 0)	0 (0 to 0)	0 (0 to 0)	0 (0 to 0)	0 (0 to 0.1)	0 (0 to 0.2)	0 (0 to 0.2)	0 (0 to 0.2)	0 (0 to 0.2)	0 (0 to 0.2)	0 (0 to 0.2)	0 (0 to 0.2)	0 (0 to 0.2)	0 (0 to 0.2)	0 (0 to 0.2)	0 (0 to 0.2)	0 (0 to 0.2)	0 (0 to 0.2)	0 (0 to 0.2)	0 (0 to 0.2)	0 (0 to 0.2)	0 (0 to 0.2)	215
Polycystic ovarian syndrome	0 (0 to 0)	0 (0 to 0)	0 (0 to 0)	0 (0 to 0)	0 (0 to 0)	0 (0 to 0.1)	0 (0 to 0.2)	0 (0 to 0.2)	0 (0 to 0.2)	0 (0 to 0.2)	0 (0 to 0.2)	0 (0 to 0.2)	0 (0 to 0.2)	0 (0 to 0.2)	0 (0 to 0.2)	0 (0 to 0.2)	0 (0 to 0.2)	0 (0 to 0.2)	0 (0 to 0.2)	0 (0 to 0.2)	0 (0 to 0.2)	0 (0 to 0.2)	0 (0 to 0.2)	198
Female infertility	0 (0 to 0)	0 (0 to 0)	0 (0 to 0)	0 (0 to 0)	0 (0 to 0)	0 (0 to 0)	0 (0 to 0)	0 (0 to 0)	0 (0 to 0)	0 (0 to 0)	0 (0 to 0)	0 (0 to 0)	0 (0 to 0)	0 (0 to 0)	0 (0 to 0)	0 (0 to 0)	0 (0 to 0)	0 (0 to 0)	0 (0 to 0)	0 (0 to 0)	0 (0 to 0)	0 (0 to 0)	0 (0 to 0)	48
Endometriosis	0 (0 to 0)	0 (0 to 0)	0 (0 to 0)	0 (0 to 0)	0 (0 to 0)	0 (0 to 0)	0 (0 to 0)	0 (0 to 0)	0 (0 to 0)	0 (0 to 0)	0 (0 to 0)	0 (0 to 0)	0 (0 to 0)	0 (0 to 0)	0 (0 to 0)	0 (0 to 0)	0 (0 to 0)	0 (0 to 0)	0 (0 to 0)	0 (0 to 0)	0 (0 to 0)	0 (0 to 0)	0 (0 to 0)	334
Genital prolapse	0 (0 to 0)	0 (0 to 0)	0 (0 to 0)	0 (0 to 0)	0 (0 to 0)	0 (0 to 0.1)	0 (0 to 0.1)	0 (0 to 0.1)	0 (0 to 0.2)	2 6 (1 1 to 5 2)	2 6 (1 1 to 5 2)	3 5 (1 4 to 6 7)	3 5 (1 4 to 6 7)	3 8 (1 5 to 7)	3 8 (1 5 to 7)	3 8 (1 5 to 7)	3 8 (1 5 to 7)	3 8 (1 5 to 7)	3 8 (1 5 to 7)	3 8 (1 5 to 7)	3 8 (1 5 to 7)	3 8 (1 5 to 7)	3 8 (1 5 to 7)	194
Premenstrual syndrome	0 (0 to 0)	0 (0 to 0)	0 (0 to 0)	0 (0 to 0)	0 (0 to 0)	54 9 (25 6 to 109 5)	114 (77 7 to 261)	144 (77 7 to 261)	148 (79 3 to 264)	152 (79 3 to 264)	170 (102 to 282)	181 (101 to 292)	168 (87 2 to 293)	60 (30 2 to 109)	0 (0 to 0)	0 (0 to 0)	0 (0 to 0)	0 (0 to 0)	0 (0 to 0)	0 (0 to 0)	0 (0 to 0)	0 (0 to 0)	0 (0 to 0)	1,160
Other gynecological diseases	0 (0 to 0)	0 (0 to 0)	0 (0 to 0)	0 (0 to 0)	0 (0 to 0)	0 3 (0 to 1 1)	0 6 (0 to 1 6)	0 6 (0 to 1 6)	0 6 (0 to 1 6)	0 6 (0 to 1 6)	0 6 (0 to 1 6)	0 6 (0 to 1 6)	0 6 (0 to 1 6)	0 6 (0 to 1 6)	0 6 (0 to 1 6)	0 6 (0 to 1 6)	0 6 (0 to 1 6)	0 6 (0 to 1 6)	0 6 (0 to 1 6)	0 6 (0 to 1 6)	0 6 (0 to 1 6)	0 6 (0 to 1 6)	0 6 (0 to 1 6)	4,200
Hemoglobinopathies and hemolytic anemias	0 7 (0 1 to 0 2)	0 2 (0 to 0 5)	0 5 (0 to 0 27)	0 2 (0 to 0 19)	0 2 (0 to 0 5)	0 2 (0 to 0 6)	0 6 (0 to 1 6)	0 7 (0 to 1 6)	0 8 (0 to 1 6)	0 9 (0 to 1 6)	1 1 (0 to 1 6)	1 1 (0 to 1 6)	1 1 (0 to 1 6)	1 1 (0 to 1 6)	1 1 (0 to 1 6)	1 1 (0 to 1 6)	1 1 (0 to 1 6)	1 1 (0 to 1 6)	1 1 (0 to 1 6)	1 1 (0 to 1 6)	1 1 (0 to 1 6)	1 1 (0 to 1 6)	1 1 (0 to 1 6)	162
Thalassemias	0 (0 to 0 1)	0 (0 to 0)	0 (0 to 0)	0 (0 to 0)	0 (0 to 0)	0 (0 to 0)	0 (0 to 0)	0 (0 to 0)	0 (0 to 0)	0 (0 to 0)	0 (0 to 0)	0 (0 to 0)	0 (0 to 0)	0 (0 to 0)	0 (0 to 0)	0 (0 to 0)	0 (0 to 0)	0 (0 to 0)	0 (0 to 0)	0 (0 to 0)	0 (0 to 0)	0 (0 to 0)	0 (0 to 0)	1 6
Thalassemias trait	0 (0 to 0)	0 (0 to 0)	0 (0 to 0)	0 (0 to 0)	0 (0 to 0)	0 (0 to 0)	0 (0 to 0)	0 (0 to 0)	0 (0 to 0)	0 (0 to 0)	0 (0 to 0)	0 (0 to 0)	0 (0 to 0)	0 (0 to 0)	0 (0 to 0)	0 (0 to 0)	0 (0 to 0)	0 (0 to 0)	0 (0 to 0)	0 (0 to 0)	0 (0 to 0)	0 (0 to 0)	0 (0 to 0)	3 6
Sickle cell disorders	0 1 (0 to 0 1)	0 (0 to 0)	0 (0 to 0)	0 (0 to 0)	0 (0 to 0)	0 (0 to 0)	0 (0 to 0)	0 (0 to 0)	0 (0 to 0)	0 (0 to 0)	0 (0 to 0)	0 (0 to 0)	0 (0 to 0)	0 (0 to 0)	0 (0 to 0)	0 (0 to 0)	0 (0 to 0)	0 (0 to 0)	0 (0 to 0)	0 (0 to 0)	0 (0 to 0)	0 (0 to 0)	0 (0 to 0)	7 6
Sickle cell trait	0 (0 to 0)	0 (0 to 0)	0 (0 to 0)	0 (0 to 0)	0 (0 to 0)	0 (0 to 0)	0 (0 to 0)	0 (0 to 0)	0 (0 to 0)	0 (0 to 0)	0 (0 to 0)	0 (0 to 0)	0 (0 to 0)	0 (0 to 0)	0 (0 to 0)	0 (0 to 0)	0 (0 to 0)	0 (0 to 0)	0 (0 to 0)	0 (0 to 0)	0 (0 to 0)	0 (0 to 0)	0 (0 to 0)	29 5
G6PD deficiency	0 (0 to 0)	0 (0 to 0)	0 (0 to 0)	0 (0 to 0)	0 (0 to 0)	0 (0 to 0)	0 (0 to 0)	0 (0 to 0)	0 (0 to 0)	0 (0 to 0)	0 (0 to 0)	0 (0 to 0)	0 (0 to 0)	0 (0 to 0)	0 (0 to 0)	0 (0 to 0)	0 (0 to 0)	0 (0 to 0)	0 (0 to 0)	0 (0 to 0)	0 (0 to 0)	0 (0 to 0)	0 (0 to 0)	10 9
G6PD trait	0 (0 to 0)	0 (0 to 0)	0 (0 to 0)	0 (0 to 0)	0 (0 to 0)	0 (0 to 0)	0 (0 to 0)	0 (0 to 0)	0 (0 to 0)	0 (0 to 0)	0 (0 to 0)	0 (0 to 0)	0 (0 to 0)	0 (0 to 0)	0 (0 to 0)	0 (0 to 0)	0 (0 to 0)	0 (0 to 0)	0 (0 to 0)	0 (0 to 0)	0 (0 to 0)	0 (0 to 0)	0 (0 to 0)	1 2
Other hemoglobinopathies and hemolytic anemias	0 1 (0 to 0)	1 2 (0 2 to 3)	2 3 (1 to 12 to)	3 1 (1 to 6 3)	3 4 (1 to 7 1)	3 2 (1 to 6 4)	3 1 (1 to 5 3)	3 1 (1 to 3 9)	3 1 (1 to 3 9)	3 1 (0 4 to 4 4)	3 1 (0 4 to 4 5)	3 1 (0 4 to 5)	3 1 (0 4 to 5)	3 1 (0 4 to 5)	3 1 (1 to 4 9)	3 1 (1 to 4 9)	3 1 (1 to 4 9)	3 1 (1 to 4 9)	3 1 (1 to 4 9)	3 1 (1 to 4 9)	3 1 (1 to 4 9)	3 1 (1 to 4 9)	3 1 (1 to 4 9)	91 1
Endocrine, metabolic, blood, and immune disorders	7 (3 9 to 10 1)	7 6 (4 to 13 9)	23 9 (14 9 to 39 1)	33 2 (17 7 to 79 4)	19 (11 3 to 79 4)	15 (7 5 to 47 5)	13 (6 4 to 34 1)	12 (6 to 29 6)	12 (6 to 29 6)	12 (6 to 29 6)	12 (6 to 29 6)	12 (6 to 29 6)	12 (6 to 29 6)	12 (6 to 29 6)	12 (6 to 29 6)	12 (6 to 29 6)	12 (6 to 29 6)	12 (6 to 29 6)	12 (6 to 29 6)	12 (6 to 29 6)	12 (6 to 29 6)	12 (6 to 29 6)	12 (6 to 29 6)	4,050
Oral disorders	0 (0 to 0)	0 (0 to 0)	0 (0 to 0)	0 (0 to 0)	0 (0 to 0)	0 (0 to 0)	0 (0 to 0)	0 (0 to 0)	0 (0 to 0)	0 (0 to 0)	0 (0 to 0)	0 (0 to 0)	0 (0 to 0)	0 (0 to 0)	0 (0 to 0)	0 (0 to 0)	0 (0 to 0)	0 (0 to 0)	0 (0 to 0)	0 (0 to 0)	0 (0 to 0)	0 (0 to 0)	0 (0 to 0)	3,370
Caries of deciduous teeth	0 (0 to 0)	0 (0 to 0)	0 (0 to 0)	0 (0 to 0)	0 (0 to 0)	0 (0 to 0)	0 (0 to 0)	0 (0 to 0)	0 (0 to 0)	0 (0 to 0)	0 (0 to 0)	0 (0 to 0)	0 (0 to 0)	0 (0 to 0)	0 (0 to 0)	0 (0 to 0)	0 (0 to 0)	0 (0 to 0)	0 (0 to 0)	0 (0 to 0)	0 (0 to 0)	0 (0 to 0)	0 (0 to 0)	3 6
Caries of permanent teeth	0 (0 to 0)	0 (0 to 0)	0 (0 to 0)	2 9 (1 to 6 7)	1 9 (0 6 to 3 7)	9 6 (3 6 to 21 3)	10 2 (5 1 to 23 6)	11 6 (5 1 to 26 7)	12 8 (5 1 to 29 6)	13 2 (5 1 to 29 6)	13 3 (5 1 to 29 6)	13 3 (5 1 to 29 6)	13 3 (5 1 to 29 6)	13 3 (5 1 to 29 6)	13 3 (5 1 to 29 6)	13 3 (5 1 to 29 6)	13 3 (5 1 to 29 6)	13 3 (5 1 to 29 6)	13 3 (5 1 to 29 6)	13 3 (5 1 to 29 6)	13 3 (5 1 to 29 6)	13 3 (5 1 to 29 6)	13 3 (5 1 to 29 6)	192
Periodontal diseases	0 (0 to 0)	0 (0 to 0)	0 (0 to 0)	0 (0 to 0)	0 (0 to 0)	0 (0 to 0)	0 (0 to 0)	0 (0 to 0)	0 (0 to 0)	0 (0 to 0)	0 (0 to 0)	0 (0 to 0)	0 (0 to 0)	0 (0 to 0)	0 (0 to 0)	0 (0 to 0)	0 (0 to 0)	0 (0 to 0)	0 (0 to 0)	0 (0 to 0)	0 (0 to 0)	0 (0 to 0)	0 (0 to 0)	474
Other oral disorders	0 (0 to 0)	0 (0 to 0)	0 (0 to 0)	11 6 (6 7 to 19 5)	11 6 (6 6 to 19 5)	14 (8 1 to 27 1)	16 7 (9 1 to 29 6)	19 4 (10 6 to 33 7)	22 8 (12 to 39 6)	26 6 (14 5 to 46 4)	32 (16 5 to 57 6)	31 6 (16 to 57 6)	31 6 (16 to 57 6)	31 6 (16 to 57 6)	27 7 (23 2 to 34 4)	29 7 (24 5 to 38)	27 7 (22 4 to 36 4)	20 (16 7 to 26 1)	26 (15 7 to 40 1)	15 3 (9 3 to 22 7)	0 (0 to 0)	0 (0 to 0)	433
Sudden infant death syndrome	–	16 (9 1 to 31)	61 6 (35 4 to 109)	–	–	–	–	–	–	–	–	–	–	–	–	–	–	–	–	–	–	–	NA
Injuries	3 (2 4 to 3 9)	3 7 (2 7 to 5 9)	24 2 (14 to 32 4)	93 5 (44 9 to 106)	119 (67 8 to 160)	166 (126 to 221)	274 (203 to 342)	330 (268 to 413)	389 (320 to 486)	420 (339 to 524)	467 (401 to 589)	519 (431 to 649)	578 (520 to 679)	736 (646 to 879)	776 (680 to 1,003)	755 (524 to 926)	705 (482 to 998)	747 (717 to 1,208)	648 (498 to 1,178)	896 (753 to 1,270)	977 (753 to 1,298)	942 (729 to 1,196)	891 (649 to 1,241)	11,100
Transport injuries	0 2 (0 1 to 0 2)	0 2 (0 2 to 0 3)	1 8 (0 9 to 3)	12 3 (7 to 17 7)	19 4 (11 9 to 22)	22 6 (18 3 to 26 4)	40 9 (30 6 to 51)	51 (42 4 to 72 2)	56 1 (46 2 to 79 3)	56 1 (46 2 to 79 3)	56 1 (46 2 to 79 3)	56 1 (46 2 to 79 3)	56 1 (46 2 to 79 3)	56 1 (46 2 to 79 3)	56 1 (46 2 to 79 3)	56 1 (46 2 to 79 3)	56 1 (46 2 to 79 3)	56 1 (46 2 to 79 3)	56 1 (46 2 to 79 3)	56 1 (46 2 to 79 3)	56 1 (46 2 to 79 3)	56 1 (46 2 to 79 3)	56 1 (46 2 to 79 3)	933
Road injuries	0 1 (0 to 0 2)	0 2 (0 to 0 4)	1 5 (0 6 to 3)	11 3 (5 to 15 4)	15 (10 1 to 20 4)	20 6 (14 6 to 27 9)	33 6 (25 1 to 46 1)	37 8 (28 to 52 3)	41 4 (30 2 to 57 1)	43 3 (31 6 to 59 7)	44 6 (32 6 to 61 4)	45 3 (33 1 to 62 4)	47 8 (35 2 to 65 9)	48 2 (35 4 to 66 7)	48 2 (35 4 to 66 7)	48 2 (35 4 to 66 7)	48 2 (35 4 to 66 7)	48 2 (35 4 to 66 7)	48 2 (35 4 to 66 7)	48 2 (35 4 to 66 7)	48 2 (35 4 to 66 7)	48 2 (35 4 to 66 7)	48 2 (35 4 to 66 7)	842
Pedestrian road injuries	0 (0 to 0)	0 (0 to 0)	0 1 (0 1 to 0 4)	1 4 (0 6 to 2 5)	2 2 (0 8 to 7 1)	2 9 (1 to 4 3 to 8 3)	3 6 (1 4 to 10)	4 6 (1 6 to 13)	5 1 (1 to 15)	5 9 (1 9 to 16)	6 1 (1 9 to 17)	6 7 (2 1 to 18)	7 3 (2 3 to 20)	7 4 (2 3 to 20)	7 4 (2 3 to 20)	7 4 (2 3 to 20)	7 4 (2 3 to 20)	7 4 (2 3 to 20)	7 4 (2 3 to 20)	7 4 (2 3 to 20)	7 4 (2 3 to 20)	7 4 (2 3 to 20)	7 4 (2 3 to 20)	170
Cyclist road injuries	0 (0 to 0)	0 (0 to 0)	0 (0 to 0)	0 1 (0 to 0 2)	0 1 (0 to 0 2)	0 2 (0 to 0 4)	0 3 (0 1 to 0 6)	0 4 (0 1 to 0 8)	0 5 (0 1 to 0 9)	0 6 (0 1 to 1)	0 7 (0 2 to 1 1)	0 8 (0 2 to 1 2)	0 9 (0 2 to 1 3)	0 9 (0 2 to 1 3)	0 9 (0 2 to 1 3)	0 9 (0 2 to 1 3)	0 9 (0 2 to 1 3)	0 9 (0 2 to 1 3)	0 9 (0 2 to 1 3)	0 9 (0 2 to 1 3)	0 9 (0 2 to 1 3)	0 9 (0 2 to 1 3)	0 9 (0 2 to 1 3)	135
Motorcycle road injuries	0 (0 to 0)	0 1 (0 to 0 3)	0 1 (0 to 0 5)	0 3 (0 to 0 8)	0 5 (0 to 0 9)	0 8 (0 4 to 1 3)	1 2 (0 6 to 1 8)	1 6 (0 8 to 2 3)	2 (0 9 to 2 8)	2 3 (0 9 to 3 1)	2 5 (0 9 to 3 4)	2 7 (0 9 to 3 7)	2 9 (1 to 3 9)	3 (1 to 4)	3 (1 to 4)	3 (1 to 4)	3 (1 to 4)	3 (1 to 4)	3 (1 to 4)	3 (1 to 4)	3 (1 to 4)	3 (1 to 4)	3 (1 to 4)	70 3
Motor vehicle road injuries	0 1 (0 to 0 1)	0 1 (0 1 to 0 1)	1 3 (0 4 to 2 2)	5 9 (2 8 to 8 4)	7 2 (4 to 10 3)	9 4 (5 to 12 9)	12 6 (7 to 17 6)	15 1 (9 to 21 1)	17 4 (9 to 24 4)	19 3 (9 to 27)	20 9 (9 to 29 1)	22 (9 to 30 7)	23 7 (9 to 33 1)	24 7 (9 to 34 5)	25 (9 to 34 9)	25 (9 to 34 9)	25 (9 to 34 9)	25 (9 to 34 9)	25 (9 to 34 9)	25 (9 to 34 9)	25 (9 to 34 9)	25 (9 to 34 9)	25 (9 to 34 9)	435
Other road injuries	0 (0 to 0)	0 (0 to 0)	0 1 (0 to 0 1)	0 3 (0 to 0 7)	0 5 (0 to 0 8)	0 8 (0 4 to 1 4)	1 2 (0 6 to 2 1)	1 6 (0 8 to 2 7)	1 9 (1 to 3 4)	2 2 (1 1 to 3 7)	2 5 (1 2 to 4)	2 8 (1 2 to 4 5)	3 1 (1 3 to 4 9)	3 3 (1 4 to 5 3)	3 3 (1 4 to 5 3)	3 3 (1 4 to 5 3)	3 3 (1 4 to 5 3)	3 3 (1 4 to 5 3)	3 3 (1 4 to 5 3)	3 3 (1 4 to 5 3)	3 3 (1 4 to 5 3)	3 3 (1 4 to 5 3)	3 3 (1 4 to 5 3)	39 1
Other transport injuries	0 1 (0 to 0 1)	0 1 (0 to 0 1)	0 2 (0 to 0 5)	0 6 (0 to 1 4)	1 4 (0 to 2)	2 1 (1 to 3 1)	3 7 (2 to 4 7)	4 7 (2 to 5 9)	5 9 (3 to 7 4)	7 (3 to 8 7)	8 1 (3 to 9 7)	9 3 (3 to 11)	10 (4 to 12 3)	10 (4 to 12 3)	10 (4 to 12 3)	10 (4 to 12 3)	10 (4 to 12 3)	10 (4 to 12 3)	10 (4 to 12 3)	10 (4 to 12 3)	10 (4 to 12 3)	10 (4 to 12 3)	10 (4 to 12 3)	93
Unintentional injuries	2 (1 5 to 2 4)	3 (2 3 to 4 2)	20 6 (13 4 to 29 4)	99 4 (60 1 to 97 7)	106 (66 5 to 153)	139 (99 4 to 206)	196 (134 to 272)	232 (170 to 331)	268 (191 to 382)	310 (219 to 435)	342 (242 to 475)	382 (269 to 534)	422 (297 to 591)	496 (348 to 695)	537 (377 to 752)	586 (410 to 824)	537 (372 to 755)	482 (332 to 679)	422 (292 to 593)	602 (416 to 846)	911 (659 to 1,280)	809 (579 to 1,136)	9,860
Falls	0 1 (0 1 to 0 1)	0 1 (0 1 to 0 2)	1 6 (

SR Table 2b: Bracknell Forest DALYS by cause and age group for females with 95% uncertainty intervals, 2019

Cause	Early Neonatal	Late Neonatal	Post Neonatal	1 to 4	5 to 9	10 to 14	15 to 19	20 to 24	25 to 29	30 to 34	35 to 39	40 to 44	45 to 49	50 to 54	55 to 59	60 to 64	65 to 69	70 to 74	75 to 79	80 to 84	85 to 89	90 to 94	95 plus	Total
All causes	772.6 (643.7 to 902.7)	384.7 (13.9 to 1,111.1)	1,021.5 (551.1 to 1,555.1)	1,586.8 (1,307.2 to 1,882.2)	1,194.1 (1,004.7 to 1,394.1)	1,284.1 (1,092.2 to 1,490.2)	1,466.2 (1,224.9 to 1,704.4)	1,552.4 (1,287.6 to 1,818.4)	1,722.3 (1,427.2 to 2,028.2)	1,911.2 (1,580.8 to 2,262.8)	2,107.1 (1,747.5 to 2,488.2)	2,301.4 (1,921.2 to 2,722.2)	2,511.1 (2,103.2 to 2,955.1)	2,719.1 (2,282.1 to 3,191.2)	2,931.5 (2,463.1 to 3,440.1)	3,144.1 (2,646.1 to 3,699.1)	3,357.1 (2,829.1 to 3,957.1)	3,570.1 (3,012.1 to 4,215.1)	3,783.1 (3,195.1 to 4,473.1)	3,996.1 (3,378.1 to 4,731.1)	4,209.1 (3,561.1 to 4,989.1)	4,422.1 (3,744.1 to 5,247.1)	4,635.1 (3,927.1 to 5,505.1)	4,848.1 (4,110.1 to 5,763.1)	5,061.1 (4,293.1 to 6,021.1)	5,274.1 (4,476.1 to 6,279.1)	5,487.1 (4,659.1 to 6,537.1)	5,700.1 (4,842.1 to 6,795.1)	5,913.1 (5,025.1 to 7,053.1)	6,126.1 (5,208.1 to 7,312.1)	6,339.1 (5,391.1 to 7,571.1)	6,552.1 (5,574.1 to 7,830.1)	6,765.1 (5,757.1 to 8,089.1)	14,760
Communicable, maternal, neonatal, and nutritional diseases	772.6 (643.7 to 902.7)	384.7 (13.9 to 1,111.1)	1,021.5 (551.1 to 1,555.1)	1,586.8 (1,307.2 to 1,882.2)	1,194.1 (1,004.7 to 1,394.1)	1,284.1 (1,092.2 to 1,490.2)	1,466.2 (1,224.9 to 1,704.4)	1,552.4 (1,287.6 to 1,818.4)	1,722.3 (1,427.2 to 2,028.2)	1,911.2 (1,580.8 to 2,262.8)	2,107.1 (1,747.5 to 2,488.2)	2,301.4 (1,921.2 to 2,722.2)	2,511.1 (2,103.2 to 2,955.1)	2,719.1 (2,282.1 to 3,191.2)	2,931.5 (2,463.1 to 3,440.1)	3,144.1 (2,646.1 to 3,699.1)	3,357.1 (2,829.1 to 3,957.1)	3,570.1 (3,012.1 to 4,215.1)	3,783.1 (3,195.1 to 4,473.1)	3,996.1 (3,378.1 to 4,731.1)	4,209.1 (3,561.1 to 4,989.1)	4,422.1 (3,744.1 to 5,247.1)	4,635.1 (3,927.1 to 5,505.1)	4,848.1 (4,110.1 to 5,763.1)	5,061.1 (4,293.1 to 6,021.1)	5,274.1 (4,476.1 to 6,279.1)	5,487.1 (4,659.1 to 6,537.1)	5,700.1 (4,842.1 to 6,795.1)	5,913.1 (5,025.1 to 7,053.1)	6,126.1 (5,208.1 to 7,312.1)	6,339.1 (5,391.1 to 7,571.1)	6,552.1 (5,574.1 to 7,830.1)	6,765.1 (5,757.1 to 8,089.1)	14,760
HIV/AIDS and sexually transmitted infections	2.1 (0.4 to 4.9)	0.5 (0.2 to 1.2)	0.9 (0.4 to 1.9)	0.3 (0.2 to 0.3)	0.1 (0.1 to 0.1)	0.1 (0.1 to 0.1)	0.2 (0.2 to 0.3)	0.7 (0.3 to 0.9)	1.3 (0.9 to 1.9)	2.2 (1.5 to 3.1)	3 (2.1 to 4.2)	3.2 (2.1 to 4.4)	3.4 (2.3 to 4.7)	3.6 (2.4 to 5.1)	3.8 (2.5 to 5.4)	4 (2.6 to 5.7)	4.2 (2.7 to 6.1)	4.4 (2.8 to 6.4)	4.6 (2.9 to 6.7)	4.8 (3.0 to 7.1)	5 (3.1 to 7.4)	5.2 (3.2 to 7.7)	5.4 (3.3 to 8.1)	5.6 (3.4 to 8.4)	5.8 (3.5 to 8.8)	6 (3.6 to 9.1)	6.2 (3.7 to 9.5)	6.4 (3.8 to 9.9)	6.6 (3.9 to 10.3)	6.8 (4.0 to 10.7)	7 (4.1 to 11.1)	7.2 (4.2 to 11.5)	22.2
HIV/AIDS	0 (0 to 0)	0 (0 to 0)	0.2 (0.2 to 0.3)	0.1 (0.1 to 0.1)	0.1 (0.1 to 0.1)	0.1 (0.1 to 0.2)	0.2 (0.2 to 0.3)	0.5 (0.4 to 0.7)	1 (0.7 to 1.3)	1.4 (1.1 to 1.8)	1.9 (1.5 to 2.4)	1.9 (1.5 to 2.4)	1.9 (1.5 to 2.4



| | | |

SR Table 2b: West Sussex DALYS by cause and age group for females with 95% uncertainty intervals, 2019

Cause	Early Neonatal (0-6 days)	Late Neonatal (7-27 days)	Post Neonatal (28-364 days)	1 to 4	5 to 9	10 to 14	15 to 19	20 to 24	25 to 29	30 to 34	35 to 39	40 to 44	45 to 49	50 to 54	55 to 59	60 to 64	65 to 69	70 to 74	75 to 79	80 to 84	85 to 89	90 to 94	95 plus	Total
All causes	1,462 (1,442 to 1,484)	1,014 (994 to 1,034)	1,177 (1,157 to 1,197)	1,166 (1,149 to 1,183)	1,021 (1,007 to 1,035)	1,113 (1,098 to 1,127)	1,156 (1,141 to 1,171)	1,317 (1,301 to 1,333)	1,511 (1,494 to 1,528)	1,742 (1,724 to 1,760)	2,009 (1,990 to 2,028)	2,344 (2,323 to 2,365)	2,716 (2,693 to 2,739)	3,177 (3,150 to 3,204)	3,880 (3,849 to 3,910)	4,660 (4,625 to 4,695)	5,617 (5,577 to 5,657)	6,777 (6,732 to 6,822)	7,988 (7,938 to 8,038)	9,299 (9,244 to 9,354)	10,599 (10,539 to 10,659)	11,900 (11,835 to 11,965)	134,036
Communicable, maternal, neonatal, and nutritional diseases	457 (357 to 569)	448 (346 to 557)	249 (155 to 358)	163 (109 to 233)	131 (89 to 183)	113 (76 to 156)	106 (69 to 150)	159 (111 to 213)	173 (120 to 230)	182 (132 to 242)	208 (150 to 272)	216 (154 to 285)	236 (170 to 305)	238 (170 to 322)	237 (167 to 327)	264 (182 to 359)	292 (202 to 395)	324 (227 to 438)	357 (252 to 480)	387 (272 to 519)	417 (293 to 560)	439 (309 to 590)	6,060
HIV/AIDS and sexually transmitted infections	19 (11 to 31)	3 (1 to 7)	3 (2 to 5)	0 (0 to 1)	0 (0 to 1)	0 (0 to 1)	1 (0 to 2)	4 (2 to 6)	9 (5 to 13)	9 (5 to 13)	10 (5 to 16)	12 (6 to 20)	18 (9 to 27)	20 (10 to 32)	19 (9 to 30)	16 (8 to 25)	11 (5 to 18)	8 (4 to 12)	6 (3 to 9)	5 (2 to 7)	3 (1 to 5)	2 (1 to 3)	1 (0 to 2)	197
HIV/AIDS	0 (0 to 0)	0 (0 to 0)	0 (0 to 0)	0 (0 to 0)	0 (0 to 0)	0 (0 to 0)	0 (0 to 0)	0 (0 to 0)	0 (0 to 0)	0 (0 to 0)	0 (0 to 0)	0 (0 to 0)	0 (0 to 0)	0 (0 to 0)	0 (0 to 0)	0 (0 to 0)	0 (0 to 0)	0 (0 to 0)	0 (0 to 0)	0 (0 to 0)	0 (0 to 0)	0 (0 to 0)	0 (0 to 0)	58
HIV/AIDS - Drug-susceptible Tuberculosis	0 (0 to 0)	0 (0 to 0)	0 (0 to 0)	0 (0 to 0)	0 (0 to 0)	0 (0 to 0)	0 (0 to 0)	0 (0 to 0)	0 (0 to 0)	0 (0 to 0)	0 (0 to 0)	0 (0 to 0)	0 (0 to 0)	0 (0 to 0)	0 (0 to 0)	0 (0 to 0)	0 (0 to 0)	0 (0 to 0)	0 (0 to 0)	0 (0 to 0)	0 (0 to 0)	0 (0 to 0)	0 (0 to 0)	0
HIV/AIDS - Multidrug-resistant Tuberculosis without extensive drug resistance	0 (0 to 0)	0 (0 to 0)	0 (0 to 0)	0 (0 to 0)	0 (0 to 0)	0 (0 to 0)	0 (0 to 0)	0 (0 to 0)	0 (0 to 0)	0 (0 to 0)	0 (0 to 0)	0 (0 to 0)	0 (0 to 0)	0 (0 to 0)	0 (0 to 0)	0 (0 to 0)	0 (0 to 0)	0 (0 to 0)	0 (0 to 0)	0 (0 to 0)	0 (0 to 0)	0 (0 to 0)	0 (0 to 0)	0
HIV/AIDS - Extensively drug-resistant Tuberculosis	0 (0 to 0)	0 (0 to 0)	0 (0 to 0)	0 (0 to 0)	0 (0 to 0)	0 (0 to 0)	0 (0 to 0)	0 (0 to 0)	0 (0 to 0)	0 (0 to 0)	0 (0 to 0)	0 (0 to 0)	0 (0 to 0)	0 (0 to 0)	0 (0 to 0)	0 (0 to 0)	0 (0 to 0)	0 (0 to 0)	0 (0 to 0)	0 (0 to 0)	0 (0 to 0)	0 (0 to 0)	0 (0 to 0)	0
HIV/AIDS resulting in other diseases	0 (0 to 0)	0 (0 to 0)	0 (0 to 0)	0 (0 to 0)	0 (0 to 0)	0 (0 to 0)	0 (0 to 0)	0 (0 to 0)	0 (0 to 0)	0 (0 to 0)	0 (0 to 0)	0 (0 to 0)	0 (0 to 0)	0 (0 to 0)	0 (0 to 0)	0 (0 to 0)	0 (0 to 0)	0 (0 to 0)	0 (0 to 0)	0 (0 to 0)	0 (0 to 0)	0 (0 to 0)	0 (0 to 0)	0
Sexually transmitted infections excluding HIV	19 (11 to 31)	3 (1 to 7)	3 (2 to 5)	0 (0 to 1)	0 (0 to 1)	0 (0 to 1)	1 (0 to 2)	4 (2 to 6)	9 (5 to 13)	9 (5 to 13)	10 (5 to 16)	12 (6 to 20)	18 (9 to 27)	20 (10 to 32)	19 (9 to 30)	16 (8 to 25)	11 (5 to 18)	8 (4 to 12)	6 (3 to 9)	5 (2 to 7)	3 (1 to 5)	2 (1 to 3)	1 (0 to 2)	197
Syphilis	0 (0 to 0)	0 (0 to 0)	0 (0 to 0)	0 (0 to 0)	0 (0 to 0)	0 (0 to 0)	0 (0 to 0)	0 (0 to 0)	0 (0 to 0)	0 (0 to 0)	0 (0 to 0)	0 (0 to 0)	0 (0 to 0)	0 (0 to 0)	0 (0 to 0)	0 (0 to 0)	0 (0 to 0)	0 (0 to 0)	0 (0 to 0)	0 (0 to 0)	0 (0 to 0)	0 (0 to 0)	0 (0 to 0)	0
Chlamydial infection	0 (0 to 0)	0 (0 to 0)	0 (0 to 0)	0 (0 to 0)	0 (0 to 0)	0 (0 to 0)	0 (0 to 1)	1 (0 to 2)	2 (1 to 3)	3 (1 to 5)	3 (1 to 5)	4 (2 to 6)	5 (2 to 8)	6 (3 to 9)	7 (3 to 11)	8 (4 to 12)	8 (4 to 12)	8 (4 to 12)	7 (3 to 11)	6 (3 to 9)	5 (2 to 8)	4 (2 to 6)	3 (1 to 5)	14
Gonococcal infection	0 (0 to 0)	0 (0 to 0)	0 (0 to 0)	0 (0 to 0)	0 (0 to 0)	0 (0 to 0)	0 (0 to 0)	0 (0 to 0)	0 (0 to 0)	0 (0 to 0)	0 (0 to 0)	0 (0 to 0)	0 (0 to 0)	0 (0 to 0)	0 (0 to 0)	0 (0 to 0)	0 (0 to 0)	0 (0 to 0)	0 (0 to 0)	0 (0 to 0)	0 (0 to 0)	0 (0 to 0)	0 (0 to 0)	0
Trichomoniasis	0 (0 to 0)	0 (0 to 0)	0 (0 to 0)	0 (0 to 0)	0 (0 to 0)	0 (0 to 0)	0 (0 to 0)	0 (0 to 0)	0 (0 to 0)	0 (0 to 0)	0 (0 to 0)	0 (0 to 0)	0 (0 to 0)	0 (0 to 0)	0 (0 to 0)	0 (0 to 0)	0 (0 to 0)	0 (0 to 0)	0 (0 to 0)	0 (0 to 0)	0 (0 to 0)	0 (0 to 0)	0 (0 to 0)	0
Genital herpes	0 (0 to 0)	0 (0 to 0)	0 (0 to 0)	0 (0 to 0)	0 (0 to 0)	0 (0 to 0)	0 (0 to 0)	0 (0 to 0)	0 (0 to 0)	0 (0 to 0)	0 (0 to 0)	0 (0 to 0)	0 (0 to 0)	0 (0 to 0)	0 (0 to 0)	0 (0 to 0)	0 (0 to 0)	0 (0 to 0)	0 (0 to 0)	0 (0 to 0)	0 (0 to 0)	0 (0 to 0)	0 (0 to 0)	0
Other sexually transmitted infections	0 (0 to 0)	0 (0 to 0)	0 (0 to 0)	0 (0 to 0)	0 (0 to 0)	0 (0 to 0)	0 (0 to 0)	0 (0 to 0)	0 (0 to 0)	0 (0 to 0)	0 (0 to 0)	0 (0 to 0)	0 (0 to 0)	0 (0 to 0)	0 (0 to 0)	0 (0 to 0)	0 (0 to 0)	0 (0 to 0)	0 (0 to 0)	0 (0 to 0)	0 (0 to 0)	0 (0 to 0)	0 (0 to 0)	0
Respiratory infections and tuberculosis	23 (9 to 41)	29 (13 to 51)	49 (30 to 67)	29 (16 to 46)	20 (11 to 32)	21 (12 to 33)	20 (11 to 32)	21 (12 to 33)	22 (12 to 34)	24 (13 to 37)	27 (15 to 41)	31 (17 to 47)	36 (19 to 54)	41 (22 to 61)	47 (25 to 70)	59 (32 to 87)	75 (41 to 110)	94 (52 to 137)	116 (64 to 169)	140 (77 to 203)	166 (92 to 240)	192 (106 to 278)	218 (120 to 316)	1,705
Tuberculosis	0 (0 to 0)	0 (0 to 1)	0 (0 to 1)	0 (0 to 1)	0 (0 to 1)	0 (0 to 1)	0 (0 to 1)	0 (0 to 1)	0 (0 to 1)	0 (0 to 1)	0 (0 to 1)	0 (0 to 1)	0 (0 to 1)	0 (0 to 1)	0 (0 to 1)	0 (0 to 1)	0 (0 to 1)	0 (0 to 1)	0 (0 to 1)	0 (0 to 1)	0 (0 to 1)	0 (0 to 1)	0 (0 to 1)	3
Latent tuberculosis infection	0 (0 to 0)	0 (0 to 0)	0 (0 to 0)	0 (0 to 0)	0 (0 to 0)	0 (0 to 0)	0 (0 to 0)	0 (0 to 0)	0 (0 to 0)	0 (0 to 0)	0 (0 to 0)	0 (0 to 0)	0 (0 to 0)	0 (0 to 0)	0 (0 to 0)	0 (0 to 0)	0 (0 to 0)	0 (0 to 0)	0 (0 to 0)	0 (0 to 0)	0 (0 to 0)	0 (0 to 0)	0 (0 to 0)	0
Drug-susceptible tuberculosis	0 (0 to 0)	0 (0 to 0)	0 (0 to 0)	0 (0 to 0)	0 (0 to 0)	0 (0 to 0)	0 (0 to 0)	0 (0 to 0)	0 (0 to 0)	0 (0 to 0)	0 (0 to 0)	0 (0 to 0)	0 (0 to 0)	0 (0 to 0)	0 (0 to 0)	0 (0 to 0)	0 (0 to 0)	0 (0 to 0)	0 (0 to 0)	0 (0 to 0)	0 (0 to 0)	0 (0 to 0)	0 (0 to 0)	0
Multidrug-resistant tuberculosis without extensive drug resistance	0 (0 to 0)	0 (0 to 0)	0 (0 to 0)	0 (0 to 0)	0 (0 to 0)	0 (0 to 0)	0 (0 to 0)	0 (0 to 0)	0 (0 to 0)	0 (0 to 0)	0 (0 to 0)	0 (0 to 0)	0 (0 to 0)	0 (0 to 0)	0 (0 to 0)	0 (0 to 0)	0 (0 to 0)	0 (0 to 0)	0 (0 to 0)	0 (0 to 0)	0 (0 to 0)	0 (0 to 0)	0 (0 to 0)	0
Extensively drug-resistant tuberculosis	0 (0 to 0)	0 (0 to 0)	0 (0 to 0)	0 (0 to 0)	0 (0 to 0)	0 (0 to 0)	0 (0 to 0)	0 (0 to 0)	0 (0 to 0)	0 (0 to 0)	0 (0 to 0)	0 (0 to 0)	0 (0 to 0)	0 (0 to 0)	0 (0 to 0)	0 (0 to 0)	0 (0 to 0)	0 (0 to 0)	0 (0 to 0)	0 (0 to 0)	0 (0 to 0)	0 (0 to 0)	0 (0 to 0)	0
Lower respiratory infections	4.2 (2.8 to 6.1)	2.5 (1.5 to 3.9)	14.1 (7.7 to 23.1)	10.9 (5.7 to 17.9)	3.5 (2.0 to 5.6)	3.6 (2.1 to 5.6)	3.4 (2.0 to 5.4)	3.7 (2.2 to 5.7)	3.9 (2.3 to 6.1)	4.2 (2.5 to 6.5)	4.6 (2.7 to 7.1)	5.4 (3.2 to 8.3)	6.3 (3.7 to 9.7)	7.4 (4.3 to 11.4)	9.0 (5.3 to 13.9)	10.9 (6.4 to 16.8)	13.1 (7.7 to 20.1)	15.8 (9.3 to 24.2)	18.9 (11.1 to 28.9)	22.2 (13.1 to 33.8)	25.6 (15.1 to 38.9)	29.0 (17.1 to 44.1)	289
Respiratory infections and tuberculosis	19 (9 to 41)	26 (13 to 51)	35 (20 to 67)	19 (10 to 46)	17 (9 to 32)	17 (9 to 33)	16 (8 to 32)	17 (8 to 33)	18 (9 to 34)	20 (10 to 37)	23 (11 to 41)	26 (13 to 47)	30 (14 to 54)	34 (16 to 61)	38 (18 to 70)	48 (23 to 87)	62 (30 to 110)	78 (39 to 137)	98 (51 to 169)	118 (64 to 203)	140 (77 to 240)	162 (89 to 278)	183 (100 to 316)	1,436
Tuberculosis	0 (0 to 0)	0 (0 to 1)	0 (0 to 1)	0 (0 to 1)	0 (0 to 1)	0 (0 to 1)	0 (0 to 1)	0 (0 to 1)	0 (0 to 1)	0 (0 to 1)	0 (0 to 1)	0 (0 to 1)	0 (0 to 1)	0 (0 to 1)	0 (0 to 1)	0 (0 to 1)	0 (0 to 1)	0 (0 to 1)	0 (0 to 1)	0 (0 to 1)	0 (0 to 1)	0 (0 to 1)	0 (0 to 1)	3
Latent tuberculosis infection	0 (0 to 0)	0 (0 to 0)	0 (0 to 0)	0 (0 to 0)	0 (0 to 0)	0 (0 to 0)	0 (0 to 0)	0 (0 to 0)	0 (0 to 0)	0 (0 to 0)	0 (0 to 0)	0 (0 to 0)	0 (0 to 0)	0 (0 to 0)	0 (0 to 0)	0 (0 to 0)	0 (0 to 0)	0 (0 to 0)	0 (0 to 0)	0 (0 to 0)	0 (0 to 0)	0 (0 to 0)	0 (0 to 0)	0
Drug-susceptible tuberculosis	0 (0 to 0)	0 (0 to 0)	0 (0 to 0)	0 (0 to 0)	0 (0 to 0)	0 (0 to 0)	0 (0 to 0)	0 (0 to 0)	0 (0 to 0)	0 (0 to 0)	0 (0 to 0)	0 (0 to 0)	0 (0 to 0)	0 (0 to 0)	0 (0 to 0)	0 (0 to 0)	0 (0 to 0)	0 (0 to 0)	0 (0 to 0)	0 (0 to 0)	0 (0 to 0)	0 (0 to 0)	0 (0 to 0)	0
Multidrug-resistant tuberculosis without extensive drug resistance	0 (0 to 0)	0 (0 to 0)	0 (0 to 0)	0 (0 to 0)	0 (0 to 0)	0 (0 to 0)	0 (0 to 0)	0 (0 to 0)	0 (0 to 0)	0 (0 to 0)	0 (0 to 0)	0 (0 to 0)	0 (0 to 0)	0 (0 to 0)	0 (0 to 0)	0 (0 to 0)	0 (0 to 0)	0 (0 to 0)	0 (0 to 0)	0 (0 to 0)	0 (0 to 0)	0 (0 to 0)	0 (0 to 0)	0
Extensively drug-resistant tuberculosis	0 (0 to 0)	0 (0 to 0)	0 (0 to 0)	0 (0 to 0)	0 (0 to 0)	0 (0 to 0)	0 (0 to 0)	0 (0 to 0)	0 (0 to 0)	0 (0 to 0)	0 (0 to 0)	0 (0 to 0)	0 (0 to 0)	0 (0 to 0)	0 (0 to 0)	0 (0 to 0)	0 (0 to 0)	0 (0 to 0)	0 (0 to 0)	0 (0 to 0)	0 (0 to 0)	0 (0 to 0)	0 (0 to 0)	0
Lower respiratory infections	4.2 (2.8 to 6.1)	2.5 (1.5 to 3.9)	14.1 (7.7 to 23.1)	10.9 (5.7 to 17.9)	3.5 (2.0 to 5.6)	3.6 (2.1 to 5.6)	3.4 (2.0 to 5.4)	3.7 (2.2 to 5.7)	3.9 (2.3 to 6.1)	4.2 (2.5 to 6.5)	4.6 (2.7 to 7.1)	5.4 (3.2 to 8.3)	6.3 (3.7 to 9.7)	7.4 (4.3 to 11.4)	9.0 (5.3 to 13.9)	10.9 (6.4 to 16.8)	13.1 (7.7 to 20.1)	15.8 (9.3 to 24.2)	18.9 (11.1 to 28.9)	22.2 (13.1 to 33.8)	25.6 (15.1 to 38.9)	29.0 (17.1 to 44.1)	289
Upper respiratory infections	0 (0 to 1)	0 (0 to 0.5)	0.7 (0.3 to 1.5)	0.4 (0.2 to 0.9)	0.3 (0.1 to 0.6)	0.3 (0.1 to 0.6)	0.3 (0.1 to 0.6)	0.3 (0.1 to 0.6)	0.3 (0.1 to 0.6)	0.3 (0.1 to 0.6)	0.3 (0.1 to 0.6)	0.3 (0.1 to 0.6)	0.3 (0.1 to 0.6)	0.3 (0.1 to 0.6)	0.3 (0.1 to 0.6)	0.3 (0.1 to 0.6)	0.3 (0.1 to 0.6)	0.3 (0.1 to 0.6)	0.3 (0.1 to 0.6)	0.3 (0.1 to 0.6)	0.3 (0.1 to 0.6)	0.3 (0.1 to 0.6)	4
Otitis media	0 (0 to 0)	0 (0 to 0)	1.2 (0.4 to 2.7)	7.4 (3.5 to 14.4)	7.3 (3.5 to 13.5)	6.5 (2.9 to 12.6)	3.8 (1.7 to 7.4)	3.7 (1.6 to 7.2)	3.6 (1.6 to 7.0)	3.4 (1.5 to 6.7)	3.3 (1.4 to 6.5)	3.2 (1.4 to 6.2)	3.1 (1.4 to 6.0)	3.0 (1.3 to 5.8)	2.9 (1.3 to 5.6)	2.8 (1.2 to 5.4)	2.7 (1.2 to 5.2)	2.6 (1.1 to 5.0)	2.5 (1.1 to 4.8)	2.4 (1.0 to 4.6)	2.3 (1.0 to 4.4)	2.2 (0.9 to 4.2)	71
Enteric infections	3 (2 to 5)	1.9 (1.2 to 2.7)	2.8 (1.6 to 4.5)	13.7 (7.7 to 23.1)	6.6 (3.7 to 11.1)	4.4 (2.5 to 7.3)	4.5 (2.6 to 7.5)	4.6 (2.6 to 7.6)	4.7 (2.7 to 7.8)	4.9 (2.8 to 8.0)	5.1 (2.9 to 8.3)	5.3 (3.1 to 8.6)	5.5 (3.2 to 8.9)	5.7 (3.3 to 9.2)	6.0 (3.5 to 9.6)	6.3 (3.7 to 10.1)	6.6 (3.8 to 10.5)	6.9 (4.0 to 10.9)	7.2 (4.2 to 11.4)	7.5 (4.4 to 11.8)	7.8 (4.5 to 12.2)	8.1 (4.7 to 12.6)	372
Diarrheal diseases	2 (1 to 2)	1.4 (1.1 to 2.2)	2.2 (1.2 to 2.9)	13.2 (10.1 to 16.8)	6.2 (4.4 to 8.5)	4.1 (2.9 to 5.6)	4.2 (2.9 to 5.8)	4.3 (3.0 to 5.9)	4.4 (3.1 to 6.1)	4.6 (3.2 to 6.3)	4.8 (3.3 to 6.6)	5.0 (3.5 to 6.9)	5.2 (3.6 to 7.1)	5.4 (3.7 to 7.4)	5.7 (3.9 to 7.8)	6.0 (4.1 to 8.2)	6.2 (4.3 to 8.5)	6.5 (4.4 to 8.9)	6.8 (4.6 to 9.3)	7.1 (4.8 to 9.7)	7.4 (5.0 to 10.1)	7.7 (5.2 to 10.5)	370
Typhoid and paratyphoid	0 (0 to 0)	0 (0 to 0)	0 (0 to 0)	0 (0 to 0)	0 (0 to 0)	0 (0 to 0)	0 (0 to 0)	0 (0 to 0)	0 (0 to 0)	0 (0 to 0)	0 (0 to 0)	0 (0 to 0)	0 (0 to 0)	0 (0 to 0)	0 (0 to 0)	0 (0 to 0)	0 (0 to 0)	0 (0 to 0)	0 (0 to 0)	0 (0 to 0)	0 (0 to 0)	0 (0 to 0)	0 (0 to 0)	0
Typhoid fever	0 (0 to 0)	0 (0 to 0)	0 (0 to 0)	0 (0 to 0)	0 (0 to 0)	0 (0 to 0)	0 (0 to 0)	0 (0 to 0)	0 (0 to 0)	0 (0 to 0)	0 (0 to 0)	0 (0 to 0)	0 (0 to 0)	0 (0 to 0)	0 (0 to 0)	0 (0 to 0)	0 (0 to 0)	0 (0 to 0)	0 (0 to 0)	0 (0 to 0)	0 (0 to 0)	0 (0 to 0)	0 (0 to 0)	0
Paratyphoid fever	0 (0 to 0)	0 (0 to 0)	0 (0 to 0)	0 (0 to 0)	0 (0 to 0)	0 (0 to 0)	0 (0 to 0)	0 (0 to 0)	0 (0 to 0)	0 (0 to 0)	0 (0 to 0)	0 (0 to 0)	0 (0 to 0)	0 (0 to 0)	0 (0 to 0)	0 (0 to 0)	0 (0 to 0)	0 (0 to 0)	0 (0 to 0)	0 (0 to 0)	0 (0 to 0)	0 (0 to 0)	0 (0 to 0)	0
Other enteric infections	0 (0 to 0)	0 (0 to 0)	0 (0 to 0)	0 (0 to 0)	0 (0 to 0)	0 (0 to 0)	0 (0 to 0)	0 (0 to 0)	0 (0 to 0)	0 (0 to 0)	0 (0 to 0)	0 (0 to 0)	0 (0 to 0)	0 (0 to 0)	0 (0 to 0)	0 (0 to 0)	0 (0 to 0)	0 (0 to 0)	0 (0 to 0)	0 (0 to 0)	0 (0 to 0)	0 (0 to 0)	0 (0 to 0)	0
Neglected tropical diseases and malaria	0 (0 to 0)	0 (0 to 0)	0 (0 to 0)	0 (0 to 0)	0 (0 to 0)	0 (0 to 0)	0 (0 to 0)	0 (0 to 0)	0 (0 to 0)	0 (0 to 0)	0 (0 to 0)	0 (0 to 0)	0 (0 to 0)	0 (0 to 0)	0 (0 to 0)	0 (0 to 0)	0 (0 to 0)	0 (0 to 0)	0 (0 to 0)	0 (0 to 0)	0 (0 to 0)	0 (0 to 0)	0 (0 to 0)	0
Malaria	0 (0 to 0)	0 (0 to 0)	0 (0 to 0)	0 (0 to 0)	0 (0 to 0)	0 (0 to 0)	0 (0 to 0)	0 (0 to 0)	0 (0 to 0)	0 (0 to 0)	0 (0 to 0)	0 (0 to 0)	0 (0 to 0)	0 (0 to 0)	0 (0 to 0)	0 (0 to 0)	0 (0 to 0)	0 (0 to 0)	0 (0 to 0)	0 (0 to 0)	0 (0 to 0)	0 (0 to 0)	0 (0 to 0)	0
Chagas disease	0 (0 to 0)	0 (0 to 0)	0 (0 to 0)	0 (0 to 0)	0 (0 to 0)	0 (0 to 0)	0 (0 to 0)	0 (0 to 0)	0 (0 to 0)	0 (0 to 0)	0 (0 to 0)	0 (0 to 0)	0 (0 to 0)	0 (0 to 0)	0 (0 to 0)	0 (0 to 0)	0 (0 to 0)	0 (0 to 0)	0 (0 to 0)	0 (0 to 0)	0 (0 to 0)	0 (0 to 0)	0 (0 to 0)	0
Leishmaniasis	0 (0 to 0)	0 (0 to 0)	0 (0 to 0)	0 (0 to 0)	0 (0 to 0)	0 (0 to 0)	0 (0 to 0)	0 (0 to 0)	0 (0 to 0)	0 (0 to 0)	0 (0 to 0)	0 (0 to 0)	0 (0 to 0)	0 (0 to 0)	0 (0 to 0)	0 (0 to 0)	0 (0 to 0)	0 (0 to 0)	0 (0 to 0)	0 (0 to 0)	0 (0 to 0)	0 (0 to 0)	0 (0 to 0)	0
Visceral leishmaniasis	0 (0 to 0)	0 (0 to 0)	0 (0 to 0)	0 (0 to 0)	0 (0 to 0)	0 (0 to 0)	0 (0 to 0)	0 (0 to 0)	0 (0 to 0)	0 (0 to 0)	0 (0 to 0)	0 (0 to 0)	0 (0 to 0)	0 (0 to 0)	0 (0 to 0)	0 (0 to 0)	0 (0 to 0)	0 (0 to 0)	0 (0 to 0)	0 (0 to 0)	0 (0 to 0)	0 (0 to 0)	0 (0 to 0)	0
Cutaneous and mucocutaneous leishmaniasis	0 (0 to 0)	0 (0 to 0)	0 (0 to 0)	0 (0 to 0)	0 (0 to 0)	0 (0 to 0)	0 (0 to 0)	0 (0 to 0)	0 (0 to 0)	0 (0 to 0)	0 (0 to 0)	0 (0 to 0)	0 (0 to 0)	0 (0 to 0)	0 (0 to 0)	0 (0 to 0)	0 (0 to 0)	0 (0 to 0)	0 (0 to 0)	0 (0 to 0)	0 (0 to 0)	0 (0 to 0)	0 (0 to 0)	0
African trypanosomiasis	0 (0 to 0)	0 (0 to 0)	0 (0 to 0)	0 (0 to 0)	0 (0 to 0)	0 (0 to 0)	0 (0 to 0)	0 (0 to 0)	0 (0 to 0)	0 (0 to 0)	0 (0 to 0)	0 (0 to 0)	0 (0 to 0)	0 (0 to 0)	0 (0 to 0)	0 (0 to 0)	0 (0 to 0)	0 (0 to 0)	0 (0 to 0)	0 (0 to 0)	0 (0 to 0)	0 (0 to 0)	0 (0 to 0)	0
Schistosomiasis	0 (0 to 0)	0 (0 to 0)	0 (0 to 0)	0 (0 to 0)	0 (0 to 0)	0 (0 to 0)	0 (0 to 0)	0 (0 to 0)	0 (0 to 0)	0 (0 to 0)	0 (0 to 0)	0 (0 to 0)	0 (0 to 0)	0 (0 to 0)	0 (0 to 0)	0 (0 to 0)	0 (0 to 0)	0 (0 to 0)	0 (0 to 0)	0 (0 to 0)	0 (0 to 0)	0 (0 to 0)	0 (0 to 0)	0
Cysticercosis	0 (0 to 0)	0 (0 to 0)	0 (0 to 0)	0 (0 to 0)	0 (0 to 0)	0 (0 to 0)	0 (0 to 0)	0 (0 to 0)	0 (0 to 0)	0 (0 to 0)	0 (0 to 0)	0 (0 to 0)	0 (0 to 0)	0 (0 to 0)	0 (0 to 0)	0 (0 to 0)	0 (0 to 0)	0 (0 to 0)	0 (0 to 0)	0 (0 to 0)	0 (0 to 0)	0 (0 to 0)	0 (0 to 0)	0
Cystic echinococcosis	0 (0 to 0)	0 (0 to 0)	0 (0 to 0)	0 (0 to 0)	0 (0 to 0)	0 (0 to 0)	0 (0 to 0)	0 (0 to 0)	0 (0 to 0)	0 (0 to 0)	0 (0 to 0)	0 (0 to 0)	0 (0 to 0)	0 (0 to 0)	0 (0 to 0)	0 (0 to 0)	0 (0 to 0)	0 (0 to 0)	0 (0 to 0)	0 (0 to 0)	0 (0 to 0)	0 (0 to 0)	0 (0 to 0)	0
Lymphatic filariasis	0 (0 to 0)	0 (0 to 0)	0 (0 to 0)	0 (0 to 0)	0 (0 to 0)	0 (0 to 0)	0 (0 to 0)	0 (0 to 0)	0 (0 to 0)	0 (0 to 0)	0 (0 to 0)	0 (0 to 0)	0 (0 to 0)	0 (0 to 0)	0 (0 to 0)	0 (0 to 0)	0 (0 to 0)	0 (0 to 0)	0 (0 to 0)	0 (0 to 0)	0 (0 to 0)	0 (0 to 0)	0 (0 to 0)	0
Onchocerciasis	0 (0 to 0)	0 (0 to 0)	0 (0 to 0)	0 (0 to 0)	0 (0 to 0)	0 (0 to 0)	0 (0 to 0)	0 (0 to 0)	0 (0 to 0)	0 (0 to 0)	0 (0 to 0)	0 (0 to 0)	0 (0 to 0)	0 (0 to 0)	0 (0 to 0)	0 (0 to 0)	0 (0 to 0)	0 (0 to 0)	0 (0 to 0)	0 (0 to 0)	0 (0 to 0)	0 (0 to 0)	0 (0 to 0)	0
Trachoma	0 (0 to 0)	0 (0 to 0)	0 (0 to 0)	0 (0 to 0)	0 (0 to 0)	0 (0 to 0)	0 (0 to 0)	0 (0 to 0)	0 (0 to 0)	0 (0 to 0)	0 (0 to 0)	0 (0 to 0)	0 (0 to 0)	0 (0 to 0)	0 (0 to 0)	0 (0 to 0)	0 (0 to 0)	0 (0 to 0)	0 (0 to 0)	0 (0 to 0)	0 (0 to 0)	0 (0 to 0)	0 (0 to 0)	0
Dengue	0 (0 to 0)	0 (0 to 0)	0 (0 to 0)	0 (0 to 0)	0 (0 to 0)	0 (0 to 0)	0 (0 to 0)	0 (0 to 0)	0 (0 to 0)	0 (0 to 0)	0 (0 to 0)	0 (0 to 0)	0 (0 to 0)	0 (0 to 0)	0 (0 to 0)	0 (0 to 0)	0 (0 to 0)	0 (0 to 0)	0 (0 to 0)	0 (0 to 0)	0 (0 to 0)	0 (0 to 0)	0 (0 to 0)	0
Yellow fever	0 (0 to 0)	0 (0 to 0)	0 (0 to 0)	0 (0 to 0)	0 (0 to 0)	0 (0 to 0)	0 (0 to 0)	0 (0 to 0)	0 (0 to 0)	0 (0 to 0)	0 (0 to 0)	0 (0 to 0)	0 (0 to 0)	0 (0 to 0)	0 (0 to 0)	0 (0 to 0)	0 (0 to 0)	0 (0 to 0)	0 (0 to 0)	0 (0 to 0)	0 (0 to 0)	0 (0 to 0)	0 (0 to 0)	0
Rabies	0 (0 to 0)	0 (0 to 0)	0 (0 to 0)	0 (0 to 0)	0 (0 to 0)	0 (0 to 0)	0 (0 to 0)	0 (0 to 0)	0 (0 to 0)	0 (0 to 0)	0 (0 to 0)	0 (0 to 0)	0 (0 to 0)	0 (0 to 0)	0 (0 to 0)	0 (0 to 0)	0 (0 to 0)	0 (0 to 0)	0 (0 to 0)	0 (0 to 0)	0 (0 to 0)	0 (0 to 0)	0 (0 to 0)	0
Intestinal nematode infections	0 (0 to 0)	0 (0 to 0)	0 (0 to 0)	0 (0 to 0)	0 (0 to 0)	0 (0 to 0)	0 (0 to 0)	0 (0 to 0)	0 (0 to 0)	0 (0 to 0)	0 (0 to 0)	0 (0 to 0)	0 (0 to 0)	0 (0 to 0)	0 (0 to 0)	0 (0 to 0)	0 (0 to 0)	0 (0 to 0)	0 (0 to 0)	0 (0 to 0)	0 (0 to 0)	0 (0 to 0)	0 (0 to 0)	0
Ascariasis	0 (0 to 0)	0 (0 to 0)	0 (0 to 0)	0 (0 to 0)	0 (0 to 0)	0 (0 to 0)	0 (0 to 0)	0 (0 to 0)	0 (0 to 0)	0 (0 to 0)	0 (0 to 0)	0 (0 to 0)	0 (0 to 0)	0 (0 to 0)	0 (0 to 0)	0 (0 to 0)	0 (0 to 0)	0 (0 to 0)	0 (0 to 0)	0

Other neoplasms	0·2 (0 to 0·3)	0 (0 to 0)	0·2 (0·1 to 0·4)	0·3 (0·2 to 0·5)	0·4 (0·2 to 0·7)	0·2 (0·2 to 0·2)	0·3 (0·2 to 0·4)	0·3 (0·2 to 0·4)	0·5 (0·3 to 0·9)	0·6 (0·5 to 0·9)	0·6 (0·5 to 1·2)	1·4 (0·9 to 2)	2·6 (1·6 to 3·8)	4·7 (3·3 to 6·9)	7·5 (5·1 to 10·5)	10·5 (7·4 to 14·2)	17·7 (13·1 to 23·2)	31·1 (23 to 40·9)	41·2 (29·5 to 56·9)	44·2 (30·1 to 60·7)	31·2 (19·5 to 46·7)	10·4 (5·7 to 19·4)	261
Medulloblastoma, medulloblastoma and other hemangioblastic neoplasms	0·2 (0 to 0·3)	0·2 (0 to 0·6)	0·2 (0·1 to 0·4)	0·2 (0·2 to 0·5)	0·3 (0·2 to 0·7)	0·2 (0·2 to 0·2)	0·3 (0·2 to 0·4)	0·3 (0·2 to 0·4)	0·5 (0·3 to 0·8)	0·6 (0·5 to 0·9)	0·8 (0·5 to 1·1)	1·4 (0·9 to 2)	2·6 (1·6 to 3·8)	4·1 (2·9 to 6)	7·5 (5·1 to 10·5)	10·5 (7·4 to 14·2)	17·7 (13·1 to 23·2)	31·1 (23 to 40·9)	39 (29·5 to 49·8)	44·2 (30·1 to 60·7)	31·2 (19·5 to 46·7)	10·4 (5·7 to 19·4)	261
Benign and in situ intestinal neoplasms	0 (0 to 0)	0 (0 to 0)	0 (0 to 0)	0 (0 to 0)	0 (0 to 0)	0 (0 to 0)	0 (0 to 0)	0 (0 to 0)	0 (0 to 0)	0 (0 to 0)	0 (0 to 0)	0 (0 to 0)	0 (0 to 0)	0 (0 to 0)	0 (0 to 0)	0 (0 to 0)	0 (0 to 0)	0 (0 to 0)	0 (0 to 0)	0 (0 to 0)	0 (0 to 0)	0 (0 to 0)	0
Benign and in situ cervical and uterine neoplasms	0 (0 to 0)	0 (0 to 0)	0 (0 to 0)	0 (0 to 0)	0 (0 to 0)	0 (0 to 0)	0 (0 to 0)	0 (0 to 0)	0 (0 to 0)	0 (0 to 0)	0 (0 to 0)	0 (0 to 0)	0 (0 to 0)	0 (0 to 0)	0 (0 to 0)	0 (0 to 0)	0 (0 to 0)	0 (0 to 0)	0 (0 to 0)	0 (0 to 0)	0 (0 to 0)	0 (0 to 0)	0
Other benign and in situ neoplasms	0 (0 to 0)	0 (0 to 0)	0 (0 to 0)	0 (0 to 0)	0 (0 to 0)	0 (0 to 0)	0 (0 to 0)	0 (0 to 0)	0 (0 to 0)	0 (0 to 0)	0 (0 to 0)	0 (0 to 0)	0 (0 to 0)	0 (0 to 0)	0 (0 to 0)	0 (0 to 0)	0 (0 to 0)	0 (0 to 0)	0 (0 to 0)	0 (0 to 0)	0 (0 to 0)	0 (0 to 0)	0
Cardiovascular diseases	1·3 (0·9 to 1·9)	0·6 (0·5 to 0·8)	7·9 (6 to 9·4)	8·6 (6·5 to 10·7)	10·5 (8 to 13)	22·1 (19·2 to 25·6)	28 (24·9 to 33·4)	52·7 (47·1 to 57·9)	89·2 (82·4 to 95·5)	153 (145·5 to 160·2)	179 (167·5 to 193)	282 (266·2 to 300)	420 (396·9 to 442)	526 (499·3 to 549·2)	705 (676·9 to 736)	1,192 (1,153 to 1,236)	1,995 (1,929 to 2,060)	2,260 (2,183 to 2,343)	2,022 (1,932 to 2,120)	3,440 (3,230 to 3,656)	2,760 (2,570 to 2,961)	1,160 (972 to 1,360)	19,000
Rheumatic heart disease	0 (0 to 0)	0 (0·1 to 0·4)	0·1 (0·1 to 0·3)	0·1 (0·1 to 0·3)	0·1 (0·1 to 0·3)	0·2 (0·2 to 0·3)	0·3 (0·2 to 0·4)	0·5 (0·3 to 0·6)	0·8 (0·7 to 1·1)	1 (0·9 to 1·2)	2 (1·7 to 2·3)	3·3 (2·9 to 3·7)	5·2 (4·6 to 5·8)	6·4 (5·7 to 7·1)	7·9 (7·1 to 8·7)	13·7 (12·7 to 15·1)	24·6 (22·8 to 27·1)	38 (35·2 to 41·9)	47 (43·4 to 51·9)	47 (39·4 to 55·9)	16·8 (12·5 to 22·1)	3·4 (2·2 to 5·1)	165
Ischemic heart disease	0 (0 to 0)	0 (0 to 0)	0·5 (0·3 to 0·8)	0·5 (0·3 to 0·8)	1·2 (0·8 to 2·1)	4 (2·7 to 5·4)	11·9 (9·6 to 13·7)	29·1 (24·6 to 37·3)	68·7 (59·6 to 78·4)	177 (159·5 to 193·7)	339 (309·5 to 368·4)	539 (494·2 to 586·4)	778 (709·5 to 846·2)	1,139 (1,039 to 1,239)	1,779 (1,639 to 1,934)	2,778 (2,578 to 2,993)	3,933 (3,621 to 4,268)	4,660 (4,231 to 5,098)	3,787 (3,427 to 4,178)	5,946 (5,362 to 6,566)	1,578 (1,216 to 2,000)	467 (267 to 1,295)	22,000
Stroke	0·4 (0·3 to 0·5)	0·4 (0·3 to 0·7)	5·6 (4·5 to 6·9)	7·9 (6·4 to 9·8)	11·2 (9·2 to 14·4)	20·4 (16·7 to 26·8)	31·9 (25·9 to 43)	62·1 (50·4 to 84·6)	92·8 (75·4 to 125)	99·7 (81·4 to 131)	144 (118·5 to 188)	197 (164·3 to 237)	198 (162·3 to 239)	242 (202·3 to 289)	318 (266·4 to 382)	704 (618·9 to 806)	974 (854·1 to 1,102)	1,170 (1,024 to 1,332)	921 (797·3 to 1,063)	408 (338·2 to 491)	139 (109·2 to 178)	30 (19·2 to 45)	6,780
Ischemic stroke	0 (0 to 0·1)	0·1 (0 to 0·3)	2·4 (1·9 to 3·1)	2·6 (2·1 to 3·4)	4·3 (3·4 to 5·7)	9·4 (7·6 to 12·4)	17·8 (14·3 to 24·1)	33·3 (27·1 to 46·1)	59·7 (48·4 to 82·8)	110·4 (89·4 to 153·1)	203·2 (164·5 to 281·8)	306 (247·8 to 424·3)	449·8 (364·3 to 623·9)	607·8 (492·3 to 842·9)	847·8 (686·9 to 1,175)	1,338 (1,084·3 to 1,856)	1,966 (1,593 to 2,727)	2,305 (1,868 to 3,197)	1,883 (1,526 to 2,612)	1,033 (837·2 to 1,433)	323 (261·8 to 448)	73 (59·1 to 101)	3,840
Intracerebral hemorrhage	0·2 (0·1 to 0·3)	0·2 (0·1 to 0·4)	0·7 (0·5 to 0·9)	0·7 (0·5 to 0·9)	1·1 (0·8 to 1·4)	2·1 (1·6 to 2·7)	3·7 (2·9 to 4·7)	6·5 (5·2 to 8·3)	10·2 (8·2 to 13·1)	17·4 (14·1 to 22·3)	28·4 (23·1 to 36·4)	39·4 (32·1 to 50·5)	47·4 (38·6 to 60·8)	52·4 (42·7 to 67·2)	59·2 (48·2 to 75·9)	79·2 (64·5 to 101·6)	98·3 (80·1 to 126·1)	107·2 (87·3 to 137·5)	96·2 (78·3 to 123·4)	70·2 (57·2 to 90·1)	30·1 (24·5 to 38·6)	6·9 (5·6 to 8·9)	1,370
Subarachnoid hemorrhage	0 (0 to 0·1)	0 (0 to 0·1)	0·2 (0 to 0·5)	0·2 (0·1 to 0·6)	0·3 (0·2 to 0·7)	0·5 (0·3 to 1·1)	0·8 (0·5 to 1·6)	1·3 (0·9 to 2·3)	2·2 (1·5 to 3·3)	3·2 (2·2 to 4·6)	4·6 (3·2 to 6·5)	6·2 (4·3 to 8·6)	7·7 (5·4 to 10·7)	9·2 (6·5 to 12·8)	10·7 (7·6 to 14·9)	12·7 (9·1 to 17·6)	14·7 (10·5 to 20·4)	15·7 (11·2 to 21·8)	13·7 (9·7 to 19·1)	9·7 (6·8 to 13·5)	4·2 (2·9 to 5·9)	0·9 (0·6 to 1·3)	769
Hypertensive heart disease	0 (0 to 0)	0 (0 to 0)	0 (0 to 0)	0 (0 to 0)	0 (0 to 0)	0 (0 to 0)	0 (0 to 0)	0 (0 to 0)	0·1 (0 to 0·2)	0·2 (0·1 to 0·3)	0·3 (0·2 to 0·4)	0·5 (0·3 to 0·6)	0·8 (0·5 to 1·1)	1·2 (0·8 to 1·6)	1·8 (1·2 to 2·5)	2·9 (1·9 to 4)	4·4 (2·9 to 6·1)	5·7 (3·8 to 8)	6·4 (4·2 to 9)	5·4 (3·5 to 7·6)	3·2 (2·1 to 4·5)	1·1 (0·7 to 1·6)	47
Non-rheumatic valvular heart disease	0 (0 to 0)	0 (0 to 0)	0 (0 to 0)	0 (0 to 0)	0 (0 to 0)	0·1 (0·2 to 0·6)	0·6 (0·4 to 1·3)	1·3 (0·8 to 2·1)	2·5 (1·6 to 3·8)	4·1 (2·8 to 6·2)	6·1 (4·2 to 8·9)	8·5 (5·8 to 12)	11·2 (7·8 to 15·7)	14·5 (9·9 to 20·5)	18·5 (12·6 to 26)	24·6 (16·8 to 34·9)	31·6 (21·5 to 45·1)	36·4 (24·5 to 52·3)	34·6 (23·3 to 49·5)	24·5 (16·5 to 35·1)	9·6 (6·4 to 13·8)	1·7 (1·1 to 2·5)	700
Non-rheumatic calcific aortic valve disease	0 (0 to 0)	0 (0 to 0)	0 (0 to 0)	0 (0 to 0)	0 (0 to 0)	0 (0·1 to 0·5)	0·1 (0·2 to 0·6)	0·3 (0·2 to 0·7)	0·6 (0·4 to 1·3)	1·1 (0·7 to 1·9)	1·8 (1·1 to 2·9)	2·7 (1·6 to 4·4)	3·9 (2·3 to 6·2)	5·4 (3·2 to 8·5)	7·3 (4·4 to 11·4)	10·2 (6·2 to 15·8)	14·1 (8·6 to 21·7)	17·1 (10·5 to 26·1)	16·9 (10·4 to 25·7)	13·3 (8·2 to 20·2)	5·4 (3·4 to 8·2)	0·9 (0·6 to 1·4)	527
Non-rheumatic degenerative mitral valve disease	0 (0 to 0)	0 (0 to 0)	0 (0 to 0)	0 (0 to 0)	0 (0 to 0)	0 (0·1 to 0·3)	0·1 (0·1 to 0·3)	0·2 (0·2 to 0·5)	0·4 (0·3 to 0·8)	0·7 (0·4 to 1·1)	1·2 (0·7 to 2)	1·7 (1·1 to 2·8)	2·7 (1·5 to 4·3)	3·9 (2·1 to 6·1)	5·4 (2·9 to 8·4)	7·8 (4·3 to 12)	10·7 (5·9 to 16·7)	12·7 (7·0 to 19·8)	12·9 (7·1 to 20·1)	10·4 (5·7 to 16·2)	4·4 (2·4 to 6·8)	0·8 (0·4 to 1·2)	142
Other non-rheumatic valve diseases	0 (0 to 0)	0 (0 to 0)	0 (0 to 0)	0 (0 to 0)	0 (0 to 0)	0 (0 to 0·1)	0 (0 to 0·1)	0 (0 to 0·1)	0 (0 to 0·1)	0 (0 to 0·1)	0 (0 to 0·1)	0 (0 to 0·1)	0 (0 to 0·1)	0 (0 to 0·1)	0 (0 to 0·1)	0 (0 to 0·1)	0 (0 to 0·1)	0 (0 to 0·1)	0 (0 to 0·1)	0 (0 to 0·1)	0 (0 to 0·1)	0 (0 to 0·1)	0 (0 to 0·1)	0
Cardiomyopathy and myocarditis	2·3 (2·0 to 2·7)	2·4 (2·0 to 2·9)	3·9 (3·4 to 4·7)	4·4 (3·7 to 5·2)	5·1 (4·4 to 6·2)	6·6 (5·7 to 8·1)	8·4 (7·2 to 10·4)	10·4 (8·8 to 13·1)	13·2 (10·9 to 16·7)	16·7 (13·6 to 21·5)	20·3 (16·2 to 26·8)	23·3 (18·1 to 31·8)	25·4 (19·3 to 34·9)	26·4 (19·8 to 36·1)	26·7 (19·9 to 36·4)	26·4 (19·8 to 36·1)	25·8 (19·2 to 35·3)	25·2 (18·8 to 34·5)	24·5 (18·3 to 33·5)	23·8 (17·8 to 32·5)	23·1 (17·3 to 31·6)	22·5 (16·8 to 30·8)	463
Myocarditis	0·1 (0 to 0·1)	0·1 (0 to 0·2)	0·2 (0·1 to 0·3)	0·2 (0·1 to 0·3)	0·2 (0·1 to 0·4)	0·3 (0·2 to 0·4)	0·4 (0·3 to 0·5)	0·5 (0·4 to 0·7)	0·7 (0·5 to 0·9)	0·9 (0·7 to 1·2)	1·1 (0·8 to 1·5)	1·4 (1·1 to 1·9)	1·7 (1·2 to 2·3)	2·1 (1·5 to 2·8)	2·5 (1·8 to 3·4)	3·1 (2·2 to 4·2)	3·8 (2·7 to 5·2)	4·4 (3·1 to 6·1)	4·6 (3·2 to 6·4)	4·5 (3·1 to 6·3)	4·3 (3·1 to 6·1)	4·2 (2·9 to 5·9)	69·6
Alcoholic cardiomyopathy	0 (0 to 0·1)	0 (0 to 0·1)	0 (0 to 0·1)	0 (0 to 0·1)	0 (0 to 0·1)	0 (0 to 0·1)	0 (0 to 0·1)	0 (0 to 0·1)	0 (0 to 0·1)	0 (0 to 0·1)	0 (0 to 0·1)	0 (0 to 0·1)	0 (0 to 0·1)	0 (0 to 0·1)	0 (0 to 0·1)	0 (0 to 0·1)	0 (0 to 0·1)	0 (0 to 0·1)	0 (0 to 0·1)	0 (0 to 0·1)	0 (0 to 0·1)	0 (0 to 0·1)	0 (0 to 0·1)	44·2
Other cardiomyopathy	0·7 (0·4 to 1·2)	0·6 (0·3 to 1·1)	4 (1·6 to 5·4)	2·5 (0·9 to 3·7)	2·7 (1·1 to 3·9)	1·3 (0·5 to 1·9)	0·6 (0·2 to 1·1)	1·4 (0·6 to 2·6)	2·6 (1·1 to 4·8)	4·5 (2·1 to 8·2)	6·9 (3·4 to 12·2)	9·3 (4·8 to 16·1)	11·2 (5·9 to 18·9)	12·4 (6·7 to 20·7)	13·1 (7·2 to 21·7)	13·2 (7·3 to 21·7)	12·4 (6·9 to 20·2)	11·7 (6·6 to 18·9)	10·7 (6·1 to 17·2)	9·6 (5·5 to 15·3)	8·6 (4·9 to 13·6)	7·7 (4·4 to 12·1)	712
Atrial fibrillation and flutter	0 (0 to 0)	0 (0 to 0)	0 (0 to 0)	0 (0 to 0)	0 (0 to 0)	0 (0 to 0)	0 (0 to 0)	0 (0 to 0)	0·2 (0·1 to 0·3)	0·7 (0·4 to 1·2)	2·2 (1·3 to 3·6)	6·3 (3·7 to 10·4)	11·1 (6·5 to 18·4)	17·5 (10·2 to 29·1)	25·1 (14·5 to 42·1)	35·2 (20·2 to 59·5)	47·2 (26·9 to 80·1)	54·6 (30·9 to 93·2)	51·2 (28·8 to 88·1)	41·2 (23·1 to 71·3)	24·6 (13·6 to 43·1)	8·6 (4·7 to 15·5)	1,670
Aortic aneurysm	—	—	—	—	—	—	—	—	—	—	—	—	—	—	—	—	—	—	—	—	—	—	—
Endocarditis	0 (0 to 0)	0 (0 to 0·1)	0·2 (0·1 to 0·3)	0·2 (0·1 to 0·3)	0·3 (0·2 to 0·4)	0·5 (0·3 to 0·6)	0·9 (0·6 to 1·2)	1·2 (0·8 to 1·7)	1·8 (1·2 to 2·5)	2·7 (1·8 to 3·8)	3·9 (2·6 to 5·5)	5·2 (3·5 to 7·3)	6·7 (4·5 to 9·4)	8·4 (5·6 to 11·8)	10·4 (7·0 to 14·7)	13·3 (8·9 to 18·8)	16·4 (10·9 to 23·3)	18·5 (12·3 to 26·3)	17·9 (11·9 to 25·5)	14·6 (9·7 to 20·8)	6·1 (4·1 to 8·7)	0·9 (0·6 to 1·3)	183
Other cardiovascular and circulatory diseases	0·8 (0·5 to 1·2)	0·6 (0·3 to 0·9)	3·6 (2·5 to 4·8)	3·1 (2·1 to 4·4)	4·6 (3·1 to 6·4)	6·2 (4·3 to 10·3)	12·3 (7·9 to 18·9)	15·8 (10·2 to 24·3)	19·2 (12·3 to 29·4)	24·6 (15·8 to 37·7)	24·9 (16·1 to 38·1)	41·3 (27·2 to 61·7)	49·1 (31·9 to 73·4)	49·9 (32·4 to 74·1)	48·3 (31·4 to 72·1)	46·2 (30·2 to 69·7)	42·9 (28·1 to 64·3)	39·8 (26·1 to 59·7)	37·5 (24·6 to 56·2)	34·6 (22·7 to 51·8)	31·8 (20·9 to 47·6)	29·1 (19·1 to 43·6)	956
Chronic respiratory diseases	0·1 (0·1 to 0·2)	0·1 (0·1 to 0·2)	0·3 (0·2 to 0·4)	0·3 (0·2 to 0·4)	0·4 (0·3 to 0·5)	0·6 (0·5 to 0·8)	0·9 (0·7 to 1·2)	1·3 (1·1 to 1·7)	1·9 (1·6 to 2·4)	2·8 (2·3 to 3·5)	4·1 (3·4 to 5·1)	5·7 (4·7 to 7·1)	7·6 (6·2 to 9·4)	9·7 (7·9 to 12·1)	12·3 (9·9 to 15·3)	15·4 (12·3 to 19·3)	18·8 (14·8 to 23·8)	21·1 (16·4 to 27·1)	20·8 (16·1 to 26·8)	18·4 (14·2 to 24·1)	15·4 (11·8 to 20·3)	12·4 (9·4 to 16·5)	1,370
Chronic obstructive pulmonary disease	0 (0 to 0)	0·1 (0 to 0·2)	1·2 (0·9 to 1·6)	1·3 (1·1 to 1·7)	1·8 (1·4 to 2·4)	3·1 (2·6 to 3·8)	4·6 (3·9 to 5·6)	7·2 (6·1 to 8·7)	10·4 (8·7 to 12·6)	15·2 (12·7 to 18·5)	21·1 (17·5 to 26·1)	28·2 (23·1 to 35·1)	35·6 (28·8 to 44·7)	42·1 (33·7 to 53·7)	47·8 (37·5 to 61·9)	52·1 (39·8 to 69·6)	53·1 (39·8 to 72·1)	50·2 (36·9 to 70·4)	44·2 (32·1 to 63·1)	36·2 (25·9 to 52·5)	27·1 (19·1 to 39·8)	19·3 (13·2 to 28·9)	5,420
Pneumoconiosis	0 (0 to 0)	0 (0 to 0)	0 (0 to 0)	0 (0 to 0)	0 (0 to 0)	0 (0 to 0)	0 (0 to 0)	0 (0 to 0)	0 (0 to 0)	0 (0 to 0)	0 (0 to 0)	0 (0 to 0)	0 (0 to 0)	0 (0 to 0)	0 (0 to 0)	0 (0 to 0)	0 (0 to 0)	0 (0 to 0)	0 (0 to 0)	0 (0 to 0)	0 (0 to 0)	0 (0 to 0)	0 (0 to 0)	8
Silicosis	0 (0 to 0)	0 (0 to 0)	0 (0 to 0)	0 (0 to 0)	0 (0 to 0)	0 (0 to 0)	0 (0 to 0)	0 (0 to 0)	0 (0 to 0)	0 (0 to 0)	0 (0 to 0)	0 (0 to 0)	0 (0 to 0)	0 (0 to 0)	0 (0 to 0)	0 (0 to 0)	0 (0 to 0)	0 (0 to 0)	0 (0 to 0)	0 (0 to 0)	0 (0 to 0)	0 (0 to 0)	0 (0 to 0)	0·1
Asbestosis	0 (0 to 0)	0 (0 to 0)	0 (0 to 0)	0 (0 to 0)	0 (0 to 0)	0 (0 to 0)	0 (0 to 0)	0 (0 to 0)	0 (0 to 0)	0 (0 to 0)	0 (0 to 0)	0 (0 to 0)	0 (0 to 0)	0 (0 to 0)	0 (0 to 0)	0 (0 to 0)	0 (0 to 0)	0 (0 to 0)	0 (0 to 0)	0 (0 to 0)	0 (0 to 0)	0 (0 to 0)	0 (0 to 0)	0
Coal workers pneumoconiosis	0 (0 to 0)	0 (0 to 0)	0 (0 to 0)	0 (0 to 0)	0 (0 to 0)	0 (0 to 0)	0 (0 to 0)	0 (0 to 0)	0 (0 to 0)	0 (0 to 0)	0 (0 to 0)	0 (0 to 0)	0 (0 to 0)	0 (0 to 0)	0 (0 to 0)	0 (0 to 0)	0 (0 to 0)	0 (0 to 0)	0 (0 to 0)	0 (0 to 0)	0 (0 to 0)	0 (0 to 0)	0 (0 to 0)	0
Other pneumoconiosis	0 (0 to 0)	0 (0 to 0)	0 (0 to 0)	0 (0 to 0)	0 (0 to 0)	0 (0 to 0)	0 (0 to 0)	0 (0 to 0)	0 (0 to 0)	0 (0 to 0)	0 (0 to 0)	0 (0 to 0)	0 (0 to 0)	0 (0 to 0)	0 (0 to 0)	0 (0 to 0)	0 (0 to 0)	0 (0 to 0)	0 (0 to 0)	0 (0 to 0)	0 (0 to 0)	0 (0 to 0)	0 (0 to 0)	0·2
Asthma	0·4 (0 to 0·5)	0·4 (0·2 to 0·6)	89 (49·8 to 163)	106 (61·3 to 179)	123 (69 to 202)	124 (72·7 to 198)	143 (75·6 to 211)	151 (84·1 to 218)	151 (92 to 230)	139 (83 to 214)	129 (77 to 196)	116 (70 to 174)	106 (64 to 160)	104 (63 to 157)	107 (65 to 159)	107 (65 to 159)	107 (65 to 159)	107 (65 to 159)	107 (65 to 159)	107 (65 to 159)	107 (65 to 159)	107 (65 to 159)	107 (65 to 159)	2,460
Interstitial lung disease and pulmonary sarcoidosis	0 (0 to 0)	0 (0 to 0·1)	0·1 (0 to 0·2)	0·1 (0 to 0·2)	0·1 (0 to 0·2)	0·2 (0·1 to 0·3)	0·3 (0·2 to 0·4)	0·4 (0·3 to 0·5)	0·6 (0·4 to 0·8)	0·8 (0·6 to 1·1)	1·1 (0·8 to 1·5)	1·5 (1·1 to 2·1)	2·1 (1·5 to 2·9)	2·8 (2·1 to 3·9)	3·8 (2·8 to 5·2)	5·1 (3·8 to 7·1)	6·8 (5·1 to 9·4)	8·4 (6·2 to 11·6)	9·1 (6·7 to 12·6)	8·7 (6·4 to 12·1)	7·9 (5·8 to 11·1)	7·1 (5·2 to 10·1)	6·2 (4·5 to 8·8)	82·1
Other chronic respiratory diseases	0·4 (0·3 to 0·5)	0·4 (0·3 to 0·5)	9·7 (7·9 to 11·9)	9·6 (7·8 to 11·8)	10·3 (8·3 to 12·6)	27·1 (22·1 to 33·1)	18·4 (14·9 to 22·6)	13·8 (11·2 to 17)	222 (181 to 273)	281 (229 to 345)	343 (279 to 421)	440 (357 to 540)	516 (419 to 634)	541 (439 to 664)	536 (435 to 658)	458 (372 to 563)	354 (287 to 435)	279 (227 to 343)	546 (444 to 670)	474 (385 to 582)	381 (309 to 468)	532 (432 to 653)	497 (404 to 610)	197
Digestive diseases	0·5 (0·4 to 0·7)	0·4 (0·3 to 0·5)	7·9 (7·1 to 8·8)	8·6 (7·8 to 9·6)	11·2 (10·1 to 12·5)	16·1 (14·7 to 17·6)	19·2 (17·6 to 21)	22·2 (20·3 to 24·3)	28·1 (25·6 to 30·8)	34·3 (31·2 to 37·6)	42·1 (38·2 to 46·1)	49·2 (44·6 to 53·9)	55·9 (50·7 to 61·3)	61·2 (55·5 to 67·1)	64·7 (58·7 to 70·9)	66·1 (59·9 to 72·4)	64·9 (58·8 to 71·1)	62·5 (56·6 to 68·5)	58·6 (53·1 to 64·2)	53·1 (48·1 to 58·2)	46·5 (42·1 to 51)	39·1 (35·4 to 42·8)	8,260
Cirrhosis and other chronic liver diseases	0 (0 to 0)	0 (0 to 0)	1·1 (0·7 to 1·6)	1 (0·7 to 1·4)	0·9 (0·6 to 1·3)	1·8 (1·3 to 2·5)	3·4 (2·5 to 4·6)	5·2 (3·9 to 6·9)	7·1 (5·4 to 9·3)	9·2 (7·1 to 11·9)	11·3 (8·8 to 14·5)	13·4 (10·5 to 17·2)	15·4 (12·1 to 19·8)	17·1 (13·5 to 22)	18·5 (14·6 to 23·8)	19·5 (15·4 to 25·1)	20·3 (16·1 to 26·1)	20·9 (16·5 to 26·9)	21·1 (16·6 to 27·1)	21·1 (16·6 to 27·1)	20·9 (16·5 to 26·9)	20·6 (16·2 to 26·5)	1,870
Cirrhosis and other chronic liver diseases due to hepatitis B	0 (0 to 0)	0 (0 to 0)	0 (0 to 0)	0 (0 to 0)	0 (0·1 to 0·2)	0 (0·1 to 0·2)	0·1 (0 to 0·1)	0·2 (0·1 to 0·3)	0·3 (0·2 to 0·4)	0·4 (0·3 to 0·5)	0·5 (0·4 to 0·7)	0·7 (0·5 to 0·9)	0·9 (0·7 to 1·2)	1·1 (0·8 to 1·4)	1·3 (1·0 to 1·7)	1·6 (1·2 to 2·1)	1·9 (1·4 to 2·5)	2·1 (1·5 to 2·8)	2·2 (1·6 to 2·9)	2·2 (1·6 to 2·9)	2·1 (1·6 to 2·8)	2·1 (1·5 to 2·8)	85
Cirrhosis and other chronic liver diseases due to hepatitis C	0 (0 to 0)	0 (0 to 0)	0 (0 to 0)	0 (0 to 0)	0 (0 to 0)	0 (0 to 0)	0 (0 to 0)	0·1 (0 to 0·2)	0·2 (0·1 to 0·3)	0·4 (0·3 to 0·5)	0·6 (0·4 to 0·8)	0·8 (0·6 to 1·1)	1·1 (0·8 to 1·5)	1·4 (1·1 to 1·9)	1·8 (1·4 to 2·4)	2·3 (1·8 to 3·1)	2·9 (2·2 to 3·9)	3·4 (2·6 to 4·5)	3·7 (2·8 to 4·9)	3·8 (2·9 to 5·1)	3·7 (2·8 to 5·1)	3·6 (2·7 to 4·9)	3·5 (2·6 to 4·8)	65
Cirrhosis and other chronic liver diseases due to alcohol use	0 (0 to 0)	0 (0 to 0)	0 (0 to 0)	0 (0 to 0)	0 (0 to 0)	0 (0 to 0)	0 (0 to 0)	0·1 (0 to 0·2)	0·2 (0·1 to 0·4)	0·4 (0·2 to 0·6)	0·7 (0·4 to 1·1)	1·1 (0·7 to 1·7)	1·7 (1·1 to 2·6)	2·4 (1·6 to 3·6)	3·4 (2·2 to 5·1)	4·6 (3·1 to 6·9)	6·2 (4·1 to 9·2)	7·6 (5·1 to 11·3)	8·6 (5·8 to 12·8)	9·1 (6·1 to 13·5)	8·9 (6·1 to 13·3)	8·6 (5·8 to 12·8)	8·2 (5·6 to 12·2)	547
Cirrhosis and other chronic liver diseases due to NAFLD	0 (0 to 0)	0 (0 to 0)	0 (0 to 0)	0 (0 to 0)	0 (0 to 0)	0·1 (0 to 0·1)	0·2 (0·1 to 0·3)	0·3 (0·2 to 0·4)	0·5 (0·3 to 0·7)	0·7 (0·5 to 1·1)	1·1 (0·7 to 1·6)	1·6 (1·1 to 2·3)	2·4 (1·6 to 3·4)	3·4 (2·3 to 4·8)	4·7 (3·2 to 6·7)	6·5 (4·4 to 9·2)	8·7 (5·9 to 12·3)	10·7 (7·2 to 15·1)	11·9 (8·1 to 16·8)	12·4 (8·4 to 17·5)	12·2 (8·3 to 17·2)	11·8 (8·1 to 16·7)	11·3 (7·7 to 15·9)	457
Cirrhosis and other chronic liver diseases due to other causes	0 (0 to 0)	0 (0 to 0)	1·1 (0·7 to 1·6)	1 (0·7 to 1·4)	0·9 (0·6 to 1·3)	1·8 (1·3 to 2·5)	3·4 (2·5 to 4·6)	5·2 (3·9 to 6·9)	7·1 (5·4 to 9·3)	9·2 (7·1 to 11·9)	11·3 (8·8 to 14·5)	13·4 (10·5 to 17·2)	15·4 (12·1 to 19·8)	17·1 (13·5 to 22)	18·5 (14·6 to 23·8)	19·5 (15·4 to 25·1)	20·3 (16·1 to 26·1)	20·9 (16·5 to 26·9)	21·1 (16·6 to 27·1)	21·1 (16·6 to 27·1)	20·9 (16·5 to 26·9)	20·6 (16·2 to 26·5)	1,870
Upper digestive system diseases	0·1 (0 to 0·1)	0·1 (0 to 0·1)	0·4 (0·3 to 0·5)	0·5 (0·3 to 0·6)	0·7 (0·5 to 0·9)	1·1 (0·8 to 1·4)	1·6 (1·2 to 2·1)	2·2 (1·7 to 2·9)	3·1 (2·4 to 4·1)	4·2 (3·2 to 5·5)	5·4 (4·1 to 7·1)	6·8 (5·1 to 8·9)	8·3 (6·2 to 10·8)	9·7 (7·3 to 12·6)	10·9 (8·2 to 14·2)	11·8 (8·8 to 15·3)	12·4 (9·2 to 16·1)	12·6 (9·4 to 16·4)	12·4 (9·2 to 16·1)	11·9 (8·8 to 15·4)	11·2 (8·3 to 14·5)	10·4 (7·7 to 13·5)	965
Peptic ulcer disease	0 (0 to 0)	0 (0 to 0)	0 (0 to 0·1)	0 (0 to 0·1)	0 (0 to 0·1)	0·1 (0·1 to 0·2)	0·2 (0·1 to 0·3)	0·3 (0·2 to 0·4)	0·4 (0·3 to 0·5)	0·6 (0·4 to 0·8)	0·8 (0·6 to 1·1)	1·1 (0·8 to 1·5)	1·4 (1·0 to 2·0)	1·8 (1·3 to 2·5)	2·3 (1·6 to 3·3)	2·9 (2·0 to 4·1)	3·5 (2·4 to 4·9)	3·9 (2·6 to 5·5)	4·1 (2·8 to 5·8)	4·1 (2·8 to 5·8)	3·9 (2·7 to 5·5)	3·7 (2·5 to 5·2)	3·4 (2·3 to 4·8)	290
Gastritis and duodenitis	0 (0 to 0)	0 (0 to 0)	0 (0 to 0·1)	0 (0 to 0·1)	0 (0 to 0·1)	0 (0 to 0·1)	0 (0 to 0·1)	0 (0 to 0·1)	0 (0 to 0·1)	0 (0 to 0·1)	0 (0 to 0·1)	0 (0 to 0·1)	0 (0 to 0·1)	0 (0 to 0·1)	0 (0 to 0·1)	0 (0 to 0·1)	0 (0 to 0·1)	0 (0 to 0·1)	0 (0 to 0·1)	0 (0 to 0·1)	0 (0 to 0·1)	0 (0 to 0·1)	0 (0 to 0·1)	151
Gastroesophageal reflux disease	0 (0 to 0)	0 (0 to 0)	0 (0 to 0·1)	0 (0 to 0·1)	0 (0·1 to 0·2)	0·1 (0·1 to 0·2)	0·2 (0·1 to 0·3)	0·3 (0·2 to 0·4)	0·4 (0·3 to 0·5)	0·6 (0·4 to 0·8)	0·8 (0·6 to 1·1)	1·1 (0·8 to 1·5)	1·4 (1·0 to 2·0)	1·8 (1·3 to 2·5)	2·3 (1·6 to 3·2)	2·9 (2·0 to 4·1)	3·5 (2·4 to 4·9)	3·9 (2·6 to 5·5)	4·1 (2·8 to 5·8)	4·1 (2·8 to 5·8)	3·9 (2·7 to 5·5)	3·7 (2·5 to 5·2)	3·4 (2·3 to 4·8)	524
Appendicitis	0 (0 to 0)	0 (0 to 0)	0·7 (0·5

Congenital birth defects	136 (99·4 to 217)	48·9 (39·1 to 78·4)	115 (78·1 to 194)	79·3 (57·2 to 103)	41·1 (30·9 to 46·4)	34·5 (26·3 to 47·4)	31·9 (23·7 to 42)	27·4 (20·5 to 39·1)	27·9 (20·3 to 38·4)	29·5 (21·6 to 39·6)	28·9 (21·4 to 38·2)	29·8 (21·6 to 39·1)	33·5 (23·7 to 44·3)	36·6 (26·9 to 49·2)	37·8 (25·7 to 49·9)	29·1 (19·1 to 39·8)	22·1 (16·1 to 30·8)	10·1 (6·1 to 15)	6·6 (4·6 to 9·4)	4·4 (2·7 to 6·7)	2·6 (1·7 to 4·2)	1·3 (0·8 to 2)	0·4 (0·2 to 0·6)		812
Neural tube defects	19·7 (7·5 to 29·4)	2·4 (1·1 to 4·2)	17·3 (7·4 to 32·1)	19·7 (10·3 to 29·4)	1·9 (1·2 to 2·9)	1·6 (1·0 to 2·1)	1·5 (1·0 to 2·2)	1·4 (0·9 to 2·1)	1·4 (1·0 to 2·1)	1·4 (0·9 to 2·1)	1·1 (0·7 to 1·7)	1 (0·7 to 1·6)	0·9 (0·6 to 1·4)	0·4 (0·4 to 0·9)	0·4 (0·2 to 0·7)	0·3 (0·2 to 0·4)	0·3 (0·2 to 0·5)	0·1 (0·1 to 0·2)	0 (0·0 to 0·1)	0 (0·0 to 0·1)	0 (0·0 to 0·1)	0 (0·0 to 0·1)	0 (0·0 to 0·1)		63·4
Congenital heart anomalies	10·2 (3·9 to 17·4)	1·2 (0·5 to 2·1)	8·9 (3·9 to 19·6)	10·2 (7·4 to 13·4)	0·9 (0·7 to 1·3)	0·8 (0·5 to 1·2)	0·8 (0·5 to 1·2)	0·7 (0·5 to 1·1)	0·7 (0·5 to 1·1)	0·8 (0·5 to 1·2)	0·6 (0·4 to 1·1)	0·5 (0·3 to 1·1)	0·5 (0·3 to 1·1)	0·2 (0·2 to 0·4)	0·2 (0·1 to 0·4)	0·2 (0·1 to 0·4)	0·1 (0·1 to 0·3)	0·1 (0·0 to 0·2)	0 (0·0 to 0·1)	0 (0·0 to 0·1)	0 (0·0 to 0·1)	0 (0·0 to 0·1)	0 (0·0 to 0·1)		184
Cardiac defects	0·5 (0·0 to 0·7)	0·1 (0·0 to 0·1)	0·4 (0·1 to 0·8)	0·7 (0·5 to 1·0)	0·5 (0·1 to 1·1)	0·5 (0·1 to 1·1)	0·4 (0·1 to 0·9)	0·4 (0·1 to 1·0)	0·4 (0·1 to 1·1)	0·4 (0·1 to 1·1)	0·5 (0·1 to 1·1)	0·5 (0·1 to 1·1)	0·5 (0·1 to 1·1)	0·4 (0·1 to 0·9)	0·4 (0·1 to 0·9)	0·4 (0·1 to 0·9)	0·3 (0·1 to 0·7)	0·2 (0·1 to 0·5)	0·1 (0·0 to 0·3)	0·1 (0·0 to 0·3)	0·1 (0·0 to 0·3)	0·1 (0·0 to 0·3)	0·1 (0·0 to 0·2)		8
Down syndrome	3·3 (2·5 to 4·4)	1·3 (0·4 to 2·2)	3·3 (1·6 to 5·4)	2·1 (2·0 to 4·6)	2·6 (1·7 to 3·9)	2·6 (1·4 to 3·9)	2·7 (1·7 to 3·9)	3 (1·9 to 4·4)	3·4 (2·2 to 4·8)	2·9 (2·0 to 4·1)	2·6 (2·0 to 3·4)	4·6 (2·1 to 6·9)	4·7 (4·3 to 5·5)	12·1 (7·2 to 17)	15·6 (9·6 to 23·1)	11·7 (6 to 17)	6·8 (3·9 to 10)	3·2 (1·6 to 5·2)	0·6 (0·3 to 1·1)	0·4 (0·2 to 0·8)	0·2 (0·1 to 0·5)	0·1 (0·0 to 0·3)	0 (0·0 to 0·2)		92·2
Turner syndrome	0 (0·0 to 0·1)	0 (0·0 to 0·1)	0·2 (0·0 to 0·1)	0·2 (0·0 to 0·4)	0·2 (0·0 to 0·4)	0·2 (0·0 to 0·4)	0·3 (0·1 to 0·7)	0·3 (0·1 to 0·7)	0·2 (0·1 to 0·7)	0·3 (0·1 to 0·7)	0·2 (0·1 to 0·7)	0·2 (0·1 to 0·6)	0·1 (0·0 to 0·4)	0·1 (0·0 to 0·2)	0·1 (0·0 to 0·2)	0·1 (0·0 to 0·1)	0·1 (0·0 to 0·1)	0 (0·0 to 0·1)	0 (0·0 to 0·1)	0 (0·0 to 0·1)	0 (0·0 to 0·1)	0 (0·0 to 0·1)	0 (0·0 to 0·1)		2·8
Klinefelter syndrome	0 (0·0 to 0·1)	0 (0·0 to 0·1)	0 (0·0 to 0·1)	0 (0·0 to 0·1)	0 (0·0 to 0·1)	0 (0·0 to 0·1)

SR Table 2b: Oxfordshire DALYS by cause and age group for females with 95% uncertainty intervals, 2019

Cause	Early Neonatal	Late Neonatal	Post Neonatal	1 to 4	5 to 9	10 to 14	15 to 19	20 to 24	25 to 29	30 to 34	35 to 39	40 to 44	45 to 49	50 to 54	55 to 59	60 to 64	65 to 69	70 to 74	75 to 79	80 to 84	85 to 89	90 plus	Total
All causes	5,278 (4,620-5,918)	1,978 (1,748-2,214)	3,441 (2,939-4,022)	6,161 (5,479-6,980)	4,275 (3,784-4,880)	3,370 (2,980-3,844)	5,236 (4,633-5,966)	6,379 (5,650-7,200)	8,275 (7,329-9,370)	9,860 (8,686-11,200)	12,460 (10,970-14,200)	14,790 (13,040-16,800)	17,940 (15,800-20,400)	21,900 (19,300-24,900)	26,400 (23,300-30,000)	31,200 (27,500-35,500)	36,700 (32,400-41,800)	42,000 (37,100-47,800)	47,000 (41,600-53,500)	51,000 (45,200-58,000)	54,000 (47,900-61,400)	54,000 (47,900-61,400)	94,000 (83,000-107,000)
Communicable, maternal, neonatal, and nutritional diseases	2,600 (2,280-2,944)	1,000 (877-1,132)	1,000 (869-1,154)	1,000 (852-1,201)	1,000 (864-1,202)	1,000 (864-1,202)	1,000 (864-1,202)	1,000 (864-1,202)	1,000 (864-1,202)	1,000 (864-1,202)	1,000 (864-1,202)	1,000 (864-1,202)	1,000 (864-1,202)	1,000 (864-1,202)	1,000 (864-1,202)	1,000 (864-1,202)	1,000 (864-1,202)	1,000 (864-1,202)	1,000 (864-1,202)	1,000 (864-1,202)	1,000 (864-1,202)	1,000 (864-1,202)	4,000 (3,500-4,600)
HIV/AIDS and sexually transmitted infections	12.7 (3.4-28.3)	3.4 (1.0-7.6)	5 (1.6-10.9)	0.8 (0.4-1.5)	0.5 (0.4-0.6)	0.6 (0.5-0.7)	1.5 (1.1-2.0)	2.2 (1.6-3.0)	4.2 (2.9-5.9)	8 (5.1-11.4)	12.3 (8.4-16)	14.5 (9.4-20)	14.4 (9.2-22.1)	10.7 (7.2-15.5)	7.6 (5.0-10.6)	5.3 (3.4-7.5)	4.2 (2.8-6.2)	3.8 (2.4-5.4)	3.1 (1.7-5.2)	2 (1.2-3.2)	1.2 (0.6-1.9)	0.5 (0.2-0.7)	0.2 (0.1-0.3)
HIV/AIDS	12.7 (3.4-28.3)	3.4 (1.0-7.6)	4.3 (1.5-9.4)	0.2 (0.1-0.5)	0.1 (0.1-0.1)	0.1 (0.1-0.1)	0.1 (0.1-0.1)	0.1 (0.1-0.1)	0.1 (0.1-0.1)	0.1 (0.1-0.1)	0.1 (0.1-0.1)	0.1 (0.1-0.1)	0.1 (0.1-0.1)	0.1 (0.1-0.1)	0.1 (0.1-0.1)	0.1 (0.1-0.1)	0.1 (0.1-0.1)	0.1 (0.1-0.1)	0.1 (0.1-0.1)	0.1 (0.1-0.1)	0.1 (0.1-0.1)	0.1 (0.1-0.1)	0.1 (0.1-0.1)
HIV/AIDS - Drug-susceptible Tuberculosis	0 (0-0)	0 (0-0)	0 (0-0)	0 (0-0)	0 (0-0)	0 (0-0)	0 (0-0)	0 (0-0)	0 (0-0)	0 (0-0)	0 (0-0)	0 (0-0)	0 (0-0)	0 (0-0)	0 (0-0)	0 (0-0)	0 (0-0)	0 (0-0)	0 (0-0)	0 (0-0)	0 (0-0)	0 (0-0)	0 (0-0)	0 (0-0)
HIV/AIDS - Multidrug-resistant Tuberculosis without extensive drug resistance	0 (0-0)	0 (0-0)	0 (0-0)	0 (0-0)	0 (0-0)	0 (0-0)	0 (0-0)	0 (0-0)	0 (0-0)	0 (0-0)	0 (0-0)	0 (0-0)	0 (0-0)	0 (0-0)	0 (0-0)	0 (0-0)	0 (0-0)	0 (0-0)	0 (0-0)	0 (0-0)	0 (0-0)	0 (0-0)	0 (0-0)	0 (0-0)
HIV/AIDS - Extensively drug-resistant Tuberculosis	0 (0-0)	0 (0-0)	0 (0-0)	0 (0-0)	0 (0-0)	0 (0-0)	0 (0-0)	0 (0-0)	0 (0-0)	0 (0-0)	0 (0-0)	0 (0-0)	0 (0-0)	0 (0-0)	0 (0-0)	0 (0-0)	0 (0-0)	0 (0-0)	0 (0-0)	0 (0-0)	0 (0-0)	0 (0-0)	0 (0-0)	0 (0-0)
HIV/AIDS resulting in other diseases	0 (0-0)	0 (0-0)	0.6 (0.1-1.6)	0.5 (0.4-0.6)	0.3 (0.2-0.4)	0.5 (0.4-0.7)	1.4 (0.9-2)	2 (1.4-2.7)	3.7 (2.7-5.1)	4.3 (2.9-6.2)	4.4 (2.9-6.2)	4.1 (2.5-6.7)	2.9 (1.6-5.4)	2.4 (1.2-4.3)	2.1 (1.2-3.4)	2 (1.1-3.1)	1.2 (0.6-2.4)	0.5 (0.2-1.1)	0.1 (0.0-0.1)	0.1 (0.0-0.2)	0 (0.0-0.1)	0 (0.0-0.1)	34.6
Sexually transmitted infections excluding HIV	12.7 (3.4-28.3)	3.4 (1.0-7.6)	4.3 (1.5-9.4)	0.2 (0.1-0.5)	0.1 (0.1-0.1)	0.1 (0.1-0.1)	0.1 (0.1-0.1)	0.1 (0.1-0.1)	0.1 (0.1-0.1)	0.1 (0.1-0.1)	0.1 (0.1-0.1)	0.1 (0.1-0.1)	0.1 (0.1-0.1)	0.1 (0.1-0.1)	0.1 (0.1-0.1)	0.1 (0.1-0.1)	0.1 (0.1-0.1)	0.1 (0.1-0.1)	0.1 (0.1-0.1)	0.1 (0.1-0.1)	0.1 (0.1-0.1)	0.1 (0.1-0.1)	0.1 (0.1-0.1)
Syphilis	0 (0-0)	0 (0-0)	0 (0-0)	0 (0-0)	0 (0-0)	0 (0-0)	0 (0-0)	0 (0-0)	0 (0-0)	0 (0-0)	0 (0-0)	0 (0-0)	0 (0-0)	0 (0-0)	0 (0-0)	0 (0-0)	0 (0-0)	0 (0-0)	0 (0-0)	0 (0-0)	0 (0-0)	0 (0-0)	0 (0-0)	0 (0-0)
Chlamydial infection	0 (0-0)	0 (0-0)	0 (0-0)	0 (0-0)	0 (0-0)	0 (0-0)	0 (0-0)	0 (0-0)	0 (0-0)	0 (0-0)	0 (0-0)	0 (0-0)	0 (0-0)	0 (0-0)	0 (0-0)	0 (0-0)	0 (0-0)	0 (0-0)	0 (0-0)	0 (0-0)	0 (0-0)	0 (0-0)	0 (0-0)	0 (0-0)
Gonococcal infection	0 (0-0)	0 (0-0)	0 (0-0)	0 (0-0)	0 (0-0)	0 (0-0)	0 (0-0)	0 (0-0)	0 (0-0)	0 (0-0)	0 (0-0)	0 (0-0)	0 (0-0)	0 (0-0)	0 (0-0)	0 (0-0)	0 (0-0)	0 (0-0)	0 (0-0)	0 (0-0)	0 (0-0)	0 (0-0)	0 (0-0)	0 (0-0)
Trichomoniasis	0 (0-0)	0 (0-0)	0 (0-0)	0 (0-0)	0 (0-0)	0 (0-0)	0 (0-0)	0 (0-0)	0 (0-0)	0 (0-0)	0 (0-0)	0 (0-0)	0 (0-0)	0 (0-0)	0 (0-0)	0 (0-0)	0 (0-0)	0 (0-0)	0 (0-0)	0 (0-0)	0 (0-0)	0 (0-0)	0 (0-0)	0 (0-0)
Genital herpes	0 (0-0)	0 (0-0)	0 (0-0)	0 (0-0)	0 (0-0)	0 (0-0)	0 (0-0)	0 (0-0)	0 (0-0)	0 (0-0)	0 (0-0)	0 (0-0)	0 (0-0)	0 (0-0)	0 (0-0)	0 (0-0)	0 (0-0)	0 (0-0)	0 (0-0)	0 (0-0)	0 (0-0)	0 (0-0)	0 (0-0)	0 (0-0)
Other sexually transmitted infections	0 (0-0)	0 (0-0)	0 (0-0)	0 (0-0)	0 (0-0)	0 (0-0)	0 (0-0)	0 (0-0)	0 (0-0)	0 (0-0)	0 (0-0)	0 (0-0)	0 (0-0)	0 (0-0)	0 (0-0)	0 (0-0)	0 (0-0)	0 (0-0)	0 (0-0)	0 (0-0)	0 (0-0)	0 (0-0)	0 (0-0)	0 (0-0)
Respiratory infections and tuberculosis	4.4 (3.4-5.2)	2.5 (2.0-3.2)	28.4 (13.4-39.2)	39.7 (36.7-59.7)	26.4 (21.7-57.4)	19.7 (16.2-47.3)	19.2 (15.7-44.9)	19.7 (16.1-46.9)	20.1 (16.4-47.9)	20.5 (16.7-48.5)	20.9 (17-49.2)	21.2 (17.2-49.8)	21.4 (17.4-50.1)	21.5 (17.5-50.3)	21.6 (17.6-50.5)	21.6 (17.6-50.5)	21.6 (17.6-50.5)	21.6 (17.6-50.5)	21.6 (17.6-50.5)	21.6 (17.6-50.5)	21.6 (17.6-50.5)	21.6 (17.6-50.5)	2,610
Tuberculosis	0 (0-0)	0 (0-0)	0.1 (0-1.3)	0.2 (0-1.5)	0.2 (0-1.5)	0.2 (0-1.5)	0.2 (0-1.5)	0.2 (0-1.5)	0.2 (0-1.5)	0.2 (0-1.5)	0.2 (0-1.5)	0.2 (0-1.5)	0.2 (0-1.5)	0.2 (0-1.5)	0.2 (0-1.5)	0.2 (0-1.5)	0.2 (0-1.5)	0.2 (0-1.5)	0.2 (0-1.5)	0.2 (0-1.5)	0.2 (0-1.5)	0.2 (0-1.5)	0.2 (0-1.5)	31.2
Latent tuberculosis infection	0 (0-0)	0 (0-0)	0 (0-0)	0 (0-0)	0 (0-0)	0 (0-0)	0 (0-0)	0 (0-0)	0 (0-0)	0 (0-0)	0 (0-0)	0 (0-0)	0 (0-0)	0 (0-0)	0 (0-0)	0 (0-0)	0 (0-0)	0 (0-0)	0 (0-0)	0 (0-0)	0 (0-0)	0 (0-0)	0 (0-0)	0 (0-0)
Drug-susceptible tuberculosis	0 (0-0)	0 (0-0)	0 (0-1.3)	0.2 (0-1.5)	0.2 (0-1.5)	0.2 (0-1.5)	0.2 (0-1.5)	0.2 (0-1.5)	0.2 (0-1.5)	0.2 (0-1.5)	0.2 (0-1.5)	0.2 (0-1.5)	0.2 (0-1.5)	0.2 (0-1.5)	0.2 (0-1.5)	0.2 (0-1.5)	0.2 (0-1.5)	0.2 (0-1.5)	0.2 (0-1.5)	0.2 (0-1.5)	0.2 (0-1.5)	0.2 (0-1.5)	0.2 (0-1.5)	30.4
Multidrug-resistant tuberculosis without extensive drug resistance	0 (0-0)	0 (0-0)	0 (0-0)	0 (0-0)	0 (0-0)	0 (0-0)	0 (0-0)	0 (0-0)	0 (0-0)	0 (0-0)	0 (0-0)	0 (0-0)	0 (0-0)	0 (0-0)	0 (0-0)	0 (0-0)	0 (0-0)	0 (0-0)	0 (0-0)	0 (0-0)	0 (0-0)	0 (0-0)	0 (0-0)	0.6
Extensively drug-resistant tuberculosis	0 (0-0)	0 (0-0)	0 (0-0)	0 (0-0)	0 (0-0)	0 (0-0)	0 (0-0)	0 (0-0)	0 (0-0)	0 (0-0)	0 (0-0)	0 (0-0)	0 (0-0)	0 (0-0)	0 (0-0)	0 (0-0)	0 (0-0)	0 (0-0)	0 (0-0)	0 (0-0)	0 (0-0)	0 (0-0)	0 (0-0)	0.2
Lower respiratory infections	4.4 (2.9-5.2)	2.5 (2.3-3.4)	10 (7.7-32.1)	10 (7.6-13.4)	2.9 (2.4-5.2)	2.9 (2.4-5.2)	9.1 (4.9-18.7)	7.3 (3.6-17.9)	11.9 (5.5-19.9)	14.1 (6.6-20.4)	16.4 (9.4-20.4)	18.4 (12.1-20.4)	19.4 (12.7-20.4)	20.1 (13.2-20.4)	20.4 (13.4-20.4)	20.4 (13.4-20.4)	20.4 (13.4-20.4)	20.4 (13.4-20.4)	20.4 (13.4-20.4)	20.4 (13.4-20.4)	20.4 (13.4-20.4)	20.4 (13.4-20.4)	287
Upper respiratory infections	0 (0-0.1)	0 (0.1-0.4)	0.2 (0-0.8)	0.2 (0-0.8)	0.2 (0-0.8)	0.2 (0-0.8)	0.2 (0-0.8)	0.2 (0-0.8)	0.2 (0-0.8)	0.2 (0-0.8)	0.2 (0-0.8)	0.2 (0-0.8)	0.2 (0-0.8)	0.2 (0-0.8)	0.2 (0-0.8)	0.2 (0-0.8)	0.2 (0-0.8)	0.2 (0-0.8)	0.2 (0-0.8)	0.2 (0-0.8)	0.2 (0-0.8)	0.2 (0-0.8)	0.2 (0-0.8)	0.2
Otitis media	0 (0-0)	0 (0-0.1)	1.5 (0.6-1.9)	2.5 (2.3-3.2)	2.5 (2.3-3.2)	2.5 (2.3-3.2)	3.1 (1.9-5.6)	3.1 (1.7-5.6)	3.1 (1.5-5.6)	3.1 (1.3-5.6)	3.1 (1.3-5.6)	3.1 (1.4-5.6)	3.1 (1.5-5.6)	3.1 (1.6-5.6)	3.1 (1.6-5.6)	3.1 (1.6-5.6)	3.1 (1.6-5.6)	3.1 (1.6-5.6)	3.1 (1.6-5.6)	3.1 (1.6-5.6)	3.1 (1.6-5.6)	3.1 (1.6-5.6)	57.1
Enteric infections	1.4 (0.3-3.9)	1.4 (1.1-3.2)	17.1 (11.2-25.4)	22.4 (12.9-33.7)	22.4 (12.9-33.7)	11.3 (5.7-19.1)	7.4 (3.9-12.7)	6.2 (3.3-10.3)	6.5 (3.6-10.5)	6.5 (3.6-10.1)	6.5 (3.6-10.1)	6.5 (3.7-10.4)	6.5 (3.7-10.5)	6.5 (3.7-10.5)	6.5 (3.7-10.5)	6.5 (3.7-10.5)	6.5 (3.7-10.5)	6.5 (3.7-10.5)	6.5 (3.7-10.5)	6.5 (3.7-10.5)	6.5 (3.7-10.5)	6.5 (3.7-10.5)	304
Diarrheal diseases	0.4 (0.3-0.6)	1.5 (1.1-3.2)	17 (11.1-25.4)	22.3 (12.6-33.7)	22.3 (12.6-33.7)	11.3 (5.6-19.1)	7.4 (3.9-12.7)	6.2 (3.3-10.3)	6.5 (3.6-10.5)	6.5 (3.6-10.1)	6.5 (3.6-10.1)	6.5 (3.7-10.4)	6.5 (3.7-10.5)	6.5 (3.7-10.5)	6.5 (3.7-10.5)	6.5 (3.7-10.5)	6.5 (3.7-10.5)	6.5 (3.7-10.5)	6.5 (3.7-10.5)	6.5 (3.7-10.5)	6.5 (3.7-10.5)	6.5 (3.7-10.5)	303
Typhoid and paratyphoid	0 (0-0)	0 (0-0)	0 (0-0)	0 (0-0)	0 (0-0)	0 (0-0)	0 (0-0)	0 (0-0)	0 (0-0)	0 (0-0)	0 (0-0)	0 (0-0)	0 (0-0)	0 (0-0)	0 (0-0)	0 (0-0)	0 (0-0)	0 (0-0)	0 (0-0)	0 (0-0)	0 (0-0)	0 (0-0)	0 (0-0)	0
Typhoid fever	0 (0-0)	0 (0-0)	0 (0-0)	0 (0-0)	0 (0-0)	0 (0-0)	0 (0-0)	0 (0-0)	0 (0-0)	0 (0-0)	0 (0-0)	0 (0-0)	0 (0-0)	0 (0-0)	0 (0-0)	0 (0-0)	0 (0-0)	0 (0-0)	0 (0-0)	0 (0-0)	0 (0-0)	0 (0-0)	0 (0-0)	0
Paratyphoid fever	0 (0-0)	0 (0-0)	0 (0-0)	0 (0-0)	0 (0-0)	0 (0-0)	0 (0-0)	0 (0-0)	0 (0-0)	0 (0-0)	0 (0-0)	0 (0-0)	0 (0-0)	0 (0-0)	0 (0-0)	0 (0-0)	0 (0-0)	0 (0-0)	0 (0-0)	0 (0-0)	0 (0-0)	0 (0-0)	0 (0-0)	0
Invasive Non-typhoidal Salmonella (iNTS)	0 (0-0)	0 (0-0)	0 (0-0)	0 (0-0)	0 (0-0)	0 (0-0)	0 (0-0)	0 (0-0)	0 (0-0)	0 (0-0)	0 (0-0)	0 (0-0)	0 (0-0)	0 (0-0)	0 (0-0)	0 (0-0)	0 (0-0)	0 (0-0)	0 (0-0)	0 (0-0)	0 (0-0)	0 (0-0)	0 (0-0)	0.7
Other intestinal infectious diseases	0 (0-0)	0 (0-0)	0.1 (0-0.6)	0.1 (0-0.6)	0 (0-0)	0 (0-0)	0 (0-0.1)	0 (0-0.1)	0 (0-0.1)	0 (0-0.1)	0 (0-0.1)	0 (0-0.1)	0 (0-0.1)	0 (0-0.1)	0 (0-0.1)	0 (0-0.1)	0 (0-0.1)	0 (0-0.1)	0 (0-0.1)	0 (0-0.1)	0 (0-0.1)	0 (0-0.1)	0 (0-0.1)	0.5
Neglected tropical diseases and malaria	0 (0-0)	0 (0-0)	1 (0.2-3.4)	1.7 (1.4-5.1)	1.7 (1.4-5.1)	1.6 (1.4-5.1)	0.2 (0-0.8)	0.2 (0-0.8)	0.3 (0-0.8)	0.3 (0-1.6)	0.4 (0-1.6)	0.4 (0-2.2)	1.4 (1-5.1)	1.1 (0.7-4.2)	1.1 (0.7-4.2)	1.1 (0.7-4.2)	1.1 (0.7-4.2)	1.1 (0.7-4.2)	1.1 (0.7-4.2)	1.1 (0.7-4.2)	1.1 (0.7-4.2)	1.1 (0.7-4.2)	19.8
Malaria	0 (0-0)	0 (0-0)	0 (0-0)	0 (0-0)	0 (0-0)	0 (0-0)	0 (0-0)	0 (0-0)	0 (0-0)	0 (0-0)	0 (0-0)	0 (0-0)	0 (0-0)	0 (0-0)	0 (0-0)	0 (0-0)	0 (0-0)	0 (0-0)	0 (0-0)	0 (0-0)	0 (0-0)	0 (0-0)	0 (0-0)	0
Chagas disease	0 (0-0)	0 (0-0)	0 (0-0)	0 (0-0)	0 (0-0)	0 (0-0)	0 (0-0)	0 (0-0)	0 (0-0)	0 (0-0)	0 (0-0)	0 (0-0)	0 (0-0)	0 (0-0)	0 (0-0)	0 (0-0)	0 (0-0)	0 (0-0)	0 (0-0)	0 (0-0)	0 (0-0)	0 (0-0)	0 (0-0)	0
Leishmaniasis	0 (0-0)	0 (0-0)	0 (0-0)	0 (0-0)	0 (0-0)	0 (0-0)	0 (0-0)	0 (0-0)	0 (0-0)	0 (0-0)	0 (0-0)	0 (0-0)	0 (0-0)	0 (0-0)	0 (0-0)	0 (0-0)	0 (0-0)	0 (0-0)	0 (0-0)	0 (0-0)	0 (0-0)	0 (0-0)	0 (0-0)	0
Visceral leishmaniasis	0 (0-0)	0 (0-0)	0 (0-0)	0 (0-0)	0 (0-0)	0 (0-0)	0 (0-0)	0 (0-0)	0 (0-0)	0 (0-0)	0 (0-0)	0 (0-0)	0 (0-0)	0 (0-0)	0 (0-0)	0 (0-0)	0 (0-0)	0 (0-0)	0 (0-0)	0 (0-0)	0 (0-0)	0 (0-0)	0 (0-0)	0
Cutaneous and mucocutaneous leishmaniasis	0 (0-0)	0 (0-0)	0 (0-0)	0 (0-0)	0 (0-0)	0 (0-0)	0 (0-0)	0 (0-0)	0 (0-0)	0 (0-0)	0 (0-0)	0 (0-0)	0 (0-0)	0 (0-0)	0 (0-0)	0 (0-0)	0 (0-0)	0 (0-0)	0 (0-0)	0 (0-0)	0 (0-0)	0 (0-0)	0 (0-0)	0
African trypanosomiasis	0 (0-0)	0 (0-0)	0 (0-0)	0 (0-0)	0 (0-0)	0 (0-0)	0 (0-0)	0 (0-0)	0 (0-0)	0 (0-0)	0 (0-0)	0 (0-0)	0 (0-0)	0 (0-0)	0 (0-0)	0 (0-0)	0 (0-0)	0 (0-0)	0 (0-0)	0 (0-0)	0 (0-0)	0 (0-0)	0 (0-0)	0
Schistosomiasis	0 (0-0)	0 (0-0)	0 (0-0)	0 (0-0)	0 (0-0)	0 (0-0)	0 (0-0)	0 (0-0)	0 (0-0)	0 (0-0)	0 (0-0)	0 (0-0)	0 (0-0)	0 (0-0)	0 (0-0)	0 (0-0)	0 (0-0)	0 (0-0)	0 (0-0)	0 (0-0)	0 (0-0)	0 (0-0)	0 (0-0)	0
Cysticercosis	0 (0-0)	0 (0-0)	0 (0-0)	0 (0-0)	0 (0-0)	0 (0-0)	0 (0-0)	0 (0-0)	0 (0-0)	0 (0-0)	0 (0-0)	0 (0-0)	0 (0-0)	0 (0-0)	0 (0-0)	0 (0-0)	0 (0-0)	0 (0-0)	0 (0-0)	0 (0-0)	0 (0-0)	0 (0-0)	0 (0-0)	0
Cystic echinococcosis	0 (0-0)	0 (0-0)	0 (0-0)	0 (0-0)	0 (0-0)	0 (0-0)	0 (0-0)	0 (0-0)	0 (0-0)	0 (0-0)	0 (0-0)	0 (0-0)	0 (0-0)	0 (0-0)	0 (0-0)	0 (0-0)	0 (0-0)	0 (0-0)	0 (0-0)	0 (0-0)	0 (0-0)	0 (0-0)	0 (0-0)	0.1
Lymphatic filariasis	0 (0-0)	0 (0-0)	0 (0-0)	0 (0-0)	0 (0-0)	0 (0-0)	0 (0-0)	0 (0-0)	0 (0-0)	0 (0-0)	0 (0-0)	0 (0-0)	0 (0-0)	0 (0-0)	0 (0-0)	0 (0-0)	0 (0-0)	0 (0-0)	0 (0-0)	0 (0-0)	0 (0-0)	0 (0-0)	0 (0-0)	0
Onchocerciasis	0 (0-0)	0 (0-0)	0 (0-0)	0 (0-0)	0 (0-0)	0 (0-0)	0 (0-0)	0 (0-0)	0 (0-0)	0 (0-0)	0 (0-0)	0 (0-0)	0 (0-0)	0 (0-0)	0 (0-0)	0 (0-0)	0 (0-0)	0 (0-0)	0 (0-0)	0 (0-0)	0 (0-0)	0 (0-0)	0 (0-0)	0
Trachoma	0 (0-0)	0 (0-0)	0 (0-0)	0 (0-0)	0 (0-0)	0 (0-0)	0 (0-0)	0 (0-0)	0 (0-0)	0 (0-0)	0 (0-0)	0 (0-0)	0 (0-0)	0 (0-0)	0 (0-0)	0 (0-0)	0 (0-0)	0 (0-0)	0 (0-0)	0 (0-0)	0 (0-0)	0 (0-0)	0 (0-0)	0
Dengue	0 (0-0)	0 (0-0)	0 (0-0)	0 (0-0)	0 (0-0)	0 (0-0)	0 (0-0)	0 (0-0)	0 (0-0)	0 (0-0)	0 (0-0)	0 (0-0)	0 (0-0)	0 (0-0)	0 (0-0)	0 (0-0)	0 (0-0)	0 (0-0)	0 (0-0)	0 (0-0)	0 (0-0)	0 (0-0)	0 (0-0)	0
Yellow fever	0 (0-0)	0 (0-0)	0 (0-0)	0 (0-0)	0 (0-0)	0 (0-0)	0 (0-0)	0 (0-0)	0 (0-0)	0 (0-0)	0 (0-0)	0 (0-0)	0 (0-0)	0 (0-0)	0 (0-0)	0 (0-0)	0 (0-0)	0 (0-0)	0 (0-0)	0 (0-0)	0 (0-0)	0 (0-0)	0 (0-0)	0
Rabies	0 (0-0)	0 (0-0)	0 (0-0)	0 (0-0)	0 (0-0)	0 (0-0)	0 (0-0)	0 (0-0)	0 (0-0)	0 (0-0)	0 (0-0)	0 (0-0)	0 (0-0)	0 (0-0)	0 (0-0)	0 (0-0)	0 (0-0)	0 (0-0)	0 (0-0)	0 (0-0)	0 (0-0)	0 (0-0)	0 (0-0)	0
Intestinal nematode infections	0 (0-0)	0 (0-0)	0 (0-0)	0 (0-0)	0 (0-0)	0 (0-0)	0 (0-0)	0 (0-0)	0 (0-0)	0 (0-0)	0 (0-0)	0 (0-0)	0 (0-0)	0 (0-0)	0 (0-0)	0 (0-0)	0 (0-0)	0 (0-0)	0 (0-0)	0 (0-0)	0 (0-0)	0 (0-0)	0 (0-0)	0
Ascariasis	0 (0-0)	0 (0-0)	0 (0-0)	0 (0-0)	0 (0-0)	0 (0-0)	0 (0-0)	0 (0-0)	0 (0-0)	0 (0-0)	0 (0-0)	0 (0-0)	0 (0-0)	0 (0-0)	0 (0-0)	0 (0-0)	0 (0-0)	0 (0-0)	0 (0-0)	0 (0-0)	0 (0-0)	0 (0-0)	0 (0-0)	0
Trichuriasis	0 (0-0)	0 (0-0)	0 (0-0)	0 (0-0)	0 (0-0)	0 (0-0)	0 (0-0)	0 (0-0)	0 (0-0)	0 (0-0)	0 (0-0)	0 (0-0)	0 (0-0)	0 (0-0)	0 (0-0)	0 (0-0)	0 (0-0)	0 (0-0)	0 (0-0)	0 (0-0)	0 (0-0)	0 (0-0)	0 (0-0)	0
Hookworm disease	0 (0-0)	0 (0-0)	0 (0-0)	0 (0-0)	0 (0-0)	0 (0-0)	0 (0-0)	0 (0-0)	0 (0-0)	0 (0-0)	0 (0-0)	0 (0-0)	0 (0-0)	0 (0-0)	0 (0-0)	0 (0-0)	0 (0-0)	0 (0-0)	0 (0-0)	0 (0-0)	0 (0-0)	0 (0-0)	0 (0-0)	0
Food-borne trematodiases	0 (0-0)	0 (0-0)	0 (0-0)	0 (0-0)	0 (0-0)	0 (0-0)	0 (0-0)	0 (0-0)	0 (0-0)	0 (0-0)	0 (0-0)	0 (0-0)	0 (0-0)	0 (0-0)	0 (0-0)	0 (0-0)	0 (0-0)	0 (0-0)	0 (0-0)	0 (0-0)	0 (0-0)	0 (0-0)	0 (0-0)	0
Leprosy	0 (0-0)	0 (0-0)	0 (0-0)	0 (0-0)	0 (0-0)	0 (0-0)	0 (0-0)	0 (0-0)	0 (0-0)	0 (0-0)	0 (0-0)	0 (0-0)	0 (0-0)	0 (0-0)	0 (0-0)	0 (0-0)	0 (0-0)	0 (0-0)	0 (0-0)	0 (0-0)	0 (0-0)	0 (0-0)	0 (0-0)	0
Ebola	0 (0-0)	0 (0-0)	0 (0-0)	0 (0-0)	0 (0-0)	0 (0-0)	0 (0-0)	0 (0-0)	0 (0-0)	0 (0-0)	0 (0-0)	0 (0-0)	0 (0-0)	0 (0-0)	0 (0-0)	0 (0-0)	0 (0-0)	0 (0-0)	0 (0-0)	0 (0-0)	0 (0-0)	0 (0-0)	0 (0-0)	0
Zika virus	0 (0-0)	0 (0-0)	0 (0-0)	0 (0-0)	0 (0-0)	0 (0-0)	0 (0-0)	0 (0-0)	0 (0-0)	0 (0-0)	0 (0-0)	0 (0-0)	0 (0-0)	0 (0-0)	0 (0-0)	0 (0-0)	0 (0-0)	0 (0-0)	0 (0-0)	0 (0-0)	0 (0-0)	0 (0-0)	0 (0-0)	0
Guinea worm disease	0 (0-0)	0 (0-0)	0 (0-0)	0 (0-0)	0 (0-0)	0 (0-0)	0 (0-0)	0 (0-0)	0 (0-0)	0 (0-0)	0 (0-0)	0 (0-0)	0 (0-0)	0 (0-0)	0 (0-0)	0 (0-0)	0 (0-0)	0 (0-0)	0 (0-0)	0 (0-0)	0 (0-0)	0 (0-0)	0 (0-0)	0
Other neglected tropical diseases	0 (0-0)	0 (0-0)	1 (0.2-3.4)	1.7 (1.4-5.1)	1.6 (0.9-1.9)	1.6 (0.9-1.9)	0.2 (0-0.8)	0.2 (0-0.8)	0.3 (0-1.6)	0.3 (0-1.6)	0.4 (0-2.2)	0.4 (0-2.2)	1.4 (1-5.1)	1.1 (0.7-4.2)	1.1 (0.7-4.2)	1.1 (0.7-4.2)	1.1 (0.7-4.2)	1.1 (0.7-4.2)	1.1 (0.7-4.2)	1.1 (0.7-4.2)	1.1 (0.7-4.2)	1.1 (0.7-4.2)	19.7
Other infectious diseases	2.7 (1.7-3.9)	5.3 (2.5-9.9)	11.6 (6.8-17.5)	10.7 (10.4-23.7)	6.5 (4.6-11)	6.5 (4.6-9.7)	10.9 (8.1-13.6)	9.1 (6.7-12.2)	8.2 (6.1-10.1)	9.1 (6.6-12.2)	9.1 (6.6-12.2)	8.7 (6.5-11.8)	8.7 (6.4-12.2)	8.7 (6.4-12.2)	8.7 (6.4-12.2)	8.7 (6.4-12.2)	8.7 (6.4-12.2)	8.7 (6.4-12.2)	8.7 (6.4-12.2)	8.7 (6.4-12.2)	8.7 (6.4-12.2)	8.7 (6.4-12.2)	216
Meningitis	0.8 (0.5-1.1)	1.5 (1.1-2.3)	4.1 (2.2-6.9)	2.2 (1.7-3.7)	2.7 (1.5-4.2)	4.9 (2.9-7.6)	2.9 (1.5-4.6)	2.1 (1.1-3.4)	2.7 (1.4-4.2)	2.7 (1.4-4.3)	2.7 (1.4-4.3)	2.6 (1.2-4.3)	2.7 (1.2-4.3)	2.6 (1.2-4.3)	2.6 (1.2-4.3)	2.6 (1.2-4.3)	2.6 (1.2-4.3)	2.6 (1.2-4.3)	2.6 (1.2-4.3)	2.6 (1.2-4.3)	2.6 (1.2-4.3)	2.6 (1.2-4.3)	54.8
Encephalitis	0.1 (0.1-0.4)	0.2 (0.1-0.4)	1.1 (0.4-2.1)	1.7 (0.4-3.7)	0.8 (0.4-1.3)	1.1 (0.7-1.7)	1.6 (0.8-2.3)	1.5 (0.7-2.4)	1.4 (0.7-2.1)	1.7 (0.8-2.5)	1.7 (0.8-2.5)	1.5 (0.7-2.4)	1.4 (0.6-2.4)	1.4 (0.6-2.4)	1.4 (0.6-2.4)	1.7 (0.7-2.4)	2 (0.8-2.9)	2.1 (0.8-3.2)	2.6 (1.1-4.1)	2.4 (1.1-3.9)	2.4 (1.1-3.9)	2.4 (1.1-3.9)



Osteoarthritis other	0 (0 to 0)	0 (0 to 0)	0 (0 to 0)	0 (0 to 0)	0 (0 to 0)	0 (0 to 0)	0 (0 to 0)	0 (0 to 0)	0 (0 to 0)	0 (0 to 0)	0-1 (0 to 2)	2-3 (0 to 2.2)	2-7 (0 to 9.5)	4-5 (3.7 to 14.9)	11-8 (5.2 to 24.6)	16-4 (7.5 to 35.4)	18-6 (9.6 to 39)	19-8 (9.5 to 42.3)	24-2 (11.6 to 49.9)	19-8 (10 to 41.1)	16 (8 to 33)	11-3 (5.7 to 23.1)	4 (2 to 12.1)	1-9 (1 to 3.8)		156
Low back pain	0 (0 to 0)	0 (0 to 0)	0 (0 to 0)	0 (0 to 0)	14-3 (9 to 26.2)	74-3 (44.3 to 119)	206 (121 to 324)	274 (161 to 439)	338 (198 to 479)	387 (235 to 579)	360 (244 to 591)	241 (209 to 732)	226 (146 to 636)	206 (134 to 636)	204 (129 to 645)	204 (129 to 772)	168 (97 to 719)	146 (83 to 773)	103 (53 to 539)	109 (53 to 541)	74-2 (160 to 394)	45 (67 to 224)	19-9 (40 to 98)	5-6 (10 to 23)		5,810
Neck pain	0 (0 to 0)	0 (0 to 0)	0 (0 to 0)	0 (0 to 0)	42-1 (27 to 78.7)	229-9 (139 to 391)	683 (400 to 1,163)	1,120 (649 to 1,991)	1,160 (703 to 2,033)	1,138 (698 to 2,045)	1,158 (698 to 2,045)	1,180 (715 to 2,271)	1,177 (706 to 2,759)	1,209 (722 to 3,168)	1,235 (746 to 3,666)	1,224 (747 to 3,333)	1,168 (718 to 3,267)	1,132 (677 to 3,739)	1,094 (632 to 3,678)	1,103 (627 to 3,739)	1,109 (643 to 3,621)	1,109 (643 to 3,621)	1,109 (643 to 3,621)	1,109 (643 to 3,621)		2,240
Gout	0 (0 to 0)	0 (0 to 0)	0 (0 to 0)	0 (0 to 0)	0 (0 to 0)	0 (0 to 0)	0 (0 to 0)	0 (0 to 0)	0 (0 to 0)	0 (0 to 0)

SR Table 2b: Reading DALYS by cause and age group for females with 95% uncertainty intervals, 2019

Cause	Early Neonatal	Late Neonatal	Post Neonatal	1 to 4	5 to 9	10 to 14	15 to 19	20 to 24	25 to 29	30 to 34	35 to 39	40 to 44	45 to 49	50 to 54	55 to 59	60 to 64	65 to 69	70 to 74	75 to 79	80 to 84	85 to 89	90 to 94	95 plus	Total
All causes	1,900 (1,570 to 2,200)	1,400 (1,160 to 1,700)	2,900 (2,400 to 3,400)	4,100 (3,500 to 4,700)	2,200 (1,900 to 2,600)	2,000 (1,700 to 2,400)	2,200 (1,900 to 2,600)	2,400 (2,000 to 2,800)	2,600 (2,200 to 3,000)	2,800 (2,400 to 3,300)	3,000 (2,500 to 3,500)	3,200 (2,700 to 3,800)	3,500 (2,900 to 4,100)	3,900 (3,200 to 4,600)	4,300 (3,500 to 5,100)	4,800 (3,900 to 5,700)	5,400 (4,400 to 6,400)	6,100 (4,900 to 7,200)	6,900 (5,500 to 8,200)	7,800 (6,200 to 9,300)	8,800 (6,900 to 10,500)	9,900 (7,600 to 11,900)	11,000 (8,200 to 13,300)	20,200 (16,500 to 24,000)
Communicable, maternal, neonatal, and nutritional diseases	1,900 (1,570 to 2,200)	1,400 (1,160 to 1,700)	2,900 (2,400 to 3,400)	4,100 (3,500 to 4,700)	2,200 (1,900 to 2,600)	2,000 (1,700 to 2,400)	2,200 (1,900 to 2,600)	2,400 (2,000 to 2,800)	2,600 (2,200 to 3,000)	2,800 (2,400 to 3,300)	3,000 (2,500 to 3,500)	3,200 (2,700 to 3,800)	3,500 (2,900 to 4,100)	3,900 (3,200 to 4,600)	4,300 (3,500 to 5,100)	4,800 (3,900 to 5,700)	5,400 (4,400 to 6,400)	6,100 (4,900 to 7,200)	6,900 (5,500 to 8,200)	7,800 (6,200 to 9,300)	8,800 (6,900 to 10,500)	9,900 (7,600 to 11,900)	11,000 (8,200 to 13,300)	1,200 (1,000 to 1,500)
HIV/AIDS and sexually transmitted infections	3.9 (1.1 to 9.4)	1 (0.3 to 2.3)	2 (1 to 3.8)	9.8 (2.7 to 1)	0.3 (0.2 to 0.4)	0.2 (0.2 to 0.3)	0.5 (0.4 to 0.6)	1.4 (1.1 to 2.2)	3.5 (2.5 to 4.9)	5.5 (4 to 7.6)	7.6 (4.2 to 11.4)	9.7 (4.2 to 15)	12 (4.4 to 18.7)	4 (3.5 to 5.5)	2.2 (2.3 to 3.9)	2.2 (1.7 to 3)	1.6 (1.3 to 2.2)	1.4 (1 to 2.2)	0.8 (0.4 to 1.4)	0.5 (0.3 to 0.7)	0.2 (0.2 to 0.4)	0.1 (0.1 to 0.2)	40.4 (0.1 to 0.1)
HIV/AIDS	0 (0 to 0)	0 (0 to 0)	0.4 (0.4 to 0.9)	0.7 (0.4 to 0.9)	0.3 (0.2 to 0.3)	0.2 (0.2 to 0.3)	0.2 (0.2 to 0.4)	0.9 (0.7 to 1.2)	2.9 (1.4 to 2.4)	3 (2.2 to 4)	3.4 (2.4 to 4.4)	3.4 (2.4 to 4.4)	3.7 (2.1 to 3.4)	2.4 (1.6 to 3)	1.6 (1.3 to 2.2)	1.7 (1.1 to 2)	1.2 (1.1 to 2)	1.3 (0.8 to 2)	0.5 (0.3 to 1.1)	0.2 (0.1 to 0.4)	0.1 (0 to 0)	0 (0 to 0)	25.1 (0 to 0)
HIV/AIDS - Drug-susceptible Tuberculosis	0 (0 to 0)	0 (0 to 0)	0.1 (0 to 0.1)	0.1 (0 to 0.1)	0.1 (0 to 0.1)	0 (0 to 0)	0 (0 to 0.1)	0.1 (0 to 0.1)	0.2 (0.1 to 0.3)	0.2 (0.1 to 0.3)	0.2 (0.1 to 0.3)	0.2 (0.1 to 0.3)	0.2 (0.1 to 0.3)	0.1 (0.1 to 0.2)	0.1 (0.1 to 0.2)	0.1 (0.1 to 0.1)	0.1 (0.1 to 0.1)	0.1 (0 to 0.1)	0.1 (0 to 0.1)	0 (0 to 0)	0 (0 to 0)	0 (0 to 0)	1.5 (0 to 0)
HIV/AIDS - Multidrug-resistant Tuberculosis without extensive drug resistance	0 (0 to 0)	0 (0 to 0)	0 (0 to 0)

Osteoarthritis other	0 (0 to 0)	0 (0 to 0)	0 (0 to 0)	0 (0 to 0)	0 (0 to 0)	0 (0 to 0)	0 (0 to 0)	0 (0 to 0)	0 (0 to 0)	0 (0 to 0)	0 (0 to 1)	0 (0 to 0)	0 (0 to 0)	0 (0 to 0)	0 (0 to 0)	0 (0 to 0)	0 (0 to 0)	0 (0 to 0)	0 (0 to 0)	0 (0 to 0)	0 (0 to 0)	0 (0 to 0)	0 (0 to 0)	0 (0 to 0)	0 (0 to 0)	0 (0 to 0)	39-6
Low back pain	0 (0 to 0)	0 (0 to 0)	0 (0 to 0)	0 (0 to 0)	4 (1 to 9)	16 (9 to 23)	31 (18 to 47)	57 (36 to 84)	95 (59 to 139)	164 (104 to 239)	258 (164 to 374)	358 (229 to 504)	469 (297 to 670)	569 (361 to 803)	643 (407 to 904)	683 (433 to 958)	703 (445 to 980)	705 (450 to 973)	703 (450 to 969)	703 (450 to 969)	703 (450 to 969)	703 (450 to 969)	703 (450 to 969)	703 (450 to 969)	703 (450 to 969)	703 (450 to 969)	1,220
Neck pain	0 (0 to 0)	0 (0 to 0)	0 (0 to 0)	0 (0 to 0)	2 (0 to 7)	10 (5 to 19)	16 (9 to 28)	25 (14 to 44)	44 (25 to 76)	71 (41 to 119)	105 (63 to 170)	144 (90 to 227)	184 (118 to 285)	220 (144 to 337)	254 (166 to 383)	284 (189 to 423)	299 (200 to 450)	299 (200 to 450)	299 (200 to 450)	299 (200 to 450)	299 (200 to 450)	299 (200 to 450)	299 (200 to 450)	299 (200 to 450)	299 (200 to 450)	299 (200 to 450)	491
Gout	0 (0 to 0)	0 (0 to 0)	0 (0 to 0)	0 (0 to 0)	0 (0 to 0)	0 (0 to 0)	0 (0 to 0)	0 (0 to 0)	0 (0 to 0)	0 (0 to 0)	0 (0 to 0)	0 (0 to 0)	0 (0 to 0)	0 (0 to 0)	0 (0 to 0)	0 (0 to 0)	0 (0 to 0)	0 (0 to 0)	0 (0 to 0)	0 (0 to 0)	0 (0 to 0)	0 (0 to 0)	0 (0 to 0)	0 (0 to 0)	0 (0 to 0)	0 (0 to 0)	8-6
Other musculoskeletal disorders	0 (0 to 0)	0 (0 to 0)	0 (0 to 0)	0 (0 to 0)	0 (0 to 1)	0 (0 to 1)	0 (0 to 2)	0 (0 to 2)	19 (11 to 29)	38 (22 to 57)	59 (37 to 87)	83 (54 to 117)	109 (72 to 153)	128 (84 to 177)	146 (97 to 203)	160 (107 to 221)	169 (113 to 233)	169 (113 to 233)	169 (113 to 233)	169 (113 to 233)	169 (113 to 233)	169 (113 to 233)	169 (113 to 233)	169 (113 to 233)	169 (113 to 233)	169 (113 to 233)	470
Other non-communicable diseases	43 (30 to 59)	21-8 (15 to 29)	58-4 (40 to 80)	56-7 (40 to 78)	23 (15 to 31)	23-6 (16 to 32)	42-0 (28 to 56)	66 (46 to 90)	104 (72 to 140)	154 (106 to 210)	194 (132 to 261)	227 (155 to 303)	247 (169 to 331)	257 (176 to 343)	262 (179 to 350)	262 (179 to 350)	262 (179 to 350)	262 (179 to 350)	262 (179 to 350)	262 (179 to 350)	262 (179 to 350)	262 (179 to 350)	262 (179 to 350)	262 (179 to 350)	262 (179 to 350)	262 (179 to 350)	1,740
Congenital birth defects	19-1 (13-9 to 26-1)	38-2 (26-2 to 51-8)	59-5 (39-7 to 79-4)	7-9 (5-7 to 10-4)	7-3 (5-4 to 9-6)	8-9 (6-5 to 11-6)	9-8 (7-2 to 12-7)	10-6 (7-8 to 13-8)	11-2 (8-2 to 14-4)	11-5 (8-4 to 14-8)	11-7 (8-5 to 15-0)	11-8 (8-6 to 15-1)	11-8 (8-6 to 15-2)	11-8 (8-6 to 15-2)	11-8 (8-6 to 15-2)	11-8 (8-6 to 15-2)	11-8 (8-6 to 15-2)	11-8 (8-6 to 15-2)	11-8 (8-6 to 15-2)	11-8 (8-6 to 15-2)	11-8 (8-6 to 15-2)	11-8 (8-6 to 15-2)	11-8 (8-6 to 15-2)	11-8 (8-6 to 15-2)	11-8 (8-6 to 15-2)	239
Neural tube defects	3-1 (1-6 to 5-4)	6-6 (3-5 to 11-2)	3-4 (1-9 to 7)	0-2 (0-1 to 0-5)	0-4 (0-2 to 0-8)	0-3 (0-2 to 0-6)	0-3 (0-2 to 0-6)	0-4 (0-2 to 0-8)	0-4 (0-2 to 0-7)	0-4 (0-2 to 0-8)	0-4 (0-2 to 0-8)	0-3 (0-2 to 0-5)	0-2 (0-1 to 0-3)	0-2 (0-1 to 0-3)	0-1 (0-1 to 0-3)	0-1 (0-1 to 0-3)	0-1 (0-1 to 0-3)	0-1 (0-1 to 0-3)	0-1 (0-1 to 0-3)	0-1 (0-1 to 0-3)	0-1 (0-1 to 0-3)	0-1 (0-1 to 0-3)	0-1 (0-1 to 0-3)	0-1 (0-1 to 0-3)	0-1 (0-1 to 0-3)	0-1 (0-1 to 0-3)	16-4
Congenital heart anomalies	8-5 (4-6 to 18-4)	6-6 (3-7 to 12-2)	10-9 (5-1 to 24-2)	8-5 (3-2 to 19-6)	1-5 (0-6 to 2-1)	1-1 (0-6 to 2-1)	1-2 (0-6 to 2-2)	1-5 (0-7 to 2-6)	1-7 (0-8 to 3-1)	1-7 (0-8 to 3-2)	1-7 (0-8 to 3-2)	1-6 (0-8 to 3-1)	1-5 (0-8 to 3-1)	1-5 (0-8 to 3-1)	1-5 (0-8 to 3-1)	1-5 (0-8 to 3-1)	1-5 (0-8 to 3-1)	1-5 (0-8 to 3-1)	1-5 (0-8 to 3-1)	1-5 (0-8 to 3-1)	1-5 (0-8 to 3-1)	1-5 (0-8 to 3-1)	1-5 (0-8 to 3-1)	1-5 (0-8 to 3-1)	1-5 (0-8 to 3-1)	50
Orofacial clefts	0 (0 to 0)	0 (0 to 0)	0-1 (0 to 0-2)	0-2 (0 to 0-6)	0-1 (0 to 0-2)	0-1 (0 to 0-2)	0-1 (0 to 0-2)	0-1 (0 to 0-3)	0-2 (0 to 0-4)	0-2 (0 to 0-4)	0-2 (0 to 0-4)	0-1 (0 to 0-3)	0-1 (0 to 0-3)	0-1 (0 to 0-3)	0-1 (0 to 0-3)	0-1 (0 to 0-3)	0-1 (0 to 0-3)	0-1 (0 to 0-3)	0-1 (0 to 0-3)	0-1 (0 to 0-3)	0-1 (0 to 0-3)	0-1 (0 to 0-3)	0-1 (0 to 0-3)	0-1 (0 to 0-3)	0-1 (0 to 0-3)	0-1 (0 to 0-3)	1-9
Down syndrome	1-8 (0-6 to 2-9)	0-5 (0-3 to 0-9)	1-3 (0-7 to 2-2)	1-9 (1-1 to 2-9)	0-9 (0-5 to 1-4)	0-8 (0-5 to 1-3)	0-8 (0-5 to 1-2)	1-2 (0-7 to 1-8)	1-4 (0-9 to 2-1)	1-5 (0-9 to 2-1)	1-5 (0-9 to 2-1)	1-4 (0-9 to 1-9)	1-3 (0-8 to 1-9)	1-3 (0-8 to 1-9)	1-4 (0-9 to 1-9)	1-4 (0-9 to 2-0)	2-2 (1-3 to 3-2)	2-3 (1-3 to 3-2)	1-4 (0-9 to 2-0)	0-8 (0-4 to 1-2)	0-8 (0-4 to 1-2)	0-8 (0-4 to 1-2)	0-8 (0-4 to 1-2)	0-8 (0-4 to 1-2)	0-8 (0-4 to 1-2)	0-8 (0-4 to 1-2)	22
Turner syndrome	0 (0 to 0)	0 (0 to 0)	0-1 (0 to 0)	0-1 (0 to 0)	0-1

SR Table 2b: Kent DALYS by cause and age group for females with 95% uncertainty intervals, 2019

Cause	Early Neonatal	Late Neonatal	Post Neonatal	1 to 4	5 to 9	10 to 14	15 to 19	20 to 24	25 to 29	30 to 34	35 to 39	40 to 44	45 to 49	50 to 54	55 to 59	60 to 64	65 to 69	70 to 74	75 to 79	80 to 84	85 to 89	90 to 94	95 plus	Total
All causes	1,004 (958 to 1,051)	1,021 (964 to 1,078)	1,107 (999 to 1,220)	4,192 (3,980 to 4,403)	3,779 (3,579 to 3,979)	3,722 (3,534 to 4,009)	4,263 (4,056 to 4,471)	4,997 (4,692 to 5,307)	5,433 (5,092 to 5,810)	6,161 (5,748 to 6,600)	6,989 (6,540 to 7,511)	7,853 (7,353 to 8,393)	8,823 (8,253 to 9,428)	9,880 (9,222 to 10,585)	10,977 (10,178 to 11,703)	12,109 (11,229 to 12,975)	13,405 (12,403 to 14,230)	14,693 (13,555 to 15,802)	15,972 (14,659 to 17,400)	17,211 (15,693 to 18,955)	18,329 (16,530 to 20,655)	19,429 (16,400 to 22,556)	20,509 (14,755 to 25,600)	21,569 (11,958 to 34,203)	236,002
Communicable, maternal, neonatal, and nutritional diseases	902 (859 to 1,256)	221 (167 to 291)	439 (244 to 651)	492 (267 to 594)	221 (210 to 537)	246 (180 to 326)	263 (161 to 316)	299 (208 to 408)	339 (202 to 466)	392 (252 to 552)	449 (293 to 666)	543 (272 to 956)	667 (289 to 982)	806 (324 to 1,230)	1,000 (329 to 1,539)	1,193 (401 to 1,867)	1,432 (523 to 2,074)	1,690 (588 to 2,614)	1,930 (642 to 3,000)	2,150 (683 to 3,466)	2,350 (708 to 3,781)	2,490 (698 to 3,761)	12,992
HIV/AIDS and sexually transmitted infections	29 (2.2 to 64.7)	7.7 (2.3 to 17.3)	11.4 (2.4 to 28.3)	1.4 (1.1 to 1.6)	0.9 (0.7 to 1.1)	1.2 (1.0 to 1.5)	2.9 (2.3 to 4.2)	8.4 (5.7 to 12.4)	16.8 (11.1 to 25.4)	23.9 (17.2 to 39.1)	30.6 (20.6 to 45)	31.1 (20.6 to 47.2)	24.7 (16.9 to 37.4)	16.2 (11.3 to 23.9)	13 (9.0 to 19.6)	9.8 (6.3 to 15)	7.9 (4.9 to 12.3)	6.8 (4.3 to 9.5)	3.6 (2.3 to 5.4)	2.6 (1.6 to 3.8)	1.8 (1.0 to 2.2)	0.6 (0.4 to 0.9)	263
HIV/AIDS	0 (0 to 0)	0 (0 to 0)	1.1 (1.1 to 1.1)	0.7 (0.5 to 1.2)	0.6 (0.4 to 0.9)	0.8 (0.6 to 1.2)	2.6 (2.1 to 3.8)	6.6 (4.5 to 9.6)	11 (7.5 to 15.2)	15.2 (11.4 to 22.2)	19.1 (14.2 to 27.4)	19.6 (14.5 to 27.5)	14.9 (11.1 to 20.7)	9.2 (7.0 to 12.6)	6.2 (4.2 to 8.8)	3.9 (2.5 to 5.6)	2.6 (1.6 to 3.8)	1.2 (0.8 to 1.8)	0.5 (0.3 to 0.8)	0.1 (0.1 to 0.2)	0.1 (0.0 to 0.2)	0.0 (0.0 to 0.1)	80.2
HIV/AIDS - Drug-susceptible Tuberculosis	0 (0 to 0)	0 (0 to 0)	0.2 (0.1 to 0.3)	0.2 (0.1 to 0.2)	0.1 (0.1 to 0.2)	0.1 (0.1 to 0.1)	0.1 (0.1 to 0.1)	0.2 (0.2 to 0.4)	0.5 (0.3 to 0.8)	0.9 (0.7 to 1.4)	1.2 (0.9 to 1.9)	1 (0.8 to 1.5)	0.9 (0.6 to 1.4)	0.7 (0.4 to 1.1)	0.4 (0.2 to 0.6)	0.3 (0.2 to 0.4)	0.2 (0.1 to 0.3)	0.1 (0.1 to 0.1)	0.1 (0.0 to 0.1)	0.0 (0.0 to 0.0)	0.0 (0.0 to 0.0)	0.0 (0.0 to 0.0)	7.5
HIV/AIDS - Multidrug-resistant Tuberculosis without extensive drug resistance	0 (0 to 0)	0 (0 to 0)	0 (0 to 0)	0 (0 to 0)	0 (0 to 0)	0 (0 to 0)	0 (0 to 0)	0 (0 to 0)	0 (0 to 0)	0 (0 to 0)	0 (0 to 0)	0 (0 to 0)	0 (0 to 0)	0 (0 to 0)	0 (0 to 0)	0 (0 to 0)	0 (0 to 0)	0 (0 to 0)	0 (0 to 0)	0 (0 to 0)	0 (0 to 0)	0 (0 to 0)	0 (0 to 0)	0.2
HIV/AIDS - Extensively drug-resistant Tuberculosis	0 (0 to 0)	0 (0 to 0)	0 (0 to 0)	0 (0 to 0)	0 (0 to 0)	0 (0 to 0)	0 (0 to 0)	0 (0 to 0)	0 (0 to 0)	0 (0 to 0)	0 (0 to 0)	0 (0 to 0)	0 (0 to 0)	0 (0 to 0)	0 (0 to 0)	0 (0 to 0)	0 (0 to 0)	0 (0 to 0)	0 (0 to 0)	0 (0 to 0)	0 (0 to 0)	0 (0 to 0)	0 (0 to 0)	0
HIV/AIDS resulting in other diseases	0 (0 to 0)	0 (0 to 0)	1.1 (0.9 to 1.4)	0.8 (0.5 to 1.1)	0.6 (0.4 to 0.9)	0.5 (0.4 to 0.8)	0.8 (0.6 to 1.2)	2.5 (1.8 to 3.4)	4.3 (2.9 to 6.2)	5.7 (3.3 to 9.7)	6.8 (4.1 to 12.2)	6.2 (3.4 to 13.2)	4.3 (2.3 to 12.7)	2.7 (1.4 to 11)	1.8 (0.9 to 10.2)	1.1 (0.5 to 9.8)	0.7 (0.3 to 9.6)	0.4 (0.2 to 9.5)	0.2 (0.1 to 9.4)	0.1 (0.0 to 9.3)	0.0 (0.0 to 9.2)	0.0 (0.0 to 9.1)	72.4
Sexually transmitted infections excluding HIV	29 (2.2 to 64.7)	7.7 (2.3 to 17.3)	10.3 (2.4 to 28.3)	0.6 (0.4 to 0.8)	0.3 (0.2 to 0.5)	0.4 (0.2 to 0.6)	0.3 (0.2 to 0.5)	1.8 (1.2 to 3.1)	5.8 (3.3 to 9.6)	9.7 (6.7 to 15.9)	13.9 (9.6 to 22.2)	13.5 (9.6 to 20.1)	10.8 (7.7 to 16.2)	7.5 (5.2 to 11.2)	4.4 (2.8 to 6.7)	2.8 (1.7 to 4.5)	1.9 (1.1 to 3.2)	1.4 (0.8 to 2.3)	0.8 (0.4 to 1.4)	0.5 (0.2 to 0.9)	0.2 (0.1 to 0.4)	0.0 (0.0 to 0.1)	183
Syphilis	0 (0 to 0)	0 (0 to 0)	2.1 (0.8 to 3.9)	0.2 (0.1 to 0.5)	0.2 (0.1 to 0.3)	0.2 (0.1 to 0.3)	0.2 (0.1 to 0.3)	1.1 (0.5 to 2.2)	3.1 (1.3 to 6.3)	5.1 (2.1 to 10.1)	7.5 (3.1 to 15.1)	7.4 (3.1 to 15.1)	5.9 (2.5 to 12.1)	4.1 (1.7 to 8.5)	2.4 (1.0 to 5.1)	1.5 (0.6 to 3.3)	1 (0.4 to 2.2)	0.7 (0.3 to 1.6)	0.4 (0.2 to 1)	0.3 (0.1 to 0.7)	0.1 (0.0 to 0.3)	0.0 (0.0 to 0.1)	49.4
Chlamydial infection	0 (0 to 0)	0 (0 to 0)	0 (0 to 0)	0 (0 to 0)	0 (0 to 0)	0 (0 to 0)	0 (0 to 0)	0 (0 to 0)	0 (0 to 0)	0 (0 to 0)	0 (0 to 0)	0 (0 to 0)	0 (0 to 0)	0 (0 to 0)	0 (0 to 0)	0 (0 to 0)	0 (0 to 0)	0 (0 to 0)	0 (0 to 0)	0 (0 to 0)	0 (0 to 0)	0 (0 to 0)	0 (0 to 0)	0
Gonococcal infection	0 (0 to 0)	0 (0 to 0)	0 (0 to 0)	0 (0 to 0)	0 (0 to 0)	0 (0 to 0)	0 (0 to 0)	0 (0 to 0)	0 (0 to 0)	0 (0 to 0)	0 (0 to 0)	0 (0 to 0)	0 (0 to 0)	0 (0 to 0)	0 (0 to 0)	0 (0 to 0)	0 (0 to 0)	0 (0 to 0)	0 (0 to 0)	0 (0 to 0)	0 (0 to 0)	0 (0 to 0)	0 (0 to 0)	0
Trichomoniasis	0 (0 to 0)	0 (0 to 0)	0 (0 to 0)	0 (0 to 0)	0 (0 to 0)	0 (0 to 0)	0 (0 to 0)	0 (0 to 0)	0 (0 to 0)	0 (0 to 0)	0 (0 to 0)	0 (0 to 0)	0 (0 to 0)	0 (0 to 0)	0 (0 to 0)	0 (0 to 0)	0 (0 to 0)	0 (0 to 0)	0 (0 to 0)	0 (0 to 0)	0 (0 to 0)	0 (0 to 0)	0 (0 to 0)	0
Genital herpes	0 (0 to 0)	0 (0 to 0)	0 (0 to 0)	0 (0 to 0)	0 (0 to 0)	0 (0 to 0)	0 (0 to 0)	0 (0 to 0)	0 (0 to 0)	0 (0 to 0)	0 (0 to 0)	0 (0 to 0)	0 (0 to 0)	0 (0 to 0)	0 (0 to 0)	0 (0 to 0)	0 (0 to 0)	0 (0 to 0)	0 (0 to 0)	0 (0 to 0)	0 (0 to 0)	0 (0 to 0)	0 (0 to 0)	0
Other sexually transmitted infections	0 (0 to 0)	0 (0 to 0)	0.4 (0 to 0.5)	0.4 (0 to 0.5)	0.1 (0 to 0.2)	0.2 (0 to 0.4)	0.1 (0 to 0.2)	0.7 (0.2 to 1.4)	2.6 (0.9 to 5.4)	4.6 (1.7 to 9.5)	6.4 (2.5 to 13.4)	6.2 (2.5 to 13.1)	4.9 (2.1 to 10.6)	3.4 (1.5 to 7.3)	2 (0.9 to 4.3)	1.3 (0.6 to 2.8)	0.9 (0.4 to 2)	0.6 (0.3 to 1.4)	0.4 (0.2 to 0.9)	0.2 (0.1 to 0.5)	0.1 (0.0 to 0.3)	0.0 (0.0 to 0.1)	49
Respiratory infections and tuberculosis	7,419 (4.9 to 16.9)	9,329 (12.2 to 22)	344 (344 to 778.4)	669 (669 to 1,539)	568 (568 to 1,336)	440 (440 to 1,098)	299 (299 to 1,056)	195 (195 to 1,014)	147 (147 to 1,032)	130 (130 to 1,082)	130 (130 to 1,182)	130 (130 to 1,274)	130 (130 to 1,376)	130 (130 to 1,484)	130 (130 to 1,594)	130 (130 to 1,699)	130 (130 to 1,800)	130 (130 to 1,900)	130 (130 to 1,960)	130 (130 to 2,000)	130 (130 to 2,010)	130 (130 to 2,010)	130 (130 to 2,010)	7,280
Tuberculosis	0 (0 to 0)	0 (0 to 0)	0.2 (0.1 to 0.3)	0.2 (0.1 to 0.2)	0.1 (0.1 to 0.2)	0.1 (0.1 to 0.1)	0.1 (0.1 to 0.1)	0.2 (0.2 to 0.4)	0.5 (0.3 to 0.8)	0.9 (0.7 to 1.4)	1.2 (0.9 to 1.9)	1 (0.8 to 1.5)	0.9 (0.6 to 1.4)	0.7 (0.4 to 1.1)	0.4 (0.2 to 0.6)	0.3 (0.2 to 0.4)	0.2 (0.1 to 0.3)	0.1 (0.1 to 0.1)	0.1 (0.0 to 0.1)	0.0 (0.0 to 0.1)	0.0 (0.0 to 0.0)	0.0 (0.0 to 0.0)	7.1
Latent tuberculosis infection	0 (0 to 0)	0 (0 to 0)	0 (0 to 0)	0 (0 to 0)	0 (0 to 0)	0 (0 to 0)	0 (0 to 0)	0 (0 to 0)	0 (0 to 0)	0 (0 to 0)	0 (0 to 0)	0 (0 to 0)	0 (0 to 0)	0 (0 to 0)	0 (0 to 0)	0 (0 to 0)	0 (0 to 0)	0 (0 to 0)	0 (0 to 0)	0 (0 to 0)	0 (0 to 0)	0 (0 to 0)	0 (0 to 0)	0
Drug-susceptible tuberculosis	0 (0 to 0)	0 (0 to 0)	0 (0 to 0)	0 (0 to 0)	0 (0 to 0)	0 (0 to 0)	0 (0 to 0)	0 (0 to 0)	0 (0 to 0)	0 (0 to 0)	0 (0 to 0)	0 (0 to 0)	0 (0 to 0)	0 (0 to 0)	0 (0 to 0)	0 (0 to 0)	0 (0 to 0)	0 (0 to 0)	0 (0 to 0)	0 (0 to 0)	0 (0 to 0)	0 (0 to 0)	0 (0 to 0)	0
Multidrug-resistant tuberculosis without extensive drug resistance	0 (0 to 0)	0 (0 to 0)	0 (0 to 0)	0 (0 to 0)	0 (0 to 0)	0 (0 to 0)	0 (0 to 0)	0 (0 to 0)	0 (0 to 0)	0 (0 to 0)	0 (0 to 0)	0 (0 to 0)	0 (0 to 0)	0 (0 to 0)	0 (0 to 0)	0 (0 to 0)	0 (0 to 0)	0 (0 to 0)	0 (0 to 0)	0 (0 to 0)	0 (0 to 0)	0 (0 to 0)	0 (0 to 0)	0
Extensively drug-resistant tuberculosis	0 (0 to 0)	0 (0 to 0)	0 (0 to 0)	0 (0 to 0)	0 (0 to 0)	0 (0 to 0)	0 (0 to 0)	0 (0 to 0)	0 (0 to 0)	0 (0 to 0)	0 (0 to 0)	0 (0 to 0)	0 (0 to 0)	0 (0 to 0)	0 (0 to 0)	0 (0 to 0)	0 (0 to 0)	0 (0 to 0)	0 (0 to 0)	0 (0 to 0)	0 (0 to 0)	0 (0 to 0)	0 (0 to 0)	0
Lower respiratory infections	11.9 (7.3 to 19.7)	7.8 (4.9 to 11.6)	49.2 (29.5 to 82.1)	22 (14.1 to 32.1)	7 (4.1 to 9.8)	8 (4.1 to 12.5)	9.7 (4.9 to 15.5)	13.2 (6.7 to 21.6)	25.8 (13.1 to 41.8)	27.3 (14.1 to 44.3)	27.8 (14.4 to 45.3)	28.1 (14.6 to 45.6)	29.5 (15.2 to 47.8)	29.8 (15.4 to 48.3)	30.1 (15.6 to 48.8)	30.4 (15.7 to 49.3)	30.7 (15.9 to 49.8)	31 (16.1 to 50.2)	31.3 (16.2 to 50.7)	31.5 (16.3 to 51.1)	31.7 (16.4 to 51.4)	31.8 (16.5 to 51.6)	6,380
Upper respiratory infections	0 (0 to 0)	0 (0 to 0)	11.5 (6.5 to 18.4)	52.9 (29.4 to 87.1)	60.6 (33.6 to 100)	52 (27.1 to 87.7)	45.4 (23.4 to 80.7)	49.6 (24.7 to 93.4)	47.4 (24.2 to 77.2)	49.9 (24.9 to 79.6)	52.6 (26.2 to 84)	54.6 (27.2 to 87.1)	56.1 (27.9 to 89.5)	57.1 (28.4 to 91.1)	57.8 (28.7 to 92.2)	58.3 (29 to 93)	58.7 (29.2 to 93.6)	59.1 (29.4 to 94.2)	59.5 (29.6 to 94.8)	59.8 (29.8 to 95.3)	60.1 (29.9 to 95.8)	60.3 (30 to 96.1)	1,264
Otitis media	0 (0 to 0)	0.1 (0 to 0.1)	2.5 (1.2 to 4.2)	13.2 (6.9 to 22.1)	18.8 (9.8 to 31.6)	9.7 (4.8 to 16.4)	8.7 (4.2 to 15.1)	7.8 (3.6 to 14.4)	7.9 (3.6 to 15.1)	8.6 (3.9 to 16.4)	9.1 (4.1 to 17.2)	9.4 (4.3 to 17.8)	9.7 (4.4 to 18.3)	9.9 (4.5 to 18.7)	10.1 (4.6 to 19.2)	10.2 (4.7 to 19.4)	10.3 (4.7 to 19.6)	10.4 (4.8 to 19.8)	10.5 (4.8 to 19.9)	10.6 (4.8 to 20.1)	10.6 (4.9 to 20.2)	10.7 (4.9 to 20.3)	141
Enteric infections	3.5 (0.7 to 11.4)	2.9 (2.2 to 3.7)	19.6 (19.6 to 68)	12.4 (12.4 to 44.2)	27.4 (27.4 to 97.3)	19.4 (19.4 to 68.9)	15.4 (15.4 to 54.6)	14.6 (14.6 to 51.9)	14.4 (14.4 to 51.2)	14.3 (14.3 to 50.7)	14.3 (14.3 to 50.7)	14.3 (14.3 to 50.7)	14.3 (14.3 to 50.7)	14.3 (14.3 to 50.7)	14.3 (14.3 to 50.7)	14.3 (14.3 to 50.7)	14.3 (14.3 to 50.7)	14.3 (14.3 to 50.7)	14.3 (14.3 to 50.7)	14.3 (14.3 to 50.7)	14.3 (14.3 to 50.7)	14.3 (14.3 to 50.7)	696
Diarrheal diseases	2.3 (0.7 to 11.4)	2.9 (2.5 to 4.7)	19.6 (19.6 to 67.8)	12.4 (12.4 to 43.7)	27.4 (27.4 to 96.2)	19.4 (19.4 to 68.2)	15.4 (15.4 to 54.2)	14.6 (14.6 to 51.6)	14.4 (14.4 to 51.2)	14.3 (14.3 to 50.7)	14.3 (14.3 to 50.7)	14.3 (14.3 to 50.7)	14.3 (14.3 to 50.7)	14.3 (14.3 to 50.7)	14.3 (14.3 to 50.7)	14.3 (14.3 to 50.7)	14.3 (14.3 to 50.7)	14.3 (14.3 to 50.7)	14.3 (14.3 to 50.7)	14.3 (14.3 to 50.7)	14.3 (14.3 to 50.7)	14.3 (14.3 to 50.7)	644
Typhoid and paratyphoid	0 (0 to 0)	0 (0 to 0)	0 (0 to 0)	0 (0 to 0)	0 (0 to 0)	0 (0 to 0)	0 (0 to 0)	0 (0 to 0)	0 (0 to 0)	0 (0 to 0)	0 (0 to 0)	0 (0 to 0)	0 (0 to 0)	0 (0 to 0)	0 (0 to 0)	0 (0 to 0)	0 (0 to 0)	0 (0 to 0)	0 (0 to 0)	0 (0 to 0)	0 (0 to 0)	0 (0 to 0)	0 (0 to 0)	0
Typhoid fever	0 (0 to 0)	0 (0 to 0)	0 (0 to 0)	0 (0 to 0)	0 (0 to 0)	0 (0 to 0)	0 (0 to 0)	0 (0 to 0)	0 (0 to 0)	0 (0 to 0)	0 (0 to 0)	0 (0 to 0)	0 (0 to 0)	0 (0 to 0)	0 (0 to 0)	0 (0 to 0)	0 (0 to 0)	0 (0 to 0)	0 (0 to 0)	0 (0 to 0)	0 (0 to 0)	0 (0 to 0)	0 (0 to 0)	0
Paratyphoid fever	0 (0 to 0)	0 (0 to 0)	0 (0 to 0)	0 (0 to 0)	0 (0 to 0)	0 (0 to 0)	0 (0 to 0)	0 (0 to 0)	0 (0 to 0)	0 (0 to 0)	0 (0 to 0)	0 (0 to 0)	0 (0 to 0)	0 (0 to 0)	0 (0 to 0)	0 (0 to 0)	0 (0 to 0)	0 (0 to 0)	0 (0 to 0)	0 (0 to 0)	0 (0 to 0)	0 (0 to 0)	0 (0 to 0)	0
Invasive Non-typhoidal Salmonella (iNTS)	0 (0 to 0)	0 (0 to 0)	0 (0 to 0)	0 (0 to 0)	0 (0 to 0)	0 (0 to 0)	0 (0 to 0)	0 (0 to 0)	0 (0 to 0)	0 (0 to 0)	0 (0 to 0)	0 (0 to 0)	0 (0 to 0)	0 (0 to 0)	0 (0 to 0)	0 (0 to 0)	0 (0 to 0)	0 (0 to 0)	0 (0 to 0)	0 (0 to 0)	0 (0 to 0)	0 (0 to 0)	0 (0 to 0)	0
Other intestinal infectious diseases	0 (0 to 0)	0 (0 to 0)	0.1 (0 to 0.4)	0.1 (0 to 0.4)	0.1 (0 to 0.4)	0.1 (0 to 0.2)	0.1 (0 to 0.1)	0.1 (0 to 0.1)	0.1 (0 to 0.2)	0.1 (0 to 0.1)	0.1 (0 to 0.1)	0.1 (0 to 0.1)	0.1 (0 to 0.1)	0.1 (0 to 0.1)	0.1 (0 to 0.1)	0.1 (0 to 0.1)	0.1 (0 to 0.1)	0.1 (0 to 0.1)	0.1 (0 to 0.1)	0.1 (0 to 0.1)	0.1 (0 to 0.1)	0.1 (0 to 0.1)	0.1 (0 to 0.1)	1.3
Neglected tropical diseases and malaria	0 (0 to 0)	0 (0 to 0.9)	0.6 (0.4 to 0.9)	0.7 (0.4 to 0.9)	0.6 (0.3 to 0.9)	0.6 (0.3 to 0.9)	0.7 (0.3 to 1)	0.8 (0.3 to 1.2)	0.9 (0.4 to 1.3)	0.9 (0.4 to 1.4)	0.9 (0.4 to 1.4)	0.9 (0.4 to 1.4)	0.9 (0.4 to 1.4)	0.9 (0.4 to 1.4)	0.9 (0.4 to 1.4)	0.9 (0.4 to 1.4)	0.9 (0.4 to 1.4)	0.9 (0.4 to 1.4)	0.9 (0.4 to 1.4)	0.9 (0.4 to 1.4)	0.9 (0.4 to 1.4)	0.9 (0.4 to 1.4)	47.1
Malaria	0 (0 to 0)	0 (0 to 0)	0 (0 to 0)	0 (0 to 0)	0 (0 to 0)	0 (0 to 0)	0 (0 to 0)	0 (0 to 0)	0 (0 to 0)	0 (0 to 0)	0 (0 to 0)	0 (0 to 0)	0 (0 to 0)	0 (0 to 0)	0 (0 to 0)	0 (0 to 0)	0 (0 to 0)	0 (0 to 0)	0 (0 to 0)	0 (0 to 0)	0 (0 to 0)	0 (0 to 0)	0 (0 to 0)	0
Chagas disease	0 (0 to 0)	0 (0 to 0)	0 (0 to 0)	0 (0 to 0)	0 (0 to 0)	0 (0 to 0)	0 (0 to 0)	0 (0 to 0)	0 (0 to 0)	0 (0 to 0)	0 (0 to 0)	0 (0 to 0)	0 (0 to 0)	0 (0 to 0)	0 (0 to 0)	0 (0 to 0)	0 (0 to 0)	0 (0 to 0)	0 (0 to 0)	0 (0 to 0)	0 (0 to 0)	0 (0 to 0)	0 (0 to 0)	0
Leishmaniasis	0 (0 to 0)	0 (0 to 0)	0 (0 to 0)	0 (0 to 0)	0 (0 to 0)	0 (0 to 0)	0 (0 to 0)	0 (0 to 0)	0 (0 to 0)	0 (0 to 0)	0 (0 to 0)	0 (0 to 0)	0 (0 to 0)	0 (0 to 0)	0 (0 to 0)	0 (0 to 0)	0 (0 to 0)	0 (0 to 0)	0 (0 to 0)	0 (0 to 0)	0 (0 to 0)	0 (0 to 0)	0 (0 to 0)	0
Visceral leishmaniasis	0 (0 to 0)	0 (0 to 0)	0 (0 to 0)	0 (0 to 0)	0 (0 to 0)	0 (0 to 0)	0 (0 to 0)	0 (0 to 0)	0 (0 to 0)	0 (0 to 0)	0 (0 to 0)	0 (0 to 0)	0 (0 to 0)	0 (0 to 0)	0 (0 to 0)	0 (0 to 0)	0 (0 to 0)	0 (0 to 0)	0 (0 to 0)	0 (0 to 0)	0 (0 to 0)	0 (0 to 0)	0 (0 to 0)	0
Cutaneous and mucocutaneous leishmaniasis	0 (0 to 0)	0 (0 to 0)	0 (0 to 0)	0 (0 to 0)	0 (0 to 0)	0 (0 to 0)	0 (0 to 0)	0 (0 to 0)	0 (0 to 0)	0 (0 to 0)	0 (0 to 0)	0 (0 to 0)	0 (0 to 0)	0 (0 to 0)	0 (0 to 0)	0 (0 to 0)	0 (0 to 0)	0 (0 to 0)	0 (0 to 0)	0 (0 to 0)	0 (0 to 0)	0 (0 to 0)	0 (0 to 0)	0
African trypanosomiasis	0 (0 to 0)	0 (0 to 0)	0 (0 to 0)	0 (0 to 0)	0 (0 to 0)	0 (0 to 0)	0 (0 to 0)	0 (0 to 0)	0 (0 to 0)	0 (0 to 0)	0 (0 to 0)	0 (0 to 0)	0 (0 to 0)	0 (0 to 0)	0 (0 to 0)	0 (0 to 0)	0 (0 to 0)	0 (0 to 0)	0 (0 to 0)	0 (0 to 0)	0 (0 to 0)	0 (0 to 0)	0 (0 to 0)	0
Schistosomiasis	0 (0 to 0)	0 (0 to 0)	0 (0 to 0)	0 (0 to 0)	0 (0 to 0)	0 (0 to 0)	0 (0 to 0)	0 (0 to 0)	0 (0 to 0)	0 (0 to 0)	0 (0 to 0)	0 (0 to 0)	0 (0 to 0)	0 (0 to 0)	0 (0 to 0)	0 (0 to 0)	0 (0 to 0)	0 (0 to 0)	0 (0 to 0)	0 (0 to 0)	0 (0 to 0)	0 (0 to 0)	0 (0 to 0)	0
Cysticercosis	0 (0 to 0)	0 (0 to 0)	0 (0 to 0)	0 (0 to 0)	0 (0 to 0)	0 (0 to 0)	0 (0 to 0)	0 (0 to 0)	0 (0 to 0)	0 (0 to 0)	0 (0 to 0)	0 (0 to 0)	0 (0 to 0)	0 (0 to 0)	0 (0 to 0)	0 (0 to 0)	0 (0 to 0)	0 (0 to 0)	0 (0 to 0)	0 (0 to 0)	0 (0 to 0)	0 (0 to 0)	0 (0 to 0)	0
Cystic echinococcosis	0 (0 to 0)	0 (0 to 0)	0 (0 to 0)	0 (0 to 0)	0 (0 to 0)	0 (0 to 0)	0 (0 to 0)	0 (0 to 0)	0 (0 to 0)	0 (0 to 0)	0 (0 to 0)	0 (0 to 0)	0 (0 to 0)	0 (0 to 0)	0 (0 to 0)	0 (0 to 0)	0 (0 to 0)	0 (0 to 0)	0 (0 to 0)	0 (0 to 0)	0 (0 to 0)	0 (0 to 0)	0 (0 to 0)	0.2
Lymphatic filariasis	0 (0 to 0)	0 (0 to 0)	0 (0 to 0)	0 (0 to 0)	0 (0 to 0)	0 (0 to 0)	0 (0 to 0)	0 (0 to 0)	0 (0 to 0)	0 (0 to 0)	0 (0 to 0)	0 (0 to 0)	0 (0 to 0)	0 (0 to 0)	0 (0 to 0)	0 (0 to 0)	0 (0 to 0)	0 (0 to 0)	0 (0 to 0)	0 (0 to 0)	0 (0 to 0)	0 (0 to 0)	0 (0 to 0)	0
Onchocerciasis	0 (0 to 0)	0 (0 to 0)	0 (0 to 0)	0 (0 to 0)	0 (0 to 0)	0 (0 to 0)	0 (0 to 0)	0 (0 to 0)	0 (0 to 0)	0 (0 to 0)	0 (0 to 0)	0 (0 to 0)	0 (0 to 0)	0 (0 to 0)	0 (0 to 0)	0 (0 to 0)	0 (0 to 0)	0 (0 to 0)	0 (0 to 0)	0 (0 to 0)	0 (0 to 0)	0 (0 to 0)	0 (0 to 0)	0
Trachoma	0 (0 to 0)	0 (0 to 0)	0 (0 to 0)	0 (0 to 0)	0 (0 to 0)	0 (0 to 0)	0 (0 to 0)	0 (0 to 0)	0 (0 to 0)	0 (0 to 0)	0 (0 to 0)	0 (0 to 0)	0 (0 to 0)	0 (0 to 0)	0 (0 to 0)	0 (0 to 0)	0 (0 to 0)	0 (0 to 0)	0 (0 to 0)	0 (0 to 0)	0 (0 to 0)	0 (0 to 0)	0 (0 to 0)	0
Dengue	0 (0 to 0)	0 (0 to 0)	0 (0 to 0)	0 (0 to 0)	0 (0 to 0)	0 (0 to 0)	0 (0 to 0)	0 (0 to 0)	0 (0 to 0)	0 (0 to 0)	0 (0 to 0)	0 (0 to 0)	0 (0 to 0)	0 (0 to 0)	0 (0 to 0)	0 (0 to 0)	0 (0 to 0)	0 (0 to 0)	0 (0 to 0)	0 (0 to 0)	0 (0 to 0)	0 (0 to 0)	0 (0 to 0)	0
Yellow fever	0 (0 to 0)	0 (0 to 0)	0 (0 to 0)	0 (0 to 0)	0 (0 to 0)	0 (0 to 0)	0 (0 to 0)	0 (0 to 0)	0 (0 to 0)	0 (0 to 0)	0 (0 to 0)	0 (0 to 0)	0 (0 to 0)	0 (0 to 0)	0 (0 to 0)	0 (0 to 0)	0 (0 to 0)	0 (0 to 0)	0 (0 to 0)	0 (0 to 0)	0 (0 to 0)	0 (0 to 0)	0 (0 to 0)	0
Rabies	0 (0 to 0)	0 (0 to 0)	0 (0 to 0)	0 (0 to 0)	0 (0 to 0)	0 (0 to 0)	0 (0 to 0)	0 (0 to 0)	0 (0 to 0)	0 (0 to 0)	0 (0 to 0)	0 (0 to 0)	0 (0 to 0)	0 (0 to 0)	0 (0 to 0)	0 (0 to 0)	0 (0 to 0)	0 (0 to 0)	0 (0 to 0)	0 (0 to 0)	0 (0 to 0)	0 (0 to 0)	0 (0 to 0)	0
Intestinal nematode infections	0 (0 to 0)	0 (0 to 0)	0 (0 to 0)	0 (0 to 0)	0 (0 to 0)	0 (0 to 0)	0 (0 to 0)	0 (0 to 0)	0 (0 to 0)	0 (0 to 0)	0 (0 to 0)	0 (0 to 0)	0 (0 to 0)	0 (0 to 0)	0 (0 to 0)	0 (0 to 0)	0 (0 to 0)	0 (0 to 0)	0 (0 to 0)	0 (0 to 0)	0 (0 to 0)	0 (0 to 0)	0 (0 to 0)	0
Ascariasis	0 (0 to 0)	0 (0 to 0)	0 (0 to 0)	0 (0 to 0)	0 (0 to 0)	0 (0 to 0)	0 (0 to 0)	0 (0 to 0)	0 (0 to 0)	0 (0 to 0)	0 (0 to 0)	0 (0 to 0)	0 (0 to 0)	0 (0 to 0)	0 (0 to 0)	0 (0 to 0)	0 (0 to 0)	0 (0 to 0)	0 (0 to 0)	0 (0 to 0)	0 (0 to 0)	0 (0 to 0)	0 (0 to 0)	0
Trichuriasis	0 (0 to 0)	0 (0 to 0)	0 (0 to 0)	0 (0 to 0)	0 (0 to 0)	0 (0 to 0)	0 (0 to 0)	0 (0 to 0)	0 (0 to 0)	0 (0 to 0)	0 (0 to 0)	0 (0 to 0)	0 (0 to 0)	0 (0 to 0)	0 (0 to 0)	0 (0 to 0)	0 (0 to 0)	0 (0 to 0)	0 (0 to 0)	0 (0 to 0)	0 (0 to 0)	0 (0 to 0)	0 (0 to 0)	0
Hookworm disease	0 (0 to 0)	0 (0 to 0)	0 (0 to 0)	0 (0 to 0)	0 (0 to 0)	0 (0 to 0)	0 (0 to 0)	0 (0 to 0)	0 (0 to 0)	0 (0 to 0)	0 (0 to 0)	0 (0 to 0)	0 (0 to 0)	0 (0 to 0)	0 (0 to 0)	0 (0 to 0)	0 (0 to 0)	0 (0 to 0)	0 (0 to 0)	0 (0 to 0)	0 (0 to 0)	0 (0 to 0)	0 (0 to 0)	0
Food-borne tremat



Congenital birth defects	298 (200 to 494)	121 (80 1 to 197)	255 (177 to 406)	138 (104 to 205)	68 9 (49 4 to 98 4)	64 4 (46 1 to 89 9)	64 (47 to 85 6)	62 (46 1 to 81 7)	57 (42 6 to 75 6)	54 9 (40 2 to 72 3)	54 9 (40 9 to 70 1)	60 8 (43 4 to 79 4)	47 6 (49 to 90 1)	69 3 (48 to 89 1)	51 1 (34 3 to 80	39 9 (28 2 to 59 4)	19 6 (13 1 to 29)	10 2 (6 2 to 15 7)	6 5 (3 6 to 9 4)	3 6 (2 4 to 5 9)	1 7 (1 1 to 2 7)	0 5 (0 3 to 0 7)		1,620
Neural tube defects	39 2 (19 9 to 62 1)	9 5 (3 to 13 2)	51 2 (27 to 89 1)	27 9 (20 4 to 41 8)	2 7 (1 7 to 4 1)	2 6 (1 7 to 3 7)	3 1 (2 1 to 4 7)	2 4 (2 1 to 3 3)	4 4 (2 4 to 7 1)	2 6 (1 7 to 4 1)	2 4 (1 4 to 3 7)	1 4 (1 1 to 3 1)	1 4 (0 8 to 2 3)	2 7 (1 6 to 4 4)	1 4 (0 9 to 3 6)	1 1 (0 6 to 2 1)	0 1 (0 1 to 0 3)	0 1 (0 to 0 2)	0 0 (0 to 0 1)	0 0 (0 to 0 1)	0 0 (0 to 0 1)	0 0 (0 to 0 1)		162
Congenital heart anomalies	0 (27 7 to 146)	0 1 (28 4 to 103)	0 7 (39 to 157)	0 4 (10 7 to 68 5)	0 2 (0 to 2 6)	0 2 (0 to 2 1)	0 1 (0 1 to 2 2)	0 2 (0 to 2 1)	0 1 (0 to 2 1)	0 2 (0 to 2 1)	0 2 (0 to 2 1)	0 2 (0 to 2 1)	0 1 (0 to 2 1)	0 1 (0 to 2 1)	0 1 (0 to 2 1)	0 1 (0 to 2 1)	0 1 (0 to 2 1)	0 1 (0 to 2 1)	0 0 (0 to 2 1)	0 0 (0 to 2 1)	0 0 (0 to 2 1)	0 0 (0 to 2 1)		350
Orofacial clefts	0 (0 to 0 1)	0 1 (0 to 0 1)	0 7 (0 2 to 1 6)	0 4 (0 1 to 2 3)	0 2 (0 2 to 2 2)	0 (0 to 2 2)	0 (0 to 2 1)	0 2 (0 1 to 2 2)	0 2 (0 1 to 2 2)	0 2 (0 2 to 2 2)	0 2 (0 to 1 4)	0 2 (0 to 1 4)	0 1 (0 to 1 4)	0 1 (0 to 1 4)	0 1 (0 to 1 4)	0 1 (0 to 1 4)	0 1 (0 to 1 3)	0 1 (0 to 1 3)	0 0 (0 to 0 1)	0 0 (0 to 0 1)	0 0 (0 to 0 1)	0 0 (0 to 0 1)		16 6
Down syndrome	7 6 (4 2 to 13 2)	2 1 (1 1 to 3 9)	4 6 (2 6 to 8 2)	2 6 (2 0 to 3 3)	1 6 (0 9 to 2 4)	1 4 (0 8 to 2 4)	1 7 (0 9 to 2 7)	1 5 (0 9 to 2 3)	1 3 (0 8 to 2 1)	0 9 (0 5 to 1 6)	0 8 (0 4 to 1 5)	1 1 (0 6 to 2 1)	0 6 (0 3 to 1 3)	0 9 (0 5 to 1 6)	0 6 (0 3 to 1 3)	0 5 (0 2 to 1 2)	0 3 (0 1 to 0 7)	0 2 (0 1 to 0 5)	0 1 (0 to 0 3)	0 1 (0 to 0 3)	0 0 (0 to 0 2)	0 0 (0 to 0 1)		148
Turner syndrome	0 (0 to 0)	0 0 (0 to 0 2)	0 1 (0 to 0 3)	0 1 (0 to 0 2)	0 0 (0 to 0 2)	0 0 (0 to 0 1)	0 1 (0 to 0 2)	0 0 (0 to 0 1)	0 0 (0 to 0 1)	0 0 (0 to 0 1)	0 0 (0 to 0 1)	0 0 (0 to 0 1)	0 0 (0 to 0 1)	0 1 (0 to 0 2)	0 1 (0 to 0 2)	0 0 (0 to 0 1)	0 0 (0 to 0 1)	0 0 (0 to 0 1)	0 0 (0 to 0 1)	0 0 (0 to 0 1)	0 0 (0 to 0 1)	0 0 (0 to 0 1)		5-7
Klinefelter syndrome	0 (0 to 0)	0 (0 to 0)	0 (0 to 0)	0 (0 to 0)	0 (0 to 0)	0 (0 to 0)	0 (0 to 0)	0 (0 to 0)	0 (0 to 0)	0 (0 to 0)	0 (0 to 0)	0 (0 to 0)	0 (0 to 0)	0 (0 to 0)	0 (0 to 0)	0 (0 to 0)	0 (0 to 0)	0 (0 to 0)	0 (0 to 0)	0 (0 to 0)	0 (0 to 0)	0 (0 to 0)	0 (0 to 0)		0
Other chromosomal abnormalities	49 7 (25 1 to 117)	29 1 (10 9 to 58)	47 9 (21 2 to 94 6)	15 (9 4 to 24 1)	9 9 (6 1 to 17 1)	8 7 (5 5 to 14 3)	9 3 (5 6 to 15)	9 1 (6 to 13 4)	8 9 (5 7 to 13)	8 3 (5 3 to 12 1)	7 9 (5 2 to 11 2)	7 3 (4 7 to 10 9)	8 (4 6 to 11 4)	8 9 (4 to 15 2)	5 2 (2 3 to 8 6)	3 6 (2 to 5 4)	2 3 (1 to 3 4)	2 0 (1 to 3)	0 0 (0 to 0)	0 0 (0 to 0)	0 0 (0 to 0)	0 0 (0 to 0)		239
Congenital musculoskeletal and limb anomalies	9 6 (4 2 to 15 9)	3 2 (2 to 4 8)	8 6 (4 1 to 14 2)	3 3 (2 to 4 6)	2 4 (1 3 to 3 9)	2 1 (1 to 3 1)	2 1 (1 to 3 4)	1 9 (1 to 2 6)	1 6 (0 9 to 2 6)	1 6 (0 9 to 2 3)	1 3 (0 8 to 2 1)	1 2 (0 7 to 1 9)	1 2 (0 6 to 2)	1 2 (0 6 to 2)	0 8 (0 4 to 1 4)	0 6 (0 3 to 1 1)	0 3 (0 1 to 0 6)	0 2 (0 1 to 0 4)	0 1 (0 to 0 3)	0 1 (0 to 0 3)	0 0 (0 to 0 2)	0 0 (0 to 0 1)		326
Urogenital congenital anomalies	9 3 (2 8 to 21 4)	1 9 (0 7 to 5 9)	3 7 (1 6 to 7 2)	4 6 (1 7 to 9 8)	3 (1 1 to 6 3)	2 1 (1 to 3 3)	1 6 (0 8 to 3 1)	1 4 (0 8 to 2 1)	1 2 (0 6 to 1 9)	1 (0 7 to 1 4)	0 8 (0 5 to 1 3)	0 7 (0 4 to 1)	0 8 (0 4 to 1 3)	0 5 (0 2 to 0 9)	0 3 (0 2 to 0 6)	0 2 (0 1 to 0 5)	0 1 (0 to 0 3)	0 0 (0 to 0 2)	0 0 (0 to 0)	0 0 (0 to 0)	0 0 (0 to 0)	0 0 (0 to 0)		33 3
Digestive congenital anomalies	24 4 (11 1 to 49 7)	9 5 (5 1 to 20 4)	20 4 (9 7 to 42 7)	3 9 (2 to 7 1)	3 2 (1 7 to 6 1)	2 2 (1 to 4 1)	2 5 (0 8 to 6 2)	2 1 (0 7 to 5 1)	1 9 (0 6 to 5 2)	1 6 (0 5 to 4 1)	1 4 (0 7 to 3 1)	1 3 (0 6 to 3 1)	1 1 (0 6 to 3)	1 2 (0 6 to 3)	0 8 (0 4 to 2)	0 6 (0 3 to 1 4)	0 3 (0 2 to 0 8)	0 2 (0 1 to 0 5)	0 1 (0 to 0 3)	0 1 (0 to 0 2)	0 0 (0 to 0 1)	0 0 (0 to 0 1)		90 6
Other congenital birth defects	79 8 (49 7 to 118)	18 6 (10 5 to 33 2)	33 7 (18 4 to 59 7)	13 1 (8 1 to 20 4)	10 4 (6 6 to 16 4)	9 4 (6 to 15 1)	8 7 (5 5 to 14)	8 6 (5 5 to 13 4)	7 4 (4 1 to 12 6)	7 4 (4 3 to 12 6)	6 5 (4 1 to 12 2)	7 7 (4 3 to 13 7)	7 2 (4 to 13 4)	6 8 (3 4 to 12 3)	4 3 (2 4 to 10 4)	2 8 (1 6 to 6 2)	1 6 (0 9 to 4)	1 2 (0 6 to 2 4)	0 6 (0 3 to 1 4)	0 3 (0 2 to 1 2)	0 2 (0 1 to 0 4)	0 2 (0 1 to 0 4)		255
Urinary diseases and male infertility	0 4 (0 1 to 0 9)	0 0 (0 to 1)	0 1 (0 1 to 0 4)	0 1 (0 to 0 2)	0 2 (0 1 to 0 4)	0 2 (0 1 to 0 4)	0 1 (0 to 0 3)	0 2 (0 1 to 0 3)	0 2 (0 1 to 0 3)	0 2 (0 1 to 0 4)	0 2 (0 1 to 0 4)	0 2 (0 1 to 0 4)	0 2 (0 1 to 0 4)	0 2 (0 1 to 0 4)	0 2 (0 1 to 0 4)	0 2 (0 1 to 0 4)	0 2 (0 1 to 0 4)	0 2 (0 1 to 0 4)	0 2 (0 1 to 0 4)	0 2 (0 1 to 0 4)	0 2 (0 1 to 0 4)	0 2 (0 1 to 0 4)		90 6
Urolithiasis	0 (0 to 0)	0 (0 to 0)	0 (0 to 0)	0 (0 to 0)	0 1 (0 to 0 1)	0 1 (0 1 to 0 2)	0 1 (0 2 to 0 6)	0 2 (0 1 to 0 6)	0 2 (0 1 to 0 6)	0 2 (0 1 to 0 3)	0 2 (0 1 to 0 5)	0 2 (0 1 to 0 7)	0 2 (0 1 to 0 6)	0 2 (0 1 to 0 6)	0 2 (0 1 to 0 6)	0 2 (0 1 to 0 6)	0 2 (0 1 to 0 5)	0 2 (0 1 to 0 5)	0 2 (0 1 to 0 5)	0 2 (0 1 to 0 5)	0 2 (0 1 to 0 5)	0 2 (0 1 to 0 5)		99 8
Benign prostatic hyperplasia	0 (0 to 0)	0 (0 to 0)	0 (0 to 0)	0 (0 to 0)	0 (0 to 0)	0 (0 to 0)	0 (0 to 0)	0 (0 to 0)	0 (0 to 0)	0 (0 to 0)	0 (0 to 0)	0 (0 to 0)	0 (0 to 0)	0 (0 to 0)	0 (0 to 0)	0 (0 to 0)	0 (0 to 0)	0 (0 to 0)	0 (0 to 0)	0 (0 to 0)	0 (0 to 0)	0 (0 to 0)	0 (0 to 0)		6
Male infertility	—	—	—	—	—	—	—	—	—	—	—	—	—	—	—	—	—	—	—	—	—	—	—		NA
Other urinary diseases	0 2 (0 to 0 4)	0 3 (0 1 to 0 4)	0 3 (0 1 to 0 7)	0 7 (0 4 to 1 2)	0 5 (0 3 to 0 9)	0 6 (0 4 to 1 3)	0 6 (0 3 to 1)	1 3 (0 9 to 2)	0 9 (0 7 to 1 4)	1 0 (1 3 to 2)	2 9 (1 8 to 4 4)	2 4 (1 4 to 3 4)	2 1 (1 2 to 3 4)	2 9 (1 6 to 4 7)	2 5 (1 4 to 4 5)	2 8 (1 5 to 5 4)	2 3 (1 1 to 5 3)	2 5 (1 2 to 5 9)	2 9 (1 4 to 7 4)	2 6 (1 1 to 6 4)	2 7 (1 1 to 6 4)	2 5 (0 8 to 9 4)	1 8 (0 5 to 7 7)	2 7 (0 5 to 2 3)	41
Gynecological diseases	0 (0 to 0)	0 (0 to 0)	0 (0 to 0)	0 (0 to 0)	0 (0 to 0)	0 (0 to 0)	0 (34 6 to 102)	0 (19 1 to 39)	0 (13 to 27)	0 (9 to 18)	0 (6 to 13)	0 (4 to 9)	0 (3 to 6)	0 (2 to 5)	0 (1 to 3)	0 (1 to 2)	0 (0 to 1)	0 (0 to 1)	0 (0 to 0)	0 (0 to 0)	0 (0 to 0)	0 (0 to 0)	0 (0 to 0)		7,310
Uterine fibroids	0 (0 to 0)	0 (0 to 0)	0 (0 to 0)	0 (0 to 0)	0 (0 to 0)	0 (0 to 0)	0 (0 to 0)	0 (0 to 0)	0 (0 to 0)	0 (0 to 0)	0 (0 to 0)	0 (0 to 0)	0 (0 to 0)	0 (0 to 0)	0 (0 to 0)	0 (0 to 0)	0 (0 to 0)	0 (0 to 0)	0 (0 to 0)	0 (0 to 0)	0 (0 to 0)	0 (0 to 0)	0 (0 to 0)		251
Polycystic ovarian syndrome	0 (0 to 0)	0 (0 to 0)	0 (0 to 0)	0 (0 to 0)	0 (0 to 0)	0 (0 to 0)	0 (0 to 0)	0 (0 to 0)	0 (0 to 0)	0 (0 to 0)	0 (0 to 0)	0 (0 to 0)	0 (0 to 0)	0 (0 to 0)	0 (0 to 0)	0 (0 to 0)	0 (0 to 0)	0 (0 to 0)	0 (0 to 0)	0 (0 to 0)	0 (0 to 0)	0 (0 to 0)	0 (0 to 0)		213
Female infertility	0 (0 to 0)	0 (0 to 0)	0 (0 to 0)	0 (0 to 0)	0 (0 to 0)	0 (0 to 0)	0 (0 to 0)	0 4 (0 1 to 1 9)	0 4 (0 1 to 1 7)	0 5 (0 4 to 1 2)	0 5 (0 3 to 1 2)	0 5 (0 3 to 1 4)	0 3 (0 2 to 0 9)	0 3 (0 2 to 0 8)	0 2 (0 to 0 6)	0 2 (0 to 0 5)	0 1 (0 to 0 3)	0 1 (0 to 0 3)	0 0 (0 to 0)	0 0 (0 to 0)	0 0 (0 to 0)	0 0 (0 to 0)	0 0 (0 to 0)		60 2
Endometriosis	0 (0 to 0)	0 (0 to 0)	0 (0 to 0)	0 (0 to 0)	0 (0 to 0)	0 (0 to 0)	0 (0 to 0)	0 6 (0 4 to 1 6)	0 6 (0 4 to 1 5)	0 7 (0 4 to 1 6)	0 7 (0 4 to 1 6)	0 8 (0 4 to 1 8)	0 6 (0 3 to 1 4)	0 6 (0 3 to 1 4)	0 5 (0 2 to 1 2)	0 4 (0 2 to 1 2)	0 2 (0 1 to 0 6)	0 2 (0 1 to 0 6)	0 1 (0 to 0 4)	0 1 (0 to 0 4)	0 1 (0 to 0 4)	0 1 (0 to 0 4)	0 1 (0 to 0 4)		368
Genital prolapse	0 (0 to 0)	0 (0 to 0)	0 (0 to 0)	0 (0 to 0)	0 (0 to 0)	0 (0 to 0)	0 (0 to 0)	0 4 (0 1 to 0 9)	0 3 (0 1 to 0 8)	0 3 (0 2 to 0 8)	0 3 (0 1 to 0 7)	0 3 (0 2 to 0 7)	0 3 (0 1 to 0 6)	0 3 (0 1 to 0 6)	0 2 (0 1 to 0 5)	0 2 (0 1 to 0 4)	0 1 (0 to 0 3)	0 1 (0 to 0 3)	0 1 (0 to 0 2)	0 1 (0 to 0 2)	0 1 (0 to 0 2)	0 1 (0 to 0 2)	0 1 (0 to 0 2)		171
Premenstrual syndrome	0 (0 to 0)	0 (0 to 0)	0 (0 to 0)	0 (0 to 0)	0 (0 to 0)	0 (0 to 0)	0 (0 to 0)	0 (0 to 0)	0 (0 to 0)	0 (0 to 0)	0 (0 to 0)	0 (0 to 0)	0 (0 to 0)	0 (0 to 0)	0 (0 to 0)	0 (0 to 0)	0 (0 to 0)	0 (0 to 0)	0 (0 to 0)	0 (0 to 0)	0 (0 to 0)	0 (0 to 0)	0 (0 to 0)		1,410
Other gynecological diseases	0 (0 to 0)	0 (0 to 0)	0 (0 to 0)	0 (0 to 0)	0 4 (0 to 0 9)	0 4 (0 to 0 9)	52 3 (34 3 to 97 1)	258 (168 to 439)	518 (287 to 920)	420 (267 to 765)	338 (224 to 612)	458 (304 to 714)	287 to 791)	524 (277 to 859)	322 (224 to 589)	296 (204 to 548)	270 (137 to 499)	205 (128 to 329)	198 (122 to 297)	119 (74 7 to 173)	73 1 (43 3 to 115)	43 2 (26 2 to 69 3)	19 4 (11 1 to 30 4)	5 (2 5 to 8 9)	4,840
Hemoglobinopathies and hemolytic anemias	0 1 (0 1 to 0 2)	0 0 (0 to 0 1)	0 2 (0 1 to 0 4)	0 (0 to 0 2)	0 1 (0 1 to 0 2)	0 1 (0 1 to 0 2)	2 (1 3 to 3 1)	2 1 (1 3 to 3 2)	1 7 (1 to 2 6)	1 5 (0 9 to 2 1)	1 7 (1 to 2 6)	1 6 (0 9 to 2 4)	1 7 (1 to 2 6)	1 6 (0 9 to 2 4)	1 1 (0 7 to 2 3)	0 9 (0 5 to 2 1)	0 5 (0 3 to 1 4)	0 4 (0 2 to 1 2)	0 3 (0 2 to 0 8)	0 2 (0 1 to 0 6)	0 2 (0 1 to 0 5)	0 1 (0 to 0 3)	0 1 (0 to 0 3)		198
Thalassemias	0 (0 to 0)	0 (0 to 0)	0 (0 to 0)	0 (0 to 0)	0 (0 to 0)	0 (0 to 0)	0 (0 to 0)	0 (0 to 0)	0 (0 to 0)	0 (0 to 0)	0 (0 to 0)	0 (0 to 0)	0 (0 to 0)	0 (0 to 0)	0 (0 to 0)	0 (0 to 0)	0 (0 to 0)	0 (0 to 0)	0 (0 to 0)	0 (0 to 0)	0 (0 to 0)	0 (0 to 0)	0 (0 to 0)		1 5
Thalassemias trait	0 (0 to 0)	0 (0 to 0 2)	0 2 (0 2 to 1 6)	0 1 (0 to 0 7)	0 2 (0 to 0 7)	0 2 (0 to 0 7)	0 1 (0 to 0 5)	0 1 (0 to 0 7)	0 2 (0 to 0 7)	0 2 (0 to 0 6)	0 2 (0 to 0 6)	0 2 (0 to 0 6)	0 2 (0 to 0 6)	0 2 (0 to 0 6)	0 2 (0 to 0 6)	0 2 (0 to 0 6)	0 2 (0 to 0 6)	0 2 (0 to 0 6)	0 2 (0 to 0 6)	0 2 (0 to 0 6)	0 2 (0 to 0 6)	0 2 (0 to 0 6)	0 2 (0 to 0 6)		49 8
Sickle cell disorder	0 1 (0 1 to 0 2)	0 0 (0 to 0 1)	0 3 (0 to 0 9)	0 2 (0 to 0 6)	0 2 (0 to 0 6)	0 2 (0 to 0 6)	0 2 (0 to 0 6)	0 2 (0 to 0 6)	0 2 (0 to 0 6)	0 2 (0 to 0 6)	0 2 (0 to 0 6)	0 2 (0 to 0 6)	0 2 (0 to 0 6)	0 2 (0 to 0 6)	0 2 (0 to 0 6)	0 2 (0 to 0 6)	0 2 (0 to 0 6

SR Table 2b: Brighton and Hove DALYS by cause and age group for females with 95% uncertainty intervals, 2019

Cause	Early Neonatal	Late Neonatal	Post Neonatal	1 to 4	5 to 9	10 to 14	15 to 19	20 to 24	25 to 29	30 to 34	35 to 39	40 to 44	45 to 49	50 to 54	55 to 59	60 to 64	65 to 69	70 to 74	75 to 79	80 to 84	85 to 89	90 to 94	95 plus	Total
All causes	1,767 (1,410-2,217)	1,267 (1,076-1,507)	1,797 (1,511-2,160)	2,010 (1,810-2,263)	1,541 (1,384-1,729)	1,484 (1,329-1,664)	1,554 (1,400-1,735)	1,772 (1,600-1,964)	2,102 (1,909-2,329)	2,460 (2,240-2,713)	2,880 (2,628-3,180)	3,420 (3,123-3,782)	4,107 (3,760-4,550)	4,960 (4,550-5,450)	5,977 (5,498-6,550)	7,127 (6,557-7,753)	8,407 (7,741-9,116)	9,880 (9,093-10,715)	11,460 (10,555-12,460)	12,990 (11,966-14,120)	14,220 (13,105-15,460)	15,140 (13,950-16,460)	37,200
Communicable, maternal, neonatal, and nutritional diseases	1,622 (1,268-2,071)	1,124 (938-1,362)	1,555 (1,268-1,918)	1,722 (1,522-1,975)	1,153 (1,000-1,341)	1,000 (857-1,169)	1,000 (857-1,169)	1,000 (857-1,169)	1,000 (857-1,169)	1,000 (857-1,169)	1,000 (857-1,169)	1,000 (857-1,169)	1,000 (857-1,169)	1,000 (857-1,169)	1,000 (857-1,169)	1,000 (857-1,169)	1,000 (857-1,169)	1,000 (857-1,169)	1,000 (857-1,169)	1,000 (857-1,169)	1,000 (857-1,169)	1,000 (857-1,169)	1,000
HIV/AIDS and sexually transmitted infections	4.6 (1.4-12.9)	1.4 (0.4-3.1)	2.7 (1.0-4.9)	0.7 (0.5-0.9)	0.9 (0.6-1.1)	0.5 (0.4-0.6)	1.2 (0.9-1.6)	3.5 (2.5-4.6)	6.2 (4.4-8.6)	10 (7.3-13.7)	10 (7.2-14)	10.8 (7.8-14.7)	8.6 (6.2-11.5)	5.7 (4.2-7.7)	4.9 (3.5-6.5)	2.9 (2.1-4.1)	2.3 (1.6-3.3)	1.6 (0.9-2.7)	1 (0.6-1.6)	0.6 (0.4-0.9)	0.4 (0.2-0.6)	0.3 (0.2-0.4)	80.6
HIV/AIDS	0 (0-0)	0 (0-0)	0.1 (0.0-0.3)	0.6 (0.5-0.8)	0.9 (0.7-1.1)	0.4 (0.3-0.5)	0.9 (0.6-1.1)	2.1 (1.5-2.8)	3.1 (2.2-4.3)	5.8 (4.0-7.8)	5.8 (4.0-7.8)	6.2 (4.4-8.2)	5.2 (3.6-7.2)	3.7 (2.6-5.2)	2.7 (1.9-3.8)	2.1 (1.4-3.1)	1.7 (1.1-2.5)	1.2 (0.7-1.9)	0.8 (0.4-1.3)	0.4 (0.2-0.7)	0.2 (0.1-0.4)	0.1 (0.0-0.2)	45.4
HIV/AIDS - Drug-susceptible Tuberculosis	0 (0-0)	0 (0-0)	0 (0-0)	0 (0-0)	0 (0-0)	0 (0-0)	0 (0-0)	0 (0-0)	0 (0-0)	0 (0-0)	0 (0-0)	0 (0-0)	0 (0-0)	0 (0-0)	0 (0-0)	0 (0-0)	0 (0-0)	0 (0-0)	0 (0-0)	0 (0-0)	0 (0-0)	0 (0-0)	0 (0-0)	0
HIV/AIDS - Multidrug-resistant Tuberculosis without extensive drug-resistance	0 (0-0)	0 (0-0)	0 (0-0)	0 (0-0)	0 (0-0)	0 (0-0)	0 (0-0)	0 (0-0)	0 (0-0)	0 (0-0)	0 (0-0)	0 (0-0)	0 (0-0)	0 (0-0)	0 (0-0)	0 (0-0)	0 (0-0)	0 (0-0)	0 (0-0)	0 (0-0)	0 (0-0)	0 (0-0)	0 (0-0)	0
HIV/AIDS - Extensively drug-resistant Tuberculosis	0 (0-0)	0 (0-0)	0 (0-0)	0 (0-0)	0 (0-0)	0 (0-0)	0 (0-0)	0 (0-0)	0 (0-0)	0 (0-0)	0 (0-0)	0 (0-0)	0 (0-0)	0 (0-0)	0 (0-0)	0 (0-0)	0 (0-0)	0 (0-0)	0 (0-0)	0 (0-0)	0 (0-0)	0 (0-0)	0 (0-0)	0
HIV/AIDS resulting in other diseases	0 (0-0)	0 (0-0)	1 (0.6-1.2)	0.5 (0.4-0.7)	0.6 (0.3-0.9)	0.4 (0.3-0.4)	0.3 (0.2-0.4)	2 (1.4-2.6)	3 (2.1-4.2)	5.6 (4.0-7.3)	5.5 (4.0-7.4)	6 (4.5-8)	5.4 (3.9-7.1)	3.6 (2.5-4.8)	2.6 (1.8-3.5)	2 (1.4-2.7)	2.2 (1.4-3.1)	1.6 (0.9-2.5)	0.9 (0.5-1.5)	0.4 (0.2-0.8)	0.2 (0.1-0.4)	0.1 (0.0-0.2)	43.6
Sexually transmitted infections excluding HIV	4.6 (1.4-12.9)	1.4 (0.4-3.1)	1.6 (0.4-3.8)	0.1 (0.0-0.2)	0.3 (0.1-0.5)	0.1 (0.1-0.1)	0.3 (0.2-0.5)	1.4 (0.6-2.3)	3 (1.7-5.1)	4.2 (2.4-6.7)	4.2 (2.5-6.7)	4.5 (2.6-6.8)	3.2 (1.9-5)	2.1 (1.2-3.2)	2.3 (1.4-3.5)	0.8 (0.3-2.1)	0.6 (0.2-1.7)	0.4 (0.1-1.2)	0.2 (0.1-0.8)	0.1 (0.0-0.4)	0.1 (0.0-0.3)	0.2 (0.0-0.4)	35.2
Syphilis	4.6 (1.4-12.9)	1.4 (0.4-3.1)	1.6 (0.4-3.8)	0.1 (0.0-0.2)	0.2 (0.0-0.4)	0.1 (0.0-0.1)	0.2 (0.0-0.3)	0.7 (0.2-1.6)	1.5 (0.4-3.4)	2.1 (0.6-4.7)	2.1 (0.6-4.7)	2.3 (0.7-5.1)	1.6 (0.5-3.6)	1.1 (0.3-2.4)	1.2 (0.4-2.7)	0.4 (0.1-1.1)	0.3 (0.1-0.9)	0.2 (0.0-0.7)	0.1 (0.0-0.4)	0.1 (0.0-0.2)	0.1 (0.0-0.2)	0.1 (0.0-0.2)	8.1
Chlamydial infection	0 (0-0)	0 (0-0)	0 (0-0)	0 (0-0)	0 (0-0)	0 (0-0)	0 (0-0)	0.4 (0.1-0.9)	0.7 (0.2-1.7)	0.9 (0.3-2.1)	0.9 (0.3-2.1)	1 (0.4-2.5)	0.5 (0.2-1.3)	0.2 (0.1-0.5)	0.1 (0.0-0.3)	0.1 (0.0-0.3)	0.1 (0.0-0.2)	0.1 (0.0-0.2)	0.1 (0.0-0.2)	0.1 (0.0-0.1)	0.1 (0.0-0.1)	0.1 (0.0-0.1)	5.2
Gonococcal infection	0 (0-0)	0 (0-0)	0 (0-0)	0 (0-0)	0 (0-0)	0 (0-0)	0 (0-0)	0.1 (0.0-0.1)	0.2 (0.1-0.3)	0.3 (0.2-0.5)	0.4 (0.2-0.6)	0.3 (0.2-0.5)	0.2 (0.1-0.3)	0.2 (0.1-0.3)	0.2 (0.1-0.3)	0.2 (0.1-0.3)	0.2 (0.1-0.3)	0.2 (0.1-0.4)	0.3 (0.1-0.5)	0.2 (0.1-0.3)	0.1 (0.0-0.2)	0.1 (0.0-0.1)	3.4
Trichomoniasis	0 (0-0)	0 (0-0)	0 (0-0)	0 (0-0)	0 (0-0)	0 (0-0)	0 (0-0)	0.2 (0.1-0.4)	0.5 (0.2-1.1)	0.5 (0.2-1.2)	0.5 (0.2-1.3)	0.4 (0.1-1.1)	0.4 (0.1-1.1)	0.3 (0.1-0.9)	0.2 (0.1-0.6)	0.2 (0.1-0.5)	0.1 (0.0-0.3)	0.1 (0.0-0.2)	0.1 (0.0-0.2)	0.1 (0.0-0.1)	0.1 (0.0-0.1)	0.1 (0.0-0.1)	3.9
Genital herpes	0 (0-0)	0 (0-0)	0 (0-0)	0 (0-0)	0 (0-0)	0 (0-0)	0 (0-0)	0.2 (0.1-0.5)	0.3 (0.1-0.8)	0.4 (0.1-1.1)	0.4 (0.1-1.1)	0.5 (0.1-1.1)	0.5 (0.2-1.2)	0.4 (0.1-1.1)	0.3 (0.1-0.8)	0.2 (0.1-0.6)	0.2 (0.1-0.5)	0.2 (0.1-0.5)	0.1 (0.0-0.3)	0.1 (0.0-0.2)	0.1 (0.0-0.1)	0.1 (0.0-0.1)	4.3
Other sexually transmitted infections	0 (0-0)	0 (0-0)	0 (0-0)	0 (0-0)	0 (0-0)	0 (0-0)	0 (0-0)	0.2 (0.0-0.6)	0.6 (0.2-1.5)	1.1 (0.3-2.6)	1.1 (0.3-2.6)	1.1 (0.3-2.6)	0.9 (0.2-2.1)	0.6 (0.2-1.5)	0.5 (0.1-1.2)	0.3 (0.1-0.8)	0.2 (0.0-0.6)	0.1 (0.0-0.4)	0.1 (0.0-0.2)	0.0 (0.0-0.1)	0.0 (0.0-0.1)	0.0 (0.0-0.1)	10.2
Respiratory infections and tuberculosis	1.4 (0.1-12.2)	1.7 (1.2-2.4)	10.4 (5.4-19.1)	11.9 (11.5-12.5)	10.6 (7.7-14.2)	10.6 (9.3-12.7)	11.7 (7.0-19.1)	13.2 (11.4-15.2)	15.4 (13.4-18.1)	19.2 (16.3-22.3)	23.2 (19.3-27.3)	28.3 (23.5-33.6)	35.2 (29.1-42.3)	43.2 (35.5-51.9)	52.6 (42.9-64.2)	64.2 (52.5-78.6)	77.8 (63.2-94.4)	93.2 (75.2-112.9)	109 (87.2-132.1)	126 (100.6-154)	139 (110.7-170.2)	150 (119.7-183.5)	999
Tuberculosis	0 (0-0)	0 (0-0)	0 (0-0)	0 (0-0)	0 (0-0)	0 (0-0)	0 (0-0)	0.5 (0.4-0.7)	0.7 (0.4-1.0)	0.9 (0.6-1.3)	0.9 (0.6-1.3)	0.7 (0.4-0.9)	0.6 (0.4-0.9)	0.6 (0.4-0.8)	0.6 (0.4-0.8)	0.6 (0.4-0.8)	0.6 (0.4-0.8)	0.6 (0.4-0.8)	0.6 (0.4-0.8)	0.6 (0.4-0.8)	0.6 (0.4-0.8)	0.6 (0.4-0.8)	0.6 (0.4-0.8)	13.3
Latent tuberculosis infection	0 (0-0)	0 (0-0)	0 (0-0)	0 (0-0)	0 (0-0)	0 (0-0)	0 (0-0)	0 (0-0)	0 (0-0)	0 (0-0)	0 (0-0)	0 (0-0)	0 (0-0)	0 (0-0)	0 (0-0)	0 (0-0)	0 (0-0)	0 (0-0)	0 (0-0)	0 (0-0)	0 (0-0)	0 (0-0)	0 (0-0)	0
Drug-susceptible tuberculosis	0 (0-0)	0 (0-0)	0 (0-0)	0.1 (0.0-0.1)	0 (0-0)	0 (0-0)	0 (0-0)	0.5 (0.3-0.7)	0.6 (0.4-0.9)	0.9 (0.6-1.2)	0.9 (0.6-1.2)	0.7 (0.4-0.9)	0.6 (0.4-0.8)	0.6 (0.4-0.8)	0.6 (0.4-0.8)	0.6 (0.4-0.8)	0.6 (0.4-0.8)	0.6 (0.4-0.8)	0.6 (0.4-0.8)	0.6 (0.4-0.8)	0.6 (0.4-0.8)	0.6 (0.4-0.8)	12
Multidrug-resistant tuberculosis without extensive drug-resistance	0 (0-0)	0 (0-0)	0 (0-0)	0 (0-0)	0 (0-0)	0 (0-0)	0 (0-0)	0 (0-0)	0 (0-0)	0 (0-0)	0 (0-0)	0 (0-0)	0 (0-0)	0 (0-0)	0 (0-0)	0 (0-0)	0 (0-0)	0 (0-0)	0 (0-0)	0 (0-0)	0 (0-0)	0 (0-0)	0 (0-0)	0.3
Extensively drug-resistant tuberculosis	0 (0-0)	0 (0-0)	0 (0-0)	0 (0-0)	0 (0-0)	0 (0-0)	0 (0-0)	0.2 (0.1-0.4)	0.5 (0.2-1.1)	0.5 (0.2-1.2)	0.5 (0.2-1.3)	0.4 (0.1-1.1)	0.4 (0.1-1.1)	0.3 (0.1-0.9)	0.2 (0.1-0.6)	0.2 (0.1-0.5)	0.1 (0.0-0.3)	0.1 (0.0-0.2)	0.1 (0.0-0.2)	0.0 (0.0-0.1)	0.0 (0.0-0.1)	0.0 (0.0-0.1)	0.1
Lower respiratory infections	1.4 (0.0-9.1)	1.6 (1.1-2.3)	9.6 (3.4-19.4)	11.1 (9.8-11.9)	10.1 (9.4-10.7)	10.1 (9.2-10.8)	10.8 (7.0-19.2)	12.6 (10.9-14.6)	14.5 (12.5-16.9)	17.7 (15.1-20.6)	21.3 (18.1-24.8)	25.8 (21.9-30.2)	32.1 (27.2-37.5)	39.2 (33.1-46.2)	47.5 (39.9-56.4)	57.7 (48.2-68.9)	69.4 (57.5-83.1)	82.4 (68.1-98.5)	96.2 (79.1-115.3)	109 (89.1-131.2)	119 (96.9-144.2)	127 (102.7-156.2)	754
Upper respiratory infections	0 (0-0)	0 (0-0)	0.1 (0.0-0.2)	0.1 (0.0-0.2)	0.1 (0.0-0.2)	0.1 (0.0-0.2)	0.2 (0.1-0.4)	0.4 (0.2-0.8)	0.6 (0.3-1.2)	0.8 (0.4-1.5)	0.9 (0.4-1.6)	1.1 (0.5-1.9)	1.3 (0.6-2.2)	1.5 (0.7-2.5)	1.8 (0.8-3.1)	2.1 (0.9-3.6)	2.4 (1.0-4.2)	2.7 (1.1-4.8)	3 (1.2-5.4)	3.2 (1.3-5.8)	3.4 (1.3-6.2)	3.5 (1.3-6.4)	127
Otitis media	0 (0-0)	0 (0-0)	0 (0.0-0.1)	0.2 (0.2-0.4)	0.2 (0.2-0.3)	0.2 (0.1-0.3)	0.2 (0.1-0.3)	0.2 (0.1-0.3)	0.2 (0.1-0.3)	0.2 (0.1-0.3)	0.2 (0.1-0.3)	0.2 (0.1-0.3)	0.2 (0.1-0.3)	0.2 (0.1-0.3)	0.2 (0.1-0.3)	0.2 (0.1-0.3)	0.2 (0.1-0.3)	0.2 (0.1-0.3)	0.2 (0.1-0.3)	0.2 (0.1-0.3)	0.2 (0.1-0.3)	0.2 (0.1-0.3)	24.6
Enteric infections	0.1 (0.1-0.2)	0.5 (0.4-0.7)	0.8 (0.7-0.9)	4 (3.7-4.3)	2.7 (2.1-3.4)	2.4 (2.1-2.7)	2.4 (2.1-2.7)	2.7 (2.1-3.4)	3.4 (2.7-4.1)	3.4 (2.7-4.1)	3.4 (2.7-4.1)	3.4 (2.7-4.1)	3.4 (2.7-4.1)	3.4 (2.7-4.1)	3.4 (2.7-4.1)	3.4 (2.7-4.1)	3.4 (2.7-4.1)	3.4 (2.7-4.1)	3.4 (2.7-4.1)	3.4 (2.7-4.1)	3.4 (2.7-4.1)	3.4 (2.7-4.1)	98
Diarrheal diseases	0.1 (0.1-0.2)	0.5 (0.4-0.7)	0.8 (0.7-0.9)	4 (3.7-4.3)	2.7 (2.1-3.4)	2.4 (2.1-2.7)	2.4 (2.1-2.7)	2.7 (2.1-3.4)	3.4 (2.7-4.1)	3.4 (2.7-4.1)	3.4 (2.7-4.1)	3.4 (2.7-4.1)	3.4 (2.7-4.1)	3.4 (2.7-4.1)	3.4 (2.7-4.1)	3.4 (2.7-4.1)	3.4 (2.7-4.1)	3.4 (2.7-4.1)	3.4 (2.7-4.1)	3.4 (2.7-4.1)	3.4 (2.7-4.1)	3.4 (2.7-4.1)	97.6
Typhoid and paraphyoid	0 (0-0)	0 (0-0)	0 (0-0)	0 (0-0)	0 (0-0)	0 (0-0)	0 (0-0)	0 (0-0)	0 (0-0)	0 (0-0)	0 (0-0)	0 (0-0)	0 (0-0)	0 (0-0)	0 (0-0)	0 (0-0)	0 (0-0)	0 (0-0)	0 (0-0)	0 (0-0)	0 (0-0)	0 (0-0)	0 (0-0)	0
Typhoid fever	0 (0-0)	0 (0-0)	0 (0-0)	0 (0-0)	0 (0-0)	0 (0-0)	0 (0-0)	0 (0-0)	0 (0-0)	0 (0-0)	0 (0-0)	0 (0-0)	0 (0-0)	0 (0-0)	0 (0-0)	0 (0-0)	0 (0-0)	0 (0-0)	0 (0-0)	0 (0-0)	0 (0-0)	0 (0-0)	0 (0-0)	0
Paratyphoid fever	0 (0-0)	0 (0-0)	0 (0-0)	0 (0-0)	0 (0-0)	0 (0-0)	0 (0-0)	0 (0-0)	0 (0-0)	0 (0-0)	0 (0-0)	0 (0-0)	0 (0-0)	0 (0-0)	0 (0-0)	0 (0-0)	0 (0-0)	0 (0-0)	0 (0-0)	0 (0-0)	0 (0-0)	0 (0-0)	0 (0-0)	0
Invasive Non-typhoidal Salmonella (iNTS)	0 (0-0)	0 (0-0)	0 (0-0)	0 (0-0)	0 (0-0)	0 (0-0)	0 (0-0)	0 (0-0)	0 (0-0)	0 (0-0)	0 (0-0)	0 (0-0)	0 (0-0)	0 (0-0)	0 (0-0)	0 (0-0)	0 (0-0)	0 (0-0)	0 (0-0)	0 (0-0)	0 (0-0)	0 (0-0)	0 (0-0)	0.2
Other intestinal infectious diseases	0 (0-0)	0 (0-0)	0 (0-0)	0 (0-0)	0 (0-0)	0 (0-0)	0 (0-0)	0 (0-0)	0 (0-0)	0 (0-0)	0 (0-0)	0 (0-0)	0 (0-0)	0 (0-0)	0 (0-0)	0 (0-0)	0 (0-0)	0 (0-0)	0 (0-0)	0 (0-0)	0 (0-0)	0 (0-0)	0 (0-0)	0.2
Neglected tropical diseases and malaria	0 (0-0)	0 (0-0)	0.8 (0.2-1.8)	2.9 (2.7-3.1)	0.8 (0.1-2.4)	0.4 (0.2-0.5)	0.4 (0.2-0.5)	0.5 (0.1-1.6)	0.6 (0.2-1.8)	0.3 (0.0-1.4)	0.2 (0.0-1.2)	0.2 (0.0-1.2)	0.2 (0.0-1.2)	0.2 (0.0-1.2)	0.6 (0.1-2.2)	0.6 (0.1-2.2)	0.4 (0.1-1.6)	0.5 (0.1-2.1)	0.1 (0.0-0.5)	0.1 (0.0-0.3)	0.1 (0.0-0.3)	0.1 (0.0-0.2)	9.4
Malaria	0 (0-0)	0 (0-0)	0 (0-0)	0 (0-0)	0 (0-0)	0 (0-0)	0 (0-0)	0 (0-0)	0 (0-0)	0 (0-0)	0 (0-0)	0 (0-0)	0 (0-0)	0 (0-0)	0 (0-0)	0 (0-0)	0 (0-0)	0 (0-0)	0 (0-0)	0 (0-0)	0 (0-0)	0 (0-0)	0 (0-0)	0
Chagas disease	0 (0-0)	0 (0-0)	0 (0-0)	0 (0-0)	0 (0-0)	0 (0-0)	0 (0-0)	0 (0-0)	0 (0-0)	0 (0-0)	0 (0-0)	0 (0-0)	0 (0-0)	0 (0-0)	0 (0-0)	0 (0-0)	0 (0-0)	0 (0-0)	0 (0-0)	0 (0-0)	0 (0-0)	0 (0-0)	0 (0-0)	0
Leishmaniasis	0 (0-0)	0 (0-0)	0 (0-0)	0 (0-0)	0 (0-0)	0 (0-0)	0 (0-0)	0 (0-0)	0 (0-0)	0 (0-0)	0 (0-0)	0 (0-0)	0 (0-0)	0 (0-0)	0 (0-0)	0 (0-0)	0 (0-0)	0 (0-0)	0 (0-0)	0 (0-0)	0 (0-0)	0 (0-0)	0 (0-0)	0
Visceral leishmaniasis	0 (0-0)	0 (0-0)	0 (0-0)	0 (0-0)	0 (0-0)	0 (0-0)	0 (0-0)	0 (0-0)	0 (0-0)	0 (0-0)	0 (0-0)	0 (0-0)	0 (0-0)	0 (0-0)	0 (0-0)	0 (0-0)	0 (0-0)	0 (0-0)	0 (0-0)	0 (0-0)	0 (0-0)	0 (0-0)	0 (0-0)	0
Cutaneous and mucocutaneous leishmaniasis	0 (0-0)	0 (0-0)	0 (0-0)	0 (0-0)	0 (0-0)	0 (0-0)	0 (0-0)	0 (0-0)	0 (0-0)	0 (0-0)	0 (0-0)	0 (0-0)	0 (0-0)	0 (0-0)	0 (0-0)	0 (0-0)	0 (0-0)	0 (0-0)	0 (0-0)	0 (0-0)	0 (0-0)	0 (0-0)	0 (0-0)	0
African trypanosomiasis	0 (0-0)	0 (0-0)	0 (0-0)	0 (0-0)	0 (0-0)	0 (0-0)	0 (0-0)	0 (0-0)	0 (0-0)	0 (0-0)	0 (0-0)	0 (0-0)	0 (0-0)	0 (0-0)	0 (0-0)	0 (0-0)	0 (0-0)	0 (0-0)	0 (0-0)	0 (0-0)	0 (0-0)	0 (0-0)	0 (0-0)	0
Schistosomiasis	0 (0-0)	0 (0-0)	0 (0-0)	0 (0-0)	0 (0-0)	0 (0-0)	0 (0-0)	0 (0-0)	0 (0-0)	0 (0-0)	0 (0-0)	0 (0-0)	0 (0-0)	0 (0-0)	0 (0-0)	0 (0-0)	0 (0-0)	0 (0-0)	0 (0-0)	0 (0-0)	0 (0-0)	0 (0-0)	0 (0-0)	0
Cysticercosis	0 (0-0)	0 (0-0)	0 (0-0)	0 (0-0)	0 (0-0)	0 (0-0)	0 (0-0)	0 (0-0)	0 (0-0)	0 (0-0)	0 (0-0)	0 (0-0)	0 (0-0)	0 (0-0)	0 (0-0)	0 (0-0)	0 (0-0)	0 (0-0)	0 (0-0)	0 (0-0)	0 (0-0)	0 (0-0)	0 (0-0)	0
Cystic echinococcosis	0 (0-0)	0 (0-0)	0 (0-0)	0 (0-0)	0 (0-0)	0 (0-0)	0 (0-0)	0 (0-0)	0 (0-0)	0 (0-0)	0 (0-0)	0 (0-0)	0 (0-0)	0 (0-0)	0 (0-0)	0 (0-0)	0 (0-0)	0 (0-0)	0 (0-0)	0 (0-0)	0 (0-0)	0 (0-0)	0 (0-0)	0
Lymphatic filariasis	0 (0-0)	0 (0-0)	0 (0-0)	0 (0-0)	0 (0-0)	0 (0-0)	0 (0-0)	0 (0-0)	0 (0-0)	0 (0-0)	0 (0-0)	0 (0-0)	0 (0-0)	0 (0-0)	0 (0-0)	0 (0-0)	0 (0-0)	0 (0-0)	0 (0-0)	0 (0-0)	0 (0-0)	0 (0-0)	0 (0-0)	0
Onchocerciasis	0 (0-0)	0 (0-0)	0 (0-0)	0 (0-0)	0 (0-0)	0 (0-0)	0 (0-0)	0 (0-0)	0 (0-0)	0 (0-0)	0 (0-0)	0 (0-0)	0 (0-0)	0 (0-0)	0 (0-0)	0 (0-0)	0 (0-0)	0 (0-0)	0 (0-0)	0 (0-0)	0 (0-0)	0 (0-0)	0 (0-0)	0
Trachoma	0 (0-0)	0 (0-0)	0 (0-0)	0 (0-0)	0 (0-0)	0 (0-0)	0 (0-0)	0 (0-0)	0 (0-0)	0 (0-0)	0 (0-0)	0 (0-0)	0 (0-0)	0 (0-0)	0 (0-0)	0 (0-0)	0 (0-0)	0 (0-0)	0 (0-0)	0 (0-0)	0 (0-0)	0 (0-0)	0 (0-0)	0
Dengue	0 (0-0)	0 (0-0)	0 (0-0)	0 (0-0)	0 (0-0)	0 (0-0)	0 (0-0)	0 (0-0)	0 (0-0)	0 (0-0)	0 (0-0)	0 (0-0)	0 (0-0)	0 (0-0)	0 (0-0)	0 (0-0)	0 (0-0)	0 (0-0)	0 (0-0)	0 (0-0)	0 (0-0)	0 (0-0)	0 (0-0)	0
Yellow fever	0 (0-0)	0 (0-0)	0 (0-0)	0 (0-0)	0 (0-0)	0 (0-0)	0 (0-0)	0 (0-0)	0 (0-0)	0 (0-0)	0 (0-0)	0 (0-0)	0 (0-0)	0 (0-0)	0 (0-0)	0 (0-0)	0 (0-0)	0 (0-0)	0 (0-0)	0 (0-0)	0 (0-0)	0 (0-0)	0 (0-0)	0
Rabies	0 (0-0)	0 (0-0)	0 (0-0)	0 (0-0)	0 (0-0)	0 (0-0)	0 (0-0)	0 (0-0)	0 (0-0)	0 (0-0)	0 (0-0)	0 (0-0)	0 (0-0)	0 (0-0)	0 (0-0)	0 (0-0)	0 (0-0)	0 (0-0)	0 (0-0)	0 (0-0)	0 (0-0)	0 (0-0)	0 (0-0)	0
Intestinal nematode infections	0 (0-0)	0 (0-0)	0 (0-0)	0 (0-0)	0 (0-0)	0 (0-0)	0 (0-0)	0 (0-0)	0 (0-0)	0 (0-0)	0 (0-0)	0 (0-0)	0 (0-0)	0 (0-0)	0 (0-0)	0 (0-0)	0 (0-0)	0 (0-0)	0 (0-0)	0 (0-0)	0 (0-0)	0 (0-0)	0 (0-0)	0
Ascariasis	0 (0-0)	0 (0-0)	0 (0-0)	0 (0-0)	0 (0-0)	0 (0-0)	0 (0-0)	0 (0-0)	0 (0-0)	0 (0-0)	0 (0-0)	0 (0-0)	0 (0-0)	0 (0-0)	0 (0-0)	0 (0-0)	0 (0-0)	0 (0-0)	0 (0-0)	0 (0-0)	0 (0-0)	0 (0-0)	0 (0-0)	0
Trichuriasis	0 (0-0)	0 (0-0)	0 (0-0)	0 (0-0)	0 (0-0)	0 (0-0)	0 (0-0)	0 (0-0)	0 (0-0)	0 (0-0)	0 (0-0)	0 (0-0)	0 (0-0)	0 (0-0)	0 (0-0)	0 (0-0)	0 (0-0)	0 (0-0)	0 (0-0)	0 (0-0)	0 (0-0)	0 (0-0)	0 (0-0)	0
Hookworm disease	0 (0-0)	0 (0-0)	0 (0-0)	0 (0-0)	0 (0-0)	0 (0-0)	0 (0-0)	0 (0-0)	0 (0-0)	0 (0-0)	0 (0-0)	0 (0-0)	0 (0-0)	0 (0-0)	0 (0-0)	0 (0-0)	0 (0-0)	0 (0-0)	0 (0-0)	0 (0-0)	0 (0-0)	0 (0-0)	0 (0-0)	0
Food-borne trematodiases	0 (0-0)	0 (0-0)	0 (0-0)	0 (0-0)	0 (0-0)	0 (0-0)	0 (0-0)	0 (0-0)	0 (0-0)	0 (0-0)	0 (0-0)	0 (0-0)	0 (0-0)	0 (0-0)	0 (0-0)	0 (0-0)	0 (0-0)	0 (0-0)	0 (0-0)	0 (0-0)	0 (0-0)	0 (0-0)	0 (0-0)	0
Leprosy	0 (0-0)	0 (0-0)	0 (0-0)	0 (0-0)	0 (0-0)	0 (0-0)	0 (0-0)	0 (0-0)	0 (0-0)	0 (0-0)	0 (0-0)	0 (0-0)	0 (0-0)	0 (0-0)	0 (0-0)	0 (0-0)	0 (0-0)	0 (0-0)	0 (0-0)	0 (0-0)	0 (0-0)	0 (0-0)	0 (0-0)	0
Ebola	0 (0-0)	0 (0-0)	0 (0-0)	0 (0-0)	0 (0-0)	0 (0-0)	0 (0-0)	0 (0-0)	0 (0-0)	0 (0-0)	0 (0-0)	0 (0-0)	0 (0-0)	0 (0-0)	0 (0-0)	0 (0-0)	0 (0-0)	0 (0-0)	0 (0-0)	0 (0-0)	0 (0-0)	0 (0-0)	0 (0-0)	0
Zika virus	0 (0-0)	0 (0-0)	0 (0-0)	0 (0-0)	0 (0-0)	0 (0-0)	0 (0-0)	0 (0-0)	0 (0-0)	0 (0-0)	0 (0-0)	0 (0-0)	0 (0-0)	0 (0-0)	0 (0-0)	0 (0-0)	0 (0-0)	0 (0-0)	0 (0-0)	0 (0-0)	0 (0-0)	0 (0-0)	0 (0-0)	0
Guinea worm disease	0 (0-0)	0 (0-0)	0 (0-0)	0 (0-0)	0 (0-0)	0 (0-0)	0 (0-0)	0 (0-0)	0 (0-0)	0 (0-0)	0 (0-0)	0 (0-0)	0 (0-0)	0 (0-0)	0 (0-0)	0 (0-0)	0 (0-0)	0 (0-0)	0 (0-0)	0 (0-0)	0 (0-0)	0 (0-0)	0 (0-0)	0
Other neglected tropical diseases	0 (0-0)	0 (0-0)	0.8 (0.2-1.8)	2.9 (2.7-3.1)	0.8 (0.1-2.4)	0.4 (0.2-0.5)	0.4 (0.2-0.5)	0.5 (0.1-1.6)	0.6 (0.2-1.8)	0.3 (0.0-1.4)	0.2 (0.0-1.2)	0.2 (0.0-1.2)	0.2 (0.0-1.2)	0.2 (0.0-1.2)	0.6 (0.1-2.2)	0.6 (0.1-2.2)	0.4 (0.1-1.6)	0.5 (0.1-2.1)	0.1 (0.0-0.5)	0.1 (0.0-0.3)	0.1 (0.0-0.3)	0.1 (0.0-0.2)	9.3
Other infectious diseases	1 (0.4-3.1)	2.6 (1.0-4.4)	7.1 (2.9-13.1)	8.9 (6.2-12.4)	2.8 (1.9-4.2)	2.5 (1.9-3.2)	4 (2.9-5.2)	5.3 (3.7-7.4)	5.4 (3.7-7.5)	5.2 (3.7-7.4)	4.5 (3.2-6.3)	4.9 (3.4-6.7)	5.4 (3.8-7.4)	5.7 (3.9-8.4)	5.7 (3.8-7.8)	4.8 (3.3-6.4)	4.5 (3.2-6.1)	4.8 (3.4-6.2)	3.8 (2.8-4.9)	3.3 (2.4-4.3)	2.7 (1.9-3.7)	1.8 (1.1-2.5)	97.7
Meningitis	0.3 (0.2-0.4)	0.9 (0.6-1.4)	2.3 (1.3-3.6)	2.6 (2.5-2.8)	0.7 (0.7-1.2)	0.6 (0.2-0.8)	1.6 (1.2-2.2)	1.6 (1.2-2.2)	1.6 (1.2-2.1)	1.6 (1



Osteoarthritis other	0 (0 to 0)	0 (0 to 0)	0 (0 to 0)	0 (0 to 0)	0 (0 to 0)	0 (0 to 0)	0 (0 to 0)	0 (0 to 0)	0 (0 to 0)	0-1 (0 to 2)	0-4 (0 to 1)	1-4 (0 to 3)	3 (1 to 6)	5 (2 to 10)	6-2 (2 to 12)	6-2 (2 to 12)	6-1 (2 to 12)	6-1 (2 to 12)	6-6 (3 to 13)	5-5 (2 to 11)	4-8 (2 to 9)	3-6 (1 to 7)	2-2 (1 to 4)	0-9 (0 to 1)	51-9	
Low back pain	0 (0 to 0)	0 (0 to 0)	0 (0 to 0)	0 (0 to 0)	0-1 (2 to 6)	271 (16 to 43)	0 (0 to 0)	59-4 (34 to 92)	109 (64 to 170)	153 (90 to 236)	166 (98 to 259)	174 (104 to 261)	96 (57 to 150)	238 (135 to 339)	210 (148 to 289)	210 (134 to 317)	168 (107 to 253)	140 (92 to 214)	140 (98 to 208)	104 (64 to 154)	89-6 (53 to 139)	52-9 (32 to 75)	24-5 (15 to 37)	7-8 (4 to 11)	2,280	
Neck pain	0 (0 to 0)	0 (0 to 0)	0 (0 to 0)	2-8 (1 to 5)	15-7 (8 to 29)	30-9 (15 to 54)	45-2 (27 to 68)	52-7 (27 to 108)	73-5 (39 to 140)	83-9 (43 to 139)	84-6 (47 to 137)	81-4 (44 to 132)	70-3 (40 to 113)	86-3 (51 to 170)	110 (57 to 190)	99-4 (50 to 181)	79-1 (39 to 139)	52-2 (28 to 96)	41-6 (23 to 84)	46-8 (24 to 75)	29-7 (15 to 54)	22-1 (11 to 41)	7-6 (3 to 17)	2-1 (1 to 4)	994	
Gout	0 (0 to 0)	0 (0 to 0)	0 (0 to 0)	0 (0 to 0)	0 (0 to 0)	0 (0 to 0)	0 (0 to 0)	0 (0 to 1)	0 (0 to 2)	0 (0 to 2)	0 (0 to 2)	0 (0 to 2)	0 (0 to 1)	0 (0 to 1)	0 (0 to 1)	0 (0 to 1)	0 (0 to 1)	0 (0 to 1)	0 (0 to 1)	0 (0 to 1)	0 (0 to 1)	0 (0 to 1)	0 (0 to 1)	0 (0 to 1)	0 (0 to 1)	16-3	
Other musculoskeletal disorders	0 (0 to 0)	0 (0 to 0)	0 (0 to 0)	0-2 (0 to 1)	1-2 (0 to 3)	11-8 (6 to 19)	36-6 (22 to 57)	69 (41 to 107)	84-6 (52 to 130)	84-6 (52 to 132)	81-6 (52 to 130)	88-9 (53 to 139)	69-5 (39 to 114)	100 (61 to 154)	65-5 (33 to 120)	65-3 (38 to 101)	58-5 (32 to 92)	59-4 (29 to 79)	39-5 (20 to 64)	23-5 (10 to 40)	14-6 (5 to 24)	9-7 (3 to 15)	3-4 (1 to 6)	0-7 (0 to 1)	994	
Other non-communicable diseases	48-1 (30.7 to 73)	33-6 (25.5 to 44)	39-3 (29.1 to 51)	46-7 (36.3 to 60)	23-8 (16.6 to 34)	40-3 (29.5 to 54)	82-4 (57.2 to 117)	165 (108 to 258)	275 (165 to 394)	299 (202 to 430)	291 (180 to 399)	268 (160 to 371)	196 (124 to 282)	396 (194 to 592)	249 (175 to 340)	207 (146 to 282)	162 (114 to 226)	158 (96 to 199)	136 (101 to 198)	112 (82 to 149)	69 (74 to 108)	76 (62 to 106)	24-6 (17.7 to 32.2)	3,150	
Congenital birth defects	49-6 (31.4 to 71.6)	27-9 (20.2 to 38)	44-7 (28.9 to 68.1)	20-7 (20.7 to 20.7)	11 (8.1 to 14.9)	11 (8.1 to 14.9)	12-1 (9 to 16)	11-3 (7.3 to 19.5)	14-9 (10.5 to 19.6)	14-2 (10.5 to 18.9)	11-9 (8.7 to 15.8)	11-9 (8.9 to 15.6)	12-1 (8.5 to 16)	13-6 (9.6 to 18.5)	11 (7.4 to 14.9)	7-4 (4.9 to 9.8)	7-1 (4.6 to 9.6)	4-8 (2.2 to 6.4)	1-7 (1 to 3.4)	1-1 (0.4 to 1.9)	0-7 (0 to 1.1)	0-5 (0 to 0.7)	0-2 (0 to 0.5)	0-1 (0 to 0.1)	304	
Neural tube defects	4-5 (2 to 9.1)	1-2 (0.5 to 2.1)	4 (1.5 to 9.1)	4-3 (1.2 to 7.5)	2-1 (0.3 to 5.2)	0-4 (0.2 to 2.2)	0-2 (0.2 to 0.7)	0-7 (0.4 to 1.1)	0-7 (0.4 to 1.2)	0-6 (0.4 to 1.1)	0-5 (0.3 to 0.9)	0-4 (0.2 to 0.9)	0-3 (0.2 to 0.6)	0-2 (0.1 to 0.3)	0-1 (0.1 to 0.2)	0-1 (0.1 to 0.2)	0-1 (0.1 to 0.2)	0-1 (0 to 0.1)	0-1 (0 to 0.1)	0-1 (0 to 0.1)	0-1 (0 to 0.1)	0-1 (0 to 0.1)	0-1 (0 to 0.1)	0-1 (0 to 0.1)	19	
Congenital heart anomalies	10-1 (5.6 to 20.4)	11-1 (7.5 to 17.4)	13-4 (7.4 to 28.7)	7-2 (4.7 to 10.9)	1-7 (1 to 2.4)	1-9 (1 to 3.4)	2-1 (1.1 to 3.5)	3 (1.6 to 4.4)	2-8 (1.6 to 4.3)	2-7 (1.5 to 3.5)	2-4 (1.4 to 3.6)	2-6 (1.4 to 3.8)	2-4 (1.2 to 3.6)	1-9 (1 to 3)	1-5 (0.7 to 2.4)	0-9 (0.4 to 1.6)	0-9 (0.4 to 1.3)	0-8 (0 to 2)	0-1 (0 to 0.5)	0-1 (0 to 0.5)	0-1 (0 to 0.5)	0-1 (0 to 0.5)	0-1 (0 to 0.5)	0-1 (0 to 0.5)	68-6	
Orofacial clefts	0 (0 to 0)	0-1 (0 to 0.2)	0-2 (0 to 0.6)	0-2 (0 to 0.4)	0-1 (0.1 to 0.3)	0-1 (0.1 to 0.3)	0-1 (0.1 to 0.2)	0-2 (0.1 to 0.3)	0-2 (0.1 to 0.4)	0-2 (0.1 to 0.2)	0-1 (0.1 to 0.2)	0-1 (0.1 to 0.2)	0-1 (0.1 to 0.2)	0-1 (0.1 to 0.3)	0-1 (0.1 to 0.2)	0-1 (0 to 0.2)	0-1 (0 to 0.1)	0-1 (0 to 0.1)	0-1 (0 to 0.1)	0-1 (0 to 0.1)	0-1 (0 to 0.1)	0-1 (0 to 0.1)	0-1 (0 to 0.1)	0-1 (0 to 0.1)	1-9	
Down syndrome	1-7 (0.7 to 2.9)	0-6 (0.3 to 1.1)	1-4 (0.6 to 2.5)	1-4 (0.5 to 1.1)	0-8 (0.3 to 1.7)	0-8 (0.4 to 1.5)	1 (0.5 to 1.5)	1-6 (1 to 2.4)	1-6 (1 to 2.4)	1-8 (1.2 to 2.5)	1-5 (1 to 2.2)	1-8 (1.2 to 2.6)	2-4 (1.4 to 3.4)	2-4 (1.4 to 3.4)	4-2 (2.4 to 6.2)	4-6 (2.5 to 6.9)	3 (1.5 to 4.5)	1-5 (0.8 to 2.2)	0-8 (0.3 to 1.5)	0-5 (0 to 1.2)	0-3 (0 to 0.8)	0-3 (0 to 0.8)	0-1 (0 to 0.3)	0-1 (0 to 0.3)	31-8	
Turner syndrome	0 (0 to 0)	0 (0 to 0)	0-1 (0 to 0.2)	0-1 (0 to 0.2)	0-1 (0 to 0.2)	0-1 (0 to 0.2)	0-2 (0 to 0.3)	0-2 (0 to 0.4)	0-2 (0 to 0.4)	0-1 (0 to 0.3)	0-1 (0 to 0.2)	0-1 (0 to 0.2)	0-1 (0 to 0.2)	0-1 (0 to 0.2)	0-1 (0 to 0.2)	0-1 (0 to 0.2)	0 (0 to 0.1)	0 (0 to 0.1)	0 (0 to 0.1)	0 (0 to 0.1)	0 (0 to 0.1)	0 (0 to 0.1)	0 (0 to 0.1)	0 (0 to 0.1)	0 (0 to 0.1)	1-2	
Klinefelter syndrome	0 (0 to 0)	0 (0 to 0)	0 (0 to 0)	0 (0 to 0)	0 (0 to 0)	0 (0 to 0)	0 (0 to 0)	0 (0 to 0)	0 (0 to 0)	0 (0 to 0)	0 (0 to 0)	0 (0 to 0)	0 (0 to 0)	0 (0 to 0)	0 (0 to 0)	0 (0 to 0)	0 (0 to 0)	0 (0 to 0)	0 (0 to 0)	0 (0 to 0)	0 (0 to 0)	0 (0 to 0)	0 (0 to 0)	0 (0 to 0)	0 (0 to 0)	0	
Other chromosomal abnormalities	7-9 (3 to 20.4)	6-2 (3.1 to 14.8)	9-4 (4.3 to 24.4)	4 (2.4 to 9.7)	1-6 (0.9 to 3.1)	1-6 (0.9 to 3.1)	1-8 (1 to 3.5)	2-3 (1.4 to 4)	2-2 (1.3 to 3.9)	2-2 (1.3 to 3.3)	1-7 (1 to 2.6)	1-5 (0.9 to 2.3)	1-5 (0.9 to 2.3)	1-1 (0.6 to 2.1)	0-8 (0.3 to 1.7)	0-5 (0.2 to 1.1)	0-3 (0.2 to 0.7)	0-3 (0.2 to 0.5)	0-3 (0.1 to 0.5)	0-4 (0.2 to 0.8)	0-2 (0.1 to 0.4)	0-2 (0.1 to 0.4)	0-1 (0 to 0.2)	0-1 (0 to 0.2)	46-6	
Congenital musculoskeletal and limb anomalies	2-9 (1.3 to 7)	0-9 (0.4 to 1.4)	5-3 (2.6 to 8.4)	3-7 (1.2 to 5.6)	3-6 (2.2 to 6.2)	4-2 (2.2 to 6.5)	4-3 (2.2 to 6.5)	4-1 (2.4 to 6.4)	3-5 (2.2 to 5.1)	3-5 (2.3 to 4.6)	3-5 (2.3 to 5.2)	3-2 (1.8 to 4.7)	2-7 (1.4 to 4.2)	1-9 (1.1 to 3.1)	1-8 (1 to 3.1)	1-4 (0.8 to 2.7)	1-2 (0.6 to 2.1)	0-8 (0.4 to 1.3)	0-6 (0.3 to 1)	0-4 (0.2 to 0.8)	0-2 (0.1 to 0.4)	0-2 (0.1 to 0.4)	0-1 (0 to 0.2)	0-1 (0 to 0.2)	60-1	
Urogenital congenital anomalies	1-1 (0.3 to 3.9)	0-2 (0 to 1)	0-5 (0.2 to 2.6)	0-8 (0.4 to 1.5)	0-5 (0.2 to 1.2)	0-3 (0.2 to 0.8)	0-2 (0.2 to 0.5)	0-3 (0.2 to 0.7)	0-3 (0.2 to 0.6)	0-3 (0.1 to 0.6)	0-2 (0 to 0.5)	0-2 (0 to 0.5)	0-1 (0.1 to 0.4)	0-1 (0.1 to 0.2)	0-1 (0.1 to 0.2)	0-1 (0.1 to 0.2)	0-1 (0 to 0.1)	0-1 (0 to 0.1)	0-1 (0 to 0.1)	0-1 (0 to 0.1)	0-1 (0 to 0.1)	0-1 (0 to 0.1)	0-1 (0 to 0.1)	0-1 (0 to 0.1)	5-2	
Digestive congenital anomalies	2-8 (1.3 to 5.2)	1-4 (0.7 to 2.5)	1-9 (1 to 4.2)	1-4 (0.4 to 1.3)	0-7 (0.3 to 1.6)	0-7 (0.3 to 1.6)	0-8 (0.3 to 1.6)	0-9 (0.3 to 1.7)	0-9 (0.3 to 1.7)	0-9 (0.3 to 1.5)	0-8 (0.3 to 1.4)	0-8 (0.3 to 1.4)	0-7 (0.2 to 1.4)	0-6 (0.2 to 1.2)	0-5 (0.2 to 1.1)	0-4 (0.1 to 0.9)	0-3 (0.1 to 0.7)	0-3 (0.1 to 0.6)	0-2 (0 to 0.5)	0-2 (0 to 0.5)	0-2 (0 to 0.5)	0-2 (0 to 0.5)	0-2 (0 to 0.5)	0-2 (0 to 0.5)	19-7	
Other congenital birth defects	2-3 (0.4 to 19.5)	1-6 (0.2 to 7.3)	1-6 (0.3 to 9.2)	1-5 (0.3 to 7.5)	0-5 (0.1 to 2.6)	0-5 (0.1 to 2.6)	0-7 (0.1 to 2.7)	0-6 (0.1 to 2.4)	0-7 (0.1 to 2.5)	0-7 (0.1 to 2.4)	0-6 (0.1 to 2.2)	0-6 (0.1 to 2.2)	0-5 (0.1 to 2.1)	0-5 (0.1 to 2.2)	0-4 (0.1 to 2.1)	0-3 (0.1 to 1.8)	0-3 (0.1 to 1.5)	0-2 (0.1 to 1.2)	0-2 (0.1 to 1.1)	0-2 (0.1 to 1.1)	0-2 (0.1 to 1.1)	0-2 (0.1 to 1.1)	0-2 (0.1 to 1.1)	0-2 (0.1 to 1.1)	49-9	
Urinary diseases and male infertility	0-1 (0 to 0.1)	0-1 (0 to 0.2)	0-3 (0.2 to 0.6)	0-6 (0.4 to 0.7)	0-5 (0.2 to 0.4)	0-6 (0.3 to 0.7)	2-2 (1.1 to 3.2)	2-2 (1.1 to 3.2)	3-4 (2.1 to 5.1)	4-2 (2.8 to 6)	3-5 (2.5 to 4.9)	3-7 (2.4 to 5)	3-2 (2.1 to 4.7)	4-5 (2.8 to 6.9)	4-5 (2.9 to 6.7)	4-5 (2.7 to 6.2)	3-5 (2.2 to 5)	2-8 (1.7 to 4.1)	1-9 (1.1 to 2.9)	1-4 (0.7 to 2.2)	0-7 (0.4 to 1.2)	0-5 (0.3 to 0.9)	0-2 (0.1 to 0.4)	0-1 (0 to 0.2)	194	
Urolithiasis	0 (0 to 0)	0 (0 to 0)	0 (0 to 0)	0 (0 to 0)	0 (0 to 0)	0 (0 to 0)	0-1 (0 to 0.1)	0-2 (0 to 0.4)	0-2 (0 to 0.7)	0-2 (0 to 0.6)	0-2 (0 to 0.5)	0-2 (0 to 0.5)	0-2 (0 to 0.5)	0-3 (0.1 to 0.7)	0-3 (0.1 to 0.7)	0-3 (0.1 to 0.6)	0-3 (0.1 to 0.6)	0-3 (0.1 to 0.6)	0-3 (0.1 to 0.6)	0-3 (0.1 to 0.6)	0-3 (0.1 to 0.6)	0-3 (0.1 to 0.6)	0-3 (0.1 to 0.6)	0-3 (0.1 to 0.6)	10-5	
Benign prostatic hyperplasia	0 (0 to 0)	0 (0 to 0)	0 (0 to 0)	0 (0 to 0)	0 (0 to 0)	0 (0 to 0)	0 (0 to 0)	0 (0 to 0)	0 (0 to 0)	0 (0 to 0)	0 (0 to 0)	0 (0 to 0)	0 (0 to 0)	0 (0 to 0)	0 (0 to 0)	0 (0 to 0)	0 (0 to 0)	0 (0 to 0)	0 (0 to 0)	0 (0 to 0)	0 (0 to 0)	0 (0 to 0)	0 (0 to 0)	0 (0 to 0)	0 (0 to 0)	0	
Male infertility	–	–	–	–	–	–	–	–	–	–	–	–	–	–	–	–	–	–	–	–	–	–	–	–	–	NA	
Other urinary diseases	0 (0 to 0)	0-1 (0 to 0.2)	0-1 (0 to 0.2)	0-2 (0.1 to 0.3)	0-1 (0 to 0.2)	0-1 (0 to 0.2)	0-2 (0.1 to 0.4)	0-3 (0.2 to 0.6)	0-5 (0.3 to 0.8)	0-7 (0.4 to 1.1)	0-5 (0.3 to 0.8)	0-5 (0.3 to 0.7)	0-4 (0.2 to 0.6)	0-5 (0.3 to 0.8)	0-5 (0.3 to 0.8)	0-5 (0.3 to 0.8)	0-4 (0.2 to 0.6)	0-4 (0.2 to 0.6)	0-4 (0.2 to 0.6)	0-5 (0.2 to 1.1)	0-4 (0.2 to 1.1)	0-4 (0.2 to 1.1)	0-3 (0.1 to 0.9)	0-1 (0 to 0.3)	7-8	
Gynecological diseases	0 (0 to 0)	0 (0 to 0)	0 (0 to 0)	0 (0 to 0)	0 (0 to 0)	41-7 (24.4 to 67.3)	141 (77.8 to 174)	156 (106 to 287)	156 (120 to 299)	158 (110 to 243)	157 (104 to 222)	157 (104 to 223)	140 (89.5 to 198)	266 (164 to 352)	236 (154 to 332)	212 (150 to 299)	167 (110 to 241)	115 (74 to 162)	115 (77 to 163)	115 (74 to 162)	84 (47.9 to 114)	61 (33.2 to 82)	26 (14.9 to 34)	6-5 (3.5 to 9.2)	1,290	
Uterine fibroids	0 (0 to 0)	0 (0 to 0)	0 (0 to 0)	0 (0 to 0)	0 (0 to 0)	0-1 (0 to 0.3)	0-3 (0.1 to 0.5)	0-7 (0 to 1.4)	1-6 (0.7 to 2.4)	3-5 (1.5 to 7.3)	2-7 (1.4 to 5.1)	2-6 (1.4 to 4.9)	2-5 (1.4 to 4.2)	7-6 (3.5 to 14.2)	6-5 (2.9 to 12)	4-5 (2 to 8.2)	1-2 (0.5 to 2.4)	0-7 (0.3 to 1.5)	0-4 (0.2 to 0.7)	0-4 (0.1 to 0.9)	0-2 (0 to 0.5)	0-2 (0 to 0.5)	0-2 (0 to 0.5)	0-2 (0 to 0.5)	46-4	
Polycystic ovarian syndrome	0 (0 to 0)	0 (0 to 0)	0 (0 to 0)	0 (0 to 0)	0 (0 to 0)	1-1 (0.4 to 2.1)	4-2 (1.6 to 9.4)	9 (3.7 to 19.2)	10 (4.2 to 22.4)	9 (3.6 to 18.2)	9 (3.7 to 17)	8-7 (3.8 to 17)	7 (2.8 to 13.4)	9-4 (2.3 to 21.1)	5-4 (1.3 to 12.4)	3-4 (0.9 to 7.5)	2 (0.5 to 4.2)	1-3 (0.4 to 2.6)	0-8 (0.2 to 1.5)	0-7 (0.2 to 1.4)	0-5 (0.1 to 1.1)	0-5 (0.1 to 1)	0-3 (0.1 to 0.6)	0-3 (0.1 to 0.6)	53-9	
Female infertility	0 (0 to 0)	0 (0 to 0)	0 (0 to 0)	0 (0 to 0)	0 (0 to 0)	0 (0 to 0)	0-1 (0 to 0.4)	0-1 (0 to 0.4)	0-2 (0 to 0.5)	0-3 (0.1 to 0.7)	0-3 (0.1 to 0.6)	0-3 (0.1 to 0.6)	0-3 (0.1 to 0.6)	0-3 (0.1 to 0.6)	0-3 (0.1 to 0.6)	0-3 (0.1 to 0.6)	0-3 (0.1 to 0.6)	0-3 (0.1 to 0.6)	0-3 (0.1 to 0.6)	0-3 (0.1 to 0.6)	0-3 (0.1 to 0.6)	0-3 (0.1 to 0.6)	0-3 (0.1 to 0.6)	0-3 (0.1 to 0.6)	14-4	
Endometriosis	0 (0 to 0)	0 (0 to 0)	0 (0 to 0)	0 (0 to 0)	0 (0 to 0)	4-7 (1.7 to 9.9)	15-1 (7.33 to 34.1)	15-1 (8.9 to 28.3)	11-3 (5.7 to 19.7)	7-2 (3.4 to 14.1)	7-4 (3.6 to 14.2)	7-9 (3.9 to 14.9)	6-7 (3.3 to 12.9)	8-4 (3.3 to 18.6)	6-5 (2.6 to 13.4)	5-2 (2 to 10.6)	3-7 (1.4 to 7.2)	2-8 (1 to 5.6)	2-3 (0.8 to 4.6)	2-1 (0.8 to 4.1)	1-6 (0.6 to 3.1)	1-3 (0.5 to 2.5)	0-8 (0.3 to 1.6)	0-4 (0.2 to 0.8)	69-8	
Genital prolapse	0 (0 to 0)	0 (0 to 0)	0 (0 to 0)	0 (0 to 0)	0 (0 to 0)	0 (0 to 0)	0 (0 to 0)	0 (0 to 0)	0 (0 to 0)	0 (0 to 0)	0 (0 to 0)	0 (0 to 0)	0 (0 to 0)	0 (0 to 0)	0 (0 to 0)	0 (0 to 0)	0 (0 to 0)	0 (0 to 0)	0 (0 to 0)	0 (0 to 0)	0 (0 to 0)	0 (0 to 0)	0 (0 to 0)	0 (0 to 0)	0 (0 to 0)	0	
Premenstrual syndrome	0 (0 to 0)	0 (0 to 0)	0 (0 to 0)	0 (0 to 0)	0 (0 to 0)	0-9 (4 to 17.5)	22-4 (13.8 to 40.3)	47-7 (24.1 to 94.3)	59-1 (30.9 to 99.4)	49-7 (24.1 to 77.5)	44-2 (24.9 to 73.9)	45-1 (25.3 to 72.4)	33-6 (18.6 to 56.5)	11-8 (5.9 to 21.7)	5 (2.5 to 9)	3-1 (1.5 to 5.6)	2-1 (1 to 3.8)	1-3 (0.6 to 2.3)	0-9 (0.4 to 1.6)	0-7 (0.3 to 1.3)	0-5 (0.2 to 1)	0-4 (0.2 to 0.8)	0-2 (0.1 to 0.4)	0-2 (0.1 to 0.4)	0-2 (0.1 to 0.4)	213	
Other gynecological diseases	0 (0 to 0)	0 (0 to 0)	0 (0 to 0)	0 (0 to 0)	0 (0 to 0)	0 (0 to 0.2)	7-2 (3.3 to 13.5)	49-2 (28.4 to 75.2)	59-1 (32.1 to 92)	67-4 (38.7 to 101)	67-4 (40.4 to 101)	69-7 (40.2 to 107)	62-5 (36.1 to 98.3)	73-7 (37.5 to 118)	48-6 (25.9 to 72)	28 (15.4 to 45.1)	20 (11.5 to 28.8)	15-9 (9.1 to 22.2)	9-7 (5.1 to 14.2)	6-4 (3.6 to 9.4)	4-3 (2.7 to 6.2)	2-1 (1.2 to 3.2)	0-7 (0.4 to 1.3)	770	
Hemoglobinopathies and hemolytic anemias	0-1 (0 to 0.1)	0-6 (0.2 to 2.4)	2-3 (0.8 to 6.7)	1-1 (0.2 to 3.4)	0-4 (0.2 to 1)	0-4 (0.2 to 1)	1-9 (0.6 to 5.2)	3-2 (1.7 to 10.2)	4-2 (2.6 to 11)	4-4 (2.6 to 9.8)	3-5 (2.4 to 8.6)	2-5 (1.6 to 6.4)	2 (1.4 to 5.4)	1-5 (0.5 to 3.8)	1-4 (0.5 to 3.5)	1-3 (0.5 to 3.5)	1-4 (0.7 to 3)	1-3 (0.5 to 2.6)	1-1 (0.4 to 2.2)	1-2 (0.7 to 2.5)	1-2 (0.6 to 2.2)	0-8 (0.4 to 1.6)	0-3 (0.2 to 0.6)	34-9	
Thalassemias	0 (0 to 0)	0 (0 to 0)	0-1 (0 to 0.2)	0 (0 to 0.1)	0 (0 to 0.1)	0 (0 to 0.1)	0 (0 to 0.1)	0 (0 to 0.1)	0 (0 to 0.1)	0 (0 to 0.1)	0 (0 to 0.1)	0 (0 to 0.1)	0 (0 to 0.1)	0 (0 to 0.1)	0 (0 to 0.1)	0 (0 to 0.1)	0 (0 to 0.1)	0 (0 to 0.1)	0 (0 to 0.1)	0 (0 to 0.1)	0 (0 to 0.1)	0 (0 to 0.1)	0 (0 to 0.1)	0 (0 to 0.1)	0 (0 to 0.1)	0-4	
Thalassemias trait	0 (0 to 0)	0-1 (0 to 1.2)	0-5 (0.1 to 1.6)	0-4 (0.1 to 1.4)	0-3 (0 to 0.9)	0-3 (0 to 0.9)	0-3 (0 to 0.9)	0-7 (0.2 to 1.5)	0-7 (0.2 to 1.5)	1-6 (0.6 to 3.9)	1-6 (0.6 to 3.9)	1-7 (0.6 to 3.9)	0-9 (0.3 to 2.1)	0-5 (0.1 to 1.4)	0-6 (0.1 to 1.6)	0-2 (0 to 0.7)	0-2 (0 to 0.6)	0-2 (0 to 0.6)	0-1 (0 to 0.3)	0-1 (0 to 0.4)	0-1 (0 to 0.3)	0-1 (0 to 0.3)	0-1 (0 to 0.3)	0-1 (0 to 0.3)	8	
Sickle cell disorders	0 (0 to 0)	0-1 (0 to 0.1)	0-4 (0.2 to 0.9)	0-4 (0.1 to 0.9)	0-1 (0.1 to 0.2)	0-2 (0.1 to 0.4)	0-2 (0.1 to 0.4)	0-2 (0.1 to 0.4)	0-2 (0.1 to 0.4)	0-2 (0.1 to 0.5)	0-2 (0.1 to 0.5)	0-1 (0.1 to 0.2)	0-1 (0.1 to 0.2)	0-1 (0.1 to 0.2)	0-1 (0.1 to 0.2)	0-1 (0.1 to 0.2)	0-1 (0 to 0.1)	0-1 (0 to 0.1)	0-1 (0 to 0.1)	0-1 (0 to 0.1)	0-1 (0 to 0.1)	0-1 (0 to 0.1)	0-1 (0 to 0.1)	0-1 (0 to 0.1)	2-2	
Sickle cell trait	0 (0 to 0)	0 (0 to 0.1)	0-3 (0.1 to 0.9)	0-2 (0 to 0.6)	0 (0 to 0)	0 (0 to 0)	0-5 (0.2 to 1.2)	0-5 (0.2 to 1.2)	0-7 (0.3 to 1.5)	1-7 (0.5 to 3.4)	1-6 (0.5 to 3.2)	1-7 (0.6 to 3.2)	0-9 (0.3 to 2.1)	0-3 (0.1 to 0.9)	0-3 (0.1 to 0.8)	0-3 (0.1 to 0.8)	0-3 (0.1 to 0.8)	0-3 (0.1 to 0.8)	0-3 (0.1 to 0.8)	0-3 (0.1 to 0.8)	0-3 (0.1 to 0.8)	0-3 (0.1 to 0.8)	0-3 (0.1 to 0.8)	0-3 (0.1 to 0.8)	5-7	
G6PD deficiency	0 (0 to 0)	0 (0 to 0)	0 (0 to 0)	0 (0 to 0)	0 (0 to 0)	0-1 (0 to 0.2)	0-4 (0 to 1.1)	0-6 (0.2 to 2.4)	0-6 (0.2 to 2.4)	0-5 (0.2 to 2.1)	0-5 (0.1 to 1.3)	0-5 (0.1 to 1.3)	0-2 (0 to 0.8)	0-3 (0.1 to 0.9)	0-3 (0.1 to 0.9)	0-3 (0.1 to 0.9)	0-3 (0.1 to 0.9)	0-3 (0.1 to 0.9)	0-3 (0.1 to 0.9)	0-3 (0.1 to 0.9)	0-3 (0.1 to 0.9)	0-3 (0.1 to 0.9)	0-3 (0.1 to 0.9)	0-3 (0.1 to 0.9)	3	
G6PD trait	0 (0 to 0)	0 (0 to 0)	0 (0 to 0)	0 (0 to 0)	0 (0 to 0)	0 (0 to 0)	0 (0 to 0)	0-2 (0 to 0.4)	0-2 (0 to 0.6)	0-2 (0 to 0.6)	0-2 (0 to 0.5)	0-2 (0 to 0.5)	0-2 (0 to 0.5)	0-2 (0 to 0.6)	0-2 (0 to 0.6)	0-2 (0 to 0.6)	0-2 (0 to 0.6)	0-2 (0 to 0.6)	0-2 (0 to 0.6)	0-2 (0 to 0.6)	0-2 (0 to 0.6)	0-2 (0 to 0.6)	0-2 (0 to 0.6)	0-2 (0 to 0.6)	0-6	
Other hemoglobinopathies and hemolytic anemias	0 (0 to 0)	0-3 (0 to 0.7)	1-1 (0.2 to 2.7)	0-3 (0 to 1.2)	0-1 (0 to 0.5)	0-1 (0 to 0.5)	0-7 (0.1 to 2.2)	0-7 (0.1 to 2.4)	0-4 (0 to 1.9)	0-4 (0.1 to 1.7)	0-4 (0.1 to 1.7)	0-5 (0.2 to 2.4)	1 (0.2 to 3.2)	1-2 (0.2 to 3.2)	0-9 (0.2 to 2.2)	0-7 (0.1 to 2.4)	0-5 (0.1 to 2.3)	0-4 (0.1 to 2.7)	1-1 (0.4 to 2.3)	0-9 (0.3 to 1.9)	0-6 (0.2 to 1.4)	0-7 (0.4 to 1.4)	0-3 (0.2 to 0.6)	15-1	
Endocrine, metabolic, blood, and immune disorders	1-4 (0.7 to 2.3)	2 (1.1 to 3.1)	2-6 (1.5 to 4.5)	12-8 (8.9 to 17.3)	2-3 (1.3 to 3.5)	1-5 (0.9 to 1.9)	20-5 (13.3 to 30.8)	38-6 (19.8 to 66.2)	34-5 (22.2 to 52)	40-9 (24.6 to 64.2)	42-5 (22.1 to 77.5)	44-2 (28.6 to 66.2)	29-6 (19.1 to 44.5)	72-6 (45.6 to 108)	64-2 (39.8 to 96.2)	63-5 (39.3 to 109)	49-7 (30.2 to 77.7)	45-9 (30.3 to 68.4)	33-4 (21.6 to 49.7)	22-9 (15.4 to 33.2)	12-7 (8.6 to 20.1)	4-6 (4.9 to 10.1)	2-9 (2.2 to 4)	767	
Oral disorders	2-4 (1.4 to 3.8)	1-4 (0.8 to 2.2)	3-1 (1.7 to 5.2)	4-3 (2.7 to 7.3)	6-6 (3.9 to 10.7)	13-4 (7.4 to 21.4)	19-5 (11.1 to 31.4)	23 (13.3 to 39.4)	22-7 (13.1 to 40.3)	23-7 (13.7 to 40.3)	23-3 (15.7 to 46.3)	26-4 (16.4 to 59.1)	44-4 (26.7 to 71)	48-6 (30.4 to 74.6)	48-6 (29.7 to 75.3)	32-7 (20.7 to 49.1)	56-1 (32.5 to 85.5)	45-2 (28.4 to 67.3)	36-9 (23.5 to 54.2)	26-4 (17 to 38.2)	16 (9.8 to 23.1)	5-7 (3.2 to 7.4)	536	
Caries of deciduous teeth	0 (0 to 0)	0 (0 to 0)	0 (0 to 0)	0 (0 to 0.1)	0 (0 to 0.1)	0 (0 to 0.1)	0 (0 to 0)	0 (0 to 0)	0 (0 to 0)	0 (0 to 0)	0 (0 to 0)	0 (0 to 0)	0 (0 to 0)	0 (0 to 0)	0 (0 to 0)	0 (0 to 0)	0 (0 to 0)	0 (0 to 0)	0 (0 to 0)	0 (0 to 0)	0 (0 to 0)	0 (0 to 0)	0 (0 to 0)	0 (0 to 0)	0 (0 to 0)	0-7	
Caries of permanent teeth	0 (0 to 0)	0 (0 to 0)	0 (0 to 0)	0-2 (0 to 0.9)	0-7 (0.4 to 2.3)	2-2 (0.9 to 4.5)	3-8 (1.6 to 7.6)	4-7 (1.9 to 9.8)	3-8 (1.6 to 7.7)	3-2 (1.3 to 6.4)	2-9 (1.2 to 6.2)	2-8 (1.1 to 6.2)	2-3 (0.9 to 5.2)	2-3 (1.1 to 4.2)	1-7 (0.6 to 3.6)	1-4 (0.5 to 2.8)	1-5 (0.6 to 2.5)	0-8 (0.3 to 1.6)	0-8 (0.3 to 1.6)	0-5 (0.2 to 1.2)	0-3 (0.1 to 0.7)	0-3 (0.1 to 0.6)	0-1 (0 to 0.1)	0-1 (0 to 0.1)	36-5	
Periodontal diseases	0 (0 to 0)	0 (0 to 0)	0 (0 to 0)	0 (0 to 0)	0 (0 to 0)	0 (0 to 0.1)	0-1 (0 to 0.5)	0-4 (0 to 1.5)	0-7 (0.3 to 2.1)	0-6 (0.2 to 1.8)	0-5 (0.2 to 1.3)	0-5 (0.2 to 1.3)	0-4 (0.2 to 1.1)	0-5 (0.2 to 1.2)	0-4 (0.2 to 1.1)	0-3 (0.1 to 0.9)	0-3 (0.1 to 0.8)	0-2 (0.

SR Table 2b: Medway DALYS by cause and age group for females with 95% uncertainty intervals, 2019

Cause	Early Neonatal	Late Neonatal	Post Neonatal	1 to 4	5 to 9	10 to 14	15 to 19	20 to 24	25 to 29	30 to 34	35 to 39	40 to 44	45 to 49	50 to 54	55 to 59	60 to 64	65 to 69	70 to 74	75 to 79	80 to 84	85 to 89	90 to 94	95 plus	Total
All causes	1,792 (1,621-1,967)	1,792 (62-2,167-3)	2,156 (1,990-2,331)	2,156 (352-2,459)	2,156 (2,001-2,311)	2,156 (1,997-2,316)	2,156 (1,997-2,316)	2,156 (1,997-2,316)	2,156 (1,997-2,316)	2,156 (1,997-2,316)	2,156 (1,997-2,316)	2,156 (1,997-2,316)	2,156 (1,997-2,316)	2,156 (1,997-2,316)	2,156 (1,997-2,316)	2,156 (1,997-2,316)	2,156 (1,997-2,316)	2,156 (1,997-2,316)	2,156 (1,997-2,316)	2,156 (1,997-2,316)	2,156 (1,997-2,316)	2,156 (1,997-2,316)	39,100
Communicable, maternal, neonatal, and nutritional diseases	1,792 (1,621-1,967)	1,792 (62-2,167-3)	2,156 (1,990-2,331)	2,156 (352-2,459)	2,156 (2,001-2,311)	2,156 (1,997-2,316)	2,156 (1,997-2,316)	2,156 (1,997-2,316)	2,156 (1,997-2,316)	2,156 (1,997-2,316)	2,156 (1,997-2,316)	2,156 (1,997-2,316)	2,156 (1,997-2,316)	2,156 (1,997-2,316)	2,156 (1,997-2,316)	2,156 (1,997-2,316)	2,156 (1,997-2,316)	2,156 (1,997-2,316)	2,156 (1,997-2,316)	2,156 (1,997-2,316)	2,156 (1,997-2,316)	2,156 (1,997-2,316)	2,070
HIV/AIDS and sexually transmitted infections	5.5 (1.4-12.1)	1.5 (0.4-3.3)	2.8 (1.2-5.6)	0.6 (0.1-2.0)	0.6 (0.1-2.0)	0.5 (0.1-2.0)	0.7 (0.1-2.1)	2 (1.4-2.9)	4.3 (2.3-6.2)	6.7 (4.7-9.4)	7.2 (5.0-10.4)	7.1 (5.0-10.4)	6.7 (4.7-9.4)	5.5 (3.9-8.0)	4 (2.8-5.8)	2.8 (2.0-4.0)	2.4 (1.4-3.4)	2.1 (1.4-3.3)	1.5 (0.8-2.6)	0.8 (0.3-1.4)	0.4 (0.2-0.7)	0.1 (0.1-0.2)	59.5
HIV/AIDS	0 (0-0)	0 (0-0)	0.6 (0.0-3.7)	0.5 (0.4-0.6)	0.5 (0.4-0.6)	0.3 (0.2-0.5)	0.3 (0.2-0.5)	0.9 (0.7-1.2)	1.9 (1.4-2.5)	3.2 (2.4-4.2)	3.4 (2.5-4.7)	3.3 (2.5-4.4)	3.3 (2.5-4.4)	2.6 (1.9-3.5)	1.7 (1.2-2.2)	1.1 (1.1-2.4)	1.4 (1.1-2.4)	1.5 (0.9-2.7)	0.8 (0.3-1.7)	0.3 (0.1-0.7)	0.1 (0.0-0.3)	0 (0-0)	26.6
HIV/AIDS - Drug-susceptible Tuberculosis	0 (0-0)	0 (0-0)	0.1 (0.1-0.1)	0.1 (0.0-0.1)	0.1 (0.0-0.1)	0.1 (0.0-0.1)	0.1 (0.1-0.1)	0.2 (0.1-0.3)	0.3 (0.2-0.5)	0.3 (0.2-0.5)	0.3 (0.2-0.5)	0.3 (0.2-0.5)	0.3 (0.2-0.5)	0.2 (0.2-0.4)	0.1 (0.1-0.2)	0.1 (0.1-0.2)	0.1 (0.1-0.2)	0.1 (0.1-0.2)	0.1 (0.1-0.2)	0.1 (0.1-0.2)	0 (0-0)	0 (0-0)	2.4
HIV/AIDS - Multidrug-resistant Tuberculosis without extensive drug-resistance	0 (0-0)	0 (0-0)	0 (0-0)	0 (0-0)	0 (0-0)	0 (0-0)	0 (0-0)	0 (0-0)	0 (0-0)	0 (0-0)	0 (0-0)	0 (0-0)	0 (0-0)	0 (0-0)	0 (0-0)	0 (0-0)	0 (0-0)	0 (0-0)	0 (0-0)	0 (0-0)	0 (0-0)	0 (0-0)	0 (0-0)	0.1
HIV/AIDS - Extensively drug-resistant Tuberculosis	0 (0-0)	0 (0-0)	0 (0-0)	0 (0-0)	0 (0-0)	0 (0-0)	0 (0-0)	0 (0-0)	0 (0-0)	0 (0-0)	0 (0-0)	0 (0-0)	0 (0-0)	0 (0-0)	0 (0-0)	0 (0-0)	0 (0-0)	0 (0-0)	0 (0-0)	0 (0-0)	0 (0-0)	0 (0-0)	0 (0-0)	0
HIV/AIDS resulting in other diseases	0 (0-0)	0 (0-0)	0.5 (0.4-0.6)	0.4 (0.3-0.6)	0.5 (0.4-0.6)	0.3 (0.2-0.5)	0.3 (0.2-0.5)	0.6 (0.4-1.1)	1.7 (1.2-2.3)	2.9 (2.2-3.9)	3 (2.1-4.3)	3 (2.1-4.1)	2.8 (2.0-3.7)	2.4 (1.6-3.3)	1.6 (1.0-2.2)	1.3 (0.9-2.2)	1.3 (0.9-2.2)	1.4 (0.9-2.7)	0.8 (0.3-1.7)	0.3 (0.1-0.7)	0.1 (0.0-0.3)	0 (0-0)	24.2
Sexually transmitted infections excluding HIV	5.5 (1.4-12.1)	1.5 (0.4-3.3)	2.2 (0.4-5.1)	0.1 (0-0.5)	0 (0-0.1)	0.1 (0-0.1)	0.4 (0.2-0.6)	1.1 (0.4-2.1)	2.5 (1.4-4.1)	3.5 (2.1-5.6)	3.8 (2.2-6.2)	3.8 (2.2-6.4)	3.5 (2.2-5.4)	2.9 (1.8-4.2)	1.4 (0.8-2.2)	1.1 (0.6-2.2)	0.6 (0.2-1.2)	0.6 (0.2-1.2)	0.4 (0.1-1.2)	0.3 (0.1-0.7)	0.1 (0.0-0.4)	0 (0-0)	32.8
Syphilis	0.5 (1.4-12.1)	1.5 (0.4-3.3)	2.2 (0.4-5.1)	0.1 (0-0.5)	0 (0-0.1)	0 (0-0)	0 (0-0.1)	0 (0-0)	0 (0-0)	0 (0-0)	0 (0-0)	0 (0-0)	0 (0-0)	0 (0-0)	0 (0-0)	0 (0-0)	0 (0-0)	0 (0-0)	0 (0-0)	0 (0-0)	0 (0-0)	0 (0-0)	0 (0-0)	9.4
Chlamydial infection	0 (0-0)	0 (0-0)	0 (0-0)	0 (0-0)	0 (0-0)	0 (0-0)	0 (0-0.1)	0.6 (0.2-1.2)	0.8 (0.4-1.4)	0.8 (0.4-1.4)	0.9 (0.4-1.6)	0.9 (0.4-1.6)	0.5 (0.2-0.9)	0.2 (0.1-0.5)	0.1 (0-0.1)	0.1 (0-0.1)	0.1 (0-0.1)	0.1 (0-0.1)	0.1 (0-0.1)	0 (0-0.1)	0 (0-0)	0 (0-0)	0 (0-0)	4.5
Gonococcal infection	0 (0-0)	0 (0-0)	0 (0-0)	0 (0-0)	0 (0-0)	0 (0-0)	0 (0-0.1)	0.1 (0-0.2)	0.2 (0.1-0.4)	0.2 (0.2-0.4)	0.2 (0.1-0.4)	0.2 (0.2-0.4)	0.2 (0.1-0.3)	0.1 (0.1-0.2)	0.1 (0-0.1)	0.1 (0-0.1)	0.2 (0.1-0.3)	0.2 (0.1-0.3)	0.1 (0-0.2)	0.1 (0-0.2)	0 (0-0.1)	0 (0-0)	0 (0-0)	2.3
Trichomoniasis	0 (0-0)	0 (0-0)	0 (0-0)	0 (0-0)	0 (0-0)	0 (0-0)	0 (0-0.1)	0.2 (0.1-0.5)	0.4 (0.1-0.8)	0.4 (0.1-0.8)	0.4 (0.1-0.7)	0.4 (0.1-0.8)	0.4 (0.1-0.8)	0.4 (0.1-0.8)	0.3 (0.1-0.6)	0.2 (0.1-0.4)	0.2 (0.1-0.4)	0.2 (0.1-0.5)	0.1 (0.1-0.3)	0.1 (0.0-0.2)	0 (0-0.1)	0 (0-0)	3.5
Genital herpes	0 (0-0)	0 (0-0)	0 (0-0)	0 (0-0)	0 (0-0)	0 (0-0)	0 (0-0.1)	0 (0-0.3)	0.3 (0.1-0.6)	0.3 (0.1-0.6)	0.4 (0.1-0.8)	0.4 (0.1-0.8)	0.4 (0.1-0.8)	0.4 (0.1-0.8)	0.3 (0.1-0.7)	0.2 (0.1-0.4)	0.2 (0.1-0.4)	0.2 (0.1-0.5)	0.1 (0.1-0.3)	0.1 (0.0-0.2)	0 (0-0.1)	0 (0-0)	0 (0-0)	4.1
Other sexually transmitted infections	0 (0-0)	0 (0-0)	0 (0-0)	0 (0-0)	0 (0-0)	0 (0-0)	0 (0-0.2)	0 (0-0.1)	0 (0-0.1)	0 (0-0.2)	0 (0-0.2)	0 (0-0.2)	0 (0-0.2)	0 (0-0.2)	0 (0-0.2)	0 (0-0.1)	0 (0-0.1)	0 (0-0.1)	0 (0-0.1)	0 (0-0.1)	0 (0-0.1)	0 (0-0)	0 (0-0)	0.9
Respiratory infections and tuberculosis	1.5 (1.3-2.1)	1.3 (1.1-2.0)	0.9 (0.7-1.2)	0.7 (0.6-1.0)	0.7 (0.6-1.0)	0.7 (0.6-1.0)	0.8 (0.6-1.0)	0.9 (0.7-1.2)	1.1 (0.8-1.5)	1.4 (1.0-1.9)	1.8 (1.3-2.5)	2.2 (1.6-3.0)	2.9 (2.1-4.0)	3.9 (2.8-5.3)	4.9 (3.5-6.7)	6.1 (4.4-8.3)	7.5 (5.4-10.2)	9.2 (6.6-12.5)	10.7 (7.7-14.5)	12.3 (8.9-16.7)	13.2 (9.6-17.9)	14.2 (10.3-19.2)	147.6
Tuberculosis	0 (0-0)	0 (0-0)	0 (0-0.1)	0 (0-0.2)	0 (0-0.1)	0 (0-0.1)	0 (0.2-0.3)	0.4 (0.4-0.6)	0.6 (0.5-1.0)	0.8 (0.7-1.1)	1.1 (0.7-1.6)	1.4 (0.9-1.9)	1.9 (1.2-2.6)	2.6 (1.7-3.5)	3.4 (2.2-4.6)	4.4 (2.9-6.1)	5.5 (3.7-7.5)	6.8 (4.5-9.3)	8.1 (5.4-11.2)	9.2 (6.1-12.8)	10.1 (6.6-14.2)	10.8 (7.1-15.1)	109.1
Latent tuberculosis infection	0 (0-0)	0 (0-0)	0 (0-0)	0 (0-0)	0 (0-0)	0 (0-0)	0 (0-0)	0 (0-0)	0 (0-0)	0 (0-0)	0 (0-0)	0 (0-0)	0 (0-0)	0 (0-0)	0 (0-0)	0 (0-0)	0 (0-0)	0 (0-0)	0 (0-0)	0 (0-0)	0 (0-0)	0 (0-0)	0 (0-0)	0
Active tuberculosis	0 (0-0)	0 (0-0)	0 (0-0.1)	0 (0-0.2)	0 (0-0.1)	0 (0-0.1)	0 (0.2-0.3)	0.4 (0.4-0.6)	0.6 (0.5-1.0)	0.8 (0.7-1.1)	1.1 (0.7-1.6)	1.4 (0.9-1.9)	1.9 (1.2-2.6)	2.6 (1.7-3.5)	3.4 (2.2-4.6)	4.4 (2.9-6.1)	5.5 (3.7-7.5)	6.8 (4.5-9.3)	8.1 (5.4-11.2)	9.2 (6.1-12.8)	10.1 (6.6-14.2)	10.8 (7.1-15.1)	109.1
Drug-susceptible tuberculosis	0 (0-0)	0 (0-0)	0 (0-0.1)	0 (0-0.2)	0 (0-0.1)	0 (0-0.1)	0 (0.2-0.3)	0.4 (0.4-0.6)	0.6 (0.5-1.0)	0.8 (0.7-1.1)	1.1 (0.7-1.6)	1.4 (0.9-1.9)	1.9 (1.2-2.6)	2.6 (1.7-3.5)	3.4 (2.2-4.6)	4.4 (2.9-6.1)	5.5 (3.7-7.5)	6.8 (4.5-9.3)	8.1 (5.4-11.2)	9.2 (6.1-12.8)	10.1 (6.6-14.2)	10.8 (7.1-15.1)	109.1
Multidrug-resistant tuberculosis without extensive drug-resistance	0 (0-0)	0 (0-0)	0 (0-0)	0 (0-0)	0 (0-0)	0 (0-0)	0 (0-0.1)	0 (0-0.1)	0 (0-0.1)	0 (0-0.1)	0 (0-0.1)	0 (0-0.1)	0 (0-0.1)	0 (0-0.1)	0 (0-0.1)	0 (0-0.1)	0 (0-0.1)	0 (0-0.2)	0 (0-0.1)	0 (0-0.2)	0 (0-0.2)	0 (0-0.2)	0 (0-0.2)	0.4
Extensively drug-resistant tuberculosis	0 (0-0)	0 (0-0)	0 (0-0)	0 (0-0)	0 (0-0)	0 (0-0)	0 (0-0.1)	0 (0-0.2)	0 (0-0.1)	0 (0-0.2)	0 (0-0.2)	0 (0-0.2)	0 (0-0.2)	0 (0-0.2)	0 (0-0.2)	0 (0-0.2)	0 (0-0.2)	0 (0-0.2)	0 (0-0.2)	0 (0-0.2)	0 (0-0.2)	0 (0-0.2)	0 (0-0.2)	0.1
Lower respiratory infections	1.5 (0.9-2.2)	1.3 (0.8-1.8)	0.9 (0.5-1.5)	0.6 (0.4-0.9)	0.6 (0.4-0.9)	0.4 (0.3-0.7)	0.3 (0.2-0.5)	0.5 (0.3-0.8)	0.5 (0.3-0.8)	0.6 (0.4-0.9)	0.7 (0.5-1.0)	0.8 (0.5-1.2)	1 (0.6-1.5)	1.3 (0.8-1.9)	1.6 (1.0-2.3)	2.1 (1.4-3.1)	2.7 (1.8-3.9)	3.4 (2.2-4.8)	4.1 (2.6-5.8)	4.6 (2.9-6.5)	4.9 (3.0-7.1)	5.1 (3.1-7.3)	49.5
Upper respiratory infections	0 (0-0)	0 (0-0)	0.1 (0.1-0.2)	0.2 (0.1-0.4)	0.4 (0.2-0.6)	0.4 (0.2-0.6)	0.4 (0.3-0.6)	0.4 (0.3-0.6)	0.4 (0.3-0.6)	0.4 (0.3-0.6)	0.4 (0.3-0.6)	0.4 (0.3-0.6)	0.4 (0.3-0.6)	0.4 (0.3-0.6)	0.4 (0.3-0.6)	0.4 (0.3-0.6)	0.4 (0.3-0.6)	0.4 (0.3-0.6)	0.4 (0.3-0.6)	0.4 (0.3-0.6)	0.4 (0.3-0.6)	0.4 (0.3-0.6)	6.4
Otitis media	0 (0-0)	0 (0-0)	0 (0-0.1)	0.7 (0.3-1.4)	0.1 (0.1-0.3)	0.1 (0.1-0.3)	0.1 (0.1-0.3)	0.1 (0.1-0.3)	0.1 (0.1-0.3)	0.1 (0.1-0.3)	0.1 (0.1-0.3)	0.1 (0.1-0.3)	0.1 (0.1-0.3)	0.1 (0.1-0.3)	0.1 (0.1-0.3)	0.1 (0.1-0.3)	0.1 (0.1-0.3)	0.1 (0.1-0.3)	0.1 (0.1-0.3)	0.1 (0.1-0.3)	0.1 (0.1-0.3)	0.1 (0.1-0.3)	2.7
Enteric infections	0.2 (0.1-0.2)	0.2 (0.1-0.3)	7.4 (4.9-10.1)	10.9 (6.3-17.7)	3.5 (3.0-3.9)	2.3 (1.6-3.0)	2.3 (1.7-3.4)	2.8 (1.6-4.4)	3 (1.8-4.6)	3.1 (1.8-4.6)	3.1 (1.8-4.6)	3.1 (1.8-4.6)	3.1 (1.8-4.6)	3.1 (1.8-4.6)	3.1 (1.8-4.6)	3.1 (1.8-4.6)	3.1 (1.8-4.6)	3.1 (1.8-4.6)	3.1 (1.8-4.6)	3.1 (1.8-4.6)	3.1 (1.8-4.6)	3.1 (1.8-4.6)	100
Diarrheal diseases	0.2 (0.1-0.2)	0.2 (0.1-0.3)	7.4 (4.9-10.1)	10.9 (6.3-17.7)	3.5 (3.0-3.9)	2.3 (1.6-3.0)	2.3 (1.7-3.4)	2.8 (1.6-4.4)	3 (1.8-4.6)	3.1 (1.8-4.6)	3.1 (1.8-4.6)	3.1 (1.8-4.6)	3.1 (1.8-4.6)	3.1 (1.8-4.6)	3.1 (1.8-4.6)	3.1 (1.8-4.6)	3.1 (1.8-4.6)	3.1 (1.8-4.6)	3.1 (1.8-4.6)	3.1 (1.8-4.6)	3.1 (1.8-4.6)	3.1 (1.8-4.6)	100
Typhoid and paraphyoid	0 (0-0)	0 (0-0)	0 (0-0)	0 (0-0)	0 (0-0)	0 (0-0)	0 (0-0)	0 (0-0)	0 (0-0)	0 (0-0)	0 (0-0)	0 (0-0)	0 (0-0)	0 (0-0)	0 (0-0)	0 (0-0)	0 (0-0)	0 (0-0)	0 (0-0)	0 (0-0)	0 (0-0)	0 (0-0)	0 (0-0)	0
Typhoid fever	0 (0-0)	0 (0-0)	0 (0-0)	0 (0-0)	0 (0-0)	0 (0-0)	0 (0-0)	0 (0-0)	0 (0-0)	0 (0-0)	0 (0-0)	0 (0-0)	0 (0-0)	0 (0-0)	0 (0-0)	0 (0-0)	0 (0-0)	0 (0-0)	0 (0-0)	0 (0-0)	0 (0-0)	0 (0-0)	0 (0-0)	0
Paratyphoid fever	0 (0-0)	0 (0-0)	0 (0-0)	0 (0-0)	0 (0-0)	0 (0-0)	0 (0-0)	0 (0-0)	0 (0-0)	0 (0-0)	0 (0-0)	0 (0-0)	0 (0-0)	0 (0-0)	0 (0-0)	0 (0-0)	0 (0-0)	0 (0-0)	0 (0-0)	0 (0-0)	0 (0-0)	0 (0-0)	0 (0-0)	0
Invasive Non-typhoidal Salmonella (iNTS)	0 (0-0)	0 (0-0)	0 (0-0)	0 (0-0)	0 (0-0)	0 (0-0)	0 (0-0)	0 (0-0)	0 (0-0)	0 (0-0)	0 (0-0)	0 (0-0)	0 (0-0)	0 (0-0)	0 (0-0)	0 (0-0)	0 (0-0)	0 (0-0)	0 (0-0)	0 (0-0)	0 (0-0)	0 (0-0)	0 (0-0)	0.2
Other intestinal infectious diseases	0 (0-0)	0 (0-0)	0 (0-0)	0 (0-0)	0 (0-0)	0 (0-0)	0 (0-0)	0 (0-0)	0 (0-0)	0 (0-0)	0 (0-0)	0 (0-0)	0 (0-0)	0 (0-0)	0 (0-0)	0 (0-0)	0 (0-0)	0 (0-0)	0 (0-0)	0 (0-0)	0 (0-0)	0 (0-0)	0 (0-0)	0.3
Neglected tropical diseases and malaria	0 (0-0)	0 (0-0)	0.9 (0.2-2.2)	0.7 (0.7-0.8)	0.4 (0.3-0.4)	0 (0-0)	0 (0-0)	0.2 (0.0-0.6)	0.2 (0.0-0.6)	0.2 (0.0-0.6)	0.2 (0.0-0.6)	0.7 (0.1-1.2)	0.6 (0.1-1.2)	0.2 (0.0-0.6)	0.2 (0.0-0.6)	0.1 (0.0-0.5)	0.1 (0.0-0.5)	0.1 (0.0-0.5)	0.1 (0.0-0.5)	0.1 (0.0-0.5)	0.1 (0.0-0.5)	0.1 (0.0-0.5)	9.5
Malaria	0 (0-0)	0 (0-0)	0 (0-0)	0 (0-0)	0 (0-0)	0 (0-0)	0 (0-0)	0 (0-0)	0 (0-0)	0 (0-0)	0 (0-0)	0 (0-0)	0 (0-0)	0 (0-0)	0 (0-0)	0 (0-0)	0 (0-0)	0 (0-0)	0 (0-0)	0 (0-0)	0 (0-0)	0 (0-0)	0 (0-0)	0
Chagas disease	0 (0-0)	0 (0-0)	0 (0-0)	0 (0-0)	0 (0-0)	0 (0-0)	0 (0-0)	0 (0-0)	0 (0-0)	0 (0-0)	0 (0-0)	0 (0-0)	0 (0-0)	0 (0-0)	0 (0-0)	0 (0-0)	0 (0-0)	0 (0-0)	0 (0-0)	0 (0-0)	0 (0-0)	0 (0-0)	0 (0-0)	0
Leishmaniasis	0 (0-0)	0 (0-0)	0 (0-0)	0 (0-0)	0 (0-0)	0 (0-0)	0 (0-0)	0 (0-0)	0 (0-0)	0 (0-0)	0 (0-0)	0 (0-0)	0 (0-0)	0 (0-0)	0 (0-0)	0 (0-0)	0 (0-0)	0 (0-0)	0 (0-0)	0 (0-0)	0 (0-0)	0 (0-0)	0 (0-0)	0
Visceral leishmaniasis	0 (0-0)	0 (0-0)	0 (0-0)	0 (0-0)	0 (0-0)	0 (0-0)	0 (0-0)	0 (0-0)	0 (0-0)	0 (0-0)	0 (0-0)	0 (0-0)	0 (0-0)	0 (0-0)	0 (0-0)	0 (0-0)	0 (0-0)	0 (0-0)	0 (0-0)	0 (0-0)	0 (0-0)	0 (0-0)	0 (0-0)	0
Cutaneous and mucocutaneous leishmaniasis	0 (0-0)	0 (0-0)	0 (0-0)	0 (0-0)	0 (0-0)	0 (0-0)	0 (0-0)	0 (0-0)	0 (0-0)	0 (0-0)	0 (0-0)	0 (0-0)	0 (0-0)	0 (0-0)	0 (0-0)	0 (0-0)	0 (0-0)	0 (0-0)	0 (0-0)	0 (0-0)	0 (0-0)	0 (0-0)	0 (0-0)	0
African trypanosomiasis	0 (0-0)	0 (0-0)	0 (0-0)	0 (0-0)	0 (0-0)	0 (0-0)	0 (0-0)	0 (0-0)	0 (0-0)	0 (0-0)	0 (0-0)	0 (0-0)	0 (0-0)	0 (0-0)	0 (0-0)	0 (0-0)	0 (0-0)	0 (0-0)	0 (0-0)	0 (0-0)	0 (0-0)	0 (0-0)	0 (0-0)	0
Schistosomiasis	0 (0-0)	0 (0-0)	0 (0-0)	0 (0-0)	0 (0-0)	0 (0-0)	0 (0-0)	0 (0-0)	0 (0-0)	0 (0-0)	0 (0-0)	0 (0-0)	0 (0-0)	0 (0-0)	0 (0-0)	0 (0-0)	0 (0-0)	0 (0-0)	0 (0-0)	0 (0-0)	0 (0-0)	0 (0-0)	0 (0-0)	0
Cysticercosis	0 (0-0)	0 (0-0)	0 (0-0)	0 (0-0)	0 (0-0)	0 (0-0)	0 (0-0)	0 (0-0)	0 (0-0)	0 (0-0)	0 (0-0)	0 (0-0)	0 (0-0)	0 (0-0)	0 (0-0)	0 (0-0)	0 (0-0)	0 (0-0)	0 (0-0)	0 (0-0)	0 (0-0)	0 (0-0)	0 (0-0)	0
Cystic echinococcosis	0 (0-0)	0 (0-0)	0 (0-0)	0 (0-0)	0 (0-0)	0 (0-0)	0 (0-0)	0 (0-0)	0 (0-0)	0 (0-0)	0 (0-0)	0 (0-0)	0 (0-0)	0 (0-0)	0 (0-0)	0 (0-0)	0 (0-0)	0 (0-0)	0 (0-0)	0 (0-0)	0 (0-0)	0 (0-0)	0 (0-0)	0.1
Lymphatic filariasis	0 (0-0)	0 (0-0)	0 (0-0)	0 (0-0)	0 (0-0)	0 (0-0)	0 (0-0)	0 (0-0)	0 (0-0)	0 (0-0)	0 (0-0)	0 (0-0)	0 (0-0)	0 (0-0)	0 (0-0)	0 (0-0)	0 (0-0)	0 (0-0)	0 (0-0)	0 (0-0)	0 (0-0)	0 (0-0)	0 (0-0)	0
Onchocerciasis	0 (0-0)	0 (0-0)	0 (0-0)	0 (0-0)	0 (0-0)	0 (0-0)	0 (0-0)	0 (0-0)	0 (0-0)	0 (0-0)	0 (0-0)	0 (0-0)	0 (0-0)	0 (0-0)	0 (0-0)	0 (0-0)	0 (0-0)	0 (0-0)	0 (0-0)	0 (0-0)	0 (0-0)	0 (0-0)	0 (0-0)	0
Trachoma	0 (0-0)	0 (0-0)	0 (0-0)	0 (0-0)	0 (0-0)	0 (0-0)	0 (0-0)	0 (0-0)	0 (0-0)	0 (0-0)	0 (0-0)	0 (0-0)	0 (0-0)	0 (0-0)	0 (0-0)	0 (0-0)	0 (0-0)	0 (0-0)	0 (0-0)	0 (0-0)	0 (0-0)	0 (0-0)	0 (0-0)	0
Dengue	0 (0-0)	0 (0-0)	0 (0-0)	0 (0-0)	0 (0-0)	0 (0-0)	0 (0-0)	0 (0-0)	0 (0-0)	0 (0-0)	0 (0-0)	0 (0-0)	0 (0-0)	0 (0-0)	0 (0-0)	0 (0-0)	0 (0-0)	0 (0-0)	0 (0-0)	0 (0-0)	0 (0-0)	0 (0-0)	0 (0-0)	0
Yellow fever	0 (0-0)	0 (0-0)	0 (0-0)	0 (0-0)	0 (0-0)	0 (0-0)	0 (0-0)	0 (0-0)	0 (0-0)	0 (0-0)	0 (0-0)	0 (0-0)	0 (0-0)	0 (0-0)	0 (0-0)	0 (0-0)	0 (0-0)	0 (0-0)	0 (0-0)	0 (0-0)	0 (0-0)	0 (0-0)	0 (0-0)	0
Rabies	0 (0-0)	0 (0-0)	0 (0-0)	0 (0-0)	0 (0-0)	0 (0-0)	0 (0-0)	0 (0-0)	0 (0-0)	0 (0-0)	0 (0-0)	0 (0-0)	0 (0-0)	0 (0-0)	0 (0-0)	0 (0-0)	0 (0-0)	0 (0-0)	0 (0-0)	0 (0-0)	0 (0-0)	0 (0-0)	0 (0-0)	0
Intestinal nematode infections	0 (0-0)	0 (0-0)	0 (0-0)	0 (0-0)	0 (0-0)	0 (0-0)	0 (0-0)	0 (0-0)	0 (0-0)	0 (0-0)	0 (0-0)	0 (0-0)	0 (0-0)	0 (0-0)	0 (0-0)	0 (0-0)	0 (0-0)	0 (0-0)	0 (0-0)	0 (0-0)	0 (0-0)	0 (0-0)	0 (0-0)	0
Ascariasis	0 (0-0)	0 (0-0)	0 (0-0)	0 (0-0)	0 (0-0)	0 (0-0)	0 (0-0)	0 (0-0)	0 (0-0)	0 (0-0)	0 (0-0)	0 (0-0)	0 (0-0)	0 (0-0)	0 (0-0)	0 (0-0)	0 (0-0)	0 (0-0)	0 (0-0)	0 (0-0)	0 (0-0)	0 (0-0)	0 (0-0)	0
Trichuriasis	0 (0-0)	0 (0-0)	0 (0-0)	0 (0-0)	0 (0-0)	0 (0-0)	0 (0-0)	0 (0-0)	0 (0-0)	0 (0-0)	0 (0-0)	0 (0-0)	0 (0-0)	0 (0-0)	0 (0-0)	0 (0-0)	0 (0-0)	0 (0-0)	0 (0-0)	0 (0-0)	0 (0-0)	0 (0-0)	0 (0-0)	0
Hookworm disease	0 (0-0)	0 (0-0)	0 (0-0)	0 (0-0)	0 (0-0)	0 (0-0)	0 (0-0)	0 (0-0)	0 (0-0)	0 (0-0)	0 (0-0)	0 (0-0)	0 (0-0)	0 (0-0)	0 (0-0)	0 (0-0)	0 (0-0)	0 (0-0)	0 (0-0)	0 (0-0)	0 (0-0)	0 (0-0)	0 (0-0)	0
Food-borne trematodiases	0 (0-0)	0 (0-0)	0 (0-0)	0 (0-0)	0 (0-0)	0 (0-0)	0 (0-0)	0 (0-0)	0 (0-0)	0 (0-0)	0 (0-0)	0 (0-0)	0 (0-0)	0 (0-0)	0 (0-0)	0 (0-0)	0 (0-0)	0 (0-0)	0 (0-0)	0 (0-0)	0 (0-0)	0 (0-0)	0 (0-0)	0
Leprosy	0 (0-0)	0 (0-0)	0 (0-0)	0 (0-0)	0 (0-0)	0 (0-0)	0 (0-0)	0 (0-0)	0 (0-0)	0 (0-0)	0 (0-0)	0 (0-0)	0 (0-0)	0 (0-0)	0 (0-0)	0 (0-0)	0 (0-0)	0 (0-0)	0 (0-0)	0 (0-0)	0 (0-0)	0 (0-0)	0 (0-0)	0
Ebola	0 (0-0)	0 (0-0)	0 (0-0)	0 (0-0)	0 (0-0)	0 (0-0)	0 (0-0)	0 (0-0)	0 (0-0)	0 (0-0)	0 (0-0)	0 (0-0)	0 (0-0)	0 (0-0)	0 (0-0)	0 (0-0)	0 (0-0)	0 (0-0)	0 (0-0)	0 (0-0)	0 (0-0)	0 (0-0)	0 (0-0)	0
Zika virus	0 (0-0)	0 (0-0)	0 (0-0)	0 (0-0)	0 (0-0)	0 (0-0)	0 (0-0)	0 (0-0)	0 (0-0)	0 (0-0)	0 (0-0)	0 (0-0)	0 (0-0)	0 (0-0)	0 (0-0)	0 (0-0)	0 (0-0)	0 (0-0)	0 (0-0)	0 (0-0)	0 (0-0)	0 (0-0)	0 (0-0)	0
Guinea worm disease	0 (0-0)	0 (0-0)	0 (0-0)	0 (0-0)	0 (0-0)	0 (0-0)	0 (0-0)	0 (0-0)	0 (0-0)	0 (0-0)	0 (0-0)	0 (0-0)	0 (0-0)	0 (0-0)	0 (0-0)	0 (0-0)	0 (0-0)	0 (0-0)	0 (0-0)	0 (0-0)	0 (0-0)	0 (0-0)	0 (0-0)	0
Other neglected tropical diseases	0 (0-0)	0 (0-0)	0.9 (0.2-2.2)	0.7 (0.7-0.8)	0.4 (0.3-0.4)	0 (0-0)	0 (0-0)	0.2 (0.0-0.6)	0.2 (0.0-0.6)	0.2 (0.0-0.6)	0.2 (0.0-0.6)	0.7 (0.1-1.2)	0.6 (0.1-1.2)	0.2 (0.0-0.6)	0.2 (0.0-0.6)	0.1 (0.0-0.5)	0.1 (0.0-0.5)	0.1 (0.0-0.5)	0.1 (0.0-0.5)	0.1 (0.0-0.5)	0.1 (0.0-0.5)	0.1 (0.0-0.5)	9.5
Other infectious diseases	0.9 (0.4-to 1.3)	1.8 (1.1-to 2.6)	7.8 (4.9-to 11.5)	9.6 (6.6-to 13.3)	3.4 (2.4-to 3.9)	2.4 (1.6-to 3.2)	4.5 (3.5-to 5.8)	4.2 (3.1-to 5.4)	4.2 (3.1-to 5.4)	4.3 (3.2-to 5.7)	4 (2.9-to 5.5)	4 (2.9-to 5.6)	4.6 (3.4-to 6.4)	4.5 (3.3-to 6.3)	4.7

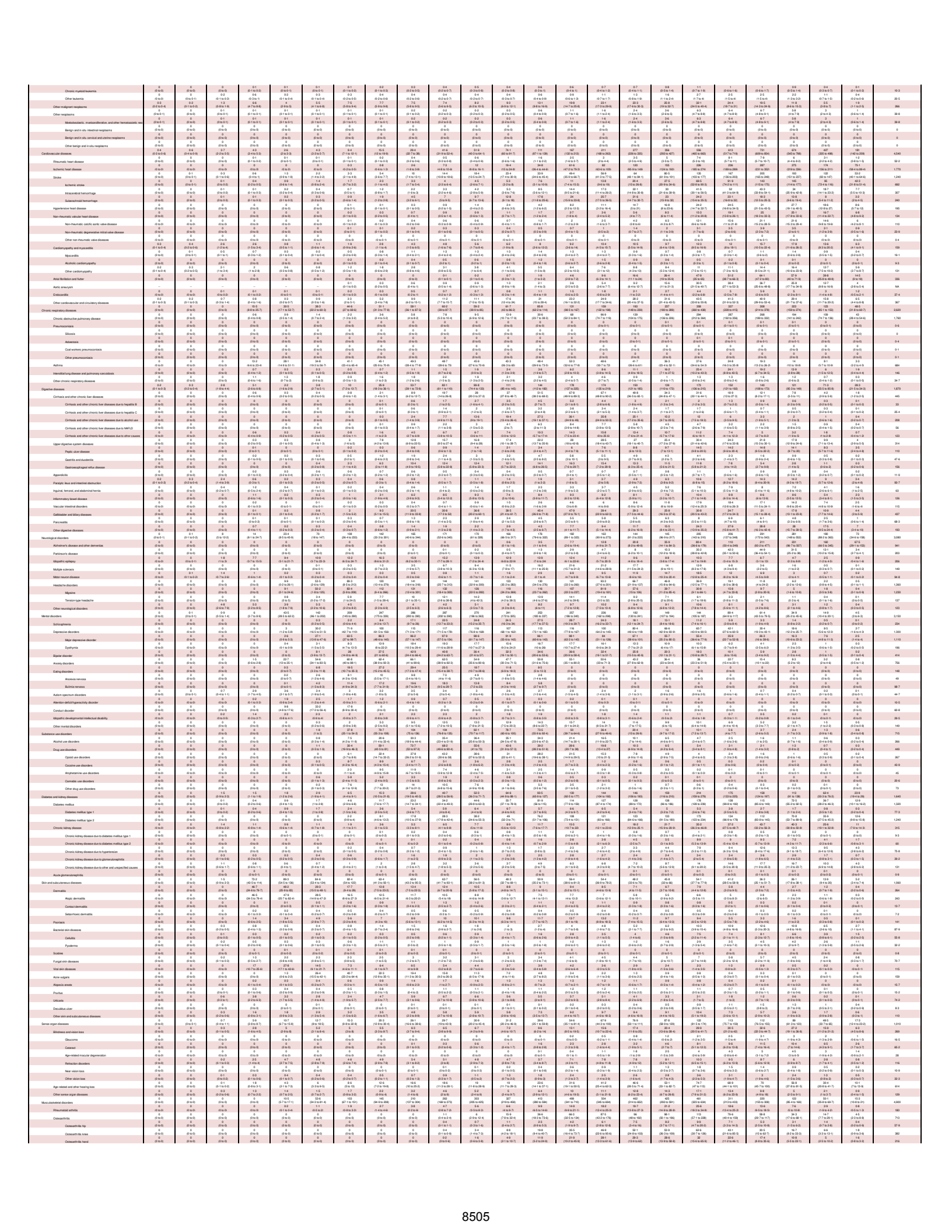

Osteoarthritis other	0 (0 to 0)	0 (0 to 0)	0 (0 to 0)	0 (0 to 0)	0 (0 to 0)	0 (0 to 0)	0 (0 to 0)	0 (0 to 0)	0 (0 to 0)	0 (0 to 0)	0 (0 to 1)	0 (0 to 0)	0 (0 to 0)	1 (0 to 2)	1 (0 to 3)	2 (1 to 5)	4 (2 to 10)	4 (2 to 10)	6 (3 to 13)	7 (3 to 14)	7 (3 to 15)	8 (4 to 18)	6 (3 to 13)	5 (2 to 11)	3 (1 to 7)	2 (1 to 5)	1 (0 to 3)	0 (0 to 2)	0 (0 to 1)	0 (0 to 1)	59
Low back pain	0 (0 to 0)	0 (0 to 0)	0 (0 to 0)	0 (0 to 0)	0 (0 to 0)	0 (0 to 0)	0 (0 to 0)	0 (0 to 0)	0 (0 to 0)	0 (0 to 0)

SR Table 2b: East Sussex DALYS by cause and age group for females with 95% uncertainty intervals, 2019

Cause	Early Neonatal (0-6 days)	Late Neonatal (7-27 days)	Post Neonatal (28-364 days)	1 to 4	5 to 9	10 to 14	15 to 19	20 to 24	25 to 29	30 to 34	35 to 39	40 to 44	45 to 49	50 to 54	55 to 59	60 to 64	65 to 69	70 to 74	75 to 79	80 to 84	85 to 89	90 to 94	95 plus	Total
All causes	1,253 (1,169–1,450)	490 (434–1,004)	1,012 (912–1,368)	1,009 (875–1,440)	1,001 (867–1,285)	1,042 (900–1,440)	1,242 (1,064–1,842)	1,342 (1,037–2,040)	1,444 (1,026–2,440)	1,562 (1,105–2,553)	1,705 (1,208–2,670)	2,053 (1,530–3,000)	2,364 (1,685–3,624)	2,699 (1,886–4,210)	3,107 (2,187–4,848)	3,579 (2,488–5,710)	4,169 (2,888–6,728)	4,966 (3,408–8,085)	5,997 (4,058–9,715)	7,307 (4,882–12,200)	8,777 (5,778–14,450)	10,220 (6,730–16,800)	82,200
Communicable, maternal, neonatal, and nutritional diseases	293 (196–304)	441–3 (429–9–78–4)	106 (78–14) 160	150 (90–8–9) 284	101 (67–3–5) 166	79–3 (59–2–5) 130	90–4 (66–7–5) 150	89–7 (63–9–5) 128	92 (66–9–5) 134	102 (78–4–5) 146	108 (86–5–5) 148	128 (99–2–5) 169	169 (126–5–2) 216	170 (127–6–2) 220	167 (120–3–2) 220	159 (121–9–2) 209	192 (151–5–2) 250	268 (221–9–3) 379	313 (233–9–5) 450	395 (267–5–8) 574	577 (357–7–12) 835	275 (152–3–6) 394	4,690
HIV/AIDS and sexually transmitted infections	0 (0–0)	2–1 (1–0–4–9)	3–7 (1–7–7–8)	0–2 (0–4–0–1)	0 (0–0–0–0)	0–5 (0–0–0–7)	0 (0–0–0–0)	1–2 (0–9–0–4)	2–3 (1–2–0–6–8)	3–9 (1–9–0–8)	9–6 (4–7–1–3–7)	12–1 (7–4–1–17–4)	13 (8–9–1–19–4)	11 (7–7–1–15–9)	7–5 (3–9–1–10–8)	8–4 (4–2–1–12–9)	6–7 (3–3–1–9–7)	4 (1–9–0–9–1)	2–7 (1–0–0–6–1)	1–6 (1–0–0–3–8)	0–8 (0–4–0–1–2)	0–4 (0–2–0–0–5)	109
HIV/AIDS	0 (0–0)	0 (0–0)	0–6 (0–7–0–1)	0–6 (0–5–0–7)	0–5 (0–4–0–6)	0–3 (0–4–0–6)	0–6 (0–5–0–8)	1–4 (1–1–0–1–9)	2–1 (1–4–0–2–8)	2–8 (2–3–0–3)	3–4 (2–7–0–4–3)	5–6 (4–2–0–7–3)	6–2 (4–5–0–7–7)	5–1 (3–9–0–6–7)	4–1 (3–3–0–5)	3–9 (2–4–0–5–1)	2–8 (1–9–0–4–6)	1–9 (0–9–0–3–1)	0–9 (0–2–0–1–3)	0–6 (0–2–0–1–2)	0–1 (0–0–0–0–1)	0–3 (0–0–0–0–1)	44–3
HIV/AIDS - Drug-susceptible Tuberculosis	0 (0–0)	0 (0–0)	0–1 (0–1–0–3)	0–1 (0–0–0–1)	0–1 (0–0–0–1)	0 (0–0–0–0)	0–1 (0–0–0–2)	0–1 (0–1–0–2)	0–1 (0–1–0–2)	0–2 (0–1–0–2)	0–3 (0–2–0–3)	0–4 (0–2–0–5)	0–4 (0–2–0–5)	0–4 (0–2–0–5)	0–3 (0–2–0–4)	0–2 (0–1–0–3)	0–1 (0–1–0–2)	0–1 (0–0–0–2)	0 (0–0–0–1)	0 (0–0–0–0)	0 (0–0–0–0)	0 (0–0–0–0)	3
HIV/AIDS - Multidrug-resistant Tuberculosis without extensive drug resistance	0 (0–0)	0 (0–0)	0 (0–0)	0 (0–0)	0 (0–0)	0 (0–0)	0 (0–0)	0 (0–0)	0 (0–0)	0 (0–0)	0 (0–0)	0 (0–0)	0 (0–0)	0 (0–0)	0 (0–0)	0 (0–0)	0 (0–0)	0 (0–0)	0 (0–0)	0 (0–0)	0 (0–0)	0 (0–0)	0 (0–0)	0–1
HIV/AIDS - Extensively drug-resistant Tuberculosis	0 (0–0)	0 (0–0)	0 (0–0)	0 (0–0)	0 (0–0)	0 (0–0)	0 (0–0)	0 (0–0)	0 (0–0)	0 (0–0)	0 (0–0)	0 (0–0)	0 (0–0)	0 (0–0)	0 (0–0)	0 (0–0)	0 (0–0)	0 (0–0)	0 (0–0)	0 (0–0)	0 (0–0)	0 (0–0)	0 (0–0)	0
HIV/AIDS resulting in other diseases	0 (0–0)	0 (0–0)	0–7 (0–9–0–7)	0–5 (0–5–0–7)	0–4 (0–2–0–6)	0–2 (0–2–0–3)	0–5 (0–5–0–7)	1–3 (1–0–1–8)	2–2 (1–4–0–3–7)	3–7 (2–7–0–4–9)	5–7 (3–7–0–8–9)	9–2 (5–7–1–13–9)	8–8 (5–6–1–12–9)	4–9 (3–2–0–8–2)	3–9 (2–7–0–8–2)	2–3 (1–2–0–4–9)	2–6 (1–4–0–5–1)	1–5 (0–7–0–3–1)	0–9 (0–2–0–1–3)	0–3 (0–1–0–1)	0–1 (0–0–0–0)	0–2 (0–0–0–0)	41–2
Sexually transmitted infections excluding HIV	0 (0–0)	0–2 (0–4–0–9)	0–2 (0–4–0–9)	0 (0–0–0–0)	0 (0–0–0–0)	0 (0–0–0–0)	0–1 (0–0–0–1)	0–1 (0–1–0–2)	0–1 (0–1–0–2)	0–1 (0–1–0–2)	0–1 (0–1–0–2)	0–1 (0–1–0–2)	0–1 (0–1–0–2)	0–1 (0–1–0–2)	0–1 (0–1–0–2)	0–1 (0–1–0–2)	0–1 (0–1–0–2)	0–1 (0–1–0–2)	0–1 (0–1–0–2)	0–1 (0–1–0–2)	0–1 (0–1–0–2)	0–1 (0–1–0–2)	65
Syphilis	0 (0–0)	0–2 (0–4–0–9)	0–2 (0–4–0–9)	0 (0–0–0–0)	0 (0–0–0–0)	0 (0–0–0–1)	0 (0–0–0–1)	0 (0–1–0–1)	0 (0–0–0–1)	0 (0–0–0–0)	0 (0–0–0–0)	0 (0–0–0–0)	0 (0–0–0–0)	0 (0–0–0–0)	0 (0–0–0–0)	0 (0–0–0–0)	0 (0–0–0–0)	0 (0–0–0–0)	0 (0–0–0–0)	0 (0–0–0–0)	0 (0–0–0–0)	0 (0–0–0–0)	0 (0–0–0–0)	13–8
Chlamydial infection	0 (0–0)	0 (0–0)	0 (0–0)	0 (0–0)	0 (0–0)	0 (0–0)	0–2 (0–1–0–3)	0–5 (0–2–0–9)	0–9 (0–3–1–7)	1–2 (0–4–0–3–2)	1–6 (0–6–0–3–6)	1–7 (0–6–0–3–7)	2 (0–5–0–4–5–9)	1–7 (0–5–0–4–5–8)	1–4 (0–5–0–3–5–4)	1–1 (0–4–0–2–5)	0–9 (0–3–0–2–4)	0–5 (0–2–0–1–3)	0–3 (0–2–0–1–3)	0–2 (0–1–0–0–6)	0–2 (0–1–0–0–6)	0–2 (0–1–0–0–5)	9–3
Gonococcal infection	0 (0–0)	0 (0–0)	0 (0–0)	0 (0–0)	0 (0–0)	0 (0–0)	0–1 (0–1–0–1)	0–1 (0–1–0–2)	0–1 (0–1–0–3)	0–3 (0–2–0–5–6)	0–5 (0–3–0–7)	0–7 (0–4–0–9–8)	0–8 (0–4–0–9–8)	0–8 (0–5–0–9–8)	0–6 (0–3–0–8–2)	0–5 (0–3–0–7–3)	0–4 (0–4–0–5–9)	0–3 (0–2–0–4–1)	0–3 (0–2–0–4–1)	0–2 (0–1–0–3–2)	0–1 (0–0–0–1–4)	0–1 (0–0–0–1–3)	9–1
Trichomoniasis	0 (0–0)	0 (0–0)	0 (0–0)	0 (0–0)	0 (0–0)	0 (0–0)	0–1 (0–0–0–2)	0–3 (0–1–0–7)	0–5 (0–2–0–12)	0–6 (0–2–0–14)	0–7 (0–2–0–16)	0–7 (0–2–0–16)	0–8 (0–2–0–17)	0–8 (0–2–0–17)	0–7 (0–2–0–16)	0–6 (0–2–0–13)	0–5 (0–2–0–11)	0–3 (0–1–0–8)	0–3 (0–1–0–6)	0–2 (0–1–0–5)	0–1 (0–0–0–3)	0–1 (0–0–0–3)	7
Genital herpes	0 (0–0)	0 (0–0)	0 (0–0)	0 (0–0)	0 (0–0)	0 (0–0)	0–1 (0–0–0–1)	0–1 (0–0–0–2)	0–1 (0–0–0–4)	0–1 (0–0–0–5)	0–2 (0–1–0–6)	0–2 (0–1–0–6)	0–2 (0–1–0–6)	0–2 (0–1–0–6)	0–2 (0–1–0–6)	0–2 (0–1–0–6)	0–2 (0–1–0–6)	0–2 (0–1–0–6)	0–2 (0–1–0–6)	0–2 (0–1–0–6)	0–1 (0–0–0–4)	0–1 (0–0–0–3)	8–9
Other sexually transmitted infections	0 (0–0)	0 (0–0)	0 (0–0)	0 (0–0)	0 (0–0)	0 (0–0)	0–2 (0–1–0–3)	0–2 (0–1–0–3)	0–4 (0–1–0–9)	0–7 (0–2–0–16)	0–8 (0–2–0–19)	0–9 (0–2–0–21)	0–9 (0–2–0–21)	0–9 (0–2–0–21)	0–8 (0–2–0–19)	0–7 (0–2–0–16)	0–6 (0–2–0–14)	0–4 (0–1–0–10)	0–3 (0–1–0–8)	0–2 (0–1–0–6)	0–1 (0–0–0–4)	0–1 (0–0–0–3)	17–8
Respiratory infections and tuberculosis	2–9 (2–5–4)	1–9 (1–4–9–2–9)	16–5 (10–6–2–24)	20–9 (20–9–4–33–6)	8–6 (7–4–1–13–4)	7–6 (6–1–1–10–6)	8–4 (7–1–1–10–4)	22–2 (18–1–2–30–4)	20–4 (14–9–2–30–4)	19–6 (13–2–2–28–3)	20–6 (14–5–2–29–4)	22–4 (15–9–2–30–9)	23–7 (16–4–2–32–4)	29–4 (20–4–3–39–9)	34–9 (24–1–4–46–9)	38–7 (26–9–4–52–3)	50–6 (34–9–5–70–3)	70 (47–1–7–96–3)	104 (68–9–10–139–6)	129 (78–2–13–178)	144 (78–4–16–206)	396 (182–9–32–559)	2,836
Tuberculosis	0 (0–0)	0 (0–0)	0 (0–0)	0–1 (0–0–0–1)	0–1 (0–0–0–1)	0–1 (0–0–0–2)	0–1 (0–0–0–2)	0–2 (0–1–0–4)	0–2 (0–1–0–4)	0–3 (0–1–0–6)	0–3 (0–1–0–6)	0–4 (0–1–0–7)	0–4 (0–1–0–8)	0–5 (0–2–0–9)	0–5 (0–2–0–9)	0–5 (0–2–0–9)	0–5 (0–2–0–9)	0–4 (0–2–0–8)	0–3 (0–1–0–6)	0–2 (0–1–0–5)	0–1 (0–0–0–3)	0–1 (0–0–0–2)	21–2
Latent tuberculosis infection	0 (0–0)	0 (0–0)	0 (0–0)	0 (0–0)	0 (0–0)	0 (0–0)	0 (0–0)	0 (0–0)	0 (0–0)	0 (0–0)	0 (0–0)	0 (0–0)	0 (0–0)	0 (0–0)	0 (0–0)	0 (0–0)	0 (0–0)	0 (0–0)	0 (0–0)	0 (0–0)	0 (0–0)	0 (0–0)	0 (0–0)	0
Drug-susceptible tuberculosis	0 (0–0)	0 (0–0)	0 (0–0)	0–1 (0–1–0–1)	0–1 (0–1–0–1)	0–1 (0–0–0–2)	0–3 (0–2–0–4)	0–6 (0–2–0–9)	0–8 (0–2–0–14)	0–8 (0–3–0–13)	0–7 (0–3–0–12)	0–6 (0–3–0–10)	0–6 (0–3–0–10)	0–6 (0–3–0–10)	1–1 (0–4–0–2)	1–2 (0–4–0–7)	1–6 (0–5–0–2)	1–3 (0–4–0–6)	0–9 (0–3–0–2)	0–6 (0–2–0–3)	0–3 (0–1–0–1)	0–2 (0–1–0–1)	28–7
Multidrug-resistant tuberculosis without extensive drug resistance	0 (0–0)	0 (0–0)	0 (0–0)	0 (0–0)	0 (0–0)	0 (0–0)	0 (0–0)	0 (0–0)	0 (0–0)	0 (0–0)	0 (0–0)	0 (0–0)	0 (0–0)	0 (0–0)	0 (0–0)	0 (0–0)	0 (0–0)	0 (0–0)	0 (0–0)	0 (0–0)	0 (0–0)	0 (0–0)	0 (0–0)	0–4
Extensively drug-resistant tuberculosis	0 (0–0)	0 (0–0)	0 (0–0)	0 (0–0)	0 (0–0)	0 (0–0)	0 (0–0)	0 (0–0)	0 (0–0)	0 (0–0)	0 (0–0)	0 (0–0)	0 (0–0)	0 (0–0)	0 (0–0)	0 (0–0)	0 (0–0)	0 (0–0)	0 (0–0)	0 (0–0)	0 (0–0)	0 (0–0)	0 (0–0)	0–1
Lower respiratory infections	2–6 (1–9–3–4)	1–8 (1–3–9–2–7)	12–4 (7–9–19–7)	9–9 (7–1–13–3)	4–8 (3–4–6–7)	2–2 (1–6–3–2–9)	4–6 (2–9–6–7)	3–6 (2–1–5–4–9)	5 (3–1–7–2)	7–9 (5–1–10–2)	11–4 (7–6–14–6)	16–7 (10–9–23–7)	21–6 (13–7–30–6)	33–5 (20–2–46–6)	51 (31–4–73–3)	64–9 (38–7–93–3)	85 (47–1–123–3)	110 (57–1–163–3)	142 (68–2–213–3)	169 (72–3–262–3)	188 (71–5–301–3)	541 (161–5–976)	2,530
Upper respiratory infections	0 (0–0)	0–2 (0–1–0–3)	3–4 (2–0–6–7)	10–8 (8–1–14–2–9)	18–6 (10–3–31–3)	15–8 (8–4–27–1)	16–7 (8–9–29–1)	14–6 (7–8–25–1)	14–2 (7–6–24–6)	14–1 (7–4–24–5)	14–1 (7–3–24–5)	13 (7–1–22–3)	14–2 (7–3–24–7)	14–7 (7–4–25–6)	13–9 (7–4–23–8)	11–3 (6–1–19–4)	11–2 (5–1–19–1)	7–3 (3–0–12–2)	5–1 (2–0–8–7)	3–1 (1–0–5–3)	1–7 (0–0–3–3)	0–6 (0–0–2–3)	233
Otitis media	0–6 (0–2–0–9–3)	0–6 (0–2–0–9–3)	4–0 (1–6–9–2–3)	4–5 (2–0–8–7–8)	2–6 (1–0–5–4–3)	2–8 (1–2–5–4–6)	2–4 (1–2–5–4–6)	2–1 (1–0–4–3–5)	2–1 (1–0–4–3–5)	2–1 (1–0–4–3–5)	2–1 (1–0–4–3–5)	2–1 (1–0–4–3–5)	2–5 (1–2–5–4–6)	3–1 (1–3–6–4–8)	4–2 (2–0–8–5–1)	3–8 (1–8–8–6–1)	2–9 (1–4–7–5–1)	2–1 (1–0–4–3–5)	1–4 (0–7–3–3)	1–1 (0–5–2–2)	0–4 (0–2–0–1–7)	0–1 (0–0–0–1–2)	48–5
Enteric infections	1–5 (0–3–2–8–4)	0–9 (0–4–2–3)	1–9 (1–1–3–4–2)	0–5 (0–3–0–9–2)	0–5 (0–3–0–8–2)	0–5 (0–3–0–8–2)	0–6 (0–3–0–9–3)	0–6 (0–3–0–9–3)	0–6 (0–3–0–9–3)	0–6 (0–3–0–9–3)	0–6 (0–3–0–9–3)	0–6 (0–3–0–9–3)	0–6 (0–3–0–9–3)	0–6 (0–3–0–9–3)	0–6 (0–3–0–9–3)	0–6 (0–3–0–9–3)	0–6 (0–3–0–9–3)	0–5 (0–3–0–8–3)	0–4 (0–2–0–7–2)	0–3 (0–1–0–5–2)	0–2 (0–1–0–3–2)	0–1 (0–0–0–2–2)	227
Diarrheal diseases	0–2 (0–2–0–5–4)	0–9 (0–4–1–3)	1–1 (1–1–1–16–9)	0–5 (0–3–0–9–2)	0–4 (0–2–0–7–2)	0–4 (0–2–0–8–2)	0–4 (0–2–0–8–2)	0–4 (0–2–0–8–2)	0–4 (0–2–0–8–2)	0–4 (0–2–0–8–2)	0–4 (0–2–0–8–2)	0–4 (0–2–0–8–2)	0–4 (0–2–0–8–2)	0–4 (0–2–0–8–2)	0–4 (0–2–0–8–2)	0–4 (0–2–0–8–2)	0–4 (0–2–0–8–2)	0–4 (0–2–0–8–2)	0–3 (0–1–0–7–2)	0–3 (0–1–0–6–2)	0–2 (0–1–0–4–2)	0–1 (0–0–0–3–2)	29–2
Typhoid and paratyphoid	0 (0–0)	0 (0–0)	0 (0–0)	0 (0–0)	0 (0–0)	0 (0–0)	0 (0–0)	0 (0–0)	0 (0–0)	0 (0–0)	0 (0–0)	0 (0–0)	0 (0–0)	0 (0–0)	0 (0–0)	0 (0–0)	0 (0–0)	0 (0–0)	0 (0–0)	0 (0–0)	0 (0–0)	0 (0–0)	0 (0–0)	0
Typhoid fever	0 (0–0)	0 (0–0)	0 (0–0)	0 (0–0)	0 (0–0)	0 (0–0)	0 (0–0)	0 (0–0)	0 (0–0)	0 (0–0)	0 (0–0)	0 (0–0)	0 (0–0)	0 (0–0)	0 (0–0)	0 (0–0)	0 (0–0)	0 (0–0)	0 (0–0)	0 (0–0)	0 (0–0)	0 (0–0)	0 (0–0)	0
Paratyphoid fever	0 (0–0)	0 (0–0)	0 (0–0)	0 (0–0)	0 (0–0)	0 (0–0)	0 (0–0)	0 (0–0)	0 (0–0)	0 (0–0)	0 (0–0)	0 (0–0)	0 (0–0)	0 (0–0)	0 (0–0)	0 (0–0)	0 (0–0)	0 (0–0)	0 (0–0)	0 (0–0)	0 (0–0)	0 (0–0)	0 (0–0)	0
Invasive Non-typhoidal Salmonella (iNTS)	0 (0–0)	0 (0–0)	0 (0–0)	0 (0–0)	0 (0–0)	0 (0–0)	0 (0–0)	0 (0–0)	0 (0–0)	0 (0–0)	0 (0–0)	0 (0–0)	0 (0–0)	0 (0–0)	0 (0–0)	0 (0–0)	0 (0–0)	0 (0–0)	0 (0–0)	0 (0–0)	0 (0–0)	0 (0–0)	0 (0–0)	0
Other intestinal infectious diseases	0 (0–0)	0 (0–0)	0 (0–0)	0 (0–0)	0 (0–0)	0 (0–0)	0 (0–0)	0 (0–0)	0 (0–0)	0 (0–0)	0 (0–0)	0 (0–0)	0 (0–0)	0 (0–0)	0 (0–0)	0 (0–0)	0 (0–0)	0 (0–0)	0 (0–0)	0 (0–0)	0 (0–0)	0 (0–0)	0 (0–0)	0–9
Neglected tropical diseases and malaria	0 (0–0)	0 (0–0)	1–3 (0–9–2)	1–5 (1–1–9–2)	1–5 (0–9–2)	1–5 (0–9–2)	1–4 (0–9–2)	1–4 (0–9–2)	1–4 (0–9–2)	1–4 (0–9–2)	1–4 (0–9–2)	1–4 (0–9–2)	1–4 (0–9–2)	1–4 (0–9–2)	1–4 (0–9–2)	1–4 (0–9–2)	1–4 (0–9–2)	1–4 (0–9–2)	1–4 (0–9–2)	1–4 (0–9–2)	1–4 (0–9–2)	1–4 (0–9–2)	19–2
Malaria	0 (0–0)	0 (0–0)	0 (0–0)	0 (0–0)	0 (0–0)	0 (0–0)	0 (0–0)	0 (0–0)	0 (0–0)	0 (0–0)	0 (0–0)	0 (0–0)	0 (0–0)	0 (0–0)	0 (0–0)	0 (0–0)	0 (0–0)	0 (0–0)	0 (0–0)	0 (0–0)	0 (0–0)	0 (0–0)	0 (0–0)	0
Chagas disease	0 (0–0)	0 (0–0)	0 (0–0)	0 (0–0)	0 (0–0)	0 (0–0)	0 (0–0)	0 (0–0)	0 (0–0)	0 (0–0)	0 (0–0)	0 (0–0)	0 (0–0)	0 (0–0)	0 (0–0)	0 (0–0)	0 (0–0)	0 (0–0)	0 (0–0)	0 (0–0)	0 (0–0)	0 (0–0)	0 (0–0)	0
Leishmaniasis	0 (0–0)	0 (0–0)	0 (0–0)	0 (0–0)	0 (0–0)	0 (0–0)	0 (0–0)	0 (0–0)	0 (0–0)	0 (0–0)	0 (0–0)	0 (0–0)	0 (0–0)	0 (0–0)	0 (0–0)	0 (0–0)	0 (0–0)	0 (0–0)	0 (0–0)	0 (0–0)	0 (0–0)	0 (0–0)	0 (0–0)	0
Visceral leishmaniasis	0 (0–0)	0 (0–0)	0 (0–0)	0 (0–0)	0 (0–0)	0 (0–0)	0 (0–0)	0 (0–0)	0 (0–0)	0 (0–0)	0 (0–0)	0 (0–0)	0 (0–0)	0 (0–0)	0 (0–0)	0 (0–0)	0 (0–0)	0 (0–0)	0 (0–0)	0 (0–0)	0 (0–0)	0 (0–0)	0 (0–0)	0
Cutaneous and mucocutaneous leishmaniasis	0 (0–0)	0 (0–0)	0 (0–0)	0 (0–0)	0 (0–0)	0 (0–0)	0 (0–0)	0 (0–0)	0 (0–0)	0 (0–0)	0 (0–0)	0 (0–0)	0 (0–0)	0 (0–0)	0 (0–0)	0 (0–0)	0 (0–0)	0 (0–0)	0 (0–0)	0 (0–0)	0 (0–0)	0 (0–0)	0 (0–0)	0
African trypanosomiasis	0 (0–0)	0 (0–0)	0 (0–0)	0 (0–0)	0 (0–0)	0 (0–0)	0 (0–0)	0 (0–0)	0 (0–0)	0 (0–0)	0 (0–0)	0 (0–0)	0 (0–0)	0 (0–0)	0 (0–0)	0 (0–0)	0 (0–0)	0 (0–0)	0 (0–0)	0 (0–0)	0 (0–0)	0 (0–0)	0 (0–0)	0
Schistosomiasis	0 (0–0)	0 (0–0)	0 (0–0)	0 (0–0)	0 (0–0)	0 (0–0)	0 (0–0)	0 (0–0)	0 (0–0)	0 (0–0)	0 (0–0)	0 (0–0)	0 (0–0)	0 (0–0)	0 (0–0)	0 (0–0)	0 (0–0)	0 (0–0)	0 (0–0)	0 (0–0)	0 (0–0)	0 (0–0)	0 (0–0)	0
Cysticercosis	0 (0–0)	0 (0–0)	0 (0–0)	0 (0–0)	0 (0–0)	0 (0–0)	0 (0–0)	0 (0–0)	0 (0–0)	0 (0–0)	0 (0–0)	0 (0–0)	0 (0–0)	0 (0–0)	0 (0–0)	0 (0–0)	0 (0–0)	0 (0–0)	0 (0–0)	0 (0–0)	0 (0–0)	0 (0–0)	0 (0–0)	0
Cystic echinococcosis	0 (0–0)	0 (0–0)	0 (0–0)	0 (0–0)	0 (0–0)	0 (0–0)	0 (0–0)	0 (0–0)	0 (0–0)	0 (0–0)	0 (0–0)	0 (0–0)	0 (0–0)	0 (0–0)	0 (0–0)	0 (0–0)	0 (0–0)	0 (0–0)	0 (0–0)	0 (0–0)	0 (0–0)	0 (0–0)	0 (0–0)	0–1
Lymphatic filariasis	0 (0–0)	0 (0–0)	0 (0–0)	0 (0–0)	0 (0–0)	0 (0–0)	0 (0–0)	0 (0–0)	0 (0–0)	0 (0–0)	0 (0–0)	0 (0–0)	0 (0–0)	0 (0–0)	0 (0–0)	0 (0–0)	0 (0–0)	0 (0–0)	0 (0–0)	0 (0–0)	0 (0–0)	0 (0–0)	0 (0–0)	0
Onchocerciasis	0 (0–0)	0 (0–0)	0 (0–0)	0 (0–0)	0 (0–0)	0 (0–0)	0 (0–0)	0 (0–0)	0 (0–0)	0 (0–0)	0 (0–0)	0 (0–0)	0 (0–0)	0 (0–0)	0 (0–0)	0 (0–0)	0 (0–0)	0 (0–0)	0 (0–0)	0 (0–0)	0 (0–0)	0 (0–0)	0 (0–0)	0
Trachoma	0 (0–0)	0 (0–0)	0 (0–0)	0 (0–0)	0 (0–0)	0 (0–0)	0 (0–0)	0 (0–0)	0 (0–0)	0 (0–0)	0 (0–0)	0 (0–0)	0 (0–0)	0 (0–0)	0 (0–0)	0 (0–0)	0 (0–0)	0 (0–0)	0 (0–0)	0 (0–0)	0 (0–0)	0 (0–0)	0 (0–0)	0
Dengue	0 (0–0)	0 (0–0)	0 (0–0)	0 (0–0)	0 (0–0)	0 (0–0)	0 (0–0)	0 (0–0)	0 (0–0)	0 (0–0)	0 (0–0)	0 (0–0)	0 (0–0)	0 (0–0)	0 (0–0)	0 (0–0)	0 (0–0)	0 (0–0)	0 (0–0)	0 (0–0)	0 (0–0)	0 (0–0)	0 (0–0)	0
Yellowfever	0 (0–0)	0 (0–0)	0 (0–0)	0 (0–0)	0 (0–0)	0 (0–0)	0 (0–0)	0 (0–0)	0 (0–0)	0 (0–0)	0 (0–0)	0 (0–0)	0 (0–0)	0 (0–0)	0 (0–0)	0 (0–0)	0 (0–0)	0 (0–0)	0 (0–0)	0 (0–0)	0 (0–0)	0 (0–0)	0 (0–0)	0
Rabies	0 (0–0)	0 (0–0)	0 (0–0)	0 (0–0)	0 (0–0)	0 (0–0)	0 (0–0)	0 (0–0)	0 (0–0)	0 (0–0)	0 (0–0)	0 (0–0)	0 (0–0)	0 (0–0)	0 (0–0)	0 (0–0)	0 (0–0)	0 (0–0)	0 (0–0)	0 (0–0)	0 (0–0)	0 (0–0)	0 (0–0)	0
Intestinal nematode infections	0 (0–0)	0 (0–0)	0 (0–0)	0 (0–0)	0 (0–0)	0 (0–0)	0 (0–0)	0 (0–0)	0 (0–0)	0 (0–0)	0 (0–0)	0 (0–0)	0 (0–0)	0 (0–0)	0 (0–0)	0 (0–0)	0 (0–0)	0 (0–0)	0 (0–0)	0 (0–0)	0 (0–0)	0 (0–0)	0 (0–0)	0
Ascariasis	0 (0–0)	0 (0–0)	0 (0–0)	0 (0–0)	0 (0–0)	0 (0–0)	0 (0–0)	0 (0–0)	0 (0–0)	0 (0–0)	0 (0–0)	0 (0–0)	0 (0–0)	0 (0–0)	0 (0–0)	0 (0–0)	0 (0–0)	0 (0–0)	0 (0–0)	0 (0–0)	0 (0–0)	0 (0–0)	0 (0–0)	0
Trichuriasis	0 (0–0)	0 (0–0)	0 (0–0)	0 (0–0)	0 (0–0)	0 (0–0)	0 (0–0)	0 (0–0)	0 (0–0)	0 (0–0)	0 (0–0)	0 (0–0)	0 (0–0)	0 (0–0)	0 (0–0)	0 (0–0)	0 (0–0)	0 (0–0)	0 (0–0)	0 (0–0)	0 (0–0)	0 (0–0)	0 (0–0)	0
Hookworm disease	0 (0–0)	0 (0–0)	0 (0–0)	0 (0–0)	0 (0–0)	0 (0–0)	0 (0–0)	0 (0–0)	0 (0–0)	0 (0–0)	0 (0–0)	0 (0–0)	0 (0–0)	0 (0–0)	0 (0–0)	0 (0–0)	0 (0–0)	0 (0–0)	0 (0–0)	0 (0–0)	0 (0–0)	0 (0–0)	0 (0–0)	0
Food-borne trematodiases	0 (0–0)	0 (0–0)	0 (0–0)	0 (0–0)	0 (0–0)	0 (0–0)	0 (0–0)	0 (0–0)	0 (0–0)	0 (0–0)	0 (0–0)	0 (0–0)	0 (0–0)	0 (0–0)	0 (0–0)	0 (0–0)	0 (0–0)	0 (0–0)	0 (0–0)	0 (0–0)	0 (0–0)	0 (0–0)	0 (0–0)	0
Leprosy	0 (0–0)	0 (0–0)	0 (0–0)	0 (0–0)	0 (0–0)	0 (0–0)	0 (0–0)	0 (0–0)	0 (0–0)	0 (0–0)	0 (0–0)	0 (0–0)	0 (0–0)	0 (0–0)	0 (0–0)	0 (0–0)	0 (0–0)	0 (0–0)	0 (0–0)	0 (0–0)	0 (0–0)	0 (0–0)	0 (0–0)	0
Ebola	0 (0–0)	0 (0–0)	0 (0–0)	0 (0–0)	0 (0–0)	0 (0–0)	0 (0–0)	0 (0–0)	0 (0–0)	0 (0–0)	0 (0–0)	0 (0–0)	0 (0–0)	0 (0–0)	0 (0–0)	0 (0–0)	0 (0–0)	0 (0–0)	0 (0–0)	0 (0–0)	0 (0–0)	0 (0–0)	0 (0–0)	0
Zika virus	0 (0–0)	0 (0–0)	0 (0–0)	0 (0–0)	0 (0–0)	0 (0–0)	0 (0–0)	0 (0–0)	0 (0–0)	0 (0–0)	0 (0–0)	0 (0–0)	0 (0–0)	0 (0–0)	0 (0–0)	0 (0–0)	0 (0–0)	0 (0–0)	0 (0–0)	0 (0–0)	0 (0–0)	0 (0–0)	0 (0–0)	0
Guinea worm disease	0 (0–0)	0 (0–0)	0 (0–0)	0 (0–0)	0 (0–0)	0 (0–0)	0 (0–0)	0 (0–0)	0 (0–0)	0 (0–0)	0 (0–0)	0 (0–0)	0 (0–0)	0 (0–0)	0 (0–0)	0 (0–0)	0 (0–0)	0 (0–0)	0 (0–0)	0 (0–0)	0 (0–0)	0 (0–0)	0 (0–0)	0
Other neglected tropical diseases	0 (0–0)	0 (0–0)	0–3 (0–2–0–12–3)	0–5 (0–3–0–11–3)	0–5 (0–3–0–11–3)	0–5 (0–3–0–11–4)	0–5 (0–3–0–11–4)	0–5 (0–3–0–11–4)	0–5 (0–3–0–11–4)	0–5 (0–3–0–11–4)	0–5 (0–3–0–11–4)	0–5 (0–3–0–11–4)	0–5 (0–3–0–11–4)	0–5 (0–3–0–11–4)	0–5 (0–3–0–11–4)	0–5 (0–3–0–11–4)	0–5 (0–3–0–11–4)	0–5 (0–3–0–11–4)	0–5 (0–3–0–11–4)	0–5 (0–3–0–11–4)	0–5 (0–3–0–11–4)	0–5 (0–3–0–11–4)	18–1
Other infectious diseases	1–4 (0–9–6–1–9)	2–4 (1–3–3–9)	8–5 (5–3–13–9)	8–6 (6–1–12–3)	4–9 (3–0–8–2)	3–2 (2–3–5–1)	3–1 (2–3–5–0–9)	3–4

Congenital birth defects	87-4 (62·8 to 124)	35·8 (29·4 to 44·2)	87·7 (68·5 to 122)	54·9 (42·4 to 70·7)	38·1 (22·9 to 39·4)	22·1 (16·1 to 29·4)	25·2 (19·2 to 32·9)	19·7 (14·6 to 25·4)	16·4 (12·2 to 21·9)	17·6 (13·2 to 23·1)	18·1 (13·7 to 23·4)	18·4 (13·6 to 23·6)	24 (18·4 to 31·3)	26	26·5 (18·6 to 34·8)	29·7 (21·6 to 39)	21·3 (14·2 to 29)	17·5 (12·3 to 23·4)	7·2 (4·3 to 10·8)	4·4 (2·7 to 6·7)	2·9 (1·7 to 4·5)	1·8 (1·1 to 2·8)	0·6 (0·5 to 1·3)	0·2 (0·1 to 0·4)		647
Neural tube defects	9·6 (5·5 to 19)	1·9 (0·9 to 3·2)	12·3 (5·3 to 23·3)	10·7 (4·2 to 17·3)	1·5 (0·9 to 2·3)	(0·4 to 1·3)	2·5 (1·6 to 3·8)	1·2 (0·7 to 1·8)	0·9 (0·5 to 1·5)	0·9 (0·5 to 1·5)	0·9 (0·4 to 1·5)	0·9 (0·4 to 1·4)	1·1 (0·4 to 1·8)	1·1 (0·5 to 1·8)	1·4 (0·6 to 2·4)	1·3 (0·5 to 2·2)	0·9 (0·3 to 1·5)	0·7 (0·2 to 1·3)	0·3 (0·1 to 0·6)	0·2 (0·1 to 0·5)	0·1 (0·0 to 0·3)	0·1 (0·0 to 0·2)	0·1 (0·0 to 0·1)	0·1 (0·0 to 0·2)		49·4
Congenital heart anomalies	0 (1·73 to 67·1)	0 (0·4 to 28·2)	0 (1·4 to 51)	0 (0·3 to 19·2)	0 (0·1 to 0·6)	0 (0·1 to 0·4)	0 (0·1 to 0·5)	0 (0·1 to 0·4)	0 (0·1 to 0·4)	0 (0·1 to 0·4)	0 (0·1 to 0·4)	0 (0·1 to 0·4)	0 (0·1 to 0·4)	0 (0·1 to 0·4)	0 (0·1 to 0·4)	0 (0·1 to 0·4)	0 (0·1 to 0·4)	0 (0·1 to 0·4)	0 (0·1 to 0·4)	0 (0·1 to 0·4)	0 (0·1 to 0·4)	0 (0·1 to 0·4)	0 (0·1 to 0·4)	0 (0·1 to 0·4)	0 (0·1 to 0·4)		122
Orofacial clefts	0 (0·0 to 0)	0 (0·0 to 0·1)	0·2 (0·1 to 0·5)	0·4 (0·1 to 0·9)	0·3 (0·1 to 0·4)	0·3 (0·1 to 0·4)	0·3 (0·2 to 0·4)	0·3 (0·2 to 0·5)	0·3 (0·1 to 0·6)	0·3 (0·2 to 0·5)	0·3 (0·2 to 0·5)	0·3 (0·2 to 0·5)	0·4 (0·2 to 0·6)	0·4 (0·2 to 0·6)	0·4 (0·2 to 0·6)	0·4 (0·2 to 0·6)	0·4 (0·2 to 0·6)	0·4 (0·2 to 0·6)	0·4 (0·2 to 0·6)	0·3 (0·2 to 0·5)	0·2 (0·1 to 0·3)	0·1 (0·0 to 0·2)	0·1 (0·0 to 0·1)	0·1 (0·0 to 0·1)		5·8
Down syndrome	3·6 (2·1 to 6·4)	1 (0·5 to 1·9)	3·7 (1·5 to 6·6)	2·6 (1·4 to 3·8)	2 (1·3 to 2·9)	1·7 (1·0 to 2·4)	2·2 (1·4 to 3·2)	2·3 (1·4 to 3·2)	2·1 (1·4 to 3)	2·5 (1·6 to 3·4)	2·5 (1·7 to 3·4)	3·1 (2·0 to 4·3)	3·3 (2·4 to 4·4)	3·3 (2·4 to 4·4)	3·8 (2·6 to 5·4)	3·6 (2·4 to 5·1)	11 (6·2 to 19·1)	8·6 (4·4 to 15·9)	3·4 (2·2 to 5·6)	0 (0·0 to 0)	0 (0·0 to 0)	0 (0·0 to 0)	0 (0·0 to 0)	0 (0·0 to 0)		48·3
Turner syndrome	0 (0·0 to 0)	0 (0·0 to 0)	0 (0·0 to 0·1)	0·1 (0·0 to 0·4)	0·1 (0·0 to 0·4)	0·2 (0·0 to 0·5)	0·2 (0·0 to 0·5)	0·2 (0·0 to 0·5)	0·2 (0·0 to 0·6)	0·2 (0·0 to 0·6)	0·2 (0·0 to 0·6)	0·1 (0·1 to 0·2)	0·1 (0·0 to 0·3)	0·1 (0·0 to 0·3)	0·1 (0·0 to 0·3)	0·1 (0·0 to 0·3)	0·1 (0·0 to 0·3)	0·1 (0·0 to 0·3)	0·1 (0·0 to 0·3)	0 (0·0 to 0)	0 (0·0 to 0)	0 (0·0 to 0)	0 (0·0 to 0)	0 (0·0 to 0)		1·4
Klinefelter syndrome	0 (0·0 to 0)	0 (0·0 to 0)	0 (0·0 to 0)	0 (0·0 to 0)	0 (0·0 to 0)

Cell Table 2b: Japan SARS by cause and age groups for females with 95%confidence intervals, 2018

Cause	Early Neonatal	Late Neonatal	Post Neonatal	1 to 4	5 to 9	10 to 14	15 to 19	20 to 24	25 to 29	30 to 34	35 to 39	40 to 44	45 to 49	50 to 54	55 to 59	60 to 64	65 to 69	70 to 74	75 to 79	80 to 84	85 to 89	90 to 94	95 plus	Total
All causes	23,000	8,000	43,000	90,000	54,000	226,000	354,000	359,000	376,000	520,000	717,000	956,000	1,300,000	1,800,000	2,500,000	3,400,000	4,500,000	5,900,000	7,700,000	9,400,000	10,000,000	9,000,000	5,000,000	70,000,000
	(22,000-24,000)	(8,000-8,000)	(42,000-44,000)	(89,000-91,000)	(53,000-55,000)	(224,000-228,000)	(351,000-357,000)	(356,000-362,000)	(373,000-379,000)	(516,000-524,000)	(712,000-722,000)	(950,000-962,000)	(1,290,000-1,310,000)	(1,790,000-1,810,000)	(2,490,000-2,510,000)	(3,380,000-3,420,000)	(4,480,000-4,520,000)	(5,870,000-5,930,000)	(7,660,000-7,740,000)	(9,350,000-9,450,000)	(9,940,000-10,060,000)	(8,950,000-9,050,000)	(4,970,000-5,030,000)	(69,600,000-70,400,000)
Communicable, maternal, neonatal, and nutritional diseases	23,000	8,000	43,000	90,000	54,000	226,000	354,000	359,000	376,000	520,000	717,000	956,000	1,300,000	1,800,000	2,500,000	3,400,000	4,500,000	5,900,000	7,700,000	9,400,000	10,000,000	9,000,000	5,000,000	70,000,000
	(19,000-26,000)	(7,000-9,000)	(39,000-47,000)	(84,000-96,000)	(50,000-58,000)	(211,000-241,000)	(331,000-377,000)	(336,000-382,000)	(352,000-400,000)	(487,000-553,000)	(671,000-763,000)	(895,000-1,020,000)	(1,220,000-1,390,000)	(1,690,000-1,920,000)	(2,350,000-2,650,000)	(3,190,000-3,610,000)	(4,230,000-4,770,000)	(5,540,000-6,260,000)	(7,230,000-8,170,000)	(8,830,000-9,970,000)	(9,380,000-10,620,000)	(8,450,000-9,550,000)	(4,690,000-5,310,000)	(65,700,000-74,300,000)
HIV AIDS and sexually transmitted infections	0	0	0	0	0	0	0	0	0	0	0	0	0	0	0	0	0	0	0	0	0	0	0	0
	(0 to 0)	(0 to 0)	(0 to 0)	(0 to 0)	(0 to 0)	(0 to 0)	(0 to 0)	(0 to 0)	(0 to 0)	(0 to 0)	(0 to 0)	(0 to 0)	(0 to 0)	(0 to 0)	(0 to 0)	(0 to 0)	(0 to 0)	(0 to 0)	(0 to 0)	(0 to 0)	(0 to 0)	(0 to 0)	(0 to 0)	(0 to 0)
HIV AIDS	0	0	0	0	0	0	0	0	0	0	0	0	0	0	0	0	0	0	0	0	0	0	0	0
	(0 to 0)	(0 to 0)	(0 to 0)	(0 to 0)	(0 to 0)	(0 to 0)	(0 to 0)	(0 to 0)	(0 to 0)	(0 to 0)	(0 to 0)	(0 to 0)	(0 to 0)	(0 to 0)	(0 to 0)	(0 to 0)	(0 to 0)	(0 to 0)	(0 to 0)	(0 to 0)	(0 to 0)	(0 to 0)	(0 to 0)	(0 to 0)
HIV AIDS - Drug-susceptible Tuberculosis	0	0	0	0	0	0	0	0	0	0	0	0	0	0	0	0	0	0	0	0	0	0	0	0
	(0 to 0)	(0 to 0)	(0 to 0)	(0 to 0)	(0 to 0)	(0 to 0)	(0 to 0)	(0 to 0)	(0 to 0)	(0 to 0)	(0 to 0)	(0 to 0)	(0 to 0)	(0 to 0)	(0 to 0)	(0 to 0)	(0 to 0)	(0 to 0)	(0 to 0)	(0 to 0)	(0 to 0)	(0 to 0)	(0 to 0)	(0 to 0)
HIV AIDS - Multidrug-resistant Tuberculosis without extensive drug resistance	0	0	0	0	0	0	0	0	0	0	0	0	0	0	0	0	0	0	0	0	0	0	0	0
	(0 to 0)	(0 to 0)	(0 to 0)	(0 to 0)	(0 to 0)	(0 to 0)	(0 to 0)	(0 to 0)	(0 to 0)	(0 to 0)	(0 to 0)	(0 to 0)	(0 to 0)	(0 to 0)	(0 to 0)	(0 to 0)	(0 to 0)	(0 to 0)	(0 to 0)	(0 to 0)	(0 to 0)	(0 to 0)	(0 to 0)	(0 to 0)
HIV AIDS - Extensively drug-resistant Tuberculosis	0	0	0	0	0	0	0	0	0	0	0	0	0	0	0	0	0	0	0	0	0	0	0	0
	(0 to 0)	(0 to 0)	(0 to 0)	(0 to 0)	(0 to 0)	(0 to 0)	(0 to 0)	(0 to 0)	(0 to 0)	(0 to 0)	(0 to 0)	(0 to 0)	(0 to 0)	(0 to 0)	(0 to 0)	(0 to 0)	(0 to 0)	(0 to 0)	(0 to 0)	(0 to 0)	(0 to 0)	(0 to 0)	(0 to 0)	(0 to 0)
HIV AIDS resulting in other diseases	0	0	0	0	0	0	0	0	0	0	0	0	0	0	0	0	0	0	0	0	0	0	0	0
	(0 to 0)	(0 to 0)	(0 to 0)	(0 to 0)	(0 to 0)	(0 to 0)	(0 to 0)	(0 to 0)	(0 to 0)	(0 to 0)	(0 to 0)	(0 to 0)	(0 to 0)	(0 to 0)	(0 to 0)	(0 to 0)	(0 to 0)	(0 to 0)	(0 to 0)	(0 to 0)	(0 to 0)	(0 to 0)	(0 to 0)	(0 to 0)
Sexually transmitted infections, excluding HIV	0	0	0	0	0	0	0	0	0	0	0	0	0	0	0	0	0	0	0	0	0	0	0	0
	(0 to 0)	(0 to 0)	(0 to 0)	(0 to 0)	(0 to 0)	(0 to 0)	(0 to 0)	(0 to 0)	(0 to 0)	(0 to 0)	(0 to 0)	(0 to 0)	(0 to 0)	(0 to 0)	(0 to 0)	(0 to 0)	(0 to 0)	(0 to 0)	(0 to 0)	(0 to 0)	(0 to 0)	(0 to 0)	(0 to 0)	(0 to 0)
Syphilis	0	0	0	0	0	0	0	0	0	0	0	0	0	0	0	0	0	0	0	0	0	0	0	0
	(0 to 0)	(0 to 0)	(0 to 0)	(0 to 0)	(0 to 0)	(0 to 0)	(0 to 0)	(0 to 0)	(0 to 0)	(0 to 0)	(0 to 0)	(0 to 0)	(0 to 0)	(0 to 0)	(0 to 0)	(0 to 0)	(0 to 0)	(0 to 0)	(0 to 0)	(0 to 0)	(0 to 0)	(0 to 0)	(0 to 0)	(0 to 0)
Chlamydial infection	0	0	0	0	0	0	0	0	0	0	0	0	0	0	0	0	0	0	0	0	0	0	0	0
	(0 to 0)	(0 to 0)	(0 to 0)	(0 to 0)	(0 to 0)	(0 to 0)	(0 to 0)	(0 to 0)	(0 to 0)	(0 to 0)	(0 to 0)	(0 to 0)	(0 to 0)	(0 to 0)	(0 to 0)	(0 to 0)	(0 to 0)	(0 to 0)	(0 to 0)	(0 to 0)	(0 to 0)	(0 to 0)	(0 to 0)	(0 to 0)
Gonococcal infection	0	0	0	0	0	0	0	0	0	0	0	0	0	0	0	0	0	0	0	0	0	0	0	0
	(0 to 0)	(0 to 0)	(0 to 0)	(0 to 0)	(0 to 0)	(0 to 0)	(0 to 0)	(0 to 0)	(0 to 0)	(0 to 0)	(0 to 0)	(0 to 0)	(0 to 0)	(0 to 0)	(0 to 0)	(0 to 0)	(0 to 0)	(0 to 0)	(0 to 0)	(0 to 0)	(0 to 0)	(0 to 0)	(0 to 0)	(0 to 0)
Trichomoniasis	0	0	0	0	0	0	0	0	0	0	0	0	0	0	0	0	0	0	0	0	0	0	0	0
	(0 to 0)	(0 to 0)	(0 to 0)	(0 to 0)	(0 to 0)	(0 to 0)	(0 to 0)	(0 to 0)	(0 to 0)	(0 to 0)	(0 to 0)	(0 to 0)	(0 to 0)	(0 to 0)	(0 to 0)	(0 to 0)	(0 to 0)	(0 to 0)	(0 to 0)	(0 to 0)	(0 to 0)	(0 to 0)	(0 to 0)	(0 to 0)
Chancroid	0	0	0	0	0	0	0	0	0	0	0	0	0	0	0	0	0	0	0	0	0	0	0	0
	(0 to 0)	(0 to 0)	(0 to 0)	(0 to 0)	(0 to 0)	(0 to 0)	(0 to 0)	(0 to 0)	(0 to 0)	(0 to 0)	(0 to 0)	(0 to 0)	(0 to 0)	(0 to 0)	(0 to 0)	(0 to 0)	(0 to 0)	(0 to 0)	(0 to 0)	(0 to 0)	(0 to 0)	(0 to 0)	(0 to 0)	(0 to 0)
Viral hepatitis	0	0	0	0	0	0	0	0	0	0	0	0	0	0	0	0	0	0	0	0	0	0	0	0
	(0 to 0)	(0 to 0)	(0 to 0)	(0 to 0)	(0 to 0)	(0 to 0)	(0 to 0)	(0 to 0)	(0 to 0)	(0 to 0)	(0 to 0)	(0 to 0)	(0 to 0)	(0 to 0)	(0 to 0)	(0 to 0)	(0 to 0)	(0 to 0)	(0 to 0)	(0 to 0)	(0 to 0)	(0 to 0)	(0 to 0)	(0 to 0)
Hepatitis A	0	0	0	0	0	0	0	0	0	0	0	0	0	0	0	0	0	0	0	0	0	0	0	0
	(0 to 0)	(0 to 0)	(0 to 0)	(0 to 0)	(0 to 0)	(0 to 0)	(0 to 0)	(0 to 0)	(0 to 0)	(0 to 0)	(0 to 0)	(0 to 0)	(0 to 0)	(0 to 0)	(0 to 0)	(0 to 0)	(0 to 0)	(0 to 0)	(0 to 0)	(0 to 0)	(0 to 0)	(0 to 0)	(0 to 0)	(0 to 0)
Hepatitis B	0	0	0	0	0	0	0	0	0	0	0	0	0	0	0	0	0	0	0	0	0	0	0	0
	(0 to 0)	(0 to 0)	(0 to 0)	(0 to 0)	(0 to 0)	(0 to 0)	(0 to 0)	(0 to 0)	(0 to 0)	(0 to 0)	(0 to 0)	(0 to 0)	(0 to 0)	(0 to 0)	(0 to 0)	(0 to 0)	(0 to 0)	(0 to 0)	(0 to 0)	(0 to 0)	(0 to 0)	(0 to 0)	(0 to 0)	(0 to 0)
Hepatitis C	0	0	0	0	0	0	0	0	0	0	0	0	0	0	0	0	0	0	0	0	0	0	0	0
	(0 to 0)	(0 to 0)	(0 to 0)	(0 to 0)	(0 to 0)	(0 to 0)	(0 to 0)	(0 to 0)	(0 to 0)	(0 to 0)	(0 to 0)	(0 to 0)	(0 to 0)	(0 to 0)	(0 to 0)	(0 to 0)	(0 to 0)	(0 to 0)	(0 to 0)	(0 to 0)	(0 to 0)	(0 to 0)	(0 to 0)	(0 to 0)
Other unspecified infectious diseases	0	0	0	0	0	0	0	0	0	0	0	0	0	0	0	0	0	0	0	0	0	0	0	0
	(0 to 0)	(0 to 0)	(0 to 0)	(0 to 0)	(0 to 0)	(0 to 0)	(0 to 0)	(0 to 0)	(0 to 0)	(0 to 0)	(0 to 0)	(0 to 0)	(0 to 0)	(0 to 0)	(0 to 0)	(0 to 0)	(0 to 0)	(0 to 0)	(0 to 0)	(0 to 0)	(0 to 0)	(0 to 0)	(0 to 0)	(0 to 0)
Maternal and neonatal disorders	23,000	8,000	2,000	2,000	2,000	2,000	2,000	2,000	2,000	2,000	2,000	2,000	2,000	2,000	2,000	2,000	2,000	2,000	2,000	2,000	2,000	2,000	1,000	110,000
	(9,800 to 14,300)	(2,270 to 3,000)	(3,020 to 4,420)	(2,200 to 2,950)	(2,000 to 2,600)	(2,700 to 3,610)	(3,080 to 3,930)	(3,020 to 3,910)	(3,030 to 3,970)	(4,030 to 5,070)	(3,770 to 7,130)	(4,950 to 7,040)	(5,810 to 7,780)	(6,700 to 7,640)	(6,630 to 8,370)	(6,510 to 8,590)	(6,250 to 8,750)	(5,940 to 8,060)	(5,240 to 8,160)	(4,020 to 6,980)	(2,520 to 5,480)	(1,640 to 3,960)	(648 to 1,110)	(101,000 to 120,000)
Maternal disorders	0	0	0	0	0	0	0	0	0	0	0	0	0	0	0	0	0	0	0	0	0	0	0	0
	(0 to 0)	(0 to 0)	(0 to 0)	(0 to 0)	(0 to 0)	(0 to 0)	(0 to 0)	(0 to 0)	(0 to 0)	(0 to 0)	(0 to 0)	(0 to 0)	(0 to 0)	(0 to 0)	(0 to 0)	(0 to 0)	(0 to 0)	(0 to 0)	(0 to 0)	(0 to 0)	(0 to 0)	(0 to 0)	(0 to 0)	(0 to 0)
Maternal hemorrhage	0	0	0	0	0	0	0	0	0	0	0	0	0	0	0	0	0	0	0	0	0	0	0	0
	(0 to 0)	(0 to 0)	(0 to 0)	(0 to 0)	(0 to 0)	(0 to 0)	(0 to 0)	(0 to 0)	(0 to 0)	(0 to 0)	(0 to 0)	(0 to 0)	(0 to 0)	(0 to 0)	(0 to 0)	(0 to 0)	(0 to 0)	(0 to 0)	(0 to 0)	(0 to 0)	(0 to 0)	(0 to 0)	(0 to 0)	(0 to 0)
Maternal sepsis and other maternal infections	0	0	0	0	0	0	0	0	0	0	0	0	0	0	0	0	0	0	0	0	0	0	0	0
	(0 to 0)	(0 to 0)	(0 to 0)	(0 to 0)	(0 to 0)	(0 to 0)	(0 to 0)	(0 to 0)	(0 to 0)	(0 to 0)	(0 to 0)	(0 to 0)	(0 to 0)	(0 to 0)	(0 to 0)	(0 to 0)	(0 to 0)	(0 to 0)	(0 to 0)	(0 to 0)	(0 to 0)	(0 to 0)	(0 to 0)	(0 to 0)
Maternal hypertensive disorders	0	0	0	0	0	0	0	0	0	0	0	0	0	0	0	0	0	0	0	0	0	0	0	0
	(0 to 0)	(0 to 0)	(0 to 0)	(0 to 0)	(0 to 0)	(0 to 0)	(0 to 0)	(0 to 0)	(0 to 0)	(0 to 0)	(0 to 0)	(0 to 0)	(0 to 0)	(0 to 0)	(0 to 0)	(0 to 0)	(0 to 0)	(0 to 0)	(0 to 0)	(0 to 0)	(0 to 0)	(0 to 0)	(0 to 0)	(0 to 0)
Maternal obstructed labor and uterine rupture	0	0	0	0	0	0	0	0	0	0	0	0	0	0	0	0	0	0	0	0	0	0	0	0
	(0 to 0)	(0 to 0)	(0 to 0)	(0 to 0)	(0 to 0)	(0 to 0)	(0 to 0)	(0 to 0)	(0 to 0)	(0 to 0)	(0 to 0)	(0 to 0)	(0 to 0)	(0 to 0)	(0 to 0)	(0 to 0)	(0 to 0)	(0 to 0)	(0 to 0)	(0 to 0)	(0 to 0)	(0 to 0)	(0 to 0)	(0 to 0)
Maternal abortion and miscarriage	0	0	0	0	0	0	0	0	0	0	0	0	0	0	0	0	0	0	0	0	0	0	0	0
	(0 to 0)	(0 to 0)	(0 to 0)	(0 to 0)	(0 to 0)	(0 to 0)	(0 to 0)	(0 to 0)	(0 to 0)	(0 to 0)	(0 to 0)	(0 to 0)	(0 to 0)	(0 to 0)	(0 to 0)	(0 to 0)	(0 to 0)	(0 to 0)	(0 to 0)	(0 to 0)	(0 to 0)	(0 to 0)	(0 to 0)	(0 to 0)
Ectopic pregnancy	0	0	0	0	0	0	0	0	0	0	0	0	0	0	0	0	0	0	0	0	0	0	0	0
	(0 to 0)	(0 to 0)	(0 to 0)	(0 to 0)	(0 to 0)	(0 to 0)	(0 to 0)	(0 to 0)	(0 to 0)	(0 to 0)	(0 to 0)	(0 to 0)	(0 to 0)	(0 to 0)	(0 to 0)	(0 to 0)	(0 to 0)	(0 to 0)	(0 to 0)	(0 to 0)	(0 to 0)	(0 to 0)	(0 to 0)	(0 to 0)
Indirect maternal deaths	—	—	—	—	—	—	—	—	—	—	—	—	—	—	—	—	—	—	—	—	—	—	—	—
	—	—	—	—	—	—	—	—	—	—	—	—	—	—	—	—	—	—	—	—	—	—	—	—
Late maternal deaths	—	—	—	—	—	—	—	—	—	—	—	—	—	—	—	—	—	—	—	—	—	—	—	—
	—	—	—	—	—	—	—	—	—	—	—	—	—	—	—	—	—	—	—	—	—	—	—	—
Maternal deaths aggravated by HIV/AIDS	—	—	—	—	—	—	—	—	—	—	—	—	—	—	—	—	—	—	—	—	—	—	—	—
	—	—	—	—	—	—	—	—	—	—	—	—	—	—	—	—	—	—	—	—	—	—	—	—
Neonatal disorders	23,000	8,000	2,000	2,000	2,000	2,000	2,000	2,000	2,000	2,000	2,000	2,000	2,000	2,000	2,000	2,000	2,000	2,000	2,000	2,000	2,000	2,000	1,000	110,000
	(22,000-24,000)	(8,000-8,000)	(2,000-2,000)	(2,000-2,000)	(2,000-2,000)	(2,000-2,000)	(2,000-2,000)	(2,000-2,000)	(2,000-2,000)	(2,000-2,000)	(2,000-2,000)	(2,000-2,000)	(2,000-2,000)	(2,000-2,000)	(2,000-2,000)	(2,000-2,000)	(2,000-2,000)	(2,000-2,000)	(2,000-2,000)	(2,000-2,000)	(2,000-2,000)	(2,000-2,000)	(1,000-1,000)	(110,000-110,000)
Neonatal preterm birth	13,000	3,000	1,000	1,000	1,000	1,000	1,000	1,000	1,000	1,000	1,000	1,000	1,000	1,000	1,000	1,000	1,000	1,000	1,000	1,000	1,000	1,000	1,000	47,000
	(12,000-14,000)	(3,000-3,000)	(1,000-1,000)	(1,000-1,000)	(1,000-1,000)	(1,000-1,000)	(1,000-1,000)	(1,000-1,000)	(1,000-1,000)	(1,000-1,000)	(1,000-1,000)	(1,000-1,000)	(1,000-1,000)	(1,000-1,000)	(1,000-1,000)	(1,000-1,000)	(1,000-1,000)	(1,000-1,000)	(1,000-1,000)	(1,000-1,000)	(1,000-1,000)	(1,000-1,000)	(1,000-1,000)	(47,000-47,000)
Neonatal encephalopathy due to birth asphyxia and trauma	2,000	1,000	1,000	1,000	1,000	1,000	1,000	1,000	1,000	1,000	1,000	1,000	1,000	1,000	1,000	1,000	1,000	1,000	1,000	1,000	1,000	1,000	1,000	27,000
	(2,000-2,000)	(1,000-1,000)	(1,000-1,000)	(1,000-1,000)	(1,000-1,000)	(1,000-1,000)	(1,000-1,000)	(1,000-1,000)	(1,000-1,000)	(1,000-1,000)	(1,000-1,000)	(1,000-1,000)	(1,000-1,000)	(1,000-1,000)	(1,000-1,000)	(1,000-1,000)	(1,000-1,000)	(1,000-1,000)	(1,000-1,000)	(1,000-1,000)	(1,000-1,000)	(1,000-1,000)	(1,000-1,000)	(27,000-27,000)
Neonatal respiratory and other neonatal disorders	7,000	3,000	1,000	1,000	1,000	1,000	1,000	1,000	1,000	1,000	1,000	1,000	1,000	1,000	1,000	1,000	1,000	1,000	1,000	1,000	1,000	1,000	1,000	36,000
	(7,000-8,000)	(3,000-3,000)	(1,000-1,000)	(1,000-1,000)	(1,000-1,000)	(1,000-1,000)	(1,000-1,000)	(1,000-1,000)	(1,000-1,000)	(1,000-1,000)	(1,000-1,000)	(1,000-1,000)	(1,000-1,000)	(1,000-1,000)	(1,000-1,000)	(1,000-1,000)	(1,000-1,000)	(1,000-1,000)	(1,000-1,000)	(1,000-1,000)	(1,000-1,000)	(1,000-1,000)	(1,000-1,000)	(36,000-36,000)
Hemolytic disease and other neonatal jaundice	0	0	0	0	0	0	0	0	0	0	0	0	0	0	0	0	0	0	0	0	0	0	0	0
	(0 to 0)	(0 to 0)	(0 to 0)	(0 to 0)	(0 to 0)	(0 to 0)	(0 to 0)	(0 to 0)	(0 to 0)	(0 to 0)	(0 to 0)	(0 to 0)	(0 to 0)	(0 to 0)	(0 to 0)	(0 to 0)	(0 to 0)	(0 to 0)	(0 to 0)	(0 to 0)	(0 to 0)	(0 to 0)	(0 to 0)	(0 to 0)
Other neonatal disorders	2,000	1,000	1,000	1,000	1,000	1,000	1,000	1,000	1,000	1,000	1,000	1,000	1,000	1,000	1,000	1,000	1,000	1,000	1,000	1,000	1,000	1,000	1,000	27,000
	(2,000-2,000)	(1,000-1,000)	(1,000-1,000)	(1,000-1,000)	(1,000-1,000)	(1,000-1,000)	(1,000-1,000)	(1,000-1,000)	(1,000-1,000)	(1,000-1,000)	(1,000-1,000)	(1,000-1,000)	(1,000-1,000)	(1,000-1,000)	(1,000-1,000)	(1,000-1,000)	(1,000-1,000)	(1,000-1,000)	(1,000-1,000)	(1,000-1,000)	(1,000-1,000)	(1,000-1,000)	(1,000-1,000)	(27,000-27,000)
Nutritional deficiencies	0	0	0	0	0	0	0	0	0	0	0	0	0	0	0	0	0	0	0	0	0	0	0	0
	(0 to 0)	(0 to 0)	(0 to 0)	(0 to 0)	(0 to 0)	(0 to 0)	(0 to 0)	(0 to 0)	(0 to 0)	(0 to 0)	(0 to 0)	(0 to 0)	(0 to 0)	(0 to 0)	(0 to 0)	(0 to 0)	(0 to 0)	(0 to 0)	(0 to 0)	(0 to 0)	(0 to 0)	(0 to 0)	(0 to 0)	(0 to 0)
Protein-energy malnutrition	0	0	0	0	0	0	0	0	0	0	0	0	0	0	0	0	0	0	0	0	0	0	0	0
	(0 to 0)	(0 to 0)	(0 to 0)	(0 to 0)	(0 to 0)	(0 to 0)	(0 to 0)	(0 to 0)	(0 to 0)	(0 to 0)	(0 to 0)	(0 to 0)	(0 to 0)	(0 to 0)	(0 to 0)	(0 to 0)	(0 to 0)	(0 to 0)	(0 to 0)	(0 to 0)	(0 to 0)	(0 to 0)	(0 to 0)	(0 to 0)
Iodine deficiency	0	0	0	0	0	0	0	0	0	0	0	0	0	0	0	0	0	0	0	0	0	0	0	0
	(0 to 0)	(0 to 0)	(0 to 0)	(0 to 0)	(0 to 0)	(0 to 0)	(0 to 0)	(0 to 0)	(0 to 0)	(0 to 0)	(0 to 0)	(0 to 0)	(0 to 0)	(0 to 0)	(0 to 0)	(0 to 0)	(0 to 0)	(0 to 0)	(0 to 0)	(0 to 0)	(0 to 0)	(0 to 0)	(0 to 0)	(0 to 0)
Vitamin A deficiency	0	0	0	0	0	0	0	0	0	0	0	0	0	0	0	0	0	0	0	0	0	0	0	0
	(0 to 0)	(0 to 0)	(0 to 0)	(0 to 0)	(0 to 0)	(0 to 0)	(0 to 0)	(0 to 0)	(0 to 0)	(0 to 0)	(0 to 0)	(0 to 0)	(0 to 0)	(0 to 0)	(0 to 0)	(0 to 0)	(0 to 0)	(0 to 0)	(0 to 0)	(0 to 0)	(0 to 0)	(0 to 0)	(0 to 0)	(0 to 0)
Dietary iron deficiency	0	0	0	0	0	0	0	0	0	0	0	0	0	0	0	0	0	0	0	0	0	0	0	0
	(0 to 0)	(0 to 0)	(0 to 0)	(0 to 0)	(0 to 0)	(0 to 0)	(0 to 0)	(0 to 0)	(0 to 0)	(0 to 0)	(0 to 0)	(0 to 0)	(0 to 0)	(0 to 0)	(0 to 0)	(0 to 0)	(0 to 0)	(0 to 0)	(0 to 0)	(0 to 0)	(0 to 0)	(0 to 0)	(0 to 0)	(0 to 0)
Other nutritional deficiencies	0	0	0	0	0	0	0	0	0	0	0	0	0	0	0	0	0	0	0	0	0	0	0	0
	(0 to 0)	(0 to 0)	(0 to 0)	(0 to 0)	(0 to 0)	(0 to 0)	(0 to 0)	(0 to 0)	(0 to 0)	(0 to 0)	(0 to 0)	(0 to 0)	(0 to 0)	(0 to 0)	(0 to 0)	(0 to 0)	(0 to 0)	(0 to 0)	(0 to 0)	(0 to 0)	(0 to 0)	(0 to 0)	(0 to 0)	(0 to 0)
Neoplasms	13,000	5,000	27,000	57,000	76,000	118,000	166,000	209,000	275,000	349,000	426,000	531,000	726,000	1,000,000	1,400,000	1,900,000	2,500,000	3,200,000	4,000,000	4,600,000	4,600,000	3,600,000	1,700,000	27,000,000
	(9,800 to 15,300)	(4,000 to 5,000)	(24,000 to 30,000)	(54,000 to 60,000)	(72,000 to 80,000)	(112,000 to 124,000)	(158,000 to 174,000)	(199,000 to 219,000)	(262,000 to 288,000)	(332,000 to 366,000)	(405,000 to 447,000)	(505,000 to 557,000)	(690,000 to 762,000)	(950,000 to 1,050,000)	(1,330,000 to 1,470,000)	(1,810,000 to 1,990,000)	(2,380,000 to 2,620,000)	(3,040,000 to 3,360,000)	(3,800,000 to 4,200,000)	(4,370,000 to 4,830,000)	(4,370,000 to 4,830,000)	(3,420,000 to 3,780,000)	(1,620,000 to 1,780,000)	(25,650,000 to 28,350,000)
Lip and oral cavity cancer	0	0	0	0	0	0	0	0	0	0	0	0	0	0	0	0	0	0	0	0	0	0	0	0
	(0 to 0)	(0 to 0)	(0 to 0)	(0 to 0)	(0 to 0)	(0 to 0)	(0 to 0)	(0 to 0)	(0 to 0)	(0 to 0)	(0 to 0)	(0 to 0)	(0 to 0)	(0 to 0)	(0 to 0)	(0 to 0)	(0 to 0)	(0 to 0)	(0 to 0)	(0 to 0)	(0 to 0)	(0 to 0)	(0 to 0)	(0 to 0)
Nasopharynx cancer	0	0	0	0	0	0	0	0	0	0	0	0	0	0	0	0	0	0	0	0	0	0	0	0
	(0 to 0)	(0 to 0)	(0 to 0)	(0 to 0)	(0 to 0)	(0 to 0)	(0 to 0)	(0 to 0)	(0 to 0)	(0 to 0)	(0 to 0)	(0 to 0)	(0 to 0)	(0 to 0)	(0 to 0)	(0 to 0)	(0 to 0)	(0 to 0)	(0 to 0)	(0 to 0)	(0 to 0)	(0 to 0)	(0 to 0)	(0 to 0)
Other pharynx cancer	0	0	0	0	0	0	0	0	0	0	0	0	0	0	0	0	0	0	0	0	0	0	0	0
	(0 to 0)	(0 to 0)	(0 to 0)	(0 to 0)	(0 to 0)	(0 to 0)	(0 to 0)	(0 to 0)	(0 to 0)	(0 to 0)	(0 to 0)	(0 to 0)	(0 to 0)	(0 to 0)	(0 to 0)	(0 to 0)	(0 to 0)	(0 to 0)	(0 to 0)	(0 to 0)	(0 to 0)	(0 to 0)	(0 to 0)	(0 to 0)
Esophageal cancer	0	0	0	0	0	0	0	0	0	0	0	0	0	0	0	0	0	0	0	0	0	0	0	0
	(0 to 0)	(0 to 0)	(0 to 0)	(0 to 0)	(0 to 0)	(0 to 0)	(0 to 0)	(0 to 0)	(0 to 0)	(0 to 0)	(0 to 0)	(0 to 0)	(0 to 0)	(0 to 0)	(0 to 0)	(0 to 0)	(0 to 0)	(0 to 0)	(0 to 0)	(0 to 0)	(0 to 0)	(0 to 0)	(0 to 0)	(0 to 0)
Stomach cancer	0	0	0	0	0	0	0	0	0	0	0	0	0	0	0	0	0	0	0	0	0	0	0	0
	(0 to 0)	(0 to 0)	(0 to 0)	(0 to 0)	(0 to 0)	(0 to 0)	(0 to 0)	(0 to 0)	(0 to 0)	(0 to 0)	(0 to 0)	(0 to 0)	(0 to 0)	(0 to 0)	(0 to 0)	(0 to 0)	(0 to 0)	(0 to 0)	(0 to 0)	(0 to 0)	(0 to 0)	(0 to 0)	(0 to 0)	(0 to 0)
Colon and rectum cancer	0	0	0	0	0	0	0	0	0	0	0	0	0	0	0	0	0	0	0	0	0	0	0	0
	(0 to 0)	(0 to 0)	(0 to 0)	(0 to 0)	(0 to 0)	(0 to 0)	(0 to 0)	(0 to 0)	(0 to 0)	(0 to 0)	(0 to 0)	(0 to 0)	(0 to 0)	(0 to 0)	(0 to 0)	(0 to 0)	(0 to 0)	(0 to 0)	(0 to 0)	(0 to 0)	(0 to 0)	(0 to 0)	(0 to 0)	(0 to 0)
Liver cancer	0	0	0	0	0	0	0	0	0	0	0	0	0	0	0	0	0	0	0	0	0	0	0	0
	(0 to 0)	(0 to 0)	(0 to



Exposure to forces of nature	21.6 9.0 (n.s) to	1.4 (1.2 to 1.6)	11.4 (10.4 to 12.4)	60.6 108 to 79.9	67.6 60.1 to 75.1	78.4 72 to 85.1	70.5 62.3 to 80.5	69.4 67.1 to 72.1	65.5 57.9 to 73.4	79.2 65.1 to 96.7	89.5 75.3 to 106	127 91.9 to 177	112 99.3 to 130	105 97.5 to 109	109 98.9 to 121	127 109 to 150	108 3 to 213	106 1.09e+3 (NA)	173 1.52e+3 (27)	169 1.61e+3 (28)	151 1.51e+3 (26)	168 (73, 2.6e+3)	484 (53.9 to 88.7)	2.13
---	---	---	---	---	---	---	---	---	---	---	---	---	---	---	---	---	---	---	---	---	---	---	---	---	---
Other unintentional injuries	19.6 (18.2 to 20.3)	9.1 (5.4 to 15.5)	147 (87.7 to 235)	746 (451 to 1,140)	1,040 (799 to 1,360)	1,480 (945 to 2,030)	2,040 (1,290 to 3,110)	2,470 (1,920 to 2,780)	2,900 (1,940 to 4,200)	3,920 (2,530 to 5,860)	5,240 (3,200 to 7,240)	6,510 (4,230 to 9,550)	7,910 (5,660 to 11,500)	7,590 (4,860 to 11,600)	7,410 (4,910 to 10,700)	7,480 (5,230 to 11,300)	6,850 (5,670 to 7,950)	10,700 (7,220 to 15,500)	9,960 (6,950 to 14,600)	11,300 (7,900 to 16,400)	10,200 (7,060 to 14,700)	9,810 (6,980 to 13,700)	8,260 (3,920 to 9,850)	3,610 (2,490 to 5,150)	1,040 (1,060 to 2,170)	137,000
Self-harm and interpersonal violence	17.5 (17.1 to 17.9)	41.1 (29.1 to 57.7)	519 (420 to 679)	859 (714 to 1,020)	779 (649 to 923)	1,010 (845 to 1,220)	1,030 (866 to 1,230)	31,200 (29,200 to 32,900)	20,100 (21,100 to 19,100)	26,600 (25,000 to 28,100)	26,600 (25,000 to 28,100)	26,600 (25,000 to 28,100)	26,500 (24,900 to 28,100)	25,600 (24,000 to 27,200)	19,400 (18,200 to 20,700)	19,500 (18,300 to 20,800)	16,500 (16,000 to 16,900)	17,900 (16,900 to 18,900)	15,500 (14,700 to 16,300)	17,400 (16,600 to 18,200)	8,850 (8,530 to 9,180)	8,400 (7,790 to 9,050)	704 (676 to 734)	289,000
Self-harm	8 (5 to 9)	8 (6 to 9)	8 (3 to 2)	8 (3 to 2)	8 (6 to 9)	1,360 (1,280 to 1,470)	8,650 (8,190 to 9,090)	17,800 (16,300 to 19,800)	17,800 (16,500 to 21,200)	20,100 (18,700 to 21,700)	20,100 (20,700 to 20,800)	20,100 (20,200 to 20,200)	20,100 (20,200 to 20,200)	20,100 (20,200 to 20,200)	20,100 (19,800 to 20,400)	20,100 (19,100 to 21,100)	20,100 (19,900 to 21,700)	20,100 (19,600 to 20,600)	20,100 (19,600 to 20,600)	20,100 (19,700 to 20,500)	7,400 (3,510 to 9,300)	1,960 (1,420 to 2,260)	550 (479 to 606)	257,000
Self-harm by firearm	8 (5 to 9)	8 (5 to 9)	8 (3 to 2)	8 (3 to 2)	8 (5 to 9)	17.4 (n.s.) (13.2 to 21.3)	113 (n.s.) (103 to 121)	234 (n.s.) (214 to 257)	234 (n.s.) (214 to 257)	234 (n.s.) (214 to 257)	234 (n.s.) (214 to 257)	234 (n.s.) (214 to 257)	234 (n.s.) (214 to 257)	234 (n.s.) (214 to 257)	234 (n.s.) (214 to 257)	234 (n.s.) (214 to 257)	234 (n.s.) (214 to 257)	234 (n.s.) (214 to 257)	234 (n.s.) (214 to 257)	234 (n.s.) (214 to 257)	234 (n.s.) (214 to 257)	234 (n.s.) (214 to 257)	2.73 (n.s.) (2.5 to 3.1)	472
Self-harm by other specified means	0 (0 to 0)	0 (0 to 0)	0 (0 to 0)	0 (0 to 0)	0 (0 to 0)	1,360 (1,280 to 1,460)	8,670 (8,190 to 9,090)	19,900 (18,300 to 19,900)	20,100 (19,300 to 20,900)	20,100 (19,700 to 21,000)	20,100 (20,500 to 20,800)	20,100 (20,400 to 20,900)	20,100 (20,200 to 20,200)	20,100 (20,000 to 20,200)	20,100 (19,800 to 20,400)	20,100 (19,100 to 21,100)	20,100 (19,900 to 21,700)	20,100 (19,600 to 20,600)	20,100 (19,700 to 20,500)	7,400 (3,510 to 9,300)	1,960 (1,420 to 2,260)	547 (477 to 606)	255,000
Interpersonal violence	10.1 (10.1 to 10.1)	41.1 (29.1 to 57.7)	504 (416 to 673)	850 (707 to 1,010)	752 (622 to 887)	635 (471 to 1,100)	1,630 (1,210 to 2,660)	2,200 (1,700 to 2,600)	1,950 (1,500 to 2,450)	1,860 (1,400 to 2,500)	2,080 (1,500 to 2,900)	2,210 (1,600 to 3,000)	2,050 (1,500 to 2,800)	2,120 (1,500 to 3,000)	1,760 (1,300 to 2,400)	1,730 (1,300 to 2,300)	2,040 (1,600 to 2,530)	2,050 (1,500 to 2,800)	1,960 (1,500 to 2,530)	1,200 (669 to 1,700)	964 (614 to 1,130)	435 (338 to 496)	156 (117 to 172)	52,900
Physical violence by firearm	8.6 (8.2 to 8.3)	8.6 (8.6 to 8.6)	4.7 (3.9 to 5.4)	29.1 (17.9 to 22.6)	29.6 (26.1 to 30.1)	32 (27.1 to 39.1)	56.4 (51.9 to 46)	49.7 (47.1 to 54.3)	47.1 (39.2 to 56.1)	52.5 (43.4 to 67.9)	51.6 (48.2 to 77.7)	71.7 (58.2 to 91.1)	61.3 (52.5 to 109)	71.3 (55 to 92.9)	45.5 (32.7 to 68.7)	65.2 (49.6 to 84.5)	79.5 (69.6 to 102)	66.3 (49.7 to 106)	69.3 (51.9 to 96.2)	56.8 (43.3 to 74)	49.4 (32.5 to 57.5)	40.3 (15.7 to 52.5)	11.4 (9.4 to 13.5)	1,056
Physical violence by sharp object	7.4 (7.4 to 7.4)	8.6 (8.6 to 8.6)	10.7 (10.7 to 10.7)	49.4 (49.4 to 49.4)	49.4 (49.4 to 49.4)	49.4 (49.4 to 49.4)	49.4 (49.4 to 49.4)	49.4 (49.4 to 49.4)	49.4 (49.4 to 49.4)	49.4 (49.4 to 49.4)	49.4 (49.4 to 49.4)	49.4 (49.4 to 49.4)	49.4 (49.4 to 49.4)	49.4 (49.4 to 49.4)	49.4 (49.4 to 49.4)	49.4 (49.4 to 49.4)	49.4 (49.4 to 49.4)	49.4 (49.4 to 49.4)	49.4 (49.4 to 49.4)	49.4 (49.4 to 49.4)	49.4 (49.4 to 49.4)	49.4 (49.4 to 49.4)	49.4 (49.4 to 49.4)	3,210
Sexual violence	0 (0 to 0)	0 (0 to 0)	0 (0 to 0)	0 (0 to 0)	127 (73 to 197)	336 (199 to 556)	661 (522 to 1,040)	1,200 (983 to 1,800)	909 (670 to 1,400)	715 (590 to 1,100)	714 (587 to 1,100)	714 (620 to 1,200)	712 (620 to 1,200)	472 (385 to 779)	274 (190 to 426)	456 (177 to 599)	227 (127 to 340)	227 (124 to 340)	197 (124 to 286)	191 (124 to 282)	191 (124 to 282)	138 (69 to 174)	27.3 (13.9 to 43.6)	2.2 (1.1 to 3.3)	8,330
Physical violence by other means	566 (516 to 602)	43.1 (29.1 to 57.7)	486 (327 to 702)	743 (564 to 913)	648 (503 to 813)	615 (363 to 1,060)	638 (504 to 1,000)	766 (577 to 970)	643 (511 to 870)	669 (504 to 1,000)	1,060 (700 to 1,700)	1,200 (700 to 1,900)	1,460 (1,000 to 2,270)	1,540 (1,000 to 2,370)	1,640 (1,000 to 2,500)	1,290 (998 to 1,800)	1,010 (1,100 to 1,500)	1,040 (1,000 to 1,500)	1,420 (1,000 to 1,790)	870 (648 to 1,180)	810 (604 to 1,070)	365 (250 to 451)	102 (57.1 to 138)	19,400
Conflict and terrorism	0 (0 to 0)	0 (0 to 0)	0 (0 to 0)	0 (0 to 0)	0 (0.1 to 0.7)	0 (0.1 to 0.7)	0 (0.2 to 0.7)	0 (0.1 to 0.6)	0 (0.2 to 1.2)	0 (0.3 to 1.7)	0 (0.6 to 2.7)	0 (0.8 to 2.8)	0 (0.9 to 3)	0 (0.7 to 2.5)	0 (0.4 to 1.8)	0 (0.5 to 1.8)	0 (0.6 to 1.8)	0 (0.5 to 1.8)	0 (0.4 to 1.3)	0 (0.3 to 1.1)	0 (0.2 to 1)	0 (0.2 to 0.7)	0 (0.1 to 0.1)	14.7

SR Table 2b: Portsmouth DALYS by cause and age group for females with 95% uncertainty intervals, 2019

Cause	Early Neonatal	Late Neonatal	Post Neonatal	1 to 4	5 to 9	10 to 14	15 to 19	20 to 24	25 to 29	30 to 34	35 to 39	40 to 44	45 to 49	50 to 54	55 to 59	60 to 64	65 to 69	70 to 74	75 to 79	80 to 84	85 to 89	90 to 94	95 plus	Total
All causes	196 (139 to 187)	167 (122 to 217)	297 (212 to 392)	1,164 (966 to 1,387)	1,166 (966 to 1,394)	1,202 (1,000 to 1,440)	1,313 (1,092 to 1,560)	1,660 (1,389 to 1,955)	1,966 (1,666 to 2,300)	2,313 (1,966 to 2,700)	2,703 (2,306 to 3,154)	3,107 (2,655 to 3,624)	3,607 (3,104 to 4,204)	4,207 (3,615 to 4,900)	4,907 (4,222 to 5,714)	5,607 (4,822 to 6,536)	6,307 (5,422 to 7,350)	7,007 (6,022 to 8,164)	7,707 (6,622 to 8,978)	8,407 (7,222 to 9,792)	9,107 (7,822 to 10,606)	9,807 (8,422 to 11,420)	29,600
Communicable, maternal, neonatal, and nutritional diseases	196 (60.8 to 144)	167 (53.9 to 128.1)	297 (92.3 to 222.4)	1,164 (551.1 to 1,556)	1,166 (554.8 to 1,566)	1,202 (572.1 to 1,615)	1,313 (625.1 to 1,764)	1,660 (790.1 to 2,230)	1,966 (936.1 to 2,642)	2,313 (1,101 to 3,110)	2,703 (1,287 to 3,634)	3,107 (1,479 to 4,178)	3,607 (1,717 to 4,851)	4,207 (2,003 to 5,664)	4,907 (2,336 to 6,604)	5,607 (2,669 to 7,544)	6,307 (3,002 to 8,484)	7,007 (3,335 to 9,424)	7,707 (3,668 to 10,364)	8,407 (4,001 to 11,304)	9,107 (4,334 to 12,244)	9,807 (4,667 to 13,184)	1,450
HIV/AIDS and sexually transmitted infections	4.7 (1.3 to 10.5)	1.2 (0.3 to 2.6)	1.9 (0.7 to 4)	0.2 (0.2 to 0.4)	0.2 (0.1 to 0.3)	0.2 (0.1 to 0.3)	0.5 (0.2 to 0.7)	1.7 (1.2 to 2.4)	2.4 (1.7 to 3.2)	2.2 (1.6 to 3)	4.7 (3.4 to 6.4)	3.2 (2.3 to 4.3)	4.6 (3.3 to 6.2)	2.2 (1.6 to 3)	1.6 (1.1 to 2.2)	1.3 (0.9 to 1.8)	0.9 (0.7 to 1.2)	0.6 (0.5 to 0.8)	0.6 (0.4 to 0.9)	0.4 (0.3 to 0.6)	0.3 (0.2 to 0.4)	0.2 (0.1 to 0.3)	39.7
HIV/AIDS	0 (0 to 0)	0 (0 to 0)	0 (0 to 0)	0.2 (0.2 to 0.3)	0.1 (0.1 to 0.1)	0.1 (0.1 to 0.1)	0.2 (0.1 to 0.3)	0.7 (0.5 to 0.9)	1.1 (0.8 to 1.5)	1.7 (1.2 to 2.3)	3.7 (2.7 to 5)	2.7 (1.9 to 3.6)	4.1 (3.1 to 5.4)	2.1 (1.5 to 2.7)	1.6 (1.1 to 2.2)	1.3 (0.9 to 1.7)	0.9 (0.7 to 1.2)	0.6 (0.4 to 0.8)	0.6 (0.4 to 0.9)	0.4 (0.3 to 0.6)	0.3 (0.2 to 0.4)	0.2 (0.1 to 0.3)	13.6
HIV/AIDS - Drug-susceptible Tuberculosis	0 (0 to 0)	0 (0 to 0)	0 (0 to 0)	0 (0 to 0)	0 (0 to 0)	0 (0 to 0)	0 (0 to 0)	0 (0 to 0)	0 (0 to 0)	0 (0 to 0)	0 (0 to 0)	0 (0 to 0)	0 (0 to 0)	0 (0 to 0)	0 (0 to 0)	0 (0 to 0)	0 (0 to 0)	0 (0 to 0)	0 (0 to 0)	0 (0 to 0)	0 (0 to 0)	0 (0 to 0)	0 (0 to 0)	1
HIV/AIDS - Multidrug-resistant Tuberculosis without extensive dr...	0 (0 to 0)	0 (0 to 0)	0 (0 to 0)	0 (0 to 0)	0 (0 to 0)	0 (0 to 0)	0 (0 to 0)	0 (0 to 0)	0 (0 to 0)	0 (0 to 0)	0 (0 to 0)	0 (0 to 0)	0 (0 to 0)	0 (0 to 0)	0 (0 to 0)	0 (0 to 0)	0 (0 to 0)	0 (0 to 0)	0 (0 to 0)	0 (0 to 0)	0 (0 to 0)	0 (0 to 0)	0 (0 to 0)	0
HIV/AIDS - Extensively drug-resistant Tuberculosis	0 (0 to 0)	0 (0 to 0)	0 (0 to 0)	0 (0 to 0)	0 (0 to 0)	0 (0 to 0)	0 (0 to 0)	0 (0 to 0)	0 (0 to 0)	0 (0 to 0)	0 (0 to 0)	0 (0 to 0)	0 (0 to 0)	0 (0 to 0)	0 (0 to 0)	0 (0 to 0)	0 (0 to 0)	0 (0 to 0)	0 (0 to 0)	0 (0 to 0)	0 (0 to 0)	0 (0 to 0)	0 (0 to 0)	0
HIV/AIDS resulting in other diseases	0 (0 to 0)	0 (0 to 0)	0 (0 to 0)	0 (0 to 0)	0 (0 to 0)	0 (0 to 0)	0 (0 to 0)	0 (0 to 0)	1 (0.7 to 1.4)	0 (0 to 0)	1 (0.7 to 1.4)	0 (0 to 0)	1 (0.7 to 1.4)	0 (0 to 0)	1 (0.7 to 1.4)	0 (0 to 0)	0 (0 to 0)	0 (0 to 0)	0 (0 to 0)	0 (0 to 0)	0 (0 to 0)	0 (0 to 0)	0 (0 to 0)	12.6
Sexually transmitted infections excluding HIV	4.7 (1.3 to 10.5)	1.2 (0.3 to 2.6)	1.6 (0.4 to 3.7)	0.1 (0 to 0.2)	0 (0 to 0)	0 (0 to 0)	0.3 (0.2 to 0.4)	1 (0.4 to 1.6)	1.3 (0.9 to 1.8)	0.5 (0.2 to 0.8)	1 (0.4 to 1.6)	0.5 (0.2 to 0.8)	0.5 (0.2 to 0.8)	0.1 (0 to 0.2)	0 (0 to 0)	0 (0 to 0)	0 (0 to 0)	0 (0 to 0)	0 (0 to 0)	0 (0 to 0)	0 (0 to 0)	0 (0 to 0)	0 (0 to 0)	26.1
Syphilis	4.7 (1.3 to 10.5)	1.2 (0.3 to 2.6)	1.6 (0.4 to 3.7)	0.1 (0 to 0.2)	0 (0 to 0)	0 (0 to 0)	0 (0 to 0)	0 (0 to 0.1)	0 (0 to 0)	0 (0 to 0)	0 (0 to 0)	0 (0 to 0)	0 (0 to 0)	0 (0 to 0)	0 (0 to 0)	0 (0 to 0)	0 (0 to 0)	0 (0 to 0)	0 (0 to 0)	0 (0 to 0)	0 (0 to 0)	0 (0 to 0)	0 (0 to 0)	7.7
Chlamydial infection	0 (0 to 0)	0 (0 to 0)	0 (0 to 0)	0 (0 to 0)	0 (0 to 0)	0 (0 to 0)	0 (0 to 0)	0 (0 to 0.1)	0 (0 to 0.1)	0 (0 to 0.1)	0 (0 to 0.2)	0 (0 to 0.1)	0 (0 to 0.2)	0 (0 to 0.1)	0 (0 to 0.1)	0 (0 to 0.1)	0 (0 to 0.1)	0 (0 to 0.1)	0 (0 to 0.1)	0 (0 to 0.1)	0 (0 to 0.1)	0 (0 to 0.1)	0 (0 to 0.1)	3.6
Gonococcal infection	0 (0 to 0)	0 (0 to 0)	0 (0 to 0)	0 (0 to 0)	0 (0 to 0)	0 (0 to 0)	0 (0 to 0)	0 (0 to 0.1)	0 (0 to 0.1)	0 (0 to 0.2)	0 (0 to 0.2)	0 (0 to 0.2)	0 (0 to 0.2)	0 (0 to 0.1)	0 (0 to 0.1)	0 (0 to 0.1)	0 (0 to 0.1)	0 (0 to 0.2)	0 (0 to 0.1)	0 (0 to 0.2)	0 (0 to 0.1)	0 (0 to 0.1)	0 (0 to 0.1)	2.2
Trichomoniasis	0 (0 to 0)	0 (0 to 0)	0 (0 to 0)	0 (0 to 0)	0 (0 to 0)	0 (0 to 0)	0 (0 to 0)	0 (0 to 0.1)	0 (0 to 0.1)	0 (0 to 0.1)	0 (0 to 0.1)	0 (0 to 0.1)	0 (0 to 0.1)	0 (0 to 0.1)	0 (0 to 0.1)	0 (0 to 0.1)	0 (0 to 0.1)	0 (0 to 0.1)	0 (0 to 0.1)	0 (0 to 0.1)	0 (0 to 0.1)	0 (0 to 0.1)	0 (0 to 0.1)	2.7
Genital herpes	0 (0 to 0)	0 (0 to 0)	0 (0 to 0)	0 (0 to 0)	0 (0 to 0)	0 (0 to 0)	0 (0 to 0)	0 (0 to 0.1)	0 (0 to 0.4)	0.3 (0.1 to 0.6)	0.3 (0.1 to 0.7)	0.3 (0.1 to 0.6)	0.3 (0.1 to 0.7)	0.3 (0.1 to 0.6)	0.3 (0.1 to 0.7)	0.3 (0.1 to 0.6)	0.3 (0.1 to 0.6)	0.2 (0.1 to 0.4)	0.2 (0.1 to 0.4)	0.2 (0.1 to 0.4)	0.1 (0.1 to 0.3)	0.1 (0 to 0.2)	3
Other sexually transmitted infections	0 (0 to 0)	0 (0 to 0)	0 (0 to 0)	0 (0 to 0)	0 (0 to 0)	0 (0 to 0)	0 (0 to 0)	0 (0 to 0.1)	0 (0 to 0.1)	0 (0 to 0.1)	0 (0 to 0.2)	0 (0 to 0.1)	0 (0 to 0.2)	0 (0 to 0.1)	0 (0 to 0.1)	0 (0 to 0.1)	0 (0 to 0.1)	0 (0 to 0.1)	0 (0 to 0.1)	0 (0 to 0.1)	0 (0 to 0.1)	0 (0 to 0.1)	0 (0 to 0.1)	6.9
Respiratory infections and tuberculosis	0.3 (0.1 to 1.9)	7.3 (4.6 to 10.4)	16.6 (11.4 to 23)	9.4 (7.4 to 11.5)	3.4 (2.7 to 4.1)	2.7 (2.1 to 3.5)	2.1 (1.6 to 2.6)	2.1 (1.7 to 2.6)	2.2 (1.8 to 2.7)	2.2 (1.8 to 2.7)	2.2 (1.8 to 2.7)	2.2 (1.8 to 2.7)	2.2 (1.8 to 2.7)	2.2 (1.8 to 2.7)	2.2 (1.8 to 2.7)	2.2 (1.8 to 2.7)	2.2 (1.8 to 2.7)	2.2 (1.8 to 2.7)	2.2 (1.8 to 2.7)	2.2 (1.8 to 2.7)	2.2 (1.8 to 2.7)	2.2 (1.8 to 2.7)	749
Tuberculosis	0 (0 to 0)	0 (0 to 0)	0 (0 to 0)	0 (0 to 0.1)	0 (0 to 0.1)	0 (0 to 0.1)	0 (0 to 0.2)	0 (0 to 0.4)	0.7 (0.3 to 1.4)	0.4 (0 to 0.9)	0.4 (0 to 0.9)	0.4 (0 to 0.9)	0.4 (0 to 0.9)	0.4 (0 to 0.9)	0.4 (0 to 0.9)	0.4 (0 to 0.9)	0.4 (0 to 0.9)	0.4 (0 to 0.9)	0.4 (0 to 0.9)	0.4 (0 to 0.9)	0.4 (0 to 0.9)	0.4 (0 to 0.9)	0.4 (0 to 0.9)	9.1
Latent tuberculosis infection	0 (0 to 0)	0 (0 to 0)	0 (0 to 0)	0 (0 to 0)	0 (0 to 0)	0 (0 to 0)	0 (0 to 0)	0 (0 to 0)	0 (0 to 0)	0 (0 to 0)	0 (0 to 0)	0 (0 to 0)	0 (0 to 0)	0 (0 to 0)	0 (0 to 0)	0 (0 to 0)	0 (0 to 0)	0 (0 to 0)	0 (0 to 0)	0 (0 to 0)	0 (0 to 0)	0 (0 to 0)	0 (0 to 0)	0
Drug-susceptible tuberculosis	0 (0 to 0)	0 (0 to 0)	0 (0 to 0)	0 (0 to 0)	0 (0 to 0)	0 (0 to 0)	0 (0 to 0)	0 (0 to 0.4)	0.7 (0.3 to 1.4)	0.4 (0 to 0.9)	0.4 (0 to 0.9)	0.4 (0 to 0.9)	0.4 (0 to 0.9)	0.4 (0 to 0.9)	0.4 (0 to 0.9)	0.4 (0 to 0.9)	0.4 (0 to 0.9)	0.4 (0 to 0.9)	0.4 (0 to 0.9)	0.4 (0 to 0.9)	0.4 (0 to 0.9)	0.4 (0 to 0.9)	0.4 (0 to 0.9)	9.1
Multidrug-resistant tuberculosis without extensive drug-resistance	0 (0 to 0)	0 (0 to 0)	0 (0 to 0)	0 (0 to 0)	0 (0 to 0)	0 (0 to 0)	0 (0 to 0)	0 (0 to 0)	0 (0 to 0)	0 (0 to 0)	0 (0 to 0)	0 (0 to 0)	0 (0 to 0)	0 (0 to 0)	0 (0 to 0)	0 (0 to 0)	0 (0 to 0)	0 (0 to 0)	0 (0 to 0)	0 (0 to 0)	0 (0 to 0)	0 (0 to 0)	0 (0 to 0)	0
Extensively drug-resistant tuberculosis	0 (0 to 0)	0 (0 to 0)	0 (0 to 0)	0 (0 to 0)	0 (0 to 0)	0 (0 to 0)	0 (0 to 0)	0 (0 to 0)	0 (0 to 0)	0 (0 to 0)	0 (0 to 0)	0 (0 to 0)	0 (0 to 0)	0 (0 to 0)	0 (0 to 0)	0 (0 to 0)	0 (0 to 0)	0 (0 to 0)	0 (0 to 0)	0 (0 to 0)	0 (0 to 0)	0 (0 to 0)	0 (0 to 0)	0
Lower respiratory infections	1.3 (0.9 to 1.9)	0.7 (0.4 to 1)	0.3 (3 to 8)	0.4 (4 to 7.2)	0.4 (5.7 to 1.6)	0.4 (1.7 to 0.8)	0.7 (1.1 to 2.4)	0.7 (2.1 to 3.6)	0.8 (2.5 to 4.6)	0.8 (2.9 to 5.2)	0.8 (3.2 to 5.7)	0.8 (3.7 to 6.5)	0.8 (4.2 to 7.3)	0.8 (4.8 to 8.2)	0.8 (5.3 to 9.1)	0.8 (5.7 to 9.7)	0.8 (6.1 to 10.2)	0.8 (6.4 to 10.7)	0.8 (6.7 to 11.2)	0.8 (7 to 11.6)	0.8 (7.3 to 12)	0.8 (7.5 to 12.3)	624
Upper respiratory infections	0 (0 to 0)	0 (0 to 0)	1.8 (1.2 to 2.6)	4.8 (4.8 to 13.4)	2.1 (4.9 to 15.5)	2.1 (5.7 to 12.2)	2.1 (4.6 to 11.5)	2.1 (4.6 to 11.2)	2.1 (4.6 to 11.2)	2.1 (4.6 to 11.2)	2.1 (4.6 to 11.2)	2.1 (4.6 to 11.2)	2.1 (4.6 to 11.2)	2.1 (4.6 to 11.2)	2.1 (4.6 to 11.2)	2.1 (4.6 to 11.2)	2.1 (4.6 to 11.2)	2.1 (4.6 to 11.2)	2.1 (4.6 to 11.2)	2.1 (4.6 to 11.2)	2.1 (4.6 to 11.2)	2.1 (4.6 to 11.2)	99.9
Otitis media	0 (0 to 0)	0 (0 to 0)	0.4 (0.2 to 0.7)	2.1 (1.1 to 3.4)	2.1 (1.1 to 3.4)	1.2 (0.6 to 2.2)	1.2 (0.6 to 2.1)	1.2 (0.6 to 2.1)	1.2 (0.6 to 2.1)	1.2 (0.6 to 2.1)	1.2 (0.6 to 2.1)	1.2 (0.6 to 2.1)	1.2 (0.6 to 2.1)	1.2 (0.6 to 2.1)	1.2 (0.6 to 2.1)	1.2 (0.6 to 2.1)	1.2 (0.6 to 2.1)	1.2 (0.6 to 2.1)	1.2 (0.6 to 2.1)	1.2 (0.6 to 2.1)	1.2 (0.6 to 2.1)	1.2 (0.6 to 2.1)	18.9
Enteric infections	0.1 (0.1 to 0.2)	0.5 (0.3 to 0.8)	0.8 (3.7 to 8.6)	2.6 (4.7 to 13.4)	2.6 (2.9 to 8)	2.6 (1.3 to 4.1)	2.7 (1.2 to 3.3)	2.7 (1.5 to 4.2)	2.7 (1.6 to 4.2)	2.7 (1.6 to 4.2)	2.7 (1.6 to 4.2)	2.7 (1.6 to 4.2)	2.7 (1.6 to 4.2)	2.7 (1.6 to 4.2)	2.7 (1.6 to 4.2)	2.7 (1.6 to 4.2)	2.7 (1.6 to 4.2)	2.7 (1.6 to 4.2)	2.7 (1.6 to 4.2)	2.7 (1.6 to 4.2)	2.7 (1.6 to 4.2)	2.7 (1.6 to 4.2)	78.6
Diarrheal diseases	0.1 (0.1 to 0.2)	0.5 (0.3 to 0.8)	0.8 (3.7 to 8.6)	2.6 (4.7 to 13.4)	2.6 (2.9 to 8)	2.6 (1.3 to 4.1)	2.7 (1.2 to 3.3)	2.7 (1.5 to 4.2)	2.7 (1.6 to 4.2)	2.7 (1.6 to 4.2)	2.7 (1.6 to 4.2)	2.7 (1.6 to 4.2)	2.7 (1.6 to 4.2)	2.7 (1.6 to 4.2)	2.7 (1.6 to 4.2)	2.7 (1.6 to 4.2)	2.7 (1.6 to 4.2)	2.7 (1.6 to 4.2)	2.7 (1.6 to 4.2)	2.7 (1.6 to 4.2)	2.7 (1.6 to 4.2)	2.7 (1.6 to 4.2)	78.2
Typhoid and paraphyoid	0 (0 to 0)	0 (0 to 0)	0 (0 to 0)	0 (0 to 0)	0 (0 to 0)	0 (0 to 0)	0 (0 to 0)	0 (0 to 0)	0 (0 to 0)	0 (0 to 0)	0 (0 to 0)	0 (0 to 0)	0 (0 to 0)	0 (0 to 0)	0 (0 to 0)	0 (0 to 0)	0 (0 to 0)	0 (0 to 0)	0 (0 to 0)	0 (0 to 0)	0 (0 to 0)	0 (0 to 0)	0 (0 to 0)	0
Typhoid fever	0 (0 to 0)	0 (0 to 0)	0 (0 to 0)	0 (0 to 0)	0 (0 to 0)	0 (0 to 0)	0 (0 to 0)	0 (0 to 0)	0 (0 to 0)	0 (0 to 0)	0 (0 to 0)	0 (0 to 0)	0 (0 to 0)	0 (0 to 0)	0 (0 to 0)	0 (0 to 0)	0 (0 to 0)	0 (0 to 0)	0 (0 to 0)	0 (0 to 0)	0 (0 to 0)	0 (0 to 0)	0 (0 to 0)	0
Paraphoid fever	0 (0 to 0)	0 (0 to 0)	0 (0 to 0)	0 (0 to 0)	0 (0 to 0)	0 (0 to 0)	0 (0 to 0)	0 (0 to 0)	0 (0 to 0)	0 (0 to 0)	0 (0 to 0)	0 (0 to 0)	0 (0 to 0)	0 (0 to 0)	0 (0 to 0)	0 (0 to 0)	0 (0 to 0)	0 (0 to 0)	0 (0 to 0)	0 (0 to 0)	0 (0 to 0)	0 (0 to 0)	0 (0 to 0)	0
Invasive Non-typhoidal Salmonella (iNTS)	0 (0 to 0)	0 (0 to 0)	0 (0 to 0)	0 (0 to 0)	0 (0 to 0)	0 (0 to 0)	0 (0 to 0)	0 (0 to 0)	0 (0 to 0)	0 (0 to 0)	0 (0 to 0)	0 (0 to 0)	0 (0 to 0)	0 (0 to 0)	0 (0 to 0)	0 (0 to 0)	0 (0 to 0)	0 (0 to 0)	0 (0 to 0)	0 (0 to 0)	0 (0 to 0)	0 (0 to 0)	0 (0 to 0)	0.1
Other intestinal infectious diseases	0 (0 to 0)	0 (0 to 0)	0 (0 to 0)	0 (0 to 0)	0 (0 to 0)	0 (0 to 0)	0 (0 to 0)	0 (0 to 0)	0 (0 to 0)	0 (0 to 0)	0 (0 to 0)	0 (0 to 0)	0 (0 to 0)	0 (0 to 0)	0 (0 to 0)	0 (0 to 0)	0 (0 to 0)	0 (0 to 0)	0 (0 to 0)	0 (0 to 0)	0 (0 to 0)	0 (0 to 0)	0 (0 to 0)	0.2
Neglected tropical diseases and malaria	0 (0 to 0)	0 (0 to 1)	0.7 (0 to 1.7)	0.6 (0 to 2)	0.7 (0 to 2)	0.6 (0 to 2)	0.6 (0 to 2)	0.6 (0 to 2)	0.6 (0 to 2)	0.6 (0 to 2)	0.6 (0 to 2)	0.6 (0 to 2)	0.6 (0 to 2)	0.6 (0 to 2)	0.6 (0 to 2)	0.6 (0 to 2)	0.6 (0 to 2)	0.6 (0 to 2)	0.6 (0 to 2)	0.6 (0 to 2)	0.6 (0 to 2)	0.6 (0 to 2)	0.6 (0 to 2)	7.2
Malaria	0 (0 to 0)	0 (0 to 0)	0 (0 to 0)	0 (0 to 0)	0 (0 to 0)	0 (0 to 0)	0 (0 to 0)	0 (0 to 0)	0 (0 to 0)	0 (0 to 0)	0 (0 to 0)	0 (0 to 0)	0 (0 to 0)	0 (0 to 0)	0 (0 to 0)	0 (0 to 0)	0 (0 to 0)	0 (0 to 0)	0 (0 to 0)	0 (0 to 0)	0 (0 to 0)	0 (0 to 0)	0 (0 to 0)	0
Chagas disease	0 (0 to 0)	0 (0 to 0)	0 (0 to 0)	0 (0 to 0)	0 (0 to 0)	0 (0 to 0)	0 (0 to 0)	0 (0 to 0)	0 (0 to 0)	0 (0 to 0)	0 (0 to 0)	0 (0 to 0)	0 (0 to 0)	0 (0 to 0)	0 (0 to 0)	0 (0 to 0)	0 (0 to 0)	0 (0 to 0)	0 (0 to 0)	0 (0 to 0)	0 (0 to 0)	0 (0 to 0)	0 (0 to 0)	0
Leishmaniasis	0 (0 to 0)	0 (0 to 0)	0 (0 to 0)	0 (0 to 0)	0 (0 to 0)	0 (0 to 0)	0 (0 to 0)	0 (0 to 0)	0 (0 to 0)	0 (0 to 0)	0 (0 to 0)	0 (0 to 0)	0 (0 to 0)	0 (0 to 0)	0 (0 to 0)	0 (0 to 0)	0 (0 to 0)	0 (0 to 0)	0 (0 to 0)	0 (0 to 0)	0 (0 to 0)	0 (0 to 0)	0 (0 to 0)	0
Visceral leishmaniasis	0 (0 to 0)	0 (0 to 0)	0 (0 to 0)	0 (0 to 0)	0 (0 to 0)	0 (0 to 0)	0 (0 to 0)	0 (0 to 0)	0 (0 to 0)	0 (0 to 0)	0 (0 to 0)	0 (0 to 0)	0 (0 to 0)	0 (0 to 0)	0 (0 to 0)	0 (0 to 0)	0 (0 to 0)	0 (0 to 0)	0 (0 to 0)	0 (0 to 0)	0 (0 to 0)	0 (0 to 0)	0 (0 to 0)	0
Cutaneous and mucocutaneous leishmaniasis	0 (0 to 0)	0 (0 to 0)	0 (0 to 0)	0 (0 to 0)	0 (0 to 0)	0 (0 to 0)	0 (0 to 0)	0 (0 to 0)	0 (0 to 0)	0 (0 to 0)	0 (0 to 0)	0 (0 to 0)	0 (0 to 0)	0 (0 to 0)	0 (0 to 0)	0 (0 to 0)	0 (0 to 0)	0 (0 to 0)	0 (0 to 0)	0 (0 to 0)	0 (0 to 0)	0 (0 to 0)	0 (0 to 0)	0
African trypanosomiasis	0 (0 to 0)	0 (0 to 0)	0 (0 to 0)	0 (0 to 0)	0 (0 to 0)	0 (0 to 0)	0 (0 to 0)	0 (0 to 0)	0 (0 to 0)	0 (0 to 0)	0 (0 to 0)	0 (0 to 0)	0 (0 to 0)	0 (0 to 0)	0 (0 to 0)	0 (0 to 0)	0 (0 to 0)	0 (0 to 0)	0 (0 to 0)	0 (0 to 0)	0 (0 to 0)	0 (0 to 0)	0 (0 to 0)	0
Schistosomiasis	0 (0 to 0)	0 (0 to 0)	0 (0 to 0)	0 (0 to 0)	0 (0 to 0)	0 (0 to 0)	0 (0 to 0)	0 (0 to 0)	0 (0 to 0)	0 (0 to 0)	0 (0 to 0)	0 (0 to 0)	0 (0 to 0)	0 (0 to 0)	0 (0 to 0)	0 (0 to 0)	0 (0 to 0)	0 (0 to 0)	0 (0 to 0)	0 (0 to 0)	0 (0 to 0)	0 (0 to 0)	0 (0 to 0)	0
Cysticercosis	0 (0 to 0)	0 (0 to 0)	0 (0 to 0)	0 (0 to 0)	0 (0 to 0)	0 (0 to 0)	0 (0 to 0)	0 (0 to 0)	0 (0 to 0)	0 (0 to 0)	0 (0 to 0)	0 (0 to 0)	0 (0 to 0)	0 (0 to 0)	0 (0 to 0)	0 (0 to 0)	0 (0 to 0)	0 (0 to 0)	0 (0 to 0)	0 (0 to 0)	0 (0 to 0)	0 (0 to 0)	0 (0 to 0)	0
Cystic echinococcosis	0 (0 to 0)	0 (0 to 0)	0 (0 to 0)	0 (0 to 0)	0 (0 to 0)	0 (0 to 0)	0 (0 to 0)	0 (0 to 0)	0 (0 to 0)	0 (0 to 0)	0 (0 to 0)	0 (0 to 0)	0 (0 to 0)	0 (0 to 0)	0 (0 to 0)	0 (0 to 0)	0 (0 to 0)	0 (0 to 0)	0 (0 to 0)	0 (0 to 0)	0 (0 to 0)	0 (0 to 0)	0 (0 to 0)	0
Lymphatic filariasis	0 (0 to 0)	0 (0 to 0)	0 (0 to 0)	0 (0 to 0)	0 (0 to 0)	0 (0 to 0)	0 (0 to 0)	0 (0 to 0)	0 (0 to 0)	0 (0 to 0)	0 (0 to 0)	0 (0 to 0)	0 (0 to 0)	0 (0 to 0)	0 (0 to 0)	0 (0 to 0)	0 (0 to 0)	0 (0 to 0)	0 (0 to 0)	0 (0 to 0)	0 (0 to 0)	0 (0 to 0)	0 (0 to 0)	0
Onchocerciasis	0 (0 to 0)	0 (0 to 0)	0 (0 to 0)	0 (0 to 0)	0 (0 to 0)	0 (0 to 0)	0 (0 to 0)	0 (0 to 0)	0 (0 to 0)	0 (0 to 0)	0 (0 to 0)	0 (0 to 0)	0 (0 to 0)	0 (0 to 0)	0 (0 to 0)	0 (0 to 0)	0 (0 to 0)	0 (0 to 0)	0 (0 to 0)	0 (0 to 0)	0 (0 to 0)	0 (0 to 0)	0 (0 to 0)	0
Trachoma	0 (0 to 0)	0 (0 to 0)	0 (0 to 0)	0 (0 to 0)	0 (0 to 0)	0 (0 to 0)	0 (0 to 0)	0 (0 to 0)	0 (0 to 0)	0 (0 to 0)	0 (0 to 0)	0 (0 to 0)	0 (0 to 0)	0 (0 to 0)	0 (0 to 0)	0 (0 to 0)	0 (0 to 0)	0 (0 to 0)	0 (0 to 0)	0 (0 to 0)	0 (0 to 0)	0 (0 to 0)	0 (0 to 0)	0
Dengue	0 (0 to 0)	0 (0 to 0)	0 (0 to 0)	0 (0 to 0)	0 (0 to 0)	0 (0 to 0)	0 (0 to 0)	0 (0 to 0)	0 (0 to 0)	0 (0 to 0)	0 (0 to 0)	0 (0 to 0)	0 (0 to 0)	0 (0 to 0)	0 (0 to 0)	0 (0 to 0)	0 (0 to 0)	0 (0 to 0)	0 (0 to 0)	0 (0 to 0)	0 (0 to 0)	0 (0 to 0)	0 (0 to 0)	0
Yellow fever	0 (0 to 0)	0 (0 to 0)	0 (0 to 0)	0 (0 to 0)	0 (0 to 0)	0 (0 to 0)	0 (0 to 0)	0 (0 to 0)	0 (0 to 0)	0 (0 to 0)	0 (0 to 0)	0 (0 to 0)	0 (0 to 0)	0 (0 to 0)	0 (0 to 0)	0 (0 to 0)	0 (0 to 0)	0 (0 to 0)	0 (0 to 0)	0 (0 to 0)	0 (0 to 0)	0 (0 to 0)	0 (0 to 0)	0
Rabies	0 (0 to 0)	0 (0 to 0)	0 (0 to 0)	0 (0 to 0)	0 (0 to 0)	0 (0 to 0)	0 (0 to 0)	0 (0 to 0)	0 (0 to 0)	0 (0 to 0)	0 (0 to 0)	0 (0 to 0)	0 (0 to 0)	0 (0 to 0)	0 (0 to 0)	0 (0 to 0)	0 (0 to 0)	0 (0 to 0)	0 (0 to 0)	0 (0 to 0)	0 (0 to 0)	0 (0 to 0)	0 (0 to 0)	0
Intestinal nematode infections	0 (0 to 0)	0 (0 to 0)	0 (0 to 0)	0 (0 to 0)	0 (0 to 0)	0 (0 to 0)	0 (0 to 0)	0 (0 to 0)	0 (0 to 0)	0 (0 to 0)	0 (0 to 0)	0 (0 to 0)	0 (0 to 0)	0 (0 to 0)	0 (0 to 0)	0 (0 to 0)	0 (0 to 0)	0 (0 to 0)	0 (0 to 0)	0 (0 to 0)	0 (0 to 0)	0 (0 to 0)	0 (0 to 0)	0
Ascariasis	0 (0 to 0)	0 (0 to 0)	0 (0 to 0)	0 (0 to 0)	0 (0 to 0)	0 (0 to 0)	0 (0 to 0)	0 (0 to 0)	0 (0 to 0)	0 (0 to 0)	0 (0 to 0)	0 (0 to 0)	0 (0 to 0)	0 (0 to 0)	0 (0 to 0)	0 (0 to 0)	0 (0 to 0)	0 (0 to 0)	0 (0 to 0)	0 (0 to 0)	0 (0 to 0)	0 (0 to 0)	0 (0 to 0)	0
Trichuriasis	0 (0 to 0)	0 (0 to 0)	0 (0 to 0)	0 (0 to 0)	0 (0 to 0)	0 (0 to 0)	0 (0 to 0)	0 (0 to 0)	0 (0 to 0)	0 (0 to 0)	0 (0 to 0)	0 (0 to 0)	0 (0 to 0)	0 (0 to 0)	0 (0 to 0)	0 (0 to 0)	0 (0 to 0)	0 (0 to 0)	0 (0 to 0)	0 (0 to 0)	0 (0 to 0)	0 (0 to 0)	0 (0 to 0)	0
Hookworm disease	0 (0 to 0)	0 (0 to 0)	0 (0 to 0)	0 (0 to 0)	0 (0 to 0)	0 (0 to 0)	0 (0 to 0)	0 (0 to 0)	0 (0 to 0)	0 (0 to 0)	0 (0 to 0)	0 (0 to 0)	0 (0 to 0)	0 (0 to 0)	0 (0 to 0)	0 (0 to 0)	0 (0 to 0)	0 (0 to 0)	0 (0 to 0)	0 (0 to 0)	0 (0 to 0)	0 (0 to 0)	0 (0 to 0)	0
Food-borne trematodiases	0 (0 to 0)	0 (0 to 0)	0 (0 to 0)	0 (0 to 0)	0 (0 to 0)	0 (0 to 0)	0 (0 to 0)	0 (0 to 0)	0 (0 to 0)	0 (0 to 0)	0 (0 to 0)	0 (0 to 0)	0 (0 to 0)	0 (0 to 0)	0 (0 to 0)	0 (0 to 0)	0 (0 to 0)	0 (0 to 0)	0 (0 to 0)	0 (0 to 0)	0 (0 to 0)	0

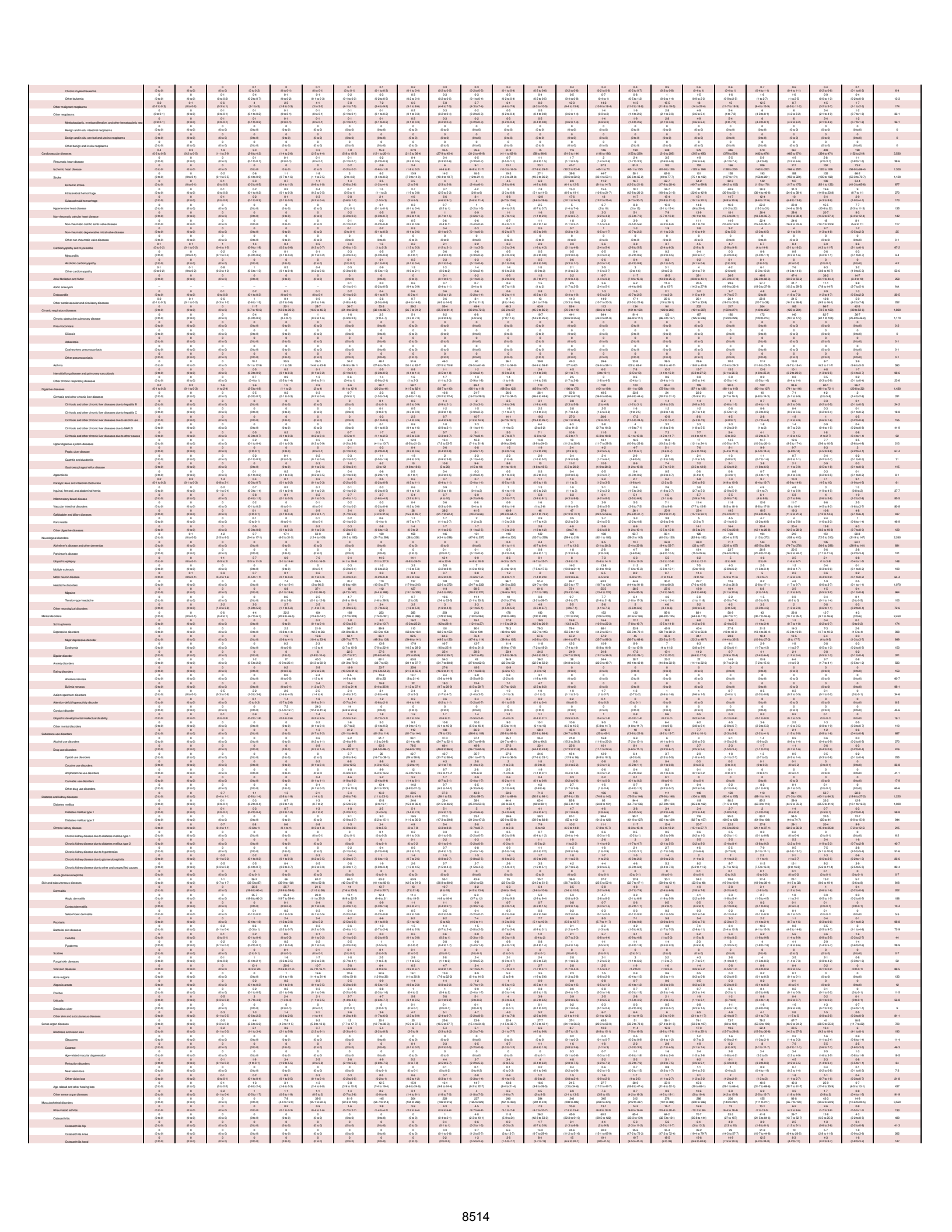

Osteoarthritis other	0 (0 to 0)	0 (0 to 0)	0 (0 to 0)	0 (0 to 0)	0 (0 to 0)	0 (0 to 0)	0 (0 to 0)	0 (0 to 0)	0 (0 to 0)	0 (0 to 0)	0 (0 to 1)	0 (0 to 0)	0.3 (0.1 to 0.7)	1.4 (0.9 to 2.1)	0.9 (0.3 to 1.7)	1.6 (0.8 to 4.1)	3.3 (1.4 to 7.1)	4.1 (1.9 to 9.4)	4.9 (2.3 to 10.5)	4.8 (2.3 to 10.2)	5.5 (2.7 to 11.2)	4.5 (2.2 to 9.2)	3.9 (2 to 8.1)	2.6 (1.4 to 5.4)	1.5 (0.8 to 3.1)	0.6 (0.3 to 1.2)		39.3
Low back pain	0 (0 to 0)	0 (0 to 0)	0 (0 to 0)	0 (0 to 0)	4.6 (2.3 to 8.8)	23.6 (14.3 to 37.5)	46.7 (27.7 to 75.9)	68.3 (40.7 to 120)	84.8 (44.8 to 174)	98.1 (48.1 to 209)	111 (48.5 to 259)	117 (47.1 to 273)	117 (49.5 to 272)	114 (49.5 to 270)	108 (47.7 to 238)	104 (43.4 to 237)	98 (37.7 to 226)	94 (36.4 to 226)	90 (34.6 to 226)	87 (32.7 to 216)	84 (32.1 to 208)	80 (31.2 to 196)	75 (29.5 to 185)	69 (27.3 to 170)	64 (25.4 to 157)	59 (23.7 to 147)	54 (21.9 to 137)		1,650
Neck pain	0 (0 to 0)	0 (0 to 0)	0 (0 to 0)	2.7 (0.9 to 5.7)	13.6 (7.5 to 25.4)	24.5 (11.9 to 42.4)	33.6 (16.6 to 65.7)	40.6 (20 to 77.2)	52.4 (26.5 to 93.6)	56.5 (29.6 to 93.2)	59.2 (29.4 to 98.9)	62.7 (35.4 to 116)	62.6 (33.2 to 116)	59.4 (27.9 to 97.6)	60 (33.2 to 114)	59.7 (27.1 to 91.9)	59.7 (29.1 to 97.6)	59.7 (29.1 to 96.4)	59.2 (29.1 to 96.4)	58.3 (28.2 to 93.2)	58.2 (28.2 to 92.2)	57.1 (27.9 to 92.2)	55.1 (27.9 to 90.2)	52.4 (26.9 to 86.2)	49.4 (25.5 to 81.2)	46.3 (24.1 to 76.2)	43.3 (22.6 to 71.2)		648
Gout	0 (0 to 0)	0 (0 to 0)	0 (0 to 0)	0 (0 to 0)	0 (0 to 0)	0 (0 to 0)	0 (0 to 0)	0 (0 to 0)	0 (0 to 0)	0 (0 to 0)

SR Table 2b: Isle of Wight DALYS by cause and age group for females with 95% uncertainty intervals, 2019

Cause	Early Neonatal	Late Neonatal	Post Neonatal	1 to 4	5 to 9	10 to 14	15 to 19	20 to 24	25 to 29	30 to 34	35 to 39	40 to 44	45 to 49	50 to 54	55 to 59	60 to 64	65 to 69	70 to 74	75 to 79	80 to 84	85 to 89	90 to 94	95 plus	Total
All causes	249 (43.2 to 62.7)	249 (15 to 27.7)	249 (27.9 to 61.1)	249 (37.9 to 61.1)	249 (32 to 48.2)	249 (32.9 to 49.8)	249 (33.8 to 49.8)	249 (32.9 to 50.4)	249 (37.9 to 59.6)	249 (46.2 to 74.6)	249 (59.4 to 93.6)	249 (73.1 to 99.1)	249 (86.9 to 113.3)	249 (98.9 to 133.6)	249 (106.1 to 146.1)	249 (106.2 to 147.2)	249 (106.3 to 147.3)	249 (106.3 to 147.3)	249 (106.3 to 147.3)	249 (106.3 to 147.3)	249 (106.3 to 147.3)	249 (106.3 to 147.3)	24,950 (23,744.7 to 26,179.8)
Communicable, maternal, neonatal, and nutritional diseases	249 (23.8 to 47.3)	249 (9.5 to 19)	249 (13.3 to 25.7)	249 (21.8 to 41)	249 (14.9 to 25.1)	249 (13.9 to 24.2)	249 (13.8 to 24.2)	249 (13.2 to 25.3)	249 (16.7 to 32.6)	249 (19.2 to 35.2)	249 (19.5 to 34.1)	249 (19.3 to 34.1)	249 (20.4 to 35.1)	249 (20.5 to 36.1)	249 (21.4 to 38.6)	249 (21.5 to 38.7)	249 (21.5 to 38.7)	249 (21.5 to 38.7)	249 (21.5 to 38.7)	249 (21.5 to 38.7)	249 (21.5 to 38.7)	249 (21.5 to 38.7)	249 (21.5 to 38.7)	1,110 (1,027.1 to 1,196.1)
HIV/AIDS and sexually transmitted infections	0 (0.4 to 4.9)	0 (0.2 to 1.2)	0 (0.3 to 1.9)	0 (0.1 to 0.1)	0 (0 to 0.1)	0 (0.1 to 0.1)	0 (0.1 to 0.2)	0 (0.1 to 0.2)	0 (0.2 to 0.6)	0 (0.3 to 0.9)	0 (0.4 to 1.4)	0 (0.4 to 1.4)	0 (0.5 to 1.6)	0 (0.6 to 1.7)	0 (0.6 to 1.7)	0 (0.6 to 1.7)	0 (0.6 to 1.7)	0 (0.6 to 1.7)	0 (0.6 to 1.7)	0 (0.6 to 1.7)	0 (0.6 to 1.7)	0 (0.6 to 1.7)	0 (0.6 to 1.7)	20.2 (14.2 to 27.5)
HIV/AIDS	0 (0 to 0)	0 (0.1 to 0.1)	0 (0.1 to 0.1)	0 (0 to 0)	0 (0 to 0)	0 (0.1 to 0.1)	0 (0.1 to 0.2)	0 (0.2 to 0.5)	0 (0.2 to 0.6)	0 (0.3 to 0.7)	0 (0.4 to 1.1)	0 (0.4 to 1.1)	0 (0.5 to 1.1)	0 (0.5 to 1.1)	0 (0.5 to 1.1)	0 (0.5 to 1.1)	0 (0.5 to 1.1)	0 (0.5 to 1.1)	0 (0.5 to 1.1)	0 (0.5 to 1.1)	0 (0.5 to 1.1)	0 (0.5 to 1.1)	0 (0.5 to 1.1)	5.7 (3.9 to 7.9)
HIV/AIDS - Drug-susceptible Tuberculosis	0 (0 to 0)	0 (0 to 0)	0 (0 to 0)



Osteoarthritis other	0 (0 to 0)	0 (0 to 0)	0 (0 to 0)	0 (0 to 0)	0 (0 to 0)	0 (0 to 0)	0 (0 to 0)	0 (0 to 0)	0 (0 to 0)	0 (0 to 0)	0 (0 to 0)	0-1 (0 to 0-3)	0-4 (0-2 to 1-1)	1-2 (0-5 to 2-9)	2-7 (1-1 to 5-7)	3-8 (1-7 to 8-2)	4-6 (2-1 to 9-7)	5-9 (2-4 to 12-4)	7-1 (3-5 to 14-9)	5-9 (2-9 to 13-1)	4-5 (2-2 to 9-3)	3-5 (1-7 to 7)	2 (1 to 4-1)	0-8 (0-4 to 1-5)	42-6								
Low back pain	0 (0 to 0)	0 (0 to 0)	0 (0 to 0)	0 (0 to 0)	2-4 (1 to 4-4)	13-2 (7-6 to 21-3)	25-1 (14-6 to 40-1)	32-3 (19-6 to 53-4)	41-1 (24-5 to 63-8)	44-6 (29-2 to 74-2)	60-1 (36-6 to 99-9)	67 (40-7 to 101)	96 (61-2 to 152)	109 (68-1 to 164)	109 (67-6 to 162)	109 (64-1 to 164)	109 (62-6 to 160)	116 (64-6 to 167)	109 (64-9 to 157)	116 (71-8 to 168)	76-6 (48-4 to 115)	49-9 (31-2 to 72-7)	29-2 (14-9 to 39-9)	7-74 (4-7 to 9-9)	1,360								
Neck pain	0 (0 to 0)	0 (0 to 0)	0 (0 to 0)	0 (0 to 0)	1-3 (0-4 to 2-7)	7-6 (3-9 to 14-2)	13-2 (6-7 to 22)	12-4 (6-5 to 20-4)	14-9 (7-6 to 28-7)	20-5 (11-3 to 39-4)	28-9 (15-2 to 47-9)	33-8 (17-3 to 57-1)	49-3 (25-7 to 86-5)	52-7 (27-2 to 91)	49-9 (25-7 to 84-1)	48-7 (24-4 to 83-6)	46-6 (22-1 to 74-3)	44-7 (23-6 to 74-7)	46-2 (25-4 to 73-9)	51 (26-7 to 83-2)	21-5 (11-1 to 39-7)	11-4 (7-3 to 22-7)	3-4 (1-9 to 4-2)	489								
Gout	0 (0 to 0)	0 (0 to 0)	0 (0 to 0)	0 (0 to 0)	0 (0 to 0)	0 (0 to 0)	0 (0 to 0)	0 (0 to 0)	0 (0 to 0)	0 (0 to 0)	0 (0 to 0)	0 (0 to 0)	0 (0 to 0)	0 (0 to 0)	0 (0 to 0)	0 (0 to 0)	0 (0 to 0)	0 (0 to 0)	0 (0 to 0)	0 (0 to 0)	0 (0 to 0)	0 (0 to 0)	0 (0 to 0)	0 (0 to 0)	0 (0 to 0)	13-5								
Other musculoskeletal disorders	0 (0 to 0)	0 (0 to 0)	0 (0 to 0)	0 (0 to 0)	0-5 (0 to 1-1)	4-7 (2-4 to 7-9)	10-2 (6-2 to 16-1)	17-3 (10-7 to 27-3)	20-3 (14-2 to 28-1)	28-6 (16-7 to 46)	28-5 (17-5 to 44-7)	41-3 (26-2 to 61-9)	59-9 (35-9 to 78-7)	112 (70-6 to 159)	49-9 (30-3 to 74-9)	49-6 (27-4 to 73-1)	50-7 (29-0 to 78-6)	55 (29-0 to 85-6)	35-1 (19-4 to 54-7)	19-2 (7-5 to 33)	10 (4 to 18)	4-6 (2-4 to 10-7)	3-4 (1-3 to 5-4)	477								
Other non-communicable diseases	14-5 (10-3 to 21-1)	7-3 (5-4 to 11-3)	22-5 (16-1 to 31-1)	19-3 (12-2 to 24-7)	16 (7-1 to 19-4)	17-5 (10-1 to 23-9)	30-2 (20-2 to 45-3)	30-9 (20-2 to 72-1)	67-2 (45-4 to 96-7)	77-7 (50-9 to 110)	79-6 (54-9 to 110)	79-9 (54-2 to 109)	104 (72-6 to 140)	112 (76-9 to 152)	106 (74-4 to 145)	106 (74-6 to 144)	105 (67-9 to 73)	135 (87-6 to 173)	140 (100-1 to 191)	112 (82-3 to 146)	66-8 (51-6 to 113)	48-2 (31-6 to 98-5)	46-9 (28-8 to 94-6)	1,500								
Congenital birth defects	14-1 (9-7 to 20-9)	6-2 (4-3 to 10-6)	14-9 (10-1 to 24-4)	12-6 (8-4 to 18-7)	4-8 (2-4 to 6-8)	5-1 (2-7 to 7)	3-6 (2-1 to 5-1)	4-6 (2-5 to 8-2)	4-2 (2-3 to 5-7)	4-4 (2-3 to 6-1)	4-3 (2-3 to 6-4)	4-2 (2-1 to 6-5)	5-4 (2-9 to 7-4)	6-8 (3-6 to 9-9)	6-9 (3-6 to 9-2)	6-9 (3-5 to 9-2)	5-6 (2-9 to 8-1)	4-9 (2-4 to 7-5)	2 (1 to 3)	1-2 (0-7 to 1-9)	0-7 (0-4 to 1-1)	0-5 (0-3 to 0-7)	0-3 (0-1 to 0-4)	0-1 (0 to 0-1)	119								
Neural tube defects	0-7 (0-4 to 1-2)	0-2 (0-1 to 0-4)	1-3 (0-6 to 2-7)	0-4 (0-2 to 1-8)	0-1 (0 to 0-1)	0-1 (0 to 0-2)	0-2 (0 to 0-2)	0-2 (0 to 0-2)	0-2 (0-1 to 0-3)	0-3 (0-1 to 0-5)	0-1 (0-1 to 0-2)	0-1 (0-1 to 0-2)	0-1 (0-1 to 0-2)	0-1 (0-1 to 0-2)	0-1 (0-1 to 0-2)	0-1 (0 to 0-1)	0-1 (0 to 0-1)	0-1 (0 to 0-1)	0-1 (0 to 0-1)	0 (0 to 0)	0 (0 to 0)	0 (0 to 0)	0 (0 to 0)	0 (0 to 0)	4-6								
Congenital heart anomalies	3-4 (1-6 to 12-2)	2-4 (1-4 to 9-7)	4-4 (2-1 to 17)	2-2 (1 to 7)	0-7 (0-4 to 1-6)	0-9 (0-5 to 2)	1-1 (0-7 to 1-9)	0-7 (0-4 to 1-4)	0-9 (0-5 to 1-5)	1 (0-6 to 1-5)	0-7 (0-4 to 1-1)	1-1 (0-6 to 1-6)	1-4 (0-7 to 2-1)	1-4 (0-7 to 2-1)	1-3 (0-7 to 2-1)	1-3 (0-7 to 2-1)	1 (0-5 to 1-7)	1-1 (0-5 to 1-6)	0-2 (0 to 0-3)	0-1 (0-1 to 0-2)	0-1 (0 to 0-2)	0-1 (0 to 0-1)	0 (0 to 0)	0 (0 to 0)	27-9								
Orofacial clefts	0 (0 to 0)	0 (0 to 0)	0 (0 to 0-1)	0 (0 to 0-2)	0-1 (0 to 0-1)	0-1 (0 to 0-1)	0-1 (0 to 0-1)	0-1 (0 to 0-1)	0-1 (0 to 0-1)	0-1 (0 to 0-1)	0-1 (0 to 0-1)	0-1 (0 to 0-1)	0-1 (0 to 0-1)	0-1 (0 to 0-1)	0-1 (0 to 0-1)	0-1 (0 to 0-1)	0-1 (0 to 0-1)	0-1 (0 to 0-1)	0-1 (0 to 0-1)	0-1 (0 to 0-1)	0 (0 to 0)	0 (0 to 0)	0 (0 to 0)	0 (0 to 0)	1-3								
Down syndrome	0 (0 to 0-4)	0 (0 to 0-1)	0 (0 to 0-4)	0-3 (0 to 0-9)	0-2 (0 to 0-5)	0-4 (0 to 0-9)	0-4 (0 to 0-9)	0-4 (0 to 0-9)	0-4 (0 to 0-9)	0-5 (0 to 0-9)	0-4 (0 to 0-9)	0-5 (0 to 0-9)	0-6 (0 to 1-1)	1-6 (1 to 2-3)	2-1 (1 to 3-2)	1-6 (1 to 2-2)	1 (0 to 1-6)	1 (0 to 1-4)	0 (0 to 0)	0 (0 to 0)	0 (0 to 0)	0 (0 to 0)	0 (0 to 0)	0 (0 to 0)	14-1								
Turner syndrome	0 (0 to 0)	0 (0 to 0)	0 (0 to 0)	0 (0 to 0)	0 (0 to 0)	0 (0 to 0)	0 (0 to 0)	0 (0 to 0)	0 (0 to 0)	0 (0 to 0)	0 (0 to 0)	0 (0 to 0)	0 (0 to 0)	0 (0 to 0)	0 (0 to 0)	0 (0 to 0)	0 (0 to 0)	0 (0 to 0)	0 (0 to 0)	0 (0 to 0)	0 (0 to 0)	0 (0 to 0)	0 (0 to 0)	0 (0 to 0)	0-4								
Klinefelter syndrome	0 (0 to 0)	0 (0 to 0)	0 (0 to 0)	0 (0 to 0)	0 (0 to 0)	0 (0 to 0)	0 (0 to 0)	0 (0 to 0)	0 (0 to 0)	0 (0 to 0)	0 (0 to 0)	0 (0 to 0)	0 (0 to 0)	0 (0 to 0)	0 (0 to 0)	0 (0 to 0)	0 (0 to 0)	0 (0 to 0)	0 (0 to 0)	0 (0 to 0)	0 (0 to 0)	0 (0 to 0)	0 (0 to 0)	0 (0 to 0)	0								
Other chromosomal abnormalities	2-7 (1-9 to 7)	1-5 (0-8 to 3-2)	3-3 (1-7 to 6-4)	1-8 (1-2 to 2-7)	0-7 (0-4 to 1-1)	0-7 (0-5 to 1-2)	0-8 (0-5 to 1-3)	0-8 (0-5 to 1-1)	0-7 (0-4 to 0-9)	0-7 (0-4 to 0-9)	0-7 (0-4 to 1-1)	0-6 (0-4 to 0-9)	0-8 (0-4 to 1-2)	0-9 (0-4 to 1-3)	0-8 (0-4 to 1-2)	0-8 (0-3 to 0-9)	0-5 (0-3 to 0-9)	0-4 (0-2 to 0-7)	0-2 (0 to 0-5)	0-1 (0 to 0-3)	0 (0 to 0)	0 (0 to 0)	0 (0 to 0)	0 (0 to 0)	18-4								
Congenital musculoskeletal and limb anomalies	0-2 (0-1 to 0-4)	0-2 (0 to 0-1)	0-5 (0 to 1-3)	0-3 (0 to 0-6)	0-6 (0 to 1-2)	1-6 (0 to 2-5)	1-9 (0 to 3-2)	1-2 (0 to 2-2)	1-2 (0 to 2-1)	1-2 (0 to 2-1)	1-2 (0 to 2-1)	1-2 (0 to 2-1)	1-5 (0 to 2-5)	1-8 (0 to 2-9)	1-7 (0 to 2-7)	1-5 (0 to 2-1)	1-3 (0 to 2-1)	1-2 (0 to 2-2)	0-7 (0 to 1-2)	0-4 (0 to 0-8)	0-2 (0 to 0-4)	0-1 (0 to 0-2)	0-1 (0 to 0-2)	0 (0 to 0)	26-2								
Urogenital congenital anomalies	1-2 (0-4 to 2-2)	0-3 (0-1 to 0-6)	0-5 (0-2 to 0-7)	0-2 (0 to 0-4)	0-2 (0-1 to 0-3)	0-3 (0-1 to 0-5)	0-1 (0-1 to 0-2)	0-1 (0-1 to 0-2)	0-1 (0-1 to 0-2)	0-1 (0-1 to 0-2)	0-1 (0-1 to 0-2)	0-1 (0-1 to 0-2)	0-1 (0-1 to 0-2)	0-1 (0-1 to 0-2)	0-1 (0-1 to 0-2)	0-1 (0 to 0-1)	0 (0 to 0-1)	0 (0 to 0-1)	0 (0 to 0)	0 (0 to 0)	0 (0 to 0)	0 (0 to 0)	0 (0 to 0)	0 (0 to 0)	4								
Digestive congenital anomalies	1-9 (0-7 to 3-4)	0-7 (0-3 to 1-4)	1-3 (0-6 to 2-9)	0-6 (0-2 to 1-8)	0-2 (0 to 0-3)	0-2 (0 to 0-3)	0-2 (0-1 to 0-3)	0-2 (0-1 to 0-3)	0-2 (0-1 to 0-3)	0-2 (0-1 to 0-3)	0-2 (0-1 to 0-3)	0-2 (0-1 to 0-3)	0-2 (0-1 to 0-3)	0-2 (0-1 to 0-3)	0-2 (0-1 to 0-3)	0-2 (0-1 to 0-2)	0-2 (0-1 to 0-2)	0-2 (0-1 to 0-2)	0-2 (0 to 0-2)	0-2 (0 to 0-2)	0-2 (0 to 0-2)	0-2 (0 to 0-2)	0-2 (0 to 0-2)	0 (0 to 0)	0-3								
Other congenital birth defects	2-9 (1-6 to 4-9)	1-2 (0-5 to 2-1)	1-9 (1-3 to 3)	1-2 (0-5 to 2-2)	0-5 (0-3 to 0-8)	0-7 (0-4 to 1-3)	0-7 (0-4 to 1-1)	0-7 (0-4 to 1-1)	0-7 (0-4 to 1-1)	0-7 (0-4 to 1-1)	0-6 (0-4 to 1)	0-6 (0-3 to 1)	0-8 (0-4 to 1-1)	0-8 (0-4 to 1-1)	0-8 (0-4 to 1-2)	0-7 (0-3 to 1-1)	0-6 (0-3 to 1-2)	0-4 (0-2 to 1-2)	0-3 (0-1 to 1-1)	0-2 (0-1 to 0-7)	0-2 (0-1 to 0-4)	0-2 (0 to 0-2)	0-2 (0 to 0-2)	0 (0 to 0)	18-6								
Urinary diseases and male infertility	0 (0 to 0)	0 (0 to 0)	0 (0 to 0-2)	0 (0 to 0-2)	0 (0 to 0)	0 (0 to 0)	0-4 (0 to 0-9)	0-4 (0 to 0-9)	0-5 (0 to 0-9)	0-6 (0 to 1-1)	0-5 (0 to 0-9)	0-6 (0 to 1-1)	0-8 (0 to 1-3)	0-8 (0 to 1-3)	0-8 (0 to 1-3)	0-7 (0 to 1-2)	0-6 (0 to 1-2)	0-5 (0 to 1-1)	0-4 (0 to 0-9)	0-3 (0 to 0-7)	0-3 (0 to 0-6)	0-2 (0 to 0-4)	0-2 (0 to 0-3)	0 (0 to 0)	147								
Urolithiasis	0 (0 to 0)	0 (0 to 0)	0 (0 to 0)	0 (0 to 0)	0 (0 to 0)	0 (0 to 0)	0 (0 to 0-1)	0 (0 to 0-1)	0 (0 to 0-1)	0-1 (0 to 0-3)	0-1 (0 to 0-3)	0-1 (0 to 0-3)	0-2 (0 to 0-5)	0-2 (0 to 0-5)	0-2 (0 to 0-5)	0-2 (0 to 0-5)	0-2 (0 to 0-4)	0-2 (0 to 0-4)	0-1 (0 to 0-3)	0-1 (0 to 0-3)	0-1 (0 to 0-2)	0-1 (0 to 0-2)	0-1 (0 to 0-2)	0-1 (0 to 0-2)	5-2								
Benign prostatic hyperplasia	0 (0 to 0)	0 (0 to 0)	0 (0 to 0)	0 (0 to 0)	0 (0 to 0)	0 (0 to 0)	0 (0 to 0)	0 (0 to 0)	0 (0 to 0)	0 (0 to 0)	0 (0 to 0)	0 (0 to 0)	0 (0 to 0)	0 (0 to 0)	0 (0 to 0)	0 (0 to 0)	0 (0 to 0)	0 (0 to 0)	0 (0 to 0)	0 (0 to 0)	0 (0 to 0)	0 (0 to 0)	0 (0 to 0)	0 (0 to 0)	0								
Male infertility	–	–	–	–	–	–	–	–	–	–	–	–	–	–	–	–	–	–	–	–	–	–	–	–	NA							
Other urinary diseases	0 (0 to 0)	0 (0 to 0)	0 (0 to 0-1)	0 (0 to 0-1)	0 (0 to 0-1)	0-1 (0 to 0-1)	0-1 (0 to 0-1)	0-1 (0 to 0-1)	0-1 (0 to 0-2)	0-2 (0 to 0-3)	0-2 (0 to 0-3)	0-2 (0 to 0-3)	0-2 (0 to 0-4)	0-2 (0 to 0-4)	0-2 (0 to 0-4)	0-3 (0 to 0-5)	0-2 (0 to 0-4)	0-2 (0 to 0-4)	0-2 (0 to 0-3)	0-2 (0 to 0-3)	0-2 (0 to 0-3)	0-2 (0 to 0-3)	0-2 (0 to 0-3)	0-1 (0 to 0-2)	4-2								
Gynecological diseases	0 (0 to 0)	0 (0 to 0)	0 (0 to 0)	0 (0 to 0)	0-4 (0 to 0-9)	17-2 (10-1 to 27-7)	34-3 (21-6 to 52-8)	56-2 (36-2 to 82-2)	84-3 (51-9 to 122)	98-3 (64-9 to 142)	94-6 (64-5 to 136)	93-2 (64-2 to 132)	99 (67-7 to 141)	93 (62-5 to 134)	93 (62-1 to 134)	93 (61-9 to 134)	91 (60-2 to 131)	89-1 (59-4 to 128)	84-2 (52-5 to 124)	59-1 (43-3 to 97)	42-5 (27-5 to 71)	24-5 (14-3 to 40)	7 (4-3 to 11)	500								
Uterine fibroids	0 (0 to 0)	0 (0 to 0)	0 (0 to 0)	0 (0 to 0)	0 (0 to 0)	0-1 (0 to 0-2)	0-2 (0 to 0-4)	0-2 (0 to 0-4)	0-2 (0 to 0-4)	0-3 (0 to 0-6)	0-3 (0 to 0-6)	0-3 (0 to 0-6)	0-4 (0 to 0-7)	0-4 (0 to 0-7)	0-4 (0 to 0-7)	0-4 (0 to 0-7)	0-3 (0 to 0-6)	0-3 (0 to 0-6)	0-3 (0 to 0-6)	0-2 (0 to 0-5)	0-2 (0 to 0-3)	0-2 (0 to 0-3)	0-2 (0 to 0-3)	0 (0 to 0)	20-2								
Polycystic ovarian syndrome	0 (0 to 0)	0 (0 to 0)	0 (0 to 0)	0 (0 to 0)	0 (0 to 0)	0 (0 to 0)	0-4 (0 to 0-9)	0-4 (0 to 0-9)	0-3 (0 to 0-8)	0-3 (0 to 0-8)	0-3 (0 to 0-8)	0-3 (0 to 0-8)	0-3 (0 to 0-8)	0-3 (0 to 0-8)	0-3 (0 to 0-8)	0-3 (0 to 0-8)	0-3 (0 to 0-8)	0-3 (0 to 0-8)	0-3 (0 to 0-8)	0-3 (0 to 0-8)	0-3 (0 to 0-8)	0-3 (0 to 0-8)	0-3 (0 to 0-8)	0 (0 to 0)	16-2								
Female infertility	0 (0 to 0)	0 (0 to 0)	0 (0 to 0)	0 (0 to 0)	0 (0 to 0)	0 (0 to 0)	0-3 (0 to 1-6)	0-6 (0 to 2-6)	1 (0 to 3)	1-3 (0 to 4-9)	1-3 (0 to 4-4)	1-3 (0 to 5-1)	1-3 (0 to 5-1)	1-3 (0 to 5-1)	1-3 (0 to 5-1)	1-3 (0 to 5-1)	1-3 (0 to 5-1)	1-3 (0 to 5-1)	1-3 (0 to 5-1)	1-3 (0 to 5-1)	1-3 (0 to 5-1)	1-3 (0 to 5-1)	1-3 (0 to 5-1)	0 (0 to 0)	4-9								
Endometriosis	0 (0 to 0)	0 (0 to 0)	0 (0 to 0)	0 (0 to 0)	0 (0 to 0)	2-2 (0 to 7)	4-6 (2-2 to 9-5)	4-6 (2-2 to 9-5)	4-5 (2-2 to 9-3)	4-6 (2-2 to 9-7)	4-5 (2-2 to 9-6)	4-5 (2-2 to 9-5)	4-6 (2-2 to 9-6)	4-6 (2-2 to 9-7)	4-6 (2-2 to 9-6)	4-6 (2-2 to 9-6)	4-6 (2-2 to 9-6)	4-6 (2-2 to 9-6)	4-6 (2-2 to 9-6)	4-6 (2-2 to 9-6)	4-6 (2-2 to 9-6)	4-6 (2-2 to 9-6)	4-6 (2-2 to 9-6)	4-6 (2-2 to 9-6)	24-9								
Genital prolapse	0 (0 to 0)	0 (0 to 0)	0 (0 to 0)	0 (0 to 0)	0 (0 to 0)	0 (0 to 0)	0 (0 to 0)	0 (0 to 0)	0 (0 to 0)	0-1 (0 to 0-2)	0-1 (0 to 0-3)	0-1 (0 to 0-3)	0-1 (0 to 0-4)	0-1 (0 to 0-4)	0-1 (0 to 0-4)	0-1 (0 to 0-3)	0-1 (0 to 0-3)	0-1 (0 to 0-3)	0-1 (0 to 0-3)	0-1 (0 to 0-3)	0-1 (0 to 0-3)	0-1 (0 to 0-3)	0-1 (0 to 0-3)	0-1 (0 to 0-3)	16-8								
Premenstrual syndrome	0 (0 to 0)	0 (0 to 0)	0 (0 to 0)	0 (0 to 0)	4-9 (2-3 to 9-8)	10-9 (5-5 to 19-4)	13-7 (8-4 to 26-4)	13-6 (7-4 to 25-1)	13-9 (7-5 to 22-9)	15-6 (9-5 to 25-1)	15-4 (9-5 to 24-7)	15-3 (8-7 to 25-3)	14-7 (8-2 to 23-7)	14 (7-9 to 23-1)	13-9 (7-7 to 23-1)	13-7 (7-6 to 23-1)	13-5 (7-5 to 22-6)	13-2 (7-4 to 22-2)	12-9 (7-3 to 21-7)	11-7 (6-4 to 20-2)	9-9 (5-4 to 15)	5-72 (3-2 to 9-6)	3-7 (2-1 to 5-4)	1-9 (1 to 3)	153								
Other gynecological diseases	0 (0 to 0)	0 (0 to 0)	0 (0 to 0)	0 (0 to 0)	0 (0 to 0-1)	2-4 (1-1 to 4-5)	13 (7-7 to 20-3)	27-4 (15-4 to 42-8)	34-5 (19-6 to 54-6)	39-2 (23-5 to 59-7)	37-9 (23-5 to 52-2)	33-5 (21-1 to 48-1)	36 (19-1 to 52-2)	35-1 (18-4 to 51-5)	27-6 (16-4 to 41-5)	26-1 (15-2 to 39-1)	19-5 (10-6 to 28-2)	18-5 (10-5 to 26-9)	9-9 (5-6 to 15)	5-72 (3-2 to 9-5)	3-7 (2-1 to 5-4)	1-9 (1 to 3)	307								
Hemoglobinopathies and hemolytic anemias	0 (0 to 0-1)	0-2 (0 to 0-5)	0-4 (0 to 1-6)	0-2 (0 to 0-6)	0-2 (0 to 0-5)	1-4 (0 to 3-2)	1-3 (0 to 2-9)	1-3 (0 to 2-9)	0-8 (0 to 2-2)	0-8 (0 to 2-2)	0-8 (0 to 2-4)	0-8 (0 to 2-1)	1-2 (0 to 2-5)	0-8 (0 to 2-1)	0-8 (0 to 2-2)	0-8 (0 to 2-1)	1-1 (0 to 2-3)	1-3 (0 to 2-6)	1-3 (0 to 2-6)	1-2 (0 to 2-5)	1-1 (0 to 2-1)	0-7 (0 to 2-3)	0-3 (0 to 0-9)	20								
Thalassemias	0 (0 to 0)	0 (0 to 0)	0 (0 to 0)	0 (0 to 0)	0 (0 to 0)	0 (0 to 0)	0 (0 to 0)	0 (0 to 0)	0 (0 to 0)	0 (0 to 0)	0 (0 to 0)	0 (0 to 0)	0 (0 to 0)	0 (0 to 0)	0 (0 to 0)	0 (0 to 0)	0 (0 to 0)	0 (0 to 0)	0 (0 to 0)	0 (0 to 0)	0 (0 to 0)	0 (0 to 0)	0 (0 to 0)	0 (0 to 0)	0-2								
Thalassemias trait	0 (0 to 0)	0-1 (0 to 0-1)	0-2 (0 to 0-5)	0 (0 to 0-4)	0 (0 to 0-2)	0 (0 to 0)	0-5 (0 to 0-1)	0-5 (0 to 0-1)	0-5 (0 to 1-1)	0-5 (0 to 1-1)	0-5 (0 to 0-4)	0-2 (0 to 0-6)	0-2 (0 to 0-9)	0-2 (0 to 0-9)	0-2 (0 to 0-9)	0-2 (0 to 0-9)	0-1 (0 to 0-5)	0-2 (0 to 0-5)	0-1 (0 to 0-5)	0-1 (0 to 0-5)	0-1 (0 to 0-5)	0-1 (0 to 0-5)	0-1 (0 to 0-5)	0-1 (0 to 0-5)	4								
Sickle cell disorders	0 (0 to 0)	0 (0 to 0)	0-1 (0 to 0-2)	0-1 (0 to 0-1)	0-1 (0 to 0-1)	0-1 (0 to 0-1)	0-1 (0 to 0-2)	0-1 (0 to 0-2)	0-1 (0 to 0-1)	0-1 (0 to 0-1)	0-1 (0 to 0-1)	0-1 (0 to 0-1)	0-1 (0 to 0-1)	0-1 (0 to 0-1)	0-1 (0 to 0-1)	0-1 (0 to 0-1)	0-1 (0 to 0-1)	0-1 (0 to 0-1)	0-1 (0 to 0-1)	0-1 (0 to 0-1)	0-1 (0 to 0-1)	0-1 (0 to 0-1)	0-1 (0 to 0-1)	0-1 (0 to 0-1)	0-9								
Sickle cell trait	0 (0 to 0)	0 (0 to 0-1)	0 (0 to 0-3)	0 (0 to 0-3)	0 (0 to 0-1)	0 (0 to 0-1)	0-6 (0 to 1-6)	0-5 (0 to 1-4)	0-5 (0 to 1-4)	0-6 (0 to 1-7)	0-5 (0 to 1-5)	0-5 (0 to 1-4)	0-6 (0 to 1-6)	0-6 (0 to 1-5)	0-6 (0 to 1-5)	0-5 (0 to 1-3)	0-5 (0 to 1-3)	0-5 (0 to 1-3)	0-5 (0 to 1-3)	0-5 (0 to 1-3)	0-5 (0 to 1-3)	0-5 (0 to 1-3)	0-5 (0 to 1-3)	0-5 (0 to 1-3)	3-2								
G6PD deficiency	0 (0 to 0)	0 (0 to 0)	0 (0 to 0)	0 (0 to 0)	0 (0 to 0)	0 (0 to 0)	0-1 (0 to 0-1)	0-1 (0 to 0-1)	0-1 (0 to 0-1)	0-1 (0 to 0-1)	0-1 (0 to 0-1)	0-1 (0 to 0-1)	0-1 (0 to 0-1)	0-1 (0 to 0-1)	0-1 (0 to 0-1)	0-1 (0 to 0-1)	0-1 (0 to 0-1)	0-1 (0 to 0-1)	0-1 (0 to 0-1)	0-1 (0 to 0-1)	0-1 (0 to 0-1)	0-1 (0 to 0-1)	0-1 (0 to 0-1)	0-1 (0 to 0-1)	1-1								
G6PD trait	0 (0 to 0)	0 (0 to 0)	0 (0 to 0)	0 (0 to 0)	0 (0 to 0)	0 (0 to 0)	0 (0 to 0)	0 (0 to 0)	0 (0 to 0)	0 (0 to 0)	0 (0 to 0)	0 (0 to 0)	0 (0 to 0)	0 (0 to 0)	0 (0 to 0)	0 (0 to 0)	0 (0 to 0)	0 (0 to 0)	0 (0 to 0)	0 (0 to 0)	0 (0 to 0)	0 (0 to 0)	0 (0 to 0)	0 (0 to 0)	0-1								
Other hemoglobinopathies and hemolytic anemias	0 (0 to 0)	0-1 (0 to 1-1)	0-1 (0 to 0-5)	0-1 (0 to 0-5)	0 (0 to 0-1)	0-1 (0 to 0-4)	0-1 (0 to 0-4)	0-1 (0 to 0-4)	0-2 (0 to 0-5)	0-3 (0 to 0-6)	0-4 (0 to 0-7)	0-4 (0 to 0-7)	0-5 (0 to 1-2)	0-6 (0 to 1-4)	0-5 (0 to 1-3)	0-5 (0 to 1-3)	0-6 (0 to 2-2)	1 (0 to 2-5)	1-3 (0 to 3-2)	1-1 (0 to 2-6)	1-1 (0 to 1-9)	0-7 (0 to 1-1)	0-7 (0 to 1-1)	0-3 (0 to 0-6)	10-5								
Endocrine, metabolic, blood, and immune disorders	3-4 (2-2 to 5-4)	2-2 (1-2 to 3-7)	4-6 (2-1 to 8-4)	3-1 (1-9 to 4-8)	4-4 (2-6 to 6-7)	5-4 (3-0 to 7-8)	8-6 (4-9 to 12-9)	7-6 (4-6 to 11-9)	9-8 (6-2 to 15)	12-5 (7-9 to 19-7)	20-3 (12-9 to 29-9)	27 (17-3 to 41-3)	37-9 (24-1 to 54-9)	39-2 (24-7 to 56-4)	37 (19-3 to 48-5)	31 (16-3 to 44-5)	33-1 (20-3 to 52-3)	27-3 (17-3 to 42-3)	26-2 (16-3 to 39-3)	26-4 (16-5 to 39-2)	16-9 (11-1 to 25-2)	10-4 (7-2 to 15-3)	5-5 (3-5 to 7-7)	2-4 (1-5 to 3-4)	311								
Oral disorders	0 (0 to 0)	0 (0 to 0)	1-1 (0-4 to 1-8)	1-5 (0-5 to 2-5)	2-1 (1-1 to 3-7)	3 (1-4 to 4-9)	4 (2-2 to 6-5)	5-3 (2-9 to 8-3)	6-8 (4-1 to 11-3)	8-2 (4-6 to 14)	9-7 (5-5 to 16-5)	10-1 (5-9 to 16-9)	12-3 (7-1 to 20-1)	13-2 (7-6 to 21-3)	12-5 (7-3 to 20-1)	12-3 (7-1 to 20-1)	12-1 (6-9 to 20-1)	12-1 (6-8 to 20-1)	11-4 (6-5 to 19-1)	9-9 (5-6 to 16)	5-72 (3-2 to 9-4)	3-7 (2-1 to 5-4)	1-9 (1 to 3)	13-4 (8-0 to 19-4)	399								
Caries of deciduous teeth	0 (0 to 0)	0 (0 to 0)	0 (0 to 0-2)	0 (0 to 0-5)	0 (0 to 0)	0 (0 to 0)	0 (0 to 0)	0 (0 to 0)	0 (0 to 0)	0 (0 to 0)	0 (0 to 0)	0 (0 to 0)	0 (0 to 0)	0 (0 to 0)	0 (0 to 0)	0 (0 to 0)	0 (0 to 0)	0 (0 to 0)	0 (0 to 0)	0 (0 to 0)	0 (0 to 0)	0 (0 to 0)	0 (0 to 0)	0 (0 to 0)	0 (0 to 0)	0-3								
Caries of permanent teeth	0 (0 to 0)	0 (0 to 0)	0 (0 to 0)	0 (0 to 0-4)	0-3 (0 to 1-9)	0-6 (0 to 1-7)	1-3 (0 to 2-3)	1-3 (0 to 2-3)	1-3 (0 to 2-4)	1-3 (0 to 2-4)	1-3 (0 to 2-4)	1-3 (0 to 2-4)	1-3 (0 to 2-4)	1-3 (0 to 2-4)	1-3 (0 to 2-4)	1-3 (0 to 2-4)	1-3 (0 to 2-4)	1-3 (0 to 2-4)	1-3 (0 to 2-4)	1-3 (0 to 2-4)	1-3 (0 to 2-4)	1-3 (0 to 2-4)	1-3 (0 to 2-4)	1-3 (0 to 2-4)	18-9								
Periodontal diseases	0 (0 to 0)	0 (0 to 0)	0 (0 to 0)	0 (0 to 0)	0 (0 to 0)	0 (0 to 0)	0-2 (0 to 0-4)	0-2 (0 to 0-4)	0-2 (0 to 0-4)	0-2 (0 to 0-4)	0-2 (0 to 0-4)	0-2 (0 to 0-4)	0-2 (0 to 0-4)	0-2 (0 to 0-4)	0-2 (0 to 0-4)	0-2 (0 to 0-4)	0-2 (0 to 0-4)	0-2 (0 to 0-4)	0-2 (0 to 0-4)	0-2 (0 to 0-4)	0-2 (0 to 0-4)	0-2 (0 to 0-4)	0-2 (0 to 0-4)	0-2 (0 to 0-4)	49-3								
Other oral disorders	0 (0 to 0)	0 (0 to 0)	0 (0 to 0)	1 (0-4 to 1-6)	2-6 (0-6 to 4-6)	2-7 (1 to 2-8)	2-7 (1 to 3-4)	2-7 (1 to 3-6)	2-7 (1-2 to 3-8)	2-7 (

SR Table 2b: Milton Keynes DALYS by cause and age arouse for females with 95% uncertainty intervals, 2019

Cause	Early Neonatal	Late Neonatal	Post Neonatal	1 to 4	5 to 9	10 to 14	15 to 19	20 to 24	25 to 29	30 to 34	35 to 39	40 to 44	45 to 49	50 to 54	55 to 59	60 to 64	65 to 69	70 to 74	75 to 79	80 to 84	85 to 89	90 to 94	95 plus	Total
All causes	886 (249 to 2,272)	1,199 (125 to 1,778)	1,599 (151 to 3,264)	1,014 (286 to 1,902)	1,004 (364 to 1,936)	1,014 (474 to 2,055)	1,214 (617 to 1,886)	1,284 (574 to 1,966)	1,290 (583 to 1,920)	1,290 (584 to 1,920)	1,290 (1,320 to 2,200)	1,290 (1,740 to 2,600)	1,290 (1,740 to 2,600)	1,290 (1,740 to 2,770)	1,290 (1,740 to 2,600)	1,290 (1,740 to 2,600)	1,290 (2,070 to 3,160)	1,290 (2,070 to 3,160)	1,290 (2,160 to 3,130)	1,290 (2,160 to 3,130)	1,290 (2,460 to 3,430)	1,290 (2,370 to 3,940)	1,290 (2,160 to 3,130)	1,290 (1,960 to 2,370)	1,290 (1,560 to 2,020)	1,290 (1,360 to 1,300)	1,290 (457 to 503)	35,700
Communicable, maternal, neonatal, and nutritional diseases	886 (181 to 2,269)	1,199 (72 to 3,116)	1,599 (94 to 3,264)	1,014 (72 to 1,902)	1,004 (49 to 1,936)	1,014 (89 to 2,055)	1,214 (49 to 1,886)	1,284 (35 to 1,966)	1,290 (35 to 1,920)	1,290 (35 to 1,920)	1,290 (52 to 2,200)	1,290 (54 to 2,600)	1,290 (54 to 2,600)	1,290 (54 to 2,770)	1,290 (54 to 2,600)	1,290 (54 to 2,600)	1,290 (90 to 3,160)	1,290 (90 to 3,160)	1,290 (94 to 3,130)	1,290 (94 to 3,130)	1,290 (73 to 3,430)	1,290 (73 to 3,940)	1,290 (110 to 3,130)	1,290 (73 to 2,370)	1,290 (114 to 2,020)	1,290 (104 to 2,300)	1,290 (114 to 1,300)	2,000
HIV/AIDS and sexually transmitted infections	6 (1 to 13)	1 (1 to 3)	2 (1 to 5)	0 (0 to 1)	0 (0 to 0)	0 (0 to 0)	0 (0 to 0)	1 (0 to 2)	2 (0 to 4)	3 (1 to 5)	3 (1 to 6)	4 (2 to 8)	5 (2 to 9)	6 (3 to 10)	6 (3 to 10)	6 (3 to 10)	6 (3 to 10)	6 (3 to 10)	6 (3 to 10)	6 (3 to 10)	6 (3 to 10)	6 (3 to 10)	6 (3 to 10)	6 (3 to 10)	6 (3 to 10)	6 (3 to 10)	6 (3 to 10)	6 (3 to 10)	90
HIV/AIDS	0 (0 to 0)	0 (0 to 0)	0 (0 to 0)

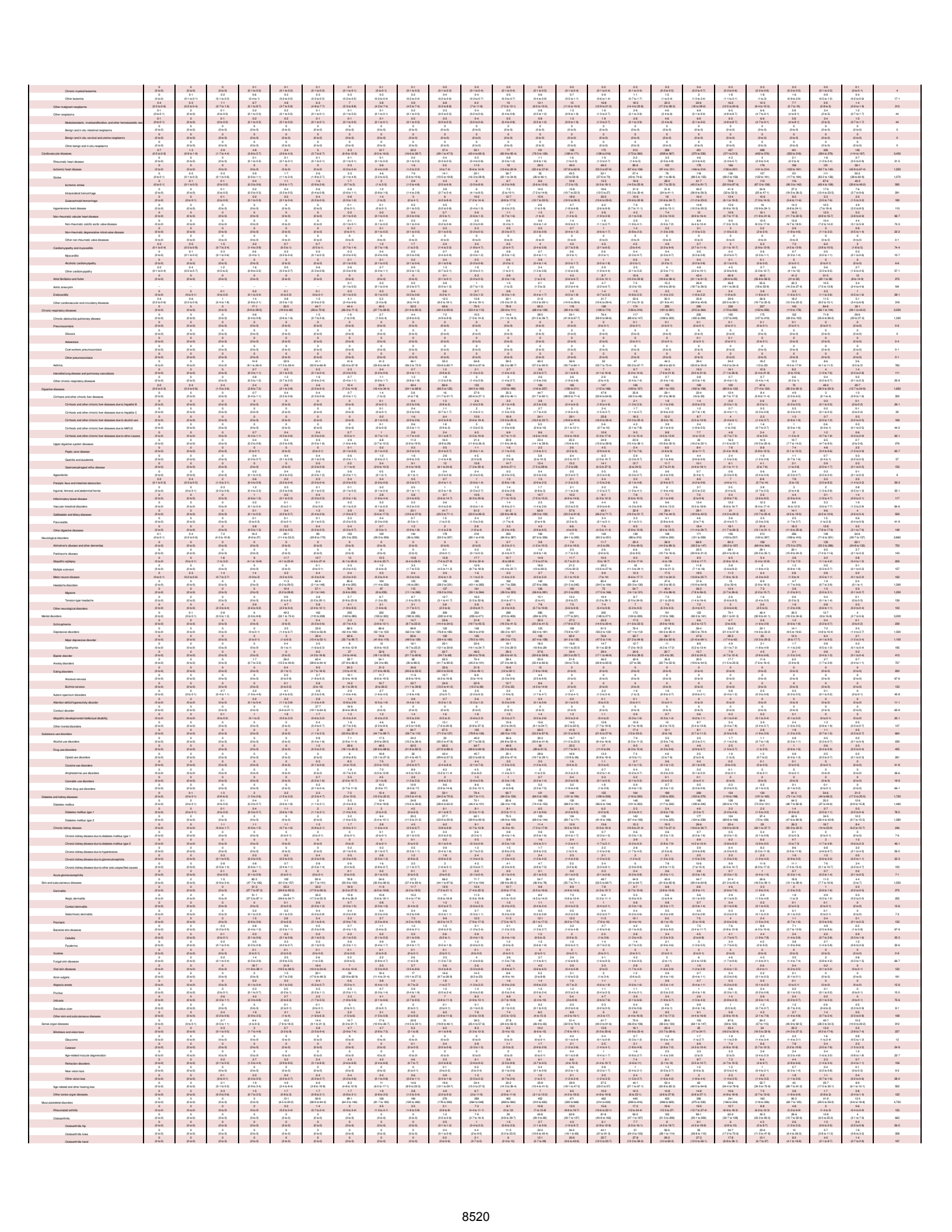

Osteoarthritis other	0 (0 to 0)	0 (0 to 0)	0 (0 to 0)	0 (0 to 0)	0 (0 to 0)	0 (0 to 0)	0 (0 to 0)	0 (0 to 0)	0 (0 to 0)	0 (0 to 0)	0 (0 to 1)	0.4 (0 to 1)	1.3 (0 to 3)	2.6 (1.2 to 4.6)	4.6 (2.5 to 8)	6 (2.7 to 12.4)	7.7 (3.2 to 15)	7.7 (3.7 to 16.3)	7.7 (3.7 to 19.1)	5.4 (2.4 to 11)	4.2 (2.1 to 8.6)	2.6 (1.4 to 5.4)	1.5 (0.4 to 3)	0.5 (0.3 to 1)		52.2
Low back pain	0 (0 to 0)	0 (0 to 0)	0 (0 to 0)	0 (0 to 0)	7.4 (3.4 to 12.7)	34.6 (21.7 to 59)	0 (0 to 0)	79.8 (40.7 to 110)	150 (92.4 to 182)	146 (79.6 to 215)	117 (72 to 167)	99.7 (62.1 to 134)	96 (61.6 to 129)	106 (67.6 to 154)	136 (82.9 to 225)	131 (81.3 to 209)	110 (67.9 to 184)	98 (57.1 to 180)	103 (54.6 to 152)	71.8 (45.3 to 104)	39.9 (24.9 to 58.7)	17.2 (10.9 to 25.5)	4.9 (3.1 to 7.3)		2,210
Neck pain	0 (0 to 0)	0 (0 to 0)	4.1 (1.5 to 8.6)	21.5 (11.1 to 39.7)	29.7 (15.1 to 51.9)	29.4 (14.3 to 55.5)	34.6 (18.3 to 70.5)	37 (22.1 to 114)	60.7 (32.1 to 114)	52.9 (29.7 to 102)	47.7 (32.4 to 160)	50 (30.1 to 82)	55 (33.1 to 91)	90.3 (54.8 to 181)	90.5 (45.4 to 160)	73.6 (39.1 to 133)	63.8 (33.1 to 110)	57.1 (30.9 to 94)	49.1 (29.9 to 79.9)	29.4 (15.9 to 52.4)	11.2 (5.6 to 19.2)	3 (0.4 to 6.2)		880
Gout	0 (0 to 0)	0 (0 to 0)	0 (0 to 0)	0 (0 to 0)	0 (0 to 0)	0 (0 to 0)	0 (0 to 0)	0 (0 to 0)	0 (0 to 0)	0 (0 to 0)	0 (0 to 0)	0 (0 to 0)	0 (0 to 0)	0 (0 to 0)	0 (0 to 0)	0 (0 to 0)	0 (0 to 1)	0 (0 to 1)	0 (0 to 1)	0 (0 to 0.6)	0 (0 to 1.3)	0 (0 to 1.3)	0 (0 to 0.6)	0 (0 to 0)		16.3
Other musculoskeletal disorders	0 (0 to 0)	0 (0 to 0)	0 (0 to 0)	0.2 (0 to 0.5)	1.4 (0.3 to 3.3)	22.6 (13.3 to 35.4)	43.7 (26.4 to 67.7)	69.4 (42.8 to 105)	88.1 (52 to 121)	94.4 (49.3 to 131)	88.3 (52.4 to 130)	67.2 (52.9 to 134)	70 (49.3 to 119)	78.9 (49.7 to 110)	64.1 (34.1 to 96)	52.9 (28.2 to 89.7)	29.7 (15.9 to 47.9)	15.6 (5.5 to 28.1)	6.6 (3.6 to 12.7)	4.4 (2.2 to 7.5)	1.3 (1.5 to 3.1)	820
Other non-communicable diseases	72.3 (52.7 to 104)	59 (35.9 to 87.4)	89.9 (62 to 126)	85.2 (51.3 to 131.8)	27.6 (21.4 to 46.4)	53.8 (36.1 to 73.4)	77.8 (52.7 to 109)	155 (86.7 to 176)	196 (109 to 268)	256 (175 to 362)	299 (208 to 415)	357 (186 to 368)	256 (180 to 346)	236 (180 to 346)	196 (138 to 283)	170 (127 to 247)	175 (122 to 240)	175 (118 to 235)	192 (122 to 287)	111 (82 to 147)	87.3 (66.5 to 113)	50.5 (40.7 to 73.3)	49.5 (36 to 64)	17.4 (11.7 to 23.1)	3,150
Congenital birth defects	70.3 (46.9 to 102)	42.2 (29.4 to 62.3)	68.6 (34.4 to 92.3)	40.7 (21.5 to 62.9)	16.8 (12.1 to 22.2)	14.5 (10.7 to 19.1)	11.9 (8.9 to 15.6)	9.9 (7.5 to 12.8)	10.1 (7.5 to 13.2)	11.9 (8.9 to 15.5)	13.2 (10 to 17.4)	11.5 (8.7 to 15.1)	11.5 (8.1 to 14.6)	10.6 (7.6 to 13.9)	9.8 (6.5 to 13.1)	7.6 (5 to 10.3)	5.6 (3 to 7.7)	3.1 (1.3 to 5.1)	1.1 (0.4 to 1.9)	0.7 (0.2 to 0.6)	0.4 (0 to 0.9)	0.2 (0 to 0.5)	0.1 (0 to 0.1)		363
Neural tube defects	7.6 (4.3 to 12.4)	2.2 (1.1 to 3.9)	0.8 (0.6 to 16.7)	0.5 (0.2 to 11.9)	0.9 (0.4 to 1.3)	0.6 (0.3 to 1.1)	0.7 (0.4 to 0.9)	0.7 (0.4 to 1.1)	0.7 (0.4 to 1)	0.7 (0.4 to 1)	0.7 (0.4 to 1.1)	0.5 (0.3 to 0.8)	0.4 (0.2 to 0.7)	0.2 (0.1 to 0.4)	0.1 (0 to 0.4)	0.1 (0 to 0.3)	0 (0 to 0.1)	0 (0 to 0.1)	0 (0 to 0.1)	0 (0 to 0.1)	0 (0 to 0.1)	0 (0 to 0.1)	0 (0 to 0)		32.6
Congenital heart anomalies	14.2 (7.6 to 22.9)	16.2 (9.6 to 27)	16.6 (8.4 to 34.1)	9.1 (4.9 to 13.7)	2.5 (1.4 to 4.4)	2.1 (1.2 to 4.4)	1.9 (1.2 to 3)	1.9 (1.2 to 3.1)	2.2 (1.4 to 3.2)	1.4 (1 to 2.1)	2.6 (1.7 to 3.7)	2.4 (1.4 to 3.5)	2.4 (1.5 to 3.2)	3.1 (1.9 to 4.6)	1.6 (0.9 to 2.4)	1.3 (0.7 to 2)	1.3 (0.5 to 1.9)	0.9 (0.5 to 1.4)	0.5 (0.1 to 0.9)	0.1 (0 to 0.2)	0.1 (0 to 0.1)	0.1 (0 to 0.1)	0 (0 to 0)		80.3
Orofacial clefts	0 (0 to 0)	0.1 (0 to 0.3)	0.3 (0.1 to 0.6)	0.2 (0 to 0.4)	0.2 (0 to 0.4)	0.2 (0 to 0.3)	0.1 (0 to 0.3)	0.2 (0 to 0.4)	0.2 (0 to 0.5)	0.2 (0 to 0.5)	0.2 (0 to 0.5)	0.2 (0 to 0.5)	0.2 (0 to 0.5)	0.2 (0 to 0.5)	0.2 (0 to 0.5)	0.2 (0 to 0.5)	0.1 (0 to 0.5)	0.1 (0 to 0.5)	0.1 (0 to 0.5)	0.1 (0 to 0.5)	0.1 (0 to 0.5)	0.1 (0 to 0.5)	0 (0 to 0)		3
Down syndrome	2 (1.1 to 3.2)	0.8 (0.4 to 1.2)	1.4 (0.7 to 2.2)	1.5 (0.5 to 2.9)	0.9 (0.5 to 1.2)	0.8 (0.4 to 1.1)	0.9 (0.5 to 1.2)	1 (0.6 to 1.4)	1.2 (0.8 to 1.6)	1.4 (1 to 2)	1.4 (1 to 2)	1.2 (0.8 to 1.7)	1.4 (1 to 2)	1.8 (1.2 to 2.7)	2.1 (1.5 to 3.1)	3.6 (2.1 to 5.2)	2.6 (1.5 to 4.2)	1.5 (0.8 to 2.2)	0.6 (0.3 to 1)	0.2 (0 to 0.5)	0.2 (0 to 0.5)	0.1 (0 to 0.3)	0 (0 to 0)		26.9
Turner syndrome	0 (0 to 0)	0 (0 to 0)	0.1 (0 to 0.2)	0.1 (0 to 0.2)	0.1 (0 to 0.2)	0.1 (0 to 0.2)	0.1 (0 to 0.2)	0.1 (0 to 0.3)	0.1 (0 to 0.3)	0.1 (0 to 0.3)	0.1 (0 to 0.3)	0.1 (0 to 0.2)	0.1 (0 to 0.2)	0.1 (0 to 0.1)	0.1 (0 to 0.1)	0 (0 to 0)	0 (0 to 0)	0 (0 to 0)	0 (0 to 0)	0 (0 to 0)	0 (0 to 0)	0 (0 to 0)	0 (0 to 0)	0 (0 to 0)		1.1
Klinefelter syndrome	0 (0 to 0)	0 (0 to 0)	0 (0 to 0)	0 (0 to 0)	0 (0 to 0)	0 (0 to 0)	0 (0 to 0)	0 (0 to 0)	0 (0 to 0)	0 (0 to 0)	0 (0 to 0)	0 (0 to 0)	0 (0 to 0)	0 (0 to 0)	0 (0 to 0)	0 (0 to 0)	0 (0 to 0)	0 (0 to 0)	0 (0 to 0)	0 (0 to 0)	0 (0 to 0)	0 (0 to 0)	0 (0 to 0)	0 (0 to 0)		0
Other chromosomal abnormalities	11.2 (5.4 to 27.9)	9.2 (5 to 16.8)	12.4 (6.7 to 25.8)	5.1 (2.3 to 9.4)	2.3 (1.4 to 3.7)	1.9 (1.2 to 3.3)	1.7 (1.1 to 2.9)	1.4 (0.9 to 2.1)	1.4 (0.9 to 2.1)	1.6 (1 to 2.4)	1.8 (1.1 to 2.6)	1.4 (0.9 to 2)	1.3 (0.8 to 2)	0.8 (0.5 to 1.1)	1 (0.6 to 1.5)	0.7 (0.3 to 0.7)	0.3 (0.2 to 0.5)	0.3 (0.2 to 0.5)	0.2 (0.1 to 0.3)	0.1 (0 to 0.2)	0 (0 to 0)	0 (0 to 0)	0 (0 to 0)	0 (0 to 0)		55.1
Congenital musculoskeletal and limb anomalies	2.6 (1.5 to 4.4)	0.9 (0.4 to 1.4)	1.4 (0.3 to 2.2)	0.7 (0.2 to 1.4)	0.7 (0.4 to 1.2)	0.7 (0.4 to 1.2)	0.8 (0.4 to 1.2)	0.9 (0.5 to 1.4)	1.1 (0.6 to 1.7)	0.9 (0.5 to 1.4)	0.9 (0.5 to 1.4)	0.7 (0.4 to 1.1)	0.6 (0.3 to 1)	0.4 (0.2 to 0.7)	0.4 (0.2 to 0.7)	0.4 (0.2 to 0.6)	0.2 (0.1 to 0.4)	0.1 (0 to 0.3)	0.1 (0 to 0.2)	0.1 (0 to 0.2)	0.1 (0 to 0.2)	0.1 (0 to 0.1)	0 (0 to 0)		62.9
Urogenital congenital anomalies	2.5 (1.5 to 4.1)	0.8 (0.4 to 1.4)	1 (0.4 to 1.8)	1.1 (0.4 to 1.8)	0.6 (0.2 to 0.7)	0.4 (0.2 to 0.6)	0.2 (0.1 to 0.3)	0.2 (0.1 to 0.3)	0.2 (0.1 to 0.3)	0.2 (0.1 to 0.3)	0.2 (0.1 to 0.3)	0.1 (0.1 to 0.2)	0.1 (0.1 to 0.2)	0.1 (0.1 to 0.2)	0.1 (0 to 0.1)	0 (0 to 0.1)	0 (0 to 0.1)	0 (0 to 0.1)	0 (0 to 0.1)	0 (0 to 0.1)	0 (0 to 0.1)	0 (0 to 0.1)	0 (0 to 0)		7.9
Digestive congenital anomalies	8.6 (5.4 to 13.9)	4.4 (2.4 to 8.2)	3.1 (2.4 to 9.6)	2.1 (0.9 to 5.2)	0.7 (0.3 to 2.1)	0.7 (0.3 to 2.1)	0.6 (0.2 to 2.1)	0.6 (0.2 to 2.1)	0.6 (0.2 to 2.1)	0.5 (0.2 to 2.1)	0.5 (0.2 to 2.1)	0.5 (0.2 to 2.1)	0.5 (0.2 to 2.1)	0.5 (0.2 to 2.1)	0.5 (0.2 to 2.1)	0.5 (0.2 to 2.1)	0.5 (0.2 to 2.1)	0.5 (0.2 to 2.1)	0.5 (0.2 to 2.1)	0.5 (0.2 to 2.1)	0.5 (0.2 to 2.1)	0.5 (0.2 to 2.1)	0.5 (0.2 to 2.1)		25.8
Other congenital birth defects	12.1 (7.2 to 20.9)	6.1 (4.4 to 12.2)	5.4 (3.4 to 16.7)	3.3 (1.7 to 7.3)	2.2 (1.5 to 4.4)	2.2 (1.5 to 4.4)	2.1 (1.5 to 3.2)	2.1 (1.5 to 3.2)	2.1 (1.5 to 3.2)	2.1 (1.5 to 3.2)	2.1 (1.5 to 3.2)	2.1 (1.5 to 3.2)	2.1 (1.5 to 3.2)	2.1 (1.5 to 3.2)	2.1 (1.5 to 3.2)	2.1 (1.5 to 3.2)	2.1 (1.5 to 3.2)	2.1 (1.5 to 3.2)	2.1 (1.5 to 3.2)	2.1 (1.5 to 3.2)	2.1 (1.5 to 3.2)	2.1 (1.5 to 3.2)	2.1 (1.5 to 3.2)		67.8
Urinary diseases and male infertility	0.1 (0.0 to 0.2)	0.0 (0.0 to 0.0)	0.6 (0.0 to 0.1)	0.6 (0.4 to 0.1)	0.7 (0.5 to 0.1)	1.1 (0.7 to 1.6)	1.6 (1.1 to 2.2)	2.6 (1.8 to 3.7)	3.1 (2.7 to 5.5)	4.6 (3.2 to 6.2)	4.4 (3.1 to 5.6)	6.4 (4.4 to 8.8)	6.4 (3.5 to 7.1)	5.1 (4.4 to 8.8)	6.5 (4.9 to 9.6)	7.6 (5 to 12.3)	8.5 (5.9 to 18.1)	10 (12.6 to 27.4)	13.5 (14.4 to 33.1)	17.4 (17.6 to 39.2)	20.4 (16.2 to 40.2)	19.6 (13.9 to 35.5)	10.1 (6.3 to 17.3)		196
Urolithiasis	0 (0 to 0)	0 (0 to 0)	0 (0 to 0)	0 (0 to 0)	0 (0 to 0)	0 (0 to 0.1)	0.1 (0 to 0.1)	0.2 (0.2 to 0.5)	0.3 (0.3 to 0.9)	0.6 (0.4 to 1.3)	0.8 (0.5 to 1.4)	0.8 (0.5 to 1.4)	0.8 (0.5 to 1.6)	0.8 (0.4 to 1.6)	1.1 (0.5 to 1.9)	1.1 (0.5 to 1.7)	1.1 (0.5 to 1.9)	1.1 (0.6 to 1.9)	1 (0.7 to 2.3)	0.8 (0.4 to 1.9)	0.5 (0.2 to 1.1)	0.2 (0 to 0.5)	0.1 (0 to 0.4)		12.1
Benign prostatic hyperplasia	0 (0 to 0)	0 (0 to 0)	0 (0 to 0)	0 (0 to 0)	0 (0 to 0)	0 (0 to 0)	0 (0 to 0)	0 (0 to 0)	0 (0 to 0)	0 (0 to 0)	0 (0 to 0)	0 (0 to 0)	0 (0 to 0)	0 (0 to 0)	0 (0 to 0)	0 (0 to 0)	0 (0 to 0)	0 (0 to 0)	0 (0 to 0)	0 (0 to 0)	0 (0 to 0)	0 (0 to 0)	0 (0 to 0)	0 (0 to 0)		0
Male infertility	–	–	–	–	–	–	–	–	–	–	–	–	–	–	–	–	–	–	–	–	–	–	–	–		NA
Other urinary diseases	0.1 (0 to 0.1)	0.1 (0 to 0.2)	0.1 (0 to 0.2)	0.2 (0.1 to 0.4)	0.1 (0.1 to 0.3)	0.2 (0.1 to 0.4)	0.2 (0.1 to 0.3)	0.3 (0.2 to 0.5)	0.3 (0.2 to 0.6)	0.4 (0.3 to 0.9)	0.6 (0.4 to 0.9)	0.5 (0.3 to 0.7)	0.5 (0.3 to 0.6)	0.5 (0.3 to 0.6)	0.4 (0.2 to 0.5)	0.4 (0.2 to 0.6)	0.3 (0.2 to 0.5)	0.3 (0.2 to 0.5)	0.3 (0.2 to 0.5)	0.3 (0.1 to 0.5)	0.3 (0.1 to 0.5)	0.2 (0.1 to 0.4)	0.2 (0 to 0.4)	0.1 (0 to 0.2)		7
Gynecological diseases	0 (0 to 0)	0 (0 to 0)	0 (0 to 0)	0 (0 to 0)	140 (72.9 to 205.7)	140 (83.4 to 244.4)	136 (82.2 to 227)	136 (88.1 to 201)	156 (107 to 242)	199 (120 to 283)	166 (108 to 240)	140 (84.2 to 202)	140 (80.4 to 196)	140 (87.1 to 188.6)	128 (72.5 to 172)	101 (55.2 to 144.7)	74 (39.7 to 98.2)	41 (17.5 to 64.6)	12.5 (7.9 to 18.2)	7.4 (4.5 to 11.2)	4.1 (2.4 to 6.1)	1.9 (1.2 to 2.8)	0.6 (0.3 to 1)		1,250
Uterine fibroids	0 (0 to 0)	0 (0 to 0)	0 (0 to 0)	0 (0 to 0)	0 (0 to 0.4)	0 (0 to 0.5)	0.4 (0 to 0.5)	1.1 (0.5 to 2.4)	3.1 (1.4 to 6.5)	6.7 (2.9 to 13.5)	8.8 (4 to 16.4)	9.3 (4 to 18)	9.3 (4.2 to 19)	4.2 (2 to 7.9)	2.3 (1 to 4.6)	1.5 (0.7 to 2.9)	0.7 (0.3 to 1.4)	0.2 (0 to 0.5)	0.1 (0 to 0.3)	0 (0 to 0.1)	0 (0 to 0.1)	0 (0 to 0.1)	0 (0 to 0)		46.4
Polycystic ovarian syndrome	0 (0 to 0)	0 (0 to 0)	0 (0 to 0)	0 (0 to 0)	0 (0 to 0)	0.4 (0.1 to 0.9)	0.4 (0.1 to 0.9)	0.4 (0.2 to 1.1)	0.4 (0.2 to 1.1)	0.4 (0.2 to 1.1)	0.4 (0.2 to 1.1)	0.4 (0.2 to 1.1)	0.4 (0.2 to 1.1)	0.3 (0.2 to 0.7)	0.2 (0 to 0.5)	0.2 (0 to 0.4)	0.1 (0 to 0.3)	0.1 (0 to 0.3)	0.1 (0 to 0.3)	0.1 (0 to 0.3)	0.1 (0 to 0.3)	0.1 (0 to 0.3)	0 (0 to 0)		46.2
Female infertility	0 (0 to 0)	0 (0 to 0)	0 (0 to 0)	0 (0 to 0)	0 (0 to 0)	0 (0 to 0)	0 (0 to 0)	0.7 (0.1 to 2)	1.8 (0.5 to 3.2)	2.5 (0.7 to 3.7)	2.9 (0.5 to 13.5)	3.4 (0.7 to 12.2)	3.4 (0.5 to 12.2)	2.1 (0.5 to 3)	1.2 (0 to 3)	0.5 (0 to 2)	0.3 (0 to 1)	0.2 (0 to 0.7)	0.1 (0 to 0.5)	0.1 (0 to 0.3)	0.1 (0 to 0.3)	0.1 (0 to 0.3)	0 (0 to 0)		12.7
Endometriosis	0 (0 to 0)	0 (0 to 0)	0 (0 to 0)	0 (0 to 0)	0 (0 to 0)	0.1 (0 to 0.4)	0.4 (0.1 to 0.9)	1.1 (0.7 to 1.9)	3.1 (1.9 to 4.6)	5.5 (3.2 to 8.2)	6.5 (4.1 to 9.2)	7.2 (4.5 to 10.2)	5.5 (3.4 to 8.9)	3.4 (1.9 to 5.2)	1.9 (1.1 to 4.6)	0.9 (0.5 to 2.1)	0.4 (0.2 to 1.1)	0.2 (0.1 to 0.6)	0.1 (0 to 0.3)	0.1 (0 to 0.3)	0.1 (0 to 0.3)	0.1 (0 to 0.3)	0 (0 to 0)		54.9
Genital prolapse	0 (0 to 0)	0 (0 to 0)	0 (0 to 0)	0 (0 to 0)	0 (0 to 0)	0 (0 to 0)	0 (0 to 0)	0 (0 to 0.1)	0.1 (0 to 0.4)	0.2 (0.1 to 0.5)	0.3 (0.1 to 0.6)	0.3 (0.2 to 0.6)	0.3 (0.2 to 0.6)	0.3 (0.2 to 0.6)	0.3 (0.2 to 0.6)	0.3 (0.2 to 0.6)	0.3 (0.2 to 0.6)	0.3 (0.2 to 0.6)	0.3 (0.2 to 0.6)	0.3 (0.2 to 0.6)	0.3 (0.2 to 0.6)	0.3 (0.2 to 0.6)	0.3 (0.2 to 0.6)	0.3 (0.2 to 0.6)		3
Premenstrual syndrome	0 (0 to 0)	0 (0 to 0)	0 (0 to 0)	13.9 (4.9 to 24.3)	24.1 (10.3 to 40.9)	29.6 (13.2 to 52.3)	32 (15.9 to 53.6)	29.6 (13.9 to 52.6)	28.6 (13.9 to 53.2)	49.2 (27.9 to 78.1)	44.3 (25.3 to 74.6)	31.6 (18.2 to 53.7)	22.1 (13.1 to 39.2)	10.7 (5.9 to 19.5)	5.1 (2.8 to 9.4)	2.1 (1.1 to 4.1)	0.8 (0.4 to 1.7)	0.3 (0.1 to 0.7)	0.1 (0 to 0.3)	0.1 (0 to 0.2)	0 (0 to 0.1)	0 (0 to 0.1)	0 (0 to 0)		275
Other gynecological diseases	0 (0 to 0)	0 (0 to 0)	0 (0 to 0)	0.1 (0 to 0.4)	0.4 (0 to 0.9)	0.4 (0 to 0.9)	0.4 (0 to 0.9)	36.7 (21.4 to 57.1)	69.7 (47.4 to 104)	119 (70.2 to 187)	93.5 (52.7 to 146)	69.2 (34.5 to 136)	64.6 (32.4 to 122)	76.4 (40.6 to 122)	64.1 (31.6 to 99.9)	54.1 (27.1 to 97.9)	37 (17.5 to 64.4)	29.3 (17.5 to 44.6)	21.4 (12.3 to 31.9)	10.7 (6.7 to 16)	6.3 (3.7 to 9.8)	3.5 (2.1 to 5.3)	1.6 (0.9 to 2.5)	0.5 (0.2 to 0.9)	782
Hemoglobinopathies and hemolytic anemias	0.1 (0 to 0.2)	0.7 (0.2 to 1.4)	3 (1 to 6)	1.5 (0.4 to 3.5)	0.3 (0.2 to 1.1)	0.4 (0.2 to 0.5)	2.6 (0.5 to 7.3)	2.7 (0.5 to 7.5)	3.1 (0.6 to 9)	3.9 (0.7 to 11.1)	2.1 (0.5 to 6.1)	1.6 (0.4 to 4.2)	1.8 (0.4 to 4.2)	1.2 (0.4 to 3.3)	1.3 (0.4 to 3.6)	1.4 (0.5 to 4.4)	1.3 (0.4 to 3.1)	0.9 (0.3 to 1.8)	0.8 (0.3 to 2)	0.7 (0.4 to 1.4)	0.4 (0.1 to 0.9)	0.2 (0.2 to 0.6)	0.2 (0.1 to 0.3)		32.5
Thalassemias	0 (0 to 0)	0 (0 to 0)	0 (0 to 0)	0 (0 to 0.1)	0 (0 to 0.1)	0 (0 to 0.1)	0 (0 to 0)	0 (0 to 0)	0 (0 to 0)	0 (0 to 0)	0 (0 to 0)	0 (0 to 0)	0 (0 to 0)	0 (0 to 0)	0 (0 to 0)	0 (0 to 0)	0 (0 to 0)	0 (0 to 0)	0 (0 to 0)	0 (0 to 0)	0 (0 to 0)	0 (0 to 0)	0 (0 to 0)	0 (0 to 0)		0.2
Thalassemias trait	0.1 (0 to 0.3)	0.6 (0 to 1.5)	2.6 (0.6 to 6)	0.5 (0.1 to 1.6)	0.1 (0 to 0.3)	0.1 (0 to 0.3)	1.1 (0.1 to 2.6)	1.1 (0.1 to 2.6)	1.2 (0.1 to 3.1)	1.6 (0.2 to 3.9)	0.9 (0.1 to 2.3)	0.4 (0.1 to 1.2)	0.4 (0.1 to 1.1)	0.2 (0 to 0.7)	0.2 (0 to 0.8)	0.2 (0 to 0.6)	0.1 (0 to 0.3)	0.1 (0 to 0.3)	0.1 (0 to 0.3)	0.1 (0 to 0.3)	0.1 (0 to 0.3)	0.1 (0 to 0.3)	0 (0 to 0)		8.6
Sickle cell disorders	0 (0 to 0)	0.1 (0 to 0.2)	0.5 (0.3 to 0.9)	0.3 (0.2 to 0.4)	0.2 (0.2 to 0.4)	0.2 (0.1 to 0.3)	0.2 (0.1 to 0.3)	0.2 (0.1 to 0.3)	0.3 (0.2 to 0.4)	0.2 (0.1 to 0.4)	0.2 (0.1 to 0.3)	0.2 (0.1 to 0.3)	0.2 (0.1 to 0.3)	0.2 (0.1 to 0.3)	0.2 (0.1 to 0.3)	0.2 (0.1 to 0.3)	0.2 (0.1 to 0.3)	0.2 (0.1 to 0.3)	0.2 (0.1 to 0.3)	0.2 (0.1 to 0.3)	0.2 (0.1 to 0.3)	0.2 (0.1 to 0.3)	0.2 (0.1 to 0.3)	0.2 (0.1 to 0.3)		3
Sickle cell trait	0 (0 to 0)	0 (0 to 0)	0.1 (0 to 0.2)	0.04 (0 to 0.09)	0.03 (0 to 0.1)	0.03 (0 to 0.1)	1.2 (0.1 to 3.7)	1.1 (0.1 to 3.8)	1.2 (0.1 to 4.1)	1.2 (0.1 to 4.6)	1.6 (0.1 to 5.5)	0.2 (0 to 0.9)	0.2 (0 to 0.7)	0.2 (0 to 0.7)	0.3 (0 to 0.9)	0.2 (0 to 0.7)	0.1 (0 to 0.4)	0.1 (0 to 0.3)	0.1 (0 to 0.3)	0.1 (0 to 0.3)	0.1 (0 to 0.3)	0.1 (0 to 0.3)	0.1 (0 to 0.3)	0.1 (0 to 0.3)		7-2
G6PD deficiency	0 (0 to 0)	0 (0 to 0)	0 (0 to 0)	0 (0 to 0)	0 (0 to 0)	0 (0 to 0)	0 (0 to 0)	0 (0 to 0)	0 (0 to 0)	0 (0 to 0)	0 (0 to 0)	0 (0 to 0)	0 (0 to 0)	0 (0 to 0)	0 (0 to 0)	0 (0 to 0)	0 (0 to 0)	0 (0 to 0)	0 (0 to 0)	0 (0 to 0)	0 (0 to 0)	0 (0 to 0)	0 (0 to 0)	0 (0 to 0)		1-3
G6PD trait	0 (0 to 0)	0 (0 to 0)	0 (0 to 0)	0 (0 to 0)	0 (0 to 0)	0 (0 to 0)	0 (0 to 0)	0 (0 to 0)	0 (0 to 0)	0 (0 to 0)	0 (0 to 0)	0 (0 to 0)	0 (0 to 0)	0 (0 to 0)	0 (0 to 0)	0 (0 to 0)	0 (0 to 0)	0 (0 to 0)	0 (0 to 0)	0 (0 to 0)	0 (0 to 0)	0 (0 to 0)	0 (0 to 0)	0 (0 to 0)		0-2
Other hemoglobinopathies and hemolytic anemias	0 (0 to 0)	0.3 (0.1 to 0.8)	1.4 (0.2 to 3.4)	0.4 (0.1 to 1.8)	0.1 (0 to 0.1)	0.2 (0 to 0.1)	0.2 (0 to 0.9)	0.2 (0 to 0.9)	0.3 (0 to 1.4)	0.4 (0.1 to 1.5)	1 (0.1 to 3.4)	0.7 (0.1 to 2.2)	0.9 (0.2 to 2.7)	0.4 (0.1 to 1.6)	0.7 (0.2 to 2.7)	0.6 (0.1 to 2.7)	1.1 (0.4 to 3.1)	1 (0.4 to 2.4)	0.7 (0.3 to 1.5)	0.4 (0.1 to 1.4)	0.3 (0 to 1)	0.4 (0.2 to 0.9)	0.1 (0 to 0.3)	0.1 (0 to 0.3)		12-1
Endocrine, metabolic, blood, and immune disorders	1.9 (1.1 to 2.8)	2.7 (1.6 to 4.2)	7.3 (4.5 to 12)	17.4 (10.1 to 24.4)	14.3 (9.2 to 21.2)	17.2 (11.2 to 25.7)	17.1 (11.3 to 25.5)	19.8 (13.8 to 29.7)	22.2 (15.7 to 29.7)	25 (21.9 to 33.1)	35 (31.7 to 79)	40.1 (32.5 to 52.4)	44.3 (35.5 to 74)	60.4 (37.4 to 90.2)	68.2 (41.5 to 100)	69.9 (43.8 to 106)	64.7 (38.4 to 101)	58.3 (37.5 to 92.3)	52.1 (33.5 to 79.4)	31 (20.3 to 46)	18.6 (12.9 to 27.9)	9.4 (5.7 to 15)	3.5 (2.3 to 5.1)	1.2 (0.8 to 2)	689
Oral disorders	0 (0 to 0)	0.4 (0.1 to 0.7)	1.9 (0.7 to 3.7)	4.6 (1.7 to 10.3)	5.2 (2.4 to 10.6)	6.8 (3.6 to 14.4)	9.8 (5.3 to 14.4)	12.9 (7.3 to 20.9)	19.1 (11.2 to 32)	28.5 (14.5 to 45.6)	28.1 (16.3 to 46.5)	32.9 (16.5 to 57.9)	40.5 (20.9 to 67.7)	47.2 (24.8 to 74.4)	54.1 (32.1 to 87.2)	62.6 (36.2 to 99.2)	65.1 (40.7 to 99.9)	43.9 (27.4 to 66.4)	22.2 (20.3 to 47.3)	19.3 (10.1 to 27.9)	9.6 (5.1 to 14.5)	3.1 (1.6 to 4.6)	529
Caries of deciduous teeth	0 (0 to 0)	0 (0 to 0)	0 (0 to 0)	0 (0 to 0.4)	0.2 (0 to 0.7)	0.1 (0 to 0.5)	0 (0 to 0)	0 (0 to 0)	0 (0 to 0)	0 (0 to 0)	0 (0 to 0)	0 (0 to 0)	0 (0 to 0)	0 (0 to 0)	0 (0 to 0)	0 (0 to 0)	0 (0 to 0)	0 (0 to 0)	0 (0 to 0)	0 (0 to 0)	0 (0 to 0)	0 (0 to 0)	0 (0 to 0)	0 (0 to 0)		0.9
Caries of permanent teeth	0 (0 to 0)	0 (0 to 0)	0 (0 to 0)	2.4 (0.9 to 5.8)	2.2 (0.8 to 4.4)	2.2 (0.8 to 4.5)	2.6 (1 to 5.5)	2.8 (1 to 5.7)	3.2 (1.3 to 6.7)	3.7 (1.5 to 7.5)	3.1 (1.3 to 6.6)	2.3 (1.2 to 4.1)	2.2 (1.1 to 3.8)	2.2 (0.8 to 4.6)	1.8 (0.8 to 4)	1.4 (0.7 to 3.2)	0.9 (0.4 to 1.9)	0.6 (0.3 to 1.2)	0.3 (0.2 to 1.2)	0.1 (0 to 0.4)	0.1 (0 to 0.2)	0.1 (0 to 0.1)	0 (0 to 0)		36.5
Periodontal diseases	0 (0 to 0)	0 (0 to 0)	0 (0 to 0)	0 (0 to 0)	0 (0 to 0)	0.1 (0 to 0.5)	0.1 (0 to 0.5)	0.2 (0 to 1.7)	0.4 (0 to 2.1)	0.7 (0.5 to 4.2)	0.7 (0.1 to 4.1)	0.6 (0.1 to 3.5)	0.5 (0.1 to 3.2)	0.4 (0.1 to 2.7)	0.3 (0.1 to 2.4)	0.2 (0 to 1.7)	0.2 (0 to 1.4)	0.1 (0 to 1.1)	0.1 (0 to 0.9)	0.1 (0 to 0.5)	0.1 (0 to 0.3)	0.1 (0 to 0.2)	0 (0 to 0)		87.2
Other oral disorders	0 (0 to 0)	0 (0 to 0)	0 (0 to 0)	0.1 (0 to 4.9)	3.1 (1.6 to 5.1)	3.5 (2 to 5.5)	4 (2.4 to 6.3)	4.8 (2.8 to 7.4)	6.1 (3.4 to 9.3)	7.7 (4.7 to 11.9)	8.9 (5.6 to 13.5)	7.7 (4.8 to 11.5)	7.7 (4.3 to 10.4)	5.2 (3.1 to 9.1)	4.5 (2.7 to 6.9)	3.5 (2.1 to 5.4)	1.8 (1.1 to 2.7)	0.5 (0.4 to 1.4)	0.2 (0 to 0.9)	0.1 (0 to 0.5)	0.1 (0 to 0.1)	0.1 (0 to 0.1)	0 (0 to 0)		87.3
Sudden infant death syndrome	4.7 (2.

SR Table 2b: Southernstan DALYS by cause and age group for females with 95% uncertainty intervals, 2019

Cause	Early Neonatal	Late Neonatal	Post Neonatal	1 to 4	5 to 9	10 to 14	15 to 19	20 to 24	25 to 29	30 to 34	35 to 39	40 to 44	45 to 49	50 to 54	55 to 59	60 to 64	65 to 69	70 to 74	75 to 79	80 plus	Total
All causes	2,180 (1,940 to 2,440)	1,540 (1,340 to 1,760)	2,160 (1,920 to 2,420)	1,190 (977 to 1,450)	1,010 (811 to 1,270)	1,010 (797 to 1,280)	1,210 (923 to 1,560)	1,360 (1,060 to 1,800)	1,610 (1,300 to 2,030)	1,880 (1,520 to 2,330)	2,160 (1,760 to 2,720)	2,530 (2,060 to 3,160)	3,000 (2,440 to 3,760)	3,540 (2,880 to 4,440)	4,150 (3,380 to 5,210)	4,880 (3,980 to 6,120)	5,660 (4,610 to 7,110)	6,530 (5,320 to 8,200)	7,520 (6,130 to 9,450)	8,610 (7,010 to 10,800)	32,100 (26,100 to 40,300)
Communicable, maternal, neonatal, and nutritional diseases	1,910 (1,670 to 2,180)	1,350 (1,150 to 1,560)	1,900 (1,660 to 2,150)	1,040 (834 to 1,300)	880 (694 to 1,110)	880 (691 to 1,120)	1,060 (807 to 1,370)	1,190 (926 to 1,580)	1,410 (1,140 to 1,810)	1,650 (1,330 to 2,050)	1,890 (1,540 to 2,380)	2,220 (1,810 to 2,770)	2,630 (2,140 to 3,300)	3,110 (2,530 to 3,900)	3,640 (2,960 to 4,570)	4,280 (3,490 to 5,370)	4,960 (4,040 to 6,230)	5,720 (4,660 to 7,180)	6,590 (5,370 to 8,280)	7,550 (6,140 to 9,480)	1,700 (1,370 to 2,090)
HIV/AIDS and sexually transmitted infections	5.4 (1.5 to 12)	1.4 (0.4 to 3.2)	2.4 (1.1 to 5)	0.66 (0.5 to 0.9)	0.3 (0.2 to 0.4)	0.2 (0.2 to 0.3)	0.7 (0.5 to 0.9)	2.7 (2 to 3.6)	4.7 (3.2 to 6.6)	6.1 (4.2 to 8.7)	6.8 (4.6 to 9.6)	6.6 (4.6 to 9.4)	4.2 (2.9 to 6.1)	2.9 (2.1 to 4.1)	2.3 (1.7 to 3.2)	1.6 (1.2 to 2.4)	1.1 (0.7 to 1.8)	0.7 (0.4 to 1.1)	0.4 (0.2 to 0.6)	0.2 (0.2 to 0.3)	53.4 (39.1 to 72.1)
HIV/AIDS	0 (0 to 0)	0 (0 to 0)	0.66 (0.5 to 0.7)	0.66 (0.5 to 0.7)	0.2 (0.2 to 0.3)	0.2 (0.1 to 0.2)	0.4 (0.3 to 0.5)	1.4 (1.1 to 2)	2 (1.5 to 2.8)	2.9 (2.1 to 3.8)	3.5 (2.6 to 4.7)	3.3 (2.5 to 4.3)	2.5 (1.9 to 3.2)	1.9 (1.4 to 2.6)	1.5 (1.1 to 2)	1.2 (0.8 to 1.6)	0.8 (0.5 to 1.1)	0.6 (0.3 to 0.9)	0.2 (0.1 to 0.3)	0 (0 to 0)	22.9 (16.8 to 30.1)
HIV/AIDS - Drug-susceptible Tuberculosis	0 (0 to 0)	0 (0 to 0)	0.1 (0.1 to 0.1)	0.1 (0 to 0.1)	0.1 (0 to 0.1)	0 (0 to 0)	0.1 (0 to 0.1)	0.1 (0.1 to 0.2)	0.2 (0.1 to 0.3)	0.3 (0.2 to 0.4)	0.3 (0.2 to 0.5)	0.3 (0.2 to 0.5)	0.2 (0.1 to 0.3)	0.2 (0.1 to 0.4)	0.1 (0.1 to 0.3)	0.1 (0.1 to 0.2)	0.1 (0 to 0.1)	0.1 (0 to 0.1)	0 (0 to 0.1)	0 (0 to 0)	2.2 (1.6 to 3)
HIV/AIDS - Multidrug-resistant Tuberculosis without extensive drug resistance	0 (0 to 0)	0 (0 to 0)	0 (0 to 0)	0 (0 to 0)	0 (0 to 0)	0 (0 to 0)	0 (0 to 0)	0 (0 to 0)	0 (0 to 0)	0 (0 to 0)	0 (0 to 0)	0 (0 to 0)	0 (0 to 0)	0 (0 to 0)	0 (0 to 0)	0 (0 to 0)	0 (0 to 0)	0 (0 to 0)	0 (0 to 0)	0 (0 to 0)	0 (0 to 0)	0.1 (0 to 0.1)
HIV/AIDS - Extensively drug-resistant Tuberculosis	0 (0 to 0)	0 (0 to 0)	0 (0 to 0)	0 (0 to 0)	0 (0 to 0)	0 (0 to 0)	0 (0 to 0)	0 (0 to 0)	0 (0 to 0)	0 (0 to 0)	0 (0 to 0)	0 (0 to 0)	0 (0 to 0)	0 (0 to 0)	0 (0 to 0)	0 (0 to 0)	0 (0 to 0)	0 (0 to 0)	0 (0 to 0)	0 (0 to 0)	0 (0 to 0)	0 (0 to 0)
HIV/AIDS resulting in other diseases	0 (0 to 0)	0 (0 to 0)	0.5 (0.4 to 0.6)	0.5 (0.4 to 0.6)	0.2 (0.2 to 0.3)	0.1 (0.1 to 0.2)	0.3 (0.2 to 0.5)	1.3 (0.9 to 1.8)	1.8 (1.3 to 2.4)	2.6 (1.8 to 3.5)	3.1 (2.2 to 4.3)	2.9 (2.1 to 4)	2.2 (1.6 to 3.1)	1.7 (1.2 to 2.4)	1.3 (0.9 to 1.9)	1.1 (0.7 to 1.7)	1 (0.5 to 1.4)	0.6 (0.3 to 1.1)	0.2 (0.1 to 0.3)	0 (0 to 0)	21.6 (15.4 to 29.5)
Sexually transmitted infections excluding HIV	5.4 (1.5 to 12)	1.4 (0.4 to 3.2)	1.9 (0.5 to 4.5)	0.1 (0 to 0.3)	0 (0 to 0.1)	0 (0 to 0.1)	0.2 (0.2 to 0.4)	1.2 (0.7 to 2)	2.7 (1.5 to 4.4)	3.2 (1.8 to 5.1)	3.3 (1.8 to 5.6)	3.3 (1.8 to 5.6)	1.8 (1 to 3.4)	1 (0.6 to 1.9)	0.8 (0.5 to 1.5)	0.4 (0.2 to 0.7)	0.3 (0.2 to 0.6)	0.1 (0 to 0.3)	0 (0 to 0.2)	0.1 (0 to 0.2)	29.5 (16.9 to 46.2)
Syphilis	5.4 (1.5 to 12)	1.4 (0.4 to 3.2)	1.9 (0.5 to 4.5)	0.1 (0 to 0.2)	0 (0 to 0)	0 (0 to 0)	0 (0 to 0.1)	0 (0 to 0.1)	0 (0 to 0)	0 (0 to 0)	0 (0 to 0)	0 (0 to 0)	0 (0 to 0)	0 (0 to 0)	0 (0 to 0)	0 (0 to 0)	0 (0 to 0)	0 (0 to 0)	0 (0 to 0)	0 (0 to 0)	0 (0 to 0)	8.9 (5.1 to 14.2)
Chlamydial infection	0 (0 to 0)	0 (0 to 0)	0 (0 to 0)	0 (0 to 0)	0 (0 to 0)	0 (0 to 0)	0 (0 to 0)	0 (0 to 0)	0 (0 to 0)	0 (0 to 0)	0 (0 to 0)	0 (0 to 0)	0 (0 to 0)	0 (0 to 0)	0 (0 to 0)	0 (0 to 0)	0 (0 to 0)	0 (0 to 0)	0 (0 to 0)	0 (0 to 0)	0 (0 to 0)	4 (2.6 to 6.1)
Gonococcal infection	0 (0 to 0)	0 (0 to 0)	0 (0 to 0)	0 (0 to 0)	0 (0 to 0)	0 (0 to 0)	0 (0 to 0)	0 (0 to 0)	0 (0 to 0)	0 (0 to 0)	0 (0 to 0)	0 (0 to 0)	0 (0 to 0)	0 (0 to 0)	0 (0 to 0)	0 (0 to 0)	0 (0 to 0)	0 (0 to 0)	0 (0 to 0)	0 (0 to 0)	0 (0 to 0)	2.2 (1.4 to 3.2)
Trichomoniasis	0 (0 to 0)	0 (0 to 0)	0 (0 to 0)	0 (0 to 0)	0 (0 to 0)	0 (0 to 0)	0 (0 to 0)	0 (0 to 0)	0 (0 to 0)	0 (0 to 0)	0 (0 to 0)	0 (0 to 0)	0 (0 to 0)	0 (0 to 0)	0 (0 to 0)	0 (0 to 0)	0 (0 to 0)	0 (0 to 0)	0 (0 to 0)	0 (0 to 0)	0 (0 to 0)	3.1 (2 to 4.5)
Genital herpes	0 (0 to 0)	0 (0 to 0)	0 (0 to 0)	0 (0 to 0)	0 (0 to 0)	0 (0 to 0)	0 (0 to 0)	0 (0 to 0)	0 (0 to 0)	0 (0 to 0)	0 (0 to 0)	0 (0 to 0)	0 (0 to 0)	0 (0 to 0)	0 (0 to 0)	0 (0 to 0)	0 (0 to 0)	0 (0 to 0)	0 (0 to 0)	0 (0 to 0)	0 (0 to 0)	3.5 (2.1 to 5.4)
Other sexually transmitted infections	0 (0 to 0)	0 (0 to 0)	0 (0 to 0)	0 (0 to 0)	0 (0 to 0)	0 (0 to 0)	0 (0 to 0)	0 (0 to 0)	0 (0 to 0)	0 (0 to 0)	0 (0 to 0)	0 (0 to 0)	0 (0 to 0)	0 (0 to 0)	0 (0 to 0)	0 (0 to 0)	0 (0 to 0)	0 (0 to 0)	0 (0 to 0)	0 (0 to 0)	0 (0 to 0)	7.8 (4.8 to 12.1)
Respiratory infections and tuberculosis	1.7 (1.1 to 2.4)	1.3 (0.9 to 1.9)	11.5 (7.4 to 16.5)	19.7 (13.2 to 28)	3.9 (2.6 to 5.6)	3.6 (2.4 to 5.2)	5.6 (3.6 to 7.7)	7.3 (4.7 to 10.2)	10.2 (6.6 to 14.2)	12.3 (7.9 to 17.2)	15.1 (9.8 to 21.2)	18.6 (11.9 to 26.1)	23.2 (14.8 to 32.7)	27.7 (17.7 to 39.2)	32.9 (20.9 to 46.7)	37.6 (23.8 to 53.5)	42.2 (26.4 to 60.1)	46.1 (28.5 to 66.1)	49.7 (30.7 to 71.3)	51.6 (31.8 to 74.1)	946 (597 to 1,360)
Tuberculosis	0 (0 to 0)	0 (0 to 0)	0.1 (0 to 0.1)	0.1 (0 to 0.2)	0 (0 to 0)	0 (0 to 0.1)	0.2 (0.1 to 0.3)	0.6 (0.4 to 0.9)	1.1 (0.8 to 1.5)	1.9 (1.4 to 2.6)	3 (2.1 to 4)	4.2 (3 to 5.6)	5.6 (4 to 7.5)	7.1 (5 to 9.5)	8.6 (6.1 to 11.5)	9.8 (6.9 to 13)	10.7 (7.5 to 14.4)	11.2 (7.8 to 15)	11.2 (7.8 to 15.1)	10.6 (7.4 to 14.3)	136 (96.1 to 183)
Latent tuberculosis infection	0 (0 to 0)	0 (0 to 0)	0 (0 to 0)	0 (0 to 0)	0 (0 to 0)	0 (0 to 0)	0 (0 to 0)	0 (0 to 0)	0 (0 to 0)	0 (0 to 0)	0 (0 to 0)	0 (0 to 0)	0 (0 to 0)	0 (0 to 0)	0 (0 to 0)	0 (0 to 0)	0 (0 to 0)	0 (0 to 0)	0 (0 to 0)	0 (0 to 0)	0 (0 to 0)	0 (0 to 0)
Drug-susceptible tuberculosis	0 (0 to 0)	0 (0 to 0)	0.1 (0 to 0.1)	0.1 (0 to 0.2)	0 (0 to 0)	0 (0 to 0.1)	0.2 (0 to 0.3)	0.6 (0.4 to 0.9)	1.1 (0.8 to 1.5)	1.9 (1.4 to 2.6)	3 (2.1 to 4)	4.2 (3 to 5.6)	5.6 (4 to 7.5)	7.1 (5 to 9.5)	8.6 (6.1 to 11.5)	9.8 (6.9 to 13)	10.7 (7.5 to 14.4)	11.2 (7.8 to 15)	11.2 (7.8 to 15.1)	10.6 (7.4 to 14.3)	136 (96.1 to 183)
Multidrug-resistant tuberculosis without extensive drug resistance	0 (0 to 0)	0 (0 to 0)	0 (0 to 0)	0 (0 to 0)	0 (0 to 0)	0 (0 to 0)	0 (0 to 0)	0 (0 to 0)	0 (0 to 0)	0 (0 to 0)	0 (0 to 0)	0 (0 to 0)	0 (0 to 0)	0 (0 to 0)	0 (0 to 0)	0 (0 to 0)	0 (0 to 0)	0 (0 to 0)	0 (0 to 0)	0 (0 to 0)	0 (0 to 0)	0.3 (0.2 to 0.5)
Extensively drug-resistant tuberculosis	0 (0 to 0)	0 (0 to 0)	0 (0 to 0)	0 (0 to 0)	0 (0 to 0)	0 (0 to 0)	0 (0 to 0)	0 (0 to 0)	0 (0 to 0)	0 (0 to 0)	0 (0 to 0)	0 (0 to 0)	0 (0 to 0)	0 (0 to 0)	0 (0 to 0)	0 (0 to 0)	0 (0 to 0)	0 (0 to 0)	0 (0 to 0)	0 (0 to 0)	0 (0 to 0)	0.1 (0 to 0.1)
Lower respiratory infections	1.7 (1.1 to 2.4)	1.3 (0.9 to 1.7)	8.7 (5.1 to 13.4)	19.3 (12.9 to 28)	3.6 (2.4 to 5.1)	1.2 (0.8 to 1.6)	1.8 (1.2 to 2.4)	3.6 (2.3 to 5.2)	5.2 (3.4 to 7.5)	5.9 (3.9 to 8.6)	7.1 (4.6 to 10.4)	9.1 (6 to 13.2)	11.2 (7.4 to 16.4)	13.2 (8.4 to 19.2)	15.5 (9.8 to 22.4)	17.5 (10.3 to 25.4)	19.2 (11.2 to 28.1)	20.5 (11.7 to 30.7)	21.4 (12.1 to 32.4)	21.1 (11.7 to 32.4)	482 (298 to 747)
Upper respiratory infections	0 (0 to 0)	0 (0 to 0.2)	2.2 (1 to 3.5)	9.6 (5.5 to 15.5)	10.1 (5.5 to 17.1)	7.2 (3.8 to 12.4)	7 (3.8 to 12.3)	11.4 (6.4 to 18.8)	9.2 (4.8 to 15.2)	6.7 (3.5 to 11.5)	5.2 (2.6 to 9.6)	4.5 (2.4 to 7.7)	3.5 (1.8 to 5.8)	2.9 (1.5 to 4.9)	2.8 (1.5 to 4.5)	1.6 (0.8 to 2.7)	1.2 (0.6 to 2.1)	0.7 (0.4 to 1.3)	0.4 (0.2 to 0.7)	0.1 (0.1 to 0.2)	111 (62 to 184)
Otitis media	0 (0 to 0)	0 (0 to 0)	0.7 (0.3 to 1.2)	0.4 (1.4 to 5.1)	1.3 (1.3 to 4.2)	1.3 (0.7 to 2.3)	1.3 (0.6 to 2.3)	1.9 (0.9 to 3.4)	1.3 (0.6 to 2.4)	1.2 (0.6 to 2.3)	1.3 (0.6 to 2.3)	1.3 (0.6 to 2.3)	1.3 (0.6 to 2.2)	1.3 (0.7 to 2.3)	1.3 (0.6 to 2.2)	1.2 (0.6 to 2.1)	0.9 (0.4 to 1.6)	0.6 (0.3 to 1)	0.3 (0.1 to 0.5)	0.1 (0 to 0.1)	22.4 (10.9 to 39.1)
Enteric infections	0.2 (0.1 to 0.3)	0.4 (0.4 to 0.4)	7.3 (4.7 to 10.7)	4.4 (3.5 to 5.5)	2.3 (2.3 to 3.7)	2.3 (1.8 to 3.4)	2.3 (1.3 to 3.5)	2.5 (2 to 3.2)	2.5 (2 to 3.3)	2.8 (2.1 to 3.6)	2.9 (2.1 to 3.8)	2.4 (1.8 to 3.2)	2 (1.4 to 2.8)	1.9 (1.3 to 2.7)	2 (1.2 to 2.8)	2.1 (1.2 to 2.9)	2.1 (1.2 to 3)	2.1 (1.2 to 3.1)	2.1 (1.2 to 3.2)	1.9 (1.1 to 3.1)	105 (64 to 161)
Diarrheal diseases	0.2 (0.1 to 0.2)	0.4 (0.4 to 0.4)	7.3 (4.7 to 10.7)	4.4 (3.5 to 5.4)	2.3 (2.3 to 3.6)	2.3 (1.8 to 3.3)	2.3 (1.3 to 3.5)	2.5 (2 to 3.2)	2.5 (2 to 3.3)	2.8 (2.1 to 3.6)	2.9 (2.1 to 3.8)	2.4 (1.8 to 3.2)	2 (1.4 to 2.8)	1.9 (1.3 to 2.7)	2 (1.2 to 2.8)	2.1 (1.2 to 2.9)	2.1 (1.2 to 3)	2.1 (1.2 to 3.1)	2.1 (1.2 to 3.2)	1.9 (1.1 to 3.1)	103 (63.4 to 158)
Typhoid and paraphyoid	0 (0 to 0)	0 (0 to 0)	0 (0 to 0)	0 (0 to 0)	0 (0 to 0)	0 (0 to 0)	0 (0 to 0)	0 (0 to 0)	0 (0 to 0)	0 (0 to 0)	0 (0 to 0)	0 (0 to 0)	0 (0 to 0)	0 (0 to 0)	0 (0 to 0)	0 (0 to 0)	0 (0 to 0)	0 (0 to 0)	0 (0 to 0)	0 (0 to 0)	0 (0 to 0)
Typhoid fever	0 (0 to 0)	0 (0 to 0)	0 (0 to 0)	0 (0 to 0)	0 (0 to 0)	0 (0 to 0)	0 (0 to 0)	0 (0 to 0)	0 (0 to 0)	0 (0 to 0)	0 (0 to 0)	0 (0 to 0)	0 (0 to 0)	0 (0 to 0)	0 (0 to 0)	0 (0 to 0)	0 (0 to 0)	0 (0 to 0)	0 (0 to 0)	0 (0 to 0)	0 (0 to 0)
Paraphoid fever	0 (0 to 0)	0 (0 to 0)	0 (0 to 0)	0 (0 to 0)	0 (0 to 0)	0 (0 to 0)	0 (0 to 0)	0 (0 to 0)	0 (0 to 0)	0 (0 to 0)	0 (0 to 0)	0 (0 to 0)	0 (0 to 0)	0 (0 to 0)	0 (0 to 0)	0 (0 to 0)	0 (0 to 0)	0 (0 to 0)	0 (0 to 0)	0 (0 to 0)	0 (0 to 0)
Invasive Non-typhoidal Salmonella (iNTS)	0 (0 to 0)	0 (0 to 0)	0 (0 to 0)	0 (0 to 0)	0 (0 to 0)	0 (0 to 0)	0 (0 to 0)	0 (0 to 0)	0 (0 to 0)	0 (0 to 0)	0 (0 to 0)	0 (0 to 0)	0 (0 to 0)	0 (0 to 0)	0 (0 to 0)	0 (0 to 0)	0 (0 to 0)	0 (0 to 0)	0 (0 to 0)	0 (0 to 0)	0 (0 to 0)
Other intestinal infectious diseases	0 (0 to 0)	0 (0 to 0)	0 (0 to 0)	0 (0 to 0)	0 (0 to 0)	0 (0 to 0)	0 (0 to 0)	0 (0 to 0)	0 (0 to 0)	0 (0 to 0)	0 (0 to 0)	0 (0 to 0)	0 (0 to 0)	0 (0 to 0)	0 (0 to 0)	0 (0 to 0)	0 (0 to 0)	0 (0 to 0)	0 (0 to 0)	0 (0 to 0)	0.2 (0 to 0.4)
Neglected tropical diseases and malaria	0 (0 to 0)	0.8 (0.2 to 1.9)	2.2 (0.7 to 3.8)	0.5 (0.2 to 0.9)	0 (0 to 0)	0 (0 to 0)	0 (0 to 0.1)	0.4 (0.2 to 1.4)	0.2 (0 to 0.7)	0.2 (0 to 0.9)	0.2 (0 to 0.8)	0.4 (0.1 to 1.6)	0.4 (0.1 to 1.7)	0.4 (0.1 to 1.7)	0.3 (0.1 to 1.2)	0.3 (0.1 to 1.1)	0.1 (0 to 0.4)	0.1 (0 to 0.2)	0 (0 to 0.1)	0 (0 to 0)	7.6 (2.9 to 17.1)
Malaria	0 (0 to 0)	0 (0 to 0)	0 (0 to 0)	0 (0 to 0)	0 (0 to 0)	0 (0 to 0)	0 (0 to 0)	0 (0 to 0)	0 (0 to 0)	0 (0 to 0)	0 (0 to 0)	0 (0 to 0)	0 (0 to 0)	0 (0 to 0)	0 (0 to 0)	0 (0 to 0)	0 (0 to 0)	0 (0 to 0)	0 (0 to 0)	0 (0 to 0)	0 (0 to 0)	0 (0 to 0)
Chagas disease	0 (0 to 0)	0 (0 to 0)	0 (0 to 0)	0 (0 to 0)	0 (0 to 0)	0 (0 to 0)	0 (0 to 0)	0 (0 to 0)	0 (0 to 0)	0 (0 to 0)	0 (0 to 0)	0 (0 to 0)	0 (0 to 0)	0 (0 to 0)	0 (0 to 0)	0 (0 to 0)	0 (0 to 0)	0 (0 to 0)	0 (0 to 0)	0 (0 to 0)	0 (0 to 0)
Leishmaniasis	0 (0 to 0)	0 (0 to 0)	0 (0 to 0)	0 (0 to 0)	0 (0 to 0)	0 (0 to 0)	0 (0 to 0)	0 (0 to 0)	0 (0 to 0)	0 (0 to 0)	0 (0 to 0)	0 (0 to 0)	0 (0 to 0)	0 (0 to 0)	0 (0 to 0)	0 (0 to 0)	0 (0 to 0)	0 (0 to 0)	0 (0 to 0)	0 (0 to 0)	0 (0 to 0)
Visceral leishmaniasis	0 (0 to 0)	0 (0 to 0)	0 (0 to 0)	0 (0 to 0)	0 (0 to 0)	0 (0 to 0)	0 (0 to 0)	0 (0 to 0)	0 (0 to 0)	0 (0 to 0)	0 (0 to 0)	0 (0 to 0)	0 (0 to 0)	0 (0 to 0)	0 (0 to 0)	0 (0 to 0)	0 (0 to 0)	0 (0 to 0)	0 (0 to 0)	0 (0 to 0)	0 (0 to 0)
Cutaneous and mucocutaneous leishmaniasis	0 (0 to 0)	0 (0 to 0)	0 (0 to 0)	0 (0 to 0)	0 (0 to 0)	0 (0 to 0)	0 (0 to 0)	0 (0 to 0)	0 (0 to 0)	0 (0 to 0)	0 (0 to 0)	0 (0 to 0)	0 (0 to 0)	0 (0 to 0)	0 (0 to 0)	0 (0 to 0)	0 (0 to 0)	0 (0 to 0)	0 (0 to 0)	0 (0 to 0)	0 (0 to 0)
African trypanosomiasis	0 (0 to 0)	0 (0 to 0)	0 (0 to 0)	0 (0 to 0)	0 (0 to 0)	0 (0 to 0)	0 (0 to 0)	0 (0 to 0)	0 (0 to 0)	0 (0 to 0)	0 (0 to 0)	0 (0 to 0)	0 (0 to 0)	0 (0 to 0)	0 (0 to 0)	0 (0 to 0)	0 (0 to 0)	0 (0 to 0)	0 (0 to 0)	0 (0 to 0)	0 (0 to 0)
Schistosomiasis	0 (0 to 0)	0 (0 to 0)	0 (0 to 0)	0 (0 to 0)	0 (0 to 0)	0 (0 to 0)	0 (0 to 0)	0 (0 to 0)	0 (0 to 0)	0 (0 to 0)	0 (0 to 0)	0 (0 to 0)	0 (0 to 0)	0 (0 to 0)	0 (0 to 0)	0 (0 to 0)	0 (0 to 0)	0 (0 to 0)	0 (0 to 0)	0 (0 to 0)	0 (0 to 0)
Cysticercosis	0 (0 to 0)	0 (0 to 0)	0 (0 to 0)	0 (0 to 0)	0 (0 to 0)	0 (0 to 0)	0 (0 to 0)	0 (0 to 0)	0 (0 to 0)	0 (0 to 0)	0 (0 to 0)	0 (0 to 0)	0 (0 to 0)	0 (0 to 0)	0 (0 to 0)	0 (0 to 0)	0 (0 to 0)	0 (0 to 0)	0 (0 to 0)	0 (0 to 0)	0 (0 to 0)
Cystic echinococcosis	0 (0 to 0)	0 (0 to 0)	0 (0 to 0)	0 (0 to 0)	0 (0 to 0)	0 (0 to 0)	0 (0 to 0)	0 (0 to 0)	0 (0 to 0)	0 (0 to 0)	0 (0 to 0)	0 (0 to 0)	0 (0 to 0)	0 (0 to 0)	0 (0 to 0)	0 (0 to 0)	0 (0 to 0)	0 (0 to 0)	0 (0 to 0)	0 (0 to 0)	0 (0 to 0)
Lymphatic filariasis	0 (0 to 0)	0 (0 to 0)	0 (0 to 0)	0 (0 to 0)	0 (0 to 0)	0 (0 to 0)	0 (0 to 0)	0 (0 to 0)	0 (0 to 0)	0 (0 to 0)	0 (0 to 0)	0 (0 to 0)	0 (0 to 0)	0 (0 to 0)	0 (0 to 0)	0 (0 to 0)	0 (0 to 0)	0 (0 to 0)	0 (0 to 0)	0 (0 to 0)	0 (0 to 0)
Onchocerciasis	0 (0 to 0)	0 (0 to 0)	0 (0 to 0)	0 (0 to 0)	0 (0 to 0)	0 (0 to 0)	0 (0 to 0)	0 (0 to 0)	0 (0 to 0)	0 (0 to 0)	0 (0 to 0)	0 (0 to 0)	0 (0 to 0)	0 (0 to 0)	0 (0 to 0)	0 (0 to 0)	0 (0 to 0)	0 (0 to 0)	0 (0 to 0)	0 (0 to 0)	0 (0 to 0)
Trachoma	0 (0 to 0)	0 (0 to 0)	0 (0 to 0)	0 (0 to 0)	0 (0 to 0)	0 (0 to 0)	0 (0 to 0)	0 (0 to 0)	0 (0 to 0)	0 (0 to 0)	0 (0 to 0)	0 (0 to 0)	0 (0 to 0)	0 (0 to 0)	0 (0 to 0)	0 (0 to 0)	0 (0 to 0)	0 (0 to 0)	0 (0 to 0)	0 (0 to 0)	0 (0 to 0)
Dengue	0 (0 to 0)	0 (0 to 0)	0 (0 to 0)	0 (0 to 0)	0 (0 to 0)	0 (0 to 0)	0 (0 to 0)	0 (0 to 0)	0 (0 to 0)	0 (0 to 0)	0 (0 to 0)	0 (0 to 0)	0 (0 to 0)	0 (0 to 0)	0 (0 to 0)	0 (0 to 0)	0 (0 to 0)	0 (0 to 0)	0 (0 to 0)	0 (0 to 0)	0 (0 to 0)
Yellow fever	0 (0 to 0)	0 (0 to 0)	0 (0 to 0)	0 (0 to 0)	0 (0 to 0)	0 (0 to 0)	0 (0 to 0)	0 (0 to 0)	0 (0 to 0)	0 (0 to 0)	0 (0 to 0)	0 (0 to 0)	0 (0 to 0)	0 (0 to 0)	0 (0 to 0)	0 (0 to 0)	0 (0 to 0)	0 (0 to 0)	0 (0 to 0)	0 (0 to 0)	0 (0 to 0)
Rabies	0 (0 to 0)	0 (0 to 0)	0 (0 to 0)	0 (0 to 0)	0 (0 to 0)	0 (0 to 0)	0 (0 to 0)	0 (0 to 0)	0 (0 to 0)	0 (0 to 0)	0 (0 to 0)	0 (0 to 0)	0 (0 to 0)	0 (0 to 0)	0 (0 to 0)	0 (0 to 0)	0 (0 to 0)	0 (0 to 0)	0 (0 to 0)	0 (0 to 0)	0 (0 to 0)
Intestinal nematode infections	0 (0 to 0)	0 (0 to 0)	0 (0 to 0)	0 (0 to 0)	0 (0 to 0)	0 (0 to 0)	0 (0 to 0)	0 (0 to 0)	0 (0 to 0)	0 (0 to 0)	0 (0 to 0)	0 (0 to 0)	0 (0 to 0)	0 (0 to 0)	0 (0 to 0)	0 (0 to 0)	0 (0 to 0)	0 (0 to 0)	0 (0 to 0)	0 (0 to 0)	0 (0 to 0)
Ascariasis	0 (0 to 0)	0 (0 to 0)	0 (0 to 0)

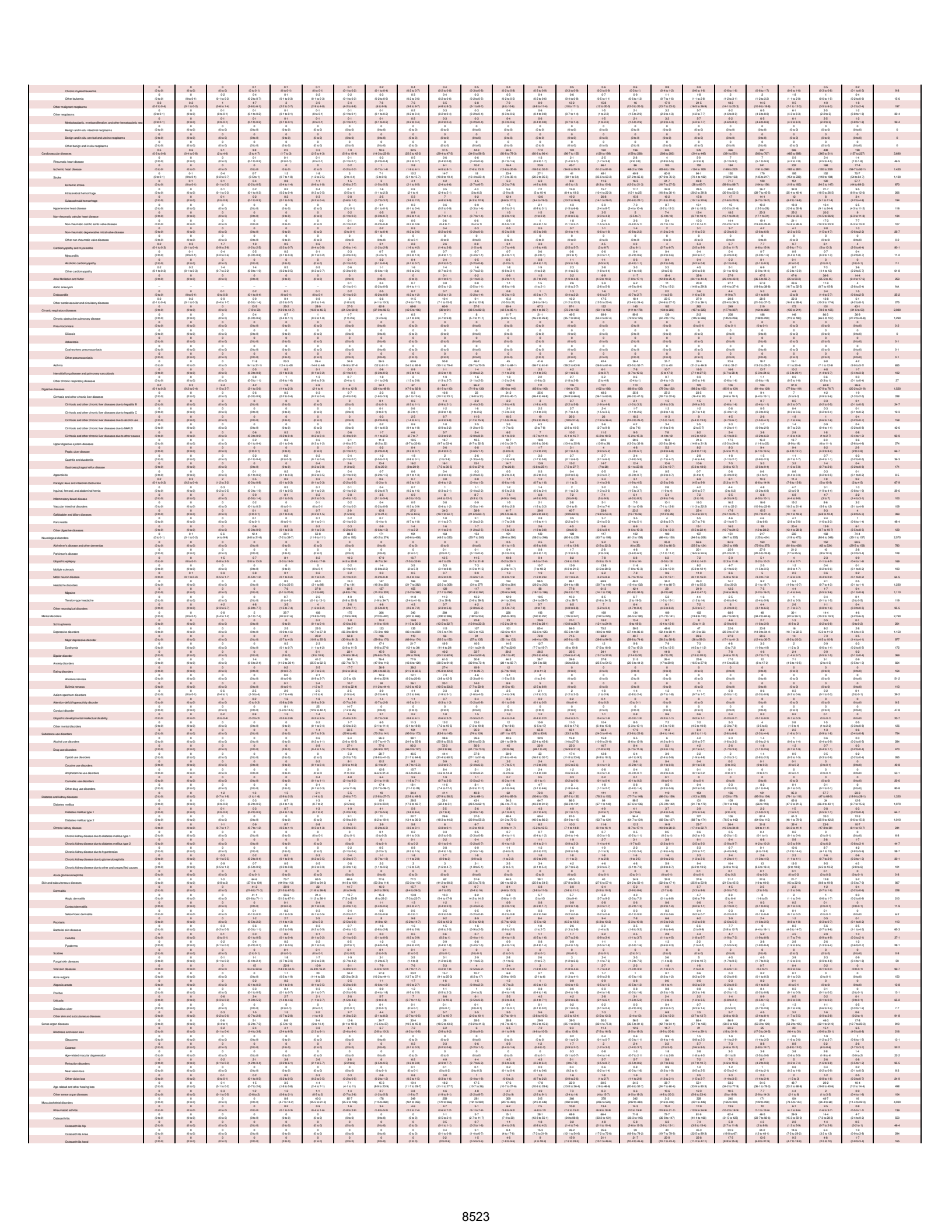

Osteoarthritis other	0 (0 to 0)	0 (0 to 0)	0 (0 to 0)	0 (0 to 0)	0 (0 to 0)	0 (0 to 0)	0 (0 to 0)	0 (0 to 0)	0 (0 to 0)	0 (0 to 0)	0 (0 to 1)	0 (0 to 0)	0 (0 to 0)	1 (0 to 2)	1 (0 to 3)	1 (0 to 4)	2 (1 to 5)	2 (1 to 7)	3 (1 to 8)	3 (1 to 8)	4 (2 to 9)	4 (2 to 10)	5 (2 to 11)	5 (2 to 12)	6 (3 to 13)	7 (3 to 14)	8 (4 to 16)	9 (4 to 17)	10 (5 to 19)	11 (5 to 21)	44.2
Low back pain	0 (0 to 0)	0 (0 to 0)	0 (0 to 0)	0 (0 to 0)	0 (2 to 9)	4 (0 to 9)	24 (14 to 38)	46 (28 to 76)	100 (58 to 160)	156 (92 to 251)	136 (78 to 209)	139 (81 to 208)	147 (90 to 220)	144 (90 to 220)	146 (89 to 222)	146 (89 to 223)	146 (90 to 224)	146 (89 to 224)	146 (87 to 227)	146 (82 to 228)	146 (86 to 228)	146 (87 to 230)	146 (87 to 230)	146 (87 to 230)	146 (87 to 230)	146 (87 to 230)	146 (87 to 230)	146 (87 to 230)	146 (87 to 230)	1,890
Neck pain	0 (0 to 0)	0 (0 to 0)	0 (0 to 0)	0 (0 to 0)	3 (1 to 9)	14 (7 to 25)	72 (39 to 117)	204 (120 to 316)	440 (249 to 694)	693 (394 to 1,060)	572 (330 to 839)	601 (351 to 898)	671 (394 to 1,000)	744 (438 to 1,100)	729 (435 to 1,070)	729 (435 to 1,070)	690 (414 to 1,020)	621 (370 to 926)	467 (279 to 703)	471 (281 to 707)	471 (281 to 707)	471 (281 to 707)	471 (281 to 707)	471 (281 to 707)	471 (281 to 707)	471 (281 to 707)	471 (281 to 707)	471 (281 to 707)	471 (281 to 707)	739
Gout	0 (0 to 0)	0 (0 to 0)	0 (0 to 0)	0 (0 to 0)	0 (0 to 0)	0 (0 to 0)	0 (0 to 0)	0 (0 to 0)	0 (0 to 0)	0 (0 to 1)	0 (0 to 1)	0 (0 to 1)	0 (0 to 1)	0 (0 to 1)	0 (0 to 1)	0 (0 to 1)	0 (0 to 1)	0 (0 to 1)	0 (0 to 1)	0 (0 to 1)	0 (0 to 1)	0 (0 to 1)	0 (0 to 1)	0 (0 to 1)	0 (0 to 1)	0 (0 to 1)	0 (0 to 1)	0 (0 to 1)	0 (0 to 1)	0 (0 to 1)	14.1
Other musculoskeletal disorders	0 (0 to 0)	0 (0 to 0)	0 (0 to 0)	0 (0 to 0)	0 (0 to 0.3)	0 (0 to 2.3)	1 (0 to 3)	9 (3 to 14)	22.8 (10.7 to 32)	58.9 (34.9 to 101)	63.8 (38.3 to 99)	63.9 (41 to 95)	62.9 (39.2 to 96.9)	62 (38.6 to 93.9)	62 (38.6 to 93.9)	62.9 (41.7 to 100)	63.4 (39.5 to 98.4)	62.2 (32.3 to 95.1)	47.1 (27.8 to 71.9)	47.1 (27.8 to 71.9)	47.1 (27.8 to 71.9)	47.1 (27.8 to 71.9)	47.1 (27.8 to 71.9)	47.1 (27.8 to 71.9)	47.1 (27.8 to 71.9)	47.1 (27.8 to 71.9)	47.1 (27.8 to 71.9)	47.1 (27.8 to 71.9)	739
Other non-communicable diseases	52.7 (27.1 to 83.2)	39.2 (19.6 to 61.1)	98.5 (64.9 to 133)	32.3 (41.3 to 92.1)	98 (19.9 to 34.8)	39.6 (25.6 to 49.4)	76.1 (49.7 to 101)	179 (122 to 255)	258 (176 to 366)	238 (156 to 341)	238 (146 to 339)	167 (104 to 274)	167 (100 to 234)	73 (19 to 201)	168 (115 to 272)	167 (115 to 272)	164 (96 to 195)	141 (90 to 195)	166 (91 to 177)	141 (102 to 191)	112 (62 to 192)	82 (70 to 119)	82 (70 to 119)	82 (70 to 119)	82 (70 to 119)	82 (70 to 119)	82 (70 to 119)	82 (70 to 119)	82 (70 to 119)	2,700
Congenital birth defects	51.2 (35.1 to 81.7)	21.7 (15.4 to 32.2)	59.8 (40.5 to 87.4)	20.2 (36.1 to 42.4)	13.3 (9.6 to 16.7)	10.1 (7.3 to 13.7)	11 (8.3 to 14.6)	11 (8.1 to 15.4)	14.6 (10.6 to 19.6)	10.9 (8.1 to 15.7)	10.2 (7.7 to 13.7)	10.4 (7.7 to 13.7)	7.6 (7 to 12.3)	9.6 (7 to 12.3)	9.5 (5.9 to 11.1)	9.1 (5.4 to 11.9)	6.6 (5.4 to 9.2)	6.6 (4.6 to 9.6)	4.6 (2.1 to 6)	1.7 (1 to 2.5)	1.7 (0.4 to 1.9)	0.7 (0.4 to 1.9)	0.4 (0.2 to 0.6)	0.2 (0 to 0.2)	0.1 (0 to 0.1)	303
Neural tube defects	3.8 (2.6 to 5.3)	0.9 (0.6 to 1.4)	7.1 (3.1 to 12.9)	5.1 (2.7 to 9.4)	0.5 (0.3 to 0.7)	0.4 (0.2 to 0.7)	0.7 (0.5 to 1)	0.5 (0.4 to 1.1)	0.5 (0.3 to 0.9)	0.5 (0.3 to 0.8)	0.4 (0.2 to 0.6)	0.4 (0.2 to 0.6)	0.2 (0.1 to 0.3)	0.2 (0.1 to 0.3)	0.1 (0 to 0.2)	0.1 (0 to 0.1)	0.1 (0 to 0.1)	0.1 (0 to 0.1)	0 (0 to 0)	0 (0 to 0)	0 (0 to 0)	0 (0 to 0)	0 (0 to 0)	0 (0 to 0)	0 (0 to 0)	0 (0 to 0)	0 (0 to 0)	0 (0 to 0)	0 (0 to 0)	21.2
Congenital heart anomalies	11.6 (5.6 to 29.4)	8.7 (5.2 to 18.8)	18.6 (10 to 36)	7 (4.2 to 13.9)	1.6 (1 to 1.7)	1.5 (0.8 to 2.3)	2 (1.2 to 3.5)	2.9 (1.7 to 4.3)	2.6 (1.5 to 4.3)	2.4 (1.5 to 3.5)	2 (1.3 to 3)	2 (1.2 to 2.8)	1.5 (0.8 to 2.4)	1.7 (1 to 2.4)	1.2 (0.6 to 1.9)	0.6 (0.5 to 1.7)	0.7 (0.3 to 1.2)	0.6 (0.2 to 1)	0.1 (0 to 0.3)	0.1 (0 to 0.3)	0.1 (0 to 0.3)	0.1 (0 to 0.1)	0.1 (0 to 0.1)	0 (0 to 0)	0 (0 to 0)	0 (0 to 0)	0 (0 to 0)	0 (0 to 0)	68.5
Orofacial clefts	0 (0 to 0)	0 (0 to 0)	0.1 (0 to 0.2)	0.2 (0.1 to 0.5)	0.2 (0 to 0.2)	0.1 (0 to 0.2)	0.1 (0.1 to 0.2)	0.1 (0 to 0.3)	0.2 (0.1 to 0.3)	0.2 (0.1 to 0.3)	0.2 (0.1 to 0.3)	0.2 (0.1 to 0.3)	0.1 (0 to 0.2)	0.1 (0 to 0.2)	0.1 (0.1 to 0.2)	0.1 (0 to 0.2)	0.1 (0 to 0.2)	0.1 (0 to 0.2)	0.1 (0 to 0.1)	0.1 (0 to 0.1)	0.1 (0 to 0.1)	0.1 (0 to 0.1)	0.1 (0 to 0.1)	0 (0 to 0)	0 (0 to 0)	0 (0 to 0)	0 (0 to 0)	0 (0 to 0)	0 (0 to 0)	2.5
Down syndrome	2.3 (1.3 to 3.9)	0.7 (0.4 to 1.2)	2.2 (1.2 to 3.5)	1.8 (1.2 to 2.7)	0.9 (0.5 to 1.3)	0.5 (0.4 to 1.5)	1.1 (0.3 to 2.6)	1.9 (1 to 2.9)	2 (1.1 to 2.9)	1.8 (1 to 2.7)	1.6 (1.1 to 2.1)	1.7 (1.1 to 2.4)	1.2 (0.6 to 2.4)	2 (1.2 to 2.9)	2.4 (2 to 3)	4.1 (2.2 to 6)	2.5 (1.3 to 4.5)	1.5 (0.8 to 2.3)	0.4 (0 to 0.9)	0.4 (0 to 0.9)	0.4 (0 to 0.9)	0.4 (0 to 0.9)	0.4 (0 to 0.9)	0.4 (0 to 0.9)	0.4 (0 to 0.9)	0.4 (0 to 0.9)	0.4 (0 to 0.9)	0.4 (0 to 0.9)	32.6
Turner syndrome	0 (0 to 0)	0 (0 to 0)	0 (0 to 0)	0.1 (0 to 0.2)	0.1 (0 to 0.2)	0.1 (0 to 0.2)	0.2 (0 to 0.2)	0.2 (0 to 0.3)	0.2 (0 to 0.4)	0.1 (0 to 0.3)	0.1 (0 to 0.2)	0.1 (0 to 0.2)	0.1 (0 to 0.1)	0.1 (0 to 0.1)	0 (0 to 0)	0 (0 to 0)	0 (0 to 0)	0 (0 to 0)	0 (0 to 0)	0 (0 to 0)	0 (0 to 0)	0 (0 to 0)	0 (0 to 0)	0 (0 to 0)	0 (0 to 0)	0 (0 to 0)	0 (0 to 0)	0 (0 to 0)	0 (0 to 0)	0 (0 to 0)	1
Klinefelter syndrome	0 (0 to 0)	0 (0 to 0)	0 (0 to 0)	0 (0 to 0)	0 (0 to 0)	0 (0 to 0)	0 (0 to 0)	0 (0 to 0)	0 (0 to 0)	0 (0 to 0)	0 (0 to 0)	0 (0 to 0)	0 (0 to 0)	0 (0 to 0)	0 (0 to 0)	0 (0 to 0)

SR Table 2b: Slouch DALYs by cause and age group for females with 95% uncertainty intervals, 2019

Cause	Early Neonatal	Late Neonatal	Post Neonatal	1 to 4	5 to 9	10 to 14	15 to 19	20 to 24	25 to 29	30 to 34	35 to 39	40 to 44	45 to 49	50 to 54	55 to 59	60 to 64	65 to 69	70 to 74	75 to 79	80 to 84	85 to 89	90 to 94	95 plus	Total
All causes	892 (745 to 2 048)	1 060 (50 to 3 711)	1 440 (1 440 to 3 899)	1 164 (1 163 to 3 896)	1 009 (1 009 to 3 896)	1 009 (1 009 to 3 896)	1 009 (1 009 to 3 896)	1 009 (1 009 to 3 896)	1 009 (1 009 to 3 896)	1 009 (1 009 to 3 896)	1 009 (1 009 to 3 896)	1 009 (1 009 to 3 896)	1 009 (1 009 to 3 896)	1 009 (1 009 to 3 896)	1 009 (1 009 to 3 896)	1 009 (1 009 to 3 896)	1 009 (1 009 to 3 896)	1 009 (1 009 to 3 896)	1 009 (1 009 to 3 896)	1 009 (1 009 to 3 896)	1 009 (1 009 to 3 896)	1 009 (1 009 to 3 896)	1 009 (1 009 to 3 896)	17 400
Communicable, maternal, neonatal, and nutritional diseases	892 (159 to 1 971)	1 060 (58 3 to 45 5)	1 440 (57 7 to 159)	1 164 (53 4 to 151)	1 009 (54 5 to 83)	1 009 (60 3 to 46 2)	1 009 (53 3 to 36 4)	1 009 (35 4 to 27 1)	1 009 (25 4 to 20 6)	1 009 (20 4 to 17 3)	1 009 (16 6 to 15 2)	1 009 (13 9 to 13 6)	1 009 (11 8 to 12 4)	1 009 (10 1 to 11 4)	1 009 (8 7 to 10 4)	1 009 (7 6 to 9 6)	1 009 (6 6 to 8 9)	1 009 (5 8 to 8 3)	1 009 (5 1 to 7 8)	1 009 (4 5 to 7 4)	1 009 (4 1 to 7 1)	1 009 (3 8 to 6 9)	1 009 (3 5 to 6 8)	1 203
HIV/AIDS and sexually transmitted infections	4 1 (1 2 to 9 2)	1 1 (0 3 to 2 4)	2 9 (1 4 to 4 8)	0 9 (0 7 to 1 1)	0 4 (0 4 to 0 5)	0 0 (0 3 to 0 4)	0 0 (0 4 to 0 7)	0 1 (0 5 to 1 1)	1 3 (1 to 1 8)	2 7 (1 9 to 3 6)	4 7 (3 3 to 6 3)	6 2 (4 4 to 8 6)	5 3 (3 8 to 7 4)	3 5 (2 6 to 4 9)	2 0 (1 4 to 2 8)	1 5 (1 to 2 1)	1 1 (0 8 to 1 7)	0 9 (0 6 to 1 4)	0 5 (0 3 to 0 8)	0 2 (0 1 to 0 4)	0 1 (0 1 to 0 2)	0 1 (0 0 to 0 1)	0 0 (0 0 to 0 1)	40 2
HIV/AIDS	0 (0 to 0)	0 (0 to 0)	1 1 (0 4 to 3 3)	0 8 (0 7 to 1)	0 4 (0 3 to 0 5)	0 3 (0 2 to 0 3)	0 2 (0 3 to 0 5)	0 1 (0 6 to 1)	1 4 (1 1 to 2)	2 7 (2 to 3 6)	3 7 (2 9 to 5)	3 2 (2 5 to 4 2)	2 4 (1 8 to 3 1)	1 5 (1 1 to 2)	0 8 (0 7 to 1 1)	0 6 (0 4 to 1 2)	0 4 (0 3 to 0 9)	0 3 (0 1 to 0 6)	0 1 (0 to 0 3)	0 0 (0 to 0 1)	0 0 (0 to 0 1)	0 0 (0 to 0 1)	0 0 (0 to 0 1)	21 7
HIV/AIDS - Drug-susceptible Tuberculosis	0 (0 to 0 3)	0 (0 to 0 2)	0 2 (0 1 to 0 2)	0 1 (0 1 to 0 2)	0 (0 to 0 1)	0 (0 to 0 1)	0 1 (0 1 to 0 1)	0 1 (0 1 to 0 2)	0 3 (0 2 to 0 4)	0 6 (0 4 to 0 9)	0 9 (0 6 to 0 13)	0 8 (0 6 to 0 12)	0 6 (0 4 to 0 9)	0 3 (0 2 to 0 5)	0 2 (0 1 to 0 4)	0 1 (0 1 to 0 3)	0 1 (0 to 0 2)	0 0 (0 to 0 1)	0 0 (0 to 0 1)	0 0 (0 to 0 1)	0 0 (0 to 0 1)	0 0 (0 to 0 1)	0 0 (0 to 0 1)	2 1
HIV/AIDS - Multidrug-resistant Tuberculosis without extensive dr...	0 (0 to 0)	0 (0 to 0)	0 (0 to 0)	0 (0 to 0)	0 (0 to 0)	0 (0 to 0)	0 (0 to 0)	0 (0 to 0)	0 (0 to 0)	0 (0 to 0)	0 (0 to 0)	0 (0 to 0)	0 (0 to 0)	0 (0 to 0)	0 (0 to 0)	0 (0 to 0)	0 (0 to 0)	0 (0 to 0)	0 (0 to 0)	0 (0 to 0)	0 (0 to 0)	0 (0 to 0)	0 (0 to 0)	0 1
HIV/AIDS - Extensively drug-resistant Tuberculosis	0 (0 to 0)	0 (0 to 0)	0 (0 to 0)	0 (0 to 0)	0 (0 to 0)	0 (0 to 0)	0 (0 to 0)	0 (0 to 0)	0 (0 to 0)	0 (0 to 0)	0 (0 to 0)	0 (0 to 0)	0 (0 to 0)	0 (0 to 0)	0 (0 to 0)	0 (0 to 0)	0 (0 to 0)	0 (0 to 0)	0 (0 to 0)	0 (0 to 0)	0 (0 to 0)	0 (0 to 0)	0 (0 to 0)	0
HIV/AIDS resulting in other diseases	0 (0 to 0)	0 (0 to 0)	0 9 (0 7 to 1 1)	0 7 (0 5 to 0 9)	0 4 (0 3 to 0 5)	0 2 (0 2 to 0 3)	0 2 (0 2 to 0 4)	0 7 (0 5 to 1)	1 3 (0 9 to 1 8)	2 4 (1 8 to 3 3)	3 4 (2 5 to 4 7)	2 9 (2 2 to 3 9)	2 2 (1 6 to 2 9)	1 4 (0 9 to 1 9)	0 9 (0 6 to 1 4)	0 6 (0 4 to 1 2)	0 4 (0 3 to 1 0)	0 3 (0 1 to 0 6)	0 1 (0 to 0 3)	0 0 (0 to 0 1)	0 0 (0 to 0 1)	0 0 (0 to 0 1)	0 0 (0 to 0 1)	19 6
Sexually transmitted infections excluding HIV	4 1 (1 2 to 9 2)	1 1 (0 3 to 2 4)	1 6 (0 4 to 3 7)	0 1 (0 to 0 1)	0 0 (0 to 0 1)	0 1 (0 1 to 0 3)	0 1 (0 2 to 0 5)	0 1 (0 2 to 0 5)	0 2 (0 1 to 0 4)	0 3 (0 2 to 0 6)	0 4 (0 2 to 0 7)	0 4 (0 2 to 0 7)	0 3 (0 2 to 0 6)	0 2 (0 1 to 0 4)	0 1 (0 1 to 0 3)	0 1 (0 to 0 2)	0 1 (0 to 0 2)	0 1 (0 to 0 2)	0 1 (0 to 0 2)	0 1 (0 to 0 2)	0 1 (0 to 0 2)	0 1 (0 to 0 2)	0 0 (0 to 0 1)	18 5
Syphilis	0 (0 to 0 2)	0 (0 to 0 2)	0 (0 to 0 1)	0 (0 to 0)	0 (0 to 0)	0 (0 to 0)	0 (0 to 0)	0 (0 to 0)	0 (0 to 0)	0 (0 to 0)	0 (0 to 0)	0 (0 to 0)	0 (0 to 0)	0 (0 to 0)	0 (0 to 0)	0 (0 to 0)	0 (0 to 0)	0 (0 to 0)	0 (0 to 0)	0 (0 to 0)	0 (0 to 0)	0 (0 to 0)	0 (0 to 0)	0 (0 to 0)	0 9
Chlamydial infection	0 (0 to 0)	0 (0 to 0)	0 (0 to 0)	0 (0 to 0)	0 (0 to 0)	0 (0 to 0)	0 (0 to 0 1)	0 (0 to 0 1)	0 (0 1 to 0 2)	0 (0 1 to 0 4)	0 (0 2 to 0 6)	0 (0 2 to 0 6)	0 (0 2 to 0 5)	0 (0 1 to 0 4)	0 (0 1 to 0 3)	0 (0 to 0 1)	0 (0 to 0 1)	0 (0 to 0 1)	0 (0 to 0 1)	0 (0 to 0 1)	0 (0 to 0 1)	0 (0 to 0 1)	0 (0 to 0 1)	0 (0 to 0 1)	2 3
Gonococcal infection	0 (0 to 0)	0 (0 to 0)	0 (0 to 0)	0 (0 to 0)	0 (0 to 0)	0 (0 to 0)	0 (0 to 0)	0 (0 to 0)	0 (0 to 0 1)	0 (0 to 0 1)	0 (0 to 0 1)	0 (0 to 0 1)	0 (0 to 0 1)	0 (0 to 0 1)	0 (0 to 0 1)	0 (0 to 0 1)	0 (0 to 0 1)	0 (0 to 0 1)	0 (0 to 0 1)	0 (0 to 0 1)	0 (0 to 0 1)	0 (0 to 0 1)	0 (0 to 0 1)	0 (0 to 0 1)	0 7
Trichomoniasis	0 (0 to 0)	0 (0 to 0)	0 (0 to 0)	0 (0 to 0)	0 (0 to 0)	0 (0 to 0)	0 (0 to 0 1)	0 (0 to 0 1)	0 (0 to 0 2)	0 (0 to 0 2)	0 (0 to 0 3)	0 (0 to 0 3)	0 (0 to 0 3)	0 (0 to 0 2)	0 (0 to 0 2)	0 (0 to 0 2)	0 (0 to 0 2)	0 (0 to 0 2)	0 (0 to 0 2)	0 (0 to 0 2)	0 (0 to 0 2)	0 (0 to 0 2)	0 (0 to 0 2)	0 (0 to 0 2)	1 9
Genital herpes	0 (0 to 0)	0 (0 to 0)	0 (0 to 0)	0 (0 to 0)	0 (0 to 0)	0 (0 to 0)	0 (0 to 0 1)	0 (0 to 0 2)	0 (0 to 0 2)	0 (0 to 0 4)	0 (0 to 0 5)	0 (0 to 0 5)	0 (0 to 0 4)	0 (0 to 0 3)	0 (0 to 0 2)	0 (0 to 0 2)	0 (0 to 0 2)	0 (0 to 0 2)	0 (0 to 0 1)	0 (0 to 0 1)	0 (0 to 0 1)	0 (0 to 0 1)	0 (0 to 0 1)	0 (0 to 0 1)	2 1
Other sexually transmitted infections	0 (0 to 0)	0 (0 to 0)	0 (0 to 0)	0 (0 to 0)	0 (0 to 0)	0 (0 to 0)	0 (0 to 0 1)	0 (0 1 to 0 3)	0 (0 1 to 0 4)	0 (0 1 to 0 5)	0 (0 2 to 0 7)	0 (0 2 to 0 8)	0 (0 2 to 0 8)	0 (0 2 to 0 7)	0 (0 2 to 0 6)	0 (0 2 to 0 5)	0 (0 2 to 0 5)	0 (0 1 to 0 4)	0 (0 1 to 0 3)	0 (0 1 to 0 3)	0 (0 1 to 0 2)	0 (0 1 to 0 2)	0 (0 0 to 0 1)	4 6
Respiratory infections and tuberculosis	2 3 (1 4 to 3 3)	1 7 (1 1 to 2 3)	10 6 (10 1 to 22 5)	17 6 (12 9 to 24 7)	9 6 (9 4 to 20 9)	3 8 (4 to 15 6)	2 5 (2 to 12)	2 5 (3 8 to 12 6)	3 1 (4 to 13 5)	3 6 (4 5 to 15 4)	4 3 (5 to 17 6)	5 1 (6 to 19 4)	5 6 (7 to 21 5)	6 4 (8 to 23 5)	7 4 (9 to 26 5)	8 5 (11 to 31 2)	9 6 (13 to 36 2)	10 6 (15 to 41 5)	11 5 (17 to 46 2)	12 2 (18 to 50 4)	12 7 (20 to 54 1)	12 8 (21 to 56 2)	12 7 (20 to 55 4)	524
Tuberculosis	0 (0 to 0)	0 (0 to 0)	0 1 (0 to 0 2)	0 2 (0 2 to 0 3)	0 2 (0 1 to 0 2)	0 2 (0 1 to 0 2)	0 3 (0 2 to 0 4)	0 5 (0 3 to 0 6)	0 8 (0 4 to 1 1)	1 2 (0 7 to 1 8)	1 7 (0 7 to 1 8)	2 1 (0 8 to 1 3)	2 5 (0 9 to 1 6)	2 9 (1 1 to 1 9)	3 3 (1 2 to 2 1)	3 6 (1 3 to 2 4)	3 8 (1 4 to 2 5)	3 9 (1 4 to 2 6)	3 9 (1 4 to 2 6)	3 9 (1 4 to 2 6)	3 8 (1 4 to 2 5)	3 7 (1 3 to 2 5)	3 5 (1 3 to 2 4)	15 5
Latent tuberculosis infection	0 (0 to 0)	0 (0 to 0)	0 (0 to 0)	0 (0 to 0)	0 (0 to 0)	0 (0 to 0)	0 (0 to 0)	0 (0 to 0)	0 (0 to 0)	0 (0 to 0)	0 (0 to 0)	0 (0 to 0)	0 (0 to 0)	0 (0 to 0)	0 (0 to 0)	0 (0 to 0)	0 (0 to 0)	0 (0 to 0)	0 (0 to 0)

Osteoarthritis other	0 (0 to 0)	0 (0 to 0)	0 (0 to 0)	0 (0 to 0)	0 (0 to 0)	0 (0 to 0)	0 (0 to 0)	0 (0 to 0)	0 (0 to 0)	0 (0 to 0)	0 (0 to 0)	0 (0 to 1)	0 (0 to 0.7)	0.7 (0 to 1.7)	1.4 (0 to 3)	2.2 (1 to 4)	2.8 (1 to 5)	3 (1 to 6)	2.8 (1 to 5)	2.8 (1 to 5)	2 (1 to 4)	1.2 (0 to 3)	0.6 (0 to 1)	0.2 (0 to 0)	21	
Low back pain	0 (0 to 0)	0 (0 to 0)	0 (0 to 0)	0 (0 to 0)	4.9 (2.3 to 8.7)	23 (14 to 38.3)	34.1 (20.4 to 54.5)	47 (28 to 74.4)	70.6 (42.5 to 110)	93 (53.2 to 137)	120 (72.2 to 183)	147 (87.5 to 220)	164 (97.5 to 243)	164 (97.5 to 243)	164 (97.5 to 243)	162 (96.2 to 239)	153 (90.2 to 232)	141 (83.9 to 214)	129 (76.7 to 196)	118 (70.2 to 179)	107 (63.7 to 163)	97 (57.5 to 147)	87 (51.7 to 132)	77 (45.9 to 117)	68 (40.5 to 103)	59 (35.4 to 89.3)	51 (30.7 to 77.3)	44 (26.5 to 66.4)	38 (22.9 to 57.3)	32 (19.3 to 48.3)	1,150
Neck pain	0 (0 to 0)	0 (0 to 0)	0 (0 to 0)	2.7 (1 to 5.9)	13.4 (6.9 to 25.2)	17.9 (9.9 to 31.5)	19.4 (9.9 to 36.7)	22.5 (10.7 to 50.4)	39.3 (20.9 to 73.5)	58.3 (31.9 to 97.8)	77.1 (43.1 to 127)	94.4 (53.2 to 153)	104 (59.1 to 167)	104 (59.1 to 167)	104 (59.1 to 167)	103 (58.5 to 166)	97.2 (55.2 to 156)	89.5 (50.9 to 144)	82 (46.5 to 131)	74.1 (41.9 to 118)	67.3 (37.9 to 107)	60.7 (34.2 to 96.7)	54.7 (30.7 to 86.9)	48.9 (27.4 to 77.6)	43.7 (24.3 to 69.2)	38.9 (21.5 to 61.3)	34.6 (19.1 to 54.5)	30.8 (16.9 to 48.5)	27.4 (14.9 to 43.2)	452
Gout	0 (0 to 0)	0 (0 to 0)	0 (0 to 0)	0 (0 to 0)	0 (0 to 0)	0 (0 to 0)	0 (0 to 0)	0 (0 to 0)	0 (0 to 0)	0 (0 to 0)	0 (0 to 0)

SII Table 2b: South Gloucestershire DALYS by cause and age group for females with 95% uncertainty intervals. 2019

Cause	Early Neonatal	Late Neonatal	Post Neonatal	1 to 4	5 to 9	10 to 14	15 to 19	20 to 24	25 to 29	30 to 34	35 to 39	40 to 44	45 to 49	50 to 54	55 to 59	60 to 64	65 to 69	70 to 74	75 to 79	80 to 84	85 to 89	90 to 94	95 plus	Total
All causes	1,780 (1,620 to 1,940)	1,470 (1,340 to 1,610)	2,160 (1,960 to 2,360)	3,190 (2,890 to 3,490)	2,280 (2,060 to 2,500)	2,270 (2,060 to 2,490)	2,610 (2,370 to 2,850)	3,010 (2,730 to 3,300)	3,290 (2,980 to 3,600)	3,470 (3,140 to 3,800)	3,810 (3,450 to 4,170)	4,270 (3,860 to 4,660)	4,870 (4,400 to 5,340)	5,610 (5,070 to 6,150)	6,450 (5,830 to 7,070)	7,290 (6,600 to 7,990)	8,200 (7,420 to 8,990)	9,240 (8,370 to 10,100)	10,300 (9,330 to 11,300)	11,300 (10,200 to 12,400)	12,300 (11,100 to 13,500)	13,200 (11,900 to 14,500)	37,200
Communicable, maternal, neonatal, and nutritional diseases	1,640 (1,490 to 1,790)	1,350 (1,230 to 1,480)	1,980 (1,800 to 2,170)	2,930 (2,650 to 3,210)	1,200 (1,080 to 1,330)	1,200 (1,080 to 1,330)	1,270 (1,140 to 1,410)	1,270 (1,140 to 1,410)	1,270 (1,140 to 1,410)	1,270 (1,140 to 1,410)	1,270 (1,140 to 1,410)	1,270 (1,140 to 1,410)	1,270 (1,140 to 1,410)	1,270 (1,140 to 1,410)	1,270 (1,140 to 1,410)	1,270 (1,140 to 1,410)	1,270 (1,140 to 1,410)	1,270 (1,140 to 1,410)	1,270 (1,140 to 1,410)	1,270 (1,140 to 1,410)	1,270 (1,140 to 1,410)	1,270 (1,140 to 1,410)	2,650
HIV/AIDS and sexually transmitted infections	4.5 (1.3 to 9.9)	1.3 (0.3 to 2.9)	2.1 (0.6 to 4.4)	0.2 (0.2 to 0.3)	0.2 (0.2 to 0.3)	0.2 (0.2 to 0.3)	0.6 (0.4 to 0.9)	1.7 (1.2 to 2.4)	3.4 (2.2 to 5)	4.7 (3.1 to 6.8)	5.5 (3.7 to 8.2)	5.7 (3.8 to 8.7)	4.6 (3.2 to 6.9)	2.2 (1.1 to 4.5)	1.3 (0.5 to 2.9)	1.4 (0.6 to 2.9)	1.4 (0.6 to 2.9)	0.6 (0.4 to 1.5)	0.4 (0.2 to 0.9)	0.2 (0.1 to 0.3)	0.2 (0.1 to 0.1)	0.1 (0.1 to 0.1)	47.6
HIV/AIDS	0 (0 to 0)	0 (0 to 0)	0.1 (0 to 0.1)	0.2 (0.2 to 0.3)	0.2 (0.1 to 0.3)	0.2 (0.2 to 0.3)	0.7 (0.5 to 0.9)	1.5 (0.9 to 1.5)	1.5 (1.1 to 2.1)	1.5 (1 to 2.7)	1.5 (1 to 2.8)	1.5 (1.1 to 2)	1.5 (1.1 to 2.2)	1.6 (1.1 to 2.2)	1.6 (1.1 to 2.2)	1.6 (1.1 to 2.2)	1.6 (1.1 to 2.2)	0.6 (0.4 to 1.2)	0.3 (0.2 to 0.6)	0.2 (0.1 to 0.3)	0 (0 to 0)	0 (0 to 0)	16.4
HIV/AIDS - Drug-susceptible Tuberculosis	0 (0 to 0)	0 (0 to 0)	0 (0 to 0)	0 (0 to 0)	0 (0 to 0)	0 (0 to 0)	0 (0 to 0)	0 (0 to 0)	0 (0 to 0.1)	0 (0 to 0.1)	0 (0 to 0.2)	0 (0 to 0.2)	0 (0 to 0.2)	0 (0 to 0.2)	0 (0 to 0.2)	0 (0 to 0.2)	0 (0 to 0.2)	0 (0 to 0.1)	0 (0 to 0.1)	0 (0 to 0.1)	0 (0 to 0)	0 (0 to 0)	0 (0 to 0)	1.6
HIV/AIDS - Multidrug-resistant Tuberculosis without extensive dr...	0 (0 to 0)	0 (0 to 0)	0 (0 to 0)	0 (0 to 0)	0 (0 to 0)	0 (0 to 0)	0 (0 to 0)	0 (0 to 0)	0 (0 to 0)	0 (0 to 0)	0 (0 to 0)	0 (0 to 0)	0 (0 to 0)	0 (0 to 0)	0 (0 to 0)	0 (0 to 0)	0 (0 to 0)	0 (0 to 0)	0 (0 to 0)	0 (0 to 0)	0 (0 to 0)	0 (0 to 0)	0 (0 to 0)	0
HIV/AIDS - Extensively drug-resistant Tuberculosis	0 (0 to 0)	0 (0 to 0)	0 (0 to 0)	0 (0 to 0)	0 (0 to 0)	0 (0 to 0)	0 (0 to 0)	0 (0 to 0)	0 (0 to 0)	0 (0 to 0)	0 (0 to 0)	0 (0 to 0)	0 (0 to 0)	0 (0 to 0)	0 (0 to 0)	0 (0 to 0)	0 (0 to 0)	0 (0 to 0)	0 (0 to 0)	0 (0 to 0)	0 (0 to 0)	0 (0 to 0)	0 (0 to 0)	0
HIV/AIDS resulting in other diseases	0 (0 to 0)	0 (0 to 0)	0.2 (0.2 to 0.3)	0.2 (0.2 to 0.3)	0.1 (0.1 to 0.2)	0.1 (0.1 to 0.2)	0.2 (0.2 to 0.3)	0.2 (0.4 to 0.6)	1 (0.7 to 1.4)	1.4 (0.9 to 1.9)	1.8 (1.3 to 2.5)	1.8 (1.3 to 2.6)	1.8 (1.3 to 2.6)	1.4 (1 to 2.1)	1.2 (0.8 to 1.6)	1.2 (0.7 to 1.9)	0.6 (0.3 to 1.2)	0.3 (0.1 to 0.5)	0.1 (0.1 to 0.3)	0 (0 to 0)	0 (0 to 0)	0 (0 to 0)	14.7
Sexually transmitted infections excluding HIV	4.5 (1.3 to 9.9)	1.3 (0.3 to 2.9)	1.7 (0.4 to 4)	0.1 (0 to 0.1)	0 (0 to 0.1)	0.1 (0 to 0.1)	0.2 (0.1 to 0.5)	1 (0.4 to 1.7)	2.3 (1.3 to 3.8)	3.1 (1.8 to 5.1)	3.5 (2 to 5.6)	3.7 (2 to 6.4)	2.6 (1.4 to 4.7)	1.5 (0.8 to 2.9)	1.1 (0.4 to 2.5)	0.8 (0.4 to 1.4)	0.7 (0.3 to 1.4)	0.6 (0.4 to 1.1)	0.4 (0.1 to 0.9)	0.2 (0.1 to 0.3)	0 (0 to 0)	0.1 (0.1 to 0.1)	31.2
Syphilis	0 (0 to 0)	0 (0 to 0)	0 (0 to 0)	0 (0 to 0)	0 (0 to 0)	0 (0 to 0)	0 (0 to 0)	0 (0 to 0.1)	0 (0 to 0.1)	0 (0 to 0.1)	0 (0 to 0.1)	0 (0 to 0.1)	0 (0 to 0.1)	0 (0 to 0)	0 (0 to 0)	0 (0 to 0)	0 (0 to 0)	0 (0 to 0)	0 (0 to 0)	0 (0 to 0)	0 (0 to 0)	0 (0 to 0)	0 (0 to 0)	7.7
Chlamydial infection	0 (0 to 0)	0 (0 to 0)	0 (0 to 0)	0 (0 to 0)	0 (0 to 0)	0 (0 to 0)	0 (0 to 0.2)	0 (0 to 0.4)	0 (0 to 1)	0 (0 to 1.2)	0 (0 to 1.8)	0 (0 to 1.5)	0 (0 to 1.6)	0 (0 to 1)	0 (0 to 0.6)	0 (0 to 0.5)	0 (0 to 0.1)	0 (0 to 0.1)	0 (0 to 0.1)	0 (0 to 0.1)	0 (0 to 0)	0 (0 to 0)	0 (0 to 0)	4.5
Gonococcal infection	0 (0 to 0)	0 (0 to 0)	0 (0 to 0)	0 (0 to 0)	0 (0 to 0)	0 (0 to 0)	0 (0 to 0.1)	0 (0 to 0.1)	0 (0 to 0.2)	0 (0 to 0.3)	0 (0 to 0.3)	0 (0 to 0.4)	0 (0 to 0.4)	0 (0 to 0.2)	0 (0 to 0.1)	0 (0 to 0.1)	0 (0 to 0.2)	0 (0 to 0.1)	0 (0 to 0.2)	0 (0 to 0.2)	0 (0 to 0)	0 (0 to 0)	0 (0 to 0)	2.6
Trichomoniasis	0 (0 to 0)	0 (0 to 0)	0 (0 to 0)	0 (0 to 0)	0 (0 to 0)	0 (0 to 0)	0 (0 to 0.1)	0 (0 to 0.1)	0.3 (0 to 0.4)	0.4 (0 to 0.9)	0.5 (0 to 1.1)	0.4 (0 to 1.1)	0.4 (0 to 1.1)	0.4 (0 to 1.1)	0.2 (0 to 0.5)	0.2 (0 to 0.4)	0.1 (0 to 0.2)	0 (0 to 0.2)	0 (0 to 0.1)	0 (0 to 0)	0 (0 to 0)	0 (0 to 0)	3.4
Genital herpes	0 (0 to 0)	0 (0 to 0)	0 (0 to 0)	0 (0 to 0)	0 (0 to 0.1)	0 (0 to 0.1)	0 (0 to 0.2)	0 (0 to 0.3)	0 (0 to 0.4)	0 (0 to 0.5)	0 (0 to 0.7)	0 (0 to 0.7)	0.4 (0.1 to 1.1)	0.5 (0.2 to 1.3)	0.4 (0.1 to 1.1)	0.3 (0.1 to 0.8)	0.3 (0.1 to 0.7)	0.2 (0.1 to 0.5)	0.1 (0 to 0.4)	0 (0 to 0.2)	0 (0 to 0)	0 (0 to 0)	4.2
Other sexually transmitted infections	0 (0 to 0)	0 (0 to 0)	0 (0 to 0)	0 (0 to 0)	0 (0 to 0)	0 (0 to 0)	0 (0 to 0.1)	0 (0 to 0.1)	0 (0 to 0.1)	0 (0 to 0.2)	0 (0 to 0.2)	0 (0 to 0.2)	0 (0 to 0.2)	0 (0 to 0.2)	0 (0 to 0.1)	0 (0 to 0.1)	0 (0 to 0.1)	0 (0 to 0.1)	0 (0 to 0.1)	0 (0 to 0.1)	0 (0 to 0)	0 (0 to 0)	0 (0 to 0)	0.6
Respiratory infections and tuberculosis	6.9 (0.4 to 21.3)	10.7 (0.7 to 1.5)	14.7 (4.6 to 29.4)	99.8 (68.9 to 134.1)	11.5 (6.6 to 18.4)	8.6 (4.4 to 16.9)	9.2 (4.6 to 18.2)	9.2 (7.5 to 19.4)	9.2 (4.1 to 20.2)	9.2 (4.1 to 20.3)	9.2 (4.1 to 20.3)	9.2 (4.1 to 20.3)	9.2 (4.1 to 20.3)	9.2 (4.1 to 20.3)	9.2 (4.1 to 20.3)	9.2 (4.1 to 20.3)	9.2 (4.1 to 20.3)	9.2 (4.1 to 20.3)	9.2 (4.1 to 20.3)	9.2 (4.1 to 20.3)	9.2 (4.1 to 20.3)	9.2 (4.1 to 20.3)	1,020
Tuberculosis	6.9 (0.4 to 21.3)	10.7 (0.7 to 1.5)	14.7 (4.6 to 29.4)	99.8 (68.9 to 134.1)	11.5 (6.6 to 18.4)	8.6 (4.4 to 16.9)	9.2 (4.6 to 18.2)	9.2 (7.5 to 19.4)	9.2 (4.1 to 20.2)	9.2 (4.1 to 20.3)	9.2 (4.1 to 20.3)	9.2 (4.1 to 20.3)	9.2 (4.1 to 20.3)	9.2 (4.1 to 20.3)	9.2 (4.1 to 20.3)	9.2 (4.1 to 20.3)	9.2 (4.1 to 20.3)	9.2 (4.1 to 20.3)	9.2 (4.1 to 20.3)	9.2 (4.1 to 20.3)	9.2 (4.1 to 20.3)	9.2 (4.1 to 20.3)	1,020
Latent tuberculosis infection	0 (0 to 0)	0 (0 to 0)	0 (0 to 0)	0 (0 to 0)	0 (0 to 0)	0 (0 to 0)	0 (0 to 0)	0 (0 to 0)	0 (0 to 0)	0 (0 to 0)	0 (0 to 0)	0 (0 to 0)	0 (0 to 0)	0 (0 to 0)	0 (0 to 0)	0 (0 to 0)	0 (0 to 0)	0 (0 to 0)	0 (0 to 0)	0 (0 to 0)	0 (0 to 0)	0 (0 to 0)	0 (0 to 0)	0
Drug-susceptible tuberculosis	0 (0 to 0)	0 (0 to 0)	0 (0 to 0)	0.1 (0 to 0.1)	0 (0 to 0)	0 (0 to 0)	0.3 (0.2 to 0.5)	0.5 (0.2 to 1.2)	0.5 (0.2 to 1)	0.5 (0.2 to 1.2)	0.5 (0.2 to 1.2)	0.5 (0.2 to 1.2)	0.5 (0.2 to 1.2)	0.5 (0.2 to 1.2)	0.5 (0.2 to 1.2)	0.5 (0.2 to 1.2)	0.5 (0.2 to 1.2)	0.5 (0.2 to 1.2)	0.5 (0.2 to 1.2)	0.5 (0.2 to 1.2)	0.5 (0.2 to 1.2)	0.5 (0.2 to 1.2)	0.5 (0.2 to 1.2)	12.4
Multidrug-resistant tuberculosis without extensive drug-resistance	0 (0 to 0)	0 (0 to 0)	0 (0 to 0)	0 (0 to 0)	0 (0 to 0)	0 (0 to 0)	0 (0 to 0)	0 (0 to 0)	0 (0 to 0)	0 (0 to 0)	0 (0 to 0)	0 (0 to 0)	0 (0 to 0)	0 (0 to 0)	0 (0 to 0)	0 (0 to 0)	0 (0 to 0)	0 (0 to 0)	0 (0 to 0)	0 (0 to 0)	0 (0 to 0)	0 (0 to 0)	0 (0 to 0)	0.3
Extensively drug-resistant tuberculosis	0 (0 to 0)	0 (0 to 0)	0 (0 to 0)	0 (0 to 0)	0 (0 to 0)	0 (0 to 0)	0 (0 to 0)	0 (0 to 0.1)	0 (0 to 0.1)	0 (0 to 0.1)	0 (0 to 0.1)	0 (0 to 0.1)	0 (0 to 0.1)	0 (0 to 0.1)	0 (0 to 0.1)	0 (0 to 0.1)	0 (0 to 0.1)	0 (0 to 0.1)	0 (0 to 0.1)	0 (0 to 0.1)	0 (0 to 0)	0 (0 to 0)	0 (0 to 0)	0.1
Lower respiratory infections	2.9 (0.4 to 1.3)	0.9 (0.4 to 1.3)	0.8 (4 to 10.7)	3.6 (2.5 to 5.1)	1.3 (0.9 to 1.8)	1.2 (0.8 to 1.6)	1.7 (1.2 to 2.5)	2.3 (1.5 to 3.2)	2.8 (2 to 3.9)	3.7 (2.6 to 5.2)	4.6 (3.1 to 6.6)	4.9 (4 to 6.2)	4.7 (3.1 to 6.8)	4.6 (3 to 6.5)	4.3 (2.7 to 6.4)	4.2 (2.6 to 6.2)	4.1 (2.5 to 6.2)	3.9 (2.3 to 5.9)	3.6 (2.1 to 5.4)	3.2 (1.9 to 4.8)	2.8 (1.7 to 4.2)	2.3 (1.4 to 3.4)	179 (124 to 239)	870
Upper respiratory infections	0 (0 to 0)	0 (0 to 0.2)	2 (1.1 to 3.2)	9.3 (5.3 to 15.5)	6.9 (3.9 to 10.5)	6.7 (3.8 to 10.1)	7.5 (4.4 to 11.5)	8.1 (4.3 to 14)	8.8 (4.7 to 14.7)	8.1 (4.3 to 13.9)	7.6 (3.9 to 12.7)	6.7 (3.4 to 11.6)	5.9 (2.9 to 10.1)	5.1 (2.5 to 8.8)	4.3 (2.1 to 7.5)	3.6 (1.7 to 6.4)	2.9 (1.4 to 5.2)	2.3 (1.1 to 4.1)	1.7 (0.8 to 3)	1.3 (0.6 to 2.3)	0.9 (0.4 to 1.6)	0.6 (0.3 to 0.9)	119
Otitis media	0 (0 to 0)	0 (0 to 0)	0.4 (0.2 to 0.7)	3.6 (1.3 to 7)	2.6 (1.3 to 4.4)	2.6 (1.4 to 4.2)	2.9 (1.7 to 3.2)	3.2 (0.5 to 2.6)	3.4 (0.6 to 2.4)	3.5 (0.7 to 2.6)	3.5 (0.7 to 2.6)	3.5 (0.7 to 2.6)	3.5 (0.7 to 2.6)	3.5 (0.7 to 2.6)	3.5 (0.7 to 2.6)	3.5 (0.7 to 2.6)	3.5 (0.7 to 2.6)	3.5 (0.7 to 2.6)	3.5 (0.7 to 2.6)	3.5 (0.7 to 2.6)	3.5 (0.7 to 2.6)	3.5 (0.7 to 2.6)	22.2
Enteric infections	0.1 (0.1 to 0.2)	0.4 (0.4 to 0.6)	0.7 (4.3 to 9.7)	9.3 (5.3 to 15)	4.6 (2.3 to 8.1)	3 (1.4 to 5.2)	2.4 (1.4 to 3.8)	2.4 (1.2 to 3.6)	2.4 (1.5 to 4.1)	2.4 (1.4 to 3.7)	2.2 (1.2 to 3.3)	2 (1.2 to 3.1)	2 (1.2 to 3.1)	2 (1.2 to 3.1)	2 (1.2 to 3.1)	2 (1.2 to 3.1)	2 (1.2 to 3.1)	2 (1.2 to 3.1)	2 (1.2 to 3.1)	2 (1.2 to 3.1)	2 (1.2 to 3.1)	2 (1.2 to 3.1)	119
Diarrheal diseases	0.1 (0.1 to 0.2)	0.4 (0.4 to 0.6)	0.7 (4.2 to 9.7)	9.3 (5.3 to 14.9)	4.6 (2.3 to 8.1)	3 (1.4 to 5.2)	2.4 (1.4 to 3.8)	2.4 (1.2 to 3.6)	2.4 (1.4 to 4.1)	2.4 (1.4 to 3.7)	2.2 (1.2 to 3.3)	2 (1.2 to 3.1)	2 (1.2 to 3.1)	2 (1.2 to 3.1)	2 (1.2 to 3.1)	2 (1.2 to 3.1)	2 (1.2 to 3.1)	2 (1.2 to 3.1)	2 (1.2 to 3.1)	2 (1.2 to 3.1)	2 (1.2 to 3.1)	2 (1.2 to 3.1)	119
Typhoid and paraphoid	0 (0 to 0)	0 (0 to 0)	0 (0 to 0)	0 (0 to 0)	0 (0 to 0)	0 (0 to 0)	0 (0 to 0)	0 (0 to 0)	0 (0 to 0)	0 (0 to 0)	0 (0 to 0)	0 (0 to 0)	0 (0 to 0)	0 (0 to 0)	0 (0 to 0)	0 (0 to 0)	0 (0 to 0)	0 (0 to 0)	0 (0 to 0)	0 (0 to 0)	0 (0 to 0)	0 (0 to 0)	0 (0 to 0)	0
Typhoid fever	0 (0 to 0)	0 (0 to 0)	0 (0 to 0)	0 (0 to 0)	0 (0 to 0)	0 (0 to 0)	0 (0 to 0)	0 (0 to 0)	0 (0 to 0)	0 (0 to 0)	0 (0 to 0)	0 (0 to 0)	0 (0 to 0)	0 (0 to 0)	0 (0 to 0)	0 (0 to 0)	0 (0 to 0)	0 (0 to 0)	0 (0 to 0)	0 (0 to 0)	0 (0 to 0)	0 (0 to 0)	0 (0 to 0)	0
Paratyphoid fever	0 (0 to 0)	0 (0 to 0)	0 (0 to 0)	0 (0 to 0)	0 (0 to 0)	0 (0 to 0)	0 (0 to 0)	0 (0 to 0)	0 (0 to 0)	0 (0 to 0)	0 (0 to 0)	0 (0 to 0)	0 (0 to 0)	0 (0 to 0)	0 (0 to 0)	0 (0 to 0)	0 (0 to 0)	0 (0 to 0)	0 (0 to 0)	0 (0 to 0)	0 (0 to 0)	0 (0 to 0)	0 (0 to 0)	0
Invasive Non-typhoidal Salmonella (iNTS)	0 (0 to 0)	0 (0 to 0)	0 (0 to 0)	0 (0 to 0)	0 (0 to 0)	0 (0 to 0)	0 (0 to 0)	0 (0 to 0)	0 (0 to 0)	0 (0 to 0)	0 (0 to 0)	0 (0 to 0)	0 (0 to 0)	0 (0 to 0)	0 (0 to 0)	0 (0 to 0)	0 (0 to 0)	0 (0 to 0)	0 (0 to 0)	0 (0 to 0)	0 (0 to 0)	0 (0 to 0)	0 (0 to 0)	0.3
Other intestinal infectious diseases	0 (0 to 0)	0 (0 to 0)	0 (0 to 0)	0 (0 to 0)	0 (0 to 0)	0 (0 to 0)	0 (0 to 0)	0 (0 to 0)	0 (0 to 0)	0 (0 to 0)	0 (0 to 0)	0 (0 to 0)	0 (0 to 0)	0 (0 to 0)	0 (0 to 0)	0 (0 to 0)	0 (0 to 0)	0 (0 to 0)	0 (0 to 0)	0 (0 to 0)	0 (0 to 0)	0 (0 to 0)	0 (0 to 0)	0.2
Neglected tropical diseases and malaria	0 (0 to 0)	0.2 (0.1 to 0.4)	3.3 (1.4 to 6.5)	14.8 (7.7 to 23.7)	1.3 (0.7 to 2.1)	0.9 (0.5 to 1.4)	0.9 (0.5 to 1.4)	0.9 (0.5 to 1.4)	0.9 (0.5 to 1.4)	0.9 (0.5 to 1.4)	0.9 (0.5 to 1.4)	0.9 (0.5 to 1.4)	0.9 (0.5 to 1.4)	0.9 (0.5 to 1.4)	0.9 (0.5 to 1.4)	0.9 (0.5 to 1.4)	0.9 (0.5 to 1.4)	0.9 (0.5 to 1.4)	0.9 (0.5 to 1.4)	0.9 (0.5 to 1.4)	0.9 (0.5 to 1.4)	0.9 (0.5 to 1.4)	23.3
Malaria	0 (0 to 0)	0 (0 to 0)	0 (0 to 0)	0 (0 to 0)	0 (0 to 0)	0 (0 to 0)	0 (0 to 0)	0 (0 to 0)	0 (0 to 0)	0 (0 to 0)	0 (0 to 0)	0 (0 to 0)	0 (0 to 0)	0 (0 to 0)	0 (0 to 0)	0 (0 to 0)	0 (0 to 0)	0 (0 to 0)	0 (0 to 0)	0 (0 to 0)	0 (0 to 0)	0 (0 to 0)	0 (0 to 0)	0
Chagas disease	0 (0 to 0)	0 (0 to 0)	0 (0 to 0)	0 (0 to 0)	0 (0 to 0)	0 (0 to 0)	0 (0 to 0)	0 (0 to 0)	0 (0 to 0)	0 (0 to 0)	0 (0 to 0)	0 (0 to 0)	0 (0 to 0)	0 (0 to 0)	0 (0 to 0)	0 (0 to 0)	0 (0 to 0)	0 (0 to 0)	0 (0 to 0)	0 (0 to 0)	0 (0 to 0)	0 (0 to 0)	0 (0 to 0)	0
Leishmaniasis	0 (0 to 0)	0 (0 to 0)	0 (0 to 0)	0 (0 to 0)	0 (0 to 0)	0 (0 to 0)	0 (0 to 0)	0 (0 to 0)	0 (0 to 0)	0 (0 to 0)	0 (0 to 0)	0 (0 to 0)	0 (0 to 0)	0 (0 to 0)	0 (0 to 0)	0 (0 to 0)	0 (0 to 0)	0 (0 to 0)	0 (0 to 0)	0 (0 to 0)	0 (0 to 0)	0 (0 to 0)	0 (0 to 0)	0
Visceral leishmaniasis	0 (0 to 0)	0 (0 to 0)	0 (0 to 0)	0 (0 to 0)	0 (0 to 0)	0 (0 to 0)	0 (0 to 0)	0 (0 to 0)	0 (0 to 0)	0 (0 to 0)	0 (0 to 0)	0 (0 to 0)	0 (0 to 0)	0 (0 to 0)	0 (0 to 0)	0 (0 to 0)	0 (0 to 0)	0 (0 to 0)	0 (0 to 0)	0 (0 to 0)	0 (0 to 0)	0 (0 to 0)	0 (0 to 0)	0
Cutaneous and mucocutaneous leishmaniasis	0 (0 to 0)	0 (0 to 0)	0 (0 to 0)	0 (0 to 0)	0 (0 to 0)	0 (0 to 0)	0 (0 to 0)	0 (0 to 0)	0 (0 to 0)	0 (0 to 0)	0 (0 to 0)	0 (0 to 0)	0 (0 to 0)	0 (0 to 0)	0 (0 to 0)	0 (0 to 0)	0 (0 to 0)	0 (0 to 0)	0 (0 to 0)	0 (0 to 0)	0 (0 to 0)	0 (0 to 0)	0 (0 to 0)	0
African trypanosomiasis	0 (0 to 0)	0 (0 to 0)	0 (0 to 0)	0 (0 to 0)	0 (0 to 0)	0 (0 to 0)	0 (0 to 0)	0 (0 to 0)	0 (0 to 0)	0 (0 to 0)	0 (0 to 0)	0 (0 to 0)	0 (0 to 0)	0 (0 to 0)	0 (0 to 0)	0 (0 to 0)	0 (0 to 0)	0 (0 to 0)	0 (0 to 0)	0 (0 to 0)	0 (0 to 0)	0 (0 to 0)	0 (0 to 0)	0
Schistosomiasis	0 (0 to 0)	0 (0 to 0)	0 (0 to 0)	0 (0 to 0)	0 (0 to 0)	0 (0 to 0)	0 (0 to 0)	0 (0 to 0)	0 (0 to 0)	0 (0 to 0)	0 (0 to 0)	0 (0 to 0)	0 (0 to 0)	0 (0 to 0)	0 (0 to 0)	0 (0 to 0)	0 (0 to 0)	0 (0 to 0)	0 (0 to 0)	0 (0 to 0)	0 (0 to 0)	0 (0 to 0)	0 (0 to 0)	0
Cysticercosis	0 (0 to 0)	0 (0 to 0)	0 (0 to 0)	0 (0 to 0)	0 (0 to 0)	0 (0 to 0)	0 (0 to 0)	0 (0 to 0)	0 (0 to 0)	0 (0 to 0)	0 (0 to 0)	0 (0 to 0)	0 (0 to 0)	0 (0 to 0)	0 (0 to 0)	0 (0 to 0)	0 (0 to 0)	0 (0 to 0)	0 (0 to 0)	0 (0 to 0)	0 (0 to 0)	0 (0 to 0)	0 (0 to 0)	0
Cystic echinococcosis	0 (0 to 0)	0 (0 to 0)	0 (0 to 0)	0 (0 to 0)	0 (0 to 0)	0 (0 to 0)	0 (0 to 0)	0 (0 to 0)	0 (0 to 0)	0 (0 to 0)	0 (0 to 0)	0 (0 to 0)	0 (0 to 0)	0 (0 to 0)	0 (0 to 0)	0 (0 to 0)	0 (0 to 0)	0 (0 to 0)	0 (0 to 0)	0 (0 to 0)	0 (0 to 0)	0 (0 to 0)	0 (0 to 0)	0.1
Lymphatic filariasis	0 (0 to 0)	0 (0 to 0)	0 (0 to 0)	0 (0 to 0)	0 (0 to 0)	0 (0 to 0)	0 (0 to 0)	0 (0 to 0)	0 (0 to 0)	0 (0 to 0)	0 (0 to 0)	0 (0 to 0)	0 (0 to 0)	0 (0 to 0)	0 (0 to 0)	0 (0 to 0)	0 (0 to 0)	0 (0 to 0)	0 (0 to 0)	0 (0 to 0)	0 (0 to 0)	0 (0 to 0)	0 (0 to 0)	0
Onchocerciasis	0 (0 to 0)	0 (0 to 0)	0 (0 to 0)	0 (0 to 0)	0 (0 to 0)	0 (0 to 0)	0 (0 to 0)	0 (0 to 0)	0 (0 to 0)	0 (0 to 0)	0 (0 to 0)	0 (0 to 0)	0 (0 to 0)	0 (0 to 0)	0 (0 to 0)	0 (0 to 0)	0 (0 to 0)	0 (0 to 0)	0 (0 to 0)	0 (0 to 0)	0 (0 to 0)	0 (0 to 0)	0 (0 to 0)	0
Trachoma	0 (0 to 0)	0 (0 to 0)	0 (0 to 0)	0 (0 to 0)	0 (0 to 0)	0 (0 to 0)	0 (0 to 0)	0 (0 to 0)	0 (0 to 0)	0 (0 to 0)	0 (0 to 0)	0 (0 to 0)

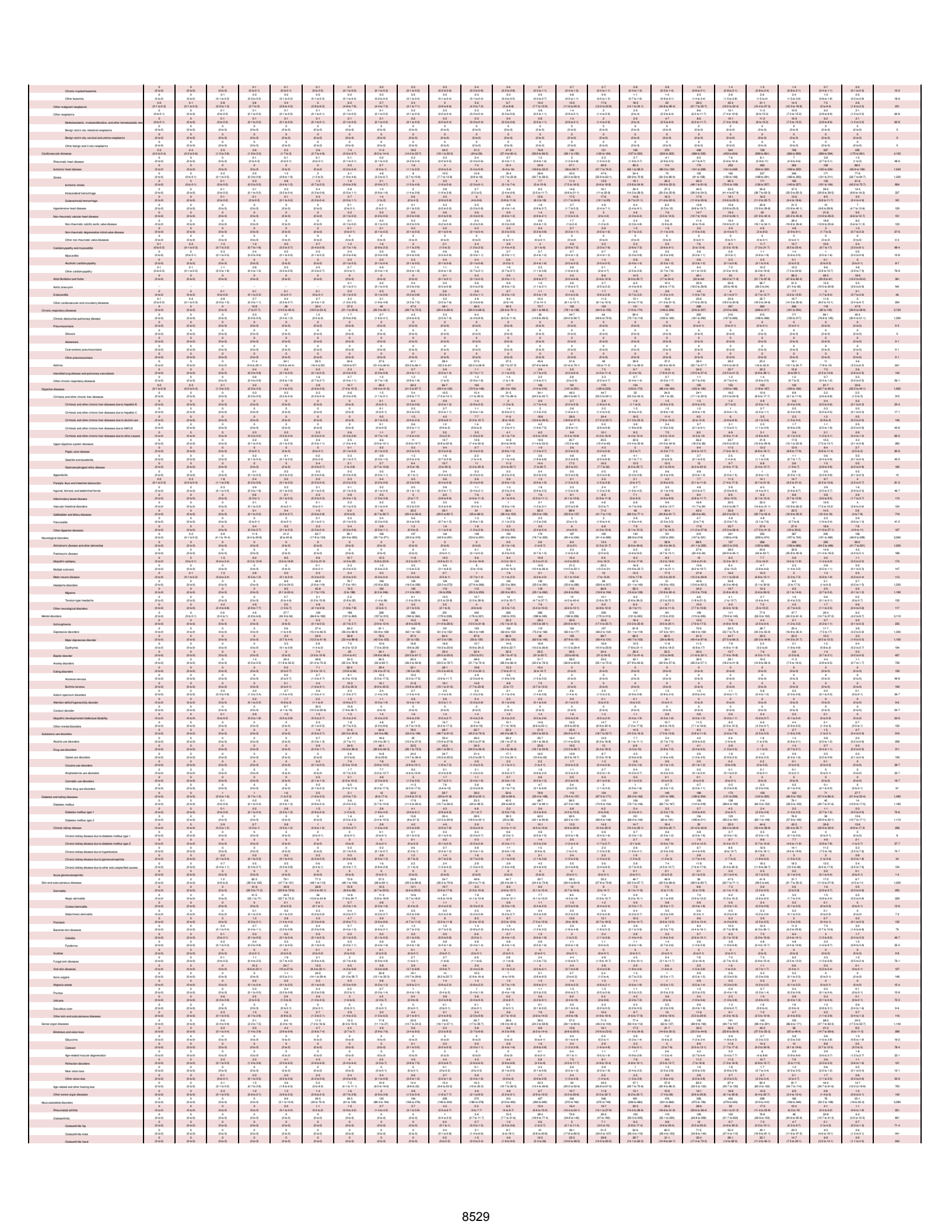

Osteoarthritis other	0 (0 to 0)	0 (0 to 0)	0 (0 to 0)

SR Table 2b: Dorset DALYs by cause and age group for females with 95% uncertainty intervals, 2019

Cause	Early Neonatal 0d	Late Neonatal 7d	Post Neonatal 28d	1to4 1m	5to9 5	10to14 10	15to19 15	20to24 20	25to29 25	30to34 30	35to39 35	40to44 40	45to49 45	50to54 50	55to59 55	60to64 60	65to69 65	70to74 70	75to79 75	80to84 80	85to89 85	90to94 90	95+ 95	Total
All causes	1,216 (1,039 to 1,416)	1,216 (524 to 2,111)	1,216 (1,049 to 1,391)	1,216 (969 to 1,472)	1,216 (969 to 1,472)	1,216 (969 to 1,472)	1,216 (969 to 1,472)	1,216 (969 to 1,472)	1,216 (969 to 1,472)	1,216 (969 to 1,472)	1,216 (969 to 1,472)	1,216 (969 to 1,472)	1,216 (969 to 1,472)	1,216 (969 to 1,472)	1,216 (969 to 1,472)	1,216 (969 to 1,472)	1,216 (969 to 1,472)	1,216 (969 to 1,472)	1,216 (969 to 1,472)	1,216 (969 to 1,472)	1,216 (969 to 1,472)	1,216 (969 to 1,472)	70,600
Communicable, maternal, neonatal, and nutritional diseases	1,216 (1,039 to 1,416)	1,216 (524 to 2,111)	1,216 (1,049 to 1,391)	1,216 (969 to 1,472)	1,216 (969 to 1,472)	1,216 (969 to 1,472)	1,216 (969 to 1,472)	1,216 (969 to 1,472)	1,216 (969 to 1,472)	1,216 (969 to 1,472)	1,216 (969 to 1,472)	1,216 (969 to 1,472)	1,216 (969 to 1,472)	1,216 (969 to 1,472)	1,216 (969 to 1,472)	1,216 (969 to 1,472)	1,216 (969 to 1,472)	1,216 (969 to 1,472)	1,216 (969 to 1,472)	1,216 (969 to 1,472)	1,216 (969 to 1,472)	1,216 (969 to 1,472)	3,560
HIV/AIDS and sexually transmitted infections	5.6 (1.4 to 12.3)	1.5 (0.4 to 3.3)	2.2 (0.6 to 4.7)	0.4 (0.3 to 0.5)	0.2 (0.2 to 0.4)	0.3 (0.3 to 0.4)	0.8 (0.4 to 1.1)	3.1 (1.4 to 4.3)	3.9 (2.4 to 5.8)	5.6 (3.6 to 8.6)	7.2 (4.2 to 9.6)	8.2 (4.7 to 11.2)	9.2 (4.9 to 12.7)	4.7 (2.3 to 6.7)	3.9 (2.3 to 5.1)	3.5 (1.9 to 5.4)	2.6 (1.0 to 4.6)	1.7 (1.0 to 2.8)	1 (0.4 to 1.7)	0.7 (0.3 to 1.1)	0.4 (0.3 to 0.6)	0.2 (0.1 to 0.3)	65
HIV/AIDS	0 (0 to 0)	0 (0 to 0)	0.3 (0.2 to 0.4)	0.3 (0.3 to 0.4)	0.2 (0.1 to 0.2)	0.2 (0.2 to 0.3)	0.6 (0.3 to 0.9)	2.9 (0.7 to 1.2)	3.4 (0.9 to 1.6)	3.3 (1.7 to 2.3)	3.4 (1.7 to 2.3)	3.4 (2.0 to 2.7)	3.7 (2.0 to 2.8)	2.7 (1.6 to 2.6)	2.6 (1.6 to 2.6)	2.1 (1.3 to 2.3)	1.2 (0.6 to 2.2)	1.1 (0.6 to 2.1)	0.6 (0.1 to 0.9)	0.1 (0.0 to 0.1)	0 (0 to 0)	0 (0 to 0)	24.4
HIV/AIDS - Drug-susceptible Tuberculosis	0 (0 to 0)	0 (0 to 0)	0 (0 to 0)	0 (0 to 0)	0 (0 to 0)	0 (0 to 0)	0 (0 to 0)	0 (0 to 0)	0 (0 to 0)	0 (0 to 0)	0 (0 to 0)	0 (0 to 0)	0 (0 to 0)	0 (0 to 0)	0 (0 to 0)	0 (0 to 0)	0 (0 to 0)	0 (0 to 0)	0 (0 to 0)	0 (0 to 0)	0 (0 to 0)	0 (0 to 0)	0 (0 to 0)	2.7
HIV/AIDS - Multidrug-resistant Tuberculosis without extensive dr...	0 (0 to 0)	0 (0 to 0)	0 (0 to 0)	0 (0 to 0)	0 (0 to 0)	0 (0 to 0)	0 (0 to 0)	0 (0 to 0)	0 (0 to 0)	0 (0 to 0)	0 (0 to 0)	0 (0 to 0)	0 (0 to 0)	0 (0 to 0)	0 (0 to 0)	0 (0 to 0)	0 (0 to 0)	0 (0 to 0)	0 (0 to 0)	0 (0 to 0)	0 (0 to 0)	0 (0 to 0)	0 (0 to 0)	0.1
HIV/AIDS - Extensively drug-resistant Tuberculosis	0 (0 to 0)	0 (0 to 0)	0 (0 to 0)	0 (0 to 0)	0 (0 to 0)	0 (0 to 0)	0 (0 to 0)	0 (0 to 0)	0 (0 to 0)	0 (0 to 0)	0 (0 to 0)	0 (0 to 0)	0 (0 to 0)	0 (0 to 0)	0 (0 to 0)	0 (0 to 0)	0 (0 to 0)	0 (0 to 0)	0 (0 to 0)	0 (0 to 0)	0 (0 to 0)	0 (0 to 0)	0 (0 to 0)	0
HIV/AIDS resulting in other diseases	0 (0 to 0)	0 (0 to 0)	0.2 (0.2 to 0.3)	0.2 (0.2 to 0.3)	0.1 (0.1 to 0.2)	0.1 (0.2 to 0.4)	0.2 (0.2 to 0.3)	0.6 (0.6 to 1.1)	1.4 (1.0 to 1.9)	2.1 (1.4 to 3.2)	2.1 (1.4 to 3.2)	2.4 (1.6 to 3.4)	2.4 (1.6 to 3.5)	2.5 (1.7 to 3.5)	2.3 (1.5 to 3.4)	1.8 (1.2 to 2.6)	1.7 (1.1 to 2.4)	1.9 (1.3 to 3.2)	1 (0.2 to 2.0)	0.4 (0.1 to 0.9)	0.1 (0.0 to 0.1)	0 (0 to 0)	21.6
Sexually transmitted infections excluding HIV	5.6 (1.4 to 12.3)	1.5 (0.4 to 3.3)	1.9 (0.5 to 4.4)	0.1 (0 to 0.2)	0 (0 to 0)	0.2 (0 to 0.3)	0.2 (0 to 0.7)	0.5 (0 to 1.1)	2.4 (0.4 to 4.2)	3.5 (0.5 to 6.4)	4 (0.6 to 7.2)	4.5 (0.6 to 8.1)	3.5 (0.5 to 6.4)	2.1 (0.3 to 3.8)	1.6 (0.2 to 2.9)	1.4 (0.2 to 2.7)	0.7 (0.1 to 1.4)	0.7 (0.1 to 1.4)	1 (0.1 to 1.9)	0.7 (0.1 to 1.4)	0.4 (0.1 to 0.8)	0.2 (0.1 to 0.4)	40.6
Syphilis	5.6 (1.4 to 12.3)	1.5 (0.4 to 3.3)	1.9 (0.5 to 4.4)	0.1 (0 to 0.2)	0 (0 to 0)	0 (0 to 0)	0 (0 to 0)	0 (0 to 0)	0 (0 to 0)	0 (0 to 0)	0 (0 to 0)	0 (0 to 0)	0 (0 to 0)	0 (0 to 0)	0 (0 to 0)	0 (0 to 0)	0 (0 to 0)	0 (0 to 0)	0 (0 to 0)	0 (0 to 0)	0 (0 to 0)	0 (0 to 0)	0 (0 to 0)	9.3
Chlamydial infection	0 (0 to 0)	0 (0 to 0)	0 (0 to 0)	0 (0 to 0)	0 (0 to 0)	0 (0 to 0)	0 (0 to 0)	0 (0 to 0)	0 (0 to 0)	0 (0 to 0)	0 (0 to 0)	0 (0 to 0)	0 (0 to 0)	0 (0 to 0)	0 (0 to 0)	0 (0 to 0)	0 (0 to 0)	0 (0 to 0)	0 (0 to 0)	0 (0 to 0)	0 (0 to 0)	0 (0 to 0)	0 (0 to 0)	5.4
Gonococcal infection	0 (0 to 0)	0 (0 to 0)	0 (0 to 0)	0 (0 to 0)	0 (0 to 0)	0 (0 to 0)	0 (0 to 0)	0 (0 to 0)	0 (0 to 0)	0 (0 to 0)	0 (0 to 0)	0 (0 to 0)	0 (0 to 0)	0 (0 to 0)	0 (0 to 0)	0 (0 to 0)	0 (0 to 0)	0 (0 to 0)	0 (0 to 0)	0 (0 to 0)	0 (0 to 0)	0 (0 to 0)	0 (0 to 0)	3.3
Trichomoniasis	0 (0 to 0)	0 (0 to 0)	0 (0 to 0)	0 (0 to 0)	0 (0 to 0)	0 (0 to 0)	0 (0 to 0)	0.1 (0 to 0.2)	0.2 (0.1 to 0.5)	0.4 (0.1 to 0.9)	0.4 (0.1 to 1.1)	0.4 (0.1 to 1.1)	0.5 (0.1 to 1.2)	0.4 (0.1 to 1.0)	0.4 (0.1 to 1.0)	0.4 (0.1 to 1.0)	0.4 (0.1 to 1.0)	0.4 (0.1 to 1.0)	0.2 (0.1 to 0.5)	0.2 (0.1 to 0.5)	0.1 (0.1 to 0.3)	0 (0 to 0)	5.2
Genital herpes	0 (0 to 0)	0 (0 to 0)	0 (0 to 0)	0 (0 to 0)	0 (0 to 0)	0 (0 to 0)	0 (0 to 0)	0 (0 to 0)	0.1 (0 to 0.4)	0.2 (0 to 0.4)	0.3 (0.1 to 0.6)	0.4 (0.1 to 0.8)	0.4 (0.1 to 0.9)	0.4 (0.1 to 0.9)	0.4 (0.1 to 0.9)	0.4 (0.2 to 1.0)	0.4 (0.2 to 1.0)	0.4 (0.2 to 1.0)	0.2 (0.1 to 0.5)	0.1 (0.1 to 0.3)	0 (0 to 0)	0 (0 to 0)	4.9
Other sexually transmitted infections	0 (0 to 0)	0 (0 to 0)	0 (0 to 0)	0 (0 to 0)	0 (0 to 0)	0 (0 to 0)	0 (0 to 0)	0 (0 to 0)	0 (0 to 0)	0 (0 to 0)	0 (0 to 0)	0 (0 to 0)	0 (0 to 0)	0 (0 to 0)	0 (0 to 0)	0 (0 to 0)	0 (0 to 0)	0 (0 to 0)	0 (0 to 0)	0 (0 to 0)	0 (0 to 0)	0 (0 to 0)	0 (0 to 0)	10.5
Respiratory infections and tuberculosis	0.9 (0.7 to 1.3)	7.2 (4.7 to 10.4)	19.6 (15.5 to 23.9)	19.6 (16.5 to 24.1)	19.6 (16.5 to 24.1)	19.6 (16.5 to 24.1)	19.6 (16.5 to 24.1)	19.6 (16.5 to 24.1)	19.6 (16.5 to 24.1)	19.6 (16.5 to 24.1)	19.6 (16.5 to 24.1)	19.6 (16.5 to 24.1)	19.6 (16.5 to 24.1)	19.6 (16.5 to 24.1)	19.6 (16.5 to 24.1)	19.6 (16.5 to 24.1)	19.6 (16.5 to 24.1)	19.6 (16.5 to 24.1)	19.6 (16.5 to 24.1)	19.6 (16.5 to 24.1)	19.6 (16.5 to 24.1)	19.6 (16.5 to 24.1)	2,030
Tuberculosis	0 (0 to 0)	0 (0 to 0)	0 (0 to 0)	0 (0 to 0)	0 (0 to 0)	0 (0 to 0)	0 (0 to 0)	0.4 (0 to 0.6)	0.4 (0 to 1)	0.4 (0 to 0.9)	0.5 (0 to 0.9)	0.5 (0 to 1)	0.5 (0 to 1)	0.7 (0 to 1.4)	0.8 (0 to 1.7)	1.1 (0 to 2.1)	1.3 (0 to 2.5)	1.4 (0 to 2.5)	1.1 (0 to 2.1)	1.2 (0 to 2.4)	1.1 (0 to 2.1)	1.1 (0 to 2.1)	0.4 (0 to 0.8)	23.4
Latent tuberculosis infection	0 (0 to 0)	0 (0 to 0)	0 (0 to 0)	0 (0 to 0)	0 (0 to 0)	0 (0 to 0)	0 (0 to 0)	0 (0 to 0)	0 (0 to 0)	0 (0 to 0)	0 (0 to 0)	0 (0 to 0)	0 (0 to 0)	0 (0 to 0)	0 (0 to 0)	0 (0 to 0)	0 (0 to 0)	0 (0 to 0)	0 (0 to 0)	0 (0 to 0)	0 (0 to 0)	0 (0 to 0)	0 (0 to 0)	0
Drug-susceptible tuberculosis	0 (0 to 0)	0 (0 to 0)	0 (0 to 0)	0.1 (0 to 0.2)	0.1 (0 to 0.1)	0.1 (0 to 0.2)	0.2 (0 to 0.3)	0.4 (0 to 0.6)	0.4 (0 to 0.9)	0.4 (0 to 0.9)	0.5 (0 to 0.9)	0.5 (0 to 1)	0.5 (0 to 1)	0.7 (0 to 1.4)	0.8 (0 to 1.7)	1.1 (0 to 2.1)	1.3 (0 to 2.5)	1.4 (0 to 2.5)	1.1 (0 to 2.1)	1.2 (0 to 2.4)	1.1 (0 to 2.1)	1.1 (0 to 2.1)	0.4 (0 to 0.8)	22.7
Multidrug-resistant tuberculosis without extensive drug-resistance	0 (0 to 0)	0 (0 to 0)	0 (0 to 0)	0 (0 to 0)	0 (0 to 0)	0 (0 to 0)	0 (0 to 0)	0 (0 to 0)	0 (0 to 0)	0 (0 to 0)	0 (0 to 0)	0 (0 to 0)	0 (0 to 0)	0 (0 to 0)	0 (0 to 0)	0 (0 to 0)	0 (0 to 0)	0 (0 to 0)	0 (0 to 0)	0 (0 to 0)	0 (0 to 0)	0 (0 to 0)	0 (0 to 0)	0.5
Extensively drug-resistant tuberculosis	0 (0 to 0)	0 (0 to 0)	0 (0 to 0)	0 (0 to 0)	0 (0 to 0)	0 (0 to 0)	0 (0 to 0)	0 (0 to 0)	0 (0 to 0)	0 (0 to 0)	0 (0 to 0)	0 (0 to 0)	0 (0 to 0)	0 (0 to 0)	0 (0 to 0)	0 (0 to 0)	0 (0 to 0)	0 (0 to 0)	0 (0 to 0)	0 (0 to 0)	0 (0 to 0)	0 (0 to 0)	0 (0 to 0)	0.1
Lower respiratory infections	1.3 (0.9 to 1.9)	1.1 (0.6 to 1.4)	4.5 (2.3 to 7.3)	7.5 (5.4 to 9.4)	7.7 (7.2 to 7.4)	7.7 (7.2 to 7.4)	2.3 (1.4 to 3.2)	2.3 (1.6 to 3.7)	2.3 (1.5 to 3.1)	4.2 (2.8 to 6.1)	4.2 (2.8 to 6.1)	5.6 (3.7 to 8.1)	5.6 (3.7 to 8.1)	5.6 (3.7 to 8.1)	5.6 (3.7 to 8.1)	5.6 (3.7 to 8.1)	5.6 (3.7 to 8.1)	5.6 (3.7 to 8.1)	5.6 (3.7 to 8.1)	5.6 (3.7 to 8.1)	5.6 (3.7 to 8.1)	5.6 (3.7 to 8.1)	1,850
Upper respiratory infections	0 (0 to 0)	0 (0 to 0)	2.2 (1.3 to 3.7)	11 (9.2 to 12.2)	12.1 (7.4 to 22.7)	10.4 (5.4 to 21.2)	5.9 (5.1 to 6.9)	9.7 (5.2 to 15.7)	9.5 (5.1 to 16.1)	9.6 (4.9 to 14)	9.6 (4.6 to 15.2)	9.6 (4.5 to 15.4)	9.6 (4.5 to 15.4)	9.6 (4.5 to 15.4)	9.6 (4.5 to 15.4)	9.6 (4.5 to 15.4)	9.6 (4.5 to 15.9)	9.6 (5.3 to 16.8)	9.6 (5.3 to 17.1)	9.6 (5.3 to 17.1)	9.6 (5.3 to 17.1)	9.6 (5.3 to 17.1)	173
Otitis media	0 (0 to 0)	0 (0 to 0)	0 (0 to 0.8)	1 (1 to 1.5)	1.7 (1.7 to 1.5)	2.2 (1.2 to 4)	2.2 (1.1 to 3.3)	1.6 (0.8 to 3.3)	1.6 (0.7 to 3)	1.6 (0.6 to 2.9)	1.6 (0.7 to 2.9)	1.7 (0.8 to 3.1)	1.7 (0.8 to 3.1)	1.7 (0.8 to 3.1)	1.7 (0.8 to 3.1)	1.7 (0.8 to 3.1)	1.7 (0.8 to 3.1)	1.7 (0.8 to 3.1)	1 (0.5 to 1.8)	1 (0.5 to 1.8)	1 (0.5 to 1.8)	1 (0.5 to 1.8)	1 (0.5 to 1.8)	35.7
Enteric infections	0.1 (0.1 to 0.2)	0.4 (0.4 to 0.9)	7.2 (4.6 to 10.7)	10.3 (9.7 to 19.1)	4.3 (3 to 10)	4.3 (2.2 to 7.8)	3.5 (2.6 to 5.6)	2.9 (1.6 to 4.6)	2.9 (1.6 to 4.6)	2.9 (1.7 to 4.5)	2.9 (1.6 to 4.2)	2.9 (1.7 to 4.2)	2.9 (1.6 to 4.2)	2.9 (1.6 to 4.2)	2.9 (1.6 to 4.2)	2.9 (1.6 to 4.2)	2.9 (1.6 to 4.2)	3 (1.7 to 4.3)	2.9 (1.6 to 4.2)	2.9 (1.6 to 4.2)	2.9 (1.6 to 4.2)	2.9 (1.6 to 4.2)	2.9 (1.6 to 4.2)	192
Diarrheal diseases	0.1 (0.1 to 0.2)	0.4 (0.4 to 0.9)	7.2 (4.6 to 10.7)	10.3 (9.7 to 19.1)	4.3 (3 to 10)	4.3 (2.2 to 7.8)	3.5 (2.6 to 5.6)	2.9 (1.6 to 4.6)	2.9 (1.7 to 4.5)	2.9 (1.6 to 4.2)	2.9 (1.7 to 4.2)	2.9 (1.6 to 4.2)	2.9 (1.6 to 4.2)	2.9 (1.6 to 4.2)	2.9 (1.6 to 4.2)	2.9 (1.6 to 4.2)	2.9 (1.6 to 4.2)	3 (1.7 to 4.3)	2.9 (1.6 to 4.2)	2.9 (1.6 to 4.2)	2.9 (1.6 to 4.2)	2.9 (1.6 to 4.2)	2.9 (1.6 to 4.2)	191
Typhoid and paraphoid	0 (0 to 0)	0 (0 to 0)	0 (0 to 0)	0 (0 to 0)	0 (0 to 0)	0 (0 to 0)	0 (0 to 0)	0 (0 to 0)	0 (0 to 0)	0 (0 to 0)	0 (0 to 0)	0 (0 to 0)	0 (0 to 0)	0 (0 to 0)	0 (0 to 0)	0 (0 to 0)	0 (0 to 0)	0 (0 to 0)	0 (0 to 0)	0 (0 to 0)	0 (0 to 0)	0 (0 to 0)	0 (0 to 0)	0
Typhoid fever	0 (0 to 0)	0 (0 to 0)	0 (0 to 0)	0 (0 to 0)	0 (0 to 0)	0 (0 to 0)	0 (0 to 0)	0 (0 to 0)	0 (0 to 0)	0 (0 to 0)	0 (0 to 0)	0 (0 to 0)	0 (0 to 0)	0 (0 to 0)	0 (0 to 0)	0 (0 to 0)	0 (0 to 0)	0 (0 to 0)	0 (0 to 0)	0 (0 to 0)	0 (0 to 0)	0 (0 to 0)	0 (0 to 0)	0
Paratyphoid fever	0 (0 to 0)	0 (0 to 0)	0 (0 to 0)	0 (0 to 0)	0 (0 to 0)	0 (0 to 0)	0 (0 to 0)	0 (0 to 0)	0 (0 to 0)	0 (0 to 0)	0 (0 to 0)	0 (0 to 0)	0 (0 to 0)	0 (0 to 0)	0 (0 to 0)	0 (0 to 0)	0 (0 to 0)	0 (0 to 0)	0 (0 to 0)	0 (0 to 0)	0 (0 to 0)	0 (0 to 0)	0 (0 to 0)	0
Invasive Non-typhoidal Salmonella (iNTS)	0 (0 to 0)	0 (0 to 0)	0 (0 to 0)	0 (0 to 0)	0 (0 to 0)	0 (0 to 0)	0 (0 to 0)	0 (0 to 0)	0 (0 to 0)	0 (0 to 0)	0 (0 to 0)	0 (0 to 0)	0 (0 to 0)	0 (0 to 0)	0 (0 to 0)	0 (0 to 0)	0 (0 to 0)	0 (0 to 0)	0 (0 to 0)	0 (0 to 0)	0 (0 to 0)	0 (0 to 0)	0 (0 to 0)	0.4
Other intestinal infectious diseases	0 (0 to 0)	0 (0 to 0)	0.1 (0 to 0.1)	0 (0 to 0)	0 (0 to 0)	0 (0 to 0)	0 (0 to 0)	0 (0 to 0)	0 (0 to 0)	0 (0 to 0)	0 (0 to 0)	0 (0 to 0)	0 (0 to 0)	0 (0 to 0)	0 (0 to 0)	0 (0 to 0)	0 (0 to 0)	0 (0 to 0)	0 (0 to 0)	0 (0 to 0)	0 (0 to 0)	0 (0 to 0)	0 (0 to 0)	0.4
Neglected tropical diseases and malaria	0 (0 to 0)	0.3 (0.1 to 0.4)	3.9 (2.5 to 5.7)	17.8 (9.7 to 28.9)	1.9 (2.2 to 1.2)	0.4 (0 to 0.9)	0.1 (0 to 0.2)	0.3 (0 to 0.6)	0.2 (0 to 0.5)	0.2 (0 to 0.5)	0.2 (0 to 0.5)	0.8 (0 to 1.7)	0.8 (0 to 1.7)	1.1 (0 to 2.3)	0.8 (0 to 1.7)	0.6 (0 to 1.2)	0.3 (0 to 0.6)	0.3 (0 to 1.2)	0.2 (0 to 0.5)	0.2 (0 to 0.5)	0.2 (0 to 0.5)	0.1 (0 to 0.3)	0.1 (0 to 0.2)	30.3
Malaria	0 (0 to 0)	0 (0 to 0)	0 (0 to 0)	0 (0 to 0)	0 (0 to 0)	0 (0 to 0)	0 (0 to 0)	0 (0 to 0)	0 (0 to 0)	0 (0 to 0)	0 (0 to 0)	0 (0 to 0)	0 (0 to 0)	0 (0 to 0)	0 (0 to 0)	0 (0 to 0)	0 (0 to 0)	0 (0 to 0)	0 (0 to 0)	0 (0 to 0)	0 (0 to 0)	0 (0 to 0)	0 (0 to 0)	0
Chagas disease	0 (0 to 0)	0 (0 to 0)	0 (0 to 0)	0 (0 to 0)	0 (0 to 0)	0 (0 to 0)	0 (0 to 0)	0 (0 to 0)	0 (0 to 0)	0 (0 to 0)	0 (0 to 0)	0 (0 to 0)	0 (0 to 0)	0 (0 to 0)	0 (0 to 0)	0 (0 to 0)	0 (0 to 0)	0 (0 to 0)	0 (0 to 0)	0 (0 to 0)	0 (0 to 0)	0 (0 to 0)	0 (0 to 0)	0
Leishmaniasis	0 (0 to 0)	0 (0 to 0)	0 (0 to 0)	0 (0 to 0)	0 (0 to 0)	0 (0 to 0)	0 (0 to 0)	0 (0 to 0)	0 (0 to 0)	0 (0 to 0)	0 (0 to 0)	0 (0 to 0)	0 (0 to 0)	0 (0 to 0)	0 (0 to 0)	0 (0 to 0)	0 (0 to 0)	0 (0 to 0)	0 (0 to 0)	0 (0 to 0)	0 (0 to 0)	0 (0 to 0)	0 (0 to 0)	0
Visceral leishmaniasis	0 (0 to 0)	0 (0 to 0)	0 (0 to 0)	0 (0 to 0)	0 (0 to 0)	0 (0 to 0)	0 (0 to 0)	0 (0 to 0)	0 (0 to 0)	0 (0 to 0)	0 (0 to 0)	0 (0 to 0)	0 (0 to 0)	0 (0 to 0)	0 (0 to 0)	0 (0 to 0)	0 (0 to 0)	0 (0 to 0)	0 (0 to 0)	0 (0 to 0)	0 (0 to 0)	0 (0 to 0)	0 (0 to 0)	0
Cutaneous and mucocutaneous leishmaniasis	0 (0 to 0)	0 (0 to 0)	0 (0 to 0)	0 (0 to 0)	0 (0 to 0)	0 (0 to 0)	0 (0 to 0)	0 (0 to 0)	0 (0 to 0)	0 (0 to 0)	0 (0 to 0)	0 (0 to 0)	0 (0 to 0)	0 (0 to 0)	0 (0 to 0)	0 (0 to 0)	0 (0 to 0)	0 (0 to 0)	0 (0 to 0)	0 (0 to 0)	0 (0 to 0)	0 (0 to 0)	0 (0 to 0)	0
African trypanosomiasis	0 (0 to 0)	0 (0 to 0)	0 (0 to 0)	0 (0 to 0)	0 (0 to 0)	0 (0 to 0)	0 (0 to 0)	0 (0 to 0)	0 (0 to 0)	0 (0 to 0)	0 (0 to 0)	0 (0 to 0)	0 (0 to 0)	0 (0 to 0)	0 (0 to 0)	0 (0 to 0)	0 (0 to 0)	0 (0 to 0)	0 (0 to 0)	0 (0 to 0)	0 (0 to 0)	0 (0 to 0)	0 (0 to 0)	0
Schistosomiasis	0 (0 to 0)	0 (0 to 0)	0 (0 to 0)	0 (0 to 0)	0 (0 to 0)	0 (0 to 0)	0 (0 to 0)	0 (0 to 0)	0 (0 to 0)	0 (0 to 0)	0 (0 to 0)	0 (0 to 0)	0 (0 to 0)	0 (0 to 0)	0 (0 to 0)	0 (0 to 0)	0 (0 to 0)	0 (0 to 0)	0 (0 to 0)	0 (0 to 0)	0 (0 to 0)	0 (0 to 0)	0 (0 to 0)	0
Cysticercosis	0 (0 to 0)	0 (0 to 0)	0 (0 to 0)	0 (0 to 0)	0 (0 to 0)	0 (0 to 0)	0 (0 to 0)	0 (0 to 0)	0 (0 to 0)	0 (0 to 0)	0 (0 to 0)	0 (0 to 0)	0 (0 to 0)	0 (0 to 0)	0 (0 to 0)	0 (0 to 0)	0 (0 to 0)	0 (0 to 0)	0 (0 to 0)	0 (0 to 0)	0 (0 to 0)	0 (0 to 0)	0 (0 to 0)	0
Cystic echinococcosis	0 (0 to 0)	0 (0 to 0)	0 (0 to 0)	0 (0 to 0)	0 (0 to 0)	0 (0 to 0)	0 (0 to 0)	0 (0 to 0)	0 (0 to 0)	0 (0 to 0)	0 (0 to 0)	0 (0 to 0)	0 (0 to 0)	0 (0 to 0)	0 (0 to 0)	0 (0 to 0)	0 (0 to 0)	0 (0 to 0)	0 (0 to 0)	0 (0 to 0)	0 (0 to 0)	0 (0 to 0)	0 (0 to 0)	0.1
Lymphatic filariasis	0 (0 to 0)	0 (0 to 0)	0 (0 to 0)	0 (0 to 0)	0 (0 to 0)	0 (0 to 0)	0 (0 to 0)	0 (0 to 0)	0 (0 to 0)	0 (0 to 0)	0 (0 to 0)	0 (0 to 0)	0 (0 to 0)	0 (0 to 0)	0 (0 to 0)	0 (0 to 0)	0 (0 to 0)	0 (0 to 0)	0 (0 to 0)	0 (0 to 0)	0 (0 to 0)	0 (0 to 0)	0 (0 to 0)	0
Onchocerciasis	0 (0 to 0)	0 (0 to 0)	0 (0 to 0)	0 (0 to 0)	0 (0 to 0)	0 (0 to 0)	0 (0 to 0)	0 (0 to 0)	0 (0 to 0)	0 (0 to 0)	0 (0 to 0)	0 (0 to 0)	0 (0 to 0)	0 (0 to 0)	0 (0 to 0)	0 (0 to 0)	0 (0 to 0)	0 (0 to 0)	0 (0 to 0)	0 (0 to 0)	0 (0 to 0)	0 (0 to 0)	0 (0 to 0)	0
Trachoma	0 (0 to 0)	0 (0 to 0)	0 (0 to 0)	0 (0 to 0)	0 (0 to 0)	0 (0 to 0)	0 (0 to 0)	0 (0 to 0)	0 (0 to 0)	0 (0 to 0)	0 (0 to 0)	0 (0 to 0)	0 (0 to 0)	0 (0 to 0)	0 (0 to 0)	0 (0 to 0)	0 (0 to 0)	0 (0 to 0)	0 (0 to 0)	0 (0 to 0)	0 (0 to 0)	0 (0 to 0)	0 (0 to 0)	0
Dengue	0 (0 to 0)	0 (0 to 0)	0 (0 to 0)	0 (0 to 0)	0 (0 to 0)	0 (0 to 0)	0 (0 to 0)	0 (0 to 0)	0 (0 to 0)	0 (0 to 0)	0 (0 to 0)	0 (0 to 0)	0 (0 to 0)	0 (0 to 0)	0 (0 to 0)	0 (0 to 0)	0 (0 to 0)	0 (0 to 0)	0 (0 to 0)	0 (0 to 0)	0 (0 to 0)	0 (0 to 0)	0 (0 to 0)	0
Yellow fever	0 (0 to 0)	0 (0 to 0)	0 (0 to 0)	0 (0 to 0)	0 (0 to 0)	0 (0 to 0)	0 (0 to 0)	0 (0 to 0)	0 (0 to 0)	0 (0 to 0)	0 (0 to 0)	0 (0 to 0)	0 (0 to 0)	0 (0 to 0)	0 (0 to 0)	0 (0 to 0)	0 (0 to 0)	0 (0 to 0)	0 (0 to 0)	0 (0 to 0)	0 (0 to 0)	0 (0 to 0)	0 (0 to 0)	0
Rabies	0 (0 to 0)	0 (0 to 0)	0 (0 to 0)	0 (0 to 0)	0 (0 to 0)	0 (0 to 0)	0 (0 to 0)	0 (0 to 0)	0 (0 to 0)	0 (0 to 0)	0 (0 to 0)	0 (0 to 0)	0 (0 to 0)	0 (0 to 0)	0 (0 to 0)	0 (0 to 0)	0 (0 to 0)	0 (0 to 0)	0 (0 to 0)	0 (0 to 0)	0 (0 to 0)	0 (0 to 0)	0 (0 to 0)	0
Intestinal nematode infections	0 (0 to 0)	0 (0 to 0)	0 (0 to 0)	0 (0 to 0)	0 (0 to 0)	0 (0 to 0)	0 (0 to 0)	0 (0 to 0)	0 (0 to 0)	0 (0 to 0)	0 (0 to 0)	0 (0 to 0)	0 (0 to 0)	0 (0 to 0)	0 (0 to 0)	0 (0 to 0)	0 (0 to 0)	0 (0 to 0)	0 (0 to 0)	0 (0 to 0)	0 (0 to 0)	0 (0 to 0)	0 (0 to 0)	0
Ascariasis	0 (0 to 0)	0 (0 to 0)	0 (0 to 0)	0 (0 to 0)	0 (0 to 0)	0 (0 to 0)	0 (0 to 0)	0 (0 to 0)	0 (0 to 0)	0 (0 to 0)	0 (0 to 0)	0 (0 to 0)	0 (0 to 0)	0 (0 to 0)	0 (0 to 0)	0 (0 to 0)	0 (0 to 0)	0 (0 to 0)	0 (0 to 0)	0 (0 to 0)	0 (0 to 0)	0 (0 to 0)	0 (0 to 0)	0
Trichuriasis	0 (0 to 0)	0 (0 to 0)	0 (0 to 0)	0 (0 to 0)	0 (0 to 0)	0 (0 to 0)	0 (0 to 0)	0 (0 to 0)	0 (0 to 0)	0 (0 to 0)	0 (0 to 0)	0 (0 to 0)	0 (0 to 0)	0 (0 to 0)	0 (0 to 0)	0 (0 to 0)	0 (0 to 0)	0 (0 to 0)	0 (0 to 0)	0 (0 to 0)	0 (0 to 0)	0 (0 to 0)	0 (0 to 0)	0
Hookworm disease	0 (0 to 0)	0 (0 to 0)	0 (0 to 0)	0 (0 to 0)	0 (0 to 0)	0 (0 to 0)	0 (0 to 0)	0 (0 to 0)	0 (0 to 0)	0 (0 to 0)	0 (0 to 0)	0 (0 to 0)	0 (0 to 0)	0 (0 to 0)	0 (0 to 0)	0 (0 to 0)	0 (0 to 0)	0 (0 to 0)	0 (0 to 0)	0 (0 to 0)	0 (0 to 0)	0 (0 to 0)	0 (0 to 0)	0
Food-borne trematodiases	0 (0 to 0)	0 (0 to 0)	0 (0 to 0)	0 (0 to 0)	0 (0 to 0)	0 (0 to 0)	0 (0 to 0)	0 (0 to 0)	0 (0 to 0)	0 (0 to 0)	0 (0 to 0)	0 (0

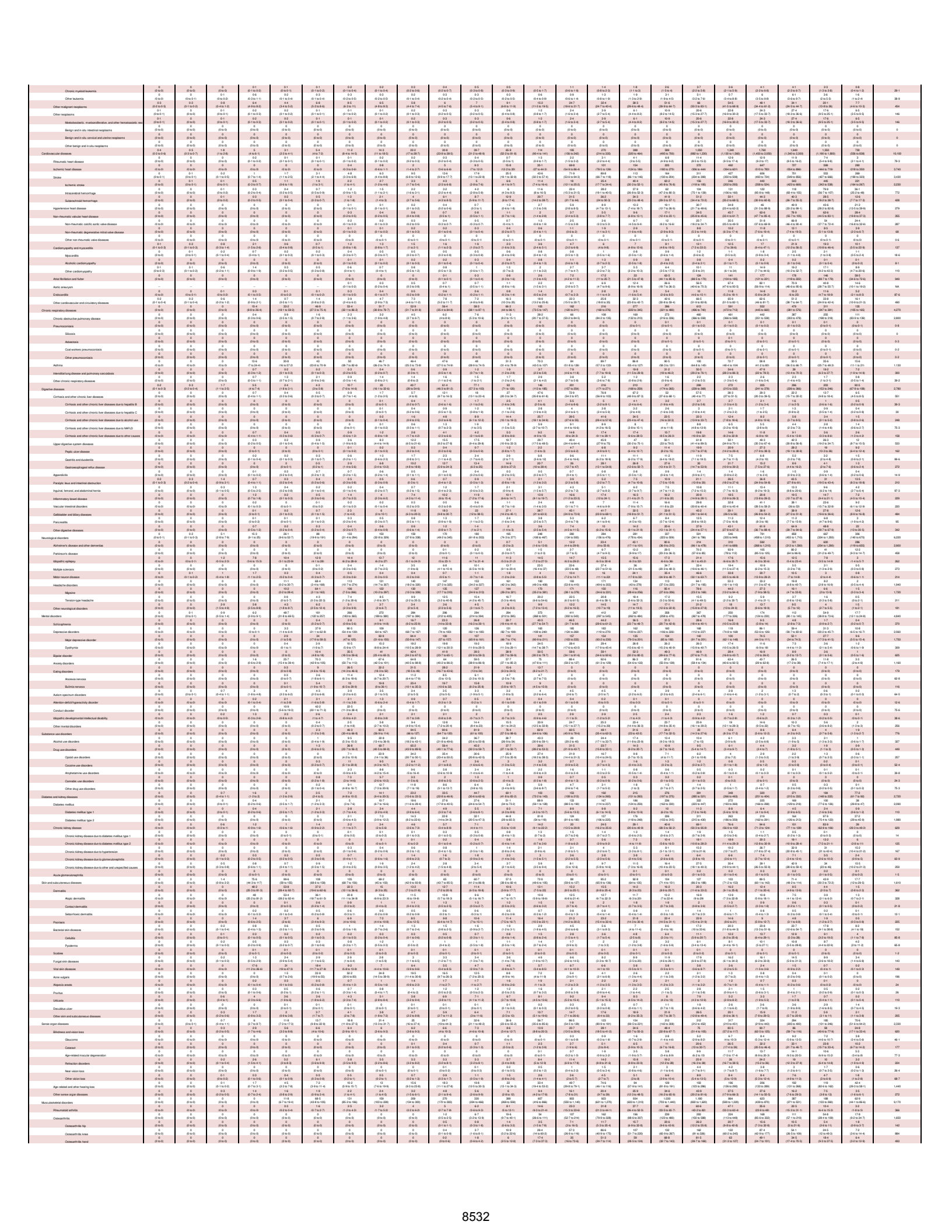

8532

Osteoarthritis other	0 (0 to 0)	0 (0 to 0)	0 (0 to 0)	0 (0 to 0)	0 (0 to 0)	0 (0 to 0)	0 (0 to 0)	0 (0 to 0)	0 (0 to 0)	0 (0 to 1)	0.4 (0 to 0.9)	1-3 (0 to 2.8)	3-7 (1 to 6.9)	7-7 (3 to 19.7)	11-9 (3 to 36.4)	14-5 (4 to 31.2)	18 (6 to 37.9)	22-7 (11 to 47.4)	19-8 (9 to 38.4)	15-7 (7 to 32.0)	11-7 (5 to 23)	6-5 (3 to 13.2)	2-4 (1.2 to 4.7)	
	0	0	0	0	7-3	41-4	74-9	90-4	115	139	165	182	379	378	418	412	444	497	399	271	168	79-9	22-1	135
Low back pain	(0 to 0)	(0 to 0)	(0 to 0)	(0 to 0)	(3.5 to 12.6)	(24.4 to 66.7)	(44.4 to 121)	(52.7 to 143)	(68 to 177)	(80.1 to 210)	(99 to 260)	(116 to 291)	(171 to 436)	(229 to 527)	(264 to 621)	(258 to 625)	(269 to 664)	(316 to 743)	(232 to 553)	(158 to 394)	(103 to 258)	(49.2 to 159)	(14.1 to 32.9)	4,160
	0	0	0	0	4	22-6	39-3	37-1	41-6	59-7	78-5	96-7	140	133	151	133	135	146	104	72-9	47-2	21-9	7-1	
Neck pain	(0 to 0)	(0 to 0)	(0 to 0)	(0 to 0)	(1.4 to 8.3)	(12.5 to 44.4)	(19.4 to 67.9)	(16.4 to 71.3)	(20.8 to 77.4)	(31.3 to 110)	(39.5 to 130)	(46.9 to 152)	(70.2 to 244)	(64.4 to 164)	(73 to 244)	(78.1 to 239)	(69.3 to 231)	(70.4 to 239)	(54.3 to 191)	(38.3 to 124)	(24.2 to 88.4)	(11.1 to 39.4)	(3.6 to 13.5)	1,500
	0	0	0	0	0	0	0	0	0	0	0	0	0	0	0	0	0	0	0	0	0	0	0	
Gout	(0 to 0)	(0 to 0)	(0 to 0)	(0 to 0)	(0 to 0)	(0 to 0)	(0 to 0)	(0 to 0)	(0 to 0)	(0 to 0)	(0 to 0.6)	(0 to 0)	(0 to 0.6)	(0 to 0.6)	(0 to 1.2)	(0 to 2)	(0.4 to 2.1)	(1.3 to 4.7)	(0.6 to 3.1)	(0 to 1.6)	(0 to 1.6)	(0 to 0.6)	(0 to 0.6)	43-3
	0	0	0	0	0-2	1-7	14-5	28-4	49-4	65-4	73-3	82-5	118	147	158	154	132	112	68-8	34-1	13-2	3-6	1-9	
Other musculoskeletal disorders	(0 to 0)	(0 to 0)	(0 to 0)	(0 to 0)	(0 to 1.4)	(0.4 to 3.4)	(7.4 to 24.1)	(17.5 to 42.9)	(29.4 to 79.3)	(41.1 to 103)	(46.3 to 109)	(49.6 to 127)	(74 to 177)	(96.1 to 231)	(96.6 to 239)	(89.3 to 234)	(86.2 to 234)	(68.4 to 167)	(41.2 to 117)	(19.5 to 61.5)	(9.04 to 30.2)	(1.9 to 18.4)	(0.4 to 3.8)	1,460
	49-4	23-2	34-7	76-7	25-7	66-1	108	172	236	282	282	272	258	299	297	287	419	487	373	227	292	235	132	63-3
Other non-communicable diseases	(32.9 to 68.4)	(17.6 to 33.7)	(46.3 to 99.3)	(60.2 to 96)	(20.2 to 49.2)	(52.5 to 91.3)	(84.6 to 138)	(134 to 226)	(178 to 316)	(219 to 356)	(207 to 328)	(195 to 374)	(196 to 369)	(189 to 379)	(248 to 491)	(273 to 536)	(291 to 575)	(362 to 662)	(270 to 499)	(159 to 384)	(210 to 403)	(170 to 360)	(113 to 190)	(61.1 to 66.9)
	48-1	19-3	46-4	49-9	15-9	51-1	75-6	12-3	10-8	15-9	10-5	7-4	14	16-8	18-1	15-6	13	13	3-8	1-5	0-7	0-2	0-1	5,170
Congenital birth defects	(32.7 to 63.6)	(13.9 to 30.7)	(34.4 to 62.1)	(39.9 to 61.5)	(11.2 to 22)	(37.1 to 67.6)	(61.7 to 91.7)	(9.3 to 15.7)	(7.9 to 14.3)	(9.1 to 14.7)	(7.4 to 13.9)	(5.1 to 9.8)	(10.1 to 18.3)	(12.2 to 21.6)	(13.2 to 23.4)	(11.3 to 20.1)	(9.3 to 17.1)	(9.6 to 17.6)	(2.6 to 5.9)	(1.03 to 2.8)	(0.49 to 1.2)	(0.1 to 0.3)	(0.1 to 0.3)	
	5-1	0-9	5-1	2-2	0-6	0-7	0-8	0-7	0-6	0-9	0-4	0-4	0-4	0-3	0-2	0-2	0-1	0-1	0-1	0-1	0-1	0-1	0-1	
Neural tube defects	(2.4 to 9.2)	(0.4 to 1.6)	(2.2 to 10)	(2.2 to 10.6)	(0.4 to 2.6)	(0.5 to 2.1)	(0.7 to 2.6)	(0.4 to 1.6)	(0.4 to 1.5)	(0.5 to 2.6)	(0.3 to 0.8)	(0.5 to 0.7)	(0.4 to 0.8)	(0.2 to 0.6)	(0.2 to 0.7)	(0.1 to 0.5)	(0.1 to 0.3)	(0.1 to 0.3)	(0.1 to 0.3)	(0.1 to 0.3)	(0.1 to 0.3)	(0.1 to 0.3)	(0.1 to 0.3)	23-5
	12-1	8	11-6	10-1	2-6	3	2-1	2-6	2-1	2-1	2-1	2-1	2-6	2-6	2-6	2-3	2-4	0-5	0-3	0-2	0-2	0-1	0-2	
Congenital heart anomalies	(5.6 to 23.5)	(5 to 17.4)	(5.4 to 29.4)	(6 to 19.5)	(1.5 to 5.4)	(1.8 to 5.4)	(2 to 5.4)	(1.7 to 4)	(1.4 to 3.2)	(1.4 to 3.2)	(1.4 to 3.2)	(1.4 to 3.2)	(1.6 to 4.2)	(1.6 to 4.1)	(1.5 to 4.1)	(1.1 to 3.6)	(1.2 to 3.4)	(0.2 to 1.2)	(0.1 to 0.6)	(0.1 to 0.5)	(0.1 to 0.5)	(0 to 0.3)	(0 to 0.1)	76-5
	0	0-2	0	0-4	0-3	0-3	0-2	0-2	0-2	0-2	0-2	0-2	0-3	0-3	0-3	0-3	0-3	0-3	0-2	0-2	0-2	0-1	0-2	
Orofacial clefts	(0 to 0)	(0 to 0.6)	(0 to 0)	(0 to 1.7)	(0 to 1.6)	(0 to 1.6)	(0 to 0.5)	(0 to 0.5)	(0 to 0.5)	(0 to 0.5)	(0 to 0.5)	(0 to 0.5)	(0 to 0.7)	(0 to 0.7)	(0 to 0.7)	(0 to 0.7)	(0 to 0.7)	(0 to 0.7)	(0 to 0.5)	(0 to 0.5)	(0 to 0.5)	(0 to 0.3)	(0 to 0.3)	5
	1-3	0-3	0-8	1-4	1-1	1-1	1-2	1-1	1-2	1-2	1-2	1-4	2-2	4-5	5	5-2	3	2	1	0	0	0	0	
Down syndrome	(0.4 to 2.3)	(0.2 to 0.5)	(0.4 to 1.5)	(0.9 to 2.1)	(0.6 to 1.5)	(0.7 to 1.7)	(0.7 to 1.7)	(0.6 to 1.7)	(0.8 to 1.7)	(0.8 to 1.7)	(0.8 to 1.7)	(0.9 to 1.9)	(1.5 to 3.1)	(2.9 to 6.1)	(3.7 to 8.1)	(3.5 to 7.4)	(2.5 to 7.6)	(1.4 to 4.5)	(0.6 to 2.5)	(0.3 to 1.3)	(0.1 to 0.6)	(0 to 0.3)	(0 to 0.2)	34-1
	0	0	0-1	0-1	0-1	0-1	0-1	0-1	0-1	0-1	0-1	0-1	0-1	0-1	0-1	0-1	0-1	0-1	0-1	0-1	0-1	0-1	0-1	
Turner syndrome	(0 to 0)	(0 to 0)	(0 to 0.2)	(0 to 0.2)	(0 to 0.2)	(0 to 0.2)	(0 to 0.2)	(0 to 0.2)	(0 to 0.2)	(0 to 0.2)	(0 to 0.2)	(0 to 0.2)	(0 to 0.2)	(0 to 0.2)	(0 to 0.1)	(0 to 0.1)	(0 to 0.1)	(0 to 0.1)	(0 to 0.1)	(0 to 0.1)	(0 to 0.1)	(0 to 0.1)	(0 to 0.1)	1-3
	0	0	0	0	0	0	0	0	0	0	0	0	0	0	0	0	0	0	0	0	0	0	0	
Klinefelter syndrome	(0 to 0)	(0 to 0)	(0 to 0)	(0 to 0)	(0 to 0)	(0 to 0)	(0 to 0)	(0 to 0)	(0 to 0)	(0 to 0)	(0 to 0)	(0 to 0)	(0 to 0)	(0 to 0)	(0 to 0)	(0 to 0)	(0 to 0)	(0 to 0)	(0 to 0)	(0 to 0)	(0 to 0)	(0 to 0)	(0 to 0)	6
	9-9	4-9	8-8	5-6	2-3	2-3	2-3	1-9	1-6	1-6	1-5	1-5	1-9	1-9	1-7	1-2	1	0-6	0-3	0-2	0-1	0-1	0-1	
Other chromosomal abnormalities	(3.6 to 21)	(2.5 to 9.3)	(5.5 to 19.3)	(3.5 to 9.5)	(1.5 to 5.6)	(1.5 to 5.6)	(1.5 to 5.6)	(1.2 to 3.7)	(1.2 to 3.7)	(1.2 to 3.7)	(1.1 to 2.3)	(1.6 to 2.2)	(1.6 to 2.2)	(1.6 to 2.2)	(1.5 to 2.2)	(0.7 to 1.9)	(0.4 to 1.5)	(0.2 to 0.6)	(0.1 to 0.3)	(0.1 to 0.2)	(0 to 0.1)	(0 to 0.1)	(0 to 0.1)	50-9
	1-9	0-9	0-2	0-2	0-2	0-2	0-2	0-4	0-2	0-3	0-3	0-3	0-4	0-4	0-4	0-3	0-3	0-3	0-2	0-2	0-1	0-1	0-1	
Congenital musculoskeletal and limb anomalies	(0.8 to 4.3)	(0.4 to 0.9)	(0.4 to 2.1)	(0.4 to 1.3)	(0.2 to 0.6)	(0.2 to 0.6)	(0.2 to 0.6)	(0.2 to 0.8)	(0.2 to 0.8)	(0.2 to 0.8)	(0.2 to 0.8)	(0.2 to 0.8)	(0.2 to 0.8)	(0.2 to 0.8)	(0.2 to 0.7)	(0.1 to 0.5)	(0.1 to 0.4)	(0.1 to 0.3)	(0.1 to 0.2)	(0.1 to 0.2)	(0 to 0.1)	(0 to 0.1)	(0 to 0.1)	79-7
	1-4	0-3	0-6	0-2-1	0-7	0-5	0-4	0-3	0-4	0-5	0-4	0-3	0-3	0-2	0-1	0-1	0-1	0-1	0-1	0-1	0-1	0-1	0-1	
Urogenital congenital anomalies	(0.1 to 0.4)	(0 to 0.2)	(0.1 to 0.8)	(0 to 0.4)	(0.2 to 0.6)	(0.2 to 0.6)	(0.2 to 0.6)	(0.2 to 0.4)	(0.2 to 0.5)	(0.1 to 0.4)	(0.2 to 0.5)	(0.1 to 0.3)	(0.2 to 0.5)	(0.1 to 0.3)	(0.1 to 0.3)	(0.1 to 0.2)	(0.1 to 0.2)	(0.1 to 0.2)	(0.1 to 0.2)	(0.1 to 0.2)	(0 to 0.1)	(0 to 0.1)	(0 to 0.1)	6-5
	5-9	2-4	5-1	2-5	1-1	1-1	0-5	0-2	0-2	0-2	0-2	0-2	0-2	0-2	0-2	0-2	0-2	0-2	0-2	0-2	0-2	0-2	0-2	
Digestive congenital anomalies	(2.4 to 10.8)	(0.9 to 4.2)	(1.4 to 7.4)	(1.8 to 5.2)	(0.5 to 1.6)	(0.2 to 0.6)	(0.2 to 0.6)	(0.2 to 0.4)	(0.1 to 0.3)	(0.2 to 0.4)	(0.1 to 0.3)	(0.1 to 0.3)	(0.1 to 0.3)	(0.1 to 0.3)	(0.1 to 0.3)	(0.1 to 0.3)	(0.2 to 0.4)	(0.1 to 0.2)	(0.1 to 0.2)	(0 to 0.1)	(0 to 0.1)	(0 to 0.1)	(0 to 0.1)	17-7
	11-7	2-7	5-1	2-4	0-8	0-8	0-6	0-5	0-5	0-5	0-5	0-5	0-6	0-6	0-6	0-5	0-5	0-5	0-3	0-3	0-3	0-2	0-3	
Other congenital birth defects	(4.1 to 19.2)	(1.5 to 5.2)	(2.4 to 11)	(3.5 to 9.3)	(1.4 to 3.8)	(1.3 to 3.4)	(1.1 to 3.4)	(1 to 2.6)	(0.7 to 2.3)	(0.7 to 2.3)	(0.7 to 2.2)	(0.7 to 2.2)	(0.4 to 2.2)	(0.6 to 2.6)	(0.6 to 2.6)	(0.6 to 2.6)	(0.7 to 2)	(0.4 to 1.7)	(0.2 to 1.2)	(0.2 to 1.2)	(0.1 to 0.7)	(0.1 to 0.5)	(0.1 to 0.5)	49-1
	0-1	0-1	0-2	0-4	0-4	0-5	0-5	1-7	2-5	2-5	2-5	2-5	2-7	3-7	4-5	3-7	2-7	1-4	0-7	0-4	0-3	0-2	0-2	
Urinary diseases and male infertility	(0 to 0.1)	(0 to 0.1)	(0.1 to 0.4)	(0.4 to 0.9)	(0.3 to 0.4)	(0.5 to 1.1)	(0.9 to 2)	(1.1 to 2.5)	(1.7 to 3.4)	(2 to 4.5)	(2 to 4.1)	(2 to 4.3)	(3.3 to 6.7)	(5.2 to 9.8)	(5 to 11)	(4.1 to 8.7)	(3.7 to 7.2)	(2.7 to 5.4)	(1.7 to 3.6)	(0.9 to 2.1)	(0.5 to 1.1)	(0.2 to 0.5)	(0.2 to 0.5)	383
	0	0	0	0	0	0	0	0	0	0	0	0	0	0	1-6	1-4	1-4	1-6	1-6	1-6	2	1-6	1-6	
Urolithiasis	(0 to 0)	(0 to 0)	(0 to 0)	(0 to 0)	(0 to 0)	(0 to 0.1)	(0.1 to 0.2)	(0.2 to 0.4)	(0.2 to 0.6)	(0.2 to 0.6)	(0.2 to 0.6)	(0.2 to 0.6)	(0.3 to 1)	(0.7 to 2.1)	(0.9 to 2.9)	(0.9 to 2)	(1.1 to 3.2)	(1.5 to 4.5)	(1.3 to 4.3)	(1.1 to 3.6)	(0.9 to 2.9)	(0.5 to 2.1)	(0.2 to 1)	21-6
	0	0	0	0	0	0	0	0	0	0	0	0	0	0	0	0	0	0	0	0	0	0	0	
Benign prostatic hyperplasia	(0 to 0)	(0 to 0)	(0 to 0)	(0 to 0)	(0 to 0)	(0 to 0)	(0 to 0)	(0 to 0)	(0 to 0)	(0 to 0)	(0 to 0)	(0 to 0)	(0 to 0)	(0 to 0)	(0 to 0)	(0 to 0)	(0 to 0)	(0 to 0)	(0 to 0)	(0 to 0)	(0 to 0)	(0 to 0)	(0 to 0)	6
	–	–	–	–	–	–	–	–	–	–	–	–	–	–	–	–	–	–	–	–	–	–	–	
Male infertility	–	–	–	–	–	–	–	–	–	–	–	–	–	–	–	–	–	–	–	–	–	–	–	NA
	0	0	0	0-2	0-1	0-2	0-3	0-2	0-3	0-4	0-5	0-4	0-7	0-7	0-8	0-7	0-9	1-1	1	0-4	0-9	0-7	0-2	
Other urinary diseases	(0 to 0.1)	(0 to 0.1)	(0 to 0.1)	(0.1 to 0.3)	(0.1 to 0.2)	(0.1 to 0.3)	(0.2 to 0.4)	(0.1 to 0.3)	(0.2 to 0.5)	(0.2 to 0.6)	(0.3 to 0.7)	(0.2 to 0.7)	(0.4 to 1.1)	(0.4 to 1.1)	(0.4 to 1.4)	(0.4 to 1.1)	(0.5 to 2.4)	(0.4 to 2.7)	(0.3 to 2.7)	(0.2 to 2.3)	(0.3 to 2.7)	(0.2 to 2.3)	(0.1 to 0.8)	11-9
	0	0	0	0	0	0	0	0	0	0	0	0	0	0	0	0	0	0	0	0	0	0	0	
Gynecological diseases	(0 to 0)	(0 to 0)	(0 to 0)	(0 to 0)	(0 to 0)	(0 to 0.8)	(0.2 to 2.4)	(0.2 to 1.4)	(0.2 to 1.4)	(0.2 to 1.4)	(0.2 to 1.4)	(0.2 to 1.4)	(0.2 to 1.4)	(0.2 to 1.4)	(0.2 to 1.4)	(0.1 to 1.2)	(0.1 to 1.2)	(0.1 to 1.2)	(0.1 to 1.2)	(0.1 to 1.2)	(0.1 to 1.2)	(0.1 to 1.2)	(0 to 1.2)	
	0-5	0-5	0-5	0-5	0-5	0-5	0-5	0-5	0-5	0-5	0-5	0-5	0-5	0-5	0-5	0-5	0-5	0-5	0-5	0-5	0-5	0-5	0-5	
Uterine fibroids	(0 to 0.4)	(0 to 0.4)	(0 to 0.4)	(0 to 0.3)	(0 to 0.4)	(0 to 0.4)	(0 to 0.5)	(0.2 to 1)	(0.4 to 2.2)	(0.5 to 2.1)	(2 to 9.9)	(2.5 to 11.1)	(3.4 to 14.9)	(5.3 to 22.5)	(5.2 to 21.7)	(3.7 to 15.7)	(3 to 12.9)	(3.4 to 14.2)	(3.4 to 14.1)	(3.3 to 13.9)	(3.1 to 13.5)	(2.9 to 12.6)	(1.6 to 6.9)	
	0	0	0	0	0	0	0	0	0	0	0	0	0	0	0	0	0	0	0	0	0	0	0	
Polycystic ovarian syndrome	(0 to 0)	(0 to 0)	(0 to 0)	(0 to 0)	(0 to 0)	(0 to 0.3)	(0 to 1)	(0.1 to 1.4)	(0 to 1.2)	(0 to 1.4)	(0 to 1.2)	(0 to 1.2)	(0.2 to 1.2)	(0.2 to 1.2)	(0.2 to 1.2)	(0.2 to 1.2)	(0.2 to 1.2)	(0.2 to 1.2)	(0.2 to 1.2)	(0.2 to 1.2)	(0.2 to 1.2)	(0.2 to 1.2)	(0 to 1.2)	
	0	0	0	0	0	0	0	0	0	0	0	0	0	0	0	0	0	0	0	0	0	0	0	
Female infertility	(0 to 0)	(0 to 0)	(0 to 0)	(0 to 0)	(0 to 0)	(0 to 0)	(0 to 0)	(0 to 0)	(0 to 0)	(0 to 0)	(0 to 0)	(0 to 0)	(0 to 0)	(0 to 0)	(0 to 0)	(0 to 0)	(0 to 0)	(0 to 0)	(0 to 0)	(0 to 0)	(0 to 0)	(0 to 0)	(0 to 0)	
	0	0	0	0	0	0	0	0-4	2	2-4	3	3-7	0-1	0	0	0	0	0	0	0	0	0	0	
Endometriosis	(0 to 0)	(0 to 0)	(0 to 0)	(0 to 0)	(0 to 0)	(0 to 0)	(0 to 0)	(0 to 0.6)	(0 to 1.7)	(0 to 2)	(0 to 2.1)	(0 to 2.1)	(0 to 0.3)	(0 to 0.3)	(0 to 0.3)	(0 to 0.3)	(0 to 0.3)	(0 to 0.3)	(0 to 0.3)	(0 to 0.3)	(0 to 0.3)	(0 to 0.3)	(0 to 0.3)	
	0	0	0	0	0	0	0	0-4	0-4	1	1-3	1-3	0-4	0-4	0-4	0-4	0-4	0-4	0-4	0-4	0-4	0-4	0-4	
Genital prolapse	(0 to 0)	(0 to 0)	(0 to 0)	(0 to 0)	(0 to 0)	(0 to 0)	(0 to 0)	(0 to 0.3)	(0 to 0.3)	(0 to 0.3)	(0 to 0.3)	(0 to 0.3)	(0 to 0.3)	(0 to 0.3)	(0 to 0.3)	(0 to 0.3)	(0 to 0.3)	(0 to 0.3)	(0 to 0.3)	(0 to 0.3)	(0 to 0.3)	(0 to 0.3)	(0 to 0.3)	
	0	0	0	0	0	0	0	0	0	0	0	0	0	0	0	0	0	0	0	0	0	0	0	
Premenstrual syndrome	(0 to 0)	(0 to 0)	(0 to 0)	(0 to 0)	(0 to 0)	(0 to 0)	(0 to 0)	(0 to 0)	(0 to 0)	(0 to 0)	(0 to 0)	(0 to 0)	(0 to 0)	(0 to 0)	(0 to 0)	(0 to 0)	(0 to 0)	(0 to 0)	(0 to 0)	(0 to 0)	(0 to 0)	(0 to 0)	(0 to 0)	
	1-9	0-9	1-9	1-9	0-5	1-4	2-6	2-6	2-6	2-6	3	2	2	2-1	2-9	2-8	3-3	3-9	3-2	2-1	1-5	0-9	0-3	
Other gynecological diseases	(0 to 0)	(0 to 0)	(0 to 0)	(0 to 0)	(0 to 0.7)	(0 to 0.4)	(0.2 to 0.7)	(0.2 to 0.7)	(0.2 to 0.7)	(0.2 to 0.7)	(0 to 0.5)	(0 to 0.5)	(0 to 0.5)	(0 to 0.5)	(0 to 0.6)	(0 to 0.5)	(0 to 0.6)	(0 to 0.6)	(0 to 0.5)	(0 to 0.5)	(0 to 0.5)	(0 to 0.3)	(0 to 0.2)	
	0-2	2	1-9	2-5	0-5	3-2	2-6	2-6	2-6	2-6	3	2	2-1	2-9	2-9	2-8	3-3	3-9	3-2	2-1	1-5	0-9	0-3	
Hemoglobinopathies and hemolytic anemias	(0 to 0.1)	(0 to 0.1)	(0.2 to 1.3)	(0.4 to 0.7)	(0.2 to 0.7)	(0.2 to 0.7)	(0.2 to 0.7)	(0.2 to 0.7)	(0.2 to 0.8)	(0.2 to 0.8)	(0.3 to 0.8)	(0.3 to 0.8)	(0.3 to 0.8)	(0.4 to 0.9)	(0.4 to 0.9)	(0.3 to 0.8)	(0.3 to 0.9)	(0.3 to 0.9)	(0.3 to 0.8)	(0.3 to 0.8)	(0.3 to 0.8)	(0.2 to 0.6)	(0.1 to 0.3)	58-1
	0	0-2	0-2	0-1	0-1	0-1	0-1	0-1	0-1	0-1	0-1	0-1	0-1	0-1	0-1	0-1	0-1	0-1	0-1	0-1	0-1	0-1	0-1	
Thalassemias	(0 to 0)	(0 to 0.1)	(0.2 to 1.3)	(0.1 to 0.3)	(0 to 0.2)	(0 to 0.2)	(0 to 0.1)	(0 to 0.1)	(0 to 0.1)	(0 to 0.1)	(0 to 0.1)	(0 to 0.1)	(0 to 0.1)	(0 to 0.1)	(0 to 0.1)	(0 to 0.1)	(0 to 0.1)	(0 to 0.1)	(0 to 0.1)	(0 to 0.1)	(0 to 0.1)	(0 to 0.1)	(0 to 0.1)	6-6
	0-3	0-3	1-3	0-6	0-4	0-5	0-5	1-2	0-5	1-1	1-3	1-3	0-5	0-7	0-5	0-4	0-4	0-4	0-2	0-3	0-3	0-3	0-2	
Thalassemias trait	(0 to 0.1)	(0 to 0.1)	(0.1 to 0.6)	(0.2 to 0.6)	(0 to 0.5)	(0 to 0.5)	(0 to 0.3)	(0.1 to 2.1)	(0.1 to 2)	(0.1 to 2.2)	(0.1 to 2.2)	(0.1 to 2.1)	(0.1 to 1.5)	(0.1 to 1.6)	(0.1 to 1.6)	(0.1 to 1.2)	(0.1 to 1.1)	(0.1 to 1.1)	(0.1 to 0.8)	(0.1 to 0.8)	(0.1 to 0.8)	(0 to 0.5)	(0 to 0.2)	11-4
	0-3	0-3	0-3	0-4	0-1	0-2	0-1	0-1	0-1	0-1	0-1	0-1	0-1	0-1	0-1	0-1	0-1	0-1	0-1	0-1	0-1	0-1	0-1	
Sickle cell disorders	(0 to 0)	(0 to 0)	(0 to 0.1)	(0 to 0.9)	(0 to 0.2)	(0 to 0.2)	(0 to 0.1)	(0 to 0.2)	(0 to 0.2)	(0 to 0.2)	(0 to 0.2)	(0 to 0.2)	(0 to 0.2)	(0 to 0.2)	(0 to 0.2)	(0 to 0.2)	(0 to 0.2)	(0 to 0.2)	(0 to 0.2)	(0 to 0.2)	(0 to 0.2)	(0 to 0.2)	(0 to 0.2)	1-4
	0-1	0-1	0-1	0-6	0-3	0-3	0-2	1-2	0-5	1	0-3	0-3	1-1	0-3	0-2	0-2	0-2	0-2	0-2	0-1	0-1	0-1	0-1	
Sickle cell trait	(0 to 0.1)	(0 to 0.1)	(0 to 0.1)	(0 to 0.3)	(0 to 0.2)	(0 to 0.2)	(0 to 0.2)	(0.1 to 0.5)	(0 to 0.5)	(0 to 0.5)	(0.1 to 0.7)	(0.1 to 0.7)	(0.1 to 0.7)	(0 to 0.6)	(0 to 0.5)	(0 to 0.5)	(0 to 0.5)	(0 to 0.5)	(0 to 0.5)	(0 to 0.4)	(0 to 0.4)	(0 to 0.3)	(0 to 0.2)	7-1
	0	0	0	0-1	0-1	0-1	0-2	0-2	0-2	0-2	0-2	0-2	0-2	0-2	0-1	0-2	0-2	0-2	0-1	0-1	0-1	0-1	0-1	
G6PD deficiency	(0 to 0)	(0 to 0)	(0 to 0)	(0 to 0.1)	(0 to 0.1)	(0 to 0.1)	(0 to 0.2)	(0 to 0.4)	(0 to 0.4)	(0 to 0.3)	(0 to 0.3)	(0 to 0.3)	(0 to 0.3)	(0 to 0.4)	(0 to 0.3)	(0 to 0.3)	(0 to 0.3)	(0 to 0.3)	(0 to 0.3)	(0 to 0.3)	(0 to 0.3)	(0 to 0.3)	(0 to 0.3)	2-8
	0	0	0	0	0	0	0	0	0	0	0	0	0	0	0	0	0	0	0	0	0	0	0	
G6PD trait	(0 to 0)	(0 to 0)	(0 to 0)	(0 to 0)	(0 to 0)	(0 to 0)	(0 to 0)	(0 to 0)	(0 to 0)	(0 to 0.1)	(0 to 0.1)	(0 to 0.1)	(0 to 0.1)	(0 to 0.1)	(0 to 0.1)	(0 to 0.1)	(0 to 0.1)	(0 to 0.1)	(0 to 0.1)	(0 to 0.1)	(0 to 0.1)	(0 to 0.1)	(0 to 0.1)	0-2
	0	0-1	1-4	0-6	0-7	0-2	0-3	0-3	0-3	0-3	0-4	1-1	0-4	1-1	1-1	1-6	1-2	2	0-7	1-3	0-8	0-4	0-2	
Other hemoglobinopathies and hemolytic anemias	(0 to 0)	(0 to 0.2)	(0.2 to 2.2)	(0.4 to 1.4)	(0.2 to 0.8)	(0 to 0.5)	(0.1 to 1.2)	(0.1 to 1.2)	(0.1 to 1.2)	(0.1 to 1.2)	(0.1 to 1.5)	(0.2 to 2.7)	(0.2 to 2.7)	(0.3 to 2.6)	(0.3 to 2.6)	(0.2 to 2.5)	(0.2 to 2.6)	(0.2 to 2.6)	(0.1 to 1.7)	(0.1 to 1.2)	(0.1 to 0.9)	(0.1 to 0.5)	(0 to 0.3)	34-5
	1-2	0-7	2-3	1-8	0-8	1-3	2-4	2-4	2-4	2-4	2-3	2-3	1-1	1-1	1-1	1-4	1-2	1-1	0-7	0-8	0-4	0-2	0-1	
Endocrine, metabolic, blood, and immune disorders	(0.4 to 2)	(0.2 to 2)	(0.9 to 3.7)	(4.3 to 9.8)	(2.3 to 3.7)	(1.9 to 3.7)	(2.2 to 4.1)	(1.9 to 3.5)	(1.9 to 3.5)	(1.9 to 3.5)	(1.9 to 3.5)	(1.9 to 3.5)	(0.8 to 1.5)	(0.8 to 1.5)	(0.8 to 1.5)	(0.8 to 1.5)	(0.8 to 1.5)	(0.8 to 1.5)	(0.5 to 1.1)	(0.5 to 1.1)	(0.4 to 1.1)	(0.2 to 0.6)	(0.1 to 0.3)	1,200
	0-4	0-2	0-4	0-4	0-2	0-2	0-2	0-2	0-2	0-2	0-2	0-2	0-2	0-2	0-2	0-2	0-2	0-2	0-2	0-2	0-2	0-2	0-2	
Oral disorders	(0 to 0.3)	(0 to 0.1)	(0.2 to 1.1)	(0.7 to 2.7)	(0.4 to 1.4)	(0.4 to 1.4)	(0.4 to 1.4)	(0.4 to 1.4)	(0.4 to 1.4)	(0.4 to 1.4)	(0.4 to 1.4)	(0.4 to 1.4)	(0.4 to 1.4)	(0.4 to 1.4)	(0.4 to 1.4)	(0.4 to 1.4)	(0.4 to 1.4)	(0.4 to 1.4)	(0.4 to 1.4)	(0.4 to 1.4)	(0.4 to 1.4)	(0.4 to 1.4)	(0.4 to 1.4)	1,240
	0-2	0-2	0-2	0-2	0-2	0-2	0-2	0-2	0-2	0-2	0-2	0-2	0-2	0-2	0-2	0-2	0-2	0-2	0-2	0-2	0-2	0-2	0-2	
Cavities of deciduous teeth	(0 to 0)	(0 to 0)	(0 to 0)	(0 to 0.1)	(0 to 0.6)	(0 to 0.2)	(0 to 0.2)	(0 to 0.2)	(0 to 0.2)	(0 to 0.2)	(0 to 0.2)	(0 to 0.2)	(0 to 0.2)	(0 to 0.2)	(0 to 0.2)	(0 to 0.2)	(0 to 0.2)	(0 to 0.2)	(0 to 0.2)	(0 to 0.2)	(0 to 0.2)	(0 to 0.2)	(0 to 0.2)	1-1
	0-3	0-3	0-3	0-3	0-3	0-3	0-3	0-3	0-3	0-3	0-3	0-3	0-3	0-3	0-3	0-3	0-3	0-3	0-3	0-3	0-3	0-3

SR Table 2b: Wiltshire DALYs by cause and age group for females with 95% uncertainty intervals, 2019

Cause	Early Neonatal	Late Neonatal	Post Neonatal	1 to 4	5 to 9	10 to 14	15 to 19	20 to 24	25 to 29	30 to 34	35 to 39	40 to 44	45 to 49	50 to 54	55 to 59	60 to 64	65 to 69	70 to 74	75 to 79	80 to 84	85 to 89	90 to 94	95 plus	Total
All causes	1,000 (261 to 2,276)	1,000 (84 to 2,276)	1,000 (170 to 2,276)	1,000 (479 to 2,276)	1,000 (414 to 2,276)	1,000 (710 to 2,276)	1,000 (1,000 to 1,000)	1,000 (1,000 to 1,000)	1,000 (1,000 to 1,000)	1,000 (1,000 to 1,000)	1,000 (1,000 to 1,000)	1,000 (1,000 to 1,000)	1,000 (1,000 to 1,000)	1,000 (1,000 to 1,000)	1,000 (1,000 to 1,000)	1,000 (1,000 to 1,000)	1,000 (1,000 to 1,000)	1,000 (1,000 to 1,000)	1,000 (1,000 to 1,000)	1,000 (1,000 to 1,000)	1,000 (1,000 to 1,000)	1,000 (1,000 to 1,000)	1,000 (1,000 to 1,000)	72,700
Communicable, maternal, neonatal, and nutritional diseases	218 (174 to 284)	49.9 (43.4 to 75.1)	28.2 (20.5 to 47.1)	17.4 (15.4 to 19.8)	7.5 (7.0 to 8.1)	4.7 (4.3 to 5.2)	3.6 (3.2 to 4.1)	3.2 (2.8 to 3.7)	3.2 (2.8 to 3.7)	3.4 (3.0 to 3.9)	3.8 (3.4 to 4.3)	4.2 (3.8 to 4.8)	4.8 (4.3 to 5.4)	5.6 (5.1 to 6.3)	6.5 (5.9 to 7.2)	7.6 (6.9 to 8.4)	8.9 (8.1 to 9.8)	10.4 (9.5 to 11.5)	12.2 (11.1 to 13.4)	14.5 (13.2 to 15.9)	17.5 (15.9 to 19.2)	21.5 (19.5 to 23.6)	4,050
HIV/AIDS and sexually transmitted infections	8.5 (2.5 to 18.6)	2.2 (0.7 to 5.5)	3.1 (1.0 to 7.1)	0.5 (0.2 to 0.9)	0.3 (0.2 to 0.4)	0.4 (0.3 to 0.5)	1.1 (0.9 to 1.5)	2.1 (1.4 to 3.2)	3.2 (2.3 to 4.4)	5 (3.7 to 6.9)	7.4 (5.7 to 10.4)	9.8 (7.5 to 13.9)	9.3 (6.9 to 14.6)	7.8 (5.2 to 12.5)	5.3 (3.5 to 7.5)	4 (2.7 to 5.6)	3 (2.1 to 4.2)	2.5 (1.6 to 4.2)	2.1 (1.3 to 4.2)	1.7 (0.9 to 3.8)	1.1 (0.7 to 1.7)	0.6 (0.3 to 1.2)	79.5
HIV/AIDS	0 (0 to 0)	0 (0 to 0)	0.4 (0.2 to 0.5)	0.2 (0.2 to 0.3)	0.2 (0.2 to 0.3)	0.1 (0.1 to 0.2)	0.5 (0.4 to 0.7)	1.5 (1.1 to 1.9)	2.3 (1.8 to 3.1)	3.4 (2.6 to 4.5)	4.9 (3.8 to 6.6)	6.6 (5.1 to 9.2)	6.2 (4.6 to 9.3)	5.2 (3.5 to 8.1)	3.5 (2.3 to 5.1)	2.6 (1.7 to 3.7)	1.9 (1.2 to 2.7)	1.4 (0.8 to 2.3)	1.2 (0.6 to 2.3)	0.9 (0.3 to 2.2)	0.6 (0.1 to 0.9)	0.3 (0.1 to 0.6)	24
HIV/AIDS - Drug-susceptible Tuberculosis	0 (0 to 0)	0 (0 to 0)	0 (0 to 0)	0 (0 to 0)	0 (0 to 0)	0 (0 to 0)	0 (0 to 0.1)	0 (0 to 0.1)	0.1 (0 to 0.2)	0.1 (0 to 0.2)	0.2 (0.1 to 0.3)	0.2 (0.1 to 0.3)	0.2 (0.1 to 0.4)	0.2 (0.1 to 0.4)	0.2 (0.1 to 0.4)	0.2 (0.1 to 0.3)	0.1 (0.1 to 0.2)	0.1 (0.1 to 0.2)	0.1 (0.1 to 0.2)	0.1 (0.1 to 0.2)	0 (0 to 0.1)	0 (0 to 0.1)	0 (0 to 0.1)	1.9
HIV/AIDS - Multidrug-resistant Tuberculosis without extensive drug resistance	0 (0 to 0)	0 (0 to 0)	0 (0 to 0)	0 (0 to 0)	0 (0 to 0)	0 (0 to 0)	0 (0 to 0)	0 (0 to 0)	0 (0 to 0)	0 (0 to 0)	0 (0 to 0)	0 (0 to 0)	0 (0 to 0)	0 (0 to 0)	0 (0 to 0)	0 (0 to 0)	0 (0 to 0)	0 (0 to 0)	0 (0 to 0)	0 (0 to 0)	0 (0 to 0)	0 (0 to 0)	0 (0 to 0)	0.1
HIV/AIDS - Extensively drug-resistant Tuberculosis	0 (0 to 0)	0 (0 to 0)	0 (0 to 0)	0 (0 to 0)	0 (0 to 0)	0 (0 to 0)	0 (0 to 0)	0 (0 to 0)	0 (0 to 0)	0 (0 to 0)	0 (0 to 0)	0 (0 to 0)	0 (0 to 0)	0 (0 to 0)	0 (0 to 0)	0 (0 to 0)	0 (0 to 0)	0 (0 to 0)	0 (0 to 0)	0 (0 to 0)	0 (0 to 0)	0 (0 to 0)	0 (0 to 0)	0
HIV/AIDS resulting in other diseases	0 (0 to 0)	0 (0 to 0)	0.3 (0.2 to 0.4)	0.2 (0.2 to 0.2)	0.2 (0.1 to 0.2)	0.1 (0.1 to 0.2)	0.5 (0.4 to 0.6)	1.2 (0.9 to 1.7)	1.4 (1.1 to 1.9)	2.1 (1.6 to 2.9)	2.5 (1.9 to 3.4)	2.6 (1.9 to 3.7)	2.6 (1.8 to 3.7)	2.2 (1.5 to 3.1)	1.7 (1.1 to 2.5)	1.3 (0.9 to 2.2)	1.1 (0.7 to 2.0)	0.9 (0.5 to 2.0)	0.8 (0.4 to 2.0)	0.4 (0.1 to 0.9)	0.1 (0.0 to 0.1)	0 (0 to 0)	22
Sexually transmitted infections excluding HIV	8.5 (2.5 to 18.6)	2.3 (0.7 to 5.5)	2.8 (0.9 to 6.9)	0.1 (0.0 to 0.2)	0.1 (0.0 to 0.2)	0.2 (0.2 to 0.3)	0.6 (0.5 to 0.8)	0.6 (0.5 to 0.8)	0.9 (0.7 to 1.2)	1.6 (1.3 to 2.1)	2.5 (2.1 to 3.2)	3.2 (2.6 to 4.2)	3.1 (2.5 to 4.2)	2.6 (1.8 to 3.8)	1.8 (1.2 to 2.7)	1.3 (0.9 to 2.1)	0.9 (0.6 to 1.6)	0.6 (0.4 to 1.3)	0.4 (0.2 to 1.1)	0.2 (0.1 to 0.6)	0.1 (0.0 to 0.2)	0 (0 to 0.1)	55.5
Syphilis	0 (0 to 0)	0 (0 to 0)	0 (0 to 0)	0 (0 to 0)	0 (0 to 0)	0 (0 to 0)	0 (0 to 0)	0 (0 to 0)	0 (0 to 0)	0 (0 to 0)	0 (0 to 0)	0 (0 to 0)	0 (0 to 0)	0 (0 to 0)	0 (0 to 0)	0 (0 to 0)	0 (0 to 0)	0 (0 to 0)	0 (0 to 0)	0 (0 to 0)	0 (0 to 0)	0 (0 to 0)	0 (0 to 0)	0
Chlamydial infection	0 (0 to 0)	0 (0 to 0)	0 (0 to 0)	0 (0 to 0)	0 (0 to 0)	0 (0 to 0)	0 (0 to 0)	0 (0 to 0)	0 (0 to 0)	0 (0 to 0)	0 (0 to 0)	0 (0 to 0)	0 (0 to 0)	0 (0 to 0)	0 (0 to 0)	0 (0 to 0)	0 (0 to 0)	0 (0 to 0)	0 (0 to 0)	0 (0 to 0)	0 (0 to 0)	0 (0 to 0)	0 (0 to 0)	14
Gonococcal infection	0 (0 to 0)	0 (0 to 0)	0 (0 to 0)	0 (0 to 0)	0 (0 to 0)	0 (0 to 0)	0 (0 to 0)	0 (0 to 0)	0 (0 to 0)	0 (0 to 0)	0 (0 to 0)	0 (0 to 0)	0 (0 to 0)	0 (0 to 0)	0 (0 to 0)	0 (0 to 0)	0 (0 to 0)	0 (0 to 0)	0 (0 to 0)	0 (0 to 0)	0 (0 to 0)	0 (0 to 0)	0 (0 to 0)	0
Trichomoniasis	0 (0 to 0)	0 (0 to 0)	0 (0 to 0)	0 (0 to 0)	0 (0 to 0)	0 (0 to 0)	0 (0 to 0)	0.3 (0.1 to 0.7)	0.5 (0.2 to 1.1)	0.6 (0.2 to 1.5)	0.6 (0.2 to 1.4)	0.6 (0.2 to 1.4)	0.7 (0.2 to 1.6)	0.6 (0.2 to 1.4)	0.5 (0.2 to 1.2)	0.4 (0.1 to 1.0)	0.3 (0.1 to 0.7)	0.2 (0.1 to 0.5)	0.1 (0.0 to 0.3)	0.1 (0.0 to 0.2)	0 (0 to 0.1)	0 (0 to 0.1)	6.2
Genital herpes	0 (0 to 0)	0 (0 to 0)	0 (0 to 0)	0 (0 to 0)	0 (0 to 0)	0 (0 to 0)	0 (0 to 0)	0.2 (0.1 to 0.5)	0.2 (0.1 to 0.5)	0.3 (0.1 to 0.6)	0.5 (0.2 to 1.2)	0.6 (0.2 to 1.4)	0.6 (0.2 to 1.4)	0.6 (0.2 to 1.4)	0.5 (0.2 to 1.2)	0.4 (0.2 to 1.0)	0.3 (0.1 to 0.7)	0.2 (0.1 to 0.5)	0.2 (0.1 to 0.4)	0.1 (0.0 to 0.3)	0 (0 to 0.1)	0 (0 to 0.1)	7.6
Other sexually transmitted infections	0 (0 to 0)	0 (0 to 0)	0 (0 to 0)	0 (0 to 0)	0 (0 to 0)	0 (0 to 0.1)	0 (0 to 0.2)	0.1 (0 to 0.2)	0.2 (0 to 0.3)	0.3 (0.1 to 0.5)	0.5 (0.2 to 0.8)	0.6 (0.3 to 1.0)	0.7 (0.3 to 1.1)	0.6 (0.3 to 1.0)	0.5 (0.2 to 0.9)	0.4 (0.2 to 0.7)	0.3 (0.1 to 0.5)	0.2 (0.1 to 0.4)	0.1 (0.1 to 0.3)	0.1 (0.0 to 0.2)	0 (0 to 0.1)	0 (0 to 0.1)	15.2
Respiratory infections and tuberculosis	2.7 (1.6 to 3.9)	1.9 (1.4 to 2.9)	20.5 (6.6 to 51.2)	27.2 (16.7 to 39.2)	10.3 (6.4 to 14.5)	3.2 (2.0 to 4.5)	2.2 (1.4 to 3.1)	2.1 (1.3 to 3.0)	2.2 (1.4 to 3.1)	2.4 (1.5 to 3.4)	2.7 (1.7 to 3.8)	3.1 (2.0 to 4.4)	3.6 (2.3 to 5.1)	4.2 (2.7 to 5.9)	4.9 (3.2 to 6.9)	5.8 (3.8 to 8.1)	6.8 (4.5 to 9.4)	8.1 (5.4 to 11.2)	9.8 (6.6 to 13.5)	11.9 (8.0 to 16.2)	14.5 (9.8 to 19.6)	17.7 (12.0 to 23.8)	336
Tuberculosis	0 (0 to 0)	0 (0 to 0)	0 (0 to 0)	0 (0 to 0.1)	0 (0 to 0.1)	0 (0 to 0.2)	0.2 (0.2 to 0.4)	0.5 (0.3 to 0.7)	0.8 (0.5 to 1.2)	1.2 (0.8 to 1.7)	1.7 (1.1 to 2.5)	2.2 (1.4 to 3.2)	2.7 (1.8 to 3.9)	3.2 (2.1 to 4.6)	3.8 (2.5 to 5.4)	4.5 (2.9 to 6.4)	5.2 (3.4 to 7.4)	6.1 (4.0 to 8.6)	7.3 (4.8 to 10.2)	8.8 (5.8 to 12.3)	10.7 (7.1 to 14.8)	12.9 (8.6 to 17.8)	18.5
Latent tuberculosis infection	0 (0 to 0)	0 (0 to 0)	0 (0 to 0)	0 (0 to 0)	0 (0 to 0)	0 (0 to 0)	0 (0 to 0)	0 (0 to 0)	0 (0 to 0)	0 (0 to 0)	0 (0 to 0)	0 (0 to 0)	0 (0 to 0)	0 (0 to 0)	0 (0 to 0)	0 (0 to 0)	0 (0 to 0)	0 (0 to 0)	0 (0 to 0)	0 (0 to 0)	0 (0 to 0)	0 (0 to 0)	0 (0 to 0)	0
Drug-susceptible tuberculosis	0 (0 to 0)	0 (0 to 0)	0 (0 to 0)	0 (0 to 0)	0 (0 to 0)	0 (0 to 0)	0 (0 to 0)	0 (0 to 0)	0 (0 to 0)	0 (0 to 0)	0 (0 to 0)	0 (0 to 0)	0 (0 to 0)	0 (0 to 0)	0 (0 to 0)	0 (0 to 0)	0 (0 to 0)	0 (0 to 0)	0 (0 to 0)	0 (0 to 0)	0 (0 to 0)	0 (0 to 0)	0 (0 to 0)	0
Multidrug-resistant tuberculosis without extensive drug resistance	0 (0 to 0)	0 (0 to 0)	0 (0 to 0)	0 (0 to 0)	0 (0 to 0)	0 (0 to 0)	0 (0 to 0)	0 (0 to 0)	0 (0 to 0)	0 (0 to 0)	0 (0 to 0)	0 (0 to 0)	0 (0 to 0)	0 (0 to 0)	0 (0 to 0)	0 (0 to 0)	0 (0 to 0)	0 (0 to 0)	0 (0 to 0)	0 (0 to 0)	0 (0 to 0)	0 (0 to 0)	0 (0 to 0)	0
Extensively drug-resistant tuberculosis	0 (0 to 0)	0 (0 to 0)	0 (0 to 0)	0 (0 to 0)	0 (0 to 0)	0 (0 to 0)	0 (0 to 0)	0 (0 to 0)	0 (0 to 0)	0 (0 to 0)	0 (0 to 0)	0 (0 to 0)	0 (0 to 0)	0 (0 to 0)	0 (0 to 0)	0 (0 to 0)	0 (0 to 0)	0 (0 to 0)	0 (0 to 0)	0 (0 to 0)	0 (0 to 0)	0 (0 to 0)	0 (0 to 0)	0
Lower respiratory infections	2.7 (1.6 to 3.9)	1.9 (1.2 to 2.7)	6.4 (3.5 to 13.4)	6.4 (3.9 to 9.7)	2.7 (1.8 to 3.9)	2.8 (2.0 to 3.8)	2.6 (2.0 to 3.4)	2.3 (1.6 to 3.1)	2.4 (1.7 to 3.2)	2.6 (1.8 to 3.5)	2.9 (2.0 to 3.9)	3.3 (2.3 to 4.5)	3.8 (2.6 to 5.2)	4.4 (3.0 to 6.1)	5.2 (3.5 to 7.2)	6.2 (4.1 to 8.6)	7.3 (4.8 to 10.2)	8.7 (5.6 to 12.1)	10.5 (6.8 to 14.7)	12.8 (8.2 to 18.0)	15.6 (9.8 to 22.0)	19.1 (12.0 to 27.0)	1,970
Upper respiratory infections	0 (0 to 0)	0 (0 to 0.3)	0.2 (0.1 to 0.3)	0.4 (0.2 to 0.5)	0.2 (0.1 to 0.3)	0.1 (0.1 to 0.2)	0.2 (0.1 to 0.3)	0.2 (0.1 to 0.3)	0.2 (0.1 to 0.3)	0.2 (0.1 to 0.3)	0.2 (0.1 to 0.3)	0.2 (0.1 to 0.3)	0.2 (0.1 to 0.3)	0.2 (0.1 to 0.3)	0.2 (0.1 to 0.3)	0.2 (0.1 to 0.3)	0.2 (0.1 to 0.3)	0.2 (0.1 to 0.3)	0.2 (0.1 to 0.3)	0.2 (0.1 to 0.3)	0.2 (0.1 to 0.3)	0.2 (0.1 to 0.3)	215
Otitis media	0 (0 to 0)	0 (0 to 0)	0.7 (0.3 to 1.2)	1.6 (2.3 to 2.3)	0.7 (2.4 to 2.8)	0.3 (1.4 to 1.7)	0.2 (1.1 to 1.4)	0.2 (1.1 to 1.4)	0.2 (1.0 to 1.3)	0.2 (1.0 to 1.4)	0.2 (1.0 to 1.4)	0.2 (1.0 to 1.4)	0.2 (1.0 to 1.4)	0.2 (1.0 to 1.4)	0.2 (1.0 to 1.4)	0.2 (1.0 to 1.4)	0.2 (1.0 to 1.4)	0.2 (1.0 to 1.4)	0.2 (1.0 to 1.4)	0.2 (1.0 to 1.4)	0.2 (1.0 to 1.4)	0.2 (1.0 to 1.4)	44.2
Enteric infections	0.3 (0.2 to 0.4)	1 (0.7 to 1.3)	11.3 (7.4 to 16.3)	16.2 (9.3 to 29.4)	8.7 (4.5 to 15.5)	4.6 (2.3 to 10.2)	4.8 (2.7 to 7.5)	4.2 (2.5 to 6.6)	4.1 (2.4 to 6.2)	4 (2.4 to 6.2)	4.1 (2.4 to 6.2)	4.2 (2.5 to 6.3)	4.2 (2.5 to 6.3)	4.2 (2.5 to 6.3)	4.2 (2.5 to 6.3)	4.2 (2.5 to 6.3)	4.2 (2.5 to 6.3)	4.2 (2.5 to 6.3)	4.2 (2.5 to 6.3)	4.2 (2.5 to 6.3)	4.2 (2.5 to 6.3)	4.2 (2.5 to 6.3)	244
Diarrheal diseases	0.3 (0.2 to 0.4)	1 (0.7 to 1.3)	11.3 (7.4 to 16.3)	16.2 (9.3 to 29.4)	8.7 (4.5 to 15.5)	4.6 (2.3 to 10.2)	4.8 (2.7 to 7.5)	4.2 (2.5 to 6.6)	4.1 (2.4 to 6.2)	4 (2.4 to 6.2)	4.1 (2.4 to 6.2)	4.2 (2.5 to 6.3)	4.2 (2.5 to 6.3)	4.2 (2.5 to 6.3)	4.2 (2.5 to 6.3)	4.2 (2.5 to 6.3)	4.2 (2.5 to 6.3)	4.2 (2.5 to 6.3)	4.2 (2.5 to 6.3)	4.2 (2.5 to 6.3)	4.2 (2.5 to 6.3)	4.2 (2.5 to 6.3)	242
Typhoid and paraphoid	0 (0 to 0)	0 (0 to 0)	0 (0 to 0)	0 (0 to 0)	0 (0 to 0)	0 (0 to 0)	0 (0 to 0)	0 (0 to 0)	0 (0 to 0)	0 (0 to 0)	0 (0 to 0)	0 (0 to 0)	0 (0 to 0)	0 (0 to 0)	0 (0 to 0)	0 (0 to 0)	0 (0 to 0)	0 (0 to 0)	0 (0 to 0)	0 (0 to 0)	0 (0 to 0)	0 (0 to 0)	0 (0 to 0)	0
Typhoid fever	0 (0 to 0)	0 (0 to 0)	0 (0 to 0)	0 (0 to 0)	0 (0 to 0)	0 (0 to 0)	0 (0 to 0)	0 (0 to 0)	0 (0 to 0)	0 (0 to 0)	0 (0 to 0)	0 (0 to 0)	0 (0 to 0)	0 (0 to 0)	0 (0 to 0)	0 (0 to 0)	0 (0 to 0)	0 (0 to 0)	0 (0 to 0)	0 (0 to 0)	0 (0 to 0)	0 (0 to 0)	0 (0 to 0)	0
Paratyphoid fever	0 (0 to 0)	0 (0 to 0)	0 (0 to 0)	0 (0 to 0)	0 (0 to 0)	0 (0 to 0)	0 (0 to 0)	0 (0 to 0)	0 (0 to 0)	0 (0 to 0)	0 (0 to 0)	0 (0 to 0)	0 (0 to 0)	0 (0 to 0)	0 (0 to 0)	0 (0 to 0)	0 (0 to 0)	0 (0 to 0)	0 (0 to 0)	0 (0 to 0)	0 (0 to 0)	0 (0 to 0)	0 (0 to 0)	0
Invasive Non-typhoidal Salmonella (iNTS)	0 (0 to 0)	0 (0 to 0)	0 (0 to 0)	0 (0 to 0)	0 (0 to 0)	0 (0 to 0)	0 (0 to 0)	0 (0 to 0)	0 (0 to 0)	0 (0 to 0)	0 (0 to 0)	0 (0 to 0)	0 (0 to 0)	0 (0 to 0)	0 (0 to 0)	0 (0 to 0)	0 (0 to 0)	0 (0 to 0)	0 (0 to 0)	0 (0 to 0)	0 (0 to 0)	0 (0 to 0)	0 (0 to 0)	0.5
Other intestinal infectious diseases	0 (0 to 0)	0 (0 to 0)	0.1 (0 to 0.1)	0 (0 to 0)	0 (0 to 0)	0 (0 to 0)	0 (0 to 0)	0 (0 to 0)	0 (0 to 0)	0 (0 to 0)	0 (0 to 0)	0 (0 to 0)	0 (0 to 0)	0 (0 to 0)	0 (0 to 0)	0 (0 to 0)	0 (0 to 0)	0 (0 to 0)	0 (0 to 0)	0 (0 to 0)	0 (0 to 0)	0 (0 to 0)	0 (0 to 0)	0.4
Neglected tropical diseases and malaria	0 (0 to 0.1)	0.4 (0.2 to 0.6)	6.5 (2.9 to 13.2)	25.5 (12.3 to 51.9)	2.5 (1.2 to 4.9)	0.5 (0.2 to 1.1)	0.2 (0.1 to 0.4)	0.4 (0.2 to 0.8)	0.2 (0.1 to 0.5)	0.3 (0.1 to 0.6)	0.3 (0.1 to 0.7)	0.4 (0.1 to 0.9)	1 (0.1 to 2.2)	1.3 (0.1 to 2.9)	1.6 (0.1 to 3.5)	1.9 (0.1 to 4.2)	2.2 (0.1 to 4.9)	2.5 (0.1 to 5.5)	2.8 (0.1 to 6.2)	3.1 (0.1 to 6.9)	3.4 (0.1 to 7.6)	3.6 (0.1 to 8.1)	41.4
Malaria	0 (0 to 0)	0 (0 to 0)	0 (0 to 0)	0 (0 to 0)	0 (0 to 0)	0 (0 to 0)	0 (0 to 0)	0 (0 to 0)	0 (0 to 0)	0 (0 to 0)	0 (0 to 0)	0 (0 to 0)	0 (0 to 0)	0 (0 to 0)	0 (0 to 0)	0 (0 to 0)	0 (0 to 0)	0 (0 to 0)	0 (0 to 0)	0 (0 to 0)	0 (0 to 0)	0 (0 to 0)	0 (0 to 0)	0
Chagas disease	0 (0 to 0)	0 (0 to 0)	0 (0 to 0)	0 (0 to 0)	0 (0 to 0)	0 (0 to 0)	0 (0 to 0)	0 (0 to 0)	0 (0 to 0)	0 (0 to 0)	0 (0 to 0)	0 (0 to 0)	0 (0 to 0)	0 (0 to 0)	0 (0 to 0)	0 (0 to 0)	0 (0 to 0)	0 (0 to 0)	0 (0 to 0)	0 (0 to 0)	0 (0 to 0)	0 (0 to 0)	0 (0 to 0)	0
Leishmaniasis	0 (0 to 0)	0 (0 to 0)	0 (0 to 0)	0 (0 to 0)	0 (0 to 0)	0 (0 to 0)	0 (0 to 0)	0 (0 to 0)	0 (0 to 0)	0 (0 to 0)	0 (0 to 0)	0 (0 to 0)	0 (0 to 0)	0 (0 to 0)	0 (0 to 0)	0 (0 to 0)	0 (0 to 0)	0 (0 to 0)	0 (0 to 0)	0 (0 to 0)	0 (0 to 0)	0 (0 to 0)	0 (0 to 0)	0
Visceral leishmaniasis	0 (0 to 0)	0 (0 to 0)	0 (0 to 0)	0 (0 to 0)	0 (0 to 0)	0 (0 to 0)	0 (0 to 0)	0 (0 to 0)	0 (0 to 0)	0 (0 to 0)	0 (0 to 0)	0 (0 to 0)	0 (0 to 0)	0 (0 to 0)	0 (0 to 0)	0 (0 to 0)	0 (0 to 0)	0 (0 to 0)	0 (0 to 0)	0 (0 to 0)	0 (0 to 0)	0 (0 to 0)	0 (0 to 0)	0
Cutaneous and mucocutaneous leishmaniasis	0 (0 to 0)	0 (0 to 0)	0 (0 to 0)	0 (0 to 0)	0 (0 to 0)	0 (0 to 0)	0 (0 to 0)	0 (0 to 0)	0 (0 to 0)	0 (0 to 0)	0 (0 to 0)	0 (0 to 0)	0 (0 to 0)	0 (0 to 0)	0 (0 to 0)	0 (0 to 0)	0 (0 to 0)	0 (0 to 0)	0 (0 to 0)	0 (0 to 0)	0 (0 to 0)	0 (0 to 0)	0 (0 to 0)	0
African trypanosomiasis	0 (0 to 0)	0 (0 to 0)	0 (0 to 0)	0 (0 to 0)	0 (0 to 0)	0 (0 to 0)	0 (0 to 0)	0 (0 to 0)	0 (0 to 0)	0 (0 to 0)	0 (0 to 0)	0 (0 to 0)	0 (0 to 0)	0 (0 to 0)	0 (0 to 0)	0 (0 to 0)	0 (0 to 0)	0 (0 to 0)	0 (0 to 0)	0 (0 to 0)	0 (0 to 0)	0 (0 to 0)	0 (0 to 0)	0
Schistosomiasis	0 (0 to 0)	0 (0 to 0)	0 (0 to 0)	0 (0 to 0)	0 (0 to 0)	0 (0 to 0)	0 (0 to 0)	0 (0 to 0)	0 (0 to 0)	0 (0 to 0)	0 (0 to 0)	0 (0 to 0)	0 (0 to 0)	0 (0 to 0)	0 (0 to 0)	0 (0 to 0)	0 (0 to 0)	0 (0 to 0)	0 (0 to 0)	0 (0 to 0)	0 (0 to 0)	0 (0 to 0)	0 (0 to 0)	0
Cysticercosis	0 (0 to 0)	0 (0 to 0)	0 (0 to 0)	0 (0 to 0)	0 (0 to 0)	0 (0 to 0)	0 (0 to 0)	0 (0 to 0)	0 (0 to 0)	0 (0 to 0)	0 (0 to 0)	0 (0 to 0)	0 (0 to 0)	0 (0 to 0)	0 (0 to 0)	0 (0 to 0)	0 (0 to 0)	0 (0 to 0)	0 (0 to 0)	0 (0 to 0)	0 (0 to 0)	0 (0 to 0)	0 (0 to 0)	0
Cystic echinococcosis	0 (0 to 0)	0 (0 to 0)	0 (0 to 0)	0 (0 to 0)	0 (0 to 0)	0 (0 to 0)	0 (0 to 0)	0 (0 to 0)	0 (0 to 0)	0 (0 to 0)	0 (0 to 0)	0 (0 to 0)	0 (0 to 0)	0 (0 to 0)	0 (0 to 0)	0 (0 to 0)	0 (0 to 0)	0 (0 to 0)	0 (0 to 0)	0 (0 to 0)	0 (0 to 0)	0 (0 to 0)	0 (0 to 0)	0.1
Lymphatic filariasis	0 (0 to 0)	0 (0 to 0)	0 (0 to 0)	0 (0 to 0)	0 (0 to 0)	0 (0 to 0)	0 (0 to 0)	0 (0 to 0)	0 (0 to 0)	0 (0 to 0)	0 (0 to 0)	0 (0 to 0)	0 (0 to 0)	0 (0 to 0)	0 (0 to 0)	0 (0 to 0)	0 (0 to 0)	0 (0 to 0)	0 (0 to 0)	0 (0 to 0)	0 (0 to 0)	0 (0 to 0)	0 (0 to 0)	0
Onchocerciasis	0 (0 to 0)	0 (0 to 0)	0 (0 to 0)	0 (0 to 0)	0 (0 to 0)	0 (0 to 0)	0 (0 to 0)	0 (0 to 0)	0 (0 to 0)	0 (0 to 0)	0 (0 to 0)	0 (0 to 0)	0 (0 to 0)	0 (0 to 0)	0 (0 to 0)	0 (0 to 0)	0 (0 to 0)	0 (0 to 0)	0 (0 to 0)	0 (0 to 0)	0 (0 to 0)	0 (0 to 0)	0 (0 to 0)	0
Trachoma	0 (0 to 0)	0 (0 to 0)	0 (0 to 0)	0 (0 to 0)	0 (0 to 0)	0 (0 to 0)	0 (0 to 0)	0 (0 to 0)	0 (0 to 0)	0 (0 to 0)	0 (0 to 0)	0 (0 to 0)	0 (0 to 0)	0 (0 to 0)	0 (0 to 0)	0 (0 to 0)	0 (0 to 0)	0 (0 to 0)	0 (0 to 0)	0 (0 to 0)	0 (0 to 0)	0 (0 to 0)	0 (0 to 0)	0
Dengue	0 (0 to 0)	0 (0 to 0)	0 (0 to 0)	0 (0 to 0)	0 (0 to 0)	0 (0 to 0)	0 (0 to 0)	0 (0 to 0)	0 (0 to 0)	0 (0 to 0)	0 (0 to 0)	0 (0 to 0)	0 (0 to 0)	0 (0 to 0)	0 (0 to 0)	0 (0 to 0)	0 (0 to 0)	0 (0 to 0)	0 (0 to 0)	0 (0 to 0)	0 (0 to 0)	0 (0 to 0)	0 (0 to 0)	0
Yellow fever	0 (0 to 0)	0 (0 to 0)	0 (0 to 0)	0 (0 to 0)	0 (0 to 0)	0 (0 to 0)	0 (0 to 0)	0 (0 to 0)	0 (0 to 0)	0 (0 to 0)	0 (0 to 0)	0 (0 to 0)	0 (0 to 0)	0 (0 to 0)	0 (0 to 0)	0 (0 to 0)	0 (0 to 0)	0 (0 to 0)	0 (0 to 0)	0 (0 to 0)	0 (0 to 0)	0 (0 to 0)	0 (0 to 0)	0
Rabies	0 (0 to 0)	0 (0 to 0)	0 (0 to 0)	0 (0 to 0)	0 (0 to 0)	0 (0 to 0)	0 (0 to 0)	0 (0 to 0)	0 (0 to 0)	0 (0 to 0)	0 (0 to 0)	0 (0 to 0)	0 (0 to 0)	0 (0 to 0)	0 (0 to 0)	0 (0 to 0)	0 (0 to 0)	0 (0 to 0)	0 (0 to 0)	0 (0 to 0)	0 (0 to 0)	0 (0 to 0)	0 (0 to 0)	0
Intestinal nematode infections	0 (0 to 0)	0 (0 to 0)	0 (0 to 0)	0 (0 to 0)	0 (0 to 0)	0 (0 to 0)	0 (0 to 0)	0 (0 to 0)	0 (0 to 0)	0 (0 to 0)	0 (0 to 0)	0 (0 to 0)	0 (0 to 0)	0 (0 to 0)	0 (0 to 0)	0 (0 to 0)	0 (0 to 0)	0 (0 to 0)	0 (0 to 0)	0 (0 to 0)	0 (0 to 0)	0 (0 to 0)	0 (0 to 0)	0
Ascariasis	0 (0 to 0)	0 (0 to 0)	0 (0 to 0)	0 (0 to 0)	0 (0 to 0)	0 (0 to 0)	0 (0 to 0)	0 (0 to 0)	0 (0 to 0)	0 (0 to 0)	0 (0 to 0)	0 (0 to 0)	0 (0 to 0)	0 (0 to 0)	0 (0 to 0)	0 (0 to 0)	0 (0 to 0)	0 (0 to 0)	0 (0 to 0)	0 (0 to 0)	0 (0 to 0)	0 (0 to 0)	0 (0 to 0)	0
Trichuriasis	0 (0 to 0)	0 (0 to 0)	0 (0 to 0)	0 (0 to 0)	0 (0 to 0)	0 (0 to 0)	0 (0 to 0)	0 (0 to 0)	0 (0 to 0)	0 (0 to 0)	0 (0 to 0)	0 (0 to 0)	0 (0 to 0)	0 (0 to 0)	0 (0 to 0)	0 (0 to 0)	0 (0 to 0)	0 (0 to 0)	0 (0 to 0)	0 (0 to 0)	0 (0 to 0)	0 (0 to 0)	0 (0 to 0)	0
Hookworm disease	0 (0 to 0)	0 (0 to 0)	0 (0 to 0)	0 (0 to 0)	0 (0 to 0)	0 (0 to 0)	0 (0 to 0)	0 (0 to 0)	0 (0 to 0)	0 (0 to 0)	0 (0 to 0)	0 (0 to 0)	0 (0 to 0)	0 (0 to 0)	0 (0 to 0)	0 (0 to 0)	0 (0 to 0)	0 (0 to 0)	0 (0 to 0)	0 (0 to 0)

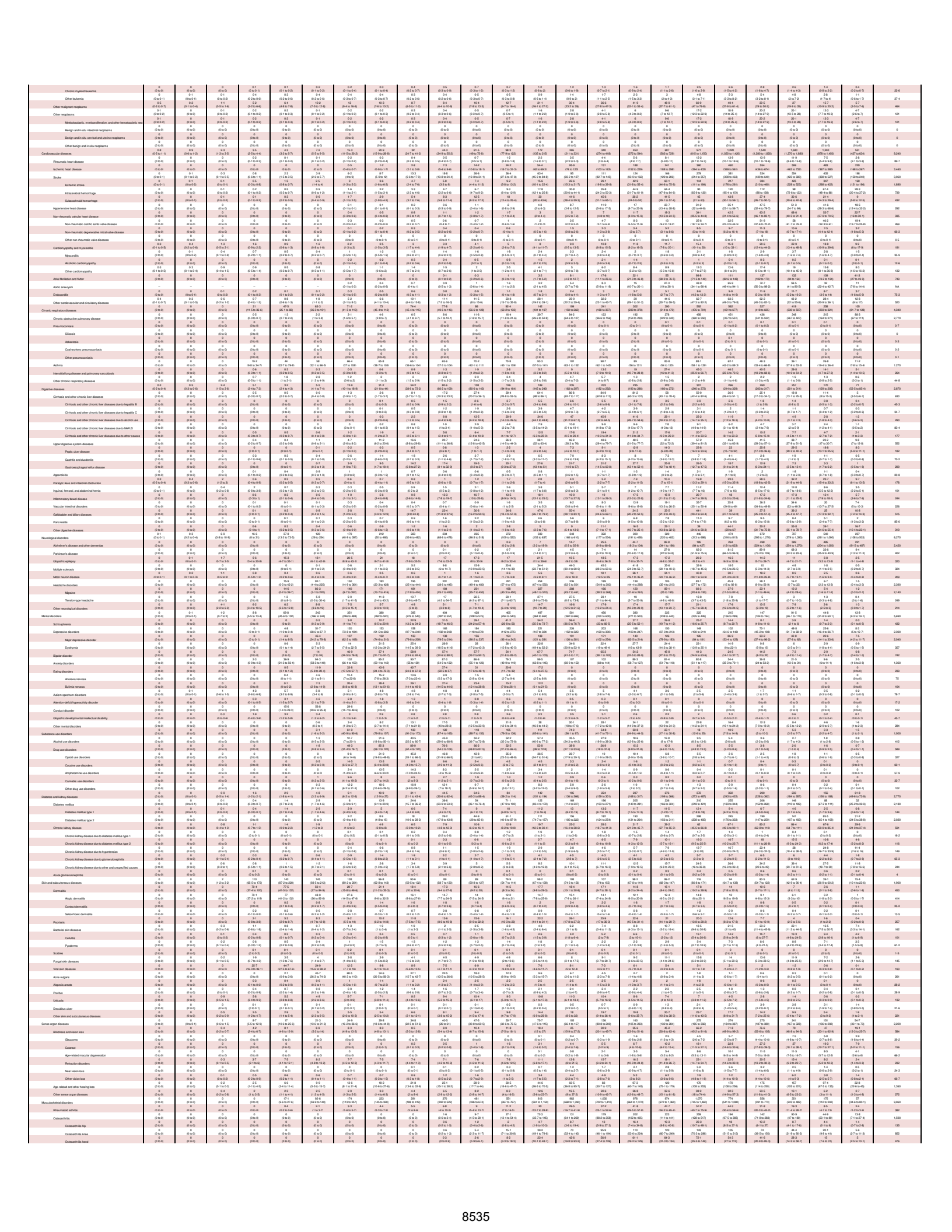

Chronic myeloid leukemia	0 (0 to 0)	0 (0 to 0)	0 (0 to 0)	0-1 (0 to 0.1)	0-1 (0.1 to 0.2)	0-2 (0.1 to 0.4)	0-2 (0.1 to 0.4)	0-3 (0.1 to 0.4)	0-4 (0.2 to 0.7)	0-5 (0.3 to 0.9)	0-6 (0.3 to 1.2)	0-7 (0.3 to 1.2)	0-7 (0.3 to 1.2)	1-2 (0.4 to 2)	1-2 (0.4 to 1.9)	1-3 (0.7 to 2.1)	1-3 (0.9 to 2.4)	1-4 (1 to 2.6)	1-5 (1.2 to 3.2)	2-6 (1.5 to 4.2)	2-8 (1.6 to 4.7)	2-6 (1.4 to 4.3)	1-4 (0.8 to 2.2)	0-4 (0.2 to 0.7)	22-6
Other leukemia	0-1 (0 to 0.1)	0-1 (0 to 0.1)	0-1 (0 to 0.2)	0-2 (0.2 to 0.6)	0-3 (0.2 to 0.8)	0-3 (0.2 to 0.9)	0-3 (0.2 to 0.7)	0-3 (0.2 to 0.8)	0-4 (0.2 to 0.9)	0-5 (0.2 to 1.1)	0-5 (0.3 to 1.2)	0-6 (0.3 to 0.9)	0-6 (0.3 to 1.1)	1-2 (0.4 to 1.4)	1-2 (0.4 to 1.6)	1-3 (0.9 to 2.2)	1-3 (1 to 2.3)	1-4 (1 to 2.6)	2-5 (1.1 to 3.1)	2-6 (1.3 to 3.8)	2-8 (1.3 to 4.1)	2-6 (1.3 to 3.7)	1-4 (0.8 to 2.6)	0-4 (0.2 to 0.7)	37-4
Other malignant neoplasms	0-5 (0.3 to 0.7)	0-3 (0.1 to 0.4)	1-1 (0.2 to 0.6)	0-2 (0.2 to 0.5)	0-4 (0.2 to 0.6)	1-5 (0.6 to 1.7)	1-5 (0.6 to 1.7)	2-7 (0.8 to 2.2)	3-7 (1.1 to 2.5)	3-8 (1.2 to 3.1)	4-9 (1.4 to 3.5)	4-10 (1.7 to 4.1)	5-11 (1.9 to 4.6)	6-13 (2.3 to 5.6)	6-13 (2.4 to 5.6)	7-15 (2.7 to 6.4)	8-17 (3.2 to 7.6)	9-19 (3.6 to 8.4)	10-21 (4.1 to 9.6)	11-23 (4.7 to 10.7)	12-25 (5.2 to 11.8)	13-27 (5.6 to 12.8)	9-19 (3.6 to 8.2)	2-7 (0.8 to 3.2)	464
Other neoplasms	0 (0 to 0)	0 (0 to 0)	0 (0 to 0)	0-1 (0 to 0.2)	0-1 (0 to 0.3)	0-1 (0 to 0.3)	0-1 (0 to 0.3)	0-2 (0 to 0.4)	0-2 (0 to 0.4)	0-3 (0 to 0.5)	0-3 (0 to 0.6)	0-3 (0 to 0.7)	0-4 (0 to 0.7)	0-5 (0 to 1.1)	0-5 (0 to 1.1)	0-6 (0 to 1.3)	0-7 (0 to 1.5)	0-8 (0 to 1.7)	0-9 (0 to 2)	0-10 (0 to 2.2)	0-11 (0 to 2.5)	0-12 (0 to 2.8)	0-8 (0 to 1.8)	0-3 (0 to 0.7)	121
Myelodysplastic, myeloproliferative, and other hematopoietic neo	0-1 (0 to 0.2)	0 (0 to 0)	0-2 (0 to 0.5)	0-2 (0 to 0.5)	0-1 (0 to 0.3)	0-2 (0 to 0.5)	0-2 (0 to 0.5)	0-3 (0 to 0.6)	0-4 (0 to 0.8)	0-5 (0 to 0.9)	0-6 (0 to 1.1)	0-7 (0 to 1.1)	0-7 (0 to 1.1)	1-8 (0.4 to 2.6)	2-8 (0.8 to 2.6)	4-10 (1.6 to 3.2)	4-11 (1.9 to 3.7)	5-13 (2.1 to 4.2)	6-14 (2.5 to 5)	7-16 (2.9 to 5.7)	8-18 (3.2 to 6.5)	9-20 (3.6 to 7.2)	6-14 (2.5 to 5.2)	2-7 (0.8 to 3.1)	121
Benign and in situ, intestinal neoplasms	0 (0 to 0)	0 (0 to 0)	0 (0 to 0)	0 (0 to 0)	0 (0 to 0)	0 (0 to 0)	0 (0 to 0)	0 (0 to 0)	0 (0 to 0)	0 (0 to 0)	0 (0 to 0)	0 (0 to 0)	0 (0 to 0)	0 (0 to 0)	0 (0 to 0)	0 (0 to 0)	0 (0 to 0)	0 (0 to 0)	0 (0 to 0)	0 (0 to 0)	0 (0 to 0)	0 (0 to 0)	0 (0 to 0)	0 (0 to 0)	0 (0 to 0)	0
Benign and in situ, cervical and uterine neoplasms	0 (0 to 0)	0 (0 to 0)	0 (0 to 0)	0 (0 to 0)	0 (0 to 0)	0 (0 to 0)	0 (0 to 0)	0 (0 to 0)	0 (0 to 0)	0 (0 to 0)	0 (0 to 0)	0 (0 to 0)	0 (0 to 0)	0 (0 to 0)	0 (0 to 0)	0 (0 to 0)	0 (0 to 0)	0 (0 to 0)	0 (0 to 0)	0 (0 to 0)	0 (0 to 0)	0 (0 to 0)	0 (0 to 0)	0 (0 to 0)	0 (0 to 0)	0
Other benign and in situ neoplasms	0 (0 to 0)	0 (0 to 0)	0 (0 to 0)	0 (0 to 0)	0 (0 to 0)	0 (0 to 0)	0 (0 to 0)	0 (0 to 0)	0 (0 to 0)	0 (0 to 0)	0 (0 to 0)	0 (0 to 0)	0 (0 to 0)	0 (0 to 0)	0 (0 to 0)	0 (0 to 0)	0 (0 to 0)	0 (0 to 0)	0 (0 to 0)	0 (0 to 0)	0 (0 to 0)	0 (0 to 0)	0 (0 to 0)	0 (0 to 0)	0 (0 to 0)	0
Cardiovascular diseases	0-8 (0.5 to 1.1)	0-9 (0.4 to 1.2)	2-3 (1 to 3.5)	3-5 (2 to 4.4)	4-3 (2 to 5.7)	7-2 (3.5 to 9.5)	15-3 (11.5 to 20.2)	20-6 (15.5 to 26.8)	32 (24.1 to 41.2)	44-3 (34 to 55.2)	61-5 (48 to 75.8)	86-3 (77 to 102)	95 (84.5 to 108)	172 (155 to 191)	265 (241 to 291)	349 (324 to 418)	452 (272 to 544)	557 (322 to 729)	671 (370 to 1,150)	1,220 (1,020 to 1,420)	1,540 (1,280 to 1,830)	1,580 (1,270 to 1,880)	1,240 (978 to 1,460)	551 (427 to 656)	9,240
Rheumatic heart disease	0 (0 to 0)	0 (0 to 0)	0-2 (0 to 0.2)	0-1 (0 to 0.2)	0-1 (0 to 0.2)	0-2 (0 to 0.4)	0-3 (0 to 0.4)	0-4 (0 to 0.5)	0-5 (0 to 0.7)	0-7 (0 to 1.2)	1-8 (0.4 to 1.6)	1-9 (0.4 to 1.8)	2-12 (0.9 to 2.3)	3-15 (1.2 to 3.3)	4-19 (1.6 to 4.4)	5-24 (2 to 5.7)	6-29 (2.4 to 7.1)	7-34 (2.9 to 8.7)	8-41 (3.4 to 10.4)	9-49 (3.9 to 12.4)	10-58 (4.5 to 14.6)	11-68 (5.1 to 17.1)	7-34 (2.9 to 8.6)	2-8 (0.8 to 3.2)	89-7
Ischemic heart disease	0 (0 to 0)	0 (0 to 0)	0 (0 to 0)	0 (0 to 0)	0 (0 to 0.1)	0 (0 to 0.4)	0-1 (0 to 0.7)	0-2 (0.1 to 0.8)	0-3 (0.2 to 1.1)	0-4 (0.2 to 1.4)	0-5 (0.3 to 1.8)	0-6 (0.3 to 1.8)	0-7 (0.4 to 1.8)	0-9 (0.5 to 2.2)	0-10 (0.6 to 2.6)	0-12 (0.7 to 3.1)	0-14 (0.8 to 3.6)	0-16 (0.9 to 4.2)	0-18 (1 to 4.8)	0-20 (1.1 to 5.4)	0-22 (1.2 to 6.1)	0-24 (1.3 to 6.8)	0-16 (0.9 to 4.2)	0-6 (0.3 to 1.6)	460
Stroke	0 (0 to 0)	0-1 (0 to 0.2)	0-3 (0 to 0.5)	0-8 (0.4 to 1.1)	2-3 (1.5 to 3.5)	3-9 (2.4 to 5.7)	6-2 (4 to 9)	8-7 (5.4 to 12)	13-3 (9.4 to 17.4)	18-8 (13.8 to 24.4)	26-6 (19.9 to 34.1)	36-4 (27.4 to 47.3)	43-4 (32.6 to 56.2)	65 (49.2 to 84.1)	95 (68.2 to 127)	111 (82.7 to 145)	124 (92.6 to 162)	138 (102 to 180)	153 (113 to 200)	170 (124 to 227)	189 (137 to 251)	204 (147 to 273)	135 (98.4 to 180)	43 (30.7 to 57)	3,060
Ischemic stroke	0 (0 to 0.1)	0 (0 to 0.1)	0-5 (0.1 to 0.7)	1-5 (0.4 to 2.6)	2-5 (1.4 to 4)	3-9 (2.4 to 6.3)	6-3 (3.9 to 9.7)	8-7 (5.4 to 13)	13-4 (9.2 to 18.6)	19-1 (13.2 to 26.3)	27-3 (18.9 to 37.1)	37-4 (26.4 to 50.2)	45-1 (32.1 to 60.9)	67-3 (48.1 to 90.4)	98-3 (70.1 to 132)	114 (81.5 to 154)	128 (95.2 to 172)	142 (105 to 192)	158 (117 to 213)	175 (129 to 236)	195 (144 to 263)	210 (154 to 283)	139 (102 to 188)	44 (32.6 to 59.4)	3,040
Intracerebral hemorrhage	0 (0 to 0)	0 (0 to 0)	0-2 (0 to 0.2)	0-5 (0.2 to 0.7)	0-9 (0.4 to 1.2)	1-6 (0.7 to 2.1)	2-2 (1 to 3.1)	2-3 (1.2 to 3.4)	3-7 (1.7 to 4.7)	4-7 (2 to 6.2)	5-9 (2.4 to 7.8)	6-9 (2.9 to 9.2)	7-12 (3.4 to 12.6)	10-17 (4.8 to 18)	13-22 (6.2 to 24.1)	15-28 (7.3 to 30.8)	17-32 (8.2 to 35.6)	19-36 (9.1 to 40.4)	21-41 (10.1 to 45.6)	24-46 (11.3 to 51.7)	26-52 (12.4 to 58)	28-57 (13.3 to 63.8)	19-36 (9.1 to 40.4)	6-12 (2.9 to 13.2)	739
Subarachnoid hemorrhage	0 (0 to 0)	0 (0 to 0)	0-1 (0 to 0.2)	0-3 (0.1 to 0.4)	0-5 (0.2 to 0.8)	1-7 (0.5 to 1.2)	2-9 (1.1 to 2)	3-9 (1.7 to 2.4)	4-9 (2.1 to 3.1)	5-9 (2.5 to 3.8)	6-10 (2.9 to 4.5)	7-10 (3.4 to 5.2)	8-11 (3.9 to 6)	10-13 (4.7 to 7.5)	12-15 (5.6 to 9.1)	14-18 (6.6 to 10.8)	16-20 (7.6 to 12.6)	18-22 (8.6 to 14.5)	20-25 (9.6 to 16.5)	22-28 (10.7 to 18.6)	24-31 (11.7 to 20.7)	26-34 (12.7 to 22.8)	18-22 (8.6 to 14.5)	6-8 (2.8 to 5.1)	432
Hypertensive heart disease	0 (0 to 0)	0 (0 to 0)	0 (0 to 0)	0 (0 to 0)	0 (0 to 0)	0 (0 to 0.1)	0 (0 to 0.1)	0 (0 to 0.2)	0 (0 to 0.2)	0 (0 to 0.3)	0-1 (0 to 0.4)	0-1 (0 to 0.5)	0-1 (0 to 0.5)	0-2 (0 to 0.8)	0-2 (0 to 0.8)	0-3 (0 to 1)	0-3 (0 to 1.2)	0-4 (0 to 1.4)	0-4 (0 to 1.6)	0-5 (0 to 1.8)	0-5 (0 to 2)	0-6 (0 to 2.2)	0-4 (0 to 1.5)	0-1 (0 to 0.5)	19-6 (12.7 to 32.2)
Non-rheumatic valvular heart disease	0 (0 to 0)	0 (0 to 0)	0 (0 to 0)	0 (0 to 0)	0 (0 to 0)	0 (0 to 0.1)	0 (0 to 0.1)	0 (0 to 0.2)	0 (0 to 0.2)	0 (0 to 0.3)	0-1 (0 to 0.4)	0-1 (0 to 0.5)	0-1 (0 to 0.5)	0-2 (0 to 0.8)	0-2 (0 to 0.8)	0-3 (0 to 1)	0-3 (0 to 1.2)	0-4 (0 to 1.4)	0-4 (0 to 1.6)	0-5 (0 to 1.8)	0-5 (0 to 2)	0-6 (0 to 2.2)	0-4 (0 to 1.5)	0-1 (0 to 0.5)	19-6 (12.7 to 32.2)
Non-rheumatic calcific aortic valve disease	0 (0 to 0)	0 (0 to 0)	0 (0 to 0)	0 (0 to 0)	0 (0 to 0)	0 (0 to 0.2)	0 (0 to 0.4)	0 (0 to 0.5)	0 (0 to 0.7)	0-1 (0 to 1)	0-1 (0 to 1.2)	0-1 (0 to 1.4)	0-2 (0 to 1.6)	0-2 (0 to 2.3)	0-3 (0 to 3.2)	0-4 (0 to 3.8)	0-4 (0 to 4.5)	0-5 (0 to 5.1)	0-6 (0 to 5.8)	0-6 (0 to 6.5)	0-7 (0 to 7.3)	0-8 (0 to 8.2)	0-5 (0 to 5.8)	0-2 (0 to 2.6)	369
Non-rheumatic degenerative mitral valve disease	0 (0 to 0)	0 (0 to 0)	0 (0 to 0)	0 (0 to 0)	0 (0 to 0)	0 (0 to 0.2)	0 (0 to 0.4)	0 (0 to 0.5)	0 (0 to 0.6)	0 (0 to 0.8)	0 (0 to 1)	0 (0 to 1.2)	0 (0 to 1.4)	0 (0 to 2)	0 (0 to 2.7)	0 (0 to 3.3)	0 (0 to 3.8)	0 (0 to 4.5)	0 (0 to 5.1)	0 (0 to 5.8)	0 (0 to 6.5)	0 (0 to 7.3)	0 (0 to 8.2)	0 (0 to 5.1)	0 (0 to 2.6)	369
Other non-rheumatic valve diseases	0 (0 to 0)	0 (0 to 0)	0 (0 to 0)	0 (0 to 0)	0 (0 to 0)	0 (0 to 0.1)	0 (0 to 0.1)	0 (0 to 0.1)	0 (0 to 0.1)	0 (0 to 0.1)	0 (0 to 0.1)	0 (0 to 0.1)	0 (0 to 0.1)	0 (0 to 0.1)	0 (0 to 0.1)	0 (0 to 0.1)	0 (0 to 0.1)	0 (0 to 0.1)	0 (0 to 0.1)	0 (0 to 0.1)	0 (0 to 0.1)	0 (0 to 0.1)	0 (0 to 0.1)	0 (0 to 0.1)	0 (0 to 0.1)	0-5
Cardiomyopathy and myocarditis	0-4 (0.1 to 0.5)	0-4 (0.2 to 0.7)	1-3 (0.4 to 1.5)	1-6 (0.6 to 2.6)	2-5 (0.9 to 4.2)	3-8 (1.3 to 5.9)	5-3 (2 to 8.3)	6-9 (2.7 to 10.4)	8-3 (3.3 to 13.1)	9-8 (3.9 to 15.4)	11-4 (4.5 to 18.1)	13-1 (5.2 to 20.8)	14-8 (5.9 to 23.7)	18-4 (7.4 to 29.5)	22-6 (9.1 to 36.4)	25-8 (10.5 to 41.6)	28-9 (11.7 to 46.6)	32-1 (13 to 52)	35-4 (14.4 to 57.4)	39-1 (15.9 to 63.6)	43-1 (17.5 to 70.2)	45-3 (18.4 to 73.8)	28-5 (11.6 to 46.5)	8-12 (3.3 to 13.5)	181
Myocarditis	0-1 (0 to 0.2)	0-1 (0 to 0.4)	0-4 (0.1 to 0.8)	0-7 (0.2 to 1.1)	0-9 (0.2 to 1.7)	1-5 (0.5 to 2.7)	1-9 (0.5 to 3.1)	2-6 (0.6 to 3.9)	2-9 (0.7 to 4.3)	3-4 (0.8 to 5.2)	3-9 (0.9 to 6.1)	4-3 (1 to 7.1)	4-8 (1.1 to 7.9)	5-7 (1.3 to 9.4)	6-8 (1.5 to 11.2)	7-9 (1.7 to 13.2)	8-10 (1.9 to 15.2)	9-11 (2.1 to 17.2)	10-12 (2.3 to 19.2)	11-13 (2.5 to 21.3)	12-14 (2.7 to 23.5)	13-15 (2.9 to 25.6)	9-11 (2.1 to 17.2)	3-4 (0.7 to 5.6)	35-9
Alcoholic cardiomyopathy	0 (0 to 0)	0 (0 to 0)	0 (0 to 0)	0 (0 to 0)	0 (0 to 0)	0 (0 to 0.1)	0 (0 to 0.1)	0 (0 to 0.2)	0 (0 to 0.2)	0 (0 to 0.2)	0 (0 to 0.3)	0 (0 to 0.3)	0 (0 to 0.4)	0 (0 to 0.5)	0 (0 to 0.7)	0 (0 to 0.9)	0 (0 to 1.1)	0 (0 to 1.3)	0 (0 to 1.5)	0 (0 to 1.7)	0 (0 to 1.9)	0 (0 to 2.1)	0 (0 to 2.3)	0 (0 to 1.5)	0 (0 to 0.6)	12-6
Other cardiomyopathy	0-3 (0.1 to 0.2)	0-3 (0.1 to 0.4)	0-9 (0.4 to 1.5)	0-9 (0.3 to 0.7)	0-8 (0.3 to 1.1)	1-1 (0.5 to 1.7)	1-1 (0.4 to 2.2)	1-5 (0.7 to 2.4)	2-1 (0.9 to 3.5)	2-3 (1 to 4.1)	2-9 (1.2 to 4.1)	3-2 (1.3 to 4.1)	3-7 (1.5 to 4.7)	4-1 (1.7 to 5.7)	4-7 (2 to 6.4)	5-2 (2.2 to 7.2)	5-7 (2.3 to 7.7)	6-2 (2.5 to 8.3)	6-7 (2.7 to 8.9)	7-2 (2.9 to 9.5)	7-7 (3.1 to 10.2)	8-2 (3.3 to 10.8)	5-7 (2.3 to 7.7)	1-2 (0.5 to 2.1)	132
Atrial fibrillation and flutter	0 (0 to 0)	0 (0 to 0)	0 (0 to 0)	0 (0 to 0)	0 (0 to 0)	0 (0 to 0)	0 (0 to 0)	0 (0 to 0)	0 (0 to 0)	0 (0 to 0)	0 (0 to 0)	0 (0 to 0)	0 (0 to 0)	0 (0 to 0)	0 (0 to 0)	0 (0 to 0)	0 (0 to 0)	0 (0 to 0)	0 (0 to 0)	0 (0 to 0)	0 (0 to 0)	0 (0 to 0)	0 (0 to 0)	0 (0 to 0)	0 (0 to 0)	749
Aortic aneurysm	–	–	0-2 (0 to 0.3)	0-2 (0 to 0.3)	0-2 (0 to 0.3)	0-3 (0 to 0.4)	0-3 (0 to 0.4)	0-4 (0 to 0.6)	0-5 (0 to 0.8)	0-6 (0 to 1)	0-7 (0 to 1.2)	0-8 (0 to 1.4)	0-9 (0 to 1.5)	0-11 (0 to 1.9)	0-13 (0 to 2.2)	0-15 (0 to 2.6)	0-17 (0 to 2.9)	0-19 (0 to 3.3)	0-21 (0 to 3.7)	0-23 (0 to 4.1)	0-25 (0 to 4.5)	0-27 (0 to 4.9)	0-19 (0 to 3.3)	0-8 (0 to 1.4)	NA
Endocarditis	0 (0 to 0)	0-1 (0 to 0.2)	0-2 (0 to 0.3)	0-1 (0 to 0.2)	0-1 (0 to 0.2)	0-1 (0 to 0.3)	0-1 (0 to 0.3)	0-2 (0 to 0.4)	0-3 (0 to 0.6)	0-4 (0 to 0.8)	0-5 (0 to 1)	0-6 (0 to 1.2)	0-7 (0 to 1.4)	0-9 (0 to 1.8)	0-10 (0 to 2)	0-12 (0 to 2.4)	0-13 (0 to 2.7)	0-15 (0 to 3.1)	0-17 (0 to 3.5)	0-19 (0 to 3.9)	0-21 (0 to 4.3)	0-23 (0 to 4.8)	0-15 (0 to 3.1)	0-6 (0 to 1.3)	75-3
Other cardiovascular and circulatory diseases	0-4 (0.1 to 0.7)	0-3 (0.1 to 0.5)	0-9 (0.4 to 1.2)	1-0 (0.4 to 1.3)	1-0 (0.4 to 1.3)	1-0 (0.4 to 1.3)	1-0 (0.4 to 1.3)	1-1 (0.5 to 1.6)	1-2 (0.6 to 1.9)	1-3 (0.6 to 2.1)	1-4 (0.7 to 2.4)	1-5 (0.8 to 2.6)	1-6 (0.8 to 2.8)	2-8 (1 to 3.5)	3-9 (1.4 to 4.8)	4-11 (1.8 to 6.2)	5-13 (2.2 to 7.5)	6-15 (2.6 to 8.9)	7-17 (3 to 10.3)	8-19 (3.4 to 11.7)	9-21 (3.8 to 13.2)	10-23 (4.2 to 14.6)	6-15 (2.6 to 8.9)	2-7 (0.8 to 3.1)	520
Chronic respiratory diseases	0 (0 to 0)	0 (0 to 0)	0 (0 to 0.1)	0 (0 to 0.2)	0 (0 to 0.2)	0 (0 to 0.3)	0 (0 to 0.3)	0 (0 to 0.4)	0 (0 to 0.5)	0 (0 to 0.6)	0 (0 to 0.8)	0 (0 to 0.9)	0 (0 to 1)	0 (0 to 1.3)	0 (0 to 1.7)	0 (0 to 2.1)	0 (0 to 2.5)	0 (0 to 2.9)	0 (0 to 3.3)	0 (0 to 3.8)	0 (0 to 4.2)	0 (0 to 4.7)	0 (0 to 5.1)	0 (0 to 2.9)	0 (0 to 1.2)	1,270
Interstitial lung disease and pulmonary sarcoidosis	0 (0 to 0)	0 (0 to 0)	0-6 (0.2 to 1.7)	0-3 (0.2 to 0.8)	0-3 (0.2 to 0.8)	0-3 (0.2 to 0.8)	0-3 (0.2 to 0.8)	0-4 (0.2 to 1)	0-5 (0.2 to 1.2)	0-6 (0.3 to 1.4)	0-7 (0.3 to 1.6)	0-8 (0.4 to 1.8)	0-9 (0.4 to 2)	0-11 (0.5 to 2.5)	0-13 (0.6 to 2.9)	0-15 (0.7 to 3.3)	0-17 (0.8 to 3.8)	0-19 (0.9 to 4.3)	0-21 (1 to 4.8)	0-23 (1.1 to 5.3)	0-25 (1.2 to 5.8)	0-27 (1.3 to 6.3)	0-19 (0.9 to 4.3)	0-8 (0.4 to 1.8)	264
Other chronic respiratory diseases	0 (0 to 0)	0 (0 to 0)	0-7 (0.3 to 1.7)	1-8 (0.7 to 4.2)	2-9 (1.2 to 6.4)	3-4 (1.5 to 8.2)	2-2 (1 to 5.3)	2-3 (1.2 to 5.9)	2-3 (1.2 to 6.1)	2-3 (1.2 to 6.3)	2-3 (1.2 to 6.4)	2-3 (1.2 to 6.5)	2-4 (1.2 to 6.7)	2-6 (1.2 to 7.2)	3-7 (1.5 to 8.4)	4-7 (2 to 9.7)	4-8 (2 to 10.7)	5-9 (2.3 to 12.1)	5-10 (2.5 to 13.4)	6-11 (2.8 to 14.9)	6-12 (3.1 to 16.4)	7-13 (3.3 to 17.9)	4-8 (1.9 to 9.6)	1-3 (0.5 to 2.6)	44-8
Digestive diseases	0-3 (0.2 to 0.4)	0-5 (0.2 to 0.6)	2-4 (1 to 3.4)	2-2 (0.9 to 3.7)	5-5 (2.5 to 8.6)	13-9 (6.1 to 19.9)	20-2 (9.1 to 28.4)	24-2 (11 to 33.7)	28-9 (13.2 to 39.2)	34-2 (15.7 to 46.3)	42-6 (19.5 to 57.2)	52-6 (24.1 to 70.2)	59-9 (27.6 to 80.2)	78-9 (36.2 to 104)	108 (49.9 to 144)	135 (62.2 to 180)	160 (73.6 to 213)	183 (84.2 to 243)	207 (95.2 to 275)	232 (106 to 307)	257 (118 to 340)	281 (129 to 372)	191 (87.8 to 253)	73 (33.6 to 96.6)	2,870
Cirrhosis and other chronic liver diseases	0 (0 to 0)	0 (0 to 0)	0-5 (0.2 to 0.7)	0-5 (0.2 to 0.7)	1-3 (0.4 to 1.7)	2-9 (1.1 to 3.7)	4-6 (1.7 to 6.7)	6-5 (2.4 to 9.7)	8-1 (3 to 11.7)	9-7 (3.7 to 13.9)	11-6 (4.4 to 16.7)	13-2 (5.1 to 18.9)	14-8 (5.7 to 21.1)	18-4 (7.1 to 26.2)	22-6 (8.8 to 32.1)	26-8 (10.4 to 38.1)	30-9 (12 to 43.8)	34-9 (13.6 to 49.5)	38-9 (15.2 to 55.3)	42-9 (16.8 to 61.1)	46-9 (18.4 to 66.8)	50-9 (20 to 72.4)	34-9 (13.6 to 49.5)	12-5 (4.9 to 17.6)	620
Cirrhosis and other chronic liver diseases due to hepatitis B	0 (0 to 0)	0 (0 to 0)	0 (0 to 0)	0 (0 to 0)	0 (0 to 0)	0 (0 to 0.2)	0 (0 to 0.2)	0 (0 to 0.3)	0 (0 to 0.4)	0 (0 to 0.5)	0 (0 to 0.6)	0 (0 to 0.8)	0 (0 to 0.9)	0 (0 to 1.2)	0 (0 to 1.5)	0 (0 to 1.9)	0 (0 to 2.3)	0 (0 to 2.7)	0 (0 to 3.1)	0 (0 to 3.5)	0 (0 to 3.9)	0 (0 to 4.3)	0 (0 to 4.8)	0 (0 to 2.9)	0 (0 to 1.1)	45-3
Cirrhosis and other chronic liver diseases due to hepatitis C	0 (0 to 0)	0 (0 to 0)	0 (0 to 0)	0 (0 to 0)	0 (0 to 0)	0 (0 to 0.1)	0 (0 to 0.2)	0 (0 to 0.3)	0 (0 to 0.4)	0 (0 to 0.5)	0 (0 to 0.6)	0 (0 to 0.8)	0 (0 to 0.9)	0 (0 to 1.2)	0 (0 to 1.5)	0 (0 to 1.9)	0 (0 to 2.3)	0 (0 to 2.7)	0 (0 to 3.1)	0 (0 to 3.5)	0 (0 to 3.9)	0 (0 to 4.3)	0 (0 to 4.8)	0 (0 to 2.9)	0 (0 to 1.1)	34-7
Cirrhosis and other chronic liver diseases due to alcohol use	0 (0 to 0)	0 (0 to 0)	0 (0 to 0)	0 (0 to 0)	0 (0 to 0)	0 (0 to 0.1)	0 (0 to 0.2)	0 (0 to 0.3)	0 (0 to 0.4)	0 (0 to 0.5)	0 (0 to 0.6)	0 (0 to 0.8)	0 (0 to 0.9)	0 (0 to 1.2)	0 (0 to 1.5)	0 (0 to 1.9)	0 (0 to 2.3)	0 (0 to 2.7)	0 (0 to 3.1)	0 (0 to 3.5)	0 (0 to 3.9)	0 (0 to 4.3)	0 (0 to 4.8)	0 (0 to 2.9)	0 (0 to 1.1)	290
Cirrhosis and other chronic liver diseases due to NAFLD	0 (0 to 0)	0 (0 to 0)	0 (0 to 0)	0 (0 to 0)	0 (0 to 0)	0 (0 to 0.1)	0 (0 to 0.2)	0 (0 to 0.3)	0 (0 to 0.4)	0 (0 to 0.5)	0 (0 to 0.6)	0 (0 to 0.8)	0 (0 to 0.9)	0 (0 to 1.2)	0 (0 to 1.5)	0 (0 to 1.9)	0 (0 to 2.3)	0 (0 to 2.7)	0 (0 to 3.1)	0 (0 to 3.5)	0 (0 to 3.9)	0 (0 to 4.3)	0 (0 to 4.8)	0 (0 to 2.9)	0 (0 to 1.1)	83-4
Cirrhosis and other chronic liver diseases due to other causes	0 (0 to 0)	0 (0 to 0)	0 (0 to 0)	0 (0 to 0)	0 (0 to 0)	0 (0 to 0.1)	0 (0 to 0.2)	0 (0 to 0.3)	0 (0 to 0.4)	0 (0 to 0.5)	0 (0 to 0.6)	0 (0 to 0.8)	0 (0 to 0.9)	0 (0 to 1.2)	0 (0 to 1.5)	0 (0 to 1.9)	0 (0 to 2.3)	0 (0 to 2.7)	0 (0 to 3.1)	0 (0 to 3.5)	0 (0 to 3.9)	0 (0 to 4.3)	0 (0 to 4.8)	0 (0 to 2.9)	0 (0 to 1.1)	177
Upper digestive system diseases	0 (0 to 0)	0 (0 to 0)	0-4 (0.2 to 0.6)	1-1 (0.4 to 2.1)	4-7 (2.4 to 8.3)	10-3 (6.2 to 20.6)	16-6 (9.6 to 29.8)	20-7 (12.5 to 36.5)	24-6 (15.1 to 43.2)	28-1 (17.5 to 49.2)	32-3 (20.2 to 56.2)	36-3 (22.9 to 63.1)	40-5 (25.7 to 70.2)	49-5 (31.5 to 85.5)	61-5 (39.3 to 105)	72-6 (46.5 to 123)	83-7 (53.7 to 141)	94-7 (60.9 to 159)	105-8 (68.1 to 177)	117-9 (75.4 to 195)	130-1 (83.8 to 214)	142-2 (91.7 to 232)	94-7 (60.9 to 159)	35-7 (22.9 to 59.1)	552
Peptic ulcer disease	0 (0 to 0)	0 (0 to 0)	0 (0 to 0)	0 (0 to 0)	0 (0 to 0)	0 (0 to 0.2)	0 (0 to 0.3)	0 (0 to 0.4)	0 (0 to 0.5)	0 (0 to 0.7)	0 (0 to 0.8)	0 (0 to 1)	0 (0 to 1.2)	0 (0 to 1.7)	0 (0 to 2.2)	0 (0 to 2.8)	0 (0 to 3.4)	0 (0 to 4.1)	0 (0 to 4.8)	0 (0 to 5.5)	0 (0 to 6.2)	0 (0 to 6.9)	0 (0 to 7.6)	0 (0 to 4.5)	0 (0 to 1.7)	182
Gastritis and duodenitis	0 (0 to 0)	0 (0 to 0)	0 (0 to 0)	0 (0 to 0)	0 (0 to 0)	0 (0 to 0.2)	0 (0 to 0.3)	0 (0 to 0.4)	0 (0 to 0.5)	0 (0 to 0.7)	0 (0 to 0.8)	0 (0 to 1)	0 (0 to 1.2)	0 (0 to 1.7)	0 (0 to 2.2)	0 (0 to 2.8)	0 (0 to 3.4)	0 (0 to 4.1)	0 (0 to 4.8)	0 (0 to 5.5)	0 (0 to 6.2)	0 (0 to 6.9)	0 (0 to 7.6)	0 (0 to 4.5)	0 (0 to 1.7)	70-2
Gastroesophageal reflux disease	0 (0 to 0)	0 (0 to 0)	0 (0 to 0)	0 (0 to 0)	0-2 (0 to 1.2)	0-8 (0.3 to 1.9)	1-4 (0.5 to 3.5)	1-9 (0.7 to 4.7)	2-4 (0.9 to 5.8)	2-9 (1.1 to 7.2)	3-4 (1.3 to 8.4)	3-9 (1.5 to 9.7)	4-4 (1.7 to 10.7)	5-4 (2.1 to 13.1)	6-5 (2.5 to 15.7)	7-6 (2.9 to 18.2)	8-6 (3.3 to 20.7)	9-7 (3.7 to 23.2)	10-7 (4.1 to 25.7)	11-8 (4.5 to 28.2)	12-8 (4.9 to 30.7)	13-9 (5.3 to 33.2)	9-7 (3.7 to 23.2)	3-4 (1.2 to 8.2)	299
Appendicitis	0 (0 to 0)	0 (0 to 0)	0 (0 to 0.2)	0 (0 to 0.2)	0 (0 to 0.2)	0 (0 to 0.3)	0 (0 to 0.3)	0 (0 to 0.4)	0 (0 to 0.5)	0 (0 to 0.6)	0 (0 to 0.8)	0 (0 to 0.9)	0 (0 to 1.1)	0 (0 to 1.5)	0 (0 to 1.9)	0 (0 to 2.3)	0 (0 to 2.8)	0 (0 to 3.3)	0 (0 to 3.8)	0 (0 to 4.3)	0 (0 to 4.8)	0 (0 to 5.3)	0 (0 to 5.8)	0 (0 to 3.5)	0 (0 to 1.3)	29-9
Paralytic ileus and intestin

Osteoarthritis other	0 (0 to 0)	0 (0 to 0)	0 (0 to 0)	0 (0 to 0)	0 (0 to 0)	0 (0 to 0)	0 (0 to 0)	0 (0 to 0)	0 (0 to 0)	0 (0 to 0)	0-1 (0 to 2)	0-5 (0 to 1-4)	1-6 (0 to 4)	5 (2 to 11 2)	9-4 (4 to 20 2)	13-2 (5 to 29 2)	15-1 (7 to 31 7)	16-9 (7 to 36)	20-1 (9 to 43 4)	19-3 (8 to 32 9)	13-3 (6 to 27 1)	9-6 (4 to 19 6)	5-4 (3 to 10 6)	1-8 (1 to 3 7)	129
Low back pain	0 (0 to 0)	0 (0 to 0)	0 (0 to 0)	10-5 (4 to 19 4)	55-7 (22 6 to 88 8)	139 (58 1 to 162)	137 (72 2 to 201)	50-4 (22 4 to 84)	57-7 (29 3 to 111)	159 (110 to 234)	199 (110 to 284)	239 (145 to 363)	264 (153 to 394)	271 (229 to 330)	247 (277 to 686)	188 (230 to 687)	168 (263 to 637)	144 (263 to 637)	140 (286 to 647)	139 (161 to 525)	139 (146 to 338)	138 (86 7 to 198)	111 (59 1 to 169 5)	61-3 (10 6 to 25 5)	171	4,470
Neck pain	0 (0 to 0)	0 (0 to 0)	0 (0 to 0)	5-8 (2 to 13)	32-2 (16 6 to 58 6)	51-8 (25 9 to 91 4)	57-7 (25 2 to 99 9)	31-8 (12 to 62)	30-4 (12 to 71)	49-2 (22 to 112)	60-2 (31 to 153)	74 (32 to 193)	104 (68 4 to 227)	188 (97 8 to 335)	188 (50 4 to 341)	168 (83 4 to 291)	140 (72 2 to 241)	126 (66 1 to 211)	109 (71 6 to 209)	92-3 (32 3 to 119)	58-7 (30 1 to 92 3)	39-2 (16 7 to 64)	23-2 (3 to 57)	1,680
Gout	0 (0 to 0)	0 (0 to 0)	0 (0 to 0)	0 (0 to 0)	0 (0 to 0)	0 (0 to 0)	0 (0 to 0)	0 (0 to 0)	0-1 (0 to 0)	0-5 (0 to 1-3)	0-5 (0 to 2-3)	0-5 (0 to 2-5)	0-5 (0 to 1-9)	1-6 (0 to 3-4)	1-6 (0 to 3-3)	1-6 (0 to 3-4)	1-6 (0 to 3-4)	1-6 (1 to 3-7)	1-6 (1 to 3-7)	1-6 (1 to 3-1)	1-6 (1 to 3-1)	1-6 (1 to 3-5)	1-6 (1 to 3-5)	1-6 (1 to 3)	40-5
Other musculoskeletal disorders	0 (0 to 0)	0 (0 to 0)	0 (0 to 0)	0-5 (0 to 2-4)	2-7 (0 7 to 5 2)	19-9 (9 to 37 2)	41 (20 2 to 62 7)	69-3 (40 4 to 107)	91-2 (57 4 to 140)	109 (68 5 to 163)	116 (71 2 to 180)	161 (102 to 246)	186 (115 to 286)	192 (115 to 300)	163 (103 to 251)	157 (99 2 to 232)	166 (102 to 262)	122 (72 4 to 193)	85-3 (39 1 to 139)	60-5 (17 1 to 101)	41-1 (9 6 to 69 9)	17-5 (3 4 to 30 4)	1,790
Other non-communicable diseases	60-5 (52 7 to 132)	39-7 (27 4 to 52 6)	62 (40 to 116)	94-2 (61 3 to 112)	59-5 (36 1 to 98 6)	92-1 (59 to 112)	140 (67 7 to 197)	206 (106 to 314)	301 (203 to 439)	340 (228 to 479)	345 (228 to 509)	398 (256 to 589)	360 (248 to 498)	456 (312 to 636)	460 (312 to 636)	438 (301 to 592)	397 (274 to 546)	367 (248 to 524)	436 (303 to 576)	427 (227 to 639)	368 (203 to 582)	359 (157 to 569)	143 (55 to 199)	57-9 (16 7 to 74)	5,710
Congenital birth defects	79-2 (53 6 to 138)	30-6 (21 7 to 47 6)	38-6 (34 6 to 56 9)	38-9 (28 3 to 52 1)	22-4 (16 2 to 31 1)	22-3 (15 5 to 28 2)	21-1 (15 1 to 27)	17-5 (12 2 to 23 1)	15-3 (11 2 to 20)	15-1 (11 2 to 20)	15-4 (11 6 to 20)	15-1 (11 1 to 19 5)	15-1 (11 1 to 19 5)	19-4 (13 9 to 25)	20-9 (12 4 to 27 1)	20-8 (14 5 to 26 7)	16-8 (11 8 to 22 5)	12-4 (8 5 to 16 3)	5-4 (2 6 to 9 2)	2-1 (1 to 3 3)	1-2 (0 4 to 1 9)	0-6 (0 2 to 1)	0-2 (0 1 to 0 3)	448
Neural tube defects	5-3 (2 6 to 9 9)	1-2 (0 4 to 2 3)	0-9 (0 4 to 2)	0-5 (0 2 to 1)	0-9 (0 4 to 2)	0-9 (0 4 to 2)	0-9 (0 4 to 2)	0-6 (0 2 to 1 1)	0-7 (0 4 to 1 1)	0-5 (0 4 to 0 8)	0-5 (0 3 to 0 8)	0-5 (0 3 to 0 8)	0-4 (0 3 to 0 6)	0-5 (0 2 to 0 7)	0-3 (0 2 to 0 5)	0-2 (0 1 to 0 3)	0-2 (0 1 to 0 3)	0-1 (0 1 to 0 3)	0-1 (0 1 to 0 3)	0-1 (0 1 to 0 3)	0-1 (0 1 to 0 3)	0-1 (0 1 to 0 3)	0-1 (0 to 0 2)	27-2
Congenital heart anomalies	18-3 (9 6 to 48 7)	11-9 (7 2 to 25 1)	13-6 (6 4 to 40 1)	6-7 (3 3 to 21 4)	3-4 (1 8 to 8 3)	3-6 (2 to 8 2)	4-1 (2 4 to 7 3)	3-6 (2 to 5 4)	3-5 (1 8 to 5 4)	3 (1 to 4 7)	2-9 (1 to 4 3)	3 (1 to 4 5)	3-2 (2 to 4 6)	3-7 (2 1 to 5 4)	2-2 (1 to 4 4)	2-9 (1 to 5 2)	2-1 (1 to 3 5)	2-1 (1 to 3 1)	0-5 (0 1 to 0 9)	0-3 (0 1 to 0 4)	0-2 (0 to 0 3)	0-1 (0 to 0 3)	0-1 (0 to 0 1)	92-6
Orofacial clefts	2-3 (0 to 0)	0-2 (0 1 to 0 5)	0-4 (0 1 to 0 9)	0-3 (0 1 to 0 7)	0-3 (0 1 to 0 7)	0-3 (0 1 to 0 8)	0-3 (0 to 0 6)	0-3 (0 to 0 6)	0-3 (0 to 0 6)	0-3 (0 to 0 6)	0-3 (0 to 0 6)	0-3 (0 to 0 6)	0-3 (0 to 0 6)	0-3 (0 2 to 0 6)	0-4 (0 2 to 0 9)	0-3 (0 2 to 0 6)	0-3 (0 2 to 0 6)	0-3 (0 2 to 0 6)	0-3 (0 2 to 0 6)	0-3 (0 1 to 0 6)	0-2 (0 1 to 0 5)	0-1 (0 1 to 0 2)	0-1 (0 to 0 1)	5-3
Down syndrome	0 (0 to 0)	0 (0 to 0)	0 (0 to 0)	1-5 (0 to 2 2)	1-4 (0 to 2 2)	0-9 (0 to 2 2)	1-5 (0 to 2 4)	1-7 (0 to 2 4)	1-7 (0 to 2 4)	1-8 (0 to 2 4)	1-8 (1 to 2 4)	2 (1 to 2 4)	2 (1 to 2 4)	3-2 (1 to 4 4)	3-4 (1 to 4 4)	3-4 (1 to 4 4)	3-4 (1 to 4 4)	3-1 (1 to 4 4)	2-1 (0 to 3 1)	0-5 (0 to 0)	0-5 (0 to 0)	0-5 (0 to 0)	0-5 (0 to 0)	0-5 (0 to 0)	44-4
Turner syndrome	0 (0 to 0)	0 (0 to 0)	0-1 (0 to 0)	0-1 (0 to 0)	0-1 (0 to 0)	0-2 (0 to 0)	0-2 (0 to 0)	0-2 (0 to 0)	0-2 (0 to 0)	0-2 (0 to 0)	0-2 (0 to 0)	0-2 (0 to 0)	0-2 (0 to 0)	0-1 (0 to 0)	0-1 (0 to 0)	0-1 (0 to 0)	0-1 (0 to 0)	0-1 (0 to 0)	0-1 (0 to 0)	0-1 (0 to 0)	0-1 (0 to 0)	0-1 (0 to 0)	0-1 (0 to 0)	0-1 (0 to 0)	1-7
Klinefelter syndrome	0 (0 to 0)	0 (0 to 0)	0 (0 to 0)	0 (0 to 0)	0 (0 to 0)	0 (0 to 0)	0 (0 to 0)	0 (0 to 0)	0 (0 to 0)	0 (0 to 0)	0 (0 to 0)	0 (0 to 0)	0 (0 to 0)	0 (0 to 0)	0 (0 to 0)	0 (0 to 0)	0 (0 to 0)	0 (0 to 0)	0 (0 to 0)	0 (0 to 0)	0 (0 to 0)	0 (0 to 0)	0 (0 to 0)	0 (0 to 0)	6
Other chromosomal abnormalities	15-6 (8 1 to 34 9)	8-2 (4 4 to 14 4)	12-4 (6 1 to 25 7)	5-5 (3 4 to 9 6)	3-3 (2 to 5 5)	3-3 (2 2 to 5 1)	3-4 (2 2 to 5 1)	2-9 (1 9 to 4 2)	2-4 (1 6 to 3 5)	2-3 (1 5 to 3 3)	2-3 (1 6 to 3 4)	2-4 (1 6 to 3 4)	2-2 (1 4 to 3 2)	2-8 (1 6 to 4 2)	2-4 (1 4 to 3 4)	2 (1 to 3)	1-3 (0 7 to 2 1)	1 (0 5 to 1 5)	0-9 (0 to 1)	0-5 (0 to 0)	0-4 (0 to 0)	0-3 (0 to 0)	0-2 (0 to 0)	73-3
Congenital musculoskeletal and limb anomalies	2-5 (1 4 to 4 2)	0-8 (0 4 to 1 3)	0-8 (0 4 to 1 5)	0-5 (0 2 to 1 2)	0-6 (0 4 to 1 4)	0-6 (0 3 to 1 2)	0-8 (0 7 to 1 7)	0-7 (0 4 to 1 4)	0-6 (0 4 to 1 2)	0-7 (0 4 to 1 2)	0-9 (0 7 to 1 4)	0-7 (0 4 to 1 4)	0-6 (0 4 to 1 2)	0-6 (0 4 to 1 2)	0-7 (0 4 to 1 2)	0-6 (0 4 to 1 2)	0-6 (0 3 to 1 2)	0-5 (0 3 to 1 2)	0-4 (0 2 to 1 2)	0-3 (0 1 to 1 2)	0-2 (0 1 to 1 2)	0-2 (0 1 to 1 2)	0-1 (0 to 0 1)	150
Urogenital congenital anomalies	2-8 (1 1 to 6 3)	0-5 (0 2 to 1 3)	1 (0 5 to 2 5)	1-4 (0 8 to 3 2)	0-9 (0 4 to 1 7)	0-7 (0 3 to 1 7)	0-5 (0 2 to 1 4)	0-4 (0 2 to 1 2)	0-3 (0 2 to 0 9)	0-3 (0 2 to 0 9)	0-3 (0 2 to 0 9)	0-4 (0 2 to 0 9)	0-2 (0 1 to 0 5)	0-2 (0 1 to 0 5)	0-2 (0 1 to 0 5)	0-2 (0 1 to 0 5)	0-1 (0 1 to 0 3)	0-1 (0 1 to 0 3)	0-1 (0 to 0 3)	0-1 (0 to 0 3)	0-1 (0 to 0 3)	0-1 (0 to 0 3)	0-1 (0 to 0 3)	9-6
Digestive congenital anomalies	10-3 (5 7 to 24 7)	5-3 (3 to 11 5)	5-3 (1 9 to 9 5)	3-6 (1 8 to 9 4)	2-7 (1 to 6 4)	2-5 (0 9 to 6 4)	2-5 (0 9 to 6 4)	2-1 (0 8 to 5 4)	2-1 (0 8 to 5 4)	2-1 (0 8 to 5 4)	2-2 (0 8 to 5 4)	2-2 (0 8 to 5 4)	2-2 (0 8 to 5 4)	2-2 (0 8 to 5 4)	2-2 (0 8 to 5 4)	2-2 (0 8 to 5 4)	2-2 (0 8 to 5 4)	2-2 (0 8 to 5 4)	2-2 (0 8 to 5 4)	2-2 (0 8 to 5 4)	2-2 (0 8 to 5 4)	2-2 (0 8 to 5 4)	2-2 (0 8 to 5 4)	26-4
Other congenital birth defects	28-6 (12 1 to 51)	14-4 (2 4 to 7 8)	9-7 (3 2 to 14 9)	2-4 (0 9 to 4 8)	2-4 (1 to 5 2)	2-5 (1 to 5 2)	2-5 (1 to 5 4)	2-6 (1 to 5 4)	2-6 (1 to 5 4)	2-6 (1 to 5 4)	2-6 (1 to 5 4)	2-6 (1 to 5 4)	2-6 (1 to 5 4)	2-6 (1 to 5 4)	2-6 (1 to 5 4)	2-6 (1 to 5 4)	2-6 (1 to 5 4)	2-6 (1 to 5 4)	2-6 (1 to 5 4)	2-6 (1 to 5 4)	2-6 (1 to 5 4)	2-6 (1 to 5 4)	2-6 (1 to 5 4)	67-3
Urinary diseases and male infertility	0-1 (0 to 0 1)	0-1 (0 to 0 2)	0-2 (0 to 0 6)	0-5 (0 to 0 9)	0-5 (0 4 to 0 9)	0-6 (0 7 to 1 5)	1-0 (1 to 2 7)	1-0 (1 to 2 6)	0-9 (0 4 to 2 6)	0-9 (0 4 to 2 6)	0-9 (0 4 to 2 6)	0-9 (0 4 to 2 6)	0-9 (0 4 to 2 6)	0-9 (0 4 to 2 6)	0-9 (0 4 to 2 6)	0-9 (0 4 to 2 6)	0-9 (0 4 to 2 6)	0-9 (0 4 to 2 6)	0-9 (0 4 to 2 6)	0-9 (0 4 to 2 6)	0-9 (0 4 to 2 6)	0-9 (0 4 to 2 6)	0-9 (0 4 to 2 6)	459
Urolithiasis	0 (0 to 0)	0 (0 to 0)	0 (0 to 0)	0 (0 to 0)	0 (0 to 0)	0-1 (0 to 0 1)	0-1 (0 to 0 3)	0-2 (0 to 0 6)	0-3 (0 to 0 6)	0-3 (0 to 0 6)	0-3 (0 to 0 6)	0-4 (0 to 1 3)	0-5 (0 to 1 6)	0-4 (0 to 2)	0-7 (0 to 2 1)	1-1 (0 to 3 9)	1-2 (0 to 3 8)	1-2 (0 to 3 8)	1-2 (0 to 3 8)	1-2 (0 to 3 8)	1-2 (0 to 3 8)	1-2 (0 to 3 8)	1-2 (0 to 3 8)	1-2 (0 to 3 8)	27-6
Benign prostatic hyperplasia	0 (0 to 0)	0 (0 to 0)	0 (0 to 0)	0 (0 to 0)	0 (0 to 0)	0 (0 to 0)	0 (0 to 0)	0 (0 to 0)	0 (0 to 0)	0 (0 to 0)	0 (0 to 0)	0 (0 to 0)	0 (0 to 0)	0 (0 to 0)	0 (0 to 0)	0 (0 to 0)	0 (0 to 0)	0 (0 to 0)	0 (0 to 0)	0 (0 to 0)	0 (0 to 0)	0 (0 to 0)	0 (0 to 0)	0 (0 to 0)	0
Male infertility	–	–	–	–	–	–	–	–	–	–	–	–	–	–	–	–	–	–	–	–	–	–	–	–	NA
Other urinary diseases	0-1 (0 to 0 1)	0-1 (0 to 0 1)	0-1 (0 to 0 1)	0-2 (0 1 to 0 3)	0-2 (0 1 to 0 3)	0-3 (0 2 to 0 6)	0-4 (0 2 to 0 6)	0-3 (0 2 to 0 5)	0-5 (0 3 to 0 8)	0-6 (0 4 to 1 2)	0-8 (0 5 to 1 2)	0-7 (0 4 to 1 2)	0-6 (0 3 to 0 9)	0-9 (0 5 to 1 5)	0-8 (0 4 to 1 4)	0-8 (0 4 to 1 4)	0-8 (0 4 to 1 6)	0-6 (0 4 to 1 2)	1 (0 6 to 2 9)	0-8 (0 4 to 2 4)	0-9 (0 3 to 3 1)	0-8 (0 3 to 3 1)	0-6 (0 2 to 2 2)	0-2 (0 1 to 0 8)	12-7
Gynecological diseases	0 (0 to 0)	0 (0 to 0)	0 (0 to 0)	0 (0 to 0)	0 (0 to 0)	0 (0 to 0)	154 (100 to 224)	220 (141 to 336)	248 (162 to 332)	248 (168 to 353)	235 (149 to 328)	235 (149 to 328)	235 (166 to 342)	248 (122 to 399)	248 (83 4 to 395)	235 (84 4 to 340)	235 (54 6 to 443)	235 (36 7 to 443)	235 (46 6 to 112)	235 (43 7 to 595)	235 (15 6 to 38 2)	235 (25 9 to 39 8)	235 (4 4 to 10 6)	235 (1 2 to 3 4)	2,120
Uterine fibroids	0 (0 to 0)	0 (0 to 0)	0 (0 to 0)	0 (0 to 0)	0 (0 to 0)	0-1 (0 to 0 5)	0-3 (0 to 0 8)	0-5 (0 to 0 8)	0-8 (0 5 to 1 2)	0-8 (0 5 to 1 2)	0-8 (0 5 to 1 2)	0-8 (0 5 to 1 2)	0-8 (0 5 to 1 2)	0-8 (0 5 to 1 2)	0-8 (0 5 to 1 2)	0-8 (0 5 to 1 2)	0-8 (0 5 to 1 2)	0-8 (0 5 to 1 2)	0-8 (0 5 to 1 2)	0-8 (0 5 to 1 2)	0-8 (0 5 to 1 2)	0-8 (0 5 to 1 2)	0-8 (0 5 to 1 2)	71
Polycystic ovarian syndrome	0 (0 to 0)	0 (0 to 0)	0 (0 to 0)	0 (0 to 0)	0 (0 to 0)	0 (0 to 0)	0 (0 to 0)	0 (0 to 0)	0 (0 to 0)	0 (0 to 0)	0 (0 to 0)	0 (0 to 0)	0 (0 to 0)	0 (0 to 0)	0 (0 to 0)	0 (0 to 0)	0 (0 to 0)	0 (0 to 0)	0 (0 to 0)	0 (0 to 0)	0 (0 to 0)	0 (0 to 0)	0 (0 to 0)	0 (0 to 0)	68
Female infertility	0 (0 to 0)	0 (0 to 0)	0 (0 to 0)	0 (0 to 0)	0 (0 to 0)	0 (0 to 0)	0 (0 to 0)	0 (0 to 0)	0 (0 to 0)	0 (0 to 0)	0 (0 to 0)	0 (0 to 0)	0 (0 to 0)	0 (0 to 0)	0 (0 to 0)	0 (0 to 0)	0 (0 to 0)	0 (0 to 0)	0 (0 to 0)	0 (0 to 0)	0 (0 to 0)	0 (0 to 0)	0 (0 to 0)	0 (0 to 0)	17-1
Endometriosis	0 (0 to 0)	0 (0 to 0)	0 (0 to 0)	0 (0 to 0)	0 (0 to 0)	0 (0 to 0)	25-2 (0 to 0)	19-8 (0 to 0)	14-9 (0 to 0)	12-3 (0 to 0)	9-8 (0 to 0)	12 (0 to 0)	11-9 (0 to 0)	11-9 (0 to 0)	11-9 (0 to 0)	11-9 (0 to 0)	11-9 (0 to 0)	11-9 (0 to 0)	11-9 (0 to 0)	11-9 (0 to 0)	11-9 (0 to 0)	11-9 (0 to 0)	11-9 (0 to 0)	11-9 (0 to 0)	159
Genital prolapse	0 (0 to 0)	0 (0 to 0)	0 (0 to 0)	0 (0 to 0)	0 (0 to 0)	0 (0 to 0)	0 (0 to 0)	0 (0 to 0)	0 (0 to 0)	0 (0 to 0)	0 (0 to 0)	0 (0 to 0)	0 (0 to 0)	0 (0 to 0)	0 (0 to 0)	0 (0 to 0)	0 (0 to 0)	0 (0 to 0)	0 (0 to 0)	0 (0 to 0)	0 (0 to 0)	0 (0 to 0)	0 (0 to 0)	0 (0 to 0)	54-6
Premenstrual syndrome	0 (0 to 0)	0 (0 to 0)	0 (0 to 0)	0 (0 to 0)	0 (0 to 0)	20-4 (9 7 to 37 7)	42-0 (20 3 to 77 1)	53 (26 1 to 95 4)	51-9 (25 9 to 89 3)	51-9 (27 to 90 4)	46-4 (25 to 86 2)	47-4 (24 7 to 78 5)	38-1 (22 3 to 67 5)	32-5 (16 to 53)	29-1 (10 to 53)	25-5 (9 to 50)	21-5 (7 to 50)	19-5 (7 to 50)	17-5 (7 to 50)	16-1 (7 to 50)	14-9 (7 to 50)	13-9 (7 to 50)	12-9 (7 to 50)	12-1 (7 to 50)	453
Other gynecological diseases	0 (0 to 0)	0 (0 to 0)	0 (0 to 0)	0 (0 to 0)	0 (0 to 0)	0 (0 to 0)	0 (0 to 0)	0 (0 to 0)	0 (0 to 0)	0 (0 to 0)	0 (0 to 0)	0 (0 to 0)	0 (0 to 0)	0 (0 to 0)	0 (0 to 0)	0 (0 to 0)	0 (0 to 0)	0 (0 to 0)	0 (0 to 0)	0 (0 to 0)	0 (0 to 0)	0 (0 to 0)	0 (0 to 0)	0 (0 to 0)	0
Hemoglobinopathies and hemolytic anemias	0-1 (0 to 0 1)	0-3 (0 to 0 5)	2-7 (1 to 4 4)	12-6 (7 to 19)	2-5 (0 5 to 7 7)	0-9 (0 5 to 2)	0-7 (0 5 to 1 1)	4-7 (1 5 to 11 4)	3-8 (0 8 to 9 7)	3-6 (0 8 to 9 3)	4-2 (0 9 to 10 2)	2-7 (0 4 to 7 3)	2-7 (0 6 to 7 6)	3-4 (1 to 9 1)	2-9 (0 6 to 8)	2-9 (1 to 7 9)	2-9 (1 to 9 2)	3-2 (1 to 9 2)	3-5 (1 to 9 2)	2-8 (1 to 6 7)	3 (1 to 7)	2-7 (1 to 6)	1-7 (1 to 3)	68
Thalassemias	0 (0 to 0)	0 (0 to 0)	0-1 (0 to 0 2)	0-1 (0 to 0 2)	0-1 (0 to 0 2)	0-1 (0 to 0 2)	0-1 (0 to 0 2)	0-1 (0 to 0 1)	0-1 (0 to 0 1)	0-1 (0 to 0 1)	0-1 (0 to 0 1)	0-1 (0 to 0 1)	0-1 (0 to 0 1)	0-1 (0 to 0 1)	0-1 (0 to 0 1)	0-1 (0 to 0 1)	0-1 (0 to 0 1)	0-1 (0 to 0 1)	0-1 (0 to 0 1)	0-1 (0 to 0 1)	0-1 (0 to 0 1)	0-1 (0 to 0 1)	0-1 (0 to 0 1)	0-1 (0 to 0 1)	0-7
Thalassemias trait	0 (0 to 0)	0-1 (0 to 0 1)	0-4 (0 7 to 3 4)	1-6 (0 to 2 4)	0-6 (0 to 0 4)	0-2 (0 to 0 4)	0-2 (0 to 0 4)	0-2 (0 to 0 3)	0-1 (0 to 0 3)	0-1 (0 to 0 3)	1-6 (0 to 0 4)	0-4 (0 to 1 3)	0-5 (0 to 1 6)	0-7 (0 to 2 1)	0-6 (0 to 1 8)	0-5 (0 to 1 2)	0-3 (0 to 0 9)	0-4 (0 to 1 4)	0-3 (0 to 1 2)	0-2 (0 to 0 6)	0-2 (0 to 0 6)	0-2 (0 to 0 6)	0-1 (0 to 0 3)	13-6
Sickle cell disorders	0 (0 to 0)	0 (0 to 0)	0-1 (0 to 0 1)	0-2 (0 to 0 4)	0-2 (0 to 0 4)	0-2 (0 to 0 4)	0-2 (0 to 0 4)	0-2 (0 to 0 3)	0-1 (0 to 0 3)	0-1 (0 to 0 3)	0-1 (0 to 0 3)	0-1 (0 to 0 2)	0-1 (0 to 0 2)	0-1 (0 to 0 2)	0-1 (0 to 0 2)	0-1 (0 to 0 2)	0-1 (0 to 0 2)	0-1 (0 to 0 2)	0-1 (0 to 0 2)	0-1 (0 to 0 2)	0-1 (0 to 0 2)	0-1 (0 to 0 2)	0-1 (0 to 0 2)	0-1 (0 to 0 2)	1-9
Sickle cell trait	0 (0 to 0)	0-1 (0 to 0 1)	0-2 (0 to 0 5)	0-9 (0 to 1 3)	0-4 (0 to 0 5)	0-5 (0 to 0 3)	0-5 (0 to 0 3)	0-5 (0 to 0 3)	0-3 (0 to 0 3)	0-3 (0 to 0 3)	0-3 (0 to 0 3)	0-3 (0 to 0 3)	0-3 (0 to 0 3)	0-3 (0 to 0 3)	0-3 (0 to 0 3)	0-3 (0 to 0 3)	0-3 (0 to 0 3)	0-3 (0 to 0 3)	0-3 (0 to 0 3)	0-3 (0 to 0 3)	0-3 (0 to 0 3)	0-3 (0 to 0 3)	0-3 (0 to 0 3)	0-3 (0 to 0 3)	9-8
G6PD deficiency	0 (0 to 0)	0 (0 to 0)	0-1 (0 to 0 1)	0-1 (0 to 0 1)	0-2 (0 to 0 4)	0-2 (0 to 0 4)	0-3 (0 2 to 0 5)	0-3 (0 2 to 0 5)	0-3 (0 1 to 0 4)	0-3 (0 2 to 0 5)	0-3 (0 2 to 0 5)	0-3 (0 1 to 0 4)	0-2 (0 1 to 0 4)	0-5 (0 2 to 1 2)	0-3 (0 1 to 0 4)	0-3 (0 1 to 0 4)	0-2 (0 1 to 0 4)	0-2 (0 1 to 0 3)	0-1 (0 1 to 0 2)	0-1 (0 1 to 0 2)	0-1 (0 1 to 0 2)	0-1 (0 1 to 0 2)	0-1 (0 1 to 0 2)	0-1 (0 1 to 0 2)	3-6
G6PD trait	0 (0 to 0)	0 (0 to 0)	0 (0 to 0)	0 (0 to 0)	0 (0 to 0)	0 (0 to 0)	0 (0 to 0)	0 (0 to 0)	0 (0 to 0)	0 (0 to 0)	0 (0 to 0)	0 (0 to 0)	0 (0 to 0)	0 (0 to 0)	0 (0 to 0)	0 (0 to 0)	0 (0 to 0)	0 (0 to 0)	0 (0 to 0)	0 (0 to 0)	0 (0 to 0)	0 (0 to 0)	0 (0 to 0)	0 (0 to 0)	0-2
Other hemoglobinopathies and hemolytic anemias	0-1 (0 1 to 0 2)	2 (1 to 3)	9-5 (4 7 to 15)	0-9 (0 4 to 2 4)	0-2 (0 1 to 0 6)	0-2 (0 1 to 0 6)	0-4 (0 1 to 1 7)	0-4 (0 1 to 1 5)	0-4 (0 1 to 1 8)	0-5 (0 1 to 1 8)	0-5 (0 2 to 1 4)	1-4 (0 2 to 4 5)	1-5 (0 4 to 4 4)	1-9 (0 5 to 5 3)	1-6 (0 4 to 4 2)	2-1 (0 5 to 7 2)	2-5 (1 to 7 2)	2-9 (1 to 8 4)	2-5 (1 to 6 4)	2-6 (1 to 6 8)	2-3 (1 to 4 2)	1-5 (1 to 2 5)	0-6 (0 4 to 1 1)	38-2
Endocrine, metabolic, blood, and immune disorders	2-2 (1 to 3 4)	2-2 (1 to 3 4)	9 (5 7 to 15 5)	26-8 (17 7 to 37 5)	19-4 (11 6 to 27 5)	26-7 (17 5 to 36 5)	30 (20 to 43)	31-3 (20 8 to 45 5)	27-2 (22 6 to 34 4)	27 (22 6 to 34 4)	47 (29 7 to 75 1)	48-2 (27 to 82 9)	72-9 (44 5 to 113)	111 (67 5 to 168)	135 (85 5 to 209)	107 (67 7 to 222)	128 (81 to 191)	131 (82 5 to 195)	92-8 (60 7 to 136)	82-5 (54 to 117)	54-2 (29 4 to 83 7)	17-6 (3 5 to 39 8)	4-3 (1 2 to 9)	1,280
Oral disorders	0 (0 to 0)	4-6 (2 7 to 7 3)	7-7 (4 to 14)	4-6 (2 7 to 7 3)	9-1 (4 6 to 14 4)	11-4 (6 7 to 18 4)	9-3 (5 1 to 15 1)	15-7 (9 5 to 25 1)	20-5 (11 5 to 33 5)	26 (15 to 42 9)	22-1 (10 to 57)	18-6 (8 3 to 46 3)	41-1 (18 to 103)	82 (42 2 to 141)	102 (57 7 to 166)	124 (70 to 199)	145 (78 to 233)	139 (77 to 224)	178 (111 to 271)	139 (87 1 to 204)	106 (67 4 to 154)	48-9 (30 7 to 101)	32-1 (20 1 to 52)	1,230
Caries of deciduous teeth	0 (0 to 0)	0 (0 to 0)	0 (0 to 0)	0 (0 to 0)	0 (0 to 0)	0 (0 to 0)	0 (0 to 0)	0 (0 to 0)	0 (0 to 0)	0 (0 to 0)	0 (0 to 0)	0 (0 to 0)	0 (0 to 0)	0 (0 to 0)	0 (0 to 0)	0 (0 to 0)	0 (0 to 0)	0 (0 to 0)	0 (0 to 0)	0 (0 to 0)	0 (0 to 0)	0 (0 to 0)	0 (0 to 0)	0 (0 to 0)	1-3
Caries of permanent teeth	0 (0 to 0)	0 (0 to 0)	0 (0 to 0)	3-2 (0 to 4 2)	3-6 (1 to 5)	4-3 (1 to 6)	4-6 (2 to 6 1)	4-6 (2 to 6 1)	4-6 (1 to 6 2)	4-6 (1 to 6 3)	4-6 (2 1 to 10)	4-6 (1 to 9 5)	4-6 (1 to 9 5)	4-6 (3 3 to 11 7)	4-6 (2 5 to 13 1)	4-6 (2 2 to 13 2)	4-6 (1 to 10 7)	4-6 (1 to 9 4)	4-6 (1 to 9 2)	3-9 (1 to 6)	3-9 (0 to 4 2)	3-9 (0 to 11)	3-9 (0 to 5)	71-1
Periodontal diseases	0 (0 to 0)	0 (0 to 0)	0 (0 to 0)	0 (0 to 0)	0 (0 to 0)	0 (0 to 1)	0 (0 to 1)	0 (0 to 2)	0 (0 to 2)	0 (0 to 2)	1 (0 to 3)	2 (0 to 5)	4 (1 to 12)	8 (2 to 21)	8 (2 to 21)	8 (3 to 21)	8 (3 to 21)	8 (3 to 21)	8 (3 to 21)	8 (3 to 21)	8 (3 to 21)	8 (3 to 21)	8 (3 to 21)	8 (3 to 21)	165
Other oral disorders	0 (0 to 0)	0 (0 to 0)	0 (0 to 0)	4-3 (2 5 to 6 7)	4-4 (2 4 to 6 9)	5-2 (3 1 to 8 3)	5-6 (3 1 to 8)	6-5 (4 to 11)	7-4 (5 to 13)	8-3 (5 to 15)	9-6 (5 7 to 14 7)	10-7 (6 4 to 16 2)	13-8 (8 4 to 20 9)	19-6 (11 to 32 2)	19-6 (9 2 to 31)	19-6 (8 2 to 30 7)	19-6 (8 to 31)	19-6 (8 to 31)	19-6 (8 to 31)	19-6 (8 to 31)	19-6 (8 to 31)	19-6 (8 to 31)	19-6 (8 to 31)	156
Sudden infant death syndrome	3-4 (2 5 to 5 2)	17-5 (9 7 to 29 7)	–	–	–	–	–	–	–	–	–	–	–	–	–	–	–	–	–	–	–	–	–	NA
Injuries	0-9 (0 7 to 1 2)	1-1 (0 8 to 1 5)	7-7 (5 2 to 10 5)	28-6 (21 9 to 36 5)	45-2 (33 5 to 60 2)	65-9 (50 1 to 87)	120 (86 4 to 145)	137 (97 to 174)	131 (112 to 168)	143 (112 to 183)	163 (128 to 209)	176 (137 to 225)	246 (196 to 316)	249 (209 to 346)	268 (206 to 348)	244 (183 to 317)	248 (166 to 323)	260 (227 to 387)	273 (208 to 355)	277 (212 to 354)	250 (194 to 315)	198 (152 to 274)	67-9 (52 9 to 85 6)	3,630
Transport injuries	0-1 (0 to 0 1)	0-1 (0 to 0 1)	0-5 (0 to 0 6)	0-7 (0 4 to 0 9)	6-2 (3 to 8)	9-6 (5 to 13)	28-6 (23 4 to 40 2)	26-5 (20 to 37 9)	19 (14 5 to 24 7)	17-1 (13 4 to 21 4)	17-9 (13 6 to 22 4)	19 (14 6 to 23 9)	24-7 (21 to 33 2)	27-1 (

SR Table 2b: North Somerset DALYS by cause and age group for females with 95% uncertainty intervals, 2019

Cause	Early Neonatal	Late Neonatal	Post Neonatal	1 to 4	5 to 9	10 to 14	15 to 19	20 to 24	25 to 29	30 to 34	35 to 39	40 to 44	45 to 49	50 to 54	55 to 59	60 to 64	65 to 69	70 to 74	75 to 79	80 to 84	85 to 89	90 to 94	95 plus	Total
All causes	859 (764 to 1 015)	1 048 (39 to 51 9)	1 116 (90 to 1 52)	1 021 (931 to 1 05)	1 044 (944 to 1 01)	1 202 (1 09 to 1 31)	1 515 (1 37 to 1 65)	1 844 (1 68 to 2 02)	2 060 (1 87 to 2 22)	2 220 (2 02 to 2 39)	2 410 (2 19 to 2 59)	2 710 (2 46 to 2 92)	3 110 (2 83 to 3 35)	3 710 (3 38 to 4 00)	4 380 (3 98 to 4 72)	5 190 (4 72 to 5 59)	6 110 (5 55 to 6 58)	7 170 (6 51 to 7 73)	8 190 (7 43 to 8 84)	9 200 (8 34 to 9 94)	9 980 (9 05 to 10 8)	10 400 (9 44 to 11 2)	34,600 (32 to 37 2)
Communicable, maternal, neonatal, and nutritional diseases	413 (363 to 488)	504 (18 9 to 33 6)	537 (39 4 to 77 7)	491 (96 4 to 260)	502 (36 to 92 2)	578 (41 4 to 45 3)	729 (53 7 to 81 1)	887 (63 to 97 2)	991 (72 to 109)	1 068 (77 to 118)	1 160 (82 to 128)	1 300 (92 to 143)	1 490 (107 to 164)	1 780 (127 to 196)	2 100 (149 to 232)	2 490 (178 to 275)	2 930 (210 to 324)	3 440 (246 to 380)	3 930 (281 to 434)	4 790 (342 to 529)	4 790 (342 to 529)	4 970 (355 to 549)	16,600 (1 190 to 1 830)	1,650 (1 180 to 1 820)
HIV/AIDS and sexually transmitted infections	3 (2 to 7 3)	1 (0 3 to 2 1)	1 (0 4 to 3 1)	1 (0 2 to 2 3)	0 (0 2 to 0 3)	0 (0 2 to 0 3)	0 (0 3 to 0 4)	1 (0 6 to 1 6)	1 (1 1 to 2)	2 (1 4 to 3 1)	2 (1 4 to 3 2)	3 (2 to 3 7)	4 (2 8 to 5 1)	6 (4 2 to 7 5)	8 (5 6 to 9 8)	10 (7 1 to 11 9)	12 (8 2 to 14 3)	14 (9 to 17 2)	16 (10 to 19 4)	17 (11 to 20 5)	18 (11 to 21 5)	18 (11 to 21 5)	18 (11 to 21 5)	40-4
HIV/AIDS	0 (0 to 0)	0 (0 to 0)	0 (0 2 to 0 3)	0 (0 2 to 0 3)	0 (0 2 to 0 3)	0 (0 2 to 0 4)	0 (0 3 to 0 5)	0 (0 6 to 1 1)	0 (0 5 to 1 1)	0 (0 5 to 1 1)	0 (0 5 to 1 1)	1 (0 6 to 1 2)	1 (0 6 to 1 4)	1 (0 6 to 1 6)	1 (0 6 to 1 6)	1 (0 6 to 1 6)	1 (0 6 to 1 6)	1 (0 6 to 1 6)	1 (0 6 to 1 6)	1 (0 6 to 1 6)	1 (0 6 to 1 6)	1 (0 6 to 1 6)	1 (0 6 to 1 6)	16-9
HIV/AIDS - Drug-susceptible Tuberculosis	0 (0 to 0)	0 (0 to 0)	0 (0 to 0)	0 (0 to 0)	0 (0 to 0)	0 (0 to 0)	0 (0 to 0)	0 (0 to 0)	0 (0 to 0)	0 (0 to 0)	0 (0 to 0)	0 (0 to 0)	0 (0 to 0)	0 (0 to 0)	0 (0 to 0)	0 (0 to 0)	0 (0 to 0)	0 (0 to 0)	0 (0 to 0)	0 (0 to 0)	0 (0 to 0)	0 (0 to 0)	0 (0 to 0)	1-6
HIV/AIDS - Multidrug-resistant Tuberculosis without extensive dr	0 (0 to 0)	0 (0 to 0)	0 (0 to 0)	0 (0 to 0)	0 (0 to 0)	0 (0 to 0)	0 (0 to 0)	0 (0 to 0)	0 (0 to 0)	0 (0 to 0)	0 (0 to 0)	0 (0 to 0)	0 (0 to 0)	0 (0 to 0)	0 (0 to 0)	0 (0 to 0)	0 (0 to 0)	0 (0 to 0)	0 (0 to 0)	0 (0 to 0)	0 (0 to 0)	0 (0 to 0)	0 (0 to 0)	0
HIV/AIDS - Extensively drug-resistant Tuberculosis	0 (0 to 0)	0 (0 to 0)	0 (0 to 0)	0 (0 to 0)	0 (0 to 0)	0 (0 to 0)	0 (0 to 0)	0 (0 to 0)	0 (0 to 0)	0 (0 to 0)	0 (0 to 0)	0 (0 to 0)	0 (0 to 0)	0 (0 to 0)	0 (0 to 0)	0 (0 to 0)	0 (0 to 0)	0 (0 to 0)	0 (0 to 0)	0 (0 to 0)	0 (0 to 0)	0 (0 to 0)	0 (0 to 0)	0
HIV/AIDS resulting in other diseases	0 (0 to 0)	0 (0 to 0)	0 (0 2 to 0 3)	0 (0 1 to 0 2)	0 (0 2 to 0 3)	0 (0 2 to 0 3)	0 (0 2 to 0 3)	0 (0 6 to 1 1)	0 (0 7 to 1 2)	1 (0 9 to 1 7)	1 (1 to 1 8)	1 (1 to 1 9)	1 (1 to 2 1)	1 (1 2 to 2 4)	1 (1 3 to 2 4)	1 (1 2 to 2 4)	1 (1 to 1 7)	1 (0 8 to 1 7)	1 (0 7 to 1 6)	1 (0 6 to 1 5)	1 (0 6 to 1 5)	1 (0 6 to 1 5)	1 (0 6 to 1 5)	15-3
Sexually transmitted infections excluding HIV	3 (1 to 7 5)	1 (0 3 to 2 1)	1 (0 2 to 2 8)	0 (0 to 0 1)	0 (0 to 0 1)	0 (0 1 to 0 1)	0 (0 1 to 0 4)	0 (0 4 to 1 1)	0 (0 7 to 2 2)	1 (1 to 3 7)	2 (1 to 4 8)	2 (1 to 5 6)	3 (1 to 6 8)	4 (2 to 8 6)	5 (2 to 10 4)	6 (3 to 12 3)	7 (3 to 13 2)	8 (3 to 14 1)	8 (3 to 14 1)	8 (3 to 14 1)	8 (3 to 14 1)	8 (3 to 14 1)	8 (3 to 14 1)	23-4
Syphilis	2 (1 to 7 0)	1 (0 3 to 2 8)	1 (0 4 to 3 0)	0 (0 to 0 1)	0 (0 to 0 1)	0 (0 to 0 1)	0 (0 to 0 2)	0 (0 to 0 4)	0 (0 to 0 6)	0 (0 to 0 8)	0 (0 to 0 9)	0 (0 to 1 1)	0 (0 to 1 3)	0 (0 to 1 5)	0 (0 to 1 7)	0 (0 to 1 8)	0 (0 to 1 8)	0 (0 to 1 8)	0 (0 to 1 8)	0 (0 to 1 8)	0 (0 to 1 8)	0 (0 to 1 8)	0 (0 to 1 8)	5-8
Chlamydial infection	0 (0 to 0)	0 (0 to 0)	0 (0 to 0)	0 (0 to 0)	0 (0 to 0)	0 (0 to 0)	0 (0 to 0)	0 (0 to 0)	0 (0 to 0)	0 (0 to 0)	0 (0 to 0)	0 (0 to 0)	0 (0 to 0)	0 (0 to 0)	0 (0 to 0)	0 (0 to 0)	0 (0 to 0)	0 (0 to 0)	0 (0 to 0)	0 (0 to 0)	0 (0 to 0)	0 (0 to 0)	0 (0 to 0)	3-2
Gonococcal infection	0 (0 to 0)	0 (0 to 0)	0 (0 to 0)	0 (0 to 0)	0 (0 to 0)	0 (0 to 0)	0 (0 to 0)	0 (0 to 0)	0 (0 to 0)	0 (0 to 0)	0 (0 to 0)	0 (0 to 0)	0 (0 to 0)	0 (0 to 0)	0 (0 to 0)	0 (0 to 0)	0 (0 to 0)	0 (0 to 0)	0 (0 to 0)	0 (0 to 0)	0 (0 to 0)	0 (0 to 0)	0 (0 to 0)	2
Trichomoniasis	0 (0 to 0)	0 (0 to 0)	0 (0 to 0)	0 (0 to 0)	0 (0 to 0)	0 (0 to 0)	0 (0 to 0)	0 (0 to 0)	0 (0 to 0)	0 (0 to 0)	0 (0 to 0)	0 (0 to 0)	0 (0 to 0)	0 (0 to 0)	0 (0 to 0)	0 (0 to 0)	0 (0 to 0)	0 (0 to 0)	0 (0 to 0)	0 (0 to 0)	0 (0 to 0)	0 (0 to 0)	0 (0 to 0)	2-7
Genital herpes	0 (0 to 0)	0 (0 to 0)	0 (0 to 0)	0 (0 to 0)	0 (0 to 0)	0 (0 to 0)	0 (0 to 0)	0 (0 to 0)	0 (0 to 0)	0 (0 to 0)	0 (0 to 0)	0 (0 to 0)	0 (0 to 0)	0 (0 to 0)	0 (0 to 0)	0 (0 to 0)	0 (0 to 0)	0 (0 to 0)	0 (0 to 0)	0 (0 to 0)	0 (0 to 0)	0 (0 to 0)	0 (0 to 0)	3-4
Other sexually transmitted infections	0 (0 to 0)	0 (0 to 0)	0 (0 to 0)	0 (0 to 0)	0 (0 to 0)	0 (0 to 0)	0 (0 to 0)	0 (0 to 0)	0 (0 to 0)	0 (0 to 0)	0 (0 to 0)	0 (0 to 0)	0 (0 to 0)	0 (0 to 0)	0 (0 to 0)	0 (0 to 0)	0 (0 to 0)	0 (0 to 0)	0 (0 to 0)	0 (0 to 0)	0 (0 to 0)	0 (0 to 0)	0 (0 to 0)	6-3
Respiratory infections and tuberculosis	67 (0 4 to 0 9)	51 (0 4 to 0 8)	54 (3 2 to 7 4)	37 (8 2 to 17 2)	8 (5 2 to 14 5)	6 (3 6 to 9 1)	7 (3 8 to 12 6)	9 (5 2 to 12 6)	10 (5 6 to 12 9)	11 (5 9 to 12 9)	12 (6 to 14)	13 (6 5 to 15 4)	14 (7 to 16 9)	16 (8 5 to 17 4)	18 (10 to 22)	20 (10 5 to 24 4)	22 (12 to 26 4)	25 (13 to 30 4)	27 (14 7 to 32 4)	29 (15 to 34 7)	30 (16 to 36 3)	30 (16 to 36 3)	30 (16 to 36 3)	1,070 (78 to 127)
Tuberculosis	0 (0 to 0)	0 (0 to 0)	0 (0 to 0)	0 (0 to 0)	0 (0 to 0)	0 (0 to 0)	0 (0 to 0)	0 (0 to 0)	0 (0 to 0)	0 (0 to 0)	0 (0 to 0)	0 (0 to 0)	0 (0 to 0)	0 (0 to 0)	0 (0 to 0)	0 (0 to 0)	0 (0 to 0)	0 (0 to 0)	0 (0 to 0)	0 (0 to 0)	0 (0 to 0)	0 (0 to 0)	0 (0 to 0)	9-9
Latent tuberculosis infection	0 (0 to 0)	0 (0 to 0)	0 (0 to 0)	0 (0 to 0)	0 (0 to 0)	0 (0 to 0)	0 (0 to 0)	0 (0 to 0)	0 (0 to 0)	0 (0 to 0)	0 (0 to 0)	0 (0 to 0)	0 (0 to 0)	0 (0 to 0)	0 (0 to 0)	0 (0 to 0)	0 (0 to 0)	0 (0 to 0)	0 (0 to 0)	0 (0 to 0)	0 (0 to 0)	0 (0 to 0)	0 (0 to 0)	0
Drug-susceptible tuberculosis	0 (0 to 0)	0 (0 to 0)	0 (0 to 0)	0 (0 to 0)	0 (0 to 0)	0 (0 to 0)	0 (0 to 0)	0 (0 to 0)	0 (0 to 0)	0 (0 to 0)	0 (0 to 0)	0 (0 to 0)	0 (0 to 0)	0 (0 to 0)	0 (0 to 0)	0 (0 to 0)	0 (0 to 0)	0 (0 to 0)	0 (0 to 0)	0 (0 to 0)	0 (0 to 0)	0 (0 to 0)	0 (0 to 0)	9-6
Multidrug-resistant tuberculosis without extensive drug-resistanc	0 (0 to 0)	0 (0 to 0)	0 (0 to 0)	0 (0 to 0)	0 (0 to 0)	0 (0 to 0)	0 (0 to 0)	0 (0 to 0)	0 (0 to 0)	0 (0 to 0)	0 (0 to 0)	0 (0 to 0)	0 (0 to 0)	0 (0 to 0)	0 (0 to 0)	0 (0 to 0)	0 (0 to 0)	0 (0 to 0)	0 (0 to 0)	0 (0 to 0)	0 (0 to 0)	0 (0 to 0)	0 (0 to 0)	0-2
Extensively drug-resistant tuberculosis	0 (0 to 0)	0 (0 to 0)	0 (0 to 0)	0 (0 to 0)	0 (0 to 0)	0 (0 to 0)	0 (0 to 0)	0 (0 to 0)	0 (0 to 0)	0 (0 to 0)	0 (0 to 0)	0 (0 to 0)	0 (0 to 0)	0 (0 to 0)	0 (0 to 0)	0 (0 to 0)	0 (0 to 0)	0 (0 to 0)	0 (0 to 0)	0 (0 to 0)	0 (0 to 0)	0 (0 to 0)	0 (0 to 0)	0-1
Lower respiratory infections	64 (0 4 to 0 9)	50 (0 3 to 1)	54 (3 to 7 5)	37 (8 4 to 16 5)	8 (5 6 to 12 2)	6 (3 8 to 9 1)	7 (3 9 to 12 6)	9 (5 2 to 12 6)	10 (5 6 to 12 9)	11 (5 9 to 12 9)	12 (6 to 14 5)	13 (6 5 to 15 4)	14 (7 to 16 9)	16 (8 5 to 17 4)	18 (9 to 22)	20 (10 to 24 4)	22 (11 to 26 4)	25 (13 to 30 4)	27 (14 to 32 4)	29 (15 to 34 7)	30 (16 to 36 3)	30 (16 to 36 3)	30 (16 to 36 3)	950 (74 to 127)
Upper respiratory infections	0 (0 to 0)	0 (0 to 0)	0 (0 to 0)	0 (0 to 0)	0 (0 to 0)	0 (0 to 0)	0 (0 to 0)	0 (0 to 0)	0 (0 to 0)	0 (0 to 0)	0 (0 to 0)	0 (0 to 0)	0 (0 to 0)	0 (0 to 0)	0 (0 to 0)	0 (0 to 0)	0 (0 to 0)	0 (0 to 0)	0 (0 to 0)	0 (0 to 0)	0 (0 to 0)	0 (0 to 0)	0 (0 to 0)	9-2
Otitis media	0 (0 to 0)	0 (0 to 0)	0 (0 2 to 0 5)	1 (0 to 3 3)	1 (0 4 to 2 2)	1 (0 5 to 1 9)	1 (0 4 to 1 7)	0 (0 4 to 1 1)	0 (0 4 to 1 9)	0 (0 5 to 1 2)	1 (0 5 to 2)	1 (0 6 to 2 4)	1 (0 7 to 2 4)	1 (0 7 to 2 4)	1 (0 5 to 2)	1 (0 4 to 2)	1 (0 3 to 1 2)	0 (0 2 to 0 7)	0 (0 1 to 0 4)	0 (0 1 to 0 3)	0 (0 1 to 0 3)	0 (0 1 to 0 3)	0 (0 1 to 0 3)	18-9
Enteric infections	0 (0 1 to 0 1)	0 (0 3 to 0 5)	4 (3 to 6 7)	6 (4 to 10 7)	3 (2 to 5 3)	2 (1 2 to 4 1)	1 (1 to 3)	1 (0 6 to 2 5)	1 (0 6 to 2 6)	1 (1 to 2 6)	1 (1 to 2 6)	1 (1 to 2 6)	1 (1 to 2 6)	1 (1 to 2 6)	2 (1 to 3 1)	2 (1 to 3 3)	3 (2 to 4 6)	4 (2 to 6 3)	5 (3 to 8 7)	7 (4 to 10)	9 (5 to 13 1)	11 (6 to 15 6)	11 (6 to 15 6)	117
Diarrheal diseases	0 (0 1 to 0 1)	0 (0 3 to 0 5)	4 (3 to 6 7)	6 (4 to 10 7)	3 (2 to 5 4)	2 (1 2 to 4 1)	1 (1 to 3)	1 (0 6 to 2 5)	1 (0 6 to 2 6)	1 (1 to 2 6)	1 (1 to 2 6)	1 (1 to 2 6)	1 (1 to 2 6)	1 (1 to 2 6)	2 (1 to 3 1)	2 (1 to 3 3)	3 (2 to 4 6)	4 (2 to 6 3)	5 (3 to 8 7)	7 (4 to 10)	9 (5 to 13 1)	11 (6 to 15 6)	11 (6 to 15 6)	117
Typhoid and paraphyoid	0 (0 to 0)	0 (0 to 0)	0 (0 to 0)	0 (0 to 0)	0 (0 to 0)	0 (0 to 0)	0 (0 to 0)	0 (0 to 0)	0 (0 to 0)	0 (0 to 0)	0 (0 to 0)	0 (0 to 0)	0 (0 to 0)	0 (0 to 0)	0 (0 to 0)	0 (0 to 0)	0 (0 to 0)	0 (0 to 0)	0 (0 to 0)	0 (0 to 0)	0 (0 to 0)	0 (0 to 0)	0 (0 to 0)	0
Typhoid fever	0 (0 to 0)	0 (0 to 0)	0 (0 to 0)	0 (0 to 0)	0 (0 to 0)	0 (0 to 0)	0 (0 to 0)	0 (0 to 0)	0 (0 to 0)	0 (0 to 0)	0 (0 to 0)	0 (0 to 0)	0 (0 to 0)	0 (0 to 0)	0 (0 to 0)	0 (0 to 0)	0 (0 to 0)	0 (0 to 0)	0 (0 to 0)	0 (0 to 0)	0 (0 to 0)	0 (0 to 0)	0 (0 to 0)	0
Paratyphoid fever	0 (0 to 0)	0 (0 to 0)	0 (0 to 0)	0 (0 to 0)	0 (0 to 0)	0 (0 to 0)	0 (0 to 0)	0 (0 to 0)	0 (0 to 0)	0 (0 to 0)	0 (0 to 0)	0 (0 to 0)	0 (0 to 0)	0 (0 to 0)	0 (0 to 0)	0 (0 to 0)	0 (0 to 0)	0 (0 to 0)	0 (0 to 0)	0 (0 to 0)	0 (0 to 0)	0 (0 to 0)	0 (0 to 0)	0
Invasive Non-typhoidal Salmonella (iNTS)	0 (0 to 0)	0 (0 to 0)	0 (0 to 0)	0 (0 to 0)	0 (0 to 0)	0 (0 to 0)	0 (0 to 0)	0 (0 to 0)	0 (0 to 0)	0 (0 to 0)	0 (0 to 0)	0 (0 to 0)	0 (0 to 0)	0 (0 to 0)	0 (0 to 0)	0 (0 to 0)	0 (0 to 0)	0 (0 to 0)	0 (0 to 0)	0 (0 to 0)	0 (0 to 0)	0 (0 to 0)	0 (0 to 0)	0-3
Other intestinal infectious diseases	0 (0 to 0)	0 (0 to 0)	0 (0 to 0)	0 (0 to 0)	0 (0 to 0)	0 (0 to 0)	0 (0 to 0)	0 (0 to 0)	0 (0 to 0)	0 (0 to 0)	0 (0 to 0)	0 (0 to 0)	0 (0 to 0)	0 (0 to 0)	0 (0 to 0)	0 (0 to 0)	0 (0 to 0)	0 (0 to 0)	0 (0 to 0)	0 (0 to 0)	0 (0 to 0)	0 (0 to 0)	0 (0 to 0)	0-2
Neglected tropical diseases and malaria	0 (0 1 to 0 3)	0 (0 2 to 0 5)	2 (1 3 to 3 6)	10 (5 1 to 19)	1 (1 to 4)	0 (0 1 to 0 3)	0 (0 to 0 4)	0 (0 1 to 0 6)	0 (0 1 to 0 6)	0 (0 2 to 0 8)	0 (0 2 to 0 8)	0 (0 2 to 0 8)	0 (0 2 to 0 8)	0 (0 2 to 0 8)	0 (0 2 to 0 8)	0 (0 2 to 0 8)	0 (0 2 to 0 8)	0 (0 2 to 0 8)	0 (0 2 to 0 8)	0 (0 2 to 0 8)	0 (0 2 to 0 8)	0 (0 2 to 0 8)	0 (0 2 to 0 8)	17-1
Malaria	0 (0 to 0)	0 (0 to 0)	0 (0 to 0)	0 (0 to 0)	0 (0 to 0)	0 (0 to 0)	0 (0 to 0)	0 (0 to 0)	0 (0 to 0)	0 (0 to 0)	0 (0 to 0)	0 (0 to 0)	0 (0 to 0)	0 (0 to 0)	0 (0 to 0)	0 (0 to 0)	0 (0 to 0)	0 (0 to 0)	0 (0 to 0)	0 (0 to 0)	0 (0 to 0)	0 (0 to 0)	0 (0 to 0)	0
Chagas disease	0 (0 to 0)	0 (0 to 0)	0 (0 to 0)	0 (0 to 0)	0 (0 to 0)	0 (0 to 0)	0 (0 to 0)	0 (0 to 0)	0 (0 to 0)	0 (0 to 0)	0 (0 to 0)	0 (0 to 0)	0 (0 to 0)	0 (0 to 0)	0 (0 to 0)	0 (0 to 0)	0 (0 to 0)	0 (0 to 0)	0 (0 to 0)	0 (0 to 0)	0 (0 to 0)	0 (0 to 0)	0 (0 to 0)	0
Leishmaniasis	0 (0 to 0)	0 (0 to 0)	0 (0 to 0)	0 (0 to 0)	0 (0 to 0)	0 (0 to 0)	0 (0 to 0)	0 (0 to 0)	0 (0 to 0)	0 (0 to 0)	0 (0 to 0)	0 (0 to 0)	0 (0 to 0)	0 (0 to 0)	0 (0 to 0)	0 (0 to 0)	0 (0 to 0)	0 (0 to 0)	0 (0 to 0)	0 (0 to 0)	0 (0 to 0)	0 (0 to 0)	0 (0 to 0)	0
Visceral leishmaniasis	0 (0 to 0)	0 (0 to 0)	0 (0 to 0)	0 (0 to 0)	0 (0 to 0)	0 (0 to 0)	0 (0 to 0)	0 (0 to 0)	0 (0 to 0)	0 (0 to 0)	0 (0 to 0)	0 (0 to 0)	0 (0 to 0)	0 (0 to 0)	0 (0 to 0)	0 (0 to 0)	0 (0 to 0)	0 (0 to 0)	0 (0 to 0)	0 (0 to 0)	0 (0 to 0)	0 (0 to 0)	0 (0 to 0)	0
Cutaneous and mucocutaneous leishmaniasis	0 (0 to 0)	0 (0 to 0)	0 (0 to 0)	0 (0 to 0)	0 (0 to 0)	0 (0 to 0)	0 (0 to 0)	0 (0 to 0)	0 (0 to 0)	0 (0 to 0)	0 (0 to 0)	0 (0 to 0)	0 (0 to 0)	0 (0 to 0)	0 (0 to 0)	0 (0 to 0)	0 (0 to 0)	0 (0 to 0)	0 (0 to 0)	0 (0 to 0)	0 (0 to 0)	0 (0 to 0)	0 (0 to 0)	0
African trypanosomiasis	0 (0 to 0)	0 (0 to 0)	0 (0 to 0)	0 (0 to 0)	0 (0 to 0)	0 (0 to 0)	0 (0 to 0)	0 (0 to 0)	0 (0 to 0)	0 (0 to 0)	0 (0 to 0)	0 (0 to 0)	0 (0 to 0)	0 (0 to 0)	0 (0 to 0)	0 (0 to 0)	0 (0 to 0)	0 (0 to 0)	0 (0 to 0)	0 (0 to 0)	0 (0 to 0)	0 (0 to 0)	0 (0 to 0)	0
Schistosomiasis	0 (0 to 0)	0 (0 to 0)	0 (0 to 0)	0 (0 to 0)	0 (0 to 0)	0 (0 to 0)	0 (0 to 0)	0 (0 to 0)	0 (0 to 0)	0 (0 to 0)	0 (0 to 0)	0 (0 to 0)	0 (0 to 0)	0 (0 to 0)	0 (0 to 0)	0 (0 to 0)	0 (0 to 0)	0 (0 to 0)	0 (0 to 0)	0 (0 to 0)	0 (0 to 0)	0 (0 to 0)	0 (0 to 0)	0
Cysticercosis	0 (0 to 0)	0 (0 to 0)	0 (0 to 0)	0 (0 to 0)	0 (0 to 0)	0 (0 to 0)	0 (0 to 0)	0 (0 to 0)	0 (0 to 0)	0 (0 to 0)	0 (0 to 0)	0 (0 to 0)	0 (0 to 0)	0 (0 to 0)	0 (0 to 0)	0 (0 to 0)	0 (0 to 0)	0 (0 to 0)	0 (0 to 0)	0 (0 to 0)	0 (0 to 0)	0 (0 to 0)	0 (0 to 0)	0
Cystic echinococcosis	0 (0 to 0)	0 (0 to 0)	0 (0 to 0)	0 (0 to 0)	0 (0 to 0)	0 (0 to 0)	0 (0 to 0)	0 (0 to 0)	0 (0 to 0)	0 (0 to 0)	0 (0 to 0)	0 (0 to 0)	0 (0 to 0)	0 (0 to 0)	0 (0 to 0)	0 (0 to 0)	0 (0 to 0)	0 (0 to 0)	0 (0 to 0)	0 (0 to 0)	0 (0 to 0)	0 (0 to 0)	0 (0 to 0)	0
Lymphatic filariasis	0 (0 to 0)	0 (0 to 0)	0 (0 to 0)	0 (0 to 0)	0 (0 to 0)	0 (0 to 0)	0 (0 to 0)	0 (0 to 0)	0 (0 to 0)	0 (0 to 0)	0 (0 to 0)	0 (0 to 0)	0 (0 to 0)	0 (0 to 0)	0 (0 to 0)	0 (0 to 0)	0 (0 to 0)	0 (0 to 0)	0 (0 to 0)	0 (0 to 0)	0 (0 to 0)	0 (0 to 0)	0 (0 to 0)	0
Onchocerciasis	0 (0 to 0)	0 (0 to 0)	0 (0 to 0)	0 (0 to 0)	0 (0 to 0)	0 (0 to 0)	0 (0 to 0)	0 (0 to 0)	0 (0 to 0)	0 (0 to 0)	0 (0 to 0)	0 (0 to 0)	0 (0 to 0)	0 (0 to 0)	0 (0 to 0)	0 (0 to 0)	0 (0 to 0)	0 (0 to 0)	0 (0 to 0)	0 (0 to 0)	0 (0 to 0)	0 (0 to 0)	0 (0 to 0)	0
Trachoma	0 (0 to 0)	0 (0 to 0)	0 (0 to 0)	0 (0 to 0)	0 (0 to 0)	0 (0 to 0)	0 (0 to 0)	0 (0 to 0)	0 (0 to 0)	0 (0 to 0)	0 (0 to 0)	0 (0 to 0)	0 (0 to 0)	0 (0 to 0)	0 (0 to 0)	0 (0 to 0)	0 (0 to 0)	0 (0 to 0)	0 (0 to 0)	0 (0 to 0)	0 (0 to 0)	0 (0 to 0)	0 (0 to 0)	0
Dengue	0 (0 to 0)	0 (0 to 0)	0 (0 to 0)	0 (0 to 0)	0 (0 to 0)	0 (0 to 0)	0 (0 to 0)	0 (0 to 0)	0 (0 to 0)	0 (0 to 0)	0 (0 to 0)	0 (0 to 0)	0 (0 to 0)	0 (0 to 0)	0 (0 to 0)	0 (0 to 0)	0 (0 to 0)	0 (0 to 0)	0 (0 to 0)	0 (0 to 0)	0 (0 to 0)	0 (0 to 0)	0 (0 to 0)	0
Yellow fever	0 (0 to 0)	0 (0 to 0)	0 (0 to 0)	0 (0 to 0)	0 (0 to 0)	0 (0 to 0)	0 (0 to 0)	0 (0 to 0)	0 (0 to 0)	0 (0 to 0)	0 (0 to 0)	0 (0 to 0)	0 (0 to 0)	0 (0 to 0)	0 (0 to 0)	0 (0 to 0)	0 (0 to 0)	0 (0 to 0)	0 (0 to 0)	0 (0 to 0)	0 (0 to 0)	0 (0 to 0)	0 (0 to 0)	0
Rabies	0 (0 to 0)	0 (0 to 0)	0 (0 to 0)	0 (0 to 0)	0 (0 to 0)	0 (0 to 0)	0 (0 to 0)	0 (0 to 0)	0 (0 to 0)	0 (0 to 0)	0 (0 to 0)	0 (0 to 0)	0 (0 to 0)	0 (0 to 0)	0 (0 to 0)	0 (0 to 0)	0 (0 to 0)	0 (0 to 0)	0 (0 to 0)	0 (0 to 0)	0 (0 to 0)	0 (0 to 0)	0 (0 to 0)	0
Intestinal nematode infections	0 (0 to 0)	0 (0 to 0)	0 (0 to 0)	0 (0 to 0)	0 (0 to 0)	0 (0 to 0)	0 (0 to 0)	0 (0 to 0)	0 (0 to 0)	0 (0 to 0)	0 (0 to 0)	0 (0 to 0)	0 (0 to 0)	0 (0 to 0)	0 (0 to 0)	0 (0 to 0)	0 (0 to 0)	0 (0 to 0)	0 (0 to 0)	0 (0 to 0)	0 (0 to 0)	0 (0 to 0)	0 (0 to 0)	0
Ascariasis	0 (0 to 0)	0 (0 to 0)	0 (0 to 0)	0 (0 to 0)	0 (0 to 0)	0 (0 to 0)	0 (0 to 0)	0 (0 to 0)	0 (0 to 0)	0 (0 to 0)	0 (0 to 0)	0 (0 to 0)	0 (0 to 0)	0 (0 to 0)	0 (0 to 0)	0 (0 to 0)	0 (0 to 0)	0 (0 to 0)	0 (0 to 0)	0 (0 to 0)	0 (0 to 0)	0 (0 to 0)	0 (0 to 0)	0
Trichuriasis	0 (0 to 0)	0 (0 to 0)	0 (0 to 0)	0 (0 to 0)	0 (0 to 0)	0 (0 to 0)	0 (0 to 0)	0 (0 to 0)	0 (0 to 0)	0 (0 to 0)	0 (0 to 0)	0 (0 to 0)	0 (0 to 0)	0 (0 to 0)	0 (0 to 0)	0 (0 to 0)	0 (0 to 0)	0 (0 to 0)	0 (0 to 0)	0 (0 to 0)	0 (0 to 0)	0 (0 to 0)	0 (0 to 0)	0
Hookworm disease	0 (0 to 0)	0 (0 to 0)	0 (0 to 0)	0 (0 to 0)	0 (0 to 0)	0 (0 to 0)	0 (0 to 0)	0 (0 to 0)	0 (0 to 0)	0 (0 to 0)	0 (0 to 0)	0 (0 to 0)	0 (0 to 0)	0 (0 to 0)	0 (0 to 0)	0 (0 to 0)	0 (0 to 0)	0 (0 to 0)	0 (0 to 0)	0 (0 to 0)	0 (0 to 0)	0 (0 to 0)	0 (0 to 0)	0
Food-borne trematodiases	0 (0 to 0)	0 (0 to 0)	0 (0 to 0)	0 (0 to 0)	0 (0 to 0)	0 (0 to 0)	0 (0 to 0)	0 (0 to 0)	0 (0 to 0)	0 (0 to 0)	0 (0 to 0)	0 (0 to 0)	0 (0 to 0)	0 (0 to 0)	0 (0 to 0)	0 (0 to 0)	0 (0 to 0)	0 (0 to 0)	0 (0 to 0)	0 (0 to 0)	0 (0 to 0)	0 (0 to 0)	0 (0 to 0)	0
Leprosy	0 (0 to 0)	0 (0 to 0)	0 (0 to 0)	0 (0 to 0)	0 (0 to 0)	0 (0 to 0)	0 (0 to 0)	0 (0 to 0)	0 (0 to 0)	0 (0 to 0)	0 (0 to 0)	0 (0 to 0)	0 (0 to 0)	0 (0 to 0)	0 (0 to 0)	0 (0 to 0)	0 (0 to 0)	0 (0 to 0)	0 (0 to 0)	0 (0 to 0)	0 (0 to 0)	0 (0 to 0)	0 (0 to 0)	0
Ebola	0 (0 to 0)	0 (0 to 0)	0 (0 to 0)	0 (0 to 0)	0 (0 to 0)	0 (0 to 0)	0 (0 to 0)	0 (0 to 0)	0 (0 to 0)	0 (0 to 0)	0 (0 to 0)	0 (0 to 0)	0 (0 to 0)	0 (0 to 0)	0 (0 to 0)

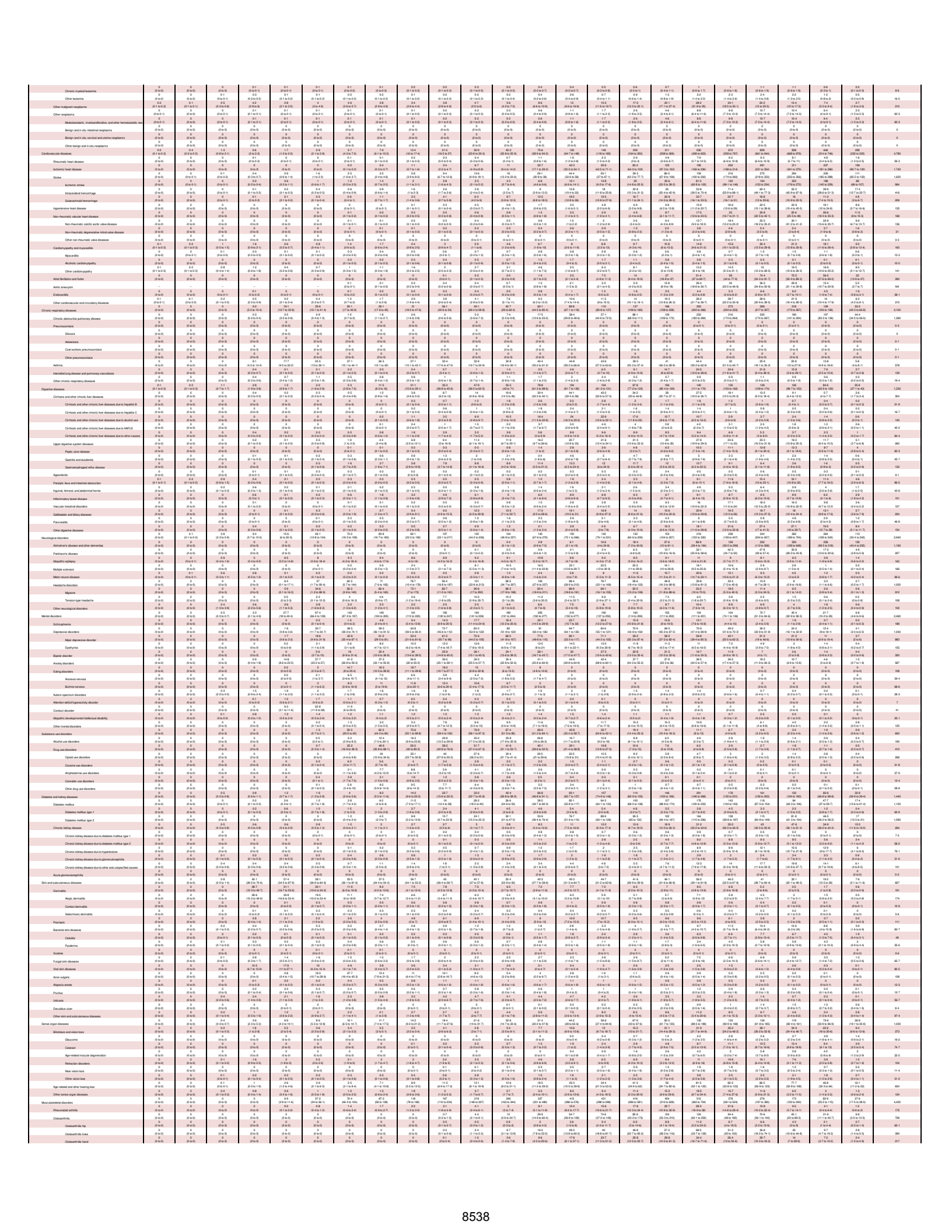

8538

Osteoarthritis other	0 (0 to 0)	0 (0 to 0)	0 (0 to 0)	0 (0 to 0)	0 (0 to 0)	0 (0 to 0)	0 (0 to 0)	0 (0 to 0)	0 (0 to 0)	0 (0 to 0)	0 (0 to 1)	0 (0 to 0)	0 (0 to 0-4)	0-3 (0 to 0-9)	0-8 (0 to 1-9)	0-8 (0 to 1-9)	2-1 (0 to 4-5)	2-9 (1-7 to 6-2)	5-5 (2 to 11-8)	6-4 (3 to 13-6)	7-8 (3 to 16-3)	9-6 (4 to 19-9)	8 (4 to 16-5)	6-6 (3 to 13-9)	4-6 (2 to 9-9)	2-6 (1 to 5-2)	0-9 (0 to 1-8)		59-3
Low back pain	0 (0 to 0)	0 (0 to 0)	0 (0 to 0)	0 (0 to 0)	4-2 (1 to 9-7)	20-4 (13 to 30-4)	39-9 (24 to 60-1)	46 (29 to 70)	64-6 (39 to 100)	84-4 (49 to 139)	106 (64 to 160)	117 (71 to 179)	153 (94 to 232)	188 (118 to 285)	192 (122 to 284)	192 (122 to 284)	179 (111 to 270)	170 (105 to 264)	159 (98 to 252)	153 (94 to 242)	148 (91 to 232)	143 (88 to 223)	133 (82 to 204)	113 (71 to 162)	98 (62 to 136)	89 (56 to 124)	84 (54 to 123)		1,980
Neck pain	0 (0 to 0)	0 (0 to 0)	0 (0 to 0)	2-3 (0 to 7-4)	12-6 (6 to 24-1)	20-9 (9 to 39-4)	25-2 (13 to 44-7)	23-3 (11 to 44-7)	19-7 (9 to 38)	19-5 (9 to 38)	19 (9 to 37)	21-5 (10 to 40)	23-3 (11 to 44)	24-7 (12 to 46)	27-5 (14 to 49)	27-5 (14 to 49)	29-1 (15 to 51)	30-2 (15 to 54)	30-9 (15 to 55)	31-1 (15 to 56)	31-1 (15 to 56)	30-7 (15 to 55)	30-1 (15 to 54)	30-7 (15 to 55)	31-1 (15 to 57)	31-1 (15 to 57)	31-1 (15 to 57)		738
Gout	0 (0 to 0)	0 (0 to 0)	0 (0 to 0)	0 (0 to 0)	0 (0 to 0)	0 (0 to 0)	0 (0 to 0)	0 (0 to 0)	0 (0 to 0)	0 (0 to 0)	0 (0 to 0)	0 (0 to 0)	0 (0 to 0)	0 (0 to 0)	0 (0 to 0)	0 (0 to 0)	0 (0 to 0)	0 (0 to 0)	0 (0 to 0)	0 (0 to 0)	0 (0 to 0)	0 (0 to 0)	0 (0 to 0)	0 (0 to 0)	0 (0 to 0)	0 (0 to 0)	0 (0 to 0)		18-6
Other musculoskeletal disorders	0 (0 to 0)	0 (0 to 0)	0 (0 to 0)	0-2 (0 to 0-5)	1-1 (0 to 0-4)	0-9 (0 to 2-5)	1-3 (0 to 3-5)	2-3 (0 to 5-4)	2-9 (0 to 6-7)	3-3 (0 to 7-4)	3-6 (0 to 8-1)	4-1 (0 to 9-4)	4-7 (0 to 10-7)	5-2 (0 to 11-9)	5-7 (0 to 12-9)	6-1 (0 to 13-9)	6-4 (0 to 14-6)	6-7 (0 to 15-2)	6-9 (0 to 15-6)	7-1 (0 to 16-1)	7-3 (0 to 16-6)	7-4 (0 to 16-8)	7-5 (0 to 16-9)	7-6 (0 to 17-1)	7-7 (0 to 17-2)	7-8 (0 to 17-3)	7-8 (0 to 17-3)		8-2
Other non-communicable diseases	28 (19-5 to 48-9)	17-9 (12-8 to 22-9)	16-1 (9-7 to 26-9)	14-6 (9-1 to 22-9)	19-8 (14-9 to 26-9)	22-6 (16-9 to 29-7)	27-9 (20-9 to 37-4)	29-4 (22-3 to 38-5)	30-2 (22-9 to 39-5)	30-2 (22-9 to 39-5)	30-2 (22-9 to 39-5)	30-2 (22-9 to 39-5)	30-2 (22-9 to 39-5)	30-2 (22-9 to 39-5)	30-2 (22-9 to 39-5)	30-2 (22-9 to 39-5)	30-2 (22-9 to 39-5)	30-2 (22-9 to 39-5)	30-2 (22-9 to 39-5)	30-2 (22-9 to 39-5)	30-2 (22-9 to 39-5)	30-2 (22-9 to 39-5)	30-2 (22-9 to 39-5)	30-2 (22-9 to 39-5)	30-2 (22-9 to 39-5)	30-2 (22-9 to 39-5)		2,680
Congenital birth defects	27-4 (19-1 to 48-5)	15 (11-1 to 21-5)	31-1 (20-7 to 46-9)	24 (16-3 to 33-2)	9-3 (4-9 to 19-3)	9-7 (7-3 to 13)	9-1 (5-8 to 17-9)	7-5 (5-4 to 9-7)	6-8 (3-9 to 9-8)	6-8 (3-5 to 9-8)	6-8 (3-5 to 9-8)	7-7 (3-9 to 10-3)	7-4 (3-9 to 10-3)	7-4 (3-9 to 10-3)	8-9 (4-1 to 11-9)	10-1 (5 to 13-2)	10 (5 to 13-3)	8-1 (3 to 11-1)	5-2 (2 to 7-4)	3-5 (1 to 5-8)	1-6 (0 to 3-6)	1 (0 to 1-5)	0-6 (0 to 0-9)	0-3 (0 to 0-5)	0-2 (0 to 0-4)	0-1 (0 to 0-1)		202
Neural tube defects	2-3 (1 to 4-1)	0-6 (0 to 1-1)	3-5 (1 to 6-7)	1-2 (0 to 2-5)	0-3 (0 to 1-2)	0-4 (0 to 0-9)	0-4 (0 to 0-9)	0-3 (0 to 0-6)	0-3 (0 to 0-5)	0-3 (0 to 0-5)	0-3 (0 to 0-5)	0-3 (0 to 0-5)	0-2 (0 to 0-4)	0-2 (0 to 0-4)	0-2 (0 to 0-4)	0-1 (0 to 0-3)	0-1 (0 to 0-3)	0-1 (0 to 0-3)	0-1 (0 to 0-3)	0-1 (0 to 0-3)	0-1 (0 to 0-3)	0-1 (0 to 0-3)	0-1 (0 to 0-3)	0-1 (0 to 0-3)	0-1 (0 to 0-3)	0-1 (0 to 0-3)	0-1 (0 to 0-3)		10-8
Congenital heart anomalies	6-1 (2-8 to 19-4)	5-7 (3-4 to 10-7)	9-5 (4-3 to 18-5)	6 (3-5 to 12-3)	1-5 (0-8 to 3-5)	1-7 (1 to 3-3)	1-8 (1 to 3-9)	1-6 (1 to 3-4)	1-3 (0-8 to 2-9)	1-4 (0-9 to 3-1)	1-5 (0-9 to 3-3)	1-5 (0-9 to 3-3)	1-5 (0-9 to 3-3)	1-5 (0-9 to 3-3)	1-5 (0-9 to 3-3)	1-2 (0-6 to 1-9)	1 (0-5 to 1-7)	0-8 (0-4 to 1-3)	0-8 (0-4 to 1-3)	0-8 (0-4 to 1-3)	0-2 (0-1 to 0-5)	0-1 (0 to 0-3)	0-1 (0 to 0-3)	0-1 (0 to 0-3)	0-1 (0 to 0-3)	0-1 (0 to 0-3)	0-1 (0 to 0-3)		44-4
Orofacial clefts	0 (0 to 0)	0-1 (0 to 0-2)	0-2 (0 to 0-4)	0-1 (0 to 0-2)	0-1 (0 to 0-3)	0-1 (0 to 0-2)	0-1 (0 to 0-2)	0-1 (0 to 0-2

SR Table 2b: Devon DALYS by cause and age group for females with 95% uncertainty intervals, 2019

Cause	Early Neonatal (0-6 days)	Late Neonatal (7-27 days)	Post Neonatal (28-364 days)	1 to 4	5 to 9	10 to 14	15 to 19	20 to 24	25 to 29	30 to 34	35 to 39	40 to 44	45 to 49	50 to 54	55 to 59	60 to 64	65 to 69	70 to 74	75 to 79	80 to 84	85 to 89	90 to 94	95 plus	Total
All causes	4450 (3852 to 4992)	1376 (1078 to 1651)	1247 (1047 to 1418)	4994 (4 to 5 280)	3533 (3 to 3 836)	3 (2 to 3 240)	3 (2 to 3 240)	3 (1 to 3 222)	3 (2 to 3 240)	3 (2 to 3 240)	3 (2 to 3 240)	3 (2 to 3 240)	3 (2 to 3 240)	3 (2 to 3 240)	3 (2 to 3 240)	3 (2 to 3 240)	3 (2 to 3 240)	3 (2 to 3 240)	3 (2 to 3 240)	3 (2 to 3 240)	3 (2 to 3 240)	3 (2 to 3 240)	3 (2 to 3 240)	137 208
Communicable, maternal, neonatal, and nutritional diseases	4450 (3232 to 4953)	824 (771 to 1111)	169 (117 to 228)	537 (383 to 773)	194 (151 to 272)	110 (80 3 to 156)	109 (80 7 to 161)	106 (78 to 155)	106 (77 to 159)	103 (74 to 151)	103 (74 to 151)	105 (76 to 154)	108 (78 to 158)	109 (78 to 158)	220 (160 to 319)	239 (172 to 346)	224 (157 to 324)	251 (170 to 365)	265 (183 to 385)	370 (253 to 534)	372 (249 to 539)	373 (249 to 541)	395 (263 to 572)	8 093
HIV/AIDS and sexually transmitted infections	11 (5 to 20)	3 (1 to 5)	4 (2 to 8)	0 (0 to 0)	0 (0 to 0)	0 (0 to 0)	1 (1 to 2)	4 (3 to 6)	8 (6 to 12)	12 (9 to 18)	16 (12 to 21)	14 (10 to 20)	16 (11 to 22)	16 (12 to 22)	12 (9 to 17)	7 (5 to 11)	7 (5 to 11)	5 (3 to 8)	4 (2 to 6)	2 (1 to 3)	2 (1 to 3)	1 (0 to 2)	1 (0 to 2)	131
HIV/AIDS	0 (0 to 0)	0 (0 to 0)	0 (0 to 0)	0 (0 to 0)	0 (0 to 0)	0 (0 to 0)	0 (0 to 0)	2 (1 to 3)	5 (3 to 8)	8 (5 to 12)	12 (8 to 17)	10 (7 to 15)	12 (8 to 17)	12 (8 to 17)	8 (5 to 12)	4 (3 to 6)	4 (2 to 6)	3 (1 to 4)	2 (1 to 3)	1 (0 to 2)	1 (0 to 2)	0 (0 to 1)	0 (0 to 0)	46
HIV/AIDS - Drug-susceptible Tuberculosis	0 (0 to 0)	0 (0 to 0)	0 (0 to 1)	0 (0 to 0)	0 (0 to 0)	0 (0 to 0)	0 (0 to 0)	0 (0 to 0)	0 (0 to 0)	0 (0 to 0)	0 (0 to 0)	0 (0 to 0)	0 (0 to 0)	0 (0 to 0)	0 (0 to 0)	0 (0 to 0)	0 (0 to 0)	0 (0 to 0)	0 (0 to 0)	0 (0 to 0)	0 (0 to 0)	0 (0 to 0)	0 (0 to 0)	0
HIV/AIDS - Multidrug-resistant Tuberculosis without extensive drug resistance	0 (0 to 0)	0 (0 to 0)	0 (0 to 0)	0 (0 to 0)	0 (0 to 0)	0 (0 to 0)	0 (0 to 0)	0 (0 to 0)	0 (0 to 0)	0 (0 to 0)	0 (0 to 0)	0 (0 to 0)	0 (0 to 0)	0 (0 to 0)	0 (0 to 0)	0 (0 to 0)	0 (0 to 0)	0 (0 to 0)	0 (0 to 0)	0 (0 to 0)	0 (0 to 0)	0 (0 to 0)	0 (0 to 0)	0
HIV/AIDS - Extensively drug-resistant Tuberculosis	0 (0 to 0)	0 (0 to 0)	0 (0 to 0)	0 (0 to 0)	0 (0 to 0)	0 (0 to 0)	0 (0 to 0)	0 (0 to 0)	0 (0 to 0)	0 (0 to 0)	0 (0 to 0)	0 (0 to 0)	0 (0 to 0)	0 (0 to 0)	0 (0 to 0)	0 (0 to 0)	0 (0 to 0)	0 (0 to 0)	0 (0 to 0)	0 (0 to 0)	0 (0 to 0)	0 (0 to 0)	0 (0 to 0)	0
HIV/AIDS resulting in other diseases	0 (0 to 0)	0 (0 to 0)	0 (0 to 0)	0 (0 to 0)	0 (0 to 0)	0 (0 to 0)	0 (0 to 0)	0 (0 to 0)	0 (0 to 0)	0 (0 to 0)	0 (0 to 0)	0 (0 to 0)	0 (0 to 0)	0 (0 to 0)	0 (0 to 0)	0 (0 to 0)	0 (0 to 0)	0 (0 to 0)	0 (0 to 0)	0 (0 to 0)	0 (0 to 0)	0 (0 to 0)	0 (0 to 0)	0
Sexually transmitted infections excluding HIV	11 (5 to 20)	3 (1 to 5)	4 (2 to 8)	0 (0 to 0)	0 (0 to 0)	0 (0 to 0)	1 (1 to 2)	2 (1 to 3)	3 (2 to 5)	4 (2 to 6)	4 (2 to 6)	4 (2 to 6)	4 (2 to 6)	4 (2 to 6)	4 (2 to 6)	3 (2 to 5)	3 (2 to 5)	2 (1 to 3)	2 (1 to 3)	1 (0 to 2)	1 (0 to 2)	0 (0 to 1)	0 (0 to 0)	65
Syphilis	0 (0 to 0)	0 (0 to 0)	0 (0 to 0)	0 (0 to 0)	0 (0 to 0)	0 (0 to 0)	0 (0 to 0)	0 (0 to 0)	0 (0 to 0)	0 (0 to 0)	0 (0 to 0)	0 (0 to 0)	0 (0 to 0)	0 (0 to 0)	0 (0 to 0)	0 (0 to 0)	0 (0 to 0)	0 (0 to 0)	0 (0 to 0)	0 (0 to 0)	0 (0 to 0)	0 (0 to 0)	0 (0 to 0)	0
Chlamydial infection	0 (0 to 0)	0 (0 to 0)	0 (0 to 0)	0 (0 to 0)	0 (0 to 0)	0 (0 to 0)	0 (0 to 0)	1 (0 to 2)	2 (1 to 3)	3 (2 to 5)	3 (2 to 5)	3 (2 to 5)	3 (2 to 5)	3 (2 to 5)	2 (1 to 3)	2 (1 to 3)	1 (0 to 2)	1 (0 to 2)	1 (0 to 2)	0 (0 to 1)	0 (0 to 1)	0 (0 to 0)	0 (0 to 0)	12
Gonococcal infection	0 (0 to 0)	0 (0 to 0)	0 (0 to 0)	0 (0 to 0)	0 (0 to 0)	0 (0 to 0)	0 (0 to 0)	0 (0 to 0)	0 (0 to 0)	0 (0 to 0)	0 (0 to 0)	0 (0 to 0)	0 (0 to 0)	0 (0 to 0)	0 (0 to 0)	0 (0 to 0)	0 (0 to 0)	0 (0 to 0)	0 (0 to 0)	0 (0 to 0)	0 (0 to 0)	0 (0 to 0)	0 (0 to 0)	0
Trichomoniasis	0 (0 to 0)	0 (0 to 0)	0 (0 to 0)	0 (0 to 0)	0 (0 to 0)	0 (0 to 0)	0 (0 to 0)	0 (0 to 1)	0 (0 to 1)	0 (0 to 1)	0 (0 to 1)	0 (0 to 1)	0 (0 to 1)	0 (0 to 1)	0 (0 to 1)	0 (0 to 1)	0 (0 to 1)	0 (0 to 1)	0 (0 to 1)	0 (0 to 0)	0 (0 to 0)	0 (0 to 0)	0 (0 to 0)	0
Genital herpes	0 (0 to 0)	0 (0 to 0)	0 (0 to 0)	0 (0 to 0)	0 (0 to 0)	0 (0 to 0)	0 (0 to 0)	0 (0 to 0)	0 (0 to 0)	0 (0 to 0)	0 (0 to 0)	0 (0 to 0)	0 (0 to 0)	0 (0 to 0)	0 (0 to 0)	0 (0 to 0)	0 (0 to 0)	0 (0 to 0)	0 (0 to 0)	0 (0 to 0)	0 (0 to 0)	0 (0 to 0)	0 (0 to 0)	0
Other sexually transmitted infections	0 (0 to 0)	0 (0 to 0)	0 (0 to 0)	0 (0 to 0)	0 (0 to 0)	0 (0 to 0)	0 (0 to 0)	0 (0 to 0)	0 (0 to 0)	0 (0 to 0)	0 (0 to 0)	0 (0 to 0)	0 (0 to 0)	0 (0 to 0)	0 (0 to 0)	0 (0 to 0)	0 (0 to 0)	0 (0 to 0)	0 (0 to 0)	0 (0 to 0)	0 (0 to 0)	0 (0 to 0)	0 (0 to 0)	0
Respiratory infections and tuberculosis	22 (2 to 2 9)	3 (0 to 3 9)	24 (9 to 39 2)	12 (1 to 22 5)	7 (0 to 21 5)	6 (0 to 17 4)	6 (0 to 16 9)	6 (0 to 16 4)	6 (0 to 16 4)	6 (0 to 16 4)	6 (0 to 16 4)	6 (0 to 16 4)	6 (0 to 16 4)	6 (0 to 16 4)	6 (0 to 16 4)	6 (0 to 16 4)	6 (0 to 16 4)	6 (0 to 16 4)	6 (0 to 16 4)	6 (0 to 16 4)	6 (0 to 16 4)	6 (0 to 16 4)	6 (0 to 16 4)	2 790
Tuberculosis	0 (0 to 0)	0 (0 to 0)	0 (0 to 1)	0 (0 to 0)	0 (0 to 0)	0 (0 to 0)	0 (0 to 0)	0 (0 to 0)	0 (0 to 0)	0 (0 to 0)	0 (0 to 0)	0 (0 to 0)	0 (0 to 0)	0 (0 to 0)	0 (0 to 0)	0 (0 to 0)	0 (0 to 0)	0 (0 to 0)	0 (0 to 0)	0 (0 to 0)	0 (0 to 0)	0 (0 to 0)	0 (0 to 0)	0
Latent tuberculosis infection	0 (0 to 0)	0 (0 to 0)	0 (0 to 0)	0 (0 to 0)	0 (0 to 0)	0 (0 to 0)	0 (0 to 0)	0 (0 to 0)	0 (0 to 0)	0 (0 to 0)	0 (0 to 0)	0 (0 to 0)	0 (0 to 0)	0 (0 to 0)	0 (0 to 0)	0 (0 to 0)	0 (0 to 0)	0 (0 to 0)	0 (0 to 0)	0 (0 to 0)	0 (0 to 0)	0 (0 to 0)	0 (0 to 0)	0
Drug-susceptible tuberculosis	0 (0 to 0)	0 (0 to 0)	0 (0 to 1)	0 (0 to 0)	0 (0 to 0)	0 (0 to 0)	0 (0 to 0)	0 (0 to 0)	0 (0 to 0)	0 (0 to 0)	0 (0 to 0)	0 (0 to 0)	0 (0 to 0)	0 (0 to 0)	0 (0 to 0)	0 (0 to 0)	0 (0 to 0)	0 (0 to 0)	0 (0 to 0)	0 (0 to 0)	0 (0 to 0)	0 (0 to 0)	0 (0 to 0)	0
Multidrug-resistant tuberculosis without extensive drug resistance	0 (0 to 0)	0 (0 to 0)	0 (0 to 0)	0 (0 to 0)	0 (0 to 0)	0 (0 to 0)	0 (0 to 0)	0 (0 to 0)	0 (0 to 0)	0 (0 to 0)	0 (0 to 0)	0 (0 to 0)	0 (0 to 0)	0 (0 to 0)	0 (0 to 0)	0 (0 to 0)	0 (0 to 0)	0 (0 to 0)	0 (0 to 0)	0 (0 to 0)	0 (0 to 0)	0 (0 to 0)	0 (0 to 0)	0
Extensively drug-resistant tuberculosis	0 (0 to 0)	0 (0 to 0)	0 (0 to 0)	0 (0 to 0)	0 (0 to 0)	0 (0 to 0)	0 (0 to 0)	0 (0 to 0)	0 (0 to 0)	0 (0 to 0)	0 (0 to 0)	0 (0 to 0)	0 (0 to 0)	0 (0 to 0)	0 (0 to 0)	0 (0 to 0)	0 (0 to 0)	0 (0 to 0)	0 (0 to 0)	0 (0 to 0)	0 (0 to 0)	0 (0 to 0)	0 (0 to 0)	0
Lower respiratory infections	4 2 (2 0 to 5 8)	2 6 (1 0 to 5 0)	7 5 (4 2 to 12 5)	6 4 (1 0 to 13 5)	2 7 (1 0 to 5 8)	2 2 (0 8 to 4 7)	2 2 (0 8 to 4 7)	2 1 (0 8 to 4 5)	2 1 (0 8 to 4 5)	2 1 (0 8 to 4 5)	2 1 (0 8 to 4 5)	2 1 (0 8 to 4 5)	2 1 (0 8 to 4 5)	2 1 (0 8 to 4 5)	2 1 (0 8 to 4 5)	2 1 (0 8 to 4 5)	2 1 (0 8 to 4 5)	2 1 (0 8 to 4 5)	2 1 (0 8 to 4 5)	2 1 (0 8 to 4 5)	2 1 (0 8 to 4 5)	2 1 (0 8 to 4 5)	2 1 (0 8 to 4 5)	472
Upper respiratory infections	0 (0 to 0 1)	0 (0 to 0 4)	4 6 (2 7 to 7 4)	21 8 (14 1 to 34 3)	24 0 (14 4 to 40 1)	22 2 (13 4 to 36 2)	21 4 (13 1 to 34 7)	20 6 (12 8 to 33 2)	20 2 (12 4 to 32 6)	20 2 (12 4 to 32 2)	19 9 (12 1 to 32 2)	17 1 (10 3 to 28 1)	19 4 (11 6 to 31 2)	19 4 (10 9 to 31 2)	21 (11 4 to 34 2)	19 6 (10 1 to 32 4)	19 5 (9 6 to 27 4)	16 2 (8 1 to 27 6)	16 2 (8 0 to 28 1)	7 3 (3 7 to 19 2)	4 6 (2 7 to 7 7)	2 6 (1 4 to 4 3)	1 6 (1 0 to 3 1)	329
Otitis media	0 (0 to 0)	0 (0 to 0)	0 9 (0 1 to 11 2)	6 1 (2 3 to 15 4)	2 3 (0 9 to 5 6)	2 4 (1 0 to 5 4)	2 6 (1 1 to 5 8)	2 5 (1 0 to 5 6)	2 5 (1 0 to 5 6)	2 5 (1 0 to 5 6)	2 5 (1 0 to 5 6)	2 3 (1 0 to 5 2)	2 6 (1 0 to 5 7)	2 6 (1 0 to 5 7)	2 5 (1 0 to 5 6)	2 5 (1 0 to 5 6)	2 5 (1 0 to 5 6)	2 5 (1 0 to 5 6)	2 5 (1 0 to 5 6)	1 2 (0 5 to 2 8)	0 9 (0 4 to 2 1)	0 5 (0 2 to 1 2)	0 2 (0 1 to 0 5)	66 8
Enteric infections	1 3 (0 5 to 2 6)	1 3 (0 5 to 2 6)	2 5 (0 9 to 5 7)	11 9 (4 5 to 26 2)	3 4 (1 3 to 7 5)	3 1 (1 2 to 6 9)	3 1 (1 2 to 6 9)	3 1 (1 2 to 6 9)	3 1 (1 2 to 6 9)	3 1 (1 2 to 6 9)	3 1 (1 2 to 6 9)	3 1 (1 2 to 6 9)	3 1 (1 2 to 6 9)	3 1 (1 2 to 6 9)	3 1 (1 2 to 6 9)	3 1 (1 2 to 6 9)	3 1 (1 2 to 6 9)	3 1 (1 2 to 6 9)	3 1 (1 2 to 6 9)	3 1 (1 2 to 6 9)	3 1 (1 2 to 6 9)	3 1 (1 2 to 6 9)	3 1 (1 2 to 6 9)	355
Diarrheal diseases	1 3 (0 5 to 2 6)	1 3 (0 5 to 2 6)	2 5 (0 9 to 5 7)	11 9 (4 5 to 26 2)	3 4 (1 3 to 7 5)	3 1 (1 2 to 6 9)	3 1 (1 2 to 6 9)	3 1 (1 2 to 6 9)	3 1 (1 2 to 6 9)	3 1 (1 2 to 6 9)	3 1 (1 2 to 6 9)	3 1 (1 2 to 6 9)	3 1 (1 2 to 6 9)	3 1 (1 2 to 6 9)	3 1 (1 2 to 6 9)	3 1 (1 2 to 6 9)	3 1 (1 2 to 6 9)	3 1 (1 2 to 6 9)	3 1 (1 2 to 6 9)	3 1 (1 2 to 6 9)	3 1 (1 2 to 6 9)	3 1 (1 2 to 6 9)	3 1 (1 2 to 6 9)	355
Typhoid and paratyphoid	0 (0 to 0)	0 (0 to 0)	0 (0 to 0)	0 (0 to 0)	0 (0 to 0)	0 (0 to 0)	0 (0 to 0)	0 (0 to 0)	0 (0 to 0)	0 (0 to 0)	0 (0 to 0)	0 (0 to 0)	0 (0 to 0)	0 (0 to 0)	0 (0 to 0)	0 (0 to 0)	0 (0 to 0)	0 (0 to 0)	0 (0 to 0)	0 (0 to 0)	0 (0 to 0)	0 (0 to 0)	0 (0 to 0)	0
Typhoid fever	0 (0 to 0)	0 (0 to 0)	0 (0 to 0)	0 (0 to 0)	0 (0 to 0)	0 (0 to 0)	0 (0 to 0)	0 (0 to 0)	0 (0 to 0)	0 (0 to 0)	0 (0 to 0)	0 (0 to 0)	0 (0 to 0)	0 (0 to 0)	0 (0 to 0)	0 (0 to 0)	0 (0 to 0)	0 (0 to 0)	0 (0 to 0)	0 (0 to 0)	0 (0 to 0)	0 (0 to 0)	0 (0 to 0)	0
Paratyphoid fever	0 (0 to 0)	0 (0 to 0)	0 (0 to 0)	0 (0 to 0)	0 (0 to 0)	0 (0 to 0)	0 (0 to 0)	0 (0 to 0)	0 (0 to 0)	0 (0 to 0)	0 (0 to 0)	0 (0 to 0)	0 (0 to 0)	0 (0 to 0)	0 (0 to 0)	0 (0 to 0)	0 (0 to 0)	0 (0 to 0)	0 (0 to 0)	0 (0 to 0)	0 (0 to 0)	0 (0 to 0)	0 (0 to 0)	0
Other sexually transmitted infections	0 (0 to 0)	0 (0 to 0)	0 (0 to 0)	0 (0 to 0)	0 (0 to 0)	0 (0 to 0)	0 (0 to 0)	0 (0 to 0)	0 (0 to 0)	0 (0 to 0)	0 (0 to 0)	0 (0 to 0)	0 (0 to 0)	0 (0 to 0)	0 (0 to 0)	0 (0 to 0)	0 (0 to 0)	0 (0 to 0)	0 (0 to 0)	0 (0 to 0)	0 (0 to 0)	0 (0 to 0)	0 (0 to 0)	0
Invasive Non-typhoidal Salmonella (iNTS)	0 (0 to 0)	0 (0 to 0)	0 (0 to 0)	0 (0 to 0)	0 (0 to 0)	0 (0 to 0)	0 (0 to 0)	0 (0 to 0)	0 (0 to 0)	0 (0 to 0)	0 (0 to 0)	0 (0 to 0)	0 (0 to 0)	0 (0 to 0)	0 (0 to 0)	0 (0 to 0)	0 (0 to 0)	0 (0 to 0)	0 (0 to 0)	0 (0 to 0)	0 (0 to 0)	0 (0 to 0)	0 (0 to 0)	0
Other intestinal infectious diseases	0 (0 to 0)	0 (0 to 0)	0 (0 to 0)	0 (0 to 0)	0 (0 to 0)	0 (0 to 0)	0 (0 to 0)	0 (0 to 0)	0 (0 to 0)	0 (0 to 0)	0 (0 to 0)	0 (0 to 0)	0 (0 to 0)	0 (0 to 0)	0 (0 to 0)	0 (0 to 0)	0 (0 to 0)	0 (0 to 0)	0 (0 to 0)	0 (0 to 0)	0 (0 to 0)	0 (0 to 0)	0 (0 to 0)	0
Neglected tropical diseases and malaria	0 (0 to 0 1)	0 (0 to 0 0)	3 0 (1 4 to 5 0)	2 6 (1 0 to 5 0)	1 0 (0 4 to 2 0)	1 0 (0 4 to 2 0)	1 0 (0 4 to 2 0)	0 (0 to 1 0)	0 (0 to 0 1)	0 (0 to 0 1)	0 (0 to 0 1)	0 (0 to 0 1)	1 0 (0 4 to 2 0)	1 0 (0 4 to 2 0)	1 0 (0 4 to 2 0)	1 0 (0 4 to 2 0)	1 0 (0 4 to 2 0)	1 0 (0 4 to 2 0)	1 0 (0 4 to 2 0)	1 0 (0 4 to 2 0)	1 0 (0 4 to 2 0)	1 0 (0 4 to 2 0)	1 0 (0 4 to 2 0)	39 4
Malaria	0 (0 to 0)	0 (0 to 0)	0 (0 to 0)	0 (0 to 0)	0 (0 to 0)	0 (0 to 0)	0 (0 to 0)	0 (0 to 0)	0 (0 to 0)	0 (0 to 0)	0 (0 to 0)	0 (0 to 0)	0 (0 to 0)	0 (0 to 0)	0 (0 to 0)	0 (0 to 0)	0 (0 to 0)	0 (0 to 0)	0 (0 to 0)	0 (0 to 0)	0 (0 to 0)	0 (0 to 0)	0 (0 to 0)	0
Chagas disease	0 (0 to 0)	0 (0 to 0)	0 (0 to 0)	0 (0 to 0)	0 (0 to 0)	0 (0 to 0)	0 (0 to 0)	0 (0 to 0)	0 (0 to 0)	0 (0 to 0)	0 (0 to 0)	0 (0 to 0)	0 (0 to 0)	0 (0 to 0)	0 (0 to 0)	0 (0 to 0)	0 (0 to 0)	0 (0 to 0)	0 (0 to 0)	0 (0 to 0)	0 (0 to 0)	0 (0 to 0)	0 (0 to 0)	0
Leishmaniasis	0 (0 to 0)	0 (0 to 0)	0 (0 to 0)	0 (0 to 0)	0 (0 to 0)	0 (0 to 0)	0 (0 to 0)	0 (0 to 0)	0 (0 to 0)	0 (0 to 0)	0 (0 to 0)	0 (0 to 0)	0 (0 to 0)	0 (0 to 0)	0 (0 to 0)	0 (0 to 0)	0 (0 to 0)	0 (0 to 0)	0 (0 to 0)	0 (0 to 0)	0 (0 to 0)	0 (0 to 0)	0 (0 to 0)	0
Visceral leishmaniasis	0 (0 to 0)	0 (0 to 0)	0 (0 to 0)	0 (0 to 0)	0 (0 to 0)	0 (0 to 0)	0 (0 to 0)	0 (0 to 0)	0 (0 to 0)	0 (0 to 0)	0 (0 to 0)	0 (0 to 0)	0 (0 to 0)	0 (0 to 0)	0 (0 to 0)	0 (0 to 0)	0 (0 to 0)	0 (0 to 0)	0 (0 to 0)	0 (0 to 0)	0 (0 to 0)	0 (0 to 0)	0 (0 to 0)	0
Cutaneous and mucocutaneous leishmaniasis	0 (0 to 0)	0 (0 to 0)	0 (0 to 0)	0 (0 to 0)	0 (0 to 0)	0 (0 to 0)	0 (0 to 0)	0 (0 to 0)	0 (0 to 0)	0 (0 to 0)	0 (0 to 0)	0 (0 to 0)	0 (0 to 0)	0 (0 to 0)	0 (0 to 0)	0 (0 to 0)	0 (0 to 0)	0 (0 to 0)	0 (0 to 0)	0 (0 to 0)	0 (0 to 0)	0 (0 to 0)	0 (0 to 0)	0
African trypanosomiasis	0 (0 to 0)	0 (0 to 0)	0 (0 to 0)	0 (0 to 0)	0 (0 to 0)	0 (0 to 0)	0 (0 to 0)	0 (0 to 0)	0 (0 to 0)	0 (0 to 0)	0 (0 to 0)	0 (0 to 0)	0 (0 to 0)	0 (0 to 0)	0 (0 to 0)	0 (0 to 0)	0 (0 to 0)	0 (0 to 0)	0 (0 to 0)	0 (0 to 0)	0 (0 to 0)	0 (0 to 0)	0 (0 to 0)	0
Schistosomiasis	0 (0 to 0)	0 (0 to 0)	0 (0 to 0)	0 (0 to 0)	0 (0 to 0)	0 (0 to 0)	0 (0 to 0)	0 (0 to 0)	0 (0 to 0)	0 (0 to 0)	0 (0 to 0)	0 (0 to 0)	0 (0 to 0)	0 (0 to 0)	0 (0 to 0)	0 (0 to 0)	0 (0 to 0)	0 (0 to 0)	0 (0 to 0)	0 (0 to 0)	0 (0 to 0)	0 (0 to 0)	0 (0 to 0)	0
Cysticercosis	0 (0 to 0)	0 (0 to 0)	0 (0 to 0)	0 (0 to 0)	0 (0 to 0)	0 (0 to 0)	0 (0 to 0)	0 (0 to 0)	0 (0 to 0)	0 (0 to 0)	0 (0 to 0)	0 (0 to 0)	0 (0 to 0)	0 (0 to 0)	0 (0 to 0)	0 (0 to 0)	0 (0 to 0)	0 (0 to 0)	0 (0 to 0)	0 (0 to 0)	0 (0 to 0)	0 (0 to 0)	0 (0 to 0)	0
Cystic echinococcosis	0 (0 to 0)	0 (0 to 0)	0 (0 to 0)	0 (0 to 0)	0 (0 to 0)	0 (0 to 0)	0 (0 to 0)	0 (0 to 0)	0 (0 to 0)	0 (0 to 0)	0 (0 to 0)	0 (0 to 0)	0 (0 to 0)	0 (0 to 0)	0 (0 to 0)	0 (0 to 0)	0 (0 to 0)	0 (0 to 0)	0 (0 to 0)	0 (0 to 0)	0 (0 to 0)	0 (0 to 0)	0 (0 to 0)	0
Lymphatic filariasis	0 (0 to 0)	0 (0 to 0)	0 (0 to 0)	0 (0 to 0)	0 (0 to 0)	0 (0 to 0)	0 (0 to 0)	0 (0 to 0)	0 (0 to 0)	0 (0 to 0)	0 (0 to 0)	0 (0 to 0)	0 (0 to 0)	0 (0 to 0)	0 (0 to 0)	0 (0 to 0)	0 (0 to 0)	0 (0 to 0)	0 (0 to 0)	0 (0 to 0)	0 (0 to 0)	0 (0 to 0)	0 (0 to 0)	0
Onchocerciasis	0 (0 to 0)	0 (0 to 0)	0 (0 to 0)	0 (0 to 0)	0 (0 to 0)	0 (0 to 0)	0 (0 to 0)	0 (0 to 0)	0 (0 to 0)	0 (0 to 0)	0 (0 to 0)	0 (0 to 0)	0 (0 to 0)	0 (0 to 0)	0 (0 to 0)	0 (0 to 0)	0 (0 to 0)	0 (0 to 0)	0 (0 to 0)	0 (0 to 0)	0 (0 to 0)	0 (0 to 0)	0 (0 to 0)	0
Trachoma	0 (0 to 0)	0 (0 to 0)	0 (0 to 0)	0 (0 to 0)	0 (0 to 0)	0 (0 to 0)	0 (0 to 0)	0 (0 to 0)	0 (0 to 0)	0 (0 to 0)	0 (0 to 0)	0 (0 to 0)	0 (0 to 0)	0 (0 to 0)	0 (0 to 0)	0 (0 to 0)	0 (0 to 0)	0 (0 to 0)	0 (0 to 0)	0 (0 to 0)	0 (0 to 0)	0 (0 to 0)	0 (0 to 0)	0
Dengue	0 (0 to 0)	0 (0 to 0)	0 (0 to 0)	0 (0 to 0)	0 (0 to 0)	0 (0 to 0)	0 (0 to 0)	0 (0 to 0)	0 (0 to 0)	0 (0 to 0)	0 (0 to 0)	0 (0 to 0)	0 (0 to 0)	0 (0 to 0)	0 (0 to 0)	0 (0 to 0)	0 (0 to 0)	0 (0 to 0)	0 (0 to 0)	0 (0 to 0)	0 (0 to 0)	0 (0 to 0)	0 (0 to 0)	0
Yellow fever	0 (0 to 0)	0 (0 to 0)	0 (0 to 0)	0 (0 to 0)	0 (0 to 0)	0 (0 to 0)	0 (0 to 0)	0 (0 to 0)	0 (0 to 0)	0 (0 to 0)	0 (0 to 0)	0 (0 to 0)	0 (0 to 0)	0 (0 to 0)	0 (0 to 0)	0 (0 to 0)	0 (0 to 0)	0 (0 to 0)	0 (0 to 0)	0 (0 to 0)	0 (0 to 0)	0 (0 to 0)	0 (0 to 0)	0
Rabies	0 (0 to 0)	0 (0 to 0)	0 (0 to 0)	0 (0 to 0)	0 (0 to 0)	0 (0 to 0)	0 (0 to 0)	0 (0 to 0)	0 (0 to 0)	0 (0 to 0)	0 (0 to 0)	0 (0 to 0)	0 (0 to 0)	0 (0 to 0)	0 (0 to 0)	0 (0 to 0)	0 (0 to 0)	0 (0 to 0)	0 (0 to 0)	0 (0 to 0)	0 (0 to 0)	0 (0 to 0)	0 (0 to 0)	0
Intestinal nematode infections	0 (0 to 0)	0 (0 to 0)	0 (0 to 0)	0 (0 to 0)	0 (0 to 0)	0 (0 to 0)	0 (0 to 0)	0 (0 to 0)	0 (0 to 0)	0 (0 to 0)	0 (0 to 0)	0 (0 to 0)	0 (0 to 0)	0 (0 to 0)	0 (0 to 0)	0 (0 to 0)	0 (0 to 0)	0 (0 to 0)	0 (0 to 0)	0 (0 to 0)	0 (0 to 0)	0 (0 to 0)	0 (0 to 0)	0
Ascariasis	0 (0 to 0)	0 (0 to 0)	0 (0 to 0)	0 (0 to 0)	0 (0 to 0)	0 (0 to 0)	0 (0 to 0)	0 (0 to 0)	0 (0 to 0)	0 (0 to 0)	0 (0 to 0)	0 (0 to 0)	0 (0 to 0)	0 (0 to 0)	0 (0 to 0)	0 (0 to 0)	0 (0 to 0)	0 (0 to 0)	0 (0 to 0)	0 (0 to 0)	0 (0 to 0)	0 (0 to 0)	0 (0 to 0)	0
Trichuriasis	0 (0 to 0)	0 (0 to 0)	0 (0 to 0)	0 (0 to 0)	0 (0 to 0)	0 (0 to 0)	0 (0 to 0)	0 (0 to 0)	0 (0 to 0)	0 (0 to 0)	0 (0 to 0)	0 (0 to 0)	0 (0 to 0)	0 (0 to 0)	0 (0 to 0)	0 (0 to 0)	0 (0 to 0)	0 (0 to 0)	0 (0 to 0)	0 (0 to 0)	0 (0 to 0)	0 (0 to 0)	0 (0 to 0)	0
Hookworm disease	0 (0 to 0)	0 (0 to 0)	0 (0 to 0)	0 (0 to 0)	0 (0 to 0)	0 (0 to 0)	0 (0 to 0)	0 (0 to 0)	0 (0 to 0)	0 (0 to 0)	0 (0 to 0)	0 (0 to 0)	0 (0 to 0)	0 (0 to 0)	0 (0 to 0)	0 (0 to 0)	0 (0 to 0)	0 (0 to 0)	0 (0 to 0)	0 (0 to 0)	0 (0 to 0)	0 (0 to 0)	0 (0 to 0)	0
Food-borne trematodiases	0 (0 to 0)	0 (0 to 0)	0 (0 to 0)	0 (0 to 0)	0 (0 to 0)	0 (0 to 0)	0 (0 to 0)	0 (0 to 0)	0 (0 to 0)	0 (0 to 0)	0 (0 to 0)	0 (0 to 0)	0 (0 to 0)	0 (0 to 0)	0 (0 to 0)	0 (0 to 0)	0 (0 to 0)	0 (0 to 0)	0 (0 to 0)	0 (0 to 0)	0 (0 to 0)	0 (0 to 0)	0 (0 to 0)	0
Leprosy	0 (0 to 0)	0 (0 to 0)	0 (0 to 0)	0 (0 to 0)	0 (0 to 0)	0 (0 to 0)	0 (0 to 0)	0 (0 to 0)	0 (0 to 0)	0 (0 to 0)	0 (0 to 0)	0 (0 to 0)	0 (0 to 0)	0 (0 to 0)	0 (0 to 0)	0 (0 to 0)	0 (0 to 0)	0 (0 to 0)	0 (0 to 0)	0 (0 to 0)	0 (0 to 0)	0 (0 to 0)	0 (0 to 0)	0
Ebola	0 (0 to 0)	0 (0 to 0)	0 (0 to 0)	0 (0 to 0)	0 (0 to 0)	0 (0 to 0)	0 (0 to 0)	0 (0 to 0)	0 (0 to 0)	0 (0 to 0)	0 (0 to 0)	0 (0 to 0)	0 (0 to 0)	0 (0 to 0

Other neoplasms	0·2 (0 to 0·3)	0 (0 to 0)	0·1 (0 to 0·2)	0·2 (0·1 to 0·3)	0·2 (0·1 to 0·4)	0·2 (0·1 to 0·4)	0·2 (0·1 to 0·4)	0·3 (0·2 to 0·4)	0·8 (0·6 to 1·1)	1·1 (0·7 to 1·4)	0·6 (0·5 to 1·2)	1·2 (0·9 to 1·6)	2·5 (1·7 to 3·5)	4·9 (3·4 to 7)	8·7 (6·1 to 12·1)	12·8 (9·3 to 17·7)	21·3 (15·4 to 29)	38 (28·2 to 49·9)	41 (31·2 to 53·9)	41·5 (31·5 to 55)	47 (32·6 to 62·7)	39·4 (29·4 to 52·6)	11·6 (9·4 to 14·2)	271
Medulloblastoma, medulloblastoma, and other hemangioblastoma	0·2 (0 to 0·3)	0·1 (0 to 0·2)	0·2 (0 to 0·3)	0·2 (0·1 to 0·4)	0·2 (0·1 to 0·4)	0·2 (0·1 to 0·4)	0·3 (0·2 to 0·4)	0·3 (0·2 to 0·5)	0·8 (0·5 to 1·1)	1·1 (0·7 to 1·4)	1·3 (0·9 to 1·8)	1·9 (1·3 to 2·6)	2·5 (1·7 to 3·4)	4·4 (3·1 to 6·1)	8·7 (6·1 to 12·1)	12·8 (9·3 to 17·7)	21·3 (15·4 to 29)	38 (28·2 to 49·9)	41 (31·2 to 53·9)	41·5 (31·5 to 55)	47 (32·6 to 62·7)	39·4 (29·4 to 52·6)	11·6 (9·4 to 14·2)	271
Meningioma and in situ intracranial neoplasms	0·0 (0 to 0·0)	0·0 (0 to 0·0)	0·0 (0 to 0·0)

Congenital birth defects	141 (104 to 200)	60 (37 to 70–4)	72–4 (49 to 116)	55·8 (41 to 8) 85–2)	29·2 (21 to 41·2)	27·6 (19 to 39·4)	26·7 (19 to 39·1)	27·4 (20 5 to 39·3)	30·4 (22·2 to 39)	30·3 (22 to 39·7)	23·2 (17 to 30·3)	23·1 (17 to 29·6)	27·8 (19 to 37)	33·7 (23 6 to 44·6)	37·6 (25·2 to 50·5)	29·6 (19·7 to 40·2)	22·7 (15 to 32·1)	9·6 (6·1 to 14·6)	4·2 (2·7 to 6·2)	4 (2·3 to 6·1)	2·5 (1·5 to 3·8)	1·1 (0·7 to 1·6)	0·2 (0·2 to 0·4)		713
Neural tube defects	19 (10 to 32·7)	3·6 (1 to 6·4)	10·5 (4 to 22·8)	10·3 (5·4 to 17·4)	1·3 (0 to 3·1)	1·6 (0 to 4·2)	1·6 (0 to 3·9)	2·7 (1 to 5·4)	2·2 (1 to 3·9)	1·3 (0 to 3·2)	1·3 (0 to 3·1)	1·1 (0 to 2·7)	1·3 (0 to 3·1)	0·8 (0 to 1·9)	0·6 (0 to 1·2)	0·6 (0 to 1·5)	0·3 (0 to 0·8)	0·3 (0 to 0·7)	0·1 (0 to 0·3)	0·1 (0 to 0·3)	0 (0 to 0·1)	0 (0 to 0·1)	0 (0 to 0·2)		98
Congenital heart anomalies	20 (11 to 30·4)	4·1 (1·4 to 8·9)	7·6 (3·3 to 14·1)	6·2 (2·7 to 12·4)	2·1 (0·7 to 4·5)	2·1 (0·7 to 5·1)	2·1 (0·7 to 5·1)	2·1 (0·7 to 4·9)	2·1 (0·8 to 4·5)	2·1 (0·8 to 4·5)	2·1 (0·8 to 4·5)	2·1 (0·8 to 4·5)	2·1 (0·8 to 4·5)	2·1 (0·8 to 4·5)	2·1 (0·8 to 4·5)	2·1 (0·8 to 4·5)	2·1 (0·8 to 4·5)	2·1 (0·8 to 4·5)	2·1 (0·8 to 4·5)	2·1 (0·8 to 4·5)	2·1 (0·8 to 4·5)	2·1 (0·8 to 4·5)	2·1 (0·8 to 4·5)		162
Orofacial clefts	0 (0 to 0)	0 (0 to 0)	0·3 (0·1 to 0·8)	0·6 (0·2 to 1·3)	0·4 (0·1 to 0·9)	0·4 (0·1 to 0·9)	0·4 (0·2 to 0·9)	0·4 (0·2 to 0·9)	0·4 (0·2 to 0·9)	0·4 (0·2 to 0·9)	0·4 (0·2 to 0·9)	0·4 (0·2 to 0·9)	0·4 (0·2 to 0·9)	0·5 (0·3 to 0·7)	0·5 (0·3 to 0·8)	0·5 (0·3 to 0·8)	0·5 (0·3 to 0·7)	0·5 (0·3 to 0·8)	0·3 (0·2 to 0·6)	0·3 (0·2 to 0·6)	0·2 (0·1 to 0·3)	0·1 (0·1 to 0·3)	0·1 (0·1 to 0·2)		8
Down syndrome	3·6 (1·9 to 5·6)	0·8 (0·3 to 1·2)	1·9 (0·7 to 3·1)	1·9 (1·2 to 2·9)	1·6 (1·1 to 2·6)	1·9 (1·1 to 2·8)	1·9 (1·2 to 3)	2·3 (1·5 to 3·3)	2·3 (1·6 to 3)	2·1 (1·5 to 2·9)	2·5 (1·7 to 3·7)	2·8 (1·9 to 4)	1·9 (1·3 to 2·7)	4·2 (2·7 to 6·2)	8·9 (5·9 to 13·1)	13·3 (7·5 to 19·7)	9·9 (5·2 to 14·8)	5·1 (2·6 to 7·6)	2·6 (1 to 3·7)	1·3 (0·5 to 2)	0·6 (0·2 to 0·9)	0·3 (0·1 to 0·4)	0·1 (0 to 0·2)		69·3
Turner syndrome	0 (0 to 0)	0 (0 to 0)	0·1 (0 to 0·1)	0·1 (0 to 0·4)	0·2 (0 to 0·6)	0·2 (0 to 0·6)	0·3 (0 to 0·8)	0·3 (0·1 to 0·8)	0·3 (0·1 to 0·8)	0·2 (0 to 0·6)	0·2 (0 to 0·6)	0·2 (0·1 to 0·5)	0·2 (0 to 0·5)	0·2 (0·1 to 0·5)	0·1 (0 to 0·3)	0·2 (0·1 to 0·5)	0·1 (0 to 0·3)	0·1 (0 to 0·3)	0·1 (0 to 0·2)	0 (0 to 0·1)	0 (0 to 0·1)	0 (0 to 0·1)	0 (0 to 0·1)		2·5
Klinefelter syndrome	0 (0 to 0)	0 (0 to 0)	0 (0 to 0)

S8 Table 2b. Results of Kons DALY by cause and age group for males with 95% uncertainty intervals, 2019

Cause	Early Neonatal	Late Neonatal	Post Neonatal	1 to 4	5 to 9	10 to 14	15 to 19	20 to 24	25 to 29	30 to 34	35 to 39	40 to 44	45 to 49	50 to 54	55 to 59	60 to 64	65 to 69	70 to 74	75 to 79	80 to 84	85 to 89	90 to 94	95 plus	Total
All causes	14,800 (12,700 to 17,000)	7,790 (6,760 to 9,000)	21,900 (18,600 to 25,600)	37,000 (32,700 to 42,000)	44,000 (39,000 to 49,900)	69,000 (62,000 to 77,000)	103,000 (77,000 to 132,000)	159,000 (121,000 to 202,000)	192,000 (146,000 to 246,000)	240,000 (181,000 to 308,000)	283,000 (212,000 to 362,000)	296,000 (220,000 to 386,000)	307,000 (224,000 to 402,000)	327,000 (234,000 to 431,000)	340,000 (242,000 to 452,000)	357,000 (253,000 to 475,000)	367,000 (257,000 to 490,000)	372,000 (258,000 to 500,000)	372,000 (252,000 to 503,000)	365,000 (242,000 to 499,000)	345,000 (227,000 to 474,000)	312,000 (204,000 to 429,000)	6,942,000 (4,551,000 to 9,557,000)	16,700,000
Communicable, maternal, neonatal, and nutritional diseases	13,400 (11,500 to 15,500)	6,100 (5,300 to 7,000)	9,360 (7,980 to 10,900)	16,100 (13,900 to 18,600)	7,400 (6,400 to 8,600)	6,270 (5,660 to 6,900)	7,410 (6,660 to 8,210)	11,600 (10,400 to 12,900)	11,600 (10,300 to 13,000)	12,100 (10,600 to 13,800)	15,100 (13,100 to 17,200)	16,000 (13,800 to 18,400)	17,200 (14,800 to 19,800)	19,600 (16,800 to 22,600)	19,100 (16,200 to 22,200)	19,900 (16,800 to 23,200)	21,600 (18,000 to 25,400)	20,100 (16,600 to 24,000)	20,200 (16,400 to 24,400)	20,200 (16,200 to 24,600)	19,200 (15,200 to 23,900)	16,200 (12,600 to 20,400)	397,000 (317,000 to 487,000)
HIV/AIDS and sexually transmitted infections	367 (294 to 2,120)	277 (62.3 to 696)	333 (117 to 781)	87.6 (23.1 to 432.6)	17.9 (3.6 to 30.9)	22.1 (13.3 to 44.0)	523 (68.6 to 2562)	2,020 (199 to 5287)	2,620 (193 to 6869)	3,170 (194 to 8,140)	3,870 (192 to 9,880)	4,250 (192 to 10,800)	4,620 (192 to 11,400)	5,060 (200 to 9,771)	5,270 (270 to 8,881)	5,620 (226 to 8,478)	5,920 (192 to 497)	5,970 (125 to 368)	5,900 (98.2 to 283)	5,710 (70.6 to 193)	5,400 (59.5 to 99.6)	4,980 (58.8 to 21.6)	74,000 (8.6 to 131.7)	8,000
HIV/AIDS	366 (294 to 2,120)	277 (62.3 to 696)	333 (117 to 781)	87.6 (23.1 to 432.6)	17.9 (3.6 to 30.9)	22.1 (13.3 to 44.0)	523 (68.6 to 2562)	2,020 (199 to 5287)	2,620 (193 to 6869)	3,170 (194 to 8,140)	3,870 (192 to 9,880)	4,250 (192 to 10,800)	4,620 (192 to 11,400)	5,060 (200 to 9,771)	5,270 (270 to 8,881)	5,620 (226 to 8,478)	5,920 (192 to 497)	5,970 (125 to 368)	5,900 (98.2 to 283)	5,710 (70.6 to 193)	5,400 (59.5 to 99.6)	4,980 (58.8 to 21.6)	74,000 (8.6 to 131.7)	8,000
HIV/AIDS - Drug-susceptible Tuberculosis	0.0 (0.0 to 0.0)	0.0 (0.0 to 0.0)	0.0 (0.0 to 0.0)	1.6 (0.4 to 9.6)	2.4 (0.4 to 5.2)	2.7 (1.7 to 5.3)	2.7 (1.1 to 1.8)	2.7 (0.5 to 6.5)	2.7 (0.5 to 6.5)	2.7 (0.5 to 6.5)	2.7 (0.5 to 6.5)	2.7 (0.5 to 6.5)	2.7 (0.5 to 6.5)	2.7 (0.5 to 6.5)	2.7 (0.5 to 6.5)	2.7 (0.5 to 6.5)	2.7 (0.5 to 6.5)	2.7 (0.5 to 6.5)	2.7 (0.5 to 6.5)	2.7 (0.5 to 6.5)	2.7 (0.5 to 6.5)	2.7 (0.5 to 6.5)	250
HIV/AIDS - Multidrug-resistant Tuberculosis without extensive drug resistance	0.0 (0.0 to 0.0)	0.0 (0.0 to 0.0)	0.0 (0.0 to 0.0)	0.0 (0.0 to 0.0)	0.0 (0.0 to 0.0)	0.0 (0.0 to 0.0)	0.0 (0.0 to 0.0)	0.0 (0.0 to 0.0)	0.0 (0.0 to 0.0)	0.0 (0.0 to 0.0)	0.0 (0.0 to 0.0)	0.0 (0.0 to 0.0)	0.0 (0.0 to 0.0)	0.0 (0.0 to 0.0)	1.1 (0.0 to 3.3)	0.0 (0.0 to 0.0)	0.0 (0.0 to 0.0)	0.0 (0.0 to 0.0)	0.0 (0.0 to 0.0)	0.0 (0.0 to 0.0)	0.0 (0.0 to 0.0)	0.0 (0.0 to 0.0)	8.3
HIV/AIDS - Extensively drug-resistant Tuberculosis	0.0 (0.0 to 0.0)	0.0 (0.0 to 0.0)	0.0 (0.0 to 0.0)	0.0 (0.0 to 0.1)	0.0 (0.0 to 0.1)	0.0 (0.0 to 0.0)	0.0 (0.0 to 0.0)	0.0 (0.0 to 0.0)	0.0 (0.0 to 0.0)	0.0 (0.0 to 0.0)	0.0 (0.0 to 0.0)	0.0 (0.0 to 0.0)	0.0 (0.0 to 0.0)	0.0 (0.0 to 0.0)	0.0 (0.0 to 0.0)	0.0 (0.0 to 0.0)	0.0 (0.0 to 0.0)	0.0 (0.0 to 0.0)	0.0 (0.0 to 0.0)	0.0 (0.0 to 0.0)	0.0 (0.0 to 0.0)	0.0 (0.0 to 0.0)	2.1
HIV/AIDS resulting in other diseases	0.0 (0.0 to 0.0)	0.0 (0.0 to 0.0)	0.0 (0.0 to 0.0)	0.0 (0.0 to 0.0)	0.0 (0.0 to 0.0)	0.0 (0.0 to 0.0)	0.0 (0.0 to 0.0)	0.0 (0.0 to 0.0)	0.0 (0.0 to 0.0)	0.0 (0.0 to 0.0)	0.0 (0.0 to 0.0)	0.0 (0.0 to 0.0)	0.0 (0.0 to 0.0)	0.0 (0.0 to 0.0)	0.0 (0.0 to 0.0)	0.0 (0.0 to 0.0)	0.0 (0.0 to 0.0)



Other transport injuries	1 (0.1 to 0.7)	1 (0.1 to 0.7)	1 (0.1 to 0.6)	1 (0.1 to 0.6)	1 (0.1 to 0.6)	1 (0.1 to 0.6)	1 (0.1 to 0.6)	1 (0.1 to 0.6)	1 (0.1 to 0.6)	1 (0.1 to 0.6)	1 (0.1 to 0.6)	1 (0.1 to 0.6)	1 (0.1 to 0.6)	1 (0.1 to 0.6)	1 (0.1 to 0.6)	1 (0.1 to 0.6)	1 (0.1 to 0.6)	1 (0.1 to 0.6)	1 (0.1 to 0.6)	1 (0.1 to 0.6)	1 (0.1 to 0.6)	1 (0.1 to 0.6)	1 (0.1 to 0.6)	1 (0.1 to 0.6)	1 (0.1 to 0.6)	7.1 M
Unintentional injuries	192 (98.2 to 194)	192 (107 to 286)	1,810 (1,560 to 2,060)	2,663 (2,000 to 3,630)	3,438 (2,660 to 4,510)	3,609 (2,800 to 4,640)	3,609 (2,700 to 4,640)	3,609 (2,700 to 4,640)	3,609 (2,700 to 4,640)	3,609 (2,700 to 4,640)	3,609 (2,700 to 4,640)	3,609 (2,700 to 4,640)	3,609 (2,700 to 4,640)	3,609 (2,700 to 4,640)	3,609 (2,700 to 4,640)	3,609 (2,700 to 4,640)	3,609 (2,700 to 4,640)	3,609 (2,700 to 4,640)	3,609 (2,700 to 4,640)	3,609 (2,700 to 4,640)	3,609 (2,700 to 4,640)	3,609 (2,700 to 4,640)	3,609 (2,700 to 4,640)	3,609 (2,700 to 4,640)	3,609 (2,700 to 4,640)	313,000
Falls	29.6 (1.1 to 52.2)	29.6 (1.2 to 57.9)	286 (166 to 406)	1,033 (668 to 1,810)	1,258 (827 to 1,909)	1,448 (970 to 2,160)	2,200 (1,610 to 3,200)	3,810 (2,470 to 5,420)	4,640 (3,300 to 7,200)	5,350 (3,710 to 7,700)	7,470 (5,130 to 10,600)	9,380 (6,660 to 11,600)	11,600 (7,980 to 15,400)	11,600 (7,980 to 15,400)	12,000 (8,230 to 16,400)	11,600 (8,780 to 16,600)	11,600 (8,780 to 16,600)	11,600 (7,920 to 16,600)	11,600 (8,330 to 16,600)	11,600 (8,330 to 16,600)	11,600 (7,920 to 16,600)	11,600 (7,920 to 16,600)	11,600 (7,920 to 16,600)	11,600 (7,920 to 16,600)	7,700 (5,730 to 9,830)	2,763 (2,040 to 3,660)	166,000
Drowning	0.4 (0.1 to 2.3)	0.4 (0.1 to 2.3)	0.4 (0.1 to 2.3)	0.4 (0.1 to 2.3)	0.4 (0.1 to 2.3)	0.4 (0.1 to 2.3)	0.4 (0.1 to 2.3)	0.4 (0.1 to 2.3)	0.4 (0.1 to 2.3)	0.4 (0.1 to 2.3)	0.4 (0.1 to 2.3)	0.4 (0.1 to 2.3)	0.4 (0.1 to 2.3)	0.4 (0.1 to 2.3)	0.4 (0.1 to 2.3)	0.4 (0.1 to 2.3)	0.4 (0.1 to 2.3)	0.4 (0.1 to 2.3)	0.4 (0.1 to 2.3)	0.4 (0.1 to 2.3)	0.4 (0.1 to 2.3)	0.4 (0.1 to 2.3)	0.4 (0.1 to 2.3)	0.4 (0.1 to 2.3)	0.4 (0.1 to 2.3)	0.4 (0.1 to 2.3)	6,490
Fire, heat, and hot substances	0.1 (0.1 to 1)	0.1 (0.4 to 1.6)	87 (62.9 to 116)	267 (152 to 488)	322 (202 to 568)	327 (190 to 604)	467 (324 to 726)	732 (485 to 1,130)	838 (623 to 1,410)	1,160 (791 to 1,790)	1,570 (1,000 to 2,460)	1,820 (1,010 to 2,460)	2,210 (1,270 to 3,070)	2,200 (1,300 to 3,190)	2,130 (1,320 to 3,260)	1,940 (1,220 to 3,020)	1,890 (977 to 2,720)	1,850 (982 to 1,860)	1,850 (978 to 1,840)	1,850 (1,010 to 1,850)	1,850 (712 to 1,810)	1,850 (1,010 to 1,850)	1,850 (1,010 to 1,850)	1,850 (1,010 to 1,850)	1,850 (1,010 to 1,850)	1,850 (1,010 to 1,850)	21,600
Poisonings	0.1 (0.1 to 1.3)	0.1 (0.4 to 1.3)	1.2 (0.9 to 1.6)	1.2 (0.9 to 1.6)	1.2 (0.9 to 1.6)	1.2 (0.9 to 1.6)	1.2 (0.9 to 1.6)	1.2 (0.9 to 1.6)	1.2 (0.9 to 1.6)	1.2 (0.9 to 1.6)	1.2 (0.9 to 1.6)	1.2 (0.9 to 1.6)	1.2 (0.9 to 1.6)	1.2 (0.9 to 1.6)	1.2 (0.9 to 1.6)	1.2 (0.9 to 1.6)	1.2 (0.9 to 1.6)	1.2 (0.9 to 1.6)	1.2 (0.9 to 1.6)	1.2 (0.9 to 1.6)	1.2 (0.9 to 1.6)	1.2 (0.9 to 1.6)	1.2 (0.9 to 1.6)	1.2 (0.9 to 1.6)	1.2 (0.9 to 1.6)	1.2 (0.9 to 1.6)	6,490
Poisoning by other medication and drugs	0.1 (0.1 to 0.8)	0.1 (0.1 to 0.8)	0.7 (0.4 to 1.1)	0.7 (0.4 to 1.1)	0.7 (0.4 to 1.1)	0.7 (0.4 to 1.1)	0.7 (0.4 to 1.1)	0.7 (0.4 to 1.1)	0.7 (0.4 to 1.1)	0.7 (0.4 to 1.1)	0.7 (0.4 to 1.1)	0.7 (0.4 to 1.1)	0.7 (0.4 to 1.1)	0.7 (0.4 to 1.1)	0.7 (0.4 to 1.1)	0.7 (0.4 to 1.1)	0.7 (0.4 to 1.1)	0.7 (0.4 to 1.1)	0.7 (0.4 to 1.1)	0.7 (0.4 to 1.1)	0.7 (0.4 to 1.1)	0.7 (0.4 to 1.1)	0.7 (0.4 to 1.1)	0.7 (0.4 to 1.1)	0.7 (0.4 to 1.1)	0.7 (0.4 to 1.1)	1,730
Poisoning by other means	0.3 (0.1 to 0.8)	0.3 (0.1 to 0.8)	3.4 (2 to 6.4)	42.9 (17.7 to 89.1)	101 (56.7 to 179)	126 (67.7 to 208)	194 (97.8 to 296)	214 (120 to 333)	239 (142 to 372)	232 (138 to 350)	283 (169 to 421)	273 (169 to 413)	329 (202 to 494)	329 (199 to 483)	322 (199 to 474)	277 (178 to 419)	196 (124 to 299)	173 (112 to 259)	163 (107 to 239)	159 (103 to 230)	159 (98.7 to 181)	69.3 (42.7 to 99.1)	26.1 (16.2 to 39.4)	7.2 (4.5 to 9.8)	3,670
Exposure to mechanical forces	3.5 (2.2 to 5)	3.5 (2.7 to 5.9)	63.5 (49 to 80)	154 (107 to 220)	417 (302 to 577)	434 (317 to 603)	629 (474 to 844)	1,000 (732 to 1,340)	1,420 (1,020 to 1,910)	1,820 (1,310 to 2,450)	2,470 (1,770 to 3,320)	2,960 (2,120 to 3,980)	3,120 (2,240 to 4,190)	3,090 (2,220 to 4,150)	3,020 (2,170 to 4,060)	3,020 (2,170 to 4,060)	3,020 (2,170 to 4,060)	3,020 (2,170 to 4,060)	3,020 (2,170 to 4,060)	3,020 (2,170 to 4,060)	3,020 (2,170 to 4,060)	3,020 (2,170 to 4,060)	3,020 (2,170 to 4,060)	3,020 (2,170 to 4,060)	3,020 (2,170 to 4,060)	1,118 (803 to 1,507)	40,700
Unintentional firearm injuries	0.1 (0 to 0.2)	0.2 (0.1 to 0.3)	2.2 (1.1 to 3.3)	16.8 (8.1 to 31.3)	34.1 (13.1 to 64)	37.6 (14.2 to 70.1)	51.2 (18.3 to 96.4)	61.3 (26.9 to 98.6)	61.3 (26.9 to 98.6)	66.8 (29.1 to 98.6)	81.8 (40.2 to 75.7)	66.2 (38.9 to 132)	74.6 (40.6 to 137)	74.6 (40.6 to 137)	74.6 (40.6 to 137)	74.6 (40.6 to 137)	74.6 (40.6 to 137)	74.6 (40.6 to 137)	74.6 (40.6 to 137)	74.6 (40.6 to 137)	74.6 (40.6 to 137)	74.6 (40.6 to 137)	74.6 (40.6 to 137)	74.6 (40.6 to 137)	74.6 (40.6 to 137)	74.6 (40.6 to 137)	1,210
Other exposure to mechanical forces	3.4 (1.1 to 6.4)	3.4 (1.1 to 6.7)	60.7 (47 to 76)	137 (96 to 199)	383 (269 to 520)	397 (274 to 541)	577 (401 to 800)	913 (611 to 1,230)	1,300 (1,020 to 1,820)	1,700 (1,150 to 2,360)	2,260 (1,660 to 3,060)	2,710 (1,940 to 3,710)	2,850 (2,020 to 3,900)	2,820 (2,010 to 3,870)	2,760 (2,000 to 3,820)	2,760 (2,000 to 3,820)	2,760 (2,000 to 3,820)	2,760 (2,000 to 3,820)	2,760 (2,000 to 3,820)	2,760 (2,000 to 3,820)	2,760 (2,000 to 3,820)	2,760 (2,000 to 3,820)	2,760 (2,000 to 3,820)	2,760 (2,000 to 3,820)	2,760 (2,000 to 3,820)	2,760 (2,000 to 3,820)	27,000
Adverse effects of medical treatment	13.6 (2.5 to 19.7)	14.2 (4.3 to 28.5)	43.6 (4.4 to 164)	47.4 (4.6 to 184)	57.7 (10.3 to 77.4)	27.4 (1.6 to 64.7)	23.1 (2.6 to 64.7)	69.1 (28.7 to 130)	69 (28.7 to 130)	69 (28.7 to 130)	69 (28.7 to 130)	69 (28.7 to 130)	69 (28.7 to 130)	69 (28.7 to 130)	69 (28.7 to 130)	69 (28.7 to 130)	69 (28.7 to 130)	69 (28.7 to 130)	69 (28.7 to 130)	69 (28.7 to 130)	69 (28.7 to 130)	69 (28.7 to 130)	69 (28.7 to 130)	69 (28.7 to 130)	69 (28.7 to 130)	69 (28.7 to 130)	20,000
Animal contact	0.3 (0.2 to 0.8)	0.7 (0.3 to 1.3)	4 (1.1 to 11.4)	36.6 (23.7 to 66.4)	67.7 (37 to 87.9)	68.8 (42.9 to 101)	99.5 (67.6 to 134)	134 (82.7 to 190)	149 (97.2 to 219)	147 (98.8 to 211)	220 (132 to 320)	213 (138 to 311)	275 (181 to 403)	286 (189 to 419)	329 (215 to 484)	337 (223 to 493)	230 (154 to 339)	202 (138 to 299)	178 (127 to 263)	149 (106 to 221)	142 (101 to 210)	66.2 (48.8 to 121)	36.6 (26 to 51)	10.2 (6.5 to 17.2)	3,190
Venomous animal contact	0.1 (0.1 to 0.2)	0.1 (0.1 to 0.3)	0.3 (0.3 to 0.5)	29.9 (9.3 to 51.2)	73.1 (17.7 to 93.2)	81.2 (20.1 to 93.2)	97.6 (23.8 to 97.6)	97.6 (23.8 to 97.6)	97.6 (23.8 to 97.6)	97.6 (23.8 to 97.6)	97.6 (23.8 to 97.6)	97.6 (23.8 to 97.6)	97.6 (23.8 to 97.6)	97.6 (23.8 to 97.6)	97.6 (23.8 to 97.6)	97.6 (23.8 to 97.6)	97.6 (23.8 to 97.6)	97.6 (23.8 to 97.6)	97.6 (23.8 to 97.6)	97.6 (23.8 to 97.6)	97.6 (23.8 to 97.6)	97.6 (23.8 to 97.6)	97.6 (23.8 to 97.6)	97.6 (23.8 to 97.6)	97.6 (23.8 to 97.6)	97.6 (23.8 to 97.6)	1,370
Non-venomous animal contact	0.2 (0.1 to 0.4)	0.5 (0.2 to 1)	4.3 (2.6 to 7.4)	21.4 (13.7 to 39.5)	29.8 (17.5 to 47.4)	33 (18.5 to 54.6)	44.8 (26.4 to 72)	66.3 (38.7 to 104)	79.3 (48.2 to 120)	79.3 (47.1 to 130)	111 (68.2 to 166)	120 (69.3 to 189)	157 (71.4 to 246)	173 (98.7 to 256)	186 (102 to 273)	197 (112 to 299)	136 (82.9 to 214)	119 (71.8 to 196)	113 (68.4 to 169)	89.2 (57.9 to 139)	89.2 (54.8 to 80.9)	50.1 (32.7 to 73.7)	22.3 (14.7 to 32.7)	6.7 (4 to 10)	1,830
Foreign body	0.6 (0.3 to 1.5)	0.6 (0.3 to 1.5)	2.8 (1.7 to 4.5)	2.8 (1.7 to 4.5)	2.8 (1.7 to 4.5)	2.8 (1.7 to 4.5)	2.8 (1.7 to 4.5)	2.8 (1.7 to 4.5)	2.8 (1.7 to 4.5)	2.8 (1.7 to 4.5)	2.8 (1.7 to 4.5)	2.8 (1.7 to 4.5)	2.8 (1.7 to 4.5)	2.8 (1.7 to 4.5)	2.8 (1.7 to 4.5)	2.8 (1.7 to 4.5)	2.8 (1.7 to 4.5)	2.8 (1.7 to 4.5)	2.8 (1.7 to 4.5)	2.8 (1.7 to 4.5)	2.8 (1.7 to 4.5)	2.8 (1.7 to 4.5)	2.8 (1.7 to 4.5)	2.8 (1.7 to 4.5)	2.8 (1.7 to 4.5)	2.8 (1.7 to 4.5)	1,000
Foreign body in other bodypart	0.2 (0.2 to 0.3)	0.2 (0.2 to 0.3)	1.6 (1.3 to 2.1)	1.6 (1.3 to 2.1)	1.6 (1.3 to 2.1)	1.6 (1.3 to 2.1)	1.6 (1.3 to 2.1)	1.6 (1.3 to 2.1)	1.6 (1.3 to 2.1)	1.6 (1.3 to 2.1)	1.6 (1.3 to 2.1)	1.6 (1.3 to 2.1)	1.6 (1.3 to 2.1)	1.6 (1.3 to 2.1)	1.6 (1.3 to 2.1)	1.6 (1.3 to 2.1)	1.6 (1.3 to 2.1)	1.6 (1.3 to 2.1)	1.6 (1.3 to 2.1)	1.6 (1.3 to 2.1)	1.6 (1.3 to 2.1)	1.6 (1.3 to 2.1)	1.6 (1.3 to 2.1)	1.6 (1.3 to 2.1)	1.6 (1.3 to 2.1)	1.6 (1.3 to 2.1)	1,790
Foreign body in other specified	0.2 (0.2 to 0.3)	0.2 (0.2 to 0.3)	1.6 (1.3 to 2.1)	1.6 (1.3 to 2.1)	1.6 (1.3 to 2.1)	1.6 (1.3 to 2.1)	1.6 (1.3 to 2.1)	1.6 (1.3 to 2.1)	1.6 (1.3 to 2.1)	1.6 (1.3 to 2.1)	1.6 (1.3 to 2.1)	1.6 (1.3 to 2.1)	1.6 (1.3 to 2.1)	1.6 (1.3 to 2.1)	1.6 (1.3 to 2.1)	1.6 (1.3 to 2.1)	1.6 (1.3 to 2.1)	1.6 (1.3 to 2.1)	1.6 (1.3 to 2.1)	1.6 (1.3 to 2.1)	1.6 (1.3 to 2.1)	1.6 (1.3 to 2.1)	1.6 (1.3 to 2.1)	1.6 (1.3 to 2.1)	1.6 (1.3 to 2.1)	1.6 (1.3 to 2.1)	1,790
Environmental heat and cold exposure	0.1 (0.6 to 0.3)	0.2 (0.2 to 0.7)	0.7 (0.1 to 10.3)	3.6 (1.6 to 39.2)	3.6 (2.6 to 54.4)	3.6 (2.6 to 57)	3.6 (2.6 to 61.1)	3.6 (2.6 to 61.1)	3.6 (2.6 to 61.1)	3.7 (2.6 to 61.1)	3.8 (2.6 to 61.1)	3.8 (2.6 to 61.1)	3.8 (2.6 to 61.1)	3.8 (2.6 to 61.1)	3.8 (2.6 to 61.1)	3.8 (2.6 to 61.1)	3.8 (2.6 to 61.1)	3.8 (2.6 to 61.1)	3.8 (2.6 to 61.1)	3.8 (2.6 to 61.1)	3.8 (2.6 to 61.1)	3.8 (2.6 to 61.1)	3.8 (2.6 to 61.1)	3.8 (2.6 to 61.1)	3.8 (2.6 to 61.1)	3.8 (2.6 to 61.1)	4,500
Exposure to forces of nature	0.1 (0 to 0)	0.1 (0 to 0)	0.1 (0 to 0)	0.1 (0 to 0)	0.1 (0 to 0)	0.1 (0 to 0)	0.1 (0 to 0)	0.1 (0 to 0)	0.1 (0 to 0)	0.1 (0 to 0)	0.1 (0 to 0)	0.1 (0 to 0)	0.1 (0 to 0)	0.1 (0 to 0)	0.1 (0 to 0)	0.1 (0 to 0)	0.1 (0 to 0)	0.1 (0 to 0)	0.1 (0 to 0)	0.1 (0 to 0)	0.1 (0 to 0)	0.1 (0 to 0)	0.1 (0 to 0)	0.1 (0 to 0)	0.1 (0 to 0)	0.1 (0 to 0)	0.1 (0 to 0)	217
Other unintentional injuries	1.6 (0.3 to 7.7)	1.6 (0.9 to 11)	97.2 (57.3 to 137)	12.6 (2.1 to 68)	69.6 (29.6 to 124)	117 (42.6 to 1.18)	169 (64.1 to 1,870)	169 (64.1 to 2,000)	169 (64.1 to 2,000)	22.3 (1.2 to 2,000)	22.3 (1.2 to 2,000)	22.3 (1.2 to 2,000)	22.3 (1.2 to 2,000)	22.3 (1.2 to 2,000)	22.3 (1.2 to 2,000)	22.3 (1.2 to 2,000)	22.3 (1.2 to 2,000)	22.3 (1.2 to 2,000)	22.3 (1.2 to 2,000)	22.3 (1.2 to 2,000)	22.3 (1.2 to 2,000)	22.3 (1.2 to 2,000)	22.3 (1.2 to 2,000)	22.3 (1.2 to 2,000)	22.3 (1.2 to 2,000)	22.3 (1.2 to 2,000)	140
Self-harm and interpersonal violence	87.6 (38 to 130)	21.1 (9.7 to 41.6)	232 (113 to 351)	453 (166 to 793)	496 (326 to 729)	517 (1,880 to 1,190)	6,260 (5,630 to 7,200)	12,660 (11,600 to 14,100)	14,400 (13,400 to 16,000)	17,400 (15,900 to 19,500)	19,100 (17,600 to 21,600)	17,600 (14,900 to 20,000)	17,600 (14,900 to 20,000)	17,600 (14,900 to 20,000)	15,200 (12,700 to 18,000)	13,400 (11,100 to 16,000)	11,600 (9,460 to 13,900)	7,630 (6,170 to 9,270)	7,630 (6,320 to 9,400)	7,510 (6,060 to 9,270)	7,630 (6,320 to 9,400)	4,980 (2,630 to 6,390)	2,670 (2,280 to 3,220)	939 (682 to 1,190)	352 (122 to 2,560)	179,000
Self-harm	0 (0 to 0)	0 (0 to 0)	0 (0 to 0)	0 (0 to 0)	0 (0 to 0)	0 (0 to 0)	5,920 (5,320 to 6,800)	11,200 (10,100 to 12,600)	13,600 (12,600 to 14,900)	16,100 (14,700 to 17,900)	18,400 (16,900 to 20,600)	16,600 (13,900 to 18,900)	16,600 (13,900 to 18,900)	16,600 (13,900 to 18,900)	13,900 (11,600 to 16,600)	11,900 (9,720 to 14,500)	9,120 (7,320 to 11,200)	6,630 (5,170 to 8,270)	6,630 (5,320 to 8,400)	6,630 (5,060 to 8,270)	6,630 (5,320 to 8,400)	3,200 (1,750 to 4,610)	1,790 (1,500 to 2,260)	747 (540 to 940)	199,000
Self-harm by firearm	0 (0 to 0)	0 (0 to 0)	0 (0 to 0)	0 (0 to 0)	0 (0 to 0)	0 (0 to 0)	6,260 (5.3 to 11.5)	12,660 (8.5 to 7.3)	14,400 (8.6 to 13.2)	17,400 (8.6 to 12.6)	19,100 (10.5 to 14.6)	17,600 (9.4 to 14.2)	17,600 (9.4 to 14.2)	17,600 (9.4 to 21.4)	15,200 (12.6 to 20.6)	13,400 (10.8 to 21.4)	11,600 (11.4 to 19.3)	7,630 (8 to 12.3)	7,630 (8.6 to 11.1)	7,510 (8.6 to 11.1)	7,630 (8 to 10.4)	4,980 (3.9 to 8.9)	2,670 (3 to 5.4)	939 (1.1 to 2.1)	352 (0.3 to 0.8)	179
Self-harm by other specified means	0 (0 to 0)	0 (0 to 0)	0 (0 to 0)	0 (0 to 0)	0 (0 to 0)	0 (0 to 0)	5,920 (5,320 to 6,800)	11,200 (10,100 to 12,600)	13,600 (12,600 to 14,900)	16,100 (14,700 to 17,900)	18,400 (16,900 to 20,600)	16,600 (13,900 to 18,900)	16,600 (13,900 to 18,900)	16,600 (13,900 to 18,900)	13,900 (11,600 to 16,600)	11,900 (9,720 to 14,500)	9,120 (7,320 to 11,200)	6,630 (5,170 to 8,270)	6,630 (5,320 to 8,400)	6,630 (5,060 to 8,270)	6,630 (5,320 to 8,400)	3,200 (1,750 to 4,610)	1,790 (1,500 to 2,260)	747 (540 to 940)	199,000
Interpersonal violence	87.6 (38 to 131)	21.1 (9.7 to 41.6)	232 (109 to 351)	387 (162 to 746)	496 (326 to 716)	478 (322 to 668)	1,410 (714 to 1,360)	1,470 (1,130 to 2,120)	1,460 (1,060 to 1,900)	1,290 (970 to 1,790)	1,760 (1,290 to 2,270)	1,760 (1,290 to 2,270)	1,760 (1,290 to 2,270)	1,760 (1,290 to 2,270)	1,760 (1,290 to 2,270)	1,470 (1,170 to 2,010)	1,270 (992 to 1,640)	993 (699 to 1,190)	893 (639 to 1,080)	893 (639 to 1,190)	893 (639 to 1,080)	250 (204 to 439)	147 (104 to 242)	66.9 (43.2 to 78.5)	19.3 (11 to 30.4)	20,000
Physical violence by firearm	0 (0 to 0.8)	0.4 (0.1 to 0.8)	1.6 (0.7 to 2)	1.7 (0 to 5.6)	1.7 (1.2 to 7.8)	1.6 (1.2 to 2.5)	1.6 (1.2 to 2.5)	22.9 (16.1 to 31.3)	26.5 (18.7 to 36.9)	27.9 (19.9 to 39.3)	40 (27.7 to 56.6)	39.6 (28 to 56.4)	42 (29.6 to 54.6)	41.4 (28.3 to 54)	42.7 (31.2 to 56.6)	39.2 (28.6 to 51.7)	29.1 (19.9 to 37.2)	21.5 (15.9 to 27.6)	17.5 (12.6 to 22.7)	12.6 (9.2 to 16.2)	7.2 (5.2 to 9.3)	2.5 (1.7 to 3.2)	0.8 (0.5 to 1.1)	497
Physical violence by sharp object	1.6 (0.3 to 6.8)	1.6 (0.3 to 6.8)	7.1 (2.1 to 13.6)	20.6 (5.2 to 32.3)	23.6 (7.1 to 32.3)	16.3 (1.1 to 32.3)	22.2 (1.1 to 32.3)	22.2 (1.1 to 32.3)	22.2 (1.1 to 32.3)	22.2 (1.1 to 32.3)	22.2 (1.1 to 32.3)	22.2 (1.1 to 32.3)	22.2 (1.1 to 32.3)	22.2 (1.1 to 32.3)	22.2 (1.1 to 32.3)	22.2 (1.1 to 32.3)	22.2 (1.1 to 32.3)	22.2 (1.1 to 32.3)	22.2 (1.1 to 32.3)	22.2 (1.1 to 32.3)	22.2 (1.1 to 32.3)	22.2 (1.1 to 32.3)	22.2 (1.1 to 32.3)	22.2 (1.1 to 32.3)	22.2 (1.1 to 32.3)	22.2 (1.1 to 32.3)	3,560
Sexual violence	0 (0 to 0)	0 (0 to 0)	0 (0 to 0)	0 (0 to 10.4)	0 (0 to 10.4)	0 (0 to 10.4)	0 (0 to 10.4)	0 (0 to 10.4)	0 (0 to 10.4)	0 (0 to 10.4)	0 (0 to 10.4)	0 (0 to 10.4)	0 (0 to 10.4)	0 (0 to 10.4)	0 (0 to 10.4)	0 (0 to 10.4)	0 (0 to 10.4)	0 (0 to 10.4)	0 (0 to 10.4)	0 (0 to 10.4)	0 (0 to 10.4)	0 (0 to 10.4)	0 (0 to 10.4)	0 (0 to 10.4)	0 (0 to 10.4)	0 (0 to 10.4)	0 (0 to 10.4)	3,610
Physical violence by other means	85.9 (37.1 to 129)	19.4 (9.4 to 41.1)	223 (101 to 345)	366 (117 to 693)	473 (318 to 687)	461 (316 to 653)	1,390 (707 to 1,340)	1,450 (1,110 to 2,090)	1,430 (1,040 to 1,870)	1,270 (954 to 1,760)	1,740 (1,270 to 2,250)	1,740 (1,270 to 2,250)	1,740 (1,270 to 2,250)	1,740 (1,270 to 2,250)	1,740 (1,270 to 2,250)	1,450 (1,150 to 1,990)	1,250 (979 to 1,620)	971 (685 to 1,170)	873 (626 to 1,060)	873 (626 to 1,170)	873 (626 to 1,060)	247 (201 to 433)	144 (102 to 239)	65.8 (42.4 to 77.3)	19 (10.8 to 29.9)	19,000
Conflict and terrorism	0 (0 to 0)	0 (0 to 0)	0 (0 to 0)	0 (0 to 0)	0 (0 to 0)	0 (0 to 0)	0 (0 to 0)	0 (0 to 0)	0 (0 to 0)	0 (0 to 0)	0 (0 to 0)	0 (0 to 0)	0 (0 to 0)	0 (0 to 0)	0 (0 to 0)	0 (0 to 0)	0 (0 to 0)	0 (0 to 0)	0 (0 to 0)	0 (0 to 0)	0 (0 to 0)	0 (0 to 0)	0 (0 to 0)	0 (0 to 0)	0 (0 to 0)	0 (0 to 0)	0 (0 to 0)	25.8

SR Table 2b: Poole DALYS by cause and age group for females with 95% uncertainty intervals. 2019

Cause	Early Neonatal	Late Neonatal	Post Neonatal	1 to 4	5 to 9	10 to 14	15 to 19	20 to 24	25 to 29	30 to 34	35 to 39	40 to 44	45 to 49	50 to 54	55 to 59	60 to 64	65 to 69	70 to 74	75 to 79	80 to 84	85 to 89	90 to 94	95 plus	Total
All causes	1,000 (911 to 1,100)	1,000 (1,000 to 1,100)	1,000 (1,000 to 1,100)	1,000 (1,000



Osteoarthritis other	0 (0 to 0)	0 (0 to 0)	0 (0 to 0)	0 (0 to 0)	0 (0 to 0)	0 (0 to 0)	0 (0 to 0)	0 (0 to 0)	0 (0 to 0)	0 (0 to 0)	0 (0 to 1)	0 (0 to 0)	0.2 (0 to 0.4)	0 (0 to 0)	0.6 (0.2 to 1.2)	1.5 (0.4 to 3.2)	2.7 (1.2 to 5.7)	4 (1.8 to 8.5)	4 (2.0 to 8.4)	4.4 (2.0 to 9.2)	5.2 (2.5 to 11)	6.2 (3.1 to 13)	5.1 (2.5 to 10.4)	4.6 (2.3 to 9.4)	3.7 (1.9 to 7.6)	2 (1.1 to 4.1)	0.7 (0.4 to 1.4)	40.9
Low back pain	0 (0 to 0)	0 (0 to 0)	0 (0 to 0)	0 (0 to 0)	3.1 (1.5 to 5.5)	16 (9.6 to 25.8)	27.3 (17 to 40.3)	37.3 (22 to 59.7)	51.5 (30.5 to 79.5)	69.3 (38.6 to 109)	80.5 (48.7 to 120)	82.5 (52.5 to 126)	82.3 (52.5 to 126)	84.1 (55.5 to 130)	82.5 (54.1 to 128)	82.5 (55.3 to 128)	82.5 (55.3 to 128)	82.5 (55.3 to 128)	82.5 (55.3 to 128)	82.5 (55.3 to 128)	82.5 (55.3 to 128)	82.5 (55.3 to 128)	82.5 (55.3 to 128)	82.5 (55.3 to 128)	82.5 (55.3 to 128)	82.5 (55.3 to 128)	82.5 (55.3 to 128)	80.5
Neck pain	0 (0 to 0)	0 (0 to 0)	0 (0 to 0)	1.7 (0.5 to 3.6)	9.2 (4.7 to 16.4)	16.7 (10.2 to 26.5)	18.5 (7.5 to 39.3)	18.5 (9.3 to 35.4)	28.5 (15.1 to 53)	38.4 (20.4 to 64.5)	50.3 (31.4 to 77.7)	50.5 (32.1 to 77.5)	50.5 (32.1 to 77.5)	50.5 (32.1 to 77.5)	50.5 (32.1 to 77.5)	50.5 (32.1 to 77.5)	50.5 (32.1 to 77.5)	50.5 (32.1 to 77.5)	50.5 (32.1 to 77.5)	50.5 (32.1 to 77.5)	50.5 (32.1 to 77.5)	50.5 (32.1 to 77.5)	50.5 (32.1 to 77.5)	50.5 (32.1 to 77.5)	50.5 (32.1 to 77.5)	50.5 (32.1 to 77.5)	50.5
Gout	0 (0 to 0)	0 (0 to 0)	0 (0 to 0)	0 (0 to 0)	0 (0 to 0)	0 (0 to 0)	0 (0 to 0)	0 (0 to 0)	0 (0 to 0.1)	0 (0 to 0.1)	0 (0 to 0.2)	0 (0 to 0.2)	0 (0 to 0.2)	0 (0 to 0.2)	0 (0 to 0.2)	0 (0 to 0.2)	0 (0 to 0.2)	0 (0 to 0.2)	0 (0 to 0.2)	0 (0 to 0.2)	0 (0 to 0.2)	0 (0 to 0.2)	0 (0 to 0.2)	0 (0 to 0.2)	0 (0 to 0.2)	0 (0 to 0.2)	0 (0 to 0.2)	0 (0 to 0.2)	13.2
Other musculoskeletal disorders	0 (0 to 0)	0 (0 to 0)	0 (0 to 0)	0 (0 to 0)	0.1 (0 to 0.3)	0.6 (0.1 to 1.5)	5.4 (2.7 to 9.1)	11.9 (6.7 to 18.7)	21.7 (13.3 to 33.6)	31.2 (19.6 to 49.2)	35.7 (22.6 to 52.9)	36 (21.5 to 52.5)	36 (21.5 to 52.5)	44.9 (27.9 to 67.4)	52.6 (29.7 to 77.5)	52.6 (29.9 to 77.6)	52.6 (29.9 to 77.6)	49.4 (24.8 to 67.3)	49.2 (20.3 to 67.3)	41.8 (22.9 to 64.4)	49.2 (20.3 to 67.3)	25.4 (12.1 to 42.4)	7.1 (3.2 to 13.4)	5.2 (2.5 to 9.6)	2.5 (1.1 to 4.4)	469
Other non-communicable diseases	15.9 (10.7 to 20.6)	7 (5.2 to 10.9)	27.3 (19.1 to 38.3)	31.9 (24.8 to 39.9)	15.1 (9.7 to 20.7)	22.8 (14.6 to 32.1)	40.1 (27.8 to 56)	67.2 (46.1 to 95)	98.4 (66.3 to 137)	118 (81.4 to 167)	133 (92.6 to 187)	110 (76.6 to 154)	134 (96.1 to 191)	139 (96.5 to 201)	139 (96.5 to 201)	139 (96.5 to 201)	114 (79.9 to 166)	129 (91.3 to 179)	114 (79.9 to 166)	129 (91.3 to 179)	86.3 (71.6 to 132)	86.3 (64.9 to 113)	71.5 (54.4 to 90.5)	47.7 (32.7 to 64.7)	19.4 (12.7 to 28.7)	1,720
Congenital birth defects	15.5 (10.1 to 20.6)	5.8 (4.1 to 10.1)	17.1 (11.3 to 27.9)	16.9 (10.1 to 28.9)	9.6 (4.7 to 16.4)	9.5 (4.6 to 18.6)	6 (4.5 to 7.9)	5.4 (3.7 to 8.7)	5.1 (3.7 to 8.7)	5.1 (4.1 to 7)	5.5 (4.1 to 8.1)	4.1 (3.1 to 6.4)	4.9 (3.6 to 8.3)	5.4 (3.9 to 9.2)	5.7 (4.1 to 7.6)	6.2 (4.5 to 9.1)	9.3 (6.1 to 12.9)	4.6 (3.2 to 6.5)	3.9 (2.7 to 5.1)	1.6 (1 to 2.4)	1 (0.6 to 1.4)	0.7 (0.4 to 1.1)	0.4 (0.2 to 0.7)	0.2 (0.1 to 0.3)	0.1 (0 to 0.1)	132
Neural tube defects	2 (1 to 3.3)	0.4 (0.2 to 0.7)	2.5 (1.1 to 4.6)	4.4 (2.4 to 8.6)	0.5 (0.2 to 0.9)	0.4 (0.2 to 0.8)	0.4 (0.2 to 0.6)	0.4 (0.2 to 0.7)	0.4 (0.2 to 0.6)	0.4 (0.2 to 0.6)	0.3 (0.2 to 0.5)	0.3 (0.2 to 0.4)	0.3 (0.2 to 0.5)	0.2 (0.1 to 0.3)	0.2 (0.1 to 0.3)	0.2 (0.1 to 0.3)	0.1 (0.1 to 0.2)	0.1 (0.1 to 0.2)	0.1 (0.1 to 0.2)	0 (0 to 0)	0 (0 to 0)	0 (0 to 0)	0 (0 to 0)	0 (0 to 0)	0 (0 to 0)	0 (0 to 0)	13.2
Congenital heart anomalies	3.1 (1.2 to 13.2)	1.9 (1 to 5.9)	4 (1.9 to 11.5)	2.6 (1.4 to 6.2)	1.9 (0.9 to 4.4)	2.1 (1.1 to 4.2)	1 (0.7 to 2)	1 (0.4 to 1.4)	0.9 (0.6 to 1.5)	1 (0.4 to 1.4)	1 (0.6 to 1.4)	1 (0.4 to 1.4)	1 (0.6 to 1.5)	1 (0.6 to 1.5)	0.9 (0.6 to 1.4)	0.9 (0.6 to 1.4)	0.7 (0.4 to 1.1)	0.6 (0.4 to 1)	0.6 (0.4 to 1)	0.5 (0.3 to 0.9)	0.1 (0 to 0.2)	0.1 (0 to 0.2)	0.1 (0 to 0.2)	0 (0 to 0.1)	0 (0 to 0.1)	0 (0 to 0.1)	24.1
Orofacial clefts	0 (0 to 0)	0.1 (0 to 0.1)	0.1 (0 to 0.2)	0.1 (0 to 0.2)	0.1 (0 to 0.2

SR Table 2b: Bath and North East Somerset DALYS by cause and age groups for females with 95% uncertainty intervals. 2019

Cause	Early Neonatal	Late Neonatal	Post Neonatal	1 to 4	5 to 9	10 to 14	15 to 19	20 to 24	25 to 29	30 to 34	35 to 39	40 to 44	45 to 49	50 to 54	55 to 59	60 to 64	65 to 69	70 to 74	75 to 79	80 to 84	85 to 89	90 to 94	95 plus	Total
All causes	2,014 (1,679-2,389)	1,179 (1,002-1,369)	1,966 (1,669-2,283)	1,104 (1,000-1,225)	1,004 (909-1,104)	1,039 (939-1,144)	1,206 (1,090-1,327)	1,110 (1,000-1,227)	1,110 (1,000-1,227)	1,110 (1,000-1,227)	1,110 (1,000-1,227)	1,110 (1,000-1,227)	1,110 (1,000-1,227)	1,110 (1,000-1,227)	1,110 (1,000-1,227)	1,110 (1,000-1,227)	1,110 (1,000-1,227)	1,110 (1,000-1,227)	1,110 (1,000-1,227)	1,110 (1,000-1,227)	1,110 (1,000-1,227)	1,110 (1,000-1,227)	35,160
Communicable, maternal, neonatal, and nutritional diseases	1,493 (1,246-1,764)	1,179 (1,002-1,369)	1,966 (1,669-2,283)	1,104 (1,000-1,225)	1,004 (909-1,104)	1,039 (939-1,144)	1,206 (1,090-1,327)	1,110 (1,000-1,227)	1,110 (1,000-1,227)	1,110 (1,000-1,227)	1,110 (1,000-1,227)	1,110 (1,000-1,227)	1,110 (1,000-1,227)	1,110 (1,000-1,227)	1,110 (1,000-1,227)	1,110 (1,000-1,227)	1,110 (1,000-1,227)	1,110 (1,000-1,227)	1,110 (1,000-1,227)	1,110 (1,000-1,227)	1,110 (1,000-1,227)	1,110 (1,000-1,227)	1,493
HIV/AIDS and sexually transmitted infections	3 (2-5)	0 (0-1)	1 (0-2)	0 (0-1)	0 (0-1)	0 (0-1)	0 (0-2)	0 (0-4)	1 (0-4)	2 (0-5)	3 (1-7)	3 (1-8)	3 (1-8)	3 (1-8)	2 (0-5)	1 (0-4)	1 (0-4)	1 (0-3)	0 (0-2)	0 (0-1)	0 (0-1)	0 (0-1)	0 (0-1)	33.7
HIV/AIDS	0 (0-0)	0 (0-0)	0 (0-0)	0 (0-0)	0 (0-0)	0 (0-0)	0 (0-0)	0 (0-0)	0 (0-0)	0 (0-0)	0 (0-0)	0 (0-0)	0 (0-0)	0 (0-0)	0 (0-0)	0 (0-0)	0 (0-0)	0 (0-0)	0 (0-0)	0 (0-0)	0 (0-0)	0 (0-0)	0 (0-0)	14.1
HIV/AIDS - Drug-susceptible Tuberculosis	0 (0-0)	0 (0-0)	0 (0-0)	0 (0-0)	0 (0-0)	0 (0-0)	0 (0-0)	0 (0-0)	0 (0-0)	0 (0-0)	0 (0-0)	0 (0-0)	0 (0-0)	0 (0-0)	0 (0-0)	0 (0-0)	0 (0-0)	0 (0-0)	0 (0-0)	0 (0-0)	0 (0-0)	0 (0-0)	0 (0-0)	1.4
HIV/AIDS - Multidrug-resistant Tuberculosis without extensive dr...	0 (0-0)	0 (0-0)	0 (0-0)	0 (0-0)	0 (0-0)	0 (0-0)	0 (0-0)	0 (0-0)	0 (0-0)	0 (0-0)	0 (0-0)	0 (0-0)	0 (0-0)	0 (0-0)	0 (0-0)	0 (0-0)	0 (0-0)	0 (0-0)	0 (0-0)	0 (0-0)	0 (0-0)	0 (0-0)	0 (0-0)	0
HIV/AIDS - Extensively drug-resistant Tuberculosis	0 (0-0)	0 (0-0)	0 (0-0)	0 (0-0)	0 (0-0)	0 (0-0)	0 (0-0)	0 (0-0)	0 (0-0)	0 (0-0)	0 (0-0)	0 (0-0)	0 (0-0)	0 (0-0)	0 (0-0)	0 (0-0)	0 (0-0)	0 (0-0)	0 (0-0)	0 (0-0)	0 (0-0)	0 (0-0)	0 (0-0)	0
HIV/AIDS resulting in other diseases	0 (0-0)	0 (0-0)	0 (0-0)	0 (0-0)	0 (0-0)	0 (0-0)	0 (0-0)	0 (0-0)	0 (0-0)	0 (0-0)	0 (0-0)	0 (0-0)	0 (0-0)	0 (0-0)	0 (0-0)	0 (0-0)	0 (0-0)	0 (0-0)	0 (0-0)	0 (0-0)	0 (0-0)	0 (0-0)	0 (0-0)	12.7
Sexually transmitted infections excluding HIV	3 (0-6)	0 (0-2)	0 (0-1)	0 (0-1)	0 (0-1)	0 (0-1)	0 (0-4)	0 (0-1)	0 (0-2)	1 (0-4)	1 (0-3)	1 (0-4)	1 (0-4)	1 (0-4)	0 (0-2)	0 (0-1)	0 (0-1)	0 (0-1)	0 (0-1)	0 (0-1)	0 (0-1)	0 (0-1)	0 (0-1)	19.6
Syphilis	0 (0-0)	0 (0-0)	0 (0-0)	0 (0-0)	0 (0-0)	0 (0-0)	0 (0-0)	0 (0-0)	0 (0-0)	0 (0-0)	0 (0-0)	0 (0-0)	0 (0-0)	0 (0-0)	0 (0-0)	0 (0-0)	0 (0-0)	0 (0-0)	0 (0-0)	0 (0-0)	0 (0-0)	0 (0-0)	0 (0-0)	4.8
Chlamydial infection	0 (0-0)	0 (0-0)	0 (0-0)	0 (0-0)	0 (0-0)	0 (0-0)	0 (0-1)	0 (0-2)	0 (0-4)	0 (0-4)	0 (0-3)	0 (0-4)	0 (0-3)	0 (0-3)	0 (0-2)	0 (0-1)	0 (0-1)	0 (0-1)	0 (0-1)	0 (0-1)	0 (0-1)	0 (0-1)	0 (0-1)	2.7
Gonococcal infection	0 (0-0)	0 (0-0)	0 (0-0)	0 (0-0)	0 (0-0)	0 (0-0)	0 (0-1)	0 (0-1)	0 (0-1)	0 (0-1)	0 (0-1)	0 (0-1)	0 (0-1)	0 (0-1)	0 (0-1)	0 (0-1)	0 (0-1)	0 (0-1)	0 (0-1)	0 (0-1)	0 (0-1)	0 (0-1)	0 (0-1)	2
Trichomoniasis	0 (0-0)	0 (0-0)	0 (0-0)	0 (0-0)	0 (0-0)	0 (0-0)	0 (0-1)	0 (0-1)	0 (0-2)	0 (0-2)	0 (0-2)	0 (0-2)	0 (0-2)	0 (0-2)	0 (0-1)	0 (0-1)	0 (0-1)	0 (0-1)	0 (0-1)	0 (0-1)	0 (0-1)	0 (0-1)	0 (0-1)	2.2
Genital herpes	0 (0-0)	0 (0-0)	0 (0-0)	0 (0-0)	0 (0-0)	0 (0-0)	0 (0-1)	0 (0-1)	0 (0-2)	0 (0-2)	0 (0-2)	0 (0-2)	0 (0-2)	0 (0-2)	0 (0-1)	0 (0-1)	0 (0-1)	0 (0-1)	0 (0-1)	0 (0-1)	0 (0-1)	0 (0-1)	0 (0-1)	2.7
Other sexually transmitted infections	0 (0-0)	0 (0-0)	0 (0-0)	0 (0-0)	0 (0-0)	0 (0-0)	0 (0-1)	0 (0-1)	0 (0-2)	0 (0-2)	0 (0-2)	0 (0-2)	0 (0-2)	0 (0-2)	0 (0-1)	0 (0-1)	0 (0-1)	0 (0-1)	0 (0-1)	0 (0-1)	0 (0-1)	0 (0-1)	0 (0-1)	5.1
Respiratory infections and tuberculosis	9.6 (6.2-13.8)	6.3 (2.2-12.5)	9.6 (2.2-21.5)	6.6 (4.6-9.1)	6.6 (4.6-9.1)	6.6 (4.6-9.1)	6.6 (4.6-9.1)	6.7 (4.6-9.1)	6.7 (4.6-9.2)	6.7 (4.6-9.2)	6.7 (4.6-9.2)	6.7 (4.6-9.2)	6.7 (4.6-9.2)	6.7 (4.6-9.2)	6.7 (4.6-9.2)	6.7 (4.6-9.2)	6.7 (4.6-9.2)	6.7 (4.6-9.2)	6.7 (4.6-9.2)	6.7 (4.6-9.2)	6.7 (4.6-9.2)	6.7 (4.6-9.2)	748
Tuberculosis	0 (0-0)	0 (0-0)	0 (0-0)	0 (0-0)	0 (0-0)	0 (0-0)	0 (0-1)	0 (0-1)	0 (0-2)	0 (0-2)	0 (0-2)	0 (0-2)	0 (0-2)	0 (0-2)	0 (0-2)	0 (0-2)	0 (0-2)	0 (0-2)	0 (0-2)	0 (0-2)	0 (0-2)	0 (0-2)	0 (0-2)	9.1
Latent tuberculosis infection	0 (0-0)	0 (0-0)	0 (0-0)	0 (0-0)	0 (0-0)	0 (0-0)	0 (0-0)	0 (0-0)	0 (0-0)	0 (0-0)	0 (0-0)	0 (0-0)	0 (0-0)	0 (0-0)	0 (0-0)	0 (0-0)	0 (0-0)	0 (0-0)	0 (0-0)	0 (0-0)	0 (0-0)	0 (0-0)	0 (0-0)	0
Drug-susceptible tuberculosis	0 (0-0)	0 (0-0)	0 (0-0)	0 (0-0)	0 (0-0)	0 (0-0)	0 (0-1)	0 (0-1)	0 (0-2)	0 (0-2)	0 (0-2)	0 (0-2)	0 (0-2)	0 (0-2)	0 (0-2)	0 (0-2)	0 (0-2)	0 (0-2)	0 (0-2)	0 (0-2)	0 (0-2)	0 (0-2)	0 (0-2)	8.8
Multidrug-resistant tuberculosis without extensive drug-resistance	0 (0-0)	0 (0-0)	0 (0-0)	0 (0-0)	0 (0-0)	0 (0-0)	0 (0-0)	0 (0-0)	0 (0-0)	0 (0-0)	0 (0-0)	0 (0-0)	0 (0-0)	0 (0-0)	0 (0-0)	0 (0-0)	0 (0-0)	0 (0-0)	0 (0-0)	0 (0-0)	0 (0-0)	0 (0-0)	0 (0-0)	0.2
Extensively drug-resistant tuberculosis	0 (0-0)	0 (0-0)	0 (0-0)	0 (0-0)	0 (0-0)	0 (0-0)	0 (0-0)	0 (0-0)	0 (0-0)	0 (0-0)	0 (0-0)	0 (0-0)	0 (0-0)	0 (0-0)	0 (0-0)	0 (0-0)	0 (0-0)	0 (0-0)	0 (0-0)	0 (0-0)	0 (0-0)	0 (0-0)	0 (0-0)	0
Lower respiratory infections	9.6 (6.2-13.8)	6.3 (2.2-12.5)	9.6 (2.2-21.5)	6.6 (4.6-9.1)	6.6 (4.6-9.1)	6.6 (4.6-9.1)	6.6 (4.6-9.1)	6.7 (4.6-9.2)	6.7 (4.6-9.2)	6.7 (4.6-9.2)	6.7 (4.6-9.2)	6.7 (4.6-9.2)	6.7 (4.6-9.2)	6.7 (4.6-9.2)	6.7 (4.6-9.2)	6.7 (4.6-9.2)	6.7 (4.6-9.2)	6.7 (4.6-9.2)	6.7 (4.6-9.2)	6.7 (4.6-9.2)	6.7 (4.6-9.2)	6.7 (4.6-9.2)	648
Upper respiratory infections	0 (0-0)	0 (0-0)	0 (0-1)	0 (0-0)	0 (0-0)	0 (0-0)	0 (0-0)	0 (0-0)	0 (0-0)	0 (0-0)	0 (0-0)	0 (0-0)	0 (0-0)	0 (0-0)	0 (0-0)	0 (0-0)	0 (0-0)	0 (0-0)	0 (0-0)	0 (0-0)	0 (0-0)	0 (0-0)	0 (0-0)	0
Otitis media	0 (0-0)	0 (0-0)	0 (0-1)	0 (0-1)	0 (0-1)	0 (0-1)	0 (0-1)	0 (0-1)	0 (0-2)	0 (0-2)	0 (0-2)	0 (0-2)	0 (0-2)	0 (0-2)	0 (0-2)	0 (0-2)	0 (0-2)	0 (0-2)	0 (0-2)	0 (0-2)	0 (0-2)	0 (0-2)	0 (0-2)	0
Enteric infections	0.1 (0.1-0.1)	0.1 (0.0-0.4)	0.3 (0.1-0.9)	0.2 (0.1-0.4)	0.2 (0.1-0.3)	0.2 (0.1-0.3)	0.2 (0.1-0.3)	0.2 (0.1-0.3)	0.2 (0.1-0.3)	0.2 (0.1-0.3)	0.2 (0.1-0.3)	0.2 (0.1-0.3)	0.2 (0.1-0.3)	0.2 (0.1-0.3)	0.2 (0.1-0.3)	0.2 (0.1-0.3)	0.2 (0.1-0.3)	0.2 (0.1-0.3)	0.2 (0.1-0.3)	0.2 (0.1-0.3)	0.2 (0.1-0.3)	0.2 (0.1-0.3)	93.7
Diarrheal diseases	0.1 (0.1-0.1)	0.2 (0.2-0.4)	0.7 (0.2-0.5-0.9)	0.4 (0.1-0.9)	0.3 (0.2-0.4)	0.3 (0.2-0.4)	0.3 (0.2-0.4)	0.3 (0.2-0.4)	0.3 (0.2-0.4)	0.3 (0.2-0.4)	0.3 (0.2-0.4)	0.3 (0.2-0.4)	0.3 (0.2-0.4)	0.3 (0.2-0.4)	0.3 (0.2-0.4)	0.3 (0.2-0.4)	0.3 (0.2-0.4)	0.3 (0.2-0.4)	0.3 (0.2-0.4)	0.3 (0.2-0.4)	0.3 (0.2-0.4)	0.3 (0.2-0.4)	90.4
Typhoid and paratyphoid	0 (0-0)	0 (0-0)	0 (0-0)	0 (0-0)	0 (0-0)	0 (0-0)	0 (0-0)	0 (0-0)	0 (0-0)	0 (0-0)	0 (0-0)	0 (0-0)	0 (0-0)	0 (0-0)	0 (0-0)	0 (0-0)	0 (0-0)	0 (0-0)	0 (0-0)	0 (0-0)	0 (0-0)	0 (0-0)	0 (0-0)	0
Typhoid fever	0 (0-0)	0 (0-0)	0 (0-0)	0 (0-0)	0 (0-0)	0 (0-0)	0 (0-0)	0 (0-0)	0 (0-0)	0 (0-0)	0 (0-0)	0 (0-0)	0 (0-0)	0 (0-0)	0 (0-0)	0 (0-0)	0 (0-0)	0 (0-0)	0 (0-0)	0 (0-0)	0 (0-0)	0 (0-0)	0 (0-0)	0
Paratyphoid fever	0 (0-0)	0 (0-0)	0 (0-0)	0 (0-0)	0 (0-0)	0 (0-0)	0 (0-0)	0 (0-0)	0 (0-0)	0 (0-0)	0 (0-0)	0 (0-0)	0 (0-0)	0 (0-0)	0 (0-0)	0 (0-0)	0 (0-0)	0 (0-0)	0 (0-0)	0 (0-0)	0 (0-0)	0 (0-0)	0 (0-0)	0
Invasive Non-typhoidal Salmonella (iNTS)	0 (0-0)	0 (0-0)	0 (0-0)	0 (0-0)	0 (0-0)	0 (0-0)	0 (0-0)	0 (0-0)	0 (0-0)	0 (0-0)	0 (0-0)	0 (0-0)	0 (0-0)	0 (0-0)	0 (0-0)	0 (0-0)	0 (0-0)	0 (0-0)	0 (0-0)	0 (0-0)	0 (0-0)	0 (0-0)	0 (0-0)	0.1
Other intestinal infectious diseases	0 (0-0)	0 (0-0)	0 (0-0)	0 (0-0)	0 (0-0)	0 (0-0)	0 (0-0)	0 (0-0)	0 (0-0)	0 (0-0)	0 (0-0)	0 (0-0)	0 (0-0)	0 (0-0)	0 (0-0)	0 (0-0)	0 (0-0)	0 (0-0)	0 (0-0)	0 (0-0)	0 (0-0)	0 (0-0)	0 (0-0)	0.1
Neglected tropical diseases and malaria	0 (0-1)	1 (0-3)	2 (1-3-3)	0 (0-0)	0 (0-0)	0 (0-0)	0 (0-0)	0 (0-1)	0 (0-1)	0 (0-1)	0 (0-1)	0 (0-1)	0 (0-1)	0 (0-1)	0 (0-1)	0 (0-1)	0 (0-1)	0 (0-1)	0 (0-1)	0 (0-1)	0 (0-1)	0 (0-1)	0 (0-1)	13.5
Malaria	0 (0-0)	0 (0-0)	0 (0-0)	0 (0-0)	0 (0-0)	0 (0-0)	0 (0-0)	0 (0-0)	0 (0-0)	0 (0-0)	0 (0-0)	0 (0-0)	0 (0-0)	0 (0-0)	0 (0-0)	0 (0-0)	0 (0-0)	0 (0-0)	0 (0-0)	0 (0-0)	0 (0-0)	0 (0-0)	0 (0-0)	0
Chagas disease	0 (0-0)	0 (0-0)	0 (0-0)	0 (0-0)	0 (0-0)	0 (0-0)	0 (0-0)	0 (0-0)	0 (0-0)	0 (0-0)	0 (0-0)	0 (0-0)	0 (0-0)	0 (0-0)	0 (0-0)	0 (0-0)	0 (0-0)	0 (0-0)	0 (0-0)	0 (0-0)	0 (0-0)	0 (0-0)	0 (0-0)	0
Leishmaniasis	0 (0-0)	0 (0-0)	0 (0-0)	0 (0-0)	0 (0-0)	0 (0-0)	0 (0-0)	0 (0-0)	0 (0-0)	0 (0-0)	0 (0-0)	0 (0-0)	0 (0-0)	0 (0-0)	0 (0-0)	0 (0-0)	0 (0-0)	0 (0-0)	0 (0-0)	0 (0-0)	0 (0-0)	0 (0-0)	0 (0-0)	0
Visceral leishmaniasis	0 (0-0)	0 (0-0)	0 (0-0)	0 (0-0)	0 (0-0)	0 (0-0)	0 (0-0)	0 (0-0)	0 (0-0)	0 (0-0)	0 (0-0)	0 (0-0)	0 (0-0)	0 (0-0)	0 (0-0)	0 (0-0)	0 (0-0)	0 (0-0)	0 (0-0)	0 (0-0)	0 (0-0)	0 (0-0)	0 (0-0)	0
Cutaneous and mucocutaneous leishmaniasis	0 (0-0)	0 (0-0)	0 (0-0)	0 (0-0)	0 (0-0)	0 (0-0)	0 (0-0)	0 (0-0)	0 (0-0)	0 (0-0)	0 (0-0)	0 (0-0)	0 (0-0)	0 (0-0)	0 (0-0)	0 (0-0)	0 (0-0)	0 (0-0)	0 (0-0)	0 (0-0)	0 (0-0)	0 (0-0)	0 (0-0)	0
African trypanosomiasis	0 (0-0)	0 (0-0)	0 (0-0)	0 (0-0)	0 (0-0)	0 (0-0)	0 (0-0)	0 (0-0)	0 (0-0)	0 (0-0)	0 (0-0)	0 (0-0)	0 (0-0)	0 (0-0)	0 (0-0)	0 (0-0)	0 (0-0)	0 (0-0)	0 (0-0)	0 (0-0)	0 (0-0)	0 (0-0)	0 (0-0)	0
Schistosomiasis	0 (0-0)	0 (0-0)	0 (0-0)	0 (0-0)	0 (0-0)	0 (0-0)	0 (0-0)	0 (0-0)	0 (0-0)	0 (0-0)	0 (0-0)	0 (0-0)	0 (0-0)	0 (0-0)	0 (0-0)	0 (0-0)	0 (0-0)	0 (0-0)	0 (0-0)	0 (0-0)	0 (0-0)	0 (0-0)	0 (0-0)	0
Cysticercosis	0 (0-0)	0 (0-0)	0 (0-0)	0 (0-0)	0 (0-0)	0 (0-0)	0 (0-0)	0 (0-0)	0 (0-0)	0 (0-0)	0 (0-0)	0 (0-0)	0 (0-0)	0 (0-0)	0 (0-0)	0 (0-0)	0 (0-0)	0 (0-0)	0 (0-0)	0 (0-0)	0 (0-0)	0 (0-0)	0 (0-0)	0
Cystic echinococcosis	0 (0-0)	0 (0-0)	0 (0-0)	0 (0-0)	0 (0-0)	0 (0-0)	0 (0-0)	0 (0-0)	0 (0-0)	0 (0-0)	0 (0-0)	0 (0-0)	0 (0-0)	0 (0-0)	0 (0-0)	0 (0-0)	0 (0-0)	0 (0-0)	0 (0-0)	0 (0-0)	0 (0-0)	0 (0-0)	0 (0-0)	0
Lymphatic filariasis	0 (0-0)	0 (0-0)	0 (0-0)	0 (0-0)	0 (0-0)	0 (0-0)	0 (0-0)	0 (0-0)	0 (0-0)	0 (0-0)	0 (0-0)	0 (0-0)	0 (0-0)	0 (0-0)	0 (0-0)	0 (0-0)	0 (0-0)	0 (0-0)	0 (0-0)	0 (0-0)	0 (0-0)	0 (0-0)	0 (0-0)	0
Onchocerciasis	0 (0-0)	0 (0-0)	0 (0-0)	0 (0-0)	0 (0-0)	0 (0-0)	0 (0-0)	0 (0-0)	0 (0-0)	0 (0-0)	0 (0-0)	0 (0-0)	0 (0-0)	0 (0-0)	0 (0-0)	0 (0-0)	0 (0-0)	0 (0-0)	0 (0-0)	0 (0-0)	0 (0-0)	0 (0-0)	0 (0-0)	0
Trachoma	0 (0-0)	0 (0-0)	0 (0-0)	0 (0-0)	0 (0-0)	0 (0-0)	0 (0-0)	0 (0-0)	0 (0-0)	0 (0-0)	0 (0-0)	0 (0-0)	0 (0-0)	0 (0-0)	0 (0-0)	0 (0-0)	0 (0-0)	0 (0-0)	0 (0-0)	0 (0-0)	0 (0-0)	0 (0-0)	0 (0-0)	0
Dengue	0 (0-0)	0 (0-0)	0 (0-0)	0 (0-0)	0 (0-0)	0 (0-0)	0 (0-0)	0 (0-0)	0 (0-0)	0 (0-0)	0 (0-0)	0 (0-0)	0 (0-0)	0 (0-0)	0 (0-0)	0 (0-0)	0 (0-0)	0 (0-0)	0 (0-0)	0 (0-0)	0 (0-0)	0 (0-0)	0 (0-0)	0
Yellow fever	0 (0-0)	0 (0-0)	0 (0-0)	0 (0-0)	0 (0-0)	0 (0-0)	0 (0-0)	0 (0-0)	0 (0-0)	0 (0-0)	0 (0-0)	0 (0-0)	0 (0-0)	0 (0-0)	0 (0-0)	0 (0-0)	0 (0-0)	0 (0-0)	0 (0-0)	0 (0-0)	0 (0-0)	0 (0-0)	0 (0-0)	0
Rabies	0 (0-0)	0 (0-0)	0 (0-0)	0 (0-0)	0 (0-0)	0 (0-0)	0 (0-0)	0 (0-0)	0 (0-0)	0 (0-0)	0 (0-0)	0 (0-0)	0 (0-0)	0 (0-0)	0 (0-0)	0 (0-0)	0 (0-0)	0 (0-0)	0 (0-0)	0 (0-0)	0 (0-0)	0 (0-0)	0 (0-0)	0
Intestinal nematode infections	0 (0-0)	0 (0-0)	0 (0-0)	0 (0-0)	0 (0-0)	0 (0-0)	0 (0-0)	0 (0-0)	0 (0-0)	0 (0-0)	0 (0-0)	0 (0-0)	0 (0-0)	0 (0-0)	0 (0-0)	0 (0-0)	0 (0-0)	0 (0-0)	0 (0-0)	0 (0-0)	0 (0-0)	0 (0-0)	0 (0-0)	0
Ascariasis	0 (0-0)	0 (0-0)	0 (0-0)	0 (0-0)	0 (0-0)	0 (0-0)	0 (0-0)	0 (0-0)	0 (0-0)	0 (0-0)	0 (0-0)	0 (0-0)	0 (0-0)	0 (0-0)	0 (0-0)	0 (0-0)	0 (0-0)	0 (0-0)	0 (0-0)	0 (0-0)	0 (0-0)	0 (0-0)	0 (0-0)	0
Trichuriasis	0 (0-0)	0 (0-0)	0 (0-0)	0 (0-0)	0 (0-0)	0 (0-0)	0 (0-0)	0 (0-0)	0 (0-0)	0 (0-0)	0 (0-0)	0 (0-0)	0 (0-0)	0 (0-0)	0 (0-0)	0 (0-0)	0 (0-0)	0 (0-0)	0 (0-0)	0 (0-0)	0 (0-0)	0 (0-0)	0 (0-0)	0
Hookworm disease	0 (0-0)	0 (0-0)	0 (0-0)	0 (0-0)	0 (0-0)	0 (0-0)	0 (0-0)	0 (0-0)	0 (0-0)	0 (0-0)	0 (0-0)	0 (0-0)	0 (0-0)	0 (0-0)	0 (0-0)	0 (0-0)	0 (0-0)	0 (0-0)	0 (0-0)	0 (0-0)	0 (0-0)	0 (0-0)	0 (0-0)	0
Food-borne trematodiases	0 (0-0)	0 (0-0)	0 (0-0)	0 (0-0)	0 (0-0)	0 (0-0)	0 (0-0)	0 (0-0)	0 (0-0)	0 (0-0)	0 (0-0)	0 (0-0)	0 (0-0)	0 (0-0)	0 (0-0)	0 (0-0)	0 (0-0)	0 (0-0)	0 (0-0)	0 (0-0)	0 (0-0)	0 (0-0)	0 (0-0)	0
Leprosy	0 (0-0)	0 (0-0)	0 (0-0)	0 (0-0)	0 (0-0)	0 (0-0)	0 (0-0)	0 (0-0)	0 (0-0)	0 (0-0)	0 (0-0)	0 (0-0)	0 (0-0)	0 (0-0)	0 (0-0)	0 (0-0)	0 (0-0)	0 (0-0)	0 (0-0)	0 (0-0)	0 (0-0)	0 (0-0)	0 (0-0)	0
Ebola	0 (0-0)	0 (0-0)	0 (0-0)	0 (0-0)	0 (0-0)	0 (0-0)	0 (0-0)	0 (0-0)	0 (0-0)	0 (0-0)	0 (0-0)	0 (0-0)	0 (0-0)	0 (0-0)	0 (0-0)	0 (0-0)	0 (0-0)	0 (0-0)	0 (0-0)	0 (0-0)	0 (0-0)	0 (0-0)	0 (0-0)	0
Zika virus	0 (0-0)	0 (0-0)	0 (0-0)	0 (0-0)	0 (0-0)	0 (0-0)	0 (0-0)	0 (0-0)	0 (0-0)	0 (0-0)	0 (0-0)	0 (0-0)	0 (0-0)	0 (0-0)	0 (0-0)	0 (0-0)	0 (0-0)	0 (0-0)	0 (0-0)	0 (0-0)	0 (0-0)	0 (0-0)	0 (0-0)	0
Guinea worm disease	0 (0-0)	0 (0-0)	0 (0-0)	0 (0-0)	0 (0-0)	0 (0-0)	0 (0-0)	0 (0-0)	0 (0-0)	0 (0-0)	0 (0-0)	0 (0-0)	0 (0-0)	0 (0-0)	0 (0-0)	0 (0-0)	0 (0-0)	0 (0-0)	0 (0-0)	0 (0-0)	0 (0-0)	0 (0-0)	0 (0-0)	0
Other neglected tropical diseases	0 (0-1)	1 (0-3)	2 (1-3-3)	0 (0-0)	0 (0-0)	0 (0-0)	0 (0-0)	0 (0-1)	0 (0-1)	0 (0-1)	0 (0-1)	0 (0-1)	0 (0-1)	0 (0-1)	0 (0-1)	0 (0-1)	0 (0-1)	0 (0-1)	0 (0-1)	0 (0-1)	0 (0-1)	0 (0-1)	0 (0-1)	13.5
Other infectious diseases	0.5 (0.0-0.7)	0.7 (0.4-0.1-1.1)	2.5 (0.9-4.4)	0.9 (0.7-1.2)	1.8 (1.2-2.5)	1.7 (1.2-2.3)	3 (2.0-3.9)	3.4 (2.5-4.5)	2.7 (2.0-3.7)	2.3 (1.6-3.2)	1.9 (1.4-2.5)	2.2 (1.6-3.2)	2.4 (1.7-3.3)	3.4 (2.5-4.6)	3.7 (2.7-4.7)	3.6 (2.6-4.7)	3.6 (2.6-4.8)	3.7 (2.6-4.9)	4.2 (3.0-5.5)	3.5 (2.7-4.4)	2.9 (2.1-4.0)	2.3 (1.7-3.4)	1.4 (1.1-2.0)	0.9 (0.6-1.2-2.5)	66.3
Meningitis	0.2 (0.1-0.2-3)	0.2 (0.4-to-1.7)	1.1 (2.9)	0.4 (0.4-to-0.7)	0.7 (0.5-1.0)	0.6 (1.1-to-2.2)	1.4 (0.9-2.0)	1.4 (0.7-to-2.3)	1 (0.5-to-1.8)	0.8 (0.4-to-1.1)	0.7 (0.4-to-0.9-0.9)	0.7 (0.5-to-1.1)	0.8 (0.7-to-1.2)	1.1 (0.7-to-1.3)	1.1 (0.7-to-1.4)	1 (0.7-to-1.3)	1 (0.7-to-1.3)	1 (0.7-to-1.3)	1 (0.7-to-1.3)	0.8 (0.4-to-1.2)	0.7 (0.3-to-1.1)	0.4 (0.2-to-0.7)	0.1 (0.1-to-0.2)	19.7
Encephalitis	0.1 (0.1-to-0.2)	0.1 (0.1-to-0.2)	0.4 (0.2-to-0.6)	0.2 (0.1-to-0.2)	0.2 (0.1-to-0.3)	0.2 (0.1-to-0.3)	0.2 (0.1-to-0.4)	0.3 (0.2-to-0.5)	0.3 (0.2-to-0.5)	0.3 (0.2-to-0.5)	0.3 (0.2-to-0.4)	0.3 (0.2-to-0.4)	0.3 (0.2-to-0.5)	0.4 (0.2-to-0.5)	0.4 (0.2-to-0.5)	0.4 (0.2-to-0.5)	0.4 (0.2-to-0.5)	0.5 (0.4-to-0.7)	0.4 (0.3-to-0.5)	0.5 (0.4-to-0.6)	0.4 (0.2-to-0.7)	0.3 (0.1-to-0.5)	0.2 (0.1-to-0.3)	7
Diphtheria	0 (0-0)	0 (0-0)	0 (0-0)	0 (0-0)	0 (0-0)	0 (0-0)	0 (0-0)	0 (0-0)	0 (0-0)	0 (0-0)	0 (0-0)	0 (0-0)	0 (0-0)	0 (0-0)	0 (0-0)	0 (0-0)	0 (0-0)	0 (0-0)	0 (0-0)	0 (0-0)	0 (0-0)	0 (0-0)	0 (0-0)	0
Tetanus	0 (0-0)	0 (0-0)	0 (0-0)	0 (0-0)	0 (0-0)	0 (0-0)	0 (0-0)	0 (0-0)	0 (0-0)	0 (0-0)	0 (0-0)	0 (0-0)	0 (0-0)	0 (0-0)	0 (0-0)	0 (0-0)	0 (0-0)	0 (0-0)	0 (0-0)	0 (0-0)	0 (0-0)	0 (0-0)	0 (0-0)	0
Measles	0 (0-0)	0 (0-0)	0 (0-0)	0 (0-0)	0 (0-0)	0 (0-0)	0 (0-0)	0 (0-0)	0 (0-0)	0 (0-0)	0 (0-0)	0 (0-0)	0 (0-0)	0 (0-0)	0 (0-0)	0 (0-0)	0 (0-0)	0 (0-0)	0 (0-0)	0 (0-0)	0 (0-0)	0 (0-0)	0 (0-0)	0
Varicella and herpes zoster	0.1 (0.0-0.3)	0.1 (0.1-to-0.4)	0.2 (0.1-0.3)	0.1 (0.1-0.2)	0.2 (0.1-0.3)	0.2 (0.1-0.3)	0.2 (0.1-0.4)	0.2 (0.1-0.4)	0.2 (0.1-0.4)	0.2 (0.1-0.4)	0.2 (0.1-0.4)	0.2 (0.1-0.4)	0.3 (0.2-0.5)	0.4 (0.2-0.6)	0.4 (0.2-0.6)	0.4 (0.2-0.6)	0.5 (0.3-0.8)	0.5 (0.



Osteoarthritis other	0 (0 to 0)	0 (0 to 0)	0 (0 to 0)

SR Table 2b: Glouceshire DALYS by cause and age group for females with 95% uncertainty intervals, 2019

Cause	Early Neonatal	Late Neonatal	Post Neonatal	1 to 4	5 to 9	10 to 14	15 to 19	20 to 24	25 to 29	30 to 34	35 to 39	40 to 44	45 to 49	50 to 54	55 to 59	60 to 64	65 to 69	70 to 74	75 to 79	80 to 84	85 to 89	90 to 94	95 plus	Total
All causes	466 (333 to 641)	466 (119 to 1,148)	360 (246 to 488)	1,014 (921 to 1,210)	1,108 (922 to 944)	1,016 (819 to 1,446)	1,464 (1,067 to 2,330)	2,134 (1,770 to 2,930)	2,538 (2,150 to 3,020)	3,108 (2,630 to 3,980)	3,454 (3,128 to 4,298)	4,014 (3,670 to 4,910)	4,967 (4,570 to 5,890)	6,670 (6,070 to 7,390)	8,670 (8,010 to 9,390)	10,900 (9,970 to 11,900)	13,200 (12,000 to 14,300)	15,600 (14,200 to 16,900)	18,000 (16,400 to 19,500)	20,000 (17,500 to 22,000)	19,000 (15,000 to 22,000)	9,000 (5,000 to 14,000)	170,000 (160,000 to 180,000)	94,000
Communicable, maternal, neonatal, and nutritional diseases	466 (330 to 638)	466 (119 to 1,148)	360 (246 to 488)	1,014 (921 to 1,210)	1,108 (922 to 944)	1,016 (819 to 1,446)	1,464 (1,067 to 2,330)	2,134 (1,770 to 2,930)	2,538 (2,150 to 3,020)	3,108 (2,630 to 3,980)	3,454 (3,128 to 4,298)	4,014 (3,670 to 4,910)	4,967 (4,570 to 5,890)	6,670 (6,070 to 7,390)	8,670 (8,010 to 9,390)	10,900 (9,970 to 11,900)	13,200 (12,000 to 14,300)	15,600 (14,200 to 16,900)	18,000 (16,400 to 19,500)	20,000 (17,500 to 22,000)	19,000 (15,000 to 22,000)	9,000 (5,000 to 14,000)	170,000 (160,000 to 180,000)	5,000
HIV/AIDS and sexually transmitted infections	10.5 (3.1 to 22.8)	2.8 (0.4 to 5.9)	4.3 (1.7 to 9.2)	0.7 (0.5 to 0.9)	0.4 (0.3 to 0.4)	0.5 (0.4 to 0.6)	1.4 (1 to 1.8)	3.6 (2.7 to 5.4)	7.3 (4.9 to 10.7)	13.9 (7.3 to 19.4)	19.9 (12.1 to 28.9)	12.2 (8.1 to 18.3)	10.5 (6.2 to 16.5)	7.3 (3.2 to 12.4)	3.5 (1.4 to 6.1)	4.2 (2.2 to 6.4)	2.2 (0.3 to 7.3)	1.4 (1 to 3.4)	1 (0.4 to 2.2)	0.6 (0.2 to 1.3)	0.6 (0.4 to 0.9)	0.2 (0.1 to 0.3)	108
HIV/AIDS	0 (0 to 0)	0 (0 to 0)	0.7 (0.4 to 0.9)	0.6 (0.4 to 0.9)	0.3 (0.2 to 0.4)	0.3 (0.2 to 0.4)	0.6 (0.5 to 0.7)	2.6 (1.1 to 5.2)	3.6 (1.9 to 5.4)	4.4 (2.9 to 6.5)	4.5 (2.3 to 6)	4.5 (2.4 to 6.1)	3.5 (2.2 to 5.1)	2.3 (1.4 to 3.3)	2.1 (1.1 to 3.2)	1.5 (0.4 to 3)	0.6 (0.2 to 1.3)	0.5 (0 to 0.1)	0.1 (0 to 0.1)	0 (0 to 0)	0 (0 to 0)	0 (0 to 0)	37.7
HIV/AIDS - Drug-susceptible Tuberculosis	0 (0 to 0)	0 (0 to 0)	0 (0 to 0)	0 (0 to 0)	0 (0 to 0)	0 (0 to 0)	0 (0 to 0)	0.1 (0.1 to 0.2)	0.2 (0.1 to 0.3)	0.2 (0.1 to 0.4)	0.2 (0.1 to 0.4)	0.4 (0.2 to 0.6)	0.4 (0.2 to 0.6)	0.4 (0.2 to 0.6)	0.2 (0.1 to 0.3)	0.2 (0.1 to 0.3)	0.2 (0.1 to 0.3)	0.1 (0 to 0.1)	0 (0 to 0)	0 (0 to 0)	0 (0 to 0)	0 (0 to 0)	0 (0 to 0)	3.3
HIV/AIDS - Multidrug-resistant Tuberculosis without extensive dr...	0 (0 to 0)	0 (0 to 0)	0 (0 to 0)	0 (0 to 0)	0 (0 to 0)	0 (0 to 0)	0 (0 to 0)	0 (0 to 0)	0 (0 to 0)	0 (0 to 0)	0 (0 to 0)	0 (0 to 0)	0 (0 to 0)	0 (0 to 0)	0 (0 to 0)	0 (0 to 0)	0 (0 to 0)	0 (0 to 0)	0 (0 to 0)	0 (0 to 0)	0 (0 to 0)	0 (0 to 0)	0 (0 to 0)	0.1
HIV/AIDS - Extensively drug-resistant Tuberculosis	0 (0 to 0)	0 (0 to 0)	0 (0 to 0)	0 (0 to 0)	0 (0 to 0)	0 (0 to 0)	0 (0 to 0)	0 (0 to 0)	0 (0 to 0)	0 (0 to 0)	0 (0 to 0)	0 (0 to 0)	0 (0 to 0)	0 (0 to 0)	0 (0 to 0)	0 (0 to 0)	0 (0 to 0)	0 (0 to 0)	0 (0 to 0)	0 (0 to 0)	0 (0 to 0)	0 (0 to 0)	0 (0 to 0)	0
HIV/AIDS resulting in other diseases	0 (0 to 0)	0 (0 to 0)	0.6 (0 to 0.7)	0.4 (0.3 to 0.4)	0.3 (0.2 to 0.4)	0.2 (0.2 to 0.3)	0.5 (0.4 to 0.7)	2.4 (1.1 to 4.9)	3.4 (1.8 to 5.1)	4.1 (2.6 to 6.2)	4 (2.2 to 5.7)	4 (2.6 to 5.7)	3.6 (2.5 to 5.3)	2.3 (1.2 to 3.1)	2 (1 to 3.1)	1.4 (0.4 to 3)	0.6 (0.2 to 1.3)	0.5 (0 to 0.1)	0.1 (0 to 0.1)	0 (0 to 0)	0 (0 to 0)	0 (0 to 0)	0 (0 to 0)	34.3
Sexually transmitted infections excluding HIV	10.5 (3.1 to 22.8)	2.8 (0.4 to 5.9)	3.6 (1 to 8.5)	0.1 (0 to 0.2)	0.1 (0 to 0.2)	0.2 (0.2 to 0.3)	0.8 (0.5 to 1.2)	1.1 (0.3 to 2.6)	3.7 (2.7 to 7.8)	9.8 (3.9 to 11.2)	15 (4.9 to 21.9)	8 (4.3 to 12.5)	6.9 (3.1 to 10.5)	5 (1.9 to 8.6)	1.5 (0.5 to 3.1)	2.8 (1.1 to 5.4)	1.6 (0.3 to 7.3)	0.9 (0.2 to 3.1)	1 (0.4 to 2.1)	0.6 (0.2 to 1.3)	0.6 (0.4 to 0.9)	0.2 (0.1 to 0.3)	70.4
Syphilis	0 (0 to 0)	0 (0 to 0)	0.1 (0 to 0.1)	0 (0 to 0)	0 (0 to 0)	0 (0 to 0)	0.1 (0 to 0.1)	0.1 (0 to 0.2)	0.2 (0.1 to 0.2)	0.2 (0.1 to 0.3)	0.2 (0.1 to 0.3)	0.2 (0.1 to 0.3)	0.2 (0.1 to 0.3)	0.2 (0.1 to 0.3)	0.1 (0 to 0.2)	0.1 (0 to 0.2)	0.1 (0 to 0.2)	0 (0 to 0.1)	0 (0 to 0)	0 (0 to 0)	0 (0 to 0)	0 (0 to 0)	0 (0 to 0)	17.4
Chlamydial infection	0 (0 to 0)	0 (0 to 0)	0 (0 to 0)	0 (0 to 0)	0 (0 to 0)	0 (0 to 0)	0 (0 to 0.1)	0.2 (0 to 0.4)	0.5 (0.2 to 1.2)	0.6 (0.4 to 1.2)	0.5 (0.2 to 1.2)	0.5 (0.2 to 1.2)	0.4 (0.2 to 1.1)	0.3 (0.1 to 0.8)	0.2 (0.1 to 0.6)	0.1 (0 to 0.4)	0.1 (0 to 0.2)	0 (0 to 0.1)	0 (0 to 0.1)	0 (0 to 0.1)	0 (0 to 0.1)	0 (0 to 0)	0 (0 to 0)	9.9
Gonococcal infection	0 (0 to 0)	0 (0 to 0)	0 (0 to 0)	0 (0 to 0)	0 (0 to 0)	0 (0 to 0)	0 (0 to 0.1)	0.1 (0 to 0.2)	0.2 (0.2 to 0.4)	0.2 (0.1 to 0.5)	0.2 (0.1 to 0.5)	0.2 (0.1 to 0.5)	0.2 (0.1 to 0.5)	0.2 (0.1 to 0.5)	0.1 (0 to 0.3)	0.1 (0 to 0.3)	0.1 (0 to 0.3)	0 (0 to 0.1)	0 (0 to 0.1)	0 (0 to 0.1)	0 (0 to 0.1)	0 (0 to 0)	0 (0 to 0)	6.1
Trichomoniasis	0 (0 to 0)	0 (0 to 0)	0 (0 to 0)	0 (0 to 0)	0 (0 to 0)	0 (0 to 0)	0 (0 to 0.2)	0.4 (0.1 to 0.9)	0.7 (0.2 to 1.4)	0.8 (0.2 to 1.6)	0.8 (0.2 to 1.6)	0.8 (0.2 to 1.6)	0.6 (0.2 to 1.5)	0.4 (0.2 to 1.1)	0.2 (0.1 to 0.6)	0.2 (0.1 to 0.5)	0.1 (0 to 0.3)	0 (0 to 0.1)	0 (0 to 0.1)	0 (0 to 0.1)	0 (0 to 0.1)	0 (0 to 0)	0 (0 to 0)	7.9
Genital herpes	0 (0 to 0)	0 (0 to 0)	0 (0 to 0)	0 (0 to 0)	0 (0 to 0)	0 (0 to 0)	0 (0 to 0.1)	0.1 (0 to 0.1)	0.5 (0.1 to 1.2)	0.7 (0.2 to 1.4)	0.8 (0.2 to 1.6)	0.8 (0.2 to 1.6)	0.6 (0.2 to 1.5)	0.4 (0.2 to 1.1)	0.2 (0.1 to 0.6)	0.2 (0.1 to 0.5)	0.1 (0 to 0.3)	0 (0 to 0.1)	0 (0 to 0.1)	0 (0 to 0.1)	0 (0 to 0.1)	0 (0 to 0)	0 (0 to 0)	9.7
Other sexually transmitted infections	0 (0 to 0)	0 (0 to 0)	0 (0 to 0)	0 (0 to 0)	0 (0 to 0)	0 (0 to 0)	0 (0 to 0.1)	0.1 (0 to 0.4)	0.2 (0.1 to 0.4)	0.3 (0.1 to 0.8)	0.3 (0.1 to 0.8)	0.3 (0.1 to 0.8)	0.2 (0.1 to 0.7)	0.2 (0.1 to 0.6)	0.1 (0 to 0.4)	0.1 (0 to 0.4)	0.1 (0 to 0.3)	0 (0 to 0.1)	0 (0 to 0.1)	0 (0 to 0.1)	0 (0 to 0.1)	0 (0 to 0)	0 (0 to 0)	2.2
Respiratory infections and tuberculosis	3.5 (2.4 to 5)	2.2 (1.4 to 3.2)	19.2 (11.6 to 27.2)	32.5 (22.5 to 50.9)	22.7 (20.5 to 59.9)	22.6 (16.2 to 41.4)	19.6 (12.3 to 41.4)	19.2 (15.1 to 26.1)	22.4 (20.3 to 44.4)	22.4 (22.1 to 47.3)	23.2 (21.4 to 46.7)	20.5 (20.3 to 44.5)	19.2 (20.4 to 50.4)	19.2 (20.4 to 50.4)	19.2 (37.4 to 87.6)	19.2 (48.1 to 92)	19.2 (57.6 to 104)	19.2 (61.1 to 110)	19.2 (73.2 to 136)	19.2 (103 to 206)	19.2 (109 to 231)	19.2 (109 to 231)	19.2 (103 to 231)	2,990
Tuberculosis	0 (0 to 0)	0 (0 to 0)	0.1 (0 to 0.1)	0.1 (0 to 0.2)	0.1 (0 to 0.2)	0.1 (0 to 0.2)	0.5 (0.4 to 0.7)	0.7 (0.7 to 1.2)	1.1 (1 to 2.1)	1.1 (0.8 to 1.7)	1.1 (0.7 to 1.5)	1.1 (0.4 to 1.3)	1.1 (0.6 to 1.7)	1.1 (0.6 to 1.7)	1.1 (1 to 2.4)	1.1 (1 to 3.2)	1.1 (1.7 to 3.2)	1.1 (1.7 to 3.2)	1.1 (2.1 to 4.4)	1.1 (2.1 to 4.4)	1.1 (1.7 to 3.6)	1.1 (0.4 to 1.7)	0.2 (0.2 to 0.4)	29.4
Latent tuberculosis infection	0 (0 to 0)	0 (0 to 0)	0 (0 to 0)	0 (0 to 0)	0 (0 to 0)	0 (0 to 0)	0 (0 to 0)	0 (0 to 0)	0 (0 to 0)	0 (0 to 0)	0 (0 to 0)	0 (0 to 0)	0 (0 to 0)	0 (0 to 0)	0 (0 to 0)	0 (0 to 0)	0 (0 to 0)	0 (0 to 0)	0 (0 to 0)





Osteoarthritis other	0 (0 to 0)	0 (0 to 0)	0 (0 to 0)

SR Table 2b: Somerset DALYS by cause and age group for females with 95% uncertainty intervals, 2019

Cause	Early Neonatal (0-6 days)	Late Neonatal (7-27 days)	Post Neonatal (28-364 days)	1 to 4	5 to 9	10 to 14	15 to 19	20 to 24	25 to 29	30 to 34	35 to 39	40 to 44	45 to 49	50 to 54	55 to 59	60 to 64	65 to 69	70 to 74	75 to 79	80 to 84	85 to 89	90 to 94	95 plus	Total
All causes	2,642 (2,362-2,956)	1,241 (44-1,104)	1,241 (337-2,417)	1,241 (329-1,260)	1,241 (434-2,504)	1,241 (747-2,456)	1,241 (1,072-2,442)	1,241 (1,072-2,442)	1,241 (1,072-2,442

Other neoplasms	0-1 (0 to 0.2)	0 (0 to 0)	0-2 (0-1 to 0.4)	0-2 (0-1 to 0.3)	0-2 (0-2 to 0.3)	0-2 (0-1 to 0.4)	0-3 (0-1 to 0.4)	0-3 (0-2 to 0.4)	0-4 (0-3 to 0.4)	0-6 (0-4 to 0.4)	0-6 (0-4 to 0.6)	0-6 (0-4 to 0.6)	0-9 (0-6 to 1.3)	2 (1 to 2.7)	3-4 (2 to 4.4)	3-5 (3 to 6.7)	6-8 (5-7 to 11)	14-20 (10-7 to 19.7)	26 (21 to 32.9)	30 (24 to 39.4)	30-3 (21 to 41.1)	34-9 (23 to 49.4)	24-5 (12 to 33.4)	8-9 (3 to 12.9)	
Medulloblastoma, medulloblastoma, and other hemangioblastoma	0 (0 to 0.2)	0 (0 to 0)	0-2 (0-1 to 0.4)	0-2 (0-1 to 0.3)	0-2 (0 to 0.3)	0-1 (0-1 to 0.4)	0-3 (0-1 to 0.4)	0-3 (0-2 to 0.4)	0-4 (0 to 0.4)	0-6 (0-4 to 0.4)	0-6 (0-4 to 0.6)	0-6 (0-4 to 0.6)	0-9 (0-6 to 1.3)	2 (1 to 2.7)	3-4 (2 to 4.4)	3-5 (3 to 6.7)	6-8 (5-7 to 11)	14-20 (10-7 to 19.7)	26 (21 to 32.9)	30 (24 to 39.4)	30-3 (21 to 41.1)	34-9 (23 to 49.4)	24-5 (12 to 33.4)	8-9 (3 to 12.9)	191
Benign and in situ intestinal neoplasms	0 (0 to 0)	0 (0 to 0)	0 (0 to 0)

Congenital birth defects	87-1 (80-? to 141)	39-6 (27 to 54-6)	83-8 (58-1 to 139)	49-7 (34-5 to 71-6)	23-5 (17-3 to 32-9)	23 (16-6 to 31-4)	22-9 (16-1 to 31-4)	21-5 (16-4 to 27-3)	17-9 (13-4 to 23-3)	17-3 (13-1 to 22-5)	15-9 (11-6 to 20-4)	16-1 (11-6 to 21-1)	21-1 (14-4 to 29-2)	24-1 (16 to 31-8)	24-9 (16-5 to 33-3)	20-7 (13-1 to 28)	16-5 (10-9 to 22)	4 (2-4 to 6-2)	2-5 (1-5 to 3-9)	1-5 (0-9 to 2-4)	0-7 (0-4 to 1-1)	0-2 (0-1 to 0-4)		526
Neural tube defects	9-3 (5-1 to 15-7)	1-9 (0-9 to 3-2)	10-9 (5-1 to 20-2)	3-9 (1-7 to 7-7)	2-5 (0-9 to 5-4)	1 (0-4 to 1-9)	1-3 (0-8 to 1-8)	1-4 (0-8 to 2-1)	1-2 (0-7 to 1-9)	0-9 (0-5 to 1-6)	0-9 (0-5 to 1-5)	0-7 (0-4 to 1-1)	0-7 (0-4 to 1-2)	0-7 (0-4 to 1-3)	0-4 (0-2 to 0-7)	0-2 (0-2 to 0-5)	0-2 (0-1 to 0-3)	0 (0 to 0-1)	0 (0 to 0-1)	0 (0 to 0)	0 (0 to 0)	0 (0 to 0)		39
Congenital heart anomalies	0 (11-2 to 53-6)	0 (10-3 to 39-2)	0 (14-6 to 53-6)	0 (9-1 to 29-1)	0 (4-4 to 13-3)	0 (3-7 to 9-9)	0 (4-5 to 9-6)	0 (3-7 to 7-9)	0 (2-6 to 5-4)	0 (2-4 to 4-5)	0 (2-3 to 4-1)	0 (2-3 to 4-2)	0 (2-7 to 4-7)	0 (3-2 to 5-1)	0 (2-6 to 4-5)	0 (1-7 to 3-3)	0 (1-2 to 2-5)	0 (0-3 to 1-2)	0 (0-2 to 1-2)	0 (0-1 to 0-6)	0 (0-1 to 0-5)	0 (0-1 to 0-3)		131
Orofacial clefts	0 (0 to 0)	0 (0 to 0)	0-2 (0-1 to 0-5)	0-4 (0-1 to 0-7)	0-3 (0-1 to 0-7)	0-3 (0-1 to 0-7)	0-3 (0-1 to 0-8)	0-3 (0-2 to 0-8)	0-3 (0-2 to 0-7)	0-3 (0-2 to 0-7)	0-3 (0-2 to 0-7)	0-3 (0-1 to 0-6)	0-3 (0-2 to 0-6)	0-4 (0-2 to 0-8)	0-4 (0-2 to 0-8)	0-4 (0-2 to 0-9)	0-3 (0-2 to 0-9)	0-3 (0-2 to 0-9)	0-3 (0-2 to 0-8)	0-4 (0-2 to 0-9)	0-2 (0-1 to 0-5)	0-1 (0-1 to 0-3)	0 (0 to 0)	0 (0 to 0)	0 (0 to 0

SR Table 2b: Swindon DALYS by cause and age group for females with 95% uncertainty intervals, 2019

Cause	Early Neonatal	Late Neonatal	Post Neonatal	1 to 4	5 to 9	10 to 14	15 to 19	20 to 24	25 to 29	30 to 34	35 to 39	40 to 44	45 to 49	50 to 54	55 to 59	60 to 64	65 to 69	70 to 74	75 to 79	80 to 84	85 to 89	90 to 94	95 plus	Total
All causes	1,201 (1,092 to 1,411)	1,102 (998 to 1,304)	1,703 (1,539 to 2,013)	5,911 (5,744 to 6,055)	3,772 (3,655 to 3,880)	3,599 (3,509 to 3,688)	4,446 (4,341 to 4,540)	5,960 (5,860 to 6,060)	6,153 (6,060 to 6,250)	6,599 (6,502 to 6,696)	7,260 (7,160 to 7,360)	8,060 (7,960 to 8,160)	8,960 (8,860 to 9,060)	10,060 (9,960 to 10,160)	11,060 (10,960 to 11,160)	12,060 (11,960 to 12,160)	13,060 (12,960 to 13,160)	14,060 (13,960 to 14,160)	15,060 (14,960 to 15,160)	16,060 (15,960 to 16,160)	17,060 (16,960 to 17,160)	18,060 (17,960 to 18,160)	19,060 (18,960 to 19,160)	35,700 (35,600 to 35,800)
Communicable, maternal, neonatal, and nutritional diseases	1,201 (1,092 to 1,411)	1,102 (998 to 1,304)	1,703 (1,539 to 2,013)	5,911 (5,744 to 6,055)	3,772 (3,655 to 3,880)	3,599 (3,509 to 3,688)	4,446 (4,341 to 4,540)	5,960 (5,860 to 6,060)	6,153 (6,060 to 6,250)	6,599 (6,502 to 6,696)	7,260 (7,160 to 7,360)	8,060 (7,960 to 8,160)	8,960 (8,860 to 9,060)	10,060 (9,960 to 10,160)	11,060 (10,960 to 11,160)	12,060 (11,960 to 12,160)	13,060 (12,960 to 13,160)	14,060 (13,960 to 14,160)	15,060 (14,960 to 15,160)	16,060 (15,960 to 16,160)	17,060 (16,960 to 17,160)	18,060 (17,960 to 18,160)	19,060 (18,960 to 19,160)	1,640 (1,540 to 1,740)
HIV/AIDS and sexually transmitted infections	4.7 (1.3 to 10.3)	1.3 (0.4 to 2.9)	2 (0.7 to 4.3)	0.2 (0.2 to 0.4)	0.3 (0.2 to 0.5)	0.2 (0.2 to 0.3)	0.4 (0.3 to 0.6)	1.2 (0.8 to 1.6)	2.6 (1.8 to 4.2)	4.3 (2.7 to 6.7)	5 (3.2 to 7.8)	4.8 (2.9 to 7.3)	3.5 (2.3 to 5.5)	2.1 (1.4 to 3.1)	1.8 (1.3 to 2.4)	1.3 (0.9 to 2)	0.9 (0.6 to 1.4)	0.6 (0.4 to 1.1)	0.5 (0.3 to 0.9)	0.4 (0.2 to 0.6)	0.3 (0.2 to 0.4)	0.1 (0.1 to 0.2)	39.5 (29.1 to 52.1)
HIV/AIDS	0 (0 to 0)	0 (0 to 0)	0.2 (0.2 to 0.3)	0.2 (0.2 to 0.3)	0.2 (0.2 to 0.3)	0.1 (0.1 to 0.1)	0.4 (0.3 to 0.5)	0.8 (0.5 to 1)	1.7 (1.2 to 2.7)	1.2 (0.9 to 1.7)	1.2 (0.9 to 1.6)	1.2 (0.9 to 1.6)	0.9 (0.7 to 1.3)	0.9 (0.6 to 1.1)	0.8 (0.6 to 1.1)	0.7 (0.4 to 1.1)	0.5 (0.3 to 0.9)	0.3 (0.2 to 0.5)	0.1 (0.1 to 0.2)	0.1 (0 to 0.1)	0 (0 to 0)	0 (0 to 0)	10.1 (8.2 to 12.4)
HIV/AIDS - Drug-susceptible Tuberculosis	0 (0 to 0)	0 (0 to 0)	0 (0 to 0)	0 (0 to 0)	0 (0 to 0)	0 (0 to 0)	0 (0 to 0)	0 (0 to 0)	0 (0 to 0)	0 (0 to 0)	0 (0 to 0)	0 (0 to 0)	0 (0 to 0)	0 (0 to 0)	0 (0 to 0)	0 (0 to 0)	0 (0 to 0)	0 (0 to 0)	0 (0 to 0)	0 (0 to 0)	0 (0 to 0)	0 (0 to 0)	0 (0 to 0)	0.7 (0.5 to 1)
HIV/AIDS - Multidrug-resistant Tuberculosis without extensive dr...	0 (0 to 0)	0 (0 to 0)	0 (0 to 0)	0 (0 to 0)	0 (0 to 0)	0 (0 to 0)	0 (0 to 0)	0 (0 to 0)	0 (0 to 0)	0 (0 to 0)	0 (0 to 0)	0 (0 to 0)	0 (0 to 0)	0 (0 to 0)	0 (0 to 0)	0 (0 to 0)	0 (0 to 0)	0 (0 to 0)	0 (0 to 0)





SR Table 2b: Torbay DALYS by cause and age group for females with 95% uncertainty intervals, 2019

Cause	Early Neonatal	Late Neonatal	Post Neonatal	1 to 4	5 to 9	10 to 14	15 to 19	20 to 24	25 to 29	30 to 34	35 to 39	40 to 44	45 to 49	50 to 54	55 to 59	60 to 64	65 to 69	70 to 74	75 to 79	80 to 84	85 to 89	90 to 94	95 plus	Total
All causes	1,768 (82,502 to 4,146)	1,662 (1,120 to 2,353)	3,651 (70,330 to 7,813)	1,554 (154 to 4,274)	1,166 (163 to 2,766)	1,166 (168 to 2,559)	1,166 (240 to 2,407)	1,167 (321 to 2,547)	1,167 (409 to 2,670)	1,167 (485 to 2,799)	1,167 (552 to 2,677)	1,167 (574 to 2,669)	1,167 (616 to 2,560)	1,167 (616 to 2,460)	1,167 (1,130 to 2,492)	1,167 (1,270 to 2,836)	1,167 (1,430 to 2,210)	1,167 (1,709 to 2,400)	1,167 (2,268 to 2,996)	1,167 (2,670 to 3,284)	1,167 (2,240 to 2,870)	1,167 (2,050 to 2,600)	1,167 (1,440 to 1,700)	1,167 (599 to 1,400)	1,167 (1,167 to 1,167)	24,100
Communicable, maternal, neonatal, and nutritional diseases	1,768 (41,6 to 3,7)	1,662 (1,120 to 2,353)	3,651 (67,7 to 7,5)	1,554 (94 to 3,5)	1,166 (116 to 2,4)	1,166 (151 to 2,3)	1,166 (153 to 2,3)	1,167 (151 to 2,3)	1,167 (154 to 2,4)	1,167 (156 to 2,4)	1,167 (156 to 2,4)	1,167 (156 to 2,4)	1,167 (156 to 2,4)	1,167 (156 to 2,4)	1,167 (156 to 2,4)	1,167 (156 to 2,4)	1,167 (156 to 2,4)	1,167 (156 to 2,4)	1,167 (156 to 2,4)	1,167 (156 to 2,4)	1,167 (156 to 2,4)	1,167 (156 to 2,4)	1,167 (156 to 2,4)	1,000
HIV/AIDS and sexually transmitted infections	2.2 (0.4 to 4.7)	0.6 (0.2 to 1.2)	0.9 (0.4 to 1.8)	0.2 (0.1 to 0.3)	0.1 (0.1 to 0.1)	0.1 (0.1 to 0.1)	0.3 (0.2 to 0.4)	0.8 (0.5 to 1.1)	1.5 (1.1 to 2.2)	3.1 (2.3 to 4.2)	3 (2.1 to 4.3)	2.8 (1.9 to 4.2)	2.5 (1.6 to 3.5)	1.8 (1.2 to 2.5)	1.6 (1.2 to 2.2)	1.6 (0.9 to 1.8)	1.3 (0.9 to 2)	1.1 (0.6 to 1.8)	0.8 (0.3 to 1.1)	0.5 (0.2 to 0.7)	0.4 (0.2 to 0.5)	0.2 (0.1 to 0.3)	0.1 (0.1 to 0.1)	39.9
HIV/AIDS	0 (0 to 0)	0 (0 to 0)	0.2 (0.2 to 0.2)	0.1 (0.1 to 0.2)	0 (0 to 0.1)	0 (0 to 0.1)	0.2 (0.2 to 0.3)	0.6 (0.3 to 0.9)	0.9 (0.6 to 1.3)	2.2 (1.5 to 3.2)	2.1 (1.5 to 3)	2 (1.4 to 2.9)	1.9 (1.3 to 2.7)	1.4 (0.9 to 1.7)	1.3 (0.9 to 1.7)	1.3 (0.8 to 1.4)	0.9 (0.7 to 1.3)	0.7 (0.4 to 1.2)	0.5 (0.1 to 0.9)	0.2 (0.1 to 0.4)	0.1 (0 to 0.2)	0 (0 to 0)	0 (0 to 0)	11.4
HIV/AIDS - Drug-susceptible Tuberculosis	0 (0 to 0)	0 (0 to 0)	0 (0 to 0)	0 (0 to 0)	0 (0 to 0)	0 (0 to 0)	0 (0 to 0)	0 (0 to 0.1)	0 (0 to 0.1)	0.2 (0.1 to 0.3)	0.1 (0.1 to 0.2)	0.1 (0.1 to 0.2)	0.1 (0.1 to 0.2)	0.1 (0.1 to 0.2)	0.1 (0.1 to 0.2)	0.1 (0.1 to 0.2)	0.1 (0 to 0.1)	0.1 (0 to 0.1)	0 (0 to 0.1)	0 (0 to 0.1)	0 (0 to 0)	0 (0 to 0)	0 (0 to 0)	0.9
HIV/AIDS - Multidrug-resistant Tuberculosis without extensive dr...	0 (0 to 0)	0 (0 to 0)	0 (0 to 0)	0 (0 to 0)	0 (0 to 0)	0 (0 to 0)	0 (0 to 0)	0 (0 to 0)	0 (0 to 0)	0 (0 to 0)	0 (0 to 0)	0 (0 to 0)	0 (0 to 0)	0 (0 to 0)	0 (0 to 0)	0 (0 to 0)	0 (0 to 0)	0 (0 to 0)	0 (0 to 0)	0 (0 to 0)	0 (0 to 0)	0 (0 to 0)	0 (0 to 0)	0
HIV/AIDS - Extensively drug-resistant Tuberculosis	0 (0 to 0)	0 (0 to 0)	0 (0 to 0)	0 (0 to 0)	0 (0 to 0)	0 (0 to 0)	0 (0 to 0)	0 (0 to 0)	0 (0 to 0)	0 (0 to 0)	0 (0 to 0)	0 (0 to 0)	0 (0 to 0)	0 (0 to 0)	0 (0 to 0)	0 (0 to 0)	0 (0 to 0)	0 (0 to 0)	0 (0 to 0)	0 (0 to 0)	0 (0 to 0)	0 (0 to 0)	0 (0 to 0)	0
HIV/AIDS resulting in other diseases	0 (0 to 0)	0 (0 to 0)	0.2 (0.1 to 0.2)	0.1 (0 to 0.1)	0 (0 to 0.1)	0 (0 to 0.1)	0.1 (0.1 to 0.2)	0.2 (0.2 to 0.5)	0.4 (0.4 to 0.6)	0.9 (0.6 to 1.2)	1.4 (1.1 to 2.1)	1.6 (1.1 to 2.1)	1.5 (1.1 to 1.9)	1.1 (0.8 to 1.4)	1.1 (0.8 to 1.4)	1.1 (0.8 to 1.4)	0.9 (0.7 to 1.3)	0.6 (0.4 to 1.1)	0.4 (0.1 to 0.8)	0.2 (0.1 to 0.4)	0.1 (0 to 0.2)	0 (0 to 0)	0 (0 to 0)	10.4
Sexually transmitted infections excluding HIV	2.2 (0.4 to 4.7)	0.6 (0.2 to 1.2)	0.7 (0.2 to 1.7)	0 (0 to 0.1)	0 (0 to 0)	0 (0 to 0.1)	0.2 (0.2 to 0.2)	0.4 (0.2 to 0.7)	0.6 (0.5 to 1.4)	1.6 (0.8 to 2.2)	1.6 (0.8 to 2.2)	1.6 (0.8 to 2.2)	1.2 (0.7 to 2.2)	0.8 (0.4 to 1.3)	0.4 (0.4 to 1.1)	0.4 (0.3 to 1)	0.5 (0.2 to 1)	0.5 (0.2 to 1)	0.5 (0.2 to 1)	0.4 (0.3 to 0.7)	0.3 (0.2 to 0.5)	0.2 (0.1 to 0.3)	0.1 (0.1 to 0.1)	15.5
Syphilis	2.2 (0.4 to 4.7)	0.6 (0.2 to 1.2)	0.7 (0.2 to 1.7)	0 (0 to 0.1)	0 (0 to 0)	0 (0 to 0)	0 (0 to 0)	0 (0 to 0)	0 (0 to 0)	0 (0 to 0)	0 (0 to 0)	0 (0 to 0)	0 (0 to 0)	0 (0 to 0)	0 (0 to 0)	0 (0 to 0)	0 (0 to 0)	0 (0 to 0)	0 (0 to 0)	0 (0 to 0)	0 (0 to 0)	0 (0 to 0)	0 (0 to 0)	0 (0 to 0)	3.6
Chlamydial infection	0 (0 to 0)	0 (0 to 0)	0 (0 to 0)	0 (0 to 0)	0 (0 to 0)	0 (0 to 0)	0 (0 to 0.1)	0 (0 to 0.1)	0 (0 to 0.4)	0.2 (0 to 0.7)	0.3 (0 to 0.5)	0.4 (0 to 0.7)	0.4 (0 to 0.7)	0.2 (0 to 0.5)	0.1 (0 to 0.5)	0.1 (0 to 0.5)	0 (0 to 0.1)	0 (0 to 0.1)	0 (0 to 0.1)	0 (0 to 0.1)	0 (0 to 0.1)	0 (0 to 0)	0 (0 to 0)	2.1
Gonococcal infection	0 (0 to 0)	0 (0 to 0)	0 (0 to 0)	0 (0 to 0)	0 (0 to 0)	0 (0 to 0)	0 (0 to 0)	0 (0 to 0.1)	0 (0 to 0.1)	0 (0 to 0.2)	0 (0 to 0.2)	0 (0 to 0.2)	0 (0 to 0.2)	0 (0 to 0.2)	0 (0 to 0.2)	0 (0 to 0.2)	0 (0 to 0.2)	0 (0 to 0.2)	0 (0 to 0.2)	0 (0 to 0.2)	0 (0 to 0.2)	0 (0 to 0.1)	0 (0 to 0)	0 (0 to 0)	1.9
Trichomoniasis	0 (0 to 0)	0 (0 to 0)	0 (0 to 0)	0 (0 to 0)	0 (0 to 0)	0 (0 to 0)	0 (0 to 0)	0 (0 to 0.1)	0 (0 to 0.2)	0 (0 to 0.4)	0 (0 to 0.4)	0 (0 to 0.4)	0 (0 to 0.4)	0 (0 to 0.4)	0 (0 to 0.4)	0 (0 to 0.3)	0 (0 to 0.3)	0 (0 to 0.3)	0 (0 to 0.3)	0 (0 to 0.3)	0 (0 to 0.3)	0 (0 to 0.2)	0 (0 to 0)	0 (0 to 0)	1.7
Genital herpes	0 (0 to 0)	0 (0 to 0)	0 (0 to 0)	0 (0 to 0)	0 (0 to 0)	0 (0 to 0)	0 (0 to 0)	0 (0 to 0.1)	0 (0 to 0.1)	0 (0 to 0.2)	0 (0 to 0.2)	0 (0 to 0.2)	0 (0 to 0.2)	0 (0 to 0.2)	0 (0 to 0.2)	0 (0 to 0.2)	0 (0 to 0.2)	0 (0 to 0.2)	0 (0 to 0.2)	0 (0 to 0.2)	0 (0 to 0.2)	0 (0 to 0.1)	0 (0 to 0)	0 (0 to 0)	2.1
Other sexually transmitted infections	0 (0 to 0)	0 (0 to 0)	0 (0 to 0)	0 (0 to 0)	0 (0 to 0)	0 (0 to 0)	0 (0 to 0)	0 (0 to 0.1)	0 (0 to 0.2)	0 (0 to 0.1)	0 (0 to 0.2)	0 (0 to 0.2)	0 (0 to 0.2)	0 (0 to 0.2)	0 (0 to 0.2)	0 (0 to 0.2)	0 (0 to 0.2)	0 (0 to 0.2)	0 (0 to 0.2)	0 (0 to 0.1)	0 (0 to 0.1)	0 (0 to 0.1)	0 (0 to 0)	0 (0 to 0)	4
Respiratory infections and tuberculosis	6.5 (0.4 to 20.8)	3.4 (2.4 to 5.3)	3.4 (2.4 to 5.1)	3.1 (1.7 to 4.7)	3.1 (2.6 to 3.9)	3.1 (2.6 to 3.9)	3.1 (2.6 to 3.9)	3.1 (2.6 to 3.9)	3.1 (2.6 to 3.9)	3.1 (2.6 to 3.9)	3.1 (2.6 to 3.9)	3.1 (2.6 to 3.9)	3.1 (2.6 to 3.9)	3.1 (2.6 to 3.9)	3.1 (2.6 to 3.9)	3.1 (2.6 to 3.9)	3.1 (2.6 to 3.9)	3.1 (2.6 to 3.9)	3.1 (2.6 to 3.9)	3.1 (2.6 to 3.9)	3.1 (2.6 to 3.9)	3.1 (2.6 to 3.9)	3.1 (2.6 to 3.9)	784
Tuberculosis	0 (0 to 0)	0 (0 to 0)	0 (0 to 0)	0 (0 to 0)	0 (0 to 0)	0 (0 to 0)	0 (0 to 0)	0 (0 to 0.1)	0 (0 to 0.1)	0 (0 to 0.4)	0 (0 to 0.3)	0 (0 to 0.2)	0 (0 to 0.2)	0 (0 to 0.2)	0 (0 to 0.2)	0 (0 to 0.2)	0 (0 to 0.2)	0 (0 to 0.2)	0 (0 to 0.2)	0 (0 to 0.2)	0 (0 to 0.2)	0 (0 to 0.2)	0 (0 to 0.1)	0 (0 to 0.1)	5.1
Latent tuberculosis infection	0 (0 to 0)	0 (0 to 0)	0 (0 to 0)	0 (0 to 0)	0 (0 to 0)	0 (0 to 0)	0 (0 to 0)	0 (0 to 0)	0 (0 to 0)	0 (0 to 0)	0 (0 to 0)	0 (0 to 0)	0 (0 to 0)	0 (0 to 0)	0 (0 to 0)	0 (0 to 0)	0 (0 to 0)	0 (0 to 0)	0 (0 to 0)	0 (0 to 0)	0 (0 to 0)	0 (0 to 0)	0 (0 to 0)	0 (0 to 0)	0
Drug-susceptible tuberculosis	0 (0 to 0)	0 (0 to 0)	0 (0 to 0)	0 (0 to 0)	0 (0 to 0)	0 (0 to 0)	0 (0 to 0)	0 (0 to 0.1)	0 (0 to 0.4)	0 (0 to 0.3)	0 (0 to 0.3)	0 (0 to 0.2)	0 (0 to 0.2)	0 (0 to 0.2)	0 (0 to 0.2)	0 (0 to 0.2)	0 (0 to 0.2)	0 (0 to 0.2)	0 (0 to 0.2)	0 (0 to 0.2)	0 (0 to 0.2)	0 (0 to 0.1)	0 (0 to 0)	0 (0 to 0)	5
Multidrug-resistant tuberculosis without extensive drug-resistance	0 (0 to 0)	0 (0 to 0)	0 (0 to 0)	0 (0 to 0)	0 (0 to 0)	0 (0 to 0)	0 (0 to 0)	0 (0 to 0)	0 (0 to 0)	0 (0 to 0)	0 (0 to 0)	0 (0 to 0)	0 (0 to 0)	0 (0 to 0)	0 (0 to 0)	0 (0 to 0)	0 (0 to 0)	0 (0 to 0)	0 (0 to 0)	0 (0 to 0)	0 (0 to 0)	0 (0 to 0)	0 (0 to 0)	0 (0 to 0)	0.1
Extensively drug-resistant tuberculosis	0 (0 to 0)	0 (0 to 0)	0 (0 to 0)	0 (0 to 0)	0 (0 to 0)	0 (0 to 0)	0 (0 to 0)	0 (0 to 0)	0 (0 to 0)	0 (0 to 0)	0 (0 to 0)	0 (0 to 0)	0 (0 to 0)	0 (0 to 0)	0 (0 to 0)	0 (0 to 0)	0 (0 to 0)	0 (0 to 0)	0 (0 to 0)	0 (0 to 0)	0 (0 to 0)	0 (0 to 0)	0 (0 to 0)	0 (0 to 0)	0
Lower respiratory infections	5.5 (0.3 to 9.8)	3.4 (2.3 to 5.3)	3.4 (1.5 to 4.1)	3.1 (2.1 to 4.2)	3.1 (0.4 to 5.9)	3.1 (0.4 to 5.9)	3.1 (0.4 to 5.9)	3.1 (0.6 to 5.7)	3.1 (1.1 to 5.2)	3.1 (1.3 to 5.2)	3.1 (1.7 to 5.9)	3.1 (1.7 to 5.9)	3.1 (2.1 to 4.6)	3.1 (2.1 to 4.6)	3.1 (2.1 to 4.6)	3.1 (3.6 to 6.4)	3.1 (2.7 to 4.6)	3.1 (4.1 to 14)	3.1 (7.4 to 17.4)	3.1 (11.6 to 22.9)	3.1 (15.1 to 29.4)	3.1 (13.1 to 29.9)	3.1 (11.1 to 19)	481
Upper respiratory infections	0 (0 to 0)	0 (0 to 0.1)	0.9 (0.5 to 1.4)	4.2 (2.5 to 6.7)	4.7 (2.5 to 8)	3.8 (2.5 to 6.6)	3.2 (1.4 to 5.7)	3.1 (0.5 to 5.6)	3.4 (1.9 to 5.6)	3.5 (1.9 to 6)	3.5 (1.9 to 6)	2.9 (1.4 to 5)	2.9 (1.4 to 5)	3.3 (1.7 to 5.7)	2.6 (1.3 to 4.1)	2.6 (1.3 to 4.2)	2.8 (1.4 to 4.7)	1.9 (1.5 to 4.6)	1.3 (1.3 to 3.2)	1.3 (0.7 to 2.3)	1.3 (0.7 to 2.2)	0.4 (0.3 to 0.7)	0.2 (0.1 to 0.3)	56.3
Otitis media	0 (0 to 0)	0 (0 to 0)	0.2 (0.1 to 0.3)	1.1 (0.4 to 2.2)	1.1 (0.4 to 2)	0.7 (0.4 to 1.2)	0.4 (0.3 to 1.1)	0.3 (0.3 to 1.3)	0.3 (0.3 to 1.1)	0.3 (0.2 to 1.1)	0.3 (0.3 to 1.1)	0.3 (0.3 to 1.1)	0.3 (0.3 to 1.1)	0.3 (0.3 to 1.1)	0.3 (0.3 to 1.1)	0.3 (0.4 to 1.5)	0.4 (0.5 to 1.8)	0.4 (0.3 to 1.2)	0.4 (0.2 to 0.8)	0.3 (0.2 to 0.6)	0.3 (0.1 to 0.5)	0.2 (0.1 to 0.4)	0.2 (0.1 to 0.3)	11.9
Enteric infections	0.1 (0 to 0.1)	0.2 (0.1 to 0.3)	2.8 (1.6 to 4.1)	1.4 (1 to 3.7)	1.4 (0.7 to 2.5)	1.1 (0.7 to 1.7)	1.1 (0.6 to 1.6)	1.1 (0.6 to 1.7)	1.1 (0.7 to 1.8)	1.1 (0.7 to 1.8)	1.1 (0.6 to 1.6)	1.1 (0.6 to 1.6)	1.1 (0.6 to 1.6)	1.1 (0.6 to 1.6)	1.1 (0.7 to 1.7)	1.2 (0.8 to 2)	1.2 (0.7 to 1.9)	1.3 (0.7 to 2.7)	1.4 (0.7 to 3.7)	1.4 (0.6 to 3.7)	1.3 (0.5 to 3.1)	0.9 (0.4 to 2.2)	0.5 (0.2 to 1.1)	64
Diarrheal diseases	0.1 (0 to 0.1)	0.2 (0.1 to 0.3)	2.8 (1.6 to 4.1)	1.4 (1 to 3.7)	1.4 (0.7 to 2.5)	1.1 (0.7 to 1.7)	1.1 (0.6 to 1.6)	1.1 (0.6 to 1.7)	1.1 (0.7 to 1.8)	1.1 (0.7 to 1.8)	1.1 (0.6 to 1.6)	1.1 (0.6 to 1.6)	1.1 (0.6 to 1.6)	1.1 (0.6 to 1.6)	1.1 (0.7 to 1.7)	1.2 (0.8 to 2)	1.2 (0.7 to 1.9)	1.3 (0.7 to 2.7)	1.4 (0.7 to 3.7)	1.4 (0.6 to 3.7)	1.3 (0.5 to 3.1)	0.9 (0.4 to 2.2)	0.5 (0.2 to 1.1)	64.7
Typhoid and paraphyoid	0 (0 to 0)	0 (0 to 0)	0 (0 to 0)	0 (0 to 0)	0 (0 to 0)	0 (0 to 0)	0 (0 to 0)	0 (0 to 0)	0 (0 to 0)	0 (0 to 0)	0 (0 to 0)	0 (0 to 0)	0 (0 to 0)	0 (0 to 0)	0 (0 to 0)	0 (0 to 0)	0 (0 to 0)	0 (0 to 0)	0 (0 to 0)	0 (0 to 0)	0 (0 to 0)	0 (0 to 0)	0 (0 to 0)	0 (0 to 0)	0
Typhoid fever	0 (0 to 0)	0 (0 to 0)	0 (0 to 0)	0 (0 to 0)	0 (0 to 0)	0 (0 to 0)	0 (0 to 0)	0 (0 to 0)	0 (0 to 0)	0 (0 to 0)	0 (0 to 0)	0 (0 to 0)	0 (0 to 0)	0 (0 to 0)	0 (0 to 0)	0 (0 to 0)	0 (0 to 0)	0 (0 to 0)	0 (0 to 0)	0 (0 to 0)	0 (0 to 0)	0 (0 to 0)	0 (0 to 0)	0 (0 to 0)	0
Paratyphoid fever	0 (0 to 0)	0 (0 to 0)	0 (0 to 0)	0 (0 to 0)	0 (0 to 0)	0 (0 to 0)	0 (0 to 0)	0 (0 to 0)	0 (0 to 0)	0 (0 to 0)	0 (0 to 0)	0 (0 to 0)	0 (0 to 0)	0 (0 to 0)	0 (0 to 0)	0 (0 to 0)	0 (0 to 0)	0 (0 to 0)	0 (0 to 0)	0 (0 to 0)	0 (0 to 0)	0 (0 to 0)	0 (0 to 0)	0 (0 to 0)	0
Invasive Non-typhoidal Salmonella (iNTS)	0 (0 to 0)	0 (0 to 0)	0 (0 to 0)	0 (0 to 0)	0 (0 to 0)	0 (0 to 0)	0 (0 to 0)	0 (0 to 0)	0 (0 to 0)	0 (0 to 0)	0 (0 to 0)	0 (0 to 0)	0 (0 to 0)	0 (0 to 0)	0 (0 to 0)	0 (0 to 0)	0 (0 to 0)	0 (0 to 0)	0 (0 to 0)	0 (0 to 0)	0 (0 to 0)	0 (0 to 0)	0 (0 to 0)	0 (0 to 0)	0.2
Other intestinal infectious diseases	0 (0 to 0)	0 (0 to 0)	0 (0 to 0)	0 (0 to 0)	0 (0 to 0)	0 (0 to 0)	0 (0 to 0)	0 (0 to 0)	0 (0 to 0)	0 (0 to 0)	0 (0 to 0)	0 (0 to 0)	0 (0 to 0)	0 (0 to 0)	0 (0 to 0)	0 (0 to 0)	0 (0 to 0)	0 (0 to 0)	0 (0 to 0)	0 (0 to 0)	0 (0 to 0)	0 (0 to 0)	0 (0 to 0)	0 (0 to 0)	0.2
Neglected tropical diseases and malaria	0 (0 to 0)	0.1 (0.1 to 0.2)	1.5 (0.4 to 3.4)	0.5 (0.4 to 1.4)	0.7 (0.2 to 1.6)	0 (0 to 0)	0 (0 to 0)	0 (0 to 0.2)	0 (0 to 0.2)	0.1 (0 to 0.4)	0.2 (0 to 0.8)	0.2 (0 to 0.8)	0.2 (0 to 0.8)	0.2 (0 to 0.8)	0.4 (0.1 to 1.2)	0.2 (0 to 0.8)	0.2 (0 to 0.8)	0.1 (0 to 0.4)	0.1 (0 to 0.4)	0.1 (0 to 0.4)	0.1 (0 to 0.4)	0.1 (0 to 0.2)	0 (0 to 0)	0.1 (0 to 0)	10.8
Malaria	0 (0 to 0)	0 (0 to 0)	0 (0 to 0)	0 (0 to 0)	0 (0 to 0)	0 (0 to 0)	0 (0 to 0)	0 (0 to 0)	0 (0 to 0)	0 (0 to 0)	0 (0 to 0)	0 (0 to 0)	0 (0 to 0)	0 (0 to 0)	0 (0 to 0)	0 (0 to 0)	0 (0 to 0)	0 (0 to 0)	0 (0 to 0)	0 (0 to 0)	0 (0 to 0)	0 (0 to 0)	0 (0 to 0)	0 (0 to 0)	0
Chagas disease	0 (0 to 0)	0 (0 to 0)	0 (0 to 0)	0 (0 to 0)	0 (0 to 0)	0 (0 to 0)	0 (0 to 0)	0 (0 to 0)	0 (0 to 0)	0 (0 to 0)	0 (0 to 0)	0 (0 to 0)	0 (0 to 0)	0 (0 to 0)	0 (0 to 0)	0 (0 to 0)	0 (0 to 0)	0 (0 to 0)	0 (0 to 0)	0 (0 to 0)	0 (0 to 0)	0 (0 to 0)	0 (0 to 0)	0 (0 to 0)	0
Leishmaniasis	0 (0 to 0)	0 (0 to 0)	0 (0 to 0)	0 (0 to 0)	0 (0 to 0)	0 (0 to 0)	0 (0 to 0)	0 (0 to 0)	0 (0 to 0)	0 (0 to 0)	0 (0 to 0)	0 (0 to 0)	0 (0 to 0)	0 (0 to 0)	0 (0 to 0)	0 (0 to 0)	0 (0 to 0)	0 (0 to 0)	0 (0 to 0)	0 (0 to 0)	0 (0 to 0)	0 (0 to 0)	0 (0 to 0)	0 (0 to 0)	0
Visceral leishmaniasis	0 (0 to 0)	0 (0 to 0)	0 (0 to 0)	0 (0 to 0)	0 (0 to 0)	0 (0 to 0)	0 (0 to 0)	0 (0 to 0)	0 (0 to 0)	0 (0 to 0)	0 (0 to 0)	0 (0 to 0)	0 (0 to 0)	0 (0 to 0)	0 (0 to 0)	0 (0 to 0)	0 (0 to 0)	0 (0 to 0)	0 (0 to 0)	0 (0 to 0)	0 (0 to 0)	0 (0 to 0)	0 (0 to 0)	0 (0 to 0)	0
Cutaneous and mucocutaneous leishmaniasis	0 (0 to 0)	0 (0 to 0)	0 (0 to 0)	0 (0 to 0)	0 (0 to 0)	0 (0 to 0)	0 (0 to 0)	0 (0 to 0)	0 (0 to 0)	0 (0 to 0)	0 (0 to 0)	0 (0 to 0)	0 (0 to 0)	0 (0 to 0)	0 (0 to 0)	0 (0 to 0)	0 (0 to 0)	0 (0 to 0)	0 (0 to 0)	0 (0 to 0)	0 (0 to 0)	0 (0 to 0)	0 (0 to 0)	0 (0 to 0)	0
African trypanosomiasis	0 (0 to 0)	0 (0 to 0)	0 (0 to 0)	0 (0 to 0)	0 (0 to 0)	0 (0 to 0)	0 (0 to 0)	0 (0 to 0)	0 (0 to 0)	0 (0 to 0)	0 (0 to 0)	0 (0 to 0)	0 (0 to 0)	0 (0 to 0)	0 (0 to 0)	0 (0 to 0)	0 (0 to 0)	0 (0 to 0)	0 (0 to 0)	0 (0 to 0)	0 (0 to 0)	0 (0 to 0)	0 (0 to 0)	0 (0 to 0)	0
Schistosomiasis	0 (0 to 0)	0 (0 to 0)	0 (0 to 0)	0 (0 to 0)	0 (0 to 0)	0 (0 to 0)	0 (0 to 0)	0 (0 to 0)	0 (0 to 0)	0 (0 to 0)	0 (0 to 0)	0 (0 to 0)	0 (0 to 0)	0 (0 to 0)	0 (0 to 0)	0 (0 to 0)	0 (0 to 0)	0 (0 to 0)	0 (0 to 0)	0 (0 to 0)	0 (0 to 0)	0 (0 to 0)	0 (0 to 0)	0 (0 to 0)	0
Cysticercosis	0 (0 to 0)	0 (0 to 0)	0 (0 to 0)	0 (0 to 0)	0 (0 to 0)	0 (0 to 0)	0 (0 to 0)	0 (0 to 0)	0 (0 to 0)	0 (0 to 0)	0 (0 to 0)	0 (0 to 0)	0 (0 to 0)	0 (0 to 0)	0 (0 to 0)	0 (0 to 0)	0 (0 to 0)	0 (0 to 0)	0 (0 to 0)	0 (0 to 0)	0 (0 to 0)	0 (0 to 0)	0 (0 to 0)	0 (0 to 0)	0
Cystic echinococcosis	0 (0 to 0)	0 (0 to 0)	0 (0 to 0)	0 (0 to 0)	0 (0 to 0)	0 (0 to 0)	0 (0 to 0)	0 (0 to 0)	0 (0 to 0)	0 (0 to 0)	0 (0 to 0)	0 (0 to 0)	0 (0 to 0)	0 (0 to 0)	0 (0 to 0)	0 (0 to 0)	0 (0 to 0)	0 (0 to 0)	0 (0 to 0)	0 (0 to 0)	0 (0 to 0)	0 (0 to 0)	0 (0 to 0)	0 (0 to 0)	0
Lymphatic filariasis	0 (0 to 0)	0 (0 to 0)	0 (0 to 0)	0 (0 to 0)	0 (0 to 0)	0 (0 to 0)	0 (0 to 0)	0 (0 to 0)	0 (0 to 0)	0 (0 to 0)	0 (0 to 0)	0 (0 to 0)	0 (0 to 0)	0 (0 to 0)	0 (0 to 0)	0 (0 to 0)	0 (0 to 0)	0 (0 to 0)	0 (0 to 0)	0 (0 to 0)	0 (0 to 0)	0 (0 to 0)	0 (0 to 0)	0 (0 to 0)	0
Onchocerciasis	0 (0 to 0)	0 (0 to 0)	0 (0 to 0)	0 (0 to 0)	0 (0 to 0)	0 (0 to 0)	0 (0 to 0)	0 (0 to 0)	0 (0 to 0)	0 (0 to 0)	0 (0 to 0)	0 (0 to 0)	0 (0 to 0)	0 (0 to 0)	0 (0 to 0)	0 (0 to 0)	0 (0 to 0)	0 (0 to 0)	0 (0 to 0)	0 (0 to 0)	0 (0 to 0)	0 (0 to 0)	0 (0 to 0)	0 (0 to 0)	0
Trachoma	0 (0 to 0)	0 (0 to 0)	0 (0 to 0)	0 (0 to 0)	0 (0 to 0)	0 (0 to 0)	0 (0 to 0)	0 (0 to 0)	0 (0 to 0)	0 (0 to 0)	0 (0 to 0)	0 (0 to 0)	0 (0 to 0)	0 (0 to 0)	0 (0 to 0)	0 (0 to 0)	0 (0 to 0)	0 (0 to 0)	0 (0 to 0)	0 (0 to 0)	0 (0 to 0)	0 (0 to 0)	0 (0 to 0)	0 (0 to 0)	0
Dengue	0 (0 to 0)	0 (0 to 0)	0 (0 to 0)	0 (0 to 0)	0 (0 to 0)	0 (0 to 0)	0 (0 to 0)	0 (0 to 0)	0 (0 to 0)	0 (0 to 0)	0 (0 to 0)	0 (0 to 0)	0 (0 to 0)	0 (0 to 0)	0 (0 to 0)	0 (0 to 0)	0 (0 to 0)	0 (0 to 0)	0 (0 to 0)	0 (0 to 0)	0 (0 to 0)	0 (0 to 0)	0 (0 to 0)	0 (0 to 0)	0
Yellow fever	0 (0 to 0)	0 (0 to 0)	0 (0 to 0)	0 (0 to 0)	0 (0 to 0)	0 (0 to 0)	0 (0 to 0)	0 (0 to 0)	0 (0 to 0)	0 (0 to 0)	0 (0 to 0)	0 (0 to 0)	0 (0 to 0)	0 (0 to 0)	0 (0 to 0)	0 (0 to 0)	0 (0 to 0)	0 (0 to 0)	0 (0 to 0)	0 (0 to 0)	0 (0 to 0)	0 (0 to 0)	0 (0 to 0)	0 (0 to 0)	0
Rabies	0 (0 to 0)	0 (0 to 0)	0 (0 to 0)	0 (0 to 0)	0 (0 to 0)	0 (0 to 0)	0 (0 to 0)	0 (0 to 0)	0 (0 to 0)	0 (0 to 0)	0 (0 to 0)	0 (0 to 0)	0 (0 to 0)	0 (0 to 0)	0 (0 to 0)	0 (0 to 0)	0 (0 to 0)	0 (0 to 0)	0 (0 to 0)	0 (0 to 0)	0 (0 to 0)	0 (0 to 0)	0 (0 to 0)	0 (0 to 0)	0
Intestinal nematode infections	0 (0 to 0)	0 (0 to 0)	0 (0 to 0)	0 (0 to 0)	0 (0 to 0)	0 (0 to 0)	0 (0 to 0)	0 (0 to 0)	0 (0 to 0)	0 (0 to 0)	0 (0 to 0)	0 (0 to 0)	0 (0 to 0)	0 (0 to 0)	0 (0 to 0)	0 (0 to 0)	0 (0 to 0)	0 (0 to 0)	0 (0 to 0)	0 (0 to 0)	0 (0 to 0)	0 (0 to 0)	0 (0 to 0)	0 (0 to 0)	0
Ascariasis	0 (0 to 0)	0 (0 to 0)	0 (0 to 0)	0 (0 to 0)	0 (0 to 0)	0 (0 to 0)	0 (0 to 0)	0 (0 to 0)	0 (0 to 0)	0 (0 to 0)	0 (0 to 0)	0 (0 to 0)	0 (0 to 0)	0 (0 to 0)	0 (0 to 0)	0 (0 to 0)	0 (0 to 0)	0 (0 to 0)	0 (0 to 0)	0 (0 to 0)	0 (0 to 0)	0 (0 to 0)	0 (0 to 0)	0 (0 to 0)	0
Trichuriasis	0 (0 to 0)	0 (0 to 0)	0 (0 to 0)	0 (0 to 0)	0 (0 to 0)	0 (0 to 0)	0 (0 to 0)	0 (0 to 0)	0 (0 to 0)	0 (0 to 0)	0 (0 to 0)	0 (0 to 0)	0

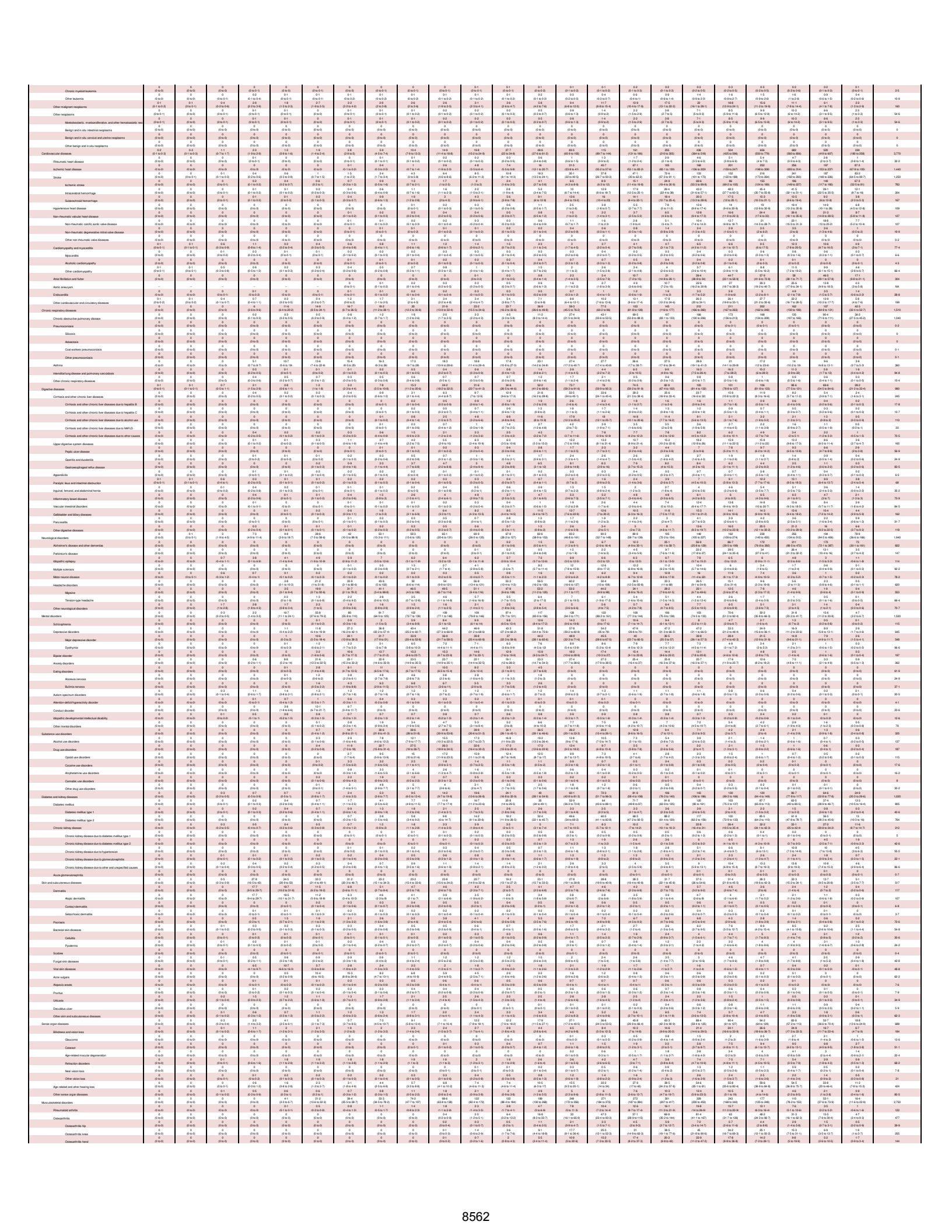

Osteoarthritis other	0 (0 to 0)	0 (0 to 0)	0 (0 to 0)	0 (0 to 0)	0 (0 to 0)	0 (0 to 0)	0 (0 to 0)	0 (0 to 0)	0 (0 to 0)	0 (0 to 0)	0 (0 to 0)	0-1 (0 to 0)	0-1 (0 to 0)	0-1 (0 to 0)	0-1 (0 to 0)	0-1 (0 to 0)	0-1 (0 to 0)	0-1 (0 to 0)	0-1 (0 to 0)	0-1 (0 to 0)	0-1 (0 to 0)	0-1 (0 to 0)	0-1 (0 to 0)	0-1 (0 to 0)	0-1 (0 to 0)	0-1 (0 to 0)	38-9
Low back pain	0 (0 to 0)	0 (0 to 0)	0 (0 to 0)	0 (0 to 0)	2-5 (1-2 to 4-5)	2-5 (7-7 to 28-9)	22-6 (10-6 to 36-1)	26-4 (12-6 to 47-7)	40-9 (22-9 to 62-9)	50-9 (30 to 76-7)	61 (36-7 to 90-5)	62-6 (39-2 to 94-1)	67-8 (54-1 to 133)	116 (71-7 to 177)	122 (78-4 to 191)	132 (75 to 192)	146 (92-2 to 209)	146 (96-4 to 197)	150 (95-2 to 214)	154 (97-3 to 220)	156 (98-2 to 224)	158 (99-7 to 227)	158 (99-7 to 227)	158 (99-7 to 227)	46 (13-7 to 231-4)	1,260
Neck pain	0 (0 to 0)	0 (0 to 0)	0 (0 to 0)	1-4 (0-4 to 3)	7-4 (3-9 to 13-3)	11-8 (5-6 to 20-6)	12-3 (6-2 to 23-4)	14-6 (7-4 to 28-7)	21-9 (11-5 to 41)	29-2 (15-3 to 49-8)	38-1 (19-4 to 53-9)	46 (23-5 to 77-5)	47-6 (23-5 to 86)	44-7 (23-7 to 81)	39-4 (20-4 to 67-6)	41-1 (21-7 to 68-4)	40 (21-1 to 67)	41-1 (22-1 to 67)	20-3 (10-4 to 38-7)	20-4 (10-5 to 38-7)	20-4 (10-4 to 38-7)	20-4 (10-4 to 38-7)	20-4 (10-4 to 38-7)	20-4 (10-4 to 38-7)	6-2 (3-2 to 10-2)	461
Gout	0 (0 to 0)	0 (0 to 0)	0 (0 to 0)	0 (0 to 0)	0 (0 to 0)	0 (0 to 0)	0 (0 to 0)	0 (0 to 0)	0 (0 to 0)	0 (0 to 0)	0 (0 to 0)	0-1 (0 to 0)	0-1 (0 to 0)	0-1 (0 to 0)	0-1 (0 to 0)	0-1 (0 to 0)	0-1 (0 to 0)	0-1 (0 to 0)	0-1 (0 to 0)	0-1 (0 to 0)	0-1 (0 to 0)	0-1 (0 to 0)	0-1 (0 to 0)	0-1 (0 to 0)	0-1 (0 to 0)	0-1 (0 to 0)	10-4
Other musculoskeletal disorders	0 (0 to 0)	0 (0 to 0)	0 (0 to 0)	0-1 (0 to 0)	4-2 (2-2 to 6-5)	9-4 (5-4 to 14-6)	17 (10-4 to 26-2)	23-5 (14-4 to 34-4)	34-6 (16-9 to 51-4)	44-4 (26-7 to 65-2)	50-7 (31-4 to 71-9)	56 (32-2 to 83-9)	44-4 (24-3 to 66-9)	41-2 (22-2 to 64-3)	42-2 (23-1 to 64-3)	41-6 (21-4 to 71-6)	27-6 (13-7 to 44-4)	15-5 (5-2 to 28-3)	8-2 (3-6 to 14-4)	5-9 (2-4 to 9-4)	2-8 (1-1 to 4-4)	419
Other non-communicable diseases	20-3 (14-0 to 24-3)	9-7 (7-3 to 12-9)	41 (30-1 to 53-9)	92-3 (66-4 to 38-4)	13-4 (9-6 to 17-9)	19-7 (14-2 to 26-3)	29-4 (22-5 to 47-1)	27-2 (20-4 to 39-7)	76 (54-3 to 113)	63-8 (45-6 to 94)	64-9 (44-2 to 133)	36-2 (26-7 to 119)	135 (74-5 to 146)	116 (81-1 to 138)	113 (79-4 to 154)	112 (73-2 to 155)	121 (85-5 to 166)	131 (92-4 to 177)	107 (76-6 to 141)	59-2 (35-7 to 80-1)	49-5 (35-6 to 65)	19-5 (12-7 to 25-5)	1,620
Congenital birth defects	19-7 (13-4 to 23-9)	7-7 (5-3 to 10-2)	21-3 (13-4 to 32-9)	18-3 (14-2 to 23-3)	6-4 (4-7 to 8-8)	6-1 (4-5 to 8-2)	5-5 (4-1 to 7-3)	5 (3-5 to 6-5)	4-7 (3-5 to 6-2)	4-8 (3-6 to 6-2)	4-7 (3-5 to 6-2)	4-2 (2-1 to 5-5)	5-3 (3-4 to 7)	6-4 (4-6 to 8-4)	6-6 (4-5 to 8-7)	5-6 (3-6 to 7-5)	4-4 (2-1 to 5-8)	1-7 (1 to 3-1)	1 (0-4 to 1-9)	0-7 (0-4 to 1-1)	0-4 (0-2 to 0-8)	0-2 (0-1 to 0-3)	0-1 (0 to 0-1)	141
Neural tube defects	1-1 (0-4 to 2)	0-2 (0-1 to 0-4)	1-2 (0-5 to 2-5)	2-3 (1-1 to 4-2)	0-2 (0-2 to 0-5)	0-2 (0-2 to 0-5)	0-2 (0-2 to 0-5)	0-2 (0-2 to 0-5)	0-2 (0-1 to 0-3)	0-2 (0-1 to 0-3)	0-2 (0-1 to 0-3)	0-1 (0 to 0-1)	0-1 (0-1 to 0-2)	0-1 (0-1 to 0-1)	0-1 (0-1 to 0-1)	0-1 (0-1 to 0-1)	0-1 (0-1 to 0-1)	0-1 (0 to 0-1)	0-1 (0 to 0-1)	0-1 (0 to 0-1)	0-1 (0 to 0-1)	0-1 (0 to 0-1)	0-1 (0 to 0-1)	0-1 (0 to 0-1)	6-9
Congenital heart anomalies	4-8 (2-3 to 12-5)	3-1 (1-7 to 6-8)	6-8 (3-7 to 12-9)	4-7 (2-9 to 7-7)	1-1 (0-6 to 2-2)	1-1 (0-6 to 2-2)	1 (0-6 to 1-5)	0-9 (0-5 to 1-4)	0-9 (0-5 to 1-3)	0-9 (0-5 to 1-3)	0-9 (0-5 to 1-3)	0-8 (0-5 to 1-2)	0-9 (0-5 to 1-4)	0-8 (0-5 to 1-2)	0-7 (0-4 to 1-1)	0-5 (0-2 to 0-9)	0-5 (0-2 to 0-9)	0-1 (0 to 0-3)	0-1 (0 to 0-2)	0-1 (0 to 0-1)	0-1 (0 to 0-1)	0-1 (0 to 0-1)	0-1 (0 to 0-1)	0-1 (0 to 0-1)	30-7
Orofacial clefts	0 (0 to 0)	0 (0 to 0)	0 (0 to 0)	0-1 (0 to 0-2)	0-1 (0 to 0-2)	0-2 (0 to 0-1)	0-1 (0 to 0-1)	0-1 (0 to 0-1)	0-1 (0 to 0-1)	0-1 (0 to 0-1)	0-1 (0 to 0-1)	0-1 (0 to 0-1)	0-1 (0 to 0-1)	0-1 (0 to 0-1)	0-1 (0 to 0-1)	0-1 (0 to 0-1)	0-1 (0 to 0-1)	0-1 (0 to 0-1)	0-1 (0 to 0-1)	0-1 (0 to 0-1)	0-1 (0 to 0-1)	0-1 (0 to 0-1)	0-1 (0 to 0-1)	0-1 (0 to 0-1)	1-3
Down syndrome	1-1 (0-4 to 1-9)	0-3 (0 to 0-4)	0-9 (0-5 to 1-5)	1-2 (0-6 to 1-9)	0-6 (0-4 to 0-9)	0-6 (0-4 to 0-9)	0-7 (0-4 to 1)	0-8 (0-5 to 1-1)	0-8 (0-5 to 1-2)	0-9 (0-5 to 1-3)	0-9 (0-5 to 1-2)	0-8 (0-5 to 1-2)	0-9 (0-5 to 1-2)	1-4 (0-9 to 1-9)	2-5 (1-4 to 3-4)	3 (1-6 to 4-4)	2-5 (1-4 to 3-8)	1-5 (0-8 to 2-2)	0-9 (0 to 1)	0-5 (0 to 0-7)	0-3 (0 to 0-4)	0-2 (0 to 0-3)	0-1 (0 to 0-2)	0-1 (0 to 0-1)	20-6
Turner syndrome	0 (0 to 0)	0 (0 to 0)	0 (0 to 0)	0 (0 to 0)	0 (0 to 0)	0 (0 to 0)	0 (0 to 0)	0 (0 to 0)	0 (0 to 0)	0 (0 to 0)	0 (0 to 0)

SR Table 2b: Bristol. City of DALYS by cause and age groups for females with 95% uncertainty intervals. 2019

Cause	Early Neonatal	Late Neonatal	Post Neonatal	1 to 4	5 to 9	10 to 14	15 to 19	20 to 24	25 to 29	30 to 34	35 to 39	40 to 44	45 to 49	50 to 54	55 to 59	60 to 64	65 to 69	70 to 74	75 to 79	80 to 84	85 to 89	90 to 94	95 plus	Total
All causes	598 (329 to 833)	1,139 (100 to 139)	1,298 (972 to 1,452)	2,207 (1,966 to 2,448)	1,586 (1,406 to 1,776)	1,439 (1,282 to 1,770)	2,228 (1,760 to 2,772)	3,230 (1,749 to 4,950)	4,228 (2,339 to 6,360)	5,382 (2,720 to 8,547)	6,729 (3,740 to 9,540)	8,220 (4,570 to 11,772)	10,470 (5,742 to 14,298)	12,550 (7,000 to 17,600)	14,650 (8,290 to 20,500)	16,990 (9,660 to 23,900)	19,500 (11,000 to 27,500)	22,000 (12,500 to 31,000)	24,500 (13,900 to 34,500)	26,500 (14,900 to 37,500)	28,000 (15,600 to 39,500)	29,000 (15,900 to 41,000)	19,000 (10,400 to 27,000)	59,000 (32,400 to 83,000)
Communicable, maternal, neonatal, and nutritional diseases	598 (231 to 349)	1,139 (51 to 89)	1,298 (154 to 446)	2,207 (89 to 180)	1,586 (52 to 94)	1,439 (64 to 93)	2,228 (65 to 172)	3,230 (103 to 192)	4,228 (113 to 282)	5,382 (113 to 326)	6,729 (98 to 183)	8,220 (86 to 166)	10,470 (77 to 160)	12,550 (81 to 167)	14,650 (79 to 167)	16,990 (75 to 151)	19,500 (103 to 178)	22,000 (169 to 329)	24,500 (252 to 463)	26,500 (232 to 396)	28,000 (111 to 193)	29,000 (111 to 193)	19,000 (111 to 193)	3,070
HIV/AIDS and sexually transmitted infections	10 (2 to 22)	2.7 (0.8 to 6)	4.8 (2.2 to 9.6)	1 (0.6 to 1.2)	0.4 (0.3 to 0.4)	0.6 (0.5 to 0.7)	1.4 (1 to 1.9)	4.6 (2.4 to 7)	9.1 (4.9 to 13.6)	15 (10.1 to 20.5)	15 (10.5 to 20.5)	15 (10.3 to 21.4)	14 (9.7 to 20.2)	9 (6.4 to 12.5)	5.7 (4.2 to 7.7)	3.5 (2.6 to 5.4)	2.5 (2 to 3.1)	2.2 (1.1 to 3.7)	1.2 (0.7 to 2)	0.6 (0.4 to 0.9)	0.3 (0.2 to 0.4)	0.3 (0.1 to 0.5)	110
HIV/AIDS	0 (0 to 0)	1.2 (0 to 1.5)	3.6 (0.7 to 7)	0.4 (0.2 to 0.6)	0.4 (0.3 to 0.5)	0.6 (0.5 to 0.7)	2.5 (1.9 to 3.3)	3.6 (2.3 to 5)	6.9 (5.2 to 9.1)	6.9 (5.1 to 9.1)	6.6 (5 to 8.6)	6.6 (4 to 9.7)	5.2 (2.9 to 9.2)	2.6 (1.6 to 5.3)	2.3 (1.7 to 3.7)	2.3 (1.7 to 3.1)	2.3 (1.6 to 4.5)	1.3 (0.7 to 2.7)	0.6 (0.2 to 1.1)	0.3 (0 to 0.7)	0.1 (0 to 0.3)	0.1 (0 to 0.3)	49.2
HIV/AIDS - Drug-susceptible Tuberculosis	0 (0 to 0)	0 (0 to 0)	0.1 (0 to 0.2)	0.1 (0 to 0.1)	0 (0 to 0)	0 (0 to 0)	0.1 (0 to 0.1)	0.2 (0.1 to 0.3)	0.5 (0.2 to 0.8)	0.5 (0.3 to 0.8)	0.5 (0.3 to 0.8)	0.5 (0.3 to 0.8)	0.4 (0.2 to 0.6)	0.3 (0.2 to 0.4)	0.2 (0.1 to 0.2)	0.2 (0.1 to 0.2)	0.2 (0.1 to 0.2)	0.2 (0.1 to 0.2)	0.1 (0.1 to 0.2)	0.1 (0 to 0.1)	0 (0 to 0)	0 (0 to 0)	0 (0 to 0)	3.5
HIV/AIDS - Multidrug-resistant Tuberculosis without extensive dr...	0 (0 to 0)	0 (0 to 0)	0 (0 to 0)	0 (0 to 0)	0 (0 to 0)	0 (0 to 0)	0 (0 to 0)	0 (0 to 0)	0 (0 to 0)	0 (0 to 0)	0 (0 to 0)	0 (0 to 0)	0 (0 to 0)	0 (0 to 0)	0 (0 to 0)	0 (0 to 0)	0 (0 to 0)	0 (0 to 0)	0 (0 to 0)	0 (0 to 0)	0 (0 to 0)	0 (0 to 0)	0 (0 to 0)	0.1
HIV/AIDS - Extensively drug-resistant Tuberculosis	0 (0 to 0)	0 (0 to 0)	0 (0 to 0)	0 (0 to 0)	0 (0 to 0)	0 (0 to 0)	0 (0 to 0)	0 (0 to 0)	0 (0 to 0)	0 (0 to 0)	0 (0 to 0)	0 (0 to 0)	0 (0 to 0)	0 (0 to 0)	0 (0 to 0)	0 (0 to 0)	0 (0 to 0)	0 (0 to 0)	0 (0 to 0)	0 (0 to 0)	0 (0 to 0)	0 (0 to 0)	0 (0 to 0)	0
HIV/AIDS resulting in other diseases	0 (0 to 0)	1.1 (0.6 to 1.4)	0.7 (0.4 to 0.9)	0.3 (0.2 to 0.4)	0.4 (0.3 to 0.4)	0.4 (0.3 to 1.1)	2.3 (1.7 to 3.1)	3.4 (2.3 to 4.9)	6.4 (4.6 to 8.5)	6.2 (4.6 to 8.7)	6.1 (4.4 to 8.3)	6.1 (4.4 to 8.3)	4.8 (3.5 to 6.4)	2.6 (2.4 to 2.9)	2.3 (1.5 to 3.5)	2.3 (1.5 to 3.5)	2.3 (1.7 to 3.1)	1.3 (0.4 to 2.7)	0.5 (0.2 to 1.1)	0.2 (0 to 0.6)	0.1 (0 to 0.3)	0.1 (0 to 0.3)	45.6
Sexually transmitted infections excluding HIV	0 (3 to 22)	1.6 (0.8 to 6)	1.2 (0.6 to 4.8)	0.2 (0.1 to 0.3)	0.1 (0.1 to 0.2)	0.2 (0.1 to 0.3)	0.4 (0.4 to 0.9)	0.8 (0.7 to 2.3)	2.1 (1.2 to 3.6)	3.2 (2.2 to 4.7)	4.2 (3.1 to 5.8)	4.2 (3.1 to 5.8)	3.9 (2.9 to 5.4)	2.7 (1.9 to 3.9)	1.8 (1.2 to 2.6)	1.4 (0.9 to 2.1)	1 (0.6 to 1.6)	0.6 (0.4 to 1.1)	0.4 (0.2 to 0.8)	0.2 (0.1 to 0.4)	0.2 (0.1 to 0.3)	0.2 (0.1 to 0.3)	60.4
Syphilis	0 (3 to 22)	2.7 (1.6 to 6)	2.6 (1.6 to 5.8)	0.2 (0.1 to 0.3)	0.1 (0.1 to 0.2)	0.1 (0.1 to 0.1)	0.1 (0.1 to 0.1)	0.1 (0.1 to 0.1)	0.1 (0.1 to 0.2)	0.1 (0.1 to 0.2)	0.1 (0.1 to 0.2)	0.1 (0.1 to 0.2)	0.1 (0 to 0.2)	0.1 (0 to 0.2)	0.1 (0 to 0.2)	0.1 (0 to 0.2)	0.1 (0 to 0.2)	0.1 (0 to 0.2)	0.1 (0 to 0.2)	0.1 (0 to 0.2)	0.1 (0 to 0.2)	0.1 (0 to 0.2)	0.1 (0 to 0.2)	16.9
Chlamydial infection	0 (0 to 0)	0 (0 to 0)	0 (0 to 0)	0 (0 to 0)	0 (0 to 0)	0 (0 to 0)	0.2 (0 to 0.3)	0.7 (0.2 to 1.5)	1.4 (0.7 to 2.5)	1.8 (0.9 to 3.2)	1.8 (0.9 to 3.2)	1.9 (0.9 to 3.2)	1.7 (0.8 to 3.1)	0.7 (0.3 to 1.4)	0.2 (0.1 to 0.5)	0.1 (0 to 0.3)	0.1 (0 to 0.1)	0.1 (0 to 0.1)	0.1 (0 to 0.1)	0 (0 to 0.1)	0 (0 to 0.1)	0 (0 to 0.1)	0 (0 to 0.1)	9.1
Gonococcal infection	0 (0 to 0)	0 (0 to 0)	0 (0 to 0)	0 (0 to 0)	0 (0 to 0)	0 (0 to 0)	0.1 (0 to 0.1)	0.1 (0.1 to 0.2)	0.2 (0.1 to 0.3)	0.3 (0.2 to 0.5)	0.3 (0.2 to 0.5)	0.4 (0.2 to 0.7)	0.3 (0.2 to 0.6)	0.2 (0.1 to 0.4)	0.1 (0.1 to 0.3)	0.1 (0 to 0.2)	0.2 (0.1 to 0.3)	0.2 (0.1 to 0.3)	0.2 (0.1 to 0.3)	0.1 (0 to 0.2)	0.1 (0 to 0.2)	0.1 (0 to 0.2)	0.1 (0 to 0.1)	3.7
Trichomoniasis	0 (0 to 0)	0 (0 to 0)	0 (0 to 0)	0 (0 to 0)	0 (0 to 0)	0 (0 to 0)	0 (0 to 0)	0.1 (0 to 0.4)	0.4 (0.1 to 0.9)	0.8 (0.3 to 2.2)	0.8 (0.3 to 2.2)	0.8 (0.3 to 2.2)	0.7 (0.2 to 1.7)	0.5 (0.2 to 1.2)	0.4 (0.1 to 1.1)	0.3 (0.1 to 0.8)	0.2 (0.1 to 0.5)	0.2 (0.1 to 0.5)	0.1 (0 to 0.3)	0.1 (0 to 0.2)	0 (0 to 0.1)	0 (0 to 0.1)	0 (0 to 0.1)	5.9
Genital herpes	0 (0 to 0)	0 (0 to 0)	0 (0 to 0)	0 (0 to 0)	0 (0 to 0)	0 (0 to 0)	0 (0 to 0)	0.1 (0.1 to 0.1)	0.2 (0.1 to 0.4)	0.2 (0.1 to 0.4)	0.2 (0.1 to 0.4)	0.2 (0.1 to 0.4)	0.2 (0.1 to 0.4)	0.1 (0.1 to 0.3)	0.1 (0 to 0.2)	0.1 (0 to 0.2)	0.1 (0 to 0.2)	0.1 (0 to 0.2)	0.1 (0 to 0.2)	0 (0 to 0.1)	0 (0 to 0.1)	0 (0 to 0.1)	0 (0 to 0.1)	0.5
Other sexually transmitted infections	0 (0 to 0)	0 (0 to 0)	0 (0 to 0)	0 (0 to 0)	0 (0 to 0)	0 (0 to 0)	0 (0 to 0)	0.3 (0.2 to 1.5)	1.1 (0.4 to 2.8)	2.1 (0.9 to 4.5)	2.9 (1.3 to 6.2)	3.4 (1.5 to 7.3)	3.2 (1.4 to 6.9)	2.2 (0.9 to 4.7)	1.5 (0.6 to 3.2)	1.1 (0.4 to 2.3)	0.8 (0.3 to 1.7)	0.5 (0.2 to 1.1)	0.3 (0.1 to 0.7)	0.2 (0.1 to 0.4)	0.1 (0 to 0.2)	0.1 (0 to 0.2)	0.1 (0 to 0.2)	18.2
Respiratory infections and tuberculosis	3.2 (2.1 to 4.5)	28.2 (14.6 to 3.2)	38.4 (12.2 to 39.9)	29.6 (21 to 48.6)	16.2 (10.6 to 24.3)	12.1 (7.9 to 20.4)	12.1 (7.9 to 20.4)	13.2 (7.9 to 20.4)	15.1 (8.2 to 30.6)	16.7 (8.2 to 42.5)	18.4 (8.2 to 49.7)	22.3 (9.2 to 49.7)	26.4 (12.1 to 49.7)	30.3 (14.2 to 49.7)	34.4 (16.2 to 49.7)	38.5 (18.2 to 49.7)	42.6 (20.2 to 49.7)	46.7 (22.2 to 49.7)	50.8 (24.2 to 49.7)	54.9 (26.2 to 49.7)	59.0 (28.2 to 49.7)	63.1 (30.2 to 49.7)	1,680
Tuberculosis	0 (0 to 0)	0 (0 to 0)	0 (0 to 0)	0 (0 to 0.2)	0 (0 to 0.1)	0 (0 to 0.2)	0 (0 to 0.5)	0 (0 to 1.4)	0 (0 to 3)	0 (0 to 5.1)	0 (0 to 7.3)	0 (0 to 9.7)	0 (0 to 12.4)	0 (0 to 14.6)	0 (0 to 16.7)	0 (0 to 18.7)	0 (0 to 20.7)	0 (0 to 22.7)	0 (0 to 24.8)	0 (0 to 26.8)	0 (0 to 28.8)	0 (0 to 30.8)	0 (0 to 32.8)	19.9
Latent tuberculosis infection	0 (0 to 0)	0 (0 to 0)	0 (0 to 0)	0 (0 to 0)	0 (0 to 0)	0 (0 to 0)	0 (0 to 0)	0 (0 to 0)	0 (0 to 0)	0 (0 to 0)	0 (0 to 0)	0 (0 to 0)	0 (0 to 0)	0 (0 to 0)	0 (0 to 0)	0 (0 to 0)	0 (0 to 0)	0 (0 to 0)	0 (0 to 0)	0 (0 to 0)	0 (0 to 0)	0 (0 to 0)	0 (0 to 0)	0
Drug-susceptible tuberculosis	0 (0 to 0)	0 (0 to 0)	0 (0 to 0)	0 (0 to 0.2)	0 (0 to 0.1)	0 (0 to 0.2)	0 (0 to 0.5)	0 (0 to 1.3)	0 (0 to 2.8)	0 (0 to 4.8)	0 (0 to 6.9)	0 (0 to 9.1)	0 (0 to 11.7)	0 (0 to 13.8)	0 (0 to 15.8)	0 (0 to 17.7)	0 (0 to 19.6)	0 (0 to 21.5)	0 (0 to 23.4)	0 (0 to 25.3)	0 (0 to 27.2)	0 (0 to 29.1)	0 (0 to 31.0)	19.4
Multidrug-resistant tuberculosis without extensive drug-resistance	0 (0 to 0)	0 (0 to 0)	0 (0 to 0)	0 (0 to 0)	0 (0 to 0)	0 (0 to 0)	0 (0 to 0)	0 (0 to 0)	0 (0 to 0)	0 (0 to 0)	0 (0 to 0)	0 (0 to 0)	0 (0 to 0)	0 (0 to 0)	0 (0 to 0)	0 (0 to 0)	0 (0 to 0)	0 (0 to 0)	0 (0 to 0)	0 (0 to 0)	0 (0 to 0)	0 (0 to 0)	0 (0 to 0)	0.4
Extensively drug-resistant tuberculosis	0 (0 to 0)	0 (0 to 0)	0 (0 to 0)	0 (0 to 0)	0 (0 to 0)	0 (0 to 0)	0 (0 to 0)	0 (0 to 0)	0 (0 to 0)	0 (0 to 0)	0 (0 to 0)	0 (0 to 0)	0 (0 to 0)	0 (0 to 0)	0 (0 to 0)	0 (0 to 0)	0 (0 to 0)	0 (0 to 0)	0 (0 to 0)	0 (0 to 0)	0 (0 to 0)	0 (0 to 0)	0 (0 to 0)	0.1
Lower respiratory infections	3.1 (2.1 to 4.4)	21 (14 to 2.4)	32.6 (14.9 to 33.8)	29.4 (18.9 to 3.7)	16.1 (10.4 to 24.2)	12.1 (7.8 to 20.4)	12.1 (7.8 to 20.4)	13.2 (7.8 to 20.4)	15.1 (7.9 to 30.5)	16.7 (7.9 to 42.5)	18.4 (7.9 to 49.7)	22.3 (9.1 to 49.7)	26.4 (11.9 to 49.7)	30.3 (13.9 to 49.7)	34.4 (15.9 to 49.7)	38.5 (17.9 to 49.7)	42.6 (19.9 to 49.7)	46.7 (21.9 to 49.7)	50.8 (23.9 to 49.7)	54.9 (25.9 to 49.7)	59.0 (27.9 to 49.7)	63.1 (29.9 to 49.7)	1,410
Upper respiratory infections	0 (0 to 0)	0.2 (0 to 0.3)	4 (2.3 to 6.7)	17.6 (10.9 to 29.3)	14.3 (10.6 to 22.8)	13.4 (8.8 to 23.4)	18 (12.4 to 26.2)	20.3 (10.7 to 34.3)	20.3 (10.6 to 32.7)	18 (9.4 to 30.2)	16.9 (8.5 to 28.2)	15.3 (7.9 to 22.9)	12.7 (6.5 to 18.2)	10.3 (5.4 to 13.9)	8.3 (4.4 to 10.4)	7.9 (4.2 to 9.5)	7.3 (3.9 to 8.6)	6.7 (3.6 to 7.8)	6.1 (3.4 to 7.1)	5.6 (3.1 to 6.5)	5.2 (2.9 to 6.1)	4.7 (2.6 to 5.6)	209
Otitis media	0 (0 to 0)	0.7 (0.4 to 1.4)	0.7 (0.5 to 1.9)	0.4 (0.3 to 7.6)	0.4 (0.3 to 7.6)	0.3 (0.2 to 7.6)	0.3 (0.2 to 7.6)	0.3 (0.2 to 7.6)	0.3 (0.2 to 7.6)	0.3 (0.2 to 7.6)	0.3 (0.2 to 7.6)	0.3 (0.2 to 7.6)	0.3 (0.2 to 7.6)	0.3 (0.2 to 7.6)	0.3 (0.2 to 7.6)	0.3 (0.2 to 7.6)	0.3 (0.2 to 7.6)	0.3 (0.2 to 7.6)	0.3 (0.2 to 7.6)	0.3 (0.2 to 7.6)	0.3 (0.2 to 7.6)	0.3 (0.2 to 7.6)	0.3 (0.2 to 7.6)	38.5
Enteric infections	0.3 (0.2 to 0.5)	1.2 (0.6 to 1.6)	14.2 (9.3 to 20.7)	17.6 (10.4 to 28.5)	8.3 (4.2 to 14.1)	4.5 (2.4 to 8.9)	4.2 (2.4 to 6.5)	5.4 (3 to 9.3)	6.2 (3.9 to 9.4)	5.1 (3.2 to 7.6)	5.1 (3.2 to 7.6)	4.9 (2.9 to 7.4)	4.4 (2.5 to 6.9)	3.9 (2.3 to 5.9)	3.4 (2.1 to 5.2)	3.1 (1.9 to 4.8)	2.8 (1.7 to 4.3)	2.5 (1.5 to 3.8)	2.2 (1.3 to 3.4)	2 (1.2 to 3.1)	1.8 (1.1 to 2.8)	1.6 (1 to 2.5)	1.4 (0.9 to 2.2)	213
Diarrheal diseases	0.3 (0.2 to 0.5)	1.2 (0.6 to 1.6)	14.2 (9.3 to 20.7)	17.6 (10.4 to 28.5)	8.3 (4.2 to 14.1)	4.5 (2.4 to 8.9)	4.2 (2.4 to 6.5)	5.4 (3 to 9.3)	6.2 (3.9 to 9.4)	5.1 (3.2 to 7.6)	5.1 (3.2 to 7.6)	4.9 (2.9 to 7.4)	4.4 (2.5 to 6.9)	3.9 (2.3 to 5.9)	3.4 (2.1 to 5.2)	3.1 (1.9 to 4.8)	2.8 (1.7 to 4.3)	2.5 (1.5 to 3.8)	2.2 (1.3 to 3.4)	2 (1.2 to 3.1)	1.8 (1.1 to 2.8)	1.6 (1 to 2.5)	1.4 (0.9 to 2.2)	213
Typhoid and paraphyoid	0 (0 to 0)	0 (0 to 0)	0 (0 to 0)	0 (0 to 0)	0 (0 to 0)	0 (0 to 0)	0 (0 to 0)	0 (0 to 0)	0 (0 to 0)	0 (0 to 0)	0 (0 to 0)	0 (0 to 0)	0 (0 to 0)	0 (0 to 0)	0 (0 to 0)	0 (0 to 0)	0 (0 to 0)	0 (0 to 0)	0 (0 to 0)	0 (0 to 0)	0 (0 to 0)	0 (0 to 0)	0 (0 to 0)	0
Typhoid fever	0 (0 to 0)	0 (0 to 0)	0 (0 to 0)	0 (0 to 0)	0 (0 to 0)	0 (0 to 0)	0 (0 to 0)	0 (0 to 0)	0 (0 to 0)	0 (0 to 0)	0 (0 to 0)	0 (0 to 0)	0 (0 to 0)	0 (0 to 0)	0 (0 to 0)	0 (0 to 0)	0 (0 to 0)	0 (0 to 0)	0 (0 to 0)	0 (0 to 0)	0 (0 to 0)	0 (0 to 0)	0 (0 to 0)	0
Paratyphoid fever	0 (0 to 0)	0 (0 to 0)	0 (0 to 0)	0 (0 to 0)	0 (0 to 0)	0 (0 to 0)	0 (0 to 0)	0 (0 to 0)	0 (0 to 0)	0 (0 to 0)	0 (0 to 0)	0 (0 to 0)	0 (0 to 0)	0 (0 to 0)	0 (0 to 0)	0 (0 to 0)	0 (0 to 0)	0 (0 to 0)	0 (0 to 0)	0 (0 to 0)	0 (0 to 0)	0 (0 to 0)	0 (0 to 0)	0
Invasive Non-typhoidal Salmonella (iNTS)	0 (0 to 0)	0 (0 to 0)	0 (0 to 0)	0 (0 to 0)	0 (0 to 0)	0 (0 to 0)	0 (0 to 0)	0 (0 to 0)	0 (0 to 0)	0 (0 to 0)	0 (0 to 0)	0 (0 to 0)	0 (0 to 0)	0 (0 to 0)	0 (0 to 0)	0 (0 to 0)	0 (0 to 0)	0 (0 to 0)	0 (0 to 0)	0 (0 to 0)	0 (0 to 0)	0 (0 to 0)	0 (0 to 0)	0.2
Other intestinal infectious diseases	0 (0 to 0)	0 (0 to 0)	0.1 (0 to 0.2)	0.2 (0 to 0.3)	0 (0 to 0.1)	0 (0 to 0.1)	0 (0 to 0.1)	0 (0 to 0.1)	0 (0 to 0.1)	0 (0 to 0.1)	0 (0 to 0.1)	0 (0 to 0.1)	0 (0 to 0.1)	0 (0 to 0.1)	0 (0 to 0.1)	0 (0 to 0.1)	0 (0 to 0.1)	0 (0 to 0.1)	0 (0 to 0.1)	0 (0 to 0.1)	0 (0 to 0.1)	0 (0 to 0.1)	0 (0 to 0.1)	0.4
Neglected tropical diseases and malaria	0 (0 to 0.4)	0.3 (0.1 to 0.6)	4.2 (1.7 to 7.2)	15.1 (5.1 to 28.6)	0 (0 to 0)	0 (0 to 0)	0 (0 to 0.1)	0.4 (0.1 to 1.2)	0.4 (0.1 to 1.8)	0.4 (0.1 to 1.8)	0.4 (0.1 to 1.8)	0.4 (0.1 to 1.8)	0.4 (0.1 to 1.8)	1.1 (0.1 to 2.5)	0.7 (0.1 to 2.7)	0.9 (0.1 to 2.7)	0.6 (0.2 to 2.2)	0.6 (0.2 to 2.2)	0.2 (0.2 to 0.6)	0.2 (0.2 to 0.6)	0.1 (0.1 to 0.3)	0.1 (0.1 to 0.3)	0.1 (0.1 to 0.3)	27.9
Malaria	0 (0 to 0)	0 (0 to 0)	0 (0 to 0)	0 (0 to 0)	0 (0 to 0)	0 (0 to 0)	0 (0 to 0)	0 (0 to 0)	0 (0 to 0)	0 (0 to 0)	0 (0 to 0)	0 (0 to 0)	0 (0 to 0)	0 (0 to 0)	0 (0 to 0)	0 (0 to 0)	0 (0 to 0)	0 (0 to 0)	0 (0 to 0)	0 (0 to 0)	0 (0 to 0)	0 (0 to 0)	0 (0 to 0)	0
Chagas disease	0 (0 to 0)	0 (0 to 0)	0 (0 to 0)	0 (0 to 0)	0 (0 to 0)	0 (0 to 0)	0 (0 to 0)	0 (0 to 0)	0 (0 to 0)	0 (0 to 0)	0 (0 to 0)	0 (0 to 0)	0 (0 to 0)	0 (0 to 0)	0 (0 to 0)	0 (0 to 0)	0 (0 to 0)	0 (0 to 0)	0 (0 to 0)	0 (0 to 0)	0 (0 to 0)	0 (0 to 0)	0 (0 to 0)	0
Leishmaniasis	0 (0 to 0)	0 (0 to 0)	0 (0 to 0)	0 (0 to 0)	0 (0 to 0)	0 (0 to 0)	0 (0 to 0)	0 (0 to 0)	0 (0 to 0)	0 (0 to 0)	0 (0 to 0)	0 (0 to 0)	0 (0 to 0)	0 (0 to 0)	0 (0 to 0)	0 (0 to 0)	0 (0 to 0)	0 (0 to 0)	0 (0 to 0)	0 (0 to 0)	0 (0 to 0)	0 (0 to 0)	0 (0 to 0)	0
Visceral leishmaniasis	0 (0 to 0)	0 (0 to 0)	0 (0 to 0)	0 (0 to 0)	0 (0 to 0)	0 (0 to 0)	0 (0 to 0)	0 (0 to 0)	0 (0 to 0)	0 (0 to 0)	0 (0 to 0)	0 (0 to 0)	0 (0 to 0)	0 (0 to 0)	0 (0 to 0)	0 (0 to 0)	0 (0 to 0)	0 (0 to 0)	0 (0 to 0)	0 (0 to 0)	0 (0 to 0)	0 (0 to 0)	0 (0 to 0)	0
Cutaneous and mucocutaneous leishmaniasis	0 (0 to 0)	0 (0 to 0)	0 (0 to 0)	0 (0 to 0)	0 (0 to 0)	0 (0 to 0)	0 (0 to 0)	0 (0 to 0)	0 (0 to 0)	0 (0 to 0)	0 (0 to 0)	0 (0 to 0)	0 (0 to 0)	0 (0 to 0)	0 (0 to 0)	0 (0 to 0)	0 (0 to 0)	0 (0 to 0)	0 (0 to 0)	0 (0 to 0)	0 (0 to 0)	0 (0 to 0)	0 (0 to 0)	0
African trypanosomiasis	0 (0 to 0)	0 (0 to 0)	0 (0 to 0)	0 (0 to 0)	0 (0 to 0)	0 (0 to 0)	0 (0 to 0)	0 (0 to 0)	0 (0 to 0)	0 (0 to 0)	0 (0 to 0)	0 (0 to 0)	0 (0 to 0)	0 (0 to 0)	0 (0 to 0)	0 (0 to 0)	0 (0 to 0)	0 (0 to 0)	0 (0 to 0)	0 (0 to 0)	0 (0 to 0)	0 (0 to 0)	0 (0 to 0)	0
Schistosomiasis	0 (0 to 0)	0 (0 to 0)	0 (0 to 0)	0 (0 to 0)	0 (0 to 0)	0 (0 to 0)	0 (0 to 0)	0 (0 to 0)	0 (0 to 0)	0 (0 to 0)	0 (0 to 0)	0 (0 to 0)	0 (0 to 0)	0 (0 to 0)	0 (0 to 0)	0 (0 to 0)	0 (0 to 0)	0 (0 to 0)	0 (0 to 0)	0 (0 to 0)	0 (0 to 0)	0 (0 to 0)	0 (0 to 0)	0
Cysticercosis	0 (0 to 0)	0 (0 to 0)	0 (0 to 0)	0 (0 to 0)	0 (0 to 0)	0 (0 to 0)	0 (0 to 0)	0 (0 to 0)	0 (0 to 0)	0 (0 to 0)	0 (0 to 0)	0 (0 to 0)	0 (0 to 0)	0 (0 to 0)	0 (0 to 0)	0 (0 to 0)	0 (0 to 0)	0 (0 to 0)	0 (0 to 0)	0 (0 to 0)	0 (0 to 0)	0 (0 to 0)	0 (0 to 0)	0
Cystic echinococcosis	0 (0 to 0)	0 (0 to 0)	0 (0 to 0)	0 (0 to 0)	0 (0 to 0)	0 (0 to 0)	0 (0 to 0)	0 (0 to 0)	0 (0 to 0)	0 (0 to 0)	0 (0 to 0)	0 (0 to 0)	0 (0 to 0)	0 (0 to 0)	0 (0 to 0)	0 (0 to 0)	0 (0 to 0)	0 (0 to 0)	0 (0 to 0)	0 (0 to 0)	0 (0 to 0)	0 (0 to 0)	0 (0 to 0)	0.1
Lymphatic filariasis	0 (0 to 0)	0 (0 to 0)	0 (0 to 0)	0 (0 to 0)	0 (0 to 0)	0 (0 to 0)	0 (0 to 0)	0 (0 to 0)	0 (0 to 0)	0 (0 to 0)	0 (0 to 0)	0 (0 to 0)	0 (0 to 0)	0 (0 to 0)	0 (0 to 0)	0 (0 to 0)	0 (0 to 0)	0 (0 to 0)	0 (0 to 0)	0 (0 to 0)	0 (0 to 0)	0 (0 to 0)	0 (0 to 0)	0
Onchocerciasis	0 (0 to 0)	0 (0 to 0)	0 (0 to 0)	0 (0 to 0)	0 (0 to 0)	0 (0 to 0)	0 (0 to 0)	0 (0 to 0)	0 (0 to 0)	0 (0 to 0)	0 (0 to 0)	0 (0 to 0)	0 (0 to 0)	0 (0 to 0)	0 (0 to 0)	0 (0 to 0)	0 (0 to 0)	0 (0 to 0)	0 (0 to 0)	0 (0 to 0)	0 (0 to 0)	0 (0 to 0)	0 (0 to 0)	0
Trachoma	0 (0 to 0)	0 (0 to 0)	0 (0 to 0)	0 (0 to 0)	0 (0 to 0)	0 (0 to 0)	0 (0 to 0)	0 (0 to 0)	0 (0 to 0)	0 (0 to 0)	0 (0 to 0)	0 (0 to 0)	0 (0 to 0)	0 (0 to 0)	0 (0 to 0)	0 (0 to 0)	0 (0 to 0)	0 (0 to 0)	0 (0 to 0)	0 (0 to 0)	0 (0 to 0)	0 (0 to 0)	0 (0 to 0)	0
Dengue	0 (0 to 0)	0 (0 to 0)	0 (0 to 0)	0 (0 to 0)	0 (0 to 0)	0 (0 to 0)	0 (0 to 0)	0 (0 to 0)	0 (0 to 0)	0 (0 to 0)	0 (0 to 0)	0 (0 to 0)	0 (0 to 0)	0 (0 to 0)	0 (0 to 0)	0 (0 to 0)	0 (0 to 0)	0 (0 to 0)	0 (0 to 0)	0 (0 to 0)	0 (0 to 0)	0 (0 to 0)	0 (0 to 0)	0
Yellow fever	0 (0 to 0)	0 (0 to 0)	0 (0 to 0)	0 (0 to 0)	0 (0 to 0)	0 (0 to 0)	0 (0 to 0)	0 (0 to 0)	0 (0 to 0)	0 (0 to 0)	0 (0 to 0)	0 (0 to 0)	0 (0 to 0)	0 (0 to 0)	0 (0 to 0)	0 (0 to 0)	0 (0 to 0)	0 (0 to 0)	0 (0 to 0)	0 (0 to 0)	0 (0 to 0)	0 (0 to 0)	0 (0 to 0)	0
Rabies	0 (0 to 0)	0 (0 to 0)	0 (0 to 0)	0 (0 to 0)	0 (0 to 0)	0 (0 to 0)	0 (0 to 0)	0 (0 to 0)	0 (0 to 0)	0 (0 to 0)	0 (0 to 0)	0 (0 to 0)	0 (0 to 0)	0 (0 to 0)	0 (0 to 0)	0 (0 to 0)	0 (0 to 0)	0 (0 to 0)	0 (0 to 0)	0 (0 to 0)	0 (0 to 0)	0 (0 to 0)	0 (0 to 0)	0
Intestinal nematode infections	0 (0 to 0)	0 (0 to 0)	0 (0 to 0)	0 (0 to 0)	0 (0 to 0)	0 (0 to 0)	0 (0 to 0)	0 (0 to 0)	0 (0 to 0)	0 (0 to 0)	0 (0 to 0)	0 (0 to 0)	0 (0 to 0)	0 (0 to 0)	0 (0 to 0)	0 (0 to 0)	0 (0 to 0)	0 (0 to 0)	0 (0 to 0)	0 (0 to 0)	0 (0 to 0)	0 (0 to 0)	0 (0 to 0)	0
Ascariasis	0 (0 to 0)	0 (0 to 0)	0 (0 to 0)	0 (0 to 0)	0 (0 to 0)	0 (0 to 0)	0 (0 to 0)	0 (0 to 0)	0 (0 to 0)	0 (0 to 0)	0 (0 to 0)	0 (0 to 0)	0 (0 to 0)	0 (0 to 0)	0 (0 to 0)	0 (0 to 0)	0 (0 to 0)	0 (0 to 0)	0 (0 to 0)	0 (0 to 0)	0 (0 to 0)	0 (0 to 0)	0 (0 to 0)	0
Trichuriasis	0 (0 to 0)	0 (0 to 0)	0 (0 to 0)	0 (0 to 0)	0 (0 to 0)	0 (0 to 0)	0 (0 to 0)	0 (0 to 0)	0 (0 to 0)	0 (0 to 0)	0 (0 to 0)	0 (0 to 0)	0 (0 to 0)	0 (0 to 0)	0 (0 to 0)	0 (0 to 0)



Osteoarthritis other	0 (0 to 0)	0 (0 to 0)	0 (0 to 0)	0 (0 to 0)	0 (0 to 0)	0 (0 to 0)	0 (0 to 0)	0 (0 to 0)	0 (0 to 0)	0-1 (0 to 2)	0-7 (0 to 1.7)	1-9 (0 to 4.6)	3-8 (1.6 to 9.6)	6-4 (2.6 to 13.4)	3-4 (1.4 to 7.9)	8-9 (4.1 to 19.5)	10-1 (4.6 to 21.9)	11-2 (5.5 to 23.2)	9-2 (4.7 to 18.7)	7-9 (4 to 15.6)	5-8 (2.6 to 12.1)	3-4 (1.7 to 6.4)	1-2 (0.4 to 2.4)	80-8	
Low back pain	0 (0 to 0)	0 (0 to 0)	0 (0 to 0)	0 (0 to 0)	10-4 (5.2 to 19.7)	46-7 (28.2 to 78.5)	92-4 (54.7 to 152)	167 (97.9 to 283)	304 (164 to 578)	68 (37 to 120)	143 (77.5 to 259)	140 (73.4 to 241)	260 (137 to 482)	375 (168 to 820)	302 (158 to 570)	344 (191 to 666)	279 (172 to 410)	244 (158 to 364)	244 (157 to 358)	176 (110 to 263)	132 (82.5 to 193)	82-6 (52.1 to 118)	37-9 (23.9 to 55.4)	10-9 (6.9 to 16.2)	3,020
Neck pain	0 (0 to 0)	0 (0 to 0)	0 (0 to 0)	0-8 (1.4 to 12)	27-9 (14.5 to 50.1)	49-1 (24 to 87.2)	84 (36.7 to 152)	139 (69.1 to 268)	111 (69 to 168)	146 (92.6 to 229)	142 (92.4 to 212)	129 (79.3 to 196)	125 (69.5 to 187)	139 (81.1 to 196)	126 (85.4 to 183)	116 (76.8 to 175)	114 (69.3 to 164)	99-7 (60.1 to 149)	99-6 (61.3 to 149)	79-4 (49.5 to 129)	40-7 (23.9 to 67.1)	25-4 (9.4 to 63.3)	11-9 (3.5 to 37.1)	1,510
Gout	0 (0 to 0)	0 (0 to 0)	0 (0 to 0)	0 (0 to 0)	0-5 (0.2 to 0.9)	2-8 (1 to 3.3)	19-8 (11 to 33)	27-6 (16.2 to 50.1)	41 (19.1 to 82)	23 (9.9 to 53)	32 (14.7 to 70)	25 (11.4 to 54)	21 (9.4 to 46)	19 (8.1 to 44)	15 (6.4 to 34)	14 (6.2 to 31)	11 (4.9 to 24)	9-8 (4.3 to 21)	8 (3.5 to 18)	6-4 (2.8 to 14)	4-3 (1.8 to 9.6)	2-6 (1.1 to 5.6)	1-2 (0.4 to 2.8)	0-6 (0.1 to 1.6)	26
Other musculoskeletal disorders	0 (0 to 0)	0 (0 to 0)	0 (0 to 0)	0-5 (0.2 to 0.9)	2-8 (1 to 3.3)	19-8 (11 to 33)	27-6 (16.2 to 50.1)	41 (19.1 to 82)	111 (69 to 168)	146 (92.6 to 229)	142 (92.4 to 212)	129 (79.3 to 196)	125 (69.5 to 187)	139 (81.1 to 196)	126 (85.4 to 183)	116 (76.8 to 175)	114 (69.3 to 164)	99-7 (60.1 to 149)	99-6 (61.3 to 149)	79-4 (49.5 to 129)	40-7 (23.9 to 67.1)	25-4 (9.4 to 63.3)	11-9 (3.5 to 37.1)	1,510
Other non-communicable diseases	68-9 (48.6 to 108)	44-3 (32.6 to 63.1)	152 (111 to 209)	101 (76.6 to 135)	58-1 (42.3 to 75.4)	81-2 (59.2 to 109)	158 (96.5 to 198)	207 (121 to 327)	473 (305 to 679)	549 (365 to 795)	490 (340 to 685)	418 (290 to 579)	373 (261 to 507)	348 (238 to 472)	327 (226 to 450)	307 (209 to 420)	352 (239 to 482)	259 (184 to 358)	258 (182 to 358)	208 (152 to 274)	173 (120 to 232)	132 (101 to 170)	90-8 (67.5 to 117)	38-8 (27.5 to 53.5)	5,400
Congenital birth defects	39-6 (26.1 to 58.7)	39-3 (27 to 56.8)	92-3 (62.1 to 140)	39-7 (26.7 to 59.8)	23-1 (14.6 to 33.1)	46-7 (32.6 to 64.2)	20-6 (12.4 to 27.3)	25-1 (15.1 to 32.1)	19-9 (12.9 to 33.5)	24-8 (18.5 to 32.2)	21 (15.6 to 27.1)	17-6 (13.1 to 22.6)	10-7 (7.9 to 13.9)	10-5 (7.1 to 20.4)	15-4 (10.1 to 20.7)	12 (7.9 to 16.1)	8 (5.2 to 10.4)	3-9 (2.1 to 6.2)	1-8 (0.7 to 1.8)	1-2 (0.7 to 1.6)	0-7 (0.4 to 1.1)	0-3 (0.2 to 0.5)	0-1 (0.1 to 0.2)	532
Neural tube defects	7-6 (3.6 to 12.9)	1-5 (0.7 to 2.7)	14-2 (6.2 to 24.9)	13-2 (6.5 to 20.6)	0-8 (0.5 to 1.2)	0-9 (0.6 to 1.4)	0-8 (0.5 to 1.2)	1-2 (0.6 to 1.7)	0-9 (0.6 to 1.4)	1 (0.4 to 1.5)	0-8 (0.4 to 1.3)	0-5 (0.3 to 0.8)	0-4 (0.2 to 0.6)	0-2 (0.1 to 0.3)	0-2 (0.1 to 0.3)	0-1 (0 to 0.1)	0-1 (0 to 0.1)	0-1 (0 to 0.1)	0-2 (0.1 to 0.5)	0-1 (0 to 0.1)	0-1 (0 to 0.1)	0-1 (0 to 0.1)	0-1 (0 to 0.1)	44-7
Congenital heart anomalies	23 (11.6 to 57.4)	14-6 (8.6 to 29.4)	26-4 (15.4 to 51.1)	9-5 (4.6 to 22.5)	3-6 (2 to 6.4)	4-1 (2.7 to 6.4)	2-7 (1.6 to 4.6)	5-4 (3.3 to 8.4)	5-3 (3.1 to 9.2)	5 (3.1 to 7.2)	4-4 (2.9 to 6.5)	4 (2.5 to 5.8)	3-2 (1.9 to 4.6)	2-4 (1.2 to 3.7)	2-1 (1.2 to 3.6)	1-4 (0.7 to 2.6)	1-4 (0.8 to 2.1)	0-9 (0.5 to 1.5)	0-9 (0.5 to 1.5)	0-7 (0.4 to 1.2)	0-1 (0 to 0.3)	0-1 (0 to 0.3)	0-1 (0 to 0.2)	120
Orofacial clefts	0 (0 to 0)	0-3 (0.1 to 0.5)	0-5 (0.1 to 1)	0-3 (0.1 to 0.7)	0-3 (0.1 to 0.6)	0-3 (0.1 to 0.6)	0-2 (0 to 0.4)	0-4 (0.1 to 0.9)	0-4 (0.1 to 0.9)	0-3 (0.1 to 0.6)	0-3 (0.2 to 0.5)	0-3 (0.2 to 0.5)	0-3 (0.1 to 0.4)	0-2 (0 to 0.3)	0-2 (0 to 0.3)	0-2 (0.1 to 0.3)	0-2 (0 to 0.3)	0-2 (0.1 to 0.3)	0-2 (0.1 to 0.3)	0-1 (0.1 to 0.2)	0-1 (0 to 0.1)	0-1 (0 to 0.1)	0-1 (0 to 0.1)	4-9
Down syndrome	3-6 (1.7 to 6.2)	0-8 (0.4 to 1.4)	2-4 (1.4 to 4.1)	1 (0.3 to 2.3)	1-5 (0.9 to 2.2)	1-5 (1 to 2.3)	1-7 (1.1 to 2.4)	2-7 (1.6 to 3.6)	3 (2 to 4.2)	3-2 (2 to 4.3)	2-7 (1.8 to 3.9)	2-6 (1.7 to 3.7)	3-1 (2 to 4.5)	2-7 (1.7 to 3.7)	5-2 (3.5 to 9.3)	6-3 (4.2 to 9.2)	4-6 (2.7 to 7.7)	2-4 (1.3 to 3.4)	1-3 (0.8 to 2.1)	0-9 (0.5 to 1.5)	0-3 (0 to 0.8)	0-3 (0 to 0.8)	0-1 (0 to 0.3)	49-6
Turner syndrome	0 (0 to 0)	0 (0 to 0)	0-1 (0 to 0.1)	0-1 (0 to 0.2)	0-1 (0 to 0.2)	0-1 (0 to 0.2)	0-2 (0 to 0.4)	0-2 (0 to 0.4)	0-3 (0 to 0.6)	0-3 (0 to 0.6)	0-2 (0 to 0.4)	0-2 (0 to 0.4)	0-1 (0 to 0.2)	0-1 (0 to 0.1)	0-1 (0 to 0.1)	0-2 (0 to 0.1)	0-2 (0 to 0.1)	0-2 (0 to 0.2)	0-2 (0 to 0.2)	0-1 (0 to 0.2)	0-1 (0 to 0.1)	0-1 (0 to 0.1)	0-1 (0 to 0.1)	0-1 (0 to 0.1)	1-9
Klinefelter syndrome	0 (0 to 0)	0 (0 to 0)	0 (0 to 0)	0 (0 to 0)	0 (0 to 0)	0 (0 to 0)	0 (0 to 0)	0 (0 to 0)	0 (0 to 0)	0 (0 to 0)	0 (0 to 0)	0 (0 to 0)	0 (0 to 0)	0 (0 to 0)	0 (0 to 0)	0 (0 to 0)	0 (0 to 0)	0 (0 to 0)	0 (0 to 0)	0 (0 to 0)	0 (0 to 0)	0 (0 to 0)	0 (0 to 0)	0 (0 to 0)	0 (0 to 0)	6
Other chromosomal abnormalities	19-6 (9.7 to 49.9)	10 (5.4 to 19.8)	20-7 (11.2 to 40.9)	6-7 (4.1 to 10.5)	2-5 (2 to 3.2)	3-3 (2.1 to 5.2)	3-3 (2.1 to 5.2)	4-1 (2.7 to 6.1)	3-8 (2.5 to 5.5)	3-8 (2.5 to 5.5)	3-2 (2.2 to 4.4)	2-5 (1.6 to 3.6)	2-1 (1.2 to 3.2)	1-6 (0.9 to 2.3)	1-2 (0.7 to 1.9)	0-8 (0.5 to 1.3)	0-8 (0.5 to 0.8)	0-8 (0.5 to 0.8)	0-9 (0.6 to 1.2)	0-7 (0.3 to 1.1)	0-3 (0.1 to 0.6)	0-2 (0 to 0.5)	0-1 (0 to 0.2)	91
Congenital musculoskeletal and limb anomalies	5-2 (2.4 to 9.5)	1-3 (0.4 to 2)	10-4 (5.4 to 16.8)	1-7 (0.4 to 11.6)	1-4 (0.3 to 9.9)	0-5 (0.1 to 3.6)	0-7 (0.2 to 3.9)	3-7 (1.9 to 10.4)	7-2 (4.1 to 11.4)	7-4 (4.3 to 11.4)	6-2 (3.4 to 9.7)	3-4 (1.7 to 7.8)	4-5 (2.7 to 7.1)	4-2 (2.4 to 6.4)	2-3 (1.2 to 3.2)	2-1 (1.1 to 3.2)	1-4 (0.7 to 2.5)	1-1 (0.6 to 1.8)	0-6 (0.3 to 1.1)	0-3 (0.2 to 0.6)	0-1 (0.1 to 0.2)	0-1 (0 to 0.1)	155
Urogenital congenital anomalies	2-6 (0.8 to 6.7)	0-5 (0.2 to 1.6)	1-2 (0.4 to 2.2)	1-6 (0.8 to 2.8)	0-9 (0.5 to 1.4)	0-6 (0.3 to 1.1)	0-6 (0.3 to 1.1)	0-5 (0.3 to 0.9)	0-5 (0.3 to 0.7)	0-4 (0.3 to 0.6)	0-3 (0.2 to 0.4)	0-2 (0.1 to 0.3)	0-2 (0.1 to 0.3)	0-1 (0.1 to 0.2)	0-1 (0 to 0.1)	0-1 (0 to 0.1)	0-1 (0 to 0.1)	0-1 (0 to 0.1)	0-1 (0 to 0.1)	0-1 (0 to 0.1)	0-1 (0 to 0.1)	0-1 (0 to 0.1)	0-1 (0 to 0.1)	10-1
Digestive congenital anomalies	8-8 (4.4 to 27.7)	2-7 (1.2 to 7.1)	6-1 (2.4 to 14.1)	1-5 (0.6 to 3.7)	0-7 (0.4 to 1.4)	0-8 (0.3 to 1.5)	0-8 (0.4 to 2.6)	1-5 (0.5 to 3.2)	1-3 (0.5 to 3.7)	0-9 (0.4 to 2.5)	0-7 (0.3 to 2.5)	0-5 (0.2 to 2.4)	0-5 (0.2 to 2.4)	0-4 (0.2 to 2.4)	0-3 (0.1 to 2.2)	0-3 (0.1 to 2.2)	0-3 (0.1 to 2.2)	0-3 (0.1 to 2.2)	0-3 (0.1 to 2.2)	0-3 (0.1 to 2.2)	0-3 (0.1 to 2.2)	0-3 (0.1 to 2.2)	0-3 (0.1 to 2.2)	27-9
Other congenital birth defects	24-5 (13.2 to 57.9)	9-2 (4.9 to 22.2)	19-4 (9.4 to 42.2)	5-2 (2.1 to 13.9)	2-3 (1 to 5.1)	2-3 (1.1 to 5.1)	2-2 (1 to 4.4)	2-2 (1.1 to 5.2)	2-2 (1 to 5.2)	2-1 (1 to 5.2)	1-8 (1 to 4.4)	1-7 (1 to 3.6)	1-7 (1 to 3.4)	1-6 (0.9 to 2.9)	1-3 (0.7 to 2.5)	1-2 (0.6 to 2.2)	1-2 (0.6 to 2.1)	1-1 (0.5 to 2.1)	0-9 (0.5 to 1.8)	0-8 (0.4 to 1.6)	0-5 (0.2 to 1.2)	0-3 (0.1 to 0.7)	0-3 (0.1 to 0.7)	78-1
Urinary diseases and male infertility	0-1 (0 to 0.2)	0-2 (0 to 0.3)	0-8 (0.4 to 1.3)	0-8 (0 to 1.1)	0-5 (0 to 0.9)	1-7 (0.7 to 3.4)	1-7 (1.2 to 2.5)	2-7 (1.6 to 5.1)	3 (1.6 to 5.6)	3-2 (1.8 to 5.6)	4-7 (2.5 to 11.2)	4-7 (2.7 to 8.2)	4-9 (2.9 to 7.6)	5-4 (3.1 to 9.5)	4-6 (2.5 to 8.2)	4-5 (2.5 to 8.1)	4-6 (2.5 to 8.2)	4-7 (2.5 to 8.5)	4-2 (2.3 to 7.5)	3-2 (1.6 to 5.6)	2-2 (1.1 to 3.9)	1-2 (0.5 to 2.4)	0-5 (0.2 to 1.1)	32-2 (16.5 to 72.9)	325
Urolithiasis	0 (0 to 0)	0 (0 to 0)	0 (0 to 0)	0 (0 to 0)	0 (0 to 0)	0-1 (0 to 0.1)	0-2 (0 to 0.5)	0-3 (0 to 0.6)	0-4 (0 to 0.9)	0-5 (0.1 to 1.3)	0-6 (0 to 1.2)	0-5 (0 to 1.2)	0-5 (0 to 1.2)	0-4 (0 to 1.1)	0-4 (0 to 1.1)	0-3 (0 to 0.9)	0-3 (0 to 0.8)	0-3 (0 to 0.8)	0-3 (0 to 0.8)	0-2 (0 to 0.6)	0-2 (0 to 0.5)	0-1 (0 to 0.3)	0-1 (0 to 0.3)	0-1 (0 to 0.3)	3-4 (1.6 to 7.9)
Benign prostatic hyperplasia	0 (0 to 0)	0 (0 to 0)	0 (0 to 0)	0 (0 to 0)	0 (0 to 0)	0 (0 to 0)	0 (0 to 0)	0 (0 to 0)	0 (0 to 0)	0 (0 to 0)	0 (0 to 0)	0 (0 to 0)	0 (0 to 0)	0 (0 to 0)	0 (0 to 0)	0 (0 to 0)	0 (0 to 0)	0 (0 to 0)	0 (0 to 0)	0 (0 to 0)	0 (0 to 0)	0 (0 to 0)	0 (0 to 0)	0 (0 to 0)	0 (0 to 0)	6
Male infertility	–	–	–	–	–	–	–	–	–	–	–	–	–	–	–	–	–	–	–	–	–	–	–	–	NA
Other urinary diseases	0-1 (0 to 0.1)	0-1 (0 to 0.2)	0-2 (0.1 to 0.3)	0-3 (0 to 0.2)	0-2 (0.1 to 0.4)	0-3 (0.1 to 0.6)	0-4 (0.2 to 0.7)	0-5 (0.2 to 0.9)	0-9 (0.4 to 1.4)	1-0 (0.6 to 1.6)	1 (0.6 to 1.6)	0-7 (0.4 to 1.1)	0-8 (0.5 to 1.2)	0-7 (0.4 to 1.2)	0-7 (0.4 to 1.2)	0-6 (0.3 to 1.2)	0-6 (0.3 to 1.2)	0-6 (0.3 to 1.2)	0-7 (0.3 to 1.5)	0-8 (0.3 to 1.7)	0-7 (0.3 to 1.8)	0-5 (0.2 to 1.4)	0-2 (0.1 to 0.6)	12-9
Gynecological diseases	0 (0 to 0)	0 (0 to 0)	0 (0 to 0)	0 (0 to 0)	0-5 (0.2 to 2.3)	0-6 (0.2 to 2.6)	0-7 (0.3 to 2.9)	0-8 (0.3 to 3.2)	0-7 (0.3 to 2.7)	0-6 (0.3 to 2.3)	0-5 (0.2 to 2.1)	0-4 (0.2 to 1.7)	0-3 (0.2 to 1.4)	0-2 (0.1 to 0.9)	0-1 (0.1 to 0.6)	0-1 (0 to 0.5)	0-1 (0 to 0.5)	0-1 (0 to 0.5)	0-1 (0 to 0.5)	0-1 (0 to 0.5)	0-1 (0 to 0.5)	0-1 (0 to 0.5)	0-1 (0 to 0.5)	2,130
Uterine fibroids	0 (0 to 0)	0 (0 to 0)	0 (0 to 0)	0 (0 to 0)	0-2 (0 to 0.5)	0-4 (0 to 1.1)	0-4 (0 to 1.1)	0-6 (0 to 1.6)	0-8 (0 to 1.9)	1-1 (0.4 to 2.7)	1-2 (0.4 to 3.1)	1-2 (0.4 to 3.1)	1-2 (0.4 to 3.2)	1-2 (0.4 to 3.2)	1-2 (0.4 to 3.2)	1-2 (0.4 to 3.2)	1-2 (0.4 to 3.2)	1-2 (0.4 to 3.2)	1-2 (0.4 to 3.2)	1-2 (0.4 to 3.2)	1-2 (0.4 to 3.2)	1-2 (0.4 to 3.2)	1-2 (0.4 to 3.2)	70-2
Polycystic ovarian syndrome	0 (0 to 0)	0 (0 to 0)	0 (0 to 0)	0 (0 to 0)	0 (0 to 0)	0 (0 to 0)	0 (0 to 0)	0 (0 to 0)	0 (0 to 0)	0 (0 to 0)	0 (0 to 0)	0 (0 to 0)	0 (0 to 0)	0 (0 to 0)	0 (0 to 0)	0 (0 to 0)	0 (0 to 0)	0 (0 to 0)	0 (0 to 0)	0 (0 to 0)	0 (0 to 0)	0 (0 to 0)	0 (0 to 0)	0 (0 to 0)	80-9
Female infertility	0 (0 to 0)	0 (0 to 0)	0 (0 to 0)	0 (0 to 0)	0 (0 to 0)	0 (0 to 0)	0 (0 to 0)	0 (0 to 0)	0 (0 to 0)	0 (0 to 0)	0 (0 to 0)	0 (0 to 0)	0 (0 to 0)	0 (0 to 0)	0 (0 to 0)	0 (0 to 0)	0 (0 to 0)	0 (0 to 0)	0 (0 to 0)	0 (0 to 0)	0 (0 to 0)	0 (0 to 0)	0 (0 to 0)	0 (0 to 0)	21-9
Endometriosis	0 (0 to 0)	0 (0 to 0)	0 (0 to 0)	0 (0 to 0)	0 (0 to 0)	0 (0 to 0)	0 (0 to 0)	0 (0 to 0)	0 (0 to 0)	1-4 (0.6 to 3.7)	4-3 (1.9 to 9)	4-8 (2.1 to 10)	5-6 (2.5 to 12)	6-4 (2.9 to 14)	5-4 (2.5 to 11)	5-2 (2.4 to 11)	5-2 (2.4 to 11)	5-2 (2.4 to 11)	5-2 (2.4 to 11)	5-2 (2.4 to 11)	5-2 (2.4 to 11)	5-2 (2.4 to 11)	5-2 (2.4 to 11)	5-2 (2.4 to 11)	110
Genital prolapse	0 (0 to 0)	0 (0 to 0)	0 (0 to 0)	0 (0 to 0)	0 (0 to 0)	0 (0 to 0)	0 (0 to 0)	0 (0 to 0)	0 (0 to 0)	0 (0 to 0)	0 (0 to 0)	0 (0 to 0)	0 (0 to 0)	0 (0 to 0)	0 (0 to 0)	0 (0 to 0)	0 (0 to 0)	0 (0 to 0)	0 (0 to 0)	0 (0 to 0)	0 (0 to 0)	0 (0 to 0)	0 (0 to 0)	0 (0 to 0)	0
Premenstrual syndrome	0 (0 to 0)	0 (0 to 0)	0 (0 to 0)	0 (0 to 0)	0 (0 to 0)	0 (0 to 0)	0 (0 to 0)	0 (0 to 0)	0 (0 to 0)	0 (0 to 0)	0 (0 to 0)	0 (0 to 0)	0 (0 to 0)	0 (0 to 0)	0 (0 to 0)	0 (0 to 0)	0 (0 to 0)	0 (0 to 0)	0 (0 to 0)	0 (0 to 0)	0 (0 to 0)	0 (0 to 0)	0 (0 to 0)	0 (0 to 0)	0
Other gynecological diseases	0-1 (0 to 0.1)	0-1 (0 to 0.2)	0-2 (0 to 0.3)	0-2 (0 to 0.2)	0-2 (0 to 0.4)	0-3 (0 to 0.6)	0-4 (0.2 to 0.7)	0-5 (0.2 to 0.9)	0-9 (0.4 to 1.4)	1-0 (0.6 to 1.6)	1 (0.6 to 1.6)	0-7 (0.4 to 1.1)	0-8 (0.5 to 1.2)	0-7 (0.4 to 1.2)	0-7 (0.4 to 1.2)	0-6 (0.3 to 1.2)	0-6 (0.3 to 1.2)	0-6 (0.3 to 1.2)	0-7 (0.3 to 1.5)	0-8 (0.3 to 1.7)	0-7 (0.3 to 1.8)	0-5 (0.2 to 1.4)	0-2 (0.1 to 0.6)	12-9
Hemoglobinopathies and hemolytic anemias	0-1 (0 to 0.1)	0-2 (0.1 to 0.3)	2-4 (1.2 to 6.1)	9-8 (4.4 to 24.4)	2-2 (0.9 to 6.2)	1-1 (0.4 to 3.2)	0-9 (0.3 to 2.5)	1-4 (0.5 to 3.7)	0-9 (0.3 to 2.5)	0-8 (0.3 to 2.2)	0-6 (0.2 to 1.8)	0-5 (0.2 to 1.4)	0-4 (0.1 to 1.2)	0-3 (0.1 to 1.1)	2-6 (0.8 to 6.4)	2-7 (0.9 to 6.2)	2-3 (0.9 to 5.2)	2-3 (0.9 to 5.6)	2-3 (0.9 to 5.2)	2-1 (0.9 to 5.2)	1-9 (0.7 to 3.5)	1-3 (0.5 to 2.6)	0-5 (0.2 to 1.2)	62-4
Thalassemias	0 (0 to 0)	0 (0 to 0)	0-1 (0 to 0.1)	0-1 (0 to 0.1)	0-1 (0 to 0.2)	0-1 (0 to 0.2)	0-1 (0 to 0.2)	0-1 (0 to 0.3)	0-1 (0 to 0.1)	0-1 (0 to 0.1)	0-1 (0 to 0.1)	0 (0 to 0)	0 (0 to 0)	0 (0 to 0)	0 (0 to 0)	0 (0 to 0)	0-1 (0 to 0.1)	0-1 (0 to 0.2)	0-1 (0 to 0.2)	0-1 (0 to 0.2)	0-1 (0 to 0.2)	0-1 (0 to 0.2)	0-1 (0 to 0.2)	0-1 (0 to 0.2)	0-6
Thalassemias trait	0 (0 to 0)	0-1 (0 to 0.6)	1-6 (0.4 to 3)	0-6 (0.2 to 3)	0-5 (0 to 2.1)	0-6 (0 to 2.5)	0-7 (0 to 2.8)	0-7 (0 to 2.9)	0-7 (0 to 2.5)	0-7 (0 to 2.4)	0-6 (0 to 2.2)	0-5 (0 to 2.1)	0-5 (0 to 2.1)	0-4 (0 to 1.8)	0-4 (0 to 1.6)	0-3 (0 to 1.5)	0-2 (0 to 1.1)	0-2 (0 to 0.9)	0-2 (0 to 0.9)	0-2 (0 to 0.7)	0-1 (0 to 0.6)	0-1 (0 to 0.6)	0-1 (0 to 0.6)	0-1 (0 to 0.5)	13-2
Sickle cell disorders	0 (0 to 0.1)	0-3 (0.2 to 0.6)	0-7 (0.4 to 1.1)	0-4 (0.2 to 0.7)	0-3 (0.2 to 0.7)	0-4 (0.2 to 0.9)	0-7 (0.4 to 1.1)	0-7 (0.4 to 1.2)	0-7 (0.4 to 1.1)	0-7 (0.4 to 1.2)	0-7 (0.4 to 1.2)	0-6 (0.3 to 0.7)	0-4 (0.2 to 0.6)	0-3 (0.2 to 0.5)	0-3 (0.2 to 0.5)	0-3 (0.2 to 0.5)	0-3 (0.2 to 0.5)	0-3 (0.2 to 0.5)	0-3 (0.2 to 0.5)	0-3 (0.2 to 0.5)	0-3 (0.2 to 0.5)	0-3 (0.2 to 0.5)	0-3 (0.2 to 0.5)	0-3 (0.2 to 0.5)	4
Sickle cell trait	0 (0 to 0)	0-2 (0 to 0.4)	0-8 (0.3 to 1.4)	0-3 (0 to 1.1)	0-3 (0 to 0.9)	0-3 (0 to 1.1)	0-4 (0 to 1.5)	0-5 (0.1 to 1.5)	0-5 (0.1 to 1.4)	0-5 (0.1 to 1.3)	0-4 (0.1 to 1.1)	0-3 (0.1 to 0.9)	0-3 (0.1 to 0.8)	0-2 (0 to 0.7)	0-2 (0 to 0.7)	0-2 (0 to 0.6)	0-2 (0 to 0.6)	0-1 (0 to 0.5)	0-1 (0 to 0.5)	0-1 (0 to 0.5)	0-1 (0 to 0.5)	0-1 (0 to 0.5)	0-1 (0 to 0.5)	0-1 (0 to 0.5)	9
G6PD deficiency	0 (0 to 0)	0 (0 to 0)	0 (0 to 0)	0-1 (0 to 0.2)	0-1 (0 to 0.2)	0-2 (0 to 0.5)	0-2 (0 to 0.6)	0-3 (0 to 0.8)	0-3 (0 to 0.6)	0-3 (0 to 0.6)	0-3 (0 to 0.6)	0-3 (0 to 0.6)	0-2 (0 to 0.5)	0-2 (0 to 0.5)	0-2 (0 to 0.5)	0-2 (0 to 0.5)	0-2 (0 to 0.5)	0-1 (0 to 0.5)	0-1 (0 to 0.5)	0-1 (0 to 0.5)	0-1 (0 to 0.5)	0-1 (0 to 0.5)	0-1 (0 to 0.5)	0-1 (0 to 0.5)	4-1
G6PD trait	0 (0 to 0)	0 (0 to 0)	0 (0 to 0)	0 (0 to 0)	0 (0 to 0)	0 (0 to 0)	0 (0 to 0)	0 (0 to 0)	0 (0 to 0)	0 (0 to 0)	0 (0 to 0)	0 (0 to 0)	0 (0 to 0)	0 (0 to 0)	0 (0 to 0)	0 (0 to 0)	0 (0 to 0)	0 (0 to 0)	0 (0 to 0)	0 (0 to 0)	0 (0 to 0)	0 (0 to 0)	0 (0 to 0)	0 (0 to 0)	0-5
Other hemoglobinopathies and hemolytic anemias	0 (0 to 0)	0-1 (0 to 0.8)	1-5 (0.6 to 7.8)	0-6 (0.1 to 4.6)	0-8 (0.2 to 3.7)	0-2 (0 to 1.1)	0-1 (0 to 0.2)	0-9 (0.2 to 3.1)	0-4 (0 to 1.2)	0-5 (0 to 2.3)	0-7 (0.1 to 2.9)	0-6 (0.2 to 1.8)	1-1 (0.3 to 3.2)	1-4 (0.3 to 7.1)	1-3 (0.3 to 5.2)	1-7 (0.4 to 4.7)	1-8 (0.5 to 4.6)	2 (0.5 to 5.2)	1-7 (0.5 to 3)	1-9 (0.5 to 3.8)	1-7 (0.4 to 3.3)	1-2 (0.3 to 2.3)	0-5 (0.1 to 0.9)	29
Endocrine, metabolic, blood, and immune disorders	2-5 (1.5 to 4.1)	2-4 (1.4 to 3.8)	14-3 (9.7 to 20.9)	7-3 (3.2 to 16.8)	29-5 (14.7 to 54.4)	29-4 (19.4 to 44.1)	36-7 (25.6 to 52.1)	58 (38.6 to 87.4)	79 (50.3 to 121)	103 (64 to 163)	112 (69.5 to 172)	103 (66 to 170)	116 (71.6 to 173)	128 (79.5 to 173)	142 (90.2 to 194)	148 (99.2 to 201)	148 (93.8 to 210)	98-5 (66.8 to 166)	92-5 (63.1 to 148)	73-8 (47.4 to 109)	48-5 (31.7 to 72.9)	24-4 (16.4 to 35.2)	11-6 (7.9 to 16.7)	1,490
Oral disorders	0 (0 to 0)	0-2 (0.1 to 0.5)	4-7 (2.7 to 7.1)	2-7 (1.4 to 4.2)	10-9 (5.6 to 21.4)	16-6 (11.6 to 24.4)	20-6 (14.8 to 29.1)	40-4 (27.7 to 62.1)	40-4 (23.3 to 69.2)	41-5 (23.5 to 70.7)	41-5 (23.4 to 73.1)	40-5 (23.7 to 77.5)	58-7 (36.2 to 97.1)	69-9 (41.9 to 110)	76-6 (50.1 to 126)	84-4 (58.2 to 131)	90-3 (64.2 to 146)	75-6 (47.7 to 113)	48-3 (38.1 to 68.7)	40-8 (35.4 to 58.2)	21-4 (13.4 to 35.9)	5-7 (4.1 to 10.3)	843
Caries of deciduous teeth	0 (0 to 0)	0 (0 to 0)	0 (0 to 0)	0 (0 to 0.1)	0-3 (0.1 to 0.8)	0-3 (0 to 0.9)	0-3 (0 to 0.8)	0-3 (0 to 0.8)	0-3 (0 to 0.8)	0-3 (0 to 0.8)	0-3 (0 to 0.8)	0-3 (0 to 0.8)	0-3 (0 to 0.8)	0-3 (0 to 0.8)	0-3 (0 to 0.8)	0-3 (0 to 0.8)	0-3 (0 to 0.8)	0-3 (0 to 0.8)	0-3 (0 to 0.8)	0-3 (0 to 0.8)	0-3 (0 to 0.8)	0-3 (0 to 0.8)	0-3 (0 to 0.8)	0-3 (0 to 0.8)	1-5
Caries of permanent teeth	0 (0 to 0)	0 (0 to 0)	0 (0 to 0)	1-2 (0.4 to 2.8)	4-1 (1.4 to 7.5)	4-1 (1.6 to 7.8)	4-1 (1.6 to 7.6)	4-5 (1.8 to 12.4)	7-2 (2.6 to 14.7)	7-2 (2.9 to 15.1)	6-2 (2.5 to 12.6)	4-3 (2.1 to 10.1)	4-3 (1.6 to 9.6)	4-3 (1.7 to 8.8)	4-2 (1.5 to 8.6)	3-8 (1.2 to 7.5)	2-8 (1.1 to 5.4)	2-4 (1.1 to 5.2)	1-7 (0.9 to 3.5)	1-7 (0.9 to 3.2)	1-7 (0.9 to 3.3)	0-7 (0.3 to 1.4)	0-2 (0.1 to 0.7)	65-4
Periodontal diseases	0 (0 to 0)	0 (0 to 0)	0 (0 to 0)	0 (0 to 0)	0 (0 to 0)	0-1 (0 to 0.9)	0-4 (0.1 to 2.1)	0-7 (0.2 to 3.5)	1-4 (0.3 to 7.1)	1-4 (0.2 to 7.1)	1-2 (0.2 to 6.2)	0-9 (0.2 to 3.8)	0-9 (0.2 to 3.5)	0-8 (0.2 to 3.4)	0-8 (0.2 to 3.4)	0-8 (0.2 to 3.4)	0-8 (0.2 to 3.4)	0-8 (0.2 to 3.4)	0-8 (0.2 to 3.4)	0-8 (0.2 to 3.4)	0-8 (0.2 to 3.4)	0-8 (0.2 to 3.4)	0-8 (0.2 to 3.4)	0-8 (0.2 to 3.4)	128
Other oral disorders	0 (0 to 0)	0 (0 to 0)	0 (0 to 0)	0-8 (0.3 to 4.6)	4-6 (2.4 to 7.3)	4-6 (2.4 to 7.3)	4-6 (2.4 to 7.3)	11-3 (5.9 to 18.2)	11-3 (6.7 to 17.9)	11-3 (6.7 to 22.3)	10-1 (6.4 to 25.1)	10-1 (6.9 to 17.4)	11-4 (6.9 to 17.4)	10-3 (6.3 to 15.5)	10-3 (6.1 to 14.8)	9-6 (5.5 to 13.9)	9-6 (5.5 to

SR Table 2b: Bourmemouth DALYS by cause and age group for females with 95% uncertainty intervals, 2019

Cause	Early Neonatal	Late Neonatal	Post Neonatal	1 to 4	5 to 9	10 to 14	15 to 19	20 to 24	25 to 29	30 to 34	35 to 39	40 to 44	45 to 49	50 to 54	55 to 59	60 to 64	65 to 69	70 to 74	75 to 79	80 to 84	85 plus	Total
All causes	1,194 (968.2 to 1,522)	1,195 (957.7 to 1,509)	1,505 (1,193 to 1,912)	2,222 (1,750 to 2,824)	1,644 (1,297 to 2,091)	1,516 (1,220 to 1,920)	2,020 (1,620 to 2,551)	2,324 (1,857 to 2,940)	2,400 (1,886 to 3,060)	2,400 (1,886 to 3,060)	2,400 (1,886 to 3,060)	2,400 (1,886 to 3,060)	2,400 (1,886 to 3,060)	2,400 (1,886 to 3,060)	2,400 (1,886 to 3,060)	2,400 (1,886 to 3,060)	2,400 (1,886 to 3,060)	2,400 (1,886 to 3,060)	2,400 (1,886 to 3,060)	2,400 (1,886 to 3,060)	29,700
Communicable, maternal, neonatal, and nutritional diseases	1,194 (968.2 to 1,522)	1,195 (957.7 to 1,509)	1,505 (1,193 to 1,912)	2,222 (1,750 to 2,824)	1,644 (1,297 to 2,091)	1,516 (1,220 to 1,920)	2,020 (1,620 to 2,551)	2,324 (1,857 to 2,940)	2,400 (1,886 to 3,060)	2,400 (1,886 to 3,060)	2,400 (1,886 to 3,060)	2,400 (1,886 to 3,060)	2,400 (1,886 to 3,060)	2,400 (1,886 to 3,060)	2,400 (1,886 to 3,060)	2,400 (1,886 to 3,060)	2,400 (1,886 to 3,060)	2,400 (1,886 to 3,060)	2,400 (1,886 to 3,060)	2,400 (1,886 to 3,060)	1,650
HIV/AIDS and sexually transmitted infections	3.9 (1.1 to 8.8)	1.1 (0.3 to 2.4)	1.8 (0.7 to 3.6)	0.2 (0.2 to 0.4)	0.1 (0.1 to 0.2)	0.2 (0.2 to 0.3)	0.4 (0.3 to 0.6)	1.7 (1.2 to 2.3)	3.6 (2.4 to 5.2)	5.4 (3.6 to 7.8)	5.6 (3.9 to 8.1)	5.4 (3.8 to 7.8)	5.6 (4.0 to 8.1)	2.5 (1.9 to 3.4)	1.5 (1.2 to 2.0)	1.7 (1.3 to 2.4)	1.2 (0.8 to 1.8)	0.6 (0.4 to 1.1)	0.5 (0.3 to 0.7)	0.2 (0.2 to 0.4)	44.1
HIV/AIDS	0 (0 to 0)	0 (0 to 0)	0.4 (0.2 to 0.3)	0.2 (0.2 to 0.3)	0.1 (0.1 to 0.1)	0.1 (0.1 to 0.1)	0.1 (0.1 to 0.2)	0.7 (0.6 to 1.1)	1.3 (0.9 to 1.8)	2.2 (1.6 to 3.2)	2.5 (1.9 to 3.3)	2.3 (1.8 to 3.1)	1.8 (1.4 to 2.4)	1.0 (0.8 to 1.2)	0.8 (0.6 to 1.0)	1.2 (0.9 to 1.5)	0.8 (0.5 to 1.2)	0.5 (0.3 to 0.7)	0.2 (0.1 to 0.4)	0.1 (0 to 0.2)	17.2
HIV/AIDS - Drug-susceptible Tuberculosis	0 (0 to 0)	0 (0 to 0)	0 (0 to 0)	0 (0 to 0)	0 (0 to 0)	0 (0 to 0)	0 (0 to 0)	0 (0 to 0)	0 (0 to 0)	0 (0 to 0)	0 (0 to 0)	0 (0 to 0)	0 (0 to 0)	0 (0 to 0)	0 (0 to 0)	0 (0 to 0)	0 (0 to 0)	0 (0 to 0)	0 (0 to 0)	0 (0 to 0)	0 (0 to 0)	1.2
HIV/AIDS - Multidrug-resistant Tuberculosis without extensive dr...	0 (0 to 0)	0 (0 to 0)	0 (0 to 0)	0 (0 to 0)	0 (0 to 0)	0 (0 to 0)	0 (0 to 0)	0 (0 to 0)	0 (0 to 0)	0 (0 to 0)	0 (0 to 0)	0 (0 to 0)	0 (0 to 0)	0 (0 to 0)	0 (0 to 0)	0 (0 to 0)	0 (0 to 0)	0 (0 to 0)	0 (0 to 0)	0 (0 to 0)	0 (0 to 0)	0
HIV/AIDS - Extensively drug-resistant Tuberculosis	0 (0 to 0)	0 (0 to 0)	0 (0 to 0)	0 (0 to 0)	0 (0 to 0)	0 (0 to 0)	0 (0 to 0)	0 (0 to 0)	0 (0 to 0)	0 (0 to 0)	0 (0 to 0)	0 (0 to 0)	0 (0 to 0)	0 (0 to 0)	0 (0 to 0)	0 (0 to 0)	0 (0 to 0)	0 (0 to 0)	0 (0 to 0)	0 (0 to 0)	0 (0 to 0)	0
HIV/AIDS resulting in other diseases	3.9 (0.9 to 8.8)	1.1 (0.3 to 2.4)	0.2 (0.2 to 0.3)	0.1 (0.1 to 0.1)	0.1 (0.1 to 0.1)	0.1 (0.1 to 0.2)	0.2 (0.1 to 0.3)	0.7 (0.5 to 0.9)	1.2 (0.9 to 1.7)	2 (1.7 to 3.1)	2.1 (1.6 to 2.9)	2.1 (1.7 to 2.9)	1.7 (1.2 to 2.2)	0.8 (0.6 to 1.1)	0.5 (0.4 to 0.6)	0.5 (0.3 to 1.2)	0.4 (0.2 to 0.6)	0.1 (0.1 to 0.4)	0.1 (0 to 0.2)	0 (0 to 0.2)	16
Sexually transmitted infections excluding HIV	3.9 (1.1 to 8.8)	1.1 (0.3 to 2.4)	1.4 (0.4 to 3.2)	0.1 (0 to 0.2)	0.1 (0 to 0.1)	0.1 (0.1 to 0.1)	0.2 (0.2 to 0.3)	0.9 (0.5 to 1.5)	2.2 (1.2 to 3.7)	3.2 (1.6 to 5.3)	3.2 (1.6 to 5.3)	3 (1.7 to 5.2)	3.8 (2.1 to 6.5)	1.6 (1 to 2.7)	0.9 (0.4 to 1.7)	1.2 (0.6 to 2.1)	0.8 (0.4 to 1.5)	0.5 (0.2 to 1.1)	0.4 (0.2 to 0.9)	0.2 (0.2 to 0.4)	26.9
Syphilis	3.9 (1.1 to 8.8)	1.1 (0.3 to 2.4)	1.4 (0.4 to 3.2)	0.1 (0 to 0.1)	0.1 (0 to 0.1)	0.1 (0 to 0.1)	0.1 (0 to 0.1)	0.1 (0 to 0.1)	0.1 (0 to 0.1)	0.1 (0 to 0.1)	0.1 (0 to 0.1)	0.1 (0 to 0.1)	0.1 (0 to 0.1)	0.1 (0 to 0.1)	0.1 (0 to 0.1)	0.1 (0 to 0.1)	0.1 (0 to 0.1)	0.1 (0 to 0.1)	0.1 (0 to 0.1)	0.1 (0 to 0.1)	0.1 (0 to 0.1)	0.6
Chlamydial infection	0 (0 to 0)	0 (0 to 0)	0 (0 to 0)	0 (0 to 0)	0 (0 to 0)	0 (0 to 0)	0 (0 to 0.1)	0.1 (0 to 0.5)	0.4 (0 to 1)	0.7 (0.3 to 1.2)	0.7 (0.4 to 1.3)	0.7 (0.4 to 1.3)	0.7 (0.4 to 1.3)	0.3 (0.1 to 0.7)	0.1 (0 to 0.3)	0.1 (0 to 0.3)	0.1 (0 to 0.1)	0.1 (0 to 0.1)	0.1 (0 to 0.1)	0.1 (0 to 0.1)	0.1 (0 to 0.1)	4
Gonococcal infection	0 (0 to 0)	0 (0 to 0)	0 (0 to 0)	0 (0 to 0)	0 (0 to 0)	0 (0 to 0)	0 (0 to 0.1)	0.1 (0 to 0.2)	0.1 (0 to 0.3)	0.3 (0.2 to 0.4)	0.3 (0.2 to 0.5)	0.2 (0.2 to 0.4)	0.2 (0.1 to 0.3)	0.1 (0 to 0.2)	0.1 (0 to 0.1)	0.2 (0.1 to 0.3)	0.1 (0 to 0.2)	0.1 (0 to 0.2)	0.2 (0.1 to 0.3)	0.2 (0.1 to 0.3)	0.2 (0.1 to 0.3)	3
Trichomoniasis	0 (0 to 0)	0 (0 to 0)	0 (0 to 0)	0 (0 to 0)	0 (0 to 0)	0 (0 to 0)	0 (0 to 0.1)	0.1 (0 to 0.3)	0.3 (0.1 to 0.6)	0.4 (0.2 to 0.8)	0.3 (0.2 to 0.7)	0.3 (0.2 to 0.7)	0.2 (0.1 to 0.4)	0.1 (0 to 0.2)	0.1 (0 to 0.2)	0.1 (0 to 0.2)	0.1 (0 to 0.2)	0.1 (0 to 0.2)	0.1 (0 to 0.2)	0.1 (0 to 0.2)	0.1 (0 to 0.2)	2.6
Genital herpes	0 (0 to 0)	0 (0 to 0)	0 (0 to 0)	0 (0 to 0)	0 (0 to 0)	0 (0 to 0)	0 (0 to 0.1)	0.1 (0 to 0.3)	0.3 (0.1 to 0.6)	0.3 (0.1 to 0.6)	0.3 (0.1 to 0.7)	0.3 (0.1 to 0.7)	0.3 (0.1 to 0.7)	0.2 (0.1 to 0.4)	0.1 (0 to 0.2)	0.2 (0.1 to 0.3)	0.1 (0 to 0.2)	0.1 (0 to 0.2)	0.1 (0 to 0.2)	0.1 (0 to 0.2)	0.1 (0 to 0.2)	2.9
Other sexually transmitted infections	0 (0 to 0)	0 (0 to 0)	0 (0 to 0)	0 (0 to 0)	0 (0 to 0)	0 (0 to 0)	0 (0 to 0)	0 (0 to 0.1)	0.1 (0 to 0.2)	0.2 (0.1 to 0.4)	0.2 (0.1 to 0.4)	0.2 (0.1 to 0.4)	0.2 (0.1 to 0.4)	0.1 (0 to 0.2)	0.1 (0 to 0.1)	0.1 (0 to 0.2)	0.1 (0 to 0.1)	0.1 (0 to 0.1)	0.1 (0 to 0.1)	0.1 (0 to 0.1)	0.1 (0 to 0.1)	0.8
Respiratory infections and tuberculosis	67 (52.1 to 86.4)	44.1 (34.6 to 57.2)	44 (34.6 to 57.1)	73 (58.4 to 91.4)	21.4 (16.6 to 28.1)	16 (12.4 to 20.8)	16.1 (12.5 to 21.1)	17 (13.1 to 22.4)	16.5 (12.7 to 21.4)	16.2 (12.3 to 21.4)	16.2 (12.3 to 21.4)	16.2 (12.3 to 21.4)	16.2 (12.3 to 21.4)	16.2 (12.3 to 21.4)	16.2 (12.3 to 21.4)	16.2 (12.3 to 21.4)	16.2 (12.3 to 21.4)	16.2 (12.3 to 21.4)	16.2 (12.3 to 21.4)	16.2 (12.3 to 21.4)	852
Tuberculosis	0 (0 to 0)	0 (0 to 0)	0 (0 to 0)	0 (0 to 0)	0 (0 to 0)	0 (0 to 0)	0 (0 to 0.1)	0.1 (0 to 0.2)	0.4 (0 to 0.6)	0.6 (0.4 to 1.4)	0.5 (0.5 to 1.1)	0.5 (0.4 to 0.9)	0.5 (0.3 to 0.7)	0.6 (0.4 to 0.9)	0.5 (0.5 to 1)	0.6 (0.4 to 1.2)	1.5 (1 to 2)	1.3 (0.9 to 1.8)	1.2 (0.8 to 1.7)	1.2 (0.9 to 1.8)	0.5 (0.3 to 0.8)	13.1
Latent tuberculosis infection	0 (0 to 0)	0 (0 to 0)	0 (0 to 0)	0 (0 to 0)	0 (0 to 0)	0 (0 to 0)	0 (0 to 0)	0 (0 to 0)	0 (0 to 0)	0 (0 to 0)	0 (0 to 0)	0 (0 to 0)	0 (0 to 0)	0 (0 to 0)	0 (0 to 0)	0 (0 to 0)	0 (0 to 0)	0 (0 to 0)	0 (0 to 0)	0 (0 to 0)	0 (0 to 0)	0
Drug-susceptible tuberculosis	0 (0 to 0)	0 (0 to 0)	0 (0 to 0)	0 (0 to 0)	0 (0 to 0)	0 (0 to 0)	0 (0 to 0.1)	0.1 (0 to 0.2)	0.4 (0 to 0.6)	0.6 (0.4 to 1.3)	0.5 (0.5 to 1.1)	0.5 (0.4 to 0.8)	0.5 (0.3 to 0.7)	0.6 (0.4 to 0.9)	0.5 (0.5 to 1)	0.6 (0.4 to 1.2)	1.5 (1 to 2)	1.3 (0.9 to 1.8)	1.2 (0.8 to 1.7)	1.2 (0.9 to 1.8)	0.5 (0.3 to 0.8)	12.7
Multidrug-resistant tuberculosis without extensive drug-resistance	0 (0 to 0)	0 (0 to 0)	0 (0 to 0)	0 (0 to 0)	0 (0 to 0)	0 (0 to 0)	0 (0 to 0)	0 (0 to 0)	0 (0 to 0.1)	0 (0 to 0.1)	0 (0 to 0.1)	0 (0 to 0.1)	0 (0 to 0.1)	0 (0 to 0.1)	0 (0 to 0.1)	0 (0 to 0.1)	0 (0 to 0.2)	0 (0 to 0.2)	0 (0 to 0.2)	0 (0 to 0.1)	0 (0 to 0.1)	0.3
Extensively drug-resistant tuberculosis	0 (0 to 0)	0 (0 to 0)	0 (0 to 0)	0 (0 to 0)	0 (0 to 0)	0 (0 to 0)	0 (0 to 0)	0 (0 to 0)	0 (0 to 0)	0 (0 to 0)	0 (0 to 0)	0 (0 to 0)	0 (0 to 0)	0 (0 to 0)	0 (0 to 0)	0 (0 to 0)	0 (0 to 0)	0 (0 to 0)	0 (0 to 0)	0 (0 to 0)	0 (0 to 0)	0.1
Lower respiratory infections	1 (0.4 to 1.4)	0.8 (0.5 to 1.1)	4.3 (2.4 to 7)	3.2 (1.9 to 4.9)	1.3 (0.8 to 1.9)	1.3 (0.9 to 1.8)	2.6 (1.8 to 3.6)	4.2 (2.8 to 6.1)	5.5 (3.6 to 7.9)	8.2 (5.3 to 11.7)	8.2 (5.3 to 11.7)	7.4 (4.8 to 11.1)	7.6 (4.9 to 11.1)	6.6 (4.3 to 9.5)	6.6 (4.3 to 9.5)	7.6 (4.9 to 11.1)	7.4 (4.8 to 10.8)	7.4 (4.8 to 10.8)	7.4 (4.8 to 10.8)	7.4 (4.8 to 10.8)	739
Upper respiratory infections	0 (0 to 0)	0 (0 to 0.1)	1.4 (0.4 to 3.4)	4.6 (3.7 to 6.8)	7.3 (3.9 to 12.4)	4.6 (2.7 to 8.9)	2.4 (1.4 to 4.1)	2.1 (1.2 to 3.5)	7 (3.7 to 11.8)	8.5 (4.7 to 14.1)	8.5 (4.6 to 14)	8.2 (4.5 to 13.4)	8.3 (4.5 to 13.7)	4.6 (2.6 to 7.5)	4.3 (2.3 to 7.4)	2.9 (1.5 to 4.9)	2.7 (1.4 to 4.5)	1.7 (0.9 to 2.9)	1.2 (0.6 to 2)	0.8 (0.4 to 1.3)	85.9
Otitis media	0 (0 to 0)	0 (0 to 0)	0.3 (0.2 to 0.6)	1.9 (1.1 to 3.4)	1.7 (0.9 to 3)	0.8 (0.5 to 1.5)	0.4 (0.2 to 0.8)	0.4 (0.2 to 0.7)	1.2 (0.5 to 2.4)	1.1 (0.5 to 2)	1.1 (0.5 to 2)	1.1 (0.5 to 2)	1.1 (0.5 to 2)	0.7 (0.3 to 1.4)	0.7 (0.3 to 1.4)	0.5 (0.2 to 0.9)	0.4 (0.2 to 0.7)	0.2 (0.1 to 0.4)	0.2 (0.1 to 0.4)	0.2 (0.1 to 0.3)	17.3
Enteric infections	0.1 (0.1 to 0.2)	0.4 (0.2 to 0.4)	4.8 (3.2 to 7.1)	67 (3.6 to 10.9)	3.2 (1.7 to 5.5)	1.8 (0.9 to 3.2)	1.5 (0.9 to 2.4)	2.1 (1.2 to 3.3)	2.5 (1.4 to 3.9)	2.4 (1.4 to 3.7)	2.1 (1.2 to 3.3)	1.9 (1.1 to 3)	1.6 (0.9 to 2.4)	1.6 (0.9 to 2.5)	1.5 (0.9 to 2.4)	2 (1.1 to 3.2)	1.4 (0.8 to 2.1)	0.9 (0.5 to 1.4)	0.6 (0.3 to 1)	0.3 (0.2 to 0.5)	76.1
Diarrheal diseases	0.1 (0.1 to 0.2)	0.4 (0.2 to 0.4)	4.8 (3.2 to 7.1)	67 (3.6 to 10.9)	3.2 (1.7 to 5.5)	1.8 (0.9 to 3.2)	1.5 (0.9 to 2.4)	2.1 (1.2 to 3.3)	2.5 (1.4 to 3.9)	2.4 (1.4 to 3.7)	2.1 (1.2 to 3.3)	1.9 (1.1 to 3)	1.6 (0.9 to 2.4)	1.6 (0.9 to 2.5)	1.5 (0.9 to 2.4)	2 (1.1 to 3.2)	1.4 (0.8 to 2.1)	0.9 (0.5 to 1.4)	0.6 (0.3 to 1)	0.3 (0.2 to 0.5)	75.9
Typhoid and paratyphoid	0 (0 to 0)	0 (0 to 0)	0 (0 to 0)	0 (0 to 0)	0 (0 to 0)	0 (0 to 0)	0 (0 to 0)	0 (0 to 0)	0 (0 to 0)	0 (0 to 0)	0 (0 to 0)	0 (0 to 0)	0 (0 to 0)	0 (0 to 0)	0 (0 to 0)	0 (0 to 0)	0 (0 to 0)	0 (0 to 0)	0 (0 to 0)	0 (0 to 0)	0 (0 to 0)	0
Typhoid fever	0 (0 to 0)	0 (0 to 0)	0 (0 to 0)	0 (0 to 0)	0 (0 to 0)	0 (0 to 0)	0 (0 to 0)	0 (0 to 0)	0 (0 to 0)	0 (0 to 0)	0 (0 to 0)	0 (0 to 0)	0 (0 to 0)	0 (0 to 0)	0 (0 to 0)	0 (0 to 0)	0 (0 to 0)	0 (0 to 0)	0 (0 to 0)	0 (0 to 0)	0 (0 to 0)	0
Paratyphoid fever	0 (0 to 0)	0 (0 to 0)	0 (0 to 0)	0 (0 to 0)	0 (0 to 0)	0 (0 to 0)	0 (0 to 0)	0 (0 to 0)	0 (0 to 0)	0 (0 to 0)	0 (0 to 0)	0 (0 to 0)	0 (0 to 0)	0 (0 to 0)	0 (0 to 0)	0 (0 to 0)	0 (0 to 0)	0 (0 to 0)	0 (0 to 0)	0 (0 to 0)	0 (0 to 0)	0
Invasive Non-typhoidal Salmonella (iNTS)	0 (0 to 0)	0 (0 to 0)	0 (0 to 0)	0 (0 to 0)	0 (0 to 0)	0 (0 to 0)	0 (0 to 0)	0 (0 to 0)	0 (0 to 0)	0 (0 to 0)	0 (0 to 0)	0 (0 to 0)	0 (0 to 0)	0 (0 to 0)	0 (0 to 0)	0 (0 to 0)	0 (0 to 0)	0 (0 to 0)	0 (0 to 0)	0 (0 to 0)	0 (0 to 0)	0.1
Other intestinal infectious diseases	0 (0 to 0)	0 (0 to 0)	0 (0 to 0)	0 (0 to 0)	0 (0 to 0)	0 (0 to 0)	0 (0 to 0)	0 (0 to 0)	0 (0 to 0)	0 (0 to 0)	0 (0 to 0)	0 (0 to 0)	0 (0 to 0)	0 (0 to 0)	0 (0 to 0)	0 (0 to 0)	0 (0 to 0)	0 (0 to 0)	0 (0 to 0)	0 (0 to 0)	0 (0 to 0)	0.2
Neglected tropical diseases and malaria	0 (0 to 0.3)	0.2 (0 to 0.3)	2.5 (1.3 to 4.3)	11 (5.6 to 17.2)	1.1 (1.1 to 4.3)	0.1 (0 to 0.1)	0.1 (0 to 0.1)	0.1 (0 to 0.1)	0.2 (0 to 0.3)	0.2 (0 to 0.3)	0.2 (0 to 0.3)	0.2 (0 to 0.3)	0.2 (0 to 0.3)	0.3 (0 to 1.2)	0.4 (0 to 1.2)	0.3 (0 to 0.9)	0.3 (0 to 0.4)	0.1 (0 to 0.3)	0.1 (0 to 0.3)	0.1 (0 to 0.2)	17.8
Malaria	0 (0 to 0)	0 (0 to 0)	0 (0 to 0)	0 (0 to 0)	0 (0 to 0)	0 (0 to 0)	0 (0 to 0)	0 (0 to 0)	0 (0 to 0)	0 (0 to 0)	0 (0 to 0)	0 (0 to 0)	0 (0 to 0)	0 (0 to 0)	0 (0 to 0)	0 (0 to 0)	0 (0 to 0)	0 (0 to 0)	0 (0 to 0)	0 (0 to 0)	0 (0 to 0)	0
Chagas disease	0 (0 to 0)	0 (0 to 0)	0 (0 to 0)	0 (0 to 0)	0 (0 to 0)	0 (0 to 0)	0 (0 to 0)	0 (0 to 0)	0 (0 to 0)	0 (0 to 0)	0 (0 to 0)	0 (0 to 0)	0 (0 to 0)	0 (0 to 0)	0 (0 to 0)	0 (0 to 0)	0 (0 to 0)	0 (0 to 0)	0 (0 to 0)	0 (0 to 0)	0 (0 to 0)	0
Leishmaniasis	0 (0 to 0)	0 (0 to 0)	0 (0 to 0)	0 (0 to 0)	0 (0 to 0)	0 (0 to 0)	0 (0 to 0)	0 (0 to 0)	0 (0 to 0)	0 (0 to 0)	0 (0 to 0)	0 (0 to 0)	0 (0 to 0)	0 (0 to 0)	0 (0 to 0)	0 (0 to 0)	0 (0 to 0)	0 (0 to 0)	0 (0 to 0)	0 (0 to 0)	0 (0 to 0)	0
Visceral leishmaniasis	0 (0 to 0)	0 (0 to 0)	0 (0 to 0)	0 (0 to 0)	0 (0 to 0)	0 (0 to 0)	0 (0 to 0)	0 (0 to 0)	0 (0 to 0)	0 (0 to 0)	0 (0 to 0)	0 (0 to 0)	0 (0 to 0)	0 (0 to 0)	0 (0 to 0)	0 (0 to 0)	0 (0 to 0)	0 (0 to 0)	0 (0 to 0)	0 (0 to 0)	0 (0 to 0)	0
Cutaneous and mucocutaneous leishmaniasis	0 (0 to 0)	0 (0 to 0)	0 (0 to 0)	0 (0 to 0)	0 (0 to 0)	0 (0 to 0)	0 (0 to 0)	0 (0 to 0)	0 (0 to 0)	0 (0 to 0)	0 (0 to 0)	0 (0 to 0)	0 (0 to 0)	0 (0 to 0)	0 (0 to 0)	0 (0 to 0)	0 (0 to 0)	0 (0 to 0)	0 (0 to 0)	0 (0 to 0)	0 (0 to 0)	0
African trypanosomiasis	0 (0 to 0)	0 (0 to 0)	0 (0 to 0)	0 (0 to 0)	0 (0 to 0)	0 (0 to 0)	0 (0 to 0)	0 (0 to 0)	0 (0 to 0)	0 (0 to 0)	0 (0 to 0)	0 (0 to 0)	0 (0 to 0)	0 (0 to 0)	0 (0 to 0)	0 (0 to 0)	0 (0 to 0)	0 (0 to 0)	0 (0 to 0)	0 (0 to 0)	0 (0 to 0)	0
Schistosomiasis	0 (0 to 0)	0 (0 to 0)	0 (0 to 0)	0 (0 to 0)	0 (0 to 0)	0 (0 to 0)	0 (0 to 0)	0 (0 to 0)	0 (0 to 0)	0 (0 to 0)	0 (0 to 0)	0 (0 to 0)	0 (0 to 0)	0 (0 to 0)	0 (0 to 0)	0 (0 to 0)	0 (0 to 0)	0 (0 to 0)	0 (0 to 0)	0 (0 to 0)	0 (0 to 0)	0
Cysticercosis	0 (0 to 0)	0 (0 to 0)	0 (0 to 0)	0 (0 to 0)	0 (0 to 0)	0 (0 to 0)	0 (0 to 0)	0 (0 to 0)	0 (0 to 0)	0 (0 to 0)	0 (0 to 0)	0 (0 to 0)	0 (0 to 0)	0 (0 to 0)	0 (0 to 0)	0 (0 to 0)	0 (0 to 0)	0 (0 to 0)	0 (0 to 0)	0 (0 to 0)	0 (0 to 0)	0
Cystic echinococcosis	0 (0 to 0)	0 (0 to 0)	0 (0 to 0)	0 (0 to 0)	0 (0 to 0)	0 (0 to 0)	0 (0 to 0)	0 (0 to 0)	0 (0 to 0)	0 (0 to 0)	0 (0 to 0)	0 (0 to 0)	0 (0 to 0)	0 (0 to 0)	0 (0 to 0)	0 (0 to 0)	0 (0 to 0)	0 (0 to 0)	0 (0 to 0)	0 (0 to 0)	0 (0 to 0)	0
Lymphatic filariasis	0 (0 to 0)	0 (0 to 0)	0 (0 to 0)	0 (0 to 0)	0 (0 to 0)	0 (0 to 0)	0 (0 to 0)	0 (0 to 0)	0 (0 to 0)	0 (0 to 0)	0 (0 to 0)	0 (0 to 0)	0 (0 to 0)	0 (0 to 0)	0 (0 to 0)	0 (0 to 0)	0 (0 to 0)	0 (0 to 0)	0 (0 to 0)	0 (0 to 0)	0 (0 to 0)	0
Onchocerciasis	0 (0 to 0)	0 (0 to 0)	0 (0 to 0)	0 (0 to 0)	0 (0 to 0)	0 (0 to 0)	0 (0 to 0)	0 (0 to 0)	0 (0 to 0)	0 (0 to 0)	0 (0 to 0)	0 (0 to 0)	0 (0 to 0)	0 (0 to 0)	0 (0 to 0)	0 (0 to 0)	0 (0 to 0)	0 (0 to 0)	0 (0 to 0)	0 (0 to 0)	0 (0 to 0)	0
Trachoma	0 (0 to 0)	0 (0 to 0)	0 (0 to 0)	0 (0 to 0)	0 (0 to 0)	0 (0 to 0)	0 (0 to 0)	0 (0 to 0)	0 (0 to 0)	0 (0 to 0)	0 (0 to 0)	0 (0 to 0)	0 (0 to 0)	0 (0 to 0)	0 (0 to 0)	0 (0 to 0)	0 (0 to 0)	0 (0 to 0)	0 (0 to 0)	0 (0 to 0)	0 (0 to 0)	0
Dengue	0 (0 to 0)	0 (0 to 0)	0 (0 to 0)	0 (0 to 0)	0 (0 to 0)	0 (0 to 0)	0 (0 to 0)	0 (0 to 0)	0 (0 to 0)	0 (0 to 0)	0 (0 to 0)	0 (0 to 0)	0 (0 to 0)	0 (0 to 0)	0 (0 to 0)	0 (0 to 0)	0 (0 to 0)	0 (0 to 0)	0 (0 to 0)	0 (0 to 0)	0 (0 to 0)	0
Yellow fever	0 (0 to 0)	0 (0 to 0)	0 (0 to 0)	0 (0 to 0)	0 (0 to 0)	0 (0 to 0)	0 (0 to 0)	0 (0 to 0)	0 (0 to 0)	0 (0 to 0)	0 (0 to 0)	0 (0 to 0)	0 (0 to 0)	0 (0 to 0)	0 (0 to 0)	0 (0 to 0)	0 (0 to 0)	0 (0 to 0)	0 (0 to 0)	0 (0 to 0)	0 (0 to 0)	0
Rabies	0 (0 to 0)	0 (0 to 0)	0 (0 to 0)	0 (0 to 0)	0 (0 to 0)	0 (0 to 0)	0 (0 to 0)	0 (0 to 0)	0 (0 to 0)	0 (0 to 0)	0 (0 to 0)	0 (0 to 0)	0 (0 to 0)	0 (0 to 0)	0 (0 to 0)	0 (0 to 0)	0 (0 to 0)	0 (0 to 0)	0 (0 to 0)	0 (0 to 0)	0 (0 to 0)	0
Intestinal nematode infections	0 (0 to 0)	0 (0 to 0)	0 (0 to 0)	0 (0 to 0)	0 (0 to 0)	0 (0 to 0)	0 (0 to 0)	0 (0 to 0)	0 (0 to 0)	0 (0 to 0)	0 (0 to 0)	0 (0 to 0)	0 (0 to 0)	0 (0 to 0)	0 (0 to 0)	0 (0 to 0)	0 (0 to 0)	0 (0 to 0)	0 (0 to 0)	0 (0 to 0)	0 (0 to 0)	0
Ascariasis	0 (0 to 0)	0 (0 to 0)	0 (0 to 0)	0 (0 to 0)	0 (0 to 0)	0 (0 to 0)	0 (0 to 0)	0 (0 to 0)	0 (0 to 0)	0 (0 to 0)	0 (0 to 0)	0 (0 to 0)	0 (0 to 0)	0 (0 to 0)	0 (0 to 0)	0 (0 to 0)	0 (0 to 0)	0 (0 to 0)	0 (0 to 0)	0 (0 to 0)	0 (0 to 0)	0
Trichuriasis	0 (0 to 0)	0 (0 to 0)	0 (0 to 0)	0 (0 to 0)	0 (0 to 0)	0 (0 to 0)	0 (0 to 0)	0 (0 to 0)	0 (0 to 0)	0 (0 to 0)	0 (0 to 0)	0 (0 to 0)	0 (0 to 0)	0 (0 to 0)	0 (0 to 0)	0 (0 to 0)	0 (0 to 0)	0 (0 to 0)	0 (0 to 0)	0 (0 to 0)	0 (0 to 0)	0
Hookworm disease	0 (0 to 0)	0 (0 to 0)	0 (0 to 0)	0 (0 to 0)	0 (0 to 0)	0 (0 to 0)	0 (0 to 0)	0 (0 to 0)	0 (0 to 0)	0 (0 to 0)	0 (0 to 0)	0 (0 to 0)	0 (0 to 0)	0 (0 to 0)	0 (0 to 0)	0 (0 to 0)	0 (0 to 0)	0 (0 to 0)	0 (0 to 0)	0 (0 to 0)	0 (0 to 0)	0
Food-borne trematodiases	0 (0 to 0)	0 (0 to 0)	0 (0 to 0)	0 (0 to 0)	0 (0 to 0)	0 (0 to 0)	0 (0 to 0)	0 (0 to 0)	0 (0 to 0)	0 (0 to 0)	0 (0 to 0)	0 (0 to 0)	0 (0 to 0)	0 (0 to 0)	0 (0 to 0)	0 (0 to 0)	0 (0 to 0)	0 (0 to 0)	0 (0 to 0)	0 (0 to 0)	0 (0 to 0)	0
Leprosy	0 (0 to 0)	0 (0 to 0)	0 (0 to 0)	0 (0 to 0)	0 (0 to 0)	0 (0 to 0)	0 (0 to 0)	0 (0 to 0)	0 (0 to 0)	0 (0 to 0)	0 (0 to 0)	0 (0 to 0)	0 (0 to 0)	0 (0 to 0)	0 (0 to 0)	0 (0 to 0)	0 (0 to 0)	0 (0 to 0)	0 (0 to 0)	0 (0 to 0)	0 (0 to 0)	0
Ebola	0 (0 to 0)	0 (0 to 0)	0 (0 to 0)	0 (0 to 0)	0 (0 to 0)	0 (0 to 0)	0 (0 to 0)	0 (0 to 0)	0 (0 to 0)	0 (0 to 0)	0 (0 to 0)	0 (0 to 0)	0 (0 to 0)	0 (0 to 0)	0 (0 to 0)	0 (0 to 0)	0 (0 to 0)	0 (0 to 0)	0 (0 to 0)	0 (0 to 0)	0 (0 to 0)	0
Zika virus	0 (0 to 0)	0 (0 to 0)	0 (0 to 0)	0 (0 to 0)	0 (0 to 0)	0 (0 to 0)	0 (0 to 0)	0 (0 to 0)	0 (0 to 0)	0 (0 to 0)	0 (0 to 0)	0 (0 to 0)	0 (0 to 0)	0 (0 to 0)	0 (0 to 0)	0 (0 to 0)	0 (0 to 0)	0 (0 to 0)	0 (0 to 0)	0 (0 to 0)	0 (0 to 0)	0
Guinea worm disease	0 (0 to 0)	0 (0 to 0)	0 (0 to 0)	0 (0 to 0)	0 (0 to 0)	0 (0 to 0)	0 (0 to 0)	0 (0 to 0)	0 (0 to 0)

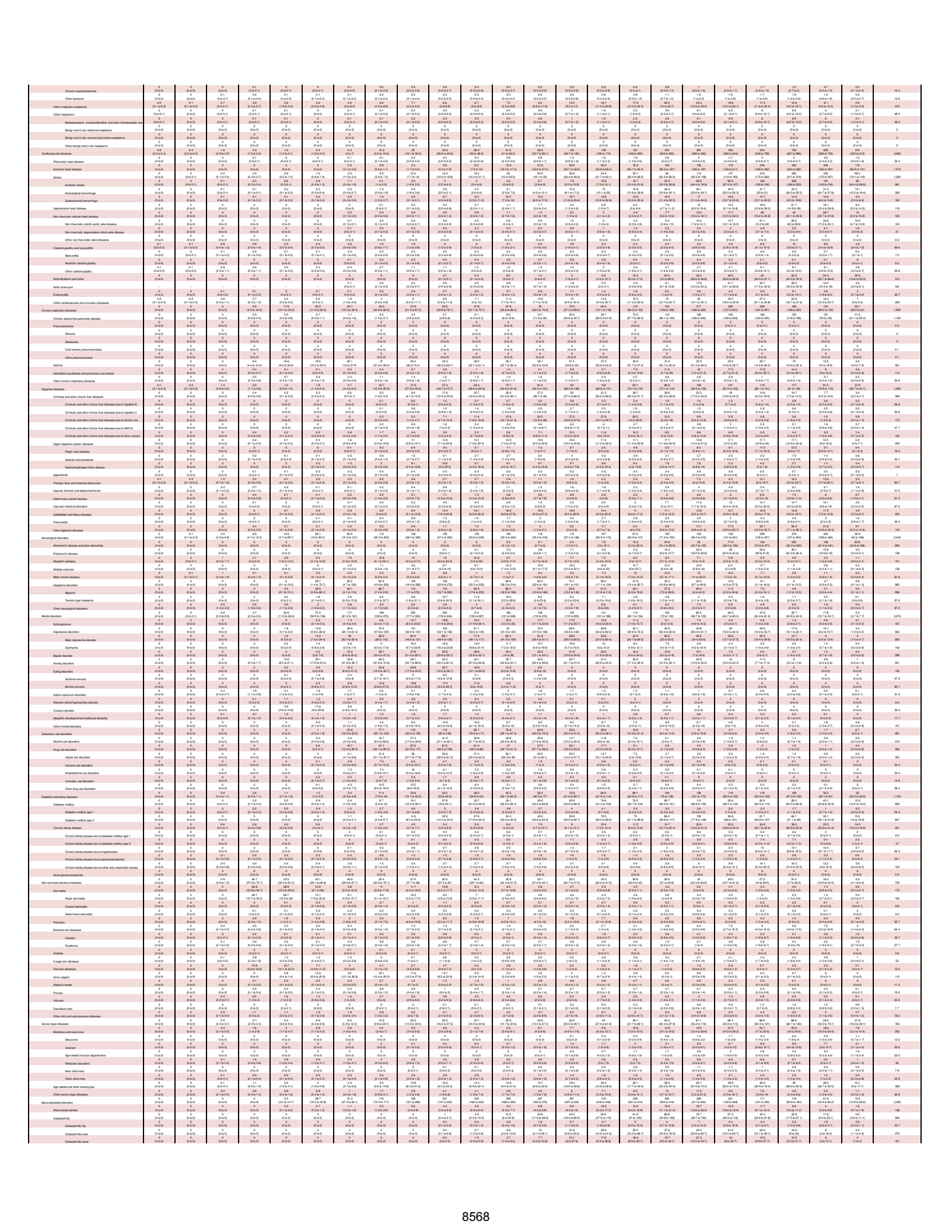

Osteoarthritis other	0 (0 to 0)	0 (0 to 0)	0 (0 to 0)	0 (0 to 0)	0 (0 to 0)	0 (0 to 0)	0 (0 to 0)	0 (0 to 0)	0 (0 to 0)	0 (0 to 0)	0 (0 to 1)	0.3 (0 to 0.7)	0.8 (0 to 1.9)	0.8 (0 to 1.9)	1.6 (0.7 to 3.7)	2.9 (1.3 to 6.2)	4.1 (1.8 to 9.2)	4.6 (2.2 to 9.7)	5.2 (2.5 to 11.2)	6 (2.9 to 12.4)	4.9 (2.4 to 10.2)	4.4 (2.2 to 8.7)	3.6 (1.8 to 7.4)	2.1 (1.1 to 4.3)	0.7 (0.4 to 1.5)		41.3
Low back pain	0 (0 to 0)	0 (0 to 0)	0 (0 to 0)	0 (0 to 0)	4 (1.8 to 7.5)	4 (1.8 to 7.5)	17.4 (10.4 to 27.9)	29.6 (19.5 to 52.4)	46.2 (30.1 to 102)	102 (59.3 to 139)	116 (69.1 to 139)	119 (72.3 to 139)	119 (73.3 to 139)	121 (73.8 to 137)	131 (80.4 to 139)	137 (85.6 to 139)	140 (88.5 to 139)	139 (91.9 to 139)	139 (92.1 to 139)	140 (92.5 to 139)	139 (92.1 to 139)	139 (92.3 to 139)	139 (92.3 to 139)	139 (92.3 to 139)	139 (92.3 to 139)		1,620
Neck pain	0 (0 to 0)	0 (0 to 0)	0 (0 to 0)	2.1 (0.7 to 4.7)	10 (5.3 to 19)	17 (9.5 to 30.3)	28.6 (13.2 to 52.1)	39.7 (18.2 to 69.6)	59.9 (26.6 to 94.4)	84.6 (36.1 to 95.2)	94.9 (42.1 to 95.2)	95.2 (42.1 to 95.2)	95.2 (42.1 to 95.2)	95.2 (42.1 to 95.2)	95.2 (42.1 to 95.2)	95.2 (42.1 to 95.2)	95.2 (42.1 to 95.2)	95.2 (42.1 to 95.2)	95.2 (42.1 to 95.2)	95.2 (42.1 to 95.2)	95.2 (42.1 to 95.2)	95.2 (42.1 to 95.2)	95.2 (42.1 to 95.2)	95.2 (42.1 to 95.2)		621
Gout	0 (0 to 0)	0 (0 to 0)	0 (0 to 0)	0 (0 to 0)	0 (0 to 0)	0 (0 to 0)	0 (0 to 0)	0 (0 to 0)	0 (0 to 0)	0 (0 to 0)	0 (0 to 0)	0 (0 to 0)	0 (0 to 0)	0 (0 to 0)	0 (0 to 0)	0 (0 to 0)	0 (0 to 0)	0 (0 to 0)	0 (0 to 0)	0 (0 to 0)	0 (0 to 0)	0 (0 to 0)	0 (0 to 0)	0 (0 to 0)	0 (0 to 0)		13.3
Other musculoskeletal disorders	0 (0 to 0)	0 (0 to 0)	0 (0 to 0)	0.1 (0.1 to 0.5)	0.7 (0.2 to 1.4)	6.3 (2.2 to 15.5)	21.2 (12.8 to 33)	44.2 (28.3 to 57.4)	57 (35.8 to 67.4)	215 (33.9 to 67.4)	215 (33.9 to 67.4)	215 (33.9 to 67.4)	215 (33.9 to 67.4)	215 (33.9 to 67.4)	55.9 (34.4 to 65.4)	54 (33.1 to 65.7)	46.1 (27.2 to 71.3)	43.2 (24.7 to 67.7)	41.1 (21.7 to 69.1)	37.1 (14.9 to 63.2)	10.3 (4.6 to 18.3)	7.9 (3.3 to 12.6)	3.5 (1.5 to 6.7)		594
Other non-communicable diseases	33.7 (22.4 to 54.5)	16.5 (12.5 to 23.2)	32.6 (27.9 to 73.3)	40.9 (31.9 to 58.1)	19.6 (14.2 to 26.5)	20.4 (16.5 to 28.4)	45.2 (27.7 to 68.3)	117 (91.3 to 163)	196 (133 to 281)	215 (169 to 296)	215 (169 to 296)	181 (128 to 252)	162 (113 to 225)	154 (107 to 215)	150 (105 to 209)	139 (98.3 to 196)	122 (87.3 to 175)	105 (66.6 to 168)	136 (86.2 to 198)	107 (78.9 to 140)	65 (73.4 to 101)	81.8 (58.4 to 106)	49.3 (44.3 to 76.5)		2,000
Congenital birth defects	22.7 (22.4 to 54.5)	14.3 (10.5 to 21.5)	39.6 (34.4 to 52.3)	22.8 (16.2 to 34.2)	9.2 (6.7 to 12.4)	7.8 (5.4 to 10.3)	7.6 (5.7 to 9.9)	10.7 (8.1 to 13.6)	11.4 (8.6 to 14.8)	10.9 (8.2 to 14.2)	10.9 (8.2 to 14.2)	9 (6.4 to 11.7)	7.9 (5.4 to 10.4)	7.5 (5.1 to 10.1)	7.9 (5.4 to 10.4)	8.1 (5.5 to 10.9)	6.2 (3.9 to 9.5)	4.5 (2.6 to 7.2)	1.5 (0.8 to 2.4)	0.9 (0.4 to 1.6)	0.6 (0.3 to 0.9)	0.4 (0.2 to 0.6)	0.2 (0.1 to 0.3)	0.1 (0 to 0.1)		219
Neural tube defects	4 (2 to 6.4)	0.8 (0.3 to 1.4)	3.4 (1.9 to 7.3)	1 (0.5 to 2.3)	0.4 (0.2 to 0.7)	0.5 (0.2 to 0.7)	0.6 (0.3 to 1.2)	0.6 (0.3 to 1.4)	0.7 (0.4 to 1.2)	0.7 (0.4 to 1.2)	0.6 (0.3 to 0.9)	0.4 (0.2 to 0.6)	0.3 (0.1 to 0.5)	0.2 (0.1 to 0.3)	0.1 (0.1 to 0.2)	0.1 (0.1 to 0.2)	0.1 (0.1 to 0.2)	0.1 (0 to 0.1)	0 (0 to 0)	0 (0 to 0)	0 (0 to 0)	0 (0 to 0)	0 (0 to 0)	0 (0 to 0)		14.6
Congenital heart anomalies	7 (3.5 to 20.9)	5.7 (3.4 to 11.8)	11.2 (6.3 to 24.3)	5.6 (2.9 to 12.7)	1.4 (0.8 to 2.1)	1.3 (0.8 to 2.4)	1.4 (0.9 to 2.1)	2.2 (1.5 to 3.4)	2.2 (1.5 to 3.4)	2.1 (1.3 to 3.2)	2.1 (1.3 to 3.2)	1.6 (1 to 2.4)	1.7 (1 to 2.6)	1.4 (0.8 to 2.2)	1.4 (0.8 to 2.2)	0.9 (0.5 to 1.7)	0.9 (0.4 to 1.5)	0.7 (0.3 to 1.1)	0.6 (0.2 to 1)	0.1 (0 to 0.3)	0.1 (0 to 0.1)	0.1 (0 to 0.1)	0.1 (0 to 0.1)	0 (0 to 0)		48.7
Orofacial clefts	1 (0 to 0)	0.1 (0 to 0.2)	0.1 (0 to 0.2)	0.2 (0 to 0.5)	0.1 (0 to 0.1)	0.1 (0 to 0.1)	0.1 (0 to 0.1)	0.1 (0 to 0.2)	0.1 (0 to 0.2)	0.1 (0 to 0.2)	0.1 (0 to 0.2)	0.1 (0 to 0.2)	0.1 (0 to 0.2)	0.1 (0 to 0.2)	0.1 (0 to 0.2)	0.1 (0 to 0.1)	0.1 (0 to 0.1)	0.1 (0 to 0.1)	0.1 (0 to 0.1)	0.1 (0 to 0.1)	0.1 (0 to 0.1)	0.1 (0 to 0.1)	0.1 (0 to 0.1)	0 (0 to 0)		1.6
Down syndrome	1.7 (0.4 to 2.9)	0.5 (0.2 to 0.9)	1.6 (0.6 to 2.9)	1.5 (0.4 to 2.4)	0.7 (0.4 to 1.1)	0.6 (0.3 to 1.1)	0.7 (0.5 to 1.1)	1.4 (0.9 to 2)	1.6 (1 to 2.3)	1.7 (1 to 2.4)	1.4 (0.9 to 2)	1.1 (0.7 to 1.6)	1.5 (0.9 to 2.1)	1.9 (1.1 to 2.7)	2.2 (1.3 to 3.1)	3.9 (2.1 to 5.9)	3 (1.4 to 4.6)	1.6 (0.6 to 2.4)	0.6 (0.2 to 1)	0 (0 to 0)	0 (0 to 0)	0 (0 to 0)	0 (0 to 0)	0 (0 to 0)		28.4
Turner syndrome	0 (0 to 0)	0 (0 to 0)	0 (0 to 0)	0.1 (0 to 0.1)	0.1 (0 to 0.1)	0.1 (0 to 0.1)	0.1 (0 to 0.1)	0.1 (0 to 0.2)	0.1 (0 to 0.3)	0.1 (0 to 0.3)	0.1 (0 to 0.2)	0.1 (0 to 0.2)	0.1 (0 to 0.1)	0.1 (0 to 0.1)	0.1 (0 to 0.1)	0 (0 to 0)	0 (0 to 0)	0 (0 to 0)	0 (0 to 0)	0 (0 to 0)	0 (0 to 0)	0 (0 to 0)	0 (0 to 0)	0 (0 to 0)	0 (0 to 0)		0.8
Klinefelter syndrome	0 (0 to 0)	0 (0 to 0)	0 (0 to 0)	0 (0 to 0)	0 (0 to 0)	0 (0 to 0)	0 (0 to 0)	0 (0 to 0)	0 (0 to 0)	0 (0 to 0)	0 (0 to 0)	0 (0 to 0)	0 (0 to 0)	0 (0 to 0)	0 (0 to 0)	0 (0 to 0)	0 (0 to 0)	0 (0 to 0)	0 (0 to 0)	0 (0 to 0)	0 (0 to 0)	0 (0 to 0)	0 (0 to 0)	0 (0 to 0)	0 (0 to 0)		0
Other chromosomal abnormalities	4.6 (2.6 to 14.1)	2.8 (1.5 to 5.4)	6.9 (3.5 to 15.2)	3.1 (1.6 to 9.1)	1.2 (0.6 to 2.1)	1 (0.4 to 1.7)	1 (0.4 to 1.6)	1.4 (0.9 to 2.1)	1.5 (1 to 2.2)	1.4 (0.9 to 2.1)	1.2 (0.7 to 1.7)	1.2 (0.7 to 1.7)	0.9 (0.4 to 1.4)	0.8 (0.4 to 1.2)	0.7 (0.4 to 1.1)	0.6 (0.2 to 0.9)	0.4 (0.2 to 0.6)	0.3 (0.2 to 0.4)	0.2 (0.1 to 0.3)	0.1 (0 to 0.1)	0.1 (0 to 0.1)	0.1 (0 to 0.1)	0 (0 to 0)	0 (0 to 0)		29.9
Congenital musculoskeletal and limb anomalies	2.2 (1.1 to 3.9)	0.6 (0.4 to 1)	4.6 (2.7 to 7.2)	2.1 (0.8 to 4.4)	2.4 (1.1 to 4.1)	2.4 (1.1 to 4.1)	3.1 (1.6 to 5.2)	2.7 (1.2 to 4.7)	3.1 (1.3 to 5.4)	3 (1.3 to 4.7)	2.5 (1.1 to 4.4)	2.2 (1 to 3.5)	1.2 (0.5 to 2.1)	1.2 (0.5 to 2)	1.2 (0.5 to 2.2)	1.6 (0.7 to 3)	1.2 (0.5 to 2.3)	0.9 (0.3 to 1.8)	0.5 (0.1 to 1.1)	0.3 (0.1 to 0.6)	0.2 (0.1 to 0.4)	0.2 (0.1 to 0.3)	0.1 (0 to 0.2)	0 (0 to 0)		44.8
Urogenital congenital anomalies	0.9 (0.3 to 3.4)	0.2 (0 to 0.6)	0.5 (0.2 to 2.1)	0.7 (0.4 to 1.5)	0.4 (0.2 to 0.8)	0.2 (0.1 to 0.5)	0.2 (0.1 to 0.5)	0.2 (0.1 to 0.5)	0.2 (0.1 to 0.3)	0.2 (0.1 to 0.3)	0.2 (0.1 to 0.3)	0.1 (0 to 0.2)	0.1 (0 to 0.2)	0.1 (0 to 0.2)	0.1 (0 to 0.2)	0.1 (0 to 0.1)	0 (0 to 0.1)	0 (0 to 0.1)	0 (0 to 0.1)	0 (0 to 0.1)	0 (0 to 0.1)	0 (0 to 0.1)	0 (0 to 0.1)	0 (0 to 0.1)	0 (0 to 0.1)		3.9
Digestive congenital anomalies	3.9 (1.9 to 8.5)	1.3 (0.7 to 2.8)	2.8 (1.3 to 6.2)	1.6 (0.9 to 3.6)	0.9 (0.5 to 1.6)	0.8 (0.4 to 1.5)	0.8 (0.4 to 1.5)	0.8 (0.4 to 1.5)	0.8 (0.4 to 1.5)	0.8 (0.4 to 1.5)	0.8 (0.4 to 1.5)	0.8 (0.4 to 1.5)	0.8 (0.4 to 1.5)	0.8 (0.4 to 1.5)	0.8 (0.4 to 1.5)	0.8 (0.4 to 1.5)	0.8 (0.4 to 1.5)	0.8 (0.4 to 1.5)	0.8 (0.4 to 1.5)	0.8 (0.4 to 1.5)	0.8 (0.4 to 1.5)	0.8 (0.4 to 1.5)	0.8 (0.4 to 1.5)	0.8 (0.4 to 1.5)		11.8
Other congenital birth defects	8.5 (4.2 to 21.1)	2.4 (1.2 to 4)	6.1 (2.9 to 12.8)	3.4 (1.6 to 7.6)	1.4 (0.8 to 2.1)	1.2 (0.8 to 1.8)	1.5 (0.8 to 2.3)	1.5 (0.9 to 2.3)	1.5 (0.9 to 2.3)	1.5 (0.9 to 2.3)	1.5 (0.9 to 2.3)	1.4 (0.9 to 1.9)	1.4 (0.9 to 1.9)	1.4 (0.9 to 1.9)	1.4 (0.9 to 1.9)	1.4 (0.9 to 1.9)	1.4 (0.9 to 1.9)	1.4 (0.9 to 1.9)	1.4 (0.9 to 1.9)	1.4 (0.9 to 1.9)	1.4 (0.9 to 1.9)	1.4 (0.9 to 1.9)	1.4 (0.9 to 1.9)	1.4 (0.9 to 1.9)		34.1
Urinary diseases and male infertility	0.1 (0 to 0.1)	0.1 (0 to 0.1)	0.2 (0 to 0.7)	0.4 (0.2 to 0.9)	0.4 (0.2 to 0.5)	0.7 (0.4 to 1)	1.6 (1 to 2.2)	2.6 (1.6 to 3.6)	3.4 (2.3 to 4.7)	3.7 (2.5 to 5)	3.4 (2.1 to 4.9)	3.2 (2.2 to 4.2)	3.1 (2.2 to 4.2)	3.1 (2.2 to 4.2)	3.1 (2.2 to 4.2)	3.1 (2.2 to 4.2)	3.1 (2.2 to 4.2)	3.1 (2.2 to 4.2)	3.1 (2.2 to 4.2)	3.1 (2.2 to 4.2)	3.1 (2.2 to 4.2)	3.1 (2.2 to 4.2)	3.1 (2.2 to 4.2)	3.1 (2.2 to 4.2)		194
Urolithiasis	0 (0 to 0)	0 (0 to 0)	0 (0 to 0)	0 (0 to 0)	0 (0 to 0)	0 (0 to 0.1)	0 (0 to 0.1)	0 (0 to 0.2)	0 (0 to 0.4)	0 (0 to 0.5)	0 (0 to 0.6)	0 (0 to 0.6)	0 (0 to 0.5)	0 (0 to 0.5)	0 (0 to 0.5)	0 (0 to 0.5)	0 (0 to 0.5)	0 (0 to 0.5)	0 (0 to 0.5)	0 (0 to 0.5)	0 (0 to 0.5)	0 (0 to 0.5)	0 (0 to 0.5)	0 (0 to 0.5)	0 (0 to 0.5)		9
Benign prostatic hyperplasia	0 (0 to 0)	0 (0 to 0)	0 (0 to 0)	0 (0 to 0)	0 (0 to 0)	0 (0 to 0)	0 (0 to 0)	0 (0 to 0)	0 (0 to 0)	0 (0 to 0)	0 (0 to 0)	0 (0 to 0)	0 (0 to 0)	0 (0 to 0)	0 (0 to 0)	0 (0 to 0)	0 (0 to 0)	0 (0 to 0)	0 (0 to 0)	0 (0 to 0)	0 (0 to 0)	0 (0 to 0)	0 (0 to 0)	0 (0 to 0)	0 (0 to 0)		0
Male infertility	–	–	–	–	–	–	–	–	–	–	–	–	–	–	–	–	–	–	–	–	–	–	–	–	–		NA
Other urinary diseases	0 (0 to 0)	0 (0 to 0)	0 (0 to 0)	0.1 (0 to 0.2)	0.1 (0 to 0.1)	0.1 (0 to 0.2)	0.1 (0 to 0.3)	0.2 (0 to 0.5)	0.3 (0 to 0.5)	0.5 (0 to 0.8)	0.4 (0 to 0.8)	0.3 (0 to 0.5)	0.2 (0 to 0.4)	0.3 (0 to 0.4)	0.3 (0 to 0.4)	0.2 (0 to 0.4)	0.3 (0 to 0.5)	0.1 (0 to 0.3)	0.1 (0 to 0.2)	0.1 (0 to 0.2)	0.1 (0 to 0.2)	0.1 (0 to 0.2)	0.1 (0 to 0.2)	0.1 (0 to 0.2)	0.1 (0 to 0.2)		5.1
Gynecological diseases	0 (0 to 0)	0 (0 to 0)	0 (0 to 0)	0 (0 to 0)	7 (3.6 to 12.1)	7 (3.6 to 12.1)	24.1 (14.4 to 38.1)	59.2 (32.6 to 116)	114 (61.8 to 214)	156 (101 to 232)	156 (101 to 232)	142 (92.7 to 179)	123 (82.1 to 179)	101 (66.4 to 147)	84.1 (55.2 to 119)	66.1 (39.1 to 97.4)	38.4 (17.1 to 63.1)	22.1 (9.4 to 39.4)	11.6 (3.7 to 24.1)	11.6 (4.9 to 32)	0.4 (7.4 to 17)	0.4 (4.9 to 12)	0.4 (3.4 to 8)	0.4 (2.6 to 5.1)	0.4 (2.6 to 4)		925
Uterine fibroids	0 (0 to 0)	0 (0 to 0)	0 (0 to 0)	0 (0 to 0)	0 (0 to 0.1)	0 (0 to 0.2)	0.1 (0 to 0.4)	0.2 (0 to 1.6)	0.4 (0 to 2.4)	0.6 (0 to 3.4)	0.6 (0 to 3.4)	0.5 (0 to 3.4)	0.4 (0 to 3.4)	0.4 (0 to 3.4)	0.3 (0 to 3.4)	0.2 (0 to 3.4)	0.1 (0 to 3.4)	0.1 (0 to 3.4)	0.1 (0 to 3.4)	0.1 (0 to 3.4)	0.1 (0 to 3.4)	0.1 (0 to 3.4)	0.1 (0 to 3.4)	0.1 (0 to 3.4)	0.1 (0 to 3.4)		22.9
Polycystic ovarian syndrome	0 (0 to 0)	0 (0 to 0)	0 (0 to 0)	0 (0 to 0)	0 (0 to 0.2)	0.2 (0 to 0.4)	0.4 (0.2 to 0.7)	0.8 (0.4 to 1.3)	1.1 (0.6 to 1.8)	1.3 (0.6 to 2.1)	1.2 (0.6 to 2.1)	1 (0.5 to 1.8)	0.9 (0.4 to 1.6)	0.8 (0.4 to 1.4)	0.7 (0.3 to 1.3)	0.6 (0.3 to 1.2)	0.5 (0.2 to 1.1)	0.4 (0.2 to 0.9)	0.3 (0.1 to 0.7)	0.3 (0.1 to 0.6)	0.2 (0.1 to 0.5)	0.2 (0.1 to 0.4)	0.1 (0 to 0.3)	0.1 (0 to 0.2)	0.1 (0 to 0.2)		32.6
Female infertility	0 (0 to 0)	0 (0 to 0)	0 (0 to 0)	0 (0 to 0)	0 (0 to 0)	0 (0 to 0)	0 (0 to 0)	0 (0 to 0.2)	0 (0 to 0.6)	0 (0 to 1.7)	0 (0 to 1.7)	0 (0 to 1.3)	0 (0 to 1.3)	0 (0 to 1.3)	0 (0 to 1.3)	0 (0 to 1.3)	0 (0 to 1.3)	0 (0 to 1.3)	0 (0 to 1.3)	0 (0 to 1.3)	0 (0 to 1.3)	0 (0 to 1.3)	0 (0 to 1.3)	0 (0 to 1.3)	0 (0 to 1.3)	0 (0 to 1.3)		9.1
Endometriosis	0 (0 to 0)	0 (0 to 0)	0 (0 to 0)	0 (0 to 0)	0 (0 to 0)	0 (0 to 0)	0 (0 to 0.2)	0 (0 to 0.6)	0 (0 to 1.6)	0 (0 to 2.2)	0 (0 to 2.2)	0 (0 to 2.2)	0 (0 to 2.2)	0 (0 to 2.2)	0 (0 to 2.2)	0 (0 to 2.2)	0 (0 to 2.2)	0 (0 to 2.2)	0 (0 to 2.2)	0 (0 to 2.2)	0 (0 to 2.2)	0 (0 to 2.2)	0 (0 to 2.2)	0 (0 to 2.2)	0 (0 to 2.2)	0 (0 to 2.2)		47.7
Genital prolapse	0 (0 to 0)	0 (0 to 0)	0 (0 to 0)	0 (0 to 0)	0 (0 to 0)	0 (0 to 0)	0 (0 to 0)	0 (0 to 0.1)	0 (0 to 0.1)	0 (0 to 0.1)	0 (0 to 0.1)	0 (0 to 0.1)	0 (0 to 0.1)	0 (0 to 0.1)	0 (0 to 0.1)	0 (0 to 0.1)	0 (0 to 0.1)	0 (0 to 0.1)	0 (0 to 0.1)	0 (0 to 0.1)	0 (0 to 0.1)	0 (0 to 0.1)	0 (0 to 0.1)	0 (0 to 0.1)	0 (0 to 0.1)	0 (0 to 0.1)		17.1
Premenstrual syndrome	0 (0 to 0)	0 (0 to 0)	0 (0 to 0)	0 (0 to 0)	3 (1.3 to 7.4)	14 (7.1 to 34.6)	28.1 (14.7 to 59.4)	34.2 (19.2 to 56.4)	33 (17.6 to 53.4)	30.4 (17.2 to 48.4)	27.4 (15.7 to 45.9)	20.4 (11.6 to 33.2)	14.9 (8.3 to 24.6)	9.6 (5.1 to 13.3)	6.6 (3.7 to 9.5)	4.5 (2.4 to 6.6)	3.1 (1.6 to 4.5)	2.1 (1.1 to 3.1)	1.4 (0.7 to 2.1)	0.9 (0.5 to 1.3)	0.6 (0.3 to 0.9)	0.4 (0.2 to 0.6)	0.3 (0.1 to 0.4)	0.2 (0.1 to 0.3)	0.2 (0.1 to 0.3)		199
Other gynecological diseases	0 (0 to 0)	0 (0 to 0)	0 (0 to 0)	0 (0 to 0)	0 (0 to 0)	0 (0 to 0.1)	0 (0 to 0.1)	0 (0 to 0.2)	0 (0 to 0.3)	0 (0 to 0.3)	0 (0 to 0.3)	0 (0 to 0.3)	0 (0 to 0.3)	0 (0 to 0.3)	0 (0 to 0.3)	0 (0 to 0.3)	0 (0 to 0.3)	0 (0 to 0.3)	0 (0 to 0.3)	0 (0 to 0.3)	0 (0 to 0.3)	0 (0 to 0.3)	0 (0 to 0.3)	0 (0 to 0.3)	0 (0 to 0.3)	0 (0 to 0.3)		3.9
Hemoglobinopathies and hemolytic anemias	0 (0 to 0.2)	0.2 (0.1 to 0.2)	1.3 (0.7 to 2)	0.5 (0.1 to 0.9)	0.2 (0 to 0.4)	0.2 (0 to 0.4)	0.4 (0.2 to 0.6)	0.6 (0.3 to 1.1)	0.8 (0.4 to 1.4)	0.9 (0.5 to 1.5)	0.8 (0.4 to 1.4)	0.7 (0.4 to 1.2)	0.6 (0.3 to 1.1)	0.5 (0.3 to 0.9)	0.4 (0.2 to 0.8)	0.3 (0.2 to 0.6)	0.3 (0.1 to 0.5)	0.2 (0.1 to 0.4)	0.2 (0.1 to 0.3)	0.1 (0.1 to 0.2)	0.1 (0.1 to 0.2)	0.1 (0.1 to 0.2)	0.1 (0.1 to 0.2)	0.1 (0.1 to 0.2)	0.1 (0.1 to 0.2)		30.1
Thalassemias	0 (0 to 0)	0 (0 to 0)	0 (0 to 0)	0 (0 to 0.1)	0 (0 to 0.1)	0 (0 to 0.1)	0 (0 to 0.2)	0 (0 to 0.1)	0 (0 to 0.1)	0 (0 to 0.1)	0 (0 to 0.1)	0 (0 to 0.1)	0 (0 to 0.1)	0 (0 to 0.1)	0 (0 to 0.1)	0 (0 to 0.1)	0 (0 to 0.1)	0 (0 to 0.1)	0 (0 to 0.1)	0 (0 to 0.1)	0 (0 to 0.1)	0 (0 to 0.1)	0 (0 to 0.1)	0 (0 to 0.1)	0 (0 to 0.1)	0 (0 to 0.1)		0.4
Thalassemias trait	0 (0 to 0)	0.2 (0.1 to 0.4)	0.6 (0.3 to 1.6)	0.3 (0 to 0.7)	0.2 (0 to 0.3)	0.2 (0 to 0.3)	0.3 (0 to 0.5)	1.1 (0.5 to 2.1)	1 (0.5 to 2.2)	1 (0.5 to 2.2)	0.9 (0.5 to 2.2)	0.7 (0.3 to 2)	0.2 (0 to 0.7)	0.2 (0 to 0.6)	0.2 (0 to 0.6)	0.2 (0 to 0.6)	0.1 (0 to 0.4)	0.1 (0 to 0.4)	0.1 (0 to 0.3)	0.1 (0 to 0.3)	0.1 (0 to 0.3)	0.1 (0 to 0.3)	0.1 (0 to 0.3)	0.1 (0 to 0.3)	0.1 (0 to 0.3)	0.1 (0 to 0.3)		6.1
Sickle cell disorders	0 (0 to 0)	0 (0 to 0)	0 (0 to 0)	0 (0 to 0)	0 (0 to 0)	0 (0 to 0)	0 (0 to 0)	0 (0 to 0.2)	0 (0 to 0.2)	0 (0 to 0.2)	0 (0 to 0.1)	0 (0 to 0.1)	0 (0 to 0.1)	0 (0 to 0.1)	0 (0 to 0.1)	0 (0 to 0.1)	0 (0 to 0.1)	0 (0 to 0.1)	0 (0 to 0.1)	0 (0 to 0.1)	0 (0 to 0.1)	0 (0 to 0.1)	0 (0 to 0.1)	0 (0 to 0.1)	0 (0 to 0.1)	0 (0 to 0.1)		0.9
Sickle cell trait	0 (0 to 0)	0 (0 to 0)	0.3 (0 to 0.9)	0.1 (0 to 0.4)	0.1 (0 to 0.2)	0.2 (0 to 0.5)	0.9 (0.4 to 2)	0.8 (0.3 to 2.1)	0.8 (0.3 to 2.4)	0.8 (0.3 to 2.4)	0.7 (0.3 to 2.4)	0.6 (0.3 to 2.4)	0.5 (0.2 to 2.4)	0.4 (0.2 to 2.4)	0.3 (0.1 to 2.4)	0.2 (0.1 to 2.4)	0.2 (0.1 to 2.4)	0.1 (0.1 to 2.4)	0.1 (0.1 to 2.4)	0.1 (0.1 to 2.4)	0.1 (0.1 to 2.4)	0.1 (0.1 to 2.4)	0.1 (0.1 to 2.4)	0.1 (0.1 to 2.4)	0.1 (0.1 to 2.4)		3.9
G6PD deficiency	0 (0 to 0)	0 (0 to 0)	0 (0 to 0)	0 (0 to 0)	0 (0 to 0)	0 (0 to 0)	0.4 (0.1 to 1.1)	0.9 (0.3 to 2.4)	0.9 (0.3 to 2.4)	0.9 (0.3 to 2.4)	0.8 (0.3 to 2.4)	0.7 (0.3 to 2.4)	0.5 (0.2 to 2.4)	0.4 (0.2 to 2.4)	0.3 (0.1 to 2.4)	0.2 (0.1 to 2.4)	0.2 (0.1 to 2.4)	0.1 (0.1 to 2.4)	0.1 (0.1 to 2.4)	0.1 (0.1 to 2.4)	0.1 (0.1 to 2.4)	0.1 (0.1 to 2.4)	0.1 (0.1 to 2.4)	0.1 (0.1 to 2.4)	0.1 (0.1 to 2.4)		2.1
G6PD trait	0 (0 to 0)	0 (0 to 0)	0 (0 to 0)	0 (0 to 0)	0 (0 to 0)	0 (0 to 0)	0 (0 to 0)	0 (0 to 0.1)	0 (0 to 0.3)	0 (0 to 0.3)	0 (0 to 0.3)	0 (0 to 0.3)	0 (0 to 0.3)	0 (0 to 0.3)	0 (0 to 0.3)	0 (0 to 0.3)	0 (0 to 0.3)	0 (0 to 0.3)	0 (0 to 0.3)	0 (0 to 0.3)	0 (0 to 0.3)	0 (0 to 0.3)	0 (0 to 0.3)	0 (0 to 0.3)	0 (0 to 0.3)	0 (0 to 0.3)		0.2
Other hemoglobinopathies and hemolytic anemias	0 (0 to 0)	0 (0 to 0.1)	0.9 (0.5 to 1.5)	4.1 (2.1 to 6.5)	0.4 (0.1 to 1.4)	0 (0 to 0.2)	0 (0 to 0.1)	0.4 (0.1 to 1.5)	0.3 (0.1 to 1.3)	0.3 (0.1 to 1.3)	0.3 (0.1 to 1.3)	0.3 (0.1 to 1.1)	0.3 (0.1 to 1.1)	0.3 (0.1 to 1.1)	0.3 (0.1 to 1.1)	0.3 (0.1 to 1.1)	0.3 (0.1 to 1.1)	0.3 (0.1 to 1.1)	0.3 (0.1 to 1.1)	0.3 (0.1 to 1.1)	0.3 (0.1 to 1.1)	0.3 (0.1 to 1.1)	0.3 (0.1 to 1.1)	0.3 (0.1 to 1.1)	0.3 (0.1 to 1.1)		16.4
Endocrine, metabolic, blood, and immune disorders	0.9 (0.5 to 1.4)	1.1 (0.6 to 1.6)	0.5 (0.3 to 0.8)	12.2 (8.9 to 16.6)	4.6 (4.2 to 5.1)	7.1 (6.7 to 8.1)	8.5 (8.1 to 9.1)	16 (15.6 to 22.4)	21.7 (14.3 to 32.1)	25.7 (14.9 to 39.9)	27.4 (17.1 to 46.5)	31.5 (19.3 to 47.1)	36.2 (24.1 to 56.2)	47.3 (30.3 to 74.4)	49.2 (31.2 to 77.2)	48.1 (28.1 to 68.7)	45.7 (27.5 to 64)	45.6 (30.6 to 67.5)	45.1 (29.2 to 65.8)	45.1 (30.6 to 61.9)	45.7 (31.1 to 61.9)	45.1 (31.1 to 61.9)	45.1 (31.1 to 61.9)	45.1 (31.1 to 61.9)		512
Oral disorders	1 (0 to 1.2)	0 (0 to 0)	2 (1 to 3.2)	2.5 (1.4 to 4.1)	2.9 (1.6 to 4.4)	3.6 (2.1 to 6.2)	9.1 (4.6 to 13.2)	13.1 (7.5 to 21.3)	19.2 (9.4 to 27.5)	16.4 (9.2 to 27.9)	17.3 (9.9 to 29.4)	20.1 (11.4 to 33.3)	26.1 (12.2 to 47.7)	33.1 (15.2 to 61.9)	37.4 (20.7 to 58.7)	44.4 (24.8 to 69.1)	52.3 (32.1 to 79.1)	41 (26.4 to 66.7)	34.1 (22.1 to 49.6)	35.4 (16.2 to 58.8)	13.9 (8.8 to 19.6)	4.5 (2.8 to 6.5)	0.7 (0.4 to 1.1)	0.2 (0.1 to 0.3)		415
Caries of deciduous teeth	0 (0 to 0)	0 (0 to 0)	0 (0 to 0)	0 (0 to 0.6)	0 (0 to 0.1)	0 (0 to 0.1)	0 (0 to 0.1)	0 (0 to 0.3)	0 (0 to 0.3)	0 (0 to 0.3)	0 (0 to 0.3)	0 (0 to 0.3)	0 (0 to 0.3)	0 (0 to 0.3)	0 (0 to 0.3)	0 (0 to 0.3)	0 (0 to 0.3)	0 (0 to 0.3)	0 (0 to 0.3)	0 (0 to 0.3)	0 (0 to 0.3)	0 (0 to 0.3)	0 (0 to 0.3)	0 (0 to 0.3)	0 (0 to 0.3)	0 (0 to 0.3)		0.6
Caries of permanent teeth	0 (0 to 0)	0 (0 to 0)	0 (0 to 0)	0.5 (0 to 2.1)	0.5 (0.3 to 2.6)	1.5 (0.6 to 3.4)	2.4 (1 to 4.7)	2.4 (1 to 4.7)	2.4 (1 to 4.9)	2.4 (1 to 4.9)	2.4 (1 to 4.9)	2.3 (1 to 4.9)	2.3 (1 to 4.9)	2.3 (1 to 4.9)	2.3 (1 to 4.9)	2.3 (1 to 4.9)	2.3 (1 to 4.9)	2.3 (1 to 4.9)	2.3 (1 to 4.9)	2.3 (1 to 4.9)	2.3 (1 to 4.9)	2.3 (1 to 4.9)	2.3

SR Table 2b: Cornwall DALYs by cause and age group for females with 95% uncertainty intervals, 2019

Cause	Early Neonatal (0-6 days)	Late Neonatal (7-27 days)	Post Neonatal (28-364 days)	1 to 4	5 to 9	10 to 14	15 to 19	20 to 24	25 to 29	30 to 34	35 to 39	40 to 44	45 to 49	50 to 54	55 to 59	60 to 64	65 to 69	70 to 74	75 to 79	80 to 84	85 to 89	90 to 94	95 plus	Total
All causes	1,414 (1,162, 1,686)	1,026 (836, 1,221)	1,777 (1,477, 2,101)	1,161 (964, 1,382)	1,007 (839, 1,199)	1,019 (719, 1,371)	1,170 (797, 1,582)	1,284 (1,002, 1,602)	1,412 (1,107, 1,752)	1,541 (1,194, 1,940)	1,685 (1,242, 2,200)	1,844 (1,350, 2,453)	2,023 (1,444, 2,722)	2,203 (1,552, 2,960)	2,384 (1,648, 3,233)	2,577 (1,722, 3,510)	2,777 (1,797, 3,815)	2,977 (1,868, 4,130)	3,179 (1,939, 4,448)	3,379 (1,999, 4,765)	3,579 (2,055, 5,082)	3,779 (2,109, 5,399)	3,979 (2,162, 5,715)	4,179 (2,214, 6,032)	4,379 (2,266, 6,348)	4,579 (2,317, 6,665)	4,779 (2,369, 6,982)	4,979 (2,421, 7,298)	5,179 (2,473, 7,615)	5,379 (2,525, 7,932)	5,579 (2,577, 8,248)	5,779 (2,629, 8,565)	5,979 (2,681, 8,882)	6,179 (2,733, 9,198)	6,379 (2,785, 9,515)	6,579 (2,837, 9,832)	6,779 (2,889, 10,148)	6,979 (2,941, 10,465)	7,179 (2,993, 10,782)	7,379 (3,045, 11,098)	7,579 (3,097, 11,415)	7,779 (3,149, 11,732)	7,979 (3,201, 12,048)	8,179 (3,253, 12,365)	8,379 (3,305, 12,682)	8,579 (3,357, 12,998)	8,779 (3,409, 13,315)	8,979 (3,461, 13,632)	9,179 (3,513, 13,948)	9,379 (3,565, 14,265)	9,579 (3,617, 14,582)	9,779 (3,669, 14,898)	9,979 (3,721, 15,215)	10,179 (3,773, 15,532)	10,379 (3,825, 15,848)	10,579 (3,877, 16,165)	10,779 (3,929, 16,482)	10,979 (3,981, 16,798)	11,179 (4,033, 17,115)	11,379 (4,085, 17,432)	11,579 (4,137, 17,748)	11,779 (4,189, 18,065)	11,979 (4,241, 18,382)	12,179 (4,293, 18,698)	12,379 (4,345, 19,015)	12,579 (4,397, 19,332)	12,779 (4,449, 19,648)	12,979 (4,501, 19,965)	13,179 (4,553, 20,282)	13,379 (4,605, 20,598)	13,579 (4,657, 20,915)	13,779 (4,709, 21,232)	13,979 (4,761, 21,548)	14,179 (4,813, 21,865)	14,379 (4,865, 22,182)	14,579 (4,917, 22,498)	14,779 (4,969, 22,815)	14,979 (5,021, 23,132)	15,179 (5,073, 23,448)	15,379 (5,125, 23,765)	15,579 (5,177, 24,082)	15,779 (5,229, 24,398)	15,979 (5,281, 24,715)	16,179 (5,333, 25,032)	16,379 (5,385, 25,348)	16,579 (5,437, 25,665)	16,779 (5,489, 25,982)	16,979 (5,541, 26,298)	17,179 (5,593, 26,615)	17,379 (5,645, 26,932)	17,579 (5,697, 27,248)	17,779 (5,749, 27,565)	17,979 (5,801, 27,882)	18,179 (5,853, 28,198)	18,379 (5,905, 28,515)	18,579 (5,957, 28,832)	18,779 (6,009, 29,148)	18,979 (6,061, 29,465)	19,179 (6,113, 29,782)	19,379 (6,165, 30,098)	19,579 (6,217, 30,415)	19,779 (6,269, 30,732)	19,979 (6,321, 31,048)	20,179 (6,373, 31,365)	20,379 (6,425, 31,682)	20,579 (6,477, 31,998)	20,779 (6,529, 32,315)	20,979 (6,581, 32,632)	21,179 (6,633, 32,948)	21,379 (6,685, 33,265)	21,579 (6,737, 33,582)	21,779 (6,789, 33,898)	21,979 (6,841, 34,215)	22,179 (6,893, 34,532)	22,379 (6,945, 34,848)	22,579 (6,997, 35,165)	22,779 (7,049, 35,482)	22,979 (7,101, 35,798)	23,179 (7,153, 36,115)	23,379 (7,205, 36,432)	23,579 (7,257, 36,748)	23,779 (7,309, 37,065)	23,979 (7,361, 37,382)	24,179 (7,413, 37,698)	24,379 (7,465, 38,015)	24,579 (7,517, 38,332)	24,779 (7,569, 38,648)	24,979 (7,621, 38,965)	25,179 (7,673, 39,282)	25,379 (7,725, 39,598)	25,579 (7,777, 39,915)	25,779 (7,829, 40,232)	25,979 (7,881, 40,548)	26,179 (7,933, 40,865)	26,379 (7,985, 41,182)	26,579 (8,037, 41,498)	26,779 (8,089, 41,815)	26,979 (8,141, 42,132)	27,179 (8,193, 42,448)	27,379 (8,245, 42,765)	27,579 (8,297, 43,082)	27,779 (8,349, 43,398)	27,979 (8,401, 43,715)	28,179 (8,453, 44,032)	28,379 (8,505, 44,348)	28,579 (8,557, 44,665)	28,779 (8,609, 44,982)	28,979 (8,661, 45,298)	29,179 (8,713, 45,615)	29,379 (8,765, 45,932)	29,579 (8,817, 46,248)	29,779 (8,869, 46,565)	29,979 (8,921, 46,882)	30,179 (8,973, 47,198)	30,379 (9,025, 47,515)	30,579 (9,077, 47,832)	30,779 (9,129, 48,148)	30,979 (9,181, 48,465)	31,179 (9,233, 48,782)	31,379 (9,285, 49,098)	31,579 (9,337, 49,415)	31,779 (9,389, 49,732)	31,979 (9,441, 50,048)	32,179 (9,493, 50,365)	32,379 (9,545, 50,682)	32,579 (9,597, 50,998)	32,779 (9,649, 51,315)	32,979 (9,701, 51,632)	33,179 (9,753, 51,948)	33,379 (9,805, 52,265)	33,579 (9,857, 52,582)	33,779 (9,909, 52,898)	33,979 (9,961, 53,215)	34,179 (10,013, 53,532)	34,379 (10,065, 53,848)	34,579 (10,117, 54,165)	34,779 (10,169, 54,482)	34,979 (10,221, 54,798)	35,179 (10,273, 55,115)	35,379 (10,325, 55,432)	35,579 (10,377, 55,748)	35,779 (10,429, 56,065)	35,979 (10,481, 56,382)	36,179 (10,533, 56,698)	36,379 (10,585, 57,015)	36,579 (10,637, 57,332)	36,779 (10,689, 57,648)	36,979 (10,741, 57,965)	37,179 (10,793, 58,282)	37,379 (10,845, 58,598)	37,579 (10,897, 58,915)	37,779 (10,949, 59,232)	37,979 (11,001, 59,548)	38,179 (11,053, 59,865)	38,379 (11,105, 60,182)	38,579 (11,157, 60,498)	38,779 (11,209, 60,815)	38,979 (11,261, 61,132)	39,179 (11,313, 61,448)	39,379 (11,365, 61,765)	39,579 (11,417, 62,082)	39,779 (11,469, 62,398)	39,979 (11,521, 62,715)	40,179 (11,573, 63,032)	40,379 (11,625, 63,348)	40,579 (11,677, 63,665)	40,779 (11,729, 63,982)	40,979 (11,781, 64,298)	41,179 (11,833, 64,615)	41,379 (11,885, 64,932)	41,579 (11,937, 65,248)	41,779 (11,989, 65,565)	41,979 (12,041, 65,882)	42,179 (12,093, 66,198)	42,379 (12,145, 66,515)	42,579 (12,197, 66,832)	42,779 (12,249, 67,148)	42,979 (12,301, 67,465)	43,179 (12,353, 67,782)	43,379 (12,405, 68,098)	43,579 (12,457, 68,415)	43,779 (12,509, 68,732)	43,979 (12,561, 69,048)	44,179 (12,613, 69,365)	44,379 (12,665, 69,682)	44,579 (12,717, 69,998)	44,779 (12,769, 70,315)	44,979 (12,821, 70,632)	45,179 (12,873, 70,948)	45,379 (12,925, 71,265)	45,579 (12,977, 71,582)	45,779 (13,029, 71,898)	45,979 (13,081, 72,215)	46,179 (13,133, 72,532)	46,379 (13,185, 72,848)	46,579 (13,237, 73,165)	46,779 (13,289, 73,482)	46,979 (13,341, 73,798)	47,179 (13,393, 74,115)	47,379 (13,445, 74,432)	47,579 (13,497, 74,748)	47,779 (13,549, 75,065)	47,979 (13,601, 75,382)	48,179 (13,653, 75,698)	48,379 (13,705, 76,015)	48,579 (13,757, 76,332)	48,779 (13,809, 76,648)	48,979 (13,861, 76,965)	49,179 (13,913, 77,282)	49,379 (13,965, 77,598)	49,579 (14,017, 77,915)	49,779 (14,069, 78,232)	49,979 (14,121, 78,548)	50,179 (14,173, 78,865)	50,379 (14,225, 79,182)	50,579 (14,277, 79,498)	50,779 (14,329, 79,815)	50,979 (14,381, 80,132)	51,179 (14,433, 80,448)	51,379 (14,485, 80,765)	51,579 (14,537, 81,082)	51,779 (14,589, 81,398)	51,979 (14,641, 81,715)	52,179 (14,693, 82,032)	52,379 (14,745, 82,348)	52,579 (14,797, 82,665)	52,779 (14,849, 82,982)	52,979 (14,901, 83,298)	53,179 (14,953, 83,615)	53,379 (15,005, 83,932)	53,579 (15,057, 84,248)	53,779 (15,109, 84,565)	53,979 (15,161, 84,882)	54,179 (15,213, 85,198)	54,379 (15,265, 85,515)	54,579 (15,317, 85,832)	54,779 (15,369, 86,148)	54,979 (15,421, 86,465)	55,179 (15,473, 86,782)	55,379 (15,525, 87,098)	55,579 (15,577, 87,415)	55,779 (15,629, 87,732)	55,979 (15,681, 88,048)	56,179 (15,733, 88,365)	56,379 (15,785, 88,682)	56,579 (15,837, 88,998)	56,779 (15,889, 89,315)	56,979 (15,941, 89,632)	57,179 (15,993, 89,948)	57,379 (16,045, 90,265)	57,579 (16,097, 90,582)	57,779 (16,149, 90,898)	57,979 (16,201, 91,215)	58,179 (16,253, 91,532)	58,379 (16,305, 91,848)	58,579 (16,357, 92,165)	58,779 (16,409, 92,482)	58,979 (16,461, 92,798)	59,179 (16,513, 93,115)	59,379 (16,565, 93,432)	59,579 (16,617, 93,748)	59,779 (16,669, 94,065)	59,979 (16,721, 94,382)	60,179 (16,773, 94,698)	60,379 (16,825, 95,015)	60,579 (16,877, 95,332)	60,779 (16,929, 95,648)	60,979 (16,981, 95,965)	61,179 (17,033, 96,282)	61,379 (17,085, 96,598)	61,579 (17,137, 96,915)	61,779 (17,189, 97,232)	61,979 (17,241, 97,548)	62,179 (17,293, 97,865)	62,379 (17,345, 98,182)	62,579 (17,397, 98,498)	62,779 (17,449, 98,815)	62,979 (17,501, 99,132)	63,179 (17,553, 99,448)	63,379 (17,605, 99,765)	63,579 (17,657, 100,082)	63,779 (17,709, 100,398)	63,979 (17,761, 100,715)	64,179 (17,813, 101,032)	64,379 (17,865, 101,348)	64,579 (17,917, 101,665)	64,779 (17,969, 101,982)	64,979 (18,021, 102,298)	65,179 (18,073, 102,615)	65,379 (18,125, 102,932)	65,579 (18,177, 103,248)	65,779 (18,229, 103,565)	65,979 (18,281, 103,882)	66,179 (18,333, 104,198)	66,379 (18,385, 104,515)	66,579 (18,437, 104,832)	66,779 (18,489, 105,148)	66,979 (18,541, 105,465)	67,179 (18,593, 105,782)	67,379 (18,645, 106,098)	67,579 (18,697, 106,415)	67,779 (18,749, 106,732)	67,979 (18,801, 107,048)	68,179 (18,853, 107,365)	68,379 (18,905, 107,682)	68,579 (18,957, 107,998)	68,779 (19,009, 108,315)	68,979 (19,061, 108,632)	69,179 (19,113, 108,948)	69,379 (19,165, 109,265)	69,579 (19,217, 109,582)	69,779 (19,269, 109,898)	69,979 (19,321, 110,215)	70,179 (19,373, 110,532)	70,379 (19,425, 110,848)	70,579 (19,477, 111,165)	70,779 (19,529, 111,482)	70,979 (19,581, 111,798)	71,179 (19,633, 112,115)	71,379 (19,685, 112,432)	71,579 (19,737, 112,748)	71,779 (19,789, 113,065)	71,979 (19,841, 113,382)	72,179 (19,893, 113,698)	72,379 (19,945, 114,015)	72,579 (19,997, 114,332)	72,779 (20,049, 114,648)	72,979 (20,101, 114,965)	73,179 (20,153, 115,282)	73,379 (20,205, 115,598)	73,579 (20,257, 115,915)	73,779 (20,309, 116,232)	73,979 (20,361, 116,548)	74,179 (20,413, 116,865)	74,379 (20,465, 117,182)	74,579 (20,517, 117,498)	74,779 (20,569, 117,815)	74,979 (20,621, 118,132)	75,179 (20,673, 118,448)	75,379 (20,725, 118,765)	75,579 (20,777, 119,082)	75,779 (20,829, 119,398)	75,979 (20,881, 119,715)	76,179 (20,933, 120,032)	76,379 (20,985, 120,348)	76,579 (21,037, 120,665)	76,779 (21,089, 120,982)	76,979 (21,141, 121,298)	77,179 (21,193, 121,615)	77,379 (21,245, 121,932)	77,579 (21,297, 122,248)	77,779 (21,349, 122,565)	77,979 (21,401, 122,882)	78,179 (21,453, 123,198)	78,379 (21,505, 123,515)	78,579 (21,557, 123,832)	78,779 (21,609, 124,148)	78,979 (21,661, 124,465)	79,179 (21,713, 124,782)	79,379 (21,765, 125,098)	79,579 (21,817, 125,415)	79,779 (21,869, 125,732)	79,979 (21,921, 126,048)	80,179 (21,973, 126,365)	80,379 (22,025, 126,682)	80,579 (22,077, 126,998)	80,779 (22,129, 127,315)	80,979 (22,181, 127,632)	81,179 (22,233, 127,948)	81,379 (22,285, 128,265)	81,579 (22,337, 128,582)	81,779 (22,389, 128,898)	81,979 (22,441, 129,215)	82,179 (22,493, 129,532)	82,379 (22,545, 129,848)	82,579 (22,597, 130,165)	82,779 (22,649, 130,482)	82,979 (22,701, 130,798)	83,179 (22,753, 131,115)	83,379 (22,805, 131,432)	83,579 (22,857, 131,748)	83,779 (22,909, 132,065)	83,979 (22,961, 132,382)	84,179 (23,013, 132,698)	84,379 (23,065, 133,015)	84,579 (23,117, 133,332)	84,779 (23,169, 133,648)	84,979 (23,221, 133,965)	85,179 (23,273, 134,282)	85,379 (23,325, 134,598)	85,579 (23,377, 134,915)	85,779 (23,429, 135,232)	85,979 (23,481, 135,548)	86,179 (23,533, 135,865)	86,379 (23,585, 136,182)	86,579 (23,637, 136,498)	86,779 (23,689, 136,815)	86,979 (23,741, 137,132)	87,179 (23,793, 137,448)	87,379 (23,845, 137,765)	87,579 (23,897, 138,082)	87,779 (23,949, 138,398)	87,979 (24,001, 138,715)	88,179 (24,053, 139,032)	88,379 (24,105, 139,348)	88,579 (24,157, 139,665)	88,779 (24,209, 139,982)	88,979 (24,261, 140,298)	89,179 (24,313, 140,615)	89,379 (24,365, 140,932)	89,579 (24,417, 141,248)	89,779 (24,469, 141,565)	89,979 (24,521, 141,882)	90,179 (24,573, 142,198)	90,379 (24,625, 142,515)	90,579 (24,677, 142,832)	90,779 (24,729, 143,148)	90,979 (24,781, 143,465)	91,179 (24,833, 143,782)	91,379 (24,885, 144,098)	91,579 (24,937, 144,415)	91,779 (24,989, 144,732)	91,979 (25,041, 145,048)	92,179 (25,093, 145,365)	92,379 (25,145, 145,682)	92,579 (25,197, 145,998)	92,779 (25,249, 146,315)	92,979 (25,301, 146,632)	93,179 (25,353, 146,948)	93,379 (25,405, 147,265)	93,579 (25,457, 147,582)	93,779 (25,509, 147,898)	93,979 (25,561, 148,215)	94,179 (25,613, 148,532)	94,379 (25,665, 148,848)	94,579 (25,717, 149,165)	94,779 (25,769, 149,482)	94,979 (25,821, 149,798)	95,179 (25,873, 150,115)	95,379 (25,925, 150,432)	95,579 (25,977, 150,748)	95,779 (26,029, 151,065)	95,979 (26,081, 151,382)	96,179 (26,133, 151,698)	96,379 (26,185, 152,015)	96,579 (26,237, 152,332)	96,779 (26,289, 152,648)	96,979 (26,341, 152,965)	97,179 (26,393, 153,282)	97,379 (26,445, 153,598)	97,579 (26,497, 153,915)	97,779 (26,549, 154,232)	97,979 (26,601, 154,548)	98,179 (26,653, 154,865)	98,379 (26,705, 155,182)	98,579 (26,757, 155,498)	98,779 (26,809, 155,815)	98,979 (26,861, 156,132)	99,179 (26,913, 156,448)	99,379 (26,965, 156,765)	99,579 (27,017, 157,082)	99,779 (27,069, 157,398)	99,979 (27,121, 157,715)	100,179 (27,173, 158,032)	100,379 (27,225, 158,348)	100,579 (27,277, 158,665)	100,779 (27,329, 158,982)	100,979 (27,381, 159,298)	101,179 (27,433, 159,615)	101,379 (27,485, 159,932)	101,579 (27,537, 160,248)	101,779 (27,589, 160,565)	101,979 (27,641, 160,882)	102,179 (27,693, 161,198)	102,379 (27,745, 161,515)	102,579 (27,797, 161,832)	102,779 (27,849, 162,148)	102,979 (27,901, 162,465)	103,179 (27,953, 162,782)	103,379 (28,005, 163,098)	103,579 (28,057, 163,415)	103,779 (28,109, 163,732)	103,979 (28,161, 164,048)	104,179 (28,213, 164,365)	104,379 (28,265, 164,682)	104,579 (28,317, 164,998)	104,779 (28,369, 165,315)	104,979 (28,421, 165,632)	105,179 (28,473, 165,948)	105,379 (28,525, 166,265)	105,579 (28,577, 166,582)	105,779 (28,629, 166,898)	105,979 (28,681, 167,215)	106,179 (28,733, 167,532)	106,379 (28,785, 167,848)	106,579 (28,837, 168,165)	106,779 (28,889, 168,482)	106,979 (28,941, 168,798)	107,179 (28,993, 169,115)	107,379 (29,045, 169,432)	107,579 (29,097, 169,748)	107,779 (29,149, 170,065)	107,979 (29,201, 170,382)	108,179 (29,253, 170,698)	108,379 (29,305, 171,015)	108,579 (29,357, 171,332)	108,779 (29,409, 171,648)	108,979 (29,461, 171,965)	109,179 (29,513, 172,282)	109,379 (29,565, 172,598)	109,579 (29,617, 172,915)	109,779 (29,669, 173,232)	109,979 (29,721, 173,548)	110,179 (29,773, 173,865)	110,379 (29,825, 174,182)	110,579 (29,877, 174,498)	110,779 (29,929, 174,815)	110,979 (29,981, 175,132)	111,179 (30,033, 175,448)	111,379 (30,085, 175,765)	111,579 (30,137, 176,082)	111,779 (30,189, 176,398)	111,979 (30,241, 176,715)	112,179 (30,293, 177,032)	112,379 (30,345, 177,348)	112,579 (30,397, 177,665)	112,779 (30,449, 177,982)	112,979 (30,501, 178,298)	113,179 (30,553, 178,615)	113,379 (30,605, 178,932)	113,579 (30,657, 179,248)	113,779 (30,709, 179,565)	113,979 (30,761, 179,882)	114,179 (30,813, 180,198)	114,379 (30,865, 180,515)	114,579 (30,917, 180,832)	114,779 (30,969, 181,148)	114,979 (31,021, 181,465)	115,179 (31,073, 181,782)	115,379 (31,125, 182,098)	115,579 (31,177, 182,415)	115,779 (31,229, 182,732)	115,979 (31,281, 183,048)	116,179 (31,333, 183,365)	116,379 (31,385, 183,682)	116,579 (31,437, 183,998)	116,779 (31,489, 184,315)	116,979 (31,541, 184,632)	117,179 (31,593, 184,948)	117,379 (31,645, 185,265)	117,579 (31,697, 185,582)	117,779 (31,749, 185,898)	117,979 (31,801, 186,215)	118,179 (31,853, 186,532)	118,379 (31,905, 186,848)	118,579 (31,957, 187,165)	118,779 (32,009, 187,482)	118,979 (32,061, 187,798)	119,179 (32,113, 188,115)	119,379 (32,165, 188,432)	119,579 (32,217, 188,748)	119,779 (32,269, 189,065)	119,979 (32,321, 189,382)	120,179 (32,373, 189,698)	120,379 (32,425, 190,015)	120,579 (32,477, 190,332)	120,779 (32,529, 190,648)	120,979 (32,581, 190,965)	121,179 (32,633, 191,282)	121,379 (32,685, 191,598)	121,579 (32,737, 191,915)	121,779 (32,789, 192,232)	121,979 (32,841, 192,548)	122,179 (32,893, 192,865)	122,379 (32,945, 193,182)	122,579 (32,997, 193,498)	122,779 (33,049, 193,815)	122,979 (33,101, 194,132)	123,179 (33,153, 194,448)	123,379 (33,205, 194,765)	123,579 (33,257, 195,082)	123,779 (33,309, 195,398)	123,979 (33,361, 195,715)	124,179 (33,413, 196,032)	124,379 (33,465, 196,348)	124,579 (33,517, 196,665)	124,779 (33,569, 196,982)	124,979 (33,621, 197,298)	125,179 (33,673, 197,615)	125,379 (33,725, 197,932)	125,579 (33,777, 198,248)	125,779 (33,829, 198,565)	125,979 (33,881, 198,882)	126,179 (33,933, 199,198)	126,379 (33,985, 199,515)	126,579 (34,037, 199,832)	126,779 (34,089, 200,148)	126,979 (34,141, 200,465)	127,179 (34,193, 200,782)	127,379 (34,245, 201,098)	127,579 (34,297, 201,415)	127,779 (34,349, 201,732)	127,979 (34,401, 202,048)	128,179 (34,453, 202,365)	128,379 (34,505, 202,682)	128,579 (34,557, 202,998)	128,779 (34,609, 203,315)	128,979 (34,661, 203,632)	129,179 (34,713, 203,948)	129,379 (34,765, 204,265)	129,579 (34,817, 204,582)	129,779 (34,869, 204,898)	129,979 (34,921, 205,215)	130,179 (34,973, 205,532)	130,379 (35,025, 205,848)	130,579 (35,077, 206,165)	130,779 (35,129, 206,482)	130,979 (35,181, 206,798)	131,179 (35,233, 207,115)	131,379 (35,285, 207,432)	131,579 (35,337, 207,748)	131,779 (35,389, 208,065)	131,979 (35,441, 208,382)	132,179 (35,493, 208,698)	132,379 (35,545, 209,015)	132,579 (35,597, 209,332)	132,779 (35,649, 209,648)	132,979 (35,701, 209,965)	133,179 (35,753, 210,282)	133,379 (35,805, 210,598)	133,579 (35,857, 210,915)	133,779 (35,909, 211,232)	133,979 (35,961, 211,548)	134,179 (36,013, 211,865)	134,379 (36,065, 212,182)	134,579 (36,117, 212,498)	134,779 (36,169, 212,815)	134,979 (36,221, 213,132)	135,179 (36,273, 213,448)	135,379 (36,325, 213,765)	135,579 (36,377, 214,082)	135,779 (36,429, 214,398)	135,979 (36,481, 214,715)	136,179 (36,533, 215,032)	136,379 (36,585, 215,348)	136,579 (36,637, 215,665)	136,779 (36,689, 215,982)	136,979 (36,741, 216,298)	137,179 (36,793, 216,615)	137,379 (36,845, 216,932)	137,579 (36,897, 217,248)	137,779 (36,949, 217,565)	137,979 (37,001, 217,882)	138,179 (37,053, 218,198)	138,379 (37,105, 218,515)	138,579 (37,157, 218,832)	138,779 (37,209, 219,148)	138,979 (37,261, 219,465)	139,179 (37,313, 219,782)	139,379 (37,365, 220,098)	139,579 (37,417, 220,415)	139,779 (37,469, 220,732)	139,979 (37,521, 221,048)	140,179 (37,573, 221,365)	140,379 (37,625, 221,682)	140,579 (37,677, 221,998)	140,779 (37,729, 222,315)	140,979 (37,781, 222,632)	141,179 (37,833, 222,948)	141,379 (37,885, 223,265)	141,579 (37,937, 223,582)	141,779 (37,989, 223,898)	141,979 (38,041, 224,215)	142,179 (38,093, 224,532)	142,379 (38,145, 224,848)	142,579 (38,197, 225,165)	142,779 (38,249, 225,482)	142,979 (38,301, 225,798)	143,179 (38,353, 226,115)	143,379 (38,405, 226,432)	143,579 (38,457, 226,748)	143,779 (38,509, 227,065)	143,979 (38,561, 227,382)	144,179 (38,613, 227,698)	144,379 (38,665, 228,015)	144,579 (38,717, 228,332)	144,779 (38,769, 228,648)	144,979 (38,821, 228,965)	145,179 (38,873, 229,282)	145,379 (38,925, 229,598)	145,579 (38,977, 229,915)	145,779 (39,029, 230,232)	145,979 (39,081, 230,548)	146,179 (39,133, 230,865)	146,379 (39,185, 231,182)	146,579 (39,237, 231,498)	146,779 (39,289, 231,815)	146,979 (39,341, 232,132)	147,179 (39,393, 232,448)	147,379 (39,445, 232,765)	147,579 (39,497, 233,082)	147,779 (39,549, 233,398)	147,979 (39,601, 233,715)	148,179 (39,653, 234,032)	148,379 (39,705, 234,348)	148,579 (39,757, 234,665)	148,779 (39,809, 234,982)	148,979 (39,861, 235,298)	149,179 (39,913, 235,615)	149,379 (39,965, 235,932)	149,579 (40,017, 236,248)	149,779 (40,069, 236,565)	149,979 (40,121, 236,882)	150,179 (40,173, 237,198)	150,379 (40,225, 237,515)	150,579 (40,277, 237,832)	150,779 (40,329, 238,148)	150,979 (40,381, 238,465)	151,179 (40,433, 238,782)	151,379 (40,485, 239,098)	151,579 (40,537, 239,415)	151,779 (40,589, 239,732)	151,979 (40,641, 240,048)	152,179 (40,693, 240,365)	152,379 (40,745, 240,682)	152,579 (40,797, 240,998)	152,779 (40,849, 241,315)	152,979 (40,901, 241,632)	153,179 (40,953, 241,948)	153,379 (41,005, 242,265)	153,579 (41,057, 242,582)	153,779 (41,109, 242,898)	153,979 (41,161, 243,215)	154,179 (41,213, 243,532)	154,379 (41,265, 243,848)	154,579 (41,317, 244,165)	154,779 (41,369, 244,482)	154,979 (41,421, 244,798)	155,179 (41,473, 245,115)	155,379 (41,525, 245,432)	155,579 (41,577, 245,748)	155,779 (41,629, 246,065)	155,979 (41,681, 246,382)	156,179 (41,733, 246,698)	156,379 (41,785, 247,015)	156,579 (41,837, 247,332)	156,779 (41,889, 247,648)	156,979 (41,941, 247,965)	157,179 (41,993, 248,282)	157,379 (42,045, 248,598)	157,579 (42,097, 248,915)	157,779 (42,149, 249,232)	157,979 (42,201, 249,548)	158,179 (42,253, 249,865)	158,379 (42,305, 250,182)	158,579 (42,357, 250,498)	158,779 (42,409, 250,815)	158,979 (42,461, 251,132)	159,179 (42,513, 251,448)	159,379 (42,565, 251,765)	159,579 (42,617, 252,082)	159,779 (42,669, 252,398)	159,979 (42,721, 252,715)	160,179 (42,773, 253,032)	160,379 (42,825, 253,348)	160,579 (42,877, 253,665)	160,779 (42,929, 253,982)	160,979 (42,981, 254,298)	161,179 (43,033, 254,615)	161,379 (43,085, 254,932)	161,579 (43,137, 255,248)	161,779 (43,189, 255,565)	161,979 (43,241, 255,882)	162,179 (43,293, 256,198)	162,379 (43,345, 256,515)	162,579 (43,397, 256,832)	162,779 (43,449, 257,148)	162,979 (43,501, 257,465)	163,179 (43,553, 257,782)	163,379 (43,605, 258,098)	163,579 (43,657, 258,415)	163,779 (43,709, 258,732)	163,979 (43,761, 259,048)	164,179 (43,813, 259,365)	164,379 (43,865, 259,682)	164,579 (43,917, 259,998)	164,779 (43,969, 260,315)	164,979 (44,021, 260,632)	165,179 (44,073, 260,948)	165,379 (44,125, 261,265)	165,579 (44,177, 261,582)	165,779 (44,229, 261,898)	165,979 (44,281, 262,215)	166,179 (44,333, 262,532)	166,379 (44,385, 262,848)	166,579 (44,437, 263,165)	166,779 (44,489, 263,482)	166,979 (44,541, 263,798)	167,179 (44,593, 264,115)	167,379 (44,645, 264,432)	167,579 (44,697, 264,748)	167,779 (44,749, 265,065)	167,979 (44,801, 265,382)	168,179 (44,853, 265,698)	168,379 (44,905, 266,015)	168,579 (44,957, 266,332)	168,779 (45,009, 266,648)	168,979 (45,061, 266,965)	169,179 (45,113, 267,282)	169,379 (45,165, 267,598)	169,579 (45,217, 267,915)	169,779 (45,269, 268,232)	169,979 (45,321, 268,548)	170,179 (45,373, 268,865)	170,379 (45,425, 269,182)	170,579 (45,477, 269,498)	170,779 (45,529, 269,815)	170,979 (45,581, 270,132)	171,179 (45,633, 270,448)	171,379 (45,685, 270,765)	171,579 (45,737, 271,082)	171,779 (45,789, 271,398)	171,979 (45,841, 271,715)	172,179 (45,893, 272,032)	172,379 (45,945, 272,348)	172,579 (45,997, 272,665)	172,779 (46,049, 272,982)	172,979 (46,101, 273,298)	173,179 (46,153, 273,615)	173,379 (46,205, 273,932)	173,579 (46,257, 274,248)	173,779 (46,309, 274,565)	173,979 (46,361, 274,882)	174,179 (46,413, 275,198)	174,379 (46,465, 275,515)	174,579 (46,517, 275,832)	174,779 (46,569, 276,148)	174,979 (46,621, 276,465)	175,179 (46,673, 276,782)	175,379 (46,725, 277,098)	175,579 (46,777, 277,415)	175,779 (46,829, 277,732)	175,979 (46,881, 278,048)	176,179 (46,933, 278,365)	176,379 (46,985, 278,682)	176,579 (47,037, 278,998)	176,779 (47,089, 279,315)	176,979 (47,141, 279,632)	177,179 (47,193, 279,948)	177,379 (47,245, 280,265)	177,579 (47,297, 280,582)	177,779 (47,349, 280,898)	177,979 (47,401, 281,215)	178,179 (47,453, 281,532)	178,379 (47,505, 281,848)	178,579 (47,557, 282,165)	178,779 (47,609, 282,482)	178,979 (47,661, 282,798)	179,179 (47,713, 283,115)	179,379 (47,765, 283,432)	179,579 (47,817, 283,748)	179,779 (47,869, 284,065)	179,979 (47,921, 284,382)	180,179 (47,973, 284,698)	180,379 (48,025, 285,015)	180,579 (48,077, 285,332)	180,779 (48,129, 285,648)	180,979 (48,181, 285,965)	181,179 (48,233, 286,282)	181,379 (48,285, 286,598)	181,579 (48,337, 286,915)	181,779 (48,389, 287,232)	181,979 (48,441, 287,548)	182,179 (48,493, 287,865)	182,379 (48,545, 288,182)	182,579 (48,597, 288,498)	182,779 (48,649, 288,815)	182,979 (48,701, 289,132)	183,179 (48,753, 289,448)	183,379 (48,805, 289,765)	183,579 (48,857, 290,082)	183,779 (48,909, 290,398)	183,979 (48,961, 290,715)	184,179 (49,013, 291,032)	184,379 (49,065, 291,348)	184,579 (49,117, 291,665)	184,779 (49,169, 291,982)	184,979 (49,221, 292,298)	185,179 (49,273, 292,615)	185,379 (49,325, 292,932)	185,579 (49,377, 293,248)	185,779 (49,429, 293,565)	185,979 (49,481, 293,882)	186,179 (49,533, 294,198)	186,379 (49,585, 294,515)	186,579 (49,637, 294,832)	186,779 (49,689, 295,148)	186,979 (49,741, 295,465)	187,179 (49,793, 295,782)	187,379 (49,845, 296,098)	187,579 (49,897, 296,415)	187,779 (49,949, 296,732)	187,979 (50,001, 297,048)	188,179 (50,053, 297,365)	188,379 (50,105, 297,682)	188,579 (50,157, 297,998)	188,779 (50,209, 298,315)	188,979 (50,261, 298,632)	189,179 (50,313, 298,948)	189,379 (50,365, 299,265)	189,579 (50,417, 299,582)	189,779 (50,469, 299,898)	189,979 (50,521, 300,215)	190,179 (50,573, 300,532)	190,379 (50,625, 300,848)	190,579 (50,677, 301,165)	190,779 (50,729, 301,482)	190,979 (50,781, 301,798)	191,179 (50,833, 302,115)	191,379 (50,885, 302,432)	191,579 (50,937, 302,748)	191,779 (50,989, 303,065)	191,979 (51,041, 303,382)	192,179 (51,093, 303,698)	192,379 (51,145, 304,015)	192,579 (51,197, 304,332)	192,779 (51,249, 304,648)	192,979 (51,301, 304,965)	193,179 (51,353, 305,282)	193,379 (51,405, 305,598)	193,579 (51,457, 305,915)	193,779 (51,509, 306,232)	193,979 (51,561, 306,548)	194,179 (51,613, 306,865)	194,379 (51,665, 307,182)	194,579 (51,717, 307,498)	194,779 (51,769, 307,815)	194,979 (51,821, 308,132)	195,179 (51,873, 308,448)	195,379 (51,925, 308,765)	195,579

Other neoplasms	0·2 (0 to 0·3)	0 (0 to 0)	0·1 (0 to 0·2)	0·2 (0·1 to 0·3)	0·2 (0·2 to 0·3)	0·1 (0·1 to 0·2)	0·2 (0·1 to 0·4)	0·2 (0·2 to 0·3)	0·4 (0·2 to 0·6)	0·5 (0·3 to 0·8)	0·6 (0·4 to 0·9)	0·9 (0·6 to 1·2)	1·6 (1·3 to 2·1)	1·9 (1·3 to 2·7)	3·4 (2·4 to 4·9)	3·5 (2·4 to 4·8)	4·2 (3·0 to 5·7)	6·2 (4·6 to 8·1)	14·3 (10·6 to 18·9)	23·4 (18·7 to 28·4)	29·1 (22·9 to 37·3)	29·1 (19·7 to 38·1)	27 (19·1 to 36·9)	17·2 (9·4 to 24·9)	9·7 (2·9 to 20·2)	169
Mesothelioma; mesothelioma of the pleura; and other hemangiosarcoma	0·2 (0 to 0·3)	0 (0 to 0)	0·1 (0 to 0·2)	0·2 (0·1 to 0·3)	0·2 (0·2 to 0·3)	0·1 (0·1 to 0·2)	0·2 (0·1 to 0·3)	0·2 (0·2 to 0·3)	0·4 (0·2 to 0·6)	0·5 (0·3 to 0·8)	0·6 (0·4 to 0·9)	0·9 (0·6 to 1·2)	1·6 (1·3 to 2·1)	1·9 (1·3 to 2·7)	3·4 (2·4 to 4·9)	3·5 (2·4 to 4·8)	4·2 (3·0 to 5·7)	6·2 (4·6 to 8·1)	14·3 (10·6 to 18·9)	23·4 (18·7 to 28·4)	29·1 (22·9 to 37·3)	29·1 (19·7 to 38·1)	27 (19·1 to 36·9)	17·2 (9·4 to 24·9)	9·7 (2·9 to 20·2)	169
Benign and in situ intestinal neoplasms	0 (0 to 0)	0 (0 to 0)	0 (0 to 0)	0 (0 to 0)	0 (0 to 0)	0 (0 to 0)	0 (0 to 0)	0 (0 to 0)	0 (0 to 0)	0 (0 to 0)	0 (0 to 0)	0 (0 to 0)	0 (0 to 0)	0 (0 to 0)	0 (0 to 0)	0 (0 to 0)	0 (0 to 0)	0 (0 to 0)	0 (0 to 0)	0 (0 to 0)	0 (0 to 0)	0 (0 to 0)	0 (0 to 0)	0 (0 to 0)	0 (0 to 0)	0 (0 to 0)	0
Benign and in situ cervical neoplasms	0 (0 to 0)	0 (0 to 0)	0 (0 to 0)	0 (0 to 0)	0 (0 to 0)	0 (0 to 0)	0 (0 to 0)	0 (0 to 0)	0 (0 to 0)	0 (0 to 0)	0 (0 to 0)	0 (0 to 0)	0 (0 to 0)	0 (0 to 0)	0 (0 to 0)	0 (0 to 0)	0 (0 to 0)	0 (0 to 0)	0 (0 to 0)	0 (0 to 0)	0 (0 to 0)	0 (0 to 0)	0 (0 to 0)	0 (0 to 0)	0 (0 to 0)	0 (0 to 0)	0
Benign and in situ cervical and uterine neoplasms	0 (0 to 0)	0 (0 to 0)	0 (0 to 0)	0 (0 to 0)	0 (0 to 0)	0 (0 to 0)	0 (0 to 0)	0 (0 to 0)	0 (0 to 0)	0 (0 to 0)	0 (0 to 0)	0 (0 to 0)	0 (0 to 0)	0 (0 to 0)	0 (0 to 0)	0 (0 to 0)	0 (0 to 0)	0 (0 to 0)	0 (0 to 0)	0 (0 to 0)	0 (0 to 0)	0 (0 to 0)	0 (0 to 0)	0 (0 to 0)	0 (0 to 0)	0 (0 to 0)	0
Other benign and in situ neoplasms	0 (0 to 0)	0 (0 to 0)	0 (0 to 0)	0 (0 to 0)	0 (0 to 0)	0 (0 to 0)	0 (0 to 0)	0 (0 to 0)	0 (0 to 0)	0 (0 to 0)	0 (0 to 0)	0 (0 to 0)	0 (0 to 0)	0 (0 to 0)	0 (0 to 0)	0 (0 to 0)	0 (0 to 0)	0 (0 to 0)	0 (0 to 0)	0 (0 to 0)	0 (0 to 0)	0 (0 to 0)	0 (0 to 0)	0 (0 to 0)	0 (0 to 0)	0 (0 to 0)	0
Cardiovascular diseases	1·2 (0·9 to 1·7)	1·4 (0·9 to 1·9)	3·1 (1·6 to 4·9)	6·3 (2·5 to 12·3)	9·3 (4·1 to 18·7)	9·4 (4·9 to 17·1)	20·6 (9·5 to 37·7)	29·2 (21·1 to 39·7)	49·7 (35·1 to 69·9)	60 (47·4 to 75·3)	76·7 (60·7 to 95·2)	123 (98·9 to 153)	212 (171·3 to 260)	349 (274·2 to 439)	446 (352·9 to 548)	445 (329·1 to 567)	910 (748·1 to 1,080)	1,080 (1,000·1 to 1,180)	1,670 (1,600·2 to 1,760)	2,240 (1,800·2 to 2,620)	2,290 (1,840·2 to 2,690)	1,720 (1,290·1 to 2,200)	724 (519 to 974)	13,300
Rheumatic heart disease	0 (0 to 0)	0 (0 to 0)	0·2 (0·1 to 0·3)	0·1 (0·1 to 0·2)	0·1 (0·1 to 0·2)	0·1 (0·1 to 0·2)	0·2 (0·2 to 0·3)	0·2 (0·2 to 0·3)	0·5 (0·3 to 0·7)	0·7 (0·5 to 1·0)	1·0 (0·7 to 1·4)	1·6 (1·1 to 2·3)	2·8 (2·1 to 3·7)	4·7 (3·5 to 6·3)	6·7 (5·1 to 8·8)	6·7 (5·1 to 8·7)	7·9 (6·1 to 10·1)	12·4 (9·6 to 15·7)	19·6 (14·9 to 24·8)	23 (17·6 to 30·7)	18·4 (13·2 to 25·2)	21·2 (15·1 to 28·4)	10·9 (7·6 to 14·2)	2·7 (1·6 to 4·2)	235
Ischemic heart disease	0 (0 to 0)	0 (0 to 0)	0 (0 to 0)	0·5 (0·2 to 1·1)	0·7 (0·2 to 1·5)	1·5 (0·7 to 2·9)	3·6 (1·7 to 6·1)	8·9 (4·7 to 14·1)	16·7 (9·5 to 27·9)	28·6 (16·3 to 44·1)	43·8 (26·3 to 67·5)	122 (73·1 to 186)	196 (132·9 to 256)	249 (202·5 to 307)	260 (207·6 to 319)	401 (329·1 to 484)	679 (587·6 to 778)	820 (683·5 to 963)	841 (663·5 to 1,030)	630 (463·9 to 794)	269 (205·6 to 324)	4,650
Stroke	0·1 (0·1 to 0·2)	0·2 (0·2 to 0·3)	0·4 (0·2 to 0·7)	0·9 (0·4 to 1·3)	1·6 (0·7 to 2·8)	1·9 (1·1 to 3·1)	3·6 (1·7 to 5·8)	5·6 (3·1 to 8·6)	10·6 (7·1 to 15·2)	17·4 (12·4 to 23·7)	24·2 (17·7 to 31·2)	32·5 (24·3 to 42·3)	49·3 (37·2 to 63·3)	79·6 (59·8 to 102)	122 (90·4 to 163)	156 (109·1 to 198)	256 (181·4 to 344)	459 (326·2 to 615)	602 (413·7 to 813)	778 (494·9 to 1,110)	826 (479·5 to 1,200)	650 (423·9 to 1,000)	265 (157·3 to 440)	23·1 (7·5 to 53·2)	4,550
Ischemic stroke	0·1 (0·1 to 0·1)	0·2 (0·1 to 0·2)	0·4 (0·2 to 0·6)	0·8 (0·3 to 1·2)	1·5 (0·6 to 2·5)	2·2 (1·1 to 3·4)	4·3 (2·1 to 7·1)	5·6 (3·1 to 8·6)	9·3 (6·2 to 13·7)	15·2 (10·7 to 21·1)	21·4 (15·4 to 28·4)	29·1 (21·5 to 38·2)	43·9 (32·9 to 57·1)	70·8 (53·1 to 92·1)	109 (80·4 to 145)	139 (97·1 to 176)	227 (161·2 to 305)	407 (290·1 to 547)	536 (367·9 to 724)	694 (441·1 to 990)	736 (428·1 to 1,070)	579 (377·4 to 894)	236 (140·1 to 392)	20·6 (6·7 to 47·4)	2,830
Intracerebral hemorrhage	0 (0 to 0)	0 (0 to 0)	0·2 (0·1 to 0·3)	0·4 (0·2 to 0·6)	0·7 (0·3 to 1·1)	0·7 (0·4 to 1·2)	1·6 (0·8 to 2·6)	2·6 (1·5 to 4·1)	4·4 (2·7 to 6·5)	6·3 (4·1 to 9·1)	8·9 (6·1 to 12·4)	12·4 (8·6 to 17·1)	18·4 (12·9 to 25·1)	29·2 (20·8 to 40·1)	44·8 (31·8 to 61·3)	57·2 (39·7 to 76·9)	93·3 (64·8 to 125)	167·4 (116·9 to 224)	220·5 (154·1 to 295)	285·3 (198·9 to 382)	302·5 (210·3 to 405)	238·1 (165·1 to 319)	97·1 (67·3 to 130)	8·5 (2·8 to 19·5)	1,120
Subarachnoid hemorrhage	0 (0 to 0·1)	0 (0 to 0)	0·2 (0·1 to 0·3)	0·3 (0·2 to 0·7)	0·7 (0·4 to 1·1)	0·7 (0·3 to 1·3)	1·6 (0·8 to 2·6)	2·6 (1·5 to 4·2)	4·3 (2·6 to 6·5)	6·2 (4·1 to 9·1)	8·8 (6·1 to 12·3)	12·3 (8·5 to 17·1)	18·2 (12·8 to 25·1)	28·9 (20·6 to 40·1)	44·3 (31·5 to 61·1)	56·7 (39·4 to 76·6)	92·4 (64·3 to 124)	165·8 (115·9 to 222)	218·4 (152·8 to 294)	282·6 (197·2 to 381)	299·8 (208·4 to 402)	235·9 (163·7 to 317)	96·2 (66·8 to 130)	8·4 (2·8 to 19·3)	601
Hypertensive heart disease	0 (0 to 0)	0 (0 to 0)	0 (0 to 0)	0 (0 to 0)	0 (0 to 0)	0 (0 to 0)	0 (0 to 0)	0 (0 to 0)	0 (0 to 0)	0 (0 to 0)	0 (0 to 0)	0 (0 to 0)	0 (0 to 0)	0 (0 to 0)	0 (0 to 0)	0 (0 to 0)	0 (0 to 0)	0 (0 to 0)	0 (0 to 0)	0 (0 to 0)	0 (0 to 0)	0 (0 to 0)	0 (0 to 0)	0 (0 to 0)	0 (0 to 0)	0 (0 to 0)	0
Non-rheumatic valvular heart disease	0 (0 to 0)	0 (0 to 0)	0 (0 to 0)	0 (0 to 0)	0 (0 to 0)	0·1 (0 to 0·2)	0·2 (0·1 to 0·4)	0·4 (0·2 to 0·6)	0·7 (0·5 to 1·0)	1·0 (0·7 to 1·4)	1·4 (1·0 to 2·0)	2·2 (1·5 to 3·2)	3·3 (2·3 to 4·6)	5·1 (3·6 to 7·1)	7·7 (5·4 to 10·8)	8·6 (6·0 to 12·1)	11·2 (7·8 to 15·8)	16·6 (11·5 to 23·4)	19·2 (13·2 to 27·0)	21·1 (14·3 to 29·8)	19·6 (13·1 to 28·1)	15·4 (10·1 to 22·4)	6·2 (3·9 to 9·2)	0·2 (0·1 to 0·4)	160
Non-rheumatic calcific aortic valve disease	0 (0 to 0)	0 (0 to 0)	0 (0 to 0)	0 (0 to 0)	0·1 (0 to 0·1)	0·1 (0·1 to 0·2)	0·2 (0·1 to 0·3)	0·3 (0·2 to 0·4)	0·5 (0·3 to 0·7)	0·7 (0·4 to 1·0)	1·0 (0·6 to 1·4)	1·5 (1·0 to 2·3)	2·3 (1·7 to 3·2)	3·5 (2·7 to 4·7)	5·3 (4·2 to 6·9)	6·4 (5·0 to 8·3)	8·5 (6·6 to 11·0)	12·5 (9·6 to 16·2)	15·2 (11·6 to 19·7)	17·2 (12·9 to 22·6)	16·4 (12·0 to 21·9)	13·5 (9·6 to 18·6)	5·8 (3·7 to 8·5)	0·2 (0·1 to 0·4)	121
Non-rheumatic degenerative mitral valve disease	0 (0 to 0)	0 (0 to 0)	0 (0 to 0)	0 (0 to 0)	0 (0 to 0)	0 (0 to 0·1)	0·1 (0 to 0·1)	0·1 (0 to 0·2)	0·2 (0·1 to 0·3)	0·3 (0·2 to 0·4)	0·5 (0·3 to 0·6)	0·7 (0·5 to 1·0)	1·1 (0·7 to 1·5)	1·6 (1·1 to 2·3)	2·5 (1·8 to 3·4)	3·1 (2·3 to 4·1)	4·3 (3·2 to 5·8)	6·6 (4·9 to 8·9)	9·1 (6·8 to 12·1)	10·4 (7·6 to 14·1)	10·4 (7·5 to 14·3)	9·1 (6·4 to 12·8)	4·2 (2·7 to 6·2)	0·2 (0·1 to 0·3)	97·9
Other non-rheumatic valve diseases	0 (0 to 0)	0 (0 to 0)	0 (0 to 0)	0 (0 to 0)	0 (0 to 0)	0 (0 to 0)	0 (0 to 0)	0 (0 to 0)	0 (0 to 0)	0 (0 to 0)	0 (0 to 0)	0 (0 to 0)	0 (0 to 0)	0 (0 to 0)	0 (0 to 0)	0 (0 to 0)	0 (0 to 0)	0 (0 to 0)	0 (0 to 0)	0 (0 to 0)	0 (0 to 0)	0 (0 to 0)	0 (0 to 0)	0 (0 to 0)	0 (0 to 0)	0
Cardiomyopathy and myocarditis	0·3 (0·2 to 0·7)	0·3 (0·2 to 0·5)	0·4 (0·2 to 0·6)	1·1 (0·6 to 1·5)	1·7 (0·9 to 2·5)	2·1 (1·1 to 3·1)	3·3 (1·6 to 5·3)	4·3 (2·1 to 6·7)	6·7 (3·4 to 10·1)	9·2 (4·6 to 14·1)	12·6 (6·4 to 19·2)	17·5 (9·1 to 26·3)	24·8 (13·2 to 36·2)	34·2 (18·2 to 49·5)	46·3 (25·7 to 66·4)	52·1 (29·7 to 74·6)	67·3 (39·4 to 93·9)	89·5 (53·3 to 123)	96·5 (57·9 to 133)	89·2 (53·3 to 123)	70·3 (42·1 to 97·1)	49·2 (29·1 to 68·4)	19·6 (10·9 to 28·1)	1·2 (0·4 to 2·8)	712
Myocarditis	0·1 (0 to 0·1)	0·1 (0 to 0·2)	0·2 (0·1 to 0·3)	0·4 (0·2 to 0·6)	0·7 (0·3 to 1·1)	0·8 (0·4 to 1·3)	1·4 (0·7 to 2·2)	1·9 (1·0 to 2·9)	3·0 (1·5 to 4·5)	4·2 (2·1 to 6·2)	5·8 (2·9 to 8·6)	8·1 (4·1 to 12·1)	11·5 (5·9 to 17·2)	16·1 (8·4 to 24·1)	21·9 (11·4 to 32·7)	24·8 (12·9 to 36·9)	32·1 (16·8 to 47·8)	42·8 (22·4 to 63·7)	46·2 (24·1 to 68·9)	42·8 (22·4 to 63·7)	33·7 (17·6 to 50·2)	23·5 (12·1 to 35·0)	9·4 (4·5 to 14·0)	0·6 (0·2 to 1·4)	341
Alcoholic cardiomyopathy	0·1 (0 to 0·1)	0·1 (0 to 0·1)	0·2 (0·1 to 0·3)	0·4 (0·2 to 0·6)	0·6 (0·3 to 1·0)	0·8 (0·4 to 1·2)	1·3 (0·7 to 2·1)	1·8 (1·0 to 2·8)	2·9 (1·5 to 4·4)	4·1 (2·1 to 6·1)	5·6 (2·8 to 8·4)	7·8 (4·0 to 11·7)	11·1 (5·7 to 16·6)	15·5 (8·1 to 23·2)	21·1 (11·0 to 31·5)	23·9 (12·5 to 35·6)	31·0 (16·2 to 46·1)	41·3 (21·6 to 61·4)	44·6 (23·2 to 66·4)	41·3 (21·6 to 61·4)	32·5 (17·0 to 48·4)	22·7 (11·7 to 33·8)	9·1 (4·3 to 13·5)	0·6 (0·2 to 1·4)	329
Other cardiomyopathy	0·4 (0·2 to 0·7)	0·4 (0·2 to 0·6)	1·1 (0·6 to 1·7)	2·4 (1·3 to 3·6)	3·6 (2·0 to 5·4)	4·5 (2·5 to 6·7)	6·9 (3·9 to 10·2)	9·1 (5·2 to 13·5)	14·1 (8·1 to 20·9)	19·4 (11·2 to 28·7)	26·5 (15·3 to 39·2)	36·9 (21·3 to 54·5)	51·9 (30·0 to 76·7)	72·1 (41·7 to 106)	97·8 (56·6 to 144)	110 (63·7 to 162)	142 (82·2 to 209)	188 (108·8 to 277)	203 (117·5 to 299)	188 (108·8 to 277)	148 (85·6 to 218)	103 (59·6 to 152)	41 (23·7 to 60·5)	2·5 (0·8 to 5·9)	1,500
Atrial fibrillation and flutter	—	—	—	—	—	—	—	—	—	—	—	—	—	—	—	—	—	—	—	—	—	—	—	—	—	—
Aortic aneurysm	0 (0 to 0)	0 (0 to 0)	0 (0 to 0)	0·2 (0·1 to 0·3)	0·2 (0·2 to 0·4)	0·2 (0·2 to 0·3)	0·3 (0·2 to 0·5)	0·5 (0·4 to 0·7)	0·8 (0·6 to 1·0)	1·1 (0·8 to 1·4)	1·5 (1·2 to 1·9)	2·1 (1·6 to 2·7)	2·9 (2·3 to 3·6)	4·1 (3·2 to 5·2)	5·4 (4·2 to 6·9)	6·4 (5·0 to 8·1)	8·1 (6·3 to 10·2)	10·9 (8·5 to 13·7)	12·8 (9·9 to 16·1)	13·9 (10·8 to 17·5)	13·2 (10·2 to 16·6)	11·2 (8·6 to 14·1)	6·4 (4·9 to 8·1)	0·5 (0·3 to 0·8)	124
Endocarditis	0 (0 to 0)	0·1 (0 to 0·1)	0·2 (0 to 0·3)	0·3 (0·1 to 0·5)	0·5 (0·2 to 0·8)	0·7 (0·3 to 1·1)	0·9 (0·4 to 1·4)	1·1 (0·6 to 1·7)	1·7 (1·0 to 2·6)	2·5 (1·5 to 3·8)	3·5 (2·1 to 5·2)	4·8 (2·9 to 7·1)	6·8 (4·2 to 10·1)	9·6 (5·9 to 14·2)	13·2 (8·1 to 19·5)	15·2 (9·3 to 22·4)	17·2 (10·5 to 25·4)	19·8 (12·1 to 29·3)	17·4 (10·7 to 25·7)	14·9 (9·2 to 22·0)	12·3 (7·5 to 18·2)	9·5 (5·8 to 14·0)	4·2 (2·6 to 6·2)	0·2 (0·1 to 0·3)	84
Other cardiovascular and circulatory diseases	0·7 (0·4 to 1·1)	0·6 (0·4 to 1·0)	1·1 (0·6 to 1·8)	1·3 (0·6 to 2·1)	2·5 (1·2 to 4·1)	2·6 (1·3 to 4·3)	4·6 (2·2 to 7·6)	7·2 (3·5 to 11·9)	12·4 (6·1 to 20·4)	19·1 (9·4 to 31·5)	28·4 (14·1 to 46·7)	42·3 (21·1 to 69·5)	60·4 (30·1 to 98·9)	88·7 (44·2 to 145)	120·7 (60·1 to 197)	137 (68·3 to 224)	181·4 (90·4 to 296)	240·3 (119·8 to 393)	264·5 (131·9 to 433)	240·3 (119·8 to 393)	189·2 (94·3 to 309)	134·1 (66·8 to 220)	53·1 (26·5 to 86·9)	3·1 (1·0 to 7·3)	914
Chronic respiratory diseases	0 (0 to 0)	0 (0 to 0)	21·4 (12·3 to 34·4)	47·6 (26·9 to 84·1)	70·4 (37·7 to 120)	61·6 (31·7 to 107)	90·9 (51·9 to 153)	92·1 (51·8 to 153)	90·7 (50·7 to 135)	92·1 (51·8 to 153)	123 (68·5 to 184)	180 (115·5 to 273)	240 (152·3 to 360)	332 (209·1 to 502)	394 (246·3 to 595)	370 (231·1 to 560)	668 (423·9 to 1,000)	777 (493·2 to 1,170)	853 (542·1 to 1,280)	777 (493·2 to 1,170)	553 (350·2 to 833)	419 (265·1 to 630)	219 (138·1 to 330)	13·2 (4·2 to 31·1)	5,730
Chronic obstructive pulmonary disease	0 (0 to 0)	0 (0 to 0)	7·4 (3·7 to 13·2)	23·3 (11·3 to 43·1)	39·1 (18·3 to 72·5)	32·4 (14·7 to 61·4)	52·1 (25·1 to 97·9)	51·6 (24·7 to 97·1)	50·1 (23·7 to 91·7)	51·6 (24·7 to 97·1)	69·4 (32·7 to 129)	104 (49·4 to 194)	140 (66·1 to 260)	202 (95·2 to 375)	240 (112·5 to 445)	226 (105·3 to 420)	407 (189·5 to 756)	474 (220·9 to 880)	519 (241·8 to 964)	474 (220·9 to 880)	337 (156·9 to 626)	255 (118·8 to 474)	133 (61·9 to 247)	8·1 (2·6 to 19·1)	3,680
Pneumoconiosis	0 (0 to 0)	0 (0 to 0)	0 (0 to 0)	0 (0 to 0)	0 (0 to 0)	0 (0 to 0)	0 (0 to 0)	0 (0 to 0)	0 (0 to 0)	0 (0 to 0)	0 (0 to 0)	0 (0 to 0)	0 (0 to 0)	0 (0 to 0)	0 (0 to 0)	0 (0 to 0)	0 (0 to 0)	0 (0 to 0)	0 (0 to 0)	0 (0 to 0)	0 (0 to 0)	0 (0 to 0)	0 (0 to 0)	0 (0 to 0)	0 (0 to 0)	0 (0 to 0)	1·6
Silicosis	0 (0 to 0)	0 (0 to 0)	0 (0 to 0)	0 (0 to 0)	0 (0 to 0)	0 (0 to 0)	0 (0 to 0)	0 (0 to 0)	0 (0 to 0)	0 (0 to 0)	0 (0 to 0)	0 (0 to 0)	0 (0 to 0)	0 (0 to 0)	0 (0 to 0)	0 (0 to 0)	0 (0 to 0)	0 (0 to 0)	0 (0 to 0)	0 (0 to 0)	0 (0 to 0)	0 (0 to 0)	0 (0 to 0)	0 (0 to 0)	0 (0 to 0)	0 (0 to 0)	0·8
Asbestosis	0 (0 to 0)	0 (0 to 0)	0 (0 to 0)	0 (0 to 0)	0 (0 to 0)	0 (0 to 0)	0 (0 to 0)	0 (0 to 0)	0 (0 to 0)	0 (0 to 0)	0 (0 to 0)	0 (0 to 0)	0 (0 to 0)	0 (0 to 0)	0 (0 to 0)	0 (0 to 0)	0 (0 to 0)	0 (0 to 0)	0 (0 to 0)	0 (0 to 0)	0 (0 to 0)	0 (0 to 0)	0 (0 to 0)	0 (0 to 0)	0 (0 to 0)	0 (0 to 0)	0·2
Coal workers pneumoconiosis	0 (0 to 0)	0 (0 to 0)	0 (0 to 0)	0 (0 to 0)	0 (0 to 0)	0 (0 to 0)	0 (0 to 0)	0 (0 to 0)	0 (0 to 0)	0 (0 to 0)	0 (0 to 0)	0 (0 to 0)	0 (0 to 0)	0 (0 to 0)	0 (0 to 0)	0 (0 to 0)	0 (0 to 0)	0 (0 to 0)	0 (0 to 0)	0 (0 to 0)	0 (0 to 0)	0 (0 to 0)	0 (0 to 0)	0 (0 to 0)	0 (0 to 0)	0 (0 to 0)	0·3
Other pneumoconiosis	0 (0 to 0)	0 (0 to 0)	0 (0 to 0)	0 (0 to 0)	0 (0 to 0)	0 (0 to 0)	0 (0 to 0)	0 (0 to 0)	0 (0 to 0)	0 (0 to 0)	0 (0 to 0)	0 (0 to 0)	0 (0 to 0)	0 (0 to 0)	0 (0 to 0)	0 (0 to 0)	0 (0 to 0)	0 (0 to 0)	0 (0 to 0)	0 (0 to 0)	0 (0 to 0)	0 (0 to 0)	0 (0 to 0)	0 (0 to 0)	0 (0 to 0)	0 (0 to 0)	0·3
Asthma	0·3 (0·2 to 0·5)	0·3 (0·2 to 34·4)	43·9 (23·4 to 79·4)	70·5 (32·2 to 95)	67·8 (28·9 to 114)	76 (28·9 to 114)	78·5 (41·6 to 131)	78·5 (41·6 to 131)	79 (44·3 to 118)	78·5 (49·3 to 113)	78·5 (49·9 to 117)	69·4 (42·2 to 101)	59·1 (37·0 to 84)	111 (70·1 to 164)	172 (104·6 to 246)	115 (69·7 to 153)	135 (87·2 to 184)	171 (104·6 to 240)	174 (99·9 to 253)	167 (97·2 to 254)	174 (99·9 to 253)	167 (97·2 to 254)	174 (99·9 to 253)	167 (97·2 to 254)	174 (99·9 to 253)	1,430
Interstitial lung disease and pulmonary sarcoidosis	0 (0 to 0)	0 (0 to 0)	0 (0 to 0)	0 (0 to 0)	0 (0 to 0)	0 (0 to 0)	0 (0 to 0)	0 (0 to 0)	0 (0 to 0)	0 (0 to 0)	0 (0 to 0)	0 (0 to 0)	0 (0 to 0)	0 (0 to 0)	0 (0 to 0)	0 (0 to 0)	0 (0 to 0)	0 (0 to 0)	0 (0 to 0)	0 (0 to 0)	0 (0 to 0)	0 (0 to 0)	0 (0 to 0)	0 (0 to 0)	0 (0 to 0)	0 (0 to 0)	0
Other chronic respiratory diseases	0·1 (0 to 0·2)	0·1 (0 to 0·2)	0·3 (0·1 to 0·5)	0·6 (0·2 to 1·1)	1·1 (0·4 to 2·1)	1·1 (0·4 to 2·1)	2·2 (0·8 to 4·2)	2·8 (1·1 to 5·3)	4·3 (1·7 to 8·1)	5·8 (2·4 to 10·7)	7·6 (3·2 to 13·8)	9·8 (4·2 to 17·7)	12·6 (5·5 to 22·5)	16·1 (7·1 to 28·4)	19·4 (8·6 to 34·1)	20·1 (8·9 to 35·2)	24·6 (11·1 to 42·9)	29·9 (13·7 to 51·8)	31·1 (14·3 to 53·6)	29·9 (13·7 to 51·8)	25·1 (11·7 to 43·1)	20·2 (9·4 to 34·5)	9·2 (4·3 to 15·7)	0·6 (0·2 to 1·4)	264
Digestive diseases	2·9 (2·3 to 3·4)	2·8 (2·3 to 3·7)	5·9 (3·7 to 8·6)	11·3 (7·7 to 16·2)	9·1 (6·1 to 13·1)	16·3 (11·3 to 22·8)	23·1 (16·1 to 32·1)	29·6 (20·9 to 41·1)	39·1 (27·9 to 53·4)	47·1 (34·1 to 64·1)	58·1 (42·7 to 78·1)	76·6 (56·1 to 102)	101 (74·6 to 135)	134 (98·7 to 178)	170 (125·3 to 225)	196 (144·6 to 260)	222 (163·7 to 294)	276 (203·6 to 366)	299 (220·7 to 397)	339 (250·1 to 450)	359 (264·9 to 476)	349 (257·5 to 463)	301 (222·1 to 399)	222 (163·8 to 294)	87·8 (64·8 to 116)	3,660
Cirrhosis and other chronic liver diseases	0·5 (0·4 to 0·6)	0·5 (0·4 to 0·7)	0·9 (0·5 to 1·4)	1·7 (0·9 to 2·7)	2·1 (1·1 to 3·4)	2·1 (1·1 to 3·4)	3·5 (1·8 to 5·6)	4·6 (2·4 to 7·4)	7·1 (3·7 to 11·4)	9·6 (5·1 to 15·4)	13·2 (7·0 to 21·1)	18·2 (9·7 to 29·1)	25·4 (13·6 to 40·6)	36·2 (19·4 to 57·9)	48·4 (26·0 to 77·4)	54·2 (29·1 to 86·7)	69·2 (37·2 to 110)	89·2 (47·9 to 142)	96·4 (51·8 to 154)	89·2 (47·9 to 142)	73·1 (39·2 to 116)	56·4 (30·3 to 90·1)	25·1 (13·5 to 40·1)	2·1 (0·6 to 4·9)	840
Cirrhosis and other chronic liver diseases due to hepatitis B	0 (0 to 0)	0 (0 to 0)	0 (0 to 0)	0 (0 to 0)	0 (0 to 0)	0 (0 to 0)	0 (0 to 0)	0 (0 to 0)	0 (0 to 0)	0 (0 to 0)	0 (0 to 0)	0 (0 to 0)	0 (0 to 0)	0 (0 to 0)	0 (0 to 0)	0 (0 to 0)	0 (0 to 0)	0 (0 to 0)	0 (0 to 0)	0 (0 to 0)	0 (0 to 0)	0 (0 to 0)	0 (0 to 0)	0 (0 to 0)	0 (0 to 0)	0 (0 to 0)	62·3
Cirrhosis and other chronic liver diseases due to hepatitis C	0 (0 to 0)	0 (0 to 0)	0 (0 to 0)	0 (0 to 0)	0 (0 to 0)	0 (0 to 0)	0·1 (0 to 0·1)	0·1 (0 to 0·1)	0·2 (0 to 0·3)	0·3 (0 to 0·4)	0·4 (0 to 0·6)	0·6 (0 to 0·8)	0·8 (0 to 1·1)	1·1 (0 to 1·5)	1·5 (0 to 2·1)	1·7 (0 to 2·3)	2·1 (0 to 2·8)	2·7 (0 to 3·6)	3·2 (0 to 4·2)	3·6 (0 to 4·7)	3·2 (0 to 4·2)	2·6 (0 to 3·4)	1·7 (0 to 2·2)	0·8 (0 to 1·1)	0·1 (0 to 0·2)	46
Cirrhosis and other chronic liver diseases due to alcohol use	0 (0 to 0)	0 (0 to 0)	0 (0 to 0)	0 (0 to 0)	0 (0 to 0)	0 (0 to 0)	0 (0 to 0)	0 (0 to 0)	0·1 (0 to 0·1)	0·1 (0 to 0·2)	0·2 (0 to 0·3)	0·3 (0 to 0·4)	0·4 (0 to 0·5)	0·5 (0 to 0·7)	0·7 (0 to 0·9)	0·8 (0 to 1·0)	1·0 (0 to 1·3)	1·3 (0 to 1·7)	1·5 (0 to 2·0)	1·7 (0 to 2·2)	1·5 (0 to 2·0)	1·2 (0 to 1·6)	0·8 (0 to 1·1)	0·4 (0 to 0·5)	0·1 (0 to 0·2)	384
Cirrhosis and other chronic liver diseases due to NAFLD	0 (0 to 0)	0 (0 to 0)	0 (0 to 0)	0 (0 to 0)	0 (0 to 0)	0 (0 to 0)	0·1 (0 to 0·1)	0·2 (0 to 0·2)	0·3 (0 to 0·4)	0·5 (0 to 0·6)	0·7 (0 to 0·9)	0·9 (0 to 1·2)	1·2 (0 to 1·6)	1·6 (0 to 2·1)	2·2 (0 to 2·9)	2·5 (0 to 3·2)	3·1 (0 to 3·9)	3·9 (0 to 4·9)	4·6 (0 to 5·7)	5·2 (0 to 6·4)	4·6 (0 to 5·7)	3·8 (0 to 4·7)	2·5 (0 to 3·1)	1·2 (0 to 1·6)	0·1 (0 to 0·2)	112
Cirrhosis and other chronic liver diseases due to other causes	0 (0 to 0)	0 (0 to 0)	0 (0 to 0)	0 (0 to 0)	0 (0 to 0)	0 (0 to 0)	0 (0 to 0)	0 (0 to 0)	0 (0 to 0)	0 (0 to 0)	0 (0 to 0)	0 (0 to 0)	0 (0 to 0)	0 (0 to 0)	0 (0 to 0)	0 (0 to 0)	0 (0 to 0)	0 (0 to 0)	0 (0 to 0)	0 (0 to 0)	0 (0 to 0)	0 (0 to 0)	0 (0 to 0)	0 (0 to 0)	0 (0 to 0)	0 (0 to 0)	0
Upper digestive system diseases	0·1 (0 to 0·2)	0·1 (0 to 0·2)	0·4 (0·2 to 0·7)	0·8 (0·4 to 1·3)	1·2 (0·6 to 2·0)	1·2 (0·6 to 2·0)	2·4 (1·2 to 3·8)	3·2 (1·6 to 5·2)	4·8 (2·4 to 7·6)	6·5 (3·3 to 10·4)	8·9 (4·5 to 14·1)	12·2 (6·2 to 19·3)	17·1 (8·7 to 27·1)	23·8 (12·1 to 37·7)	32·4 (16·5 to 51·3)	36·7 (18·7 to 58·1)	45·5 (23·2 to 72·1)	57·4 (29·2 to 90·9)	62·2 (31·7 to 98·5)	57·4 (29·2 to 90·9)	48·2 (24·5 to 76·3)	36·4 (18·5 to 57·6)	17·4 (8

Congenital birth defects	118 (89-919 168)	44-7 (33-2 to 62-3)	66-6 (44-4 to 159)	44-4 (37-7 to 67-4)	29-1 (19-3 to 34-7)	24-5 (19-2 to 33)	24-7 (19-6 to 33-1)	21-1 (16-1 to 27-1)	18-9 (16-3 to 24-8)	18-5 (13-9 to 24-1)	17-3 (12-3 to 22-4)	17-3 (13-to 22-4)	22-1 (16-to 29-1)	25 (19-5 to 33-2)	29-4 (17-9 to 33-4)	21-2 (14-5 to 28-2)	17-1 (11-9 to 22-7)	7-1 (4-3 to 10-9)	4-0 (2-6 to 4-9)	2-6 (1-5 to 4)	1-5 (0-9 to 2-3)	0-7 (0-4 to 1)	0-2 (0-1 to 0-3)		588
Neural tube defects	19-7 (9-9 to 32-9)	2-4 (1-2 to 4-1)	9 (3-4 to 17-3)	3-1 (0-to 14-9)	1-3 (1-to 2-1)	1-4 (1-1 to 2-2)	1-5 (1-to 2-2)	1-5 (0-9 to 2-1)	1-4 (0-7 to 1-7)	1-1 (0-6 to 1-6)	1-1 (0-6 to 1-6)	0-9 (0-5 to 1-3)	2-1 (0-9 to 3-1)	2-8 (1-3 to 4-2)	2-4 (0-4 to 5-9)	2-4 (0-4 to 5-1)	2-1 (0-3 to 5-7)	0-3 (0-1 to 0-8)	0-1 (0-to 0-2)	0-1 (0-to 0-2)	0-1 (0-to 0-2)	0-1 (0-to 0-2)	0-1 (0-to 0-2)		47-6
Congenital heart anomalies	0 (14-222 521)	0 (12-to 28-2)	0 (9-to 46-1)	0 (7-1to 23-4)	0 (4-6to 9-3)	0 (3-5to 6-6)	0 (3-7to 6-9)	0 (3-1to 5-7)	0 (2-6to 5-1)	0 (2-4to 5-1)	0 (2-4to 5-1)	0 (2-3to 5-2)	0 (2-5to 6-7)	0 (2-5to 6-7)	0 (3-1to 6-4)	0 (2-8to 5-1)	0 (1-6to 4-1)	0 (1-4to 4-6)	0 (0-2to 1-3)	0 (0-1to 1-2)	0 (0-1to 1-2)	0 (0-1to 1-2)	0 (0-1to 1-2)		127
Orofacial clefts	0 (0-to 0)	0 (0-to 0)	0-2 (0-1to 0-5)	0-4 (0-1to 0-7)	0-3 (0-1to 0-7)	0-3 (0-1to 0-6)	0-3 (0-1to 0-6)	0-3 (0-1to 0-6)	0-3 (0-1to 0-7)	0-3 (0-1to 0-7)	0-3 (0-1to 0-7)	0-3 (0-1to 0-7)	0-4 (0-2to 0-8)	0-4 (0-2to 0-8)	0-4 (0-2to 0-8)	0-4 (0-2to 0-8)	0-4 (0-2to 0-8)	0-3 (0-2to 0-6)	0-3 (0-2to 0-6)	0-3 (0-2to 0-6)	0-2 (0-1to 0-5)	0-1 (0-1to 0-3)	0-1 (0-to 0-1)		6
Down syndrome	3 (1-7to 4-9)	0-7 (0-4to 1-1)	1-3 (0-7to 2-1)	1-3 (1-to 2-3)	1-4 (0-9to 2-2)	1-5 (1-1to 2-4)	1-7 (1-1to 2-4)	1-7 (1-2to 2-5)	1-8 (1-2to 2-6)	1-9 (1-2to 2-8)	2 (1-2to 2-8)	1-6 (1-2to 2-6)	2-1 (1-5to 3-1)	1-4 (2-3to 4-6)	2-3 (2-5to 4-7)	0-8 (0-2to 3-5)	2-5 (0-4to 5-1)	4-1 (2-0to 6-6)	2-0 (0-9to 3)	0-3 (0-1to 0-6)	0-2 (0-1to 0-4)	0-1 (0-to 0-3)	0-1 (0-to 0-2)		61
Turner syndrome	0 (0-to 0)	0 (0-to 0)	0 (0-to 0-1)	0-1 (0-to 0-4)	0-1 (0-to 0-4)	0-2 (0-to 0-5)	0-2 (0-to 0-5)	0-2 (0-to 0-4)	0-2 (0-to 0-4)	0-2 (0-to 0-4)	0-2 (0-to 0-4)	0-1 (0-1to 0-3)	0-1 (0-1to 0-3)	0-1 (0-to 0-3)	0-1 (0-to 0-3)	0-1 (0-to 0-3)	0-1 (0-to 0-3)	0-1 (0-to 0-3)	0-1 (0-to 0-3)	0-1 (0-to 0-3)	0-1 (0-to 0-3)	0-1 (0-to 0-3)	0-1 (0-to 0-3)		1-9
Klinefelter syndrome	0 (0-to 0)	0 (0-to 0)	0 (0-to 0)	0 (0-to 0)	0 (0-to 0)	0 (0-to 0)	0 (0-to 0)	0 (0-to 0)	0 (0-to 0)	0 (0-to 0)	0 (0-to 0)	0 (0-to 0)	0 (0-to 0)	0 (0-to 0)	0 (0-to 0)	0 (0-to 0)	0 (0-to 0)	0 (0-to 0)	0 (0-to 0)	0 (0-to 0)	0 (0-to 0)	0 (0-to 0)	0 (0-to 0)		0
Other chromosomal abnormalities	22-1 (11-5 to 39-6)	10-8 (6-4 to 16-7)	14-5 (7-3 to 28-2)	9-6 (3-5 to 19-3)	3-5 (2-2 to 5-5)	3-4 (2-2 to 5-1)	3-7 (2-4 to 5-6)	3-3 (2-1 to 4-9)	2-8 (1-8 to 4)	2-7 (1-8 to 4)	2-5 (1-6 to 3-6)	2-4 (1-5 to 3-6)	3 (1-7 to 4-4)	2-9 (1-7 to 4-1)	2-6 (1-4 to 3-7)	1-8 (1-to 2-9)	1-4 (0-8 to 2-3)	0-8 (0-5 to 1-3)	0-5 (0-3 to 0-8)	0-3 (0-2 to 0-5)	0-2 (0-1 to 0-4)	0-2 (0-1 to 0-3)	0-1 (0-to 0-2)		88-8
Congenital musculoskeletal and limb anomalies	7-3 (4-1 to 11-8)	1-5 (0-9 to 2-3)	0-7 (0-4 to 1-2)	10-6 (6-to 17-4)	1-3 (0-8 to 1-9)	1-5 (0-9 to 1-9)	1-6 (0-7 to 2-7)	1-5 (0-9 to 2-1)	1-5 (0-9 to 2-1)	1-5 (0-9 to 2-1)	1-4 (0-9 to 2-1)	0-4 (0-2 to 0-8)	0-4 (0-2 to 0-8)	0-8 (0-4 to 1-3)	0-7 (0-3 to 1-2)	0-2 (0-1 to 0-5)	0-1 (0-to 0-3)	0-1 (0-to 0-3)	0-1 (0-to 0-3)	0-1 (0-to 0-3)	0-1 (0-to 0-3)	0-1 (0-to 0-3)	0-1 (0-to 0-2)		122
Urogenital congenital anomalies	2-9 (0-9 to 10-1)	0-6 (0-2 to 1-9)	1-4 (0-5 to 3-1)	0-9 (0-3 to 2-1)	0-5 (0-2 to 1-4)	0-6 (0-2 to 1-4)	0-5 (0-2 to 1-4)	0-4 (0-2 to 0-9)	0-3 (0-2 to 0-6)	0-3 (0-2 to 0-6)	0-3 (0-2 to 0-6)	0-2 (0-1 to 0-5)	0-3 (0-2 to 0-6)	0-3 (0-2 to 0-6)	0-2 (0-2 to 0-5)	0-2 (0-2 to 0-5)	0-2 (0-1 to 0-5)	0-1 (0-to 0-3)	0-1 (0-to 0-2)	0-1 (0-to 0-2)	0-1 (0-to 0-2)	0-1 (0-to 0-2)	0-1 (0-to 0-2)		10-1
Digestive congenital anomalies	3-9 (2-to 6-2)	0-8 (0-4 to 1-3)	1-3 (0-6 to 2-2)	0-7 (0-3to 2-2)	0-5 (0-2to 1-4)	0-5 (0-2to 1-4)	0-5 (0-2to 1-4)	0-5 (0-2to 1-3)	0-5 (0-2to 1-3)	0-5 (0-2to 1-3)	0-5 (0-2to 1-3)	0-4 (0-2to 1-2)	0-5 (0-2to 1-3)	0-5 (0-2to 1-3)	0-4 (0-2to 0-9)	0-3 (0-2to 0-7)	0-4 (0-2to 0-9)	0-3 (0-2to 0-6)	0-2 (0-1to 0-5)	0-2 (0-1to 0-4)	0-1 (0-1to 0-3)	0-1 (0-to 0-3)	0-1 (0-to 0-3)		39-2
Other congenital birth defects	29-3 (17-1to 40-3)	4-9 (3-6to 6-9)	4-3 (2-6to 7-9)	4-3 (2-6to 7-9)	2-7 (2-2to 3-5)	2-7 (2-2to 3-5)	2-7 (2-2to 3-5)	2-7 (1-6to 3-6)	2-7 (1-7to 3-8)	2-7 (1-7to 3-8)	2-7 (1-5to 3-6)	2-5 (1-1to 3-5)	2-7 (1-5to 3-6)	2-7 (1-3to 3-6)	2-7 (1-3to 4-3)	2-3 (1-2to 4-1)	2-3 (1-1to 4-3)	1-3 (0-9to 2-8)	1-2 (0-6to 2-2)	0-8 (0-2to 1-6)	0-6 (0-1to 1-3)	0-4 (0-1to 0-9)	0-3 (0-1to 0-6)		79-4
Urinary diseases and male infertility	0-1 (0-to 0-2)	0-2 (0-to 0-3)	0-4 (0-2to 0-7)	0-4 (0-2to 0-6)	0-4 (0-to 0-1)	0-7 (0-7to 1-6)	0-6 (0-3to 2-9)	0-6 (0-2to 1-6)	0-6 (0-2to 1-6)	0-5 (0-2to 1-4)	0-5 (0-2to 1-4)	0-5 (0-to 1-4)	0-6 (0-to 1-4)	0-7 (0-to 1-9)	0-7 (0-to 1-8)	1-1 (0-to 2-4)	1-3 (0-to 3-1)	0-9 (0-2to 2-5)	0-6 (0-2to 1-6)	0-4 (0-1to 1-2)	0-3 (0-1to 0-9)	0-2 (0-1to 0-6)	0-2 (0-1to 0-5)		5-16
Urolithiasis	0 (0-to 0)	0 (0-to 0)	0 (0-to 0)	0 (0-to 0)	0 (0-to 0-1)	0 (0-to 0-1)	0 (0-to 0-1)	0 (0-to 0-1)	0 (0-to 0-2)	0 (0-to 0-2)	0 (0-to 0-2)	0 (0-to 0-2)	0 (0-to 0-2)	0 (0-to 0-2)	0 (0-to 0-2)	0 (0-to 0-2)	0 (0-to 0-2)	0 (0-to 0-2)	0 (0-to 0-2)	0 (0-to 0-2)	0 (0-to 0-2)	0 (0-to 0-2)	0 (0-to 0-2)	0 (0-to 0-2)		28-2
Benign prostatic hyperplasia	0 (0-to 0)	0 (0-to 0)	0 (0-to 0)	0 (0-to 0)	0 (0-to 0)	0 (0-to 0)	0 (0-to 0)	0 (0-to 0)	0 (0-to 0)	0 (0-to 0)	0 (0-to 0)	0 (0-to 0)	0 (0-to 0)	0 (0-to 0)	0 (0-to 0)	0 (0-to 0)	0 (0-to 0)	0 (0-to 0)	0 (0-to 0)	0 (0-to 0)	0 (0-to 0)	0 (0-to 0)	0 (0-to 0)	0 (0-to 0)		0
Male infertility	--	--	--	--	--	--	--	--	--	--	--	--	--	--	--	--	--	--	--	--	--	--	--	--		NA
Other urinary diseases	0-1 (0-to 0-1)	0-1 (0-to 0-2)	0-1 (0-to 0-2)	0-2 (0-1 to 0-3)	0-2 (0-1to 0-4)	0-3 (0-2to 0-7)	0-4 (0-2to 0-7)	0-3 (0-2to 0-6)	0-3 (0-1to 0-6)	0-3 (0-1to 0-6)	0-3 (0-1to 0-6)	0-3 (0-1to 0-6)	0-7 (0-3to 1-1)	0-3 (0-1to 0-6)	1 (0-4to 1-4)	0-4 (0-1to 0-9)	0-3 (0-1to 0-6)	1-1 (0-4to 2-4)	0-5 (0-2to 1-1)	0-6 (0-2to 1-3)	0-4 (0-1to 0-9)	0-3 (0-1to 0-7)	0-2 (0-1to 0-4)		19-4
Gynecological diseases	0 (0-to 0)	0 (0-to 0)	0 (0-to 0)	0 (0-to 0)	0 (0-to 0)	0 (0-to 0)	0 (0-to 0)	0 (0-to 0)	0 (0-to 0)	0 (0-to 0)	0 (0-to 0)	0 (0-to 0)	0 (0-to 0)	0 (0-to 0)	0 (0-to 0)	0 (0-to 0)	0 (0-to 0)	0 (0-to 0)	0 (0-to 0)	0 (0-to 0)	0 (0-to 0)	0 (0-to 0)	0 (0-to 0)	0 (0-to 0)		2,436
Uterine fibroids	0 (0-to 0)	0 (0-to 0)	0 (0-to 0)	0 (0-to 0)	0 (0-to 0)	0 (0-to 0)	0 (0-to 0)	0 (0-to 0)	0 (0-to 0)	0 (0-to 0)	0 (0-to 0)	0 (0-to 0)	0 (0-to 0)	0 (0-to 0)	0 (0-to 0)	0 (0-to 0)	0 (0-to 0)	0 (0-to 0)	0 (0-to 0)	0 (0-to 0)	0 (0-to 0)	0 (0-to 0)	0 (0-to 0)	0 (0-to 0)		89-4
Polycystic ovarian syndrome	0 (0-to 0)	0 (0-to 0)	0 (0-to 0)	0 (0-to 0)	1-9 (0-7to 6-1)	1-9 (0-8to 5-7)	1-6 (0-7to 5-3)	1-4 (0-6to 4-5)	1-2 (0-5to 3-8)	1-2 (0-5to 3-8)	1-2 (0-5to 3-8)	0-9 (0-4to 3-2)	1-1 (0-5to 3-6)	1-2 (0-5to 3-8)	1-1 (0-5to 3-6)	0-9 (0-4to 3-2)	0-8 (0-3to 3-1)	0-6 (0-2to 2-5)	0-5 (0-2to 2-1)	0-4 (0-2to 1-7)	0-3 (0-1to 1-4)	0-3 (0-1to 1-2)	0-2 (0-1to 1-1)		74-7
Female infertility	0 (0-to 0)	0 (0-to 0)	0 (0-to 0)	0 (0-to 0)	0 (0-to 0)	0 (0-to 0)	0 (0-to 0)	0 (0-to 0-2)	0-3 (0-to 0-2)	0-3 (0-1to 1-4)	0-3 (0-1to 1-3)	0-3 (0-1to 1-3)	0-4 (0-1to 1-4)	0-3 (0-1to 1-3)	0-3 (0-1to 1-4)	0-3 (0-1to 1-4)	0-3 (0-to 1-4)	0-3 (0-to 1-4)	0-3 (0-to 1-4)	0-3 (0-to 1-4)	0-3 (0-to 1-4)	0-3 (0-to 1-4)	0-3 (0-to 1-4)		18-6
Endometriosis	0 (0-to 0)	0 (0-to 0)	0 (0-to 0)	0 (0-to 0)	0 (0-to 0)	0 (0-to 0)	0 (0-to 0)	0 (0-to 0)	0 (0-to 0)	0 (0-to 0)	0 (0-to 0)	0 (0-to 0)	0 (0-to 0)	0 (0-to 0)	0 (0-to 0)	0 (0-to 0)	0 (0-to 0)	0 (0-to 0)	0 (0-to 0)	0 (0-to 0)	0 (0-to 0)	0 (0-to 0)	0 (0-to 0)	0 (0-to 0)		111
Genital prolapse	0 (0-to 0)	0 (0-to 0)	0 (0-to 0)	0 (0-to 0)	0 (0-to 0)	0 (0-to 0)	0 (0-to 0)	0 (0-to 0-1)	0-4 (0-to 0-9)	0-6 (0-to 1-3)	0-6 (0-to 1-3)	0-5 (0-to 1-2)	0-6 (0-to 1-3)	0-6 (0-to 1-3)	0-5 (0-to 1-2)	0-4 (0-to 1-1)	0-5 (0-to 1-2)	0-2 (0-to 0-4)	0-2 (0-to 0-4)	0-1 (0-to 0-3)	0-1 (0-to 0-3)	0-1 (0-to 0-3)	0-1 (0-to 0-3)	0-1 (0-to 0-3)		59-6
Premenstrual syndrome	0 (0-to 0)	0 (0-to 0)	0 (0-to 0)	0 (0-to 0)	0-3 (0-to 0-9)	0-4 (0-to 1-1)	0-5 (0-to 1-2)	0-4 (0-to 1-1)	0-4 (0-to 1-1)	0-4 (0-to 1-1)	0-4 (0-to 1-1)	0-3 (0-to 1-1)	0-4 (0-to 1-1)	0-4 (0-to 1-1)	0-3 (0-to 1-1)	0-3 (0-to 1-1)	0-3 (0-to 1-1)	0-2 (0-to 0-8)	0-2 (0-to 0-6)	0-1 (0-to 0-5)	0-1 (0-to 0-4)	0-1 (0-to 0-3)	0-1 (0-to 0-3)	0-1 (0-to 0-3)		497
Other gynecological diseases	0 (0-to 0)	0 (0-to 0)	0 (0-to 0)	0 (0-to 0)	0-2 (0-to 0-5)	0-5 (0-1to 1-2)	19-8 (9-9to 29-9)	79-2 (49-9to 119)	188 (91-4to 269)	194 (116-2to 269)	183 (102-to 269)	162 (92-7to 237)	142 (82-7to 207)	175 (101-to 268)	179 (97-2to 268)	139 (84-6to 210)	108 (64-to 167)	69-5 (39-7to 110)	46-2 (24-9to 71)	28 (14-9to 45)	19-4 (9-4to 32)	12-6 (5-9to 21-1)	7-4 (3-1to 11-7)	2-1 (0-7to 3-7)		1,610
Hemoglobinopathies and hemolytic anemias	0-1 (0-1to 0-1)	0-4 (0-2to 0-6)	1-3 (0-7to 2-2)	2 (0-8to 3)	1-2 (0-6to 2-2)	1-1 (0-6to 2-1)	0-9 (0-5to 1-7)	0-7 (0-3to 1-3)	0-5 (0-2to 1-2)	0-5 (0-2to 1-2)	0-5 (0-2to 1-2)	0-4 (0-2to 1-1)	0-5 (0-2to 1-2)	0-5 (0-2to 1-2)	0-4 (0-1to 1-1)	0-3 (0-1to 0-9)	0-3 (0-1to 0-8)	0-1 (0-to 0-4)	0-1 (0-to 0-3)	0-1 (0-to 0-3)	0-1 (0-to 0-3)	0-1 (0-to 0-2)	0-1 (0-to 0-2)		87-1
Thalassemias	0 (0-to 0)	0 (0-to 0-1)	0-2 (0-to 0-5)	0-2 (0-to 0-4)	0-2 (0-to 0-4)	0-2 (0-to 0-4)	0-2 (0-to 0-4

SR Table 2b: Plymouth DALYS by cause and age group for females with 95% uncertainty intervals, 2019

Cause	Early Neonatal	Late Neonatal	Post Neonatal	1 to 4	5 to 9	10 to 14	15 to 19	20 to 24	25 to 29	30 to 34	35 to 39	40 to 44	45 to 49	50 to 54	55 to 59	60 to 64	65 to 69	70 to 74	75 to 79	80 to 84	85 to 89	90 to 94	95 plus	Total
All causes	1,187 (1,049 to 1,327)	844 (755 to 937)	1,160 (1,040 to 1,282)	1,462 (1,309 to 1,618)	1,060 (955 to 1,171)	1,060 (955 to 1,171)	1,060 (954 to 1,164)	1,462 (1,309 to 1,618)	1,462 (1,309 to 1,618)	1,462 (1,309 to 1,618)	1,462 (1,309 to 1,618)	1,462 (1,309 to 1,618)	1,462 (1,309 to 1,618)	1,462 (1,309 to 1,618)	1,462 (1,309 to 1,618)	1,462 (1,309 to 1,618)	1,462 (1,309 to 1,618)	1,462 (1,309 to 1,618)	1,462 (1,309 to 1,618)	1,462 (1,309 to 1,618)	1,462 (1,309 to 1,618)	1,462 (1,309 to 1,618)	39,600
Communicable, maternal, neonatal, and nutritional diseases	1,187 (1,049 to 1,327)	844 (755 to 937)	1,160 (1,040 to 1,282)	1,462 (1,309 to 1,618)	1,060 (955 to 1,171)	1,060 (955 to 1,171)	1,060 (954 to 1,164)	1,462 (1,309 to 1,618)	1,462 (1,309 to 1,618)	1,462 (1,309 to 1,618)	1,462 (1,309 to 1,618)	1,462 (1,309 to 1,618)	1,462 (1,309 to 1,618)	1,462 (1,309 to 1,618)	1,462 (1,309 to 1,618)	1,462 (1,309 to 1,618)	1,462 (1,309 to 1,618)	1,462 (1,309 to 1,618)	1,462 (1,309 to 1,618)	1,462 (1,309 to 1,618)	1,462 (1,309 to 1,618)	1,462 (1,309 to 1,618)	2,050
HIV/AIDS and sexually transmitted infections	5.5 (1.5 to 11.7)	1.4 (0.4 to 3.2)	2.1 (0.6 to 4.5)	0.4 (0.2 to 0.9)	0.2 (0.2 to 0.4)	0.2 (0.2 to 0.3)	0.7 (0.5 to 1)	2 (1.4 to 2.8)	4 (2.7 to 5.8)	5.6 (3.8 to 8)	5.9 (3.9 to 8.5)	5.3 (3.4 to 8.1)	4.4 (2.9 to 6.4)	3 (2.1 to 4.2)	2.5 (1.6 to 3.5)	2.1 (1.4 to 3.2)	1.6 (1 to 2.5)	1.1 (0.7 to 1.6)	0.7 (0.5 to 1.1)	0.5 (0.3 to 0.7)	0.2 (0.2 to 0.4)	0.1 (0.1 to 0.2)	52.5
HIV/AIDS	0 (0 to 0)	0 (0 to 0)	0.4 (0.2 to 0.9)	0.2 (0.2 to 0.5)	0.2 (0.2 to 0.3)	0.2 (0.2 to 0.3)	0.6 (0.5 to 1.1)	1.9 (1.5 to 1.9)	3 (1.4 to 2.9)	2 (1.6 to 3)	2.2 (1.6 to 3)	1.9 (1.4 to 2.6)	1.9 (1.4 to 2.6)	1.5 (1.1 to 2.1)	1.4 (1 to 1.9)	1.3 (0.9 to 2)	1.3 (0.9 to 2)	0.9 (0.6 to 1.3)	0.3 (0.2 to 0.5)	0.1 (0 to 0.2)	0 (0 to 0)	0 (0 to 0)	18.1
HIV/AIDS - Drug-susceptible Tuberculosis	0 (0 to 0)	0 (0 to 0)	0 (0 to 0)	0 (0 to 0)	0 (0 to 0)	0 (0 to 0)	0 (0 to 0)	0 (0 to 0)	0 (0 to 0)	0 (0 to 0)	0 (0 to 0)	0 (0 to 0)	0 (0 to 0)	0 (0 to 0)	0 (0 to 0)	0 (0 to 0)	0 (0 to 0)	0 (0 to 0)	0 (0 to 0)	0 (0 to 0)	0 (0 to 0)	0 (0 to 0)	0 (0 to 0)	1.9
HIV/AIDS - Multidrug-resistant Tuberculosis without extensive dr...	0 (0 to 0)	0 (0 to 0)	0 (0 to 0)	0 (0 to 0)	0 (0 to 0)	0 (0 to 0)	0 (0 to 0)	0 (0 to 0)	0 (0 to 0)	0 (0 to 0)	0 (0 to 0)	0 (0 to 0)	0 (0 to 0)	0 (0 to 0)	0 (0 to 0)	0 (0 to 0)	0 (0 to 0)	0 (0 to 0)	0 (0 to 0)	0 (0 to 0)	0 (0 to 0)	0 (0 to 0)	0 (0 to 0)	0.1
HIV/AIDS - Extensively drug-resistant Tuberculosis	0 (0 to 0)	0 (0 to 0)	0 (0 to 0)	0 (0 to 0)	0 (0 to 0)	0 (0 to 0)	0 (0 to 0)	0 (0 to 0)	0 (0 to 0)	0 (0 to 0)	0 (0 to 0)	0 (0 to 0)	0 (0 to 0)	0 (0 to 0)	0 (0 to 0)	0 (0 to 0)	0 (0 to 0)	0 (0 to 0)	0 (0 to 0)	0 (0 to 0)	0 (0 to 0)	0 (0 to 0)	0 (0 to 0)	0
HIV/AIDS resulting in other diseases	0 (0 to 0)	0 (0 to 0)	0.3 (0.2 to 0.4)	0.2 (0.2 to 0.3)	0.1 (0.1 to 0.2)	0.1 (0.1 to 0.2)	0.3 (0.2 to 0.4)	0.7 (0.5 to 1)	1.2 (0.8 to 1.7)	1.8 (1.3 to 2.4)	2 (1.3 to 2.8)	1.7 (1.2 to 2.4)	1.7 (1.2 to 2.3)	1.4 (0.9 to 2)	1.2 (0.8 to 1.6)	1.2 (0.7 to 1.9)	1.2 (0.7 to 1.9)	0.8 (0.5 to 1.2)	0.3 (0.1 to 0.5)	0.1 (0 to 0.2)	0 (0 to 0)	0 (0 to 0)	16.1
Sexually transmitted infections excluding HIV	5.5 (1.5 to 11.7)	1.4 (0.4 to 3.2)	1.8 (0.5 to 4.1)	0.1 (0 to 0.5)	0 (0 to 0.1)	0.1 (0 to 0.2)	0.2 (0.2 to 0.4)	0.4 (0.1 to 0.7)	2.6 (0.7 to 5.2)	3.8 (1.5 to 6.2)	3.8 (2.3 to 5.6)	3.4 (1.9 to 5.5)	2.5 (1.4 to 4.4)	1.4 (0.8 to 2.4)	1.1 (0.7 to 1.6)	0.8 (0.5 to 1.5)	0.6 (0.3 to 1)	0.3 (0.1 to 0.6)	0.1 (0.1 to 0.3)	0 (0 to 0.1)	0 (0 to 0)	0 (0 to 0)	34.4
Syphilis	5.5 (1.5 to 11.7)	1.4 (0.4 to 3.2)	1.8 (0.5 to 4.1)	0.1 (0 to 0.5)	0 (0 to 0)	0 (0 to 0)	0 (0 to 0.1)	0 (0 to 0)	0 (0 to 0)	0 (0 to 0)	0 (0 to 0)	0 (0 to 0)	0 (0 to 0)	0 (0 to 0)	0 (0 to 0)	0 (0 to 0)	0 (0 to 0)	0 (0 to 0)	0 (0 to 0)	0 (0 to 0)	0 (0 to 0)	0 (0 to 0)	0 (0 to 0)	9
Chlamydial infection	0 (0 to 0)	0 (0 to 0)	0 (0 to 0)	0 (0 to 0)	0 (0 to 0)	0 (0 to 0)	0 (0 to 0.2)	0.1 (0 to 0.7)	0.7 (0.3 to 1.2)	0.9 (0.4 to 1.5)	0.8 (0.4 to 1.5)	0.8 (0.4 to 1.4)	0.6 (0.3 to 1.2)	0.4 (0.2 to 0.8)	0.3 (0.2 to 0.6)	0.3 (0.1 to 0.5)	0.2 (0.1 to 0.4)	0.1 (0 to 0.3)	0.1 (0 to 0.1)	0 (0 to 0.1)	0 (0 to 0)	0 (0 to 0)	4.8
Gonococcal infection	0 (0 to 0)	0 (0 to 0)	0 (0 to 0)	0 (0 to 0)	0 (0 to 0)	0 (0 to 0)	0 (0 to 0.1)	0 (0 to 0.1)	0 (0 to 0.3)	0 (0 to 0.3)	0 (0 to 0.3)	0 (0 to 0.4)	0 (0 to 0.3)	0 (0 to 0.2)	0 (0 to 0.2)	0 (0 to 0.2)	0 (0 to 0.2)	0 (0 to 0.2)	0 (0 to 0.2)	0 (0 to 0.2)	0 (0 to 0.1)	0 (0 to 0)	0 (0 to 0)	3.6
Trichomoniasis	0 (0 to 0)	0 (0 to 0)	0 (0 to 0)	0 (0 to 0)	0 (0 to 0)	0 (0 to 0)	0 (0 to 0.1)	0.2 (0.1 to 0.5)	0.4 (0.1 to 1)	0.5 (0.1 to 1.1)	0.4 (0.1 to 1)	0.3 (0.1 to 0.8)	0.3 (0.1 to 0.8)	0.3 (0.1 to 0.8)	0.2 (0.1 to 0.6)	0.2 (0.1 to 0.5)	0.1 (0 to 0.4)	0.1 (0 to 0.2)	0 (0 to 0.1)	0 (0 to 0.1)	0 (0 to 0)	0 (0 to 0)	0 (0 to 0)	3.4
Genital herpes	0 (0 to 0)	0 (0 to 0)	0 (0 to 0)	0 (0 to 0)	0 (0 to 0)	0 (0 to 0)	0 (0 to 0.1)	0.2 (0.1 to 0.4)	0.4 (0.1 to 0.7)	0.4 (0.1 to 0.9)	0.3 (0.1 to 0.8)	0.3 (0.1 to 0.6)	0.4 (0.1 to 0.9)	0.4 (0.1 to 0.9)	0.3 (0.1 to 0.8)	0.3 (0.1 to 0.7)	0.2 (0.1 to 0.5)	0.1 (0 to 0.3)	0.1 (0 to 0.2)	0 (0 to 0.1)	0 (0 to 0)	0 (0 to 0)	4
Other sexually transmitted infections	0 (0 to 0)	0 (0 to 0)	0 (0 to 0)	0 (0 to 0)	0 (0 to 0)	0 (0 to 0)	0 (0 to 0.2)	0.2 (0 to 0.7)	0.6 (0 to 1.9)	1.2 (0.3 to 3.1)	1.1 (0.3 to 3)	0.9 (0.2 to 2.6)	0.6 (0.1 to 1.8)	0.3 (0.1 to 0.9)	0.2 (0.1 to 0.6)	0.2 (0.1 to 0.5)	0.1 (0 to 0.3)	0.1 (0 to 0.2)	0 (0 to 0.1)	0 (0 to 0.1)	0 (0 to 0)	0 (0 to 0)	9.2
Respiratory infections and tuberculosis	1.7 (1.2 to 2.3)	16.6 (14.9 to 18.7)	14.3 (11.4 to 23.7)	11.2 (9.7 to 22.9)	7.6 (6.6 to 18)	7.6 (7.1 to 17.5)	8.2 (7.6 to 18.2)	10.3 (9.6 to 22.5)	12.2 (10.9 to 25.8)	13.2 (11.5 to 28)	13.5 (11.6 to 28)	12.7 (10.9 to 24.5)	12.2 (10.4 to 24.5)	11.4 (9.6 to 23.1)	10.4 (8.6 to 21.1)	9.2 (7.6 to 18.6)	7.9 (6.4 to 16.2)	6.4 (5.1 to 13.2)	4.6 (3.6 to 9.6)	2.8 (2.1 to 5.8)	1.2 (0.9 to 2.5)	0.4 (0.3 to 0.8)	299
Tuberculosis	0 (0 to 0)	0 (0 to 0)	0 (0 to 0)	0 (0 to 0)	0 (0 to 0)	0 (0 to 0)	0.2 (0.2 to 0.3)	0.6 (0.4 to 0.8)	1.2 (0.9 to 1.7)	1.7 (1.3 to 2.3)	1.6 (1.2 to 2.1)	1.4 (1.1 to 1.9)	1.4 (1.1 to 1.9)	1.3 (0.9 to 1.8)	1.2 (0.8 to 1.6)	1.1 (0.7 to 1.5)	1 (0.6 to 1.4)	0.8 (0.5 to 1.1)	0.5 (0.3 to 0.7)	0.3 (0.2 to 0.4)	0.1 (0.1 to 0.2)	0 (0 to 0)	18.1
Latent tuberculosis infection	0 (0 to 0)	0 (0 to 0)	0 (0 to 0)	0 (0 to 0)	0 (0 to 0)	0 (0 to 0)	0 (0 to 0)	0 (0 to 0)	0 (0 to 0)	0 (0 to 0)	0 (0 to 0)	0 (0 to 0)	0 (0 to 0)	0 (0 to 0)	0 (0 to 0)	0 (0 to 0)	0 (0 to 0)	0 (0 to 0)	0 (0 to 0)	0 (0 to 0)	0 (0 to 0)	0 (0 to 0)	0 (0 to 0)	0
Drug-susceptible tuberculosis	0 (0 to 0)	0 (0 to 0)	0 (0 to 0)	0 (0 to 0)	0 (0 to 0)	0 (0 to 0)	0.2 (0.2 to 0.3)	0.6 (0.4 to 0.8)	1.2 (0.9 to 1.7)	1.7 (1.3 to 2.3)	1.6 (1.2 to 2.1)	1.4 (1.1 to 1.9)	1.4 (1.1 to 1.9)	1.3 (0.9 to 1.8)	1.2 (0.8 to 1.6)	1.1 (0.7 to 1.5)	1 (0.6 to 1.4)	0.8 (0.5 to 1.1)	0.5 (0.3 to 0.7)	0.3 (0.2 to 0.4)	0.1 (0.1 to 0.2)	0 (0 to 0)	17.6
Multidrug-resistant tuberculosis without extensive drug-resistance	0 (0 to 0)	0 (0 to 0)	0 (0 to 0)	0 (0 to 0)	0 (0 to 0)	0 (0 to 0)	0 (0 to 0.1)	0 (0 to 0.1)	0 (0 to 0.1)	0 (0 to 0.1)	0 (0 to 0.1)	0 (0 to 0.1)	0 (0 to 0.1)	0 (0 to 0.1)	0 (0 to 0.1)	0 (0 to 0.1)	0 (0 to 0.1)	0 (0 to 0.1)	0 (0 to 0.1)	0 (0 to 0.1)	0 (0 to 0.1)	0 (0 to 0)	0 (0 to 0)	0.4
Extensively drug-resistant tuberculosis	0 (0 to 0)	0 (0 to 0)	0 (0 to 0)	0 (0 to 0)	0 (0 to 0)	0 (0 to 0)	0 (0 to 0.1)	0 (0 to 0.1)	0 (0 to 0.1)	0 (0 to 0.1)	0 (0 to 0.1)	0 (0 to 0.1)	0 (0 to 0.1)	0 (0 to 0.1)	0 (0 to 0.1)	0 (0 to 0.1)	0 (0 to 0.1)	0 (0 to 0.1)	0 (0 to 0.1)	0 (0 to 0.1)	0 (0 to 0.1)	0 (0 to 0)	0 (0 to 0)	0.1
Lower respiratory infections	1.6 (1.1 to 2.2)	1.1 (0.8 to 1.4)	0.8 (2.3 to 9.4)	0.2 (0.4 to 7.3)	0.2 (1.1 to 9.2)	0.2 (1.1 to 9.2)	2.3 (1.4 to 3.3)	3.4 (2.4 to 5.2)	5.1 (3.4 to 7.4)	6.6 (4.5 to 9.3)	7.5 (4.9 to 10.6)	8.7 (5.4 to 12.6)	9.7 (6.1 to 14.1)	10.2 (6.4 to 14.9)	10.4 (6.5 to 15.1)	10.2 (6.4 to 14.9)	9.7 (6.1 to 14.1)	8.9 (5.6 to 13.1)	7.7 (4.8 to 11.3)	6.4 (4 to 9.4)	4.6 (2.8 to 6.8)	1.9 (1.1 to 2.8)	163
Upper respiratory infections	0 (0 to 0)	0 (0 to 0)	1 (1 to 3.1)	0.8 (4.9 to 14.2)	0.5 (3.5 to 17.4)	0.5 (3.5 to 17.4)	0.7 (4.2 to 14.1)	0.9 (5.2 to 17.2)	1.4 (7.8 to 25.7)	1.8 (9.8 to 32.4)	2 (10.7 to 35.5)	2.3 (12.1 to 40.1)	2.6 (13.3 to 43.9)	2.8 (14.3 to 47.3)	2.8 (14.5 to 47.9)	2.8 (14.3 to 47.3)	2.6 (13.3 to 43.9)	2.4 (12.1 to 40.1)	2.1 (10.7 to 35.5)	1.8 (9.2 to 30.4)	1.3 (6.5 to 21.5)	0.5 (2.5 to 8.3)	117
Otitis media	0 (0 to 0)	0 (0 to 0)	0.5 (0.2 to 0.7)	0.1 (1.3 to 4.7)	0.1 (1.3 to 4.2)	0.1 (1.3 to 4.2)	0.1 (0.7 to 2.7)	0.1 (0.7 to 2.5)	0.1 (0.8 to 3.4)	0.1 (0.8 to 3.4)	0.1 (0.8 to 3.5)	0.1 (0.9 to 3.5)	0.1 (0.9 to 3.5)	0.1 (0.9 to 3.5)	0.1 (0.9 to 3.5)	0.1 (0.9 to 3.5)	0.1 (0.8 to 3.4)	0.1 (0.8 to 3.4)	0.1 (0.7 to 2.7)	0.1 (0.5 to 2.1)	0.1 (0.4 to 1.4)	0.1 (0.2 to 0.5)	23.9
Enteric infections	0.2 (0.1 to 0.3)	0.5 (0.4 to 0.7)	4.5 (4.2 to 9.6)	1.9 (5.3 to 14.5)	0.4 (3.3 to 7.8)	2.3 (15.5 to 23.1)	2.3 (11.4 to 21.9)	2.9 (10.4 to 19.6)	3.2 (10.6 to 19.5)	3.1 (10.8 to 19.8)	2.9 (11.4 to 20.8)	2.4 (11.3 to 20.8)	1.9 (11.2 to 20.8)	1.5 (11.2 to 20.8)	1.2 (11.2 to 20.8)	0.9 (11.2 to 20.8)	0.7 (11.2 to 20.8)	0.5 (11.2 to 20.8)	0.3 (11.2 to 20.8)	0.2 (11.2 to 20.8)	0.1 (11.2 to 20.8)	0.1 (11.2 to 20.8)	98.5
Diarrheal diseases	0.2 (0.1 to 0.2)	0.5 (0.4 to 0.7)	4.2 (3.9 to 9.2)	1.8 (5.2 to 14.4)	0.3 (3.2 to 7.6)	2.2 (15.4 to 23)	2.2 (11.4 to 21.9)	2.8 (10.4 to 19.6)	3.1 (10.6 to 19.5)	3 (10.8 to 19.8)	2.8 (11.4 to 20.8)	2.3 (11.3 to 20.8)	1.8 (11.2 to 20.8)	1.4 (11.2 to 20.8)	1.2 (11.2 to 20.8)	0.9 (11.2 to 20.8)	0.7 (11.2 to 20.8)	0.5 (11.2 to 20.8)	0.3 (11.2 to 20.8)	0.2 (11.2 to 20.8)	0.1 (11.2 to 20.8)	0.1 (11.2 to 20.8)	97.9
Typhoid and paraphoid	0 (0 to 0)	0 (0 to 0)	0 (0 to 0)	0 (0 to 0)	0 (0 to 0)	0 (0 to 0)	0 (0 to 0)	0 (0 to 0)	0 (0 to 0)	0 (0 to 0)	0 (0 to 0)	0 (0 to 0)	0 (0 to 0)	0 (0 to 0)	0 (0 to 0)	0 (0 to 0)	0 (0 to 0)	0 (0 to 0)	0 (0 to 0)	0 (0 to 0)	0 (0 to 0)	0 (0 to 0)	0 (0 to 0)	0
Typhoid fever	0 (0 to 0)	0 (0 to 0)	0 (0 to 0)	0 (0 to 0)	0 (0 to 0)	0 (0 to 0)	0 (0 to 0)	0 (0 to 0)	0 (0 to 0)	0 (0 to 0)	0 (0 to 0)	0 (0 to 0)	0 (0 to 0)	0 (0 to 0)	0 (0 to 0)	0 (0 to 0)	0 (0 to 0)	0 (0 to 0)	0 (0 to 0)	0 (0 to 0)	0 (0 to 0)	0 (0 to 0)	0 (0 to 0)	0
Paratyphoid fever	0 (0 to 0)	0 (0 to 0)	0 (0 to 0)	0 (0 to 0)	0 (0 to 0)	0 (0 to 0)	0 (0 to 0)	0 (0 to 0)	0 (0 to 0)	0 (0 to 0)	0 (0 to 0)	0 (0 to 0)	0 (0 to 0)	0 (0 to 0)	0 (0 to 0)	0 (0 to 0)	0 (0 to 0)	0 (0 to 0)	0 (0 to 0)	0 (0 to 0)	0 (0 to 0)	0 (0 to 0)	0 (0 to 0)	0
Invasive Non-typhoidal Salmonella (iNTS)	0 (0 to 0)	0 (0 to 0)	0 (0 to 0)	0 (0 to 0)	0 (0 to 0)	0 (0 to 0)	0 (0 to 0)	0 (0 to 0)	0 (0 to 0)	0 (0 to 0)	0 (0 to 0)	0 (0 to 0)	0 (0 to 0)	0 (0 to 0)	0 (0 to 0)	0 (0 to 0)	0 (0 to 0)	0 (0 to 0)	0 (0 to 0)	0 (0 to 0)	0 (0 to 0)	0 (0 to 0)	0 (0 to 0)	0.4
Other intestinal infectious diseases	0 (0 to 0)	0 (0 to 0)	0 (0 to 0)	0 (0 to 0)	0 (0 to 0)	0 (0 to 0)	0 (0 to 0)	0 (0 to 0)	0 (0 to 0)	0 (0 to 0)	0 (0 to 0)	0 (0 to 0)	0 (0 to 0)	0 (0 to 0)	0 (0 to 0)	0 (0 to 0)	0 (0 to 0)	0 (0 to 0)	0 (0 to 0)	0 (0 to 0)	0 (0 to 0)	0 (0 to 0)	0 (0 to 0)	0.2
Neglected tropical diseases and malaria	0 (0 to 0)	0.2 (0.1 to 0.4)	3.4 (1.7 to 6.6)	1.7 (7.3 to 22.5)	0.2 (1.5 to 11.4)	0.2 (1.5 to 11.4)	0.3 (0.2 to 1.1)	0.2 (0.2 to 0.5)	0.2 (0.2 to 0.5)	0.2 (0.2 to 0.5)	0.2 (0.2 to 0.5)	0.2 (0.2 to 0.5)	0.2 (0.2 to 0.5)	0.2 (0.2 to 0.5)	0.2 (0.2 to 0.5)	0.2 (0.2 to 0.5)	0.2 (0.2 to 0.5)	0.2 (0.2 to 0.5)	0.2 (0.2 to 0.5)	0.2 (0.2 to 0.5)	0.2 (0.2 to 0.5)	0.2 (0.2 to 0.5)	23.7
Malaria	0 (0 to 0)	0 (0 to 0)	0 (0 to 0)	0 (0 to 0)	0 (0 to 0)	0 (0 to 0)	0 (0 to 0)	0 (0 to 0)	0 (0 to 0)	0 (0 to 0)	0 (0 to 0)	0 (0 to 0)	0 (0 to 0)	0 (0 to 0)	0 (0 to 0)	0 (0 to 0)	0 (0 to 0)	0 (0 to 0)	0 (0 to 0)	0 (0 to 0)	0 (0 to 0)	0 (0 to 0)	0 (0 to 0)	0
Chagas disease	0 (0 to 0)	0 (0 to 0)	0 (0 to 0)	0 (0 to 0)	0 (0 to 0)	0 (0 to 0)	0 (0 to 0)	0 (0 to 0)	0 (0 to 0)	0 (0 to 0)	0 (0 to 0)	0 (0 to 0)	0 (0 to 0)	0 (0 to 0)	0 (0 to 0)	0 (0 to 0)	0 (0 to 0)	0 (0 to 0)	0 (0 to 0)	0 (0 to 0)	0 (0 to 0)	0 (0 to 0)	0 (0 to 0)	0
Leishmaniasis	0 (0 to 0)	0 (0 to 0)	0 (0 to 0)	0 (0 to 0)	0 (0 to 0)	0 (0 to 0)	0 (0 to 0)	0 (0 to 0)	0 (0 to 0)	0 (0 to 0)	0 (0 to 0)	0 (0 to 0)	0 (0 to 0)	0 (0 to 0)	0 (0 to 0)	0 (0 to 0)	0 (0 to 0)	0 (0 to 0)	0 (0 to 0)	0 (0 to 0)	0 (0 to 0)	0 (0 to 0)	0 (0 to 0)	0
Visceral leishmaniasis	0 (0 to 0)	0 (0 to 0)	0 (0 to 0)	0 (0 to 0)	0 (0 to 0)	0 (0 to 0)	0 (0 to 0)	0 (0 to 0)	0 (0 to 0)	0 (0 to 0)	0 (0 to 0)	0 (0 to 0)	0 (0 to 0)	0 (0 to 0)	0 (0 to 0)	0 (0 to 0)	0 (0 to 0)	0 (0 to 0)	0 (0 to 0)	0 (0 to 0)	0 (0 to 0)	0 (0 to 0)	0 (0 to 0)	0
Cutaneous and mucocutaneous leishmaniasis	0 (0 to 0)	0 (0 to 0)	0 (0 to 0)	0 (0 to 0)	0 (0 to 0)	0 (0 to 0)	0 (0 to 0)	0 (0 to 0)	0 (0 to 0)	0 (0 to 0)	0 (0 to 0)	0 (0 to 0)	0 (0 to 0)	0 (0 to 0)	0 (0 to 0)	0 (0 to 0)	0 (0 to 0)	0 (0 to 0)	0 (0 to 0)	0 (0 to 0)	0 (0 to 0)	0 (0 to 0)	0 (0 to 0)	0
African trypanosomiasis	0 (0 to 0)	0 (0 to 0)	0 (0 to 0)	0 (0 to 0)	0 (0 to 0)	0 (0 to 0)	0 (0 to 0)	0 (0 to 0)	0 (0 to 0)	0 (0 to 0)	0 (0 to 0)	0 (0 to 0)	0 (0 to 0)	0 (0 to 0)	0 (0 to 0)	0 (0 to 0)	0 (0 to 0)	0 (0 to 0)	0 (0 to 0)	0 (0 to 0)	0 (0 to 0)	0 (0 to 0)	0 (0 to 0)	0
Schistosomiasis	0 (0 to 0)	0 (0 to 0)	0 (0 to 0)	0 (0 to 0)	0 (0 to 0)	0 (0 to 0)	0 (0 to 0)	0 (0 to 0)	0 (0 to 0)	0 (0 to 0)	0 (0 to 0)	0 (0 to 0)	0 (0 to 0)	0 (0 to 0)	0 (0 to 0)	0 (0 to 0)	0 (0 to 0)	0 (0 to 0)	0 (0 to 0)	0 (0 to 0)	0 (0 to 0)	0 (0 to 0)	0 (0 to 0)	0
Cysticercosis	0 (0 to 0)	0 (0 to 0)	0 (0 to 0)	0 (0 to 0)	0 (0 to 0)	0 (0 to 0)	0 (0 to 0)	0 (0 to 0)	0 (0 to 0)	0 (0 to 0)	0 (0 to 0)	0 (0 to 0)	0 (0 to 0)	0 (0 to 0)	0 (0 to 0)	0 (0 to 0)	0 (0 to 0)	0 (0 to 0)	0 (0 to 0)	0 (0 to 0)	0 (0 to 0)	0 (0 to 0)	0 (0 to 0)	0
Cystic echinococcosis	0 (0 to 0)	0 (0 to 0)	0 (0 to 0)	0 (0 to 0)	0 (0 to 0)	0 (0 to 0)	0 (0 to 0)	0 (0 to 0)	0 (0 to 0)	0 (0 to 0)	0 (0 to 0)	0 (0 to 0)	0 (0 to 0)	0 (0 to 0)	0 (0 to 0)	0 (0 to 0)	0 (0 to 0)	0 (0 to 0)	0 (0 to 0)	0 (0 to 0)	0 (0 to 0)	0 (0 to 0)	0 (0 to 0)	0
Lymphatic filariasis	0 (0 to 0)	0 (0 to 0)	0 (0 to 0)	0 (0 to 0)	0 (0 to 0)	0 (0 to 0)	0 (0 to 0)	0 (0 to 0)	0 (0 to 0)	0 (0 to 0)	0 (0 to 0)	0 (0 to 0)	0 (0 to 0)	0 (0 to 0)	0 (0 to 0)	0 (0 to 0)	0 (0 to 0)	0 (0 to 0)	0 (0 to 0)	0 (0 to 0)	0 (0 to 0)	0 (0 to 0)	0 (0 to 0)	0
Onchocerciasis	0 (0 to 0)	0 (0 to 0)	0 (0 to 0)	0 (0 to 0)	0 (0 to 0)	0 (0 to 0)	0 (0 to 0)	0 (0 to 0)	0 (0 to 0)	0 (0 to 0)	0 (0 to 0)	0 (0 to 0)	0 (0 to 0)	0 (0 to 0)	0 (0 to 0)	0 (0 to 0)	0 (0 to 0)	0 (0 to 0)	0 (0 to 0)	0 (0 to 0)	0 (0 to 0)	0 (0 to 0)	0 (0 to 0)	0
Trachoma	0 (0 to 0)	0 (0 to 0)	0 (0 to 0)	0 (0 to 0)	0 (0 to 0)	0 (0 to 0)	0 (0 to 0)	0 (0 to 0)	0 (0 to 0)	0 (0 to 0)	0 (0 to 0)	0 (0 to 0)	0 (0 to 0)	0 (0 to 0)	0 (0 to 0)	0 (0 to 0)	0 (0 to 0)	0 (0 to 0)	0 (0 to 0)	0 (0 to 0)	0 (0 to 0)	0 (0 to 0)	0 (0 to 0)	0
Dengue	0 (0 to 0)	0 (0 to 0)	0 (0 to 0)	0 (0 to 0)	0 (0 to 0)	0 (0 to 0)	0 (0 to 0)	0 (0 to 0)	0 (0 to 0)	0 (0 to 0)	0 (0 to 0)	0 (0 to 0)	0 (0 to 0)	0 (0 to 0)	0 (0 to 0)	0 (0 to 0)	0 (0 to 0)	0 (0 to 0)	0 (0 to 0)	0 (0 to 0)	0 (0 to 0)	0 (0 to 0)	0 (0 to 0)	0
Yellow fever	0 (0 to 0)	0 (0 to 0)	0 (0 to 0)	0 (0 to 0)	0 (0 to 0)	0 (0 to 0)	0 (0 to 0)	0 (0 to 0)	0 (0 to 0)	0 (0 to 0)	0 (0 to 0)	0 (0 to 0)	0 (0 to 0)	0 (0 to 0)	0 (0 to 0)	0 (0 to 0)	0 (0 to 0)	0 (0 to 0)	0 (0 to 0)	0 (0 to 0)	0 (0 to 0)	0 (0 to 0)	0 (0 to 0)	0
Rabies	0 (0 to 0)	0 (0 to 0)	0 (0 to 0)	0 (0 to 0)	0 (0 to 0)	0 (0 to 0)	0 (0 to 0)	0 (0 to 0)	0 (0 to 0)	0 (0 to 0)	0 (0 to 0)	0 (0 to 0)	0 (0 to 0)	0 (0 to 0)	0 (0 to 0)	0 (0 to 0)	0 (0 to 0)	0 (0 to 0)	0 (0 to 0)	0 (0 to 0)	0 (0 to 0)	0 (0 to 0)	0 (0 to 0)	0
Intestinal nematode infections	0 (0 to 0)	0 (0 to 0)	0 (0 to 0)	0 (0 to 0)	0 (0 to 0)	0 (0 to 0)	0 (0 to 0)	0 (0 to 0)	0 (0 to 0)	0 (0 to 0)	0 (0 to 0)	0 (0 to 0)	0 (0 to 0)	0 (0 to 0)	0 (0 to 0)	0 (0 to 0)	0 (0 to 0)	0 (0 to 0)	0 (0 to 0)	0 (0 to 0)	0 (0 to 0)	0 (0 to 0)	0 (0 to 0)	0
Ascariasis	0 (0 to 0)	0 (0 to 0)	0 (0 to 0)	0 (0 to 0)	0 (0 to 0)	0 (0 to 0)	0 (0 to 0)	0 (0 to 0)	0 (0 to 0)	0 (0 to 0)	0 (0 to 0)	0 (0 to 0)	0 (0 to 0)	0 (0 to 0)	0 (0 to 0)	0 (0 to 0)	0 (0 to 0)	0 (0 to 0)	0 (0 to 0)	0 (0 to 0)	0 (0 to 0)	0 (0 to 0)	0 (0 to 0)	0
Trichuriasis	0 (0 to 0)	0 (0 to 0)	0 (0 to 0)	0 (0 to 0)	0 (0 to 0)	0 (0 to 0)	0 (0 to 0)	0 (0 to 0)	0 (0 to 0)	0 (0 to 0)	0 (0 to 0)	0 (0 to 0)	0 (0 to 0)	0 (0 to 0)	0 (0 to 0)	0 (0 to 0)	0 (0 to 0)	0 (0 to 0)	0 (0 to 0)	0 (0 to 0)	0 (0 to 0)	0 (0 to 0)	0 (0 to 0)	0
Hookworm disease	0 (0 to 0)	0 (0 to 0)	0 (0 to 0)	0 (0 to 0)	0 (0 to 0)	0 (0 to 0)	0 (0 to 0)	0 (0 to 0)	0 (0 to 0)	0 (0 to 0)	0 (0 to 0)	0 (0 to 0)	0 (0 to 0)	0 (0 to 0)	0 (0 to 0)	0 (0 to 0)	0 (0 to 0)	0 (0 to 0)	0

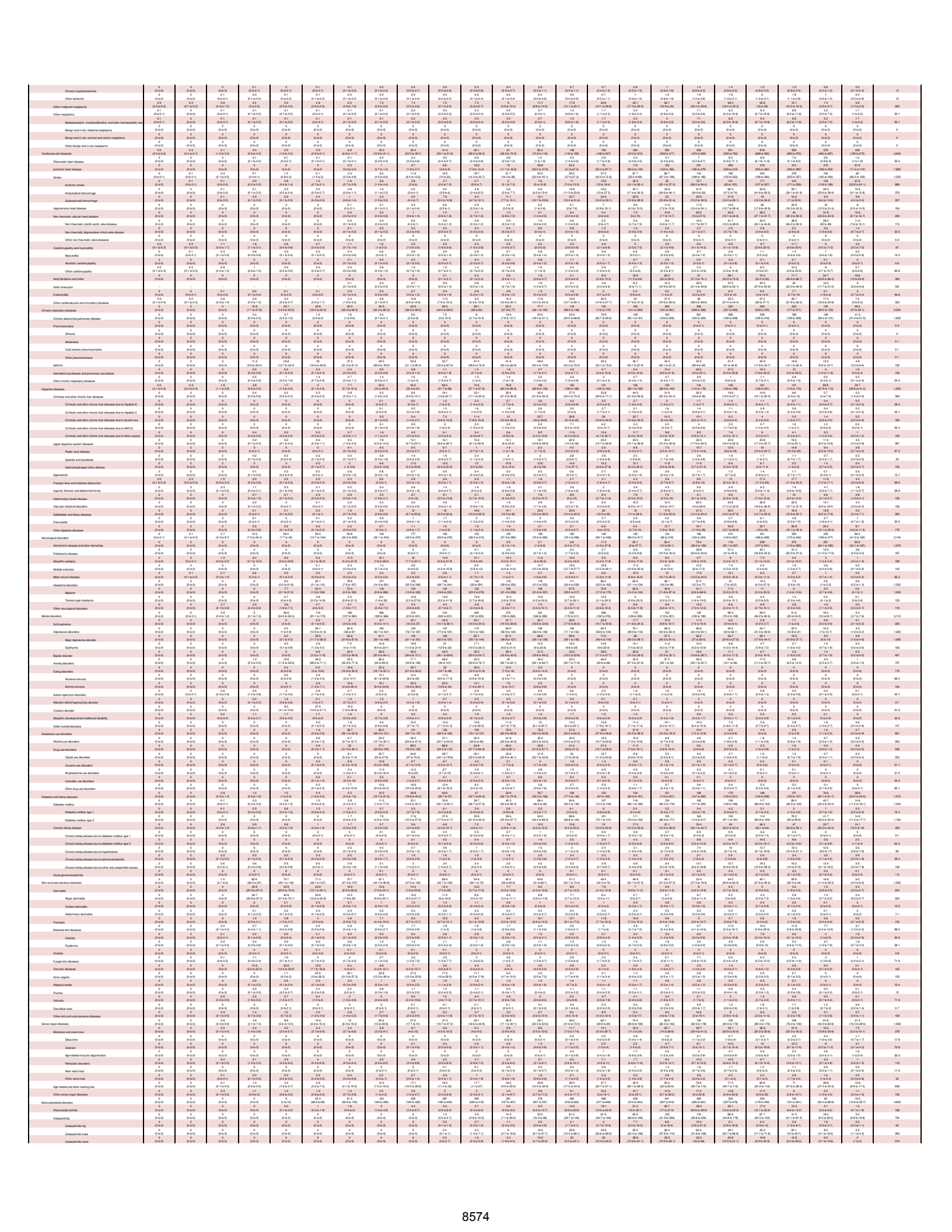

| | | |

SR Table 2b. Shoaxons DALYS by cause and age group for females with 95% uncertainty intervals. 2019

Cause	Early Neonatal	Late Neonatal	Post-Neonatal	1 to 4	5 to 9	10 to 14	15 to 19	20 to 24	25 to 29	30 to 34	35 to 39	40 to 44	45 to 49	50 to 54	55 to 59	60 to 64	65 to 69	70 to 74	75 to 79	80 to 84	85 to 89	90 to 94	95 plus	Total
All causes	1,600 (982 to 1,950)	733 (511 to 973)	1,980 (1,370 to 2,490)	4,230 (3,130 to 5,060)	3,660 (2,870 to 4,490)	3,830 (2,970 to 4,650)	5,040 (3,760 to 6,160)	13,200 (9,580 to 17,000)	20,500 (15,300 to 25,700)	29,100 (21,600 to 35,300)	34,600 (26,200 to 42,900)	37,300 (28,200 to 46,700)	39,100 (29,400 to 47,900)	41,000 (31,000 to 50,000)	42,200 (32,000 to 50,700)	43,000 (32,000 to 52,000)	43,000 (32,000 to 52,000)	37,000 (27,000 to 45,000)	33,600 (25,000 to 41,000)	29,500 (21,000 to 36,000)	21,000 (14,000 to 25,000)	10,900 (6,700 to 14,000)	506,000
Communicable, maternal, neonatal, and nutritional diseases	883 (564 to 1,260)	349 (223 to 486)	667 (470 to 886)	1,200 (749 to 1,660)	782 (561 to 1,180)	623 (462 to 1,000)	663 (474 to 986)	1,540 (1,060 to 2,270)	1,810 (1,170 to 2,560)	2,040 (1,390 to 3,130)	2,090 (1,420 to 3,190)	2,090 (1,370 to 3,200)	1,940 (1,310 to 2,930)	1,890 (1,310 to 2,930)	1,940 (1,340 to 2,940)	2,090 (1,490 to 3,200)	2,310 (1,620 to 3,500)	2,500 (1,640 to 3,900)	2,870 (2,070 to 4,320)	3,120 (2,220 to 4,710)	3,230 (2,390 to 4,970)	2,340 (1,670 to 3,520)	1,190 (720 to 1,670)	38,200
HIV/AIDS and sexually transmitted infections	0 (0 to 0)	0 (0 to 0)	2.6 (1.1 to 5.1)	2.3 (1.0 to 5.1)	1.0 (0.4 to 2.4)	2.3 (0.9 to 5.6)	10.6 (5.6 to 18.6)	31.6 (19.1 to 49.1)	96.5 (60.1 to 150)	151 (97.0 to 218)	162 (105 to 242)	150 (93.6 to 241)	99.1 (59.3 to 172)	84.3 (50.2 to 142)	69.5 (39.6 to 121)	55.9 (29.6 to 93.4)	17.6 (8.9 to 29.3)	13.9 (7.9 to 24.1)	7.0 (4.4 to 11.9)	4.2 (2.6 to 6.9)	2.1 (1.2 to 3.2)	0.6 (0.3 to 1.2)	894
HIV/AIDS	0 (0 to 0)	0 (0 to 0)	2.6 (1.1 to 5.1)	2.3 (1.0 to 5.1)	1.0 (0.4 to 2.4)	2.3 (0.9 to 5.6)	9.7 (5.0 to 17.5)	29.4 (17.7 to 46.9)	94.1 (58.7 to 147)	149 (96.1 to 215)	161 (104 to 241)	149 (93.1 to 240)	98.4 (58.9 to 171)	83.8 (49.9 to 141)	69.2 (39.4 to 120)	55.7 (29.5 to 93.1)	17.5 (8.9 to 29.2)	13.8 (7.9 to 24.0)	7.0 (4.4 to 11.9)	4.2 (2.6 to 6.9)	2.1 (1.2 to 3.2)	0.6 (0.3 to 1.2)	239
HIV/AIDS - Drug-susceptible Tuberculosis	0 (0 to 0)	0 (0 to 0)	0.2 (0.1 to 0.5)	0.2 (0.1 to 0.5)	0.1 (0.1 to 0.3)	0.2 (0.1 to 0.5)	0.9 (0.4 to 2.0)	3.1 (1.5 to 6.4)	9.8 (4.8 to 19.5)	15.4 (7.6 to 30.4)	16.6 (8.2 to 32.8)	15.4 (7.6 to 30.4)	10.1 (4.9 to 20.0)	8.6 (4.2 to 17.0)	7.1 (3.5 to 14.0)	5.7 (2.8 to 11.3)	1.8 (0.9 to 3.6)	1.4 (0.7 to 2.8)	0.7 (0.4 to 1.4)	0.4 (0.2 to 0.9)	0.2 (0.1 to 0.4)	0.1 (0.0 to 0.2)	24.5
HIV/AIDS - Multidrug-resistant Tuberculosis without extensive	0 (0 to 0)	0 (0 to 0)	0 (0 to 0)	0 (0 to 0)	0 (0 to 0)	0 (0 to 0)	0 (0 to 0)	0 (0 to 0)	0 (0 to 0)	0 (0 to 0)	0 (0 to 0)	0 (0 to 0)	0 (0 to 0)	0 (0 to 0)	0 (0 to 0)	0 (0 to 0)	0 (0 to 0)	0 (0 to 0)	0 (0 to 0)	0 (0 to 0)	0 (0 to 0)	0 (0 to 0)	0 (0 to 0)	0.4
HIV/AIDS - Extensively drug-resistant Tuberculosis	0 (0 to 0)	0 (0 to 0)	0 (0 to 0)	0 (0 to 0)	0 (0 to 0)	0 (0 to 0)	0 (0 to 0)	0 (0 to 0)	0 (0 to 0)	0 (0 to 0)	0 (0 to 0)	0 (0 to 0)	0 (0 to 0)	0 (0 to 0)	0 (0 to 0)	0 (0 to 0)	0 (0 to 0)	0 (0 to 0)	0 (0 to 0)	0 (0 to 0)	0 (0 to 0)	0 (0 to 0)	0 (0 to 0)	0.1
HIV/AIDS resulting in other diseases	0 (0 to 0)	0 (0 to 0)	2.1 (1.0 to 3.9)	2.1 (1.0 to 3.8)	0.9 (0.4 to 1.8)	2.1 (0.9 to 4.0)	8.7 (4.1 to 16.1)	26.3 (12.3 to 48.4)	78.3 (37.7 to 144)	123 (59.6 to 226)	134 (64.7 to 246)	123 (59.4 to 226)	81.1 (38.7 to 149)	69.1 (33.1 to 127)	56.9 (26.9 to 104)	45.7 (21.4 to 84.1)	14.4 (6.9 to 26.4)	11.4 (5.5 to 20.9)	5.7 (2.8 to 10.5)	3.4 (1.6 to 6.3)	1.7 (0.8 to 3.1)	0.5 (0.2 to 0.9)	223
Sexually transmitted infections excluding HIV	0 (0 to 0)	0 (0 to 0)	0 (0 to 0)	0 (0 to 0)	0 (0 to 0)	0 (0 to 0)	0.8 (0.4 to 1.6)	2.2 (1.0 to 4.4)	2.4 (1.1 to 4.8)	1.9 (0.9 to 3.8)	1.4 (0.7 to 2.9)	1.2 (0.6 to 2.5)	0.8 (0.4 to 1.7)	0.6 (0.3 to 1.3)	0.4 (0.2 to 0.9)	0.3 (0.1 to 0.6)	0.1 (0.0 to 0.3)	0.1 (0.0 to 0.2)	0.1 (0.0 to 0.2)	0.1 (0.0 to 0.1)	0.0 (0.0 to 0.1)	0.0 (0.0 to 0.0)	16.6
Syphilis	0 (0 to 0)	0 (0 to 0)	0 (0 to 0)	0 (0 to 0)	0 (0 to 0)	0 (0 to 0)	0.6 (0.1 to 1.4)	0.8 (0.2 to 2.0)	0.9 (0.2 to 2.2)	0.7 (0.2 to 1.8)	0.5 (0.1 to 1.3)	0.4 (0.1 to 1.0)	0.3 (0.1 to 0.8)	0.2 (0.1 to 0.6)	0.2 (0.0 to 0.5)	0.1 (0.0 to 0.3)	0.0 (0.0 to 0.2)	0.0 (0.0 to 0.1)	0.0 (0.0 to 0.1)	0.0 (0.0 to 0.1)	0.0 (0.0 to 0.0)	0.0 (0.0 to 0.0)	5.7
Chlamydial infection	0 (0 to 0)	0 (0 to 0)	0 (0 to 0)	0 (0 to 0)	0 (0 to 0)	0 (0 to 0)	2.6 (0.4 to 6.7)	6.8 (1.1 to 17.3)	12.1 (1.9 to 32.6)	12.2 (1.9 to 33.1)	11.4 (1.8 to 30.8)	10.4 (1.6 to 28.6)	7.5 (1.2 to 20.5)	6.4 (1.1 to 17.4)	5.2 (0.9 to 14)	4.2 (0.7 to 11.3)	1.3 (0.2 to 3.5)	1.0 (0.2 to 2.7)	0.5 (0.1 to 1.4)	0.3 (0.1 to 0.8)	0.1 (0.0 to 0.4)	0.0 (0.0 to 0.1)	84.6
Gonococcal infection	0 (0 to 0)	0 (0 to 0)	0 (0 to 0)	0 (0 to 0)	0 (0 to 0)	0 (0 to 0)	0.2 (0.0 to 0.5)	0.8 (0.2 to 2.0)	1.6 (0.4 to 3.7)	2.9 (0.7 to 6.7)	4.9 (1.2 to 11.3)	6.3 (1.6 to 14.5)	6.4 (1.6 to 14.7)	5.6 (1.4 to 13.1)	4.6 (1.1 to 10.7)	3.6 (0.9 to 8.5)	1.2 (0.3 to 2.9)	0.9 (0.2 to 2.2)	0.4 (0.1 to 1.1)	0.2 (0.0 to 0.6)	0.1 (0.0 to 0.3)	0.0 (0.0 to 0.1)	32.6
Trichomoniasis	0 (0 to 0)	0 (0 to 0)	0 (0 to 0)	0 (0 to 0)	0 (0 to 0)	0 (0 to 0)	0.1 (0.0 to 0.3)	0.4 (0.1 to 1.0)	0.8 (0.2 to 1.9)	1.6 (0.4 to 3.8)	2.7 (0.7 to 6.5)	3.5 (0.9 to 8.5)	3.6 (0.9 to 8.7)	3.1 (0.8 to 7.6)	2.6 (0.7 to 6.3)	2.0 (0.5 to 4.8)	0.7 (0.2 to 1.7)	0.5 (0.1 to 1.3)	0.2 (0.1 to 0.6)	0.1 (0.0 to 0.3)	0.0 (0.0 to 0.1)	0.0 (0.0 to 0.1)	19.4
Genital herpes	0 (0 to 0)	0 (0 to 0)	0 (0 to 0)	0 (0 to 0)	0 (0 to 0)	0 (0 to 0)	0 (0 to 0)	0 (0 to 0)	0 (0 to 0)	0 (0 to 0)	0 (0 to 0)	0 (0 to 0)	0 (0 to 0)	0 (0 to 0)	0 (0 to 0)	0 (0 to 0)	0 (0 to 0)	0 (0 to 0)	0 (0 to 0)	0 (0 to 0)	0 (0 to 0)	0 (0 to 0)	0 (0 to 0)	0.1
Other sexually transmitted infections	0 (0 to 0)	0 (0 to 0)	0 (0 to 0)	0 (0 to 0)	0 (0 to 0)	0 (0 to 0)	0.1 (0.0 to 0.3)	0.4 (0.1 to 1.0)	0.8 (0.2 to 1.9)	1.6 (0.4 to 3.8)	2.7 (0.7 to 6.5)	3.5 (0.9 to 8.5)	3.6 (0.9 to 8.7)	3.1 (0.8 to 7.6)	2.6 (0.7 to 6.3)	2.0 (0.5 to 4.8)	0.7 (0.2 to 1.7)	0.5 (0.1 to 1.3)	0.2 (0.1 to 0.6)	0.1 (0.0 to 0.3)	0.0 (0.0 to 0.1)	0.0 (0.0 to 0.1)	19.4
Respiratory infections and tuberculosis	497 (176 to 848)	199 (78 to 376)	269 (78 to 574)	278 (78 to 647)	225 (80 to 527)	219 (80 to 520)	229 (88 to 534)	339 (127 to 800)	430 (166 to 1,000)	520 (203 to 1,190)	560 (242 to 1,250)	592 (257 to 1,310)	592 (260 to 1,300)	592 (262 to 1,310)	592 (262 to 1,310)	592 (262 to 1,310)	592 (262 to 1,310)	592 (262 to 1,310)	592 (262 to 1,310)	592 (262 to 1,310)	592 (262 to 1,310)	592 (262 to 1,310)	1.9 (0.7 to 3.3)
Tuberculosis	0 (0 to 0)	0 (0 to 0)	1.7 (1 to 2.9)	1.7 (1 to 2.9)	1 (0.5 to 1.6)	2.1 (1.2 to 3.4)	8.1 (4.5 to 13.1)	23.6 (13.2 to 38.1)	68.7 (38.5 to 111)	109 (61.2 to 176)	122 (68.5 to 197)	131 (73.4 to 211)	130 (73.1 to 210)	130 (73.1 to 210)	130 (73.1 to 210)	130 (73.1 to 210)	130 (73.1 to 210)	130 (73.1 to 210)	130 (73.1 to 210)	130 (73.1 to 210)	130 (73.1 to 210)	130 (73.1 to 210)	0.4 (0.2 to 0.7)	650
Latent tuberculosis infection	0 (0 to 0)	0 (0 to 0)	0 (0 to 0)	0 (0 to 0)	0 (0 to 0)	0 (0 to 0)	0 (0 to 0)	0 (0 to 0)	0 (0 to 0)	0 (0 to 0)	0 (0 to 0)	0 (0 to 0)	0 (0 to 0)	0 (0 to 0)	0 (0 to 0)	0 (0 to 0)	0 (0 to 0)	0 (0 to 0)	0 (0 to 0)	0 (0 to 0)	0 (0 to 0)	0 (0 to 0)	0 (0 to 0)	0
Drug-susceptible Tuberculosis	1.6 (0.6 to 3.2)	1.6 (0.6 to 3.2)	1.6 (1.3 to 2.6)	1.6 (1.3 to 2.6)	0.9 (0.5 to 1.5)	2.0 (1.2 to 3.3)	7.7 (4.3 to 12.5)	22.3 (12.5 to 36.2)	64.9 (36.4 to 105)	103 (57.9 to 167)	115 (64.7 to 186)	124 (69.3 to 200)	123 (69.1 to 199)	123 (69.1 to 199)	123 (69.1 to 199)	123 (69.1 to 199)	123 (69.1 to 199)	123 (69.1 to 199)	123 (69.1 to 199)	123 (69.1 to 199)	123 (69.1 to 199)	123 (69.1 to 199)	0.4 (0.2 to 0.6)	616
Multidrug-resistant tuberculosis without extensive drug-resistar	0 (0 to 0)	0 (0 to 0)	0 (0 to 0)	0 (0 to 0)	0 (0 to 0)	0 (0 to 0)	0.1 (0.0 to 0.3)	0.2 (0.1 to 0.5)	0.5 (0.2 to 1.1)	0.9 (0.4 to 2.1)	1.3 (0.6 to 3.1)	1.6 (0.7 to 3.8)	1.7 (0.8 to 4)	1.7 (0.8 to 4)	1.7 (0.8 to 4)	1.7 (0.8 to 4)	1.7 (0.8 to 4)	1.7 (0.8 to 4)	1.7 (0.8 to 4)	1.7 (0.8 to 4)	1.7 (0.8 to 4)	1.7 (0.8 to 4)	0.0 (0.0 to 0.1)	9.1
Extensively drug-resistant tuberculosis	0 (0 to 0)	0 (0 to 0)	0 (0 to 0)	0 (0 to 0)	0 (0 to 0)	0 (0 to 0)	0 (0 to 0)	0 (0 to 0)	0 (0 to 0)	0 (0 to 0)	0 (0 to 0)	0 (0 to 0)	0 (0 to 0)	0 (0 to 0)	0 (0 to 0)	0 (0 to 0)	0 (0 to 0)	0 (0 to 0)	0 (0 to 0)	0 (0 to 0)	0 (0 to 0)	0 (0 to 0)	0 (0 to 0)	0.2
Lower respiratory infections	211 (39.7 to 46.2)	47.7 (28.1 to 72.2)	237 (108 to 506)	116 (39.2 to 164)	69.1 (28.9 to 120)	60.3 (26.2 to 105)	51.4 (21.9 to 89.6)	60.9 (25.2 to 106)	57.2 (23.6 to 99.6)	128 (53.1 to 223)	139 (57.6 to 242)	156 (64.7 to 270)	157 (65.1 to 273)	157 (65.1 to 273)	157 (65.1 to 273)	157 (65.1 to 273)	157 (65.1 to 273)	157 (65.1 to 273)	157 (65.1 to 273)	157 (65.1 to 273)	157 (65.1 to 273)	157 (65.1 to 273)	0.5 (0.2 to 0.8)	1,190
Upper respiratory infections	0 (0 to 0)	0 (0 to 0.1)	0.1 (0 to 0.6)	0.1 (0 to 0.6)	0.1 (0 to 0.6

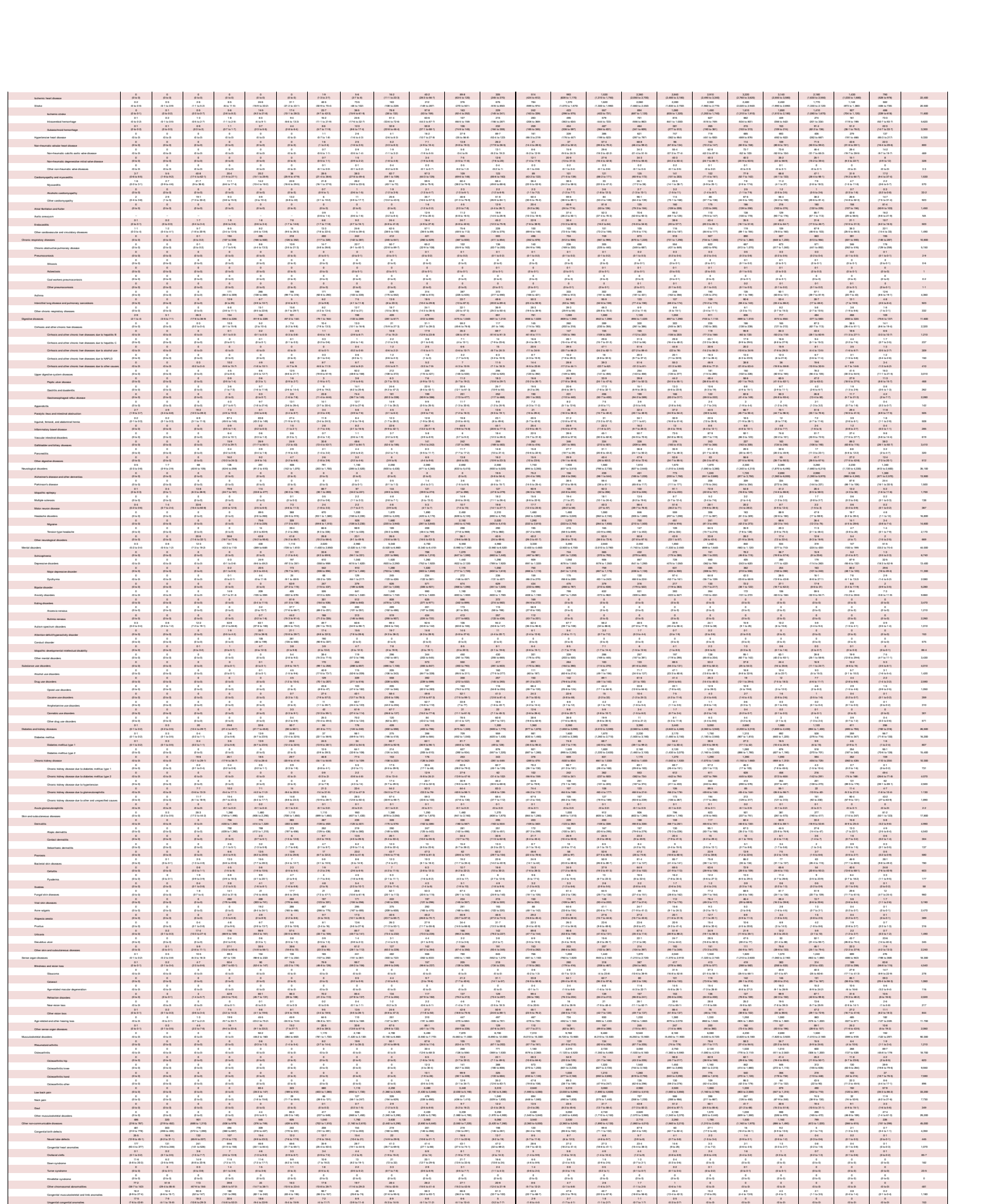



All Table 2b: Australian DALYS by cause and age group for females with 95% uncertainty intervals, 2019

Cause	Early Neonatal	Late Neonatal	Post Neonatal	1 to 4	5 to 9	10 to 14	15 to 19	20 to 24	25 to 29	30 to 34	35 to 39	40 to 44	45 to 49	50 to 54	55 to 59	60 to 64	65 to 69	70 to 74	75 to 79	80 to 84	85 to 89	90 to 94	95 plus	Total
All causes	29,600 (22,500 to 29,700)	6,040 (5,260 to 6,960)	16,900 (15,500 to 18,500)	28,500 (27,600 to 29,700)	36,900 (27,300 to 48,600)	64,200 (47,900 to 84,000)	90,500 (69,500 to 116,600)	116,200 (92,200 to 150,400)	139,200 (112,300 to 174,600)	170,200 (138,600 to 211,400)	140,200 (114,300 to 171,800)	146,800 (119,200 to 179,300)	318,200 (260,200 to 387,000)	327,200 (267,600 to 412,000)	366,200 (301,000 to 452,000)	373,200 (307,000 to 463,000)	396,200 (327,000 to 490,000)	311,200 (256,000 to 384,000)	394,200 (324,000 to 487,000)	394,200 (324,000 to 487,000)	140,200 (115,000 to 173,000)	73,900 (60,600 to 91,000)	3,490,000
Communicable, maternal, neonatal, and nutritional diseases	19,400 (15,000 to 24,000)	3,160 (2,760 to 3,650)	4,960 (4,550 to 5,430)	6,040 (5,550 to 6,540)	4,000 (3,650 to 4,370)	3,460 (3,170 to 3,760)	5,500 (5,050 to 5,980)	6,920 (6,350 to 7,530)	6,210 (5,700 to 6,750)	6,210 (5,700 to 6,750)	6,920 (6,350 to 7,530)	6,220 (5,710 to 6,760)	6,220 (5,710 to 6,760)	6,220 (5,710 to 6,760)	6,220 (5,710 to 6,760)	6,760 (6,200 to 7,350)	6,920 (6,350 to 7,530)	6,920 (6,350 to 7,530)	6,920 (6,350 to 7,530)	6,910 (6,350 to 7,520)	6,440 (5,910 to 7,000)	4,290 (3,940 to 4,660)	132,000
HIV/AIDS and sexually transmitted infections	0.7 (0.6 to 1.1)	0.2 (0.1 to 0.3)	21.4 (19.4 to 24.0)	26.3 (17.9 to 23.2)	22.4 (19.6 to 25.9)	24.3 (22.2 to 42.4)	87.5 (69.7 to 120)	230 (198 to 264)	356 (309 to 409)	538 (478 to 619)	532 (502 to 568)	503 (476 to 533)	351 (330 to 383)	312 (291 to 337)	272 (254 to 294)	198 (184 to 214)	137 (127 to 148)	94.7 (87.6 to 102)	261 (241 to 281)	261 (241 to 281)	79.1 (73.7 to 85.4)	8.8 (8.2 to 9.5)	3,760
HIV/AIDS	0 (0 to 0)	0 (0 to 0)	21.4 (17.9 to 23.2)	26.3 (19.6 to 25.9)	22.4 (19.6 to 25.9)	24.3 (22.2 to 42.4)	87.5 (69.7 to 120)	230 (198 to 264)	356 (309 to 409)	538 (478 to 619)	532 (502 to 568)	503 (476 to 533)	351 (330 to 383)	312 (291 to 337)	272 (254 to 294)	198 (184 to 214)	137 (127 to 148)	94.7 (87.6 to 102)	261 (241 to 281)	261 (241 to 281)	79.1 (73.7 to 85.4)	8.8 (8.2 to 9.5)	1,330
HIV/AIDS - Drug-susceptible Tuberculosis	0 (0 to 0)	0 (0 to 0)	0.1 (0.1 to 0.1)	0.1 (0.1 to 0.1)	0.1 (0.1 to 0.1



Other transport injuries	0.0 (0.1 to 0.3)	0.0 (0.0 to 0.1)	0 (0 to 0.1)	49.0 (35.7 to 61.4)	71.1 (52.2 to 87.4)	119 (93.5 to 151)	132 (110 to 159)	166 (137 to 207)	214 (182 to 266)	179 (151 to 227)	186 (158 to 243)	167 (137 to 214)	202 (163 to 260)	166 (129 to 226)	200 (153 to 269)	201 (153 to 264)	167 (124 to 219)	157 (117 to 204)	119 (86 to 149)	72.6 (50.9 to 93.3)	49.6 (32.7 to 71.3)	23.0 (11 to 32.6)	8.1 (5 to 13.5)	2,710
Unintentional injuries	81.7 (65.9 to 100)	66 (146 to 205)	1,260 (1,070 to 1,670)	2,050 (2,030 to 2,100)	4,060 (3,970 to 4,240)	6,240 (5,800 to 7,490)	8,000 (7,300 to 8,700)	7,710 (6,200 to 11,200)	9,660 (8,600 to 12,200)	11,300 (9,990 to 17,200)	12,600 (9,720 to 18,200)	12,600 (9,710 to 19,180)	14,700 (10,100 to 22,600)	14,800 (10,600 to 22,900)	16,300 (11,900 to 22,900)	16,100 (11,600 to 22,200)	15,400 (11,700 to 22,200)	17,400 (12,700 to 23,200)	17,900 (12,900 to 22,200)	18,700 (14,600 to 23,500)	18,700 (14,600 to 23,500)	14,200 (11,200 to 17,600)	6,490 (5,130 to 8,180)	248,000
Falls	7.5 (5.6 to 9.4)	9.2 (5.7 to 7)	99.4 (69.7 to 134)	464 (418 to 1,260)	2,013 (1,270 to 3,130)	3,486 (1,980 to 3,700)	2,760 (1,800 to 4,370)	5,490 (2,280 to 6,060)	4,070 (2,960 to 5,540)	4,990 (3,390 to 7,240)	5,400 (3,900 to 7,900)	6,060 (3,700 to 7,400)	6,060 (4,320 to 9,990)	6,900 (4,610 to 9,190)	7,400 (5,330 to 10,300)	7,700 (5,570 to 10,600)	8,440 (6,000 to 11,400)	9,980 (7,430 to 13,300)	11,300 (8,600 to 14,700)	14,200 (11,000 to 18,000)	14,600 (12,000 to 19,200)	10,200 (8,560 to 13,100)	6,730 (4,930 to 7,140)	137,600
Drowning	0.0 (0.0 to 0.0)	0.0 (1.1 to 2)	1.5 (0.7 to 2.6)	1.5 (0.7 to 2.6)	1.5 (0.7 to 2.6)	1.5 (0.7 to 2.6)	1.5 (0.7 to 2.6)	1.5 (0.7 to 2.6)	1.5 (0.7 to 2.6)	1.5 (0.7 to 2.6)	1.5 (0.7 to 2.6)	1.5 (0.7 to 2.6)	1.5 (0.7 to 2.6)	1.5 (0.7 to 2.6)	1.5 (0.7 to 2.6)	1.5 (0.7 to 2.6)	1.5 (0.7 to 2.6)	1.5 (0.7 to 2.6)	1.5 (0.7 to 2.6)	1.5 (0.7 to 2.6)	1.5 (0.7 to 2.6)	1.5 (0.7 to 2.6)	1.5 (0.7 to 2.6)	2,990
Fire, heat, and hot substances	0.0 (0.0 to 0.0)	0.0 (1.1 to 2)	41.6 (31.5 to 53.6)	142 (139 to 230)	228 (156 to 291)	228 (126 to 312)	228 (155 to 372)	228 (220 to 505)	227 (219 to 367)	227 (219 to 363)	227 (152 to 362)	227 (150 to 362)	227 (150 to 362)	227 (150 to 362)	227 (150 to 362)	227 (150 to 362)	227 (150 to 362)	227 (150 to 362)	227 (150 to 362)	227 (150 to 362)	227 (150 to 362)	227 (150 to 362)	227 (150 to 362)	61.0 (39.2 to 88.3)	8,480
Poisonings	0.0 (0.0 to 0.1)	0.0 (1.1 to 2)	1.5 (0.7 to 2.6)	1.5 (0.7 to 2.6)	1.5 (0.7 to 2.6)	1.5 (0.7 to 2.6)	1.5 (0.7 to 2.6)	1.5 (0.7 to 2.6)	1.5 (0.7 to 2.6)	1.5 (0.7 to 2.6)	1.5 (0.7 to 2.6)	1.5 (0.7 to 2.6)	1.5 (0.7 to 2.6)	1.5 (0.7 to 2.6)	1.5 (0.7 to 2.6)	1.5 (0.7 to 2.6)	1.5 (0.7 to 2.6)	1.5 (0.7 to 2.6)	1.5 (0.7 to 2.6)	1.5 (0.7 to 2.6)	1.5 (0.7 to 2.6)	1.5 (0.7 to 2.6)	1.5 (0.7 to 2.6)	2,700
Poisoning by other medications	0.0 (0.1 to 0.2)	0.0 (0.1 to 0.2)	1.4 (1.1 to 2.6)	4.8 (1.4 to 13.6)	17.6 (5.1 to 19.2)	24.6 (7.6 to 29.8)	29.5 (10.7 to 31.3)	29.5 (10.7 to 31.3)	29.5 (10.7 to 31.3)	29.5 (10.7 to 31.3)	29.5 (10.7 to 31.3)	29.5 (10.7 to 31.3)	29.5 (10.7 to 31.3)	29.5 (10.7 to 31.3)	29.5 (10.7 to 31.3)	29.5 (10.7 to 31.3)	29.5 (10.7 to 31.3)	29.5 (10.7 to 31.3)	29.5 (10.7 to 31.3)	29.5 (10.7 to 31.3)	29.5 (10.7 to 31.3)	29.5 (10.7 to 31.3)	29.5 (10.7 to 31.3)	403
Poisoning by other means	0.0 (0.0 to 0.0)	1.3 (0.9 to 1.7)	14.6 (10.3 to 20)	49.6 (48.6 to 99.9)	73.6 (48.6 to 121)	119 (78.8 to 173)	99.7 (61 to 157)	121 (80.1 to 179)	131 (82.8 to 194)	124 (82.2 to 182)	127 (82.2 to 186)	113 (73.2 to 167)	121 (76.6 to 178)	113 (72.7 to 163)	108 (68.9 to 161)	99.2 (66.9 to 141)	82.1 (52.8 to 123)	76.9 (51.7 to 109)	64.6 (39.2 to 79)	49.6 (28.2 to 69.9)	33.7 (20.8 to 53.6)	19.9 (12.4 to 32.6)	6.8 (4.3 to 7.7)	1,760
Exposure to mechanical forces	4.8 (3.2 to 6.8)	5.2 (2.6 to 8)	61 (48.7 to 80.1)	179 (178 to 268)	1,070 (1,060 to 1,600)	1,200 (788 to 1,710)	1,650 (1,040 to 2,000)	1,900 (1,210 to 2,630)	2,010 (1,280 to 2,850)	2,060 (1,310 to 2,920)	2,120 (1,340 to 2,770)	3,060 (1,940 to 3,890)	3,000 (2,120 to 4,450)	3,400 (2,150 to 4,450)	3,400 (2,420 to 4,260)	3,710 (2,420 to 4,600)	3,540 (2,420 to 4,250)	3,240 (2,120 to 4,810)	3,000 (1,940 to 4,400)	2,240 (1,420 to 3,260)	1,720 (1,090 to 2,480)	1,200 (760 to 1,760)	713 (452 to 1,040)	390 (248 to 566)	44,900
Unintentional firearm injuries	0.1 (0.1 to 0.2)	0.1 (0.1 to 0.2)	2.1 (1.3 to 3.7)	12.4 (7.5 to 19)	19.8 (7.5 to 13.2)	12.6 (9.5 to 17.6)	11.4 (7.6 to 19.7)	11.4 (7.6 to 23)	7.8 (5.2 to 23)	7.8 (5.2 to 23)	7.8 (5.2 to 23)	7.8 (5.2 to 23)	7.8 (5.2 to 23)	7.8 (5.2 to 23)	7.8 (5.2 to 23)	7.8 (5.2 to 23)	7.8 (5.2 to 23)	7.8 (5.2 to 23)	7.8 (5.2 to 23)	7.8 (5.2 to 23)	7.8 (5.2 to 23)	7.8 (5.2 to 23)	2.6 (1.7 to 3.6)	382
Other exposure to mechanical forces	4.7 (2.9 to 6.6)	5.1 (2.5 to 7.9)	59.1 (48.1 to 78.1)	167 (166 to 258)	1,050 (1,050 to 1,570)	1,190 (779 to 1,690)	1,640 (1,040 to 1,990)	1,890 (1,210 to 2,610)	2,000 (1,280 to 2,830)	2,050 (1,310 to 2,900)	2,110 (1,340 to 2,750)	3,050 (1,940 to 3,880)	2,990 (2,120 to 4,430)	3,390 (2,150 to 4,430)	3,390 (2,420 to 4,250)	3,700 (2,420 to 4,590)	3,530 (2,420 to 4,240)	3,230 (2,120 to 4,790)	2,990 (1,940 to 4,380)	2,230 (1,420 to 3,250)	1,710 (1,090 to 2,470)	1,200 (760 to 1,750)	710 (452 to 1,040)	388 (248 to 563)	44,600
Adverse effects of medical treatment	8.7 (6.9 to 10.4)	8.7 (6.9 to 13.6)	136 (94.2 to 190)	186 (134 to 286)	338 (186 to 539)	408 (223 to 709)	317 (168 to 748)	317 (168 to 748)	317 (168 to 748)	317 (168 to 748)	317 (168 to 748)	317 (168 to 748)	317 (168 to 748)	317 (168 to 748)	317 (168 to 748)	317 (168 to 748)	317 (168 to 748)	317 (168 to 748)	317 (168 to 748)	317 (168 to 748)	317 (168 to 748)	317 (168 to 748)	317 (168 to 748)	79.0 (49.3 to 109)	9,650
Animal contact	2.0 (1.3 to 3.3)	0.4 (1.4 to 3.9)	12.6 (10.2 to 17.8)	49.9 (48.4 to 100)	156 (70 to 198)	156 (70 to 198)	156 (67.8 to 198)	127 (64.9 to 198)	104 (56.7 to 200)	107 (58.4 to 201)	109 (59.6 to 203)	109 (59.6 to 209)	109 (71.9 to 271)	104 (71.9 to 269)	100 (71.9 to 269)	100 (72.5 to 264)	104 (72.5 to 261)	102 (72.5 to 259)	113 (73 to 173)	86 (57.9 to 132)	61.6 (41.6 to 91.3)	33.0 (22.3 to 48.9)	12.1 (8 to 18.2)	2,960
Venomous animal contact	0 (0 to 0.1)	0.4 (0.1 to 0.2)	2.6 (1.7 to 3.1)	10.2 (10.2 to 27.3)	29.8 (11.2 to 32.1)	29.8 (27.4 to 49.6)	29.8 (27.4 to 49.6)	29.8 (27.4 to 49.6)	19.3 (16.9 to 49.6)	19.3 (17.1 to 47.4)	19.3 (17.1 to 47.4)	19.3 (17.1 to 47.4)	19.3 (17.1 to 47.4)	19.3 (17.1 to 47.4)	19.3 (17.1 to 47.4)	19.3 (17.1 to 47.4)	19.3 (17.1 to 47.4)	19.3 (17.1 to 47.4)	19.3 (17.1 to 47.4)	19.3 (17.1 to 47.4)	19.3 (17.1 to 47.4)	19.3 (17.1 to 47.4)	19.3 (17.1 to 47.4)	4.3 (2.9 to 6.1)	737
Non-venomous animal contact	2.1 (1.3 to 3.3)	2.2 (1.3 to 3.7)	9.9 (6.5 to 14.3)	66.4 (44.9 to 99.1)	74.2 (43.6 to 120)	71.4 (43.4 to 112)	67 (42.8 to 106)	61.7 (37.4 to 127)	61.7 (37.7 to 142)	122 (63.9 to 148)	126 (63.9 to 176)	113 (67.6 to 176)	126 (79.4 to 227)	126 (80.6 to 264)	146 (92.7 to 226)	144 (91.3 to 219)	131 (81.4 to 207)	129 (76.6 to 191)	90.4 (56.2 to 140)	69.4 (42.1 to 107)	56 (32.9 to 79.5)	27 (17.3 to 43.4)	9.9 (6.3 to 15)	1,830
Foreign body	0.0 (0.1 to 0.2)	0.0 (0.1 to 0.2)	0.0 (0.1 to 0.2)	0.0 (0.1 to 0.2)	0.0 (0.1 to 0.2)	0.0 (0.1 to 0.2)	0.0 (0.1 to 0.2)	0.0 (0.1 to 0.2)	0.0 (0.1 to 0.2)	0.0 (0.1 to 0.2)	0.0 (0.1 to 0.2)	0.0 (0.1 to 0.2)	0.0 (0.1 to 0.2)	0.0 (0.1 to 0.2)	0.0 (0.1 to 0.2)	0.0 (0.1 to 0.2)	0.0 (0.1 to 0.2)	0.0 (0.1 to 0.2)	0.0 (0.1 to 0.2)	0.0 (0.1 to 0.2)	0.0 (0.1 to 0.2)	0.0 (0.1 to 0.2)	0.0 (0.1 to 0.2)	0.0 (0.1 to 0.2)	0.2
Foreign body in eyes	0.0 (0 to 0.1)	0.0 (0 to 0.2)	2.7 (0.9 to 4)	13.8 (4.1 to 31.4)	20.6 (6 to 37.1)	24 (7.4 to 50.3)	27.6 (9 to 52.1)	39.7 (11.9 to 79.4)	42.3 (12.8 to 88.3)	43.8 (12.7 to 90.4)	43.8 (12.7 to 87.4)	42.5 (12.8 to 81.9)	46.8 (22.3 to 88.7)	42.1 (22.3 to 73.4)	46.4 (22.3 to 88.3)	37.4 (22.3 to 58.9)	34.6 (21.3 to 52.9)	31.1 (19.9 to 46.4)	29.4 (16.1 to 54.7)	17.5 (11.4 to 29.5)	11.6 (7.7 to 19.6)	6.3 (4.3 to 8.9)	2.3 (1.6 to 3.1)	996
Foreign body in other body part	0.1 (0.1 to 0.2)	0.0 (0.2 to 0.3)	4.3 (2.9 to 5.3)	15.3 (11 to 23)	23.7 (16.2 to 33)	29.2 (19.7 to 40.2)	34.2 (23.1 to 47.6)	47.2 (32.1 to 64.6)	52.2 (35.2 to 70.6)	54.2 (36.6 to 73.2)	54.2 (36.6 to 73.2)	54.2 (36.6 to 73.2)	54.2 (36.6 to 73.2)	54.2 (36.6 to 73.2)	54.2 (36.6 to 73.2)	54.2 (36.6 to 73.2)	54.2 (36.6 to 73.2)	54.2 (36.6 to 73.2)	54.2 (36.6 to 73.2)	54.2 (36.6 to 73.2)	54.2 (36.6 to 73.2)	54.2 (36.6 to 73.2)	54.2 (36.6 to 73.2)	54.2 (36.6 to 73.2)	3,070
Environmental heat and cold exposure	2.6 (1.7 to 4.4)	0.2 (0.2 to 0.3)	6.9 (5 to 8.8)	36.5 (14.8 to 37.8)	27.5 (19.5 to 38.3)	32.6 (22.9 to 48.1)	36.5 (27.2 to 54.7)	58 (39.5 to 71.9)	62 (42.8 to 87.5)	69.2 (47.6 to 98.4)	72 (48.6 to 103)	69.2 (47.3 to 97.7)	69.2 (50.1 to 113)	69.2 (50.5 to 108)	69.2 (50.5 to 121)	69.2 (50.5 to 108)	67.7 (49.1 to 114)	67.7 (49.1 to 114)	67.7 (49.1 to 114)	67.7 (49.1 to 114)	67.7 (49.1 to 114)	67.7 (49.1 to 114)	67.7 (49.1 to 114)	67.7 (49.1 to 114)	1,260
Exposure to forces of nature	0.1 (0.1 to 0.1)	0.1 (0.2 to 0.3)	2.1 (1.4 to 3)	7.1 (5.1 to 9.6)	9.4 (6.3 to 13)	9.4 (6.4 to 14.9)	9.4 (7.4 to 15.2)	9.4 (7.4 to 17)	9.4 (7.4 to 16)	9.4 (7.4 to 16)	9.4 (7.4 to 16)	9.4 (7.4 to 16)	9.4 (7.4 to 16)	9.4 (7.4 to 16)	9.4 (7.4 to 16)	9.4 (7.4 to 16)	9.4 (7.4 to 16)	9.4 (7.4 to 16)	9.4 (7.4 to 16)	9.4 (7.4 to 16)	9.4 (7.4 to 16)	9.4 (7.4 to 16)	9.4 (7.4 to 16)	9.4 (7.4 to 16)	141
Other unintentional injuries	4.0 (2.7 to 5.9)	4 (2.1 to 6.1)	27.1 (21.3 to 37.4)	227 (138 to 337)	282 (227 to 412)	282 (240 to 407)	508 (488 to 1,210)	1,160 (979 to 1,710)	1,600 (997 to 2,220)	2,170 (1,210 to 3,230)	2,300 (1,490 to 3,570)	2,430 (1,560 to 3,630)	2,810 (1,770 to 4,190)	2,700 (1,760 to 4,130)	2,970 (1,870 to 4,440)	2,810 (1,760 to 4,130)	2,600 (1,660 to 3,930)	2,260 (1,500 to 3,430)	1,810 (1,200 to 2,640)	1,360 (909 to 1,960)	970 (659 to 1,360)	643 (379 to 762)	196 (139 to 274)	33,600
Self-harm and interpersonal violence	29.6 (19.9 to 39.9)	9.9 (6.2 to 7)	213 (129 to 331)	894 (779 to 1,020)	297 (205 to 349)	646 (182 to 1,060)	4,260 (3,700 to 5,150)	5,570 (4,560 to 6,190)	6,660 (5,150 to 8,440)	6,750 (5,550 to 8,510)	6,560 (5,620 to 8,150)	6,770 (5,130 to 8,270)	6,750 (5,060 to 8,490)	6,270 (3,660 to 8,500)	5,090 (2,770 to 5,890)	2,540 (1,900 to 2,790)	1,430 (1,000 to 2,020)	1,700 (1,000 to 2,710)	1,430 (1,000 to 1,710)	1,360 (1,000 to 2,040)	981 (679 to 696)	317 (203 to 397)	102 (71 to 139)	63,000
Self-harm	0 (0 to 0)	0 (0 to 0)	0 (0 to 0)	0 (0 to 0)	0 (0 to 0)	0 (0 to 0)	0 (270 to 1,020)	0 (0 to 1,020)	0 (0 to 1,020)	0 (0 to 1,020)	0 (0 to 1,020)	0 (0 to 1,020)	0 (0 to 1,020)	0 (0 to 1,020)	0 (0 to 1,020)	0 (0 to 1,020)	0 (0 to 1,020)	0 (0 to 1,020)	0 (0 to 1,020)	0 (0 to 1,020)	0 (0 to 1,020)	0 (0 to 1,020)	0 (0 to 1,020)	0 (0 to 1,020)	0 (0 to 1,020)	0
Self-harm by firearm	0 (0 to 0)	0 (0 to 0)	0 (0 to 0)	0 (0 to 0)	0 (0 to 0)	0 (0 to 0)	0 (0 to 0)	0 (0 to 0)	0 (0 to 0)	0 (0 to 0)	0 (0 to 0)	0 (0 to 0)	0 (0 to 0)	0 (0 to 0)	0 (0 to 0)	0 (0 to 0)	0 (0 to 0)	0 (0 to 0)	0 (0 to 0)	0 (0 to 0)	0 (0 to 0)	0 (0 to 0)	0 (0 to 0)	0 (0 to 0)	0 (0 to 0)	497
Self-harm by other specified means	0 (0 to 0)	0 (0 to 0)	0 (0 to 0)	0 (0 to 0)	0 (0 to 0)	0 (0 to 0)	0 (270 to 1,020)	0 (0 to 1,020)	0 (0 to 1,020)	0 (0 to 1,020)	0 (0 to 1,020)	0 (0 to 1,020)	0 (0 to 1,020)	0 (0 to 1,020)	0 (0 to 1,020)	0 (0 to 1,020)	0 (0 to 1,020)	0 (0 to 1,020)	0 (0 to 1,020)	0 (0 to 1,020)	0 (0 to 1,020)	0 (0 to 1,020)	0 (0 to 1,020)	0 (0 to 1,020)	0 (0 to 1,020)	39,200
Interpersonal violence	29.6 (19.9 to 39.9)	9.9 (6.2 to 7)	213 (129 to 328)	843 (698 to 942)	296 (206 to 341)	646 (182 to 1,060)	597 (494 to 975)	2,150 (1,660 to 1,950)	2,450 (1,760 to 1,720)	2,450 (1,760 to 1,720)	2,450 (1,650 to 1,510)	2,450 (1,560 to 1,660)	1,780 (1,110 to 1,660)	1,780 (1,110 to 1,660)	1,780 (977 to 1,340)	968 (753 to 1,160)	861 (673 to 1,110)	700 (533 to 913)	605 (457 to 817)	501 (397 to 669)	363 (273 to 484)	266 (179 to 313)	205 (156 to 246)	143 (95 to 182)	47,100 (19 to 20,100)	14,200
Physical violence by firearm	0.2 (0.1 to 0.4)	0.2 (0.2 to 0.3)	4.8 (3 to 7.5)	19.7 (11.7 to 29.6)	24.7 (17.9 to 33)	27.5 (20.6 to 39.2)	29.6 (26.5 to 52.2)	66.8 (49.2 to 120)	101 (77.3 to 131)	113 (82 to 143)	114 (76.7 to 125)	99.3 (65.5 to 99.5)	79.7 (54.1 to 96.1)	79.4 (54.1 to 96.8)	83.2 (61.3 to 77.1)	80.2 (59.9 to 81.2)	76.1 (55.4 to 76.4)	69.4 (50.7 to 96.4)	59.4 (39.6 to 82.1)	51.8 (31.8 to 76.6)	40.2 (25.2 to 61.9)	27.5 (16.5 to 39.7)	11.7 (6.5 to 17.1)	984 (0 to 1,140)
Physical violence by sharp object	2.6 (1.7 to 4)	0.2 (0.2 to 0.3)	1.9 (1.2 to 3.3)	4.2 (2.7 to 6.3)	17.6 (11.4 to 28.3)	19.2 (12.4 to 30.7)	11.1 (7.2 to 18.1)	20.7 (13.4 to 33.7)	22 (14.2 to 35.8)	24.6 (15.9 to 40.1)	24.6 (15.9 to 40.1)	24.2 (15.7 to 39.4)	23.2 (15.1 to 37.8)	24.7 (16.1 to 40.2)	24.7 (16.1 to 40.2)	24.7 (16.1 to 40.2)	24.7 (16.1 to 40.2)	24.7 (16.1 to 40.2)	24.7 (16.1 to 40.2)	24.7 (16.1 to 40.2)	24.7 (16.1 to 40.2)	24.7 (16.1 to 40.2)	24.7 (16.1 to 40.2)	24.7 (16.1 to 40.2)	2,980
Sexual violence	0 (0 to 0)	0 (0 to 0)	0 (0 to 0)	0 (0.1 to 0.5)	0 (0.1 to 0.5)	0 (0.1 to 0.5)	0 (0.1 to 0.5)	0 (0.1 to 0.5)	0 (0.1 to 0.5)	0 (0.1 to 0.5)	0 (0.1 to 0.5)	0 (0.1 to 0.5)	0 (0.1 to 0.5)	0 (0.1 to 0.5)	0 (0.1 to 0.5)	0 (0.1 to 0.5)	0 (0.1 to 0.5)	0 (0.1 to 0.5)	0 (0.1 to 0.5)	0 (0.1 to 0.5)	0 (0.1 to 0.5)	0 (0.1 to 0.5)	0 (0.1 to 0.5)	0 (0.1 to 0.5)	2,160
Physical violence by other means	27 (17.9 to 37.2)	9.7 (6.4 to 7)	187 (121 to 297)	817 (717 to 1,010)	272 (187 to 354)	619 (170 to 1,050)	586 (458 to 1,000)	2,090 (1,610 to 1,910)	2,350 (1,690 to 1,650)	2,350 (1,690 to 1,650)	2,350 (1,580 to 1,450)	2,350 (1,500 to 1,590)	1,710 (1,060 to 1,590)	1,710 (1,060 to 1,590)	1,710 (937 to 1,290)	929 (723 to 1,110)	826 (646 to 1,060)	672 (487 to 1,050)	580 (380 to 788)	481 (381 to 642)	348 (262 to 465)	255 (172 to 300)	197 (150 to 236)	137 (91 to 174)	45,200 (18 to 19,300)	6,020
Conflict and terrorism	0 (0 to 0)	0 (0 to 0)	0 (0 to 0)	0 (0 to 0.1)	0 (0.2 to 0.6)	0 (0.2 to 0.6)	0 (0.1 to 1.8)	0 (0.2 to 1.8)	0 (0.2 to 1.8)	0 (0.2 to 1.8)	0 (0.2 to 1.8)	0 (0.2 to 1.8)	0 (0.2 to 1.8)	0 (0.2 to 1.8)	0 (0.2 to 1.8)	0 (0.2 to 1.8)	0 (0.2 to 1.8)	0 (0.2 to 1.8)	0 (0.2 to 1.8)	0 (0.2 to 1.8)	0 (0.2 to 1.8)	0 (0.2 to 1.8)	0 (0.2 to 1.8)	0 (0.2 to 1.8)	124

Cause	Early Neonatal	Late Neonatal	Post Neonatal	1 to 4	5 to 9	10 to 14	15 to 19	20 to 24	25 to 29	30 to 34	35 to 39	40 to 44	45 to 49	50 to 54	55 to 59	60 to 64	65 to 69	70 to 74	75 to 79	80 to 84	85 to 89	90 plus	Total
All causes	29,800 (18,500 to 23,700)	4,910 (3,360 to 6,660)	13,300 (11,900 to 14,800)	23,200 (17,900 to 30,200)	36,200 (32,300 to 40,100)	46,900 (42,300 to 52,000)	74,300 (66,400 to 83,000)	91,300 (81,300 to 103,000)	134,000 (120,000 to 153,000)	146,000 (129,000 to 166,000)	146,000 (131,000 to 164,000)	146,000 (130,000 to 165,000)	161,000 (147,000 to 181,000)	166,000 (152,000 to 183,000)	214,000 (199,000 to 232,000)	209,000 (193,000 to 228,000)	241,000 (227,000 to 260,000)	256,000 (239,000 to 276,000)	233,000 (209,000 to 259,000)	233,000 (202,000 to 263,000)	141,000 (107,000 to 181,000)	32,000 (18,000 to 49,000)	3,070,000
Communicable, maternal, neonatal, and nutritional diseases	15,100 (12,000 to 17,700)	2,660 (2,000 to 3,500)	3,910 (3,100 to 4,900)	4,600 (3,700 to 5,700)	2,130 (1,700 to 2,600)	2,220 (1,800 to 2,700)	4,700 (3,900 to 5,700)	4,900 (4,000 to 6,000)	5,560 (4,600 to 6,670)	5,130 (4,200 to 6,280)	4,640 (3,800 to 5,690)	4,320 (3,500 to 5,300)	4,320 (3,500 to 5,300)	4,340 (3,500 to 5,300)	4,960 (4,000 to 6,060)	3,960 (3,200 to 4,900)	3,760 (3,000 to 4,700)	3,870 (3,100 to 4,800)	3,960 (3,200 to 4,900)	4,870 (3,900 to 6,000)	6,660 (5,300 to 8,300)	9,290 (7,400 to 11,600)	3,910 (3,100 to 4,900)	109,600
HIV/AIDS and sexually transmitted infections	67 (0.4 to 1)	12 (0.1 to 0.3)	112 (19.3 to 22.0)	36 (14.6 to 19.8)	18 (13.6 to 21.4)	33 (24.3 to 37.0)	74 (57.1 to 87.0)	154 (119 to 190)	393 (323 to 482)	471 (390 to 581)	473 (392 to 581)	439 (364 to 540)	299 (247 to 368)	299 (247 to 368)	193 (159 to 237)	149 (118 to 187)	122 (97 to 157)	64.2 (49.6 to 83.1)	47.9 (37.0 to 62.0)	20.6 (15.1 to 27.1)	13.7 (9.2 to 20.4)	3.3 (1.9 to 7.2)	3,230
HIV/AIDS	67 (0.4 to 1)	12 (0.1 to 0.3)	112 (19.3 to 22.0)	36 (14.6 to 19.8)	18 (13.6 to 21.4)	33 (24.3 to 37.0)	74 (57.1 to 87.0)	154 (119 to 190)	393 (323 to 482)	471 (390 to 581)	473 (392 to 581)	439 (364 to 540)	299 (247 to 368)	299 (247 to 368)	193 (159 to 237)	149 (118 to 187)	122 (97 to 157)	64.2 (49.6 to 83.1)	47.9 (37.0 to 62.0)	20.6 (15.1 to 27.1)	13.7 (9.2 to 20.4)	3.3 (1.9 to 7.2)	3,230
HIV/AIDS - Drug-susceptible Tuberculosis	0 (0 to 0)	0 (0 to 0)	0.9 (0.5 to 1.8)	0.9 (0.5 to 1.8)	0.9 (0.6 to 1.8)	0.9 (0.6 to 1.7)	0.9 (0.6 to 1.7)	0.9 (0.6 to 1.7)	0.9 (0.6 to 1.7)	0.9 (0.6 to 1.7)	0.9 (0.6 to 1.7)	0.9 (0.6 to 1.7)	0.9 (0.6 to 1.7)	0.9 (0.6 to 1.7)	0.9 (0.6 to 1.7)	0.9 (0.6 to 1.7)	0.9 (0.6 to 1.7)	0.9 (0.6 to 1.7)	0.9 (0.6 to 1.7)	0.9 (0.6 to 1.7)	0.9 (0.6 to 1.7)	0.9 (0.6 to 1.7)	421
HIV/AIDS - Multidrug resistant Tuberculosis without extensive drug resistance	0 (0 to 0)	0 (0 to 0)	0.1 (0 to 0.2)	0.1 (0 to 0.2)	0.1 (0 to 0.2)	0.1 (0 to 0.2)	0.1 (0 to 0.2)	0.1 (0 to 0.2)	0.1 (0 to 0.2)	0.1 (0 to 0.1)	0.1 (0 to 0.1)	0.1 (0 to 0.1)	0.1 (0 to 0.1)	0.1 (0 to 0.1)	0.1 (0 to 0.1)	0.1 (0 to 0.1)	0.1 (0 to 0.1)	0.1 (0 to 0.1)	0.1 (0 to 0.1)	0.1 (0 to 0.1)	0.1 (0 to 0.1)	0.1 (0 to 0.1)	0
HIV/AIDS - Extensively drug-resistant Tuberculosis	0 (0 to 0)	0 (0 to 0)	0 (0 to 0.1)	0 (0 to 0.1)	0 (0 to 0)	0 (0 to 0)	0 (0 to 0.1)	0 (0 to 0.1)	0 (0 to 0.1)	0 (0 to 0.1)	0 (0 to 0.1)	0 (0 to 0.1)	0 (0 to 0.1)	0 (0 to 0.1)	0 (0 to 0.1)	0 (0 to 0.1)	0 (0 to 0.1)	0 (0 to 0.1)	0 (0 to 0.1)	0 (0 to 0.1)	0 (0 to 0.1)	0 (0 to 0.1)	0 (0 to 0.1)	0.5
HIV/AIDS resulting in other diseases	0 (0 to 0)	0 (0 to 0)	17.8 (16.4 to 20.2)	0.7 (0.3 to 1.5)	0.2 (0.1 to 0.5)	0.2 (0.1 to 0.5)	0.2 (0.1 to 0.5)	0.2 (0.1 to 0.5)	0.2 (0.1 to 0.5)	0.2 (0.1 to 0.5)	0.2 (0.1 to 0.5)	0.2 (0.1 to 0.5)	0.2 (0.1 to 0.5)	0.2 (0.1 to 0.5)	0.2 (0.1 to 0.5)	0.2 (0.1 to 0.5)	0.2 (0.1 to 0.5)	0.2 (0.1 to 0.5)	0.2 (0.1 to 0.5)	0.2 (0.1 to 0.5)	0.2 (0.1 to 0.5)	0.2 (0.1 to 0.5)	946
Sexually transmitted infections, excluding HIV	0.2 (0 to 1)	0.2 (0 to 0.5)	0.2 (0 to 0.5)	0.2 (0 to 0.5)	0.2 (0 to 0.5)	0.2 (0 to 0.5)	0.2 (0 to 0.5)	2.9 (2.1 to 3.7)	6.7 (5.1 to 8.5)	7.7 (5.9 to 9.8)	7.6 (5.8 to 9.7)	7.6 (5.8 to 9.7)	7.6 (5.8 to 9.7)	7.6 (5.8 to 9.7)	7.6 (5.8 to 9.7)	7.6 (5.8 to 9.7)	7.6 (5.8 to 9.7)	7.6 (5.8 to 9.7)	7.6 (5.8 to 9.7)	7.6 (5.8 to 9.7)	7.6 (5.8 to 9.7)	7.6 (5.8 to 9.7)	2,330
Syphilis	0 (0 to 1)	0 (0 to 0.3)	0.2 (0 to 0.5)	0.2 (0 to 0.5)	0.2 (0 to 0.5)	0.2 (0 to 0.5)	0.2 (0 to 0.5)	2.9 (2.1 to 3.7)	6.7 (5.1 to 8.5)	7.7 (5.9 to 9.8)	7.6 (5.8 to 9.7)	7.6 (5.8 to 9.7)	7.6 (5.8 to 9.7)	7.6 (5.8 to 9.7)	7.6 (5.8 to 9.7)	7.6 (5.8 to 9.7)	7.6 (5.8 to 9.7)	7.6 (5.8 to 9.7)	7.6 (5.8 to 9.7)	7.6 (5.8 to 9.7)	7.6 (5.8 to 9.7)	7.6 (5.8 to 9.7)	13.2
Chlamydial infection	0 (0 to 0)	0 (0 to 0)	0 (0 to 0)	0 (0 to 0)	0 (0 to 0)	0.4 (0 to 1.1)	13.6 (9.1 to 18.7)	37.4 (25.4 to 51.3)	67.6 (46.6 to 92.7)	72.7 (50.4 to 100)	72.6 (50.1 to 100)	69.7 (48.1 to 95.4)	56 (38.4 to 77.1)	56 (38.4 to 77.1)	36 (24.6 to 49.5)	28 (19.2 to 38.5)	23 (15.8 to 31.7)	14 (9.6 to 19.2)	11 (7.5 to 15.2)	5.1 (3.5 to 7.1)	2.1 (1.4 to 2.9)	0.6 (0.4 to 1.2)	390
Gonococcal infection	0 (0 to 0)	0 (0 to 0)	0 (0 to 0)	0 (0 to 0)	0 (0 to 0)	0.4 (0 to 1.1)	13.6 (9.1 to 18.7)	37.4 (25.4 to 51.3)	67.6 (46.6 to 92.7)	72.7 (50.4 to 100)	72.6 (50.1 to 100)	69.7 (48.1 to 95.4)	56 (38.4 to 77.1)	56 (38.4 to 77.1)	36 (24.6 to 49.5)	28 (19.2 to 38.5)	23 (15.8 to 31.7)	14 (9.6 to 19.2)	11 (7.5 to 15.2)	5.1 (3.5 to 7.1)	2.1 (1.4 to 2.9)	0.6 (0.4 to 1.2)	390
Trichomoniasis	0 (0 to 0)	0 (0 to 0)	0 (0 to 0)	0 (0 to 0)	0 (0 to 0)	0 (0 to 0)	0 (0 to 0)	0.2 (0.1 to 0.3)	0.5 (0.3 to 0.7)	0.5 (0.3 to 0.7)	0.5 (0.3 to 0.7)	0.5 (0.3 to 0.7)	0.5 (0.3 to 0.7)	0.5 (0.3 to 0.7)	0.5 (0.3 to 0.7)	0.5 (0.3 to 0.7)	0.5 (0.3 to 0.7)	0.5 (0.3 to 0.7)	0.5 (0.3 to 0.7)	0.5 (0.3 to 0.7)	0.5 (0.3 to 0.7)	0.5 (0.3 to 0.7)	175
Genital herpes	0 (0 to 0)	0 (0 to 0)	0 (0 to 0)	0 (0 to 0)	0 (0 to 0)	0 (0 to 0)	0 (0 to 0)	0 (0 to 0)	0 (0 to 0)	0 (0 to 0)	0 (0 to 0)	0 (0 to 0)	0 (0 to 0)	0 (0 to 0)	0 (0 to 0)	0 (0 to 0)	0 (0 to 0)	0 (0 to 0)	0 (0 to 0)	0 (0 to 0)	0 (0 to 0)	0 (0 to 0)	0 (0 to 0)	0
Other sexually transmitted infections	0 (0 to 0)	0 (0 to 0)	0 (0 to 0)	0 (0 to 0)	0 (0 to 0)	0 (0 to 0)	0 (0 to 0)	0 (0 to 0)	0 (0 to 0)	0 (0 to 0)	0 (0 to 0)	0 (0 to 0)	0 (0 to 0)	0 (0 to 0)	0 (0 to 0)	0 (0 to 0)	0 (0 to 0)	0 (0 to 0)	0 (0 to 0)	0 (0 to 0)	0 (0 to 0)	0 (0 to 0)	0 (0 to 0)	0
Respiratory infections and tuberculosis	122 (82.7 to 170)	13.1 (8.9 to 18.6)	1,060 (962 to 1,200)	1,290 (1,100 to 1,500)	1,060 (877 to 1,300)	998 (836 to 1,200)	1,070 (900 to 1,270)	1,210 (1,000 to 1,450)	1,210 (1,000 to 1,460)	1,200 (997 to 1,450)	1,200 (997 to 1,450)	1,200 (997 to 1,450)	1,200 (997 to 1,450)	1,200 (997 to 1,450)	1,200 (997 to 1,450)	1,200 (997 to 1,450)	1,200 (997 to 1,450)	1,200 (997 to 1,450)	1,200 (997 to 1,450)	1,200 (997 to 1,450)	1,200 (997 to 1,450)	1,200 (997 to 1,450)	38,200
Tuberculosis	0 (0 to 0)	0 (0 to 0)	0.4 (0 to 0.9)	0.4 (0 to 0.9)	0.4 (0 to 1)	0.4 (0 to 1)	0.4 (0 to 1)	29.4 (23.1 to 36.5)	41 (32.3 to 50.7)	36.9 (29.1 to 45.7)	35.1 (27.6 to 43.5)	34.9 (27.5 to 43.3)	30.7 (24.2 to 38.1)	30.7 (24.2 to 38.1)	42.9 (33.8 to 53.1)	37.1 (29.2 to 46.1)	42.7 (33.7 to 53.1)	44.1 (34.8 to 54.8)	39.1 (30.8 to 48.6)	34.9 (27.5 to 43.3)	30.7 (24.2 to 38.1)	13.2 (10.4 to 16.4)	836
Latent tuberculosis infection	0 (0 to 0)	0 (0 to 0)	0 (0 to 0)	0 (0 to 0)	0 (0 to 0)	0 (0 to 0)	0 (0 to 0)	0 (0 to 0)	0 (0 to 0)	0 (0 to 0)	0 (0 to 0)	0 (0 to 0)	0 (0 to 0)	0 (0 to 0)	0 (0 to 0)	0 (0 to 0)	0 (0 to 0)	0 (0 to 0)	0 (0 to 0)	0 (0 to 0)	0 (0 to 0)	0 (0 to 0)	0 (0 to 0)	0
Drug-susceptible tuberculosis	0 (0 to 0)	0 (0 to 0)	0.4 (0 to 0.9)	0.4 (0 to 0.9)	0.4 (0 to 1)	0.4 (0 to 1)	0.4 (0 to 1)	29.4 (23.1 to 36.5)	41 (32.3 to 50.7)	36.9 (29.1 to 45.7)	35.1 (27.6 to 43.5)	34.9 (27.5 to 43.3)	30.7 (24.2 to 38.1)	30.7 (24.2 to 38.1)	42.9 (33.8 to 53.1)	37.1 (29.2 to 46.1)	42.7 (33.7 to 53.1)	44.1 (34.8 to 54.8)	39.1 (30.8 to 48.6)	34.9 (27.5 to 43.3)	30.7 (24.2 to 38.1)	13.2 (10.4 to 16.4)	836
Multidrug-resistant tuberculosis without extensive drug resistance	0 (0 to 0)	0 (0 to 0)	0 (0 to 0)	0 (0 to 0)	0 (0 to 0)	0 (0 to 0)	0 (0 to 0)	0 (0 to 0)	0 (0 to 0)	0 (0 to 0)	0 (0 to 0)	0 (0 to 0)	0 (0 to 0)	0 (0 to 0)	0 (0 to 0)	0 (0 to 0)	0 (0 to 0)	0 (0 to 0)	0 (0 to 0)	0 (0 to 0)	0 (0 to 0)	0 (0 to 0)	0 (0 to 0)	0
Extensively drug-resistant tuberculosis	0 (0 to 0)	0 (0 to 0)	0 (0 to 0)	0 (0 to 0)	0 (0 to 0)	0 (0 to 0)	0 (0 to 0)	0 (0 to 0)	0 (0 to 0)	0 (0 to 0)	0 (0 to 0)	0 (0 to 0)	0 (0 to 0)	0 (0 to 0)	0 (0 to 0)	0 (0 to 0)	0 (0 to 0)	0 (0 to 0)	0 (0 to 0)	0 (0 to 0)	0 (0 to 0)	0 (0 to 0)	0 (0 to 0)	0
Acute hepatitis	0.4 (0.3 to 0.5)	0.1 (0.1 to 0.2)	0.1 (0.1 to 0.2)	0.2 (0.1 to 0.3)	0.2 (0.1 to 0.3)	0.2 (0.1 to 0.3)	0.2 (0.1 to 0.3)	0.2 (0.1 to 0.3)	0.2 (0.1 to 0.3)	0.2 (0.1 to 0.3)	0.2 (0.1 to 0.3)	0.2 (0.1 to 0.3)	0.2 (0.1 to 0.3)	0.2 (0.1 to 0.3)	0.2 (0.1 to 0.3)	0.2 (0.1 to 0.3)	0.2 (0.1 to 0.3)	0.2 (0.1 to 0.3)	0.2 (0.1 to 0.3)	0.2 (0.1 to 0.3)	0.2 (0.1 to 0.3)	0.2 (0.1 to 0.3)	576
Acute hepatitis A	0 (0 to 0)	0 (0 to 0)	0.2 (0.1 to 0.3)	0.1 (0 to 0.2)	0.1 (0 to 0.2)	0.1 (0 to 0.2)	0.1 (0 to 0.2)	0.1 (0 to 0.2)	0.1 (0 to 0.2)	0.1 (0 to 0.2)	0.1 (0 to 0.2)	0.1 (0 to 0.2)	0.1 (0 to 0.2)	0.1 (0 to 0.2)	0.1 (0 to 0.2)	0.1 (0 to 0.2)	0.1 (0 to 0.2)	0.1 (0 to 0.2)	0.1 (0 to 0.2)	0.1 (0 to 0.2)	0.1 (0 to 0.2)	0.1 (0 to 0.2)	0.2
Acute hepatitis B	0 (0 to 0)	0 (0 to 0)	0.1 (0 to 0.2)	0.1 (0 to 0.2)	0.1 (0 to 0.2)	0.1 (0 to 0.2)	0.1 (0 to 0.2)	0.1 (0 to 0.2)	0.1 (0 to 0.2)	0.1 (0 to 0.2)	0.1 (0 to 0.2)	0.1 (0 to 0.2)	0.1 (0 to 0.2)	0.1 (0 to 0.2)	0.1 (0 to 0.2)	0.1 (0 to 0.2)	0.1 (0 to 0.2)	0.1 (0 to 0.2)	0.1 (0 to 0.2)	0.1 (0 to 0.2)	0.1 (0 to 0.2



Other transport injuries	0-2 (0.1 to 0.3)	0-2 (0.1 to 0.3)	4-9 (2.0 to 7.8)	35-7 (20.4 to 58.3)	63-7 (39.1 to 77.1)	99-8 (68.3 to 128)	137 (99.2 to 202)	153 (109 to 218)	172 (123 to 232)	151 (111 to 202)	166 (117 to 219)	137 (103 to 190)	166 (123 to 218)	167 (123 to 226)	164 (124 to 214)	163 (123 to 209)	139 (103 to 182)	121 (87.3 to 173)	97.6 (72 to 138)	63.0 (46.1 to 83.2)	49.6 (36.1 to 70.1)	29.1 (14.4 to 50.4)	8.8 (3 to 19.6)	0.2302
Unintentional injuries	2435 (2.2 to 53.7)	96.4 (89.6 to 106)	827 (626 to 1,136)	2,663 (2,128 to 3,439)	3,485 (2,978 to 4,073)	3,299 (2,810 to 3,789)	4,989 (4,265 to 7,270)	6,213 (5,429 to 9,040)	8,565 (6,716 to 12,000)	10,000 (8,668 to 13,600)	10,159 (7,625 to 13,600)	10,159 (7,959 to 13,600)	10,000 (7,959 to 13,200)	10,000 (8,259 to 13,100)	10,000 (8,466 to 13,100)	10,000 (8,479 to 13,600)	10,000 (8,664 to 13,600)	10,000 (8,664 to 13,600)	14,669 (10,600 to 19,100)	14,169 (10,700 to 19,400)	13,783 (10,200 to 20,100)	13,869 (10,400 to 19,700)	12,130 (9,530 to 15,800)	6,490 (4,320 to 8,890)	264,600
Falls	7.1 (0.4 to 9.1)	0.8 (0.4 to 2.4)	0.2 (56.3 to 1.39)	463 (61.6 to 1,360)	1,430 (1,020 to 2,040)	2,000 (1,260 to 2,930)	2,240 (1,660 to 3,310)	2,800 (1,900 to 3,190)	3,650 (2,430 to 5,040)	4,230 (2,670 to 5,120)	4,560 (3,120 to 6,010)	4,560 (3,150 to 6,060)	4,560 (3,420 to 7,070)	4,560 (3,760 to 7,920)	4,230 (3,210 to 6,910)	4,230 (3,210 to 6,860)	4,560 (3,420 to 6,920)	4,230 (3,150 to 7,020)	4,560 (3,150 to 7,160)	4,230 (3,150 to 6,860)	4,230 (3,150 to 6,860)	4,560 (3,420 to 6,920)	4,230 (3,150 to 6,860)	4,560 (3,420 to 6,920)	4,560 (3,420 to 6,920)	4,560 (3,420 to 6,920)	4,230 (3,150 to 6,860



Table 2c. Southeast Asia DALYs for cause and age arrays for females with 95% uncertainty intervals, 2019

Cause	Early Neonatal	Late Neonatal	Post-Neonatal	1 to 4	5 to 9	10 to 14	15 to 19	20 to 24	25 to 29	30 to 34	35 to 39	40 to 44	45 to 49	50 to 54	55 to 59	60 to 64	65 to 69	70 to 74	75 to 79	80 to 84	85 to 89	90 to 94	95 plus	Total
All causes	1,179,886 (1,029,650 to 1,408,380)	514,849 (325,330 to 1,153,552)	2,470,940 (2,148,548 to 3,154,650)	3,541,849 (2,148,548 to 3,940,650)	1,122,550 (1,122,550 to 1,193,550)	1,122,550 (1,122,550 to 1,193,550)	1,122,550 (1,122,550 to 1,193,550



SR Table 2b: New Zealand DALYS by cause and age groups for females with 95% uncertainty intervals, 2019

Cause	Early Neonatal	Late Neonatal	Post-Neonatal	1 to 4	5 to 9	10 to 14	15 to 19	20 to 24	25 to 29	30 to 34	35 to 39	40 to 44	45 to 49	50 to 54	55 to 59	60 to 64	65 to 69	70 to 74	75 to 79	80 to 84	85 to 89	90 to 94	95 plus	Total
All causes	4,910 (3,250 to 6,950)	1,120 (749 to 1,550)	3,970 (2,720 to 5,190)	5,190 (3,570 to 6,930)	6,980 (5,160 to 8,980)	9,690 (7,400 to 12,600)	15,200 (12,000 to 20,900)	20,600 (16,700 to 26,900)	23,900 (19,600 to 31,000)	23,900 (19,600 to 31,000)	26,900 (22,700 to 34,000)	26,900 (22,700 to 34,000)	26,900 (22,700 to 34,000)	36,300 (29,900 to 44,100)	46,300 (39,000 to 54,900)	46,300 (39,000 to 54,900)	47,200 (40,300 to 55,200)	46,700 (40,000 to 54,200)	50,500 (44,000 to 58,000)	48,200 (43,400 to 52,800)	43,200 (39,500 to 47,200)	37,500 (34,500 to 40,300)	29,200 (25,900 to 32,700)	11,900 (11,300 to 12,600)	607,000
Communicable, maternal, neonatal, and nutritional diseases	3,540 (2,570 to 4,740)	920 (570 to 1,370)	950 (716 to 1,210)	1,190 (836 to 1,650)	650 (507 to 824)	700 (515 to 953)	770 (571 to 1,020)	1,020 (689 to 1,530)	1,020 (715 to 1,530)	1,020 (715 to 1,530)	1,020 (715 to 1,530)	1,020 (715 to 1,530)	1,020 (715 to 1,530)	1,020 (715 to 1,530)	1,020 (715 to 1,530)	1,020 (715 to 1,530)	1,020 (715 to 1,530)	1,020 (715 to 1,530)	1,020 (715 to 1,530)	1,020 (715 to 1,530)	1,020 (715 to 1,530)	1,020 (715 to 1,530)	1,020 (715 to 1,530)	22,900
HIV/AIDS and sexually transmitted infections	0 (0 to 0)	0 (0 to 0)	2.1 (1.9 to 2.4)	3.4 (2 to 3.9)	3.6 (2.4 to 4.2)	3.6 (2.5 to 4.2)	13.6 (9.4 to 20.5)	47.5 (29.2 to 91.9)	69.7 (42.6 to 135)	79 (48.5 to 124)	79.2 (48.7 to 125)	79.2 (48.7 to 125)	79.2 (48.7 to 125)	57.1 (35.6 to 89.9)	38.6 (24.1 to 60.2)	28.7 (18.1 to 45.3)	19.8 (12.7 to 31.4)	10.1 (6.12 to 16.4)	7.4 (4.5 to 12.3)	4.2 (2.5 to 7.2)	2.3 (1.4 to 4)	1.6 (1 to 2.8)	0.6 (0.3 to 0.7)	563
HIV/AIDS	0 (0 to 0)	0 (0 to 0)	2.1 (1.9 to 2.4)	3.4 (2 to 3.9)	3.6 (2.4 to 4.2)	3.6 (2.5 to 4.2)	13.5 (9.4 to 20.5)	47.3 (29.2 to 91.9)	69.4 (42.6 to 135)	78.8 (48.5 to 124)	78.9 (48.7 to 125)	78.9 (48.7 to 125)	78.9 (48.7 to 125)	56.9 (35.6 to 89.9)	38.4 (24.1 to 60.2)	28.6 (18.1 to 45.3)	19.7 (12.7 to 31.4)	10.1 (6.12 to 16.4)	7.4 (4.5 to 12.3)	4.2 (2.5 to 7.2)	2.3 (1.4 to 4)	1.6 (1 to 2.8)	0.6 (0.3 to 0.7)	133
HIV/AIDS - Drug-susceptible Tuberculosis	0 (0 to 0)	0 (0 to 0)	0.3 (0.2 to 0.5)	0.3 (0.2 to 0.5)	0.3 (0.2 to 0.5)	0.3 (0.2 to 0.5)	0.3 (0.2 to 0.5)	0.4 (0.2 to 1.6)	0.4 (0.2 to 2.2)	0.4 (0.2 to 2.2)	0.4 (0.2 to 2.2)	0.4 (0.2 to 2.2)	0.4 (0.2 to 2.2)	0.4 (0.2 to 2.2)	0.4 (0.2 to 2.2)	0.4 (0.2 to 2.2)	0.4 (0.2 to 2.2)	0.4 (0.2 to 2.2)	0.4 (0.2 to 2.2)	0.4 (0.2 to 2.2)	0.4 (0.2 to 2.2)	0.4 (0.2 to 2.2)	0.4 (0.2 to 2.2)	8.9
HIV/AIDS - Multidrug-resistant Tuberculosis without extensive drug-resistance	0 (0 to 0)	0 (0 to 0)	0 (0 to 0)	0 (0 to 0)	0 (0 to 0)	0 (0 to 0)	0 (0 to 0)	0 (0 to 0.1)	0 (0 to 0.1)	0 (0 to 0.1)	0 (0 to 0.1)	0 (0 to 0.1)	0 (0 to 0.1)	0 (0 to 0.1)	0 (0 to 0.1)	0 (0 to 0.1)	0 (0 to 0.1)	0 (0 to 0.1)	0 (0 to 0.1)	0 (0 to 0.1)	0 (0 to 0.1)	0 (0 to 0.1)	0 (0 to 0.1)	0 (0 to 0.1)	0.4
HIV/AIDS - Extensively drug-resistant Tuberculosis	0 (0 to 0)	0 (0 to 0)	0 (0 to 0)	0 (0 to 0)	0 (0 to 0)	0 (0 to 0)	0 (0 to 0)	0 (0 to 0)	0 (0 to 0)	0 (0 to 0)	0 (0 to 0)	0 (0 to 0)	0 (0 to 0)	0 (0 to 0)	0 (0 to 0)	0 (0 to 0)	0 (0 to 0)	0 (0 to 0)	0 (0 to 0)	0 (0 to 0)	0 (0 to 0)	0 (0 to 0)	0 (0 to 0)	0 (0 to 0)	0.1
HIV/AIDS resulting in other diseases	0 (0 to 0)	0 (0 to 0)	1.7 (1.5 to 2.1)	3.1 (2.1 to 3.6)	3.3 (2.9 to 3.9)	3.3 (2.9 to 3.9)	13.2 (10 to 17.1)	46.7 (32.9 to 76.9)	68.5 (46.9 to 112)	77.9 (52.1 to 128)	78 (52.1 to 128)	78 (52.1 to 128)	78 (52.1 to 128)	56.1 (37.6 to 92.3)	37.9 (25.3 to 62.3)	28.2 (18.9 to 46.5)	19.5 (13 to 32)	9.9 (6.6 to 16.3)	7.3 (4.9 to 12)	4.1 (2.7 to 6.8)	2.3 (1.5 to 3.8)	1.6 (1.1 to 2.6)	0.6 (0.4 to 0.9)	124
Sexually transmitted infections excluding HIV	0 (0 to 0)	0 (0 to 0)	0 (0 to 0)	0 (0 to 0)	0 (0 to 0)	0 (0 to 0)	0 (0 to 0)	0 (0 to 0)	0 (0 to 0)	0 (0 to 0)	0 (0 to 0)	0 (0 to 0)	0 (0 to 0)	0 (0 to 0)	0 (0 to 0)	0 (0 to 0)	0 (0 to 0)	0 (0 to 0)	0 (0 to 0)	0 (0 to 0)	0 (0 to 0)	0 (0 to 0)	0 (0 to 0)	0 (0 to 0)	0
Syphilis	0 (0 to 0)	0 (0 to 0)	0 (0 to 0)	0 (0 to 0)	0 (0 to 0)	0 (0 to 0)	0 (0 to 0.1)	0 (0 to 0.1)	0 (0 to 0.1)	0 (0 to 0.1)	0 (0 to 0.1)	0 (0 to 0.1)	0 (0 to 0.1)	0 (0 to 0.1)	0 (0 to 0.1)	0 (0 to 0.1)	0 (0 to 0.1)	0 (0 to 0.1)	0 (0 to 0.1)	0 (0 to 0.1)	0 (0 to 0.1)	0 (0 to 0.1)	0 (0 to 0.1)	0 (0 to 0.1)	0.1
Chlamydial infection	0 (0 to 0)	0 (0 to 0)	0 (0 to 0)	0 (0 to 0)	0 (0 to 0)	0 (0 to 0)	0 (0 to 0)	0 (0 to 0)	0 (0 to 0)	0 (0 to 0)	0 (0 to 0)	0 (0 to 0)	0 (0 to 0)	0 (0 to 0)	0 (0 to 0)	0 (0 to 0)	0 (0 to 0)	0 (0 to 0)	0 (0 to 0)	0 (0 to 0)	0 (0 to 0)	0 (0 to 0)	0 (0 to 0)	0 (0 to 0)	0
Gonococcal infection	0 (0 to 0)	0 (0 to 0)	0 (0 to 0)	0 (0 to 0)	0 (0 to 0)	0 (0 to 0)	0 (0 to 0)	0 (0 to 0)	0 (0 to 0)	0 (0 to 0)	0 (0 to 0)	0 (0 to 0)	0 (0 to 0)	0 (0 to 0)	0 (0 to 0)	0 (0 to 0)	0 (0 to 0)	0 (0 to 0)	0 (0 to 0)	0 (0 to 0)	0 (0 to 0)	0 (0 to 0)	0 (0 to 0)	0 (0 to 0)	0
Trichomoniasis	0 (0 to 0)	0 (0 to 0)	0 (0 to 0)	0 (0 to 0)	0 (0 to 0)	0 (0 to 0)	0.1 (0 to 0.1)	0.1 (0 to 0.1)	0.2 (0 to 0.6)	0.2 (0 to 0.6)	0.2 (0 to 0.6)	0.2 (0 to 0.6)	0.2 (0 to 0.6)	0.1 (0 to 0.4)	0.1 (0 to 0.4)	0.1 (0 to 0.4)	0.1 (0 to 0.4)	0.1 (0 to 0.4)	0.1 (0 to 0.4)	0.1 (0 to 0.4)	0.1 (0 to 0.4)	0.1 (0 to 0.4)	0.1 (0 to 0.4)	0.1 (0 to 0.4)	0.5
Genital herpes	0 (0 to 0)	0 (0 to 0)	0 (0 to 0)	0 (0 to 0)	0 (0 to 0)	0 (0 to 0)	0 (0 to 0)	0 (0 to 0)	0 (0 to 0)	0 (0 to 0)	0 (0 to 0)	0 (0 to 0)	0 (0 to 0)	0 (0 to 0)	0 (0 to 0)	0 (0 to 0)	0 (0 to 0)	0 (0 to 0)	0 (0 to 0)	0 (0 to 0)	0 (0 to 0)	0 (0 to 0)	0 (0 to 0)	0 (0 to 0)	0.1
Other sexually transmitted infections	0 (0 to 0)	0 (0 to 0)	0 (0 to 0)	0 (0 to 0)	0 (0 to 0)	0 (0 to 0)	0.1 (0 to 0.1)	0.1 (0 to 0.2)	0.1 (0 to 0.3)	0.1 (0 to 0.3)	0.1 (0 to 0.3)	0.1 (0 to 0.3)	0.1 (0 to 0.3)	0.1 (0 to 0.3)	0.1 (0 to 0.3)	0.1 (0 to 0.3)	0.1 (0 to 0.3)	0.1 (0 to 0.3)	0.1 (0 to 0.3)	0.1 (0 to 0.3)	0.1 (0 to 0.3)	0.1 (0 to 0.3)	0.1 (0 to 0.3)	0.1 (0 to 0.3)	0.2
Respiratory infections and tuberculosis	96.7 (81.6 to 119)	19.6 (16.6 to 24.6)	222 (192 to 259)	277 (192 to 420)	242 (189 to 426)	216 (169 to 350)	197 (133 to 339)	254 (132 to 539)	199 (126 to 519)	191 (116 to 514)	214 (116 to 521)	231 (116 to 540)	284 (117 to 559)	294 (116 to 554)	289 (116 to 554)	289 (116 to 554)	284 (116 to 554)	289 (116 to 554)	289 (116 to 554)	289 (116 to 554)	289 (116 to 554)	289 (116 to 554)	289 (116 to 554)	4,900
Tuberculosis	0 (0 to 0)	0 (0 to 0)	0.9 (0.6 to 1.6)	1.6 (1.1 to 2.4)	1.6 (1.1 to 2)	2.1 (1.5 to 3)	2.1 (1.6 to 3)	2.5 (1.9 to 4.6)	2.5 (1.9 to 5.3)	2.5 (1.9 to 5.3)	2.5 (1.9 to 5.3)	2.5 (1.9 to 5.3)	2.5 (1.9 to 5.3)	2.5 (1.9 to 5.3)	2.5 (1.9 to 5.3)	2.5 (1.9 to 5.3)	2.5 (1.9 to 5.3)	2.5 (1.9 to 5.3)	2.5 (1.9 to 5.3)	2.5 (1.9 to 5.3)	2.5 (1.9 to 5.3)	2.5 (1.9 to 5.3)	2.5 (1.9 to 5.3)	32
Latent tuberculosis infection	0 (0 to 0)	0 (0 to 0)	0 (0 to 0)	0 (0 to 0)	0 (0 to 0)	0 (0 to 0)	0 (0 to 0)	0 (0 to 0)	0 (0 to 0)	0 (0 to 0)	0 (0 to 0)	0 (0 to 0)	0 (0 to 0)	0 (0 to 0)	0 (0 to 0)	0 (0 to 0)	0 (0 to 0)	0 (0 to 0)	0 (0 to 0)	0 (0 to 0)	0 (0 to 0)	0 (0 to 0)	0 (0 to 0)	0 (0 to 0)	0
Active tuberculosis	0.9 (0.6 to 1.6)	0.1 (0 to 0.2)	0.9 (0.6 to 1.6)	1.6 (1.1 to 2.4)	1.6 (1.1 to 2)	2.1 (1.5 to 3)	2.1 (1.6 to 3)	2.5 (1.9 to 4.6)	2.5 (1.9 to 5.3)	2.5 (1.9 to 5.3)	2.5 (1.9 to 5.3)	2.5 (1.9 to 5.3)	2.5 (1.9 to 5.3)	2.5 (1.9 to 5.3)	2.5 (1.9 to 5.3)	2.5 (1.9 to 5.3)	2.5 (1.9 to 5.3)	2.5 (1.9 to 5.3)	2.5 (1.9 to 5.3)	2.5 (1.9 to 5.3)	2.5 (1.9 to 5.3)	2.5 (1.9 to 5.3)	2.5 (1.9 to 5.3)	32
Drug-susceptible Tuberculosis	0.9 (0.6 to 1.6)	0.1 (0 to 0.2)	0.9 (0.6 to 1.6)	1.6 (1.1 to 2.4)	1.6 (1.1 to 2)	2.1 (1.5 to 3)	2.1 (1.6 to 3)	2.5 (1.9 to 4.6)	2.5 (1.9 to 5.3)	2.5 (1.9 to 5.3)	2.5 (1.9 to 5.3)	2.5 (1.9 to 5.3)	2.5 (1.9 to 5.3)	2.5 (1.9 to 5.3)	2.5 (1.9 to 5.3)	2.5 (1.9 to 5.3)	2.5 (1.9 to 5.3)	2.5 (1.9 to 5.3)	2.5 (1.9 to 5.3)	2.5 (1.9 to 5.3)	2.5 (1.9 to 5.3)	2.5 (1.9 to 5.3)	2.5 (1.9 to 5.3)	32
Multidrug-resistant tuberculosis without extensive drug-resistance	0 (0 to 0)	0 (0 to 0)	0 (0 to 0)	0 (0 to 0)	0 (0 to 0)	0 (0 to 0)	0 (0 to 0)	0 (0 to 0)	0 (0 to 0)	0 (0 to 0)	0 (0 to 0)	0 (0 to 0)	0 (0 to 0)	0 (0 to 0)	0 (0 to 0)	0 (0 to 0)	0 (0 to 0)	0 (0 to 0)	0 (0 to 0)	0 (0 to 0)	0 (0 to 0)	0 (0 to 0)	0 (0 to 0)	0 (0 to 0)	0
Extensively drug-resistant tuberculosis	0 (0 to 0)	0 (0 to 0)	0 (0 to 0)	0 (0 to 0)	0 (0 to 0)	0 (0 to 0)	0 (0 to 0)	0 (0 to 0)	0 (0 to 0)	0 (0 to 0)	0 (0 to 0)	0 (0 to 0)	0 (0 to 0)	0 (0 to 0)	0 (0 to 0)	0 (0 to 0)	0 (0 to 0)	0 (0 to 0)	0 (0 to 0)	0 (0 to 0)	0 (0 to 0)	0 (0 to 0)	0 (0 to 0)	0 (0 to 0)	0
Lower respiratory infections	89.4 (81 to 119)	17.6 (15.9 to 23)	172 (147 to 199)	167 (131 to 199)	19.6 (12.6 to 27.8)	12.9 (7.79 to 17)	10.4 (5.71 to 15.1)	17.6 (7.07 to 33.3)	18.6 (7.07 to 36.9)	14.9 (7.07 to 32.9)	22.3 (7.07 to 50.9)	23.6 (7.07 to 52.9)	32.8 (7.07 to 72.9)	24.6 (7.07 to 54.9)	47.8 (20.7 to 95.7)	34.7 (20.7 to 59.7)	137 (20.7 to 231)	136 (20.7 to 231)	172 (20.7 to 231)	139 (20.7 to 231)	288 (20.7 to 231)	439 (20.7 to 231)	970 (20.7 to 231)	2,900
Upper respiratory infections	0.3 (0 to 0.4)	2.1 (1.3 to 3.6)	4.6 (2.9 to 7.9)	15 (9.5 to 26)	19.6 (12.6 to 27.8)	12.9 (7.79 to 17)	10.4 (5.71 to 15.1)	17.6 (7.07 to 33.3)	18.6 (7.07 to 36.9)	14.9 (7.07 to 32.9)	22.3 (7.07 to 50.9)	23.6 (7.07 to 52.9)	32.8 (7.07 to 72.9)	24.6 (7.07 to 54.9)	47.8 (20.7 to 95.7)	34.7 (20.7 to 59.7)	137 (20.7 to 231)	136 (20.7 to 231)	172 (20.7 to 231)	139 (20.7 to 231)	288 (20.7 to 231)	439 (20.7 to 231)	970 (20.7 to 231)	2,100
Otitis media	0 (0 to 0)	2.1 (1.3 to 3.5)	4.6 (2.9 to 7.9)	15 (9.5 to 26)	19.6 (12.6 to 27.8)	12.9 (7.79 to 17)	10.4 (5.71 to 15.1)	17.6 (7.07 to 33.3)	18.6 (7.07 to 36.9)	14.9 (7.07 to 32.9)	22.3 (7.07 to 50.9)	23.6 (7.07 to 52.9)	32.8 (7.07 to 72.9)	24.6 (7.07 to 54.9)	47.8 (20.7 to 95.7)	34.7 (20.7 to 59.7)	137 (20.7 to 231)	136 (20.7 to 231)	172 (20.7 to 231)	139 (20.7 to 231)	288 (20.7 to 231)	439 (20.7 to 231)	970 (20.7 to 231)	2,100
Enteric infections	1.9 (1.4 to 2.6)	6.1 (4.4 to 8.2)	175 (160 to 191)	123 (92.5 to 166)	66.9 (49.7 to 96)	62 (46.6 to 92)	104 (73.9 to 156)	157 (89.1 to 292)	157 (89.1 to 292)	157 (89.1 to 292)	170 (71.2 to 349)	170 (71.2 to 349)	170 (71.1 to 349)	170 (71.1 to 349)	170 (69.1 to 349)	170 (69.1 to 349)	170 (69.2 to 349)	170 (69.2 to 349)	170 (69.2 to 349)	170 (69.2 to 349)	170 (69.2 to 349)	170 (69.2 to 349)	170 (69.2 to 349)	3,630
Diarrheal diseases	1.9 (1.4 to 2.6)	6.1 (4.4 to 8.2)	175 (160 to 191)	123 (92.5 to 166)	66.9 (49.7 to 96)	62 (46.6 to 92)	104 (73.9 to 156)	157 (89.1 to 292)	157 (89.1 to 292)	157 (89.1 to 292)	170 (71.2 to 349)	170 (71.2 to 349)	170 (71.1 to 349)	170 (71.1 to 349)	170 (69.1 to 349)	170 (69.1 to 349)	170 (69.2 to 349)	170 (69.2 to 349)	170 (69.2 to 349)	170 (69.2 to 349)	170 (69.2 to 349)	170 (69.2 to 349)	170 (69.2 to 349)	3,630
Typhoid and paratyphoid	0 (0 to 0)	0 (0 to 0)	0 (0 to 0)	0 (0 to 0)	0 (0 to 0)	0 (0 to 0)	0 (0 to 0)	0 (0 to 0)	0 (0 to 0)	0 (0 to 0)	0 (0 to 0)	0 (0 to 0)	0 (0 to 0)	0 (0 to 0)	0 (0 to 0)	0 (0 to 0)	0 (0 to 0)	0 (0 to 0)	0 (0 to 0)	0 (0 to 0)	0 (0 to 0)	0 (0 to 0)	0 (0 to 0)	0 (0 to 0)	0
Typhoid fever	0 (0 to 0)	0 (0 to 0)	0 (0 to 0)	0 (0 to 0)	0 (0 to 0)	0 (0 to 0)	0 (0 to 0)	0 (0 to 0)	0 (0 to 0)	0 (0 to 0)	0 (0 to 0)	0 (0 to 0)	0 (0 to 0)	0 (0 to 0)	0 (0 to 0)	0 (0 to 0)	0 (0 to 0)	0 (0 to 0)	0 (0 to 0)	0 (0 to 0)	0 (0 to 0)	0 (0 to 0)	0 (0 to 0)	0 (0 to 0)	0
Paratyphoid fever	0 (0 to 0)	0 (0 to 0)	0 (0 to 0)	0 (0 to 0)	0 (0 to 0)	0 (0 to 0)	0 (0 to 0)	0 (0 to 0)	0 (0 to 0)	0 (0 to 0)	0 (0 to 0)	0 (0 to 0)	0 (0 to 0)	0 (0 to 0)	0 (0 to 0)	0 (0 to 0)	0 (0 to 0)	0 (0 to 0)	0 (0 to 0)	0 (0 to 0)	0 (0 to 0)	0 (0 to 0)	0 (0 to 0)	0 (0 to 0)	0
Invasive Non-typhoidal Salmonella (iNTS)	0 (0 to 0)	0 (0 to 0)	0 (0 to 0)	0.1 (0 to 0.1)	0.1 (0 to 0.2)	0.1 (0 to 0.2)	0.1 (0 to 0.2)	0.1 (0 to 0.2)	0.1 (0 to 0.2)	0.1 (0 to 0.2)	0.1 (0 to 0.2)	0.1 (0 to 0.2)	0.1 (0 to 0.2)	0.1 (0 to 0.2)	0.1 (0 to 0.2)	0.1 (0 to 0.2)	0.1 (0 to 0.2)	0.1 (0 to 0.2)	0.1 (0 to 0.2)	0.1 (0 to 0.2)	0.1 (0 to 0.2)	0.1 (0 to 0.2)	0.1 (0 to 0.2)	1.2
Other intestinal infectious diseases	0 (0 to 0)	0 (0 to 0)	0.6 (0.2 to 1.1)	0.6 (0.4 to 1.1)	0.3 (0.1 to 0.7)	0.3 (0.1 to 0.7)	0.2 (0 to 0.5)	0.2 (0 to 0.5)	0.1 (0 to 0.3)	0.1 (0 to 0.3)	0.1 (0 to 0.3)	0.1 (0 to 0.3)	0.2 (0 to 0.5)	0.1 (0 to 0.3)	0.1 (0 to 0.3)	0.1 (0 to 0.3)	0.1 (0 to 0.3)	0.1 (0 to 0.3)	0.2 (0 to 0.5)	0.1 (0 to 0.3)	0.1 (0 to 0.3)	0.1 (0 to 0.3)	0.1 (0 to 0.3)	1.1
Neglected tropical diseases and malaria	0.6 (0.1 to 0.9)	1.8 (0.4 to 2.5)	23.4 (5.2 to 51.9)	13.1 (2.9 to 29.1)	3.9 (0.9 to 11.6)	2.1 (0.5 to 6.2)	2.2 (0.5 to 6.5)	2 (0.5 to 5.9)	1.8 (0.4 to 5.3)	2.9 (0.6 to 8.6)	5.8 (1.1 to 16.3)	7.9 (1.5 to 22.3)	8.6 (1.6 to 24.3)	7.9 (1.5 to 22.3)	8.6 (1.6 to 24.3)	7.7 (1.5 to 21.7)	8.3 (1.6 to 23.4)	7.3 (1.4 to 20.6)	7.4 (1.4 to 20.9)	5.1 (1 to 14.4)	3.3 (0.6 to 9.3)	1.7 (0.3 to 4.8)	186.4
Malaria	0 (0 to 0)	0 (0 to 0)	0 (0 to 0)	0 (0 to 0)	0 (0 to 0)	0 (0 to 0)	0 (0 to 0)	0 (0 to 0)	0 (0 to 0)	0 (0 to 0)	0 (0 to 0)	0 (0 to 0)	0 (0 to 0)	0 (0 to 0)	0 (0 to 0)	0 (0 to 0)	0 (0 to 0)	0 (0 to 0)	0 (0 to 0)	0 (0 to 0)	0 (0 to 0)	0 (0 to 0)	0 (0 to 0)	0 (0 to 0)	0
Chagas disease	0 (0 to 0)	0 (0 to 0)	0 (0 to 0)	0 (0 to 0)	0 (0 to 0)	0 (0 to 0)	0 (0 to 0)	0 (0 to 0)	0 (0 to 0)	0 (0 to 0)	0 (0 to 0)	0 (0 to 0)	0 (0 to 0)	0 (0 to 0)	0 (0 to 0)	0 (0 to 0)	0 (0 to 0)	0 (0 to 0)	0 (0 to 0)	0 (0 to 0)	0 (0 to 0)	0 (0 to 0)	0 (0 to 0)	0 (0 to 0)	0
Leishmaniasis	0 (0 to 0)	0 (0 to 0)	0 (0 to 0)	0 (0 to 0)	0 (0 to 0)	0 (0 to 0)	0 (0 to 0)	0 (0 to 0)	0 (0 to 0)	0 (0 to 0)	0 (0 to 0)	0 (0 to 0)	0 (0 to 0)	0 (0 to 0)	0 (0 to 0)	0 (0 to 0)	0 (0 to 0)	0 (0 to 0)	0 (0 to 0)	0 (0 to 0)	0 (0 to 0)	0 (0 to 0)	0 (0 to 0)	0 (0 to 0)	0
Visceral leishmaniasis	0 (0 to 0)	0 (0 to 0)	0 (0 to 0)	0 (0 to 0)	0 (0 to 0)	0 (0 to 0)	0 (0 to 0)	0 (0 to 0)	0 (0 to 0)	0 (0 to 0)	0 (0 to 0)	0 (0 to 0)	0 (0 to 0)	0 (0 to 0)	0 (0 to 0)	0 (0 to 0)	0 (0 to 0)	0 (0 to 0)	0 (0 to 0)	0 (0 to 0)	0 (0 to 0)	0 (0 to 0)	0 (0 to 0)	0 (0 to 0)	0
Cutaneous and mucocutaneous leishmaniasis	0 (0 to 0)	0 (0 to 0)	0 (0 to 0)	0 (0 to 0)	0 (0 to 0)	0 (0 to 0)	0 (0 to 0)	0 (0 to 0)	0 (0 to 0)	0 (0 to 0)	0 (0 to 0)	0 (0 to 0)	0 (0 to 0)	0 (0 to 0)	0 (0 to 0)	0 (0 to 0)	0 (0 to 0)	0 (0 to 0)	0 (0 to 0)	0 (0 to 0)	0 (0 to 0)	0 (0 to 0)	0 (0 to 0)	0 (0 to 0)	0
African trypanosomiasis	0 (0 to 0)	0 (0 to 0)	0 (0 to 0)	0 (0 to 0)	0 (0 to 0)	0 (0 to 0)	0 (0 to 0)	0 (0 to 0)	0 (0 to 0)	0 (0 to 0)	0 (0 to 0)	0 (0 to 0)	0 (0 to 0)	0 (0 to 0)	0 (0 to 0)	0 (0 to 0)	0 (0 to 0)	0 (0 to 0)	0 (0 to 0)	0 (0 to 0)	0 (0 to 0)	0 (0 to 0)	0 (0 to 0)	0 (0 to 0)	0
Schistosomiasis	0 (0 to 0)	0 (0 to 0)	0 (0 to 0)	0 (0 to 0)	0 (0 to 0)	0 (0 to 0)	0 (0 to 0)	0 (0 to 0)	0 (0 to 0)	0 (0 to 0)	0 (0 to 0)	0 (0 to 0)	0 (0 to 0)	0 (0 to 0)	0 (0 to 0)	0 (0 to 0)	0 (0 to 0)	0 (0 to 0)	0 (0 to 0)	0 (0 to 0)	0 (0 to 0)	0 (0 to 0)	0 (0 to 0)	0 (0 to 0)	0
Cysticercosis	0 (0 to 0)	0 (0 to 0)	0 (0 to 0)	0 (0 to 0)	0 (0 to 0)	0 (0 to 0)	0 (0 to 0)	0 (0 to 0)	0 (0 to 0)	0 (0 to 0)	0 (0 to 0)	0 (0 to 0)	0 (0 to 0)	0 (0 to 0)	0 (0 to 0)	0 (0 to 0)	0 (0 to 0)	0 (0 to 0)	0 (0 to 0)	0 (0 to 0)	0 (0 to 0)	0 (0 to 0)	0 (0 to 0)	0 (0 to 0)	0
Cystic echinococcosis	0 (0 to 0)	0 (0 to 0)	0 (0 to 0)	0 (0 to 0)	0 (0 to 0)	0 (0 to 0)	0 (0 to 0)	0 (0 to 0)	0 (0 to 0)	0 (0 to 0)	0 (0 to 0)	0 (0 to 0)	0 (0 to 0)	0 (0 to 0)	0 (0 to 0)	0 (0 to 0)	0 (0 to 0)	0 (0 to 0)	0 (0 to 0)	0 (0 to 0)	0 (0 to 0)	0 (0 to 0)	0 (0 to 0)	0 (0 to 0)	0
Lymphatic filariasis	0 (0 to 0)	0 (0 to 0)	0 (0 to 0)	0 (0 to 0)	0 (0 to 0)	0 (0 to 0)	0 (0 to 0)	0 (0 to 0)	0 (0 to 0)	0 (0 to 0)	0 (0 to 0)	0 (0 to 0)	0 (0 to 0)	0 (0 to 0)	0 (0 to 0)	0 (0 to 0)	0 (0 to 0)	0 (0 to 0)	0 (0 to 0)	0 (0 to 0)	0 (0 to 0)	0 (0 to 0)	0 (0 to 0)	0 (0 to 0)	0
Onchocerciasis	0 (0 to 0)	0 (0 to 0)	0 (0 to 0)	0 (0 to 0)	0 (0 to 0)	0 (0 to 0)	0 (0 to 0)	0 (0 to 0)	0 (0 to 0)	0 (0 to 0)	0 (0 to 0)	0 (0 to 0)	0 (0 to 0)	0 (0 to 0)	0 (0 to 0)	0 (0 to 0)	0 (0 to 0)	0 (0 to 0)	0 (0 to 0)	0 (0 to 0)	0 (0 to 0)	0 (0 to 0)	0 (0 to 0)	0 (0 to 0)	0
Trachoma	0 (0 to 0)	0 (0 to 0)	0 (0 to 0)	0 (0 to 0)	0 (0 to 0)	0 (0 to 0)	0 (0 to 0)	0 (0 to 0)	0 (0 to 0)	0 (0 to 0)	0 (0 to 0)	0 (0 to 0)	0 (0 to 0)	0 (0 to 0)	0 (0 to 0)	0 (0 to 0)	0 (0 to 0)	0 (0 to 0)	0 (0 to 0)	0 (0 to 0)	0 (0 to 0)	0 (0 to 0)	0 (0 to 0)	0 (0 to 0)	0
Dengue	0 (0 to 0)	0 (0 to 0)	0 (0 to 0)	0 (0 to 0)	0 (0 to 0)	0 (0 to 0)	0 (0 to 0)	0 (0 to 0)	0 (0 to 0)	0 (0 to 0)	0 (0 to 0)	0 (0 to 0)	0 (0 to 0)	0 (0 to 0)	0 (0 to 0)	0 (0 to 0)	0 (0 to 0)	0 (0 to 0)	0 (0 to 0)	0 (0 to 0)	0 (0 to 0)	0 (0 to 0)	0 (0 to 0)	0 (0 to 0)	0
Yellow fever	0 (0 to 0)	0 (0 to 0)	0 (0 to 0)	0 (0 to 0)	0 (0 to 0)	0 (0 to 0)	0 (0 to 0)	0 (0 to 0)	0 (0 to 0)	0 (0 to 0)	0 (0 to 0)	0 (0 to 0)	0 (0 to 0)	0 (0 to 0)	0 (0 to 0)	0 (0 to 0)	0 (0 to 0)	0 (0 to 0)	0 (0 to 0)	0 (0 to 0)	0 (0 to 0)	0 (0 to 0)	0 (0 to 0)	0 (0 to 0)	0
Rabies	0 (0 to 0)	0 (0 to 0)	0 (0 to 0)	0 (0 to 0)	0 (0 to 0)	0 (0 to 0)	0 (0 to 0)	0 (0 to 0)	0 (0 to 0)	0 (0 to 0)	0 (0 to 0)	0 (0 to 0)	0 (0 to 0)	0 (0 to 0)	0 (0 to 0)	0 (0 to 0)	0 (0 to 0)	0 (0 to 0)	0 (0 to 0)	0 (0 to 0)	0 (0 to 0)	0 (0 to 0)	0 (0 to 0)	0 (0 to 0)	0.2
Intestinal nematode infections	0 (0 to 0)	0 (0 to 0)	0 (0 to 0)	0 (0 to 0)	0 (0 to 0)	0 (0 to 0)	0 (0 to 0)	0 (0 to 0)	0 (0 to 0)	0 (0 to 0)	0 (0 to 0)	0 (0 to 0)	0 (0 to 0)	0 (0 to 0)	0 (0 to 0)	0 (0 to 0)	0 (0 to 0)	0 (0 to 0)	0 (0 to 0)	0 (0 to 0)	0 (0 to 0)	0 (0 to 0)	0 (0 to 0)	0 (0 to 0)	0
Ascariasis	0 (0 to 0)	0 (0 to 0)	0 (0 to 0)	0 (0 to 0)	0

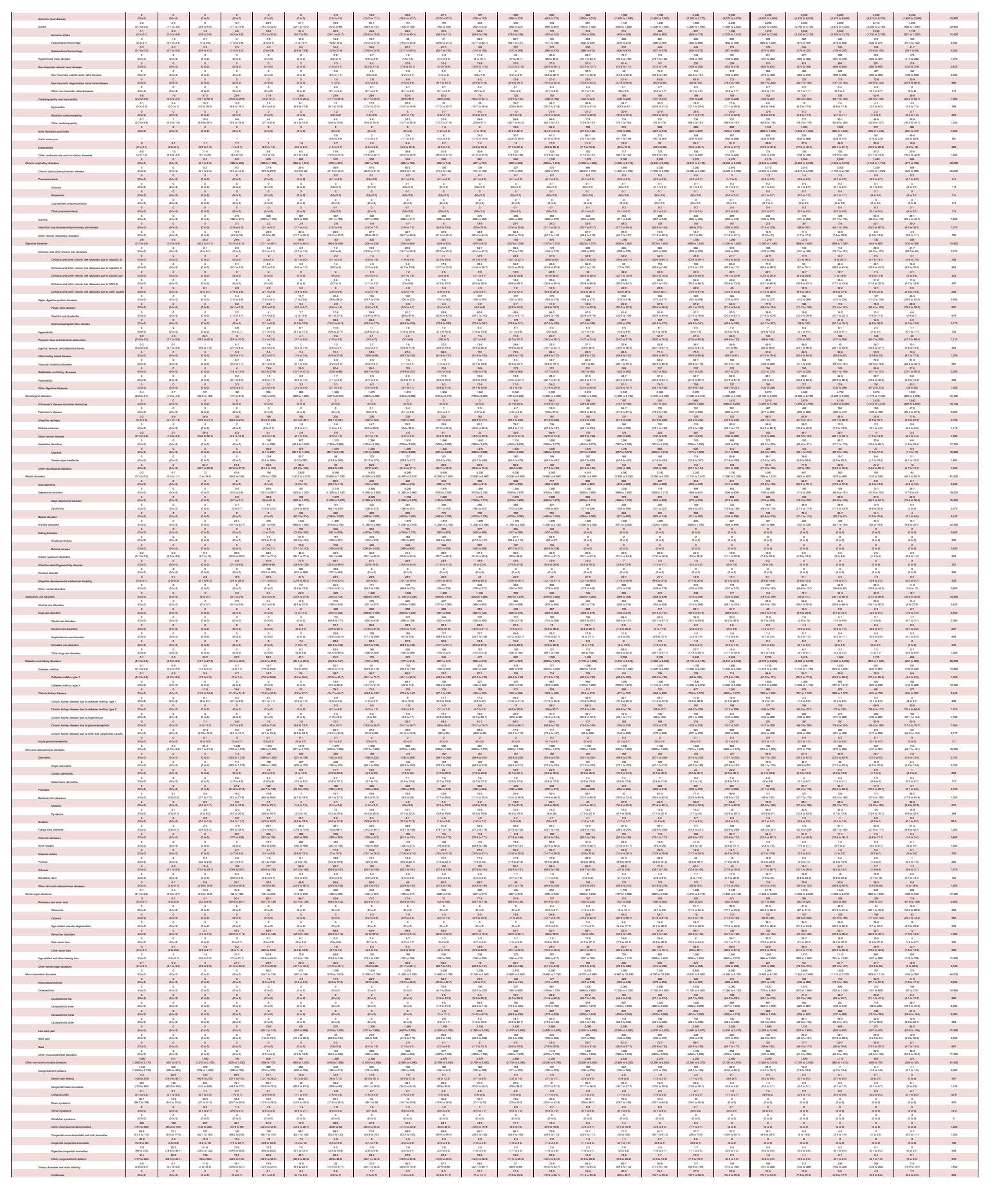

Benign prostatic hyperplasia	0 (0 to 0)	0 (0 to 0)	0 (0 to 0)

Cause	Early Neonatal	Late Neonatal	Post Neonatal	1 to 4	5 to 9	10 to 14	15 to 19	20 to 24	25 to 29	30 to 34	35 to 39	40 to 44	45 to 49	50 to 54	55 to 59	60 to 64	65 to 69	70 to 74	75 to 79	80 to 84	85 to 89	90 to 94	95 plus	Total
All causes	2,653,000	89,000	226,000	431,000	324,000	312,000	1,060,000	1,660,000	1,930,000	1,900,000	1,870,000	2,050,000	2,250,000	2,550,000	2,630,000	2,670,000	2,660,000	2,630,000	2,610,000	2,570,000	2,440,000	2,270,000	1,990,000	43,600,000
	(2,610,000 to 2,690,000)	(70,000 to 110,000)	(190,000 to 270,000)	(350,000 to 520,000)	(260,000 to 390,000)	(250,000 to 380,000)	(1,000,000 to 1,120,000)	(1,600,000 to 1,720,000)	(1,870,000 to 1,990,000)	(1,840,000 to 1,960,000)	(1,810,000 to 1,930,000)	(1,980,000 to 2,120,000)	(2,180,000 to 2,320,000)	(2,470,000 to 2,630,000)	(2,540,000 to 2,710,000)	(2,580,000 to 2,750,000)	(2,570,000 to 2,740,000)	(2,540,000 to 2,710,000)	(2,520,000 to 2,690,000)	(2,480,000 to 2,650,000)	(2,360,000 to 2,520,000)	(2,190,000 to 2,350,000)	(1,920,000 to 2,060,000)	(42,000,000 to 45,000,000)
Communicable, maternal, neonatal, and nutritional diseases	2,170,000	53,000	55,000	75,000	40,000	30,000	51,000	63,000	73,000	81,000	92,000	99,000	99,000	100,000	100,000	99,000	94,000	87,000	74,000	57,000	37,000	20,000	10,000	3,500,000
	(1,940,000 to 2,400,000)	(42,000 to 67,000)	(48,000 to 61,000)	(68,000 to 87,000)	(36,000 to 46,000)	(28,000 to 37,000)	(46,000 to 57,000)	(57,000 to 70,000)	(67,000 to 79,000)	(74,000 to 88,000)	(84,000 to 100,000)	(91,000 to 110,000)	(91,000 to 110,000)	(92,000 to 110,000)	(92,000 to 110,000)	(91,000 to 110,000)	(87,000 to 100,000)	(80,000 to 96,000)	(68,000 to 82,000)	(52,000 to 63,000)	(34,000 to 41,000)	(18,000 to 22,000)	(9,000 to 11,000)	(3,200,000 to 3,800,000)
HIV/AIDS and sexually transmitted infections	330 to 2,400	67 to 648	453 to 1,960	624 to 950	147 to 253	17 to 34	1,710 to 1,930	11,900 to 13,900	21,900 to 25,600	25,900 to 30,200	28,900 to 33,800	28,700 to 33,500	28,900 to 33,800	28,900 to 33,800	28,900 to 33,800	28,900 to 33,800	28,900 to 33,800	28,900 to 33,800	27,700 to 32,300	22,200 to 25,900	11,600 to 13,600	3,770 to 4,400	1,060 to 1,240	370,000 to 430,000	83,000 to 100,000	72,000 to 84,000
HIV/AIDS	0	0.2	776	582	418	243	624	11,900	21,900	25,900	28,900	28,700	28,900	28,900	28,900	28,900	28,900	28,900	27,700	22,200	11,600	3,770	1,060	370,000	83,000	72,000
	(0 to 0)	(0 to 0)	(704 to 848)	(529 to 636)	(380 to 457)	(220 to 265)	(567 to 683)	(11,900 to 13,900)	(21,900 to 25,600)	(25,900 to 30,200)	(28,900 to 33,800)	(28,700 to 33,500)	(28,900 to 33,800)	(28,900 to 33,800)	(28,900 to 33,800)	(28,900 to 33,800)	(28,900 to 33,800)	(28,900 to 33,800)	(27,700 to 32,300)	(22,200 to 25,900)	(11,600 to 13,600)	(3,770 to 4,400)	(1,060 to 1,240)	(370,000 to 430,000)	(83,000 to 100,000)	(72,000 to 84,000)
HIV/AIDS - Drug-susceptible Tuberculosis	(0 to 0)	(0 to 0)	62.8 to 127	69.5 to 140	29.3 to 62.9	6.7 to 15.5	31.4 to 77.7	1,140 to 2,900	2,020 to 5,140	2,320 to 5,940	2,620 to 6,710	2,570 to 6,580	2,590 to 6,630	2,590 to 6,630	2,590 to 6,630	2,590 to 6,630	2,590 to 6,630	2,590 to 6,630	2,480 to 6,350	1,990 to 5,090	1,040 to 2,660	338 to 865	95.0 to 243	33,200 to 84,900	7,440 to 19,000	6,470 to 16,600
HIV/AIDS - Multidrug-resistant Tuberculosis without extensive drug resistance	(0 to 0)	(0 to 0)	0.1 to 1.16	0.1 to 1.29	0 to 0.58	0 to 0.14	0.29 to 0.71	10.4 to 26.5	18.4 to 47.0	21.2 to 54.3	23.9 to 61.3	23.5 to 60.2	23.7 to 60.6	23.7 to 60.6	23.7 to 60.6	23.7 to 60.6	23.7 to 60.6	23.7 to 60.6	22.7 to 58.1	18.2 to 46.5	9.51 to 24.3	3.09 to 7.91	0.87 to 2.22	303 to 775	68.0 to 174	59.1 to 151	327
HIV/AIDS - Extensively drug-resistant Tuberculosis	(0 to 0)	(0 to 0)	0 to 0.01	0 to 0.01	0 to 0	0 to 0	0 to 0.01	0.1 to 0.3	0.2 to 0.5	0.2 to 0.5	0.2 to 0.6	0.2 to 0.6	0.2 to 0.6	0.2 to 0.6	0.2 to 0.6	0.2 to 0.6	0.2 to 0.6	0.2 to 0.6	0.2 to 0.6	0.2 to 0.5	0.1 to 0.3	0 to 0.1	0 to 0	0 to 0	3 to 8	0.7 to 1.8	0.6 to 1.5	3
HIV/AIDS resulting in other diseases	(0 to 0)	(0 to 0)	0.2 to 0.5	0.2 to 0.5	0.1 to 0.3	0 to 0.1	0.1 to 0.3	2.7 to 6.9	4.8 to 12.2	5.5 to 14.1	6.2 to 15.9	6.1 to 15.6	6.2 to 15.7	6.2 to 15.7	6.2 to 15.7	6.2 to 15.7	6.2 to 15.7	6.2 to 15.7	5.9 to 15.1	4.7 to 12.1	2.5 to 6.3	0.8 to 2.1	0.2 to 0.6	79 to 201	18 to 45	15 to 39	85
HIV/AIDS resulting in other diseases	(0 to 0)	(0 to 0)	454 to 720	(539 to 652)	(0 to 39)	(208 to 252)	(796 to 970)	(1,100 to 1,350)	(2,020 to 2,490)	(2,780 to 3,430)	(3,120 to 3,850)	(3,060 to 3,770)	(3,120 to 3,850)	(3,120 to 3,850)	(3,120 to 3,850)	(3,120 to 3,850)	(3,120 to 3,850)	(3,120 to 3,850)	(2,990 to 3,690)	(2,390 to 2,940)	(1,250 to 1,540)	(406 to 500)	(114 to 140)	(3,770 to 4,640)	(893 to 1,100)	(718 to 885)	(4,100 to 5,050)
Sexually transmitted infections, excluding HIV	(0 to 2,400)	(67 to 648)	(127 to 853)	(5.3 to 34.2)	(1.5 to 9.5)	(13.2 to 91)	(237 to 958)	(5,421 to 7,700)	(7,960 to 11,700)	(7,960 to 11,700)	(7,960 to 11,700)	(7,150 to 10,500)	(7,960 to 11,700)	(7,960 to 11,700)	(7,960 to 11,700)	(7,960 to 11,700)	(7,960 to 11,700)	(7,960 to 11,700)	(7,960 to 11,700)	(7,960 to 11,700)	(7,960 to 11,700)	(3,770 to 4,400)	(1,060 to 1,240)	(370,000 to 430,000)	(75,000 to 100,000)	(65,000 to 84,000)	(251,000 to 330,000)
Syphilis	(0 to 2,400)	(67 to 648)	(127 to 853)	(5.3 to 34.2)	(1.5 to 9.5)	(13.2 to 91)	(237 to 958)	(5,421 to 7,700)	(7,960 to 11,700)	(7,960 to 11,700)	(7,960 to 11,700)	(7,150 to 10,500)	(7,960 to 11,700)	(7,960 to 11,700)	(7,960 to 11,700)	(7,960 to 11,700)	(7,960 to 11,700)	(7,960 to 11,700)	(7,960 to 11,700)	(7,960 to 11,700)	(7,960 to 11,700)	(3,770 to 4,400)	(1,060 to 1,240)	(370,000 to 430,000)	(75,000 to 100,000)	(65,000 to 84,000)	(251,000 to 330,000)
Chlamydial infection	0	0	0	0	0	0	0	0	0	0	0	0	0	0	0	0	0	0	0	0	0	0	0	0	0	0	0
	(0 to 0)	(0 to 0)	(0 to 0)	(0 to 0)	(0 to 0)	(0 to 0)	(0 to 0)	(0 to 0)	(0 to 0)	(0 to 0)	(0 to 0)	(0 to 0)	(0 to 0)	(0 to 0)	(0 to 0)	(0 to 0)	(0 to 0)	(0 to 0)	(0 to 0)	(0 to 0)	(0 to 0)	(0 to 0)	(0 to 0)	(0 to 0)	(0 to 0)	(0 to 0)	(0 to 0)
Gonococcal infection	0	0	0	0	0	0	0	0	0	0	0	0	0	0	0	0	0	0	0	0	0	0	0	0	0	0	0
	(0 to 0)	(0 to 0)	(0 to 0)	(0 to 0)	(0 to 0)	(0 to 0)	(0 to 0)	(0 to 0)	(0 to 0)	(0 to 0)	(0 to 0)	(0 to 0)	(0 to 0)	(0 to 0)	(0 to 0)	(0 to 0)	(0 to 0)	(0 to 0)	(0 to 0)	(0 to 0)	(0 to 0)	(0 to 0)	(0 to 0)	(0 to 0)	(0 to 0)	(0 to 0)	(0 to 0)
Trichomoniasis	0	0	0	0	0	0	0	0	0	0	0	0	0	0	0	0	0	0	0	0	0	0	0	0	0	0	0
	(0 to 0)	(0 to 0)	(0 to 0)	(0 to 0)	(0 to 0)	(0 to 0)	(0 to 0)	(0 to 0)	(0 to 0)	(0 to 0)	(0 to 0)	(0 to 0)	(0 to 0)	(0 to 0)	(0 to 0)	(0 to 0)	(0 to 0)	(0 to 0)	(0 to 0)	(0 to 0)	(0 to 0)	(0 to 0)	(0 to 0)	(0 to 0)	(0 to 0)	(0 to 0)	(0 to 0)
Genital herpes	0	0	0	0	0	0	0	0	0	0	0	0	0	0	0	0	0	0	0	0	0	0	0	0	0	0	0
	(0 to 0)	(0 to 0)	(0 to 0)	(0 to 0)	(0 to 0)	(0 to 0)	(0 to 0)	(0 to 0)	(0 to 0)	(0 to 0)	(0 to 0)	(0 to 0)	(0 to 0)	(0 to 0)	(0 to 0)	(0 to 0)	(0 to 0)	(0 to 0)	(0 to 0)	(0 to 0)	(0 to 0)	(0 to 0)	(0 to 0)	(0 to 0)	(0 to 0)	(0 to 0)	(0 to 0)
Other sexually transmitted infections	(0 to 0)	(0 to 0)	(0 to 0)	(0 to 0)	(0 to 0)	(0 to 0)	(0 to 0)	(0 to 0)	(0 to 0)	(0 to 0)	(0 to 0)	(0 to 0)	(0 to 0)	(0 to 0)	(0 to 0)	(0 to 0)	(0 to 0)	(0 to 0)	(0 to 0)	(0 to 0)	(0 to 0)	(0 to 0)	(0 to 0)	(0 to 0)	(0 to 0)	(0 to 0)	(0 to 0)
Respiratory infections and tuberculosis	49,000	1,200	1,200	1,200	1,200	1,200	1,200	1,200	1,200	1,200	1,200	1,200	1,200	1,200	1,200	1,200	1,200	1,200	1,200	1,200	1,200	1,200	1,200	1,200	1,200	1,200	1,200
	(42,000 to 57,000)	(1,000 to 1,400)	(1,000 to 1,400)	(1,000 to 1,400



SII Table 2b: Andorra DALYS by cause and age group for females with 95% uncertainty intervals, 2019

Cause	Early Neonatal	Late Neonatal	Post Neonatal	1 to 4	5 to 9	10 to 14	15 to 19	20 to 24	25 to 29	30 to 34	35 to 39	40 to 44	45 to 49	50 to 54	55 to 59	60 to 64	65 to 69	70 to 74	75 to 79	80 to 84	85 to 89	90 to 94	95 plus	Total
All causes	12 (12 to 12) 6	9 (9 to 9) 7	15 (14 to 15) 7	56 (55 to 56) 3	46 (45 to 46) 2	50 (49 to 51) 2	67 (66 to 68) 2	86 (85 to 87) 2	106 (105 to 107) 2	136 (135 to 137) 2	170 (169 to 171) 2	220 (219 to 221) 2	303 (302 to 303) 2	401 (400 to 402) 2	533 (531 to 534) 2	703 (701 to 705) 2	1,000 (997 to 1,003) 2	1,417 (1,412 to 1,422) 2	2,000 (1,992 to 2,008) 2	2,824 (2,811 to 2,837) 2	4,000 (3,978 to 4,022) 2	5,657 (5,623 to 5,691) 2	8,000 (7,945 to 8,055) 2	10,100
Communicable, maternal, neonatal, and nutritional diseases	12 (12 to 12) 6	9 (9 to 9) 7	15 (14 to 15) 7	56 (55 to 56) 3	46 (45 to 46) 2	50 (49 to 51) 2	67 (66 to 68) 2	86 (85 to 87) 2	106 (105 to 107) 2	136 (135 to 137) 2	170 (169 to 171) 2	220 (219 to 221) 2	303 (302 to 303) 2	401 (400 to 402) 2	533 (531 to 534) 2	703 (701 to 705) 2	1,000 (997 to 1,003) 2	1,417 (1,412 to 1,422) 2	2,000 (1,992 to 2,008) 2	2,824 (2,811 to 2,837) 2	4,000 (3,978 to 4,022) 2	5,657 (5,623 to 5,691) 2	8,000 (7,945 to 8,055) 2	370
HIV/AIDS and sexually transmitted infections	0.6 (0.2 to 1.4) 0	0.2 (0 to 0.4) 0	0.3 (0.1 to 0.8) 0	0.4 (0.1 to 0.9) 0	0.1 (0 to 0.4) 0	0.1 (0 to 0.3) 0	0.4 (0.1 to 1.2) 0	1.6 (0.2 to 5.1) 0	2.5 (0.3 to 9.6) 0	4.3 (0.5 to 24.2) 0	6.6 (0.6 to 33.7) 0	9.6 (0.9 to 32.6) 0	14.5 (1.3 to 52.3) 0	22.5 (2.1 to 82.5) 0	35.1 (3.2 to 124.5) 0	54.5 (5.1 to 191.3) 0	82.1 (7.7 to 276.7) 0	122.3 (11.5 to 397.8) 0	183.2 (17.2 to 557.1) 0	271.2 (25.5 to 777.2) 0	400.1 (37.6 to 1,080.1) 0	592.1 (55.7 to 1,500.1) 0	44.6
HIV/AIDS	0.6 (0.2 to 1.4) 0	0.2 (0 to 0.4) 0	0.3 (0.1 to 0.8) 0	0.4 (0.1 to 0.9) 0	0.1 (0 to 0.4) 0	0.1 (0 to 0.3) 0	0.4 (0.1 to 1.2) 0	1.6 (0.2 to 5.1) 0	2.5 (0.3 to 9.6) 0	4.3 (0.5 to 24.2) 0	6.6 (0.6 to 33.7) 0	9.6 (0.9 to 32.6) 0	14.5 (1.3 to 52.3) 0	22.5 (2.1 to 82.5) 0	35.1 (3.2 to 124.5) 0	54.5 (5.1 to 191.3) 0	82.1 (7.7 to 276.7) 0	122.3 (11.5 to 397.8) 0	183.2 (17.2 to 557.1) 0	271.2 (25.5 to 777.2) 0	400.1 (37.6 to 1,080.1) 0	592.1 (55.7 to 1,500.1) 0	39.5
HIV/AIDS - Drug-susceptible Tuberculosis	0 (0 to 0) 0	0 (0 to 0) 0	0 (0 to 0) 0

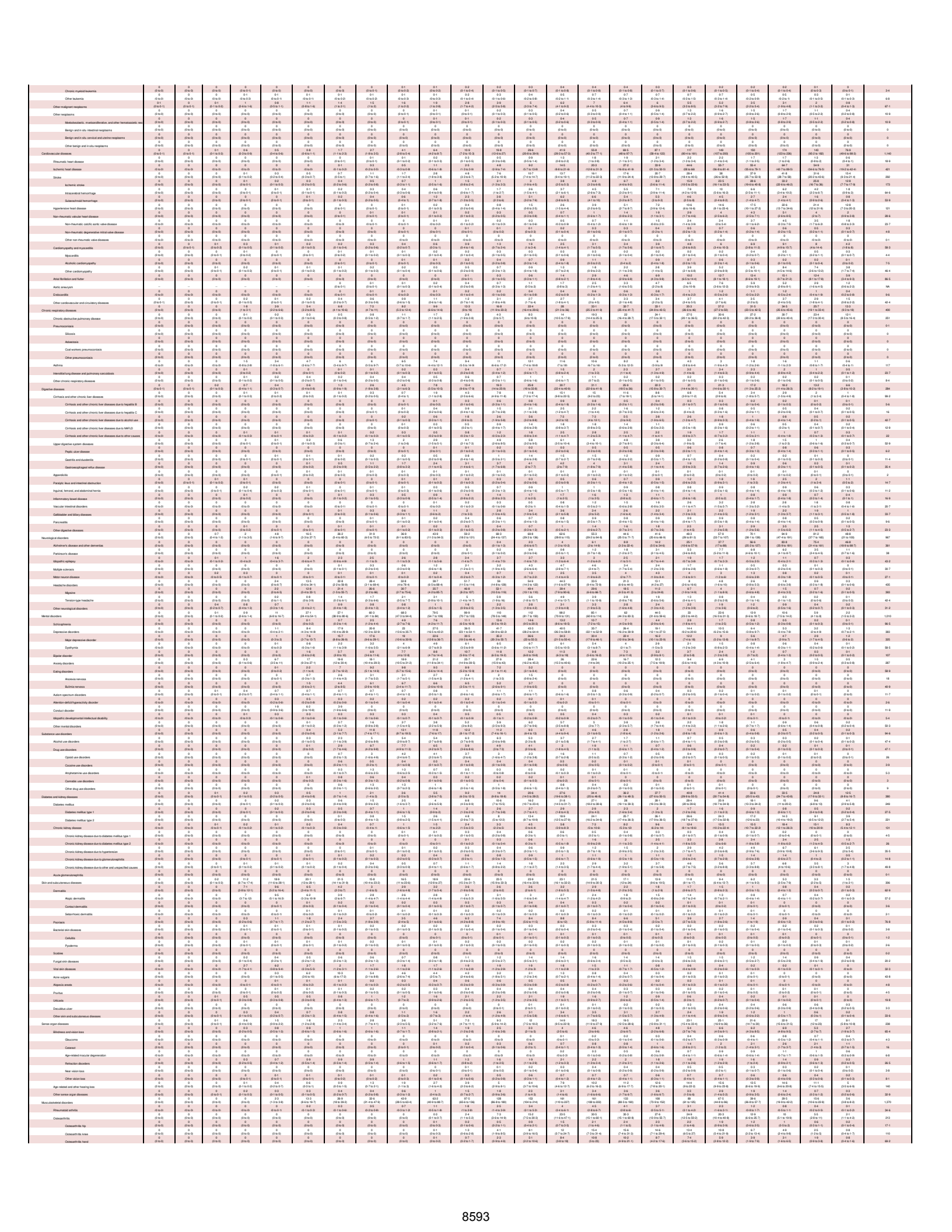

Osteoarthritis other	0 (0 to 0)	0 (0 to 0)	0 (0 to 0)	0 (0 to 0)	0 (0 to 0)	0 (0 to 0)	0 (0 to 0)	0 (0 to 0)	0 (0 to 0)	0 (0 to 0)	0 (0 to 0)	0-2 (0 to 0-4)	0-5 (0 to 1-2)	1-1 (0 to 2-5)	1-1 (0 to 2-5)	1-6 (0 to 7-3)	2-1 (0 to 4-5)	2-1 (1 to 4-6)	2 (0 to 4-2)	1-9 (0 to 6)	1-7 (0 to 3-4)	1-2 (0 to 2-5)	1-1 (0 to 2-1)	0-7 (0 to 1-3)	0-3 (0 to 0-9)	19-5
Low back pain	0 (0 to 0)	0 (0 to 0)	0 (0 to 0)	0 (0 to 0)	1-6 (0 to 2-9)	9-4 (5 to 13)	15-8 (9 to 23)	19-3 (10 to 29)	24-7 (14 to 38)	23-8 (15 to 35)	69-8 (39 to 73)	61-6 (37 to 94)	66-7 (43 to 107)	75 (46 to 112)	79 (48 to 118)	73 (45 to 109)	38-5 (20 to 61)	47-2 (26 to 71)	39-5 (24 to 57)	30-8 (19 to 45)	29-8 (19 to 42)	14-3 (9 to 20)	7-2 (4 to 10)	2-5 (1 to 3)	649
Neck pain	0 (0 to 0)	0 (0 to 0)	0 (0 to 0)	0 (0 to 0)	0-7 (0 to 1-4)	3-7 (1 to 6)	6-1 (3 to 10)	5-7 (2 to 10)	10-4 (5 to 17)	12 (6 to 22)	58-1 (10 to 33)	27-7 (9 to 72)	29 (11 to 52)	28-7 (15 to 50)	24-2 (12 to 41)	28-7 (15 to 50)	17-5 (9 to 29)	13-3 (7 to 21)	10-5 (6 to 17)	10-5 (6 to 16)	8-8 (4 to 14)	5-6 (3 to 9)	2-6 (1 to 4)	1-3 (0 to 2)	0-7 (0 to 1)	228
Gout	0 (0 to 0)	0 (0 to 0)	0 (0 to 0)	0 (0 to 0)	0 (0 to 0)	0 (0 to 0)	0 (0 to 0)	0 (0 to 0)	0 (0 to 0)	0 (0 to 0)	0 (0 to 1)	0 (0 to 0)	0 (0 to 0)	0 (0 to 1)	0 (0 to 1)	0 (0 to 1)	0 (0 to 0)	0 (0 to 1)	0 (0 to 1)	0 (0 to 1)	0 (0 to 1)	0 (0 to 1)	0 (0 to 0)	0 (0 to 0)	0 (0 to 0)	5-1
Other musculoskeletal disorders	0 (0 to 0)	0 (0 to 0)	0 (0 to 0)	0 (0 to 0)	0-8 (0 to 1-4)	4-7 (2 to 7-4)	8-1 (4 to 13-7)	11-5 (7 to 17-9)	16 (9 to 25-1)	22-3 (14 to 33)	28-9 (17 to 44-6)	32-3 (19 to 49-9)	31-7 (19 to 49-5)	29-7 (17 to 44-9)	28-7 (17 to 44)	29-4 (17 to 44-3)	15 (8 to 24-3)	16-4 (9 to 26-8)	10-3 (4 to 18-9)	5-5 (1 to 10-7)	3-9 (0 to 9)	0-4 (0 to 0-7)	0-3 (0 to 0-5)	0-1 (0 to 0-3)	240
Other non-communicable diseases	5-4 (2 to 9-2)	2-7 (1 to 3-8)	6-8 (4 to 9-9)	8-2 (4 to 13-6)	6-3 (4 to 9-6)	10-4 (7 to 14-4)	16-2 (10 to 26-6)	22 (12 to 37-7)	37 (26 to 51-3)	77 (52 to 110)	99 (67 to 139)	111 (76 to 156)	110 (79 to 161)	104 (68 to 146)	90-9 (62 to 128)	99-6 (68 to 140)	73-8 (48 to 100)	58-6 (38 to 77-6)	44-4 (32 to 62)	38 (27 to 51-2)	19-9 (14 to 26-4)	12-7 (9 to 16-6)	5-9 (4 to 8-4)	1,020
Congenital birth defects	2-4 (1 to 5-1)	2-4 (1 to 3-2)	4-3 (2 to 6-3)	2-2 (1 to 3-4)	2-4 (1 to 3-2)	2-4 (1 to 3-2)	2-1 (1 to 3-4)	2-1 (1 to 3-9)	2-2 (1 to 3-9)	2-1 (1 to 3-3)	2-8 (2 to 3-9)	3 (2 to 4)	2-8 (2 to 3-9)	2-8 (2 to 3-9)	2-6 (1 to 3-6)	1-7 (1 to 2-4)	0-9 (0 to 1-5)	0-9 (0 to 1-4)	0-5 (0 to 1-2)	0-3 (0 to 0-9)	0-1 (0 to 0-5)	0-1 (0 to 0-2)	0-1 (0 to 0-1)	0 (0 to 0)	49-2
Neural tube defects	0-2 (0 to 0-6)	0-1 (0 to 0-2)	0-3 (0 to 1)	0-1 (0 to 0-1)	0-1 (0 to 0-1)	0-1 (0 to 0-1)	0-1 (0 to 0-1)	0-1 (0 to 0-2)	0-1 (0 to 0-2)	0-1 (0 to 0-1)	0-1 (0 to 0-1)	0-1 (0 to 0-1)	0-1 (0 to 0-1)	0-1 (0 to 0-1)	0-1 (0 to 0-1)	0 (0 to 0)	0 (0 to 0)	0 (0 to 0)	0 (0 to 0)	0 (0 to 0)	0 (0 to 0)	0 (0 to 0)	0 (0 to 0)	0 (0 to 0)	1-6
Congenital heart anomalies	1-4 (0 to 2-9)	0-9 (0 to 2-1)	1-4 (0 to 2-9)	1-5 (0 to 2-6)	0-4 (0 to 0-7)	0-5 (0 to 0-9)	0-4 (0 to 0-7)	0-5 (0 to 0-8)	0-5 (0 to 0-9)	0-5 (0 to 0-9)	0-6 (0 to 0-9)	0-5 (0 to 0-9)	0-4 (0 to 0-7)	0-4 (0 to 0-8)	0-4 (0 to 0-7)	0-2 (0 to 0-4)	0-2 (0 to 0-4)	0-2 (0 to 0-3)	0-1 (0 to 0-1)	0 (0 to 0)	0 (0 to 0)	0 (0 to 0)	0 (0 to 0)	0 (0 to 0)	10-8
Orofacial clefts	0 (0 to 0)	0 (0 to 0)	0 (0 to 0)	0 (0 to 0)	0 (0 to 0)	0 (0 to 0)	0 (0 to 0)	0 (0 to 0)	0 (0 to 0)	0 (0 to 0)	0 (0 to 0)	0 (0 to 0)	0 (0 to 0)	0 (0 to 0)	0 (0 to 0)	0 (0 to 0)	0 (0 to 0)	0 (0 to 0)	0 (0 to 0)	0 (0 to 0)	0 (0 to 0)	0 (0 to 0)	0 (0 to 0)	0 (0 to 0)	0-5
Down syndrome	0-2 (0 to 0-4)	0-1 (0 to 0-2)	0-3 (0 to 0-7)	0-2 (0 to 0-5)	0-2 (0 to 0-3)	0-2 (0 to 0-3)	0-2 (0 to 0-4)	0-3 (0 to 0-5)	0-3 (0 to 0-5)	0-4 (0 to 0-6)	0-5 (0 to 0-7)	0-6 (0 to 0-9)	0-7 (0 to 0-9)	0-6 (0 to 0-9)	0-5 (0 to 0-8)	0-5 (0 to 0-9)	0-5 (0 to 0-8)	0-2 (0 to 0-4)	0 (0 to 0)	0 (0 to 0)	0 (0 to 0)	0 (0 to 0)	0 (0 to 0)	0 (0 to 0)	5-9
Turner syndrome	0 (0 to 0)	0 (0 to 0)	0 (0 to 0)	0 (0 to 0)	0 (0 to 0)	0 (0 to 0)	0 (0 to 0)	0 (0 to 0)	0 (0 to 0)	0 (0 to 0)	0 (0 to 0)	0 (0 to 0)	0 (0 to 0)	0 (0 to 0)	0 (0 to 0)	0 (0 to 0)	0 (0 to 0)	0 (0 to 0)	0 (0 to 0)	0 (0 to 0)	0 (0 to 0)	0 (0 to 0)	0 (0 to 0)	0 (0 to 0)	0-3
Klinefelter syndrome	0 (0 to 0)	0 (0 to 0)	0 (0 to 0)	0 (0 to 0)	0 (0 to 0)	0 (0 to 0)	0 (0 to 0)	0 (0 to 0)	0 (0 to 0)	0 (0 to 0)	0 (0 to 0)	0 (0 to 0)	0 (0 to 0)	0 (0 to 0)	0 (0 to 0)	0 (0 to 0)	0 (0 to 0)	0 (0 to 0)	0 (0 to 0)	0 (0 to 0)	0 (0 to 0)	0 (0 to 0)	0 (0 to 0)	0 (0 to 0)	0
Other chromosomal abnormalities	1-4 (0 to 2-9)	0-7 (0 to 1-3)	1-2 (0 to 2-3)	0-8 (0 to 1-5)	0-4 (0 to 0-7)	0-4 (0 to 0-7)	0-5 (0 to 0-8)	0-4 (0 to 0-7)	0-4 (0 to 0-6)	0-4 (0 to 0-6)	0-4 (0 to 0-6)	0-4 (0 to 0-7)	2-4 (0 to 0-7)	0-4 (0 to 0-6)	0-3 (0 to 0-5)	0-2 (0 to 0-5)	0-1 (0 to 0-4)	0-1 (0 to 0-1)	0-1 (0 to 0-1)	0 (0 to 0)	0 (0 to 0)	0 (0 to 0)	0 (0 to 0)	0 (0 to 0)	8-5
Congenital musculoskeletal and limb anomalies	0-2 (0 to 0-4)	0-1 (0 to 0-1)	0-4 (0 to 0-7)	0-6 (0 to 1-2)	0-6 (0 to 1-2)	0-7 (0 to 1-2)	0-6 (0 to 1-2)	0-6 (0 to 1)	0-7 (0 to 1-2)	0-7 (0 to 1-2)	0-9 (0 to 1-4)	0-9 (0 to 1-4)	0-9 (0 to 1-4)	0-8 (0 to 1-4)	0-8 (0 to 1-3)	0-6 (0 to 1-2)	0-4 (0 to 1)	0-3 (0 to 0-9)	0-2 (0 to 0-4)	0-1 (0 to 0-2)	0-1 (0 to 0-1)	0-1 (0 to 0-1)	0 (0 to 0)	0 (0 to 0)	12-1
Urogenital congenital anomalies	0-2 (0 to 0-4)	0-1 (0 to 0-1)	0-1 (0 to 0-1)	0-1 (0 to 0-1)	0-1 (0 to 0-1)	0-1 (0 to 0-1)	0-1 (0 to 0-1)	0-1 (0 to 0-1)	0-1 (0 to 0-1)	0-1 (0 to 0-1)	0-1 (0 to 0-1)	0-1 (0 to 0-1)	0-1 (0 to 0-1)	0-1 (0 to 0-1)	0-1 (0 to 0-1)	0 (0 to 0)	0 (0 to 0)	0 (0 to 0)	0 (0 to 0)	0 (0 to 0)	0 (0 to 0)	0 (0 to 0)	0 (0 to 0)	0 (0 to 0)	1
Digestive congenital anomalies	0-5 (0 to 1)	0-2 (0 to 0-5)	0-2 (0 to 0-5)	0-2 (0 to 0-4)	0-1 (0 to 0-3)	0-1 (0 to 0-3)	0-1 (0 to 0-3)	0-1 (0 to 0-3)	0-1 (0 to 0-3)	0-1 (0 to 0-3)	0-1 (0 to 0-3)	0-1 (0 to 0-3)	0-1 (0 to 0-3)	0-1 (0 to 0-3)	0-1 (0 to 0-3)	0-1 (0 to 0-3)	0-1 (0 to 0-3)	0-1 (0 to 0-3)	0-1 (0 to 0-3)	0 (0 to 0)	0 (0 to 0)	0 (0 to 0)	0 (0 to 0)	0 (0 to 0)	2-5
Other congenital birth defects	0-5 (0 to 2-5)	0-3 (0 to 0-7)	0-7 (0 to 1-4)	0-6 (0 to 2-1)	0-5 (0 to 2-0)	0-5 (0 to 2-0)	0-5 (0 to 2-0)	0-6 (0 to 2-1)	0-6 (0 to 2-1)	0-6 (0 to 2-1)	0-6 (0 to 2-1)	0-6 (0 to 2-1)	0-6 (0 to 2-1)	0-5 (0 to 2-1)	0-5 (0 to 2-1)	0-3 (0 to 1-4)	0-3 (0 to 1-3)	0-3 (0 to 1-2)	0-2 (0 to 1-1)	0-2 (0 to 0-8)	0-2 (0 to 0-7)	0-2 (0 to 0-6)	0-2 (0 to 0-5)	0-2 (0 to 0-5)	6-5
Urinary diseases and male infertility	0 (0 to 0)	0 (0 to 0)	0 (0 to 1)	0 (0 to 0)	0-3 (0 to 0-4)	0-5 (0 to 0-7)	0-6 (0 to 0-9)	0-9 (0 to 1-3)	1-2 (0 to 1-7)	1-3 (0 to 1-9)	1-4 (0 to 2-2)	1-4 (0 to 2-2)	1-7 (1 to 2-5)	1-7 (1 to 2-5)	2-3 (1 to 3-2)	2-3 (1 to 3-6)	1-7 (1 to 3-1)	2-2 (1 to 4-1)	3-6 (1 to 6-4)	3-4 (1 to 5-4)	2-9 (1 to 4-5)	2-4 (1 to 3-5)	2-2 (1 to 3-1)	2-0 (1 to 3-2)	24-9
Urolithiasis	0 (0 to 0)	0 (0 to 0)	0 (0 to 0)	0 (0 to 0)	0 (0 to 0)	0 (0 to 0)	0-1 (0 to 0-1)	0-1 (0 to 0-1)	0-1 (0 to 0-2)	0-1 (0 to 0-2)	0-2 (0 to 0-3)	0-2 (0 to 0-3)	0-2 (0 to 0-3)	0-2 (0 to 0-3)	0-2 (0 to 0-3)	0-2 (0 to 0-3)	0-2 (0 to 0-3)	0-2 (0 to 0-3)	0-2 (0 to 0-3)	0-2 (0 to 0-3)	0-2 (0 to 0-3)	0-2 (0 to 0-3)	0-2 (0 to 0-3)	0-2 (0 to 0-3)	6-5
Benign prostatic hyperplasia	0 (0 to 0)	0 (0 to 0)	0 (0 to 0)	0 (0 to 0)	0 (0 to 0)	0 (0 to 0)	0 (0 to 0)	0 (0 to 0)	0 (0 to 0)	0 (0 to 0)	0 (0 to 0)	0 (0 to 0)	0 (0 to 0)	0 (0 to 0)	0 (0 to 0)	0 (0 to 0)	0 (0 to 0)	0 (0 to 0)	0 (0 to 0)	0 (0 to 0)	0 (0 to 0)	0 (0 to 0)	0 (0 to 0)	0 (0 to 0)	0
Male infertility	–	–	–	–	–	–	–	–	–	–	–	–	–	–	–	–	–	–	–	–	–	–	–	–	NA
Other urinary diseases	0 (0 to 0)	0 (0 to 0)	0 (0 to 0)	0-1 (0 to 0-1)	0-1 (0 to 0-1)	0-1 (0 to 0-2)	0-1 (0 to 0-2)	0-2 (0 to 0-2)	0-2 (0 to 0-3)	0-2 (0 to 0-3)	0-2 (0 to 0-3)	0-2 (0 to 0-3)	0-2 (0 to 0-3)	0-2 (0 to 0-3)	0-2 (0 to 0-3)	0-1 (0 to 0-2)	0-1 (0 to 0-2)	0-1 (0 to 0-2)	0-1 (0 to 0-2)	0-1 (0 to 0-2)	0-1 (0 to 0-1)	0-1 (0 to 0-1)	0-1 (0 to 0-1)	0-1 (0 to 0-2)	2-5
Gynecological diseases	0 (0 to 0)	0 (0 to 0)	0 (0 to 0)	0 (0 to 0)	2-9 (1 to 5-2)	9-4 (5 to 15-2)	22-8 (14 to 34-2)	42-6 (27 to 63-9)	56-5 (37 to 82-8)	56-5 (45 to 68-4)	73-1 (47 to 107)	73-1 (47 to 102)	71-9 (45 to 104)	68-4 (31 to 79-4)	73-1 (51 to 98)	71-7 (51 to 97)	54-5 (31 to 81)	39-7 (21 to 61)	29-9 (12 to 56)	21-1 (6 to 44)	11-1 (4 to 23)	6-4 (2 to 13)	2-9 (1 to 6)	1-1 (0 to 2)	466
Uterine fibroids	0 (0 to 0)	0 (0 to 0)	0 (0 to 0)	0 (0 to 0)	0 (0 to 0)	0 (0 to 0)	0 (0 to 0)	0-5 (0 to 1-2)	1-6 (0 to 3-4)	1-5 (0 to 3-4)	4-9 (2 to 9-6)	4-9 (2 to 9-6)	5-3 (2 to 10-3)	3-9 (1 to 8-7)	3-9 (1 to 8-4)	1-2 (0 to 3-2)	0-6 (0 to 2)	0-3 (0 to 1-2)	0-3 (0 to 1)	0-2 (0 to 0-9)	0-1 (0 to 0-4)	0-1 (0 to 0-3)	0 (0 to 0)	0 (0 to 0)	24-9
Polycystic ovarian syndrome	0 (0 to 0)	0 (0 to 0)	0 (0 to 0)	0 (0 to 0)	0-3 (0 to 0-6)	1 (0 to 2)	1-6 (0 to 3-2)	1-6 (0 to 3-2)	2-1 (0 to 3-6)	2-1 (0 to 3-6)	2-2 (0 to 3-6)	2-2 (0 to 3-6)	2-1 (0 to 3-5)	2-1 (0 to 3-5)	2-1 (0 to 3-5)	1-4 (0 to 2-5)	0-9 (0 to 2)	0-6 (0 to 1-4)	0-3 (0 to 1)	0-2 (0 to 0-6)	0-1 (0 to 0-3)	0-1 (0 to 0-2)	0 (0 to 0)	0 (0 to 0)	12-4
Female infertility	0 (0 to 0)	0 (0 to 0)	0 (0 to 0)	0 (0 to 0)	0 (0 to 0)	0 (0 to 0)	0 (0 to 0)	0-2 (0 to 0-8)	0-4 (0 to 1-3)	0-6 (0 to 2-5)	0-8 (0 to 3)	1-2 (0 to 3-4)	1-2 (0 to 3-4)	0 (0 to 0)	0 (0 to 0)	0 (0 to 0)	0 (0 to 0)	0 (0 to 0)	0 (0 to 0)	0 (0 to 0)	0 (0 to 0)	0 (0 to 0)	0 (0 to 0)	0 (0 to 0)	2-7
Endometriosis	0 (0 to 0)	0 (0 to 0)	0 (0 to 0)	0 (0 to 0)	0 (0 to 0)	0-1 (0 to 0-2)	2-3 (1 to 4-1)	2-6 (1 to 4-6)	2-4 (1 to 4-5)	2-4 (1 to 4-7)	2-7 (1 to 4-7)	2-7 (1 to 4-7)	2-6 (1 to 3-9)	2-5 (0 to 4-1)	2-4 (0 to 3-8)	1-8 (0 to 3-2)	0-9 (0 to 2)	0-6 (0 to 1-2)	0-3 (0 to 0-8)	0-2 (0 to 0-6)	0-2 (0 to 0-5)	0-2 (0 to 0-4)	0-1 (0 to 0-3)	0-1 (0 to 0-2)	19-8
Genital prolapse	0 (0 to 0)	0 (0 to 0)	0 (0 to 0)	0 (0 to 0)	0 (0 to 0)	0 (0 to 0)	0 (0 to 0)	0 (0 to 0)	0 (0 to 0)	0 (0 to 0)	0 (0 to 0)	0 (0 to 0)	0 (0 to 0)	0 (0 to 0)	0 (0 to 0)	0 (0 to 0)	0 (0 to 0)	0 (0 to 0)	0 (0 to 0)	0 (0 to 0)	0 (0 to 0)	0 (0 to 0)	0 (0 to 0)	0 (0 to 0)	0-2
Premenstrual syndrome	0 (0 to 0)	0 (0 to 0)	0 (0 to 0)	0-4 (0 to 0-7)	0-9 (0 to 2-4)	7-5 (3 to 13-5)	8-3 (4 to 13-4)	9-2 (4 to 15-3)	12-5 (6 to 20-3)	14-6 (8 to 23-3)	13-3 (7 to 22-1)	4-7 (2 to 9-4)	0-5 (0 to 2)	0 (0 to 0)	0 (0 to 0)	0 (0 to 0)	0 (0 to 0)	0 (0 to 0)	0 (0 to 0)	0 (0 to 0)	0 (0 to 0)	0 (0 to 0)	0 (0 to 0)	0 (0 to 0)	78-8
Other gynecological diseases	0 (0 to 0)	0 (0 to 0)	0 (0 to 0)	0 (0 to 0)	1-5 (0 to 2-9)	11-3 (4 to 17-7)	29-6 (17 to 44-5)	41-5 (25 to 62-2)	47 (28 to 71)	46-8 (27 to 72-3)	48-3 (27 to 73-4)	48-3 (27 to 73-4)	52-3 (32 to 80-4)	62-5 (37 to 94-8)	51-2 (29 to 78)	31-8 (18 to 56-7)	20-3 (11 to 32)	19-7 (11 to 31)	12-9 (7 to 19-5)	5-3 (2 to 9)	2-6 (1 to 4-1)	1-9 (1 to 2-8)	0-9 (0 to 1-5)	0-3 (0 to 0-5)	332
Hemoglobinopathies and hemolytic anemias	0 (0 to 0)	0 (0 to 0)	0-2 (0 to 0-6)	0-3 (0 to 0-9)	0-3 (0 to 0-8)	0-2 (0 to 0-5)	0-2 (0 to 0-5)	0-7 (0 to 1-6)	0-8 (0 to 2)	1-2 (0 to 3-2)	0-5 (0 to 1-1)	0-5 (0 to 1-1)	0-6 (0 to 1-1)	0-6 (0 to 1-1)	0-3 (0 to 1-1)	0-3 (0 to 1-1)	0-3 (0 to 1)	0-5 (0 to 0-9)	0-3 (0 to 0-9)	0-7 (0 to 2)	0-6 (0 to 1-1)	0-6 (0 to 1-4)	0-4 (0 to 1-1)	0-2 (0 to 0-5)	10-3
Thalassemias	0 (0 to 0)	0 (0 to 0)	0-1 (0 to 0-2)	0-1 (0 to 0-1)	0-1 (0 to 0-1)	0-1 (0 to 0-1)	0-1 (0 to 0-1)	0-1 (0 to 0-1)	0-1 (0 to 0-1)	0 (0 to 0)	0 (0 to 0)	0 (0 to 0)	0 (0 to 0)	0 (0 to 0)	0 (0 to 0)	0 (0 to 0)	0 (0 to 0)	0 (0 to 0)	0 (0 to 0)	0 (0 to 0)	0 (0 to 0)	0 (0 to 0)	0 (0 to 0)	0 (0 to 0)	0-5
Thalassemias trait	0 (0 to 0)	0 (0 to 0)	0 (0 to 0)	0 (0 to 0)	0 (0 to 0)	0-3 (0 to 0-6)	0-3 (0 to 0-5)	0-5 (0 to 1-1)	0-6 (0 to 1-5)	0-6 (0 to 1-5)	0-1 (0 to 0)	0-1 (0 to 0-4)	0-1 (0 to 0-4)	0-1 (0 to 0-3)	0-1 (0 to 0-2)	0-1 (0 to 0-2)	0-1 (0 to 0-2)	0-1 (0 to 0-1)	0-1 (0 to 0-1)	0 (0 to 0)	0 (0 to 0)	0 (0 to 0)	0 (0 to 0)	0 (0 to 0)	2-4
Sickle cell disorders	0 (0 to 0)	0 (0 to 0)	0 (0 to 0)	0 (0 to 0)	0 (0 to 0)	0 (0 to 0)	0 (0 to 0)	0 (0 to 0)	0 (0 to 0)	0 (0 to 0)	0 (0 to 0)	0 (0 to 0)	0 (0 to 0)	0-1 (0 to 0-5)	0 (0 to 0-1)	0 (0 to 0-1)	0 (0 to 0)	0 (0 to 0)	0 (0 to 0)	0 (0 to 0)	0 (0 to 0)	0 (0 to 0)	0 (0 to 0)	0 (0 to 0)	0-5
Sickle cell trait	0 (0 to 0)	0 (0 to 0)	0 (0 to 0)	0 (0 to 0)	0 (0 to 0)	0 (0 to 0)	0 (0 to 0)	0-2 (0 to 0-4)	0-2 (0 to 0-4)	0-4 (0 to 1)	0 (0 to 0)	0 (0 to 0)	0 (0 to 0)	0 (0 to 0-5)	0 (0 to 0-1)	0 (0 to 0-1)	0 (0 to 0)	0 (0 to 0)	0 (0 to 0)	0 (0 to 0)	0 (0 to 0)	0 (0 to 0)	0 (0 to 0)	0 (0 to 0)	1-1
G6PD deficiency	0 (0 to 0)	0 (0 to 0)	0 (0 to 0)	0 (0 to 0)	0 (0 to 0)	0 (0 to 0)	0-1 (0 to 0-3)	0-1 (0 to 0-3)	0-1 (0 to 0-3)	0-1 (0 to 0-3)	0-1 (0 to 0-3)	0-1 (0 to 0-3)	0-1 (0 to 0-3)	0-1 (0 to 0-3)	0-1 (0 to 0-3)	0-1 (0 to 0-3)	0-1 (0 to 0-3)	0-1 (0 to 0-3)	0-1 (0 to 0-3)	0 (0 to 0)	0 (0 to 0)	0 (0 to 0)	0 (0 to 0)	0 (0 to 0)	0-9
G6PD trait	0 (0 to 0)	0 (0 to 0)	0 (0 to 0)	0 (0 to 0)	0 (0 to 0)	0 (0 to 0)	0-1 (0 to 0-3)	0-2 (0 to 0-4)	0-2 (0 to 0-4)	0-3 (0 to 0-5)	0-3 (0 to 0-5)	0-3 (0 to 0-5)	0-3 (0 to 0-5)	0-3 (0 to 0-5)	0-3 (0 to 0-5)	0-2 (0 to 0-4)	0-2 (0 to 0-4)	0-2 (0 to 0-4)	0-2 (0 to 0-4)	0-1 (0 to 0-3)	0-1 (0 to 0-3)	0-1 (0 to 0-3)	0-1 (0 to 0-3)	0-1 (0 to 0-3)	9-1
Other hemoglobinopathies and hemolytic anemias	0 (0 to 0)	0 (0 to 0)	0 (0 to 0)	0 (0 to 0)	0 (0 to 0)	0 (0 to 0)	0-1 (0 to 0-3)	0-1 (0 to 0-3)	0-1 (0 to 0-3)	0-1 (0 to 0-3)	0-1 (0 to 0-3)	0-2 (0 to 0-5)	0-2 (0 to 0-4)	0-2 (0 to 0-4)	0-3 (0 to 0-5)	0-3 (0 to 0-4)	0-4 (0 to 0-7)	0-5 (0 to 0-8)	0-6 (0 to 1)	0-5 (0 to 0-9)	0-6 (0 to 1)	0-5 (0 to 0-9)	0-4 (0 to 0-7)	0-2 (0 to 0-5)	5
Endocrine, metabolic, blood, and immune disorders	0-1 (0 to 0-1)	0-1 (0 to 0-1)	0-5 (0 to 0-9)	2-2 (1 to 3-4)	2-4 (1 to 3-4)	3-4 (2 to 5-5)	4-5 (2 to 7-8)	6-3 (3 to 10-7)	8-3 (4 to 13-7)	9-2 (5 to 16-1)	12-7 (8 to 20-7)	21-2 (11 to 34-8)	24-3 (13 to 39)	27-4 (16 to 44-3)	30-7 (17 to 50-9)	29-9 (19 to 45-2)	18-4 (10 to 30-5)	16-7 (10 to 26-1)	14-8 (9 to 24-1)	9-1 (5 to 16-4)	6-1 (3 to 9-2)	3-7 (2 to 5-6)	1-9 (1 to 2-8)	0-8 (0 to 1-2)	234
Oral disorders	0 (0 to 0)	0 (0 to 0)	0-5 (0 to 0-9)	1-1 (0 to 1-7)	1-3 (0 to 2-2)	1-8 (1 to 2)	2-7 (1 to 4-5)	4-1 (2 to 7-1)	6-1 (3 to 11)	9-3 (4 to 17)	12-2 (6 to 22-3)	15-1 (8 to 27)	17-3 (9 to 29-9)	19-4 (10 to 33)	19-7 (11 to 31-3)	19-5 (12 to 31-5)	12-7 (7 to 20)	11-4 (6 to 20-6)	9-4 (5 to 16)	7-3 (4 to 12-6)	4-5 (2 to 8)	1-6 (1 to 2-3)	184
Caries of deciduous teeth	0 (0 to 0)	0 (0 to 0)	0 (0 to 0)	0 (0 to 0)	0 (0 to 0)	0 (0 to 0)	0 (0 to 0)	0 (0 to 0)	0 (0 to 0)	0 (0 to 0)	0 (0 to 0)	0 (0 to 0)	0 (0 to 0)	0 (0 to 0)	0 (0 to 0)	0 (0 to 0)	0 (0 to 0)	0 (0 to 0)	0 (0 to 0)	0 (0 to 0)	0 (0 to 0)	0 (0 to 0)	0 (0 to 0)	0 (0 to 0)	0-3
Caries of permanent teeth	0 (0 to 0)	0 (0 to 0)	0 (0 to 0)	0-8 (0 to 1-2)	0-6 (0 to 1-3)	0-7 (0 to 1-4)	0-8 (0 to 1-6)	0-8 (0 to 1-6)	0-8 (0 to 1-6)	0-8 (0 to 1-6)	0-8 (0 to 1-5)	1-2 (0 to 2-5)	1-2 (0 to 2-5)	1-2 (0 to 2-5)	1-1 (0 to 2-4)	0-9 (0 to 2)	0-5 (0 to 1-7)	0-4 (0 to 1-2)	0-3 (0 to 1)	0-3 (0 to 1)	0-2 (0 to 0-6)	0-1 (0 to 0-4)	0-1 (0 to 0-3)	0-1 (0 to 0-2)	12-4
Periodontal diseases	0 (0 to 0)	0 (0 to 0)	0 (0 to 0)	0 (0 to 0)	0 (0 to 0)	0-4 (0 to 1-3)	0-5 (0 to 2-5)	1-1 (0 to 3-2)	1-3 (0 to 3-9)	1-6 (0 to 3-7)	2-2 (1 to 5-3)	2-8 (1 to 6-8)	2-7 (1 to 6-4)	2-4 (1 to 6-4)	1-8 (1 to 5-2)	1-3 (0 to 3-9)	0-8 (0 to 2)	0-6 (0 to 1-5)	0-4 (0 to 1-2)	0-3 (0 to 1)	0-2 (0 to 0-6)	0-2 (0 to 0-5)	0-1 (0 to 0-3)	0-1 (0 to 0-3)	45-6
Other oral disorders	0 (0 to 0)	0 (0 to 0)	0 (0 to 0)	0-6 (0 to 0-7)	0-7 (0 to 1-1)	1-1 (0 to 1-6)	1-5 (0 to 1-9)	1-6 (0 to 2-5)	2 (1 to 3)	2-5 (1 to 3-8)	3-8 (1 to 6)	3-8 (1 to 6-4)	3-7 (1 to 6-4)	3-4 (1 to 5-8)	2-8 (1 to 5-3)	2-4 (1 to 5-1)	1-8 (0 to 3-9)	1-5 (0 to 3-6)	1-1 (0 to 3-1)	0-9 (0 to 3-4)	0-6 (0 to 2)	0-4 (0 to 1-5)	0-2 (0 to 0-8)	0-1 (0 to 0-5)	29-1
Sudden infant death syndrome	0-2 (0 to 0-5)	1-6 (0 to 3-5)	–	–	–	–	–	–	–	–	–	–	–	–	–	–	–	–	–	–	–	–	–	–	NA
Injuries	0-1 (0 to 0-1)	0-7 (0 to 1)	0-7 (0 to 1)	4 (2 to 6)	6-5 (3 to 9-4)	20-6 (7 to 33-3)	19-8 (9 to 35-2)	26-9 (11 to 39)	28-9 (14 to 39-4)	32-4 (20 to 44-1)	45-1 (29 to 57-1)	53-6 (41 to 68-2)	62-2 (47 to 78-9)	65-3 (49 to 83-4)	63-8 (48 to 82-4)	54-2 (40 to 69-7)	49-4 (37 to 63-3)	51-7 (39 to 65-9)	58-1 (44 to 73-9)	59-1 (43 to 76-4)	74-7 (56 to 97-4)	61-3 (46 to 78-4)	31-4 (23 to 41-1)	864
Transport injuries	0 (0 to 0)	0 (0 to 0)	0-4 (0 to 0-2)	1-8 (1 to 2-6)	2-7 (2 to 3-5)	8-7 (4 to 11-2)	10-4 (7 to 13-4)	8-7 (4 to 11-5)	8-3 (5 to 11-5)	9-8 (4 to 13-2)	9-8 (5 to 13)	10-6 (7 to 14-2)	11-5 (8 to 15-1)	11-5 (8 to 15-1)	10-4 (8 to 13-4)	9-7 (7 to 12-5)	8-1 (5 to 10-8)	6-8 (4 to 8-9)	5-1 (3 to 6-4)	3-1 (2 to 4)	2-3 (1 to 2-9)	1-1 (0 to 1-5)	0-4 (0 to 0-6)	0-2 (0 to 0-3)	130
Road injuries	0 (0 to 0)	0 (0 to 0)	0-1 (0 to 0-2)	2-3 (1 to 3-4)	1-7 (1 to 2-4)	2-5 (1 to 3-6)	3-4 (1 to 5)	3-1 (2 to 4-5)	3-2 (1 to 4-5)	3-1 (2 to 4-7)	3-1 (2 to 4-5)	3-1 (2 to 4-5)	3-1 (2 to 4-5)	3-1 (2 to 4-5)	2-8 (1 to 4-2)	2-6 (1 to 3-9)	2-1 (1 to 3-2)	1-8 (1 to 2-6)	1-4 (0 to 2-1)	0-9 (0 to 1-5)	0-7 (0 to 1

SR Table 2b: Austria DALYS by cause and age group for females with 95% uncertainty intervals, 2019

Cause	Early Neonatal	Late Neonatal	Post Neonatal	1 to 4	5 to 9	10 to 14	15 to 19	20 to 24	25 to 29	30 to 34	35 to 39	40 to 44	45 to 49	50 to 54	55 to 59	60 to 64	65 to 69	70 to 74	75 to 79	80 to 84	85 to 89	90 to 94	95 plus	Total
All causes	1,960 (1,960 to 1,960)	1,920 (1,770 to 1,960)	3,960 (3,960 to 3,960)	6,190 (6,190 to 6,190)	10,600 (10,600 to 10,600)	21,500 (21,500 to 21,500)	31,000 (31,000 to 31,000)	43,900 (43,900 to 43,900)	44,600 (44,600 to 44,600)	43,900 (43,900 to 43,900)	47,000 (47,000 to 47,000)	49,600 (49,600 to 49,600)	52,800 (52,800 to 52,800)	56,100 (56,100 to 56,100)	59,400 (59,400 to 59,400)	62,800 (62,800 to 62,800)	66,100 (66,100 to 66,100)	69,400 (69,400 to 69,400)	72,700 (72,700 to 72,700)	75,900 (75,900 to 75,900)	77,000 (77,000 to 77,000)	77,000 (77,000 to 77,000)	1,273,000 (1,273,000 to 1,273,000)
Communicable, maternal, neonatal, and nutritional diseases	1,370 (1,370 to 1,370)	720 (560 to 1,010)	1,010 (1,010 to 1,060)	1,200 (1,200 to 1,200)	678 (677 to 1,870)	977 (718 to 1,290)	1,000 (998 to 1,000)	1,000 (1,000 to 1,000)	1,000 (1,000 to 1,000)	1,000 (1,000 to 1,000)	1,000 (1,000 to 1,000)	1,000 (1,000 to 1,000)	1,000 (1,000 to 1,000)	1,000 (1,000 to 1,000)	1,000 (1,000 to 1,000)	1,000 (1,000 to 1,000)	1,000 (1,000 to 1,000)	1,000 (1,000 to 1,000)	2,000 (1,000 to 2,000)	2,000 (1,000 to 2,000)	2,000 (1,000 to 2,000)	2,000 (1,000 to 2,000)	36,900
HIV/AIDS and sexually transmitted infections	0.2 (0 to 1.2)	0 (0 to 0)	0.2 (0 to 1.2)	0.7 (0 to 3.6)	0.6 (0 to 3.1)	3.6 (0.6 to 9.1)	22.7 (9.7 to 41.7)	132 (74 to 197)	149 (85 to 226)	160 (89 to 236)	170 (97 to 251)	180 (97 to 267)	190 (97 to 283)	200 (97 to 299)	210 (97 to 315)	220 (97 to 331)	230 (97 to 347)	240 (97 to 363)	250 (97 to 379)	260 (97 to 395)	270 (97 to 411)	280 (97 to 427)	1,990
HIV/AIDS	0 (0 to 0)	0 (0 to 0)	0 (0 to 0.4)	0.5 (0.5 to 2.7)	0.4 (0.4 to 2.3)	3.2 (0.7 to 7.8)	21.5 (9.7 to 39.1)	131 (77.9 to 197)	148 (91.4 to 221)	159 (97.7 to 236)	169 (104.1 to 251)	179 (110.4 to 266)	189 (116.8 to 281)	199 (123.1 to 296)	209 (129.5 to 311)	219 (135.8 to 326)	229 (142.2 to 341)	239 (148.5 to 356)	249 (154.9 to 371)	259 (161.2 to 386)	269 (167.6 to 401)	279 (173.9 to 416)	694
HIV/AIDS - Drug-susceptible Tuberculosis	0 (0 to 0)	0 (0 to 0)	0 (0 to 0.1)	0.2 (0.1 to 1.1)	0.2 (0.1 to 0.9)	0.4 (0.1 to 1.2)	0.8 (0.1 to 2.6)	1.6 (0.1 to 5.1)	1.6 (0.1 to 5.1)	1.7 (0.1 to 5.2)	1.8 (0.1 to 5.4)	1.9 (0.1 to 5.6)	2.1 (0.1 to 5.8)	2.2 (0.1 to 6.1)	2.3 (0.1 to 6.3)	2.4 (0.1 to 6.6)	2.5 (0.1 to 6.8)	2.6 (0.1 to 7.1)	2.7 (0.1 to 7.3)	2.8 (0.1 to 7.6)	2.9 (0.1 to 7.8)	3 (0.1 to 8.1)	41.7
HIV/AIDS - Multidrug-resistant Tuberculosis without extensi	0 (0 to 0)	0 (0 to 0)	0 (0 to 0)	0 (0 to 0)	0 (0 to 0)	0 (0 to 0)	0 (0 to 0.1)	0.1 (0 to 0.4)	0.1 (0 to 0.4)	0.1 (0 to 0.4)	0.1 (0 to 0.4)	0.1 (0 to 0.4)	0.1 (0 to 0.4)	0.1 (0 to 0.4)	0.1 (0 to 0.4)	0.1 (0 to 0.4)	0.1 (0 to 0.4)	0.1 (0 to 0.4)	0.1 (0 to 0.4)	0.1 (0 to 0.4)	0.1 (0 to 0.4)	0.1 (0 to 0.4)	3.4
HIV/AIDS - Extensively drug-resistant Tuberculosis	0 (0 to 0)	0 (0 to 0)	0 (0 to 0)	0 (0 to 0)	0 (0 to 0)	0 (0 to 0)	0 (0 to 0.1)	0 (0 to 0.1)	0 (0 to 0.1)	0 (0 to 0.1)	0 (0 to 0.1)	0 (0 to 0.1)	0 (0 to 0.1)	0 (0 to 0.1)	0 (0 to 0.1)	0 (0 to 0.1)	0 (0 to 0.1)	0 (0 to 0.1)	0 (0 to 0.1)	0 (0 to 0.1)	0 (0 to 0.1)	0 (0 to 0.1)	0 (0 to 0.1)	0.6
HIV/AIDS resulting in other diseases	0 (0 to 0)	0 (0 to 0)	0.3 (0 to 0.7)	1.4 (0.5 to 3.7)	0.3 (0.2 to 0.6)	0.2 (0.1 to 0.4)	0.2 (0.1 to 0.4)	0.2 (0.1 to 0.4)	0.2 (0.1 to 0.4)	0.2 (0.1 to 0.4)	0.2 (0.1 to 0.4)	0.2 (0.1 to 0.4)	0.2 (0.1 to 0.4)	0.2 (0.1 to 0.4)	0.2 (0.1 to 0.4)	0.2 (0.1 to 0.4)	0.2 (0.1 to 0.4)	0.2 (0.1 to 0.4)	0.2 (0.1 to 0.4)	0.2 (0.1 to 0.4)	0.2 (0.1 to 0.4)	0.1 (0.1 to 0.3)	9.69
Sexually transmitted infections excluding HIV	0.2 (0 to 1.2)	0 (0 to 0)	0.2 (0 to 1.2)	0.6 (0 to 3.5)	0.2 (0 to 1.2)	0.4 (0 to 1.4)	0.7 (0.4 to 1.4)	9.7 (6.4 to 14.1)	29.5 (20.1 to 41.1)	36.1 (24.6 to 50.3)	37.9 (25.8 to 52.8)	40.4 (27.5 to 56.3)	43.1 (29.3 to 60.1)	31.4 (21.4 to 43.8)	34.1 (23.2 to 47.5)	27.6 (18.8 to 38.5)	19.9 (13.5 to 27.8)	19.9 (13.5 to 27.8)	14.7 (10.0 to 20.5)	9.3 (6.3 to 13.0)	6.6 (4.5 to 9.2)	5.3 (3.6 to 7.4)	362
Syphilis	0 (0 to 0.2)	0 (0 to 0)	0 (0 to 0)	0 (0 to 0)	0 (0 to 0)	0 (0 to 0.1)	0.1 (0 to 0.6)	2.7 (0.2 to 9.5)	8.1 (0.2 to 24.6)	9.9 (0.2 to 30.6)	10.4 (0.2 to 32.1)	11.1 (0.2 to 34.2)	11.8 (0.2 to 36.4)	8.6 (0.2 to 26.6)	9.3 (0.2 to 28.8)	7.6 (0.2 to 23.4)	5.4 (0.1 to 16.7)	5.4 (0.1 to 16.7)	4 (0.1 to 12.4)	2.5 (0.1 to 7.7)	1.8 (0 to 5.6)	1.4 (0 to 4.4)	99
Chlamydial infection	0 (0 to 0)	0 (0 to 0)	0 (0 to 0)	0 (0 to 0)	0 (0 to 0)	0.2 (0.2 to 0.4)	0.4 (0.4 to 1)	1.7 (1 to 2.8)	1.7 (1.1 to 2.7)	1.7 (1.1 to 2.6)	1.7 (1.1 to 2.6)	1.7 (1.1 to 2.6)	1.7 (1.1 to 2.6)	1.7 (1.1 to 2.6)	1.7 (1.1 to 2.6)	1.7 (1.1 to 2.6)	1.7 (1.1 to 2.6)	1.7 (1.1 to 2.6)	1.7 (1.1 to 2.6)	1.7 (1.1 to 2.6)	1.7 (1.1 to 2.6)	1.7 (1.1 to 2.6)	27.1
Gonococcal infection	0 (0 to 0)	0 (0 to 0)	0 (0 to 0)	0 (0 to 0)	0 (0 to 0)	0.2 (0.2 to 0.4)	0.4 (0.4 to 0.9)	1.7 (1.1 to 2.6)	1.7 (1.1 to 2.6)	1.7 (1.1 to 2.6)	1.7 (1.1 to 2.6)	1.7 (1.1 to 2.6)	1.7 (1.1 to 2.6)	1.7 (1.1 to 2.6)	1.7 (1.1 to 2.6)	1.7 (1.1 to 2.6)	1.7 (1.1 to 2.6)	1.7 (1.1 to 2.6)	1.7 (1.1 to 2.6)	1.7 (1.1 to 2.6)	1.7 (1.1 to 2.6)	1.7 (1.1 to 2.6)	23.8
Trichomoniasis	0 (0 to 0)	0 (0 to 0)	0 (0 to 0)	0 (0 to 0)	0 (0 to 0)	0 (0 to 0.4)	0 (0 to 0.9)	1.7 (1 to 2.8)	1.7 (1.1 to 2.7)	1.7 (1.1 to 2.6)	1.7 (1.1 to 2.6)	1.7 (1.1 to 2.6)	1.7 (1.1 to 2.6)	1.7 (1.1 to 2.6)	1.7 (1.1 to 2.6)	1.7 (1.1 to 2.6)	1.7 (1.1 to 2.6)	1.7 (1.1 to 2.6)	1.7 (1.1 to 2.6)	1.7 (1.1 to 2.6)	1.7 (1.1 to 2.6)	1.7 (1.1 to 2.6)	23.8
Genital herpes	0 (0 to 0)	0 (0 to 0)	0 (0 to 0)	0 (0 to 0)	0 (0 to 0)	0 (0 to 0.1)	0 (0 to 0.1)	0.2 (0.1 to 0.4)	0.2 (0.1 to 0.4)	0.2 (0.1 to 0.4)	0.2 (0.1 to 0.4)	0.2 (0.1 to 0.4)	0.2 (0.1 to 0.4)	0.2 (0.1 to 0.4)	0.2 (0.1 to 0.4)	0.2 (0.1 to 0.4)	0.2 (0.1 to 0.4)	0.2 (0.1 to 0.4)	0.2 (0.1 to 0.4)	0.2 (0.1 to 0.4)	0.2 (0.1 to 0.4)	0.2 (0.1 to 0.4)	3.4
Other sexually transmitted infections	0 (0 to 0)	0 (0 to 0)	0 (0 to 0)	0 (0 to 0)	0 (0 to 0)	0.1 (0 to 0.2)	0.1 (0 to 0.3)	0.6 (0.4 to 1)	0.7 (0.4 to 1)	0.8 (0.4 to 1.1)	0.8 (0.4 to 1.1)	0.8 (0.4 to 1.1)	0.8 (0.4 to 1.1)	0.8 (0.4 to 1.1)	0.8 (0.4 to 1.1)	0.8 (0.4 to 1.1)	0.8 (0.4 to 1.1)	0.8 (0.4 to 1.1)	0.8 (0.4 to 1.1)	0.8 (0.4 to 1.1)	0.8 (0.4 to 1.1)	0.8 (0.4 to 1.1)	9.3
Respiratory infections and tuberculosis	1,190 (1,190 to 1,190)	1,200 (1,190 to 1,200)	1,980 (1,980 to 1,980)	2,000 (2,000 to 2,000)	1,980 (1,980 to 1,980)	2,000 (1,980 to 2,000)	2,000 (1,980 to 2,000)	2,000 (1,980 to 2,000)	2,000 (1,980 to 2,000)	2,000 (1,980 to 2,000)	2,000 (1,980 to 2,000)	2,000 (1,980 to 2,000)	2,000 (1,980 to 2,000)	2,000 (1,980 to 2,000)	2,000 (1,980 to 2,000)	2,000 (1,980 to 2,000)	2,000 (1,980 to 2,000)	2,000 (1,980 to 2,000)	2,000 (1,980 to 2,000)	2,000 (1,980 to 2,000)	2,000 (1,980 to 2,000)	2,000 (1,980 to 2,000)	11,400
Tuberculosis	0 (0 to 0)	0 (0 to 0)	0 (0 to 1.6)	0.4 (0.4 to 0.6)	0.4 (0.4 to 0.7)	2.7 (2.5 to 3.1)	9.4 (4.9 to 11.1)	19.2 (4.9 to 33.4)	19.4 (10.4 to 32.6)	19.7 (9.7 to 33.1)	19.9 (9.7 to 33.4)	20.2 (9.7 to 33.8)	20.4 (9.7 to 34.2)	20.6 (9.7 to 34.6)	20.8 (9.7 to 34.9)	21.1 (9.7 to 35.3)	21.3 (9.7 to 35.7)	21.5 (9.7 to 36.1)	21.7 (9.7 to 36.4)	21.9 (9.7 to 36.8)	22.1 (9.7 to 37.2)	22.3 (9.7 to 37.6)	439
Latent tuberculosis infection	0 (0 to 0)	0 (0 to 0)	0 (0 to 0)	0 (0 to 0)	0 (0 to 0)	0 (0 to 0)	0 (0 to 0)	0 (0 to 0)	0 (0 to 0)	0 (0 to 0)	0 (0 to 0)	0 (0 to 0)	0 (0 to 0)	0 (0 to 0)	0 (0 to 0)	0 (0 to 0)	0 (0 to 0)	0 (0 to 0)	0 (0 to 0)	0 (0 to 0)	0 (0 to 0)	0 (0 to 0)	0 (0 to 0)	0
Drug-susceptible tuberculosis	0 (0 to 0)	0 (0 to 0)	0 (0 to 1.6)	0.4 (0.4 to 0.6)	0.4 (0.4 to 0.7)	2.7 (2.5 to 3.1)	9.4 (4.9 to 11.1)	19.2 (4.9 to 33.4)	19.4 (10.4 to 32.6)	19.7 (9.7 to 33.1)	19.9 (9.7 to 33.4)	20.2 (9.7 to 33.8)	20.4 (9.7 to 34.2)	20.6 (9.7 to 34.6)	20.8 (9.7 to 34.9)	21.1 (9.7 to 35.3)	21.3 (9.7 to 35.7)	21.5 (9.7 to 36.1)	21.7 (9.7 to 36.4)	21.9 (9.7 to 36.8)	22.1 (9.7 to 37.2)	22.3 (9.7 to 37.6)	380
Multidrug-resistant tuberculosis without extensive drug-re	0 (0 to 0)	0 (0 to 0)	0 (0 to 0.2)	0 (0 to 0)	0 (0 to 0)	0 (0 to 0.1)	0 (0 to 0.2)	0.7 (0.2 to 1.6)	0.7 (0.2 to 1.6)	0.7 (0.2 to 1.6)	0.7 (0.2 to 1.6)	0.6 (0.2 to 1.5)	0.6 (0.2 to 1.5)	0.6 (0.2 to 1.5)	0.6 (0.2 to 1.5)	0.6 (0.2 to 1.5)	0.6 (0.2 to 1.5)	0.6 (0.2 to 1.5)	0.6 (0.2 to 1.5)	0.6 (0.2 to 1.5)	0.6 (0.2 to 1.5)	0.6 (0.2 to 1.5)	22.9
Extensively drug-resistant tuberculosis	0 (0 to 0)	0 (0 to 0)	0 (0 to 0)	0 (0 to 0)	0 (0 to 0)	0 (0 to 0)	0 (0 to 0.1)	0 (0 to 0.1)	0 (0 to 0.1)	0 (0 to 0.1)	0 (0 to 0.1)	0 (0 to 0.1)	0 (0 to 0.1)	0 (0 to 0.1)	0 (0 to 0.1)	0 (0 to 0.1)	0 (0 to 0.1)	0 (0 to 0.1)	0 (0 to 0.1)	0 (0 to 0.1)	0 (0 to 0.1)	0 (0 to 0.1)	0 (0 to 0.1)	0.6
Lower respiratory infections	19.2 (17.1 to 20.5)	19 (16.9 to 20.3)	19.8 (19.8 to 19.8)	23.4 (23.4 to 23.4)	23.9 (19.2 to 27.4)	30 (29.8 to 30.2)	29.9 (29.8 to 30.1)	30.1 (29.9 to 30.2)	30.1 (29.9 to 30.2)	30.1 (29.9 to 30.2)	30.1 (29.9 to 30.2)	30.1 (29.9 to 30.2)	30.1 (29.9 to 30.2)	30.1 (29.9 to 30.2)	30.1 (29.9 to 30.2)	30.1 (29.9 to 30.2)	30.1 (29.9 to 30.2)	30.1 (29.9 to 30.2)	30.1 (29.9 to 30.2)	30.1 (29.9 to 30.2)	30.1 (29.9 to 30.2)	30.1 (29.9 to 30.2)	696
Upper respiratory infections	0 (0 to 0.1)	0 (0 to 0.1)	0.6 (0.6 to 0.6)	2.1 (1.6 to 4.6)	0.7 (0.6 to 0.9)	0.6 (0.6 to 0.6)	0.6 (0.6 to 0.6)	0.6 (0.6 to 0.6)	0.6 (0.6 to 0.6)	0.6 (0.6 to 0.6)	0.6 (0.6 to 0.6)	0.6 (0.6 to 0.6)	0.6 (0.6 to 0.6)	0.6 (0.6 to 0.6)	0.6 (0.6 to 0.6)	0.6 (0.6 to 0.6)	0.6 (0.6 to 0.6)	0.6 (0.6 to 0.6)	0.6 (0.6 to 0.6)	0.6 (0.6 to 0.6)	0.6 (0.6 to 0.6)	0.6 (0.6 to 0.6)	3.6
Otitis media	0 (0 to 0)	0 (0 to 0)	0 (0 to 0)	0.3 (0.3 to 1.8)	0.2 (0.2 to 0.3)	0.1 (0.1 to 0.2)	0.1 (0.1 to 0.2)	0.1 (0.1 to 0.2)	0.1 (0.1 to 0.2)	0.1 (0.1 to 0.2)	0.1 (0.1 to 0.2)	0.1 (0.1 to 0.2)	0.1 (0.1 to 0.2)	0.1 (0.1 to 0.2)	0.1 (0.1 to 0.2)	0.1 (0.1 to 0.2)	0.1 (0.1 to 0.2)	0.1 (0.1 to 0.2)	0.1 (0.1 to 0.2)	0.1 (0.1 to 0.2)	0.1 (0.1 to 0.2)	0.1 (0.1 to 0.2)	6.9
Enteric infections	0.9 (0.9 to 7.7)	7.7 (1.3 to 24) (1.3 to 24)	2.6 (1.6 to 3.1)	0.9 (0.9 to 1.4)	0.4 (0.3 to 0.5)	0.4 (0.3 to 0.5)	0.4 (0.3 to 0.5)	0.4 (0.3 to 0.5)	0.4 (0.3 to 0.5)	0.4 (0.3 to 0.5)	0.4 (0.3 to 0.5)	0.4 (0.3 to 0.5)	0.4 (0.3 to 0.5)	0.4 (0.3 to 0.5)	0.4 (0.3 to 0.5)	0.4 (0.3 to 0.5)	0.4 (0.3 to 0.5)	0.4 (0.3 to 0.5)	0.4 (0.3 to 0.5)	0.4 (0.3 to 0.5)	0.4 (0.3 to 0.5)	0.4 (0.3 to 0.5)	3.6
Cholera	0 (0 to 0)	0 (0 to 0)	0 (0 to 0)	0 (0 to 0)	0 (0 to 0)	0 (0 to 0)	0 (0 to 0)	0 (0 to 0)	0 (0 to 0)	0 (0 to 0)	0 (0 to 0)	0 (0 to 0)	0 (0 to 0)	0 (0 to 0)	0 (0 to 0)	0 (0 to 0)	0 (0 to 0)	0 (0 to 0)	0 (0 to 0)	0 (0 to 0)	0 (0 to 0)	0 (0 to 0)	0 (0 to 0)	0
Diarrheal diseases	0.9 (0.9 to 7.7)	7.7 (1.3 to 24) (1.3 to 24)	2.6 (1.6 to 3.1)	0.9 (0.9 to 1.4)	0.4 (0.3 to 0.5)	0.4 (0.3 to 0.5)	0.4 (0.3 to 0.5)	0.4 (0.3 to 0.5)	0.4 (0.3 to 0.5)	0.4 (0.3 to 0.5)	0.4 (0.3 to 0.5)	0.4 (0.3 to 0.5)	0.4 (0.3 to 0.5)	0.4 (0.3 to 0.5)	0.4 (0.3 to 0.5)	0.4 (0.3 to 0.5)	0.4 (0.3 to 0.5)	0.4 (0.3 to 0.5)	0.4 (0.3 to 0.5)	0.4 (0.3 to 0.5)	0.4 (0.3 to 0.5)	0.4 (0.3 to 0.5)	3.6
Typhoid and paratyphoid	0 (0 to 0)	0 (0 to 0)	0 (0 to 0)	0 (0 to 0)	0 (0 to 0)	0 (0 to 0)	0 (0 to 0)	0 (0 to 0)	0 (0 to 0)	0 (0 to 0)	0 (0 to 0)	0 (0 to 0)	0 (0 to 0)	0 (0 to 0)	0 (0 to 0)	0 (0 to 0)	0 (0 to 0)	0 (0 to 0)	0 (0 to 0)	0 (0 to 0)	0 (0 to 0)	0 (0 to 0)	0 (0 to 0)	0
Typhoid fever	0 (0 to 0)	0 (0 to 0)	0 (0 to 0)	0 (0 to 0)	0 (0 to 0)	0 (0 to 0)	0 (0 to 0)	0 (0 to 0)	0 (0 to 0)	0 (0 to 0)	0 (0 to 0)	0 (0 to 0)	0 (0 to 0)	0 (0 to 0)	0 (0 to 0)	0 (0 to 0)	0 (0 to 0)	0 (0 to 0)	0 (0 to 0)	0 (0 to 0)	0 (0 to 0)	0 (0 to 0)	0 (0 to 0)	0
Paratyphoid fever	0 (0 to 0)	0 (0 to 0)	0 (0 to 0)	0 (0 to 0)	0 (0 to 0)	0 (0 to 0)	0 (0 to 0)	0 (0 to 0)	0 (0 to 0)	0 (0 to 0)	0 (0 to 0)	0 (0 to 0)	0 (0 to 0)	0 (0 to 0)	0 (0 to 0)	0 (0 to 0)	0 (0 to 0)	0 (0 to 0)	0 (0 to 0)	0 (0 to 0)	0 (0 to 0)	0 (0 to 0)	0 (0 to 0)	0
Invasive Non-typhoidal Salmonella (iNTS)	0 (0 to 0)	0 (0 to 0)	0 (0 to 0.2)	0 (0 to 0.1)	0 (0 to 0.1)	0 (0 to 0)	0 (0 to 0)	0 (0 to 0.1)	0 (0 to 0)	0 (0 to 0)	0 (0 to 0)	0 (0 to 0.1)	0 (0 to 0.2)	0 (0 to 0.1)	0 (0 to 0.1)	0 (0 to 0.1)	0 (0 to 0.1)	0 (0 to 0.1)	0 (0 to 0.1)	0 (0 to 0.1)	0 (0 to 0.1)	0 (0 to 0.1)	0 (0 to 0.2)	1.6
Other intestinal infectious diseases	0 (0 to 0)	0 (0 to 0)	0.9 (0.9 to 1.8)	0.9 (0.9 to 1.4)	0.1 (0.1 to 0.1)	0.1 (0.1 to 0.1)	0.1 (0.1 to 0.1)	0.1 (0.1 to 0.1)	0.1 (0.1 to 0.1)	0.1 (0.1 to 0.1)	0.1 (0.1 to 0.1)	0.1 (0.1 to 0.1)	0.1 (0.1 to 0.1)	0.1 (0.1 to 0.1)	0.1 (0.1 to 0.1)	0.1 (0.1 to 0.1)	0.1 (0.1 to 0.1)	0.1 (0.1 to 0.1)	0.1 (0.1 to 0.1)	0.1 (0.1 to 0.1)	0.1 (0.1 to 0.1)	0.1 (0.1 to 0.1)	6.9
Neglected tropical diseases and malaria	0.3 (0.3 to 1.4)	0.3 (0.3 to 1.4)	0.3 (0.3 to 0.4)	0.3 (0.3 to 0.4)	0.3 (0.3 to 0





SR Table 2b: Belgium DALYS by cause and age group for females with 95% uncertainty intervals, 2019

Cause	Early Neonatal	Late Neonatal	Post Neonatal	1 to 4	5 to 9	10 to 14	15 to 19	20 to 24	25 to 29	30 to 34	35 to 39	40 to 44	45 to 49	50 to 54	55 to 59	60 to 64	65 to 69	70 to 74	75 to 79	80 to 84	85 to 89	90 to 94	95 plus	Total
All causes	1,290 (1,264 to 1,320)	2,260 (2,220 to 2,300)	6,130 (5,420 to 6,960)	13,600 (12,200 to 15,200)	20,400 (18,600 to 22,400)	20,900 (19,000 to 22,900)	22,300 (20,400 to 24,400)	23,300 (21,200 to 25,600)	24,400 (22,100 to 26,900)	26,400 (23,900 to 29,000)	28,900 (26,000 to 32,000)	32,000 (28,600 to 35,800)	36,000 (31,900 to 40,500)	40,000 (35,200 to 45,400)	44,000 (38,700 to 50,000)	48,000 (42,200 to 54,600)	53,000 (46,600 to 60,400)	58,000 (50,900 to 66,200)	64,000 (55,900 to 73,000)	69,000 (59,900 to 79,000)	73,000 (62,900 to 84,000)	74,000 (62,900 to 86,000)	1,700,000
Communicable, maternal, neonatal, and nutritional diseases	1,070 (1,050 to 1,090)	1,890 (1,850 to 1,930)	1,320 (1,210 to 1,450)	2,780 (2,490 to 3,090)	1,860 (1,660 to 2,080)	1,290 (1,090 to 1,530)	1,410 (1,190 to 1,650)	1,740 (1,530 to 2,000)	2,160 (1,900 to 2,450)	2,260 (1,970 to 2,580)	2,260 (1,950 to 2,610)	2,260 (1,930 to 2,630)	2,260 (1,790 to 2,820)	2,230 (1,720 to 2,900)	2,190 (1,650 to 2,980)	2,150 (1,580 to 3,060)	2,110 (1,500 to 3,150)	2,060 (1,410 to 3,230)	2,000 (1,310 to 3,300)	1,940 (1,210 to 3,360)	1,870 (1,110 to 3,400)	1,800 (1,010 to 3,400)	43,000
HIV/AIDS and sexually transmitted infections	0 (0 to 1)	0 (0 to 0)	74 (57 to 94)	315 (244 to 396)	74 (53 to 98)	74 (53 to 98)	233 (173 to 302)	491 (377 to 623)	621 (479 to 784)	612 (472 to 774)	602 (464 to 760)	599 (462 to 756)	575 (443 to 726)	532 (410 to 672)	482 (372 to 608)	432 (333 to 545)	382 (295 to 482)	332 (256 to 419)	284 (219 to 358)	243 (187 to 306)	208 (161 to 262)	179 (138 to 226)	174 (134 to 220)	7,900
HIV/AIDS	0 (0 to 0)	0 (0 to 0)	74 (59.7 to 89.6)	315 (259 to 374)	74 (59 to 88.8)	74 (57.7 to 91.4)	233 (171 to 312)	491 (368 to 632)	621 (462 to 792)	612 (455 to 782)	602 (439 to 782)	599 (434 to 782)	575 (409 to 767)	532 (372 to 732)	482 (329 to 698)	432 (287 to 666)	382 (249 to 637)	332 (214 to 597)	284 (181 to 561)	243 (151 to 524)	208 (129 to 457)	179 (110 to 393)	174 (107 to 381)	1,600
HIV/AIDS - Drug-susceptible Tuberculosis	0 (0 to 0)	0 (0 to 0)	0 (0 to 0.6)	0 (0 to 0.6)	0 (0 to 0.3)	0 (0 to 0.3)	0 (0 to 0.3)	0 (0 to 0.2)	0 (0 to 0.2)	0 (0 to 0.2)	0 (0 to 0.2)	0 (0 to 0.2)	0 (0 to 0.2)	0 (0 to 0.2)	0 (0 to 0.2)	0 (0 to 0.2)	0 (0 to 0.2)	0 (0 to 0.2)	0 (0 to 0.2)	0 (0 to 0.2)	0 (0 to 0.2)	0 (0 to 0.2)	0 (0 to 0.2)	1.9
HIV/AIDS - Multidrug-resistant Tuberculosis without extensi	0 (0 to 0)	0 (0 to 0)	0 (0 to 0)	0 (0 to 0)	0 (0 to 0)	0 (0 to 0)	0 (0 to 0)	0 (0 to 0)	0 (0 to 0)	0 (0 to 0)	0 (0 to 0)	0 (0 to 0)	0 (0 to 0)	0 (0 to 0)	0 (0 to 0)	0 (0 to 0)	0 (0 to 0)	0 (0 to 0)	0 (0 to 0)	0 (0 to 0)	0 (0 to 0)	0 (0 to 0)	0 (0 to 0)	0
HIV/AIDS - Extensively drug-resistant Tuberculosis	0 (0 to 0)	0 (0 to 0)	0 (0 to 0)	0 (0 to 0)	0 (0 to 0)	0 (0 to 0)	0 (0 to 0)	0 (0 to 0)	0 (0 to 0)	0 (0 to 0)	0 (0 to 0)	0 (0 to 0)	0 (0 to 0)	0 (0 to 0)	0 (0 to 0)	0 (0 to 0)	0 (0 to 0)	0 (0 to 0)	0 (0 to 0)	0 (0 to 0)	0 (0 to 0)	0 (0 to 0)	0 (0 to 0)	0
HIV/AIDS resulting in other diseases	0 (0 to 0)	0 (0 to 0)	20.7 (19.9 to 26.2)	27.1 (26.1 to 34.2)	13.8 (13.3 to 17.5)	11.1 (10.7 to 14.1)	13.6 (13.1 to 17.2)	21.4 (20.6 to 27.1)	19.7 (19 to 24.9)	19.2 (18.5 to 24.3)	19.1 (18.4 to 24.1)	19.1 (18.4 to 24.1)	19.1 (18.4 to 24.1)	19.1 (18.4 to 24.1)	19.1 (18.4 to 24.1)	19.1 (18.4 to 24.1)	19.1 (18.4 to 24.1)	19.1 (18.4 to 24.1)	19.1 (18.4 to 24.1)	19.1 (18.4 to 24.1)	19.1 (18.4 to 24.1)	19.1 (18.4 to 24.1)	1,280
Sexually transmitted infections excluding HIV	0 (0 to 0)	0 (0 to 0)	0 (0 to 0)	0 (0 to 0)	0 (0 to 0)	3 (2 to 5)	9 (6 to 14)	18 (13 to 26)	19 (14 to 27)	19 (14 to 27)	19 (14 to 27)	19 (14 to 27)	19 (14 to 27)	19 (14 to 27)	19 (14 to 27)	19 (14 to 27)	19 (14 to 27)	19 (14 to 27)	19 (14 to 27)	19 (14 to 27)	19 (14 to 27)	19 (14 to 27)	19 (14 to 27)	464
Syphilis	0 (0 to 0)	0 (0 to 0)	0 (0 to 0)	0 (0 to 0)	0 (0 to 0)	0 (0 to 1.4)	0 (0 to 0.2)	0 (0 to 1.5)	0 (0 to 1.5)	0 (0 to 1.5)	0 (0 to 1.5)	0 (0 to 1.5)	0 (0 to 1.5)	0 (0 to 1.5)	0 (0 to 1.5)	0 (0 to 1.5)	0 (0 to 1.5)	0 (0 to 1.5)	0 (0 to 1.5)	0 (0 to 1.5)	0 (0 to 1.5)	0 (0 to 1.5)	0 (0 to 1.5)	7.3
Chlamydial infection	0 (0 to 0)	0 (0 to 0)	0 (0 to 0)	0 (0 to 0)	0 (0 to 0)	0 (0 to 0.4)	0 (0 to 0.6)	0 (0 to 1.1)	0 (0 to 1.3)	0 (0 to 1.4)	0 (0 to 1.4)	0 (0 to 1.4)	0 (0 to 1.4)	0 (0 to 1.4)	0 (0 to 1.4)	0 (0 to 1.4)	0 (0 to 1.4)	0 (0 to 1.4)	0 (0 to 1.4)	0 (0 to 1.4)	0 (0 to 1.4)	0 (0 to 1.4)	0 (0 to 1.4)	41.7
Gonococcal infection	0 (0 to 0)	0 (0 to 0)	0 (0 to 0)	0 (0 to 0)	0 (0 to 0)	0 (0 to 0.4)	0 (0 to 0.6)	0 (0 to 1.2)	0 (0 to 1.3)	0 (0 to 1.3)	0 (0 to 1.3)	0 (0 to 1.3)	0 (0 to 1.3)	0 (0 to 1.3)	0 (0 to 1.3)	0 (0 to 1.3)	0 (0 to 1.3)	0 (0 to 1.3)	0 (0 to 1.3)	0 (0 to 1.3)	0 (0 to 1.3)	0 (0 to 1.3)	0 (0 to 1.3)	47.6
Trichomoniasis	0 (0 to 0)	0 (0 to 0)	0 (0 to 0)	0 (0 to 0)	0 (0 to 0)	0 (0 to 0.2)	0 (0 to 0.4)	0 (0 to 0.8)	0 (0 to 0.9)	0 (0 to 0.9)	0 (0 to 0.9)	0 (0 to 0.9)	0 (0 to 0.9)	0 (0 to 0.9)	0 (0 to 0.9)	0 (0 to 0.9)	0 (0 to 0.9)	0 (0 to 0.9)	0 (0 to 0.9)	0 (0 to 0.9)	0 (0 to 0.9)	0 (0 to 0.9)	0 (0 to 0.9)	79.3
Genital herpes	0 (0 to 0)	0 (0 to 0)	0 (0 to 0)	0 (0 to 0)	0 (0 to 0)	0 (0 to 0.2)	0 (0 to 0.4)	0 (0 to 0.8)	0 (0 to 1.1)	0 (0 to 1.2)	0 (0 to 1.2)	0 (0 to 1.2)	0 (0 to 1.2)	0 (0 to 1.2)	0 (0 to 1.2)	0 (0 to 1.2)	0 (0 to 1.2)	0 (0 to 1.2)	0 (0 to 1.2)	0 (0 to 1.2)	0 (0 to 1.2)	0 (0 to 1.2)	0 (0 to 1.2)	202
Other sexually transmitted infections	0 (0 to 0)	0 (0 to 0)	0 (0 to 0)	0 (0 to 0)	0 (0 to 0)	0 (0 to 0.4)	0 (0 to 0.6)	1 (0 to 2.4)	1 (0 to 2.5)	1 (0 to 2.5)	1 (0 to 2.5)	1 (0 to 2.5)	1 (0 to 2.5)	1 (0 to 2.5)	1 (0 to 2.5)	1 (0 to 2.5)	1 (0 to 2.5)	1 (0 to 2.5)	1 (0 to 2.5)	1 (0 to 2.5)	1 (0 to 2.5)	1 (0 to 2.5)	1 (0 to 2.5)	784
Respiratory infections and tuberculosis	719.9 (717.4 to 722.4)	324.8 (322.9 to 326.7)	577 (557.7 to 597.1)	1,070 (1,040 to 1,100)	699 (677.9 to 720.2)	450 (432.1 to 468.2)	420 (402.2 to 438.2)	397 (380.2 to 414.2)	337 (322.1 to 352.2)	317 (302.7 to 331.5)	309 (294.8 to 323.2)	303 (288.8 to 317.2)	299 (284.7 to 313.4)	295 (280.7 to 309.4)	291 (276.7 to 305.4)	287 (272.7 to 301.4)	283 (268.7 to 297.4)	279 (264.7 to 293.4)	275 (260.7 to 289.4)	271 (256.7 to 285.4)	267 (252.7 to 281.4)	263 (248.7 to 277.4)	43,000
Tuberculosis	0 (0 to 0)	0 (0 to 0)	0 (0 to 0)	0 (0 to 0)	0 (0 to 0)	0 (0 to 0)	0 (0 to 0)	0 (0 to 0)	0 (0 to 0)	0 (0 to 0)	0 (0 to 0)	0 (0 to 0)	0 (0 to 0)	0 (0 to 0)	0 (0 to 0)	0 (0 to 0)	0 (0 to 0)	0 (0 to 0)	0 (0 to 0)	0 (0 to 0)	0 (0 to 0)	0 (0 to 0)	0 (0 to 0)	0
Latent tuberculosis infection	0 (0 to 0)	0 (0 to 0)	0 (0 to 0)	0 (0 to 0)	0 (0 to 0)	0 (0 to 0)	0 (0 to 0)	0 (0 to 0)	0 (0 to 0)	0 (0 to 0)	0 (0 to 0)	0 (0 to 0)	0 (0 to 0)	0 (0 to 0)	0 (0 to 0)	0 (0 to 0)	0 (0 to 0)	0 (0 to 0)	0 (0 to 0)	0 (0 to 0)	0 (0 to 0)	0 (0 to 0)	0 (0 to 0)	0
Drug-susceptible tuberculosis	0 (0 to 0)	0 (0 to 0)	0 (0 to 0)	0 (0 to 0)	0 (0 to 0)	0 (0 to 0)	0 (0 to 0)	0 (0 to 0)	0 (0 to 0)	0 (0 to 0)	0 (0 to 0)	0 (0 to 0)	0 (0 to 0)	0 (0 to 0)	0 (0 to 0)	0 (0 to 0)	0 (0 to 0)	0 (0 to 0)	0 (0 to 0)	0 (0 to 0)	0 (0 to 0)	0 (0 to 0)	0 (0 to 0)	0
Multidrug-resistant tuberculosis without extensive drug-re	0 (0 to 0)	0 (0 to 0)	0 (0 to 0)	0 (0 to 0)	0 (0 to 0)	0 (0 to 0)	0 (0 to 0)	0 (0 to 0)	0 (0 to 0)	0 (0 to 0)	0 (0 to 0)	0 (0 to 0)	0 (0 to 0)	0 (0 to 0)	0 (0 to 0)	0 (0 to 0)	0 (0 to 0)	0 (0 to 0)	0 (0 to 0)	0 (0 to 0)	0 (0 to 0)	0 (0 to 0)	0 (0 to 0)	0
Extensively drug-resistant tuberculosis	0 (0 to 0)	0 (0 to 0)	0 (0 to 0)	0 (0 to 0)	0 (0 to 0)	0 (0 to 0)	0 (0 to 0)	0 (0 to 0)	0 (0 to 0)	0 (0 to 0)	0 (0 to 0)	0 (0 to 0)	0 (0 to 0)	0 (0 to 0)	0 (0 to 0)	0 (0 to 0)	0 (0 to 0)	0 (0 to 0)	0 (0 to 0)	0 (0 to 0)	0 (0 to 0)	0 (0 to 0)	0 (0 to 0)	0
Lower respiratory infections	719.2 (717.1 to 721.4)	324.7 (322.9 to 326.7)	577 (557.7 to 597.1)	1,070 (1,040 to 1,100)	699 (677.9 to 720.2)	450 (432.1 to 468.2)	420 (402.2 to 438.2)	397 (380.2 to 414.2)	337 (322.1 to 352.2)	317 (302.7 to 331.5)	309 (294.8 to 323.2)	303 (288.8 to 317.2)	299 (284.7 to 313.4)	295 (280.7 to 309.4)	291 (276.7 to 305.4)	287 (272.7 to 301.4)	283 (268.7 to 297.4)	279 (264.7 to 293.4)	275 (260.7 to 289.4)	271 (256.7 to 285.4)	267 (252.7 to 281.4)	263 (248.7 to 277.4)	43,000
Upper respiratory infections	0.4 (0.3 to 1)	0 (0 to 0.6)	2.2 (1.9 to 2.6)	3.6 (2.9 to 4.5)	2.1 (1.7 to 2.7)	1.4 (1.1 to 1.8)	1.4 (1.1 to 1.8)	1.4 (1.1 to 1.8)	1.4 (1.1 to 1.8)	1.4 (1.1 to 1.8)	1.4 (1.1 to 1.8)	1.4 (1.1 to 1.8)	1.4 (1.1 to 1.8)	1.4 (1.1 to 1.8)	1.4 (1.1 to 1.8)	1.4 (1.1 to 1.8)	1.4 (1.1 to 1.8)	1.4 (1.1 to 1.8)	1.4 (1.1 to 1.8)	1.4 (1.1 to 1.8)	1.4 (1.1 to 1.8)	1.4 (1.1 to 1.8)	4,660
Otitis media	0 (0 to 0)	0 (0 to 0)	0.6 (0.3 to 1.2)	1.6 (0.8 to 3.2)	0.7 (0.4 to 1.4)	0.4 (0.2 to 0.8)	0.4 (0.2 to 0.8)	0.4 (0.2 to 0.8)	0.4 (0.2 to 0.8)	0.4 (0.2 to 0.8)	0.4 (0.2 to 0.8)	0.4 (0.2 to 0.8)	0.4 (0.2 to 0.8)	0.4 (0.2 to 0.8)	0.4 (0.2 to 0.8)	0.4 (0.2 to 0.8)	0.4 (0.2 to 0.8)	0.4 (0.2 to 0.8)	0.4 (0.2 to 0.8)	0.4 (0.2 to 0.8)	0.4 (0.2 to 0.8)	0.4 (0.2 to 0.8)	111
Enteric infections	6.6 (4.9 to 8.8)	9.6 (7.3 to 12.7)	266 (249 to 284)	599 (564 to 636)	192 (180 to 206)	166 (151 to 182)	177 (162 to 194)	199 (182 to 218)	199 (182 to 218)	177 (162 to 194)	166 (151 to 182)	159 (144 to 174)	153 (138 to 168)	147 (132 to 162)	141 (126 to 156)	135 (120 to 150)	129 (114 to 144)	123 (108 to 138)	117 (102 to 132)	111 (96 to 126)	105 (90 to 120)	99 (84 to 114)	98 (83 to 113)	3,700
Malaria	0 (0 to 0)	0 (0 to 0)	0 (0 to 0)	0 (0 to 0)	0 (0 to 0)	0 (0 to 0)	0 (0 to 0)	0 (0 to 0)	0 (0 to 0)	0 (0 to 0)	0 (0 to 0)	0 (0 to 0)	0 (0 to 0)	0 (0 to 0)	0 (0 to 0)	0 (0 to 0)	0 (0 to 0)	0 (0 to 0)	0 (0 to 0)	0 (0 to 0)	0 (0 to 0)	0 (0 to 0)	0 (0 to 0)	0
Chagas disease	0 (0 to 0)	0 (0 to 0)	0 (0 to 0)	0 (0 to 0)	0 (0 to 0)	0 (0 to 0)	0 (0 to 0)	0 (0 to 0)	0 (0 to 0)	0 (0 to 0)	0 (0 to 0)	0 (0 to 0)	0 (0 to 0)	0 (0 to 0)	0 (0 to 0)	0 (0 to 0)	0 (0 to 0)	0 (0 to 0)	0 (0 to 0)	0 (0 to 0)	0 (0 to 0)	0 (0 to 0)	0 (0 to 0)	0
Leishmaniasis	0 (0 to 0)	0 (0 to 0)	0 (0 to 0)	0 (0 to 0)	0 (0 to 0)	0 (0 to 0)	0 (0 to 0)	0 (0 to 0)	0 (0 to 0)	0 (0 to 0)	0 (0 to 0)	0 (0 to 0)	0 (0 to 0)	0 (0 to 0)	0 (0 to 0)	0 (0 to 0)	0 (0 to 0)	0 (0 to 0)	0 (0 to 0)	0 (0 to 0)	0 (0 to 0)	0 (0 to 0)	0 (0 to 0)	0
Visceral leishmaniasis	0 (0 to 0)	0 (0 to 0)	0 (0 to 0)	0 (0 to 0)	0 (0 to 0)	0 (0 to 0)	0 (0 to 0)	0 (0 to 0)	0 (0 to 0)	0 (0 to 0)	0 (0 to 0)	0 (0 to 0)	0 (0 to 0)	0 (0 to 0)	0 (0 to 0)	0 (0 to 0)	0 (0 to 0)	0 (0 to 0)	0 (0 to 0)	0 (0 to 0)	0 (0 to 0)	0 (0 to 0)	0 (0 to 0)	0
Cutaneous and mucocutaneous leishmaniasis	0 (0 to 0)	0 (0 to 0)	0 (0 to 0)	0 (0 to 0)	0 (0 to 0)	0 (0 to 0)	0 (0 to 0)	0 (0 to 0)	0 (0 to 0)	0 (0 to 0)	0 (0 to 0)	0 (0 to 0)	0 (0 to 0)	0 (0 to 0)	0 (0 to 0)	0 (0 to 0)	0 (0 to 0)	0 (0 to 0)	0 (0 to 0)	0 (0 to 0)	0 (0 to 0)	0 (0 to 0)	0 (0 to 0)	0
African trypanosomiasis	0 (0 to 0)	0 (0 to 0)	0 (0 to 0)	0 (0 to 0)	0 (0 to 0)	0 (0 to 0)	0 (0 to 0)	0 (0 to 0)	0 (0 to 0)	0 (0 to 0)	0 (0 to 0)	0 (0 to 0)	0 (0 to 0)	0 (0 to 0)	0 (0 to 0)	0 (0 to 0)	0 (0 to 0)	0 (0 to 0)	0 (0 to 0)	0 (0 to 0)	0 (0 to 0)	0 (0 to 0)	0 (0 to 0)	0
Schistosomiasis	0 (0 to 0)	0 (0 to 0)	0 (0 to 0)	0 (0 to 0)	0 (0 to 0)	0 (0 to 0)	0 (0 to 0)	0 (0 to 0)	0 (0 to 0)	0 (0 to 0)	0 (0 to 0)	0 (0 to 0)	0 (0 to 0)	0 (0 to 0)	0 (0 to 0)	0 (0 to 0)	0 (0 to 0)	0 (0 to 0)	0 (0 to 0)	0 (0 to 0)	0 (0 to 0)	0 (0 to 0)	0 (0 to 0)	0
Cysticercosis	0 (0 to 0)	0 (0 to 0)	0 (0 to 0)	0 (0 to 0)	0 (0 to 0)	0 (0 to 0)	0 (0 to 0)	0 (0 to 0)	0 (0 to 0)	0 (0 to 0)	0 (0 to 0)	0 (0 to 0)	0 (0 to 0)	0 (0 to 0)	0 (0 to 0)	0 (0 to 0)	0 (0 to 0)	0 (0 to 0)	0 (0 to 0)	0 (0 to 0)	0 (0 to 0)	0 (0 to 0)	0 (0 to 0)	0
Cystic echinococcosis	0 (0 to 0)	0 (0 to 0)	0 (0 to 0)	0 (0 to 0.2)	0 (0 to 0)	0 (0 to 0.2)	0 (0 to 0)	0 (0 to 0.2)	0 (0 to 0.2)	0 (0 to 0.2)	0 (0 to 0.2)	0 (0 to 0.2)	0 (0 to 0.2)	0 (0 to 0.2)	0 (0 to 0.2)	0 (0 to 0.2)	0 (0 to 0.2)	0 (0 to 0.2)	0 (0 to 0.2)	0 (0 to 0.2)	0 (0 to 0.2)	0 (0 to 0.2)	0 (0 to 0.2)	9.7
Lymphatic filariasis	0 (0 to 0)	0 (0 to 0)	0 (0 to 0)	0 (0 to 0)	0 (0 to 0)	0 (0 to 0)	0 (0 to 0)	0 (0 to 0)	0 (0 to 0)	0 (0 to 0)	0 (0 to 0)	0 (0 to 0)	0 (0 to 0)	0 (0 to 0)	0 (0 to 0)	0 (0 to 0)	0 (0 to 0)	0 (0 to 0)	0 (0 to 0)	0 (0 to 0)	0 (0 to 0)	0 (0 to 0)	0 (0 to 0)	0
Onchocerciasis	0 (0 to 0)	0 (0 to 0)	0 (0 to 0)	0 (0 to 0)	0 (0 to 0)	0 (0 to 0)	0 (0 to 0)	0 (0 to 0)	0 (0 to 0)	0 (0 to 0)	0 (0 to 0)	0 (0 to 0)	0 (0 to 0)	0 (0 to 0)	0 (0 to 0)	0 (0 to 0)	0 (0 to 0)	0 (0 to 0)	0 (0 to 0)	0 (0 to 0)	0 (0 to 0)	0 (0 to 0)	0 (0 to 0)	0
Trachoma	0 (0 to 0)	0 (0 to 0)	0 (0 to 0)	0 (0 to 0)	0 (0 to 0)	0 (0 to 0)	0 (0 to 0)	0 (0 to 0)	0 (0 to 0)	0 (0 to 0)	0 (0 to 0)	0 (0 to 0)	0 (0 to 0)	0 (0 to 0)	0 (0 to 0)	0 (0 to 0)	0 (0 to 0)	0 (0 to 0)	0 (0 to 0)	0 (0 to 0)	0 (0 to 0)	0 (0 to 0)	0 (0 to 0)	0
Dengue	0 (0 to 0)	0 (0 to 0)	0 (0 to 0)	0 (0 to 0)	0 (0 to 0)	0 (0 to 0)	0 (0 to 0)	0 (0 to 0)	0 (0 to 0)	0 (0 to 0)	0 (0 to 0)	0 (0 to 0)	0 (0 to 0)	0 (0 to 0)	0 (0 to 0)	0 (0 to 0)	0 (0 to 0)	0 (0 to 0)	0 (0 to 0)	0 (0 to 0)	0 (0 to 0)	0 (0 to 0)	0 (0 to 0)	0
Yellow fever	0 (0 to 0)	0 (0 to 0)	0 (0 to 0)	0 (0 to 0)	0 (0 to 0)	0 (0 to 0)	0 (0 to 0)	0 (0 to 0)	0 (0 to 0)	0 (0 to 0)	0 (0 to 0)	0 (0 to 0)	0 (0 to 0)	0 (0 to 0)	0 (0 to 0)	0 (0 to 0)	0 (0 to 0)	0 (0 to 0)	0 (0 to 0)	0 (0 to 0)	0 (0 to 0)	0 (0 to 0)	0 (0 to 0)	0
Rabies	0 (0 to 0)	0 (0 to 0)	0 (0 to 0)	0 (0 to 0)	0 (0 to 0)	0 (0 to 0)	0 (0 to 0)	0 (0 to 0)	0 (0 to 0)	0 (0 to 0)	0 (0 to 0)	0 (0 to 0)	0 (0 to 0)	0 (0 to 0)	0 (0 to 0)	0 (0 to 0)	0 (0 to 0)	0 (0 to 0)	0 (0 to 0)	0 (0 to 0)	0 (0 to 0)	0 (0 to 0)	0 (0 to 0)	0.1
Intestinal nematode infections	0 (0 to 0)	0 (0 to 0)	0 (0 to 0)	0 (0 to 0)	0 (0 to 0)	0 (0 to 0)	0 (0 to 0)	0 (0 to 0)	0 (0 to 0)	0 (0 to 0)	0 (0 to 0)	0 (0 to 0)	0 (0 to 0)	0 (0 to 0)	0 (0 to 0)	0 (0 to 0)	0 (0 to 0)	0 (0 to 0)	0 (0 to 0)	0 (0 to 0)	0 (0 to 0)	0 (0 to 0)	0 (0 to 0)	0
Ascariasis	0 (0 to 0)	0 (0 to 0)	0 (0 to 0)	0 (0 to 0)	0 (0 to 0)	0 (0 to 0)	0 (0 to 0)	0 (0 to 0)	0 (0 to 0)	0 (0 to 0)	0 (0 to 0)	0 (0 to 0)	0 (0 to 0)	0 (0 to 0)	0 (0 to 0)	0 (0 to 0)	0 (0 to 0)	0 (0 to 0)	0 (0 to 0)	0 (0 to 0)	0 (0 to 0)	0 (0 to 0)	0 (0 to 0)	0
Trichuriasis	0 (0 to 0)	0 (0 to 0)	0 (0 to 0)	0 (0 to 0)	0 (0 to 0)	0 (0 to 0)	0 (0 to 0)	0 (0 to 0)	0 (0 to 0)	0 (0 to 0)	0 (0 to 0)	0 (0 to 0)	0 (0 to 0)	0 (0 to 0)	0 (0 to 0)	0 (0 to 0)	0 (0 to 0)	0 (0 to 0)	0 (0 to 0)	0 (0 to 0)	0 (0 to 0)	0 (0 to 0)	0 (0 to 0)	0
Hookworm disease	0 (0 to 0)	0 (0 to 0)	0 (0 to 0)	0 (0 to 0)	0 (0 to 0)	0 (0 to 0)	0 (0 to 0)	0 (0 to 0)	0 (0 to 0)	0 (0 to 0)	0 (0 to 0)	0 (0 to 0)	0 (0 to 0)	0 (0 to 0)	0 (0 to 0)	0 (0 to 0)	0 (0 to 0)	0 (0 to 0)	0 (0 to 0)	0 (0 to 0)	0 (0 to 0)	0 (0 to 0)	0 (0 to 0)	0
Food-borne trematodiases	0 (0 to 0)	0 (0 to 0)	0 (0 to 0)	0 (0 to 0)	0 (0 to 0)	0 (0 to 0)	0 (0 to 0)	0 (0 to 0)	0 (0 to 0)	0 (0 to 0)	0 (0 to 0)	0 (0 to 0)	0 (0 to 0)	0 (0 to 0)	0 (0 to 0)	0 (0 to 0)	0 (0 to 0)	0 (0 to 0)	0 (0 to 0)	0 (0 to 0)	0 (0 to 0)	0 (0 to 0)	0 (0 to 0)	0
Leprosy	0 (0 to 0)	0 (0 to 0)	0 (0 to 0)	0 (0 to 0)	0 (0 to 0)	0 (0 to 0)	0 (0 to 0)	0 (0 to 0)	0 (0 to 0)	0 (0 to 0)	0 (0 to 0)	0 (0 to 0)	0 (0 to 0)	0 (0 to 0)	0 (0 to 0)	0 (0 to 0)	0 (0 to 0)	0 (0 to 0)	0 (0 to 0)	0 (0 to 0)	0 (0 to 0)	0 (0 to 0)	0 (0 to 0)	0
Ebola	0 (0 to 0)	0 (0 to 0)	0 (0 to 0)	0 (0 to 0)	0 (0 to 0)	0 (0 to 0)	0 (0 to 0)	0 (0 to 0)	0 (0 to 0)	0 (0 to 0)	0 (0 to 0)	0 (0 to 0)	0 (0 to 0)	0 (0 to 0)	0 (0 to 0)	0 (0 to 0)	0 (0 to 0)	0 (0 to 0)	0 (0 to 0)	0 (0 to 0)	0 (0 to 0)	0 (0 to 0)	0 (0 to 0)	0
Zika virus	0 (0 to 0)	0 (0 to 0)	0 (0 to 0)	0 (0 to 0)	0 (0 to 0)	0 (0 to 0)	0 (0 to 0)	0 (0 to 0)	0 (0 to 0)	0 (0 to 0)	0 (0 to 0)	0 (0 to 0)	0 (0 to 0)	0 (0 to 0)	0 (0 to 0)	0 (0 to 0)	0 (0 to 0)	0 (0 to 0)	0 (0 to 0)	0 (0 to 0)	0 (0 to 0)	0 (0 to 0)	0 (0 to 0)	0
Guinea worm disease	0 (0 to 0)	0 (0 to 0)	0 (0 to 0)	0 (0 to 0)	0 (0 to 0)	0 (0 to 0)	0 (0 to 0)	0 (0 to 0)	0 (0 to 0)	0 (0 to 0)	0 (0 to 0)	0 (0 to 0)	0 (0 to 0)	0 (0 to 0)	0 (0 to 0)	0 (0 to 0)	0 (0 to 0)	0 (0 to 0)	0 (0 to 0)	0 (0 to 0)	0 (0 to 0)	0 (0 to 0)	0 (0 to 0)	0
Other neglected tropical diseases	0.3 (0.3 to 0.5)	0.5 (0.3 to 0.8)	1.1 (1.0 to 1.3)	2.6 (2.3 to 2.9)	1.7 (1.5 to 1.9)	0.6 (0.5 to 0.7)	0.5 (0.4 to 0.6)	0.6 (0.5 to 0.7)	0.6 (0.5 to 0.7)	0.6 (0.5 to 0.7)	0.6 (0.5 to 0.7)	0.6 (0.5 to 0.7)	0.6 (0.5 to 0.7)	0.6 (0.5 to 0.7)	0.6 (0.5 to 0.7)	0.6 (0.5 to 0.7)	0.6 (0.5 to 0.7)	0.6 (0.5 to 0.7)	0.6 (0.5 to 0.7)	0.6 (0.5 to 0.7)	0.6 (0.5 to 0.7)	0.6 (0.5 to 0.7)	111
Other infectious diseases	239.6 (238.6 to 240.6)	39.1 (38.5 to 39.7)	19.5 (18.5 to 20.6)	29.6 (28.2 to 31.1)	19.3 (18.3 to 20.3)	19.3 (18.3 to 20.3)	19.3 (18.3 to 20.3)	19.3 (18.3 to 20.3)	19.3 (18.3 to 20.3)	19.3 (18.3 to 20.3)	19.3 (18.3 to 20.3)	19.3 (18.3 to 20.3)	19.3 (18.3 to 20.3)	19.3 (18.3 to 20.3)	19.3 (18.3 to 20.3)	19.3 (18.3 to 20.3)	19.3 (18.3 to 20.3)	19.3 (18.3 to 20.3)	19.3 (18.3 to 20.3)	19.3 (18.3 to 20.3)	19.3 (18.3 to 20.3)	19.3 (18.3 to 20.3)	4,110
Meningitis	5.9 (4.1 to 8.1)	19.1 (13.1 to 27)	70.1 (48 to 100)	137 (94 to 194)	122.2 (77.3 to 183.2)	22.1 (11.7 to 36.7)	21 (11 to 36)	38 (20.2 to 63.8)	36.2 (19.4 to 61.4)	29.5 (15.9 to 51.4)	24.9 (13.4 to 43.6)	23.1 (12.4 to 40.3)	22.9 (12.3 to 40.1)	22.1 (11.9 to 38.7)	20.7 (11.1 to 36.2)	18.9 (10.1 to 33.1)	17.1 (9.1 to 29.9)	15.3 (8.1 to 26.8)	13.5 (7.1 to 23.7)	11.8 (6.2 to 20.7)	10.2 (5.3 to 17.9)	8.7 (4.5 to 15.3)	609
Encephalitis	0.7 (0.5 to 1.1)	0.6 (0.5 to 0.8)	33.6 (22.1 to 51.1)	28.5 (18.5 to 43.1)	29.1 (18.9 to 44.1)	24.6 (15.9 to 37.3)	22.9 (14.8 to 34.7)	24.1 (15.5 to 36.5)	24.5 (15.8 to 37.1)	24.6 (15.8 to 37.2)	24.6 (15.8 to 37.3)	23.1 (14.8 to 35)	20.9 (13.4





SR Table 2b: Cyprus DALYS by cause and age group for females with 95% uncertainty intervals, 2019

Cause	Early Neonatal (0-6 days)	Late Neonatal (7-27 days)	Post Neonatal (28-364 days)	1 to 4	5 to 9	10 to 14	15 to 19	20 to 24	25 to 29	30 to 34	35 to 39	40 to 44	45 to 49	50 to 54	55 to 59	60 to 64	65 to 69	70 to 74	75 to 79	80 to 84	85 to 89	90 to 94	95 plus	Total
All causes	4677 (4359 to 5116)	1779 (1712 to 1869)	2552 (1987 to 3166)	2486 (2052 to 3012)	1984 (1,570 to 2,462)	1997 (1,564 to 2,484)	2,134 (1,696 to 2,726)	2,242 (1,808 to 2,862)	2,553 (2,099 to 3,144)	3,004 (2,504 to 3,650)	3,824 (3,175 to 4,600)	4,693 (3,900 to 5,662)	5,289 (4,372 to 6,392)	6,284 (5,169 to 7,643)	7,599 (6,213 to 9,303)	9,284 (7,588 to 11,400)	11,329 (9,213 to 13,960)	13,429 (10,803 to 16,650)	15,844 (12,650 to 19,800)	17,995 (14,223 to 22,800)	19,208 (15,209 to 24,500)	17,900 (13,958 to 23,400)	198,000 (191,000 to 206,000)
Communicable, maternal, neonatal, and nutritional diseases	4677 (4359 to 5116)	1779 (1712 to 1869)	2552 (1987 to 3166)	2486 (2052 to 3012)	1984 (1,570 to 2,462)	1997 (1,564 to 2,484)	2,134 (1,696 to 2,726)	2,242 (1,808 to 2,862)	2,553 (2,099 to 3,144)	3,004 (2,504 to 3,650)	3,824 (3,175 to 4,600)	4,693 (3,900 to 5,662)	5,289 (4,372 to 6,392)	6,284 (5,169 to 7,643)	7,599 (6,213 to 9,303)	9,284 (7,588 to 11,400)	11,329 (9,213 to 13,960)	13,429 (10,803 to 16,650)	15,844 (12,650 to 19,800)	17,995 (14,223 to 22,800)	19,208 (15,209 to 24,500)	17,900 (13,958 to 23,400)	198,000 (191,000 to 206,000)
HIV/AIDS and sexually transmitted infections	15 (2.7 to 23.3)	2.8 (0.6 to 6.8)	2.9 (1.7 to 6.7)	2.9 (2.2 to 3.7)	2.3 (0.2 to 5.4)	2.5 (0.4 to 5.7)	2.6 (0.6 to 5.8)	7.4 (3.9 to 11.4)	6.6 (3.9 to 11.9)	7.6 (3.9 to 13.4)	9.3 (4.6 to 17.4)	16.6 (12.3 to 24.4)	8.1 (4.6 to 14.2)	9.8 (7.3 to 14.5)	9.7 (3.7 to 9.8)	9.8 (7.6 to 13.2)	7.3 (4.5 to 11.2)	6.8 (3.1 to 9.4)	2.6 (1.4 to 5.1)	1.1 (0.4 to 3.2)	0.8 (0.4 to 1.3)	0.1 (0.1 to 0.2)	122
HIV/AIDS	0 (0 to 0)	0 (0 to 0)	0.9 (0.7 to 1.4)	2.9 (2.1 to 4.4)	2.2 (0.2 to 5.2)	0.1 (0 to 0.2)	2.6 (1.1 to 5.1)	7.3 (3.9 to 11.2)	6.6 (3.9 to 11.9)	7.6 (3.9 to 13.4)	9.2 (4.5 to 17.3)	16.6 (12.3 to 24.4)	8.1 (4.5 to 14.1)	9.8 (7.3 to 14.5)	2.3 (0.7 to 5.3)	7.1 (3.8 to 9.4)	4.1 (2.4 to 5.5)	0.2 (0 to 0.3)	0.6 (0.3 to 0.7)	0 (0 to 0)	0 (0 to 0)	0 (0 to 0)	49.6
HIV/AIDS - Drug-susceptible Tuberculosis	0 (0 to 0)	0 (0 to 0)	0.1 (0.2 to 0.4)	0.2 (0 to 0.6)	0.1 (0 to 0.3)	0.2 (0 to 0.5)	0.4 (0.1 to 0.9)	0.1 (0 to 0.2)	0.1 (0 to 0.2)	0.1 (0 to 0.2)	0.1 (0 to 0.2)	0.6 (0.1 to 1.5)	0.1 (0 to 0.2)	0.4 (0.1 to 0.9)	0.2 (0.1 to 0.3)	0.3 (0.1 to 0.7)	0.2 (0.1 to 0.4)	0.3 (0 to 0.6)	0.1 (0 to 0.3)	0 (0 to 0)	0 (0 to 0)	0 (0 to 0)	3.3
HIV/AIDS - Multidrug-resistant Tuberculosis without extensive drug resistance	0 (0 to 0)	0 (0 to 0)	0 (0 to 0)	0 (0 to 0)	0 (0 to 0)	0 (0 to 0)	0 (0 to 0)	0 (0 to 0)	0 (0 to 0)	0 (0 to 0)	0 (0 to 0)	0 (0 to 0)	0 (0 to 0)	0 (0 to 0)	0 (0 to 0)	0 (0 to 0)	0 (0 to 0)	0 (0 to 0)	0 (0 to 0)	0 (0 to 0)	0 (0 to 0)	0 (0 to 0)	0 (0 to 0)	0.2
HIV/AIDS - Extensively drug-resistant Tuberculosis	0 (0 to 0)	0 (0 to 0)	0 (0 to 0)	0 (0 to 0)	0 (0 to 0)	0 (0 to 0)	0 (0 to 0)	0 (0 to 0)	0 (0 to 0)	0 (0 to 0)	0 (0 to 0)	0 (0 to 0)	0 (0 to 0)	0 (0 to 0)	0 (0 to 0)	0 (0 to 0)	0 (0 to 0)	0 (0 to 0)	0 (0 to 0)	0 (0 to 0)	0 (0 to 0)	0 (0 to 0)	0 (0 to 0)	0
HIV/AIDS resulting in other diseases	0 (0 to 0)	0 (0 to 0)	0.8 (0.7 to 1.3)	3.0 (2.1 to 4.2)	2.2 (0.1 to 5.2)	0.1 (0 to 0.2)	2.4 (1.1 to 4.8)	4.8 (2.7 to 6.9)	1.6 (1.1 to 2.2)	1.1 (0.3 to 2.2)	1.1 (0.3 to 2.2)	8.1 (5.9 to 10.1)	1.7 (1.1 to 2.4)	5.9 (4.9 to 7.4)	2.3 (1.6 to 2.9)	6.9 (5.3 to 7.1)	3.9 (2.1 to 4.7)	0.2 (0 to 0.2)	0.5 (0.4 to 0.6)	0 (0 to 0)	0 (0 to 0)	0 (0 to 0)	49.3
Sexually transmitted infections excluding HIV	15 (2.7 to 23.3)	2.8 (0.6 to 6.8)	2 (0.4 to 4.7)	0 (0 to 0)	0.1 (0 to 0.2)	2.5 (0.4 to 5.7)	0.2 (0 to 0.5)	0.1 (0 to 0.3)	0 (0 to 0.1)	0.5 (0 to 1.9)	5.5 (2.1 to 11.4)	0 (0 to 0)	0 (0 to 0)	0 (0 to 0)	7.4 (3.2 to 9.5)	2.9 (1.1 to 5.2)	3.4 (1.2 to 6.4)	6.5 (3.1 to 9.4)	6.3 (2.9 to 9.2)	2.1 (0.8 to 4.9)	1.1 (0.5 to 2.2)	0.8 (0.4 to 1.3)	0.1 (0.1 to 0.2)	72.6
Syphilis	0 (0 to 0)	0 (0 to 0)	0 (0 to 0)	0 (0 to 0)	0 (0 to 0)	0 (0 to 0)	0 (0 to 0)	0 (0 to 0)	0 (0 to 0)	0 (0 to 0)	0 (0 to 0)	0 (0 to 0)	0 (0 to 0)	0 (0 to 0)	0 (0 to 0)	0 (0 to 0)	0 (0 to 0)	0 (0 to 0)	0 (0 to 0)	0 (0 to 0)	0 (0 to 0)	0 (0 to 0)	0 (0 to 0)	0
Chlamydial infection	0 (0 to 0)	0 (0 to 0)	0 (0 to 0)	0 (0 to 0)	0 (0 to 0)	0 (0 to 0)	0 (0 to 0)	0 (0 to 0)	0 (0 to 0)	0 (0 to 0)	0 (0 to 0)	0 (0 to 0)	0 (0 to 0)	0 (0 to 0)	0 (0 to 0)	0 (0 to 0)	0 (0 to 0)	0 (0 to 0)	0 (0 to 0)	0 (0 to 0)	0 (0 to 0)	0 (0 to 0)	0 (0 to 0)	0
Gonococcal infection	0 (0 to 0)	0 (0 to 0)	0 (0 to 0)	0 (0 to 0)	0 (0 to 0)	0 (0 to 0)	0 (0 to 0)	0 (0 to 0)	0 (0 to 0)	0 (0 to 0)	0 (0 to 0)	0 (0 to 0)	0 (0 to 0)	0 (0 to 0)	0 (0 to 0)	0 (0 to 0)	0 (0 to 0)	0 (0 to 0)	0 (0 to 0)	0 (0 to 0)	0 (0 to 0)	0 (0 to 0)	0 (0 to 0)	0
Trichomoniasis	0 (0 to 0)	0 (0 to 0)	0 (0 to 0)	0 (0 to 0)	0 (0 to 0)	0 (0 to 0)	0.2 (0 to 0.5)	0.1 (0 to 0.4)	0 (0 to 0.1)	0.1 (0 to 0.4)	0.2 (0 to 0.6)	0 (0 to 0)	0 (0 to 0)	0 (0 to 0)	0.1 (0 to 0.4)	0.1 (0 to 0.3)	0.1 (0 to 0.4)	0.2 (0 to 0.6)	0.1 (0 to 0.4)	0 (0 to 0)	0 (0 to 0)	0 (0 to 0)	0 (0 to 0)	1.3
Genital herpes	0 (0 to 0)	0 (0 to 0)	0 (0 to 0)	0 (0 to 0)	0 (0 to 0)	0 (0 to 0)	0.1 (0 to 0.1)	0.2 (0 to 0.3)	0.1 (0 to 0.2)	0.1 (0 to 0.2)	0.2 (0 to 0.3)	0 (0 to 0)	0 (0 to 0)	0 (0 to 0)	0.2 (0 to 0.3)	0.2 (0 to 0.3)	0.2 (0 to 0.3)	0.2 (0 to 0.3)	0.2 (0 to 0.3)	0 (0 to 0)	0 (0 to 0)	0 (0 to 0)	0 (0 to 0)	2.1
Other sexually transmitted infections	0 (0 to 0)	0 (0 to 0)	0 (0 to 0)	0 (0 to 0)	0 (0 to 0)	0 (0 to 0)	0 (0 to 0)	0 (0 to 0)	0 (0 to 0)	0 (0 to 0)	0 (0 to 0)	0 (0 to 0)	0 (0 to 0)	0 (0 to 0)	0 (0 to 0)	0 (0 to 0)	0 (0 to 0)	0 (0 to 0)	0 (0 to 0)	0 (0 to 0)	0 (0 to 0)	0 (0 to 0)	0 (0 to 0)	0
Respiratory infections and tuberculosis	2.4 (1.5 to 4.2)	0.7 (0.4 to 1.3)	22.9 (19.4 to 33.3)	16.1 (14.1 to 19.2)	3.7 (3.1 to 4.5)	2.1 (1.7 to 2.6)	2.2 (1.8 to 2.8)	2.3 (1.8 to 2.9)	2.5 (2.1 to 3.1)	2.8 (2.3 to 3.5)	3.2 (2.6 to 4.1)	3.7 (3.1 to 4.6)	4.2 (3.5 to 5.2)	4.7 (3.9 to 5.9)	5.3 (4.4 to 6.7)	6.1 (5.1 to 7.6)	7.1 (5.9 to 8.9)	8.1 (6.7 to 10.1)	9.2 (7.6 to 11.5)	10.4 (8.6 to 13.1)	11.6 (9.5 to 14.7)	12.9 (10.5 to 16.5)	270
Tuberculosis	0 (0 to 0)	0 (0 to 0)	0 (0 to 0)	0 (0 to 0)	0 (0 to 0)	0 (0 to 0)	0 (0 to 0)	0 (0 to 0)	0 (0 to 0)	0 (0 to 0)	0 (0 to 0)	0 (0 to 0)	0 (0 to 0)	0 (0 to 0)	0 (0 to 0)	0 (0 to 0)	0 (0 to 0)	0 (0 to 0)	0 (0 to 0)	0 (0 to 0)	0 (0 to 0)	0 (0 to 0)	0 (0 to 0)	0
Latent tuberculosis infection	0 (0 to 0)	0 (0 to 0)	0 (0 to 0)	0 (0 to 0)	0 (0 to 0)	0 (0 to 0)	0 (0 to 0)	0 (0 to 0)	0 (0 to 0)	0 (0 to 0)	0 (0 to 0)	0 (0 to 0)	0 (0 to 0)	0 (0 to 0)	0 (0 to 0)	0 (0 to 0)	0 (0 to 0)	0 (0 to 0)	0 (0 to 0)	0 (0 to 0)	0 (0 to 0)	0 (0 to 0)	0 (0 to 0)	0
Drug-susceptible tuberculosis	0 (0 to 0)	0 (0 to 0)	0 (0 to 0)	0 (0 to 0)	0 (0 to 0)	0 (0 to 0)	0 (0 to 0)	0 (0 to 0)	0 (0 to 0)	0 (0 to 0)	0 (0 to 0)	0 (0 to 0)	0 (0 to 0)	0 (0 to 0)	0 (0 to 0)	0 (0 to 0)	0 (0 to 0)	0 (0 to 0)	0 (0 to 0)	0 (0 to 0)	0 (0 to 0)	0 (0 to 0)	0 (0 to 0)	0
Multidrug-resistant tuberculosis without extensive drug resistance	0 (0 to 0)	0 (0 to 0)	0 (0 to 0)	0 (0 to 0)	0 (0 to 0)	0 (0 to 0)	0 (0 to 0)	0 (0 to 0)	0 (0 to 0)	0 (0 to 0)	0 (0 to 0)	0 (0 to 0)	0 (0 to 0)	0 (0 to 0)	0 (0 to 0)	0 (0 to 0)	0 (0 to 0)	0 (0 to 0)	0 (0 to 0)	0 (0 to 0)	0 (0 to 0)	0 (0 to 0)	0 (0 to 0)	0
Extensively drug-resistant tuberculosis	0 (0 to 0)	0 (0 to 0)	0 (0 to 0)	0 (0 to 0)	0 (0 to 0)	0 (0 to 0)	0 (0 to 0)	0 (0 to 0)	0 (0 to 0)	0 (0 to 0)	0 (0 to 0)	0 (0 to 0)	0 (0 to 0)	0 (0 to 0)	0 (0 to 0)	0 (0 to 0)	0 (0 to 0)	0 (0 to 0)	0 (0 to 0)	0 (0 to 0)	0 (0 to 0)	0 (0 to 0)	0 (0 to 0)	0
Lower respiratory infections	2.5 (1.4 to 4.1)	0.2 (0.1 to 0.4)	12.7 (10.5 to 20.8)	10.5 (8.5 to 13.6)	2.5 (1.9 to 3.4)	2.6 (1.7 to 3.6)	2.2 (1.4 to 3.3)	2.1 (1.3 to 3.1)	2.3 (1.4 to 3.4)	2.6 (1.6 to 3.8)	3.1 (1.9 to 4.6)	3.6 (2.2 to 5.3)	4.1 (2.5 to 6.1)	4.6 (2.8 to 6.8)	5.2 (3.2 to 7.7)	6.0 (3.7 to 8.9)	7.0 (4.3 to 10.3)	8.0 (4.9 to 11.8)	9.1 (5.6 to 13.4)	10.3 (6.3 to 15.2)	11.5 (7.0 to 16.9)	12.8 (7.8 to 18.9)	150
Upper respiratory infections	0.1 (0 to 0.1)	0 (0 to 0.1)	8.6 (5.5 to 14.1)	41.9 (29.5 to 58.6)	46.2 (33.1 to 64.4)	29.7 (21.2 to 41.5)	28.4 (20.4 to 39.2)	28.4 (20.2 to 39.4)	28.4 (20.2 to 39.4)	28.4 (20.2 to 39.4)	28.4 (20.2 to 39.4)	28.4 (20.2 to 39.4)	28.4 (20.2 to 39.4)	28.4 (20.2 to 39.4)	28.4 (20.2 to 39.4)	28.4 (20.2 to 39.4)	28.4 (20.2 to 39.4)	28.4 (20.2 to 39.4)	28.4 (20.2 to 39.4)	28.4 (20.2 to 39.4)	28.4 (20.2 to 39.4)	28.4 (20.2 to 39.4)	694
Otitis media	0 (0 to 0)	0 (0 to 0)	1.4 (0.7 to 2.7)	10.4 (6.9 to 15.4)	8.9 (6.4 to 12.5)	4.6 (3.2 to 6.5)	2.2 (1.5 to 3.2)	2.7 (1.8 to 3.9)	2.8 (1.9 to 4.1)	2.9 (1.9 to 4.2)	3.1 (2.1 to 4.5)	3.4 (2.3 to 4.9)	3.7 (2.5 to 5.3)	4.0 (2.7 to 5.8)	4.4 (2.9 to 6.3)	4.8 (3.2 to 6.9)	5.3 (3.5 to 7.6)	5.8 (3.8 to 8.3)	6.4 (4.2 to 9.1)	7.1 (4.6 to 10.1)	7.8 (5.1 to 11.1)	8.6 (5.6 to 12.2)	159
Enteric infections	3.2 (2.4 to 4.1)	0.6 (0.4 to 0.8)	9.6 (7.2 to 12.4)	29.4 (21.9 to 37.2)	11.9 (8.9 to 15.1)	11.8 (8.8 to 15.0)	13.2 (9.8 to 16.8)	23.2 (17.3 to 29.5)	13.4 (10.0 to 17.0)	14.2 (10.6 to 18.0)	15.1 (11.3 to 19.2)	16.2 (12.1 to 20.6)	17.4 (13.0 to 22.1)	18.8 (14.0 to 23.9)	20.4 (15.2 to 25.9)	22.1 (16.5 to 28.1)	23.9 (17.8 to 30.4)	25.9 (19.3 to 32.9)	28.1 (20.9 to 35.7)	30.4 (22.6 to 38.6)	32.9 (24.5 to 41.8)	35.6 (26.5 to 45.2)	571
Diarrheal diseases	2.7 (2.0 to 3.5)	0.5 (0.3 to 0.7)	7.8 (5.6 to 10.6)	17.4 (12.9 to 23.3)	6.7 (4.9 to 9.0)	7.1 (5.2 to 9.5)	9.4 (6.9 to 12.6)	17.2 (12.6 to 23.1)	9.6 (7.0 to 12.9)	10.2 (7.4 to 13.7)	10.8 (7.9 to 14.5)	11.6 (8.4 to 15.5)	12.4 (9.0 to 16.7)	13.4 (9.7 to 18.0)	14.6 (10.6 to 19.6)	15.8 (11.5 to 21.2)	17.1 (12.4 to 22.9)	18.5 (13.4 to 24.8)	20.1 (14.5 to 26.9)	21.7 (15.7 to 29.1)	23.5 (17.0 to 31.5)	25.4 (18.4 to 34.0)	396
Typhoid and paratyphoid	0 (0 to 0)	0 (0 to 0)	0 (0 to 0)	0 (0 to 0)	0 (0 to 0)	0 (0 to 0)	0 (0 to 0)	0 (0 to 0)	0 (0 to 0)	0 (0 to 0)	0 (0 to 0)	0 (0 to 0)	0 (0 to 0)	0 (0 to 0)	0 (0 to 0)	0 (0 to 0)	0 (0 to 0)	0 (0 to 0)	0 (0 to 0)	0 (0 to 0)	0 (0 to 0)	0 (0 to 0)	0 (0 to 0)	0
Typhoid fever	0 (0 to 0)	0 (0 to 0)	0 (0 to 0)	0 (0 to 0)	0 (0 to 0)	0 (0 to 0)	0 (0 to 0)	0 (0 to 0)	0 (0 to 0)	0 (0 to 0)	0 (0 to 0)	0 (0 to 0)	0 (0 to 0)	0 (0 to 0)	0 (0 to 0)	0 (0 to 0)	0 (0 to 0)	0 (0 to 0)	0 (0 to 0)	0 (0 to 0)	0 (0 to 0)	0 (0 to 0)	0 (0 to 0)	0
Paratyphoid fever	0 (0 to 0)	0 (0 to 0)	0 (0 to 0)	0 (0 to 0)	0 (0 to 0)	0 (0 to 0)	0 (0 to 0)	0 (0 to 0)	0 (0 to 0)	0 (0 to 0)	0 (0 to 0)	0 (0 to 0)	0 (0 to 0)	0 (0 to 0)	0 (0 to 0)	0 (0 to 0)	0 (0 to 0)	0 (0 to 0)	0 (0 to 0)	0 (0 to 0)	0 (0 to 0)	0 (0 to 0)	0 (0 to 0)	0
Invasive Non-typhoidal Salmonella (iNTS)	0 (0 to 0)	0 (0 to 0)	0.1 (0.1 to 0.1)	0.4 (0.1 to 1.3)	0.2 (0 to 0.6)	0.2 (0 to 0.6)	0.2 (0 to 0.6)	0.2 (0 to 0.6)	0.2 (0 to 0.7)	0.2 (0 to 0.6)	0.2 (0 to 0.6)	0.2 (0 to 0.6)	0.2 (0 to 0.6)	0.2 (0 to 0.6)	0.2 (0 to 0.6)	0.2 (0 to 0.6)	0.2 (0 to 0.6)	0.2 (0 to 0.6)	0.2 (0 to 0.6)	0.1 (0 to 0.5)	0.1 (0 to 0.3)	0.1 (0 to 0.3)	4.4
Other intestinal infectious diseases	0 (0 to 0)	0 (0 to 0)	0.1 (0.1 to 0.3)	0.1 (0 to 0.3)	0.1 (0 to 0.3)	0.1 (0



Congenital birth defects	136 (62·9 to 223)	76·2 (49 to 112)	156 (104 to 229)	92·9 (66 to 129)	49·2 (34 to 67·2)	39·8 (29·9 to 50)	34·1 (25·4 to 44·5)	34·3 (25·7 to 44·4)	41·9 (30·7 to 54·4)	43·1 (31·2 to 57·5)	49·5 (37·7 to 63·6)	51·9 (39·5 to 67·5)	42·2 (32·6 to 55·1)	41 (29·9 to 53·1)	41·2 (29 to 54·5)	35·9 (23·4 to 49·1)	29 (19·6 to 34·3)	6 (3·9 to 9·6)	3·9 (2·4 to 5·4)	2·2 (1·4 to 3·4)	1 (0·6 to 1·6)	0·2 (0·1 to 0·3)	0 (0 to 0)	1,000
Neural tube defects	7·9 (2·3 to 18·8)	3·3 (1·2 to 7·4)	17·2 (9 to 28)	21·5 (9·9 to 39·9)	3 (2·1 to 4)	2·6 (2·3 to 3)	3·1 (1·8 to 3·8)	3 (2·1 to 4)	3·5 (2·1 to 4·6)	2·6 (1·6 to 3·4)	2·4 (1·7 to 3·2)	2·5 (1·6 to 3·7)	1·9 (1·1 to 3·2)	1·2 (0·8 to 1·7)	1 (0·7 to 1·4)	0·7 (0·6 to 1·2)	0·4 (0·3 to 0·6)	0·3 (0·2 to 0·4)	0·2 (0·1 to 0·3)	0·2 (0·1 to 0·3)	0·1 (0·1 to 0·2)	0 (0 to 0)	0 (0 to 0)	77·4
Congenital heart anomalies	32·4 (24·1 to 46·4)	19·6 (13·9 to 28·1)	39·6 (28·9 to 54·6)	23·6 (17·8 to 37·9)	12·5 (7·4 to 19·7)	10·1 (6·6 to 14·2)	8·7 (4·5 to 12·3)	8·7 (4·7 to 11·7)	10·7 (6·5 to 14·6)	11 (6·9 to 15·6)	12·6 (8·3 to 17·9)	13·2 (8·5 to 18·9)	10·7 (6·9 to 16·3)	10·4 (7·1 to 14)	10·5 (7·3 to 14·2)	9·1 (5·4 to 13·6)	7·4 (4·6 to 11·4)	1·5 (0·9 to 2·1)	0·6 (0·3 to 1·1)	0·5 (0·2 to 0·9)	0·3 (0·2 to 0·4)	0·1 (0·1 to 0·1)	0 (0 to 0)	355
Orofacial clefts	7·1 (5·5 to 9·1)	3·7 (2·3 to 5·3)	7·6 (5·7 to 9·8)	4·8 (3·4 to 6·1)	2·7 (2·4 to 3·1)	2·6 (2·3 to 2·9)	2·5 (2·1 to 3·1)	2·3 (2·1 to 2·7)	2·6 (2·3 to 3·1)	2·5 (2·1 to 3·1)	2·6 (2·1 to 3·2)	2·6 (2·1 to 3·2)	2·3 (1·8 to 2·9)	2·1 (1·7 to 2·6)	2·1 (1·7 to 2·6)	1·8 (1·4 to 2·3)	1·6 (1·2 to 2·1)	0·3 (0·2 to 0·4)	0·2 (0·2 to 0·3)	0·2 (0·1 to 0·2)	0·1 (0·1 to 0·2)	0 (0 to 0)	0 (0 to 0)	12·8
Down syndrome	4·7 (1·6 to 10·1)	1·6 (0·4 to 4·2)	3·9 (1·3 to 10·4)	2·6 (0·7 to 10·4)	1·3 (0·4 to 3·2)	1·1 (0·4 to 2·9)	3·3 (1·2 to 6·3)	2·1 (0·8 to 4·3)	2·3 (0·8 to 4·6)	2·2 (0·8 to 4·5)	1·9 (0·8 to 3·8)	1·6 (0·7 to 3·3)	1·1 (0·5 to 2·3)	1·3 (0·6 to 2·4)	1·2 (0·6 to 2·3)	1·1 (0·5 to 2·2)	1·1 (0·5 to 2·2)	0·2 (0·1 to 0·4)	0·1 (0·1 to 0·2)	0·1 (0·1 to 0·2)	0·1 (0·1 to 0·2)	0 (0 to 0)	0 (0 to 0)	147
Turner syndrome	0 (0 to 0)	0·2 (0 to 0·5)	0·1 (0 to 0·3)	0·2 (0 to 0·6)	0·2 (0 to 0·6)	0·2 (0·1 to 0·7)	0·4 (0·1 to 1·1)	0·1 (0 to 0·3)	0·6 (0·1 to 1·6)	0·6 (0·1 to 1·6)	0·6 (0·2 to 2·6)	0·6 (0·2 to 2·4)	0·2 (0 to 0·6)	0·1 (0·1 to 0·3)	0·1 (0 to 0·3)	0·1 (0 to 0·3)	0·1 (0 to 0·3)	0·1 (0 to 0·3)	0 (0 to 0)	0 (0 to 0)	0 (0 to 0)	0 (0 to 0)	0 (0 to 0)	0 (0 to 0)	5
Klinefelter syndrome	0 (0 to 0)	0 (0 to 0)	0 (0 to 0)	0 (0 to 0)	0 (0 to 0)	0 (0 to 0)

SR Table 2b: Denmark DALYS by cause and sex arous for females with 95% uncertainty intervals, 2019

Cause	Early Neonatal	Late Neonatal	Post-Neonatal	1 to 4	5 to 9	10 to 14	15 to 19	20 to 24	25 to 29	30 to 34	35 to 39	40 to 44	45 to 49	50 to 54	55 to 59	60 to 64	65 to 69	70 to 74	75 to 79	80 to 84	85 to 89	90 to 94	95 plus	Total
All causes	4,640 (3,650 to 5,800)	1,040 (849 to 1,250)	2,220 (1,910 to 2,580)	4,310 (3,230 to 5,600)	3,160 (2,600 to 3,780)	10,300 (7,920 to 13,000)	18,400 (12,100 to 27,600)	22,400 (16,900 to 29,600)	29,700 (23,900 to 37,200)	29,200 (23,900 to 35,200)	27,000 (22,300 to 33,000)	29,600 (24,300 to 35,900)	33,900 (28,300 to 40,000)	42,900 (36,300 to 50,000)	56,100 (48,900 to 64,000)	67,300 (61,000 to 73,100)	74,900 (68,700 to 80,200)	86,200 (78,900 to 92,000)	84,200 (76,300 to 90,600)	73,100 (64,900 to 80,000)	64,900 (56,700 to 72,000)	27,100 (23,000 to 31,000)	19,200 (16,000 to 22,000)	892,000
Communicable, maternal, neonatal, and nutritional diseases	3,670 (2,850 to 4,660)	950 (727 to 760)	697 (526 to 899)	936 (686 to 1,330)	643 (477 to 1,280)	681 (489 to 918)	720 (524 to 1,000)	958 (679 to 1,360)	998 (701 to 1,350)	927 (677 to 1,220)	843 (642 to 1,090)	1,000 (760 to 1,300)	1,050 (797 to 1,350)	1,160 (879 to 1,530)	1,700 (1,300 to 2,200)	1,760 (1,400 to 2,170)	1,390 (1,020 to 1,900)	1,960 (1,370 to 2,700)	2,410 (1,560 to 3,280)	2,860 (1,700 to 3,900)	3,360 (2,070 to 4,200)	3,210 (2,160 to 3,900)	1,960 (1,320 to 2,410)	36,000
HIV/AIDS and sexually transmitted infections	0 (0 to 0)	0 (0 to 0)	112 (0 to 616)	4.6 (2.1 to 9.7)	3 (2.4 to 3.6)	12.2 (9 to 17.6)	39.1 (27.7 to 56)	71.8 (50.7 to 105)	99.2 (71.6 to 139)	115 (79.2 to 166)	109 (73.6 to 160)	99.8 (68.8 to 146)	79.2 (51.9 to 122)	62.9 (37.9 to 101)	69.6 (39.6 to 114)	69.6 (34.9 to 120)	61.6 (28.6 to 111)	49.9 (21.9 to 113)	25.5 (12.3 to 58.6)	11.1 (7.1 to 17.5)	8.4 (5.6 to 12.6)	5.2 (3.6 to 7.8)	2.5 (1.6 to 3.5)	883
HIV/AIDS	0 (0 to 0)	0 (0 to 0)	112 (0 to 616)	4.6 (2.1 to 9.7)	3 (2.4 to 3.6)	12.2 (9 to 17.6)	39.1 (27.7 to 56)	71.8 (50.7 to 105)	99.2 (71.6 to 139)	115 (79.2 to 166)	109 (73.6 to 160)	99.8 (68.8 to 146)	79.2 (51.9 to 122)	62.9 (37.9 to 101)	69.6 (39.6 to 114)	69.6 (34.9 to 120)	61.6 (28.6 to 111)	49.9 (21.9 to 113)	25.5 (12.3 to 58.6)	11.1 (7.1 to 17.5)	8.4 (5.6 to 12.6)	5.2 (3.6 to 7.8)	2.5 (1.6 to 3.5)	822
HIV/AIDS - Drug-susceptible Tuberculosis	0 (0 to 0)	0 (0 to 0)	0.2 (0 to 0.9)	0.1 (0 to 0.3)	0 (0 to 0)	0.2 (0 to 0.5)	0.7 (0.4 to 1.4)	1.4 (0.8 to 2.5)	2.2 (1.2 to 3.9)	2.4 (1.3 to 4.2)	2.2 (1.2 to 3.9)	1.9 (1 to 3.4)	1.4 (0.7 to 2.6)	1.1 (0.5 to 2.2)	1.2 (0.5 to 2.5)	1.2 (0.5 to 2.6)	1.1 (0.4 to 2.7)	0.9 (0.3 to 2.6)	0.5 (0.2 to 1.6)	0.2 (0 to 0.8)	0.2 (0 to 0.6)	0.1 (0 to 0.4)	0 (0 to 0.2)	23
HIV/AIDS - Multidrug-resistant Tuberculosis without extensive	0 (0 to 0)	0 (0 to 0)	0 (0 to 0.1)	0 (0 to 0)	0 (0 to 0)	0 (0 to 0)	0 (0 to 0.1)	0 (0 to 0.1)	0 (0 to 0.1)	0 (0 to 0.1)	0 (0 to 0.1)	0 (0 to 0.1)	0 (0 to 0.1)	0 (0 to 0.1)	0 (0 to 0.1)	0 (0 to 0.1)	0 (0 to 0.1)	0 (0 to 0.1)	0 (0 to 0)	0 (0 to 0)	0 (0 to 0)	0 (0 to 0)	0 (0 to 0)	0 (0 to 0)	0.9
HIV/AIDS - Extensively drug-resistant Tuberculosis	0 (0 to 0)	0 (0 to 0)	0 (0 to 0)	0 (0 to 0)	0 (0 to 0)	0 (0 to 0)	0 (0 to 0)	0 (0 to 0)	0 (0 to 0)	0 (0 to 0)	0 (0 to 0)	0 (0 to 0)	0 (0 to 0)	0 (0 to 0)	0 (0 to 0)	0 (0 to 0)	0 (0 to 0)	0 (0 to 0)	0 (0 to 0)	0 (0 to 0)	0 (0 to 0)	0 (0 to 0)	0 (0 to 0)	0 (0 to 0)	0.2
HIV/AIDS resulting in other diseases	0 (0 to 0)	0 (0 to 0)	111 (9.5 to 611)	0.1 (0.1 to 0.1)	0 (0 to 0.2)	0 (0 to 0.2)	0.1 (0 to 0.4)	0.1 (0.1 to 0.2)	0.1 (0.1 to 0.2)	0.1 (0.1 to 0.2)	0.1 (0.1 to 0.2)	0.1 (0.1 to 0.2)	0.1 (0.1 to 0.2)	0.1 (0.1 to 0.2)	0.1 (0.1 to 0.2)	0.1 (0.1 to 0.2)	0.1 (0.1 to 0.2)	0.1 (0.1 to 0.2)	0.1 (0.1 to 0.2)	0.1 (0.1 to 0.2)	0.1 (0.1 to 0.2)	0.1 (0.1 to 0.2)	0.1 (0.1 to 0.2)	112
Sexually transmitted infections excluding HIV	0 (0 to 0)	0 (0 to 0)	0 (0 to 0)	0 (0 to 0)	0 (0 to 0)	0 (0 to 0)	0.1 (0 to 0.4)	0.1 (0 to 0.3)	0.1 (0 to 0.3)	0.1 (0 to 0.3)	0.1 (0 to 0.3)	0.1 (0 to 0.3)	0.1 (0 to 0.3)	0.1 (0 to 0.3)	0.1 (0 to 0.3)	0.1 (0 to 0.3)	0.1 (0 to 0.3)	0.1 (0 to 0.3)	0.1 (0 to 0.3)	0.1 (0 to 0.3)	0.1 (0 to 0.3)	0.1 (0 to 0.3)	0.1 (0 to 0.3)	1.7
Syphilis	0 (0 to 0)	0 (0 to 0)	0 (0 to 0)	0 (0 to 0)	0 (0 to 0)	0 (0 to 0)	0 (0 to 0.1)	0 (0 to 0.1)	0 (0 to 0.1)	0 (0 to 0.1)	0 (0 to 0.1)	0 (0 to 0.1)	0 (0 to 0.1)	0 (0 to 0.1)	0 (0 to 0.1)	0 (0 to 0.1)	0 (0 to 0.1)	0 (0 to 0.1)	0 (0 to 0)	0 (0 to 0)	0 (0 to 0)	0 (0 to 0)	0 (0 to 0)	0 (0 to 0)	0.1
Chlamydial infection	0 (0 to 0)	0 (0 to 0)	0 (0 to 0)	0 (0 to 0)	0 (0 to 0)	0.2 (0.2 to 0.3)	0.6 (0.3 to 0.7)	1.1 (0.7 to 1.4)	2.1 (1.2 to 3.4)	1.9 (1.2 to 3.1)	2.3 (1.4 to 3.7)	2.6 (1.6 to 4.1)	1.4 (0.7 to 2.6)	0.4 (0.2 to 0.7)	0.3 (0.2 to 0.6)	0.4 (0.2 to 0.8)	0.2 (0.1 to 0.6)	0.7 (0.3 to 1.7)	0.4 (0.2 to 1.1)	1.2 (0.6 to 1.8)	1.2 (0.6 to 1.8)	0.6 (0.3 to 0.9)	0.4 (0.2 to 0.6)	19.7
Gonococcal infection	0 (0 to 0)	0 (0 to 0)	0 (0 to 0)	0 (0 to 0)	0 (0 to 0)	0.2 (0.2 to 0.3)	0.6 (0.3 to 0.8)	1.1 (0.7 to 1.5)	1.9 (1.1 to 3.1)	1.8 (1.1 to 3.1)	2.1 (1.2 to 3.5)	2.4 (1.4 to 3.8)	1.3 (0.7 to 2.4)	0.4 (0.2 to 0.6)	0.3 (0.2 to 0.6)	0.4 (0.2 to 0.8)	0.2 (0.1 to 0.6)	0.6 (0.3 to 1.6)	0.4 (0.2 to 1.1)	1.1 (0.6 to 1.6)	1.1 (0.6 to 1.6)	0.6 (0.3 to 0.9)	0.4 (0.2 to 0.6)	17.7
Trichomoniasis	0 (0 to 0)	0 (0 to 0)	0 (0 to 0)	0 (0 to 0)	0 (0 to 0)	0.1 (0 to 0.2)	0.2 (0.1 to 0.3)	0.7 (0.4 to 1.1)	0.8 (0.4 to 1.4)	0.7 (0.4 to 1.2)	0.6 (0.3 to 1.1)	0.5 (0.2 to 1)	0.3 (0.1 to 0.6)	0.1 (0 to 0.2)	0.1 (0 to 0.2)	0.1 (0 to 0.2)	0.1 (0 to 0.2)	0.1 (0 to 0.3)	0.1 (0 to 0.2)	0.2 (0 to 0.4)	0.2 (0 to 0.4)	0.1 (0 to 0.2)	0.1 (0 to 0.2)	6.6
Genital herpes	0 (0 to 0)	0 (0 to 0)	0 (0 to 0)	0 (0 to 0)	0 (0 to 0)	0 (0 to 0)	0 (0 to 0)	0 (0 to 0)	0 (0 to 0)	0 (0 to 0)	0 (0 to 0)	0 (0 to 0)	0 (0 to 0)	0 (0 to 0)	0 (0 to 0)	0 (0 to 0)	0 (0 to 0)	0 (0 to 0)	0 (0 to 0)	0 (0 to 0)	0 (0 to 0)	0 (0 to 0)	0 (0 to 0)	0 (0 to 0)	0.2
Other sexually transmitted infections	0 (0 to 0)	0 (0 to 0)	0 (0 to 0)	0 (0 to 0)	0 (0 to 0)	0.2 (0.2 to 0.3)	0.7 (0.4 to 1.1)	1.2 (0.7 to 1.8)	2.1 (1.2 to 3.4)	2.1 (1.2 to 3.5)	2.5 (1.4 to 4.1)	2.8 (1.6 to 4.6)	1.6 (0.8 to 3.1)	0.6 (0.3 to 1.2)	0.5 (0.2 to 1.1)	0.6 (0.3 to 1.2)	0.3 (0.1 to 1.1)	0.9 (0.3 to 2.7)	0.5 (0.2 to 1.8)	1.4 (0.7 to 2.1)	1.4 (0.7 to 2.1)	0.7 (0.3 to 1.1)	0.5 (0.2 to 0.8)	24.1
Respiratory infections and tuberculosis	19 (14.6 to 30.8)	3.8 (3.5 to 3.9)	176 (79.1 to 749)	19 (16.2 to 23.9)	3.6 (3.2 to 4.1)	3.9 (3.5 to 4.4)	4.4 (3.9 to 5.1)	5.1 (4.5 to 5.8)	5.8 (5.1 to 6.6)	6.2 (5.5 to 7.1)	6.6 (5.8 to 7.5)	7.1 (6.3 to 8.1)	7.7 (6.8 to 8.8)	8.4 (7.4 to 9.6)	9.2 (8.1 to 10.5)	10.1 (8.9 to 11.5)	11.2 (9.9 to 12.8)	12.5 (11 to 14.2)	13.9 (12.2 to 15.8)	15.7 (13.7 to 17.8)	17.6 (15.4 to 20)	19.7 (17.2 to 22.4)	19.6 (17.1 to 22.3)	16,000
Tuberculosis	0 (0 to 0)	0 (0 to 0)	0.3 (0.3 to 0.7)	1.4 (1 to 1.9)	1.6 (0.8 to 1.9)	1.8 (0.9 to 2.4)	2.1 (0.9 to 2.9)	2.6 (1.1 to 3.3)	3.1 (1.4 to 3.9)	3.5 (1.6 to 4.3)	3.9 (1.8 to 4.8)	4.4 (2 to 5.4)	4.9 (2.3 to 6)	5.6 (2.6 to 6.9)	6.4 (3 to 7.8)	7.4 (3.5 to 9)	8.6 (4 to 10.4)	10.2 (4.8 to 12.3)	12.2 (5.8 to 14.6)	14.6 (7 to 17.4)	17.2 (8.3 to 20.4)	20.1 (9.8 to 23.8)	20.1 (9.8 to 23.8)	240
Latent tuberculosis infection	0 (0 to 0)	0 (0 to 0)	0.3 (0.3 to 0.7)	1.4 (1 to 1.9)	1.6 (0.8 to 1.9)	1.8 (0.9 to 2.4)	2.1 (0.9 to 2.9)	2.6 (1.1 to 3.3)	3.1 (1.4 to 3.9)	3.5 (1.6 to 4.3)	3.9 (1.8 to 4.8)	4.4 (2 to 5.4)	4.9 (2.3 to 6)	5.6 (2.6 to 6.9)	6.4 (3 to 7.8)	7.4 (3.5 to 9)	8.6 (4 to 10.4)	10.2 (4.8 to 12.3)	12.2 (5.8 to 14.6)	14.6 (7 to 17.4)	17.2 (8.3 to 20.4)	20.1 (9.8 to 23.8)	20.1 (9.8 to 23.8)	240
Drug-susceptible tuberculosis	0 (0 to 0)	0 (0 to 0)	0.3 (0.3 to 0.7)	1.4 (1 to 1.9)	1.6 (0.8 to 1.9)	1.8 (0.9 to 2.4)	2.1 (0.9 to 2.9)	2.6 (1.1 to 3.3)	3.1 (1.4 to 3.9)	3.5 (1.6 to 4.3)	3.9 (1.8 to 4.8)	4.4 (2 to 5.4)	4.9 (2.3 to 6)	5.6 (2.6 to 6.9)	6.4 (3 to 7.8)	7.4 (3.5 to 9)	8.6 (4 to 10.4)	10.2 (4.8 to 12.3)	12.2 (5.8 to 14.6)	14.6 (7 to 17.4)	17.2 (8.3 to 20.4)	20.1 (9.8 to 23.8)	20.1 (9.8 to 23.8)	240
Multidrug-resistant tuberculosis without extensive drug-resistan	0 (0 to 0)	0 (0 to 0)	0 (0 to 0)	0 (0 to 0)	0 (0 to 0)	0 (0 to 0)	0 (0 to 0)	0 (0 to 0)	0 (0 to 0)	0 (0 to 0)	0 (0 to 0)	0 (0 to 0)	0 (0 to 0)	0 (0 to 0)	0 (0 to 0)	0 (0 to 0)	0 (0 to 0)	0 (0 to 0)	0 (0 to 0)	0 (0 to 0)	0 (0 to 0)	0 (0 to 0)	0 (0 to 0)	0 (0 to 0)	0
Extensively drug-resistant tuberculosis	0 (0 to 0)	0 (0 to 0)	0 (0 to 0)	0 (0 to 0)	0 (0 to 0)	0 (0 to 0)	0 (0 to 0)	0 (0 to 0)	0 (0 to 0)	0 (0 to 0)	0 (0 to 0)	0 (0 to 0)	0 (0 to 0)	0 (0 to 0)	0 (0 to 0)	0 (0 to 0)	0 (0 to 0)	0 (0 to 0)	0 (0 to 0)	0 (0 to 0)	0 (0 to 0)	0 (0 to 0)	0 (0 to 0)	0 (0 to 0)	0
Lower respiratory infections	20.4 (16.3 to 30.8)	3.9 (3.5 to 4.1)	67.4 (28.5 to 107)	28.6 (24.5 to 32.6)	23.7 (20.3 to 27.8)	16.1 (13.1 to 19.4)	19.8 (15.9 to 24.5)	24.9 (19.9 to 31.1)	30.7 (24.6 to 37.8)	34.9 (28.1 to 41.3)	40.5 (32.9 to 47.6)	48.9 (39.9 to 56.9)	61.5 (51.1 to 70.8)	78 (65.1 to 89.1)	100 (84.1 to 114)	122 (103 to 138)	144 (122 to 163)	168 (143 to 189)	198 (169 to 222)	230 (197 to 258)	265 (227 to 296)	305 (261 to 340)	305 (261 to 340)	3,000
Upper respiratory infections	0.1 (0 to 0.3)	0 (0 to 0.4)	1.7 (0.7 to 3.6)	1.2 (0.6 to 2.2)	0.8 (0.4 to 1.4)	0.5 (0.2 to 0.9)	0.6 (0.3 to 1.1)	0.7 (0.3 to 1.2)	0.8 (0.4 to 1.4)	0.9 (0.4 to 1.5)	1 (0.5 to 1.7)	1.2 (0.6 to 2)	1.5 (0.7 to 2.5)	1.9 (0.9 to 3.2)	2.4 (1.1 to 4)	2.9 (1.4 to 4.8)	3.4 (1.7 to 5.7)	4 (2 to 6.7)	4.7 (2.3 to 7.9)	5.5 (2.7 to 9.2)	6.3 (3.1 to 10.5)	7.3 (3.6 to 12.1)	7.3 (3.6 to 12.1)	70
Otitis media	0 (0 to 0)	0 (0 to 0.3)	27.7 (7.7 to 71.4)	16.7 (7.9 to 30.9)	13.7 (6.4 to 25.4)	9.4 (4.4 to 17.4)	11.5 (5.4 to 21.3)	14.5 (6.9 to 26.8)	17.9 (8.5 to 33.2)	20.3 (9.6 to 37.6)	23.6 (11.2 to 43.7)	28.5 (13.6 to 52.8)	35.8 (17 to 66.2)	45.4 (21.6 to 84)	58.2 (27.7 to 107)	71 (33.8 to 131)	83.8 (39.9 to 155)	97.8 (46.5 to 180)	115 (54.8 to 212)	133 (63.4 to 246)	154 (73.4 to 285)	177 (84.3 to 327)	177 (84.3 to 327)	1,700
Enteric infections	12 (9.2 to 17.3)	2.6 (1.9 to 3.4)	137 (39.1 to 292)	229 (140 to 391)	107 (70.6 to 215)	89.4 (59.7 to 135)	87.6 (59.6 to 129)	96 (65.6 to 139)	87.3 (60.5 to 133)	73.6 (49.4 to 111)	66 (43.4 to 101)	61.7 (37.9 to 97)	59.6 (33.9 to 97)	58.6 (32.3 to 100)	62.3 (32.1 to 107)	66.1 (33.9 to 113)	69.5 (34.2 to 120)	72.3 (35.1 to 127)	74.2 (35.1 to 132)	75.1 (34.9 to 135)	75.4 (34.5 to 136)	75.2 (34.2 to 136)	75.2 (34.2 to 136)	1,500
Diarrheal diseases	29.2 (9.2 to 17.3)	2.6 (1.9 to 3.4)	137 (39.1 to 292)	229 (140 to 391)	107 (70.6 to 215)	89.4 (59.7 to 135)	87.6 (59.6 to 129)	96 (65.6 to 139)	87.3 (60.5 to 133)	73.6 (49.4 to 111)	66 (43.4 to 101)	61.7 (37.9 to 97)	59.6 (33.9 to 97)	58.6 (32.3 to 100)	62.3 (32.1 to 107)	66.1 (33.9 to 113)	69.5 (34.2 to 120)	72.3 (35.1 to 127)	74.2 (35.1 to 132)	75.1 (34.9 to 135)	75.4 (34.5 to 136)	75.2 (34.2 to 136)	75.2 (34.2 to 136)	1,500
Typhoid and paratyphoid	0 (0 to 0)	0 (0 to 0)	0 (0 to 0)	0 (0 to 0)	0 (0 to 0)	0 (0 to 0)	0 (0 to 0)	0 (0 to 0)	0 (0 to 0)	0 (0 to 0)	0 (0 to 0)	0 (0 to 0)	0 (0 to 0)	0 (0 to 0)	0 (0 to 0)	0 (0 to 0)	0 (0 to 0)	0 (0 to 0)	0 (0 to 0)	0 (0 to 0)	0 (0 to 0)	0 (0 to 0)	0 (0 to 0)	0 (0 to 0)	0
Typhoid fever	0 (0 to 0)	0 (0 to 0)	0 (0 to 0)	0 (0 to 0)	0 (0 to 0)	0 (0 to 0)	0 (0 to 0)	0 (0 to 0)	0 (0 to 0)	0 (0 to 0)	0 (0 to 0)	0 (0 to 0)	0 (0 to 0)	0 (0 to 0)	0 (0 to 0)	0 (0 to 0)	0 (0 to 0)	0 (0 to 0)	0 (0 to 0)	0 (0 to 0)	0 (0 to 0)	0 (0 to 0)	0 (0 to 0)	0 (0 to 0)	0
Paratyphoid fever	0 (0 to 0)	0 (0 to 0)	0 (0 to 0)	0 (0 to 0)	0 (0 to 0)	0 (0 to 0)	0 (0 to 0)	0 (0 to 0)	0 (0 to 0)	0 (0 to 0)	0 (0 to 0)	0 (0 to 0)	0 (0 to 0)	0 (0 to 0)	0 (0 to 0)	0 (0 to 0)	0 (0 to 0)	0 (0 to 0)	0 (0 to 0)	0 (0 to 0)	0 (0 to 0)	0 (0 to 0)	0 (0 to 0)	0 (0 to 0)	0
Invasive Non-typhoidal Salmonella (iNTS)	0 (0 to 0)	0 (0 to 0)	0 (0 to 0)	0 (0 to 0)	0 (0 to 0)	0 (0 to 0)	0 (0 to 0)	0 (0 to 0)	0 (0 to 0)	0 (0 to 0)	0 (0 to 0)	0 (0 to 0)	0 (0 to 0)	0 (0 to 0)	0 (0 to 0)	0 (0 to 0)	0 (0 to 0)	0 (0 to 0)	0 (0 to 0)	0 (0 to 0)	0 (0 to 0)	0 (0 to 0)	0 (0 to 0)	0 (0 to 0)	0
Other intestinal infectious diseases	0.1 (0 to 0.2)	0.8 (0.5 to 1.7)	2.1 (0.6 to 5.5)	1.6 (0.9 to 2.6)	2.1 (1.2 to 3.4)	2.1 (1.2 to 3.4)	2.2 (1.2 to 3.6)	2.2 (1.2 to 3.6)	2.2 (1.2 to 3.6)	2.2 (1.2 to 3.6)	2.2 (1.2 to 3.6)	2.2 (1.2 to 3.6)	2.2 (1.2 to 3.6)	2.2 (1.2 to 3.6)	2.2 (1.2 to 3.6)	2.2 (1.2 to 3.6)	2.2 (1.2 to 3.6)	2.2 (1.2 to 3.6)	2.2 (1.2 to 3.6)	2.2 (1.2 to 3.6)	2.2 (1.2 to 3.6)	2.2 (1.2 to 3.6)	2.2 (1.2 to 3.6)	49
Neglected tropical diseases and malaria	0.1 (0 to 0.2)	0.8 (0.5 to 1.7)	2.1 (0.6 to 5.5)	1.6 (0.9 to 2.6)	2.1 (1.2 to 3.4)	2.1 (1.2 to 3.4)	2.2 (1.2 to 3.6)	2.2 (1.2 to 3.6)	2.2 (1.2 to 3.6)	2.2 (1.2 to 3.6)	2.2 (1.2 to 3.6)	2.2 (1.2 to 3.6)	2.2 (1.2 to 3.6)	2.2 (1.2 to 3.6)	2.2 (1.2 to 3.6)	2.2 (1.2 to 3.6)	2.2 (1.2 to 3.6)	2.2 (1.2 to 3.6)	2.2 (1.2 to 3.6)	2.2 (1.2 to 3.6)	2.2 (1.2 to 3.6)	2.2 (1.2 to 3.6)	2.2 (1.2 to 3.6)	49
Malaria	0 (0 to 0)	0 (0 to 0)	0 (0 to 0)	0 (0 to 0)	0 (0 to 0)	0 (0 to 0)	0 (0 to 0)	0 (0 to 0)	0 (0 to 0)	0 (0 to 0)	0 (0 to 0)	0 (0 to 0)	0 (0 to 0)	0 (0 to 0)	0 (0 to 0)	0 (0 to 0)	0 (0 to 0)	0 (0 to 0)	0 (0 to 0)	0 (0 to 0)	0 (0 to 0)	0 (0 to 0)	0 (0 to 0)	0 (0 to 0)	0
Chagas disease	0 (0 to 0)	0 (0 to 0)	0 (0 to 0)	0 (0 to 0)	0 (0 to 0)	0 (0 to 0)	0 (0 to 0)	0 (0 to 0)	0 (0 to 0)	0 (0 to 0)	0 (0 to 0)	0 (0 to 0)	0 (0 to 0)	0 (0 to 0)	0 (0 to 0)	0 (0 to 0)	0 (0 to 0)	0 (0 to 0)	0 (0 to 0)	0 (0 to 0)	0 (0 to 0)	0 (0 to 0)	0 (0 to 0)	0 (0 to 0)	0
Leishmaniasis	0 (0 to 0)	0 (0 to 0)	0 (0 to 0)	0 (0 to 0)	0 (0 to 0)	0 (0 to 0)	0 (0 to 0)	0 (0 to 0)	0 (0 to 0)	0 (0 to 0)	0 (0 to 0)	0 (0 to 0)	0 (0 to 0)	0 (0 to 0)	0 (0 to 0)	0 (0 to 0)	0 (0 to 0)	0 (0 to 0)	0 (0 to 0)	0 (0 to 0)	0 (0 to 0)	0 (0 to 0)	0 (0 to 0)	0 (0 to 0)	0
Visceral leishmaniasis	0 (0 to 0)	0 (0 to 0)	0 (0 to 0)	0 (0 to 0)	0 (0 to 0)	0 (0 to 0)	0 (0 to 0)	0 (0 to 0)	0 (0 to 0)	0 (0 to 0)	0 (0 to 0)	0 (0 to 0)	0 (0 to 0)	0 (0 to 0)	0 (0 to 0)	0 (0 to 0)	0 (0 to 0)	0 (0 to 0)	0 (0 to 0)	0 (0 to 0)	0 (0 to 0)	0 (0 to 0)	0 (0 to 0)	0 (0 to 0)	0
Cutaneous and mucocutaneous leishmaniasis	0 (0 to 0)	0 (0 to 0)	0 (0 to 0)	0 (0 to 0)	0 (0 to 0)	0 (0 to 0)	0 (0 to 0)	0 (0 to 0)	0 (0 to 0)	0 (0 to 0)	0 (0 to 0)	0 (0 to 0)	0 (0 to 0)	0 (0 to 0)	0 (0 to 0)	0 (0 to 0)	0 (0 to 0)	0 (0 to 0)	0 (0 to 0)	0 (0 to 0)	0 (0 to 0)	0 (0 to 0)	0 (0 to 0)	0 (0 to 0)	0
African trypanosomiasis	0 (0 to 0)	0 (0 to 0)	0 (0 to 0)	0 (0 to 0)	0 (0 to 0)	0 (0 to 0)	0 (0 to 0)	0 (0 to 0)	0 (0 to 0)	0 (0 to 0)	0 (0 to 0)	0 (0 to 0)	0 (0 to 0)	0 (0 to 0)	0 (0 to 0)	0 (0 to 0)	0 (0 to 0)	0 (0 to 0)	0 (0 to 0)	0 (0 to 0)	0 (0 to 0)	0 (0 to 0)	0 (0 to 0)	0 (0 to 0)	0
Schistosomiasis	0 (0 to 0)	0 (0 to 0)	0 (0 to 0)	0 (0 to 0)	0 (0 to 0)	0 (0 to 0)	0 (0 to 0)	0 (0 to 0)	0 (0 to 0)	0 (0 to 0)	0 (0 to 0)	0 (0 to 0)	0 (0 to 0)	0 (0 to 0)	0 (0 to 0)	0 (0 to 0)	0 (0 to 0)	0 (0 to 0)	0 (0 to 0)	0 (0 to 0)	0 (0 to 0)	0 (0 to 0)	0 (0 to 0)	0 (0 to 0)	0
Cysticercosis	0 (0 to 0)	0 (0 to 0)	0 (0 to 0)	0 (0 to 0)	0 (0 to 0)	0 (0 to 0)	0 (0 to 0)	0 (0 to 0)	0 (0 to 0)	0 (0 to 0)	0 (0 to 0)	0 (0 to 0)	0 (0 to 0)	0 (0 to 0)	0 (0 to 0)	0 (0 to 0)	0 (0 to 0)	0 (0 to 0)	0 (0 to 0)	0 (0 to 0)	0 (0 to 0)	0 (0 to 0)	0 (0 to 0)	0 (0 to 0)	0
Cystic echinococcosis	0 (0 to 0)	0 (0 to 0)	0 (0 to 0)	0 (0 to 0)	0 (0 to 0)	0 (0 to 0)	0 (0 to 0)	0 (0 to 0)	0 (0 to 0)	0 (0 to 0)	0 (0 to 0)	0 (0 to 0)	0 (0 to 0)	0 (0 to 0)	0 (0 to 0)	0 (0 to 0)	0 (0 to 0)	0 (0 to 0)	0 (0 to 0)	0 (0 to 0)	0 (0 to 0)	0 (0 to 0)	0 (0 to 0)	0 (0 to 0)	0
Lymphatic filariasis	0 (0 to 0)	0 (0 to 0)	0 (0 to 0)	0 (0 to 0)	0 (0 to 0)	0 (0 to 0)	0 (0 to 0)	0 (0 to 0)	0 (0 to 0)	0 (0 to 0)	0 (0 to 0)	0 (0 to 0)	0 (0 to 0)	0 (0 to 0)	0 (0 to 0)	0 (0 to 0)	0 (0 to 0)	0 (0 to 0)	0 (0 to 0)	0 (0 to 0)	0 (0 to 0)	0 (0 to 0)	0 (0 to 0)	0 (0 to 0)	0
Onchocerciasis	0 (0 to 0)	0 (0 to 0)	0 (0 to 0)	0 (0 to 0)	0 (0 to 0)	0 (0 to 0)	0 (0 to 0)	0 (0 to 0)	0 (0 to 0)	0 (0 to 0)	0 (0 to 0)	0 (0 to 0)	0 (0 to 0)	0 (0 to 0)	0 (0 to 0)	0 (0 to 0)	0 (0 to 0)	0 (0 to 0)	0 (0 to 0)	0 (0 to 0)	0 (0 to 0)	0 (0 to 0)	0 (0 to 0)	0 (0 to 0)	0
Trachoma	0 (0 to 0)	0 (0 to 0)	0 (0 to 0)	0 (0 to 0)	0 (0 to 0)	0 (0 to 0)	0 (0 to 0)	0 (0 to 0)	0 (0 to 0)	0 (0 to 0)	0 (0 to 0)	0 (0 to 0)	0 (0 to 0)	0 (0 to 0)	0 (0 to 0)	0 (0 to 0)	0 (0 to 0)	0 (0 to 0)	0 (0 to 0)	0 (0 to 0)	0 (0 to 0)	0 (0 to 0)	0 (0 to 0)	0 (0 to 0)	0
Dengue	0 (0 to 0)	0 (0 to 0)	0 (0 to 0)	0 (0 to 0)	0 (0 to 0)	0 (0 to 0)	0 (0 to 0)	0 (0 to 0)	0 (0 to 0)	0 (0 to 0)	0 (0 to 0)	0 (0 to 0)	0 (0 to 0)	0 (0 to 0)	0 (0 to 0)	0 (0 to 0)	0 (0 to 0)	0 (0 to 0)	0 (0 to 0)	0 (0 to 0)	0 (0 to 0)	0 (0 to 0)	0 (0 to 0)	0 (0 to 0)	0
Yellow fever	0 (0 to 0)	0 (0 to 0)	0 (0 to 0)	0 (0 to 0)	0 (0 to 0)	0 (0 to 0)	0 (0 to 0)	0 (0 to 0)	0 (0 to 0)	0 (0 to 0)	0 (0 to 0)	0 (0 to 0)	0 (0 to 0)	0 (0 to 0)	0 (0 to 0)	0 (0 to 0)	0 (0 to 0)	0 (0 to 0)	0 (0 to 0)	0 (0 to 0)	0 (0 to 0)	0 (0 to 0)	0 (0 to 0)	0 (0 to 0)	0
Rabies	0 (0 to 0)	0 (0 to 0)	0 (0 to 0)	0 (0 to 0)	0 (0 to 0)	0 (0 to 0)	0 (0 to 0)	0 (0 to 0)	0 (0 to 0)	0 (0 to 0)	0 (0 to 0)	0 (0 to 0)	0 (0 to 0)	0 (0 to 0)	0 (0 to 0)	0 (0 to 0)	0 (0 to 0)	0 (0 to 0)	0 (0 to 0)	0 (0 to 0)	0 (0 to 0)	0 (0 to 0)	0 (0 to 0)	0 (0 to 0)	0
Intestinal nematode infections	0 (0 to 0)	0 (0 to 0)	0 (0 to 0)	0 (0 to 0)	0 (0 to 0)	0 (0 to 0)	0 (0 to 0)	0 (0 to 0)	0 (0 to 0)	0 (0 to 0)	0 (0 to 0)	0 (0 to 0)	0 (0 to 0)	0 (0 to 0)	0 (0 to 0)	0 (0 to 0)	0 (0 to 0)	0 (0 to 0)	0 (0 to 0)	0 (0 to 0)	0 (0 to 0)	0 (0 to 0)	0 (0 to 0)	0 (0 to 0)	0
Ascariasis	0 (0 to 0)	0 (0



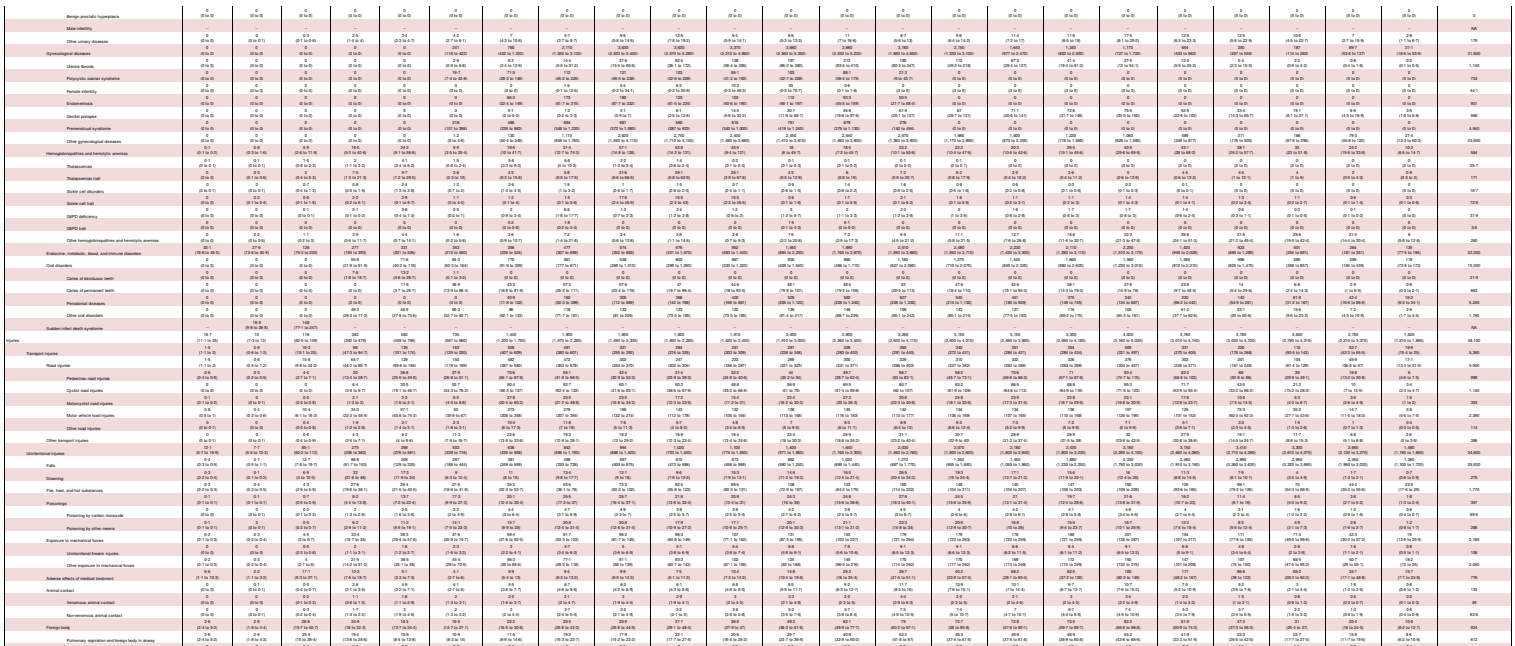

SR Table 2b: Finland DALYS by cause and sex aroun for females with 95% uncertainty intervals, 2019

Cause	Early Neonatal	Late Neonatal	Post Neonatal	1 to 4	5 to 9	10 to 14	15 to 19	20 to 24	25 to 29	30 to 34	35 to 39	40 to 44	45 to 49	50 to 54	55 to 59	60 to 64	65 to 69	70 to 74	75 to 79	80 to 84	85 to 89	90 to 94	95 plus	Total
All causes	1,980 (1,650 to 2,339)	922 (555 to 983)	1,980 (1,350 to 1,790)	3,089 (2,630 to 3,453)	3,270 (2,910 to 3,580)	9,650 (7,950 to 12,700)	14,950 (11,100 to 19,900)	19,600 (14,700 to 26,300)	20,900 (16,300 to 27,200)	20,900 (16,600 to 26,900)	26,900 (21,300 to 36,800)	26,900 (20,700 to 36,900)	31,300 (24,700 to 43,000)	35,200 (28,000 to 48,700)	40,600 (29,400 to 54,600)	42,500 (30,700 to 62,600)	41,600 (29,700 to 62,400)	41,500 (29,700 to 62,300)	44,000 (32,100 to 72,400)	44,000 (32,700 to 71,900)	46,400 (33,700 to 76,300)	27,000 (17,000 to 51,000)	79,000 (44,000 to 160,000)	48,600 (49,100 to 102,000)	27,000 (20,900 to 33,000)	613,000
Communicable, maternal, neonatal, and nutritional diseases	1,210 (883 to 1,510)	236 (150 to 362)	450 (320 to 609)	779 (539 to 1,030)	170 (109 to 1,120)	686 (519 to 921)	663 (431 to 1,169)	737 (525 to 1,240)	626 (420 to 1,160)	626 (420 to 1,160)	643 (437 to 1,190)	663 (420 to 1,330)	778 (494 to 1,610)	777 (494 to 1,610)	782 (491 to 1,530)	844 (531 to 1,720)	844 (493 to 1,850)	996 (781 to 1,930)	1,190 (915 to 1,620)	999 (792 to 1,580)	1,190 (868 to 1,600)	1,200 (843 to 1,600)	971 (725 to 1,190)	926 (592 to 952)	16,900
HIV/AIDS and sexually transmitted infections	0 (0 to 0)	0 (0 to 0)	0 (4 to 4)	2.6 (2.1 to 3.6)	4.6 (3.7 to 6.6)	2.3 (1.9 to 3)	10.3 (8.2 to 13.2)	17.2 (13.7 to 22.3)	26 (19.6 to 37.1)	37.1 (29.1 to 57.7)	39.1 (29.5 to 62.9)	37.1 (27.1 to 60.2)	29.4 (19.4 to 52.5)	19.2 (12.5 to 37.1)	22.9 (12.1 to 45.1)	19.2 (9.9 to 39.5)	19.2 (9.9 to 39.5)	17.3 (9.4 to 35.4)	18.2 (9.9 to 37.1)	17.3 (9.4 to 35.4)	6.9 (3.9 to 14.4)	7.8 (3.9 to 17.6)	2.1 (2.8 to 3)	7.3 (7.4 to 3)	348
HIV/AIDS	0 (0 to 0)	0 (0 to 0)	4.9 (4.1 to 6)	2.6 (2.1 to 3.6)	4.6 (3.7 to 6.6)	2.3 (1.9 to 3)	9.9 (8.2 to 13.2)	17.1 (13.7 to 22.3)	25.9 (19.6 to 37.1)	13.9 (10.3 to 19.1)	11.1 (7.5 to 17)	9.5 (6.5 to 15.4)	9 (5.5 to 12.4)	7.1 (4.1 to 10.3)	8.7 (4.1 to 12.4)	10.4 (4.1 to 16.6)	10.4 (4.1 to 16.6)	4 (1.9 to 6.6)	1.3 (0.5 to 2.3)	0.2 (0.1 to 0.4)	0.2 (0.1 to 0.4)	0.1 (0.1 to 0.1)	0 (0 to 0)	135
HIV/AIDS - Drug-susceptible Tuberculosis	0 (0 to 0)	0 (0 to 0.1)	0 (0 to 0.1)	0 (0 to 0.1)	0 (0 to 0.1)	0 (0 to 0.2)	0 (0 to 0.2)	0 (0 to 0.3)	0 (0 to 0.5)	0 (0.1 to 0.5)	0 (0 to 0.5)	0 (0 to 0.5)	0 (0 to 0.5)	0 (0 to 0.5)	0 (0 to 0.5)	0 (0 to 0.5)	0 (0 to 0.5)	0 (0 to 0.5)	0 (0 to 0.5)	0 (0 to 0.5)	0 (0 to 0.5)	0 (0 to 0.5)	0 (0 to 0.5)	0 (0 to 0.5)	21
HIV/AIDS - Multidrug-resistant Tuberculosis without extensive	0 (0 to 0)	0 (0 to 0)	0 (0 to 0.1)	0 (0 to 0.2)	0 (0 to 0.1)	0 (0 to 0.1)	0 (0 to 0.1)	0 (0 to 0.1)	0 (0 to 0.2)	0 (0 to 0.2)	0 (0 to 0.2)	0 (0 to 0.2)	0 (0 to 0.2)	0 (0 to 0.2)	0 (0 to 0.2)	0 (0 to 0.2)	0 (0 to 0.2)	0 (0 to 0.2)	0 (0 to 0.2)	0 (0 to 0.2)	0 (0 to 0.2)	0 (0 to 0.2)	0 (0 to 0.2)	0 (0 to 0.2)	1.6
HIV/AIDS - Extensively drug-resistant Tuberculosis	0 (0 to 0)	0 (0 to 0)	0 (0 to 0.1)	0 (0 to 0.1)	0 (0 to 0.1)	0 (0 to 0.1)	0 (0 to 0.1)	0 (0 to 0.2)	0 (0 to 0.2)	0 (0 to 0.2)	0 (0 to 0.1)	0 (0 to 0.1)	0 (0 to 0.1)	0 (0 to 0.1)	0 (0 to 0.1)	0 (0 to 0.1)	0 (0 to 0.1)	0 (0 to 0.1)	0 (0 to 0.1)	0 (0 to 0.1)	0 (0 to 0.1)	0 (0 to 0.1)	0 (0 to 0.1)	0 (0 to 0.1)	0.6
HIV/AIDS resulting in other diseases	0 (0 to 0)	0 (0 to 0)	0 (2.5 to 3.3)	0 (1.6 to 2.4)	0 (0.6 to 0.7)	0 (0.5 to 0.9)	0 (0.5 to 0.7)	0.1 (0.2 to 0.2)	0.1 (0.1 to 0.3)	0.2 (0.1 to 0.3)	0.4 (0.1 to 0.7)	0.4 (0.1 to 0.8)	0.4 (0.1 to 0.8)	0.4 (0.1 to 0.8)	0.4 (0.1 to 0.8)	0.4 (0.1 to 0.8)	0.4 (0.1 to 0.8)	0.4 (0.1 to 0.8)	0.4 (0.1 to 0.8)	0.2 (0.1 to 0.4)	0.2 (0.1 to 0.4)	0.1 (0.1 to 0.2)	0 (0 to 0)	671
Sexually transmitted infections excluding HIV	0 (0 to 0)	0 (0 to 0)	0 (0 to 0)	0 (0 to 0)	0 (0 to 0)	0 (0 to 0.1)	0 (0 to 0.1)	0 (0 to 0.1)	0 (0 to 0.1)	0 (0 to 0.2)	0 (0 to 0.2)	0 (0 to 0.2)	0 (0 to 0.2)	0 (0 to 0.2)	0 (0 to 0.2)	0 (0 to 0.2)	0 (0 to 0.2)	0 (0 to 0.2)	0 (0 to 0.2)	0 (0 to 0.2)	0 (0 to 0.2)	0 (0 to 0.2)	0 (0 to 0.2)	0 (0 to 0.2)	1.2
Syphilis	0 (0 to 0)	0 (0 to 0)	0 (0 to 0)	0 (0 to 0)	0 (0 to 0)	0 (0 to 0.1)	0 (0 to 0.1)	0 (0 to 0.2)	0 (0 to 0.2)	0 (0 to 0.2)	0 (0 to 0.2)	0 (0 to 0.2)	0 (0 to 0.2)	0 (0 to 0.2)	0 (0 to 0.2)	0 (0 to 0.2)	0 (0 to 0.2)	0 (0 to 0.2)	0 (0 to 0.2)	0 (0 to 0.2)	0 (0 to 0.2)	0 (0 to 0.2)	0 (0 to 0.2)	0 (0 to 0.2)	2.6
Chlamydial infection	0 (0 to 0)	0 (0 to 0)	0 (0 to 0)	0 (0 to 0)	0.3 (0.2 to 0.5)	0.6 (0.3 to 1)	1.4 (0.7 to 2.3)	2.1 (1.1 to 3.6)	3 (1.6 to 5.2)	3.6 (1.9 to 6.3)	4.3 (2.3 to 7.7)	4.5 (2.4 to 8)	2.6 (1.4 to 5)	2.5 (1.3 to 4.8)	2.5 (1.2 to 4.8)	2.5 (1.2 to 4.8)	2.5 (1.2 to 4.8)	1.1 (0.5 to 2.1)	0.6 (0.3 to 1.2)	0.4 (0.2 to 0.8)	0.4 (0.2 to 0.8)	0.1 (0.1 to 0.2)	0 (0 to 0)	29.3
Gonococcal infection	0 (0 to 0)	0 (0 to 0)	0 (0 to 0)	0 (0 to 0)	0.2 (0.2 to 0.3)	0.5 (0.2 to 0.8)	0.7 (0.5 to 0.9)	1.4 (0.9 to 2.2)	2.2 (1.4 to 3.2)	2.2 (1.5 to 3.2)	2.2 (1.5 to 3.2)	2.2 (1.5 to 3.2)	1.2 (0.8 to 2)	0.8 (0.5 to 1.4)	0.8 (0.5 to 1.4)	0.8 (0.5 to 1.4)	0.8 (0.5 to 1.4)	0.7 (0.4 to 1.3)	0.4 (0.2 to 0.8)	0.2 (0.1 to 0.4)	0.2 (0.1 to 0.4)	0.1 (0.1 to 0.2)	0 (0 to 0)	11
Trichomoniasis	0 (0 to 0)	0 (0 to 0)	0 (0 to 0)	0 (0 to 0)	0.1 (0.1 to 0.2)	0.3 (0.1 to 0.5)	0.7 (0.3 to 1.1)	1.3 (0.6 to 2.1)	2.1 (1.1 to 3.3)	2.5 (1.3 to 3.9)	3.1 (1.6 to 4.8)	3.2 (1.7 to 5)	1.8 (0.9 to 3.1)	1.8 (0.9 to 3.1)	1.8 (0.9 to 3.1)	1.8 (0.9 to 3.1)	1.8 (0.9 to 3.1)	1 (0.5 to 1.8)	0.6 (0.3 to 1.1)	0.3 (0.2 to 0.6)	0.3 (0.2 to 0.6)	0.1 (0.1 to 0.2)	0 (0 to 0)	16
Genital herpes	0 (0 to 0)	0 (0 to 0)	0 (0 to 0)	0 (0 to 0)	0 (0 to 0)	0.1 (0.1 to 0.2)	0.3 (0.2 to 0.5)	0.6 (0.4 to 0.9)	0.9 (0.6 to 1.4)	1.1 (0.7 to 1.6)	1.4 (0.9 to 2.1)	1.4 (0.9 to 2.1)	0.8 (0.5 to 1.3)	0.8 (0.5 to 1.3)	0.8 (0.5 to 1.3)	0.8 (0.5 to 1.3)	0.8 (0.5 to 1.3)	0.4 (0.2 to 0.7)	0.2 (0.1 to 0.4)	0.1 (0.1 to 0.2)	0.1 (0.1 to 0.2)	0 (0 to 0)	0 (0 to 0)	7.2
Other sexually transmitted infections	0 (0 to 0)	0 (0 to 0)	0 (0 to 0)	0 (0 to 0)	0 (0 to 0)	0 (0.2 to 0.2)	0 (0.2 to 0.3)	0 (0.3 to 0.5)	0 (0.3 to 0.6)	0 (0.3 to 0.6)	0 (0.3 to 0.6)	0 (0.3 to 0.6)	0 (0.3 to 0.6)	0 (0.3 to 0.6)	0 (0.3 to 0.6)	0 (0.3 to 0.6)	0 (0.3 to 0.6)	0 (0.3 to 0.6)	0 (0.3 to 0.6)	0 (0.3 to 0.6)	0 (0.3 to 0.6)	0 (0.3 to 0.6)	0 (0.3 to 0.6)	0 (0.3 to 0.5)	30.6
Respiratory infections and tuberculosis	6 (4.2 to 9.2)	6 (4.5 to 8.7)	67 (36.0 to 77.9)	229 (122 to 330)	156 (104 to 431)	170 (109 to 360)	198 (99 to 399)	170 (106 to 306)	156 (98 to 302)	161 (101 to 309)	192 (114 to 399)	220 (133 to 492)	220 (128 to 492)	220 (128 to 492)	220 (128 to 492)	229 (128 to 541)	229 (128 to 541)	229 (128 to 541)	429 (265 to 921)	566 (329 to 1,240)	566 (329 to 1,240)	871 (497 to 1,980)	871 (479 to 1,980)	1,080 (479 to 523)	7,220
Tuberculosis	0 (0 to 0)	0 (0 to 0)	0.7 (0.1 to 3.3)	0.3 (0.5 to 0.9)	0.9 (0.2 to 4.4)	1.2 (0.3 to 5.7)	2.7 (0.7 to 2.2)	3.6 (1.0 to 4.5)	4.4 (3.9 to 11.1)	4.4 (3.5 to 9.9)	4.4 (2.9 to 7.1)	4.4 (3.7 to 7.6)	4.4 (2.7 to 6)	4.4 (2.7 to 6)	4.4 (1.9 to 21.1)	20.7 (1.9 to 30.1)	20.7 (1.9 to 30.1)	40.3 (20.6 to 42.4)	40.3 (27.9 to 54)	40.3 (27.9 to 54)	82.4 (49.7 to 89.1)	88.1 (61.4 to 89.9)	89.4 (89.9 to 92.6)	7.3 (29.4 to 10)	432
Latent tuberculosis infection	0 (0 to 0)	0 (0 to 0)	0 (0 to 0)	0 (0 to 0)	0 (0 to 0)





S6 Table 2b. France DALYs by cause and age group for females with 95% uncertainty intervals, 2023

Cause	Early Neonatal	Late Neonatal	Post Neonatal	1 to 5	5 to 9	10 to 14	15 to 19	20 to 24	25 to 29	30 to 34	35 to 39	40 to 44	45 to 49	50 to 54	55 to 59	60 to 64	65 to 69	70 to 74	75 to 79	80 to 84	85 to 89	90 to 94	95 plus	Total
All causes	59,200 (54,600 to 64,600)	16,400 (14,200 to 18,900)	31,200 (26,500 to 34,900)	67,200 (62,100 to 72,700)	66,500 (59,100 to 107,000)	117,000 (102,000 to 141,000)	269,000 (243,000 to 311,000)	232,000 (173,000 to 299,000)	242,000 (180,000 to 307,000)	269,000 (206,000 to 334,000)	309,000 (241,000 to 384,000)	361,000 (281,000 to 453,000)	400,000 (324,000 to 503,000)	466,000 (382,000 to 587,000)	563,000 (468,000 to 697,000)	610,000 (513,000 to 758,000)	660,000 (559,000 to 791,000)	737,000 (626,000 to 874,000)	732,000 (626,000 to 854,000)	747,000 (639,000 to 874,000)	621,000 (531,000 to 727,000)	448,000 (382,000 to 523,000)	298,000 (252,000 to 351,000)	9,979,000
Communicable, maternal, neonatal, and nutritional diseases	29,100 (23,600 to 34,600)	11,000 (9,000 to 13,000)	6,100 (4,600 to 7,600)	13,600 (11,000 to 16,200)	7,600 (5,600 to 9,700)	7,600 (5,600 to 9,800)	8,600 (6,400 to 11,000)	9,700 (7,200 to 12,400)	10,000 (7,500 to 12,900)	11,000 (8,200 to 14,000)	12,000 (9,000 to 15,000)	13,000 (9,900 to 16,000)	13,000 (10,000 to 16,000)	13,000 (10,000 to 16,000)	13,000 (10,000 to 16,000)	13,000 (10,000 to 16,000)	13,000 (10,000 to 16,000)	13,000 (10,000 to 16,000)	12,000 (9,000 to 15,000)	11,000 (8,000 to 14,000)	9,000 (6,000 to 11,000)	5,000 (3,000 to 7,000)	1,000 (1,000 to 2,000)	374,000
HIV/AIDS and sexually transmitted infections	0.4 (0.3 to 0.6)	0.4 (0.3 to 0.5)	84.7 (69.1 to 101)	116 (96.3 to 139)	27.4 (22.4 to 33.4)	76.4 (62.5 to 93.2)	332 (271 to 405)	409 (334 to 499)	374 (305 to 456)	372 (303 to 453)	373 (304 to 455)	372 (303 to 453)	372 (303 to 453)	372 (303 to 453)	372 (303 to 453)	372 (303 to 453)	372 (303 to 453)	372 (303 to 453)	372 (303 to 453)	372 (303 to 453)	372 (303 to 453)	372 (303 to 453)	372 (303 to 453)	10,700
HIV/AIDS	0 (0 to 0)	0 (0 to 0)	84.1 (68.6 to 100)	115 (95.6 to 138)	27.2 (22.2 to 33.2)	76.1 (62.2 to 92.9)	331 (270 to 404)	408 (333 to 498)	373 (304 to 455)	371 (302 to 452)	372 (303 to 454)	371 (302 to 452)	371 (302 to 452)	371 (302 to 452)	371 (302 to 452)	371 (302 to 452)	371 (302 to 452)	371 (302 to 452)	371 (302 to 452)	371 (302 to 452)	371 (302 to 452)	371 (302 to 452)	371 (302 to 452)	10,700
HIV/AIDS - Drug-susceptible Tuberculosis	0 (0 to 0)	0 (0 to 0)	0.5 (0.4 to 0.7)	0.8 (0.6 to 1.1)	0.2 (0.2 to 0.3)	0.5 (0.4 to 0.7)	2.1 (1.7 to 2.6)	2.5 (2.1 to 3.1)	2.3 (1.9 to 2.8)	2.3 (1.9 to 2.8)	2.3 (1.9 to 2.8)	2.3 (1.9 to 2.8)	2.3 (1.9 to 2.8)	2.3 (1.9 to 2.8)	2.3 (1.9 to 2.8)	2.3 (1.9 to 2.8)	2.3 (1.9 to 2.8)	2.3 (1.9 to 2.8)	2.3 (1.9 to 2.8)	2.3 (1.9 to 2.8)	2.3 (1.9 to 2.8)	2.3 (1.9 to 2.8)	1,810
HIV/AIDS - Multidrug resistant Tuberculosis without extensive drug resistance	0 (0 to 0)	0 (0 to 0)	1.2 (0.9 to 1.5)	1.7 (1.3 to 2.1)	0.5 (0.4 to 0.6)	0.9 (0.7 to 1.2)	4.6 (3.6 to 5.8)	4.9 (3.8 to 6.2)	4.6 (3.6 to 5.8)	4.6 (3.6 to 5.8)	4.6 (3.6 to 5.8)	4.6 (3.6 to 5.8)	4.6 (3.6 to 5.8)	4.6 (3.6 to 5.8)	4.6 (3.6 to 5.8)	4.6 (3.6 to 5.8)	4.6 (3.6 to 5.8)	4.6 (3.6 to 5.8)	4.6 (3.6 to 5.8)	4.6 (3.6 to 5.8)	4.6 (3.6 to 5.8)	4.6 (3.6 to 5.8)	78.6
HIV/AIDS - Extensively drug-resistant Tuberculosis	0 (0 to 0)	0 (0 to 0)	0.1 (0.1 to 0.1)	0.1 (0.1 to 0.2)	0.1 (0.1 to 0.1)	0.1 (0.1 to 0.1)	0.1 (0.1 to 0.1)	0.3 (0.3 to 0.4)	0.3 (0.3 to 0.4)	0.3 (0.3 to 0.4)	0.3 (0.3 to 0.4)	0.3 (0.3 to 0.4)	0.3 (0.3 to 0.4)	0.3 (0.3 to 0.4)	0.3 (0.3 to 0.4)	0.3 (0.3 to 0.4)	0.3 (0.3 to 0.4)	0.3 (0.3 to 0.4)	0.3 (0.3 to 0.4)	0.3 (0.3 to 0.4)	0.3 (0.3 to 0.4)	0.3 (0.3 to 0.4)	20.1
HIV/AIDS resulting in other illnesses	0 (0 to 0)	0 (0 to 0)	0.6 (0.5 to 0.8)	0.9 (0.7 to 1.1)	0.3 (0.2 to 0.3)	0.8 (0.6 to 1.1)	3.6 (2.9 to 4.5)	4.4 (3.6 to 5.4)	4.1 (3.3 to 5.1)	4.1 (3.3 to 5.1)	4.1 (3.3 to 5.1)	4.1 (3.3 to 5.1)	4.1 (3.3 to 5.1)	4.1 (3.3 to 5.1)	4.1 (3.3 to 5.1)	4.1 (3.3 to 5.1)	4.1 (3.3 to 5.1)	4.1 (3.3 to 5.1)	4.1 (3.3 to 5.1)	4.1 (3.3 to 5.1)	4.1 (3.3 to 5.1)	4.1 (3.3 to 5.1)	89.2
HIV/AIDS resulting in other diseases	0 (0 to 0)	0 (0 to 0)	0.6 (0.5 to 0.8)	0.9 (0.7 to 1.1)	0.3 (0.2 to 0.3)	0.8 (0.6 to 1.1)	3.6 (2.9 to 4.5)	4.4 (3.6 to 5.4)	4.1 (3.3 to 5.1)	4.1 (3.3 to 5.1)	4.1 (3.3 to 5.1)	4.1 (3.3 to 5.1)	4.1 (3.3 to 5.1)	4.1 (3.3 to 5.1)	4.1 (3.3 to 5.1)	4.1 (3.3 to 5.1)	4.1 (3.3 to 5.1)	4.1 (3.3 to 5.1)	4.1 (3.3 to 5.1)	4.1 (3.3 to 5.1)	4.1 (3.3 to 5.1)	4.1 (3.3 to 5.1)	89.2
Sexually transmitted infections, excluding HIV	0.1 (0.1 to 0.2)	0.1 (0.1 to 0.2)	0.1 (0.1 to 0.2)	0.1 (0.1 to 0.2)	0.1 (0.1 to 0.2)	0.4 (0.3 to 0.5)	1.4 (1.1 to 1.7)	2.1 (1.7 to 2.6)	2.1 (1.7 to 2.6)	2.1 (1.7 to 2.6)	2.1 (1.7 to 2.6)	2.1 (1.7 to 2.6)	2.1 (1.7 to 2.6)	2.1 (1.7 to 2.6)	2.1 (1.7 to 2.6)	2.1 (1.7 to 2.6)	2.1 (1.7 to 2.6)	2.1 (1.7 to 2.6)	2.1 (1.7 to 2.6)	2.1 (1.7 to 2.6)	2.1 (1.7 to 2.6)	2.1 (1.7 to 2.6)	28.8
Syphilis	0 (0 to 0)	0 (0 to 0)	0 (0 to 0)	0 (0 to 0)	0 (0 to 0)	0 (0 to 0)	0 (0 to 0)	0 (0 to 0)	0 (0 to 0)	0 (0 to 0)	0 (0 to 0)	0 (0 to 0)	0 (0 to 0)	0 (0 to 0)	0 (0 to 0)	0 (0 to 0)	0 (0 to 0)	0 (0 to 0)	0 (0 to 0)	0 (0 to 0)	0 (0 to 0)	0 (0 to 0)	0 (0 to 0)	0
Chlamydial infection	0 (0 to 0)	0 (0 to 0)	0 (0 to 0)	0 (0 to 0)	0 (0 to 0)	0.1 (0 to 0.1)	0.2 (0.1 to 0.3)	0.2 (0.1 to 0.3)	0.2 (0.1 to 0.3)	0.2 (0.1 to 0.3)	0.2 (0.1 to 0.3)	0.2 (0.1 to 0.3)	0.2 (0.1 to 0.3)	0.2 (0.1 to 0.3)	0.2 (0.1 to 0.3)	0.2 (0.1 to 0.3)	0.2 (0.1 to 0.3)	0.2 (0.1 to 0.3)	0.2 (0.1 to 0.3)	0.2 (0.1 to 0.3)	0.2 (0.1 to 0.3)	0.2 (0.1 to 0.3)	0.2 (0.1 to 0.3)	3.3
Gonococcal infection	0 (0 to 0)	0 (0 to 0)	0 (0 to 0)	0 (0 to 0)	0 (0 to 0)	0.1 (0 to 0.2)	0.5 (0.4 to 0.6)	0.7 (0.5 to 0.9)	0.6 (0.5 to 0.8)	0.6 (0.5 to 0.8)	0.6 (0.5 to 0.8)	0.6 (0.5 to 0.8)	0.6 (0.5 to 0.8)	0.6 (0.5 to 0.8)	0.6 (0.5 to 0.8)	0.6 (0.5 to 0.8)	0.6 (0.5 to 0.8)	0.6 (0.5 to 0.8)	0.6 (0.5 to 0.8)	0.6 (0.5 to 0.8)	0.6 (0.5 to 0.8)	0.6 (0.5 to 0.8)	0.6 (0.5 to 0.8)	2.7
Multidrug-resistant tuberculosis without extensive drug resistance	0 (0 to 0)	0 (0 to 0)	0 (0 to 0)	0 (0 to 0)	0 (0 to 0)	0 (0 to 0)	0 (0 to 0)	0 (0 to 0)	0 (0 to 0)	0 (0 to 0)	0 (0 to 0)	0 (0 to 0)	0 (0 to 0)	0 (0 to 0)	0 (0 to 0)	0 (0 to 0)	0 (0 to 0)	0 (0 to 0)	0 (0 to 0)	0 (0 to 0)	0 (0 to 0)	0 (0 to 0)	0 (0 to 0)	0
Tuberculosis	0.1 (0 to 0.1)	0.1 (0 to 0.1)	0.1 (0 to 0.1)



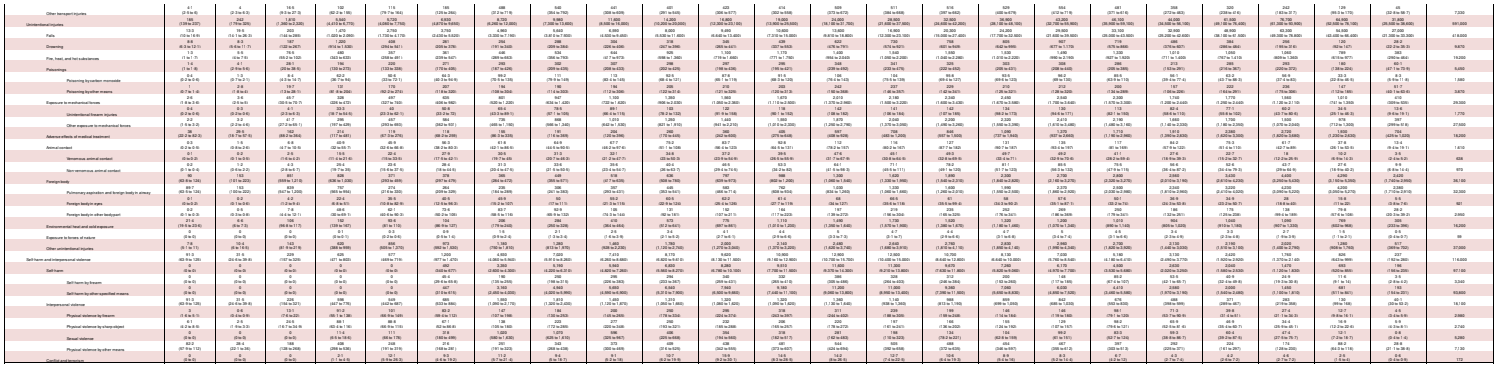

DW Table 2b: Germany DALYs by cause and age groups for females with 95% uncertainties intervals, 2019

Cause	Early Neonatal	Late Neonatal	Post Neonatal	1 to 4	5 to 9	10 to 14	15 to 19	20 to 24	25 to 29	30 to 34	35 to 39	40 to 44	45 to 49	50 to 54	55 to 59	60 to 64	65 to 69	70 to 74	75 to 79	80 to 84	85 to 89	90 to 94	95 plus	Total
All causes	45,600 (37,900 to 55,200)	12,100 (10,100 to 14,600)	39,300 (32,900 to 47,600)	55,200 (46,100 to 66,700)	75,100 (62,700 to 90,800)	104,900 (87,600 to 126,900)	205,600 (171,800 to 248,800)	260,900 (217,900 to 315,600)	295,600 (246,900 to 357,600)	317,600 (265,400 to 384,200)	356,400 (297,900 to 431,100)	466,000 (389,600 to 563,600)	597,900 (500,000 to 723,400)	879,500 (735,400 to 1,063,600)	1,540,600 (1,289,000 to 1,863,900)	1,950,300 (1,632,000 to 2,359,600)	1,900,600 (1,590,600 to 2,299,600)	1,900,600 (1,590,600 to 2,299,600)	1,900,600 (1,590,600 to 2,299



GBD Table 2b: Cambodia's DALYS by cause and age group for females with 95% uncertainty intervals, 2019

Cause	Early Neonatal	Late Neonatal	Post Neonatal	1 to 5	5 to 9	10 to 14	15 to 19	20 to 24	25 to 29	30 to 34	35 to 39	40 to 44	45 to 49	50 to 54	55 to 59	60 to 64	65 to 69	70 to 74	75 to 79	80 to 84	85 to 89	90 to 94	95 plus	Total
All causes	202,000 (180,000 to 222,000)	49,100 (31,500 to 71,700)	101,000 (69,200 to 139,000)	183,000 (85,400 to 318,000)	64,500 (42,500 to 94,500)	60,900 (41,500 to 91,300)	84,800 (66,000 to 109,000)	150,000 (120,000 to 186,000)	145,000 (116,000 to 179,000)	131,000 (107,000 to 159,000)	119,000 (97,900 to 144,000)	126,000 (104,000 to 154,000)	126,000 (104,000 to 154,000)	144,000 (119,000 to 174,000)	165,000 (138,000 to 197,000)	174,000 (147,000 to 210,000)	160,000 (132,000 to 194,000)	169,000 (138,000 to 204,000)	169,000 (138,000 to 204,000)	177,000 (144,000 to 221,000)	66,200 (52,100 to 84,600)	47,100 (32,100 to 67,600)	14,800 (9,900 to 21,600)	3,996 (2,600 to 5,770)	2,669,000
Communicable, maternal, neonatal, and nutritional diseases	179,000 (159,000 to 198,000)	31,900 (20,400 to 46,500)	74,200 (50,700 to 103,000)	165,000 (76,800 to 287,000)	27,000 (17,800 to 39,600)	16,600 (11,300 to 24,900)	19,000 (14,800 to 25,000)	22,900 (18,400 to 28,600)	27,000 (21,600 to 33,600)	26,700 (21,800 to 33,000)	27,000 (22,100 to 33,000)	24,000 (19,800 to 29,400)	23,600 (19,500 to 29,000)	22,100 (18,200 to 27,300)	20,000 (16,500 to 24,800)	21,000 (17,300 to 25,900)	21,000 (17,300 to 25,900)	19,200 (15,800 to 23,800)	16,000 (13,200 to 19,800)	9,040 (7,450 to 11,200)	3,490 (2,880 to 4,330)	910 (750 to 1,130)	720,000
HIV/AIDS and sexually transmitted infections	1,190 (1,060 to 1,330)	1,190 (937 to 1,500)	2,270 (1,660 to 3,020)	407 (122 to 1,020)	1,150 (562 to 2,080)	1,420 (706 to 2,310)	1,140 (597 to 2,000)	1,760 (967 to 3,060)	2,210 (929 to 5,660)	3,710 (1,600 to 8,660)	4,210 (2,130 to 9,050)	4,260 (2,450 to 8,720)	4,230 (2,450 to 8,470)	3,190 (1,990 to 5,140)	3,140 (1,990 to 4,980)	3,170 (2,060 to 4,770)	2,720 (1,720 to 4,030)	2,720 (1,720 to 4,030)	2,720 (1,720 to 4,030)	2,720 (1,720 to 4,030)	1,210 (773 to 1,790)	414 (264 to 612)	84.5 (54 to 125)	33,100
HIV/AIDS	1,190 (1,060 to 1,330)	1,190 (937 to 1,500)	2,270 (1,660 to 3,020)	407 (122 to 1,020)	1,150 (562 to 2,080)	1,420 (706 to 2,310)	1,140 (597 to 2,000)	1,760 (967 to 3,060)	2,210 (929 to 5,660)	3,710 (1,600 to 8,660)	4,210 (2,130 to 9,050)	4,260 (2,450 to 8,720)	4,230 (2,450 to 8,470)	3,190 (1,990 to 5,140)	3,140 (1,990 to 4,980)	3,170 (2,060 to 4,770)	2,720 (1,720 to 4,030)	2,720 (1,720 to 4,030)	2,720 (1,720 to 4,030)	2,720 (1,720 to 4,030)	1,210 (773 to 1,790)	414 (264 to 612)	84.5 (54 to 125)	33,100
HIV/AIDS - Drug-susceptible Tuberculosis	0 (0 to 0)	0 (0 to 0)	0 (0 to 0)	0 (0 to 0)	0 (0 to 0)	0 (0 to 0)	0 (0 to 0)	0 (0 to 0)	0 (0 to 0)	0 (0 to 0)	0 (0 to 0)	0 (0 to 0)	0 (0 to 0)	0 (0 to 0)	0 (0 to 0)	0 (0 to 0)	0 (0 to 0)	0 (0 to 0)	0 (0 to 0)	0 (0 to 0)	0 (0 to 0)	0 (0 to 0)	0 (0 to 0)	0
HIV/AIDS - Multidrug-resistant Tuberculosis without extensive drug resistance	0 (0 to 0)	0 (0 to 0)	0 (0 to 0)	0 (0 to 0)	0 (0 to 0)	0 (0 to 0)	0 (0 to 0)	0 (0 to 0)	0 (0 to 0)	0 (0 to 0)	0 (0 to 0)	0 (0 to 0)	0 (0 to 0)	0 (0 to 0)	0 (0 to 0)	0 (0 to 0)	0 (0 to 0)	0 (0 to 0)	0 (0 to 0)	0 (0 to 0)	0 (0 to 0)	0 (0 to 0)	0 (0 to 0)	0
HIV/AIDS - Extensively drug-resistant Tuberculosis	0 (0 to 0)	0 (0 to 0)	0 (0 to 0)	0 (0 to 0)	0 (0 to 0)	0 (0 to 0)	0 (0 to 0)	0 (0 to 0)	0 (0 to 0)	0 (0 to 0)	0 (0 to 0)	0 (0 to 0)	0 (0 to 0)	0 (0 to 0)	0 (0 to 0)	0 (0 to 0)	0 (0 to 0)	0 (0 to 0)	0 (0 to 0)	0 (0 to 0)	0 (0 to 0)	0 (0 to 0)	0 (0 to 0)	0
HIV/AIDS resulting in other diseases	0 (0 to 0)	0 (0 to 0)	0 (0 to 0)	0 (0 to 0)	0 (0 to 0)	0 (0 to 0)	0 (0 to 0)	0 (0 to 0)	0 (0 to 0)	0 (0 to 0)	0 (0 to 0)	0 (0 to 0)	0 (0 to 0)	0 (0 to 0)	0 (0 to 0)	0 (0 to 0)	0 (0 to 0)	0 (0 to 0)	0 (0 to 0)	0 (0 to 0)	0 (0 to 0)	0 (0 to 0)	0 (0 to 0)	0
Sexually transmitted infections excluding HIV	0 (0 to 0)	0 (0 to 0)	0 (0 to 0)	0 (0 to 0)	0 (0 to 0)	0 (0 to 0)	0 (0 to 0)	0 (0 to 0)	0 (0 to 0)	0 (0 to 0)	0 (0 to 0)	0 (0 to 0)	0 (0 to 0)	0 (0 to 0)	0 (0 to 0)	0 (0 to 0)	0 (0 to 0)	0 (0 to 0)	0 (0 to 0)	0 (0 to 0)	0 (0 to 0)	0 (0 to 0)	0 (0 to 0)	0
Syphilis	0 (0 to 0)	0 (0 to 0)	0 (0 to 0)	0 (0 to 0)	0 (0 to 0)	0 (0 to 0)	0 (0 to 0)	0 (0 to 0)	0 (0 to 0)	0 (0 to 0)	0 (0 to 0)	0 (0 to 0)	0 (0 to 0)	0 (0 to 0)	0 (0 to 0)	0 (0 to 0)	0 (0 to 0)	0 (0 to 0)	0 (0 to 0)	0 (0 to 0)	0 (0 to 0)	0 (0 to 0)	0 (0 to 0)	0
Chlamydial infection	0 (0 to 0)	0 (0 to 0)	0 (0 to 0)	0 (0 to 0)	0 (0 to 0)	0 (0 to 0)	0 (0 to 0)	0 (0 to 0)	0 (0 to 0)	0 (0 to 0)	0 (0 to 0)	0 (0 to 0)	0 (0 to 0)	0 (0 to 0)	0 (0 to 0)	0 (0 to 0)	0 (0 to 0)	0 (0 to 0)	0 (0 to 0)	0 (0 to 0)	0 (0 to 0)	0 (0 to 0)	0 (0 to 0)	0
Gonococcal infection	0 (0 to 0)	0 (0 to 0)	0 (0 to 0)	0 (0 to 0)	0 (0 to 0)	0 (0 to 0)	0 (0 to 0)	0 (0 to 0)	0 (0 to 0)	0 (0 to 0)	0 (0 to 0)	0 (0 to 0)	0 (0 to 0)	0 (0 to 0)	0 (0 to 0)	0 (0 to 0)	0 (0 to 0)	0 (0 to 0)	0 (0 to 0)	0 (0 to 0)	0 (0 to 0)	0 (0 to 0)	0 (0 to 0)	0
Trichomoniasis	0 (0 to 0)	0 (0 to 0)	0 (0 to 0)	0 (0 to 0)	0 (0 to 0)	0 (0 to 0)	0 (0 to 0)	0 (0 to 0)	0 (0 to 0)	0 (0 to 0)	0 (0 to 0)	0 (0 to 0)	0 (0 to 0)	0 (0 to 0)	0 (0 to 0)	0 (0 to 0)	0 (0 to 0)	0 (0 to 0)	0 (0 to 0)	0 (0 to 0)	0 (0 to 0)	0 (0 to 0)	0 (0 to 0)	0
Genital herpes	0 (0 to 0)	0 (0 to 0)	0 (0 to 0)	0 (0 to 0)	0 (0 to 0)	0 (0 to 0)	0 (0 to 0)	0 (0 to 0)	0 (0 to 0)	0 (0 to 0)	0 (0 to 0)	0 (0 to 0)	0 (0 to 0)	0 (0 to 0)	0 (0 to 0)	0 (0 to 0)	0 (0 to 0)	0 (0 to 0)	0 (0 to 0)	0 (0 to 0)	0 (0 to 0)	0 (0 to 0)	0 (0 to 0)	0
Other sexually transmitted infections	0 (0 to 0)	0 (0 to 0)	0 (0 to 0)	0 (0 to 0)	0 (0 to 0)	0 (0 to 0)	0 (0 to 0)	0 (0 to 0)	0 (0 to 0)	0 (0 to 0)	0 (0 to 0)	0 (0 to 0)	0 (0 to 0)	0 (0 to 0)	0 (0 to 0)	0 (0 to 0)	0 (0 to 0)	0 (0 to 0)	0 (0 to 0)	0 (0 to 0)	0 (0 to 0)	0 (0 to 0)	0 (0 to 0)	0
Respiratory infections and tuberculosis	26,400 (23,600 to 27,700)	12,600 (7,600 to 19,500)	43,900 (40,000 to 48,700)	29,200 (20,200 to 40,600)	4,650 (3,000 to 6,750)	4,150 (2,870 to 5,990)	6,040 (4,740 to 8,060)	10,600 (8,220 to 13,700)	9,330 (6,930 to 12,600)	8,260 (6,010 to 11,600)	6,490 (4,660 to 9,060)	5,450 (3,880 to 7,660)	5,000 (3,560 to 7,060)	5,350 (3,800 to 7,550)	5,260 (3,730 to 7,450)	5,600 (3,980 to 7,900)	4,460 (3,160 to 6,300)	4,260 (3,020 to 6,010)	3,660 (2,600 to 5,150)	2,060 (1,460 to 2,900)	1,020 (722 to 1,440)	264 (186 to 372)	212,000
Tuberculosis	0 (0 to 0)	0 (0 to 0)	2,020 (1,320 to 2,980)	2,020 (1,320 to 2,980)	1,260 (823 to 1,850)	1,260 (823 to 1,850)	2,020 (1,320 to 2,980)	3,660 (2,390 to 5,370)	4,010 (2,620 to 5,880)	4,470 (2,920 to 6,560)	4,660 (3,040 to 6,840)	4,270 (2,790 to 6,270)	4,490 (2,930 to 6,590)	4,610 (3,010 to 6,770)	4,180 (2,730 to 6,140)	4,610 (3,010 to 6,770)	4,010 (2,620 to 5,880)	4,010 (2,620 to 5,880)	3,660 (2,390 to 5,370)	2,040 (1,330 to 2,990)	1,020 (663 to 1,500)	264 (172 to 387)	67,700
Latent tuberculosis infection	0 (0 to 0)	0 (0 to 0)	0 (0 to 0)	0 (0 to 0)	0 (0 to 0)	0 (0 to 0)	0 (0 to 0)	0 (0 to 0)	0 (0 to 0)	0 (0 to 0)	0 (0 to 0)	0 (0 to 0)	0 (0 to 0)	0 (0 to 0)	0 (0 to 0)	0 (0 to 0)	0 (0 to 0)	0 (0 to 0)	0 (0 to 0)	0 (0 to 0)	0 (0 to 0)	0 (0 to 0)	0 (0 to 0)	0
Active tuberculosis	0 (0 to 0)	0 (0 to 0)	2,020 (1,320 to 2,980)	2,020 (1,320 to 2,980)	1,260 (823 to 1,850)	1,260 (823 to 1,850)	2,020 (1,320 to 2,980)	3,660 (2,390 to 5,370)	4,010 (2,620 to 5,880)	4,470 (2,920 to 6,560)	4,660 (3,040 to 6,840)	4,270 (2,790 to 6,270)	4,490 (2,930 to 6,590)	4,610 (3,010 to 6,770)	4,180 (2,730 to 6,140)	4,610 (3,010 to 6,770)	4,010 (2,620 to 5,880)	4,010 (2,620 to 5,880)	3,660 (2,390 to 5,370)	2,040 (1,330 to 2,990)	1,020 (663 to 1,500)	264 (172 to 387)	67,700
Diarrheal diseases	2,110 (1,660 to 2,600)	731 (439 to 1,120)	6,070 (3,600 to 9,180)	4,660 (2,600 to 8,020)	1,450 (1,000 to 2,060)	827 (577 to 1,180)	649 (449 to 1,000)	716 (496 to 1,100)	786 (544 to 1,210)	649 (449 to 1,000)	647 (447 to 1,000)	770 (532 to 1,180)	668 (462 to 1,030)	1,270 (878 to 1,950)	1,640 (1,140 to 2,520)	2,120 (1,470 to 3,260)	2,270 (1,570 to 3,490)	2,230 (1,540 to 3,430)	2,230 (1,540 to 3,430)	1,830 (1,270 to 2,810)	1,090 (754 to 1,680)	450 (311 to 692)	167 (115 to 257)	56,100
Typhoid and paratyphoid	0 (0 to 0)	19 (7 to 39)	7,110 (3,900 to 11,900)	2,990 (1,660 to 4,900)	1,290 (716 to 2,120)	1,290 (716 to 2,120)	1,290 (716 to 2,120)	1,290 (716 to 2,120)	1,290 (716 to 2,120)	1,290 (716 to 2,120)	1,290 (716 to 2,120)	1,290 (716 to 2,120)	1,290 (716 to 2,120)	1,290 (716 to 2,120)	1,290 (716 to 2,120)	1,290 (716 to 2,120)	1,290 (716 to 2,120)	1,290 (716 to 2,120)	1,290 (716 to 2,120)	1,290 (716 to 2,120)	1,290 (716 to 2,120)	1,290 (716 to 2,120)	9,990
Paratyphoid fever	0 (0 to 0)	0 (0 to 0)	0 (0 to 0)	0 (0 to 0)	0 (0 to 0)	0 (0 to 0)	0 (0 to 0)	0 (0 to 0)	0 (0 to 0)	0 (0 to 0)	0 (0 to 0)	0 (0 to 0)	0 (0 to 0)	0 (0 to 0)	0 (0 to 0)	0 (0 to 0)	0 (0 to 0)	0 (0 to 0)	0 (0 to 0)	0 (0 to 0)	0 (0 to 0)	0 (0 to 0)	0 (0 to 0)	0
Typhoid fever	0 (0 to 0)	19 (7 to 39)	7,110 (3,900 to 11,900)	2,990 (1,660 to 4,900)	1,290 (716 to 2,120)	1,290 (716 to 2,120)	1,290 (716 to 2,120)	1,290 (716 to 2,120)	1,290 (716 to 2,120)	1,290 (716 to 2,120)	1,290 (716 to 2,120)	1,290 (716 to 2,120)	1,290 (716 to 2,120)	1,290 (716 to 2,120)	1,290 (716 to 2,120)	1,290 (716 to 2,120)	1,290 (716 to 2,120)	1,290 (716 to 2,120)	1,290 (716 to 2,120)	1,290 (716 to 2,120)	1,290 (716 to 2,120)	1,290 (716 to 2,120)	9,940
Invasive Non-typhoidal Salmonella (iNTS)	0 (0 to 0)	0 (0 to 0)	227 (147 to 339)	227 (147 to 339)	219 (142 to 326)	113 (73 to 169)	220 (143 to 328)	191 (124 to 285)	220 (143 to 328)	85.6 (55 to 128)	220 (143 to 328)	219 (142 to 326)	219 (142 to 326)	219 (142 to 326)	219 (142 to 326)	219 (142 to 326)	219 (142 to 326)	219 (142 to 326)	219 (142 to 326)	219 (142 to 326)	219 (142 to 326)	219 (142 to 326)	1,200
Other intestinal infectious diseases	0 (0 to 0)	0 (0 to 0)	24.0 (0.4 to 71.7)	39.6 (0.6 to 118)	11.2 (0.2 to 33.4)	6.3 (0.1 to 18.8)	5.4 (0.2 to 11.1)	1.6 (0 to 3.7)	0.9 (0 to 2.3)	1.2 (0 to 2.9)	0.9 (0 to 2.2)	1.2 (0 to 2.9)	1.2 (0 to 3.1)	1.4 (0 to 3.5)	1.1 (0 to 3.1)	1.4 (0 to 3.5)	0.9 (0 to 2.3)	0.9 (0 to 2.3)	0.9 (0 to 2.3)	0.5 (0 to 1.4)	0.5 (0 to 1.4)	0.1 (0 to 0.3)	165
Neglected tropical diseases and malaria	69.2 (39.2 to 91.6)	69.2 (39.2 to 91.6)	925 (525 to 1,220)	1,660 (939 to 2,200)	1,740 (1,030 to 2,300)	924 (546 to 1,220)	1,660 (1,030 to 2,300)	1,740 (1,030 to 2,300)	1,660 (1,030 to 2,300)	1,740 (1,030 to 2,300)	1,660 (1,030 to 2,300)	1,740 (1,030 to 2,300)	1,660 (1,030 to 2,300)	1,740 (1,030 to 2,300)	1,660 (1,030 to 2,300)	1,740 (1,030 to 2,300)	1,660 (1,030 to 2,300)	1,740 (1,030 to 2,300)	1,660 (1,030 to 2,300)	1,740 (1,030 to 2,300)	1,660 (1,030 to 2,300)	1,740 (1,030 to 2,300)	12,900
Malaria	0 (0 to 0)	0 (0 to 0)	213 (97 to 551)	513 (197 to 1,310)	204 (72 to 482)	225 (69 to 587)	11 (1 to 39)	225 (71 to 598)	11 (1 to 39)	225 (71 to 598)	11 (1 to 39)	225 (72 to 598)	11 (1 to 39)	225 (72 to 598)	11 (1 to 39)	225 (72 to 598)	11 (1 to 39)	225 (72 to 598)	11 (1 to 39)	225 (72 to 598)	11 (1 to 39)	225 (72 to 598)	2,470
Chagas disease	0 (0 to 0)	0 (0 to 0)	0 (0 to 0)	0 (0 to 0)	0 (0 to 0)	0 (0 to 0)	0 (0 to 0)	0 (0 to 0)	0 (0 to 0)	0 (0 to 0)	0 (0 to 0)	0 (0 to 0)	0 (0 to 0)	0 (0 to 0)	0 (0 to 0)	0 (0 to 0)	0 (0 to 0)	0 (0 to 0)	0 (0 to 0)	0 (0 to 0)	0 (0 to 0)	0 (0 to 0)	0 (0 to 0)	0
Leishmaniasis	0 (0 to 0)	0 (0 to 0)	0 (0 to 0)	0 (0 to 0)	0 (0 to 0)	0 (0 to 0)	0 (0 to 0)	0 (0 to 0)	0 (0 to 0)	0 (0 to 0)	0 (0 to 0)	0 (0 to 0)	0 (0 to 0)	0 (0 to 0)	0 (0 to 0)	0 (0 to 0)	0 (0 to 0)	0 (0 to 0)	0 (0 to 0)	0 (0 to 0)	0 (0 to 0)	0 (0 to 0)	0 (0 to 0)	0
Visceral leishmaniasis	0 (0 to 0)	0 (0 to 0)	0 (0 to 0)	0 (0 to 0)	0 (0 to 0)	0 (0 to 0)	0 (0 to 0)	0 (0 to 0)	0 (0 to 0)	0 (0 to 0)	0 (0 to 0)	0 (0 to 0)	0 (0 to 0)	0 (0 to 0)	0 (0 to 0)	0 (0 to 0)	0 (0 to 0)	0 (0 to 0)	0 (0 to 0)	0 (0 to 0)	0 (0 to 0)	0 (0 to 0)	0 (0 to 0)	0
Cutaneous and mucocutaneous leishmaniasis	0 (0 to 0)	0 (0 to 0)	0 (0 to 0)	0 (0 to 0)	0 (0 to 0)	0 (0 to 0)	0 (0 to 0)	0 (0 to 0)	0 (0 to 0)	0 (0 to 0)	0 (0 to 0)	0 (0 to 0)	0 (0 to 0)	0 (0 to 0)	0 (0 to 0)	0 (0 to 0)	0 (0 to 0)	0 (0 to 0)	0 (0 to 0)	0 (0 to 0)	0 (0 to 0)	0 (0 to 0)	0 (0 to 0)	0
African trypanosomiasis	0 (0 to 0)	0 (0 to 0)	0 (0 to 0)	0 (0 to 0)	0 (0 to 0)	0 (0 to 0)	0 (0 to 0)	0 (0 to 0)	0 (0 to 0)	0 (0 to 0)	0 (0 to 0)	0 (0 to 0)	0 (0 to 0)	0 (0 to 0)	0 (0 to 0)	0 (0 to 0)	0 (0 to 0)	0 (0 to 0)	0 (0 to 0)	0 (0 to 0)	0 (0 to 0)	0 (0 to 0)	0 (0 to 0)	0
Schistosomiasis	0 (0 to 0)	0 (0 to 0)	0 (0 to 0)	0 (0 to 0)	0 (0 to 0)	0 (0 to 0)	0 (0 to 0)	0 (0 to 0)	0 (0 to 0)	0 (0 to 0)	0 (0 to 0)	0 (0 to 0)	0 (0 to 0)	0 (0 to 0)	0 (0 to 0)	0 (0 to 0)	0 (0 to 0)	0 (0 to 0)	0 (0 to 0)	0 (0 to 0)	0 (0 to 0)	0 (0 to 0)	0 (0 to 0)	0
Cysticercosis	0 (0 to 0)	0 (0 to 0)	0 (0 to 0)	0 (0 to 0)	0 (0 to 0)	0 (0 to 0)	0 (0 to 0)	0 (0 to 0)	0 (0 to 0)	0 (0 to 0)	0 (0 to 0)	0 (0 to 0)	0 (0 to 0)	0 (0 to 0)	0 (0 to 0)	0 (0 to 0)	0 (0 to 0)	0 (0 to 0)	0 (0 to 0)	0 (0 to 0)	0 (0 to 0)	0 (0 to 0)	0 (0 to 0)	0
Cystic echinococcosis	0 (0 to 0)	0 (0 to 0)	0.7 (0 to 2.6)	1.4 (0 to 5.4)	0.6 (0 to 2.1)	0.6 (0 to 2.1)	0.6 (0 to 2.2)	0.6 (0 to 2.2)	0.6 (0 to 2.2)	0.6 (0 to 2.2)	0.6 (0 to 2.2)	0.6 (0 to 2.2)	0.6 (0 to 2.2)	0.6 (0 to 2.2)	0.6 (0 to 2.2)	0.6 (0 to 2.2)	0.6 (0 to 2.2)	0.6 (0 to 2.2)	0.6 (0 to 2.2)	0.6 (0 to 2.2)	0.6 (0 to 2.2)	0.6 (0 to 2.2)	14.6
Lymphatic filariasis	0 (0 to 0)	0 (0 to 0)	0 (0 to 0)	0 (0 to 0)	0 (0 to 0)	0 (0 to 0)	0 (0 to 0)	0 (0 to 0)	0 (0 to 0)	0 (0 to 0)	0 (0 to 0)	0 (0 to 0)	0 (0 to 0)	0 (0 to 0)	0 (0 to 0)	0 (0 to 0)	0 (0 to 0)	0 (0 to 0)	0 (0 to 0)	0 (0 to 0)	0 (0 to 0)	0 (0 to 0)	0 (0 to 0)	0
Onchocerciasis	0 (0 to 0)	0 (0 to 0)	0 (0 to 0)	0 (0 to 0)	0 (0 to 0)	0 (0 to 0)	0 (0 to 0)	0 (0 to 0)	0 (0 to 0)	0 (0 to 0)	0 (0 to 0)	0 (0 to 0)	0 (0 to 0)	0 (0 to 0)	0 (0 to 0)	0 (0 to 0)	0 (0 to 0)	0 (0 to 0)	0 (0 to 0)	0 (0 to 0)	0 (0 to 0)	0 (0 to 0)	0 (0 to 0)	0
Trachoma	0 (0 to 0)	0 (0 to 0)	0 (0 to 0)	0 (0 to 0)	0 (0 to 0)	0 (0 to 0)	0 (0 to 0)	0 (0 to 0)	0 (0 to 0)	0 (0 to 0)	0 (0 to 0)	0 (0 to 0)	0 (0 to 0)	0 (0 to 0)	0 (0 to 0)	0 (0 to 0)	0 (0 to 0)	0 (0 to 0)	0 (0 to 0)	0 (0 to 0)	0 (0 to 0)	0 (0 to 0)	0 (0 to 0)	0
Dengue	0 (0 to 0)	0 (0 to 0)	191 (57 to 607)	474 (163 to 1,540)	497 (159 to 1,220)	299 (94 to 903)	195 (62 to 600)	195 (61 to 600)	195 (62 to 599)	195 (62 to 599)	195 (62 to 599)	195 (62 to 599)	195 (62 to 599)	195 (62 to 599)	195 (62 to 599)	195 (62 to 599)	195 (62 to 599)	195 (62 to 599)	195 (62 to 599)	195 (62 to 599)	195 (62 to 599)	195 (62 to 599)	2,690
Yellow fever	0 (0 to 0)	0 (0 to 0)	0 (0 to 0)	0 (0 to 0)	0 (0 to 0)	0 (0 to 0)	0 (0 to 0)	0 (0 to 0)	0 (0 to 0)	0 (0 to 0)	0 (0 to 0)	0 (0 to 0)	0 (0 to 0)	0 (0 to 0)	0 (0 to 0)	0 (0 to 0)	0 (0 to 0)	0 (0 to 0)	0 (0 to 0)	0 (0 to 0)	0 (0 to 0)	0 (0 to 0)	0 (0 to 0)	0
Rabies	0 (0 to 0)	6.3 (0 to 19.4)	22.6 (0 to 69.4)	0 (0 to 0)	0 (0 to 0)	0 (0 to 0)	24.2 (0 to 74.3)	0 (0 to 0)	24.2 (0 to 74.3)	0 (0 to 0)	24.2 (0 to 74.3)	0 (0 to 0)	24.2 (0 to 74.3)	0 (0 to 0)	24.2 (0 to 74.3)	0 (0 to 0)	24.2 (0 to 74.3)	0 (0 to 0)	24.2 (0 to 74.3)	0 (0 to 0)	24.2 (0 to 74.3)	0 (0 to 0)	0 (0 to 0)	633
Intestinal nematode infections	0 (0 to 0)	0 (0 to 0)	124 (1 to 561)	366 (1 to 1,660)	166 (0 to 751)	166 (0 to 751)	166 (0 to 751)	166 (0 to 751)	167 (0 to 754)	167 (0 to 754)	167 (0 to 754)	167 (0 to 754)	167 (0 to 754)	167 (0 to 754)	167 (0 to 754)	167 (0 to 754)	167 (0 to 754)	167 (0 to 754)	167 (0 to 754)	167 (0 to 754)	167 (0 to 754)	167 (0 to 754)	2,330
Ascariasis	0 (0 to 0)	0 (0 to 0)	0 (0 to 0)	0 (0 to 0)	0 (0 to 0)	0 (0 to 0)	0 (0 to 0)	0 (0 to 0)	0 (0 to 0)	0 (0 to 0)	0 (0 to 0)	0 (0 to 0)	0 (0 to 0)	0 (0 to 0)	0 (0 to 0)	0 (0 to 0)	0 (0 to 0)	0 (0 to 0)	0 (0 to 0)	0 (0 to 0)	0 (0 to 0)	0 (0 to 0)	0 (0 to 0)	0
Trichuriasis	0 (0 to 0)	0 (0 to 0)	0 (0 to 0)	0 (0 to 0)	0 (0 to 0)	0 (0 to 0)	0 (0 to 0)	0 (0 to 0)	0 (0 to 0)	0 (0 to 0)	0 (0 to 0)	0 (0 to 0)	0 (0 to 0)	0 (0 to 0)	0 (0 to 0)	0 (0 to 0)	0 (0 to 0)	0 (0 to 0)	0 (0 to 0)	0 (0 to 0)	0 (0 to 0)	0 (0 to 0)	0 (0 to 0)	0
Hookworm disease	0 (0 to 0)	0 (0 to 0)	2.4 (0.1 to 9.8)	50.3 (2.9 to 199)	140 (7.7 to 577)	140 (7.7 to 577)	140 (7.7 to 577)	140 (7.7 to 577)	140 (7.7 to 577)	140 (7.7 to 577)	140 (7.7 to 577)	140 (7.7 to 577)	140 (7.7 to 577)	140 (7.7 to 577)	140 (7.7 to 577)	140 (7.7 to 577)	140 (7.7 to 577)	140 (7.7 to 577)	140 (7.7 to 577)	140 (7.7 to 577)	140 (7.7 to 577)	140 (7.7 to 577)	1,680
Food-borne trematodiases	0 (0 to 0)	0 (0 to 0)	0 (0 to 0)	0 (0 to 0)	0 (0 to 0)	0 (0 to 0)	0 (0 to 0)	0 (0 to 0)	0 (0 to 0)	0 (0 to 0)	0 (0 to 0)	0 (0 to 0)	0 (0 to 0)	0 (0 to 0)	0 (0 to 0)	0 (0 to 0)	0 (0 to 0)	0 (0 to 0)	0 (0 to 0)	0 (0 to 0)	0 (0 to 0)	0 (0 to 0)	0 (0 to 0)	0
Leprosy	0 (0 to 0)	0 (0 to 0)	0 (0 to 0)	0 (0 to 0)	0 (0 to 0)	0 (0 to 0)	0.9 (0 to 3.6)	0.9 (0 to 3.6)	1.2 (0 to 4.2)	1.2 (0 to 4.2)	1.2 (0 to 4.2)	1.2 (0 to 4.2)	1.2 (0 to 4.2)	1.2 (0 to 4.2)	1.2 (0 to 4.2)	1.2 (0 to 4.2)	1.2 (0 to 4.2)	1.2 (0 to 4.2)	1.2 (0 to 4.2)	1.2 (0 to 4.2)	1.2 (0 to 4.2)	1.2 (0 to 4.2)	22.9
Ebola	0 (0 to 0)	0 (0 to 0)	0 (0 to 0)	0 (0 to 0)	0 (0 to 0)	0 (0 to 0)	0 (0 to 0)	0 (0 to 0)	0 (0 to 0)	0 (0 to 0)	0 (0 to 0)	0 (0 to 0)	0 (0 to 0)	0 (0 to 0)	0 (0 to 0)	0 (0 to 0)	0 (0 to 0)	0 (0 to 0)	0 (0 to 0)	0 (0 to 0)	0 (0 to 0)	0 (0 to 0)	0 (0 to 0)	0
Zika virus	0 (0 to 0)	0 (0 to 0)	0 (0 to 0)	0 (0 to 0)	0 (0 to 0)	0 (0 to 0)	0 (0 to 0)	0 (0 to 0)	0 (0 to 0)	0 (0 to 0)	0 (0 to 0)	0 (0 to 0)	0 (0 to 0)	0 (0 to 0)	0 (0 to 0)	0 (0 to 0)	0 (0 to 0)	0 (0 to 0)	0 (0 to 0)	0 (0 to 0)	0 (0 to 0)	0 (0 to 0)	0 (0 to 0)	0
Guinea worm disease	0 (0 to 0)	0 (0 to 0)	0 (0 to 0)	0 (0 to 0)	0 (0 to 0)	0 (0 to 0)	0 (0 to 0)	0 (0 to 0)	0 (0 to 0)	0 (0 to 0)	0 (0 to 0)	0 (0 to 0)	0 (0 to 0)	0 (0 to 0)	0 (0 to 0)	0 (0 to 0)	0 (0 to 0)	0 (0 to 0)	0 (0 to 0)	0 (0 to 0)	0 (0 to 0)	0 (0 to 0)	0 (0 to 0)	0
Other neglected tropical diseases	69.2 (39.2 to 91.6)	69.2 (39.2 to 91.6)	785 (465 to 1,060)	924 (539 to 1,240)	1,080 (666 to 1,460)	625 (381 to 844)	1,460 (1,030 to 2,300)	1,540 (1,030 to 2,300)	1,460 (1,030 to 2,300)	1,540 (1,030 to 2,300)	1,460 (1,030 to 2,300)	1,540 (1,030 to 2,300)	1,460 (1,030 to 2,300)	1,540 (1,030 to 2,300)	1,460 (1,030 to 2,300)	1,540 (1,030 to 2,300)	1,460 (1,030 to 2,300)	1,540 (1,030 to 2,300)	1,460 (1,030 to 2,300)	1,540 (1,030 to 2,300)	1,460 (1,030 to 2,300)	1,540 (1,030 to 2,300)	12,100
Other infectious diseases	1,200 (877 to 2,000)	1,200 (849 to 1,810)	1,200 (815 to 1,870)	1,200 (815 to 1,870)	1,200 (815 to 1,870



Other transport injuries	9 (1.5 to 16.5)	2 (0.9 to 5.2)	69 (231 to 1,379)	139 (261 to 2,302)	160 (81.3 to 1,000)	119 (73.2 to 201)	2 (1.1 to 401)	2 (0.2 to 1,000)	2 (0.2 to 1,000)	2 (0.2 to 1,000)	2 (0.2 to 1,000)	2 (0.2 to 1,000)	2 (0.2 to 1,000)	2 (0.2 to 1,000)	2 (0.2 to 1,000)	2 (0.2 to 1,000)	2 (0.2 to 1,000)	2 (0.2 to 1,000)	2 (0.2 to 1,000)	2 (0.2 to 1,000)	2 (0.2 to 1,000)	2 (0.2 to 1,000)	2 (0.2 to 1,000)	2 (0.2 to 1,000)	2 (0.2 to 1,000)	2,430
Unintentional injuries	509 (329 to 2,215)	367 (151 to 1644)	9,268 (2,728 to 9,268)	10,269 (6,308 to 15,190)	5,630 (3,629 to 7,600)	4,260 (3,210 to 5,543)	4,260 (3,240 to 5,496)	4,569 (3,249 to 6,913)	4,460 (3,365 to 5,560)	4,429 (3,365 to 5,743)	4,963 (2,965 to 7,140)	4,850 (2,965 to 7,425)	4,772 (2,965 to 7,425)	4,772 (2,965 to 7,425)	4,772 (2,965 to 7,425)	4,772 (2,965 to 7,425)	4,772 (2,965 to 7,425)	4,899 (3,630 to 6,998)	4,772 (2,630 to 7,425)	4,812 (2,630 to 7,425)	4,690 (2,630 to 7,425)	4,690 (3,370 to 7,425)	4,690 (3,370 to 7,425)	4,690 (3,370 to 7,425)	90,790
Falls	697 (1,60 to 2,140)	778 (2.6 to 688)	2,713 (578 to 5,210)	3,066 (1,428 to 7,398)	1,295 (863 to 1,882)	1,013 (720 to 1,400)	1,366 (948 to 1,928)	1,493 (1,079 to 1,928)	1,460 (1,200 to 2,260)	1,460 (1,160 to 2,140)	1,460 (1,139 to 2,140)	1,460 (1,139 to 2,140)	1,460 (932 to 1,930)	1,470 (1,139 to 1,940)	1,470 (1,488 to 2,640)	2,200 (1,479 to 2,970)	2,810 (2,139 to 3,990)	3,090 (2,228 to 3,990)	2,810 (2,139 to 3,990)	2,700 (1,940 to 3,810)	2,230 (1,790 to 2,210)	1,690 (1,120 to 2,230)	627 (439 to 823)	141 (139 to 2,230)	42,200
Drowning	290 (60.6 to 82.7)	61 (6.4 to 54.21)	670 (1,60 to 1,810)	4,498 (2,1 to 10,998)	2,992 (1,228 to 5,240)	1,824 (1,228 to 3,070)	1,824 (940 to 1,828)	1,768 (1,228 to 1,828)	608 (467 to 1,210)	1,824 (998 to 1,828)	1,824 (519 to 1,210)	1,824 (998 to 1,828)	1,824 (998 to 1,828)	1,824 (247 to 1,720)	1,824 (998 to 1,828)	1,824 (998 to 1,728)	1,824 (1,79 to 1,828)	1,824 (1,77 to 1,828)	1,824 (998 to 1,828)	1,824 (998 to 1,828)	1,824 (998 to 1,828)	1,824 (998 to 1,828)	1,824 (998 to 1,828)	1,824 (998 to 1,828)	1,824 (998 to 1,828)	16,100
Fire, heat, and hot substances	11.5 (3.9 to 22.6)	12.5 (6.6 to 22.6)	139 (52.9 to 223)	544 (219 to 1,223)	347 (164 to 588)	213 (166 to 403)	668 (322 to 903)	827 (360 to 1,170)	827 (361 to 1,180)	827 (350 to 1,060)	827 (339 to 1,060)	819 (339 to 1,060)	258 (339 to 659)	263 (337 to 643)	263 (331 to 631)	263 (337 to 614)	263 (1.78 to 343)	2,020 (1,42 to 277)	1,42 (1,13 to 277)	1,130 (1,13 to 1,427)	1,130 (1,13 to 1,427)	78.3 (689 to 1,220)	48.9 (27.2 to 72)	13.7 (9.4 to 21)	8.1 (1.6 to 8.6)	6,720
Poisonings	21.5 (2.9 to 40.1)	7.5 (1.7 to 4.6)	63.5 (21.7 to 63.5)	393 (75.2 to 1,010)	1,436 (1,436 to 1,436)	1,436 (1,436 to 1,436)	1,436 (1,436 to 1,436)	1,436 (1,436 to 1,436)	1,436 (1,436 to 1,436)	1,436 (1,436 to 1,436)	1,436 (1,436 to 1,436)	1,436 (1,436 to 1,436)	1,436 (1,436 to 1,436)	1,436 (1,436 to 1,436)	1,436 (1,436 to 1,436)	1,436 (1,436 to 1,436)	1,436 (1,436 to 1,436)	1,436 (1,436 to 1,436)	1,436 (1,436 to 1,436)	1,436 (1,436 to 1,436)	1,436 (1,436 to 1,436)	1,436 (1,436 to 1,436)	1,436 (1,436 to 1,436)	1,436 (1,436 to 1,436)	1,436 (1,436 to 1,436)	1,436
Poisoning by/action myocicide	0 (0.4 to 10.4)	0 (0.1 to 1.2)	4.5 (0.6 to 19)	23.2 (0.1 to 81.5)	20.8 (5.2 to 59)	14 (5.3 to 33)	25 (12.5 to 81.4)	25 (12.5 to 81.4)	22.3 (12.5 to 81.4)	24.3 (12.5 to 81.4)	24.3 (12.5 to 81.4)	24.3 (12.5 to 81.4)	24.3 (12.5 to 81.4)	24.3 (12.5 to 81.4)	24.3 (12.5 to 81.4)	24.3 (12.5 to 81.4)	24.3 (12.5 to 81.4)	24.3 (12.5 to 81.4)	24.3 (12.5 to 81.4)	24.3 (12.5 to 81.4)	24.3 (12.5 to 81.4)	24.3 (12.5 to 81.4)	24.3 (12.5 to 81.4)	24.3 (12.5 to 81.4)	24.3 (12.5 to 81.4)	268
Poisoning by/other means	6.9 (1.4 to 13.8)	2.6 (0.8 to 7.3)	39.8 (9.6 to 104)	227 (39 to 612)	86.9 (39.4 to 176)	92.1 (61.4 to 161)	99.3 (63.1 to 156)	155 (68.7 to 362)	99.4 (66.5 to 156)	77.6 (57.2 to 139)	72.6 (56.5 to 121)	62.8 (27 to 139)	65.8 (27.4 to 139)	53.6 (17.7 to 62.8)	29.7 (13.6 to 61.3)	29.6 (13.3 to 61.4)	20.2 (11 to 39.2)	12.9 (6.6 to 22.3)	6.9 (3.9 to 12.9)	7.3 (3.9 to 13)	1.2 (0.6 to 2.2)	0.3 (0.1 to 0.7)	0.3 (0.1 to 0.7)	1,130
Exposure to mechanical forces	1.6 (0.4 to 3.7)	76.5 (17.7 to 0.81)	317 (77.7 to 1,000)	574 (1.1 to 1,000)	540 (1.1 to 1,000)	230 (0.9 to 1,000)	554 (0.9 to 1,000)	372 (0.9 to 1,000)	354 (0.9 to 1,000)	274 (0.9 to 1,000)	354 (0.9 to 1,000)	354 (0.9 to 1,000)	354 (0.9 to 1,000)	354 (0.9 to 1,000)	354 (0.9 to 1,000)	354 (0.9 to 1,000)	354 (0.9 to 1,000)	354 (0.9 to 1,000)	354 (0.9 to 1,000)	354 (0.9 to 1,000)	354 (0.9 to 1,000)	354 (0.9 to 1,000)	354 (0.9 to 1,000)	354 (0.9 to 1,000)	354 (0.9 to 1,000)	6,580
Unintentional firearm injuries	2.7 (0 to 21)	1.4 (0.1 to 0.4)	28.9 (1.6 to 113)	24.2 (11.4 to 68.3)	26.2 (19.9 to 53.6)	31.6 (29.6 to 51.8)	22.8 (29.2 to 73.3)	22.8 (33.1 to 82.2)	23.1 (29.3 to 106)	24.7 (42 to 103)	56 (28.3 to 106)	42.4 (42 to 103)	41.4 (34.6 to 79.1)	47.6 (32.6 to 67.4)	48.8 (39.1 to 68.7)	45.3 (31.9 to 62.8)	36.6 (28.2 to 49.3)	16.6 (10.6 to 29.3)	16.4 (7.7 to 13.1)	7.1 (4.7 to 9.7)	2.6 (2.0 to 3.2)	0.4 (0.2 to 0.7)	0.4 (0.2 to 0.7)	799
Other exposure to mechanical forces	0.9 (0.4 to 2.6)	0.4 (0.1 to 0.81)	4.5 (1.5 to 13.5)	27 (1.1 to 81)	7.5 (1.6 to 14.5)	7.5 (3.4 to 20.5)	7.5 (1.7 to 17)	7.5 (1.7 to 17)	27.5 (1.7 to 83)	7.5 (1.7 to 17)	7.5 (1.7 to 17)	7.5 (1.7 to 17)	7.5 (1.7 to 17)	7.5 (1.7 to 17)	7.5 (1.7 to 17)	7.5 (1.7 to 17)	7.5 (1.7 to 17)	7.5 (1.7 to 17)	7.5 (1.7 to 17)	7.5 (1.7 to 17)	7.5 (1.7 to 17)	7.5 (1.7 to 17)	7.5 (1.7 to 17)	7.5 (1.7 to 17)	7.5 (1.7 to 17)	6,870
Adverse effects of medical treatment	69.6 (24.8 to 120)	26.5 (12.4 to 57.8)	227 (87 to 634)	214 (97.5 to 358)	117 (63.3 to 186)	100 (63.6 to 149)	126 (67.7 to 202)	143 (78.3 to 280)	93 (83.5 to 280)	143 (71.8 to 213)	93 (82.7 to 213)	97 (88.3 to 267)	97 (61.9 to 222)	97 (61.9 to 222)	43 (69.2 to 214)	63 (69.9 to 264)	63 (79.4 to 269)	41 (72.7 to 267)	44 (69.7 to 222)	41 (69.7 to 222)	66 (69.7 to 222)	66 (69.7 to 222)	66 (69.7 to 222)	66 (69.7 to 222)	66 (69.7 to 222)	2,640
Animal contact	6.2 (0.7 to 0.5)	6.3 (2.2 to 0.5)	6.1 (3.3 to 6.1)	30.2 (21.1 to 63.2)	60.1 (34.7 to 83.6)	49.9 (27.3 to 71.3)	47.7 (24.7 to 71.1)	62.7 (53.9 to 77.4)	67 (37.3 to 81.4)	69.9 (39.4 to 89)	66.2 (37.6 to 81.4)	43.8 (25.4 to 63)	59 (25.8 to 62)	40.3 (26.2 to 57.3)	36.6 (20.7 to 55.4)	41.1 (21 to 60.3)	22.6 (10.7 to 34.9)	17 (11.4 to 23.7)	11 (7.4 to 15.5)	6.7 (4.7 to 9.5)	3.2 (2.2 to 4.5)	0.3 (0.1 to 0.7)	0.3 (0.1 to 0.7)	627
Venomous animal contact	0.4 (0 to 0.1)	0.2 (0.1 to 0.2)	1.2 (0.3 to 0.9)	11.9 (7.1 to 18.4)	11.9 (7.1 to 18.4)	11.9 (7.1 to 18.4)	21.9 (11.2 to 38.4)	21.9 (11.2 to 38.4)	21.9 (12.9 to 39.4)	21.9 (13.6 to 39.4)	21.9 (12.9 to 32.2)	21.9 (13.6 to 39.4)	21.9 (13.6 to 39.4)	21.9 (7.6 to 29.7)	21.9 (8.3 to 31.6)	21.9 (8.3 to 31.6)	21.9 (8.6 to 31.6)	21.9 (8.6 to 31.6)	21.9 (8.6 to 31.6)	21.9 (8.6 to 31.6)	21.9 (8.6 to 31.6)	21.9 (8.6 to 31.6)	21.9 (8.6 to 31.6)	21.9 (8.6 to 31.6)	268
Non-venomous animal contact	0.2 (0.1 to 0.4)	0.2 (0.1 to 0.4)	2.5 (2.3 to 6.4)	18.3 (13.4 to 36.4)	22.3 (13.4 to 38.7)	24.8 (14.6 to 42.3)	25.8 (19.9 to 39.7)	25.8 (18.4 to 53.2)	25 (21.1 to 56.6)	25.2 (22.6 to 53.6)	25.6 (22.2 to 53.6)	25.6 (19.2 to 43.7)	25.6 (19.2 to 43.7)	25.1 (16 to 39.7)	27.2 (17.3 to 43.6)	25.2 (14.2 to 39.1)	27.4 (13.9 to 32.2)	19.7 (10.8 to 24.9)	12.3 (8.1 to 16.3)	8 (5.3 to 11.4)	4.5 (2.6 to 7.2)	2.4 (1.7 to 3.5)	0.2 (0.1 to 0.5)	0.2 (0.1 to 0.5)	331
Foreign body	222 (0.2 to 0.5)	0.2 (0.1 to 0.5)	1,278 (459 to 1,278)	885 (459 to 1,278)	1,436 (1,436 to 1,436)	1,436 (1,436 to 1,436)	1,436 (1,436 to 1,436)	1,436 (1,436 to 1,436)	1,436 (1,436 to 1,436)	1,436 (1,436 to 1,436)	1,436 (1,436 to 1,436)	1,436 (1,436 to 1,436)	1,436 (1,436 to 1,436)	1,436 (1,436 to 1,436)	1,436 (1,436 to 1,436)	1,436 (1,436 to 1,436)	1,436 (1,436 to 1,436)	1,436 (1,436 to 1,436)	1,436 (1,436 to 1,436)	1,436 (1,436 to 1,436)	1,436 (1,436 to 1,436)	1,436 (1,436 to 1,436)	1,436 (1,436 to 1,436)	1,436 (1,436 to 1,436)	1,436 (1,436 to 1,436)	3,880
Pulmonary aspiration and foreign body in airway	13.5 (3.9 to 149)	56.6 (36.2 to 171)	1,228 (576 to 3,153)	499 (221 to 860)	205 (72.4 to 375)	139 (76.6 to 209)	11.6 (69.5 to 164)	11.6 (68.3 to 161)	11.6 (68.3 to 164)	99.9 (68.3 to 161)	99.4 (68.3 to 164)	99.4 (48.7 to 159)	21.6 (48.3 to 124)	21.6 (39.8 to 59.4)	64.8 (39.8 to 107)	74.6 (47.4 to 7.1)	76.6 (49.4 to 7.6)	67.6 (45.1 to 99.8)	68.6 (42.9 to 101)	68.9 (39.4 to 112)	49.2 (31.4 to 72.5)	20.4 (19.6 to 31.5)	2.8 (1.3 to 30.3)	2.8 (2.3 to 6)	3,360
Foreign body in eyes	0 (0 to 0)	0.1 (0.0 to 0.1)	1 (0.2 to 2.1)	4.8 (1.4 to 11.2)	6.5 (1.4 to 14.7)	7 (2 to 19.7)	8.1 (2.9 to 19.9)	10.2 (5 to 24)	11.6 (6.7 to 25.6)	11.6 (6.3 to 24.3)	10.9 (6.2 to 25.3)	9.4 (4.1 to 19.4)	8.8 (4.1 to 17.4)	8.7 (4.4 to 14.9)	7.5 (3.2 to 12.9)	8.5 (3.7 to 15.3)	8.5 (3.4 to 15)	6.1 (2 to 9.1)	2.6 (1.3 to 5.3)	2.6 (1.3 to 5.3)	1.9 (1 to 2.1)	0.7 (0.3 to 1)	0.2 (0.1 to 0.3)	0.1 (0 to 0.1)	126
Foreign body in other bodypart	0 (0 to 0.3)	0.4 (0.1 to 1)	3.2 (1.2 to 8.2)	7.1 (1.3 to 21.3)	10.1 (1.3 to 27.5)	7.1 (1.3 to 22.6)	7.1 (1.3 to 22.6)	7.1 (1.3 to 22.6)	7.1 (1.3 to 22.6)	7.1 (1.3 to 22.6)	7.1 (1.3 to 22.6)	7.1 (1.3 to 22.6)	7.1 (1.3 to 22.6)	7.1 (1.3 to 22.6)	7.1 (1.3 to 22.6)	7.1 (1.3 to 22.6)	7.1 (1.3 to 22.6)	7.1 (1.3 to 22.6)	7.1 (1.3 to 22.6)	7.1 (1.3 to 22.6)	7.1 (1.3 to 22.6)	7.1 (1.3 to 22.6)	7.1 (1.3 to 22.6)	7.1 (1.3 to 22.6)	7.1 (1.3 to 22.6)	452
Environmental heat and cold exposure	0.1 (0.1 to 0.3)	0.2 (0.1 to 0.3)	2.2 (0.3 to 6.5)	20.7 (3.6 to 53.7)	37.1 (29.9 to 47.3)	44.3 (27.9 to 71.7)	52.2 (41.8 to 69.1)	56.8 (49.9 to 67.6)	54.7 (49.9 to 67.6)	54.8 (49.9 to 67.6)	54.8 (49.9 to 67.6)	41.7 (29.4 to 56.2)	42.6 (29.4 to 56.2)	56 (30.1 to 71.6)	54.7 (27.1 to 69.8)	54.7 (23.7 to 64.4)	25.4 (16 to 39.1)	14.7 (12.9 to 24.4)	11.4 (8.3 to 15.8)	7.4 (5.2 to 13)	2.6 (2.5 to 4.9)	1.2 (0.8 to 1.8)	0.2 (0.2 to 0.3)	679
Exposure to forces of nature	0 (0 to 0)	0 (0 to 0)	0 (0 to 0)	0 (0 to 0)	0 (0 to 0.1)	0 (0 to 0.1)	0 (0 to 0.1)	0 (0 to 0.1)	0 (0 to 0.1)	0 (0 to 0.1)	0 (0 to 0.1)	0 (0 to 0.1)	0 (0 to 0.1)	0 (0 to 0.1)	0 (0 to 0.1)	0 (0 to 0.1)	0 (0 to 0.1)	0 (0 to 0.1)	0 (0 to 0.1)	0 (0 to 0.1)	0 (0 to 0.1)	0 (0 to 0.1)	0 (0 to 0.1)	0 (0 to 0.1)	0 (0 to 0.1)	0 (0 to 0.1)	269
Other unintentional injuries	11.6 (6.4 to 30.9)	7.7 (2.6 to 17.2)	187 (60.1 to 559)	1,623 (268 to 5,617)	921 (254 to 1,992)	655 (243 to 1,542)	654 (248 to 1,623)	651 (212 to 1,623)	661 (212 to 1,992)	729 (212 to 1,623)	642 (212 to 1,623)	729 (207 to 1,719)	729 (207 to 1,719)	365 (220 to 1,055)	729 (206 to 1,719)	729 (197 to 1,719)	729 (1.48 to 1,719)	462 (1.22 to 1,055)	1,47 (99.5 to 2,252)	99.2 (64.6 to 144)	99.2 (63.5 to 1,728)	99.2 (63.5 to 1,728)	99.2 (63.5 to 1,728)	99.2 (63.5 to 1,728)	99.2 (63.5 to 1,728)	6,540
Self-harm and interpersonal violence	99.9 (32.7 to 210)	19.3 (6.1 to 59.8)	139 (49.9 to 338)	376 (1.2 to 61.8)	272 (1.5 to 47.8)	627 (420 to 899)	2,330 (1,630 to 3,210)	2,750 (1,970 to 3,690)	2,650 (2,010 to 3,560)	2,650 (1,960 to 3,560)	4,640 (2,360 to 6,920)	3,660 (1,960 to 6,890)	3,290 (1,630 to 6,640)	2,650 (1,960 to 3,560)	1,680 (1,280 to 2,790)	1,070 (661 to 2,200)	642 (1.4 to 1,620)	624 (356 to 899)	253 (1.7 to 624)	183 (97 to 237)	98.5 (57.4 to 130)	14.1 (8.8 to 26.3)	2.9 (1.7 to 6.2)	57,400
Self-harm	0 (0 to 0)	0 (0 to 0)	0 (0 to 0)	0 (0 to 0)	0 (0 to 0)	224 (72.2 to 224)	1,320 (1,320 to 1,320)	1,660 (968 to 1,660)	1,320 (797 to 1,320)	1,320 (1.7 to 1,320)	1,320 (1.7 to 1,320)	1,320 (1.7 to 1,320)	1,320 (998 to 1,320)	1,320 (1.7 to 1,320)	1,320 (998 to 1,320)	1,320 (998 to 1,320)	1,320 (998 to 1,320)	1,320 (998 to 1,320)	1,320 (998 to 1,320)	1,320 (998 to 1,320)	1,320 (998 to 1,320)	1,320 (998 to 1,320)	1,320 (998 to 1,320)	1,320 (998 to 1,320)	1,320 (998 to 1,320)	13,600
Self-harm by firearm	0 (0 to 0)	0 (0 to 0)	0 (0 to 0)	0 (0 to 0)	0 (0 to 0)	0 (0 to 0)	0 (0 to 0)	0 (0 to 0)	0 (0 to 0)	0 (0 to 0)	0 (0 to 0)	0 (0 to 0)	0 (0 to 0)	0 (0 to 0)	0 (0 to 0)	0 (0 to 0)	0 (0 to 0)	0 (0 to 0)	0 (0 to 0)	0 (0 to 0)	0 (0 to 0)	0 (0 to 0)	0 (0 to 0)	0 (0 to 0)	0 (0 to 0)	638.2
Self-harm by other specified means	0 (0 to 0)	0 (0 to 0)	0 (0 to 0)	0 (0 to 0)	0 (0 to 0)	224 (72.2 to 224)	1,320 (1,320 to 1,320)	1,660 (968 to 1,660)	1,320 (797 to 1,320)	1,320 (1.7 to 1,320)	1,320 (1.7 to 1,320)	1,320 (1.7 to 1,320)	1,320 (998 to 1,320)	1,320 (1.7 to 1,320)	1,320 (998 to 1,320)	1,320 (998 to 1,320)	1,320 (998 to 1,320)	1,320 (998 to 1,320)	1,320 (998 to 1,320)	1,320 (998 to 1,320)	1,320 (998 to 1,320)	1,320 (998 to 1,320)	1,320 (998 to 1,320)	1,320 (998 to 1,320)	1,320 (998 to 1,320)	13,600
Interpersonal violence	99.2 (34 to 216)	12.6 (2.1 to 33.4)	137 (44.4 to 339)	292 (96.1 to 824)	261 (142 to 417)	399 (243 to 647)	997 (650 to 1,710)	1,230 (734 to 2,200)	1,160 (979 to 1,980)	1,920 (647 to 1,980)	934 (520 to 1,290)	990 (422 to 661)	1,180 (422 to 1,980)	674 (338 to 656)	1,030 (297 to 679)	410 (297 to 653)	299 (1.19 to 765)	226 (1.19 to 513)	91 (1.19 to 19.8)	87.2 (1.19 to 13.5)	87.2 (44 to 73.4)	11.3 (7 to 20.4)	2.6 (1.7 to 6.2)	0.6 (0.1 to 0.9)	8,760
Physical violence by firearm	6.3 (1.4 to 14.2)	0.9 (0.2 to 2.9)	13.4 (3.2 to 32.4)	39.7 (7.9 to 9.2)	31.2 (9.3 to 65.3)	29.4 (8.3 to 60.1)	184 (68.6 to 309)	214 (74.9 to 402)	188 (79.9 to 377)	214 (80.9 to 412)	188 (80.9 to 412)	147 (42.1 to 233)	74.6 (33.8 to 124)	69 (29.6 to 113)	39.6 (13.7 to 68.7)	19.9 (8.7 to 37)	12.7 (6.3 to 20.9)	4.8 (2.5 to 8.8)	2.6 (1.3 to 4.8)	1.5 (0.8 to 2.8)	0.2 (0.2 to 0.7)	0.1 (0 to 0.1)	1,370
Physical violence by sharp object	12.6 (2.8 to 29.1)	0.9 (0.1 to 2.2)	19.1 (3.1 to 52.2)	63.9 (13.1 to 136)	29.4 (20.3 to 45.3)	89.7 (52.1 to 172)	206 (122 to 350)	482 (189 to 1,000)	224 (189 to 1,000)	482 (189 to 1,000)	224 (189 to 1,000)	482 (189 to 1,000)	224 (189 to 1,000)	482 (189 to 1,000)	224 (189 to 1,000)	482 (189 to 1,000)	224 (189 to 1,000)	482 (189 to 1,000)	224 (189 to 1,000)	482 (189 to 1,000)	224 (189 to 1,000)	482 (189 to 1,000)	224 (189 to 1,000)	482 (189 to 1,000)	224 (189 to 1,000)	2,630
Sexual violence	0 (0 to 0)	0 (0 to 0)	0 (0 to 0)	0 (0.7 to 12.9)	0 (0 to 1.58)	0 (0 to 235)	0 (1.58 to 514)	0 (180 to 634)	0 (143 to 399)	0 (132 to 554)	0 (138 to 250)	0 (80.1 to 230)	0 (79.9 to 199)	0 (53.9 to 150)	0 (29.6 to 82.8)	0 (29.6 to 82.8)	0 (14.9 to 37.5)	0 (10 to 29.2)	0 (6.1 to 16)	0 (3.9 to 9.1)	0 (1.2 to 3.2)	0 (0.3 to 0.5)	0 (0 to 0)	0 (0 to 0)	0 (0 to 0)	1,890
Physical violence by other means	0.7 (0.1 to 1.5)	0.1 (0 to 0.3)	1.9 (0.4 to 7.1)	7.3 (1.5 to 21.1)	6.1 (0.7 to 15.6)	6.1 (0.7 to 15.6)	6.1 (0.7 to 15.6)	6.1 (0.7 to 15.6)	6.1 (0.7 to 15.6)	6.1 (0.7 to 15.6)	6.1 (0.7 to 15.6)	6.1 (0.7 to 15.6)	6.1 (0.7 to 15.6)	6.1 (0.7 to 15.6)	6.1 (0.7 to 15.6)	6.1 (0.7 to 15.6)	6.1 (0.7 to 15.6)	6.1 (0.7 to 15.6)	6.1 (0.7 to 15.6)	6.1 (0.7 to 15.6)	6.1 (0.7 to 15.6)	6.1 (0.7 to 15.6)	6.1 (0.7 to 15.6)	6.1 (0.7 to 15.6)	2,900
Conflict and terrorism	0 (0 to 0.4)	0 (0 to 0.2)	0 (0 to 0.2)	0 (0.1 to 1.5)	0 (0.1 to 0.4)	0 (0 to 0.2)	0 (0.1 to 1.2)	0 (0.1 to 1.2)	0 (0.1 to 1.2)	0 (0.1 to 1.2)	0 (0.1 to 1.2)	0 (0.1 to 1.2)	0 (0.1 to 1.2)	0 (0.1 to 1.2)	0 (0.1 to 1.2)	0 (0.1 to 1.2)	0 (0.1 to 1.2)	0 (0.1 to 1.2)	0 (0.1 to 1.2)	0 (0.1 to 1.2)	0 (0.1 to 1.2)	0 (0.1 to 1.2)	0 (0.1 to 1.2)	0 (0.1 to 1.2)	0 (0.1 to 1.2)	12,280

SR Table 2b: Greece DALYS by cause and age group for females with 95% uncertainty intervals, 2019

Cause	Early Neonatal	Late Neonatal	Post Neonatal	1 to 4	5 to 9	10 to 14	15 to 19	20 to 24	25 to 29	30 to 34	35 to 39	40 to 44	45 to 49	50 to 54	55 to 59	60 to 64	65 to 69	70 to 74	75 to 79	80 to 84	85 to 89	90 to 94	95 plus	Total
All causes	1,900 (1,704 to 2,060)	2,360 (1,970 to 2,870)	4,990 (3,990 to 6,360)	6,890 (5,370 to 8,660)	6,220 (4,840 to 7,950)	5,290 (4,110 to 6,660)	7,200 (5,700 to 8,900)	11,600 (9,160 to 14,600)	20,600 (16,700 to 25,600)	27,500 (22,100 to 34,000)	37,600 (29,900 to 46,700)	49,600 (39,200 to 61,500)	63,200 (49,900 to 78,600)	79,100 (62,100 to 98,500)	99,500 (78,000 to 124,000)	121,000 (94,500 to 151,000)	147,000 (113,000 to 186,000)	176,000 (134,000 to 225,000)	207,000 (154,000 to 267,000)	237,000 (175,000 to 309,000)	262,000 (186,000 to 350,000)	282,000 (193,000 to 379,000)	297,000 (197,000 to 401,000)	21,900 (21,100 to 22,800)	1,478,000 (1,450,000 to 1,506,000)
Communicable, maternal, neonatal, and nutritional diseases	1,300 (1,070 to 1,530)	1,460 (1,180 to 1,850)	1,200 (899 to 1,590)	1,060 (1,190 to 0.139)	1,060 (876 to 1,290)	1,160 (887 to 1,560)	1,140 (899 to 1,580)	1,040 (799 to 1,450)	1,080 (799 to 1,550)	1,020 (1,020 to 2,020)	2,050 (1,550 to 2,650)	2,390 (1,790 to 3,230)	2,080 (1,700 to 3,070)	2,290 (1,730 to 3,270)	2,420 (1,860 to 3,190)	2,930 (2,220 to 3,990)	3,690 (2,800 to 5,000)	3,450 (2,760 to 4,350)	3,760 (3,000 to 5,600)	4,700 (3,600 to 6,800)	6,770 (5,130 to 10,000)	6,000 (4,680 to 7,520)	1,060 (949 to 1,610)	66,600 (64,000 to 69,300)
HIV/AIDS and sexually transmitted infections	0 (0 to 1)	0 (0 to 0)	0 (0 to 1)	0 (0 to 0)	0 (0 to 0)	0 (0 to 0)	0 (0 to 0)	0 (0 to 0)	0 (0 to 0)	0 (0 to 0)	0 (0 to 0)	0 (0 to 0)	0 (0 to 0)	0 (0 to 0)	0 (0 to 0)	0 (0 to 0)	0 (0 to 0)	0 (0 to 0)	0 (0 to 0)	0 (0 to 0)	0 (0 to 0)	0 (0 to 0)	0 (0 to 0)	0 (0 to 0)	0 (0 to 0)
HIV/AIDS	0 (0 to 0)	0 (0 to 0)	0 (0 to 0)	0 (0 to 0)	0 (0 to 0)	0 (0 to 0)	0 (0 to 0)	0 (0 to 0)	0 (0 to 0)	0 (0 to 0)	0 (0 to 0)	0 (0 to 0)	0 (0 to 0)	0 (0 to 0)	0 (0 to 0)	0 (0 to 0)	0 (0 to 0)	0 (0 to 0)	0 (0 to 0)





SR Table 2b: Iceland DALYS by cause and age group for females with 90% uncertainty intervals, 2019

Cause	Early Neonatal	Late Neonatal	Post Neonatal	1 to 4	5 to 9	10 to 14	15 to 19	20 to 24	25 to 29	30 to 34	35 to 39	40 to 44	45 to 49	50 to 54	55 to 59	60 to 64	65 to 69	70 to 74	75 to 79	80 to 84	85 to 89	90 to 94	95 plus	Total
All causes	164 (121 to 201)	84.8 (68.5 to 96.9)	146 (94.4 to 211)	1,140 (920 to 1,360)	1,010 (830 to 1,190)	1,010 (844 to 1,200)	1,160 (962 to 1,400)	1,440 (1,200 to 1,810)	1,740 (1,470 to 2,190)	2,140 (1,770 to 2,660)	2,540 (2,140 to 3,160)	3,040 (2,600 to 3,720)	3,540 (3,060 to 4,360)	4,140 (3,600 to 5,080)	4,740 (4,090 to 5,810)	5,340 (4,600 to 6,560)	5,940 (5,110 to 7,300)	6,540 (5,620 to 8,040)	7,140 (6,140 to 8,790)	7,740 (6,660 to 9,530)	8,340 (7,180 to 10,300)	8,940 (7,700 to 11,100)	9,540 (8,220 to 11,900)	9,540 (8,220 to 11,900)	37,200 (32,100 to 46,400)
Communicable, maternal, neonatal, and nutritional diseases	164 (81.5 to 239)	84.8 (13.8 to 39)	146 (49.1 to 49.4)	1,140 (44.4 to 90.3)	1,010 (35.6 to 81.2)	1,010 (36.8 to 80.4)	1,160 (40.2 to 75.4)	1,440 (51 to 83.4)	1,740 (44.7 to 73.7)	2,140 (46.8 to 76.9)	2,540 (49.8 to 73.2)	3,040 (49.8 to 73.2)	3,540 (51.1 to 85)	4,140 (54.9 to 85)	4,740 (57.7 to 89.1)	5,340 (59.7 to 90.1)	5,940 (64.3 to 97.7)	6,540 (68.7 to 98.1)	7,140 (70.6 to 114)	7,740 (69.2 to 124)	8,340 (69.2 to 124)	8,940 (69.2 to 124)	8,940 (69.2 to 124)	1,550 (39.7 to 118)
HIV/AIDS and sexually transmitted infections	0 (0 to 0)	0 (0 to 0)	0.2 (0.2 to 0.3)	0.4 (0.3 to 0.5)	0.2 (0.2 to 0.4)	0.2 (0.2 to 0.4)	0.3 (0.2 to 0.4)	1.2 (0.7 to 1.9)	2.6 (1.6 to 3.9)	3.2 (2.3 to 4.7)	3 (2 to 4.7)	2.8 (1.8 to 4.4)	2.4 (1.5 to 4)	1.7 (1 to 3)	1.4 (0.9 to 2.4)	1.2 (0.8 to 2.2)	1.1 (0.8 to 1.8)	0.9 (0.6 to 1.2)	0.4 (0.3 to 0.6)	0.3 (0.2 to 0.5)	0.2 (0.1 to 0.4)	0.1 (0 to 0.3)	24.1 (15.9 to 33.1)
HIV/AIDS	0 (0 to 0)	0 (0 to 0)	0.2 (0.2 to 0.3)	0.4 (0.3 to 0.5)	0.2 (0.2 to 0.4)	0.2 (0.2 to 0.4)	0.3 (0.1 to 0.1)	0.4 (0.4 to 0.5)	1.4 (1.2 to 1.6)	2 (1.6 to 2.5)	1.6 (1.2 to 2.1)	1.4 (1 to 1.8)	1.1 (0.8 to 1.5)	0.8 (0.5 to 1.1)	0.7 (0.4 to 0.9)	0.5 (0.4 to 0.8)	0.4 (0.3 to 0.6)	0.3 (0.2 to 0.4)	0.1 (0.1 to 0.2)	0.1 (0 to 0.2)	0 (0 to 0.1)	0 (0 to 0)	11.4 (9.6 to 13)
HIV/AIDS - Drug-susceptible Tuberculosis	0 (0 to 0)	0 (0 to 0)	0 (0 to 0)	0 (0 to 0)	0 (0 to 0)	0 (0 to 0)	0 (0 to 0)	0 (0 to 0.1)	0.1 (0 to 0.1)	0.2 (0.1 to 0.3)	0.1 (0.1 to 0.2)	0.1 (0 to 0.1)	0.1 (0.1 to 0.1)	0.1 (0 to 0.1)	0.1 (0 to 0.1)	0.1 (0 to 0.1)	0.1 (0 to 0.1)	0.1 (0 to 0.1)	0 (0 to 0)	0 (0 to 0)	0 (0 to 0)	0 (0 to 0)	0 (0 to 0)	0.9 (0.6 to 1.2)
HIV/AIDS - Multidrug-resistant Tuberculosis without extensive dr...	0 (0 to 0)	0 (0 to 0)	0 (0 to 0)	0 (0 to 0)	0 (0 to 0)	0 (0 to 0)	0 (0 to 0)

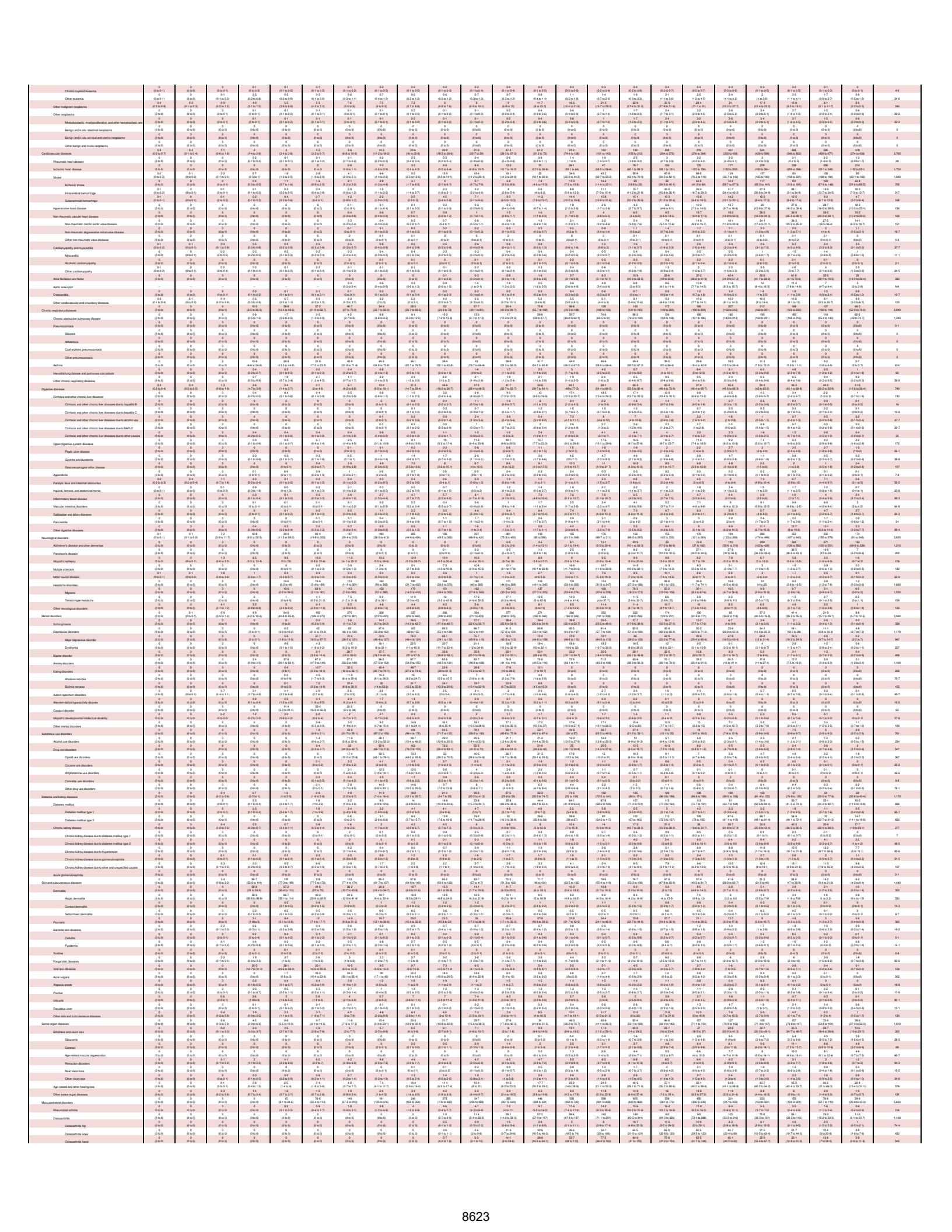



SR Table 2b: Inland DALYS by cause and age arcoss for females with 95% uncertainty intervals, 2019

Cause	Early Neonatal	Late Neonatal	Post-Neonatal	1 to 4	5 to 9	10 to 14	15 to 19	20 to 24	25 to 29	30 to 34	35 to 39	40 to 44	45 to 49	50 to 54	55 to 59	60 to 64	65 to 69	70 to 74	75 to 79	80 to 84	85 to 89	90 to 94	95 plus	Total
All causes	3,780 (3,000 to 4,800)	1,260 (819 to 1,930)	2,420 (2,030 to 2,880)	4,200 (3,190 to 5,500)	4,660 (3,960 to 5,600)	5,260 (4,220 to 6,700)	18,200 (12,900 to 31,900)	18,400 (13,900 to 24,900)	20,600 (16,100 to 26,600)	26,200 (19,900 to 33,900)	34,000 (26,500 to 43,000)	39,000 (28,400 to 53,400)	47,000 (32,700 to 64,600)	48,900 (33,400 to 67,000)	48,900 (33,400 to 67,000)	48,900 (33,400 to 67,000)	48,900 (33,400 to 67,000)	48,900 (33,400 to 67,000)	48,900 (33,400 to 67,000)	48,900 (33,400 to 67,000)	48,900 (33,400 to 67,000)	48,900 (33,400 to 67,000)	48,900 (33,400 to 67,000)	696,000
Communicable, maternal, neonatal, and nutritional diseases	2,010 (1,670 to 2,630)	420 (329 to 569)	591 (492 to 797)	690 (527 to 1,230)	642 (588 to 1,170)	647 (471 to 867)	641 (475 to 954)	668 (483 to 991)	670 (502 to 975)	639 (502 to 1,060)	674 (504 to 1,250)	682 (499 to 1,330)	672 (497 to 1,190)	672 (496 to 1,170)	642 (474 to 1,130)	662 (491 to 1,150)	662 (489 to 1,150)	629 (466 to 1,130)	1,250 (1,160 to 1,870)	1,490 (1,380 to 2,180)	1,990 (1,830 to 2,980)	2,290 (2,110 to 3,270)	1,990 (1,830 to 2,980)	1,990 (1,830 to 2,980)	1,990 (1,830 to 2,980

Ischemic heart disease	0 (0.0 to 0)	0 (0.0 to 0)	0 (0.0 to 0)	0 (0.0 to 0)	0 (0.0 to 0)	0 (0.0 to 0)	7 (2.9 to 12.1)	74 (57.9 to 101)	184 (132.9 to 233)	0 (0.0 to 0)	61.7 (48.7 to 77.3)	77 (58.3 to 100)	136 (97.7 to 172)	288 (227.9 to 332)	482 (372.9 to 573)	779 (650.9 to 907)	1,260 (1,072 to 1,450)	1,700 (1,500 to 1,970)	2,470 (2,260 to 2,670)	3,460 (3,220 to 3,700)	4,190 (3,960 to 4,430)	4,980 (4,710 to 5,250)	5,230 (4,970 to 5,500)	5,370 (5,100 to 5,650)	1,770 (1,530 to 2,070)	39,300
Stroke	0 (0.0 to 1.0)	0 (0.0 to 1.9)	0 (0.0 to 2.4)	0 (0.0 to 10.4)	0 (0.0 to 10.4)	0 (0.0 to 10



SR Table 2b: Israel DALYS by cause and age across for females with 95% uncertainty intervals, 2019

Cause	Early Neonatal	Late Neonatal	Post Neonatal	1 to 4	5 to 9	10 to 14	15 to 19	20 to 24	25 to 29	30 to 34	35 to 39	40 to 44	45 to 49	50 to 54	55 to 59	60 to 64	65 to 69	70 to 74	75 to 79	80 to 84	85 to 89	90 to 94	95 plus	Total
All causes	8,970 (7,210 to 10,760)	6,080 (5,390 to 6,870)	5,920 (4,970 to 6,960)	13,660 (11,600 to 17,390)	13,660 (11,600 to 15,750)	13,660 (11,710 to 15,750)	13,660 (11,600 to 15,750)	27,320 (23,600 to 31,500)	27,320 (23,600 to 31,500)	33,950 (29,700 to 38,750)	33,950 (29,700 to 38,750)	53,950 (47,200 to 60,900)	53,950 (47,200 to 60,900)	53,950 (47,200 to 60,900)	53,950 (47,200 to 60,900)	53,950 (47,200 to 60,900)	77,920 (68,300 to 87,700)	77,920 (68,300 to 87,700)	77,920 (68,300 to 87,700)	77,920 (68,300 to 87,700)	77,920 (68,300 to 87,700)	77,920 (68,300 to 87,700)	77,920 (68,300 to 87,700)	13,460 (11,200 to 15,700)	643,000
Communicable, maternal, neonatal, and nutritional diseases	5,660 (4,560 to 7,370)	2,150 (1,940 to 2,400)	2,490 (1,960 to 3,200)	3,120 (2,290 to 4,290)	2,700 (1,950 to 3,200)	1,760 (1,310 to 2,120)	1,630 (1,220 to 2,190)	1,760 (1,340 to 2,320)	1,660 (1,220 to 2,040)	1,660 (1,240 to 2,010)	1,660 (1,240 to 2,010)	1,920 (1,420 to 2,710)	1,920 (1,420 to 2,710)	1,660 (1,210 to 2,270)	1,660 (1,210 to 2,260)	1,660 (1,220 to 2,260)	1,640 (1,190 to 2,180)	1,640 (1,220 to 2,260)	1,640 (1,220 to 2,260)	2,010 (1,430 to 2,660)	2,260 (1,670 to 2,710)	2,260 (1,670 to 2,710)	2,010 (1,430 to 2,660)	2,260 (1,660 to 2,720)	2,260 (1,660 to 2,720)	2,260 (1,660 to 2,720)	994 (686 to 1,350)	50,500
HIV/AIDS and sexually transmitted infections	0.1 (0.1 to 0.1)	0 (0 to 0)	19.6 (8.6 to 99.6)	49.4 (20.5 to 99.6)	14.2 (7.1 to 19.9)	11.2 (3.3 to 19.1)	14 (3.6 to 24.5)	27.8 (9.6 to 72.2)	66.9 (21.9 to 133)	94.5 (29.9 to 192)	94.5 (29.9 to 192)	94.1 (29.7 to 189)	49.6 (15.6 to 102)	41.9 (13.2 to 86.1)	47.2 (14.9 to 96.6)	48.5 (15.3 to 99.6)	51.6 (16.1 to 104)	29.7 (9.4 to 61.2)	14.2 (4.5 to 29.5)	7.5 (2.4 to 15.6)	3.6 (1.1 to 7.5)	2.6 (0.8 to 5.4)	1,180 (377 to 2,410)
HIV/AIDS	0 (0 to 0)	0 (0 to 0)	19.6 (8.6 to 99.6)	49.4 (20.5 to 99.6)	14.2 (7.1 to 19.9)	11.2 (3.3 to 19.1)	14 (3.6 to 24.5)	27.8 (9.6 to 72.2)	66.9 (21.9 to 133)	94.5 (29.9 to 192)	94.5 (29.9 to 192)	94.1 (29.7 to 189)	49.6 (15.6 to 102)	41.9 (13.2 to 86.1)	47.2 (14.9 to 96.6)	48.5 (15.3 to 99.6)	51.6 (16.1 to 104)	29.7 (9.4 to 61.2)	14.2 (4.5 to 29.5)	7.5 (2.4 to 15.6)	3.6 (1.1 to 7.5)	2.6 (0.8 to 5.4)	891
HIV/AIDS - Drug-susceptible Tuberculosis	0 (0 to 0)	0 (0 to 0)	0.6 (0.3 to 2.7)	1.5 (0.6 to 3.1)	0.4 (0.2 to 0.6)	0.3 (0.1 to 0.6)	0.4 (0.1 to 0.6)	0.8 (0.3 to 2.2)	2 (0.7 to 4.4)	2.8 (0.9 to 6.6)	2.8 (0.9 to 6.6)	2.8 (0.9 to 6.5)	1.5 (0.5 to 3.5)	1.2 (0.4 to 2.8)	1.4 (0.4 to 3.2)	1.4 (0.5 to 3.3)	1.5 (0.5 to 3.4)	0.9 (0.3 to 2.1)	0.4 (0.1 to 1.1)	0.2 (0.1 to 0.6)	0.1 (0 to 0.3)	0.1 (0 to 0.2)	27.4
HIV/AIDS - Multidrug-resistant Tuberculosis without extensive	0 (0 to 0)	0 (0 to 0)	0.1 (0.1 to 1.1)	0.3 (0.1 to 0.7)	0.1 (0 to 0.3)	0.1 (0 to 0.3)	0.1 (0 to 0.3)	0.2 (0 to 0.6)	0.5 (0.1 to 1.3)	0.7 (0.2 to 1.8)	0.7 (0.2 to 1.8)	0.7 (0.2 to 1.8)	0.4 (0.1 to 1.1)	0.3 (0.1 to 0.8)	0.4 (0.1 to 0.9)	0.4 (0.1 to 0.9)	0.4 (0.1 to 0.9)	0.2 (0 to 0.5)	0.1 (0 to 0.3)	0.1 (0 to 0.2)	0 (0 to 0.1)	0 (0 to 0.1)	4
HIV/AIDS - Extensively drug-resistant Tuberculosis	0 (0 to 0)	0 (0 to 0)	0 (0 to 0.1)	0 (0 to 0.1)	0 (0 to 0.1)	0 (0 to 0.1)	0 (0 to 0)	0 (0 to 0.1)	0 (0 to 0.2)	0 (0 to 0.2)	0 (0 to 0.2)	0 (0 to 0.2)	0 (0 to 0.2)	0 (0 to 0.2)	0 (0 to 0.2)	0 (0 to 0.2)	0 (0 to 0.2)	0 (0 to 0.1)	0 (0 to 0.1)	0 (0 to 0.1)	0 (0 to 0.1)	0 (0 to 0.1)	0 (0 to 0.1)	1.1
HIV/AIDS resulting in other diseases	0 (0 to 0)	0 (0 to 0)	18.7 (8.7 to 98.9)	47.6 (19.6 to 96.3)	13.7 (6.9 to 19.2)	10.8 (3.2 to 18.4)	13.6 (3.5 to 23.6)	26.8 (9.2 to 69.6)	64.5 (21.1 to 128)	91.2 (28.8 to 185)	91.2 (28.8 to 185)	91.4 (28.8 to 183)	47.8 (15 to 98.5)	40.4 (12.7 to 83.1)	45.4 (14.4 to 93.1)	46.8 (14.7 to 96.1)	49.7 (15.5 to 100)	28.6 (9.1 to 59.1)	13.7 (4.3 to 28.4)	7.2 (2.3 to 15.1)	3.5 (1.1 to 7.2)	2.5 (0.8 to 5.2)	878
Sexually transmitted infections excluding HIV	0.1 (0.1 to 0.1)	0 (0 to 0)	0 (0 to 0)	0 (0 to 0)	0 (0 to 0)	0 (0 to 0)	0 (0 to 0)	0 (0 to 0)	0 (0 to 0)	0 (0 to 0)	0 (0 to 0)	0 (0 to 0)	0 (0 to 0)	0 (0 to 0)	0 (0 to 0)	0 (0 to 0)	0 (0 to 0)	0 (0 to 0)	0 (0 to 0)	0 (0 to 0)	0 (0 to 0)	0 (0 to 0)	0 (0 to 0)	0.2
Syphilis	0 (0 to 0)	0 (0 to 0)	0 (0 to 0)	0 (0 to 0)	0 (0 to 0)	0 (0 to 0)	0 (0 to 0)	0 (0 to 0)	0 (0 to 0)	0 (0 to 0)	0 (0 to 0)	0 (0 to 0)	0 (0 to 0)	0 (0 to 0)	0 (0 to 0)	0 (0 to 0)	0 (0 to 0)	0 (0 to 0)	0 (0 to 0)	0 (0 to 0)	0 (0 to 0)	0 (0 to 0)	0 (0 to 0)	0.2
Chlamydial infection	0 (0 to 0)	0 (0 to 0)	0 (0 to 0)	0 (0 to 0)	0 (0 to 0)	0 (0 to 0)	0 (0 to 0)	0 (0 to 0)	0 (0 to 0)	0 (0 to 0)	0 (0 to 0)	0 (0 to 0)	0 (0 to 0)	0 (0 to 0)	0 (0 to 0)	0 (0 to 0)	0 (0 to 0)	0 (0 to 0)	0 (0 to 0)	0 (0 to 0)	0 (0 to 0)	0 (0 to 0)	0 (0 to 0)	29.7
Gonococcal infection	0 (0 to 0)	0 (0 to 0)	0 (0 to 0)	0 (0 to 0)	0 (0 to 0)	0 (0 to 0.1)	0 (0 to 0.1)	0 (0 to 0.1)	0 (0 to 0.1)	0 (0 to 0.1)	0 (0 to 0.1)	0 (0 to 0.1)	0 (0 to 0.1)	0 (0 to 0.1)	0 (0 to 0.1)	0 (0 to 0.1)	0 (0 to 0.1)	0 (0 to 0.1)	0 (0 to 0.1)	0 (0 to 0.1)	0 (0 to 0.1)	0 (0 to 0.1)	0 (0 to 0.1)	0.1
Trichomoniasis	0 (0 to 0)	0 (0 to 0)	0 (0 to 0)	0 (0 to 0)	0 (0 to 0)	0 (0 to 0)	0 (0 to 0)	0 (0 to 0)	0 (0 to 0)	0 (0 to 0)	0 (0 to 0)	0 (0 to 0)	0 (0 to 0)	0 (0 to 0)	0 (0 to 0)	0 (0 to 0)	0 (0 to 0)	0 (0 to 0)	0 (0 to 0)	0 (0 to 0)	0 (0 to 0)	0 (0 to 0)	0 (0 to 0)	29.7
Genital herpes	0 (0 to 0)	0 (0 to 0)	0 (0 to 0)	0 (0 to 0)	0 (0 to 0)	0 (0 to 0)	0 (0 to 0)	0 (0 to 0)	0 (0 to 0)	0 (0 to 0)	0 (0 to 0)	0 (0 to 0)	0 (0 to 0)	0 (0 to 0)	0 (0 to 0)	0 (0 to 0)	0 (0 to 0)	0 (0 to 0)	0 (0 to 0)	0 (0 to 0)	0 (0 to 0)	0 (0 to 0)	0 (0 to 0)	0.2
Other sexually transmitted infections	0 (0 to 0)	0 (0 to 0)	0 (0 to 0)	0 (0 to 0)	0 (0 to 0)	0 (0 to 0.6)	0 (0 to 0.6)	0 (1.6 to 3.7)	0 (0.7 to 1.6)	0 (0.7 to 1.6)	0 (0.7 to 1.6)	0 (0.6 to 1.6)	0 (0.6 to 1.6)	0 (0.7 to 1.6)	0 (0.7 to 1.6)	0 (0.6 to 1.5)	0 (0.5 to 1.4)	0 (0.2 to 0.6)	0 (0.2 to 0.6)	0 (0.1 to 0.3)	0 (0.2 to 0.5)	0 (0.1 to 0.3)	0.3 (0.1 to 0.6)	61.6
Respiratory infections and tuberculosis	2,160 (1,660 to 2,810)	1,710 (1,520 to 1,940)	1,430 (302 to 3,690)	600 (352 to 1,290)	170 (119 to 1,320)	120 (33 to 3,160)	120 (32 to 3,160)	120 (32 to 3,160)	120 (32 to 3,160)	120 (32 to 3,160)	120 (32 to 3,160)	120 (32 to 3,160)	120 (32 to 3,160)	120 (32 to 3,160)	120 (32 to 3,160)	120 (32 to 3,160)	120 (32 to 3,160)	120 (32 to 3,160)	120 (32 to 3,160)	120 (32 to 3,160)	120 (32 to 3,160)	120 (32 to 3,160)	120 (32 to 3,160)	15,800
Tuberculosis	0 (0 to 0)	0 (0 to 0)	0.8 (0.7 to 5.2)	0.7 (0.6 to 4.8)	0.2 (1.9 to 3.9)	0.2 (0.2 to 3.7)	0.2 (0 to 4)	0.2 (0.4 to 9)	0.2 (0.2 to 18.6)	0.2 (0.2 to 18.6)	0.2 (0.2 to 18.6)	0.2 (0.2 to 18.6)	0.2 (0.2 to 18.6)	0.2 (0.2 to 11.4)	0.2 (0.2 to 12.2)	0.2 (0.2 to 12.2)	0.2 (0.2 to 12.2)	0.2 (0.2 to 12.2)	0.2 (0.2 to 12.2)	0.2 (0.2 to 12.2)	0.2 (0.2 to 12.2)	0.2 (0.2 to 12.2)	0.2 (0.2 to 12.2)	208
Latent tuberculosis infection	0 (0 to 0)	0 (0 to 0)	0 (0 to 0)	0 (0 to 0)	0 (0 to 0)	0 (0 to 0)	0 (0 to 0)	0 (0 to 0)	0 (0 to 0)	0 (0 to 0)	0 (0 to 0)	0 (0 to 0)	0 (0 to 0)	0 (0 to 0)	0 (0 to 0)	0 (0 to 0)	0 (0 to 0)	0 (0 to 0)	0 (0 to 0)	0 (0 to 0)	0 (0 to 0)	0 (0 to 0)	0 (0 to 0)	0
Drug-susceptible tuberculosis	0.5 (0.4 to 4.3)	0.5 (0.4 to 4.0)	0.5 (0.4 to 3.5)	0.5 (0.4 to 3.5)	0.2 (1.6 to 3.3)	0.2 (0.2 to 3.1)	0.2 (0 to 3.3)	0.2 (0.3 to 7.5)	0.2 (0.2 to 15.6)	0.2 (0.2 to 15.6)	0.2 (0.2 to 15.6)	0.2 (0.2 to 15.6)	0.2 (0.2 to 15.6)	0.2 (0.2 to 9.5)	0.2 (0.2 to 10.2)	0.2 (0.2 to 10.2)	0.2 (0.2 to 10.2)	0.2 (0.2 to 10.2)	0.2 (0.2 to 10.2)	0.2 (0.2 to 10.2)	0.2 (0.2 to 10.2)	0.2 (0.2 to 10.2)	0.2 (0.2 to 10.2)	208
Multidrug-resistant tuberculosis without extensive drug-resistar	0 (0 to 0)	0 (0 to 0)	0 (0 to 0)	0 (0 to 0)	0 (0 to 0)	0 (0 to 0)	0 (0 to 0)	0 (0 to 0)	0 (0 to 0)	0 (0 to 0)	0 (0 to 0)	0 (0 to 0)	0 (0 to 0)	0 (0 to 0)	0 (0 to 0)	0 (0 to 0)	0 (0 to 0)	0 (0 to 0)	0 (0 to 0)



Benign prostatic hyperplasia	0 (0 to 0)	0 (0 to 0)	0 (0 to 0)

Sex Table 2b, Male DALYs by cause and age, across for females with 95% uncertainty intervals, 2019

Cause	Early Neonatal	Late Neonatal	Post Neonatal	1 to 4	5 to 9	10 to 14	15 to 19	20 to 24	25 to 29	30 to 34	35 to 39	40 to 44	45 to 49	50 to 54	55 to 59	60 to 64	65 to 69	70 to 74	75 to 79	80 to 84	85 to 89	90 to 94	95 plus	Total
All causes	21,650 (19,653 to 24,200)	8,693 (6,875 to 10,955)	14,668 (11,520 to 18,600)	33,290 (25,555 to 42,308)	51,293 (37,893 to 67,260)	91,568 (66,405 to 121,000)	139,050 (101,850 to 184,000)	171,350 (126,000 to 226,000)	206,200 (153,000 to 277,000)	243,000 (179,000 to 325,000)	299,000 (224,000 to 398,000)	391,000 (291,000 to 521,000)	499,000 (372,000 to 665,000)	646,000 (482,000 to 860,000)	879,000 (655,000 to 1,170,000)	1,200,000 (897,000 to 1,600,000)	1,600,000 (1,200,000 to 2,130,000)	2,130,000 (1,600,000 to 2,840,000)	2,840,000 (2,130,000 to 3,790,000)	3,790,000 (2,840,000 to 5,060,000)	5,060,000 (3,790,000 to 6,750,000)	6,750,000 (5,060,000 to 9,000,000)	9,000,000 (6,750,000 to 12,000,000)	9,240,000
Communicable, maternal, neonatal, and nutritional diseases	14,100 (12,800 to 15,800)	5,640 (4,460 to 7,110)	9,410 (7,390 to 12,000)	17,500 (13,400 to 22,300)	7,990 (5,900 to 10,700)	6,730 (4,880 to 9,160)	7,540 (5,500 to 10,300)	8,610 (6,270 to 11,700)	9,230 (6,850 to 12,600)	9,990 (7,530 to 13,400)	10,800 (8,060 to 14,500)	11,600 (8,660 to 15,600)	12,300 (9,200 to 16,500)	13,200 (9,900 to 17,700)	14,000 (10,500 to 18,800)	15,000 (11,200 to 20,100)	16,000 (11,900 to 21,400)	16,800 (12,600 to 22,500)	17,600 (13,200 to 23,600)	18,400 (13,800 to 24,700)	19,200 (14,400 to 25,800)	20,000 (15,000 to 26,900)	21,000 (15,800 to 28,200)	272,000
HIV/AIDS and sexually transmitted infections	11 (1 to 40)	10 (4 to 1 to 1)	1,100 (75 to 6,870)	1,100 (166 to 6,960)	1,100 (81 to 7,100)	1,100 (82 to 6,970)	1,100 (69 to 6,180)	1,100 (250 to 6,060)	1,100 (528 to 6,523)	1,100 (692 to 6,533)	1,100 (1,230 to 7,230)	1,100 (1,730 to 8,170)	1,100 (1,820 to 9,200)	1,100 (1,990 to 9,630)	1,100 (1,990 to 9,630)	1,100 (1,990 to 9,630)	1,100 (1,990 to 9,630)	1,100 (1,990 to 9,630)	1,100 (1,990 to 9,630)	1,100 (1,990 to 9,630)	1,100 (1,990 to 9,630)	1,100 (1,990 to 9,630)	1,100 (1,990 to 9,630)	13,400
HIV/AIDS	0 (0 to 0)	0 (0 to 0)	1,100 (75 to 6,870)	1,100 (166 to 6,960)	1,100 (81 to 7,100)	1,100 (82 to 6,970)	1,100 (69 to 6,180)	1,100 (250 to 6,060)	1,100 (528 to 6,523)	1,100 (692 to 6,533)	1,100 (1,230 to 7,230)	1,100 (1,730 to 8,170)	1,100 (1,820 to 9,200)	1,100 (1,990 to 9,630)	1,100 (1,990 to 9,630)	1,100 (1,990 to 9,630)	1,100 (1,990 to 9,630)	1,100 (1,990 to 9,630)	1,100 (1,990 to 9,630)	1,100 (1,990 to 9,630)	1,100 (1,990 to 9,630)	1,100 (1,990 to 9,630)	1,100 (1,990 to 9,630)	13,400
HIV/AIDS - Drug-susceptible Tuberculosis	0 (0 to 0)	0 (0 to 0)	2.0 (1.0 to 4.1)	2.0 (1.0 to 4.2)	1.5 (0.8 to 3.1)	1.6 (0.8 to 3.2)	1.7 (0.8 to 3.5)	1.8 (0.9 to 3.7)	1.9 (0.9 to 3.8)	2.0 (1.0 to 4.0)	2.1 (1.0 to 4.3)	2.2 (1.1 to 4.5)	2.3 (1.1 to 4.7)	2.4 (1.2 to 4.9)	2.5 (1.2 to 5.1)	2.6 (1.3 to 5.3)	2.7 (1.3 to 5.5)	2.8 (1.4 to 5.7)	2.9 (1.4 to 5.9)	3.0 (1.5 to 6.1)	3.1 (1.5 to 6.3)	3.2 (1.6 to 6.5)	3.3 (1.6 to 6.7)	217
HIV/AIDS - Multidrug resistant Tuberculosis without extensive drug resistance	0 (0 to 0)	0 (0 to 0)	0.2 (0.1 to 0.6)	0.2 (0.1 to 0.6)	0.1 (0.0 to 0.4)	0.1 (0.0 to 0.4)	0.1 (0.0 to 0.4)	0.1 (0.0 to 0.4)	0.1 (0.0 to 0.4)	0.2 (0.1 to 0.7)	0.2 (0.1 to 0.7)	0.2 (0.1 to 0.8)	0.2 (0.1 to 0.8)	0.2 (0.1 to 0.8)	0.2 (0.1 to 0.8)	0.2 (0.1 to 0.8)	0.2 (0.1 to 0.8)	0.2 (0.1 to 0.8)	0.2 (0.1 to 0.8)	0.2 (0.1 to 0.8)	0.2 (0.1 to 0.8)	0.2 (0.1 to 0.8)	0.2 (0.1 to 0.8)	1.6
HIV/AIDS - Extensively drug-resistant Tuberculosis	0 (0 to 0)	0 (0 to 0)	0 (0 to 0.1)	0 (0 to 0.1)	0 (0 to 0.1)	0 (0 to 0.1)	0 (0 to 0.1)	0 (0 to 0.1)	0 (0 to 0.1)	0 (0 to 0.1)	0 (0 to 0.1)	0 (0 to 0.1)	0 (0 to 0.1)	0 (0 to 0.1)	0 (0 to 0.1)	0 (0 to 0.1)	0 (0 to 0.1)	0 (0 to 0.1)	0 (0 to 0.1)	0 (0 to 0.1)	0 (0 to 0.1)	0 (0 to 0.1)	0 (0 to 0.1)	0 (0 to 0.1)	0.7
HIV/AIDS resulting in other diseases	0 (0 to 0)	0 (0 to 0)	77 (21 to 431)	1,100 (54 to 6,950)	1,100 (82 to 6,950)	1,100 (81 to 6,940)	1,100 (69 to 6,180)	1,100 (170 to 6,060)	1,100 (329 to 6,060)	1,100 (499 to 6,060)	1,100 (811 to 6,060)	1,100 (1,270 to 6,060)	1,100 (1,290 to 6,060)	1,100 (1,420 to 6,060)	1,100 (1,330 to 6,060)	1,100 (1,610 to 6,060)	1,100 (1,990 to 6,060)	1,100 (1,990 to 6,060)	1,100 (1,990 to 6,060)	1,100 (1,990 to 6,060)	1,100 (1,990 to 6,060)	1,100 (1,990 to 6,060)	1,100 (1,990 to 6,060)	1,100 (1,990 to 6,060)	8,960
Sexually transmitted infections, excluding HIV	11 (1 to 40)	10 (4 to 1 to 1)	0.8 (0.4 to 1.7)	0.8 (0.4 to 1.7)	0.4 (0.2 to 0.9)	0.5 (0.2 to 1.0)	0.5 (0.2 to 1.0)	0.6 (0.2 to 1.2)	0.7 (0.3 to 1.4)	0.8 (0.3 to 1.6)	0.9 (0.4 to 1.8)	1.0 (0.4 to 2.0)	1.1 (0.5 to 2.2)	1.2 (0.5 to 2.4)	1.3 (0.6 to 2.6)	1.4 (0.6 to 2.8)	1.5 (0.7 to 3.0)	1.6 (0.7 to 3.2)	1.7 (0.8 to 3.4)	1.8 (0.8 to 3.6)	1.9 (0.9 to 3.8)	2.0 (0.9 to 4.0)	2.1 (1.0 to 4.2)	4,140
Syphilis	0 (0 to 0)	0 (0 to 0)	0.3 (0.1 to 1.1)	0.3 (0.2 to 1.2)	0.2 (0.0 to 0.8)	0.2 (0.0 to 0.8)	0.2 (0.0 to 0.8)	0.2 (0.0 to 0.8)	0.2 (0.0 to 0.8)	0.2 (0.0 to 0.8)	0.2 (0.0 to 0.8)	0.2 (0.0 to 0.8)	0.2 (0.0 to 0.8)	0.2 (0.0 to 0.8)	0.2 (0.0 to 0.8)	0.2 (0.0 to 0.8)	0.2 (0.0 to 0.8)	0.2 (0.0 to 0.8)	0.2 (0.0 to 0.8)	0.2 (0.0 to 0.8)	0.2 (0.0 to 0.8)	0.2 (0.0 to 0.8)	0.2 (0.0 to 0.8)	1.6
Chlamydial infection	0 (0 to 0)	0 (0 to 0)	0 (0 to 0)	0 (0 to 0)	0.1 (0.0 to 0.4)	0.1 (0.0 to 0.4)	0.1 (0.0 to 0.4)	0.1 (0.0 to 0.4)	0.1 (0.0 to 0.4)	0.1 (0.0 to 0.4)	0.1 (0.0 to 0.4)	0.1 (0.0 to 0.4)	0.1 (0.0 to 0.4)	0.1 (0.0 to 0.4)	0.1 (0.0 to 0.4)	0.1 (0.0 to 0.4)	0.1 (0.0 to 0.4)	0.1 (0.0 to 0.4)	0.1 (0.0 to 0.4)	0.1 (0.0 to 0.4)	0.1 (0.0 to 0.4)	0.1 (0.0 to 0.4)	0.1 (0.0 to 0.4)	0.7
Gonococcal infection	0 (0 to 0)	0 (0 to 0)	0 (0 to 0)	0 (0 to 0)	0.2 (0.1 to 0.6)	0.2 (0.1 to 0.6)	0.2 (0.1 to 0.6)	0.2 (0.1 to 0.6)	0.2 (0.1 to 0.6)	0.2 (0.1 to 0.6)	0.2 (0.1 to 0.6)	0.2 (0.1 to 0.6)	0.2 (0.1 to 0.6)	0.2 (0.1 to 0.6)	0.2 (0.1 to 0.6)	0.2 (0.1 to 0.6)	0.2 (0.1 to 0.6)	0.2 (0.1 to 0.6)	0.2 (0.1 to 0.6)	0.2 (0.1 to 0.6)	0.2 (0.1 to 0.6)	0.2 (0.1 to 0.6)	0.2 (0.1 to 0.6)	1.6
Trichomoniasis	0 (0 to 0)	0 (0 to 0)	0 (0 to 0)	0 (0 to 0)	0 (0 to 0)	0 (0 to 0)	0 (0 to 0)	0 (0 to 0)	0 (0 to 0)	0 (0 to 0)	0 (0 to 0)	0 (0 to 0)	0 (0 to 0)	0 (0 to 0)	0 (0 to 0)	0 (0 to 0)	0 (0 to 0)	0 (0 to 0)	0 (0 to 0)	0 (0 to 0)	0 (0 to 0)	0 (0 to 0)	0 (0 to 0)	0 (0 to 0)	0
Other sexually transmitted infections	0 (0 to 0)	0 (0 to 0)	0.2 (0.1 to 0.5)	0.2 (0.1 to 0.5)	0.1 (0.0 to 0.3)	0.1 (0.0 to 0.3)	0.1 (0.0 to 0.3)	0.1 (0.0 to 0.3)	0.1 (0.0 to 0.3)	0.1 (0.0 to 0.3)	0.1 (0.0 to 0.3)	0.1 (0.0 to 0.3)	0.1 (0.0 to 0.3)	0.1 (0.0 to 0.3)	0.1 (0.0 to 0.3)	0.1 (0.0 to 0.3)	0.1 (0.0 to 0.3)	0.1 (0.0 to 0.3)	0.1 (0.0 to 0.3)	0.1 (0.0 to 0.3)	0.1 (0.0 to 0.3)	0.1 (0.0 to 0.3)	0.1 (0.0 to 0.3)	0.7
Respiratory infections and tuberculosis	620 (62.3 to 56.0)	160 (13.7 to 1,740)	773 (1,000 to 3,330)	3,640 (3,000 to 4,360)	1,990 (1,000 to 3,210)	1,990 (1,000 to 3,190)	1,990 (1,000 to 3,200)	2,130 (1,000 to 3,200)	2,180 (1,000 to 3,200)	2,210 (1,000 to 3,200)	2,200 (1,000 to 3,200)	2,200 (1,000 to 3,200)	2,200 (1,000 to 3,200)	2,200 (1,000 to 3,200)	2,200 (1,000 to 3,200)	2,200 (1,000 to 3,200)	2,200 (1,000 to 3,200)	2,200 (1,000 to 3,200)	2,200 (1,000 to 3,200)	2,200 (1,000 to 3,200)	2,200 (1,000 to 3,200)	2,200 (1,000 to 3,200)	2,200 (1,000 to 3,200)	98,600
Tuberculosis	0 (0 to 0)	0 (0 to 0)	0.3 (0.1 to 1.2)	0.3 (0.1 to 1.2)	0.3 (0.1 to 1.2



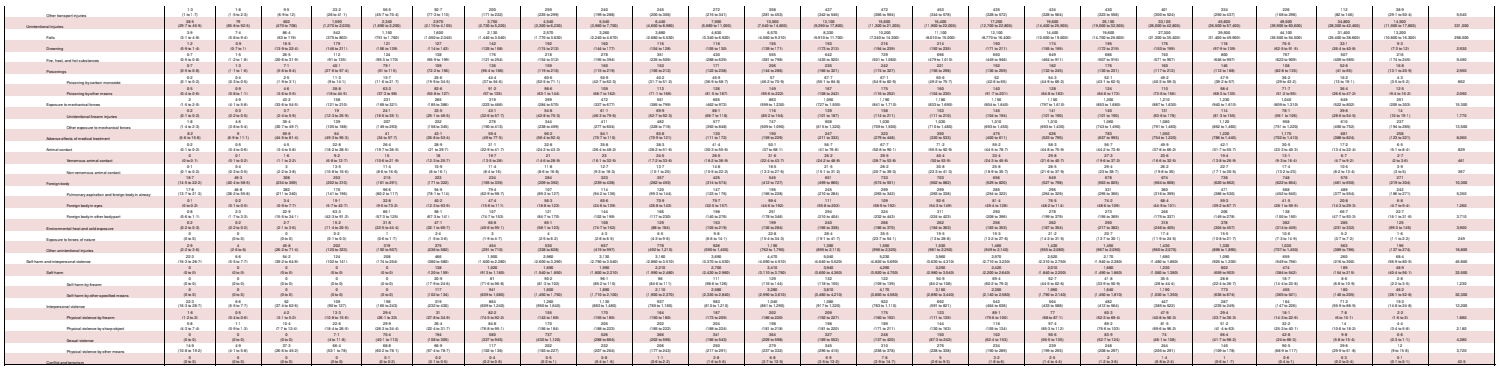

SI Table 2b: Luxembourg DALYS by cause and age group for females with 95% uncertainty intervals, 2019

Cause	Early Neonatal	Late Neonatal	Post Neonatal	1 to 4	5 to 9	10 to 14	15 to 19	20 to 24	25 to 29	30 to 34	35 to 39	40 to 44	45 to 49	50 to 54	55 to 59	60 to 64	65 to 69	70 to 74	75 to 79	80 to 84	85 to 89	90 to 94	95 plus	Total
All causes	1,048 (1,041 to 1,055)	1,048 (1,041 to 1,055)	2,096 (1,948 to 2,244)	4,192 (3,967 to 4,418)	5,238 (4,974 to 5,502)	5,238 (4,969 to 5,506)	5,238 (4,965 to 5,511)	7,335 (7,000 to 7,670)	8,383 (8,020 to 8,750)	9,431 (9,035 to 9,827)	10,478 (10,045 to 10,908)	11,526 (11,055 to 11,997)	12,573 (12,066 to 13,080)	13,621 (13,076 to 14,166)	14,668 (14,086 to 15,252)	15,716 (15,096 to 16,336)	16,763 (16,106 to 17,419)	17,811 (17,116 to 18,506)	18,858 (18,126 to 19,590)	19,906 (19,136 to 20,676)	20,953 (20,146 to 21,760)	21,001 (20,190 to 21,812)	76,020
Communicable, maternal, neonatal, and nutritional diseases	1,048 (1,041 to 1,055)	1,048 (1,041 to 1,055)	2,096 (1,948 to 2,244)	4,192 (3,967 to 4,418)	5,238 (4,974 to 5,502)	5,238 (4,969 to 5,506)	5,238 (4,965 to 5,511)	7,335 (7,000 to 7,670)	8,383 (8,020 to 8,750)	9,431 (9,035 to 9,827)	10,478 (10,045 to 10,908)	11,526 (11,055 to 11,997)	12,573 (12,066 to 13,080)	13,621 (13,076 to 14,166)	14,668 (14,086 to 15,252)	15,716 (15,096 to 16,336)	16,763 (16,106 to 17,419)	17,811 (17,116 to 18,506)	18,858 (18,126 to 19,590)	19,906 (19,136 to 20,676)	20,953 (20,146 to 21,760)	21,001 (20,190 to 21,812)	2,600
HIV/AIDS and sexually transmitted infections	0 (0 to 0)	0 (0 to 0)	0 (0 to 0)	0 (0 to 0)	0 (0 to 0)	0 (0 to 0)	0 (0 to 0)	0 (0 to 0)	0 (0 to 0)	0 (0 to 0)	0 (0 to 0)	0 (0 to 0)	0 (0 to 0)	0 (0 to 0)	0 (0 to 0)	0 (0 to 0)	0 (0 to 0)	0 (0 to 0)	0 (0 to 0)	0 (0 to 0)	0 (0 to 0)	0 (0 to 0)	0 (0 to 0)	0
HIV/AIDS	0 (0 to 0)	0 (0 to 0)	0 (0 to 0)	0 (0 to 0)	0 (0 to 0)	0 (0 to 0)	0 (0 to 0)	0 (0 to 0)	0 (0 to 0)	0 (0 to 0)	0 (0 to 0)	0 (0 to 0)	0 (0 to 0)	0 (0 to 0)	0 (0 to 0)	0 (0 to 0)	0 (0 to 0)	0 (0 to 0)	0 (0 to 0)	0 (0 to 0)	0 (0 to 0)	0 (0 to 0)	0 (0 to 0)	0
HIV/AIDS - Drug-susceptible Tuberculosis	0 (0 to 0)	0 (0 to 0)	0 (0 to 0)	0 (0 to 0)	0 (0 to 0)	0 (0 to 0)	0 (0 to 0)	0 (0 to 0)	0 (0 to 0)	0 (0 to 0)	0 (0 to 0)	0 (0 to 0)	0 (0 to 0)	0 (0 to 0)	0 (0 to 0)	0 (0 to 0)	0 (0 to 0)	0 (0 to 0)	0 (0 to 0)	0 (0 to 0)	0 (0 to 0)	0 (0 to 0)	0 (0 to 0)	0
HIV/AIDS - Multidrug-resistant Tuberculosis without extensive dr...	0 (0 to 0)	0 (0 to 0)	0 (0 to 0)	0 (0 to 0)	0 (0 to 0)	0 (0 to 0)	0 (0 to 0)	0 (0 to 0)	0 (0 to 0)	0 (0 to 0)	0 (0 to 0)	0 (0 to 0)	0 (0 to 0)	0 (0 to 0)	0 (0 to 0)	0 (0 to 0)	0 (0 to 0)	0 (0 to 0)	0 (0 to 0)	0 (0 to 0)	0 (0 to 0)	0 (0 to 0)	0 (0 to 0)	0
HIV/AIDS - Extensively drug-resistant Tuberculosis	0 (0 to 0)	0 (0 to 0)	0 (0 to 0)	0 (0 to 0)	0 (0 to 0)	0 (0 to 0)	0 (0 to 0)	0 (0 to 0)	0 (0 to 0)	0 (0 to 0)	0 (0 to 0)	0 (0 to 0)	0 (0 to 0)	0 (0 to 0)	0 (0 to 0)	0 (0 to 0)	0 (0 to 0)	0 (0 to 0)	0 (0 to 0)	0 (0 to 0)	0 (0 to 0)	0 (0 to 0)	0 (0 to 0)	0
HIV/AIDS resulting in other diseases	0 (0 to 0)	0 (0 to 0)	0 (0 to 0)	0 (0 to 0)	0 (0 to 0)	0 (0 to 0)	0 (0 to 0)	0 (0 to 0)	0 (0 to 0)	0 (0 to 0)	0 (0 to 0)	0 (0 to 0)	0 (0 to 0)	0 (0 to 0)	0 (0 to 0)	0 (0 to 0)	0 (0 to 0)	0 (0 to 0)	0 (0 to 0)	0 (0 to 0)	0 (0 to 0)	0 (0 to 0)	0 (0 to 0)	0
Sexually transmitted infections excluding HIV	0 (0 to 0)	0 (0 to 0)	0 (0 to 0)	0 (0 to 0)	0 (0 to 0)	0 (0 to 0)	0 (0 to 0)	0 (0 to 0)	0 (0 to 0)	0 (0 to 0)	0 (0 to 0)	0 (0 to 0)	0 (0 to 0)	0 (0 to 0)	0 (0 to 0)	0 (0 to 0)	0 (0 to 0)	0 (0 to 0)	0 (0 to 0)	0 (0 to 0)	0 (0 to 0)	0 (0 to 0)	0 (0 to 0)	0
Syphilis	0 (0 to 0)	0 (0 to 0)	0 (0 to 0)	0 (0 to 0)	0 (0 to 0)	0 (0 to 0)	0 (0 to 0)	0 (0 to 0)	0 (0 to 0)	0 (0 to 0)	0 (0 to 0)	0 (0 to 0)	0 (0 to 0)	0 (0 to 0)	0 (0 to 0)	0 (0 to 0)	0 (0 to 0)	0 (0 to 0)	0 (0 to 0)	0 (0 to 0)	0 (0 to 0)	0 (0 to 0)	0 (0 to 0)	0
Chlamydial infection	0 (0 to 0)	0 (0 to 0)	0 (0 to 0)	0 (0 to 0)	0 (0 to 0)	0 (0 to 0)	0 (0 to 0)	0 (0 to 0)	0 (0 to 0)	0 (0 to 0)	0 (0 to 0)	0 (0 to 0)	0 (0 to 0)	0 (0 to 0)	0 (0 to 0)	0 (0 to 0)	0 (0 to 0)	0 (0 to 0)	0 (0 to 0)	0 (0 to 0)	0 (0 to 0)	0 (0 to 0)	0 (0 to 0)	0
Gonococcal infection	0 (0 to 0)	0 (0 to 0)	0 (0 to 0)	0 (0 to 0)	0 (0 to 0)	0 (0 to 0)	0 (0 to 0)	0 (0 to 0)	0 (0 to 0)	0 (0 to 0)	0 (0 to 0)	0 (0 to 0)	0 (0 to 0)	0 (0 to 0)	0 (0 to 0)	0 (0 to 0)	0 (0 to 0)	0 (0 to 0)	0 (0 to 0)	0 (0 to 0)	0 (0 to 0)	0 (0 to 0)	0 (0 to 0)	0
Trichomoniasis	0 (0 to 0)	0 (0 to 0)	0 (0 to 0)	0 (0 to 0)	0 (0 to 0)	0 (0 to 0)	0 (0 to 0)	0 (0 to 0)	0 (0 to 0)	0 (0 to 0)	0 (0 to 0)	0 (0 to 0)	0 (0 to 0)	0 (0 to 0)	0 (0 to 0)	0 (0 to 0)	0 (0 to 0)	0 (0 to 0)	0 (0 to 0)	0 (0 to 0)	0 (0 to 0)	0 (0 to 0)	0 (0 to 0)	0
Genital herpes	0 (0 to 0)	0 (0 to 0)	0 (0 to 0)	0 (0 to 0)	0 (0 to 0)	0 (0 to 0)	0 (0 to 0)	0 (0 to 0)	0 (0 to 0)	0 (0 to 0)	0 (0 to 0)	0 (0 to 0)	0 (0 to 0)	0 (0 to 0)	0 (0 to 0)	0 (0 to 0)	0 (0 to 0)	0 (0 to 0)	0 (0 to 0)	0 (0 to 0)	0 (0 to 0)	0 (0 to 0)	0 (0 to 0)	0
Other sexually transmitted infections	0 (0 to 0)	0 (0 to 0)	0 (0 to 0)	0 (0 to 0)	0 (0 to 0)	0 (0 to 0)	0 (0 to 0)	0 (0 to 0)	0 (0 to 0)	0 (0 to 0)	0 (0 to 0)	0 (0 to 0)	0 (0 to 0)	0 (0 to 0)	0 (0 to 0)	0 (0 to 0)	0 (0 to 0)	0 (0 to 0)	0 (0 to 0)	0 (0 to 0)	0 (0 to 0)	0 (0 to 0)	0 (0 to 0)	0
Respiratory infections and tuberculosis	0.9 (0.7 to 1.5)	1.4 (1.0 to 2.4)	26.2 (16.7 to 37.5)	28.2 (18.9 to 39.4)	16.4 (10.6 to 24.1)	12.6 (8.1 to 18.5)	13.9 (9.0 to 20.4)	16.4 (10.7 to 24.0)	19.4 (12.7 to 28.4)	24.5 (16.1 to 35.8)	30.4 (20.1 to 45.0)	39.1 (25.5 to 58.4)	50.4 (32.2 to 77.2)	65.3 (40.7 to 100.7)	83.2 (50.4 to 129.4)	107.1 (62.9 to 167.2)	136.1 (77.4 to 213.5)	169.2 (92.3 to 266.4)	206.3 (107.5 to 324.9)	248.4 (122.9 to 391.2)	295.4 (139.9 to 465.5)	346.5 (156.9 to 546.2)	1,100
Tuberculosis	0 (0 to 0)	0 (0 to 0)	0 (0 to 0)	0 (0 to 0)	0 (0 to 0)	0 (0 to 0)	0 (0 to 0)	0 (0 to 0)	0 (0 to 0)	0 (0 to 0)	0 (0 to 0)	0 (0 to 0)	0 (0 to 0)	0 (0 to 0)	0 (0 to 0)	0 (0 to 0)	0 (0 to 0)	0 (0 to 0)	0 (0 to 0)	0 (0 to 0)	0 (0 to 0)	0 (0 to 0)	0 (0 to 0)	0
Latent tuberculosis infection	0 (0 to 0)	0 (0 to 0)	0 (0 to 0)	0 (0 to 0)	0 (0 to 0)	0 (0 to 0)	0 (0 to 0)	0 (0 to 0)	0 (0 to 0)	0 (0 to 0)	0 (0 to 0)	0 (0 to 0)	0 (0 to 0)	0 (0 to 0)	0 (0 to 0)	0 (0 to 0)	0 (0 to 0)	0 (0 to 0)	0 (0 to 0)	0 (0 to 0)	0 (0 to 0)	0 (0 to 0)	0 (0 to 0)	0
Drug-susceptible tuberculosis	0 (0 to 0)	0 (0 to 0)	0 (0 to 0)	0 (0 to 0)	0 (0 to 0)	0 (0 to 0)	0 (0 to 0)	0 (0 to 0)	0 (0 to 0)	0 (0 to 0)	0 (0 to 0)	0 (0 to 0)	0 (0 to 0)	0 (0 to 0)	0 (0 to 0)	0 (0 to 0)	0 (0 to 0)	0 (0 to 0)	0 (0 to 0)	0 (0 to 0)	0 (0 to 0)	0 (0 to 0)	0 (0 to 0)	0
Multidrug-resistant tuberculosis without extensive drug-resistance	0 (0 to 0)	0 (0 to 0)	0 (0 to 0)	0 (0 to 0)	0 (0 to 0)	0 (0 to 0)	0 (0 to 0)	0 (0 to 0)	0 (0 to 0)	0 (0 to 0)	0 (0 to 0)	0 (0 to 0)	0 (0 to 0)	0 (0 to 0)	0 (0 to 0)	0 (0 to 0)	0 (0 to 0)	0 (0 to 0)	0 (0 to 0)	0 (0 to 0)	0 (0 to 0)	0 (0 to 0)	0 (0 to 0)	0
Extensively drug-resistant tuberculosis	0 (0 to 0)	0 (0 to 0)	0 (0 to 0)	0 (0 to 0)	0 (0 to 0)	0 (0 to 0)	0 (0 to 0)	0 (0 to 0)	0 (0 to 0)	0 (0 to 0)	0 (0 to 0)	0 (0 to 0)	0 (0 to 0)	0 (0 to 0)	0 (0 to 0)	0 (0 to 0)	0 (0 to 0)	0 (0 to 0)	0 (0 to 0)	0 (0 to 0)	0 (0 to 0)	0 (0 to 0)	0 (0 to 0)	0
Lower respiratory infections	0.9 (0.5 to 1.4)	1.3 (0.7 to 2.2)	5.8 (3.6 to 10.1)	6.1 (4.0 to 9.4)	2.1 (1.4 to 3.4)	2.2 (1.4 to 3.4)	2.2 (2.2 to 4.6)	4.3 (2.9 to 6.1)	5.2 (3.7 to 7.3)	6.4 (4.5 to 8.8)	7.6 (5.4 to 10.8)	9.6 (6.9 to 12.5)	12.5 (9.1 to 15.4)	16.1 (11.9 to 21.1)	20.7 (15.5 to 27.0)	26.5 (19.4 to 34.3)	33.7 (24.6 to 44.1)	41.9 (29.8 to 55.2)	51.1 (34.9 to 72.5)	61.5 (38.9 to 94.5)	73.2 (43.1 to 107)	85.8 (47.9 to 94)	787
Upper respiratory infections	0 (0 to 0.1)	0 (0 to 0.3)	2.9 (2.2 to 6.2)	18.7 (10.8 to 39.4)	21.7 (11.7 to 37.2)	15.6 (9.1 to 27.1)	15.3 (8.9 to 26.9)	17.9 (9.9 to 32)	20.4 (11.0 to 33.7)	22.6 (12.2 to 37)	24.7 (13.2 to 39.7)	26.7 (14.1 to 43.1)	28.4 (14.9 to 46.2)	30.2 (15.4 to 49.2)	31.8 (16.2 to 51.8)	33.2 (16.9 to 54.1)	34.5 (17.5 to 56.2)	35.6 (18.2 to 58)	36.5 (18.7 to 59.4)	37.2 (19.1 to 60.6)	37.8 (19.4 to 61.6)	38.2 (19.6 to 62.2)	252
Otitis media	0 (0 to 0)	0 (0 to 0)	0.4 (0.3 to 1.2)	4.5 (2.1 to 9.3)	2.5 (1.3 to 5.6)	1.5 (1.3 to 2.5)	1.5 (1.1 to 3.9)	2.7 (1.9 to 3.7)	2.5 (1.7 to 3.2)	2.3 (1.5 to 3.1)	2.2 (1.3 to 3.1)	2.1 (1.2 to 3.1)	2.1 (1.2 to 3.1)	2.1 (1.2 to 3.2)	2.1 (1.2 to 3.2)	2.1 (1.2 to 3.2)	2.1 (1.2 to 3.2)	2.1 (1.2 to 3.2)	2.1 (1.2 to 3.2)	2.1 (1.2 to 3.2)	2.1 (1.2 to 3.2)	2.1 (1.2 to 3.2)	40
Enteric infections	0.5 (0.3 to 0.9)	2.3 (1.6 to 3.3)	21 (14 to 33)	24.7 (15.4 to 37.7)	13.5 (7.5 to 22.3)	8.6 (4.7 to 14.4)	8.4 (4.7 to 14.4)	8.6 (5.1 to 12.9)	9 (5.2 to 14)	10.1 (6.2 to 15.2)	10.4 (6.4 to 15.8)	10.6 (6.4 to 16.9)	10.7 (6.4 to 16.9)	10.8 (6.4 to 17.1)	10.9 (6.4 to 17.3)	11 (6.4 to 17.5)	11.1 (6.4 to 17.6)	11.2 (6.4 to 17.8)	11.2 (6.4 to 17.8)	11.2 (6.4 to 17.8)	11.2 (6.4 to 17.8)	11.2 (6.4 to 17.8)	380
Diarrheal diseases	0.5 (0.3 to 0.9)	2.3 (1.6 to 3.3)	20.9 (14.0 to 29.9)	24.6 (16.5 to 37.5)	13.4 (7.5 to 22.2)	8.6 (4.7 to 14.3)	8.4 (4.7 to 14.3)	8.6 (5.1 to 12.9)	9 (5.2 to 14)	10.1 (6.2 to 15.1)	10.4 (6.4 to 15.8)	10.6 (6.4 to 16.9)	10.7 (6.4 to 16.9)	10.8 (6.4 to 17.1)	10.9 (6.4 to 17.3)	11 (6.4 to 17.5)	11.1 (6.4 to 17.6)	11.2 (6.4 to 17.8)	11.2 (6.4 to 17.8)	11.2 (6.4 to 17.8)	11.2 (6.4 to 17.8)	11.2 (6.4 to 17.8)	378
Typhoid and paratyphoid	0 (0 to 0)	0 (0 to 0)	0 (0 to 0)	0 (0 to 0)	0 (0 to 0)	0 (0 to 0)	0 (0 to 0)	0 (0 to 0)	0 (0 to 0)	0 (0 to 0)	0 (0 to 0)	0 (0 to 0)	0 (0 to 0)	0 (0 to 0)	0 (0 to 0)	0 (0 to 0)	0 (0 to 0)	0 (0 to 0)	0 (0 to 0)	0 (0 to 0)	0 (0 to 0)	0 (0 to 0)	0 (0 to 0)	0
Typhoid fever	0 (0 to 0)	0 (0 to 0)	0 (0 to 0)	0 (0 to 0)	0 (0 to 0)	0 (0 to 0)	0 (0 to 0)	0 (0 to 0)	0 (0 to 0)	0 (0 to 0)	0 (0 to 0)	0 (0 to 0)	0 (0 to 0)	0 (0 to 0)	0 (0 to 0)	0 (0 to 0)	0 (0 to 0)	0 (0 to 0)	0 (0 to 0)	0 (0 to 0)	0 (0 to 0)	0 (0 to 0)	0 (0 to 0)	0
Paratyphoid fever	0 (0 to 0)	0 (0 to 0)	0 (0 to 0)	0 (0 to 0)	0 (0 to 0)	0 (0 to 0)	0 (0 to 0)	0 (0 to 0)	0 (0 to 0)	0 (0 to 0)	0 (0 to 0)	0 (0 to 0)	0 (0 to 0)	0 (0 to 0)	0 (0 to 0)	0 (0 to 0)	0 (0 to 0)	0 (0 to 0)	0 (0 to 0)	0 (0 to 0)	0 (0 to 0)	0 (0 to 0)	0 (0 to 0)	0
Invasive Non-typhoidal Salmonella (iNTS)	0 (0 to 0)	0 (0 to 0)	0 (0 to 0.4)	0 (0 to 0.1)	0 (0 to 0.1)	0 (0 to 0.1)	0 (0 to 0.1)	0 (0 to 0.1)	0 (0 to 0.1)	0 (0 to 0.1)	0 (0 to 0.1)	0 (0 to 0.1)	0 (0 to 0.1)	0 (0 to 0.2)	0 (0 to 0.2)	0 (0 to 0.2)	0 (0 to 0.2)	0 (0 to 0.2)	0 (0 to 0.2)	0 (0 to 0.2)	0 (0 to 0.2)	0 (0 to 0.2)	0 (0 to 0.2)	1.7
Other intestinal infectious diseases	0 (0 to 0)	0 (0 to 0)	0 (0 to 0.1)	0 (0 to 0.1)	0 (0 to 0.1)	0 (0 to 0.1)	0 (0 to 0.1)	0 (0 to 0.1)	0 (0 to 0.1)	0 (0 to 0.1)	0 (0 to 0.1)	0 (0 to 0.1)	0 (0 to 0.1)	0 (0 to 0.2)	0 (0 to 0.2)	0 (0 to 0.2)	0 (0 to 0.2)	0 (0 to 0.2)	0 (0 to 0.2)	0 (0 to 0.2)	0 (0 to 0.2)	0 (0 to 0.2)	0 (0 to 0.2)	0.5
Neglected tropical diseases and malaria	0.1 (0.0 to 0.4)	0.1 (0.1 to 0.3)	0.4 (0.1 to 1.1)	1.1 (0.2 to 2.9)	0.2 (0.2 to 0.6)	0.2 (0.1 to 0.6)	0.2 (0.2 to 1.2)	0.3 (0.1 to 0.9)	0.3 (0.1 to 0.8)	0.4 (0.1 to 1.2)	0.9 (0.3 to 2.4)	0.9 (0.3 to 2.4)	0.8 (0.3 to 2.3)	0.9 (0.3 to 2.4)	0.9 (0.3 to 2.4)	0.5 (0.2 to 1.5)	0.4 (0.2 to 0.9)	0.5 (0.2 to 1.1)	0.5 (0.2 to 1.1)	0.5 (0.2 to 1.1)	0.5 (0.2 to 1.1)	0.3 (0.1 to 0.9)	11.3
Malaria	0 (0 to 0)	0 (0 to 0)	0 (0 to 0)	0 (0 to 0)	0 (0 to 0)	0 (0 to 0)	0 (0 to 0)	0 (0 to 0)	0 (0 to 0)	0 (0 to 0)	0 (0 to 0)	0 (0 to 0)	0 (0 to 0)	0 (0 to 0)	0 (0 to 0)	0 (0 to 0)	0 (0 to 0)	0 (0 to 0)	0 (0 to 0)	0 (0 to 0)	0 (0 to 0)	0 (0 to 0)	0 (0 to 0)	0
Chagas disease	0 (0 to 0)	0 (0 to 0)	0 (0 to 0)	0 (0 to 0)	0 (0 to 0)	0 (0 to 0)	0 (0 to 0)	0 (0 to 0)	0 (0 to 0)	0 (0 to 0)	0 (0 to 0)	0 (0 to 0)	0 (0 to 0)	0 (0 to 0)	0 (0 to 0)	0 (0 to 0)	0 (0 to 0)	0 (0 to 0)	0 (0 to 0)	0 (0 to 0)	0 (0 to 0)	0 (0 to 0)	0 (0 to 0)	0
Leishmaniasis	0 (0 to 0)	0 (0 to 0)	0 (0 to 0)	0 (0 to 0)	0 (0 to 0)	0 (0 to 0)	0 (0 to 0)	0 (0 to 0)	0 (0 to 0)	0 (0 to 0)	0 (0 to 0)	0 (0 to 0)	0 (0 to 0)	0 (0 to 0)	0 (0 to 0)	0 (0 to 0)	0 (0 to 0)	0 (0 to 0)	0 (0 to 0)	0 (0 to 0)	0 (0 to 0)	0 (0 to 0)	0 (0 to 0)	0
Visceral leishmaniasis	0 (0 to 0)	0 (0 to 0)	0 (0 to 0)	0 (0 to 0)	0 (0 to 0)	0 (0 to 0)	0 (0 to 0)	0 (0 to 0)	0 (0 to 0)	0 (0 to 0)	0 (0 to 0)	0 (0 to 0)	0 (0 to 0)	0 (0 to 0)	0 (0 to 0)	0 (0 to 0)	0 (0 to 0)	0 (0 to 0)	0 (0 to 0)	0 (0 to 0)	0 (0 to 0)	0 (0 to 0)	0 (0 to 0)	0
Cutaneous and mucocutaneous leishmaniasis	0 (0 to 0)	0 (0 to 0)	0 (0 to 0)	0 (0 to 0)	0 (0 to 0)	0 (0 to 0)	0 (0 to 0)	0 (0 to 0)	0 (0 to 0)	0 (0 to 0)	0 (0 to 0)	0 (0 to 0)	0 (0 to 0)	0 (0 to 0)	0 (0 to 0)	0 (0 to 0)	0 (0 to 0)	0 (0 to 0)	0 (0 to 0)	0 (0 to 0)	0 (0 to 0)	0 (0 to 0)	0 (0 to 0)	0
African trypanosomiasis	0 (0 to 0)	0 (0 to 0)	0 (0 to 0)	0 (0 to 0)	0 (0 to 0)	0 (0 to 0)	0 (0 to 0)	0 (0 to 0)	0 (0 to 0)	0 (0 to 0)	0 (0 to 0)	0 (0 to 0)	0 (0 to 0)	0 (0 to 0)	0 (0 to 0)	0 (0 to 0)	0 (0 to 0)	0 (0 to 0)	0 (0 to 0)	0 (0 to 0)	0 (0 to 0)	0 (0 to 0)	0 (0 to 0)	0
Schistosomiasis	0 (0 to 0)	0 (0 to 0)	0 (0 to 0)	0 (0 to 0)	0 (0 to 0)	0 (0 to 0)	0 (0 to 0)	0 (0 to 0)	0 (0 to 0)	0 (0 to 0)	0 (0 to 0)	0 (0 to 0)	0 (0 to 0)	0 (0 to 0)	0 (0 to 0)	0 (0 to 0)	0 (0 to 0)	0 (0 to 0)	0 (0 to 0)	0 (0 to 0)	0 (0 to 0)	0 (0 to 0)	0 (0 to 0)	0
Cysticercosis	0 (0 to 0)	0 (0 to 0)	0 (0 to 0)	0 (0 to 0)	0 (0 to 0)	0 (0 to 0)	0 (0 to 0)	0 (0 to 0)	0 (0 to 0)	0 (0 to 0)	0 (0 to 0)	0 (0 to 0)	0 (0 to 0)	0 (0 to 0)	0 (0 to 0)	0 (0 to 0)	0 (0 to 0)	0 (0 to 0)	0 (0 to 0)	0 (0 to 0)	0 (0 to 0)	0 (0 to 0)	0 (0 to 0)	0
Cystic echinococcosis	0 (0 to 0)	0 (0 to 0)	0 (0 to 0)	0 (0 to 0)	0 (0 to 0)	0 (0 to 0)	0 (0 to 0)	0 (0 to 0)	0 (0 to 0)	0 (0 to 0)	0 (0 to 0)	0 (0 to 0)	0 (0 to 0)	0 (0 to 0)	0 (0 to 0)	0 (0 to 0)	0 (0 to 0)	0 (0 to 0)	0 (0 to 0)	0 (0 to 0)	0 (0 to 0)	0 (0 to 0)	0 (0 to 0)	0
Lymphatic filariasis	0 (0 to 0)	0 (0 to 0)	0 (0 to 0)	0 (0 to 0)	0 (0 to 0)	0 (0 to 0)	0 (0 to 0)	0 (0 to 0)	0 (0 to 0)	0 (0 to 0)	0 (0 to 0)	0 (0 to 0)	0 (0 to 0)	0 (0 to 0)	0 (0 to 0)	0 (0 to 0)	0 (0 to 0)	0 (0 to 0)	0 (0 to 0)	0 (0 to 0)	0 (0 to 0)	0 (0 to 0)	0 (0 to 0)	0
Onchocerciasis	0 (0 to 0)	0 (0 to 0)	0 (0 to 0)	0 (0 to 0)	0 (0 to 0)	0 (0 to 0)	0 (0 to 0)	0 (0 to 0)	0 (0 to 0)	0 (0 to 0)	0 (0 to 0)	0 (0 to 0)	0 (0 to 0)	0 (0 to 0)	0 (0 to 0)	0 (0 to 0)	0 (0 to 0)	0 (0 to 0)	0 (0 to 0)	0 (0 to 0)	0 (0 to 0)	0 (0 to 0)	0 (0 to 0)	0
Trachoma	0 (0 to 0)	0 (0 to 0)	0 (0 to 0)	0 (0 to 0)	0 (0 to 0)	0 (0 to 0)	0 (0 to 0)	0 (0 to 0)	0 (0 to 0)	0 (0 to 0)	0 (0 to 0)	0 (0 to 0)	0 (0 to 0)	0 (0 to 0)	0 (0 to 0)	0 (0 to 0)	0 (0 to 0)	0 (0 to 0)	0 (0 to 0)	0 (0 to 0)	0 (0 to 0)	0 (0 to 0)	0 (0 to 0)	0
Dengue	0 (0 to 0)	0 (0 to 0)	0 (0 to 0)	0 (0 to 0)	0 (0 to 0)	0 (0 to 0)	0 (0 to 0)	0 (0 to 0)	0 (0 to 0)	0 (0 to 0)	0 (0 to 0)	0 (0 to 0)	0 (0 to 0)	0 (0 to 0)	0 (0 to 0)	0 (0 to 0)	0 (0 to 0)	0 (0 to 0)	0 (0 to 0)	0 (0 to 0)	0 (0 to 0)	0 (0 to 0)	0 (0 to 0)	0
Yellow fever	0 (0 to 0)	0 (0 to 0)	0 (0 to 0)	0 (0 to 0)	0 (0 to 0)	0 (0 to 0)	0 (0 to 0)	0 (0 to 0)	0 (0 to 0)	0 (0 to 0)	0 (0 to 0)	0 (0 to 0)	0 (0 to 0)	0 (0 to 0)	0 (0 to 0)	0 (0 to 0)	0 (0 to 0)	0 (0 to 0)	0 (0 to 0)	0 (0 to 0)	0 (0 to 0)	0 (0 to 0)	0 (0 to 0)	0
Rabies	0 (0 to 0)	0 (0 to 0)	0 (0 to 0)	0 (0 to 0)	0 (0 to 0)	0 (0 to 0)	0 (0 to 0)	0 (0 to 0)	0 (0 to 0)	0 (0 to 0)	0 (0 to 0)	0 (0 to 0)	0 (0 to 0)	0 (0 to 0)	0 (0 to 0)	0 (0 to 0)	0 (0 to 0)	0 (0 to 0)	0 (0 to 0)	0 (0 to 0)	0 (0 to 0)	0 (0 to 0)	0 (0 to 0)	0
Intestinal nematode infections	0 (0 to 0)	0 (0 to 0)	0 (0 to 0)	0 (0 to 0)	0 (0 to 0)	0 (0 to 0)	0 (0 to 0)	0 (0 to 0)	0 (0 to 0)	0 (0 to 0)	0 (0 to 0)	0 (0 to 0)	0 (0 to 0)	0 (0 to 0)	0 (0 to 0)	0 (0 to 0)	0 (0 to 0)	0 (0 to 0)	0 (0 to 0)	0 (0 to 0)	0 (0 to 0)	0 (0 to 0)	0 (0 to 0)	0
Ascariasis	0 (0 to 0)	0 (0 to 0)	0 (0 to 0)	0 (0 to 0)	0 (0 to 0)	0 (0 to 0)	0 (0 to 0)	0 (0 to 0)	0 (0 to 0)	0 (0 to 0)	0 (0 to 0)	0 (0 to 0)	0 (0 to 0)	0 (0 to 0)	0 (0 to 0)	0 (0 to 0)	0 (0 to 0)	0 (0 to 0)	0 (0 to 0)	0 (0 to 0)	0 (0 to 0)	0 (0 to 0)	0 (0 to 0)	0
Trichuriasis	0 (0 to 0)	0 (0 to 0)	0 (0 to 0)	0 (0 to 0)	0 (0 to 0)	0 (0 to 0)	0 (0 to 0)	0 (0 to 0)	0 (0 to 0)	0 (0 to 0)	0 (0 to 0)	0 (0 to 0)	0 (0 to 0)	0 (0 to 0)	0 (0 to 0)	0 (0 to 0)	0 (0 to 0)	0 (0 to 0)	0 (0 to 0)	0 (0 to 0)	0 (0 to 0)	0 (0 to 0)	0 (0 to 0)	0
Hookworm disease	0 (0 to 0)	0 (0 to 0)	0 (0 to 0)	0 (0 to 0)	0 (0 to 0)	0 (0 to 0)	0 (0 to 0)	0 (0 to 0)	0 (0 to 0)	0 (0 to 0)	0 (0 to 0)	0 (0 to 0)	0 (0 to 0)	0 (0 to 0)	0 (0 to 0)	0 (0 to 0)	0 (0 to 0)	0 (0 to 0)	0 (0 to 0)	0 (0 to 0)	0 (0 to 0)	0 (0 to 0)	0 (0 to 0)	0
Food-borne trematodiases	0 (0 to 0)	0 (0 to 0)	0 (0 to 0)	0 (0 to 0)	0 (0 to 0)	0 (0 to 0)	0 (0 to 0)	0 (0 to 0)	0 (0 to 0)	0 (0 to 0)	0 (0 to 0)	0 (0 to 0)	0 (0 to 0)	0 (0 to 0)	0 (0 to 0)	0 (0 to 0)	0 (0 to 0)	0 (0 to 0)	0 (0 to 0)	0 (0 to 0)	0 (0 to 0)	0 (0 to 0)	0 (0 to 0)	0
Leprosy	0 (0 to 0)	0 (0 to 0)	0 (0 to 0)	0 (0 to 0)	0 (0 to 0)	0 (0 to 0)	0 (0 to 0)	0 (0 to 0)	0 (0 to 0)	0 (0 to 0)	0 (0 to 0)	0 (0 to 0)	0 (0 to 0)	0 (0 to 0)	0 (0 to 0)	0 (0 to 0)	0 (0 to 0)	0 (0 to 0)	0 (0 to 0)	0 (0 to 0)	0 (0 to 0)	0 (0 to 0)	0 (0 to 0)	0
Ebola	0 (0 to 0)	0 (0 to 0)	0 (0 to 0)	0 (0 to 0)	0 (0 to 0)	0 (0 to 0)	0 (0 to 0)	0 (0 to 0)	0 (0 to 0)	0 (0 to 0)	0 (0 to 0)	0 (0 to 0)	0 (0 to 0)	0 (0 to 0)	0 (0 to 0)	0 (0 to 0)	0 (0 to 0)	0 (0 to 0)	0



Osteoarthritis other	0 (0 to 0)	0 (0 to 0)	0 (0 to 0)	0 (0 to 0)	0 (0 to 0)	0 (0 to 0)	0 (0 to 0)	0 (0 to 0)	0 (0 to 0)	0 (0 to 0)	0 (0 to 0)	1-1 (0 to 2.9)	3-3 (1 to 7.7)	6-4 (3 to 14.4)	10-5 (4 to 21.6)	13-5 (4 to 28.4)	15-1 (7 to 32.4)	14-8 (7 to 31.4)	13-8 (6 to 28.6)	13-1 (6 to 26.5)	11-6 (5 to 23.2)	9-1 (4 to 19.4)	4-9 (2 to 9.6)	1-8 (0 to 3.4)	119	
Low back pain	0 (0 to 0)	0 (0 to 0)	0 (0 to 0)	0 (0 to 0)	13-3 (7 to 24.4)	76 (48 to 121)	146 (89 to 228)	198 (112 to 356)	290 (153 to 510)	331 (160 to 668)	386 (238 to 589)	415 (253 to 625)	446 (277 to 683)	509 (312 to 758)	532 (315 to 794)	502 (292 to 783)	471 (269 to 693)	456 (264 to 695)	340 (200 to 498)	286 (167 to 412)	211 (124 to 307)	135 (84 to 192)	57.9 (37 to 89.1)	16.4 (10.3 to 24.3)	5,160	
Neck pain	0 (0 to 0)	0 (0 to 0)	0 (0 to 0)	0.9 (1.9 to 12.2)	29.3 (14 to 53.4)	69.4 (39.1 to 85.4)	52.1 (26.5 to 98.1)	67.2 (32 to 129)	106 (54.2 to 192)	145 (76.9 to 240)	173 (98.4 to 304)	198 (114 to 324)	158 (94.4 to 331)	158 (92.2 to 310)	154 (79.9 to 262)	134 (68.9 to 208)	99.2 (52.6 to 165)	78.2 (44.1 to 127)	62.9 (34.4 to 109)	44.7 (23.3 to 84.3)	31.1 (16.4 to 59.4)	13.9 (7.2 to 23.3)	1,610	
Gout	0 (0 to 0)	0 (0 to 0)	0 (0 to 0)	0 (0 to 0)	0 (0 to 0)	0 (0 to 0)	0 (0 to 0)	0 (0 to 0)	0 (0 to 0)	0.9 (0.1 to 5.1)	2.1 (0.2 to 7.3)	3.1 (0.2 to 7.9)	3.1 (0.2 to 7.9)	3.1 (0.2 to 7.9)	3.1 (0.2 to 7.9)	3.1 (0.2 to 7.9)	3.1 (0.2 to 7.9)	3.1 (0.2 to 7.9)	3.1 (0.2 to 7.9)	3.1 (0.2 to 7.9)	3.1 (0.2 to 7.9)	3.1 (0.2 to 7.9)	3.1 (0.2 to 7.9)	3.1 (0.2 to 7.9)	37.9	
Other musculoskeletal disorders	0 (0 to 0)	0 (0 to 0)	0 (0 to 0)	0 (0 to 0)	0.2 (0.1 to 0.4)	0.4 (0.4 to 11.4)	38.2 (21.1 to 91.4)	75.2 (40.2 to 117)	111 (68.2 to 172)	142 (86.4 to 220)	170 (108 to 258)	183 (110 to 283)	192 (122 to 296)	206 (129 to 321)	199 (116 to 306)	189 (92.2 to 251)	162 (73 to 233)	124 (49.6 to 183)	89.2 (36.1 to 134)	70.9 (26.5 to 114)	38.5 (9.5 to 72.4)	13.6 (3.4 to 31.1)	4.9 (2.3 to 12.4)	3.2 (1.4 to 5.5)	1,830	
Other non-communicable diseases	52.5 (29.3 to 104)	39.6 (22.5 to 72.4)	102 (70.1 to 167)	77.1 (57.4 to 102)	58.2 (41.1 to 74.7)	77.6 (54.9 to 106)	140 (96.2 to 202)	202 (135.5 to 308)	280 (212.3 to 410)	342 (264.1 to 520)	763 (484 to 1,220)	742 (524.3 to 1,070)	766 (518.5 to 1,050)	760 (514.1 to 1,040)	713 (479 to 960)	667 (451.3 to 902)	610 (407 to 819)	514 (334 to 715)	406 (253 to 592)	340 (203.9 to 494)	265 (159.5 to 394)	218 (140 to 295)	152 (114 to 199)	77.4 (56.9 to 99.9)	27.7 (20.9 to 35.3)	7,750	
Congenital birth defects	51.1 (28.1 to 103)	29.2 (16.7 to 46.7)	55.2 (34.1 to 90.7)	51 (31.7 to 69.8)	29.5 (21.3 to 39.7)	25.8 (18.1 to 36.1)	26.3 (18.7 to 35.4)	24.6 (18.1 to 32.6)	25.9 (19.2 to 34.5)	26.6 (19.3 to 35.2)	25.6 (18.2 to 35.2)	23.5 (17.1 to 32.2)	22.4 (16.1 to 30)	22.1 (15.8 to 29.3)	19.9 (14.3 to 26.8)	18.3 (13.2 to 24.2)	19.7 (14.1 to 26)	5.4 (2.2 to 9.1)	2.3 (1.1 to 3.4)	1.4 (0.8 to 2.1)	0.6 (0.4 to 0.9)	0.3 (0.1 to 0.3)	488	
Neural tube defects	4 (1.6 to 8.4)	2 (0.9 to 6)	7.1 (2.4 to 16.7)	11 (3.6 to 13.1)	11 (3.6 to 21.6)	0.9 (0.4 to 2.2)	0.9 (0.4 to 2.2)	0.9 (0.4 to 2.2)	0.9 (0.4 to 1.1)	0.9 (0.4 to 0.9)	0.6 (0.4 to 0.9)	0.5 (0.4 to 0.9)	0.5 (0.3 to 0.9)	0.4 (0.3 to 0.5)	0.3 (0.2 to 0.5)	0.3 (0.1 to 0.3)	0.2 (0.1 to 0.3)	0.2 (0.1 to 0.3)	0.1 (0.1 to 0.1)	0.1 (0 to 0.1)	0.1 (0 to 0.1)	0 (0 to 0)	0 (0 to 0)	28.1	
Congenital heart anomalies	7.9 (2.8 to 27.2)	6.2 (3.9 to 15.5)	9.1 (3.9 to 22.8)	6.1 (3.5 to 19.6)	2.6 (1.6 to 4.1)	2 (1.2 to 3.2)	2.4 (1.5 to 3.4)	2.5 (1.6 to 3.4)	2.5 (1.6 to 3.4)	2.4 (1.5 to 3.7)	2.2 (1.3 to 3.7)	2 (1.1 to 3.1)	1.9 (1.1 to 3.2)	1.8 (1.1 to 2.8)	1.5 (0.8 to 2.4)	1.4 (0.8 to 1.9)	1.1 (0.5 to 1.5)	0.9 (0.5 to 1.5)	0.3 (0.1 to 0.7)	0.3 (0.1 to 0.6)	0.2 (0.1 to 0.4)	0.1 (0 to 0.2)	0.1 (0 to 0.1)	57.9	
Orofacial clefts	0 (0 to 0.1)	0 (0 to 0)	0.3 (0.1 to 0.7)	0.5 (0.2 to 1.2)	0.3 (0.2 to 0.5)	0.3 (0.2 to 0.5)	0.3 (0.2 to 0.5)	0.3 (0.2 to 0.5)	0.3 (0.2 to 0.5)	0.4 (0.2 to 0.6)	0.4 (0.2 to 0.7)	0.4 (0.2 to 0.7)	0.4 (0.2 to 0.6)	0.4 (0.2 to 0.6)	0.4 (0.2 to 0.6)	0.3 (0.2 to 0.5)	0.3 (0.2 to 0.4)	0.2 (0.1 to 0.3)	0.2 (0.1 to 0.3)	0.1 (0 to 0.2)	0.1 (0 to 0.2)	0.1 (0 to 0.1)	0 (0 to 0.1)	0 (0 to 0.1)	6	
Down syndrome	1.1 (0.5 to 2.3)	0.8 (0.4 to 1.4)	2.2 (1 to 4.1)	2.1 (1.1 to 3.2)	1.4 (0.9 to 2)	1.5 (1 to 2.2)	1.6 (1.2 to 2.4)	2.1 (1.4 to 2.9)	2.4 (1.6 to 3.2)	2.6 (1.8 to 3.5)	2.5 (1.7 to 3.3)	2.4 (1.7 to 3.3)	2.5 (1.6 to 3.5)	2.1 (1.4 to 4.4)	3.5 (1.6 to 5.1)	2.1 (1.1 to 3.5)	1.1 (0.7 to 1.6)	0.7 (0.4 to 1.1)	0.3 (0.2 to 0.5)	0.2 (0.1 to 0.3)	0.1 (0 to 0.2)	0 (0 to 0.1)	0 (0 to 0.1)	35.3	
Turner syndrome	0 (0 to 0)	0 (0 to 0)	0.1 (0 to 0.1)	0.2 (0 to 0.4)	0.2 (0 to 0.4)	0.1 (0 to 0.3)	0.2 (0 to 0.4)	0.2 (0 to 0.4)	0.3 (0.1 to 0.4)	0.3 (0 to 0.6)	0.3 (0 to 0.6)	0.2 (0 to 0.6)	0.2 (0 to 0.5)	0.1 (0 to 0.3)	0.1 (0 to 0.1)	0.1 (0 to 0.1)	0.1 (0 to 0.1)	0 (0 to 0.1)	0 (0 to 0.1)	0 (0 to 0.1)	0 (0 to 0.1)	0 (0 to 0.1)	0 (0 to 0.1)	0 (0 to 0.1)	2.2	
Klinefelter syndrome	0 (0 to 0)	0 (0 to 0)	0 (0 to 0)	0 (0 to 0)	0 (0 to 0)	0 (0 to 0)	0 (0 to 0)	0 (0 to 0)	0 (0 to 0)	0 (0 to 0)	0 (0 to 0)

SR Table 2b: Male DALYS by cause and age group for females with 95% uncertainty intervals. 2019

Cause	Early Neonatal	Late Neonatal	Post Neonatal	1 to 4	5 to 9	10 to 14	15 to 19	20 to 24	25 to 29	30 to 34	35 to 39	40 to 44	45 to 49	50 to 54	55 to 59	60 to 64	65 to 69	70 to 74	75 to 79	80 to 84	85 to 89	90 to 94	95 plus	Total
All causes	466 (249 to 722)	466 (97 to 219)	2,467 (1,110 to 3,967)	2,467 (967 to 4,004)	1,870 (924 to 3,011)	1,870 (771 to 3,175)	3,242 (1,690 to 5,004)	3,242 (1,690 to 5,004)	3,242 (1,469 to 5,330)	3,242 (1,469 to 5,330)	3,242 (1,646 to 5,380)	3,242 (1,646 to 5,380)	3,242 (1,946 to 5,220)	3,242 (1,946 to 5,220)	3,242 (2,160 to 5,510)	3,242 (2,160 to 5,510)	3,242 (2,205 to 5,500)	3,242 (2,205 to 5,500)	3,242 (2,360 to 5,590)	3,242 (2,360 to 5,590)	3,242 (3,196 to 4,730)	3,242 (3,196 to 4,730)	3,242 (4,099 to 5,690)	3,242 (4,099 to 5,690)	3,242 (4,745 to 6,910)	3,242 (4,745 to 6,910)	3,242 (4,600 to 6,930)	3,242 (4,600 to 6,930)	3,242 (4,600 to 6,930

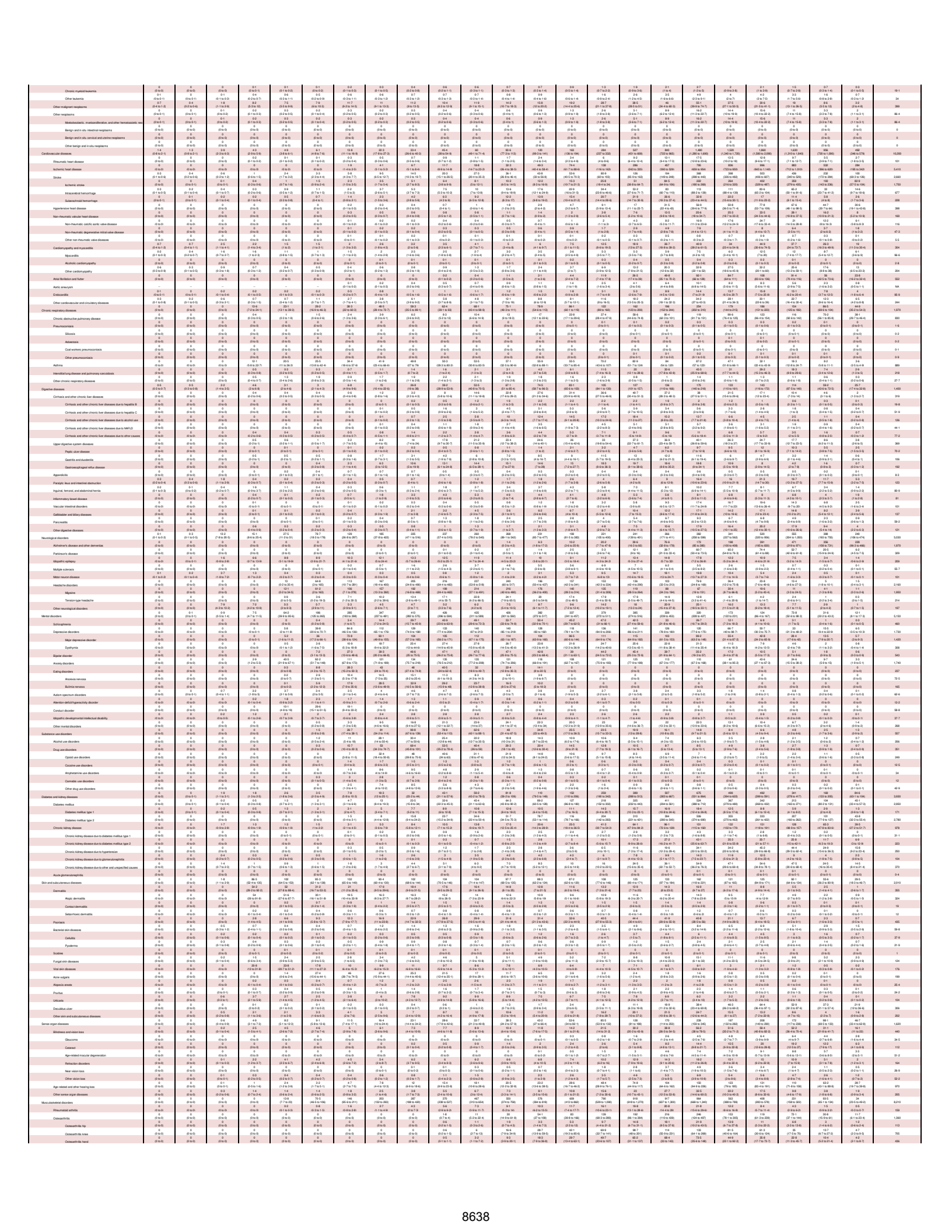

8638

Osteoarthritis other	0 (0 to 0)	0 (0 to 0)	0 (0 to 0)	0 (0 to 0)	0 (0 to 0)	0 (0 to 0)	0 (0 to 0)	0 (0 to 0)	0 (0 to 0)	0 (0 to 0)	0-1 (0 to 0-3)	0-7 (0 to 2)	2-1 (0 to 5)	3-8 (1 to 9)	5-9 (2 to 12)	7-1 (3 to 13)	9-8 (4 to 21)	13-9 (6 to 29)	18-5 (9 to 38)	12-5 (6 to 25)	10-9 (5 to 22)	7-5 (3 to 15)	3-7 (1 to 7)	1-6 (0 to 3)	107
Low back pain	0 (0 to 0)	0 (0 to 0)	0 (0 to 0)	0 (0 to 0)	9-6 (5 to 17)	46-2 (29 to 74)	91-7 (53 to 140)	120 (70 to 187)	175 (99 to 266)	209 (122 to 313)	253 (152 to 379)	283 (176 to 429)	294 (176 to 434)	300 (178 to 434)	341 (188 to 503)	349 (208 to 530)	391 (237 to 570)	450 (268 to 663)	459 (269 to 666)	486 (277 to 704)	374 (214 to 539)	294 (172 to 426)	211 (124 to 309)	114 (72 to 160)	4,153
Neck pain	0 (0 to 0)	0 (0 to 0)	0 (0 to 0)	2-7 (1 to 7)	17-8 (9 to 33)	30 (14 to 52)	33-5 (16 to 52)	43-8 (22 to 63)	57 (30 to 82)	67 (33 to 92)	80-3 (40 to 112)	112 (57 to 154)	114 (57 to 164)	114 (59 to 164)	132 (69 to 190)	112 (51 to 176)	112 (57 to 167)	113 (60 to 169)	106 (56 to 174)	100 (53 to 152)	82-2 (31 to 155)	44-1 (22 to 82)	25-9 (12 to 49)	19-4 (10 to 40)	1,200
Gout	0 (0 to 0)	0 (0 to 0)	0 (0 to 0)	0 (0 to 0)	0 (0 to 0)	0 (0 to 0)	0 (0 to 0)	0 (0 to 0)	0 (0 to 0)	0 (0 to 0)

SR Table 2b: Netherlands DALYS by cause and age group for females with 50% uncertainty intervals, 2019

Cause	Early Neonatal	Late Neonatal	Post Neonatal	1 to 4	5 to 9	10 to 14	15 to 19	20 to 24	25 to 29	30 to 34	35 to 39	40 to 44	45 to 49	50 to 54	55 to 59	60 to 64	65 to 69	70 to 74	75 to 79	80 to 84	85 to 89	90 plus	Total
All causes	12,200 (10,600 to 14,400)	4,090 (3,490 to 5,190)	7,080 (6,130 to 8,190)	11,900 (10,000 to 14,300)	14,500 (12,000 to 21,900)	29,400 (21,400 to 36,700)	49,500 (39,000 to 59,400)	64,700 (51,600 to 77,900)	71,800 (57,600 to 82,100)	76,500 (61,400 to 91,000)	84,000 (66,500 to 99,600)	93,200 (74,300 to 110,600)	103,000 (82,600 to 123,000)	143,000 (114,000 to 170,000)	196,000 (156,000 to 231,000)	263,000 (172,000 to 356,000)	376,000 (190,000 to 564,000)	446,000 (219,000 to 672,000)	512,000 (232,000 to 791,000)	543,000 (227,000 to 856,000)	527,000 (193,000 to 859,000)	4,260,000
Communicable, maternal, neonatal, and nutritional diseases	8,630 (6,770 to 10,400)	2,980 (2,380 to 3,770)	2,310 (1,790 to 2,910)	2,990 (1,900 to 3,470)	2,290 (1,600 to 2,710)	1,960 (1,470 to 2,360)	2,190 (1,660 to 2,600)	2,660 (1,980 to 3,200)	3,000 (2,120 to 3,630)	2,760 (2,030 to 3,250)	2,710 (2,050 to 3,260)	2,600 (2,000 to 3,280)	2,390 (2,000 to 2,970)	2,760 (2,020 to 3,230)	3,220 (2,390 to 4,000)	3,760 (2,350 to 4,750)	4,090 (2,320 to 5,900)	4,980 (2,680 to 6,960)	5,730 (2,700 to 8,770)	7,330 (3,150 to 10,700)	7,640 (2,880 to 11,600)	96,100 (5,760 to 9,420)
HIV/AIDS and sexually transmitted infections	0 (0 to 1)	0 (0 to 0)	174 (129 to 232)	124 (91 to 169)	19 (14 to 25)	212 (156 to 277)	829 (611 to 1,080)	1,810 (1,330 to 2,360)	2,220 (1,630 to 2,900)	2,180 (1,600 to 2,850)	2,150 (1,580 to 2,810)	2,060 (1,510 to 2,690)	1,910 (1,400 to 2,500)	2,200 (1,610 to 2,880)	2,560 (1,870 to 3,350)	2,990 (1,900 to 3,910)	3,250 (1,840 to 4,250)	3,960 (2,130 to 5,180)	4,550 (2,150 to 6,970)	5,820 (2,500 to 8,500)	6,070 (2,290 to 9,220)	1,920
HIV/AIDS	0 (0 to 0)	0 (0 to 0)	174 (129 to 231)	124 (92 to 169)	19 (14 to 25)	212 (156 to 277)	829 (611 to 1,080)	1,810 (1,330 to 2,360)	2,220 (1,630 to 2,900)	2,180 (1,600 to 2,850)	2,150 (1,580 to 2,810)	2,060 (1,510 to 2,690)	1,910 (1,400 to 2,500)	2,200 (1,610 to 2,880)	2,560 (1,870 to 3,350)	2,990 (1,900 to 3,910)	3,250 (1,840 to 4,250)	3,960 (2,130 to 5,180)	4,550 (2,150 to 6,970)	5,820 (2,500 to 8,500)	6,070 (2,290 to 9,220)	1,920
HIV/AIDS - Drug-susceptible Tuberculosis	0 (0 to 0)	0 (0 to 0)	0.7 (0.6 to 0.9)	0.6 (0.5 to 0.8)	0.1 (0.1 to 0.2)	0.4 (0.3 to 0.6)	3.4 (2.5 to 4.5)	8.6 (6.2 to 12.7)	20.6 (12.7 to 38.9)	19.2 (11.9 to 29.6)	23.6 (13.9 to 33.5)	19.4 (10.9 to 25.3)	18.6 (10.5 to 25.3)	17.8 (10.3 to 25.0)	12 (7.6 to 17.4)	7.6 (4.6 to 11.3)	4.1 (2.3 to 6.4)	2.2 (1.2 to 3.6)	0.8 (0.4 to 1.5)	0.2 (0.1 to 0.5)	0 (0 to 0.1)	176
HIV/AIDS - Multidrug-resistant Tuberculosis without extreme drug resistance	0 (0 to 0)	0 (0 to 0)	0 (0 to 0)	0 (0 to 0)	0 (0 to 0)	0 (0 to 0)	0 (0 to 0)	0 (0 to 0)	0 (0 to 0)	0 (0 to 0)	0 (0 to 0)	0 (0 to 0)	0 (0 to 0)	0 (0 to 0)	0 (0 to 0)	0 (0 to 0)	0 (0 to 0)	0 (0 to 0)	0 (0 to 0)	0 (0 to 0)	0 (0 to 0)	0 (0 to 0)	0
HIV/AIDS - Extensively drug-resistant Tuberculosis	0 (0 to 0)	0 (0 to 0)	0 (0 to 0)	0 (0 to 0)	0 (0 to 0)	0 (0 to 0)	0 (0 to 0)	0 (0 to 0)	0 (0 to 0)	0 (0 to 0)	0 (0 to 0)	0 (0 to 0)	0 (0 to 0)	0 (0 to 0)	0 (0 to 0)	0 (0 to 0)	0 (0 to 0)	0 (0 to 0)	0 (0 to 0)	0 (0 to 0)	0 (0 to 0)	0 (0 to 0)	2.5
HIV/AIDS resulting in other diseases	0 (0 to 0)	0 (0 to 0)	0 (0 to 0)	0 (0 to 0)	0 (0 to 0)	0 (0 to 0)	0 (0 to 0)	0 (0 to 0)	0 (0 to 0)	0 (0 to 0)	0 (0 to 0)	0 (0 to 0)	0 (0 to 0)	0 (0 to 0)	0 (0 to 0)	0 (0 to 0)	0 (0 to 0)	0 (0 to 0)	0 (0 to 0)	0 (0 to 0)	0 (0 to 0)	0 (0 to 0)	0
Sexually transmitted infections excluding HIV	0 (0 to 1)	0 (0 to 0)	1.7 (1.2 to 2.3)	0.3 (0.2 to 0.4)	0.6 (0.4 to 0.8)	0.2 (0.1 to 0.3)	10.2 (7.6 to 13.7)	50 (37.1 to 67.1)	81.3 (60.3 to 107.7)	89.3 (66.3 to 117.9)	88.1 (65.2 to 116.1)	72.9 (53.8 to 96.1)	73.6 (54.1 to 97.1)	94.9 (69.6 to 122.9)	49.6 (36.1 to 64.2)	43.9 (31.8 to 57.1)	28.9 (20.6 to 38.5)	17.3 (12.1 to 23.4)	7.4 (5.1 to 10.2)	1.9 (1.3 to 2.7)	0.3 (0.2 to 0.5)	686
Syphilis	0 (0 to 0)	0 (0 to 0)	0.1 (0 to 0.1)	0 (0 to 0)	0 (0 to 0)	0.1 (0 to 0.2)	0.5 (0.3 to 0.8)	1.6 (1.1 to 2.3)	2.5 (1.6 to 3.6)	2.6 (1.7 to 3.8)	2.5 (1.6 to 3.5)	2.1 (1.4 to 3.1)	2.1 (1.4 to 3.1)	2.8 (1.9 to 4.1)	1.5 (0.9 to 2.2)	1.2 (0.7 to 1.8)	0.8 (0.5 to 1.2)	0.5 (0.3 to 0.8)	0.2 (0.1 to 0.3)	0.1 (0 to 0.1)	0 (0 to 0.1)	7
Chlamydial infection	0 (0 to 0)	0 (0 to 0)	0 (0 to 0)	0 (0 to 0)	0 (0 to 0)	0 (0 to 0)	0.9 (0.6 to 1.3)	2.8 (1.9 to 3.9)	3.3 (2.2 to 4.6)	3.7 (2.5 to 5.2)	3.7 (2.5 to 5.1)	3.2 (2.1 to 4.5)	3.2 (2.1 to 4.5)	3.6 (2.4 to 5.1)	2.1 (1.4 to 3.0)	1.5 (0.9 to 2.2)	0.9 (0.5 to 1.3)	0.5 (0.3 to 0.8)	0.2 (0.1 to 0.4)	0.1 (0 to 0.2)	0 (0 to 0.1)	49.2
Gonococcal infection	0 (0 to 0)	0 (0 to 0)	0 (0 to 0)	0 (0 to 0)	0 (0 to 0)	0 (0 to 0)	0.7 (0.5 to 1.1)	2.1 (1.4 to 3.1)	2.5 (1.7 to 3.6)	2.6 (1.7 to 3.8)	2.5 (1.6 to 3.6)	2.1 (1.4 to 3.1)	2.1 (1.4 to 3.1)	2.8 (1.9 to 4.1)	1.5 (1.0 to 2.2)	1.2 (0.7 to 1.8)	0.8 (0.5 to 1.2)	0.5 (0.3 to 0.8)	0.2 (0.1 to 0.4)	0.1 (0 to 0.2)	0 (0 to 0.1)	49.6
Trichomoniasis	0 (0 to 0)	0 (0 to 0)	0 (0 to 0)	0 (0 to 0)	0 (0 to 0)	0 (0 to 0)	0.1 (0 to 0.2)	0.3 (0.2 to 0.4)	0.4 (0.3 to 0.6)	0.4 (0.3 to 0.6)	0.4 (0.3 to 0.6)	0.3 (0.2 to 0.5)	0.3 (0.2 to 0.5)	0.4 (0.3 to 0.6)	0.3 (0.2 to 0.4)	0.2 (0.1 to 0.3)	0.1 (0.1 to 0.2)	0.1 (0 to 0.1)	0 (0 to 0.1)	0 (0 to 0)	0 (0 to 0)	0 (0 to 0)	5.8
Genital herpes	0 (0 to 0)	0 (0 to 0)	0 (0 to 0)	0 (0 to 0)	0 (0 to 0)	0 (0 to 0)	0.1 (0 to 0.1)	0.4 (0.2 to 0.6)	0.6 (0.4 to 0.9)	0.7 (0.4 to 1.0)	0.7 (0.4 to 1.0)	0.6 (0.4 to 0.9)	0.6 (0.4 to 0.9)	0.8 (0.5 to 1.1)	0.5 (0.3 to 0.7)	0.4 (0.2 to 0.6)	0.2 (0.1 to 0.4)	0.1 (0.1 to 0.3)	0.1 (0 to 0.2)	0 (0 to 0.1)	0 (0 to 0)	0 (0 to 0)	7.9
Other sexually transmitted infections	0 (0 to 0)	0 (0 to 0)	0 (0 to 0)	0 (0 to 0)	0 (0 to 0)	0 (0 to 0)	0.1 (0 to 0.2)	0.3 (0.2 to 0.4)	0.4 (0.3 to 0.6)	0.4 (0.3 to 0.6)	0.4 (0.3 to 0.6)	0.3 (0.2 to 0.5)	0.3 (0.2 to 0.5)	0.4 (0.3 to 0.6)	0.3 (0.2 to 0.4)	0.2 (0.1 to 0.3)	0.1 (0.1 to 0.2)	0.1 (0 to 0.1)	0 (0 to 0.1)	0 (0 to 0)	0 (0 to 0)	0 (0 to 0)	5.2
Respiratory infections and tuberculosis	370.8 (191.4 to 586.4)	43.1 (27.4 to 61.7)	311.1 (227.3 to 419.1)	761 (489.3 to 1,290)	696 (467.2 to 1,040)	297 (197.5 to 440.1)	453 (307.3 to 643.1)	1,040 (707.5 to 1,540)	1,230 (832.6 to 1,790)	1,230 (832.6 to 1,790)	1,230 (832.6 to 1,790)	1,230 (832.6 to 1,790)	1,230 (832.6 to 1,790)	1,230 (832.6 to 1,790)	1,230 (832.6 to 1,790)	1,230 (832.6 to 1,790)	1,230 (832.6 to 1,790)	1,230 (832.6 to 1,790)	1,230 (832.6 to 1,790)	1,230 (832.6 to 1,790)	1,230 (832.6 to 1,790)	43,400
Tuberculosis	0.4 (0 to 0.9)	0.1 (0 to 0.3)	2.1 (1.5 to 2.9)	1.6 (1.2 to 2.6)	1.3 (1.0 to 2.4)	2.3 (1.8 to 3.5)	5.2 (3.9 to 7.2)	11.7 (8.7 to 16.9)	26.7 (17.6 to 39.9)	23.8 (15.7 to 33.3)	28.1 (18.4 to 37.6)	23.2 (15.2 to 30.2)	22.5 (14.8 to 30.2)	21.5 (13.9 to 30.2)	14.4 (9.2 to 20.7)	9.2 (5.6 to 13.5)	5.1 (2.8 to 7.7)	2.7 (1.5 to 4.3)	1.1 (0.6 to 1.8)	0.3 (0.1 to 0.6)	0 (0 to 0.1)	192
Latent tuberculosis infection	0 (0 to 0)	0 (0 to 0)	0 (0 to 0)	0 (0 to 0)	0 (0 to 0)	0 (0 to 0)	0 (0 to 0)	0 (0 to 0)	0 (0 to 0)	0 (0 to 0)	0 (0 to 0)	0 (0 to 0)	0 (0 to 0)	0 (0 to 0)	0 (0 to 0)	0 (0 to 0)	0 (0 to 0)	0 (0 to 0)	0 (0 to 0)	0 (0 to 0)	0 (0 to 0)	0 (0 to 0)	0
Drug-susceptible tuberculosis	0.4 (0 to 0.9)	0.1 (0 to 0.3)	2.1 (1.5 to 2.9)	1.6 (1.2 to 2.6)	1.3 (1.0 to 2.4)	2.3 (1.8 to 3.5)	5.2 (3.9 to 7.2)	11.7 (8.7 to 16.9)	26.7 (17.6 to 39.9)	23.8 (15.7 to 33.3)	28.1 (18.4 to 37.6)	23.2 (15.2 to 30.2)	22.5 (14.8 to 30.2)	21.5 (13.9 to 30.2)	14.4 (9.2 to 20.7)	9.2 (5.6 to 13.5)	5.1 (2.8 to 7.7)	2.7 (1.5 to 4.3)	1.1 (0.6 to 1.8)	0.3 (0.1 to 0.6)	0 (0 to 0.1)	192
Multidrug-resistant tuberculosis without extensive drug resistance	0 (0 to 0)	0 (0 to 0)	0 (0 to 0)	0 (0 to 0)	0 (0 to 0)	0 (0 to 0)	0 (0 to 0)	0 (0 to 0)	0 (0 to 0)	0 (0 to 0)	0 (0 to 0)	0 (0 to 0)	0 (0 to 0)	0 (0 to 0)	0 (0 to 0)	0 (0 to 0)	0 (0 to 0)	0 (0 to 0)	0 (0 to 0)	0 (0 to 0)	0 (0 to 0)	0 (0 to 0)	0
Extensively drug-resistant tuberculosis	0 (0 to 0)	0 (0 to 0)	0 (0 to 0)	0 (0 to 0)	0 (0 to 0)	0 (0 to 0)	0 (0 to 0)	0 (0 to 0)	0 (0 to 0)	0 (0 to 0)	0 (0 to 0)	0 (0 to 0)	0 (0 to 0)	0 (0 to 0)	0 (0 to 0)	0 (0 to 0)	0 (0 to 0)	0 (0 to 0)	0 (0 to 0)	0 (0 to 0)	0 (0 to 0)	0 (0 to 0)	0
Lower respiratory infections	366.8 (187.6 to 582.4)	37.6 (22.7 to 56.2)	171.1 (116.7 to 246.1)	711.3 (448.1 to 1,240)	679.7 (449.8 to 1,020)	279.7 (186.1 to 423.1)	414.3 (279.1 to 604.1)	994.7 (672.1 to 1,490)	1,180 (797.2 to 1,730)	1,180 (797.2 to 1,730)	1,180 (797.2 to 1,730)	1,180 (797.2 to 1,730)	1,180 (797.2 to 1,730)	1,180 (797.2 to 1,730)	1,180 (797.2 to 1,730)	1,180 (797.2 to 1,730)	1,180 (797.2 to 1,730)	1,180 (797.2 to 1,730)	1,180 (797.2 to 1,730)	1,180 (797.2 to 1,730)	1,180 (797.2 to 1,730)	34,300
Upper respiratory infections	3.9 (0.9 to 7.9)	4.5 (1.1 to 11.1)	139.9 (72.1 to 187)	49.7 (29.6 to 66.2)	16.3 (9.2 to 24.1)	17.7 (10.2 to 26.2)	38.3 (22.4 to 54.2)	45.7 (26.5 to 67.5)	49.6 (29.6 to 69.6)	49.6 (29.6 to 69.6)	49.6 (29.6 to 69.6)	49.6 (29.6 to 69.6)	49.6 (29.6 to 69.6)	49.6 (29.6 to 69.6)	49.6 (29.6 to 69.6)	49.6 (29.6 to 69.6)	49.6 (29.6 to 69.6)	49.6 (29.6 to 69.6)	49.6 (29.6 to 69.6)	49.6 (29.6 to 69.6)	49.6 (29.6 to 69.6)	6,990
Otitis media	0 (0 to 0.1)	0 (0 to 0.1)	0.2 (0.2 to 0.3)	0.7 (0.4 to 1.2)	0.4 (0.2 to 0.7)	0.1 (0 to 0.2)	0.1 (0 to 0.2)	0.1 (0 to 0.2)	0.1 (0 to 0.2)	0.1 (0 to 0.2)	0.1 (0 to 0.2)	0.1 (0 to 0.2)	0.1 (0 to 0.2)	0.1 (0 to 0.2)	0.1 (0 to 0.2)	0.1 (0 to 0.2)	0.1 (0 to 0.2)	0.1 (0 to 0.2)	0.1 (0 to 0.2)	0.1 (0 to 0.2)	0.1 (0 to 0.2)	0.1 (0 to 0.2)	1,260
Enteric infections	9.1 (4.4 to 12.4)	1.1 (0.6 to 1.6)	4.6 (3.0 to 6.7)	2.6 (1.6 to 4.2)	1.6 (1.0 to 2.6)	1.6 (1.0 to 2.6)	1.6 (1.0 to 2.6)	1.6 (1.0 to 2.6)	1.6 (1.0 to 2.6)	1.6 (1.0 to 2.6)	1.6 (1.0 to 2.6)	1.6 (1.0 to 2.6)	1.6 (1.0 to 2.6)	1.6 (1.0 to 2.6)	1.6 (1.0 to 2.6)	1.6 (1.0 to 2.6)	1.6 (1.0 to 2.6)	1.6 (1.0 to 2.6)	1.6 (1.0 to 2.6)	1.6 (1.0 to 2.6)	1.6 (1.0 to 2.6)	1.6 (1.0 to 2.6)	7,840
Cholera	0 (0 to 0)	0 (0 to 0)	0 (0 to 0)	0 (0 to 0)	0 (0 to 0)	0 (0 to 0)	0 (0 to 0)	0 (0 to 0)	0 (0 to 0)	0 (0 to 0)	0 (0 to 0)	0 (0 to 0)	0 (0 to 0)	0 (0 to 0)	0 (0 to 0)	0 (0 to 0)	0 (0 to 0)	0 (0 to 0)	0 (0 to 0)	0 (0 to 0)	0 (0 to 0)	0 (0 to 0)	0
Other diarrhoeal diseases	8.9 (4.3 to 12.2)	1.1 (0.6 to 1.6)	4.5 (2.9 to 6.6)	2.5 (1.6 to 4.1)	1.6 (1.0 to 2.6)	1.6 (1.0 to 2.6)	1.6 (1.0 to 2.6)	1.6 (1.0 to 2.6)	1.6 (1.0 to 2.6)	1.6 (1.0 to 2.6)	1.6 (1.0 to 2.6)	1.6 (1.0 to 2.6)	1.6 (1.0 to 2.6)	1.6 (1.0 to 2.6)	1.6 (1.0 to 2.6)	1.6 (1.0 to 2.6)	1.6 (1.0 to 2.6)	1.6 (1.0 to 2.6)	1.6 (1.0 to 2.6)	1.6 (1.0 to 2.6)	1.6 (1.0 to 2.6)	1.6 (1.0 to 2.6)	7,660
Diarrhoeal diseases	8.9 (4.3 to 12.2)	1.1 (0.6 to 1.6)	4.5 (2.9 to 6.6)	2.5 (1.6 to 4.1)	1.6 (1.0 to 2.6)	1.6 (1.0 to 2.6)	1.6 (1.0 to 2.6)	1.6 (1.0 to 2.6)	1.6 (1.0 to 2.6)	1.6 (1.0 to 2.6)	1.6 (1.0 to 2.6)	1.6 (1.0 to 2.6)	1.6 (1.0 to 2.6)	1.6 (1.0 to 2.6)	1.6 (1.0 to 2.6)	1.6 (1.0 to 2.6)	1.6 (1.0 to 2.6)	1.6 (1.0 to 2.6)	1.6 (1.0 to 2.6)	1.6 (1.0 to 2.6)	1.6 (1.0 to 2.6)	1.6 (1.0 to 2.6)	7,660
Typhoid and paratyphoid	0 (0 to 0)	0 (0 to 0)	0 (0 to 0)	0 (0 to 0)	0 (0 to 0)	0 (0 to 0)	0 (0 to 0)	0 (0 to 0)	0 (0 to 0)	0 (0 to 0)	0 (0 to 0)	0 (0 to 0)	0 (0 to 0)	0 (0 to 0)	0 (0 to 0)	0 (0 to 0)	0 (0 to 0)	0 (0 to 0)	0 (0 to 0)	0 (0 to 0)	0 (0 to 0)	0 (0 to 0)	0
Typhoid fever	0 (0 to 0)	0 (0 to 0)	0 (0 to 0)	0 (0 to 0)	0 (0 to 0)	0 (0 to 0)	0 (0 to 0)	0 (0 to 0)	0 (0 to 0)	0 (0 to 0)	0 (0 to 0)	0 (0 to 0)	0 (0 to 0)	0 (0 to 0)	0 (0 to 0)	0 (0 to 0)	0 (0 to 0)	0 (0 to 0)	0 (0 to 0)	0 (0 to 0)	0 (0 to 0)	0 (0 to 0)	0
Paratyphoid fever	0 (0 to 0)	0 (0 to 0)	0 (0 to 0)	0 (0 to 0)	0 (0 to 0)	0 (0 to 0)	0 (0 to 0)	0 (0 to 0)	0 (0 to 0)	0 (0 to 0)	0 (0 to 0)	0 (0 to 0)	0 (0 to 0)	0 (0 to 0)	0 (0 to 0)	0 (0 to 0)	0 (0 to 0)	0 (0 to 0)	0 (0 to 0)	0 (0 to 0)	0 (0 to 0)	0 (0 to 0)	0
Invasive Non-typhoidal Salmonella (iNTS)	0.1 (0 to 0.3)	0.2 (0 to 0.7)	0.2 (0 to 0.7)	0.1 (0 to 1.6)	0.1 (0 to 0.3)	0.1 (0 to 0.3)	0.1 (0 to 0.3)	0.1 (0 to 0.3)	0.1 (0 to 0.3)	0.1 (0 to 0.3)	0.1 (0 to 0.3)	0.1 (0 to 0.3)	0.1 (0 to 0.3)	0.1 (0 to 0.3)	0.1 (0 to 1.2)	0.1 (0 to 1.1)	0.1 (0 to 1.1)	0.2 (0 to 1.9)	0.1 (0 to 1.2)	0.1 (0 to 1.4)	0.1 (0 to 1.4)	0.1 (0 to 1.2)	8.2
Other intestinal infectious diseases	0 (0 to 0)	0 (0 to 0)	0.3 (0 to 0.6)	0.5 (0 to 1.4)	0.2 (0 to 2.4)	0.1 (0 to 0.4)	0.1 (0 to 1.4)	0.1 (0 to 0.4)	0.1 (0 to 0.4)	0.1 (0 to 0.4)	0.1 (0 to 0.4)	0.1 (0 to 0.4)	0.1 (0 to 1.3)	0.1 (0 to 1.4)	0.1 (0 to 1.4)	0.1 (0 to 1.5)	0.1 (0 to 2.5)	0.1 (0 to 2.1)	0.1 (0 to 1.9)	0.1 (0 to 1.9)	0.1 (0 to 2.1)	0.1 (0 to 1.3)	13.2
Neglected tropical diseases and malaria	0.1 (0 to 0.2)	0 (0 to 0)	0.1 (0 to 0.2)	0.1 (0 to 0.2)	0.1 (0 to 0.2)	0.1 (0 to 0.2)	0.1 (0 to 0.2)	0.1 (0 to 0.2)	0.1 (0 to 0.2)	0.1 (0 to 0.2)	0.1 (0 to 0.2)	0.1 (0 to 0.2)	0.1 (0 to 0.2)	0.1 (0 to 0.2)	0.1 (0 to 0.2)	0.1 (0 to 0.2)	0.1 (0 to 0.2)	0.1 (0 to 0.2)	0.1 (0 to 0.2





SR Table 2b: Norway DALYS by cause and sex group for females with 95% uncertainty intervals, 2019

Cause	Early Neonatal	Late Neonatal	Post-Neonatal	1 to 4	5 to 9	10 to 14	15 to 19	20 to 24	25 to 29	30 to 34	35 to 39	40 to 44	45 to 49	50 to 54	55 to 59	60 to 64	65 to 69	70 to 74	75 to 79	80 to 84	85 to 89	90 to 94	95 plus	Total
All causes	2,672 (2,299 to 2,799)	993 (764 to 996)	1,980 (1,845 to 2,139)	4,268 (3,339 to 5,500)	5,499 (4,901 to 6,260)	7,488 (7,123 to 7,893)	11,559 (10,900 to 12,183)	19,648 (18,592 to 20,743)	24,455 (23,183 to 25,700)	29,059 (27,769 to 30,293)	31,990 (30,753 to 33,203)	37,180 (35,930 to 38,384)	42,750 (41,502 to 43,993)	49,350 (48,102 to 50,600)	56,399 (55,152 to 57,650)	64,350 (63,102 to 65,600)	72,399 (71,152 to 73,650)	80,350 (79,102 to 81,600)	88,399 (87,152 to 89,650)	96,350 (95,102 to 97,600)	97,150 (96,000 to 97,900)	26,350 (26,100 to 26,600)	1,000,000
Communicable, maternal, neonatal, and nutritional diseases	1,580 (1,130 to 1,910)	417 (264 to 601)	492 (356 to 627)	671 (540 to 1,210)	420 (320 to 550)	675 (557 to 809)	748 (652 to 864)	898 (820 to 1,170)	996 (729 to 1,300)	998 (748 to 1,300)	999 (748 to 1,260)	932 (698 to 1,260)	970 (698 to 1,300)	998 (698 to 1,260)	960 (729 to 1,190)	998 (729 to 1,230)	1,000 (729 to 1,230)	1,160 (999 to 1,290)	1,660 (1,470 to 1,900)	1,660 (1,430 to 2,060)	1,660 (1,430 to 2,060)	3,230 (2,910 to 3,540)	3,040 (2,360 to 3,490)	1,990 (1,490 to 2,290)	29,700
HIV/AIDS and sexually transmitted infections	0 (0 to 0)	41 (29.6 to 64)	6.8 (5.1 to 9.2)	4.6 (3.1 to 7.6)	7.6 (7.2 to 8.6)	17.7 (14.1 to 22.6)	44.5 (32.1 to 59.9)	89.5 (66.2 to 115)	89.5 (66.7 to 126)	89.5 (66.1 to 126)	89.5 (63.3 to 126)	67.3 (44.9 to 105)	44.7 (24.9 to 84.3)	24.9 (9.4 to 54.5)	24.9 (9.4 to 54.5)	22.5 (9.4 to 47.1)	19.7 (7.0 to 42.6)	13.6 (4.7 to 29.6)	10.5 (3.6 to 23.1)	8.2 (2.8 to 17.9)	3.3 (1.1 to 7.2)	698
HIV/AIDS	0 (0 to 0)	4.1 (2.9 to 6.4)	5.8 (4.3 to 8.2)	4.6 (3.1 to 7.6)	5.8 (5.5 to 6.2)	11.9 (9.1 to 15.9)	27.2 (20.1 to 33.8)	69.8 (54.9 to 88.4)	69.8 (52.3 to 97.4)	62.8 (46.2 to 89.3)	62.8 (44.2 to 89.3)	39.8 (25.2 to 64.2)	28.4 (14.7 to 52.4)	24.9 (9.4 to 54.5)	24.9 (9.4 to 54.5)	22.5 (9.4 to 47.1)	19.7 (7.0 to 42.6)	8 (1.9 to 18.4)	2.4 (0.9 to 5.4)	0.9 (0.3 to 2.1)	0.1 (0 to 0.3)	0.1 (0 to 0.3)	355
HIV/AIDS - Drug-susceptible Tuberculosis	0 (0 to 0)	0 (0 to 0)	0.1 (0.04 to 0.1)	0.1 (0.01 to 0.2)	0.1 (0.04 to 0.1)	0.1 (0.04 to 0.2)	0.1 (0.04 to 0.2)	0.1 (0.04 to 0.2)	0.1 (0.04 to 0.2)	0.1 (0.04 to 0.2)	0.1 (0.04 to 0.2)	0.1 (0.04 to 0.2)	0.1 (0.04 to 0.2)	0 (0 to 0)	0 (0 to 0)	0 (0 to 0)	0 (0 to 0)	0 (0 to 0)	0 (0 to 0)	0 (0 to 0)	0 (0 to 0)	0 (0 to 0)	0 (0 to 0)	3.7
HIV/AIDS - Multidrug-resistant Tuberculosis without extensive	0 (0 to 0)	0 (0 to 0)	0 (0 to 0)	0 (0 to 0)	0 (0 to 0)	0 (0 to 0)	0 (0 to 0)	0 (0 to 0)	0 (0 to 0)	0 (0 to 0)	0 (0 to 0)	0 (0 to 0)	0 (0 to 0)	0 (0 to 0)	0 (0 to 0)	0 (0 to 0)	0 (0 to 0)	0 (0 to 0)	0 (0 to 0)	0 (0 to 0)	0 (0 to 0)	0 (0 to 0)	0 (0 to 0)	2
HIV/AIDS - Extensively drug-resistant Tuberculosis	0 (0 to 0)	0 (0 to 0)	0 (0 to 0)	0 (0 to 0)	0 (0 to 0)	0 (0 to 0)	0 (0 to 0)	0 (0 to 0)	0 (0 to 0)	0 (0 to 0)	0 (0 to 0)	0 (0 to 0)	0 (0 to 0)	0 (0 to 0)	0 (0 to 0)	0 (0 to 0)	0 (0 to 0)	0 (0 to 0)	0 (0 to 0)	0 (0 to 0)	0 (0 to 0)	0 (0 to 0)	0 (0 to 0)	0.6
HIV/AIDS resulting in other diseases	0 (0 to 0)	0 (0 to 0)	0 (0 to 0.9)	0 (0 to 0.3)	0 (0 to 0.2)	0 (0 to 0.5)	0 (0 to 0.3)	0 (0 to 0.1)	0 (0 to 0.1)	0 (0 to 0.1)	0 (0 to 0.1)	0 (0 to 0.1)	0 (0 to 0.1)	0 (0 to 0.1)	0 (0 to 0.1)	0 (0 to 0.1)	0 (0 to 0.1)	0 (0 to 0.1)	0 (0 to 0.1)	0 (0 to 0.1)	0 (0 to 0.1)	0 (0 to 0.1)	0 (0 to 0.1)	270
Sexually transmitted infections excluding HIV	0 (0 to 0)	0 (0 to 0)	0 (0 to 0)	0 (0 to 0)	0 (0 to 0)	0 (0 to 0)	0 (0 to 0)	0 (0 to 0)	0 (0 to 0)	0 (0 to 0)	0 (0 to 0)	0 (0 to 0)	0 (0 to 0)	0 (0 to 0)	0 (0 to 0)	0 (0 to 0)	0 (0 to 0)	0 (0 to 0)	0 (0 to 0)	0 (0 to 0)	0 (0 to 0)	0 (0 to 0)	0 (0 to 0)	0
Syphilis	0 (0 to 0)	0 (0 to 0)	0 (0 to 0)	0 (0 to 0)	0 (0 to 0)	0 (0 to 0.1)	0 (0 to 0.1)	0 (0 to 0.2)	0 (0 to 0.2)	0 (0 to 0.2)	0 (0 to 0.2)	0 (0 to 0.2)	0 (0 to 0.2)	0 (0 to 0.2)	0 (0 to 0.2)	0 (0 to 0.2)	0 (0 to 0.2)	0 (0 to 0.2)	0 (0 to 0.2)	0 (0 to 0.2)	0 (0 to 0.2)	0 (0 to 0.2)	0 (0 to 0.2)	0
Chlamydial infection	0 (0 to 0)	0 (0 to 0)	0 (0 to 0)	0 (0 to 0)	0 (0 to 0)	0 (0 to 0)	0 (0 to 0)	0 (0 to 0)	0 (0 to 0)	0 (0 to 0)	0 (0 to 0)	0 (0 to 0)	0 (0 to 0)	0 (0 to 0)	0 (0 to 0)	0 (0 to 0)	0 (0 to 0)	0 (0 to 0)	0 (0 to 0)	0 (0 to 0)	0 (0 to 0)	0 (0 to 0)	0 (0 to 0)	0
Gonococcal infection	0 (0 to 0)	0 (0 to 0)	0 (0 to 0)	0 (0 to 0)	0 (0 to 0)	0 (0 to 0)	0 (0 to 0)	0 (0 to 0)	0 (0 to 0)	0 (0 to 0)	0 (0 to 0)	0 (0 to 0)	0 (0 to 0)	0 (0 to 0)	0 (0 to 0)	0 (0 to 0)	0 (0 to 0)	0 (0 to 0)	0 (0 to 0)	0 (0 to 0)	0 (0 to 0)	0 (0 to 0)	0 (0 to 0)	0
Trichomoniasis	0 (0 to 0)	0 (0 to 0)	0 (0 to 0)	0 (0 to 0)	0.2 (0.2 to 0.2)	0.6 (0.5 to 0.6)	1.1 (0.9 to 1.3)	3.4 (2.8 to 4.1)	6.7 (5.5 to 8.1)	7.6 (6.2 to 9.2)	7.4 (6.1 to 9.0)	7.5 (6.1 to 9.1)	7.4 (6.1 to 9.0)	7.4 (6.1 to 9.0)	6 (4.9 to 7.3)	4.8 (3.9 to 5.8)	4.1 (3.3 to 5.0)	3.4 (2.8 to 4.1)	2.9 (2.3 to 3.5)	1.8 (1.4 to 2.2)	0.6 (0.5 to 0.8)	0.2 (0.2 to 0.2)	69.6
Genital herpes	0 (0 to 0)	0 (0 to 0)	0 (0 to 0)	0 (0 to 0)	0 (0 to 0)	0 (0 to 0)	0 (0 to 0)	0 (0 to 0)	0 (0 to 0)	0 (0 to 0)	0 (0 to 0)	0 (0 to 0)	0 (0 to 0)	0 (0 to 0)	0 (0 to 0)	0 (0 to 0)	0 (0 to 0)	0 (0 to 0)	0 (0 to 0)	0 (0 to 0)	0 (0 to 0)	0 (0 to 0)	0 (0 to 0)	0
Other sexually transmitted infections	0 (0 to 0)	0 (0 to 0)	0 (0 to 0)	0 (0 to 0)	0 (0 to 0)	1.7 (1.1 to 2.6)	2.9 (2.1 to 3.9)	7.7 (5.1 to 10.9)	10.9 (7.3 to 15.4)	11.9 (8.1 to 16.8)	11.9 (8.1 to 16.8)	12.3 (8.1 to 17.5)	11.9 (8.1 to 16.8)	11.9 (8.1 to 16.8)	11.9 (8.1 to 16.8)	11.9 (8.1 to 16.8)	11.9 (8.1 to 16.8)	11.9 (8.1 to 16.8)	11.9 (8.1 to 16.8)	11.9 (8.1 to 16.8)	11.9 (8.1 to 16.8)	11.9 (8.1 to 16.8)	112
Respiratory infections and tuberculosis	6.3 (4.9 to 7.7)	9.3 (6.9 to 11.3)	15.6 (9.9 to 22.1)	284 (192 to 398)	233 (177 to 486)	214 (153 to 349)	239 (159 to 339)	239 (159 to 349)	239 (152 to 339)	217 (152 to 339)	239 (151 to 333)	239 (159 to 333)	239 (159 to 333)	239 (159 to 333)	240 (159 to 342)	239 (159 to 342)	239 (159 to 342)	239 (171 to 342)	239 (201 to 339)	239 (201 to 339)	239 (201 to 339)	239 (201 to 339)	239 (201 to 339)	5,100
Tuberculosis	6 (4.6 to 7.3)	9 (6.6 to 11.1)	6.7 (3.4 to 9.8)	2.9 (0.7 to 6.4)	0.3 (0.3 to 0.4)	1.4 (0.3 to 1.6)	3.1 (1.1 to 4.8)	3.1 (1.1 to 4.8)	2.7 (0.9 to 4.6)	2.9 (0.9 to 4.6)	2.9 (0.9 to 4.6)	2.9 (0.9 to 4.6)	2.9 (0.9 to 4.6)	2.9 (0.9 to 4.6)	2.9 (0.9 to 4.6)	2.9 (0.9 to 4.6)	2.9 (0.9 to 4.6)	2.9 (0.9 to 4.6)	2.9 (0.9 to 4.6)	2.9 (0.9 to 4.6)	2.9 (0.9 to 4.6)	2.9 (0.9 to 4.6)	74
Latent tuberculosis infection	0 (0 to 0)	0 (0 to 0)	0 (0 to 0)	0 (0 to 0)	0 (0 to 0)	0 (0 to 0)	0 (0 to 0)	0 (0 to 0)	0 (0 to 0)	0 (0 to 0)	0 (0 to 0)	0 (0 to 0)	0 (0 to 0)	0 (0 to 0)	0 (0 to 0)	0 (0 to 0)	0 (0 to 0)	0 (0 to 0)	0 (0 to 0)	0 (0 to 0)	0 (0 to 0)	0 (0 to 0)	0 (0 to 0)	0
Drug-susceptible Tuberculosis	0.6 (0.4 to 0.8)	0.6 (0.4 to 0.8)	0.6 (0.4 to 1)	0.3 (0.1 to 0.5)	0.3 (0.3 to 0.4)	1.4 (1.1 to 1.6)	2.9 (1.9 to 3.8)	2.9 (1.9 to 3.8)	2.7 (1.9 to 3.8)	2.9 (1.9 to 3.8)	2.9 (1.9 to 3.8)	2.9 (1.9 to 3.8)	2.9 (1.9 to 3.8)	2.9 (1.9 to 3.8)	2.9 (1.9 to 3.8)	2.9 (1.9 to 3.8)	2.9 (1.9 to 3.8)	2.9 (1.9 to 3.8)	2.9 (1.9 to 3.8)	2.9 (1.9 to 3.8)	2.9 (1.9 to 3.8)	2.9 (1.9 to 3.8)	68
Multidrug-resistant tuberculosis without extensive drug-resista	0 (0 to 0)	0 (0 to 0)	0 (0 to 0)	0 (0 to 0)	0 (0 to 0)	0 (0 to 0)	0 (0 to 0)	0 (0 to 0)	0 (0 to 0)	0 (0 to 0)	0 (0 to 0)	0 (0 to 0)	0 (0 to 0)	0 (0 to 0)	0 (0 to 0)	0 (0 to 0)	0 (0 to 0)	0 (0 to 0)	0 (0 to 0)	0 (0 to 0)	0 (0 to 0)	0 (0 to 0)	0 (0 to 0)	0
Extensively drug-resistant tuberculosis	0 (0 to 0)	0 (0 to 0)	0 (0 to 0)	0 (0 to 0)	0 (0 to 0)	0 (0 to 0)	0 (0 to 0)	0 (0 to 0)	0 (0 to 0)	0 (0 to 0)	0 (0 to 0)	0 (0 to 0)	0 (0 to 0)	0 (0 to 0)	0 (0 to 0)	0 (0 to 0)	0 (0 to 0)	0 (0 to 0)	0 (0 to 0)	0 (0 to 0)	0 (0 to 0)	0 (0 to 0)	0 (0 to 0)	0
Lower respiratory infections	7.2 (6.1 to 7.9)	29.1 (19.6 to 39.1)	268 (211 to 331)	194 (134 to 314)	121 (79 to 174)	173 (116 to 219)	162 (106 to 210)	161 (105 to 210)	161 (105 to 210)	161 (105 to 210)	161 (105 to 210)	161 (105 to 210)	161 (105 to 210)	161 (105 to 210)	161 (105 to 210)	162 (105 to 210)	162 (105 to 210)	162 (105 to 210)	162 (105 to 210)	162 (105 to 210)	162 (105 to 210)	162 (105 to 210)	162 (105 to 210)	3,400
Upper respiratory infections	0 (0 to 0)	0 (0 to 0)	0 (0 to 0)	0 (0 to 0)	0 (0 to 0)	0 (0 to 0)	0 (0 to 0)	0 (0 to 0)	0 (0 to 0)	0 (0 to 0)	0 (0 to 0)	0 (0 to 0)	0 (0 to 0)	0 (0 to 0)	0 (0 to 0)	0 (0 to 0)	0 (0 to 0)	0 (0 to 0)	0 (0 to 0)	0 (0 to 0)	0 (0 to 0)	0 (0 to 0)	0 (0 to 0)	0
Otitis media	0 (0 to 0)	0.1 (0.1 to 0.3)	0.2 (0.2 to 0.2)	0.2 (0.2 to 0.3)	0.2 (0.2 to 0.3)	0.2 (0.2 to 0.3)	0.2 (0.2 to 0.3)	0.2 (0.2 to 0.3)	0.2 (0.2 to 0.3)	0.2 (0.2 to 0.3)	0.2 (0.2 to 0.3)	0.2 (0.2 to 0.3)	0.2 (0.2 to 0.3)	0.2 (0.2 to 0.3)	0.2 (0.2 to 0.3)	0.2 (0.2 to 0.3)	0.2 (0.2 to 0.3)	0.2 (0.2 to 0.3)	0.2 (0.2 to 0.3)	0.2 (0.2 to 0.3)	0.2 (0.2 to 0.3)	0.2 (0.2 to 0.3)	4.8
Enteric infections	2.9 (2.2 to 3.6)	11 (8.1 to 14)	129 (84 to 189)	196 (116 to 309)	139 (81.8 to 178)	78.4 (48.1 to 116)	28.1 (16.8 to 39.3)	28.3 (16.8 to 39.3)	28.3 (16.8 to 39.3)	28.3 (16.8 to 39.3)	28.3 (16.8 to 39.3)	28.3 (16.8 to 39.3)	28.3 (16.8 to 39.3)	28.3 (16.8 to 39.3)	28.3 (16.8 to 39.3)	28.3 (16.8 to 39.3)	28.3 (16.8 to 39.3)	28.3 (16.8 to 39.3)	28.3 (16.8 to 39.3)	28.3 (16.8 to 39.3)	28.3 (16.8 to 39.3)	28.3 (16.8 to 39.3)	1,300
Diarrheal diseases	2.9 (2.2 to 3.6)	11 (8.1 to 14)	129 (84 to 189)	196 (116 to 309)	139 (81.8 to 178)	78.4 (48.1 to 116)	28.1 (16.8 to 39.3)	28.3 (16.8 to 39.3)	28.3 (16.8 to 39.3)	28.3 (16.8 to 39.3)	28.3 (16.8 to 39.3)	28.3 (16.8 to 39.3)	28.3 (16.8 to 39.3)	28.3 (16.8 to 39.3)	28.3 (16.8 to 39.3)	28.3 (16.8 to 39.3)	28.3 (16.8 to 39.3)	28.3 (16.8 to 39.3)	28.3 (16.8 to 39.3)	28.3 (16.8 to 39.3)	28.3 (16.8 to 39.3)	28.3 (16.8 to 39.3)	1,300
Typhoid and paratyphoid	0 (0 to 0)	0 (0 to 0)	0 (0 to 0)	0 (0 to 0)	0 (0 to 0)	0 (0 to 0)	0 (0 to 0)	0 (0 to 0)	0 (0 to 0)	0 (0 to 0)	0 (0 to 0)	0 (0 to 0)	0 (0 to 0)	0 (0 to 0)	0 (0 to 0)	0 (0 to 0)	0 (0 to 0)	0 (0 to 0)	0 (0 to 0)	0 (0 to 0)	0 (0 to 0)	0 (0 to 0)	0 (0 to 0)	0
Typhoid fever	0 (0 to 0)	0 (0 to 0)	0 (0 to 0)	0 (0 to 0)	0 (0 to 0)	0 (0 to 0)	0 (0 to 0)	0 (0 to 0)	0 (0 to 0)	0 (0 to 0)	0 (0 to 0)	0 (0 to 0)	0 (0 to 0)	0 (0 to 0)	0 (0 to 0)	0 (0 to 0)	0 (0 to 0)	0 (0 to 0)	0 (0 to 0)	0 (0 to 0)	0 (0 to 0)	0 (0 to 0)	0 (0 to 0)	0
Paratyphoid fever	0 (0 to 0)	0 (0 to 0)	0 (0 to 0)	0 (0 to 0)	0 (0 to 0)	0 (0 to 0)	0 (0 to 0)	0 (0 to 0)	0 (0 to 0)	0 (0 to 0)	0 (0 to 0)	0 (0 to 0)	0 (0 to 0)	0 (0 to 0)	0 (0 to 0)	0 (0 to 0)	0 (0 to 0)	0 (0 to 0)	0 (0 to 0)	0 (0 to 0)	0 (0 to 0)	0 (0 to 0)	0 (0 to 0)	0
Invasive Non-typhoidal Salmonella (iNTS)	0 (0 to 0)	0 (0 to 0.1)	0 (0 to 0.1)	0 (0 to 0.1)	0 (0 to 0.1)	0 (0 to 0.1)	0 (0 to 0.1)	0 (0 to 0.1)	0 (0 to 0.1)	0 (0 to 0.1)	0 (0 to 0.1)	0 (0 to 0.1)	0 (0 to 0.1)	0 (0 to 0.1)	0 (0 to 0.1)	0 (0 to 0.1)	0 (0 to 0.1)	0 (0 to 0.1)	0 (0 to 0.1)	0 (0 to 0.1)	0 (0 to 0.1)	0 (0 to 0.1)	0 (0 to 0.1)	2.1
Other intestinal infectious diseases	0 (0 to 0)	0.3 (0.2 to 1.3)	0.6 (0.5 to 0.9)	0.3 (0.1 to 0.6)	0.2 (0.1 to 0.4)	0.1 (0 to 0.4)	0.1 (0 to 0.3)	0.2 (0 to 0.3)	0.1 (0 to 0.3)	0.1 (0 to 0.3)	0.1 (0 to 0.3)	0.1 (0 to 0.3)	0.1 (0 to 0.3)	0.1 (0 to 0.3)	0.1 (0 to 0.3)	0.1 (0 to 0.3)	0.1 (0 to 0.3)	0.1 (0 to 0.3)	0.1 (0 to 0.3)	0.1 (0 to 0.3)	0.1 (0 to 0.3)	0.1 (0 to 0.3)	0.1 (0 to 0.3)	3.6
Neglected tropical diseases and malaria	0.1 (0.1 to 0.2)	0.3 (0.2 to 1.3)	0.1 (0.1 to 0.2)	0.6 (0.4 to 0.9)	0.3 (0.2 to 0.4)	0.2 (0.1 to 0.4)	0.2 (0.1 to 0.4)	0.2 (0.1 to 0.4)	0.2 (0.1 to 0.4)	0.2 (0.1 to 0.4)	0.2 (0.1 to 0.4)	0.2 (0.1 to 0.4)	0.2 (0.1 to 0.4)	0.2 (0.1 to 0.4)	0.2 (0.1 to 0.4)	0.2 (0.1 to 0.4)	0.2 (0.1 to 0.4)	0.2 (0.1 to 0.4)	0.2 (0.1 to 0.4)	0.2 (0.1 to 0.4)	0.2 (0.1 to 0.4)	0.2 (0.1 to 0.4)	6.8
Malaria	0 (0 to 0)	0 (0 to 0)	0 (0 to 0)	0 (0 to 0)	0 (0 to 0)	0 (0 to 0)	0 (0 to 0)	0 (0 to 0)	0 (0 to 0)	0 (0 to 0)	0 (0 to 0)	0 (0 to 0)	0 (0 to 0)	0 (0 to 0)	0 (0 to 0)	0 (0 to 0)	0 (0 to 0)	0 (0 to 0)	0 (0 to 0)	0 (0 to 0)	0 (0 to 0)	0 (0 to 0)	0 (0 to 0)	0
Chagas disease	0 (0 to 0)	0 (0 to 0)	0 (0 to 0)	0 (0 to 0)	0 (0 to 0)	0 (0 to 0)	0 (0 to 0)	0 (0 to 0)	0 (0 to 0)	0 (0 to 0)	0 (0 to 0)	0 (0 to 0)	0 (0 to 0)	0 (0 to 0)	0 (0 to 0)	0 (0 to 0)	0 (0 to 0)	0 (0 to 0)	0 (0 to 0)	0 (0 to 0)	0 (0 to 0)	0 (0 to 0)	0 (0 to 0)	0
Leishmaniasis	0 (0 to 0)	0 (0 to 0)	0 (0 to 0)	0 (0 to 0)	0 (0 to 0)	0 (0 to 0)	0 (0 to 0)	0 (0 to 0)	0 (0 to 0)	0 (0 to 0)	0 (0 to 0)	0 (0 to 0)	0 (0 to 0)	0 (0 to 0)	0 (0 to 0)	0 (0 to 0)	0 (0 to 0)	0 (0 to 0)	0 (0 to 0)	0 (0 to 0)	0 (0 to 0)	0 (0 to 0)	0 (0 to 0)	0
Visceral leishmaniasis	0 (0 to 0)	0 (0 to 0)	0 (0 to 0)	0 (0 to 0)	0 (0 to 0)	0 (0 to 0)	0 (0 to 0)	0 (0 to 0)	0 (0 to 0)	0 (0 to 0)	0 (0 to 0)	0 (0 to 0)	0 (0 to 0)	0 (0 to 0)	0 (0 to 0)	0 (0 to 0)	0 (0 to 0)	0 (0 to 0)	0 (0 to 0)	0 (0 to 0)	0 (0 to 0)	0 (0 to 0)	0 (0 to 0)	0
Cutaneous and mucocutaneous leishmaniasis	0 (0 to 0)	0 (0 to 0)	0 (0 to 0)	0 (0 to 0)	0 (0 to 0)	0 (0 to 0)	0 (0 to 0)	0 (0 to 0)	0 (0 to 0)	0 (0 to 0)	0 (0 to 0)	0 (0 to 0)	0 (0 to 0)	0 (0 to 0)	0 (0 to 0)	0 (0 to 0)	0 (0 to 0)	0 (0 to 0)	0 (0 to 0)	0 (0 to 0)	0 (0 to 0)	0 (0 to 0)	0 (0 to 0)	0
African trypanosomiasis	0 (0 to 0)	0 (0 to 0)	0 (0 to 0)	0 (0 to 0)	0 (0 to 0)	0 (0 to 0)	0 (0 to 0)	0 (0 to 0)	0 (0 to 0)	0 (0 to 0)	0 (0 to 0)	0 (0 to 0)	0 (0 to 0)	0 (0 to 0)	0 (0 to 0)	0 (0 to 0)	0 (0 to 0)	0 (0 to 0)	0 (0 to 0)	0 (0 to 0)	0 (0 to 0)	0 (0 to 0)	0 (0 to 0)	0
Schistosomiasis	0 (0 to 0)	0 (0 to 0)	0 (0 to 0)	0 (0 to 0)	0 (0 to 0)	0 (0 to 0)	0 (0 to 0)	0 (0 to 0)	0 (0 to 0)	0 (0 to 0)	0 (0 to 0)	0 (0 to 0)	0 (0 to 0)	0 (0 to 0)	0 (0 to 0)	0 (0 to 0)	0 (0 to 0)	0 (0 to 0)	0 (0 to 0)	0 (0 to 0)	0 (0 to 0)	0 (0 to 0)	0 (0 to 0)	0
Cysticercosis	0 (0 to 0)	0 (0 to 0)	0 (0 to 0)	0 (0 to 0)	0 (0 to 0)	0 (0 to 0)	0 (0 to 0)	0 (0 to 0)	0 (0 to 0)	0 (0 to 0)	0 (0 to 0)	0 (0 to 0)	0 (0 to 0)	0 (0 to 0)	0 (0 to 0)	0 (0 to 0)	0 (0 to 0)	0 (0 to 0)	0 (0 to 0)	0 (0 to 0)	0 (0 to 0)	0 (0 to 0)	0 (0 to 0)	0
Cystic echinococcosis	0 (0 to 0)	0 (0 to 0)	0 (0 to 0)	0 (0 to 0)	0 (0 to 0)	0 (0 to 0)	0 (0 to 0)	0 (0 to 0)	0 (0 to 0)	0 (0 to 0)	0 (0 to 0)	0 (0 to 0)	0 (0 to 0)	0 (0 to 0)	0 (0 to 0)	0 (0 to 0)	0 (0 to 0)	0 (0 to 0)	0 (0 to 0)	0 (0 to 0)	0 (0 to 0)	0 (0 to 0)	0 (0 to 0)	4
Lymphatic filariasis	0 (0 to 0)	0 (0 to 0)	0 (0 to 0)	0 (0 to 0)	0 (0 to 0)	0 (0 to 0)	0 (0 to 0)	0 (0 to 0)	0 (0 to 0)	0 (0 to 0)	0 (0 to 0)	0 (0 to 0)	0 (0 to 0)	0 (0 to 0)	0 (0 to 0)	0 (0 to 0)	0 (0 to 0)	0 (0 to 0)	0 (0 to 0)	0 (0 to 0)	0 (0 to 0)	0 (0 to 0)	0 (0 to 0)	0
Onchocerciasis	0 (0 to 0)	0 (0 to 0)	0 (0 to 0)	0 (0 to 0)	0 (0 to 0)	0 (0 to 0)	0 (0 to 0)	0 (0 to 0)	0 (0 to 0)	0 (0 to 0)	0 (0 to 0)	0 (0 to 0)	0 (0 to 0)	0 (0 to 0)	0 (0 to 0)	0 (0 to 0)	0 (0 to 0)	0 (0 to 0)	0 (0 to 0)	0 (0 to 0)	0 (0 to 0)	0 (0 to 0)	0 (0 to 0)	0
Trachoma	0 (0 to 0)	0 (0 to 0)	0 (0 to 0)	0 (0 to 0)	0 (0 to 0)	0 (0 to 0)	0 (0 to 0)	0 (0 to 0)	0 (0 to 0)	0 (0 to 0)	0 (0 to 0)	0 (0 to 0)	0 (0 to 0)	0 (0 to 0)	0 (0 to 0)	0 (0 to 0)	0 (0 to 0)	0 (0 to 0)	0 (0 to 0)	0 (0 to 0)	0 (0 to 0)	0 (0 to 0)	0 (0 to 0)	0
Dengue	0 (0 to 0)	0 (0 to 0)	0 (0 to 0)	0 (0 to 0)	0 (0 to 0)	0 (0 to 0)	0 (0 to 0)	0 (0 to 0)	0 (0 to 0)	0 (0 to 0)	0 (0 to 0)	0 (0 to 0)	0 (0 to 0)	0 (0 to 0)	0 (0 to 0)	0 (0 to 0)	0 (0 to 0)	0 (0 to 0)	0 (0 to 0)	0 (0 to 0)	0 (0 to 0)	0 (0 to 0)	0 (0 to 0)	0
Yellow fever	0 (0 to 0)	0 (0 to 0)	0 (0 to 0)	0 (0 to 0)	0 (0 to 0)	0 (0 to 0)	0 (0 to 0)	0 (0 to 0)	0 (0 to 0)	0 (0 to 0)	0 (0 to 0)	0 (0 to 0)	0 (0 to 0)	0 (0 to 0)	0 (0 to 0)	0 (0 to 0)	0 (0 to 0)	0 (0 to 0)	0 (0 to 0)	0 (0 to 0)	0 (0 to 0)	0 (0 to 0)	0 (0 to 0)	0
Rabies	0 (0 to 0)	0 (0 to 0)	0 (0 to 0)	0 (0 to 0)	0 (0 to 0)	0 (0 to 0)	0 (0 to 0)	0 (0 to 0)	0 (0 to 0)	0 (0 to 0)	0 (0 to 0)	0 (0 to 0)	0 (0 to 0)	0 (0 to 0)	0 (0 to 0)	0 (0 to 0)	0 (0 to 0)	0 (0 to 0)	0 (0 to 0)	0 (0 to 0)	0 (0 to 0)	0 (0 to 0)	0 (0 to 0)	0
Intestinal nematode infections	0 (0 to 0)	0 (0 to 0)	0 (0 to 0)	0 (0 to 0)	0 (0 to 0)	0 (0 to 0)	0 (0 to 0)	0 (0 to 0)	0 (0 to 0)	0 (0 to 0)	0 (0 to 0)	0 (0 to 0)	0 (0 to 0)	0 (0 to 0)	0 (0 to 0)	0 (0 to 0)	0 (0 to 0)	0 (0 to 0)	0 (0 to 0)	0 (0 to 0)	0 (0 to 0)	0 (0 to 0)	0 (0 to 0)	0
Ascariasis	0 (0 to 0)	0 (0 to 0)	0 (0 to 0)	0 (0 to 0)	0 (0 to 0)	0 (0 to 0)	0 (0 to 0)	0 (0 to 0)	0 (0 to 0)	0 (0 to 0)	0 (0 to 0)	0 (0 to 0)	0 (0 to 0)	0 (0 to 0)	0 (0 to 0)	0 (0 to 0)	0 (0 to 0)	0 (0 to 0)	0 (0 to 0)	0 (0 to 0)	0 (0 to 0)	0 (0 to 0)	0 (0 to 0)	0
Trichuriasis	0 (0 to 0)	0 (0 to 0)	0 (0 to 0)	0 (0 to 0)	0 (0 to 0)	0 (0 to 0)	0 (0 to 0)	0 (0 to 0)	0 (0 to 0)	0 (0 to 0)	0 (0 to 0)	0 (0 to 0)	0 (0 to 0)	0 (0 to 0)	0 (0 to 0)	0 (0 to 0)	0 (0 to 0)	0 (0 to 0)	0 (0 to 0)	0 (0 to 0)	0 (0 to 0)	0 (0 to 0)	0 (0 to 0)	0
Hookworm disease	0 (0 to 0)	0 (0 to 0)	0 (0 to 0)	0 (0 to 0)	0 (0 to 0)	0 (0 to 0)	0 (0 to 0)	0 (0 to 0)	0 (0 to 0)	0 (0 to 0)	0 (0 to 0)	0 (0 to 0)	0 (0 to 0)	0 (0 to 0)	0 (0 to 0)	0 (0 to 0)	0 (0 to 0)	0 (0 to 0)	0 (0 to 0)	0 (0 to 0)	0 (0 to 0)	0 (0 to 0)	0 (0 to 0)	0
Food-borne trematodiases	0 (0 to 0)	0 (0 to 0)	0 (0 to 0)	0 (0 to 0)	0 (0 to 0)	0 (0 to 0)	0 (0 to 0)	0 (0 to 0)	0 (0 to 0)	0 (0 to 0)	0 (0 to 0)	0 (0 to 0)	0 (0 to 0)	0 (0 to 0)	0 (0 to 0)	0 (0 to 0)	0 (0 to 0)	0 (0 to 0)	0 (0 to 0)	0 (0 to 0)	0 (0 to 0)	0 (0 to 0)	0 (0 to 0)	0
Leprosy	0 (0 to 0)	0 (0

SR Table 2b: Portugal DALYS by cause and age group for females with 95% uncertainty intervals, 2019

Cause	Early Neonatal	Late Neonatal	Post Neonatal	1 to 4	5 to 9	10 to 14	15 to 19	20 to 24	25 to 29	30 to 34	35 to 39	40 to 44	45 to 49	50 to 54	55 to 59	60 to 64	65 to 69	70 to 74	75 to 79	80 to 84	85 to 89	90 to 94	95 plus	Total
All causes	1,260 (1,060 to 1,500)	1,060 (1,000 to 1,090)	2,070 (2,140 to 2,060)	5,900 (6,430 to 7,460)	6,540 (6,650 to 6,650)	17,600 (17,900 to 18,100)	29,500 (27,900 to 30,800)	34,000 (29,900 to 35,700)	35,100 (30,700 to 36,600)	40,700 (34,000 to 46,400)	53,500 (46,100 to 59,600)	69,400 (58,400 to 78,000)	93,300 (73,200 to 113,000)	130,000 (99,400 to 157,000)	170,000 (130,000 to 203,000)	224,000 (169,000 to 270,000)	284,000 (210,000 to 339,000)	349,000 (256,000 to 419,000)	422,000 (307,000 to 508,000)	486,000 (356,000 to 586,000)	539,000 (395,000 to 650,000)	560,000 (411,000 to 676,000)	5,400,000
Communicable, maternal, neonatal, and nutritional diseases	1,260 (1,060 to 1,500)	1,060 (1,000 to 1,090)	999 (739 to 1,290)	1,290 (960 to 1,660)	1,290 (960 to 1,660)	1,370 (1,020 to 1,760)	1,760 (1,320 to 2,260)	2,010 (1,500 to 2,580)	2,400 (1,800 to 3,070)	2,960 (2,220 to 3,810)	3,790 (2,840 to 4,880)	5,430 (4,070 to 6,980)	7,420 (5,560 to 9,540)	9,260 (6,940 to 11,900)	11,700 (8,770 to 15,100)	15,200 (11,400 to 19,500)	19,200 (14,400 to 24,700)	23,600 (17,700 to 30,400)	28,500 (21,400 to 36,700)	32,800 (24,600 to 42,200)	36,400 (27,300 to 46,900)	37,800 (28,300 to 48,700)	63,900
HIV/AIDS and sexually transmitted infections	0.0 (0 to 0)	0.0 (0 to 0)	0.1 (0 to 0.1)	25 (20 to 33)	31 (24 to 41)	162 (124 to 214)	624 (477 to 824)	2,020 (1,540 to 2,670)	4,040 (3,090 to 5,340)	7,140 (5,460 to 9,440)	11,000 (8,400 to 14,500)	15,600 (11,900 to 20,600)	20,600 (15,700 to 27,200)	25,900 (19,800 to 34,200)	31,400 (24,000 to 41,500)	36,600 (28,000 to 48,400)	41,000 (31,400 to 54,200)	44,700 (34,200 to 59,100)	47,000 (36,000 to 62,100)	48,000 (36,800 to 63,400)	48,000 (36,800 to 63,400)	47,000 (36,000 to 62,100)	5,780
HIV/AIDS	0 (0 to 0)	0 (0 to 0)	0.1 (27.6 to 49.7)	25 (20.9 to 32.1)	31 (9.6 to 52.3)	162 (11.3 to 161.1)	624 (44.4 to 986.2)	2,020 (160 to 2,256)	4,040 (320 to 4,653)	7,140 (682 to 9,611)	11,000 (746 to 1,270)	15,600 (776 to 1,896)	20,600 (620 to 2,605)	25,900 (429 to 3,455)	31,400 (450 to 3,957)	36,600 (568 to 3,938)	41,000 (718 to 3,596)	44,700 (717 to 3,618)	47,000 (729 to 3,873)	48,000 (9.7 to 3,978)	48,000 (0.6 to 3.2)	47,000 (0.6 to 3.2)	5,230
HIV/AIDS - Drug-susceptible Tuberculosis	0 (0 to 0)	0.0 (0 to 0.4)	0.0 (2.6 to 6.6)	3.1 (1.9 to 4.8)	0.9 (0.6 to 1.4)	1.7 (1.1 to 2.6)	6 (3.9 to 9.1)	27.6 (17.9 to 42.1)	44.0 (28.6 to 67.1)	78.7 (51.3 to 120)	135 (89.9 to 199)	197 (133 to 290)	253 (170 to 372)	317 (214 to 466)	384 (259 to 564)	448 (302 to 659)	502 (339 to 738)	547 (368 to 804)	575 (387 to 846)	587 (396 to 863)	0.1 (0.1 to 0.2)	0.1 (0.1 to 0.2)	63.9
HIV/AIDS - Multidrug-resistant Tuberculosis without extensi	0 (0 to 0)	0 (0 to 0)	0 (0 to 0)	0 (0 to 0)	0 (0 to 0)	0 (0 to 0)	0 (0 to 0)	0.1 (0 to 0.1)	0.2 (0.1 to 0.3)	0.4 (0.2 to 0.6)	0.8 (0.4 to 1.2)	1.2 (0.6 to 1.8)	1.6 (0.8 to 2.4)	2.0 (1 to 3)	2.4 (1.2 to 3.6)	2.8 (1.4 to 4.2)	3.1 (1.6 to 4.7)	3.4 (1.7 to 5.1)	3.6 (1.8 to 5.4)	3.7 (1.8 to 5.5)	0 (0 to 0)	0 (0 to 0)	35.1
HIV/AIDS - Extensively drug-resistant Tuberculosis	0 (0 to 0)	0 (0 to 0)	0 (0 to 0)	0 (0 to 0)	0 (0 to 0)	0 (0 to 0)	0 (0 to 0)	0.2 (0.1 to 0.3)	0.4 (0.2 to 0.6)	0.8 (0.4 to 1.2)	1.4 (0.7 to 2.1)	2.2 (1.1 to 3.3)	2.9 (1.5 to 4.4)	3.7 (1.9 to 5.5)	4.4 (2.3 to 6.6)	5.1 (2.7 to 7.7)	5.7 (3 to 8.6)	6.2 (3.3 to 9.3)	6.5 (3.5 to 9.8)	6.7 (3.6 to 10)	0 (0 to 0)	0 (0 to 0)	3.6
HIV/AIDS resulting in other diseases	0 (0 to 0)	0 (0 to 0)	29.0 (25 to 39.6)	21.7 (17.6 to 27.1)	8.1 (6.5 to 10.4)	11.6 (9.1 to 15.4)	47.6 (37.4 to 66.4)	169 (128 to 272)	355 (266 to 543)	660 (478 to 1,027)	796 (563 to 1,355)	876 (583 to 1,668)	883 (586 to 1,812)	852 (564 to 1,858)	887 (587 to 1,933)	1,077 (714 to 2,317)	1,324 (877 to 2,830)	1,615 (1,070 to 3,413)	1,925 (1,270 to 4,040)	2,191 (1,440 to 4,570)	2,362 (1,550 to 4,900)	2,400 (1,570 to 4,980)	4,610
Sexually transmitted infections excluding HIV	0.0 (0 to 0)	0.0 (0 to 0)	0.1 (0 to 0.1)	0.1 (0 to 0.1)	2.6 (1.8 to 3.7)	6.6 (4.6 to 9.4)	29.9 (20.8 to 42.6)	224.1 (156.1 to 319.2)	424.0 (295.4 to 603.8)	599.9 (418.1 to 854.4)	699.6 (487.5 to 996.5)	822.2 (573.1 to 1,171)	1,000.1 (697.1 to 1,424)	1,211 (844 to 1,725)	1,461 (1,018 to 2,081)	1,737 (1,211 to 2,474)	1,994 (1,390 to 2,840)	2,191 (1,527 to 3,121)	2,309 (1,609 to 3,289)	2,350 (1,638 to 3,347)	1,176 (820 to 1,675)	1,176 (820 to 1,675)	981
Syphilis	0 (0 to 0.2)	0 (0 to 0.1)	0 (0 to 0)	0 (0 to 0)	0 (0 to 0.1)	0 (0 to 0.1)	0 (0 to 0.2)	0.1 (0 to 0.1)	0.1 (0 to 0.2)	0.1 (0 to 0.3)	0.1 (0 to 0.3)	0.1 (0 to 0.3)	0.1 (0 to 0.3)	0.1 (0 to 0.3)	0.1 (0 to 0.3)	0.1 (0 to 0.3)	0.1 (0 to 0.3)	0.1 (0 to 0.3)	0.1 (0 to 0.3)	0.1 (0 to 0.3)	0 (0 to 0)	0 (0 to 0)	3.6
Chlamydial infection	0 (0 to 0)	0 (0 to 0)	0 (0 to 0)	0 (0 to 0)	0.1 (0.3 to 0.4)	0.7 (0.5 to 1)	3 (1.9 to 2.4)	21.5 (1.9 to 4.6)	41.3 (3.8 to 7.3)	58.1 (3.5 to 4.6)	68.1 (3.4 to 4.9)	80.1 (3.9 to 5.8)	97.5 (4.5 to 6.9)	118.1 (5.1 to 7.9)	142.4 (5.6 to 8.7)	169.3 (6.2 to 9.6)	194.3 (6.6 to 10.2)	217.6 (6.9 to 10.8)	229.2 (7.1 to 11)	233.3 (7.1 to 11)	116.8 (3.6 to 5.5)	116.8 (3.6 to 5.5)	39.4
Gonococcal infection	0 (0 to 0)	0 (0 to 0)	0 (0 to 0)	0 (0 to 0)	0 (0 to 0)	0.1 (0 to 0.1)	0.3 (0.2 to 0.4)	2.1 (1.4 to 2.9)	4.1 (2.8 to 5.6)	5.8 (3.9 to 8)	6.8 (4.6 to 9.3)	8 (5.4 to 10.9)	9.8 (6.6 to 13.3)	11.8 (8 to 16)	14.2 (9.6 to 19.2)	16.9 (11.4 to 22.8)	19.4 (13 to 26.1)	21.7 (14.5 to 29.1)	22.9 (15.3 to 30.7)	23.3 (15.6 to 31.3)	11.7 (7.8 to 15.7)	11.7 (7.8 to 15.7)	3.9
Trichomoniasis	0 (0 to 0)	0 (0 to 0)	0 (0 to 0)	0 (0 to 0)	0 (0 to 0)	0.1 (0 to 0.1)	0.2 (0.1 to 0.3)	1.4 (0.9 to 2)	2.8 (1.8 to 3.8)	3.9 (2.5 to 5.4)	4.6 (2.9 to 6.3)	5.4 (3.5 to 7.5)	6.6 (4.3 to 9.1)	8 (5.2 to 11)	9.6 (6.3 to 13)	11.5 (7.5 to 15.5)	13.2 (8.6 to 17.7)	14.7 (9.6 to 19.8)	15.5 (10.2 to 21)	15.8 (10.3 to 21.2)	7.9 (5.2 to 10.6)	7.9 (5.2 to 10.6)	2.6
Genital herpes	0 (0 to 0)	0 (0 to 0)	0 (0 to 0)	0 (0 to 0)	0 (0 to 0)	0.1 (0 to 0.1)	0.1 (0 to 0.2)	0.4 (0.3 to 0.6)	0.8 (0.6 to 1.1)	1.1 (0.8 to 1.6)	1.3 (0.9 to 1.8)	1.6 (1.1 to 2.2)	1.9 (1.3 to 2.6)	2.3 (1.6 to 3.2)	2.8 (1.9 to 3.8)	3.3 (2.2 to 4.5)	3.8 (2.5 to 5.1)	4.2 (2.8 to 5.7)	4.5 (3 to 6.1)	4.6 (3 to 6.2)	2.3 (1.5 to 3.1)	2.3 (1.5 to 3.1)	0.8
Sexually transmitted infections	0 (0 to 0)	0 (0 to 0)	0.1 (0 to 0.1)	0.1 (0 to 0.1)	1.4 (1 to 1.9)	1.9 (1.4 to 2.6)	4.2 (3 to 5.8)	9.4 (6.6 to 12.9)	12.8 (8.9 to 17.5)	13.1 (9.1 to 17.9)	12.1 (8.4 to 16.5)	11.2 (7.8 to 15.3)	11.1 (7.7 to 15.2)	11.2 (7.8 to 15.3)	11.7 (8.1 to 16)	12.5 (8.6 to 17.1)	13.2 (9.1 to 18.1)	13.7 (9.4 to 18.8)	13.9 (9.5 to 19.1)	13.9 (9.5 to 19.1)	6.9 (4.7 to 9.5)	6.9 (4.7 to 9.5)	2.3
Respiratory infections and tuberculosis	1,260 (1,060 to 1,500)	959.9 (900 to 1,020)	1,070 (1,000 to 1,140)	4,610 (4,060 to 5,270)	4,920 (4,600 to 5,240)	15,600 (14,600 to 16,600)	26,600 (24,900 to 28,300)	31,200 (29,200 to 33,200)	32,000 (29,900 to 34,000)	34,000 (31,700 to 36,200)	36,600 (34,100 to 38,900)	39,000 (36,300 to 41,500)	41,000 (38,100 to 43,600)	43,000 (39,900 to 45,600)	44,000 (40,900 to 46,700)	44,000 (40,900 to 46,700)	43,000 (39,900 to 45,600)	41,000 (38,100 to 43,600)	38,000 (35,300 to 40,300)	34,000 (31,600 to 36,100)	29,000 (26,900 to 30,800)	25,000 (23,200 to 26,500)	49,700
Tuberculosis	0 (0 to 0)	0 (0 to 0)	0 (14 to 3.4)	0 (2.7 to 4.7)	0 (1.7 to 3.2)	0 (1.4 to 2.4)	0 (1.3 to 2.3)	0 (2.8 to 39.4)	0 (2.8 to 40.9)	0 (2.7 to 40.1)	0 (2.7 to 40.1)	0 (2.4 to 39.5)	0 (2.1 to 39.1)	0 (1.9 to 38.5)	0 (1.8 to 38.2)	0 (1.7 to 38.1)	0 (1.6 to 38.1)	0 (1.6 to 38.2)	0 (1.6 to 38.3)	0 (1.6 to 38.4)	0 (1.6 to 38.4)	0 (1.6 to 38.4)	1,490
Latent tuberculosis infection	0 (0 to 0)	0 (0 to 0)	0 (0 to 0)	0 (0 to 0)	0 (0 to 0)	0 (0 to 0)	0 (0 to 0)	0 (0 to 0)	0 (0 to 0)	0 (0 to 0)	0 (0 to 0)	0 (0 to 0)	0 (0 to 0)	0 (0 to 0)	0 (0 to 0)	0 (0 to 0)	0 (0 to 0)	0 (0 to 0)	0 (0 to 0)	0 (0 to 0)	0 (0 to 0)	0 (0 to 0)	0 (0 to 0)	0
Drug-susceptible tuberculosis	0 (0 to 0)	0 (0 to 0)	0 (14 to 3.4)	0 (2.7 to 4.7)	0 (1.7 to 3.2)	0 (1.4 to 2.4)	0 (1.3 to 2.3)	0 (2.8 to 39.4)	0 (2.8 to 40.9)	0 (2.7 to 40.1)	0 (2.7 to 40.1)	0 (2.4 to 39.5)	0 (2.1 to 39.1)	0 (1.9 to 38.5)	0 (1.8 to 38.2)	0 (1.7 to 38.1)	0 (1.6 to 38.1)	0 (1.6 to 38.2)	0 (1.6 to 38.3)	0 (1.6 to 38.4)	0 (1.6 to 38.4)	0 (1.6 to 38.4)	1,030
Multidrug-resistant tuberculosis without extensive drug-res	0 (0 to 0)	0 (0 to 0)	0 (0 to 0)	0 (0 to 0.2)	0 (0 to 0.1)	0 (0 to 0.1)	0 (0 to 0.1)	0 (0 to 0.2)	0 (0 to 0.7)	0 (0.2 to 2.1)	0 (0.2 to 2.1)	0 (0.2 to 2.1)	0 (0.2 to 2.1)	0 (0.2 to 2.1)	0 (0.2 to 2.1)	0 (0.2 to 2.1)	0 (0.2 to 2.1)	0 (0.2 to 2.1)	0 (0.2 to 2.1)	0 (0.2 to 2.1)	0 (0.2 to 2.1)	0 (0.2 to 2.1)	61.6
Extensively drug-resistant tuberculosis	0 (0 to 0)	0 (0 to 0)	0 (0 to 0)	0 (0 to 0)	0 (0 to 0)	0 (0 to 0)	0 (0 to 0)	0 (0 to 0.2)	0 (0 to 0.7)	0 (0.2 to 2.1)	0 (0.2 to 2.1)	0 (0.2 to 2.1)	0 (0.2 to 2.1)	0 (0.2 to 2.1)	0 (0.2 to 2.1)	0 (0.2 to 2.1)	0 (0.2 to 2.1)	0 (0.2 to 2.1)	0 (0.2 to 2.1)	0 (0.2 to 2.1)	0 (0.2 to 2.1)	0 (0.2 to 2.1)	10.9
Lower respiratory infections	429.4 (321 to 554)	624.4 (557 to 677)	1,060 (1,000 to 1,120)	719.9 (706 to 733)	663.9 (651 to 676)	1,220 (1,200 to 1,240)	1,720 (1,690 to 1,750)	1,760 (1,730 to 1,790)	1,730 (1,700 to 1,760)	1,720 (1,690 to 1,750)	1,760 (1,730 to 1,790)	1,820 (1,790 to 1,850)	1,870 (1,840 to 1,900)	1,920 (1,890 to 1,950)	1,960 (1,930 to 1,990)	1,980 (1,950 to 2,010)	1,980 (1,950 to 2,010)	1,940 (1,910 to 1,970)	1,870 (1,840 to 1,900)	1,760 (1,730 to 1,790)	1,600 (1,570 to 1,630)	1,380 (1,360 to 1,410)	43,100
Upper respiratory infections	0 (0 to 0.7)	0 (1.4 to 4.2)	0 (26.1 to 76)	0 (132 to 384)	0 (99 to 288)	0 (32 to 420)	0 (32 to 421)	0 (128 to 462)	0 (127 to 446)	0 (127 to 446)	0 (140 to 477)	0 (127 to 446)	0 (127 to 446)	0 (127 to 446)	0 (127 to 446)	0 (127 to 446)	0 (146 to 491)	0 (132 to 426)	0 (114 to 361)	0 (103 to 343)	0 (91.4 to 294)	0 (60.7 to 215)	0 (61.7 to 196)	4,290
Otitis media	0 (0 to 0.4)	0 (0.1 to 0.6)	0 (0.9 to 3.6)	0.9 (0.6 to 1.3)	0.4 (0.3 to 0.6)	0.7 (0.5 to 1)	0.7 (0.5 to 1)	0.5 (0.3 to 0.8)	0.3 (0.1 to 0.6)	0.2 (0.1 to 0.5)	0.2 (0.1 to 0.5)	0.2 (0.1 to 0.5)	0.2 (0.1 to 0.5)	0.2 (0.1 to 0.5)	0.2 (0.1 to 0.5)	0.2 (0.1 to 0.5)	0.2 (0.1 to 0.5)	0.2 (0.1 to 0.5)	0.2 (0.1 to 0.5)	0.2 (0.1 to 0.5)	0.2 (0.1 to 0.5)	0.2 (0.1 to 0.5)	872
Sinusitis	0.2 (0 to 1.2)	0.2 (0.1 to 0.4)	0.6 (0.3 to 1.6)	2.6 (1.4 to 4.2)	2.6 (1.4 to 4.2)	3.4 (1.8 to 5.5)	3.4 (1.8 to 5.5)	3.4 (1.8 to 5.5)	3.4 (1.8 to 5.5)	3.4 (1.8 to 5.5)	3.4 (1.8 to 5.5)	3.4 (1.8 to 5.5)	3.4 (1.8 to 5.5)	3.4 (1.8 to 5.5)	3.4 (1.8 to 5.5)	3.4 (1.8 to 5.5)	3.4 (1.8 to 5.5)	3.4 (1.8 to 5.5)	3.4 (1.8 to 5.5)	3.4 (1.8 to 5.5)	3.4 (1.8 to 5.5)	3.4 (1.8 to 5.5)	4,750
Chronic diseases	49.1 (to 132.2)	229 (208 to 254)	239 (196 to 287)	239 (149 to 360)	239 (149 to 360)	239 (149 to 360)	239 (149 to 360)	239 (149 to 360)	239 (149 to 360)	239 (149 to 360)	239 (149 to 360)	239 (149 to 360)	239 (149 to 360)	239 (149 to 360)	239 (149 to 360)	239 (149 to 360)	239 (149 to 360)	239 (149 to 360)	239 (149 to 360)	239 (149 to 360)	239 (149 to 360)	239 (149 to 360)	6,700
Chronic obstructive pulmonary disease	0 (0 to 0)	0 (0 to 0)	0 (0 to 0)	0 (0 to 0)	0 (0 to 0)	0 (0 to 0)	0 (0 to 0)	0 (0 to 0)	0 (0 to 0)	0 (0 to 0)	0 (0 to 0)	0 (0 to 0)	0 (0 to 0)	0 (0 to 0)	0 (0 to 0)	0 (0 to 0)	0 (0 to 0)	0 (0 to 0)	0 (0 to 0)	0 (0 to 0)	0 (0 to 0)	0 (0 to 0)	0 (0 to 0)	1,030
Typhoid and paratyphoid	0 (0 to 0)	0 (0 to 0)	0 (0 to 0)	0 (0 to 0)	0 (0 to 0)	0 (0 to 0.1)	0 (0 to 0.1)	0 (0 to 0)	0 (0 to 0)	0 (0 to 0)	0 (0 to 0)	0 (0 to 0)	0 (0 to 0)	0 (0 to 0)	0 (0 to 0)	0 (0 to 0)	0 (0 to 0)	0 (0 to 0)	0 (0 to 0)	0 (0 to 0)	0 (0 to 0)	0 (0 to 0)	0 (0 to 0)	7.4
Typhoid fever	0 (0 to 0)	0 (0 to 0)	0 (0 to 0)	0 (0 to 0)	0 (0 to 0)	0 (0 to 0)	0 (0 to 0)	0 (0 to 0)	0 (0 to 0)	0 (0 to 0)	0 (0 to 0)	0 (0 to 0)	0 (0 to 0)	0 (0 to 0)	0 (0 to 0)	0 (0 to 0)	0 (0 to 0)	0 (0 to 0)	0 (0 to 0)	0 (0 to 0)	0 (0 to 0)	0 (0 to 0)	0 (0 to 0)	0.1
Paratyphoid fever	0 (0 to 0)	0 (0 to 0)	0 (0 to 0)	0 (0 to 0)	0 (0 to 0)	0 (0 to 0)	0 (0 to 0)	0 (0 to 0)	0 (0 to 0)	0 (0 to 0)	0 (0 to 0)	0 (0 to 0)	0 (0 to 0)	0 (0 to 0)	0 (0 to 0)	0 (0 to 0)	0 (0 to 0)	0 (0 to 0)	0 (0 to 0)	0 (0 to 0)	0 (0 to 0)	0 (0 to 0)	0 (0 to 0)	0.1
Invasive Non-typhoidal Salmonella (iNTS)	0 (0 to 0)	0 (0 to 0)	0 (0 to 0)	0 (0 to 0.2)	0 (0 to 0.1)	0 (0 to 0)	0 (0 to 0)	0 (0 to 0.1)	0 (0 to 0)	0 (0 to 0)	0 (0 to 0)	0 (0 to 0)	0 (0 to 0.2)	0 (0 to 0.1)	0 (0 to 0.2)	0 (0 to 0.1)	0 (0 to 0.2)	0 (0 to 0.2)	0 (0 to 0.1)	0 (0 to 0.2)	0 (0 to 0.1)	0 (0 to 0.2)	0 (0 to 0.1)	2
Other intestinal infectious diseases	0 (0 to 0)	0 (0 to 0)	0.6 (0.3 to 2)	0.6 (0.3 to 2)	0.4 (0.1 to 1.3)	0.7 (0.3 to 2.5)	0.7 (0.3 to 2.5)	0.4 (0.1 to 0.9)	0.3 (0.1 to 0.9)	0.3 (0.1 to 0.9)	0.3 (0.1 to 0.9)	0.3 (0.1 to 0.9)	0.3 (0.1 to 0.9)	0.3 (0.1 to 0.9)	0.3 (0.1 to 0.9)	0.3 (0.1 to 0.9)	0.3 (0.1 to 0.9)	0.3 (0.1 to 0.9)	0.3 (0.1 to 0.9)	0.3 (0.1 to 0.9)	0.3 (0.1 to 0.9)	0.3 (0.1 to 0.9)	0.9
Neglected tropical diseases and malaria	0.2 (0 to 0.6)	0.2 (0.1 to 0.4)	0.6 (1.5 to 3.4)	0.6 (0.3 to 1.4)	0.4 (0.2 to 0.9)	0.7 (0.3 to 1.6)	0.7 (0.3 to 1.6)	0.4 (0.2 to 0.9)	0.3 (0.1 to 0.8)	0.3 (0.1 to 0.8)	0.3 (0.1 to 0.8)	0.3 (0.1 to 0.8)	0.3 (0.1 to 0.8)	0.3 (0.1 to 0.8)	0.3 (0.1 to 0.8)	0.3 (0.1 to 0.8)	0.3 (0.1 to 0.8)	0.3 (0.1 to 0.8)	0.3 (0.1 to 0.8)	0.3 (0.1 to 0.8)	0.3 (0.1 to 0.8)	0.3 (0.1 to 0.8)	1.2
Malaria	0 (0 to 0)	0 (0 to 0)	0 (0 to 0)	0 (0 to 0)	0 (0 to 0)	0 (0 to 0)	0 (0 to 0)	0 (0 to 0)	0 (0 to 0)	0 (0 to 0)	0 (0 to 0)	0 (0 to 0)	0 (0 to 0)	0 (0 to 0)	0 (0 to 0)	0 (0 to 0)	0 (0 to 0)	0 (0 to 0)	0 (0 to 0)	0 (0 to 0)	0 (0 to 0)	0 (0 to 0)	0 (0 to 0)	0
Chagas disease	0 (0 to 0)	0 (0 to 0)	0 (0 to 0)	0 (0 to 0)	0 (0 to 0)	0 (0 to 0)	0 (0 to 0)	0 (0 to 0)	0 (0 to 0)	0 (0 to 0)	0 (0 to 0)	0 (0 to 0)	0 (0 to 0)	0 (0 to 0)	0 (0 to 0)	0 (0 to 0)	0 (0 to 0)	0 (0 to 0)	0 (0 to 0)	0 (0 to 0)	0 (0 to 0)	0 (0 to 0)	0 (0 to 0)	2.8
Leishmaniasis	0 (0 to 0)	0 (0 to 0)	0.6 (0.3 to 1.6)	0.4 (0.2 to 0.9)	0.3 (0.1 to 0.6)	0.1 (0 to 0.3)	0.1 (0 to 0.3)	0.1 (0 to 0.3)	0.1 (0 to 0.3)	0.1 (0 to 0.3)	0.1 (0 to 0.3)	0.1 (0 to 0.3)	0.1 (0 to 0.3)	0.1 (0 to 0.3)	0.1 (0 to 0.3)	0.1 (0 to 0.3)	0.1 (0 to 0.3)	0.1 (0 to 0.3)	0.1 (0 to 0.3)	0.1 (0 to 0.3)	0.1 (0 to 0.3)	0.1 (0 to 0.3)	21
Visceral leishmaniasis	0 (0 to 0)	0 (0 to 0)	0.4 (0.2 to 1.1)	0.3 (0.2 to 0.6)	0.2 (0.1 to 0.4)	0.1 (0 to 0.2)	0.1 (0 to 0.2)	0.1 (0 to 0.2)	0.1 (0 to 0.2)	0.1 (0 to 0.2)	0.1 (0 to 0.2)	0.1 (0 to 0.2)	0.1 (0 to 0.2)	0.1 (0 to 0.2)	0.1 (0 to 0.2)	0.1 (0 to 0.2)	0.1 (0 to 0.2)	0.1 (0 to 0.2)	0.1 (0 to 0.2)	0.1 (0 to 0.2)	0.1 (0 to 0.2)	0.1 (0 to 0.2)	21
Cutaneous and mucocutaneous leishmaniasis	0 (0 to 0)	0 (0 to 0)	0 (0 to 0)	0 (0 to 0)	0 (0 to 0)	0 (0 to 0)	0 (0 to 0)	0 (0 to 0)	0 (0 to 0)	0 (0 to 0)	0 (0 to 0)	0 (0 to 0)	0 (0 to 0)	0 (0 to 0)	0 (0 to 0)	0 (0 to 0)	0 (0 to 0)	0 (0 to 0)	0 (0 to 0)	0 (0 to 0)	0 (0 to 0)	0 (0 to 0)	0 (0 to 0)	0
African trypanosomiasis	0 (0 to 0)	0 (0 to 0)	0 (0 to 0)	0 (0 to 0)	0 (0 to 0)	0 (0 to 0)	0 (0 to 0)	0 (0 to 0)	0 (0 to 0)	0 (0 to 0)	0 (0 to 0)	0 (0 to 0)	0 (0 to 0)	0 (0 to 0)	0 (0 to 0)	0 (0 to 0)	0 (0 to 0)	0 (0 to 0)	0 (0 to 0)	0 (0 to 0)	0 (0 to 0)	0 (0 to 0)	0 (0 to 0)	0
Schistosomiasis	0 (0 to 0)	0 (0 to 0)	0 (0 to 0)	0 (0 to 0)	0 (0 to 0)	0 (0 to 0)	0 (0 to 0)	0 (0 to 0)	0 (0 to 0)	0 (0 to 0)	0 (0 to 0)	0 (0 to 0)	0 (0 to 0)	0 (0 to 0)	0 (0 to 0)	0 (0 to 0)	0 (0 to 0)	0 (0 to 0)	0 (0 to 0)	0 (0 to 0)	0 (0 to 0)	0 (0 to 0)	0 (0 to 0)	0
Cysticercosis	0 (0 to 0)	0 (0 to 0)	0 (0 to 0)	0 (0 to 0)	0 (0 to 0)	0 (0 to 0)	0 (0 to 0)	0 (0 to 0)	0 (0 to 0)	0 (0 to 0)	0 (0 to 0)	0 (0 to 0)	0 (0 to 0)	0 (0 to 0)	0 (0 to 0)	0 (0 to 0)	0 (0 to 0)	0 (0 to 0)	0 (0 to 0)	0 (0 to 0)	0 (0 to 0)	0 (0 to 0)	0 (0 to 0)	1.1
Cystic echinococcosis	0 (0 to 0)	0 (0 to 0)	0 (0 to 0)	0 (0 to 0.7)	0.3 (0 to 0.8)	0.6 (0.1 to 1.4)	0.6 (0.1 to 1.4)	0.7 (0.1 to 1.7)	0.7 (0.1 to 1.7)	1 (0.2 to 2.3)	1.3 (0.2 to 3)	1.6 (0.2 to 3.7)	1.7 (0.2 to 3.9)	1.8 (0.2 to 4.1)	1.9 (0.2 to 4.3)	2 (0.2 to 4.6)	2.1 (0.2 to 4.7)	2.2 (0.2 to 4.9)	2.3 (0.2 to 5.1)	2.2 (0.2 to 5.1)	1.2 (0.1 to 2.7)	0.6 (0.1 to 1.4)	29.8
Lymphatic filariasis	0 (0 to 0)	0 (0 to 0)	0 (0 to 0)	0 (0 to 0)	0 (0 to 0)	0 (0 to 0)	0 (0 to 0)	0 (0 to 0)	0 (0 to 0)	0 (0 to 0)	0 (0 to 0)	0 (0 to 0)	0 (0 to 0)	0 (0 to 0)	0 (0 to 0)	0 (0 to 0)	0 (0 to 0)	0 (0 to 0)	0 (0 to 0)	0 (0 to 0)	0 (0 to 0)	0 (0 to 0)	0 (0 to 0)	0
Onchocerciasis	0 (0 to 0)	0 (0 to 0)	0 (0 to 0)	0 (0 to 0)	0 (0 to 0)	0 (0 to 0)	0 (0 to 0)	0 (0 to 0)	0 (0 to 0)	0 (0 to 0)	0 (0 to 0)	0 (0 to 0)	0 (0 to 0)	0 (0 to 0)	0 (0 to 0)	0 (0 to 0)	0 (0 to 0)	0 (0 to 0)	0 (0 to 0)	0 (0 to 0)	0 (0 to 0)	0 (0 to 0)	0 (0 to 0)	0
Trachoma	0 (0 to 0)	0 (0 to 0)	0 (0 to 0)	0 (0 to 0)	0 (0 to 0)	0 (0 to 0)	0 (0 to 0)	0 (0 to 0)	0 (0 to 0)	0 (0 to 0)	0 (0 to 0)	0 (0 to 0)	0 (0 to 0)	0 (0 to 0)	0 (0 to 0)	0 (0 to 0)	0 (0 to 0)	0 (0 to 0)	0 (0 to 0)	0 (0 to 0)	0 (0 to 0)	0 (0 to 0)	0 (0 to 0)	0
Dengue	0 (0 to 0)	0 (0 to 0)	0 (0 to 0)	0 (0 to 0)	0 (0 to 0)	0 (0 to 0)	0 (0 to 0)	0 (0 to 0)	0 (0 to 0)	0 (0 to 0)	0 (0 to 0)	0 (0 to 0)	0 (0 to 0)	0 (0 to 0)	0 (0 to 0)	0 (0 to 0)	0 (0 to 0)	0 (0 to 0)	0 (0 to 0)	0 (0 to 0)	0 (0 to 0)	0 (0 to 0)	0 (0 to 0)	0
Yellow fever	0 (0 to 0)	0 (0 to 0)	0 (0 to 0)	0 (0 to 0)	0 (0 to 0)	0 (0 to 0)	0 (0 to 0)	0 (0 to 0)	0 (0 to 0)	0 (0 to 0)	0 (0 to 0)	0 (0 to 0)	0 (0 to 0)	0 (0 to 0)	0 (0 to 0)	0 (0 to 0)	0 (0 to 0)	0 (0 to 0)	0 (0 to 0)	0 (0 to 0)	0 (0 to 0)	0 (0 to 0)	0 (0 to 0)	0
Rabies	0 (0 to 0)	0 (0 to 0)	0 (0 to 0)	0 (0 to 0)	0 (0 to 0)	0 (0 to 0)	0 (0 to 0)	0 (0 to 0)	0 (0 to 0)	0 (0 to 0)	0 (0 to 0)	0 (0 to 0)	0 (0 to 0)	0 (0 to 0)	0 (0 to 0)	0 (0 to 0)	0 (0 to 0)	0 (0 to 0)	0 (0 to 0)	0 (0 to 0)	0 (0 to 0)	0 (0 to 0)	0 (0 to 0)	0.3
Intestinal nematode infections	0 (0 to 0)	0 (0 to 0)	0 (0 to 0)	0 (0 to 0)	0 (0 to 0)	0 (0 to 0)	0 (0 to 0)	0 (0 to 0)	0 (0 to 0)	0 (0 to 0)	0 (0 to 0)	0 (0 to 0)	0 (0 to 0)	0 (0 to 0)	0 (0 to 0)	0 (0 to 0)	0 (0 to 0)	0





Sub-Totals (by Indonesia DALYS) by cause and age groups for females in both sexes (entire collection), 2019

Cause	Early Neonatal	Late Neonatal	Post Neonatal	1 to 4	5 to 9	10 to 14	15 to 19	20 to 24	25 to 29	30 to 34	35 to 39	40 to 44	45 to 49	50 to 54	55 to 59	60 to 64	65 to 69	70 to 74	75 to 79	80 to 84	85 to 89	90 to 94	95 plus	Total
All causes	1,854,000 (1,537,000–2,183,000)	324,000 (222,000–433,000)	891,000 (661,000–1,130,000)	1,130,000 (1,000,000–1,260,000)	1,060,000 (1,000,000–1,120,000)	1,010,000 (957,000–1,060,000)	1,250,000 (1,190,000–1,310,000)	1,530,000 (1,460,000–1,600,000)	1,660,000 (1,580,000–1,740,000)	1,900,000 (1,800,000–2,000,000)	2,080,000 (1,970,000–2,190,000)	2,170,000 (2,060,000–2,280,000)	2,260,000 (2,140,000–2,370,000)	2,290,000 (2,170,000–2,410,000)	2,300,000 (2,180,000–2,420,000)	2,300,000 (2,170,000–2,420,000)	2,290,000 (2,160,000–2,410,000)	2,280,000 (2,150,000–2,400,000)	2,260,000 (2,130,000–2,380,000)	2,250,000 (2,120,000–2,370,000)	2,250,000 (2,120,000–2,360,000)	2,250,000 (2,120,000–2,360,000)	2,250,000 (2,120,000–2,360,000)	2,250,000 (2,120,000–2,360,000)	2,250,000 (2,120,000–2,360,000)	2,250,000 (2,120,000–2,360,000)	2,250,000 (2,120,000–2,360,000)	36,100,000
Communicable, maternal, neonatal, and nutritional diseases	1,290,000 (1,060,000–1,550,000)	256,000 (180,000–350,000)	756,000 (561,000–971,000)	977,000 (866,000–1,090,000)	230,000 (219,000–241,000)	213,000 (203,000–224,000)	208,000 (198,000–219,000)	206,000 (196,000–216,000)	210,000 (200,000–220,000)	215,000 (205,000–225,000)	220,000 (210,000–230,000)	225,000 (215,000–235,000)	230,000 (220,000–240,000)	230,000 (220,000–240,000)	230,000 (220,000–240,000)	230,000 (220,000–240,000)	230,000 (220,000–240,000)	230,000 (220,000–240,000)	230,000 (220,000–240,000)	230,000 (220,000–240,000)	230,000 (220,000–240,000)	230,000 (220,000–240,000)	230,000 (220,000–240,000)	6,200,000
HIV/AIDS and sexually transmitted infections	1,290,000 (1,060,000–1,550,000)	256,000 (180,000–350,000)	756,000 (561,000–971,000)	977,000 (866,000–1,090,000)	230,000 (219,000–241,000)	213,000 (203,000–224,000)	208,000 (198,000–219,000)	206,000 (196,000–216,000)	210,000 (200,000–220,000)	215,000 (205,000–225,000)	220,000 (210,000–230,000)	225,000 (215,000–235,000)	230,000 (220,000–240,000)	230,000 (220,000–240,000)	230,000 (220,000–240,000)	230,000 (220,000–240,000)	230,000 (220,000–240,000)	230,000 (220,000–240,000)	230,000 (220,000–240,000)	230,000 (220,000–240,000)	230,000 (220,000–240,000)	230,000 (220,000–240,000)	230,000 (220,000–240,000)	6,200,000
HIV/AIDS	0.0 (0.0–0.1)	0.0 (0.0–0.1)	0.0 (0.0–0.1)



GBD Table 2b: Spain DALYS by cause and age group for females with 95% uncertainty intervals, 2019

Cause	Early Neonatal	Late Neonatal	Post Neonatal	1 to 4	5 to 9	10 to 14	15 to 19	20 to 24	25 to 29	30 to 34	35 to 39	40 to 44	45 to 49	50 to 54	55 to 59	60 to 64	65 to 69	70 to 74	75 to 79	80 to 84	85 to 89	90 to 94	95 plus	Total
All causes	15,200 (12,600 to 18,300)	7,960 (6,960 to 9,060)	15,700 (12,700 to 20,000)	29,000 (22,500 to 37,700)	44,000 (32,300 to 57,900)	61,400 (45,400 to 79,000)	113,000 (82,600 to 146,000)	132,000 (97,200 to 172,000)	142,000 (100,000 to 206,000)	197,000 (140,000 to 256,000)	265,000 (204,000 to 346,000)	365,000 (270,000 to 442,000)	379,000 (291,000 to 489,000)	411,000 (321,000 to 511,000)	427,000 (339,000 to 533,000)	431,000 (342,000 to 539,000)	429,000 (329,000 to 519,000)	466,000 (358,000 to 579,000)	466,000 (353,000 to 583,000)	411,000 (307,000 to 542,000)	460,000 (317,000 to 713,000)	420,000 (256,000 to 727,000)	175,000 (116,000 to 243,000)	6,390,000
Communicable, maternal, neonatal, and nutritional diseases	11,400 (9,450 to 13,600)	4,600 (3,850 to 5,500)	5,360 (4,330 to 6,650)	5,430 (4,220 to 6,880)	1,880 (1,460 to 2,360)	1,230 (949 to 1,570)	2,190 (1,700 to 2,800)	2,610 (2,020 to 3,350)	3,610 (2,770 to 4,610)	5,210 (4,020 to 6,660)	7,610 (5,870 to 9,710)	13,000 (10,000 to 16,600)	13,600 (10,500 to 17,300)	11,900 (9,210 to 15,200)	11,200 (8,660 to 14,300)	9,330 (7,220 to 11,900)	9,180 (7,110 to 11,700)	11,200 (8,660 to 14,300)	13,200 (10,200 to 16,800)	11,200 (8,660 to 14,300)	19,600 (14,200 to 27,000)	16,600 (9,940 to 27,000)	6,480 (3,880 to 10,700)	239,000
HIV/AIDS and sexually transmitted infections	0.3 (0.2 to 0.4)	0.4 (0.2 to 0.8)	97.4 (79.4 to 117)	70.4 (54.4 to 107)	59.0 (43.5 to 77.9)	50.6 (43.3 to 58.9)	55.7 (49.1 to 63.1)	202 (176 to 229)	377 (332 to 422)	599 (529 to 673)	1,000 (893 to 1,120)	1,620 (1,420 to 1,840)	2,600 (2,270 to 2,940)	3,870 (3,380 to 4,380)	4,880 (4,260 to 5,520)	5,720 (4,990 to 6,470)	6,180 (5,400 to 6,990)	6,630 (5,790 to 7,500)	6,630 (5,790 to 7,500)	5,720 (4,990 to 6,470)	4,880 (4,260 to 5,520)	2,610 (1,320 to 4,610)	58,000
HIV/AIDS	0 (0 to 0)	0 (0 to 0)	97.4 (79.4 to 117)	70.4 (54.4 to 107)	59.0 (43.5 to 77.9)	50.6 (43.3 to 58.9)	55.7 (49.1 to 63.1)	202 (176 to 229)	377 (332 to 422)	599 (529 to 673)	1,000 (893 to 1,120)	1,620 (1,420 to 1,840)	2,600 (2,270 to 2,940)	3,870 (3,380 to 4,380)	4,880 (4,260 to 5,520)	5,720 (4,990 to 6,470)	6,180 (5,400 to 6,990)	6,630 (5,790 to 7,500)	6,630 (5,790 to 7,500)	5,720 (4,990 to 6,470)	4,880 (4,260 to 5,520)	2,610 (1,320 to 4,610)	58,000
HIV/AIDS - Drug-susceptible Tuberculosis	0 (0 to 0)	0 (0 to 0)	0 (0 to 0)	0 (0 to 0)	0 (0 to 0)	0 (0 to 0)	0 (0 to 0)	0 (0 to 0)	0 (0 to 0)	0 (0 to 0)	0 (0 to 0)	0 (0 to 0)	0 (0 to 0)	0 (0 to 0)	0 (0 to 0)	0 (0 to 0)	0 (0 to 0)	0 (0 to 0)	0 (0 to 0)	0 (0 to 0)	0 (0 to 0)	0 (0 to 0)	0 (0 to 0)	0
HIV/AIDS - Multidrug resistant Tuberculosis without extensive drug resistance	0 (0 to 0)	0 (0 to 0)	0 (0 to 0)	0 (0 to 0)	0 (0 to 0)	0 (0 to 0)	0 (0 to 0)	0 (0 to 0)	0 (0 to 0)	0 (0 to 0)	0 (0 to 0)	0 (0 to 0)	0 (0 to 0)	0 (0 to 0)	0 (0 to 0)	0 (0 to 0)	0 (0 to 0)	0 (0 to 0)	0 (0 to 0)	0 (0 to 0)	0 (0 to 0)	0 (0 to 0)	0 (0 to 0)	0
HIV/AIDS - Extensively drug-resistant Tuberculosis	0 (0 to 0)	0 (0 to 0)	0 (0 to 0)	0 (0 to 0)	0 (0 to 0)	0 (0 to 0)	0 (0 to 0)	0 (0 to 0)	0 (0 to 0)	0 (0 to 0)	0 (0 to 0)	0 (0 to 0)	0 (0 to 0)	0 (0 to 0)	0 (0 to 0)	0 (0 to 0)	0 (0 to 0)	0 (0 to 0)	0 (0 to 0)	0 (0 to 0)	0 (0 to 0)	0 (0 to 0)	0 (0 to 0)	0
HIV/AIDS resulting in other diseases	0 (0 to 0)	0 (0 to 0)	97.4 (79.4 to 117)	70.4 (54.4 to 107)	59.0 (43.5 to 77.9)	50.6 (43.3 to 58.9)	55.7 (49.1 to 63.1)	202 (176 to 229)	377 (332 to 422)	599 (529 to 673)	1,000 (893 to 1,120)	1,620 (1,420 to 1,840)	2,600 (2,270 to 2,940)	3,870 (3,380 to 4,380)	4,880 (4,260 to 5,520)	5,720 (4,990 to 6,470)	6,180 (5,400 to 6,990)	6,630 (5,790 to 7,500)	6,630 (5,790 to 7,500)	5,720 (4,990 to 6,470)	4,880 (4,260 to 5,520)	2,610 (1,320 to 4,610)	58,000
Sexually transmitted infections, excluding HIV	0.3 (0.2 to 0.4)	0.4 (0.2 to 0.8)	0.1 (0.1 to 0.1)	0.4 (0.3 to 0.5)	0.8 (0.6 to 1.1)	0.8 (0.6 to 1.1)	0.8 (0.6 to 1.1)	0.8 (0.6 to 1.1)	0.8 (0.6 to 1.1)	0.8 (0.6 to 1.1)	0.8 (0.6 to 1.1)	0.8 (0.6 to 1.1)	0.8 (0.6 to 1.1)	0.8 (0.6 to 1.1)	0.8 (0.6 to 1.1)	0.8 (0.6 to 1.1)	0.8 (0.6 to 1.1)	0.8 (0.6 to 1.1)	0.8 (0.6 to 1.1)	0.8 (0.6 to 1.1)	0.8 (0.6 to 1.1)	0.8 (0.6 to 1.1)	1,910
Syphilis	0 (0 to 0)	0 (0 to 0)	0.1 (0 to 0.1)	0.4 (0.3 to 0.5)	0.8 (0.6 to 1.1)	0.8 (0.6 to 1.1)	0.8 (0.6 to 1.1)	0.8 (0.6 to 1.1)	0.8 (0.6 to 1.1)	0.8 (0.6 to 1.1)	0.8 (0.6 to 1.1)	0.8 (0.6 to 1.1)	0.8 (0.6 to 1.1)	0.8 (0.6 to 1.1)	0.8 (0.6 to 1.1)	0.8 (0.6 to 1.1)	0.8 (0.6 to 1.1)	0.8 (0.6 to 1.1)	0.8 (0.6 to 1.1)	0.8 (0.6 to 1.1)	0.8 (0.6 to 1.1)	0.8 (0.6 to 1.1)	18.9
Chlamydial infection	0 (0 to 0)	0 (0 to 0)	0 (0 to 0)	0 (0 to 0)	0 (0 to 0)	1.6 (1.1 to 2.2)	6.6 (4.5 to 9.2)	13.5 (9.3 to 18.3)	16.3 (11.2 to 22.1)	20.4 (14.1 to 27.7)	31.9 (22.1 to 43.1)	1.9 (1.3 to 2.6)	6.8 (4.7 to 9.2)	4.7 (3.2 to 6.4)	2.9 (2 to 3.9)	2.3 (1.6 to 3.1)	1.4 (1 to 1.9)	6.2 (4.3 to 8.4)	2.9 (2 to 3.9)	1.4 (1 to 1.9)	1.2 (0.8 to 1.6)	0.7 (0.5 to 1)	159
Gonococcal infection	0 (0 to 0)	0 (0 to 0)	0 (0 to 0)	0 (0 to 0)	0 (0 to 0)	0.1 (0.1 to 0.1)	0.2 (0.2 to 0.3)	0.5 (0.4 to 0.7)	0.7 (0.5 to 0.9)	1.1 (0.8 to 1.5)	1.7 (1.2 to 2.3)	0.1 (0.1 to 0.1)	0.4 (0.3 to 0.5)	0.3 (0.2 to 0.4)	0.2 (0.1 to 0.2)	0.1 (0.1 to 0.2)	0.1 (0.1 to 0.1)	0.4 (0.3 to 0.5)	0.2 (0.1 to 0.2)	0.1 (0.1 to 0.1)	0.1 (0.1 to 0.1)	0 (0 to 0)	189
Trichomoniasis	0 (0 to 0)	0 (0 to 0)	0 (0 to 0)	0 (0 to 0)	0 (0 to 0)	0.1 (0.1 to 0.1)	0.3 (0.2 to 0.4)	0.7 (0.5 to 0.9)	0.9 (0.6 to 1.2)	1.4 (1 to 1.9)	2.2 (1.5 to 3)	0.1 (0.1 to 0.2)	0.5 (0.3 to 0.6)	0.4 (0.2 to 0.5)	0.2 (0.1 to 0.3)	0.2 (0.1 to 0.2)	0.1 (0.1 to 0.1)	0.5 (0.3 to 0.6)	0.2 (0.1 to 0.3)	0.1 (0.1 to 0.2)	0.1 (0.1 to 0.1)	0 (0 to 0)	253
Genital herpes	0 (0 to 0)	0 (0 to 0)	0 (0 to 0)	0 (0 to 0)	0 (0 to 0)	0 (0 to 0)	0 (0 to 0)	0 (0 to 0)	0 (0 to 0)	0 (0 to 0)	0 (0 to 0)	0 (0 to 0)	0 (0 to 0)	0 (0 to 0)	0 (0 to 0)	0 (0 to 0)	0 (0 to 0)	0 (0 to 0)	0 (0 to 0)	0 (0 to 0)	0 (0 to 0)	0 (0 to 0)	0 (0 to 0)	0
Other sexually transmitted infections	0 (0 to 0)	0 (0 to 0)	0 (0 to 0)	0 (0 to 0)	0 (0 to 0)	0.4 (0.3 to 0.5)	0.8 (0.6 to 1.1)	1.6 (1.2 to 2.1)	2.2 (1.6 to 2.9)	3.1 (2.2 to 4.1)	4.5 (3.2 to 5.9)	0.3 (0.2 to 0.4)	1.1 (0.8 to 1.5)	0.8 (0.6 to 1.1)	0.5 (0.3 to 0.7)	0.4 (0.3 to 0.5)	0.2 (0.2 to 0.3)	1 (0.7 to 1.3)	0.5 (0.3 to 0.7)	0.2 (0.2 to 0.3)	0.2 (0.1 to 0.3)	0 (0 to 0)	313
HIV/AIDS resulting in other diseases	0 (0 to 0)	0 (0 to 0)	0 (0 to 0)	0 (0 to 0)	0 (0 to 0)	0 (0 to 0)	0 (0 to 0)	0 (0 to 0)	0 (0 to 0)	0 (0 to 0)	0 (0 to 0)	0 (0 to 0)	0 (0 to 0)	0 (0 to 0)	0 (0 to 0)	0 (0 to 0)	0 (0 to 0)	0 (0 to 0)	0 (0 to 0)	0 (0 to 0)	0 (0 to 0)	0 (0 to 0)	0 (0 to 0)	0
Respiratory infections and tuberculosis	864 (721 to 1,020)	135 (109 to 1,190)	175 (129 to 1,190)	1,610 (1,190 to 2,190)	2,000 (1,270 to 3,280)	1,860 (1,220 to 3,280)	1,420 (1,020 to 2,060)	1,260 (882 to 2,060)	1,200 (882 to 2,060)	1,210 (882 to 2,060)	1,260 (882 to 2,060)	1,260 (882 to 2,060)	1,260 (882 to 2,060)	1,260 (882 to 2,060)	1,260 (882 to 2,060)	1,260 (882 to 2,060)	1,260 (882 to 2,060)	1,260 (882 to 2,060)	1,260 (882 to 2,060)	1,260 (882 to 2,060)	1,260 (882 to 2,060)	1,260 (882 to 2,060)	7,030 (4,920 to 10,300)	169,000
Tuberculosis	0 (0 to 0)	0 (0 to 0)	0.5 (0.4 to 0.6)	0.6 (0.5 to 0.7)	1.1 (0.9 to 1.3)	1.4 (1.1 to 1.7)	2.1 (1.7 to 2.6)	3.1 (2.5 to 3.8)	3.6 (2.9 to 4.4)	4.6 (3.7 to 5.7)	5.6 (4.5 to 6.9)	6.5 (5.2 to 8)	7.4 (5.9 to 9.1)	8.1 (6.5 to 10)	8.6 (6.9 to 10.6)	8.9 (7.1 to 11)	9.1 (7.3 to 11.2)	9.2 (7.4 to 11.3)	9.2 (7.4 to 11.3)	9.2 (7.4 to 11.3)	9.2 (7.4 to 11.3)	9.2 (7.4 to 11.3)	220
Latent tuberculosis infection	0 (0 to 0)	0 (0 to 0)	0 (0 to 0)	0 (0 to 0)	0 (0 to 0)	0 (0 to 0)	0 (0 to 0)	0 (0 to 0)	0 (0 to 0)	0 (0 to 0)	0 (0 to 0)	0 (0 to 0)	0 (0 to 0)	0 (0 to 0)	0 (0 to 0)	0 (0 to 0)	0 (0 to 0)	0 (0 to 0)	0 (0 to 0)	0 (0 to 0)	0 (0 to 0)	0 (0 to 0)	0 (0 to 0)	0
Drug-susceptible tuberculosis	0 (0 to 0)	0 (0 to 0)	0.5 (0.4 to 0.6)	0.6 (0.5 to 0.7)	1.1 (0.9 to 1.3)	1.4 (1.1 to 1.7)	2.1 (1.7 to 2.6)	3.1 (2.5 to 3.8)	3.6 (2.9 to 4.4)	4.6 (3.7 to 5.7)	5.6 (4.5 to 6.9)	6.5 (5.2 to 8)	7.4 (5.9 to 9.1)	8.1 (6.5 to 10)	8.6 (6.9 to 10.6)	8.9 (7.1 to 11)	9.1 (7.3 to 11.2)	9.2 (7.4 to 11.3)	9.2 (7.4 to 11.3)	9.2 (7.4 to 11.3)	9.2 (7.4 to 11.3)	9.2 (7.4 to 11.3)	220
Multidrug-resistant tuberculosis without extensive drug resistance	0 (0 to 0)	0 (0 to 0)	0 (0 to 0)	0 (0 to 0)	0 (0 to 0)	0 (0 to 0)	0 (0 to 0)	0 (0 to 0)	0 (0 to 0)	0 (0 to 0)	0 (0 to 0)	0 (0 to 0)	0 (0 to 0)	0 (0 to 0)	0 (0 to 0)	0 (0 to 0)	0 (0 to 0)	0 (0 to 0)	0 (0 to 0)	0 (0 to 0)	0 (0 to 0)	0 (0 to 0)	0 (0 to 0)	0
Extensively drug-resistant tuberculosis	0 (0 to 0)	0 (0 to 0)	0 (0 to 0)	0 (0 to 0)	0 (0 to 0)	0 (0 to 0)	0 (0 to 0)	0 (0 to 0)	0 (0 to 0)	0 (0 to 0)	0 (0 to 0)	0 (0 to 0)	0 (0 to 0)	0 (0 to 0)	0 (0 to 0)	0 (0 to 0)	0 (0 to 0)	0 (0 to 0)	0 (0 to 0)	0 (0 to 0)	0 (0 to 0)	0 (0 to 0)	0 (0 to 0)	0
Lower respiratory infections	864 (721 to 1,020)	135 (109 to 1,190)	175 (129 to 1,190)	1,610 (1,190 to 2,190)	2,000 (1,270 to 3,280)	1,860 (1,220 to 3,280)	1,420 (1,020 to 2,060)	1,260 (882 to 2,060)	1,200 (882 to 2,060)	1,210 (882 to 2,060)	1,260 (882 to 2,060)	1,260 (882 to 2,060)	1,260 (882 to 2,060)	1,260 (882 to 2,060)	1,260 (882 to 2,060)	1,260 (882 to 2,060)	1,260 (882 to 2,060)	1,260 (882 to 2,060)	1,260 (882 to 2,060)	1,260 (882 to 2,060)	1,260 (882 to 2,060)	1,260 (882 to 2,060)	7,030 (4,920 to 10,300)	169,000
Upper respiratory infections	0 (0 to 0)	0 (0 to 0)	0 (0 to 0)	0 (0 to 0)	0 (0 to 0)	0 (0 to 0)	0 (0 to 0)	0 (0 to 0)	0 (0 to 0)	0 (0 to 0)	0 (0 to 0)	0 (0 to 0)	0 (0 to 0)	0 (0 to 0)	0 (0 to 0)	0 (0 to 0)	0 (0 to 0)	0 (0 to 0)	0 (0 to 0)	0 (0 to 0)	0 (0 to 0)	0 (0 to 0)	0 (0 to 0)	0
Otitis media	0 (0 to 0)	0 (0 to 0)	0 (0 to 0)	0 (0 to 0)	0 (0 to 0)	0 (0 to 0)	0 (0 to 0)	0 (0 to 0)	0 (0 to 0)	0 (0 to 0)	0 (0 to 0)	0 (0 to 0)	0 (0 to 0)	0 (0 to 0)	0 (0 to 0)	0 (0 to 0)	0 (0 to 0)	0 (0 to 0)	0 (0 to 0)	0 (0 to 0)	0 (0 to 0)	0 (0 to 0)	0 (0 to 0)	0
Enteric infections	3,010 (2,700 to 3,370)	1,160 (1,050 to 1,280)	990 (741 to 1,280)	1,200 (1,050 to 1,370)	760 (537 to 1,060)	1,020 (707 to 1,440)	1,020 (707 to 1,440)	1,020 (707 to 1,440)	1,020 (707 to 1,440)	1,020 (707 to 1,440)	1,020 (707 to 1,440)	1,020 (707 to 1,440)	1,020 (707 to 1,440)	1,020 (707 to 1,440)	1,020 (707 to 1,440)	1,020 (707 to 1,440)	1,020 (707 to 1,440)	1,020 (707 to 1,440)	1,020 (707 to 1,440)	1,020 (707 to 1,440)	1,020 (707 to 1,440)	1,020 (707 to 1,440)	2,370 (1,660 to 3,290)	29,000
Diarrheal diseases	2,920 (2,580 to 3,300)	1,150 (1,040 to 1,270)	1,220 (909 to 1,570)	757 (599 to 1,070)	621 (477 to 1,000)	693 (477 to 1,000)	693 (477 to 1,000)	693 (477 to 1,000)	693 (477 to 1,000)	693 (477 to 1,000)	693 (477 to 1,000)	693 (477 to 1,000)	693 (477 to 1,000)	693 (477 to 1,000)	693 (477 to 1,000)	693 (477 to 1,000)	693 (477 to 1,000)	693 (477 to 1,000)	693 (477 to 1,000)	693 (477 to 1,000)	693 (477 to 1,000)	693 (477 to 1,000)	2,370 (1,660 to 3,290)	29,000
Typhoid and paratyphoid	0 (0 to 0)	0 (0 to 0)	0 (0 to 0)	0 (0 to 0)	0 (0 to 0)	0 (0 to 0)	0 (0 to 0)	0 (0 to 0)	0 (0 to 0)	0 (0 to 0)	0 (0 to 0)	0 (0 to 0)	0 (0 to 0)	0 (0 to 0)	0 (0 to 0)	0 (0 to 0)	0 (0 to 0)	0 (0 to 0)	0 (0 to 0)	0 (0 to 0)	0 (0 to 0)	0 (0 to 0)	0 (0 to 0)	0
Invasive Non-typhoidal Salmonella (iNTS)	0 (0 to 0)	0 (0 to 0)	0 (0 to 0)	0 (0 to 0)	0 (0 to 0)	0 (0 to 0)	0 (0 to 0)	0 (0 to 0)	0 (0 to 0)	0 (0 to 0)	0 (0 to 0)	0 (0 to 0)	0 (0 to 0)	0 (0 to 0)	0 (0 to 0)	0 (0 to 0)	0 (0 to 0)	0 (0 to 0)	0 (0 to 0)	0 (0 to 0)	0 (0 to 0)	0 (0 to 0)	0 (0 to 0)	0
Other intestinal infectious diseases	0 (0 to 0)	0 (0 to 0)	0.7 (0.6 to 0.8)	2.5 (2.1 to 2.9)	2.1 (1.8 to 2.5)	2.1 (1.8 to 2.5)	2.1 (1.8 to 2.5)	2.1 (1.8 to 2.5)	2.1 (1.8 to 2.5)	2.1 (1.8 to 2.5)	2.1 (1.8 to 2.5)	2.1 (1.8 to 2.5)	2.1 (1.8 to 2.5)	2.1 (1.8 to 2.5)	2.1 (1.8 to 2.5)	2.1 (1.8 to 2.5)	2.1 (1.8 to 2.5)	2.1 (1.8 to 2.5)	2.1 (1.8 to 2.5)	2.1 (1.8 to 2.5)	2.1 (1.8 to 2.5)	2.1 (1.8 to 2.5)	38.1
Neglected tropical diseases and malaria	0.6 (0.1 to 1.4)	0.3 (0 to 0.7)	52.7 (18.7 to 94.2)	64.2 (22.7 to 114)	33.7 (11.9 to 60.1)	20.6 (7.3 to 36.7)	7.5 (2.7 to 13.4)	16.3 (5.8 to 29.1)	16.3 (5.8 to 29.1)	16.3 (5.8 to 29.1)	16.3 (5.8 to 29.1)	16.3 (5.8 to 29.1)	16.3 (5.8 to 29.1)	16.3 (5.8 to 29.1)	16.3 (5.8 to 29.1)	16.3 (5.8 to 29.1)	16.3 (5.8 to 29.1)	16.3 (5.8 to 29.1)	16.3 (5.8 to 29.1)	16.3 (5.8 to 29.1)	16.3 (5.8 to 29.1)	16.3 (5.8 to 29.1)	8,140
Malaria	0 (0 to 0)	0 (0 to 0)	0 (0 to 0)	0 (0 to 0)	0 (0 to 0)	0 (0 to 0)	0 (0 to 0)	0 (0 to 0)	0 (0 to 0)	0 (0 to 0)	0 (0 to 0)	0 (0 to 0)	0 (0 to 0)	0 (0 to 0)	0 (0 to 0)	0 (0 to 0)	0 (0 to 0)	0 (0 to 0)	0 (0 to 0)	0 (0 to 0)	0 (0 to 0)	0 (0 to 0)	0 (0 to 0)	0
Chagas disease	0 (0 to 0)	0 (0 to 0)	0 (0 to 0)	0 (0 to 0)	0 (0 to 0)	0 (0 to 0)	0 (0 to 0)	0 (0 to 0)	0 (0 to 0)	0 (0 to 0)	0 (0 to 0)	0 (0 to 0)	0 (0 to 0)	0 (0 to 0)	0 (0 to 0)	0 (0 to 0)	0 (0 to 0)	0 (0 to 0)	0 (0 to 0)	0 (0 to 0)	0 (0 to 0)	0 (0 to 0)	0 (0 to 0)	0
Leishmaniasis	0.6 (0.1 to 1.4)	0.3 (0 to 0.7)	2.9 (0.7 to 5.2)	1.8 (0.4 to 3.2)	1.2 (0.3 to 2.2)	0.8 (0.2 to 1.5)	0.3 (0.1 to 0.6)	0.8 (0.2 to 1.5)	0.8 (0.2 to 1.5)	0.8 (0.2 to 1.5)	0.8 (0.2 to 1.5)	0.8 (0.2 to 1.5)	0.8 (0.2 to 1.5)	0.8 (0.2 to 1.5)	0.8 (0.2 to 1.5)	0.8 (0.2 to 1.5)	0.8 (0.2 to 1.5)	0.8 (0.2 to 1.5)	0.8 (0.2 to 1.5)	0.8 (0.2 to 1.5)	0.8 (0.2 to 1.5)	0.8 (0.2 to 1.5)	18.9
Visceral leishmaniasis	0 (0 to 0)	0 (0 to 0)	2.9 (0.7 to 5.2)	1.8 (0.4 to 3.2)	1.2 (0.3 to 2.2)	0.7 (0.2 to 1.4)	0.3 (0.1 to 0.6)	0.8 (0.2 to 1.5)	0.8 (0.2 to 1.5)	0.8 (0.2 to 1.5)	0.8 (0.2 to 1.5)	0.8 (0.2 to 1.5)	0.8 (0.2 to 1.5)	0.8 (0.2 to 1.5)	0.8 (0.2 to 1.5)	0.8 (0.2 to 1.5)	0.8 (0.2 to 1.5)	0.8 (0.2 to 1.5)	0.8 (0.2 to 1.5)	0.8 (0.2 to 1.5)	0.8 (0.2 to 1.5)	0.8 (0.2 to 1.5)	18.9
Cutaneous and mucocutaneous leishmaniasis	0 (0 to 0)	0 (0 to 0)	0 (0 to 0)	0 (0 to 0)	0 (0 to 0)	0 (0 to 0)	0 (0 to 0)	0 (0 to 0)	0 (0 to 0)	0 (0 to 0)	0 (0 to 0)	0 (0 to 0)	0 (0 to 0)	0 (0 to 0)	0 (0 to 0)	0 (0 to 0)	0 (0 to 0)	0 (0 to 0)	0 (0 to 0)	0 (0 to 0)	0 (0 to 0)	0 (0 to 0)	0 (0 to 0)	0
African trypanosomiasis	0 (0 to 0)	0 (0 to 0)	0 (0 to 0)	0 (0 to 0)	0 (0 to 0)	0 (0 to 0)	0 (0 to 0)	0 (0 to 0)	0 (0 to 0)	0 (0 to 0)	0 (0 to 0)	0 (0 to 0)	0 (0 to 0)	0 (0 to 0)	0 (0 to 0)	0 (0 to 0)	0 (0 to 0)	0 (0 to 0)	0 (0 to 0)	0 (0 to 0)	0 (0 to 0)	0 (0 to 0)	0 (0 to 0)	0
Schistosomiasis	0 (0 to 0)	0 (0 to 0)	0 (0 to 0)	0 (0 to 0)	0 (0 to 0)	0 (0 to 0)	0 (0 to 0)	0 (0 to 0)	0 (0 to 0)	0 (0 to 0)	0 (0 to 0)	0 (0 to 0)	0 (0 to 0)	0 (0 to 0)	0 (0 to 0)	0 (0 to 0)	0 (0 to 0)	0 (0 to 0)	0 (0 to 0)	0 (0 to 0)	0 (0 to 0)	0 (0 to 0)	0 (0 to 0)	0
Cysticercosis	0 (0 to 0)	0 (0 to 0)	0 (0 to 0)	0 (0 to 0)	0 (0 to 0)	1.8 (1.4 to 2.3)	12.7 (9.5 to 16.7)	26.5 (19.9 to 34.5)	29.6 (21.9 to 38.5)	33.2 (24.4 to 43.4)	39.6 (29.1 to 51.7)	2.6 (1.9 to 3.4)	9.2 (6.7 to 12.1)	6.3 (4.6 to 8.3)	3.9 (2.8 to 5.1)	3.1 (2.2 to 4.1)	1.9 (1.4 to 2.5)	8.4 (6.1 to 11.1)	3.9 (2.8 to 5.1)	1.9 (1.4 to 2.5)	1.6 (1.2 to 2.1)	0.9 (0.7 to 1.3)	253
Cystic echinococcosis	0 (0 to 0)	0 (0 to 0)	0.6 (0.4 to 0.8)	0.6 (0.4 to 0.8)	0.7 (0.5 to 1)	0.7 (0.5 to 1)	0.7 (0.5 to 1)	0.7 (0.5 to 1)	0.7 (0.5 to 1)	0.7 (0.5 to 1)	0.7 (0.5 to 1)	0.7 (0.5 to 1)	0.7 (0.5 to 1)	0.7 (0.5 to 1)	0.7 (0.5 to 1)	0.7 (0.5 to 1)	0.7 (0.5 to 1)	0.7 (0.5 to 1)	0.7 (0.5 to 1)	0.7 (0.5 to 1)	0.7 (0.5 to 1)	0.7 (0.5 to 1)	16.4
Lymphatic filariasis	0 (0 to 0)	0 (0 to 0)	0 (0 to 0)	0 (0 to 0)	0 (0 to 0)	0 (0 to 0)	0 (0 to 0)	0 (0 to 0)	0 (0 to 0)	0 (0 to 0)	0 (0 to 0)	0 (0 to 0)	0 (0 to 0)	0 (0 to 0)	0 (0 to 0)	0 (0 to 0)	0 (0 to 0)	0 (0 to 0)	0 (0 to 0)	0 (0 to 0)	0 (0 to 0)	0 (0 to 0)	0 (0 to 0)	0
Onchocerciasis	0 (0 to 0)	0 (0 to 0)	0 (0 to 0)	0 (0 to 0)	0 (0 to 0)	0 (0 to 0)	0 (0 to 0)	0 (0 to 0)	0 (0 to 0)	0 (0 to 0)	0 (0 to 0)	0 (0 to 0)	0 (0 to 0)	0 (0 to 0)	0 (0 to 0)	0 (0 to 0)	0 (0 to 0)	0 (0 to 0)	0 (0 to 0)	0 (0 to 0)	0 (0 to 0)	0 (0 to 0)	0 (0 to 0)	0
Trachoma	0 (0 to 0)	0 (0 to 0)	0 (0 to 0)	0 (0 to 0)	0 (0 to 0)	0 (0 to 0)	0 (0 to 0)	0 (0 to 0)	0 (0 to 0)	0 (0 to 0)	0 (0 to 0)	0 (0 to 0)	0 (0 to 0)	0 (0 to 0)	0 (0 to 0)	0 (0 to 0)	0 (0 to 0)	0 (0 to 0)	0 (0 to 0)	0 (0 to 0)	0 (0 to 0)	0 (0 to 0)	0 (0 to 0)	0
Dengue	0 (0 to 0)	0 (0 to 0)	0 (0 to 0)	0 (0 to 0)	0 (0 to 0)	0 (0 to 0)	0 (0 to 0)	0 (0 to 0)	0 (0 to 0)	0 (0 to 0)	0 (0 to 0)	0 (0 to 0)	0 (0 to 0)	0 (0 to 0)	0 (0 to 0)	0 (0 to 0)	0 (0 to 0)	0 (0 to 0)	0 (0 to 0)	0 (0 to 0)	0 (0 to 0)	0 (0 to 0)	0 (0 to 0)	0
Yellow fever	0 (0 to 0)	0 (0 to 0)	0 (0 to 0)	0 (0 to 0)	0 (0 to 0)	0 (0 to 0)	0 (0 to 0)	0 (0 to 0)	0 (0 to 0)	0 (0 to 0)	0 (0 to 0)	0 (0 to 0)	0 (0 to 0)	0 (0 to 0)	0 (0 to 0)	0 (0 to 0)	0 (0 to 0)	0 (0 to 0)	0 (0 to 0)	0 (0 to 0)	0 (0 to 0)	0 (0 to 0)	0 (0 to 0)	0
Rabies	0 (0 to 0)	0 (0 to 0)	0 (0 to 0)	0 (0 to 0)	0 (0 to 0)	0 (0 to 0)	0 (0 to 0)	0 (0 to 0)	0 (0 to 0)	0 (0 to 0)	0 (0 to 0)	0 (0 to 0)	0 (0 to 0)	0 (0 to 0)	0 (0 to 0)	0 (0 to 0)	0 (0 to 0)	0 (0 to 0)	0 (0 to 0)	0 (0 to 0)	0 (0 to 0)	0 (0 to 0)	0 (0 to 0)	0
Intestinal nematode infections	0 (0 to 0)	0 (0 to 0)	0 (0 to 0)	0 (0 to 0)	0 (0 to 0)	0 (0 to 0)	0 (0 to 0)	0 (0 to 0)	0 (0 to 0)	0 (0 to 0)	0 (0 to 0)	0 (0 to 0)	0 (0 to 0)	0 (0 to 0)	0 (0 to 0)	0 (0 to 0)	0 (0 to 0)	0 (0 to 0)	0 (0 to 0)	0 (0 to 0)	0 (0 to 0)	0 (0 to 0)	0 (0 to 0)	0
Ascariasis	0 (0 to 0)	0 (0 to 0)	0 (0 to 0)	0 (0 to 0)	0 (0 to 0)	0 (0 to 0)	0 (0 to 0)	0 (0 to 0)	0 (0 to 0)	0 (0 to 0)	0 (0 to 0)	0 (0 to 0)	0 (0 to 0)	0 (0 to 0)	0 (0 to 0)	0 (0 to 0)	0 (0 to 0)	0 (0 to 0)	0 (0 to 0)	0 (0 to 0)	0 (0 to 0)	0 (0 to 0)	0 (0 to 0)	0
Trichuriasis	0 (0 to 0)	0 (0 to 0)	0 (0 to 0)	0 (0 to 0)	0 (0 to 0)	0 (0 to 0)	0 (0 to 0)	0 (0 to 0)	0 (0 to 0)	0 (0 to 0)	0 (0 to 0)	0 (0 to 0)	0 (0 to 0)	0 (0 to 0)	0 (0 to 0)	0 (0 to 0)	0 (0 to 0)	0 (0 to 0)	0 (0 to 0)	0 (0 to 0)	0 (0 to 0)	0 (0 to 0)	0 (0 to 0)	0
Hookworm disease	0 (0 to 0)	0 (0 to 0)	0 (0 to 0)	0 (0 to 0)	0 (0 to 0)	0 (0 to 0)	0 (0 to 0)	0 (0 to 0)	0 (0



Other transport injuries	212 (1.9 to 2.4)	14 (0.9 to 2.3)	1 516 (1.5 to 1.7.3)	106 (86 to 129)	132 (1.1 to 153)	181 (153 to 217)	307 (266 to 370)	306 (264 to 371)	320 (273 to 381)	330 (284 to 410)	330 (273 to 406)	479 (403 to 567)	486 (409 to 579)	498 (411 to 601)	477 (393 to 569)	499 (412 to 597)	520 (429 to 623)	506 (417 to 606)	554 (1.39 to 656)	554 (1.39 to 656)	66 6 (50 to 86.4)	22 (16.2 to 29.3)	6 772
Unintentional injuries	69 6 (66.9 to 69.9)	1 06 (79.3 to 140)	727 (499 to 1 016)	2 272 (1 749 to 2 899)	2 695 (2 1 40 to 3 292)	3 879 (2 799 to 5 060)	5 662 (3 830 to 8 408)	5 302 (3 830 to 7 366)	5 722 (3 759 to 8 285)	6 870 (4 868 to 10 245)	7 033 (4 800 to 11 059)	10 600 (7 1 68 to 15 035)	10 700 (7 1 68 to 15 1 55)	10 600 (7 1 68 to 15 1 55)	10 700 (7 1 68 to 15 1 55)	10 600 (7 1 68 to 15 1 55)	10 600 (7 1 68 to 15 1 55)	27 400 (19 900 to 39 000)	27 400 (19 900 to 39 000)	27 400 (19 900 to 39 000)	28 200 (20 000 to 33 400)	28 200 (20 200 to 33 400)	17 000 (13 100 to 21 400)	5 140 (3 830 to 6 850)	277 000
Falls	9 (2.3 to 9.2)	12 (8.2 to 19.6)	118 (91 to 156)	762 (561 to 1 062)	1 650 (1 070 to 2 530)	2 200 (1 420 to 3 260)	2 650 (1 850 to 3 1 68)	3 210 (2 210 to 4 760)	4 240 (2 950 to 6 060)	5 490 (3 760 to 8 020)	7 740 (5 200 to 11 1 00)	13 600 (9 370 to 19 200)	13 600 (9 370 to 19 200)	13 600 (9 370 to 19 200)	13 600 (9 370 to 19 200)	13 600 (9 370 to 19 200)	13 600 (9 370 to 19 200)	14 400 (11 000 to 20 000)	14 400 (11 000 to 20 000)	14 400 (11 000 to 20 000)	20 200 (15 600 to 26 700)	20 200 (15 600 to 26 700)	13 100 (10 200 to 16 500)	5 190 (4 270 to 6 650)	191 000
Drowning	1 (1.0 to 2.2)	1 (0.7 to 1.4)	1 6 (1.0 to 2.5)	1 6 (1.0 to 2.5)	1 6 (1.0 to 2.5)	1 6 (1.0 to 2.5)	1 6 (1.0 to 2.5)	1 6 (1.0 to 2.5)	1 6 (1.0 to 2.5)	1 6 (1.0 to 2.5)	1 6 (1.0 to 2.5)	1 6 (1.0 to 2.5)	1 6 (1.0 to 2.5)	1 6 (1.0 to 2.5)	1 6 (1.0 to 2.5)	1 6 (1.0 to 2.5)	1 6 (1.0 to 2.5)	1 6 (1.0 to 2.5)	1 6 (1.0 to 2.5)	1 6 (1.0 to 2.5)	1 6 (1.0 to 2.5)	1 6 (1.0 to 2.5)	1 6 (1.0 to 2.5)	1 6 (1.0 to 2.5)	1 6 (1.0 to 2.5)	1 6 (1.0 to 2.5)
Fire, heat, and hot substances	0 9 (0.6 to 1.1)	2 1 (1.5 to 2.9)	29 9 (19.7 to 42.4)	134 (87 to 179)	132 (89 to 183)	192 (1 1 6 to 266)	186 (1 1 5 to 266)	203 (1 42 to 339)	205 (1 53 to 337)	226 (1 63 to 357)	228 (1 63 to 357)	228 (1 63 to 357)	708 (475 to 1 1 80)	630 (420 to 1 220)	630 (420 to 1 220)	630 (420 to 1 220)	712 (489 to 1 1 30)	650 (429 to 999)	650 (433 to 977)	650 (395 to 957)	650 (430 to 767)	650 (398 to 830)	450 (1 96 to 331)	255 (1 70 to 4 1 6)	97 7 (74 0 to 1 24)	9 630
Poisonings	2 6 (2.4 to 2.8)	3 3 (2.8 to 3.7)	6 3 (5 to 7.1)	24 6 (21 to 28.1)	29 1 (25 1 to 33.7)	36 (30 2 to 41.7)	36 (30 2 to 41.7)	36 (30 2 to 41.7)	36 (30 2 to 41.7)	36 (30 2 to 41.7)	36 (30 2 to 41.7)	36 (30 2 to 41.7)	36 (30 2 to 41.7)	36 (30 2 to 41.7)	36 (30 2 to 41.7)	36 (30 2 to 41.7)	36 (30 2 to 41.7)	36 (30 2 to 41.7)	36 (30 2 to 41.7)	36 (30 2 to 41.7)	36 (30 2 to 41.7)	36 (30 2 to 41.7)	36 (30 2 to 41.7)	36 (30 2 to 41.7)	36 (30 2 to 41.7)	36 (30 2 to 41.7)
Poisoning by other medications	0 6 (0.7 to 0.9)	0 9 (0.9 to 1.1)	4 9 (3.7 to 6.3)	22 7 (17.7 to 28.1)	32 0 (23 to 40.1)	44 (32.3 to 57.2)	44 (32.3 to 57.2)	44 (32.3 to 57.2)	44 (32.3 to 57.2)	44 (32.3 to 57.2)	44 (32.3 to 57.2)	44 (32.3 to 57.2)	44 (32.3 to 57.2)	44 (32.3 to 57.2)	44 (32.3 to 57.2)	44 (32.3 to 57.2)	44 (32.3 to 57.2)	44 (32.3 to 57.2)	44 (32.3 to 57.2)	44 (32.3 to 57.2)	44 (32.3 to 57.2)	44 (32.3 to 57.2)	44 (32.3 to 57.2)	44 (32.3 to 57.2)	44 (32.3 to 57.2)	1 1 6
Poisoning by other means	1 6 (1.2 to 2.0)	2 3 (2.0 to 2.5)	9 6 (7.7 to 11.8)	59 (47.3 to 72.1)	79 5 (59.8 to 1 09)	104 (80.8 to 1 35)	99 9 (76.2 to 1 30)	104 (80.7 to 1 35)	1 13 (86.9 to 1 46)	1 27 (1 0 1 to 1 66)	1 60 (1 26 to 2 00)	1 62 (1 26 to 2 06)	1 62 (1 26 to 2 06)	1 62 (1 26 to 2 06)	1 75 (1 36 to 2 23)	1 62 (1 26 to 2 06)	1 56 (1 21 to 2 06)	1 1 8 (1 0 to 1 36)	1 1 5 (1 0 to 1 32)	1 1 5 (1 0 to 1 32)	90 9 (68 1 to 1 24)	91 2 (62 4 to 1 32)	75 8 (51 6 to 1 09)	36 2 (24 7 to 51.7)	1 1 6 (9 to 15.1)	2 2 0 2
Exposure to mechanical forces	1 6 (1.2 to 2.0)	2 3 (2.0 to 2.5)	9 6 (7.7 to 11.8)	59 (47.3 to 72.1)	79 5 (59.8 to 1 09)	104 (80.8 to 1 35)	99 9 (76.2 to 1 30)	104 (80.7 to 1 35)	1 13 (86.9 to 1 46)	1 27 (1 0 1 to 1 66)	1 60 (1 26 to 2 00)	1 62 (1 26 to 2 06)	1 62 (1 26 to 2 06)	1 62 (1 26 to 2 06)	1 75 (1 36 to 2 23)	1 62 (1 26 to 2 06)	1 56 (1 21 to 2 06)	1 1 8 (1 0 to 1 36)	1 1 5 (1 0 to 1 32)	1 1 5 (1 0 to 1 32)	90 9 (68 1 to 1 24)	91 2 (62 4 to 1 32)	75 8 (51 6 to 1 09)	36 2 (24 7 to 51.7)	1 1 6 (9 to 15.1)	2 2 0 2
Unintentional firearm injuries	0 1 (0.1 to 0.2)	0 1 (0.1 to 0.3)	2 6 (1 3 to 5.3)	14 1 (8.7 to 21.9)	14 1 (9.3 to 20.1)	19 6 (1 2 0 to 28.6)	21 9 (1 4 to 29.4)	24 2 (1 5 to 35.1)	25 3 (16 to 37.4)	42 0 (26 to 61.3)	44 9 (27 to 66.2)	74 4 (50 4 to 99.1)	74 4 (50 9 to 1 06)	74 4 (50 9 to 1 06)	74 4 (50 9 to 1 06)	74 4 (50 9 to 1 06)	74 4 (50 9 to 1 06)	82 6 (60 to 1 06)	82 6 (60 to 1 06)	82 6 (60 to 1 06)	82 6 (60 to 1 06)	82 6 (60 to 1 06)	82 6 (60 to 1 06)	82 6 (60 to 1 06)	82 6 (60 to 1 06)	82 6 (60 to 1 06)
Other exposure to mechanical forces	1 6 (1.2 to 2.0)	2 2 (1.7 to 2.5)	7 1 (5.7 to 8.8)	44 6 (33.7 to 59.2)	65 4 (47 to 86.6)	84 3 (61 to 1 09)	77 9 (57 to 1 03)	79 9 (59 to 1 03)	87 9 (64 to 1 1 6)	1 01 (73 to 1 35)	1 15 (81 to 1 53)	1 87 (1 32 to 2 55)	1 87 (1 32 to 2 55)	1 87 (1 32 to 2 55)	1 87 (1 32 to 2 55)	1 87 (1 32 to 2 55)	1 87 (1 32 to 2 55)	2 1 0 (1 51 to 2 85)	2 1 0 (1 51 to 2 85)	2 1 0 (1 51 to 2 85)	2 1 0 (1 51 to 2 85)	2 1 0 (1 51 to 2 85)	2 1 0 (1 51 to 2 85)	2 1 0 (1 51 to 2 85)	2 1 0 (1 51 to 2 85)	2 1 0 (1 51 to 2 85)
Adverse effects of medical treatment	9 7 (8 to 11 4)	9 6 (8.6 to 1 0.1)	7 6 6 (7 0 to 1 1 0)	7 2 7 (6 5 to 8 1 0)	8 0 5 (7 2 to 9 0 1)	9 0 8 (8 1 to 1 0 1)	8 6 2 (7 6 to 9 6 9)	8 6 4 (7 6 to 9 6 9)	9 1 2 (8 1 to 1 0 2)	9 4 1 (8 3 to 1 0 5)	9 6 7 (8 4 to 1 0 8)	1 0 0 (8 7 to 1 1 2)	1 0 0 (8 7 to 1 1 2)	1 0 0 (8 7 to 1 1 2)	1 0 0 (8 7 to 1 1 2)	1 0 0 (8 7 to 1 1 2)	1 0 0 (8 7 to 1 1 2)	1 0 2 (8 9 to 1 1 4)	1 0 2 (8 9 to 1 1 4)	1 0 2 (8 9 to 1 1 4)	1 0 2 (8 9 to 1 1 4)	1 0 2 (8 9 to 1 1 4)	1 0 2 (8 9 to 1 1 4)	1 0 2 (8 9 to 1 1 4)	1 0 2 (8 9 to 1 1 4)	1 0 2 (8 9 to 1 1 4)
Animal contact	0 1 (0.1 to 0.2)	0 3 (0.2 to 0.3)	3 1 (2.1 to 4.7)	20 7 (14.3 to 27.1)	24 7 (17.1 to 31)	31 (21.3 to 40.1)	32 5 (21.9 to 43)	29 (20.1 to 41.1)	40 5 (27.9 to 54.9)	47 1 (32.1 to 67.7)	61 0 (41.1 to 83.6)	74 7 (50.4 to 1 10)	74 (49.9 to 1 09)	66 (44.6 to 1 00)	67 3 (45 to 1 00)	77 7 (52.2 to 1 1 1)	71 8 (48.9 to 1 05)	67 6 (46.7 to 1 00)	66 5 (45.7 to 98.3)	64 2 (44.3 to 72.9)	61 2 (37.9 to 99.4)	71 (43.4 to 1 20.0)	41 (1 0 6 to 92.0)	1 0 1 (6.4 to 16.3)	1 0 1 0
Venomous animal contact	0 1 (0.0 to 0.1)	0 1 (0.1 to 0.2)	0 3 (0.2 to 0.3)	1 9 (1.3 to 2.6)	2 3 (1.6 to 3.1)	2 9 (1.9 to 3.9)	3 0 (2 to 4.1)	2 7 (1.8 to 3.8)	3 7 (2.5 to 5.1)	4 3 (2.9 to 6.2)	5 6 (3.8 to 7.7)	6 9 (4.6 to 9.6)	6 9 (4.6 to 9.6)	6 1 (4.1 to 8.6)	6 2 (4.2 to 8.6)	7 2 (4.8 to 9.9)	6 6 (4.4 to 9.1)	6 2 (4.3 to 9.1)	6 1 (4.2 to 9.1)	5 9 (4.1 to 8.5)	5 6 (3.5 to 8.7)	6 6 (4 to 1 0.1)	3 8 (2.4 to 5.9)	9 3 (6.1 to 1 3.7)	3 8 7
Non-venomous animal contact	0 1 (0.1 to 0.1)	0 2 (0.1 to 0.3)	1 9 (1.3 to 2.8)	12 8 (10.1 to 16.9)	12 7 (9.3 to 20.1)	15 9 (9.9 to 24.1)	15 4 (9.7 to 24.1)	15 (9.4 to 24.1)	21 1 (1 3 to 32.4)	25 2 (16.1 to 40.1)	31 (19.7 to 50.4)	42 7 (26.4 to 69.7)	42 7 (26.4 to 69.7)	42 1 (26 to 68.7)	42 5 (26.3 to 69.1)	50 6 (32.4 to 79.6)	50 6 (32.4 to 79.6)	47 8 (30.6 to 72.9)	48 7 (29 to 69.8)	39 4 (23.6 to 59.6)	39 9 (23.3 to 54.4)	39 1 (19.9 to 64.4)	1 5 7 (10.6 to 23.1)	6 3 (3.9 to 7.8)	6 3 (3.9 to 7.8)
Foreign body	1 6 1 (1.5 to 1.8)	1 6 1 (1.5 to 1.8)	1 6 1 (1.5 to 1.8)	1 6 1 (1.5 to 1.8)	1 6 1 (1.5 to 1.8)	1 6 1 (1.5 to 1.8)	1 6 1 (1.5 to 1.8)	1 6 1 (1.5 to 1.8)	1 6 1 (1.5 to 1.8)	1 6 1 (1.5 to 1.8)	1 6 1 (1.5 to 1.8)	1 6 1 (1.5 to 1.8)	1 6 1 (1.5 to 1.8)	1 6 1 (1.5 to 1.8)	1 6 1 (1.5 to 1.8)	1 6 1 (1.5 to 1.8)	1 6 1 (1.5 to 1.8)	1 6 1 (1.5 to 1.8)	1 6 1 (1.5 to 1.8)	1 6 1 (1.5 to 1.8)	1 6 1 (1.5 to 1.8)	1 6 1 (1.5 to 1.8)	1 6 1 (1.5 to 1.8)	1 6 1 (1.5 to 1.8)	1 6 1 (1.5 to 1.8)	1 6 1 (1.5 to 1.8)
Pulmonary aspiration and foreign body in airway	43 1 (39.7 to 59.1)	70 4 (65.5 to 1 06)	396 (272 to 573)	405 (279 to 630)	1 42 (1 16 to 1 64)	1 97 (1 53 to 1 96)	1 94 (1 57 to 1 96)	1 96 (1 54 to 2 59)	1 93 (1 57 to 1 91)	1 92 (1 52 to 2 23)	1 92 (1 53 to 2 54)	2 60 (1 97 to 3 63)	2 60 (1 97 to 3 63)	2 60 (1 97 to 3 63)	2 60 (1 97 to 3 63)	2 60 (1 97 to 3 63)	2 60 (1 97 to 3 63)	1 67 (1 27 to 2 33)	1 67 (1 27 to 2 33)	1 67 (1 27 to 2 33)	1 66 (1 26 to 1 2 30)	1 66 (1 26 to 2 31)	1 66 (1 26 to 2 31)	1 66 (1 26 to 2 31)	1 270 (1 00 to 1 .3 0 0)	1 66 (1 26 to 2 31)
Foreign body in eyes	0 (0 to 0.1)	0 1 (0 to 0.3)	0 6 (0.5 to 0.9)	12 5 (9.7 to 16.3)	20 3 (15 to 27.2)	24 6 (1 8 to 34.9)	25 2 (1 8 to 34.9)	25 2 (1 8 to 34.9)	33 8 (2 4 to 46.4)	43 6 (30 2 to 59.3)	49 4 (32 2 to 69.3)	67 3 (46 4 to 1 00)	66 4 (47 9 to 1 01)	66 4 (47 9 to 1 01)	62 9 (45 5 to 1 01)	65 9 (47 5 to 1 01)	65 9 (47 5 to 1 01)	55 (37 7 to 90.4)	55 (37 7 to 90.4)	55 (37 7 to 90.4)	57 3 (39 to 91)	55 4 (36 to 91)	55 4 (36 to 91)	55 4 (36 to 91)	3 2 (2 2 to 4.9)	9 6 5 (6 6 to 1 4 7)
Foreign body in other bodypart	9 1 (8.1 to 1 0.2)	9 1 (8.1 to 1 0.2)	9 1 (8.1 to 1 0.2)	9 1 (8.1 to 1 0.2)	9 1 (8.1 to 1 0.2)	9 1 (8.1 to 1 0.2)	9 1 (8.1 to 1 0.2)	9 1 (8.1 to 1 0.2)	9 1 (8.1 to 1 0.2)	9 1 (8.1 to 1 0.2)	9 1 (8.1 to 1 0.2)	9 1 (8.1 to 1 0.2)	9 1 (8.1 to 1 0.2)	9 1 (8.1 to 1 0.2)	9 1 (8.1 to 1 0.2)	9 1 (8.1 to 1 0.2)	9 1 (8.1 to 1 0.2)	9 1 (8.1 to 1 0.2)	9 1 (8.1 to 1 0.2)	9 1 (8.1 to 1 0.2)	9 1 (8.1 to 1 0.2)	9 1 (8.1 to 1 0.2)	9 1 (8.1 to 1 0.2)	9 1 (8.1 to 1 0.2)	9 1 (8.1 to 1 0.2)	9 1 (8.1 to 1 0.2)
Environmental heat and cold exposure	2 6 (2 to 3.1)	2 1 (1.6 to 2.5)	2 2 (1.6 to 2.9)	12 8 (10 to 1 6.6)	24 1 (17.7 to 32 4)	24 1 (20.4 to 27)	24 6 (20.1 to 31.1)	24 6 (20.2 to 31.6)	42 2 (34.6 to 54.8)	46 2 (36.6 to 61.7)	46 2 (37.7 to 1 .3 2)	1 1 2 (90.6 to 1 56)	1 1 2 (90.6 to 1 56)	1 1 2 (91 to 2 56)	1 1 2 (91 to 2 56)	1 1 6 (1 0 4 to 2 56)	1 1 6 (1 0 4 to 2 56)	1 0 6 (1 0 1 to 2 56)	1 0 6 (1 0 1 to 2 56)	1 0 6 (1 0 1 to 2 56)	1 0 6 (1 0 1 to 2 56)	1 0 6 (1 0 1 to 2 56)	1 0 6 (1 0 1 to 2 56)	1 0 6 (1 0 1 to 2 56)	1 0 6 (1 0 1 to 2 56)	1 0 6 (1 0 1 to 2 56)
Exposure to forces of nature	2 6 (2 to 3.1)	2 6 (2 to 3.1)	2 6 (2 to 3.1)	2 6 (2 to 3.1)	2 6 (2 to 3.1)	2 6 (2 to 3.1)	2 6 (2 to 3.1)	2 6 (2 to 3.1)	2 6 (2 to 3.1)	2 6 (2 to 3.1)	2 6 (2 to 3.1)	2 6 (2 to 3.1)	2 6 (2 to 3.1)	2 6 (2 to 3.1)	2 6 (2 to 3.1)	2 6 (2 to 3.1)	2 6 (2 to 3.1)	2 6 (2 to 3.1)	2 6 (2 to 3.1)	2 6 (2 to 3.1)	2 6 (2 to 3.1)	2 6 (2 to 3.1)	2 6 (2 to 3.1)	2 6 (2 to 3.1)	2 6 (2 to 3.1)	2 6 (2 to 3.1)
Other unintentional injuries	1 6 (1.4 to 1.8)	1 6 (1.4 to 1.8)	6 5 7 (3 9 to 1 02)	2 6 6 (1 7 0 to 4 1 0)	4 4 2 (2 8 9 to 7 1 4)	5 2 1 (3 2 0 to 8 5 5)	5 2 1 (3 2 0 to 8 5 5)	5 0 7 (3 0 7 to 8 5 5)	5 0 7 (3 0 6 to 7 .8 8 0)	5 0 7 (3 0 6 to 7 .8 8 0)	5 0 7 (2 9 9 to 8 .1 2 0)	7 4 0 (4 3 0 to 1 2 0 0)	7 4 0 (4 3 0 to 1 2 0 0)	7 4 0 (4 3 0 to 1 2 0 0)	7 4 0 (4 3 0 to 1 2 0 0)	7 4 0 (4 3 0 to 1 2 0 0)	7 4 0 (4 3 0 to 1 2 0 0)	7 4 0 (4 3 0 to 1 2 0 0)	7 4 0 (4 3 0 to 1 2 0 0)	7 4 0 (4 3 0 to 1 2 0 0)	7 4 0 (4 3 0 to 1 2 0 0)	7 4 0 (4 3 0 to 1 2 0 0)	7 4 0 (4 3 0 to 1 2 0 0)	7 4 0 (4 3 0 to 1 2 0 0)	7 4 0 (4 3 0 to 1 2 0 0)	7 4 0 (4 3 0 to 1 2 0 0)
Interpersonal violence	1 6 6 (1.2 to 2.0)	1 6 6 (1.2 to 2.0)	1 6 6 (1.2 to 2.0)	1 6 6 (1.2 to 2.0)	1 6 6 (1.2 to 2.0)	1 6 6 (1.2 to 2.0)	1 6 6 (1.2 to 2.0)	1 6 6 (1.2 to 2.0)	1 6 6 (1.2 to 2.0)	1 6 6 (1.2 to 2.0)	1 6 6 (1.2 to 2.0)	1 6 6 (1.2 to 2.0)	1 6 6 (1.2 to 2.0)	1 6 6 (1.2 to 2.0)	1 6 6 (1.2 to 2.0)	1 6 6 (1.2 to 2.0)	1 6 6 (1.2 to 2.0)	1 6 6 (1.2 to 2.0)	1 6 6 (1.2 to 2.0)	1 6 6 (1.2 to 2.0)	1 6 6 (1.2 to 2.0)	1 6 6 (1.2 to 2.0)	1 6 6 (1.2 to 2.0)	1 6 6 (1.2 to 2.0)	1 6 6 (1.2 to 2.0)	1 6 6 (1.2 to 2.0)	1 6 6 (1.2 to 2.0)
Physical violence by firearm	0 6 (0.3 to 1)	0 2 (0.1 to 0.3)	2 7 (1.9 to 4.3)	9 7 (6.9 to 14)	1 6 9 (1 1 7 to 2 3 .3)	1 7 7 (1 2 0 to 2 5 0)	2 6 5 (1 8 7 to 3 8 0)	2 6 1 (1 8 4 to 3 7 .5)	2 7 3 (1 9 0 to 3 9 0)	3 0 4 (2 1 2 to 4 3 .1)	3 3 2 (2 3 1 to 4 7 .6)	4 6 1 (3 2 0 to 6 6 .1)	4 6 1 (3 2 0 to 6 6 .1)	4 6 1 (3 2 0 to 6 6 .1)	4 6 1 (3 2 0 to 6 6 .1)	4 6 1 (3 2 0 to 6 6 .1)	4 6 1 (3 2 0 to 6 6 .1)	4 6 1 (3 2 0 to 6 6 .1)	4 6 1 (3 2 0 to 6 6 .1)	4 6 1 (3 2 0 to 6 6 .1)	4 6 1 (3 2 0 to 6 6 .1)	4 6 1 (3 2 0 to 6 6 .1)	4 6 1 (3 2 0 to 6 6 .1)	4 6 1 (3 2 0 to 6 6 .1)	4 6 1 (3 2 0 to 6 6 .1)	4 6 1 (3 2 0 to 6 6 .1)
Physical violence by other means	1 6 (1.1 to 2.1)	1 6 (1.1 to 2.1)	1 6 (1.1 to 2.1)	1 6 (1.1 to 2.1)	1 6 (1.1 to 2.1)	1 6 (1.1 to 2.1)	1 6 (1.1 to 2.1)	1 6 (1.1 to 2.1)	1 6 (1.1 to 2.1)	1 6 (1.1 to 2.1)	1 6 (1.1 to 2.1)	1 6 (1.1 to 2.1)	1 6 (1.1 to 2.1)	1 6 (1.1 to 2.1)	1 6 (1.1 to 2.1)	1 6 (1.1 to 2.1)	1 6 (1.1 to 2.1)	1 6 (1.1 to 2.1)	1 6 (1.1 to 2.1)	1 6 (1.1 to 2.1)	1 6 (1.1 to 2.1)	1 6 (1.1 to 2.1)	1 6 (1.1 to 2.1)	1 6 (1.1 to 2.1)	1 6 (1.1 to 2.1)	1 6 (1.1 to 2.1)	1 6 (1.1 to 2.1)
Sexual violence	0 (0 to 0)	0 (0 to 0)	0 (0 to 0)	0 (0 to 0)	0 (0 to 0)	0 (0 to 0)	0 (0 to 0)	0 (0 to 0)	0 (0 to 0)	0 (0 to 0)	0 (0 to 0)	0 (0 to 0)	0 (0 to 0)	0 (0 to 0)	0 (0 to 0)	0 (0 to 0)	0 (0 to 0)	0 (0 to 0)	0 (0 to 0)	0 (0 to 0)	0 (0 to 0)	0 (0 to 0)	0 (0 to 0)	0 (0 to 0)	0 (0 to 0)	0 (0 to 0)	0 (0 to 0)
Physical violence by other means	1 6 (1.1 to 2.1)	1 6 (1.1 to 2.1)	1 6 (1.1 to 2.1)	1 6 (1.1 to 2.1)	1 6 (1.1 to 2.1)	1 6 (1.1 to 2.1)	1 6 (1.1 to 2.1)	1 6 (1.1 to 2.1)	1 6 (1.1 to 2.1)	1 6 (1.1 to 2.1)	1 6 (1.1 to 2.1)	1 6 (1.1 to 2.1)	1 6 (1.1 to 2.1)	1 6 (1.1 to 2.1)	1 6 (1.1 to 2.1)	1 6 (1.1 to 2.1)	1 6 (1.1 to 2.1)	1 6 (1.1 to 2.1)	1 6 (1.1 to 2.1)	1 6 (1.1 to 2.1)	1 6 (1.1 to 2.1)	1 6 (1.1 to 2.1)	1 6 (1.1 to 2.1)	1 6 (1.1 to 2.1)	1 6 (1.1 to 2.1)	1 6 (1.1 to 2.1)	1 6 (1.1 to 2.1)
Conflict and terrorism	0 (0.1 to 0.1)	0 1 (0.0 to 0.1)	0 2 (0.1 to 0.3)	0 3 (0.2 to 0.5)	0 4 (0.2 to 0.6)	1 0 (0.6 to 1 .4)	1 0 (0.6 to 1 .4)	1 0 (0.6 to 1 .4)	1 0 (0.6 to 1 .4)	1 0 (0.6 to 1 .4)	1 0 (0.6 to 1 .4)	1 0 (0.6 to 1 .4)	1 0 (0.6 to 1 .4)	1 0 (0.6 to 1 .4)	1 0 (0.6 to 1 .4)	1 0 (0.6 to 1 .4)	1 0 (0.6 to 1 .4)	1 0 (0.6 to 1 .4)	1 0 (0.6 to 1 .4)	1 0 (0.6 to 1 .4)	1 0 (0.6 to 1 .4)	1 0 (0.6 to 1 .4)	1 0 (0.6 to 1 .4)	1 0 (0.6 to 1 .4)	1 0 (0.6 to 1 .4)	1 0 (0.6 to 1 .4)	1 0 (0.6 to 1 .4)

SR Table 2b: Sweden DALYS by cause and age group for females with 95% uncertainty intervals, 2019

Cause	Early Neonatal	Late Neonatal	Post Neonatal	1 to 4	5 to 9	10 to 14	15 to 19	20 to 24	25 to 29	30 to 34	35 to 39	40 to 44	45 to 49	50 to 54	55 to 59	60 to 64	65 to 69	70 to 74	75 to 79	80 to 84	85 to 89	90 to 94	95 plus	Total
All causes	2,600 (2,570 to 2,630)	2,040 (1,810 to 2,300)	4,080 (3,940 to 4,980)	6,190 (6,040 to 16,300)	11,000 (8,480 to 15,100)	16,000 (13,900 to 20,300)	27,000 (20,900 to 36,700)	39,000 (29,300 to 52,400)	47,700 (35,600 to 64,000)	55,200 (39,600 to 81,300)	49,600 (34,600 to 72,000)	56,000 (37,900 to 83,000)	69,400 (45,900 to 103,000)	76,600 (47,900 to 114,000)	83,000 (50,600 to 119,000)	92,700 (56,000 to 133,000)	111,000 (66,200 to 157,000)	141,000 (84,000 to 199,000)	138,000 (79,500 to 199,000)	127,000 (70,000 to 184,000)	112,000 (59,300 to 161,000)	80,400 (75,900 to 85,300)	1,360,000 (1,360,000 to 1,360,000)
Communicable, maternal, neonatal, and nutritional diseases	2,160 (2,130 to 2,190)	1,700 (1,500 to 1,930)	1,980 (1,880 to 2,080)	1,760 (1,280 to 2,450)	1,060 (872 to 1,300)	1,250 (970 to 1,610)	1,560 (1,270 to 1,940)	1,270 (1,010 to 1,570)	1,130 (900 to 1,390)	1,660 (1,340 to 2,070)	1,640 (1,190 to 2,190)	1,610 (1,160 to 2,200)	1,670 (1,200 to 2,270)	1,770 (1,260 to 2,390)	1,890 (1,290 to 2,560)	1,730 (1,190 to 2,390)	2,150 (1,470 to 2,990)	2,970 (2,060 to 3,980)	3,530 (2,420 to 4,690)	3,630 (2,500 to 4,790)	3,560 (2,460 to 4,700)	2,560 (2,360 to 2,760)	50,500 (50,500 to 50,500)
HIV/AIDS and sexually transmitted infections	0 (0 to 0)	0 (0 to 0)	0 (0 to 0)	10.6 (9.7 to 11.6)	9.8 (9.1 to 10.6)	11.9 (11.1 to 12.8)	23.7 (22.1 to 25.5)	39.6 (36.8 to 42.5)	76.5 (71.2 to 82.2)	139 (129 to 149)	216 (200 to 232)	329 (306 to 353)	479 (445 to 514)	702 (651 to 753)	1,010 (939 to 1,080)	1,420 (1,320 to 1,520)	1,900 (1,770 to 2,040)	2,570 (2,390 to 2,750)	3,110 (2,890 to 3,330)	3,470 (3,230 to 3,720)	3,610 (3,360 to 3,870)	2,900 (2,700 to 3,110)	23,200 (23,200 to 23,200)
HIV/AIDS	0 (0 to 0)	0 (0 to 0)	0 (0 to 0)	1.6 (0.7 to 2.8)	2.1 (1.2 to 3.3)	1.2 (0.7 to 1.8)	1.6 (0.9 to 2.6)	2.1 (1.1 to 3.2)	2.5 (1.3 to 3.9)	3.6 (1.9 to 5.5)	4.2 (2.3 to 6.4)	4.7 (2.6 to 7.1)	5.7 (3.2 to 8.7)	6.7 (3.8 to 10.1)	8.2 (4.7 to 12.3)	9.2 (5.3 to 13.8)	10.7 (6.2 to 16.1)	12.6 (7.3 to 18.9)	14.2 (8.2 to 21.3)	15.2 (8.8 to 22.8)	15.5 (8.9 to 23.2)	12.4 (7.2 to 18.6)	111 (111 to 111)
HIV/AIDS - Drug-susceptible Tuberculosis	0 (0 to 0)	0 (0 to 0)	0 (0 to 0)	1.6 (0.6 to 2.6)	2.1 (1.2 to 3.3)	1.2 (0.7 to 1.8)	1.6 (0.9 to 2.6)	2.1 (1.1 to 3.2)	2.5 (1.3 to 3.9)	3.6 (1.9 to 5.5)	4.2 (2.3 to 6.4)	4.7 (2.6 to 7.1)	5.7 (3.2 to 8.7)	6.7 (3.8 to 10.1)	8.2 (4.7 to 12.3)	9.2 (5.3 to 13.8)	10.7 (6.2 to 16.1)	12.6 (7.3 to 18.9)	14.2 (8.2 to 21.3)	15.2 (8.8 to 22.8)	15.5 (8.9 to 23.2)	12.4 (7.2 to 18.6)	111 (111 to 111)
HIV/AIDS - Multidrug-resistant Tuberculosis without extra-resistance	0 (0 to 0)	0 (0 to 0)	0 (0 to 0)



G6PD deficiency	0 (0 to 0)	0 (0 to 0.1)	0.1 (0 to 0.1)	0.2 (0.1 to 0.3)	0.2 (0.2 to 0.3)	0.4 (0.3 to 0.5)	1.2 (0.6 to 2)	1.3 (0.7 to 2.1)	7.1 (1.7 to 19.6)	2.6 (1.3 to 4)	3 (1.7 to 4.9)	2.4 (1.4 to 3.6)	3.7 (2 to 5.6)	2.4 (1.5 to 3.6)	1.3 (0.8 to 2.1)	2.6 (1.4 to 3.9)	2.6 (1.4 to 4)	3.2 (1.7 to 5)	3.3 (1.7 to 5.2)	2.6 (1.3 to 4)	3.3 (1.1 to 7.1)	1.2 (0.6 to 2)	0.6 (0.3 to 0.9)	0.2 (0.1 to 0.3)	0 (0 to 0.1)	44.7
G6PD bat	0 (0 to 0)	0 (0 to 0)	0 (0 to 0)	0 (0 to 0)	0 (0 to 0)	0 (0 to 0)	0 (0 to 0)	0 (0 to 0)	0 (0 to 0.9)	0 (0 to 0.1)	0 (0 to 0.1)	0 (0 to 0.1)	0 (0 to 0.1)	0 (0 to 0.1)	0 (0 to 0.1)	0 (0 to 0.1)	0 (0 to 0)	0 (0 to 0)	0 (0 to 0)	0 (0 to 0)	0 (0 to 0)	0 (0 to 0)	0 (0 to 0)	0 (0 to 0)	0 (0 to 0)	0 (0 to 0)	6.6
Other hemoglobinopathies and hemolytic anemias	0.1 (0.1 to 0.2)	0.4 (0.1 to 1)	1.9 (0.3 to 5.2)	0.6 (1.1 to 19.9)	0.6 (0.6 to 20.6)	2.2 (0.4 to 6.2)	1.9 (0.7 to 5.3)	7 (1.2 to 19.4)	0.6 (1.6 to 1.8)	2.1 (1.3 to 18.9)	9.1 (1.6 to 24)	6.7 (1.7 to 21.9)	15 (4.3 to 39.8)	4.1 (4.9 to 33)	2.4 (0.7 to 8.2)	2.1 (1.4 to 6.1)	17.6 (4.9 to 37.9)	19.3 (7.2 to 48.1)	21.2 (7.2 to 52.1)	27.2 (9.1 to 61.9)	49.9 (9.3 to 95.2)	49.4 (49.2 to 97.4)	66 (49.4 to 98.4)	43.6 (39.1 to 95.7)	41.3 (28.1 to 67)	19.9 (12.9 to 27.9)	476
Endocrine, metabolic, blood, and immune disorders	13.9 (9.9 to 20.7)	21.1 (14 to 28.9)	190 (99.6 to 307)	402 (261 to 567)	436 (299 to 736)	940 (570 to 691)	1,010 (271 to 602)	664 (260 to 771)	671 (270 to 1,140)	899 (386 to 1,370)	1,350 (720 to 2,250)	2,010 (1,070 to 3,000)	2,520 (1,380 to 4,090)	2,660 (1,720 to 3,880)	3,320 (1,960 to 5,070)	3,150 (1,730 to 5,260)	3,750 (1,970 to 5,850)	4,110 (2,170 to 6,210)	2,260 (1,160 to 3,550)	1,450 (669 to 2,720)	796 (503 to 1,210)	437 (270 to 684)	218 (119 to 359)	30,100
Oral disorders	0 (0 to 0)	0 (0 to 0)	129 (66.7 to 211)	1,060 (661 to 1,630)	1,110 (1,110 to 2,030)	1,230 (1,230 to 2,190)	1,120 (716 to 1,990)	1,040 (787 to 1,460)	1,020 (1,020 to 1,630)	1,020 (1,020 to 1,630)	897 (897 to 1,630)	1,070 (1,070 to 1,970)	1,370 (742 to 2,450)	1,370 (1,370 to 2,450)	1,900 (1,900 to 3,400)	2,270 (1,900 to 3,400)	2,440 (1,900 to 3,400)	2,770 (1,900 to 3,400)	1,900 (1,220 to 3,400)	1,200 (760 to 2,600)	697 (380 to 1,900)	283 (190 to 1,090)	24,500
Caries of deciduous teeth	0 (0 to 0)	0 (0 to 0)	29.2 (0 to 0)	224 (12.1 to 77.9)	214 (17.2 to 93.9)	214 (0.4 to 6.9)	0 (0 to 0)	0 (0 to 0)	0 (0 to 0)	0 (0 to 0)	0 (0 to 0)	0 (0 to 0)	0 (0 to 0)	0 (0 to 0)	0 (0 to 0)	0 (0 to 0)	0 (0 to 0)	0 (0 to 0)	0 (0 to 0)	0 (0 to 0)	0 (0 to 0)	0 (0 to 0)	0 (0 to 0)	0 (0 to 0)	0 (0 to 0)	80.6
Caries of permanent teeth	0 (0 to 0)	0 (0 to 0)	0 (0 to 0)	207 (10.6 to 71.6)	0 (0 to 0)	89.7 (3.6 to 1.68)	874 (39.8 to 183)	59.7 (47.6 to 203)	539 (53.9 to 2.89)	539 (53.9 to 2.89)	129 (129 to 2.64)	121 (129 to 2.64)	116 (60.1 to 262)	124 (62.5 to 255)	132 (62.9 to 269)	126 (49.6 to 259)	117 (42.6 to 223)	113 (49.1 to 227)	117 (39.3 to 180)	86.4 (20.9 to 139)	52.4 (20.9 to 139)	29.5 (11.1 to 69.6)	13.2 (4.8 to 27.3)	6.3 (1 to 9.6)	1,710
Periodontal diseases	0 (0 to 0)	0 (0 to 0)	0 (0 to 0)	0 (0 to 0)	0 (0 to 0)	0 (0 to 0)	0 (0 to 0)	0 (0 to 0)	0 (0 to 0)	0 (0 to 0)	0 (0 to 0)	0 (0 to 0)	0 (0 to 0)	0 (0 to 0)	0 (0 to 0)	0 (0 to 0)	0 (0 to 0)	0 (0 to 0)	0 (0 to 0)

SR Table 2b: Switzerland DALYS by cause and sex group for females with 95% uncertainty intervals, 2019

Cause	Early Neonatal	Late Neonatal	Post-Neonatal	1 to 4	5 to 9	10 to 14	15 to 19	20 to 24	25 to 29	30 to 34	35 to 39	40 to 44	45 to 49	50 to 54	55 to 59	60 to 64	65 to 69	70 to 74	75 to 79	80 to 84	85 to 89	90 to 94	95 plus	Total
All causes	6,610 (7,760 to 5,990)	1,200 (2,330 to 1,160)	2,870 (3,920 to 2,420)	6,990 (9,370 to 5,490)	5,390 (6,810 to 4,150)	13,780 (15,540 to 12,260)	20,680 (23,260 to 18,380)	29,130 (31,990 to 27,060)	29,240 (32,060 to 26,980)	29,690 (32,600 to 27,440)	36,290 (39,600 to 33,180)	56,190 (62,350 to 50,540)	60,780 (66,770 to 55,280)	76,690 (81,950 to 70,180)	85,600 (92,750 to 77,900)	94,450 (101,000 to 87,450)	96,900 (107,000 to 87,900)	96,200 (107,000 to 87,900)	96,200 (106,000 to 87,900)	97,080 (107,000 to 88,700)	39,860 (44,700 to 35,600)	3,180 (3,930 to 2,600)	1,160,000 (1,160,000 to 1,160,000)
Communicable, maternal, neonatal, and nutritional diseases	5,220 (6,560 to 4,560)	639 (937 to 568)	672 (964 to 1,000)	1,290 (1,630 to 1,070)	1,120 (902 to 1,360)	643 (529 to 1,110)	652 (529 to 1,110)	1,170 (959 to 1,620)	1,490 (1,170 to 1,950)	1,670 (1,290 to 2,230)	1,690 (1,290 to 2,290)	1,690 (1,290 to 2,290)	1,600 (1,220 to 2,200)	1,620 (1,250 to 2,260)	1,770 (1,360 to 2,330)	1,930 (1,530 to 1,560)	2,140 (1,690 to 2,760)	2,210 (1,670 to 2,940)	2,750 (2,220 to 3,260)	3,320 (2,660 to 4,030)	2,770 (2,060 to 3,600)	1,760 (1,260 to 2,240)	41,490 (31,990 to 52,540)
HIV/AIDS and sexually transmitted infections	0.1 (0 to 0.1)	0 (0 to 0)	4.2 (1.7 to 7.4)	7.4 (2.7 to 14.6)	0.7 (0.1 to 2.5)	0.7 (0.1 to 2.5)	14.5 (13.4 to 20.3)	42 (29.9 to 60.6)	109 (79.5 to 149)	175 (121 to 235)	277 (183 to 386)	322 (199 to 477)	343 (212 to 526)	349 (216 to 537)	369 (229 to 567)	401 (248 to 617)	446 (274 to 687)	441 (271 to 679)	397 (244 to 612)	370 (227 to 570)	316 (194 to 487)	191 (117 to 294)	3,680 (2,710 to 4,790)	1,480 (1,110 to 1,930)
HIV/AIDS	0 (0 to 0)	0 (0 to 0)	4.2 (1.7 to 7.4)	7.4 (2.7 to 14.6)	0.7 (0.1 to 2.5)	0.6 (0.1 to 2.5)	7.6 (5.9 to 9.8)	24.3 (17.2 to 34.8)	79.3 (56.7 to 109)	132 (94.2 to 179)	194 (137 to 257)	232 (172 to 302)	269 (199 to 351)	314 (236 to 410)	349 (259 to 453)	397 (297 to 516)	441 (329 to 573)	436 (326 to 567)	393 (293 to 511)	367 (274 to 477)	313 (234 to 407)	189 (141 to 246)	3,540 (2,650 to 4,600)	1,360 (1,020 to 1,770)
HIV/AIDS - Drug-susceptible Tuberculosis	0 (0 to 0)	0 (0 to 0)	0.6 (0.2 to 1.1)	0.4 (0.1 to 1.1)	0.2 (0 to 0.8)	0.2 (0 to 0.8)	2.7 (2.1 to 3.5)	9.2 (6.5 to 13.2)	30.2 (21.6 to 41.5)	50.4 (36 to 68.5)	74.1 (52.4 to 98)	88.6 (65.7 to 115)	103 (75.8 to 134)	120 (90.2 to 156)	133 (98.8 to 173)	152 (113 to 197)	168 (125 to 219)	167 (124 to 217)	150 (112 to 195)	140 (107 to 182)	120 (89.8 to 156)	72.2 (53.9 to 93.8)	1,350 (1,010 to 1,760)	519 (389 to 675)
HIV/AIDS - Multidrug-resistant Tuberculosis without extensive	0 (0 to 0)	0 (0 to 0)	0.1 (0 to 0.1)	0.1 (0 to 0.1)	0 (0 to 0.1)	0 (0 to 0.1)	0.2 (0 to 0.1)	0.7 (0 to 0.3)	2.4 (0.9 to 1.1)	3.8 (1.4 to 1.7)	5.6 (2.2 to 2.5)	6.7 (2.6 to 3.1)	7.8 (3.1 to 3.6)	9.1 (3.6 to 4.1)	10.1 (4.1 to 4.6)	11.5 (4.6 to 5.2)	12.7 (5.1 to 5.8)	12.6 (5.1 to 5.8)	11.3 (4.6 to 5.2)	10.6 (4.3 to 4.9)	9.1 (3.7 to 4.2)	5.5 (2.2 to 2.5)	102 (41.3 to 46.8)	39.2 (15.9 to 18)
HIV/AIDS - Extensively drug-resistant Tuberculosis	0 (0 to 0)	0 (0 to 0)	0 (0 to 0)





GB Table 2b. United Kingdom DALYS by cause and age group for females with 95% uncertainty intervals, 2026

Cause	Early Neonatal	Late Neonatal	Post Neonatal	1 to 4	5 to 9	10 to 14	15 to 19	20 to 24	25 to 29	30 to 34	35 to 39	40 to 44	45 to 49	50 to 54	55 to 59	60 to 64	65 to 69	70 to 74	75 to 79	80 to 84	85 to 89	90 to 94	95 plus	Total
All causes	66,650 (49,550 to 86,420)	36,150 (19,330 to 57,290)	39,700 (20,150 to 64,760)	66,360 (50,200 to 84,500)	66,460 (50,910 to 84,350)	76,990 (59,380 to 104,800)	167,200 (129,300 to 218,600)	261,200 (206,200 to 331,600)	356,000 (290,200 to 433,000)	392,000 (320,000 to 499,000)	424,000 (331,000 to 531,000)	432,000 (342,000 to 533,000)	537,000 (429,000 to 664,000)	642,000 (525,000 to 769,000)	702,000 (586,000 to 832,000)	712,000 (613,000 to 831,000)	746,000 (656,000 to 866,000)	669,000 (599,000 to 775,000)	664,000 (592,000 to 762,000)	668,000 (594,000 to 767,000)	709,000 (627,000 to 807,000)	474,000 (426,000 to 532,000)	191,000 (169,000 to 221,000)	9,870,000
Communicable, maternal, neonatal, and nutritional diseases	43,600 (32,000 to 57,000)	15,000 (8,270 to 25,000)	15,100 (8,000 to 25,000)	19,700 (14,000 to 27,000)	5,260 (3,800 to 7,000)	4,910 (3,600 to 6,700)	13,200 (9,800 to 18,000)	15,200 (11,000 to 20,000)	16,200 (12,000 to 21,000)	16,200 (12,000 to 21,000)	16,200 (12,000 to 21,000)	16,700 (12,000 to 22,000)	17,400 (13,000 to 23,000)	16,700 (12,000 to 22,000)	16,700 (12,000 to 22,000)	16,600 (12,000 to 22,000)	20,000 (15,000 to 26,000)	22,700 (17,000 to 30,000)	22,900 (17,000 to 30,000)	23,900 (18,000 to 31,000)	24,000 (18,000 to 32,000)	16,900 (13,000 to 22,000)	7,000 (5,000 to 9,000)	526,000
HIV/AIDS and sexually transmitted infections	1,060 (514 to 2,360)	262 (64 to 639)	342 (104 to 1,040)	139 (39 to 391)	61.4 (17.4 to 169.6)	60.5 (17.2 to 167.2)	172 (49 to 473)	473 (137 to 1,300)	1,210 (360 to 3,300)	2,400 (710 to 6,500)	3,700 (1,100 to 9,900)	4,420 (1,270 to 11,900)	5,200 (1,500 to 13,900)	5,700 (1,600 to 15,200)	6,000 (1,700 to 15,900)	6,000 (1,700 to 15,900)	6,000 (1,700 to 15,900)	5,900 (1,700 to 15,600)	5,600 (1,600 to 14,800)	5,200 (1,500 to 13,800)	4,600 (1,300 to 12,200)	2,600 (740 to 6,900)	1,000 (280 to 2,700)	73,000 (21,000 to 193,000)
HIV/AIDS	1,060 (514 to 2,360)	262 (64 to 639)	342 (104 to 1,040)	139 (39 to 391)	61.4 (17.4 to 169.6)	60.5 (17.2 to 167.2)	172 (49 to 473)	473 (137 to 1,300)	1,210 (360 to 3,300)	2,400 (710 to 6,500)	3,700 (1,100 to 9,900)	4,420 (1,270 to 11,900)	5,200 (1,500 to 13,900)	5,700 (1,600 to 15,200)	6,000 (1,700 to 15,900)	6,000 (1,700 to 15,900)	6,000 (1,700 to 15,900)	5,900 (1,700 to 15,600)	5,600 (1,600 to 14,800)	5,200 (1,500 to 13,800)	4,600 (1,300 to 12,200)	2,600 (740 to 6,900)	1,000 (280 to 2,700)	73,000 (21,000 to 193,000)
HIV/AIDS - Drug-susceptible Tuberculosis	0 (0 to 0)	0 (0 to 0)	0 (0 to 0)	1.9 (0.4 to 5.2)	0.7 (0.1 to 1.9)	0.3 (0.1 to 0.8)	0.9 (0.2 to 2.5)	2.2 (0.5 to 6.1)	3.6 (0.8 to 9.8)	7.1 (1.7 to 19.2)	11.2 (2.7 to 30.1)	13.4 (3.2 to 36.1)	15.8 (3.8 to 42.5)	17.4 (4.2 to 46.9)	20.4 (4.9 to 54.8)	20.4 (4.9 to 54.8)	20.5 (4.9 to 55.1)	20.4 (4.9 to 54.8)	19.1 (4.6 to 51.4)	17.8 (4.3 to 47.8)	15.7 (3.8 to 42.2)	8.8 (2.1 to 23.7)	3.4 (0.8 to 9.1)	332 (80 to 893)
HIV/AIDS - Multidrug-resistant Tuberculosis without extensive drug resistance	0 (0 to 0)	0 (0 to 0)	0.7 (0.2 to 1.8)	0.6 (0.1 to 1.6)	0.3 (0.1 to 0.8)	0.2 (0.0 to 0.6)	0.3 (0.1 to 0.8)	0.7 (0.2 to 1.9)	1.3 (0.3 to 3.5)	2.5 (0.6 to 6.7)	3.9 (1.0 to 10.5)	4.7 (1.2 to 12.7)	5.5 (1.4 to 14.8)	6.1 (1.5 to 16.4)	7.1 (1.8 to 19.1)	7.1 (1.8 to 19.1)	7.1 (1.8 to 19.1)	7.1 (1.8 to 19.1)	6.7 (1.7 to 18.1)	6.2 (1.6 to 16.7)	5.5 (1.4 to 14.8)	3.1 (0.8 to 8.3)	1.2 (0.3 to 3.2)	116 (29 to 312)	17.4
HIV/AIDS - Extensively drug-resistant Tuberculosis	0 (0 to 0)	0 (0 to 0)	0 (0 to 0)	0 (0 to 0)	0 (0 to 0)	0 (0 to 0)	0 (0 to 0)	0 (0 to 0)	0 (0 to 0)	0.1 (0 to 0.1)	0.2 (0 to 0.1)	0.2 (0 to 0.1)	0.2 (0 to 0.1)	0.2 (0 to 0.1)	0.3 (0 to 0.1)	0.3 (0 to 0.1)	0.3 (0 to 0.1)	0.3 (0 to 0.1)	0.3 (0 to 0.1)	0.3 (0 to 0.1)	0.2 (0 to 0.1)	0.1 (0 to 0.1)	0.1 (0 to 0.1)	0 (0 to 0)	2.4 (0 to 1)	4.5
HIV/AIDS resulting in other diseases	0 (0 to 0)	0 (0 to 0)	0.1 (0.0 to 0.2)	0.2 (0.0 to 0.4)	0.1 (0.0 to 0.2)	0.1 (0.0 to 0.2)	0.2 (0.0 to 0.4)	0.4 (0.1 to 1.0)	0.7 (0.2 to 1.8)	1.4 (0.4 to 3.7)	2.2 (0.6 to 5.8)	2.6 (0.7 to 7.0)	3.1 (0.8 to 8.3)	3.4 (0.9 to 9.1)	4.0 (1.0 to 10.7)	4.0 (1.0 to 10.7)	4.0 (1.0 to 10.7)	4.0 (1.0 to 10.7)	3.8 (0.9 to 10.1)	3.5 (0.9 to 9.4)	3.1 (0.8 to 8.4)	1.8 (0.4 to 4.8)	0.7 (0.2 to 1.8)	66 (16 to 176)	9.2
Sexually transmitted infections, excluding HIV	1,060 (514 to 2,360)	262 (64 to 639)	342 (104 to 1,040)	137 (39 to 391)	61.1 (17.4 to 169.1)	60.3 (17.2 to 167.0)	171 (49 to 473)	470 (134 to 1,300)	1,210 (360 to 3,300)	2,400 (710 to 6,500)	3,700 (1,100 to 9,900)	4,420 (1,270 to 11,900)	5,200 (1,500 to 13,900)	5,700 (1,600 to 15,200)	6,000 (1,700 to 15,900)	6,000 (1,700 to 15,900)	6,000 (1,700 to 15,900)	5,900 (1,700 to 15,600)	5,600 (1,600 to 14,800)	5,200 (1,500 to 13,800)	4,600 (1,300 to 12,200)	2,600 (740 to 6,900)	1,000 (280 to 2,700)	73,000 (21,000 to 193,000)	1,830
Syphilis	0 (0 to 0)	0 (0 to 0)	0 (0 to 0)	0 (0 to 0)	0 (0 to 0)	0 (0 to 0)	0 (0 to 0)	0 (0 to 0)	0 (0 to 0)	0 (0 to 0)	0 (0 to 0)	0 (0 to 0)	0 (0 to 0)	0 (0 to 0)	0 (0 to 0)	0 (0 to 0)	0 (0 to 0)	0 (0 to 0)	0 (0 to 0)	0 (0 to 0)	0 (0 to 0)	0 (0 to 0)	0 (0 to 0)	0 (0 to 0)	0 (0 to 0)	0
Chlamydial infection	0 (0 to 0)	0 (0 to 0)	0 (0 to 0)	0 (0 to 0)	0 (0 to 0)	0.2 (0 to 0.5)	20.5 (5.9 to 51.9)	63.4 (18.5 to 161.0)	130 (38.2 to 330)	190 (56.2 to 480)	190 (56.2 to 480)	190 (56.2 to 480)	190 (56.2 to 480)	190 (56.2 to 480)	190 (56.2 to 480)	190 (56.2 to 480)	190 (56.2 to 480)	190 (56.2 to 480)	190 (56.2 to 480)	190 (56.2 to 480)	190 (56.2 to 480)	190 (56.2 to 480)	190 (56.2 to 480)	190 (56.2 to 480)	190 (56.2 to 480)	1,640
Gonococcal infection	0 (0 to 0)	0 (0 to 0)	0 (0 to 0)	0 (0 to 0)	0 (0 to 0)	0 (0 to 0)	0.1 (0 to 0.3)	0.4 (0 to 1.1)	0.8 (0.2 to 2.1)	1.2 (0.3 to 3.1)	1.2 (0.3 to 3.1)	1.2 (0.3 to 3.1)	1.2 (0.3 to 3.1)	1.2 (0.3 to 3.1)	1.2 (0.3 to 3.1)	1.2 (0.3 to 3.1)	1.2 (0.3 to 3.1)	1.2 (0.3 to 3.1)	1.2 (0.3 to 3.1)	1.2 (0.3 to 3.1)	1.2 (0.3 to 3.1)	1.2 (0.3 to 3.1)	1.2 (0.3 to 3.1)	0.6 (0.2 to 1.6)	10.9 (2.9 to 28.9)	717
Trichomoniasis	0 (0 to 0)	0 (0 to 0)	0 (0 to 0)	0 (0 to 0)	0 (0 to 0)	0 (0 to 0)	0.2 (0 to 0.5)	0.6 (0.2 to 1.5)	1.2 (0.3 to 3.1)	1.8 (0.5 to 4.6)	1.8 (0.5 to 4.6)	1.8 (0.5 to 4.6)	1.8 (0.5 to 4.6)	1.8 (0.5 to 4.6)	1.8 (0.5 to 4.6)	1.8 (0.5 to 4.6)	1.8 (0.5 to 4.6)	1.8 (0.5 to 4.6)	1.8 (0.5 to 4.6)	1.8 (0.5 to 4.6)	1.8 (0.5 to 4.6)	1.8 (0.5 to 4.6)	1.8 (0.5 to 4.6)	0.9 (0.2 to 2.3)	15.1 (3.9 to 40.1)	837
Genital herpes	0 (0 to 0)	0 (0 to 0)	0 (0 to 0)	0 (0 to 0)	0 (0 to 0)	0 (0 to 0)	0.1 (0 to 0.3)	0.4 (0 to 1.1)	0.8 (0.2 to 2.1)	1.2 (0.3 to 3.1)	1.2 (0.3 to 3.1)	1.2 (0.3 to 3.1)	1.2 (0.3 to 3.1)	1.2 (0.3 to 3.1)	1.2 (0.3 to 3.1)	1.2 (0.3 to 3.1)	1.2 (0.3 to 3.1)	1.2 (0.3 to 3.1)	1.2 (0.3 to 3.1)	1.2 (0.3 to 3.1)	1.2 (0.3 to 3.1)	1.2 (0.3 to 3.1)	1.2 (0.3 to 3.1)	0.6 (0.2 to 1.6)	10.9 (2.9 to 28.9)	1,560
Other sexually transmitted infections	0 (0 to 0)	0 (0 to 0)	0 (0 to 0)	0 (0 to 0)	0 (0 to 0)	0 (0 to 0)	0.1 (0 to 0.3)	0.4 (0 to 1.1)	0.8 (0.2 to 2.1)	1.2 (0.3 to 3.1)	1.2 (0.3 to 3.1)	1.2 (0.3 to 3.1)	1.2 (0.3 to 3.1)	1.2 (0.3 to 3.1)	1.2 (0.3 to 3.1)	1.2 (0.3 to 3.1)	1.2 (0.3 to 3.1)	1.2 (0.3 to 3.1)	1.2 (0.3 to 3.1)	1.2 (0.3 to 3.1)	1.2 (0.3 to 3.1)	1.2 (0.3 to 3.1)	1.2 (0.3 to 3.1)	0.6 (0.2 to 1.6)	10.9 (2.9 to 28.9)	1,560
Respiratory infections and tuberculosis	3,660 (989 to 9,560)	2,660 (350 to 8,770)	2,200 (1,000 to 4,000)	2,720 (1,000 to 5,000)	2,260 (1,000 to 4,000)	2,750 (1,000 to 5,000)	3,130 (1,000 to 6,000)	3,720 (1,000 to 7,000)	4,080 (1,000 to 8,000)	4,280 (1,000 to 8,000)	4,520 (1,000 to 8,000)	5,770 (1,000 to 10,000)	7,210 (2,000 to 12,000)	8,550 (2,000 to 14,000)	9,090 (2,000 to 15,000)	11,000 (3,000 to 18,000)	13,000 (3,000 to 21,000)	14,600 (3,000 to 24,000)	16,100 (3,000 to 26,000)	16,900 (3,000 to 28,000)	17,200 (3,000 to 28,000)	14,000 (3,000 to 23,000)	7,000 (1,000 to 12,000)	151,000 (32,000 to 250,000)	1,000
Tuberculosis	0 (0 to 0)	11 (1 to 34)	39.9 (5.1 to 118)	53.4 (7.0 to 158)	20.3 (2.6 to 60.1)	30.0 (3.8 to 88.8)	46.9 (6.0 to 139)	66.3 (8.5 to 196)	79.1 (10.1 to 234)	92.2 (11.8 to 273)	104 (13.3 to 308)	114 (14.6 to 337)	124 (15.9 to 367)	132 (16.9 to 391)	140 (17.9 to 414)	147 (18.8 to 435)	153 (19.6 to 453)	158 (20.2 to 468)	162 (20.7 to 479)	165 (21.1 to 488)	167 (21.4 to 494)	168 (21.5 to 497)	168 (21.5 to 497)	84.1 (10.8 to 249)	2,770
Latent tuberculosis infection	0 (0 to 0)	0 (0 to 0)	0 (0 to 0)	0 (0 to 0)	0 (0 to 0)	0 (0 to 0)	0 (0 to 0)	0 (0 to 0)	0 (0 to 0)	0 (0 to 0)	0 (0 to 0)	0 (0 to 0)	0 (0 to 0)	0 (0 to 0)	0 (0 to 0)	0 (0 to 0)	0 (0 to 0)	0 (0 to 0)	0 (0 to 0)	0 (0 to 0)	0 (0 to 0)	0 (0 to 0)	0 (0 to 0)	0 (0 to 0)	0 (0 to 0)	0
Drug-susceptible tuberculosis	0 (0 to 0)	11 (1 to 34)	39.9 (5.1 to 118)	53.4 (7.0 to 158)	20.3 (2.6 to 60.1)	30.0 (3.8 to 88.8)	46.9 (6.0 to 139)	66.3 (8.5 to 196)	79.1 (10.1 to 234)	92.2 (11.8 to 273)	104 (13.3 to 308)	114 (14.6 to 337)	124 (15.9 to 367)	132 (16.9 to 391)	140 (17.9 to 414)	147 (18.8 to 435)	153 (19.6 to 453)	158 (20.2 to 468)	162 (20.7 to 479)	165 (21.1 to 488)	167 (21.4 to 494)	168 (21.5 to 497)	168 (21.5 to 497)	84.1 (10.8 to 249)	2,770
Multidrug-resistant tuberculosis without extensive drug resistance	0 (0 to 0)	0 (0 to 0)	0 (0 to 0)	0 (0 to 0)	0 (0 to 0)	0 (0 to 0)	0 (0 to 0)	0 (0 to 0)	0 (0 to 0)	0 (0 to 0)	0 (0 to 0)	0 (0 to 0)	0 (0 to 0)	0 (0 to 0)	0 (0 to 0)	0 (0 to 0)	0 (0 to 0)	0 (0 to 0)	0 (0 to 0)	0 (0 to 0)	0 (0 to 0)	0 (0 to 0)	0 (0 to 0)	0 (0 to 0)	0 (0 to 0)	0
Extensively drug-resistant tuberculosis without extensive drug resistance	0 (0 to 0)	0 (0 to 0)	0 (0 to 0)	0 (0 to 0)	0 (0 to 0)	0 (0 to 0)	0 (0 to 0)	0 (0 to 0)	0 (0 to 0)	0 (0 to 0)	0 (0 to 0)	0 (0 to 0)	0 (0 to 0)	0 (0 to 0)	0 (0 to 0)	0 (0 to 0)	0 (0 to 0)	0 (0 to 0)	0 (0 to 0)	0 (0 to 0)	0 (0 to 0)	0 (0 to 0)	0 (0 to 0)	0 (0 to 0)	0 (0 to 0)	0
Respiratory infections, excluding tuberculosis	3,660 (989 to 9,560)	2,650 (350 to 8,770)	2,200 (1,000 to 4,000)	2,720 (1,000 to 5,000)	2,260 (1,000 to 4,000)	2,720 (1,000 to 5,000)	3,130 (1,000 to 6,000)	3,720 (1,000 to 7,000)	4,080 (1,000 to 8,000)	4,280 (1,000 to 8,000)	4,520 (1,000 to 8,000)	5,770 (1,000 to 10,000)	7,210 (2,000 to 12,000)	8,550 (2,000 to 14,000)	9,090 (2,000 to 15,000)	11,000 (3,000 to 18,000)	13,000 (3,000 to 21,000)	14,600 (3,000 to 24,000)	16,100 (3,000 to 26,000)	16,900 (3,000 to 28,000)	17,200 (3,000 to 28,000)	14,000 (3,000 to 23,000)	7,000 (1,000 to 12,000)	151,000 (32,000 to 250,000)	1,000
Tuberculosis	0 (0 to 0)	11 (1 to 34)	39.9 (5.1 to 118)	53.4 (7.0 to 158)	20.3 (2.6 to 60.1)	30.0 (3.8 to 88.8)	46.9 (6.0 to 139)	66.3 (8.5 to 196)	79.1 (10.1 to 234)	92.2 (11.8 to 273)	104 (13.3 to 308)	114 (14.6 to 337)	124 (15.9 to 367)	132 (16.9 to 391)	140 (17.9 to 414)	147 (18.8 to 435)	153 (19.6 to 453)	158 (20.2 to 468)	162 (20.7 to 479)	165 (21.1 to 488)	167 (21.4 to 494)	168 (21.5 to 497)	168 (21.5 to 497)	84.1 (10.8 to 249)	2,770
Latent tuberculosis infection	0 (0 to 0)	0 (0 to 0)	0 (0 to 0)	0 (0 to 0)	0 (0 to 0)	0 (0 to 0)	0 (0 to 0)	0 (0 to 0)	0 (0 to 0)	0 (0 to 0)	0 (0 to 0)	0 (0 to 0)	0 (0 to 0)	0 (0 to 0)	0 (0 to 0)	0 (0 to 0)	0 (0 to 0)	0 (0 to 0)	0 (0 to 0)	0 (0 to 0)	0 (0 to 0)	0 (0 to 0)	0 (0 to 0)	0 (0 to 0)	0 (0 to 0)	0
Drug-susceptible tuberculosis	0 (0 to 0)	11 (1 to 34)	39.9 (5.1 to 118)	53.4 (7.0 to 158)	20.3 (2.6 to 60.1)	30.0 (3.8 to 88.8)	46.9 (6.0 to 139)	66.3 (8.5 to 196)	79.1 (10.1 to 234)	92.2 (11.8 to 273)	104 (13.3 to 308)	114 (14.6 to 337)	124 (15.9 to 367)	132 (16.9 to 391)	140 (17.9 to 414)	147 (18.8 to 435)	153 (19.6 to 453)	158 (20.2 to 468)	162 (20.7 to 479)	165 (21.1 to 488)	167 (21.4 to 494)	168 (21.5 to 497)	168 (21.5 to 497)	84.1 (10.8 to 249)	2,770
Multidrug-resistant tuberculosis without extensive drug resistance	0 (0 to 0)	0 (0 to 0)	0 (0 to 0)	0 (0 to 0)	0 (0 to 0)	0 (0 to 0)	0 (0 to 0)	0 (0 to 0)	0 (0 to 0)	0 (0 to 0)	0 (0 to 0)	0 (0 to 0)	0 (0 to 0)	0 (0 to 0)	0 (0 to 0)	0 (0 to 0)	0 (0 to 0)	0 (0 to 0)	0 (0 to 0)	0 (0 to 0)	0 (0 to 0)	0 (0 to 0)	0 (0 to 0)	0 (0 to 0)	0 (0 to 0)	0
Extensively drug-resistant tuberculosis without extensive drug resistance	0 (0 to 0)	0 (0 to 0)	0 (0 to 0)	0 (0 to 0)	0 (0 to 0)	0 (0 to 0)	0 (0 to 0)	0 (0 to 0)	0 (0 to 0)	0 (0 to 0)	0 (0 to 0)	0 (0 to 0)	0 (0 to 0)	0 (0 to 0)	0 (0 to 0)	0 (0 to 0)	0 (0 to 0)	0 (0 to 0)	0 (0 to 0)	0 (0 to 0)	0 (0 to 0)	0 (0 to 0)	0 (0 to 0)	0 (0 to 0)	0 (0 to 0)	0
Pneumonia	3,660 (989 to 9,560)	2,650 (350 to 8,770)	2,200 (1,000 to 4,000)	2,720 (1,000 to 5,000)	2,260 (1,000 to 4,000)	2,720 (1,000 to 5,000)	3,130 (1,000 to 6,000)	3,720 (1,000 to 7,000)	4,080 (1,000 to 8,000)	4,280 (1,000 to 8,000)	4,520 (1,000 to 8,000)	5,770 (1,000 to 10,000)	7,210 (2,000 to 12,000)	8,550 (2,000 to 14,000)	9,090 (2,000 to 15,000)	11,000 (3,000 to 18,000)	13,000 (3,000 to 21,000)	14,600 (3,000 to 24,000)	16,100 (3,000 to 26,000)	16,900 (3,000 to 28,000)	17,200 (3,000 to 28,000)	14,000 (3,000 to 23,000)	7,000 (1,000 to 12,000)	151,000 (32,000 to 250,000)	1,000
Other respiratory infections	0 (0 to 0)	0 (0 to 0)	0 (0 to 0)	0 (0 to 0)	0 (0 to 0)	0 (0 to 0)	0 (0 to 0)	0 (0 to 0)	0 (0 to 0)	0 (0 to 0)	0 (0 to 0)	0 (0 to 0)	0 (0 to 0)	0 (0 to 0)	0 (0 to 0)	0 (0 to 0)	0 (0 to 0)	0 (0 to 0)	0 (0 to 0)	0 (0 to 0)	0 (0 to 0)	0 (0 to 0)	0 (0 to 0)	0 (0 to 0)	0 (0 to 0)	0
Otitis media	0 (0 to 0)	0 (0 to 0)	0 (0 to 0)	0 (0 to 0)	0 (0 to 0)	0 (0 to 0)	0 (0 to 0)	0 (0 to 0)	0 (0 to 0)	0 (0 to 0)	0 (0 to 0)	0 (0 to 0)	0 (0 to 0)	0 (0 to 0)	0 (0 to 0)	0 (0 to 0)	0 (0 to 0)	0 (0 to 0)	0 (0 to 0)	0 (0 to 0)	0 (0 to 0)	0 (0 to 0)	0 (0 to 0)	0 (0 to 0)	0 (0 to 0)	0
Enteric infections	4.1 (0.3 to 9.9)	29 (2.1 to 69)	1,730 (129 to 4,110)	2,260 (1,400 to 3,700)	1,410 (894 to 2,310)	780 (497 to 1,280)	558 (354 to 914)	563 (357 to 923)	750 (476 to 1,230)	750 (476 to 1,230)	750 (476 to 1,230)	662 (420 to 1,090)	760 (482 to 1,240)	696 (441 to 1,140)	652 (414 to 1,070)	596 (378 to 977)	745 (473 to 1,220)	1,050 (667 to 1,720)	2,040 (1,300 to 3,340)	2,040 (1,300 to 3,340)	2,040 (1,300 to 3,340)	2,040 (1,300 to 3,340)	2,040 (1,300 to 3,340)	982 (624 to 1,610)	30,130
Diarrheal diseases	4.0 (0.3 to 9.6)	1.65 (0.13 to 3.91)	1,720 (128 to 4,090)	2,260 (1,400 to 3,690)	1,410 (894 to 2,310)	778 (494 to 1,280)	552 (350 to 904)	550 (349 to 902)	697 (442 to 1,140)	704 (447 to 1,150)	687 (436 to 1,130)	646 (410 to 1,060)	652 (414 to 1,070)	647 (411 to 1,060)	619 (393 to 1,020)	594 (377 to 973)	620 (394 to 1,020)	1,050 (667 to 1,720)	2,040 (1,300 to 3,340)	2,040 (1,300 to 3,340)	2,040 (1,300 to 3,340)	2,040 (1,300 to 3,340)	2,040 (1,300 to 3,340)	982 (624 to 1,610)	30,000
Typhoid and paratyphoid	0 (0 to 0)	0 (0 to 0)	0.2 (0 to 0.6)	0.2 (0 to 0.6)	0.1 (0 to 0.3)	0.1 (0 to 0.3)	0.1 (0 to 0.3)	0.1 (0 to 0.3)	0.1 (0 to 0.3)	0.1 (0 to 0.3)	0.1 (0 to 0.3)	0.1 (0 to 0.3)	0.1 (0 to 0.3)	0.1 (0 to 0.3)	0.1 (0 to 0.3)	0.1 (0 to 0.3)	0.1 (0 to 0.3)	0.1 (0 to 0.3)	0.1 (0 to 0.3)	0.1 (0 to 0.3)	0.1 (0 to 0.3)	0.1 (0 to 0.3)	0.1 (0 to 0.3)	0 (0 to 0)	1.1 (0 to 3)	4
Typhoid fever	0 (0 to 0)	0 (0 to 0)	0 (0 to 0)	0 (0 to 0)	0 (0 to 0)	0 (0 to 0)	0 (0 to 0)	0 (0 to 0)	0 (0 to 0)	0 (0 to 0)	0 (0 to 0)	0 (0 to 0)	0 (0 to 0)	0 (0 to 0)	0 (0 to 0)	0 (0 to 0)	0 (0 to 0)	0 (0 to 0)	0 (0 to 0)	0 (0 to 0)	0 (0 to 0)	0 (0 to 0)	0 (0 to 0)	0 (0 to 0)	0 (0 to 0)	1.1
Paratyphoid fever	0 (0 to 0)	0 (0 to 0)	0.2 (0 to 0.6)	0.2 (0 to 0.6)	0.1 (0 to 0.3)	0.1 (0 to 0.3)	0.1 (0 to 0.3)	0.1 (0 to 0.3)	0.1 (0 to 0.3)	0.1 (0 to 0.3)	0.1 (0 to 0.3)	0.1 (0 to 0.3)	0.1 (0 to 0.3)	0.1 (0 to 0.3)	0.1 (0 to 0.3)	0.1 (0 to 0.3)	0.1 (0 to 0.3)	0.1 (0 to 0.3)	0.1 (0 to 0.3)	0.1 (0 to 0.3)	0.1 (0 to 0.3)	0.1 (0 to 0.3)	0.1 (0 to 0.3)	0 (0 to 0)	0.1 (0 to 0.3)	2.9
Invasive Non-typhoidal Salmonella (iNTS)	0 (0 to 0)	0 (0 to 0)	0 (0 to 0)	1.6 (0.4 to 4.1)	0.9 (0.2 to 2.4)	0.5 (0.1 to 1.4)	0.3 (0.1 to 0.8)	0.3 (0.1 to 0.8)	0.3 (0.1 to 0.8)	0.3 (0.1 to 0.8)	0.3 (0.1 to 0.8)	0.3 (0.1 to 0.8)	0.3 (0.1 to 0.8)	0.3 (0.1 to 0.8)	0.3 (0.1 to 0.8)	0.3 (0.1 to 0.8)	0.3 (0.1 to 0.8)	0.3 (0.1 to 0.8)	0.3 (0.1 to 0.8)	0.3 (0.1 to 0.8)	0.3 (0.1 to 0.8)	0.3 (0.1 to 0.8)	0.3 (0.1 to 0.8)	0.1 (0 to 0.3)	15.2
Other intestinal infectious diseases	0 (0 to 0)	0 (0 to 0)	0 (0 to 0)	0.1 (0 to 0.3)	0.1 (0 to 0.2)	0.1 (0 to 0.2)	0.1 (0 to 0.2)	0.1 (0 to 0.2)	0.1 (0 to 0.2)	0.1 (0 to 0.2)	0.1 (0 to 0.2)	0.1 (0 to 0.2)	0.1 (0 to 0.2)	0.1 (0 to 0.2)	0.1 (0 to 0.2)	0.1 (0 to 0.2)	0.1 (0 to 0.2)	0.1 (0 to 0.2)	0.1 (0 to 0.2)	0.1 (0 to 0.2)	0.1 (0 to 0.2)	0.1 (0 to 0.2)	0.1 (0 to 0.2)	0 (0 to 0)	0.6 (0.2 to 1.6)	14
Meningitis	0 (0 to 0)	0 (0 to 0)	0 (0 to 0)	0 (0 to 0)	0 (0 to 0)	0 (0 to 0)	0 (0 to 0)	0 (0 to 0)	0 (0 to 0)	0 (0 to 0)	0 (0 to 0)	0 (0 to 0)	0 (0 to 0)	0 (0 to 0)	0 (0 to 0)	0 (0 to 0)	0 (0 to 0)	0 (0 to 0)	0 (0 to 0)	0 (0 to 0)	0 (0 to 0)	0 (0 to 0)	0 (0 to 0)	0 (0 to 0)	0 (0 to 0)	0
Encephalitis	0 (0 to 0)	0 (0 to 0)	0 (0 to 0)	0 (0 to 0)	0 (0 to 0)	0 (0 to 0)	0 (0 to 0)	0 (0 to 0)	0 (0 to 0)	0 (0 to 0)	0 (0 to 0)	0 (0 to 0)	0 (0 to 0)	0 (0 to 0)	0 (0 to 0)	0 (0 to 0)	0 (0 to 0)	0 (0 to 0)	0 (0 to 0)	0 (0 to 0)	0 (0 to 0)	0 (0 to 0)	0 (0 to 0)	0 (0 to 0)	0 (0 to 0)	0
Lymphatic filariasis	0 (0 to 0)	0 (0 to 0)	0 (0 to 0)	0 (0 to 0)	0 (0 to 0)	0 (0 to 0)	0 (0 to 0)	0 (0 to 0)	0 (0 to 0)	0 (0 to 0)	0 (0 to 0)	0 (0 to 0)	0 (0 to 0)	0 (0 to 0)	0 (0 to 0)	0 (0 to 0)	0 (0 to 0)	0 (0 to 0)	0 (0 to 0)	0 (0 to 0)	0 (0 to 0)	0 (0 to 0)	0 (0 to 0)	0 (0 to 0)	0 (0 to 0)	0
Onchocerciasis	0 (0 to 0)	0 (0 to 0)	0 (0 to 0)	0 (0 to 0)	0 (0 to 0)	0 (0 to 0)	0 (0 to 0)	0 (0 to 0)	0 (0 to 0)	0 (0 to 0)	0 (0 to 0)	0 (0 to 0)	0 (0 to 0)	0 (0 to 0)	0 (0 to 0)	0 (0 to 0)	0 (0 to 0)	0 (0 to 0)	0 (0 to 0)	0 (0 to 0)	0 (0 to 0)	0 (0 to 0)	0 (0 to 0)	0 (0 to 0)	0 (0 to 0)	0
Trachoma	0 (0 to 0)	0 (0 to 0)	0 (0 to 0)	0 (0 to 0)	0 (0 to 0)	0 (0 to 0)	0 (0 to 0)	0 (0 to 0)	0 (0 to 0)	0 (0 to 0)	0 (0 to 0)	0 (0 to 0)	0 (0 to 0)	0 (0 to 0)	0 (0 to 0)	0 (0 to 0)	0 (0 to 0)	0 (0 to 0)	0 (0 to 0)	0 (0 to 0)	0 (0 to 0)	0 (0 to 0)	0 (0 to 0)	0 (0 to 0)	0 (0 to 0)	0
Dengue	0 (0 to 0)	0 (0 to 0)	0 (0 to 0)	0 (0 to 0)	0 (0 to 0)	0 (0 to 0)	0 (0 to 0)	0 (0 to 0)	0 (0 to 0)	0 (0 to 0)	0 (0 to 0)	0 (0 to 0)	0 (0 to 0)	0 (0 to 0)	0 (0 to 0)	0 (0 to 0)	0 (0 to 0)	0 (0 to 0)	0 (0 to 0)	0 (0 to 0)	0 (0 to 0)	0 (0 to 0)	0 (0 to 0)	0 (0 to 0)	0 (0 to 0)	0
Yellow fever	0 (0 to 0)	0 (0 to 0)	0 (0 to 0)	0 (0 to 0)	0 (0 to 0)	0 (0 to 0)	0 (0 to 0)	0 (0 to 0)	0 (0 to 0)	0 (0 to 0)	0 (0 to 0)	0 (0 to 0)	0 (0 to 0)	0 (0 to 0)	0 (0 to 0)	0 (0 to 0)	0 (0 to 0)	0 (0 to 0)	0 (0 to 0)	0 (0 to 0)	0 (0 to 0)	0 (0 to 0)	0 (0 to 0)	0 (0 to 0)	0 (0 to 0)	0
Rabies	0 (0 to 0)	0 (0 to 0)	0 (0 to 0)	0 (0 to 0)	0 (0 to 0)	0 (0 to 0)	0 (0 to 0)	0 (0 to 0)	0 (0 to 0)	0 (0 to 0)	0 (0 to 0)	0 (0 to 0)	0 (0 to 0)	0 (0 to 0)	0 (0 to 0)	0 (0 to 0)	0



Other transport injuries	3.0 (2.9 to 3.1)	3 (2.3 to 3.7)	11.6 (9.3 to 14.4)	56 (46.1 to 67.5)	76.6 (62.4 to 92.4)	117 (97 to 137.9)	167 (137 to 211)	227 (202 to 253)	262 (219 to 312.9)	277 (223 to 339)	279 (222 to 350)	271 (214 to 342)	270 (214 to 339)	243 (191 to 305)	249 (197 to 322)	239 (189 to 302)	232 (184 to 289)	221 (178 to 276)	249 (199 to 312)	197 (156 to 246)	220 (173 to 278)	221 (169.5 to 278.5)	214 (164 to 274)	4,060
Unintentional injuries	113 (99.7 to 127)	147 (1.29 to 1.66)	1,486 (1.29 to 1.66)	6,970 (5.53 to 8.56)	9,648 (7.67 to 11.93)	9,120 (7.28 to 11.29)	17,290 (13.78 to 21.58)	19,870 (15.99 to 23.99)	12,700 (9.97 to 17.79)	19,330 (15.68 to 23.48)	19,630 (15.68 to 23.99)	19,130 (15.1 to 23.66)	20,150 (15.78 to 25.19)	20,730 (16.08 to 25.99)	20,730 (16.08 to 25.99)	20,730 (16.08 to 25.99)	27,490 (20.29 to 36.49)	33,760 (25.79 to 43.89)	22,200 (16.55 to 29.69)	21,860 (16.29 to 28.69)	21,460 (16.29 to 28.69)	22,860 (16.29 to 28.69)	22,860 (16.29 to 28.69)	3,690 (2.68 to 4.77)	3,180
Falls	9.6 (8.4 to 9.8)	12 (9.1 to 15.2)	147 (122 to 209)	1,010 (837 to 1,518)	2,680 (1.99 to 3.77)	2,860 (1.93 to 4.19)	5,750 (3.93 to 8.06)	6,240 (4.29 to 8.77)	6,890 (4.74 to 10.69)	8,390 (5.68 to 11.49)	9,320 (6.68 to 13.29)	9,610 (6.68 to 13.79)	12,300 (8.79 to 17.69)	16,300 (11.09 to 24.59)	16,900 (12.09 to 25.69)	17,100 (12.09 to 25.79)	19,000 (13.09 to 29.39)	24,800 (16.59 to 32.39)	25,900 (20.29 to 33.69)	31,400 (24.59 to 39.49)	34,860 (24.49 to 46.49)	31,360 (17.19 to 46.49)	6,630 (4.49 to 11.69)	272,000
Drowning	4.6 (3.9 to 5.4)	4.6 (1.9 to 21)	24 (14.9 to 79.2)	147 (92.1 to 481)	274 (167 to 1,139)	261 (158 to 1,139)	261 (157 to 1,139)	261 (156 to 1,139)	261 (156 to 1,139)	261 (156 to 1,139)	261 (156 to 1,139)	261 (156 to 1,139)	261 (156 to 1,139)	261 (156 to 1,139)	261 (156 to 1,139)	261 (156 to 1,139)	261 (156 to 1,139)	261 (156 to 1,139)	261 (156 to 1,139)	261 (156 to 1,139)	261 (156 to 1,139)	261 (156 to 1,139)	261 (156 to 1,139)	261 (156 to 1,139)	3,180
Fire, heat, and hot substances	2.4 (2.4 to 2.4)	4.6 (3.6 to 6.4)	60.1 (57.6 to 71.1)	432 (421 to 491)	551 (527 to 650)	372 (354 to 500)	450 (298 to 669)	428 (322 to 648)	647 (497 to 1,249)	1,150 (749 to 1,728)	1,220 (768 to 1,868)	1,170 (772 to 1,768)	1,200 (814 to 2,078)	1,830 (1,220 to 2,560)	1,830 (968 to 2,240)	1,830 (953 to 1,978)	1,210 (805 to 1,838)	1,230 (848 to 1,838)	1,240 (848 to 1,838)	962 (668 to 1,368)	743 (562 to 1,113)	532 (395 to 749)	279 (208 to 393)	69.7 (76.2 to 122)	17,400
Poisonings	0.6 (0.6 to 1)	0.6 (0.4 to 0.8)	4.6 (4.1 to 5.1)	11 (10.1 to 12.9)	14 (12.9 to 16)	14 (12.9 to 16)	14 (12.9 to 16)	14 (12.9 to 16)	14 (12.9 to 16)	14 (12.9 to 16)	14 (12.9 to 16)	14 (12.9 to 16)	14 (12.9 to 16)	14 (12.9 to 16)	14 (12.9 to 16)	14 (12.9 to 16)	14 (12.9 to 16)	14 (12.9 to 16)	14 (12.9 to 16)	14 (12.9 to 16)	14 (12.9 to 16)	14 (12.9 to 16)	14 (12.9 to 16)	14 (12.9 to 16)	5,750
Poisoning by/under/in/on/from/of/with/to/at/by/for/as/and/or/the/a/an/-	0.1 (0.1 to 0.1)	0.2 (0.2 to 0.3)	1.4 (1.2 to 1.7)	3.4 (2.9 to 4.1)	4.4 (3.8 to 5.2)	4.4 (3.8 to 5.2)	4.4 (3.8 to 5.2)	4.4 (3.8 to 5.2)	4.4 (3.8 to 5.2)	4.4 (3.8 to 5.2)	4.4 (3.8 to 5.2)	4.4 (3.8 to 5.2)	4.4 (3.8 to 5.2)	4.4 (3.8 to 5.2)	4.4 (3.8 to 5.2)	4.4 (3.8 to 5.2)	4.4 (3.8 to 5.2)	4.4 (3.8 to 5.2)	4.4 (3.8 to 5.2)	4.4 (3.8 to 5.2)	4.4 (3.8 to 5.2)	4.4 (3.8 to 5.2)	4.4 (3.8 to 5.2)	1,730
Poisoning by/other means	0.5 (0.4 to 0)	0.3 (0.3 to 0)	17.6 (7.3 to 25.5)	130 (87.3 to 184)	192 (129 to 282)	275 (187 to 370)	242 (160 to 339)	256 (168 to 350)	329 (221 to 448)	341 (242 to 451)	358 (256 to 474)	325 (232 to 439)	368 (277 to 483)	365 (277 to 486)	324 (239 to 433)	237 (174 to 309)	253 (187 to 340)	299 (219 to 399)	192 (132 to 257)	114 (79.4 to 156)	70.7 (48.7 to 97.3)	34.6 (24 to 47.7)	11.5 (8.2 to 15.6)	4,990
Exposure to mechanical forces	7.6 (7.2 to 8.8)	4.2 (4.1 to 4.2)	41.1 (32.1 to 51.2)	434 (337 to 541)	532 (409 to 664)	441 (341 to 550)	754 (583 to 939)	1,010 (781 to 1,259)	1,020 (788 to 1,270)	1,020 (788 to 1,270)	1,020 (788 to 1,270)	1,020 (788 to 1,270)	1,020 (788 to 1,270)	2,020 (1,560 to 2,520)	2,020 (1,560 to 2,520)	2,020 (1,560 to 2,520)	2,120 (1,640 to 2,640)	2,020 (1,560 to 2,520)	2,170 (1,680 to 2,700)	2,060 (1,590 to 2,570)	1,270 (980 to 1,580)	921 (711 to 1,150)	1,130 (873 to 1,410)	90 (69.5 to 112)	16,000
Unintentional firearm injuries	0.4 (0.3 to 1)	0.4 (0.3 to 0.6)	4.6 (3.3 to 7.2)	29.8 (20.3 to 39.3)	36.7 (19.7 to 39.3)	32.1 (20.1 to 42.2)	34.6 (23.2 to 49.3)	48.2 (29.9 to 63.1)	62.2 (40.1 to 83.2)	74.8 (49.1 to 99.9)	84.7 (60.8 to 113)	82.8 (60.3 to 111)	102 (73.9 to 137)	118 (84.2 to 156)	117 (85 to 156)	105 (76.4 to 141)	102 (71.9 to 134)	103 (75.3 to 139)	79.6 (56.9 to 106)	61.4 (43.2 to 81.9)	54.7 (38.8 to 72.8)	41.3 (15.2 to 59.8)	8.1 (5.9 to 11)	1,340
Other exposure to mechanical forces	3.2 (3.1 to 4.4)	0 (0 to 0)	36.5 (31.1 to 1.9)	404 (337 to 519)	495 (379 to 655)	409 (307 to 572)	720 (533 to 1.1)	962 (722 to 1.2)	958 (707 to 1.2)	946 (703 to 1.2)	946 (703 to 1.2)	946 (703 to 1.2)	918 (681 to 1.2)	1,900 (1,420 to 2.5)	1,900 (1,420 to 2.5)	1,900 (1,420 to 2.5)	2,020 (1,500 to 2.6)	1,920 (1,420 to 2.5)	2,090 (1,560 to 2.7)	1,980 (1,480 to 2.6)	1,220 (909 to 1.6)	880 (654 to 1.1)	1,090 (809 to 1.4)	86 (63.9 to 112)	15,000
Adverse effects of medical treatment	28.0 (25 to 31.7)	26.2 (17.5 to 32.3)	235 (194 to 333)	213 (169 to 306)	117 (89.4 to 167)	116 (89.6 to 164)	116 (89.6 to 164)	151 (1.37 to 206)	242 (1.92 to 319)	290 (234 to 426)	363 (272 to 540)	399 (313 to 592)	532 (397 to 791)	759 (570 to 1.1)	808 (603 to 1.2)	913 (684 to 1.3)	1,110 (793 to 1.6)	1,410 (1.01 to 1.9)	1,200 (856 to 1.6)	1,180 (840 to 1.6)	897 (636 to 1.2)	674 (497 to 918)	776 (1.38 to 1.09)	11,900
Animal contact	9.6 (8.4 to 9.8)	6.6 (4.9 to 8.4)	14.5 (11.6 to 22.3)	56.2 (46.1 to 83.8)	66.6 (49.9 to 98.1)	75 (55.3 to 103)	73 (53.7 to 99.9)	91.9 (68.5 to 124)	137 (101 to 183)	159 (116 to 209)	178 (127 to 239)	170 (122 to 229)	199 (144 to 269)	196 (140 to 268)	192 (137 to 261)	190 (135 to 257)	193 (138 to 261)	193 (138 to 261)	167 (117 to 225)	150 (107 to 203)	99 (70.9 to 135)	68.6 (49.2 to 93.2)	9.6 (6.9 to 13.2)	1,910
Venomous animal contact	0.1 (0.1 to 0.1)	0.2 (0.2 to 0.3)	2.4 (1.9 to 3.1)	19.2 (15.9 to 25.2)	23.6 (19.6 to 31.2)	23.6 (19.6 to 31.2)	23.6 (19.6 to 31.2)	23.6 (19.6 to 31.2)	23.6 (19.6 to 31.2)	23.6 (19.6 to 31.2)	23.6 (19.6 to 31.2)	23.6 (19.6 to 31.2)	23.6 (19.6 to 31.2)	23.6 (19.6 to 31.2)	23.6 (19.6 to 31.2)	23.6 (19.6 to 31.2)	23.6 (19.6 to 31.2)	23.6 (19.6 to 31.2)	23.6 (19.6 to 31.2)	23.6 (19.6 to 31.2)	23.6 (19.6 to 31.2)	23.6 (19.6 to 31.2)	23.6 (19.6 to 31.2)	710
Non-venomous animal contact	0.4 (0.3 to 0.5)	0.3 (0.1 to 0.7)	1.5 (0.9 to 17.8)	29.5 (20 to 47.5)	32 (21.1 to 45.5)	41.8 (30.1 to 60.5)	40 (29.1 to 57.9)	50.2 (35 to 71.2)	64.8 (39.6 to 92.2)	68.7 (39.1 to 97.8)	69.7 (43.7 to 104)	64.8 (42.9 to 100)	83.8 (56.4 to 124)	98.9 (65.6 to 146)	98.9 (66.9 to 147)	84.6 (54.1 to 128)	87.2 (57.4 to 133)	81.6 (60.4 to 128)	59.3 (38 to 104)	52.8 (35.4 to 81.4)	36.3 (24.1 to 54.5)	10.6 (13.3 to 28.4)	7.2 (5 to 10.3)	1,200
Foreign body	0.1 (0.1 to 0.1)	0.1 (0.1 to 0.1)	0.6 (0.5 to 0.7)	4.6 (4.1 to 5.1)	6.6 (5.9 to 7.3)	6.6 (5.9 to 7.3)	6.6 (5.9 to 7.3)	6.6 (5.9 to 7.3)	6.6 (5.9 to 7.3)	6.6 (5.9 to 7.3)	6.6 (5.9 to 7.3)	6.6 (5.9 to 7.3)	6.6 (5.9 to 7.3)	6.6 (5.9 to 7.3)	6.6 (5.9 to 7.3)	6.6 (5.9 to 7.3)	6.6 (5.9 to 7.3)	6.6 (5.9 to 7.3)	6.6 (5.9 to 7.3)	6.6 (5.9 to 7.3)	6.6 (5.9 to 7.3)	6.6 (5.9 to 7.3)	6.6 (5.9 to 7.3)	1,730
Pulmonary aspiration and foreign body in airway	29.5 (28.9 to 32.3)	31.5 (29.7 to 1.12)	183 (167 to 203)	486 (391 to 583)	638 (1.08 to 749)	298 (229 to 349)	212 (1.67 to 254)	183 (144 to 223)	155 (117 to 200)	162 (122 to 213)	156 (116 to 205)	153 (113 to 203)	159 (118 to 209)	423 (309 to 559)	439 (320 to 574)	413 (302 to 551)	491 (357 to 655)	419 (307 to 553)	492 (358 to 655)	429 (312 to 573)	295 (214 to 396)	263 (192 to 354)	275 (207 to 359)	23 (16.7 to 139)	7,560
Foreign body in eyes	0.1 (0 to 0.3)	0.3 (0.1 to 0.6)	8.9 (7.6 to 13)	38.2 (32.2 to 49.8)	46.6 (1.9 to 1.93)	56 (39.8 to 1.09)	66.2 (39.8 to 1.09)	77.9 (39.8 to 1.09)	94.6 (39.8 to 1.09)	100 (40.3 to 261)	98 (40.3 to 1.09)	91.2 (40.3 to 1.73)	103 (40.7 to 1.09)	105 (39.7 to 1.09)	92.7 (39.2 to 1.09)	79.4 (38.6 to 123)	74.9 (38.6 to 1.13)	70.9 (38 to 1.13)	67.7 (37.9 to 93.4)	49.2 (29.6 to 69.4)	14.9 (19.8 to 31.2)	5 (3.6 to 6.9)	1,340
Foreign body in other bodypart	0.2 (0.2 to 0.3)	0.4 (0.3 to 0.6)	5.1 (4.3 to 6.9)	53.9 (45.1 to 71.6)	68.7 (48.7 to 102)	56.4 (39.4 to 77.9)	56.4 (39.4 to 77.9)	71.8 (39.4 to 77.9)	71.8 (39.4 to 77.9)	71.8 (39.4 to 77.9)	71.8 (39.4 to 77.9)	71.8 (39.4 to 77.9)	71.8 (39.4 to 77.9)	71.8 (39.4 to 77.9)	71.8 (39.4 to 77.9)	71.8 (39.4 to 77.9)	71.8 (39.4 to 77.9)	71.8 (39.4 to 77.9)	71.8 (39.4 to 77.9)	71.8 (39.4 to 77.9)	71.8 (39.4 to 77.9)	71.8 (39.4 to 77.9)	71.8 (39.4 to 77.9)	3,460
Environmental heat and cold exposure	0.1 (0.1 to 0.2)	0.2 (0.2 to 0.4)	4.8 (3.3 to 6.8)	29.7 (19.2 to 39.4)	50.6 (29.7 to 77.3)	63.6 (39.9 to 126)	132 (78.6 to 190)	170 (1.16 to 259)	232 (1.57 to 336)	283 (1.89 to 416)	299 (1.99 to 427)	283 (1.89 to 416)	283 (1.89 to 416)	283 (240 to 356)	283 (240 to 356)	283 (240 to 356)	283 (241 to 364)	283 (239 to 354)	283 (240 to 354)	283 (240 to 354)	232 (196 to 292)	166 (138 to 210)	127 (1.07 to 160)	50.7 (1.13 to 116)	6,900
Exposure to forces of nature	0 (0 to 0)	0 (0 to 0)	0 (0 to 0)	0 (0 to 0)	0 (0.7 to 4.2)	0 (0.9 to 5.1)	0 (0.9 to 5.1)	0 (0.7 to 4.2)	0 (0.7 to 4.2)	0 (0.7 to 4.2)	0 (0.7 to 4.2)	0 (0.7 to 4.2)	0 (0.7 to 4.2)	0 (0.7 to 4.2)	0 (0.7 to 4.2)	0 (0.7 to 4.2)	0 (0.7 to 4.2)	0 (0.7 to 4.2)	0 (0.7 to 4.2)	0 (0.7 to 4.2)	0 (0.7 to 4.2)	0 (0.7 to 4.2)	0 (0.7 to 4.2)	20.4
Other unintentional injuries	73.6 (12.4 to 19.7)	12.7 (9.1 to 24)	107 (0.09 to 1.39)	718 (0.09 to 1.39)	954 (0.79 to 1.49)	1,010 (0.82 to 1.79)	1,170 (0.94 to 1.81)	1,470 (0.99 to 2.24)	2,060 (1.38 to 2.99)	2,230 (1.57 to 3.24)	2,240 (1.58 to 3.24)	2,240 (1.58 to 3.24)	2,190 (1.58 to 3.24)	2,530 (1.81 to 3.64)	2,540 (1.79 to 3.64)	2,730 (1.79 to 3.74)	2,550 (1.83 to 3.74)	2,550 (1.83 to 3.74)	2,510 (1.83 to 3.68)	2,640 (1.89 to 3.86)	1,990 (1.39 to 2.89)	1,510 (1.07 to 2.28)	204 (0.14 to 0.29)	35,200
Self-harm and interpersonal violence	41.6 (32.4 to 51.8)	12.6 (9.7 to 15.2)	143 (92.7 to 199)	392 (311 to 597)	440 (374 to 623)	737 (767 to 1,126)	4,080 (3,420 to 4,979)	6,550 (5,490 to 7,930)	6,320 (5,490 to 7,180)	7,090 (6,270 to 7,980)	7,270 (6,420 to 7,980)	6,420 (5,490 to 7,180)	6,690 (5,490 to 7,980)	7,090 (6,490 to 7,670)	6,890 (6,490 to 7,210)	6,890 (5,270 to 8,000)	2,690 (2,490 to 2,940)	2,240 (2,030 to 2,550)	1,490 (1,290 to 1,690)	666 (566 to 1,030)	219 (182 to 268)	63.7 (52.4 to 79.1)	74,000
Self-harm	0 (0 to 0)	0 (0 to 0)	0 (0 to 0)	0 (0 to 0)	0 (0 to 0)	2,450 (2,450 to 2,450)	2,450 (2,450 to 2,450)	4,840 (4,840 to 4,840)	4,840 (4,840 to 4,840)	5,620 (5,620 to 5,620)	5,620 (5,620 to 5,620)	5,620 (5,620 to 5,620)	7,240 (7,240 to 7,240)	6,620 (6,620 to 6,620)	6,620 (6,620 to 6,620)	6,620 (6,620 to 6,620)	6,210 (6,210 to 6,210)	5,620 (5,620 to 5,620)	4,960 (4,960 to 4,960)	4,960 (4,960 to 4,960)	3,670 (3,670 to 3,670)	2,450 (2,450 to 2,450)	1,170 (1,170 to 1,170)	14.2 (14.2 to 14.2)	57,400
Self-harm by firearm	0 (0 to 0)	0 (0 to 0)	0 (0 to 0)	0 (0 to 0)	0 (0 to 0)	13.3 (12.9 to 19.3)	21.3 (20.1 to 23.4)	33.2 (27.2 to 39.7)	39.7 (30.8 to 42.8)	39.2 (32.3 to 39.4)	39.2 (39 to 42.8)	39.2 (33.6 to 42.3)	37.5 (33.6 to 42.3)	49.9 (49.4 to 52.4)	44.4 (39.3 to 52.4)	48.3 (33.6 to 47.9)	28.3 (23.4 to 36.4)	29.7 (20.1 to 32.3)	20.8 (19.2 to 30.5)	13.8 (13.5 to 23.5)	8.4 (7.4 to 11.9)	4.6 (3.7 to 6.6)	1.9 (1.2 to 1.9)	479
Self-harm by other specified means	0 (0 to 0)	0 (0 to 0)	0 (0 to 0)	0 (0 to 0)	0 (0 to 0)	2,440 (2,440 to 2,440)	2,440 (2,440 to 2,440)	4,810 (4,810 to 4,810)	4,810 (4,810 to 4,810)	5,580 (5,580 to 5,580)	5,580 (5,580 to 5,580)	5,580 (5,580 to 5,580)	7,210 (7,210 to 7,210)	6,580 (6,580 to 6,580)	6,580 (6,580 to 6,580)	6,580 (6,580 to 6,580)	6,170 (6,170 to 6,170)	5,580 (5,580 to 5,580)	4,930 (4,930 to 4,930)	4,930 (4,930 to 4,930)	3,650 (3,650 to 3,650)	2,440 (2,440 to 2,440)	1,160 (1,160 to 1,160)	14.1 (14.1 to 14.1)	57,000
Interpersonal violence	41.6 (32.7 to 51.4)	12.6 (9.9 to 15)	138 (91.6 to 193)	330 (261 to 506)	321 (267 to 506)	292 (229 to 376)	1,630 (1,410 to 2,000)	1,960 (1,690 to 2,260)	1,480 (1,230 to 2,260)	1,370 (1,090 to 1,660)	1,270 (1,090 to 1,660)	1,190 (997 to 1,350)	1,140 (957 to 1,400)	1,140 (957 to 1,400)	967 (804 to 1,210)	858 (683 to 999)	816 (653 to 1,000)	749 (613 to 907)	628 (478 to 774)	490 (374 to 609)	353 (1.96 to 433)	54 (1.36 to 1.66)	22.9 (17.1 to 28.1)	16 (13.1 to 20.1)	10,900
Physical violence by firearm	1.9 (1.6 to 2.3)	0.4 (0.3 to 0.5)	4 (2.7 to 5.6)	23 (14.2 to 33.6)	27 (20.3 to 33.6)	24.9 (17.6 to 31.3)	42 (30.7 to 58.2)	59.7 (40.9 to 83.2)	60.4 (40.9 to 73.9)	69.9 (49.1 to 79.4)	63.6 (49.1 to 73.9)	59.2 (49.1 to 68.9)	58.6 (49 to 70)	91.8 (81.9 to 93)	89.1 (78.5 to 91)	87.5 (78.5 to 91.2)	34.2 (25.2 to 37.3)	34.1 (28.5 to 37.1)	23.6 (19.7 to 29.4)	19.8 (11.8 to 25.4)	9.9 (7.9 to 13)	1.9 (1.3 to 2)	742
Physical violence by sharp object	2.1 (1.8 to 2.6)	0.3 (0.2 to 0.4)	3.4 (2.7 to 4.2)	22.3 (16.7 to 28.3)	28.9 (24.4 to 36.1)	25.6 (20.1 to 32.3)	37.4 (29.4 to 49.1)	47.1 (34.1 to 59.6)	47.1 (34.1 to 59.6)	47.1 (34.1 to 59.6)	47.1 (34.1 to 59.6)	47.1 (34.1 to 59.6)	47.1 (34.1 to 59.6)	47.1 (34.1 to 59.6)	47.1 (34.1 to 59.6)	47.1 (34.1 to 59.6)	47.1 (34.1 to 59.6)	47.1 (34.1 to 59.6)	47.1 (34.1 to 59.6)	47.1 (34.1 to 59.6)	47.1 (34.1 to 59.6)	47.1 (34.1 to 59.6)	47.1 (34.1 to 59.6)	1,450
Sexual violence	0 (0 to 0)	0 (0 to 0)	0 (0 to 0)	1.8 (1.9 to 2.5)	3.6 (2.6 to 4.6)	3.6 (2.6 to 4.6)	3.6 (2.6 to 4.6)	3.6 (2.6 to 4.6)	3.6 (2.6 to 4.6)	3.6 (2.6 to 4.6)	3.6 (2.6 to 4.6)	3.6 (2.6 to 4.6)	3.6 (2.6 to 4.6)	3.6 (2.6 to 4.6)	3.6 (2.6 to 4.6)	3.6 (2.6 to 4.6)	3.6 (2.6 to 4.6)	3.6 (2.6 to 4.6)	3.6 (2.6 to 4.6)	3.6 (2.6 to 4.6)	3.6 (2.6 to 4.6)	3.6 (2.6 to 4.6)	3.6 (2.6 to 4.6)	6,540
Physical violence by other means	37.6 (29.1 to 44.6)	11.7 (9.1 to 13.7)	131 (85.1 to 185)	308 (243 to 470)	293 (249 to 470)	264 (208 to 343)	1,590 (1,380 to 1,960)	1,910 (1,650 to 2,200)	1,430 (1,190 to 2,200)	1,320 (1,050 to 1,600)	1,220 (1,050 to 1,600)	1,140 (961 to 1,300)	1,090 (921 to 1,350)	1,090 (921 to 1,350)	921 (767 to 1,160)	812 (644 to 945)	768 (615 to 941)	703 (577 to 851)	599 (456 to 737)	466 (356 to 579)	336 (1.87 to 412)	51 (1.29 to 1.58)	21.8 (16.3 to 26.8)	15 (12.5 to 19.1)	10,300
Conflict and terrorism	0 (0 to 0)	0 (0 to 0)	0 (0 to 0)	0 (0 to 0)	0 (0 to 0)	0 (0 to 0)	0 (0 to 0)	0 (0 to 0)	0 (0 to 0)	0 (0 to 0)	0 (0 to 0)	0 (0 to 0)	0 (0 to 0)	0 (0 to 0)	0 (0 to 0)	0 (0 to 0)	0 (0 to 0)	0 (0 to 0)	0 (0 to 0)	0 (0 to 0)	0 (0 to 0)	0 (0 to 0)	0 (0 to 0)	0 (0 to 0)	677

Sub Table 2b. Southern Latin America DALYS by cause and age across both sexes in 2019, uncertainty intervals, 2019

Cause	Early Neonatal	Late Neonatal	Post Neonatal	1 to 4	5 to 9	10 to 14	15 to 19	20 to 24	25 to 29	30 to 34	35 to 39	40 to 44	45 to 49	50 to 54	55 to 59	60 to 64	65 to 69	70 to 74	75 to 79	80 to 84	85 to 89	90 to 94	95 plus	Total
All causes	143,000 (122,000 to 167,000)	49,600 (39,600 to 62,300)	110,000 (89,300 to 137,000)	110,000 (89,900 to 135,000)	116,000 (93,900 to 146,000)	107,000 (87,200 to 134,000)	204,000 (167,000 to 253,000)	322,000 (263,000 to 399,000)	376,000 (309,000 to 471,000)	409,000 (337,000 to 505,000)	449,000 (371,000 to 553,000)	462,000 (381,000 to 565,000)	514,000 (424,000 to 630,000)	542,000 (447,000 to 662,000)	615,000 (510,000 to 750,000)	672,000 (557,000 to 819,000)	669,000 (553,000 to 817,000)	662,000 (545,000 to 810,000)	642,000 (527,000 to 787,000)	565,000 (463,000 to 693,000)	477,000 (392,000 to 585,000)	269,000 (222,000 to 330,000)	94,000 (77,000 to 116,000)	8,756,000
Communicable, maternal, neonatal, and nutritional diseases	137,000 (117,000 to 161,000)	39,600 (31,600 to 49,800)	44,200 (34,600 to 56,800)	23,900 (19,000 to 30,000)	10,000 (7,900 to 12,800)	10,000 (7,900 to 12,800)	22,000 (17,400 to 28,000)	28,000 (22,000 to 35,000)	32,000 (25,000 to 40,000)	33,000 (26,000 to 41,000)	35,000 (28,000 to 44,000)	34,000 (27,000 to 43,000)	37,000 (29,000 to 47,000)	37,000 (29,000 to 47,000)	37,000 (29,000 to 47,000)	33,000 (26,000 to 42,000)	29,000 (23,000 to 37,000)	26,000 (20,000 to 33,000)	22,000 (17,000 to 28,000)	18,000 (14,000 to 23,000)	13,000 (10,000 to 17,000)	6,000 (4,000 to 8,000)	1,133,000	621,000
HIV/AIDS and sexually transmitted infections	417 (342 to 500)	130 (98 to 171)	444 (356 to 561)	372 (290 to 480)	354 (264 to 482)	440 (331 to 616)	1,100 (816 to 1,490)	2,100 (1,610 to 2,870)	3,200 (2,460 to 4,370)	4,000 (3,060 to 5,510)	4,900 (3,750 to 6,800)	5,200 (3,960 to 7,220)	6,100 (4,640 to 8,530)	6,700 (5,080 to 9,450)	7,400 (5,600 to 10,500)	7,900 (5,900 to 11,300)	7,900 (5,900 to 11,400)	7,900 (5,900 to 11,500)	7,700 (5,700 to 11,300)	7,200 (5,300 to 10,700)	6,600 (4,800 to 9,900)	4,000 (2,900 to 6,000)	1,600 (1,100 to 2,300)	93,700
HIV/AIDS	0 (0 to 0)	0 (0 to 0)	0 (0 to 0)	0 (0 to 0)	0 (0 to 0)	0 (0 to 0)	0 (0 to 0)	0 (0 to 0)	0 (0 to 0)	0 (0 to 0)	0 (0 to 0)	0 (0 to 0)	0 (0 to 0)	0 (0 to 0)	0 (0 to 0)	0 (0 to 0)	0 (0 to 0)	0 (0 to 0)	0 (0 to 0)	0 (0 to 0)	0 (0 to 0)	0 (0 to 0)	0 (0 to 0)	0 (0 to 0)	0
HIV/AIDS - Drug-susceptible Tuberculosis	0 (0 to 0)	0 (0 to 0)	0 (0 to 100)	0 (0 to 100)	0 (0 to 100)	0 (0 to 100)	0 (0 to 100)	0 (0 to 100)	0 (0 to 100)	0 (0 to 100)	0 (0 to 100)	0 (0 to 100)	0 (0 to 100)	0 (0 to 100)	0 (0 to 100)	0 (0 to 100)	0 (0 to 100)	0 (0 to 100)	0 (0 to 100)	0 (0 to 100)	0 (0 to 100)	0 (0 to 100)	0 (0 to 100)	0 (0 to 100)	0
HIV/AIDS - Multidrug resistant Tuberculosis without extensive drug resistance	0 (0 to 0)	0 (0 to 0)	0 (0 to 0)	0 (0 to 0)	0 (0 to 0)	0 (0 to 0)	0 (0 to 0)	0 (0 to 0)	0 (0 to 0)	0 (0 to 0)	0 (0 to 0)	0 (0 to 0)	0 (0 to 0)	0 (0 to 0)	0 (0 to 0)	0 (0 to 0)	0 (0 to 0)	0 (0 to 0)	0 (0 to 0)	0 (0 to 0)	0 (0 to 0)	0 (0 to 0)	0 (0 to 0)	0 (0 to 0)	0
HIV/AIDS - Extensively drug-resistant Tuberculosis	0 (0 to 0)	0 (0 to 0)	0 (0 to 0)	0 (0 to 0)	0 (0 to 0)	0 (0 to 0)	0 (0 to 0)	0 (0 to 0)	0 (0 to 0)	0 (0 to 0)	0 (0 to 0)	0 (0 to 0)	0 (0 to 0)	0 (0 to 0)	0 (0 to 0)	0 (0 to 0)	0 (0 to 0)	0 (0 to 0)	0 (0 to 0)	0 (0 to 0)	0 (0 to 0)	0 (0 to 0)	0 (0 to 0)	0 (0 to 0)	0
HIV/AIDS resulting in other diseases	0 (0 to 1)	0 (0 to 0)	0 (0 to 0)	0 (0 to 0)	0 (0 to 0)	0 (0 to 0)	0 (0 to 0)	0 (0 to 0)	0 (0 to 0)	0 (0 to 0)	0 (0 to 0)	0 (0 to 0)	0 (0 to 0)	0 (0 to 0)	0 (0 to 0)	0 (0 to 0)	0 (0 to 0)	0 (0 to 0)	0 (0 to 0)	0 (0 to 0)	0 (0 to 0)	0 (0 to 0)	0 (0 to 0)	0 (0 to 0)	0
Sexually transmitted infections, excluding HIV	417 (342 to 500)	130 (98 to 171)	444 (356 to 561)	372 (290 to 480)	354 (264 to 482)	440 (331 to 616)	1,100 (816 to 1,490)	2,100 (1,610 to 2,870)	3,200 (2,460 to 4,370)	4,000 (3,060 to 5,510)	4,900 (3,750 to 6,800)	5,200 (3,960 to 7,220)	6,100 (4,640 to 8,530)	6,700 (5,080 to 9,450)	7,400 (5,600 to 10,500)	7,900 (5,900 to 11,300)	7,900 (5,900 to 11,400)	7,900 (5,900 to 11,500)	7,700 (5,700 to 11,300)	7,200 (5,300 to 10,700)	6,600 (4,800 to 9,900)	4,000 (2,900 to 6,000)	1,600 (1,100 to 2,300)	93,700
Syphilis	0 (0 to 0)	0 (0 to 0)	0 (0 to 0)	0 (0 to 0)	0 (0 to 0)	0 (0 to 0)	0 (0 to 0)	0 (0 to 0)	0 (0 to 0)	0 (0 to 0)	0 (0 to 0)	0 (0 to 0)	0 (0 to 0)	0 (0 to 0)	0 (0 to 0)	0 (0 to 0)	0 (0 to 0)	0 (0 to 0)	0 (0 to 0)	0 (0 to 0)	0 (0 to 0)	0 (0 to 0)	0 (0 to 0)	0 (0 to 0)	0
Chlamydial infection	0 (0 to 0)	0 (0 to 0)	0 (0 to 0)	0 (0 to 0)	0 (0 to 0)	0 (0 to 0)	0 (0 to 0)	0 (0 to 0)	0 (0 to 0)	0 (0 to 0)	0 (0 to 0)	0 (0 to 0)	0 (0 to 0)	0 (0 to 0)	0 (0 to 0)	0 (0 to 0)	0 (0 to 0)	0 (0 to 0)	0 (0 to 0)	0 (0 to 0)	0 (0 to 0)	0 (0 to 0)	0 (0 to 0)	0 (0 to 0)	0
Gonococcal infection	0 (0 to 0)	0 (0 to 0)	0 (0 to 0)	0 (0 to 0)	0 (0 to 0)	0 (0 to 0)	0 (0 to 0)	0 (0 to 0)	0 (0 to 0)	0 (0 to 0)	0 (0 to 0)	0 (0 to 0)	0 (0 to 0)	0 (0 to 0)	0 (0 to 0)	0 (0 to 0)	0 (0 to 0)	0 (0 to 0)	0 (0 to 0)	0 (0 to 0)	0 (0 to 0)	0 (0 to 0)	0 (0 to 0)	0 (0 to 0)	0
Trichomoniasis	0 (0 to 0)	0 (0 to 0)	0 (0 to 0)	0 (0 to 0)	0 (0 to 0)	0 (0 to 0)	0 (0 to 0)	0 (0 to 0)	0 (0 to 0)	0 (0 to 0)	0 (0 to 0)	0 (0 to 0)	0 (0 to 0)	0 (0 to 0)	0 (0 to 0)	0 (0 to 0)	0 (0 to 0)	0 (0 to 0)	0 (0 to 0)	0 (0 to 0)	0 (0 to 0)	0 (0 to 0)	0 (0 to 0)	0 (0 to 0)	0
Genital herpes	0 (0 to 0)	0 (0 to 0)	0 (0 to 0)	0 (0 to 0)	0 (0 to 0)	0 (0 to 0)	0 (0 to 0)	0 (0 to 0)	0 (0 to 0)	0 (0 to 0)	0 (0 to 0)	0 (0 to 0)	0 (0 to 0)	0 (0 to 0)	0 (0 to 0)	0 (0 to 0)	0 (0 to 0)	0 (0 to 0)	0 (0 to 0)	0 (0 to 0)	0 (0 to 0)	0 (0 to 0)	0 (0 to 0)	0 (0 to 0)	0
Other sexually transmitted infections	0 (0 to 1)	0 (0 to 0)	0 (0 to 0)	0 (0 to 0)	0 (0 to 0)	0 (0 to 0)	0 (0 to 0)	0 (0 to 0)	0 (0 to 0)	0 (0 to 0)	0 (0 to 0)	0 (0 to 0)	0 (0 to 0)	0 (0 to 0)	0 (0 to 0)	0 (0 to 0)	0 (0 to 0)	0 (0 to 0)	0 (0 to 0)	0 (0 to 0)	0 (0 to 0)	0 (0 to 0)	0 (0 to 0)	0 (0 to 0)	0
Respiratory infections and tuberculosis	1,000 (868 to 1,200)	1,200 (1,000 to 1,500)	10,000 (8,400 to 12,000)	8,700 (7,300 to 10,500)	2,100 (1,700 to 2,600)	2,900 (2,400 to 3,600)	4,600 (3,800 to 5,800)	6,700 (5,500 to 8,300)	8,200 (6,700 to 10,200)	8,100 (6,600 to 10,000)	8,000 (6,500 to 9,900)	7,900 (6,400 to 9,800)	8,100 (6,600 to 10,000)	8,100 (6,600 to 10,000)	8,200 (6,700 to 10,200)	8,200 (6,700 to 10,200)	8,200 (6,700 to 10,200)	8,200 (6,700 to 10,200)	8,200 (6,700 to 10,200)	8,200 (6,700 to 10,200)	8,200 (6,700 to 10,200)	8,200 (6,700 to 10,200)	4,600 (3,800 to 5,700)	170,000
Tuberculosis	0 (0 to 0)	0 (0 to 0)	1,200 (1,000 to 1,500)	250 (200 to 310)	120 (92 to 160)	171 (130 to 230)	670 (510 to 900)	1,100 (850 to 1,500)	1,400 (1,100 to 1,900)	1,500 (1,200 to 2,000)	1,600 (1,200 to 2,100)	1,600 (1,200 to 2,100)	1,600 (1,200 to 2,100)	1,600 (1,200 to 2,100)	1,600 (1,200 to 2,100)	1,600 (1,200 to 2,100)	1,600 (1,200 to 2,100)	1,600 (1,200 to 2,100)	1,600 (1,200 to 2,100)	1,600 (1,200 to 2,100)	1,600 (1,200 to 2,100)	1,600 (1,200 to 2,100)	900 (700 to 1,200)	33,000
Latent tuberculosis infection	0 (0 to 0)	0 (0 to 0)	0 (0 to 0)	0 (0 to 0)	0 (0 to 0)	0 (0 to 0)	0 (0 to 0)	0 (0 to 0)	0 (0 to 0)	0 (0 to 0)	0 (0 to 0)	0 (0 to 0)	0 (0 to 0)	0 (0 to 0)	0 (0 to 0)	0 (0 to 0)	0 (0 to 0)	0 (0 to 0)	0 (0 to 0)	0 (0 to 0)	0 (0 to 0)	0 (0 to 0)	0 (0 to 0)	0 (0 to 0)	0
Drug-susceptible tuberculosis	0 (0 to 0)	0 (0 to 0)	1,200 (1,000 to 1,500)	250 (200 to 310)	120 (92 to 160)	171 (130 to 230)	670 (510 to 900)	1,100 (850 to 1,500)	1,400 (1,100 to 1,900)	1,500 (1,200 to 2,000)	1,600 (1,200 to 2,100)	1,600 (1,200 to 2,100)	1,600 (1,200 to 2,100)	1,600 (1,200 to 2,100)	1,600 (1,200 to 2,100)	1,600 (1,200 to 2,100)	1,600 (1,200 to 2,100)	1,600 (1,200 to 2,100)	1,600 (1,200 to 2,100)	1,600 (1,200 to 2,100)	1,600 (1,200 to 2,100)	1,600 (1,200 to 2,100)	900 (700 to 1,200)	33,000
Multidrug resistant tuberculosis without extensive drug resistance	0 (0 to 0)	0 (0 to 0)	0 (0 to 7.4)	2 (0 to 28.2)	0 (0 to 0)	0 (0 to 0)	0 (0 to 0)	0 (0 to 0)	0 (0 to 0)	0 (0 to 0)	0 (0 to 0)	0 (0 to 0)	0 (0 to 0)	0 (0 to 0)	0 (0 to 0)	0 (0 to 0)	0 (0 to 0)	0 (0 to 0)	0 (0 to 0)	0 (0 to 0)	0 (0 to 0)	0 (0 to 0)	0 (0 to 0)	0 (0 to 0)	30
Extensively drug-resistant tuberculosis	0 (0 to 0)	0 (0 to 0)	0 (0 to 0)	0 (0 to 0)	0 (0 to 0)	0 (0 to 0)	0 (0 to 0)	0 (0 to 0)	0 (0 to 0)	0 (0 to 0)	0 (0 to 0)	0 (0 to 0)	0 (0 to 0)	0 (0 to 0)	0 (0 to 0)	0 (0 to 0)	0 (0 to 0)	0 (0 to 0)	0 (0 to 0)	0 (0 to 0)	0 (0 to 0)	0 (0 to 0)	0 (0 to 0)	0 (0 to 0)	0
Lower respiratory infections	1,000 (868 to 1,200)	1,200 (1,000 to 1,500)	10,000 (8,400 to 12,000)	8,500 (7,100 to 10,200)	2,000 (1,600 to 2,500)	2,700 (2,200 to 3,400)	3,900 (3,200 to 4,900)	5,600 (4,600 to 7,000)	6,800 (5,600 to 8,500)	6,600 (5,400 to 8,200)	6,400 (5,300 to 8,000)	6,300 (5,200 to 7,900)	6,500 (5,300 to 8,100)	6,500 (5,300 to 8,100)	6,600 (5,400 to 8,200)	6,600 (5,400 to 8,200)	6,600 (5,400 to 8,200)	6,600 (5,400 to 8,200)	6,600 (5,400 to 8,200)	6,600 (5,400 to 8,200)	6,600 (5,400 to 8,200)	6,600 (5,400 to 8,200)	3,700 (3,000 to 4,600)	136,000
Upper respiratory infections	0 (0 to 0)	0 (0 to 0)	0 (0 to 0)	0 (0 to 0)	0 (0 to 0)	0 (0 to 0)	0 (0 to 0)	0 (0 to 0)	0 (0 to 0)	0 (0 to 0)	0 (0 to 0)	0 (0 to 0)	0 (0 to 0)	0 (0 to 0)	0 (0 to 0)	0 (0 to 0)	0 (0 to 0)	0 (0 to 0)	0 (0 to 0)	0 (0 to 0)	0 (0 to 0)	0 (0 to 0)	0 (0 to 0)	0 (0 to 0)	0
Otitis media	0 (0 to 0)	0 (0 to 0)	0 (0 to 0)	0 (0 to 0)	0 (0 to 0)	0 (0 to 0)	0 (0 to 0)	0 (0 to 0)	0 (0 to 0)	0 (0 to 0)	0 (0 to 0)	0 (0 to 0)	0 (0 to 0)	0 (0 to 0)	0 (0 to 0)	0 (0 to 0)	0 (0 to 0)	0 (0 to 0)	0 (0 to 0)	0 (0 to 0)	0 (0 to 0)	0 (0 to 0)	0 (0 to 0)	0 (0 to 0)	0
Enteric infections	1,427 (1,180 to 1,720)	791 (640 to 1,000)	2,980 (2,400 to 3,800)	2,600 (2,000 to 3,400)	1,600 (1,100 to 2,200)	1,360 (1,000 to 1,900)	1,700 (1,200 to 2,400)	2,020 (1,500 to 2,800)	2,200 (1,600 to 3,000)	2,400 (1,800 to 3,300)	2,600 (1,900 to 3,500)	2,700 (2,000 to 3,700)	2,800 (2,100 to 3,800)	2,900 (2,100 to 3,900)	2,900 (2,100 to 3,900)	2,900 (2,100 to 3,900)	2,900 (2,100 to 3,900)	2,900 (2,100 to 3,900)	2,900 (2,100 to 3,900)	2,900 (2,100 to 3,900)	2,900 (2,100 to 3,900)	2,900 (2,100 to 3,900)	1,600 (1,200 to 2,200)	62,000
Diarrheal diseases	1,427 (1,180 to 1,720)	791 (640 to 1,000)	2,980 (2,400 to 3,800)	2,600 (2,000 to 3,400)	1,600 (1,100 to 2,200)	1,360 (1,000 to 1,900)	1,700 (1,200 to 2,400)	2,020 (1,500 to 2,800)	2,200 (1,600 to 3,000)	2,400 (1,800 to 3,300)	2,600 (1,900 to 3,500)	2,700 (2,000 to 3,700)	2,800 (2,100 to 3,800)	2,900 (2,100 to 3,900)	2,900 (2,100 to 3,900)	2,900 (2,100 to 3,900)	2,900 (2,100 to 3,900)	2,900 (2,100 to 3,900)	2,900 (2,100 to 3,900)	2,900 (2,100 to 3,900)	2,900 (2,100 to 3,900)	2,900 (2,100 to 3,900)	1,600 (1,200 to 2,200)	62,000
Typhoid and paratyphoid	0 (0 to 0)	0 (0 to 0)	0 (0 to 0)	0 (0 to 0)	0 (0 to 0)	0 (0 to 0)	0 (0 to 0)	0 (0 to 0)	0 (0 to 0)	0 (0 to 0)	0 (0 to 0)	0 (0 to 0)	0 (0 to 0)	0 (0 to 0)	0 (0 to 0)	0 (0 to 0)	0 (0 to 0)	0 (0 to 0)	0 (0 to 0)	0 (0 to 0)	0 (0 to 0)	0 (0 to 0)	0 (0 to 0)	0 (0 to 0)	0
Invasive non-typhoidal Salmonella (iNTS)	0 (0 to 0)	0 (0 to 0)	0 (0 to 0)	0 (0 to 0)	0 (0 to 0)	0 (0 to 0)	0 (0 to 0)	0 (0 to 0)	0 (0 to 0)	0 (0 to 0)	0 (0 to 0)	0 (0 to 0)	0 (0 to 0)	0 (0 to 0)	0 (0 to 0)	0 (0 to 0)	0 (0 to 0)	0 (0 to 0)	0 (0 to 0)	0 (0 to 0)	0 (0 to 0)	0 (0 to 0)	0 (0 to 0)	0 (0 to 0)	0
Other intestinal infectious diseases	0 (0 to 0)	0 (0 to 0)	11 (3 to 30)	10 (3 to 28)	6.7 (1 to 19)	6.6 (1 to 19)	9.9 (2 to 28)	14 (4 to 39)	18 (5 to 51)	20 (6 to 57)	22 (7 to 63)	23 (7 to 66)	25 (8 to 71)	26 (8 to 74)	28 (9 to 80)	30 (9 to 85)	31 (10 to 89)	32 (10 to 91)	32 (10 to 92)	32 (10 to 92)	32 (10 to 92)	32 (10 to 92)	32 (10 to 92)	18 (6 to 52)	710
Neglected tropical diseases and malaria	964 (814 to 1,160)	464 (380 to 570)	1,500 (1,200 to 1,900)	1,600 (1,200 to 2,000)	1,200 (900 to 1,600)	1,100 (800 to 1,500)	1,400 (1,000 to 1,900)	1,600 (1,200 to 2,100)	1,800 (1,400 to 2,400)	1,900 (1,400 to 2,500)	2,000 (1,500 to 2,600)	2,000 (1,500 to 2,600)	2,100 (1,600 to 2,700)	2,100 (1,600 to 2,700)	2,100 (1,600 to 2,700)	2,100 (1,600 to 2,700)	2,100 (1,600 to 2,700)	2,100 (1,600 to 2,700)	2,100 (1,600 to 2,700)	2,100 (1,600 to 2,700)	2,100 (1,600 to 2,700)	2,100 (1,600 to 2,700)	1,200 (900 to 1,600)	46,000
Malaria	0 (0 to 0)	0 (0 to 0)	0 (0 to 0)	0 (0 to 0)	0 (0 to 0)	0 (0 to 0)	0 (0 to 0)	0 (0 to 0)	0 (0 to 0)	0 (0 to 0)	0 (0 to 0)	0 (0 to 0)	0 (0 to 0)	0 (0 to 0)	0 (0 to 0)	0 (0 to 0)	0 (0 to 0)	0 (0 to 0)	0 (0 to 0)	0 (0 to 0)	0 (0 to 0)	0 (0 to 0)	0 (0 to 0)	0 (0 to 0)	0
Chagas disease	0 (0 to 0)	0 (0 to 0)	0 (0 to 0)	0 (0 to 0)	0 (0 to 0)	0 (0 to 0)	0 (0 to 0)	0 (0 to 0)	0 (0 to 0)	0 (0 to 0)	0 (0 to 0)	0 (0 to 0)	0 (0 to 0)	0 (0 to 0)	0 (0 to 0)	0 (0 to 0)	0 (0 to 0)	0 (0 to 0)	0 (0 to 0)	0 (0 to 0)	0 (0 to 0)	0 (0 to 0)	0 (0 to 0)	0 (0 to 0)	0
Leishmaniasis	0 (0 to 0)	0 (0 to 0)	0 (0 to 0)	0 (0 to 0)	0 (0 to 0)	0 (0 to 0)	0 (0 to 0)	0 (0 to 0)	0 (0 to 0)	0 (0 to 0)	0 (0 to 0)	0 (0 to 0)	0 (0 to 0)	0 (0 to 0)	0 (0 to 0)	0 (0 to 0)	0 (0 to 0)	0 (0 to 0)	0 (0 to 0)	0 (0 to 0)	0 (0 to 0)	0 (0 to 0)	0 (0 to 0)	0 (0 to 0)	0
Schistosomiasis	0 (0 to 0)	0 (0 to 0)	0 (0 to 0)	0 (0 to 0)	0 (0 to 0)	0 (0 to 0)	0 (0 to 0)	0 (0 to 0)	0 (0 to 0)	0 (0 to 0)	0 (0 to 0)	0 (0 to 0)	0 (0 to 0)	0 (0 to 0)	0 (0 to 0)	0 (0 to 0)	0 (0 to 0)	0 (0 to 0)	0 (0 to 0)	0 (0 to 0)	0 (0 to 0)	0 (0 to 0)	0 (0 to 0)	0 (0 to 0)	0
Cysticercosis	0 (0 to 0)	0 (0 to 0)	0 (0 to 0)	0 (0 to 0)	0 (0 to 0)	0 (0 to 0)	0 (0 to 0)	0 (0 to 0)	0 (0 to 0)	0 (0 to 0)	0 (0 to 0)	0 (0 to 0)	0 (0 to 0)	0 (0 to 0)	0 (0 to 0)	0 (0 to 0)	0 (0 to 0)	0 (0 to 0)	0 (0 to 0)	0 (0 to 0)	0 (0 to 0)	0 (0 to 0)	0 (0 to 0)	0 (0 to 0)	0
Cystic echinococcosis	0 (0 to 0)	0 (0 to 0)	0.6 (0 to 2)	0.7 (0 to 2)	0.6 (0 to 1)	0.7 (0 to 1)	0.9 (0 to 2)	1.2 (0 to 3)	1.5 (0 to 3)	1.7 (0 to 4)	1.9 (0 to 4)	2 (0 to 4)	2.1 (0 to 5)	2.2 (0 to 5)	2.3 (0 to 5)	2.4 (0 to 5)	2.5 (0 to 5)	2.5 (0 to 5)	2.5 (0 to 5)	2.5 (0 to 5)	2.5 (0 to 5)	2.5 (0 to 5)	2.5 (0 to 5)	1.4 (0 to 3)	44
Lymphatic filariasis	0 (0 to 0)	0 (0 to 0)	0 (0 to 0)	0 (0 to 0)	0 (0 to 0)	0 (0 to 0)	0 (0 to 0)	0 (0 to 0)	0 (0 to 0)	0 (0 to 0)	0 (0 to 0)	0 (0 to 0)	0 (0 to 0)	0 (0 to 0)	0 (0 to 0)	0 (0 to 0)	0 (0 to 0)	0 (0 to 0)	0 (0 to 0)	0 (0 to 0)	0 (0 to 0)	0 (0 to 0)	0 (0 to 0)	0 (0 to 0)	0
Onchocerciasis	0 (0 to 0)	0 (0 to 0)	0 (0 to 0)	0 (0 to 0)	0 (0 to 0)	0 (0 to 0)	0 (0 to 0)	0 (0 to 0)	0 (0 to 0)	0 (0 to 0)	0 (0 to 0)	0 (0 to 0)	0 (0 to 0)	0 (0 to 0)	0 (0 to 0)	0 (0 to 0)	0 (0 to 0)	0 (0 to 0)	0 (0 to 0)	0 (0 to 0)	0 (0 to 0)	0 (0 to 0)	0 (0 to 0)	0 (0 to 0)	0
Trachoma	0 (0 to 0)	0 (0 to 0)	0 (0 to 0)	0 (0 to 0)	0 (0 to 0)	0 (0 to 0)	0 (0 to 0)	0 (0 to 0)	0 (0 to 0)	0 (0 to 0)	0 (0 to 0)	0 (0 to 0)	0 (0 to 0)	0 (0 to 0)	0 (0 to 0)	0 (0 to 0)	0 (0 to 0)	0 (0 to 0)	0 (0 to 0)	0 (0 to 0)	0 (0 to 0)	0 (0 to 0)	0 (0 to 0)	0 (0 to 0)	0
Dengue	0 (0 to 0)	0 (0 to 0)	20 (3 to 74)	16 (2 to 60)	9.5 (1 to 36)	9.5 (1 to 36)	16 (2 to 61)	27 (3 to 104)	39 (4 to 150)	48 (5 to 184)	57 (6 to 220)	62 (7 to 239)	68 (8 to 261)	71 (8 to 274)	74 (9 to 285)	77 (9 to 296)	78 (9 to 300)	79 (9 to 304)	79 (9 to 304)	79 (9 to 304)	79 (9 to 304)	79 (9 to 304)	79 (9 to 304)	44 (5 to 170)	699
Yellow fever	0 (0 to 0)	0 (0 to 0)	0.8 (0 to 3)	0.6 (0 to 2)	0.4 (0 to 1)	0.4 (0 to 1)	0.6 (0 to 2)	0.9 (0 to 3)	1.2 (0 to 4)	1.4 (0 to 5)	1.6 (0 to 6)	1.7 (0 to 6)	1.9 (0 to 7)	2 (0 to 7)	2.1 (0 to 7)	2.2 (0 to 8)	2.2 (0 to 8)	2.2 (0 to 8)	2.2 (0 to 8)	2.2 (0 to 8)	2.2 (0 to 8)	2.2 (0 to 8)	2.2 (0 to 8)	1.2 (0 to 4)	20
Rabies	0 (0 to 0)	0 (0 to 0)	0 (0 to 0)	0 (0 to 0)	0 (0 to 0)	0 (0 to 0)	0 (0 to 0)	0 (0 to 0)	0 (0 to 0)	0 (0 to 0)	0 (0 to 0)	0 (0 to 0)	0 (0 to 0)	0 (0 to 0)	0 (0 to 0)	0 (0 to 0)	0 (0 to 0)	0 (0 to 0)	0 (0 to 0)	0 (0 to 0)	0 (0 to 0)	0 (0 to 0)	0 (0 to 0)	0 (0 to 0)	0
Intestinal nematode infections	0 (0 to 0)	2.8 (0 to 7.4)	14 (3 to 37)	21 (4 to 57)	23 (5 to 61)	17 (4 to 45)	17 (4 to 44)	16 (3 to 42)	15 (3 to 39)	14 (3 to 37)	13 (3 to 34)	12 (3 to 32)	11 (3 to 29)	10 (2 to 27)	9.4 (2 to 25)	8.8 (2 to 23)	8.3 (2 to 22)	7.8 (2 to 21)	7.4 (2 to 20)	7.1 (2 to 19)	6.8 (2 to 18)	6.6 (2 to 18)	6.4 (2 to 17)	3.7 (1 to 9.8)	1,200
Ascariasis	0 (0 to 0)	0 (0 to 0)	0 (0 to 0)	0 (0 to 0)	0 (0 to 0)	0 (0 to 0)	0 (0 to 0)	0 (0 to 0)	0 (0 to 0)	0 (0 to 0)	0 (0 to 0)	0 (0 to 0)	0 (0 to 0)	0 (0 to 0)	0 (0 to 0)	0 (0 to 0)	0 (0 to 0)	0 (0 to 0)	0 (0 to 0)	0 (0 to 0)	0 (0 to 0)	0 (0 to 0)	0 (0 to 0)	0 (0 to 0)	0
Trichuriasis	0 (0 to 0)	0 (0 to 0)	0.6 (0 to 2)	0.5 (0 to 2)	0.3 (0 to 1)	0.3 (0 to 1)	0.4 (0 to 1)	0.5 (0 to 1)	0.6 (0 to 2)	0.7 (0 to 2)	0.8 (0 to 2)	0.8 (0 to 2)	0.9 (0 to 2)	0.9 (0 to 2)	0.9 (0 to 2)	0.9 (0 to 2)	0.9 (0 to 2)	0.9 (0 to 2)	0.9 (0 to 2)	0.9 (0 to 2)	0.9 (0 to 2)	0.9 (0 to 2)	0.9 (0 to 2)	0.5 (0 to 1)	17
Hookworm disease	0 (0 to 0)	0 (0 to 1.8)	6 (1 to 20)	10 (2 to 34)	11 (2 to 36)	8 (1 to 26)	8 (1 to 25)	7 (1 to 23)	6.8 (1 to 22)	6.4 (1 to 21)	6.1 (1 to 20)	5.8 (1 to 19)	5.5 (1 to 18)	5.3 (1 to 17)	5.1 (1 to 16)	4.9 (1 to 16)	4.7 (1 to 15)	4.6 (1 to 15)	4.5 (1 to 14)	4.4 (1 to 14)	4.3 (1 to 14)	4.2 (1 to 14)	4.1 (1 to 13)	2.4 (0 to 7.6)	1,120
Food-borne trematodiases	0 (0 to 0)	0 (0 to 0)	0 (0 to 0)	0 (0 to 0)	0 (0 to 0)	0 (0 to 0)	0 (0 to 0)	0 (0 to 0)	0 (0 to 0)	0 (0 to 0)	0 (0 to 0)	0 (0 to 0)	0 (0 to 0)	0 (0 to 0)	0 (0 to 0)	0 (0 to 0)	0 (0 to 0)	0 (0 to 0)	0 (0 to 0)	0 (0 to 0)	0 (0 to 0)	0 (0 to 0)	0 (0 to 0)	0 (0 to 0)	0
Leprosy	0 (0 to 0)	0 (0 to 0)	0 (0 to 0)	0 (0 to 0)	0 (0 to 0)	0 (0 to 0)	0 (0 to 0)	0 (0 to 0)	0 (0 to 0)	0 (0 to 0)	0 (0 to 0)	0 (0 to 0)	0 (0 to 0)	0 (0 to 0)	0 (0 to 0)	0 (0 to 0)	0 (0 to 0)	0 (0 to 0)	0 (0 to 0)	0 (0 to 0)	0 (0 to 0)	0 (0 to 0)	0 (0 to 0)	0 (0 to 0)	0
Chagas disease	0 (0 to 0)	0 (0 to 0)	0 (0 to 0)	0 (0 to 0)	0 (0 to 0)	0 (0 to 0)	0 (0 to 0)	0 (0 to 0)	0 (0 to 0)	0 (0 to 0)	0 (0 to 0)	0 (0 to 0)	0 (0 to 0)	0 (0 to 0)	0 (0 to 0)	0 (0 to 0)	0 (0 to 0)	0 (0 to 0)	0 (0 to 0)	0 (0 to 0)	0 (0 to 0)	0 (0 to 0)	0 (0 to 0)	0 (0 to 0)	0
Zika virus	0 (0 to 0)	0 (0 to 0)	0 (0 to 0)	0 (0 to 0)	0 (0 to 0)	0 (0 to 0)	0 (0 to 0)	0 (0 to 0)	0 (0 to 0)	0 (0 to 0)	0 (0 to 0)	0 (0 to 0)	0 (0 to 0)	0 (0 to 0)	0 (0 to 0)	0 (0 to 0)	0 (0 to 0)	0 (0 to 0)	0 (0 to 0)	0 (0 to 0)	0 (0 to 0)	0 (0 to 0)	0 (0 to 0)	0 (0 to 0)	0
Guinea worm disease	0 (0 to 0)	0 (0 to 0)	0 (0 to 0)	0 (0 to 0)	0 (0 to 0)	0 (0 to 0)	0 (0 to 0)	0 (0 to 0)	0 (0 to 0)	0 (0 to 0)	0 (0 to 0)	0 (0 to 0)	0 (0 to 0)	0 (0 to 0)	0 (0 to 0)	0 (0 to



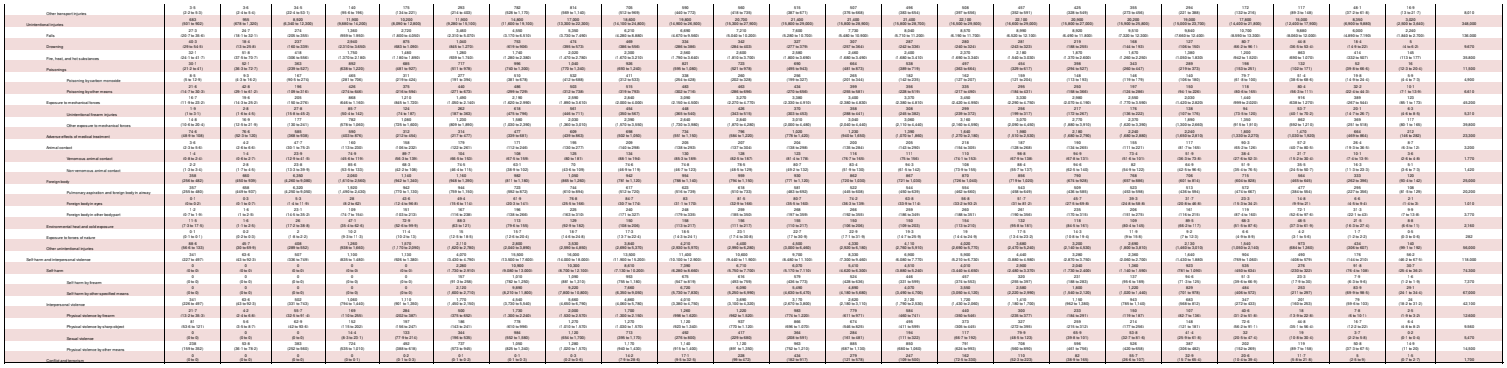

DALYs by Cause, Argentina DALYS by income and age group for females with 95% uncertainty intervals, 2019

Cause	Early Neonatal	Late Neonatal	Post Neonatal	1 to 4	5 to 9	10 to 14	15 to 19	20 to 24	25 to 29	30 to 34	35 to 39	40 to 44	45 to 49	50 to 54	55 to 59	60 to 64	65 to 69	70 to 74	75 to 79	80 to 84	85 plus	Total
All causes	176,699 (167,228 to 187,060)	39,102 (32,356 to 47,600)	64,700 (53,629 to 78,000)	83,180 (68,838 to 101,650)	64,802 (49,760 to 87,088)	57,899 (44,224 to 77,000)	164,265 (146,639 to 185,000)	209,050 (189,836 to 230,000)	268,050 (250,228 to 287,000)	291,000 (274,000 to 309,000)	312,000 (294,000 to 330,000)	340,000 (322,000 to 359,000)	346,000 (329,000 to 364,000)	350,000 (334,000 to 367,000)	397,000 (377,000 to 418,000)	449,000 (429,000 to 469,000)	477,000 (453,000 to 501,000)	499,000 (474,000 to 523,000)	520,000 (494,000 to 547,000)	710,000 (675,000 to 746,000)	67,000 (63,700 to 70,500)	6,630,000
Communicable, maternal, neonatal, and nutritional diseases	86,100 (80,000 to 92,600)	29,662 (25,000 to 34,700)	37,000 (31,000 to 43,000)	23,000 (19,000 to 27,000)	16,000 (13,000 to 19,000)	11,000 (8,700 to 13,000)	17,000 (14,000 to 20,000)	22,000 (18,000 to 26,000)	28,000 (24,000 to 32,000)	28,100 (24,000 to 32,000)	28,000 (24,000 to 32,000)	27,000 (23,000 to 31,000)	26,100 (22,000 to 30,000)	24,000 (19,000 to 28,000)	23,000 (17,000 to 28,000)	19,300 (14,000 to 24,000)	17,000 (11,000 to 22,000)	15,000 (9,000 to 20,000)	12,000 (7,000 to 17,000)	10,000 (5,000 to 15,000)	8,960 (4,000 to 14,000)	660,000
HIV/AIDS and sexually transmitted infections	400 (264 to 566)	136 (69 to 227)	404 (206 to 650)	307 (156 to 494)	208 (106 to 335)	206 (104 to 331)	1,010 (513 to 1,620)	2,030 (1,030 to 3,260)	3,790 (1,930 to 6,090)	4,730 (2,400 to 7,600)	4,730 (2,400 to 7,600)	7,660 (3,890 to 12,300)	6,630 (3,370 to 10,600)	4,600 (2,340 to 7,390)	3,770 (1,920 to 6,060)	1,720 (875 to 2,760)	979 (497 to 1,570)	264 (134 to 424)	155 (79 to 249)	81 (41 to 130)	46.7 (23.7 to 75.0)	67,000
HIV/AIDS	0 (0 to 0)	0 (0 to 0)	0 (0 to 0)	0 (0 to 0)	0 (0 to 0)	0 (0 to 0)	0 (0 to 0)	0 (0 to 0)	0 (0 to 0)	0 (0 to 0)	0 (0 to 0)	0 (0 to 0)	0 (0 to 0)	0 (0 to 0)	0 (0 to 0)	0 (0 to 0)	0 (0 to 0)	0 (0 to 0)	0 (0 to 0)	0 (0 to 0)	0 (0 to 0)	0
HIV/AIDS - Drug-susceptible Tuberculosis	0 (0 to 0)	0 (0 to 0)	0 (0 to 0)	0 (0 to 0)	0 (0 to 0)	0 (0 to 0)	0 (0 to 0)	0 (0 to 0)	0 (0 to 0)	0 (0 to 0)	0 (0 to 0)	0 (0 to 0)	0 (0 to 0)	0 (0 to 0)	0 (0 to 0)	0 (0 to 0)	0 (0 to 0)	0 (0 to 0)	0 (0 to 0)	0 (0 to 0)	0 (0 to 0)	0
HIV/AIDS - Multidrug-resistant Tuberculosis without extensive drug resistance	0 (0 to 0)	0 (0 to 0)	0 (0 to 0)	0 (0 to 0)	0 (0 to 0)	0 (0 to 0)	0 (0 to 0)	0 (0 to 0)	0 (0 to 0)	0 (0 to 0)	0 (0 to 0)	0 (0 to 0)	0 (0 to 0)	0 (0 to 0)	0 (0 to 0)	0 (0 to 0)	0 (0 to 0)	0 (0 to 0)	0 (0 to 0)	0 (0 to 0)	0 (0 to 0)	0
HIV/AIDS - Extensively drug-resistant Tuberculosis	0 (0 to 0)	0 (0 to 0)	0 (0 to 0.2)	0 (0 to 0.1)	0 (0 to 0.1)	0 (0 to 0.1)	0 (0 to 0.1)	0 (0 to 0.1)	0 (0 to 0.1)	0 (0 to 0.1)	0 (0 to 0.1)	0 (0 to 0.1)	0 (0 to 0.1)	0 (0 to 0.1)	0 (0 to 0.1)	0 (0 to 0.1)	0 (0 to 0.1)	0 (0 to 0.1)	0 (0 to 0.1)	0 (0 to 0.1)	0 (0 to 0.1)	100
HIV/AIDS resulting in other diseases	0.3 (0.1 to 0.5)	2.0 (1.0 to 3.3)	164 (159 to 169)	207 (154 to 332)	208 (174 to 267)	206 (159 to 269)	1,010 (777 to 1,420)	2,030 (1,480 to 2,770)	3,790 (2,930 to 4,970)	4,730 (3,710 to 6,230)	4,730 (3,710 to 6,230)	7,660 (6,090 to 9,990)	6,630 (5,220 to 8,650)	4,600 (3,620 to 6,000)	3,770 (2,920 to 4,930)	1,720 (1,310 to 2,270)	979 (731 to 1,310)	264 (194 to 351)	155 (98.7 to 231)	81 (39.7 to 132)	46.7 (21.6 to 83.0)	32,700
Sexually transmitted infections, excluding HIV	400 (264 to 566)	136 (69 to 227)	240 (47 to 481)	100 (2 to 338)	0.1 (0 to 0.3)	0.1 (0 to 0.3)	0.1 (0 to 0.3)	0.1 (0 to 0.3)	0.1 (0 to 0.3)	0.1 (0 to 0.3)	0.1 (0 to 0.3)	0.1 (0 to 0.3)	0.1 (0 to 0.3)	0.1 (0 to 0.3)	0.1 (0 to 0.3)	0.1 (0 to 0.3)	0.1 (0 to 0.3)	0.1 (0 to 0.3)	0.1 (0 to 0.3)	0.1 (0 to 0.3)	0.1 (0 to 0.3)	781
Syphilis	0 (0 to 0)	0 (0 to 0)	0 (0 to 0)	0 (0 to 0)	0 (0 to 0)	0 (0 to 0)	0 (0 to 0)	0 (0 to 0)	0 (0 to 0)	0 (0 to 0)	0 (0 to 0)	0 (0 to 0)	0 (0 to 0)	0 (0 to 0)	0 (0 to 0)	0 (0 to 0)	0 (0 to 0)	0 (0 to 0)	0 (0 to 0)	0 (0 to 0)	0 (0 to 0)	0
Chlamydial infection	0 (0 to 0)	0 (0 to 0)	0 (0 to 0)	0 (0 to 0)	0 (0 to 0)	0 (0 to 0)	0 (0 to 0)	0 (0 to 0)	0 (0 to 0)	0 (0 to 0)	0 (0 to 0)	0 (0 to 0)	0 (0 to 0)	0 (0 to 0)	0 (0 to 0)	0 (0 to 0)	0 (0 to 0)	0 (0 to 0)	0 (0 to 0)	0 (0 to 0)	0 (0 to 0)	673
Gonococcal infection	0 (0 to 0)	0 (0 to 0)	0 (0 to 0)	0 (0 to 0)	0 (0 to 0)	0 (0 to 0)	0 (0 to 0)	0 (0 to 0)	0 (0 to 0)	0 (0 to 0)	0 (0 to 0)	0 (0 to 0)	0 (0 to 0)	0 (0 to 0)	0 (0 to 0)	0 (0 to 0)	0 (0 to 0)	0 (0 to 0)	0 (0 to 0)	0 (0 to 0)	0 (0 to 0)	722
Trichomoniasis	0 (0 to 0)	0 (0 to 0)	0 (0 to 0)	0 (0 to 0)	0 (0 to 0)	0 (0 to 0)	0 (0 to 0)	0 (0 to 0)	0 (0 to 0)	0 (0 to 0)	0 (0 to 0)	0 (0 to 0)	0 (0 to 0)	0 (0 to 0)	0 (0 to 0)	0 (0 to 0)	0 (0 to 0)	0 (0 to 0)	0 (0 to 0)	0 (0 to 0)	0 (0 to 0)	0
Genital herpes	0 (0 to 0)	0 (0 to 0)	0 (0 to 0)	0 (0 to 0)	0 (0 to 0)	0 (0 to 0)	0 (0 to 0)	0 (0 to 0)	0 (0 to 0)	0 (0 to 0)	0 (0 to 0)	0 (0 to 0)	0 (0 to 0)	0 (0 to 0)	0 (0 to 0)	0 (0 to 0)	0 (0 to 0)	0 (0 to 0)	0 (0 to 0)	0 (0 to 0)	0 (0 to 0)	1,900
Other sexually transmitted infections	0 (0 to 0)	0 (0 to 0)	0 (0 to 0)	0 (0 to 0)	0 (0 to 0)	1.2 (0 to 3.3)	0 (0 to 0)	0 (0 to 0)	0 (0 to 0)	0 (0 to 0)	0 (0 to 0)	0 (0 to 0)	0 (0 to 0)	0 (0 to 0)	0 (0 to 0)	0 (0 to 0)	0 (0 to 0)	0 (0 to 0)	0 (0 to 0)	0 (0 to 0)	0 (0 to 0)	0
Respiratory infections and tuberculosis	1,050 (716 to 1,490)	1,060 (730 to 1,490)	11,000 (7,600 to 15,600)	6,040 (4,270 to 8,530)	4,630 (3,020 to 6,530)	3,450 (2,170 to 5,020)	6,290 (4,150 to 7,290)	6,230 (4,420 to 8,130)	6,730 (4,450 to 8,810)	7,400 (5,000 to 9,710)	8,370 (5,600 to 10,900)	9,660 (6,500 to 12,500)	10,600 (7,130 to 13,700)	12,000 (8,000 to 15,500)	13,600 (9,000 to 17,500)	14,600 (9,600 to 18,800)	16,000 (10,500 to 20,600)	17,000 (11,000 to 21,900)	18,000 (11,000 to 23,000)	19,000 (11,000 to 24,000)	20,000 (11,000 to 25,000)	8,120
Tuberculosis	0 (0 to 0)	0 (0 to 0)	140 (100 to 190)	207 (147 to 294)	152 (104 to 215)	173 (117 to 245)	523 (353 to 741)	936 (632 to 1,330)	992 (670 to 1,410)	1,020 (689 to 1,450)	1,020 (689 to 1,450)	1,020 (689 to 1,450)	1,020 (689 to 1,450)	1,020 (689 to 1,450)	1,020 (689 to 1,450)	1,020 (689 to 1,450)	1,020 (689 to 1,450)	1,020 (689 to 1,450)	1,020 (689 to 1,450)	1,020 (689 to 1,450)	1,020 (689 to 1,450)	9,650
Latent tuberculosis infection	0 (0 to 0)	0 (0 to 0)	0 (0 to 0)	0 (0 to 0)	0 (0 to 0)	0 (0 to 0)	0 (0 to 0)	0 (0 to 0)	0 (0 to 0)	0 (0 to 0)	0 (0 to 0)	0 (0 to 0)	0 (0 to 0)	0 (0 to 0)	0 (0 to 0)	0 (0 to 0)	0 (0 to 0)	0 (0 to 0)	0 (0 to 0)	0 (0 to 0)	0 (0 to 0)	0
Active tuberculosis	0 (0 to 0)	0 (0 to 0)	140 (100 to 190)	207 (147 to 294)	152 (104 to 215)	173 (117 to 245)	523 (353 to 741)	936 (632 to 1,330)	992 (670 to 1,410)	1,020 (689 to 1,450)	1,020 (689 to 1,450)	1,020 (689 to 1,450)	1,020 (689 to 1,450)	1,020 (689 to 1,450)	1,020 (689 to 1,450)	1,020 (689 to 1,450)	1,020 (689 to 1,450)	1,020 (689 to 1,450)	1,020 (689 to 1,450)	1,020 (689 to 1,450)	1,020 (689 to 1,450)	9,650
Drug-susceptible tuberculosis	0 (0 to 0)	0 (0 to 0)	140 (100 to 190)	207 (147 to 294)	152 (104 to 215)	173 (117 to 245)	523 (353 to 741)	936 (632 to 1,330)	992 (670 to 1,410)	1,020 (689 to 1,450)	1,020 (689 to 1,450)	1,020 (689 to 1,450)	1,020 (689 to 1,450)	1,020 (689 to 1,450)	1,020 (689 to 1,450)	1,020 (689 to 1,450)	1,020 (689 to 1,450)	1,020 (689 to 1,450)	1,020 (689 to 1,450)	1,020 (689 to 1,450)	1,020 (689 to 1,450)	9,650
Multidrug-resistant tuberculosis without extensive drug resistance	0 (0 to 0)	0 (0 to 0)	0 (0 to 0)	0 (0 to 0)	0 (0 to 0)	0 (0 to 0)	0 (0 to 0)	0 (0 to 0)	0 (0 to 0)	0 (0 to 0)	0 (0 to 0)	0 (0 to 0)	0 (0 to 0)	0 (0 to 0)	0 (0 to 0)	0 (0 to 0)	0 (0 to 0)	0 (0 to 0)	0 (0 to 0)	0 (0 to 0)	0 (0 to 0)	0
Extensively drug-resistant tuberculosis	0 (0 to 0)	0 (0 to 0)	0 (0 to 0)	0 (0 to 0)	0 (0 to 0)	0 (0 to 0)	0 (0 to 0)	0 (0 to 0)	0 (0 to 0)	0 (0 to 0)	0 (0 to 0)	0 (0 to 0)	0 (0 to 0)	0 (0 to 0)	0 (0 to 0)	0 (0 to 0)	0 (0 to 0)	0 (0 to 0)	0 (0 to 0)	0 (0 to 0)	0 (0 to 0)	0
Enteric infections	1,050 (716 to 1,490)	1,060 (730 to 1,490)	3,260 (2,070 to 4,740)	1,260 (1,060 to 1,740)	990 (647 to 1,440)	1,010 (674 to 1,440)	1,200 (774 to 1,720)	1,260 (824 to 1,810)	1,260 (824 to 1,810)	1,240 (799 to 1,810)	1,240 (799 to 1,810)	1,260 (799 to 1,810)	1,130 (774 to 1,640)	989 (674 to 1,440)	829 (574 to 1,190)	799 (554 to 1,150)	879 (609 to 1,260)	1,020 (704 to 1,460)	1,170 (809 to 1,680)	1,320 (914 to 1,890)	1,320 (914 to 1,890)	232 (161 to 333)
Diarrheal diseases	1,050 (716 to 1,490)	1,060 (730 to 1,490)	3,260 (2,070 to 4,740)	1,260 (1,060 to 1,740)	990 (647 to 1,440)	1,010 (674 to 1,440)	1,200 (774 to 1,720)	1,260 (824 to 1,810)	1,260 (824 to 1,810)	1,240 (799 to 1,810)	1,240 (799 to 1,810)	1,260 (799 to 1,810)	1,130 (774 to 1,640)	989 (674 to 1,440)	829 (574 to 1,190)	799 (554 to 1,150)	879 (609 to 1,260)	1,020 (704 to 1,460)	1,170 (809 to 1,680)	1,320 (914 to 1,890)	1,320 (914 to 1,890)	27,100
Typhoid and paratyphoid	0 (0 to 0)	0 (0 to 0)	0 (0 to 0)	0 (0 to 0)	0 (0 to 0)	0 (0 to 0)	0 (0 to 0)	0 (0 to 0)	0 (0 to 0)	0 (0 to 0)	0 (0 to 0)	0 (0 to 0)	0 (0 to 0)	0 (0 to 0)	0 (0 to 0)	0 (0 to 0)	0 (0 to 0)	0 (0 to 0)	0 (0 to 0)	0 (0 to 0)	0 (0 to 0)	0
Invasive non-typhoidal Salmonella (iNTS)	0 (0 to 0)	0 (0 to 0)	0 (0 to 0)	0 (0 to 0)	0 (0 to 0)	0 (0 to 0)	0 (0 to 0)	0 (0 to 0)	0 (0 to 0)	0 (0 to 0)	0 (0 to 0)	0 (0 to 0)	0 (0 to 0)	0 (0 to 0)	0 (0 to 0)	0 (0 to 0)	0 (0 to 0)	0 (0 to 0)	0 (0 to 0)	0 (0 to 0)	0 (0 to 0)	0
Other intestinal infectious diseases	0 (0 to 0)	0 (0 to 0)	0 (0 to 0)	0 (0 to 0)	0 (0 to 0)	0 (0 to 0)	0 (0 to 0)	0 (0 to 0)	0 (0 to 0)	0 (0 to 0)	0 (0 to 0)	0 (0 to 0)	0 (0 to 0)	0 (0 to 0)	0 (0 to 0)	0 (0 to 0)	0 (0 to 0)	0 (0 to 0)	0 (0 to 0)	0 (0 to 0)	0 (0 to 0)	0
Neglected tropical diseases and malaria	56 (36 to 78)	0 (0 to 0)	291 (147 to 491)	612 (309 to 1,030)	599 (302 to 1,010)	596 (300 to 1,000)	978 (492 to 1,650)	1,020 (513 to 1,720)	975 (490 to 1,640)	954 (480 to 1,610)	943 (474 to 1,590)	1,040 (523 to 1,750)	1,240 (623 to 2,090)	1,210 (608 to 2,040)	1,120 (563 to 1,890)	1,040 (523 to 1,750)	1,010 (508 to 1,700)	1,010 (508 to 1,700)	1,010 (508 to 1,700)	1,010 (508 to 1,700)	1,010 (508 to 1,700)	16,600
Malaria	0 (0 to 0)	0 (0 to 0)	0 (0 to 0)	0 (0 to 0)	0 (0 to 0)	0 (0 to 0)	0 (0 to 0)	0 (0 to 0)	0 (0 to 0)	0 (0 to 0)	0 (0 to 0)	0 (0 to 0)	0 (0 to 0)	0 (0 to 0)	0 (0 to 0)	0 (0 to 0)	0 (0 to 0)	0 (0 to 0)	0 (0 to 0)	0 (0 to 0)	0 (0 to 0)	0
Chagas disease	0 (0 to 0)	0 (0 to 0)	0 (0 to 0)	0 (0 to 0)	0 (0 to 0)	0 (0 to 0)	0 (0 to 0)	0 (0 to 0)	0 (0 to 0)	0 (0 to 0)	0 (0 to 0)	0 (0 to 0)	0 (0 to 0)	0 (0 to 0)	0 (0 to 0)	0 (0 to 0)	0 (0 to 0)	0 (0 to 0)	0 (0 to 0)	0 (0 to 0)	0 (0 to 0)	0
Leishmaniasis	0 (0 to 0)	0 (0 to 0)	0 (0 to 0.1)	0.4 (0 to 1.6)	0.4 (0 to 1.6)	0.4 (0 to 1.6)	0.4 (0 to 1.6)	0.4 (0 to 1.6)	0.4 (0 to 1.6)	0.4 (0 to 1.6)	0.4 (0 to 1.6)	0.4 (0 to 1.6)	0.4 (0 to 1.6)	0.4 (0 to 1.6)	0.4 (0 to 1.6)	0.4 (0 to 1.6)	0.4 (0 to 1.6)	0.4 (0 to 1.6)	0.4 (0 to 1.6)	0.4 (0 to 1.6)	0.4 (0 to 1.6)	31.4
Visceral leishmania	0 (0 to 0)	0 (0 to 0)	0 (0 to 0)	0 (0 to 0)	0 (0 to 0)	0 (0 to 0)	0 (0 to 0)	0 (0 to 0)	0 (0 to 0)	0 (0 to 0)	0 (0 to 0)	0 (0 to 0)	0 (0 to 0)	0 (0 to 0)	0 (0 to 0)	0 (0 to 0)	0 (0 to 0)	0 (0 to 0)	0 (0 to 0)	0 (0 to 0)	0 (0 to 0)	0
Cutaneous and mucocutaneous leishmaniasis	0 (0 to 0)	0 (0 to 0)	0 (0 to 0.1)	0.4 (0 to 1.6)	0.4 (0 to 1.6)	0.4 (0 to 1.6)	0.4 (0 to 1.6)	0.4 (0 to 1.6)	0.4 (0 to 1.6)	0.4 (0 to 1.6)	0.4 (0 to 1.6)	0.4 (0 to 1.6)	0.4 (0 to 1.6)	0.4 (0 to 1.6)	0.4 (0 to 1.6)	0.4 (0 to 1.6)	0.4 (0 to 1.6)	0.4 (0 to 1.6)	0.4 (0 to 1.6)	0.4 (0 to 1.6)	0.4 (0 to 1.6)	9.1
Chagas disease	0 (0 to 0)	0 (0 to 0)	0 (0 to 0)	0 (0 to 0)	0 (0 to 0)	0 (0 to 0)	0 (0 to 0)	0 (0 to 0)	0 (0 to 0)	0 (0 to 0)	0 (0 to 0)	0 (0 to 0)	0 (0 to 0)	0 (0 to 0)	0 (0 to 0)	0 (0 to 0)	0 (0 to 0)	0 (0 to 0)	0 (0 to 0)	0 (0 to 0)	0 (0 to 0)	0
African trypanosomiasis	0 (0 to 0)	0 (0 to 0)	0 (0 to 0)	0 (0 to 0)	0 (0 to 0)	0 (0 to 0)	0 (0 to 0)	0 (0 to 0)	0 (0 to 0)	0 (0 to 0)	0 (0 to 0)	0 (0 to 0)	0 (0 to 0)	0 (0 to 0)	0 (0 to 0)	0 (0 to 0)	0 (0 to 0)	0 (0 to 0)	0 (0 to 0)	0 (0 to 0)	0 (0 to 0)	0
Schistosomiasis	0 (0 to 0)	0 (0 to 0)	0 (0 to 0)	0 (0 to 0)	0 (0 to 0)	0 (0 to 0)	0 (0 to 0)	0 (0 to 0)	0 (0 to 0)	0 (0 to 0)	0 (0 to 0)	0 (0 to 0)	0 (0 to 0)	0 (0 to 0)	0 (0 to 0)	0 (0 to 0)	0 (0 to 0)	0 (0 to 0)	0 (0 to 0)	0 (0 to 0)	0 (0 to 0)	0
Cysticercosis	0 (0 to 0)	0 (0 to 0)	0 (0 to 0)	0.3 (0 to 0.8)	0.7 (0 to 1.8)	0.7 (0 to 1.8)	0.7 (0 to 1.8)	0.7 (0 to 1.8)	0.7 (0 to 1.8)	0.7 (0 to 1.8)	0.7 (0 to 1.8)	0.7 (0 to 1.8)	0.7 (0 to 1.8)	0.7 (0 to 1.8)	0.7 (0 to 1.8)	0.7 (0 to 1.8)	0.7 (0 to 1.8)	0.7 (0 to 1.8)	0.7 (0 to 1.8)	0.7 (0 to 1.8)	0.7 (0 to 1.8)	0
Cystic echinococcosis	0 (0 to 0)	0 (0 to 0)	0 (0 to 0)	4.1 (0 to 15)	4.6 (0 to 17)	4.6 (1.2 to 12)	4.9 (1.2 to 13)	5 (1.2 to 13)	6.1 (1.5 to 17)	7 (1.5 to 21)	8.3 (1.5 to 21)	9.3 (1.5 to 24)	9.5 (1.5 to 24)	9.5 (1.5 to 24)	8.7 (1.5 to 22)	9.8 (1.5 to 25)	9.8 (1.5 to 25)	8.9 (1.5 to 23)	7.9 (1.5 to 19)	6.9 (1.5 to 17)	6.2 (1.5 to 17)	122
Lymphatic filariasis	0 (0 to 0)	0 (0 to 0)	0 (0 to 0)	0 (0 to 0)	0 (0 to 0)	0 (0 to 0)	0 (0 to 0)	0 (0 to 0)	0 (0 to 0)	0 (0 to 0)	0 (0 to 0)	0 (0 to 0)	0 (0 to 0)	0 (0 to 0)	0 (0 to 0)	0 (0 to 0)	0 (0 to 0)	0 (0 to 0)	0 (0 to 0)	0 (0 to 0)	0 (0 to 0)	0
Onchocerciasis	0 (0 to 0)	0 (0 to 0)	0 (0 to 0)	0 (0 to 0)	0 (0 to 0)	0 (0 to 0)	0 (0 to 0)	0 (0 to 0)	0 (0 to 0)	0 (0 to 0)	0 (0 to 0)	0 (0 to 0)	0 (0 to 0)	0 (0 to 0)	0 (0 to 0)	0 (0 to 0)	0 (0 to 0)	0 (0 to 0)	0 (0 to 0)	0 (0 to 0)	0 (0 to 0)	0
Trachoma	0 (0 to 0)	0 (0 to 0)	0 (0 to 0)	0 (0 to 0)	0 (0 to 0)	0 (0 to 0)	0 (0 to 0)	0 (0 to 0)	0 (0 to 0)	0 (0 to 0)	0 (0 to 0)	0 (0 to 0)	0 (0 to 0)	0 (0 to 0)	0 (0 to 0)	0 (0 to 0)	0 (0 to 0)	0 (0 to 0)	0 (0 to 0)	0 (0 to 0)	0 (0 to 0)	0
Dengue	0 (0 to 0)	0 (0 to 0)	0.3 (0 to 0.6)	23.9 (0 to 139)	90.4 (0 to 199)	63.6 (0 to 174)	69.7 (0 to 177)	69.7 (0 to 183)	67.3 (0 to 183)	61 (0 to 163)	57.1 (0 to 153)	56.5 (0 to 151)	47.7 (0 to 128)	37 (0 to 98)	28.6 (0 to 77)	26.6 (0 to 71)	23.3 (0 to 63)	20 (0 to 53)	16.8 (0 to 45)	13.4 (0 to 36)	10.2 (0 to 27)	696
Yellow fever	0 (0 to 0)	0 (0 to 0)	0 (0 to 0)	0 (0 to 0)	0 (0 to 0)	0 (0 to 0)	0 (0 to 0)	0 (0 to 0)	0 (0 to 0)	0 (0 to 0)	0 (0 to 0)	0 (0 to 0)	0 (0 to 0)	0 (0 to 0)	0 (0 to 0)	0 (0 to 0)	0 (0 to 0)	0 (0 to 0)	0 (0 to 0)	0 (0 to 0)	0 (0 to 0)	0
Rabies	0 (0 to 0)	0 (0 to 0)	0 (0 to 0)	0 (0 to 0)	0 (0 to 0)	0 (0 to 0)	0 (0 to 0)	0 (0 to 0)	0 (0 to 0)	0 (0 to 0)	0 (0 to 0)	0 (0 to 0)	0 (0 to 0)	0 (0 to 0)	0 (0 to 0)	0 (0 to 0)	0 (0 to 0)	0 (0 to 0)	0 (0 to 0)	0 (0 to 0)	0 (0 to 0)	0
Zika virus	0 (0 to 0)	0 (0 to 0)	0 (0 to 0)	0 (0 to 0)	0 (0 to 0)	0 (0 to 0)	0 (0 to 0)	0 (0 to 0)	0 (0 to 0)	0 (0 to 0)	0 (0 to 0)	0 (0 to 0)	0 (0 to 0)	0 (0 to 0)	0 (0 to 0)	0 (0 to 0)	0 (0 to 0)	0 (0 to 0)	0 (0 to 0)	0 (0 to 0)	0 (0 to 0)	0
Intestinal nematode infections	0 (0 to 0)	0 (0 to 0)	0 (0 to 7)	0.1 (0 to 58.6)	26 (0 to 112)	19.6 (0 to 83.9)	22.5 (0 to 97.4)	22.5 (0 to 97.4)	19.2 (0 to 83.1)	17.3 (0 to 74.9)	15.9 (0 to 68.7)	15.8 (0 to 68.3)	13.4 (0 to 57.9)	10.4 (0 to 44.9)	8.1 (0 to 34.8)	7.5 (0 to 32.3)	6.6 (0 to 28.4)	5.6 (0 to 24.1)	4.7 (0 to 20.3)	3.8 (0 to 16.3)	2.9 (0 to 12.4)	1,990
Ascariasis	0 (0 to 0)	0 (0 to 0)	0 (0 to 0)	0 (0 to 0)	0 (0 to 0)	0 (0 to 0)	0 (0 to 0)	0 (0 to 0)	0 (0 to 0)	0 (0 to 0)	0 (0 to 0)	0 (0 to 0)	0 (0 to 0)	0 (0 to 0)	0 (0 to 0)	0 (0 to 0)	0 (0 to 0)	0 (0 to 0)	0 (0 to 0)	0 (0 to 0)	0 (0 to 0)	0
Trichuriasis	0 (0 to 0)	0 (0 to 0)	0 (0 to 0)	0.1 (0 to 0.4)	0.4 (0 to 2.1)	0.3 (0 to 1.7)	0.4 (0 to 2.1)	0.4 (0 to 2.1)	0.3 (0 to 1.7)	0.3 (0 to 1.7)	0.3 (0 to 1.7)	0.3 (0 to 1.7)	0.3 (0 to 1.7)	0.3 (0 to 1.7)	0.3 (0 to 1.7)	0.3 (0 to 1.7)	0.3 (0 to 1.7)	0.3 (0 to 1.7)	0.3 (0 to 1.7)	0.3 (0 to 1.7)	0.3 (0 to 1.7)	218
Hookworm disease	0 (0 to 0)	0 (0 to 0)	0 (0 to 7)	0.1 (0 to 58.2)	25.6 (0 to 110)	19.3 (0 to 82.2)	22.1 (0 to 95.3)	22.1 (0 to 95.3)	18.9 (0 to 81.4)	17 (0 to 73.3)	15.6 (0 to 67.3)	15.5 (0 to 66.9)	13.2 (0 to 56.7)	10.2 (0 to 44.1)	8 (0 to 34.2)	7.4 (0 to 31.7)	6.5 (0 to 27.9)	5.5 (0 to 23.7)	4.6 (0 to 19.9)	3.8 (0 to 16.1)	2.9 (0 to 12.2)	1,020
Food-borne trematodiases	0 (0 to 0)	0 (0 to 0)	0 (0 to 0)	0 (0 to 0)	0 (0 to 0)	0 (0 to 0)	0 (0 to 0)	0 (0 to 0)	0 (0 to 0)	0 (0 to 0)	0 (0 to 0)	0 (0 to 0)	0 (0 to 0)	0 (0 to 0)	0 (0 to 0)	0 (0 to 0)	0 (0 to 0)	0 (0 to 0)	0 (0 to 0)	0 (0 to 0)	0 (0 to 0)	0
Leprosy	0 (0 to 0)	0 (0 to 0)	0 (0 to 0)	0 (0 to 0)	0 (0 to 0)	0 (0 to 0)	0 (0 to 0)	0 (0 to 0)	0 (0 to 0)	0 (0 to 0)	0 (0 to 0)	0 (0 to 0)	0 (0 to 0)	0 (0 to 0)	0 (0 to 0)	0 (0 to 0)	0 (0 to 0)	0 (0 to 0)	0 (0 to 0)	0 (0 to 0)	0 (0 to 0)	9.3
Ebola	0 (0 to 0)	0 (0 to 0)	0 (0 to 0)	0 (0 to 0)	0 (0 to 0)	0 (0 to 0)	0 (0 to 0)	0 (0 to 0)	0 (0 to 0)	0 (0 to 0)	0 (0 to 0)	0 (0 to 0)	0 (0 to 0)	0 (0 to 0)	0 (0 to 0)	0 (0 to 0)	0 (0 to 0)	0 (0 to 0)	0 (0 to 0)	0 (0 to 0)	0 (0 to 0)	0
Zika virus	0 (0 to 0)	0 (0 to 0)	0 (0 to 0)	0 (0 to 0)	0 (0 to 0)	0 (0 to 0)	0 (0 to 0)	0 (0 to 0)	0 (0 to 0)	0 (0 to 0)	0 (0 to 0)	0 (0 to 0)	0 (0 to 0)	0 (0 to 0)	0 (0 to 0)	0 (0 to 0)	0 (0 to 0)	0 (0 to 0)	0 (0 to 0)	0 (0 to 0)	0 (0 to 0)	0
Guinea worm disease	0 (0 to 0)	0 (0 to 0)	0 (0 to 0)	0 (0 to 0)	0 (0 to 0)	0 (0 to 0)	0 (0 to 0)	0 (0 to 0)	0 (0 to 0)	0 (0 to 0)	0 (0 to 0)	0 (0 to 0)	0 (0 to 0)	0 (0 to 0)	0 (0 to 0)	0 (0 to 0)	0 (0 to 0)	0 (0 to 0)	0 (0 to 0)	0 (0 to 0)	0 (0 to 0)	0
Other neglected tropical diseases	56.2 (36 to 78)	29.6 (12 to 49)	51 (22 to 85)	382 (180 to 650)	342 (161 to 580)	382.2 (180 to 650)	733.2 (350 to 1,240)	1,010 (481 to 1,720)	1,010 (481 to 1,720)	1,010 (481 to 1,720)	1,010 (481 to 1,720)	1,010 (481 to 1,720)	1,010 (481 to 1,720)	1,010 (481 to 1,720)	1,010 (481 to 1,720)	1,010 (481 to 1,720)	1,010 (481 to 1,720)	1,010 (481 to 1,720)	1,010 (481 to 1,720)	1,010 (481 to 1,720)	1,010 (481 to 1,720)	2,480
Other infectious diseases	176 (129 to 242)	1,300 (1,000 to 1,700)	2,600 (2,000 to 3,400)	1,900 (1,500 to 2,500)	1,900 (1,500 to 2,500)	1,900 (1,500 to 2,500)	3,000 (2,400 to 3,900)	3,000 (2,400 to 3,900)	3,000 (2,400 to 3,900)	3,000 (2,400 to 3,900)	3,000 (2,400 to 3,900)	3,000 (2,400 to 3,900)	3,000 (2,400 to 3,900)	3,000 (2,400 to 3,900)	3,000 (2,400 to 3,900)	3,000 (2,400 to 3,900)	3,000 (2,400 to 3,900)	3,000 (2,400 to 3,900)	3,000 (2,400 to 3,900)	3,000 (2,400 to 3,900)	3,000 (2,400 to 3,900)	33,900
Meningitis	1,050 (716 to 1,490)	1,060 (730 to 1,490)	1,060 (730 to



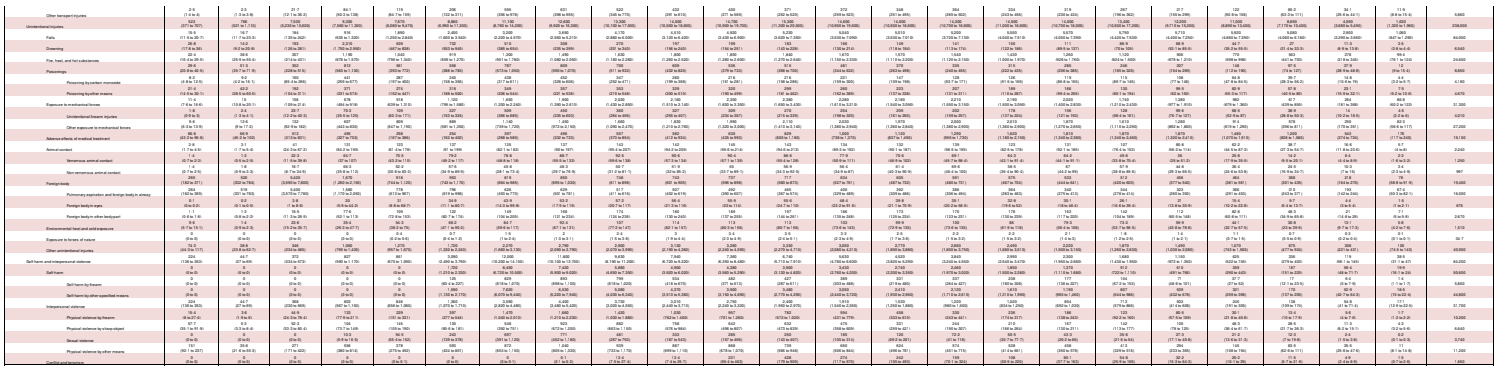

SR Table 2b: Chile DALYS by cause and age group for females with 95% uncertainty intervals, 2019

Cause	Early Neonatal	Late Neonatal	Post Neonatal	1 to 4	5 to 9	10 to 14	15 to 19	20 to 24	25 to 29	30 to 34	35 to 39	40 to 44	45 to 49	50 to 54	55 to 59	60 to 64	65 to 69	70 to 74	75 to 79	80 to 84	85 to 89	90 to 94	95 plus	Total
All causes	27,600 (21,300 to 36,700)	8,070 (6,200 to 10,300)	19,900 (15,500 to 23,600)	21,900 (17,100 to 26,600)	20,700 (16,600 to 26,700)	27,600 (22,000 to 34,100)	34,100 (28,700 to 40,000)	43,600 (36,700 to 51,000)	70,700 (60,000 to 81,000)	120,200 (104,000 to 136,000)	196,000 (171,000 to 224,000)	312,000 (268,000 to 360,000)	477,000 (406,000 to 553,000)	691,000 (579,000 to 811,000)	1,000,000 (838,000 to 1,170,000)	1,400,000 (1,170,000 to 1,640,000)	1,900,000 (1,590,000 to 2,210,000)	2,500,000 (2,100,000 to 2,900,000)	3,200,000 (2,700,000 to 3,700,000)	4,000,000 (3,400,000 to 4,600,000)	4,900,000 (4,100,000 to 5,600,000)	5,900,000 (4,900,000 to 6,800,000)	6,900,000 (5,700,000 to 8,000,000)	8,000,000 (6,600,000 to 9,200,000)	9,200,000 (7,600,000 to 10,600,000)	10,400,000 (8,600,000 to 12,000,000)	11,700,000 (9,700,000 to 13,500,000)	2,330,000
Communicable, maternal, neonatal, and nutritional diseases	19,600 (13,700 to 27,900)	6,190 (4,750 to 8,060)	9,190 (6,940 to 11,900)	4,400 (3,500 to 5,460)	3,530 (2,660 to 4,690)	3,740 (2,850 to 4,850)	4,600 (3,490 to 5,760)	5,890 (4,600 to 7,260)	8,950 (6,970 to 11,000)	11,600 (9,060 to 14,200)	15,200 (11,900 to 18,600)	19,700 (15,400 to 24,100)	24,700 (19,300 to 30,200)	30,200 (23,600 to 36,900)	36,700 (28,700 to 44,800)	43,600 (34,000 to 53,200)	50,800 (39,600 to 62,000)	58,200 (45,400 to 71,000)	65,400 (51,000 to 79,800)	72,400 (56,500 to 88,300)	78,900 (61,500 to 96,200)	84,600 (65,900 to 103,000)	89,200 (69,500 to 108,000)	92,500 (72,000 to 112,000)	94,400 (73,500 to 114,000)	95,000 (74,000 to 115,000)	94,200 (73,400 to 114,000)	1,127,000
HIV/AIDS and sexually transmitted infections	4.8 (2.9 to 7.6)	1.6 (0.9 to 2.5)	49.0 (29.4 to 69.6)	39.7 (24.0 to 56.2)	22.7 (12.7 to 33.5)	49.3 (28.0 to 70.1)	174.1 (98.7 to 247.1)	394 (224 to 560)	651 (367 to 927)	1,020 (577 to 1,450)	1,440 (814 to 2,040)	1,920 (1,090 to 2,730)	2,470 (1,400 to 3,510)	3,040 (1,730 to 4,320)	3,610 (2,050 to 5,130)	4,170 (2,370 to 5,930)	4,710 (2,670 to 6,690)	5,220 (2,960 to 7,410)	5,690 (3,230 to 8,080)	6,110 (3,470 to 8,670)	6,470 (3,670 to 9,180)	6,750 (3,830 to 9,580)	6,940 (3,940 to 9,850)	7,020 (3,980 to 9,960)	7,000 (3,970 to 9,940)	6,870 (3,900 to 9,750)	6,630 (3,760 to 9,410)	7,020
HIV/AIDS	0 (0 to 0)	0 (0 to 0.2)	0.2 (0.1 to 0.6)	0.2 (0.1 to 0.6)	0.2 (0.1 to 0.6

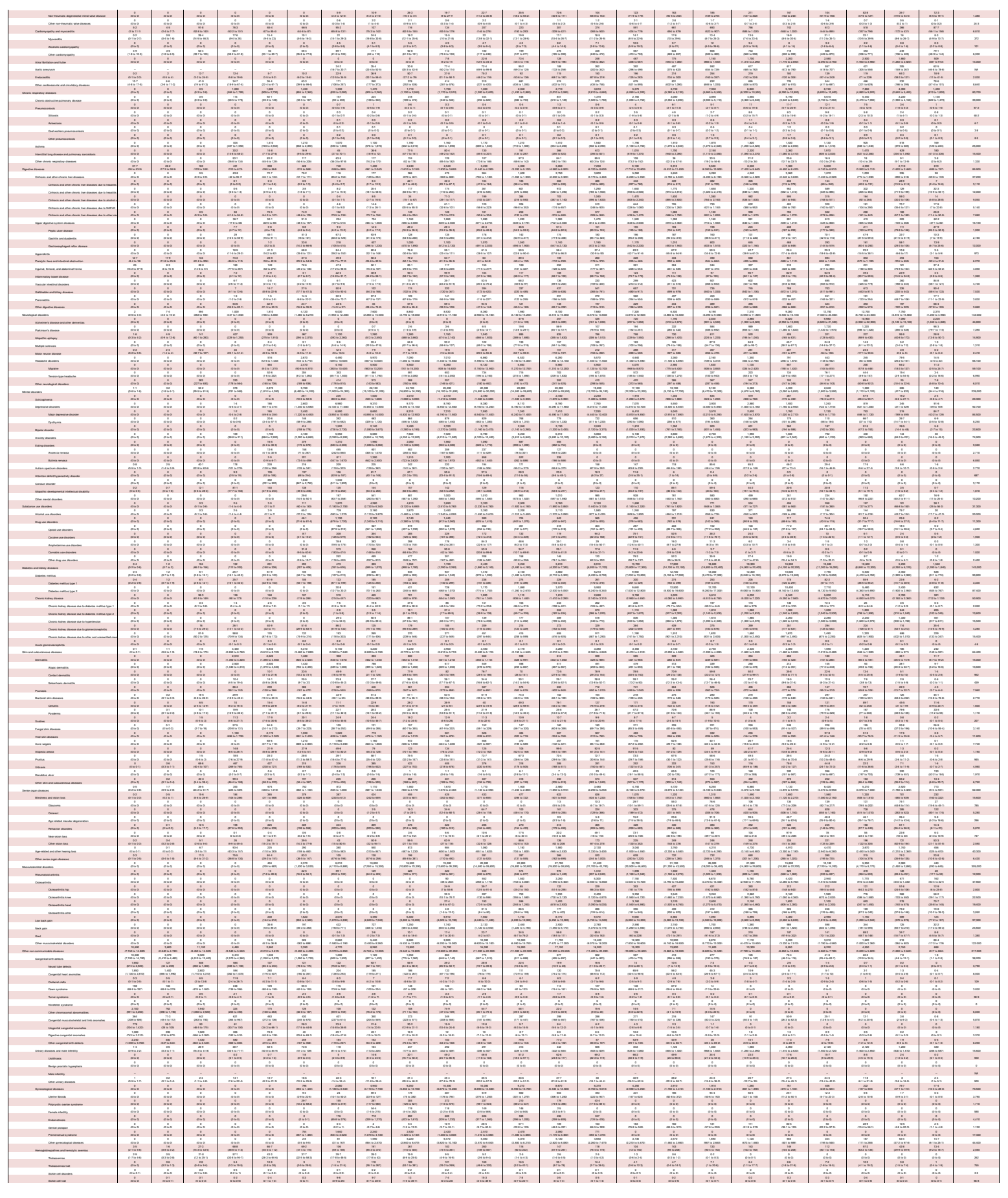



SR Table 2b: Unsafe DALYS by cause and sex group for females with 95% uncertainty intervals, 2019

Cause	Early Neonatal	Late Neonatal	Post-Neonatal	1 to 4	5 to 9	10 to 14	15 to 19	20 to 24	25 to 29	30 to 34	35 to 39	40 to 44	45 to 49	50 to 54	55 to 59	60 to 64	65 to 69	70 to 74	75 to 79	80 to 84	85 to 89	90 to 94	95 plus	Total
All causes	6,480 (5,810 to 6,990)	1,600 (1,270 to 1,720)	4,920 (3,790 to 5,170)	5,390 (4,330 to 5,710)	5,660 (3,960 to 6,480)	7,070 (5,450 to 8,240)	10,200 (8,650 to 11,600)	13,700 (12,700 to 14,600)	15,100 (13,700 to 16,200)	16,200 (14,600 to 17,200)	17,200 (15,200 to 18,200)	18,700 (16,200 to 20,200)	19,500 (16,500 to 21,200)	20,700 (17,200 to 22,600)	19,900 (16,300 to 21,700)	19,600 (15,700 to 21,400)	19,400 (15,400 to 21,300)	20,100 (15,900 to 22,200)	20,000 (15,800 to 22,400)	19,700 (15,700 to 22,100)	18,200 (14,600 to 20,800)	21,900 (17,600 to 25,000)	9,770 (5,290 to 13,500)	514,000
Communicable, maternal, neonatal, and nutritional diseases	6,220 (5,660 to 6,720)	609 (484 to 1,150)	1,620 (1,190 to 2,160)	1,630 (1,220 to 2,120)	690 (590 to 1,200)	663 (481 to 931)	663 (476 to 1,210)	1,140 (868 to 1,660)	1,230 (934 to 1,810)	1,320 (1,000 to 1,940)	1,430 (1,100 to 1,970)	1,460 (1,110 to 1,970)	1,460 (1,090 to 1,960)	1,500 (1,120 to 2,000)	1,320 (1,000 to 1,760)	1,320 (1,010 to 1,800)	1,260 (1,000 to 1,760)	1,460 (1,020 to 1,960)	1,440 (1,040 to 2,000)	1,290 (1,000 to 1,870)	1,190 (1,000 to 1,840)	1,760 (1,340 to 2,360)	652 (327 to 1,040)	34,300
HIV/AIDS and sexually transmitted infections	2.1 (1.2 to 3.4)	0.9 (0.6 to 1.7)	6.2 (4.6 to 8.4)	8.7 (7.9 to 9.8)	6.6 (4.6 to 8.4)	8.2 (7.1 to 9.7)	22.4 (20.4 to 27.3)	133 (111 to 166)	263 (209 to 332)	293 (241 to 367)	289 (237 to 357)	376 (320 to 452)	377 (317 to 454)	370 (309 to 452)	320 (266 to 394)	272 (224 to 333)	223 (181 to 276)	186 (146 to 236)	172 (132 to 219)	141 (104 to 189)	103 (77 to 138)	81 (59 to 110)	19 (12 to 33)	2,302
HIV/AIDS	0 (0 to 0)	0 (0 to 0)	3.7 (2.5 to 5.1)	6.4 (5.6 to 7.4)	4.4 (2.6 to 6.2)	5.2 (4.1 to 6.8)	20.4 (18.4 to 25.3)	127 (105 to 160)	251 (197 to 320)	284 (232 to 358)	280 (228 to 348)	370 (315 to 446)	372 (312 to 449)	366 (305 to 447)	316 (263 to 390)	268 (221 to 330)	220 (178 to 273)	183 (144 to 233)	169 (130 to 216)	139 (102 to 187)	101 (76 to 136)	80 (58 to 109)	18 (12 to 32)	2,262
HIV/AIDS - Drug-susceptible Tuberculosis	0 (0 to 0)	0 (0 to 0)	0.3 (0.2 to 0.5)	0.6 (0.5 to 0.7)	0.6 (0.4 to 0.8)	0.7 (0.5 to 0.9)	1.6 (1.4 to 2.0)	7.6 (6.4 to 9.3)	11.7 (9.6 to 14.5)	13.6 (11.2 to 16.6)	13.7 (11.2 to 16.8)	17.6 (14.8 to 21.1)	17.8 (14.9 to 21.4)	17.5 (14.6 to 21.3)	15.1 (12.6 to 18.4)	12.8 (10.6 to 15.7)	10.5 (8.6 to 12.9)	8.7 (7.1 to 10.7)	8.1 (6.6 to 10.0)	6.7 (5.4 to 8.4)	4.8 (3.8 to 6.1)	1.1 (0.7 to 1.7)	0.3 (0.2 to 0.5)	199
HIV/AIDS - Multidrug-resistant Tuberculosis without extensive	0 (0 to 0)	0 (0 to 0)	0 (0 to 0)	0 (0 to 0)	0 (0 to 0)	0 (0 to 0)	0 (0 to 0)	0.1 (0 to 0.2)	0.2 (0 to 0.4)	0.2 (0 to 0.5)	0.2 (0 to 0.5)	0.2 (0 to 0.5)	0.2 (0 to 0.5)	0.2 (0 to 0.5)	0.2 (0 to 0.5)	0.2 (0 to 0.5)	0.2 (0 to 0.5)	0.2 (0 to 0.5)	0.2 (0 to 0.5)	0.2 (0 to 0.5)	0.2 (0 to 0.5)	0.2 (0 to 0.5)	0.1 (0 to 0.2)	1.5
HIV/AIDS - Extensively drug-resistant Tuberculosis	0 (0 to 0)	0 (0 to 0)	0 (0 to 0)	0 (0 to 0)	0 (0 to 0)	0 (0 to 0)	0 (0 to 0)	0 (0 to 0)	0 (0 to 0)	0 (0 to 0)	0 (0 to 0)	0 (0 to 0)	0 (0 to 0)	0 (0 to 0)	0 (0 to 0)	0 (0 to 0)	0 (0 to 0)	0 (0 to 0)	0 (0 to 0)	0 (0 to 0)	0 (0 to 0)	0 (0 to 0)	0 (0 to 0)	0 (0 to 0)	0.3
HIV/AIDS resulting in other diseases	0 (0 to 0)	0 (0 to 0)	2.5 (2 to 3)	16.7 (14.8 to 18.8)	9.8 (5.8 to 14.1)	9.3 (6.3 to 13.4)	19.4 (16 to 24.6)	109 (91 to 139)	199 (159 to 253)	223 (177 to 282)	232 (183 to 293)	248 (198 to 314)	238 (189 to 302)	219 (174 to 278)	189 (150 to 240)	162 (128 to 206)	134 (106 to 170)	110 (86 to 140)	101 (79 to 128)	83 (65 to 106)	61 (47 to 78)	48 (37 to 62)	11 (7 to 20)	1,765
Sexually transmitted infections excluding HIV	2.1 (1.2 to 3.4)	0.9 (0.6 to 1.7)	2.5 (2 to 3)	2.3 (2 to 2.5)	2.2 (1.8 to 2.6)	2.9 (2.4 to 3.5)	2.1 (1.7 to 2.5)	5.6 (4.5 to 7.1)	11.7 (9.5 to 14.8)	13.1 (10.6 to 16.5)	8.9 (7.2 to 11.2)	5.6 (4.5 to 7.1)	4.5 (3.6 to 5.7)	3.5 (2.8 to 4.4)	2.6 (2.1 to 3.3)	2.1 (1.7 to 2.7)	1.7 (1.4 to 2.2)	1.4 (1.1 to 1.8)	1.2 (0.9 to 1.5)	0.9 (0.7 to 1.2)	0.7 (0.5 to 0.9)	0.4 (0.3 to 0.6)	0.2 (0.1 to 0.4)	402
Syphilis	0 (0 to 0)	0 (0 to 0)	0.2 (0.2 to 0.4)	0.2 (0.1 to 0.4)	0.2 (0 to 0.4)	0.2 (0 to 0.5)	0.4 (0.3 to 0.7)	2.4 (1.7 to 3.5)	5.1 (3.6 to 7.5)	6.2 (4.3 to 8.9)	5.1 (3.6 to 7.3)	3.2 (2.2 to 4.6)	2.6 (1.8 to 3.7)	2.1 (1.5 to 3.1)	1.6 (1.1 to 2.3)	1.2 (0.8 to 1.7)	0.9 (0.6 to 1.3)	0.7 (0.5 to 1.0)	0.6 (0.4 to 0.9)	0.5 (0.3 to 0.7)	0.3 (0.2 to 0.5)	0.2 (0.1 to 0.3)	0.1 (0 to 0.2)	117
Chlamydial infection	0 (0 to 0)	0 (0 to 0)	0 (0 to 0)	0 (0 to 0)	0 (0 to 0)	0 (0 to 0)	1.6 (0.9 to 2.5)	3.6 (2.5 to 5.6)	6.2 (3.9 to 10.6)	6.6 (4.1 to 11.4)	4.6 (2.9 to 8.0)	2.9 (1.8 to 5.1)	2.1 (1.3 to 3.7)	1.6 (1 to 2.8)	1.2 (0.8 to 1.9)	1.0 (0.6 to 1.5)	0.8 (0.5 to 1.2)	0.6 (0.4 to 0.9)	0.5 (0.3 to 0.8)	0.4 (0.2 to 0.6)	0.3 (0.2 to 0.5)	0.2 (0.1 to 0.4)	0.1 (0 to 0.2)	49.6
Gonococcal infection	0 (0 to 0)	0 (0 to 0)	0 (0 to 0)	0 (0 to 0)	0 (0 to 0.4)	0.4 (0.3 to 0.6)	1.6 (1.1 to 2.2)	2.3 (1.6 to 3.1)	3 (1.9 to 4.6)	3.2 (1.9 to 5.3)	2.3 (1.4 to 3.8)	1.5 (0.9 to 2.5)	1.1 (0.7 to 1.8)	0.8 (0.5 to 1.3)	0.6 (0.4 to 1)	0.5 (0.3 to 0.8)	0.4 (0.2 to 0.6)	0.3 (0.2 to 0.5)	0.3 (0.1 to 0.4)	0.2 (0.1 to 0.3)	0.1 (0.1 to 0.2)	0.1 (0 to 0.2)	0 (0 to 0.1)	14.5
Trichomoniasis	0 (0 to 0)	0 (0 to 0)	0 (0 to 0)	0 (0 to 0)	0.1 (0 to 0.2)	1.3 (0.7 to 2.1)	1.7 (1.1 to 2.5)	2.2 (1.4 to 3.2)	2.6 (1.6 to 4.1)	2.6 (1.6 to 4.2)	1.8 (1.1 to 3)	1.2 (0.7 to 2)	0.9 (0.5 to 1.5)	0.7 (0.4 to 1.2)	0.5 (0.3 to 0.8)	0.4 (0.2 to 0.6)	0.3 (0.2 to 0.5)	0.2 (0.1 to 0.4)	0.2 (0.1 to 0.3)	0.1 (0 to 0.2)	0.1 (0 to 0.2)	0 (0 to 0.1)	0 (0 to 0.1)	20.8
Genital herpes	0 (0 to 0)	0 (0 to 0)	0 (0 to 0)	0 (0 to 0)	0 (0 to 0)	0 (0 to 0.1)	0.1 (0 to 0.2)	0.7 (0.4 to 1.1)	1.8 (1.1 to 2.8)	2.2 (1.3 to 3.5)	1.5 (0.9 to 2.5)	1 (0.6 to 1.7)	0.7 (0.4 to 1.2)	0.5 (0.3 to 0.9)	0.4 (0.2 to 0.6)	0.3 (0.2 to 0.5)	0.2 (0.1 to 0.4)	0.2 (0.1 to 0.3)	0.1 (0.1 to 0.2)	0.1 (0 to 0.2)	0.1 (0 to 0.1)	0 (0 to 0.1)	0 (0 to 0.1)	7.9
Other sexually transmitted infections	0 (0 to 0)	0 (0 to 0)	0 (0 to 0)	0 (0 to 0)	0 (0 to 0)	0 (0 to 0.1)	0.2 (0.1 to 0.4)	0.7 (0.4 to 1.1)	1.2 (0.7 to 1.9)	1.4 (0.8 to 2.2)	1 (0.6 to 1.6)	0.7 (0.4 to 1.1)	0.5 (0.3 to 0.8)	0.4 (0.2 to 0.6)	0.3 (0.2 to 0.5)	0.2 (0.1 to 0.4)	0.2 (0.1 to 0.3)	0.1 (0.1 to 0.2)	0.1 (0.1 to 0.2)	0.1 (0 to 0.1)	0.1 (0 to 0.1)	0 (0 to 0.1)	0 (0 to 0.1)	5.1
Respiratory infections and tuberculosis	60 (56.5 to 133)	718 (43.5 to 108)	439 (330 to 720)	479 (350 to 593)	238 (164 to 394)	199 (120 to 298)	264 (177 to 369)	266 (210 to 400)	274 (220 to 370)	282 (220 to 382)	303 (229 to 420)	347 (269 to 488)	426 (327 to 587)	498 (387 to 672)	578 (423 to 781)	669 (505 to 885)	756 (566 to 1,040)	1,090 (860 to 1,360)	1,290 (1,010 to 1,610)	1,290 (1,010 to 1,610)	1,190 (1,040 to 1,610)	1,090 (1,040 to 1,610)	679 (679 to 679)	13,900
Tuberculosis	0 (0 to 0)	0 (0 to 0)	5.7 (3.5 to 8.7)	8.7 (7.1 to 9.9)	1.3 (0.9 to 1.8)	3.9 (2.6 to 6)	10.8 (8 to 14)	28.9 (21.1 to 40.6)	39.8 (29.3 to 56.1)	39.3 (29.5 to 57.1)	36.1 (27.6 to 53.6)	33.7 (25.2 to 50)	31.9 (24.7 to 46.5)	31.4 (24.7 to 45.5)	31.4 (24.6 to 45.6)	31.6 (24.6 to 45.5)	31.6 (24.6 to 45.5)	31.6 (24.6 to 45.5)	31.6 (24.6 to 45.5)	31.6 (24.6 to 45.5)	31.6 (24.6 to 45.5)	31.6 (24.6 to 45.5)	31.6 (24.6 to 45.5)	592
Latent tuberculosis infection	0 (0 to 0)	0 (0 to 0)	0 (0 to 0)	0 (0 to 0)	0 (0 to 0)	0 (0 to 0)	0 (0 to 0)	0 (0 to 0)	0 (0 to 0)	0 (0 to 0)	0 (0 to 0)	0 (0 to 0)	0 (0 to 0)	0 (0 to 0)	0 (0 to 0)	0 (0 to 0)	0 (0 to 0)	0 (0 to 0)	0 (0 to 0)	0 (0 to 0)	0 (0 to 0)	0 (0 to 0)	0 (0 to 0)	0 (0 to 0)	0
Drug-susceptible Tuberculosis	0 (0 to 0)	0 (0 to 0)	5.6 (3.4 to 8)	8.6 (7.1 to 9.8)	1.3 (0.9 to 1.8)	3.8 (2.6 to 5.9)	10.7 (7.9 to 13.9)	28.6 (20.9 to 39.9)	39.5 (29.1 to 55.6)	39 (29.3 to 56.6)	35.9 (27.4 to 53.1)	33.5 (25.1 to 49.6)	31.7 (24.5 to 46.2)	31.2 (24.5 to 45.2)	31.2 (24.4 to 45.3)	31.4 (24.4 to 45.2)	31.4 (24.4 to 45.2)	31.4 (24.4 to 45.2)	31.4 (24.4 to 45.2)	31.4 (24.4 to 45.2)	31.4 (24.4 to 45.2)	31.4 (24.4 to 45.2)	31.4 (24.4 to 45.2)	587
Multidrug-resistant tuberculosis without extensive drug-resistan	0 (0 to 0)	0 (0 to 0)	0 (0 to 0)	0 (0 to 0)	0 (0 to 0)	0 (0 to 0)	0.1 (0 to 0.2)	0.2 (0 to 0.4)	0.2 (0 to 0.5)	0.2 (0 to 0.5)	0.2 (0 to 0.5)	0.2 (0 to 0.5)	0.2 (0 to 0.5)	0.2 (0 to 0.5)	0.2 (0 to 0.5)	0.2 (0 to 0.5)	0.2 (0 to 0.5)	0.2 (0 to 0.5)	0.2 (0 to 0.5)	0.2 (0 to 0.5)	0.2 (0 to 0.5)	0.2 (0 to 0.5)	0.2 (0 to 0.5)	0.2 (0 to 0.5)	3.7
Extensively drug-resistant tuberculosis	0 (0 to 0)	0 (0 to 0)	0 (0 to 0)	0 (0 to 0)	0 (0 to 0)	0 (0 to 0)	0 (0 to 0)	0 (0 to 0)	0 (0 to 0)	0 (0 to 0)	0 (0 to 0)	0 (0 to 0)	0 (0 to 0)	0 (0 to 0)	0 (0 to 0)	0 (0 to 0)	0 (0 to 0)	0 (0 to 0)	0 (0 to 0)	0 (0 to 0)	0 (0 to 0)	0 (0 to 0)	0 (0 to 0)	0 (0 to 0)	0.9
Lower respiratory infections	89.7 (89.3 to 132)	70.2 (43.5 to 107)	299 (246 to 676)	247 (175 to 339)	93.5 (74.8 to 139)	37.6 (26.9 to 57.1)	51.4 (37.5 to 73.1)	53.5 (38.5 to 80.6)	56.6 (39.7 to 85.1)	57 (39.4 to 86.1)	62 (42.4 to 94.2)	79 (53.2 to 120)	107 (72.4 to 161)	140 (94.1 to 211)	186 (124.5 to 280)	237 (157.7 to 356)	290 (187.1 to 436)	378 (243.1 to 568)	420 (270.1 to 630)	420 (270.1 to 630)	420 (270.1 to 630)	420 (270.1 to 630)	420 (270.1 to 630)	673 (673.1 to 673)	11,900
Upper respiratory infections	0.2 (0 to 0.3)	1.6 (1.1 to 2.4)	29.3 (19.7 to 43.6)	132 (91.1 to 191)	129 (89.1 to 187)	132 (91.1 to 191)	206 (142.1 to 298)	194 (134.1 to 280)	170 (117.1 to 246)	160 (110.1 to 232)	144 (99.1 to 208)	134 (92.1 to 194)	119 (82.1 to 172)	111 (76.1 to 161)	101 (69.1 to 146)	92 (63.1 to 133)	84 (57.1 to 121)	76 (52.1 to 110)	69 (47.1 to 100)	63 (43.1 to 91)	57 (39.1 to 82)	52 (35.1 to 75)	47 (32.1 to 68)	6.4
Otitis media	0 (0 to 0)	0 (0 to 0)	2.5 (1.5 to 3.5)	3.6 (1.9 to 5.6)	3.4 (1.9 to 5.2)	2.4 (1.3 to 3.7)	2.2 (1.1 to 3.6)	2.2 (1.1 to 3.7)	2.2 (1.1 to 3.8)	2.2 (1.1 to 3.9)	2.2 (1.1 to 3.9)	2.2 (1.1 to 3.9)	2.2 (1.1 to 3.9)	2.2 (1.1 to 3.9)	2.2 (1.1 to 3.9)	2.2 (1.1 to 3.9)	2.2 (1.1 to 3.9)	2.2 (1.1 to 3.9)	2.2 (1.1 to 3.9)	2.2 (1.1 to 3.9)	2.2 (1.1 to 3.9)	2.2 (1.1 to 3.9)	2.2 (1.1 to 3.9)	290
Enteric infections	67.7 (6.7 to 118)	33.3 (19.6 to 52.1)	238 (156 to 417)	177 (116 to 251)	68.7 (39.7 to 112)	68.7 (39.7 to 112)	53.4 (30.2 to 97)	53.4 (30.2 to 97)	58.6 (32.5 to 106)	58 (32.5 to 106)	58.5 (32.5 to 106)	58.7 (32.5 to 106)	58.7 (32.5 to 106)	58.7 (32.5 to 106)	58.7 (32.5 to 106)	58.7 (32.5 to 106)	58.7 (32.5 to 106)	58.7 (32.5 to 106)	58.7 (32.5 to 106)	58.7 (32.5 to 106)	58.7 (32.5 to 106)	58.7 (32.5 to 106)	58.7 (32.5 to 106)	1,400
Diarrheal diseases	67.7 (6.7 to 118)	33.3 (19.6 to 52.1)	238 (156 to 417)	177 (116 to 250)	68.7 (39.6 to 112)	68.7 (39.6 to 112)	53.4 (30.2 to 96)	53.4 (30.2 to 96)	58.6 (32.5 to 106)	58 (32.5 to 106)	58.5 (32.5 to 106)	58.7 (32.5 to 106)	58.7 (32.5 to 106)	58.7 (32.5 to 106)	58.7 (32.5 to 106)	58.7 (32.5 to 106)	58.7 (32.5 to 106)	58.7 (32.5 to 106)	58.7 (32.5 to 106)	58.7 (32.5 to 106)	58.7 (32.5 to 106)	58.7 (32.5 to 106)	58.7 (32.5 to 106)	1,400
Typhoid and paratyphoid	0 (0 to 0)	0 (0 to 0)	0 (0 to 0)	0 (0 to 0)	0 (0 to 0)	0 (0 to 0)	0 (0 to 0)	0 (0 to 0)	0 (0 to 0)	0 (0 to 0)	0 (0 to 0)	0 (0 to 0)	0 (0 to 0)	0 (0 to 0)	0 (0 to 0)	0 (0 to 0)	0 (0 to 0)	0 (0 to 0)	0 (0 to 0)	0 (0 to 0)	0 (0 to 0)	0 (0 to 0)	0 (0 to 0)	0 (0 to 0)	0
Typhoid fever	0 (0 to 0)	0 (0 to 0)	0 (0 to 0)	0 (0 to 0)	0 (0 to 0)	0 (0 to 0)	0 (0 to 0)	0 (0 to 0)	0 (0 to 0)	0 (0 to 0)	0 (0 to 0)	0 (0 to 0)	0 (0 to 0)	0 (0 to 0)	0 (0 to 0)	0 (0 to 0)	0 (0 to 0)	0 (0 to 0)	0 (0 to 0)	0 (0 to 0)	0 (0 to 0)	0 (0 to 0)	0 (0 to 0)	0 (0 to 0)	0
Paratyphoid fever	0 (0 to 0)	0 (0 to 0)	0 (0 to 0)	0 (0 to 0)	0 (0 to 0)	0 (0 to 0)	0 (0 to 0)	0 (0 to 0)	0 (0 to 0)	0 (0 to 0)	0 (0 to 0)	0 (0 to 0)	0 (0 to 0)	0 (0 to 0)	0 (0 to 0)	0 (0 to 0)	0 (0 to 0)	0 (0 to 0)	0 (0 to 0)	0 (0 to 0)	0 (0 to 0)	0 (0 to 0)	0 (0 to 0)	0 (0 to 0)	0
Invasive Non-typhoidal Salmonella (NTS)	0 (0 to 0)	0 (0 to 0)	0 (0 to 0)	0.1 (0 to 0.2)	0.1 (0 to 0.2)	0 (0 to 0)	0 (0 to 0)	0 (0 to 0)	0 (0 to 0)	0 (0 to 0)	0 (0 to 0)	0 (0 to 0)	0 (0 to 0)	0 (0 to 0)	0 (0 to 0)	0 (0 to 0)	0 (0 to 0)	0 (0 to 0)	0 (0 to 0)	0 (0 to 0)	0 (0 to 0)	0 (0 to 0)	0 (0 to 0)	0 (0 to 0)	0.6
Other intestinal infectious diseases	0 (0 to 0)	0 (0 to 0)	0.4 (0 to 1.7)	0.6 (0 to 1.7)	0.2 (0 to 0.7)	0.2 (0 to 0.7)	0.2 (0 to 0





Causes	Early Neonatal	Late Neonatal	Post-Neonatal	1 to 4	5 to 9	10 to 14	15 to 19	20 to 24	25 to 29	30 to 34	35 to 39	40 to 44	45 to 49	50 to 54	55 to 59	60 to 64	65 to 69	70 to 74	75 to 79	80 to 84	85 to 89	90 to 94	95 plus	Total
All causes	4,79,000's	1,52,000	3,14,000	2,85,000	2,04,000	2,84,000	4,70,000	11,52,000	21,62,000	31,69,000	44,60,000	62,19,000	82,72,000	1,03,00,000	1,26,00,000	1,44,00,000	1,58,00,000	1,70,00,000	1,73,00,000	1,62,00,000	1,37,00,000	1,03,00,000	57,00,000	19,70,00,000
	(446,479,000 to 513,521,000)	(141,960 to 162,040)	(296,700 to 331,300)	(265,500 to 304,500)	(190,000 to 218,000)	(264,000 to 304,000)	(438,000 to 502,000)	(1,07,00,000 to 1,23,00,000)	(2,01,00,000 to 2,32,00,000)	(2,95,00,000 to 3,39,00,000)	(4,15,00,000 to 4,77,00,000)	(5,79,00,000 to 6,66,00,000)	(7,70,00,000 to 8,85,00,000)	(9,59,00,000 to 11,00,00,000)	(11,73,00,000 to 13,49,00,000)	(13,41,00,000 to 15,42,00,000)	(14,72,00,000 to 16,92,00,000)	(15,84,00,000 to 18,20,00,000)	(16,12,00,000 to 18,53,00,000)	(15,09,00,000 to 17,34,00,000)	(12,81,00,000 to 14,72,00,000)	(9,60,00,000 to 11,04,00,000)	(5,31,00,000 to 6,09,00,000)	(18,36,00,000 to 21,04,00,000)
Communicable, maternal, neonatal, and nutritional diseases	3,83,000	69,000	1,70,000	75,000	39,000	30,000	37,000	69,000	1,10,000	1,30,000	1,27,000	1,22,000	1,23,000	1,23,000	1,22,000	1,20,000	1,21,000	1,19,000	1,19,000	1,19,000	1,19,000	1,19,000	1,19,000	23,00,000
	(324,000 to 391,000)	(52,110 to 71,000)	(146,000 to 191,000)	(64,900 to 85,100)	(34,100 to 43,900)	(26,000 to 34,100)	(32,600 to 41,500)	(59,200 to 79,000)	(99,200 to 1,21,000)	(99,500 to 1,60,000)	(92,400 to 1,61,000)	(85,000 to 1,59,000)	(83,900 to 1,62,000)	(83,000 to 1,63,000)	(82,500 to 1,62,000)	(81,000 to 1,59,000)	(81,000 to 1,61,000)	(80,000 to 1,58,000)	(80,000 to 1,58,000)	(80,000 to 1,58,000)	(80,000 to 1,58,000)	(80,000 to 1,58,000)	(15,00,000 to 31,00,000)
HIV/AIDS and sexually transmitted infections	19,000	4,000	11,000	4,000	2,000	2,000	3,000	6,000	9,000	11,000	11,000	10,000	9,000	8,000	7,000	6,000	5,000	4,000	3,000	2,000	1,000	1,000	1,000	1,40,000
	(14,000 to 24,000)	(3,000 to 5,000)	(8,000 to 14,000)	(3,000 to 5,000)	(1,000 to 3,000)	(1,000 to 3,000)	(2,000 to 4,000)	(4,000 to 8,000)	(7,000 to 12,000)	(8,000 to 14,000)	(8,000 to 15,000)	(7,000 to 14,000)	(7,000 to 13,000)	(6,000 to 12,000)	(5,000 to 11,000)	(4,000 to 9,000)	(3,000 to 8,000)	(3,000 to 6,000)	(2,000 to 5,000)	(1,000 to 3,000)	(1,000 to 2,000)	(1,000 to 2,000)	(1,000 to 2,000)	(1,00,000 to 1,80,000)
HIV/AIDS	0	0	652	516	326	394	992	3,468	7,124	12,960	17,242	17,290	15,360	12,330	9,210	7,420	5,810	4,180	2,760	1,760	1,010	1,010	1,010	1,20,000
	(0 to 0)	(0 to 0)	(499 to 1,000)	(396 to 1,000)	(250 to 1,000)	(302 to 1,000)	(761 to 1,000)	(2,660 to 4,000)	(5,460 to 9,000)	(9,940 to 16,000)	(13,220 to 22,000)	(13,260 to 22,000)	(11,780 to 20,000)	(9,450 to 16,000)	(7,060 to 12,000)	(5,690 to 9,000)	(4,450 to 7,000)	(3,200 to 5,000)	(2,120 to 3,000)	(1,350 to 2,000)	(770 to 1,000)	(770 to 1,000)	(770 to 1,000)	(92,000 to 1,48,000)
HIV/AIDS - Drug-susceptible Tuberculosis	(0 to 0)	(0 to 0)	(10 to 26.4)	(7.6 to 18.7)	(5.1 to 13.1)	(3.2 to 29.6)	(0.1 to 50.1)	(66 to 197)	(143 to 325)	(195 to 452)	(193 to 441)	(164 to 382)	(133 to 304)	(112 to 251)	(73.4 to 162)	(50 to 111)	(33.6 to 21.7)	(21.4 to 8.7)	(11 to 2.3)	(5.5 to 1.1)	(2.2 to 0.3)	(2.2 to 0.3)	(2.2 to 0.3)	1,990
HIV/AIDS - Multidrug-resistant Tuberculosis without extensive drug resistance	(0 to 0)	(0 to 0)	(0.2 to 0.5)	(0.1 to 0.3)	(0.1 to 0.3)	(0.1 to 0.6)	(0.2 to 1.4)	(1.6 to 5.4)	(3.5 to 10.4)	(5.1 to 16.4)	(5.2 to 20.4)	(4.9 to 20.7)	(4.2 to 21.3)	(3.4 to 19.7)	(2.4 to 15)	(1.7 to 9.6)	(1.1 to 5.3)	(0.7 to 2.5)	(0.4 to 1.1)	(0.2 to 0.5)	(0.1 to 0.2)	(0.1 to 0.2)	(0.1 to 0.2)	671
HIV/AIDS - Extensively drug-resistant Tuberculosis	(0 to 0)	(0 to 0)	(0 to 0)	(0 to 0)	(0 to 0)	(0 to 0)	(0 to 0)	(0 to 0)	(0 to 0)	(0 to 0)	(0 to 0)	(0 to 0)	(0 to 0)	(0 to 0)	(0 to 0)	(0 to 0)	(0 to 0)	(0 to 0)	(0 to 0)	(0 to 0)	(0 to 0)	(0 to 0)	(0 to 0)	(0 to 0)	17.4
HIV/AIDS resulting in other diseases	(0 to 0)	(0.1 to 0.2)	(0.6 to 0.9)	(0.5 to 0.8)	(0.3 to 0.5)	(0.3 to 0.5)	(0.4 to 0.7)	(1.2 to 2.1)	(2.2 to 3.6)	(3.2 to 5.2)	(4.2 to 6.7)	(4.2 to 6.7)	(3.6 to 5.8)	(2.9 to 4.7)	(2.1 to 3.4)	(1.5 to 2.4)	(1 to 1.6)	(0.6 to 1)	(0.4 to 0.6)	(0.2 to 0.3)	(0.1 to 0.2)	(0.1 to 0.2)	(0.1 to 0.2)	(20.3)
Sexually transmitted infections, excluding HIV	(32.5 to 61.4)	(19 to 34.3)	(10 to 15.1)	(1.1 to 1.8)	(1.6 to 2.1)	(1.6 to 2.6)	(2.1 to 3.3)	(4.2 to 6.5)	(6.2 to 9.6)	(8.2 to 12.6)	(9.8 to 15.1)	(11.3 to 17.4)	(11.9 to 18.3)	(11.9 to 18.3)	(11.4 to 17.5)	(10.6 to 16.3)	(9.6 to 14.8)	(8.5 to 13.1)	(7.3 to 11.2)	(6.1 to 9.4)	(4.9 to 7.5)	(3.8 to 5.8)	(2.8 to 4.3)	(1,00,000 to 1,54,000)
Syphilis	(0 to 0.4)	(0 to 0.2)	(0.1 to 0.5)	(0.1 to 0.2)	(0 to 0.1)	(0 to 0.1)	(0 to 0.1)	(0.1 to 0.4)	(0.2 to 0.8)	(0.3 to 1.2)	(0.4 to 1.6)	(0.5 to 1.9)	(0.5 to 1.9)	(0.5 to 1.8)	(0.4 to 1.6)	(0.4 to 1.4)	(0.3 to 1.2)	(0.3 to 1)	(0.2 to 0.8)	(0.2 to 0.6)	(0.1 to 0.4)	(0.1 to 0.3)	(0.1 to 0.2)	1,370
Chlamydial infection	0	0	0	0	24.7	97.9	143	350	367	329	282	227	182	144	111	83.1	61.1	44.7	32.6	23.7	17.4	17.4	17.4	2,120
	(0 to 0)	(0 to 0)	(0 to 0)	(0 to 0)	(0 to 0)	(0 to 0)	(0 to 0)	(0 to 0)	(0 to 0)	(0 to 0)	(0 to 0)	(0 to 0)	(0 to 0)	(0 to 0)	(0 to 0)	(0 to 0)	(0 to 0)	(0 to 0)	(0 to 0)	(0 to 0)	(0 to 0)	(0 to 0)	(0 to 0)	(0 to 0)
Gonococcal infection	(0 to 0)	(0 to 0)	(0 to 0)	(0 to 0)	(0 to 0)	(0 to 0)	(0 to 0)	(0 to 0)	(0 to 0)	(0 to 0)	(0 to 0)	(0 to 0)	(0 to 0)	(0 to 0)	(0 to 0)	(0 to 0)	(0 to 0)	(0 to 0)	(0 to 0)	(0 to 0)	(0 to 0)	(0 to 0)	(0 to 0)	(0 to 0)
Trichomoniasis	(0 to 0)	(0 to 0)	(0 to 0)	(0 to 0)	(0 to 0)	(0 to 0)	(0 to 0)	(0 to 0)	(0 to 0)	(0 to 0)	(0 to 0)	(0 to 0)	(0 to 0)	(0 to 0)	(0 to 0)	(0 to 0)	(0 to 0)	(0 to 0)	(0 to 0)	(0 to 0)	(0 to 0)	(0 to 0)	(0 to 0)	(0 to 0)
Genital herpes	(0 to 0)	(0 to 0)	(0 to 0)	(0 to 0)	39.3	177	260	600	1,040	1,340	1,560	1,660	1,660	1,560	1,360	1,110	850	620	430	290	190	190	190	9,660
	(0 to 0)	(0 to 0)	(0 to 0)	(0 to 0)	(0 to 0)	(0 to 0)	(0 to 0)	(0 to 0)	(0 to 0)	(0 to 0)	(0 to 0)	(0 to 0)	(0 to 0)	(0 to 0)	(0 to 0)	(0 to 0)	(0 to 0)	(0 to 0)	(0 to 0)	(0 to 0)	(0 to 0)	(0 to 0)	(0 to 0)	(0 to 0)
Other sexually transmitted infections	(0 to 0)	(0 to 0)	(0 to 0)	(0 to 0)	(0 to 0)	(0 to 0)	(0 to 0)	(0 to 0)	(0 to 0)	(0 to 0)	(0 to 0)	(0 to 0)	(0 to 0)	(0 to 0)	(0 to 0)	(0 to 0)	(0 to 0)	(0 to 0)	(0 to 0)	(0 to 0)	(0 to 0)	(0 to 0)	(0 to 0)	(0 to 0)
Respiratory infections and tuberculosis	1,11,000	1,09,000	1,44,000	1,10,000	1,65,000	1,54,000	1,34,000	1,17,000	1,15,000	1,17,000	1,21,000	1,27,000	1,33,000	1,37,000	1,39,000	1,39,000	1,38,000	1,36,000	1,33,000	1,29,000	1,24,000	1,19,000	1,14,000	26,00,000
	(1,03,000 to 1,19,000)	(1,01,000 to 1,17,000)	(1,34,000 to 1,54,000)	(1,03,000 to 1,18,000)	(1,54,000 to 1,77,000)	(1,44,000 to 1,65,000)	(1,25,000 to 1,44,000)	(1,09,000 to 1,25,000)	(1,07,000 to 1,23,000)	(1,09,000 to 1,25,000)	(1,13,000 to 1,29,000)	(1,18,000 to 1,36,000)	(1,24,000 to 1,42,000)	(1,28,000 to 1,46,000)	(1,30,000 to 1,48,000)	(1,30,000 to 1,48,000)	(1,29,000 to 1,47,000)	(1,27,000 to 1,45,000)	(1,24,000 to 1,42,000)	(1,21,000 to 1,38,000)	(1,16,000 to 1,33,000)	(1,11,000 to 1,27,000)	(1,06,000 to 1,22,000)	(24,00,000 to 27,00,000)
Tuberculosis	24,000	4,000	4,779	1,000	1,000	1,000	2,000	4,000	7,000	10,000	12,000	13,000	13,000	12,000	11,000	9,000	7,000	5,000	3,000	2,000	1,000	1,000	1,000	1,50,000
	(20,000 to 28,000)	(3,000 to 5,000)	(3,000 to 6,000)	(1,000 to 1,000)	(1,000 to 1,000)	(1,000 to 1,000)	(1,000 to 2,000)	(3,000 to 4,000)	(5,000 to 8,000)	(8,000 to 12,000)	(10,000 to 14,000)	(11,000 to 15,000)	(11,000 to 15,000)	(10,000 to 14,000)	(9,000 to 13,000)	(7,000 to 11,000)	(5,000 to 9,000)	(4,000 to 6,000)	(2,000 to 4,000)	(1,000 to 2,000)	(1,000 to 1,000)	(1,000 to 1,000)	(1,000 to 1,000)	(1,20,000 to 1,80,000)
Latent tuberculosis infection	(0 to 0)	(0 to 0)	(0 to 0)	(0 to 0)	(0 to 0)	(0 to 0)	(0 to 0)	(0 to 0)	(0 to 0)	(0 to 0)	(0 to 0)	(0 to 0)	(0 to 0)	(0 to 0)	(0 to 0)	(0 to 0)	(0 to 0)	(0 to 0)	(0 to 0)	(0 to 0)	(0 to 0)	(0 to 0)	(0 to 0)	(0 to 0)
Drug-susceptible Tuberculosis	(0 to 0)	(0 to 0)	(0.2 to 18.3)	(0.6 to 65.7)	(0.2 to 57.7)	(0.1 to 57.7)	(0.1 to 29.1)	(0.6 to 53)	(2.1 to 107)	(3.6 to 179)	(3.2 to 161)	(2.2 to 107)	(1.1 to 53)	(0.5 to 23)	(0.2 to 9.1)	(0.1 to 3.4)	(0 to 1.2)	(0 to 0.4)	(0 to 0.1)	(0 to 0)	(0 to 0)	(0 to 0)	(0 to 0)	(0 to 0)
Multidrug-resistant tuberculosis without extensive drug resistance	(0 to 0)	(0 to 0)	(0 to 0)	(0 to 0)	(0 to 0)	(0 to 0)	(0 to 0)	(0 to 0)	(0 to 0)	(0 to 0)	(0 to 0)	(0 to 0)	(0 to 0)	(0 to 0)	(0 to 0)	(0 to 0)	(0 to 0)	(0 to 0)	(0 to 0)	(0 to 0)	(0 to 0)	(0 to 0)	(0 to 0)	(0 to 0)
Extensively drug-resistant tuberculosis	(0 to 0)	(0 to 0)	(0 to 0)	(0 to 0)	(0 to 0)	(0 to 0)	(0 to 0)	(0 to 0)	(0 to 0)	(0 to 0)	(0 to 0)	(0 to 0)	(0 to 0)	(0 to 0)	(0 to 0)	(0 to 0)	(0 to 0)	(0 to 0)	(0 to 0)	(0 to 0)	(0 to 0)	(0 to 0)	(0 to 0)	(0 to 0)
Lower respiratory infections	1,08,000	1,05,000	1,39,000	1,06,000	1,59,000	1,48,000	1,29,000	1,12,000	1,10,000	1,12,000	1,16,000	1,22,000	1,28,000	1,32,000	1,34,000	1,34,000	1,33,000	1,31,000	1,28,000	1,24,000	1,19,000	1,14,000	1,09,000	25,00,000
	(997 to 1,240)	(1,000 to 1,270)	(10,000 to 13,000)	(9,870 to 11,000)	(12,000 to 3,720)	(12,000 to 3,540)	(12,000 to 3,440)	(11,000 to 3,500)	(11,000 to 3,560)	(11,000 to 3,660)	(11,000 to 3,760)	(11,000 to 3,850)	(11,000 to 3,940)	(11,000 to 4,000)	(11,000 to 4,050)	(11,000 to 4,080)	(11,000 to 4,100)	(11,000 to 4,110)	(11,000 to 4,110)	(11,000 to 4,110)	(11,000 to 4,110)	(11,000 to 4,110)	(11,000 to 4,110)	649,000
Upper respiratory infections	(0 to 0)	(0 to 0)	(0 to 0)	(0 to 0)	(0 to 0)	(0 to 0)	(0 to 0)	(0 to 0)	(0 to 0)	(0 to 0)	(0 to 0)	(0 to 0)	(0 to 0)	(0 to 0)	(0 to 0)	(0 to 0)	(0 to 0)	(0 to 0)	(0 to 0)	(0 to 0)	(0 to 0)	(0 to 0)	(0 to 0)	(0 to 0)
	(0 to 0)	(0 to 0)	(0 to 0)	(0 to 0)	(0 to 0)	(0 to 0)	(0 to 0)	(0 to 0)	(0 to 0)	(0 to 0)	(0 to 0)	(0 to 0)	(0 to 0)	(0 to 0)	(0 to 0)	(0 to 0)	(0 to 0)	(0 to 0)	(0 to 0)	(0 to 0)	(0 to 0)	(0 to 0)	(0 to 0)	(0 to 0)
Otitis media	1,000	1,000	4,000	2,000	2,000	2,000	2,000	2,000	2,000	2,000	2,000	2,000	2,000	2,000	2,000	2,000	2,000	2,000	2,000	2,000	2,000	2,000	2,000	46,000
	(0 to 1,000)	(0 to 1,000)	(0 to 4,000)	(0 to 2,000)	(0 to 2,000)	(0 to 2,000)	(0 to 2,000)	(0 to 2,000)	(0 to 2,000)	(0 to 2,000)	(0 to 2,000)	(0 to 2,000)	(0 to 2,000)	(0 to 2,000)	(0 to 2,000)	(0 to 2,000)	(0 to 2,000)	(0 to 2,000)	(0 to 2,000)	(0 to 2,000)	(0 to 2,000)	(0 to 2,000)	(0 to 2,000)	(0 to 2,000)
Interstitial nephritis	240	420	4,280	10,700	9,910	7,180	9,310	10,900	11,900	11,900	11,900	11,900	11,900	12,400	14,100	17,500	19,100	19,900	20,700	19,900	16,900	12,400	6,270	2,70,000
	(0 to 0)	(0 to 0)	(0 to 0)	(0 to 0)	(0 to 0)	(0 to 0)	(0 to 0)	(0 to 0)	(0 to 0)	(0 to 0)	(0 to 0)	(0 to 0)	(0 to 0)	(0 to 0)	(0 to 0)	(0 to 0)	(0 to 0)	(0 to 0)	(0 to 0)	(0 to 0)	(0 to 0)	(0 to 0)	(0 to 0)	(0 to 0)
Urinary tract infections	2,000	2,000	4,779	1,000	1,000	1,000	2,000	4,000	7,000	10,000	12,000	13,000	13,000	12,000	11,000	9,000	7,000	5,000	3,000	2,000	1,000	1,000	1,000	1,50,000
	(0 to 0)	(0 to 0)	(0 to 0)	(0 to 0)	(0 to 0)	(0 to 0)	(0 to 0)	(0 to 0)	(0 to 0)	(0 to 0)	(0 to 0)	(0 to 0)	(0 to 0)	(0 to 0)	(0 to 0)	(0 to 0)	(0 to 0)	(0 to 0)	(0 to 0)	(0 to 0)	(0 to 0)	(0 to 0)	(0 to 0)	(0 to 0)
Diarrheal diseases	42,000	1,000	1,00,000	1,00,000	1,00,000	1,00,000	1,00,000	1,00,000	1,00,000	1,00,000	1,00,000	1,00,000	1,00,000	1,00,000	1,00,000	1,00,000	1,00,000	1,00,000	1,00,000	1,00,000	1,00,000	1,00,000	1,00,000	23,00,000
	(0 to 0)	(0 to 0)	(0 to 0)	(0 to 0)	(0 to 0)	(0 to 0)	(0 to 0)	(0 to 0)	(0 to 0)	(0 to 0)	(0 to 0)	(0 to 0)	(0 to 0)	(0 to 0)	(0 to 0)	(0 to 0)	(0 to 0)	(0 to 0)	(0 to 0)	(0 to 0)	(0 to 0)	(0 to 0)	(0 to 0)	(0 to 0)
Typhoid and paratyphoid fever	(0 to 0)	(0 to 0)	(0 to 0)	(0 to 0)	(0 to 0)	(0 to 0)	(0 to 0)	(0 to 0)	(0 to 0)	(0 to 0)	(0 to 0)	(0 to 0)	(0 to 0)	(0 to 0)	(0 to 0)	(0 to 0)	(0 to 0)	(0 to 0)	(0 to 0)	(0 to 0)	(0 to 0)	(0 to 0)	(0 to 0)	(0 to 0)
	(0 to 0)	(0 to 0)	(0 to 0)	(0 to 0)	(0 to 0)	(0 to 0)	(0 to 0)	(0 to 0)	(0 to 0)	(0 to 0)	(0 to 0)	(0 to 0)	(0 to 0)	(0 to 0)	(0 to 0)	(0 to 0)	(0 to 0)	(0 to 0)	(0 to 0)	(0 to 0)	(0 to 0)	(0 to 0)	(0 to 0)	(0 to 0)
Typhoid fever	(0 to 0)	(0 to 0)	(0 to 0)	(0 to 0)	(0 to 0)	(0 to 0)	(0 to 0)	(0 to 0)	(0 to 0)	(0 to 0)	(0 to 0)	(0 to 0)	(0 to 0)	(0 to 0)	(0 to 0)	(0 to 0)	(0 to 0)	(0 to 0)	(0 to 0)	(0 to 0)	(0 to 0)	(0 to 0)	(0 to 0)	(0 to 0)
	(0 to 0)	(0 to 0)	(0 to 0)	(0 to 0)	(0 to 0)	(0 to 0)	(0 to 0)	(0 to 0)	(0 to 0)	(0 to 0)	(0 to 0)	(0 to 0)	(0 to 0)	(0 to 0)	(0 to 0)	(0 to 0)	(0 to 0)	(0 to 0)	(0 to 0)	(0 to 0)	(0 to 0)	(0 to 0)	(0 to 0)	(0 to 0)
Paratyphoid fever	(0 to 0)	(0 to 0)	(0 to 0)	(0 to 0)	(0 to 0)	(0 to 0)	(0 to 0)	(0 to 0)	(0 to 0)	(0 to 0)	(0 to 0)	(0 to 0)	(0 to 0)	(0 to 0)	(0 to 0)	(0 to 0)	(0 to 0)	(0 to 0)	(0 to 0)	(0 to 0)	(0 to 0)	(0 to 0)	(0 to 0)	(0 to 0)
	(0 to 0)	(0 to 0)	(0 to 0)	(0 to 0)	(0 to 0)	(0 to 0)	(0 to 0)	(0 to 0)	(0 to 0)	(0 to 0)	(0 to 0)	(0 to 0)	(0 to 0)	(0 to 0)	(0 to 0)	(0 to 0)	(0 to 0)	(0 to 0)	(0 to 0)	(0 to 0)	(0 to 0)	(0 to 0)	(0 to 0)	(0 to 0)
Invasive Non-Typhoidal Salmonella (iNTS)	(0 to 0)	(0 to 0)	(0 to 0)	(0 to 0)	(0 to 0)	(0 to 0)	(0 to 0)	(0 to 0)	(0 to 0)	(0 to 0)	(0 to 0)	(0 to 0)	(0 to 0)	(0 to 0)	(0 to 0)	(0 to 0)	(0 to 0)	(0 to 0)	(0 to 0)	(0 to 0)	(0 to 0)	(0 to 0)	(0 to 0)	(0 to 0)
	(0 to 0)	(0 to 0)	(0 to 0)	(0 to 0)	(0 to 0)	(0 to 0)	(0 to 0)	(0 to 0)	(0 to 0)	(0 to 0)	(0 to 0)	(0 to 0)	(0 to 0)	(0 to 0)	(0 to 0)	(0 to 0)	(0 to 0)	(0 to 0)	(0 to 0)	(0 to 0)	(0 to 0)	(0 to 0)	(0 to 0)	(0 to 0)
Other intestinal infectious diseases	42,000	1,000	1,00,000	1,00,000	1,00,000	1,00,000	1,00,000	1,00,000	1,00,000	1,00,000	1,00,000	1,00,000	1,00,000	1,00,000	1,00,000	1,00,000	1,00,000	1,00,000	1,00,000	1,00,000	1,00,000	1,00,000	1,00,000	23,00,000
	(0 to 0)	(0 to 0)	(0 to 0)	(0 to 0)	(0 to 0)	(0 to 0)	(0 to 0)	(0 to 0)	(0 to 0)	(0 to 0)	(0 to 0)	(0 to 0)	(0 to 0)	(0 to 0)	(0 to 0)	(0 to 0)	(0 to 0)	(0 to 0)	(0 to 0)	(0 to 0)	(0 to 0)	(0 to 0)	(0 to 0)	(0 to 0)
Neglected tropical diseases and malaria	(0.5 to 52.3)	(0.6 to 1.02)	(1.6 to 520)	(3.6 to 1,130)	(3.6 to 1,130)	(3.6 to 1,130)	(3.6 to 1,130)	(3.6 to 1,130)	(3.6 to 1,130)	(3.6 to 1,130)	(3.6 to 1,130)	(3.6 to 1,130)	(3.6 to 1,130)	(3.6 to 1,130)	(3.6 to 1,130)	(3.6 to 1,130)	(3.6 to 1,130)	(3.6 to 1,130)	(3.6 to 1,130)	(3.6 to 1,130)	(3.6 to 1,130)	(3.6 to 1,130)	(3.6 to 1,130)	60,000
Malaria	(0 to 0)	(0 to 0)	(0 to 0)	(0 to 0)	(0 to 0)	(0 to 0)	(0 to 0)	(0 to 0)	(0 to 0)	(0 to 0)	(0 to 0)	(0 to 0)	(0 to 0)	(0 to 0)	(0 to 0)	(0 to 0)	(0 to 0)	(0 to 0)	(0 to 0)	(0 to 0)	(0 to 0)	(0 to 0)	(0 to 0)	(0 to 0)
	(0 to 0)	(0 to 0)	(0 to 0)	(0 to 0)	(0 to 0)	(0 to 0)	(0 to 0)	(0 to 0)	(0 to 0)	(0 to 0)	(0 to 0)	(0 to 0)	(0 to 0)	(0 to 0)	(0 to 0)	(0 to 0)	(0 to 0)	(0 to 0)	(0 to 0)	(0 to 0)	(0 to 0)	(0 to 0)	(0 to 0)	(0 to 0)
Chagas disease	(0 to 0)	(0 to 0)	(0 to 0)	(0 to 0)	(0 to 0)	(0 to 0)	(0 to 0)	(0 to 0)	(0 to 0)	(0 to 0)	(0 to 0)	(0 to 0)	(0 to 0)	(0 to 0)	(0 to 0)	(0 to 0)	(0 to 0)	(0 to 0)	(0 to 0)	(0 to 0)	(0 to 0)	(0 to 0)	(0 to 0)	(0 to 0)
	(0 to 0)	(0 to 0)	(0 to 0)	(0 to 0)	(0 to 0)	(0 to 0)	(0 to 0)	(0 to 0)	(0 to 0)	(0 to 0)	(0 to 0)	(0 to 0)	(0 to 0)	(0 to 0)	(0 to 0)	(0 to 0)	(0 to 0)	(0 to 0)	(0 to 0)	(0 to 0)	(0 to 0)	(0 to 0)	(0 to 0)	(0 to 0)
Leishmaniasis	(0 to 0)	(0 to 0)	(0 to 0)	(0 to 0)	(0 to 0)	(0 to 0)	(0 to 0)	(0 to 0)	(0 to 0)	(0 to 0)	(0 to 0)	(0 to 0)	(0 to 0)	(0 to 0)	(0 to 0)	(0 to 0)	(0 to 0)	(0 to 0)	(0 to 0)	(0 to 0)	(0 to 0)	(0 to 0)	(0 to 0)	(0 to 0)
	(0 to 0)	(0 to 0)	(0 to 0)	(0 to 0)	(0 to 0)	(0 to 0)	(0 to 0)	(0 to 0)	(0 to 0)	(0 to 0)	(0 to 0)	(0 to 0)	(0 to 0)	(0 to 0)	(0 to 0)	(0 to 0)	(0 to 0)	(0 to 0)	(0 to 0)	(0 to 0)	(0 to 0)	(0 to 0)	(0 to 0)	(0 to 0)
Visceral leishmaniasis	(0 to 0)	(0 to 0)	(0 to 0)	(0 to 0)	(0 to 0)	(0 to 0)	(0 to 0)	(0 to 0)	(0 to 0)	(0 to 0)	(0 to 0)	(0 to 0)	(0 to 0)	(0 to 0)	(0 to 0)	(0 to 0)	(0 to 0)	(0 to 0)	(0 to 0)	(0 to 0)	(0 to 0)	(0 to 0)	(0 to 0)	(0 to 0)
	(0 to 0)	(0 to 0)	(0 to 0)	(0 to 0)	(0 to 0)	(0 to 0)	(0 to 0)	(0 to 0)	(0 to 0)	(0 to 0)	(0 to 0)	(0 to 0)	(0 to 0)	(0 to 0)	(0 to 0)	(0 to 0)	(0 to 0)	(0 to 0)	(0 to 0)	(0 to 0)	(0 to 0)	(0 to 0)	(0 to 0)	(0 to 0)
Cutaneous and mucocutaneous leishmaniasis	(0 to 0)	(0 to 0)	(0 to 0)	(0 to 0)	(0 to 0)	(0 to 0)	(0 to 0)	(0 to 0)	(0 to 0)	(0 to 0)	(0 to 0)	(0 to 0)	(0 to 0)	(0 to 0)	(0 to 0)	(0 to 0)	(0 to 0)	(0 to 0)	(0 to 0)	(0 to 0)	(0 to 0)	(0 to 0)	(0 to 0)	(0 to 0)
	(0 to 0)	(0 to 0)	(0 to 0)	(0 to 0)	(0 to 0)	(0 to 0)	(0 to 0)	(0 to 0)	(0 to 0)	(0 to 0)	(0 to 0)	(0 to 0)	(0 to 0)	(0 to 0)	(0 to 0)	(0 to 0)	(0 to 0)	(0 to 0)	(0 to 0)	(0 to 0)	(0 to 0)	(0 to 0)	(0 to 0)	(0 to 0)
African trypanosomiasis	(0 to 0)	(0 to 0)	(0 to 0)	(0 to 0)	(0 to 0)	(0 to 0)	(0 to 0)	(0 to 0)	(0 to 0)	(0 to 0)	(0 to 0)	(0 to 0)	(0 to 0)	(0 to 0)	(0 to 0)	(0 to 0)	(0 to 0)	(0 to 0)	(0 to 0)	(0 to 0)	(0 to 0)	(0 to 0)	(0 to 0)	(0 to 0)
	(0 to 0)	(0 to 0)	(0 to 0)	(0 to 0)	(0 to 0)	(0 to 0)	(0 to 0)	(0 to 0)	(0 to 0)	(0 to 0)	(0 to 0)	(0 to 0)	(0 to 0)	(0 to 0)	(0 to 0)	(0 to 0)	(0 to 0)	(0 to 0)	(0 to 0)	(0 to 0)	(0 to 0)	(0 to 0)	(0 to 0)	(0 to 0)
Schistosomiasis	(0 to 0)	(0 to 0)	(0 to 0)	(0 to 0)	(0 to 0)	(0 to 0)	(0 to 0)	(0 to 0)	(0 to 0)	(0 to 0)	(0 to 0)	(0 to 0)	(0 to 0)	(0 to 0)	(0 to 0)	(0 to 0)	(0 to 0)	(0 to 0)	(0 to 0)	(0 to 0)	(0 to 0)	(0 to 0)	(0 to 0)	(0 to 0)
	(0 to 0)	(0 to 0)	(0 to 0)	(0 to 0)	(0 to 0)	(0 to 0)	(0 to 0)	(0 to 0)	(0 to 0)	(0 to 0)	(0 to 0)	(0 to 0)	(0 to 0)	(0 to 0)	(0 to 0)	(0 to 0)	(0 to 0)	(0 to 0)	(0 to 0)	(0 to 0)	(0 to 0)	(0 to 0)	(0 to 0)	(0 to 0)
Cysticercosis	(0 to 0)	(0 to 0)	(0 to 0)	(0 to 0)	(0 to 0)	(0 to 0)	(0 to 0)	(0 to 0)	(0 to 0)	(0 to 0)	(0 to 0)	(0 to 0)	(0 to 0)	(0 to 0)	(0 to 0)	(0 to 0)	(0 to 0)	(0 to 0)	(0 to 0)	(0 to 0)	(0 to 0)	(0 to 0)	(0 to 0)	(0 to 0)
	(0 to 0)	(0 to 0)	(0 to 0)	(0 to 0)	(0 to 0)	(0 to 0)	(0 to 0)	(0 to 0)	(0 to 0)	(0 to 0)	(0 to 0)	(0 to 0)	(0 to 0)	(0 to 0)	(0 to 0)	(0 to 0)	(0 to 0)	(0 to 0)	(0 to 0)	(0 to 0)	(0 to 0)	(0 to 0)	(0 to 0)	(0 to 0)
Cystic echinococcosis	(0 to 0)	(0 to 0)	(0 to 0)	(0 to 0)	(0 to 0)	(0 to 0)	(0 to 0)	(0 to 0)	(0 to 0)	(0 to 0)	(0 to 0)	(0 to 0)	(0 to 0)	(0 to 0)	(0 to 0)	(0 to 0)	(0 to 0)	(0 to 0)	(0 to 0)	(0 to 0)	(0 to 0)	(0 to 0)	(0 to 0)	(0 to 0)
	(0 to 0)	(0 to 0)	(0 to 0)	(0 to 0)	(0 to 0)	(0 to 0)	(0 to 0)	(0 to 0)	(0 to 0)	(0 to 0)	(0 to 0)	(0 to 0)	(0 to 0)	(0 to 0)	(0 to 0)	(0 to 0)	(0 to 0)	(0 to 0)	(0 to 0)	(0 to 0)	(0 to 0)	(0 to 0)	(0 to 0)	(0 to 0)
Lymphatic filariasis	(0 to 0)	(0 to 0)	(0 to 0)	(0 to 0)	(0 to 0)	(0 to 0)	(0 to 0)	(0 to 0)	(0 to 0)	(0 to 0)	(0 to 0)	(0 to 0)	(0 to 0)	(0 to 0)	(0 to 0)	(0 to 0)	(0 to 0)	(0 to 0)	(0 to 0)	(0 to 0)	(0 to 0)	(0 to 0)	(0 to 0)	(0 to 0)
	(0 to 0)	(0 to 0)	(0 to 0)	(0 to 0)	(0 to 0)	(0 to 0)	(0 to 0)	(0 to 0)	(0 to 0)	(0 to 0)	(0 to 0)	(0 to 0)	(0 to 0)	(0 to 0)	(0 to 0)	(0 to 0)	(0 to 0)	(0 to 0)	(0 to 0)	(0 to 0)	(0 to 0)	(0 to 0)	(0 to 0)	(0 to 0)
Onchocerciasis	(0 to 0)	(0 to 0)	(0 to 0)	(0 to 0)	(0 to 0)	(0 to 0)	(0 to



Table 2b: Canada DALYs by cause and age group for females with 95% uncertainty intervals, 2023
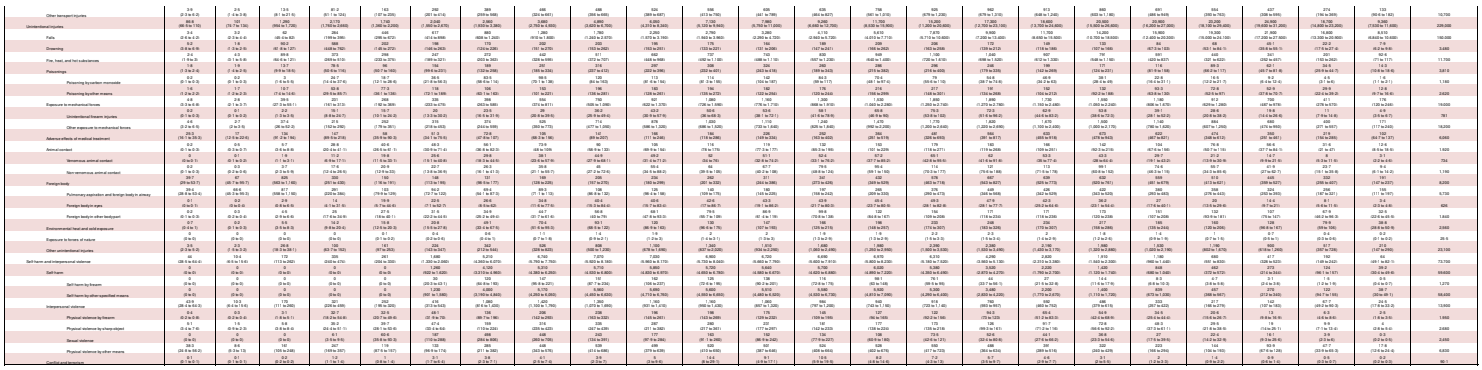
Cause	Early Neonatal	Late Neonatal	Post Neonatal	1 to 4	5 to 9	10 to 14	15 to 19	20 to 24	25 to 29	30 to 34	35 to 39	40 to 44	45 to 49	50 to 54	55 to 59	60 to 64	65 to 69	70 to 74	75 to 79	80 to 84	85 to 89	90 to 94	95 plus	Total
All causes	39,000 (34,700 to 41,900)	7,300 (6,700 to 8,000)	19,900 (18,200 to 21,500)	28,100 (22,500 to 34,400)	39,000 (30,700 to 48,300)	66,000 (52,600 to 77,500)	102,000 (75,300 to 134,000)	144,000 (111,000 to 180,000)	175,000 (132,000 to 219,000)	196,000 (145,000 to 252,000)	215,000 (160,000 to 284,000)	231,000 (162,000 to 298,000)	267,000 (201,000 to 317,000)	313,000 (254,000 to 370,000)	402,000 (329,000 to 479,000)	443,000 (376,000 to 510,000)	460,000 (382,000 to 533,000)	466,000 (404,000 to 533,000)	394,000 (344,000 to 443,000)	365,000 (322,000 to 409,000)	312,000 (266,000 to 358,000)	237,000 (198,000 to 277,000)	157,000 (130,000 to 183,000)	4,948,000
Communicable, maternal, neonatal, and nutritional diseases	29,600 (26,500 to 32,000)	4,600 (3,900 to 5,200)	6,900 (5,900 to 8,000)	5,200 (4,200 to 6,400)	4,200 (3,200 to 5,600)	4,700 (3,400 to 6,700)	5,300 (3,600 to 7,800)	6,600 (4,500 to 9,600)	7,600 (5,100 to 11,000)	8,100 (5,500 to 11,800)	8,600 (5,800 to 12,500)	8,900 (5,900 to 13,000)	9,200 (6,100 to 13,500)	9,500 (6,300 to 14,000)	9,600 (6,300 to 14,000)	9,600 (6,300 to 14,000)	9,600 (6,300 to 14,000)	9,700 (6,400 to 14,000)	10,000 (6,600 to 14,000)	10,000 (6,600 to 14,000)	10,000 (6,600 to 14,000)	9,900 (6,500 to 14,000)	8,900 (5,900 to 13,000)	210,000
HIV/AIDS and sexually transmitted infections	0.1 (0 to 0.3)	0 (0 to 0)	<0.5 (0 to 0.2)	0.5 (0.1 to 2)	0.5 (0.1 to 2)	0.6 (0.1 to 2)	1.2 (0.2 to 4.2)	3.6 (0.6 to 12)	5.6 (0.9 to 18)	7.1 (1.1 to 23)	8.2 (1.3 to 26)	8.8 (1.4 to 28)	9.1 (1.4 to 29)	9.2 (1.4 to 29)	9.1 (1.4 to 29)	8.9 (1.4 to 28)	8.6 (1.3 to 27)	8.2 (1.3 to 26)	7.8 (1.2 to 25)	7.3 (1.1 to 23)	6.8 (1.1 to 22)	6.3 (1 to 20)	5.7 (0.9 to 18)	140
HIV/AIDS	0 (0 to 0)	0 (0 to 0)	0 (0 to 0)	0.4 (0.1 to 1.7)	0.4 (0.1 to 1.7)	0.5 (0.1 to 1.8)	1.1 (0.2 to 3.9)	3.4 (0.6 to 11)	5.4 (0.9 to 17)	6.9 (1.1 to 22)	8.1 (1.3 to 25)	8.7 (1.4 to 27)	9.1 (1.4 to 28)	9.2 (1.4 to 29)	9.1 (1.4 to 29)	8.9 (1.4 to 28)	8.6 (1.3 to 27)	8.2 (1.3 to 26)	7.8 (1.2 to 25)	7.3 (1.1 to 23)	6.8 (1.1 to 22)	6.3 (1 to 20)	5.7 (0.9 to 18)	135
HIV/AIDS - Drug-susceptible Tuberculosis	0 (0 to 0)	0 (0 to 0)	0 (0 to 0)	0.1 (0 to 0.3)	0.1 (0 to 0.3)	0.1 (0 to 0.3)	0.1 (0 to 0.3)	0.2 (0 to 0.6)	0.2 (0 to 0.6)	0.2 (0 to 0.6)	0.2 (0 to 0.6)	0.2 (0 to 0.6)	0.2 (0 to 0.6)	0.2 (0 to 0.6)	0.2 (0 to 0.6)	0.2 (0 to 0.6)	0.2 (0 to 0.6)	0.2 (0 to 0.6)	0.2 (0 to 0.6)	0.2 (0 to 0.6)	0.2 (0 to 0.6)	0.2 (0 to 0.6)	0.2 (0 to 0.6)	3
HIV/AIDS - Multidrug-resistant Tuberculosis without extensive drug resistance	0 (0 to 0)	0 (0 to 0)	0 (0 to 0)	0 (0 to 0)	0 (0 to 0)	0 (0 to 0)	0 (0 to 0)	0 (0 to 0)	0 (0 to 0)	0 (0 to 0)	0 (0 to 0)	0 (0 to 0)	0 (0 to 0)	0 (0 to 0)	0 (0 to 0)	0 (0 to 0)	0 (0 to 0)	0 (0 to 0)	0 (0 to 0)	0 (0 to 0)	0 (0 to 0)	0 (0 to 0)	0 (0 to 0)	0 (0 to 0)	0
HIV/AIDS - Extensively drug-resistant Tuberculosis	0 (0 to 0)	0 (0 to 0)	0 (0 to 0)	0 (0 to 0)	0 (0 to 0)	0 (0 to 0)	0 (0 to 0)	0 (0 to 0)	0 (0 to 0)	0 (0 to 0)	0 (0 to 0)	0 (0 to 0)	0 (0 to 0)	0 (0 to 0)	0 (0 to 0)	0 (0 to 0)	0 (0 to 0)	0 (0 to 0)	0 (0 to 0)	0 (0 to 0)	0 (0 to 0)	0 (0 to 0)	0 (0 to 0)	0 (0 to 0)	0
HIV/AIDS resulting in other diseases	0 (0 to 0)	0 (0 to 0)	0 (0 to 0)	0.1 (0 to 0.4)	0.1 (0 to 0.4)	0.1 (0 to 0.4)	0.1 (0 to 0.4)	0.2 (0 to 0.7)	0.2 (0 to 0.7)	0.2 (0 to 0.7)	0.2 (0 to 0.7)	0.2 (0 to 0.7)	0.2 (0 to 0.7)	0.2 (0 to 0.7)	0.2 (0 to 0.7)	0.2 (0 to 0.7)	0.2 (0 to 0.7)	0.2 (0 to 0.7)	0.2 (0 to 0.7)	0.2 (0 to 0.7)	0.2 (0 to 0.7)	0.2 (0 to 0.7)	0.2 (0 to 0.7)	3
Sexually transmitted infections, excluding HIV	0.1 (0 to 0.3)	0 (0 to 0)	<0.5 (0 to 0.2)	0.1 (0 to 0.4)	0.1 (0 to 0.4)	0.1 (0 to 0.4)	0.1 (0 to 0.4)	0.2 (0 to 0.8)	0.2 (0 to 0.8)	0.2 (0 to 0.8)	0.2 (0 to 0.8)	0.2 (0 to 0.8)	0.2 (0 to 0.8)	0.2 (0 to 0.8)	0.2 (0 to 0.8)	0.2 (0 to 0.8)	0.2 (0 to 0.8)	0.2 (0 to 0.8)	0.2 (0 to 0.8)	0.2 (0 to 0.8)	0.2 (0 to 0.8)	0.2 (0 to 0.8)	0.2 (0 to 0.8)	3
Syphilis	0 (0 to 0)	0 (0 to 0)	0 (0 to 0)	0 (0 to 0)	0 (0 to 0)	0 (0 to 0)	0 (0 to 0)	0 (0 to 0)	0 (0 to 0)	0 (0 to 0)	0 (0 to 0)	0 (0 to 0)	0 (0 to 0)	0 (0 to 0)	0 (0 to 0)	0 (0 to 0)	0 (0 to 0)	0 (0 to 0)	0 (0 to 0)	0 (0 to 0)	0 (0 to 0)	0 (0 to 0)	0 (0 to 0)	0
Chlamydial infection	0 (0 to 0)	0 (0 to 0)	0 (0 to 0)	0 (0 to 0)	0 (0 to 0)	0 (0 to 0)	0.1 (0 to 0.2)	0.2 (0 to 0.7)	0.3 (0 to 1)	0.4 (0 to 1)	0.5 (0 to 1)	0.5 (0 to 1)	0.5 (0 to 1)	0.5 (0 to 1)	0.5 (0 to 1)	0.5 (0 to 1)	0.5 (0 to 1)	0.5 (0 to 1)	0.5 (0 to 1)	0.5 (0 to 1)	0.5 (0 to 1)	0.4 (0 to 1)	0.4 (0 to 1)	0.3 (0 to 0.9)	7
Gonococcal infection	0 (0 to 0)	0 (0 to 0)	0 (0 to 0)	0 (0 to 0)	0 (0 to 0)	0 (0 to 0)	0 (0 to 0)	0 (0 to 0)	0 (0 to 0)	0 (0 to 0)	0 (0 to 0)	0 (0 to 0)	0 (0 to 0)	0 (0 to 0)	0 (0 to 0)	0 (0 to 0)	0 (0 to 0)	0 (0 to 0)	0 (0 to 0)	0 (0 to 0)	0 (0 to 0)	0 (0 to 0)	0 (0 to 0)	0 (0 to 0)	0
Trichomoniasis	0 (0 to 0)	0 (0 to 0)	0 (0 to 0)	0 (0 to 0)	0 (0 to 0)	0 (0 to 0)	0 (0 to 0)	0 (0 to 0)	0 (0 to 0)	0 (0 to 0)	0 (0 to 0)	0 (0 to 0)	0 (0 to 0)	0 (0 to 0)	0 (0 to 0)	0 (0 to 0)	0 (0 to 0)	0 (0 to 0)	0 (0 to 0)	0 (0 to 0)	0 (0 to 0)	0 (0 to 0)	0 (0 to 0)	0 (0 to 0)	0
Genital herpes	0 (0 to 0)	0 (0 to 0)	0 (0 to 0)	0 (0 to 0)	0 (0 to 0)	0 (0 to 0)	0 (0 to 0)	0 (0 to 0)	0 (0 to 0)	0 (0 to 0)	0 (0 to 0)	0 (0 to 0)	0 (0 to 0)	0 (0 to 0)	0 (0 to 0)	0 (0 to 0)	0 (0 to 0)	0 (0 to 0)	0 (0 to 0)	0 (0 to 0)	0 (0 to 0)	0 (0 to 0)	0 (0 to 0)	0 (0 to 0)	0
Other sexually transmitted infections	0 (0 to 0)	0 (0 to 0)	<0.5 (0 to 0.2)	0.1 (0 to 0.4)	0.1 (0 to 0.4)	0.1 (0 to 0.4)	0.1 (0 to 0.4)	0.2 (0 to 0.8)	0.2 (0 to 0.8)	0.2 (0 to 0.8)	0.2 (0 to 0.8)	0.2 (0 to 0.8)	0.2 (0 to 0.8)	0.2 (0 to 0.8)	0.2 (0 to 0.8)	0.2 (0 to 0.8)	0.2 (0 to 0.8)	0.2 (0 to 0.8)	0.2 (0 to 0.8)	0.2 (0 to 0.8)	0.2 (0 to 0.8)	0.2 (0 to 0.8)	0.2 (0 to 0.8)	3
HIV/AIDS resulting in other diseases	0 (0 to 0)	0 (0 to 0)	0 (0 to 0)	0.1 (0 to 0.4)	0.1 (0 to 0.4)	0.1 (0 to 0.4)	0.1 (0 to 0.4)	0.2 (0 to 0.7)	0.2 (0 to 0.7)	0.2 (0 to 0.7)	0.2 (0 to 0.7)	0.2 (0 to 0.7)	0.2 (0 to 0.7)	0.2 (0 to 0.7)	0.2 (0 to 0.7)	0.2 (0 to 0.7)	0.2 (0 to 0.7)	0.2 (0 to 0.7)	0.2 (0 to 0.7)	0.2 (0 to 0.7)	0.2 (0 to 0.7)	0.2 (0 to 0.7)	0.2 (0 to 0.7)	3
Respiratory infections and tuberculosis	100 (79 to 136)	69.7 (55 to 88)	640 (470 to 1,000)	2,000 (1,500 to 3,000)	1,000 (1,100 to 1,500)	1,400 (900 to 2,000)	1,900 (1,200 to 2,800)	1,900 (1,200 to 2,700)	1,900 (1,200 to 2,600)	2,000 (1,200 to 2,600)	2,000 (1,200 to 2,700)	2,000 (1,200 to 2,700)	2,200 (1,300 to 3,100)	2,200 (1,400 to 3,200)	2,200 (1,400 to 3,200)	2,200 (1,400 to 3,200)	2,200 (1,400 to 3,200)	2,200 (1,400 to 3,200)	2,200 (1,400 to 3,200)	2,200 (1,400 to 3,200)	2,200 (1,400 to 3,200)	2,200 (1,400 to 3,200)	2,200 (1,400 to 3,200)	79,100
Tuberculosis	0 (0 to 0)	0 (0 to 0)	0.4 (0.1 to 1.4)	0.6 (0.1 to 2.3)	0.1 (0 to 0.3)	0.1 (0 to 0.4)	0.1 (0 to 0.4)	0.2 (0 to 0.7)	0.2 (0 to 0.7)	0.2 (0 to 0.7)	0.2 (0 to 0.7)	0.2 (0 to 0.7)	0.2 (0 to 0.7)	0.2 (0 to 0.7)	0.2 (0 to 0.7)	0.2 (0 to 0.7)	0.2 (0 to 0.7)	0.2 (0 to 0.7)	0.2 (0 to 0.7)	0.2 (0 to 0.7)	0.2 (0 to 0.7)	0.2 (0 to 0.7)	0.2 (0 to 0.7)	3
Latent tuberculosis infection	0 (0 to 0)	0 (0 to 0)	0 (0 to 0)	0 (0 to 0)	0 (0 to 0)	0 (0 to 0)	0 (0 to 0)	0 (0 to 0)	0 (0 to 0)	0 (0 to 0)	0 (0 to 0)	0 (0 to 0)	0 (0 to 0)	0 (0 to 0)	0 (0 to 0)	0 (0 to 0)	0 (0 to 0)	0 (0 to 0)	0 (0 to 0)	0 (0 to 0)	0 (0 to 0)	0 (0 to 0)	0 (0 to 0)	0 (0 to 0)	0
Drug-susceptible tuberculosis	0 (0 to 0)	0 (0 to 0)	0.4 (0.1 to 1.4)	0.6 (0.1 to 2.3)	0.1 (0 to 0.3)	0.1 (0 to 0.4)	0.1 (0 to 0.4)	0.2 (0 to 0.7)	0.2 (0 to 0.7)	0.2 (0 to 0.7)	0.2 (0 to 0.7)	0.2 (0 to 0.7)	0.2 (0 to 0.7)	0.2 (0 to 0.7)	0.2 (0 to 0.7)	0.2 (0 to 0.7)	0.2 (0 to 0.7)	0.2 (0 to 0.7)	0.2 (0 to 0.7)	0.2 (0 to 0.7)	0.2 (0 to 0.7)	0.2 (0 to 0.7)	0.2 (0 to 0.7)	3
Multidrug-resistant tuberculosis without extensive drug resistance	0 (0 to 0)	0 (0 to 0)	0 (0 to 0)	0 (0 to 0)	0 (0 to 0)	0 (0 to 0)	0 (0 to 0)	0 (0 to 0)	0 (0 to 0)	0 (0 to 0)	0 (0 to 0)	0 (0 to 0)	0 (0 to 0)	0 (0 to 0)	0 (0 to 0)	0 (0 to 0)	0 (0 to 0)	0 (0 to 0)	0 (0 to 0)	0 (0 to 0)	0 (0 to 0)	0 (0 to 0)	0 (0 to 0)	0 (0 to 0)	0
Extensively drug-resistant tuberculosis	0 (0 to 0)	0 (0 to 0)	0 (0 to 0)	0 (0 to 0)	0 (0 to 0)	0 (0 to 0)	0 (0 to 0)	0 (0 to 0)	0 (0 to 0)	0 (0 to 0)	0 (0 to 0)	0 (0 to 0)	0 (0 to 0)	0 (0 to 0)	0 (0 to 0)	0 (0 to 0)	0 (0 to 0)	0 (0 to 0)	0 (0 to 0)	0 (0 to 0)	0 (0 to 0)	0 (0 to 0)	0 (0 to 0)	0 (0 to 0)	0
Tuberculosis resulting in other diseases	0 (0 to 0)	0 (0 to 0)	0 (0 to 0)	0 (0 to 0)	0 (0 to 0)	0 (0 to 0)	0 (0 to 0)	0 (0 to 0)	0 (0 to 0)	0 (0 to 0)	0 (0 to 0)	0 (0 to 0)	0 (0 to 0)	0 (0 to 0)	0 (0 to 0)	0 (0 to 0)	0 (0 to 0)	0 (0 to 0)	0 (0 to 0)	0 (0 to 0)	0 (0 to 0)	0 (0 to 0)	0 (0 to 0)	0 (0 to 0)	0
Enteric infections	27.4 (19 to 41.9)	5.2 (3.6 to 8)	4.6 (3.1 to 6.9)	2.5 (1.7 to 3.8)	1.4 (0.9 to 2.1)	1.1 (0.7 to 1.7)	0.9 (0.6 to 1.4)	0.8 (0.5 to 1.2)	0.7 (0.5 to 1.1)	0.7 (0.5 to 1.1)	0.7 (0.5 to 1.1)	0.7 (0.5 to 1.1)	0.7 (0.5 to 1.1)	0.7 (0.5 to 1.1)	0.7 (0.5 to 1.1)	0.7 (0.5 to 1.1)	0.7 (0.5 to 1.1)	0.7 (0.5 to 1.1)	0.7 (0.5 to 1.1)	0.7 (0.5 to 1.1)	0.7 (0.5 to 1.1)	0.7 (0.5 to 1.1)	0.7 (0.5 to 1.1)	27,600
Diarrheal diseases	22 (15 to 31.9)	4.7 (3.3 to 6.6)	4.6 (3.1 to 6.9)	2.5 (1.7 to 3.8)	1.4 (0.9 to 2.1)	1.1 (0.7 to 1.7)	0.9 (0.6 to 1.4)	0.8 (0.5 to 1.2)	0.7 (0.5 to 1.1)	0.7 (0.5 to 1.1)	0.7 (0.5 to 1.1)	0.7 (0.5 to 1.1)	0.7 (0.5 to 1.1)	0.7 (0.5 to 1.1)	0.7 (0.5 to 1.1)	0.7 (0.5 to 1.1)	0.7 (0.5 to 1.1)	0.7 (0.5 to 1.1)	0.7 (0.5 to 1.1)	0.7 (0.5 to 1.1)	0.7 (0.5 to 1.1)	0.7 (0.5 to 1.1)	0.7 (0.5 to 1.1)	27,500
Typhoid and paratyphoid	0 (0 to 0)	0 (0 to 0)	0 (0 to 0)	0 (0 to 0)	0 (0 to 0)	0 (0 to 0)	0 (0 to 0)	0 (0 to 0)	0 (0 to 0)	0 (0 to 0)	0 (0 to 0)	0 (0 to 0)	0 (0 to 0)	0 (0 to 0)	0 (0 to 0)	0 (0 to 0)	0 (0 to 0)	0 (0 to 0)	0 (0 to 0)	0 (0 to 0)	0 (0 to 0)	0 (0 to 0)	0 (0 to 0)	0 (0 to 0)	0
Invasive non-typhoidal Salmonella (iNTS)	0 (0 to 0)	0 (0 to 0)	0 (0 to 0)	0 (0 to 0)	0 (0 to 0)	0 (0 to 0)	0 (0 to 0)	0 (0 to 0)	0 (0 to 0)	0 (0 to 0)	0 (0 to 0)	0 (0 to 0)	0 (0 to 0)	0 (0 to 0)	0 (0 to 0)	0 (0 to 0)	0 (0 to 0)	0 (0 to 0)	0 (0 to 0)	0 (0 to 0)	0 (0 to 0)	0 (0 to 0)	0 (0 to 0)	0 (0 to 0)	0
Other intestinal infectious diseases	0 (0 to 0)	0 (0 to 0)	0.2 (0 to 0.6)	0.9 (0 to 2.7)	0.3 (0 to 0.8)	0.2 (0 to 0.6)	0.1 (0 to 0.4)	0.1 (0 to 0.4)	0.1 (0 to 0.4)	0.1 (0 to 0.4)	0.1 (0 to 0.4)	0.1 (0 to 0.4)	0.1 (0 to 0.4)	0.1 (0 to 0.4)	0.1 (0 to 0.4)	0.1 (0 to 0.4)	0.1 (0 to 0.4)	0.1 (0 to 0.4)	0.1 (0 to 0.4)	0.1 (0 to 0.4)	0.1 (0 to 0.4)	0.1 (0 to 0.4)	0.1 (0 to 0.4)	3
Neglected tropical diseases and malaria	0.2 (0 to 0.8)	0.1 (0 to 0.2)	0.2 (0 to 0.6)	0.9 (0 to 2.7)	0.3 (0 to 0.8)	0.2 (0 to 0.6)	0.1 (0 to 0.4)	0.1 (0 to 0.4)	0.1 (0 to 0.4)	0.1 (0 to 0.4)	0.1 (0 to 0.4)	0.1 (0 to 0.4)	0.1 (0 to 0.4)	0.1 (0 to 0.4)	0.1 (0 to 0.4)	0.1 (0 to 0.4)	0.1 (0 to 0.4)	0.1 (0 to 0.4)	0.1 (0 to 0.4)	0.1 (0 to 0.4)	0.1 (0 to 0.4)	0.1 (0 to 0.4)	0.1 (0 to 0.4)	3
Malaria	0 (0 to 0)	0 (0 to 0)	0 (0 to 0)	0 (0 to 0)	0 (0 to 0)	0 (0 to 0)	0 (0 to 0)	0 (0 to 0)	0 (0 to 0)	0 (0 to 0)	0 (0 to 0)	0 (0 to 0)	0 (0 to 0)	0 (0 to 0)	0 (0 to 0)	0 (0 to 0)	0 (0 to 0)	0 (0 to 0)	0 (0 to 0)	0 (0 to 0)	0 (0 to 0)	0 (0 to 0)	0 (0 to 0)	0 (0 to 0)	0
Chagas disease	0 (0 to 0)	0 (0 to 0)	0 (0 to 0)	0 (0 to 0)	0 (0 to 0)	0 (0 to 0)	0 (0 to 0)	0 (0 to 0)	0 (0 to 0)	0 (0 to 0)	0 (0 to 0)	0 (0 to 0)	0 (0 to 0)	0 (0 to 0)	0 (0 to 0)	0 (0 to 0)	0 (0 to 0)	0 (0 to 0)	0 (0 to 0)	0 (0 to 0)	0 (0 to 0)	0 (0 to 0)	0 (0 to 0)	0 (0 to 0)	0
Leishmaniasis	0 (0 to 0)	0 (0 to 0)	0 (0 to 0)	0 (0 to 0)	0 (0 to 0)	0 (0 to 0)	0 (0 to 0)	0 (0 to 0)	0 (0 to 0)	0 (0 to 0)	0 (0 to 0)	0 (0 to 0)	0 (0 to 0)	0 (0 to 0)	0 (0 to 0)	0 (0 to 0)	0 (0 to 0)	0 (0 to 0)	0 (0 to 0)	0 (0 to 0)	0 (0 to 0)	0 (0 to 0)	0 (0 to 0)	0 (0 to 0)	0
Visceral leishmaniasis	0 (0 to 0)	0 (0 to 0)	0 (0 to 0)	0 (0 to 0)	0 (0 to 0)	0 (0 to 0)	0 (0 to 0)	0 (0 to 0)	0 (0 to 0)	0 (0 to 0)	0 (0 to 0)	0 (0 to 0)	0 (0 to 0)	0 (0 to 0)	0 (0 to 0)	0 (0 to 0)	0 (0 to 0)	0 (0 to 0)	0 (0 to 0)	0 (0 to 0)	0 (0 to 0)	0 (0 to 0)	0 (0 to 0)	0 (0 to 0)	0
Cutaneous and mucocutaneous leishmaniasis	0 (0 to 0)	0 (0 to 0)	0 (0 to 0)	0 (0 to 0)	0 (0 to 0)	0 (0 to 0)	0 (0 to 0)	0 (0 to 0)	0 (0 to 0)	0 (0 to 0)	0 (0 to 0)	0 (0 to 0)	0 (0 to 0)	0 (0 to 0)	0 (0 to 0)	0 (0 to 0)	0 (0 to 0)	0 (0 to 0)	0 (0 to 0)	0 (0 to 0)	0 (0 to 0)	0 (0 to 0)	0 (0 to 0)	0 (0 to 0)	0
African trypanosomiasis	0 (0 to 0)	0 (0 to 0)	0 (0 to 0)	0 (0 to 0)	0 (0 to 0)	0 (0 to 0)	0 (0 to 0)	0 (0 to 0)	0 (0 to 0)	0 (0 to 0)	0 (0 to 0)	0 (0 to 0)	0 (0 to 0)	0 (0 to 0)	0 (0 to 0)	0 (0 to 0)	0 (0 to 0)	0 (0 to 0)	0 (0 to 0)	0 (0 to 0)	0 (0 to 0)	0 (0 to 0)	0 (0 to 0)	0 (0 to 0)	0
Schistosomiasis	0 (0 to 0)	0 (0 to 0)	0 (0 to 0)	0 (0 to 0)	0 (0 to 0)	0 (0 to 0)	0 (0 to 0)	0 (0 to 0)	0 (0 to 0)	0 (0 to 0)	0 (0 to 0)	0 (0 to 0)	0 (0 to 0)	0 (0 to 0)	0 (0 to 0)	0 (0 to 0)	0 (0 to 0)	0 (0 to 0)	0 (0 to 0)	0 (0 to 0)	0 (0 to 0)	0 (0 to 0)	0 (0 to 0)	0 (0 to 0)	0
Cysticercosis	0 (0 to 0)	0 (0 to 0)	0 (0 to 0)	0 (0 to 0)	0 (0 to 0)	0 (0 to 0)	0 (0 to 0)	0 (0 to 0)	0 (0 to 0)	0 (0 to 0)	0 (0 to 0)	0 (0 to 0)	0 (0 to 0)	0 (0 to 0)	0 (0 to 0)	0 (0 to 0)	0 (0 to 0)	0 (0 to 0)	0 (0 to 0)	0 (0 to 0)	0 (0 to 0)	0 (0 to 0)	0 (0 to 0)	0 (0 to 0)	0
Cystic echinococcosis	0 (0 to 0)	0 (0 to 0)	0.1 (0 to 0.3)	0.4 (0.2 to 0.8)	0.2 (0 to 0.4)	0.2 (0 to 0.4)	0.2 (0 to 0.4)	0.3 (0 to 0.4)	0.3 (0 to 0.4)	0.3 (0 to 0.4)	0.3 (0 to 0.4)	0.3 (0 to 0.4)	0.3 (0 to 0.4)	0.3 (0 to 0.4)	0.3 (0 to 0.4)	0.3 (0 to 0.4)	0.3 (0 to 0.4)	0.3 (0 to 0.4)	0.3 (0 to 0.4)	0.3 (0 to 0.4)	0.3 (0 to 0.4)	0.3 (0 to 0.4)	0.3 (0 to 0.4)	10.1
Lymphatic filariasis	0 (0 to 0)	0 (0 to 0)	0 (0 to 0)	0 (0 to 0)	0 (0 to 0)	0 (0 to 0)	0 (0 to 0)	0 (0 to 0)	0 (0 to 0)	0 (0 to 0)	0 (0 to 0)	0 (0 to 0)	0 (0 to 0)	0 (0 to 0)	0 (0 to 0)	0 (0 to 0)	0 (0 to 0)	0 (0 to 0)	0 (0 to 0)	0 (0 to 0)	0 (0 to 0)	0 (0 to 0)	0 (0 to 0)	0 (0 to 0)	0
Onchocerciasis	0 (0 to 0)	0 (0 to 0)	0 (0 to 0)	0 (0 to 0)	0 (0 to 0)	0 (0 to 0)	0 (0 to 0)	0 (0 to 0)	0 (0 to 0)	0 (0 to 0)	0 (0 to 0)	0 (0 to 0)	0 (0 to 0)	0 (0 to 0)	0 (0 to 0)	0 (0 to 0)	0 (0 to 0)	0 (0 to 0)	0 (0 to 0)	0 (0 to 0)	0 (0 to 0)	0 (0 to 0)	0 (0 to 0)	0 (0 to 0)	0
Trachoma	0 (0 to 0)	0 (0 to 0)	0 (0 to 0)	0 (0 to 0)	0 (0 to 0)	0 (0 to 0)	0 (0 to 0)	0 (0 to 0)	0 (0 to 0)	0 (0 to 0)	0 (0 to 0)	0 (0 to 0)	0 (0 to 0)	0 (0 to 0)	0 (0 to 0)	0 (0 to 0)	0 (0 to 0)	0 (0 to 0)	0 (0 to 0)	0 (0 to 0)	0 (0 to 0)	0 (0 to 0)	0 (0 to 0)	0 (0 to 0)	0
Dengue	0 (0 to 0)	0 (0 to 0)	0 (0 to 0)	0 (0 to 0)	0 (0 to 0)	0 (0 to 0)	0 (0 to 0)	0 (0 to 0)	0 (0 to 0)	0 (0 to 0)	0 (0 to 0)	0 (0 to 0)	0 (0 to 0)	0 (0 to 0)	0 (0 to 0)	0 (0 to 0)	0 (0 to 0)	0 (0 to 0)	0 (0 to 0)	0 (0 to 0)	0 (0 to 0)	0 (0 to 0)	0 (0 to 0)	0 (0 to 0)	0
Yellow fever	0 (0 to 0)	0 (0 to 0)	0 (0 to 0)	0 (0 to 0)	0 (0 to 0)	0 (0 to 0)	0 (0 to 0)	0 (0 to 0)	0 (0 to 0)	0 (0 to 0)	0 (0 to 0)	0 (0 to 0)	0 (0 to 0)	0 (0 to 0)	0 (0 to 0)	0 (0 to 0)	0 (0 to 0)	0 (0 to 0)	0 (0 to 0)	0 (0 to 0)	0 (0 to 0)	0 (0 to 0)	0 (0 to 0)	0 (0 to 0)	0
Rabies	0 (0 to 0)	0 (0 to 0)	0 (0 to 0)	0 (0 to 0)	0 (0 to 0)	0 (0 to 0)	0 (0 to 0)	0 (0 to 0)	0 (0 to 0)	0 (0 to 0)	0 (0 to 0)	0 (0 to 0)	0 (0 to 0)	0 (0 to 0)	0 (0 to 0)	0 (0 to 0)	0 (0 to 0)	0 (0 to 0)	0 (0 to 0)	0 (0 to 0)	0 (0 to 0)	0 (0 to 0)	0 (0 to 0)	0 (0 to 0)	0
Zika virus	0 (0 to 0)	0 (0 to 0)	0 (0 to 0)	0 (0 to 0)	0 (0 to 0)	0 (0 to 0)	0 (0 to 0)	0 (0 to 0)	0 (0 to 0)	0 (0 to 0)	0 (0 to 0)	0 (0 to 0)	0 (0 to 0)	0 (0 to 0)	0 (0 to 0)	0 (0 to 0)	0 (0 to 0)	0 (0 to 0)	0 (0 to 0)	0 (0 to 0)	0 (0 to 0)	0 (0 to 0)	0 (0 to 0)	0 (0 to 0)	0
Guinea worm disease	0 (0 to 0)	0 (0 to 0)	0 (0 to 0)	0 (0 to 0)	0 (0 to 0)	0 (0 to 0)	0 (0 to 0)	0 (0 to 0)	0 (0 to 0)	0 (0 to 0)	0 (0 to 0)	0 (0 to 0)	0 (0 to 0)	0 (0 to 0)	0 (0 to 0)	0 (0 to 0)	0 (0 to 0)	0 (0 to 0)	0 (0 to 0)	0 (0 to 0)	0 (0 to 0)	0 (0 to 0)	0 (0 to 0)	0 (0 to 0)	0
Other neglected tropical diseases	0.2 (0 to 0.8)	0.1 (0 to 0.2)	0.2 (0 to 0.6)	0.9 (0 to 2.7)	0.3 (0 to 0.8)	0.2 (0 to 0.6)	0.1 (0 to 0.4)	0.1 (0 to 0.4)	0.1 (0 to 0.4)	0.1 (0 to 0.4)	0.1 (0 to 0.4)	0.1 (0 to 0.4)	0.1 (0 to 0.4)	0.1 (0 to 0.4)	0.1 (0 to 0.4)	0.1 (0 to 0.4)	0.1 (0 to 0.4)	0.1 (0 to 0.4)	0.1 (0 to 0.4)	0.1 (0 to 0.4)	0.1 (0 to 0.4)	0.1 (0 to 0.4)	0.1 (0 to 0.4)	3
Other infectious diseases	68 (49 to 90)	11 (8 to 15)	187 (137 to 253)	1,000 (749 to 1,300)	530 (398 to 687)	230 (164 to 320)	210 (148 to 301)	240 (162 to 345)	260 (175 to 373)	280 (184 to 402)	290 (189 to 416)	300 (194 to 430)	310 (203 to 443)	320 (210 to 457)	320 (210 to 457)	320 (210 to 457)	320 (210 to 457)	320 (210 to 457)	320 (210 to 457)	320 (210 to 457)	320 (210 to 457)	320 (210 to 457)	320 (210 to 457)	320 (210 to 457)	10,000
Meningitis	41 (29 to 58)	7.5 (5.3 to 10.6)	11 (7.8 to 15.5)	61 (43 to 86)	31 (22 to 44)	14 (9.8 to 19.6)	12 (8.4 to 17.2)	14 (9.5 to 19.6)	15 (10 to 21)	16 (10 to 22)	17 (11 to 23)	17 (11 to 24)	18 (12 to 25)	18 (12 to 25)	18 (12 to 25)	18 (12 to 25)	18 (12 to 25)	18 (12 to 25)	18 (12 to 25)	18 (12 to 25)	18 (12 to 25)	18 (12 to 25)	18 (12 to 25)	18 (12 to 25)	1,600
Encephalitis	61 (42 to 84.9)	11 (7.9 to 15.7)	17 (12 to 24)	89 (64 to 125)	43 (31 to 62)	20 (14 to 28)	17 (12 to 24)	20 (13 to 27)	21 (14 to 29)	23 (15 to 32)	24 (16 to 33)	25 (16 to 34)	26 (17 to 35)	26 (17 to 35)	26 (17 to 35)	26 (17 to 35)	26 (17 to 35)	26 (